

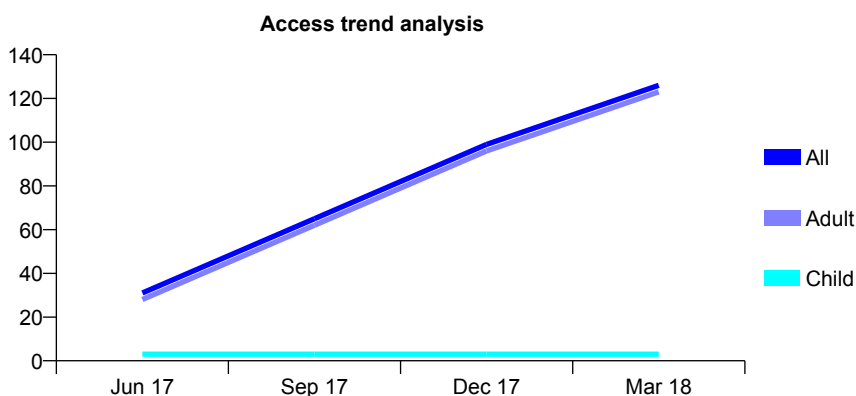
## 7A1 - Vital Signs At a Glance Contract Report for 100365/0000 - Year end March 2018

Name or company name	Dr M Ramzan
Contract type name	PDS Contract
Purpose of contract	General
Contract start date	01/04/2017
Contract end date	30/06/2018

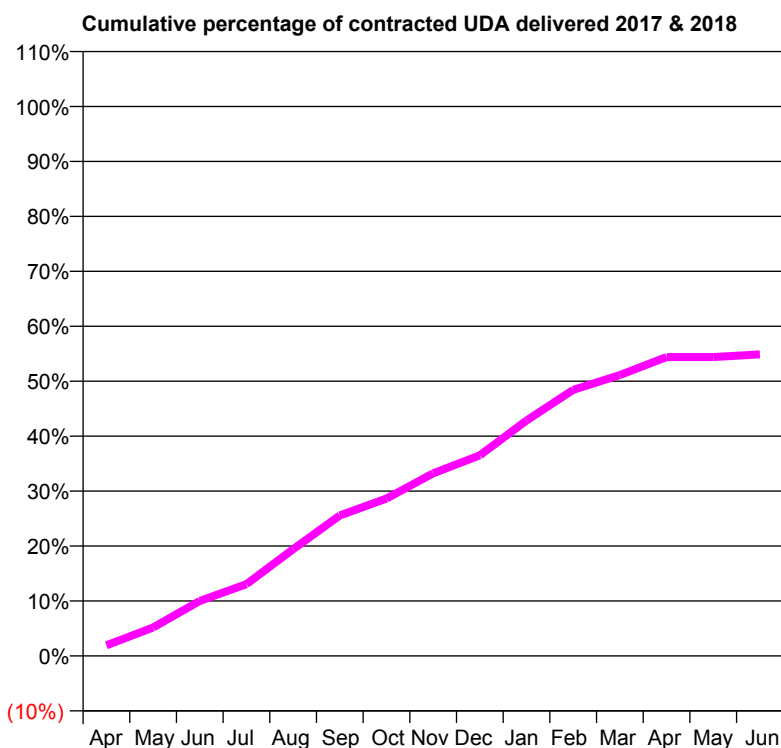
17/18 Contracted general activity (UDA)	624
Carry forward general activity (UDA)	0
17/18 Contracted orthodontic activity (UOA)	0
Carry forward orthodontic activity (UOA)	0
Baseline contract value	£24,157.37

### ACCESS\*

Patients seen in 24 months	Total	Change since previous quarter
Quarter ending March 2017	0	
Quarter ending June 2017	31	↑
Quarter ending September 2017	65	↑
Quarter ending December 2017	99	↑
Quarter ending March 2018	126	↑
<b>Variance since March 2017</b>	N/A	



### ACTIVITY



Month	Adjusted Scheduled Activity (UDA)	
	2017	2018
April	0	12
May	0	32
June	0	62
July	0	82
August	0	121
September	0	160
October	0	179
November	0	207
December	0	228
January	0	267
February	0	302
March	0	319
April	0	339
May	0	339
June	0	342

### QUALITY

	Quantity	Base Number	Contract	LHB	Wales
% of FP17s for the same patient ID Re-attending within 3 months - Children	0	5	0.0%	8.1%	10.9%
% of FP17s for the same patient ID Re-attending within 3 months - Adults	6	268	2.2%	13.6%	16.2%
% of FP17s for the same patient ID Re-attending between 3 & 9 months - Children	0	5	0.0%	58.3%	59.0%
% of FP17s for the same patient ID Re-attending between 3 & 9 months - Adults	4	268	1.5%	53.5%	54.9%
% of FP17s for Band 1 Urgent Courses	287	291	98.6%	8.3%	9.0%
% of FP17s Relating to Free Repair or Replacements	0	291	0.0%	0.8%	0.7%
% of FP17s Relating to Continuations	0	291	0.0%	0.9%	0.8%
% of Patients satisfied with the dentistry they have received	0	0	N/A	92.6%	92.0%
% of Patients satisfied with the time they had to wait for an appointment	0	0	N/A	87.0%	88.1%

\* This is based on patients treated on this contract for their most recent course of treatment. Figures in italics indicate the base number of FP17s or Patient Questionnaire responses are less than 100. N/A is shown where the base number of responses is less than 10 during the period. % is calculated as Quantity/Base number\*100

## 7A1 - Vital Signs At a Glance Contract Report for 100602/0000 - Year end March 2018


Name or company name	D N Dental Limited
Contract type name	PDS Contract
Purpose of contract	General
Contract start date	07/03/2018
Contract end date	06/06/2018

17/18 Contracted general activity (UDA)	35
Carry forward general activity (UDA)	0
17/18 Contracted orthodontic activity (UOA)	0
Carry forward orthodontic activity (UOA)	0
Baseline contract value	£1,623.56

### ACCESS\*

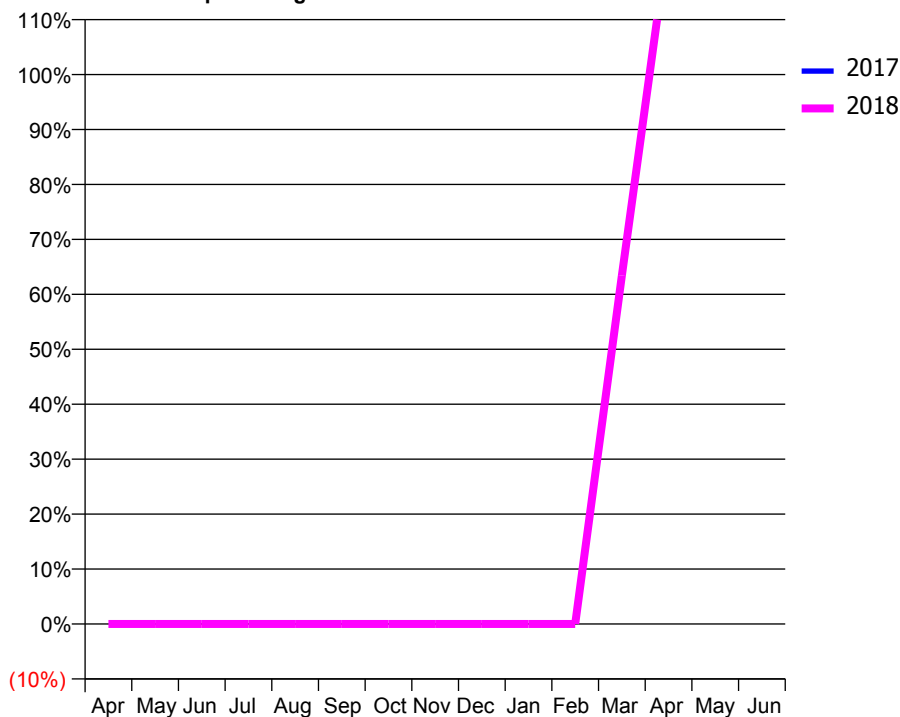
Patients seen in 24 months	Total	Change since previous quarter
Quarter ending March 2017	0	
Quarter ending June 2017	0	
Quarter ending September 2017	0	
Quarter ending December 2017	0	
Quarter ending March 2018	19	
<b>Variance since March 2017</b>	<b>N/A</b>	

### Access trend analysis



### ACTIVITY

Cumulative percentage of contracted UDA delivered 2017 & 2018



Month	Adjusted Scheduled Activity (UDA)	
	2017	2018
April	0	0
May	0	0
June	0	0
July	0	0
August	0	0
September	0	0
October	0	0
November	0	0
December	0	0
January	0	0
February	0	0
March	0	22
April	0	44
May	0	44
June	0	44

### QUALITY

	Quantity	Base Number	Contract	LHB	Wales
% of FP17s for the same patient ID Re-attending within 3 months - Children	0	0	N/A	8.1%	10.9%
% of FP17s for the same patient ID Re-attending within 3 months - Adults	0	17	0.0%	13.6%	16.2%
% of FP17s for the same patient ID Re-attending between 3 & 9 months - Children	0	0	N/A	58.3%	59.0%
% of FP17s for the same patient ID Re-attending between 3 & 9 months - Adults	0	17	0.0%	53.5%	54.9%
% of FP17s for Band 1 Urgent Courses	34	35	97.1%	8.3%	9.0%
% of FP17s Relating to Free Repair or Replacements	0	35	0.0%	0.8%	0.7%
% of FP17s Relating to Continuations	0	35	0.0%	0.9%	0.8%
% of Patients satisfied with the dentistry they have received	0	0	N/A	92.6%	92.0%
% of Patients satisfied with the time they had to wait for an appointment	0	0	N/A	87.0%	88.1%

\* This is based on patients treated on this contract for their most recent course of treatment. Figures in italics indicate the base number of FP17s or Patient Questionnaire responses are less than 100. N/A is shown where the base number of responses is less than 10 during the period. % is calculated as Quantity/Base number\*100

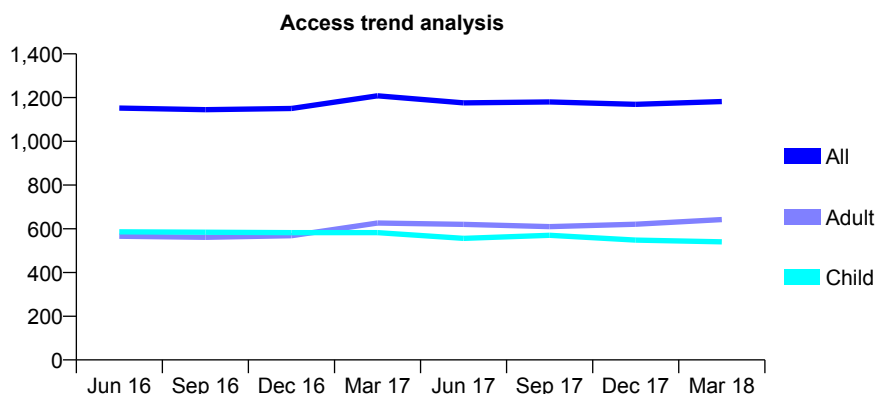
## 7A1 - Vital Signs At a Glance Contract Report for 101281/0086 - Year end March 2018

Name or company name	OASIS DENTAL CARE LTD
Contract type name	GDS Contract
Purpose of contract	General
Contract start date	01/04/2006
Contract end date	

17/18 Contracted general activity (UDA)	3,000
Carry forward general activity (UDA)	0
17/18 Contracted orthodontic activity (UOA)	0
Carry forward orthodontic activity (UOA)	0
Baseline contract value	£73,205.41

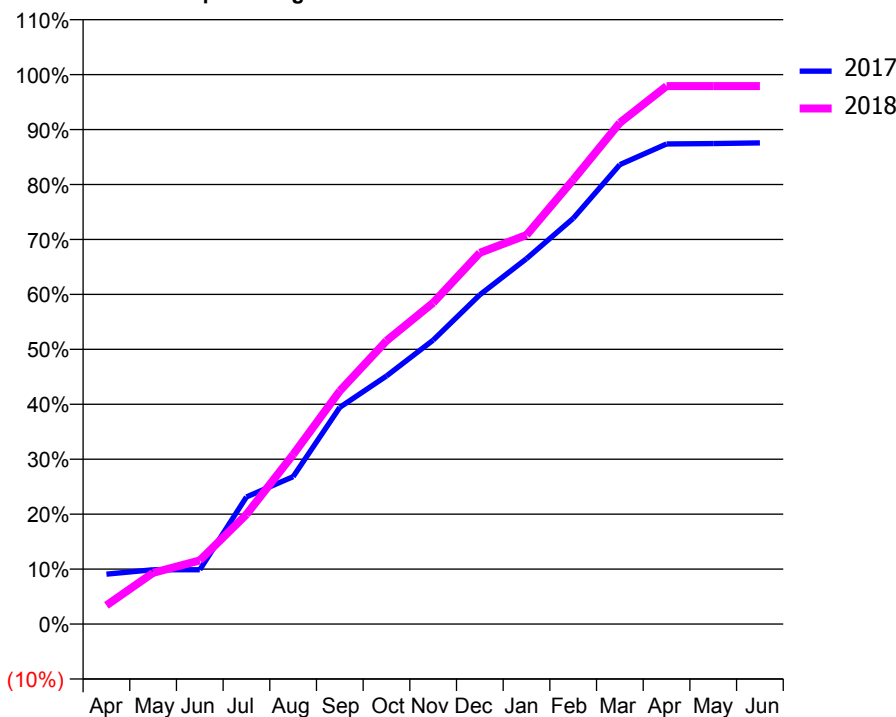
### ACCESS\*

Patients seen in 24 months	Total	Change since previous quarter
Quarter ending March 2017	1,208	
Quarter ending June 2017	1,176	↓
Quarter ending September 2017	1,180	→
Quarter ending December 2017	1,169	→
Quarter ending March 2018	1,182	→
<b>Variance since March 2017</b>	<b>(2.2%)</b>	<b>↓</b>



### ACTIVITY

Cumulative percentage of contracted UDA delivered 2017 & 2018



Month	Adjusted Scheduled Activity (UDA)	
	2017	2018
April	318	102
May	346	280
June	346	347
July	810	599
August	939	926
September	1,380	1,273
October	1,581	1,546
November	1,808	1,754
December	2,098	2,027
January	2,328	2,124
February	2,584	2,425
March	2,926	2,737
April	3,058	2,937
May	3,061	2,937
June	3,065	2,937

### QUALITY

	Quantity	Base Number	Contract	LHB	Wales
% of FP17s for the same patient ID Re-attending within 3 months - Children	66	920	7.2%	8.1%	10.9%
% of FP17s for the same patient ID Re-attending within 3 months - Adults	128	878	14.6%	13.6%	16.2%
% of FP17s for the same patient ID Re-attending between 3 & 9 months - Children	656	920	71.3%	58.3%	59.0%
% of FP17s for the same patient ID Re-attending between 3 & 9 months - Adults	543	878	61.8%	53.5%	54.9%
% of FP17s for Band 1 Urgent Courses	91	1,826	5.0%	8.3%	9.0%
% of FP17s Relating to Free Repair or Replacements	1	1,826	0.1%	0.8%	0.7%
% of FP17s Relating to Continuations	1	1,826	0.1%	0.9%	0.8%
% of Patients satisfied with the dentistry they have received	3	3	N/A	92.6%	92.0%
% of Patients satisfied with the time they had to wait for an appointment	3	3	N/A	87.0%	88.1%

\* This is based on patients treated on this contract for their most recent course of treatment. Figures in italics indicate the base number of FP17s or Patient Questionnaire responses are less than 100. N/A is shown where the base number of responses is less than 10 during the period. % is calculated as Quantity/Base number\*100

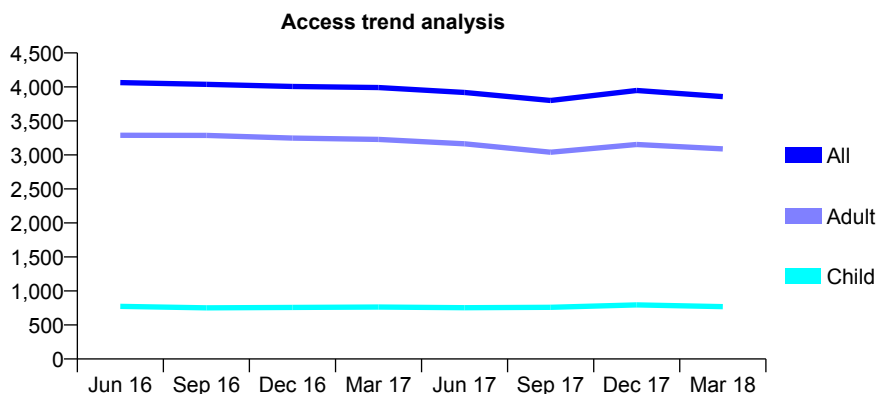
## 7A1 - Vital Signs At a Glance Contract Report for 101281/0116 - Year end March 2018

Name or company name	OASIS DENTAL CARE LTD
Contract type name	GDS Contract
Purpose of contract	General
Contract start date	01/04/2006
Contract end date	

17/18 Contracted general activity (UDA)	13,500
Carry forward general activity (UDA)	0
17/18 Contracted orthodontic activity (UOA)	0
Carry forward orthodontic activity (UOA)	0
Baseline contract value	£322,503.12

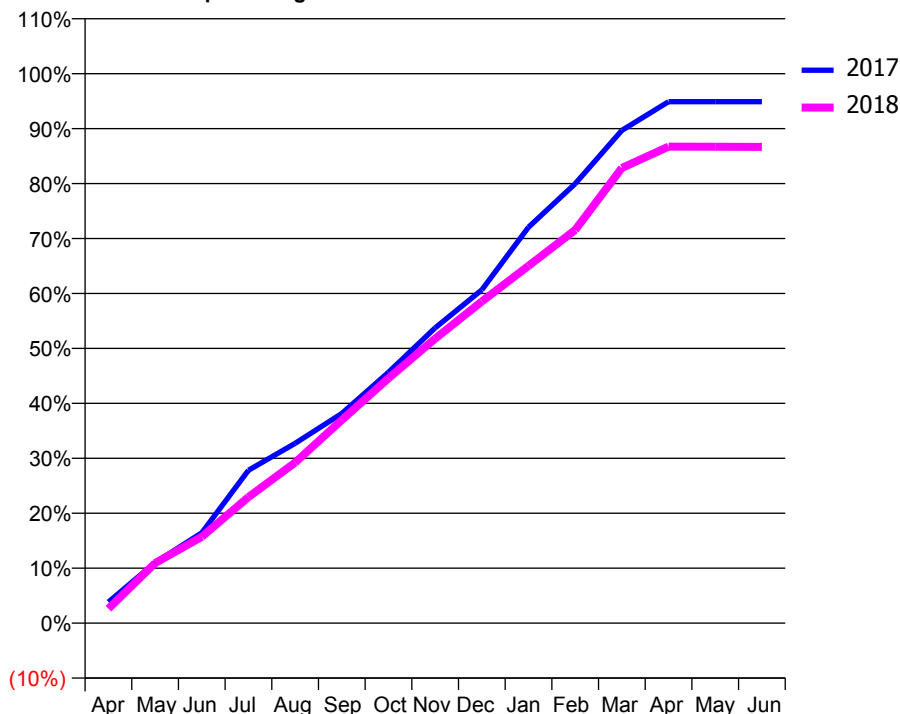
### ACCESS\*

Patients seen in 24 months	Total	Change since previous quarter
Quarter ending March 2017	3,992	
Quarter ending June 2017	3,918	↓
Quarter ending September 2017	3,800	↓
Quarter ending December 2017	3,948	↑
Quarter ending March 2018	3,858	↓
<b>Variance since March 2017</b>	<b>(3.4%)</b>	<b>↓</b>



### ACTIVITY

Cumulative percentage of contracted UDA delivered 2017 & 2018



Month	Adjusted Scheduled Activity (UDA)	
	2017	2018
April	540	354
May	1,545	1,476
June	2,301	2,121
July	3,895	3,097
August	4,580	3,946
September	5,343	4,991
October	6,393	6,016
November	7,523	6,991
December	8,491	7,902
January	10,089	8,778
February	11,195	9,658
March	12,555	11,182
April	13,284	11,706
May	13,287	11,703
June	13,286	11,702

### QUALITY

	Quantity	Base Number	Contract	LHB	Wales
% of FP17s for the same patient ID Re-attending within 3 months - Children	60	961	6.2%	8.1%	10.9%
% of FP17s for the same patient ID Re-attending within 3 months - Adults	665	4,362	15.2%	13.6%	16.2%
% of FP17s for the same patient ID Re-attending between 3 & 9 months - Children	498	961	51.8%	58.3%	59.0%
% of FP17s for the same patient ID Re-attending between 3 & 9 months - Adults	2,394	4,362	54.9%	53.5%	54.9%
% of FP17s for Band 1 Urgent Courses	480	5,224	9.2%	8.3%	9.0%
% of FP17s Relating to Free Repair or Replacements	59	5,224	1.1%	0.8%	0.7%
% of FP17s Relating to Continuations	72	5,224	1.4%	0.9%	0.8%
% of Patients satisfied with the dentistry they have received	6	6	N/A	92.6%	92.0%
% of Patients satisfied with the time they had to wait for an appointment	5	6	N/A	87.0%	88.1%

\* This is based on patients treated on this contract for their most recent course of treatment. Figures in italics indicate the base number of FP17s or Patient Questionnaire responses are less than 100. N/A is shown where the base number of responses is less than 10 during the period. % is calculated as Quantity/Base number\*100



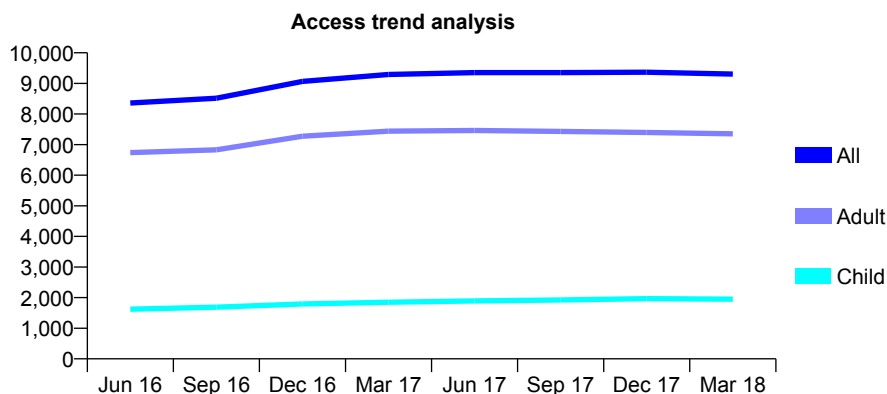
## 7A1 - Vital Signs At a Glance Contract Report for 101281/0133 - Year end March 2018

Name or company name	OASIS DENTAL CARE LTD
Contract type name	GDS Contract
Purpose of contract	General
Contract start date	01/04/2006
Contract end date	

17/18 Contracted general activity (UDA)	33,740
Carry forward general activity (UDA)	449
17/18 Contracted orthodontic activity (UOA)	0
Carry forward orthodontic activity (UOA)	0
Baseline contract value	£785,619.39

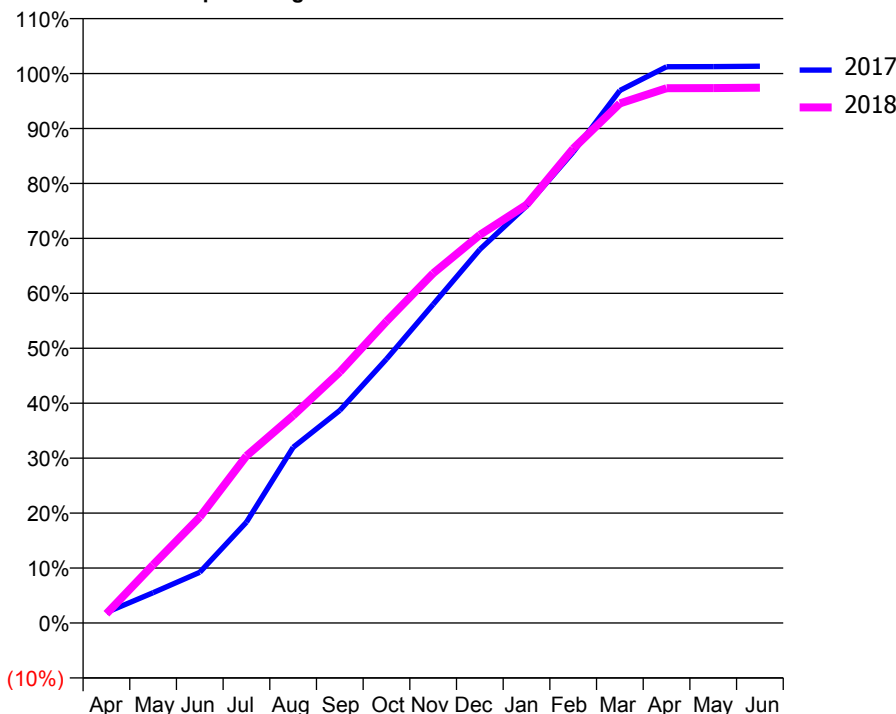
### ACCESS\*

Patients seen in 24 months	Total	Change since previous quarter
Quarter ending March 2017	9,290	
Quarter ending June 2017	9,353	→
Quarter ending September 2017	9,353	→
Quarter ending December 2017	9,365	→
Quarter ending March 2018	9,303	→
<b>Variance since March 2017</b>	<b>0.1%</b>	<b>→</b>



### ACTIVITY

Cumulative percentage of contracted UDA delivered 2017 & 2018



Month	Adjusted Scheduled Activity (UDA)	
	2017	2018
April	652	567
May	1,862	3,572
June	3,114	6,503
July	6,197	10,265
August	10,791	12,734
September	13,052	15,417
October	16,205	18,526
November	19,561	21,471
December	22,941	23,832
January	25,609	25,684
February	28,918	29,131
March	32,701	31,903
April	34,158	32,840
May	34,166	32,844
June	34,189	32,872

### QUALITY

	Quantity	Base Number	Contract	LHB	Wales
% of FP17s for the same patient ID Re-attending within 3 months - Children	150	2,703	5.5%	8.1%	10.9%
% of FP17s for the same patient ID Re-attending within 3 months - Adults	1,394	10,798	12.9%	13.6%	16.2%
% of FP17s for the same patient ID Re-attending between 3 & 9 months - Children	1,508	2,703	55.8%	58.3%	59.0%
% of FP17s for the same patient ID Re-attending between 3 & 9 months - Adults	6,472	10,798	59.9%	53.5%	54.9%
% of FP17s for Band 1 Urgent Courses	710	13,317	5.3%	8.3%	9.0%
% of FP17s Relating to Free Repair or Replacements	85	13,317	0.6%	0.8%	0.7%
% of FP17s Relating to Continuations	254	13,317	1.9%	0.9%	0.8%
% of Patients satisfied with the dentistry they have received	31	32	96.9%	92.6%	92.0%
% of Patients satisfied with the time they had to wait for an appointment	27	32	84.4%	87.0%	88.1%

\* This is based on patients treated on this contract for their most recent course of treatment. Figures in italics indicate the base number of FP17s or Patient Questionnaire responses are less than 100. N/A is shown where the base number of responses is less than 10 during the period. % is calculated as Quantity/Base number\*100

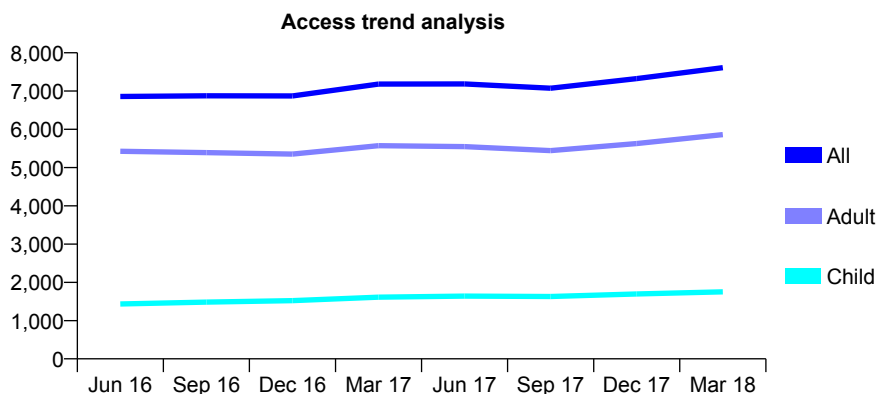
## 7A1 - Vital Signs At a Glance Contract Report for 101281/0144 - Year end March 2018

Name or company name	OASIS DENTAL CARE LTD
Contract type name	GDS Contract
Purpose of contract	General
Contract start date	01/04/2006
Contract end date	

17/18 Contracted general activity (UDA)	24,126
Carry forward general activity (UDA)	-1,156
17/18 Contracted orthodontic activity (UOA)	0
Carry forward orthodontic activity (UOA)	0
Baseline contract value	£563,639.18

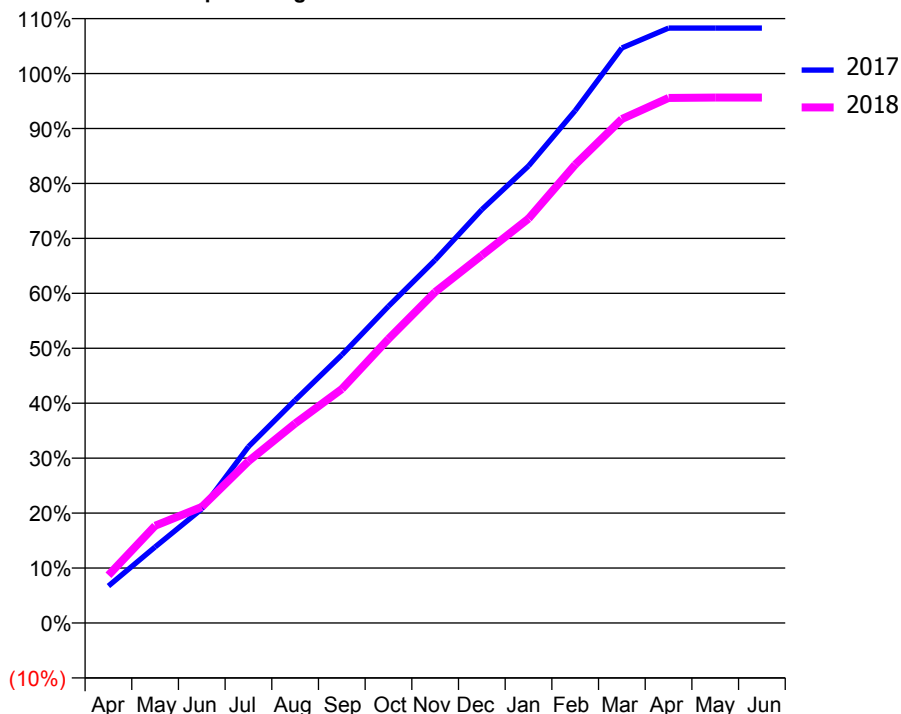
### ACCESS\*

Patients seen in 24 months	Total	Change since previous quarter
Quarter ending March 2017	7,183	
Quarter ending June 2017	7,187	→
Quarter ending September 2017	7,073	↓
Quarter ending December 2017	7,324	↑
Quarter ending March 2018	7,613	↑
<b>Variance since March 2017</b>	<b>6.0%</b>	<b>↑</b>



### ACTIVITY

**Cumulative percentage of contracted UDA delivered 2017 & 2018**



Month	Adjusted Scheduled Activity (UDA)	
	2017	2018
April	1,559	2,097
May	3,201	4,273
June	4,801	5,099
July	7,421	7,104
August	9,377	8,763
September	11,281	10,273
October	13,325	12,473
November	15,271	14,533
December	17,395	16,146
January	19,227	17,754
February	21,557	20,123
March	24,194	22,127
April	25,030	23,054
May	25,028	23,068
June	25,028	23,069

### QUALITY

	Quantity	Base Number	Contract	LHB	Wales
% of FP17s for the same patient ID Re-attending within 3 months - Children	153	2,299	6.7%	8.1%	10.9%
% of FP17s for the same patient ID Re-attending within 3 months - Adults	1,281	8,504	15.1%	13.6%	16.2%
% of FP17s for the same patient ID Re-attending between 3 & 9 months - Children	1,225	2,299	53.3%	58.3%	59.0%
% of FP17s for the same patient ID Re-attending between 3 & 9 months - Adults	4,887	8,504	57.5%	53.5%	54.9%
% of FP17s for Band 1 Urgent Courses	725	10,882	6.7%	8.3%	9.0%
% of FP17s Relating to Free Repair or Replacements	141	10,882	1.3%	0.8%	0.7%
% of FP17s Relating to Continuations	142	10,882	1.3%	0.9%	0.8%
% of Patients satisfied with the dentistry they have received	14	14	100.0%	92.6%	92.0%
% of Patients satisfied with the time they had to wait for an appointment	14	14	100.0%	87.0%	88.1%

\* This is based on patients treated on this contract for their most recent course of treatment. Figures in italics indicate the base number of FP17s or Patient Questionnaire responses are less than 100. N/A is shown where the base number of responses is less than 10 during the period. % is calculated as Quantity/Base number\*100

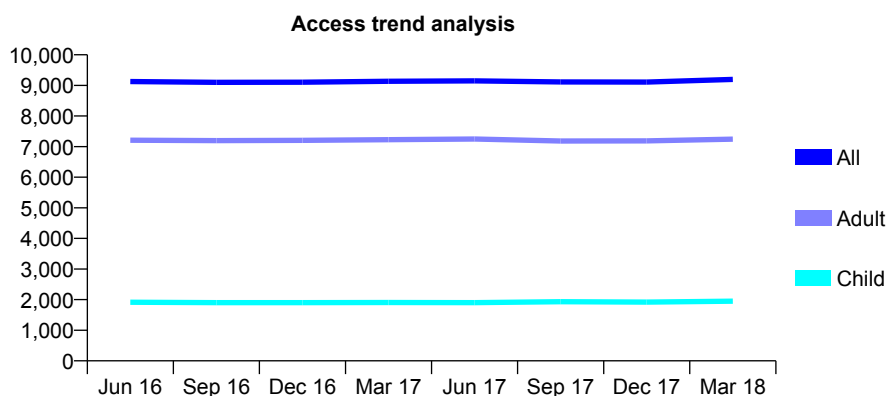
## 7A1 - Vital Signs At a Glance Contract Report for 101281/0152 - Year end March 2018

Name or company name	OASIS DENTAL CARE LTD
Contract type name	GDS Contract
Purpose of contract	General
Contract start date	01/04/2006
Contract end date	

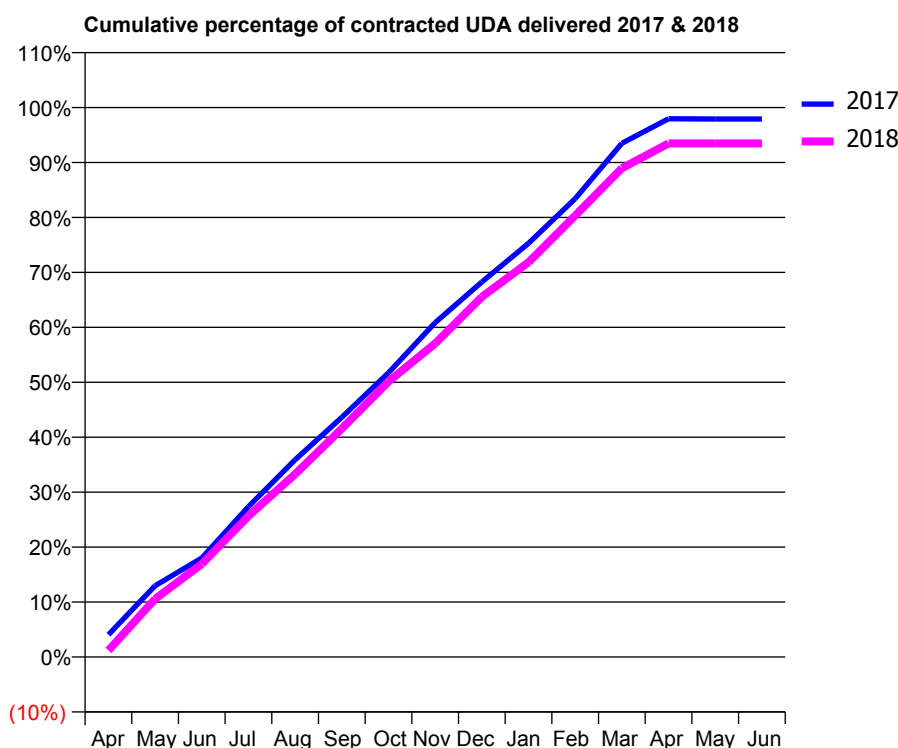
17/18 Contracted general activity (UDA)	25,000
Carry forward general activity (UDA)	527
17/18 Contracted orthodontic activity (UOA)	0
Carry forward orthodontic activity (UOA)	0
Baseline contract value	£582,245.56

### ACCESS\*

Patients seen in 24 months	Total	Change since previous quarter
Quarter ending March 2017	9,133	
Quarter ending June 2017	9,150	→
Quarter ending September 2017	9,112	→
Quarter ending December 2017	9,107	→
Quarter ending March 2018	9,196	→
<b>Variance since March 2017</b>	<b>0.7%</b>	<b>→</b>



### ACTIVITY



Month	Adjusted Scheduled Activity (UDA)	
	2017	2018
April	1,017	301
May	3,240	2,644
June	4,503	4,229
July	6,843	6,413
August	8,977	8,323
September	10,906	10,389
October	12,933	12,533
November	15,210	14,265
December	17,062	16,384
January	18,823	17,961
February	20,856	20,082
March	23,373	22,239
April	24,485	23,367
May	24,473	23,368
June	24,473	23,368

### QUALITY

	Quantity	Base Number	Contract	LHB	Wales
% of FP17s for the same patient ID Re-attending within 3 months - Children	199	2,869	6.9%	8.1%	10.9%
% of FP17s for the same patient ID Re-attending within 3 months - Adults	1,427	10,110	14.1%	13.6%	16.2%
% of FP17s for the same patient ID Re-attending between 3 & 9 months - Children	1,615	2,869	56.3%	58.3%	59.0%
% of FP17s for the same patient ID Re-attending between 3 & 9 months - Adults	4,748	10,110	47.0%	53.5%	54.9%
% of FP17s for Band 1 Urgent Courses	1,022	12,983	7.9%	8.3%	9.0%
% of FP17s Relating to Free Repair or Replacements	102	12,983	0.8%	0.8%	0.7%
% of FP17s Relating to Continuations	166	12,983	1.3%	0.9%	0.8%
% of Patients satisfied with the dentistry they have received	27	29	93.1%	92.6%	92.0%
% of Patients satisfied with the time they had to wait for an appointment	26	29	89.7%	87.0%	88.1%

\* This is based on patients treated on this contract for their most recent course of treatment. Figures in italics indicate the base number of FP17s or Patient Questionnaire responses are less than 100. N/A is shown where the base number of responses is less than 10 during the period. % is calculated as Quantity/Base number\*100

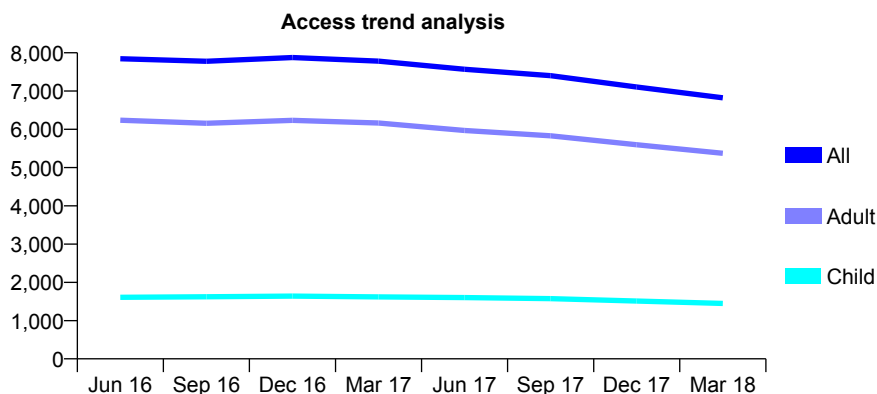
## 7A1 - Vital Signs At a Glance Contract Report for 101281/0153 - Year end March 2018

Name or company name	OASIS DENTAL CARE LTD
Contract type name	GDS Contract
Purpose of contract	General
Contract start date	01/04/2006
Contract end date	

17/18 Contracted general activity (UDA)	27,508
Carry forward general activity (UDA)	390
17/18 Contracted orthodontic activity (UOA)	0
Carry forward orthodontic activity (UOA)	0
Baseline contract value	£642,528.15

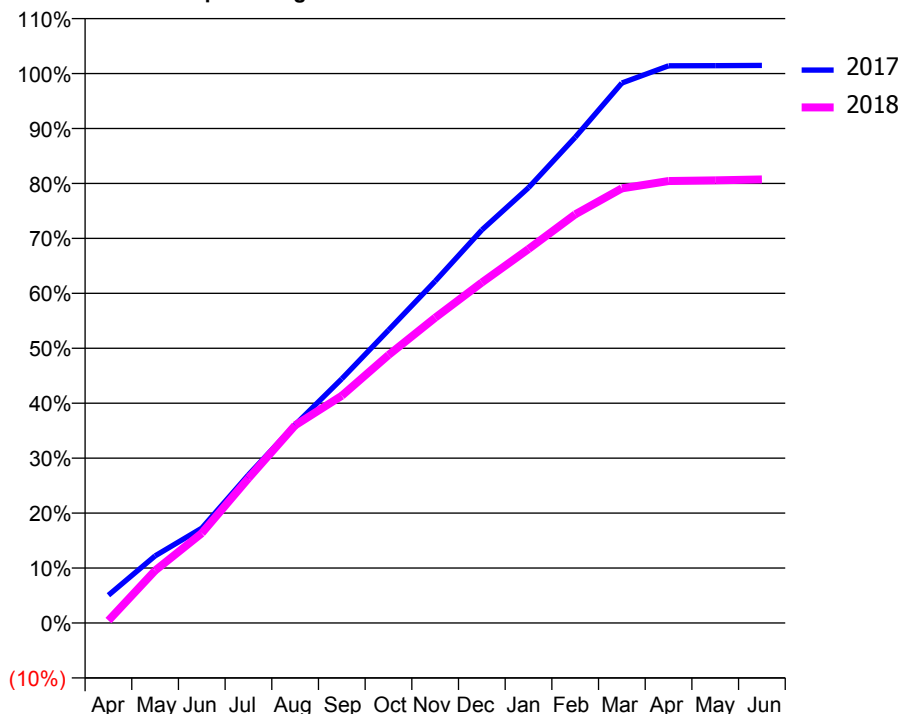
### ACCESS\*

Patients seen in 24 months	Total	Change since previous quarter
Quarter ending March 2017	7,783	
Quarter ending June 2017	7,571	↓
Quarter ending September 2017	7,403	↓
Quarter ending December 2017	7,106	↓
Quarter ending March 2018	6,823	↓
<b>Variance since March 2017</b>	<b>(12.3%)</b>	<b>↓</b>



### ACTIVITY

Cumulative percentage of contracted UDA delivered 2017 & 2018



Month	Adjusted Scheduled Activity (UDA)	
	2017	2018
April	1,339	121
May	3,236	2,625
June	4,573	4,498
July	7,147	7,244
August	9,557	9,898
September	11,780	11,378
October	14,122	13,415
November	16,488	15,280
December	18,954	17,048
January	20,992	18,720
February	23,421	20,458
March	26,041	21,756
April	26,869	22,122
May	26,878	22,160
June	26,890	22,205

### QUALITY

	Quantity	Base Number	Contract	LHB	Wales
% of FP17s for the same patient ID Re-attending within 3 months - Children	135	1,923	7.0%	8.1%	10.9%
% of FP17s for the same patient ID Re-attending within 3 months - Adults	1,186	8,038	14.8%	13.6%	16.2%
% of FP17s for the same patient ID Re-attending between 3 & 9 months - Children	1,154	1,923	60.0%	58.3%	59.0%
% of FP17s for the same patient ID Re-attending between 3 & 9 months - Adults	5,082	8,038	63.2%	53.5%	54.9%
% of FP17s for Band 1 Urgent Courses	772	9,814	7.9%	8.3%	9.0%
% of FP17s Relating to Free Repair or Replacements	174	9,814	1.8%	0.8%	0.7%
% of FP17s Relating to Continuations	134	9,814	1.4%	0.9%	0.8%
% of Patients satisfied with the dentistry they have received	18	20	90.0%	92.6%	92.0%
% of Patients satisfied with the time they had to wait for an appointment	14	20	70.0%	87.0%	88.1%

\* This is based on patients treated on this contract for their most recent course of treatment. Figures in italics indicate the base number of FP17s or Patient Questionnaire responses are less than 100. N/A is shown where the base number of responses is less than 10 during the period. % is calculated as Quantity/Base number\*100

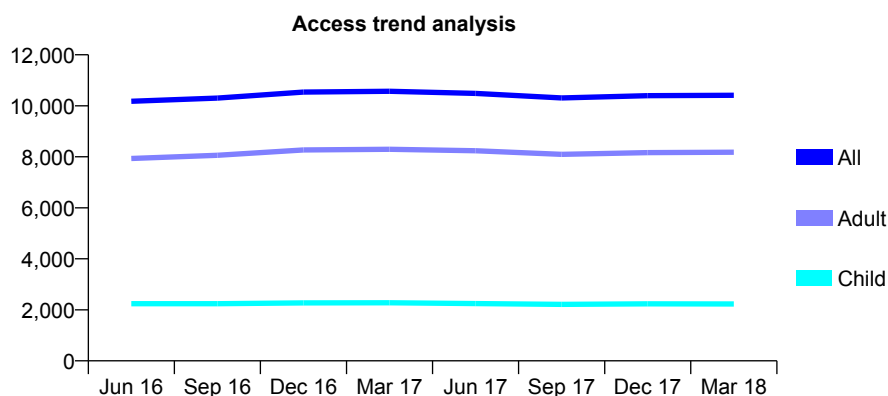
## 7A1 - Vital Signs At a Glance Contract Report for 101281/0154 - Year end March 2018

Name or company name	OASIS DENTAL CARE LTD
Contract type name	GDS Contract
Purpose of contract	General
Contract start date	01/04/2006
Contract end date	

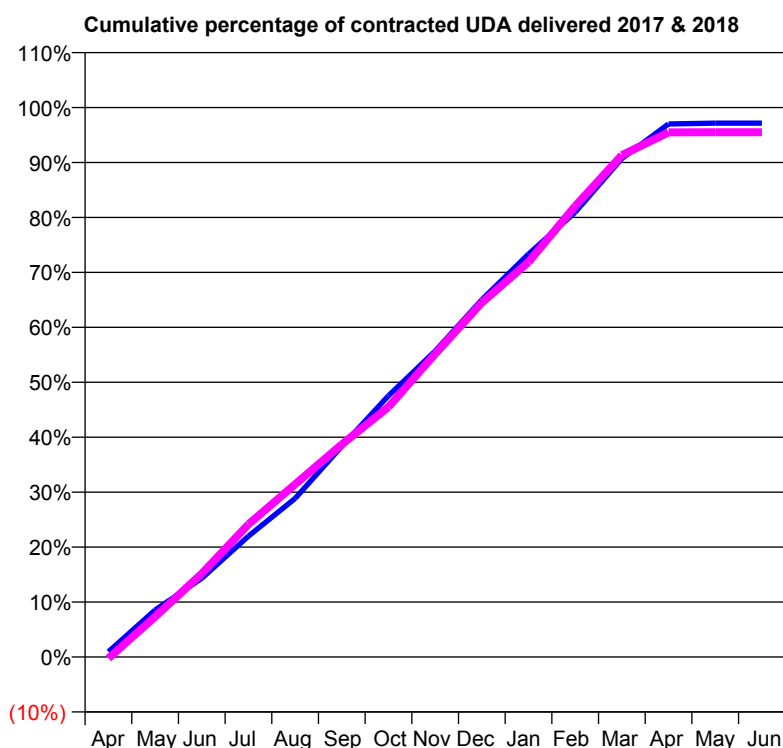
17/18 Contracted general activity (UDA)	35,277
Carry forward general activity (UDA)	1,004
17/18 Contracted orthodontic activity (UOA)	0
Carry forward orthodontic activity (UOA)	0
Baseline contract value	£821,419.31

### ACCESS\*

Patients seen in 24 months	Total	Change since previous quarter
Quarter ending March 2017	10,571	
Quarter ending June 2017	10,484	→
Quarter ending September 2017	10,309	↓
Quarter ending December 2017	10,397	→
Quarter ending March 2018	10,412	→
<b>Variance since March 2017</b>	<b>(1.5%)</b>	<b>↓</b>



### ACTIVITY



Month	Adjusted Scheduled Activity (UDA)	
	2017	2018
April	342	-87
May	3,019	2,587
June	5,051	5,356
July	7,759	8,521
August	10,183	11,094
September	13,534	13,648
October	16,772	16,057
November	19,643	19,466
December	22,940	22,753
January	25,870	25,363
February	28,552	28,947
March	32,001	32,222
April	34,219	33,680
May	34,270	33,688
June	34,273	33,692

### QUALITY

	Quantity	Base Number	Contract	LHB	Wales
% of FP17s for the same patient ID Re-attending within 3 months - Children	239	3,333	7.2%	8.1%	10.9%
% of FP17s for the same patient ID Re-attending within 3 months - Adults	2,241	13,251	16.9%	13.6%	16.2%
% of FP17s for the same patient ID Re-attending between 3 & 9 months - Children	2,018	3,333	60.5%	58.3%	59.0%
% of FP17s for the same patient ID Re-attending between 3 & 9 months - Adults	7,920	13,251	59.8%	53.5%	54.9%
% of FP17s for Band 1 Urgent Courses	1,457	16,302	8.9%	8.3%	9.0%
% of FP17s Relating to Free Repair or Replacements	171	16,302	1.0%	0.8%	0.7%
% of FP17s Relating to Continuations	300	16,302	1.8%	0.9%	0.8%
% of Patients satisfied with the dentistry they have received	32	35	91.4%	92.6%	92.0%
% of Patients satisfied with the time they had to wait for an appointment	26	35	74.3%	87.0%	88.1%

\* This is based on patients treated on this contract for their most recent course of treatment. Figures in italics indicate the base number of FP17s or Patient Questionnaire responses are less than 100. N/A is shown where the base number of responses is less than 10 during the period. % is calculated as Quantity/Base number\*100

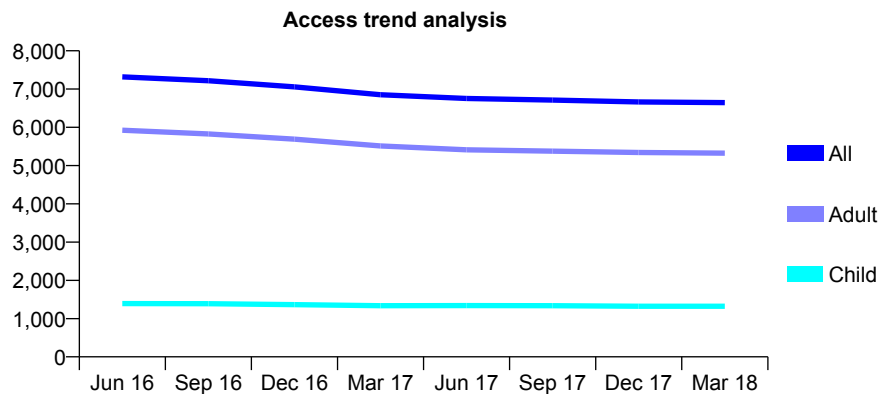
## 7A1 - Vital Signs At a Glance Contract Report for 101281/0156 - Year end March 2018

Name or company name	OASIS DENTAL CARE LTD
Contract type name	GDS Contract
Purpose of contract	General
Contract start date	01/04/2006
Contract end date	

17/18 Contracted general activity (UDA)	25,000
Carry forward general activity (UDA)	407
17/18 Contracted orthodontic activity (UOA)	0
Carry forward orthodontic activity (UOA)	0
Baseline contract value	£597,228.00

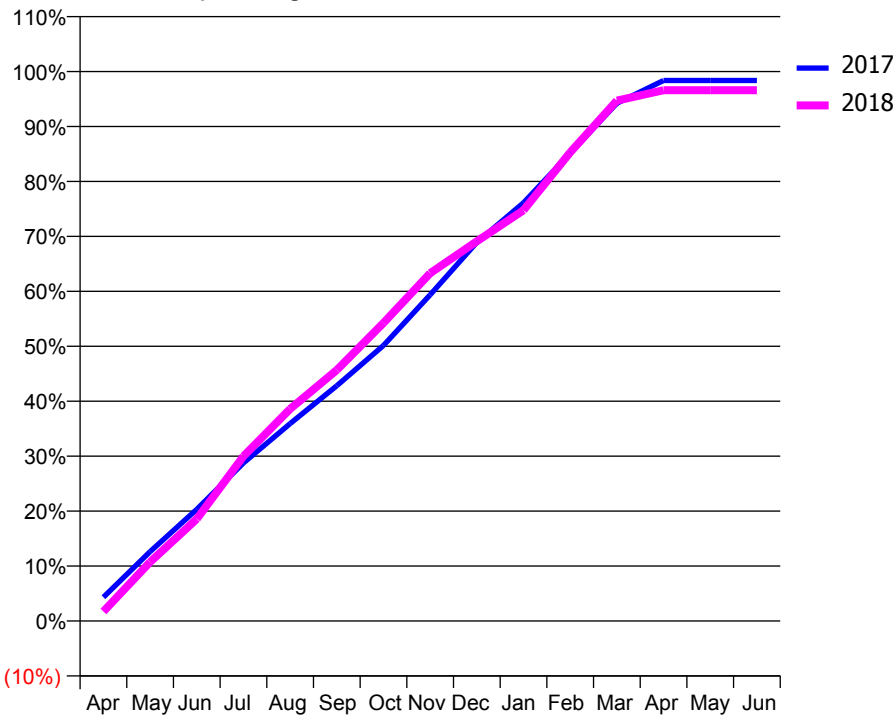
### ACCESS\*

Patients seen in 24 months	Total	Change since previous quarter
Quarter ending March 2017	6,850	
Quarter ending June 2017	6,753	↓
Quarter ending September 2017	6,713	→
Quarter ending December 2017	6,663	→
Quarter ending March 2018	6,646	→
<b>Variance since March 2017</b>	<b>(3.0%)</b>	<b>↓</b>



### ACTIVITY

Cumulative percentage of contracted UDA delivered 2017 & 2018



Month	Adjusted Scheduled Activity (UDA)	
	2017	2018
April	1,083	436
May	3,159	2,683
June	5,082	4,643
July	7,191	7,496
August	8,981	9,646
September	10,703	11,421
October	12,539	13,560
November	14,842	15,825
December	17,224	17,272
January	19,027	18,690
February	21,288	21,319
March	23,555	23,676
April	24,593	24,147
May	24,593	24,147
June	24,593	24,147

### QUALITY

	Quantity	Base Number	Contract	LHB	Wales
% of FP17s for the same patient ID Re-attending within 3 months - Children	136	2,300	5.9%	8.1%	10.9%
% of FP17s for the same patient ID Re-attending within 3 months - Adults	1,985	10,568	18.8%	13.6%	16.2%
% of FP17s for the same patient ID Re-attending between 3 & 9 months - Children	1,582	2,300	68.8%	58.3%	59.0%
% of FP17s for the same patient ID Re-attending between 3 & 9 months - Adults	6,964	10,568	65.9%	53.5%	54.9%
% of FP17s for Band 1 Urgent Courses	1,222	12,817	9.5%	8.3%	9.0%
% of FP17s Relating to Free Repair or Replacements	139	12,817	1.1%	0.8%	0.7%
% of FP17s Relating to Continuations	159	12,817	1.2%	0.9%	0.8%
% of Patients satisfied with the dentistry they have received	27	28	96.4%	92.6%	92.0%
% of Patients satisfied with the time they had to wait for an appointment	25	28	89.3%	87.0%	88.1%

\* This is based on patients treated on this contract for their most recent course of treatment. Figures in italics indicate the base number of FP17s or Patient Questionnaire responses are less than 100. N/A is shown where the base number of responses is less than 10 during the period. % is calculated as Quantity/Base number\*100

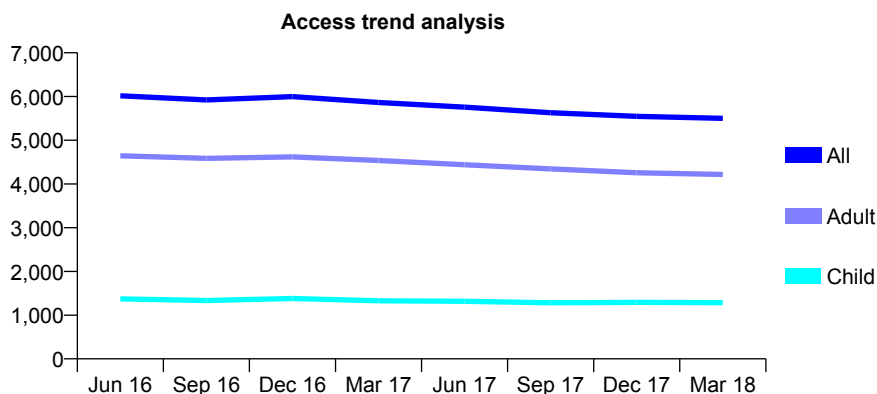
## 7A1 - Vital Signs At a Glance Contract Report for 101281/0157 - Year end March 2018

Name or company name	OASIS DENTAL CARE LTD
Contract type name	GDS Contract
Purpose of contract	General
Contract start date	01/05/2006
Contract end date	

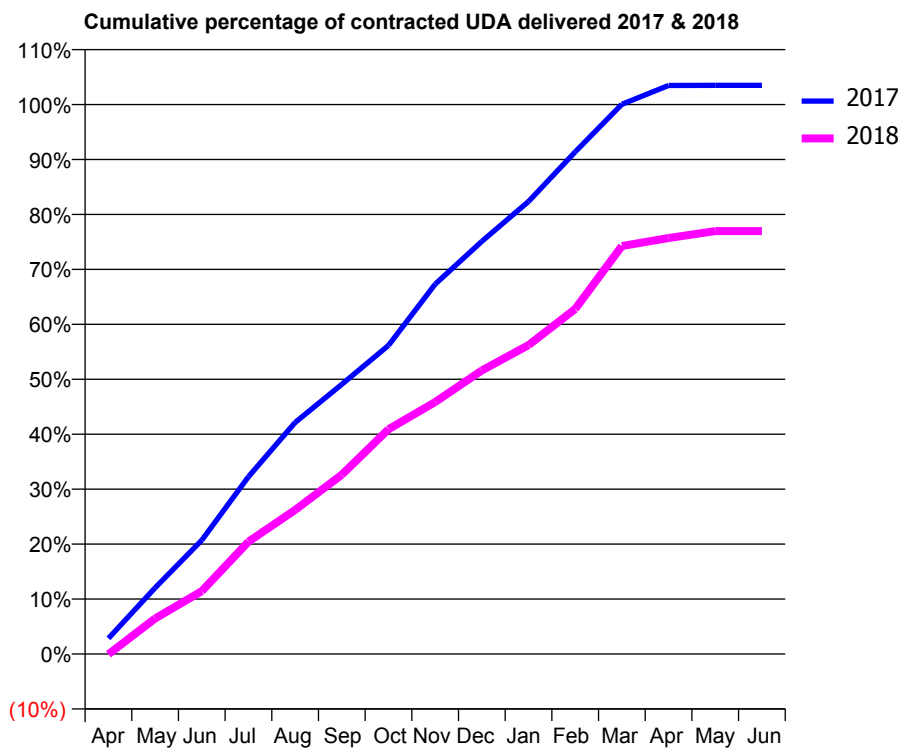
17/18 Contracted general activity (UDA)	20,000
Carry forward general activity (UDA)	662
17/18 Contracted orthodontic activity (UOA)	0
Carry forward orthodontic activity (UOA)	0
Baseline contract value	£477,782.40

### ACCESS\*

Patients seen in 24 months	Total	Change since previous quarter
Quarter ending March 2017	5,865	
Quarter ending June 2017	5,756	↓
Quarter ending September 2017	5,628	↓
Quarter ending December 2017	5,548	↓
Quarter ending March 2018	5,502	→
<b>Variance since March 2017</b>	<b>(6.2%)</b>	<b>↓</b>



### ACTIVITY



Month	Adjusted Scheduled Activity (UDA)	
	2017	2018
April	540	-11
May	2,288	1,291
June	3,934	2,287
July	6,131	4,090
August	8,004	5,244
September	9,323	6,527
October	10,671	8,180
November	12,790	9,171
December	14,267	10,322
January	15,646	11,242
February	17,361	12,560
March	19,010	14,847
April	19,657	15,142
May	19,662	15,394
June	19,662	15,394

### QUALITY

	Quantity	Base Number	Contract	LHB	Wales
% of FP17s for the same patient ID Re-attending within 3 months - Children	93	1,828	5.1%	8.1%	10.9%
% of FP17s for the same patient ID Re-attending within 3 months - Adults	708	5,376	13.2%	13.6%	16.2%
% of FP17s for the same patient ID Re-attending between 3 & 9 months - Children	1,002	1,828	54.8%	58.3%	59.0%
% of FP17s for the same patient ID Re-attending between 3 & 9 months - Adults	2,339	5,376	43.5%	53.5%	54.9%
% of FP17s for Band 1 Urgent Courses	322	7,191	4.5%	8.3%	9.0%
% of FP17s Relating to Free Repair or Replacements	28	7,191	0.4%	0.8%	0.7%
% of FP17s Relating to Continuations	171	7,191	2.4%	0.9%	0.8%
% of Patients satisfied with the dentistry they have received	15	15	100.0%	92.6%	92.0%
% of Patients satisfied with the time they had to wait for an appointment	13	15	86.7%	87.0%	88.1%

\* This is based on patients treated on this contract for their most recent course of treatment. Figures in italics indicate the base number of FP17s or Patient Questionnaire responses are less than 100. N/A is shown where the base number of responses is less than 10 during the period. % is calculated as Quantity/Base number\*100



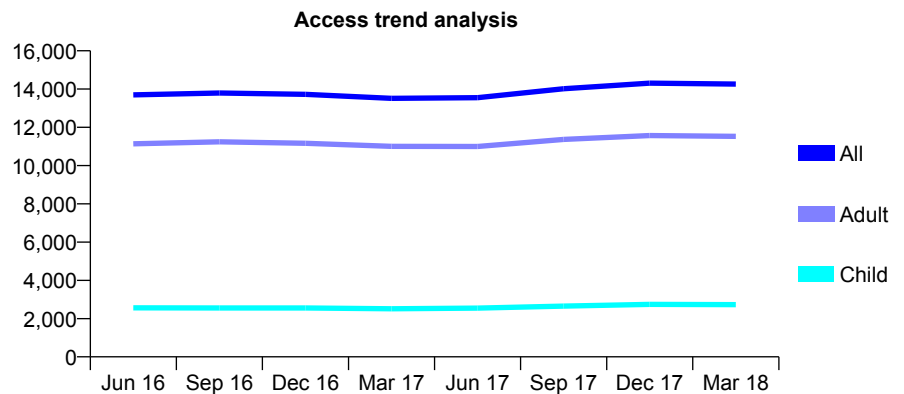
## 7A1 - Vital Signs At a Glance Contract Report for 101338/0037 - Year end March 2018

Name or company name	Whitecross Dental Care Limited
Contract type name	GDS Contract
Purpose of contract	General
Contract start date	01/04/2006
Contract end date	

17/18 Contracted general activity (UDA)	48,695
Carry forward general activity (UDA)	0
17/18 Contracted orthodontic activity (UOA)	0
Carry forward orthodontic activity (UOA)	0
Baseline contract value	£1,343,050.55

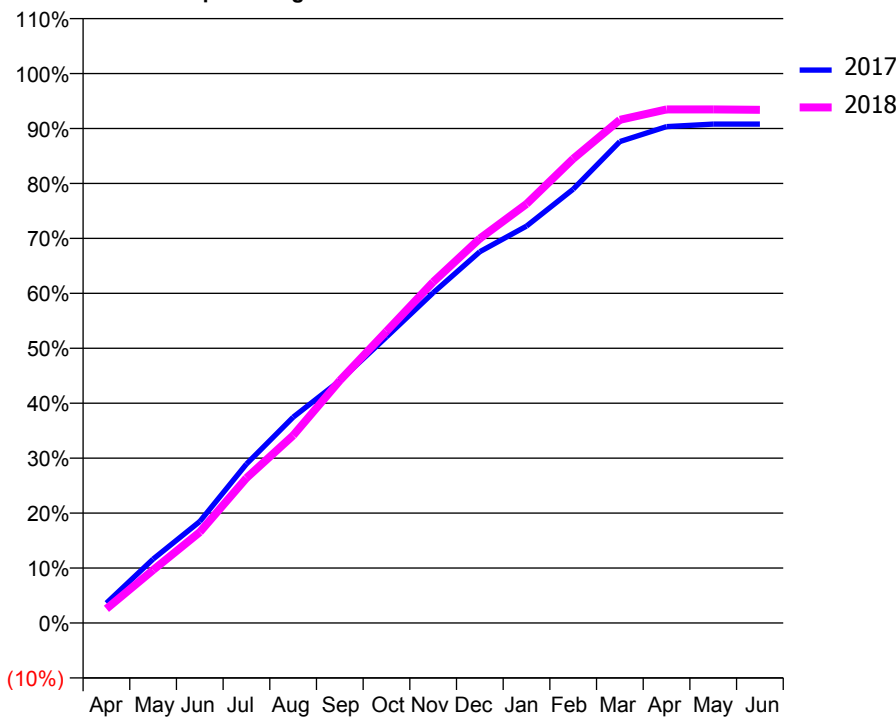
### ACCESS\*

Patients seen in 24 months	Total	Change since previous quarter
Quarter ending March 2017	13,517	
Quarter ending June 2017	13,549	→
Quarter ending September 2017	14,018	↑
Quarter ending December 2017	14,311	↑
Quarter ending March 2018	14,259	→
<b>Variance since March 2017</b>	<b>5.5%</b>	<b>↑</b>



### ACTIVITY

Cumulative percentage of contracted UDA delivered 2017 & 2018



Month	Adjusted Scheduled Activity (UDA)	
	2017	2018
April	1,786	1,257
May	5,747	4,697
June	9,121	8,051
July	14,280	12,855
August	18,493	16,618
September	21,766	21,483
October	25,703	25,853
November	29,662	30,218
December	33,355	34,071
January	35,659	37,139
February	38,976	41,146
March	43,246	44,586
April	44,595	45,516
May	44,813	45,508
June	44,816	45,480

### QUALITY

	Quantity	Base Number	Contract	LHB	Wales
% of FP17s for the same patient ID Re-attending within 3 months - Children	83	3,609	2.3%	8.1%	10.9%
% of FP17s for the same patient ID Re-attending within 3 months - Adults	1,373	16,268	8.4%	13.6%	16.2%
% of FP17s for the same patient ID Re-attending between 3 & 9 months - Children	2,012	3,609	55.7%	58.3%	59.0%
% of FP17s for the same patient ID Re-attending between 3 & 9 months - Adults	9,808	16,268	60.3%	53.5%	54.9%
% of FP17s for Band 1 Urgent Courses	753	19,668	3.8%	8.3%	9.0%
% of FP17s Relating to Free Repair or Replacements	189	19,668	1.0%	0.8%	0.7%
% of FP17s Relating to Continuations	120	19,668	0.6%	0.9%	0.8%
% of Patients satisfied with the dentistry they have received	45	52	86.5%	92.6%	92.0%
% of Patients satisfied with the time they had to wait for an appointment	45	52	86.5%	87.0%	88.1%

\* This is based on patients treated on this contract for their most recent course of treatment. Figures in italics indicate the base number of FP17s or Patient Questionnaire responses are less than 100. N/A is shown where the base number of responses is less than 10 during the period. % is calculated as Quantity/Base number\*100



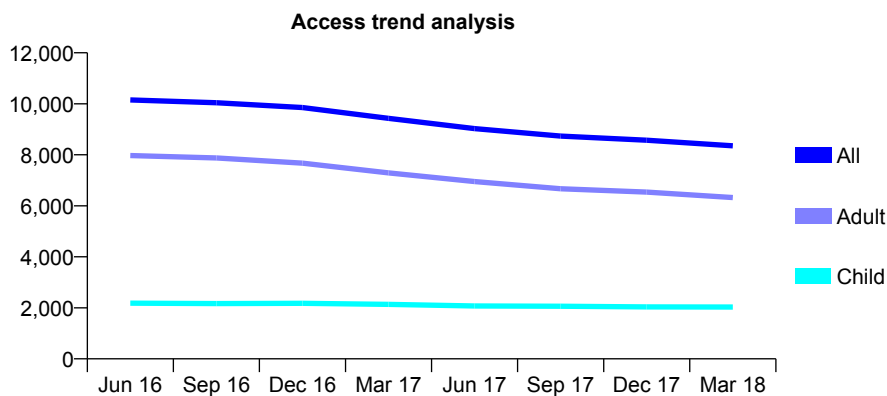
## 7A1 - Vital Signs At a Glance Contract Report for 101338/0041 - Year end March 2018

Name or company name	Whitecross Dental Care Limited
Contract type name	GDS Contract
Purpose of contract	General
Contract start date	01/04/2006
Contract end date	

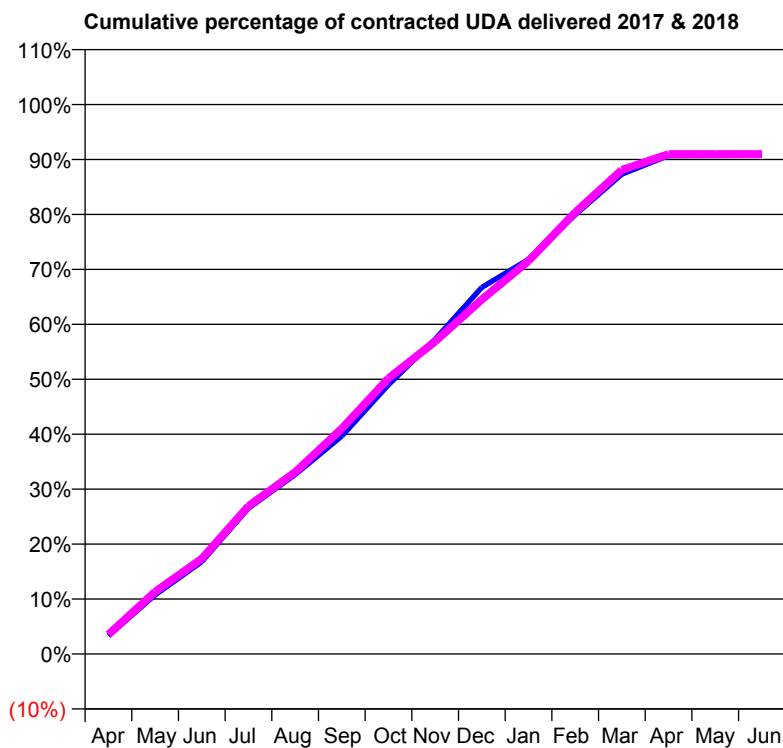
17/18 Contracted general activity (UDA)	23,500
Carry forward general activity (UDA)	0
17/18 Contracted orthodontic activity (UOA)	0
Carry forward orthodontic activity (UOA)	0
Baseline contract value	£562,590.00

### ACCESS\*

Patients seen in 24 months	Total	Change since previous quarter
Quarter ending March 2017	9,428	
Quarter ending June 2017	9,029	↓
Quarter ending September 2017	8,733	↓
Quarter ending December 2017	8,574	↓
Quarter ending March 2018	8,355	↓
<b>Variance since March 2017</b>	<b>(11.4%)</b>	<b>↓</b>



### ACTIVITY



Month	Adjusted Scheduled Activity (UDA)	
	2017	2018
April	983	835
May	3,188	2,660
June	4,975	4,074
July	7,858	6,325
August	9,665	7,776
September	11,743	9,642
October	14,505	11,789
November	16,959	13,363
December	19,747	15,158
January	21,259	16,807
February	23,657	18,887
March	25,850	20,704
April	26,850	21,376
May	26,855	21,376
June	26,865	21,376

### QUALITY

	Quantity	Base Number	Contract	LHB	Wales
% of FP17s for the same patient ID Re-attending within 3 months - Children	132	2,573	5.1%	8.1%	10.9%
% of FP17s for the same patient ID Re-attending within 3 months - Adults	868	7,761	11.2%	13.6%	16.2%
% of FP17s for the same patient ID Re-attending between 3 & 9 months - Children	1,385	2,573	53.8%	58.3%	59.0%
% of FP17s for the same patient ID Re-attending between 3 & 9 months - Adults	4,032	7,761	52.0%	53.5%	54.9%
% of FP17s for Band 1 Urgent Courses	652	10,239	6.4%	8.3%	9.0%
% of FP17s Relating to Free Repair or Replacements	66	10,239	0.6%	0.8%	0.7%
% of FP17s Relating to Continuations	99	10,239	1.0%	0.9%	0.8%
% of Patients satisfied with the dentistry they have received	12	14	85.7%	92.6%	92.0%
% of Patients satisfied with the time they had to wait for an appointment	14	14	100.0%	87.0%	88.1%

\* This is based on patients treated on this contract for their most recent course of treatment. Figures in italics indicate the base number of FP17s or Patient Questionnaire responses are less than 100. N/A is shown where the base number of responses is less than 10 during the period. % is calculated as Quantity/Base number\*100

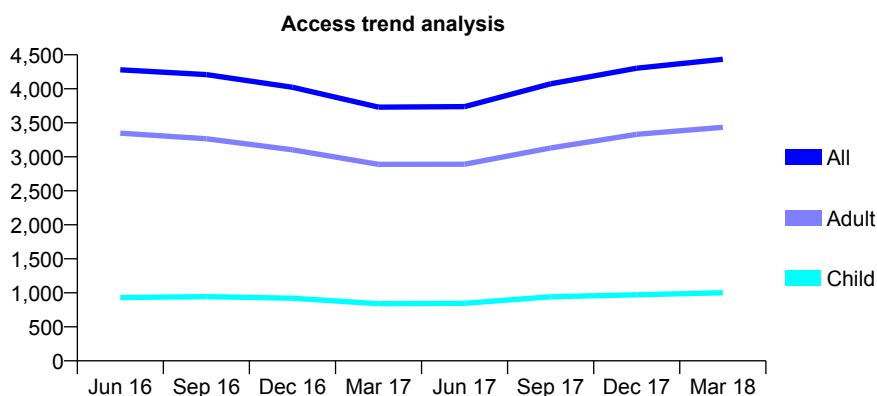
## 7A1 - Vital Signs At a Glance Contract Report for 101338/0146 - Year end March 2018

Name or company name	Whitecross Dental Care Limited
Contract type name	GDS Contract
Purpose of contract	General
Contract start date	01/02/2013
Contract end date	

17/18 Contracted general activity (UDA)	15,000
Carry forward general activity (UDA)	0
17/18 Contracted orthodontic activity (UOA)	0
Carry forward orthodontic activity (UOA)	0
Baseline contract value	£377,315.05

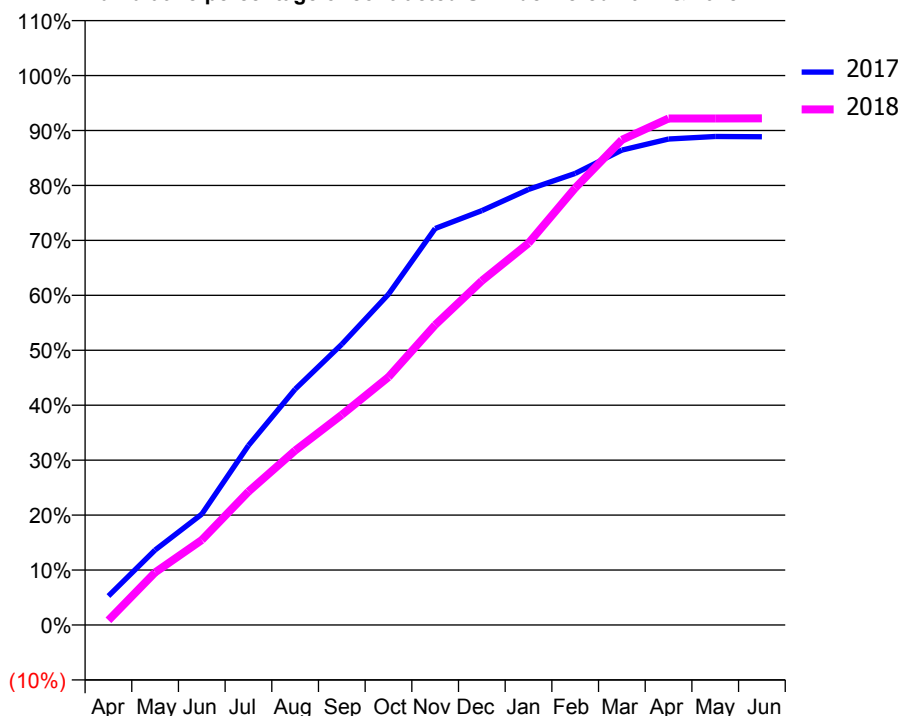
### ACCESS\*

Patients seen in 24 months	Total	Change since previous quarter
Quarter ending March 2017	3,731	
Quarter ending June 2017	3,738	→
Quarter ending September 2017	4,073	↑
Quarter ending December 2017	4,302	↑
Quarter ending March 2018	4,434	↑
<b>Variance since March 2017</b>	<b>18.8%</b>	<b>↑</b>



### ACTIVITY

Cumulative percentage of contracted UDA delivered 2017 & 2018



Month	Adjusted Scheduled Activity (UDA)	
	2017	2018
April	632	128
May	1,638	1,435
June	2,421	2,322
July	3,920	3,641
August	5,151	4,763
September	6,131	5,740
October	7,223	6,767
November	8,658	8,193
December	9,049	9,396
January	9,512	10,422
February	9,861	11,931
March	10,370	13,245
April	10,612	13,828
May	10,669	13,828
June	10,661	13,829

### QUALITY

	Quantity	Base Number	Contract	LHB	Wales
% of FP17s for the same patient ID Re-attending within 3 months - Children	61	1,404	4.3%	8.1%	10.9%
% of FP17s for the same patient ID Re-attending within 3 months - Adults	490	4,765	10.3%	13.6%	16.2%
% of FP17s for the same patient ID Re-attending between 3 & 9 months - Children	583	1,404	41.5%	58.3%	59.0%
% of FP17s for the same patient ID Re-attending between 3 & 9 months - Adults	1,952	4,765	41.0%	53.5%	54.9%
% of FP17s for Band 1 Urgent Courses	367	6,324	5.8%	8.3%	9.0%
% of FP17s Relating to Free Repair or Replacements	12	6,324	0.2%	0.8%	0.7%
% of FP17s Relating to Continuations	41	6,324	0.6%	0.9%	0.8%
% of Patients satisfied with the dentistry they have received	30	35	85.7%	92.6%	92.0%
% of Patients satisfied with the time they had to wait for an appointment	26	35	74.3%	87.0%	88.1%

\* This is based on patients treated on this contract for their most recent course of treatment. Figures in italics indicate the base number of FP17s or Patient Questionnaire responses are less than 100. N/A is shown where the base number of responses is less than 10 during the period. % is calculated as Quantity/Base number\*100

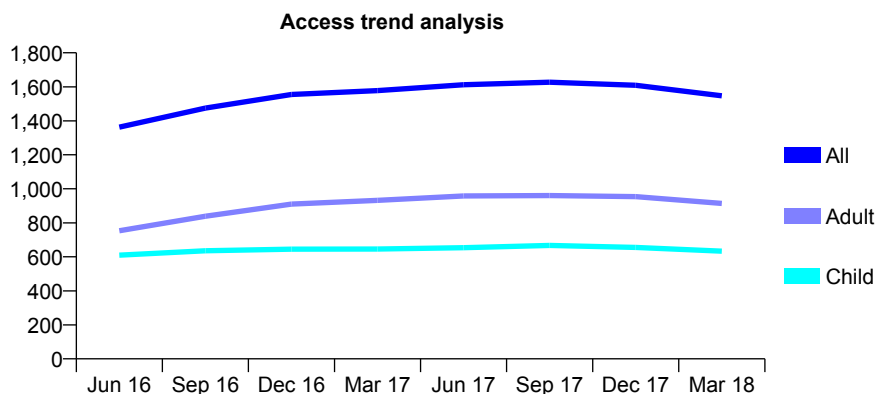
## 7A1 - Vital Signs At a Glance Contract Report for 102865/0001 - Year end March 2018

Name or company name	C Hancock & DI Jones
Contract type name	GDS Contract
Purpose of contract	General
Contract start date	01/07/2013
Contract end date	

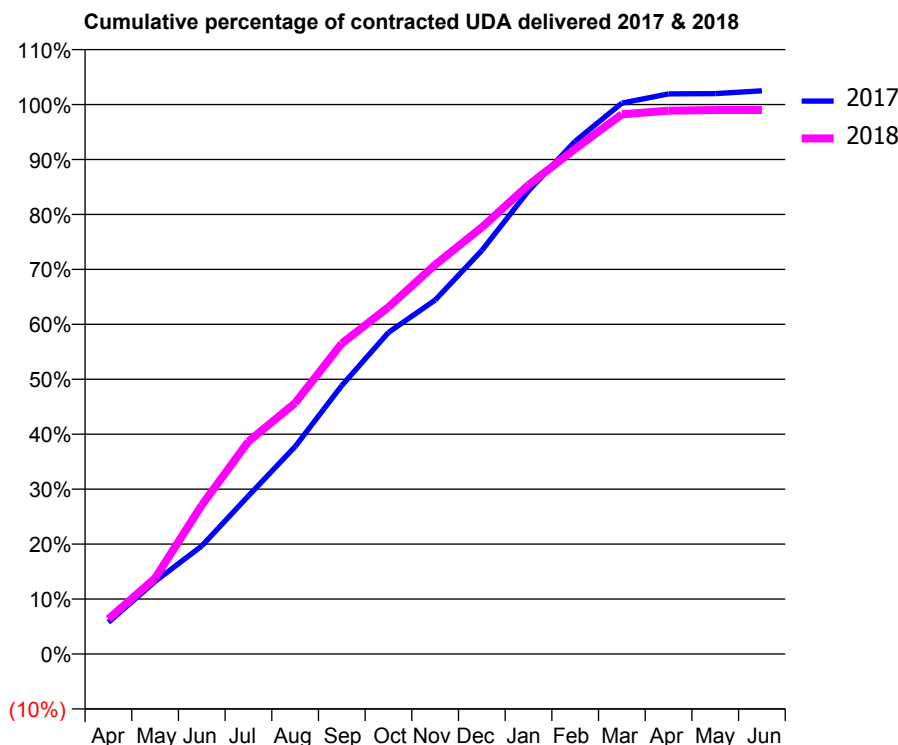
17/18 Contracted general activity (UDA)	3,350
Carry forward general activity (UDA)	-83
17/18 Contracted orthodontic activity (UOA)	0
Carry forward orthodontic activity (UOA)	0
Baseline contract value	£79,841.63

### ACCESS\*

Patients seen in 24 months	Total	Change since previous quarter
Quarter ending March 2017	1,578	
Quarter ending June 2017	1,612	↑
Quarter ending September 2017	1,627	→
Quarter ending December 2017	1,609	↓
Quarter ending March 2018	1,547	↓
<b>Variance since March 2017</b>	<b>(2.0%)</b>	↓



### ACTIVITY



Month	Adjusted Scheduled Activity (UDA)	
	2017	2018
April	193	213
May	443	462
June	659	908
July	964	1,296
August	1,264	1,530
September	1,637	1,894
October	1,961	2,115
November	2,158	2,373
December	2,460	2,601
January	2,824	2,860
February	3,126	3,080
March	3,359	3,290
April	3,415	3,312
May	3,417	3,316
June	3,433	3,316

### QUALITY

	Quantity	Base Number	Contract	LHB	Wales
% of FP17s for the same patient ID Re-attending within 3 months - Children	60	1,010	5.9%	8.1%	10.9%
% of FP17s for the same patient ID Re-attending within 3 months - Adults	78	1,035	7.5%	13.6%	16.2%
% of FP17s for the same patient ID Re-attending between 3 & 9 months - Children	653	1,010	64.7%	58.3%	59.0%
% of FP17s for the same patient ID Re-attending between 3 & 9 months - Adults	536	1,035	51.8%	53.5%	54.9%
% of FP17s for Band 1 Urgent Courses	162	2,022	8.0%	8.3%	9.0%
% of FP17s Relating to Free Repair or Replacements	0	2,022	0.0%	0.8%	0.7%
% of FP17s Relating to Continuations	12	2,022	0.6%	0.9%	0.8%
% of Patients satisfied with the dentistry they have received	0	0	N/A	92.6%	92.0%
% of Patients satisfied with the time they had to wait for an appointment	0	0	N/A	87.0%	88.1%

\* This is based on patients treated on this contract for their most recent course of treatment. Figures in italics indicate the base number of FP17s or Patient Questionnaire responses are less than 100. N/A is shown where the base number of responses is less than 10 during the period. % is calculated as Quantity/Base number\*100

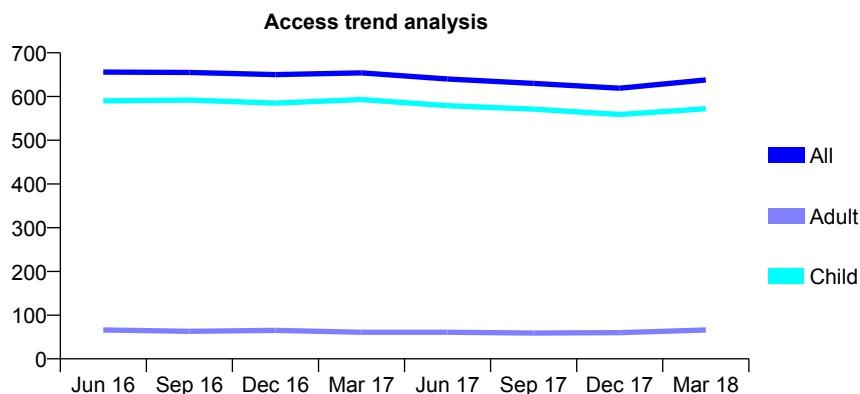
## 7A1 - Vital Signs At a Glance Contract Report for 107301/0001 - Year end March 2018

Name or company name	Randell & Quail
Contract type name	GDS Contract
Purpose of contract	General
Contract start date	02/04/2006
Contract end date	

17/18 Contracted general activity (UDA)	1,399
Carry forward general activity (UDA)	0
17/18 Contracted orthodontic activity (UOA)	0
Carry forward orthodontic activity (UOA)	0
Baseline contract value	£32,078.03

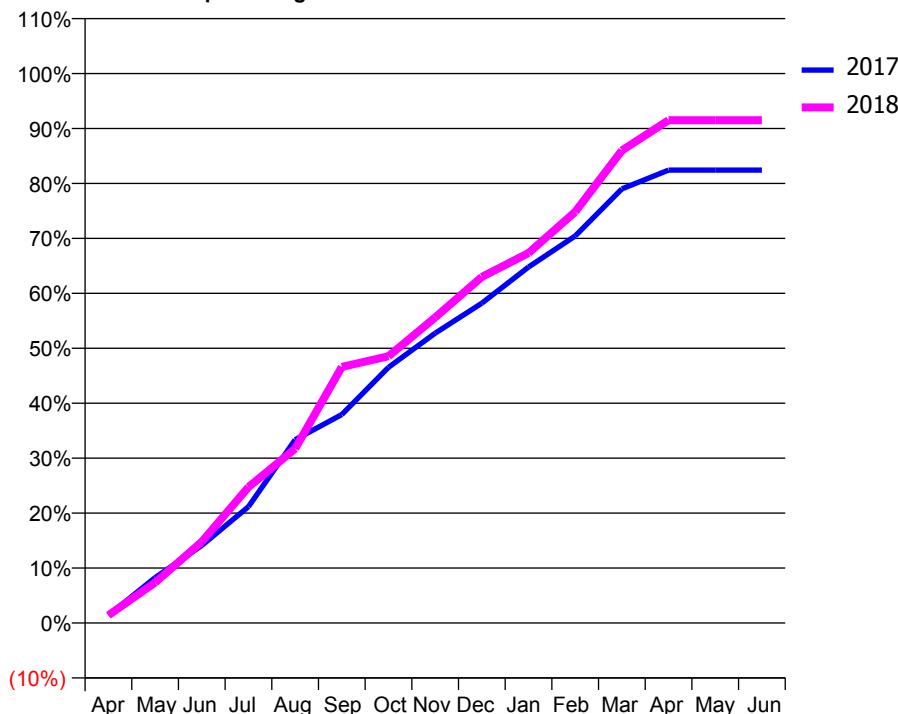
### ACCESS\*

Patients seen in 24 months	Total	Change since previous quarter
Quarter ending March 2017	654	
Quarter ending June 2017	640	↓
Quarter ending September 2017	630	↓
Quarter ending December 2017	619	↓
Quarter ending March 2018	638	↑
<b>Variance since March 2017</b>	<b>(2.4%)</b>	<b>↓</b>



### ACTIVITY

**Cumulative percentage of contracted UDA delivered 2017 & 2018**



**Adjusted Scheduled Activity (UDA)**

Month	2017	2018
April	23	20
May	133	103
June	227	207
July	341	346
August	537	444
September	611	652
October	749	679
November	849	778
December	937	881
January	1,043	942
February	1,134	1,047
March	1,272	1,203
April	1,327	1,280
May	1,327	1,280
June	1,327	1,280

### QUALITY

	Quantity	Base Number	Contract	LHB	Wales
% of FP17s for the same patient ID Re-attending within 3 months - Children	95	882	10.8%	8.1%	10.9%
% of FP17s for the same patient ID Re-attending within 3 months - Adults	3	34	8.8%	13.6%	16.2%
% of FP17s for the same patient ID Re-attending between 3 & 9 months - Children	558	882	63.3%	58.3%	59.0%
% of FP17s for the same patient ID Re-attending between 3 & 9 months - Adults	19	34	55.9%	53.5%	54.9%
% of FP17s for Band 1 Urgent Courses	0	944	0.0%	8.3%	9.0%
% of FP17s Relating to Free Repair or Replacements	0	944	0.0%	0.8%	0.7%
% of FP17s Relating to Continuations	0	944	0.0%	0.9%	0.8%
% of Patients satisfied with the dentistry they have received	0	0	N/A	92.6%	92.0%
% of Patients satisfied with the time they had to wait for an appointment	0	0	N/A	87.0%	88.1%

\* This is based on patients treated on this contract for their most recent course of treatment. Figures in italics indicate the base number of FP17s or Patient Questionnaire responses are less than 100. N/A is shown where the base number of responses is less than 10 during the period. % is calculated as Quantity/Base number\*100

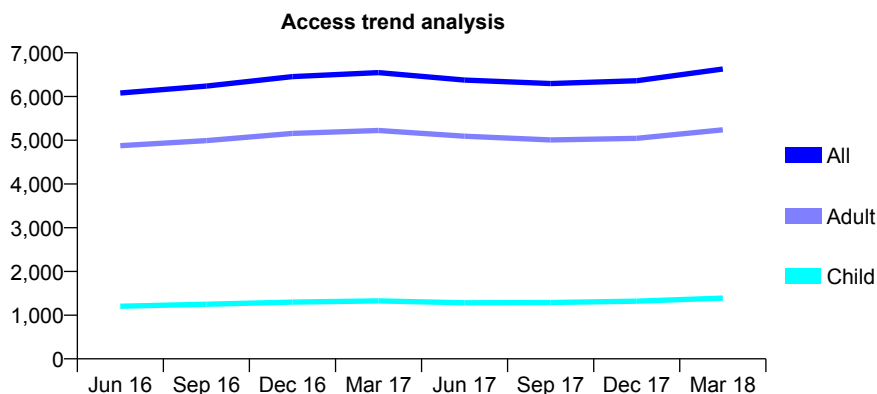
## 7A1 - Vital Signs At a Glance Contract Report for 112488/0002 - Year end March 2018

Name or company name	Integrated Dental Holdings
Contract type name	GDS Contract
Purpose of contract	General
Contract start date	10/05/2007
Contract end date	

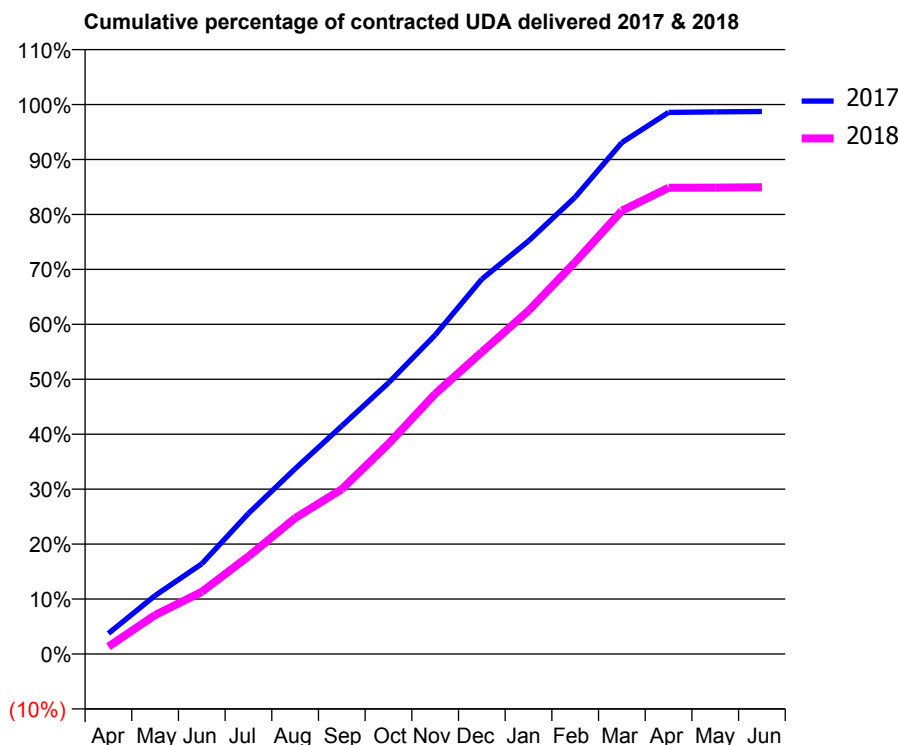
17/18 Contracted general activity (UDA)	20,250
Carry forward general activity (UDA)	258
17/18 Contracted orthodontic activity (UOA)	0
Carry forward orthodontic activity (UOA)	0
Baseline contract value	£471,511.35

### ACCESS\*

Patients seen in 24 months	Total	Change since previous quarter
Quarter ending March 2017	6,548	
Quarter ending June 2017	6,375	↓
Quarter ending September 2017	6,296	↓
Quarter ending December 2017	6,362	→
Quarter ending March 2018	6,630	↑
<b>Variance since March 2017</b>	<b>1.3%</b>	<b>→</b>



### ACTIVITY



Month	Adjusted Scheduled Activity (UDA)	
	2017	2018
April	758	272
May	2,154	1,437
June	3,323	2,290
July	5,182	3,602
August	6,827	5,009
September	8,404	6,074
October	9,992	7,747
November	11,758	9,589
December	13,814	11,127
January	15,220	12,653
February	16,838	14,447
March	18,846	16,339
April	19,956	17,184
May	19,980	17,188
June	19,992	17,202

### QUALITY

	Quantity	Base Number	Contract	LHB	Wales
% of FP17s for the same patient ID Re-attending within 3 months - Children	60	1,788	3.4%	8.1%	10.9%
% of FP17s for the same patient ID Re-attending within 3 months - Adults	625	7,049	8.9%	13.6%	16.2%
% of FP17s for the same patient ID Re-attending between 3 & 9 months - Children	965	1,788	54.0%	58.3%	59.0%
% of FP17s for the same patient ID Re-attending between 3 & 9 months - Adults	3,467	7,049	49.2%	53.5%	54.9%
% of FP17s for Band 1 Urgent Courses	381	8,783	4.3%	8.3%	9.0%
% of FP17s Relating to Free Repair or Replacements	42	8,783	0.5%	0.8%	0.7%
% of FP17s Relating to Continuations	109	8,783	1.2%	0.9%	0.8%
% of Patients satisfied with the dentistry they have received	22	22	100.0%	92.6%	92.0%
% of Patients satisfied with the time they had to wait for an appointment	18	22	81.8%	87.0%	88.1%

\* This is based on patients treated on this contract for their most recent course of treatment. Figures in italics indicate the base number of FP17s or Patient Questionnaire responses are less than 100. N/A is shown where the base number of responses is less than 10 during the period. % is calculated as Quantity/Base number\*100

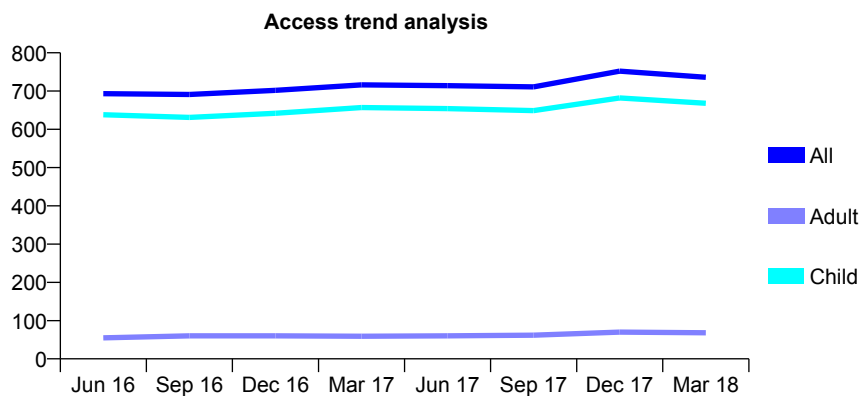
## 7A1 - Vital Signs At a Glance Contract Report for 114219/0001 - Year end March 2018

Name or company name	Mr J Brandon
Contract type name	GDS Contract
Purpose of contract	General
Contract start date	18/01/2013
Contract end date	

17/18 Contracted general activity (UDA)	1,220
Carry forward general activity (UDA)	19
17/18 Contracted orthodontic activity (UOA)	0
Carry forward orthodontic activity (UOA)	0
Baseline contract value	£28,729.76

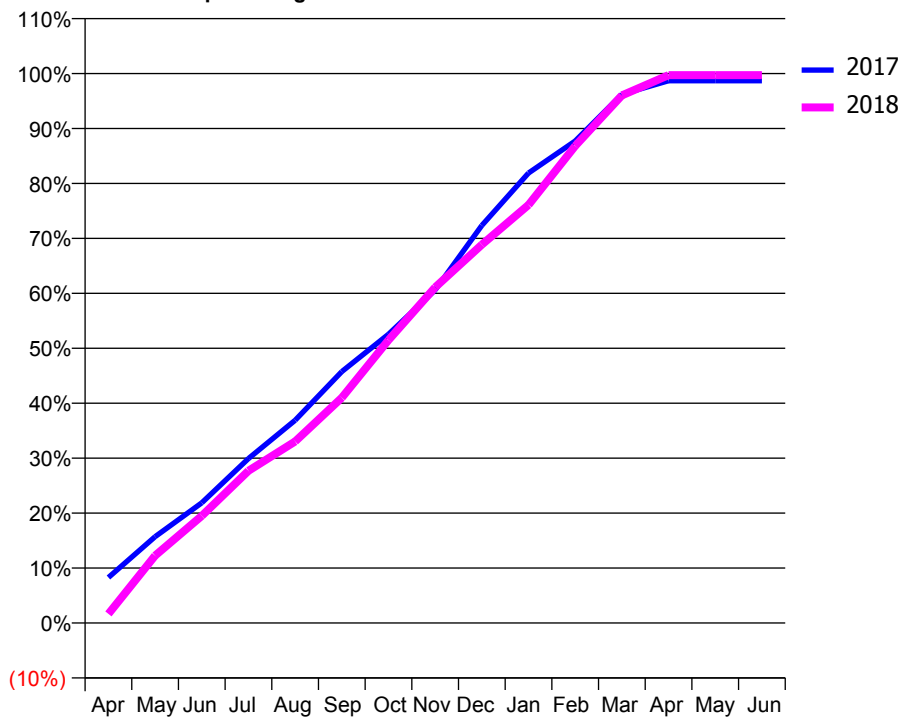
### ACCESS\*

Patients seen in 24 months	Total	Change since previous quarter
Quarter ending March 2017	716	
Quarter ending June 2017	714	→
Quarter ending September 2017	711	→
Quarter ending December 2017	752	↑
Quarter ending March 2018	736	↓
<b>Variance since March 2017</b>	<b>2.8%</b>	<b>↑</b>



### ACTIVITY

Cumulative percentage of contracted UDA delivered 2017 & 2018



Month	Adjusted Scheduled Activity (UDA)	
	2017	2018
April	101	20
May	192	150
June	267	238
July	365	338
August	450	403
September	558	500
October	641	628
November	739	745
December	883	840
January	999	928
February	1,070	1,059
March	1,174	1,171
April	1,204	1,216
May	1,204	1,216
June	1,204	1,216

### QUALITY

	Quantity	Base Number	Contract	LHB	Wales
% of FP17s for the same patient ID Re-attending within 3 months - Children	53	887	6.0%	8.1%	10.9%
% of FP17s for the same patient ID Re-attending within 3 months - Adults	0	8	0.0%	13.6%	16.2%
% of FP17s for the same patient ID Re-attending between 3 & 9 months - Children	465	887	52.4%	58.3%	59.0%
% of FP17s for the same patient ID Re-attending between 3 & 9 months - Adults	3	8	37.5%	53.5%	54.9%
% of FP17s for Band 1 Urgent Courses	7	905	0.8%	8.3%	9.0%
% of FP17s Relating to Free Repair or Replacements	0	905	0.0%	0.8%	0.7%
% of FP17s Relating to Continuations	24	905	2.7%	0.9%	0.8%
% of Patients satisfied with the dentistry they have received	0	0	N/A	92.6%	92.0%
% of Patients satisfied with the time they had to wait for an appointment	0	0	N/A	87.0%	88.1%

\* This is based on patients treated on this contract for their most recent course of treatment. Figures in italics indicate the base number of FP17s or Patient Questionnaire responses are less than 100. N/A is shown where the base number of responses is less than 10 during the period. % is calculated as Quantity/Base number\*100

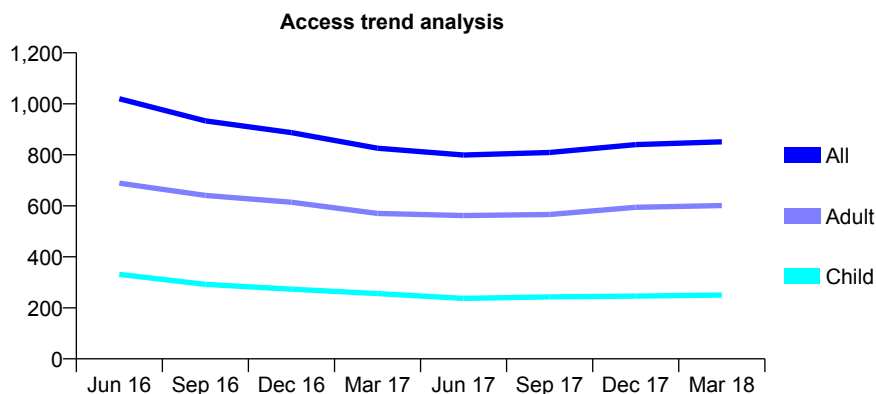
## 7A1 - Vital Signs At a Glance Contract Report for 114626/0001 - Year end March 2018

Name or company name	The Fern Avenue Limited Partnership
Contract type name	GDS Contract
Purpose of contract	General
Contract start date	01/08/2014
Contract end date	

17/18 Contracted general activity (UDA)	1,900
Carry forward general activity (UDA)	79
17/18 Contracted orthodontic activity (UOA)	0
Carry forward orthodontic activity (UOA)	0
Baseline contract value	£46,011.26

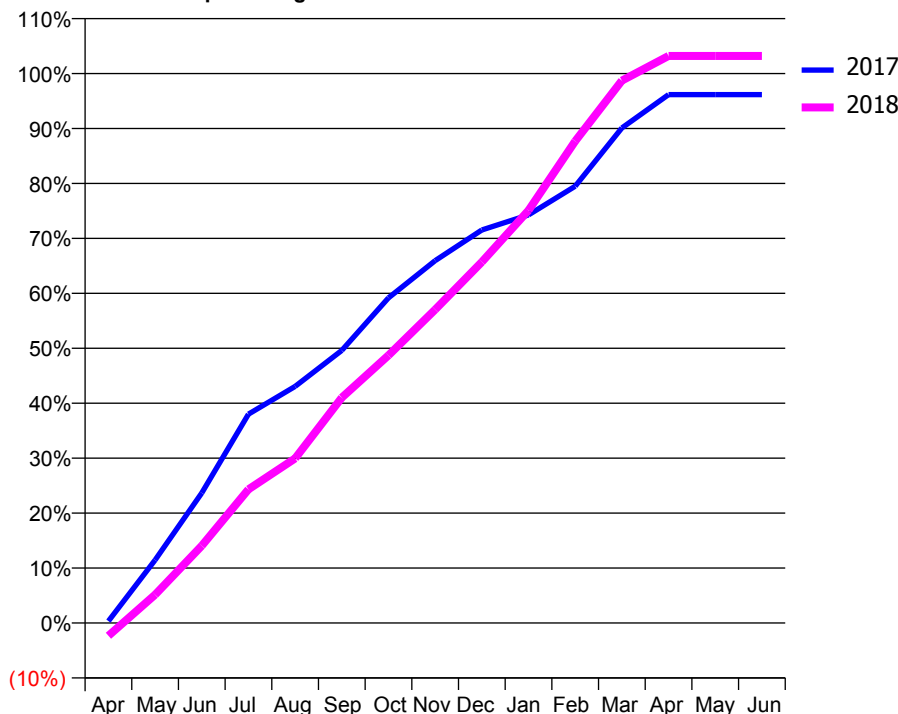
### ACCESS\*

Patients seen in 24 months	Total	Change since previous quarter
Quarter ending March 2017	826	
Quarter ending June 2017	799	↓
Quarter ending September 2017	809	→
Quarter ending December 2017	840	↑
Quarter ending March 2018	851	→
<b>Variance since March 2017</b>	<b>3.0%</b>	<b>↑</b>



### ACTIVITY

**Cumulative percentage of contracted UDA delivered 2017 & 2018**



Month	Adjusted Scheduled Activity (UDA)	
	2017	2018
April	7	-45
May	235	98
June	485	267
July	779	462
August	882	569
September	1,016	780
October	1,213	926
November	1,351	1,084
December	1,466	1,248
January	1,522	1,427
February	1,629	1,666
March	1,846	1,875
April	1,970	1,961
May	1,970	1,961
June	1,970	1,961

### QUALITY

	Quantity	Base Number	Contract	LHB	Wales
% of FP17s for the same patient ID Re-attending within 3 months - Children	11	282	3.9%	8.1%	10.9%
% of FP17s for the same patient ID Re-attending within 3 months - Adults	70	796	8.8%	13.6%	16.2%
% of FP17s for the same patient ID Re-attending between 3 & 9 months - Children	109	282	38.7%	58.3%	59.0%
% of FP17s for the same patient ID Re-attending between 3 & 9 months - Adults	252	796	31.7%	53.5%	54.9%
% of FP17s for Band 1 Urgent Courses	78	1,061	7.4%	8.3%	9.0%
% of FP17s Relating to Free Repair or Replacements	1	1,061	0.1%	0.8%	0.7%
% of FP17s Relating to Continuations	8	1,061	0.8%	0.9%	0.8%
% of Patients satisfied with the dentistry they have received	3	3	N/A	92.6%	92.0%
% of Patients satisfied with the time they had to wait for an appointment	3	3	N/A	87.0%	88.1%

\* This is based on patients treated on this contract for their most recent course of treatment. Figures in italics indicate the base number of FP17s or Patient Questionnaire responses are less than 100. N/A is shown where the base number of responses is less than 10 during the period. % is calculated as Quantity/Base number\*100



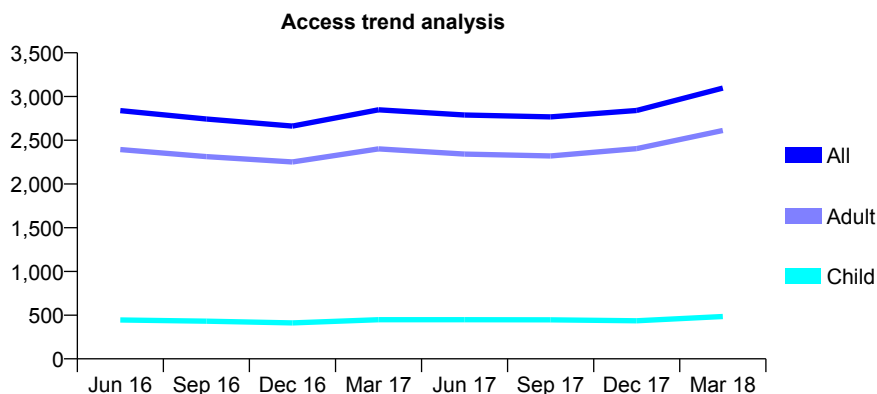
## 7A1 - Vital Signs At a Glance Contract Report for 123595/0001 - Year end March 2018

Name or company name	Dr M Ramzan
Contract type name	GDS Contract
Purpose of contract	General
Contract start date	01/04/2008
Contract end date	

17/18 Contracted general activity (UDA)	9,500
Carry forward general activity (UDA)	4
17/18 Contracted orthodontic activity (UOA)	0
Carry forward orthodontic activity (UOA)	0
Baseline contract value	£281,543.53

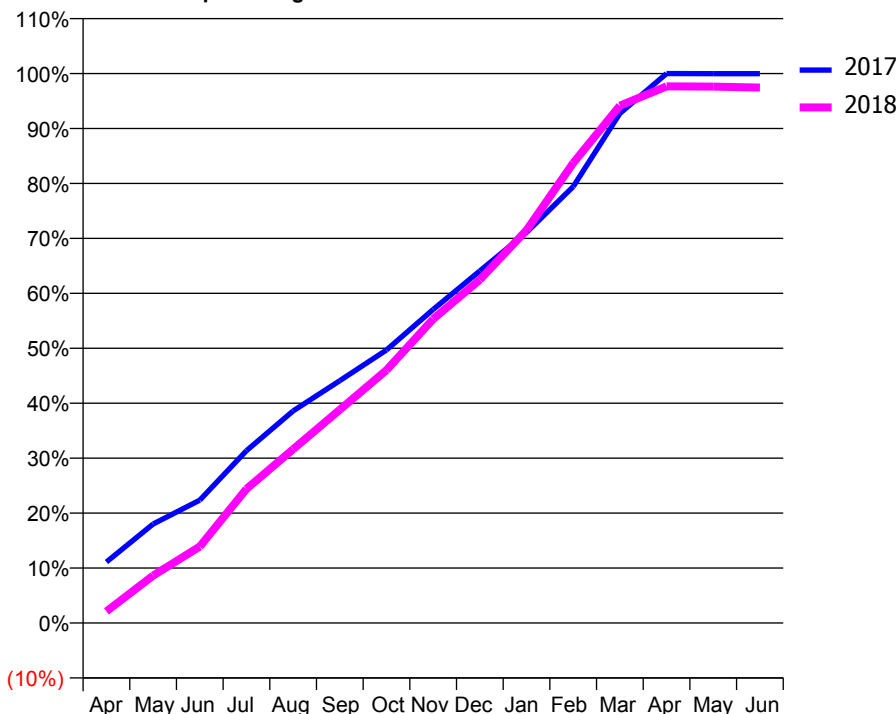
### ACCESS\*

Patients seen in 24 months	Total	Change since previous quarter
Quarter ending March 2017	2,848	
Quarter ending June 2017	2,789	↓
Quarter ending September 2017	2,767	→
Quarter ending December 2017	2,840	↑
Quarter ending March 2018	3,096	↑
<b>Variance since March 2017</b>	<b>8.7%</b>	<b>↑</b>



### ACTIVITY

Cumulative percentage of contracted UDA delivered 2017 & 2018



Month	Adjusted Scheduled Activity (UDA)	
	2017	2018
April	1,055	202
May	1,712	821
June	2,125	1,323
July	2,980	2,318
August	3,666	3,006
September	4,190	3,687
October	4,720	4,373
November	5,422	5,255
December	6,087	5,935
January	6,752	6,791
February	7,545	7,952
March	8,809	8,943
April	9,500	9,279
May	9,496	9,273
June	9,496	9,258

### QUALITY

	Quantity	Base Number	Contract	LHB	Wales
% of FP17s for the same patient ID Re-attending within 3 months - Children	10	650	1.5%	8.1%	10.9%
% of FP17s for the same patient ID Re-attending within 3 months - Adults	97	2,996	3.2%	13.6%	16.2%
% of FP17s for the same patient ID Re-attending between 3 & 9 months - Children	359	650	55.2%	58.3%	59.0%
% of FP17s for the same patient ID Re-attending between 3 & 9 months - Adults	1,466	2,996	48.9%	53.5%	54.9%
% of FP17s for Band 1 Urgent Courses	39	3,605	1.1%	8.3%	9.0%
% of FP17s Relating to Free Repair or Replacements	33	3,605	0.9%	0.8%	0.7%
% of FP17s Relating to Continuations	0	3,605	0.0%	0.9%	0.8%
% of Patients satisfied with the dentistry they have received	14	15	93.3%	92.6%	92.0%
% of Patients satisfied with the time they had to wait for an appointment	13	15	86.7%	87.0%	88.1%

\* This is based on patients treated on this contract for their most recent course of treatment. Figures in italics indicate the base number of FP17s or Patient Questionnaire responses are less than 100. N/A is shown where the base number of responses is less than 10 during the period. % is calculated as Quantity/Base number\*100



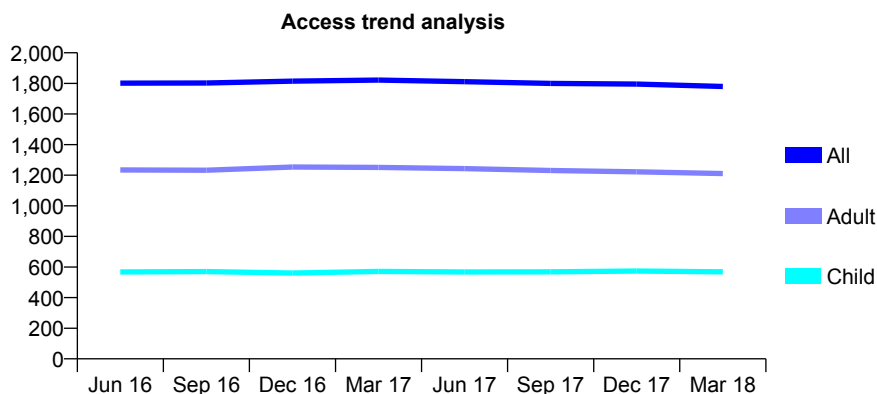
## 7A1 - Vital Signs At a Glance Contract Report for 127701/0001 - Year end March 2018

Name or company name	Mr Iolo Jones & Associates
Contract type name	GDS Contract
Purpose of contract	General
Contract start date	01/01/2012
Contract end date	

17/18 Contracted general activity (UDA)	5,371
Carry forward general activity (UDA)	0
17/18 Contracted orthodontic activity (UOA)	0
Carry forward orthodontic activity (UOA)	0
Baseline contract value	£129,356.57

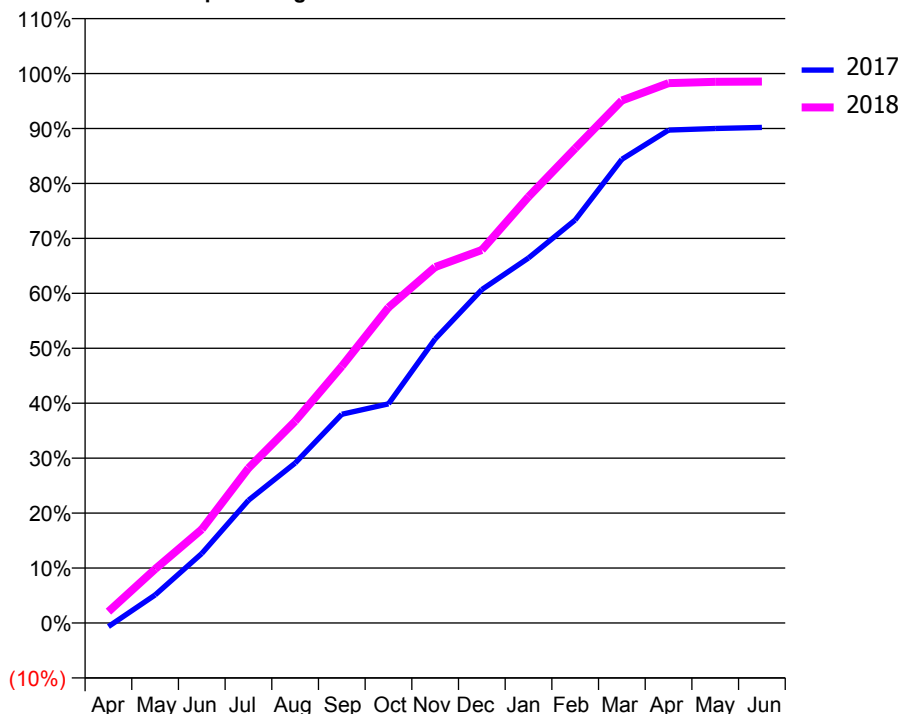
### ACCESS\*

Patients seen in 24 months	Total	Change since previous quarter
Quarter ending March 2017	1,822	
Quarter ending June 2017	1,811	→
Quarter ending September 2017	1,800	→
Quarter ending December 2017	1,796	→
Quarter ending March 2018	1,780	→
<b>Variance since March 2017</b>	<b>(2.3%)</b>	<b>↓</b>



### ACTIVITY

Cumulative percentage of contracted UDA delivered 2017 & 2018



Month	Adjusted Scheduled Activity (UDA)	
	2017	2018
April	-39	111
May	293	527
June	727	915
July	1,282	1,514
August	1,671	1,973
September	2,180	2,509
October	2,289	3,085
November	2,968	3,480
December	3,483	3,646
January	3,813	4,166
February	4,210	4,640
March	4,843	5,108
April	5,149	5,277
May	5,166	5,290
June	5,176	5,293

### QUALITY

	Quantity	Base Number	Contract	LHB	Wales
% of FP17s for the same patient ID Re-attending within 3 months - Children	66	1,016	6.5%	8.1%	10.9%
% of FP17s for the same patient ID Re-attending within 3 months - Adults	298	2,038	14.6%	13.6%	16.2%
% of FP17s for the same patient ID Re-attending between 3 & 9 months - Children	716	1,016	70.5%	58.3%	59.0%
% of FP17s for the same patient ID Re-attending between 3 & 9 months - Adults	1,374	2,038	67.4%	53.5%	54.9%
% of FP17s for Band 1 Urgent Courses	195	3,011	6.5%	8.3%	9.0%
% of FP17s Relating to Free Repair or Replacements	13	3,011	0.4%	0.8%	0.7%
% of FP17s Relating to Continuations	19	3,011	0.6%	0.9%	0.8%
% of Patients satisfied with the dentistry they have received	6	6	N/A	92.6%	92.0%
% of Patients satisfied with the time they had to wait for an appointment	6	6	N/A	87.0%	88.1%

\* This is based on patients treated on this contract for their most recent course of treatment. Figures in italics indicate the base number of FP17s or Patient Questionnaire responses are less than 100. N/A is shown where the base number of responses is less than 10 during the period. % is calculated as Quantity/Base number\*100

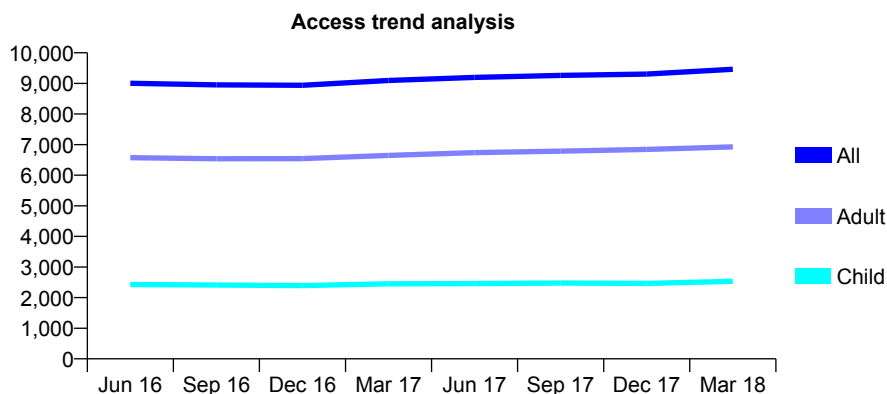
## 7A1 - Vital Signs At a Glance Contract Report for 130206/0002 - Year end March 2018

Name or company name	Dant Y Coed Dental Practice Ltd
Contract type name	GDS Contract
Purpose of contract	General
Contract start date	01/08/2013
Contract end date	

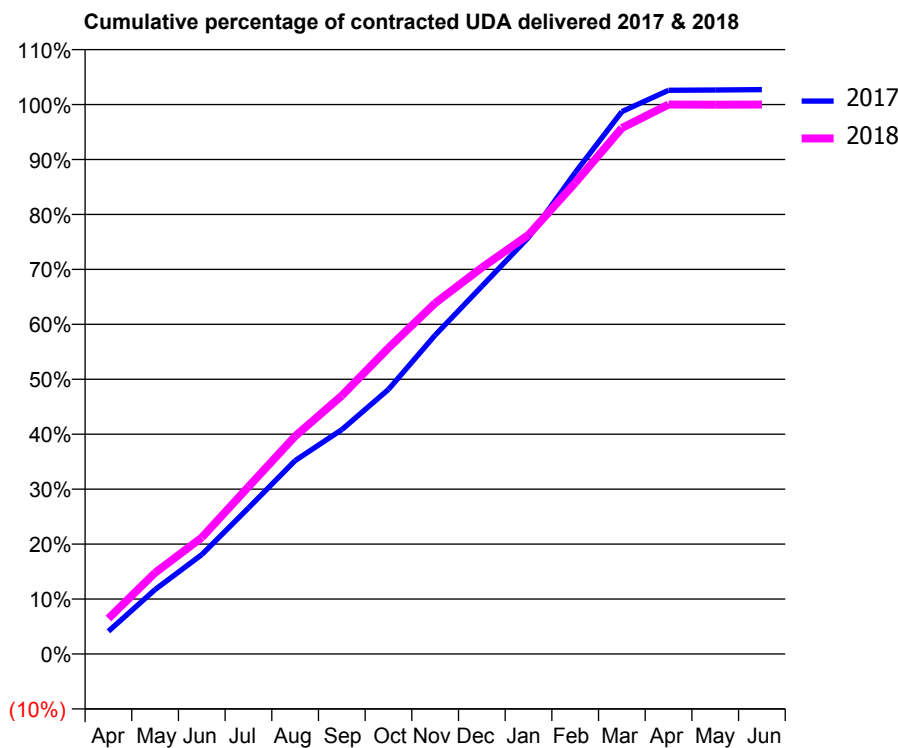
17/18 Contracted general activity (UDA)	29,641
Carry forward general activity (UDA)	-772
17/18 Contracted orthodontic activity (UOA)	0
Carry forward orthodontic activity (UOA)	0
Baseline contract value	£688,087.84

### ACCESS\*

Patients seen in 24 months	Total	Change since previous quarter
Quarter ending March 2017	9,098	
Quarter ending June 2017	9,198	→
Quarter ending September 2017	9,263	→
Quarter ending December 2017	9,304	→
Quarter ending March 2018	9,463	→
<b>Variance since March 2017</b>	<b>4.0%</b>	<b>↑</b>



### ACTIVITY



Month	Adjusted Scheduled Activity (UDA)	
	2017	2018
April	1,144	1,915
May	3,243	4,382
June	5,002	6,283
July	7,348	9,022
August	9,728	11,752
September	11,283	13,936
October	13,314	16,513
November	16,038	18,929
December	18,494	20,839
January	20,961	22,608
February	24,217	25,416
March	27,281	28,374
April	28,355	29,637
May	28,370	29,632
June	28,388	29,637

### QUALITY

	Quantity	Base Number	Contract	LHB	Wales
% of FP17s for the same patient ID Re-attending within 3 months - Children	413	4,265	9.7%	8.1%	10.9%
% of FP17s for the same patient ID Re-attending within 3 months - Adults	1,626	10,861	15.0%	13.6%	16.2%
% of FP17s for the same patient ID Re-attending between 3 & 9 months - Children	2,844	4,265	66.7%	58.3%	59.0%
% of FP17s for the same patient ID Re-attending between 3 & 9 months - Adults	6,673	10,861	61.4%	53.5%	54.9%
% of FP17s for Band 1 Urgent Courses	961	15,193	6.3%	8.3%	9.0%
% of FP17s Relating to Free Repair or Replacements	270	15,193	1.8%	0.8%	0.7%
% of FP17s Relating to Continuations	41	15,193	0.3%	0.9%	0.8%
% of Patients satisfied with the dentistry they have received	17	18	94.4%	92.6%	92.0%
% of Patients satisfied with the time they had to wait for an appointment	17	18	94.4%	87.0%	88.1%

\* This is based on patients treated on this contract for their most recent course of treatment. Figures in italics indicate the base number of FP17s or Patient Questionnaire responses are less than 100. N/A is shown where the base number of responses is less than 10 during the period. % is calculated as Quantity/Base number\*100

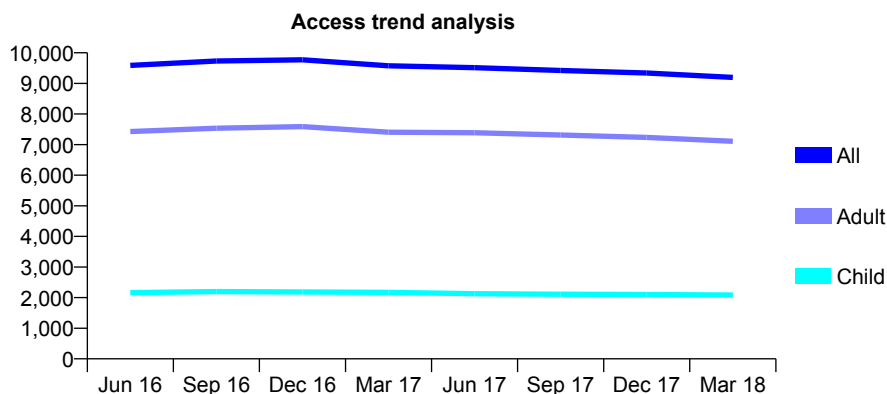
## 7A1 - Vital Signs At a Glance Contract Report for 133825/0001 - Year end March 2018

Name or company name	Queensferry Dental Surgery Limited
Contract type name	GDS Contract
Purpose of contract	General
Contract start date	01/10/2007
Contract end date	

17/18 Contracted general activity (UDA)	28,772
Carry forward general activity (UDA)	-330
17/18 Contracted orthodontic activity (UOA)	0
Carry forward orthodontic activity (UOA)	0
Baseline contract value	£960,221.92

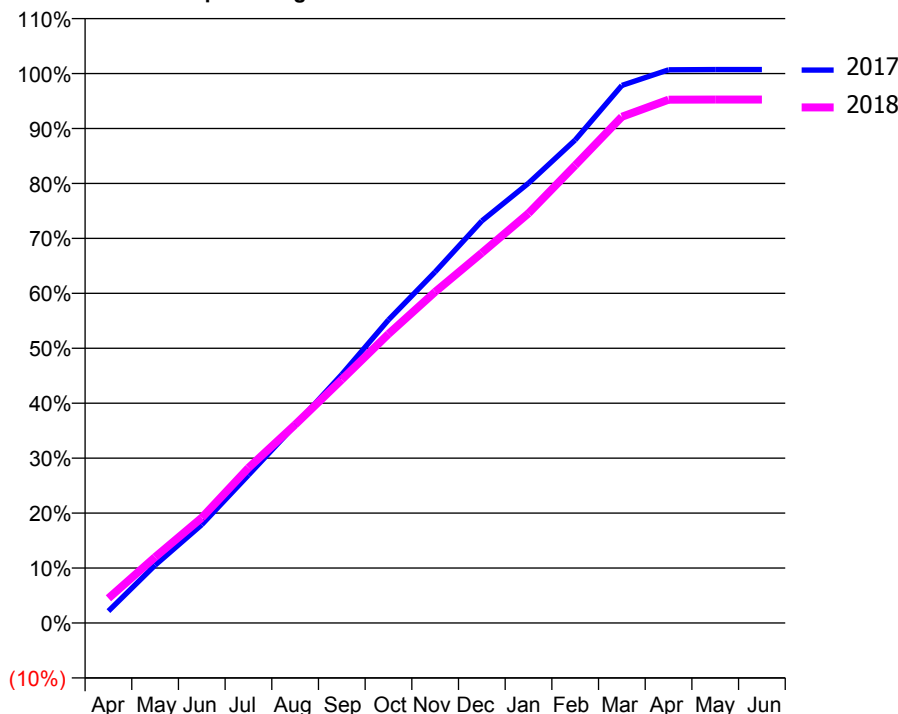
### ACCESS\*

Patients seen in 24 months	Total	Change since previous quarter
Quarter ending March 2017	9,576	
Quarter ending June 2017	9,516	→
Quarter ending September 2017	9,424	→
Quarter ending December 2017	9,338	→
Quarter ending March 2018	9,195	↓
<b>Variance since March 2017</b>	<b>(4.0%)</b>	<b>↓</b>



### ACTIVITY

Cumulative percentage of contracted UDA delivered 2017 & 2018



Month	Adjusted Scheduled Activity (UDA)	
	2017	2018
April	604	1,293
May	2,923	3,455
June	4,972	5,516
July	7,475	8,123
August	10,001	10,385
September	12,563	12,746
October	15,324	15,130
November	17,747	17,338
December	20,320	19,379
January	22,230	21,451
February	24,416	23,963
March	27,169	26,508
April	27,962	27,403
May	27,970	27,406
June	27,970	27,406

### QUALITY

	Quantity	Base Number	Contract	LHB	Wales
% of FP17s for the same patient ID Re-attending within 3 months - Children	145	2,566	5.7%	8.1%	10.9%
% of FP17s for the same patient ID Re-attending within 3 months - Adults	1,323	9,630	13.7%	13.6%	16.2%
% of FP17s for the same patient ID Re-attending between 3 & 9 months - Children	1,295	2,566	50.5%	58.3%	59.0%
% of FP17s for the same patient ID Re-attending between 3 & 9 months - Adults	4,974	9,630	51.7%	53.5%	54.9%
% of FP17s for Band 1 Urgent Courses	1,153	12,279	9.4%	8.3%	9.0%
% of FP17s Relating to Free Repair or Replacements	56	12,279	0.5%	0.8%	0.7%
% of FP17s Relating to Continuations	135	12,279	1.1%	0.9%	0.8%
% of Patients satisfied with the dentistry they have received	16	17	94.1%	92.6%	92.0%
% of Patients satisfied with the time they had to wait for an appointment	16	17	94.1%	87.0%	88.1%

\* This is based on patients treated on this contract for their most recent course of treatment. Figures in italics indicate the base number of FP17s or Patient Questionnaire responses are less than 100. N/A is shown where the base number of responses is less than 10 during the period. % is calculated as Quantity/Base number\*100

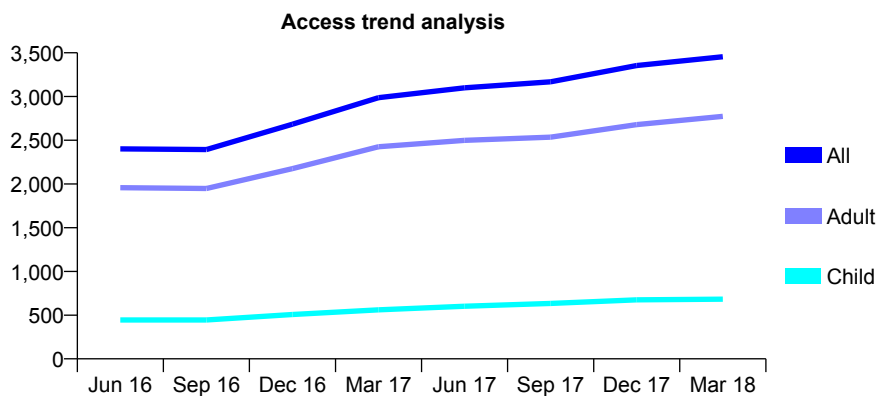
## 7A1 - Vital Signs At a Glance Contract Report for 134147/0002 - Year end March 2018

Name or company name	L Bester
Contract type name	GDS Contract
Purpose of contract	General
Contract start date	01/12/2009
Contract end date	

17/18 Contracted general activity (UDA)	12,161
Carry forward general activity (UDA)	-459
17/18 Contracted orthodontic activity (UOA)	0
Carry forward orthodontic activity (UOA)	0
Baseline contract value	£284,481.51

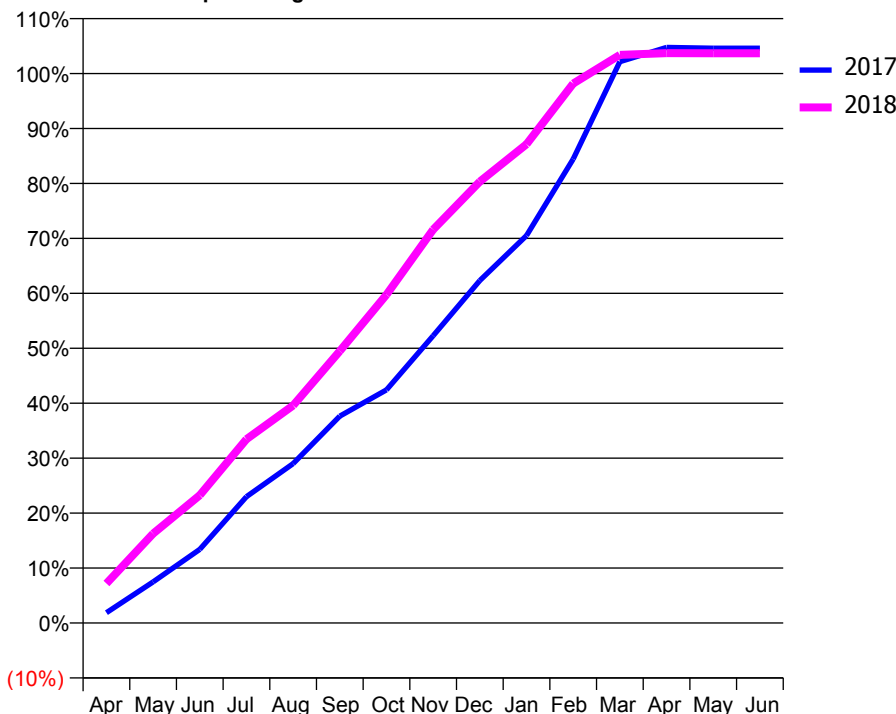
### ACCESS\*

Patients seen in 24 months	Total	Change since previous quarter
Quarter ending March 2017	2,987	
Quarter ending June 2017	3,100	↑
Quarter ending September 2017	3,168	↑
Quarter ending December 2017	3,354	↑
Quarter ending March 2018	3,455	↑
<b>Variance since March 2017</b>	<b>15.7%</b>	<b>↑</b>



### ACTIVITY

Cumulative percentage of contracted UDA delivered 2017 & 2018



Month	Adjusted Scheduled Activity (UDA)	
	2017	2018
April	187	874
May	747	1,977
June	1,338	2,827
July	2,293	4,068
August	2,895	4,816
September	3,757	6,020
October	4,233	7,267
November	5,216	8,706
December	6,218	9,771
January	7,034	10,596
February	8,424	11,939
March	10,193	12,573
April	10,451	12,611
May	10,436	12,608
June	10,436	12,608

### QUALITY

	Quantity	Base Number	Contract	LHB	Wales
% of FP17s for the same patient ID Re-attending within 3 months - Children	42	920	4.6%	8.1%	10.9%
% of FP17s for the same patient ID Re-attending within 3 months - Adults	331	3,451	9.6%	13.6%	16.2%
% of FP17s for the same patient ID Re-attending between 3 & 9 months - Children	470	920	51.1%	58.3%	59.0%
% of FP17s for the same patient ID Re-attending between 3 & 9 months - Adults	1,733	3,451	50.2%	53.5%	54.9%
% of FP17s for Band 1 Urgent Courses	246	4,312	5.7%	8.3%	9.0%
% of FP17s Relating to Free Repair or Replacements	25	4,312	0.6%	0.8%	0.7%
% of FP17s Relating to Continuations	30	4,312	0.7%	0.9%	0.8%
% of Patients satisfied with the dentistry they have received	9	11	81.8%	92.6%	92.0%
% of Patients satisfied with the time they had to wait for an appointment	11	11	100.0%	87.0%	88.1%

\* This is based on patients treated on this contract for their most recent course of treatment. Figures in italics indicate the base number of FP17s or Patient Questionnaire responses are less than 100. N/A is shown where the base number of responses is less than 10 during the period. % is calculated as Quantity/Base number\*100

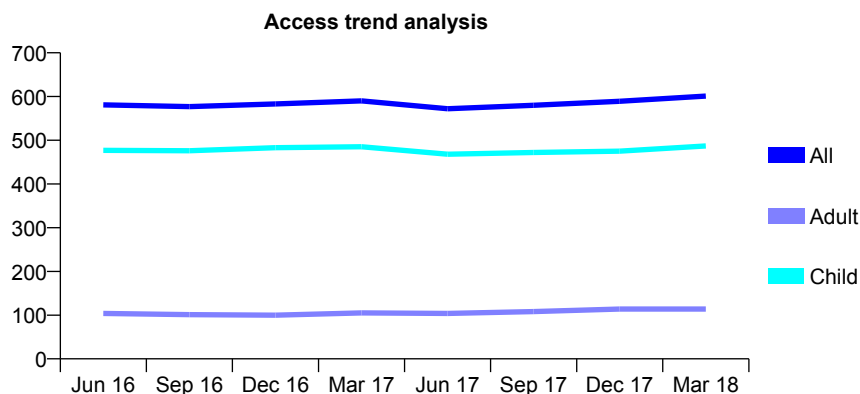
## 7A1 - Vital Signs At a Glance Contract Report for 137413/0001 - Year end March 2018

Name or company name	Mr B R Dean
Contract type name	GDS Contract
Purpose of contract	General
Contract start date	27/05/2014
Contract end date	

17/18 Contracted general activity (UDA)	1,404
Carry forward general activity (UDA)	25
17/18 Contracted orthodontic activity (UOA)	0
Carry forward orthodontic activity (UOA)	0
Baseline contract value	£33,831.93

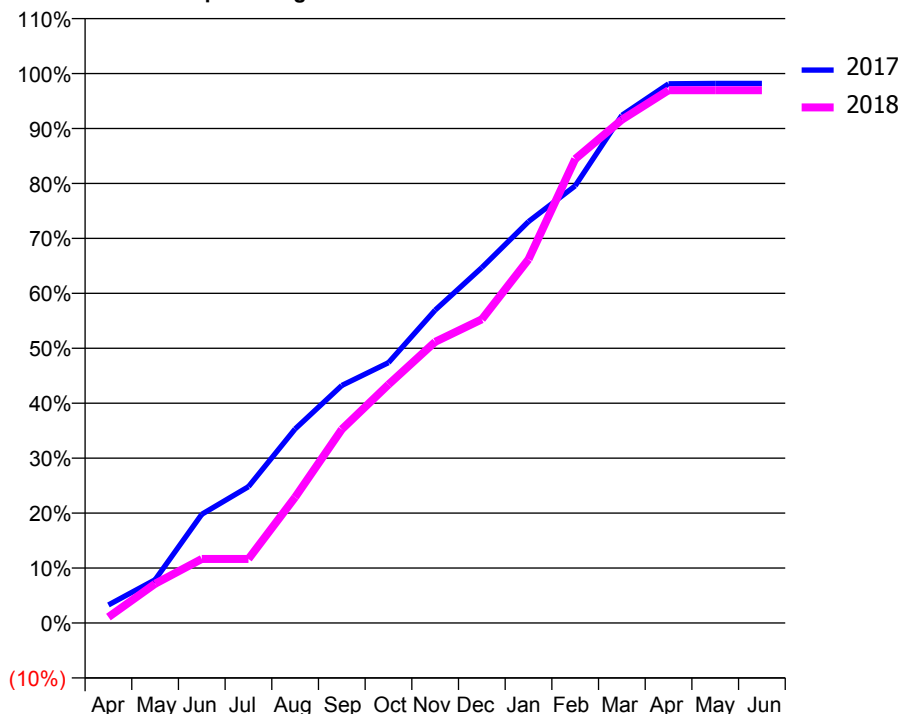
### ACCESS\*

Patients seen in 24 months	Total	Change since previous quarter
Quarter ending March 2017	590	
Quarter ending June 2017	572	↓
Quarter ending September 2017	580	→
Quarter ending December 2017	589	→
Quarter ending March 2018	601	↑
<b>Variance since March 2017</b>	1.9%	→



### ACTIVITY

Cumulative percentage of contracted UDA delivered 2017 & 2018



Month	Adjusted Scheduled Activity (UDA)	
	2017	2018
April	46	15
May	110	100
June	278	164
July	348	164
August	496	321
September	607	495
October	665	609
November	800	718
December	908	776
January	1,026	929
February	1,117	1,186
March	1,297	1,286
April	1,378	1,361
May	1,379	1,361
June	1,379	1,361

### QUALITY

	Quantity	Base Number	Contract	LHB	Wales
% of FP17s for the same patient ID Re-attending within 3 months - Children	66	838	7.9%	8.1%	10.9%
% of FP17s for the same patient ID Re-attending within 3 months - Adults	10	113	8.8%	13.6%	16.2%
% of FP17s for the same patient ID Re-attending between 3 & 9 months - Children	526	838	62.8%	58.3%	59.0%
% of FP17s for the same patient ID Re-attending between 3 & 9 months - Adults	57	113	50.4%	53.5%	54.9%
% of FP17s for Band 1 Urgent Courses	42	968	4.3%	8.3%	9.0%
% of FP17s Relating to Free Repair or Replacements	0	968	0.0%	0.8%	0.7%
% of FP17s Relating to Continuations	0	968	0.0%	0.9%	0.8%
% of Patients satisfied with the dentistry they have received	0	0	N/A	92.6%	92.0%
% of Patients satisfied with the time they had to wait for an appointment	0	0	N/A	87.0%	88.1%

\* This is based on patients treated on this contract for their most recent course of treatment. Figures in italics indicate the base number of FP17s or Patient Questionnaire responses are less than 100. N/A is shown where the base number of responses is less than 10 during the period. % is calculated as Quantity/Base number\*100

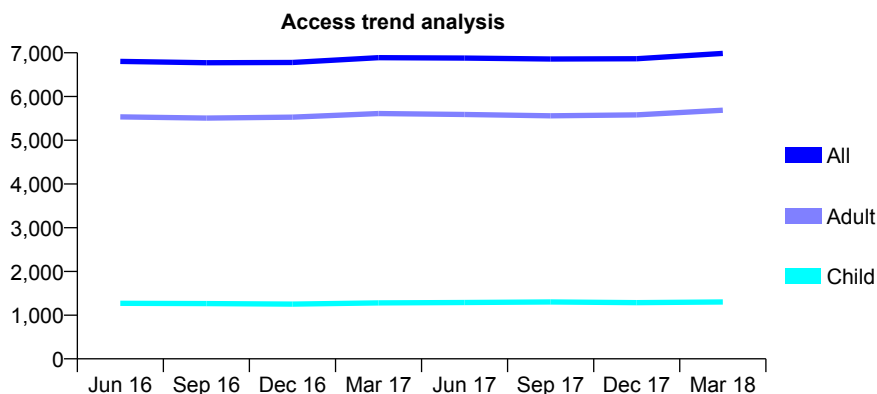
## 7A1 - Vital Signs At a Glance Contract Report for 140481/0001 - Year end March 2018

Name or company name	The Hollies Dental Practice Partnership
Contract type name	GDS Contract
Purpose of contract	General
Contract start date	01/04/2011
Contract end date	

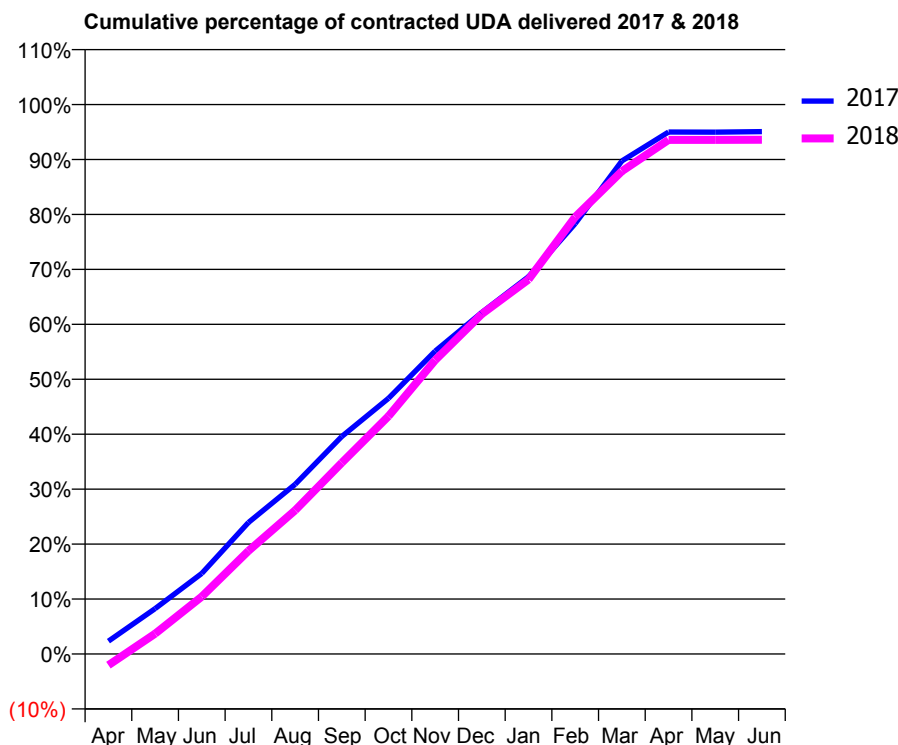
17/18 Contracted general activity (UDA)	21,936
Carry forward general activity (UDA)	1,155
17/18 Contracted orthodontic activity (UOA)	0
Carry forward orthodontic activity (UOA)	0
Baseline contract value	£603,963.92

### ACCESS\*

Patients seen in 24 months	Total	Change since previous quarter
Quarter ending March 2017	6,888	
Quarter ending June 2017	6,879	→
Quarter ending September 2017	6,859	→
Quarter ending December 2017	6,864	→
Quarter ending March 2018	6,987	→
<b>Variance since March 2017</b>	<b>1.4%</b>	<b>→</b>



### ACTIVITY



Month	Adjusted Scheduled Activity (UDA)	
	2017	2018
April	547	-450
May	1,937	814
June	3,435	2,294
July	5,608	4,118
August	7,239	5,736
September	9,276	7,637
October	10,903	9,493
November	12,920	11,728
December	14,566	13,571
January	16,090	14,949
February	18,357	17,446
March	21,026	19,273
April	22,260	20,523
May	22,258	20,523
June	22,281	20,527

### QUALITY

	Quantity	Base Number	Contract	LHB	Wales
% of FP17s for the same patient ID Re-attending within 3 months - Children	130	2,091	6.2%	8.1%	10.9%
% of FP17s for the same patient ID Re-attending within 3 months - Adults	930	8,638	10.8%	13.6%	16.2%
% of FP17s for the same patient ID Re-attending between 3 & 9 months - Children	1,317	2,091	63.0%	58.3%	59.0%
% of FP17s for the same patient ID Re-attending between 3 & 9 months - Adults	5,449	8,638	63.1%	53.5%	54.9%
% of FP17s for Band 1 Urgent Courses	384	10,780	3.6%	8.3%	9.0%
% of FP17s Relating to Free Repair or Replacements	75	10,780	0.7%	0.8%	0.7%
% of FP17s Relating to Continuations	28	10,780	0.3%	0.9%	0.8%
% of Patients satisfied with the dentistry they have received	21	21	100.0%	92.6%	92.0%
% of Patients satisfied with the time they had to wait for an appointment	20	21	95.2%	87.0%	88.1%

\* This is based on patients treated on this contract for their most recent course of treatment. Figures in italics indicate the base number of FP17s or Patient Questionnaire responses are less than 100. N/A is shown where the base number of responses is less than 10 during the period. % is calculated as Quantity/Base number\*100

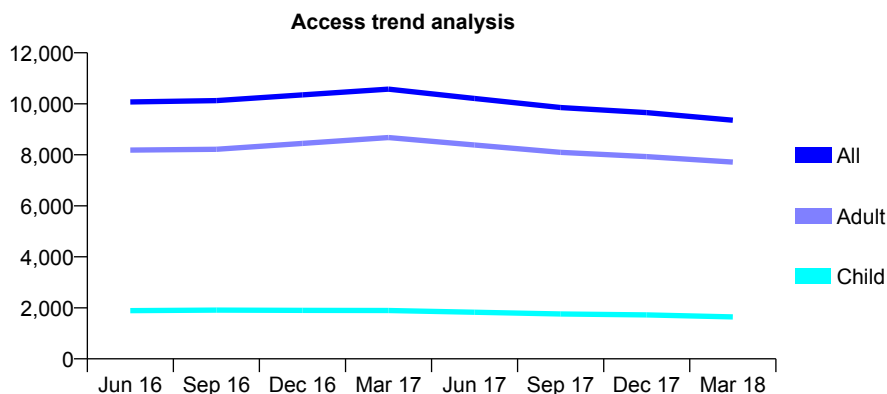
## 7A1 - Vital Signs At a Glance Contract Report for 141186/0001 - Year end March 2018

Name or company name	Mostyn House Dental Practice Partnership
Contract type name	GDS Contract
Purpose of contract	General
Contract start date	01/08/2009
Contract end date	

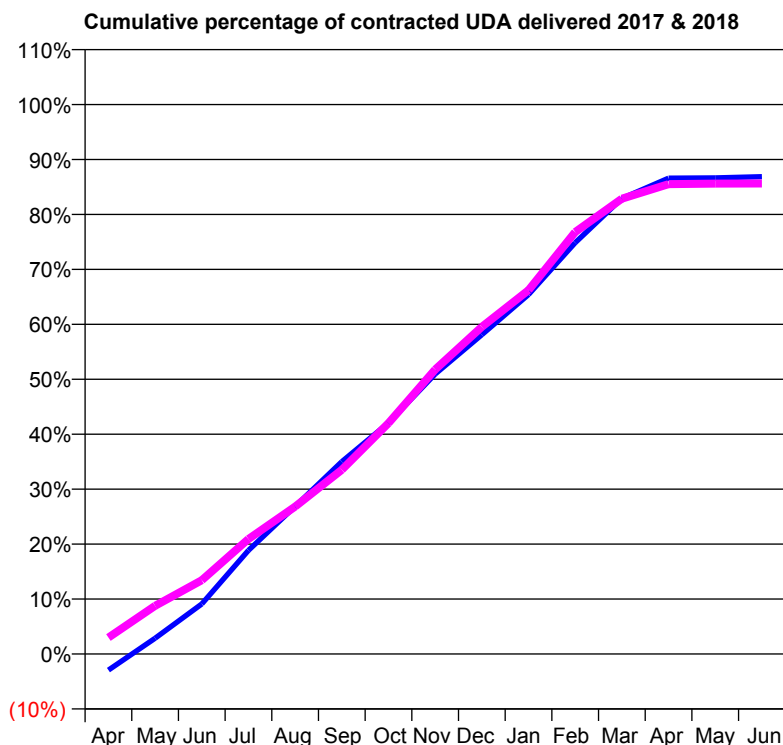
17/18 Contracted general activity (UDA)	28,000
Carry forward general activity (UDA)	0
17/18 Contracted orthodontic activity (UOA)	0
Carry forward orthodontic activity (UOA)	0
Baseline contract value	£722,680.00

### ACCESS\*

Patients seen in 24 months	Total	Change since previous quarter
Quarter ending March 2017	10,577	
Quarter ending June 2017	10,209	↓
Quarter ending September 2017	9,852	↓
Quarter ending December 2017	9,655	↓
Quarter ending March 2018	9,357	↓
<b>Variance since March 2017</b>	<b>(11.5%)</b>	<b>↓</b>



### ACTIVITY



Month	Adjusted Scheduled Activity (UDA)	
	2017	2018
April	-883	841
May	866	2,454
June	2,742	3,758
July	5,674	5,860
August	8,078	7,509
September	10,523	9,384
October	12,645	11,763
November	15,317	14,494
December	17,468	16,669
January	19,669	18,537
February	22,506	21,504
March	24,929	23,202
April	26,037	23,941
May	26,052	23,966
June	26,121	23,974

### QUALITY

	Quantity	Base Number	Contract	LHB	Wales
% of FP17s for the same patient ID Re-attending within 3 months - Children	97	1,642	5.9%	8.1%	10.9%
% of FP17s for the same patient ID Re-attending within 3 months - Adults	1,187	8,710	13.6%	13.6%	16.2%
% of FP17s for the same patient ID Re-attending between 3 & 9 months - Children	513	1,642	31.2%	58.3%	59.0%
% of FP17s for the same patient ID Re-attending between 3 & 9 months - Adults	3,593	8,710	41.3%	53.5%	54.9%
% of FP17s for Band 1 Urgent Courses	1,348	10,313	13.1%	8.3%	9.0%
% of FP17s Relating to Free Repair or Replacements	29	10,313	0.3%	0.8%	0.7%
% of FP17s Relating to Continuations	100	10,313	1.0%	0.9%	0.8%
% of Patients satisfied with the dentistry they have received	41	44	93.2%	92.6%	92.0%
% of Patients satisfied with the time they had to wait for an appointment	27	44	61.4%	87.0%	88.1%

\* This is based on patients treated on this contract for their most recent course of treatment. Figures in italics indicate the base number of FP17s or Patient Questionnaire responses are less than 100. N/A is shown where the base number of responses is less than 10 during the period. % is calculated as Quantity/Base number\*100



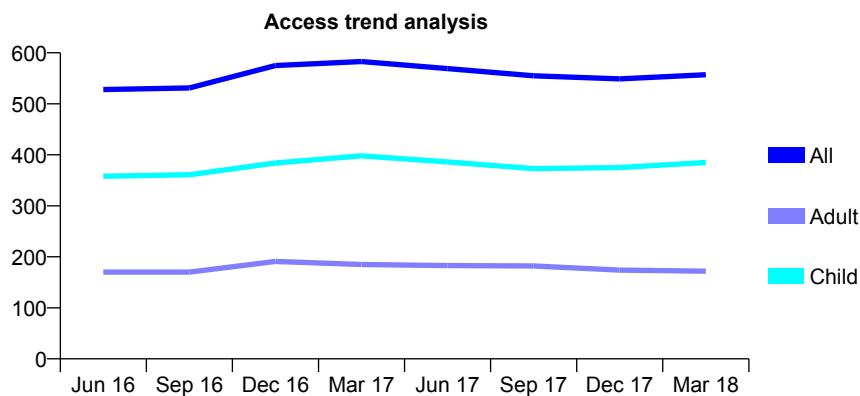
## 7A1 - Vital Signs At a Glance Contract Report for 145688/0001 - Year end March 2018

Name or company name	Mr R Bennett
Contract type name	GDS Contract
Purpose of contract	General
Contract start date	01/03/2011
Contract end date	

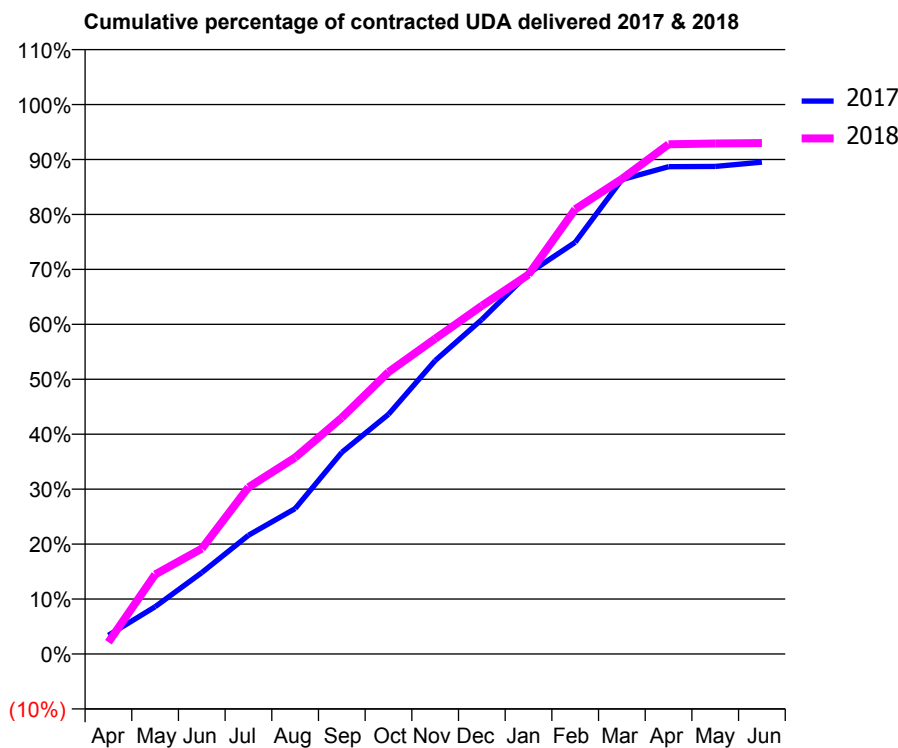
17/18 Contracted general activity (UDA)	1,352
Carry forward general activity (UDA)	0
17/18 Contracted orthodontic activity (UOA)	0
Carry forward orthodontic activity (UOA)	0
Baseline contract value	£32,940.80

### ACCESS\*

Patients seen in 24 months	Total	Change since previous quarter
Quarter ending March 2017	583	
Quarter ending June 2017	569	↓
Quarter ending September 2017	555	↓
Quarter ending December 2017	549	↓
Quarter ending March 2018	557	→
<b>Variance since March 2017</b>	<b>(4.5%)</b>	<b>↓</b>



### ACTIVITY



Month	Adjusted Scheduled Activity (UDA)	
	2017	2018
April	54	29
May	137	196
June	235	259
July	344	410
August	421	483
September	584	582
October	693	694
November	849	776
December	968	857
January	1,101	934
February	1,191	1,094
March	1,373	1,169
April	1,410	1,254
May	1,411	1,256
June	1,423	1,257

### QUALITY

	Quantity	Base Number	Contract	LHB	Wales
% of FP17s for the same patient ID Re-attending within 3 months - Children	27	564	4.8%	8.1%	10.9%
% of FP17s for the same patient ID Re-attending within 3 months - Adults	42	210	20.0%	13.6%	16.2%
% of FP17s for the same patient ID Re-attending between 3 & 9 months - Children	294	564	52.1%	58.3%	59.0%
% of FP17s for the same patient ID Re-attending between 3 & 9 months - Adults	105	210	50.0%	53.5%	54.9%
% of FP17s for Band 1 Urgent Courses	41	804	5.1%	8.3%	9.0%
% of FP17s Relating to Free Repair or Replacements	0	804	0.0%	0.8%	0.7%
% of FP17s Relating to Continuations	0	804	0.0%	0.9%	0.8%
% of Patients satisfied with the dentistry they have received	0	1	N/A	92.6%	92.0%
% of Patients satisfied with the time they had to wait for an appointment	1	1	N/A	87.0%	88.1%

\* This is based on patients treated on this contract for their most recent course of treatment. Figures in italics indicate the base number of FP17s or Patient Questionnaire responses are less than 100. N/A is shown where the base number of responses is less than 10 during the period. % is calculated as Quantity/Base number\*100



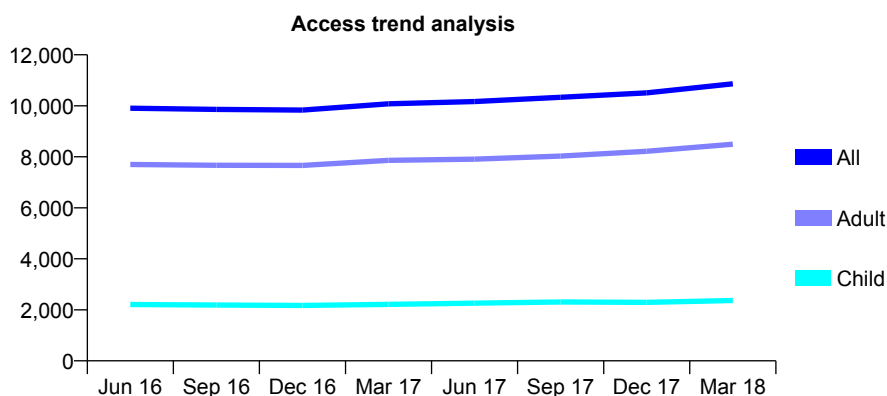
## 7A1 - Vital Signs At a Glance Contract Report for 151912/0001 - Year end March 2018

Name or company name	IJW & GA DOUGLAS LIMITED
Contract type name	GDS Contract
Purpose of contract	General
Contract start date	01/05/2011
Contract end date	

17/18 Contracted general activity (UDA)	31,372
Carry forward general activity (UDA)	495
17/18 Contracted orthodontic activity (UOA)	0
Carry forward orthodontic activity (UOA)	0
Baseline contract value	£800,840.10

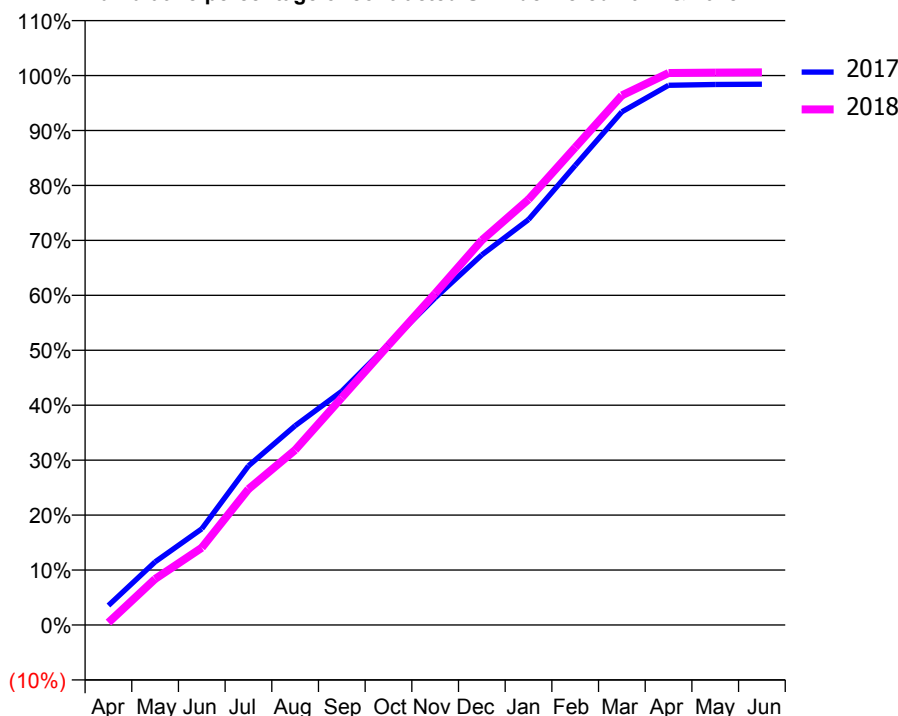
### ACCESS\*

Patients seen in 24 months	Total	Change since previous quarter
Quarter ending March 2017	10,079	
Quarter ending June 2017	10,167	→
Quarter ending September 2017	10,337	→
Quarter ending December 2017	10,507	→
Quarter ending March 2018	10,861	↑
<b>Variance since March 2017</b>	<b>7.8%</b>	<b>↑</b>



### ACTIVITY

Cumulative percentage of contracted UDA delivered 2017 & 2018



Month	Adjusted Scheduled Activity (UDA)	
	2017	2018
April	1,113	142
May	3,602	2,630
June	5,493	4,409
July	9,088	7,760
August	11,378	9,990
September	13,346	12,987
October	16,025	15,974
November	18,681	18,932
December	21,128	21,964
January	23,147	24,299
February	26,237	27,268
March	29,298	30,234
April	30,817	31,512
May	30,858	31,539
June	30,877	31,548

### QUALITY

	Quantity	Base Number	Contract	LHB	Wales
% of FP17s for the same patient ID Re-attending within 3 months - Children	216	3,146	6.9%	8.1%	10.9%
% of FP17s for the same patient ID Re-attending within 3 months - Adults	1,393	10,875	12.8%	13.6%	16.2%
% of FP17s for the same patient ID Re-attending between 3 & 9 months - Children	1,448	3,146	46.0%	58.3%	59.0%
% of FP17s for the same patient ID Re-attending between 3 & 9 months - Adults	4,697	10,875	43.2%	53.5%	54.9%
% of FP17s for Band 1 Urgent Courses	817	14,017	5.8%	8.3%	9.0%
% of FP17s Relating to Free Repair or Replacements	145	14,017	1.0%	0.8%	0.7%
% of FP17s Relating to Continuations	133	14,017	0.9%	0.9%	0.8%
% of Patients satisfied with the dentistry they have received	28	30	93.3%	92.6%	92.0%
% of Patients satisfied with the time they had to wait for an appointment	26	30	86.7%	87.0%	88.1%

\* This is based on patients treated on this contract for their most recent course of treatment. Figures in italics indicate the base number of FP17s or Patient Questionnaire responses are less than 100. N/A is shown where the base number of responses is less than 10 during the period. % is calculated as Quantity/Base number\*100

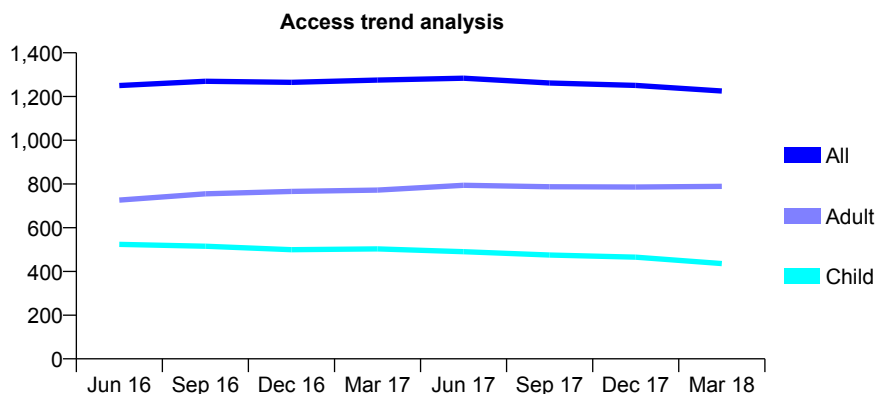
## 7A1 - Vital Signs At a Glance Contract Report for 154423/0001 - Year end March 2018

Name or company name	Rhos Road Dental Practice Partnership
Contract type name	GDS Contract
Purpose of contract	General
Contract start date	01/12/2012
Contract end date	

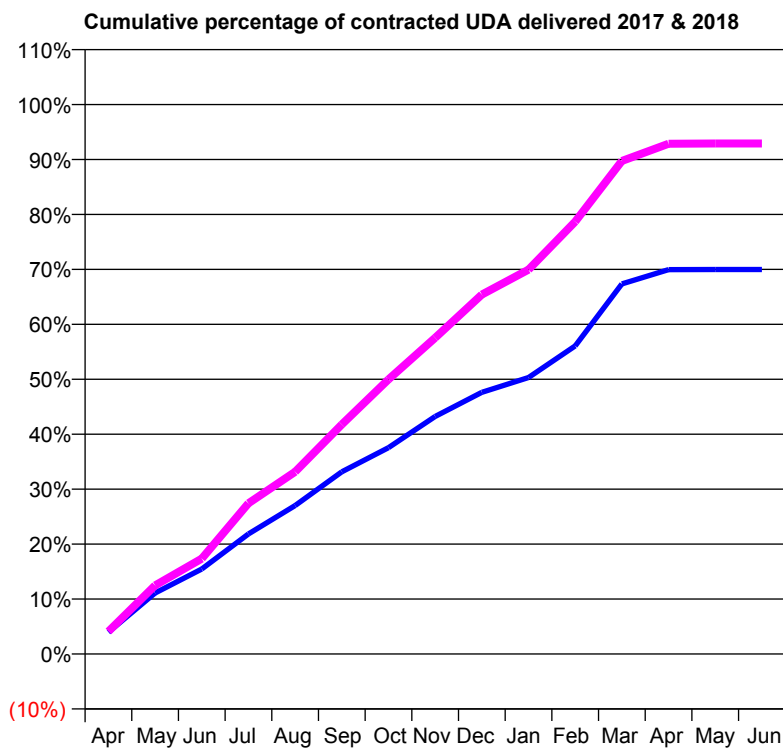
17/18 Contracted general activity (UDA)	3,836
Carry forward general activity (UDA)	0
17/18 Contracted orthodontic activity (UOA)	0
Carry forward orthodontic activity (UOA)	0
Baseline contract value	£97,481.61

### ACCESS\*

Patients seen in 24 months	Total	Change since previous quarter
Quarter ending March 2017	1,275	
Quarter ending June 2017	1,284	→
Quarter ending September 2017	1,262	↓
Quarter ending December 2017	1,251	→
Quarter ending March 2018	1,225	↓
<b>Variance since March 2017</b>	<b>(3.9%)</b>	<b>↓</b>



### ACTIVITY



Month	Adjusted Scheduled Activity (UDA)	
	2017	2018
April	217	157
May	606	479
June	845	666
July	1,195	1,052
August	1,477	1,272
September	1,812	1,602
October	2,051	1,918
November	2,362	2,207
December	2,602	2,509
January	2,749	2,683
February	3,063	3,018
March	3,680	3,442
April	3,822	3,562
May	3,824	3,564
June	3,824	3,564

### QUALITY

	Quantity	Base Number	Contract	LHB	Wales
% of FP17s for the same patient ID Re-attending within 3 months - Children	44	648	6.8%	8.1%	10.9%
% of FP17s for the same patient ID Re-attending within 3 months - Adults	230	1,326	17.3%	13.6%	16.2%
% of FP17s for the same patient ID Re-attending between 3 & 9 months - Children	352	648	54.3%	58.3%	59.0%
% of FP17s for the same patient ID Re-attending between 3 & 9 months - Adults	752	1,326	56.7%	53.5%	54.9%
% of FP17s for Band 1 Urgent Courses	103	1,954	5.3%	8.3%	9.0%
% of FP17s Relating to Free Repair or Replacements	7	1,954	0.4%	0.8%	0.7%
% of FP17s Relating to Continuations	47	1,954	2.4%	0.9%	0.8%
% of Patients satisfied with the dentistry they have received	0	0	N/A	92.6%	92.0%
% of Patients satisfied with the time they had to wait for an appointment	0	0	N/A	87.0%	88.1%

\* This is based on patients treated on this contract for their most recent course of treatment. Figures in italics indicate the base number of FP17s or Patient Questionnaire responses are less than 100. N/A is shown where the base number of responses is less than 10 during the period. % is calculated as Quantity/Base number\*100

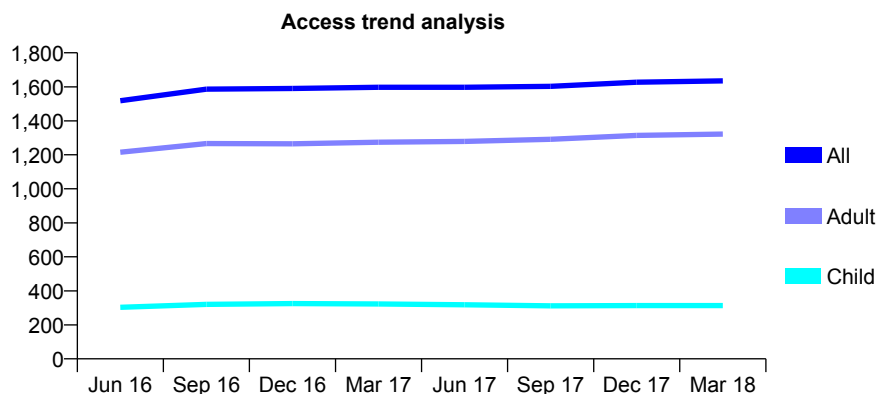
## 7A1 - Vital Signs At a Glance Contract Report for 154733/0001 - Year end March 2018

Name or company name	ALS (Dental Surgeon) Ltd
Contract type name	GDS Contract
Purpose of contract	General
Contract start date	01/01/2015
Contract end date	

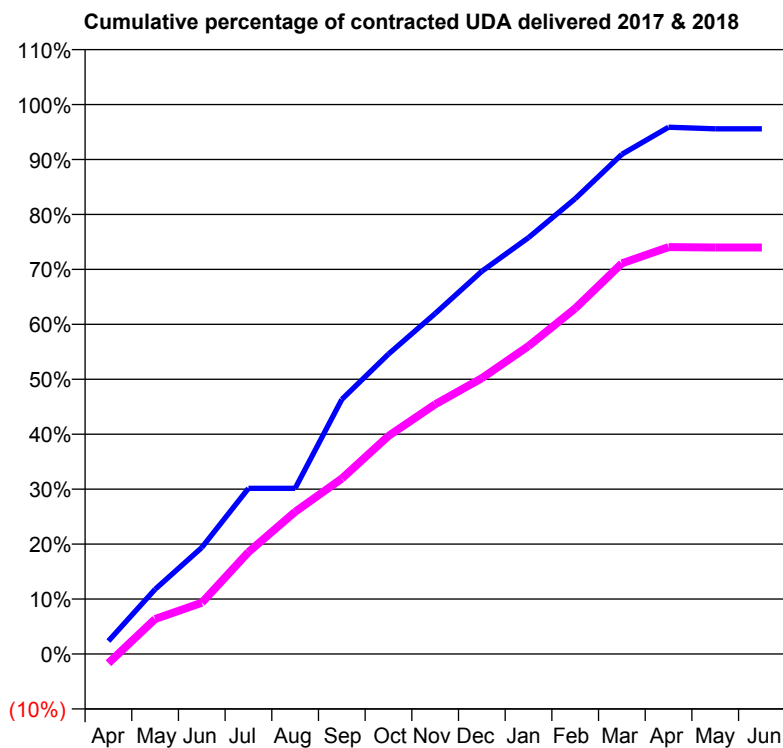
17/18 Contracted general activity (UDA)	5,817
Carry forward general activity (UDA)	258
17/18 Contracted orthodontic activity (UOA)	0
Carry forward orthodontic activity (UOA)	0
Baseline contract value	£144,170.75

### ACCESS\*

Patients seen in 24 months	Total	Change since previous quarter
Quarter ending March 2017	1,597	
Quarter ending June 2017	1,597	→
Quarter ending September 2017	1,603	→
Quarter ending December 2017	1,627	→
Quarter ending March 2018	1,635	→
<b>Variance since March 2017</b>	<b>2.4%</b>	<b>↑</b>



### ACTIVITY



Month	Adjusted Scheduled Activity (UDA)	
	2017	2018
April	138	-98
May	685	370
June	1,127	542
July	1,754	1,079
August	1,754	1,505
September	2,696	1,858
October	3,175	2,308
November	3,604	2,643
December	4,053	2,920
January	4,408	3,260
February	4,820	3,658
March	5,290	4,136
April	5,576	4,308
May	5,560	4,304
June	5,559	4,304

### QUALITY

	Quantity	Base Number	Contract	LHB	Wales
% of FP17s for the same patient ID Re-attending within 3 months - Children	24	492	4.9%	8.1%	10.9%
% of FP17s for the same patient ID Re-attending within 3 months - Adults	301	1,944	15.5%	13.6%	16.2%
% of FP17s for the same patient ID Re-attending between 3 & 9 months - Children	318	492	64.6%	58.3%	59.0%
% of FP17s for the same patient ID Re-attending between 3 & 9 months - Adults	830	1,944	42.7%	53.5%	54.9%
% of FP17s for Band 1 Urgent Courses	254	2,401	10.6%	8.3%	9.0%
% of FP17s Relating to Free Repair or Replacements	16	2,401	0.7%	0.8%	0.7%
% of FP17s Relating to Continuations	0	2,401	0.0%	0.9%	0.8%
% of Patients satisfied with the dentistry they have received	1	1	N/A	92.6%	92.0%
% of Patients satisfied with the time they had to wait for an appointment	1	1	N/A	87.0%	88.1%

\* This is based on patients treated on this contract for their most recent course of treatment. Figures in italics indicate the base number of FP17s or Patient Questionnaire responses are less than 100. N/A is shown where the base number of responses is less than 10 during the period. % is calculated as Quantity/Base number\*100

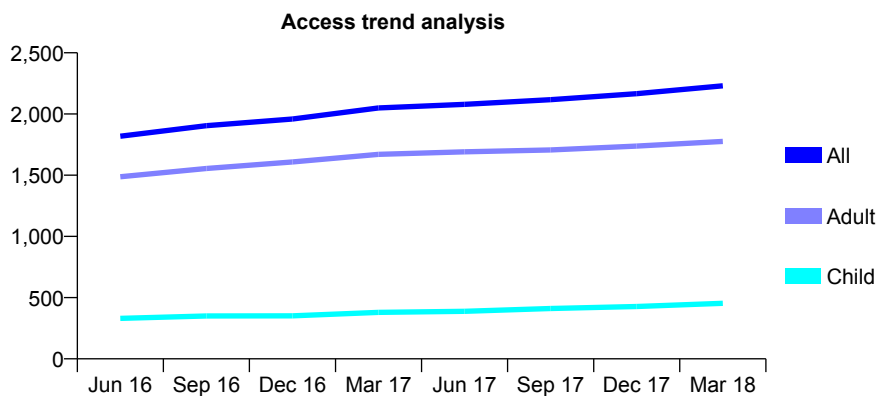
## 7A1 - Vital Signs At a Glance Contract Report for 155373/0001 - Year end March 2018

Name or company name	SC & C Edwards
Contract type name	GDS Contract
Purpose of contract	General
Contract start date	01/08/2013
Contract end date	

17/18 Contracted general activity (UDA)	7,349
Carry forward general activity (UDA)	0
17/18 Contracted orthodontic activity (UOA)	0
Carry forward orthodontic activity (UOA)	0
Baseline contract value	£117,377.99

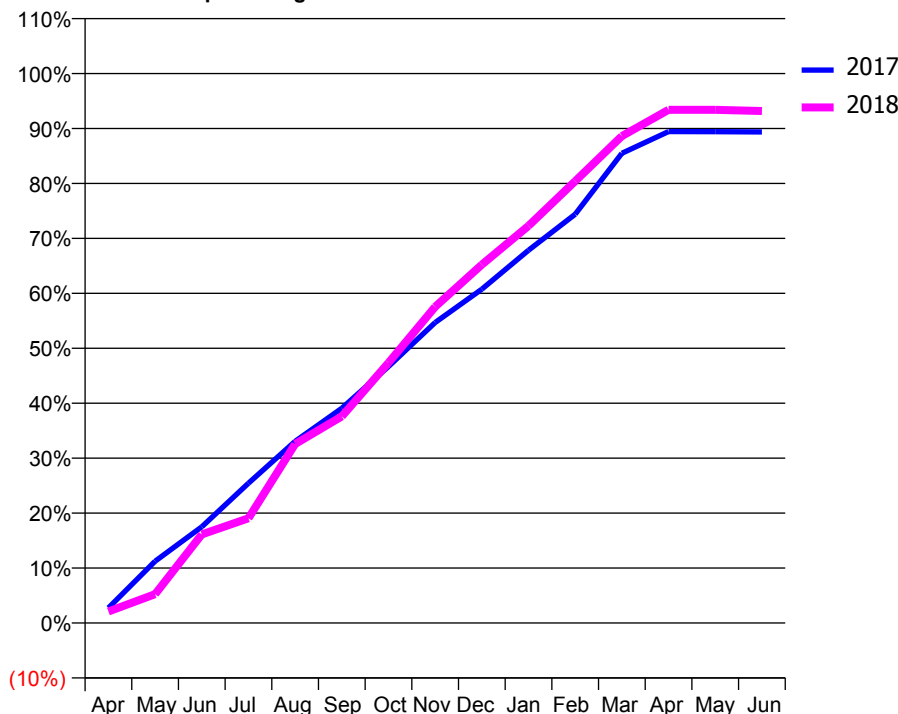
### ACCESS\*

Patients seen in 24 months	Total	Change since previous quarter
Quarter ending March 2017	2,050	
Quarter ending June 2017	2,079	→
Quarter ending September 2017	2,117	→
Quarter ending December 2017	2,166	↑
Quarter ending March 2018	2,230	↑
<b>Variance since March 2017</b>	<b>8.8%</b>	<b>↑</b>



### ACTIVITY

Cumulative percentage of contracted UDA delivered 2017 & 2018



Month	Adjusted Scheduled Activity (UDA)	
	2017	2018
April	212	154
May	870	386
June	1,354	1,185
July	1,968	1,401
August	2,558	2,394
September	3,023	2,763
October	3,611	3,481
November	4,231	4,229
December	4,701	4,794
January	5,249	5,313
February	5,756	5,910
March	6,614	6,512
April	6,919	6,864
May	6,918	6,863
June	6,915	6,848

### QUALITY

	Quantity	Base Number	Contract	LHB	Wales
% of FP17s for the same patient ID Re-attending within 3 months - Children	36	683	5.3%	8.1%	10.9%
% of FP17s for the same patient ID Re-attending within 3 months - Adults	409	2,966	13.8%	13.6%	16.2%
% of FP17s for the same patient ID Re-attending between 3 & 9 months - Children	421	683	61.6%	58.3%	59.0%
% of FP17s for the same patient ID Re-attending between 3 & 9 months - Adults	1,965	2,966	66.3%	53.5%	54.9%
% of FP17s for Band 1 Urgent Courses	171	3,679	4.6%	8.3%	9.0%
% of FP17s Relating to Free Repair or Replacements	56	3,679	1.5%	0.8%	0.7%
% of FP17s Relating to Continuations	19	3,679	0.5%	0.9%	0.8%
% of Patients satisfied with the dentistry they have received	12	12	100.0%	92.6%	92.0%
% of Patients satisfied with the time they had to wait for an appointment	12	12	100.0%	87.0%	88.1%

\* This is based on patients treated on this contract for their most recent course of treatment. Figures in italics indicate the base number of FP17s or Patient Questionnaire responses are less than 100. N/A is shown where the base number of responses is less than 10 during the period. % is calculated as Quantity/Base number\*100

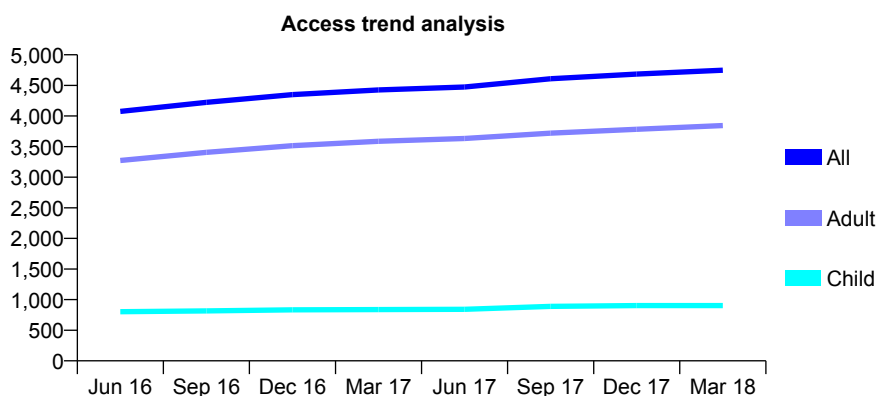
## 7A1 - Vital Signs At a Glance Contract Report for 155640/0001 - Year end March 2018

Name or company name	PR Griffiths
Contract type name	GDS Contract
Purpose of contract	General
Contract start date	31/10/2014
Contract end date	

17/18 Contracted general activity (UDA)	14,028
Carry forward general activity (UDA)	69
17/18 Contracted orthodontic activity (UOA)	0
Carry forward orthodontic activity (UOA)	0
Baseline contract value	£418,094.33

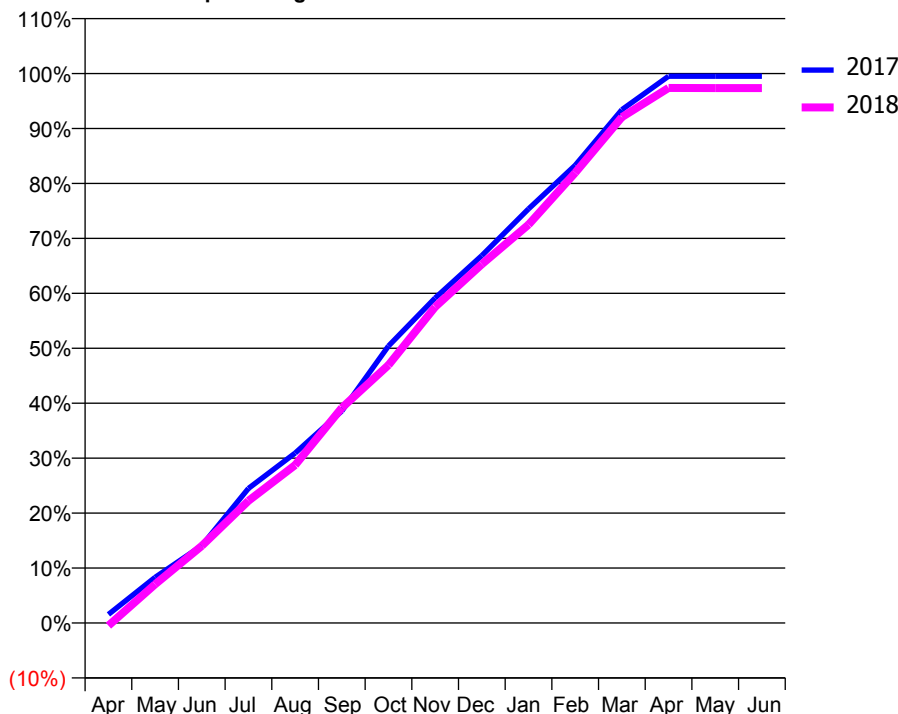
### ACCESS\*

Patients seen in 24 months	Total	Change since previous quarter
Quarter ending March 2017	4,425	
Quarter ending June 2017	4,474	→
Quarter ending September 2017	4,610	↑
Quarter ending December 2017	4,686	→
Quarter ending March 2018	4,748	→
<b>Variance since March 2017</b>	<b>7.3%</b>	<b>↑</b>



### ACTIVITY

Cumulative percentage of contracted UDA delivered 2017 & 2018



Month	Adjusted Scheduled Activity (UDA)	
	2017	2018
April	218	-69
May	1,166	988
June	1,975	1,969
July	3,437	3,119
August	4,338	4,032
September	5,411	5,491
October	7,071	6,585
November	8,297	8,068
December	9,380	9,160
January	10,570	10,171
February	11,684	11,494
March	13,104	12,914
April	13,959	13,658
May	13,959	13,656
June	13,959	13,656

### QUALITY

	Quantity	Base Number	Contract	LHB	Wales
% of FP17s for the same patient ID Re-attending within 3 months - Children	74	1,559	4.7%	8.1%	10.9%
% of FP17s for the same patient ID Re-attending within 3 months - Adults	659	5,852	11.3%	13.6%	16.2%
% of FP17s for the same patient ID Re-attending between 3 & 9 months - Children	1,052	1,559	67.5%	58.3%	59.0%
% of FP17s for the same patient ID Re-attending between 3 & 9 months - Adults	3,247	5,852	55.5%	53.5%	54.9%
% of FP17s for Band 1 Urgent Courses	702	7,384	9.5%	8.3%	9.0%
% of FP17s Relating to Free Repair or Replacements	78	7,384	1.1%	0.8%	0.7%
% of FP17s Relating to Continuations	15	7,384	0.2%	0.9%	0.8%
% of Patients satisfied with the dentistry they have received	11	11	100.0%	92.6%	92.0%
% of Patients satisfied with the time they had to wait for an appointment	11	11	100.0%	87.0%	88.1%

\* This is based on patients treated on this contract for their most recent course of treatment. Figures in italics indicate the base number of FP17s or Patient Questionnaire responses are less than 100. N/A is shown where the base number of responses is less than 10 during the period. % is calculated as Quantity/Base number\*100

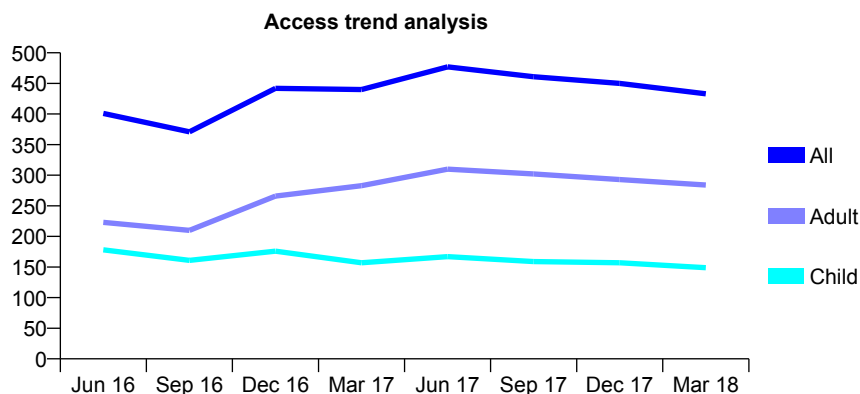
## 7A1 - Vital Signs At a Glance Contract Report for 158194/0028 - Year end March 2018

Name or company name	Denticare Ltd
Contract type name	GDS Contract
Purpose of contract	General
Contract start date	01/03/2011
Contract end date	

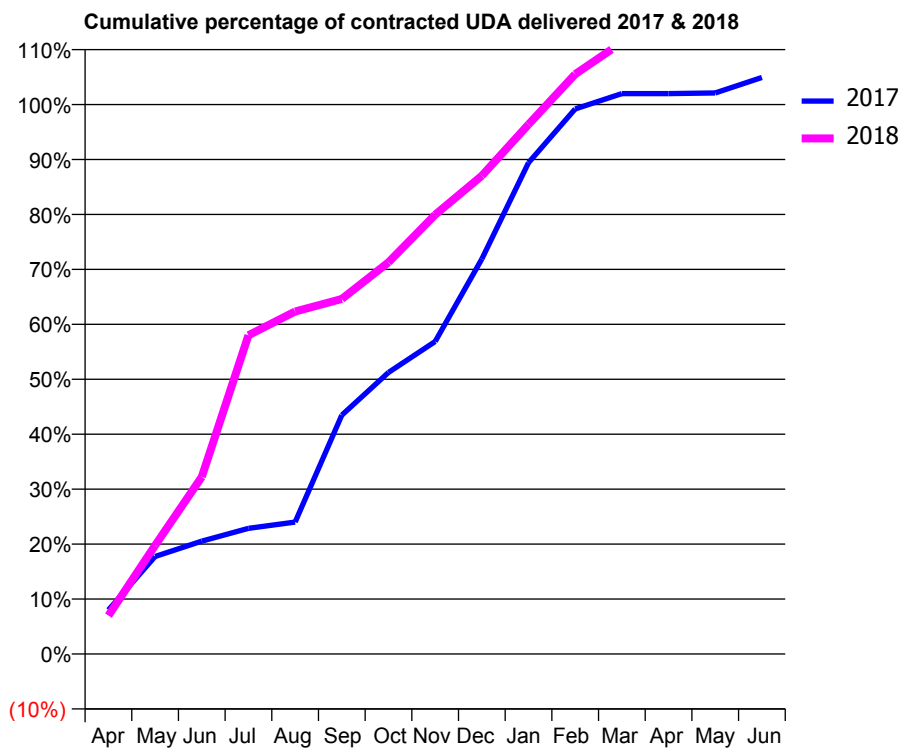
17/18 Contracted general activity (UDA)	1,200
Carry forward general activity (UDA)	-44
17/18 Contracted orthodontic activity (UOA)	0
Carry forward orthodontic activity (UOA)	0
Baseline contract value	£30,312.61

### ACCESS\*

Patients seen in 24 months	Total	Change since previous quarter
Quarter ending March 2017	440	
Quarter ending June 2017	477	↑
Quarter ending September 2017	461	↓
Quarter ending December 2017	450	↓
Quarter ending March 2018	433	↓
<b>Variance since March 2017</b>	<b>(1.6%)</b>	<b>↓</b>



### ACTIVITY



Month	Adjusted Scheduled Activity (UDA)	
	2017	2018
April	72	84
May	160	237
June	185	387
July	206	696
August	216	748
September	391	775
October	461	855
November	512	959
December	647	1,044
January	805	1,156
February	893	1,266
March	918	1,336
April	918	1,356
May	919	1,359
June	944	1,359

### QUALITY

	Quantity	Base Number	Contract	LHB	Wales
% of FP17s for the same patient ID Re-attending within 3 months - Children	21	260	8.1%	8.1%	10.9%
% of FP17s for the same patient ID Re-attending within 3 months - Adults	38	420	9.0%	13.6%	16.2%
% of FP17s for the same patient ID Re-attending between 3 & 9 months - Children	171	260	65.8%	58.3%	59.0%
% of FP17s for the same patient ID Re-attending between 3 & 9 months - Adults	265	420	63.1%	53.5%	54.9%
% of FP17s for Band 1 Urgent Courses	23	674	3.4%	8.3%	9.0%
% of FP17s Relating to Free Repair or Replacements	7	674	1.0%	0.8%	0.7%
% of FP17s Relating to Continuations	14	674	2.1%	0.9%	0.8%
% of Patients satisfied with the dentistry they have received	1	1	N/A	92.6%	92.0%
% of Patients satisfied with the time they had to wait for an appointment	1	1	N/A	87.0%	88.1%

\* This is based on patients treated on this contract for their most recent course of treatment. Figures in italics indicate the base number of FP17s or Patient Questionnaire responses are less than 100. N/A is shown where the base number of responses is less than 10 during the period. % is calculated as Quantity/Base number\*100

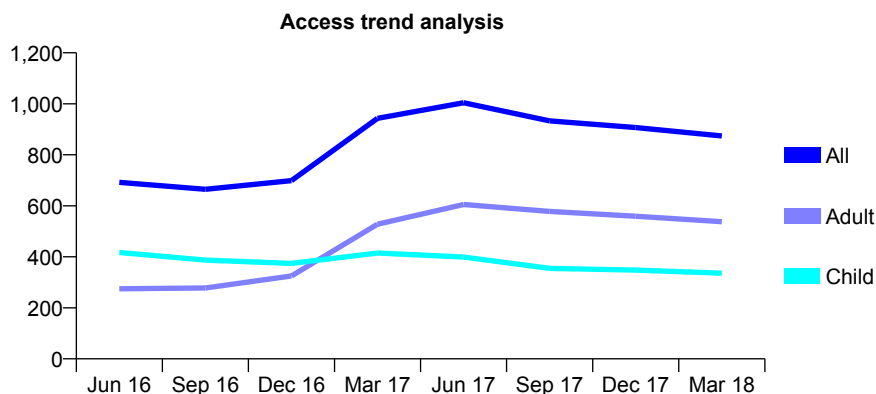
## 7A1 - Vital Signs At a Glance Contract Report for 160679/0001 - Year end March 2018

Name or company name	T Ferguson
Contract type name	GDS Contract
Purpose of contract	General
Contract start date	01/06/2015
Contract end date	

17/18 Contracted general activity (UDA)	2,798
Carry forward general activity (UDA)	0
17/18 Contracted orthodontic activity (UOA)	0
Carry forward orthodontic activity (UOA)	0
Baseline contract value	£66,144.00

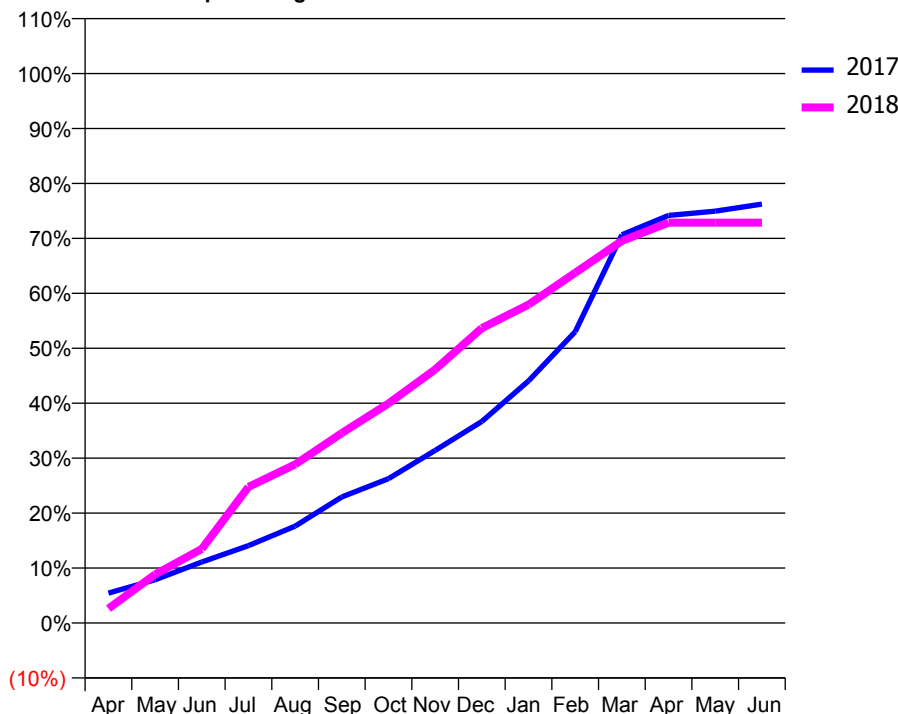
### ACCESS\*

Patients seen in 24 months	Total	Change since previous quarter
Quarter ending March 2017	943	
Quarter ending June 2017	1,004	↑
Quarter ending September 2017	933	↓
Quarter ending December 2017	907	↓
Quarter ending March 2018	874	↓
<b>Variance since March 2017</b>	<b>(7.3%)</b>	<b>↓</b>



### ACTIVITY

Cumulative percentage of contracted UDA delivered 2017 & 2018



Month	Adjusted Scheduled Activity (UDA)	
	2017	2018
April	152	74
May	220	248
June	311	377
July	394	693
August	493	807
September	642	967
October	735	1,118
November	879	1,291
December	1,027	1,502
January	1,233	1,621
February	1,483	1,784
March	1,977	1,946
April	2,075	2,038
May	2,097	2,038
June	2,133	2,038

### QUALITY

	Quantity	Base Number	Contract	LHB	Wales
% of FP17s for the same patient ID Re-attending within 3 months - Children	17	470	3.6%	8.1%	10.9%
% of FP17s for the same patient ID Re-attending within 3 months - Adults	77	640	12.0%	13.6%	16.2%
% of FP17s for the same patient ID Re-attending between 3 & 9 months - Children	303	470	64.5%	58.3%	59.0%
% of FP17s for the same patient ID Re-attending between 3 & 9 months - Adults	347	640	54.2%	53.5%	54.9%
% of FP17s for Band 1 Urgent Courses	37	1,068	3.5%	8.3%	9.0%
% of FP17s Relating to Free Repair or Replacements	3	1,068	0.3%	0.8%	0.7%
% of FP17s Relating to Continuations	2	1,068	0.2%	0.9%	0.8%
% of Patients satisfied with the dentistry they have received	3	3	N/A	92.6%	92.0%
% of Patients satisfied with the time they had to wait for an appointment	2	3	N/A	87.0%	88.1%

\* This is based on patients treated on this contract for their most recent course of treatment. Figures in italics indicate the base number of FP17s or Patient Questionnaire responses are less than 100. N/A is shown where the base number of responses is less than 10 during the period. % is calculated as Quantity/Base number\*100



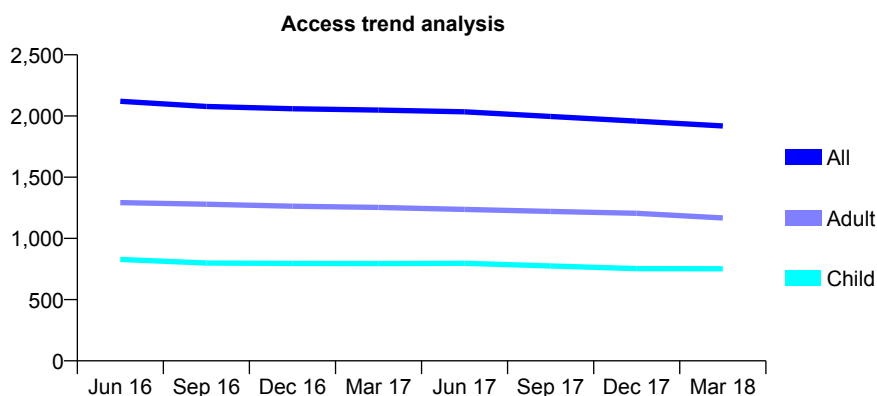
## 7A1 - Vital Signs At a Glance Contract Report for 162302/0001 - Year end March 2018

Name or company name	Connahs Quay Dental Practice Ltd
Contract type name	GDS Contract
Purpose of contract	General
Contract start date	01/01/2010
Contract end date	

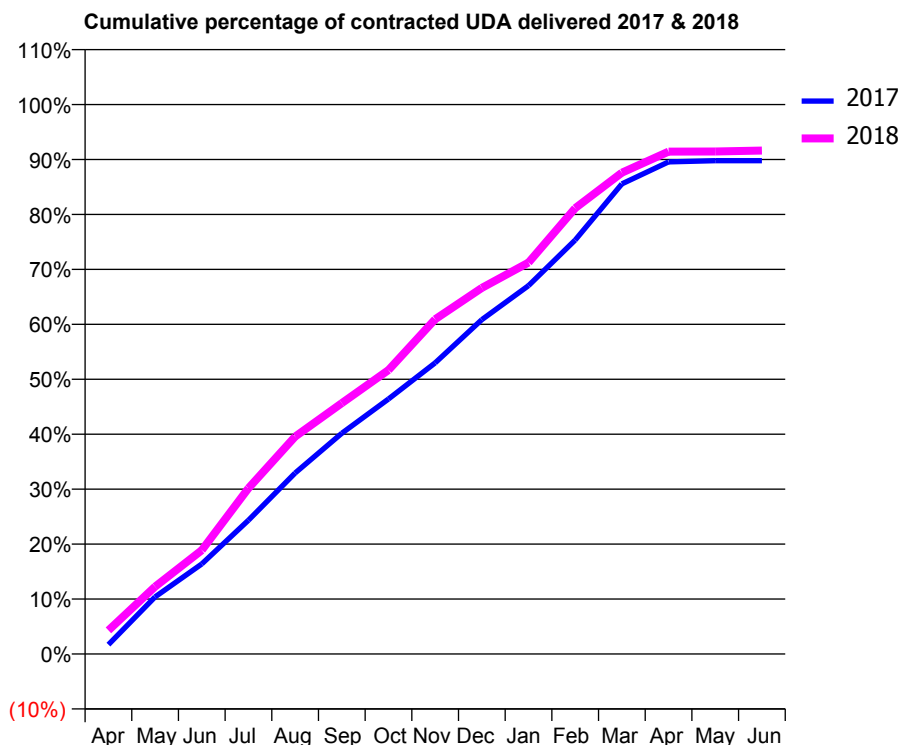
17/18 Contracted general activity (UDA)	6,036
Carry forward general activity (UDA)	0
17/18 Contracted orthodontic activity (UOA)	0
Carry forward orthodontic activity (UOA)	0
Baseline contract value	£107,718.80

### ACCESS\*

Patients seen in 24 months	Total	Change since previous quarter
Quarter ending March 2017	2,048	
Quarter ending June 2017	2,034	→
Quarter ending September 2017	1,996	↓
Quarter ending December 2017	1,958	↓
Quarter ending March 2018	1,919	↓
<b>Variance since March 2017</b>	<b>(6.3%)</b>	↓



### ACTIVITY



Month	Adjusted Scheduled Activity (UDA)	
	2017	2018
April	113	260
May	682	740
June	1,076	1,140
July	1,598	1,822
August	2,160	2,388
September	2,636	2,756
October	3,045	3,120
November	3,475	3,677
December	3,992	4,022
January	4,397	4,300
February	4,942	4,897
March	5,612	5,287
April	5,875	5,518
May	5,889	5,520
June	5,890	5,531

### QUALITY

	Quantity	Base Number	Contract	LHB	Wales
% of FP17s for the same patient ID Re-attending within 3 months - Children	96	1,235	7.8%	8.1%	10.9%
% of FP17s for the same patient ID Re-attending within 3 months - Adults	383	1,854	20.7%	13.6%	16.2%
% of FP17s for the same patient ID Re-attending between 3 & 9 months - Children	826	1,235	66.9%	58.3%	59.0%
% of FP17s for the same patient ID Re-attending between 3 & 9 months - Adults	1,175	1,854	63.4%	53.5%	54.9%
% of FP17s for Band 1 Urgent Courses	94	3,093	3.0%	8.3%	9.0%
% of FP17s Relating to Free Repair or Replacements	43	3,093	1.4%	0.8%	0.7%
% of FP17s Relating to Continuations	52	3,093	1.7%	0.9%	0.8%
% of Patients satisfied with the dentistry they have received	8	9	N/A	92.6%	92.0%
% of Patients satisfied with the time they had to wait for an appointment	8	9	N/A	87.0%	88.1%

\* This is based on patients treated on this contract for their most recent course of treatment. Figures in italics indicate the base number of FP17s or Patient Questionnaire responses are less than 100. N/A is shown where the base number of responses is less than 10 during the period. % is calculated as Quantity/Base number\*100



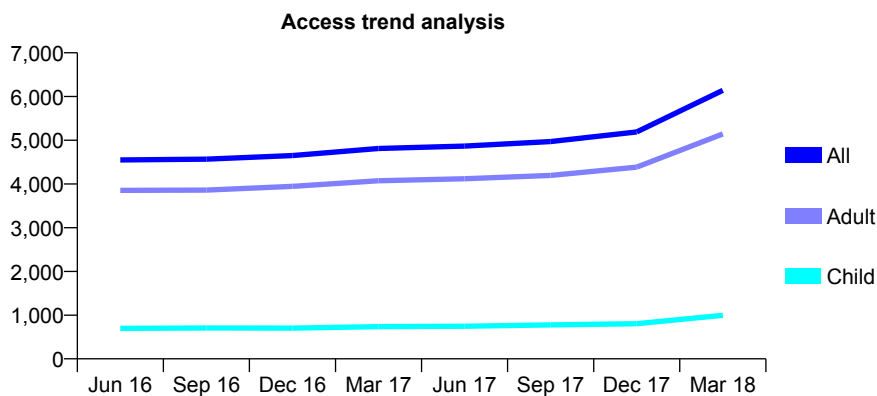
## 7A1 - Vital Signs At a Glance Contract Report for 164542/0001 - Year end March 2018

Name or company name	Coppersun Dental Care Ltd
Contract type name	GDS Contract
Purpose of contract	General
Contract start date	01/11/2009
Contract end date	

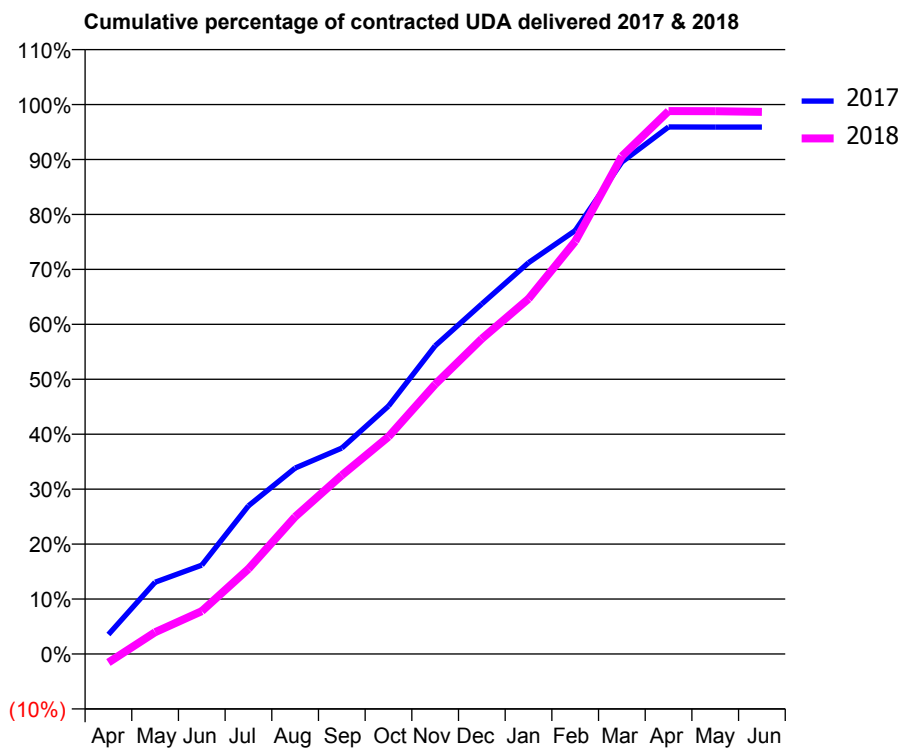
17/18 Contracted general activity (UDA)	17,795
Carry forward general activity (UDA)	672
17/18 Contracted orthodontic activity (UOA)	0
Carry forward orthodontic activity (UOA)	0
Baseline contract value	£374,949.47

### ACCESS\*

Patients seen in 24 months	Total	Change since previous quarter
Quarter ending March 2017	4,811	
Quarter ending June 2017	4,867	→
Quarter ending September 2017	4,969	↑
Quarter ending December 2017	5,189	↑
Quarter ending March 2018	6,141	↑
<b>Variance since March 2017</b>	<b>27.6%</b>	<b>↑</b>



### ACTIVITY



Month	Adjusted Scheduled Activity (UDA)	
	2017	2018
April	581	-277
May	2,140	708
June	2,651	1,387
July	4,421	2,759
August	5,544	4,445
September	6,144	5,788
October	7,394	7,038
November	9,192	8,734
December	10,442	10,209
January	11,672	11,503
February	12,629	13,364
March	14,673	16,120
April	15,719	17,583
May	15,717	17,576
June	15,717	17,558

### QUALITY

	Quantity	Base Number	Contract	LHB	Wales
% of FP17s for the same patient ID Re-attending within 3 months - Children	138	1,512	9.1%	8.1%	10.9%
% of FP17s for the same patient ID Re-attending within 3 months - Adults	1,319	7,643	17.3%	13.6%	16.2%
% of FP17s for the same patient ID Re-attending between 3 & 9 months - Children	811	1,512	53.6%	58.3%	59.0%
% of FP17s for the same patient ID Re-attending between 3 & 9 months - Adults	3,341	7,643	43.7%	53.5%	54.9%
% of FP17s for Band 1 Urgent Courses	673	9,323	7.2%	8.3%	9.0%
% of FP17s Relating to Free Repair or Replacements	100	9,323	1.1%	0.8%	0.7%
% of FP17s Relating to Continuations	63	9,323	0.7%	0.9%	0.8%
% of Patients satisfied with the dentistry they have received	22	23	95.7%	92.6%	92.0%
% of Patients satisfied with the time they had to wait for an appointment	22	23	95.7%	87.0%	88.1%

\* This is based on patients treated on this contract for their most recent course of treatment. Figures in italics indicate the base number of FP17s or Patient Questionnaire responses are less than 100. N/A is shown where the base number of responses is less than 10 during the period. % is calculated as Quantity/Base number\*100

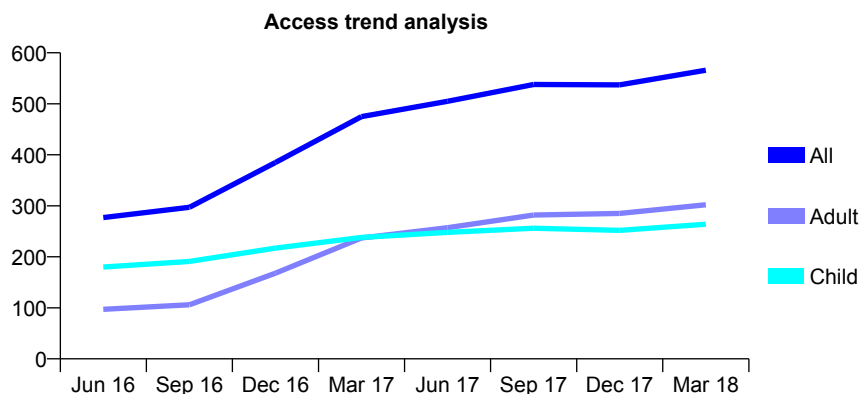
## 7A1 - Vital Signs At a Glance Contract Report for 164577/0001 - Year end March 2018

Name or company name	Entwistle, Williams & Jenkins GDS Contract
Contract type name	GDS Contract
Purpose of contract	General
Contract start date	31/08/2013
Contract end date	

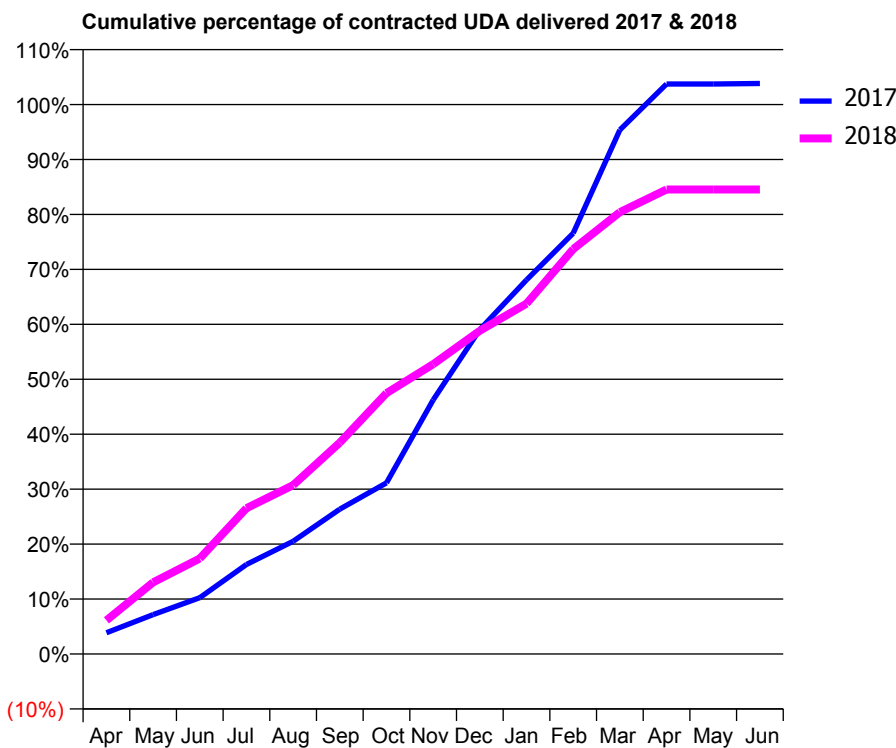
17/18 Contracted general activity (UDA)	1,800
Carry forward general activity (UDA)	-43
17/18 Contracted orthodontic activity (UOA)	0
Carry forward orthodontic activity (UOA)	0
Baseline contract value	£42,004.27

### ACCESS\*

Patients seen in 24 months	Total	Change since previous quarter
Quarter ending March 2017	475	
Quarter ending June 2017	505	↑
Quarter ending September 2017	538	↑
Quarter ending December 2017	537	→
Quarter ending March 2018	566	↑
<b>Variance since March 2017</b>	<b>19.2%</b>	<b>↑</b>



### ACTIVITY



Month	Adjusted Scheduled Activity (UDA)	
	2017	2018
April	44	110
May	81	235
June	117	313
July	185	478
August	233	553
September	299	692
October	354	854
November	525	949
December	671	1,059
January	773	1,148
February	870	1,326
March	1,083	1,447
April	1,178	1,522
May	1,178	1,522
June	1,179	1,522

### QUALITY

	Quantity	Base Number	Contract	LHB	Wales
% of FP17s for the same patient ID Re-attending within 3 months - Children	23	373	6.2%	8.1%	10.9%
% of FP17s for the same patient ID Re-attending within 3 months - Adults	62	393	15.8%	13.6%	16.2%
% of FP17s for the same patient ID Re-attending between 3 & 9 months - Children	215	373	57.6%	58.3%	59.0%
% of FP17s for the same patient ID Re-attending between 3 & 9 months - Adults	168	393	42.7%	53.5%	54.9%
% of FP17s for Band 1 Urgent Courses	69	776	8.9%	8.3%	9.0%
% of FP17s Relating to Free Repair or Replacements	1	776	0.1%	0.8%	0.7%
% of FP17s Relating to Continuations	6	776	0.8%	0.9%	0.8%
% of Patients satisfied with the dentistry they have received	0	0	N/A	92.6%	92.0%
% of Patients satisfied with the time they had to wait for an appointment	0	0	N/A	87.0%	88.1%

\* This is based on patients treated on this contract for their most recent course of treatment. Figures in italics indicate the base number of FP17s or Patient Questionnaire responses are less than 100. N/A is shown where the base number of responses is less than 10 during the period. % is calculated as Quantity/Base number\*100

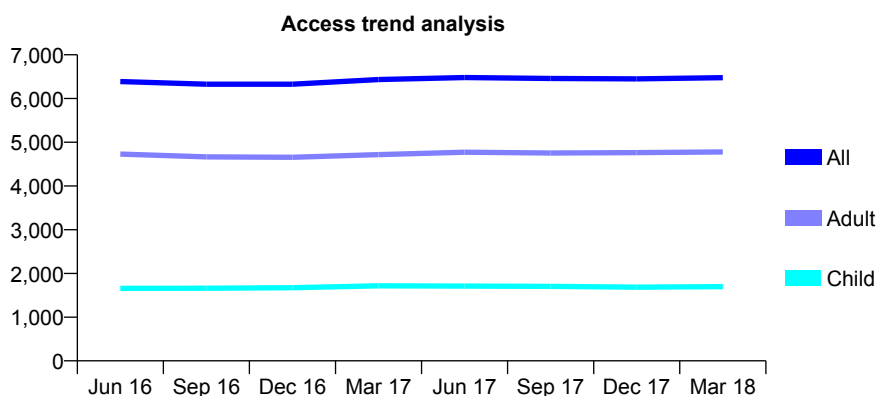
## 7A1 - Vital Signs At a Glance Contract Report for 167096/0002 - Year end March 2018

Name or company name	Longford Road Dental Practice Ltd
Contract type name	GDS Contract
Purpose of contract	General
Contract start date	01/11/2013
Contract end date	

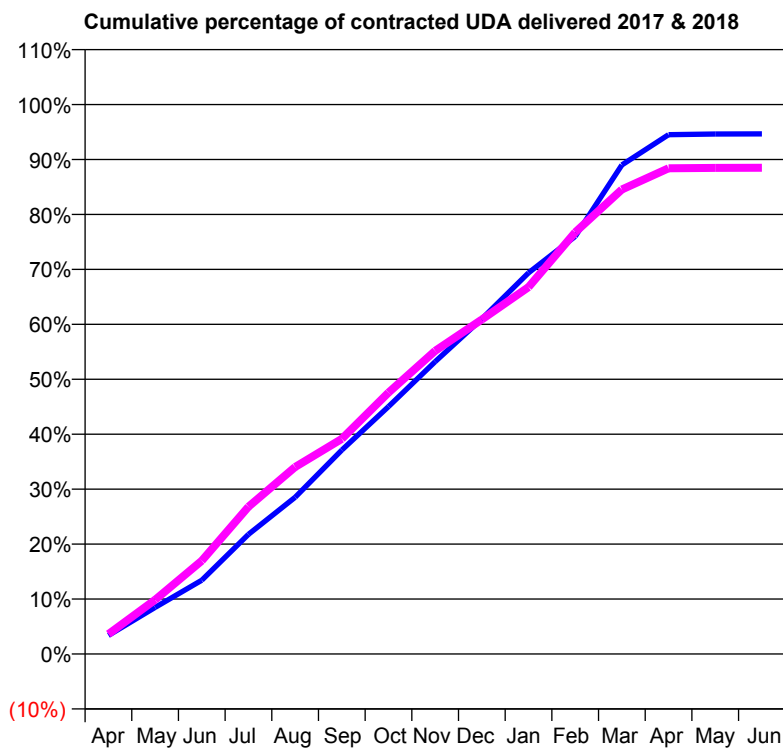
17/18 Contracted general activity (UDA)	23,915
Carry forward general activity (UDA)	0
17/18 Contracted orthodontic activity (UOA)	0
Carry forward orthodontic activity (UOA)	0
Baseline contract value	£513,316.04

### ACCESS\*

Patients seen in 24 months	Total	Change since previous quarter
Quarter ending March 2017	6,433	
Quarter ending June 2017	6,480	→
Quarter ending September 2017	6,459	→
Quarter ending December 2017	6,450	→
Quarter ending March 2018	6,476	→
<b>Variance since March 2017</b>	<b>0.7%</b>	<b>→</b>



### ACTIVITY



Month	Adjusted Scheduled Activity (UDA)	
	2017	2018
April	755	866
May	1,893	2,360
June	2,994	4,061
July	4,860	6,410
August	6,361	8,137
September	8,279	9,362
October	10,046	11,379
November	11,867	13,197
December	13,608	14,559
January	15,472	15,966
February	16,951	18,351
March	19,851	20,214
April	21,078	21,141
May	21,108	21,154
June	21,112	21,164

### QUALITY

	Quantity	Base Number	Contract	LHB	Wales
% of FP17s for the same patient ID Re-attending within 3 months - Children	182	2,953	6.2%	8.1%	10.9%
% of FP17s for the same patient ID Re-attending within 3 months - Adults	1,040	7,584	13.7%	13.6%	16.2%
% of FP17s for the same patient ID Re-attending between 3 & 9 months - Children	2,123	2,953	71.9%	58.3%	59.0%
% of FP17s for the same patient ID Re-attending between 3 & 9 months - Adults	4,180	7,584	55.1%	53.5%	54.9%
% of FP17s for Band 1 Urgent Courses	870	10,384	8.4%	8.3%	9.0%
% of FP17s Relating to Free Repair or Replacements	98	10,384	0.9%	0.8%	0.7%
% of FP17s Relating to Continuations	33	10,384	0.3%	0.9%	0.8%
% of Patients satisfied with the dentistry they have received	16	16	100.0%	92.6%	92.0%
% of Patients satisfied with the time they had to wait for an appointment	15	16	93.8%	87.0%	88.1%

\* This is based on patients treated on this contract for their most recent course of treatment. Figures in italics indicate the base number of FP17s or Patient Questionnaire responses are less than 100. N/A is shown where the base number of responses is less than 10 during the period. % is calculated as Quantity/Base number\*100

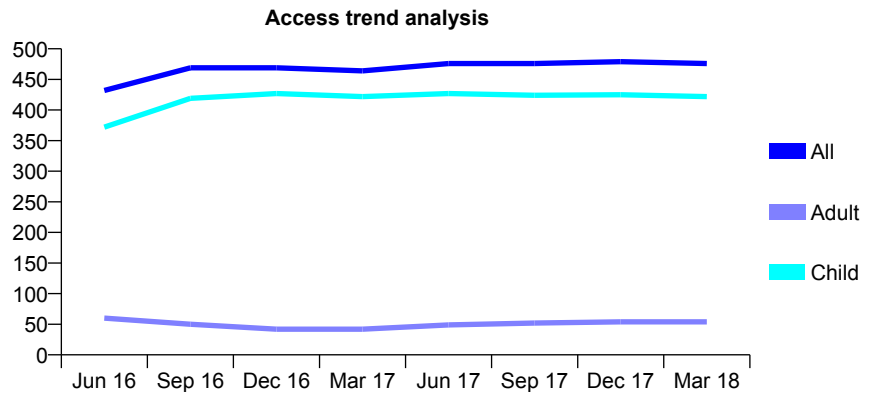
## 7A1 - Vital Signs At a Glance Contract Report for 170003/0001 - Year end March 2018

Name or company name	Meacher & Associates Limited
Contract type name	GDS Contract
Purpose of contract	General
Contract start date	01/06/2010
Contract end date	

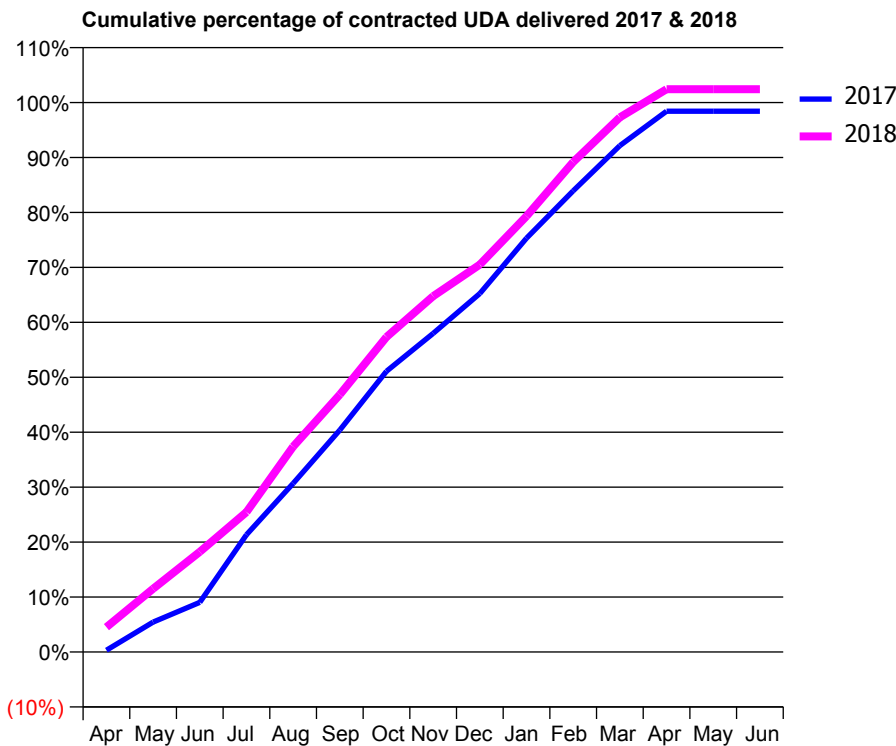
17/18 Contracted general activity (UDA)	975
Carry forward general activity (UDA)	15
17/18 Contracted orthodontic activity (UOA)	0
Carry forward orthodontic activity (UOA)	0
Baseline contract value	£23,337.03

### ACCESS\*

Patients seen in 24 months	Total	Change since previous quarter
Quarter ending March 2017	464	
Quarter ending June 2017	476	↑
Quarter ending September 2017	476	→
Quarter ending December 2017	479	→
Quarter ending March 2018	476	→
<b>Variance since March 2017</b>	<b>2.6%</b>	<b>↑</b>



### ACTIVITY



Month	Adjusted Scheduled Activity (UDA)	
	2017	2018
April	3	44
May	53	112
June	88	178
July	208	248
August	299	365
September	394	457
October	498	559
November	565	631
December	636	687
January	734	773
February	818	869
March	899	949
April	960	999
May	960	999
June	960	999

### QUALITY

	Quantity	Base Number	Contract	LHB	Wales
% of FP17s for the same patient ID Re-attending within 3 months - Children	29	793	3.7%	8.1%	10.9%
% of FP17s for the same patient ID Re-attending within 3 months - Adults	1	1	100.0%	13.6%	16.2%
% of FP17s for the same patient ID Re-attending between 3 & 9 months - Children	582	793	73.4%	58.3%	59.0%
% of FP17s for the same patient ID Re-attending between 3 & 9 months - Adults	0	1	0.0%	53.5%	54.9%
% of FP17s for Band 1 Urgent Courses	13	787	1.7%	8.3%	9.0%
% of FP17s Relating to Free Repair or Replacements	0	787	0.0%	0.8%	0.7%
% of FP17s Relating to Continuations	0	787	0.0%	0.9%	0.8%
% of Patients satisfied with the dentistry they have received	1	1	N/A	92.6%	92.0%
% of Patients satisfied with the time they had to wait for an appointment	1	1	N/A	87.0%	88.1%

\* This is based on patients treated on this contract for their most recent course of treatment. Figures in italics indicate the base number of FP17s or Patient Questionnaire responses are less than 100. N/A is shown where the base number of responses is less than 10 during the period. % is calculated as Quantity/Base number\*100

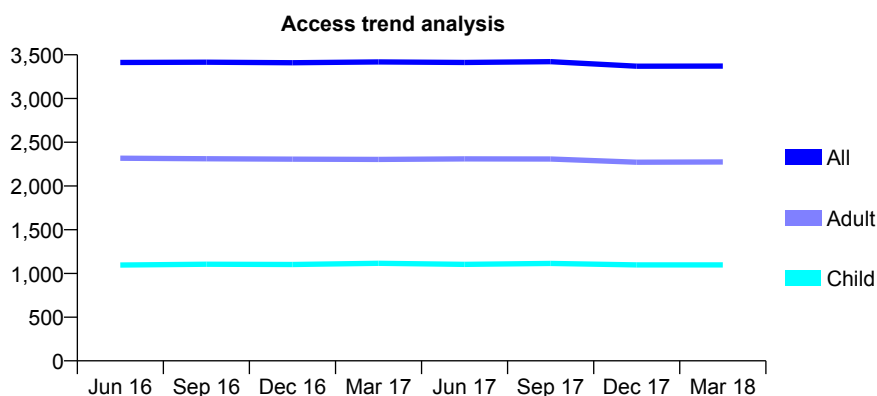
## 7A1 - Vital Signs At a Glance Contract Report for 173185/0001 - Year end March 2018

Name or company name	Deintyddfa Deudraeth Dental Care Ltd.
Contract type name	GDS Contract
Purpose of contract	General and Orthodontic
Contract start date	01/05/2010
Contract end date	

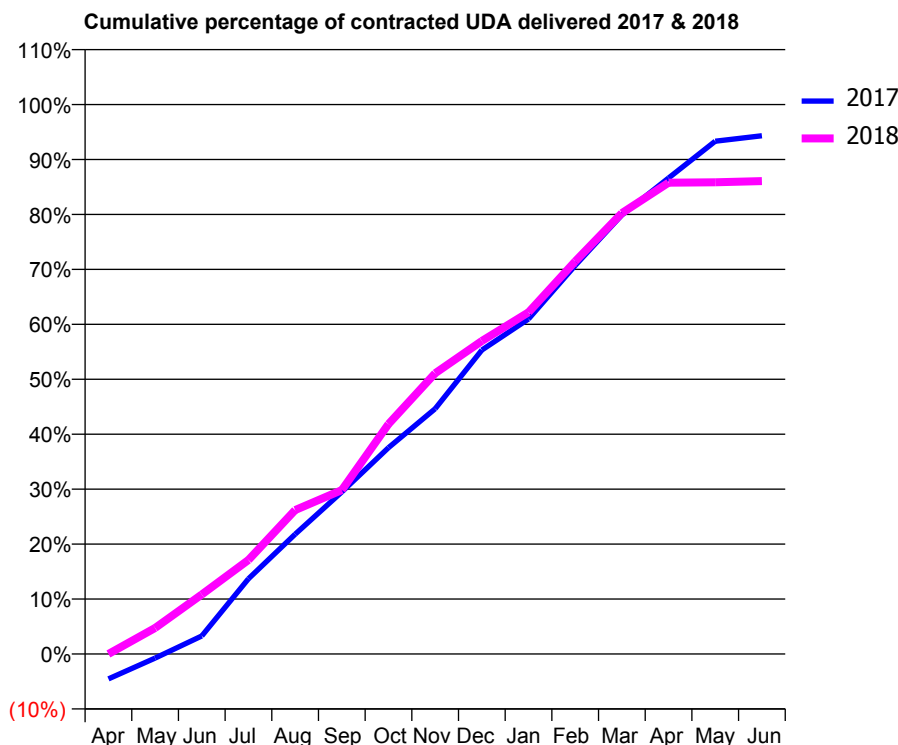
17/18 Contracted general activity (UDA)	8,159
Carry forward general activity (UDA)	0
17/18 Contracted orthodontic activity (UOA)	1,143
Carry forward orthodontic activity (UOA)	-4
Baseline contract value	£302,798.99

### ACCESS\*

Patients seen in 24 months	Total	Change since previous quarter
Quarter ending March 2017	3,419	
Quarter ending June 2017	3,413	→
Quarter ending September 2017	3,422	→
Quarter ending December 2017	3,369	↓
Quarter ending March 2018	3,371	→
<b>Variance since March 2017</b>	<b>(1.4%)</b>	<b>↓</b>



### ACTIVITY



Month	Adjusted Scheduled Activity (UDA)	
	2017	2018
April	-413	0
May	-70	388
June	298	884
July	1,240	1,397
August	1,976	2,137
September	2,672	2,434
October	3,403	3,415
November	4,044	4,169
December	5,012	4,648
January	5,524	5,074
February	6,405	5,830
March	7,238	6,546
April	7,846	6,999
May	8,453	7,004
June	8,544	7,022

### QUALITY

	Quantity	Base Number	Contract	LHB	Wales
% of FP17s for the same patient ID Re-attending within 3 months - Children	119	1,851	6.4%	8.1%	10.9%
% of FP17s for the same patient ID Re-attending within 3 months - Adults	240	3,140	7.6%	13.6%	16.2%
% of FP17s for the same patient ID Re-attending between 3 & 9 months - Children	1,171	1,851	63.3%	58.3%	59.0%
% of FP17s for the same patient ID Re-attending between 3 & 9 months - Adults	2,094	3,140	66.7%	53.5%	54.9%
% of FP17s for Band 1 Urgent Courses	110	4,452	2.5%	8.3%	9.0%
% of FP17s Relating to Free Repair or Replacements	1	4,452	0.0%	0.8%	0.7%
% of FP17s Relating to Continuations	48	4,452	1.1%	0.9%	0.8%
% of Patients satisfied with the dentistry they have received	6	6	N/A	92.6%	92.0%
% of Patients satisfied with the time they had to wait for an appointment	5	6	N/A	87.0%	88.1%

\* This is based on patients treated on this contract for their most recent course of treatment. Figures in italics indicate the base number of FP17s or Patient Questionnaire responses are less than 100. N/A is shown where the base number of responses is less than 10 during the period. % is calculated as Quantity/Base number\*100

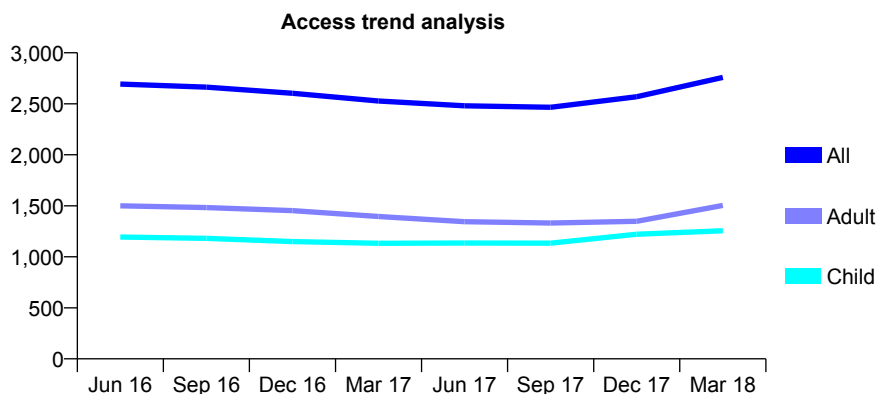
## 7A1 - Vital Signs At a Glance Contract Report for 173223/0001 - Year end March 2018

Name or company name	The Kandy Lodge Dental Practice Partners
Contract type name	GDS Contract
Purpose of contract	General
Contract start date	01/12/2013
Contract end date	

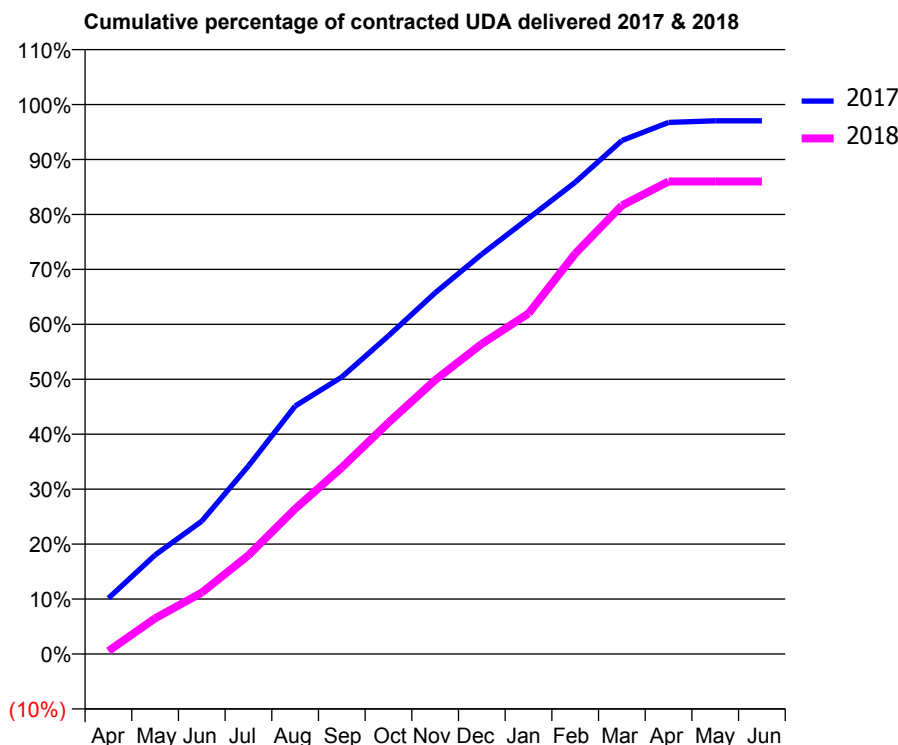
17/18 Contracted general activity (UDA)	8,624
Carry forward general activity (UDA)	234
17/18 Contracted orthodontic activity (UOA)	0
Carry forward orthodontic activity (UOA)	0
Baseline contract value	£163,904.12

### ACCESS\*

Patients seen in 24 months	Total	Change since previous quarter
Quarter ending March 2017	2,528	
Quarter ending June 2017	2,480	↓
Quarter ending September 2017	2,466	→
Quarter ending December 2017	2,569	↑
Quarter ending March 2018	2,759	↑
<b>Variance since March 2017</b>	<b>9.1%</b>	<b>↑</b>



### ACTIVITY



Month	Adjusted Scheduled Activity (UDA)	
	2017	2018
April	804	48
May	1,426	561
June	1,916	964
July	2,710	1,550
August	3,573	2,278
September	3,993	2,926
October	4,587	3,631
November	5,205	4,299
December	5,763	4,869
January	6,280	5,343
February	6,800	6,284
March	7,400	7,039
April	7,662	7,416
May	7,685	7,417
June	7,686	7,417

### QUALITY

	Quantity	Base Number	Contract	LHB	Wales
% of FP17s for the same patient ID Re-attending within 3 months - Children	132	2,110	6.3%	8.1%	10.9%
% of FP17s for the same patient ID Re-attending within 3 months - Adults	265	1,980	13.4%	13.6%	16.2%
% of FP17s for the same patient ID Re-attending between 3 & 9 months - Children	1,344	2,110	63.7%	58.3%	59.0%
% of FP17s for the same patient ID Re-attending between 3 & 9 months - Adults	982	1,980	49.6%	53.5%	54.9%
% of FP17s for Band 1 Urgent Courses	369	4,154	8.9%	8.3%	9.0%
% of FP17s Relating to Free Repair or Replacements	3	4,154	0.1%	0.8%	0.7%
% of FP17s Relating to Continuations	35	4,154	0.8%	0.9%	0.8%
% of Patients satisfied with the dentistry they have received	4	4	N/A	92.6%	92.0%
% of Patients satisfied with the time they had to wait for an appointment	3	4	N/A	87.0%	88.1%

\* This is based on patients treated on this contract for their most recent course of treatment. Figures in italics indicate the base number of FP17s or Patient Questionnaire responses are less than 100. N/A is shown where the base number of responses is less than 10 during the period. % is calculated as Quantity/Base number\*100

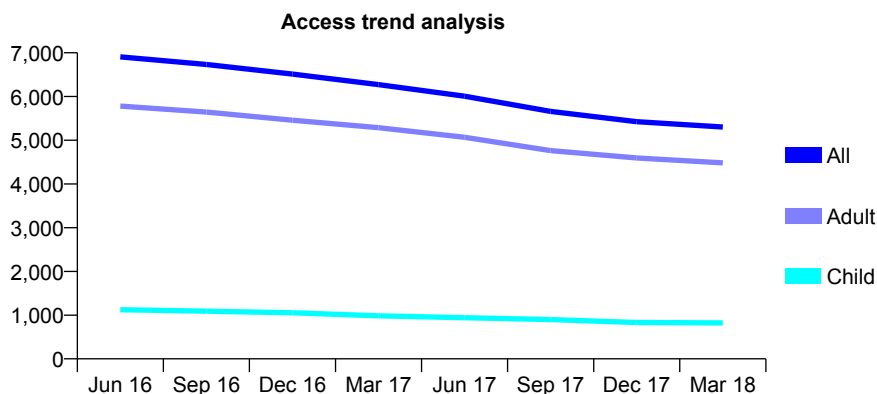
## 7A1 - Vital Signs At a Glance Contract Report for 175145/0001 - Year end March 2018

Name or company name	Rhyl and Abergele Elwy Dental Partnership
Contract type name	GDS Contract
Purpose of contract	General
Contract start date	01/03/2011
Contract end date	

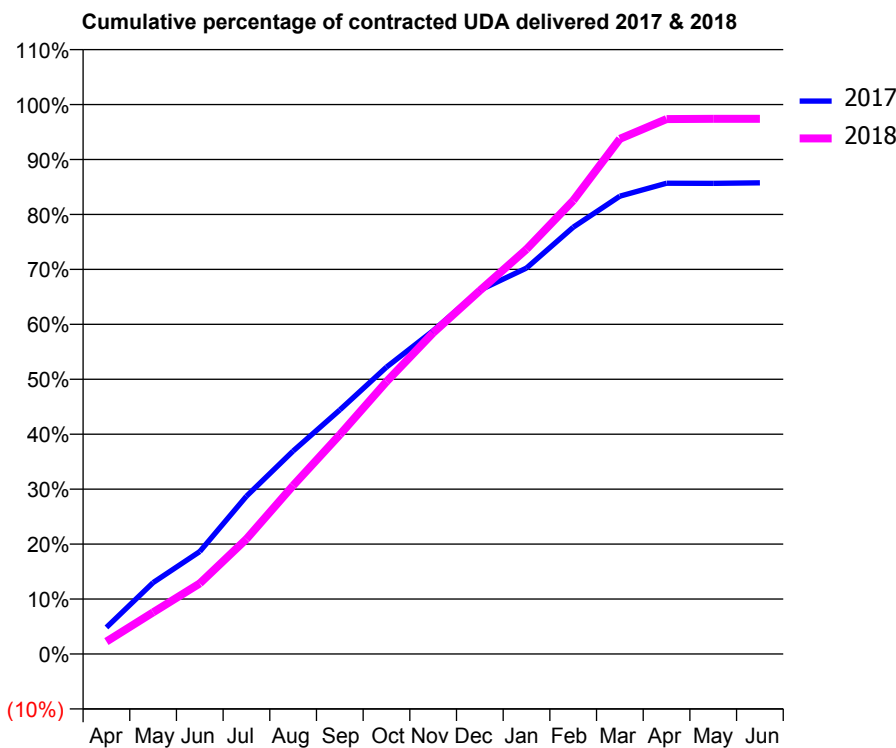
17/18 Contracted general activity (UDA)	17,000
Carry forward general activity (UDA)	0
17/18 Contracted orthodontic activity (UOA)	0
Carry forward orthodontic activity (UOA)	0
Baseline contract value	£458,623.70

### ACCESS\*

Patients seen in 24 months	Total	Change since previous quarter
Quarter ending March 2017	6,273	
Quarter ending June 2017	6,008	↓
Quarter ending September 2017	5,660	↓
Quarter ending December 2017	5,425	↓
Quarter ending March 2018	5,304	↓
<b>Variance since March 2017</b>	<b>(15.4%)</b>	<b>↓</b>



### ACTIVITY



Month	Adjusted Scheduled Activity (UDA)	
	2017	2018
April	864	387
May	2,315	1,290
June	3,320	2,184
July	5,112	3,560
August	6,577	5,212
September	7,907	6,786
October	9,294	8,425
November	10,474	9,937
December	11,787	11,244
January	12,504	12,523
February	13,826	14,029
March	14,831	15,936
April	15,251	16,550
May	15,248	16,556
June	15,264	16,559

### QUALITY

	Quantity	Base Number	Contract	LHB	Wales
% of FP17s for the same patient ID Re-attending within 3 months - Children	44	877	5.0%	8.1%	10.9%
% of FP17s for the same patient ID Re-attending within 3 months - Adults	736	5,609	13.1%	13.6%	16.2%
% of FP17s for the same patient ID Re-attending between 3 & 9 months - Children	378	877	43.1%	58.3%	59.0%
% of FP17s for the same patient ID Re-attending between 3 & 9 months - Adults	2,454	5,609	43.8%	53.5%	54.9%
% of FP17s for Band 1 Urgent Courses	660	6,560	10.1%	8.3%	9.0%
% of FP17s Relating to Free Repair or Replacements	81	6,560	1.2%	0.8%	0.7%
% of FP17s Relating to Continuations	45	6,560	0.7%	0.9%	0.8%
% of Patients satisfied with the dentistry they have received	18	24	75.0%	92.6%	92.0%
% of Patients satisfied with the time they had to wait for an appointment	17	24	70.8%	87.0%	88.1%

\* This is based on patients treated on this contract for their most recent course of treatment. Figures in italics indicate the base number of FP17s or Patient Questionnaire responses are less than 100. N/A is shown where the base number of responses is less than 10 during the period. % is calculated as Quantity/Base number\*100



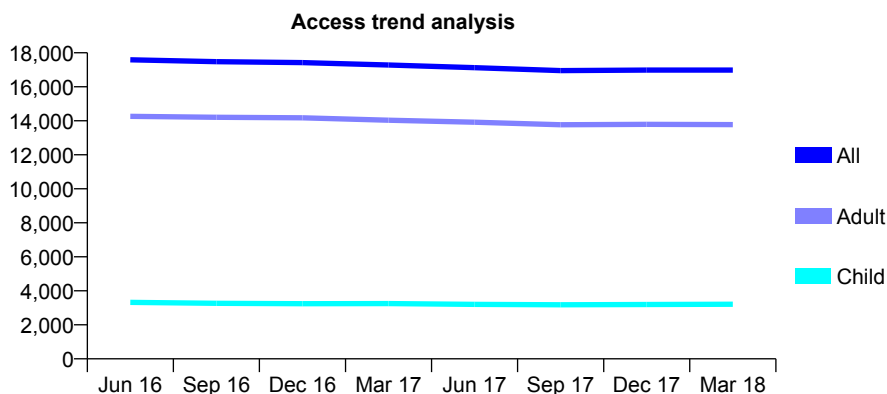
## 7A1 - Vital Signs At a Glance Contract Report for 175145/0002 - Year end March 2018

Name or company name	Rhyl and Abergele Elwy Dental Partnership
Contract type name	GDS Contract
Purpose of contract	General and Orthodontic
Contract start date	01/03/2011
Contract end date	

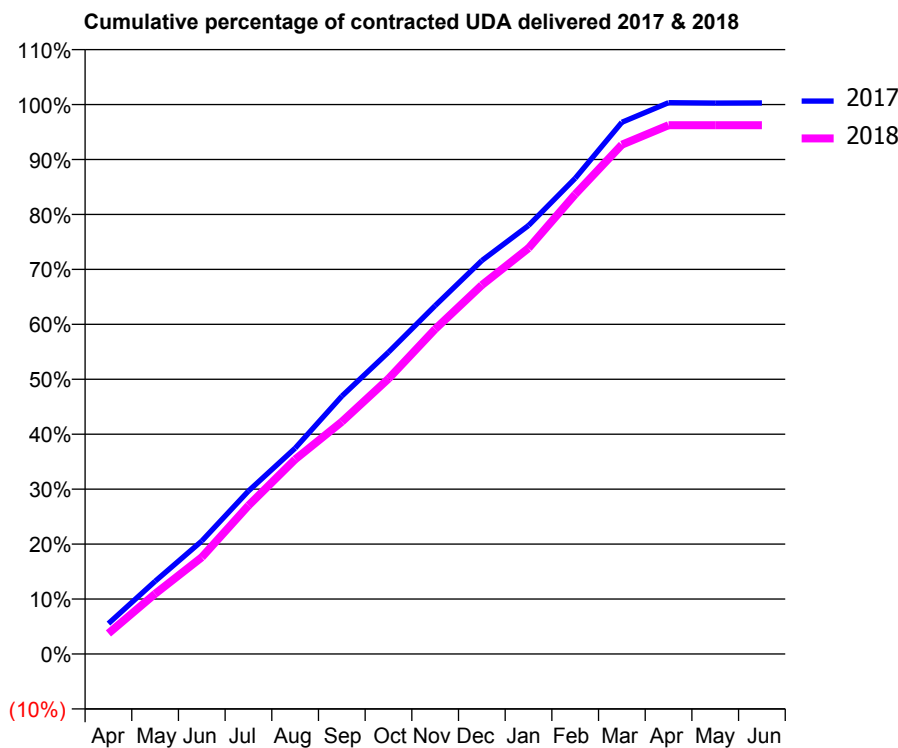
17/18 Contracted general activity (UDA)	48,000
Carry forward general activity (UDA)	-134
17/18 Contracted orthodontic activity (UOA)	827
Carry forward orthodontic activity (UOA)	-2
Baseline contract value	£1,378,376.89

### ACCESS\*

Patients seen in 24 months	Total	Change since previous quarter
Quarter ending March 2017	17,283	
Quarter ending June 2017	17,126	→
Quarter ending September 2017	16,950	↓
Quarter ending December 2017	16,986	→
Quarter ending March 2018	16,987	→
<b>Variance since March 2017</b>	<b>(1.7%)</b>	<b>↓</b>



### ACTIVITY



Month	Adjusted Scheduled Activity (UDA)	
	2017	2018
April	2,719	1,798
May	6,482	5,263
June	10,083	8,452
July	14,535	12,975
August	18,362	17,003
September	22,992	20,290
October	26,918	24,051
November	31,067	28,377
December	35,096	32,224
January	38,220	35,452
February	42,424	40,159
March	47,424	44,488
April	49,176	46,190
May	49,142	46,192
June	49,143	46,192

### QUALITY

	Quantity	Base Number	Contract	LHB	Wales
% of FP17s for the same patient ID Re-attending within 3 months - Children	277	4,367	6.3%	8.1%	10.9%
% of FP17s for the same patient ID Re-attending within 3 months - Adults	2,032	18,107	11.2%	13.6%	16.2%
% of FP17s for the same patient ID Re-attending between 3 & 9 months - Children	1,744	4,367	39.9%	58.3%	59.0%
% of FP17s for the same patient ID Re-attending between 3 & 9 months - Adults	6,219	18,107	34.3%	53.5%	54.9%
% of FP17s for Band 1 Urgent Courses	1,453	22,396	6.5%	8.3%	9.0%
% of FP17s Relating to Free Repair or Replacements	68	22,396	0.3%	0.8%	0.7%
% of FP17s Relating to Continuations	275	22,396	1.2%	0.9%	0.8%
% of Patients satisfied with the dentistry they have received	43	50	86.0%	92.6%	92.0%
% of Patients satisfied with the time they had to wait for an appointment	42	50	84.0%	87.0%	88.1%

\* This is based on patients treated on this contract for their most recent course of treatment. Figures in italics indicate the base number of FP17s or Patient Questionnaire responses are less than 100. N/A is shown where the base number of responses is less than 10 during the period. % is calculated as Quantity/Base number\*100

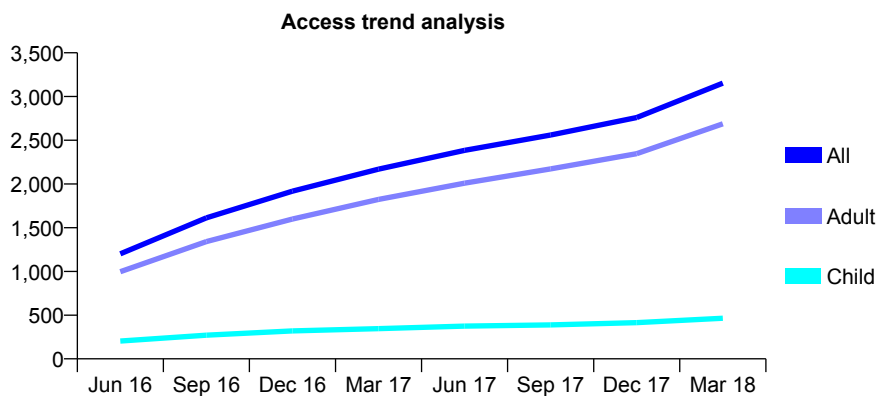
## 7A1 - Vital Signs At a Glance Contract Report for 175595/0001 - Year end March 2018

Name or company name	MR QM JAFFRI
Contract type name	GDS Contract
Purpose of contract	General
Contract start date	28/12/2015
Contract end date	

17/18 Contracted general activity (UDA)	12,749
Carry forward general activity (UDA)	0
17/18 Contracted orthodontic activity (UOA)	0
Carry forward orthodontic activity (UOA)	0
Baseline contract value	£309,963.50

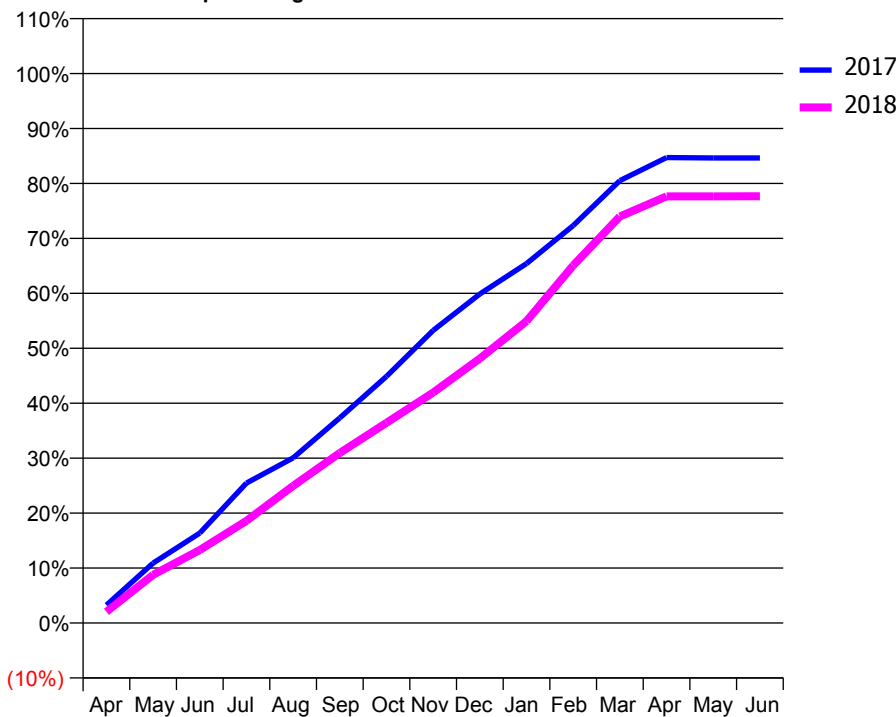
### ACCESS\*

Patients seen in 24 months	Total	Change since previous quarter
Quarter ending March 2017	2,169	
Quarter ending June 2017	2,384	↑
Quarter ending September 2017	2,560	↑
Quarter ending December 2017	2,760	↑
Quarter ending March 2018	3,153	↑
<b>Variance since March 2017</b>	<b>45.4%</b>	<b>↑</b>



### ACTIVITY

Cumulative percentage of contracted UDA delivered 2017 & 2018



Adjusted Scheduled Activity (UDA)

Month	2017	2018
April	318	262
May	1,065	1,118
June	1,599	1,693
July	2,487	2,372
August	2,935	3,182
September	3,647	3,945
October	4,384	4,644
November	5,200	5,348
December	5,847	6,136
January	6,389	7,003
February	7,064	8,297
March	7,861	9,431
April	8,271	9,898
May	8,265	9,898
June	8,265	9,903

### QUALITY

	Quantity	Base Number	Contract	LHB	Wales
% of FP17s for the same patient ID Re-attending within 3 months - Children	18	603	3.0%	8.1%	10.9%
% of FP17s for the same patient ID Re-attending within 3 months - Adults	311	3,624	8.6%	13.6%	16.2%
% of FP17s for the same patient ID Re-attending between 3 & 9 months - Children	290	603	48.1%	58.3%	59.0%
% of FP17s for the same patient ID Re-attending between 3 & 9 months - Adults	1,625	3,624	44.8%	53.5%	54.9%
% of FP17s for Band 1 Urgent Courses	306	4,260	7.2%	8.3%	9.0%
% of FP17s Relating to Free Repair or Replacements	19	4,260	0.4%	0.8%	0.7%
% of FP17s Relating to Continuations	44	4,260	1.0%	0.9%	0.8%
% of Patients satisfied with the dentistry they have received	9	9	N/A	92.6%	92.0%
% of Patients satisfied with the time they had to wait for an appointment	9	9	N/A	87.0%	88.1%

\* This is based on patients treated on this contract for their most recent course of treatment. Figures in italics indicate the base number of FP17s or Patient Questionnaire responses are less than 100. N/A is shown where the base number of responses is less than 10 during the period. % is calculated as Quantity/Base number\*100

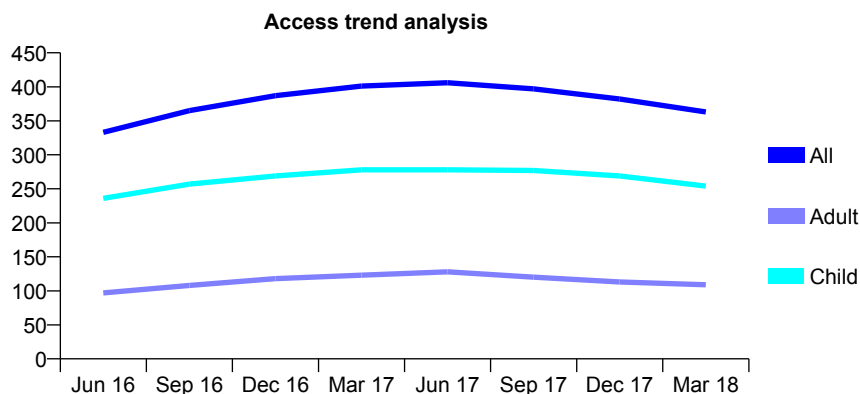
## 7A1 - Vital Signs At a Glance Contract Report for 175897/0001 - Year end March 2018

Name or company name	C Aston
Contract type name	GDS Contract
Purpose of contract	General
Contract start date	25/07/2015
Contract end date	

17/18 Contracted general activity (UDA)	1,160
Carry forward general activity (UDA)	0
17/18 Contracted orthodontic activity (UOA)	0
Carry forward orthodontic activity (UOA)	0
Baseline contract value	£27,403.04

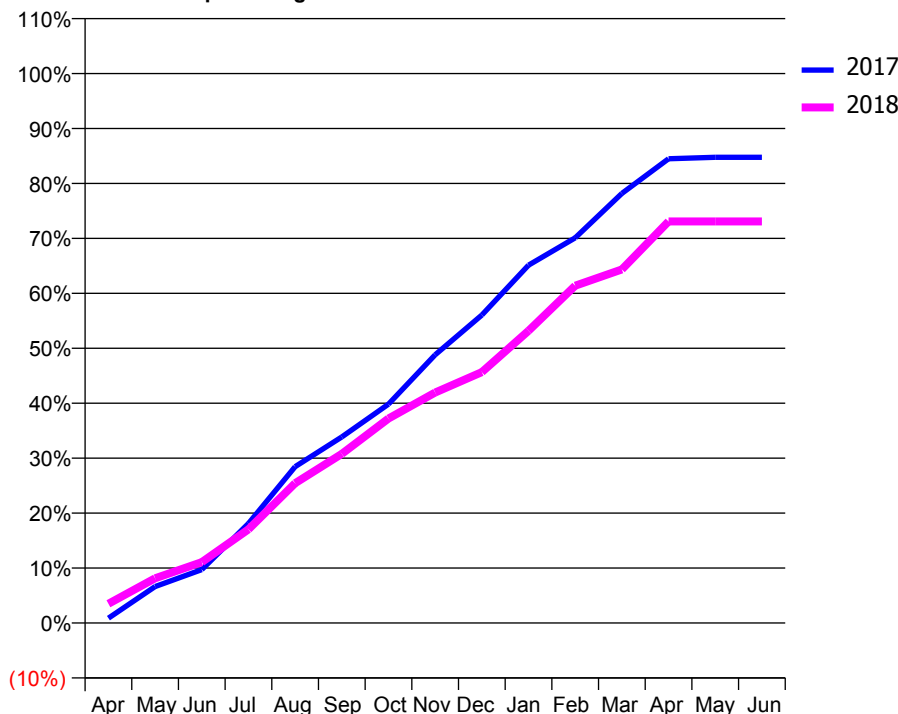
### ACCESS\*

Patients seen in 24 months	Total	Change since previous quarter
Quarter ending March 2017	401	
Quarter ending June 2017	406	→
Quarter ending September 2017	397	↓
Quarter ending December 2017	382	↓
Quarter ending March 2018	363	↓
<b>Variance since March 2017</b>	<b>(9.5%)</b>	<b>↓</b>



### ACTIVITY

Cumulative percentage of contracted UDA delivered 2017 & 2018



Month	Adjusted Scheduled Activity (UDA)	
	2017	2018
April	10	41
May	77	94
June	113	128
July	210	198
August	330	295
September	393	357
October	462	432
November	566	487
December	650	530
January	755	617
February	813	712
March	907	746
April	980	848
May	983	848
June	983	848

### QUALITY

	Quantity	Base Number	Contract	LHB	Wales
% of FP17s for the same patient ID Re-attending within 3 months - Children	29	396	7.3%	8.1%	10.9%
% of FP17s for the same patient ID Re-attending within 3 months - Adults	21	120	17.5%	13.6%	16.2%
% of FP17s for the same patient ID Re-attending between 3 & 9 months - Children	248	396	62.6%	58.3%	59.0%
% of FP17s for the same patient ID Re-attending between 3 & 9 months - Adults	60	120	50.0%	53.5%	54.9%
% of FP17s for Band 1 Urgent Courses	29	517	5.6%	8.3%	9.0%
% of FP17s Relating to Free Repair or Replacements	0	517	0.0%	0.8%	0.7%
% of FP17s Relating to Continuations	0	517	0.0%	0.9%	0.8%
% of Patients satisfied with the dentistry they have received	3	4	N/A	92.6%	92.0%
% of Patients satisfied with the time they had to wait for an appointment	3	4	N/A	87.0%	88.1%

\* This is based on patients treated on this contract for their most recent course of treatment. Figures in italics indicate the base number of FP17s or Patient Questionnaire responses are less than 100. N/A is shown where the base number of responses is less than 10 during the period. % is calculated as Quantity/Base number\*100

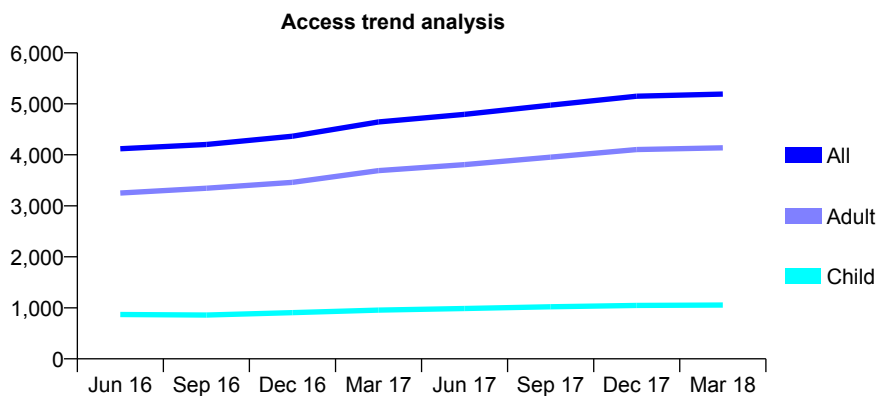
## 7A1 - Vital Signs At a Glance Contract Report for 182532/0001 - Year end March 2018

Name or company name	R Jotangia
Contract type name	GDS Contract
Purpose of contract	General
Contract start date	18/04/2012
Contract end date	

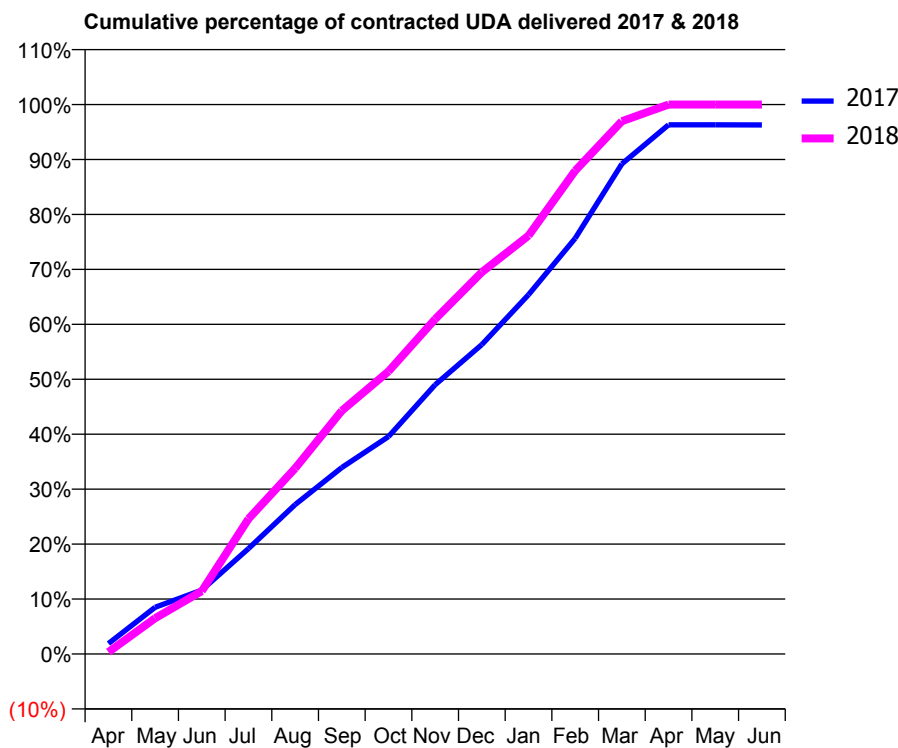
17/18 Contracted general activity (UDA)	16,104
Carry forward general activity (UDA)	627
17/18 Contracted orthodontic activity (UOA)	0
Carry forward orthodontic activity (UOA)	0
Baseline contract value	£373,807.87

### ACCESS\*

Patients seen in 24 months	Total	Change since previous quarter
Quarter ending March 2017	4,645	
Quarter ending June 2017	4,794	↑
Quarter ending September 2017	4,975	↑
Quarter ending December 2017	5,149	↑
Quarter ending March 2018	5,192	→
<b>Variance since March 2017</b>	<b>11.8%</b>	<b>↑</b>



### ACTIVITY



Month	Adjusted Scheduled Activity (UDA)	
	2017	2018
April	320	55
May	1,433	1,050
June	1,959	1,844
July	3,227	3,959
August	4,577	5,442
September	5,712	7,131
October	6,662	8,284
November	8,248	9,814
December	9,478	11,189
January	11,005	12,259
February	12,735	14,165
March	15,012	15,615
April	16,208	16,101
May	16,208	16,101
June	16,205	16,101

### QUALITY

	Quantity	Base Number	Contract	LHB	Wales
% of FP17s for the same patient ID Re-attending within 3 months - Children	129	1,564	8.2%	8.1%	10.9%
% of FP17s for the same patient ID Re-attending within 3 months - Adults	698	5,449	12.8%	13.6%	16.2%
% of FP17s for the same patient ID Re-attending between 3 & 9 months - Children	923	1,564	59.0%	58.3%	59.0%
% of FP17s for the same patient ID Re-attending between 3 & 9 months - Adults	2,607	5,449	47.8%	53.5%	54.9%
% of FP17s for Band 1 Urgent Courses	328	6,887	4.8%	8.3%	9.0%
% of FP17s Relating to Free Repair or Replacements	25	6,887	0.4%	0.8%	0.7%
% of FP17s Relating to Continuations	73	6,887	1.1%	0.9%	0.8%
% of Patients satisfied with the dentistry they have received	10	10	100.0%	92.6%	92.0%
% of Patients satisfied with the time they had to wait for an appointment	10	10	100.0%	87.0%	88.1%

\* This is based on patients treated on this contract for their most recent course of treatment. Figures in italics indicate the base number of FP17s or Patient Questionnaire responses are less than 100. N/A is shown where the base number of responses is less than 10 during the period. % is calculated as Quantity/Base number\*100

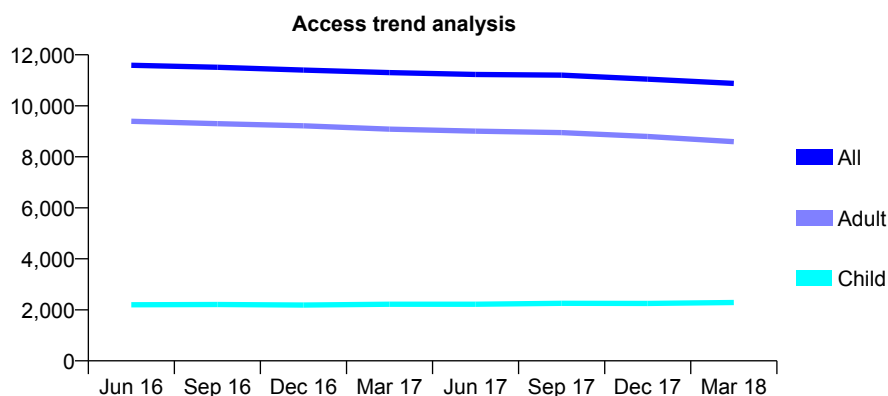
## 7A1 - Vital Signs At a Glance Contract Report for 186023/0001 - Year end March 2018

Name or company name	D N Dental Limited
Contract type name	GDS Contract
Purpose of contract	General
Contract start date	01/05/2012
Contract end date	

17/18 Contracted general activity (UDA)	36,000
Carry forward general activity (UDA)	528
17/18 Contracted orthodontic activity (UOA)	0
Carry forward orthodontic activity (UOA)	0
Baseline contract value	£861,716.29

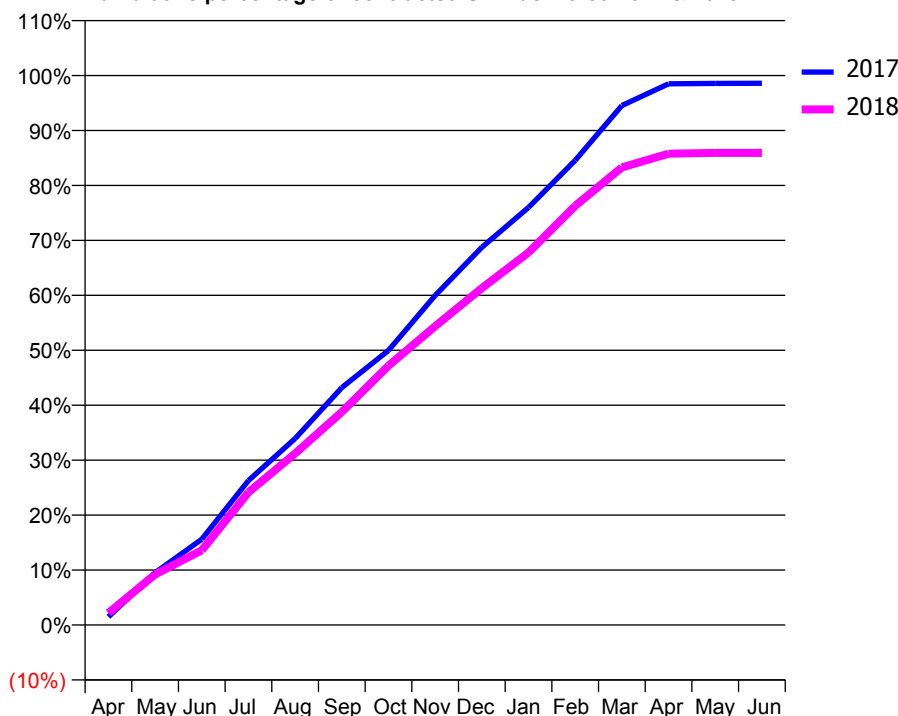
### ACCESS\*

Patients seen in 24 months	Total	Change since previous quarter
Quarter ending March 2017	11,303	
Quarter ending June 2017	11,228	→
Quarter ending September 2017	11,204	→
Quarter ending December 2017	11,047	↓
Quarter ending March 2018	10,878	↓
<b>Variance since March 2017</b>	<b>(3.8%)</b>	<b>↓</b>



### ACTIVITY

Cumulative percentage of contracted UDA delivered 2017 & 2018



Adjusted Scheduled Activity (UDA)

Month	2017	2018
April	556	794
May	3,533	3,320
June	5,788	4,899
July	9,750	8,693
August	12,586	11,238
September	16,026	13,957
October	18,535	16,983
November	22,242	19,576
December	25,500	22,069
January	28,184	24,407
February	31,361	27,466
March	35,060	29,978
April	36,531	30,880
May	36,554	30,926
June	36,564	30,933

### QUALITY

	Quantity	Base Number	Contract	LHB	Wales
% of FP17s for the same patient ID Re-attending within 3 months - Children	231	3,567	6.5%	8.1%	10.9%
% of FP17s for the same patient ID Re-attending within 3 months - Adults	1,553	12,811	12.1%	13.6%	16.2%
% of FP17s for the same patient ID Re-attending between 3 & 9 months - Children	2,243	3,567	62.9%	58.3%	59.0%
% of FP17s for the same patient ID Re-attending between 3 & 9 months - Adults	8,464	12,811	66.1%	53.5%	54.9%
% of FP17s for Band 1 Urgent Courses	767	16,261	4.7%	8.3%	9.0%
% of FP17s Relating to Free Repair or Replacements	110	16,261	0.7%	0.8%	0.7%
% of FP17s Relating to Continuations	90	16,261	0.6%	0.9%	0.8%
% of Patients satisfied with the dentistry they have received	25	28	89.3%	92.6%	92.0%
% of Patients satisfied with the time they had to wait for an appointment	27	28	96.4%	87.0%	88.1%

\* This is based on patients treated on this contract for their most recent course of treatment. Figures in italics indicate the base number of FP17s or Patient Questionnaire responses are less than 100. N/A is shown where the base number of responses is less than 10 during the period. % is calculated as Quantity/Base number\*100

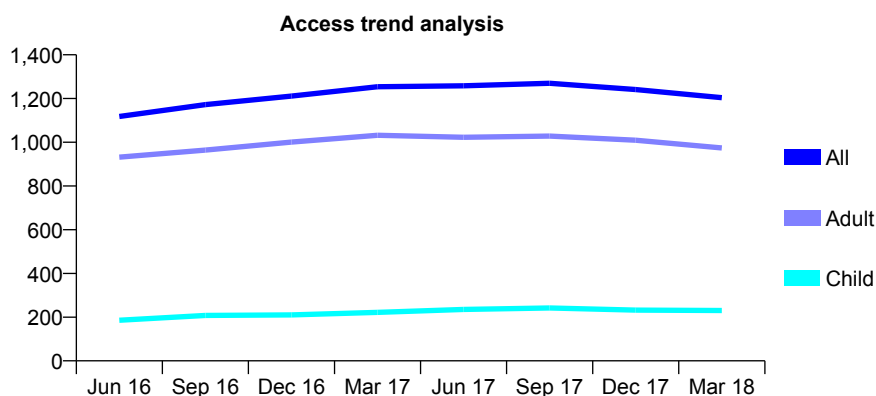
## 7A1 - Vital Signs At a Glance Contract Report for 187011/0002 - Year end March 2018

Name or company name	Betsi Cadwaladr University Health Board
Contract type name	PDS Contract
Purpose of contract	General
Contract start date	01/04/2006
Contract end date	31/03/2019

17/18 Contracted general activity (UDA)	3,605
Carry forward general activity (UDA)	0
17/18 Contracted orthodontic activity (UOA)	0
Carry forward orthodontic activity (UOA)	0
Baseline contract value	£69,963.76

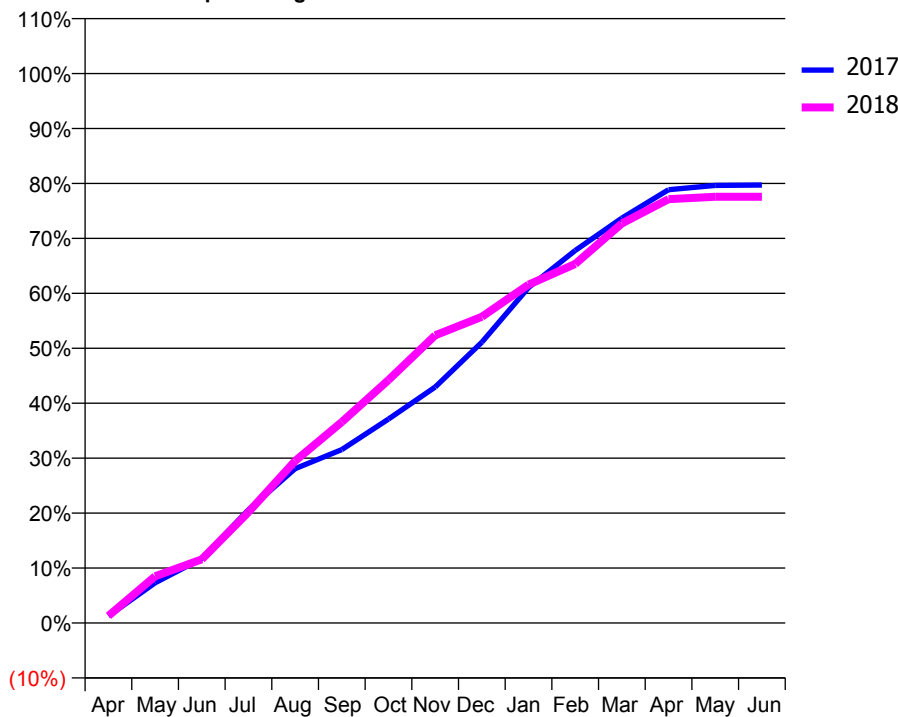
### ACCESS\*

Patients seen in 24 months	Total	Change since previous quarter
Quarter ending March 2017	1,254	
Quarter ending June 2017	1,258	→
Quarter ending September 2017	1,270	→
Quarter ending December 2017	1,241	↓
Quarter ending March 2018	1,204	↓
<b>Variance since March 2017</b>	<b>(4.0%)</b>	<b>↓</b>



### ACTIVITY

Cumulative percentage of contracted UDA delivered 2017 & 2018



Month	Adjusted Scheduled Activity (UDA)	
	2017	2018
April	46	47
May	264	307
June	423	418
July	743	728
August	1,012	1,063
September	1,137	1,319
October	1,338	1,594
November	1,548	1,887
December	1,842	2,009
January	2,201	2,220
February	2,444	2,356
March	2,657	2,621
April	2,843	2,781
May	2,870	2,796
June	2,873	2,796

### QUALITY

	Quantity	Base Number	Contract	LHB	Wales
% of FP17s for the same patient ID Re-attending within 3 months - Children	6	160	3.8%	8.1%	10.9%
% of FP17s for the same patient ID Re-attending within 3 months - Adults	86	894	9.6%	13.6%	16.2%
% of FP17s for the same patient ID Re-attending between 3 & 9 months - Children	27	160	16.9%	58.3%	59.0%
% of FP17s for the same patient ID Re-attending between 3 & 9 months - Adults	264	894	29.5%	53.5%	54.9%
% of FP17s for Band 1 Urgent Courses	97	1,006	9.6%	8.3%	9.0%
% of FP17s Relating to Free Repair or Replacements	0	1,006	0.0%	0.8%	0.7%
% of FP17s Relating to Continuations	0	1,006	0.0%	0.9%	0.8%
% of Patients satisfied with the dentistry they have received	4	4	N/A	92.6%	92.0%
% of Patients satisfied with the time they had to wait for an appointment	4	4	N/A	87.0%	88.1%

\* This is based on patients treated on this contract for their most recent course of treatment. Figures in italics indicate the base number of FP17s or Patient Questionnaire responses are less than 100. N/A is shown where the base number of responses is less than 10 during the period. % is calculated as Quantity/Base number\*100

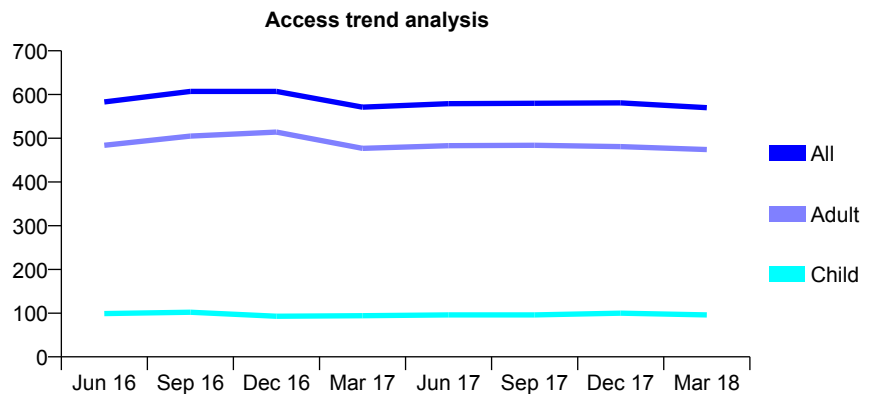
## 7A1 - Vital Signs At a Glance Contract Report for 187011/0004 - Year end March 2018

Name or company name	Betsi Cadwaladr University Health Board
Contract type name	PDS Contract
Purpose of contract	General
Contract start date	01/04/2006
Contract end date	31/03/2019

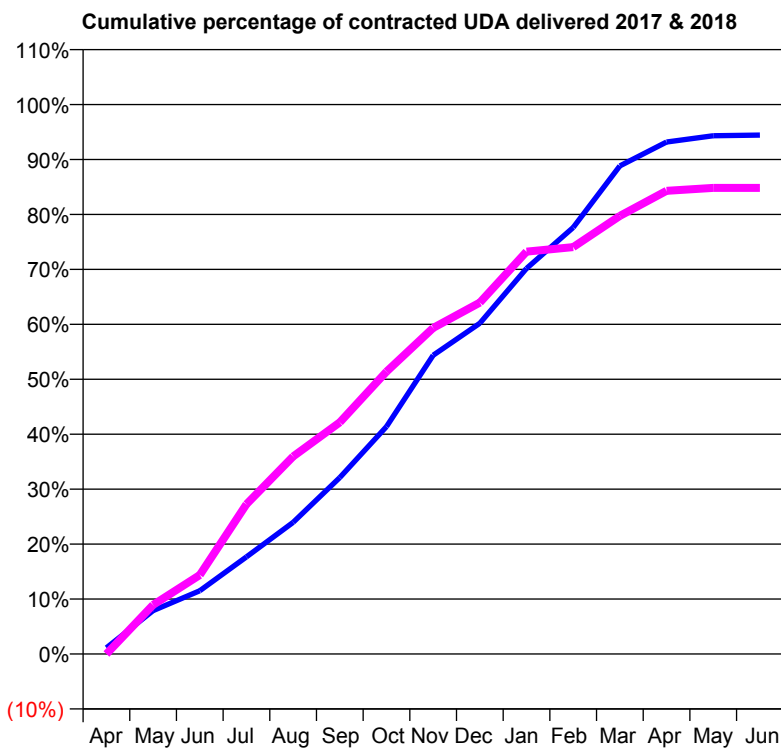
17/18 Contracted general activity (UDA)	1,500
Carry forward general activity (UDA)	0
17/18 Contracted orthodontic activity (UOA)	0
Carry forward orthodontic activity (UOA)	0
Baseline contract value	£37,143.11

### ACCESS\*

Patients seen in 24 months	Total	Change since previous quarter
Quarter ending March 2017	571	
Quarter ending June 2017	579	→
Quarter ending September 2017	580	→
Quarter ending December 2017	581	→
Quarter ending March 2018	570	↓
<b>Variance since March 2017</b>	<b>(0.2%)</b>	→



### ACTIVITY



Month	Adjusted Scheduled Activity (UDA)	
	2017	2018
April	17	0
May	119	134
June	173	216
July	265	409
August	360	539
September	482	632
October	621	771
November	816	890
December	903	959
January	1,053	1,098
February	1,164	1,111
March	1,333	1,196
April	1,398	1,264
May	1,415	1,272
June	1,417	1,272

### QUALITY

	Quantity	Base Number	Contract	LHB	Wales
% of FP17s for the same patient ID Re-attending within 3 months - Children	1	87	1.1%	8.1%	10.9%
% of FP17s for the same patient ID Re-attending within 3 months - Adults	6	377	1.6%	13.6%	16.2%
% of FP17s for the same patient ID Re-attending between 3 & 9 months - Children	25	87	28.7%	58.3%	59.0%
% of FP17s for the same patient ID Re-attending between 3 & 9 months - Adults	117	377	31.0%	53.5%	54.9%
% of FP17s for Band 1 Urgent Courses	20	462	4.3%	8.3%	9.0%
% of FP17s Relating to Free Repair or Replacements	0	462	0.0%	0.8%	0.7%
% of FP17s Relating to Continuations	0	462	0.0%	0.9%	0.8%
% of Patients satisfied with the dentistry they have received	3	3	N/A	92.6%	92.0%
% of Patients satisfied with the time they had to wait for an appointment	2	3	N/A	87.0%	88.1%

\* This is based on patients treated on this contract for their most recent course of treatment. Figures in italics indicate the base number of FP17s or Patient Questionnaire responses are less than 100. N/A is shown where the base number of responses is less than 10 during the period. % is calculated as Quantity/Base number\*100



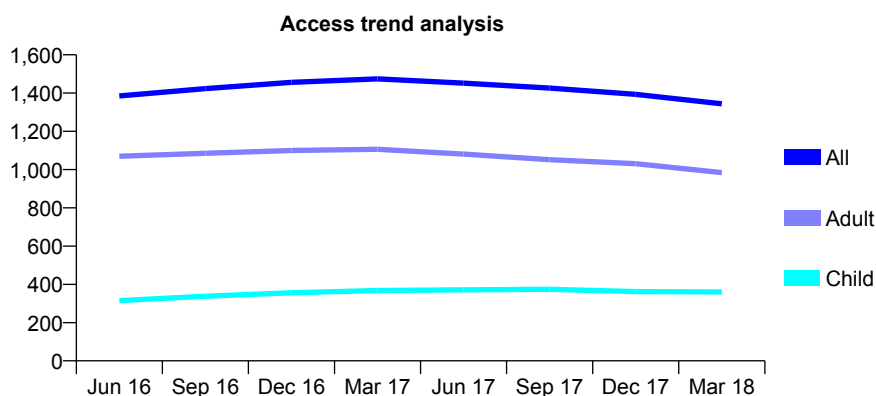
## 7A1 - Vital Signs At a Glance Contract Report for 187011/0005 - Year end March 2018

Name or company name	Betsi Cadwaladr University Health Board
Contract type name	PDS Contract
Purpose of contract	General
Contract start date	02/04/2006
Contract end date	31/03/2019

17/18 Contracted general activity (UDA)	3,200
Carry forward general activity (UDA)	0
17/18 Contracted orthodontic activity (UOA)	0
Carry forward orthodontic activity (UOA)	0
Baseline contract value	£83,916.90

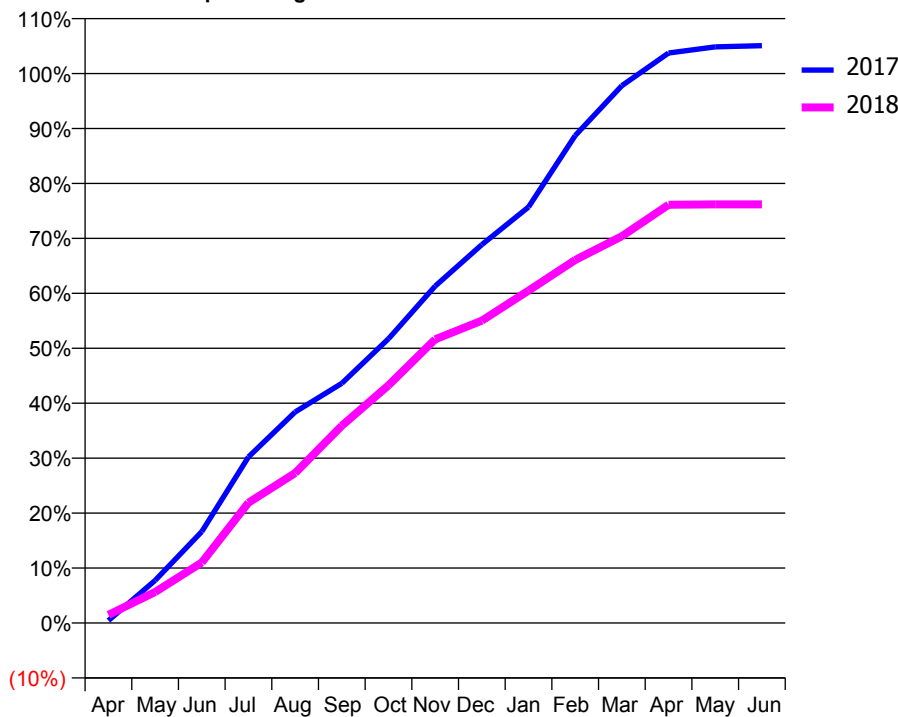
### ACCESS\*

Patients seen in 24 months	Total	Change since previous quarter
Quarter ending March 2017	1,474	
Quarter ending June 2017	1,452	↓
Quarter ending September 2017	1,426	↓
Quarter ending December 2017	1,393	↓
Quarter ending March 2018	1,344	↓
<b>Variance since March 2017</b>	<b>(8.8%)</b>	↓



### ACTIVITY

Cumulative percentage of contracted UDA delivered 2017 & 2018



Adjusted Scheduled Activity (UDA)

Month	2017	2018
April	14	47
May	248	180
June	533	352
July	967	701
August	1,229	873
September	1,396	1,149
October	1,655	1,384
November	1,962	1,652
December	2,204	1,761
January	2,422	1,936
February	2,839	2,114
March	3,129	2,252
April	3,320	2,436
May	3,355	2,438
June	3,362	2,438

### QUALITY

	Quantity	Base Number	Contract	LHB	Wales
% of FP17s for the same patient ID Re-attending within 3 months - Children	43	377	11.4%	8.1%	10.9%
% of FP17s for the same patient ID Re-attending within 3 months - Adults	65	891	7.3%	13.6%	16.2%
% of FP17s for the same patient ID Re-attending between 3 & 9 months - Children	117	377	31.0%	58.3%	59.0%
% of FP17s for the same patient ID Re-attending between 3 & 9 months - Adults	330	891	37.0%	53.5%	54.9%
% of FP17s for Band 1 Urgent Courses	91	1,219	7.5%	8.3%	9.0%
% of FP17s Relating to Free Repair or Replacements	8	1,219	0.7%	0.8%	0.7%
% of FP17s Relating to Continuations	2	1,219	0.2%	0.9%	0.8%
% of Patients satisfied with the dentistry they have received	2	2	N/A	92.6%	92.0%
% of Patients satisfied with the time they had to wait for an appointment	2	2	N/A	87.0%	88.1%

\* This is based on patients treated on this contract for their most recent course of treatment. Figures in italics indicate the base number of FP17s or Patient Questionnaire responses are less than 100. N/A is shown where the base number of responses is less than 10 during the period. % is calculated as Quantity/Base number\*100

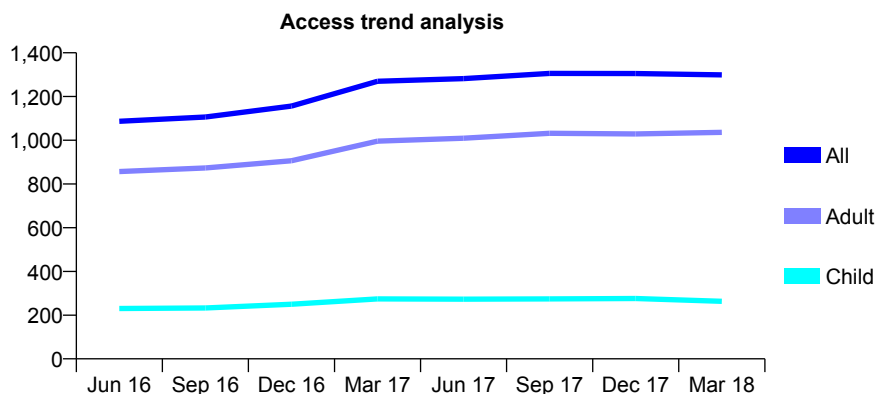
## 7A1 - Vital Signs At a Glance Contract Report for 188042/0001 - Year end March 2018

Name or company name	T Ferguson
Contract type name	GDS Contract
Purpose of contract	General
Contract start date	01/08/2014
Contract end date	

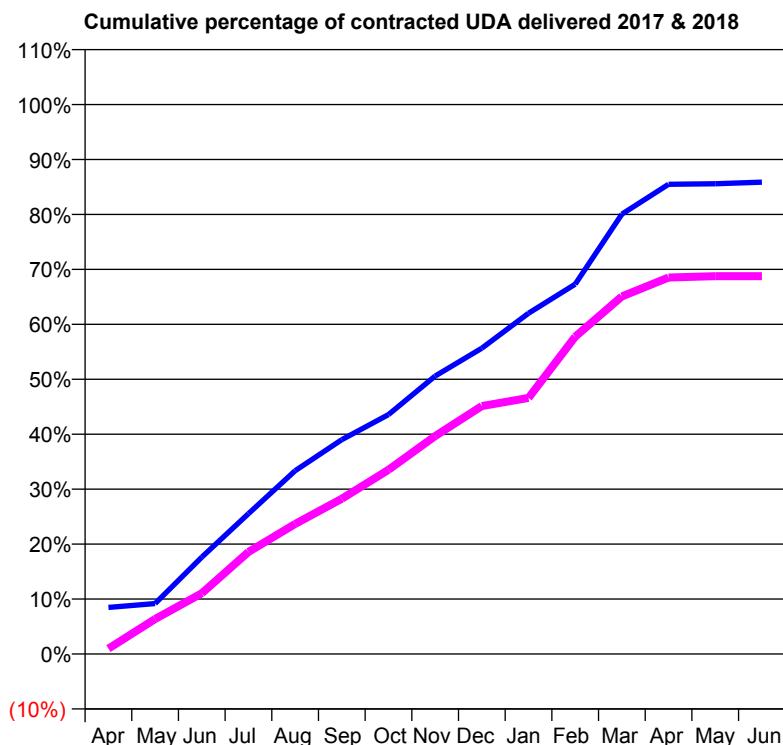
17/18 Contracted general activity (UDA)	5,811
Carry forward general activity (UDA)	0
17/18 Contracted orthodontic activity (UOA)	0
Carry forward orthodontic activity (UOA)	0
Baseline contract value	£183,221.06

### ACCESS\*

Patients seen in 24 months	Total	Change since previous quarter
Quarter ending March 2017	1,270	
Quarter ending June 2017	1,282	→
Quarter ending September 2017	1,306	→
Quarter ending December 2017	1,305	→
Quarter ending March 2018	1,299	→
<b>Variance since March 2017</b>	<b>2.3%</b>	<b>↑</b>



### ACTIVITY



Month	Adjusted Scheduled Activity (UDA)	
	2017	2018
April	493	57
May	534	370
June	1,024	642
July	1,485	1,079
August	1,939	1,376
September	2,266	1,642
October	2,531	1,948
November	2,939	2,305
December	3,234	2,622
January	3,604	2,709
February	3,912	3,355
March	4,652	3,781
April	4,967	3,981
May	4,972	3,996
June	4,989	3,996

### QUALITY

	Quantity	Base Number	Contract	LHB	Wales
% of FP17s for the same patient ID Re-attending within 3 months - Children	29	391	7.4%	8.1%	10.9%
% of FP17s for the same patient ID Re-attending within 3 months - Adults	275	1,603	17.2%	13.6%	16.2%
% of FP17s for the same patient ID Re-attending between 3 & 9 months - Children	251	391	64.2%	58.3%	59.0%
% of FP17s for the same patient ID Re-attending between 3 & 9 months - Adults	998	1,603	62.3%	53.5%	54.9%
% of FP17s for Band 1 Urgent Courses	93	1,976	4.7%	8.3%	9.0%
% of FP17s Relating to Free Repair or Replacements	16	1,976	0.8%	0.8%	0.7%
% of FP17s Relating to Continuations	9	1,976	0.5%	0.9%	0.8%
% of Patients satisfied with the dentistry they have received	3	3	N/A	92.6%	92.0%
% of Patients satisfied with the time they had to wait for an appointment	2	3	N/A	87.0%	88.1%

\* This is based on patients treated on this contract for their most recent course of treatment. Figures in italics indicate the base number of FP17s or Patient Questionnaire responses are less than 100. N/A is shown where the base number of responses is less than 10 during the period. % is calculated as Quantity/Base number\*100

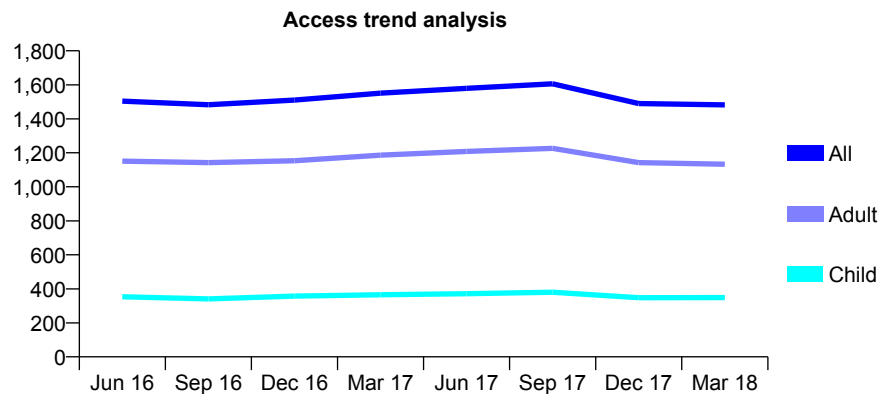
## 7A1 - Vital Signs At a Glance Contract Report for 192163/0001 - Year end March 2018

Name or company name	Betsi Cadwaladr University Health Board
Contract type name	PDS Contract
Purpose of contract	General
Contract start date	29/03/2010
Contract end date	31/03/2019

17/18 Contracted general activity (UDA)	4,368
Carry forward general activity (UDA)	0
17/18 Contracted orthodontic activity (UOA)	0
Carry forward orthodontic activity (UOA)	0
Baseline contract value	£169,180.85

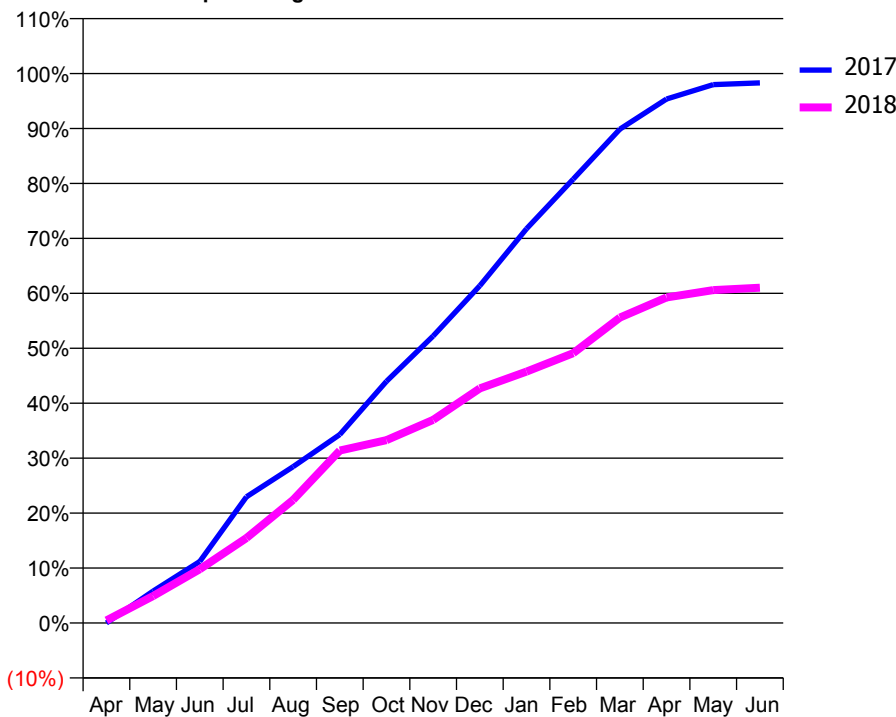
### ACCESS\*

Patients seen in 24 months	Total	Change since previous quarter
Quarter ending March 2017	1,551	
Quarter ending June 2017	1,579	→
Quarter ending September 2017	1,606	→
Quarter ending December 2017	1,490	↓
Quarter ending March 2018	1,482	→
<b>Variance since March 2017</b>	<b>(4.4%)</b>	<b>↓</b>



### ACTIVITY

**Cumulative percentage of contracted UDA delivered 2017 & 2018**



Month	Adjusted Scheduled Activity (UDA)	
	2017	2018
April	0	20
May	254	214
June	489	427
July	1,003	676
August	1,242	979
September	1,498	1,371
October	1,921	1,454
November	2,282	1,615
December	2,681	1,865
January	3,133	1,999
February	3,528	2,144
March	3,926	2,428
April	4,165	2,588
May	4,279	2,646
June	4,293	2,665

### QUALITY

	Quantity	Base Number	Contract	LHB	Wales
% of FP17s for the same patient ID Re-attending within 3 months - Children	25	296	8.4%	8.1%	10.9%
% of FP17s for the same patient ID Re-attending within 3 months - Adults	172	1,065	16.2%	13.6%	16.2%
% of FP17s for the same patient ID Re-attending between 3 & 9 months - Children	95	296	32.1%	58.3%	59.0%
% of FP17s for the same patient ID Re-attending between 3 & 9 months - Adults	378	1,065	35.5%	53.5%	54.9%
% of FP17s for Band 1 Urgent Courses	255	1,341	19.0%	8.3%	9.0%
% of FP17s Relating to Free Repair or Replacements	19	1,341	1.4%	0.8%	0.7%
% of FP17s Relating to Continuations	8	1,341	0.6%	0.9%	0.8%
% of Patients satisfied with the dentistry they have received	9	10	90.0%	92.6%	92.0%
% of Patients satisfied with the time they had to wait for an appointment	9	10	90.0%	87.0%	88.1%

\* This is based on patients treated on this contract for their most recent course of treatment. Figures in italics indicate the base number of FP17s or Patient Questionnaire responses are less than 100. N/A is shown where the base number of responses is less than 10 during the period. % is calculated as Quantity/Base number\*100

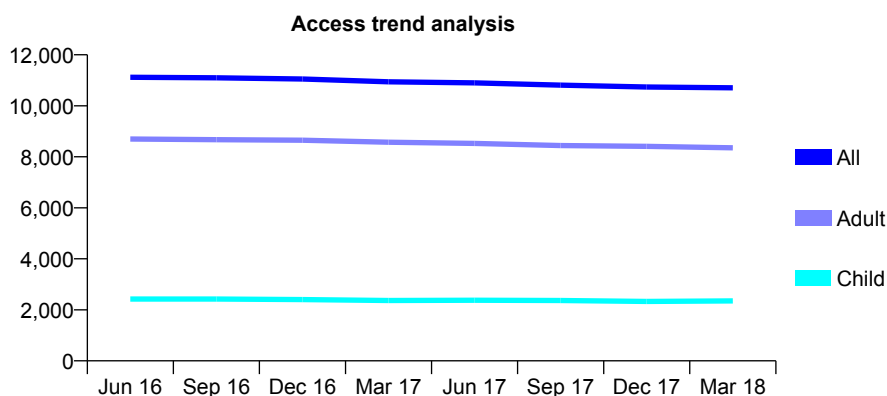
## 7A1 - Vital Signs At a Glance Contract Report for 193216/0001 - Year end March 2018

Name or company name	Ruthin Dental
Contract type name	GDS Contract
Purpose of contract	General and Orthodontic
Contract start date	01/04/2013
Contract end date	

17/18 Contracted general activity (UDA)	31,545
Carry forward general activity (UDA)	0
17/18 Contracted orthodontic activity (UOA)	481
Carry forward orthodontic activity (UOA)	0
Baseline contract value	£837,168.08

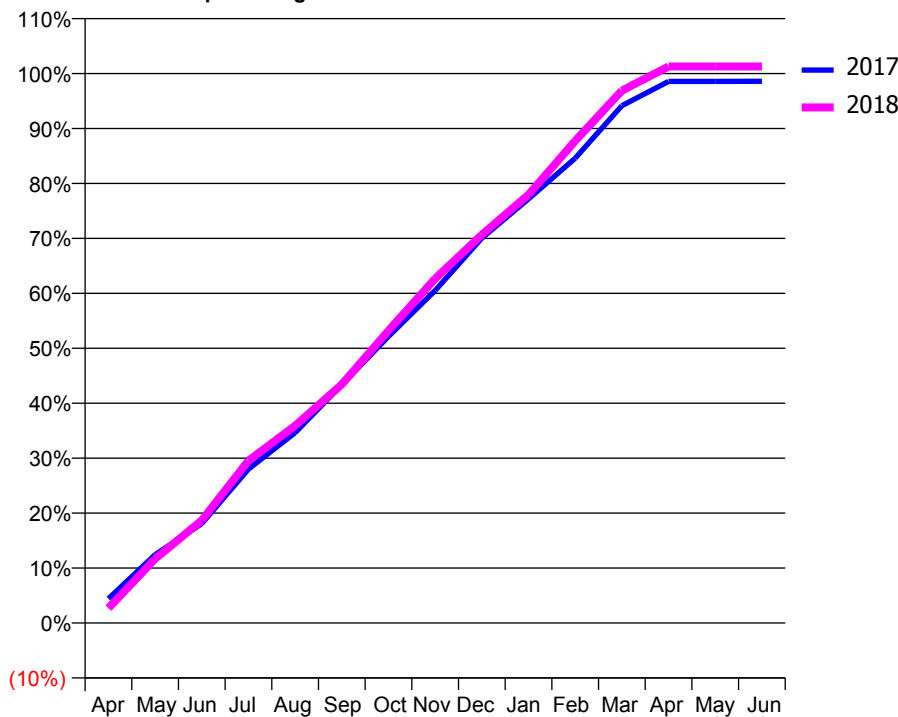
### ACCESS\*

Patients seen in 24 months	Total	Change since previous quarter
Quarter ending March 2017	10,939	
Quarter ending June 2017	10,900	→
Quarter ending September 2017	10,811	→
Quarter ending December 2017	10,739	→
Quarter ending March 2018	10,704	→
<b>Variance since March 2017</b>	<b>(2.1%)</b>	<b>↓</b>



### ACTIVITY

Cumulative percentage of contracted UDA delivered 2017 & 2018



Month	Adjusted Scheduled Activity (UDA)	
	2017	2018
April	1,414	857
May	3,976	3,684
June	5,790	5,891
July	8,968	9,317
August	11,085	11,326
September	13,872	13,696
October	16,689	16,786
November	19,367	19,773
December	22,414	22,287
January	24,701	24,590
February	27,069	27,677
March	30,129	30,564
April	31,542	31,949
May	31,542	31,952
June	31,545	31,951

### QUALITY

	Quantity	Base Number	Contract	LHB	Wales
% of FP17s for the same patient ID Re-attending within 3 months - Children	233	3,756	6.2%	8.1%	10.9%
% of FP17s for the same patient ID Re-attending within 3 months - Adults	1,840	12,971	14.2%	13.6%	16.2%
% of FP17s for the same patient ID Re-attending between 3 & 9 months - Children	2,376	3,756	63.3%	58.3%	59.0%
% of FP17s for the same patient ID Re-attending between 3 & 9 months - Adults	7,286	12,971	56.2%	53.5%	54.9%
% of FP17s for Band 1 Urgent Courses	879	16,704	5.3%	8.3%	9.0%
% of FP17s Relating to Free Repair or Replacements	144	16,704	0.9%	0.8%	0.7%
% of FP17s Relating to Continuations	151	16,704	0.9%	0.9%	0.8%
% of Patients satisfied with the dentistry they have received	31	32	96.9%	92.6%	92.0%
% of Patients satisfied with the time they had to wait for an appointment	28	32	87.5%	87.0%	88.1%

\* This is based on patients treated on this contract for their most recent course of treatment. Figures in italics indicate the base number of FP17s or Patient Questionnaire responses are less than 100. N/A is shown where the base number of responses is less than 10 during the period. % is calculated as Quantity/Base number\*100

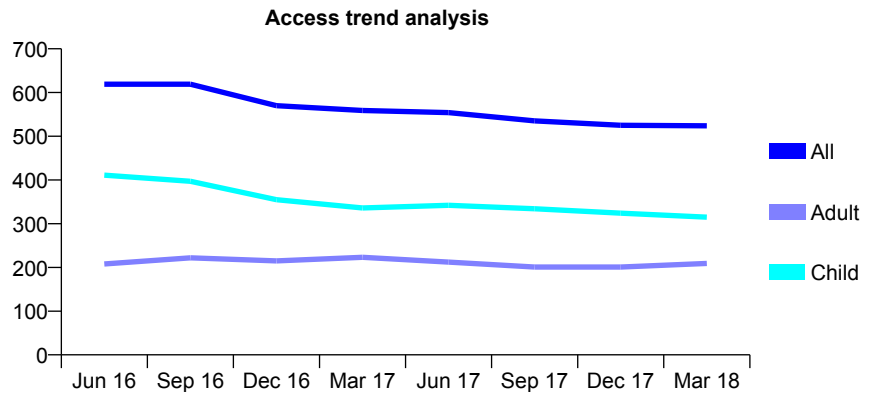
## 7A1 - Vital Signs At a Glance Contract Report for 196991/0001 - Year end March 2018

Name or company name	Miss C Smith
Contract type name	GDS Contract
Purpose of contract	General
Contract start date	01/04/2015
Contract end date	

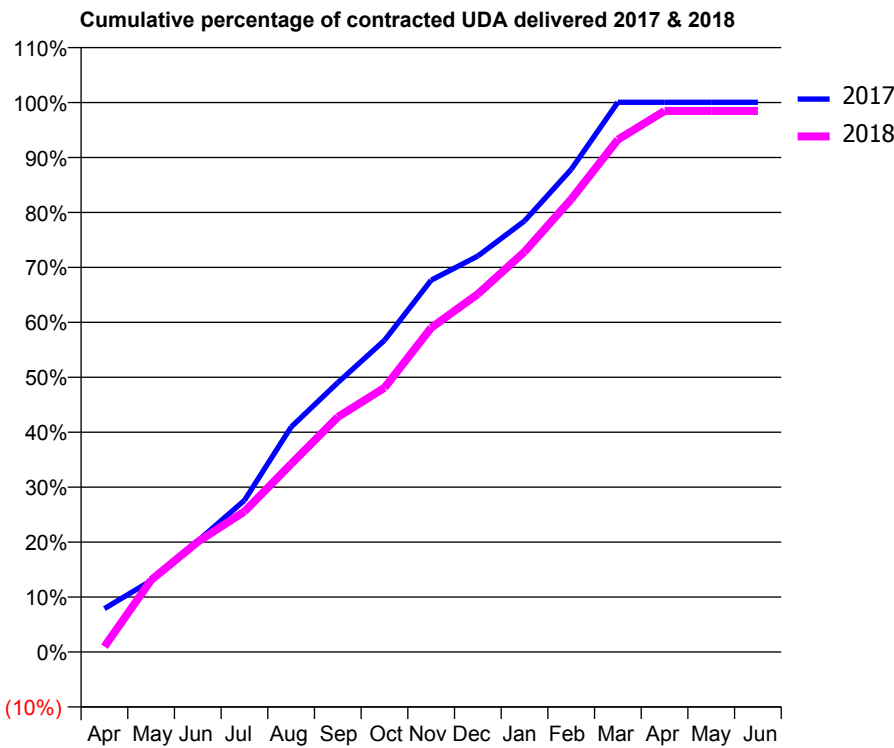
17/18 Contracted general activity (UDA)	1,320
Carry forward general activity (UDA)	-1
17/18 Contracted orthodontic activity (UOA)	0
Carry forward orthodontic activity (UOA)	0
Baseline contract value	£33,199.43

### ACCESS\*

Patients seen in 24 months	Total	Change since previous quarter
Quarter ending March 2017	559	
Quarter ending June 2017	554	→
Quarter ending September 2017	535	↓
Quarter ending December 2017	525	↓
Quarter ending March 2018	524	→
<b>Variance since March 2017</b>	<b>(6.3%)</b>	<b>↓</b>



### ACTIVITY



Month	Adjusted Scheduled Activity (UDA)	
	2017	2018
April	104	13
May	171	173
June	267	265
July	364	338
August	540	452
September	647	565
October	749	635
November	893	779
December	951	860
January	1,035	961
February	1,159	1,088
March	1,321	1,231
April	1,321	1,300
May	1,321	1,300
June	1,321	1,300

### QUALITY

	Quantity	Base Number	Contract	LHB	Wales
% of FP17s for the same patient ID Re-attending within 3 months - Children	16	566	2.8%	8.1%	10.9%
% of FP17s for the same patient ID Re-attending within 3 months - Adults	14	223	6.3%	13.6%	16.2%
% of FP17s for the same patient ID Re-attending between 3 & 9 months - Children	363	566	64.1%	58.3%	59.0%
% of FP17s for the same patient ID Re-attending between 3 & 9 months - Adults	145	223	65.0%	53.5%	54.9%
% of FP17s for Band 1 Urgent Courses	29	817	3.5%	8.3%	9.0%
% of FP17s Relating to Free Repair or Replacements	0	817	0.0%	0.8%	0.7%
% of FP17s Relating to Continuations	0	817	0.0%	0.9%	0.8%
% of Patients satisfied with the dentistry they have received	1	1	N/A	92.6%	92.0%
% of Patients satisfied with the time they had to wait for an appointment	1	1	N/A	87.0%	88.1%

\* This is based on patients treated on this contract for their most recent course of treatment. Figures in italics indicate the base number of FP17s or Patient Questionnaire responses are less than 100. N/A is shown where the base number of responses is less than 10 during the period. % is calculated as Quantity/Base number\*100

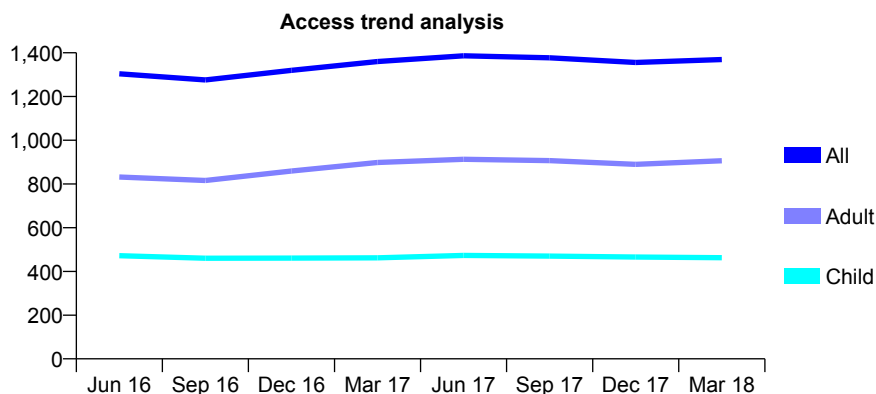
## 7A1 - Vital Signs At a Glance Contract Report for 197041/0001 - Year end March 2018

Name or company name	Belmont House
Contract type name	GDS Contract
Purpose of contract	General
Contract start date	01/05/2008
Contract end date	

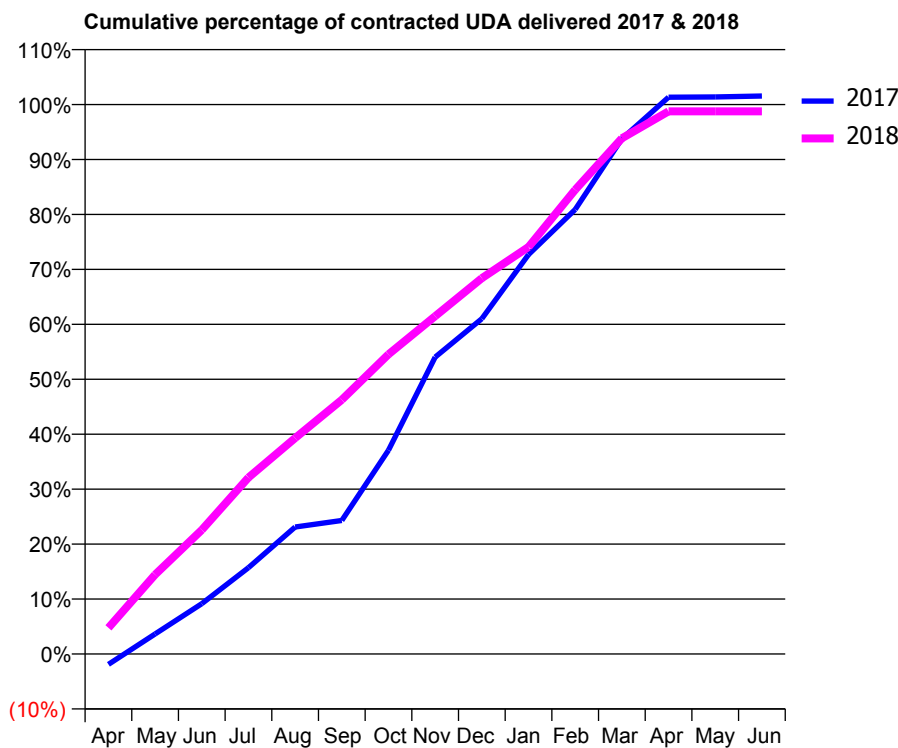
17/18 Contracted general activity (UDA)	3,546
Carry forward general activity (UDA)	-60
17/18 Contracted orthodontic activity (UOA)	0
Carry forward orthodontic activity (UOA)	0
Baseline contract value	£106,837.16

### ACCESS\*

Patients seen in 24 months	Total	Change since previous quarter
Quarter ending March 2017	1,360	
Quarter ending June 2017	1,386	→
Quarter ending September 2017	1,377	→
Quarter ending December 2017	1,356	↓
Quarter ending March 2018	1,369	→
<b>Variance since March 2017</b>	<b>0.7%</b>	<b>→</b>



### ACTIVITY



Month	Adjusted Scheduled Activity (UDA)	
	2017	2018
April	-73	169
May	140	512
June	352	801
July	605	1,139
August	889	1,393
September	935	1,640
October	1,427	1,934
November	2,078	2,180
December	2,347	2,425
January	2,796	2,627
February	3,112	2,996
March	3,606	3,328
April	3,897	3,502
May	3,899	3,502
June	3,906	3,502

### QUALITY

	Quantity	Base Number	Contract	LHB	Wales
% of FP17s for the same patient ID Re-attending within 3 months - Children	23	771	3.0%	8.1%	10.9%
% of FP17s for the same patient ID Re-attending within 3 months - Adults	131	1,356	9.7%	13.6%	16.2%
% of FP17s for the same patient ID Re-attending between 3 & 9 months - Children	580	771	75.2%	58.3%	59.0%
% of FP17s for the same patient ID Re-attending between 3 & 9 months - Adults	934	1,356	68.9%	53.5%	54.9%
% of FP17s for Band 1 Urgent Courses	39	2,088	1.9%	8.3%	9.0%
% of FP17s Relating to Free Repair or Replacements	6	2,088	0.3%	0.8%	0.7%
% of FP17s Relating to Continuations	9	2,088	0.4%	0.9%	0.8%
% of Patients satisfied with the dentistry they have received	6	6	N/A	92.6%	92.0%
% of Patients satisfied with the time they had to wait for an appointment	5	6	N/A	87.0%	88.1%

\* This is based on patients treated on this contract for their most recent course of treatment. Figures in italics indicate the base number of FP17s or Patient Questionnaire responses are less than 100. N/A is shown where the base number of responses is less than 10 during the period. % is calculated as Quantity/Base number\*100

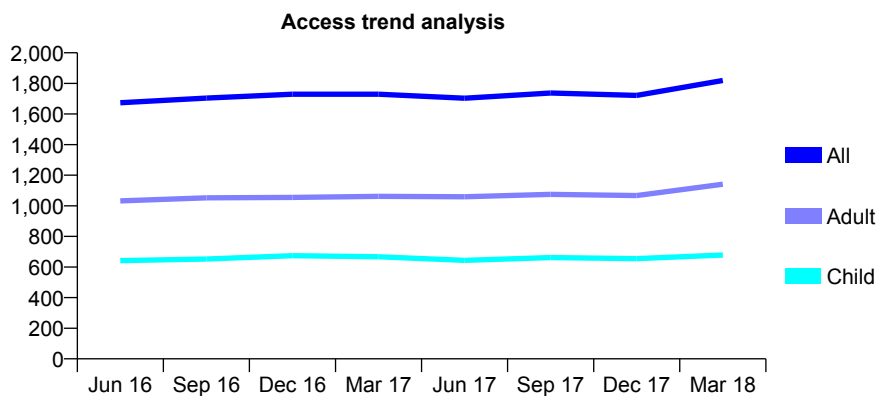
## 7A1 - Vital Signs At a Glance Contract Report for 199818/0001 - Year end March 2018

Name or company name	Mr G Turner & Mr R Davies
Contract type name	GDS Contract
Purpose of contract	General
Contract start date	01/04/2009
Contract end date	

17/18 Contracted general activity (UDA)	5,000
Carry forward general activity (UDA)	220
17/18 Contracted orthodontic activity (UOA)	0
Carry forward orthodontic activity (UOA)	0
Baseline contract value	£120,952.39

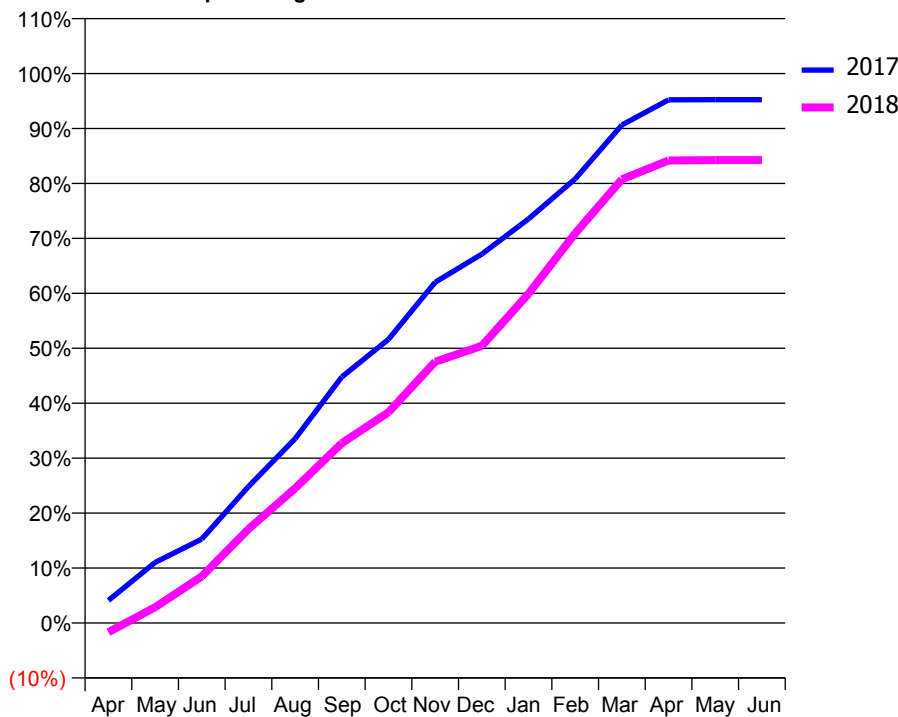
### ACCESS\*

Patients seen in 24 months	Total	Change since previous quarter
Quarter ending March 2017	1,729	
Quarter ending June 2017	1,703	↓
Quarter ending September 2017	1,737	→
Quarter ending December 2017	1,722	→
Quarter ending March 2018	1,819	↑
<b>Variance since March 2017</b>	<b>5.2%</b>	<b>↑</b>



### ACTIVITY

Cumulative percentage of contracted UDA delivered 2017 & 2018



Month	Adjusted Scheduled Activity (UDA)	
	2017	2018
April	189	-84
May	507	144
June	703	424
July	1,143	855
August	1,543	1,226
September	2,061	1,636
October	2,375	1,918
November	2,853	2,378
December	3,088	2,522
January	3,383	2,996
February	3,718	3,546
March	4,168	4,038
April	4,379	4,209
May	4,380	4,212
June	4,380	4,212

### QUALITY

	Quantity	Base Number	Contract	LHB	Wales
% of FP17s for the same patient ID Re-attending within 3 months - Children	40	1,167	3.4%	8.1%	10.9%
% of FP17s for the same patient ID Re-attending within 3 months - Adults	193	1,773	10.9%	13.6%	16.2%
% of FP17s for the same patient ID Re-attending between 3 & 9 months - Children	818	1,167	70.1%	58.3%	59.0%
% of FP17s for the same patient ID Re-attending between 3 & 9 months - Adults	1,149	1,773	64.8%	53.5%	54.9%
% of FP17s for Band 1 Urgent Courses	103	2,955	3.5%	8.3%	9.0%
% of FP17s Relating to Free Repair or Replacements	17	2,955	0.6%	0.8%	0.7%
% of FP17s Relating to Continuations	21	2,955	0.7%	0.9%	0.8%
% of Patients satisfied with the dentistry they have received	3	3	N/A	92.6%	92.0%
% of Patients satisfied with the time they had to wait for an appointment	3	3	N/A	87.0%	88.1%

\* This is based on patients treated on this contract for their most recent course of treatment. Figures in italics indicate the base number of FP17s or Patient Questionnaire responses are less than 100. N/A is shown where the base number of responses is less than 10 during the period. % is calculated as Quantity/Base number\*100



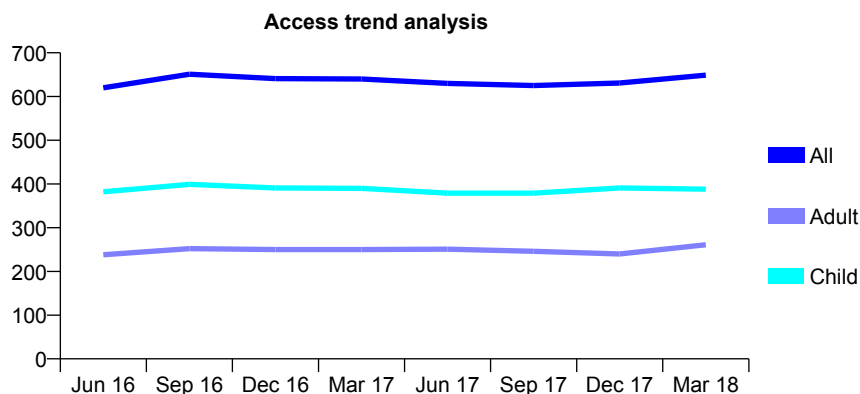
## 7A1 - Vital Signs At a Glance Contract Report for 206229/0003 - Year end March 2018

Name or company name	MR N FRANCIS
Contract type name	GDS Contract
Purpose of contract	General
Contract start date	21/10/2014
Contract end date	

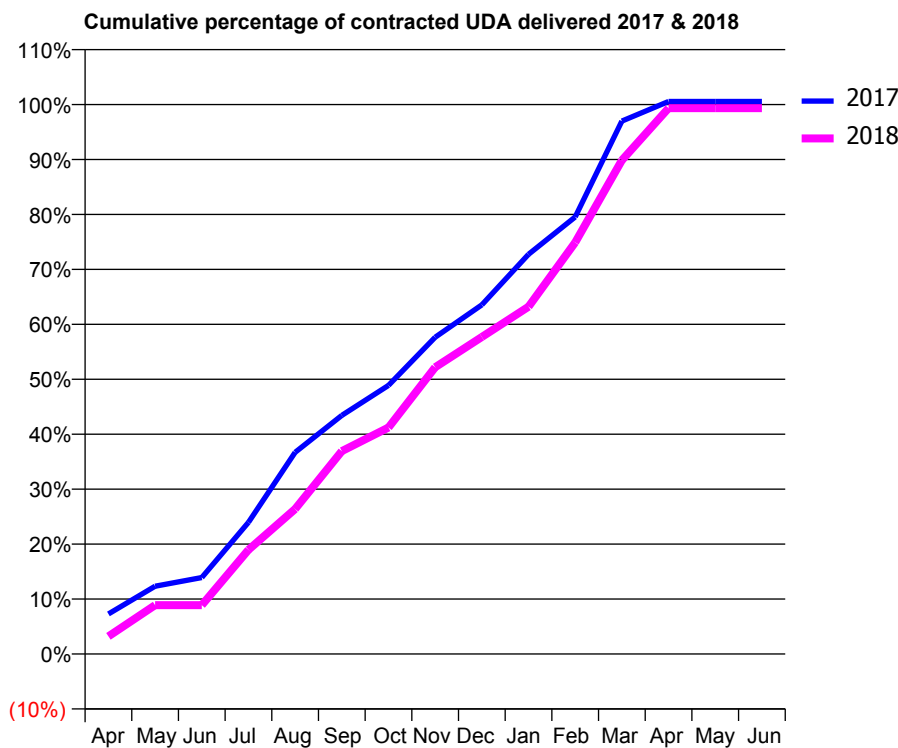
17/18 Contracted general activity (UDA)	1,714
Carry forward general activity (UDA)	-10
17/18 Contracted orthodontic activity (UOA)	0
Carry forward orthodontic activity (UOA)	0
Baseline contract value	£41,862.01

### ACCESS\*

Patients seen in 24 months	Total	Change since previous quarter
Quarter ending March 2017	640	
Quarter ending June 2017	630	↓
Quarter ending September 2017	625	→
Quarter ending December 2017	631	→
Quarter ending March 2018	649	↑
<b>Variance since March 2017</b>	1.4%	→



### ACTIVITY



Month	Adjusted Scheduled Activity (UDA)	
	2017	2018
April	125	55
May	212	153
June	239	153
July	411	325
August	629	452
September	744	633
October	838	706
November	988	895
December	1,089	989
January	1,247	1,083
February	1,363	1,284
March	1,662	1,540
April	1,724	1,703
May	1,724	1,703
June	1,724	1,703

### QUALITY

	Quantity	Base Number	Contract	LHB	Wales
% of FP17s for the same patient ID Re-attending within 3 months - Children	39	701	5.6%	8.1%	10.9%
% of FP17s for the same patient ID Re-attending within 3 months - Adults	18	328	5.5%	13.6%	16.2%
% of FP17s for the same patient ID Re-attending between 3 & 9 months - Children	521	701	74.3%	58.3%	59.0%
% of FP17s for the same patient ID Re-attending between 3 & 9 months - Adults	215	328	65.5%	53.5%	54.9%
% of FP17s for Band 1 Urgent Courses	24	1,093	2.2%	8.3%	9.0%
% of FP17s Relating to Free Repair or Replacements	0	1,093	0.0%	0.8%	0.7%
% of FP17s Relating to Continuations	0	1,093	0.0%	0.9%	0.8%
% of Patients satisfied with the dentistry they have received	0	0	N/A	92.6%	92.0%
% of Patients satisfied with the time they had to wait for an appointment	0	0	N/A	87.0%	88.1%

\* This is based on patients treated on this contract for their most recent course of treatment. Figures in italics indicate the base number of FP17s or Patient Questionnaire responses are less than 100. N/A is shown where the base number of responses is less than 10 during the period. % is calculated as Quantity/Base number\*100

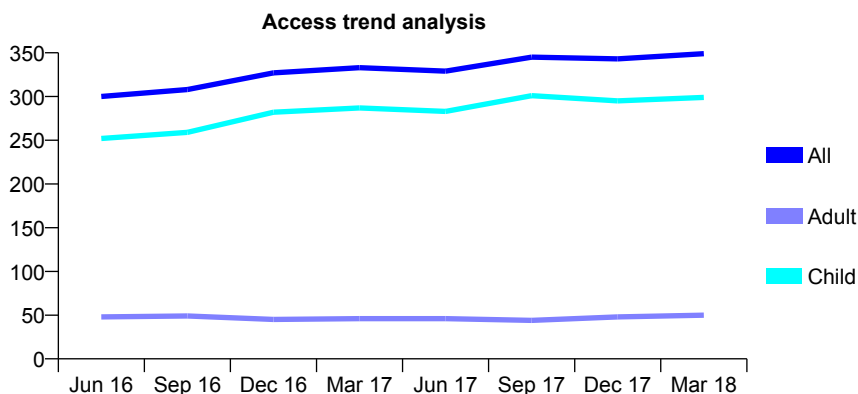
## 7A1 - Vital Signs At a Glance Contract Report for 219002/0001 - Year end March 2018

Name or company name	MRS KJ PEARCE
Contract type name	GDS Contract
Purpose of contract	General
Contract start date	01/04/2006
Contract end date	

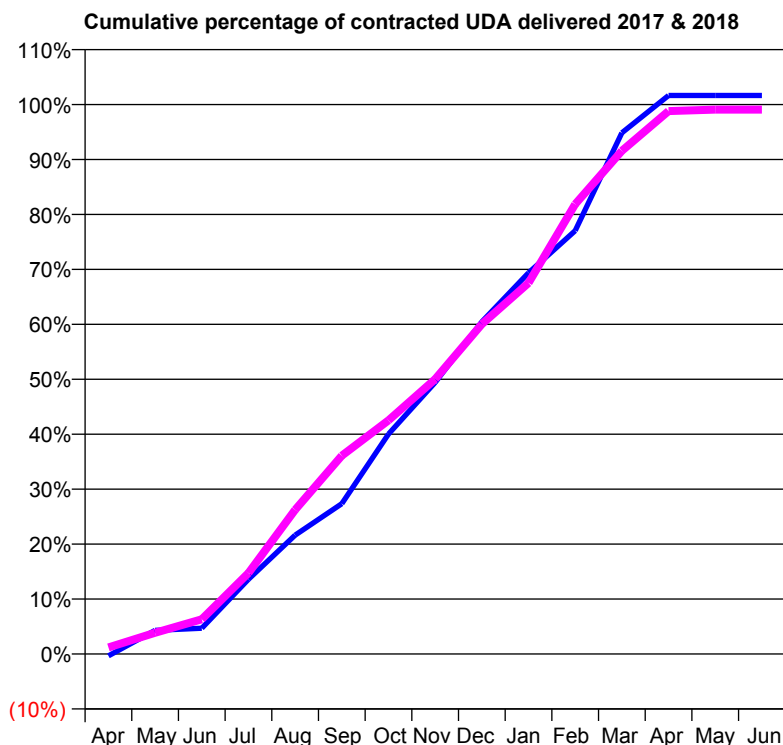
17/18 Contracted general activity (UDA)	750
Carry forward general activity (UDA)	-9
17/18 Contracted orthodontic activity (UOA)	0
Carry forward orthodontic activity (UOA)	0
Baseline contract value	£18,333.27

### ACCESS\*

Patients seen in 24 months	Total	Change since previous quarter
Quarter ending March 2017	333	
Quarter ending June 2017	329	↓
Quarter ending September 2017	345	↑
Quarter ending December 2017	343	→
Quarter ending March 2018	349	→
<b>Variance since March 2017</b>	<b>4.8%</b>	<b>↑</b>



### ACTIVITY



Month	Adjusted Scheduled Activity (UDA)	
	2017	2018
April	-2	9
May	24	29
June	26	47
July	76	111
August	122	197
September	154	271
October	225	319
November	278	375
December	340	450
January	390	506
February	433	614
March	533	687
April	571	741
May	571	743
June	571	743

### QUALITY

	Quantity	Base Number	Contract	LHB	Wales
% of FP17s for the same patient ID Re-attending within 3 months - Children	31	471	6.6%	8.1%	10.9%
% of FP17s for the same patient ID Re-attending within 3 months - Adults	0	27	0.0%	13.6%	16.2%
% of FP17s for the same patient ID Re-attending between 3 & 9 months - Children	242	471	51.4%	58.3%	59.0%
% of FP17s for the same patient ID Re-attending between 3 & 9 months - Adults	11	27	40.7%	53.5%	54.9%
% of FP17s for Band 1 Urgent Courses	15	507	3.0%	8.3%	9.0%
% of FP17s Relating to Free Repair or Replacements	0	507	0.0%	0.8%	0.7%
% of FP17s Relating to Continuations	2	507	0.4%	0.9%	0.8%
% of Patients satisfied with the dentistry they have received	1	1	N/A	92.6%	92.0%
% of Patients satisfied with the time they had to wait for an appointment	1	1	N/A	87.0%	88.1%

\* This is based on patients treated on this contract for their most recent course of treatment. Figures in italics indicate the base number of FP17s or Patient Questionnaire responses are less than 100. N/A is shown where the base number of responses is less than 10 during the period. % is calculated as Quantity/Base number\*100

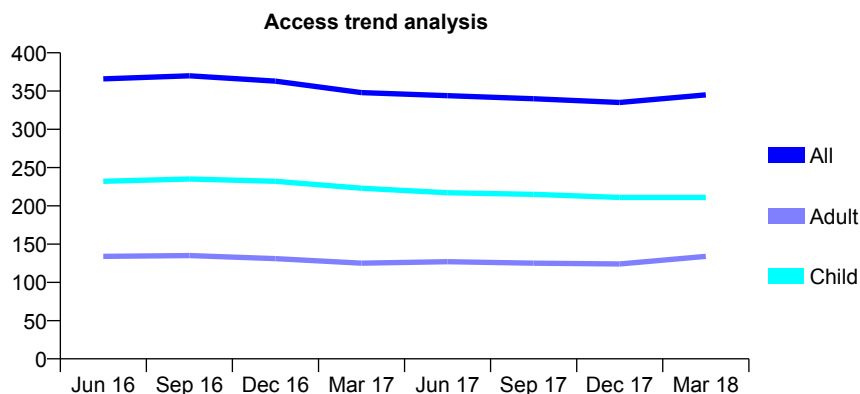
## 7A1 - Vital Signs At a Glance Contract Report for 221090/0001 - Year end March 2018

Name or company name	MR CR ANDRADE
Contract type name	GDS Contract
Purpose of contract	General
Contract start date	01/04/2006
Contract end date	

17/18 Contracted general activity (UDA)	833
Carry forward general activity (UDA)	0
17/18 Contracted orthodontic activity (UOA)	0
Carry forward orthodontic activity (UOA)	0
Baseline contract value	£18,861.20

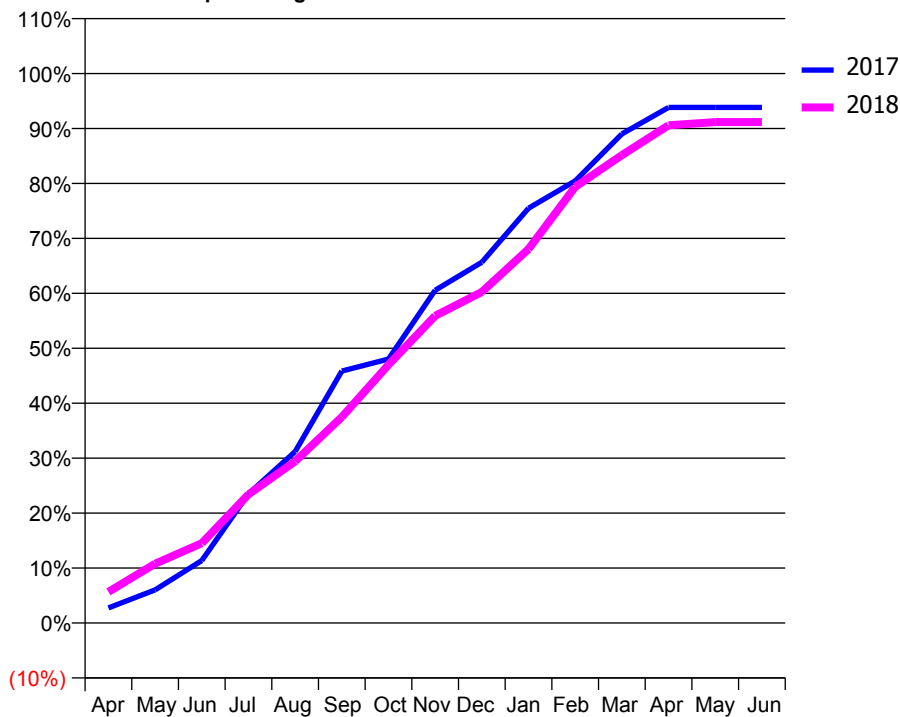
### ACCESS\*

Patients seen in 24 months	Total	Change since previous quarter
Quarter ending March 2017	348	
Quarter ending June 2017	344	↓
Quarter ending September 2017	340	↓
Quarter ending December 2017	335	↓
Quarter ending March 2018	345	↑
<b>Variance since March 2017</b>	<b>(0.9%)</b>	→



### ACTIVITY

Cumulative percentage of contracted UDA delivered 2017 & 2018



Month	Adjusted Scheduled Activity (UDA)	
	2017	2018
April	23	47
May	50	90
June	95	121
July	196	195
August	260	245
September	382	312
October	400	391
November	504	466
December	547	502
January	629	567
February	670	661
March	741	709
April	782	754
May	782	759
June	782	759

### QUALITY

	Quantity	Base Number	Contract	LHB	Wales
% of FP17s for the same patient ID Re-attending within 3 months - Children	21	317	6.6%	8.1%	10.9%
% of FP17s for the same patient ID Re-attending within 3 months - Adults	13	131	9.9%	13.6%	16.2%
% of FP17s for the same patient ID Re-attending between 3 & 9 months - Children	184	317	58.0%	58.3%	59.0%
% of FP17s for the same patient ID Re-attending between 3 & 9 months - Adults	63	131	48.1%	53.5%	54.9%
% of FP17s for Band 1 Urgent Courses	12	454	2.6%	8.3%	9.0%
% of FP17s Relating to Free Repair or Replacements	0	454	0.0%	0.8%	0.7%
% of FP17s Relating to Continuations	9	454	2.0%	0.9%	0.8%
% of Patients satisfied with the dentistry they have received	2	2	N/A	92.6%	92.0%
% of Patients satisfied with the time they had to wait for an appointment	2	2	N/A	87.0%	88.1%

\* This is based on patients treated on this contract for their most recent course of treatment. Figures in italics indicate the base number of FP17s or Patient Questionnaire responses are less than 100. N/A is shown where the base number of responses is less than 10 during the period. % is calculated as Quantity/Base number\*100

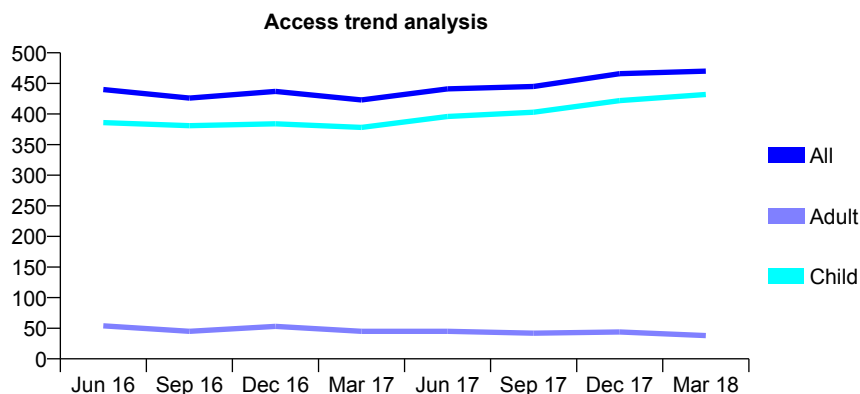
## 7A1 - Vital Signs At a Glance Contract Report for 231495/0001 - Year end March 2018

Name or company name	MISS EV GRIFFITH
Contract type name	GDS Contract
Purpose of contract	General
Contract start date	01/04/2006
Contract end date	

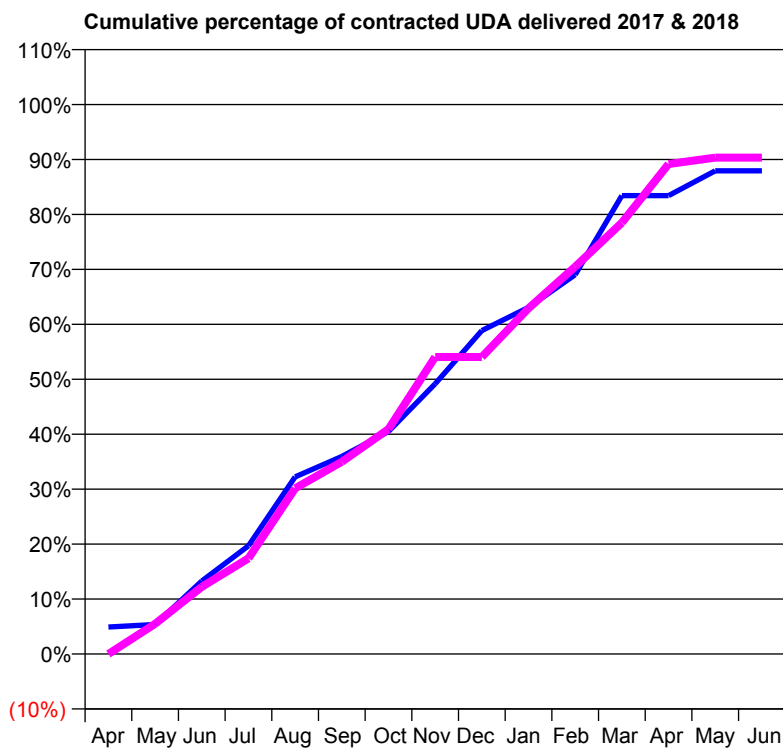
17/18 Contracted general activity (UDA)	875
Carry forward general activity (UDA)	0
17/18 Contracted orthodontic activity (UOA)	0
Carry forward orthodontic activity (UOA)	0
Baseline contract value	£21,203.35

### ACCESS\*

Patients seen in 24 months	Total	Change since previous quarter
Quarter ending March 2017	423	
Quarter ending June 2017	441	↑
Quarter ending September 2017	445	→
Quarter ending December 2017	466	↑
Quarter ending March 2018	470	→
<b>Variance since March 2017</b>	<b>11.1%</b>	<b>↑</b>



### ACTIVITY



Month	Adjusted Scheduled Activity (UDA)	
	2017	2018
April	43	0
May	47	48
June	116	107
July	172	152
August	282	264
September	315	306
October	354	358
November	430	473
December	515	473
January	552	550
February	604	617
March	730	687
April	730	780
May	769	790
June	769	790

### QUALITY

	Quantity	Base Number	Contract	LHB	Wales
% of FP17s for the same patient ID Re-attending within 3 months - Children	20	564	3.5%	8.1%	10.9%
% of FP17s for the same patient ID Re-attending within 3 months - Adults	0	0	N/A	13.6%	16.2%
% of FP17s for the same patient ID Re-attending between 3 & 9 months - Children	291	564	51.6%	58.3%	59.0%
% of FP17s for the same patient ID Re-attending between 3 & 9 months - Adults	0	0	N/A	53.5%	54.9%
% of FP17s for Band 1 Urgent Courses	22	600	3.7%	8.3%	9.0%
% of FP17s Relating to Free Repair or Replacements	0	600	0.0%	0.8%	0.7%
% of FP17s Relating to Continuations	0	600	0.0%	0.9%	0.8%
% of Patients satisfied with the dentistry they have received	1	1	N/A	92.6%	92.0%
% of Patients satisfied with the time they had to wait for an appointment	1	1	N/A	87.0%	88.1%

\* This is based on patients treated on this contract for their most recent course of treatment. Figures in italics indicate the base number of FP17s or Patient Questionnaire responses are less than 100. N/A is shown where the base number of responses is less than 10 during the period. % is calculated as Quantity/Base number\*100

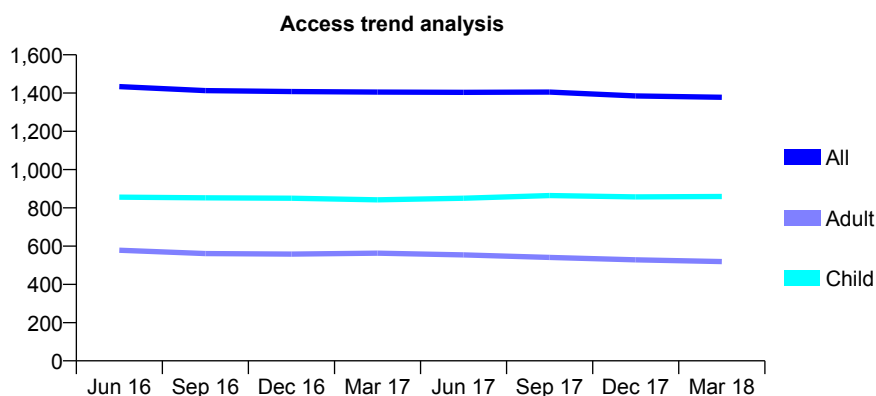
## 7A1 - Vital Signs At a Glance Contract Report for 231517/0001 - Year end March 2018

Name or company name	MRS DV MARSHALL
Contract type name	GDS Contract
Purpose of contract	General
Contract start date	01/04/2006
Contract end date	

17/18 Contracted general activity (UDA)	3,920
Carry forward general activity (UDA)	0
17/18 Contracted orthodontic activity (UOA)	0
Carry forward orthodontic activity (UOA)	0
Baseline contract value	£98,592.23

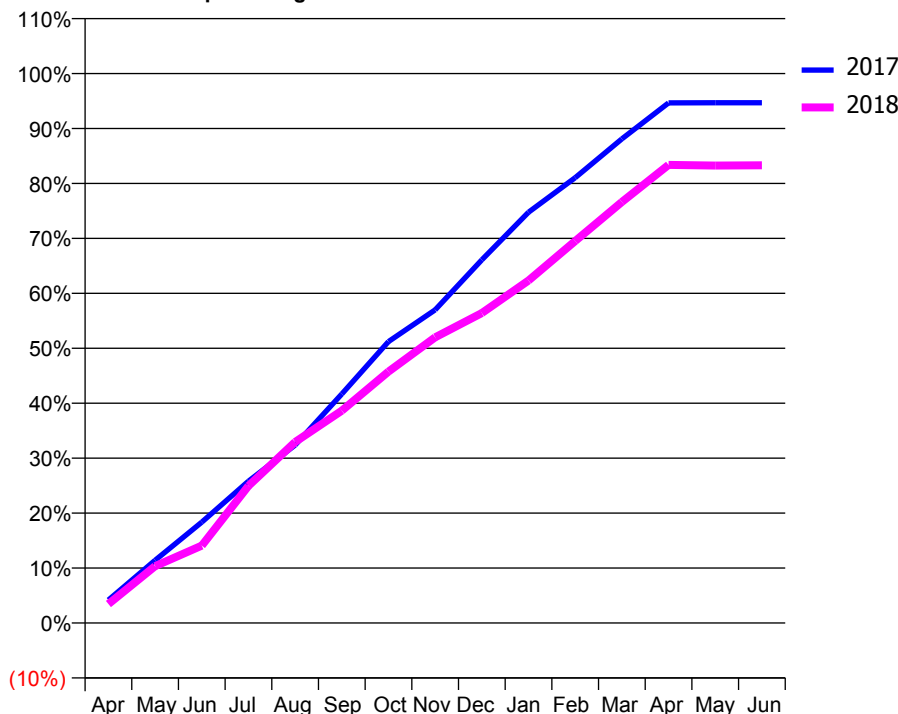
### ACCESS\*

Patients seen in 24 months	Total	Change since previous quarter
Quarter ending March 2017	1,405	
Quarter ending June 2017	1,404	→
Quarter ending September 2017	1,405	→
Quarter ending December 2017	1,385	↓
Quarter ending March 2018	1,378	→
<b>Variance since March 2017</b>	<b>(1.9%)</b>	<b>↓</b>



### ACTIVITY

Cumulative percentage of contracted UDA delivered 2017 & 2018



Month	Adjusted Scheduled Activity (UDA)	
	2017	2018
April	164	136
May	448	406
June	720	552
July	1,012	978
August	1,270	1,291
September	1,634	1,515
October	2,008	1,793
November	2,234	2,038
December	2,591	2,212
January	2,930	2,443
February	3,177	2,725
March	3,454	3,004
April	3,710	3,268
May	3,711	3,263
June	3,711	3,265

### QUALITY

	Quantity	Base Number	Contract	LHB	Wales
% of FP17s for the same patient ID Re-attending within 3 months - Children	133	1,235	10.8%	8.1%	10.9%
% of FP17s for the same patient ID Re-attending within 3 months - Adults	127	721	17.6%	13.6%	16.2%
% of FP17s for the same patient ID Re-attending between 3 & 9 months - Children	663	1,235	53.7%	58.3%	59.0%
% of FP17s for the same patient ID Re-attending between 3 & 9 months - Adults	441	721	61.2%	53.5%	54.9%
% of FP17s for Band 1 Urgent Courses	109	1,962	5.6%	8.3%	9.0%
% of FP17s Relating to Free Repair or Replacements	23	1,962	1.2%	0.8%	0.7%
% of FP17s Relating to Continuations	10	1,962	0.5%	0.9%	0.8%
% of Patients satisfied with the dentistry they have received	4	4	N/A	92.6%	92.0%
% of Patients satisfied with the time they had to wait for an appointment	4	4	N/A	87.0%	88.1%

\* This is based on patients treated on this contract for their most recent course of treatment. Figures in italics indicate the base number of FP17s or Patient Questionnaire responses are less than 100. N/A is shown where the base number of responses is less than 10 during the period. % is calculated as Quantity/Base number\*100

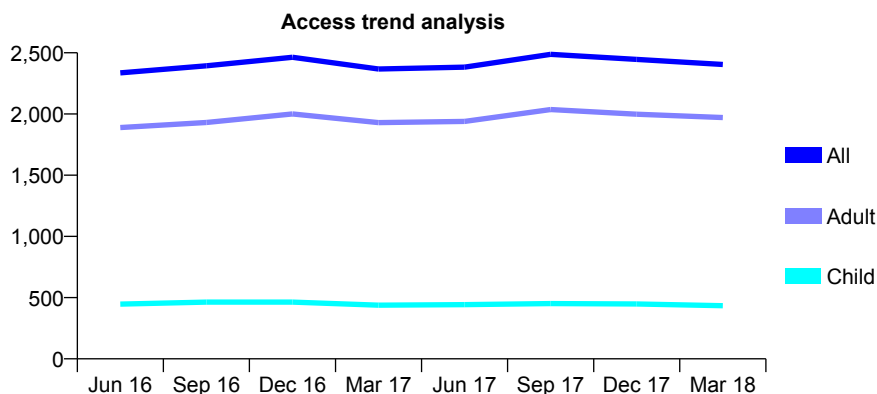
## 7A1 - Vital Signs At a Glance Contract Report for 234087/0001 - Year end March 2018

Name or company name	MR TJ BEGGS
Contract type name	GDS Contract
Purpose of contract	General
Contract start date	01/04/2006
Contract end date	

17/18 Contracted general activity (UDA)	6,567
Carry forward general activity (UDA)	-328
17/18 Contracted orthodontic activity (UOA)	0
Carry forward orthodontic activity (UOA)	0
Baseline contract value	£205,059.81

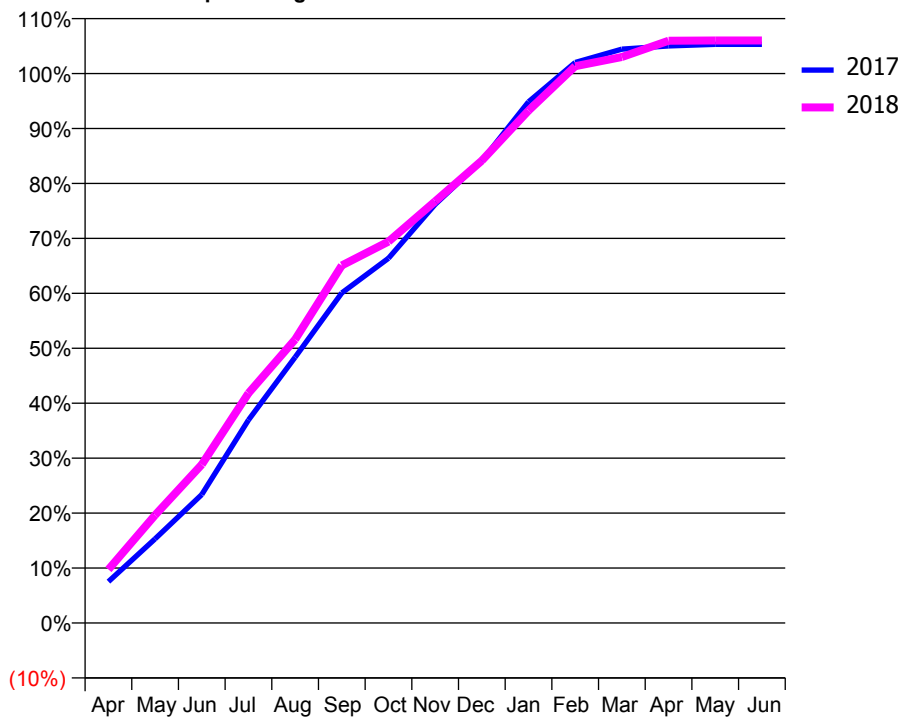
### ACCESS\*

Patients seen in 24 months	Total	Change since previous quarter
Quarter ending March 2017	2,368	
Quarter ending June 2017	2,383	→
Quarter ending September 2017	2,488	↑
Quarter ending December 2017	2,446	↓
Quarter ending March 2018	2,405	↓
<b>Variance since March 2017</b>	<b>1.6%</b>	<b>→</b>



### ACTIVITY

Cumulative percentage of contracted UDA delivered 2017 & 2018



Month	Adjusted Scheduled Activity (UDA)	
	2017	2018
April	495	640
May	1,006	1,290
June	1,535	1,895
July	2,426	2,746
August	3,177	3,388
September	3,944	4,274
October	4,359	4,559
November	5,002	5,040
December	5,524	5,526
January	6,229	6,123
February	6,699	6,654
March	6,859	6,763
April	6,897	6,959
May	6,916	6,961
June	6,916	6,961

### QUALITY

	Quantity	Base Number	Contract	LHB	Wales
% of FP17s for the same patient ID Re-attending within 3 months - Children	31	523	5.9%	8.1%	10.9%
% of FP17s for the same patient ID Re-attending within 3 months - Adults	330	2,363	14.0%	13.6%	16.2%
% of FP17s for the same patient ID Re-attending between 3 & 9 months - Children	190	523	36.3%	58.3%	59.0%
% of FP17s for the same patient ID Re-attending between 3 & 9 months - Adults	974	2,363	41.2%	53.5%	54.9%
% of FP17s for Band 1 Urgent Courses	375	2,934	12.8%	8.3%	9.0%
% of FP17s Relating to Free Repair or Replacements	50	2,934	1.7%	0.8%	0.7%
% of FP17s Relating to Continuations	44	2,934	1.5%	0.9%	0.8%
% of Patients satisfied with the dentistry they have received	7	7	N/A	92.6%	92.0%
% of Patients satisfied with the time they had to wait for an appointment	7	7	N/A	87.0%	88.1%

\* This is based on patients treated on this contract for their most recent course of treatment. Figures in italics indicate the base number of FP17s or Patient Questionnaire responses are less than 100. N/A is shown where the base number of responses is less than 10 during the period. % is calculated as Quantity/Base number\*100

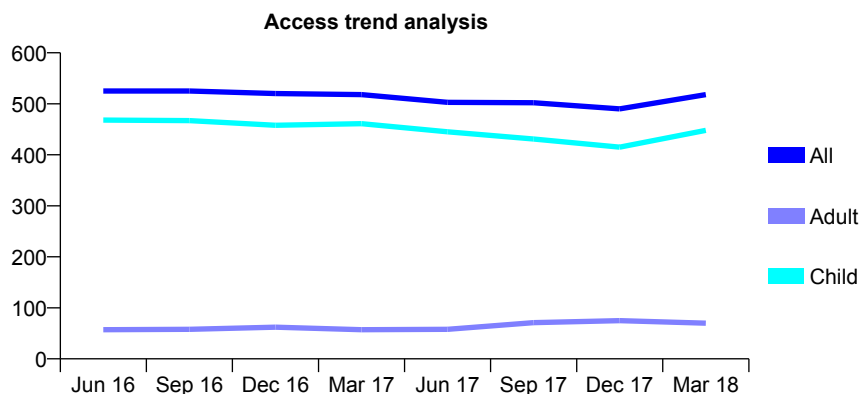
## 7A1 - Vital Signs At a Glance Contract Report for 238538/0001 - Year end March 2018

Name or company name	MISS JM HARRINGTON
Contract type name	GDS Contract
Purpose of contract	General
Contract start date	01/04/2006
Contract end date	

17/18 Contracted general activity (UDA)	1,283
Carry forward general activity (UDA)	-32
17/18 Contracted orthodontic activity (UOA)	0
Carry forward orthodontic activity (UOA)	0
Baseline contract value	£33,744.39

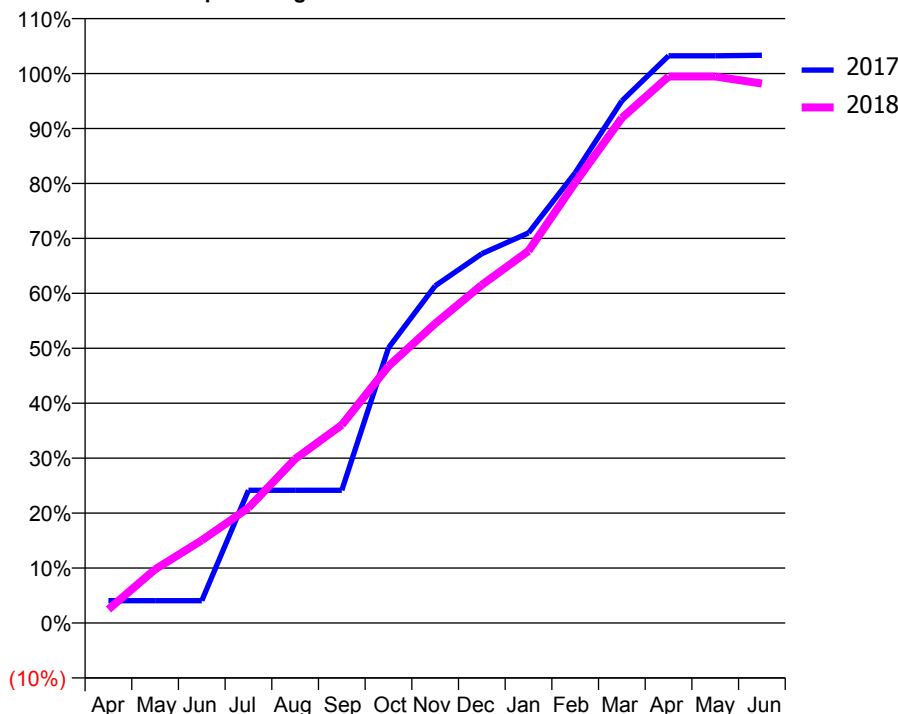
### ACCESS\*

Patients seen in 24 months	Total	Change since previous quarter
Quarter ending March 2017	518	
Quarter ending June 2017	503	↓
Quarter ending September 2017	502	→
Quarter ending December 2017	490	↓
Quarter ending March 2018	518	↑
<b>Variance since March 2017</b>	0.0%	→



### ACTIVITY

Cumulative percentage of contracted UDA delivered 2017 & 2018



Month	Adjusted Scheduled Activity (UDA)	
	2017	2018
April	52	32
May	52	125
June	52	193
July	310	269
August	310	383
September	310	463
October	643	600
November	787	699
December	862	789
January	911	869
February	1,051	1,028
March	1,219	1,179
April	1,324	1,276
May	1,324	1,276
June	1,325	1,259

### QUALITY

	Quantity	Base Number	Contract	LHB	Wales
% of FP17s for the same patient ID Re-attending within 3 months - Children	56	766	7.3%	8.1%	10.9%
% of FP17s for the same patient ID Re-attending within 3 months - Adults	0	14	0.0%	13.6%	16.2%
% of FP17s for the same patient ID Re-attending between 3 & 9 months - Children	457	766	59.7%	58.3%	59.0%
% of FP17s for the same patient ID Re-attending between 3 & 9 months - Adults	0	14	0.0%	53.5%	54.9%
% of FP17s for Band 1 Urgent Courses	17	750	2.3%	8.3%	9.0%
% of FP17s Relating to Free Repair or Replacements	0	750	0.0%	0.8%	0.7%
% of FP17s Relating to Continuations	0	750	0.0%	0.9%	0.8%
% of Patients satisfied with the dentistry they have received	0	0	N/A	92.6%	92.0%
% of Patients satisfied with the time they had to wait for an appointment	0	0	N/A	87.0%	88.1%

\* This is based on patients treated on this contract for their most recent course of treatment. Figures in italics indicate the base number of FP17s or Patient Questionnaire responses are less than 100. N/A is shown where the base number of responses is less than 10 during the period. % is calculated as Quantity/Base number\*100



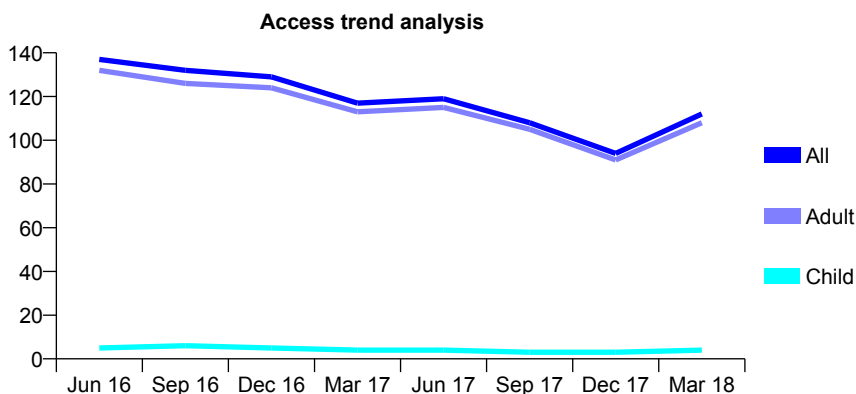
## 7A1 - Vital Signs At a Glance Contract Report for 238538/0002 - Year end March 2018

Name or company name	MISS JM HARRINGTON
Contract type name	PDS Contract
Purpose of contract	General
Contract start date	01/04/2006
Contract end date	31/03/2019

17/18 Contracted general activity (UDA)	240
Carry forward general activity (UDA)	0
17/18 Contracted orthodontic activity (UOA)	0
Carry forward orthodontic activity (UOA)	0
Baseline contract value	£9,158.32

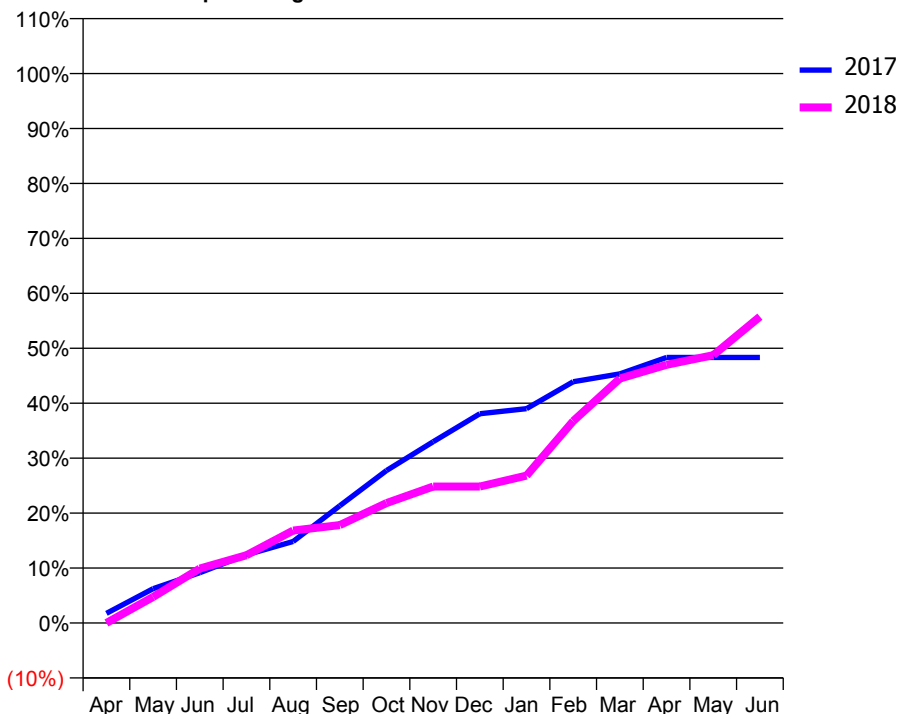
### ACCESS\*

Patients seen in 24 months	Total	Change since previous quarter
Quarter ending March 2017	117	
Quarter ending June 2017	119	→
Quarter ending September 2017	108	↓
Quarter ending December 2017	94	↓
Quarter ending March 2018	112	↑
<b>Variance since March 2017</b>	<b>(4.3%)</b>	<b>↓</b>



### ACTIVITY

Cumulative percentage of contracted UDA delivered 2017 & 2018



Month	Adjusted Scheduled Activity (UDA)	
	2017	2018
April	4	0
May	15	11
June	22	24
July	30	30
August	36	40
September	51	43
October	67	52
November	79	60
December	91	60
January	94	64
February	105	88
March	109	107
April	116	113
May	116	117
June	116	134

### QUALITY

	Quantity	Base Number	Contract	LHB	Wales
% of FP17s for the same patient ID Re-attending within 3 months - Children	0	4	0.0%	8.1%	10.9%
% of FP17s for the same patient ID Re-attending within 3 months - Adults	2	94	2.1%	13.6%	16.2%
% of FP17s for the same patient ID Re-attending between 3 & 9 months - Children	0	4	0.0%	58.3%	59.0%
% of FP17s for the same patient ID Re-attending between 3 & 9 months - Adults	0	94	0.0%	53.5%	54.9%
% of FP17s for Band 1 Urgent Courses	94	113	83.2%	8.3%	9.0%
% of FP17s Relating to Free Repair or Replacements	0	113	0.0%	0.8%	0.7%
% of FP17s Relating to Continuations	0	113	0.0%	0.9%	0.8%
% of Patients satisfied with the dentistry they have received	0	0	N/A	92.6%	92.0%
% of Patients satisfied with the time they had to wait for an appointment	0	0	N/A	87.0%	88.1%

\* This is based on patients treated on this contract for their most recent course of treatment. Figures in italics indicate the base number of FP17s or Patient Questionnaire responses are less than 100. N/A is shown where the base number of responses is less than 10 during the period. % is calculated as Quantity/Base number\*100

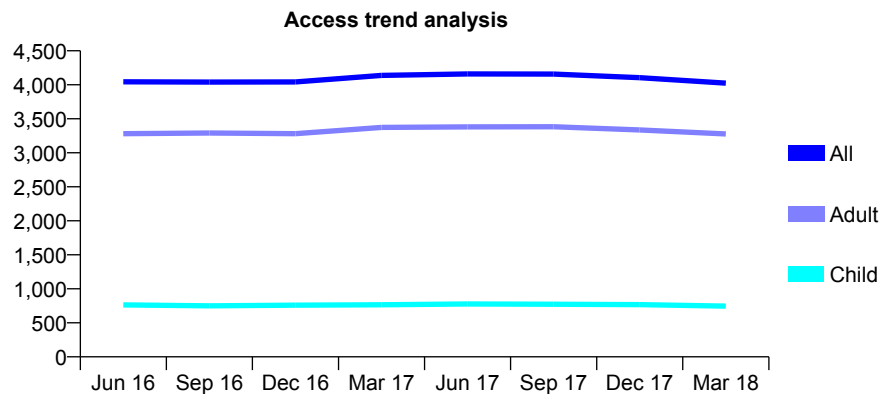
## 7A1 - Vital Signs At a Glance Contract Report for 250899/0001 - Year end March 2018

Name or company name	MR H MAERIVOET
Contract type name	GDS Contract
Purpose of contract	General
Contract start date	01/04/2006
Contract end date	

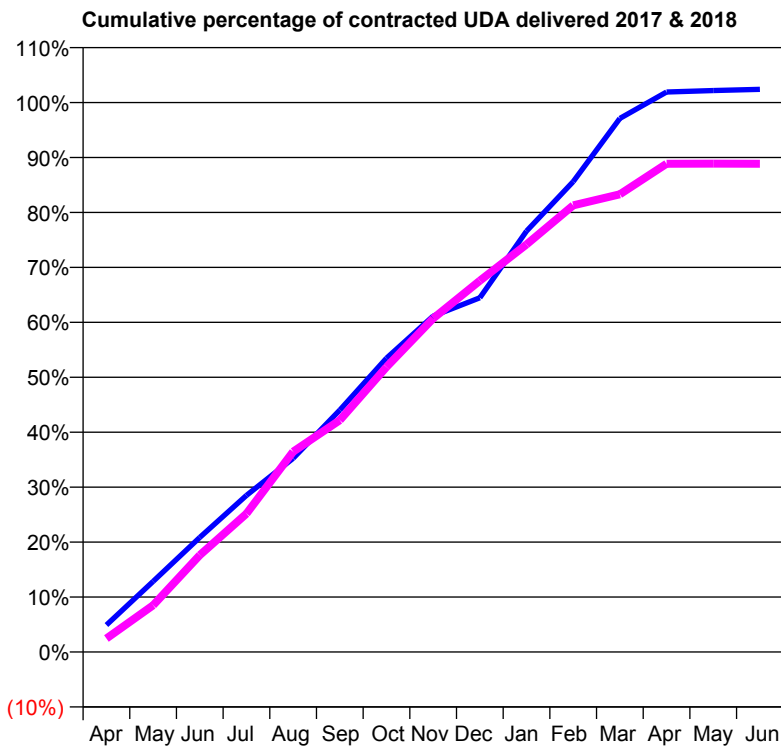
17/18 Contracted general activity (UDA)	10,997
Carry forward general activity (UDA)	-272
17/18 Contracted orthodontic activity (UOA)	0
Carry forward orthodontic activity (UOA)	0
Baseline contract value	£251,415.84

### ACCESS\*

Patients seen in 24 months	Total	Change since previous quarter
Quarter ending March 2017	4,139	
Quarter ending June 2017	4,160	→
Quarter ending September 2017	4,158	→
Quarter ending December 2017	4,104	↓
Quarter ending March 2018	4,024	↓
<b>Variance since March 2017</b>	<b>(2.8%)</b>	<b>↓</b>



### ACTIVITY



Month	Adjusted Scheduled Activity (UDA)	
	2017	2018
April	558	272
May	1,457	936
June	2,364	1,939
July	3,230	2,768
August	3,994	4,010
September	4,990	4,639
October	6,061	5,704
November	6,930	6,675
December	7,306	7,432
January	8,682	8,156
February	9,700	8,938
March	11,006	9,159
April	11,550	9,770
May	11,580	9,774
June	11,605	9,770

### QUALITY

	Quantity	Base Number	Contract	LHB	Wales
% of FP17s for the same patient ID Re-attending within 3 months - Children	43	1,036	4.2%	8.1%	10.9%
% of FP17s for the same patient ID Re-attending within 3 months - Adults	430	4,039	10.6%	13.6%	16.2%
% of FP17s for the same patient ID Re-attending between 3 & 9 months - Children	646	1,036	62.4%	58.3%	59.0%
% of FP17s for the same patient ID Re-attending between 3 & 9 months - Adults	2,200	4,039	54.5%	53.5%	54.9%
% of FP17s for Band 1 Urgent Courses	513	5,160	9.9%	8.3%	9.0%
% of FP17s Relating to Free Repair or Replacements	7	5,160	0.1%	0.8%	0.7%
% of FP17s Relating to Continuations	14	5,160	0.3%	0.9%	0.8%
% of Patients satisfied with the dentistry they have received	22	23	95.7%	92.6%	92.0%
% of Patients satisfied with the time they had to wait for an appointment	23	23	100.0%	87.0%	88.1%

\* This is based on patients treated on this contract for their most recent course of treatment. Figures in italics indicate the base number of FP17s or Patient Questionnaire responses are less than 100. N/A is shown where the base number of responses is less than 10 during the period. % is calculated as Quantity/Base number\*100

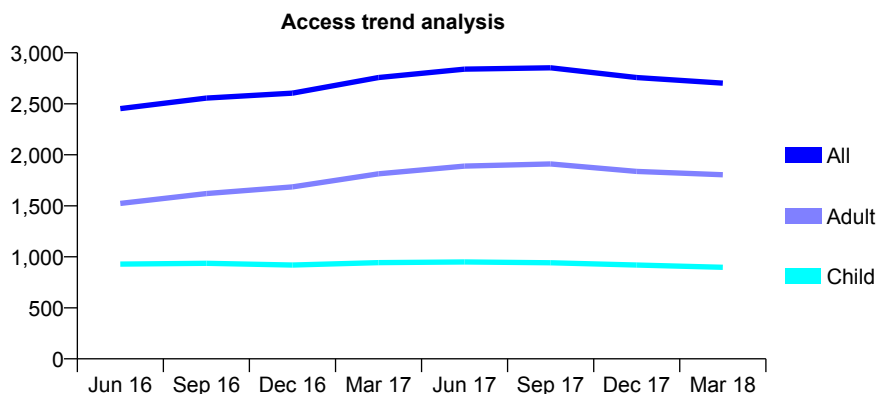
## 7A1 - Vital Signs At a Glance Contract Report for 278831/0001 - Year end March 2018

Name or company name	MR R DAVIES
Contract type name	GDS Contract
Purpose of contract	General
Contract start date	01/09/2012
Contract end date	

17/18 Contracted general activity (UDA)	7,782
Carry forward general activity (UDA)	-53
17/18 Contracted orthodontic activity (UOA)	0
Carry forward orthodontic activity (UOA)	0
Baseline contract value	£194,646.41

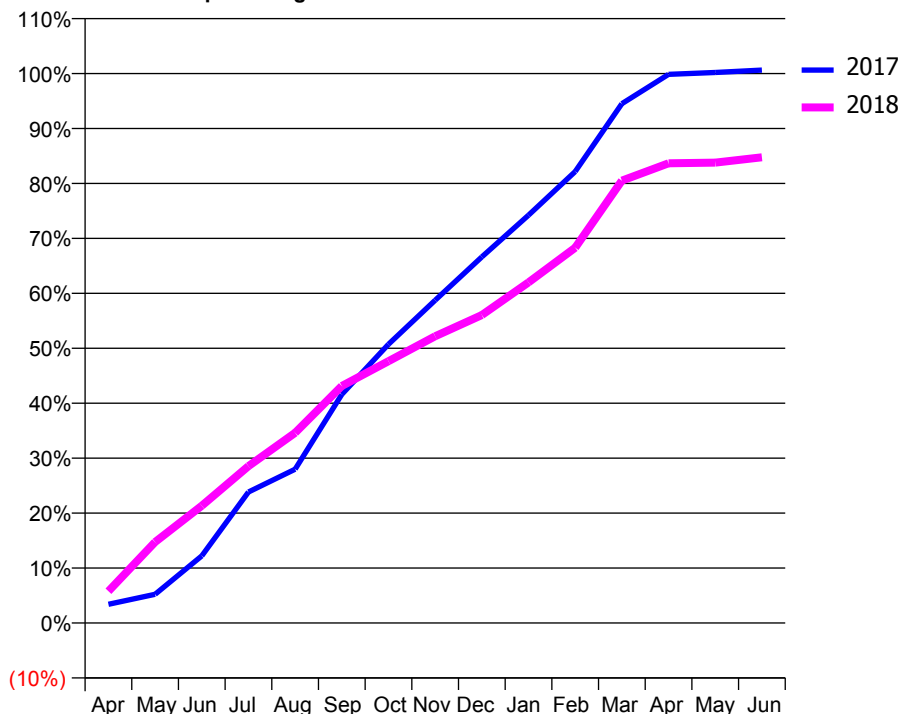
### ACCESS\*

Patients seen in 24 months	Total	Change since previous quarter
Quarter ending March 2017	2,757	
Quarter ending June 2017	2,840	↑
Quarter ending September 2017	2,853	→
Quarter ending December 2017	2,757	↓
Quarter ending March 2018	2,702	↓
<b>Variance since March 2017</b>	<b>(2.0%)</b>	<b>↓</b>



### ACTIVITY

Cumulative percentage of contracted UDA delivered 2017 & 2018



Month	Adjusted Scheduled Activity (UDA)	
	2017	2018
April	289	450
May	444	1,147
June	1,035	1,661
July	2,019	2,222
August	2,371	2,694
September	3,524	3,356
October	4,295	3,708
November	4,973	4,061
December	5,641	4,362
January	6,285	4,824
February	6,956	5,314
March	8,001	6,265
April	8,454	6,511
May	8,482	6,521
June	8,520	6,596

### QUALITY

	Quantity	Base Number	Contract	LHB	Wales
% of FP17s for the same patient ID Re-attending within 3 months - Children	63	1,288	4.9%	8.1%	10.9%
% of FP17s for the same patient ID Re-attending within 3 months - Adults	250	2,325	10.8%	13.6%	16.2%
% of FP17s for the same patient ID Re-attending between 3 & 9 months - Children	805	1,288	62.5%	58.3%	59.0%
% of FP17s for the same patient ID Re-attending between 3 & 9 months - Adults	1,430	2,325	61.5%	53.5%	54.9%
% of FP17s for Band 1 Urgent Courses	184	3,568	5.2%	8.3%	9.0%
% of FP17s Relating to Free Repair or Replacements	2	3,568	0.1%	0.8%	0.7%
% of FP17s Relating to Continuations	37	3,568	1.0%	0.9%	0.8%
% of Patients satisfied with the dentistry they have received	5	5	N/A	92.6%	92.0%
% of Patients satisfied with the time they had to wait for an appointment	4	5	N/A	87.0%	88.1%

\* This is based on patients treated on this contract for their most recent course of treatment. Figures in italics indicate the base number of FP17s or Patient Questionnaire responses are less than 100. N/A is shown where the base number of responses is less than 10 during the period. % is calculated as Quantity/Base number\*100

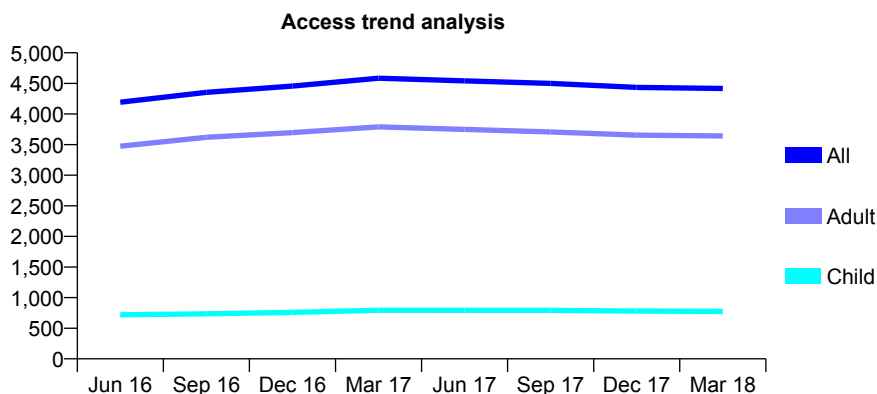
## 7A1 - Vital Signs At a Glance Contract Report for 299901/0002 - Year end March 2018

Name or company name	MR J SREERAM
Contract type name	GDS Contract
Purpose of contract	General
Contract start date	01/04/2015
Contract end date	

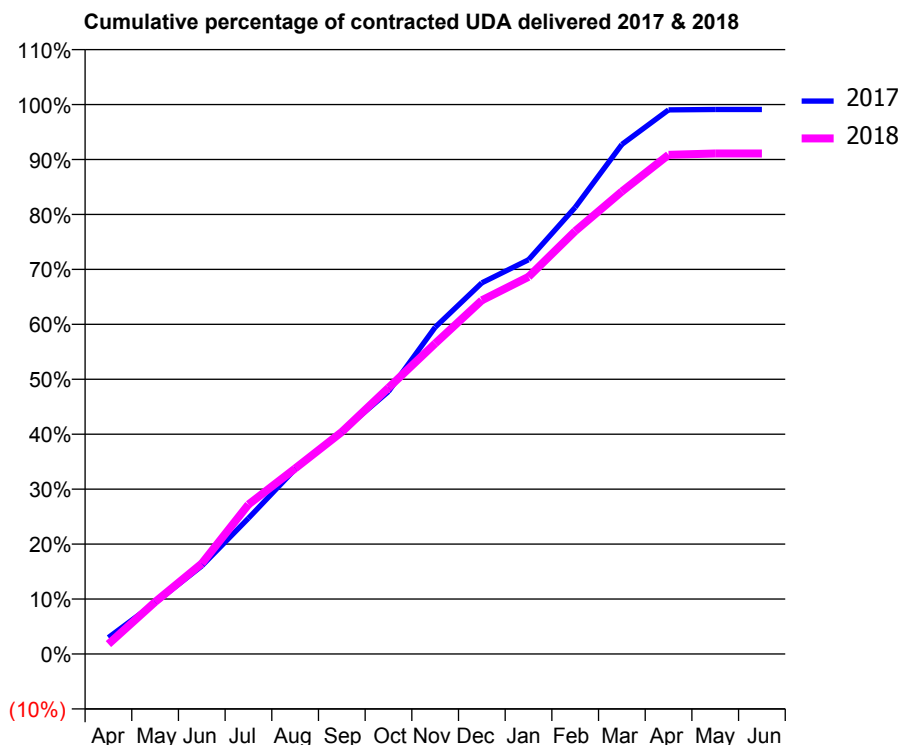
17/18 Contracted general activity (UDA)	14,976
Carry forward general activity (UDA)	125
17/18 Contracted orthodontic activity (UOA)	0
Carry forward orthodontic activity (UOA)	0
Baseline contract value	£359,048.80

### ACCESS\*

Patients seen in 24 months	Total	Change since previous quarter
Quarter ending March 2017	4,585	
Quarter ending June 2017	4,541	→
Quarter ending September 2017	4,499	→
Quarter ending December 2017	4,435	↓
Quarter ending March 2018	4,417	→
<b>Variance since March 2017</b>	<b>(3.7%)</b>	<b>↓</b>



### ACTIVITY



Month	Adjusted Scheduled Activity (UDA)	
	2017	2018
April	418	269
May	1,302	1,418
June	2,238	2,466
July	3,451	4,074
August	4,699	5,056
September	5,654	6,053
October	6,674	7,257
November	8,305	8,463
December	9,435	9,641
January	10,023	10,280
February	11,354	11,525
March	12,955	12,607
April	13,831	13,605
May	13,843	13,642
June	13,843	13,643

### QUALITY

	Quantity	Base Number	Contract	LHB	Wales
% of FP17s for the same patient ID Re-attending within 3 months - Children	41	1,062	3.9%	8.1%	10.9%
% of FP17s for the same patient ID Re-attending within 3 months - Adults	420	5,251	8.0%	13.6%	16.2%
% of FP17s for the same patient ID Re-attending between 3 & 9 months - Children	655	1,062	61.7%	58.3%	59.0%
% of FP17s for the same patient ID Re-attending between 3 & 9 months - Adults	3,299	5,251	62.8%	53.5%	54.9%
% of FP17s for Band 1 Urgent Courses	313	6,408	4.9%	8.3%	9.0%
% of FP17s Relating to Free Repair or Replacements	20	6,408	0.3%	0.8%	0.7%
% of FP17s Relating to Continuations	32	6,408	0.5%	0.9%	0.8%
% of Patients satisfied with the dentistry they have received	11	12	91.7%	92.6%	92.0%
% of Patients satisfied with the time they had to wait for an appointment	11	12	91.7%	87.0%	88.1%

\* This is based on patients treated on this contract for their most recent course of treatment. Figures in italics indicate the base number of FP17s or Patient Questionnaire responses are less than 100. N/A is shown where the base number of responses is less than 10 during the period. % is calculated as Quantity/Base number\*100

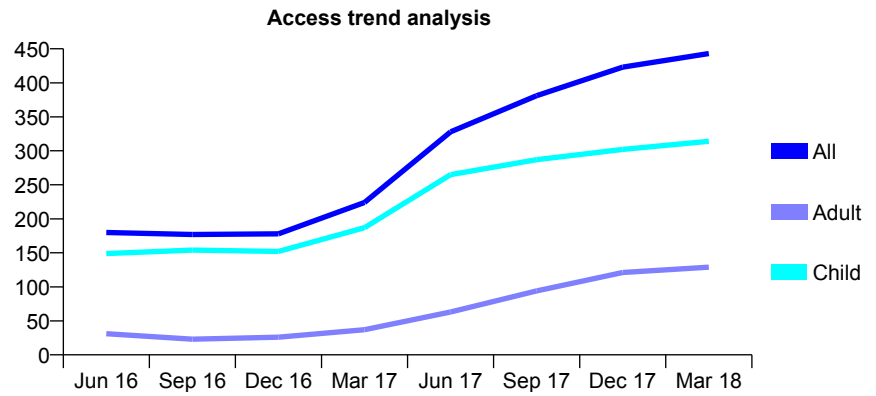
## 7A1 - Vital Signs At a Glance Contract Report for 304395/0002 - Year end March 2018

Name or company name	Dr T Aldescu
Contract type name	GDS Contract
Purpose of contract	General
Contract start date	03/07/2014
Contract end date	

17/18 Contracted general activity (UDA)	1,200
Carry forward general activity (UDA)	-20
17/18 Contracted orthodontic activity (UOA)	0
Carry forward orthodontic activity (UOA)	0
Baseline contract value	£27,410.95

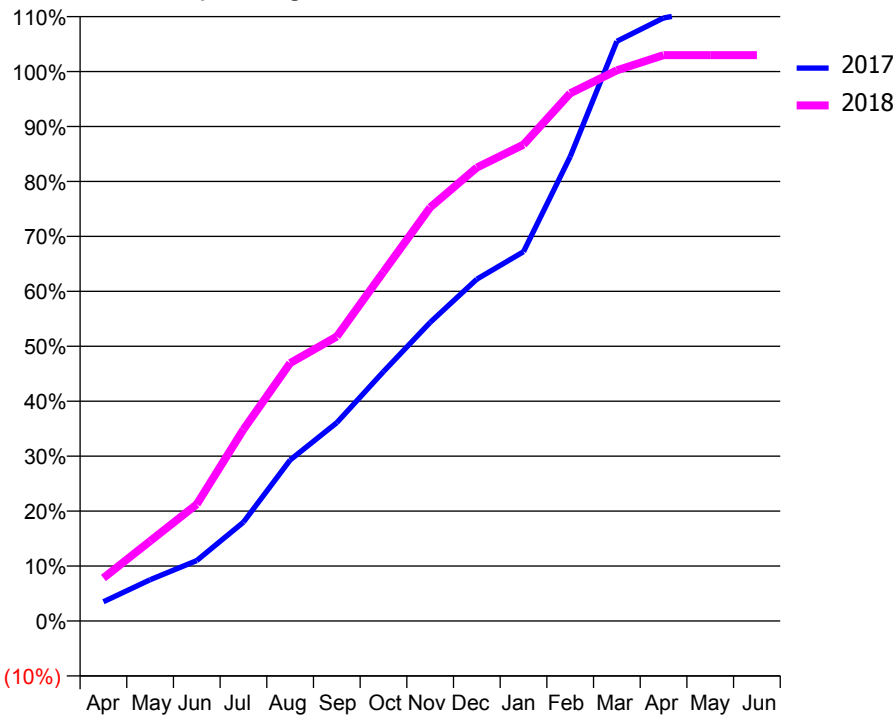
### ACCESS\*

Patients seen in 24 months	Total	Change since previous quarter
Quarter ending March 2017	224	
Quarter ending June 2017	328	↑
Quarter ending September 2017	381	↑
Quarter ending December 2017	423	↑
Quarter ending March 2018	443	↑
<b>Variance since March 2017</b>	<b>97.8%</b>	<b>↑</b>



### ACTIVITY

**Cumulative percentage of contracted UDA delivered 2017 & 2018**



Month	Adjusted Scheduled Activity (UDA)	
	2017	2018
April	14	94
May	30	175
June	44	255
July	72	418
August	117	563
September	144	621
October	182	763
November	217	903
December	249	990
January	269	1,040
February	338	1,152
March	422	1,203
April	439	1,236
May	445	1,236
June	448	1,236

### QUALITY

	Quantity	Base Number	Contract	LHB	Wales
% of FP17s for the same patient ID Re-attending within 3 months - Children	23	514	4.5%	8.1%	10.9%
% of FP17s for the same patient ID Re-attending within 3 months - Adults	11	139	7.9%	13.6%	16.2%
% of FP17s for the same patient ID Re-attending between 3 & 9 months - Children	279	514	54.3%	58.3%	59.0%
% of FP17s for the same patient ID Re-attending between 3 & 9 months - Adults	33	139	23.7%	53.5%	54.9%
% of FP17s for Band 1 Urgent Courses	18	655	2.7%	8.3%	9.0%
% of FP17s Relating to Free Repair or Replacements	0	655	0.0%	0.8%	0.7%
% of FP17s Relating to Continuations	5	655	0.8%	0.9%	0.8%
% of Patients satisfied with the dentistry they have received	2	2	N/A	92.6%	92.0%
% of Patients satisfied with the time they had to wait for an appointment	2	2	N/A	87.0%	88.1%

\* This is based on patients treated on this contract for their most recent course of treatment. Figures in italics indicate the base number of FP17s or Patient Questionnaire responses are less than 100. N/A is shown where the base number of responses is less than 10 during the period. % is calculated as Quantity/Base number\*100

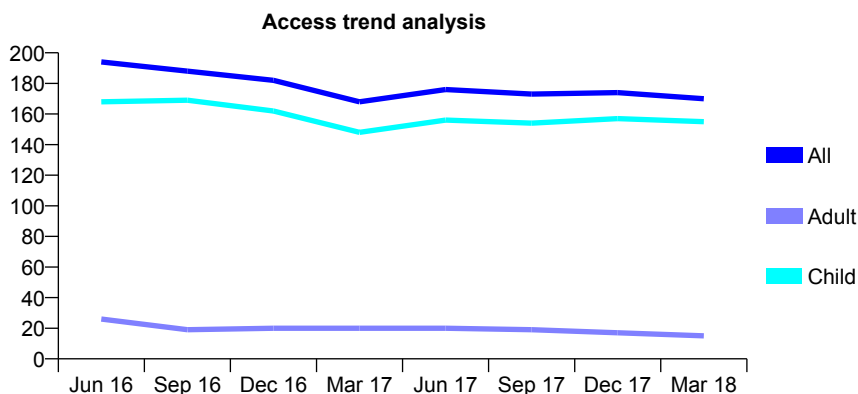
## 7A1 - Vital Signs At a Glance Contract Report for 308447/0001 - Year end March 2018

Name or company name	MR IG BAIN
Contract type name	GDS Contract
Purpose of contract	General
Contract start date	01/04/2006
Contract end date	28/02/2018

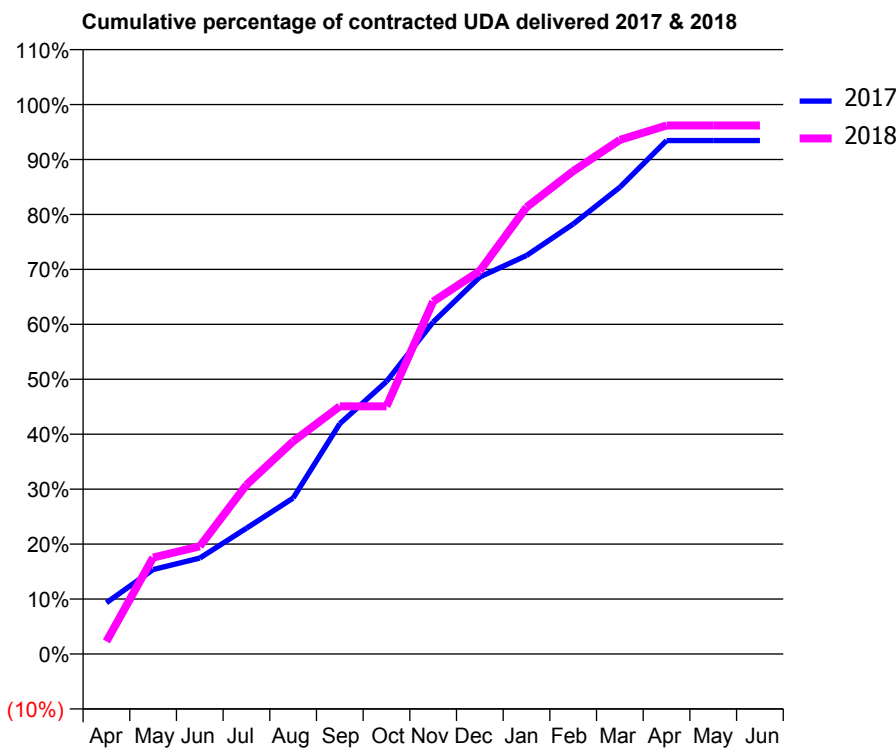
17/18 Contracted general activity (UDA)	304
Carry forward general activity (UDA)	0
17/18 Contracted orthodontic activity (UOA)	0
Carry forward orthodontic activity (UOA)	0
Baseline contract value	£6,202.52

### ACCESS\*

Patients seen in 24 months	Total	Change since previous quarter
Quarter ending March 2017	168	
Quarter ending June 2017	176	↑
Quarter ending September 2017	173	↓
Quarter ending December 2017	174	→
Quarter ending March 2018	170	↓
<b>Variance since March 2017</b>	<b>1.2%</b>	<b>→</b>



### ACTIVITY



Month	Adjusted Scheduled Activity (UDA)	
	2017	2018
April	31	7
May	51	53
June	58	60
July	76	94
August	94	118
September	139	137
October	165	137
November	201	195
December	228	212
January	241	247
February	260	267
March	282	284
April	310	292
May	310	292
June	310	292

### QUALITY

	Quantity	Base Number	Contract	LHB	Wales
% of FP17s for the same patient ID Re-attending within 3 months - Children	14	250	5.6%	8.1%	10.9%
% of FP17s for the same patient ID Re-attending within 3 months - Adults	0	0	N/A	13.6%	16.2%
% of FP17s for the same patient ID Re-attending between 3 & 9 months - Children	173	250	69.2%	58.3%	59.0%
% of FP17s for the same patient ID Re-attending between 3 & 9 months - Adults	0	0	N/A	53.5%	54.9%
% of FP17s for Band 1 Urgent Courses	7	239	2.9%	8.3%	9.0%
% of FP17s Relating to Free Repair or Replacements	0	239	0.0%	0.8%	0.7%
% of FP17s Relating to Continuations	0	239	0.0%	0.9%	0.8%
% of Patients satisfied with the dentistry they have received	0	0	N/A	92.6%	92.0%
% of Patients satisfied with the time they had to wait for an appointment	0	0	N/A	87.0%	88.1%

\* This is based on patients treated on this contract for their most recent course of treatment. Figures in italics indicate the base number of FP17s or Patient Questionnaire responses are less than 100. N/A is shown where the base number of responses is less than 10 during the period. % is calculated as Quantity/Base number\*100

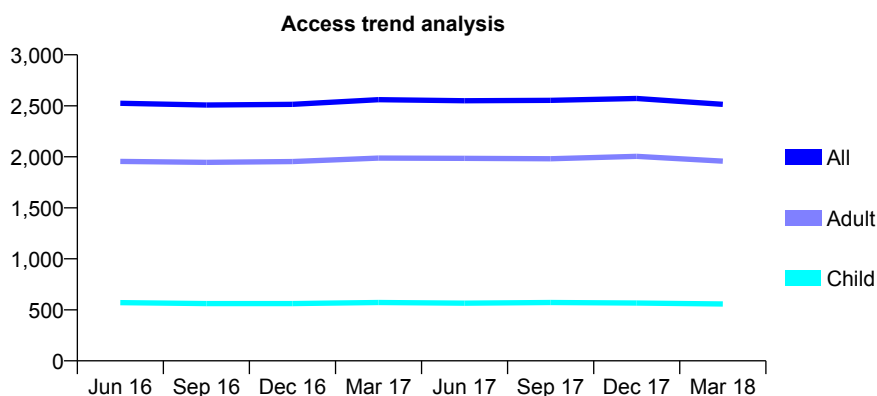
## 7A1 - Vital Signs At a Glance Contract Report for 331325/0001 - Year end March 2018

Name or company name	MR LC WILLIAMS
Contract type name	GDS Contract
Purpose of contract	General
Contract start date	01/04/2006
Contract end date	

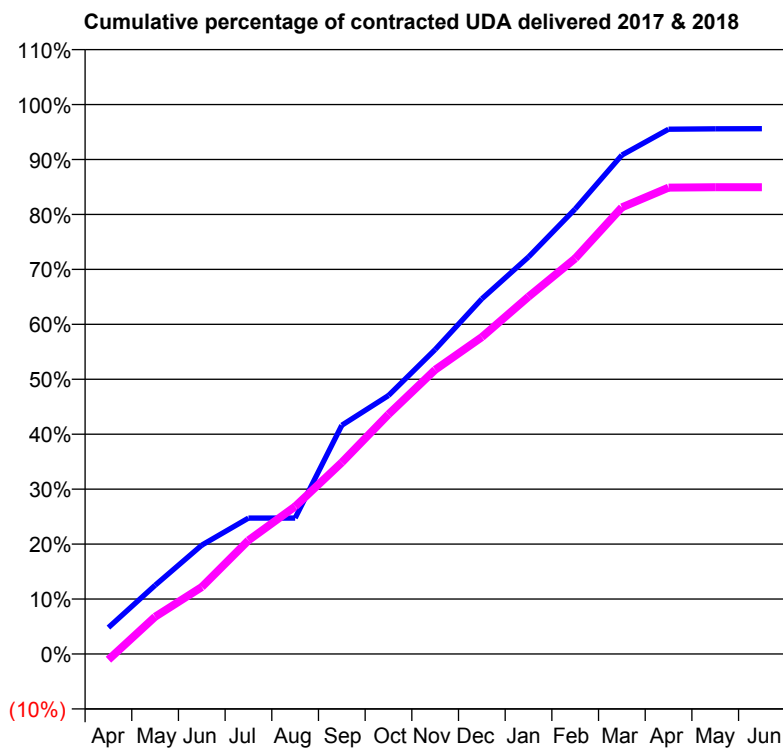
17/18 Contracted general activity (UDA)	8,500
Carry forward general activity (UDA)	383
17/18 Contracted orthodontic activity (UOA)	0
Carry forward orthodontic activity (UOA)	0
Baseline contract value	£213,842.14

### ACCESS\*

Patients seen in 24 months	Total	Change since previous quarter
Quarter ending March 2017	2,560	
Quarter ending June 2017	2,550	→
Quarter ending September 2017	2,553	→
Quarter ending December 2017	2,572	→
Quarter ending March 2018	2,515	↓
<b>Variance since March 2017</b>	<b>(1.8%)</b>	<b>↓</b>



### ACTIVITY



Month	Adjusted Scheduled Activity (UDA)	
	2017	2018
April	417	-90
May	1,086	576
June	1,721	1,036
July	2,150	1,758
August	2,150	2,282
September	3,616	2,964
October	4,087	3,708
November	4,814	4,396
December	5,614	4,901
January	6,277	5,526
February	7,035	6,119
March	7,887	6,910
April	8,295	7,213
May	8,301	7,220
June	8,303	7,220

### QUALITY

	Quantity	Base Number	Contract	LHB	Wales
% of FP17s for the same patient ID Re-attending within 3 months - Children	84	953	8.8%	8.1%	10.9%
% of FP17s for the same patient ID Re-attending within 3 months - Adults	378	2,981	12.7%	13.6%	16.2%
% of FP17s for the same patient ID Re-attending between 3 & 9 months - Children	633	953	66.4%	58.3%	59.0%
% of FP17s for the same patient ID Re-attending between 3 & 9 months - Adults	1,658	2,981	55.6%	53.5%	54.9%
% of FP17s for Band 1 Urgent Courses	227	3,912	5.8%	8.3%	9.0%
% of FP17s Relating to Free Repair or Replacements	18	3,912	0.5%	0.8%	0.7%
% of FP17s Relating to Continuations	20	3,912	0.5%	0.9%	0.8%
% of Patients satisfied with the dentistry they have received	3	3	N/A	92.6%	92.0%
% of Patients satisfied with the time they had to wait for an appointment	3	3	N/A	87.0%	88.1%

\* This is based on patients treated on this contract for their most recent course of treatment. Figures in italics indicate the base number of FP17s or Patient Questionnaire responses are less than 100. N/A is shown where the base number of responses is less than 10 during the period. % is calculated as Quantity/Base number\*100



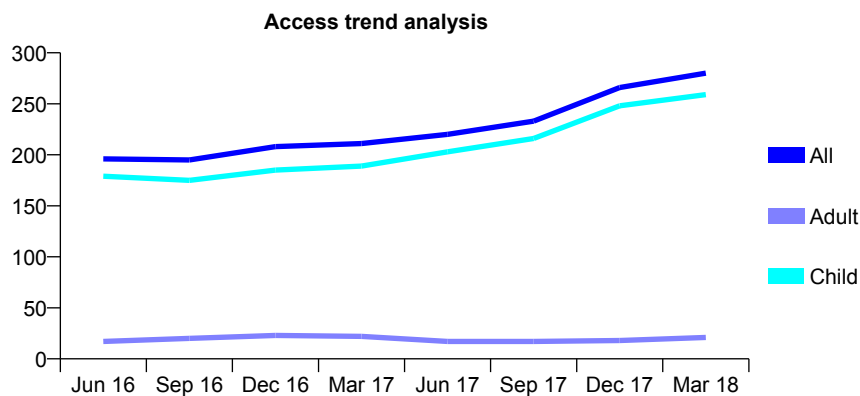
## 7A1 - Vital Signs At a Glance Contract Report for 332658/0001 - Year end March 2018

Name or company name	MR JO JOHNSON
Contract type name	GDS Contract
Purpose of contract	General
Contract start date	01/04/2006
Contract end date	

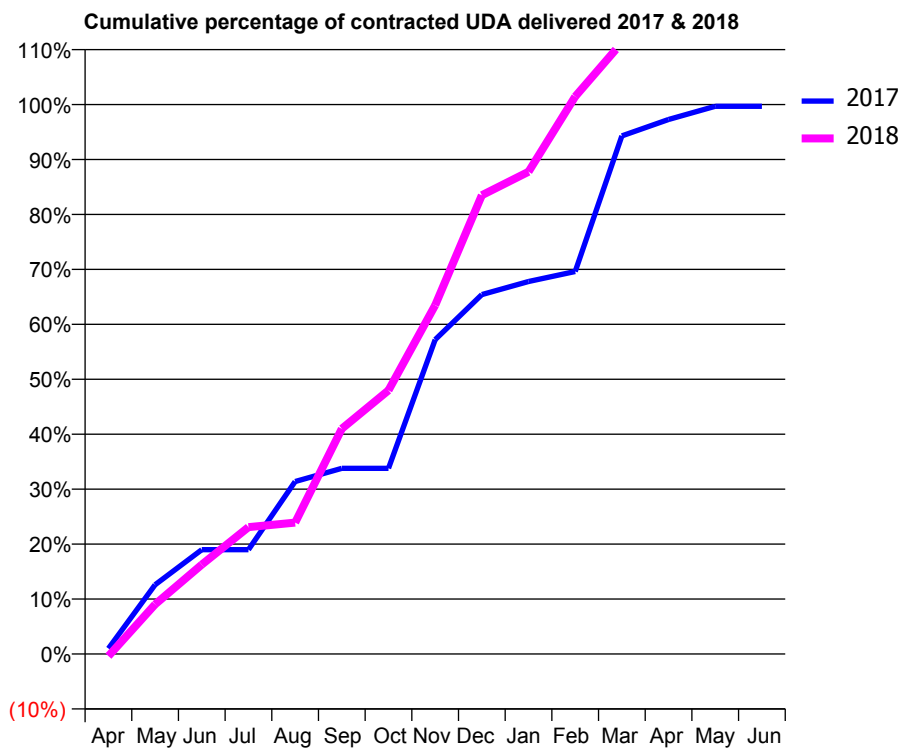
17/18 Contracted general activity (UDA)	500
Carry forward general activity (UDA)	2
17/18 Contracted orthodontic activity (UOA)	0
Carry forward orthodontic activity (UOA)	0
Baseline contract value	£11,767.01

### ACCESS\*

Patients seen in 24 months	Total	Change since previous quarter
Quarter ending March 2017	211	
Quarter ending June 2017	220	↑
Quarter ending September 2017	233	↑
Quarter ending December 2017	266	↑
Quarter ending March 2018	280	↑
<b>Variance since March 2017</b>	<b>32.7%</b>	<b>↑</b>



### ACTIVITY



Month	Adjusted Scheduled Activity (UDA)	
	2017	2018
April	5	-2
May	63	45
June	95	81
July	95	115
August	157	120
September	169	205
October	169	240
November	286	317
December	327	417
January	339	439
February	348	507
March	471	556
April	486	567
May	498	597
June	498	597

### QUALITY

	Quantity	Base Number	Contract	LHB	Wales
% of FP17s for the same patient ID Re-attending within 3 months - Children	32	444	7.2%	8.1%	10.9%
% of FP17s for the same patient ID Re-attending within 3 months - Adults	0	0	N/A	13.6%	16.2%
% of FP17s for the same patient ID Re-attending between 3 & 9 months - Children	271	444	61.0%	58.3%	59.0%
% of FP17s for the same patient ID Re-attending between 3 & 9 months - Adults	0	0	N/A	53.5%	54.9%
% of FP17s for Band 1 Urgent Courses	11	455	2.4%	8.3%	9.0%
% of FP17s Relating to Free Repair or Replacements	0	455	0.0%	0.8%	0.7%
% of FP17s Relating to Continuations	0	455	0.0%	0.9%	0.8%
% of Patients satisfied with the dentistry they have received	0	0	N/A	92.6%	92.0%
% of Patients satisfied with the time they had to wait for an appointment	0	0	N/A	87.0%	88.1%

\* This is based on patients treated on this contract for their most recent course of treatment. Figures in italics indicate the base number of FP17s or Patient Questionnaire responses are less than 100. N/A is shown where the base number of responses is less than 10 during the period. % is calculated as Quantity/Base number\*100

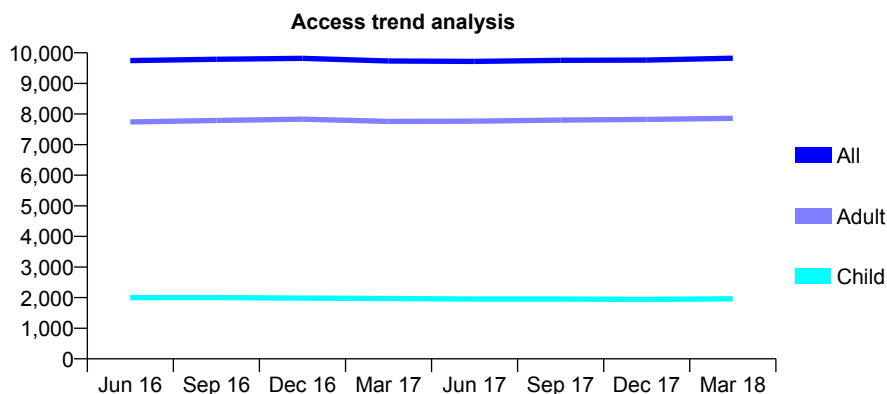
## 7A1 - Vital Signs At a Glance Contract Report for 569259/0001 - Year end March 2018

Name or company name	MR RT HANDLEY
Contract type name	GDS Contract
Purpose of contract	General
Contract start date	01/04/2006
Contract end date	

17/18 Contracted general activity (UDA)	31,357
Carry forward general activity (UDA)	0
17/18 Contracted orthodontic activity (UOA)	0
Carry forward orthodontic activity (UOA)	0
Baseline contract value	£798,520.16

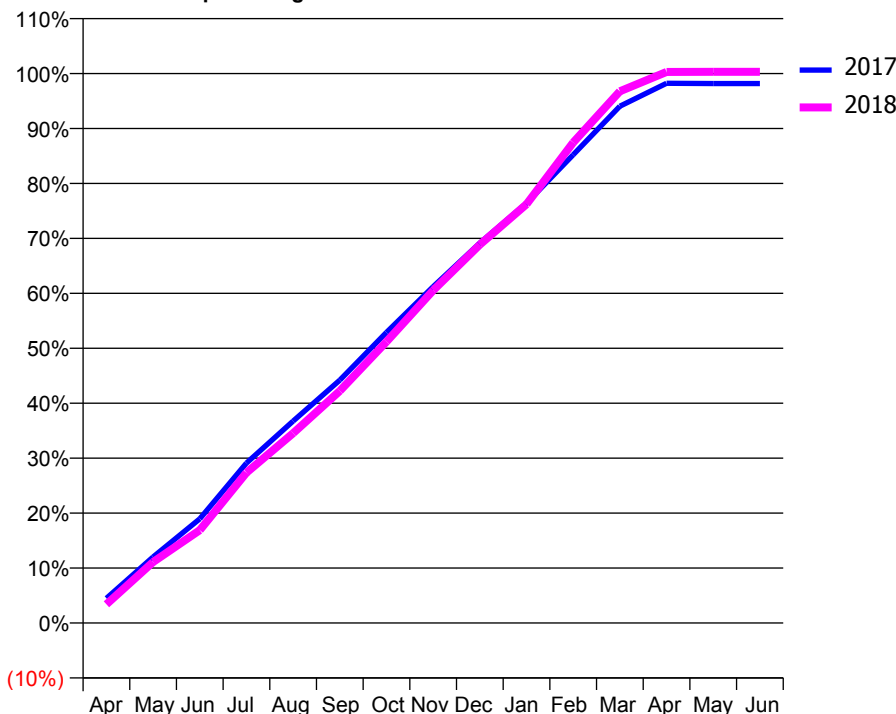
### ACCESS\*

Patients seen in 24 months	Total	Change since previous quarter
Quarter ending March 2017	9,730	
Quarter ending June 2017	9,719	→
Quarter ending September 2017	9,755	→
Quarter ending December 2017	9,761	→
Quarter ending March 2018	9,822	→
<b>Variance since March 2017</b>	<b>0.9%</b>	<b>→</b>



### ACTIVITY

Cumulative percentage of contracted UDA delivered 2017 & 2018



Month	Adjusted Scheduled Activity (UDA)	
	2017	2018
April	1,409	1,071
May	3,774	3,484
June	5,946	5,296
July	9,131	8,580
August	11,523	10,831
September	13,860	13,243
October	16,586	16,051
November	19,198	18,979
December	21,682	21,591
January	23,958	23,900
February	26,717	27,422
March	29,487	30,343
April	30,798	31,449
May	30,786	31,451
June	30,787	31,450

### QUALITY

	Quantity	Base Number	Contract	LHB	Wales
% of FP17s for the same patient ID Re-attending within 3 months - Children	183	2,655	6.9%	8.1%	10.9%
% of FP17s for the same patient ID Re-attending within 3 months - Adults	1,509	10,700	14.1%	13.6%	16.2%
% of FP17s for the same patient ID Re-attending between 3 & 9 months - Children	1,266	2,655	47.7%	58.3%	59.0%
% of FP17s for the same patient ID Re-attending between 3 & 9 months - Adults	4,906	10,700	45.9%	53.5%	54.9%
% of FP17s for Band 1 Urgent Courses	979	13,267	7.4%	8.3%	9.0%
% of FP17s Relating to Free Repair or Replacements	158	13,267	1.2%	0.8%	0.7%
% of FP17s Relating to Continuations	113	13,267	0.9%	0.9%	0.8%
% of Patients satisfied with the dentistry they have received	25	27	92.6%	92.6%	92.0%
% of Patients satisfied with the time they had to wait for an appointment	25	27	92.6%	87.0%	88.1%

\* This is based on patients treated on this contract for their most recent course of treatment. Figures in italics indicate the base number of FP17s or Patient Questionnaire responses are less than 100. N/A is shown where the base number of responses is less than 10 during the period. % is calculated as Quantity/Base number\*100

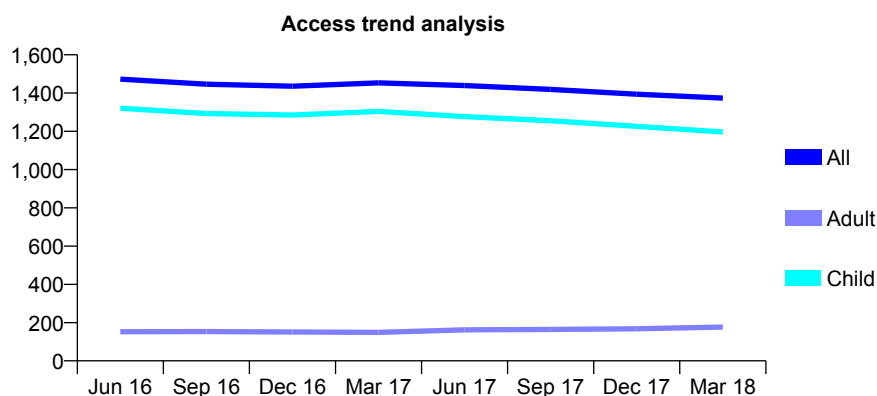
## 7A1 - Vital Signs At a Glance Contract Report for 571466/0001 - Year end March 2018

Name or company name	MR SC EDWARDS
Contract type name	PDS Contract
Purpose of contract	General
Contract start date	01/04/2006
Contract end date	31/03/2019

17/18 Contracted general activity (UDA)	2,746
Carry forward general activity (UDA)	0
17/18 Contracted orthodontic activity (UOA)	0
Carry forward orthodontic activity (UOA)	0
Baseline contract value	£69,061.90

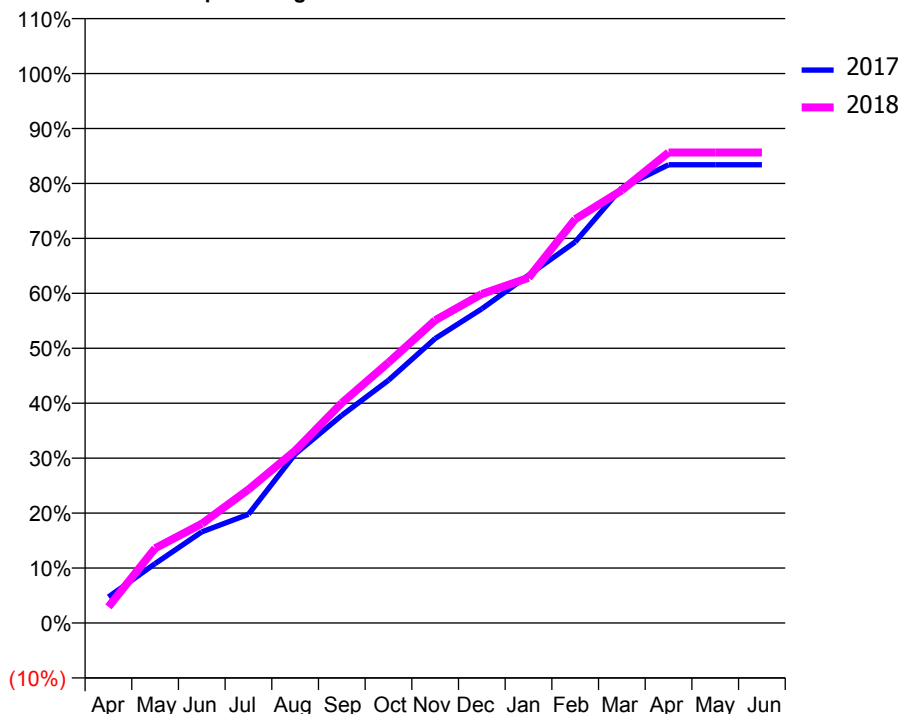
### ACCESS\*

Patients seen in 24 months	Total	Change since previous quarter
Quarter ending March 2017	1,453	
Quarter ending June 2017	1,439	→
Quarter ending September 2017	1,419	↓
Quarter ending December 2017	1,394	↓
Quarter ending March 2018	1,374	↓
<b>Variance since March 2017</b>	<b>(5.4%)</b>	<b>↓</b>



### ACTIVITY

Cumulative percentage of contracted UDA delivered 2017 & 2018



Month	Adjusted Scheduled Activity (UDA)	
	2017	2018
April	154	81
May	350	373
June	537	496
July	641	667
August	996	862
September	1,225	1,100
October	1,432	1,302
November	1,678	1,513
December	1,853	1,644
January	2,051	1,725
February	2,247	2,018
March	2,567	2,163
April	2,702	2,351
May	2,702	2,351
June	2,702	2,351

### QUALITY

	Quantity	Base Number	Contract	LHB	Wales
% of FP17s for the same patient ID Re-attending within 3 months - Children	91	1,558	5.8%	8.1%	10.9%
% of FP17s for the same patient ID Re-attending within 3 months - Adults	5	49	10.2%	13.6%	16.2%
% of FP17s for the same patient ID Re-attending between 3 & 9 months - Children	872	1,558	56.0%	58.3%	59.0%
% of FP17s for the same patient ID Re-attending between 3 & 9 months - Adults	19	49	38.8%	53.5%	54.9%
% of FP17s for Band 1 Urgent Courses	11	1,642	0.7%	8.3%	9.0%
% of FP17s Relating to Free Repair or Replacements	0	1,642	0.0%	0.8%	0.7%
% of FP17s Relating to Continuations	26	1,642	1.6%	0.9%	0.8%
% of Patients satisfied with the dentistry they have received	2	2	N/A	92.6%	92.0%
% of Patients satisfied with the time they had to wait for an appointment	2	2	N/A	87.0%	88.1%

\* This is based on patients treated on this contract for their most recent course of treatment. Figures in italics indicate the base number of FP17s or Patient Questionnaire responses are less than 100. N/A is shown where the base number of responses is less than 10 during the period. % is calculated as Quantity/Base number\*100

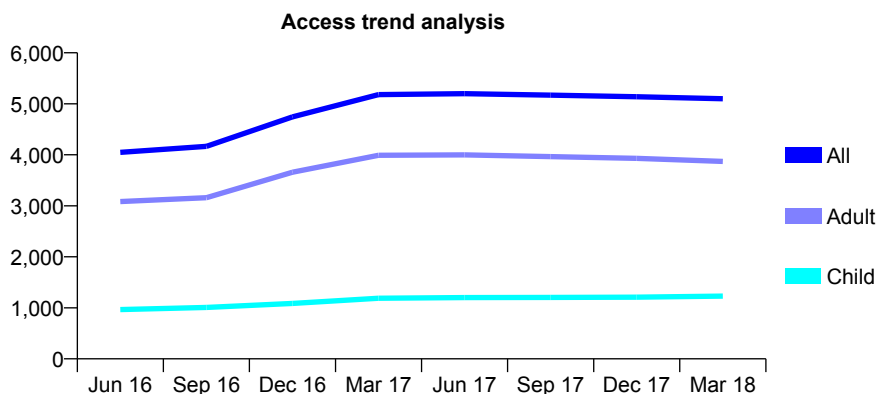
## 7A1 - Vital Signs At a Glance Contract Report for 602531/0001 - Year end March 2018

Name or company name	MR DP JONES
Contract type name	GDS Contract
Purpose of contract	General
Contract start date	06/05/2015
Contract end date	

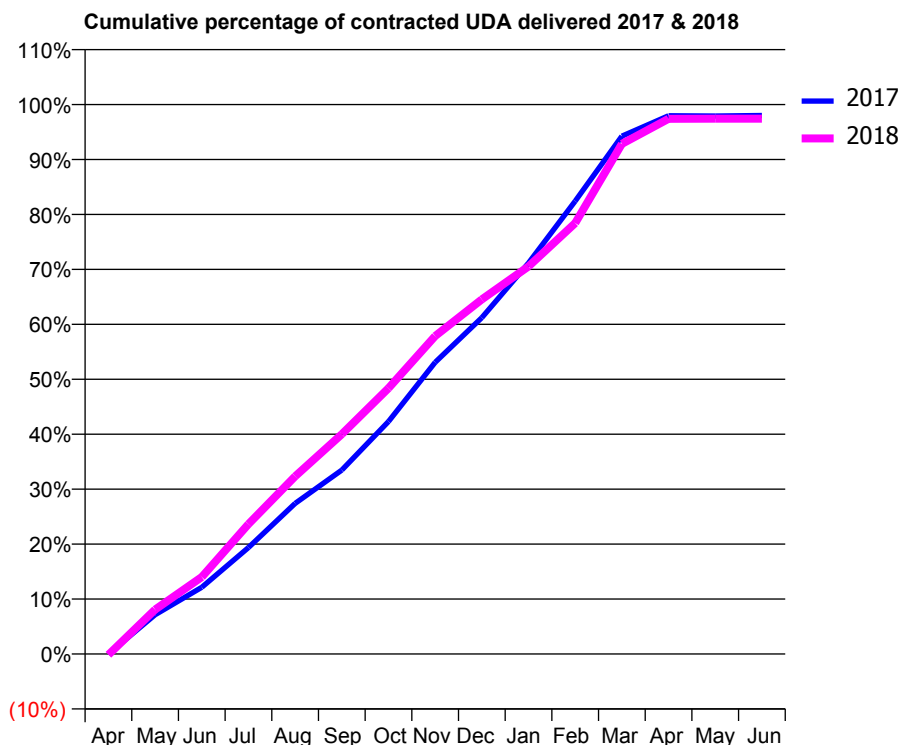
17/18 Contracted general activity (UDA)	16,758
Carry forward general activity (UDA)	374
17/18 Contracted orthodontic activity (UOA)	0
Carry forward orthodontic activity (UOA)	0
Baseline contract value	£391,588.97

### ACCESS\*

Patients seen in 24 months	Total	Change since previous quarter
Quarter ending March 2017	5,180	
Quarter ending June 2017	5,198	→
Quarter ending September 2017	5,170	→
Quarter ending December 2017	5,139	→
Quarter ending March 2018	5,100	→
<b>Variance since March 2017</b>	<b>(1.5%)</b>	<b>↓</b>



### ACTIVITY



Month	Adjusted Scheduled Activity (UDA)	
	2017	2018
April	-2	-27
May	1,334	1,355
June	2,266	2,348
July	3,617	3,962
August	5,117	5,417
September	6,252	6,705
October	7,901	8,108
November	9,914	9,696
December	11,429	10,816
January	13,291	11,819
February	15,392	13,143
March	17,599	15,558
April	18,293	16,320
May	18,284	16,326
June	18,300	16,325

### QUALITY

	Quantity	Base Number	Contract	LHB	Wales
% of FP17s for the same patient ID Re-attending within 3 months - Children	123	1,967	6.3%	8.1%	10.9%
% of FP17s for the same patient ID Re-attending within 3 months - Adults	778	6,140	12.7%	13.6%	16.2%
% of FP17s for the same patient ID Re-attending between 3 & 9 months - Children	1,265	1,967	64.3%	58.3%	59.0%
% of FP17s for the same patient ID Re-attending between 3 & 9 months - Adults	4,109	6,140	66.9%	53.5%	54.9%
% of FP17s for Band 1 Urgent Courses	530	8,176	6.5%	8.3%	9.0%
% of FP17s Relating to Free Repair or Replacements	65	8,176	0.8%	0.8%	0.7%
% of FP17s Relating to Continuations	5	8,176	0.1%	0.9%	0.8%
% of Patients satisfied with the dentistry they have received	18	20	90.0%	92.6%	92.0%
% of Patients satisfied with the time they had to wait for an appointment	17	20	85.0%	87.0%	88.1%

\* This is based on patients treated on this contract for their most recent course of treatment. Figures in italics indicate the base number of FP17s or Patient Questionnaire responses are less than 100. N/A is shown where the base number of responses is less than 10 during the period. % is calculated as Quantity/Base number\*100

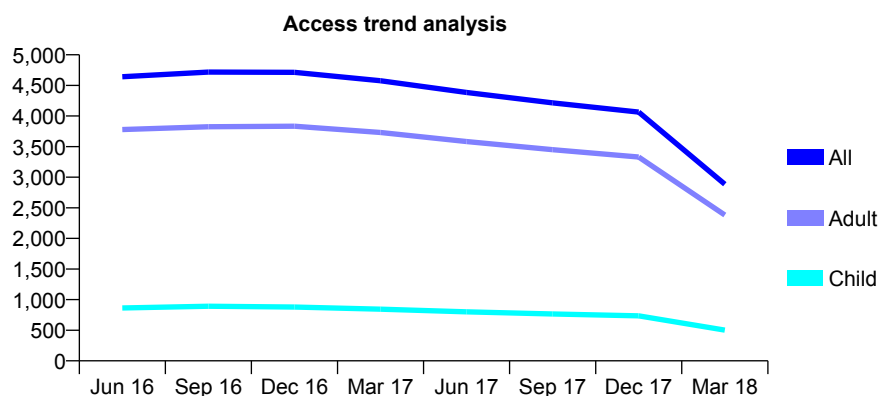
## 7A1 - Vital Signs At a Glance Contract Report for 624810/0001 - Year end March 2018

Name or company name	MRS HJ WILBY
Contract type name	GDS Contract
Purpose of contract	General
Contract start date	01/04/2006
Contract end date	12/01/2018

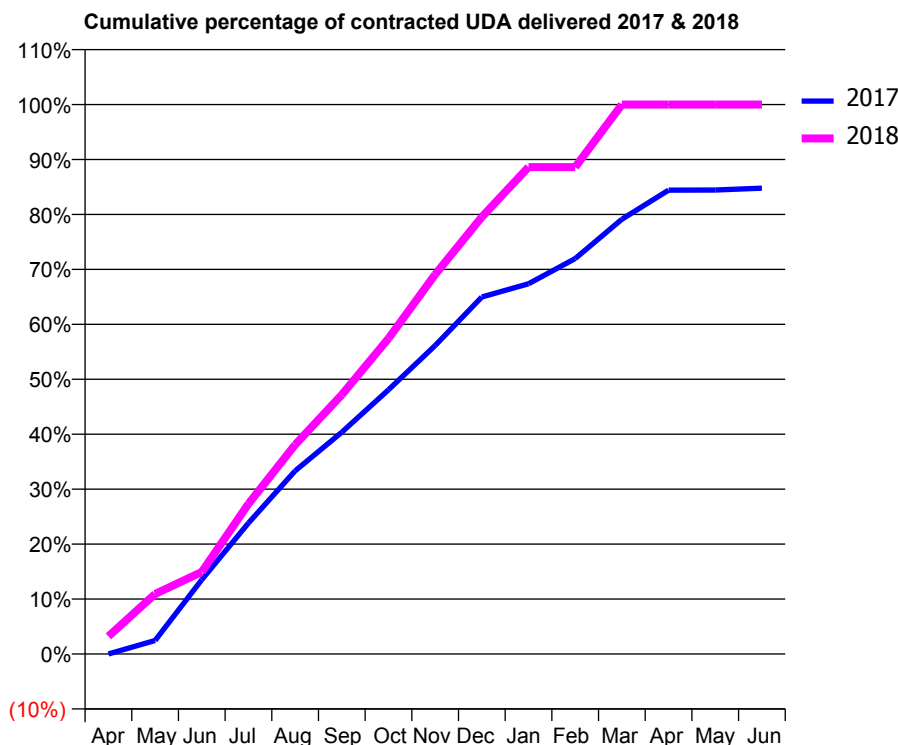
17/18 Contracted general activity (UDA)	6,204
Carry forward general activity (UDA)	0
17/18 Contracted orthodontic activity (UOA)	0
Carry forward orthodontic activity (UOA)	0
Baseline contract value	£156,030.60

### ACCESS\*

Patients seen in 24 months	Total	Change since previous quarter
Quarter ending March 2017	4,576	
Quarter ending June 2017	4,384	↓
Quarter ending September 2017	4,215	↓
Quarter ending December 2017	4,064	↓
Quarter ending March 2018	2,886	↓
<b>Variance since March 2017</b>	<b>(36.9%)</b>	↓



### ACTIVITY



Month	Adjusted Scheduled Activity (UDA)	
	2017	2018
April	0	199
May	307	678
June	1,691	927
July	2,980	1,696
August	4,166	2,363
September	5,046	2,928
October	6,011	3,563
November	7,019	4,286
December	8,121	4,935
January	8,423	5,498
February	8,995	5,498
March	9,890	6,204
April	10,552	6,204
May	10,556	6,204
June	10,596	6,204

### QUALITY

	Quantity	Base Number	Contract	LHB	Wales
% of FP17s for the same patient ID Re-attending within 3 months - Children	23	521	4.4%	8.1%	10.9%
% of FP17s for the same patient ID Re-attending within 3 months - Adults	291	2,494	11.7%	13.6%	16.2%
% of FP17s for the same patient ID Re-attending between 3 & 9 months - Children	141	521	27.1%	58.3%	59.0%
% of FP17s for the same patient ID Re-attending between 3 & 9 months - Adults	683	2,494	27.4%	53.5%	54.9%
% of FP17s for Band 1 Urgent Courses	265	2,784	9.5%	8.3%	9.0%
% of FP17s Relating to Free Repair or Replacements	16	2,784	0.6%	0.8%	0.7%
% of FP17s Relating to Continuations	16	2,784	0.6%	0.9%	0.8%
% of Patients satisfied with the dentistry they have received	11	13	84.6%	92.6%	92.0%
% of Patients satisfied with the time they had to wait for an appointment	7	13	53.8%	87.0%	88.1%

\* This is based on patients treated on this contract for their most recent course of treatment. Figures in italics indicate the base number of FP17s or Patient Questionnaire responses are less than 100. N/A is shown where the base number of responses is less than 10 during the period. % is calculated as Quantity/Base number\*100

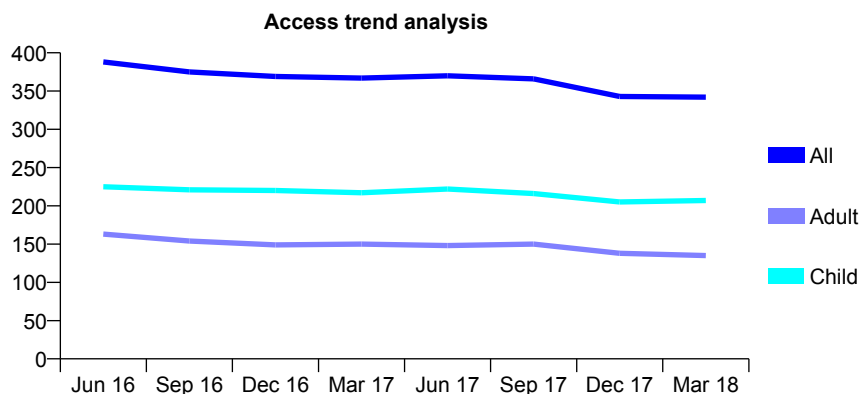
## 7A1 - Vital Signs At a Glance Contract Report for 635030/0001 - Year end March 2018

Name or company name	MR BV OWEN
Contract type name	GDS Contract
Purpose of contract	General
Contract start date	01/04/2006
Contract end date	

17/18 Contracted general activity (UDA)	948
Carry forward general activity (UDA)	0
17/18 Contracted orthodontic activity (UOA)	0
Carry forward orthodontic activity (UOA)	0
Baseline contract value	£23,842.20

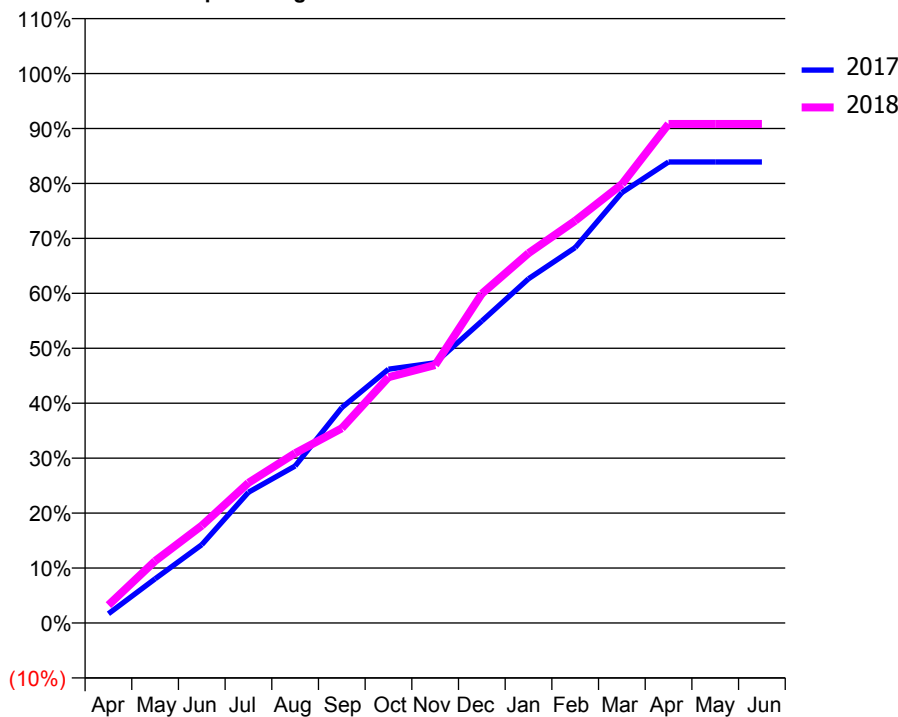
### ACCESS\*

Patients seen in 24 months	Total	Change since previous quarter
Quarter ending March 2017	367	
Quarter ending June 2017	370	→
Quarter ending September 2017	366	↓
Quarter ending December 2017	343	↓
Quarter ending March 2018	342	→
<b>Variance since March 2017</b>	<b>(6.8%)</b>	<b>↓</b>



### ACTIVITY

**Cumulative percentage of contracted UDA delivered 2017 & 2018**



Month	Adjusted Scheduled Activity (UDA)	
	2017	2018
April	19	31
May	91	107
June	161	168
July	269	242
August	323	293
September	443	336
October	522	424
November	535	445
December	621	568
January	708	638
February	772	694
March	885	757
April	948	861
May	948	861
June	948	861

### QUALITY

	Quantity	Base Number	Contract	LHB	Wales
% of FP17s for the same patient ID Re-attending within 3 months - Children	30	346	8.7%	8.1%	10.9%
% of FP17s for the same patient ID Re-attending within 3 months - Adults	12	156	7.7%	13.6%	16.2%
% of FP17s for the same patient ID Re-attending between 3 & 9 months - Children	240	346	69.4%	58.3%	59.0%
% of FP17s for the same patient ID Re-attending between 3 & 9 months - Adults	98	156	62.8%	53.5%	54.9%
% of FP17s for Band 1 Urgent Courses	0	504	0.0%	8.3%	9.0%
% of FP17s Relating to Free Repair or Replacements	0	504	0.0%	0.8%	0.7%
% of FP17s Relating to Continuations	13	504	2.6%	0.9%	0.8%
% of Patients satisfied with the dentistry they have received	3	3	N/A	92.6%	92.0%
% of Patients satisfied with the time they had to wait for an appointment	3	3	N/A	87.0%	88.1%

\* This is based on patients treated on this contract for their most recent course of treatment. Figures in italics indicate the base number of FP17s or Patient Questionnaire responses are less than 100. N/A is shown where the base number of responses is less than 10 during the period. % is calculated as Quantity/Base number\*100

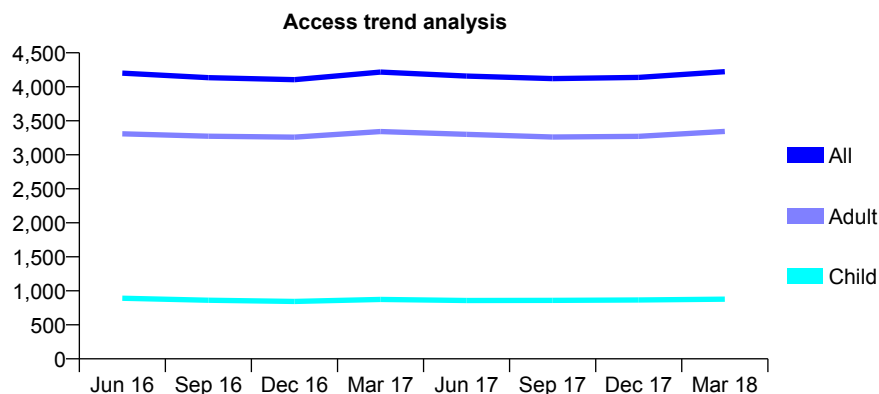
## 7A1 - Vital Signs At a Glance Contract Report for 639095/0001 - Year end March 2018

Name or company name	MR MA HORTON
Contract type name	GDS Contract
Purpose of contract	General
Contract start date	01/04/2006
Contract end date	

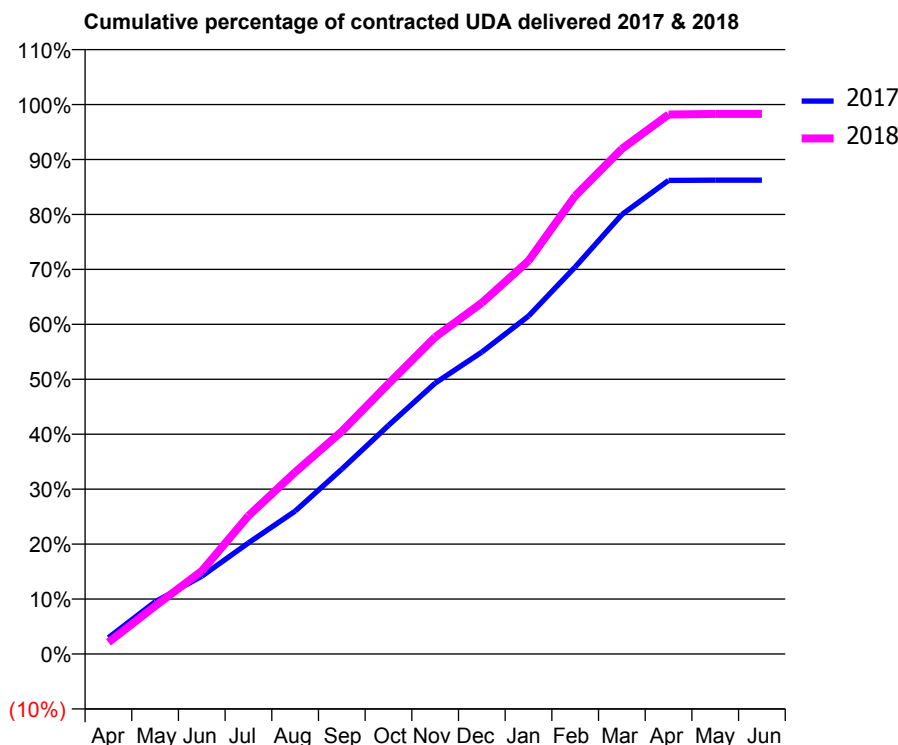
17/18 Contracted general activity (UDA)	14,332
Carry forward general activity (UDA)	0
17/18 Contracted orthodontic activity (UOA)	0
Carry forward orthodontic activity (UOA)	0
Baseline contract value	£409,635.29

### ACCESS\*

Patients seen in 24 months	Total	Change since previous quarter
Quarter ending March 2017	4,216	
Quarter ending June 2017	4,157	↓
Quarter ending September 2017	4,121	→
Quarter ending December 2017	4,138	→
Quarter ending March 2018	4,222	↑
<b>Variance since March 2017</b>	<b>0.1%</b>	<b>→</b>



### ACTIVITY



Month	Adjusted Scheduled Activity (UDA)	
	2017	2018
April	441	303
May	1,410	1,250
June	2,101	2,165
July	2,999	3,605
August	3,857	4,741
September	4,991	5,806
October	6,170	7,046
November	7,311	8,265
December	8,149	9,159
January	9,121	10,255
February	10,447	11,949
March	11,860	13,176
April	12,782	14,068
May	12,788	14,086
June	12,791	14,086

### QUALITY

	Quantity	Base Number	Contract	LHB	Wales
% of FP17s for the same patient ID Re-attending within 3 months - Children	148	1,542	9.6%	8.1%	10.9%
% of FP17s for the same patient ID Re-attending within 3 months - Adults	923	5,561	16.6%	13.6%	16.2%
% of FP17s for the same patient ID Re-attending between 3 & 9 months - Children	1,033	1,542	67.0%	58.3%	59.0%
% of FP17s for the same patient ID Re-attending between 3 & 9 months - Adults	3,370	5,561	60.6%	53.5%	54.9%
% of FP17s for Band 1 Urgent Courses	572	7,066	8.1%	8.3%	9.0%
% of FP17s Relating to Free Repair or Replacements	131	7,066	1.9%	0.8%	0.7%
% of FP17s Relating to Continuations	56	7,066	0.8%	0.9%	0.8%
% of Patients satisfied with the dentistry they have received	23	25	92.0%	92.6%	92.0%
% of Patients satisfied with the time they had to wait for an appointment	23	25	92.0%	87.0%	88.1%

\* This is based on patients treated on this contract for their most recent course of treatment. Figures in italics indicate the base number of FP17s or Patient Questionnaire responses are less than 100. N/A is shown where the base number of responses is less than 10 during the period. % is calculated as Quantity/Base number\*100



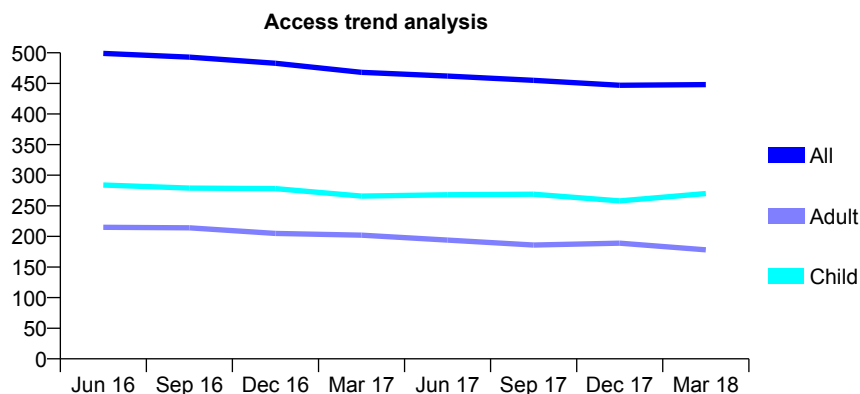
## 7A1 - Vital Signs At a Glance Contract Report for 641820/0001 - Year end March 2018

Name or company name	MR AP WOOLLEY
Contract type name	GDS Contract
Purpose of contract	General
Contract start date	01/04/2006
Contract end date	

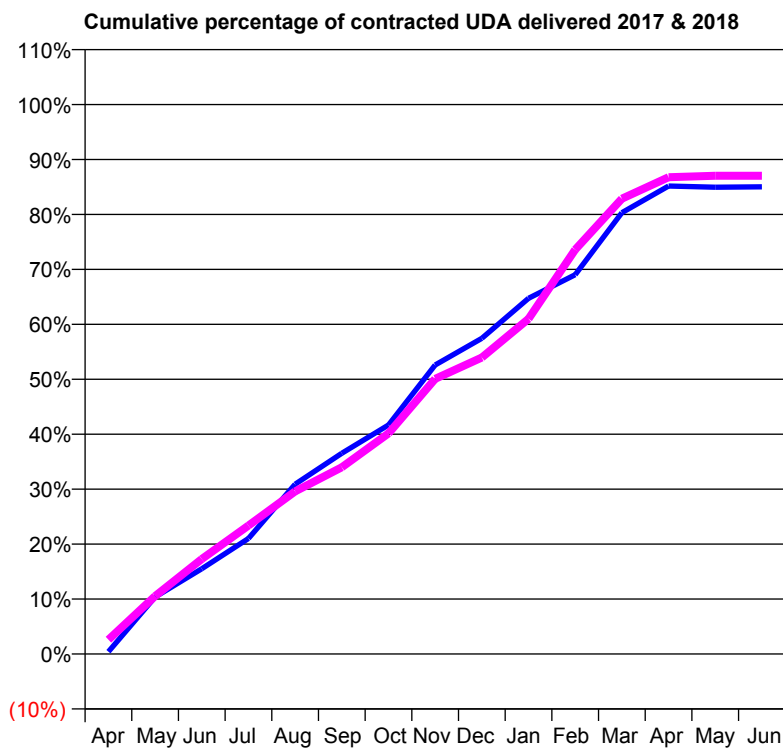
17/18 Contracted general activity (UDA)	1,115
Carry forward general activity (UDA)	0
17/18 Contracted orthodontic activity (UOA)	0
Carry forward orthodontic activity (UOA)	0
Baseline contract value	£27,395.28

### ACCESS\*

Patients seen in 24 months	Total	Change since previous quarter
Quarter ending March 2017	468	
Quarter ending June 2017	462	↓
Quarter ending September 2017	455	↓
Quarter ending December 2017	447	↓
Quarter ending March 2018	448	→
<b>Variance since March 2017</b>	<b>(4.3%)</b>	<b>↓</b>



### ACTIVITY



Month	Adjusted Scheduled Activity (UDA)	
	2017	2018
April	5	29
May	135	118
June	202	193
July	273	261
August	402	330
September	475	379
October	542	448
November	684	558
December	747	602
January	841	680
February	897	821
March	1,044	924
April	1,107	967
May	1,104	970
June	1,105	970

### QUALITY

	Quantity	Base Number	Contract	LHB	Wales
% of FP17s for the same patient ID Re-attending within 3 months - Children	28	370	7.6%	8.1%	10.9%
% of FP17s for the same patient ID Re-attending within 3 months - Adults	22	205	10.7%	13.6%	16.2%
% of FP17s for the same patient ID Re-attending between 3 & 9 months - Children	205	370	55.4%	58.3%	59.0%
% of FP17s for the same patient ID Re-attending between 3 & 9 months - Adults	121	205	59.0%	53.5%	54.9%
% of FP17s for Band 1 Urgent Courses	29	575	5.0%	8.3%	9.0%
% of FP17s Relating to Free Repair or Replacements	0	575	0.0%	0.8%	0.7%
% of FP17s Relating to Continuations	0	575	0.0%	0.9%	0.8%
% of Patients satisfied with the dentistry they have received	0	0	N/A	92.6%	92.0%
% of Patients satisfied with the time they had to wait for an appointment	0	0	N/A	87.0%	88.1%

\* This is based on patients treated on this contract for their most recent course of treatment. Figures in italics indicate the base number of FP17s or Patient Questionnaire responses are less than 100. N/A is shown where the base number of responses is less than 10 during the period. % is calculated as Quantity/Base number\*100

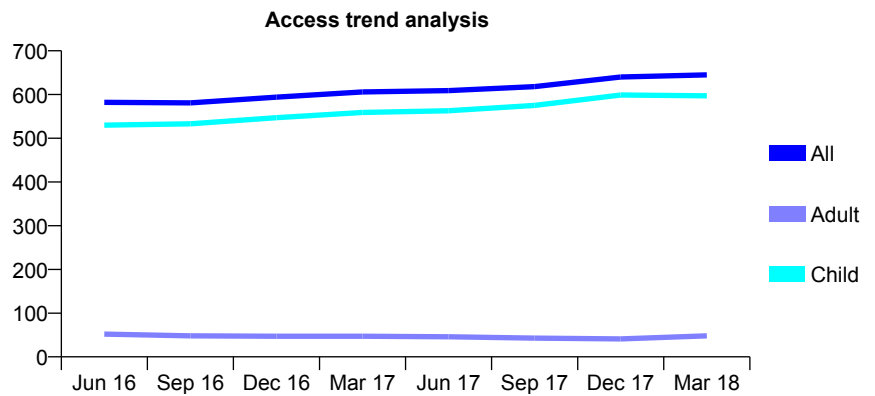
## 7A1 - Vital Signs At a Glance Contract Report for 678589/0001 - Year end March 2018

Name or company name	MR FQ HEWITT
Contract type name	GDS Contract
Purpose of contract	General
Contract start date	01/04/2009
Contract end date	

17/18 Contracted general activity (UDA)	1,129
Carry forward general activity (UDA)	19
17/18 Contracted orthodontic activity (UOA)	0
Carry forward orthodontic activity (UOA)	0
Baseline contract value	£27,322.72

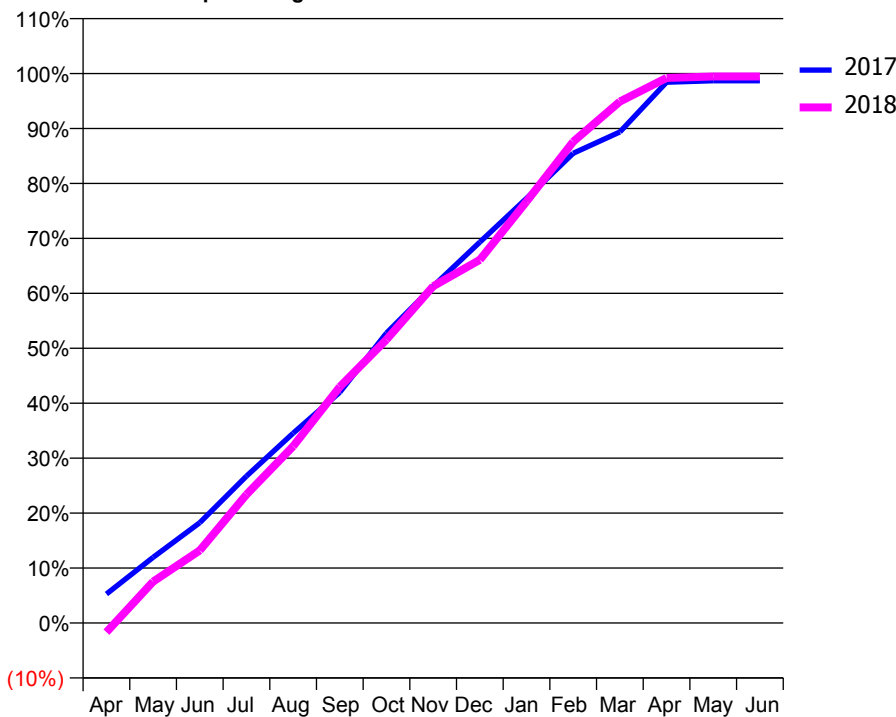
### ACCESS\*

Patients seen in 24 months	Total	Change since previous quarter
Quarter ending March 2017	606	
Quarter ending June 2017	609	→
Quarter ending September 2017	618	→
Quarter ending December 2017	640	↑
Quarter ending March 2018	645	→
<b>Variance since March 2017</b>	<b>6.4%</b>	<b>↑</b>



### ACTIVITY

Cumulative percentage of contracted UDA delivered 2017 & 2018



Month	Adjusted Scheduled Activity (UDA)	
	2017	2018
April	60	-19
May	135	85
June	206	149
July	302	264
August	390	363
September	474	485
October	596	582
November	692	692
December	783	746
January	872	866
February	965	989
March	1,009	1,071
April	1,111	1,120
May	1,114	1,123
June	1,114	1,123

### QUALITY

	Quantity	Base Number	Contract	LHB	Wales
% of FP17s for the same patient ID Re-attending within 3 months - Children	66	898	7.3%	8.1%	10.9%
% of FP17s for the same patient ID Re-attending within 3 months - Adults	1	17	5.9%	13.6%	16.2%
% of FP17s for the same patient ID Re-attending between 3 & 9 months - Children	486	898	54.1%	58.3%	59.0%
% of FP17s for the same patient ID Re-attending between 3 & 9 months - Adults	7	17	41.2%	53.5%	54.9%
% of FP17s for Band 1 Urgent Courses	44	876	5.0%	8.3%	9.0%
% of FP17s Relating to Free Repair or Replacements	0	876	0.0%	0.8%	0.7%
% of FP17s Relating to Continuations	9	876	1.0%	0.9%	0.8%
% of Patients satisfied with the dentistry they have received	1	1	N/A	92.6%	92.0%
% of Patients satisfied with the time they had to wait for an appointment	1	1	N/A	87.0%	88.1%

\* This is based on patients treated on this contract for their most recent course of treatment. Figures in italics indicate the base number of FP17s or Patient Questionnaire responses are less than 100. N/A is shown where the base number of responses is less than 10 during the period. % is calculated as Quantity/Base number\*100

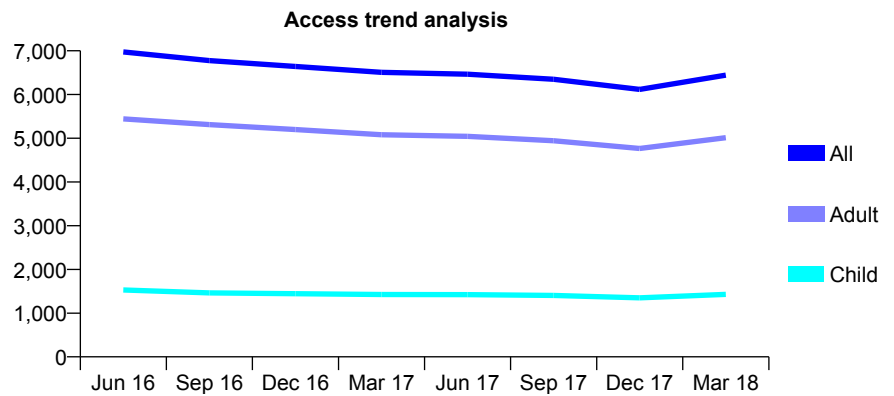
## 7A1 - Vital Signs At a Glance Contract Report for 682365/0001 - Year end March 2018

Name or company name	MR QM JAFFRI
Contract type name	GDS Contract
Purpose of contract	General
Contract start date	01/04/2006
Contract end date	

17/18 Contracted general activity (UDA)	19,008
Carry forward general activity (UDA)	522
17/18 Contracted orthodontic activity (UOA)	0
Carry forward orthodontic activity (UOA)	0
Baseline contract value	£456,296.43

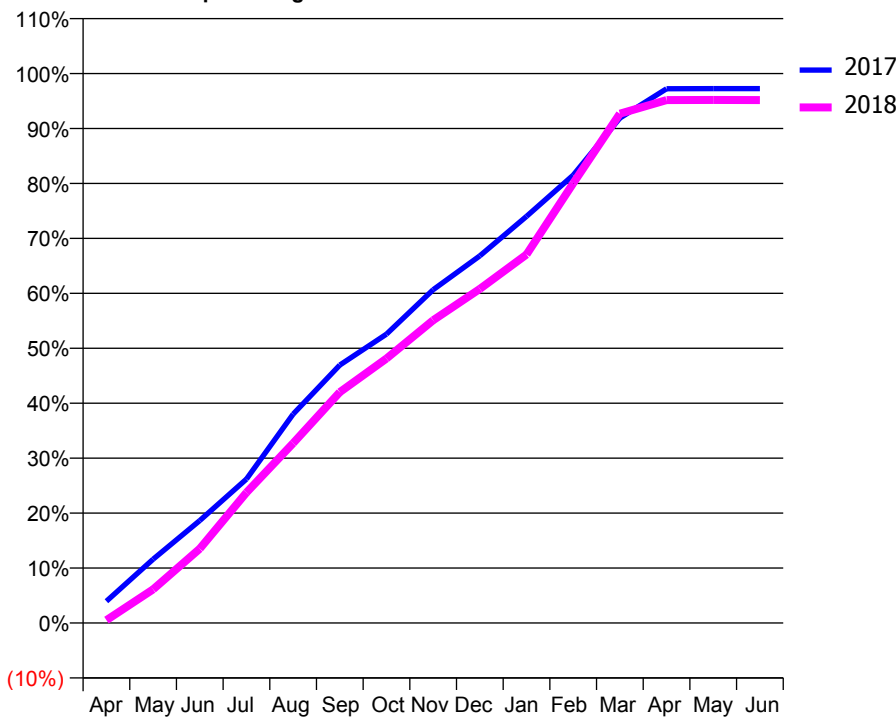
### ACCESS\*

Patients seen in 24 months	Total	Change since previous quarter
Quarter ending March 2017	6,506	
Quarter ending June 2017	6,465	→
Quarter ending September 2017	6,348	↓
Quarter ending December 2017	6,117	↓
Quarter ending March 2018	6,442	↑
<b>Variance since March 2017</b>	<b>(1.0%)</b>	→



### ACTIVITY

Cumulative percentage of contracted UDA delivered 2017 & 2018



Month	Adjusted Scheduled Activity (UDA)	
	2017	2018
April	752	98
May	2,200	1,163
June	3,532	2,570
July	4,960	4,515
August	7,198	6,220
September	8,887	7,986
October	9,951	9,150
November	11,481	10,473
December	12,648	11,556
January	14,008	12,747
February	15,429	15,211
March	17,397	17,617
April	18,405	18,088
May	18,410	18,094
June	18,409	18,089

### QUALITY

	Quantity	Base Number	Contract	LHB	Wales
% of FP17s for the same patient ID Re-attending within 3 months - Children	151	2,031	7.4%	8.1%	10.9%
% of FP17s for the same patient ID Re-attending within 3 months - Adults	1,122	7,595	14.8%	13.6%	16.2%
% of FP17s for the same patient ID Re-attending between 3 & 9 months - Children	1,185	2,031	58.3%	58.3%	59.0%
% of FP17s for the same patient ID Re-attending between 3 & 9 months - Adults	4,512	7,595	59.4%	53.5%	54.9%
% of FP17s for Band 1 Urgent Courses	799	9,359	8.5%	8.3%	9.0%
% of FP17s Relating to Free Repair or Replacements	89	9,359	1.0%	0.8%	0.7%
% of FP17s Relating to Continuations	100	9,359	1.1%	0.9%	0.8%
% of Patients satisfied with the dentistry they have received	11	13	84.6%	92.6%	92.0%
% of Patients satisfied with the time they had to wait for an appointment	12	13	92.3%	87.0%	88.1%

\* This is based on patients treated on this contract for their most recent course of treatment. Figures in italics indicate the base number of FP17s or Patient Questionnaire responses are less than 100. N/A is shown where the base number of responses is less than 10 during the period. % is calculated as Quantity/Base number\*100

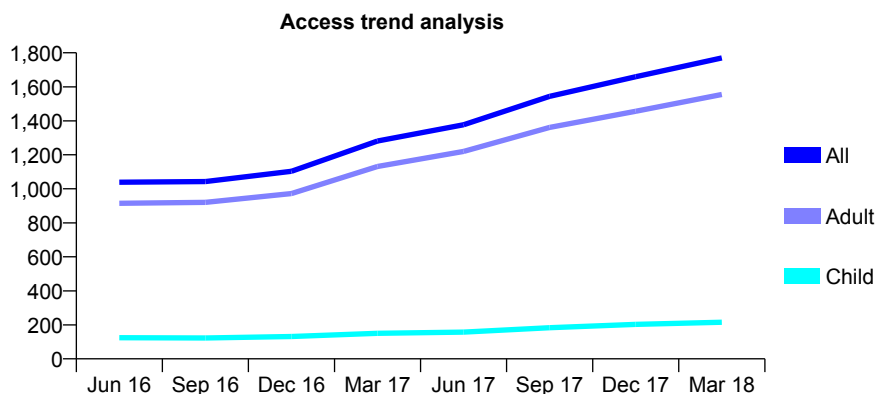
## 7A1 - Vital Signs At a Glance Contract Report for 682365/0006 - Year end March 2018

Name or company name	MR QM JAFFRI
Contract type name	GDS Contract
Purpose of contract	General
Contract start date	01/01/2010
Contract end date	

17/18 Contracted general activity (UDA)	8,908
Carry forward general activity (UDA)	115
17/18 Contracted orthodontic activity (UOA)	0
Carry forward orthodontic activity (UOA)	0
Baseline contract value	£222,224.23

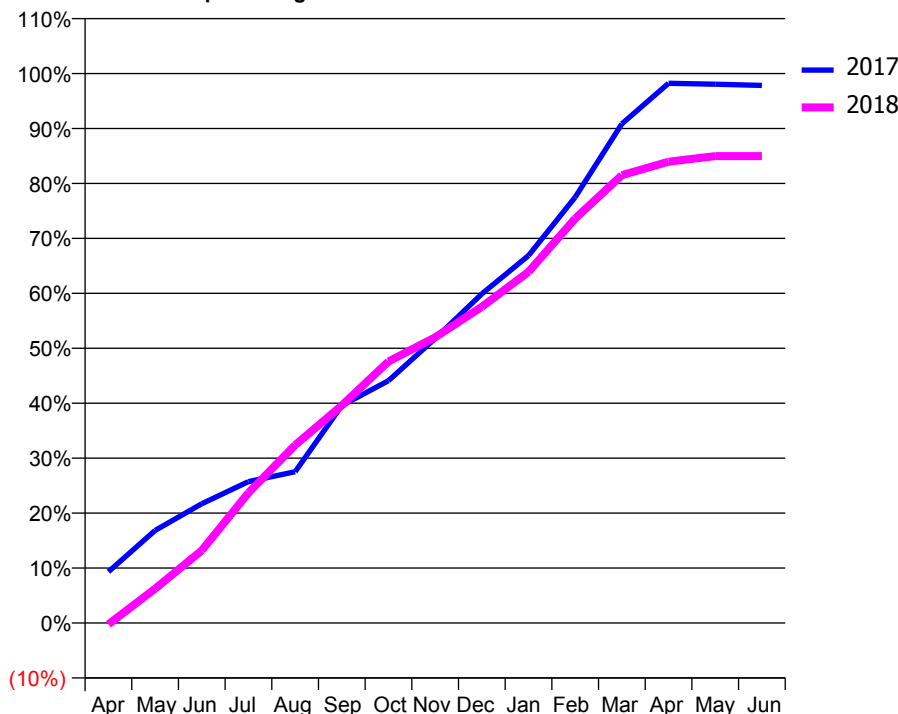
### ACCESS\*

Patients seen in 24 months	Total	Change since previous quarter
Quarter ending March 2017	1,281	
Quarter ending June 2017	1,377	↑
Quarter ending September 2017	1,544	↑
Quarter ending December 2017	1,659	↑
Quarter ending March 2018	1,770	↑
<b>Variance since March 2017</b>	<b>38.2%</b>	<b>↑</b>



### ACTIVITY

**Cumulative percentage of contracted UDA delivered 2017 & 2018**



Month	Adjusted Scheduled Activity (UDA)	
	2017	2018
April	496	-22
May	896	557
June	1,155	1,177
July	1,368	2,111
August	1,465	2,886
September	2,104	3,526
October	2,345	4,240
November	2,753	4,630
December	3,186	5,126
January	3,556	5,692
February	4,121	6,558
March	4,831	7,261
April	5,223	7,478
May	5,214	7,570
June	5,203	7,569

### QUALITY

	Quantity	Base Number	Contract	LHB	Wales
% of FP17s for the same patient ID Re-attending within 3 months - Children	13	312	4.2%	8.1%	10.9%
% of FP17s for the same patient ID Re-attending within 3 months - Adults	423	2,484	17.0%	13.6%	16.2%
% of FP17s for the same patient ID Re-attending between 3 & 9 months - Children	171	312	54.8%	58.3%	59.0%
% of FP17s for the same patient ID Re-attending between 3 & 9 months - Adults	1,294	2,484	52.1%	53.5%	54.9%
% of FP17s for Band 1 Urgent Courses	245	2,814	8.7%	8.3%	9.0%
% of FP17s Relating to Free Repair or Replacements	63	2,814	2.2%	0.8%	0.7%
% of FP17s Relating to Continuations	9	2,814	0.3%	0.9%	0.8%
% of Patients satisfied with the dentistry they have received	9	9	N/A	92.6%	92.0%
% of Patients satisfied with the time they had to wait for an appointment	9	9	N/A	87.0%	88.1%

\* This is based on patients treated on this contract for their most recent course of treatment. Figures in italics indicate the base number of FP17s or Patient Questionnaire responses are less than 100. N/A is shown where the base number of responses is less than 10 during the period. % is calculated as Quantity/Base number\*100

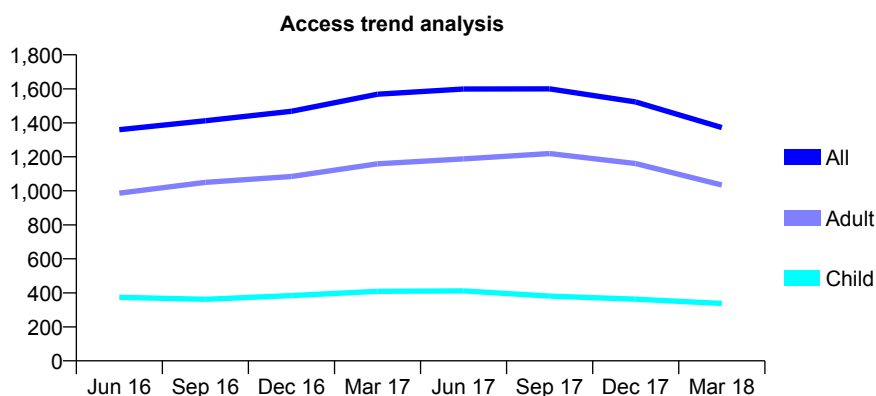
## 7A1 - Vital Signs At a Glance Contract Report for 682365/0008 - Year end March 2018

Name or company name	MR QM JAFFRI
Contract type name	GDS Contract
Purpose of contract	General
Contract start date	01/07/2010
Contract end date	

17/18 Contracted general activity (UDA)	4,021
Carry forward general activity (UDA)	0
17/18 Contracted orthodontic activity (UOA)	0
Carry forward orthodontic activity (UOA)	0
Baseline contract value	£103,119.66

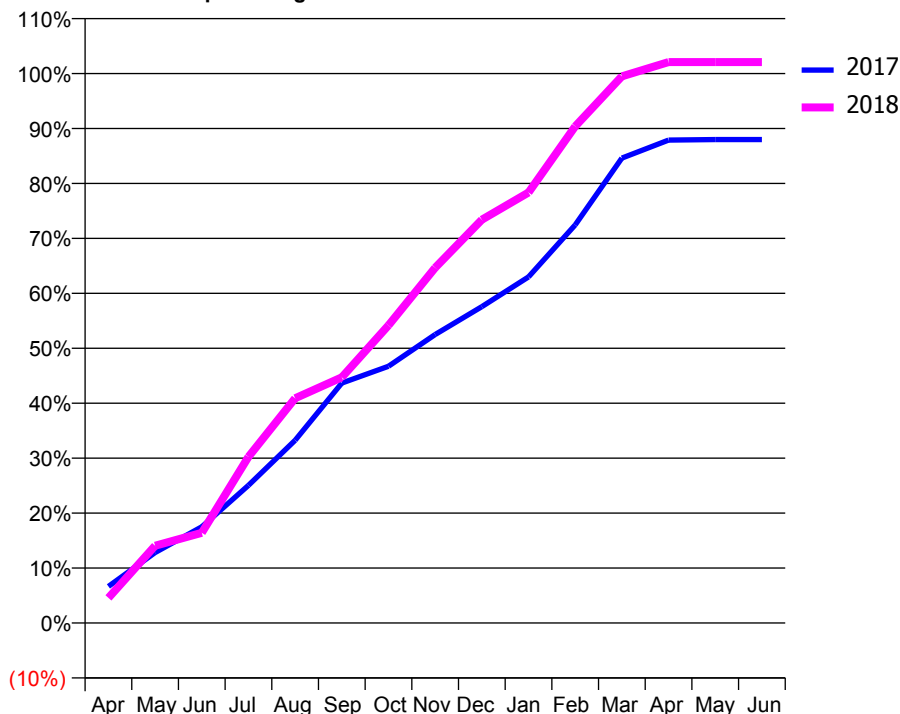
### ACCESS\*

Patients seen in 24 months	Total	Change since previous quarter
Quarter ending March 2017	1,568	
Quarter ending June 2017	1,599	→
Quarter ending September 2017	1,600	→
Quarter ending December 2017	1,523	↓
Quarter ending March 2018	1,372	↓
<b>Variance since March 2017</b>	<b>(12.5%)</b>	<b>↓</b>



### ACTIVITY

Cumulative percentage of contracted UDA delivered 2017 & 2018



Month	Adjusted Scheduled Activity (UDA)	
	2017	2018
April	368	184
May	708	565
June	966	660
July	1,383	1,217
August	1,836	1,645
September	2,411	1,798
October	2,580	2,178
November	2,899	2,600
December	3,179	2,952
January	3,477	3,150
February	4,000	3,634
March	4,671	4,000
April	4,853	4,105
May	4,858	4,105
June	4,858	4,105

### QUALITY

	Quantity	Base Number	Contract	LHB	Wales
% of FP17s for the same patient ID Re-attending within 3 months - Children	50	463	10.8%	8.1%	10.9%
% of FP17s for the same patient ID Re-attending within 3 months - Adults	214	1,334	16.0%	13.6%	16.2%
% of FP17s for the same patient ID Re-attending between 3 & 9 months - Children	274	463	59.2%	58.3%	59.0%
% of FP17s for the same patient ID Re-attending between 3 & 9 months - Adults	710	1,334	53.2%	53.5%	54.9%
% of FP17s for Band 1 Urgent Courses	88	1,785	4.9%	8.3%	9.0%
% of FP17s Relating to Free Repair or Replacements	62	1,785	3.5%	0.8%	0.7%
% of FP17s Relating to Continuations	11	1,785	0.6%	0.9%	0.8%
% of Patients satisfied with the dentistry they have received	2	3	N/A	92.6%	92.0%
% of Patients satisfied with the time they had to wait for an appointment	3	3	N/A	87.0%	88.1%

\* This is based on patients treated on this contract for their most recent course of treatment. Figures in italics indicate the base number of FP17s or Patient Questionnaire responses are less than 100. N/A is shown where the base number of responses is less than 10 during the period. % is calculated as Quantity/Base number\*100

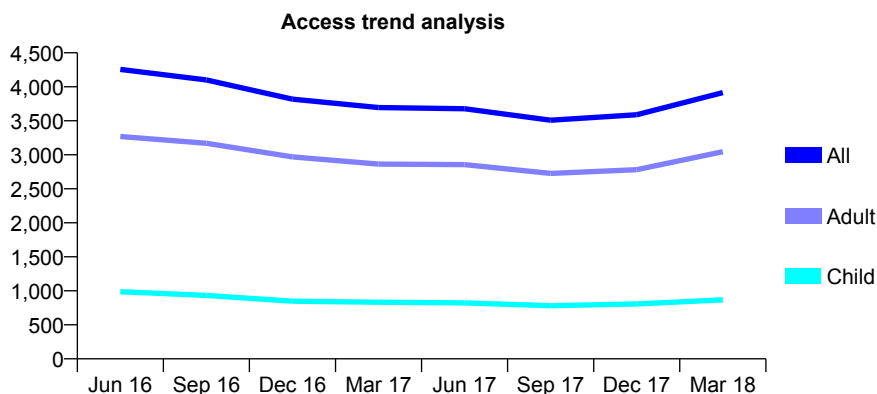
## 7A1 - Vital Signs At a Glance Contract Report for 682365/0011 - Year end March 2018

Name or company name	MR QM JAFFRI
Contract type name	GDS Contract
Purpose of contract	General
Contract start date	01/10/2014
Contract end date	

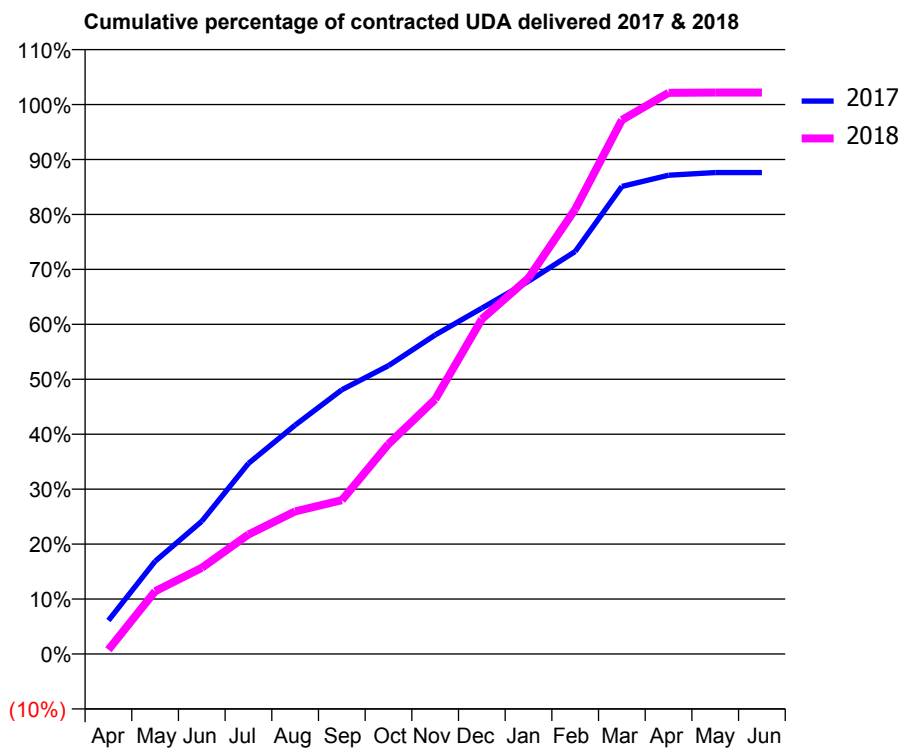
17/18 Contracted general activity (UDA)	14,259
Carry forward general activity (UDA)	0
17/18 Contracted orthodontic activity (UOA)	0
Carry forward orthodontic activity (UOA)	0
Baseline contract value	£336,957.89

### ACCESS\*

Patients seen in 24 months	Total	Change since previous quarter
Quarter ending March 2017	3,696	
Quarter ending June 2017	3,678	→
Quarter ending September 2017	3,508	↓
Quarter ending December 2017	3,589	↑
Quarter ending March 2018	3,915	↑
<b>Variance since March 2017</b>	<b>5.9%</b>	<b>↑</b>



### ACTIVITY



Month	Adjusted Scheduled Activity (UDA)	
	2017	2018
April	642	112
May	1,776	1,627
June	2,541	2,236
July	3,649	3,102
August	4,381	3,699
September	5,057	3,990
October	5,519	5,450
November	6,108	6,608
December	6,621	8,691
January	7,135	9,756
February	7,704	11,541
March	8,950	13,856
April	9,164	14,561
May	9,215	14,569
June	9,215	14,568

### QUALITY

	Quantity	Base Number	Contract	LHB	Wales
% of FP17s for the same patient ID Re-attending within 3 months - Children	89	1,209	7.4%	8.1%	10.9%
% of FP17s for the same patient ID Re-attending within 3 months - Adults	516	4,318	11.9%	13.6%	16.2%
% of FP17s for the same patient ID Re-attending between 3 & 9 months - Children	644	1,209	53.3%	58.3%	59.0%
% of FP17s for the same patient ID Re-attending between 3 & 9 months - Adults	2,261	4,318	52.4%	53.5%	54.9%
% of FP17s for Band 1 Urgent Courses	252	5,629	4.5%	8.3%	9.0%
% of FP17s Relating to Free Repair or Replacements	24	5,629	0.4%	0.8%	0.7%
% of FP17s Relating to Continuations	28	5,629	0.5%	0.9%	0.8%
% of Patients satisfied with the dentistry they have received	13	13	100.0%	92.6%	92.0%
% of Patients satisfied with the time they had to wait for an appointment	10	13	76.9%	87.0%	88.1%

\* This is based on patients treated on this contract for their most recent course of treatment. Figures in italics indicate the base number of FP17s or Patient Questionnaire responses are less than 100. N/A is shown where the base number of responses is less than 10 during the period. % is calculated as Quantity/Base number\*100

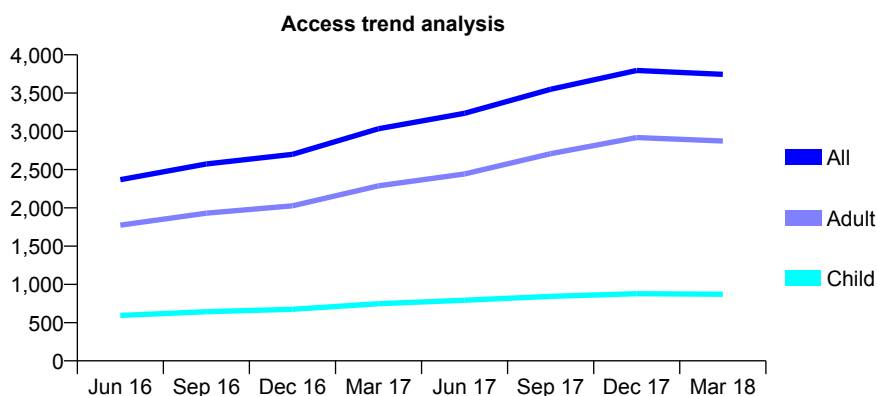
## 7A1 - Vital Signs At a Glance Contract Report for 682365/0012 - Year end March 2018

Name or company name	MR QM JAFFRI
Contract type name	GDS Contract
Purpose of contract	General
Contract start date	01/10/2014
Contract end date	

17/18 Contracted general activity (UDA)	12,458
Carry forward general activity (UDA)	96
17/18 Contracted orthodontic activity (UOA)	0
Carry forward orthodontic activity (UOA)	0
Baseline contract value	£293,651.45

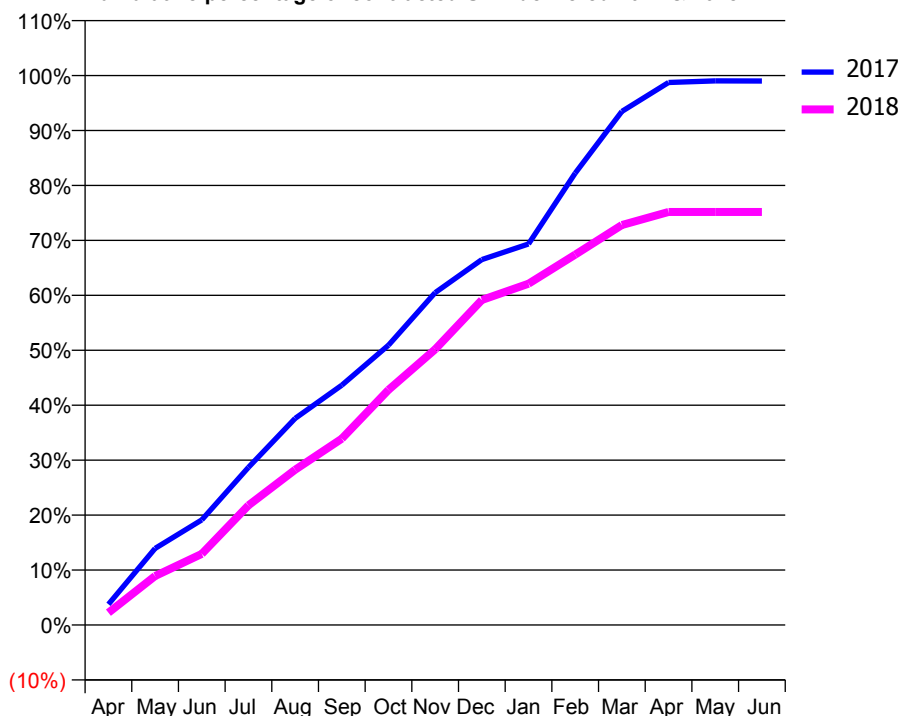
### ACCESS\*

Patients seen in 24 months	Total	Change since previous quarter
Quarter ending March 2017	3,034	
Quarter ending June 2017	3,235	↑
Quarter ending September 2017	3,550	↑
Quarter ending December 2017	3,796	↑
Quarter ending March 2018	3,744	↓
<b>Variance since March 2017</b>	<b>23.4%</b>	<b>↑</b>



### ACTIVITY

Cumulative percentage of contracted UDA delivered 2017 & 2018



Month	Adjusted Scheduled Activity (UDA)	
	2017	2018
April	364	279
May	1,342	1,112
June	1,843	1,612
July	2,763	2,715
August	3,620	3,519
September	4,203	4,226
October	4,903	5,331
November	5,824	6,251
December	6,403	7,369
January	6,677	7,736
February	7,917	8,396
March	8,999	9,068
April	9,506	9,363
May	9,533	9,365
June	9,532	9,364

### QUALITY

	Quantity	Base Number	Contract	LHB	Wales
% of FP17s for the same patient ID Re-attending within 3 months - Children	27	960	2.8%	8.1%	10.9%
% of FP17s for the same patient ID Re-attending within 3 months - Adults	206	3,227	6.4%	13.6%	16.2%
% of FP17s for the same patient ID Re-attending between 3 & 9 months - Children	471	960	49.1%	58.3%	59.0%
% of FP17s for the same patient ID Re-attending between 3 & 9 months - Adults	1,564	3,227	48.5%	53.5%	54.9%
% of FP17s for Band 1 Urgent Courses	292	4,103	7.1%	8.3%	9.0%
% of FP17s Relating to Free Repair or Replacements	17	4,103	0.4%	0.8%	0.7%
% of FP17s Relating to Continuations	3	4,103	0.1%	0.9%	0.8%
% of Patients satisfied with the dentistry they have received	6	6	N/A	92.6%	92.0%
% of Patients satisfied with the time they had to wait for an appointment	6	6	N/A	87.0%	88.1%

\* This is based on patients treated on this contract for their most recent course of treatment. Figures in italics indicate the base number of FP17s or Patient Questionnaire responses are less than 100. N/A is shown where the base number of responses is less than 10 during the period. % is calculated as Quantity/Base number\*100



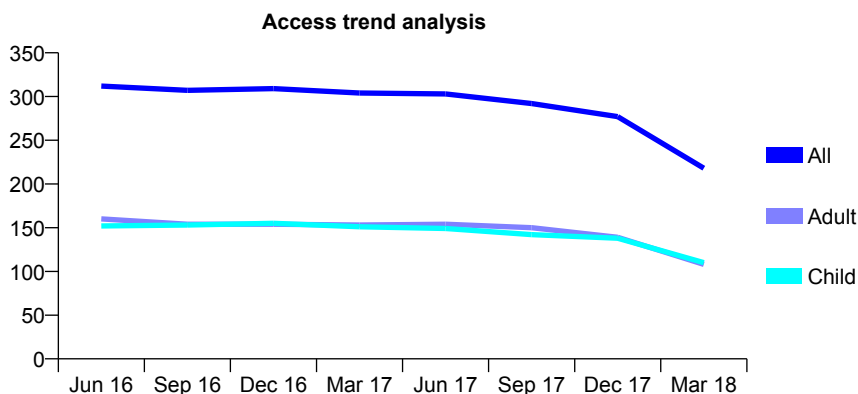
## 7A1 - Vital Signs At a Glance Contract Report for 725714/0001 - Year end March 2018

Name or company name	MRS EM COWARD
Contract type name	GDS Contract
Purpose of contract	General
Contract start date	01/04/2006
Contract end date	31/01/2018

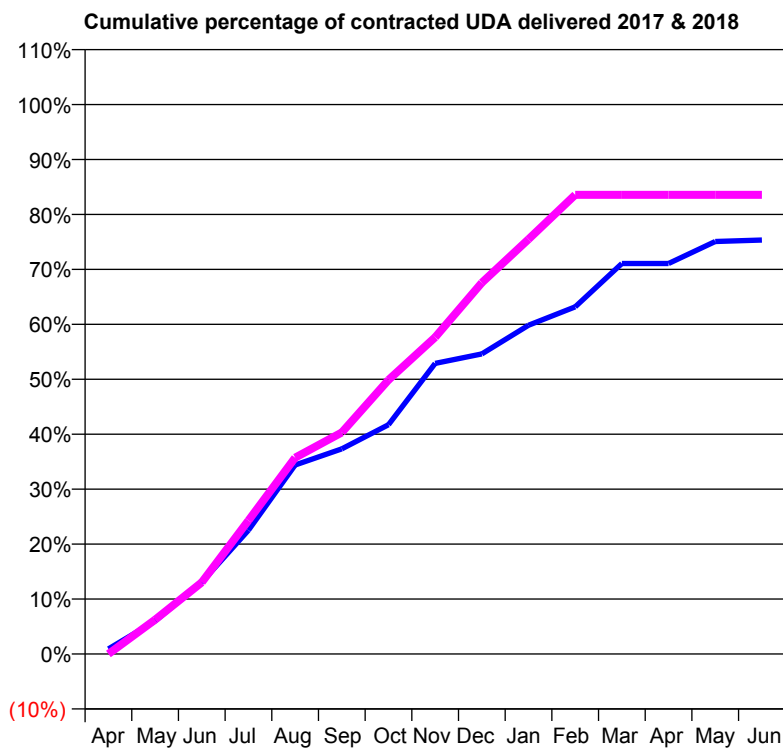
17/18 Contracted general activity (UDA)	544
Carry forward general activity (UDA)	0
17/18 Contracted orthodontic activity (UOA)	0
Carry forward orthodontic activity (UOA)	0
Baseline contract value	£11,746.53

### ACCESS\*

Patients seen in 24 months	Total	Change since previous quarter
Quarter ending March 2017	304	
Quarter ending June 2017	303	→
Quarter ending September 2017	292	↓
Quarter ending December 2017	277	↓
Quarter ending March 2018	218	↓
<b>Variance since March 2017</b>	<b>(28.3%)</b>	<b>↓</b>



### ACTIVITY



Month	Adjusted Scheduled Activity (UDA)	
	2017	2018
April	7	0
May	45	34
June	98	71
July	169	132
August	258	194
September	280	219
October	313	271
November	397	314
December	410	368
January	449	411
February	474	455
March	533	455
April	533	455
May	563	455
June	565	455

### QUALITY

	Quantity	Base Number	Contract	LHB	Wales
% of FP17s for the same patient ID Re-attending within 3 months - Children	6	169	3.6%	8.1%	10.9%
% of FP17s for the same patient ID Re-attending within 3 months - Adults	11	135	8.1%	13.6%	16.2%
% of FP17s for the same patient ID Re-attending between 3 & 9 months - Children	97	169	57.4%	58.3%	59.0%
% of FP17s for the same patient ID Re-attending between 3 & 9 months - Adults	67	135	49.6%	53.5%	54.9%
% of FP17s for Band 1 Urgent Courses	3	282	1.1%	8.3%	9.0%
% of FP17s Relating to Free Repair or Replacements	0	282	0.0%	0.8%	0.7%
% of FP17s Relating to Continuations	5	282	1.8%	0.9%	0.8%
% of Patients satisfied with the dentistry they have received	1	1	N/A	92.6%	92.0%
% of Patients satisfied with the time they had to wait for an appointment	1	1	N/A	87.0%	88.1%

\* This is based on patients treated on this contract for their most recent course of treatment. Figures in italics indicate the base number of FP17s or Patient Questionnaire responses are less than 100. N/A is shown where the base number of responses is less than 10 during the period. % is calculated as Quantity/Base number\*100

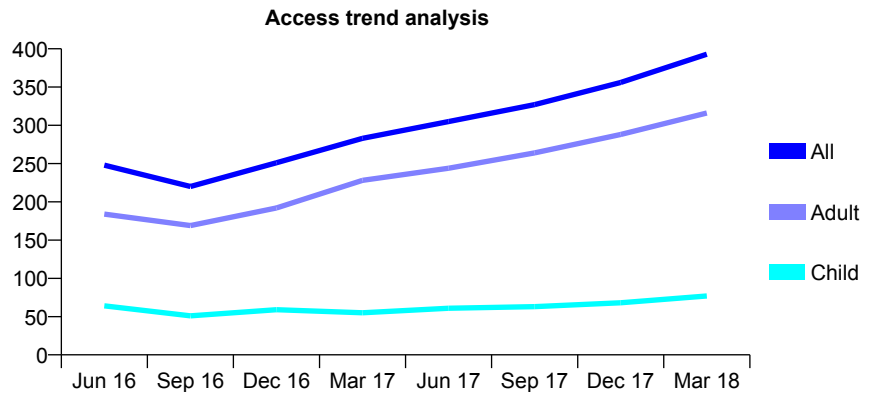
## 7A1 - Vital Signs At a Glance Contract Report for 732419/0001 - Year end March 2018

Name or company name	MISS AH LANE
Contract type name	GDS Contract
Purpose of contract	General
Contract start date	01/04/2006
Contract end date	

17/18 Contracted general activity (UDA)	1,876
Carry forward general activity (UDA)	0
17/18 Contracted orthodontic activity (UOA)	0
Carry forward orthodontic activity (UOA)	0
Baseline contract value	£55,589.97

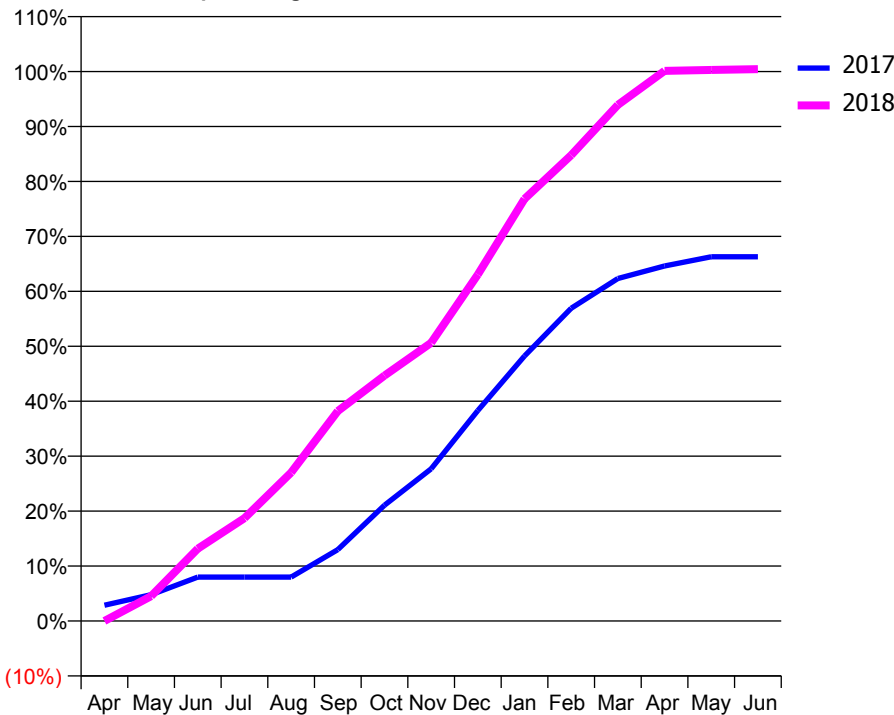
### ACCESS\*

Patients seen in 24 months	Total	Change since previous quarter
Quarter ending March 2017	283	
Quarter ending June 2017	305	↑
Quarter ending September 2017	327	↑
Quarter ending December 2017	356	↑
Quarter ending March 2018	393	↑
<b>Variance since March 2017</b>	<b>38.9%</b>	<b>↑</b>



### ACTIVITY

Cumulative percentage of contracted UDA delivered 2017 & 2018



Month	Adjusted Scheduled Activity (UDA)	
	2017	2018
April	64	0
May	107	85
June	178	247
July	178	351
August	178	507
September	290	717
October	470	838
November	618	950
December	855	1,183
January	1,076	1,441
February	1,271	1,590
March	1,391	1,762
April	1,442	1,878
May	1,479	1,881
June	1,479	1,884

### QUALITY

	Quantity	Base Number	Contract	LHB	Wales
% of FP17s for the same patient ID Re-attending within 3 months - Children	0	62	0.0%	8.1%	10.9%
% of FP17s for the same patient ID Re-attending within 3 months - Adults	6	279	2.2%	13.6%	16.2%
% of FP17s for the same patient ID Re-attending between 3 & 9 months - Children	5	62	8.1%	58.3%	59.0%
% of FP17s for the same patient ID Re-attending between 3 & 9 months - Adults	85	279	30.5%	53.5%	54.9%
% of FP17s for Band 1 Urgent Courses	1	345	0.3%	8.3%	9.0%
% of FP17s Relating to Free Repair or Replacements	1	345	0.3%	0.8%	0.7%
% of FP17s Relating to Continuations	1	345	0.3%	0.9%	0.8%
% of Patients satisfied with the dentistry they have received	1	1	N/A	92.6%	92.0%
% of Patients satisfied with the time they had to wait for an appointment	1	1	N/A	87.0%	88.1%

\* This is based on patients treated on this contract for their most recent course of treatment. Figures in italics indicate the base number of FP17s or Patient Questionnaire responses are less than 100. N/A is shown where the base number of responses is less than 10 during the period. % is calculated as Quantity/Base number\*100

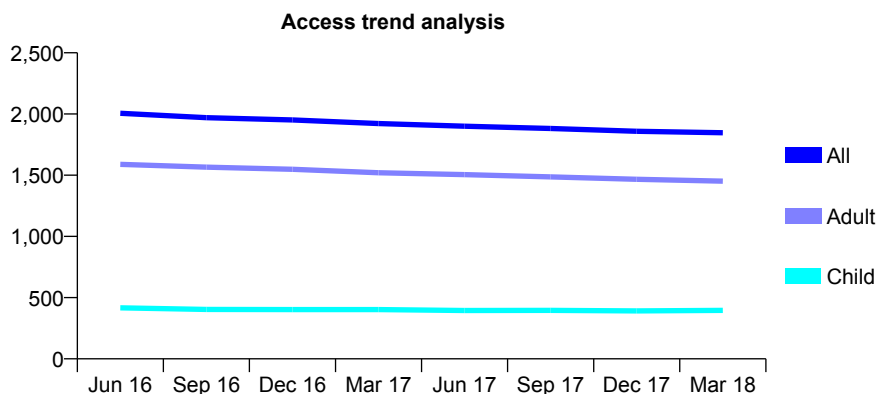
## 7A1 - Vital Signs At a Glance Contract Report for 782092/0001 - Year end March 2018

Name or company name	MR F FARSAIKIYA
Contract type name	GDS Contract
Purpose of contract	General
Contract start date	01/04/2006
Contract end date	

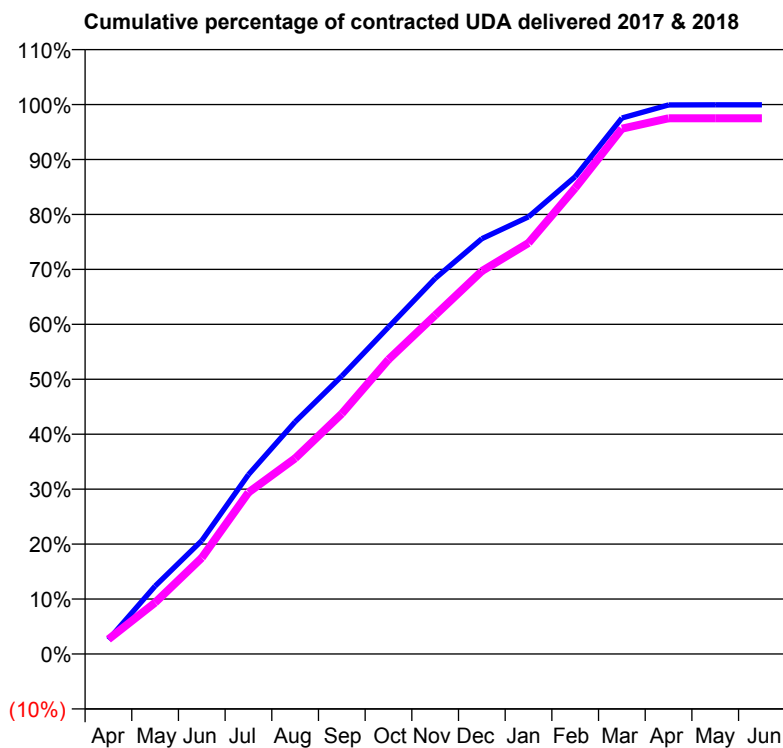
17/18 Contracted general activity (UDA)	6,000
Carry forward general activity (UDA)	4
17/18 Contracted orthodontic activity (UOA)	0
Carry forward orthodontic activity (UOA)	0
Baseline contract value	£143,899.63

### ACCESS\*

Patients seen in 24 months	Total	Change since previous quarter
Quarter ending March 2017	1,922	
Quarter ending June 2017	1,900	↓
Quarter ending September 2017	1,882	→
Quarter ending December 2017	1,859	↓
Quarter ending March 2018	1,847	→
<b>Variance since March 2017</b>	<b>(3.9%)</b>	<b>↓</b>



### ACTIVITY



Month	Adjusted Scheduled Activity (UDA)	
	2017	2018
April	162	160
May	767	561
June	1,280	1,051
July	2,025	1,763
August	2,622	2,137
September	3,137	2,624
October	3,690	3,215
November	4,239	3,699
December	4,687	4,181
January	4,934	4,488
February	5,388	5,088
March	6,050	5,735
April	6,197	5,850
May	6,198	5,850
June	6,198	5,850

### QUALITY

	Quantity	Base Number	Contract	LHB	Wales
% of FP17s for the same patient ID Re-attending within 3 months - Children	19	638	3.0%	8.1%	10.9%
% of FP17s for the same patient ID Re-attending within 3 months - Adults	110	2,239	4.9%	13.6%	16.2%
% of FP17s for the same patient ID Re-attending between 3 & 9 months - Children	443	638	69.4%	58.3%	59.0%
% of FP17s for the same patient ID Re-attending between 3 & 9 months - Adults	1,591	2,239	71.1%	53.5%	54.9%
% of FP17s for Band 1 Urgent Courses	79	2,841	2.8%	8.3%	9.0%
% of FP17s Relating to Free Repair or Replacements	0	2,841	0.0%	0.8%	0.7%
% of FP17s Relating to Continuations	9	2,841	0.3%	0.9%	0.8%
% of Patients satisfied with the dentistry they have received	2	2	N/A	92.6%	92.0%
% of Patients satisfied with the time they had to wait for an appointment	2	2	N/A	87.0%	88.1%

\* This is based on patients treated on this contract for their most recent course of treatment. Figures in italics indicate the base number of FP17s or Patient Questionnaire responses are less than 100. N/A is shown where the base number of responses is less than 10 during the period. % is calculated as Quantity/Base number\*100

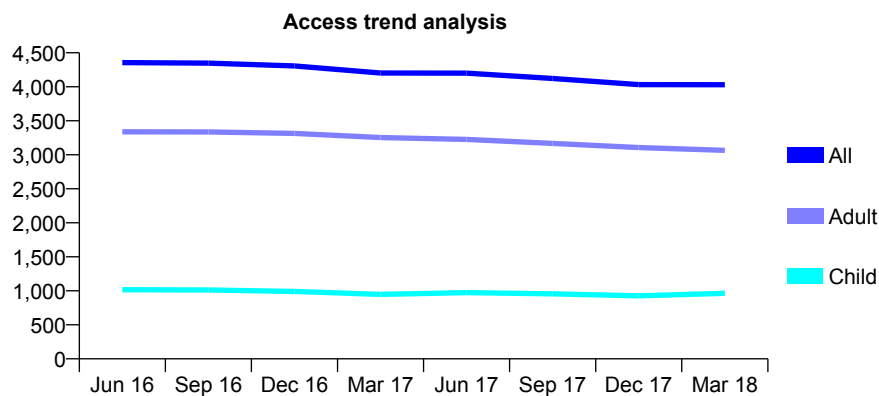
## 7A1 - Vital Signs At a Glance Contract Report for 788457/0001 - Year end March 2018

Name or company name	Marquess DP Limited
Contract type name	GDS Contract
Purpose of contract	General
Contract start date	02/08/2006
Contract end date	

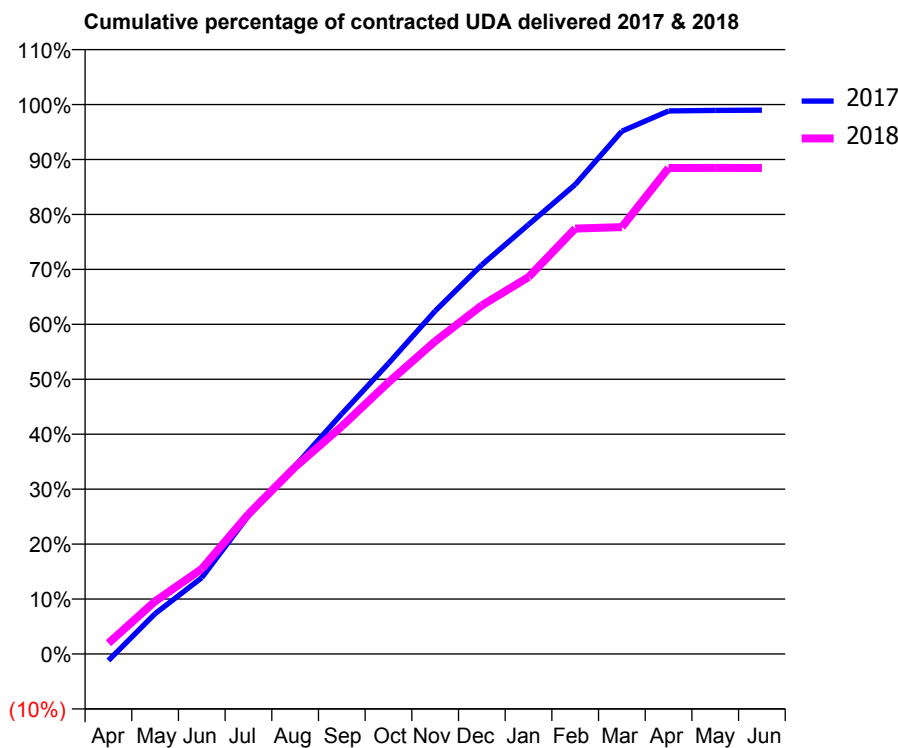
17/18 Contracted general activity (UDA)	12,664
Carry forward general activity (UDA)	127
17/18 Contracted orthodontic activity (UOA)	0
Carry forward orthodontic activity (UOA)	0
Baseline contract value	£318,470.20

### ACCESS\*

Patients seen in 24 months	Total	Change since previous quarter
Quarter ending March 2017	4,202	
Quarter ending June 2017	4,201	→
Quarter ending September 2017	4,123	↓
Quarter ending December 2017	4,032	↓
Quarter ending March 2018	4,030	→
<b>Variance since March 2017</b>	<b>(4.1%)</b>	<b>↓</b>



### ACTIVITY



Month	Adjusted Scheduled Activity (UDA)	
	2017	2018
April	-148	252
May	899	1,216
June	1,700	1,962
July	3,085	3,226
August	4,192	4,310
September	5,355	5,248
October	6,478	6,260
November	7,648	7,207
December	8,674	8,034
January	9,573	8,685
February	10,465	9,806
March	11,654	9,840
April	12,106	11,199
May	12,118	11,203
June	12,123	11,200

### QUALITY

	Quantity	Base Number	Contract	LHB	Wales
% of FP17s for the same patient ID Re-attending within 3 months - Children	82	1,535	5.3%	8.1%	10.9%
% of FP17s for the same patient ID Re-attending within 3 months - Adults	631	4,731	13.3%	13.6%	16.2%
% of FP17s for the same patient ID Re-attending between 3 & 9 months - Children	1,100	1,535	71.7%	58.3%	59.0%
% of FP17s for the same patient ID Re-attending between 3 & 9 months - Adults	3,162	4,731	66.8%	53.5%	54.9%
% of FP17s for Band 1 Urgent Courses	451	6,765	6.7%	8.3%	9.0%
% of FP17s Relating to Free Repair or Replacements	96	6,765	1.4%	0.8%	0.7%
% of FP17s Relating to Continuations	4	6,765	0.1%	0.9%	0.8%
% of Patients satisfied with the dentistry they have received	11	13	84.6%	92.6%	92.0%
% of Patients satisfied with the time they had to wait for an appointment	10	13	76.9%	87.0%	88.1%

\* This is based on patients treated on this contract for their most recent course of treatment. Figures in italics indicate the base number of FP17s or Patient Questionnaire responses are less than 100. N/A is shown where the base number of responses is less than 10 during the period. % is calculated as Quantity/Base number\*100

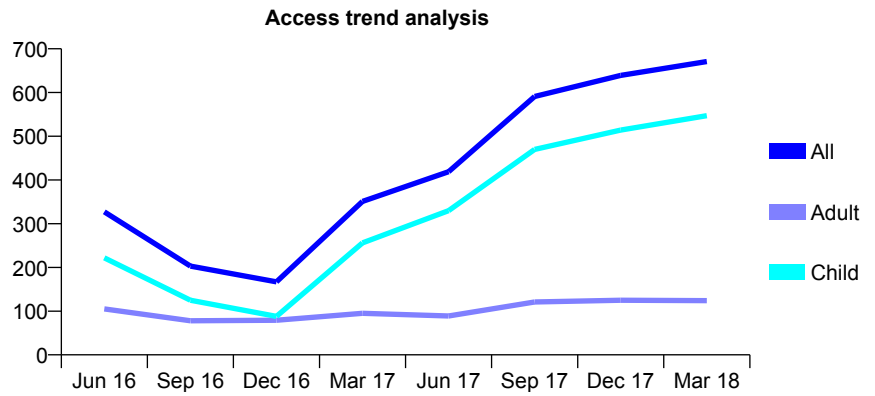
## 7A1 - Vital Signs At a Glance Contract Report for 808946/0001 - Year end March 2018

Name or company name	N Hughes Jones
Contract type name	GDS Contract
Purpose of contract	General
Contract start date	01/04/2006
Contract end date	

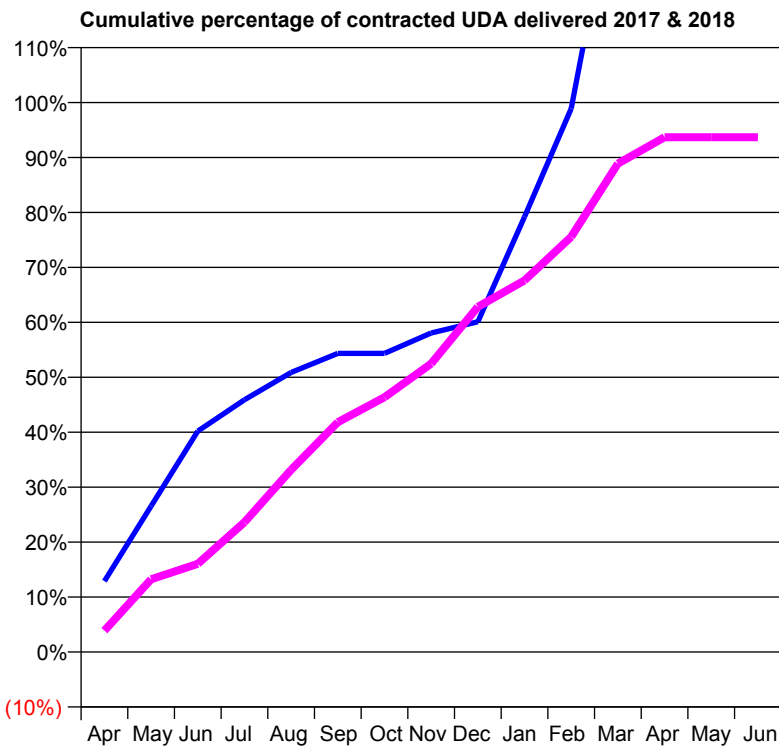
17/18 Contracted general activity (UDA)	1,800
Carry forward general activity (UDA)	-70
17/18 Contracted orthodontic activity (UOA)	0
Carry forward orthodontic activity (UOA)	0
Baseline contract value	£44,722.98

### ACCESS\*

Patients seen in 24 months	Total	Change since previous quarter
Quarter ending March 2017	351	
Quarter ending June 2017	419	↑
Quarter ending September 2017	591	↑
Quarter ending December 2017	639	↑
Quarter ending March 2018	671	↑
<b>Variance since March 2017</b>	<b>91.2%</b>	<b>↑</b>



### ACTIVITY



Month	Adjusted Scheduled Activity (UDA)	
	2017	2018
April	52	70
May	107	238
June	162	289
July	185	425
August	205	597
September	219	753
October	219	834
November	234	945
December	242	1,131
January	319	1,217
February	399	1,360
March	575	1,600
April	602	1,686
May	629	1,686
June	629	1,686

### QUALITY

	Quantity	Base Number	Contract	LHB	Wales
% of FP17s for the same patient ID Re-attending within 3 months - Children	75	1,002	7.5%	8.1%	10.9%
% of FP17s for the same patient ID Re-attending within 3 months - Adults	7	112	6.3%	13.6%	16.2%
% of FP17s for the same patient ID Re-attending between 3 & 9 months - Children	492	1,002	49.1%	58.3%	59.0%
% of FP17s for the same patient ID Re-attending between 3 & 9 months - Adults	47	112	42.0%	53.5%	54.9%
% of FP17s for Band 1 Urgent Courses	26	1,132	2.3%	8.3%	9.0%
% of FP17s Relating to Free Repair or Replacements	0	1,132	0.0%	0.8%	0.7%
% of FP17s Relating to Continuations	14	1,132	1.2%	0.9%	0.8%
% of Patients satisfied with the dentistry they have received	0	0	N/A	92.6%	92.0%
% of Patients satisfied with the time they had to wait for an appointment	0	0	N/A	87.0%	88.1%

\* This is based on patients treated on this contract for their most recent course of treatment. Figures in italics indicate the base number of FP17s or Patient Questionnaire responses are less than 100. N/A is shown where the base number of responses is less than 10 during the period. % is calculated as Quantity/Base number\*100

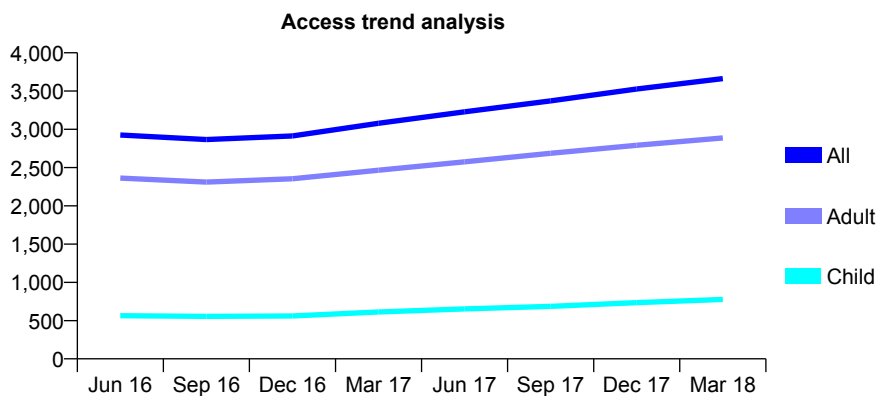
## 7A1 - Vital Signs At a Glance Contract Report for 813184/0001 - Year end March 2018

Name or company name	Rosehill Dental Practice
Contract type name	GDS Contract
Purpose of contract	General
Contract start date	03/04/2006
Contract end date	

17/18 Contracted general activity (UDA)	11,101
Carry forward general activity (UDA)	433
17/18 Contracted orthodontic activity (UOA)	0
Carry forward orthodontic activity (UOA)	0
Baseline contract value	£273,551.45

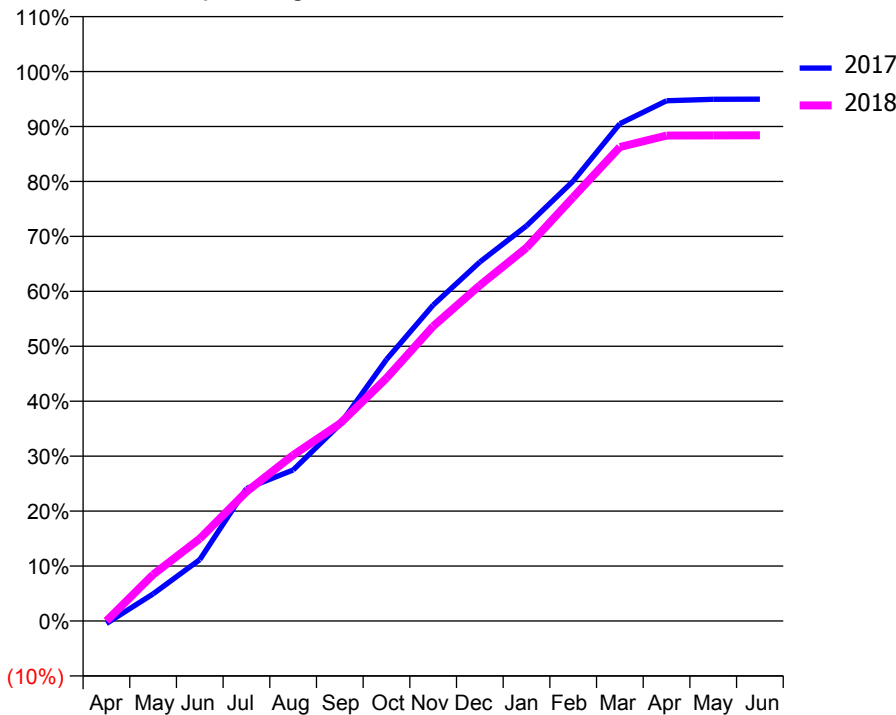
### ACCESS\*

Patients seen in 24 months	Total	Change since previous quarter
Quarter ending March 2017	3,078	
Quarter ending June 2017	3,229	↑
Quarter ending September 2017	3,372	↑
Quarter ending December 2017	3,526	↑
Quarter ending March 2018	3,663	↑
<b>Variance since March 2017</b>	<b>19.0%</b>	<b>↑</b>



### ACTIVITY

Cumulative percentage of contracted UDA delivered 2017 & 2018



Month	Adjusted Scheduled Activity (UDA)	
	2017	2018
April	-41	2
May	425	939
June	963	1,664
July	2,077	2,612
August	2,368	3,354
September	3,080	3,986
October	4,101	4,906
November	4,953	5,955
December	5,630	6,782
January	6,195	7,543
February	6,898	8,562
March	7,797	9,574
April	8,157	9,807
May	8,180	9,811
June	8,181	9,812

### QUALITY

	Quantity	Base Number	Contract	LHB	Wales
% of FP17s for the same patient ID Re-attending within 3 months - Children	54	1,253	4.3%	8.1%	10.9%
% of FP17s for the same patient ID Re-attending within 3 months - Adults	563	4,360	12.9%	13.6%	16.2%
% of FP17s for the same patient ID Re-attending between 3 & 9 months - Children	728	1,253	58.1%	58.3%	59.0%
% of FP17s for the same patient ID Re-attending between 3 & 9 months - Adults	2,058	4,360	47.2%	53.5%	54.9%
% of FP17s for Band 1 Urgent Courses	193	5,531	3.5%	8.3%	9.0%
% of FP17s Relating to Free Repair or Replacements	95	5,531	1.7%	0.8%	0.7%
% of FP17s Relating to Continuations	77	5,531	1.4%	0.9%	0.8%
% of Patients satisfied with the dentistry they have received	6	6	N/A	92.6%	92.0%
% of Patients satisfied with the time they had to wait for an appointment	5	6	N/A	87.0%	88.1%

\* This is based on patients treated on this contract for their most recent course of treatment. Figures in italics indicate the base number of FP17s or Patient Questionnaire responses are less than 100. N/A is shown where the base number of responses is less than 10 during the period. % is calculated as Quantity/Base number\*100

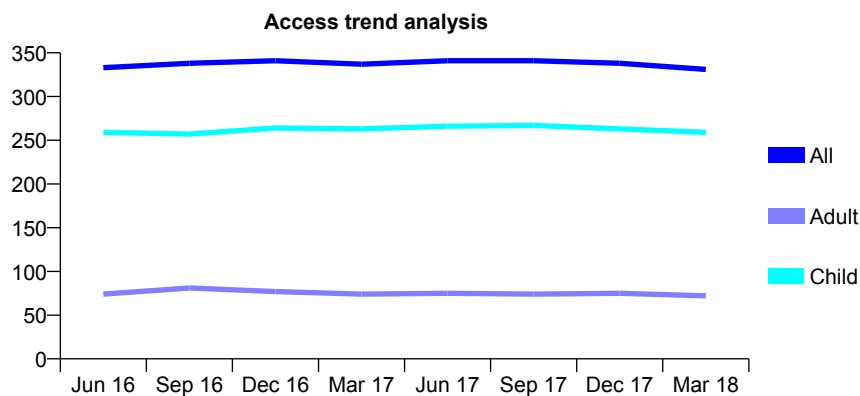
## 7A1 - Vital Signs At a Glance Contract Report for 826677/0001 - Year end March 2018

Name or company name	MR SJ LANGSTON
Contract type name	GDS Contract
Purpose of contract	General and Orthodontic
Contract start date	01/04/2006
Contract end date	

17/18 Contracted general activity (UDA)	560
Carry forward general activity (UDA)	11
17/18 Contracted orthodontic activity (UOA)	300
Carry forward orthodontic activity (UOA)	5
Baseline contract value	£36,766.93

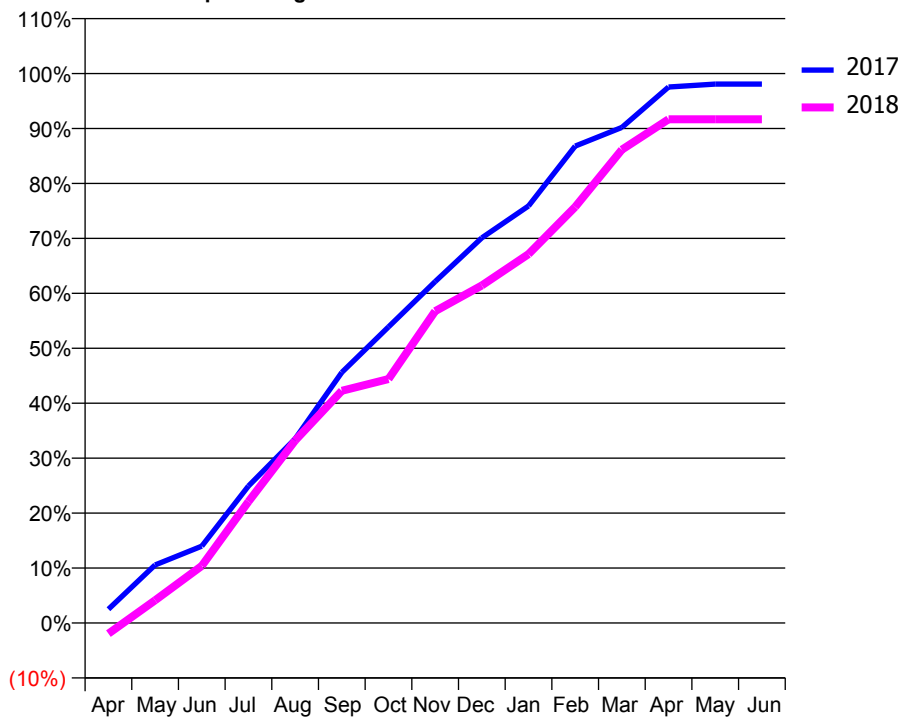
### ACCESS\*

Patients seen in 24 months	Total	Change since previous quarter
Quarter ending March 2017	337	
Quarter ending June 2017	341	→
Quarter ending September 2017	341	→
Quarter ending December 2017	338	→
Quarter ending March 2018	331	↓
<b>Variance since March 2017</b>	<b>(1.8%)</b>	<b>↓</b>



### ACTIVITY

Cumulative percentage of contracted UDA delivered 2017 & 2018



Month	Adjusted Scheduled Activity (UDA)	
	2017	2018
April	14	-11
May	59	23
June	78	58
July	140	124
August	188	186
September	255	237
October	302	249
November	348	318
December	393	344
January	425	376
February	486	424
March	505	482
April	546	513
May	549	513
June	549	513

### QUALITY

	Quantity	Base Number	Contract	LHB	Wales
% of FP17s for the same patient ID Re-attending within 3 months - Children	27	415	6.5%	8.1%	10.9%
% of FP17s for the same patient ID Re-attending within 3 months - Adults	4	39	10.3%	13.6%	16.2%
% of FP17s for the same patient ID Re-attending between 3 & 9 months - Children	227	415	54.7%	58.3%	59.0%
% of FP17s for the same patient ID Re-attending between 3 & 9 months - Adults	8	39	20.5%	53.5%	54.9%
% of FP17s for Band 1 Urgent Courses	14	408	3.4%	8.3%	9.0%
% of FP17s Relating to Free Repair or Replacements	0	408	0.0%	0.8%	0.7%
% of FP17s Relating to Continuations	0	408	0.0%	0.9%	0.8%
% of Patients satisfied with the dentistry they have received	1	1	N/A	92.6%	92.0%
% of Patients satisfied with the time they had to wait for an appointment	1	1	N/A	87.0%	88.1%

\* This is based on patients treated on this contract for their most recent course of treatment. Figures in italics indicate the base number of FP17s or Patient Questionnaire responses are less than 100. N/A is shown where the base number of responses is less than 10 during the period. % is calculated as Quantity/Base number\*100



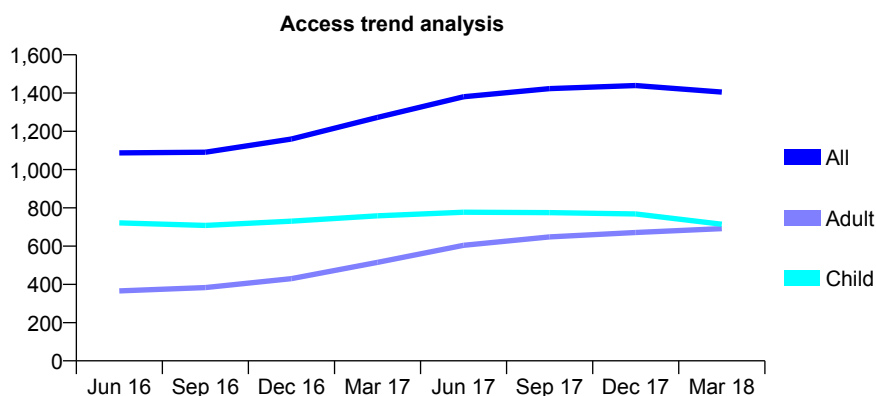
## 7A1 - Vital Signs At a Glance Contract Report for 833312/0001 - Year end March 2018

Name or company name	MR SJ KEEN
Contract type name	GDS Contract
Purpose of contract	General and Orthodontic
Contract start date	01/04/2006
Contract end date	

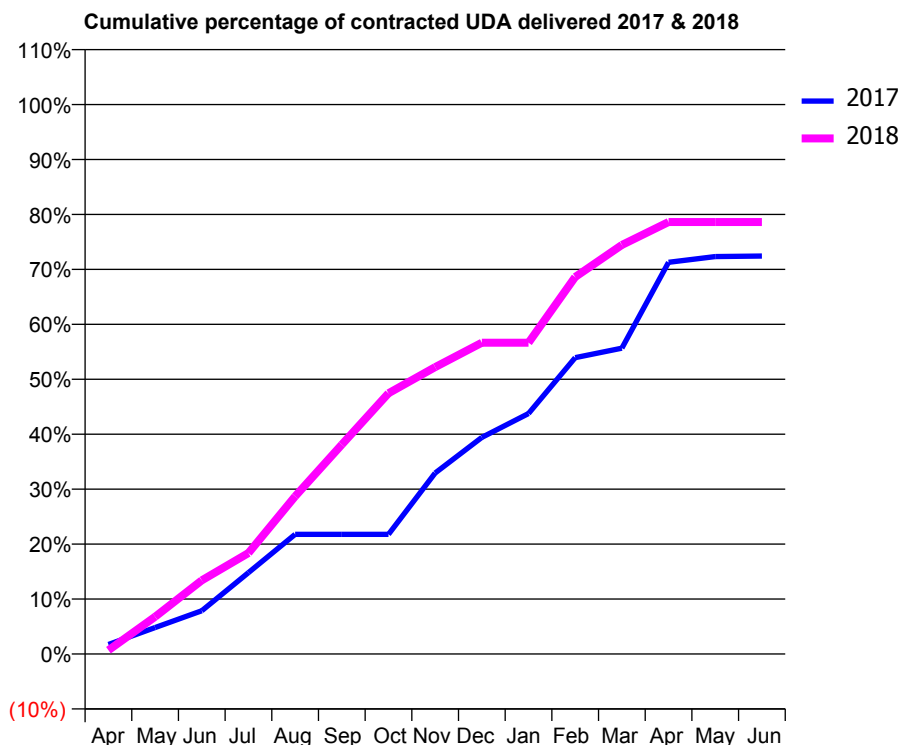
17/18 Contracted general activity (UDA)	3,008
Carry forward general activity (UDA)	0
17/18 Contracted orthodontic activity (UOA)	365
Carry forward orthodontic activity (UOA)	18
Baseline contract value	£101,753.39

### ACCESS\*

Patients seen in 24 months	Total	Change since previous quarter
Quarter ending March 2017	1,273	
Quarter ending June 2017	1,381	↑
Quarter ending September 2017	1,423	↑
Quarter ending December 2017	1,439	→
Quarter ending March 2018	1,405	↓
<b>Variance since March 2017</b>	<b>10.4%</b>	<b>↑</b>



### ACTIVITY



Month	Adjusted Scheduled Activity (UDA)	
	2017	2018
April	69	21
May	193	204
June	316	403
July	594	553
August	872	863
September	872	1,146
October	872	1,427
November	1,319	1,571
December	1,579	1,704
January	1,752	1,704
February	2,160	2,064
March	2,228	2,239
April	2,854	2,365
May	2,896	2,365
June	2,899	2,365

### QUALITY

	Quantity	Base Number	Contract	LHB	Wales
% of FP17s for the same patient ID Re-attending within 3 months - Children	71	1,100	6.5%	8.1%	10.9%
% of FP17s for the same patient ID Re-attending within 3 months - Adults	34	684	5.0%	13.6%	16.2%
% of FP17s for the same patient ID Re-attending between 3 & 9 months - Children	555	1,100	50.5%	58.3%	59.0%
% of FP17s for the same patient ID Re-attending between 3 & 9 months - Adults	227	684	33.2%	53.5%	54.9%
% of FP17s for Band 1 Urgent Courses	114	1,492	7.6%	8.3%	9.0%
% of FP17s Relating to Free Repair or Replacements	0	1,492	0.0%	0.8%	0.7%
% of FP17s Relating to Continuations	9	1,492	0.6%	0.9%	0.8%
% of Patients satisfied with the dentistry they have received	3	4	N/A	92.6%	92.0%
% of Patients satisfied with the time they had to wait for an appointment	4	4	N/A	87.0%	88.1%

\* This is based on patients treated on this contract for their most recent course of treatment. Figures in italics indicate the base number of FP17s or Patient Questionnaire responses are less than 100. N/A is shown where the base number of responses is less than 10 during the period. % is calculated as Quantity/Base number\*100

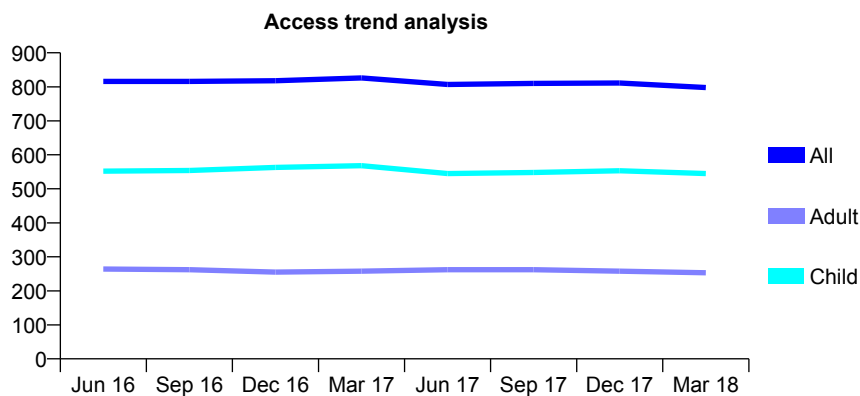
## 7A1 - Vital Signs At a Glance Contract Report for 905143/0001 - Year end March 2018

Name or company name	MR SW HERD
Contract type name	GDS Contract
Purpose of contract	General
Contract start date	01/04/2006
Contract end date	

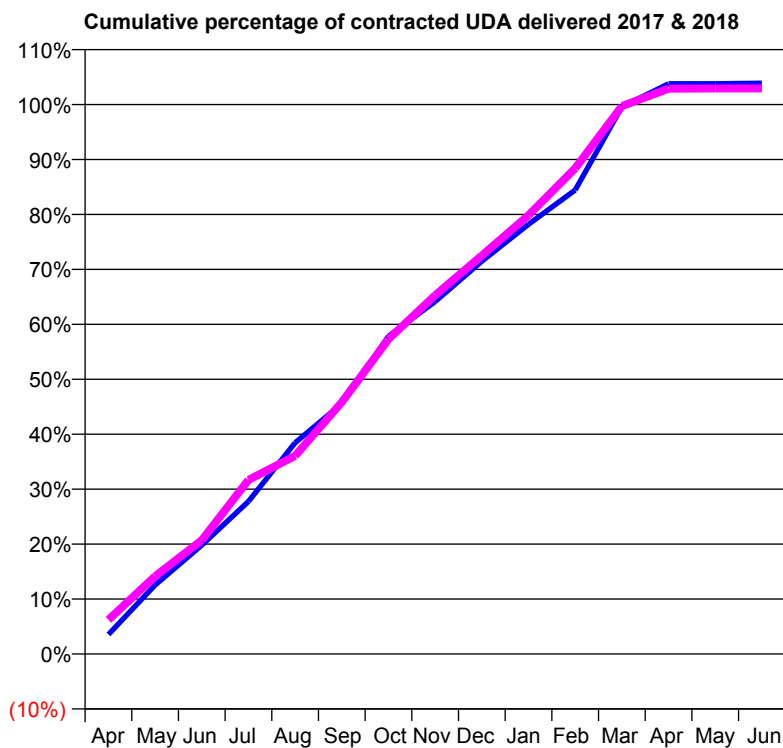
17/18 Contracted general activity (UDA)	2,000
Carry forward general activity (UDA)	-77
17/18 Contracted orthodontic activity (UOA)	0
Carry forward orthodontic activity (UOA)	0
Baseline contract value	£60,628.86

### ACCESS\*

Patients seen in 24 months	Total	Change since previous quarter
Quarter ending March 2017	826	
Quarter ending June 2017	807	↓
Quarter ending September 2017	810	→
Quarter ending December 2017	811	→
Quarter ending March 2018	798	↓
<b>Variance since March 2017</b>	<b>(3.4%)</b>	<b>↓</b>



### ACTIVITY



Month	Adjusted Scheduled Activity (UDA)	
	2017	2018
April	71	124
May	251	283
June	396	414
July	555	634
August	769	721
September	911	916
October	1,157	1,146
November	1,283	1,306
December	1,430	1,450
January	1,564	1,597
February	1,689	1,768
March	1,992	1,994
April	2,076	2,058
May	2,076	2,059
June	2,078	2,059

### QUALITY

	Quantity	Base Number	Contract	LHB	Wales
% of FP17s for the same patient ID Re-attending within 3 months - Children	35	826	4.2%	8.1%	10.9%
% of FP17s for the same patient ID Re-attending within 3 months - Adults	33	259	12.7%	13.6%	16.2%
% of FP17s for the same patient ID Re-attending between 3 & 9 months - Children	492	826	59.6%	58.3%	59.0%
% of FP17s for the same patient ID Re-attending between 3 & 9 months - Adults	129	259	49.8%	53.5%	54.9%
% of FP17s for Band 1 Urgent Courses	55	1,092	5.0%	8.3%	9.0%
% of FP17s Relating to Free Repair or Replacements	0	1,092	0.0%	0.8%	0.7%
% of FP17s Relating to Continuations	0	1,092	0.0%	0.9%	0.8%
% of Patients satisfied with the dentistry they have received	1	1	N/A	92.6%	92.0%
% of Patients satisfied with the time they had to wait for an appointment	1	1	N/A	87.0%	88.1%

\* This is based on patients treated on this contract for their most recent course of treatment. Figures in italics indicate the base number of FP17s or Patient Questionnaire responses are less than 100. N/A is shown where the base number of responses is less than 10 during the period. % is calculated as Quantity/Base number\*100

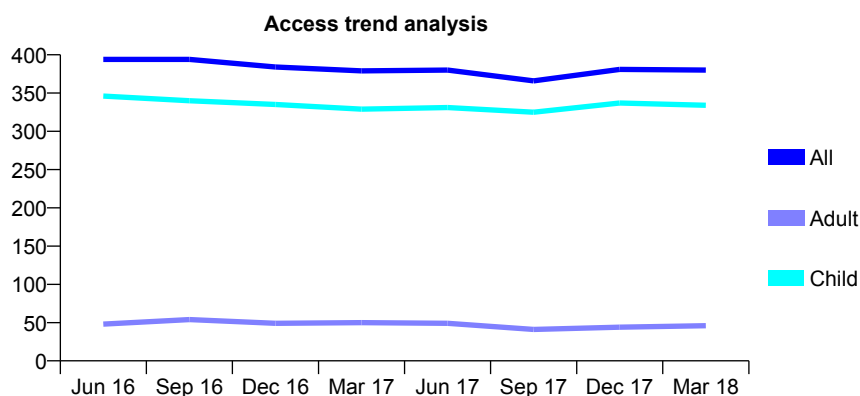
## 7A1 - Vital Signs At a Glance Contract Report for 923281/0001 - Year end March 2018

Name or company name	MR CJ LOTTER
Contract type name	GDS Contract
Purpose of contract	General
Contract start date	01/04/2006
Contract end date	

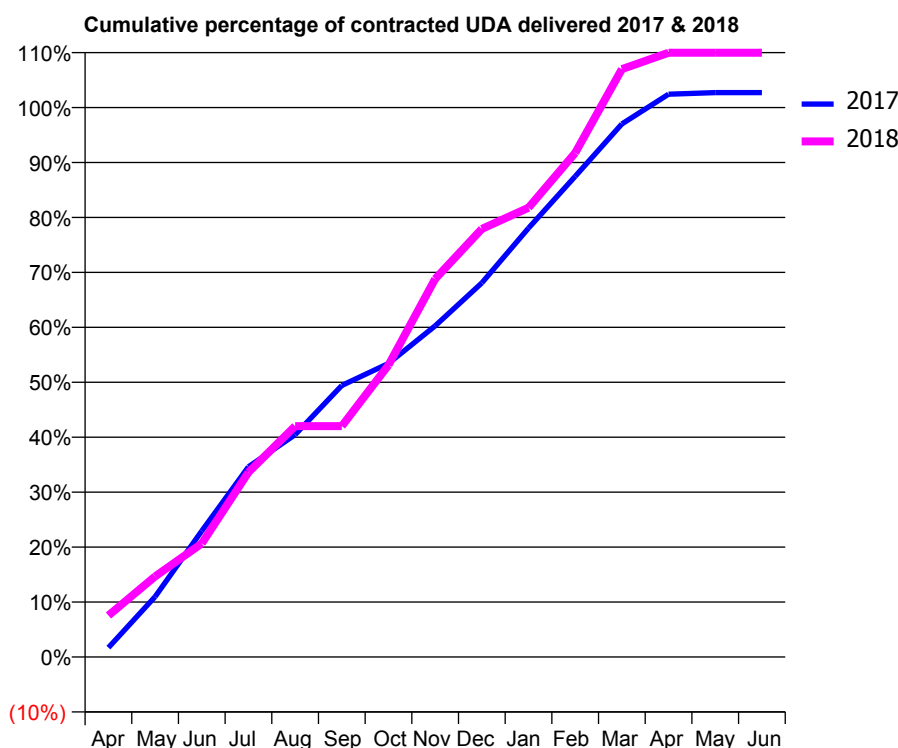
17/18 Contracted general activity (UDA)	702
Carry forward general activity (UDA)	-17
17/18 Contracted orthodontic activity (UOA)	0
Carry forward orthodontic activity (UOA)	0
Baseline contract value	£18,708.97

### ACCESS\*

Patients seen in 24 months	Total	Change since previous quarter
Quarter ending March 2017	379	
Quarter ending June 2017	380	→
Quarter ending September 2017	366	↓
Quarter ending December 2017	381	↑
Quarter ending March 2018	380	→
<b>Variance since March 2017</b>	<b>0.3%</b>	<b>→</b>



### ACTIVITY



Month	Adjusted Scheduled Activity (UDA)	
	2017	2018
April	12	53
May	77	103
June	161	145
July	243	236
August	284	295
September	347	295
October	375	373
November	423	483
December	478	547
January	548	574
February	614	644
March	681	751
April	719	772
May	721	772
June	721	772

### QUALITY

	Quantity	Base Number	Contract	LHB	Wales
% of FP17s for the same patient ID Re-attending within 3 months - Children	26	514	5.1%	8.1%	10.9%
% of FP17s for the same patient ID Re-attending within 3 months - Adults	0	14	0.0%	13.6%	16.2%
% of FP17s for the same patient ID Re-attending between 3 & 9 months - Children	290	514	56.4%	58.3%	59.0%
% of FP17s for the same patient ID Re-attending between 3 & 9 months - Adults	7	14	50.0%	53.5%	54.9%
% of FP17s for Band 1 Urgent Courses	0	512	0.0%	8.3%	9.0%
% of FP17s Relating to Free Repair or Replacements	0	512	0.0%	0.8%	0.7%
% of FP17s Relating to Continuations	0	512	0.0%	0.9%	0.8%
% of Patients satisfied with the dentistry they have received	5	5	N/A	92.6%	92.0%
% of Patients satisfied with the time they had to wait for an appointment	4	5	N/A	87.0%	88.1%

\* This is based on patients treated on this contract for their most recent course of treatment. Figures in italics indicate the base number of FP17s or Patient Questionnaire responses are less than 100. N/A is shown where the base number of responses is less than 10 during the period. % is calculated as Quantity/Base number\*100

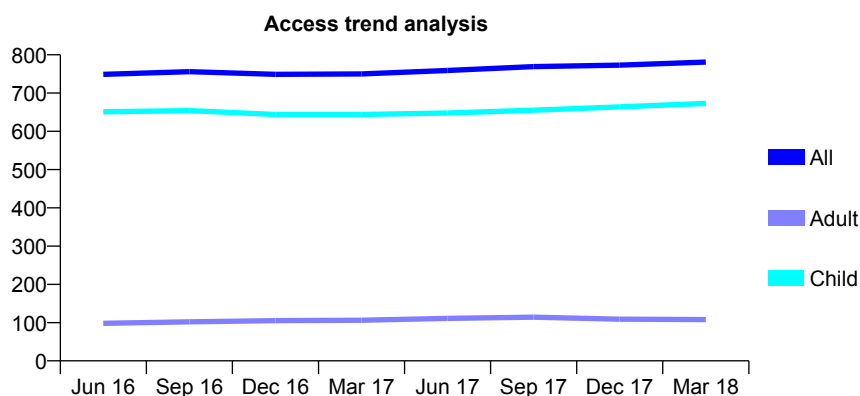
## 7A1 - Vital Signs At a Glance Contract Report for 933481/0001 - Year end March 2018

Name or company name	MR SE LOF
Contract type name	GDS Contract
Purpose of contract	General
Contract start date	01/04/2006
Contract end date	

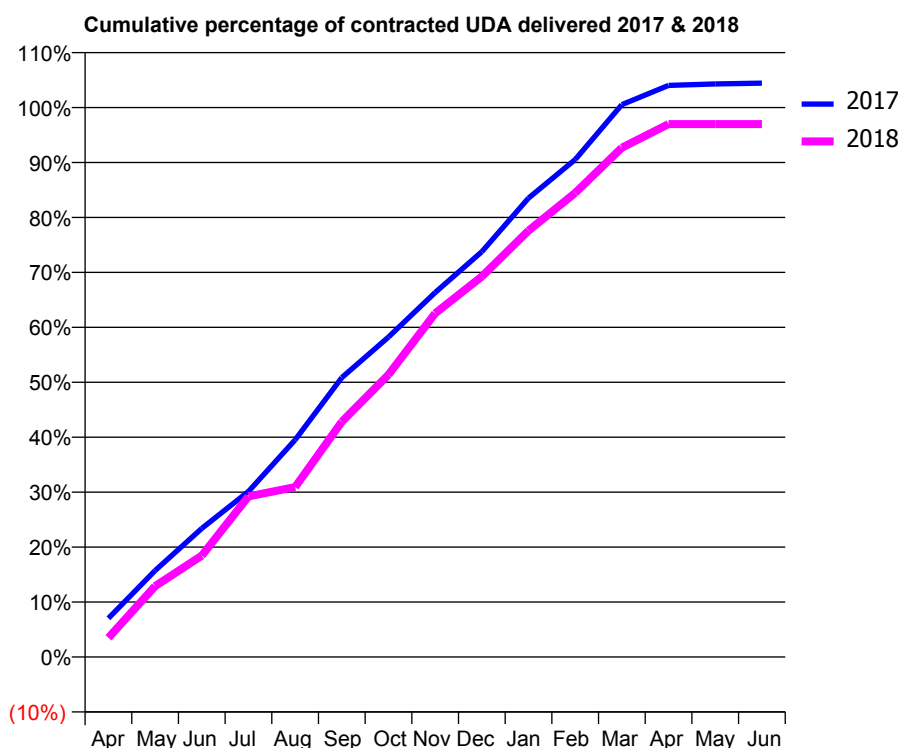
17/18 Contracted general activity (UDA)	1,500
Carry forward general activity (UDA)	14
17/18 Contracted orthodontic activity (UOA)	0
Carry forward orthodontic activity (UOA)	0
Baseline contract value	£37,720.46

### ACCESS\*

Patients seen in 24 months	Total	Change since previous quarter
Quarter ending March 2017	750	
Quarter ending June 2017	759	→
Quarter ending September 2017	769	→
Quarter ending December 2017	773	→
Quarter ending March 2018	781	→
<b>Variance since March 2017</b>	<b>4.1%</b>	<b>↑</b>



### ACTIVITY



Month	Adjusted Scheduled Activity (UDA)	
	2017	2018
April	106	53
May	236	193
June	351	277
July	452	439
August	593	464
September	763	642
October	873	771
November	995	938
December	1,106	1,039
January	1,253	1,164
February	1,358	1,267
March	1,508	1,390
April	1,560	1,455
May	1,564	1,455
June	1,566	1,455

### QUALITY

	Quantity	Base Number	Contract	LHB	Wales
% of FP17s for the same patient ID Re-attending within 3 months - Children	99	1,098	9.0%	8.1%	10.9%
% of FP17s for the same patient ID Re-attending within 3 months - Adults	2	21	9.5%	13.6%	16.2%
% of FP17s for the same patient ID Re-attending between 3 & 9 months - Children	659	1,098	60.0%	58.3%	59.0%
% of FP17s for the same patient ID Re-attending between 3 & 9 months - Adults	13	21	61.9%	53.5%	54.9%
% of FP17s for Band 1 Urgent Courses	49	1,117	4.4%	8.3%	9.0%
% of FP17s Relating to Free Repair or Replacements	0	1,117	0.0%	0.8%	0.7%
% of FP17s Relating to Continuations	0	1,117	0.0%	0.9%	0.8%
% of Patients satisfied with the dentistry they have received	2	2	N/A	92.6%	92.0%
% of Patients satisfied with the time they had to wait for an appointment	2	2	N/A	87.0%	88.1%

\* This is based on patients treated on this contract for their most recent course of treatment. Figures in italics indicate the base number of FP17s or Patient Questionnaire responses are less than 100. N/A is shown where the base number of responses is less than 10 during the period. % is calculated as Quantity/Base number\*100

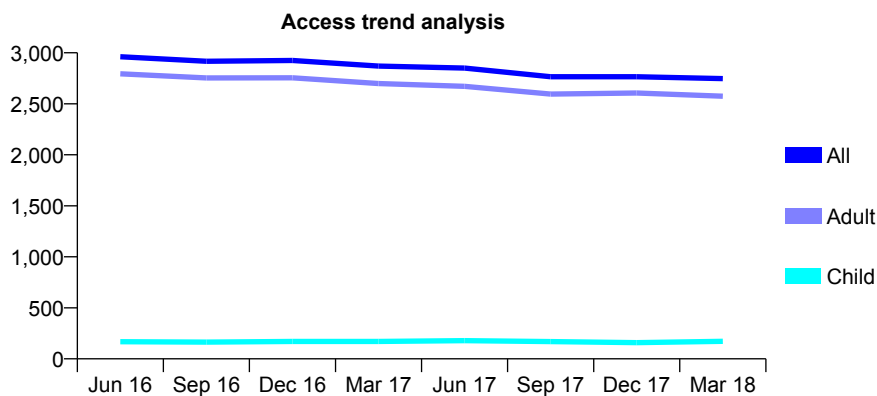
## 7A1 - Vital Signs At a Glance Contract Report for 978957/0001 - Year end March 2018

Name or company name	MRS YL HOPKINS
Contract type name	GDS Contract
Purpose of contract	General
Contract start date	01/02/2009
Contract end date	

17/18 Contracted general activity (UDA)	6,158
Carry forward general activity (UDA)	83
17/18 Contracted orthodontic activity (UOA)	0
Carry forward orthodontic activity (UOA)	0
Baseline contract value	£204,795.54

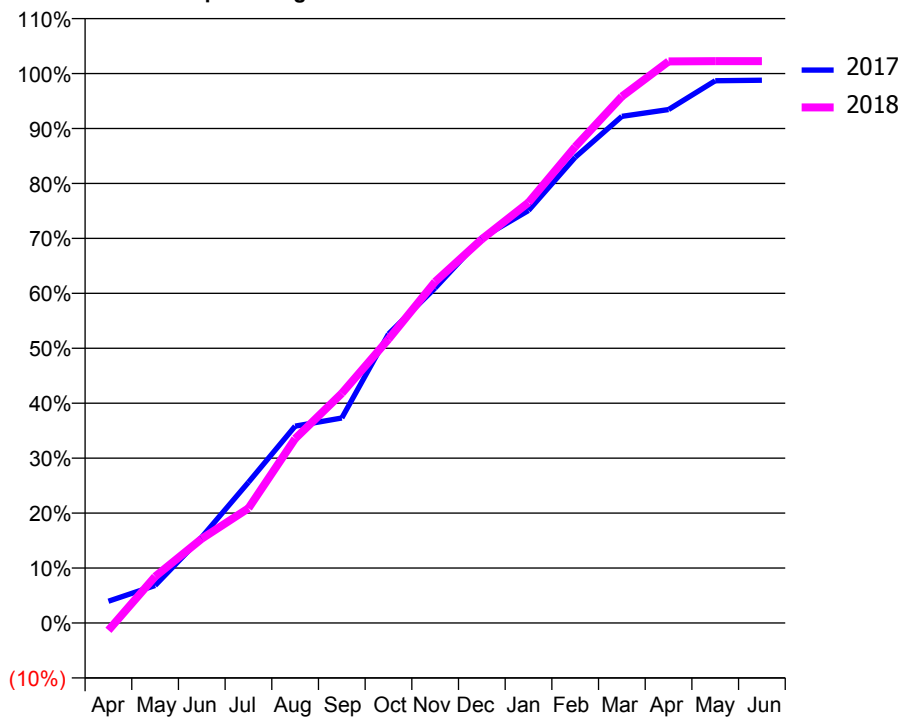
### ACCESS\*

Patients seen in 24 months	Total	Change since previous quarter
Quarter ending March 2017	2,870	
Quarter ending June 2017	2,850	→
Quarter ending September 2017	2,765	↓
Quarter ending December 2017	2,765	→
Quarter ending March 2018	2,747	→
<b>Variance since March 2017</b>	<b>(4.3%)</b>	<b>↓</b>



### ACTIVITY

Cumulative percentage of contracted UDA delivered 2017 & 2018



Month	Adjusted Scheduled Activity (UDA)	
	2017	2018
April	268	-83
May	461	521
June	1,056	945
July	1,731	1,285
August	2,422	2,066
September	2,521	2,573
October	3,555	3,180
November	4,120	3,824
December	4,737	4,302
January	5,073	4,713
February	5,728	5,336
March	6,231	5,900
April	6,314	6,294
May	6,669	6,297
June	6,675	6,297

### QUALITY

	Quantity	Base Number	Contract	LHB	Wales
% of FP17s for the same patient ID Re-attending within 3 months - Children	2	190	1.1%	8.1%	10.9%
% of FP17s for the same patient ID Re-attending within 3 months - Adults	251	2,974	8.4%	13.6%	16.2%
% of FP17s for the same patient ID Re-attending between 3 & 9 months - Children	75	190	39.5%	58.3%	59.0%
% of FP17s for the same patient ID Re-attending between 3 & 9 months - Adults	1,109	2,974	37.3%	53.5%	54.9%
% of FP17s for Band 1 Urgent Courses	436	3,180	13.7%	8.3%	9.0%
% of FP17s Relating to Free Repair or Replacements	17	3,180	0.5%	0.8%	0.7%
% of FP17s Relating to Continuations	12	3,180	0.4%	0.9%	0.8%
% of Patients satisfied with the dentistry they have received	3	3	N/A	92.6%	92.0%
% of Patients satisfied with the time they had to wait for an appointment	3	3	N/A	87.0%	88.1%

\* This is based on patients treated on this contract for their most recent course of treatment. Figures in italics indicate the base number of FP17s or Patient Questionnaire responses are less than 100. N/A is shown where the base number of responses is less than 10 during the period. % is calculated as Quantity/Base number\*100

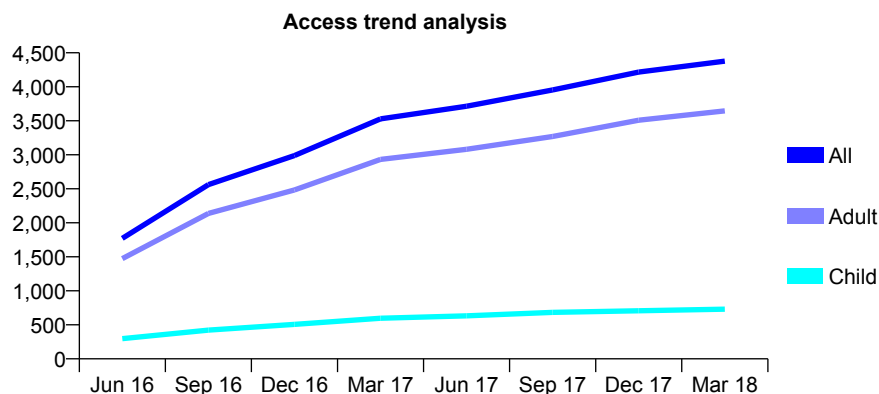
## 7A1 - Vital Signs At a Glance Contract Report for 995711/0001 - Year end March 2018

Name or company name	MR JM FERNANDO
Contract type name	GDS Contract
Purpose of contract	General
Contract start date	01/02/2016
Contract end date	

17/18 Contracted general activity (UDA)	14,667
Carry forward general activity (UDA)	435
17/18 Contracted orthodontic activity (UOA)	0
Carry forward orthodontic activity (UOA)	0
Baseline contract value	£299,344.71

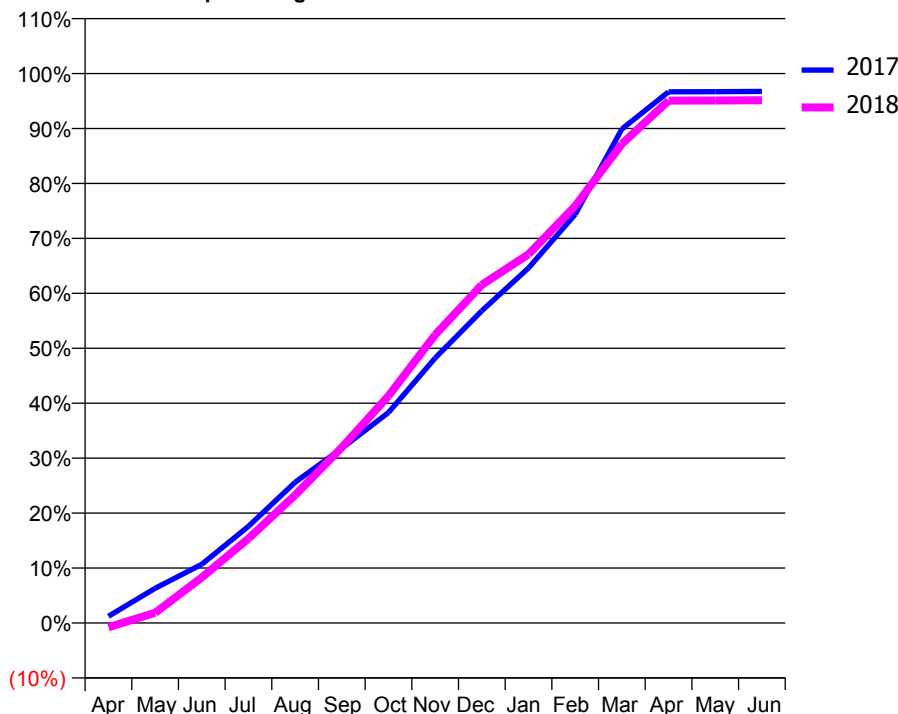
### ACCESS\*

Patients seen in 24 months	Total	Change since previous quarter
Quarter ending March 2017	3,529	
Quarter ending June 2017	3,715	↑
Quarter ending September 2017	3,953	↑
Quarter ending December 2017	4,216	↑
Quarter ending March 2018	4,378	↑
<b>Variance since March 2017</b>	<b>24.1%</b>	<b>↑</b>



### ACTIVITY

**Cumulative percentage of contracted UDA delivered 2017 & 2018**



Month	Adjusted Scheduled Activity (UDA)	
	2017	2018
April	163	-114
May	843	271
June	1,423	1,215
July	2,346	2,256
August	3,413	3,414
September	4,234	4,685
October	5,101	6,065
November	6,423	7,694
December	7,569	9,027
January	8,603	9,841
February	9,905	11,132
March	11,971	12,787
April	12,874	13,943
May	12,876	13,947
June	12,883	13,954

### QUALITY

	Quantity	Base Number	Contract	LHB	Wales
% of FP17s for the same patient ID Re-attending within 3 months - Children	69	1,059	6.5%	8.1%	10.9%
% of FP17s for the same patient ID Re-attending within 3 months - Adults	823	5,664	14.5%	13.6%	16.2%
% of FP17s for the same patient ID Re-attending between 3 & 9 months - Children	593	1,059	56.0%	58.3%	59.0%
% of FP17s for the same patient ID Re-attending between 3 & 9 months - Adults	3,188	5,664	56.3%	53.5%	54.9%
% of FP17s for Band 1 Urgent Courses	531	6,768	7.8%	8.3%	9.0%
% of FP17s Relating to Free Repair or Replacements	47	6,768	0.7%	0.8%	0.7%
% of FP17s Relating to Continuations	146	6,768	2.2%	0.9%	0.8%
% of Patients satisfied with the dentistry they have received	16	19	84.2%	92.6%	92.0%
% of Patients satisfied with the time they had to wait for an appointment	18	19	94.7%	87.0%	88.1%

\* This is based on patients treated on this contract for their most recent course of treatment. Figures in italics indicate the base number of FP17s or Patient Questionnaire responses are less than 100. N/A is shown where the base number of responses is less than 10 during the period. % is calculated as Quantity/Base number\*100

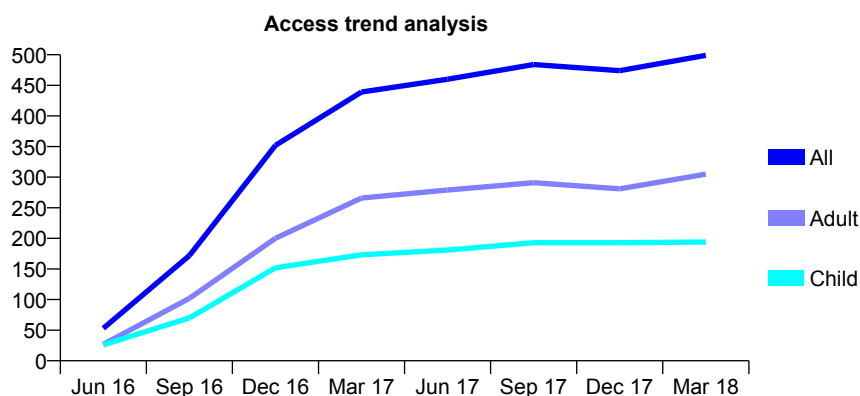
## 7A2 - Vital Signs At a Glance Contract Report for 100037/0000 - Year end March 2018

Name or company name	MISS RE MOSEY
Contract type name	GDS Contract
Purpose of contract	General
Contract start date	19/04/2016
Contract end date	

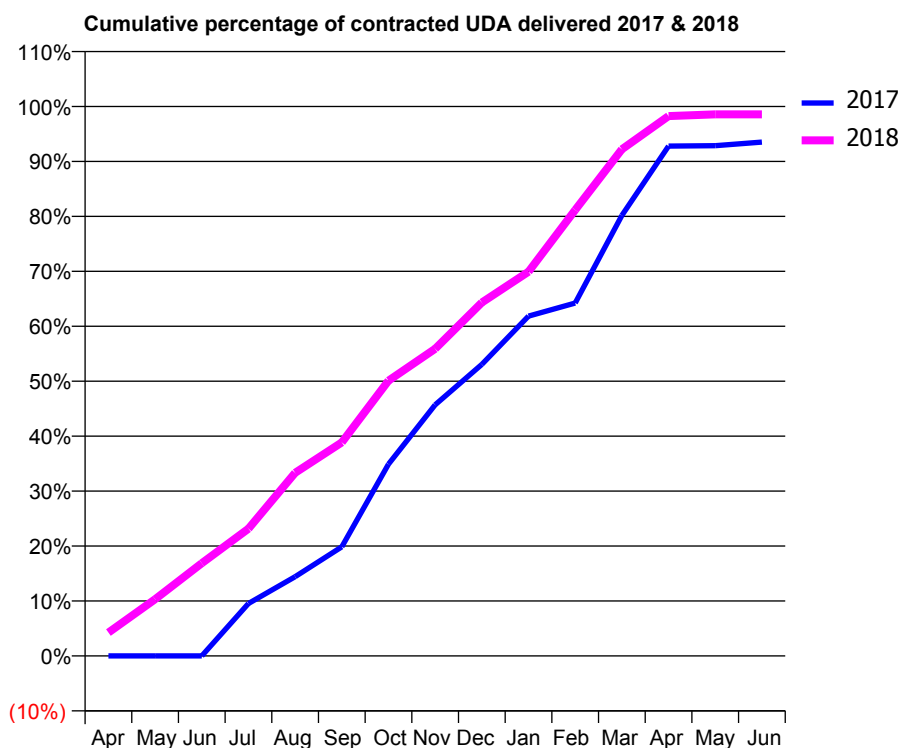
17/18 Contracted general activity (UDA)	1,304
Carry forward general activity (UDA)	-35
17/18 Contracted orthodontic activity (UOA)	0
Carry forward orthodontic activity (UOA)	0
Baseline contract value	£36,523.19

### ACCESS\*

Patients seen in 24 months	Total	Change since previous quarter
Quarter ending March 2017	439	
Quarter ending June 2017	460	↑
Quarter ending September 2017	484	↑
Quarter ending December 2017	474	↓
Quarter ending March 2018	499	↑
<b>Variance since March 2017</b>	<b>13.7%</b>	<b>↑</b>



### ACTIVITY



Month	Adjusted Scheduled Activity (UDA)	
	2017	2018
April	0	55
May	0	135
June	0	220
July	118	302
August	179	435
September	246	507
October	433	653
November	566	729
December	657	839
January	766	912
February	796	1,058
March	993	1,202
April	1,150	1,281
May	1,151	1,285
June	1,159	1,285

### QUALITY

	Quantity	Base Number	Contract	LHB	Wales
% of FP17s for the same patient ID Re-attending within 3 months - Children	12	341	3.5%	8.5%	10.9%
% of FP17s for the same patient ID Re-attending within 3 months - Adults	34	467	7.3%	12.8%	16.2%
% of FP17s for the same patient ID Re-attending between 3 & 9 months - Children	225	341	66.0%	55.8%	59.0%
% of FP17s for the same patient ID Re-attending between 3 & 9 months - Adults	276	467	59.1%	52.3%	54.9%
% of FP17s for Band 1 Urgent Courses	41	748	5.5%	8.5%	9.0%
% of FP17s Relating to Free Repair or Replacements	0	748	0.0%	0.6%	0.7%
% of FP17s Relating to Continuations	0	748	0.0%	0.9%	0.8%
% of Patients satisfied with the dentistry they have received	4	4	N/A	91.2%	92.0%
% of Patients satisfied with the time they had to wait for an appointment	4	4	N/A	88.9%	88.1%

\* This is based on patients treated on this contract for their most recent course of treatment. Figures in italics indicate the base number of FP17s or Patient Questionnaire responses are less than 100. N/A is shown where the base number of responses is less than 10 during the period. % is calculated as Quantity/Base number\*100



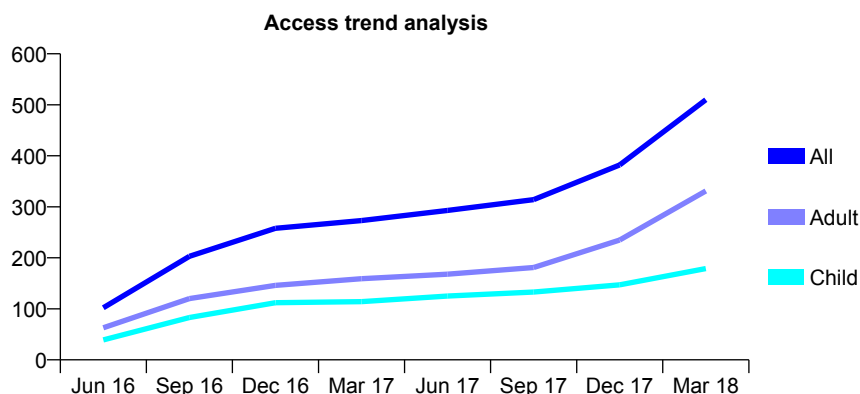
## 7A2 - Vital Signs At a Glance Contract Report for 100123/0000 - Year end March 2018

Name or company name	A Llewellyn
Contract type name	GDS Contract
Purpose of contract	General
Contract start date	01/04/2016
Contract end date	

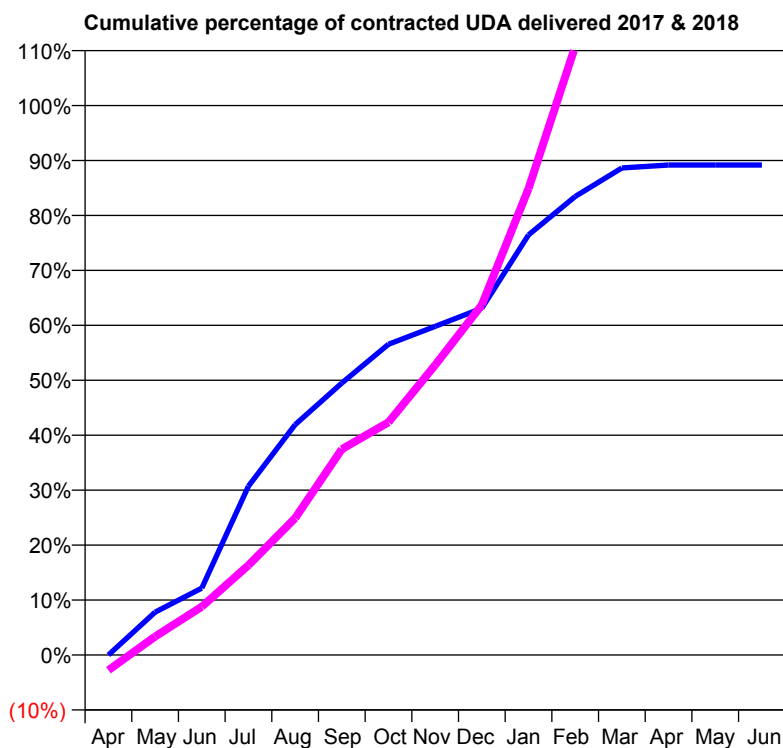
17/18 Contracted general activity (UDA)	1,045
Carry forward general activity (UDA)	46
17/18 Contracted orthodontic activity (UOA)	0
Carry forward orthodontic activity (UOA)	0
Baseline contract value	£24,855.88

### ACCESS\*

Patients seen in 24 months	Total	Change since previous quarter
Quarter ending March 2017	273	
Quarter ending June 2017	293	↑
Quarter ending September 2017	314	↑
Quarter ending December 2017	382	↑
Quarter ending March 2018	510	↑
<b>Variance since March 2017</b>	<b>86.8%</b>	<b>↑</b>



### ACTIVITY



Month	Adjusted Scheduled Activity (UDA)	
	2017	2018
April	0	-29
May	74	35
June	116	92
July	292	171
August	398	260
September	470	391
October	537	443
November	568	551
December	600	666
January	726	887
February	793	1,157
March	842	1,333
April	847	1,395
May	847	1,398
June	847	1,398

### QUALITY

	Quantity	Base Number	Contract	LHB	Wales
% of FP17s for the same patient ID Re-attending within 3 months - Children	10	287	3.5%	8.5%	10.9%
% of FP17s for the same patient ID Re-attending within 3 months - Adults	37	453	8.2%	12.8%	16.2%
% of FP17s for the same patient ID Re-attending between 3 & 9 months - Children	157	287	54.7%	55.8%	59.0%
% of FP17s for the same patient ID Re-attending between 3 & 9 months - Adults	176	453	38.9%	52.3%	54.9%
% of FP17s for Band 1 Urgent Courses	66	767	8.6%	8.5%	9.0%
% of FP17s Relating to Free Repair or Replacements	2	767	0.3%	0.6%	0.7%
% of FP17s Relating to Continuations	0	767	0.0%	0.9%	0.8%
% of Patients satisfied with the dentistry they have received	2	2	N/A	91.2%	92.0%
% of Patients satisfied with the time they had to wait for an appointment	1	2	N/A	88.9%	88.1%

\* This is based on patients treated on this contract for their most recent course of treatment. Figures in italics indicate the base number of FP17s or Patient Questionnaire responses are less than 100. N/A is shown where the base number of responses is less than 10 during the period. % is calculated as Quantity/Base number\*100

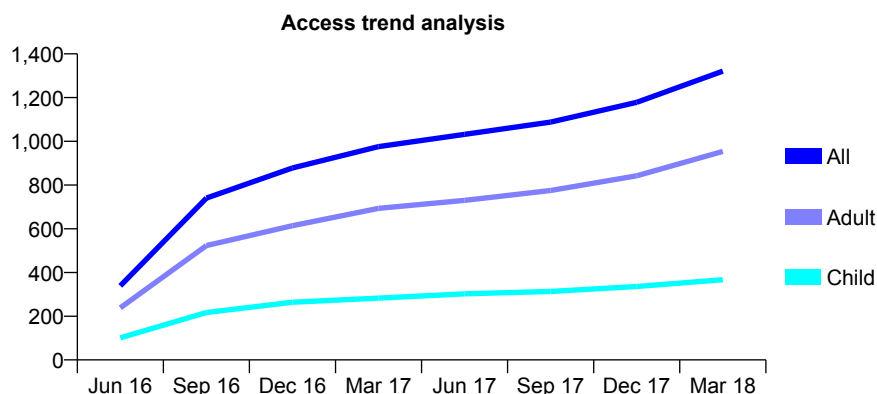
## 7A2 - Vital Signs At a Glance Contract Report for 100124/0000 - Year end March 2018

Name or company name	A Llewellyn
Contract type name	GDS Contract
Purpose of contract	General
Contract start date	01/04/2016
Contract end date	

17/18 Contracted general activity (UDA)	3,546
Carry forward general activity (UDA)	58
17/18 Contracted orthodontic activity (UOA)	0
Carry forward orthodontic activity (UOA)	0
Baseline contract value	£85,849.39

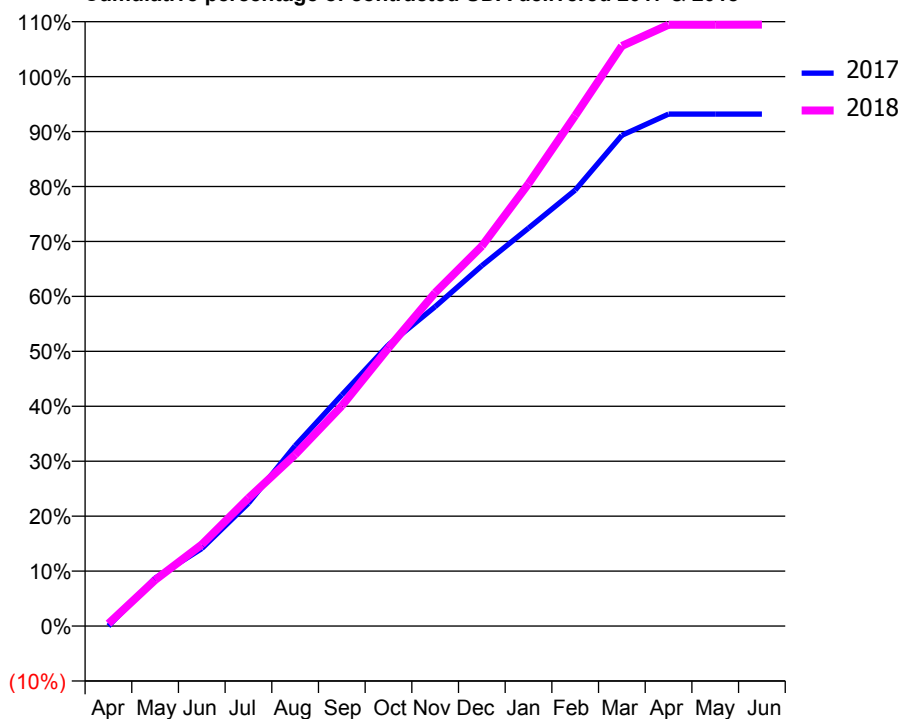
### ACCESS\*

Patients seen in 24 months	Total	Change since previous quarter
Quarter ending March 2017	976	
Quarter ending June 2017	1,032	↑
Quarter ending September 2017	1,088	↑
Quarter ending December 2017	1,178	↑
Quarter ending March 2018	1,321	↑
<b>Variance since March 2017</b>	<b>35.3%</b>	<b>↑</b>



### ACTIVITY

Cumulative percentage of contracted UDA delivered 2017 & 2018



Adjusted Scheduled Activity (UDA)

Month	2017	2018
April	0	16
May	299	298
June	484	526
July	766	826
August	1,125	1,106
September	1,441	1,421
October	1,755	1,794
November	1,992	2,151
December	2,247	2,452
January	2,482	2,854
February	2,719	3,294
March	3,061	3,743
April	3,193	3,880
May	3,193	3,880
June	3,193	3,881

### QUALITY

	Quantity	Base Number	Contract	LHB	Wales
% of FP17s for the same patient ID Re-attending within 3 months - Children	30	601	5.0%	8.5%	10.9%
% of FP17s for the same patient ID Re-attending within 3 months - Adults	192	1,478	13.0%	12.8%	16.2%
% of FP17s for the same patient ID Re-attending between 3 & 9 months - Children	394	601	65.6%	55.8%	59.0%
% of FP17s for the same patient ID Re-attending between 3 & 9 months - Adults	822	1,478	55.6%	52.3%	54.9%
% of FP17s for Band 1 Urgent Courses	232	2,085	11.1%	8.5%	9.0%
% of FP17s Relating to Free Repair or Replacements	19	2,085	0.9%	0.6%	0.7%
% of FP17s Relating to Continuations	14	2,085	0.7%	0.9%	0.8%
% of Patients satisfied with the dentistry they have received	2	2	N/A	91.2%	92.0%
% of Patients satisfied with the time they had to wait for an appointment	2	2	N/A	88.9%	88.1%

\* This is based on patients treated on this contract for their most recent course of treatment. Figures in italics indicate the base number of FP17s or Patient Questionnaire responses are less than 100. N/A is shown where the base number of responses is less than 10 during the period. % is calculated as Quantity/Base number\*100

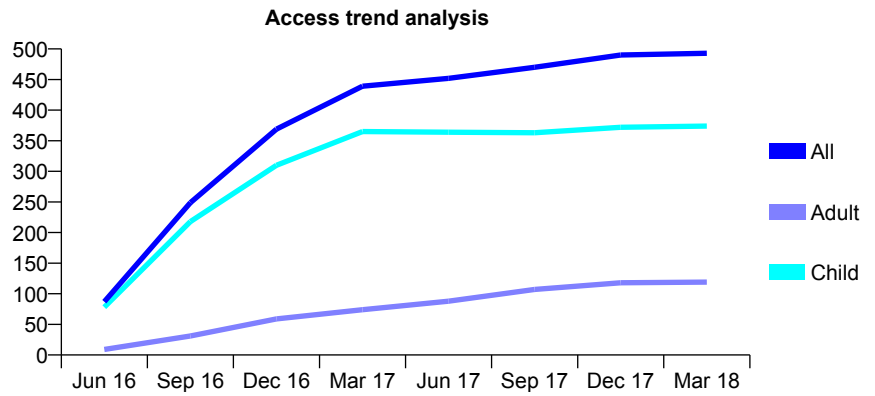
## 7A2 - Vital Signs At a Glance Contract Report for 100145/0000 - Year end March 2018

Name or company name	Capel Dental
Contract type name	GDS Contract
Purpose of contract	General
Contract start date	01/05/2016
Contract end date	

17/18 Contracted general activity (UDA)	1,250
Carry forward general activity (UDA)	-1
17/18 Contracted orthodontic activity (UOA)	0
Carry forward orthodontic activity (UOA)	0
Baseline contract value	£29,224.05

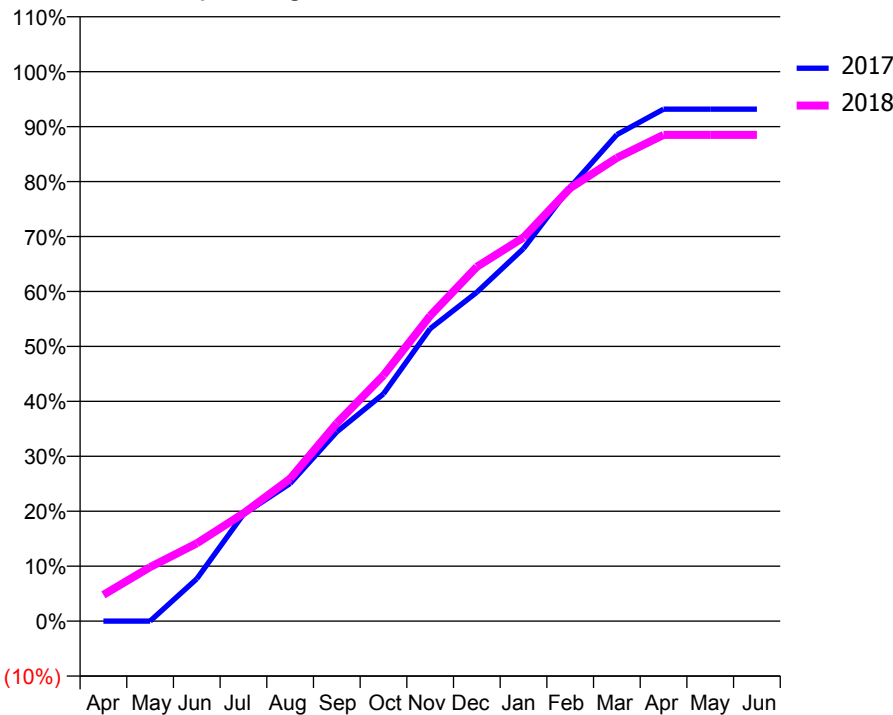
### ACCESS\*

Patients seen in 24 months	Total	Change since previous quarter
Quarter ending March 2017	439	
Quarter ending June 2017	452	↑
Quarter ending September 2017	470	↑
Quarter ending December 2017	490	↑
Quarter ending March 2018	493	→
<b>Variance since March 2017</b>	<b>12.3%</b>	<b>↑</b>



### ACTIVITY

**Cumulative percentage of contracted UDA delivered 2017 & 2018**



Month	Adjusted Scheduled Activity (UDA)	
	2017	2018
April	0	60
May	0	123
June	88	177
July	223	245
August	287	324
September	395	450
October	474	559
November	610	695
December	686	806
January	777	873
February	905	985
March	1,015	1,054
April	1,068	1,106
May	1,068	1,106
June	1,068	1,106

### QUALITY

	Quantity	Base Number	Contract	LHB	Wales
% of FP17s for the same patient ID Re-attending within 3 months - Children	17	570	3.0%	8.5%	10.9%
% of FP17s for the same patient ID Re-attending within 3 months - Adults	2	84	2.4%	12.8%	16.2%
% of FP17s for the same patient ID Re-attending between 3 & 9 months - Children	416	570	73.0%	55.8%	59.0%
% of FP17s for the same patient ID Re-attending between 3 & 9 months - Adults	32	84	38.1%	52.3%	54.9%
% of FP17s for Band 1 Urgent Courses	6	653	0.9%	8.5%	9.0%
% of FP17s Relating to Free Repair or Replacements	0	653	0.0%	0.6%	0.7%
% of FP17s Relating to Continuations	6	653	0.9%	0.9%	0.8%
% of Patients satisfied with the dentistry they have received	0	0	N/A	91.2%	92.0%
% of Patients satisfied with the time they had to wait for an appointment	0	0	N/A	88.9%	88.1%

\* This is based on patients treated on this contract for their most recent course of treatment. Figures in italics indicate the base number of FP17s or Patient Questionnaire responses are less than 100. N/A is shown where the base number of responses is less than 10 during the period. % is calculated as Quantity/Base number\*100

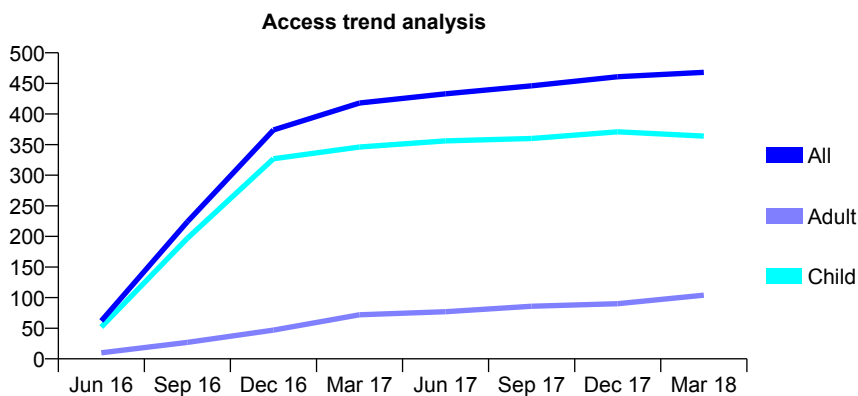
## 7A2 - Vital Signs At a Glance Contract Report for 100146/0000 - Year end March 2018

Name or company name	Capel Dental
Contract type name	GDS Contract
Purpose of contract	General
Contract start date	01/05/2016
Contract end date	

17/18 Contracted general activity (UDA)	1,150
Carry forward general activity (UDA)	0
17/18 Contracted orthodontic activity (UOA)	0
Carry forward orthodontic activity (UOA)	0
Baseline contract value	£27,026.90

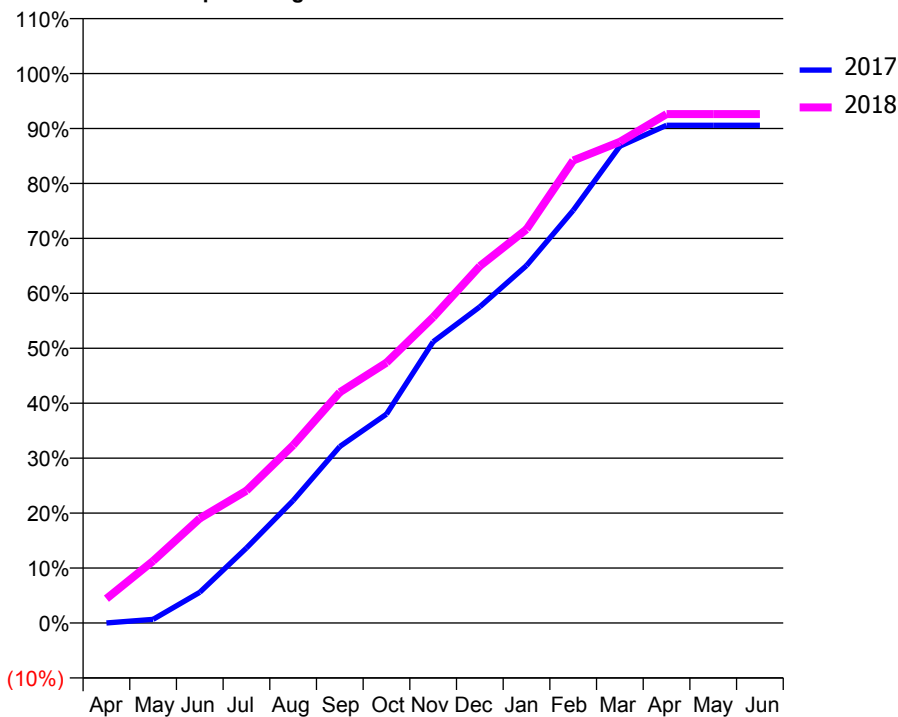
### ACCESS\*

Patients seen in 24 months	Total	Change since previous quarter
Quarter ending March 2017	418	
Quarter ending June 2017	433	↑
Quarter ending September 2017	446	↑
Quarter ending December 2017	461	↑
Quarter ending March 2018	468	→
<b>Variance since March 2017</b>	<b>12.0%</b>	<b>↑</b>



### ACTIVITY

Cumulative percentage of contracted UDA delivered 2017 & 2018



Month	Adjusted Scheduled Activity (UDA)	
	2017	2018
April	0	51
May	7	130
June	59	219
July	144	277
August	235	372
September	338	483
October	401	545
November	540	640
December	607	747
January	686	824
February	792	968
March	915	1,007
April	955	1,065
May	955	1,065
June	955	1,065

### QUALITY

	Quantity	Base Number	Contract	LHB	Wales
% of FP17s for the same patient ID Re-attending within 3 months - Children	26	585	4.4%	8.5%	10.9%
% of FP17s for the same patient ID Re-attending within 3 months - Adults	2	66	3.0%	12.8%	16.2%
% of FP17s for the same patient ID Re-attending between 3 & 9 months - Children	409	585	69.9%	55.8%	59.0%
% of FP17s for the same patient ID Re-attending between 3 & 9 months - Adults	24	66	36.4%	52.3%	54.9%
% of FP17s for Band 1 Urgent Courses	0	675	0.0%	8.5%	9.0%
% of FP17s Relating to Free Repair or Replacements	0	675	0.0%	0.6%	0.7%
% of FP17s Relating to Continuations	8	675	1.2%	0.9%	0.8%
% of Patients satisfied with the dentistry they have received	1	1	N/A	91.2%	92.0%
% of Patients satisfied with the time they had to wait for an appointment	1	1	N/A	88.9%	88.1%

\* This is based on patients treated on this contract for their most recent course of treatment. Figures in italics indicate the base number of FP17s or Patient Questionnaire responses are less than 100. N/A is shown where the base number of responses is less than 10 during the period. % is calculated as Quantity/Base number\*100

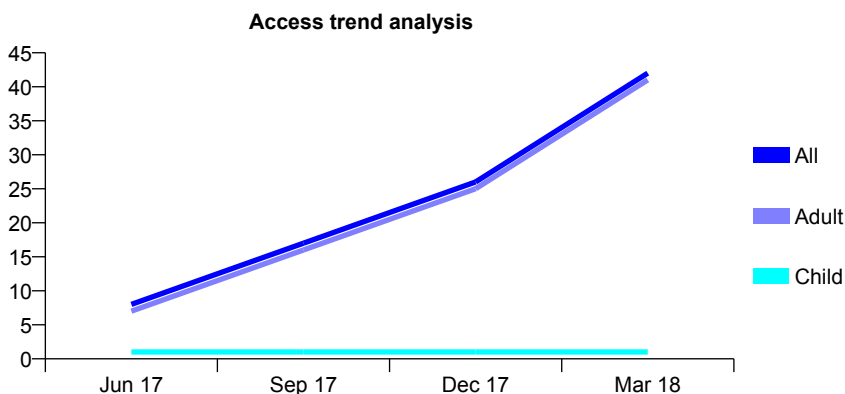
## 7A2 - Vital Signs At a Glance Contract Report for 100329/0000 - Year end March 2018

Name or company name	Eastgate Dental Surgery Limited
Contract type name	GDS Contract
Purpose of contract	General
Contract start date	06/03/2017
Contract end date	31/01/2018

17/18 Contracted general activity (UDA)	156
Carry forward general activity (UDA)	0
17/18 Contracted orthodontic activity (UOA)	0
Carry forward orthodontic activity (UOA)	0
Baseline contract value	£5,072.00

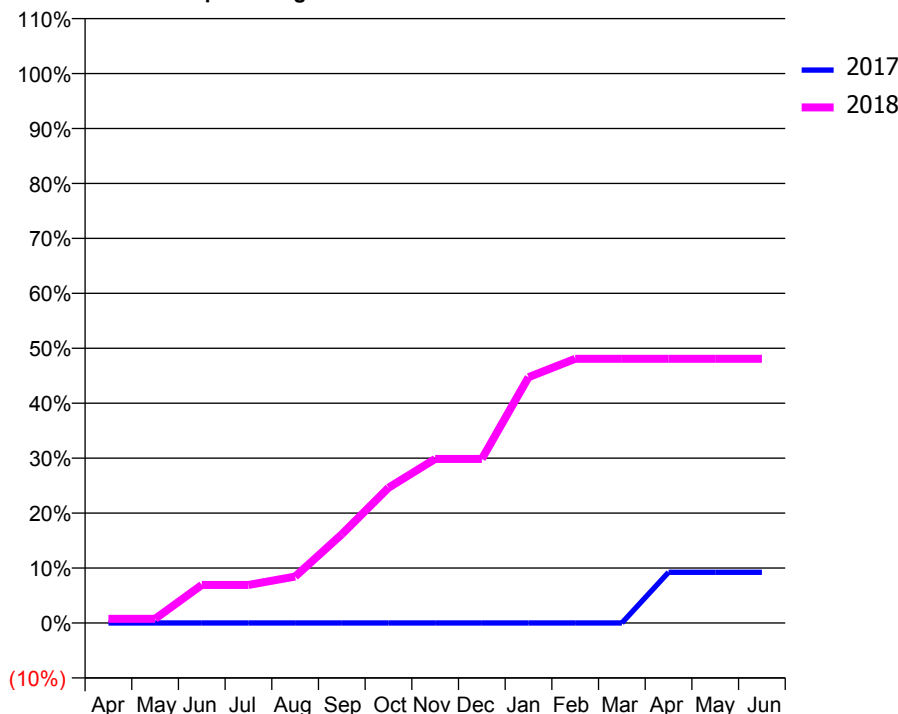
### ACCESS\*

Patients seen in 24 months	Total	Change since previous quarter
Quarter ending March 2017	0	
Quarter ending June 2017	8	↑
Quarter ending September 2017	17	↑
Quarter ending December 2017	26	↑
Quarter ending March 2018	42	↑
<b>Variance since March 2017</b>	N/A	



### ACTIVITY

Cumulative percentage of contracted UDA delivered 2017 & 2018



Month	Adjusted Scheduled Activity (UDA)	
	2017	2018
April	0	1
May	0	1
June	0	11
July	0	11
August	0	13
September	0	25
October	0	38
November	0	47
December	0	47
January	0	70
February	0	75
March	0	75
April	1	75
May	1	75
June	1	75

### QUALITY

	Quantity	Base Number	Contract	LHB	Wales
% of FP17s for the same patient ID Re-attending within 3 months - Children	0	2	0.0%	8.5%	10.9%
% of FP17s for the same patient ID Re-attending within 3 months - Adults	1	59	1.7%	12.8%	16.2%
% of FP17s for the same patient ID Re-attending between 3 & 9 months - Children	0	2	0.0%	55.8%	59.0%
% of FP17s for the same patient ID Re-attending between 3 & 9 months - Adults	0	59	0.0%	52.3%	54.9%
% of FP17s for Band 1 Urgent Courses	55	60	91.7%	8.5%	9.0%
% of FP17s Relating to Free Repair or Replacements	0	60	0.0%	0.6%	0.7%
% of FP17s Relating to Continuations	0	60	0.0%	0.9%	0.8%
% of Patients satisfied with the dentistry they have received	0	0	N/A	91.2%	92.0%
% of Patients satisfied with the time they had to wait for an appointment	0	0	N/A	88.9%	88.1%

\* This is based on patients treated on this contract for their most recent course of treatment. Figures in italics indicate the base number of FP17s or Patient Questionnaire responses are less than 100. N/A is shown where the base number of responses is less than 10 during the period. % is calculated as Quantity/Base number\*100

## 7A2 - Vital Signs At a Glance Contract Report for 100562/0000 - Year end March 2018


Name or company name	MR JR HAYDEN
Contract type name	PDS Contract
Purpose of contract	General
Contract start date	01/11/2017
Contract end date	31/03/2019

17/18 Contracted general activity (UDA)	722
Carry forward general activity (UDA)	0
17/18 Contracted orthodontic activity (UOA)	0
Carry forward orthodontic activity (UOA)	0
Baseline contract value	£23,514.33

### ACCESS\*

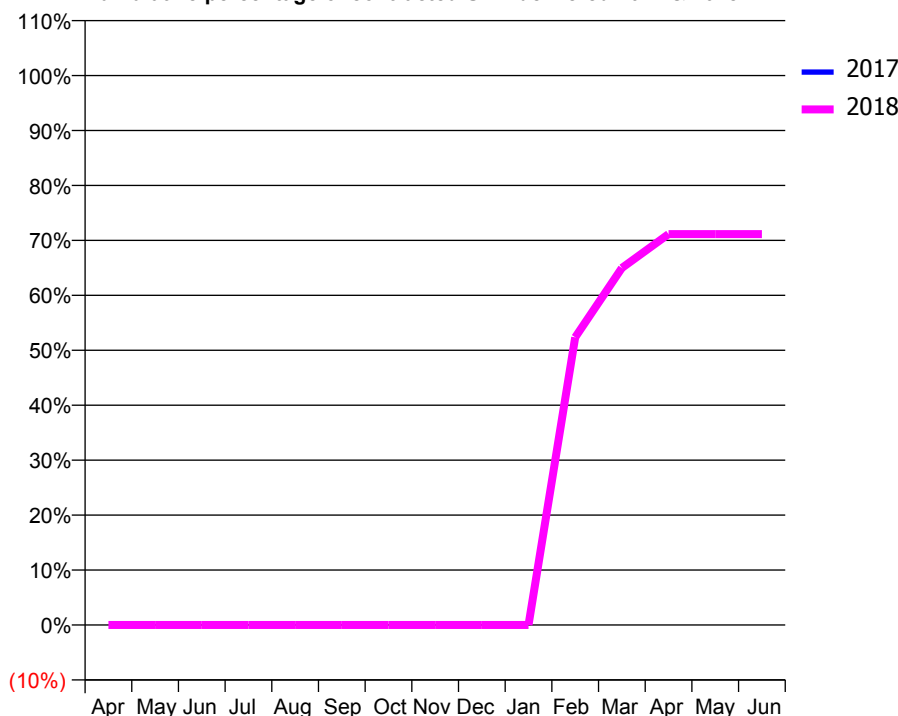
Patients seen in 24 months	Total	Change since previous quarter
Quarter ending March 2017	0	
Quarter ending June 2017	0	
Quarter ending September 2017	0	
Quarter ending December 2017	0	
Quarter ending March 2018	273	
<b>Variance since March 2017</b>	<b>N/A</b>	

### Access trend analysis



### ACTIVITY

#### Cumulative percentage of contracted UDA delivered 2017 & 2018



#### Adjusted Scheduled Activity (UDA)

Month	2017	2018
April	0	0
May	0	0
June	0	0
July	0	0
August	0	0
September	0	0
October	0	0
November	0	0
December	0	0
January	0	0
February	0	378
March	0	469
April	0	514
May	0	514
June	0	514

### QUALITY

	Quantity	Base Number	Contract	LHB	Wales
% of FP17s for the same patient ID Re-attending within 3 months - Children	1	37	2.7%	8.5%	10.9%
% of FP17s for the same patient ID Re-attending within 3 months - Adults	11	354	3.1%	12.8%	16.2%
% of FP17s for the same patient ID Re-attending between 3 & 9 months - Children	0	37	0.0%	55.8%	59.0%
% of FP17s for the same patient ID Re-attending between 3 & 9 months - Adults	2	354	0.6%	52.3%	54.9%
% of FP17s for Band 1 Urgent Courses	428	428	100.0%	8.5%	9.0%
% of FP17s Relating to Free Repair or Replacements	0	428	0.0%	0.6%	0.7%
% of FP17s Relating to Continuations	0	428	0.0%	0.9%	0.8%
% of Patients satisfied with the dentistry they have received	0	1	N/A	91.2%	92.0%
% of Patients satisfied with the time they had to wait for an appointment	0	1	N/A	88.9%	88.1%

\* This is based on patients treated on this contract for their most recent course of treatment. Figures in italics indicate the base number of FP17s or Patient Questionnaire responses are less than 100. N/A is shown where the base number of responses is less than 10 during the period. % is calculated as Quantity/Base number\*100

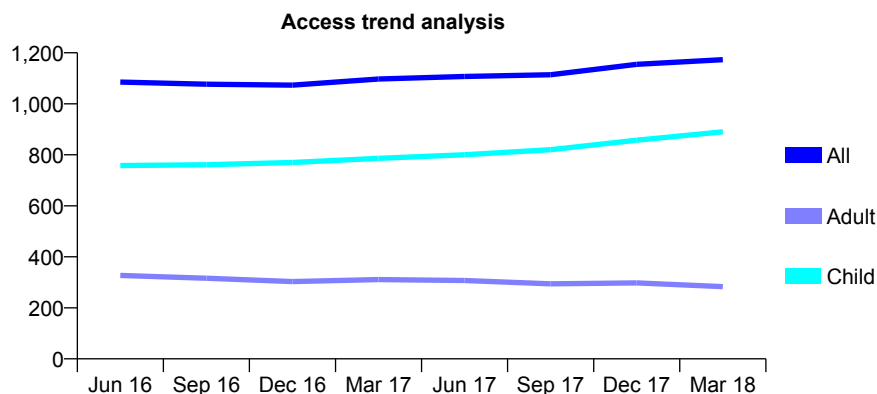
## 7A2 - Vital Signs At a Glance Contract Report for 105554/0001 - Year end March 2018

Name or company name	K J Dwyer
Contract type name	GDS Contract
Purpose of contract	General
Contract start date	01/11/2012
Contract end date	

17/18 Contracted general activity (UDA)	2,400
Carry forward general activity (UDA)	111
17/18 Contracted orthodontic activity (UOA)	0
Carry forward orthodontic activity (UOA)	0
Baseline contract value	£54,651.17

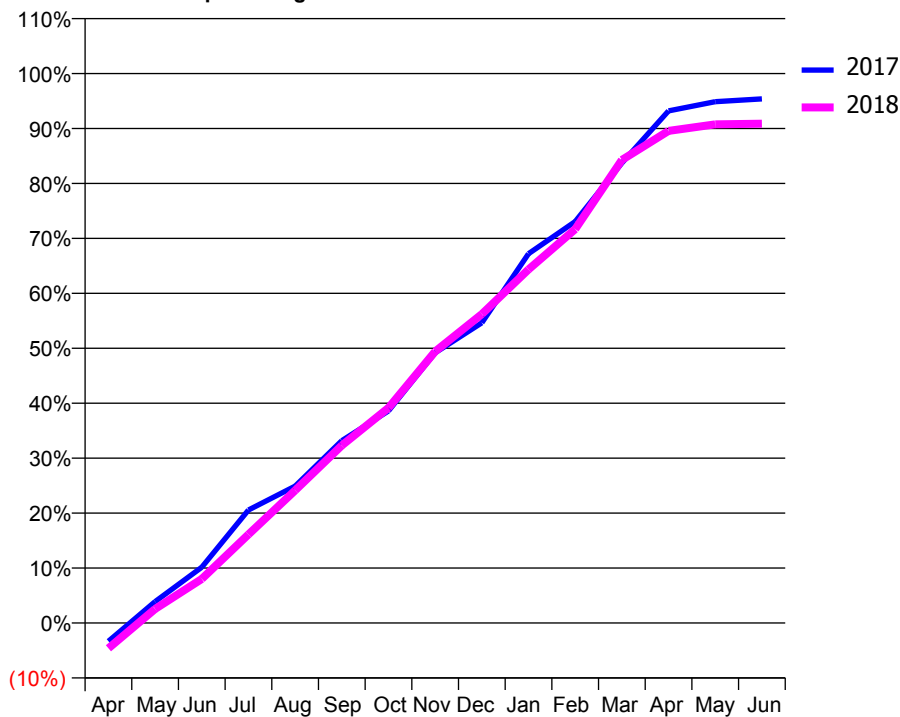
### ACCESS\*

Patients seen in 24 months	Total	Change since previous quarter
Quarter ending March 2017	1,097	
Quarter ending June 2017	1,107	→
Quarter ending September 2017	1,114	→
Quarter ending December 2017	1,155	↑
Quarter ending March 2018	1,173	→
<b>Variance since March 2017</b>	<b>6.9%</b>	<b>↑</b>



### ACTIVITY

Cumulative percentage of contracted UDA delivered 2017 & 2018



Month	Adjusted Scheduled Activity (UDA)	
	2017	2018
April	-80	-111
May	94	62
June	244	192
July	494	387
August	598	579
September	796	775
October	926	940
November	1,180	1,186
December	1,311	1,349
January	1,613	1,544
February	1,753	1,720
March	2,009	2,022
April	2,237	2,150
May	2,277	2,178
June	2,289	2,181

### QUALITY

	Quantity	Base Number	Contract	LHB	Wales
% of FP17s for the same patient ID Re-attending within 3 months - Children	162	1,452	11.2%	8.5%	10.9%
% of FP17s for the same patient ID Re-attending within 3 months - Adults	17	178	9.6%	12.8%	16.2%
% of FP17s for the same patient ID Re-attending between 3 & 9 months - Children	748	1,452	51.5%	55.8%	59.0%
% of FP17s for the same patient ID Re-attending between 3 & 9 months - Adults	98	178	55.1%	52.3%	54.9%
% of FP17s for Band 1 Urgent Courses	42	1,550	2.7%	8.5%	9.0%
% of FP17s Relating to Free Repair or Replacements	0	1,550	0.0%	0.6%	0.7%
% of FP17s Relating to Continuations	0	1,550	0.0%	0.9%	0.8%
% of Patients satisfied with the dentistry they have received	5	6	N/A	91.2%	92.0%
% of Patients satisfied with the time they had to wait for an appointment	6	6	N/A	88.9%	88.1%

\* This is based on patients treated on this contract for their most recent course of treatment. Figures in italics indicate the base number of FP17s or Patient Questionnaire responses are less than 100. N/A is shown where the base number of responses is less than 10 during the period. % is calculated as Quantity/Base number\*100



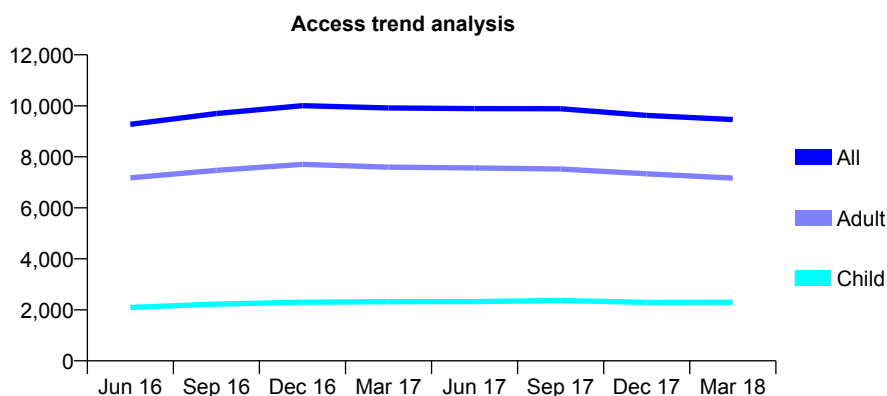
## 7A2 - Vital Signs At a Glance Contract Report for 106631/0001 - Year end March 2018

Name or company name	Dr N Patel, Dr J Rai and Dr N Kernahan
Contract type name	GDS Contract
Purpose of contract	General
Contract start date	01/04/2006
Contract end date	

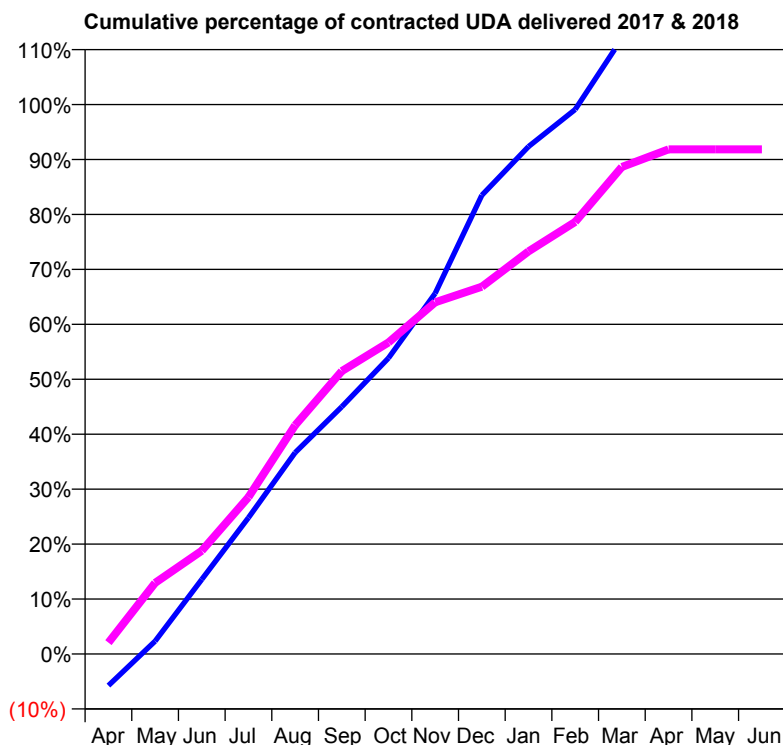
17/18 Contracted general activity (UDA)	26,420
Carry forward general activity (UDA)	0
17/18 Contracted orthodontic activity (UOA)	0
Carry forward orthodontic activity (UOA)	0
Baseline contract value	£725,407.55

### ACCESS\*

Patients seen in 24 months	Total	Change since previous quarter
Quarter ending March 2017	9,915	
Quarter ending June 2017	9,888	→
Quarter ending September 2017	9,883	→
Quarter ending December 2017	9,623	↓
Quarter ending March 2018	9,460	↓
<b>Variance since March 2017</b>	<b>(4.6%)</b>	<b>↓</b>



### ACTIVITY



Month	Adjusted Scheduled Activity (UDA)	
	2017	2018
April	-1,530	548
May	624	3,419
June	3,611	4,965
July	6,602	7,545
August	9,753	11,000
September	11,976	13,601
October	14,327	14,977
November	17,462	16,907
December	22,213	17,663
January	24,568	19,361
February	26,366	20,776
March	29,801	23,417
April	30,734	24,265
May	30,741	24,265
June	30,752	24,265

### QUALITY

	Quantity	Base Number	Contract	LHB	Wales
% of FP17s for the same patient ID Re-attending within 3 months - Children	227	3,117	7.3%	8.5%	10.9%
% of FP17s for the same patient ID Re-attending within 3 months - Adults	1,400	10,095	13.9%	12.8%	16.2%
% of FP17s for the same patient ID Re-attending between 3 & 9 months - Children	1,880	3,117	60.3%	55.8%	59.0%
% of FP17s for the same patient ID Re-attending between 3 & 9 months - Adults	6,816	10,095	67.5%	52.3%	54.9%
% of FP17s for Band 1 Urgent Courses	691	13,130	5.3%	8.5%	9.0%
% of FP17s Relating to Free Repair or Replacements	199	13,130	1.5%	0.6%	0.7%
% of FP17s Relating to Continuations	268	13,130	2.0%	0.9%	0.8%
% of Patients satisfied with the dentistry they have received	32	36	88.9%	91.2%	92.0%
% of Patients satisfied with the time they had to wait for an appointment	31	36	86.1%	88.9%	88.1%

\* This is based on patients treated on this contract for their most recent course of treatment. Figures in italics indicate the base number of FP17s or Patient Questionnaire responses are less than 100. N/A is shown where the base number of responses is less than 10 during the period. % is calculated as Quantity/Base number\*100

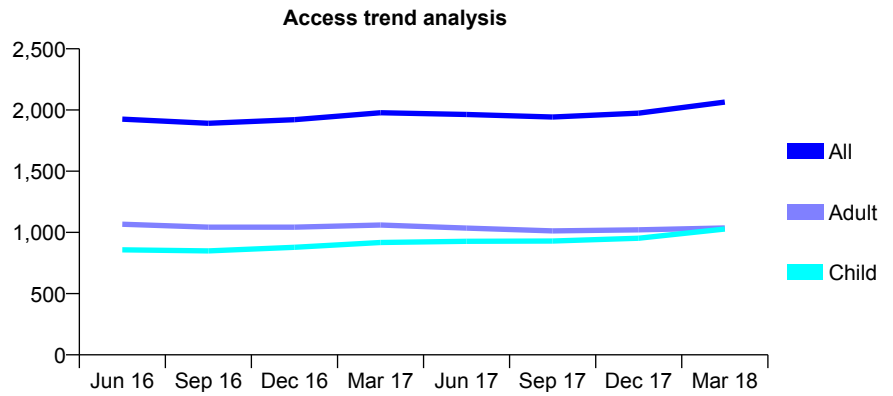
## 7A2 - Vital Signs At a Glance Contract Report for 106682/0001 - Year end March 2018

Name or company name	Warren Davies Ltd.
Contract type name	GDS Contract
Purpose of contract	General
Contract start date	01/01/2007
Contract end date	

17/18 Contracted general activity (UDA)	8,012
Carry forward general activity (UDA)	417
17/18 Contracted orthodontic activity (UOA)	0
Carry forward orthodontic activity (UOA)	0
Baseline contract value	£210,860.67

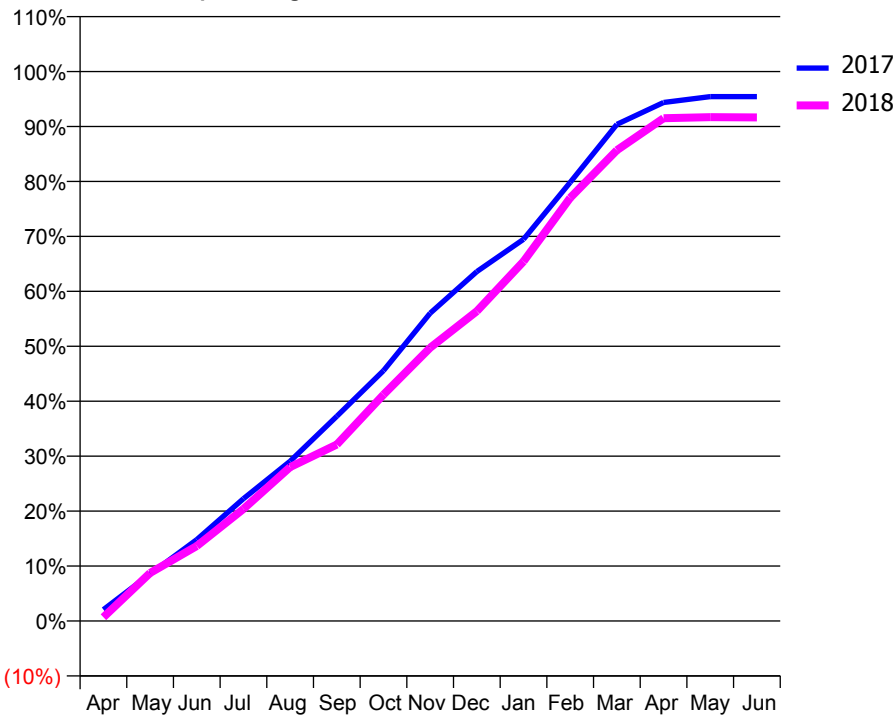
### ACCESS\*

Patients seen in 24 months	Total	Change since previous quarter
Quarter ending March 2017	1,978	
Quarter ending June 2017	1,963	→
Quarter ending September 2017	1,943	↓
Quarter ending December 2017	1,974	→
Quarter ending March 2018	2,065	↑
<b>Variance since March 2017</b>	<b>4.4%</b>	<b>↑</b>



### ACTIVITY

Cumulative percentage of contracted UDA delivered 2017 & 2018



Month	Adjusted Scheduled Activity (UDA)	
	2017	2018
April	190	56
May	779	701
June	1,350	1,094
July	2,030	1,633
August	2,651	2,244
September	3,394	2,574
October	4,152	3,301
November	5,104	3,985
December	5,795	4,518
January	6,329	5,242
February	7,273	6,170
March	8,235	6,863
April	8,597	7,330
May	8,695	7,347
June	8,695	7,343

### QUALITY

	Quantity	Base Number	Contract	LHB	Wales
% of FP17s for the same patient ID Re-attending within 3 months - Children	141	1,659	8.5%	8.5%	10.9%
% of FP17s for the same patient ID Re-attending within 3 months - Adults	403	1,716	23.5%	12.8%	16.2%
% of FP17s for the same patient ID Re-attending between 3 & 9 months - Children	972	1,659	58.6%	55.8%	59.0%
% of FP17s for the same patient ID Re-attending between 3 & 9 months - Adults	935	1,716	54.5%	52.3%	54.9%
% of FP17s for Band 1 Urgent Courses	329	3,453	9.5%	8.5%	9.0%
% of FP17s Relating to Free Repair or Replacements	0	3,453	0.0%	0.6%	0.7%
% of FP17s Relating to Continuations	40	3,453	1.2%	0.9%	0.8%
% of Patients satisfied with the dentistry they have received	21	22	95.5%	91.2%	92.0%
% of Patients satisfied with the time they had to wait for an appointment	22	22	100.0%	88.9%	88.1%

\* This is based on patients treated on this contract for their most recent course of treatment. Figures in italics indicate the base number of FP17s or Patient Questionnaire responses are less than 100. N/A is shown where the base number of responses is less than 10 during the period. % is calculated as Quantity/Base number\*100

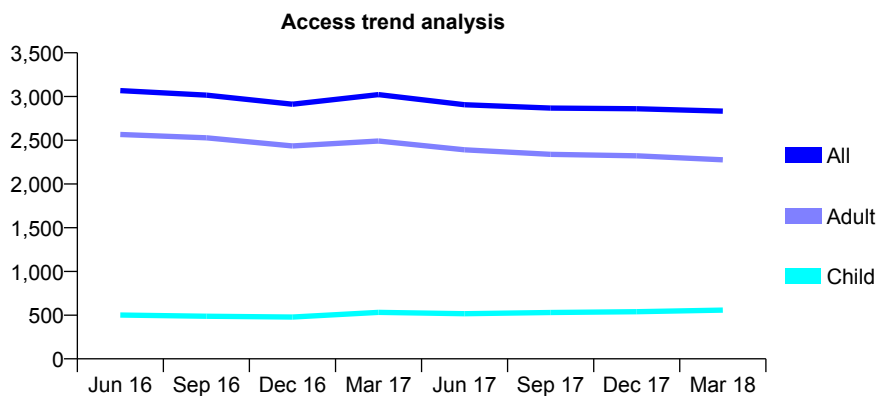
## 7A2 - Vital Signs At a Glance Contract Report for 106968/0001 - Year end March 2018

Name or company name	Eastgate Dental Surgery Limited
Contract type name	GDS Contract
Purpose of contract	General
Contract start date	01/04/2011
Contract end date	

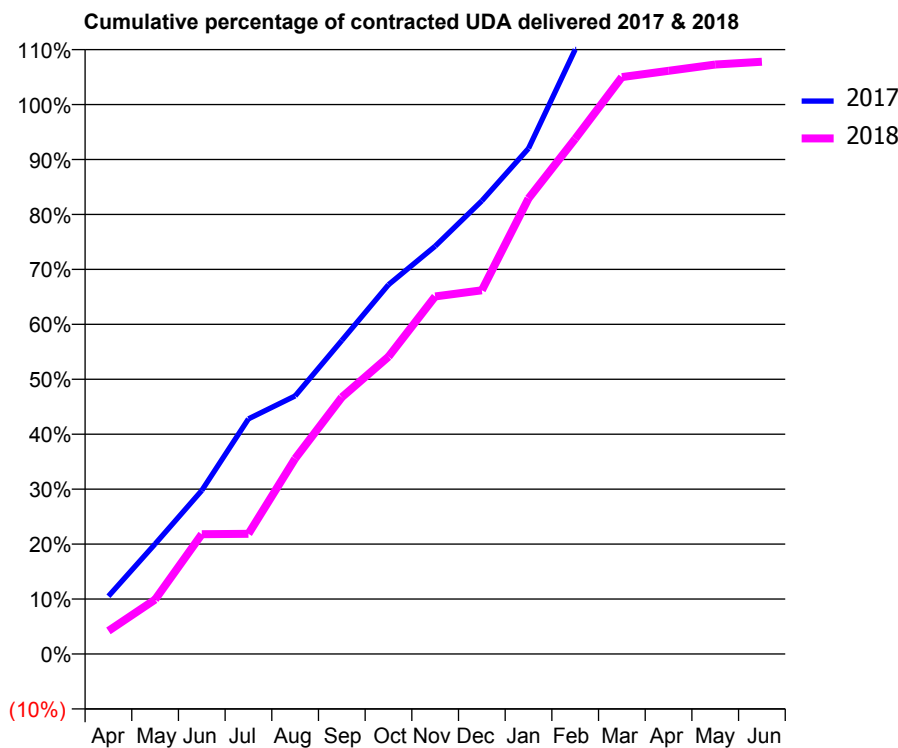
17/18 Contracted general activity (UDA)	7,616
Carry forward general activity (UDA)	-177
17/18 Contracted orthodontic activity (UOA)	0
Carry forward orthodontic activity (UOA)	0
Baseline contract value	£213,461.90

### ACCESS\*

Patients seen in 24 months	Total	Change since previous quarter
Quarter ending March 2017	3,022	
Quarter ending June 2017	2,906	↓
Quarter ending September 2017	2,868	↓
Quarter ending December 2017	2,861	→
Quarter ending March 2018	2,833	→
<b>Variance since March 2017</b>	<b>(6.3%)</b>	<b>↓</b>



### ACTIVITY



Month	Adjusted Scheduled Activity (UDA)	
	2017	2018
April	801	321
May	1,525	755
June	2,267	1,660
July	3,259	1,666
August	3,577	2,709
September	4,346	3,559
October	5,118	4,121
November	5,653	4,956
December	6,281	5,041
January	7,007	6,314
February	8,379	7,141
March	9,291	7,996
April	9,628	8,084
May	9,616	8,169
June	9,613	8,208

### QUALITY

	Quantity	Base Number	Contract	LHB	Wales
% of FP17s for the same patient ID Re-attending within 3 months - Children	37	718	5.2%	8.5%	10.9%
% of FP17s for the same patient ID Re-attending within 3 months - Adults	317	2,926	10.8%	12.8%	16.2%
% of FP17s for the same patient ID Re-attending between 3 & 9 months - Children	392	718	54.6%	55.8%	59.0%
% of FP17s for the same patient ID Re-attending between 3 & 9 months - Adults	1,850	2,926	63.2%	52.3%	54.9%
% of FP17s for Band 1 Urgent Courses	244	3,625	6.7%	8.5%	9.0%
% of FP17s Relating to Free Repair or Replacements	8	3,625	0.2%	0.6%	0.7%
% of FP17s Relating to Continuations	6	3,625	0.2%	0.9%	0.8%
% of Patients satisfied with the dentistry they have received	19	20	95.0%	91.2%	92.0%
% of Patients satisfied with the time they had to wait for an appointment	19	20	95.0%	88.9%	88.1%

\* This is based on patients treated on this contract for their most recent course of treatment. Figures in italics indicate the base number of FP17s or Patient Questionnaire responses are less than 100. N/A is shown where the base number of responses is less than 10 during the period. % is calculated as Quantity/Base number\*100

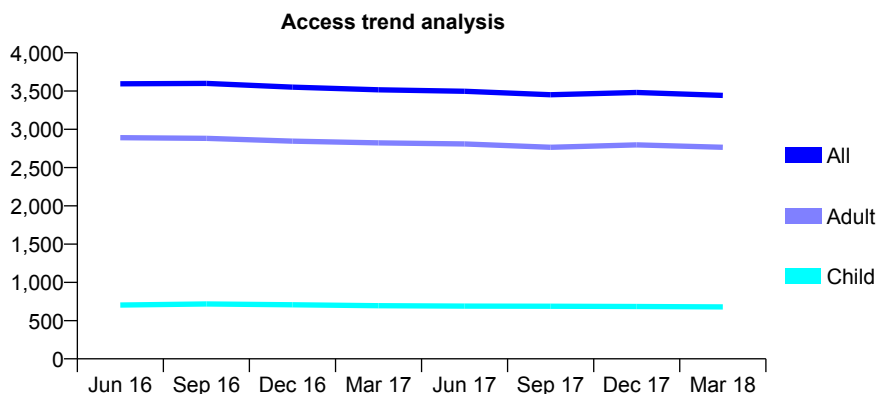
## 7A2 - Vital Signs At a Glance Contract Report for 112461/0001 - Year end March 2018

Name or company name	Deintyddfa Emlyn
Contract type name	GDS Contract
Purpose of contract	General
Contract start date	21/02/2011
Contract end date	

17/18 Contracted general activity (UDA)	9,000
Carry forward general activity (UDA)	0
17/18 Contracted orthodontic activity (UOA)	0
Carry forward orthodontic activity (UOA)	0
Baseline contract value	£231,813.09

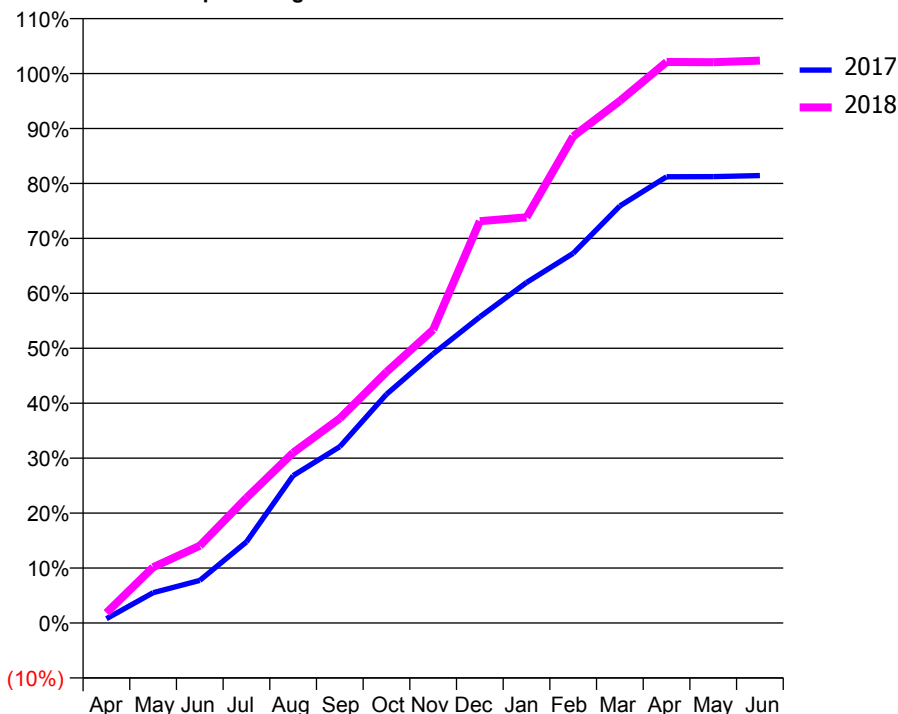
### ACCESS\*

Patients seen in 24 months	Total	Change since previous quarter
Quarter ending March 2017	3,517	
Quarter ending June 2017	3,498	→
Quarter ending September 2017	3,452	↓
Quarter ending December 2017	3,481	→
Quarter ending March 2018	3,443	↓
<b>Variance since March 2017</b>	<b>(2.1%)</b>	<b>↓</b>



### ACTIVITY

Cumulative percentage of contracted UDA delivered 2017 & 2018



Month	Adjusted Scheduled Activity (UDA)	
	2017	2018
April	95	168
May	661	915
June	931	1,265
July	1,773	2,050
August	3,219	2,790
September	3,851	3,352
October	4,997	4,111
November	5,878	4,804
December	6,684	6,582
January	7,437	6,644
February	8,073	7,971
March	9,108	8,552
April	9,745	9,189
May	9,747	9,184
June	9,772	9,211

### QUALITY

	Quantity	Base Number	Contract	LHB	Wales
% of FP17s for the same patient ID Re-attending within 3 months - Children	48	1,039	4.6%	8.5%	10.9%
% of FP17s for the same patient ID Re-attending within 3 months - Adults	439	4,063	10.8%	12.8%	16.2%
% of FP17s for the same patient ID Re-attending between 3 & 9 months - Children	625	1,039	60.2%	55.8%	59.0%
% of FP17s for the same patient ID Re-attending between 3 & 9 months - Adults	2,397	4,063	59.0%	52.3%	54.9%
% of FP17s for Band 1 Urgent Courses	336	5,174	6.5%	8.5%	9.0%
% of FP17s Relating to Free Repair or Replacements	13	5,174	0.3%	0.6%	0.7%
% of FP17s Relating to Continuations	6	5,174	0.1%	0.9%	0.8%
% of Patients satisfied with the dentistry they have received	26	28	92.9%	91.2%	92.0%
% of Patients satisfied with the time they had to wait for an appointment	27	28	96.4%	88.9%	88.1%

\* This is based on patients treated on this contract for their most recent course of treatment. Figures in italics indicate the base number of FP17s or Patient Questionnaire responses are less than 100. N/A is shown where the base number of responses is less than 10 during the period. % is calculated as Quantity/Base number\*100

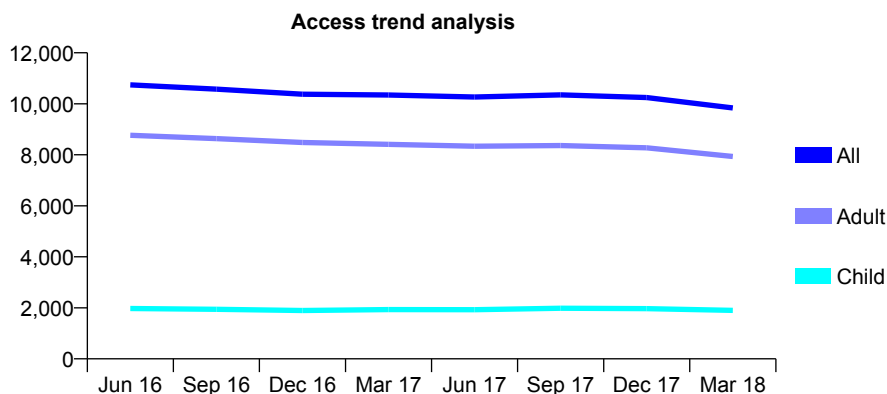
## 7A2 - Vital Signs At a Glance Contract Report for 112488/0001 - Year end March 2018

Name or company name	Integrated Dental Holdings
Contract type name	GDS Contract
Purpose of contract	General
Contract start date	01/04/2006
Contract end date	

17/18 Contracted general activity (UDA)	21,850
Carry forward general activity (UDA)	0
17/18 Contracted orthodontic activity (UOA)	0
Carry forward orthodontic activity (UOA)	0
Baseline contract value	£506,561.91

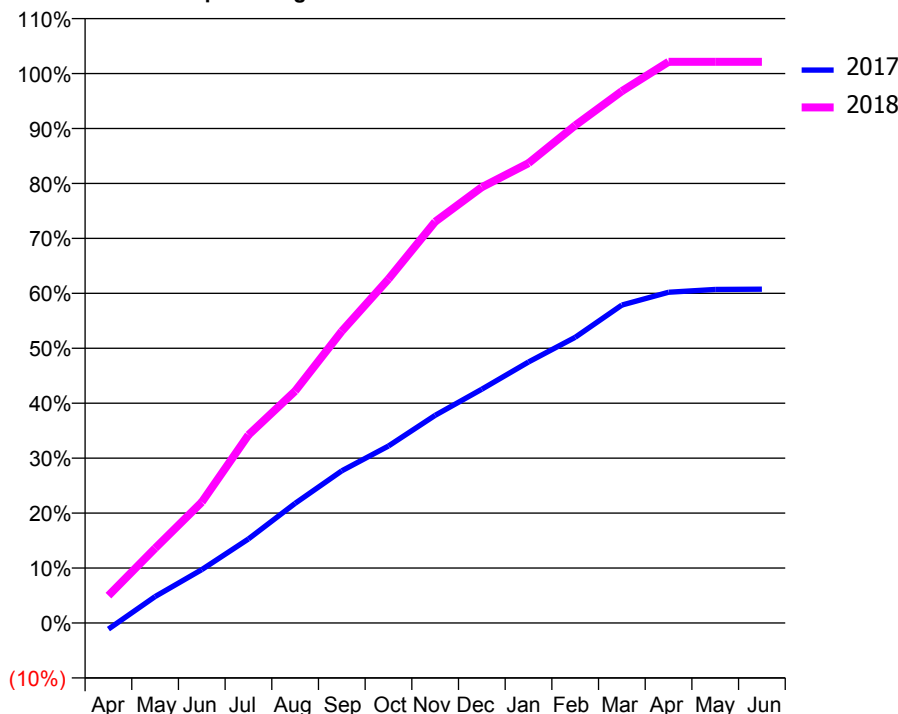
### ACCESS\*

Patients seen in 24 months	Total	Change since previous quarter
Quarter ending March 2017	10,344	
Quarter ending June 2017	10,265	→
Quarter ending September 2017	10,348	→
Quarter ending December 2017	10,245	→
Quarter ending March 2018	9,838	↓
<b>Variance since March 2017</b>	<b>(4.9%)</b>	<b>↓</b>



### ACTIVITY

**Cumulative percentage of contracted UDA delivered 2017 & 2018**



Month	Adjusted Scheduled Activity (UDA)	
	2017	2018
April	-424	1,088
May	1,802	2,973
June	3,644	4,805
July	5,739	7,477
August	8,166	9,225
September	10,386	11,604
October	12,078	13,677
November	14,176	15,956
December	15,955	17,333
January	17,810	18,283
February	19,494	19,787
March	21,701	21,148
April	22,570	22,313
May	22,761	22,312
June	22,780	22,312

### QUALITY

	Quantity	Base Number	Contract	LHB	Wales
% of FP17s for the same patient ID Re-attending within 3 months - Children	44	2,265	1.9%	8.5%	10.9%
% of FP17s for the same patient ID Re-attending within 3 months - Adults	395	9,739	4.1%	12.8%	16.2%
% of FP17s for the same patient ID Re-attending between 3 & 9 months - Children	1,171	2,265	51.7%	55.8%	59.0%
% of FP17s for the same patient ID Re-attending between 3 & 9 months - Adults	6,022	9,739	61.8%	52.3%	54.9%
% of FP17s for Band 1 Urgent Courses	172	12,271	1.4%	8.5%	9.0%
% of FP17s Relating to Free Repair or Replacements	41	12,271	0.3%	0.6%	0.7%
% of FP17s Relating to Continuations	37	12,271	0.3%	0.9%	0.8%
% of Patients satisfied with the dentistry they have received	39	41	95.1%	91.2%	92.0%
% of Patients satisfied with the time they had to wait for an appointment	34	41	82.9%	88.9%	88.1%

\* This is based on patients treated on this contract for their most recent course of treatment. Figures in italics indicate the base number of FP17s or Patient Questionnaire responses are less than 100. N/A is shown where the base number of responses is less than 10 during the period. % is calculated as Quantity/Base number\*100

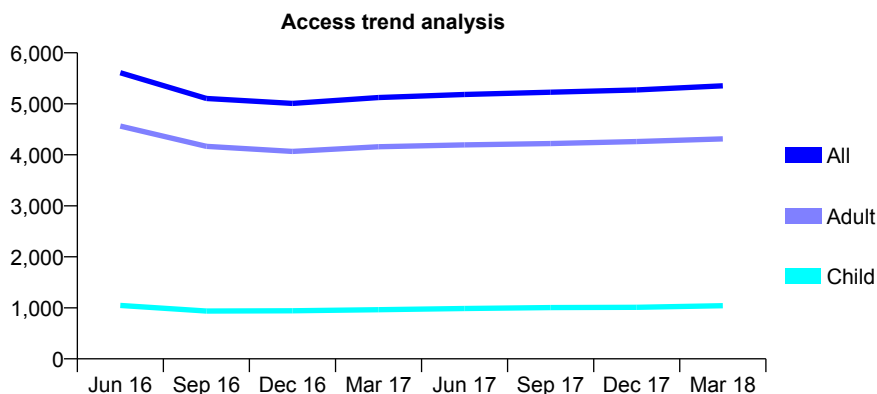
## 7A2 - Vital Signs At a Glance Contract Report for 116300/0001 - Year end March 2018

Name or company name	Whitecross Dental Care Ltd
Contract type name	GDS Contract
Purpose of contract	General
Contract start date	01/11/2006
Contract end date	

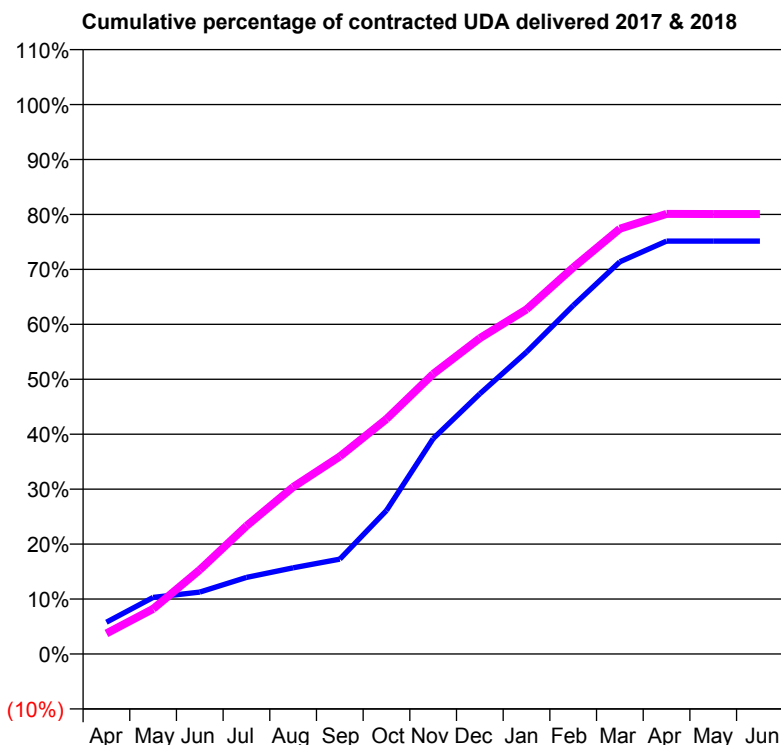
17/18 Contracted general activity (UDA)	15,000
Carry forward general activity (UDA)	0
17/18 Contracted orthodontic activity (UOA)	0
Carry forward orthodontic activity (UOA)	0
Baseline contract value	£355,088.78

### ACCESS\*

Patients seen in 24 months	Total	Change since previous quarter
Quarter ending March 2017	5,122	
Quarter ending June 2017	5,182	→
Quarter ending September 2017	5,227	→
Quarter ending December 2017	5,271	→
Quarter ending March 2018	5,354	→
<b>Variance since March 2017</b>	<b>4.5%</b>	<b>↑</b>



### ACTIVITY



Month	Adjusted Scheduled Activity (UDA)	
	2017	2018
April	869	563
May	1,545	1,231
June	1,690	2,298
July	2,090	3,498
August	2,352	4,559
September	2,590	5,394
October	3,918	6,417
November	5,880	7,646
December	7,102	8,622
January	8,244	9,406
February	9,514	10,550
March	10,707	11,609
April	11,271	12,013
May	11,273	12,012
June	11,273	12,012

### QUALITY

	Quantity	Base Number	Contract	LHB	Wales
% of FP17s for the same patient ID Re-attending within 3 months - Children	49	1,157	4.2%	8.5%	10.9%
% of FP17s for the same patient ID Re-attending within 3 months - Adults	363	4,442	8.2%	12.8%	16.2%
% of FP17s for the same patient ID Re-attending between 3 & 9 months - Children	328	1,157	28.3%	55.8%	59.0%
% of FP17s for the same patient ID Re-attending between 3 & 9 months - Adults	1,380	4,442	31.1%	52.3%	54.9%
% of FP17s for Band 1 Urgent Courses	84	5,463	1.5%	8.5%	9.0%
% of FP17s Relating to Free Repair or Replacements	36	5,463	0.7%	0.6%	0.7%
% of FP17s Relating to Continuations	78	5,463	1.4%	0.9%	0.8%
% of Patients satisfied with the dentistry they have received	24	28	85.7%	91.2%	92.0%
% of Patients satisfied with the time they had to wait for an appointment	22	28	78.6%	88.9%	88.1%

\* This is based on patients treated on this contract for their most recent course of treatment. Figures in italics indicate the base number of FP17s or Patient Questionnaire responses are less than 100. N/A is shown where the base number of responses is less than 10 during the period. % is calculated as Quantity/Base number\*100

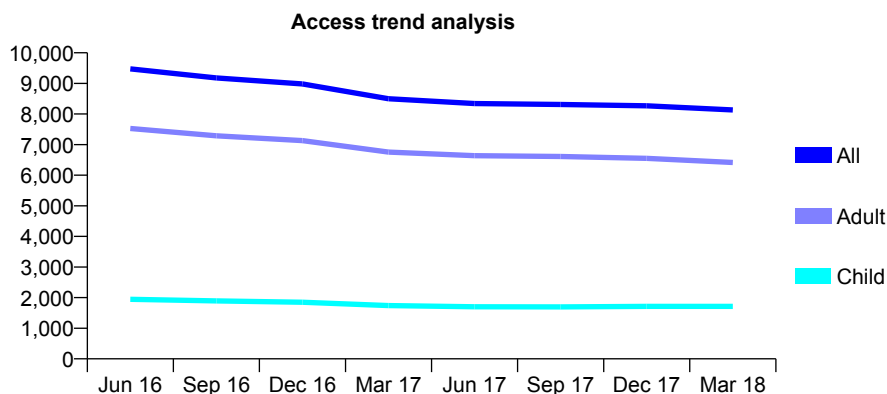
## 7A2 - Vital Signs At a Glance Contract Report for 116300/0002 - Year end March 2018

Name or company name	Whitecross Dental Care Ltd
Contract type name	GDS Contract
Purpose of contract	General
Contract start date	21/11/2007
Contract end date	

17/18 Contracted general activity (UDA)	25,004
Carry forward general activity (UDA)	0
17/18 Contracted orthodontic activity (UOA)	0
Carry forward orthodontic activity (UOA)	0
Baseline contract value	£546,333.60

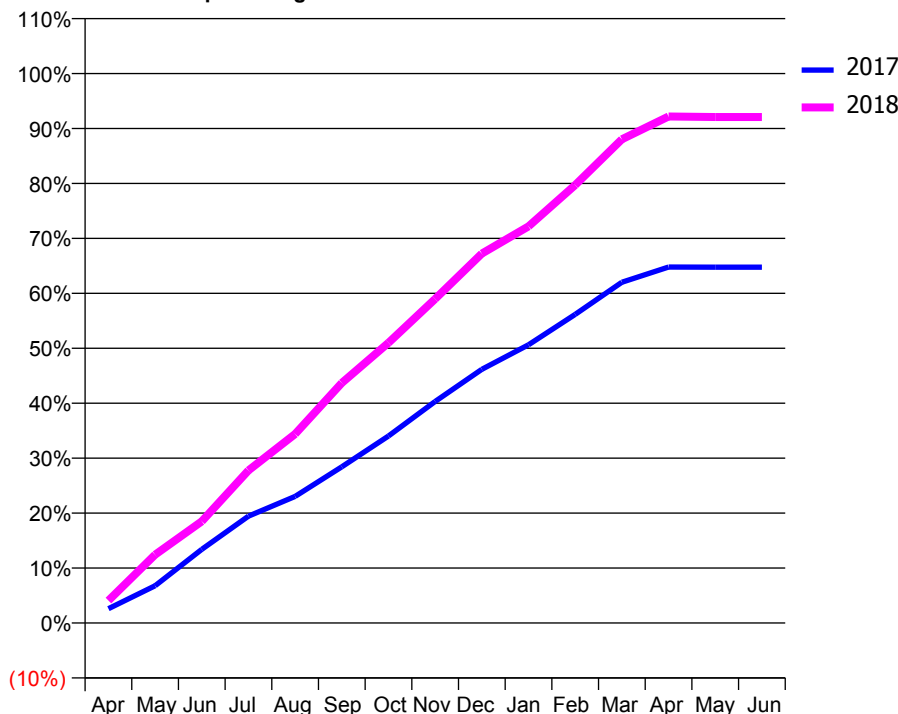
### ACCESS\*

Patients seen in 24 months	Total	Change since previous quarter
Quarter ending March 2017	8,500	
Quarter ending June 2017	8,340	↓
Quarter ending September 2017	8,312	→
Quarter ending December 2017	8,266	→
Quarter ending March 2018	8,131	↓
<b>Variance since March 2017</b>	<b>(4.3%)</b>	<b>↓</b>



### ACTIVITY

Cumulative percentage of contracted UDA delivered 2017 & 2018



Month	Adjusted Scheduled Activity (UDA)	
	2017	2018
April	780	1,025
May	2,035	3,108
June	4,023	4,628
July	5,837	6,943
August	6,912	8,601
September	8,531	10,927
October	10,208	12,754
November	12,097	14,750
December	13,852	16,813
January	15,194	18,046
February	16,848	19,929
March	18,606	22,010
April	19,439	23,048
May	19,431	23,027
June	19,427	23,025

### QUALITY

	Quantity	Base Number	Contract	LHB	Wales
% of FP17s for the same patient ID Re-attending within 3 months - Children	92	2,131	4.3%	8.5%	10.9%
% of FP17s for the same patient ID Re-attending within 3 months - Adults	646	7,502	8.6%	12.8%	16.2%
% of FP17s for the same patient ID Re-attending between 3 & 9 months - Children	743	2,131	34.9%	55.8%	59.0%
% of FP17s for the same patient ID Re-attending between 3 & 9 months - Adults	2,585	7,502	34.5%	52.3%	54.9%
% of FP17s for Band 1 Urgent Courses	234	9,626	2.4%	8.5%	9.0%
% of FP17s Relating to Free Repair or Replacements	107	9,626	1.1%	0.6%	0.7%
% of FP17s Relating to Continuations	155	9,626	1.6%	0.9%	0.8%
% of Patients satisfied with the dentistry they have received	64	72	88.9%	91.2%	92.0%
% of Patients satisfied with the time they had to wait for an appointment	63	72	87.5%	88.9%	88.1%

\* This is based on patients treated on this contract for their most recent course of treatment. Figures in italics indicate the base number of FP17s or Patient Questionnaire responses are less than 100. N/A is shown where the base number of responses is less than 10 during the period. % is calculated as Quantity/Base number\*100



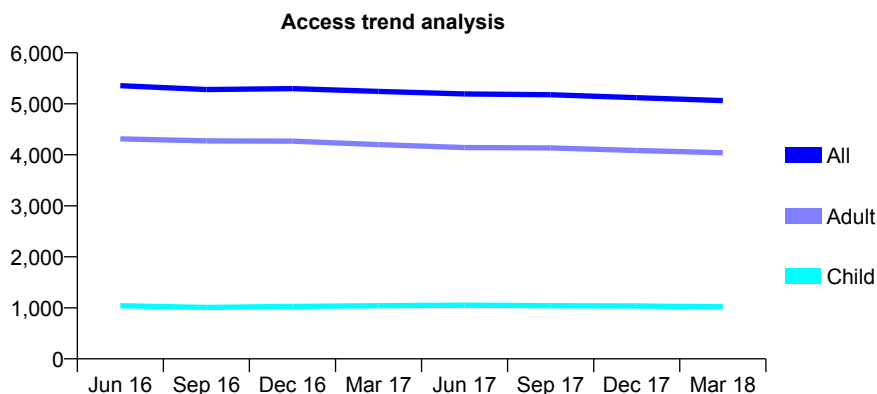
## 7A2 - Vital Signs At a Glance Contract Report for 116300/0003 - Year end March 2018

Name or company name	Whitecross Dental Care Ltd
Contract type name	GDS Contract
Purpose of contract	General
Contract start date	01/03/2008
Contract end date	

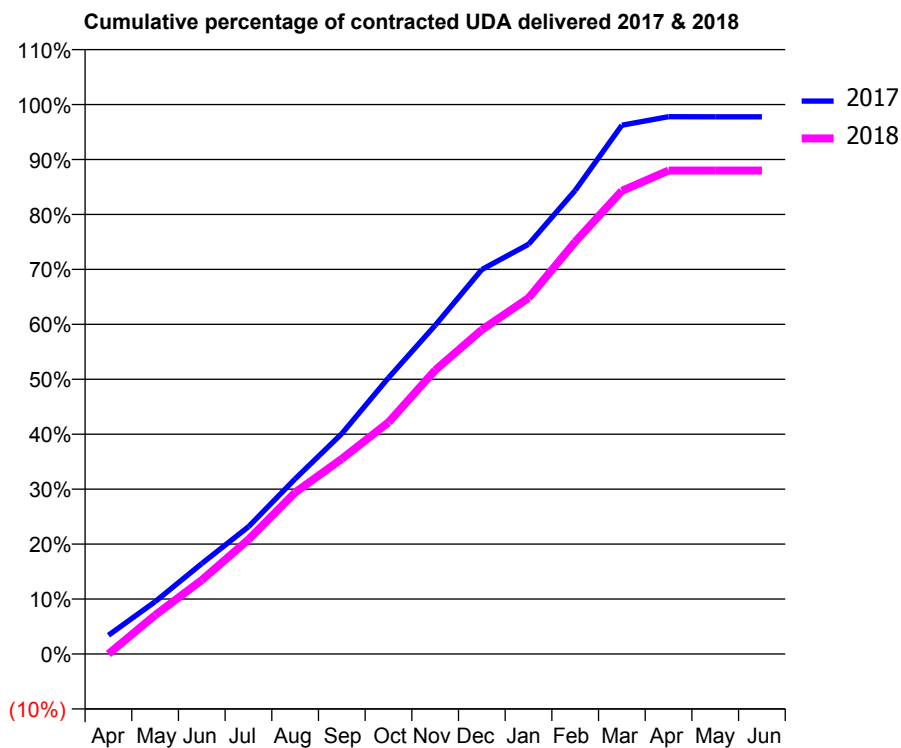
17/18 Contracted general activity (UDA)	15,957
Carry forward general activity (UDA)	358
17/18 Contracted orthodontic activity (UOA)	0
Carry forward orthodontic activity (UOA)	0
Baseline contract value	£491,234.50

### ACCESS\*

Patients seen in 24 months	Total	Change since previous quarter
Quarter ending March 2017	5,242	
Quarter ending June 2017	5,193	→
Quarter ending September 2017	5,178	→
Quarter ending December 2017	5,121	↓
Quarter ending March 2018	5,062	↓
<b>Variance since March 2017</b>	<b>(3.4%)</b>	<b>↓</b>



### ACTIVITY



Month	Adjusted Scheduled Activity (UDA)	
	2017	2018
April	545	-3
May	1,522	1,127
June	2,629	2,149
July	3,697	3,326
August	5,087	4,692
September	6,400	5,667
October	8,020	6,729
November	9,545	8,243
December	11,166	9,414
January	11,897	10,336
February	13,464	11,973
March	15,356	13,449
April	15,602	14,039
May	15,599	14,039
June	15,599	14,039

### QUALITY

	Quantity	Base Number	Contract	LHB	Wales
% of FP17s for the same patient ID Re-attending within 3 months - Children	36	1,027	3.5%	8.5%	10.9%
% of FP17s for the same patient ID Re-attending within 3 months - Adults	352	3,859	9.1%	12.8%	16.2%
% of FP17s for the same patient ID Re-attending between 3 & 9 months - Children	363	1,027	35.3%	55.8%	59.0%
% of FP17s for the same patient ID Re-attending between 3 & 9 months - Adults	1,386	3,859	35.9%	52.3%	54.9%
% of FP17s for Band 1 Urgent Courses	24	5,018	0.5%	8.5%	9.0%
% of FP17s Relating to Free Repair or Replacements	30	5,018	0.6%	0.6%	0.7%
% of FP17s Relating to Continuations	92	5,018	1.8%	0.9%	0.8%
% of Patients satisfied with the dentistry they have received	30	31	96.8%	91.2%	92.0%
% of Patients satisfied with the time they had to wait for an appointment	30	31	96.8%	88.9%	88.1%

\* This is based on patients treated on this contract for their most recent course of treatment. Figures in italics indicate the base number of FP17s or Patient Questionnaire responses are less than 100. N/A is shown where the base number of responses is less than 10 during the period. % is calculated as Quantity/Base number\*100

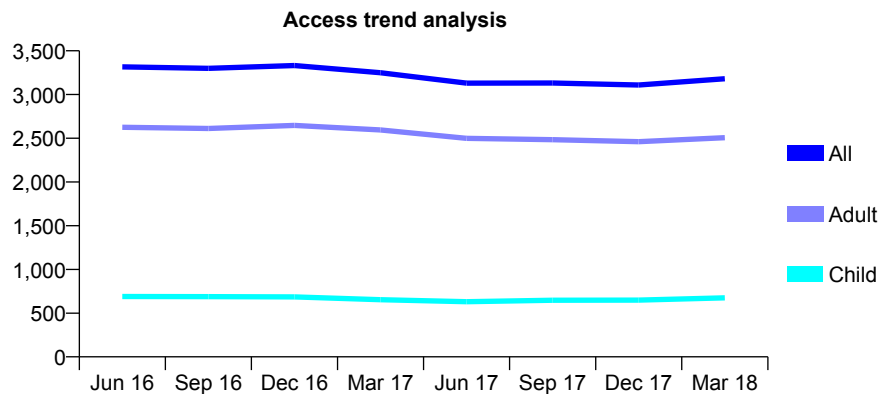
## 7A2 - Vital Signs At a Glance Contract Report for 117226/0001 - Year end March 2018

Name or company name	Coastrock Ltd & Blackrock Ltd
Contract type name	GDS Contract
Purpose of contract	General
Contract start date	01/10/2012
Contract end date	

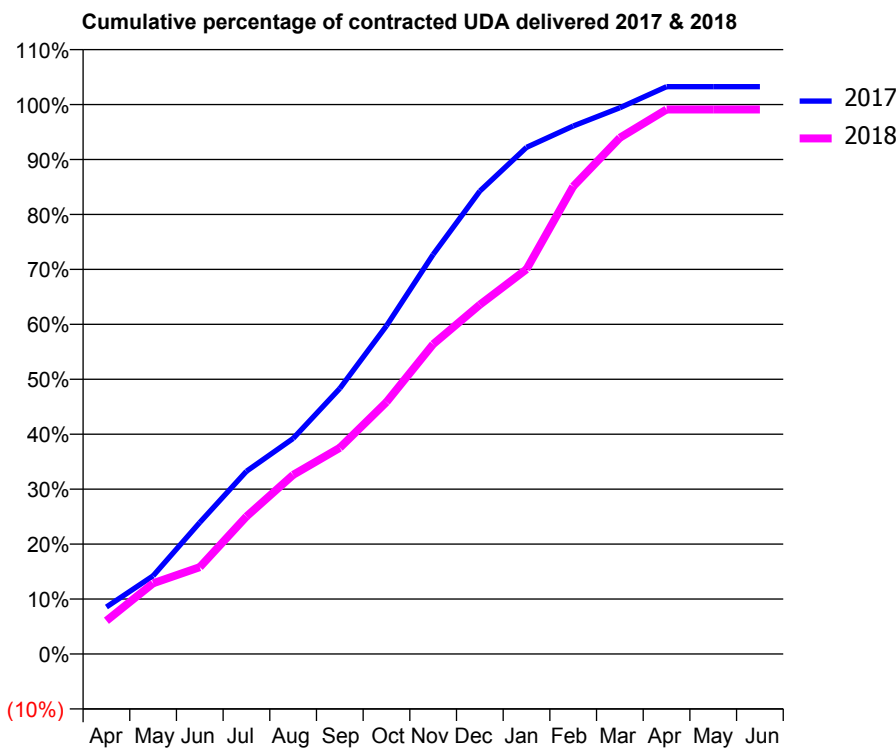
17/18 Contracted general activity (UDA)	8,223
Carry forward general activity (UDA)	-267
17/18 Contracted orthodontic activity (UOA)	0
Carry forward orthodontic activity (UOA)	0
Baseline contract value	£241,049.39

### ACCESS\*

Patients seen in 24 months	Total	Change since previous quarter
Quarter ending March 2017	3,249	
Quarter ending June 2017	3,130	↓
Quarter ending September 2017	3,131	→
Quarter ending December 2017	3,109	→
Quarter ending March 2018	3,181	↑
<b>Variance since March 2017</b>	<b>(2.1%)</b>	<b>↓</b>



### ACTIVITY



Month	Adjusted Scheduled Activity (UDA)	
	2017	2018
April	703	497
May	1,171	1,059
June	1,968	1,299
July	2,734	2,058
August	3,226	2,681
September	3,973	3,087
October	4,911	3,770
November	5,980	4,637
December	6,927	5,227
January	7,582	5,759
February	7,900	6,997
March	8,174	7,726
April	8,489	8,149
May	8,489	8,149
June	8,490	8,149

### QUALITY

	Quantity	Base Number	Contract	LHB	Wales
% of FP17s for the same patient ID Re-attending within 3 months - Children	47	1,011	4.6%	8.5%	10.9%
% of FP17s for the same patient ID Re-attending within 3 months - Adults	281	3,410	8.2%	12.8%	16.2%
% of FP17s for the same patient ID Re-attending between 3 & 9 months - Children	471	1,011	46.6%	55.8%	59.0%
% of FP17s for the same patient ID Re-attending between 3 & 9 months - Adults	1,516	3,410	44.5%	52.3%	54.9%
% of FP17s for Band 1 Urgent Courses	689	4,473	15.4%	8.5%	9.0%
% of FP17s Relating to Free Repair or Replacements	1	4,473	0.0%	0.6%	0.7%
% of FP17s Relating to Continuations	11	4,473	0.2%	0.9%	0.8%
% of Patients satisfied with the dentistry they have received	14	16	87.5%	91.2%	92.0%
% of Patients satisfied with the time they had to wait for an appointment	14	16	87.5%	88.9%	88.1%

\* This is based on patients treated on this contract for their most recent course of treatment. Figures in italics indicate the base number of FP17s or Patient Questionnaire responses are less than 100. N/A is shown where the base number of responses is less than 10 during the period. % is calculated as Quantity/Base number\*100

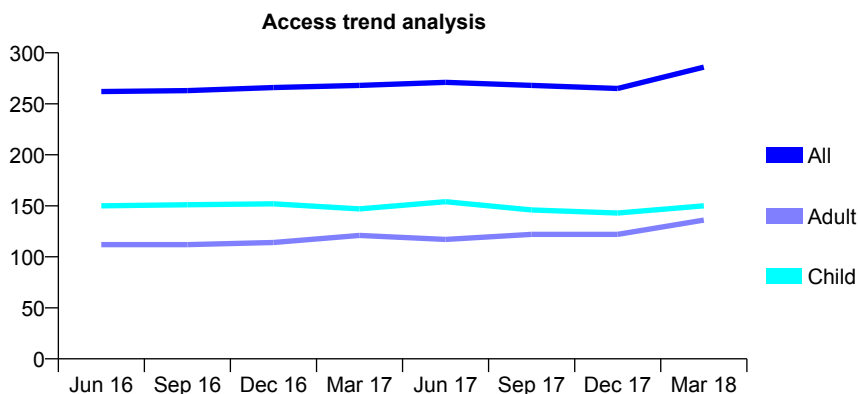
## 7A2 - Vital Signs At a Glance Contract Report for 119172/0001 - Year end March 2018

Name or company name	D M Snape, M Shaw & H Foley
Contract type name	GDS Contract
Purpose of contract	General
Contract start date	01/03/2007
Contract end date	

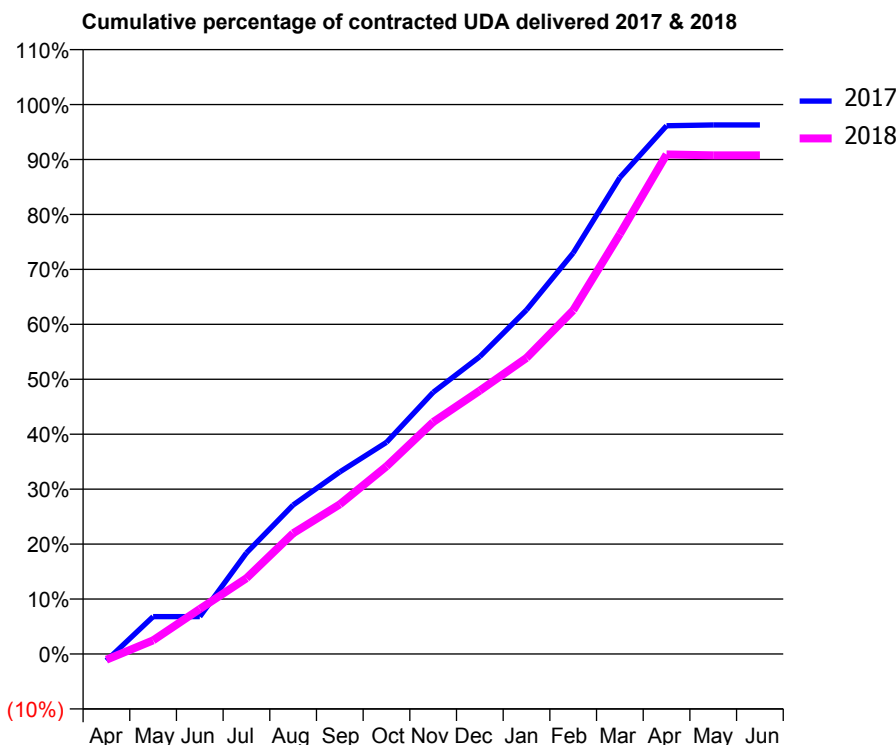
17/18 Contracted general activity (UDA)	650
Carry forward general activity (UDA)	24
17/18 Contracted orthodontic activity (UOA)	0
Carry forward orthodontic activity (UOA)	0
Baseline contract value	£18,159.45

### ACCESS\*

Patients seen in 24 months	Total	Change since previous quarter
Quarter ending March 2017	268	
Quarter ending June 2017	271	→
Quarter ending September 2017	268	↓
Quarter ending December 2017	265	↓
Quarter ending March 2018	286	↑
<b>Variance since March 2017</b>	<b>6.7%</b>	<b>↑</b>



### ACTIVITY



Month	Adjusted Scheduled Activity (UDA)	
	2017	2018
April	-8	-7
May	44	16
June	44	53
July	120	90
August	176	143
September	215	177
October	250	222
November	310	274
December	352	312
January	407	350
February	474	407
March	564	497
April	625	591
May	626	590
June	626	590

### QUALITY

	Quantity	Base Number	Contract	LHB	Wales
% of FP17s for the same patient ID Re-attending within 3 months - Children	14	256	5.5%	8.5%	10.9%
% of FP17s for the same patient ID Re-attending within 3 months - Adults	10	118	8.5%	12.8%	16.2%
% of FP17s for the same patient ID Re-attending between 3 & 9 months - Children	161	256	62.9%	55.8%	59.0%
% of FP17s for the same patient ID Re-attending between 3 & 9 months - Adults	69	118	58.5%	52.3%	54.9%
% of FP17s for Band 1 Urgent Courses	14	373	3.8%	8.5%	9.0%
% of FP17s Relating to Free Repair or Replacements	0	373	0.0%	0.6%	0.7%
% of FP17s Relating to Continuations	0	373	0.0%	0.9%	0.8%
% of Patients satisfied with the dentistry they have received	2	2	N/A	91.2%	92.0%
% of Patients satisfied with the time they had to wait for an appointment	2	2	N/A	88.9%	88.1%

\* This is based on patients treated on this contract for their most recent course of treatment. Figures in italics indicate the base number of FP17s or Patient Questionnaire responses are less than 100. N/A is shown where the base number of responses is less than 10 during the period. % is calculated as Quantity/Base number\*100

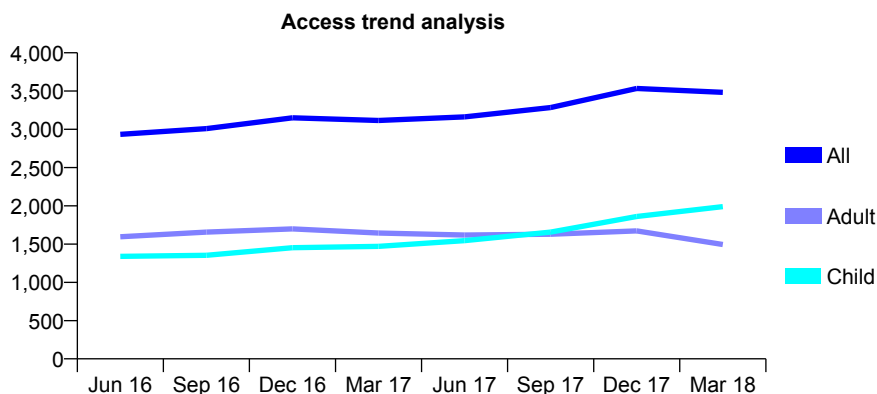
## 7A2 - Vital Signs At a Glance Contract Report for 123919/0001 - Year end March 2018

Name or company name	Avenue Villa Dental Surgery
Contract type name	GDS Contract
Purpose of contract	General
Contract start date	01/12/2013
Contract end date	

17/18 Contracted general activity (UDA)	9,000
Carry forward general activity (UDA)	338
17/18 Contracted orthodontic activity (UOA)	0
Carry forward orthodontic activity (UOA)	0
Baseline contract value	£266,042.77

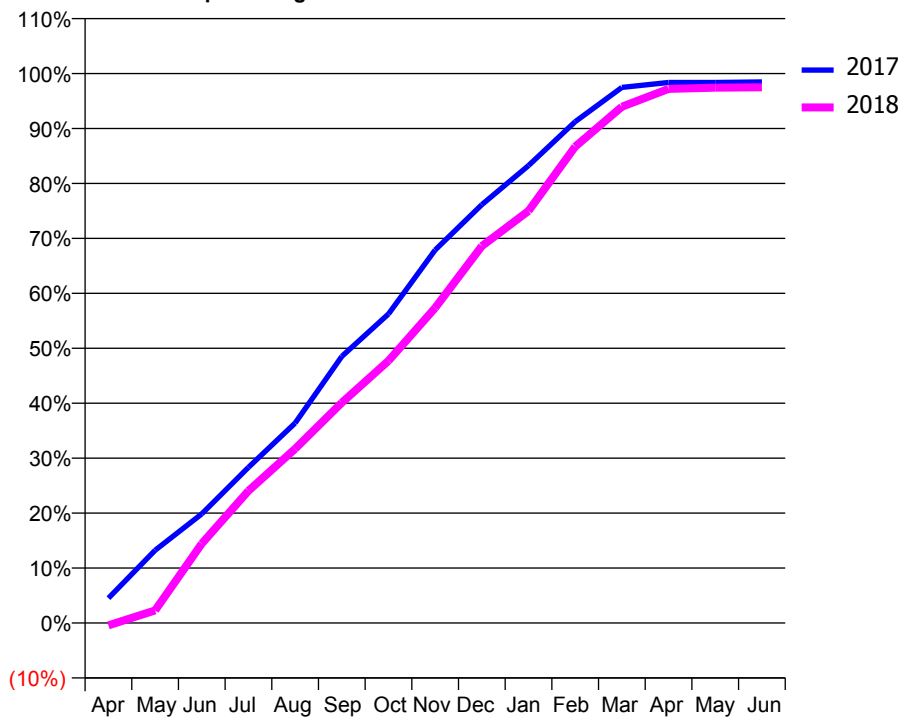
### ACCESS\*

Patients seen in 24 months	Total	Change since previous quarter
Quarter ending March 2017	3,116	
Quarter ending June 2017	3,163	→
Quarter ending September 2017	3,285	↑
Quarter ending December 2017	3,533	↑
Quarter ending March 2018	3,484	↓
<b>Variance since March 2017</b>	<b>11.8%</b>	<b>↑</b>



### ACTIVITY

Cumulative percentage of contracted UDA delivered 2017 & 2018



Month	Adjusted Scheduled Activity (UDA)	
	2017	2018
April	407	-41
May	1,191	206
June	1,788	1,301
July	2,550	2,165
August	3,274	2,854
September	4,367	3,610
October	5,061	4,294
November	6,110	5,161
December	6,852	6,174
January	7,492	6,749
February	8,210	7,803
March	8,772	8,455
April	8,853	8,748
May	8,853	8,768
June	8,862	8,774

### QUALITY

	Quantity	Base Number	Contract	LHB	Wales
% of FP17s for the same patient ID Re-attending within 3 months - Children	166	3,005	5.5%	8.5%	10.9%
% of FP17s for the same patient ID Re-attending within 3 months - Adults	207	1,552	13.3%	12.8%	16.2%
% of FP17s for the same patient ID Re-attending between 3 & 9 months - Children	1,538	3,005	51.2%	55.8%	59.0%
% of FP17s for the same patient ID Re-attending between 3 & 9 months - Adults	786	1,552	50.6%	52.3%	54.9%
% of FP17s for Band 1 Urgent Courses	309	4,679	6.6%	8.5%	9.0%
% of FP17s Relating to Free Repair or Replacements	1	4,679	0.0%	0.6%	0.7%
% of FP17s Relating to Continuations	0	4,679	0.0%	0.9%	0.8%
% of Patients satisfied with the dentistry they have received	17	20	85.0%	91.2%	92.0%
% of Patients satisfied with the time they had to wait for an appointment	18	20	90.0%	88.9%	88.1%

\* This is based on patients treated on this contract for their most recent course of treatment. Figures in italics indicate the base number of FP17s or Patient Questionnaire responses are less than 100. N/A is shown where the base number of responses is less than 10 during the period. % is calculated as Quantity/Base number\*100

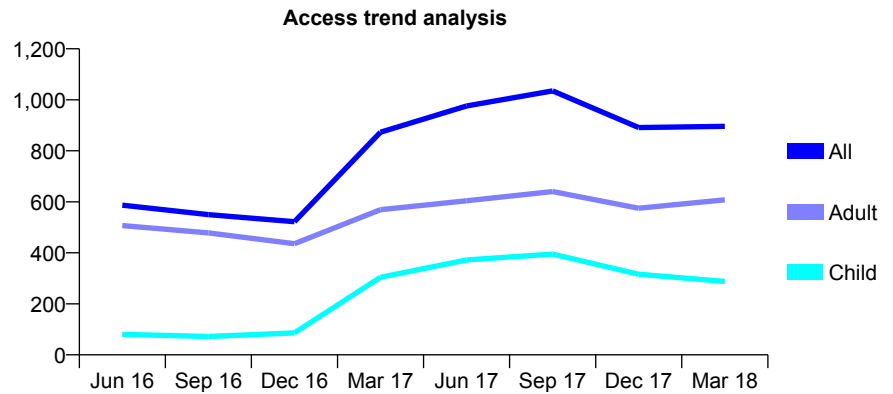
## 7A2 - Vital Signs At a Glance Contract Report for 123919/0002 - Year end March 2018

Name or company name	Avenue Villa Dental Surgery
Contract type name	GDS Contract
Purpose of contract	General
Contract start date	01/12/2013
Contract end date	

17/18 Contracted general activity (UDA)	2,463
Carry forward general activity (UDA)	229
17/18 Contracted orthodontic activity (UOA)	0
Carry forward orthodontic activity (UOA)	0
Baseline contract value	£72,807.03

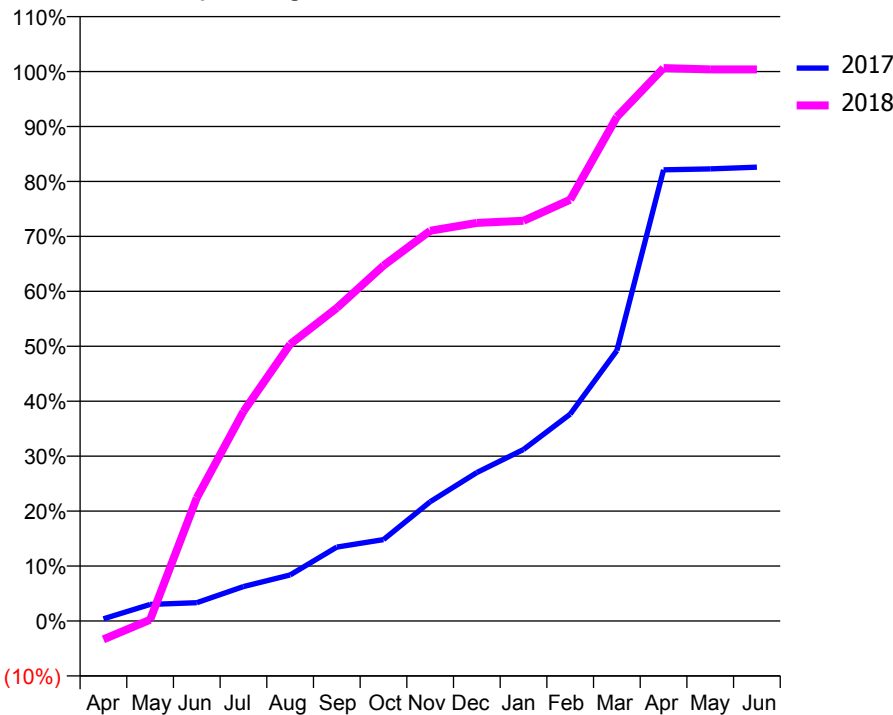
### ACCESS\*

Patients seen in 24 months	Total	Change since previous quarter
Quarter ending March 2017	873	
Quarter ending June 2017	976	↑
Quarter ending September 2017	1,035	↑
Quarter ending December 2017	891	↓
Quarter ending March 2018	896	→
<b>Variance since March 2017</b>	<b>2.6%</b>	<b>↑</b>



### ACTIVITY

Cumulative percentage of contracted UDA delivered 2017 & 2018



Month	Adjusted Scheduled Activity (UDA)	
	2017	2018
April	10	-83
May	74	5
June	82	552
July	154	939
August	206	1,241
September	332	1,403
October	365	1,593
November	535	1,749
December	666	1,784
January	769	1,794
February	927	1,888
March	1,212	2,260
April	2,022	2,478
May	2,026	2,472
June	2,034	2,472

### QUALITY

	Quantity	Base Number	Contract	LHB	Wales
% of FP17s for the same patient ID Re-attending within 3 months - Children	12	532	2.3%	8.5%	10.9%
% of FP17s for the same patient ID Re-attending within 3 months - Adults	13	664	2.0%	12.8%	16.2%
% of FP17s for the same patient ID Re-attending between 3 & 9 months - Children	14	532	2.6%	55.8%	59.0%
% of FP17s for the same patient ID Re-attending between 3 & 9 months - Adults	3	664	0.5%	52.3%	54.9%
% of FP17s for Band 1 Urgent Courses	32	923	3.5%	8.5%	9.0%
% of FP17s Relating to Free Repair or Replacements	0	923	0.0%	0.6%	0.7%
% of FP17s Relating to Continuations	0	923	0.0%	0.9%	0.8%
% of Patients satisfied with the dentistry they have received	6	7	N/A	91.2%	92.0%
% of Patients satisfied with the time they had to wait for an appointment	4	7	N/A	88.9%	88.1%

\* This is based on patients treated on this contract for their most recent course of treatment. Figures in italics indicate the base number of FP17s or Patient Questionnaire responses are less than 100. N/A is shown where the base number of responses is less than 10 during the period. % is calculated as Quantity/Base number\*100

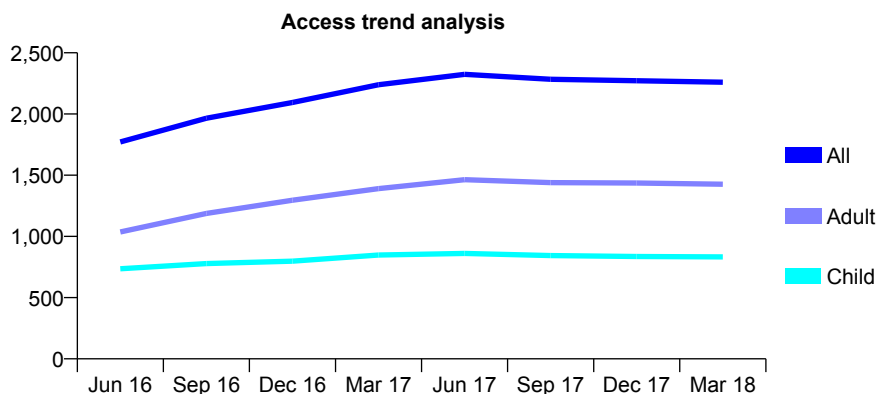
## 7A2 - Vital Signs At a Glance Contract Report for 134007/0001 - Year end March 2018

Name or company name	Cross Hands Dental Care Ltd
Contract type name	GDS Contract
Purpose of contract	General
Contract start date	01/07/2015
Contract end date	

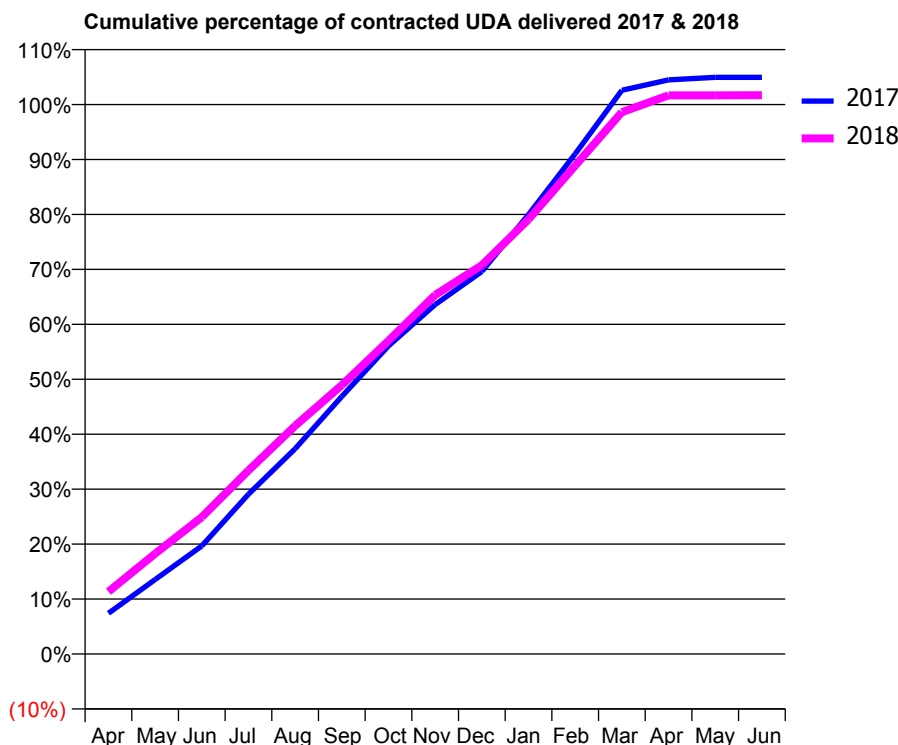
17/18 Contracted general activity (UDA)	5,000
Carry forward general activity (UDA)	-247
17/18 Contracted orthodontic activity (UOA)	0
Carry forward orthodontic activity (UOA)	0
Baseline contract value	£126,902.84

### ACCESS\*

Patients seen in 24 months	Total	Change since previous quarter
Quarter ending March 2017	2,239	
Quarter ending June 2017	2,324	↑
Quarter ending September 2017	2,284	↓
Quarter ending December 2017	2,272	→
Quarter ending March 2018	2,260	→
<b>Variance since March 2017</b>	<b>0.9%</b>	<b>→</b>



### ACTIVITY



Month	Adjusted Scheduled Activity (UDA)	
	2017	2018
April	370	568
May	678	913
June	983	1,246
July	1,454	1,670
August	1,868	2,077
September	2,343	2,446
October	2,804	2,851
November	3,179	3,266
December	3,480	3,538
January	3,999	3,955
February	4,551	4,444
March	5,130	4,931
April	5,225	5,083
May	5,247	5,083
June	5,247	5,085

### QUALITY

	Quantity	Base Number	Contract	LHB	Wales
% of FP17s for the same patient ID Re-attending within 3 months - Children	94	1,208	7.8%	8.5%	10.9%
% of FP17s for the same patient ID Re-attending within 3 months - Adults	236	1,758	13.4%	12.8%	16.2%
% of FP17s for the same patient ID Re-attending between 3 & 9 months - Children	639	1,208	52.9%	55.8%	59.0%
% of FP17s for the same patient ID Re-attending between 3 & 9 months - Adults	728	1,758	41.4%	52.3%	54.9%
% of FP17s for Band 1 Urgent Courses	646	3,014	21.4%	8.5%	9.0%
% of FP17s Relating to Free Repair or Replacements	15	3,014	0.5%	0.6%	0.7%
% of FP17s Relating to Continuations	12	3,014	0.4%	0.9%	0.8%
% of Patients satisfied with the dentistry they have received	5	6	N/A	91.2%	92.0%
% of Patients satisfied with the time they had to wait for an appointment	6	6	N/A	88.9%	88.1%

\* This is based on patients treated on this contract for their most recent course of treatment. Figures in italics indicate the base number of FP17s or Patient Questionnaire responses are less than 100. N/A is shown where the base number of responses is less than 10 during the period. % is calculated as Quantity/Base number\*100

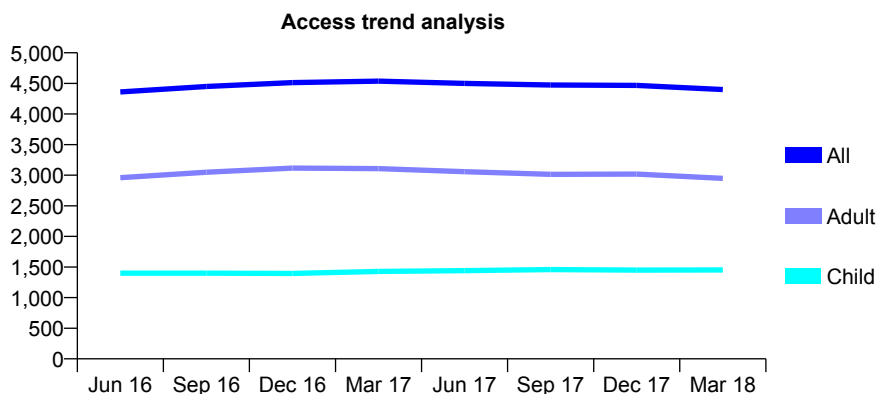
## 7A2 - Vital Signs At a Glance Contract Report for 134104/0001 - Year end March 2018

Name or company name	Murray Street Dental Practice Ltd
Contract type name	GDS Contract
Purpose of contract	General
Contract start date	01/10/2009
Contract end date	

17/18 Contracted general activity (UDA)	10,600
Carry forward general activity (UDA)	-18
17/18 Contracted orthodontic activity (UOA)	0
Carry forward orthodontic activity (UOA)	0
Baseline contract value	£299,335.15

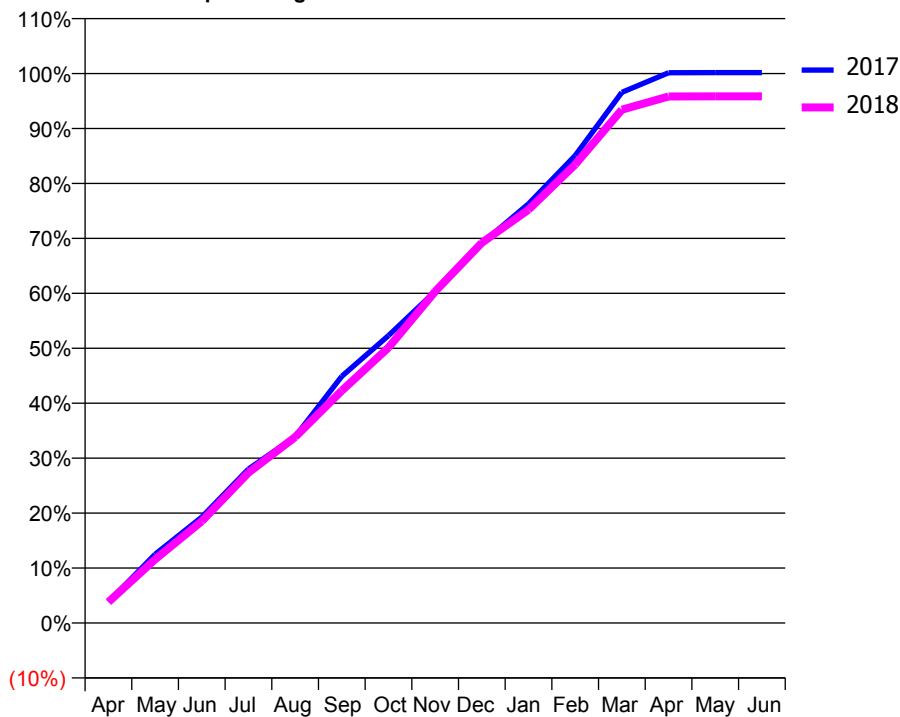
### ACCESS\*

Patients seen in 24 months	Total	Change since previous quarter
Quarter ending March 2017	4,536	
Quarter ending June 2017	4,500	→
Quarter ending September 2017	4,474	→
Quarter ending December 2017	4,468	→
Quarter ending March 2018	4,400	↓
<b>Variance since March 2017</b>	<b>(3.0%)</b>	<b>↓</b>



### ACTIVITY

Cumulative percentage of contracted UDA delivered 2017 & 2018



Month	Adjusted Scheduled Activity (UDA)	
	2017	2018
April	409	405
May	1,326	1,227
June	2,044	1,965
July	2,970	2,900
August	3,595	3,587
September	4,759	4,482
October	5,545	5,313
November	6,396	6,397
December	7,325	7,335
January	8,086	7,973
February	9,018	8,844
March	10,237	9,902
April	10,614	10,156
May	10,616	10,159
June	10,618	10,160

### QUALITY

	Quantity	Base Number	Contract	LHB	Wales
% of FP17s for the same patient ID Re-attending within 3 months - Children	141	2,037	6.9%	8.5%	10.9%
% of FP17s for the same patient ID Re-attending within 3 months - Adults	582	3,465	16.8%	12.8%	16.2%
% of FP17s for the same patient ID Re-attending between 3 & 9 months - Children	1,149	2,037	56.4%	55.8%	59.0%
% of FP17s for the same patient ID Re-attending between 3 & 9 months - Adults	1,246	3,465	36.0%	52.3%	54.9%
% of FP17s for Band 1 Urgent Courses	1,171	5,500	21.3%	8.5%	9.0%
% of FP17s Relating to Free Repair or Replacements	13	5,500	0.2%	0.6%	0.7%
% of FP17s Relating to Continuations	6	5,500	0.1%	0.9%	0.8%
% of Patients satisfied with the dentistry they have received	30	31	96.8%	91.2%	92.0%
% of Patients satisfied with the time they had to wait for an appointment	29	31	93.5%	88.9%	88.1%

\* This is based on patients treated on this contract for their most recent course of treatment. Figures in italics indicate the base number of FP17s or Patient Questionnaire responses are less than 100. N/A is shown where the base number of responses is less than 10 during the period. % is calculated as Quantity/Base number\*100



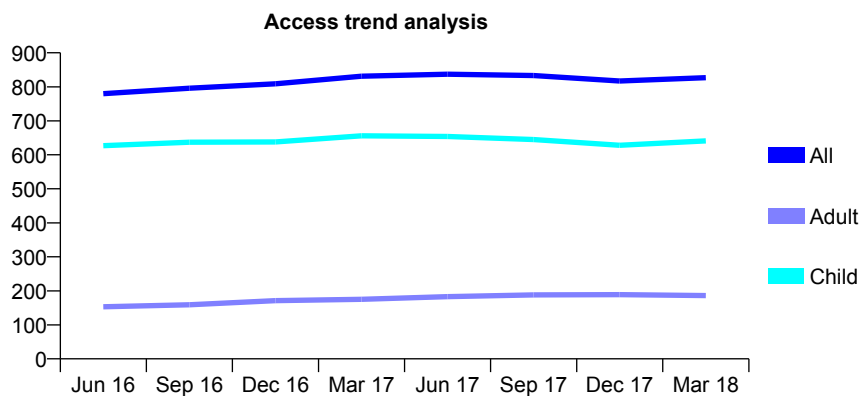
## 7A2 - Vital Signs At a Glance Contract Report for 137480/0001 - Year end March 2018

Name or company name	Vergam Dental Practice Limited
Contract type name	GDS Contract
Purpose of contract	General
Contract start date	01/04/2008
Contract end date	

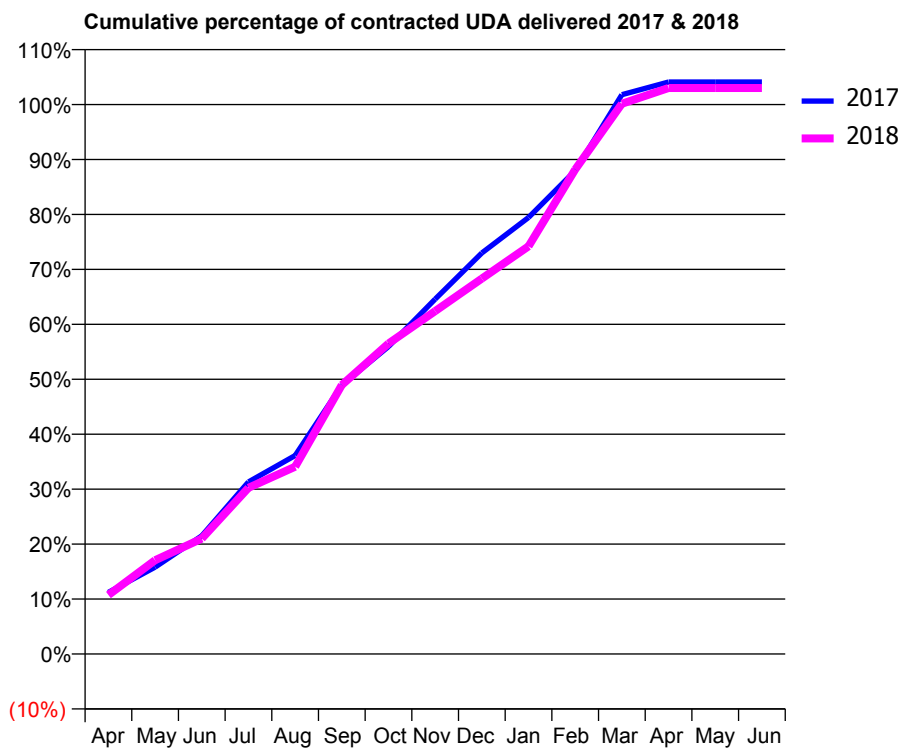
17/18 Contracted general activity (UDA)	1,512
Carry forward general activity (UDA)	-62
17/18 Contracted orthodontic activity (UOA)	0
Carry forward orthodontic activity (UOA)	0
Baseline contract value	£49,287.55

### ACCESS\*

Patients seen in 24 months	Total	Change since previous quarter
Quarter ending March 2017	831	
Quarter ending June 2017	837	→
Quarter ending September 2017	833	→
Quarter ending December 2017	817	↓
Quarter ending March 2018	827	→
<b>Variance since March 2017</b>	<b>(0.5%)</b>	<b>→</b>



### ACTIVITY



Month	Adjusted Scheduled Activity (UDA)	
	2017	2018
April	170	162
May	239	258
June	325	317
July	473	457
August	546	515
September	740	740
October	846	854
November	976	943
December	1,103	1,033
January	1,201	1,122
February	1,330	1,333
March	1,539	1,514
April	1,574	1,557
May	1,574	1,557
June	1,574	1,557

### QUALITY

	Quantity	Base Number	Contract	LHB	Wales
% of FP17s for the same patient ID Re-attending within 3 months - Children	73	1,085	6.7%	8.5%	10.9%
% of FP17s for the same patient ID Re-attending within 3 months - Adults	5	105	4.8%	12.8%	16.2%
% of FP17s for the same patient ID Re-attending between 3 & 9 months - Children	736	1,085	67.8%	55.8%	59.0%
% of FP17s for the same patient ID Re-attending between 3 & 9 months - Adults	18	105	17.1%	52.3%	54.9%
% of FP17s for Band 1 Urgent Courses	137	1,205	11.4%	8.5%	9.0%
% of FP17s Relating to Free Repair or Replacements	0	1,205	0.0%	0.6%	0.7%
% of FP17s Relating to Continuations	0	1,205	0.0%	0.9%	0.8%
% of Patients satisfied with the dentistry they have received	4	4	N/A	91.2%	92.0%
% of Patients satisfied with the time they had to wait for an appointment	4	4	N/A	88.9%	88.1%

\* This is based on patients treated on this contract for their most recent course of treatment. Figures in italics indicate the base number of FP17s or Patient Questionnaire responses are less than 100. N/A is shown where the base number of responses is less than 10 during the period. % is calculated as Quantity/Base number\*100

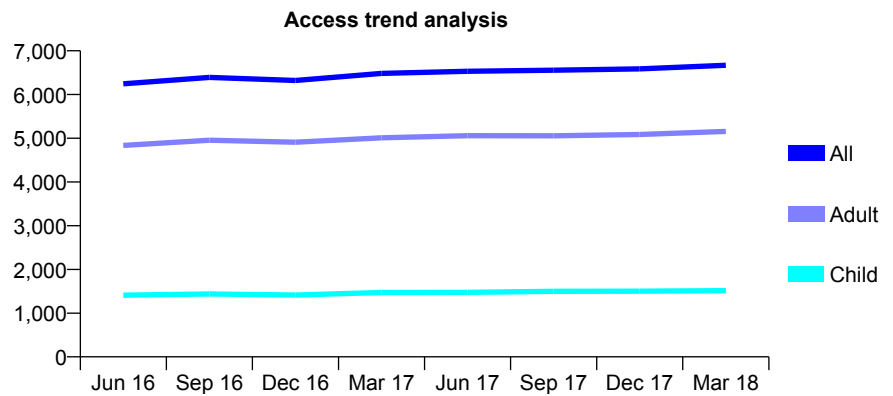
## 7A2 - Vital Signs At a Glance Contract Report for 153613/0001 - Year end March 2018

Name or company name	Llannon Dental Care Ltd
Contract type name	GDS Contract
Purpose of contract	General
Contract start date	01/11/2014
Contract end date	

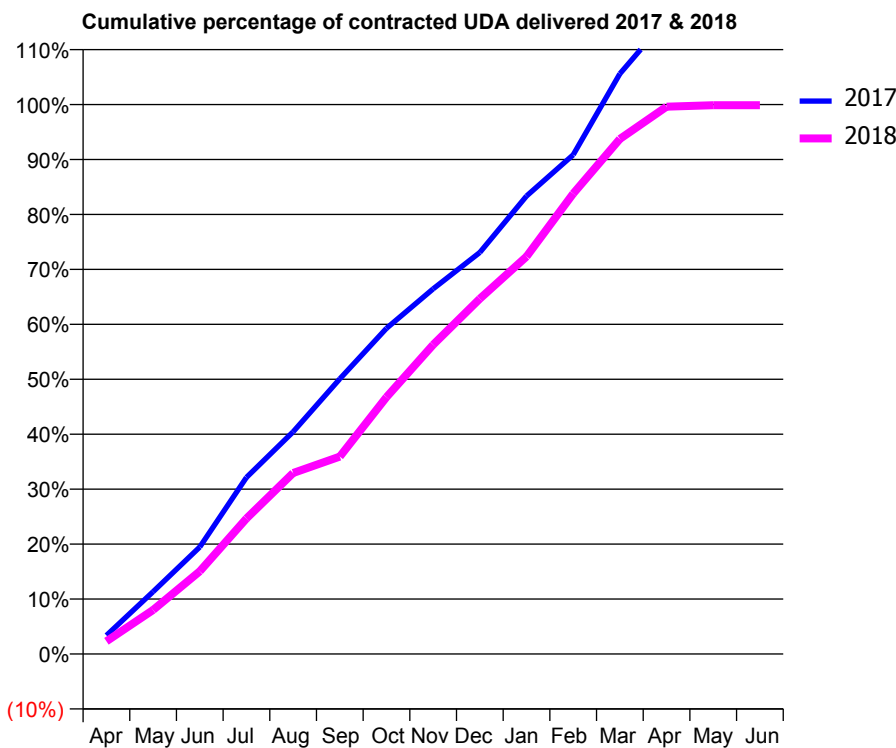
17/18 Contracted general activity (UDA)	16,457
Carry forward general activity (UDA)	57
17/18 Contracted orthodontic activity (UOA)	0
Carry forward orthodontic activity (UOA)	0
Baseline contract value	£434,637.93

### ACCESS\*

Patients seen in 24 months	Total	Change since previous quarter
Quarter ending March 2017	6,482	
Quarter ending June 2017	6,533	→
Quarter ending September 2017	6,556	→
Quarter ending December 2017	6,587	→
Quarter ending March 2018	6,669	→
<b>Variance since March 2017</b>	<b>2.9%</b>	<b>↑</b>



### ACTIVITY



Month	Adjusted Scheduled Activity (UDA)	
	2017	2018
April	518	381
May	1,735	1,321
June	2,979	2,479
July	4,915	4,059
August	6,184	5,423
September	7,661	5,912
October	9,065	7,694
November	10,163	9,264
December	11,178	10,642
January	12,748	11,902
February	13,896	13,790
March	16,152	15,424
April	17,659	16,392
May	17,661	16,435
June	17,710	16,435

### QUALITY

	Quantity	Base Number	Contract	LHB	Wales
% of FP17s for the same patient ID Re-attending within 3 months - Children	201	2,334	8.6%	8.5%	10.9%
% of FP17s for the same patient ID Re-attending within 3 months - Adults	1,008	7,778	13.0%	12.8%	16.2%
% of FP17s for the same patient ID Re-attending between 3 & 9 months - Children	1,205	2,334	51.6%	55.8%	59.0%
% of FP17s for the same patient ID Re-attending between 3 & 9 months - Adults	3,996	7,778	51.4%	52.3%	54.9%
% of FP17s for Band 1 Urgent Courses	992	9,798	10.1%	8.5%	9.0%
% of FP17s Relating to Free Repair or Replacements	133	9,798	1.4%	0.6%	0.7%
% of FP17s Relating to Continuations	49	9,798	0.5%	0.9%	0.8%
% of Patients satisfied with the dentistry they have received	37	41	90.2%	91.2%	92.0%
% of Patients satisfied with the time they had to wait for an appointment	34	41	82.9%	88.9%	88.1%

\* This is based on patients treated on this contract for their most recent course of treatment. Figures in italics indicate the base number of FP17s or Patient Questionnaire responses are less than 100. N/A is shown where the base number of responses is less than 10 during the period. % is calculated as Quantity/Base number\*100

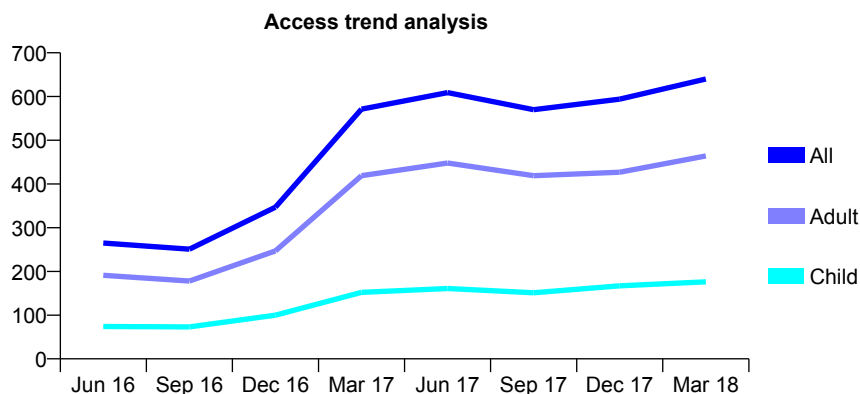
## 7A2 - Vital Signs At a Glance Contract Report for 153613/0002 - Year end March 2018

Name or company name	Llannon Dental Care Ltd
Contract type name	GDS Contract
Purpose of contract	General
Contract start date	01/11/2014
Contract end date	

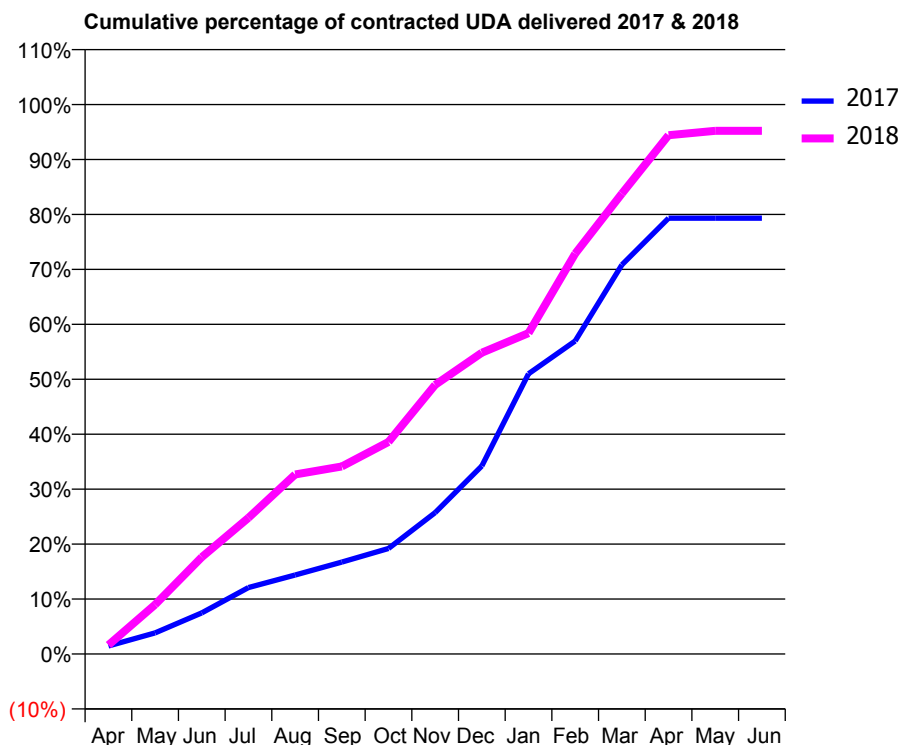
17/18 Contracted general activity (UDA)	2,000
Carry forward general activity (UDA)	0
17/18 Contracted orthodontic activity (UOA)	0
Carry forward orthodontic activity (UOA)	0
Baseline contract value	£66,515.07

### ACCESS\*

Patients seen in 24 months	Total	Change since previous quarter
Quarter ending March 2017	571	
Quarter ending June 2017	609	↑
Quarter ending September 2017	570	↓
Quarter ending December 2017	594	↑
Quarter ending March 2018	640	↑
<b>Variance since March 2017</b>	<b>12.1%</b>	<b>↑</b>



### ACTIVITY



Month	Adjusted Scheduled Activity (UDA)	
	2017	2018
April	37	33
May	96	180
June	187	352
July	302	496
August	359	654
September	419	683
October	480	772
November	643	980
December	856	1,097
January	1,275	1,168
February	1,424	1,457
March	1,771	1,675
April	1,983	1,888
May	1,983	1,904
June	1,983	1,904

### QUALITY

	Quantity	Base Number	Contract	LHB	Wales
% of FP17s for the same patient ID Re-attending within 3 months - Children	0	205	0.0%	8.5%	10.9%
% of FP17s for the same patient ID Re-attending within 3 months - Adults	3	483	0.6%	12.8%	16.2%
% of FP17s for the same patient ID Re-attending between 3 & 9 months - Children	0	205	0.0%	55.8%	59.0%
% of FP17s for the same patient ID Re-attending between 3 & 9 months - Adults	0	483	0.0%	52.3%	54.9%
% of FP17s for Band 1 Urgent Courses	7	677	1.0%	8.5%	9.0%
% of FP17s Relating to Free Repair or Replacements	0	677	0.0%	0.6%	0.7%
% of FP17s Relating to Continuations	1	677	0.1%	0.9%	0.8%
% of Patients satisfied with the dentistry they have received	3	4	N/A	91.2%	92.0%
% of Patients satisfied with the time they had to wait for an appointment	3	4	N/A	88.9%	88.1%

\* This is based on patients treated on this contract for their most recent course of treatment. Figures in italics indicate the base number of FP17s or Patient Questionnaire responses are less than 100. N/A is shown where the base number of responses is less than 10 during the period. % is calculated as Quantity/Base number\*100

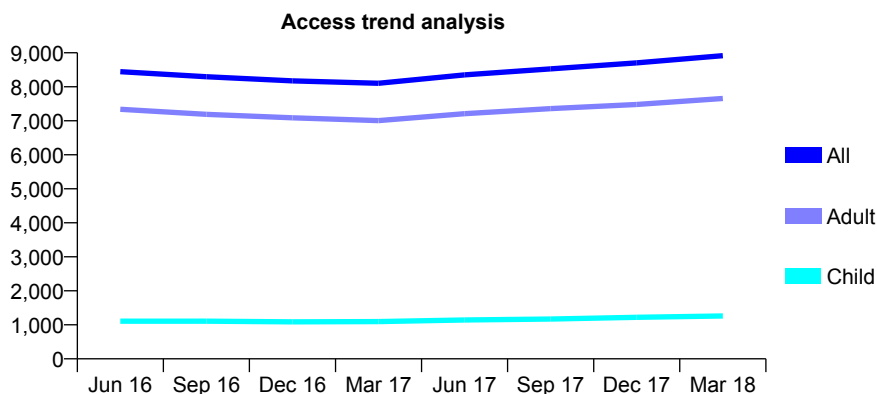
## 7A2 - Vital Signs At a Glance Contract Report for 157066/0001 - Year end March 2018

Name or company name	Intergrated Dental Holdings
Contract type name	GDS Contract
Purpose of contract	General
Contract start date	01/04/2006
Contract end date	

17/18 Contracted general activity (UDA)	29,935
Carry forward general activity (UDA)	0
17/18 Contracted orthodontic activity (UOA)	0
Carry forward orthodontic activity (UOA)	0
Baseline contract value	£694,001.36

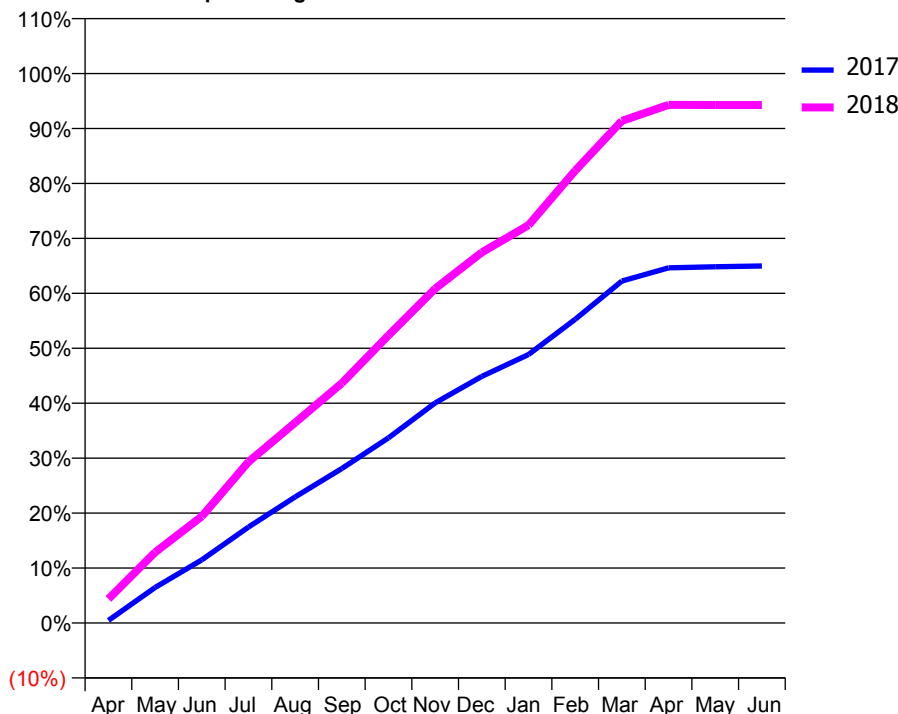
### ACCESS\*

Patients seen in 24 months	Total	Change since previous quarter
Quarter ending March 2017	8,103	
Quarter ending June 2017	8,350	↑
Quarter ending September 2017	8,529	↑
Quarter ending December 2017	8,705	↑
Quarter ending March 2018	8,917	↑
<b>Variance since March 2017</b>	<b>10.0%</b>	<b>↑</b>



### ACTIVITY

Cumulative percentage of contracted UDA delivered 2017 & 2018



Month	Adjusted Scheduled Activity (UDA)	
	2017	2018
April	180	1,312
May	2,424	3,853
June	4,305	5,806
July	6,544	8,776
August	8,608	10,911
September	10,543	13,068
October	12,635	15,676
November	15,024	18,215
December	16,833	20,189
January	18,319	21,672
February	20,725	24,646
March	23,335	27,356
April	24,237	28,226
May	24,313	28,216
June	24,363	28,216

### QUALITY

	Quantity	Base Number	Contract	LHB	Wales
% of FP17s for the same patient ID Re-attending within 3 months - Children	84	1,783	4.7%	8.5%	10.9%
% of FP17s for the same patient ID Re-attending within 3 months - Adults	1,213	11,279	10.8%	12.8%	16.2%
% of FP17s for the same patient ID Re-attending between 3 & 9 months - Children	937	1,783	52.6%	55.8%	59.0%
% of FP17s for the same patient ID Re-attending between 3 & 9 months - Adults	6,200	11,279	55.0%	52.3%	54.9%
% of FP17s for Band 1 Urgent Courses	1,190	13,009	9.1%	8.5%	9.0%
% of FP17s Relating to Free Repair or Replacements	118	13,009	0.9%	0.6%	0.7%
% of FP17s Relating to Continuations	51	13,009	0.4%	0.9%	0.8%
% of Patients satisfied with the dentistry they have received	75	82	91.5%	91.2%	92.0%
% of Patients satisfied with the time they had to wait for an appointment	72	82	87.8%	88.9%	88.1%

\* This is based on patients treated on this contract for their most recent course of treatment. Figures in italics indicate the base number of FP17s or Patient Questionnaire responses are less than 100. N/A is shown where the base number of responses is less than 10 during the period. % is calculated as Quantity/Base number\*100

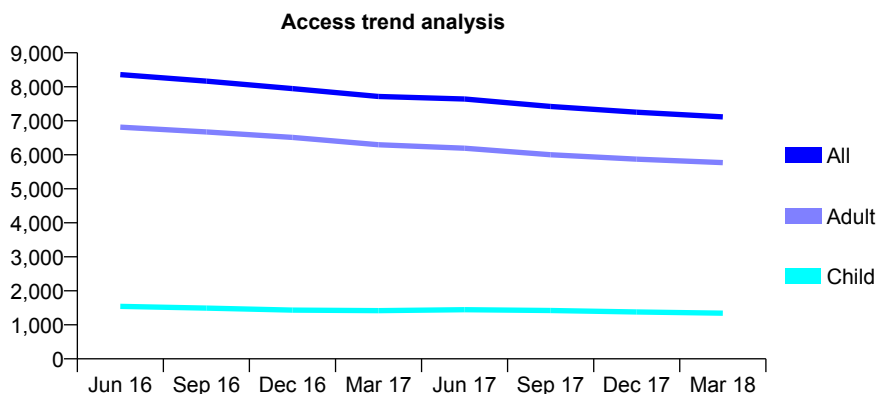
## 7A2 - Vital Signs At a Glance Contract Report for 158194/0006 - Year end March 2018

Name or company name	Denticare Ltd
Contract type name	GDS Contract
Purpose of contract	General
Contract start date	01/04/2006
Contract end date	

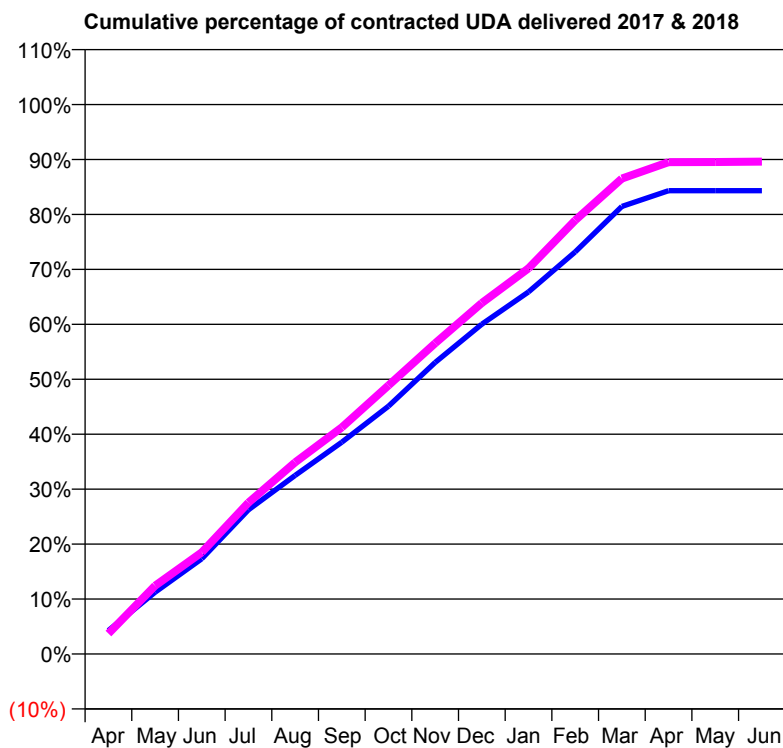
17/18 Contracted general activity (UDA)	23,363
Carry forward general activity (UDA)	0
17/18 Contracted orthodontic activity (UOA)	0
Carry forward orthodontic activity (UOA)	0
Baseline contract value	£654,416.96

### ACCESS\*

Patients seen in 24 months	Total	Change since previous quarter
Quarter ending March 2017	7,714	
Quarter ending June 2017	7,643	→
Quarter ending September 2017	7,423	↓
Quarter ending December 2017	7,252	↓
Quarter ending March 2018	7,114	↓
<b>Variance since March 2017</b>	<b>(7.8%)</b>	↓



### ACTIVITY



Month	Adjusted Scheduled Activity (UDA)	
	2017	2018
April	1,128	873
May	2,962	2,906
June	4,572	4,322
July	6,916	6,437
August	8,571	8,151
September	10,165	9,637
October	11,891	11,419
November	13,985	13,211
December	15,823	14,928
January	17,374	16,398
February	19,288	18,438
March	21,473	20,214
April	22,228	20,911
May	22,225	20,920
June	22,230	20,935

### QUALITY

	Quantity	Base Number	Contract	LHB	Wales
% of FP17s for the same patient ID Re-attending within 3 months - Children	110	2,042	5.4%	8.5%	10.9%
% of FP17s for the same patient ID Re-attending within 3 months - Adults	1,109	8,523	13.0%	12.8%	16.2%
% of FP17s for the same patient ID Re-attending between 3 & 9 months - Children	1,339	2,042	65.6%	55.8%	59.0%
% of FP17s for the same patient ID Re-attending between 3 & 9 months - Adults	5,110	8,523	60.0%	52.3%	54.9%
% of FP17s for Band 1 Urgent Courses	743	10,539	7.1%	8.5%	9.0%
% of FP17s Relating to Free Repair or Replacements	46	10,539	0.4%	0.6%	0.7%
% of FP17s Relating to Continuations	119	10,539	1.1%	0.9%	0.8%
% of Patients satisfied with the dentistry they have received	65	69	94.2%	91.2%	92.0%
% of Patients satisfied with the time they had to wait for an appointment	62	69	89.9%	88.9%	88.1%

\* This is based on patients treated on this contract for their most recent course of treatment. Figures in italics indicate the base number of FP17s or Patient Questionnaire responses are less than 100. N/A is shown where the base number of responses is less than 10 during the period. % is calculated as Quantity/Base number\*100

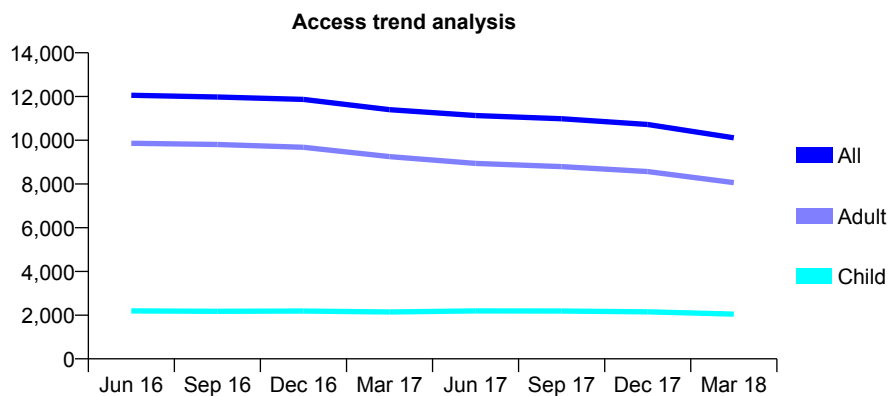
## 7A2 - Vital Signs At a Glance Contract Report for 158194/0012 - Year end March 2018

Name or company name	Denticare Ltd
Contract type name	GDS Contract
Purpose of contract	General
Contract start date	02/08/2006
Contract end date	

17/18 Contracted general activity (UDA)	33,000
Carry forward general activity (UDA)	0
17/18 Contracted orthodontic activity (UOA)	0
Carry forward orthodontic activity (UOA)	0
Baseline contract value	£924,396.79

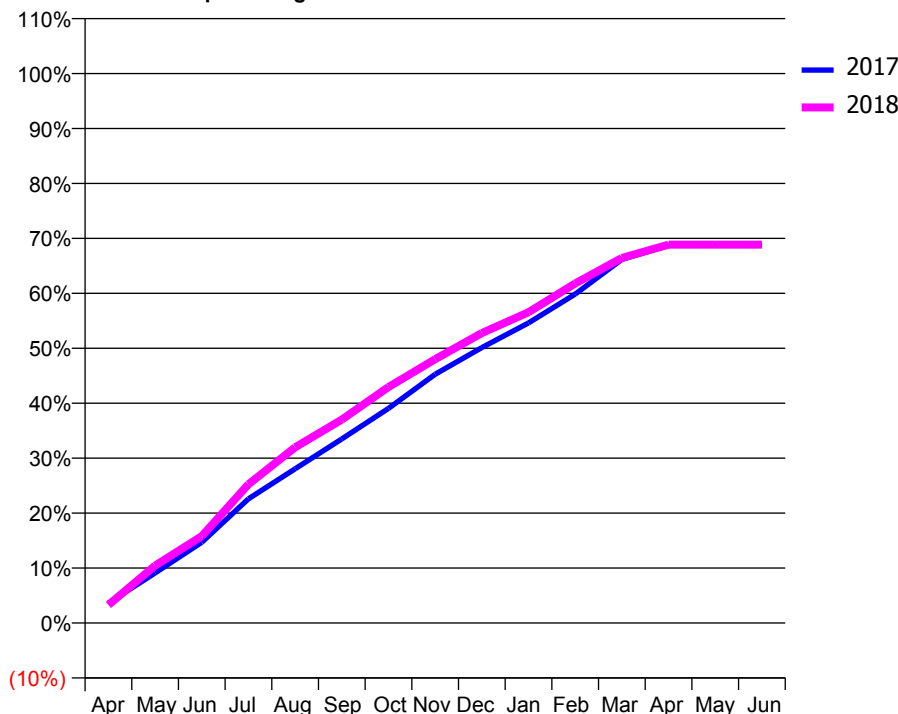
### ACCESS\*

Patients seen in 24 months	Total	Change since previous quarter
Quarter ending March 2017	11,397	
Quarter ending June 2017	11,129	↓
Quarter ending September 2017	10,982	↓
Quarter ending December 2017	10,721	↓
Quarter ending March 2018	10,111	↓
<b>Variance since March 2017</b>	<b>(11.3%)</b>	<b>↓</b>



### ACTIVITY

Cumulative percentage of contracted UDA delivered 2017 & 2018



Month	Adjusted Scheduled Activity (UDA)	
	2017	2018
April	1,636	1,088
May	4,105	3,449
June	6,610	5,215
July	10,174	8,335
August	12,627	10,550
September	15,071	12,217
October	17,574	14,168
November	20,375	15,844
December	22,551	17,410
January	24,578	18,665
February	26,933	20,391
March	29,768	21,921
April	30,941	22,721
May	30,979	22,720
June	30,979	22,721

### QUALITY

	Quantity	Base Number	Contract	LHB	Wales
% of FP17s for the same patient ID Re-attending within 3 months - Children	137	2,321	5.9%	8.5%	10.9%
% of FP17s for the same patient ID Re-attending within 3 months - Adults	1,339	9,752	13.7%	12.8%	16.2%
% of FP17s for the same patient ID Re-attending between 3 & 9 months - Children	1,073	2,321	46.2%	55.8%	59.0%
% of FP17s for the same patient ID Re-attending between 3 & 9 months - Adults	5,057	9,752	51.9%	52.3%	54.9%
% of FP17s for Band 1 Urgent Courses	1,235	11,962	10.3%	8.5%	9.0%
% of FP17s Relating to Free Repair or Replacements	27	11,962	0.2%	0.6%	0.7%
% of FP17s Relating to Continuations	79	11,962	0.7%	0.9%	0.8%
% of Patients satisfied with the dentistry they have received	42	44	95.5%	91.2%	92.0%
% of Patients satisfied with the time they had to wait for an appointment	36	44	81.8%	88.9%	88.1%

\* This is based on patients treated on this contract for their most recent course of treatment. Figures in italics indicate the base number of FP17s or Patient Questionnaire responses are less than 100. N/A is shown where the base number of responses is less than 10 during the period. % is calculated as Quantity/Base number\*100

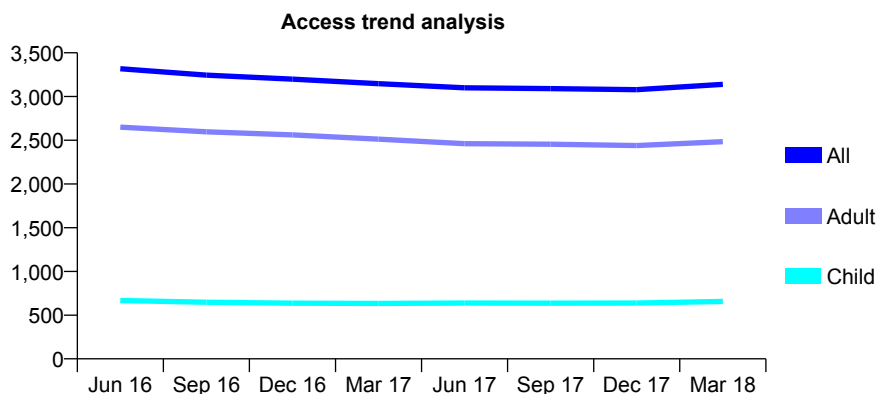
## 7A2 - Vital Signs At a Glance Contract Report for 158194/0019 - Year end March 2018

Name or company name	Denticare Ltd
Contract type name	GDS Contract
Purpose of contract	General
Contract start date	08/12/2007
Contract end date	

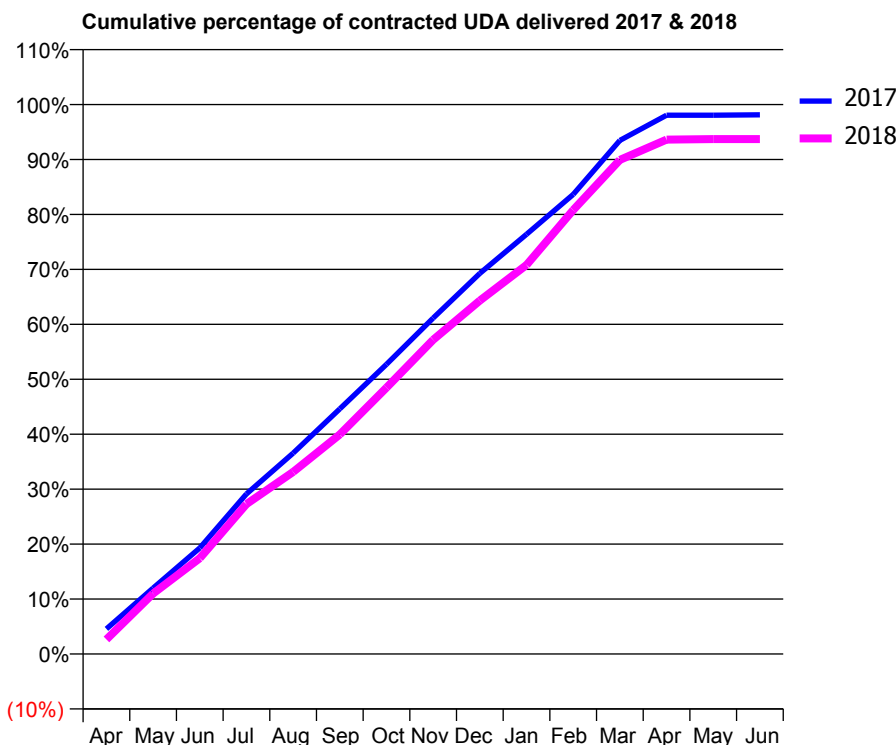
17/18 Contracted general activity (UDA)	8,133
Carry forward general activity (UDA)	159
17/18 Contracted orthodontic activity (UOA)	0
Carry forward orthodontic activity (UOA)	0
Baseline contract value	£215,697.70

### ACCESS\*

Patients seen in 24 months	Total	Change since previous quarter
Quarter ending March 2017	3,147	
Quarter ending June 2017	3,099	↓
Quarter ending September 2017	3,091	→
Quarter ending December 2017	3,078	→
Quarter ending March 2018	3,139	→
<b>Variance since March 2017</b>	<b>(0.3%)</b>	→



### ACTIVITY



Month	Adjusted Scheduled Activity (UDA)	
	2017	2018
April	389	215
May	1,019	895
June	1,638	1,418
July	2,472	2,220
August	3,102	2,695
September	3,786	3,250
October	4,475	3,942
November	5,188	4,650
December	5,880	5,232
January	6,483	5,757
February	7,097	6,570
March	7,933	7,313
April	8,321	7,614
May	8,322	7,621
June	8,328	7,621

### QUALITY

	Quantity	Base Number	Contract	LHB	Wales
% of FP17s for the same patient ID Re-attending within 3 months - Children	43	863	5.0%	8.5%	10.9%
% of FP17s for the same patient ID Re-attending within 3 months - Adults	215	3,056	7.0%	12.8%	16.2%
% of FP17s for the same patient ID Re-attending between 3 & 9 months - Children	414	863	48.0%	55.8%	59.0%
% of FP17s for the same patient ID Re-attending between 3 & 9 months - Adults	1,459	3,056	47.7%	52.3%	54.9%
% of FP17s for Band 1 Urgent Courses	128	3,896	3.3%	8.5%	9.0%
% of FP17s Relating to Free Repair or Replacements	0	3,896	0.0%	0.6%	0.7%
% of FP17s Relating to Continuations	30	3,896	0.8%	0.9%	0.8%
% of Patients satisfied with the dentistry they have received	17	18	94.4%	91.2%	92.0%
% of Patients satisfied with the time they had to wait for an appointment	18	18	100.0%	88.9%	88.1%

\* This is based on patients treated on this contract for their most recent course of treatment. Figures in italics indicate the base number of FP17s or Patient Questionnaire responses are less than 100. N/A is shown where the base number of responses is less than 10 during the period. % is calculated as Quantity/Base number\*100



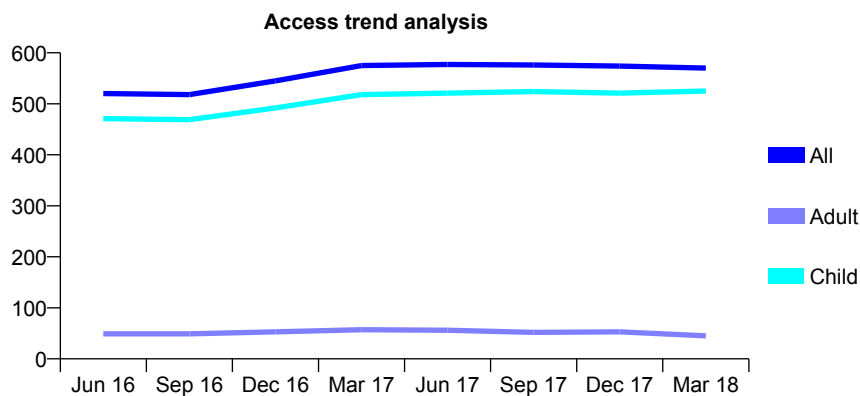
## 7A2 - Vital Signs At a Glance Contract Report for 158666/0001 - Year end March 2018

Name or company name	Dew Street Dental Practice Limited
Contract type name	GDS Contract
Purpose of contract	General
Contract start date	01/04/2012
Contract end date	

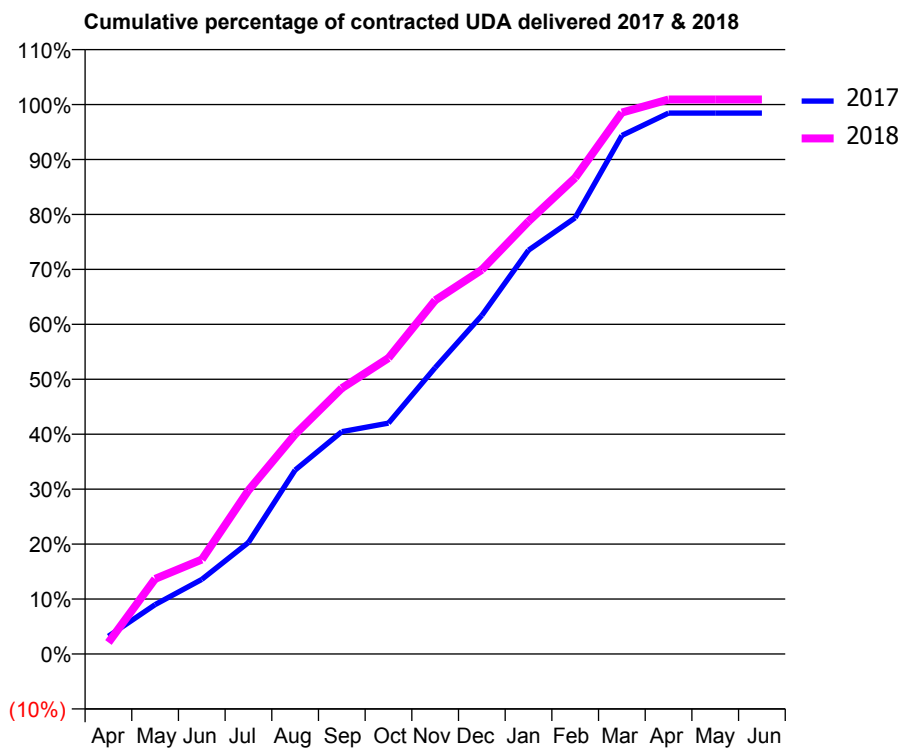
17/18 Contracted general activity (UDA)	1,393
Carry forward general activity (UDA)	22
17/18 Contracted orthodontic activity (UOA)	0
Carry forward orthodontic activity (UOA)	0
Baseline contract value	£39,040.74

### ACCESS\*

Patients seen in 24 months	Total	Change since previous quarter
Quarter ending March 2017	575	
Quarter ending June 2017	577	→
Quarter ending September 2017	576	→
Quarter ending December 2017	574	→
Quarter ending March 2018	570	→
<b>Variance since March 2017</b>	<b>(0.9%)</b>	<b>→</b>



### ACTIVITY



Month	Adjusted Scheduled Activity (UDA)	
	2017	2018
April	45	29
May	125	190
June	189	240
July	283	415
August	466	557
September	564	674
October	585	750
November	726	897
December	859	974
January	1,024	1,097
February	1,106	1,207
March	1,314	1,373
April	1,371	1,406
May	1,371	1,406
June	1,371	1,406

### QUALITY

	Quantity	Base Number	Contract	LHB	Wales
% of FP17s for the same patient ID Re-attending within 3 months - Children	166	1,191	13.9%	8.5%	10.9%
% of FP17s for the same patient ID Re-attending within 3 months - Adults	1	1	100.0%	12.8%	16.2%
% of FP17s for the same patient ID Re-attending between 3 & 9 months - Children	839	1,191	70.4%	55.8%	59.0%
% of FP17s for the same patient ID Re-attending between 3 & 9 months - Adults	0	1	0.0%	52.3%	54.9%
% of FP17s for Band 1 Urgent Courses	55	1,183	4.6%	8.5%	9.0%
% of FP17s Relating to Free Repair or Replacements	0	1,183	0.0%	0.6%	0.7%
% of FP17s Relating to Continuations	0	1,183	0.0%	0.9%	0.8%
% of Patients satisfied with the dentistry they have received	4	5	N/A	91.2%	92.0%
% of Patients satisfied with the time they had to wait for an appointment	4	5	N/A	88.9%	88.1%

\* This is based on patients treated on this contract for their most recent course of treatment. Figures in italics indicate the base number of FP17s or Patient Questionnaire responses are less than 100. N/A is shown where the base number of responses is less than 10 during the period. % is calculated as Quantity/Base number\*100

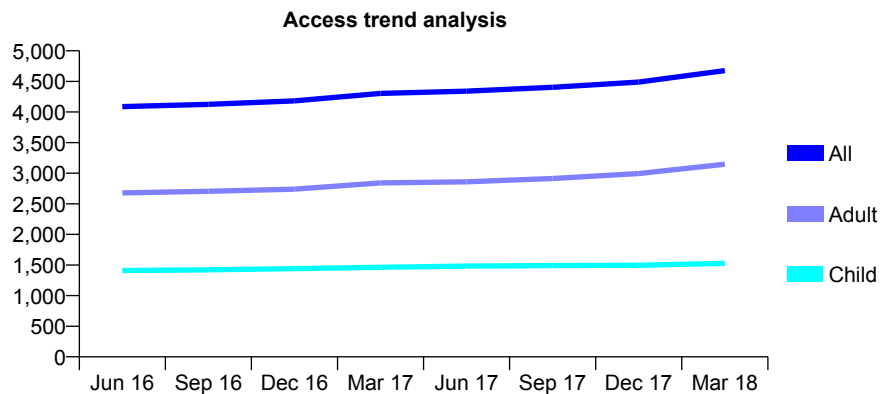
## 7A2 - Vital Signs At a Glance Contract Report for 163449/0001 - Year end March 2018

Name or company name	Portland Street Dental Practice
Contract type name	GDS Contract
Purpose of contract	General
Contract start date	01/04/2010
Contract end date	

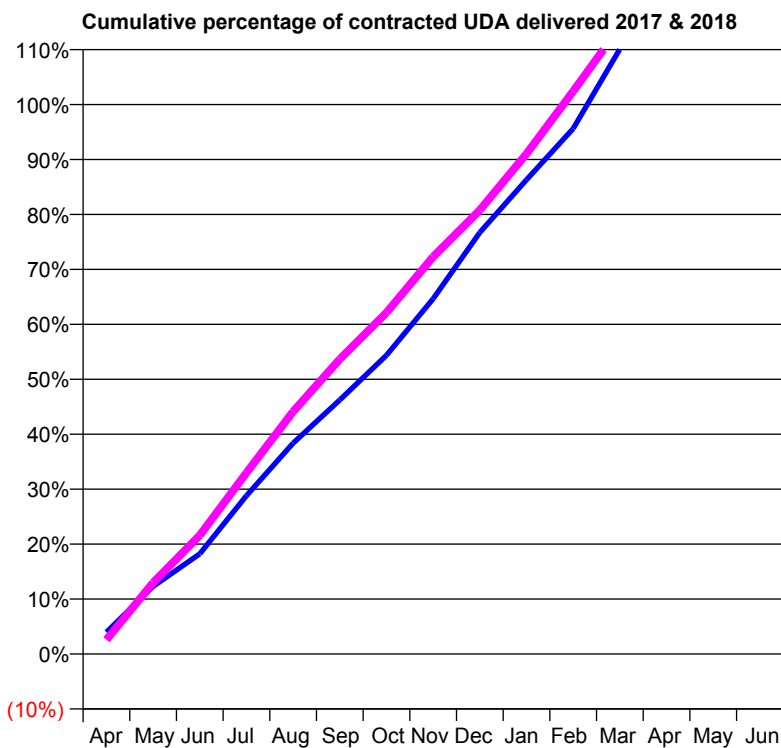
17/18 Contracted general activity (UDA)	10,142
Carry forward general activity (UDA)	58
17/18 Contracted orthodontic activity (UOA)	0
Carry forward orthodontic activity (UOA)	0
Baseline contract value	£373,173.23

### ACCESS\*

Patients seen in 24 months	Total	Change since previous quarter
Quarter ending March 2017	4,305	
Quarter ending June 2017	4,342	→
Quarter ending September 2017	4,405	→
Quarter ending December 2017	4,489	→
Quarter ending March 2018	4,676	↑
<b>Variance since March 2017</b>	<b>8.6%</b>	<b>↑</b>



### ACTIVITY



Month	Adjusted Scheduled Activity (UDA)	
	2017	2018
April	388	264
May	1,207	1,319
June	1,790	2,191
July	2,829	3,347
August	3,765	4,477
September	4,538	5,442
October	5,335	6,302
November	6,345	7,333
December	7,528	8,194
January	8,467	9,232
February	9,383	10,387
March	10,803	11,574
April	11,280	12,048
May	11,259	12,071
June	11,262	12,073

### QUALITY

	Quantity	Base Number	Contract	LHB	Wales
% of FP17s for the same patient ID Re-attending within 3 months - Children	176	2,568	6.9%	8.5%	10.9%
% of FP17s for the same patient ID Re-attending within 3 months - Adults	420	4,100	10.2%	12.8%	16.2%
% of FP17s for the same patient ID Re-attending between 3 & 9 months - Children	1,756	2,568	68.4%	55.8%	59.0%
% of FP17s for the same patient ID Re-attending between 3 & 9 months - Adults	2,302	4,100	56.1%	52.3%	54.9%
% of FP17s for Band 1 Urgent Courses	552	6,671	8.3%	8.5%	9.0%
% of FP17s Relating to Free Repair or Replacements	39	6,671	0.6%	0.6%	0.7%
% of FP17s Relating to Continuations	2	6,671	0.0%	0.9%	0.8%
% of Patients satisfied with the dentistry they have received	29	31	93.5%	91.2%	92.0%
% of Patients satisfied with the time they had to wait for an appointment	30	31	96.8%	88.9%	88.1%

\* This is based on patients treated on this contract for their most recent course of treatment. Figures in italics indicate the base number of FP17s or Patient Questionnaire responses are less than 100. N/A is shown where the base number of responses is less than 10 during the period. % is calculated as Quantity/Base number\*100

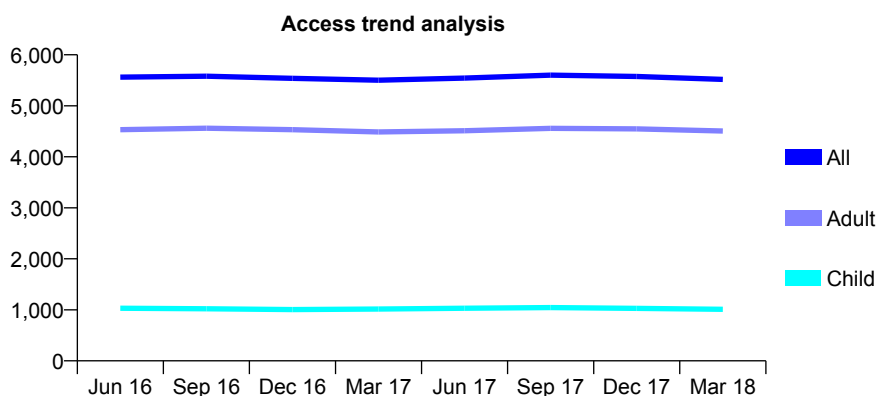
## 7A2 - Vital Signs At a Glance Contract Report for 164496/0001 - Year end March 2018

Name or company name	Whitecross Partnership Account
Contract type name	GDS Contract
Purpose of contract	General
Contract start date	29/03/2010
Contract end date	

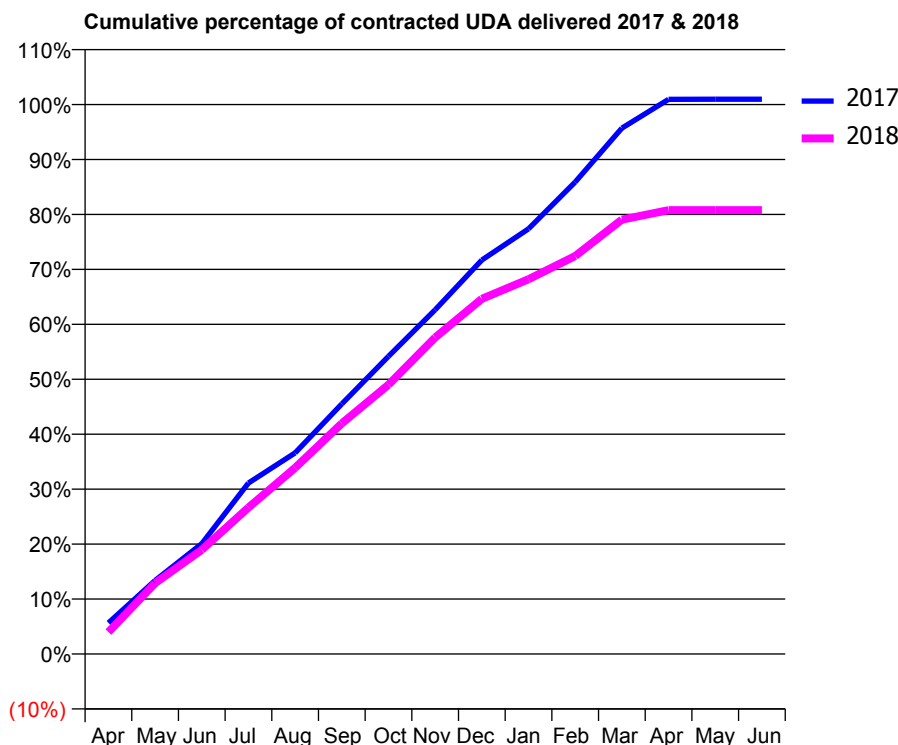
17/18 Contracted general activity (UDA)	15,051
Carry forward general activity (UDA)	-143
17/18 Contracted orthodontic activity (UOA)	0
Carry forward orthodontic activity (UOA)	0
Baseline contract value	£539,650.57

### ACCESS\*

Patients seen in 24 months	Total	Change since previous quarter
Quarter ending March 2017	5,503	
Quarter ending June 2017	5,543	→
Quarter ending September 2017	5,601	→
Quarter ending December 2017	5,576	→
Quarter ending March 2018	5,517	↓
<b>Variance since March 2017</b>	<b>0.3%</b>	<b>→</b>



### ACTIVITY



Month	Adjusted Scheduled Activity (UDA)	
	2017	2018
April	854	602
May	2,015	1,940
June	3,021	2,853
July	4,684	4,013
August	5,509	5,102
September	6,849	6,318
October	8,153	7,377
November	9,430	8,668
December	10,793	9,730
January	11,645	10,264
February	12,927	10,902
March	14,404	11,898
April	15,192	12,156
May	15,194	12,156
June	15,194	12,156

### QUALITY

	Quantity	Base Number	Contract	LHB	Wales
% of FP17s for the same patient ID Re-attending within 3 months - Children	83	1,173	7.1%	8.5%	10.9%
% of FP17s for the same patient ID Re-attending within 3 months - Adults	919	5,178	17.7%	12.8%	16.2%
% of FP17s for the same patient ID Re-attending between 3 & 9 months - Children	509	1,173	43.4%	55.8%	59.0%
% of FP17s for the same patient ID Re-attending between 3 & 9 months - Adults	1,727	5,178	33.4%	52.3%	54.9%
% of FP17s for Band 1 Urgent Courses	872	6,126	14.2%	8.5%	9.0%
% of FP17s Relating to Free Repair or Replacements	50	6,126	0.8%	0.6%	0.7%
% of FP17s Relating to Continuations	178	6,126	2.9%	0.9%	0.8%
% of Patients satisfied with the dentistry they have received	25	31	80.6%	91.2%	92.0%
% of Patients satisfied with the time they had to wait for an appointment	27	31	87.1%	88.9%	88.1%

\* This is based on patients treated on this contract for their most recent course of treatment. Figures in italics indicate the base number of FP17s or Patient Questionnaire responses are less than 100. N/A is shown where the base number of responses is less than 10 during the period. % is calculated as Quantity/Base number\*100

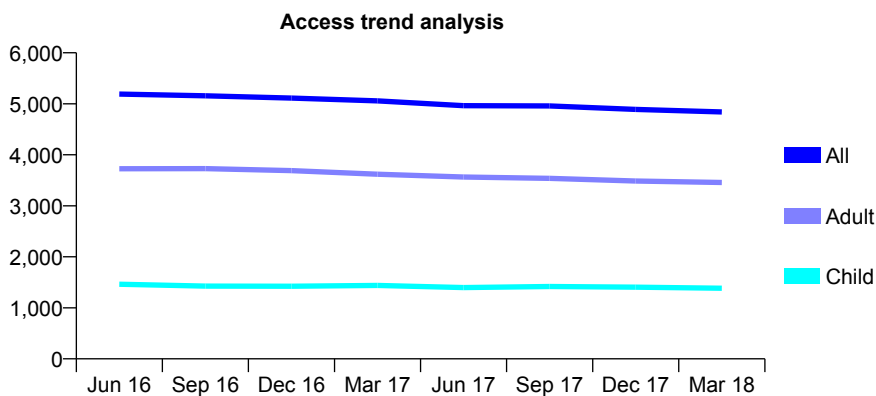
## 7A2 - Vital Signs At a Glance Contract Report for 166820/0001 - Year end March 2018

Name or company name	Dr N Patel, Dr J Rai and Dr N Kernahan
Contract type name	GDS Contract
Purpose of contract	General
Contract start date	01/04/2006
Contract end date	

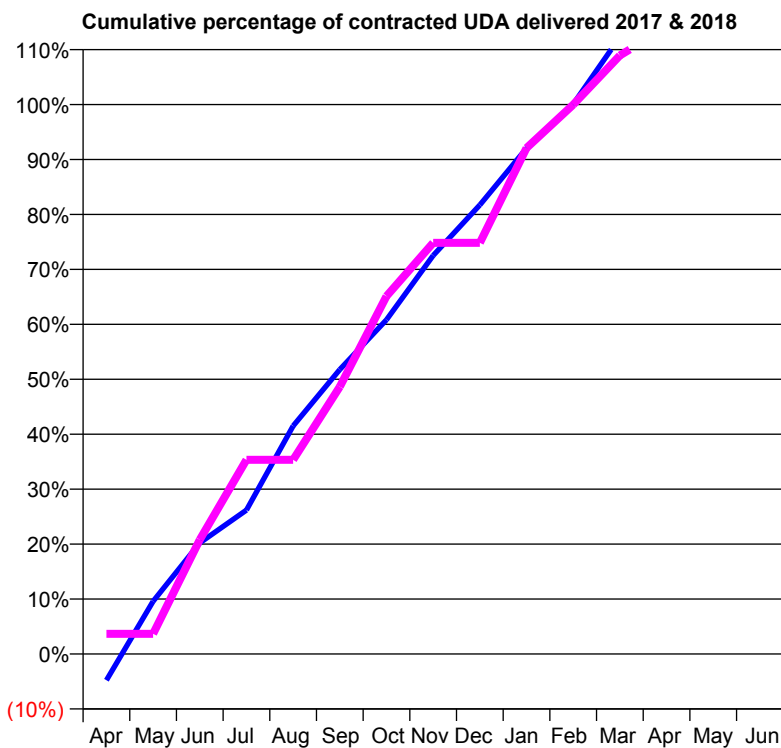
17/18 Contracted general activity (UDA)	11,951
Carry forward general activity (UDA)	-438
17/18 Contracted orthodontic activity (UOA)	0
Carry forward orthodontic activity (UOA)	0
Baseline contract value	£340,774.25

### ACCESS\*

Patients seen in 24 months	Total	Change since previous quarter
Quarter ending March 2017	5,057	
Quarter ending June 2017	4,963	↓
Quarter ending September 2017	4,958	→
Quarter ending December 2017	4,890	↓
Quarter ending March 2018	4,841	↓
<b>Variance since March 2017</b>	<b>(4.3%)</b>	<b>↓</b>



### ACTIVITY



Month	Adjusted Scheduled Activity (UDA)	
	2017	2018
April	-554	438
May	1,109	438
June	2,336	2,486
July	3,025	4,225
August	4,796	4,225
September	5,980	5,813
October	7,026	7,783
November	8,378	8,942
December	9,439	8,942
January	10,631	11,005
February	11,556	11,947
March	12,967	13,017
April	13,807	13,629
May	13,807	13,925
June	13,808	13,925

### QUALITY

	Quantity	Base Number	Contract	LHB	Wales
% of FP17s for the same patient ID Re-attending within 3 months - Children	164	2,015	8.1%	8.5%	10.9%
% of FP17s for the same patient ID Re-attending within 3 months - Adults	893	5,181	17.2%	12.8%	16.2%
% of FP17s for the same patient ID Re-attending between 3 & 9 months - Children	1,151	2,015	57.1%	55.8%	59.0%
% of FP17s for the same patient ID Re-attending between 3 & 9 months - Adults	2,761	5,181	53.3%	52.3%	54.9%
% of FP17s for Band 1 Urgent Courses	657	7,011	9.4%	8.5%	9.0%
% of FP17s Relating to Free Repair or Replacements	67	7,011	1.0%	0.6%	0.7%
% of FP17s Relating to Continuations	139	7,011	2.0%	0.9%	0.8%
% of Patients satisfied with the dentistry they have received	13	13	100.0%	91.2%	92.0%
% of Patients satisfied with the time they had to wait for an appointment	13	13	100.0%	88.9%	88.1%

\* This is based on patients treated on this contract for their most recent course of treatment. Figures in italics indicate the base number of FP17s or Patient Questionnaire responses are less than 100. N/A is shown where the base number of responses is less than 10 during the period. % is calculated as Quantity/Base number\*100

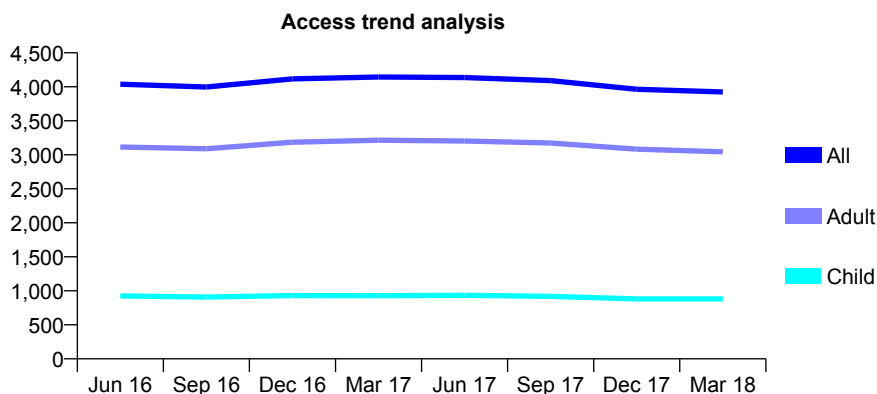
## 7A2 - Vital Signs At a Glance Contract Report for 169226/0001 - Year end March 2018

Name or company name	Dr. N Patel, J Rai & Dr. N Kernahan
Contract type name	GDS Contract
Purpose of contract	General
Contract start date	01/08/2007
Contract end date	

17/18 Contracted general activity (UDA)	13,479
Carry forward general activity (UDA)	-500
17/18 Contracted orthodontic activity (UOA)	0
Carry forward orthodontic activity (UOA)	0
Baseline contract value	£387,642.97

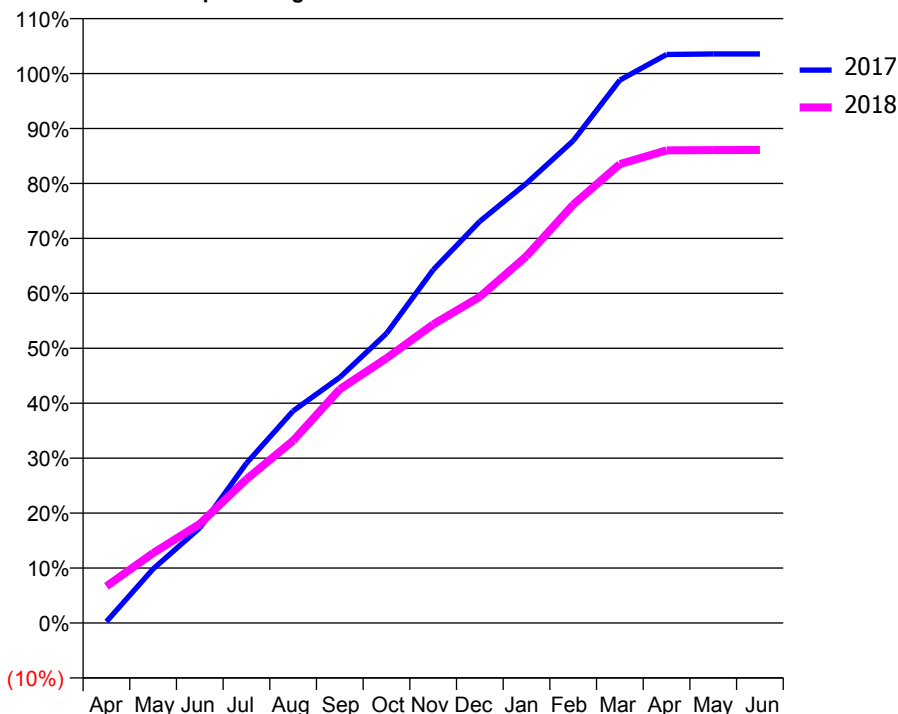
### ACCESS\*

Patients seen in 24 months	Total	Change since previous quarter
Quarter ending March 2017	4,144	
Quarter ending June 2017	4,137	→
Quarter ending September 2017	4,091	↓
Quarter ending December 2017	3,964	↓
Quarter ending March 2018	3,925	→
<b>Variance since March 2017</b>	<b>(5.3%)</b>	<b>↓</b>



### ACTIVITY

Cumulative percentage of contracted UDA delivered 2017 & 2018



Adjusted Scheduled Activity (UDA)

Month	2017	2018
April	37	900
May	1,382	1,717
June	2,434	2,430
July	4,091	3,526
August	5,430	4,474
September	6,287	5,737
October	7,413	6,494
November	9,039	7,325
December	10,283	8,002
January	11,253	9,001
February	12,343	10,264
March	13,895	11,256
April	14,553	11,594
May	14,565	11,600
June	14,565	11,602

### QUALITY

	Quantity	Base Number	Contract	LHB	Wales
% of FP17s for the same patient ID Re-attending within 3 months - Children	97	1,286	7.5%	8.5%	10.9%
% of FP17s for the same patient ID Re-attending within 3 months - Adults	703	4,928	14.3%	12.8%	16.2%
% of FP17s for the same patient ID Re-attending between 3 & 9 months - Children	822	1,286	63.9%	55.8%	59.0%
% of FP17s for the same patient ID Re-attending between 3 & 9 months - Adults	3,273	4,928	66.4%	52.3%	54.9%
% of FP17s for Band 1 Urgent Courses	318	6,062	5.2%	8.5%	9.0%
% of FP17s Relating to Free Repair or Replacements	99	6,062	1.6%	0.6%	0.7%
% of FP17s Relating to Continuations	153	6,062	2.5%	0.9%	0.8%
% of Patients satisfied with the dentistry they have received	28	31	90.3%	91.2%	92.0%
% of Patients satisfied with the time they had to wait for an appointment	28	31	90.3%	88.9%	88.1%

\* This is based on patients treated on this contract for their most recent course of treatment. Figures in italics indicate the base number of FP17s or Patient Questionnaire responses are less than 100. N/A is shown where the base number of responses is less than 10 during the period. % is calculated as Quantity/Base number\*100

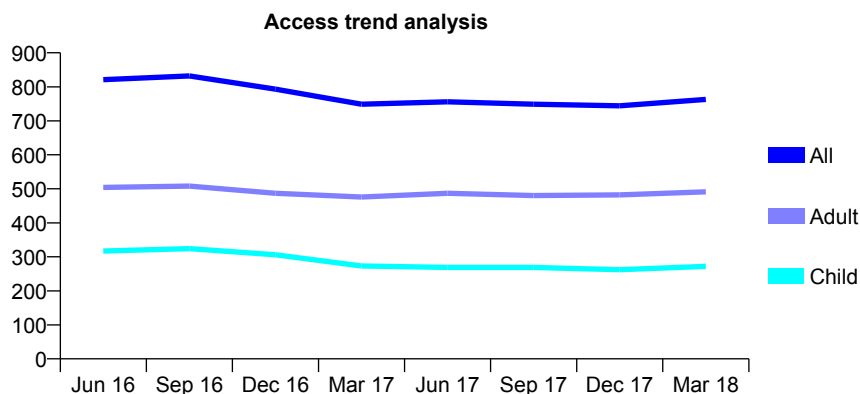
## 7A2 - Vital Signs At a Glance Contract Report for 172243/0001 - Year end March 2018

Name or company name	Adrian Chiriac
Contract type name	GDS Contract
Purpose of contract	General
Contract start date	01/04/2011
Contract end date	

17/18 Contracted general activity (UDA)	2,192
Carry forward general activity (UDA)	-29
17/18 Contracted orthodontic activity (UOA)	0
Carry forward orthodontic activity (UOA)	0
Baseline contract value	£60,344.34

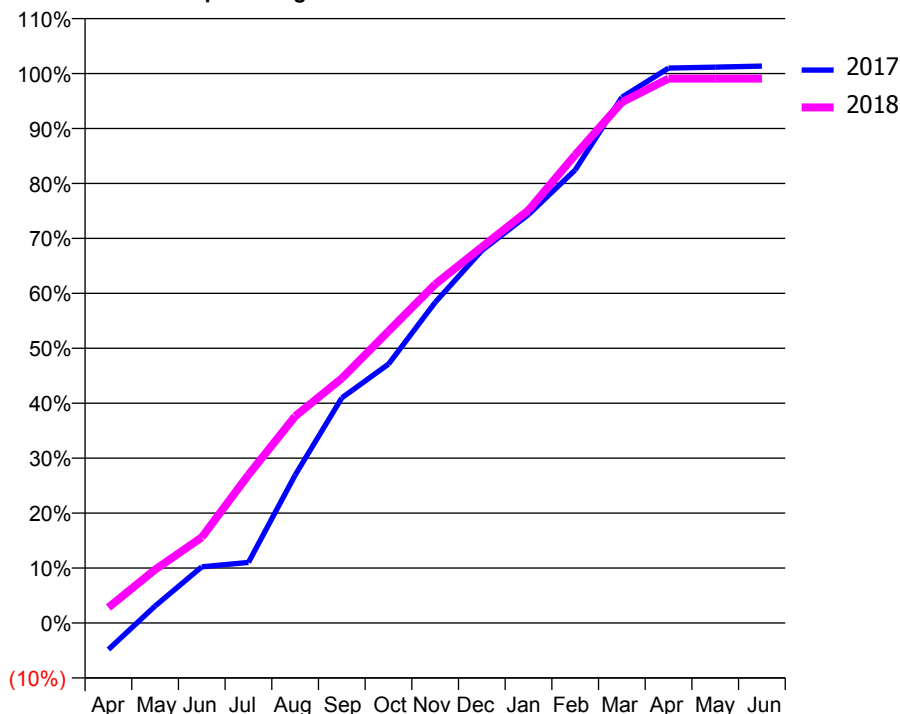
### ACCESS\*

Patients seen in 24 months	Total	Change since previous quarter
Quarter ending March 2017	749	
Quarter ending June 2017	756	→
Quarter ending September 2017	749	→
Quarter ending December 2017	744	→
Quarter ending March 2018	763	↑
<b>Variance since March 2017</b>	1.9%	→



### ACTIVITY

Cumulative percentage of contracted UDA delivered 2017 & 2018



Month	Adjusted Scheduled Activity (UDA)	
	2017	2018
April	-106	62
May	68	213
June	224	342
July	242	591
August	590	825
September	898	976
October	1,033	1,164
November	1,279	1,351
December	1,486	1,500
January	1,630	1,647
February	1,807	1,867
March	2,097	2,077
April	2,213	2,171
May	2,217	2,171
June	2,221	2,171

### QUALITY

	Quantity	Base Number	Contract	LHB	Wales
% of FP17s for the same patient ID Re-attending within 3 months - Children	41	483	8.5%	8.5%	10.9%
% of FP17s for the same patient ID Re-attending within 3 months - Adults	107	731	14.6%	12.8%	16.2%
% of FP17s for the same patient ID Re-attending between 3 & 9 months - Children	332	483	68.7%	55.8%	59.0%
% of FP17s for the same patient ID Re-attending between 3 & 9 months - Adults	416	731	56.9%	52.3%	54.9%
% of FP17s for Band 1 Urgent Courses	182	1,217	15.0%	8.5%	9.0%
% of FP17s Relating to Free Repair or Replacements	0	1,217	0.0%	0.6%	0.7%
% of FP17s Relating to Continuations	1	1,217	0.1%	0.9%	0.8%
% of Patients satisfied with the dentistry they have received	7	7	N/A	91.2%	92.0%
% of Patients satisfied with the time they had to wait for an appointment	7	7	N/A	88.9%	88.1%

\* This is based on patients treated on this contract for their most recent course of treatment. Figures in italics indicate the base number of FP17s or Patient Questionnaire responses are less than 100. N/A is shown where the base number of responses is less than 10 during the period. % is calculated as Quantity/Base number\*100

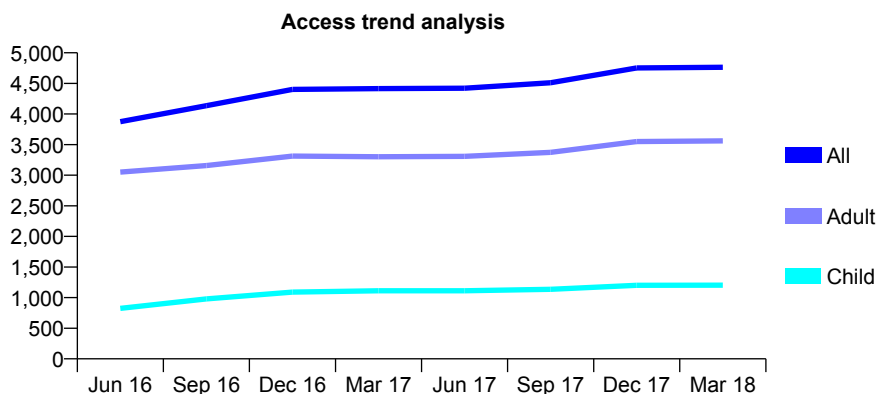
## 7A2 - Vital Signs At a Glance Contract Report for 175714/0001 - Year end March 2018

Name or company name	MSC Universal Limited
Contract type name	GDS Contract
Purpose of contract	General
Contract start date	01/12/2010
Contract end date	

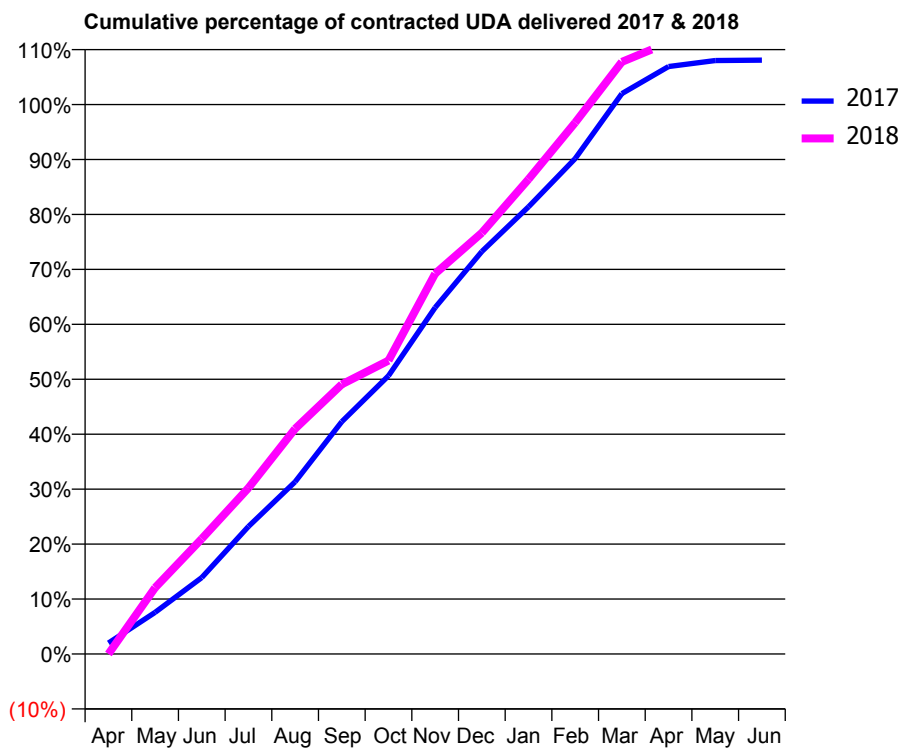
17/18 Contracted general activity (UDA)	15,000
Carry forward general activity (UDA)	0
17/18 Contracted orthodontic activity (UOA)	0
Carry forward orthodontic activity (UOA)	0
Baseline contract value	£449,300.48

### ACCESS\*

Patients seen in 24 months	Total	Change since previous quarter
Quarter ending March 2017	4,414	
Quarter ending June 2017	4,421	→
Quarter ending September 2017	4,511	↑
Quarter ending December 2017	4,753	↑
Quarter ending March 2018	4,764	→
<b>Variance since March 2017</b>	<b>7.9%</b>	<b>↑</b>



### ACTIVITY



Month	Adjusted Scheduled Activity (UDA)	
	2017	2018
April	301	0
May	1,137	1,810
June	2,089	3,148
July	3,480	4,533
August	4,701	6,149
September	6,342	7,363
October	7,596	8,010
November	9,458	10,383
December	10,986	11,497
January	12,208	12,960
February	13,523	14,507
March	15,298	16,165
April	16,034	16,692
May	16,200	16,698
June	16,210	16,698

### QUALITY

	Quantity	Base Number	Contract	LHB	Wales
% of FP17s for the same patient ID Re-attending within 3 months - Children	71	1,850	3.8%	8.5%	10.9%
% of FP17s for the same patient ID Re-attending within 3 months - Adults	668	5,846	11.4%	12.8%	16.2%
% of FP17s for the same patient ID Re-attending between 3 & 9 months - Children	1,223	1,850	66.1%	55.8%	59.0%
% of FP17s for the same patient ID Re-attending between 3 & 9 months - Adults	3,996	5,846	68.4%	52.3%	54.9%
% of FP17s for Band 1 Urgent Courses	270	7,558	3.6%	8.5%	9.0%
% of FP17s Relating to Free Repair or Replacements	46	7,558	0.6%	0.6%	0.7%
% of FP17s Relating to Continuations	170	7,558	2.2%	0.9%	0.8%
% of Patients satisfied with the dentistry they have received	24	26	92.3%	91.2%	92.0%
% of Patients satisfied with the time they had to wait for an appointment	23	26	88.5%	88.9%	88.1%

\* This is based on patients treated on this contract for their most recent course of treatment. Figures in italics indicate the base number of FP17s or Patient Questionnaire responses are less than 100. N/A is shown where the base number of responses is less than 10 during the period. % is calculated as Quantity/Base number\*100



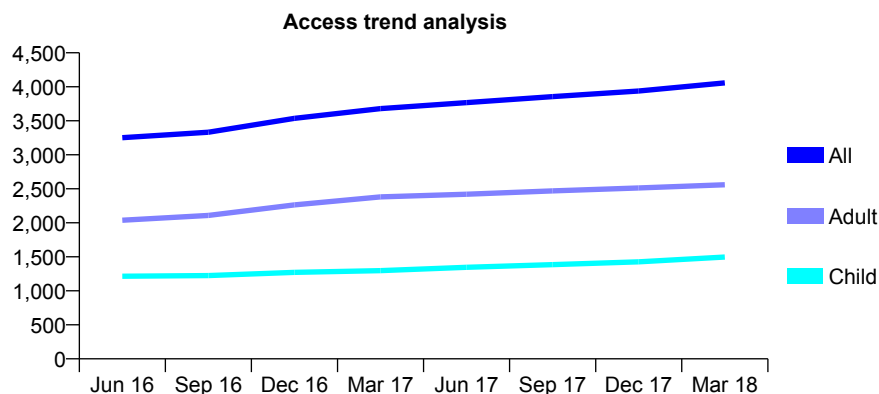
## 7A2 - Vital Signs At a Glance Contract Report for 177342/0001 - Year end March 2018

Name or company name	Whitecross Partnership Account
Contract type name	GDS Contract
Purpose of contract	General
Contract start date	01/01/2009
Contract end date	

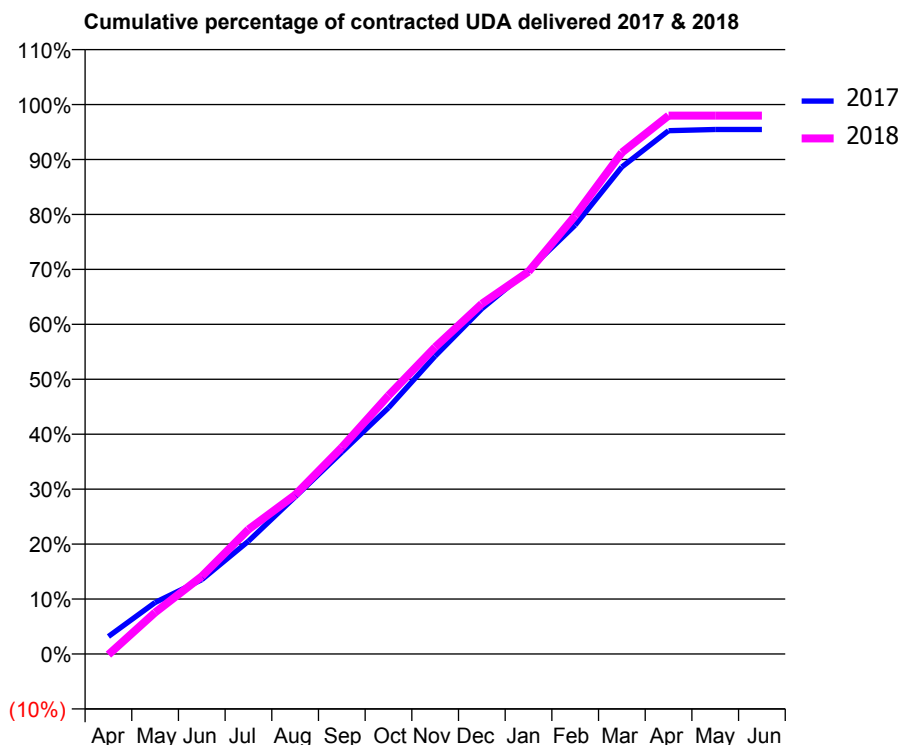
17/18 Contracted general activity (UDA)	11,593
Carry forward general activity (UDA)	528
17/18 Contracted orthodontic activity (UOA)	0
Carry forward orthodontic activity (UOA)	0
Baseline contract value	£396,913.46

### ACCESS\*

Patients seen in 24 months	Total	Change since previous quarter
Quarter ending March 2017	3,679	
Quarter ending June 2017	3,767	↑
Quarter ending September 2017	3,856	↑
Quarter ending December 2017	3,938	↑
Quarter ending March 2018	4,058	↑
<b>Variance since March 2017</b>	<b>10.3%</b>	<b>↑</b>



### ACTIVITY



Month	Adjusted Scheduled Activity (UDA)	
	2017	2018
April	369	-17
May	1,086	877
June	1,568	1,638
July	2,381	2,629
August	3,315	3,359
September	4,257	4,360
October	5,194	5,453
November	6,286	6,474
December	7,284	7,390
January	8,097	8,066
February	9,049	9,249
March	10,277	10,580
April	11,040	11,357
May	11,065	11,357
June	11,065	11,357

### QUALITY

	Quantity	Base Number	Contract	LHB	Wales
% of FP17s for the same patient ID Re-attending within 3 months - Children	134	2,242	6.0%	8.5%	10.9%
% of FP17s for the same patient ID Re-attending within 3 months - Adults	378	3,346	11.3%	12.8%	16.2%
% of FP17s for the same patient ID Re-attending between 3 & 9 months - Children	1,143	2,242	51.0%	55.8%	59.0%
% of FP17s for the same patient ID Re-attending between 3 & 9 months - Adults	1,783	3,346	53.3%	52.3%	54.9%
% of FP17s for Band 1 Urgent Courses	402	5,615	7.2%	8.5%	9.0%
% of FP17s Relating to Free Repair or Replacements	13	5,615	0.2%	0.6%	0.7%
% of FP17s Relating to Continuations	25	5,615	0.4%	0.9%	0.8%
% of Patients satisfied with the dentistry they have received	22	24	91.7%	91.2%	92.0%
% of Patients satisfied with the time they had to wait for an appointment	21	24	87.5%	88.9%	88.1%

\* This is based on patients treated on this contract for their most recent course of treatment. Figures in italics indicate the base number of FP17s or Patient Questionnaire responses are less than 100. N/A is shown where the base number of responses is less than 10 during the period. % is calculated as Quantity/Base number\*100

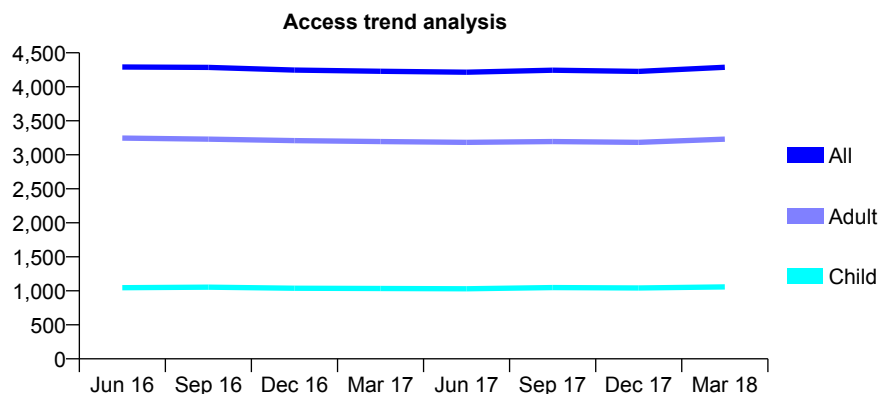
## 7A2 - Vital Signs At a Glance Contract Report for 187429/0001 - Year end March 2018

Name or company name	Fifield & Borsden
Contract type name	GDS Contract
Purpose of contract	General
Contract start date	01/04/2006
Contract end date	

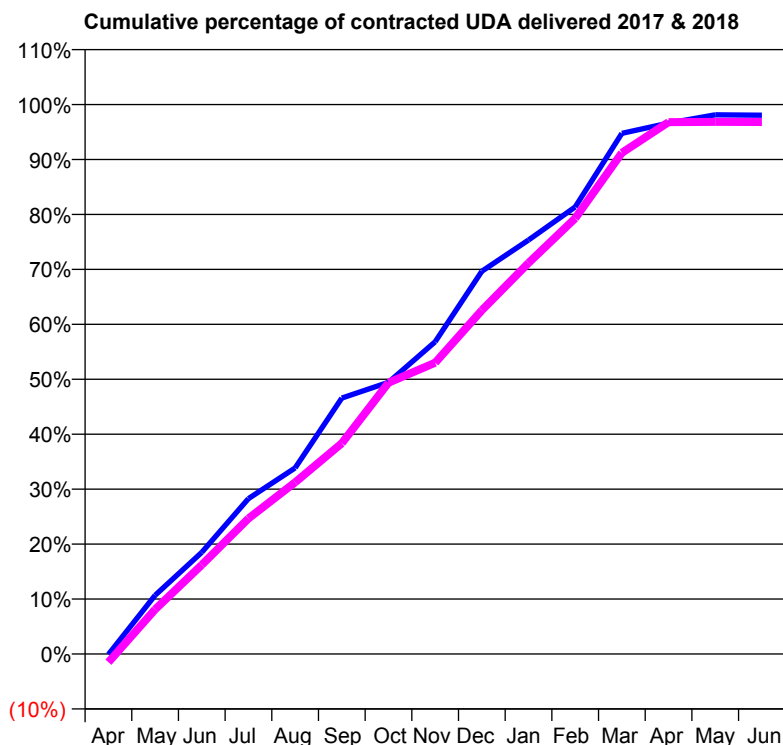
17/18 Contracted general activity (UDA)	15,000
Carry forward general activity (UDA)	294
17/18 Contracted orthodontic activity (UOA)	0
Carry forward orthodontic activity (UOA)	0
Baseline contract value	£349,887.46

### ACCESS\*

Patients seen in 24 months	Total	Change since previous quarter
Quarter ending March 2017	4,229	
Quarter ending June 2017	4,215	→
Quarter ending September 2017	4,244	→
Quarter ending December 2017	4,226	→
Quarter ending March 2018	4,287	→
<b>Variance since March 2017</b>	<b>1.4%</b>	<b>→</b>



### ACTIVITY



Month	Adjusted Scheduled Activity (UDA)	
	2017	2018
April	-13	-229
May	1,603	1,217
June	2,775	2,432
July	4,243	3,700
August	5,079	4,685
September	6,987	5,751
October	7,416	7,406
November	8,523	7,951
December	10,450	9,381
January	11,300	10,675
February	12,203	11,893
March	14,214	13,681
April	14,494	14,519
May	14,717	14,526
June	14,706	14,523

### QUALITY

	Quantity	Base Number	Contract	LHB	Wales
% of FP17s for the same patient ID Re-attending within 3 months - Children	108	1,928	5.6%	8.5%	10.9%
% of FP17s for the same patient ID Re-attending within 3 months - Adults	787	5,637	14.0%	12.8%	16.2%
% of FP17s for the same patient ID Re-attending between 3 & 9 months - Children	1,410	1,928	73.1%	55.8%	59.0%
% of FP17s for the same patient ID Re-attending between 3 & 9 months - Adults	3,836	5,637	68.1%	52.3%	54.9%
% of FP17s for Band 1 Urgent Courses	427	7,757	5.5%	8.5%	9.0%
% of FP17s Relating to Free Repair or Replacements	58	7,757	0.7%	0.6%	0.7%
% of FP17s Relating to Continuations	46	7,757	0.6%	0.9%	0.8%
% of Patients satisfied with the dentistry they have received	20	21	95.2%	91.2%	92.0%
% of Patients satisfied with the time they had to wait for an appointment	21	21	100.0%	88.9%	88.1%

\* This is based on patients treated on this contract for their most recent course of treatment. Figures in italics indicate the base number of FP17s or Patient Questionnaire responses are less than 100. N/A is shown where the base number of responses is less than 10 during the period. % is calculated as Quantity/Base number\*100

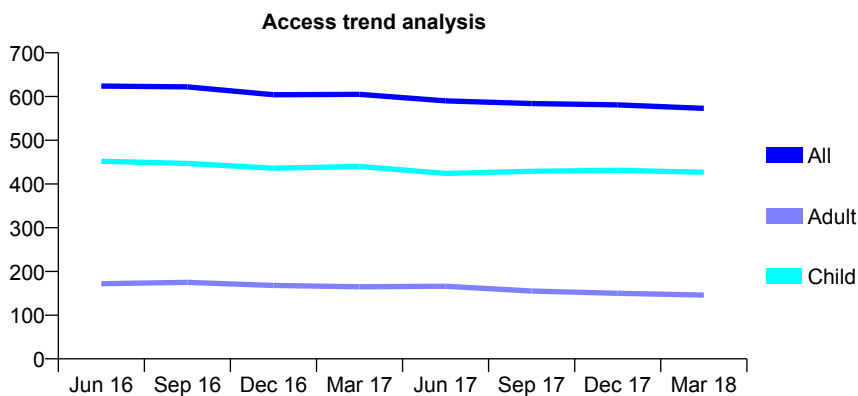
## 7A2 - Vital Signs At a Glance Contract Report for 212970/0001 - Year end March 2018

Name or company name	MRS SJ JOHNSON
Contract type name	GDS Contract
Purpose of contract	General
Contract start date	01/06/2006
Contract end date	

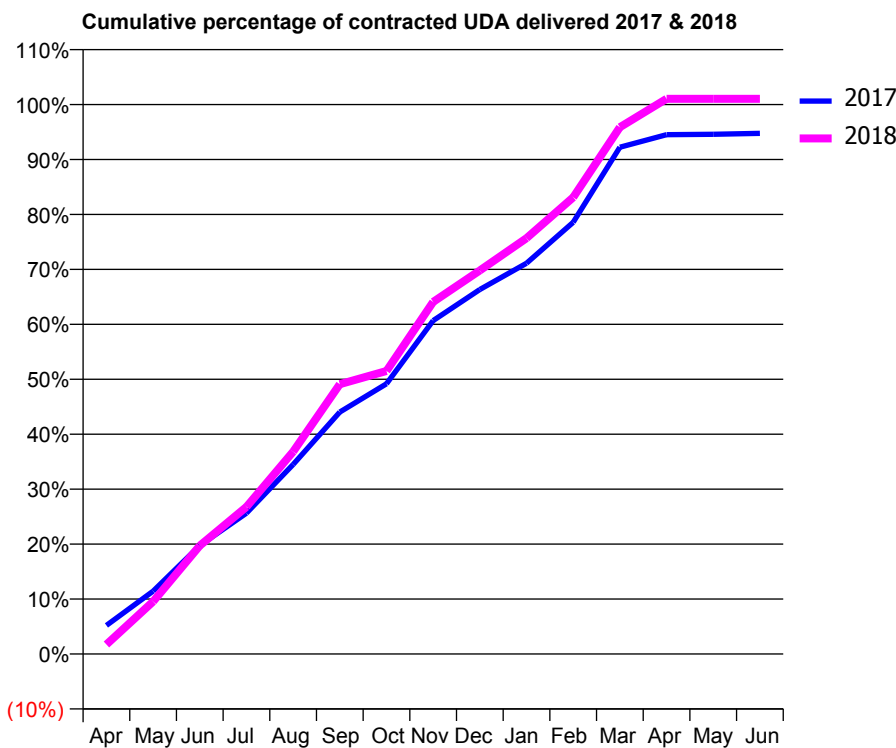
17/18 Contracted general activity (UDA)	1,150
Carry forward general activity (UDA)	0
17/18 Contracted orthodontic activity (UOA)	0
Carry forward orthodontic activity (UOA)	0
Baseline contract value	£31,240.44

### ACCESS\*

Patients seen in 24 months	Total	Change since previous quarter
Quarter ending March 2017	605	
Quarter ending June 2017	590	↓
Quarter ending September 2017	584	↓
Quarter ending December 2017	581	→
Quarter ending March 2018	573	↓
<b>Variance since March 2017</b>	<b>(5.3%)</b>	<b>↓</b>



### ACTIVITY



Month	Adjusted Scheduled Activity (UDA)	
	2017	2018
April	70	20
May	154	110
June	265	227
July	344	308
August	463	423
September	591	565
October	660	592
November	814	737
December	890	803
January	954	870
February	1,054	956
March	1,238	1,102
April	1,268	1,162
May	1,269	1,162
June	1,271	1,162

### QUALITY

	Quantity	Base Number	Contract	LHB	Wales
% of FP17s for the same patient ID Re-attending within 3 months - Children	64	638	10.0%	8.5%	10.9%
% of FP17s for the same patient ID Re-attending within 3 months - Adults	17	132	12.9%	12.8%	16.2%
% of FP17s for the same patient ID Re-attending between 3 & 9 months - Children	362	638	56.7%	55.8%	59.0%
% of FP17s for the same patient ID Re-attending between 3 & 9 months - Adults	37	132	28.0%	52.3%	54.9%
% of FP17s for Band 1 Urgent Courses	86	777	11.1%	8.5%	9.0%
% of FP17s Relating to Free Repair or Replacements	0	777	0.0%	0.6%	0.7%
% of FP17s Relating to Continuations	0	777	0.0%	0.9%	0.8%
% of Patients satisfied with the dentistry they have received	5	5	N/A	91.2%	92.0%
% of Patients satisfied with the time they had to wait for an appointment	4	5	N/A	88.9%	88.1%

\* This is based on patients treated on this contract for their most recent course of treatment. Figures in italics indicate the base number of FP17s or Patient Questionnaire responses are less than 100. N/A is shown where the base number of responses is less than 10 during the period. % is calculated as Quantity/Base number\*100

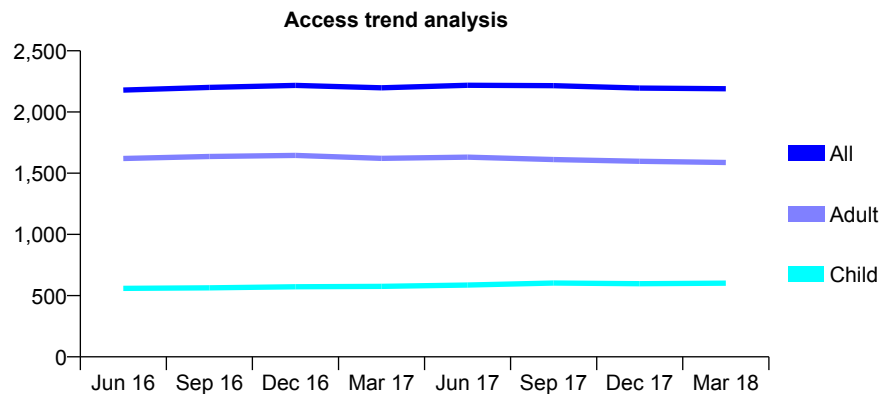
## 7A2 - Vital Signs At a Glance Contract Report for 222763/0001 - Year end March 2018

Name or company name	MR EW DANIELS
Contract type name	GDS Contract
Purpose of contract	General
Contract start date	01/11/2007
Contract end date	

17/18 Contracted general activity (UDA)	5,820
Carry forward general activity (UDA)	-284
17/18 Contracted orthodontic activity (UOA)	0
Carry forward orthodontic activity (UOA)	0
Baseline contract value	£139,950.17

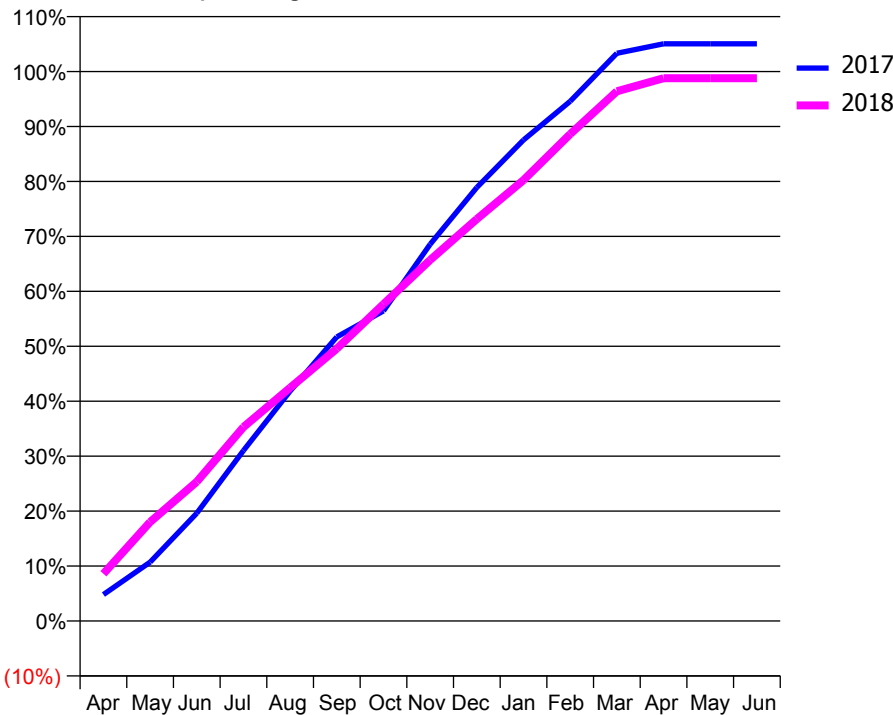
### ACCESS\*

Patients seen in 24 months	Total	Change since previous quarter
Quarter ending March 2017	2,198	
Quarter ending June 2017	2,218	→
Quarter ending September 2017	2,215	→
Quarter ending December 2017	2,195	→
Quarter ending March 2018	2,190	→
<b>Variance since March 2017</b>	<b>(0.4%)</b>	→



### ACTIVITY

Cumulative percentage of contracted UDA delivered 2017 & 2018



Month	Adjusted Scheduled Activity (UDA)	
	2017	2018
April	271	500
May	603	1,048
June	1,104	1,475
July	1,745	2,054
August	2,354	2,470
September	2,908	2,885
October	3,175	3,357
November	3,857	3,823
December	4,439	4,258
January	4,924	4,669
February	5,321	5,157
March	5,812	5,611
April	5,909	5,749
May	5,909	5,749
June	5,909	5,750

### QUALITY

	Quantity	Base Number	Contract	LHB	Wales
% of FP17s for the same patient ID Re-attending within 3 months - Children	35	961	3.6%	8.5%	10.9%
% of FP17s for the same patient ID Re-attending within 3 months - Adults	257	2,288	11.2%	12.8%	16.2%
% of FP17s for the same patient ID Re-attending between 3 & 9 months - Children	574	961	59.7%	55.8%	59.0%
% of FP17s for the same patient ID Re-attending between 3 & 9 months - Adults	1,187	2,288	51.9%	52.3%	54.9%
% of FP17s for Band 1 Urgent Courses	146	3,267	4.5%	8.5%	9.0%
% of FP17s Relating to Free Repair or Replacements	8	3,267	0.2%	0.6%	0.7%
% of FP17s Relating to Continuations	11	3,267	0.3%	0.9%	0.8%
% of Patients satisfied with the dentistry they have received	10	13	76.9%	91.2%	92.0%
% of Patients satisfied with the time they had to wait for an appointment	10	13	76.9%	88.9%	88.1%

\* This is based on patients treated on this contract for their most recent course of treatment. Figures in italics indicate the base number of FP17s or Patient Questionnaire responses are less than 100. N/A is shown where the base number of responses is less than 10 during the period. % is calculated as Quantity/Base number\*100

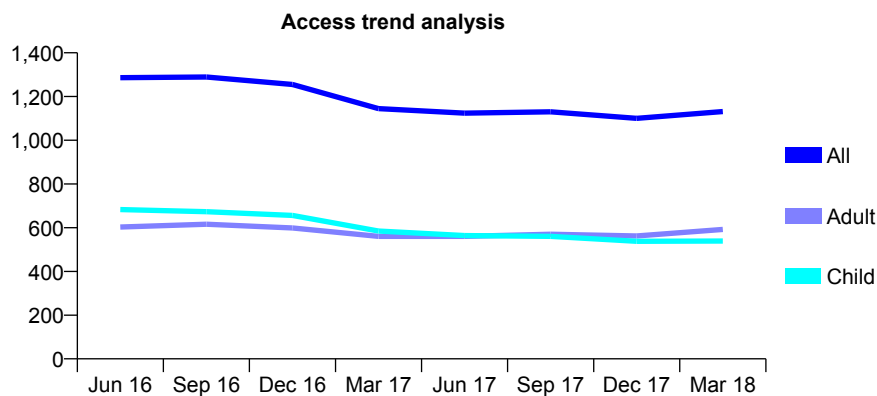
## 7A2 - Vital Signs At a Glance Contract Report for 273260/0001 - Year end March 2018

Name or company name	Portfield Dental Surgery
Contract type name	GDS Contract
Purpose of contract	General
Contract start date	01/02/2014
Contract end date	

17/18 Contracted general activity (UDA)	2,776
Carry forward general activity (UDA)	-30
17/18 Contracted orthodontic activity (UOA)	0
Carry forward orthodontic activity (UOA)	0
Baseline contract value	£76,951.12

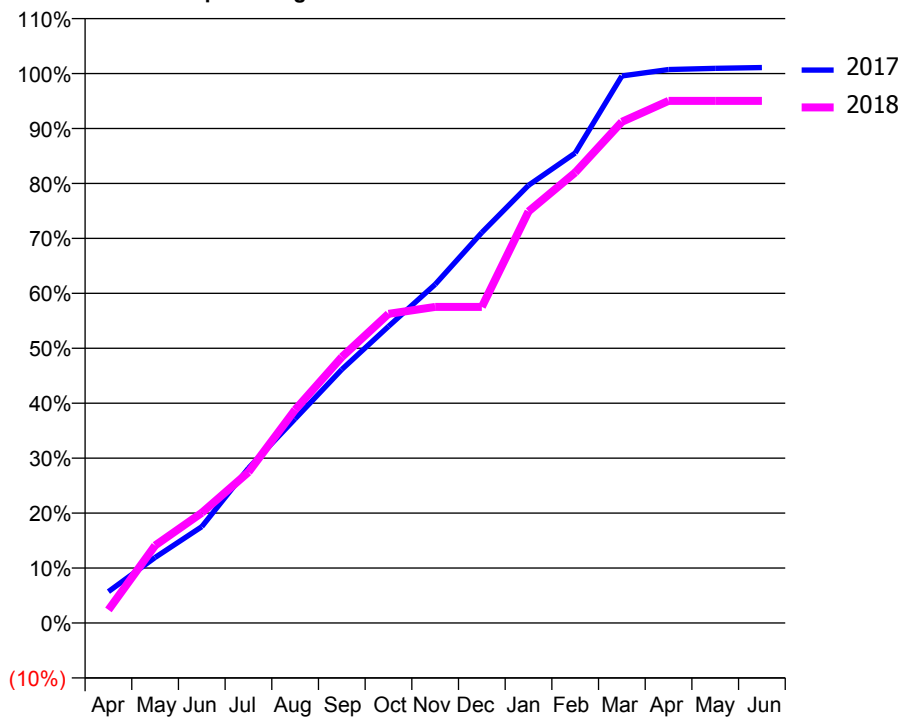
### ACCESS\*

Patients seen in 24 months	Total	Change since previous quarter
Quarter ending March 2017	1,145	
Quarter ending June 2017	1,124	↓
Quarter ending September 2017	1,130	→
Quarter ending December 2017	1,100	↓
Quarter ending March 2018	1,131	↑
<b>Variance since March 2017</b>	<b>(1.2%)</b>	<b>↓</b>



### ACTIVITY

Cumulative percentage of contracted UDA delivered 2017 & 2018



Month	Adjusted Scheduled Activity (UDA)	
	2017	2018
April	159	67
May	331	392
June	487	557
July	783	762
August	1,032	1,077
September	1,281	1,343
October	1,499	1,562
November	1,711	1,597
December	1,973	1,597
January	2,211	2,079
February	2,375	2,276
March	2,764	2,532
April	2,796	2,638
May	2,802	2,638
June	2,806	2,638

### QUALITY

	Quantity	Base Number	Contract	LHB	Wales
% of FP17s for the same patient ID Re-attending within 3 months - Children	93	923	10.1%	8.5%	10.9%
% of FP17s for the same patient ID Re-attending within 3 months - Adults	75	725	10.3%	12.8%	16.2%
% of FP17s for the same patient ID Re-attending between 3 & 9 months - Children	607	923	65.8%	55.8%	59.0%
% of FP17s for the same patient ID Re-attending between 3 & 9 months - Adults	360	725	49.7%	52.3%	54.9%
% of FP17s for Band 1 Urgent Courses	236	1,696	13.9%	8.5%	9.0%
% of FP17s Relating to Free Repair or Replacements	3	1,696	0.2%	0.6%	0.7%
% of FP17s Relating to Continuations	5	1,696	0.3%	0.9%	0.8%
% of Patients satisfied with the dentistry they have received	7	10	70.0%	91.2%	92.0%
% of Patients satisfied with the time they had to wait for an appointment	8	10	80.0%	88.9%	88.1%

\* This is based on patients treated on this contract for their most recent course of treatment. Figures in italics indicate the base number of FP17s or Patient Questionnaire responses are less than 100. N/A is shown where the base number of responses is less than 10 during the period. % is calculated as Quantity/Base number\*100

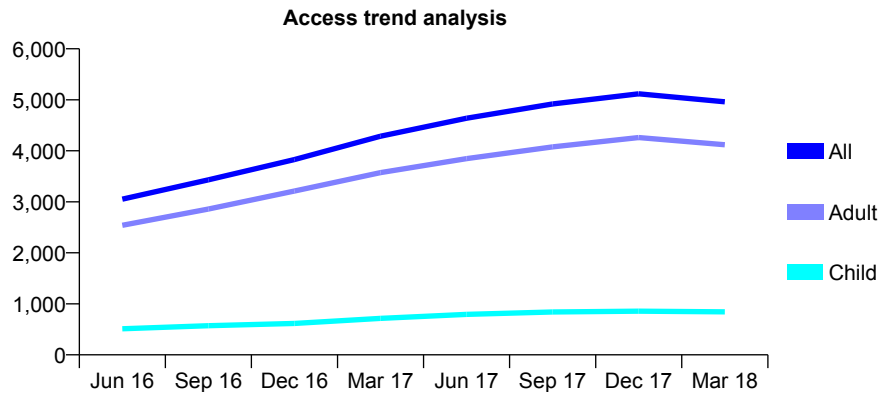
## 7A2 - Vital Signs At a Glance Contract Report for 282928/0001 - Year end March 2018

Name or company name	MR JR HAYDEN
Contract type name	GDS Contract
Purpose of contract	General
Contract start date	14/02/2014
Contract end date	

17/18 Contracted general activity (UDA)	14,686
Carry forward general activity (UDA)	215
17/18 Contracted orthodontic activity (UOA)	0
Carry forward orthodontic activity (UOA)	0
Baseline contract value	£362,834.13

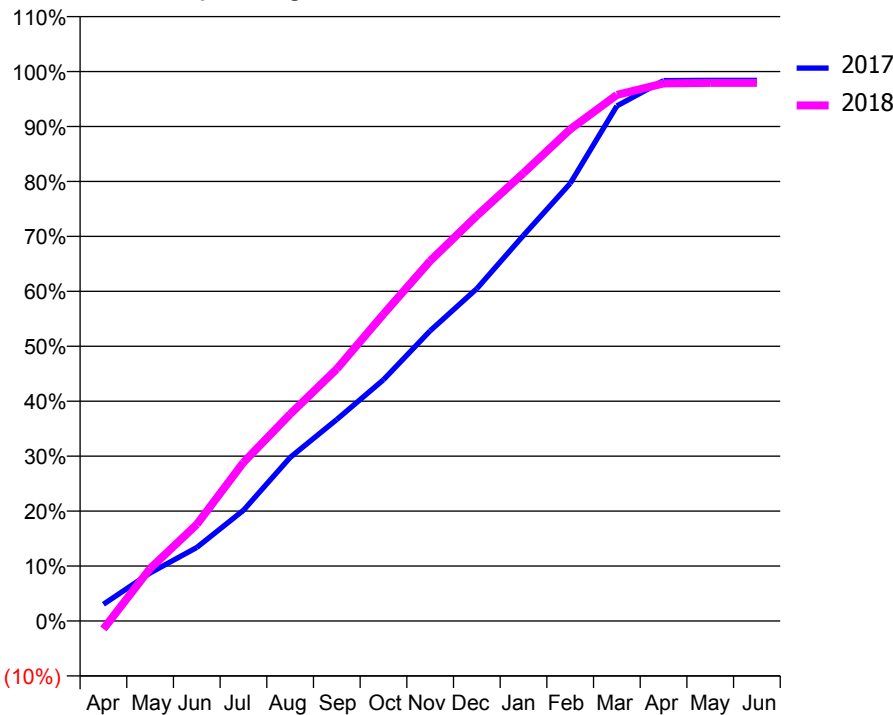
### ACCESS\*

Patients seen in 24 months	Total	Change since previous quarter
Quarter ending March 2017	4,287	
Quarter ending June 2017	4,640	↑
Quarter ending September 2017	4,919	↑
Quarter ending December 2017	5,118	↑
Quarter ending March 2018	4,962	↓
<b>Variance since March 2017</b>	<b>15.7%</b>	<b>↑</b>



### ACTIVITY

**Cumulative percentage of contracted UDA delivered 2017 & 2018**



Month	Adjusted Scheduled Activity (UDA)	
	2017	2018
April	448	-215
May	1,283	1,402
June	1,963	2,582
July	2,957	4,240
August	4,368	5,531
September	5,384	6,739
October	6,445	8,202
November	7,750	9,625
December	8,876	10,832
January	10,301	11,971
February	11,688	13,143
March	13,756	14,061
April	14,432	14,367
May	14,439	14,381
June	14,441	14,381

### QUALITY

	Quantity	Base Number	Contract	LHB	Wales
% of FP17s for the same patient ID Re-attending within 3 months - Children	107	1,320	8.1%	8.5%	10.9%
% of FP17s for the same patient ID Re-attending within 3 months - Adults	1,019	6,244	16.3%	12.8%	16.2%
% of FP17s for the same patient ID Re-attending between 3 & 9 months - Children	738	1,320	55.9%	55.8%	59.0%
% of FP17s for the same patient ID Re-attending between 3 & 9 months - Adults	3,266	6,244	52.3%	52.3%	54.9%
% of FP17s for Band 1 Urgent Courses	1,318	7,445	17.7%	8.5%	9.0%
% of FP17s Relating to Free Repair or Replacements	82	7,445	1.1%	0.6%	0.7%
% of FP17s Relating to Continuations	51	7,445	0.7%	0.9%	0.8%
% of Patients satisfied with the dentistry they have received	20	25	80.0%	91.2%	92.0%
% of Patients satisfied with the time they had to wait for an appointment	22	25	88.0%	88.9%	88.1%

\* This is based on patients treated on this contract for their most recent course of treatment. Figures in italics indicate the base number of FP17s or Patient Questionnaire responses are less than 100. N/A is shown where the base number of responses is less than 10 during the period. % is calculated as Quantity/Base number\*100

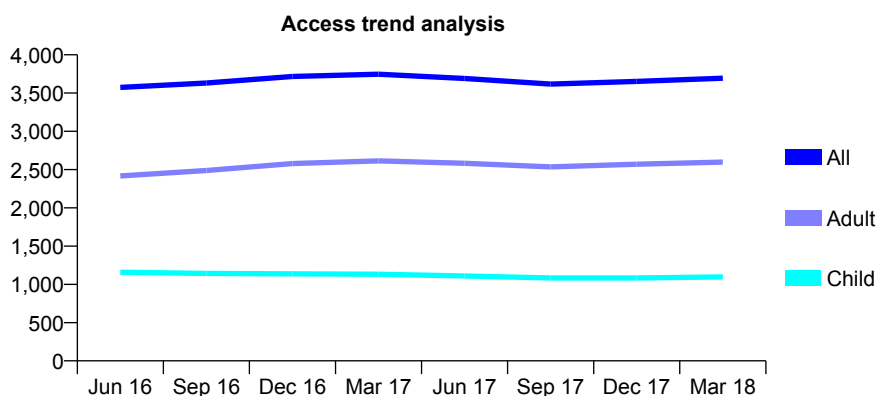
## 7A2 - Vital Signs At a Glance Contract Report for 573361/0001 - Year end March 2018

Name or company name	MR D CLARKE
Contract type name	GDS Contract
Purpose of contract	General
Contract start date	01/04/2006
Contract end date	

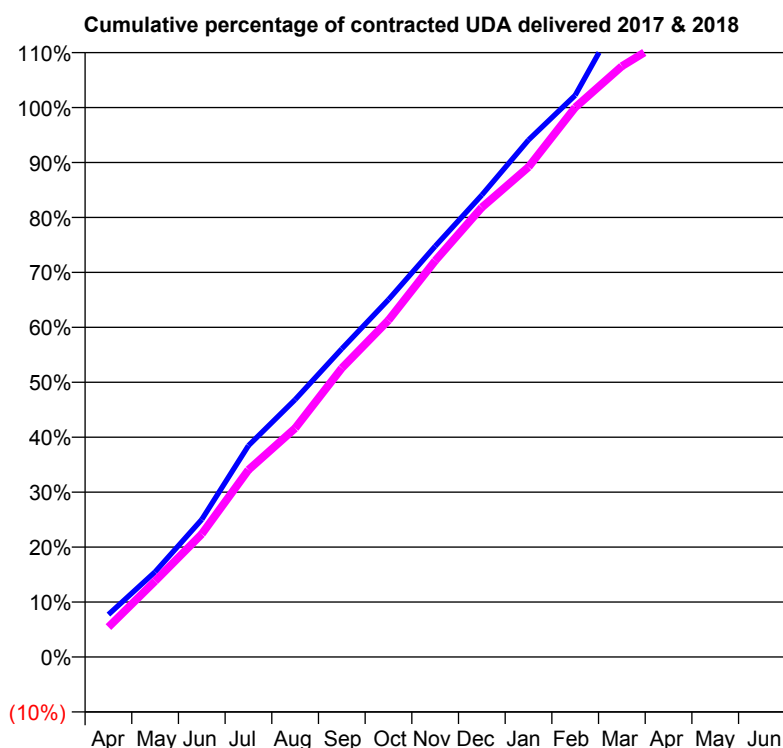
17/18 Contracted general activity (UDA)	9,242
Carry forward general activity (UDA)	-186
17/18 Contracted orthodontic activity (UOA)	0
Carry forward orthodontic activity (UOA)	0
Baseline contract value	£307,070.38

### ACCESS\*

Patients seen in 24 months	Total	Change since previous quarter
Quarter ending March 2017	3,746	
Quarter ending June 2017	3,691	↓
Quarter ending September 2017	3,618	↓
Quarter ending December 2017	3,653	→
Quarter ending March 2018	3,694	→
<b>Variance since March 2017</b>	<b>(1.4%)</b>	<b>↓</b>



### ACTIVITY



Month	Adjusted Scheduled Activity (UDA)	
	2017	2018
April	714	504
May	1,433	1,277
June	2,313	2,070
July	3,557	3,148
August	4,329	3,847
September	5,185	4,860
October	6,012	5,664
November	6,908	6,664
December	7,769	7,561
January	8,696	8,240
February	9,447	9,244
March	10,854	9,937
April	11,255	10,416
May	11,242	10,412
June	11,248	10,428

### QUALITY

	Quantity	Base Number	Contract	LHB	Wales
% of FP17s for the same patient ID Re-attending within 3 months - Children	56	1,545	3.6%	8.5%	10.9%
% of FP17s for the same patient ID Re-attending within 3 months - Adults	286	2,759	10.4%	12.8%	16.2%
% of FP17s for the same patient ID Re-attending between 3 & 9 months - Children	865	1,545	56.0%	55.8%	59.0%
% of FP17s for the same patient ID Re-attending between 3 & 9 months - Adults	1,163	2,759	42.2%	52.3%	54.9%
% of FP17s for Band 1 Urgent Courses	595	4,352	13.7%	8.5%	9.0%
% of FP17s Relating to Free Repair or Replacements	0	4,352	0.0%	0.6%	0.7%
% of FP17s Relating to Continuations	5	4,352	0.1%	0.9%	0.8%
% of Patients satisfied with the dentistry they have received	20	22	90.9%	91.2%	92.0%
% of Patients satisfied with the time they had to wait for an appointment	20	22	90.9%	88.9%	88.1%

\* This is based on patients treated on this contract for their most recent course of treatment. Figures in italics indicate the base number of FP17s or Patient Questionnaire responses are less than 100. N/A is shown where the base number of responses is less than 10 during the period. % is calculated as Quantity/Base number\*100



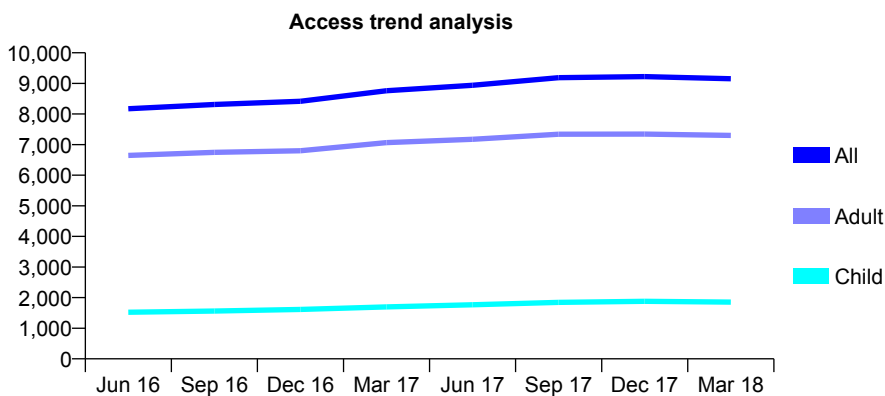
## 7A2 - Vital Signs At a Glance Contract Report for 648671/0001 - Year end March 2018

Name or company name	MR AJ BEAZLEY
Contract type name	GDS Contract
Purpose of contract	General
Contract start date	01/04/2006
Contract end date	

17/18 Contracted general activity (UDA)	25,675
Carry forward general activity (UDA)	143
17/18 Contracted orthodontic activity (UOA)	0
Carry forward orthodontic activity (UOA)	0
Baseline contract value	£831,820.13

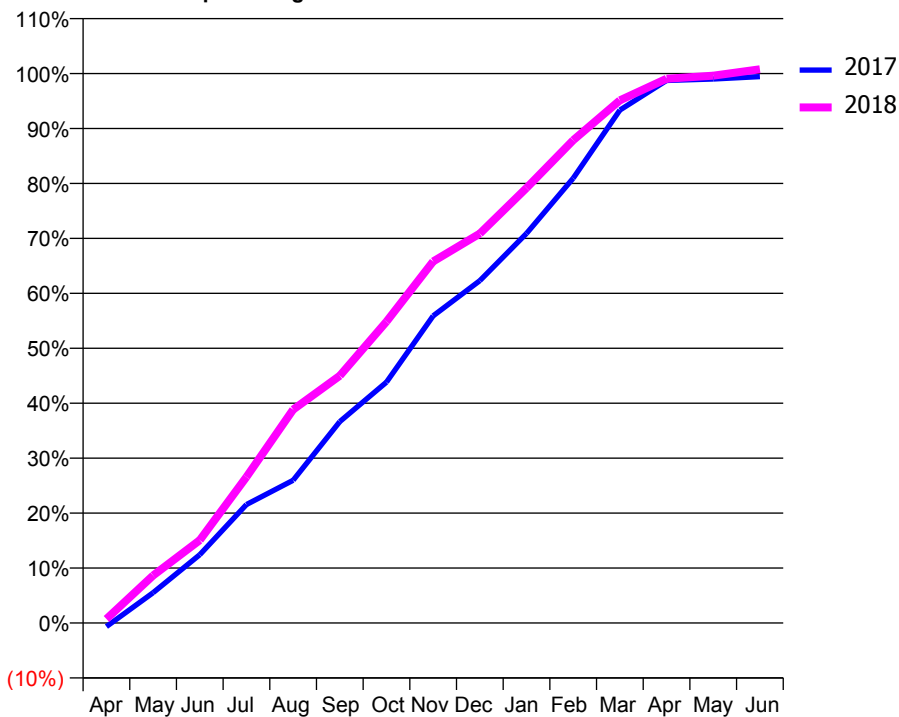
### ACCESS\*

Patients seen in 24 months	Total	Change since previous quarter
Quarter ending March 2017	8,761	
Quarter ending June 2017	8,941	↑
Quarter ending September 2017	9,186	↑
Quarter ending December 2017	9,223	→
Quarter ending March 2018	9,152	→
<b>Variance since March 2017</b>	<b>4.5%</b>	<b>↑</b>



### ACTIVITY

**Cumulative percentage of contracted UDA delivered 2017 & 2018**



Month	Adjusted Scheduled Activity (UDA)	
	2017	2018
April	-165	189
May	1,367	2,223
June	3,087	3,872
July	5,353	6,824
August	6,445	9,972
September	9,093	11,557
October	10,880	14,086
November	13,869	16,893
December	15,462	18,195
January	17,592	20,325
February	20,082	22,560
March	23,162	24,423
April	24,496	25,432
May	24,564	25,576
June	24,670	25,872

### QUALITY

	Quantity	Base Number	Contract	LHB	Wales
% of FP17s for the same patient ID Re-attending within 3 months - Children	198	2,752	7.2%	8.5%	10.9%
% of FP17s for the same patient ID Re-attending within 3 months - Adults	1,305	9,871	13.2%	12.8%	16.2%
% of FP17s for the same patient ID Re-attending between 3 & 9 months - Children	1,528	2,752	55.5%	55.8%	59.0%
% of FP17s for the same patient ID Re-attending between 3 & 9 months - Adults	4,893	9,871	49.6%	52.3%	54.9%
% of FP17s for Band 1 Urgent Courses	858	12,719	6.7%	8.5%	9.0%
% of FP17s Relating to Free Repair or Replacements	129	12,719	1.0%	0.6%	0.7%
% of FP17s Relating to Continuations	71	12,719	0.6%	0.9%	0.8%
% of Patients satisfied with the dentistry they have received	43	45	95.6%	91.2%	92.0%
% of Patients satisfied with the time they had to wait for an appointment	42	45	93.3%	88.9%	88.1%

\* This is based on patients treated on this contract for their most recent course of treatment. Figures in italics indicate the base number of FP17s or Patient Questionnaire responses are less than 100. N/A is shown where the base number of responses is less than 10 during the period. % is calculated as Quantity/Base number\*100

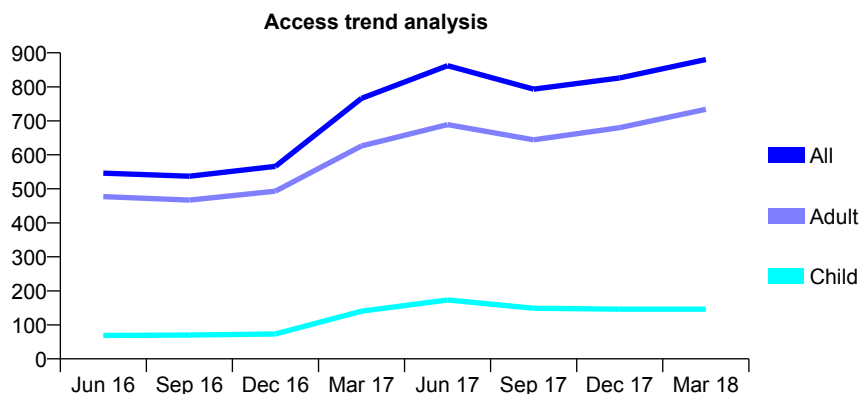
## 7A2 - Vital Signs At a Glance Contract Report for 648671/0005 - Year end March 2018

Name or company name	MR AJ BEAZLEY
Contract type name	GDS Contract
Purpose of contract	General
Contract start date	01/05/2015
Contract end date	

17/18 Contracted general activity (UDA)	1,764
Carry forward general activity (UDA)	-14
17/18 Contracted orthodontic activity (UOA)	0
Carry forward orthodontic activity (UOA)	0
Baseline contract value	£58,666.45

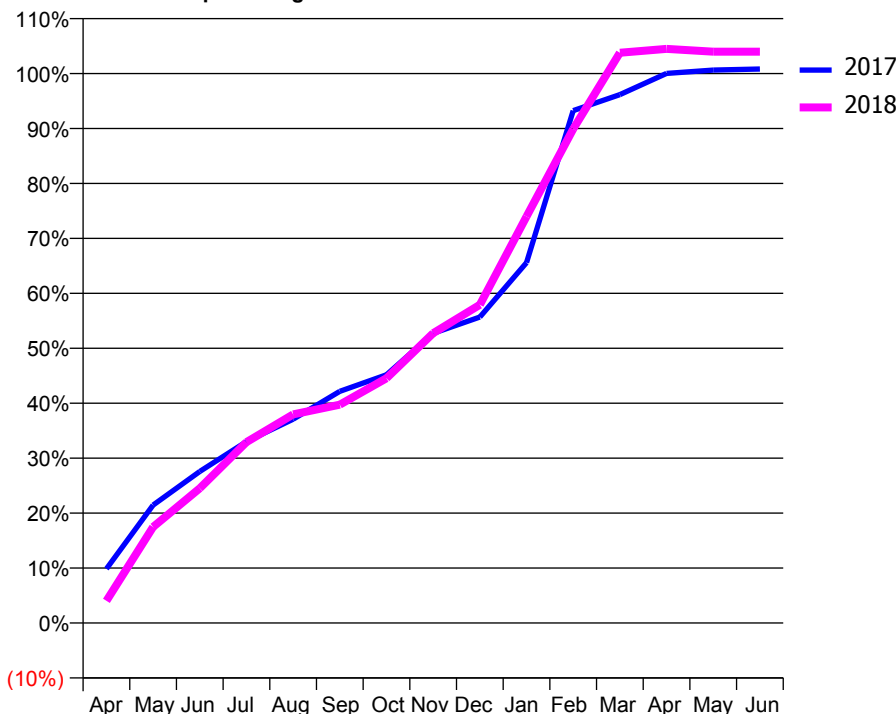
### ACCESS\*

Patients seen in 24 months	Total	Change since previous quarter
Quarter ending March 2017	766	
Quarter ending June 2017	862	↑
Quarter ending September 2017	793	↓
Quarter ending December 2017	826	↑
Quarter ending March 2018	880	↑
<b>Variance since March 2017</b>	<b>14.9%</b>	<b>↑</b>



### ACTIVITY

Cumulative percentage of contracted UDA delivered 2017 & 2018



Adjusted Scheduled Activity (UDA)

Month	2017	2018
April	174	71
May	379	308
June	487	433
July	582	581
August	654	670
September	744	701
October	797	786
November	930	931
December	982	1,022
January	1,157	1,305
February	1,645	1,586
March	1,696	1,831
April	1,764	1,843
May	1,775	1,834
June	1,778	1,834

### QUALITY

	Quantity	Base Number	Contract	LHB	Wales
% of FP17s for the same patient ID Re-attending within 3 months - Children	3	151	2.0%	8.5%	10.9%
% of FP17s for the same patient ID Re-attending within 3 months - Adults	45	760	5.9%	12.8%	16.2%
% of FP17s for the same patient ID Re-attending between 3 & 9 months - Children	3	151	2.0%	55.8%	59.0%
% of FP17s for the same patient ID Re-attending between 3 & 9 months - Adults	17	760	2.2%	52.3%	54.9%
% of FP17s for Band 1 Urgent Courses	476	887	53.7%	8.5%	9.0%
% of FP17s Relating to Free Repair or Replacements	1	887	0.1%	0.6%	0.7%
% of FP17s Relating to Continuations	0	887	0.0%	0.9%	0.8%
% of Patients satisfied with the dentistry they have received	1	1	N/A	91.2%	92.0%
% of Patients satisfied with the time they had to wait for an appointment	1	1	N/A	88.9%	88.1%

\* This is based on patients treated on this contract for their most recent course of treatment. Figures in italics indicate the base number of FP17s or Patient Questionnaire responses are less than 100. N/A is shown where the base number of responses is less than 10 during the period. % is calculated as Quantity/Base number\*100

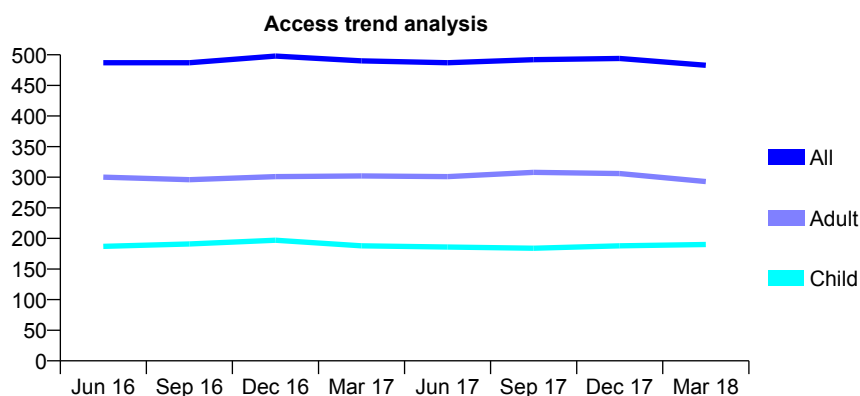
## 7A2 - Vital Signs At a Glance Contract Report for 722529/0001 - Year end March 2018

Name or company name	MR G REES
Contract type name	GDS Contract
Purpose of contract	General
Contract start date	01/04/2006
Contract end date	

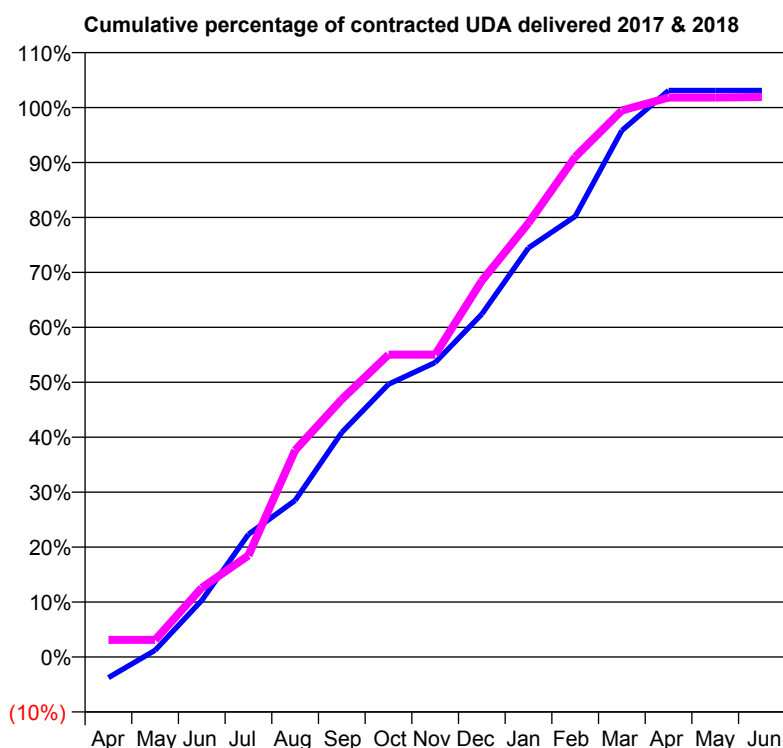
17/18 Contracted general activity (UDA)	1,057
Carry forward general activity (UDA)	-33
17/18 Contracted orthodontic activity (UOA)	0
Carry forward orthodontic activity (UOA)	0
Baseline contract value	£25,158.20

### ACCESS\*

Patients seen in 24 months	Total	Change since previous quarter
Quarter ending March 2017	490	
Quarter ending June 2017	487	→
Quarter ending September 2017	492	→
Quarter ending December 2017	494	→
Quarter ending March 2018	483	↓
<b>Variance since March 2017</b>	<b>(1.4%)</b>	<b>↓</b>



### ACTIVITY



Month	Adjusted Scheduled Activity (UDA)	
	2017	2018
April	-40	33
May	13	33
June	109	133
July	236	195
August	301	398
September	432	496
October	525	582
November	567	582
December	660	724
January	787	835
February	848	962
March	1,013	1,051
April	1,090	1,076
May	1,090	1,076
June	1,090	1,077

### QUALITY

	Quantity	Base Number	Contract	LHB	Wales
% of FP17s for the same patient ID Re-attending within 3 months - Children	3	270	1.1%	8.5%	10.9%
% of FP17s for the same patient ID Re-attending within 3 months - Adults	27	339	8.0%	12.8%	16.2%
% of FP17s for the same patient ID Re-attending between 3 & 9 months - Children	131	270	48.5%	55.8%	59.0%
% of FP17s for the same patient ID Re-attending between 3 & 9 months - Adults	150	339	44.2%	52.3%	54.9%
% of FP17s for Band 1 Urgent Courses	6	596	1.0%	8.5%	9.0%
% of FP17s Relating to Free Repair or Replacements	0	596	0.0%	0.6%	0.7%
% of FP17s Relating to Continuations	1	596	0.2%	0.9%	0.8%
% of Patients satisfied with the dentistry they have received	0	0	N/A	91.2%	92.0%
% of Patients satisfied with the time they had to wait for an appointment	0	0	N/A	88.9%	88.1%

\* This is based on patients treated on this contract for their most recent course of treatment. Figures in italics indicate the base number of FP17s or Patient Questionnaire responses are less than 100. N/A is shown where the base number of responses is less than 10 during the period. % is calculated as Quantity/Base number\*100

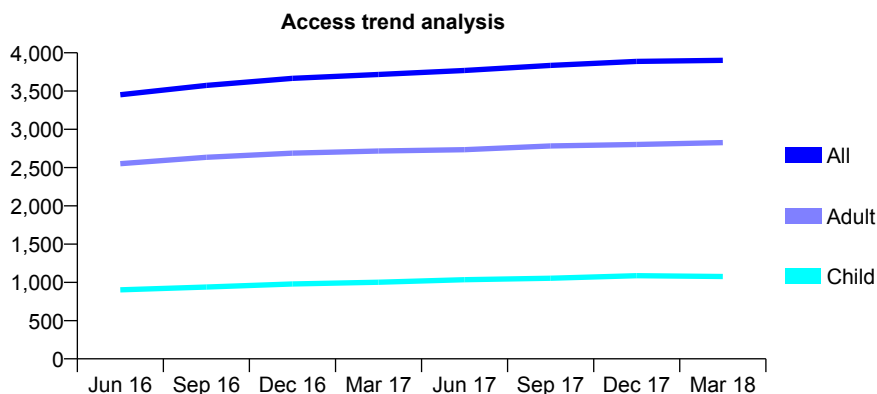
## 7A2 - Vital Signs At a Glance Contract Report for 819476/0001 - Year end March 2018

Name or company name	MISS FL BEVAN
Contract type name	GDS Contract
Purpose of contract	General
Contract start date	01/04/2006
Contract end date	

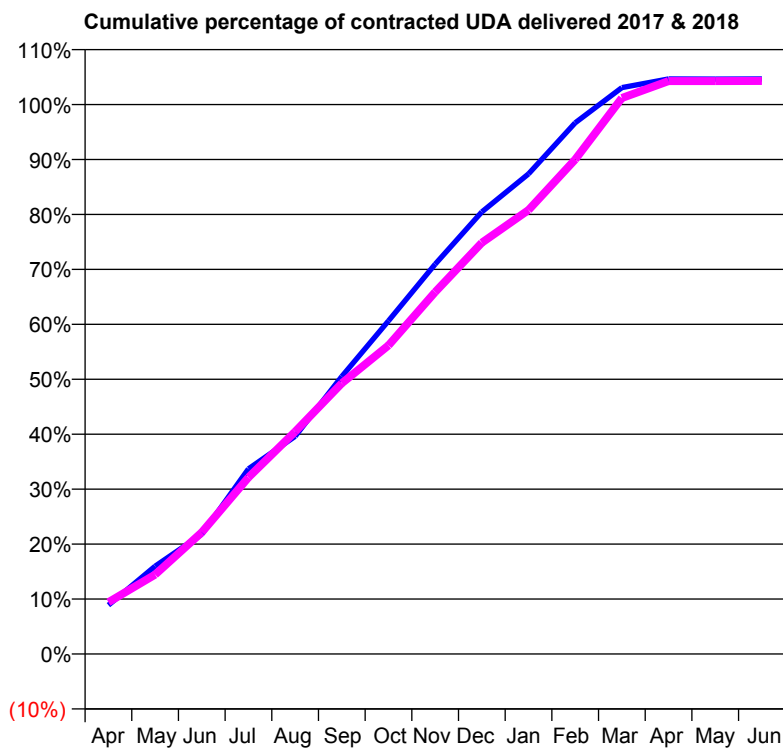
17/18 Contracted general activity (UDA)	8,322
Carry forward general activity (UDA)	-375
17/18 Contracted orthodontic activity (UOA)	0
Carry forward orthodontic activity (UOA)	0
Baseline contract value	£233,196.72

### ACCESS\*

Patients seen in 24 months	Total	Change since previous quarter
Quarter ending March 2017	3,717	
Quarter ending June 2017	3,769	→
Quarter ending September 2017	3,836	→
Quarter ending December 2017	3,888	→
Quarter ending March 2018	3,902	→
<b>Variance since March 2017</b>	<b>5.0%</b>	<b>↑</b>



### ACTIVITY



Month	Adjusted Scheduled Activity (UDA)	
	2017	2018
April	716	784
May	1,286	1,202
June	1,755	1,844
July	2,710	2,674
August	3,185	3,368
September	4,064	4,101
October	4,877	4,674
November	5,706	5,482
December	6,471	6,230
January	7,027	6,723
February	7,775	7,490
March	8,290	8,420
April	8,417	8,676
May	8,416	8,676
June	8,418	8,678

### QUALITY

	Quantity	Base Number	Contract	LHB	Wales
% of FP17s for the same patient ID Re-attending within 3 months - Children	33	1,312	2.5%	8.5%	10.9%
% of FP17s for the same patient ID Re-attending within 3 months - Adults	285	3,495	8.2%	12.8%	16.2%
% of FP17s for the same patient ID Re-attending between 3 & 9 months - Children	643	1,312	49.0%	55.8%	59.0%
% of FP17s for the same patient ID Re-attending between 3 & 9 months - Adults	1,937	3,495	55.4%	52.3%	54.9%
% of FP17s for Band 1 Urgent Courses	411	4,912	8.4%	8.5%	9.0%
% of FP17s Relating to Free Repair or Replacements	1	4,912	0.0%	0.6%	0.7%
% of FP17s Relating to Continuations	0	4,912	0.0%	0.9%	0.8%
% of Patients satisfied with the dentistry they have received	12	14	85.7%	91.2%	92.0%
% of Patients satisfied with the time they had to wait for an appointment	12	14	85.7%	88.9%	88.1%

\* This is based on patients treated on this contract for their most recent course of treatment. Figures in italics indicate the base number of FP17s or Patient Questionnaire responses are less than 100. N/A is shown where the base number of responses is less than 10 during the period. % is calculated as Quantity/Base number\*100

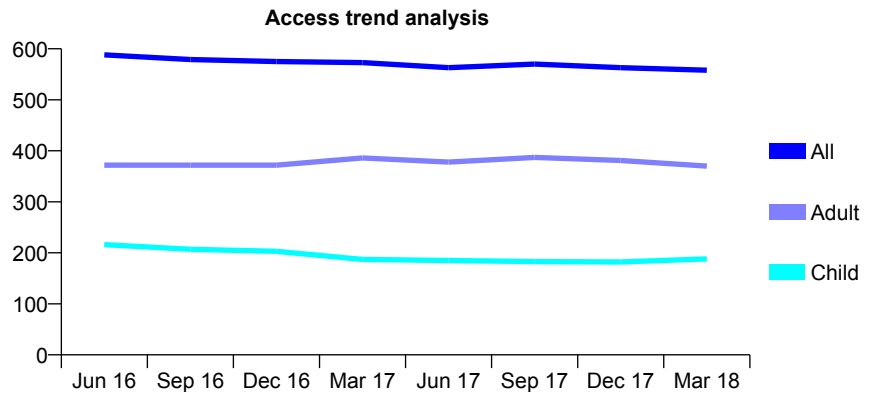
## 7A2 - Vital Signs At a Glance Contract Report for 819484/0001 - Year end March 2018

Name or company name	MRS SP PHILLIPS
Contract type name	GDS Contract
Purpose of contract	General
Contract start date	01/04/2006
Contract end date	

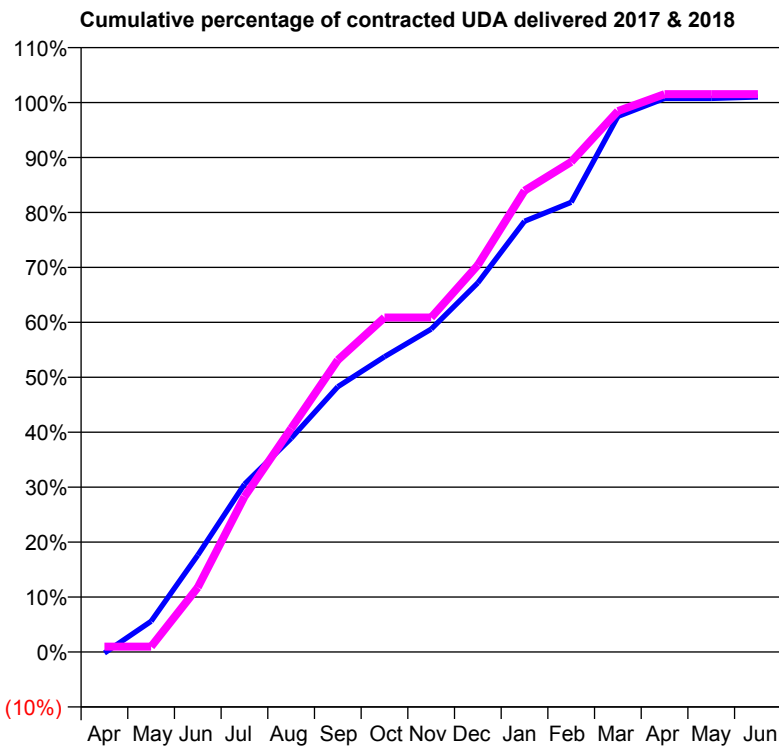
17/18 Contracted general activity (UDA)	1,414
Carry forward general activity (UDA)	-14
17/18 Contracted orthodontic activity (UOA)	0
Carry forward orthodontic activity (UOA)	0
Baseline contract value	£32,977.90

### ACCESS\*

Patients seen in 24 months	Total	Change since previous quarter
Quarter ending March 2017	573	
Quarter ending June 2017	563	↓
Quarter ending September 2017	570	→
Quarter ending December 2017	563	↓
Quarter ending March 2018	558	→
<b>Variance since March 2017</b>	<b>(2.6%)</b>	<b>↓</b>



### ACTIVITY



Month	Adjusted Scheduled Activity (UDA)	
	2017	2018
April	-3	14
May	79	14
June	249	166
July	432	400
August	550	575
September	683	751
October	760	861
November	831	861
December	950	996
January	1,109	1,187
February	1,157	1,261
March	1,378	1,392
April	1,424	1,435
May	1,424	1,435
June	1,428	1,435

### QUALITY

	Quantity	Base Number	Contract	LHB	Wales
% of FP17s for the same patient ID Re-attending within 3 months - Children	10	317	3.2%	8.5%	10.9%
% of FP17s for the same patient ID Re-attending within 3 months - Adults	81	576	14.1%	12.8%	16.2%
% of FP17s for the same patient ID Re-attending between 3 & 9 months - Children	212	317	66.9%	55.8%	59.0%
% of FP17s for the same patient ID Re-attending between 3 & 9 months - Adults	355	576	61.6%	52.3%	54.9%
% of FP17s for Band 1 Urgent Courses	77	890	8.7%	8.5%	9.0%
% of FP17s Relating to Free Repair or Replacements	0	890	0.0%	0.6%	0.7%
% of FP17s Relating to Continuations	0	890	0.0%	0.9%	0.8%
% of Patients satisfied with the dentistry they have received	3	3	N/A	91.2%	92.0%
% of Patients satisfied with the time they had to wait for an appointment	3	3	N/A	88.9%	88.1%

\* This is based on patients treated on this contract for their most recent course of treatment. Figures in italics indicate the base number of FP17s or Patient Questionnaire responses are less than 100. N/A is shown where the base number of responses is less than 10 during the period. % is calculated as Quantity/Base number\*100

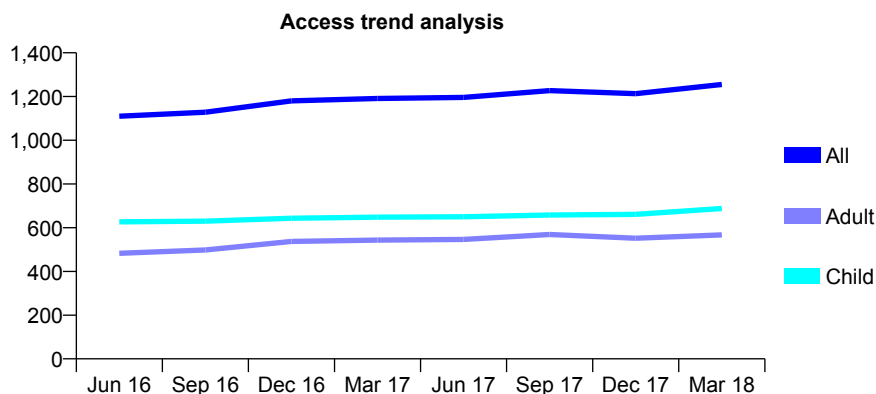
## 7A2 - Vital Signs At a Glance Contract Report for 825190/0001 - Year end March 2018

Name or company name	MR NS WATTS
Contract type name	GDS Contract
Purpose of contract	General
Contract start date	01/04/2006
Contract end date	

17/18 Contracted general activity (UDA)	2,473
Carry forward general activity (UDA)	39
17/18 Contracted orthodontic activity (UOA)	0
Carry forward orthodontic activity (UOA)	0
Baseline contract value	£70,541.19

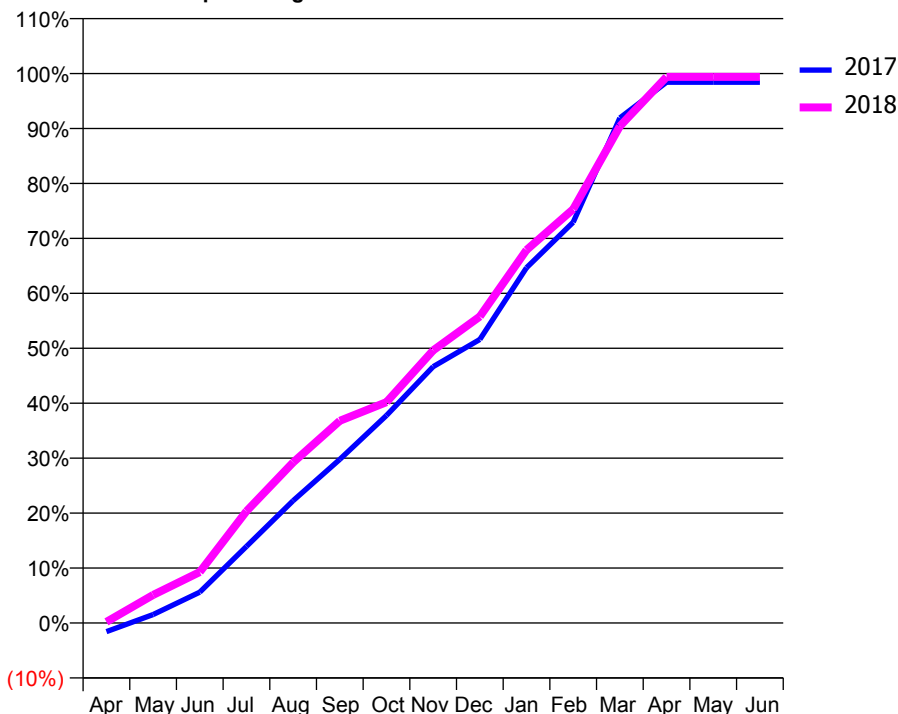
### ACCESS\*

Patients seen in 24 months	Total	Change since previous quarter
Quarter ending March 2017	1,191	
Quarter ending June 2017	1,196	→
Quarter ending September 2017	1,227	↑
Quarter ending December 2017	1,213	↓
Quarter ending March 2018	1,255	↑
<b>Variance since March 2017</b>	<b>5.4%</b>	<b>↑</b>



### ACTIVITY

Cumulative percentage of contracted UDA delivered 2017 & 2018



Month	Adjusted Scheduled Activity (UDA)	
	2017	2018
April	-39	5
May	38	126
June	139	229
July	345	503
August	550	723
September	736	910
October	934	994
November	1,154	1,227
December	1,276	1,379
January	1,599	1,679
February	1,804	1,863
March	2,273	2,236
April	2,434	2,458
May	2,434	2,458
June	2,434	2,458

### QUALITY

	Quantity	Base Number	Contract	LHB	Wales
% of FP17s for the same patient ID Re-attending within 3 months - Children	87	965	9.0%	8.5%	10.9%
% of FP17s for the same patient ID Re-attending within 3 months - Adults	55	528	10.4%	12.8%	16.2%
% of FP17s for the same patient ID Re-attending between 3 & 9 months - Children	524	965	54.3%	55.8%	59.0%
% of FP17s for the same patient ID Re-attending between 3 & 9 months - Adults	183	528	34.7%	52.3%	54.9%
% of FP17s for Band 1 Urgent Courses	170	1,508	11.3%	8.5%	9.0%
% of FP17s Relating to Free Repair or Replacements	0	1,508	0.0%	0.6%	0.7%
% of FP17s Relating to Continuations	0	1,508	0.0%	0.9%	0.8%
% of Patients satisfied with the dentistry they have received	1	1	N/A	91.2%	92.0%
% of Patients satisfied with the time they had to wait for an appointment	1	1	N/A	88.9%	88.1%

\* This is based on patients treated on this contract for their most recent course of treatment. Figures in italics indicate the base number of FP17s or Patient Questionnaire responses are less than 100. N/A is shown where the base number of responses is less than 10 during the period. % is calculated as Quantity/Base number\*100

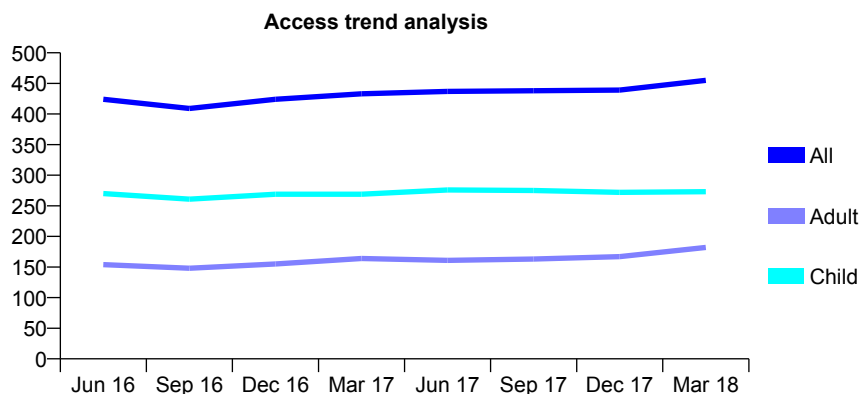
## 7A2 - Vital Signs At a Glance Contract Report for 846864/0001 - Year end March 2018

Name or company name	MR AJ BHATTACHERJEE
Contract type name	GDS Contract
Purpose of contract	General
Contract start date	01/04/2006
Contract end date	

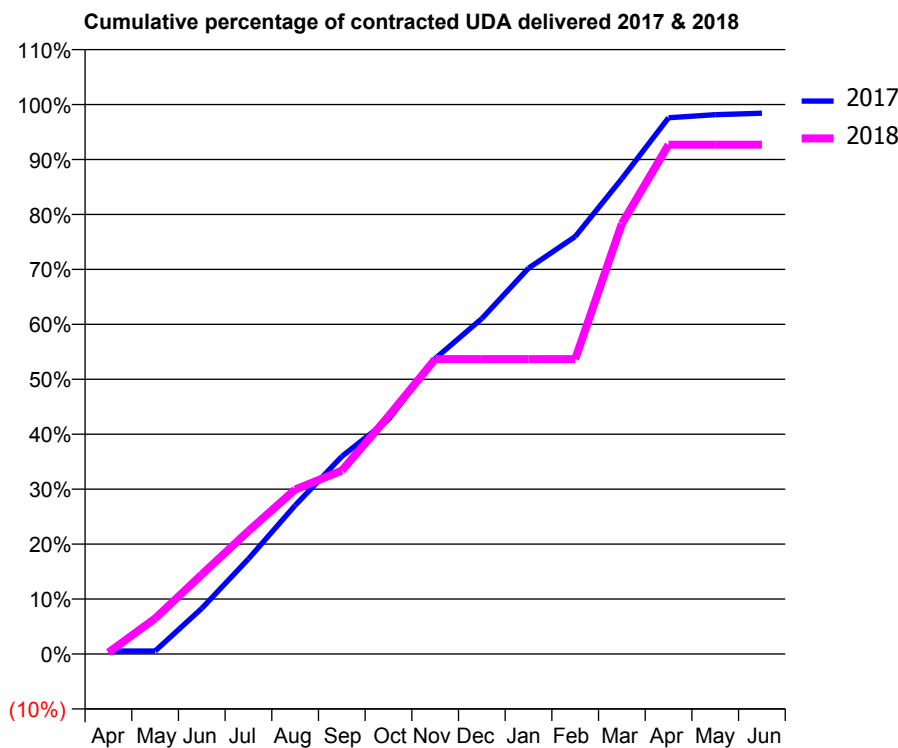
17/18 Contracted general activity (UDA)	1,100
Carry forward general activity (UDA)	17
17/18 Contracted orthodontic activity (UOA)	0
Carry forward orthodontic activity (UOA)	0
Baseline contract value	£26,856.32

### ACCESS\*

Patients seen in 24 months	Total	Change since previous quarter
Quarter ending March 2017	433	
Quarter ending June 2017	437	→
Quarter ending September 2017	438	→
Quarter ending December 2017	439	→
Quarter ending March 2018	455	↑
<b>Variance since March 2017</b>	5.1%	↑



### ACTIVITY



Month	Adjusted Scheduled Activity (UDA)	
	2017	2018
April	6	3
May	6	71
June	91	159
July	190	246
August	297	329
September	395	367
October	469	476
November	591	590
December	671	590
January	772	590
February	836	590
March	952	862
April	1,074	1,020
May	1,080	1,020
June	1,083	1,020

### QUALITY

	Quantity	Base Number	Contract	LHB	Wales
% of FP17s for the same patient ID Re-attending within 3 months - Children	8	401	2.0%	8.5%	10.9%
% of FP17s for the same patient ID Re-attending within 3 months - Adults	18	233	7.7%	12.8%	16.2%
% of FP17s for the same patient ID Re-attending between 3 & 9 months - Children	250	401	62.3%	55.8%	59.0%
% of FP17s for the same patient ID Re-attending between 3 & 9 months - Adults	133	233	57.1%	52.3%	54.9%
% of FP17s for Band 1 Urgent Courses	6	643	0.9%	8.5%	9.0%
% of FP17s Relating to Free Repair or Replacements	0	643	0.0%	0.6%	0.7%
% of FP17s Relating to Continuations	8	643	1.2%	0.9%	0.8%
% of Patients satisfied with the dentistry they have received	2	2	N/A	91.2%	92.0%
% of Patients satisfied with the time they had to wait for an appointment	2	2	N/A	88.9%	88.1%

\* This is based on patients treated on this contract for their most recent course of treatment. Figures in italics indicate the base number of FP17s or Patient Questionnaire responses are less than 100. N/A is shown where the base number of responses is less than 10 during the period. % is calculated as Quantity/Base number\*100



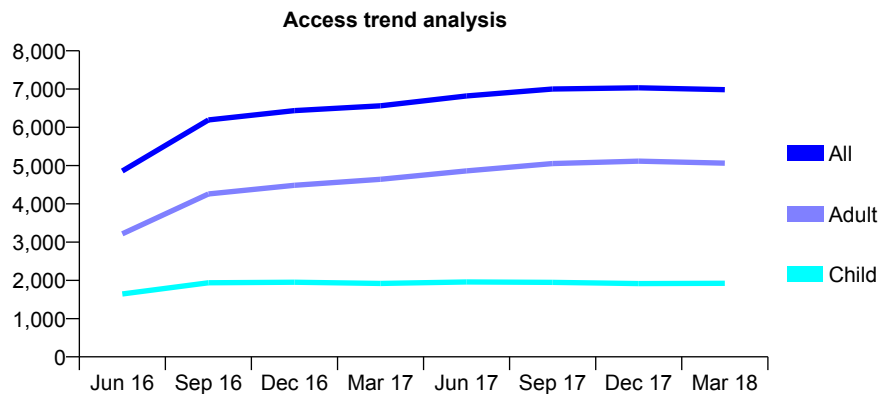
## 7A2 - Vital Signs At a Glance Contract Report for 852546/0001 - Year end March 2018

Name or company name	Dental Excellence Pembroke Ltd
Contract type name	GDS Contract
Purpose of contract	General
Contract start date	01/04/2006
Contract end date	

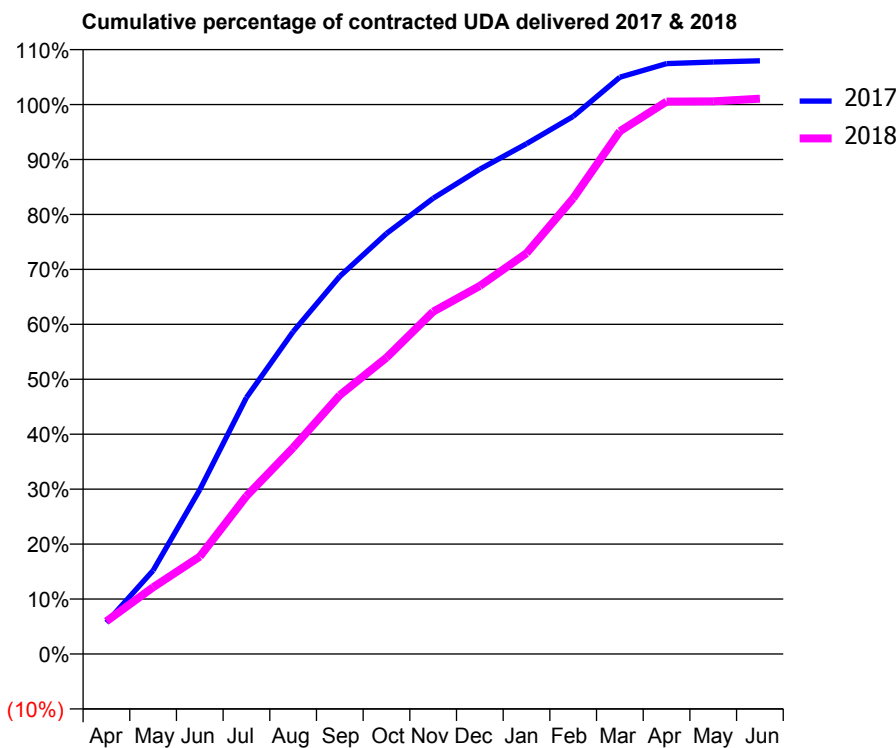
17/18 Contracted general activity (UDA)	15,641
Carry forward general activity (UDA)	-442
17/18 Contracted orthodontic activity (UOA)	0
Carry forward orthodontic activity (UOA)	0
Baseline contract value	£390,799.80

### ACCESS\*

Patients seen in 24 months	Total	Change since previous quarter
Quarter ending March 2017	6,562	
Quarter ending June 2017	6,820	↑
Quarter ending September 2017	7,000	↑
Quarter ending December 2017	7,031	→
Quarter ending March 2018	6,985	→
<b>Variance since March 2017</b>	<b>6.4%</b>	<b>↑</b>



### ACTIVITY



Month	Adjusted Scheduled Activity (UDA)	
	2017	2018
April	864	930
May	2,299	1,901
June	4,522	2,774
July	7,056	4,495
August	8,869	5,875
September	10,391	7,371
October	11,567	8,435
November	12,537	9,744
December	13,335	10,479
January	14,035	11,408
February	14,790	12,971
March	15,867	14,882
April	16,241	15,724
May	16,285	15,732
June	16,316	15,807

### QUALITY

	Quantity	Base Number	Contract	LHB	Wales
% of FP17s for the same patient ID Re-attending within 3 months - Children	89	2,468	3.6%	8.5%	10.9%
% of FP17s for the same patient ID Re-attending within 3 months - Adults	529	5,551	9.5%	12.8%	16.2%
% of FP17s for the same patient ID Re-attending between 3 & 9 months - Children	949	2,468	38.5%	55.8%	59.0%
% of FP17s for the same patient ID Re-attending between 3 & 9 months - Adults	1,317	5,551	23.7%	52.3%	54.9%
% of FP17s for Band 1 Urgent Courses	1,170	8,322	14.1%	8.5%	9.0%
% of FP17s Relating to Free Repair or Replacements	48	8,322	0.6%	0.6%	0.7%
% of FP17s Relating to Continuations	48	8,322	0.6%	0.9%	0.8%
% of Patients satisfied with the dentistry they have received	32	32	100.0%	91.2%	92.0%
% of Patients satisfied with the time they had to wait for an appointment	27	32	84.4%	88.9%	88.1%

\* This is based on patients treated on this contract for their most recent course of treatment. Figures in italics indicate the base number of FP17s or Patient Questionnaire responses are less than 100. N/A is shown where the base number of responses is less than 10 during the period. % is calculated as Quantity/Base number\*100

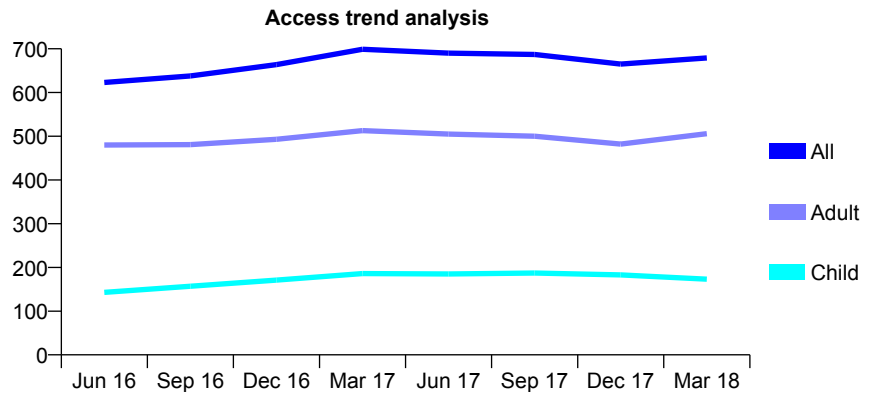
## 7A2 - Vital Signs At a Glance Contract Report for 857882/0001 - Year end March 2018

Name or company name	MISS DB MOTHIBI
Contract type name	GDS Contract
Purpose of contract	General
Contract start date	28/01/2009
Contract end date	

17/18 Contracted general activity (UDA)	1,526
Carry forward general activity (UDA)	-75
17/18 Contracted orthodontic activity (UOA)	0
Carry forward orthodontic activity (UOA)	0
Baseline contract value	£42,754.15

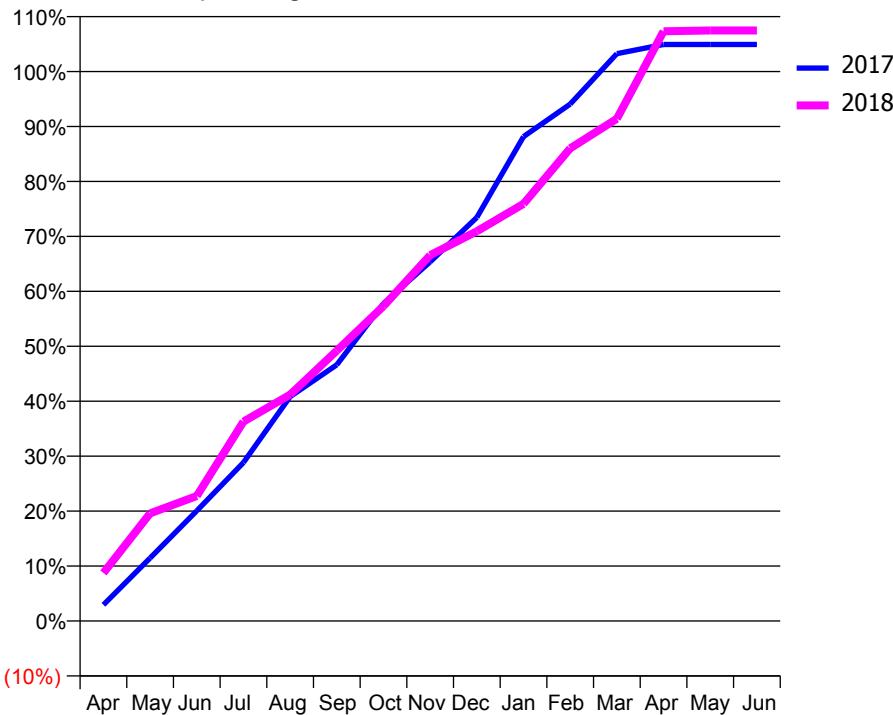
### ACCESS\*

Patients seen in 24 months	Total	Change since previous quarter
Quarter ending March 2017	699	
Quarter ending June 2017	690	↓
Quarter ending September 2017	687	→
Quarter ending December 2017	665	↓
Quarter ending March 2018	679	↑
<b>Variance since March 2017</b>	<b>(2.9%)</b>	<b>↓</b>



### ACTIVITY

Cumulative percentage of contracted UDA delivered 2017 & 2018



Month	Adjusted Scheduled Activity (UDA)	
	2017	2018
April	45	133
May	175	299
June	306	347
July	440	554
August	623	629
September	711	751
October	882	874
November	997	1,016
December	1,121	1,082
January	1,345	1,159
February	1,436	1,312
March	1,575	1,395
April	1,601	1,638
May	1,601	1,640
June	1,601	1,640

### QUALITY

	Quantity	Base Number	Contract	LHB	Wales
% of FP17s for the same patient ID Re-attending within 3 months - Children	16	192	8.3%	8.5%	10.9%
% of FP17s for the same patient ID Re-attending within 3 months - Adults	77	568	13.6%	12.8%	16.2%
% of FP17s for the same patient ID Re-attending between 3 & 9 months - Children	83	192	43.2%	55.8%	59.0%
% of FP17s for the same patient ID Re-attending between 3 & 9 months - Adults	226	568	39.8%	52.3%	54.9%
% of FP17s for Band 1 Urgent Courses	180	834	21.6%	8.5%	9.0%
% of FP17s Relating to Free Repair or Replacements	8	834	1.0%	0.6%	0.7%
% of FP17s Relating to Continuations	12	834	1.4%	0.9%	0.8%
% of Patients satisfied with the dentistry they have received	1	4	N/A	91.2%	92.0%
% of Patients satisfied with the time they had to wait for an appointment	2	4	N/A	88.9%	88.1%

\* This is based on patients treated on this contract for their most recent course of treatment. Figures in italics indicate the base number of FP17s or Patient Questionnaire responses are less than 100. N/A is shown where the base number of responses is less than 10 during the period. % is calculated as Quantity/Base number\*100

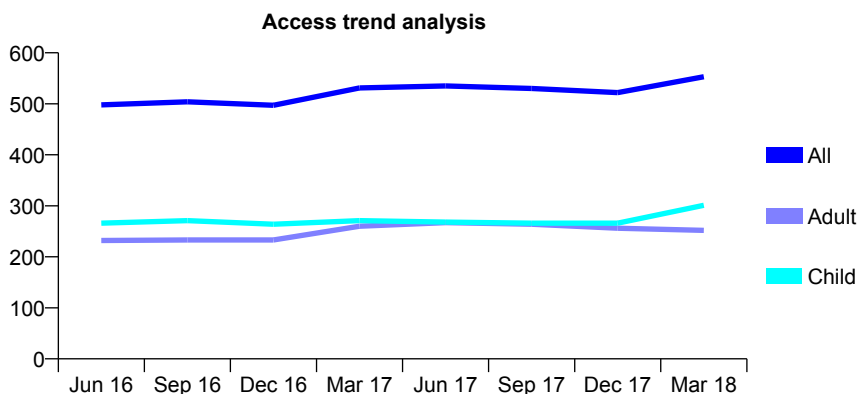
## 7A2 - Vital Signs At a Glance Contract Report for 905488/0001 - Year end March 2018

Name or company name	MR DM REES
Contract type name	GDS Contract
Purpose of contract	General
Contract start date	01/04/2006
Contract end date	

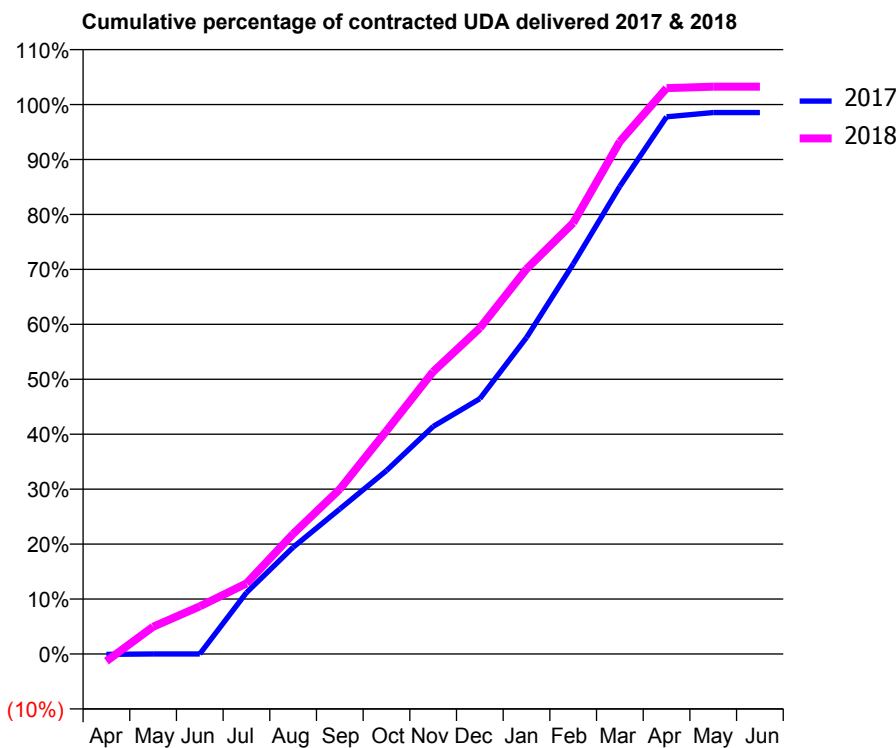
17/18 Contracted general activity (UDA)	1,135
Carry forward general activity (UDA)	15
17/18 Contracted orthodontic activity (UOA)	0
Carry forward orthodontic activity (UOA)	0
Baseline contract value	£31,805.97

### ACCESS\*

Patients seen in 24 months	Total	Change since previous quarter
Quarter ending March 2017	531	
Quarter ending June 2017	535	→
Quarter ending September 2017	530	→
Quarter ending December 2017	522	↓
Quarter ending March 2018	553	↑
<b>Variance since March 2017</b>	<b>4.1%</b>	<b>↑</b>



### ACTIVITY



Month	Adjusted Scheduled Activity (UDA)	
	2017	2018
April	-1	-15
May	0	56
June	0	99
July	115	146
August	200	248
September	272	341
October	344	461
November	427	583
December	479	673
January	594	795
February	732	890
March	878	1,059
April	1,009	1,169
May	1,017	1,172
June	1,017	1,172

### QUALITY

	Quantity	Base Number	Contract	LHB	Wales
% of FP17s for the same patient ID Re-attending within 3 months - Children	20	437	4.6%	8.5%	10.9%
% of FP17s for the same patient ID Re-attending within 3 months - Adults	21	245	8.6%	12.8%	16.2%
% of FP17s for the same patient ID Re-attending between 3 & 9 months - Children	260	437	59.5%	55.8%	59.0%
% of FP17s for the same patient ID Re-attending between 3 & 9 months - Adults	112	245	45.7%	52.3%	54.9%
% of FP17s for Band 1 Urgent Courses	13	682	1.9%	8.5%	9.0%
% of FP17s Relating to Free Repair or Replacements	0	682	0.0%	0.6%	0.7%
% of FP17s Relating to Continuations	0	682	0.0%	0.9%	0.8%
% of Patients satisfied with the dentistry they have received	6	6	N/A	91.2%	92.0%
% of Patients satisfied with the time they had to wait for an appointment	6	6	N/A	88.9%	88.1%

\* This is based on patients treated on this contract for their most recent course of treatment. Figures in italics indicate the base number of FP17s or Patient Questionnaire responses are less than 100. N/A is shown where the base number of responses is less than 10 during the period. % is calculated as Quantity/Base number\*100

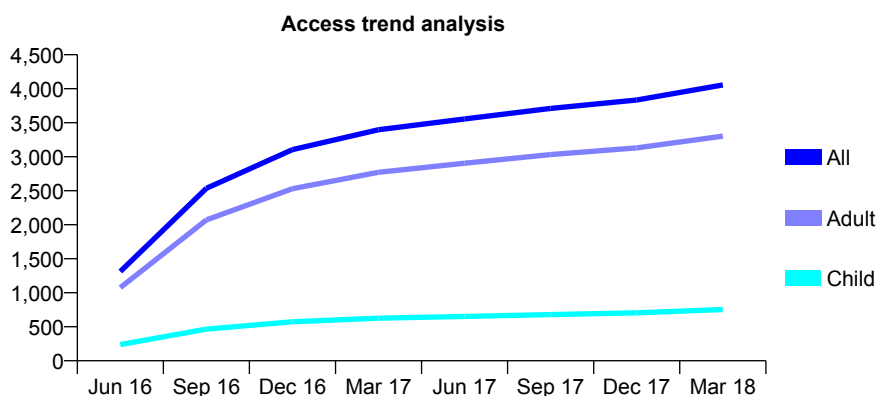
## 7A3 - Vital Signs At a Glance Contract Report for 100119/0000 - Year end March 2018

Name or company name	Andrew Williams
Contract type name	GDS Contract
Purpose of contract	General
Contract start date	07/04/2016
Contract end date	

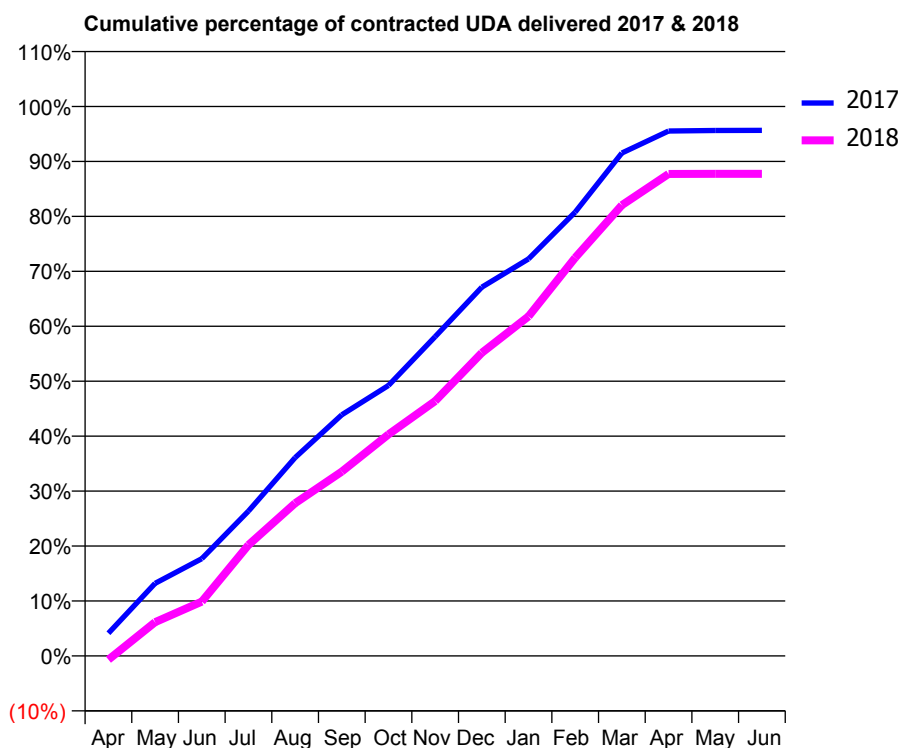
17/18 Contracted general activity (UDA)	12,135
Carry forward general activity (UDA)	520
17/18 Contracted orthodontic activity (UOA)	0
Carry forward orthodontic activity (UOA)	0
Baseline contract value	£276,815.81

### ACCESS\*

Patients seen in 24 months	Total	Change since previous quarter
Quarter ending March 2017	3,397	
Quarter ending June 2017	3,556	↑
Quarter ending September 2017	3,711	↑
Quarter ending December 2017	3,834	↑
Quarter ending March 2018	4,056	↑
<b>Variance since March 2017</b>	<b>19.4%</b>	<b>↑</b>



### ACTIVITY



Month	Adjusted Scheduled Activity (UDA)	
	2017	2018
April	494	-84
May	1,577	747
June	2,114	1,201
July	3,147	2,452
August	4,306	3,374
September	5,236	4,072
October	5,875	4,892
November	6,935	5,629
December	8,008	6,695
January	8,623	7,499
February	9,639	8,794
March	10,922	9,954
April	11,398	10,645
May	11,412	10,648
June	11,413	10,646

### QUALITY

	Quantity	Base Number	Contract	LHB	Wales
% of FP17s for the same patient ID Re-attending within 3 months - Children	41	1,096	3.7%	9.4%	10.9%
% of FP17s for the same patient ID Re-attending within 3 months - Adults	585	5,037	11.6%	14.5%	16.2%
% of FP17s for the same patient ID Re-attending between 3 & 9 months - Children	661	1,096	60.3%	54.9%	59.0%
% of FP17s for the same patient ID Re-attending between 3 & 9 months - Adults	3,118	5,037	61.9%	51.4%	54.9%
% of FP17s for Band 1 Urgent Courses	332	6,196	5.4%	9.4%	9.0%
% of FP17s Relating to Free Repair or Replacements	39	6,196	0.6%	0.8%	0.7%
% of FP17s Relating to Continuations	40	6,196	0.6%	0.7%	0.8%
% of Patients satisfied with the dentistry they have received	9	9	N/A	93.9%	92.0%
% of Patients satisfied with the time they had to wait for an appointment	8	9	N/A	90.1%	88.1%

\* This is based on patients treated on this contract for their most recent course of treatment. Figures in italics indicate the base number of FP17s or Patient Questionnaire responses are less than 100. N/A is shown where the base number of responses is less than 10 during the period. % is calculated as Quantity/Base number\*100

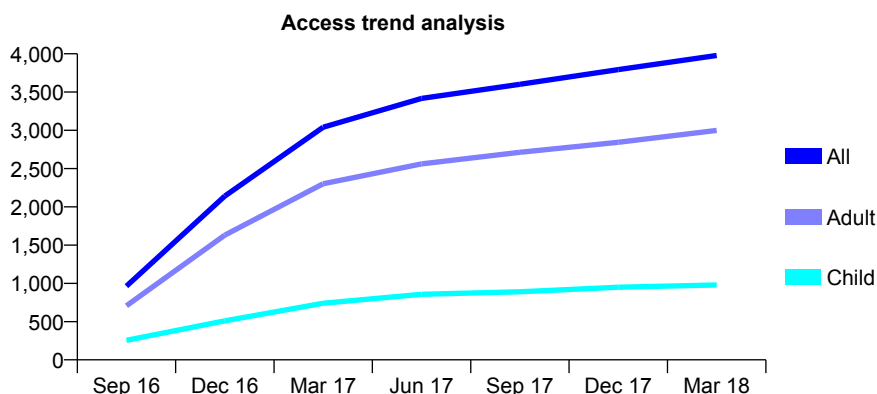
## 7A3 - Vital Signs At a Glance Contract Report for 100189/0000 - Year end March 2018

Name or company name	Townhill Dental Surgery
Contract type name	GDS Contract
Purpose of contract	General
Contract start date	24/05/2016
Contract end date	

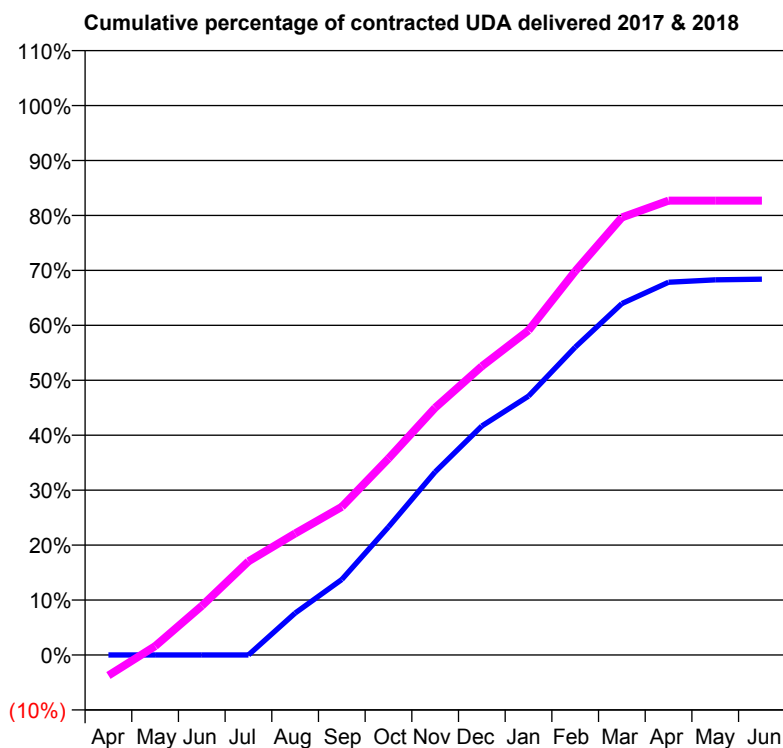
17/18 Contracted general activity (UDA)	14,100
Carry forward general activity (UDA)	645
17/18 Contracted orthodontic activity (UOA)	0
Carry forward orthodontic activity (UOA)	0
Baseline contract value	£350,996.28

### ACCESS\*

Patients seen in 24 months	Total	Change since previous quarter
Quarter ending March 2017	3,041	
Quarter ending June 2017	3,417	↑
Quarter ending September 2017	3,602	↑
Quarter ending December 2017	3,793	↑
Quarter ending March 2018	3,978	↑
<b>Variance since March 2017</b>	<b>30.8%</b>	<b>↑</b>



### ACTIVITY



Month	Adjusted Scheduled Activity (UDA)	
	2017	2018
April	0	-528
May	0	227
June	0	1,260
July	0	2,403
August	919	3,117
September	1,657	3,803
October	2,808	5,041
November	4,017	6,344
December	5,024	7,410
January	5,679	8,330
February	6,753	9,850
March	7,709	11,226
April	8,178	11,659
May	8,229	11,659
June	8,244	11,659

### QUALITY

	Quantity	Base Number	Contract	LHB	Wales
% of FP17s for the same patient ID Re-attending within 3 months - Children	161	1,482	10.9%	9.4%	10.9%
% of FP17s for the same patient ID Re-attending within 3 months - Adults	908	4,935	18.4%	14.5%	16.2%
% of FP17s for the same patient ID Re-attending between 3 & 9 months - Children	647	1,482	43.7%	54.9%	59.0%
% of FP17s for the same patient ID Re-attending between 3 & 9 months - Adults	2,604	4,935	52.8%	51.4%	54.9%
% of FP17s for Band 1 Urgent Courses	714	6,328	11.3%	9.4%	9.0%
% of FP17s Relating to Free Repair or Replacements	88	6,328	1.4%	0.8%	0.7%
% of FP17s Relating to Continuations	35	6,328	0.6%	0.7%	0.8%
% of Patients satisfied with the dentistry they have received	11	13	84.6%	93.9%	92.0%
% of Patients satisfied with the time they had to wait for an appointment	12	13	92.3%	90.1%	88.1%

\* This is based on patients treated on this contract for their most recent course of treatment. Figures in italics indicate the base number of FP17s or Patient Questionnaire responses are less than 100. N/A is shown where the base number of responses is less than 10 during the period. % is calculated as Quantity/Base number\*100

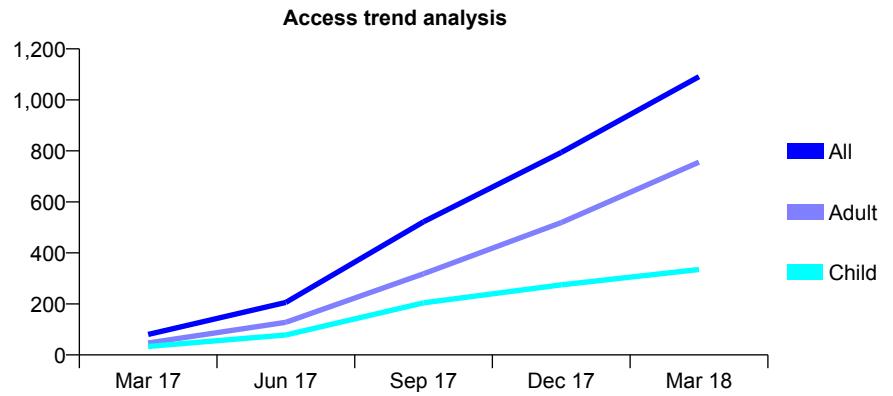
## 7A3 - Vital Signs At a Glance Contract Report for 100279/0000 - Year end March 2018

Name or company name	Cymmer Dental Practice
Contract type name	GDS Contract
Purpose of contract	General
Contract start date	31/01/2017
Contract end date	

17/18 Contracted general activity (UDA)	3,804
Carry forward general activity (UDA)	527
17/18 Contracted orthodontic activity (UOA)	0
Carry forward orthodontic activity (UOA)	0
Baseline contract value	£92,088.00

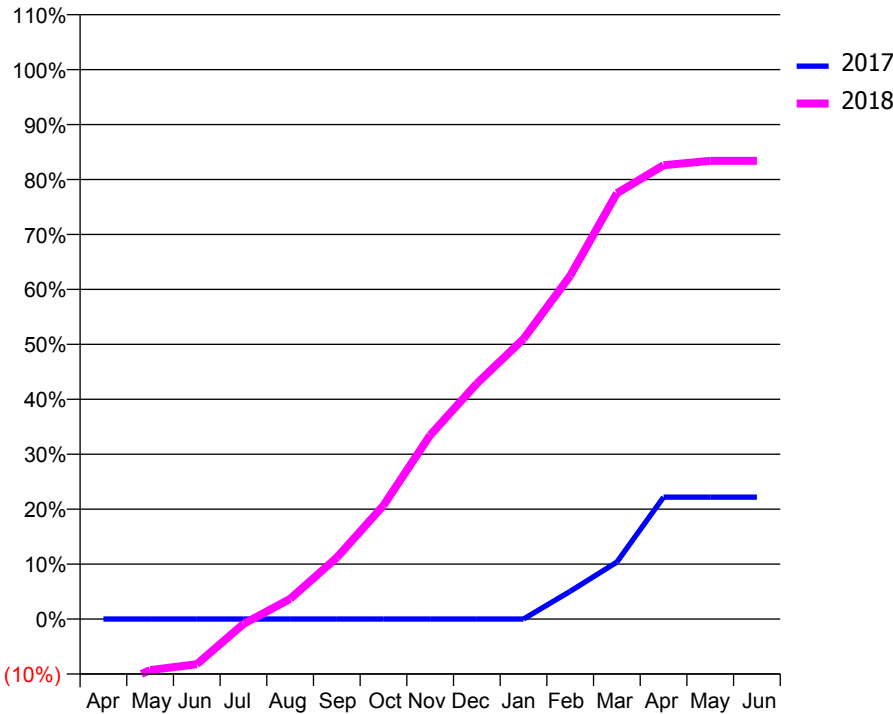
### ACCESS\*

Patients seen in 24 months	Total	Change since previous quarter
Quarter ending March 2017	80	
Quarter ending June 2017	206	↑
Quarter ending September 2017	522	↑
Quarter ending December 2017	794	↑
Quarter ending March 2018	1,091	↑
<b>Variance since March 2017</b>	<b>1263.8%</b>	<b>↑</b>



### ACTIVITY

Cumulative percentage of contracted UDA delivered 2017 & 2018



Month	Adjusted Scheduled Activity (UDA)	
	2017	2018
April	0	-500
May	0	-354
June	0	-313
July	0	-35
August	0	140
September	0	426
October	0	787
November	0	1,273
December	0	1,631
January	0	1,940
February	34	2,377
March	70	2,948
April	150	3,142
May	150	3,172
June	150	3,172

### QUALITY

	Quantity	Base Number	Contract	LHB	Wales
% of FP17s for the same patient ID Re-attending within 3 months - Children	24	484	5.0%	9.4%	10.9%
% of FP17s for the same patient ID Re-attending within 3 months - Adults	86	1,054	8.2%	14.5%	16.2%
% of FP17s for the same patient ID Re-attending between 3 & 9 months - Children	99	484	20.5%	54.9%	59.0%
% of FP17s for the same patient ID Re-attending between 3 & 9 months - Adults	158	1,054	15.0%	51.4%	54.9%
% of FP17s for Band 1 Urgent Courses	117	1,557	7.5%	9.4%	9.0%
% of FP17s Relating to Free Repair or Replacements	1	1,557	0.1%	0.8%	0.7%
% of FP17s Relating to Continuations	28	1,557	1.8%	0.7%	0.8%
% of Patients satisfied with the dentistry they have received	1	1	N/A	93.9%	92.0%
% of Patients satisfied with the time they had to wait for an appointment	1	1	N/A	90.1%	88.1%

\* This is based on patients treated on this contract for their most recent course of treatment. Figures in italics indicate the base number of FP17s or Patient Questionnaire responses are less than 100. N/A is shown where the base number of responses is less than 10 during the period. % is calculated as Quantity/Base number\*100

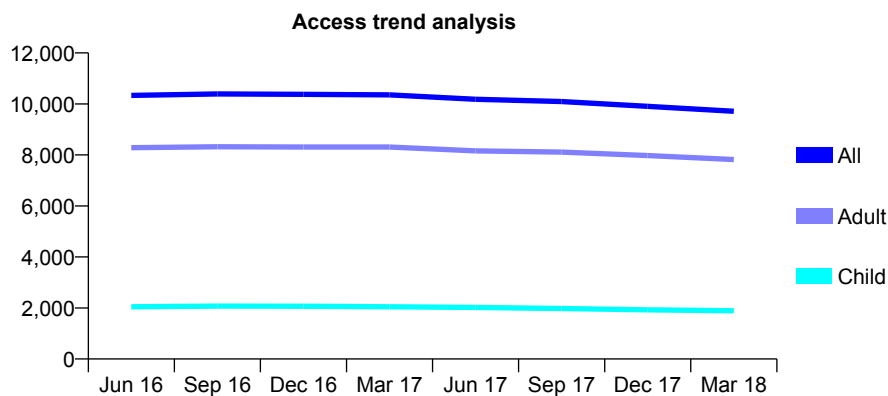
## 7A3 - Vital Signs At a Glance Contract Report for 101370/0066 - Year end March 2018

Name or company name	Petrie Tucker & Partners Ltd
Contract type name	GDS Contract
Purpose of contract	General
Contract start date	01/04/2006
Contract end date	

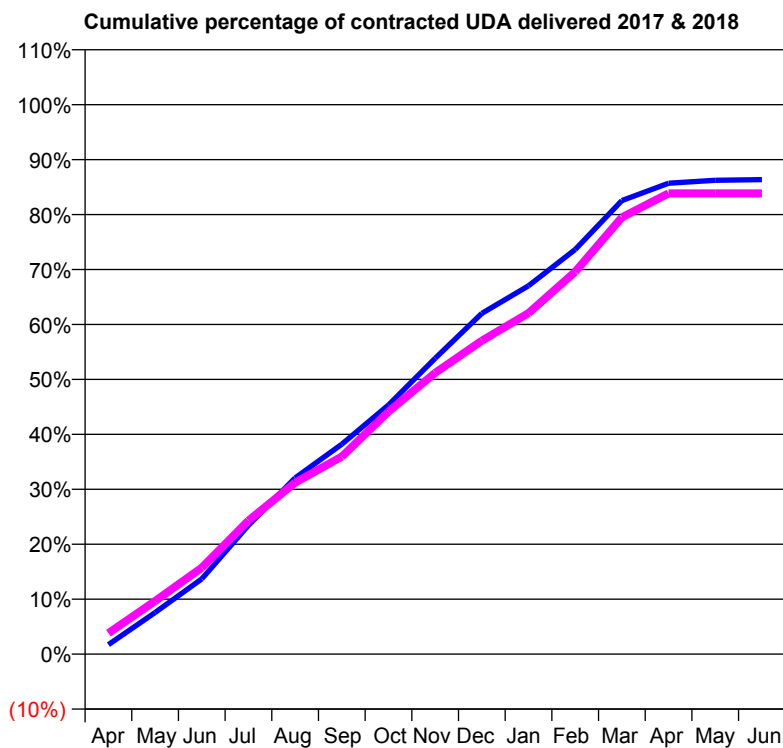
17/18 Contracted general activity (UDA)	24,190
Carry forward general activity (UDA)	0
17/18 Contracted orthodontic activity (UOA)	0
Carry forward orthodontic activity (UOA)	0
Baseline contract value	£571,574.95

### ACCESS\*

Patients seen in 24 months	Total	Change since previous quarter
Quarter ending March 2017	10,357	
Quarter ending June 2017	10,181	↓
Quarter ending September 2017	10,093	→
Quarter ending December 2017	9,904	↓
Quarter ending March 2018	9,710	↓
<b>Variance since March 2017</b>	<b>(6.2%)</b>	<b>↓</b>



### ACTIVITY



Month	Adjusted Scheduled Activity (UDA)	
	2017	2018
April	507	927
May	2,215	2,342
June	3,995	3,805
July	6,848	5,881
August	9,359	7,551
September	11,150	8,696
October	13,237	10,677
November	15,714	12,382
December	18,100	13,796
January	19,571	15,013
February	21,496	16,835
March	24,092	19,228
April	25,014	20,287
May	25,173	20,287
June	25,207	20,287

### QUALITY

	Quantity	Base Number	Contract	LHB	Wales
% of FP17s for the same patient ID Re-attending within 3 months - Children	110	2,062	5.3%	9.4%	10.9%
% of FP17s for the same patient ID Re-attending within 3 months - Adults	761	8,691	8.8%	14.5%	16.2%
% of FP17s for the same patient ID Re-attending between 3 & 9 months - Children	834	2,062	40.4%	54.9%	59.0%
% of FP17s for the same patient ID Re-attending between 3 & 9 months - Adults	4,069	8,691	46.8%	51.4%	54.9%
% of FP17s for Band 1 Urgent Courses	623	10,730	5.8%	9.4%	9.0%
% of FP17s Relating to Free Repair or Replacements	141	10,730	1.3%	0.8%	0.7%
% of FP17s Relating to Continuations	95	10,730	0.9%	0.7%	0.8%
% of Patients satisfied with the dentistry they have received	22	23	95.7%	93.9%	92.0%
% of Patients satisfied with the time they had to wait for an appointment	19	23	82.6%	90.1%	88.1%

\* This is based on patients treated on this contract for their most recent course of treatment. Figures in italics indicate the base number of FP17s or Patient Questionnaire responses are less than 100. N/A is shown where the base number of responses is less than 10 during the period. % is calculated as Quantity/Base number\*100



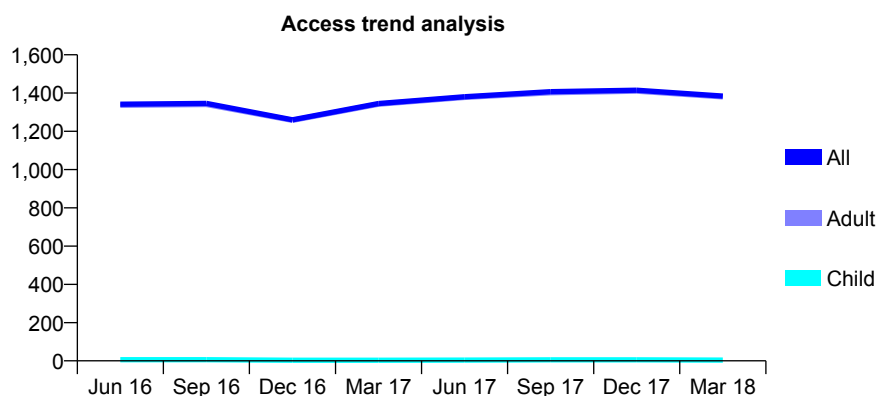
## 7A3 - Vital Signs At a Glance Contract Report for 103659/0002 - Year end March 2018

Name or company name	Belgrave Dental Centre Ltd
Contract type name	GDS Contract
Purpose of contract	General
Contract start date	01/04/2009
Contract end date	

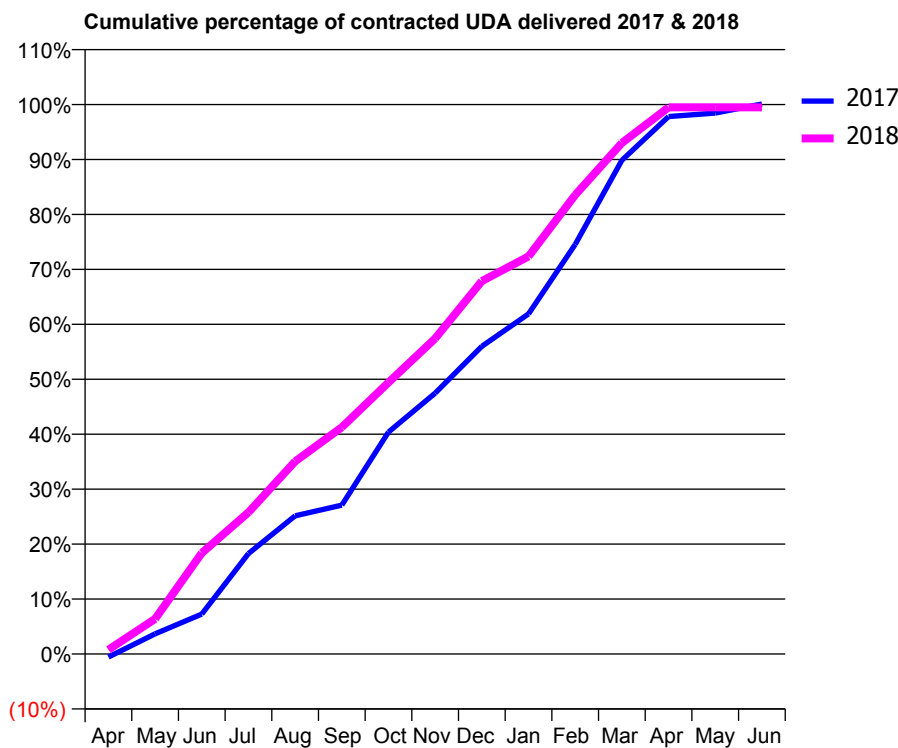
17/18 Contracted general activity (UDA)	2,050
Carry forward general activity (UDA)	-2
17/18 Contracted orthodontic activity (UOA)	0
Carry forward orthodontic activity (UOA)	0
Baseline contract value	£104,226.84

### ACCESS\*

Patients seen in 24 months	Total	Change since previous quarter
Quarter ending March 2017	1,345	
Quarter ending June 2017	1,381	↑
Quarter ending September 2017	1,407	→
Quarter ending December 2017	1,415	→
Quarter ending March 2018	1,384	↓
<b>Variance since March 2017</b>	<b>2.9%</b>	<b>↑</b>



### ACTIVITY



Month	Adjusted Scheduled Activity (UDA)	
	2017	2018
April	-12	16
May	75	131
June	149	377
July	375	529
August	516	719
September	556	846
October	828	1,013
November	973	1,177
December	1,148	1,391
January	1,269	1,483
February	1,528	1,713
March	1,842	1,907
April	2,005	2,040
May	2,018	2,040
June	2,052	2,040

### QUALITY

	Quantity	Base Number	Contract	LHB	Wales
% of FP17s for the same patient ID Re-attending within 3 months - Children	0	5	0.0%	9.4%	10.9%
% of FP17s for the same patient ID Re-attending within 3 months - Adults	71	1,331	5.3%	14.5%	16.2%
% of FP17s for the same patient ID Re-attending between 3 & 9 months - Children	2	5	40.0%	54.9%	59.0%
% of FP17s for the same patient ID Re-attending between 3 & 9 months - Adults	453	1,331	34.0%	51.4%	54.9%
% of FP17s for Band 1 Urgent Courses	33	1,204	2.7%	9.4%	9.0%
% of FP17s Relating to Free Repair or Replacements	0	1,204	0.0%	0.8%	0.7%
% of FP17s Relating to Continuations	14	1,204	1.2%	0.7%	0.8%
% of Patients satisfied with the dentistry they have received	0	0	N/A	93.9%	92.0%
% of Patients satisfied with the time they had to wait for an appointment	0	0	N/A	90.1%	88.1%

\* This is based on patients treated on this contract for their most recent course of treatment. Figures in italics indicate the base number of FP17s or Patient Questionnaire responses are less than 100. N/A is shown where the base number of responses is less than 10 during the period. % is calculated as Quantity/Base number\*100

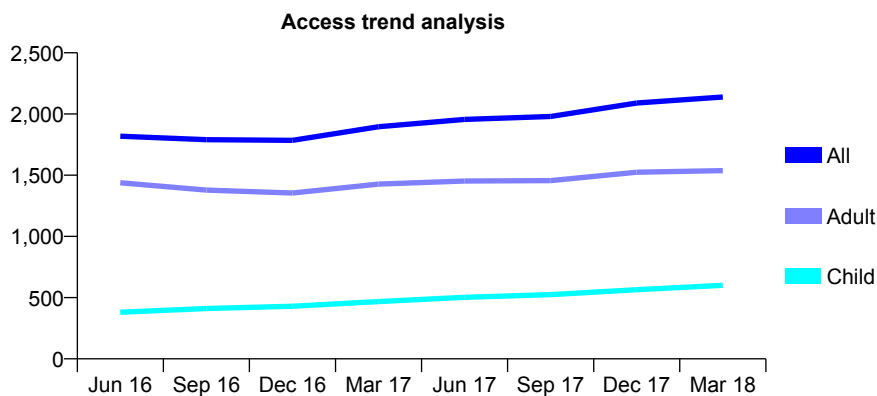
## 7A3 - Vital Signs At a Glance Contract Report for 103659/0004 - Year end March 2018

Name or company name	Belgrave Dental Centre Ltd
Contract type name	GDS Contract
Purpose of contract	General
Contract start date	01/04/2013
Contract end date	

17/18 Contracted general activity (UDA)	7,627
Carry forward general activity (UDA)	140
17/18 Contracted orthodontic activity (UOA)	0
Carry forward orthodontic activity (UOA)	0
Baseline contract value	£182,980.65

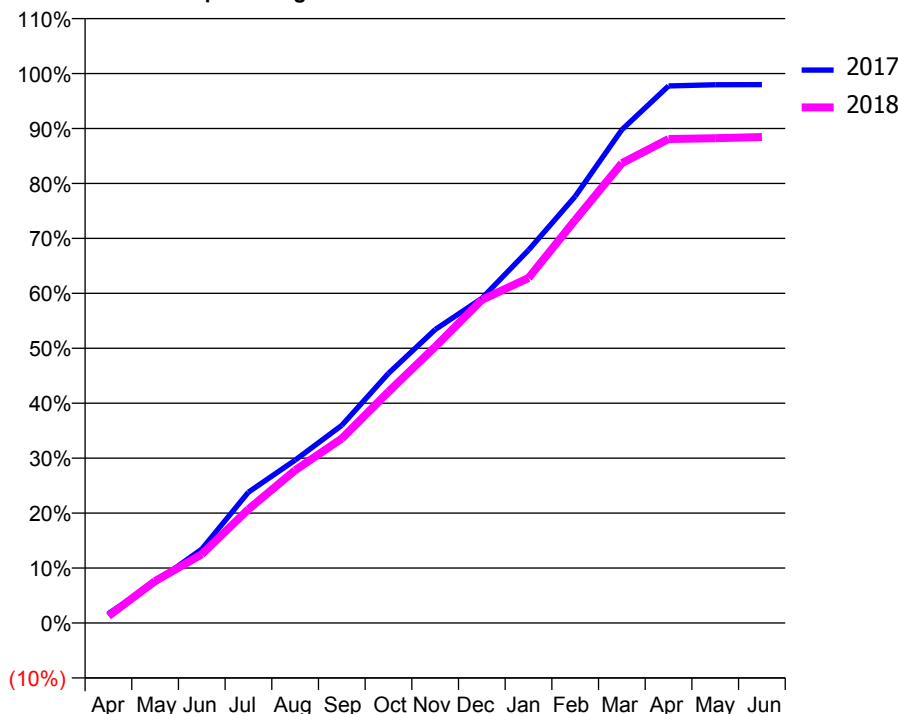
### ACCESS\*

Patients seen in 24 months	Total	Change since previous quarter
Quarter ending March 2017	1,896	
Quarter ending June 2017	1,956	↑
Quarter ending September 2017	1,980	→
Quarter ending December 2017	2,090	↑
Quarter ending March 2018	2,139	↑
<b>Variance since March 2017</b>	<b>12.8%</b>	<b>↑</b>



### ACTIVITY

Cumulative percentage of contracted UDA delivered 2017 & 2018



Month	Adjusted Scheduled Activity (UDA)	
	2017	2018
April	118	98
May	509	581
June	926	953
July	1,638	1,579
August	2,039	2,120
September	2,475	2,561
October	3,125	3,211
November	3,672	3,833
December	4,063	4,486
January	4,666	4,790
February	5,340	5,595
March	6,173	6,382
April	6,721	6,718
May	6,736	6,729
June	6,737	6,745

### QUALITY

	Quantity	Base Number	Contract	LHB	Wales
% of FP17s for the same patient ID Re-attending within 3 months - Children	24	715	3.4%	9.4%	10.9%
% of FP17s for the same patient ID Re-attending within 3 months - Adults	402	2,036	19.7%	14.5%	16.2%
% of FP17s for the same patient ID Re-attending between 3 & 9 months - Children	279	715	39.0%	54.9%	59.0%
% of FP17s for the same patient ID Re-attending between 3 & 9 months - Adults	869	2,036	42.7%	51.4%	54.9%
% of FP17s for Band 1 Urgent Courses	148	2,710	5.5%	9.4%	9.0%
% of FP17s Relating to Free Repair or Replacements	8	2,710	0.3%	0.8%	0.7%
% of FP17s Relating to Continuations	95	2,710	3.5%	0.7%	0.8%
% of Patients satisfied with the dentistry they have received	5	5	N/A	93.9%	92.0%
% of Patients satisfied with the time they had to wait for an appointment	5	5	N/A	90.1%	88.1%

\* This is based on patients treated on this contract for their most recent course of treatment. Figures in italics indicate the base number of FP17s or Patient Questionnaire responses are less than 100. N/A is shown where the base number of responses is less than 10 during the period. % is calculated as Quantity/Base number\*100

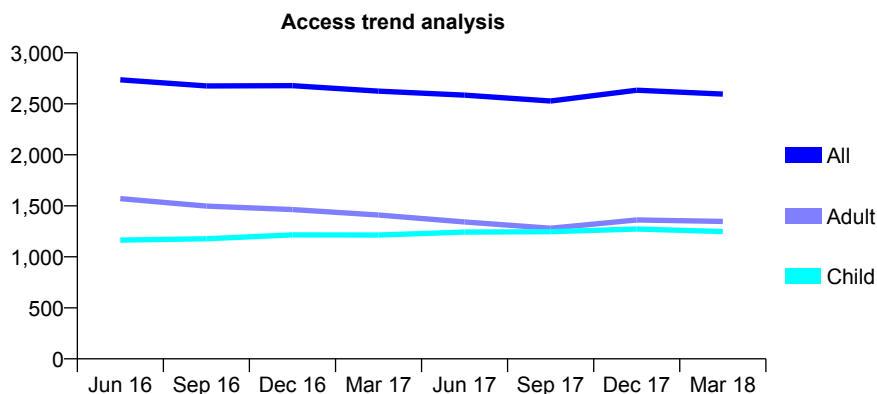
## 7A3 - Vital Signs At a Glance Contract Report for 103659/0005 - Year end March 2018

Name or company name	Belgrave Dental Centre Ltd
Contract type name	PDS Plus Contract
Purpose of contract	General
Contract start date	01/04/2013
Contract end date	31/03/2018

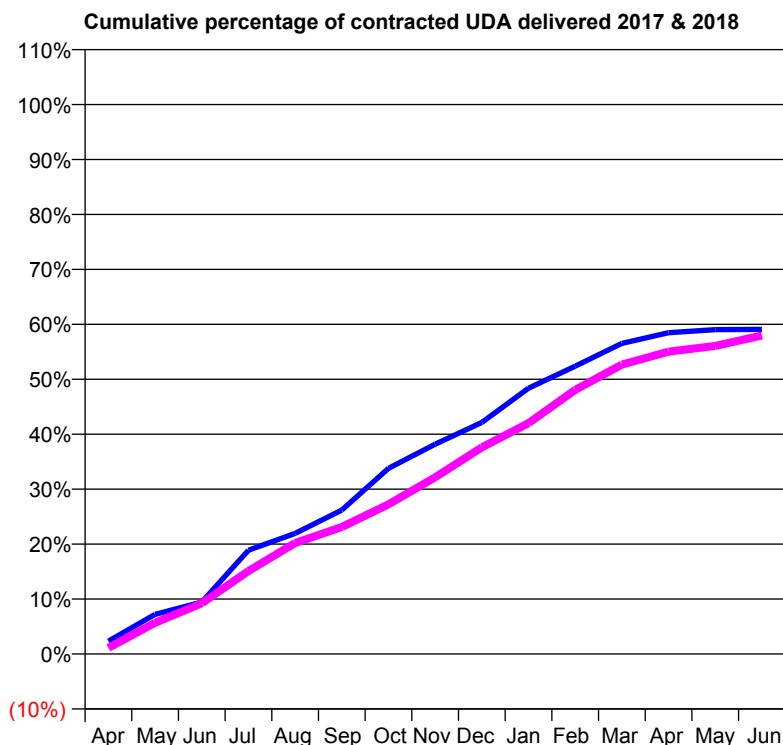
17/18 Contracted general activity (UDA)	9,397
Carry forward general activity (UDA)	0
17/18 Contracted orthodontic activity (UOA)	0
Carry forward orthodontic activity (UOA)	0
Baseline contract value	£261,743.47

### ACCESS\*

Patients seen in 24 months	Total	Change since previous quarter
Quarter ending March 2017	2,624	
Quarter ending June 2017	2,585	↓
Quarter ending September 2017	2,528	↓
Quarter ending December 2017	2,633	↑
Quarter ending March 2018	2,595	↓
<b>Variance since March 2017</b>	<b>(1.1%)</b>	<b>↓</b>



### ACTIVITY



Month	Adjusted Scheduled Activity (UDA)	
	2017	2018
April	221	106
May	678	535
June	889	869
July	1,775	1,420
August	2,063	1,898
September	2,461	2,173
October	3,175	2,561
November	3,588	3,022
December	3,960	3,533
January	4,547	3,949
February	4,923	4,516
March	5,313	4,949
April	5,494	5,171
May	5,547	5,269
June	5,551	5,446

### QUALITY

	Quantity	Base Number	Contract	LHB	Wales
% of FP17s for the same patient ID Re-attending within 3 months - Children	59	1,339	4.4%	9.4%	10.9%
% of FP17s for the same patient ID Re-attending within 3 months - Adults	273	1,423	19.2%	14.5%	16.2%
% of FP17s for the same patient ID Re-attending between 3 & 9 months - Children	490	1,339	36.6%	54.9%	59.0%
% of FP17s for the same patient ID Re-attending between 3 & 9 months - Adults	389	1,423	27.3%	51.4%	54.9%
% of FP17s for Band 1 Urgent Courses	580	2,888	20.1%	9.4%	9.0%
% of FP17s Relating to Free Repair or Replacements	9	2,888	0.3%	0.8%	0.7%
% of FP17s Relating to Continuations	40	2,888	1.4%	0.7%	0.8%
% of Patients satisfied with the dentistry they have received	9	9	N/A	93.9%	92.0%
% of Patients satisfied with the time they had to wait for an appointment	5	9	N/A	90.1%	88.1%

\* This is based on patients treated on this contract for their most recent course of treatment. Figures in italics indicate the base number of FP17s or Patient Questionnaire responses are less than 100. N/A is shown where the base number of responses is less than 10 during the period. % is calculated as Quantity/Base number\*100

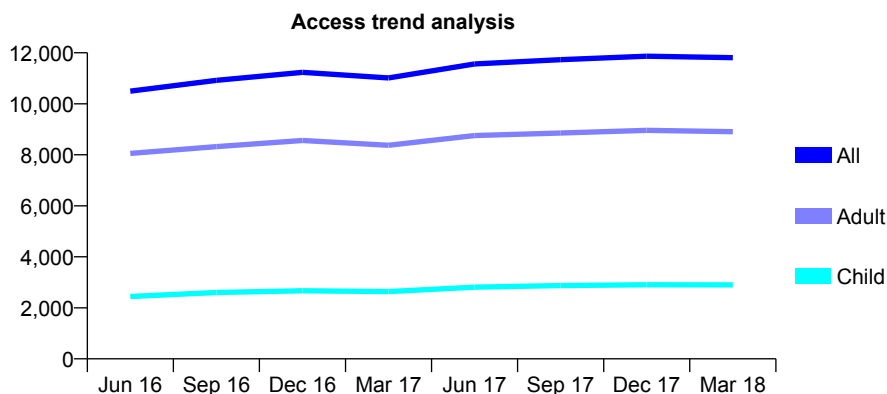
## 7A3 - Vital Signs At a Glance Contract Report for 103780/0002 - Year end March 2018

Name or company name	Waterfront Dental Centre
Contract type name	PDS Plus Contract
Purpose of contract	General
Contract start date	01/04/2011
Contract end date	31/03/2018

17/18 Contracted general activity (UDA)	31,916
Carry forward general activity (UDA)	0
17/18 Contracted orthodontic activity (UOA)	0
Carry forward orthodontic activity (UOA)	0
Baseline contract value	£778,584.52

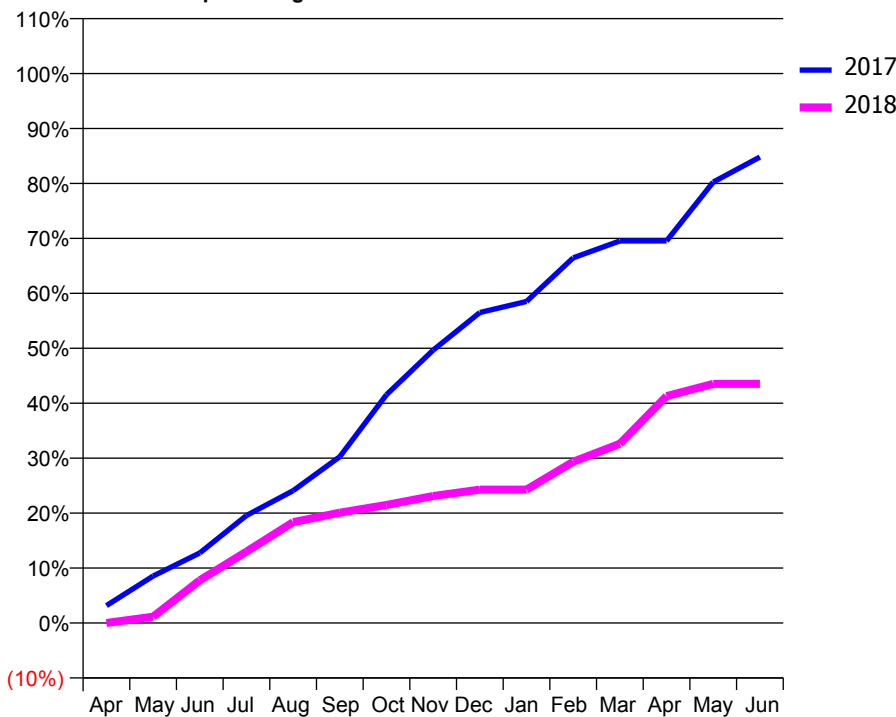
### ACCESS\*

Patients seen in 24 months	Total	Change since previous quarter
Quarter ending March 2017	11,012	
Quarter ending June 2017	11,566	↑
Quarter ending September 2017	11,730	→
Quarter ending December 2017	11,866	→
Quarter ending March 2018	11,807	→
<b>Variance since March 2017</b>	<b>7.2%</b>	<b>↑</b>



### ACTIVITY

Cumulative percentage of contracted UDA delivered 2017 & 2018



Month	Adjusted Scheduled Activity (UDA)	
	2017	2018
April	1,013	0
May	2,730	369
June	4,071	2,479
July	6,245	4,144
August	7,689	5,863
September	9,659	6,406
October	13,266	6,856
November	15,848	7,377
December	18,031	7,748
January	18,674	7,748
February	21,210	9,370
March	22,196	10,410
April	22,196	13,176
May	25,610	13,888
June	27,066	13,888

### QUALITY

	Quantity	Base Number	Contract	LHB	Wales
% of FP17s for the same patient ID Re-attending within 3 months - Children	217	2,742	7.9%	9.4%	10.9%
% of FP17s for the same patient ID Re-attending within 3 months - Adults	1,432	9,413	15.2%	14.5%	16.2%
% of FP17s for the same patient ID Re-attending between 3 & 9 months - Children	726	2,742	26.5%	54.9%	59.0%
% of FP17s for the same patient ID Re-attending between 3 & 9 months - Adults	3,079	9,413	32.7%	51.4%	54.9%
% of FP17s for Band 1 Urgent Courses	3,941	12,661	31.1%	9.4%	9.0%
% of FP17s Relating to Free Repair or Replacements	127	12,661	1.0%	0.8%	0.7%
% of FP17s Relating to Continuations	1	12,661	0.0%	0.7%	0.8%
% of Patients satisfied with the dentistry they have received	4	5	N/A	93.9%	92.0%
% of Patients satisfied with the time they had to wait for an appointment	5	5	N/A	90.1%	88.1%

\* This is based on patients treated on this contract for their most recent course of treatment. Figures in italics indicate the base number of FP17s or Patient Questionnaire responses are less than 100. N/A is shown where the base number of responses is less than 10 during the period. % is calculated as Quantity/Base number\*100

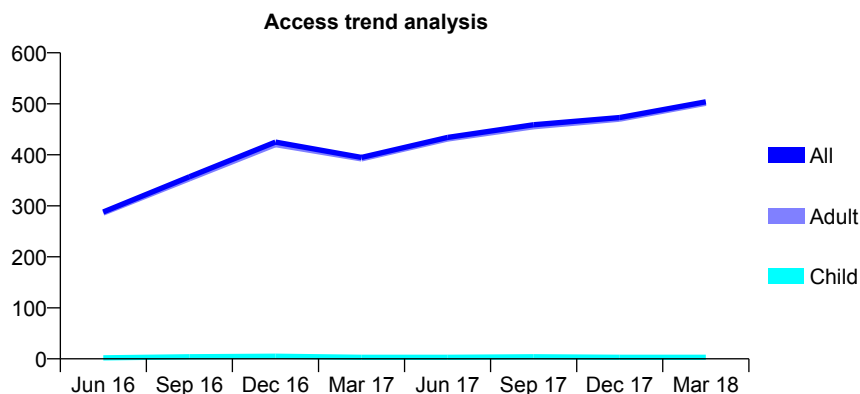
## 7A3 - Vital Signs At a Glance Contract Report for 114413/0001 - Year end March 2018

Name or company name	Parkway Clinic
Contract type name	GDS Contract
Purpose of contract	General
Contract start date	01/04/2009
Contract end date	

17/18 Contracted general activity (UDA)	1,535
Carry forward general activity (UDA)	63
17/18 Contracted orthodontic activity (UOA)	0
Carry forward orthodontic activity (UOA)	0
Baseline contract value	£80,279.80

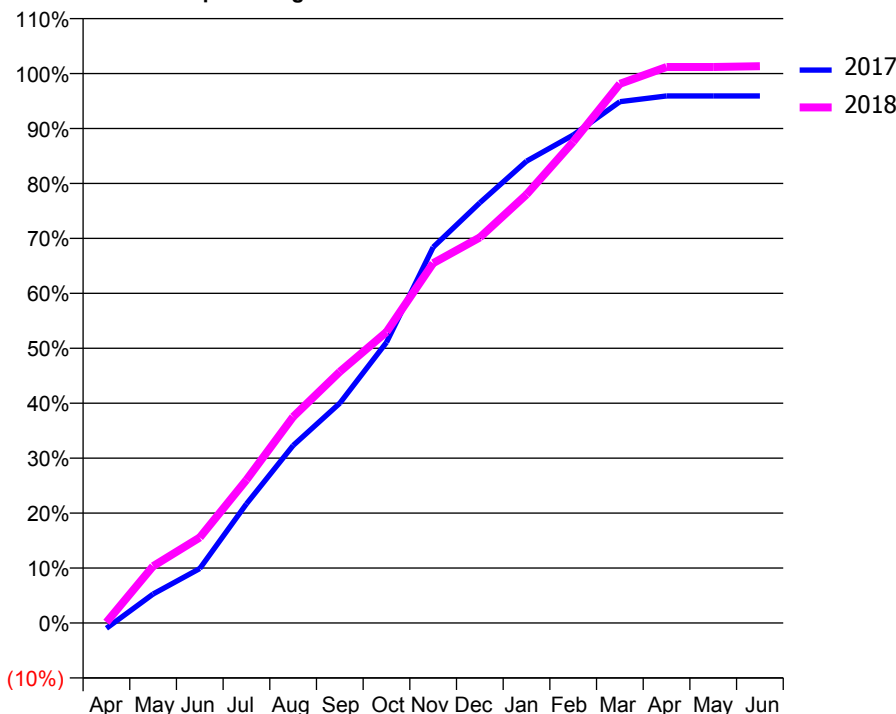
### ACCESS\*

Patients seen in 24 months	Total	Change since previous quarter
Quarter ending March 2017	395	
Quarter ending June 2017	434	↑
Quarter ending September 2017	459	↑
Quarter ending December 2017	473	↑
Quarter ending March 2018	504	↑
<b>Variance since March 2017</b>	<b>27.6%</b>	<b>↑</b>



### ACTIVITY

Cumulative percentage of contracted UDA delivered 2017 & 2018



Month	Adjusted Scheduled Activity (UDA)	
	2017	2018
April	-15	2
May	81	159
June	152	239
July	333	400
August	496	576
September	614	702
October	784	813
November	1,050	1,005
December	1,174	1,077
January	1,290	1,197
February	1,363	1,344
March	1,456	1,506
April	1,472	1,553
May	1,472	1,553
June	1,472	1,555

### QUALITY

	Quantity	Base Number	Contract	LHB	Wales
% of FP17s for the same patient ID Re-attending within 3 months - Children	0	8	0.0%	9.4%	10.9%
% of FP17s for the same patient ID Re-attending within 3 months - Adults	15	584	2.6%	14.5%	16.2%
% of FP17s for the same patient ID Re-attending between 3 & 9 months - Children	0	8	0.0%	54.9%	59.0%
% of FP17s for the same patient ID Re-attending between 3 & 9 months - Adults	9	584	1.5%	51.4%	54.9%
% of FP17s for Band 1 Urgent Courses	1	604	0.2%	9.4%	9.0%
% of FP17s Relating to Free Repair or Replacements	0	604	0.0%	0.8%	0.7%
% of FP17s Relating to Continuations	1	604	0.2%	0.7%	0.8%
% of Patients satisfied with the dentistry they have received	1	1	N/A	93.9%	92.0%
% of Patients satisfied with the time they had to wait for an appointment	1	1	N/A	90.1%	88.1%

\* This is based on patients treated on this contract for their most recent course of treatment. Figures in italics indicate the base number of FP17s or Patient Questionnaire responses are less than 100. N/A is shown where the base number of responses is less than 10 during the period. % is calculated as Quantity/Base number\*100

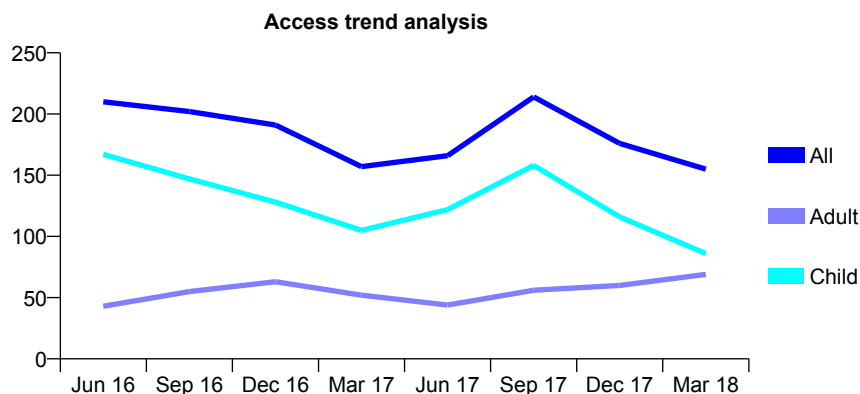
## 7A3 - Vital Signs At a Glance Contract Report for 114413/0002 - Year end March 2018

Name or company name	Parkway Clinic
Contract type name	PDS Contract
Purpose of contract	General
Contract start date	01/04/2013
Contract end date	31/03/2020

17/18 Contracted general activity (UDA)	600
Carry forward general activity (UDA)	33
17/18 Contracted orthodontic activity (UOA)	0
Carry forward orthodontic activity (UOA)	0
Baseline contract value	£33,726.93

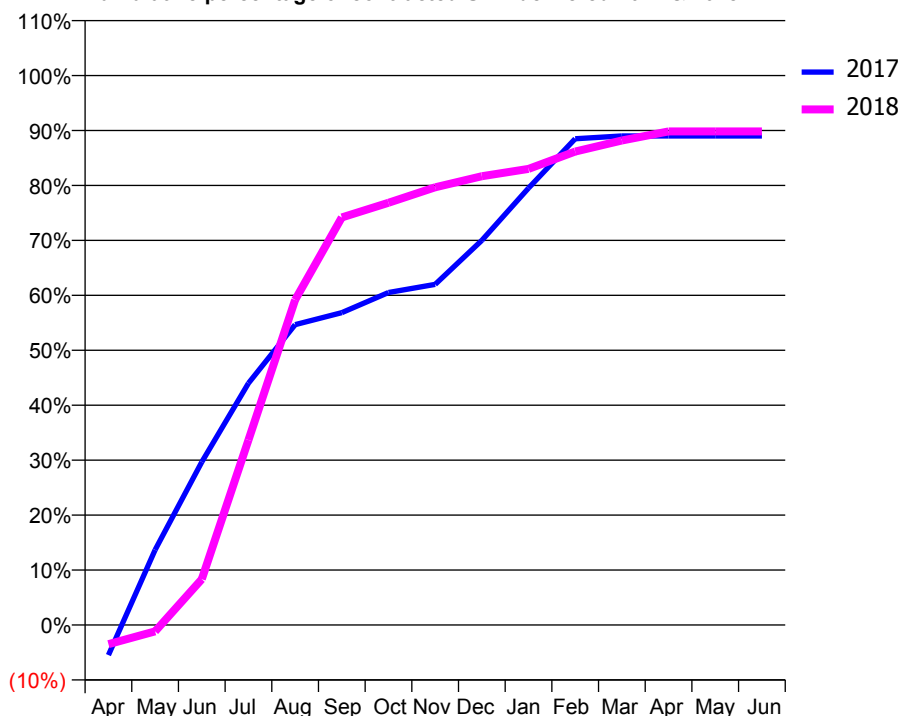
### ACCESS\*

Patients seen in 24 months	Total	Change since previous quarter
Quarter ending March 2017	157	
Quarter ending June 2017	166	↑
Quarter ending September 2017	214	↑
Quarter ending December 2017	176	↓
Quarter ending March 2018	155	↓
<b>Variance since March 2017</b>	<b>(1.3%)</b>	<b>↓</b>



### ACTIVITY

Cumulative percentage of contracted UDA delivered 2017 & 2018



Month	Adjusted Scheduled Activity (UDA)	
	2017	2018
April	-33	-21
May	82	-7
June	178	50
July	264	202
August	328	355
September	341	445
October	363	461
November	372	478
December	420	490
January	477	498
February	531	517
March	534	529
April	534	539
May	534	539
June	534	539

### QUALITY

	Quantity	Base Number	Contract	LHB	Wales
% of FP17s for the same patient ID Re-attending within 3 months - Children	0	125	0.0%	9.4%	10.9%
% of FP17s for the same patient ID Re-attending within 3 months - Adults	0	71	0.0%	14.5%	16.2%
% of FP17s for the same patient ID Re-attending between 3 & 9 months - Children	0	125	0.0%	54.9%	59.0%
% of FP17s for the same patient ID Re-attending between 3 & 9 months - Adults	0	71	0.0%	51.4%	54.9%
% of FP17s for Band 1 Urgent Courses	0	200	0.0%	9.4%	9.0%
% of FP17s Relating to Free Repair or Replacements	0	200	0.0%	0.8%	0.7%
% of FP17s Relating to Continuations	0	200	0.0%	0.7%	0.8%
% of Patients satisfied with the dentistry they have received	0	0	N/A	93.9%	92.0%
% of Patients satisfied with the time they had to wait for an appointment	0	0	N/A	90.1%	88.1%

\* This is based on patients treated on this contract for their most recent course of treatment. Figures in italics indicate the base number of FP17s or Patient Questionnaire responses are less than 100. N/A is shown where the base number of responses is less than 10 during the period. % is calculated as Quantity/Base number\*100

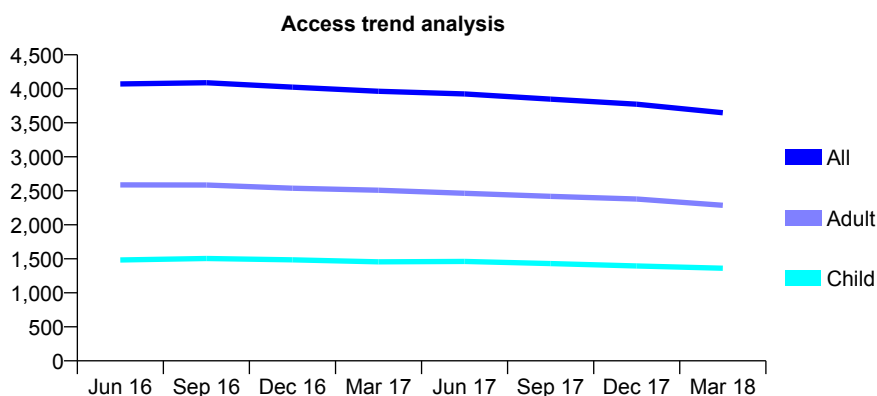
## 7A3 - Vital Signs At a Glance Contract Report for 117234/0001 - Year end March 2018

Name or company name	Cwmatawe Dental Practice Ltd
Contract type name	GDS Contract
Purpose of contract	General and Orthodontic
Contract start date	01/04/2008
Contract end date	

17/18 Contracted general activity (UDA)	9,000
Carry forward general activity (UDA)	32
17/18 Contracted orthodontic activity (UOA)	3,062
Carry forward orthodontic activity (UOA)	0
Baseline contract value	£422,446.95

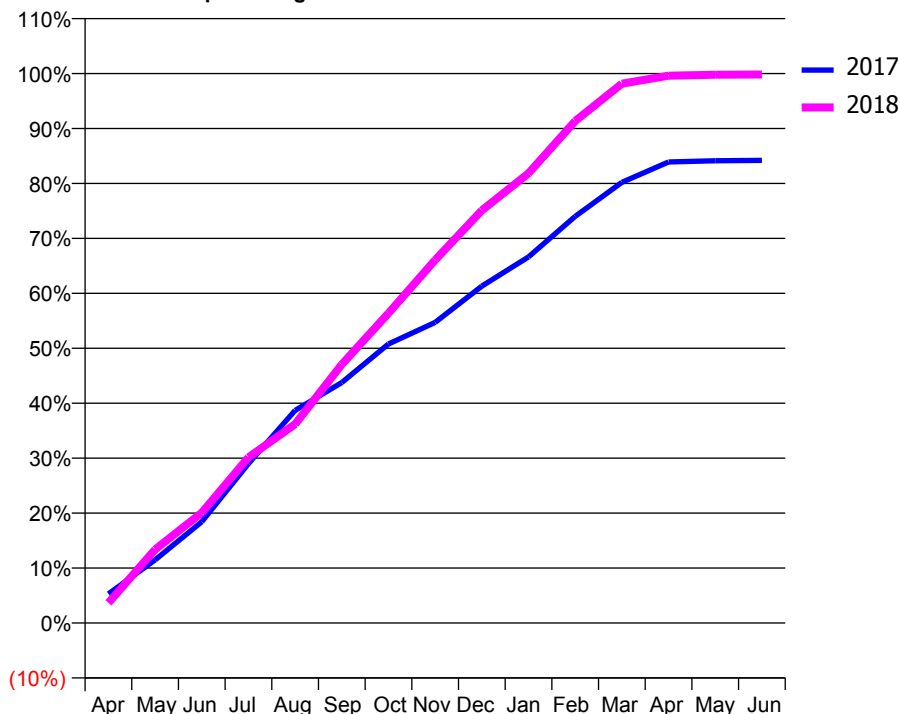
### ACCESS\*

Patients seen in 24 months	Total	Change since previous quarter
Quarter ending March 2017	3,963	
Quarter ending June 2017	3,925	→
Quarter ending September 2017	3,849	↓
Quarter ending December 2017	3,774	↓
Quarter ending March 2018	3,649	↓
<b>Variance since March 2017</b>	<b>(7.9%)</b>	<b>↓</b>



### ACTIVITY

Cumulative percentage of contracted UDA delivered 2017 & 2018



Month	Adjusted Scheduled Activity (UDA)	
	2017	2018
April	610	330
May	1,322	1,205
June	2,120	1,806
July	3,338	2,713
August	4,455	3,258
September	5,039	4,235
October	5,845	5,074
November	6,297	5,945
December	7,058	6,759
January	7,668	7,365
February	8,517	8,223
March	9,230	8,834
April	9,657	8,965
May	9,683	8,980
June	9,692	8,983

### QUALITY

	Quantity	Base Number	Contract	LHB	Wales
% of FP17s for the same patient ID Re-attending within 3 months - Children	156	1,976	7.9%	9.4%	10.9%
% of FP17s for the same patient ID Re-attending within 3 months - Adults	378	2,837	13.3%	14.5%	16.2%
% of FP17s for the same patient ID Re-attending between 3 & 9 months - Children	839	1,976	42.5%	54.9%	59.0%
% of FP17s for the same patient ID Re-attending between 3 & 9 months - Adults	1,399	2,837	49.3%	51.4%	54.9%
% of FP17s for Band 1 Urgent Courses	310	4,406	7.0%	9.4%	9.0%
% of FP17s Relating to Free Repair or Replacements	51	4,406	1.2%	0.8%	0.7%
% of FP17s Relating to Continuations	8	4,406	0.2%	0.7%	0.8%
% of Patients satisfied with the dentistry they have received	14	15	93.3%	93.9%	92.0%
% of Patients satisfied with the time they had to wait for an appointment	12	15	80.0%	90.1%	88.1%

\* This is based on patients treated on this contract for their most recent course of treatment. Figures in italics indicate the base number of FP17s or Patient Questionnaire responses are less than 100. N/A is shown where the base number of responses is less than 10 during the period. % is calculated as Quantity/Base number\*100



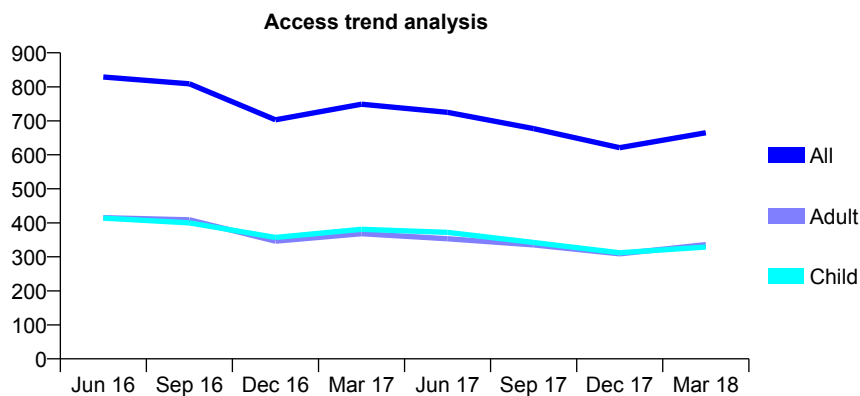
## 7A3 - Vital Signs At a Glance Contract Report for 121185/0001 - Year end March 2018

Name or company name	The Brynhyfryd Dental Practice Ltd
Contract type name	GDS Contract
Purpose of contract	General
Contract start date	01/09/2011
Contract end date	

17/18 Contracted general activity (UDA)	1,830
Carry forward general activity (UDA)	-89
17/18 Contracted orthodontic activity (UOA)	0
Carry forward orthodontic activity (UOA)	0
Baseline contract value	£51,517.15

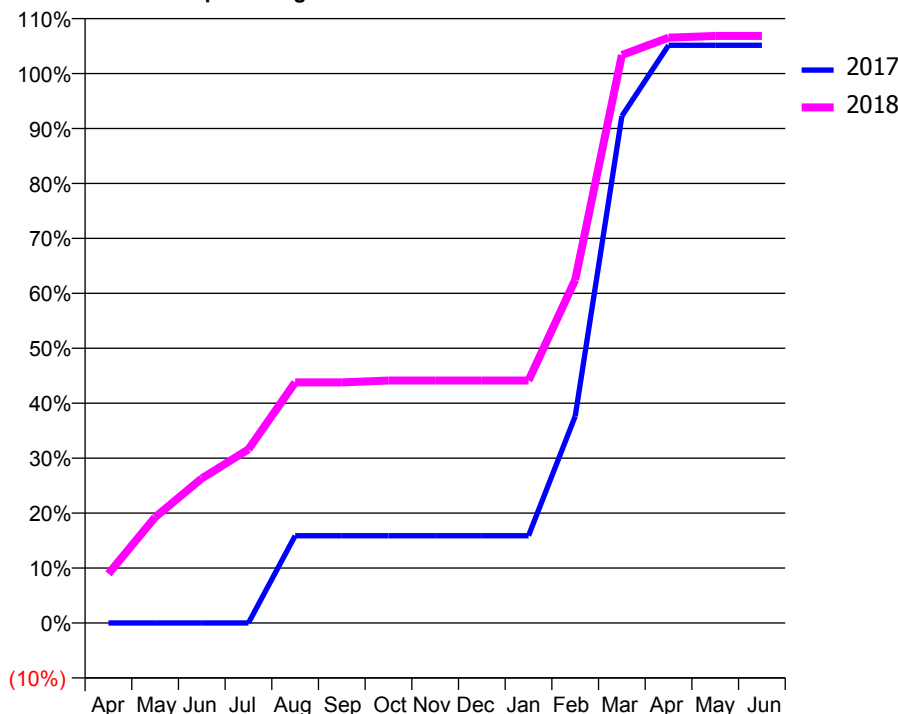
### ACCESS\*

Patients seen in 24 months	Total	Change since previous quarter
Quarter ending March 2017	749	
Quarter ending June 2017	725	↓
Quarter ending September 2017	677	↓
Quarter ending December 2017	621	↓
Quarter ending March 2018	665	↑
<b>Variance since March 2017</b>	<b>(11.2%)</b>	<b>↓</b>



### ACTIVITY

Cumulative percentage of contracted UDA delivered 2017 & 2018



Month	Adjusted Scheduled Activity (UDA)	
	2017	2018
April	0	164
May	0	353
June	0	482
July	0	578
August	277	801
September	277	801
October	277	807
November	277	807
December	277	807
January	277	807
February	656	1,143
March	1,608	1,892
April	1,832	1,949
May	1,832	1,955
June	1,832	1,955

### QUALITY

	Quantity	Base Number	Contract	LHB	Wales
% of FP17s for the same patient ID Re-attending within 3 months - Children	41	455	9.0%	9.4%	10.9%
% of FP17s for the same patient ID Re-attending within 3 months - Adults	71	389	18.3%	14.5%	16.2%
% of FP17s for the same patient ID Re-attending between 3 & 9 months - Children	248	455	54.5%	54.9%	59.0%
% of FP17s for the same patient ID Re-attending between 3 & 9 months - Adults	145	389	37.3%	51.4%	54.9%
% of FP17s for Band 1 Urgent Courses	96	830	11.6%	9.4%	9.0%
% of FP17s Relating to Free Repair or Replacements	0	830	0.0%	0.8%	0.7%
% of FP17s Relating to Continuations	5	830	0.6%	0.7%	0.8%
% of Patients satisfied with the dentistry they have received	0	0	N/A	93.9%	92.0%
% of Patients satisfied with the time they had to wait for an appointment	0	0	N/A	90.1%	88.1%

\* This is based on patients treated on this contract for their most recent course of treatment. Figures in italics indicate the base number of FP17s or Patient Questionnaire responses are less than 100. N/A is shown where the base number of responses is less than 10 during the period. % is calculated as Quantity/Base number\*100

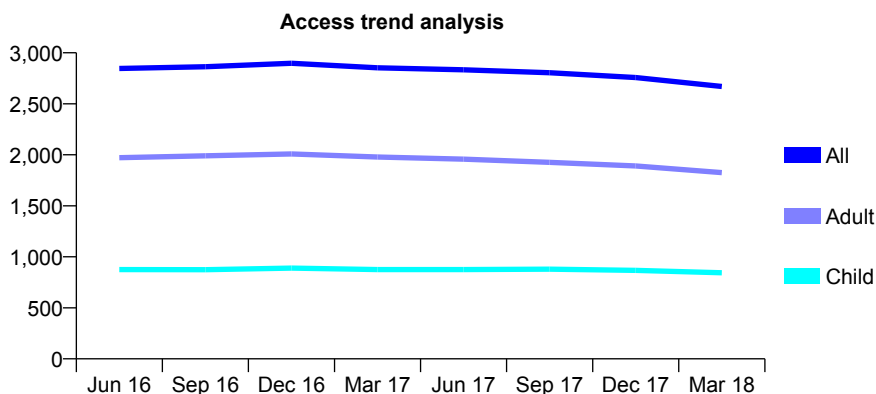
## 7A3 - Vital Signs At a Glance Contract Report for 123641/0001 - Year end March 2018

Name or company name	Griffiths & Middleton
Contract type name	GDS Contract
Purpose of contract	General
Contract start date	01/11/2012
Contract end date	

17/18 Contracted general activity (UDA)	8,335
Carry forward general activity (UDA)	-44
17/18 Contracted orthodontic activity (UOA)	0
Carry forward orthodontic activity (UOA)	0
Baseline contract value	£215,939.80

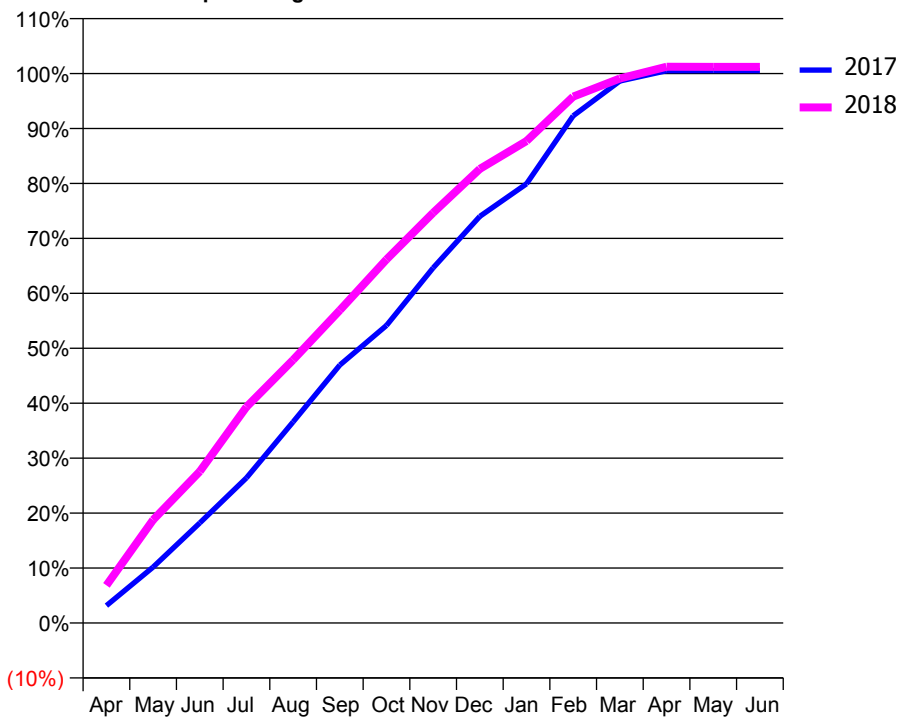
### ACCESS\*

Patients seen in 24 months	Total	Change since previous quarter
Quarter ending March 2017	2,853	
Quarter ending June 2017	2,833	→
Quarter ending September 2017	2,805	→
Quarter ending December 2017	2,758	↓
Quarter ending March 2018	2,670	↓
<b>Variance since March 2017</b>	<b>(6.4%)</b>	<b>↓</b>



### ACTIVITY

Cumulative percentage of contracted UDA delivered 2017 & 2018



Adjusted Scheduled Activity (UDA)

Month	2017	2018
April	265	571
May	849	1,565
June	1,518	2,298
July	2,202	3,278
August	3,052	3,991
September	3,912	4,744
October	4,513	5,515
November	5,387	6,222
December	6,167	6,887
January	6,661	7,312
February	7,693	7,985
March	8,221	8,260
April	8,376	8,437
May	8,378	8,436
June	8,379	8,436

### QUALITY

	Quantity	Base Number	Contract	LHB	Wales
% of FP17s for the same patient ID Re-attending within 3 months - Children	150	1,462	10.3%	9.4%	10.9%
% of FP17s for the same patient ID Re-attending within 3 months - Adults	614	3,062	20.1%	14.5%	16.2%
% of FP17s for the same patient ID Re-attending between 3 & 9 months - Children	951	1,462	65.0%	54.9%	59.0%
% of FP17s for the same patient ID Re-attending between 3 & 9 months - Adults	1,850	3,062	60.4%	51.4%	54.9%
% of FP17s for Band 1 Urgent Courses	460	4,509	10.2%	9.4%	9.0%
% of FP17s Relating to Free Repair or Replacements	39	4,509	0.9%	0.8%	0.7%
% of FP17s Relating to Continuations	34	4,509	0.8%	0.7%	0.8%
% of Patients satisfied with the dentistry they have received	1	2	N/A	93.9%	92.0%
% of Patients satisfied with the time they had to wait for an appointment	1	2	N/A	90.1%	88.1%

\* This is based on patients treated on this contract for their most recent course of treatment. Figures in italics indicate the base number of FP17s or Patient Questionnaire responses are less than 100. N/A is shown where the base number of responses is less than 10 during the period. % is calculated as Quantity/Base number\*100

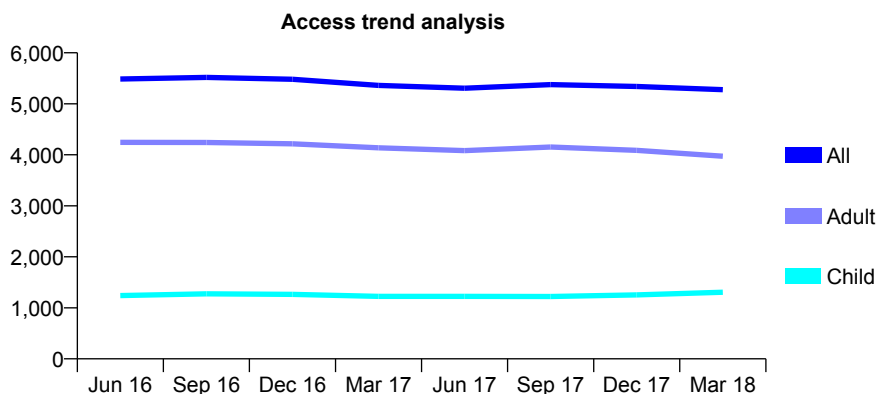
## 7A3 - Vital Signs At a Glance Contract Report for 125474/0001 - Year end March 2018

Name or company name	Talbot Street Dental Surgery
Contract type name	GDS Contract
Purpose of contract	General
Contract start date	01/04/2014
Contract end date	

17/18 Contracted general activity (UDA)	15,259
Carry forward general activity (UDA)	0
17/18 Contracted orthodontic activity (UOA)	0
Carry forward orthodontic activity (UOA)	0
Baseline contract value	£349,670.49

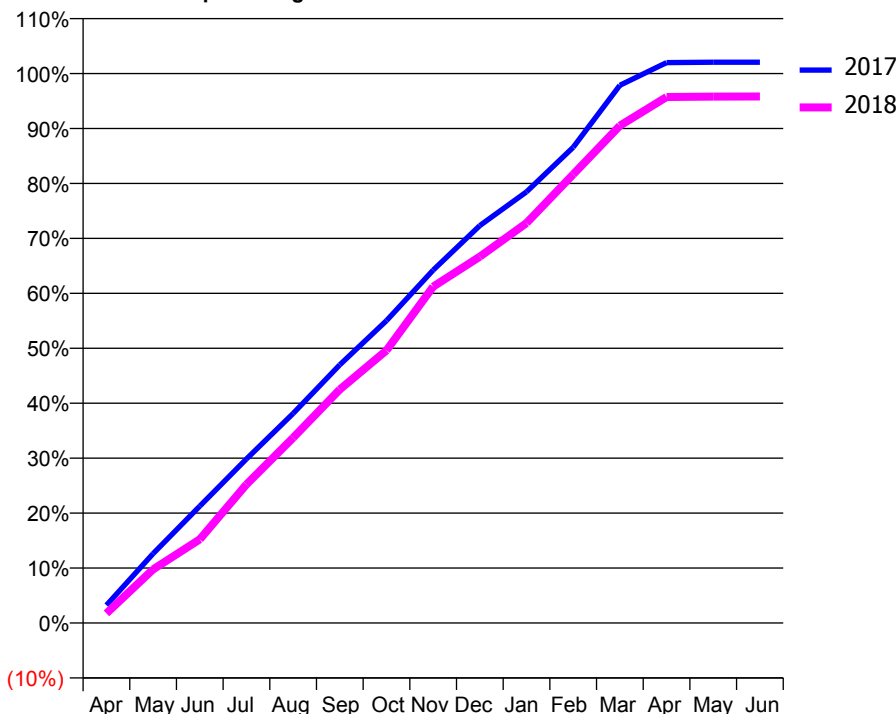
### ACCESS\*

Patients seen in 24 months	Total	Change since previous quarter
Quarter ending March 2017	5,362	
Quarter ending June 2017	5,307	↓
Quarter ending September 2017	5,376	→
Quarter ending December 2017	5,341	→
Quarter ending March 2018	5,278	↓
<b>Variance since March 2017</b>	<b>(1.6%)</b>	<b>↓</b>



### ACTIVITY

Cumulative percentage of contracted UDA delivered 2017 & 2018



Adjusted Scheduled Activity (UDA)

Month	2017	2018
April	496	269
May	1,929	1,489
June	3,244	2,325
July	4,558	3,847
August	5,819	5,145
September	7,172	6,487
October	8,398	7,571
November	9,800	9,339
December	11,035	10,173
January	11,972	11,106
February	13,212	12,460
March	14,931	13,811
April	15,561	14,607
May	15,573	14,619
June	15,573	14,622

### QUALITY

	Quantity	Base Number	Contract	LHB	Wales
% of FP17s for the same patient ID Re-attending within 3 months - Children	87	1,694	5.1%	9.4%	10.9%
% of FP17s for the same patient ID Re-attending within 3 months - Adults	752	5,717	13.2%	14.5%	16.2%
% of FP17s for the same patient ID Re-attending between 3 & 9 months - Children	797	1,694	47.0%	54.9%	59.0%
% of FP17s for the same patient ID Re-attending between 3 & 9 months - Adults	2,778	5,717	48.6%	51.4%	54.9%
% of FP17s for Band 1 Urgent Courses	670	7,403	9.1%	9.4%	9.0%
% of FP17s Relating to Free Repair or Replacements	35	7,403	0.5%	0.8%	0.7%
% of FP17s Relating to Continuations	127	7,403	1.7%	0.7%	0.8%
% of Patients satisfied with the dentistry they have received	20	22	90.9%	93.9%	92.0%
% of Patients satisfied with the time they had to wait for an appointment	21	22	95.5%	90.1%	88.1%

\* This is based on patients treated on this contract for their most recent course of treatment. Figures in italics indicate the base number of FP17s or Patient Questionnaire responses are less than 100. N/A is shown where the base number of responses is less than 10 during the period. % is calculated as Quantity/Base number\*100

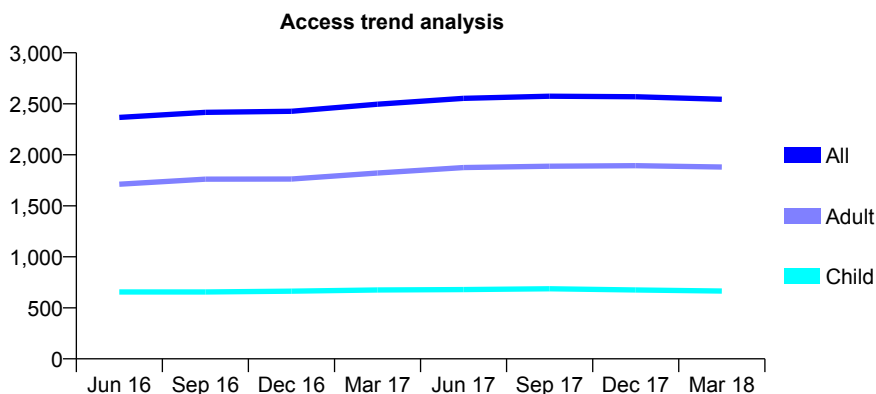
## 7A3 - Vital Signs At a Glance Contract Report for 127590/0001 - Year end March 2018

Name or company name	Penclawdd Dental Practice
Contract type name	GDS Contract
Purpose of contract	General
Contract start date	01/01/2011
Contract end date	

17/18 Contracted general activity (UDA)	5,810
Carry forward general activity (UDA)	0
17/18 Contracted orthodontic activity (UOA)	0
Carry forward orthodontic activity (UOA)	0
Baseline contract value	£147,522.73

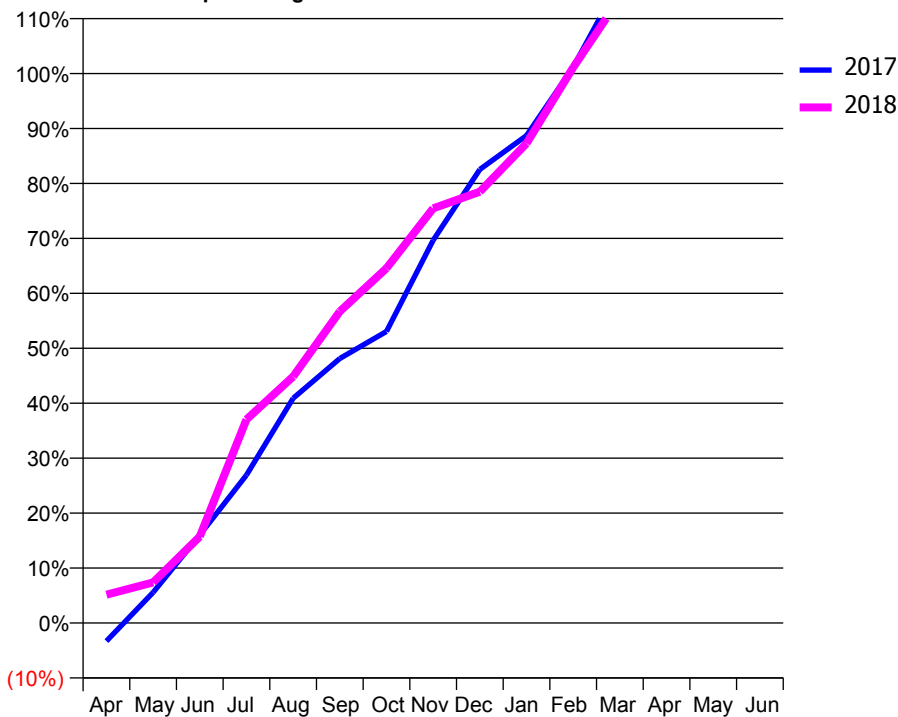
### ACCESS\*

Patients seen in 24 months	Total	Change since previous quarter
Quarter ending March 2017	2,496	
Quarter ending June 2017	2,554	↑
Quarter ending September 2017	2,575	→
Quarter ending December 2017	2,569	→
Quarter ending March 2018	2,545	→
<b>Variance since March 2017</b>	<b>2.0%</b>	<b>→</b>



### ACTIVITY

Cumulative percentage of contracted UDA delivered 2017 & 2018



Month	Adjusted Scheduled Activity (UDA)	
	2017	2018
April	-193	300
May	323	429
June	932	914
July	1,564	2,153
August	2,377	2,607
September	2,796	3,294
October	3,083	3,751
November	4,047	4,384
December	4,796	4,560
January	5,155	5,071
February	5,878	5,875
March	6,785	6,605
April	7,402	6,917
May	7,402	7,252
June	7,436	7,257

### QUALITY

	Quantity	Base Number	Contract	LHB	Wales
% of FP17s for the same patient ID Re-attending within 3 months - Children	64	1,002	6.4%	9.4%	10.9%
% of FP17s for the same patient ID Re-attending within 3 months - Adults	331	2,648	12.5%	14.5%	16.2%
% of FP17s for the same patient ID Re-attending between 3 & 9 months - Children	587	1,002	58.6%	54.9%	59.0%
% of FP17s for the same patient ID Re-attending between 3 & 9 months - Adults	1,404	2,648	53.0%	51.4%	54.9%
% of FP17s for Band 1 Urgent Courses	616	3,642	16.9%	9.4%	9.0%
% of FP17s Relating to Free Repair or Replacements	48	3,642	1.3%	0.8%	0.7%
% of FP17s Relating to Continuations	0	3,642	0.0%	0.7%	0.8%
% of Patients satisfied with the dentistry they have received	5	5	N/A	93.9%	92.0%
% of Patients satisfied with the time they had to wait for an appointment	5	5	N/A	90.1%	88.1%

\* This is based on patients treated on this contract for their most recent course of treatment. Figures in italics indicate the base number of FP17s or Patient Questionnaire responses are less than 100. N/A is shown where the base number of responses is less than 10 during the period. % is calculated as Quantity/Base number\*100

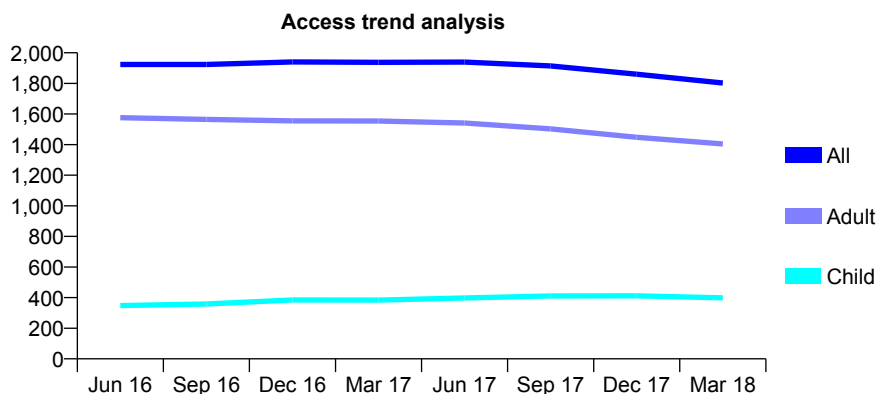
## 7A3 - Vital Signs At a Glance Contract Report for 128406/0001 - Year end March 2018

Name or company name	Dr Philip Welch
Contract type name	GDS Contract
Purpose of contract	General
Contract start date	01/05/2012
Contract end date	

17/18 Contracted general activity (UDA)	6,869
Carry forward general activity (UDA)	113
17/18 Contracted orthodontic activity (UOA)	0
Carry forward orthodontic activity (UOA)	0
Baseline contract value	£179,102.73

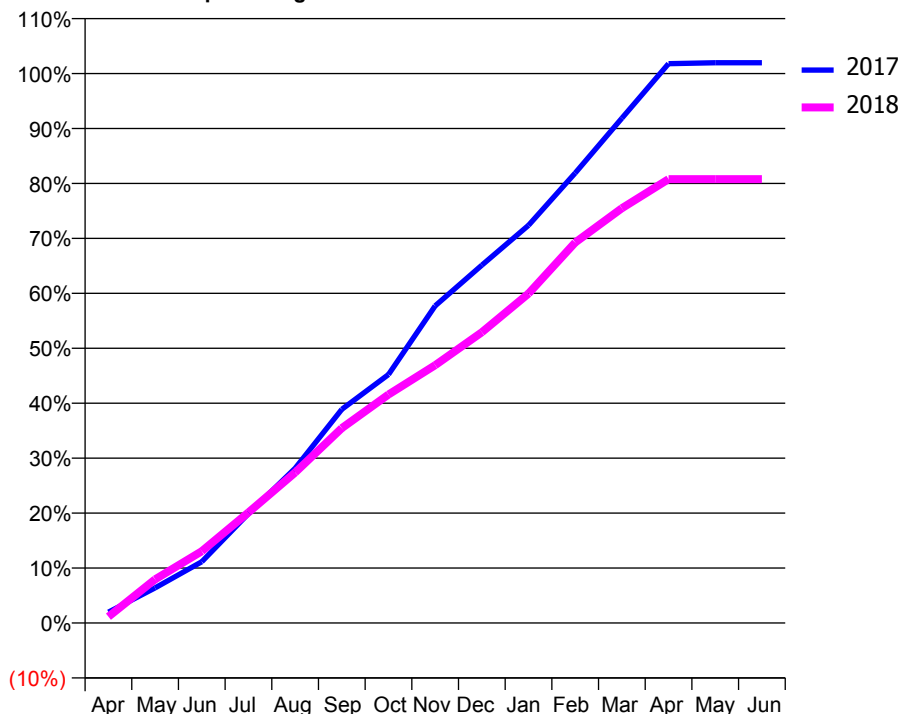
### ACCESS\*

Patients seen in 24 months	Total	Change since previous quarter
Quarter ending March 2017	1,938	
Quarter ending June 2017	1,939	→
Quarter ending September 2017	1,914	↓
Quarter ending December 2017	1,860	↓
Quarter ending March 2018	1,803	↓
<b>Variance since March 2017</b>	<b>(7.0%)</b>	↓



### ACTIVITY

Cumulative percentage of contracted UDA delivered 2017 & 2018



Adjusted Scheduled Activity (UDA)

Month	2017	2018
April	135	80
May	440	545
June	765	898
July	1,368	1,383
August	1,934	1,881
September	2,671	2,436
October	3,106	2,857
November	3,965	3,223
December	4,474	3,634
January	4,971	4,118
February	5,626	4,757
March	6,311	5,185
April	6,992	5,549
May	7,004	5,549
June	7,004	5,549

### QUALITY

	Quantity	Base Number	Contract	LHB	Wales
% of FP17s for the same patient ID Re-attending within 3 months - Children	55	592	9.3%	9.4%	10.9%
% of FP17s for the same patient ID Re-attending within 3 months - Adults	387	2,210	17.5%	14.5%	16.2%
% of FP17s for the same patient ID Re-attending between 3 & 9 months - Children	301	592	50.8%	54.9%	59.0%
% of FP17s for the same patient ID Re-attending between 3 & 9 months - Adults	1,323	2,210	59.9%	51.4%	54.9%
% of FP17s for Band 1 Urgent Courses	378	2,802	13.5%	9.4%	9.0%
% of FP17s Relating to Free Repair or Replacements	23	2,802	0.8%	0.8%	0.7%
% of FP17s Relating to Continuations	23	2,802	0.8%	0.7%	0.8%
% of Patients satisfied with the dentistry they have received	6	7	N/A	93.9%	92.0%
% of Patients satisfied with the time they had to wait for an appointment	5	7	N/A	90.1%	88.1%

\* This is based on patients treated on this contract for their most recent course of treatment. Figures in italics indicate the base number of FP17s or Patient Questionnaire responses are less than 100. N/A is shown where the base number of responses is less than 10 during the period. % is calculated as Quantity/Base number\*100

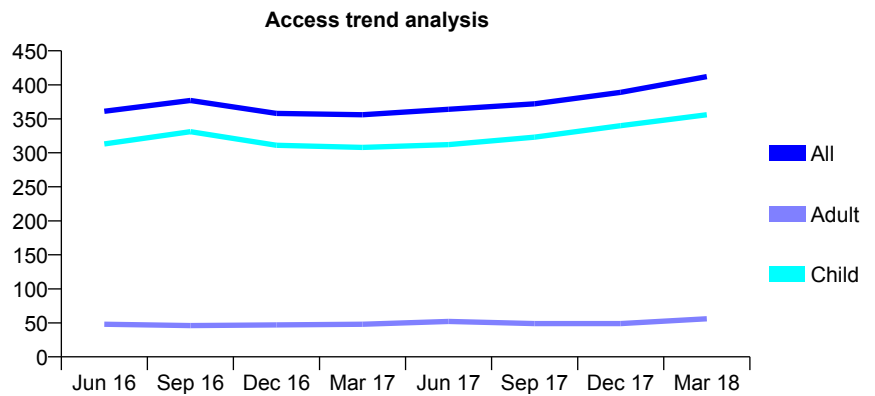
## 7A3 - Vital Signs At a Glance Contract Report for 136743/0001 - Year end March 2018

Name or company name	Dr Webster & Dr Close
Contract type name	GDS Contract
Purpose of contract	General
Contract start date	07/06/2013
Contract end date	

17/18 Contracted general activity (UDA)	1,000
Carry forward general activity (UDA)	0
17/18 Contracted orthodontic activity (UOA)	0
Carry forward orthodontic activity (UOA)	0
Baseline contract value	£22,254.62

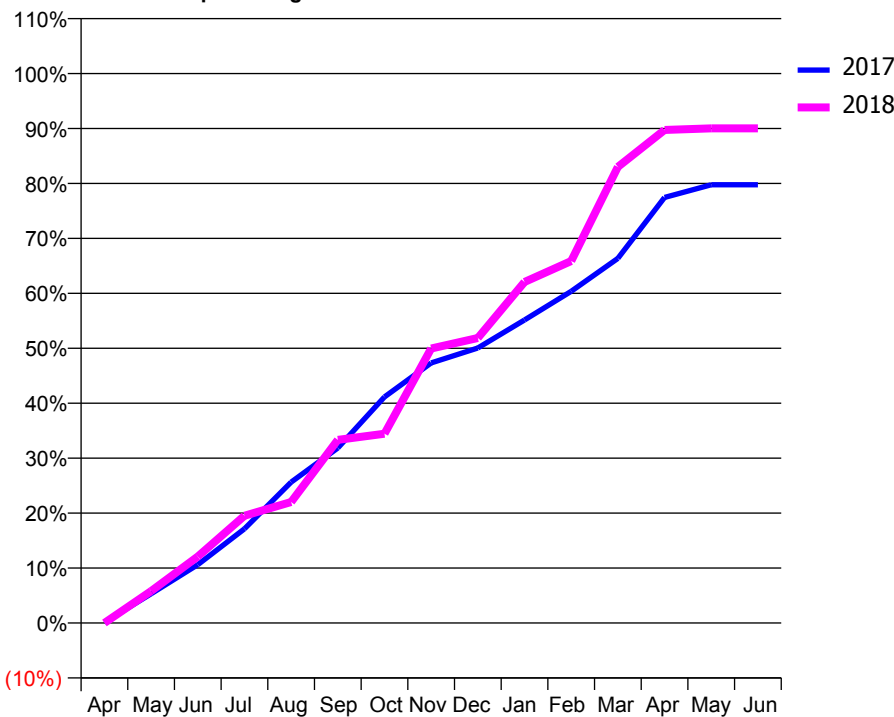
### ACCESS\*

Patients seen in 24 months	Total	Change since previous quarter
Quarter ending March 2017	356	
Quarter ending June 2017	364	↑
Quarter ending September 2017	372	↑
Quarter ending December 2017	389	↑
Quarter ending March 2018	412	↑
<b>Variance since March 2017</b>	<b>15.7%</b>	<b>↑</b>



### ACTIVITY

**Cumulative percentage of contracted UDA delivered 2017 & 2018**



Month	Adjusted Scheduled Activity (UDA)	
	2017	2018
April	1	0
May	53	58
June	106	121
July	171	195
August	256	220
September	318	333
October	411	344
November	473	500
December	500	519
January	551	621
February	604	659
March	664	830
April	775	897
May	798	900
June	798	900

### QUALITY

	Quantity	Base Number	Contract	LHB	Wales
% of FP17s for the same patient ID Re-attending within 3 months - Children	25	563	4.4%	9.4%	10.9%
% of FP17s for the same patient ID Re-attending within 3 months - Adults	2	32	6.3%	14.5%	16.2%
% of FP17s for the same patient ID Re-attending between 3 & 9 months - Children	301	563	53.5%	54.9%	59.0%
% of FP17s for the same patient ID Re-attending between 3 & 9 months - Adults	22	32	68.8%	51.4%	54.9%
% of FP17s for Band 1 Urgent Courses	7	559	1.3%	9.4%	9.0%
% of FP17s Relating to Free Repair or Replacements	0	559	0.0%	0.8%	0.7%
% of FP17s Relating to Continuations	0	559	0.0%	0.7%	0.8%
% of Patients satisfied with the dentistry they have received	0	0	N/A	93.9%	92.0%
% of Patients satisfied with the time they had to wait for an appointment	0	0	N/A	90.1%	88.1%

\* This is based on patients treated on this contract for their most recent course of treatment. Figures in italics indicate the base number of FP17s or Patient Questionnaire responses are less than 100. N/A is shown where the base number of responses is less than 10 during the period. % is calculated as Quantity/Base number\*100

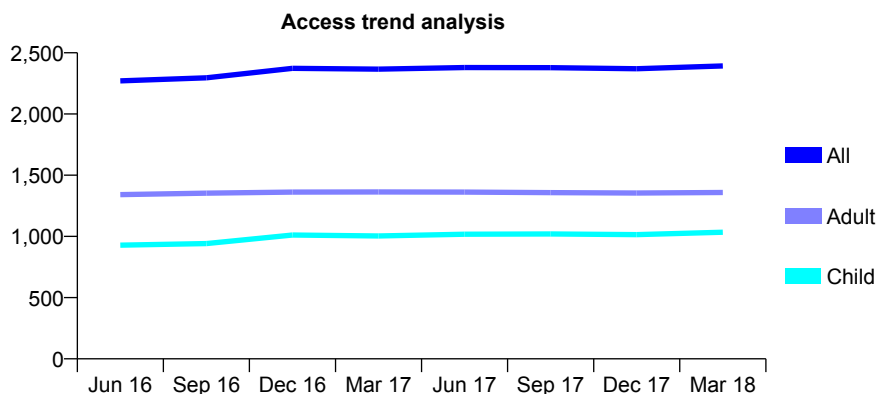
## 7A3 - Vital Signs At a Glance Contract Report for 142301/0001 - Year end March 2018

Name or company name	Gower Healthcare Ltd
Contract type name	GDS Contract
Purpose of contract	General
Contract start date	01/04/2009
Contract end date	

17/18 Contracted general activity (UDA)	7,500
Carry forward general activity (UDA)	-265
17/18 Contracted orthodontic activity (UOA)	0
Carry forward orthodontic activity (UOA)	0
Baseline contract value	£176,543.57

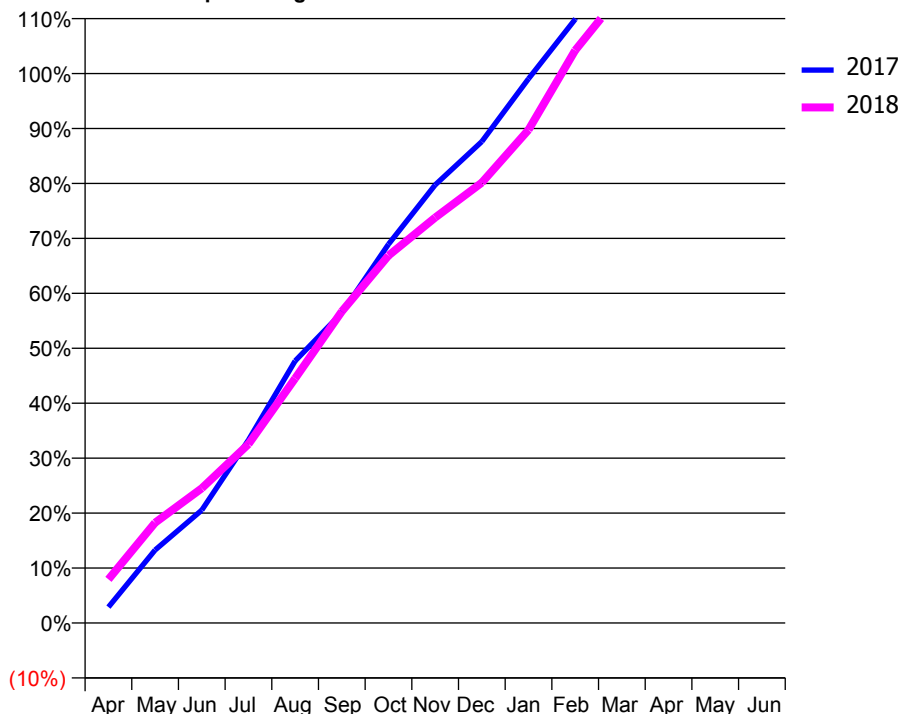
### ACCESS\*

Patients seen in 24 months	Total	Change since previous quarter
Quarter ending March 2017	2,367	
Quarter ending June 2017	2,380	→
Quarter ending September 2017	2,378	→
Quarter ending December 2017	2,370	→
Quarter ending March 2018	2,393	→
<b>Variance since March 2017</b>	<b>1.1%</b>	<b>→</b>



### ACTIVITY

Cumulative percentage of contracted UDA delivered 2017 & 2018



Month	Adjusted Scheduled Activity (UDA)	
	2017	2018
April	206	597
May	943	1,370
June	1,459	1,838
July	2,365	2,441
August	3,387	3,339
September	4,008	4,253
October	4,894	5,016
November	5,661	5,534
December	6,221	6,010
January	7,032	6,731
February	7,801	7,816
March	8,760	8,603
April	9,174	8,948
May	9,184	8,936
June	9,185	8,941

### QUALITY

	Quantity	Base Number	Contract	LHB	Wales
% of FP17s for the same patient ID Re-attending within 3 months - Children	125	1,742	7.2%	9.4%	10.9%
% of FP17s for the same patient ID Re-attending within 3 months - Adults	379	2,085	18.2%	14.5%	16.2%
% of FP17s for the same patient ID Re-attending between 3 & 9 months - Children	1,199	1,742	68.8%	54.9%	59.0%
% of FP17s for the same patient ID Re-attending between 3 & 9 months - Adults	1,186	2,085	56.9%	51.4%	54.9%
% of FP17s for Band 1 Urgent Courses	184	3,799	4.8%	9.4%	9.0%
% of FP17s Relating to Free Repair or Replacements	7	3,799	0.2%	0.8%	0.7%
% of FP17s Relating to Continuations	1	3,799	0.0%	0.7%	0.8%
% of Patients satisfied with the dentistry they have received	9	9	N/A	93.9%	92.0%
% of Patients satisfied with the time they had to wait for an appointment	9	9	N/A	90.1%	88.1%

\* This is based on patients treated on this contract for their most recent course of treatment. Figures in italics indicate the base number of FP17s or Patient Questionnaire responses are less than 100. N/A is shown where the base number of responses is less than 10 during the period. % is calculated as Quantity/Base number\*100



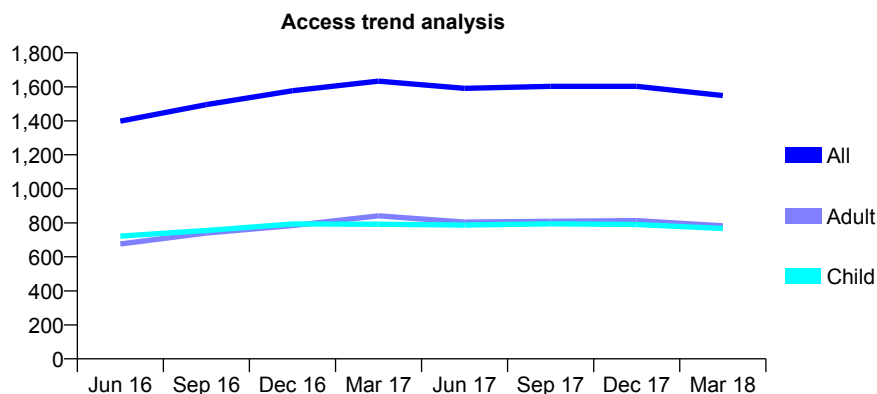
## 7A3 - Vital Signs At a Glance Contract Report for 143200/0001 - Year end March 2018

Name or company name	Rhys Griffiths Ltd
Contract type name	GDS Contract
Purpose of contract	General
Contract start date	01/04/2015
Contract end date	

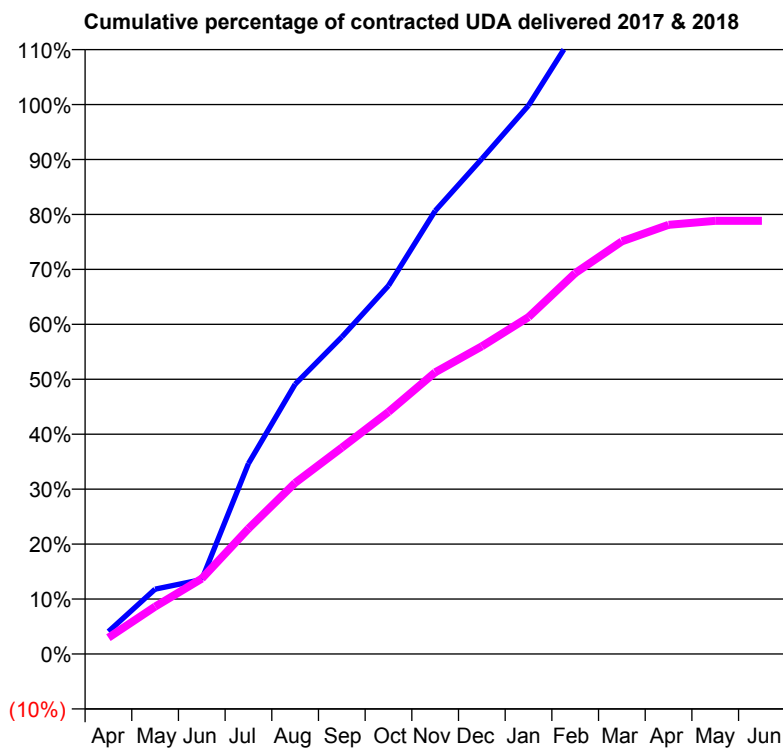
17/18 Contracted general activity (UDA)	5,144
Carry forward general activity (UDA)	0
17/18 Contracted orthodontic activity (UOA)	0
Carry forward orthodontic activity (UOA)	0
Baseline contract value	£126,538.28

### ACCESS\*

Patients seen in 24 months	Total	Change since previous quarter
Quarter ending March 2017	1,633	
Quarter ending June 2017	1,591	↓
Quarter ending September 2017	1,603	→
Quarter ending December 2017	1,603	→
Quarter ending March 2018	1,549	↓
<b>Variance since March 2017</b>	<b>(5.1%)</b>	<b>↓</b>



### ACTIVITY



Month	Adjusted Scheduled Activity (UDA)	
	2017	2018
April	143	153
May	413	443
June	474	706
July	1,213	1,174
August	1,718	1,602
September	2,019	1,932
October	2,346	2,266
November	2,823	2,637
December	3,154	2,881
January	3,494	3,153
February	3,963	3,566
March	4,391	3,862
April	4,599	4,018
May	4,610	4,055
June	4,625	4,055

### QUALITY

	Quantity	Base Number	Contract	LHB	Wales
% of FP17s for the same patient ID Re-attending within 3 months - Children	100	1,014	9.9%	9.4%	10.9%
% of FP17s for the same patient ID Re-attending within 3 months - Adults	187	935	20.0%	14.5%	16.2%
% of FP17s for the same patient ID Re-attending between 3 & 9 months - Children	494	1,014	48.7%	54.9%	59.0%
% of FP17s for the same patient ID Re-attending between 3 & 9 months - Adults	415	935	44.4%	51.4%	54.9%
% of FP17s for Band 1 Urgent Courses	231	1,928	12.0%	9.4%	9.0%
% of FP17s Relating to Free Repair or Replacements	0	1,928	0.0%	0.8%	0.7%
% of FP17s Relating to Continuations	2	1,928	0.1%	0.7%	0.8%
% of Patients satisfied with the dentistry they have received	10	10	100.0%	93.9%	92.0%
% of Patients satisfied with the time they had to wait for an appointment	10	10	100.0%	90.1%	88.1%

\* This is based on patients treated on this contract for their most recent course of treatment. Figures in italics indicate the base number of FP17s or Patient Questionnaire responses are less than 100. N/A is shown where the base number of responses is less than 10 during the period. % is calculated as Quantity/Base number\*100

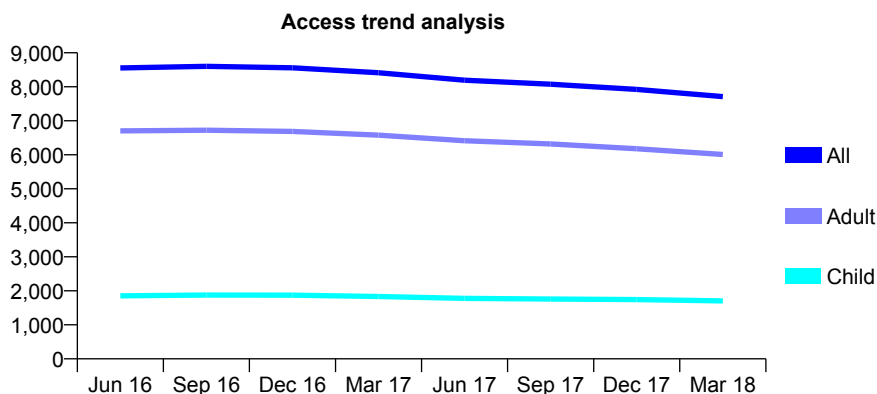
## 7A3 - Vital Signs At a Glance Contract Report for 145610/0001 - Year end March 2018

Name or company name	Beynons Dental Surgery
Contract type name	GDS Contract
Purpose of contract	General
Contract start date	01/04/2009
Contract end date	

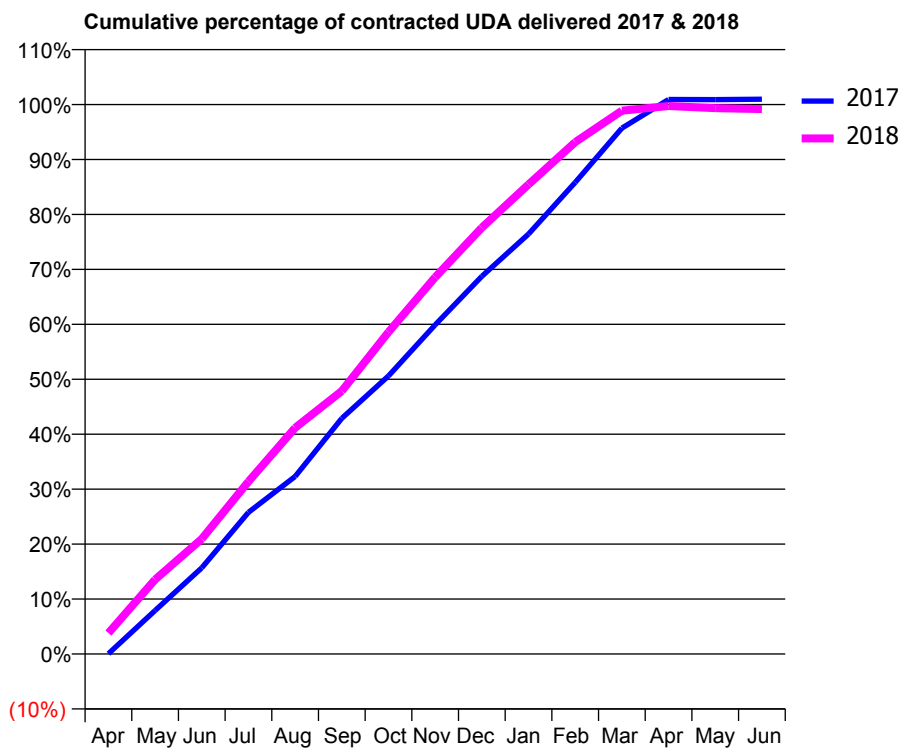
17/18 Contracted general activity (UDA)	24,396
Carry forward general activity (UDA)	0
17/18 Contracted orthodontic activity (UOA)	0
Carry forward orthodontic activity (UOA)	0
Baseline contract value	£568,132.10

### ACCESS\*

Patients seen in 24 months	Total	Change since previous quarter
Quarter ending March 2017	8,414	
Quarter ending June 2017	8,193	↓
Quarter ending September 2017	8,078	↓
Quarter ending December 2017	7,923	↓
Quarter ending March 2018	7,713	↓
<b>Variance since March 2017</b>	<b>(8.3%)</b>	<b>↓</b>



### ACTIVITY



Month	Adjusted Scheduled Activity (UDA)	
	2017	2018
April	15	934
May	1,934	3,307
June	3,826	5,112
July	6,292	7,659
August	7,886	10,042
September	10,462	11,680
October	12,346	14,294
November	14,613	16,727
December	16,767	18,927
January	18,647	20,849
February	20,940	22,726
March	23,347	24,119
April	24,619	24,327
May	24,611	24,234
June	24,632	24,194

### QUALITY

	Quantity	Base Number	Contract	LHB	Wales
% of FP17s for the same patient ID Re-attending within 3 months - Children	154	2,554	6.0%	9.4%	10.9%
% of FP17s for the same patient ID Re-attending within 3 months - Adults	1,196	9,008	13.3%	14.5%	16.2%
% of FP17s for the same patient ID Re-attending between 3 & 9 months - Children	1,576	2,554	61.7%	54.9%	59.0%
% of FP17s for the same patient ID Re-attending between 3 & 9 months - Adults	5,467	9,008	60.7%	51.4%	54.9%
% of FP17s for Band 1 Urgent Courses	967	11,251	8.6%	9.4%	9.0%
% of FP17s Relating to Free Repair or Replacements	168	11,251	1.5%	0.8%	0.7%
% of FP17s Relating to Continuations	14	11,251	0.1%	0.7%	0.8%
% of Patients satisfied with the dentistry they have received	30	30	100.0%	93.9%	92.0%
% of Patients satisfied with the time they had to wait for an appointment	29	30	96.7%	90.1%	88.1%

\* This is based on patients treated on this contract for their most recent course of treatment. Figures in italics indicate the base number of FP17s or Patient Questionnaire responses are less than 100. N/A is shown where the base number of responses is less than 10 during the period. % is calculated as Quantity/Base number\*100

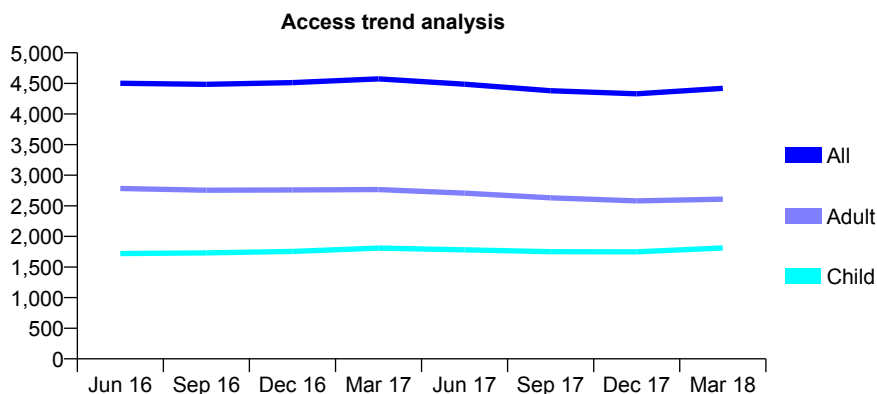
## 7A3 - Vital Signs At a Glance Contract Report for 147427/0001 - Year end March 2018

Name or company name	Manor Road Dental Practice Limited
Contract type name	GDS Contract
Purpose of contract	General
Contract start date	01/08/2009
Contract end date	

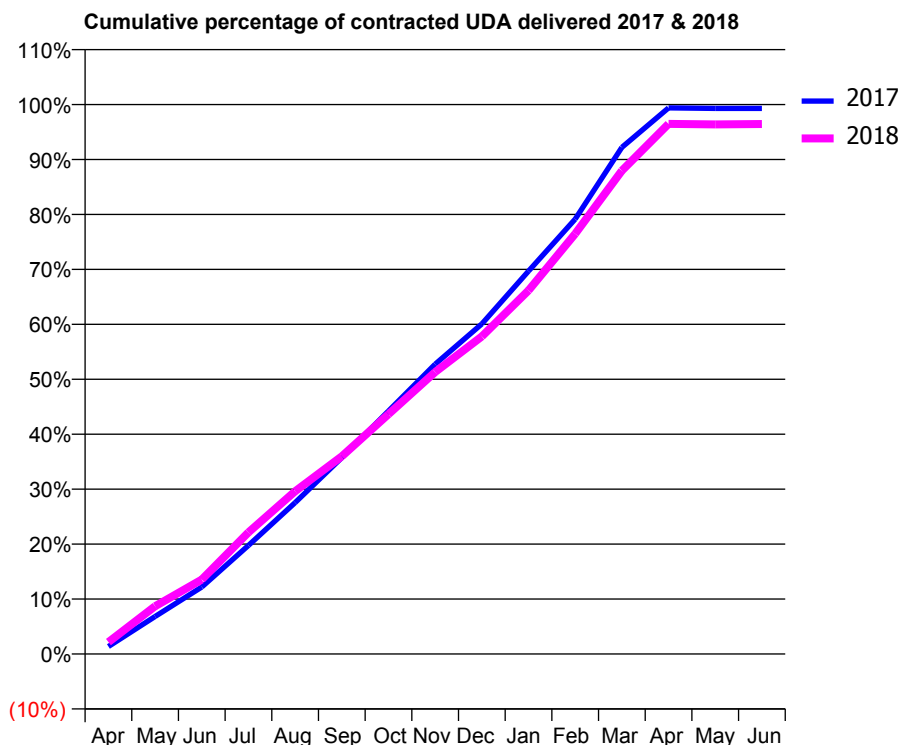
17/18 Contracted general activity (UDA)	11,252
Carry forward general activity (UDA)	0
17/18 Contracted orthodontic activity (UOA)	0
Carry forward orthodontic activity (UOA)	0
Baseline contract value	£277,996.33

### ACCESS\*

Patients seen in 24 months	Total	Change since previous quarter
Quarter ending March 2017	4,575	
Quarter ending June 2017	4,488	↓
Quarter ending September 2017	4,380	↓
Quarter ending December 2017	4,329	↓
Quarter ending March 2018	4,419	↑
<b>Variance since March 2017</b>	<b>(3.4%)</b>	<b>↓</b>



### ACTIVITY



Month	Adjusted Scheduled Activity (UDA)	
	2017	2018
April	155	245
May	767	979
June	1,371	1,524
July	2,225	2,492
August	3,101	3,334
September	4,020	4,049
October	4,976	4,910
November	5,935	5,775
December	6,760	6,503
January	7,842	7,445
February	8,905	8,604
March	10,376	9,898
April	11,182	10,856
May	11,172	10,844
June	11,173	10,851

### QUALITY

	Quantity	Base Number	Contract	LHB	Wales
% of FP17s for the same patient ID Re-attending within 3 months - Children	165	2,153	7.7%	9.4%	10.9%
% of FP17s for the same patient ID Re-attending within 3 months - Adults	395	2,777	14.2%	14.5%	16.2%
% of FP17s for the same patient ID Re-attending between 3 & 9 months - Children	914	2,153	42.5%	54.9%	59.0%
% of FP17s for the same patient ID Re-attending between 3 & 9 months - Adults	842	2,777	30.3%	51.4%	54.9%
% of FP17s for Band 1 Urgent Courses	970	5,070	19.1%	9.4%	9.0%
% of FP17s Relating to Free Repair or Replacements	3	5,070	0.1%	0.8%	0.7%
% of FP17s Relating to Continuations	12	5,070	0.2%	0.7%	0.8%
% of Patients satisfied with the dentistry they have received	8	9	N/A	93.9%	92.0%
% of Patients satisfied with the time they had to wait for an appointment	8	9	N/A	90.1%	88.1%

\* This is based on patients treated on this contract for their most recent course of treatment. Figures in italics indicate the base number of FP17s or Patient Questionnaire responses are less than 100. N/A is shown where the base number of responses is less than 10 during the period. % is calculated as Quantity/Base number\*100

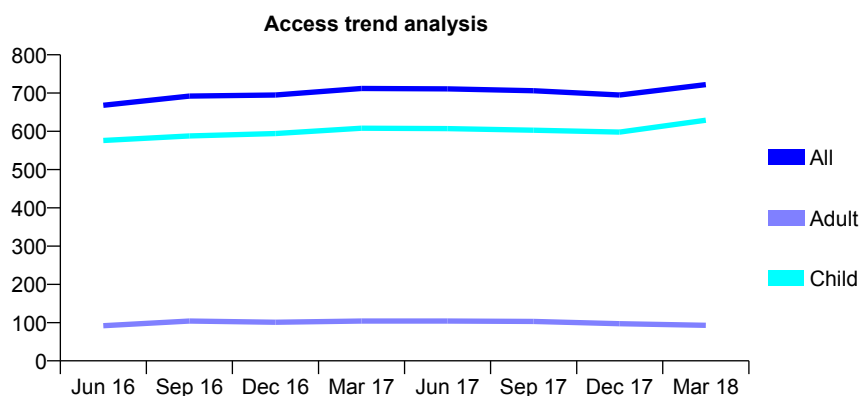
## 7A3 - Vital Signs At a Glance Contract Report for 147540/0001 - Year end March 2018

Name or company name	Marsh Dental Surgery
Contract type name	GDS Contract
Purpose of contract	General
Contract start date	01/04/2006
Contract end date	

17/18 Contracted general activity (UDA)	1,825
Carry forward general activity (UDA)	0
17/18 Contracted orthodontic activity (UOA)	0
Carry forward orthodontic activity (UOA)	0
Baseline contract value	£42,142.41

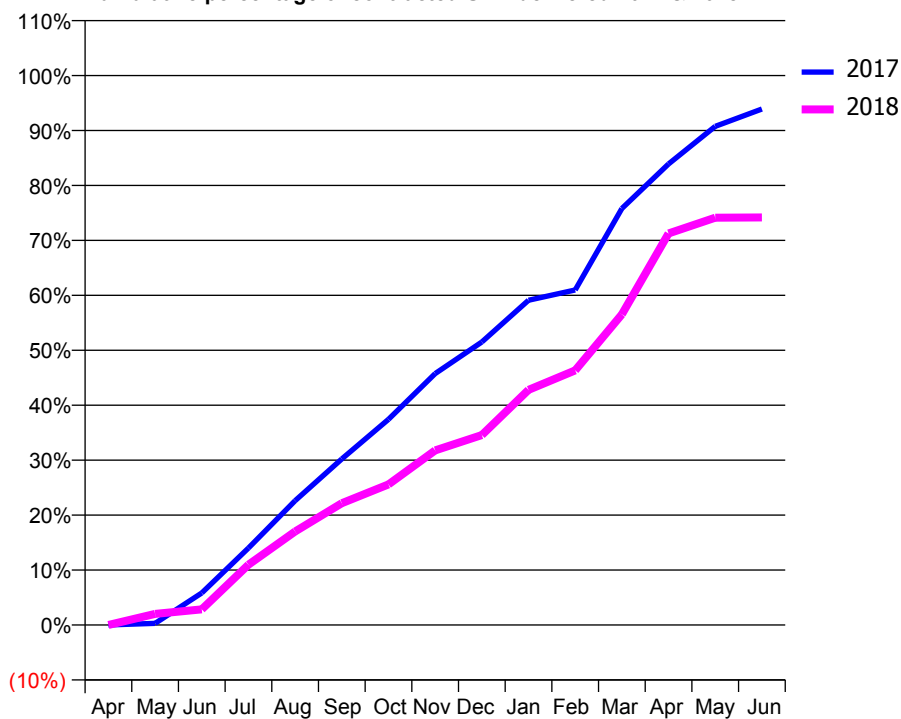
### ACCESS\*

Patients seen in 24 months	Total	Change since previous quarter
Quarter ending March 2017	712	
Quarter ending June 2017	711	→
Quarter ending September 2017	706	→
Quarter ending December 2017	695	↓
Quarter ending March 2018	722	↑
<b>Variance since March 2017</b>	<b>1.4%</b>	<b>→</b>



### ACTIVITY

Cumulative percentage of contracted UDA delivered 2017 & 2018



Month	Adjusted Scheduled Activity (UDA)	
	2017	2018
April	0	0
May	5	37
June	96	52
July	231	200
August	373	311
September	499	405
October	618	467
November	755	580
December	850	631
January	975	781
February	1,006	846
March	1,251	1,032
April	1,384	1,300
May	1,497	1,353
June	1,549	1,354

### QUALITY

	Quantity	Base Number	Contract	LHB	Wales
% of FP17s for the same patient ID Re-attending within 3 months - Children	39	809	4.8%	9.4%	10.9%
% of FP17s for the same patient ID Re-attending within 3 months - Adults	0	41	0.0%	14.5%	16.2%
% of FP17s for the same patient ID Re-attending between 3 & 9 months - Children	453	809	56.0%	54.9%	59.0%
% of FP17s for the same patient ID Re-attending between 3 & 9 months - Adults	22	41	53.7%	51.4%	54.9%
% of FP17s for Band 1 Urgent Courses	18	854	2.1%	9.4%	9.0%
% of FP17s Relating to Free Repair or Replacements	0	854	0.0%	0.8%	0.7%
% of FP17s Relating to Continuations	0	854	0.0%	0.7%	0.8%
% of Patients satisfied with the dentistry they have received	0	0	N/A	93.9%	92.0%
% of Patients satisfied with the time they had to wait for an appointment	0	0	N/A	90.1%	88.1%

\* This is based on patients treated on this contract for their most recent course of treatment. Figures in italics indicate the base number of FP17s or Patient Questionnaire responses are less than 100. N/A is shown where the base number of responses is less than 10 during the period. % is calculated as Quantity/Base number\*100

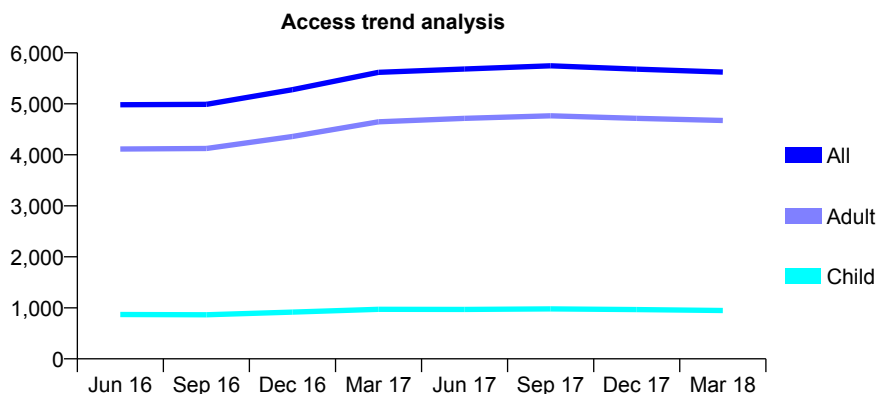
## 7A3 - Vital Signs At a Glance Contract Report for 148830/0001 - Year end March 2018

Name or company name	United Dental Ltd
Contract type name	GDS Contract
Purpose of contract	General
Contract start date	01/04/2006
Contract end date	

17/18 Contracted general activity (UDA)	16,210
Carry forward general activity (UDA)	387
17/18 Contracted orthodontic activity (UOA)	0
Carry forward orthodontic activity (UOA)	0
Baseline contract value	£388,115.93

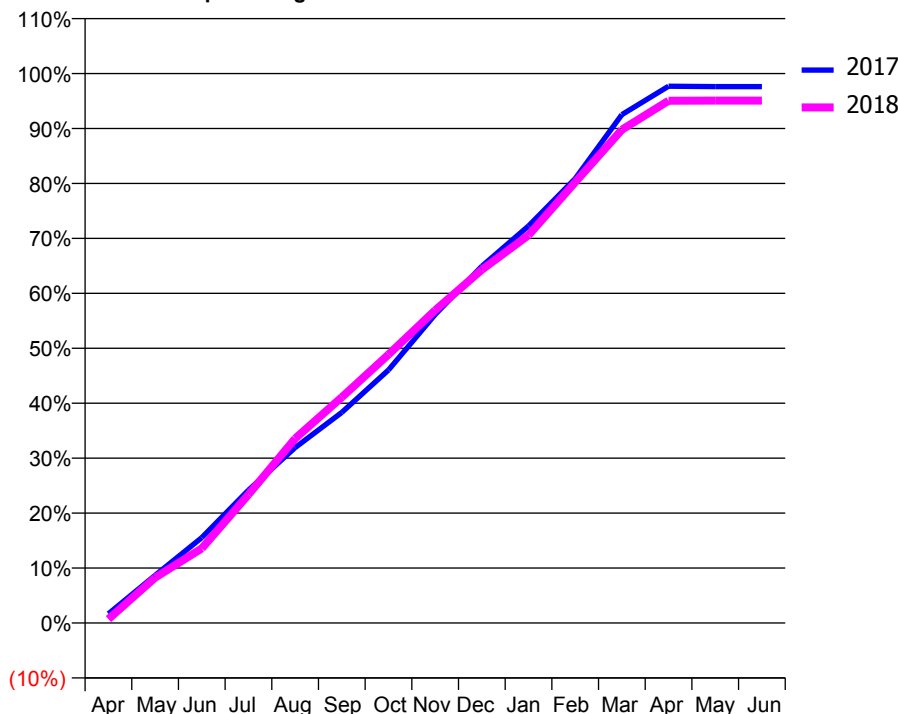
### ACCESS\*

Patients seen in 24 months	Total	Change since previous quarter
Quarter ending March 2017	5,618	
Quarter ending June 2017	5,682	→
Quarter ending September 2017	5,746	→
Quarter ending December 2017	5,681	↓
Quarter ending March 2018	5,623	↓
<b>Variance since March 2017</b>	<b>0.1%</b>	<b>→</b>



### ACTIVITY

Cumulative percentage of contracted UDA delivered 2017 & 2018



Month	Adjusted Scheduled Activity (UDA)	
	2017	2018
April	272	117
May	1,406	1,340
June	2,519	2,200
July	3,919	3,792
August	5,175	5,444
September	6,213	6,661
October	7,465	7,921
November	9,102	9,227
December	10,524	10,421
January	11,714	11,442
February	13,109	13,004
March	14,996	14,554
April	15,835	15,407
May	15,823	15,409
June	15,823	15,409

### QUALITY

	Quantity	Base Number	Contract	LHB	Wales
% of FP17s for the same patient ID Re-attending within 3 months - Children	65	1,221	5.3%	9.4%	10.9%
% of FP17s for the same patient ID Re-attending within 3 months - Adults	654	5,723	11.4%	14.5%	16.2%
% of FP17s for the same patient ID Re-attending between 3 & 9 months - Children	590	1,221	48.3%	54.9%	59.0%
% of FP17s for the same patient ID Re-attending between 3 & 9 months - Adults	2,281	5,723	39.9%	51.4%	54.9%
% of FP17s for Band 1 Urgent Courses	426	6,983	6.1%	9.4%	9.0%
% of FP17s Relating to Free Repair or Replacements	109	6,983	1.6%	0.8%	0.7%
% of FP17s Relating to Continuations	55	6,983	0.8%	0.7%	0.8%
% of Patients satisfied with the dentistry they have received	24	26	92.3%	93.9%	92.0%
% of Patients satisfied with the time they had to wait for an appointment	25	26	96.2%	90.1%	88.1%

\* This is based on patients treated on this contract for their most recent course of treatment. Figures in italics indicate the base number of FP17s or Patient Questionnaire responses are less than 100. N/A is shown where the base number of responses is less than 10 during the period. % is calculated as Quantity/Base number\*100

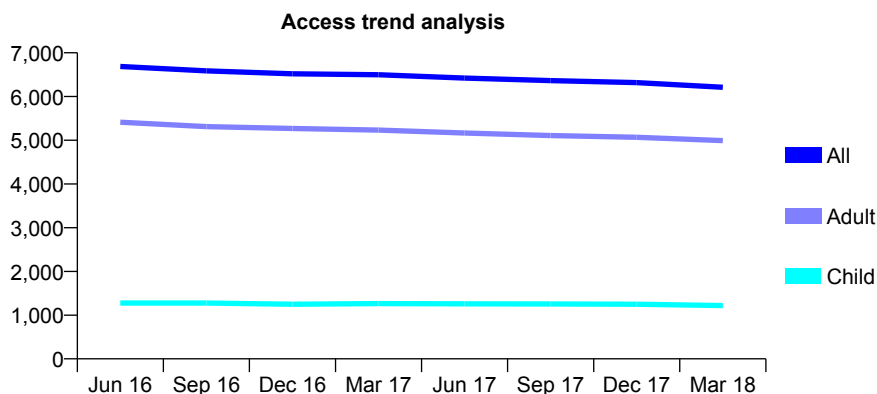
## 7A3 - Vital Signs At a Glance Contract Report for 150215/0001 - Year end March 2018

Name or company name	T Metcalfe
Contract type name	GDS Contract
Purpose of contract	General
Contract start date	01/04/2014
Contract end date	

17/18 Contracted general activity (UDA)	16,447
Carry forward general activity (UDA)	-365
17/18 Contracted orthodontic activity (UOA)	0
Carry forward orthodontic activity (UOA)	0
Baseline contract value	£390,790.70

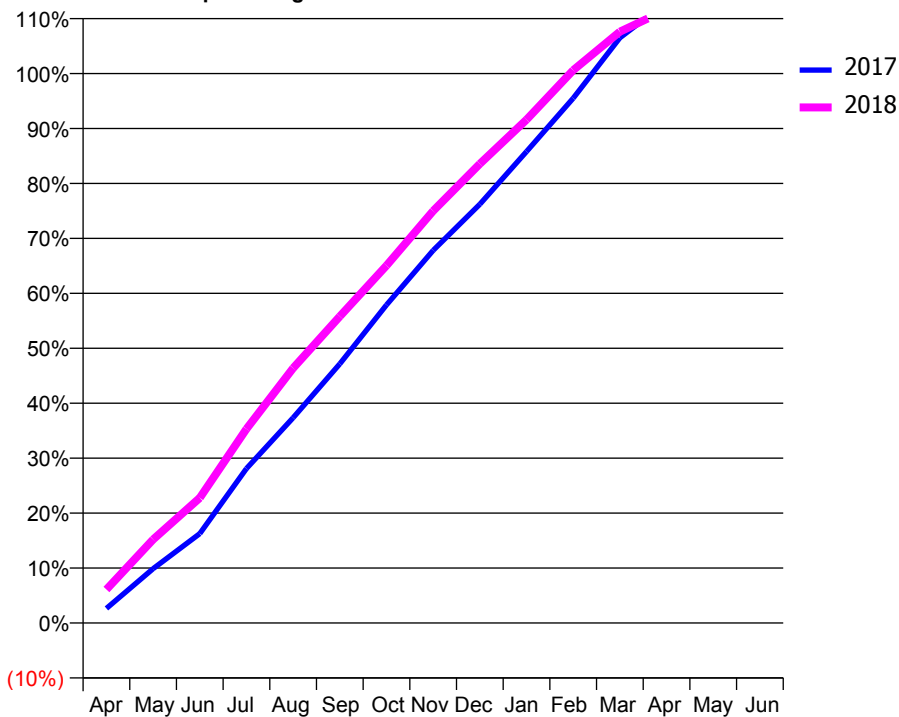
### ACCESS\*

Patients seen in 24 months	Total	Change since previous quarter
Quarter ending March 2017	6,498	
Quarter ending June 2017	6,423	↓
Quarter ending September 2017	6,364	→
Quarter ending December 2017	6,317	→
Quarter ending March 2018	6,212	↓
<b>Variance since March 2017</b>	<b>(4.4%)</b>	<b>↓</b>



### ACTIVITY

Cumulative percentage of contracted UDA delivered 2017 & 2018



Month	Adjusted Scheduled Activity (UDA)	
	2017	2018
April	437	1,002
May	1,627	2,499
June	2,676	3,748
July	4,623	5,809
August	6,146	7,628
September	7,759	9,178
October	9,523	10,697
November	11,154	12,334
December	12,533	13,742
January	14,110	15,063
February	15,707	16,545
March	17,516	17,701
April	18,577	18,358
May	18,630	18,407
June	18,632	18,413

### QUALITY

	Quantity	Base Number	Contract	LHB	Wales
% of FP17s for the same patient ID Re-attending within 3 months - Children	81	1,676	4.8%	9.4%	10.9%
% of FP17s for the same patient ID Re-attending within 3 months - Adults	943	7,318	12.9%	14.5%	16.2%
% of FP17s for the same patient ID Re-attending between 3 & 9 months - Children	841	1,676	50.2%	54.9%	59.0%
% of FP17s for the same patient ID Re-attending between 3 & 9 months - Adults	4,070	7,318	55.6%	51.4%	54.9%
% of FP17s for Band 1 Urgent Courses	466	8,895	5.2%	9.4%	9.0%
% of FP17s Relating to Free Repair or Replacements	51	8,895	0.6%	0.8%	0.7%
% of FP17s Relating to Continuations	27	8,895	0.3%	0.7%	0.8%
% of Patients satisfied with the dentistry they have received	52	55	94.5%	93.9%	92.0%
% of Patients satisfied with the time they had to wait for an appointment	48	55	87.3%	90.1%	88.1%

\* This is based on patients treated on this contract for their most recent course of treatment. Figures in italics indicate the base number of FP17s or Patient Questionnaire responses are less than 100. N/A is shown where the base number of responses is less than 10 during the period. % is calculated as Quantity/Base number\*100

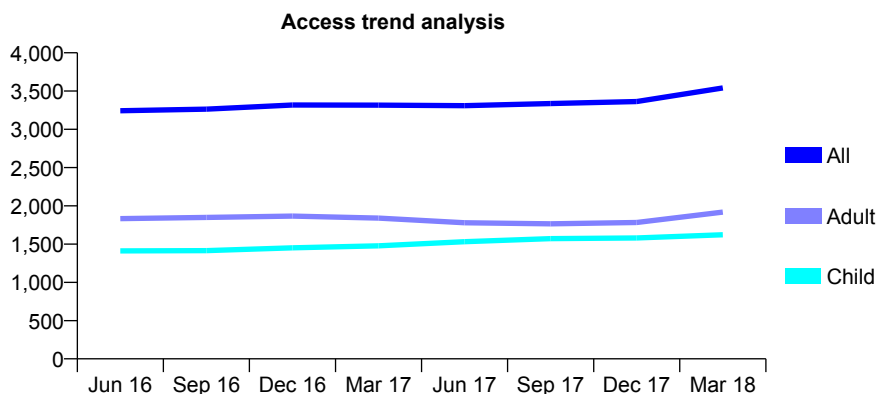
## 7A3 - Vital Signs At a Glance Contract Report for 152501/0001 - Year end March 2018

Name or company name	Gower Healthcare Limited
Contract type name	GDS Contract
Purpose of contract	General and Orthodontic
Contract start date	01/04/2010
Contract end date	

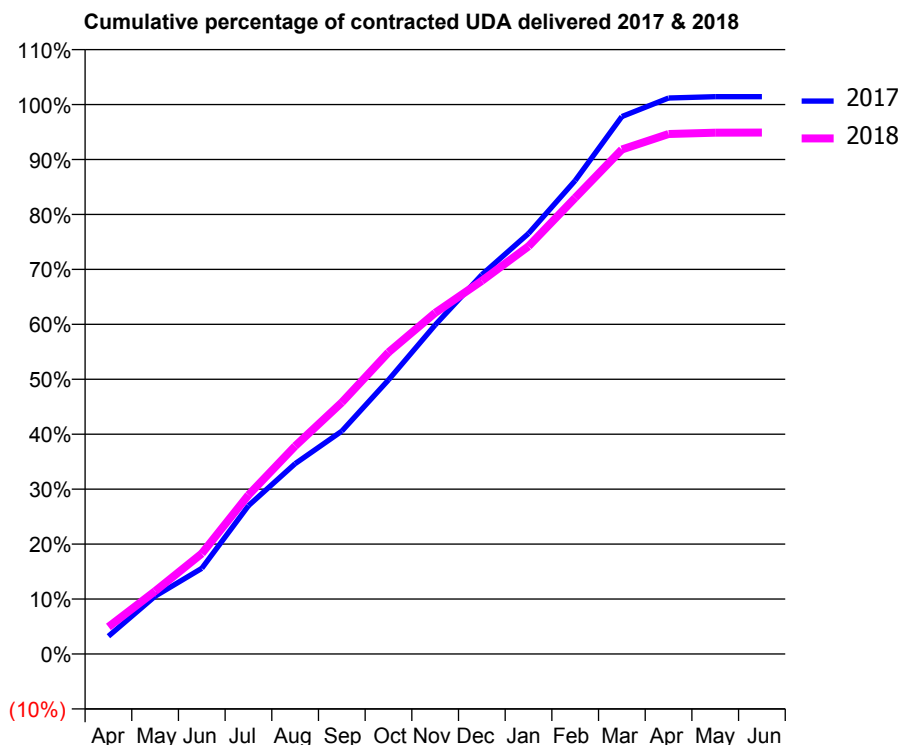
17/18 Contracted general activity (UDA)	13,307
Carry forward general activity (UDA)	-167
17/18 Contracted orthodontic activity (UOA)	8
Carry forward orthodontic activity (UOA)	0
Baseline contract value	£311,026.43

### ACCESS\*

Patients seen in 24 months	Total	Change since previous quarter
Quarter ending March 2017	3,316	
Quarter ending June 2017	3,309	→
Quarter ending September 2017	3,336	→
Quarter ending December 2017	3,363	→
Quarter ending March 2018	3,540	↑
<b>Variance since March 2017</b>	<b>6.8%</b>	<b>↑</b>



### ACTIVITY



Month	Adjusted Scheduled Activity (UDA)	
	2017	2018
April	381	657
May	1,235	1,522
June	1,830	2,434
July	3,170	3,851
August	4,067	5,035
September	4,761	6,093
October	5,857	7,307
November	7,029	8,263
December	8,105	9,037
January	8,985	9,872
February	10,115	11,048
March	11,482	12,217
April	11,878	12,591
May	11,907	12,623
June	11,907	12,628

### QUALITY

	Quantity	Base Number	Contract	LHB	Wales
% of FP17s for the same patient ID Re-attending within 3 months - Children	214	2,808	7.6%	9.4%	10.9%
% of FP17s for the same patient ID Re-attending within 3 months - Adults	492	2,810	17.5%	14.5%	16.2%
% of FP17s for the same patient ID Re-attending between 3 & 9 months - Children	1,861	2,808	66.3%	54.9%	59.0%
% of FP17s for the same patient ID Re-attending between 3 & 9 months - Adults	1,531	2,810	54.5%	51.4%	54.9%
% of FP17s for Band 1 Urgent Courses	341	5,640	6.0%	9.4%	9.0%
% of FP17s Relating to Free Repair or Replacements	21	5,640	0.4%	0.8%	0.7%
% of FP17s Relating to Continuations	16	5,640	0.3%	0.7%	0.8%
% of Patients satisfied with the dentistry they have received	8	9	N/A	93.9%	92.0%
% of Patients satisfied with the time they had to wait for an appointment	9	9	N/A	90.1%	88.1%

\* This is based on patients treated on this contract for their most recent course of treatment. Figures in italics indicate the base number of FP17s or Patient Questionnaire responses are less than 100. N/A is shown where the base number of responses is less than 10 during the period. % is calculated as Quantity/Base number\*100



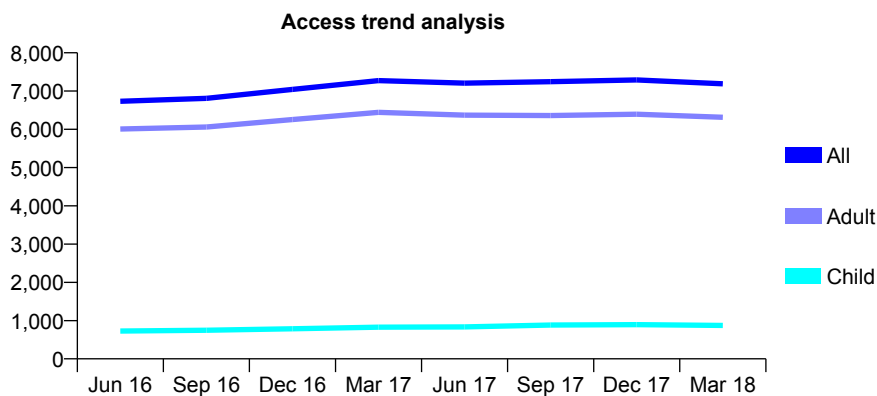
## 7A3 - Vital Signs At a Glance Contract Report for 155721/0001 - Year end March 2018

Name or company name	University Dental Care
Contract type name	GDS Contract
Purpose of contract	General
Contract start date	01/04/2012
Contract end date	

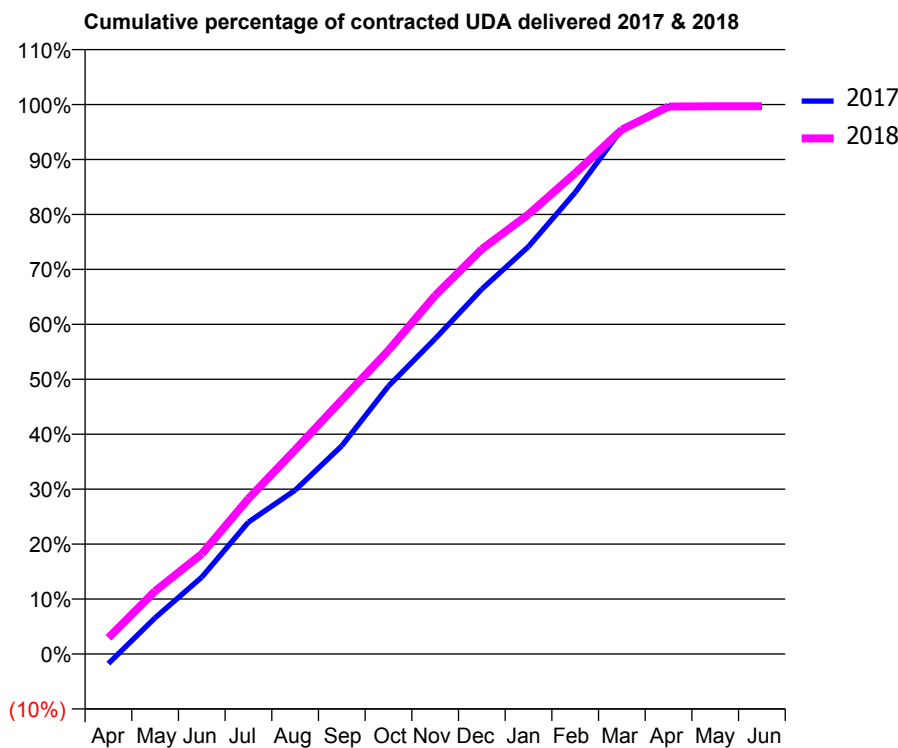
17/18 Contracted general activity (UDA)	15,442
Carry forward general activity (UDA)	49
17/18 Contracted orthodontic activity (UOA)	0
Carry forward orthodontic activity (UOA)	0
Baseline contract value	£437,045.78

### ACCESS\*

Patients seen in 24 months	Total	Change since previous quarter
Quarter ending March 2017	7,272	
Quarter ending June 2017	7,207	→
Quarter ending September 2017	7,244	→
Quarter ending December 2017	7,289	→
Quarter ending March 2018	7,188	↓
<b>Variance since March 2017</b>	<b>(1.2%)</b>	<b>↓</b>



### ACTIVITY



Month	Adjusted Scheduled Activity (UDA)	
	2017	2018
April	-271	454
May	1,016	1,772
June	2,159	2,814
July	3,708	4,369
August	4,603	5,740
September	5,853	7,141
October	7,530	8,533
November	8,861	10,075
December	10,255	11,377
January	11,449	12,357
February	12,972	13,516
March	14,754	14,735
April	15,368	15,386
May	15,388	15,391
June	15,393	15,393

### QUALITY

	Quantity	Base Number	Contract	LHB	Wales
% of FP17s for the same patient ID Re-attending within 3 months - Children	67	1,198	5.6%	9.4%	10.9%
% of FP17s for the same patient ID Re-attending within 3 months - Adults	1,181	7,574	15.6%	14.5%	16.2%
% of FP17s for the same patient ID Re-attending between 3 & 9 months - Children	680	1,198	56.8%	54.9%	59.0%
% of FP17s for the same patient ID Re-attending between 3 & 9 months - Adults	3,539	7,574	46.7%	51.4%	54.9%
% of FP17s for Band 1 Urgent Courses	957	8,765	10.9%	9.4%	9.0%
% of FP17s Relating to Free Repair or Replacements	87	8,765	1.0%	0.8%	0.7%
% of FP17s Relating to Continuations	42	8,765	0.5%	0.7%	0.8%
% of Patients satisfied with the dentistry they have received	15	15	100.0%	93.9%	92.0%
% of Patients satisfied with the time they had to wait for an appointment	13	15	86.7%	90.1%	88.1%

\* This is based on patients treated on this contract for their most recent course of treatment. Figures in italics indicate the base number of FP17s or Patient Questionnaire responses are less than 100. N/A is shown where the base number of responses is less than 10 during the period. % is calculated as Quantity/Base number\*100

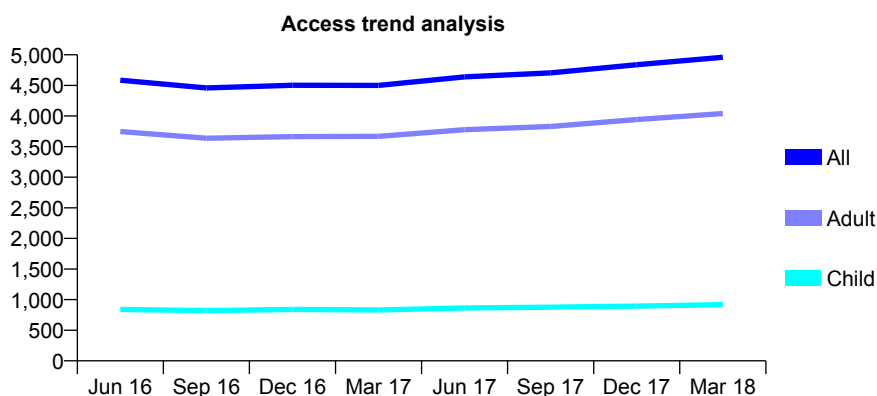
## 7A3 - Vital Signs At a Glance Contract Report for 158194/0005 - Year end March 2018

Name or company name	Denticare Ltd
Contract type name	GDS Contract
Purpose of contract	General
Contract start date	01/04/2006
Contract end date	

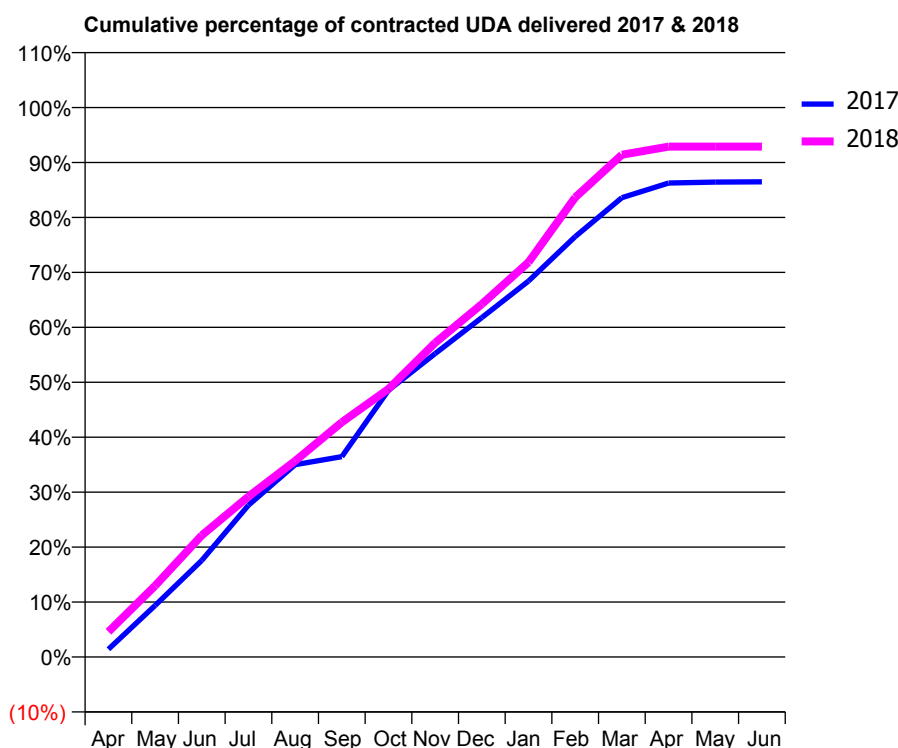
17/18 Contracted general activity (UDA)	14,818
Carry forward general activity (UDA)	0
17/18 Contracted orthodontic activity (UOA)	0
Carry forward orthodontic activity (UOA)	0
Baseline contract value	£351,087.75

### ACCESS\*

Patients seen in 24 months	Total	Change since previous quarter
Quarter ending March 2017	4,499	
Quarter ending June 2017	4,640	↑
Quarter ending September 2017	4,705	→
Quarter ending December 2017	4,838	↑
Quarter ending March 2018	4,959	↑
<b>Variance since March 2017</b>	<b>10.2%</b>	<b>↑</b>



### ACTIVITY



Month	Adjusted Scheduled Activity (UDA)	
	2017	2018
April	211	683
May	1,391	1,921
June	2,606	3,282
July	4,093	4,327
August	5,188	5,286
September	5,401	6,331
October	7,192	7,229
November	8,184	8,472
December	9,154	9,516
January	10,137	10,644
February	11,336	12,392
March	12,387	13,544
April	12,780	13,764
May	12,807	13,764
June	12,813	13,763

### QUALITY

	Quantity	Base Number	Contract	LHB	Wales
% of FP17s for the same patient ID Re-attending within 3 months - Children	54	1,129	4.8%	9.4%	10.9%
% of FP17s for the same patient ID Re-attending within 3 months - Adults	584	5,336	10.9%	14.5%	16.2%
% of FP17s for the same patient ID Re-attending between 3 & 9 months - Children	553	1,129	49.0%	54.9%	59.0%
% of FP17s for the same patient ID Re-attending between 3 & 9 months - Adults	2,308	5,336	43.3%	51.4%	54.9%
% of FP17s for Band 1 Urgent Courses	350	6,432	5.4%	9.4%	9.0%
% of FP17s Relating to Free Repair or Replacements	47	6,432	0.7%	0.8%	0.7%
% of FP17s Relating to Continuations	114	6,432	1.8%	0.7%	0.8%
% of Patients satisfied with the dentistry they have received	12	14	85.7%	93.9%	92.0%
% of Patients satisfied with the time they had to wait for an appointment	10	14	71.4%	90.1%	88.1%

\* This is based on patients treated on this contract for their most recent course of treatment. Figures in italics indicate the base number of FP17s or Patient Questionnaire responses are less than 100. N/A is shown where the base number of responses is less than 10 during the period. % is calculated as Quantity/Base number\*100

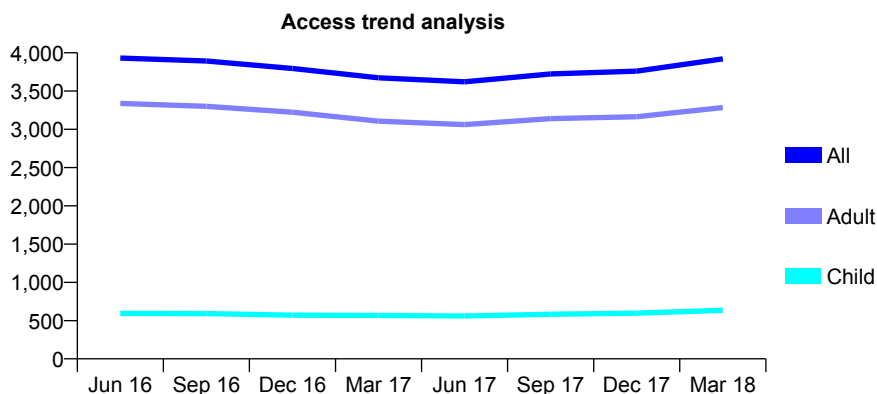
## 7A3 - Vital Signs At a Glance Contract Report for 158194/0011 - Year end March 2018

Name or company name	Denticare Ltd
Contract type name	GDS Contract
Purpose of contract	General
Contract start date	01/04/2006
Contract end date	

17/18 Contracted general activity (UDA)	13,462
Carry forward general activity (UDA)	0
17/18 Contracted orthodontic activity (UOA)	0
Carry forward orthodontic activity (UOA)	0
Baseline contract value	£407,939.29

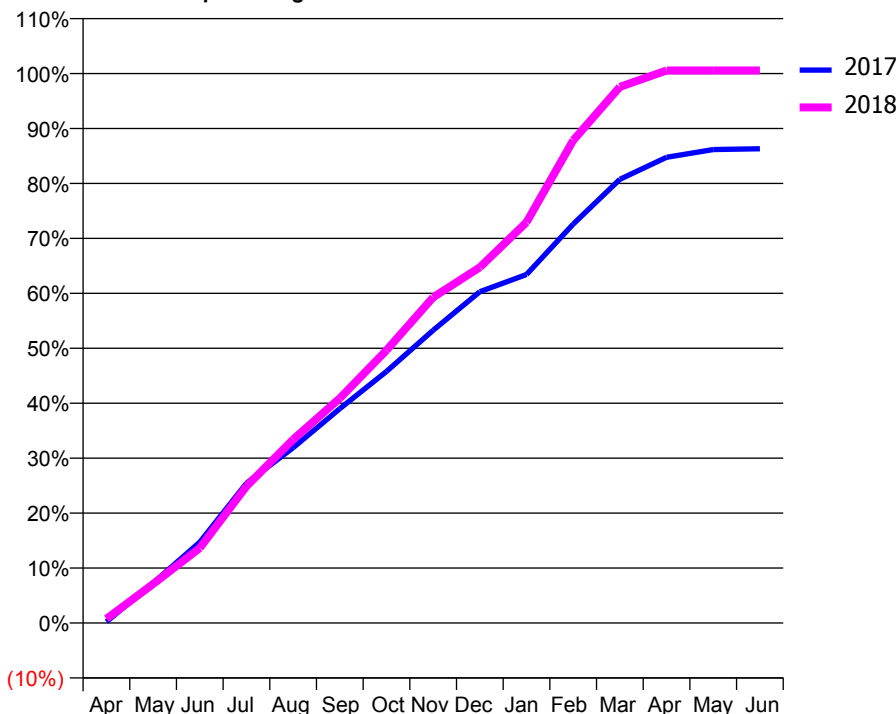
### ACCESS\*

Patients seen in 24 months	Total	Change since previous quarter
Quarter ending March 2017	3,674	
Quarter ending June 2017	3,621	↓
Quarter ending September 2017	3,723	↑
Quarter ending December 2017	3,761	→
Quarter ending March 2018	3,920	↑
<b>Variance since March 2017</b>	<b>6.7%</b>	<b>↑</b>



### ACTIVITY

Cumulative percentage of contracted UDA delivered 2017 & 2018



Month	Adjusted Scheduled Activity (UDA)	
	2017	2018
April	33	103
May	981	954
June	1,980	1,839
July	3,425	3,349
August	4,294	4,495
September	5,252	5,508
October	6,163	6,683
November	7,173	7,978
December	8,117	8,713
January	8,537	9,817
February	9,772	11,823
March	10,872	13,133
April	11,409	13,538
May	11,599	13,538
June	11,618	13,538

### QUALITY

	Quantity	Base Number	Contract	LHB	Wales
% of FP17s for the same patient ID Re-attending within 3 months - Children	51	992	5.1%	9.4%	10.9%
% of FP17s for the same patient ID Re-attending within 3 months - Adults	539	5,321	10.1%	14.5%	16.2%
% of FP17s for the same patient ID Re-attending between 3 & 9 months - Children	530	992	53.4%	54.9%	59.0%
% of FP17s for the same patient ID Re-attending between 3 & 9 months - Adults	3,131	5,321	58.8%	51.4%	54.9%
% of FP17s for Band 1 Urgent Courses	364	6,183	5.9%	9.4%	9.0%
% of FP17s Relating to Free Repair or Replacements	52	6,183	0.8%	0.8%	0.7%
% of FP17s Relating to Continuations	56	6,183	0.9%	0.7%	0.8%
% of Patients satisfied with the dentistry they have received	15	15	100.0%	93.9%	92.0%
% of Patients satisfied with the time they had to wait for an appointment	13	15	86.7%	90.1%	88.1%

\* This is based on patients treated on this contract for their most recent course of treatment. Figures in italics indicate the base number of FP17s or Patient Questionnaire responses are less than 100. N/A is shown where the base number of responses is less than 10 during the period. % is calculated as Quantity/Base number\*100

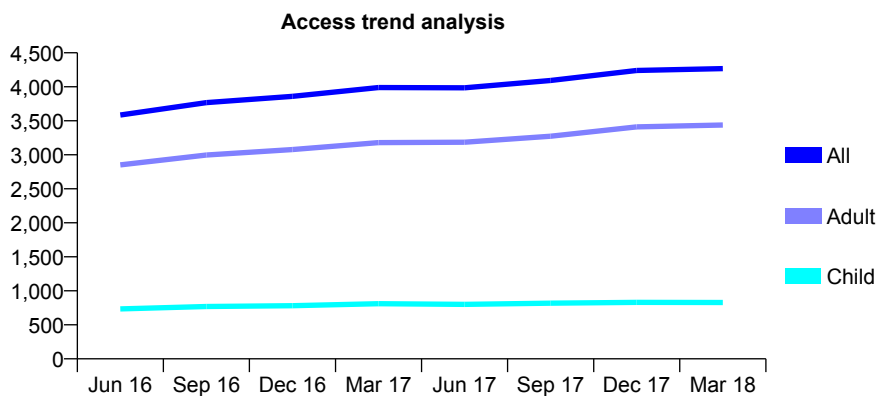
## 7A3 - Vital Signs At a Glance Contract Report for 163120/0001 - Year end March 2018

Name or company name	OASIS DENTAL CARE LTD
Contract type name	GDS Contract
Purpose of contract	General
Contract start date	01/06/2015
Contract end date	

17/18 Contracted general activity (UDA)	13,369
Carry forward general activity (UDA)	0
17/18 Contracted orthodontic activity (UOA)	0
Carry forward orthodontic activity (UOA)	0
Baseline contract value	£385,907.57

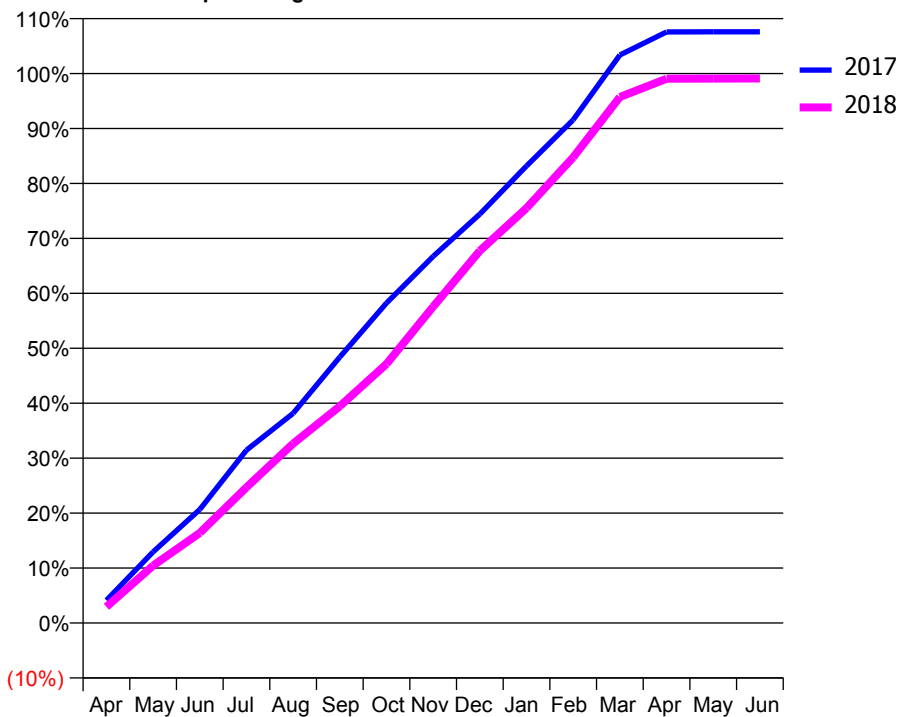
### ACCESS\*

Patients seen in 24 months	Total	Change since previous quarter
Quarter ending March 2017	3,990	
Quarter ending June 2017	3,986	→
Quarter ending September 2017	4,093	↑
Quarter ending December 2017	4,241	↑
Quarter ending March 2018	4,267	→
<b>Variance since March 2017</b>	<b>6.9%</b>	<b>↑</b>



### ACTIVITY

Cumulative percentage of contracted UDA delivered 2017 & 2018



Month	Adjusted Scheduled Activity (UDA)	
	2017	2018
April	552	393
May	1,731	1,398
June	2,764	2,192
July	4,206	3,302
August	5,101	4,365
September	6,471	5,273
October	7,784	6,302
November	8,921	7,698
December	9,947	9,056
January	11,120	10,096
February	12,242	11,331
March	13,820	12,798
April	14,379	13,243
May	14,383	13,245
June	14,383	13,247

### QUALITY

	Quantity	Base Number	Contract	LHB	Wales
% of FP17s for the same patient ID Re-attending within 3 months - Children	69	1,251	5.5%	9.4%	10.9%
% of FP17s for the same patient ID Re-attending within 3 months - Adults	518	5,063	10.2%	14.5%	16.2%
% of FP17s for the same patient ID Re-attending between 3 & 9 months - Children	803	1,251	64.2%	54.9%	59.0%
% of FP17s for the same patient ID Re-attending between 3 & 9 months - Adults	3,128	5,063	61.8%	51.4%	54.9%
% of FP17s for Band 1 Urgent Courses	494	6,237	7.9%	9.4%	9.0%
% of FP17s Relating to Free Repair or Replacements	10	6,237	0.2%	0.8%	0.7%
% of FP17s Relating to Continuations	0	6,237	0.0%	0.7%	0.8%
% of Patients satisfied with the dentistry they have received	12	12	100.0%	93.9%	92.0%
% of Patients satisfied with the time they had to wait for an appointment	12	12	100.0%	90.1%	88.1%

\* This is based on patients treated on this contract for their most recent course of treatment. Figures in italics indicate the base number of FP17s or Patient Questionnaire responses are less than 100. N/A is shown where the base number of responses is less than 10 during the period. % is calculated as Quantity/Base number\*100

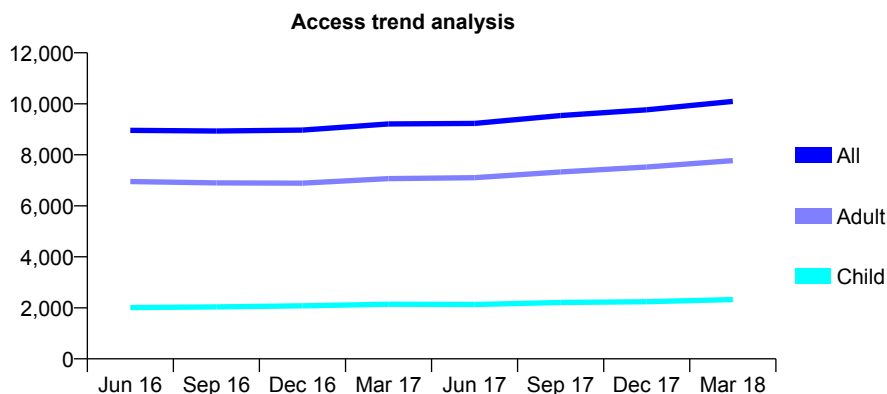
## 7A3 - Vital Signs At a Glance Contract Report for 165840/0001 - Year end March 2018

Name or company name	Nicola Hall Limited
Contract type name	GDS Contract
Purpose of contract	General
Contract start date	01/09/2010
Contract end date	

17/18 Contracted general activity (UDA)	28,200
Carry forward general activity (UDA)	907
17/18 Contracted orthodontic activity (UOA)	0
Carry forward orthodontic activity (UOA)	0
Baseline contract value	£724,458.00

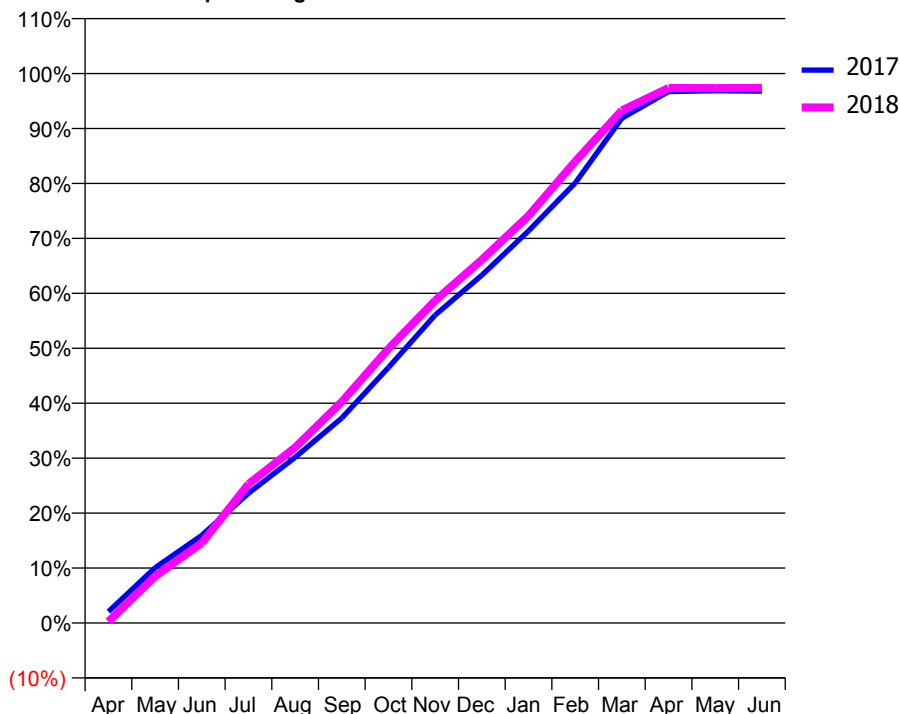
### ACCESS\*

Patients seen in 24 months	Total	Change since previous quarter
Quarter ending March 2017	9,210	
Quarter ending June 2017	9,232	→
Quarter ending September 2017	9,538	↑
Quarter ending December 2017	9,767	↑
Quarter ending March 2018	10,095	↑
<b>Variance since March 2017</b>	9.6%	↑



### ACTIVITY

Cumulative percentage of contracted UDA delivered 2017 & 2018



Month	Adjusted Scheduled Activity (UDA)	
	2017	2018
April	587	73
May	2,848	2,399
June	4,515	4,109
July	6,681	7,132
August	8,529	9,011
September	10,552	11,357
October	13,154	14,083
November	15,855	16,550
December	17,904	18,643
January	20,187	20,905
February	22,647	23,689
March	25,986	26,310
April	27,358	27,462
May	27,399	27,451
June	27,380	27,463

### QUALITY

	Quantity	Base Number	Contract	LHB	Wales
% of FP17s for the same patient ID Re-attending within 3 months - Children	269	3,655	7.4%	9.4%	10.9%
% of FP17s for the same patient ID Re-attending within 3 months - Adults	1,317	11,064	11.9%	14.5%	16.2%
% of FP17s for the same patient ID Re-attending between 3 & 9 months - Children	2,183	3,655	59.7%	54.9%	59.0%
% of FP17s for the same patient ID Re-attending between 3 & 9 months - Adults	5,805	11,064	52.5%	51.4%	54.9%
% of FP17s for Band 1 Urgent Courses	981	14,656	6.7%	9.4%	9.0%
% of FP17s Relating to Free Repair or Replacements	113	14,656	0.8%	0.8%	0.7%
% of FP17s Relating to Continuations	35	14,656	0.2%	0.7%	0.8%
% of Patients satisfied with the dentistry they have received	35	38	92.1%	93.9%	92.0%
% of Patients satisfied with the time they had to wait for an appointment	30	38	78.9%	90.1%	88.1%

\* This is based on patients treated on this contract for their most recent course of treatment. Figures in italics indicate the base number of FP17s or Patient Questionnaire responses are less than 100. N/A is shown where the base number of responses is less than 10 during the period. % is calculated as Quantity/Base number\*100

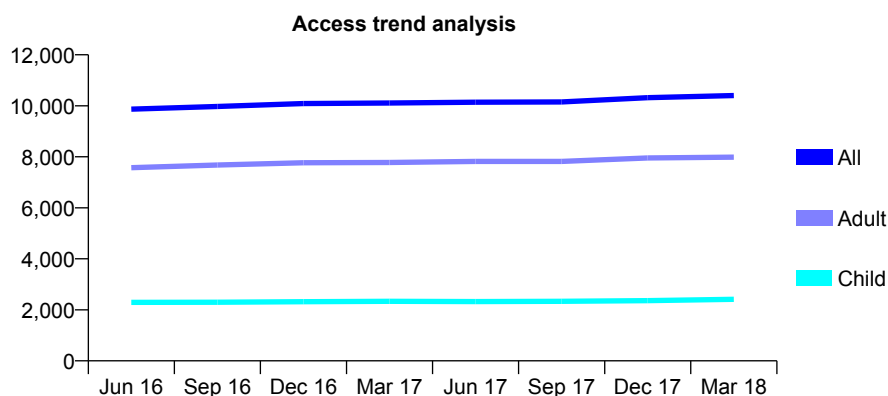
## 7A3 - Vital Signs At a Glance Contract Report for 169714/0001 - Year end March 2018

Name or company name	Pantyyfynon Limited
Contract type name	GDS Contract
Purpose of contract	General
Contract start date	01/04/2011
Contract end date	

17/18 Contracted general activity (UDA)	22,834
Carry forward general activity (UDA)	0
17/18 Contracted orthodontic activity (UOA)	0
Carry forward orthodontic activity (UOA)	0
Baseline contract value	£541,250.14

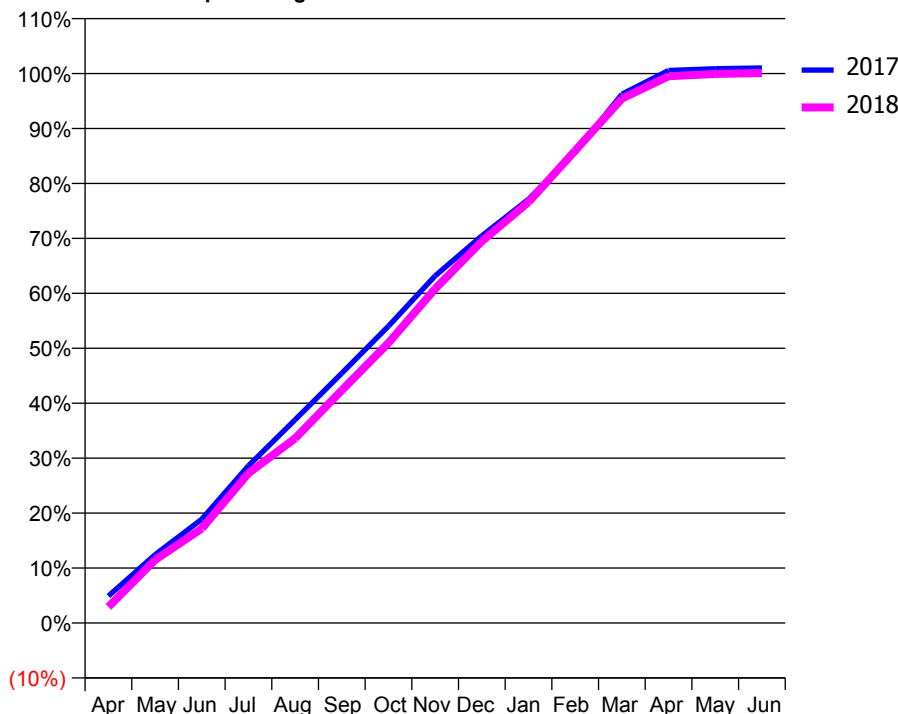
### ACCESS\*

Patients seen in 24 months	Total	Change since previous quarter
Quarter ending March 2017	10,112	
Quarter ending June 2017	10,142	→
Quarter ending September 2017	10,154	→
Quarter ending December 2017	10,320	→
Quarter ending March 2018	10,403	→
<b>Variance since March 2017</b>	<b>2.9%</b>	<b>↑</b>



### ACTIVITY

Cumulative percentage of contracted UDA delivered 2017 & 2018



Month	Adjusted Scheduled Activity (UDA)	
	2017	2018
April	1,125	668
May	2,841	2,626
June	4,316	3,928
July	6,534	6,225
August	8,448	7,673
September	10,384	9,674
October	12,335	11,640
November	14,427	13,890
December	16,089	15,862
January	17,607	17,491
February	19,565	19,629
March	21,971	21,791
April	22,962	22,719
May	23,034	22,816
June	23,064	22,853

### QUALITY

	Quantity	Base Number	Contract	LHB	Wales
% of FP17s for the same patient ID Re-attending within 3 months - Children	119	3,611	3.3%	9.4%	10.9%
% of FP17s for the same patient ID Re-attending within 3 months - Adults	614	8,297	7.4%	14.5%	16.2%
% of FP17s for the same patient ID Re-attending between 3 & 9 months - Children	2,247	3,611	62.2%	54.9%	59.0%
% of FP17s for the same patient ID Re-attending between 3 & 9 months - Adults	1,807	8,297	21.8%	51.4%	54.9%
% of FP17s for Band 1 Urgent Courses	287	11,931	2.4%	9.4%	9.0%
% of FP17s Relating to Free Repair or Replacements	74	11,931	0.6%	0.8%	0.7%
% of FP17s Relating to Continuations	92	11,931	0.8%	0.7%	0.8%
% of Patients satisfied with the dentistry they have received	21	23	91.3%	93.9%	92.0%
% of Patients satisfied with the time they had to wait for an appointment	21	23	91.3%	90.1%	88.1%

\* This is based on patients treated on this contract for their most recent course of treatment. Figures in italics indicate the base number of FP17s or Patient Questionnaire responses are less than 100. N/A is shown where the base number of responses is less than 10 during the period. % is calculated as Quantity/Base number\*100

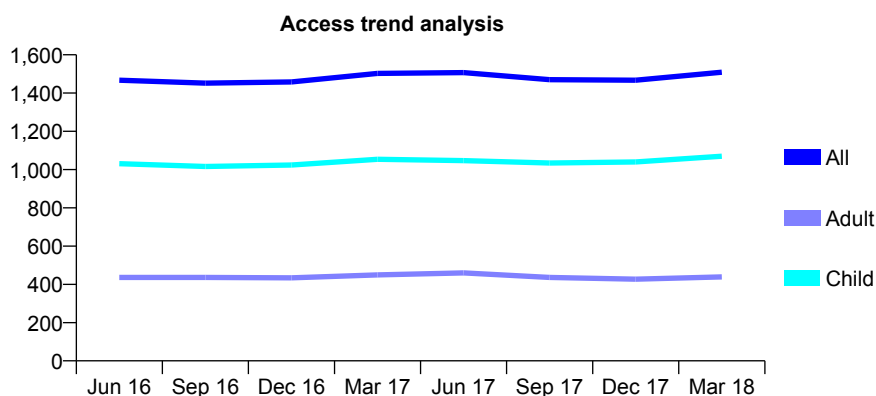
## 7A3 - Vital Signs At a Glance Contract Report for 171131/0001 - Year end March 2018

Name or company name	J & LV Ltd
Contract type name	GDS Contract
Purpose of contract	General
Contract start date	01/04/2006
Contract end date	

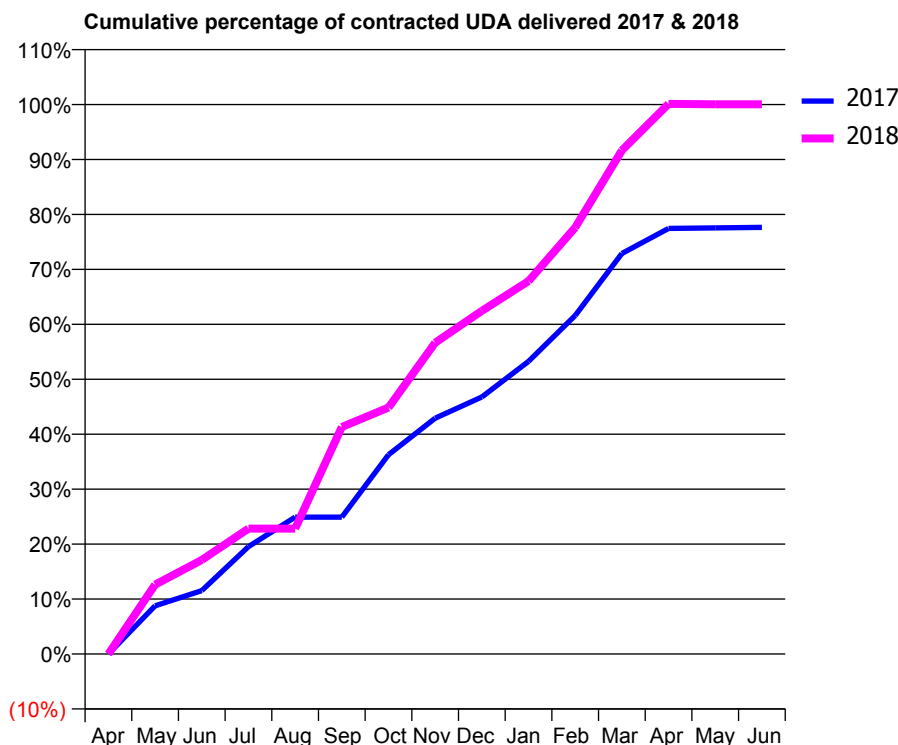
17/18 Contracted general activity (UDA)	2,692
Carry forward general activity (UDA)	0
17/18 Contracted orthodontic activity (UOA)	0
Carry forward orthodontic activity (UOA)	0
Baseline contract value	£82,267.52

### ACCESS\*

Patients seen in 24 months	Total	Change since previous quarter
Quarter ending March 2017	1,503	
Quarter ending June 2017	1,507	→
Quarter ending September 2017	1,470	↓
Quarter ending December 2017	1,467	→
Quarter ending March 2018	1,509	↑
<b>Variance since March 2017</b>	<b>0.4%</b>	<b>→</b>



### ACTIVITY



Month	Adjusted Scheduled Activity (UDA)	
	2017	2018
April	0	0
May	351	340
June	462	461
July	781	614
August	996	614
September	996	1,112
October	1,451	1,207
November	1,716	1,525
December	1,871	1,681
January	2,130	1,827
February	2,464	2,089
March	2,915	2,467
April	3,098	2,695
May	3,102	2,693
June	3,105	2,693

### QUALITY

	Quantity	Base Number	Contract	LHB	Wales
% of FP17s for the same patient ID Re-attending within 3 months - Children	85	1,527	5.6%	9.4%	10.9%
% of FP17s for the same patient ID Re-attending within 3 months - Adults	27	439	6.2%	14.5%	16.2%
% of FP17s for the same patient ID Re-attending between 3 & 9 months - Children	935	1,527	61.2%	54.9%	59.0%
% of FP17s for the same patient ID Re-attending between 3 & 9 months - Adults	306	439	69.7%	51.4%	54.9%
% of FP17s for Band 1 Urgent Courses	89	1,899	4.7%	9.4%	9.0%
% of FP17s Relating to Free Repair or Replacements	0	1,899	0.0%	0.8%	0.7%
% of FP17s Relating to Continuations	2	1,899	0.1%	0.7%	0.8%
% of Patients satisfied with the dentistry they have received	1	1	N/A	93.9%	92.0%
% of Patients satisfied with the time they had to wait for an appointment	1	1	N/A	90.1%	88.1%

\* This is based on patients treated on this contract for their most recent course of treatment. Figures in italics indicate the base number of FP17s or Patient Questionnaire responses are less than 100. N/A is shown where the base number of responses is less than 10 during the period. % is calculated as Quantity/Base number\*100



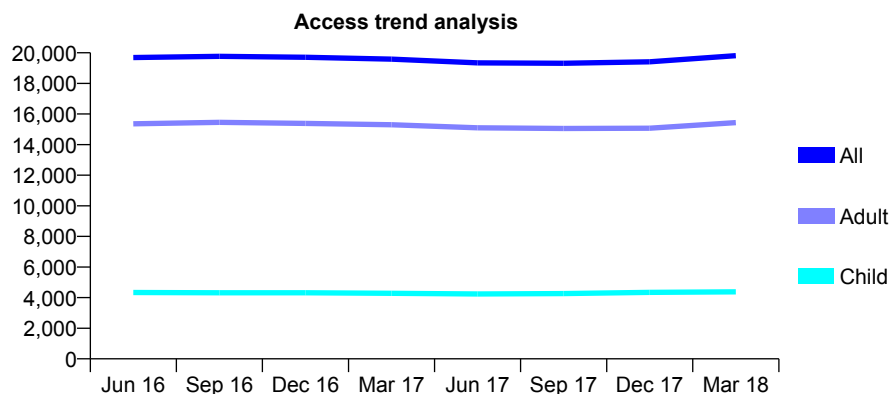
## 7A3 - Vital Signs At a Glance Contract Report for 175641/0001 - Year end March 2018

Name or company name	United Dental Ltd
Contract type name	GDS Contract
Purpose of contract	General
Contract start date	01/04/2009
Contract end date	

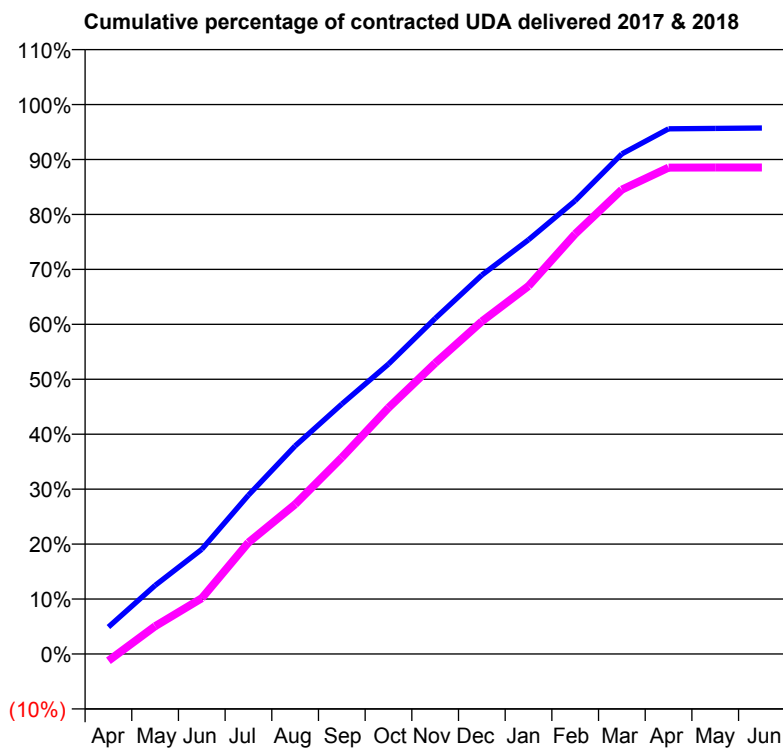
17/18 Contracted general activity (UDA)	54,400
Carry forward general activity (UDA)	2,334
17/18 Contracted orthodontic activity (UOA)	0
Carry forward orthodontic activity (UOA)	0
Baseline contract value	£1,368,650.28

### ACCESS\*

Patients seen in 24 months	Total	Change since previous quarter
Quarter ending March 2017	19,582	
Quarter ending June 2017	19,340	↓
Quarter ending September 2017	19,319	→
Quarter ending December 2017	19,411	→
Quarter ending March 2018	19,815	↑
<b>Variance since March 2017</b>	<b>1.2%</b>	<b>→</b>



### ACTIVITY



Month	Adjusted Scheduled Activity (UDA)	
	2017	2018
April	2,668	-683
May	6,794	2,758
June	10,365	5,525
July	15,732	11,044
August	20,594	14,816
September	24,744	19,453
October	28,709	24,382
November	33,216	28,799
December	37,516	32,930
January	41,015	36,424
February	44,879	41,593
March	49,510	45,968
April	51,999	48,147
May	52,033	48,168
June	52,066	48,165

### QUALITY

	Quantity	Base Number	Contract	LHB	Wales
% of FP17s for the same patient ID Re-attending within 3 months - Children	252	6,056	4.2%	9.4%	10.9%
% of FP17s for the same patient ID Re-attending within 3 months - Adults	1,970	19,883	9.9%	14.5%	16.2%
% of FP17s for the same patient ID Re-attending between 3 & 9 months - Children	3,246	6,056	53.6%	54.9%	59.0%
% of FP17s for the same patient ID Re-attending between 3 & 9 months - Adults	8,807	19,883	44.3%	51.4%	54.9%
% of FP17s for Band 1 Urgent Courses	1,288	25,932	5.0%	9.4%	9.0%
% of FP17s Relating to Free Repair or Replacements	157	25,932	0.6%	0.8%	0.7%
% of FP17s Relating to Continuations	114	25,932	0.4%	0.7%	0.8%
% of Patients satisfied with the dentistry they have received	48	55	87.3%	93.9%	92.0%
% of Patients satisfied with the time they had to wait for an appointment	48	55	87.3%	90.1%	88.1%

\* This is based on patients treated on this contract for their most recent course of treatment. Figures in italics indicate the base number of FP17s or Patient Questionnaire responses are less than 100. N/A is shown where the base number of responses is less than 10 during the period. % is calculated as Quantity/Base number\*100

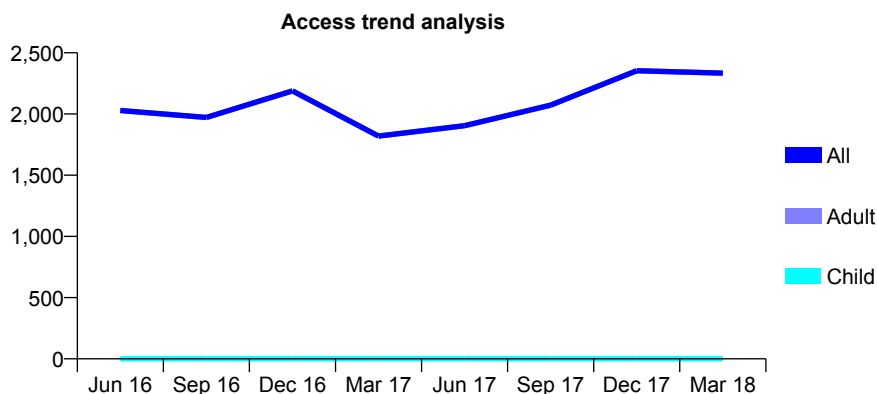
## 7A3 - Vital Signs At a Glance Contract Report for 175641/0002 - Year end March 2018

Name or company name	United Dental Ltd
Contract type name	GDS Contract
Purpose of contract	General
Contract start date	01/04/2009
Contract end date	

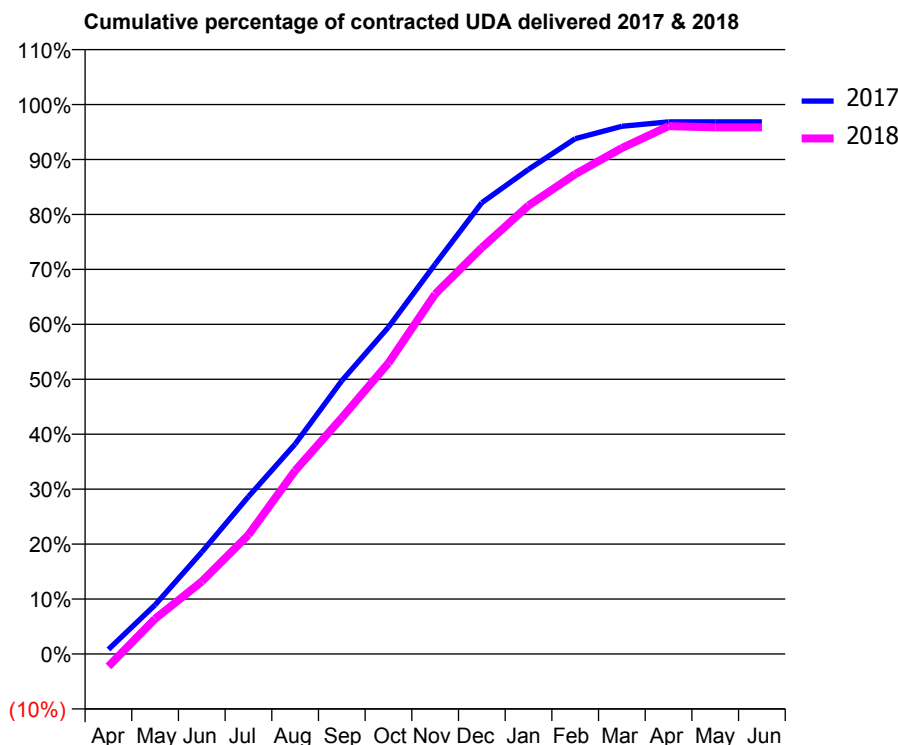
17/18 Contracted general activity (UDA)	5,467
Carry forward general activity (UDA)	156
17/18 Contracted orthodontic activity (UOA)	0
Carry forward orthodontic activity (UOA)	0
Baseline contract value	£269,820.24

### ACCESS\*

Patients seen in 24 months	Total	Change since previous quarter
Quarter ending March 2017	1,820	
Quarter ending June 2017	1,905	↑
Quarter ending September 2017	2,072	↑
Quarter ending December 2017	2,353	↑
Quarter ending March 2018	2,334	→
<b>Variance since March 2017</b>	<b>28.2%</b>	<b>↑</b>



### ACTIVITY



Month	Adjusted Scheduled Activity (UDA)	
	2017	2018
April	41	-124
May	441	351
June	914	721
July	1,411	1,185
August	1,882	1,825
September	2,450	2,351
October	2,930	2,896
November	3,494	3,582
December	4,045	4,043
January	4,344	4,462
February	4,619	4,775
March	4,730	5,034
April	4,770	5,252
May	4,770	5,240
June	4,770	5,240

### QUALITY

	Quantity	Base Number	Contract	LHB	Wales
% of FP17s for the same patient ID Re-attending within 3 months - Children	0	0	N/A	9.4%	10.9%
% of FP17s for the same patient ID Re-attending within 3 months - Adults	81	2,137	3.8%	14.5%	16.2%
% of FP17s for the same patient ID Re-attending between 3 & 9 months - Children	0	0	N/A	54.9%	59.0%
% of FP17s for the same patient ID Re-attending between 3 & 9 months - Adults	538	2,137	25.2%	51.4%	54.9%
% of FP17s for Band 1 Urgent Courses	59	2,194	2.7%	9.4%	9.0%
% of FP17s Relating to Free Repair or Replacements	0	2,194	0.0%	0.8%	0.7%
% of FP17s Relating to Continuations	0	2,194	0.0%	0.7%	0.8%
% of Patients satisfied with the dentistry they have received	3	6	N/A	93.9%	92.0%
% of Patients satisfied with the time they had to wait for an appointment	4	6	N/A	90.1%	88.1%

\* This is based on patients treated on this contract for their most recent course of treatment. Figures in italics indicate the base number of FP17s or Patient Questionnaire responses are less than 100. N/A is shown where the base number of responses is less than 10 during the period. % is calculated as Quantity/Base number\*100

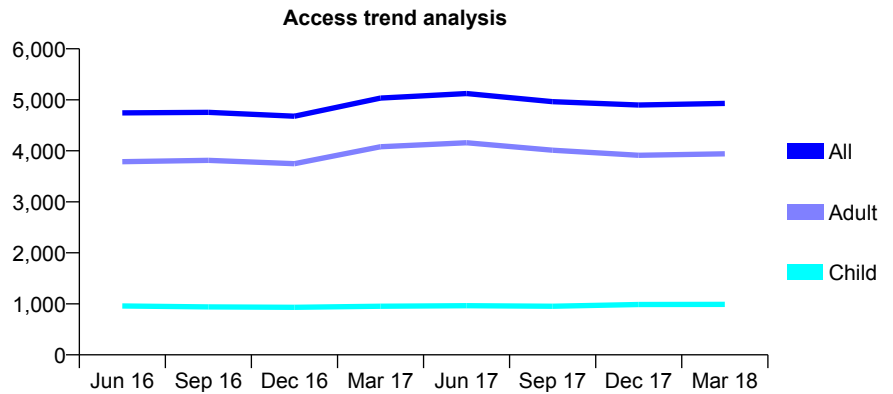
## 7A3 - Vital Signs At a Glance Contract Report for 175641/0003 - Year end March 2018

Name or company name	United Dental Ltd
Contract type name	GDS Contract
Purpose of contract	General
Contract start date	01/04/2009
Contract end date	

17/18 Contracted general activity (UDA)	13,200
Carry forward general activity (UDA)	267
17/18 Contracted orthodontic activity (UOA)	0
Carry forward orthodontic activity (UOA)	0
Baseline contract value	£302,576.68

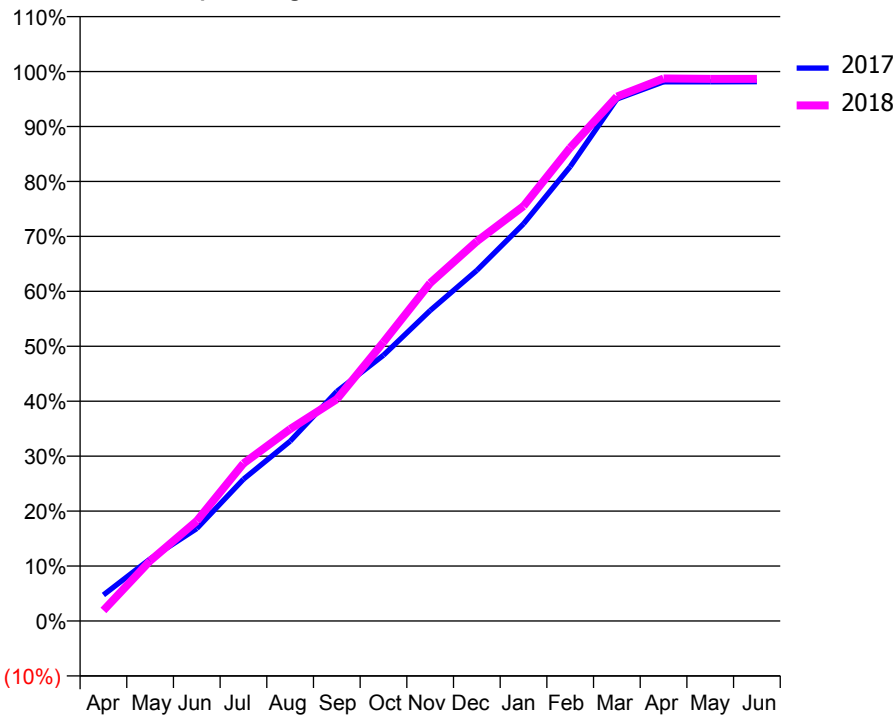
### ACCESS\*

Patients seen in 24 months	Total	Change since previous quarter
Quarter ending March 2017	5,034	
Quarter ending June 2017	5,122	→
Quarter ending September 2017	4,963	↓
Quarter ending December 2017	4,898	↓
Quarter ending March 2018	4,929	→
<b>Variance since March 2017</b>	<b>(2.1%)</b>	<b>↓</b>



### ACTIVITY

Cumulative percentage of contracted UDA delivered 2017 & 2018



Month	Adjusted Scheduled Activity (UDA)	
	2017	2018
April	683	255
May	1,625	1,445
June	2,423	2,404
July	3,717	3,785
August	4,714	4,610
September	6,015	5,328
October	6,965	6,698
November	8,136	8,118
December	9,188	9,121
January	10,408	9,968
February	11,908	11,370
March	13,680	12,598
April	14,130	13,031
May	14,129	13,023
June	14,133	13,022

### QUALITY

	Quantity	Base Number	Contract	LHB	Wales
% of FP17s for the same patient ID Re-attending within 3 months - Children	53	1,231	4.3%	9.4%	10.9%
% of FP17s for the same patient ID Re-attending within 3 months - Adults	689	5,541	12.4%	14.5%	16.2%
% of FP17s for the same patient ID Re-attending between 3 & 9 months - Children	553	1,231	44.9%	54.9%	59.0%
% of FP17s for the same patient ID Re-attending between 3 & 9 months - Adults	2,943	5,541	53.1%	51.4%	54.9%
% of FP17s for Band 1 Urgent Courses	499	6,745	7.4%	9.4%	9.0%
% of FP17s Relating to Free Repair or Replacements	60	6,745	0.9%	0.8%	0.7%
% of FP17s Relating to Continuations	25	6,745	0.4%	0.7%	0.8%
% of Patients satisfied with the dentistry they have received	12	12	100.0%	93.9%	92.0%
% of Patients satisfied with the time they had to wait for an appointment	12	12	100.0%	90.1%	88.1%

\* This is based on patients treated on this contract for their most recent course of treatment. Figures in italics indicate the base number of FP17s or Patient Questionnaire responses are less than 100. N/A is shown where the base number of responses is less than 10 during the period. % is calculated as Quantity/Base number\*100

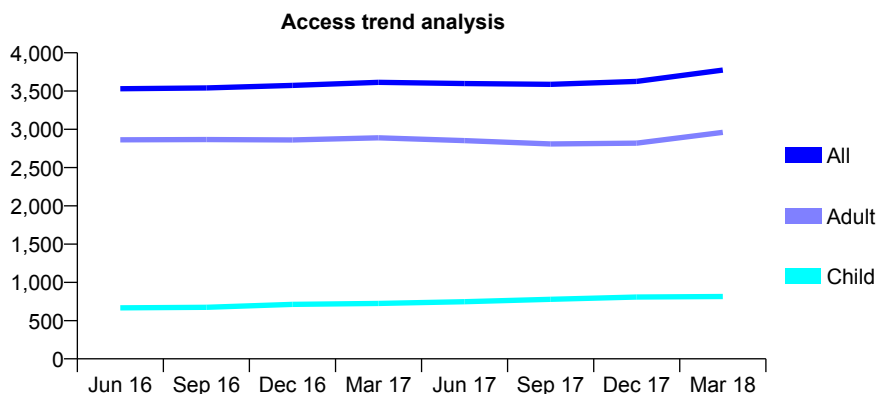
## 7A3 - Vital Signs At a Glance Contract Report for 177415/0001 - Year end March 2018

Name or company name	Ty Gwyn Dental Practice Limited
Contract type name	GDS Contract
Purpose of contract	General
Contract start date	01/10/2008
Contract end date	

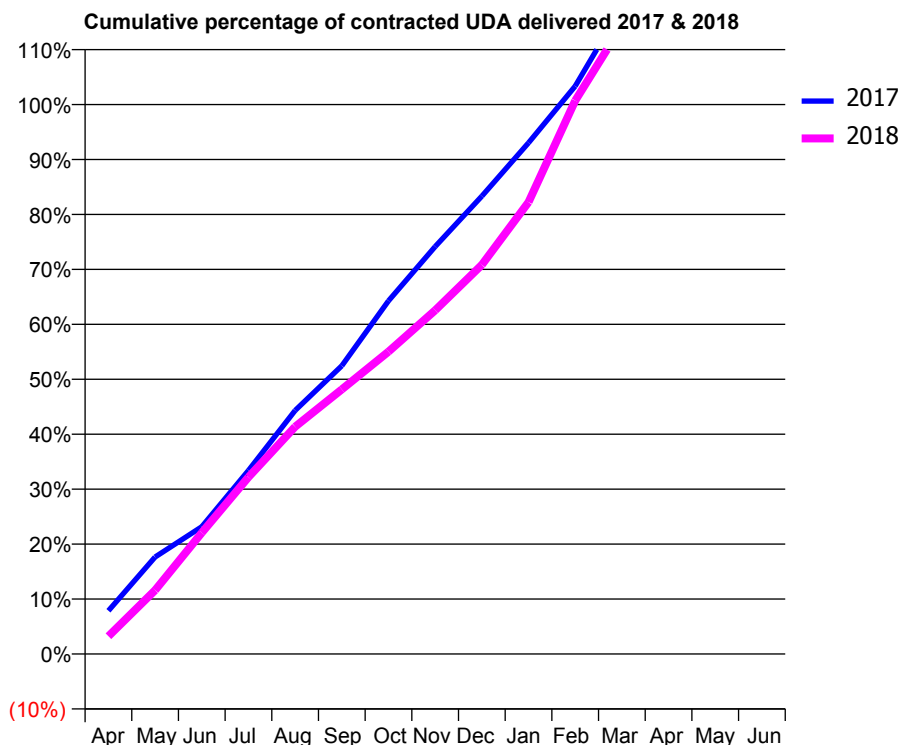
17/18 Contracted general activity (UDA)	8,250
Carry forward general activity (UDA)	0
17/18 Contracted orthodontic activity (UOA)	0
Carry forward orthodontic activity (UOA)	0
Baseline contract value	£193,076.39

### ACCESS\*

Patients seen in 24 months	Total	Change since previous quarter
Quarter ending March 2017	3,614	
Quarter ending June 2017	3,599	→
Quarter ending September 2017	3,587	→
Quarter ending December 2017	3,627	→
Quarter ending March 2018	3,775	↑
<b>Variance since March 2017</b>	<b>4.5%</b>	<b>↑</b>



### ACTIVITY



Month	Adjusted Scheduled Activity (UDA)	
	2017	2018
April	650	267
May	1,457	958
June	1,912	1,820
July	2,756	2,655
August	3,657	3,412
September	4,327	3,972
October	5,301	4,539
November	6,117	5,161
December	6,873	5,842
January	7,674	6,785
February	8,525	8,308
March	9,712	9,430
April	10,003	10,099
May	9,992	10,099
June	9,995	10,099

### QUALITY

	Quantity	Base Number	Contract	LHB	Wales
% of FP17s for the same patient ID Re-attending within 3 months - Children	54	949	5.7%	9.4%	10.9%
% of FP17s for the same patient ID Re-attending within 3 months - Adults	371	3,451	10.8%	14.5%	16.2%
% of FP17s for the same patient ID Re-attending between 3 & 9 months - Children	346	949	36.5%	54.9%	59.0%
% of FP17s for the same patient ID Re-attending between 3 & 9 months - Adults	1,568	3,451	45.4%	51.4%	54.9%
% of FP17s for Band 1 Urgent Courses	383	4,458	8.6%	9.4%	9.0%
% of FP17s Relating to Free Repair or Replacements	30	4,458	0.7%	0.8%	0.7%
% of FP17s Relating to Continuations	8	4,458	0.2%	0.7%	0.8%
% of Patients satisfied with the dentistry they have received	11	12	91.7%	93.9%	92.0%
% of Patients satisfied with the time they had to wait for an appointment	11	12	91.7%	90.1%	88.1%

\* This is based on patients treated on this contract for their most recent course of treatment. Figures in italics indicate the base number of FP17s or Patient Questionnaire responses are less than 100. N/A is shown where the base number of responses is less than 10 during the period. % is calculated as Quantity/Base number\*100

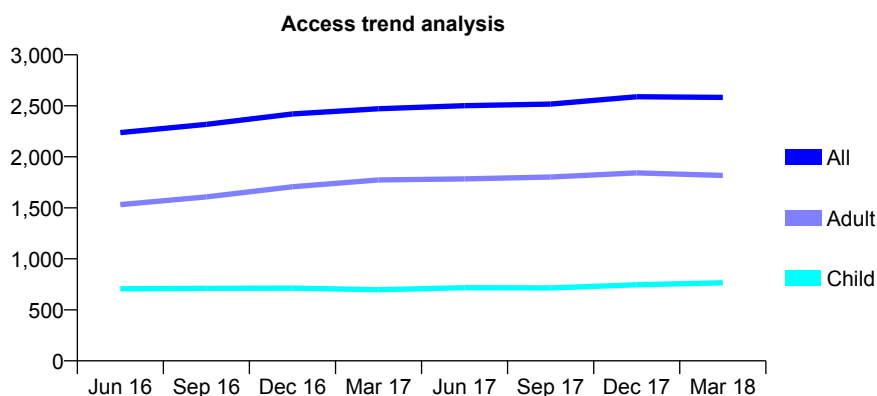
## 7A3 - Vital Signs At a Glance Contract Report for 177997/0001 - Year end March 2018

Name or company name	B Jones
Contract type name	GDS Contract
Purpose of contract	General
Contract start date	01/04/2015
Contract end date	

17/18 Contracted general activity (UDA)	6,644
Carry forward general activity (UDA)	30
17/18 Contracted orthodontic activity (UOA)	0
Carry forward orthodontic activity (UOA)	0
Baseline contract value	£174,751.86

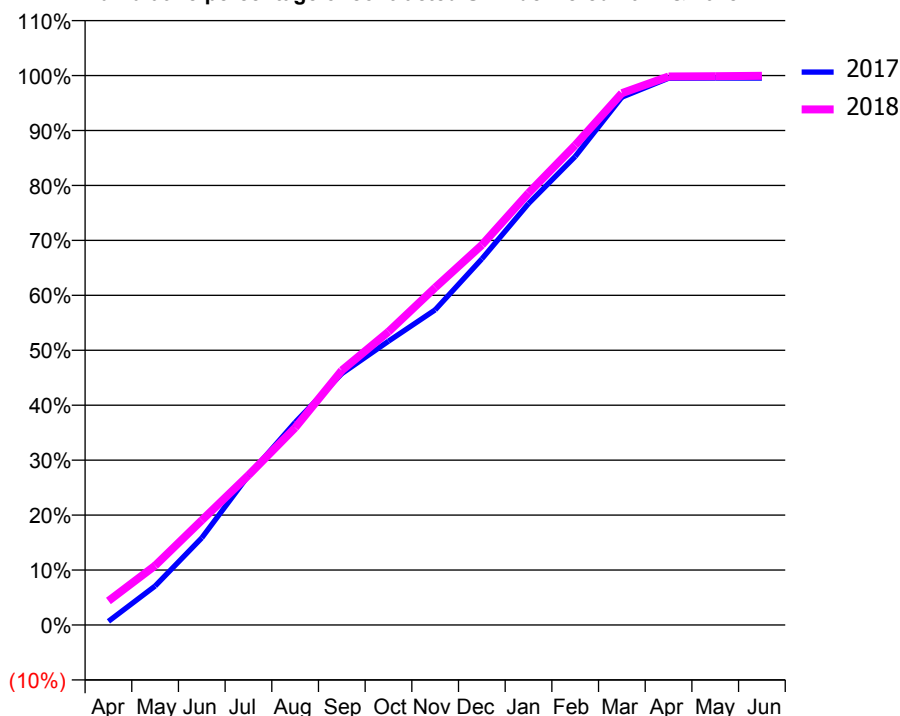
### ACCESS\*

Patients seen in 24 months	Total	Change since previous quarter
Quarter ending March 2017	2,471	
Quarter ending June 2017	2,501	→
Quarter ending September 2017	2,517	→
Quarter ending December 2017	2,589	↑
Quarter ending March 2018	2,583	→
<b>Variance since March 2017</b>	<b>4.5%</b>	<b>↑</b>



### ACTIVITY

Cumulative percentage of contracted UDA delivered 2017 & 2018



Month	Adjusted Scheduled Activity (UDA)	
	2017	2018
April	45	292
May	472	718
June	1,053	1,267
July	1,808	1,811
August	2,450	2,385
September	3,040	3,078
October	3,431	3,546
November	3,811	4,080
December	4,426	4,594
January	5,095	5,224
February	5,665	5,803
March	6,383	6,431
April	6,611	6,632
May	6,614	6,636
June	6,614	6,641

### QUALITY

	Quantity	Base Number	Contract	LHB	Wales
% of FP17s for the same patient ID Re-attending within 3 months - Children	38	1,087	3.5%	9.4%	10.9%
% of FP17s for the same patient ID Re-attending within 3 months - Adults	229	2,646	8.7%	14.5%	16.2%
% of FP17s for the same patient ID Re-attending between 3 & 9 months - Children	454	1,087	41.8%	54.9%	59.0%
% of FP17s for the same patient ID Re-attending between 3 & 9 months - Adults	1,132	2,646	42.8%	51.4%	54.9%
% of FP17s for Band 1 Urgent Courses	260	3,705	7.0%	9.4%	9.0%
% of FP17s Relating to Free Repair or Replacements	42	3,705	1.1%	0.8%	0.7%
% of FP17s Relating to Continuations	26	3,705	0.7%	0.7%	0.8%
% of Patients satisfied with the dentistry they have received	1	1	N/A	93.9%	92.0%
% of Patients satisfied with the time they had to wait for an appointment	1	1	N/A	90.1%	88.1%

\* This is based on patients treated on this contract for their most recent course of treatment. Figures in italics indicate the base number of FP17s or Patient Questionnaire responses are less than 100. N/A is shown where the base number of responses is less than 10 during the period. % is calculated as Quantity/Base number\*100

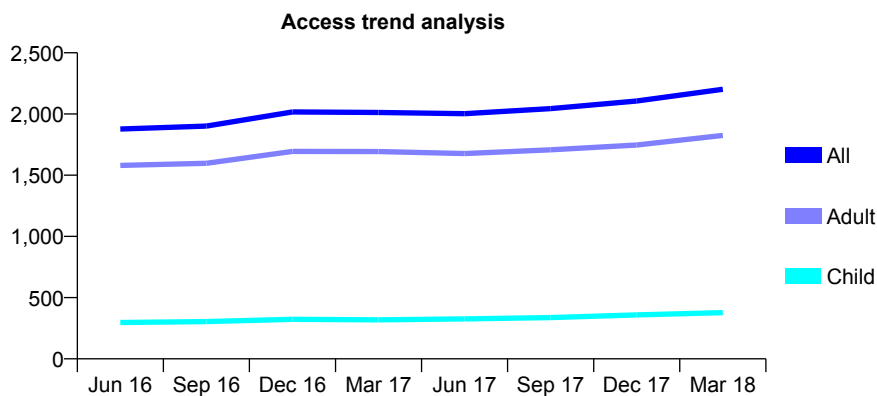
## 7A3 - Vital Signs At a Glance Contract Report for 178624/0001 - Year end March 2018

Name or company name	C Hancock
Contract type name	GDS Contract
Purpose of contract	General
Contract start date	01/04/2014
Contract end date	

17/18 Contracted general activity (UDA)	5,906
Carry forward general activity (UDA)	0
17/18 Contracted orthodontic activity (UOA)	0
Carry forward orthodontic activity (UOA)	0
Baseline contract value	£142,690.48

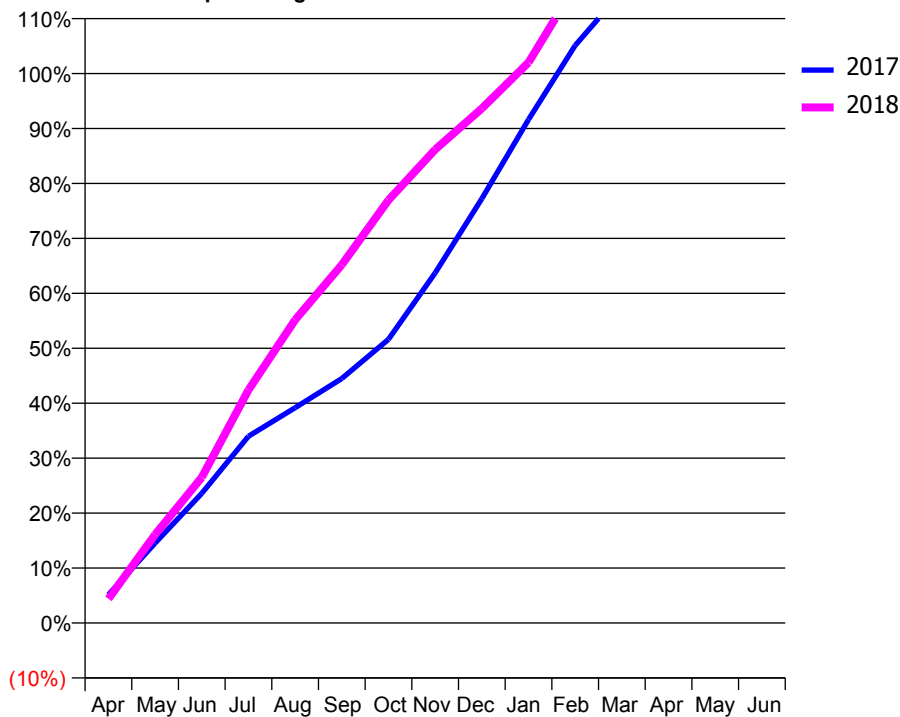
### ACCESS\*

Patients seen in 24 months	Total	Change since previous quarter
Quarter ending March 2017	2,012	
Quarter ending June 2017	2,003	→
Quarter ending September 2017	2,044	↑
Quarter ending December 2017	2,106	↑
Quarter ending March 2018	2,202	↑
<b>Variance since March 2017</b>	<b>9.4%</b>	<b>↑</b>



### ACTIVITY

Cumulative percentage of contracted UDA delivered 2017 & 2018



Month	Adjusted Scheduled Activity (UDA)	
	2017	2018
April	293	260
May	825	951
June	1,338	1,566
July	1,927	2,505
August	2,222	3,258
September	2,522	3,850
October	2,927	4,545
November	3,611	5,089
December	4,379	5,530
January	5,194	6,024
February	5,958	6,845
March	6,515	7,849
April	6,685	8,206
May	6,704	8,212
June	6,704	8,215

### QUALITY

	Quantity	Base Number	Contract	LHB	Wales
% of FP17s for the same patient ID Re-attending within 3 months - Children	41	520	7.9%	9.4%	10.9%
% of FP17s for the same patient ID Re-attending within 3 months - Adults	470	2,893	16.2%	14.5%	16.2%
% of FP17s for the same patient ID Re-attending between 3 & 9 months - Children	296	520	56.9%	54.9%	59.0%
% of FP17s for the same patient ID Re-attending between 3 & 9 months - Adults	1,651	2,893	57.1%	51.4%	54.9%
% of FP17s for Band 1 Urgent Courses	208	3,476	6.0%	9.4%	9.0%
% of FP17s Relating to Free Repair or Replacements	31	3,476	0.9%	0.8%	0.7%
% of FP17s Relating to Continuations	7	3,476	0.2%	0.7%	0.8%
% of Patients satisfied with the dentistry they have received	11	12	91.7%	93.9%	92.0%
% of Patients satisfied with the time they had to wait for an appointment	12	12	100.0%	90.1%	88.1%

\* This is based on patients treated on this contract for their most recent course of treatment. Figures in italics indicate the base number of FP17s or Patient Questionnaire responses are less than 100. N/A is shown where the base number of responses is less than 10 during the period. % is calculated as Quantity/Base number\*100

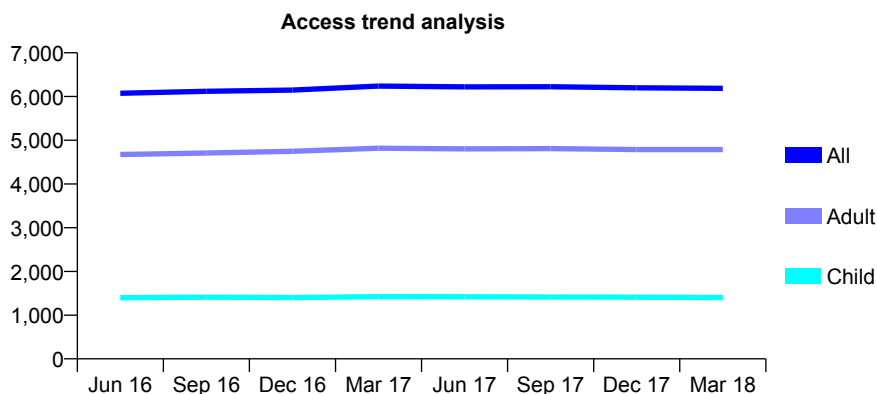
## 7A3 - Vital Signs At a Glance Contract Report for 179310/0001 - Year end March 2018

Name or company name	West Coast Dental Care Ltd
Contract type name	GDS Contract
Purpose of contract	General
Contract start date	01/04/2010
Contract end date	

17/18 Contracted general activity (UDA)	22,023
Carry forward general activity (UDA)	1,130
17/18 Contracted orthodontic activity (UOA)	0
Carry forward orthodontic activity (UOA)	0
Baseline contract value	£521,344.25

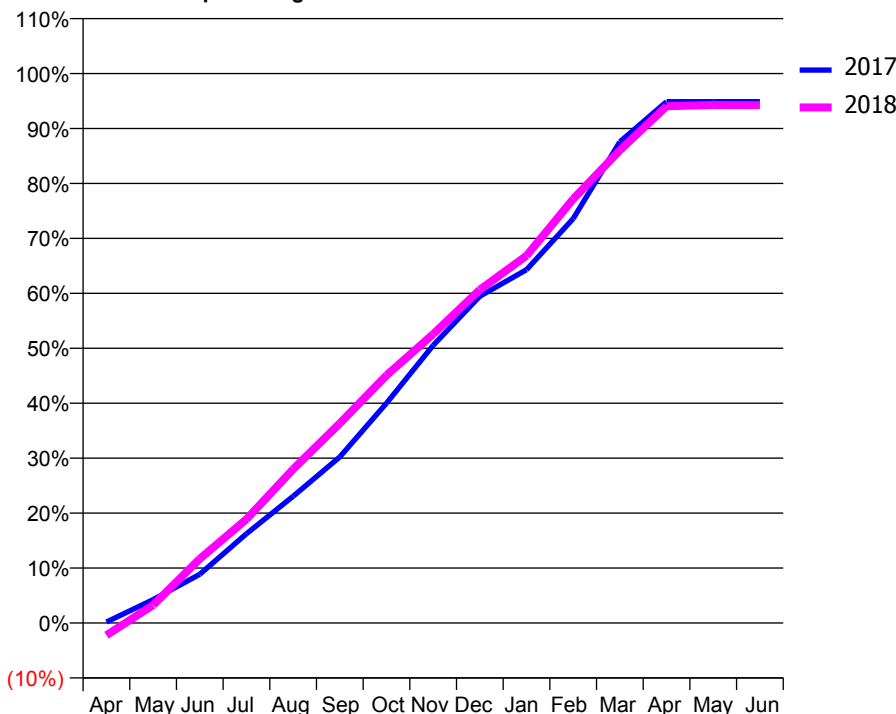
### ACCESS\*

Patients seen in 24 months	Total	Change since previous quarter
Quarter ending March 2017	6,240	
Quarter ending June 2017	6,221	→
Quarter ending September 2017	6,224	→
Quarter ending December 2017	6,198	→
Quarter ending March 2018	6,188	→
<b>Variance since March 2017</b>	<b>(0.8%)</b>	→



### ACTIVITY

Cumulative percentage of contracted UDA delivered 2017 & 2018



### QUALITY

	Quantity	Base Number	Contract	LHB	Wales
% of FP17s for the same patient ID Re-attending within 3 months - Children	102	2,145	4.8%	9.4%	10.9%
% of FP17s for the same patient ID Re-attending within 3 months - Adults	743	7,270	10.2%	14.5%	16.2%
% of FP17s for the same patient ID Re-attending between 3 & 9 months - Children	1,454	2,145	67.8%	54.9%	59.0%
% of FP17s for the same patient ID Re-attending between 3 & 9 months - Adults	4,733	7,270	65.1%	51.4%	54.9%
% of FP17s for Band 1 Urgent Courses	563	9,494	5.9%	9.4%	9.0%
% of FP17s Relating to Free Repair or Replacements	20	9,494	0.2%	0.8%	0.7%
% of FP17s Relating to Continuations	27	9,494	0.3%	0.7%	0.8%
% of Patients satisfied with the dentistry they have received	26	26	100.0%	93.9%	92.0%
% of Patients satisfied with the time they had to wait for an appointment	24	26	92.3%	90.1%	88.1%

\* This is based on patients treated on this contract for their most recent course of treatment. Figures in italics indicate the base number of FP17s or Patient Questionnaire responses are less than 100. N/A is shown where the base number of responses is less than 10 during the period. % is calculated as Quantity/Base number\*100



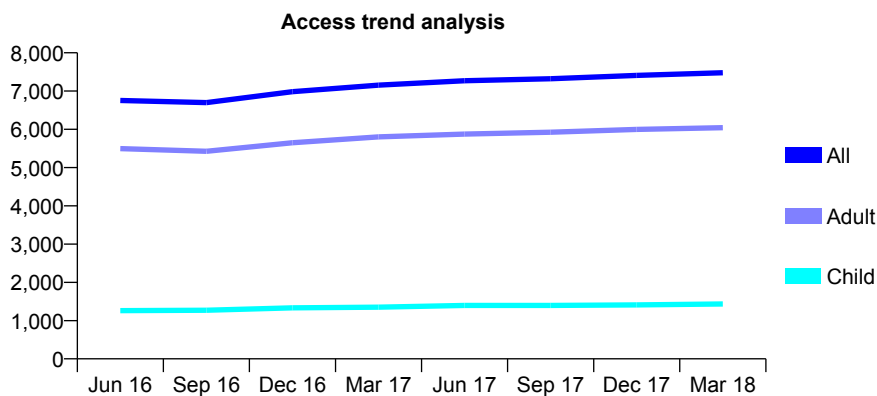
## 7A3 - Vital Signs At a Glance Contract Report for 180734/0001 - Year end March 2018

Name or company name	Andrew J R Turpy & E. Sarah Turpy
Contract type name	GDS Contract
Purpose of contract	General
Contract start date	19/06/2009
Contract end date	

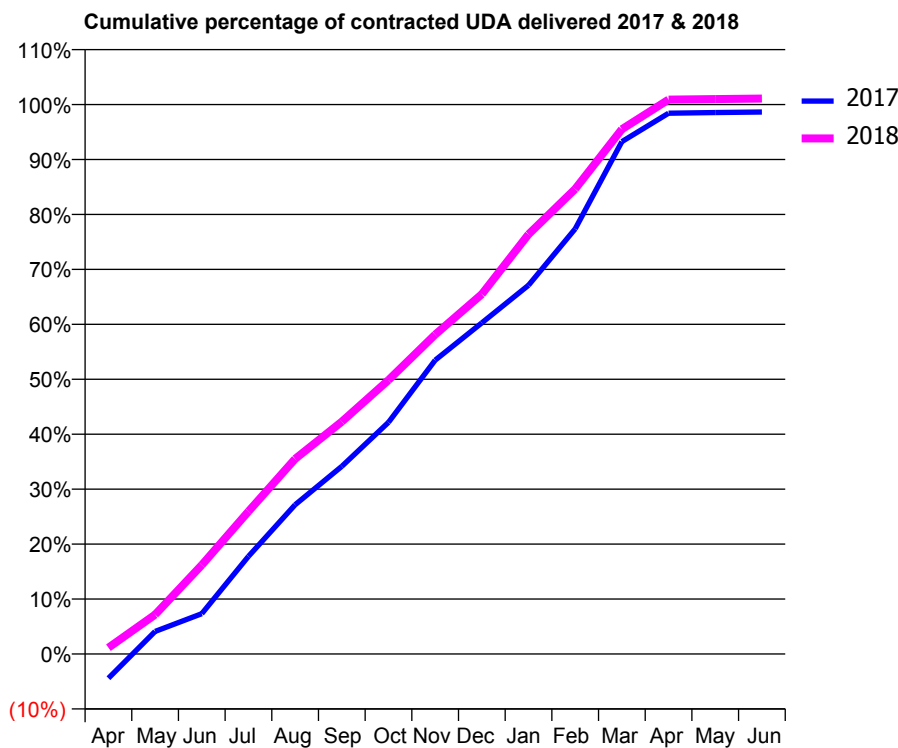
17/18 Contracted general activity (UDA)	21,735
Carry forward general activity (UDA)	298
17/18 Contracted orthodontic activity (UOA)	0
Carry forward orthodontic activity (UOA)	0
Baseline contract value	£517,878.53

### ACCESS\*

Patients seen in 24 months	Total	Change since previous quarter
Quarter ending March 2017	7,153	
Quarter ending June 2017	7,269	→
Quarter ending September 2017	7,321	→
Quarter ending December 2017	7,408	→
Quarter ending March 2018	7,480	→
<b>Variance since March 2017</b>	<b>4.6%</b>	<b>↑</b>



### ACTIVITY



Month	Adjusted Scheduled Activity (UDA)	
	2017	2018
April	-964	248
May	895	1,559
June	1,594	3,520
July	3,861	5,639
August	5,902	7,717
September	7,422	9,189
October	9,163	10,835
November	11,622	12,637
December	13,098	14,231
January	14,588	16,600
February	16,818	18,395
March	20,269	20,758
April	21,392	21,929
May	21,419	21,947
June	21,437	21,970

### QUALITY

	Quantity	Base Number	Contract	LHB	Wales
% of FP17s for the same patient ID Re-attending within 3 months - Children	111	1,850	6.0%	9.4%	10.9%
% of FP17s for the same patient ID Re-attending within 3 months - Adults	1,208	8,478	14.2%	14.5%	16.2%
% of FP17s for the same patient ID Re-attending between 3 & 9 months - Children	919	1,850	49.7%	54.9%	59.0%
% of FP17s for the same patient ID Re-attending between 3 & 9 months - Adults	4,631	8,478	54.6%	51.4%	54.9%
% of FP17s for Band 1 Urgent Courses	841	10,359	8.1%	9.4%	9.0%
% of FP17s Relating to Free Repair or Replacements	42	10,359	0.4%	0.8%	0.7%
% of FP17s Relating to Continuations	14	10,359	0.1%	0.7%	0.8%
% of Patients satisfied with the dentistry they have received	12	14	85.7%	93.9%	92.0%
% of Patients satisfied with the time they had to wait for an appointment	13	14	92.9%	90.1%	88.1%

\* This is based on patients treated on this contract for their most recent course of treatment. Figures in italics indicate the base number of FP17s or Patient Questionnaire responses are less than 100. N/A is shown where the base number of responses is less than 10 during the period. % is calculated as Quantity/Base number\*100

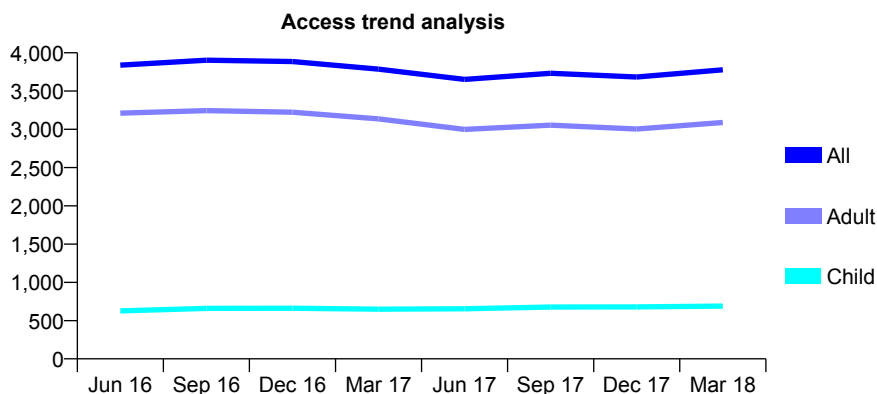
## 7A3 - Vital Signs At a Glance Contract Report for 184136/0001 - Year end March 2018

Name or company name	Glynneath Dental Practice
Contract type name	GDS Contract
Purpose of contract	General
Contract start date	01/09/2012
Contract end date	

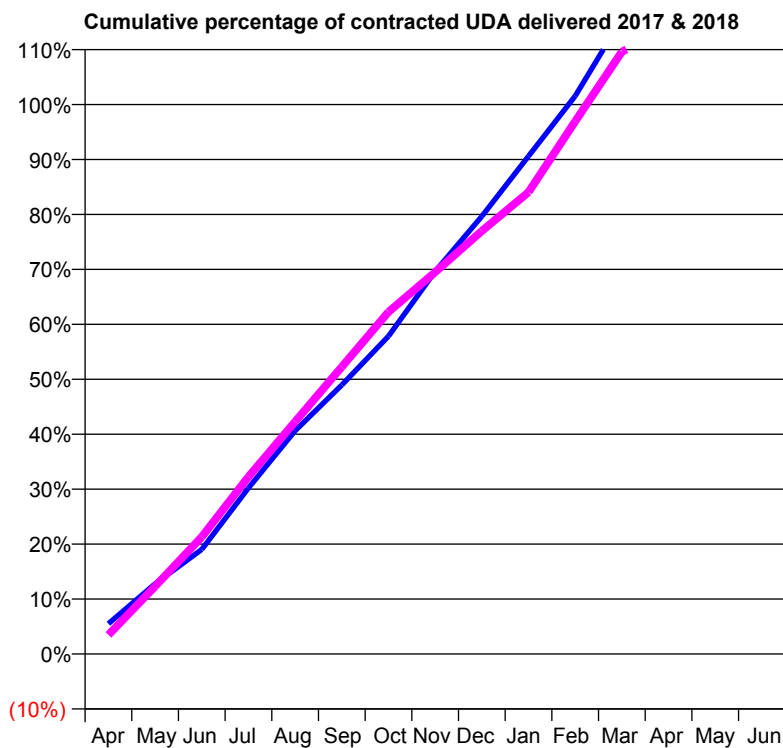
17/18 Contracted general activity (UDA)	10,623
Carry forward general activity (UDA)	0
17/18 Contracted orthodontic activity (UOA)	0
Carry forward orthodontic activity (UOA)	0
Baseline contract value	£385,247.10

### ACCESS\*

Patients seen in 24 months	Total	Change since previous quarter
Quarter ending March 2017	3,786	
Quarter ending June 2017	3,653	↓
Quarter ending September 2017	3,732	↑
Quarter ending December 2017	3,683	↓
Quarter ending March 2018	3,778	↑
<b>Variance since March 2017</b>	<b>(0.2%)</b>	→



### ACTIVITY



Month	Adjusted Scheduled Activity (UDA)	
	2017	2018
April	586	369
May	1,357	1,309
June	2,022	2,266
July	3,210	3,428
August	4,316	4,492
September	5,201	5,551
October	6,144	6,613
November	7,396	7,381
December	8,461	8,179
January	9,624	8,928
February	10,787	10,299
March	12,278	11,644
April	12,949	12,094
May	12,965	12,094
June	12,966	12,094

### QUALITY

	Quantity	Base Number	Contract	LHB	Wales
% of FP17s for the same patient ID Re-attending within 3 months - Children	46	713	6.5%	9.4%	10.9%
% of FP17s for the same patient ID Re-attending within 3 months - Adults	380	3,262	11.6%	14.5%	16.2%
% of FP17s for the same patient ID Re-attending between 3 & 9 months - Children	146	713	20.5%	54.9%	59.0%
% of FP17s for the same patient ID Re-attending between 3 & 9 months - Adults	890	3,262	27.3%	51.4%	54.9%
% of FP17s for Band 1 Urgent Courses	316	3,953	8.0%	9.4%	9.0%
% of FP17s Relating to Free Repair or Replacements	35	3,953	0.9%	0.8%	0.7%
% of FP17s Relating to Continuations	35	3,953	0.9%	0.7%	0.8%
% of Patients satisfied with the dentistry they have received	16	16	100.0%	93.9%	92.0%
% of Patients satisfied with the time they had to wait for an appointment	14	16	87.5%	90.1%	88.1%

\* This is based on patients treated on this contract for their most recent course of treatment. Figures in italics indicate the base number of FP17s or Patient Questionnaire responses are less than 100. N/A is shown where the base number of responses is less than 10 during the period. % is calculated as Quantity/Base number\*100

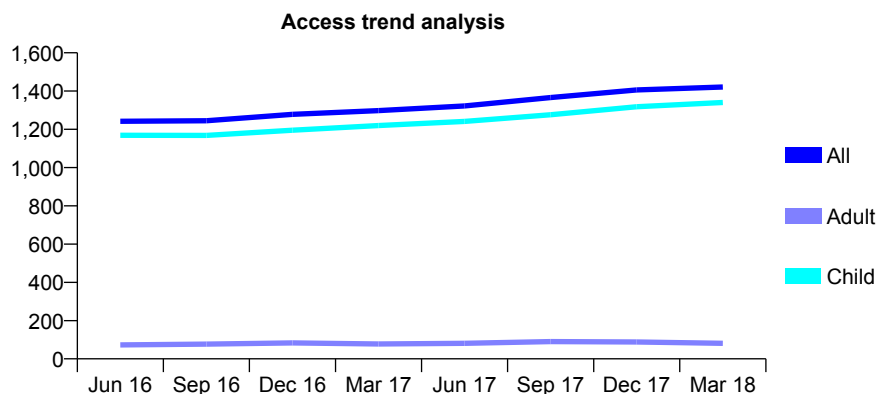
## 7A3 - Vital Signs At a Glance Contract Report for 185000/0001 - Year end March 2018

Name or company name	Howells, Harrison & Gregson
Contract type name	GDS Contract
Purpose of contract	General
Contract start date	01/04/2006
Contract end date	

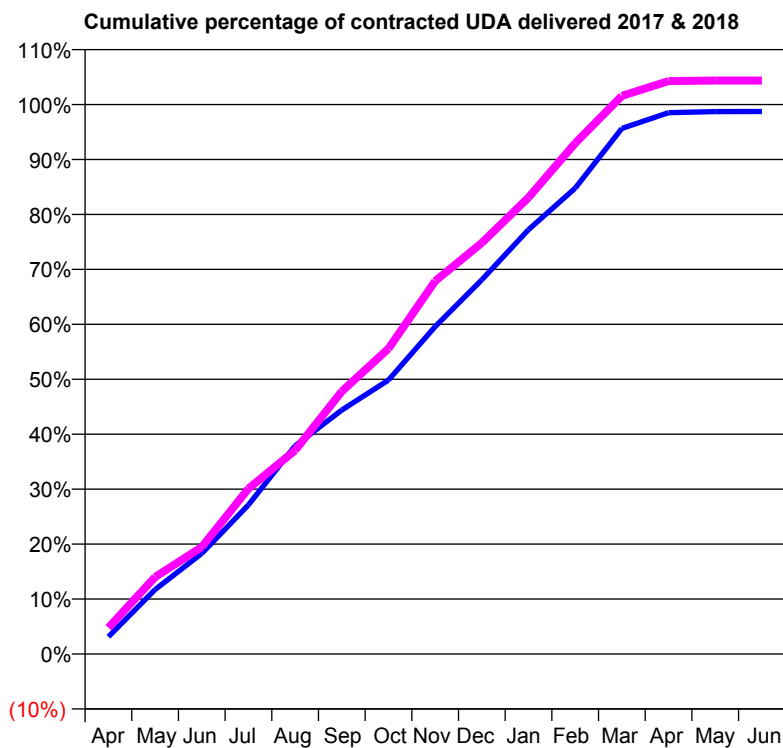
17/18 Contracted general activity (UDA)	2,576
Carry forward general activity (UDA)	33
17/18 Contracted orthodontic activity (UOA)	0
Carry forward orthodontic activity (UOA)	0
Baseline contract value	£54,840.96

### ACCESS\*

Patients seen in 24 months	Total	Change since previous quarter
Quarter ending March 2017	1,298	
Quarter ending June 2017	1,322	→
Quarter ending September 2017	1,366	↑
Quarter ending December 2017	1,406	↑
Quarter ending March 2018	1,421	→
<b>Variance since March 2017</b>	<b>9.5%</b>	<b>↑</b>



### ACTIVITY



Month	Adjusted Scheduled Activity (UDA)	
	2017	2018
April	81	124
May	302	361
June	472	501
July	699	775
August	976	955
September	1,144	1,231
October	1,284	1,432
November	1,535	1,748
December	1,754	1,927
January	1,989	2,140
February	2,184	2,394
March	2,464	2,616
April	2,537	2,686
May	2,542	2,689
June	2,543	2,689

### QUALITY

	Quantity	Base Number	Contract	LHB	Wales
% of FP17s for the same patient ID Re-attending within 3 months - Children	248	2,075	12.0%	9.4%	10.9%
% of FP17s for the same patient ID Re-attending within 3 months - Adults	0	0	N/A	14.5%	16.2%
% of FP17s for the same patient ID Re-attending between 3 & 9 months - Children	1,120	2,075	54.0%	54.9%	59.0%
% of FP17s for the same patient ID Re-attending between 3 & 9 months - Adults	0	0	N/A	51.4%	54.9%
% of FP17s for Band 1 Urgent Courses	173	2,056	8.4%	9.4%	9.0%
% of FP17s Relating to Free Repair or Replacements	1	2,056	0.0%	0.8%	0.7%
% of FP17s Relating to Continuations	30	2,056	1.5%	0.7%	0.8%
% of Patients satisfied with the dentistry they have received	0	0	N/A	93.9%	92.0%
% of Patients satisfied with the time they had to wait for an appointment	0	0	N/A	90.1%	88.1%

\* This is based on patients treated on this contract for their most recent course of treatment. Figures in italics indicate the base number of FP17s or Patient Questionnaire responses are less than 100. N/A is shown where the base number of responses is less than 10 during the period. % is calculated as Quantity/Base number\*100

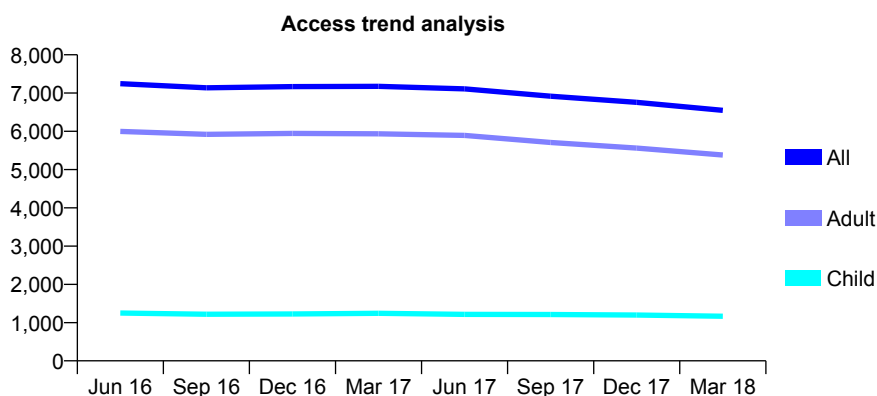
## 7A3 - Vital Signs At a Glance Contract Report for 187917/0001 - Year end March 2018

Name or company name	The Victoria Road Dental Surgery
Contract type name	GDS Contract
Purpose of contract	General
Contract start date	01/05/2012
Contract end date	

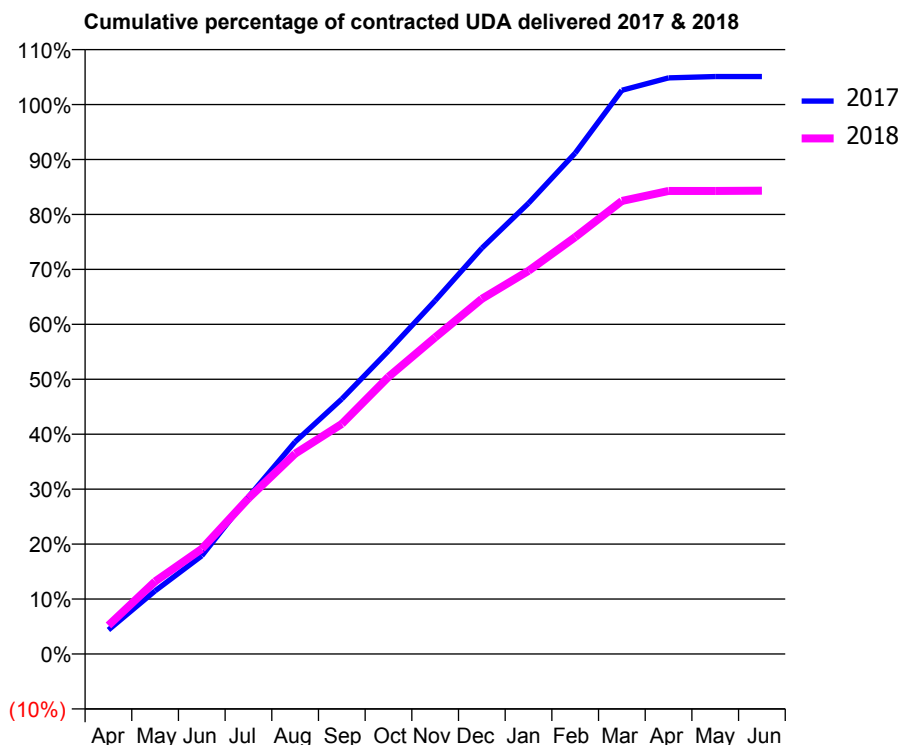
17/18 Contracted general activity (UDA)	20,753
Carry forward general activity (UDA)	0
17/18 Contracted orthodontic activity (UOA)	0
Carry forward orthodontic activity (UOA)	0
Baseline contract value	£480,709.75

### ACCESS\*

Patients seen in 24 months	Total	Change since previous quarter
Quarter ending March 2017	7,176	
Quarter ending June 2017	7,109	→
Quarter ending September 2017	6,917	↓
Quarter ending December 2017	6,757	↓
Quarter ending March 2018	6,547	↓
<b>Variance since March 2017</b>	<b>(8.8%)</b>	↓



### ACTIVITY



Month	Adjusted Scheduled Activity (UDA)	
	2017	2018
April	909	1,081
May	2,384	2,741
June	3,711	3,969
July	5,934	5,881
August	8,014	7,566
September	9,634	8,692
October	11,451	10,469
November	13,349	11,957
December	15,328	13,413
January	17,024	14,469
February	18,917	15,747
March	21,289	17,108
April	21,757	17,488
May	21,809	17,488
June	21,811	17,499

### QUALITY

	Quantity	Base Number	Contract	LHB	Wales
% of FP17s for the same patient ID Re-attending within 3 months - Children	67	1,490	4.5%	9.4%	10.9%
% of FP17s for the same patient ID Re-attending within 3 months - Adults	699	7,251	9.6%	14.5%	16.2%
% of FP17s for the same patient ID Re-attending between 3 & 9 months - Children	861	1,490	57.8%	54.9%	59.0%
% of FP17s for the same patient ID Re-attending between 3 & 9 months - Adults	4,513	7,251	62.2%	51.4%	54.9%
% of FP17s for Band 1 Urgent Courses	427	8,696	4.9%	9.4%	9.0%
% of FP17s Relating to Free Repair or Replacements	13	8,696	0.1%	0.8%	0.7%
% of FP17s Relating to Continuations	113	8,696	1.3%	0.7%	0.8%
% of Patients satisfied with the dentistry they have received	15	16	93.8%	93.9%	92.0%
% of Patients satisfied with the time they had to wait for an appointment	14	16	87.5%	90.1%	88.1%

\* This is based on patients treated on this contract for their most recent course of treatment. Figures in italics indicate the base number of FP17s or Patient Questionnaire responses are less than 100. N/A is shown where the base number of responses is less than 10 during the period. % is calculated as Quantity/Base number\*100

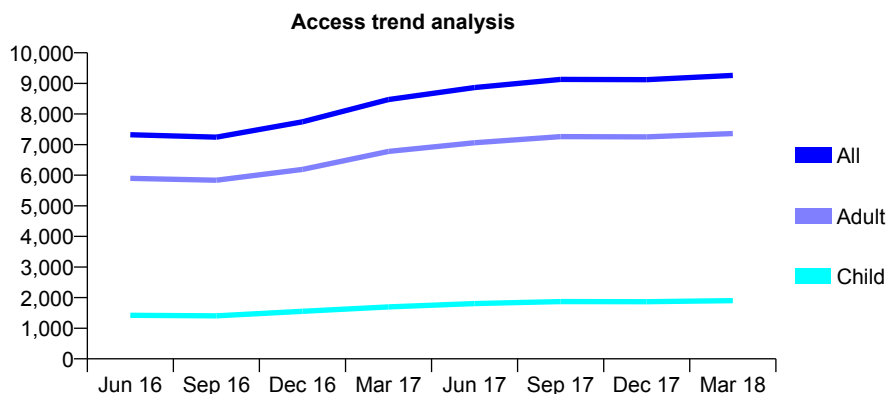
## 7A3 - Vital Signs At a Glance Contract Report for 189693/0001 - Year end March 2018

Name or company name	Hall, Hopkins & Thorne of Llynfi Dental Pra
Contract type name	GDS Contract
Purpose of contract	General
Contract start date	10/08/2011
Contract end date	

17/18 Contracted general activity (UDA)	23,993
Carry forward general activity (UDA)	704
17/18 Contracted orthodontic activity (UOA)	0
Carry forward orthodontic activity (UOA)	0
Baseline contract value	£589,402.61

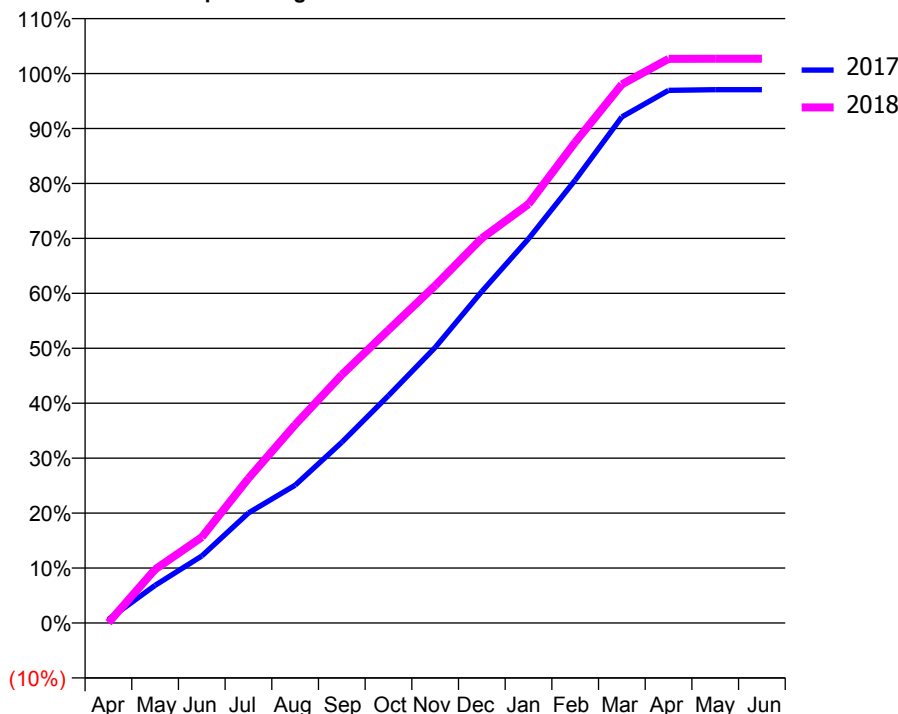
### ACCESS\*

Patients seen in 24 months	Total	Change since previous quarter
Quarter ending March 2017	8,474	
Quarter ending June 2017	8,867	↑
Quarter ending September 2017	9,132	↑
Quarter ending December 2017	9,120	→
Quarter ending March 2018	9,263	→
<b>Variance since March 2017</b>	<b>9.3%</b>	<b>↑</b>



### ACTIVITY

**Cumulative percentage of contracted UDA delivered 2017 & 2018**



Month	Adjusted Scheduled Activity (UDA)	
	2017	2018
April	159	16
May	1,646	2,341
June	2,927	3,749
July	4,806	6,315
August	6,018	8,662
September	7,889	10,841
October	9,929	12,793
November	12,034	14,732
December	14,476	16,803
January	16,775	18,289
February	19,337	20,990
March	22,098	23,518
April	23,255	24,632
May	23,284	24,640
June	23,289	24,639

### QUALITY

	Quantity	Base Number	Contract	LHB	Wales
% of FP17s for the same patient ID Re-attending within 3 months - Children	177	2,693	6.6%	9.4%	10.9%
% of FP17s for the same patient ID Re-attending within 3 months - Adults	1,203	9,765	12.3%	14.5%	16.2%
% of FP17s for the same patient ID Re-attending between 3 & 9 months - Children	1,527	2,693	56.7%	54.9%	59.0%
% of FP17s for the same patient ID Re-attending between 3 & 9 months - Adults	4,620	9,765	47.3%	51.4%	54.9%
% of FP17s for Band 1 Urgent Courses	1,591	12,395	12.8%	9.4%	9.0%
% of FP17s Relating to Free Repair or Replacements	147	12,395	1.2%	0.8%	0.7%
% of FP17s Relating to Continuations	35	12,395	0.3%	0.7%	0.8%
% of Patients satisfied with the dentistry they have received	22	23	95.7%	93.9%	92.0%
% of Patients satisfied with the time they had to wait for an appointment	20	23	87.0%	90.1%	88.1%

\* This is based on patients treated on this contract for their most recent course of treatment. Figures in italics indicate the base number of FP17s or Patient Questionnaire responses are less than 100. N/A is shown where the base number of responses is less than 10 during the period. % is calculated as Quantity/Base number\*100

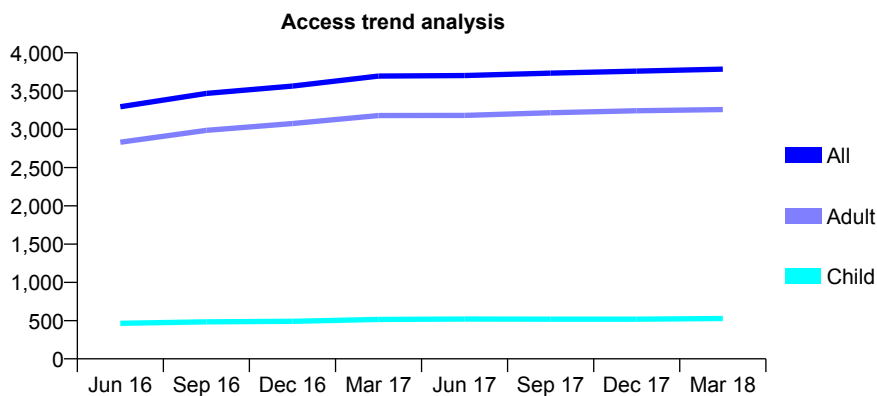
## 7A3 - Vital Signs At a Glance Contract Report for 189839/0001 - Year end March 2018

Name or company name	Sketty Road Dental
Contract type name	GDS Contract
Purpose of contract	General
Contract start date	01/03/2015
Contract end date	

17/18 Contracted general activity (UDA)	12,500
Carry forward general activity (UDA)	-173
17/18 Contracted orthodontic activity (UOA)	0
Carry forward orthodontic activity (UOA)	0
Baseline contract value	£296,303.21

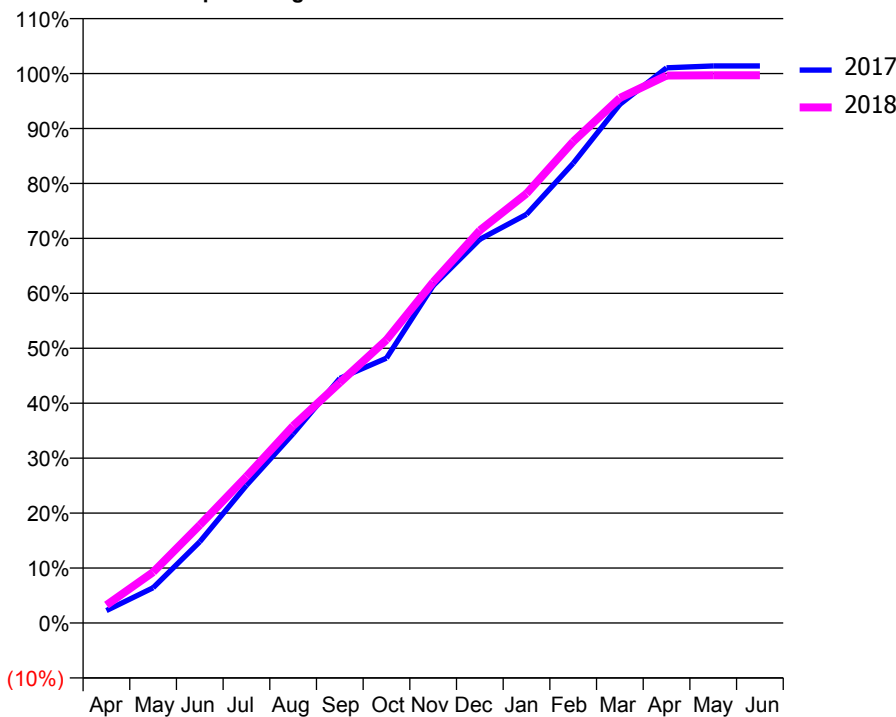
### ACCESS\*

Patients seen in 24 months	Total	Change since previous quarter
Quarter ending March 2017	3,695	
Quarter ending June 2017	3,702	→
Quarter ending September 2017	3,735	→
Quarter ending December 2017	3,761	→
Quarter ending March 2018	3,786	→
<b>Variance since March 2017</b>	<b>2.5%</b>	<b>↑</b>



### ACTIVITY

Cumulative percentage of contracted UDA delivered 2017 & 2018



Month	Adjusted Scheduled Activity (UDA)	
	2017	2018
April	283	409
May	804	1,159
June	1,849	2,228
July	3,131	3,332
August	4,307	4,485
September	5,565	5,469
October	6,026	6,440
November	7,672	7,755
December	8,728	8,931
January	9,295	9,769
February	10,458	10,953
March	11,798	11,944
April	12,629	12,453
May	12,673	12,460
June	12,673	12,460

### QUALITY

	Quantity	Base Number	Contract	LHB	Wales
% of FP17s for the same patient ID Re-attending within 3 months - Children	55	862	6.4%	9.4%	10.9%
% of FP17s for the same patient ID Re-attending within 3 months - Adults	1,174	5,658	20.7%	14.5%	16.2%
% of FP17s for the same patient ID Re-attending between 3 & 9 months - Children	558	862	64.7%	54.9%	59.0%
% of FP17s for the same patient ID Re-attending between 3 & 9 months - Adults	3,179	5,658	56.2%	51.4%	54.9%
% of FP17s for Band 1 Urgent Courses	356	6,446	5.5%	9.4%	9.0%
% of FP17s Relating to Free Repair or Replacements	100	6,446	1.6%	0.8%	0.7%
% of FP17s Relating to Continuations	236	6,446	3.7%	0.7%	0.8%
% of Patients satisfied with the dentistry they have received	52	55	94.5%	93.9%	92.0%
% of Patients satisfied with the time they had to wait for an appointment	50	55	90.9%	90.1%	88.1%

\* This is based on patients treated on this contract for their most recent course of treatment. Figures in italics indicate the base number of FP17s or Patient Questionnaire responses are less than 100. N/A is shown where the base number of responses is less than 10 during the period. % is calculated as Quantity/Base number\*100

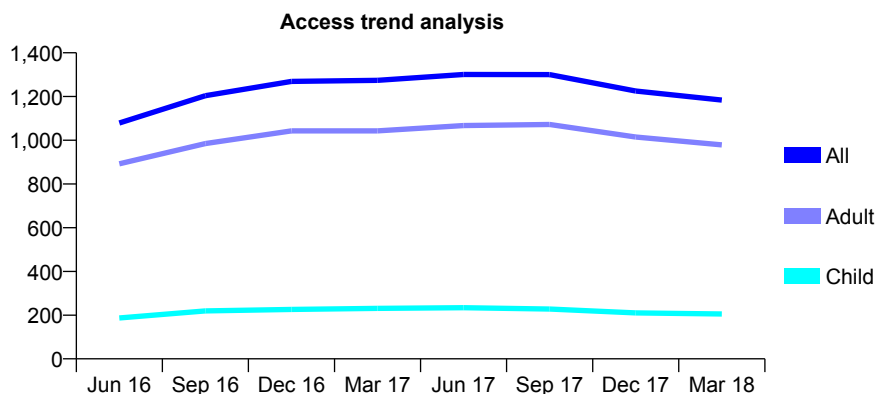
## 7A3 - Vital Signs At a Glance Contract Report for 193399/0001 - Year end March 2018

Name or company name	Dr Roach Price Dental Practice
Contract type name	GDS Contract
Purpose of contract	General
Contract start date	31/03/2014
Contract end date	

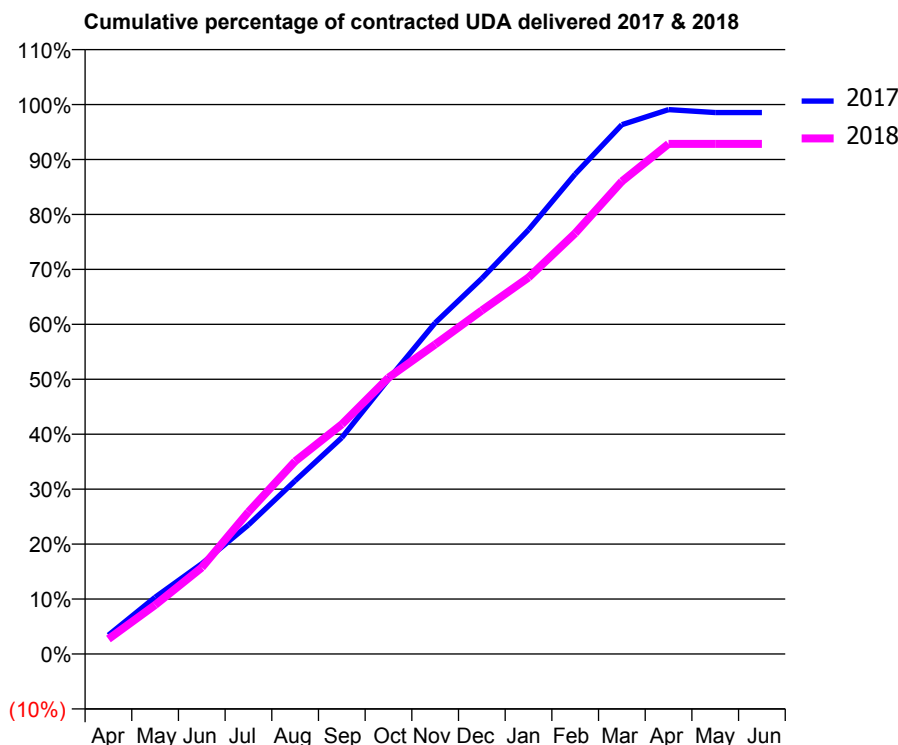
17/18 Contracted general activity (UDA)	4,592
Carry forward general activity (UDA)	0
17/18 Contracted orthodontic activity (UOA)	0
Carry forward orthodontic activity (UOA)	0
Baseline contract value	£106,047.63

### ACCESS\*

Patients seen in 24 months	Total	Change since previous quarter
Quarter ending March 2017	1,274	
Quarter ending June 2017	1,301	↑
Quarter ending September 2017	1,300	→
Quarter ending December 2017	1,225	↓
Quarter ending March 2018	1,184	↓
<b>Variance since March 2017</b>	<b>(7.1%)</b>	<b>↓</b>



### ACTIVITY



Month	Adjusted Scheduled Activity (UDA)	
	2017	2018
April	158	126
May	474	409
June	755	723
July	1,079	1,187
August	1,448	1,611
September	1,808	1,920
October	2,296	2,309
November	2,767	2,587
December	3,138	2,872
January	3,545	3,147
February	4,012	3,516
March	4,423	3,949
April	4,549	4,262
May	4,525	4,262
June	4,525	4,262

### QUALITY

	Quantity	Base Number	Contract	LHB	Wales
% of FP17s for the same patient ID Re-attending within 3 months - Children	31	371	8.4%	9.4%	10.9%
% of FP17s for the same patient ID Re-attending within 3 months - Adults	253	1,689	15.0%	14.5%	16.2%
% of FP17s for the same patient ID Re-attending between 3 & 9 months - Children	223	371	60.1%	54.9%	59.0%
% of FP17s for the same patient ID Re-attending between 3 & 9 months - Adults	1,014	1,689	60.0%	51.4%	54.9%
% of FP17s for Band 1 Urgent Courses	217	2,121	10.2%	9.4%	9.0%
% of FP17s Relating to Free Repair or Replacements	10	2,121	0.5%	0.8%	0.7%
% of FP17s Relating to Continuations	5	2,121	0.2%	0.7%	0.8%
% of Patients satisfied with the dentistry they have received	9	9	N/A	93.9%	92.0%
% of Patients satisfied with the time they had to wait for an appointment	9	9	N/A	90.1%	88.1%

\* This is based on patients treated on this contract for their most recent course of treatment. Figures in italics indicate the base number of FP17s or Patient Questionnaire responses are less than 100. N/A is shown where the base number of responses is less than 10 during the period. % is calculated as Quantity/Base number\*100



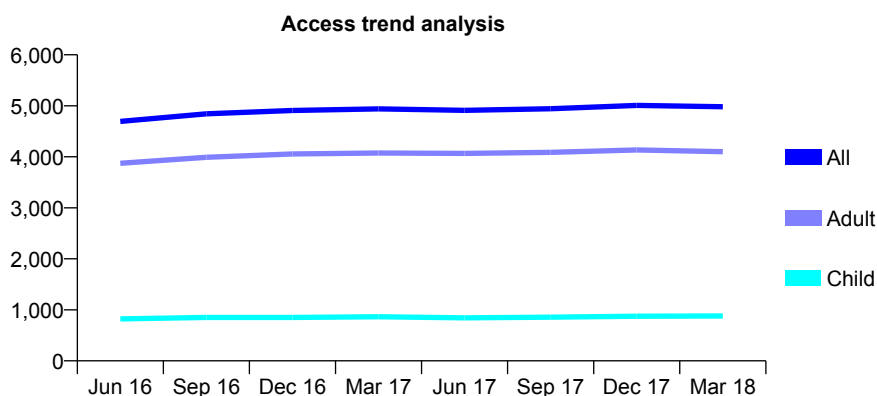
## 7A3 - Vital Signs At a Glance Contract Report for 195006/0001 - Year end March 2018

Name or company name	Heronpalm Limited
Contract type name	GDS Contract
Purpose of contract	General
Contract start date	01/02/2007
Contract end date	

17/18 Contracted general activity (UDA)	14,790
Carry forward general activity (UDA)	176
17/18 Contracted orthodontic activity (UOA)	0
Carry forward orthodontic activity (UOA)	0
Baseline contract value	£346,933.24

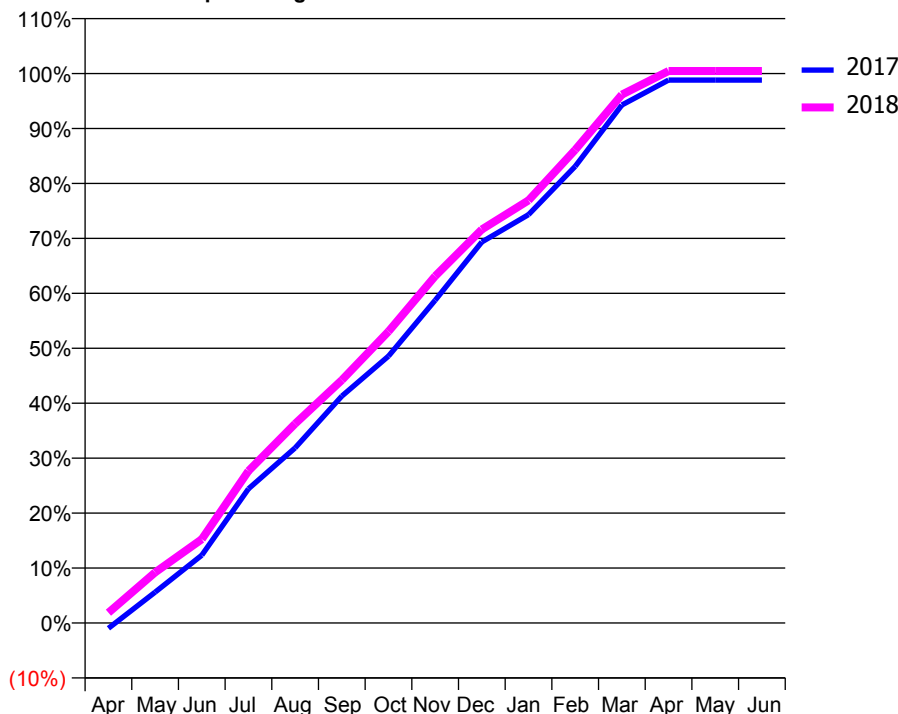
### ACCESS\*

Patients seen in 24 months	Total	Change since previous quarter
Quarter ending March 2017	4,940	
Quarter ending June 2017	4,911	→
Quarter ending September 2017	4,942	→
Quarter ending December 2017	5,008	→
Quarter ending March 2018	4,981	→
<b>Variance since March 2017</b>	<b>0.8%</b>	<b>→</b>



### ACTIVITY

Cumulative percentage of contracted UDA delivered 2017 & 2018



Month	Adjusted Scheduled Activity (UDA)	
	2017	2018
April	-145	279
May	831	1,362
June	1,825	2,256
July	3,613	4,093
August	4,713	5,364
September	6,107	6,536
October	7,184	7,847
November	8,689	9,338
December	10,254	10,592
January	10,991	11,377
February	12,290	12,735
March	13,940	14,220
April	14,613	14,856
May	14,614	14,856
June	14,614	14,856

### QUALITY

	Quantity	Base Number	Contract	LHB	Wales
% of FP17s for the same patient ID Re-attending within 3 months - Children	72	1,105	6.5%	9.4%	10.9%
% of FP17s for the same patient ID Re-attending within 3 months - Adults	820	5,862	14.0%	14.5%	16.2%
% of FP17s for the same patient ID Re-attending between 3 & 9 months - Children	545	1,105	49.3%	54.9%	59.0%
% of FP17s for the same patient ID Re-attending between 3 & 9 months - Adults	3,358	5,862	57.3%	51.4%	54.9%
% of FP17s for Band 1 Urgent Courses	534	6,959	7.7%	9.4%	9.0%
% of FP17s Relating to Free Repair or Replacements	87	6,959	1.3%	0.8%	0.7%
% of FP17s Relating to Continuations	68	6,959	1.0%	0.7%	0.8%
% of Patients satisfied with the dentistry they have received	15	15	100.0%	93.9%	92.0%
% of Patients satisfied with the time they had to wait for an appointment	15	15	100.0%	90.1%	88.1%

\* This is based on patients treated on this contract for their most recent course of treatment. Figures in italics indicate the base number of FP17s or Patient Questionnaire responses are less than 100. N/A is shown where the base number of responses is less than 10 during the period. % is calculated as Quantity/Base number\*100

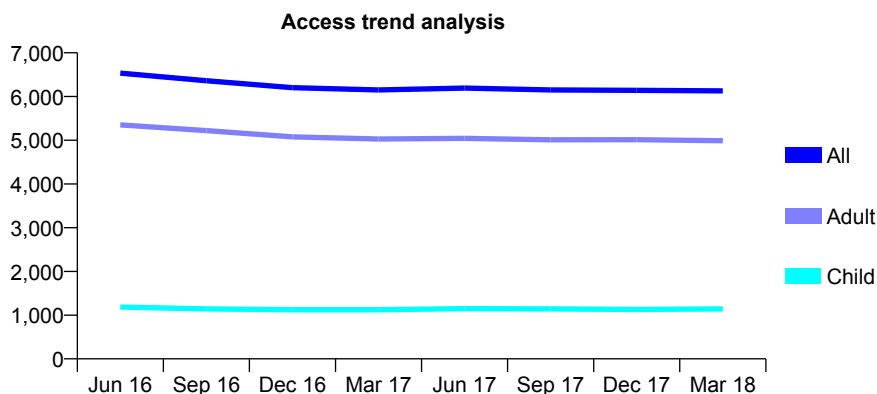
## 7A3 - Vital Signs At a Glance Contract Report for 195006/0002 - Year end March 2018

Name or company name	R Elliott and Associates
Contract type name	GDS Contract
Purpose of contract	General
Contract start date	01/02/2007
Contract end date	

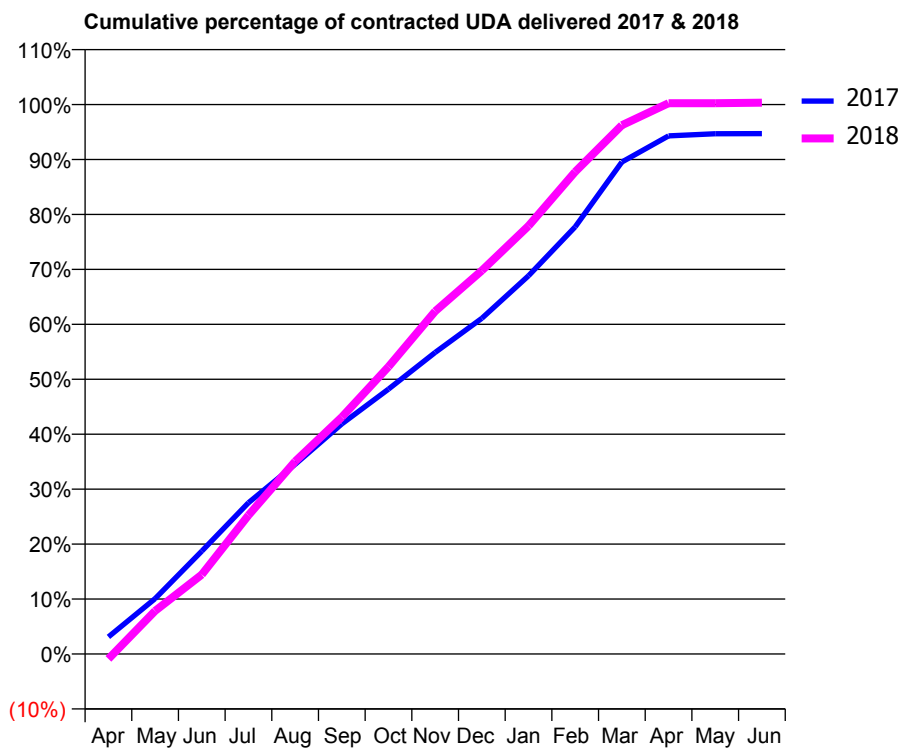
17/18 Contracted general activity (UDA)	18,317
Carry forward general activity (UDA)	970
17/18 Contracted orthodontic activity (UOA)	0
Carry forward orthodontic activity (UOA)	0
Baseline contract value	£430,251.62

### ACCESS\*

Patients seen in 24 months	Total	Change since previous quarter
Quarter ending March 2017	6,150	
Quarter ending June 2017	6,192	→
Quarter ending September 2017	6,152	→
Quarter ending December 2017	6,142	→
Quarter ending March 2018	6,130	→
<b>Variance since March 2017</b>	<b>(0.3%)</b>	→



### ACTIVITY



Month	Adjusted Scheduled Activity (UDA)	
	2017	2018
April	570	-168
May	1,846	1,437
June	3,429	2,647
July	5,043	4,624
August	6,321	6,420
September	7,670	7,897
October	8,830	9,579
November	10,052	11,428
December	11,191	12,782
January	12,608	14,273
February	14,239	16,076
March	16,399	17,627
April	17,273	18,359
May	17,344	18,360
June	17,347	18,378

### QUALITY

	Quantity	Base Number	Contract	LHB	Wales
% of FP17s for the same patient ID Re-attending within 3 months - Children	115	1,752	6.6%	9.4%	10.9%
% of FP17s for the same patient ID Re-attending within 3 months - Adults	1,414	8,522	16.6%	14.5%	16.2%
% of FP17s for the same patient ID Re-attending between 3 & 9 months - Children	1,039	1,752	59.3%	54.9%	59.0%
% of FP17s for the same patient ID Re-attending between 3 & 9 months - Adults	5,108	8,522	59.9%	51.4%	54.9%
% of FP17s for Band 1 Urgent Courses	921	10,120	9.1%	9.4%	9.0%
% of FP17s Relating to Free Repair or Replacements	90	10,120	0.9%	0.8%	0.7%
% of FP17s Relating to Continuations	76	10,120	0.8%	0.7%	0.8%
% of Patients satisfied with the dentistry they have received	22	23	95.7%	93.9%	92.0%
% of Patients satisfied with the time they had to wait for an appointment	21	23	91.3%	90.1%	88.1%

\* This is based on patients treated on this contract for their most recent course of treatment. Figures in italics indicate the base number of FP17s or Patient Questionnaire responses are less than 100. N/A is shown where the base number of responses is less than 10 during the period. % is calculated as Quantity/Base number\*100

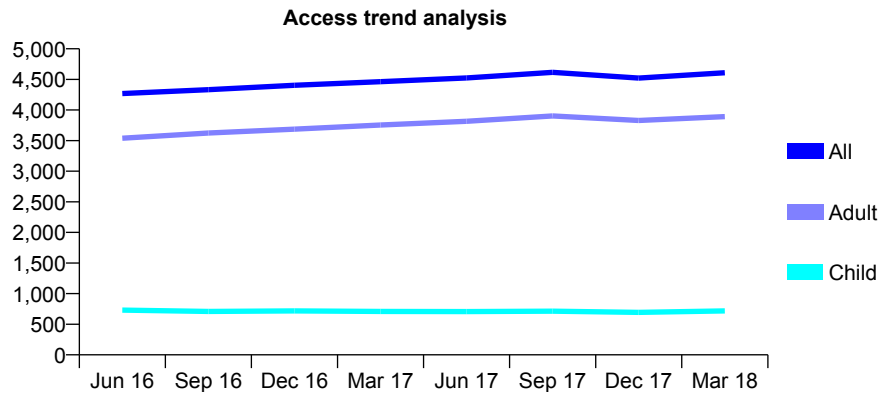
## 7A3 - Vital Signs At a Glance Contract Report for 195375/0001 - Year end March 2018

Name or company name	Woods Dental
Contract type name	GDS Contract
Purpose of contract	General
Contract start date	01/01/2012
Contract end date	

17/18 Contracted general activity (UDA)	9,368
Carry forward general activity (UDA)	0
17/18 Contracted orthodontic activity (UOA)	0
Carry forward orthodontic activity (UOA)	0
Baseline contract value	£257,295.00

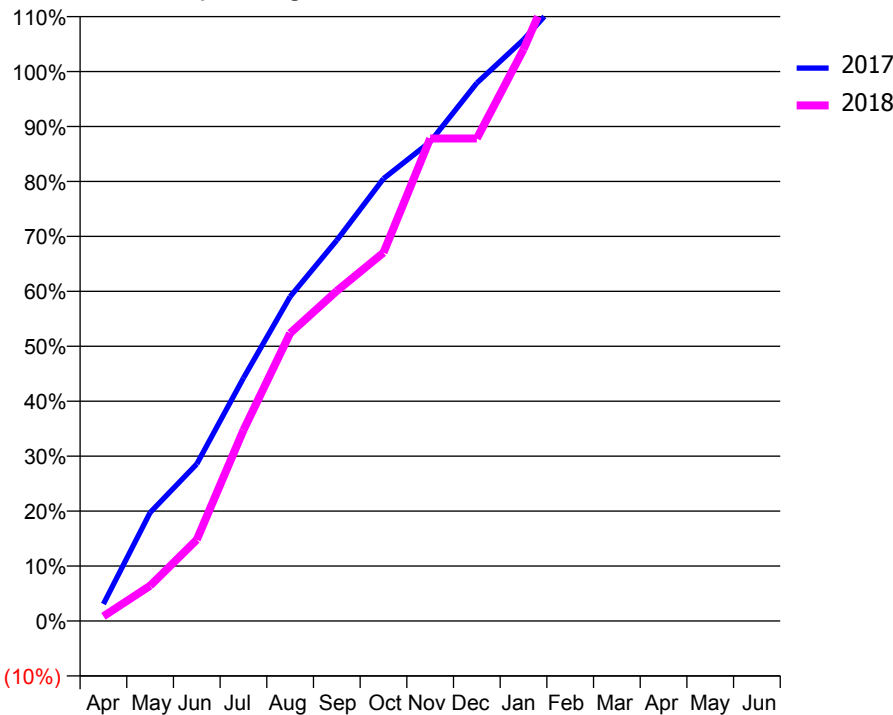
### ACCESS\*

Patients seen in 24 months	Total	Change since previous quarter
Quarter ending March 2017	4,464	
Quarter ending June 2017	4,523	→
Quarter ending September 2017	4,616	↑
Quarter ending December 2017	4,521	↓
Quarter ending March 2018	4,609	→
<b>Variance since March 2017</b>	<b>3.2%</b>	<b>↑</b>



### ACTIVITY

Cumulative percentage of contracted UDA delivered 2017 & 2018



Month	Adjusted Scheduled Activity (UDA)	
	2017	2018
April	289	80
May	1,848	601
June	2,677	1,385
July	4,143	3,254
August	5,531	4,907
September	6,492	5,627
October	7,543	6,281
November	8,168	8,226
December	9,172	8,226
January	9,910	9,745
February	10,796	11,560
March	11,899	12,932
April	12,314	13,465
May	12,311	13,468
June	12,379	13,473

### QUALITY

	Quantity	Base Number	Contract	LHB	Wales
% of FP17s for the same patient ID Re-attending within 3 months - Children	89	1,169	7.6%	9.4%	10.9%
% of FP17s for the same patient ID Re-attending within 3 months - Adults	815	5,516	14.8%	14.5%	16.2%
% of FP17s for the same patient ID Re-attending between 3 & 9 months - Children	643	1,169	55.0%	54.9%	59.0%
% of FP17s for the same patient ID Re-attending between 3 & 9 months - Adults	2,563	5,516	46.5%	51.4%	54.9%
% of FP17s for Band 1 Urgent Courses	2,033	6,660	30.5%	9.4%	9.0%
% of FP17s Relating to Free Repair or Replacements	30	6,660	0.5%	0.8%	0.7%
% of FP17s Relating to Continuations	15	6,660	0.2%	0.7%	0.8%
% of Patients satisfied with the dentistry they have received	3	7	N/A	93.9%	92.0%
% of Patients satisfied with the time they had to wait for an appointment	5	7	N/A	90.1%	88.1%

\* This is based on patients treated on this contract for their most recent course of treatment. Figures in italics indicate the base number of FP17s or Patient Questionnaire responses are less than 100. N/A is shown where the base number of responses is less than 10 during the period. % is calculated as Quantity/Base number\*100

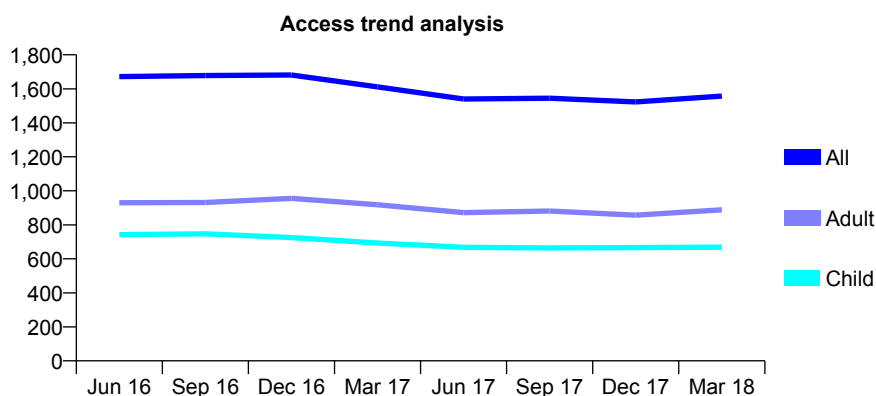
## 7A3 - Vital Signs At a Glance Contract Report for 195510/0001 - Year end March 2018

Name or company name	Vale View Dental Care
Contract type name	GDS Contract
Purpose of contract	General
Contract start date	01/08/2009
Contract end date	

17/18 Contracted general activity (UDA)	6,032
Carry forward general activity (UDA)	240
17/18 Contracted orthodontic activity (UOA)	0
Carry forward orthodontic activity (UOA)	0
Baseline contract value	£146,568.70

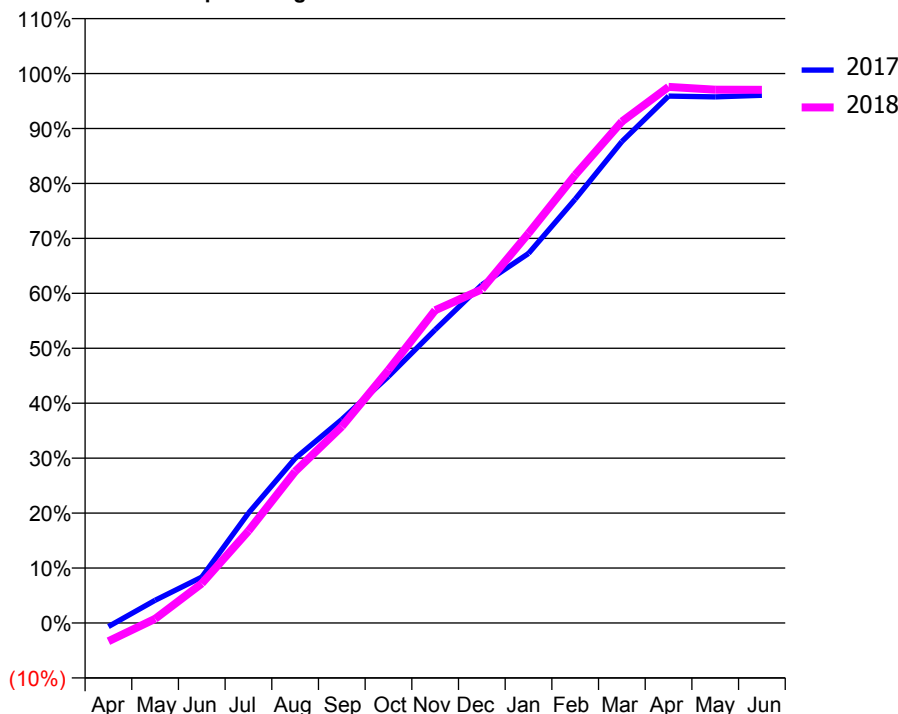
### ACCESS\*

Patients seen in 24 months	Total	Change since previous quarter
Quarter ending March 2017	1,611	
Quarter ending June 2017	1,540	↓
Quarter ending September 2017	1,545	→
Quarter ending December 2017	1,523	↓
Quarter ending March 2018	1,557	↑
<b>Variance since March 2017</b>	<b>(3.4%)</b>	<b>↓</b>



### ACTIVITY

**Cumulative percentage of contracted UDA delivered 2017 & 2018**



**Adjusted Scheduled Activity (UDA)**

Month	2017	2018
April	-40	-201
May	249	46
June	505	434
July	1,207	1,010
August	1,806	1,664
September	2,234	2,157
October	2,707	2,778
November	3,219	3,433
December	3,713	3,663
January	4,057	4,278
February	4,653	4,919
March	5,284	5,505
April	5,785	5,885
May	5,775	5,855
June	5,792	5,853

### QUALITY

	Quantity	Base Number	Contract	LHB	Wales
% of FP17s for the same patient ID Re-attending within 3 months - Children	140	1,198	11.7%	9.4%	10.9%
% of FP17s for the same patient ID Re-attending within 3 months - Adults	106	1,311	8.1%	14.5%	16.2%
% of FP17s for the same patient ID Re-attending between 3 & 9 months - Children	744	1,198	62.1%	54.9%	59.0%
% of FP17s for the same patient ID Re-attending between 3 & 9 months - Adults	853	1,311	65.1%	51.4%	54.9%
% of FP17s for Band 1 Urgent Courses	25	2,513	1.0%	9.4%	9.0%
% of FP17s Relating to Free Repair or Replacements	3	2,513	0.1%	0.8%	0.7%
% of FP17s Relating to Continuations	9	2,513	0.4%	0.7%	0.8%
% of Patients satisfied with the dentistry they have received	4	4	N/A	93.9%	92.0%
% of Patients satisfied with the time they had to wait for an appointment	4	4	N/A	90.1%	88.1%

\* This is based on patients treated on this contract for their most recent course of treatment. Figures in italics indicate the base number of FP17s or Patient Questionnaire responses are less than 100. N/A is shown where the base number of responses is less than 10 during the period. % is calculated as Quantity/Base number\*100

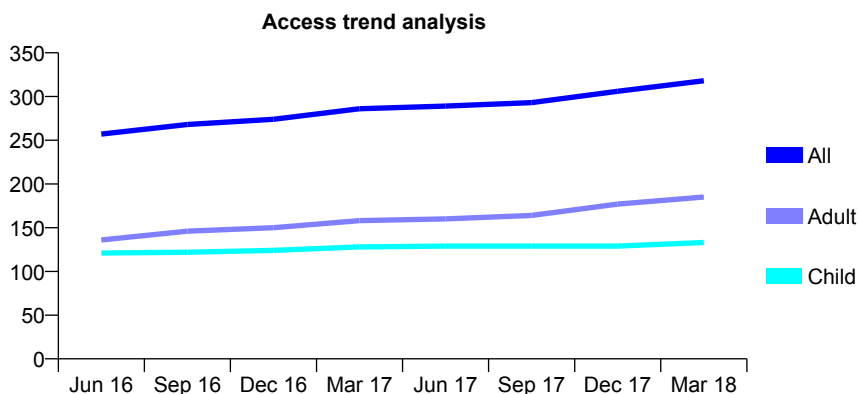
## 7A3 - Vital Signs At a Glance Contract Report for 197270/0001 - Year end March 2018

Name or company name	HJ Price
Contract type name	GDS Contract
Purpose of contract	General
Contract start date	08/12/2014
Contract end date	

17/18 Contracted general activity (UDA)	900
Carry forward general activity (UDA)	0
17/18 Contracted orthodontic activity (UOA)	0
Carry forward orthodontic activity (UOA)	0
Baseline contract value	£20,334.96

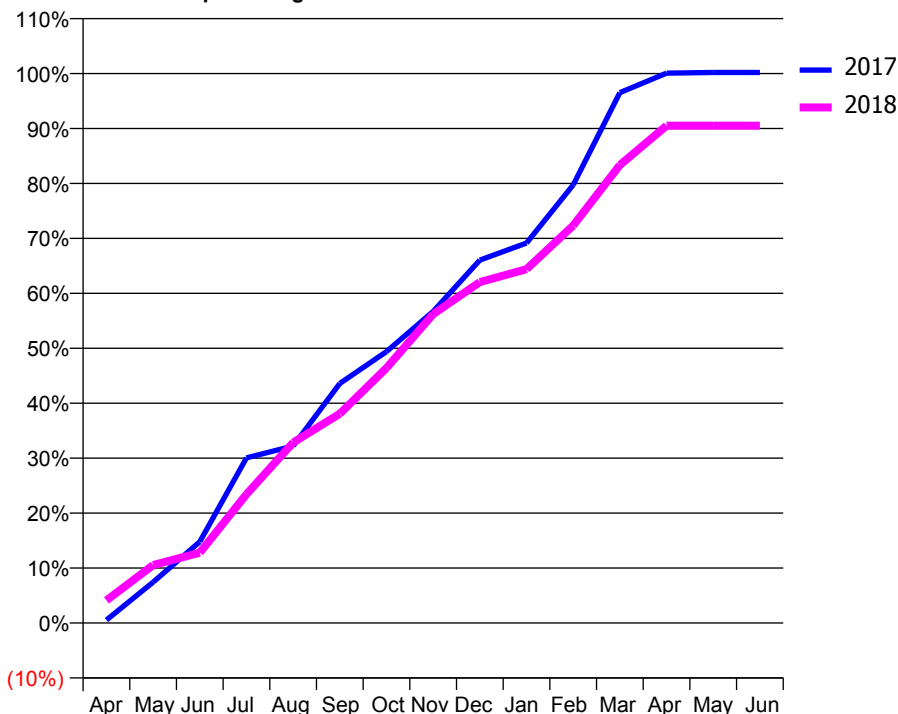
### ACCESS\*

Patients seen in 24 months	Total	Change since previous quarter
Quarter ending March 2017	286	
Quarter ending June 2017	289	→
Quarter ending September 2017	293	→
Quarter ending December 2017	306	↑
Quarter ending March 2018	318	↑
<b>Variance since March 2017</b>	<b>11.2%</b>	<b>↑</b>



### ACTIVITY

Cumulative percentage of contracted UDA delivered 2017 & 2018



Month	Adjusted Scheduled Activity (UDA)	
	2017	2018
April	5	37
May	67	95
June	133	115
July	271	211
August	290	296
September	392	343
October	445	418
November	510	506
December	594	558
January	622	580
February	718	651
March	869	750
April	901	815
May	902	815
June	902	815

### QUALITY

	Quantity	Base Number	Contract	LHB	Wales
% of FP17s for the same patient ID Re-attending within 3 months - Children	13	199	6.5%	9.4%	10.9%
% of FP17s for the same patient ID Re-attending within 3 months - Adults	15	202	7.4%	14.5%	16.2%
% of FP17s for the same patient ID Re-attending between 3 & 9 months - Children	114	199	57.3%	54.9%	59.0%
% of FP17s for the same patient ID Re-attending between 3 & 9 months - Adults	92	202	45.5%	51.4%	54.9%
% of FP17s for Band 1 Urgent Courses	28	402	7.0%	9.4%	9.0%
% of FP17s Relating to Free Repair or Replacements	0	402	0.0%	0.8%	0.7%
% of FP17s Relating to Continuations	0	402	0.0%	0.7%	0.8%
% of Patients satisfied with the dentistry they have received	1	1	N/A	93.9%	92.0%
% of Patients satisfied with the time they had to wait for an appointment	1	1	N/A	90.1%	88.1%

\* This is based on patients treated on this contract for their most recent course of treatment. Figures in italics indicate the base number of FP17s or Patient Questionnaire responses are less than 100. N/A is shown where the base number of responses is less than 10 during the period. % is calculated as Quantity/Base number\*100

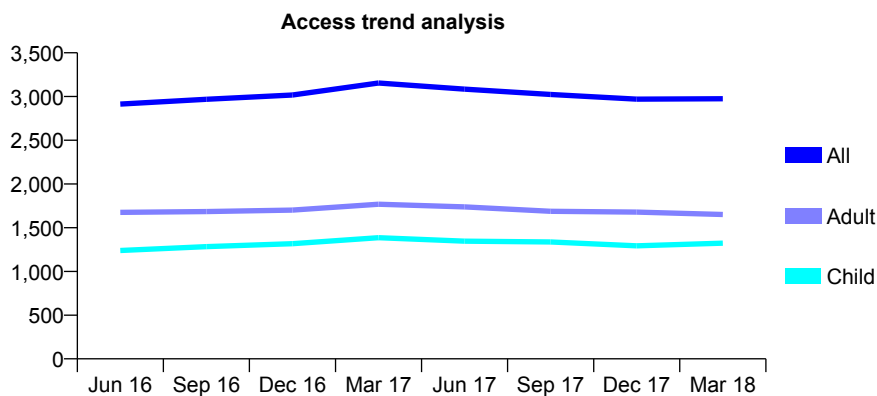
## 7A3 - Vital Signs At a Glance Contract Report for 199613/0001 - Year end March 2018

Name or company name	J Bater and L Khosa
Contract type name	GDS Contract
Purpose of contract	General
Contract start date	01/04/2010
Contract end date	

17/18 Contracted general activity (UDA)	10,000
Carry forward general activity (UDA)	0
17/18 Contracted orthodontic activity (UOA)	0
Carry forward orthodontic activity (UOA)	0
Baseline contract value	£265,071.27

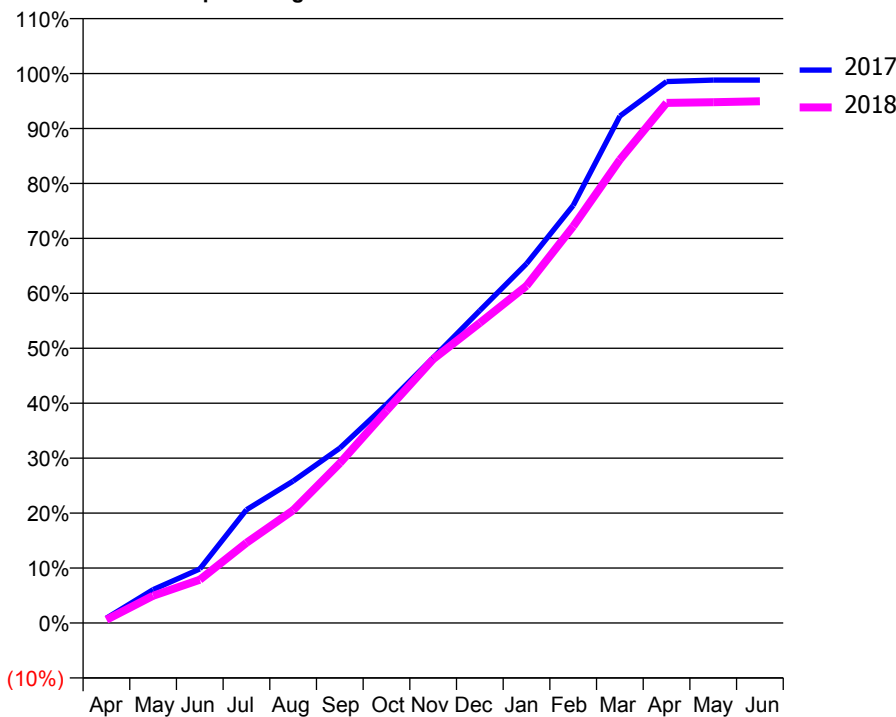
### ACCESS\*

Patients seen in 24 months	Total	Change since previous quarter
Quarter ending March 2017	3,155	
Quarter ending June 2017	3,084	↓
Quarter ending September 2017	3,024	↓
Quarter ending December 2017	2,970	↓
Quarter ending March 2018	2,974	→
<b>Variance since March 2017</b>	<b>(5.7%)</b>	<b>↓</b>



### ACTIVITY

Cumulative percentage of contracted UDA delivered 2017 & 2018



Month	Adjusted Scheduled Activity (UDA)	
	2017	2018
April	105	60
May	729	497
June	1,182	788
July	2,473	1,459
August	3,101	2,053
September	3,819	2,909
October	4,773	3,861
November	5,794	4,801
December	6,824	5,461
January	7,847	6,135
February	9,120	7,219
March	11,070	8,431
April	11,825	9,465
May	11,855	9,478
June	11,855	9,494

### QUALITY

	Quantity	Base Number	Contract	LHB	Wales
% of FP17s for the same patient ID Re-attending within 3 months - Children	125	1,867	6.7%	9.4%	10.9%
% of FP17s for the same patient ID Re-attending within 3 months - Adults	431	2,217	19.4%	14.5%	16.2%
% of FP17s for the same patient ID Re-attending between 3 & 9 months - Children	1,088	1,867	58.3%	54.9%	59.0%
% of FP17s for the same patient ID Re-attending between 3 & 9 months - Adults	1,127	2,217	50.8%	51.4%	54.9%
% of FP17s for Band 1 Urgent Courses	521	4,217	12.4%	9.4%	9.0%
% of FP17s Relating to Free Repair or Replacements	10	4,217	0.2%	0.8%	0.7%
% of FP17s Relating to Continuations	17	4,217	0.4%	0.7%	0.8%
% of Patients satisfied with the dentistry they have received	14	14	100.0%	93.9%	92.0%
% of Patients satisfied with the time they had to wait for an appointment	14	14	100.0%	90.1%	88.1%

\* This is based on patients treated on this contract for their most recent course of treatment. Figures in italics indicate the base number of FP17s or Patient Questionnaire responses are less than 100. N/A is shown where the base number of responses is less than 10 during the period. % is calculated as Quantity/Base number\*100

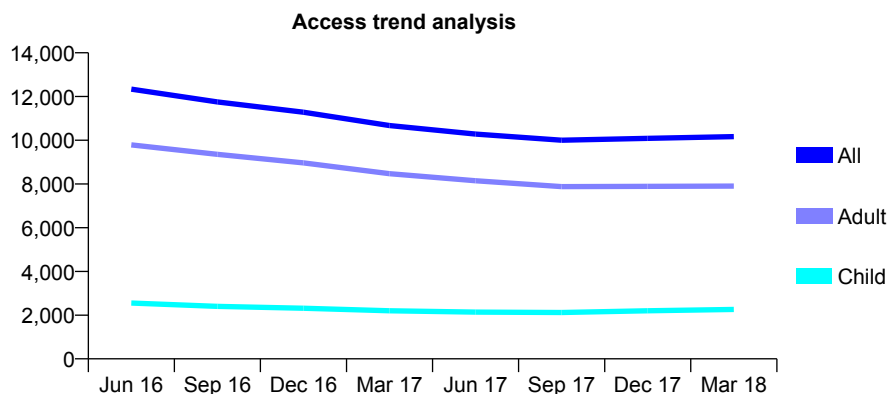
## 7A3 - Vital Signs At a Glance Contract Report for 199915/0003 - Year end March 2018

Name or company name	IDH 441 to 444 Ltd
Contract type name	GDS Contract
Purpose of contract	General
Contract start date	01/04/2010
Contract end date	

17/18 Contracted general activity (UDA)	30,144
Carry forward general activity (UDA)	482
17/18 Contracted orthodontic activity (UOA)	0
Carry forward orthodontic activity (UOA)	0
Baseline contract value	£762,695.16

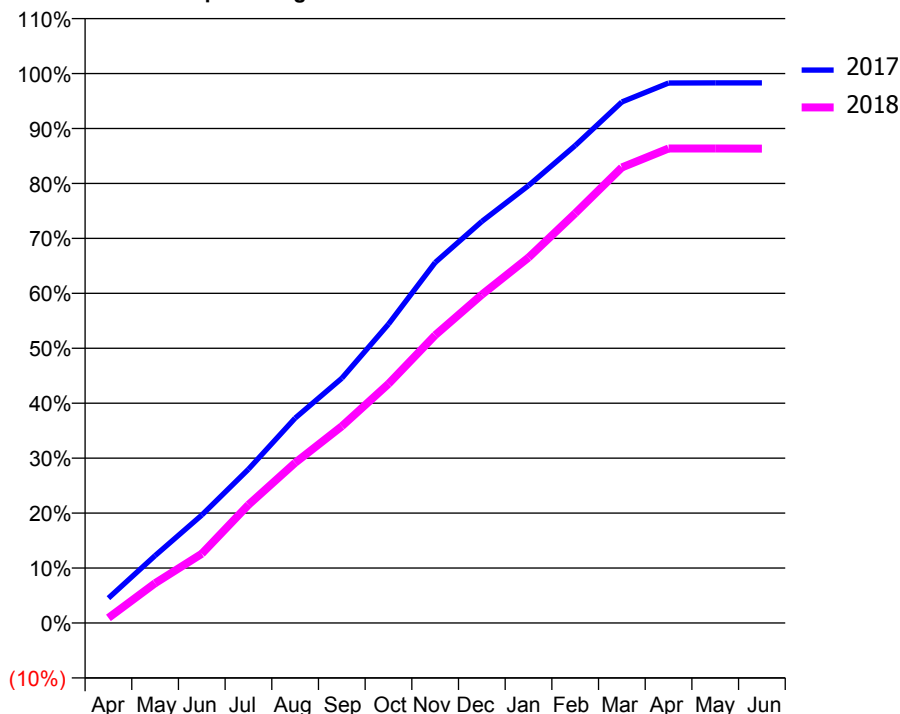
### ACCESS\*

Patients seen in 24 months	Total	Change since previous quarter
Quarter ending March 2017	10,673	
Quarter ending June 2017	10,283	↓
Quarter ending September 2017	10,000	↓
Quarter ending December 2017	10,086	→
Quarter ending March 2018	10,163	→
<b>Variance since March 2017</b>	<b>(4.8%)</b>	<b>↓</b>



### ACTIVITY

Cumulative percentage of contracted UDA delivered 2017 & 2018



Month	Adjusted Scheduled Activity (UDA)	
	2017	2018
April	1,272	283
May	3,455	2,183
June	5,531	3,800
July	7,878	6,483
August	10,496	8,788
September	12,537	10,793
October	15,311	13,118
November	18,467	15,792
December	20,571	18,012
January	22,407	20,047
February	24,451	22,472
March	26,686	24,992
April	27,657	26,029
May	27,661	26,031
June	27,662	26,022

### QUALITY

	Quantity	Base Number	Contract	LHB	Wales
% of FP17s for the same patient ID Re-attending within 3 months - Children	113	2,552	4.4%	9.4%	10.9%
% of FP17s for the same patient ID Re-attending within 3 months - Adults	831	9,192	9.0%	14.5%	16.2%
% of FP17s for the same patient ID Re-attending between 3 & 9 months - Children	1,040	2,552	40.8%	54.9%	59.0%
% of FP17s for the same patient ID Re-attending between 3 & 9 months - Adults	4,197	9,192	45.7%	51.4%	54.9%
% of FP17s for Band 1 Urgent Courses	758	11,781	6.4%	9.4%	9.0%
% of FP17s Relating to Free Repair or Replacements	27	11,781	0.2%	0.8%	0.7%
% of FP17s Relating to Continuations	150	11,781	1.3%	0.7%	0.8%
% of Patients satisfied with the dentistry they have received	27	28	96.4%	93.9%	92.0%
% of Patients satisfied with the time they had to wait for an appointment	27	28	96.4%	90.1%	88.1%

\* This is based on patients treated on this contract for their most recent course of treatment. Figures in italics indicate the base number of FP17s or Patient Questionnaire responses are less than 100. N/A is shown where the base number of responses is less than 10 during the period. % is calculated as Quantity/Base number\*100



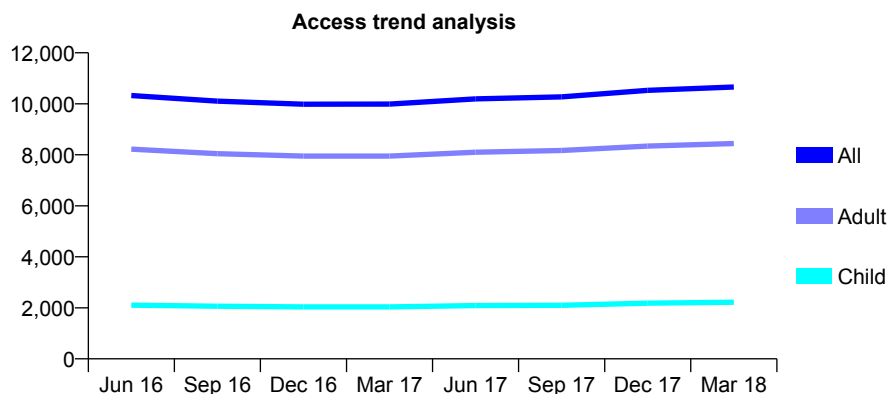
## 7A3 - Vital Signs At a Glance Contract Report for 202797/0001 - Year end March 2018

Name or company name	MR B DAVID
Contract type name	GDS Contract
Purpose of contract	General
Contract start date	01/04/2006
Contract end date	

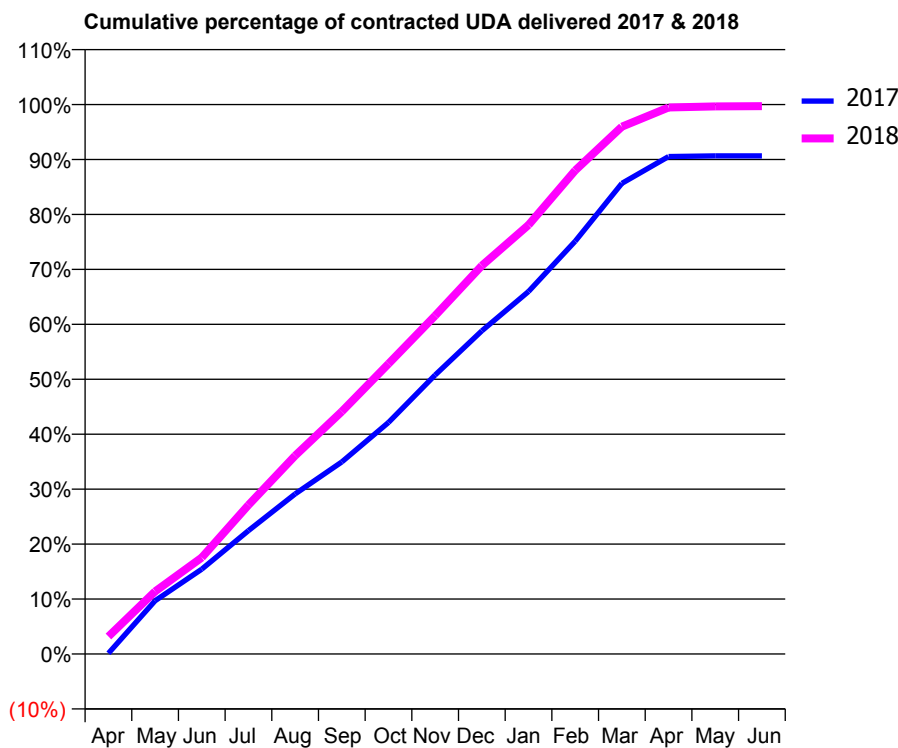
17/18 Contracted general activity (UDA)	33,962
Carry forward general activity (UDA)	0
17/18 Contracted orthodontic activity (UOA)	0
Carry forward orthodontic activity (UOA)	0
Baseline contract value	£886,880.70

### ACCESS\*

Patients seen in 24 months	Total	Change since previous quarter
Quarter ending March 2017	9,988	
Quarter ending June 2017	10,192	↑
Quarter ending September 2017	10,271	→
Quarter ending December 2017	10,529	↑
Quarter ending March 2018	10,660	→
<b>Variance since March 2017</b>	<b>6.7%</b>	<b>↑</b>



### ACTIVITY



Month	Adjusted Scheduled Activity (UDA)	
	2017	2018
April	48	1,083
May	3,290	3,867
June	5,247	5,966
July	7,628	9,213
August	9,897	12,256
September	11,871	14,989
October	14,314	17,941
November	17,243	20,910
December	19,974	24,007
January	22,403	26,520
February	25,508	29,885
March	29,089	32,592
April	30,748	33,780
May	30,785	33,840
June	30,790	33,857

### QUALITY

	Quantity	Base Number	Contract	LHB	Wales
% of FP17s for the same patient ID Re-attending within 3 months - Children	266	3,260	8.2%	9.4%	10.9%
% of FP17s for the same patient ID Re-attending within 3 months - Adults	2,566	13,399	19.2%	14.5%	16.2%
% of FP17s for the same patient ID Re-attending between 3 & 9 months - Children	1,781	3,260	54.6%	54.9%	59.0%
% of FP17s for the same patient ID Re-attending between 3 & 9 months - Adults	7,143	13,399	53.3%	51.4%	54.9%
% of FP17s for Band 1 Urgent Courses	2,155	16,557	13.0%	9.4%	9.0%
% of FP17s Relating to Free Repair or Replacements	189	16,557	1.1%	0.8%	0.7%
% of FP17s Relating to Continuations	316	16,557	1.9%	0.7%	0.8%
% of Patients satisfied with the dentistry they have received	40	41	97.6%	93.9%	92.0%
% of Patients satisfied with the time they had to wait for an appointment	39	41	95.1%	90.1%	88.1%

\* This is based on patients treated on this contract for their most recent course of treatment. Figures in italics indicate the base number of FP17s or Patient Questionnaire responses are less than 100. N/A is shown where the base number of responses is less than 10 during the period. % is calculated as Quantity/Base number\*100

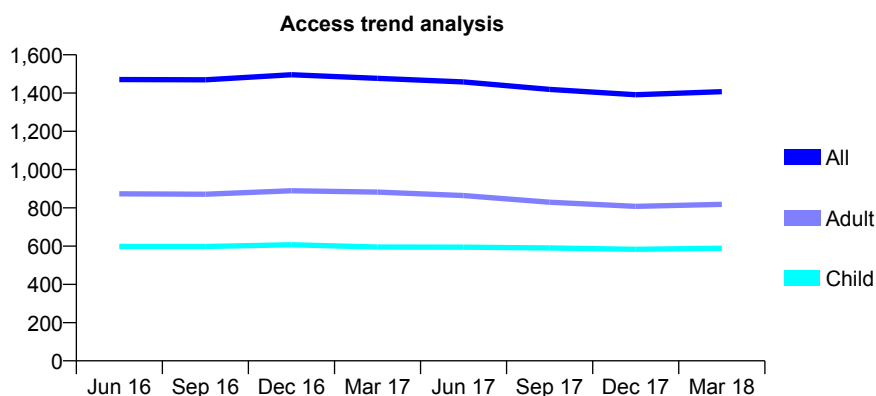
## 7A3 - Vital Signs At a Glance Contract Report for 222739/0001 - Year end March 2018

Name or company name	MR G PEARSON
Contract type name	GDS Contract
Purpose of contract	General
Contract start date	01/04/2006
Contract end date	

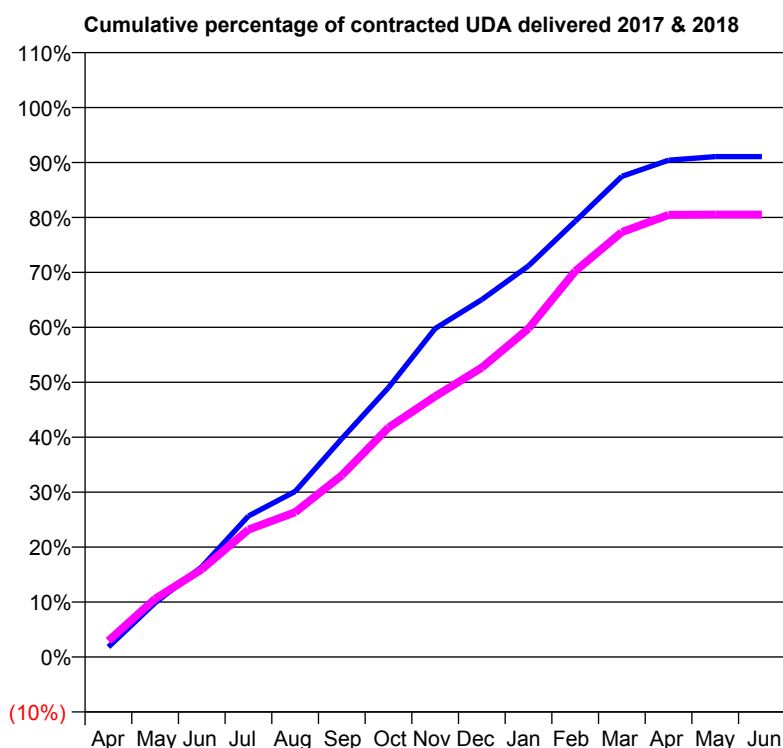
17/18 Contracted general activity (UDA)	3,984
Carry forward general activity (UDA)	0
17/18 Contracted orthodontic activity (UOA)	0
Carry forward orthodontic activity (UOA)	0
Baseline contract value	£97,935.96

### ACCESS\*

Patients seen in 24 months	Total	Change since previous quarter
Quarter ending March 2017	1,477	
Quarter ending June 2017	1,458	↓
Quarter ending September 2017	1,419	↓
Quarter ending December 2017	1,391	↓
Quarter ending March 2018	1,407	→
<b>Variance since March 2017</b>	<b>(4.7%)</b>	<b>↓</b>



### ACTIVITY



Month	Adjusted Scheduled Activity (UDA)	
	2017	2018
April	73	117
May	393	422
June	654	636
July	1,022	924
August	1,201	1,050
September	1,583	1,318
October	1,954	1,663
November	2,381	1,890
December	2,591	2,098
January	2,836	2,381
February	3,159	2,797
March	3,485	3,080
April	3,602	3,206
May	3,628	3,208
June	3,628	3,208

### QUALITY

	Quantity	Base Number	Contract	LHB	Wales
% of FP17s for the same patient ID Re-attending within 3 months - Children	31	786	3.9%	9.4%	10.9%
% of FP17s for the same patient ID Re-attending within 3 months - Adults	91	959	9.5%	14.5%	16.2%
% of FP17s for the same patient ID Re-attending between 3 & 9 months - Children	429	786	54.6%	54.9%	59.0%
% of FP17s for the same patient ID Re-attending between 3 & 9 months - Adults	467	959	48.7%	51.4%	54.9%
% of FP17s for Band 1 Urgent Courses	60	1,758	3.4%	9.4%	9.0%
% of FP17s Relating to Free Repair or Replacements	0	1,758	0.0%	0.8%	0.7%
% of FP17s Relating to Continuations	0	1,758	0.0%	0.7%	0.8%
% of Patients satisfied with the dentistry they have received	1	1	N/A	93.9%	92.0%
% of Patients satisfied with the time they had to wait for an appointment	1	1	N/A	90.1%	88.1%

\* This is based on patients treated on this contract for their most recent course of treatment. Figures in italics indicate the base number of FP17s or Patient Questionnaire responses are less than 100. N/A is shown where the base number of responses is less than 10 during the period. % is calculated as Quantity/Base number\*100

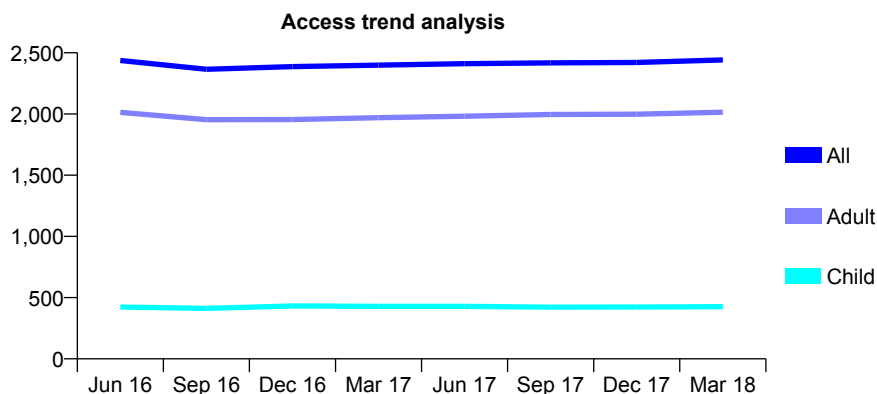
## 7A3 - Vital Signs At a Glance Contract Report for 224375/0001 - Year end March 2018

Name or company name	MR PC BARRISCALÉ
Contract type name	GDS Contract
Purpose of contract	General
Contract start date	01/04/2006
Contract end date	

17/18 Contracted general activity (UDA)	8,174
Carry forward general activity (UDA)	46
17/18 Contracted orthodontic activity (UOA)	0
Carry forward orthodontic activity (UOA)	0
Baseline contract value	£193,734.95

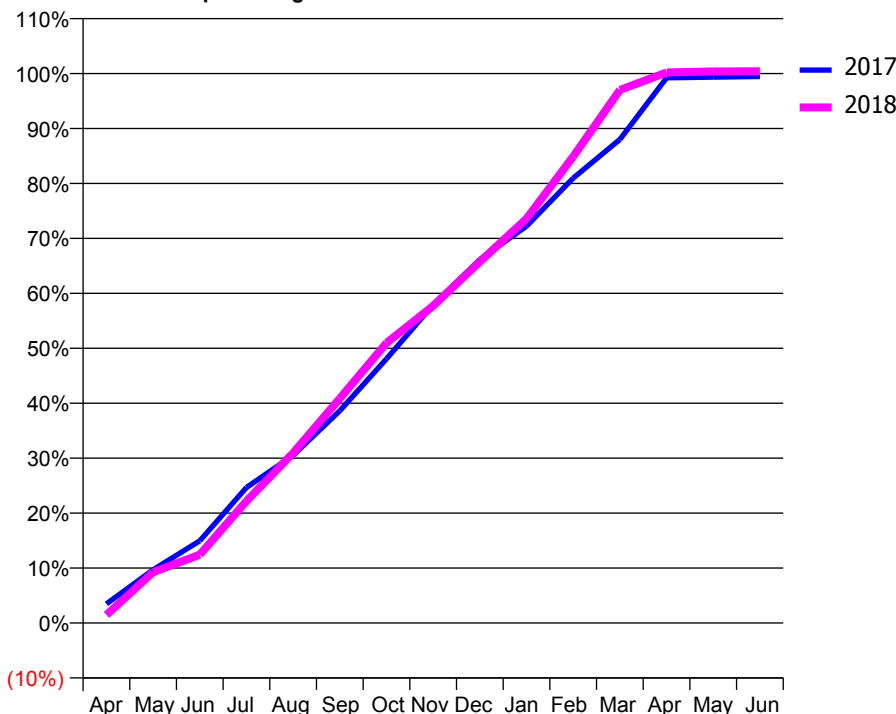
### ACCESS\*

Patients seen in 24 months	Total	Change since previous quarter
Quarter ending March 2017	2,399	
Quarter ending June 2017	2,411	→
Quarter ending September 2017	2,418	→
Quarter ending December 2017	2,421	→
Quarter ending March 2018	2,442	→
<b>Variance since March 2017</b>	<b>1.8%</b>	<b>→</b>



### ACTIVITY

Cumulative percentage of contracted UDA delivered 2017 & 2018



Adjusted Scheduled Activity (UDA)

Month	2017	2018
April	302	120
May	841	756
June	1,298	1,017
July	2,139	1,813
August	2,647	2,529
September	3,351	3,341
October	4,170	4,166
November	5,023	4,719
December	5,737	5,374
January	6,266	6,015
February	7,022	6,940
March	7,633	7,929
April	8,607	8,190
May	8,616	8,205
June	8,628	8,207

### QUALITY

	Quantity	Base Number	Contract	LHB	Wales
% of FP17s for the same patient ID Re-attending within 3 months - Children	48	726	6.6%	9.4%	10.9%
% of FP17s for the same patient ID Re-attending within 3 months - Adults	574	3,029	19.0%	14.5%	16.2%
% of FP17s for the same patient ID Re-attending between 3 & 9 months - Children	427	726	58.8%	54.9%	59.0%
% of FP17s for the same patient ID Re-attending between 3 & 9 months - Adults	1,160	3,029	38.3%	51.4%	54.9%
% of FP17s for Band 1 Urgent Courses	584	3,547	16.5%	9.4%	9.0%
% of FP17s Relating to Free Repair or Replacements	30	3,547	0.8%	0.8%	0.7%
% of FP17s Relating to Continuations	41	3,547	1.2%	0.7%	0.8%
% of Patients satisfied with the dentistry they have received	10	10	100.0%	93.9%	92.0%
% of Patients satisfied with the time they had to wait for an appointment	10	10	100.0%	90.1%	88.1%

\* This is based on patients treated on this contract for their most recent course of treatment. Figures in italics indicate the base number of FP17s or Patient Questionnaire responses are less than 100. N/A is shown where the base number of responses is less than 10 during the period. % is calculated as Quantity/Base number\*100

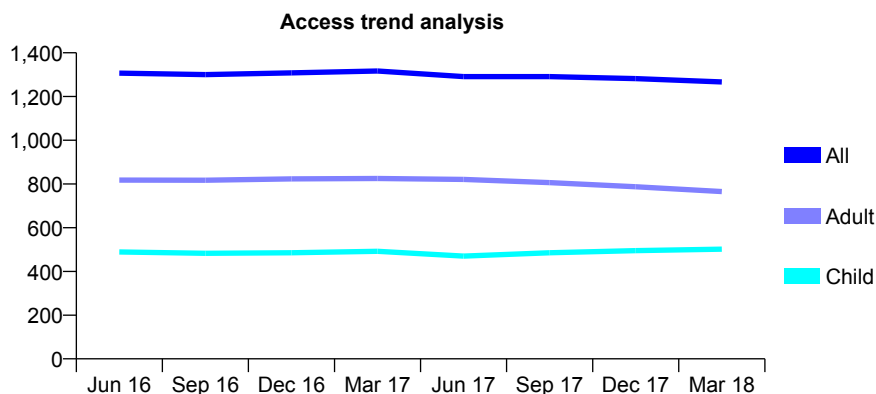
## 7A3 - Vital Signs At a Glance Contract Report for 233811/0001 - Year end March 2018

Name or company name	MISS AE WALKER
Contract type name	GDS Contract
Purpose of contract	General
Contract start date	01/10/2006
Contract end date	

17/18 Contracted general activity (UDA)	2,138
Carry forward general activity (UDA)	34
17/18 Contracted orthodontic activity (UOA)	0
Carry forward orthodontic activity (UOA)	0
Baseline contract value	£53,975.73

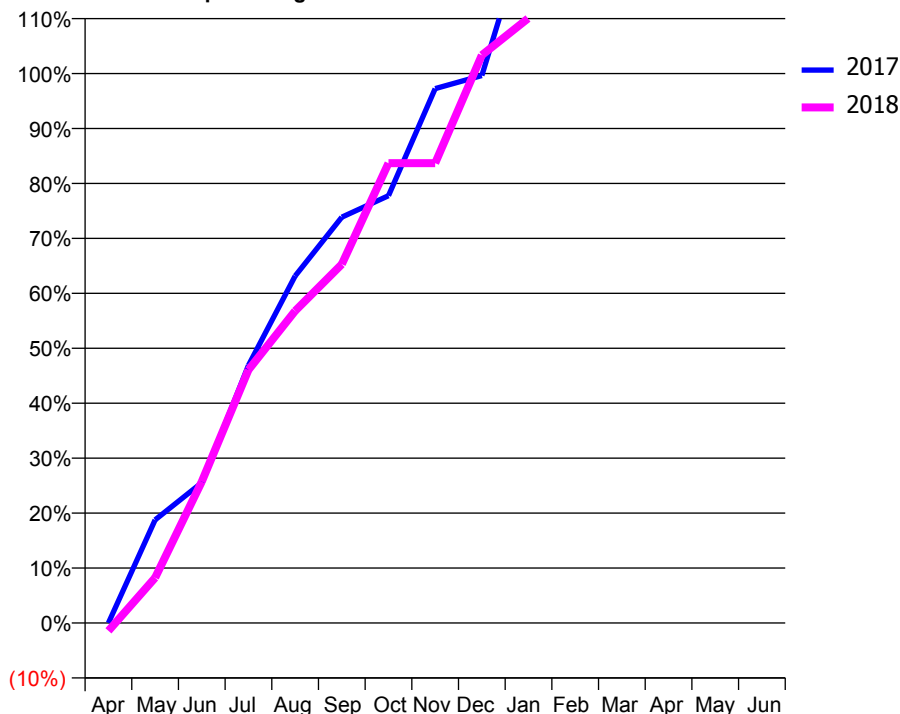
### ACCESS\*

Patients seen in 24 months	Total	Change since previous quarter
Quarter ending March 2017	1,317	
Quarter ending June 2017	1,291	↓
Quarter ending September 2017	1,291	→
Quarter ending December 2017	1,282	→
Quarter ending March 2018	1,267	↓
<b>Variance since March 2017</b>	<b>(3.8%)</b>	<b>↓</b>



### ACTIVITY

Cumulative percentage of contracted UDA delivered 2017 & 2018



Month	Adjusted Scheduled Activity (UDA)	
	2017	2018
April	0	-31
May	401	176
June	546	550
July	1,002	985
August	1,350	1,214
September	1,579	1,396
October	1,663	1,789
November	2,079	1,789
December	2,130	2,209
January	2,722	2,354
February	2,920	2,567
March	3,405	2,885
April	3,838	3,147
May	3,841	3,132
June	3,864	3,132

### QUALITY

	Quantity	Base Number	Contract	LHB	Wales
% of FP17s for the same patient ID Re-attending within 3 months - Children	35	640	5.5%	9.4%	10.9%
% of FP17s for the same patient ID Re-attending within 3 months - Adults	140	955	14.7%	14.5%	16.2%
% of FP17s for the same patient ID Re-attending between 3 & 9 months - Children	295	640	46.1%	54.9%	59.0%
% of FP17s for the same patient ID Re-attending between 3 & 9 months - Adults	491	955	51.4%	51.4%	54.9%
% of FP17s for Band 1 Urgent Courses	100	1,513	6.6%	9.4%	9.0%
% of FP17s Relating to Free Repair or Replacements	1	1,513	0.1%	0.8%	0.7%
% of FP17s Relating to Continuations	0	1,513	0.0%	0.7%	0.8%
% of Patients satisfied with the dentistry they have received	1	1	N/A	93.9%	92.0%
% of Patients satisfied with the time they had to wait for an appointment	1	1	N/A	90.1%	88.1%

\* This is based on patients treated on this contract for their most recent course of treatment. Figures in italics indicate the base number of FP17s or Patient Questionnaire responses are less than 100. N/A is shown where the base number of responses is less than 10 during the period. % is calculated as Quantity/Base number\*100

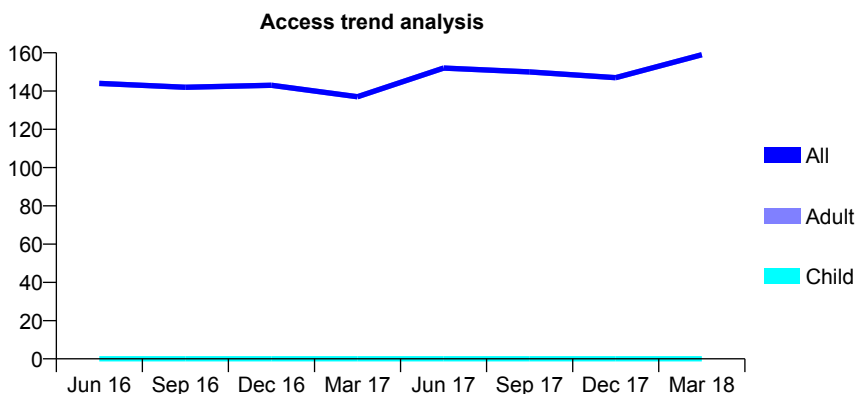
## 7A3 - Vital Signs At a Glance Contract Report for 233811/0003 - Year end March 2018

Name or company name	MISS AE WALKER
Contract type name	GDS Contract
Purpose of contract	General
Contract start date	01/04/2009
Contract end date	

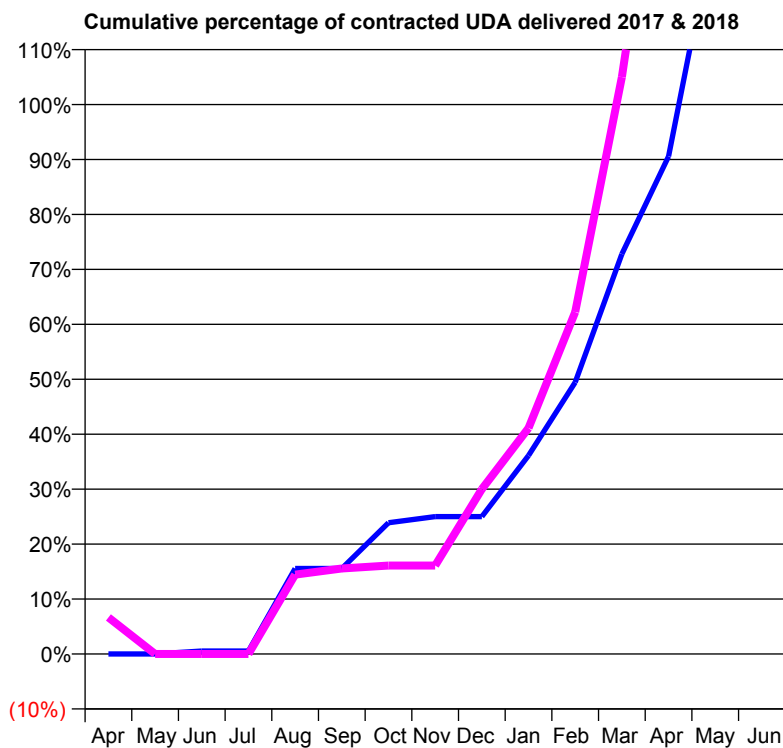
17/18 Contracted general activity (UDA)	180
Carry forward general activity (UDA)	0
17/18 Contracted orthodontic activity (UOA)	0
Carry forward orthodontic activity (UOA)	0
Baseline contract value	£9,132.46

### ACCESS\*

Patients seen in 24 months	Total	Change since previous quarter
Quarter ending March 2017	137	
Quarter ending June 2017	152	↑
Quarter ending September 2017	150	↓
Quarter ending December 2017	147	↓
Quarter ending March 2018	159	↑
<b>Variance since March 2017</b>	16.1%	↑



### ACTIVITY



Month	Adjusted Scheduled Activity (UDA)	
	2017	2018
April	0	12
May	0	0
June	1	0
July	1	0
August	28	26
September	28	28
October	43	29
November	45	29
December	45	54
January	65	74
February	89	112
March	131	189
April	163	290
May	240	290
June	240	290

### QUALITY

	Quantity	Base Number	Contract	LHB	Wales
% of FP17s for the same patient ID Re-attending within 3 months - Children	0	0	N/A	9.4%	10.9%
% of FP17s for the same patient ID Re-attending within 3 months - Adults	1	162	0.6%	14.5%	16.2%
% of FP17s for the same patient ID Re-attending between 3 & 9 months - Children	0	0	N/A	54.9%	59.0%
% of FP17s for the same patient ID Re-attending between 3 & 9 months - Adults	14	162	8.6%	51.4%	54.9%
% of FP17s for Band 1 Urgent Courses	0	128	0.0%	9.4%	9.0%
% of FP17s Relating to Free Repair or Replacements	0	128	0.0%	0.8%	0.7%
% of FP17s Relating to Continuations	0	128	0.0%	0.7%	0.8%
% of Patients satisfied with the dentistry they have received	0	0	N/A	93.9%	92.0%
% of Patients satisfied with the time they had to wait for an appointment	0	0	N/A	90.1%	88.1%

\* This is based on patients treated on this contract for their most recent course of treatment. Figures in italics indicate the base number of FP17s or Patient Questionnaire responses are less than 100. N/A is shown where the base number of responses is less than 10 during the period. % is calculated as Quantity/Base number\*100

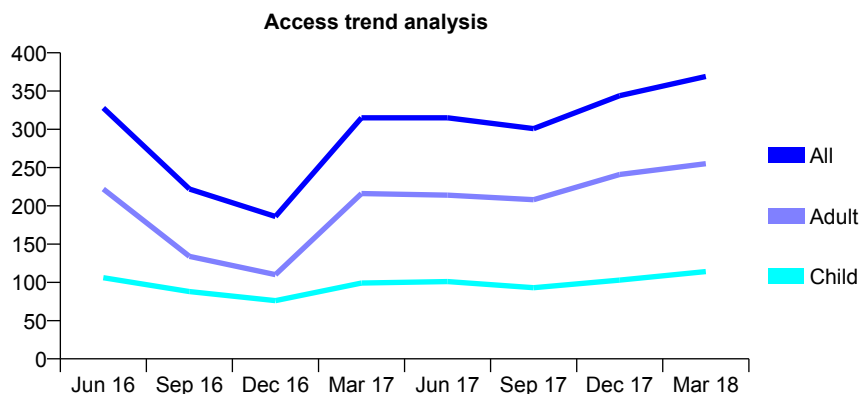
## 7A3 - Vital Signs At a Glance Contract Report for 238260/0006 - Year end March 2018

Name or company name	MRS CA ROACH-PRICE
Contract type name	GDS Contract
Purpose of contract	General
Contract start date	01/11/2009
Contract end date	

17/18 Contracted general activity (UDA)	1,020
Carry forward general activity (UDA)	9
17/18 Contracted orthodontic activity (UOA)	0
Carry forward orthodontic activity (UOA)	0
Baseline contract value	£26,461.49

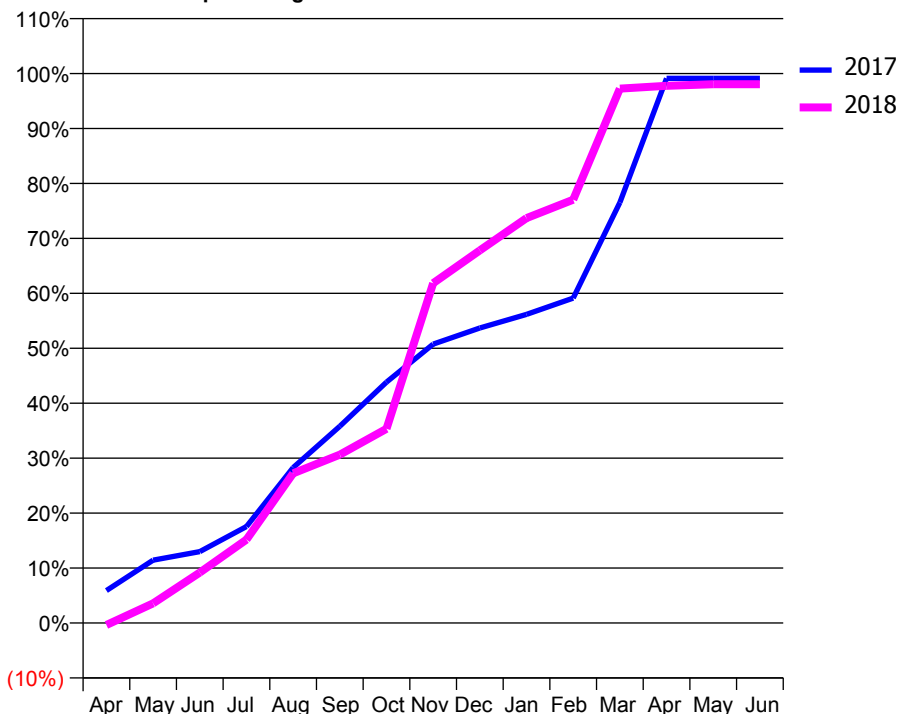
### ACCESS\*

Patients seen in 24 months	Total	Change since previous quarter
Quarter ending March 2017	315	
Quarter ending June 2017	315	→
Quarter ending September 2017	301	↓
Quarter ending December 2017	344	↑
Quarter ending March 2018	369	↑
<b>Variance since March 2017</b>	<b>17.1%</b>	<b>↑</b>



### ACTIVITY

Cumulative percentage of contracted UDA delivered 2017 & 2018



Month	Adjusted Scheduled Activity (UDA)	
	2017	2018
April	60	-4
May	117	37
June	133	94
July	179	155
August	289	278
September	365	312
October	447	360
November	518	631
December	548	692
January	573	752
February	603	786
March	781	992
April	1,011	997
May	1,011	1,000
June	1,011	1,000

### QUALITY

	Quantity	Base Number	Contract	LHB	Wales
% of FP17s for the same patient ID Re-attending within 3 months - Children	8	201	4.0%	9.4%	10.9%
% of FP17s for the same patient ID Re-attending within 3 months - Adults	18	435	4.1%	14.5%	16.2%
% of FP17s for the same patient ID Re-attending between 3 & 9 months - Children	74	201	36.8%	54.9%	59.0%
% of FP17s for the same patient ID Re-attending between 3 & 9 months - Adults	98	435	22.5%	51.4%	54.9%
% of FP17s for Band 1 Urgent Courses	56	551	10.2%	9.4%	9.0%
% of FP17s Relating to Free Repair or Replacements	0	551	0.0%	0.8%	0.7%
% of FP17s Relating to Continuations	2	551	0.4%	0.7%	0.8%
% of Patients satisfied with the dentistry they have received	2	2	N/A	93.9%	92.0%
% of Patients satisfied with the time they had to wait for an appointment	2	2	N/A	90.1%	88.1%

\* This is based on patients treated on this contract for their most recent course of treatment. Figures in italics indicate the base number of FP17s or Patient Questionnaire responses are less than 100. N/A is shown where the base number of responses is less than 10 during the period. % is calculated as Quantity/Base number\*100

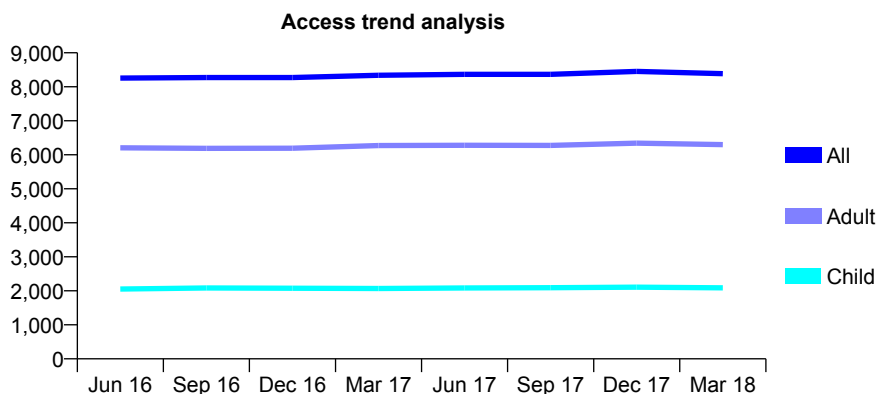
## 7A3 - Vital Signs At a Glance Contract Report for 244236/0001 - Year end March 2018

Name or company name	MRS AJ HUMPHREYS
Contract type name	GDS Contract
Purpose of contract	General
Contract start date	01/04/2006
Contract end date	

17/18 Contracted general activity (UDA)	24,173
Carry forward general activity (UDA)	133
17/18 Contracted orthodontic activity (UOA)	0
Carry forward orthodontic activity (UOA)	0
Baseline contract value	£656,555.90

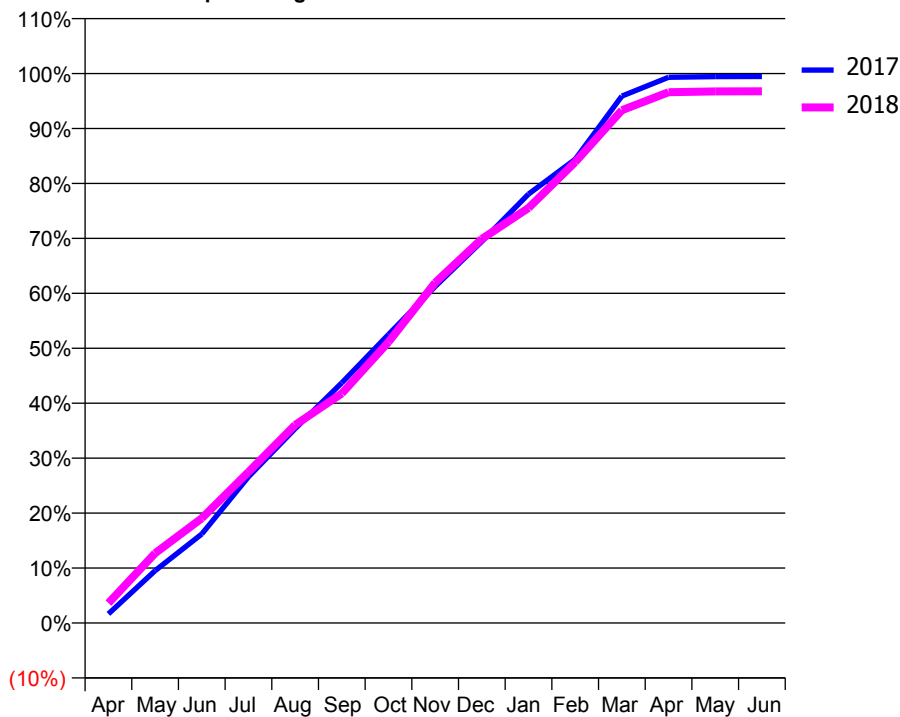
### ACCESS\*

Patients seen in 24 months	Total	Change since previous quarter
Quarter ending March 2017	8,340	
Quarter ending June 2017	8,366	→
Quarter ending September 2017	8,367	→
Quarter ending December 2017	8,451	→
Quarter ending March 2018	8,388	→
<b>Variance since March 2017</b>	<b>0.6%</b>	<b>→</b>



### ACTIVITY

**Cumulative percentage of contracted UDA delivered 2017 & 2018**



**Adjusted Scheduled Activity (UDA)**

Month	2017	2018
April	400	879
May	2,301	3,071
June	3,914	4,605
July	6,430	6,646
August	8,548	8,712
September	10,568	10,099
October	12,689	12,361
November	14,802	14,976
December	16,786	16,897
January	18,868	18,258
February	20,399	20,276
March	23,182	22,555
April	24,005	23,349
May	24,038	23,384
June	24,040	23,390

### QUALITY

	Quantity	Base Number	Contract	LHB	Wales
% of FP17s for the same patient ID Re-attending within 3 months - Children	201	3,077	6.5%	9.4%	10.9%
% of FP17s for the same patient ID Re-attending within 3 months - Adults	1,936	10,441	18.5%	14.5%	16.2%
% of FP17s for the same patient ID Re-attending between 3 & 9 months - Children	1,789	3,077	58.1%	54.9%	59.0%
% of FP17s for the same patient ID Re-attending between 3 & 9 months - Adults	6,223	10,441	59.6%	51.4%	54.9%
% of FP17s for Band 1 Urgent Courses	1,290	13,563	9.5%	9.4%	9.0%
% of FP17s Relating to Free Repair or Replacements	201	13,563	1.5%	0.8%	0.7%
% of FP17s Relating to Continuations	48	13,563	0.4%	0.7%	0.8%
% of Patients satisfied with the dentistry they have received	21	21	100.0%	93.9%	92.0%
% of Patients satisfied with the time they had to wait for an appointment	19	21	90.5%	90.1%	88.1%

\* This is based on patients treated on this contract for their most recent course of treatment. Figures in italics indicate the base number of FP17s or Patient Questionnaire responses are less than 100. N/A is shown where the base number of responses is less than 10 during the period. % is calculated as Quantity/Base number\*100



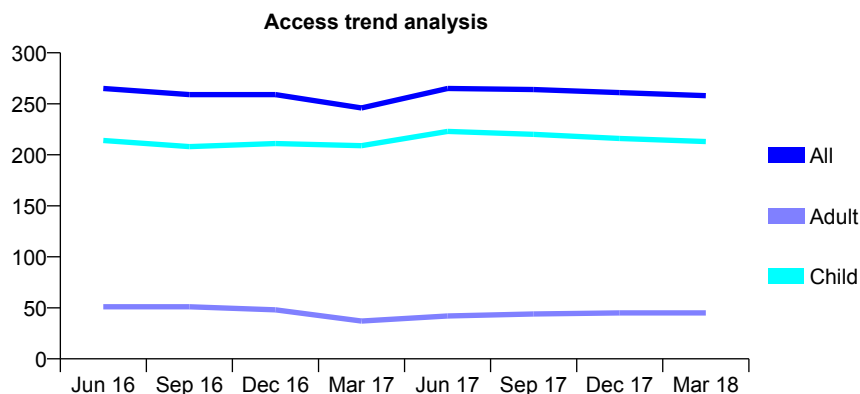
## 7A3 - Vital Signs At a Glance Contract Report for 250589/0001 - Year end March 2018

Name or company name	MR C DAVIES
Contract type name	GDS Contract
Purpose of contract	General
Contract start date	01/04/2006
Contract end date	

17/18 Contracted general activity (UDA)	600
Carry forward general activity (UDA)	0
17/18 Contracted orthodontic activity (UOA)	0
Carry forward orthodontic activity (UOA)	0
Baseline contract value	£13,356.00

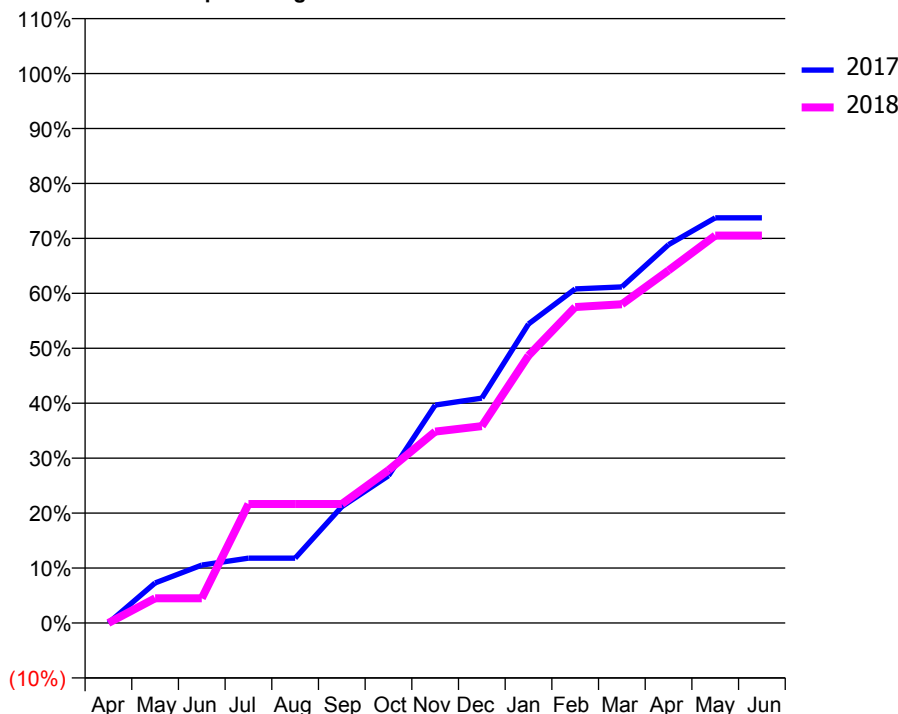
### ACCESS\*

Patients seen in 24 months	Total	Change since previous quarter
Quarter ending March 2017	246	
Quarter ending June 2017	265	↑
Quarter ending September 2017	264	→
Quarter ending December 2017	261	↓
Quarter ending March 2018	258	↓
<b>Variance since March 2017</b>	<b>4.9%</b>	<b>↑</b>



### ACTIVITY

Cumulative percentage of contracted UDA delivered 2017 & 2018



Month	Adjusted Scheduled Activity (UDA)	
	2017	2018
April	0	0
May	58	27
June	84	27
July	94	130
August	94	130
September	169	130
October	214	167
November	317	209
December	327	215
January	435	292
February	486	345
March	489	348
April	551	385
May	590	423
June	590	423

### QUALITY

	Quantity	Base Number	Contract	LHB	Wales
% of FP17s for the same patient ID Re-attending within 3 months - Children	8	300	2.7%	9.4%	10.9%
% of FP17s for the same patient ID Re-attending within 3 months - Adults	0	17	0.0%	14.5%	16.2%
% of FP17s for the same patient ID Re-attending between 3 & 9 months - Children	159	300	53.0%	54.9%	59.0%
% of FP17s for the same patient ID Re-attending between 3 & 9 months - Adults	10	17	58.8%	51.4%	54.9%
% of FP17s for Band 1 Urgent Courses	0	322	0.0%	9.4%	9.0%
% of FP17s Relating to Free Repair or Replacements	0	322	0.0%	0.8%	0.7%
% of FP17s Relating to Continuations	0	322	0.0%	0.7%	0.8%
% of Patients satisfied with the dentistry they have received	0	0	N/A	93.9%	92.0%
% of Patients satisfied with the time they had to wait for an appointment	0	0	N/A	90.1%	88.1%

\* This is based on patients treated on this contract for their most recent course of treatment. Figures in italics indicate the base number of FP17s or Patient Questionnaire responses are less than 100. N/A is shown where the base number of responses is less than 10 during the period. % is calculated as Quantity/Base number\*100

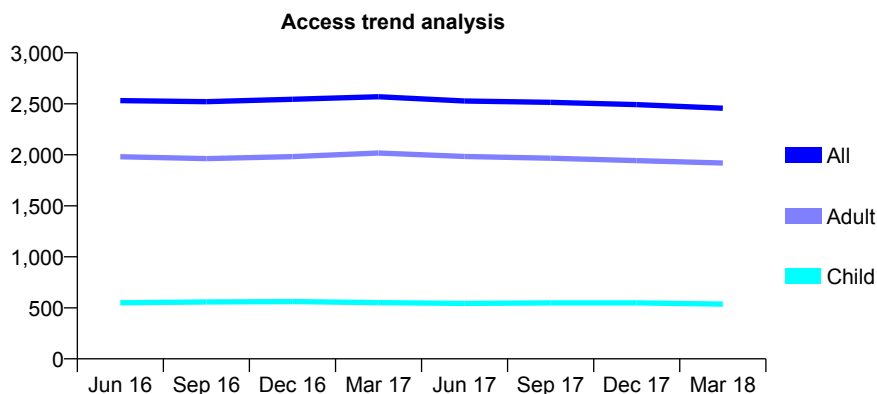
## 7A3 - Vital Signs At a Glance Contract Report for 306614/0001 - Year end March 2018

Name or company name	Kenneth Chow
Contract type name	GDS Contract
Purpose of contract	General
Contract start date	01/04/2006
Contract end date	

17/18 Contracted general activity (UDA)	8,000
Carry forward general activity (UDA)	0
17/18 Contracted orthodontic activity (UOA)	0
Carry forward orthodontic activity (UOA)	0
Baseline contract value	£189,310.32

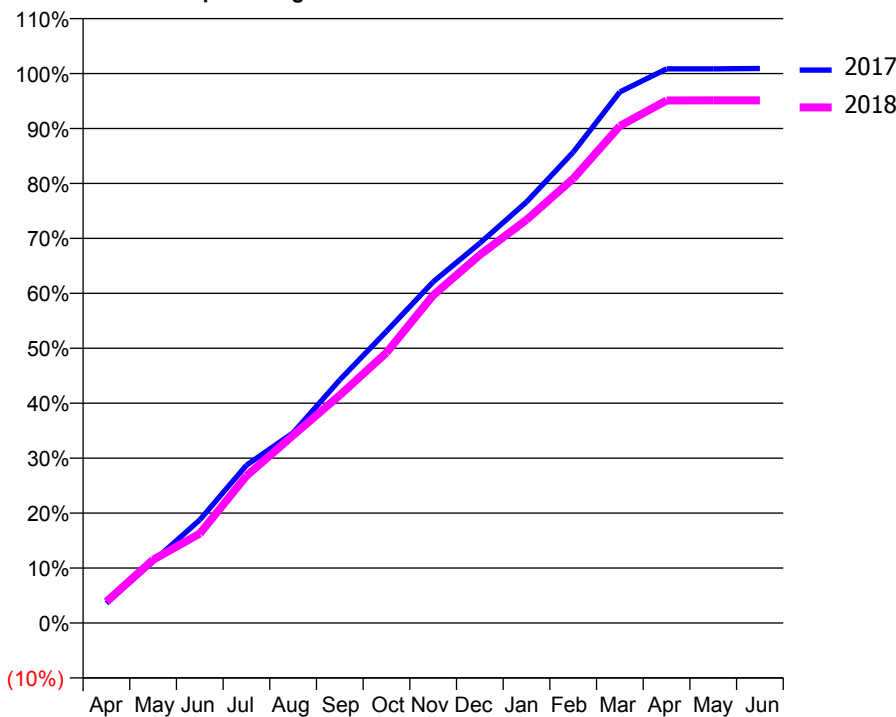
### ACCESS\*

Patients seen in 24 months	Total	Change since previous quarter
Quarter ending March 2017	2,569	
Quarter ending June 2017	2,527	↓
Quarter ending September 2017	2,515	→
Quarter ending December 2017	2,492	→
Quarter ending March 2018	2,457	↓
<b>Variance since March 2017</b>	<b>(4.4%)</b>	<b>↓</b>



### ACTIVITY

**Cumulative percentage of contracted UDA delivered 2017 & 2018**



Month	Adjusted Scheduled Activity (UDA)	
	2017	2018
April	289	311
May	898	921
June	1,501	1,302
July	2,297	2,143
August	2,769	2,732
September	3,540	3,317
October	4,248	3,937
November	4,967	4,770
December	5,529	5,360
January	6,130	5,869
February	6,853	6,469
March	7,732	7,236
April	8,067	7,606
May	8,067	7,608
June	8,073	7,608

### QUALITY

	Quantity	Base Number	Contract	LHB	Wales
% of FP17s for the same patient ID Re-attending within 3 months - Children	36	761	4.7%	9.4%	10.9%
% of FP17s for the same patient ID Re-attending within 3 months - Adults	505	2,819	17.9%	14.5%	16.2%
% of FP17s for the same patient ID Re-attending between 3 & 9 months - Children	461	761	60.6%	54.9%	59.0%
% of FP17s for the same patient ID Re-attending between 3 & 9 months - Adults	1,589	2,819	56.4%	51.4%	54.9%
% of FP17s for Band 1 Urgent Courses	245	3,583	6.8%	9.4%	9.0%
% of FP17s Relating to Free Repair or Replacements	34	3,583	0.9%	0.8%	0.7%
% of FP17s Relating to Continuations	19	3,583	0.5%	0.7%	0.8%
% of Patients satisfied with the dentistry they have received	9	9	N/A	93.9%	92.0%
% of Patients satisfied with the time they had to wait for an appointment	9	9	N/A	90.1%	88.1%

\* This is based on patients treated on this contract for their most recent course of treatment. Figures in italics indicate the base number of FP17s or Patient Questionnaire responses are less than 100. N/A is shown where the base number of responses is less than 10 during the period. % is calculated as Quantity/Base number\*100

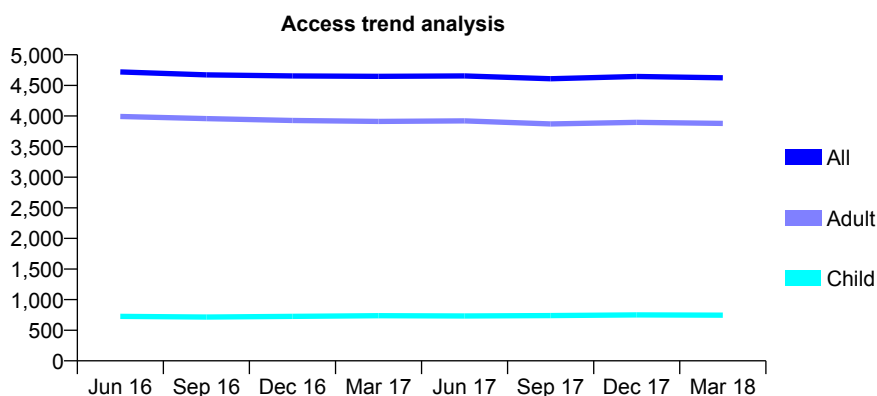
## 7A3 - Vital Signs At a Glance Contract Report for 320226/0001 - Year end March 2018

Name or company name	Gupta Dental Surgeons
Contract type name	GDS Contract
Purpose of contract	General
Contract start date	01/04/2006
Contract end date	

17/18 Contracted general activity (UDA)	12,523
Carry forward general activity (UDA)	177
17/18 Contracted orthodontic activity (UOA)	0
Carry forward orthodontic activity (UOA)	0
Baseline contract value	£289,184.68

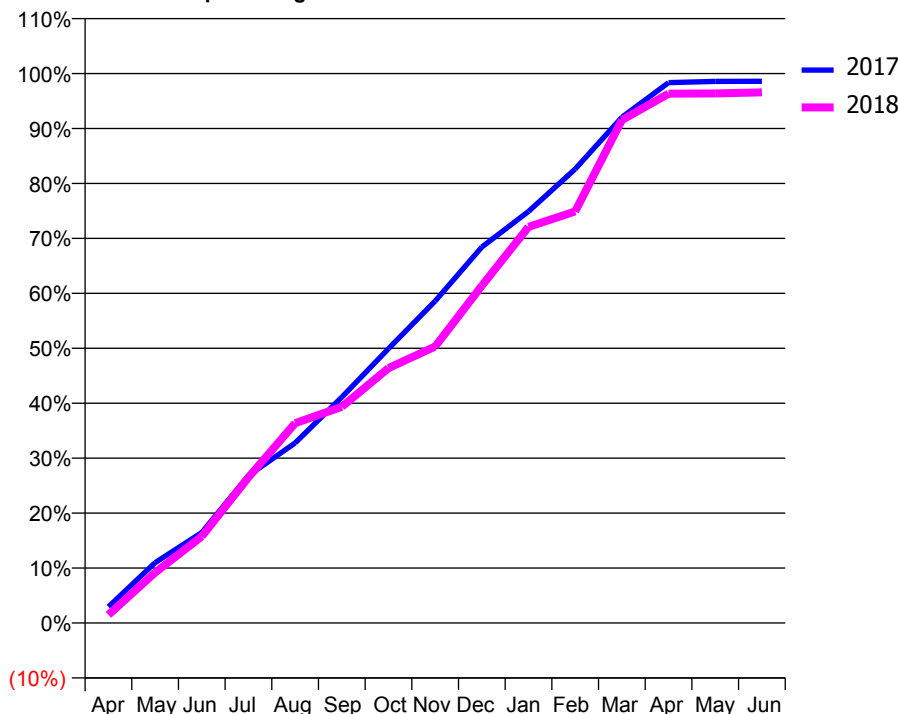
### ACCESS\*

Patients seen in 24 months	Total	Change since previous quarter
Quarter ending March 2017	4,649	
Quarter ending June 2017	4,654	→
Quarter ending September 2017	4,610	→
Quarter ending December 2017	4,647	→
Quarter ending March 2018	4,625	→
<b>Variance since March 2017</b>	<b>(0.5%)</b>	→



### ACTIVITY

**Cumulative percentage of contracted UDA delivered 2017 & 2018**



Month	Adjusted Scheduled Activity (UDA)	
	2017	2018
April	370	186
May	1,375	1,151
June	2,061	1,973
July	3,360	3,321
August	4,106	4,554
September	5,147	4,926
October	6,252	5,810
November	7,337	6,302
December	8,568	7,687
January	9,379	9,027
February	10,347	9,379
March	11,525	11,461
April	12,315	12,064
May	12,342	12,070
June	12,346	12,092

### QUALITY

	Quantity	Base Number	Contract	LHB	Wales
% of FP17s for the same patient ID Re-attending within 3 months - Children	73	1,141	6.4%	9.4%	10.9%
% of FP17s for the same patient ID Re-attending within 3 months - Adults	773	6,267	12.3%	14.5%	16.2%
% of FP17s for the same patient ID Re-attending between 3 & 9 months - Children	698	1,141	61.2%	54.9%	59.0%
% of FP17s for the same patient ID Re-attending between 3 & 9 months - Adults	4,225	6,267	67.4%	51.4%	54.9%
% of FP17s for Band 1 Urgent Courses	584	7,292	8.0%	9.4%	9.0%
% of FP17s Relating to Free Repair or Replacements	53	7,292	0.7%	0.8%	0.7%
% of FP17s Relating to Continuations	46	7,292	0.6%	0.7%	0.8%
% of Patients satisfied with the dentistry they have received	14	15	93.3%	93.9%	92.0%
% of Patients satisfied with the time they had to wait for an appointment	14	15	93.3%	90.1%	88.1%

\* This is based on patients treated on this contract for their most recent course of treatment. Figures in italics indicate the base number of FP17s or Patient Questionnaire responses are less than 100. N/A is shown where the base number of responses is less than 10 during the period. % is calculated as Quantity/Base number\*100

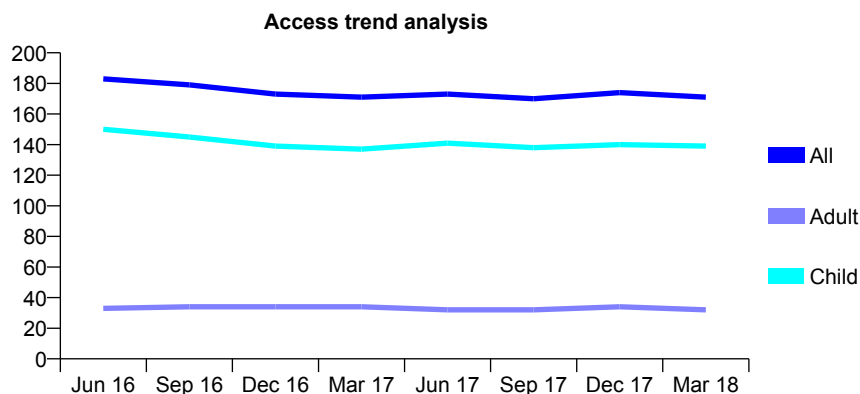
## 7A3 - Vital Signs At a Glance Contract Report for 329657/0001 - Year end March 2018

Name or company name	MR GR DAVIES
Contract type name	GDS Contract
Purpose of contract	General
Contract start date	01/04/2006
Contract end date	

17/18 Contracted general activity (UDA)	346
Carry forward general activity (UDA)	0
17/18 Contracted orthodontic activity (UOA)	0
Carry forward orthodontic activity (UOA)	0
Baseline contract value	£9,643.21

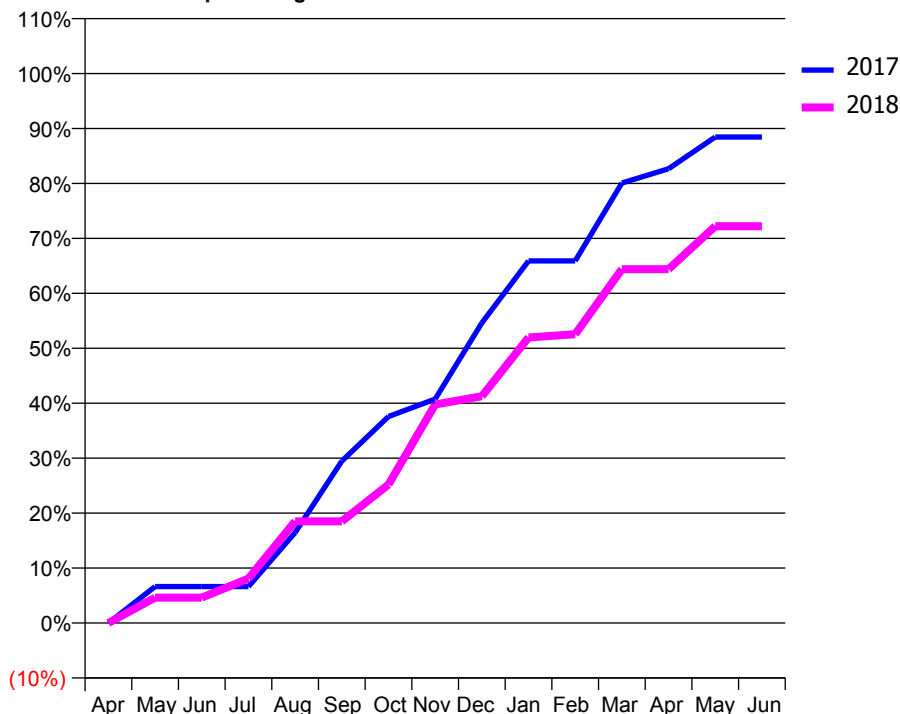
### ACCESS\*

Patients seen in 24 months	Total	Change since previous quarter
Quarter ending March 2017	171	
Quarter ending June 2017	173	→
Quarter ending September 2017	170	↓
Quarter ending December 2017	174	↑
Quarter ending March 2018	171	↓
<b>Variance since March 2017</b>	<b>0.0%</b>	<b>→</b>



### ACTIVITY

Cumulative percentage of contracted UDA delivered 2017 & 2018



Month	Adjusted Scheduled Activity (UDA)	
	2017	2018
April	0	0
May	23	16
June	23	16
July	23	28
August	57	64
September	102	64
October	130	87
November	141	138
December	189	143
January	228	180
February	228	182
March	277	223
April	286	223
May	306	250
June	306	250

### QUALITY

	Quantity	Base Number	Contract	LHB	Wales
% of FP17s for the same patient ID Re-attending within 3 months - Children	8	233	3.4%	9.4%	10.9%
% of FP17s for the same patient ID Re-attending within 3 months - Adults	0	18	0.0%	14.5%	16.2%
% of FP17s for the same patient ID Re-attending between 3 & 9 months - Children	163	233	70.0%	54.9%	59.0%
% of FP17s for the same patient ID Re-attending between 3 & 9 months - Adults	4	18	22.2%	51.4%	54.9%
% of FP17s for Band 1 Urgent Courses	4	257	1.6%	9.4%	9.0%
% of FP17s Relating to Free Repair or Replacements	0	257	0.0%	0.8%	0.7%
% of FP17s Relating to Continuations	0	257	0.0%	0.7%	0.8%
% of Patients satisfied with the dentistry they have received	0	0	N/A	93.9%	92.0%
% of Patients satisfied with the time they had to wait for an appointment	0	0	N/A	90.1%	88.1%

\* This is based on patients treated on this contract for their most recent course of treatment. Figures in italics indicate the base number of FP17s or Patient Questionnaire responses are less than 100. N/A is shown where the base number of responses is less than 10 during the period. % is calculated as Quantity/Base number\*100

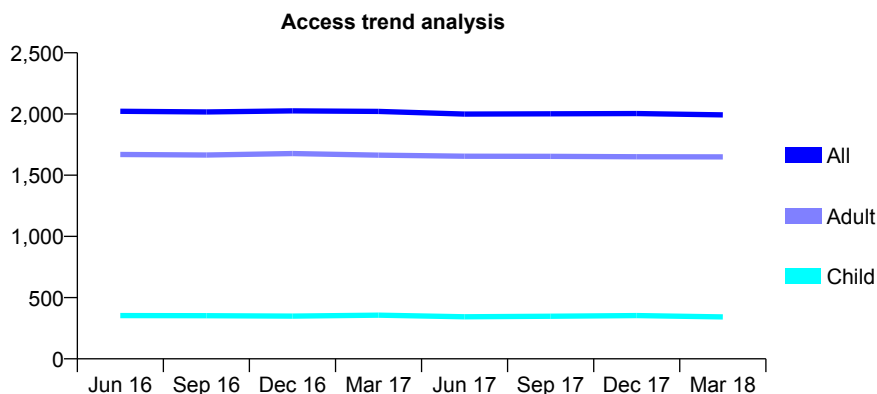
## 7A3 - Vital Signs At a Glance Contract Report for 331341/0001 - Year end March 2018

Name or company name	MR AB LLEWELLYN
Contract type name	GDS Contract
Purpose of contract	General
Contract start date	01/04/2006
Contract end date	

17/18 Contracted general activity (UDA)	7,188
Carry forward general activity (UDA)	290
17/18 Contracted orthodontic activity (UOA)	0
Carry forward orthodontic activity (UOA)	0
Baseline contract value	£165,895.69

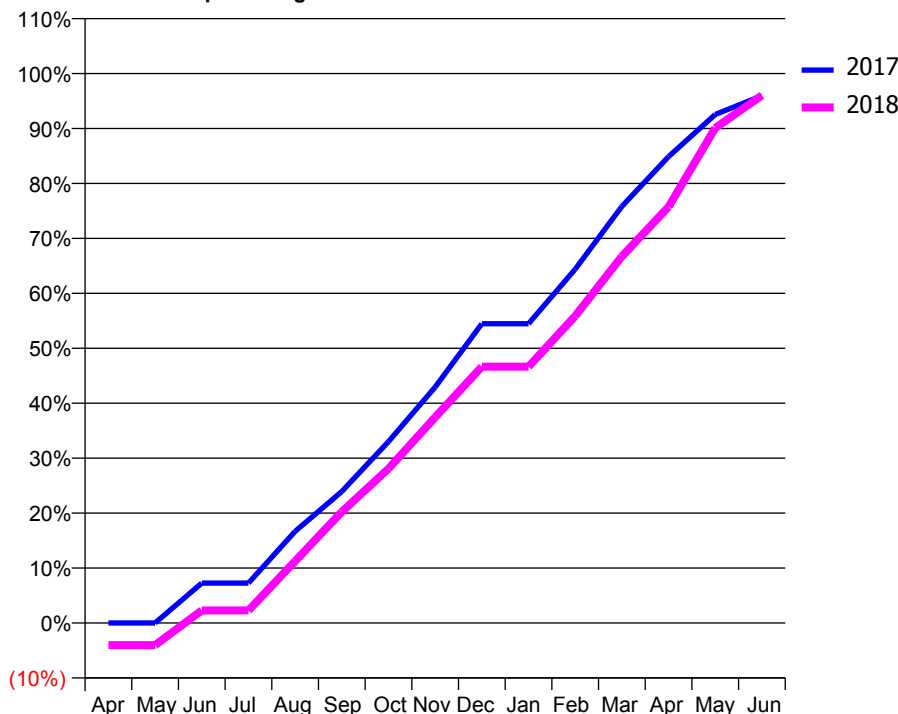
### ACCESS\*

Patients seen in 24 months	Total	Change since previous quarter
Quarter ending March 2017	2,021	
Quarter ending June 2017	1,999	↓
Quarter ending September 2017	2,002	→
Quarter ending December 2017	2,004	→
Quarter ending March 2018	1,993	→
<b>Variance since March 2017</b>	<b>(1.4%)</b>	<b>↓</b>



### ACTIVITY

Cumulative percentage of contracted UDA delivered 2017 & 2018



Month	Adjusted Scheduled Activity (UDA)	
	2017	2018
April	0	-290
May	0	-290
June	523	165
July	523	165
August	1,199	810
September	1,721	1,456
October	2,373	2,020
November	3,086	2,692
December	3,915	3,354
January	3,915	3,354
February	4,628	4,015
March	5,450	4,795
April	6,101	5,445
May	6,652	6,476
June	6,898	6,901

### QUALITY

	Quantity	Base Number	Contract	LHB	Wales
% of FP17s for the same patient ID Re-attending within 3 months - Children	24	587	4.1%	9.4%	10.9%
% of FP17s for the same patient ID Re-attending within 3 months - Adults	347	2,628	13.2%	14.5%	16.2%
% of FP17s for the same patient ID Re-attending between 3 & 9 months - Children	438	587	74.6%	54.9%	59.0%
% of FP17s for the same patient ID Re-attending between 3 & 9 months - Adults	1,637	2,628	62.3%	51.4%	54.9%
% of FP17s for Band 1 Urgent Courses	187	3,431	5.5%	9.4%	9.0%
% of FP17s Relating to Free Repair or Replacements	65	3,431	1.9%	0.8%	0.7%
% of FP17s Relating to Continuations	75	3,431	2.2%	0.7%	0.8%
% of Patients satisfied with the dentistry they have received	5	5	N/A	93.9%	92.0%
% of Patients satisfied with the time they had to wait for an appointment	5	5	N/A	90.1%	88.1%

\* This is based on patients treated on this contract for their most recent course of treatment. Figures in italics indicate the base number of FP17s or Patient Questionnaire responses are less than 100. N/A is shown where the base number of responses is less than 10 during the period. % is calculated as Quantity/Base number\*100

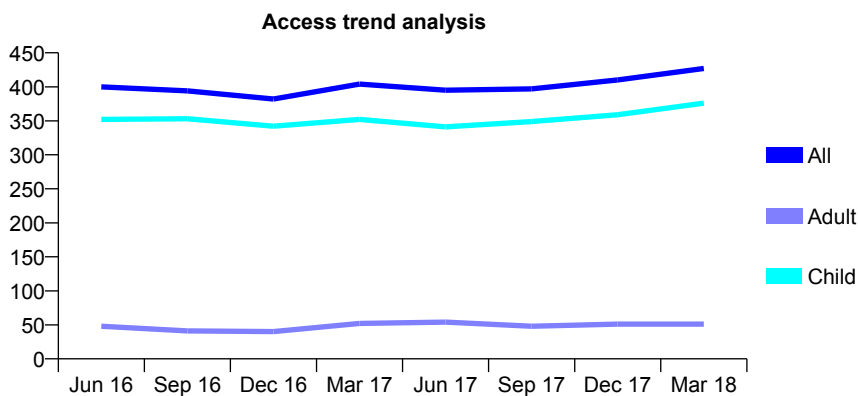
## 7A3 - Vital Signs At a Glance Contract Report for 567981/0001 - Year end March 2018

Name or company name	MR PA RABAIOTTI
Contract type name	GDS Contract
Purpose of contract	General
Contract start date	01/04/2006
Contract end date	

17/18 Contracted general activity (UDA)	950
Carry forward general activity (UDA)	0
17/18 Contracted orthodontic activity (UOA)	0
Carry forward orthodontic activity (UOA)	0
Baseline contract value	£28,475.43

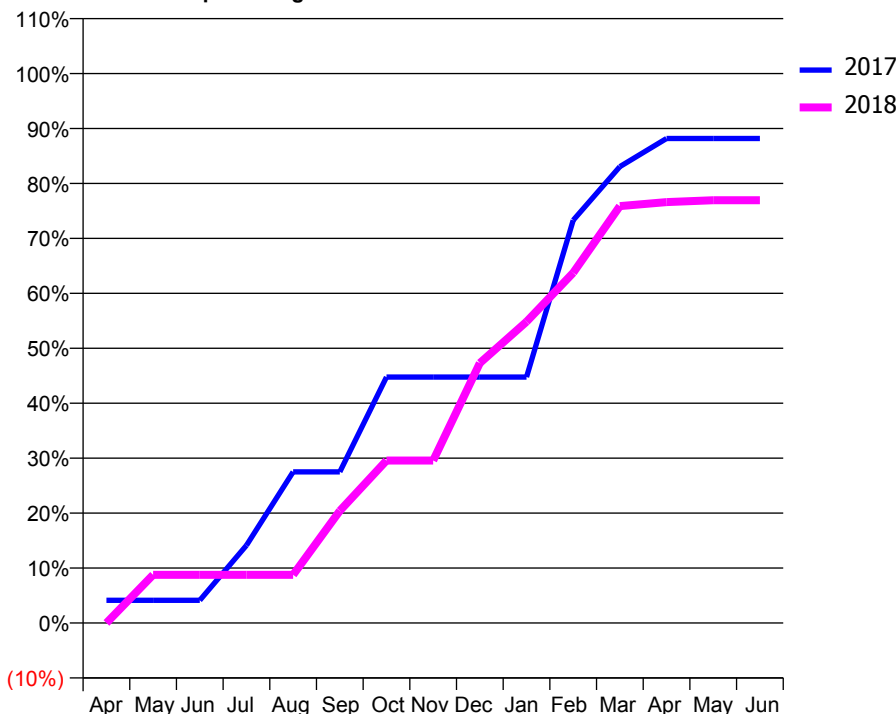
### ACCESS\*

Patients seen in 24 months	Total	Change since previous quarter
Quarter ending March 2017	404	
Quarter ending June 2017	395	↓
Quarter ending September 2017	397	→
Quarter ending December 2017	410	↑
Quarter ending March 2018	427	↑
<b>Variance since March 2017</b>	<b>5.7%</b>	<b>↑</b>



### ACTIVITY

Cumulative percentage of contracted UDA delivered 2017 & 2018



Month	Adjusted Scheduled Activity (UDA)	
	2017	2018
April	39	0
May	39	83
June	39	83
July	134	83
August	261	83
September	261	194
October	425	281
November	425	281
December	425	449
January	425	521
February	696	605
March	789	721
April	838	728
May	838	731
June	838	731

### QUALITY

	Quantity	Base Number	Contract	LHB	Wales
% of FP17s for the same patient ID Re-attending within 3 months - Children	48	596	8.1%	9.4%	10.9%
% of FP17s for the same patient ID Re-attending within 3 months - Adults	0	23	0.0%	14.5%	16.2%
% of FP17s for the same patient ID Re-attending between 3 & 9 months - Children	319	596	53.5%	54.9%	59.0%
% of FP17s for the same patient ID Re-attending between 3 & 9 months - Adults	13	23	56.5%	51.4%	54.9%
% of FP17s for Band 1 Urgent Courses	36	591	6.1%	9.4%	9.0%
% of FP17s Relating to Free Repair or Replacements	0	591	0.0%	0.8%	0.7%
% of FP17s Relating to Continuations	2	591	0.3%	0.7%	0.8%
% of Patients satisfied with the dentistry they have received	2	2	N/A	93.9%	92.0%
% of Patients satisfied with the time they had to wait for an appointment	2	2	N/A	90.1%	88.1%

\* This is based on patients treated on this contract for their most recent course of treatment. Figures in italics indicate the base number of FP17s or Patient Questionnaire responses are less than 100. N/A is shown where the base number of responses is less than 10 during the period. % is calculated as Quantity/Base number\*100

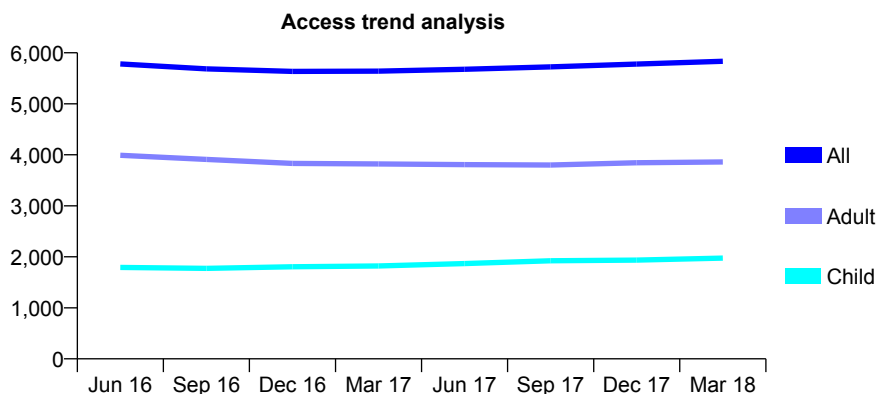
## 7A3 - Vital Signs At a Glance Contract Report for 570249/0001 - Year end March 2018

Name or company name	MR JD ISAAC
Contract type name	GDS Contract
Purpose of contract	General
Contract start date	01/04/2006
Contract end date	

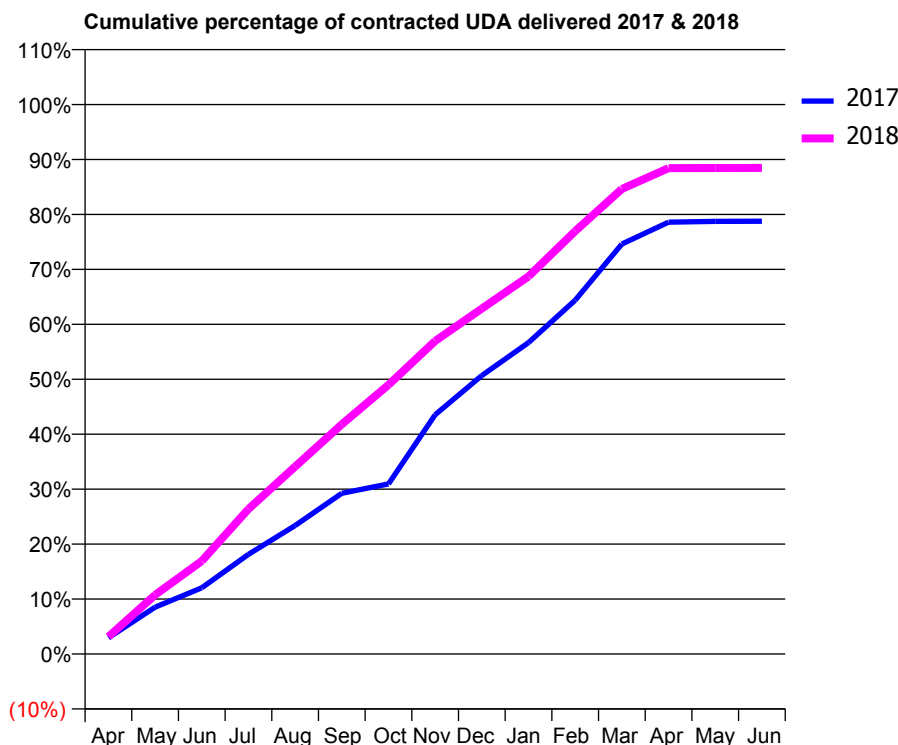
17/18 Contracted general activity (UDA)	18,024
Carry forward general activity (UDA)	0
17/18 Contracted orthodontic activity (UOA)	0
Carry forward orthodontic activity (UOA)	0
Baseline contract value	£456,072.19

### ACCESS\*

Patients seen in 24 months	Total	Change since previous quarter
Quarter ending March 2017	5,641	
Quarter ending June 2017	5,676	→
Quarter ending September 2017	5,724	→
Quarter ending December 2017	5,779	→
Quarter ending March 2018	5,834	→
<b>Variance since March 2017</b>	<b>3.4%</b>	<b>↑</b>



### ACTIVITY



Month	Adjusted Scheduled Activity (UDA)	
	2017	2018
April	533	565
May	1,538	1,942
June	2,171	3,050
July	3,270	4,757
August	4,216	6,148
September	5,273	7,536
October	5,579	8,828
November	7,850	10,270
December	9,133	11,330
January	10,213	12,385
February	11,608	13,872
March	13,446	15,254
April	14,165	15,938
May	14,191	15,939
June	14,195	15,944

### QUALITY

	Quantity	Base Number	Contract	LHB	Wales
% of FP17s for the same patient ID Re-attending within 3 months - Children	130	2,419	5.4%	9.4%	10.9%
% of FP17s for the same patient ID Re-attending within 3 months - Adults	585	4,786	12.2%	14.5%	16.2%
% of FP17s for the same patient ID Re-attending between 3 & 9 months - Children	947	2,419	39.1%	54.9%	59.0%
% of FP17s for the same patient ID Re-attending between 3 & 9 months - Adults	1,824	4,786	38.1%	51.4%	54.9%
% of FP17s for Band 1 Urgent Courses	520	7,204	7.2%	9.4%	9.0%
% of FP17s Relating to Free Repair or Replacements	61	7,204	0.8%	0.8%	0.7%
% of FP17s Relating to Continuations	36	7,204	0.5%	0.7%	0.8%
% of Patients satisfied with the dentistry they have received	20	20	100.0%	93.9%	92.0%
% of Patients satisfied with the time they had to wait for an appointment	19	20	95.0%	90.1%	88.1%

\* This is based on patients treated on this contract for their most recent course of treatment. Figures in italics indicate the base number of FP17s or Patient Questionnaire responses are less than 100. N/A is shown where the base number of responses is less than 10 during the period. % is calculated as Quantity/Base number\*100



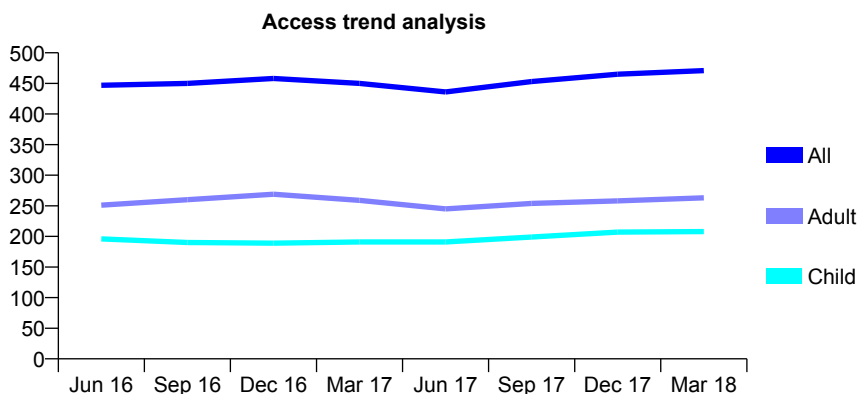
## 7A3 - Vital Signs At a Glance Contract Report for 570354/0001 - Year end March 2018

Name or company name	MRS HJ JOHN
Contract type name	GDS Contract
Purpose of contract	General
Contract start date	01/04/2006
Contract end date	

17/18 Contracted general activity (UDA)	1,000
Carry forward general activity (UDA)	18
17/18 Contracted orthodontic activity (UOA)	0
Carry forward orthodontic activity (UOA)	0
Baseline contract value	£26,742.64

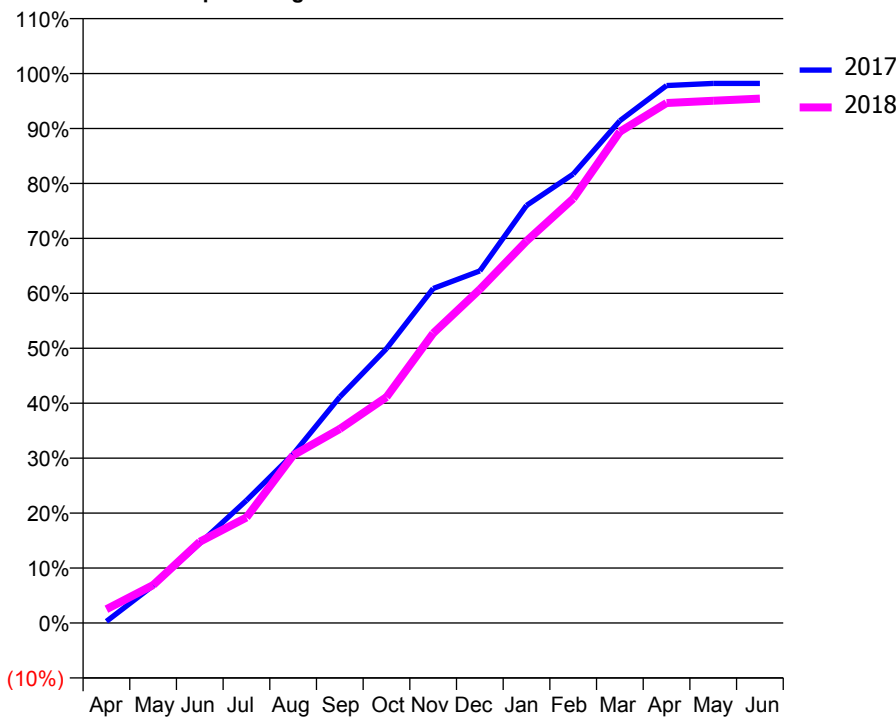
### ACCESS\*

Patients seen in 24 months	Total	Change since previous quarter
Quarter ending March 2017	450	
Quarter ending June 2017	436	↓
Quarter ending September 2017	453	↑
Quarter ending December 2017	465	↑
Quarter ending March 2018	471	→
<b>Variance since March 2017</b>	<b>4.7%</b>	<b>↑</b>



### ACTIVITY

Cumulative percentage of contracted UDA delivered 2017 & 2018



Month	Adjusted Scheduled Activity (UDA)	
	2017	2018
April	3	25
May	68	69
June	145	148
July	223	192
August	307	305
September	411	353
October	499	411
November	609	527
December	641	607
January	760	695
February	817	772
March	914	894
April	978	946
May	982	950
June	982	954

### QUALITY

	Quantity	Base Number	Contract	LHB	Wales
% of FP17s for the same patient ID Re-attending within 3 months - Children	26	394	6.6%	9.4%	10.9%
% of FP17s for the same patient ID Re-attending within 3 months - Adults	14	277	5.1%	14.5%	16.2%
% of FP17s for the same patient ID Re-attending between 3 & 9 months - Children	277	394	70.3%	54.9%	59.0%
% of FP17s for the same patient ID Re-attending between 3 & 9 months - Adults	137	277	49.5%	51.4%	54.9%
% of FP17s for Band 1 Urgent Courses	2	673	0.3%	9.4%	9.0%
% of FP17s Relating to Free Repair or Replacements	0	673	0.0%	0.8%	0.7%
% of FP17s Relating to Continuations	0	673	0.0%	0.7%	0.8%
% of Patients satisfied with the dentistry they have received	0	0	N/A	93.9%	92.0%
% of Patients satisfied with the time they had to wait for an appointment	0	0	N/A	90.1%	88.1%

\* This is based on patients treated on this contract for their most recent course of treatment. Figures in italics indicate the base number of FP17s or Patient Questionnaire responses are less than 100. N/A is shown where the base number of responses is less than 10 during the period. % is calculated as Quantity/Base number\*100

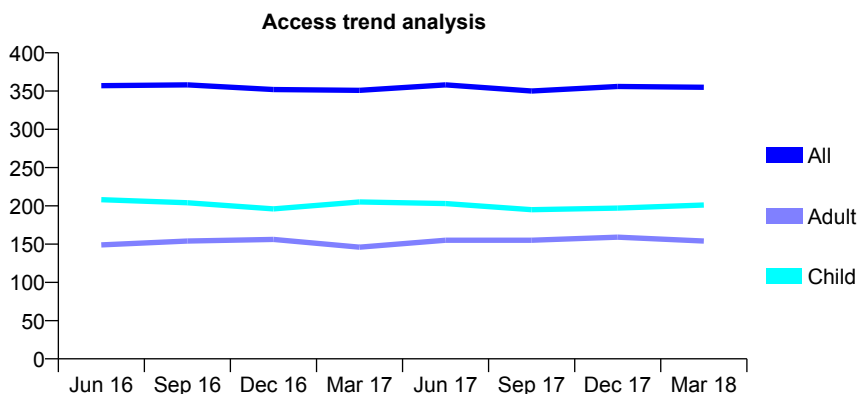
## 7A3 - Vital Signs At a Glance Contract Report for 652105/0001 - Year end March 2018

Name or company name	MR HJ PRICE
Contract type name	GDS Contract
Purpose of contract	General
Contract start date	01/04/2006
Contract end date	

17/18 Contracted general activity (UDA)	850
Carry forward general activity (UDA)	38
17/18 Contracted orthodontic activity (UOA)	0
Carry forward orthodontic activity (UOA)	0
Baseline contract value	£19,202.13

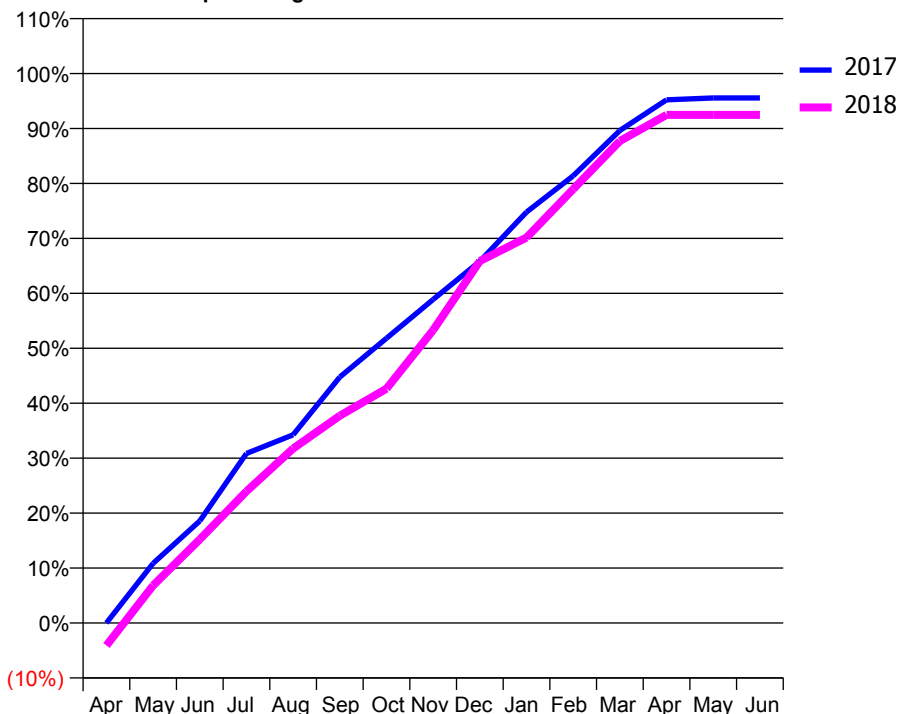
### ACCESS\*

Patients seen in 24 months	Total	Change since previous quarter
Quarter ending March 2017	351	
Quarter ending June 2017	358	→
Quarter ending September 2017	350	↓
Quarter ending December 2017	356	→
Quarter ending March 2018	355	→
<b>Variance since March 2017</b>	<b>1.1%</b>	<b>→</b>



### ACTIVITY

Cumulative percentage of contracted UDA delivered 2017 & 2018



Month	Adjusted Scheduled Activity (UDA)	
	2017	2018
April	0	-35
May	92	58
June	158	129
July	262	204
August	291	270
September	380	321
October	440	363
November	501	453
December	560	560
January	636	596
February	692	671
March	762	746
April	809	786
May	812	786
June	812	786

### QUALITY

	Quantity	Base Number	Contract	LHB	Wales
% of FP17s for the same patient ID Re-attending within 3 months - Children	18	300	6.0%	9.4%	10.9%
% of FP17s for the same patient ID Re-attending within 3 months - Adults	20	196	10.2%	14.5%	16.2%
% of FP17s for the same patient ID Re-attending between 3 & 9 months - Children	166	300	55.3%	54.9%	59.0%
% of FP17s for the same patient ID Re-attending between 3 & 9 months - Adults	114	196	58.2%	51.4%	54.9%
% of FP17s for Band 1 Urgent Courses	25	499	5.0%	9.4%	9.0%
% of FP17s Relating to Free Repair or Replacements	0	499	0.0%	0.8%	0.7%
% of FP17s Relating to Continuations	0	499	0.0%	0.7%	0.8%
% of Patients satisfied with the dentistry they have received	0	0	N/A	93.9%	92.0%
% of Patients satisfied with the time they had to wait for an appointment	0	0	N/A	90.1%	88.1%

\* This is based on patients treated on this contract for their most recent course of treatment. Figures in italics indicate the base number of FP17s or Patient Questionnaire responses are less than 100. N/A is shown where the base number of responses is less than 10 during the period. % is calculated as Quantity/Base number\*100

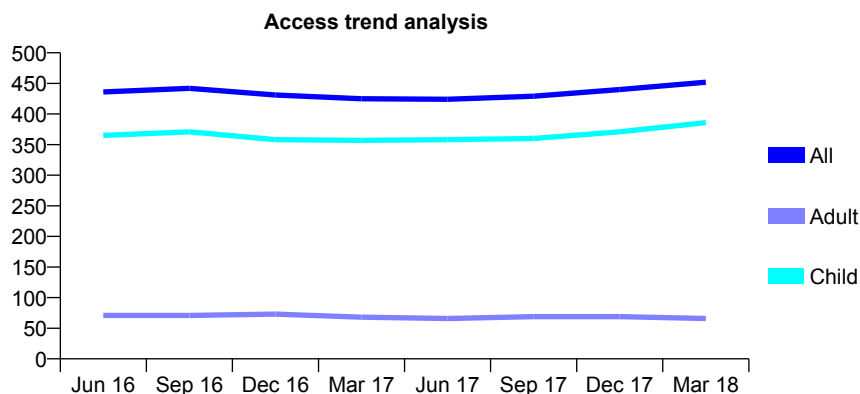
## 7A3 - Vital Signs At a Glance Contract Report for 653721/0001 - Year end March 2018

Name or company name	MR CJ DAVISON
Contract type name	GDS Contract
Purpose of contract	General
Contract start date	01/04/2006
Contract end date	

17/18 Contracted general activity (UDA)	1,070
Carry forward general activity (UDA)	0
17/18 Contracted orthodontic activity (UOA)	0
Carry forward orthodontic activity (UOA)	0
Baseline contract value	£25,714.36

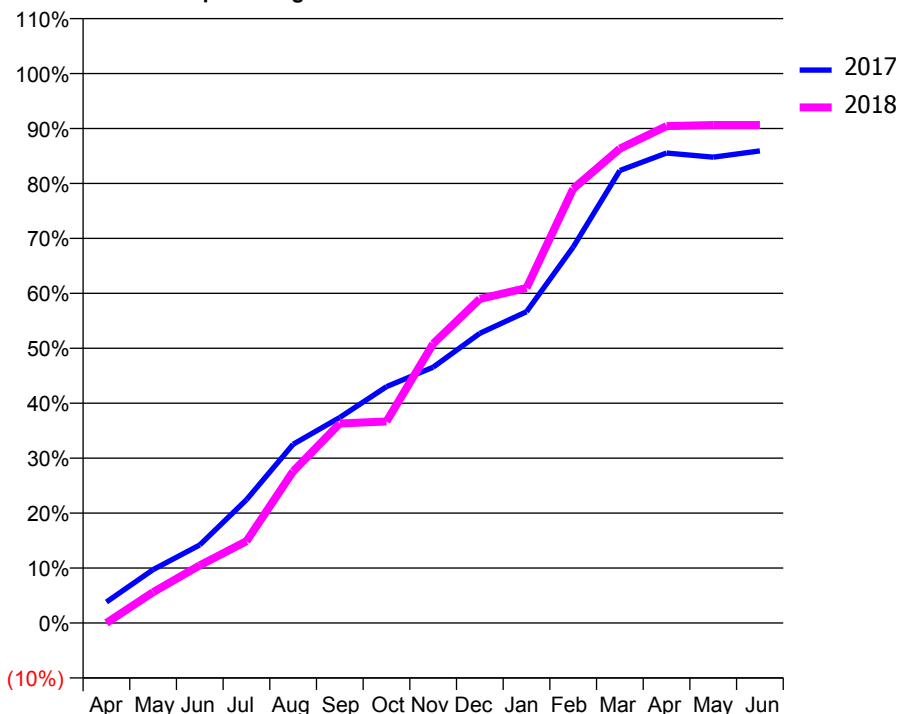
### ACCESS\*

Patients seen in 24 months	Total	Change since previous quarter
Quarter ending March 2017	425	
Quarter ending June 2017	424	→
Quarter ending September 2017	429	→
Quarter ending December 2017	440	↑
Quarter ending March 2018	452	↑
<b>Variance since March 2017</b>	<b>6.4%</b>	<b>↑</b>



### ACTIVITY

**Cumulative percentage of contracted UDA delivered 2017 & 2018**



Month	Adjusted Scheduled Activity (UDA)	
	2017	2018
April	41	0
May	104	60
June	152	112
July	240	159
August	348	295
September	400	389
October	460	393
November	498	544
December	564	631
January	606	652
February	732	846
March	881	924
April	915	968
May	907	970
June	919	970

### QUALITY

	Quantity	Base Number	Contract	LHB	Wales
% of FP17s for the same patient ID Re-attending within 3 months - Children	63	825	7.6%	9.4%	10.9%
% of FP17s for the same patient ID Re-attending within 3 months - Adults	5	59	8.5%	14.5%	16.2%
% of FP17s for the same patient ID Re-attending between 3 & 9 months - Children	580	825	70.3%	54.9%	59.0%
% of FP17s for the same patient ID Re-attending between 3 & 9 months - Adults	44	59	74.6%	51.4%	54.9%
% of FP17s for Band 1 Urgent Courses	8	761	1.1%	9.4%	9.0%
% of FP17s Relating to Free Repair or Replacements	2	761	0.3%	0.8%	0.7%
% of FP17s Relating to Continuations	0	761	0.0%	0.7%	0.8%
% of Patients satisfied with the dentistry they have received	0	0	N/A	93.9%	92.0%
% of Patients satisfied with the time they had to wait for an appointment	0	0	N/A	90.1%	88.1%

\* This is based on patients treated on this contract for their most recent course of treatment. Figures in italics indicate the base number of FP17s or Patient Questionnaire responses are less than 100. N/A is shown where the base number of responses is less than 10 during the period. % is calculated as Quantity/Base number\*100

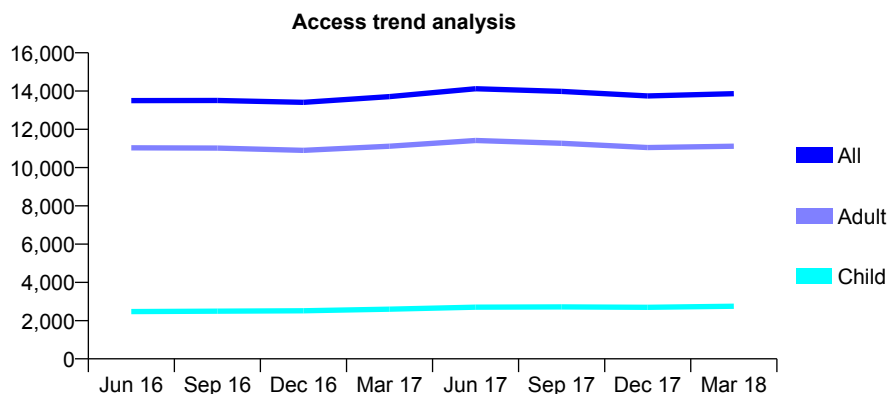
## 7A3 - Vital Signs At a Glance Contract Report for 682632/0002 - Year end March 2018

Name or company name	Crescent Dental Ltd
Contract type name	GDS Contract
Purpose of contract	General
Contract start date	01/08/2008
Contract end date	

17/18 Contracted general activity (UDA)	40,703
Carry forward general activity (UDA)	0
17/18 Contracted orthodontic activity (UOA)	0
Carry forward orthodontic activity (UOA)	0
Baseline contract value	£948,631.74

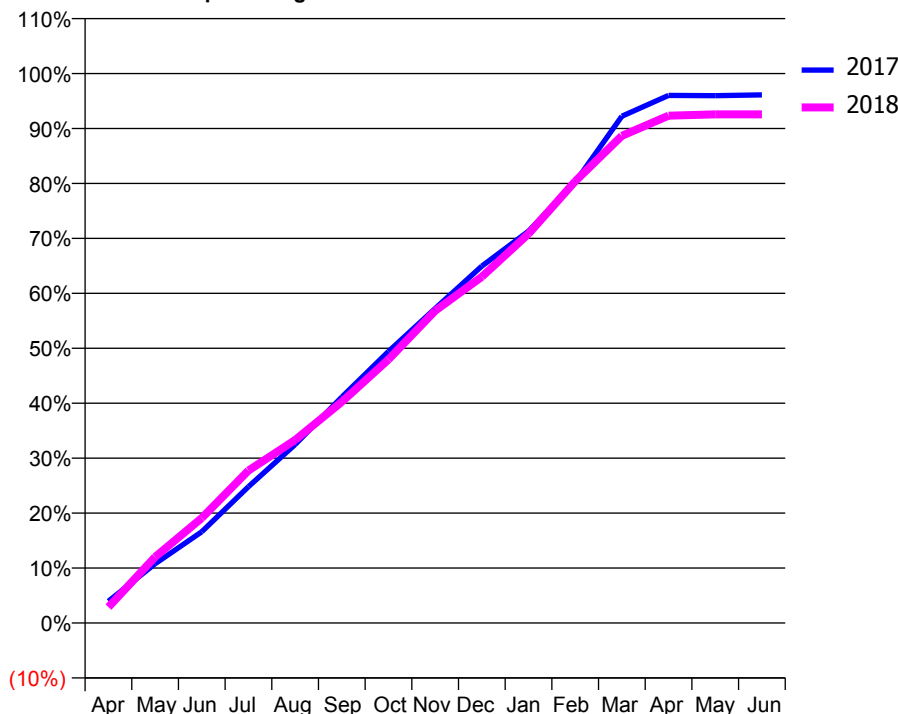
### ACCESS\*

Patients seen in 24 months	Total	Change since previous quarter
Quarter ending March 2017	13,710	
Quarter ending June 2017	14,122	↑
Quarter ending September 2017	13,985	→
Quarter ending December 2017	13,744	↓
Quarter ending March 2018	13,860	→
<b>Variance since March 2017</b>	<b>1.1%</b>	<b>→</b>



### ACTIVITY

**Cumulative percentage of contracted UDA delivered 2017 & 2018**



Month	Adjusted Scheduled Activity (UDA)	
	2017	2018
April	1,618	1,181
May	4,393	4,890
June	6,763	7,774
July	10,101	11,291
August	13,225	13,560
September	16,740	16,384
October	20,118	19,522
November	23,297	23,129
December	26,437	25,644
January	29,025	28,831
February	32,647	32,718
March	37,539	36,090
April	39,079	37,576
May	39,062	37,675
June	39,117	37,676

### QUALITY

	Quantity	Base Number	Contract	LHB	Wales
% of FP17s for the same patient ID Re-attending within 3 months - Children	191	3,702	5.2%	9.4%	10.9%
% of FP17s for the same patient ID Re-attending within 3 months - Adults	2,127	15,813	13.5%	14.5%	16.2%
% of FP17s for the same patient ID Re-attending between 3 & 9 months - Children	2,046	3,702	55.3%	54.9%	59.0%
% of FP17s for the same patient ID Re-attending between 3 & 9 months - Adults	8,729	15,813	55.2%	51.4%	54.9%
% of FP17s for Band 1 Urgent Courses	1,782	19,674	9.1%	9.4%	9.0%
% of FP17s Relating to Free Repair or Replacements	308	19,674	1.6%	0.8%	0.7%
% of FP17s Relating to Continuations	89	19,674	0.5%	0.7%	0.8%
% of Patients satisfied with the dentistry they have received	35	36	97.2%	93.9%	92.0%
% of Patients satisfied with the time they had to wait for an appointment	31	36	86.1%	90.1%	88.1%

\* This is based on patients treated on this contract for their most recent course of treatment. Figures in italics indicate the base number of FP17s or Patient Questionnaire responses are less than 100. N/A is shown where the base number of responses is less than 10 during the period. % is calculated as Quantity/Base number\*100

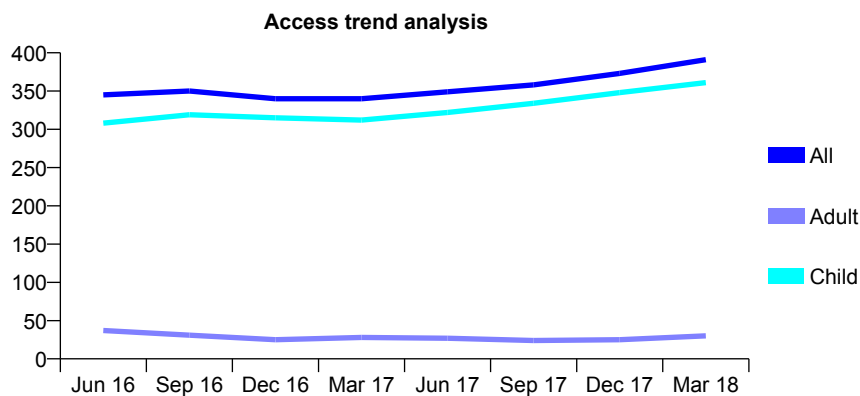
## 7A3 - Vital Signs At a Glance Contract Report for 724998/0001 - Year end March 2018

Name or company name	MR AH BEAK
Contract type name	GDS Contract
Purpose of contract	General
Contract start date	01/04/2006
Contract end date	

17/18 Contracted general activity (UDA)	780
Carry forward general activity (UDA)	43
17/18 Contracted orthodontic activity (UOA)	0
Carry forward orthodontic activity (UOA)	0
Baseline contract value	£19,614.87

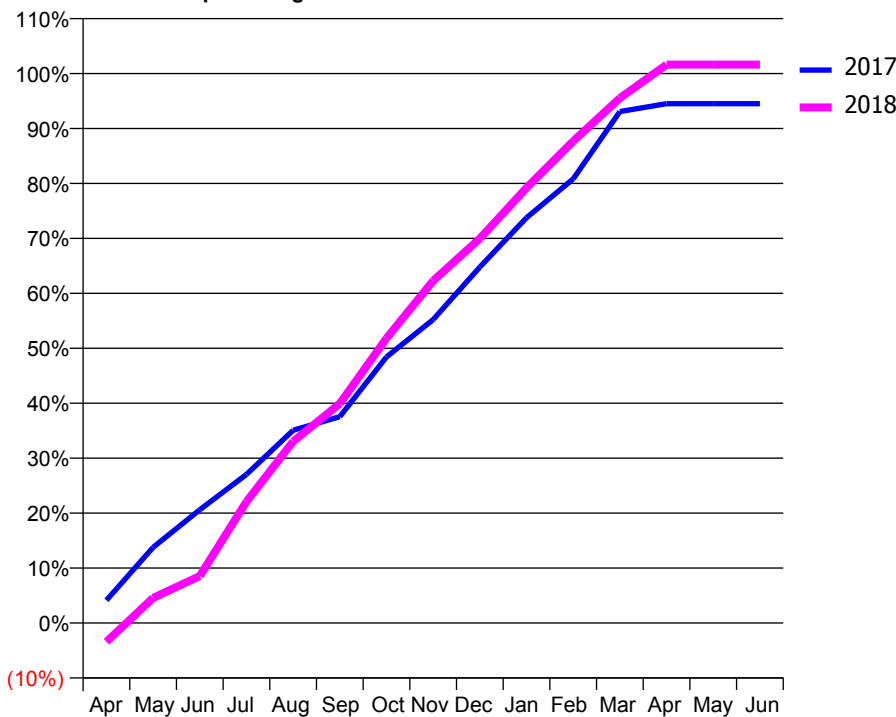
### ACCESS\*

Patients seen in 24 months	Total	Change since previous quarter
Quarter ending March 2017	340	
Quarter ending June 2017	349	↑
Quarter ending September 2017	358	↑
Quarter ending December 2017	373	↑
Quarter ending March 2018	391	↑
<b>Variance since March 2017</b>	15.0%	↑



### ACTIVITY

**Cumulative percentage of contracted UDA delivered 2017 & 2018**



Month	Adjusted Scheduled Activity (UDA)	
	2017	2018
April	32	-27
May	107	36
June	161	67
July	211	172
August	274	258
September	293	311
October	378	404
November	431	486
December	505	546
January	575	618
February	630	684
March	726	745
April	737	793
May	737	793
June	737	793

### QUALITY

	Quantity	Base Number	Contract	LHB	Wales
% of FP17s for the same patient ID Re-attending within 3 months - Children	38	562	6.8%	9.4%	10.9%
% of FP17s for the same patient ID Re-attending within 3 months - Adults	0	0	N/A	14.5%	16.2%
% of FP17s for the same patient ID Re-attending between 3 & 9 months - Children	340	562	60.5%	54.9%	59.0%
% of FP17s for the same patient ID Re-attending between 3 & 9 months - Adults	0	0	N/A	51.4%	54.9%
% of FP17s for Band 1 Urgent Courses	28	592	4.7%	9.4%	9.0%
% of FP17s Relating to Free Repair or Replacements	0	592	0.0%	0.8%	0.7%
% of FP17s Relating to Continuations	4	592	0.7%	0.7%	0.8%
% of Patients satisfied with the dentistry they have received	0	0	N/A	93.9%	92.0%
% of Patients satisfied with the time they had to wait for an appointment	0	0	N/A	90.1%	88.1%

\* This is based on patients treated on this contract for their most recent course of treatment. Figures in italics indicate the base number of FP17s or Patient Questionnaire responses are less than 100. N/A is shown where the base number of responses is less than 10 during the period. % is calculated as Quantity/Base number\*100

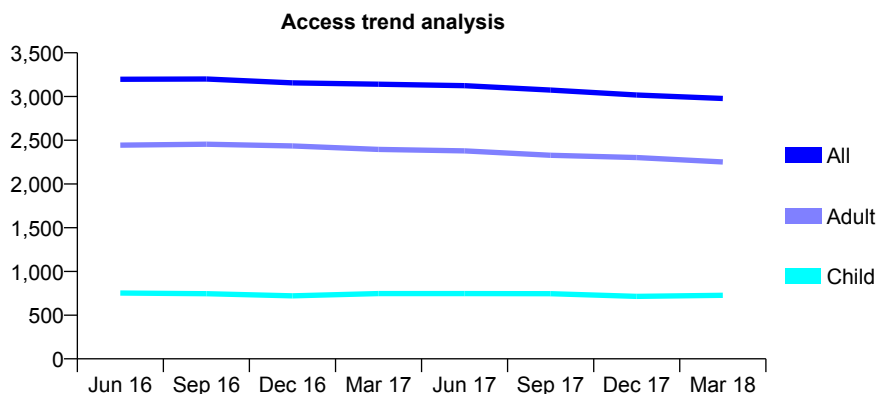
## 7A3 - Vital Signs At a Glance Contract Report for 725390/0001 - Year end March 2018

Name or company name	R Kadenhe
Contract type name	GDS Contract
Purpose of contract	General
Contract start date	01/04/2006
Contract end date	

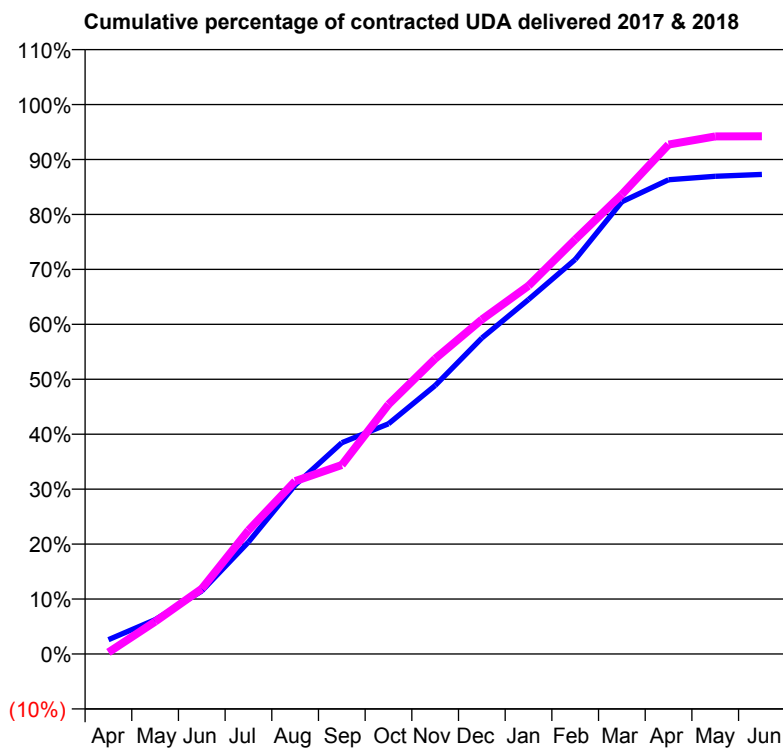
17/18 Contracted general activity (UDA)	9,600
Carry forward general activity (UDA)	0
17/18 Contracted orthodontic activity (UOA)	0
Carry forward orthodontic activity (UOA)	0
Baseline contract value	£222,499.11

### ACCESS\*

Patients seen in 24 months	Total	Change since previous quarter
Quarter ending March 2017	3,141	
Quarter ending June 2017	3,124	→
Quarter ending September 2017	3,073	↓
Quarter ending December 2017	3,017	↓
Quarter ending March 2018	2,978	↓
<b>Variance since March 2017</b>	<b>(5.2%)</b>	<b>↓</b>



### ACTIVITY



Month	Adjusted Scheduled Activity (UDA)	
	2017	2018
April	251	29
May	600	566
June	1,100	1,141
July	1,955	2,160
August	2,951	3,020
September	3,692	3,302
October	4,021	4,361
November	4,691	5,160
December	5,519	5,843
January	6,194	6,433
February	6,893	7,242
March	7,900	8,030
April	8,286	8,901
May	8,345	9,042
June	8,377	9,046

### QUALITY

	Quantity	Base Number	Contract	LHB	Wales
% of FP17s for the same patient ID Re-attending within 3 months - Children	61	769	7.9%	9.4%	10.9%
% of FP17s for the same patient ID Re-attending within 3 months - Adults	469	2,667	17.6%	14.5%	16.2%
% of FP17s for the same patient ID Re-attending between 3 & 9 months - Children	269	769	35.0%	54.9%	59.0%
% of FP17s for the same patient ID Re-attending between 3 & 9 months - Adults	1,073	2,667	40.2%	51.4%	54.9%
% of FP17s for Band 1 Urgent Courses	295	3,529	8.4%	9.4%	9.0%
% of FP17s Relating to Free Repair or Replacements	38	3,529	1.1%	0.8%	0.7%
% of FP17s Relating to Continuations	29	3,529	0.8%	0.7%	0.8%
% of Patients satisfied with the dentistry they have received	2	3	N/A	93.9%	92.0%
% of Patients satisfied with the time they had to wait for an appointment	2	3	N/A	90.1%	88.1%

\* This is based on patients treated on this contract for their most recent course of treatment. Figures in italics indicate the base number of FP17s or Patient Questionnaire responses are less than 100. N/A is shown where the base number of responses is less than 10 during the period. % is calculated as Quantity/Base number\*100

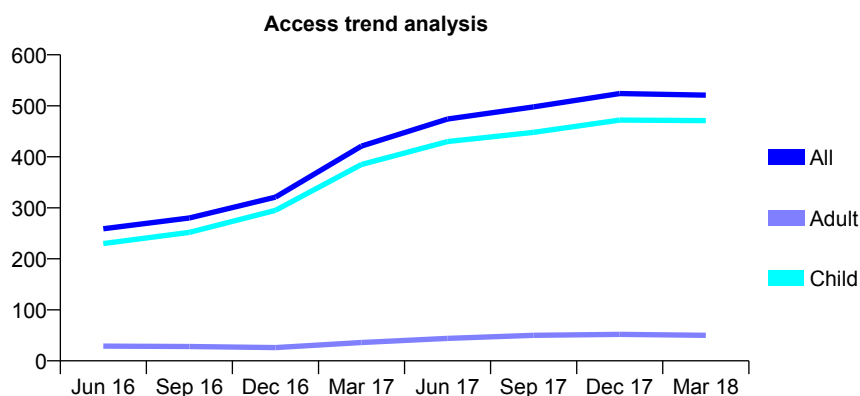
## 7A3 - Vital Signs At a Glance Contract Report for 737100/0001 - Year end March 2018

Name or company name	MISS NL YOUNG
Contract type name	GDS Contract
Purpose of contract	General
Contract start date	01/04/2006
Contract end date	

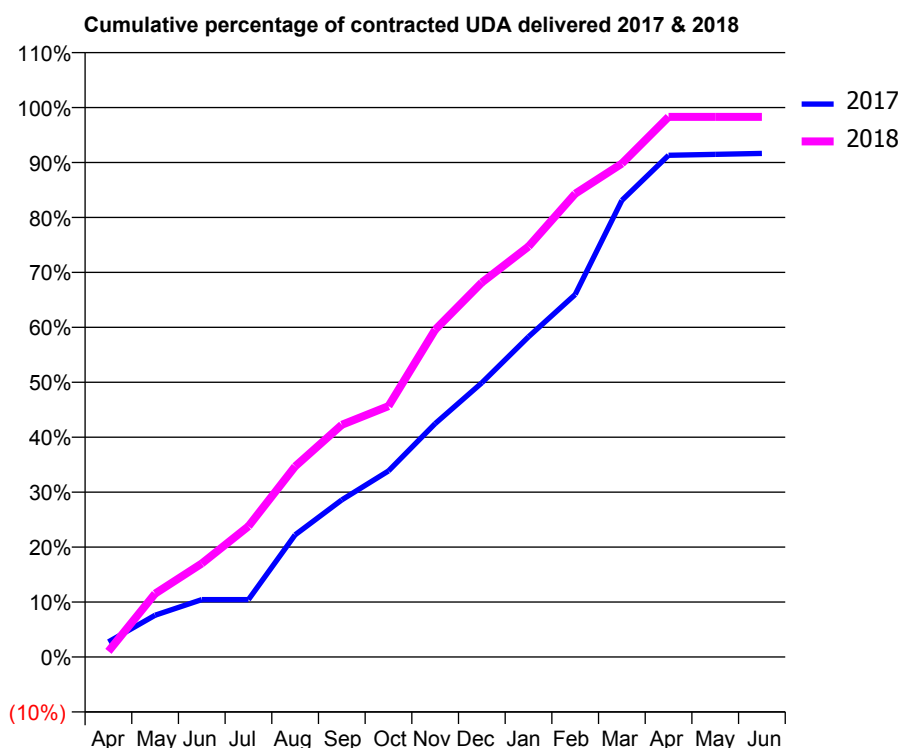
17/18 Contracted general activity (UDA)	1,862
Carry forward general activity (UDA)	0
17/18 Contracted orthodontic activity (UOA)	0
Carry forward orthodontic activity (UOA)	0
Baseline contract value	£42,563.23

### ACCESS\*

Patients seen in 24 months	Total	Change since previous quarter
Quarter ending March 2017	421	
Quarter ending June 2017	474	↑
Quarter ending September 2017	498	↑
Quarter ending December 2017	524	↑
Quarter ending March 2018	521	→
<b>Variance since March 2017</b>	<b>23.8%</b>	<b>↑</b>



### ACTIVITY



Month	Adjusted Scheduled Activity (UDA)	
	2017	2018
April	33	19
May	91	215
June	125	317
July	125	443
August	266	646
September	342	787
October	405	850
November	508	1,109
December	597	1,269
January	697	1,391
February	789	1,570
March	994	1,672
April	1,092	1,830
May	1,094	1,830
June	1,096	1,830

### QUALITY

	Quantity	Base Number	Contract	LHB	Wales
% of FP17s for the same patient ID Re-attending within 3 months - Children	202	1,024	19.7%	9.4%	10.9%
% of FP17s for the same patient ID Re-attending within 3 months - Adults	5	36	13.9%	14.5%	16.2%
% of FP17s for the same patient ID Re-attending between 3 & 9 months - Children	533	1,024	52.1%	54.9%	59.0%
% of FP17s for the same patient ID Re-attending between 3 & 9 months - Adults	21	36	58.3%	51.4%	54.9%
% of FP17s for Band 1 Urgent Courses	0	1,092	0.0%	9.4%	9.0%
% of FP17s Relating to Free Repair or Replacements	0	1,092	0.0%	0.8%	0.7%
% of FP17s Relating to Continuations	0	1,092	0.0%	0.7%	0.8%
% of Patients satisfied with the dentistry they have received	1	1	N/A	93.9%	92.0%
% of Patients satisfied with the time they had to wait for an appointment	1	1	N/A	90.1%	88.1%

\* This is based on patients treated on this contract for their most recent course of treatment. Figures in italics indicate the base number of FP17s or Patient Questionnaire responses are less than 100. N/A is shown where the base number of responses is less than 10 during the period. % is calculated as Quantity/Base number\*100



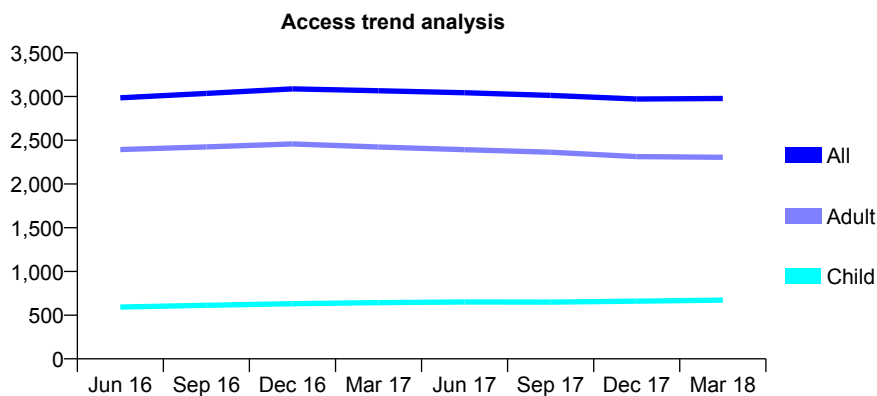
## 7A3 - Vital Signs At a Glance Contract Report for 746339/0001 - Year end March 2018

Name or company name	MISS CE MEEK
Contract type name	GDS Contract
Purpose of contract	General
Contract start date	01/04/2006
Contract end date	

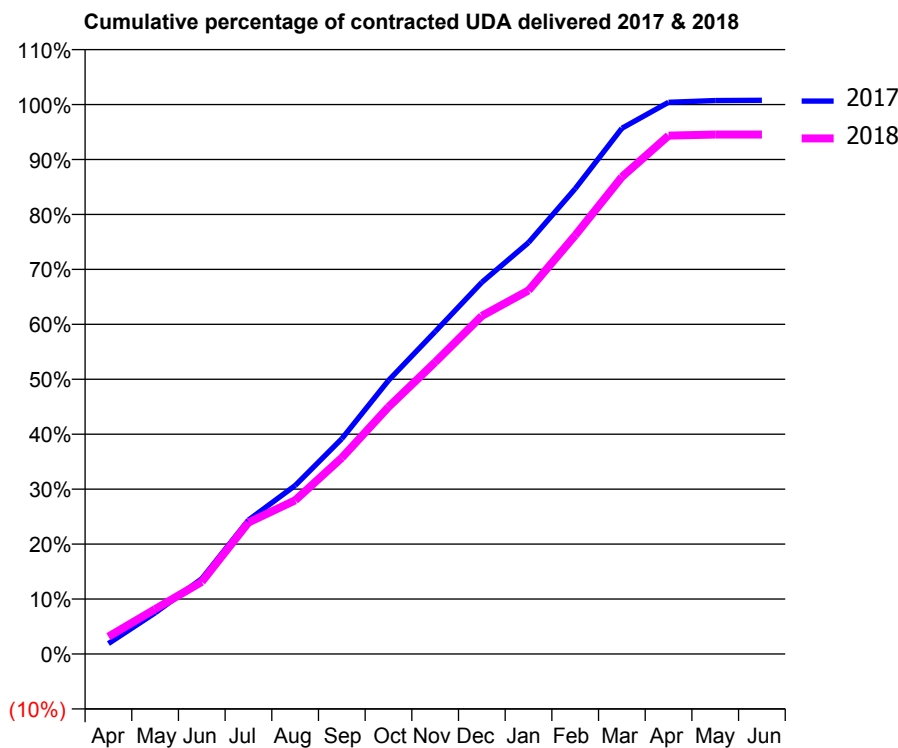
17/18 Contracted general activity (UDA)	7,583
Carry forward general activity (UDA)	0
17/18 Contracted orthodontic activity (UOA)	0
Carry forward orthodontic activity (UOA)	0
Baseline contract value	£193,559.96

### ACCESS\*

Patients seen in 24 months	Total	Change since previous quarter
Quarter ending March 2017	3,066	
Quarter ending June 2017	3,043	→
Quarter ending September 2017	3,012	↓
Quarter ending December 2017	2,972	↓
Quarter ending March 2018	2,977	→
<b>Variance since March 2017</b>	<b>(2.9%)</b>	<b>↓</b>



### ACTIVITY



Month	Adjusted Scheduled Activity (UDA)	
	2017	2018
April	144	239
May	568	619
June	1,038	997
July	1,848	1,816
August	2,326	2,121
September	2,971	2,708
October	3,775	3,410
November	4,449	4,028
December	5,129	4,666
January	5,678	5,018
February	6,421	5,777
March	7,255	6,583
April	7,614	7,153
May	7,638	7,168
June	7,642	7,168

### QUALITY

	Quantity	Base Number	Contract	LHB	Wales
% of FP17s for the same patient ID Re-attending within 3 months - Children	30	783	3.8%	9.4%	10.9%
% of FP17s for the same patient ID Re-attending within 3 months - Adults	305	2,596	11.7%	14.5%	16.2%
% of FP17s for the same patient ID Re-attending between 3 & 9 months - Children	328	783	41.9%	54.9%	59.0%
% of FP17s for the same patient ID Re-attending between 3 & 9 months - Adults	1,143	2,596	44.0%	51.4%	54.9%
% of FP17s for Band 1 Urgent Courses	227	3,511	6.5%	9.4%	9.0%
% of FP17s Relating to Free Repair or Replacements	17	3,511	0.5%	0.8%	0.7%
% of FP17s Relating to Continuations	36	3,511	1.0%	0.7%	0.8%
% of Patients satisfied with the dentistry they have received	13	14	92.9%	93.9%	92.0%
% of Patients satisfied with the time they had to wait for an appointment	13	14	92.9%	90.1%	88.1%

\* This is based on patients treated on this contract for their most recent course of treatment. Figures in italics indicate the base number of FP17s or Patient Questionnaire responses are less than 100. N/A is shown where the base number of responses is less than 10 during the period. % is calculated as Quantity/Base number\*100

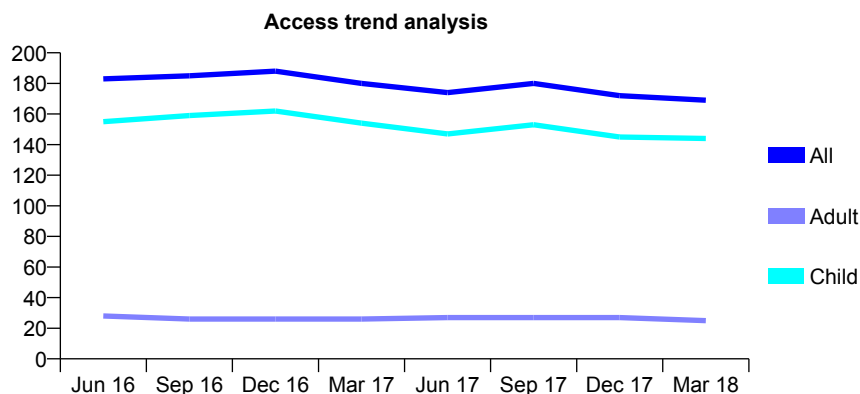
## 7A3 - Vital Signs At a Glance Contract Report for 760935/0001 - Year end March 2018

Name or company name	MISS RL GRONOW
Contract type name	GDS Contract
Purpose of contract	General
Contract start date	01/04/2006
Contract end date	

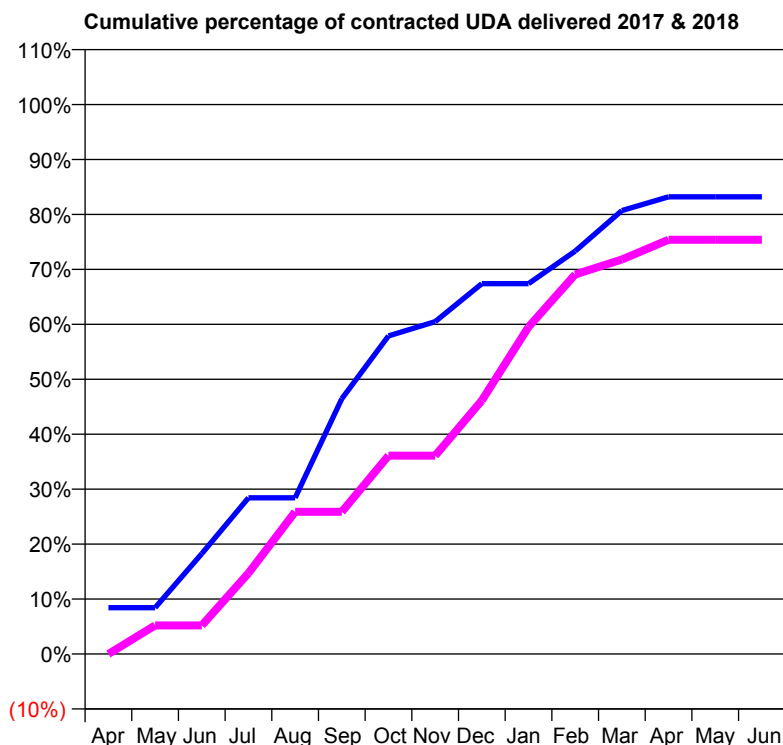
17/18 Contracted general activity (UDA)	368
Carry forward general activity (UDA)	0
17/18 Contracted orthodontic activity (UOA)	0
Carry forward orthodontic activity (UOA)	0
Baseline contract value	£9,668.00

### ACCESS\*

Patients seen in 24 months	Total	Change since previous quarter
Quarter ending March 2017	180	
Quarter ending June 2017	174	↓
Quarter ending September 2017	180	↑
Quarter ending December 2017	172	↓
Quarter ending March 2018	169	↓
<b>Variance since March 2017</b>	<b>(6.1%)</b>	<b>↓</b>



### ACTIVITY



Month	Adjusted Scheduled Activity (UDA)	
	2017	2018
April	31	0
May	31	19
June	67	19
July	105	54
August	105	95
September	171	95
October	213	133
November	223	133
December	248	170
January	248	219
February	270	254
March	297	264
April	306	277
May	306	277
June	306	277

### QUALITY

	Quantity	Base Number	Contract	LHB	Wales
% of FP17s for the same patient ID Re-attending within 3 months - Children	6	183	3.3%	9.4%	10.9%
% of FP17s for the same patient ID Re-attending within 3 months - Adults	0	13	0.0%	14.5%	16.2%
% of FP17s for the same patient ID Re-attending between 3 & 9 months - Children	75	183	41.0%	54.9%	59.0%
% of FP17s for the same patient ID Re-attending between 3 & 9 months - Adults	6	13	46.2%	51.4%	54.9%
% of FP17s for Band 1 Urgent Courses	7	200	3.5%	9.4%	9.0%
% of FP17s Relating to Free Repair or Replacements	0	200	0.0%	0.8%	0.7%
% of FP17s Relating to Continuations	1	200	0.5%	0.7%	0.8%
% of Patients satisfied with the dentistry they have received	0	0	N/A	93.9%	92.0%
% of Patients satisfied with the time they had to wait for an appointment	0	0	N/A	90.1%	88.1%

\* This is based on patients treated on this contract for their most recent course of treatment. Figures in italics indicate the base number of FP17s or Patient Questionnaire responses are less than 100. N/A is shown where the base number of responses is less than 10 during the period. % is calculated as Quantity/Base number\*100

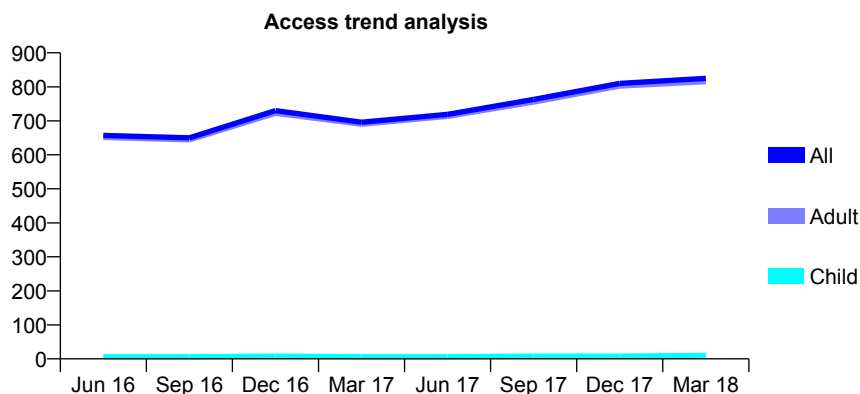
## 7A3 - Vital Signs At a Glance Contract Report for 766348/0002 - Year end March 2018

Name or company name	MISS R JONES
Contract type name	PDS Contract
Purpose of contract	General
Contract start date	01/04/2008
Contract end date	31/03/2020

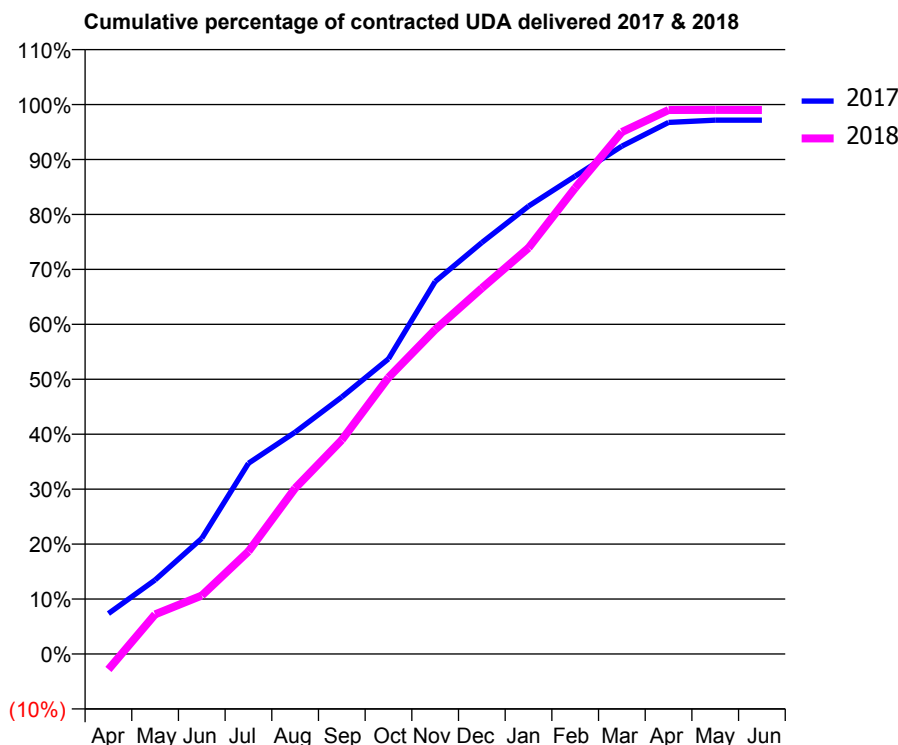
17/18 Contracted general activity (UDA)	2,854
Carry forward general activity (UDA)	81
17/18 Contracted orthodontic activity (UOA)	0
Carry forward orthodontic activity (UOA)	0
Baseline contract value	£164,581.61

### ACCESS\*

Patients seen in 24 months	Total	Change since previous quarter
Quarter ending March 2017	696	
Quarter ending June 2017	719	↑
Quarter ending September 2017	763	↑
Quarter ending December 2017	810	↑
Quarter ending March 2018	825	→
<b>Variance since March 2017</b>	<b>18.5%</b>	<b>↑</b>



### ACTIVITY



Month	Adjusted Scheduled Activity (UDA)	
	2017	2018
April	210	-81
May	385	206
June	601	304
July	991	533
August	1,152	861
September	1,335	1,112
October	1,533	1,436
November	1,935	1,685
December	2,137	1,900
January	2,326	2,109
February	2,482	2,421
March	2,638	2,711
April	2,761	2,825
May	2,773	2,826
June	2,773	2,825

### QUALITY

	Quantity	Base Number	Contract	LHB	Wales
% of FP17s for the same patient ID Re-attending within 3 months - Children	1	13	7.7%	9.4%	10.9%
% of FP17s for the same patient ID Re-attending within 3 months - Adults	45	1,023	4.4%	14.5%	16.2%
% of FP17s for the same patient ID Re-attending between 3 & 9 months - Children	0	13	0.0%	54.9%	59.0%
% of FP17s for the same patient ID Re-attending between 3 & 9 months - Adults	6	1,023	0.6%	51.4%	54.9%
% of FP17s for Band 1 Urgent Courses	1	1,028	0.1%	9.4%	9.0%
% of FP17s Relating to Free Repair or Replacements	0	1,028	0.0%	0.8%	0.7%
% of FP17s Relating to Continuations	0	1,028	0.0%	0.7%	0.8%
% of Patients satisfied with the dentistry they have received	2	3	N/A	93.9%	92.0%
% of Patients satisfied with the time they had to wait for an appointment	1	3	N/A	90.1%	88.1%

\* This is based on patients treated on this contract for their most recent course of treatment. Figures in italics indicate the base number of FP17s or Patient Questionnaire responses are less than 100. N/A is shown where the base number of responses is less than 10 during the period. % is calculated as Quantity/Base number\*100

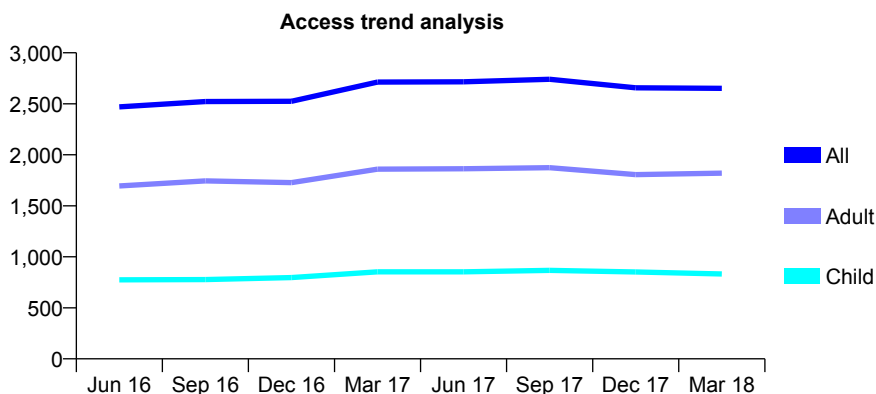
## 7A3 - Vital Signs At a Glance Contract Report for 780553/0001 - Year end March 2018

Name or company name	MR B JONES
Contract type name	GDS Contract
Purpose of contract	General
Contract start date	01/07/2012
Contract end date	

17/18 Contracted general activity (UDA)	7,220
Carry forward general activity (UDA)	0
17/18 Contracted orthodontic activity (UOA)	0
Carry forward orthodontic activity (UOA)	0
Baseline contract value	£176,133.52

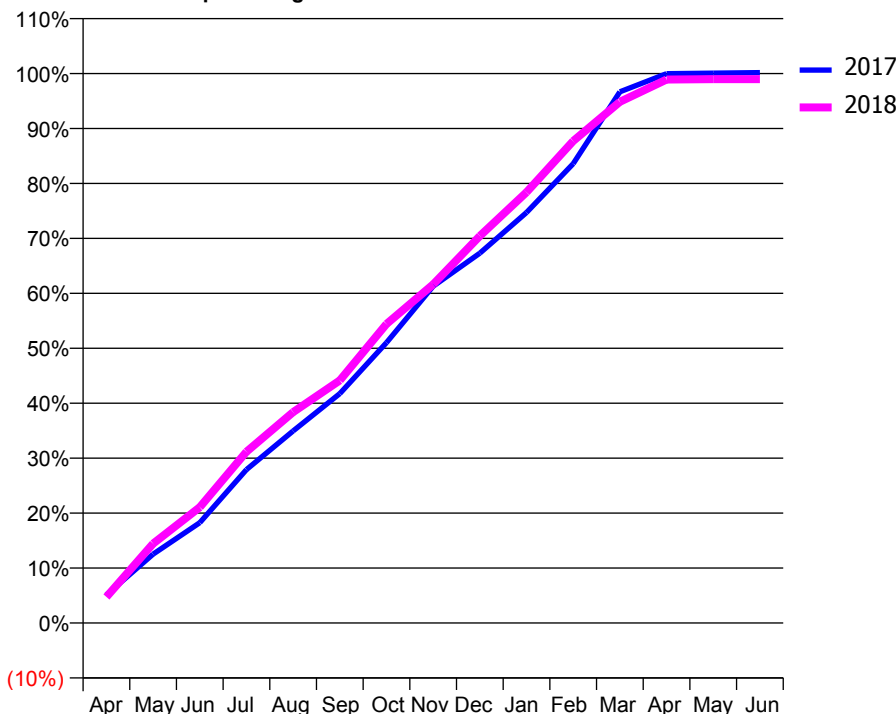
### ACCESS\*

Patients seen in 24 months	Total	Change since previous quarter
Quarter ending March 2017	2,713	
Quarter ending June 2017	2,716	→
Quarter ending September 2017	2,741	→
Quarter ending December 2017	2,657	↓
Quarter ending March 2018	2,652	→
<b>Variance since March 2017</b>	<b>(2.2%)</b>	<b>↓</b>



### ACTIVITY

Cumulative percentage of contracted UDA delivered 2017 & 2018



Month	Adjusted Scheduled Activity (UDA)	
	2017	2018
April	371	342
May	905	1,043
June	1,319	1,522
July	2,015	2,251
August	2,523	2,770
September	3,015	3,189
October	3,684	3,929
November	4,425	4,449
December	4,860	5,085
January	5,393	5,660
February	6,036	6,333
March	6,980	6,847
April	7,217	7,141
May	7,224	7,146
June	7,232	7,146

### QUALITY

	Quantity	Base Number	Contract	LHB	Wales
% of FP17s for the same patient ID Re-attending within 3 months - Children	50	1,225	4.1%	9.4%	10.9%
% of FP17s for the same patient ID Re-attending within 3 months - Adults	240	2,690	8.9%	14.5%	16.2%
% of FP17s for the same patient ID Re-attending between 3 & 9 months - Children	572	1,225	46.7%	54.9%	59.0%
% of FP17s for the same patient ID Re-attending between 3 & 9 months - Adults	1,304	2,690	48.5%	51.4%	54.9%
% of FP17s for Band 1 Urgent Courses	240	3,937	6.1%	9.4%	9.0%
% of FP17s Relating to Free Repair or Replacements	44	3,937	1.1%	0.8%	0.7%
% of FP17s Relating to Continuations	32	3,937	0.8%	0.7%	0.8%
% of Patients satisfied with the dentistry they have received	5	6	N/A	93.9%	92.0%
% of Patients satisfied with the time they had to wait for an appointment	6	6	N/A	90.1%	88.1%

\* This is based on patients treated on this contract for their most recent course of treatment. Figures in italics indicate the base number of FP17s or Patient Questionnaire responses are less than 100. N/A is shown where the base number of responses is less than 10 during the period. % is calculated as Quantity/Base number\*100

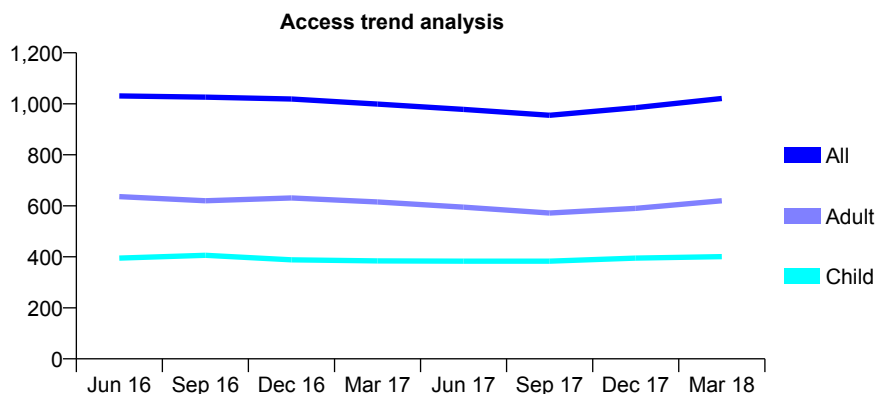
## 7A3 - Vital Signs At a Glance Contract Report for 792365/0001 - Year end March 2018

Name or company name	MR JA RICE
Contract type name	GDS Contract
Purpose of contract	General
Contract start date	01/10/2011
Contract end date	

17/18 Contracted general activity (UDA)	2,724
Carry forward general activity (UDA)	-29
17/18 Contracted orthodontic activity (UOA)	0
Carry forward orthodontic activity (UOA)	0
Baseline contract value	£61,850.89

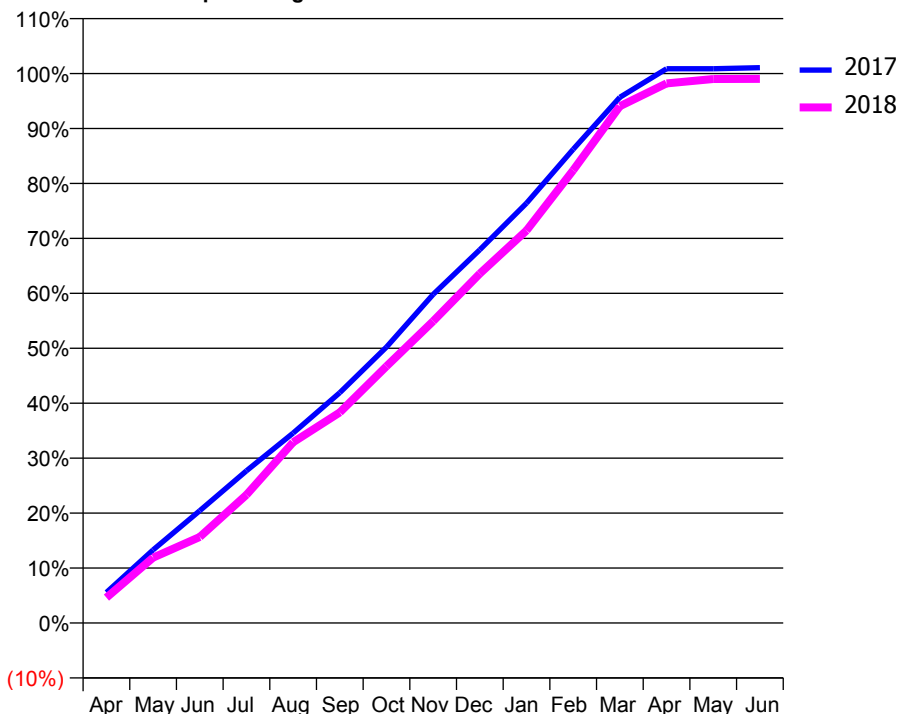
### ACCESS\*

Patients seen in 24 months	Total	Change since previous quarter
Quarter ending March 2017	999	
Quarter ending June 2017	978	↓
Quarter ending September 2017	955	↓
Quarter ending December 2017	985	↑
Quarter ending March 2018	1,021	↑
<b>Variance since March 2017</b>	2.2%	↑



### ACTIVITY

Cumulative percentage of contracted UDA delivered 2017 & 2018



Month	Adjusted Scheduled Activity (UDA)	
	2017	2018
April	152	126
May	363	324
June	557	427
July	755	635
August	942	896
September	1,142	1,044
October	1,368	1,273
November	1,629	1,496
December	1,850	1,732
January	2,081	1,946
February	2,348	2,245
March	2,606	2,562
April	2,748	2,675
May	2,748	2,697
June	2,753	2,698

### QUALITY

	Quantity	Base Number	Contract	LHB	Wales
% of FP17s for the same patient ID Re-attending within 3 months - Children	23	578	4.0%	9.4%	10.9%
% of FP17s for the same patient ID Re-attending within 3 months - Adults	115	817	14.1%	14.5%	16.2%
% of FP17s for the same patient ID Re-attending between 3 & 9 months - Children	323	578	55.9%	54.9%	59.0%
% of FP17s for the same patient ID Re-attending between 3 & 9 months - Adults	369	817	45.2%	51.4%	54.9%
% of FP17s for Band 1 Urgent Courses	123	1,394	8.8%	9.4%	9.0%
% of FP17s Relating to Free Repair or Replacements	0	1,394	0.0%	0.8%	0.7%
% of FP17s Relating to Continuations	8	1,394	0.6%	0.7%	0.8%
% of Patients satisfied with the dentistry they have received	1	1	N/A	93.9%	92.0%
% of Patients satisfied with the time they had to wait for an appointment	1	1	N/A	90.1%	88.1%

\* This is based on patients treated on this contract for their most recent course of treatment. Figures in italics indicate the base number of FP17s or Patient Questionnaire responses are less than 100. N/A is shown where the base number of responses is less than 10 during the period. % is calculated as Quantity/Base number\*100

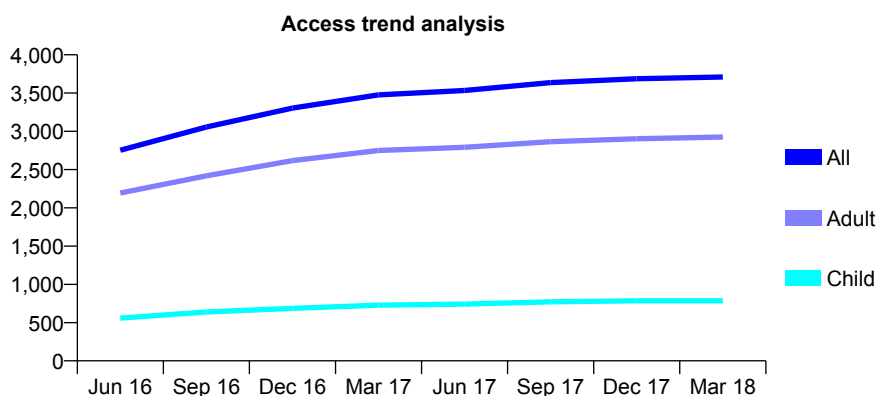
## 7A3 - Vital Signs At a Glance Contract Report for 810002/0001 - Year end March 2018

Name or company name	MR DJ FLEMING
Contract type name	GDS Contract
Purpose of contract	General
Contract start date	01/04/2006
Contract end date	

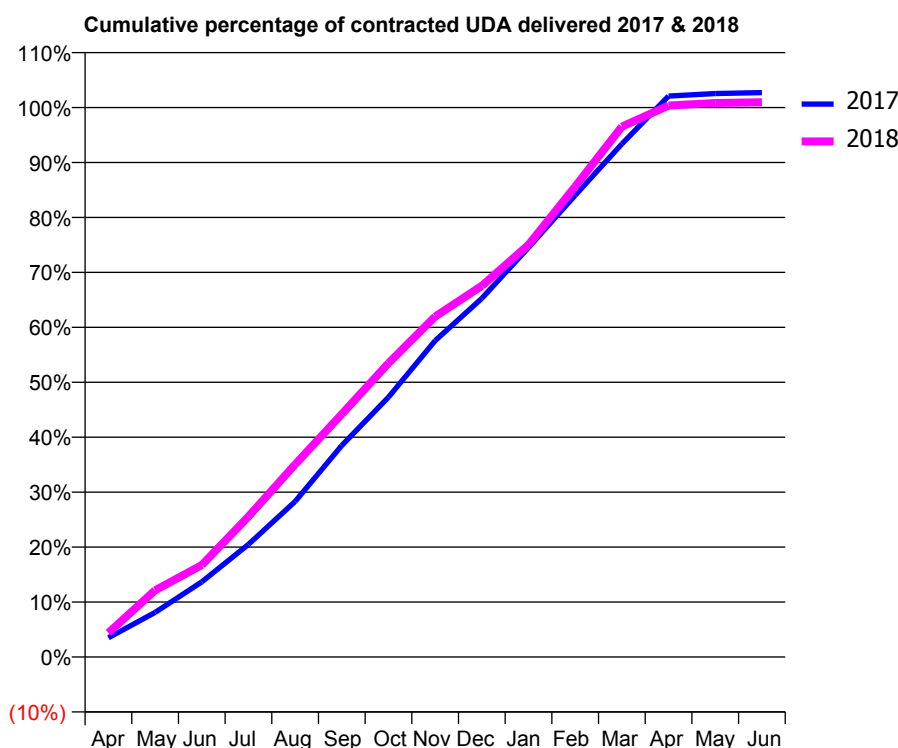
17/18 Contracted general activity (UDA)	12,581
Carry forward general activity (UDA)	0
17/18 Contracted orthodontic activity (UOA)	0
Carry forward orthodontic activity (UOA)	0
Baseline contract value	£298,195.64

### ACCESS\*

Patients seen in 24 months	Total	Change since previous quarter
Quarter ending March 2017	3,477	
Quarter ending June 2017	3,533	→
Quarter ending September 2017	3,636	↑
Quarter ending December 2017	3,688	→
Quarter ending March 2018	3,710	→
<b>Variance since March 2017</b>	<b>6.7%</b>	<b>↑</b>



### ACTIVITY



Month	Adjusted Scheduled Activity (UDA)	
	2017	2018
April	413	553
May	952	1,527
June	1,607	2,104
July	2,406	3,218
August	3,325	4,409
September	4,520	5,560
October	5,552	6,727
November	6,760	7,796
December	7,666	8,499
January	8,751	9,437
February	9,868	10,771
March	10,963	12,142
April	11,988	12,625
May	12,042	12,683
June	12,063	12,703

### QUALITY

	Quantity	Base Number	Contract	LHB	Wales
% of FP17s for the same patient ID Re-attending within 3 months - Children	88	1,304	6.7%	9.4%	10.9%
% of FP17s for the same patient ID Re-attending within 3 months - Adults	770	4,703	16.4%	14.5%	16.2%
% of FP17s for the same patient ID Re-attending between 3 & 9 months - Children	740	1,304	56.7%	54.9%	59.0%
% of FP17s for the same patient ID Re-attending between 3 & 9 months - Adults	2,403	4,703	51.1%	51.4%	54.9%
% of FP17s for Band 1 Urgent Courses	728	5,818	12.5%	9.4%	9.0%
% of FP17s Relating to Free Repair or Replacements	52	5,818	0.9%	0.8%	0.7%
% of FP17s Relating to Continuations	21	5,818	0.4%	0.7%	0.8%
% of Patients satisfied with the dentistry they have received	7	7	N/A	93.9%	92.0%
% of Patients satisfied with the time they had to wait for an appointment	7	7	N/A	90.1%	88.1%

\* This is based on patients treated on this contract for their most recent course of treatment. Figures in italics indicate the base number of FP17s or Patient Questionnaire responses are less than 100. N/A is shown where the base number of responses is less than 10 during the period. % is calculated as Quantity/Base number\*100

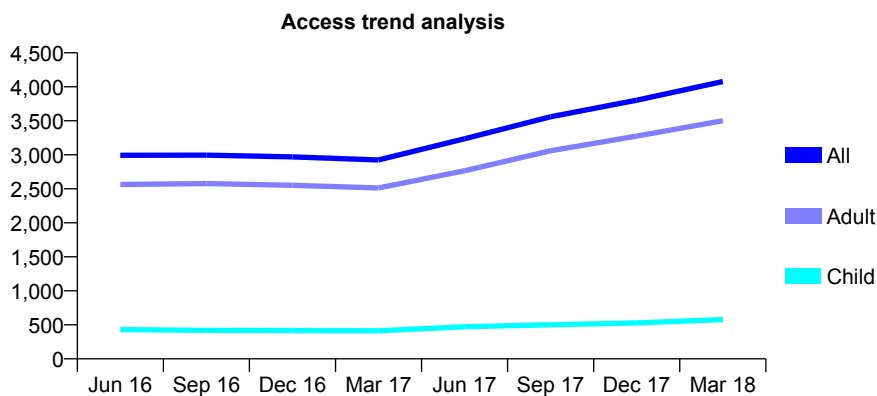
## 7A3 - Vital Signs At a Glance Contract Report for 810029/0001 - Year end March 2018

Name or company name	Dr N Patel, Dr J Rai and Dr N Kernahan
Contract type name	GDS Contract
Purpose of contract	General
Contract start date	01/04/2006
Contract end date	

17/18 Contracted general activity (UDA)	10,284
Carry forward general activity (UDA)	0
17/18 Contracted orthodontic activity (UOA)	0
Carry forward orthodontic activity (UOA)	0
Baseline contract value	£255,037.96

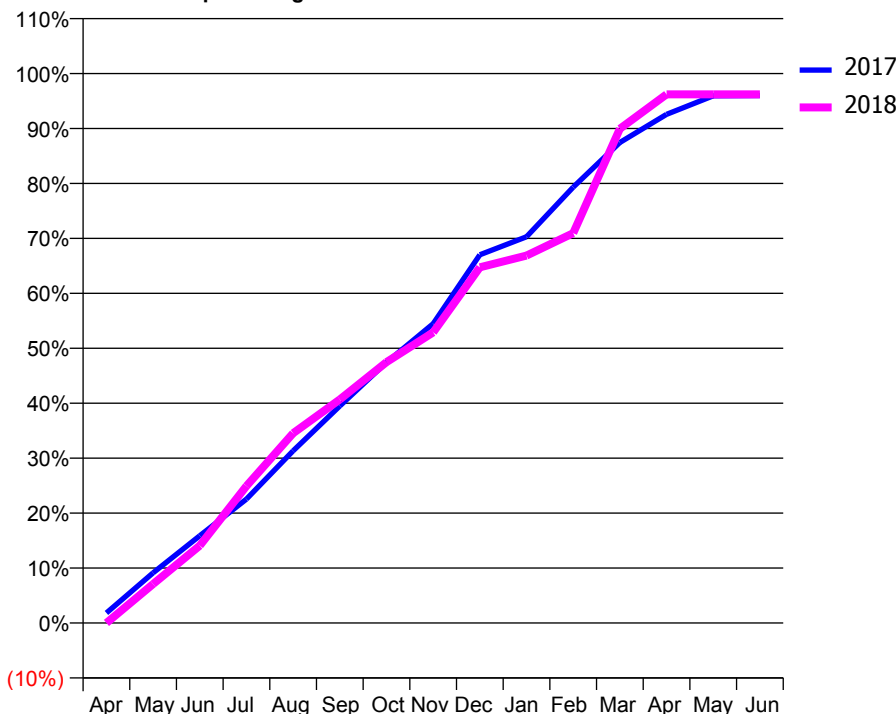
### ACCESS\*

Patients seen in 24 months	Total	Change since previous quarter
Quarter ending March 2017	2,925	
Quarter ending June 2017	3,236	↑
Quarter ending September 2017	3,560	↑
Quarter ending December 2017	3,803	↑
Quarter ending March 2018	4,077	↑
<b>Variance since March 2017</b>	<b>39.4%</b>	<b>↑</b>



### ACTIVITY

Cumulative percentage of contracted UDA delivered 2017 & 2018



Month	Adjusted Scheduled Activity (UDA)	
	2017	2018
April	136	0
May	682	730
June	1,186	1,450
July	1,685	2,563
August	2,342	3,553
September	2,950	4,183
October	3,544	4,882
November	4,069	5,440
December	5,006	6,657
January	5,251	6,877
February	5,924	7,296
March	6,533	9,250
April	6,914	9,894
May	7,166	9,894
June	7,170	9,894

### QUALITY

	Quantity	Base Number	Contract	LHB	Wales
% of FP17s for the same patient ID Re-attending within 3 months - Children	22	809	2.7%	9.4%	10.9%
% of FP17s for the same patient ID Re-attending within 3 months - Adults	418	4,912	8.5%	14.5%	16.2%
% of FP17s for the same patient ID Re-attending between 3 & 9 months - Children	310	809	38.3%	54.9%	59.0%
% of FP17s for the same patient ID Re-attending between 3 & 9 months - Adults	2,326	4,912	47.4%	51.4%	54.9%
% of FP17s for Band 1 Urgent Courses	270	5,684	4.8%	9.4%	9.0%
% of FP17s Relating to Free Repair or Replacements	21	5,684	0.4%	0.8%	0.7%
% of FP17s Relating to Continuations	29	5,684	0.5%	0.7%	0.8%
% of Patients satisfied with the dentistry they have received	31	32	96.9%	93.9%	92.0%
% of Patients satisfied with the time they had to wait for an appointment	29	32	90.6%	90.1%	88.1%

\* This is based on patients treated on this contract for their most recent course of treatment. Figures in italics indicate the base number of FP17s or Patient Questionnaire responses are less than 100. N/A is shown where the base number of responses is less than 10 during the period. % is calculated as Quantity/Base number\*100



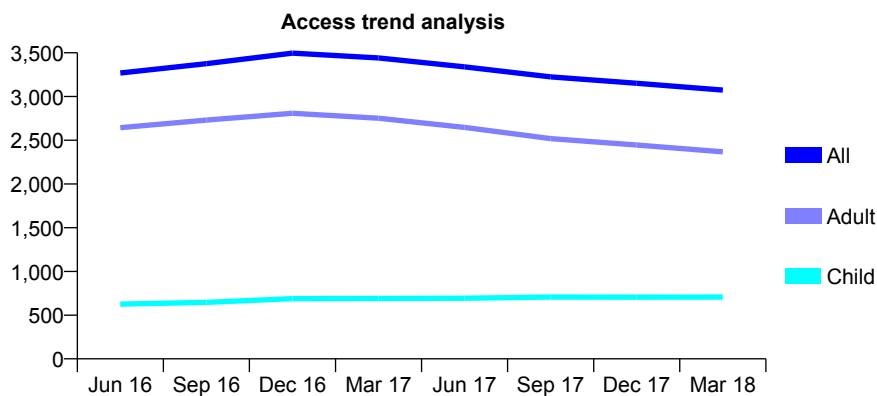
## 7A3 - Vital Signs At a Glance Contract Report for 812129/0001 - Year end March 2018

Name or company name	MR SD JENKINS
Contract type name	GDS Contract
Purpose of contract	General
Contract start date	01/04/2006
Contract end date	

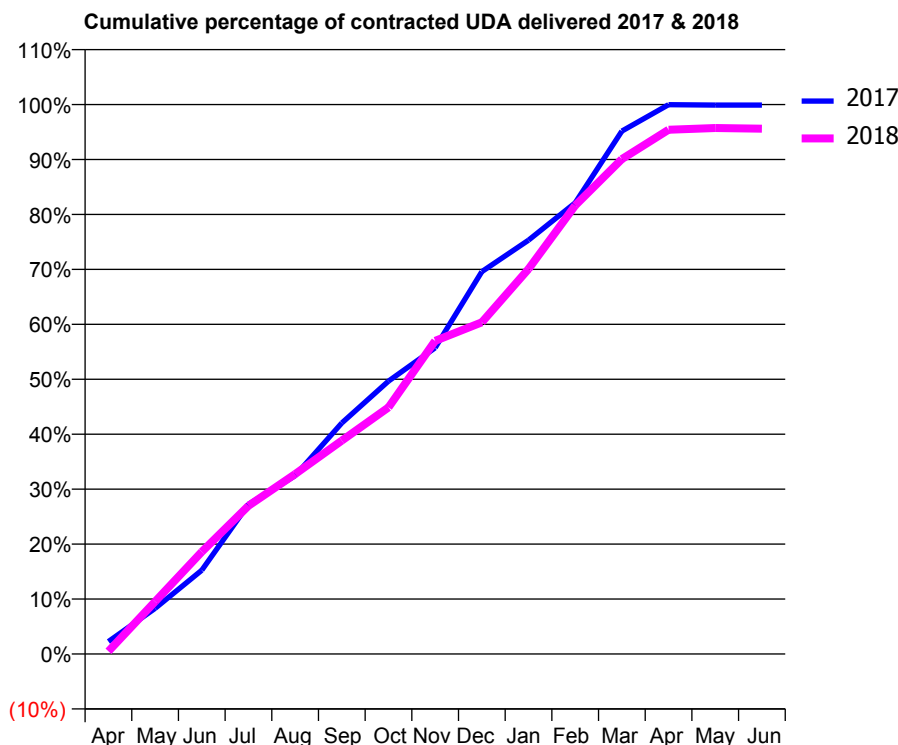
17/18 Contracted general activity (UDA)	14,511
Carry forward general activity (UDA)	14
17/18 Contracted orthodontic activity (UOA)	0
Carry forward orthodontic activity (UOA)	0
Baseline contract value	£348,503.33

### ACCESS\*

Patients seen in 24 months	Total	Change since previous quarter
Quarter ending March 2017	3,442	
Quarter ending June 2017	3,339	↓
Quarter ending September 2017	3,225	↓
Quarter ending December 2017	3,152	↓
Quarter ending March 2018	3,074	↓
<b>Variance since March 2017</b>	<b>(10.7%)</b>	<b>↓</b>



### ACTIVITY



Month	Adjusted Scheduled Activity (UDA)	
	2017	2018
April	329	71
May	1,206	1,387
June	2,213	2,701
July	3,953	3,914
August	4,710	4,751
September	6,100	5,635
October	7,205	6,514
November	8,086	8,271
December	10,096	8,759
January	10,929	10,167
February	11,913	11,843
March	13,810	13,068
April	14,507	13,845
May	14,495	13,891
June	14,497	13,873

### QUALITY

	Quantity	Base Number	Contract	LHB	Wales
% of FP17s for the same patient ID Re-attending within 3 months - Children	68	1,054	6.5%	9.4%	10.9%
% of FP17s for the same patient ID Re-attending within 3 months - Adults	550	3,622	15.2%	14.5%	16.2%
% of FP17s for the same patient ID Re-attending between 3 & 9 months - Children	624	1,054	59.2%	54.9%	59.0%
% of FP17s for the same patient ID Re-attending between 3 & 9 months - Adults	2,103	3,622	58.1%	51.4%	54.9%
% of FP17s for Band 1 Urgent Courses	203	4,710	4.3%	9.4%	9.0%
% of FP17s Relating to Free Repair or Replacements	49	4,710	1.0%	0.8%	0.7%
% of FP17s Relating to Continuations	78	4,710	1.7%	0.7%	0.8%
% of Patients satisfied with the dentistry they have received	10	10	100.0%	93.9%	92.0%
% of Patients satisfied with the time they had to wait for an appointment	10	10	100.0%	90.1%	88.1%

\* This is based on patients treated on this contract for their most recent course of treatment. Figures in italics indicate the base number of FP17s or Patient Questionnaire responses are less than 100. N/A is shown where the base number of responses is less than 10 during the period. % is calculated as Quantity/Base number\*100

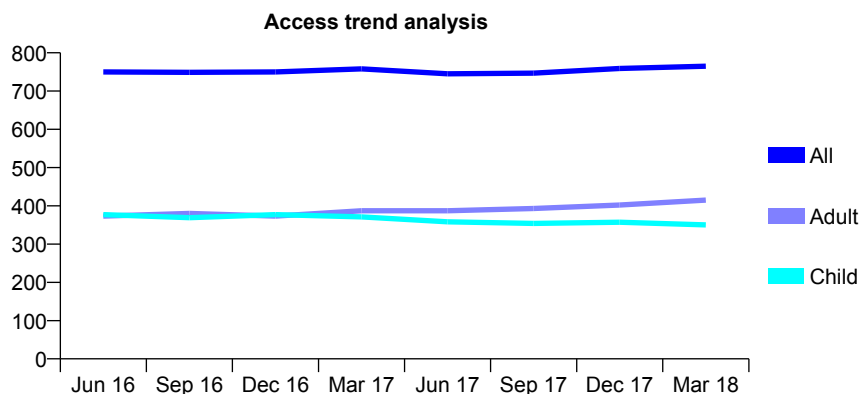
## 7A3 - Vital Signs At a Glance Contract Report for 913642/0001 - Year end March 2018

Name or company name	MR DB RODERICK
Contract type name	GDS Contract
Purpose of contract	General
Contract start date	01/04/2006
Contract end date	

17/18 Contracted general activity (UDA)	2,204
Carry forward general activity (UDA)	6
17/18 Contracted orthodontic activity (UOA)	0
Carry forward orthodontic activity (UOA)	0
Baseline contract value	£69,650.35

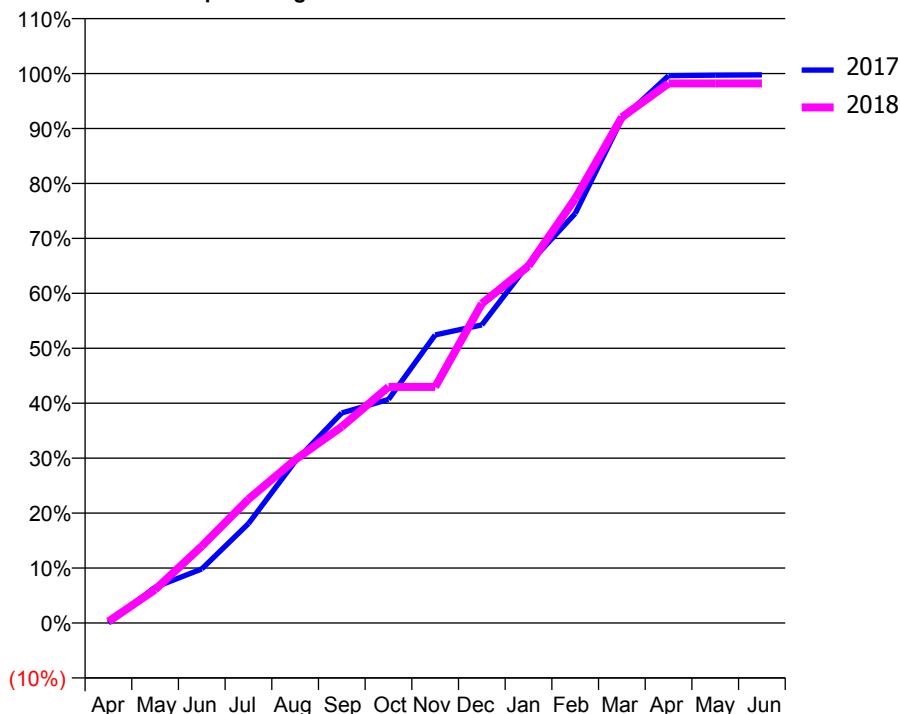
### ACCESS\*

Patients seen in 24 months	Total	Change since previous quarter
Quarter ending March 2017	758	
Quarter ending June 2017	745	↓
Quarter ending September 2017	747	→
Quarter ending December 2017	759	→
Quarter ending March 2018	765	→
<b>Variance since March 2017</b>	<b>0.9%</b>	<b>→</b>



### ACTIVITY

Cumulative percentage of contracted UDA delivered 2017 & 2018



Adjusted Scheduled Activity (UDA)

Month	2017	2018
April	0	6
May	144	134
June	217	308
July	399	497
August	648	655
September	842	787
October	897	947
November	1,155	947
December	1,196	1,281
January	1,440	1,432
February	1,642	1,702
March	2,022	2,029
April	2,195	2,164
May	2,197	2,164
June	2,198	2,164

### QUALITY

	Quantity	Base Number	Contract	LHB	Wales
% of FP17s for the same patient ID Re-attending within 3 months - Children	41	531	7.7%	9.4%	10.9%
% of FP17s for the same patient ID Re-attending within 3 months - Adults	40	454	8.8%	14.5%	16.2%
% of FP17s for the same patient ID Re-attending between 3 & 9 months - Children	308	531	58.0%	54.9%	59.0%
% of FP17s for the same patient ID Re-attending between 3 & 9 months - Adults	224	454	49.3%	51.4%	54.9%
% of FP17s for Band 1 Urgent Courses	41	978	4.2%	9.4%	9.0%
% of FP17s Relating to Free Repair or Replacements	0	978	0.0%	0.8%	0.7%
% of FP17s Relating to Continuations	0	978	0.0%	0.7%	0.8%
% of Patients satisfied with the dentistry they have received	0	0	N/A	93.9%	92.0%
% of Patients satisfied with the time they had to wait for an appointment	0	0	N/A	90.1%	88.1%

\* This is based on patients treated on this contract for their most recent course of treatment. Figures in italics indicate the base number of FP17s or Patient Questionnaire responses are less than 100. N/A is shown where the base number of responses is less than 10 during the period. % is calculated as Quantity/Base number\*100

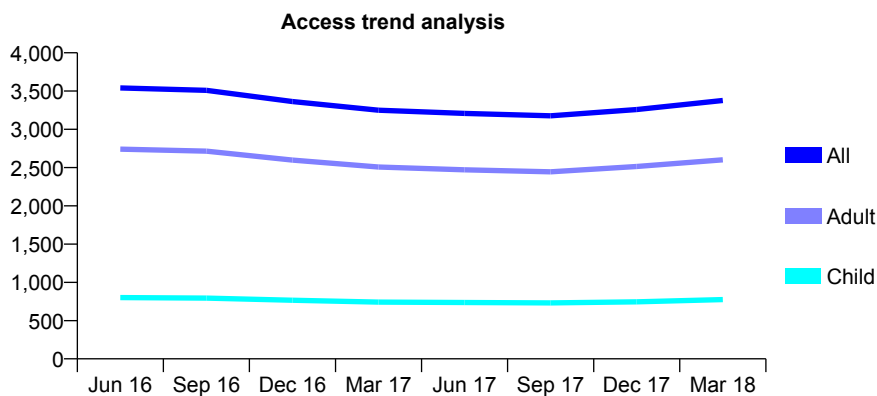
## 7A3 - Vital Signs At a Glance Contract Report for 949825/0001 - Year end March 2018

Name or company name	MR DJ WILLIAMS
Contract type name	GDS Contract
Purpose of contract	General
Contract start date	01/09/2008
Contract end date	

17/18 Contracted general activity (UDA)	9,500
Carry forward general activity (UDA)	0
17/18 Contracted orthodontic activity (UOA)	0
Carry forward orthodontic activity (UOA)	0
Baseline contract value	£227,082.22

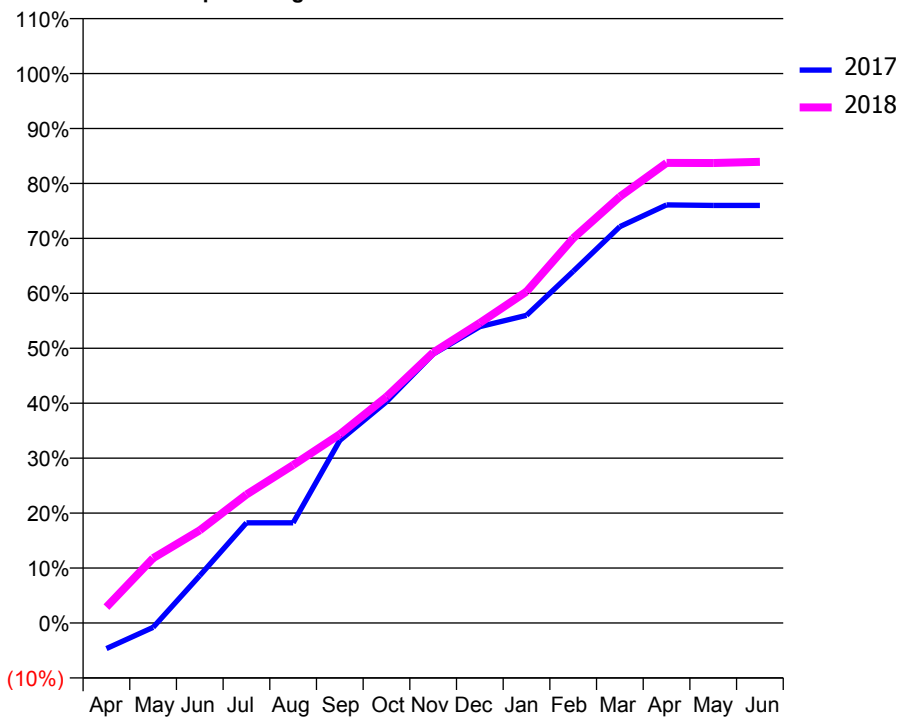
### ACCESS\*

Patients seen in 24 months	Total	Change since previous quarter
Quarter ending March 2017	3,249	
Quarter ending June 2017	3,208	↓
Quarter ending September 2017	3,176	→
Quarter ending December 2017	3,259	↑
Quarter ending March 2018	3,377	↑
<b>Variance since March 2017</b>	<b>3.9%</b>	<b>↑</b>



### ACTIVITY

Cumulative percentage of contracted UDA delivered 2017 & 2018



Month	Adjusted Scheduled Activity (UDA)	
	2017	2018
April	-559	275
May	-97	1,121
June	1,030	1,604
July	2,178	2,220
August	2,178	2,731
September	3,969	3,263
October	4,810	3,910
November	5,844	4,677
December	6,441	5,188
January	6,686	5,731
February	7,642	6,653
March	8,612	7,371
April	9,085	7,954
May	9,073	7,951
June	9,073	7,972

### QUALITY

	Quantity	Base Number	Contract	LHB	Wales
% of FP17s for the same patient ID Re-attending within 3 months - Children	51	1,077	4.7%	9.4%	10.9%
% of FP17s for the same patient ID Re-attending within 3 months - Adults	328	2,824	11.6%	14.5%	16.2%
% of FP17s for the same patient ID Re-attending between 3 & 9 months - Children	642	1,077	59.6%	54.9%	59.0%
% of FP17s for the same patient ID Re-attending between 3 & 9 months - Adults	1,524	2,824	54.0%	51.4%	54.9%
% of FP17s for Band 1 Urgent Courses	237	3,906	6.1%	9.4%	9.0%
% of FP17s Relating to Free Repair or Replacements	46	3,906	1.2%	0.8%	0.7%
% of FP17s Relating to Continuations	25	3,906	0.6%	0.7%	0.8%
% of Patients satisfied with the dentistry they have received	7	10	70.0%	93.9%	92.0%
% of Patients satisfied with the time they had to wait for an appointment	7	10	70.0%	90.1%	88.1%

\* This is based on patients treated on this contract for their most recent course of treatment. Figures in italics indicate the base number of FP17s or Patient Questionnaire responses are less than 100. N/A is shown where the base number of responses is less than 10 during the period. % is calculated as Quantity/Base number\*100

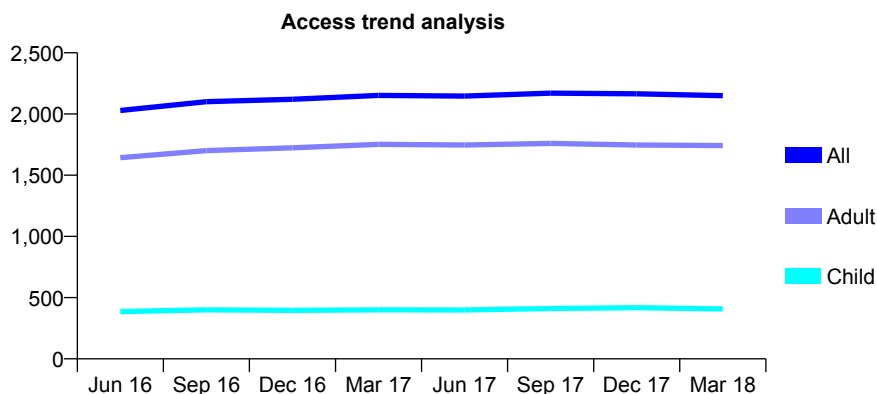
## 7A3 - Vital Signs At a Glance Contract Report for 999172/0001 - Year end March 2018

Name or company name	MR B AARON
Contract type name	GDS Contract
Purpose of contract	General
Contract start date	01/04/2006
Contract end date	

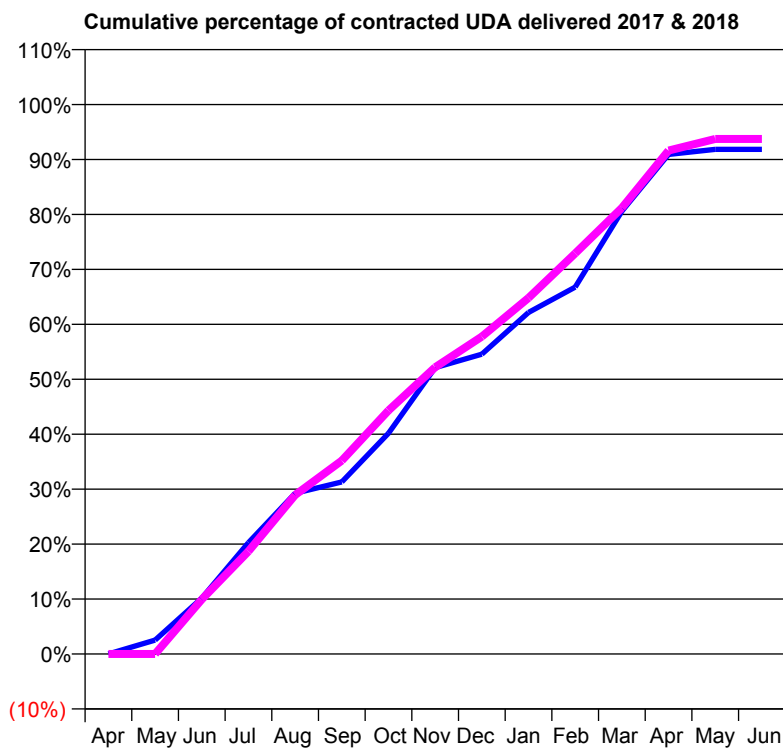
17/18 Contracted general activity (UDA)	5,750
Carry forward general activity (UDA)	0
17/18 Contracted orthodontic activity (UOA)	0
Carry forward orthodontic activity (UOA)	0
Baseline contract value	£141,445.40

### ACCESS\*

Patients seen in 24 months	Total	Change since previous quarter
Quarter ending March 2017	2,152	
Quarter ending June 2017	2,146	→
Quarter ending September 2017	2,171	→
Quarter ending December 2017	2,165	→
Quarter ending March 2018	2,150	→
<b>Variance since March 2017</b>	<b>(0.1%)</b>	→



### ACTIVITY



Month	Adjusted Scheduled Activity (UDA)	
	2017	2018
April	0	0
May	146	0
June	585	571
July	1,166	1,075
August	1,682	1,664
September	1,800	2,024
October	2,310	2,548
November	2,996	3,000
December	3,137	3,322
January	3,574	3,726
February	3,839	4,192
March	4,633	4,669
April	5,228	5,268
May	5,281	5,389
June	5,281	5,389

### QUALITY

	Quantity	Base Number	Contract	LHB	Wales
% of FP17s for the same patient ID Re-attending within 3 months - Children	14	582	2.4%	9.4%	10.9%
% of FP17s for the same patient ID Re-attending within 3 months - Adults	54	2,168	2.5%	14.5%	16.2%
% of FP17s for the same patient ID Re-attending between 3 & 9 months - Children	343	582	58.9%	54.9%	59.0%
% of FP17s for the same patient ID Re-attending between 3 & 9 months - Adults	1,240	2,168	57.2%	51.4%	54.9%
% of FP17s for Band 1 Urgent Courses	44	2,779	1.6%	9.4%	9.0%
% of FP17s Relating to Free Repair or Replacements	16	2,779	0.6%	0.8%	0.7%
% of FP17s Relating to Continuations	0	2,779	0.0%	0.7%	0.8%
% of Patients satisfied with the dentistry they have received	6	8	N/A	93.9%	92.0%
% of Patients satisfied with the time they had to wait for an appointment	6	8	N/A	90.1%	88.1%

\* This is based on patients treated on this contract for their most recent course of treatment. Figures in italics indicate the base number of FP17s or Patient Questionnaire responses are less than 100. N/A is shown where the base number of responses is less than 10 during the period. % is calculated as Quantity/Base number\*100

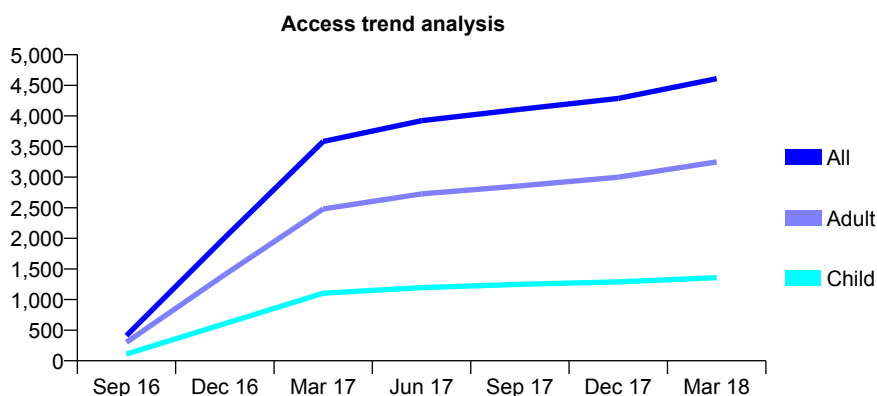
## 7A4 - Vital Signs At a Glance Contract Report for 100209/0000 - Year end March 2018

Name or company name	E M Roberts & K E Palmer
Contract type name	GDS Contract
Purpose of contract	General
Contract start date	01/09/2016
Contract end date	

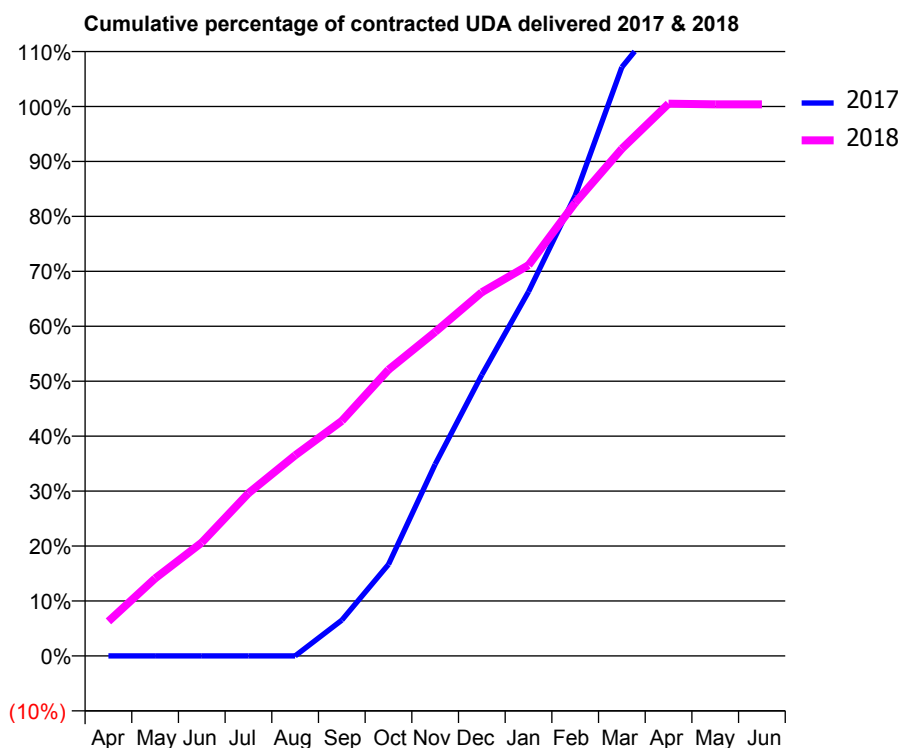
17/18 Contracted general activity (UDA)	14,320
Carry forward general activity (UDA)	-670
17/18 Contracted orthodontic activity (UOA)	0
Carry forward orthodontic activity (UOA)	0
Baseline contract value	£337,594.70

### ACCESS\*

Patients seen in 24 months	Total	Change since previous quarter
Quarter ending March 2017	3,583	
Quarter ending June 2017	3,922	↑
Quarter ending September 2017	4,107	↑
Quarter ending December 2017	4,287	↑
Quarter ending March 2018	4,608	↑
<b>Variance since March 2017</b>	<b>28.6%</b>	<b>↑</b>



### ACTIVITY



Month	Adjusted Scheduled Activity (UDA)	
	2017	2018
April	0	903
May	0	2,022
June	0	2,955
July	0	4,240
August	0	5,228
September	495	6,125
October	1,268	7,459
November	2,654	8,443
December	3,892	9,476
January	5,043	10,182
February	6,375	11,810
March	8,153	13,218
April	8,940	14,391
May	8,932	14,373
June	8,947	14,373

### QUALITY

	Quantity	Base Number	Contract	LHB	Wales
% of FP17s for the same patient ID Re-attending within 3 months - Children	109	2,101	5.2%	8.6%	10.9%
% of FP17s for the same patient ID Re-attending within 3 months - Adults	690	5,015	13.8%	15.6%	16.2%
% of FP17s for the same patient ID Re-attending between 3 & 9 months - Children	1,375	2,101	65.4%	57.0%	59.0%
% of FP17s for the same patient ID Re-attending between 3 & 9 months - Adults	3,125	5,015	62.3%	54.6%	54.9%
% of FP17s for Band 1 Urgent Courses	372	7,248	5.1%	9.2%	9.0%
% of FP17s Relating to Free Repair or Replacements	76	7,248	1.0%	0.7%	0.7%
% of FP17s Relating to Continuations	23	7,248	0.3%	0.9%	0.8%
% of Patients satisfied with the dentistry they have received	16	17	94.1%	91.2%	92.0%
% of Patients satisfied with the time they had to wait for an appointment	15	17	88.2%	86.3%	88.1%

\* This is based on patients treated on this contract for their most recent course of treatment. Figures in italics indicate the base number of FP17s or Patient Questionnaire responses are less than 100. N/A is shown where the base number of responses is less than 10 during the period. % is calculated as Quantity/Base number\*100

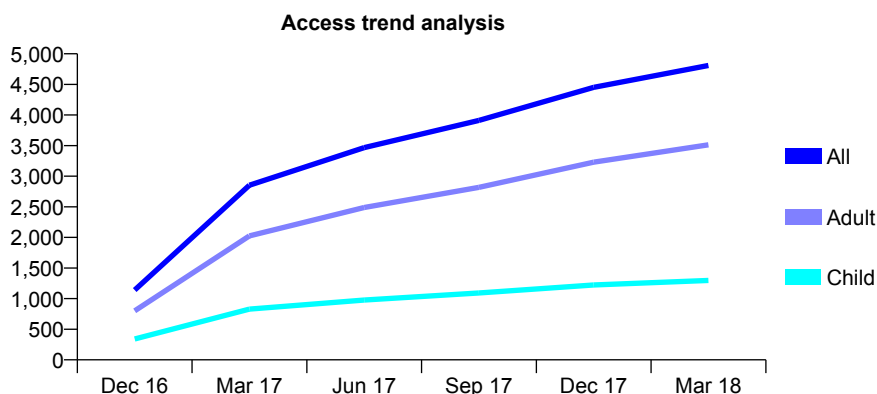
## 7A4 - Vital Signs At a Glance Contract Report for 100224/0000 - Year end March 2018

Name or company name	Gwena Ltd
Contract type name	GDS Contract
Purpose of contract	General
Contract start date	01/11/2016
Contract end date	

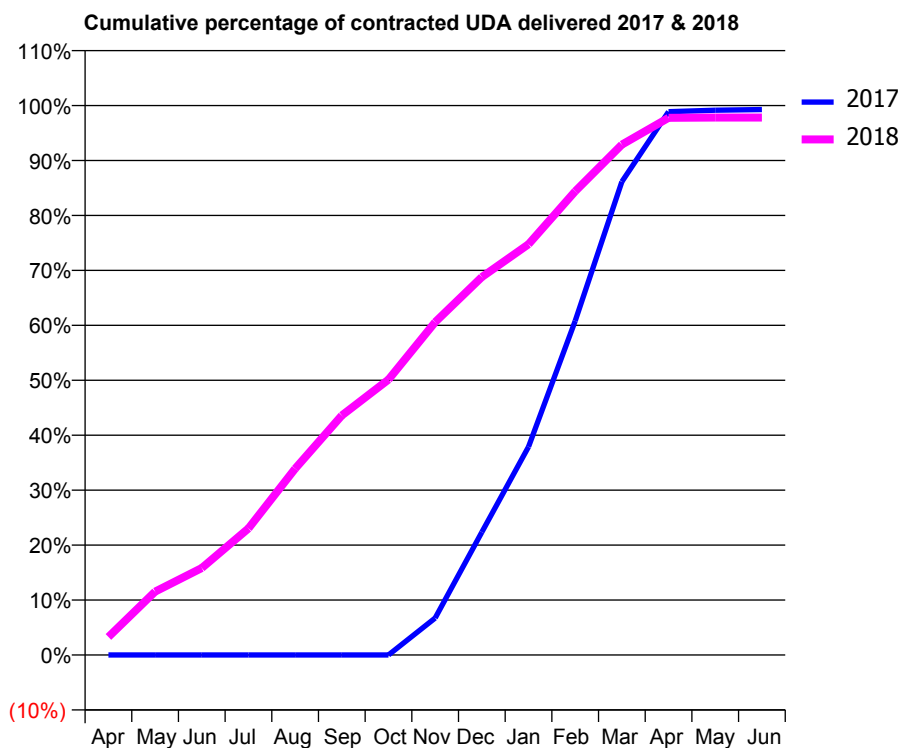
17/18 Contracted general activity (UDA)	16,962
Carry forward general activity (UDA)	51
17/18 Contracted orthodontic activity (UOA)	0
Carry forward orthodontic activity (UOA)	0
Baseline contract value	£425,329.73

### ACCESS\*

Patients seen in 24 months	Total	Change since previous quarter
Quarter ending March 2017	2,854	
Quarter ending June 2017	3,468	↑
Quarter ending September 2017	3,911	↑
Quarter ending December 2017	4,453	↑
Quarter ending March 2018	4,809	↑
<b>Variance since March 2017</b>	<b>68.5%</b>	<b>↑</b>



### ACTIVITY



Month	Adjusted Scheduled Activity (UDA)	
	2017	2018
April	0	559
May	0	1,957
June	0	2,686
July	0	3,910
August	0	5,751
September	0	7,393
October	0	8,500
November	476	10,276
December	1,580	11,668
January	2,679	12,680
February	4,298	14,315
March	6,088	15,755
April	6,989	16,580
May	7,007	16,589
June	7,017	16,589

### QUALITY

	Quantity	Base Number	Contract	LHB	Wales
% of FP17s for the same patient ID Re-attending within 3 months - Children	112	2,021	5.5%	8.6%	10.9%
% of FP17s for the same patient ID Re-attending within 3 months - Adults	694	5,315	13.1%	15.6%	16.2%
% of FP17s for the same patient ID Re-attending between 3 & 9 months - Children	1,147	2,021	56.8%	57.0%	59.0%
% of FP17s for the same patient ID Re-attending between 3 & 9 months - Adults	2,728	5,315	51.3%	54.6%	54.9%
% of FP17s for Band 1 Urgent Courses	396	7,372	5.4%	9.2%	9.0%
% of FP17s Relating to Free Repair or Replacements	68	7,372	0.9%	0.7%	0.7%
% of FP17s Relating to Continuations	10	7,372	0.1%	0.9%	0.8%
% of Patients satisfied with the dentistry they have received	8	9	N/A	91.2%	92.0%
% of Patients satisfied with the time they had to wait for an appointment	8	9	N/A	86.3%	88.1%

\* This is based on patients treated on this contract for their most recent course of treatment. Figures in italics indicate the base number of FP17s or Patient Questionnaire responses are less than 100. N/A is shown where the base number of responses is less than 10 during the period. % is calculated as Quantity/Base number\*100

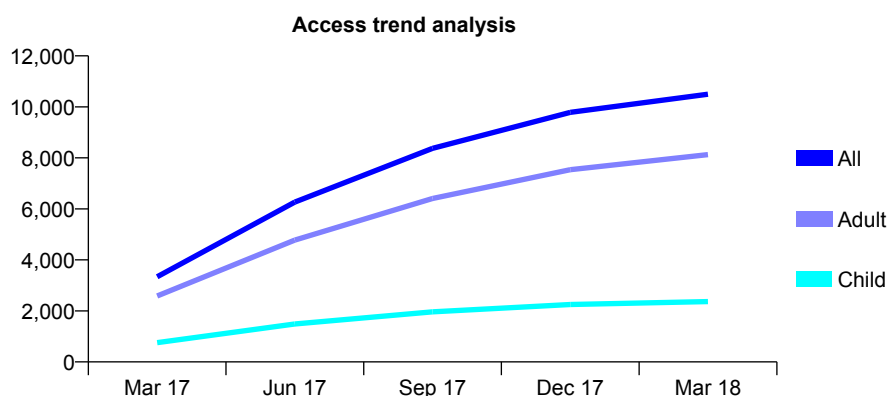
## 7A4 - Vital Signs At a Glance Contract Report for 100258/0000 - Year end March 2018

Name or company name	Rodericks (Wales) Ltd
Contract type name	GDS Contract
Purpose of contract	General
Contract start date	01/01/2017
Contract end date	

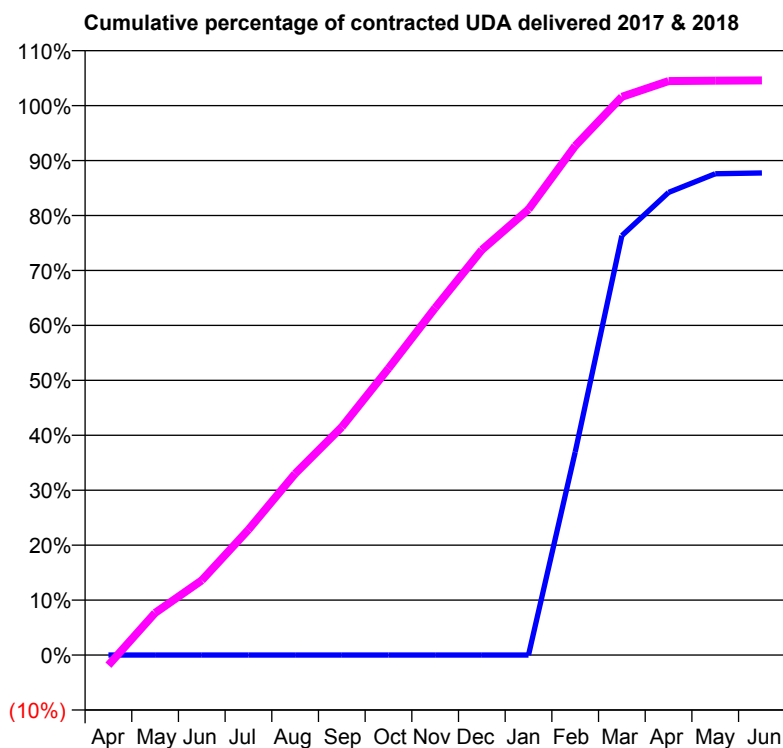
17/18 Contracted general activity (UDA)	34,629
Carry forward general activity (UDA)	646
17/18 Contracted orthodontic activity (UOA)	0
Carry forward orthodontic activity (UOA)	0
Baseline contract value	£900,737.29

### ACCESS\*

Patients seen in 24 months	Total	Change since previous quarter
Quarter ending March 2017	3,340	
Quarter ending June 2017	6,268	↑
Quarter ending September 2017	8,372	↑
Quarter ending December 2017	9,786	↑
Quarter ending March 2018	10,498	↑
<b>Variance since March 2017</b>	<b>214.3%</b>	<b>↑</b>



### ACTIVITY



Month	Adjusted Scheduled Activity (UDA)	
	2017	2018
April	0	-646
May	0	2,660
June	0	4,707
July	0	7,906
August	0	11,434
September	0	14,375
October	0	18,059
November	0	21,880
December	0	25,533
January	0	28,091
February	3,198	32,085
March	6,608	35,183
April	7,289	36,173
May	7,582	36,197
June	7,596	36,212

### QUALITY

	Quantity	Base Number	Contract	LHB	Wales
% of FP17s for the same patient ID Re-attending within 3 months - Children	310	4,039	7.7%	8.6%	10.9%
% of FP17s for the same patient ID Re-attending within 3 months - Adults	2,771	14,854	18.7%	15.6%	16.2%
% of FP17s for the same patient ID Re-attending between 3 & 9 months - Children	1,720	4,039	42.6%	57.0%	59.0%
% of FP17s for the same patient ID Re-attending between 3 & 9 months - Adults	5,851	14,854	39.4%	54.6%	54.9%
% of FP17s for Band 1 Urgent Courses	1,972	18,921	10.4%	9.2%	9.0%
% of FP17s Relating to Free Repair or Replacements	112	18,921	0.6%	0.7%	0.7%
% of FP17s Relating to Continuations	142	18,921	0.8%	0.9%	0.8%
% of Patients satisfied with the dentistry they have received	32	34	94.1%	91.2%	92.0%
% of Patients satisfied with the time they had to wait for an appointment	29	34	85.3%	86.3%	88.1%

\* This is based on patients treated on this contract for their most recent course of treatment. Figures in italics indicate the base number of FP17s or Patient Questionnaire responses are less than 100. N/A is shown where the base number of responses is less than 10 during the period. % is calculated as Quantity/Base number\*100



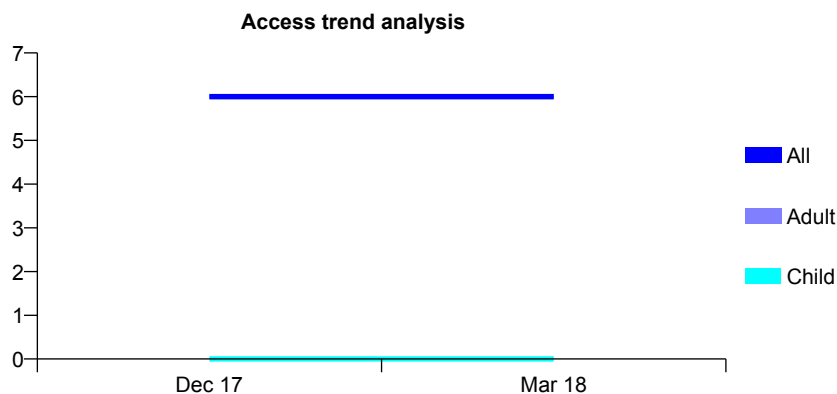
## 7A4 - Vital Signs At a Glance Contract Report for 100518/0000 - Year end March 2018

Name or company name	Gwena Ltd
Contract type name	PDS Contract
Purpose of contract	General
Contract start date	01/04/2017
Contract end date	31/03/2019

17/18 Contracted general activity (UDA)	206
Carry forward general activity (UDA)	0
17/18 Contracted orthodontic activity (UOA)	0
Carry forward orthodontic activity (UOA)	0
Baseline contract value	£5,036.70

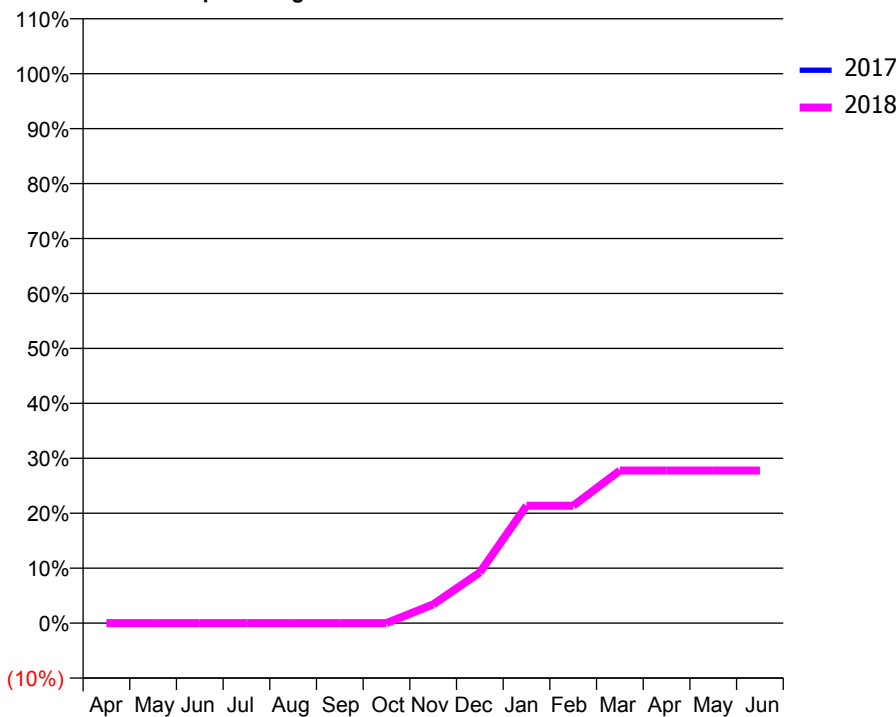
### ACCESS\*

Patients seen in 24 months	Total	Change since previous quarter
Quarter ending March 2017	0	
Quarter ending June 2017	0	
Quarter ending September 2017	0	
Quarter ending December 2017	6	↑
Quarter ending March 2018	6	→
<b>Variance since March 2017</b>	N/A	



### ACTIVITY

Cumulative percentage of contracted UDA delivered 2017 & 2018



Adjusted Scheduled Activity (UDA)

Month	2017	2018
April	0	0
May	0	0
June	0	0
July	0	0
August	0	0
September	0	0
October	0	0
November	0	7
December	0	19
January	0	44
February	0	44
March	0	57
April	0	57
May	0	57
June	0	57

### QUALITY

	Quantity	Base Number	Contract	LHB	Wales
% of FP17s for the same patient ID Re-attending within 3 months - Children	0	0	N/A	8.6%	10.9%
% of FP17s for the same patient ID Re-attending within 3 months - Adults	0	9	0.0%	15.6%	16.2%
% of FP17s for the same patient ID Re-attending between 3 & 9 months - Children	0	0	N/A	57.0%	59.0%
% of FP17s for the same patient ID Re-attending between 3 & 9 months - Adults	0	9	0.0%	54.6%	54.9%
% of FP17s for Band 1 Urgent Courses	1	9	11.1%	9.2%	9.0%
% of FP17s Relating to Free Repair or Replacements	0	9	0.0%	0.7%	0.7%
% of FP17s Relating to Continuations	0	9	0.0%	0.9%	0.8%
% of Patients satisfied with the dentistry they have received	0	0	N/A	91.2%	92.0%
% of Patients satisfied with the time they had to wait for an appointment	0	0	N/A	86.3%	88.1%

\* This is based on patients treated on this contract for their most recent course of treatment. Figures in italics indicate the base number of FP17s or Patient Questionnaire responses are less than 100. N/A is shown where the base number of responses is less than 10 during the period. % is calculated as Quantity/Base number\*100

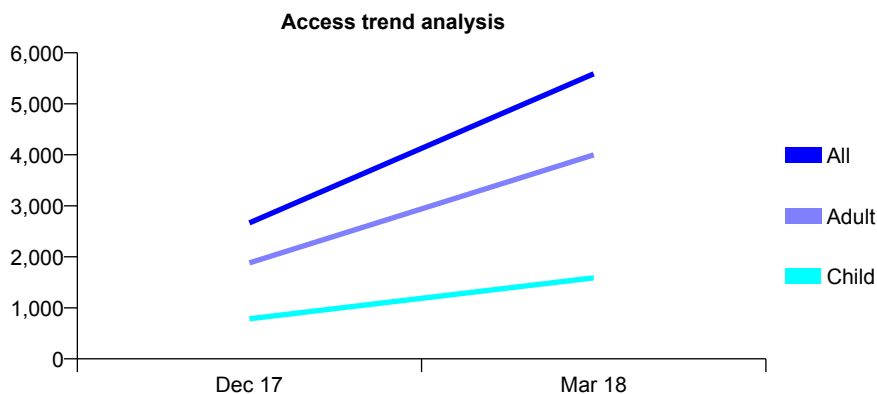
## 7A4 - Vital Signs At a Glance Contract Report for 100519/0000 - Year end March 2018

Name or company name	OASIS DENTAL CARE LTD
Contract type name	GDS Contract
Purpose of contract	General
Contract start date	01/10/2017
Contract end date	

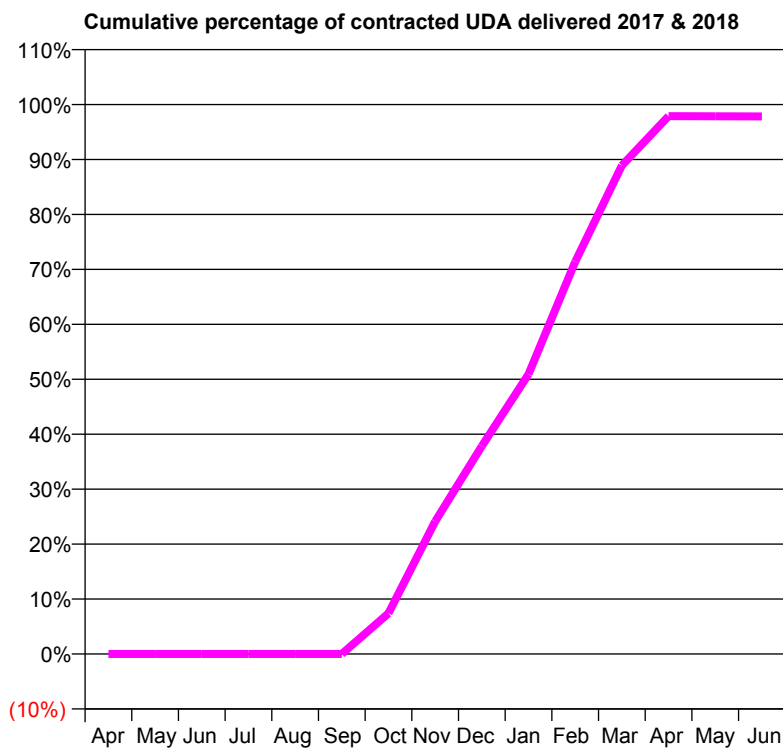
17/18 Contracted general activity (UDA)	11,277
Carry forward general activity (UDA)	0
17/18 Contracted orthodontic activity (UOA)	0
Carry forward orthodontic activity (UOA)	0
Baseline contract value	£288,782.73

### ACCESS\*

Patients seen in 24 months	Total	Change since previous quarter
Quarter ending March 2017	0	
Quarter ending June 2017	0	
Quarter ending September 2017	0	
Quarter ending December 2017	2,665	↑
Quarter ending March 2018	5,587	↑
<b>Variance since March 2017</b>	N/A	



### ACTIVITY



Month	Adjusted Scheduled Activity (UDA)	
	2017	2018
April	0	0
May	0	0
June	0	0
July	0	0
August	0	0
September	0	0
October	0	837
November	0	2,721
December	0	4,269
January	0	5,744
February	0	8,051
March	0	10,026
April	0	11,038
May	0	11,036
June	0	11,033

### QUALITY

	Quantity	Base Number	Contract	LHB	Wales
% of FP17s for the same patient ID Re-attending within 3 months - Children	58	1,644	3.5%	8.6%	10.9%
% of FP17s for the same patient ID Re-attending within 3 months - Adults	364	4,331	8.4%	15.6%	16.2%
% of FP17s for the same patient ID Re-attending between 3 & 9 months - Children	32	1,644	1.9%	57.0%	59.0%
% of FP17s for the same patient ID Re-attending between 3 & 9 months - Adults	124	4,331	2.9%	54.6%	54.9%
% of FP17s for Band 1 Urgent Courses	460	6,459	7.1%	9.2%	9.0%
% of FP17s Relating to Free Repair or Replacements	29	6,459	0.4%	0.7%	0.7%
% of FP17s Relating to Continuations	9	6,459	0.1%	0.9%	0.8%
% of Patients satisfied with the dentistry they have received	6	7	N/A	91.2%	92.0%
% of Patients satisfied with the time they had to wait for an appointment	6	7	N/A	86.3%	88.1%

\* This is based on patients treated on this contract for their most recent course of treatment. Figures in italics indicate the base number of FP17s or Patient Questionnaire responses are less than 100. N/A is shown where the base number of responses is less than 10 during the period. % is calculated as Quantity/Base number\*100

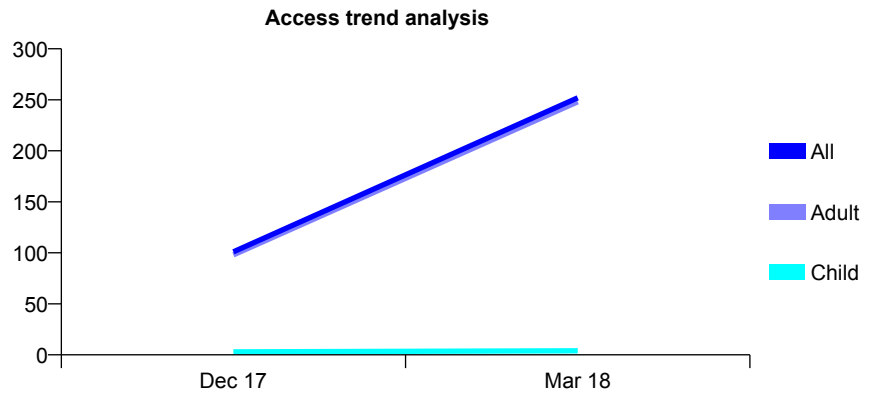
## 7A4 - Vital Signs At a Glance Contract Report for 100543/0000 - Year end March 2018

Name or company name	Gwena Ltd
Contract type name	PDS Contract
Purpose of contract	General
Contract start date	01/11/2017
Contract end date	31/10/2022

17/18 Contracted general activity (UDA)	624
Carry forward general activity (UDA)	0
17/18 Contracted orthodontic activity (UOA)	0
Carry forward orthodontic activity (UOA)	0
Baseline contract value	£18,009.94

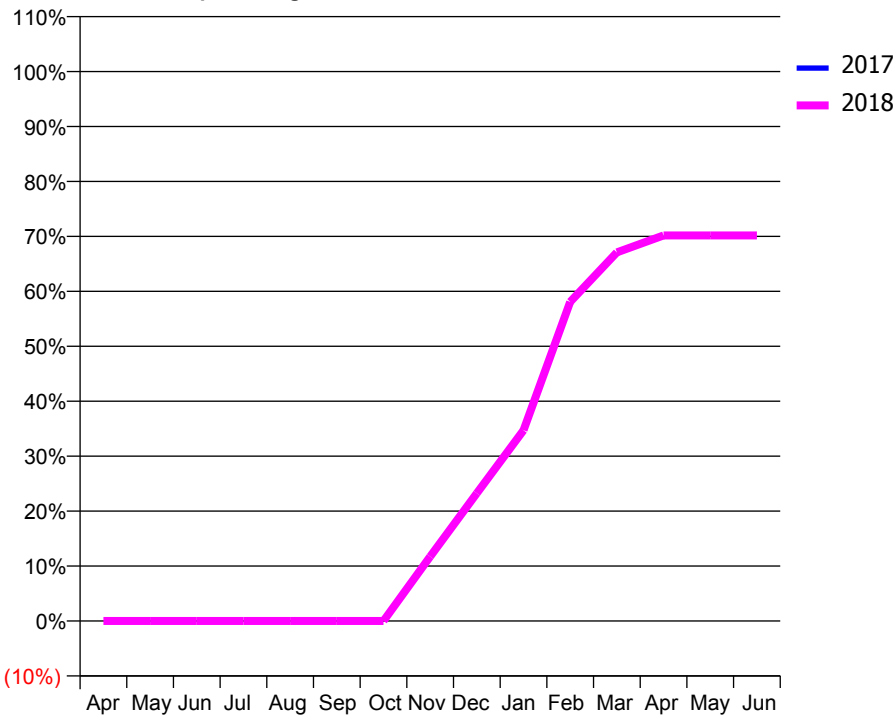
### ACCESS\*

Patients seen in 24 months	Total	Change since previous quarter
Quarter ending March 2017	0	
Quarter ending June 2017	0	
Quarter ending September 2017	0	
Quarter ending December 2017	101	↑
Quarter ending March 2018	252	↑
<b>Variance since March 2017</b>	N/A	



### ACTIVITY

Cumulative percentage of contracted UDA delivered 2017 & 2018



Month	Adjusted Scheduled Activity (UDA)	
	2017	2018
April	0	0
May	0	0
June	0	0
July	0	0
August	0	0
September	0	0
October	0	0
November	0	73
December	0	145
January	0	217
February	0	362
March	0	419
April	0	438
May	0	438
June	0	438

### QUALITY

	Quantity	Base Number	Contract	LHB	Wales
% of FP17s for the same patient ID Re-attending within 3 months - Children	0	6	0.0%	8.6%	10.9%
% of FP17s for the same patient ID Re-attending within 3 months - Adults	9	341	2.6%	15.6%	16.2%
% of FP17s for the same patient ID Re-attending between 3 & 9 months - Children	0	6	0.0%	57.0%	59.0%
% of FP17s for the same patient ID Re-attending between 3 & 9 months - Adults	0	341	0.0%	54.6%	54.9%
% of FP17s for Band 1 Urgent Courses	357	364	98.1%	9.2%	9.0%
% of FP17s Relating to Free Repair or Replacements	0	364	0.0%	0.7%	0.7%
% of FP17s Relating to Continuations	0	364	0.0%	0.9%	0.8%
% of Patients satisfied with the dentistry they have received	0	0	N/A	91.2%	92.0%
% of Patients satisfied with the time they had to wait for an appointment	0	0	N/A	86.3%	88.1%

\* This is based on patients treated on this contract for their most recent course of treatment. Figures in italics indicate the base number of FP17s or Patient Questionnaire responses are less than 100. N/A is shown where the base number of responses is less than 10 during the period. % is calculated as Quantity/Base number\*100

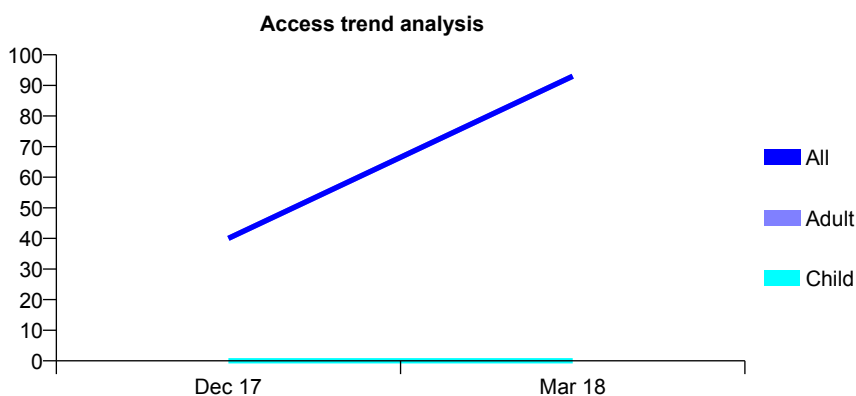
## 7A4 - Vital Signs At a Glance Contract Report for 100546/0000 - Year end March 2018

Name or company name	MISS A WICKRAMASINGHE
Contract type name	PDS Contract
Purpose of contract	General
Contract start date	01/11/2017
Contract end date	31/10/2022

17/18 Contracted general activity (UDA)	250
Carry forward general activity (UDA)	0
17/18 Contracted orthodontic activity (UOA)	0
Carry forward orthodontic activity (UOA)	0
Baseline contract value	£7,203.98

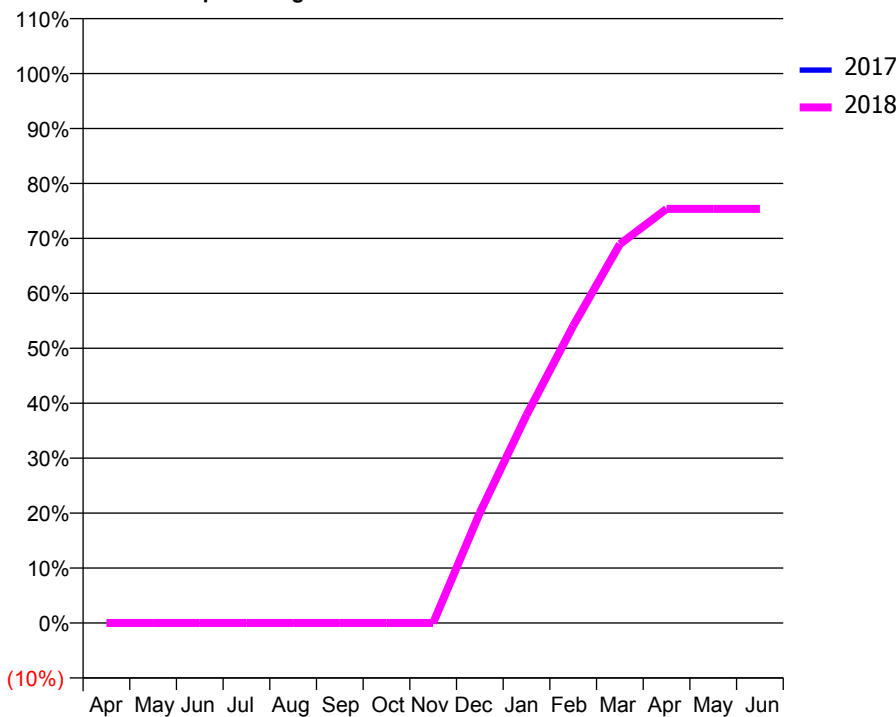
### ACCESS\*

Patients seen in 24 months	Total	Change since previous quarter
Quarter ending March 2017	0	
Quarter ending June 2017	0	
Quarter ending September 2017	0	
Quarter ending December 2017	40	↑
Quarter ending March 2018	93	↑
<b>Variance since March 2017</b>	N/A	



### ACTIVITY

Cumulative percentage of contracted UDA delivered 2017 & 2018



Month	Adjusted Scheduled Activity (UDA)	
	2017	2018
April	0	0
May	0	0
June	0	0
July	0	0
August	0	0
September	0	0
October	0	0
November	0	0
December	0	50
January	0	95
February	0	135
March	0	172
April	0	188
May	0	188
June	0	188

### QUALITY

	Quantity	Base Number	Contract	LHB	Wales
% of FP17s for the same patient ID Re-attending within 3 months - Children	0	0	N/A	8.6%	10.9%
% of FP17s for the same patient ID Re-attending within 3 months - Adults	9	144	6.3%	15.6%	16.2%
% of FP17s for the same patient ID Re-attending between 3 & 9 months - Children	0	0	N/A	57.0%	59.0%
% of FP17s for the same patient ID Re-attending between 3 & 9 months - Adults	0	144	0.0%	54.6%	54.9%
% of FP17s for Band 1 Urgent Courses	152	158	96.2%	9.2%	9.0%
% of FP17s Relating to Free Repair or Replacements	0	158	0.0%	0.7%	0.7%
% of FP17s Relating to Continuations	0	158	0.0%	0.9%	0.8%
% of Patients satisfied with the dentistry they have received	0	0	N/A	91.2%	92.0%
% of Patients satisfied with the time they had to wait for an appointment	0	0	N/A	86.3%	88.1%

\* This is based on patients treated on this contract for their most recent course of treatment. Figures in italics indicate the base number of FP17s or Patient Questionnaire responses are less than 100. N/A is shown where the base number of responses is less than 10 during the period. % is calculated as Quantity/Base number\*100

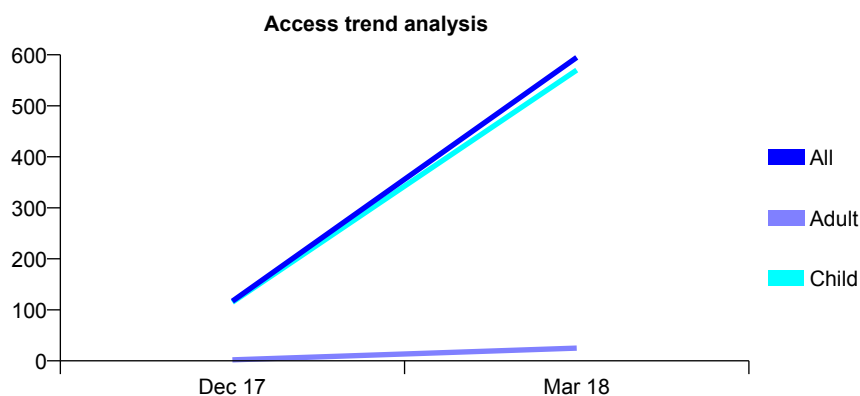
## 7A4 - Vital Signs At a Glance Contract Report for 100547/0000 - Year end March 2018

Name or company name	Eifion Roberts & Bharat Nagrani
Contract type name	GDS Contract
Purpose of contract	General
Contract start date	01/11/2017
Contract end date	

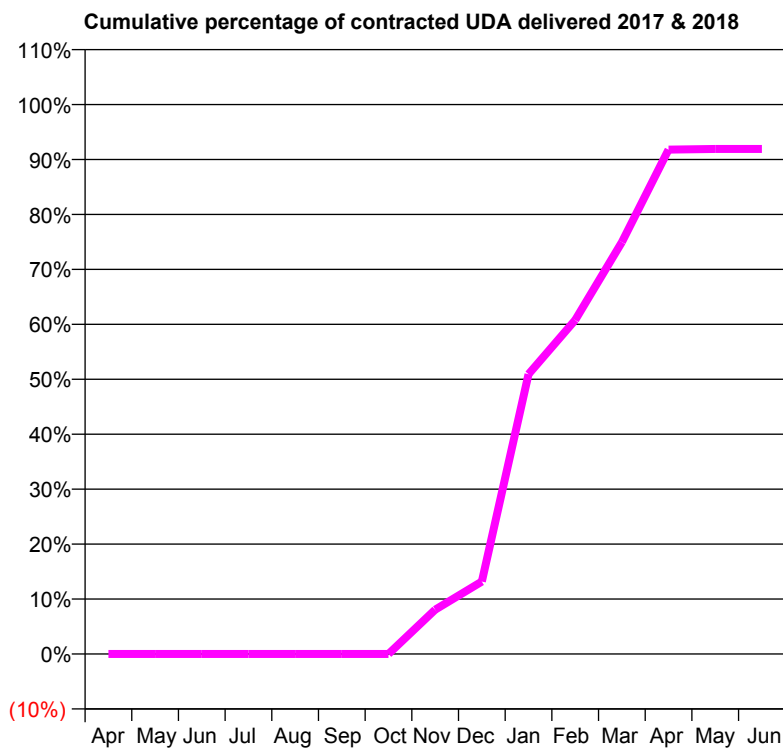
17/18 Contracted general activity (UDA)	883
Carry forward general activity (UDA)	0
17/18 Contracted orthodontic activity (UOA)	0
Carry forward orthodontic activity (UOA)	0
Baseline contract value	£26,030.99

### ACCESS\*

Patients seen in 24 months	Total	Change since previous quarter
Quarter ending March 2017	0	
Quarter ending June 2017	0	
Quarter ending September 2017	0	
Quarter ending December 2017	117	↑
Quarter ending March 2018	595	↑
<b>Variance since March 2017</b>	N/A	



### ACTIVITY



Month	Adjusted Scheduled Activity (UDA)	
	2017	2018
April	0	0
May	0	0
June	0	0
July	0	0
August	0	0
September	0	0
October	0	0
November	0	71
December	0	116
January	0	450
February	0	537
March	0	662
April	0	811
May	0	812
June	0	812

### QUALITY

	Quantity	Base Number	Contract	LHB	Wales
% of FP17s for the same patient ID Re-attending within 3 months - Children	11	498	2.2%	8.6%	10.9%
% of FP17s for the same patient ID Re-attending within 3 months - Adults	1	17	5.9%	15.6%	16.2%
% of FP17s for the same patient ID Re-attending between 3 & 9 months - Children	1	498	0.2%	57.0%	59.0%
% of FP17s for the same patient ID Re-attending between 3 & 9 months - Adults	0	17	0.0%	54.6%	54.9%
% of FP17s for Band 1 Urgent Courses	23	661	3.5%	9.2%	9.0%
% of FP17s Relating to Free Repair or Replacements	0	661	0.0%	0.7%	0.7%
% of FP17s Relating to Continuations	0	661	0.0%	0.9%	0.8%
% of Patients satisfied with the dentistry they have received	0	0	N/A	91.2%	92.0%
% of Patients satisfied with the time they had to wait for an appointment	0	0	N/A	86.3%	88.1%

\* This is based on patients treated on this contract for their most recent course of treatment. Figures in italics indicate the base number of FP17s or Patient Questionnaire responses are less than 100. N/A is shown where the base number of responses is less than 10 during the period. % is calculated as Quantity/Base number\*100

## 7A4 - Vital Signs At a Glance Contract Report for 100564/0000 - Year end March 2018


Name or company name	Teeth@Wilton House Ltd
Contract type name	GDS Contract
Purpose of contract	General
Contract start date	01/01/2018
Contract end date	

17/18 Contracted general activity (UDA)	3,375
Carry forward general activity (UDA)	0
17/18 Contracted orthodontic activity (UOA)	0
Carry forward orthodontic activity (UOA)	0
Baseline contract value	£83,074.12

### ACCESS\*

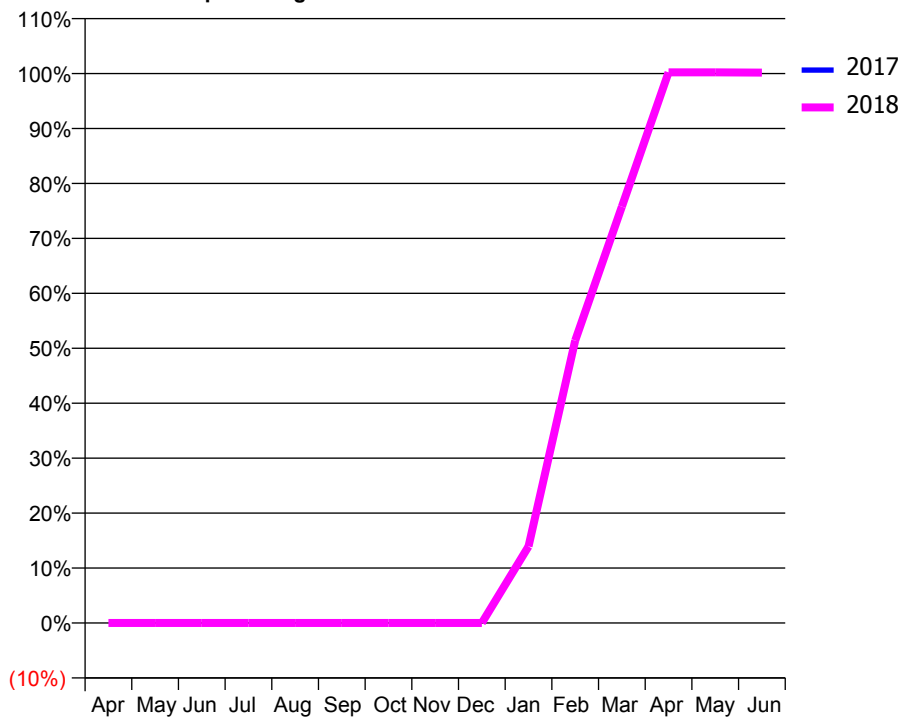
Patients seen in 24 months	Total	Change since previous quarter
Quarter ending March 2017	0	
Quarter ending June 2017	0	
Quarter ending September 2017	0	
Quarter ending December 2017	0	
Quarter ending March 2018	1,497	
Variance since March 2017	N/A	

### Access trend analysis



### ACTIVITY

#### Cumulative percentage of contracted UDA delivered 2017 & 2018



Month	Adjusted Scheduled Activity (UDA)	
	2017	2018
April	0	0
May	0	0
June	0	0
July	0	0
August	0	0
September	0	0
October	0	0
November	0	0
December	0	0
January	0	470
February	0	1,735
March	0	2,557
April	0	3,382
May	0	3,382
June	0	3,380

### QUALITY

	Quantity	Base Number	Contract	LHB	Wales
% of FP17s for the same patient ID Re-attending within 3 months - Children	4	344	1.2%	8.6%	10.9%
% of FP17s for the same patient ID Re-attending within 3 months - Adults	57	944	6.0%	15.6%	16.2%
% of FP17s for the same patient ID Re-attending between 3 & 9 months - Children	0	344	0.0%	57.0%	59.0%
% of FP17s for the same patient ID Re-attending between 3 & 9 months - Adults	0	944	0.0%	54.6%	54.9%
% of FP17s for Band 1 Urgent Courses	161	1,714	9.4%	9.2%	9.0%
% of FP17s Relating to Free Repair or Replacements	20	1,714	1.2%	0.7%	0.7%
% of FP17s Relating to Continuations	11	1,714	0.6%	0.9%	0.8%
% of Patients satisfied with the dentistry they have received	3	3	N/A	91.2%	92.0%
% of Patients satisfied with the time they had to wait for an appointment	3	3	N/A	86.3%	88.1%

\* This is based on patients treated on this contract for their most recent course of treatment. Figures in italics indicate the base number of FP17s or Patient Questionnaire responses are less than 100. N/A is shown where the base number of responses is less than 10 during the period. % is calculated as Quantity/Base number\*100

## 7A4 - Vital Signs At a Glance Contract Report for 100590/0000 - Year end March 2018


Name or company name	L J Thomas
Contract type name	PDS Contract
Purpose of contract	General
Contract start date	01/01/2018
Contract end date	31/01/2018

17/18 Contracted general activity (UDA)	553
Carry forward general activity (UDA)	0
17/18 Contracted orthodontic activity (UOA)	0
Carry forward orthodontic activity (UOA)	0
Baseline contract value	£13,735.71

### ACCESS\*

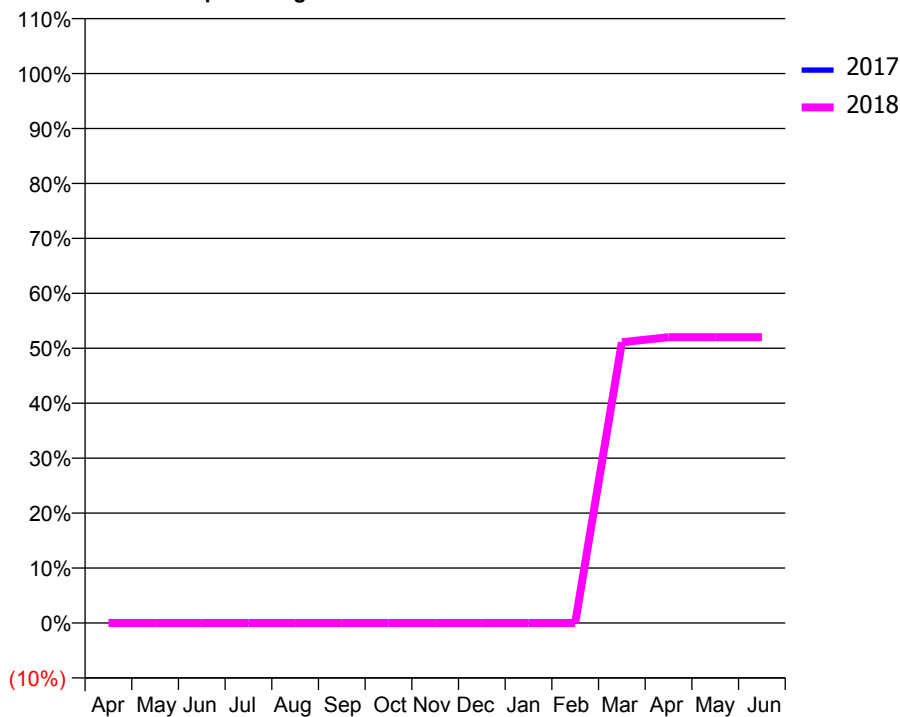
Patients seen in 24 months	Total	Change since previous quarter
Quarter ending March 2017	0	
Quarter ending June 2017	0	
Quarter ending September 2017	0	
Quarter ending December 2017	0	
Quarter ending March 2018	127	
<b>Variance since March 2017</b>	<b>N/A</b>	

### Access trend analysis



### ACTIVITY

Cumulative percentage of contracted UDA delivered 2017 & 2018



Month	Adjusted Scheduled Activity (UDA)	
	2017	2018
April	0	0
May	0	0
June	0	0
July	0	0
August	0	0
September	0	0
October	0	0
November	0	0
December	0	0
January	0	0
February	0	0
March	0	283
April	0	288
May	0	288
June	0	288

### QUALITY

	Quantity	Base Number	Contract	LHB	Wales
% of FP17s for the same patient ID Re-attending within 3 months - Children	0	33	0.0%	8.6%	10.9%
% of FP17s for the same patient ID Re-attending within 3 months - Adults	0	115	0.0%	15.6%	16.2%
% of FP17s for the same patient ID Re-attending between 3 & 9 months - Children	0	33	0.0%	57.0%	59.0%
% of FP17s for the same patient ID Re-attending between 3 & 9 months - Adults	0	115	0.0%	54.6%	54.9%
% of FP17s for Band 1 Urgent Courses	18	151	11.9%	9.2%	9.0%
% of FP17s Relating to Free Repair or Replacements	0	151	0.0%	0.7%	0.7%
% of FP17s Relating to Continuations	0	151	0.0%	0.9%	0.8%
% of Patients satisfied with the dentistry they have received	0	0	N/A	91.2%	92.0%
% of Patients satisfied with the time they had to wait for an appointment	0	0	N/A	86.3%	88.1%

\* This is based on patients treated on this contract for their most recent course of treatment. Figures in italics indicate the base number of FP17s or Patient Questionnaire responses are less than 100. N/A is shown where the base number of responses is less than 10 during the period. % is calculated as Quantity/Base number\*100



## 7A4 - Vital Signs At a Glance Contract Report for 100591/0000 - Year end March 2018


Name or company name	R Nute
Contract type name	GDS Contract
Purpose of contract	General
Contract start date	01/02/2018
Contract end date	

17/18 Contracted general activity (UDA)	1,106
Carry forward general activity (UDA)	0
17/18 Contracted orthodontic activity (UOA)	0
Carry forward orthodontic activity (UOA)	0
Baseline contract value	£27,471.42

### ACCESS\*

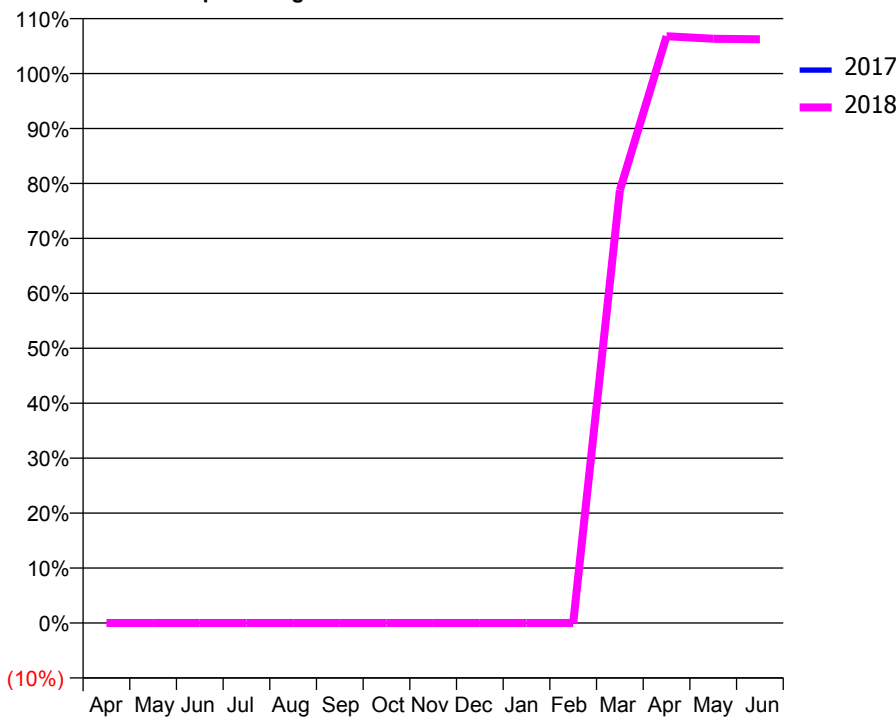
Patients seen in 24 months	Total	Change since previous quarter
Quarter ending March 2017	0	
Quarter ending June 2017	0	
Quarter ending September 2017	0	
Quarter ending December 2017	0	
Quarter ending March 2018	530	
Variance since March 2017	N/A	

### Access trend analysis



### ACTIVITY

Cumulative percentage of contracted UDA delivered 2017 & 2018



Month	Adjusted Scheduled Activity (UDA)	
	2017	2018
April	0	0
May	0	0
June	0	0
July	0	0
August	0	0
September	0	0
October	0	0
November	0	0
December	0	0
January	0	0
February	0	0
March	0	871
April	0	1,181
May	0	1,176
June	0	1,175

### QUALITY

	Quantity	Base Number	Contract	LHB	Wales
% of FP17s for the same patient ID Re-attending within 3 months - Children	1	113	0.9%	8.6%	10.9%
% of FP17s for the same patient ID Re-attending within 3 months - Adults	8	357	2.2%	15.6%	16.2%
% of FP17s for the same patient ID Re-attending between 3 & 9 months - Children	0	113	0.0%	57.0%	59.0%
% of FP17s for the same patient ID Re-attending between 3 & 9 months - Adults	0	357	0.0%	54.6%	54.9%
% of FP17s for Band 1 Urgent Courses	59	600	9.8%	9.2%	9.0%
% of FP17s Relating to Free Repair or Replacements	0	600	0.0%	0.7%	0.7%
% of FP17s Relating to Continuations	2	600	0.3%	0.9%	0.8%
% of Patients satisfied with the dentistry they have received	1	1	N/A	91.2%	92.0%
% of Patients satisfied with the time they had to wait for an appointment	1	1	N/A	86.3%	88.1%

\* This is based on patients treated on this contract for their most recent course of treatment. Figures in italics indicate the base number of FP17s or Patient Questionnaire responses are less than 100. N/A is shown where the base number of responses is less than 10 during the period. % is calculated as Quantity/Base number\*100

## 7A4 - Vital Signs At a Glance Contract Report for 100595/0000 - Year end March 2018


Name or company name	MR M KERAI
Contract type name	GDS Contract
Purpose of contract	General
Contract start date	26/01/2018
Contract end date	

17/18 Contracted general activity (UDA)	1,610
Carry forward general activity (UDA)	0
17/18 Contracted orthodontic activity (UOA)	0
Carry forward orthodontic activity (UOA)	0
Baseline contract value	£31,114.74

### ACCESS\*

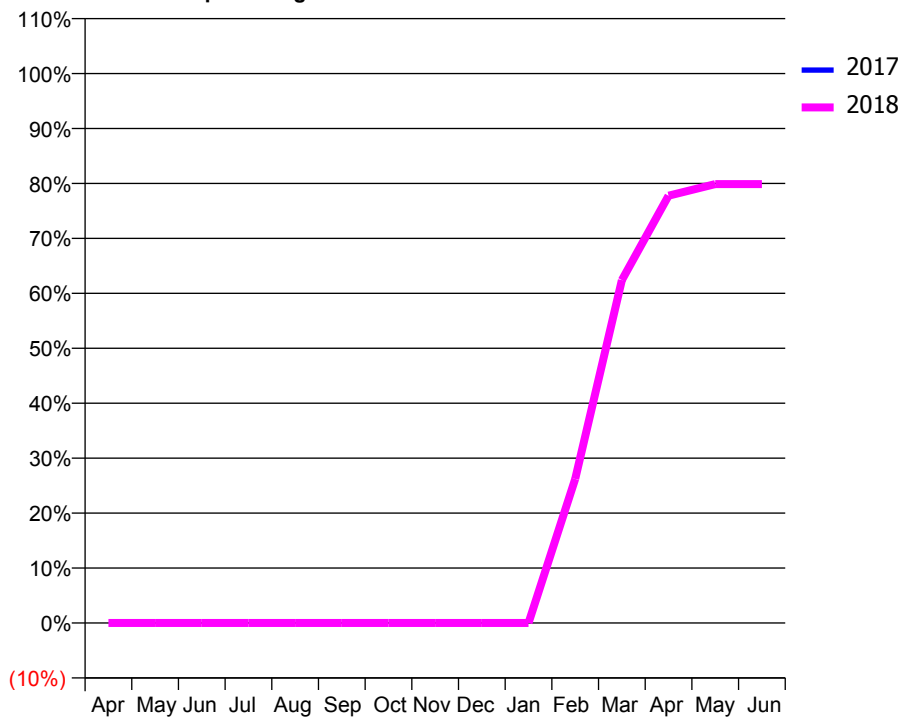
Patients seen in 24 months	Total	Change since previous quarter
Quarter ending March 2017	0	
Quarter ending June 2017	0	
Quarter ending September 2017	0	
Quarter ending December 2017	0	
Quarter ending March 2018	499	
<b>Variance since March 2017</b>	<b>N/A</b>	

### Access trend analysis



### ACTIVITY

#### Cumulative percentage of contracted UDA delivered 2017 & 2018



Month	Adjusted Scheduled Activity (UDA)	
	2017	2018
April	0	0
May	0	0
June	0	0
July	0	0
August	0	0
September	0	0
October	0	0
November	0	0
December	0	0
January	0	0
February	0	422
March	0	1,005
April	0	1,252
May	0	1,286
June	0	1,286

### QUALITY

	Quantity	Base Number	Contract	LHB	Wales
% of FP17s for the same patient ID Re-attending within 3 months - Children	1	110	0.9%	8.6%	10.9%
% of FP17s for the same patient ID Re-attending within 3 months - Adults	2	339	0.6%	15.6%	16.2%
% of FP17s for the same patient ID Re-attending between 3 & 9 months - Children	0	110	0.0%	57.0%	59.0%
% of FP17s for the same patient ID Re-attending between 3 & 9 months - Adults	0	339	0.0%	54.6%	54.9%
% of FP17s for Band 1 Urgent Courses	29	553	5.2%	9.2%	9.0%
% of FP17s Relating to Free Repair or Replacements	1	553	0.2%	0.7%	0.7%
% of FP17s Relating to Continuations	0	553	0.0%	0.9%	0.8%
% of Patients satisfied with the dentistry they have received	0	0	N/A	91.2%	92.0%
% of Patients satisfied with the time they had to wait for an appointment	0	0	N/A	86.3%	88.1%

\* This is based on patients treated on this contract for their most recent course of treatment. Figures in italics indicate the base number of FP17s or Patient Questionnaire responses are less than 100. N/A is shown where the base number of responses is less than 10 during the period. % is calculated as Quantity/Base number\*100

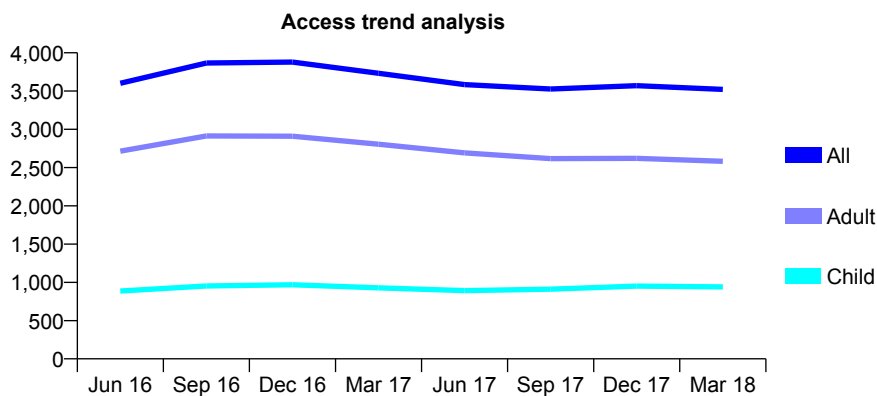
## 7A4 - Vital Signs At a Glance Contract Report for 101338/0151 - Year end March 2018

Name or company name	Whitecross Dental Care Limited
Contract type name	GDS Contract
Purpose of contract	General
Contract start date	01/11/2014
Contract end date	

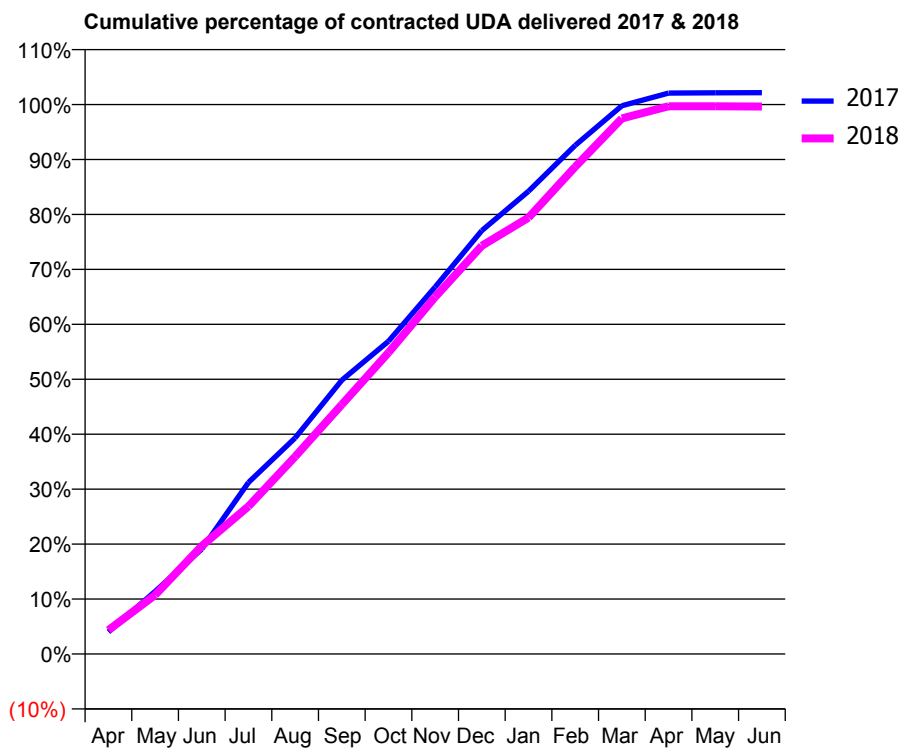
17/18 Contracted general activity (UDA)	11,700
Carry forward general activity (UDA)	-252
17/18 Contracted orthodontic activity (UOA)	0
Carry forward orthodontic activity (UOA)	0
Baseline contract value	£285,181.43

### ACCESS\*

Patients seen in 24 months	Total	Change since previous quarter
Quarter ending March 2017	3,733	
Quarter ending June 2017	3,584	↓
Quarter ending September 2017	3,527	↓
Quarter ending December 2017	3,570	→
Quarter ending March 2018	3,522	↓
<b>Variance since March 2017</b>	<b>(5.7%)</b>	<b>↓</b>



### ACTIVITY



Month	Adjusted Scheduled Activity (UDA)	
	2017	2018
April	470	510
May	1,334	1,256
June	2,235	2,302
July	3,652	3,146
August	4,600	4,205
September	5,829	5,312
October	6,660	6,417
November	7,816	7,602
December	9,015	8,693
January	9,853	9,292
February	10,829	10,374
March	11,672	11,404
April	11,944	11,663
May	11,949	11,662
June	11,952	11,658

### QUALITY

	Quantity	Base Number	Contract	LHB	Wales
% of FP17s for the same patient ID Re-attending within 3 months - Children	31	1,140	2.7%	8.6%	10.9%
% of FP17s for the same patient ID Re-attending within 3 months - Adults	159	3,199	5.0%	15.6%	16.2%
% of FP17s for the same patient ID Re-attending between 3 & 9 months - Children	558	1,140	48.9%	57.0%	59.0%
% of FP17s for the same patient ID Re-attending between 3 & 9 months - Adults	1,978	3,199	61.8%	54.6%	54.9%
% of FP17s for Band 1 Urgent Courses	112	4,329	2.6%	9.2%	9.0%
% of FP17s Relating to Free Repair or Replacements	18	4,329	0.4%	0.7%	0.7%
% of FP17s Relating to Continuations	9	4,329	0.2%	0.9%	0.8%
% of Patients satisfied with the dentistry they have received	9	14	64.3%	91.2%	92.0%
% of Patients satisfied with the time they had to wait for an appointment	9	14	64.3%	86.3%	88.1%

\* This is based on patients treated on this contract for their most recent course of treatment. Figures in italics indicate the base number of FP17s or Patient Questionnaire responses are less than 100. N/A is shown where the base number of responses is less than 10 during the period. % is calculated as Quantity/Base number\*100

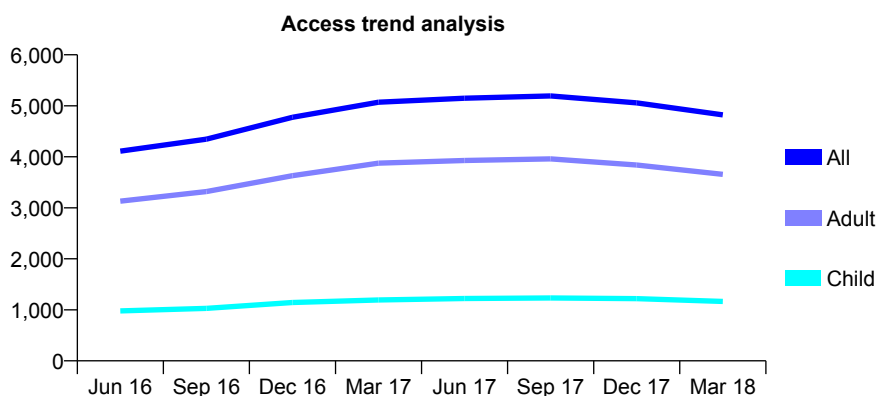
## 7A4 - Vital Signs At a Glance Contract Report for 101338/0152 - Year end March 2018

Name or company name	Whitecross Dental Care Limited
Contract type name	GDS Contract
Purpose of contract	General
Contract start date	01/04/2015
Contract end date	

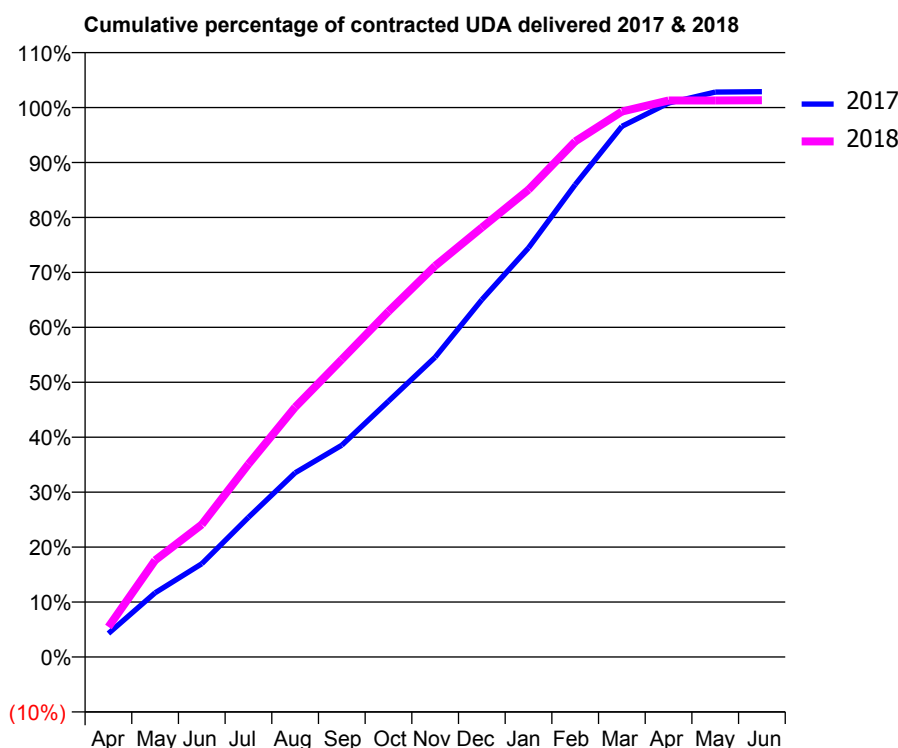
17/18 Contracted general activity (UDA)	13,434
Carry forward general activity (UDA)	-386
17/18 Contracted orthodontic activity (UOA)	0
Carry forward orthodontic activity (UOA)	0
Baseline contract value	£351,669.40

### ACCESS\*

Patients seen in 24 months	Total	Change since previous quarter
Quarter ending March 2017	5,070	
Quarter ending June 2017	5,150	→
Quarter ending September 2017	5,193	→
Quarter ending December 2017	5,058	↓
Quarter ending March 2018	4,821	↓
<b>Variance since March 2017</b>	<b>(4.9%)</b>	<b>↓</b>



### ACTIVITY



Month	Adjusted Scheduled Activity (UDA)	
	2017	2018
April	575	735
May	1,569	2,365
June	2,281	3,238
July	3,413	4,714
August	4,504	6,108
September	5,180	7,276
October	6,254	8,449
November	7,329	9,562
December	8,737	10,498
January	10,005	11,425
February	11,549	12,605
March	12,974	13,334
April	13,544	13,605
May	13,811	13,605
June	13,820	13,613

### QUALITY

	Quantity	Base Number	Contract	LHB	Wales
% of FP17s for the same patient ID Re-attending within 3 months - Children	59	1,478	4.0%	8.6%	10.9%
% of FP17s for the same patient ID Re-attending within 3 months - Adults	445	4,691	9.5%	15.6%	16.2%
% of FP17s for the same patient ID Re-attending between 3 & 9 months - Children	707	1,478	47.8%	57.0%	59.0%
% of FP17s for the same patient ID Re-attending between 3 & 9 months - Adults	2,425	4,691	51.7%	54.6%	54.9%
% of FP17s for Band 1 Urgent Courses	288	5,936	4.9%	9.2%	9.0%
% of FP17s Relating to Free Repair or Replacements	29	5,936	0.5%	0.7%	0.7%
% of FP17s Relating to Continuations	60	5,936	1.0%	0.9%	0.8%
% of Patients satisfied with the dentistry they have received	8	8	N/A	91.2%	92.0%
% of Patients satisfied with the time they had to wait for an appointment	8	8	N/A	86.3%	88.1%

\* This is based on patients treated on this contract for their most recent course of treatment. Figures in italics indicate the base number of FP17s or Patient Questionnaire responses are less than 100. N/A is shown where the base number of responses is less than 10 during the period. % is calculated as Quantity/Base number\*100

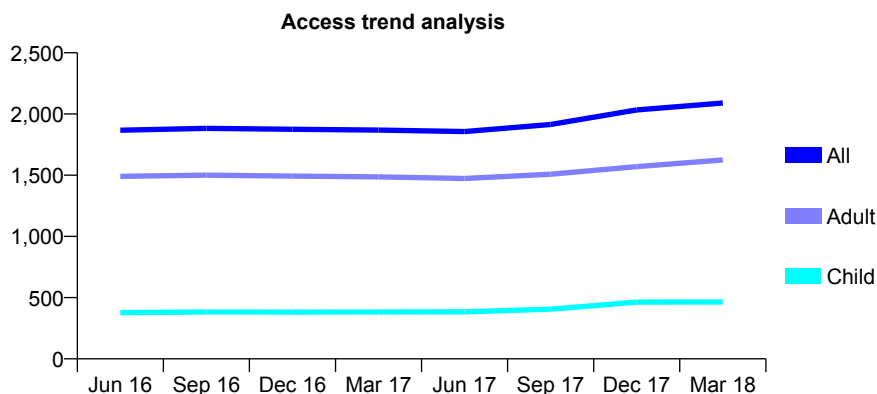
## 7A4 - Vital Signs At a Glance Contract Report for 104272/0001 - Year end March 2018

Name or company name	Dragon Tears Limited
Contract type name	GDS Contract
Purpose of contract	General
Contract start date	01/07/2014
Contract end date	

17/18 Contracted general activity (UDA)	6,026
Carry forward general activity (UDA)	3
17/18 Contracted orthodontic activity (UOA)	0
Carry forward orthodontic activity (UOA)	0
Baseline contract value	£155,284.21

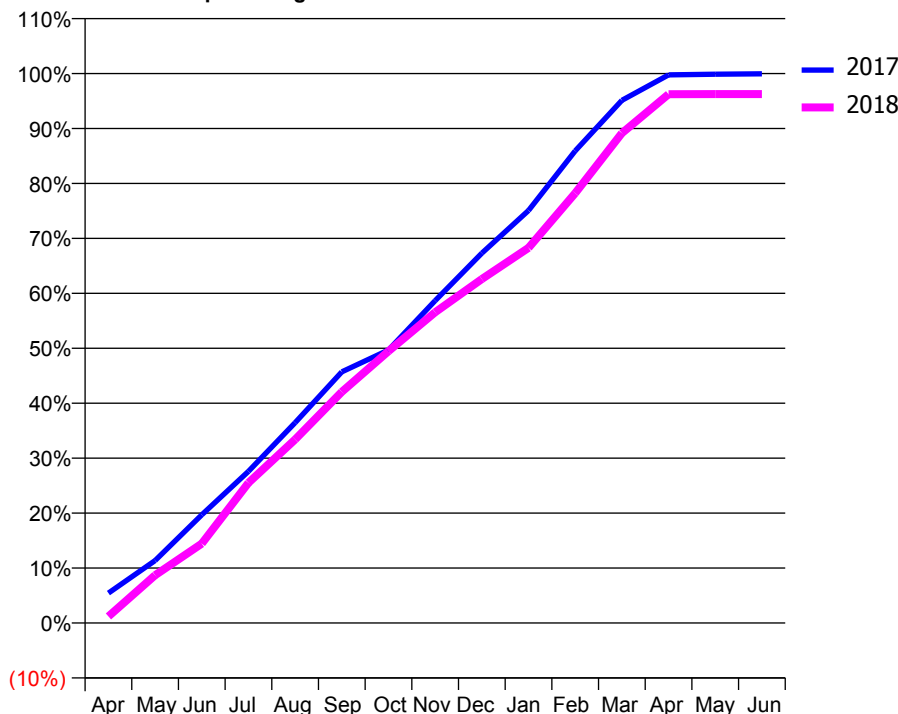
### ACCESS\*

Patients seen in 24 months	Total	Change since previous quarter
Quarter ending March 2017	1,869	
Quarter ending June 2017	1,857	→
Quarter ending September 2017	1,914	↑
Quarter ending December 2017	2,033	↑
Quarter ending March 2018	2,090	↑
<b>Variance since March 2017</b>	<b>11.8%</b>	<b>↑</b>



### ACTIVITY

**Cumulative percentage of contracted UDA delivered 2017 & 2018**



**Adjusted Scheduled Activity (UDA)**

Month	2017	2018
April	328	72
May	686	525
June	1,187	870
July	1,663	1,538
August	2,197	2,013
September	2,755	2,535
October	2,994	2,981
November	3,535	3,408
December	4,055	3,772
January	4,524	4,115
February	5,177	4,714
March	5,732	5,371
April	6,011	5,799
May	6,018	5,800
June	6,023	5,800

### QUALITY

	Quantity	Base Number	Contract	LHB	Wales
% of FP17s for the same patient ID Re-attending within 3 months - Children	38	616	6.2%	8.6%	10.9%
% of FP17s for the same patient ID Re-attending within 3 months - Adults	419	2,366	17.7%	15.6%	16.2%
% of FP17s for the same patient ID Re-attending between 3 & 9 months - Children	290	616	47.1%	57.0%	59.0%
% of FP17s for the same patient ID Re-attending between 3 & 9 months - Adults	1,238	2,366	52.3%	54.6%	54.9%
% of FP17s for Band 1 Urgent Courses	322	3,060	10.5%	9.2%	9.0%
% of FP17s Relating to Free Repair or Replacements	15	3,060	0.5%	0.7%	0.7%
% of FP17s Relating to Continuations	30	3,060	1.0%	0.9%	0.8%
% of Patients satisfied with the dentistry they have received	7	7	N/A	91.2%	92.0%
% of Patients satisfied with the time they had to wait for an appointment	7	7	N/A	86.3%	88.1%

\* This is based on patients treated on this contract for their most recent course of treatment. Figures in italics indicate the base number of FP17s or Patient Questionnaire responses are less than 100. N/A is shown where the base number of responses is less than 10 during the period. % is calculated as Quantity/Base number\*100

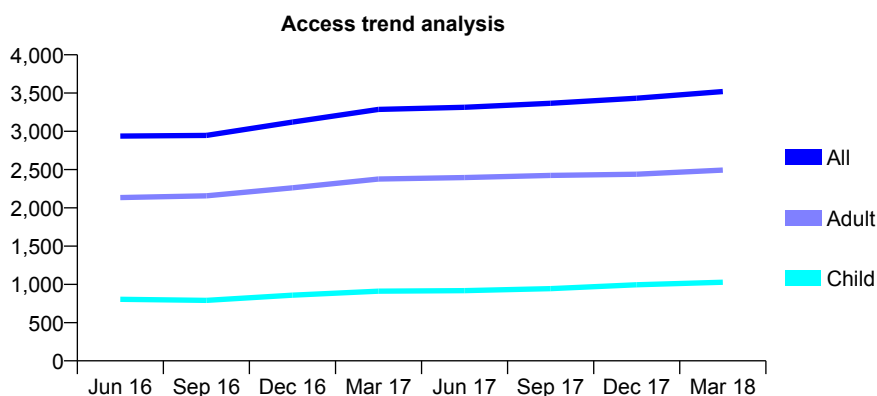
## 7A4 - Vital Signs At a Glance Contract Report for 105015/0001 - Year end March 2018

Name or company name	Colchester Dental Surgery Limited
Contract type name	GDS Contract
Purpose of contract	General
Contract start date	01/06/2011
Contract end date	

17/18 Contracted general activity (UDA)	8,429
Carry forward general activity (UDA)	-57
17/18 Contracted orthodontic activity (UOA)	0
Carry forward orthodontic activity (UOA)	0
Baseline contract value	£185,240.80

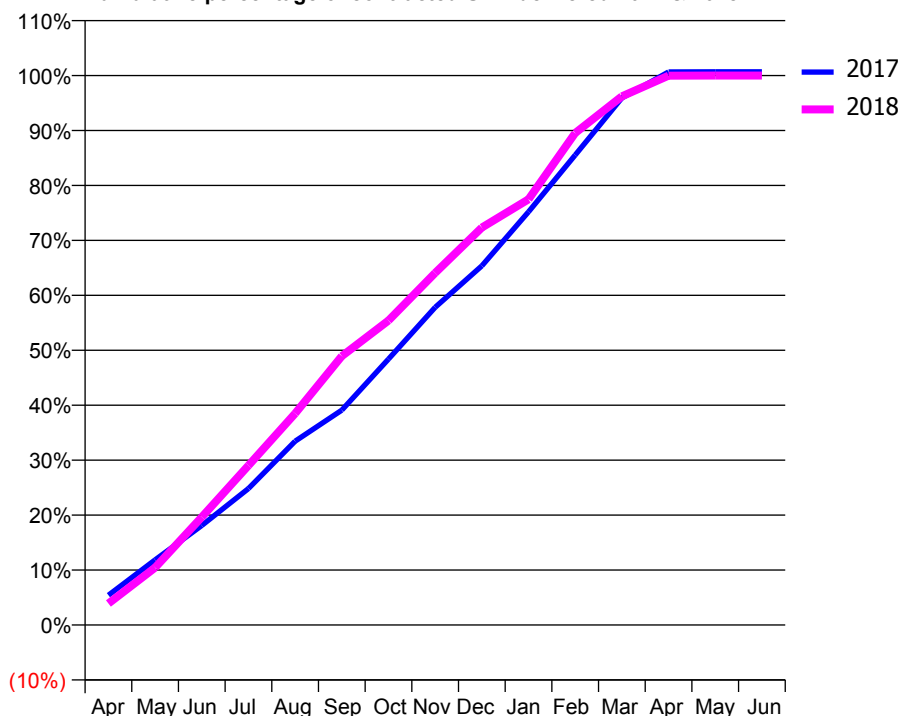
### ACCESS\*

Patients seen in 24 months	Total	Change since previous quarter
Quarter ending March 2017	3,287	
Quarter ending June 2017	3,314	→
Quarter ending September 2017	3,367	→
Quarter ending December 2017	3,433	→
Quarter ending March 2018	3,520	↑
<b>Variance since March 2017</b>	<b>7.1%</b>	<b>↑</b>



### ACTIVITY

Cumulative percentage of contracted UDA delivered 2017 & 2018



Month	Adjusted Scheduled Activity (UDA)	
	2017	2018
April	458	330
May	1,000	880
June	1,527	1,655
July	2,094	2,448
August	2,819	3,245
September	3,296	4,125
October	4,079	4,671
November	4,874	5,402
December	5,509	6,097
January	6,338	6,530
February	7,208	7,546
March	8,084	8,108
April	8,483	8,427
May	8,485	8,429
June	8,486	8,429

### QUALITY

	Quantity	Base Number	Contract	LHB	Wales
% of FP17s for the same patient ID Re-attending within 3 months - Children	121	1,612	7.5%	8.6%	10.9%
% of FP17s for the same patient ID Re-attending within 3 months - Adults	504	3,734	13.5%	15.6%	16.2%
% of FP17s for the same patient ID Re-attending between 3 & 9 months - Children	1,054	1,612	65.4%	57.0%	59.0%
% of FP17s for the same patient ID Re-attending between 3 & 9 months - Adults	2,282	3,734	61.1%	54.6%	54.9%
% of FP17s for Band 1 Urgent Courses	435	5,355	8.1%	9.2%	9.0%
% of FP17s Relating to Free Repair or Replacements	15	5,355	0.3%	0.7%	0.7%
% of FP17s Relating to Continuations	5	5,355	0.1%	0.9%	0.8%
% of Patients satisfied with the dentistry they have received	6	7	N/A	91.2%	92.0%
% of Patients satisfied with the time they had to wait for an appointment	5	7	N/A	86.3%	88.1%

\* This is based on patients treated on this contract for their most recent course of treatment. Figures in italics indicate the base number of FP17s or Patient Questionnaire responses are less than 100. N/A is shown where the base number of responses is less than 10 during the period. % is calculated as Quantity/Base number\*100

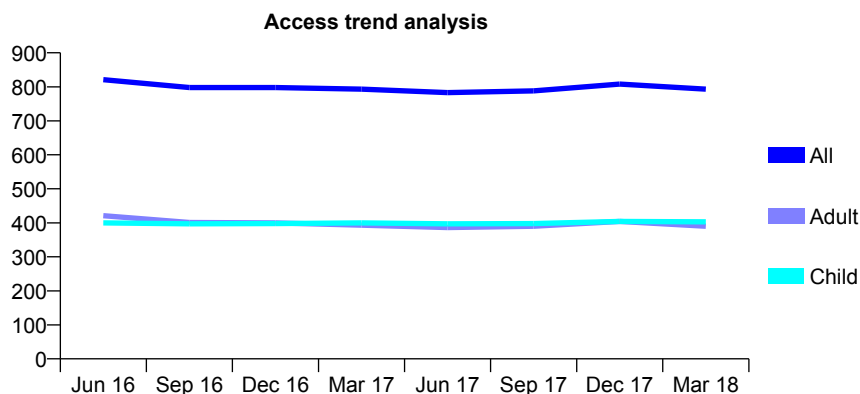
## 7A4 - Vital Signs At a Glance Contract Report for 107107/0001 - Year end March 2018

Name or company name	Jenkins Locum & Administration Services L
Contract type name	GDS Contract
Purpose of contract	General
Contract start date	01/07/2007
Contract end date	

17/18 Contracted general activity (UDA)	2,372
Carry forward general activity (UDA)	0
17/18 Contracted orthodontic activity (UOA)	0
Carry forward orthodontic activity (UOA)	0
Baseline contract value	£59,281.24

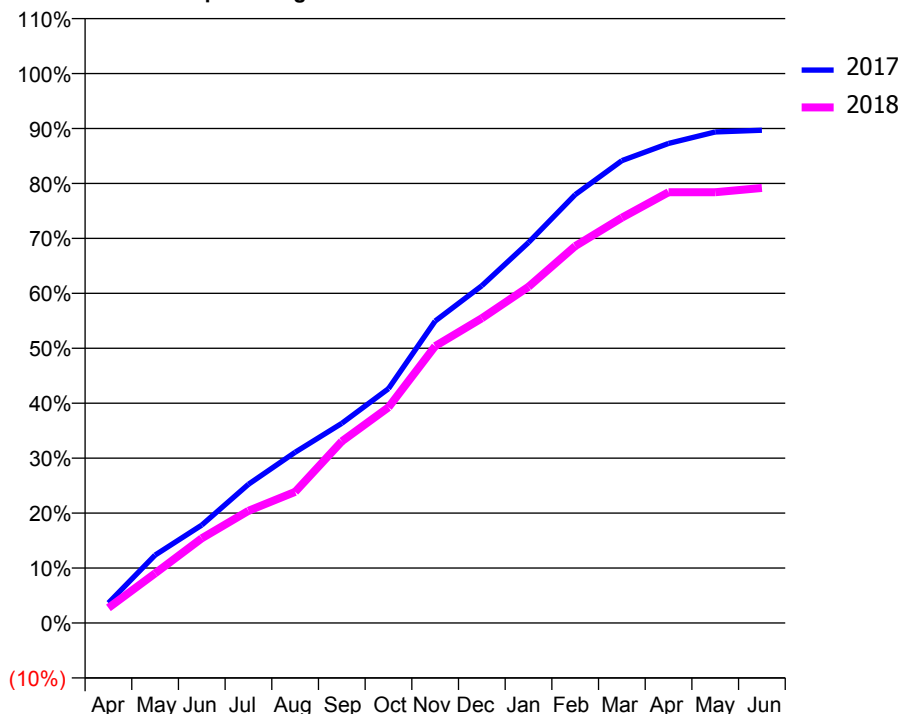
### ACCESS\*

Patients seen in 24 months	Total	Change since previous quarter
Quarter ending March 2017	793	
Quarter ending June 2017	783	↓
Quarter ending September 2017	788	→
Quarter ending December 2017	808	↑
Quarter ending March 2018	793	↓
<b>Variance since March 2017</b>	<b>0.0%</b>	<b>→</b>



### ACTIVITY

Cumulative percentage of contracted UDA delivered 2017 & 2018



Month	Adjusted Scheduled Activity (UDA)	
	2017	2018
April	93	65
May	314	215
June	454	366
July	642	484
August	791	566
September	924	784
October	1,085	931
November	1,398	1,195
December	1,561	1,315
January	1,762	1,451
February	1,983	1,627
March	2,141	1,749
April	2,221	1,860
May	2,274	1,860
June	2,282	1,878

### QUALITY

	Quantity	Base Number	Contract	LHB	Wales
% of FP17s for the same patient ID Re-attending within 3 months - Children	42	665	6.3%	8.6%	10.9%
% of FP17s for the same patient ID Re-attending within 3 months - Adults	71	477	14.9%	15.6%	16.2%
% of FP17s for the same patient ID Re-attending between 3 & 9 months - Children	431	665	64.8%	57.0%	59.0%
% of FP17s for the same patient ID Re-attending between 3 & 9 months - Adults	249	477	52.2%	54.6%	54.9%
% of FP17s for Band 1 Urgent Courses	86	1,122	7.7%	9.2%	9.0%
% of FP17s Relating to Free Repair or Replacements	0	1,122	0.0%	0.7%	0.7%
% of FP17s Relating to Continuations	4	1,122	0.4%	0.9%	0.8%
% of Patients satisfied with the dentistry they have received	0	1	N/A	91.2%	92.0%
% of Patients satisfied with the time they had to wait for an appointment	0	1	N/A	86.3%	88.1%

\* This is based on patients treated on this contract for their most recent course of treatment. Figures in italics indicate the base number of FP17s or Patient Questionnaire responses are less than 100. N/A is shown where the base number of responses is less than 10 during the period. % is calculated as Quantity/Base number\*100



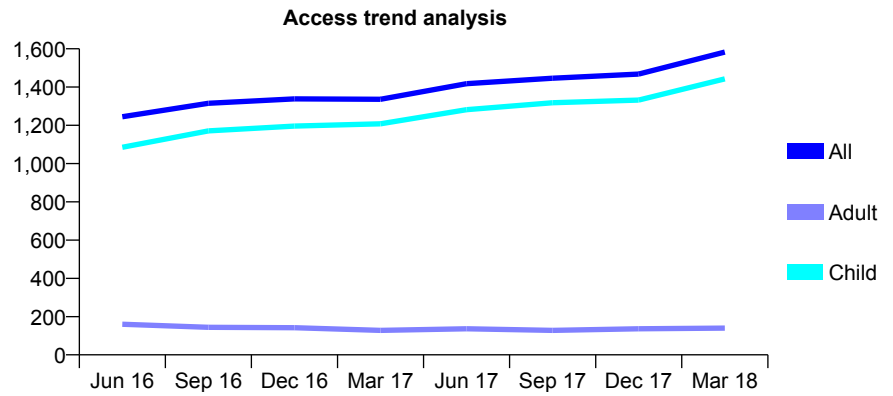
## 7A4 - Vital Signs At a Glance Contract Report for 108014/0001 - Year end March 2018

Name or company name	Smiles Studio Penarth Ltd
Contract type name	GDS Contract
Purpose of contract	General
Contract start date	01/01/2012
Contract end date	

17/18 Contracted general activity (UDA)	4,237
Carry forward general activity (UDA)	-49
17/18 Contracted orthodontic activity (UOA)	0
Carry forward orthodontic activity (UOA)	0
Baseline contract value	£106,990.97

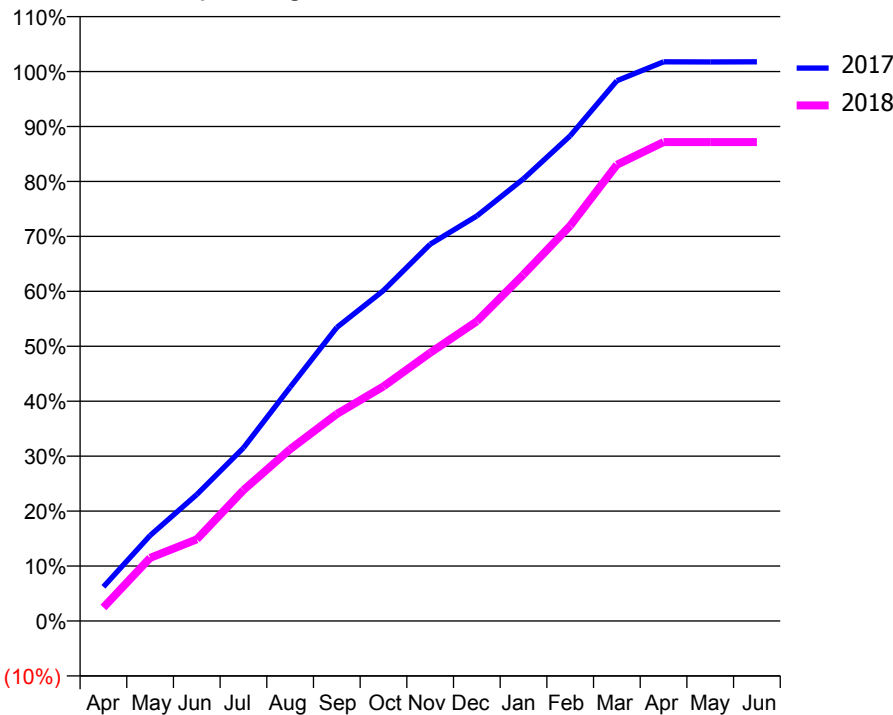
### ACCESS\*

Patients seen in 24 months	Total	Change since previous quarter
Quarter ending March 2017	1,336	
Quarter ending June 2017	1,418	↑
Quarter ending September 2017	1,446	→
Quarter ending December 2017	1,468	→
Quarter ending March 2018	1,583	↑
<b>Variance since March 2017</b>	<b>18.5%</b>	<b>↑</b>



### ACTIVITY

Cumulative percentage of contracted UDA delivered 2017 & 2018



Month	Adjusted Scheduled Activity (UDA)	
	2017	2018
April	171	104
May	428	487
June	633	630
July	866	1,009
August	1,170	1,324
September	1,469	1,597
October	1,654	1,810
November	1,886	2,068
December	2,027	2,311
January	2,213	2,671
February	2,428	3,048
March	2,704	3,518
April	2,799	3,693
May	2,798	3,693
June	2,799	3,693

### QUALITY

	Quantity	Base Number	Contract	LHB	Wales
% of FP17s for the same patient ID Re-attending within 3 months - Children	199	2,417	8.2%	8.6%	10.9%
% of FP17s for the same patient ID Re-attending within 3 months - Adults	14	71	19.7%	15.6%	16.2%
% of FP17s for the same patient ID Re-attending between 3 & 9 months - Children	1,466	2,417	60.7%	57.0%	59.0%
% of FP17s for the same patient ID Re-attending between 3 & 9 months - Adults	32	71	45.1%	54.6%	54.9%
% of FP17s for Band 1 Urgent Courses	104	2,492	4.2%	9.2%	9.0%
% of FP17s Relating to Free Repair or Replacements	0	2,492	0.0%	0.7%	0.7%
% of FP17s Relating to Continuations	0	2,492	0.0%	0.9%	0.8%
% of Patients satisfied with the dentistry they have received	3	4	N/A	91.2%	92.0%
% of Patients satisfied with the time they had to wait for an appointment	3	4	N/A	86.3%	88.1%

\* This is based on patients treated on this contract for their most recent course of treatment. Figures in italics indicate the base number of FP17s or Patient Questionnaire responses are less than 100. N/A is shown where the base number of responses is less than 10 during the period. % is calculated as Quantity/Base number\*100

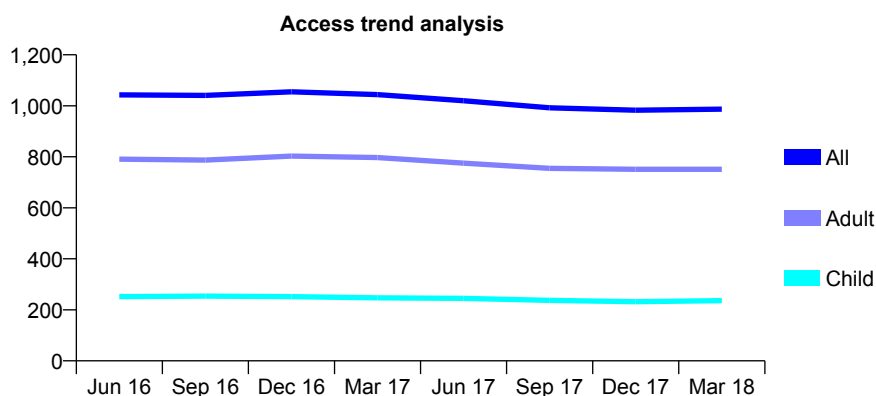
## 7A4 - Vital Signs At a Glance Contract Report for 108200/0002 - Year end March 2018

Name or company name	Cardiff & Vale University Health Board
Contract type name	PDS Contract
Purpose of contract	General
Contract start date	01/04/2006
Contract end date	31/12/2026

17/18 Contracted general activity (UDA)	2,192
Carry forward general activity (UDA)	-80
17/18 Contracted orthodontic activity (UOA)	0
Carry forward orthodontic activity (UOA)	0
Baseline contract value	£53,391.16

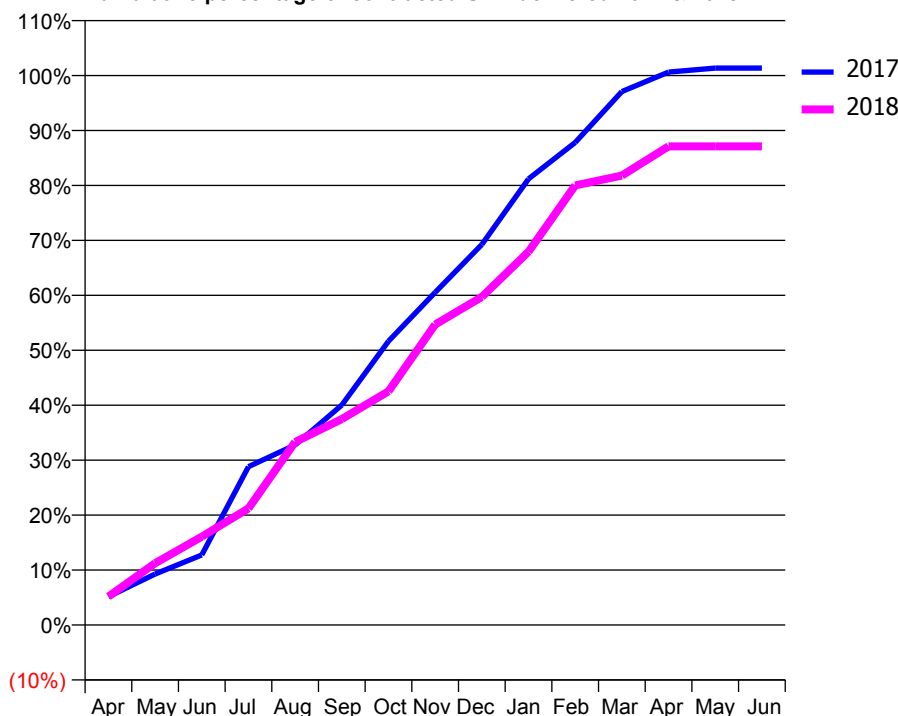
### ACCESS\*

Patients seen in 24 months	Total	Change since previous quarter
Quarter ending March 2017	1,044	
Quarter ending June 2017	1,020	↓
Quarter ending September 2017	992	↓
Quarter ending December 2017	983	→
Quarter ending March 2018	987	→
<b>Variance since March 2017</b>	<b>(5.5%)</b>	<b>↓</b>



### ACTIVITY

Cumulative percentage of contracted UDA delivered 2017 & 2018



Month	Adjusted Scheduled Activity (UDA)	
	2017	2018
April	113	113
May	203	247
June	280	352
July	632	465
August	718	730
September	877	821
October	1,132	932
November	1,327	1,199
December	1,518	1,309
January	1,779	1,489
February	1,925	1,753
March	2,128	1,793
April	2,206	1,909
May	2,222	1,909
June	2,222	1,909

### QUALITY

	Quantity	Base Number	Contract	LHB	Wales
% of FP17s for the same patient ID Re-attending within 3 months - Children	7	253	2.8%	8.6%	10.9%
% of FP17s for the same patient ID Re-attending within 3 months - Adults	60	780	7.7%	15.6%	16.2%
% of FP17s for the same patient ID Re-attending between 3 & 9 months - Children	118	253	46.6%	57.0%	59.0%
% of FP17s for the same patient ID Re-attending between 3 & 9 months - Adults	320	780	41.0%	54.6%	54.9%
% of FP17s for Band 1 Urgent Courses	94	1,051	8.9%	9.2%	9.0%
% of FP17s Relating to Free Repair or Replacements	0	1,051	0.0%	0.7%	0.7%
% of FP17s Relating to Continuations	3	1,051	0.3%	0.9%	0.8%
% of Patients satisfied with the dentistry they have received	1	1	N/A	91.2%	92.0%
% of Patients satisfied with the time they had to wait for an appointment	1	1	N/A	86.3%	88.1%

\* This is based on patients treated on this contract for their most recent course of treatment. Figures in italics indicate the base number of FP17s or Patient Questionnaire responses are less than 100. N/A is shown where the base number of responses is less than 10 during the period. % is calculated as Quantity/Base number\*100

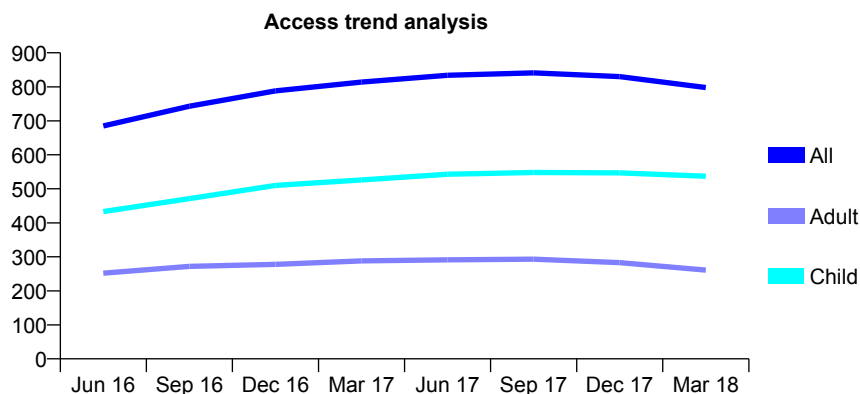
## 7A4 - Vital Signs At a Glance Contract Report for 112615/0001 - Year end March 2018

Name or company name	Moorcastle Ltd
Contract type name	GDS Contract
Purpose of contract	General
Contract start date	01/08/2015
Contract end date	

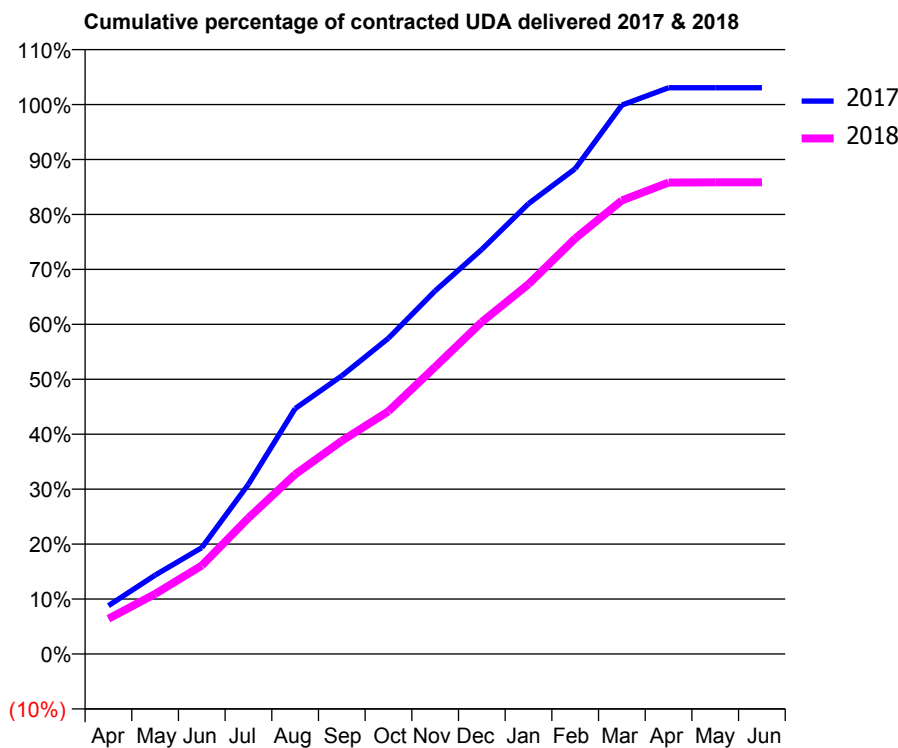
17/18 Contracted general activity (UDA)	2,144
Carry forward general activity (UDA)	-65
17/18 Contracted orthodontic activity (UOA)	0
Carry forward orthodontic activity (UOA)	0
Baseline contract value	£53,207.56

### ACCESS\*

Patients seen in 24 months	Total	Change since previous quarter
Quarter ending March 2017	814	
Quarter ending June 2017	834	↑
Quarter ending September 2017	841	→
Quarter ending December 2017	830	↓
Quarter ending March 2018	798	↓
<b>Variance since March 2017</b>	<b>(2.0%)</b>	<b>↓</b>



### ACTIVITY



Month	Adjusted Scheduled Activity (UDA)	
	2017	2018
April	189	137
May	308	234
June	415	345
July	663	531
August	958	701
September	1,086	832
October	1,232	947
November	1,417	1,120
December	1,579	1,296
January	1,757	1,443
February	1,894	1,621
March	2,142	1,770
April	2,209	1,840
May	2,209	1,841
June	2,209	1,841

### QUALITY

	Quantity	Base Number	Contract	LHB	Wales
% of FP17s for the same patient ID Re-attending within 3 months - Children	53	843	6.3%	8.6%	10.9%
% of FP17s for the same patient ID Re-attending within 3 months - Adults	38	296	12.8%	15.6%	16.2%
% of FP17s for the same patient ID Re-attending between 3 & 9 months - Children	564	843	66.9%	57.0%	59.0%
% of FP17s for the same patient ID Re-attending between 3 & 9 months - Adults	190	296	64.2%	54.6%	54.9%
% of FP17s for Band 1 Urgent Courses	74	1,138	6.5%	9.2%	9.0%
% of FP17s Relating to Free Repair or Replacements	0	1,138	0.0%	0.7%	0.7%
% of FP17s Relating to Continuations	1	1,138	0.1%	0.9%	0.8%
% of Patients satisfied with the dentistry they have received	3	3	N/A	91.2%	92.0%
% of Patients satisfied with the time they had to wait for an appointment	3	3	N/A	86.3%	88.1%

\* This is based on patients treated on this contract for their most recent course of treatment. Figures in italics indicate the base number of FP17s or Patient Questionnaire responses are less than 100. N/A is shown where the base number of responses is less than 10 during the period. % is calculated as Quantity/Base number\*100

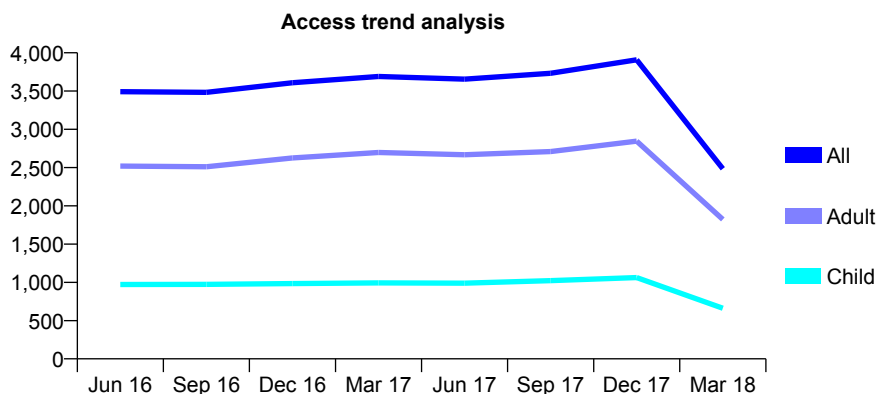
## 7A4 - Vital Signs At a Glance Contract Report for 114685/0001 - Year end March 2018

Name or company name	Wilton House Services Ltd
Contract type name	GDS Contract
Purpose of contract	General
Contract start date	01/10/2009
Contract end date	31/12/2017

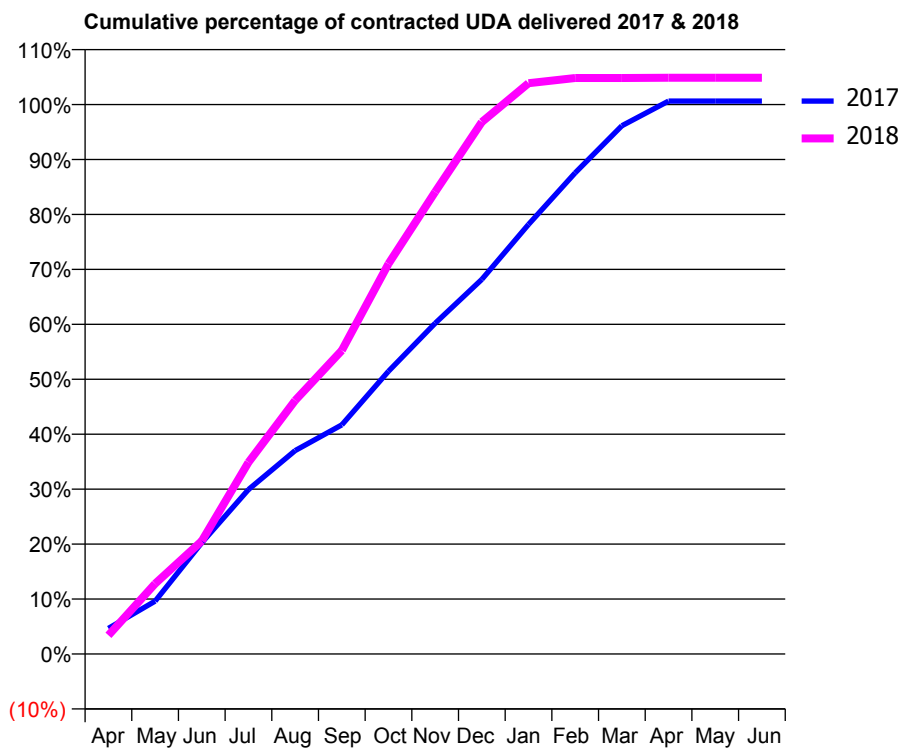
17/18 Contracted general activity (UDA)	10,125
Carry forward general activity (UDA)	-85
17/18 Contracted orthodontic activity (UOA)	0
Carry forward orthodontic activity (UOA)	0
Baseline contract value	£249,222.37

### ACCESS\*

Patients seen in 24 months	Total	Change since previous quarter
Quarter ending March 2017	3,690	
Quarter ending June 2017	3,656	→
Quarter ending September 2017	3,732	↑
Quarter ending December 2017	3,908	↑
Quarter ending March 2018	2,485	↓
<b>Variance since March 2017</b>	<b>(32.7%)</b>	<b>↓</b>



### ACTIVITY



Month	Adjusted Scheduled Activity (UDA)	
	2017	2018
April	631	346
May	1,300	1,297
June	2,733	2,082
July	4,041	3,533
August	4,998	4,671
September	5,630	5,592
October	6,947	7,189
November	8,128	8,514
December	9,203	9,802
January	10,554	10,518
February	11,821	10,612
March	12,978	10,612
April	13,585	10,618
May	13,585	10,618
June	13,585	10,618

### QUALITY

	Quantity	Base Number	Contract	LHB	Wales
% of FP17s for the same patient ID Re-attending within 3 months - Children	77	1,365	5.6%	8.6%	10.9%
% of FP17s for the same patient ID Re-attending within 3 months - Adults	742	3,990	18.6%	15.6%	16.2%
% of FP17s for the same patient ID Re-attending between 3 & 9 months - Children	955	1,365	70.0%	57.0%	59.0%
% of FP17s for the same patient ID Re-attending between 3 & 9 months - Adults	2,462	3,990	61.7%	54.6%	54.9%
% of FP17s for Band 1 Urgent Courses	476	5,074	9.4%	9.2%	9.0%
% of FP17s Relating to Free Repair or Replacements	103	5,074	2.0%	0.7%	0.7%
% of FP17s Relating to Continuations	72	5,074	1.4%	0.9%	0.8%
% of Patients satisfied with the dentistry they have received	21	23	91.3%	91.2%	92.0%
% of Patients satisfied with the time they had to wait for an appointment	22	23	95.7%	86.3%	88.1%

\* This is based on patients treated on this contract for their most recent course of treatment. Figures in italics indicate the base number of FP17s or Patient Questionnaire responses are less than 100. N/A is shown where the base number of responses is less than 10 during the period. % is calculated as Quantity/Base number\*100

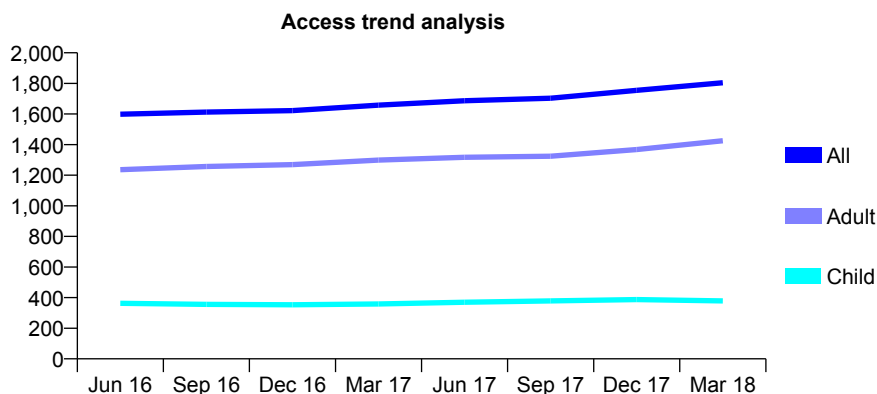
## 7A4 - Vital Signs At a Glance Contract Report for 121304/0001 - Year end March 2018

Name or company name	Penarth Dental Healthcare Ltd
Contract type name	GDS Contract
Purpose of contract	General
Contract start date	01/04/2014
Contract end date	

17/18 Contracted general activity (UDA)	5,867
Carry forward general activity (UDA)	249
17/18 Contracted orthodontic activity (UOA)	0
Carry forward orthodontic activity (UOA)	0
Baseline contract value	£164,942.79

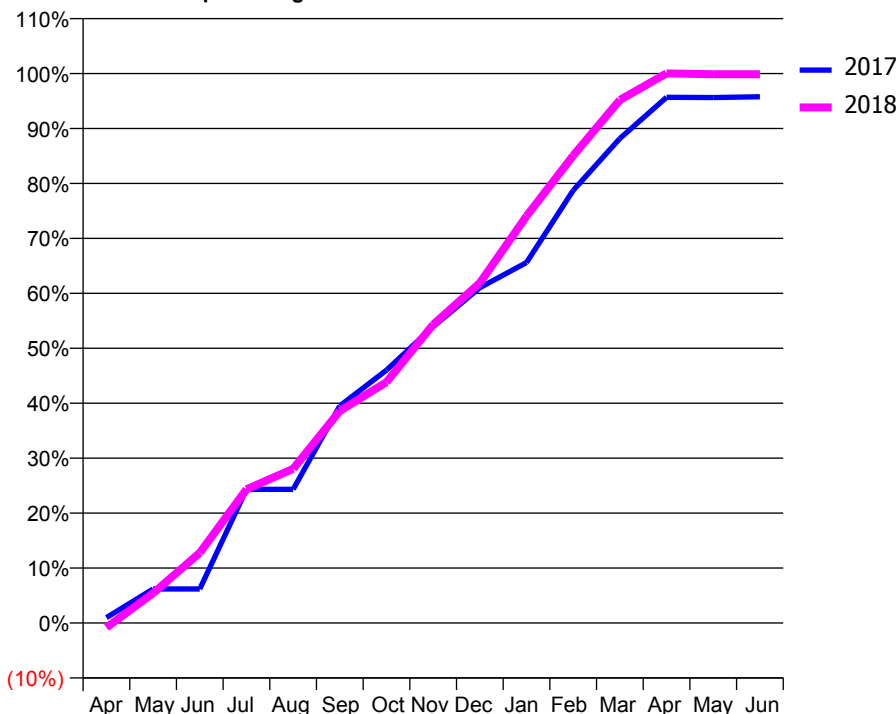
### ACCESS\*

Patients seen in 24 months	Total	Change since previous quarter
Quarter ending March 2017	1,658	
Quarter ending June 2017	1,687	→
Quarter ending September 2017	1,703	→
Quarter ending December 2017	1,755	↑
Quarter ending March 2018	1,804	↑
<b>Variance since March 2017</b>	<b>8.8%</b>	<b>↑</b>



### ACTIVITY

**Cumulative percentage of contracted UDA delivered 2017 & 2018**



Month	Adjusted Scheduled Activity (UDA)	
	2017	2018
April	57	-49
May	363	319
June	363	750
July	1,427	1,427
August	1,427	1,647
September	2,319	2,265
October	2,700	2,572
November	3,164	3,187
December	3,580	3,632
January	3,849	4,344
February	4,619	4,991
March	5,173	5,585
April	5,612	5,867
May	5,610	5,859
June	5,618	5,859

### QUALITY

	Quantity	Base Number	Contract	LHB	Wales
% of FP17s for the same patient ID Re-attending within 3 months - Children	16	431	3.7%	8.6%	10.9%
% of FP17s for the same patient ID Re-attending within 3 months - Adults	371	2,587	14.3%	15.6%	16.2%
% of FP17s for the same patient ID Re-attending between 3 & 9 months - Children	128	431	29.7%	57.0%	59.0%
% of FP17s for the same patient ID Re-attending between 3 & 9 months - Adults	1,606	2,587	62.1%	54.6%	54.9%
% of FP17s for Band 1 Urgent Courses	92	2,909	3.2%	9.2%	9.0%
% of FP17s Relating to Free Repair or Replacements	6	2,909	0.2%	0.7%	0.7%
% of FP17s Relating to Continuations	7	2,909	0.2%	0.9%	0.8%
% of Patients satisfied with the dentistry they have received	4	4	N/A	91.2%	92.0%
% of Patients satisfied with the time they had to wait for an appointment	4	4	N/A	86.3%	88.1%

\* This is based on patients treated on this contract for their most recent course of treatment. Figures in italics indicate the base number of FP17s or Patient Questionnaire responses are less than 100. N/A is shown where the base number of responses is less than 10 during the period. % is calculated as Quantity/Base number\*100

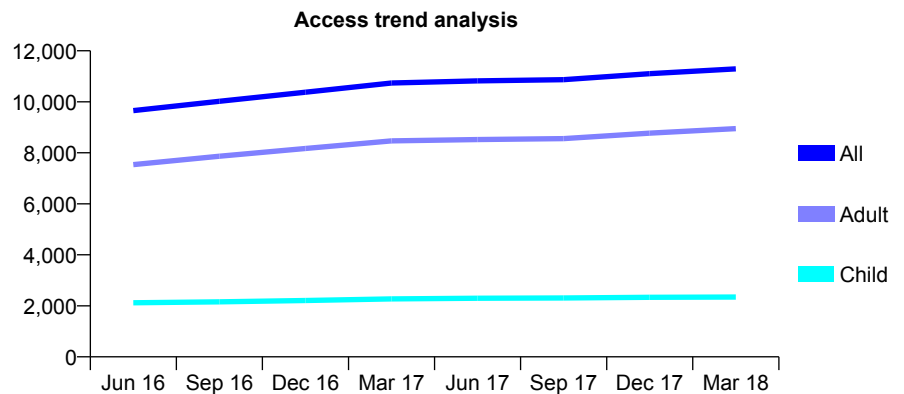
## 7A4 - Vital Signs At a Glance Contract Report for 122912/0003 - Year end March 2018

Name or company name	CLIFTON DENTAL CARE LTD
Contract type name	GDS Contract
Purpose of contract	General
Contract start date	01/01/2014
Contract end date	

17/18 Contracted general activity (UDA)	40,358
Carry forward general activity (UDA)	215
17/18 Contracted orthodontic activity (UOA)	0
Carry forward orthodontic activity (UOA)	0
Baseline contract value	£991,344.85

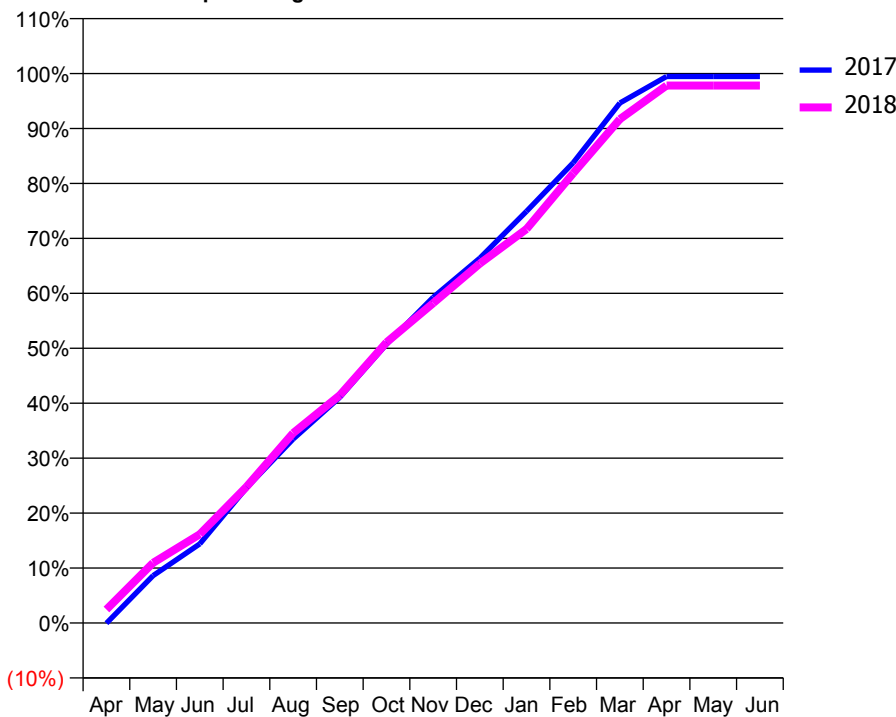
### ACCESS\*

Patients seen in 24 months	Total	Change since previous quarter
Quarter ending March 2017	10,736	
Quarter ending June 2017	10,821	→
Quarter ending September 2017	10,868	→
Quarter ending December 2017	11,103	↑
Quarter ending March 2018	11,294	→
<b>Variance since March 2017</b>	<b>5.2%</b>	<b>↑</b>



### ACTIVITY

Cumulative percentage of contracted UDA delivered 2017 & 2018



Month	Adjusted Scheduled Activity (UDA)	
	2017	2018
April	-23	997
May	3,486	4,419
June	5,817	6,515
July	9,924	10,003
August	13,509	13,955
September	16,577	16,729
October	20,472	20,608
November	23,925	23,491
December	26,805	26,401
January	30,241	28,934
February	33,802	33,032
March	38,194	37,004
April	40,137	39,474
May	40,139	39,473
June	40,143	39,473

### QUALITY

	Quantity	Base Number	Contract	LHB	Wales
% of FP17s for the same patient ID Re-attending within 3 months - Children	310	3,709	8.4%	8.6%	10.9%
% of FP17s for the same patient ID Re-attending within 3 months - Adults	1,975	13,482	14.6%	15.6%	16.2%
% of FP17s for the same patient ID Re-attending between 3 & 9 months - Children	2,156	3,709	58.1%	57.0%	59.0%
% of FP17s for the same patient ID Re-attending between 3 & 9 months - Adults	7,432	13,482	55.1%	54.6%	54.9%
% of FP17s for Band 1 Urgent Courses	1,808	17,537	10.3%	9.2%	9.0%
% of FP17s Relating to Free Repair or Replacements	79	17,537	0.5%	0.7%	0.7%
% of FP17s Relating to Continuations	337	17,537	1.9%	0.9%	0.8%
% of Patients satisfied with the dentistry they have received	38	39	97.4%	91.2%	92.0%
% of Patients satisfied with the time they had to wait for an appointment	36	39	92.3%	86.3%	88.1%

\* This is based on patients treated on this contract for their most recent course of treatment. Figures in italics indicate the base number of FP17s or Patient Questionnaire responses are less than 100. N/A is shown where the base number of responses is less than 10 during the period. % is calculated as Quantity/Base number\*100

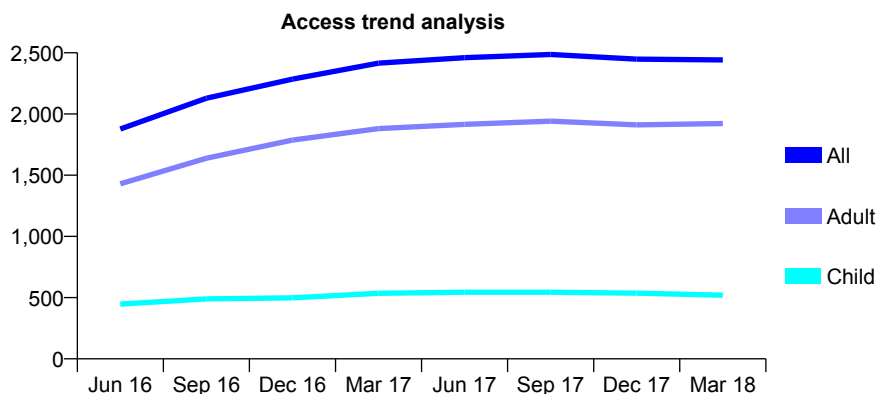
## 7A4 - Vital Signs At a Glance Contract Report for 127981/0001 - Year end March 2018

Name or company name	Blakeridge Limited
Contract type name	GDS Contract
Purpose of contract	General and Orthodontic
Contract start date	01/09/2012
Contract end date	

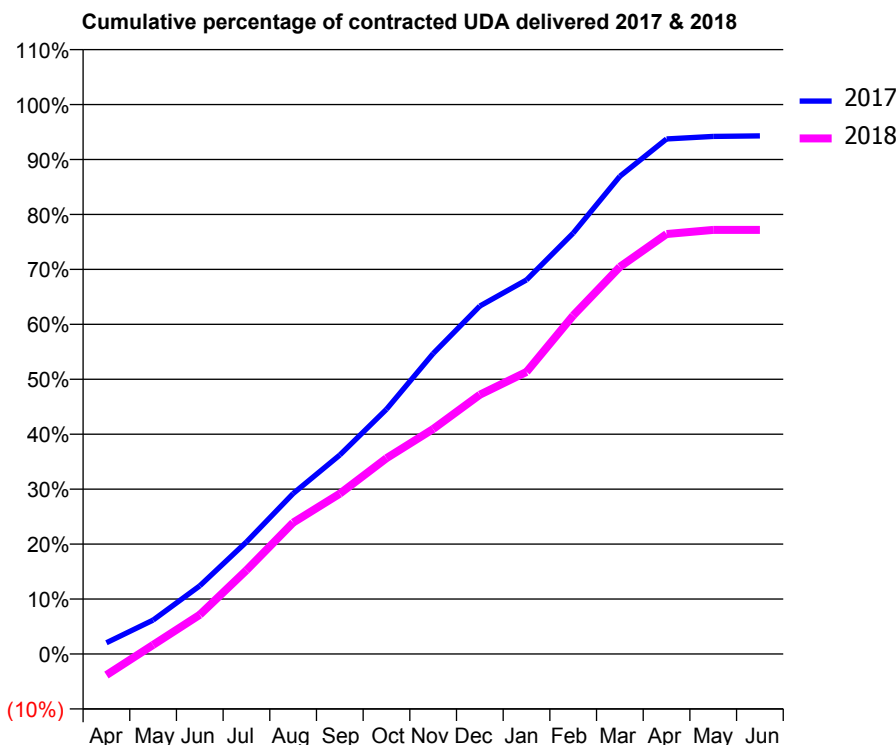
17/18 Contracted general activity (UDA)	7,839
Carry forward general activity (UDA)	448
17/18 Contracted orthodontic activity (UOA)	106
Carry forward orthodontic activity (UOA)	0
Baseline contract value	£160,096.02

### ACCESS\*

Patients seen in 24 months	Total	Change since previous quarter
Quarter ending March 2017	2,416	
Quarter ending June 2017	2,460	→
Quarter ending September 2017	2,486	→
Quarter ending December 2017	2,448	↓
Quarter ending March 2018	2,442	→
<b>Variance since March 2017</b>	<b>1.1%</b>	<b>→</b>



### ACTIVITY



Month	Adjusted Scheduled Activity (UDA)	
	2017	2018
April	160	-302
May	485	131
June	974	561
July	1,598	1,196
August	2,290	1,875
September	2,839	2,288
October	3,492	2,794
November	4,286	3,211
December	4,963	3,699
January	5,337	4,025
February	6,005	4,829
March	6,816	5,524
April	7,348	5,991
May	7,383	6,049
June	7,391	6,049

### QUALITY

	Quantity	Base Number	Contract	LHB	Wales
% of FP17s for the same patient ID Re-attending within 3 months - Children	60	743	8.1%	8.6%	10.9%
% of FP17s for the same patient ID Re-attending within 3 months - Adults	350	2,594	13.5%	15.6%	16.2%
% of FP17s for the same patient ID Re-attending between 3 & 9 months - Children	433	743	58.3%	57.0%	59.0%
% of FP17s for the same patient ID Re-attending between 3 & 9 months - Adults	1,534	2,594	59.1%	54.6%	54.9%
% of FP17s for Band 1 Urgent Courses	326	3,329	9.8%	9.2%	9.0%
% of FP17s Relating to Free Repair or Replacements	22	3,329	0.7%	0.7%	0.7%
% of FP17s Relating to Continuations	52	3,329	1.6%	0.9%	0.8%
% of Patients satisfied with the dentistry they have received	11	11	100.0%	91.2%	92.0%
% of Patients satisfied with the time they had to wait for an appointment	11	11	100.0%	86.3%	88.1%

\* This is based on patients treated on this contract for their most recent course of treatment. Figures in italics indicate the base number of FP17s or Patient Questionnaire responses are less than 100. N/A is shown where the base number of responses is less than 10 during the period. % is calculated as Quantity/Base number\*100



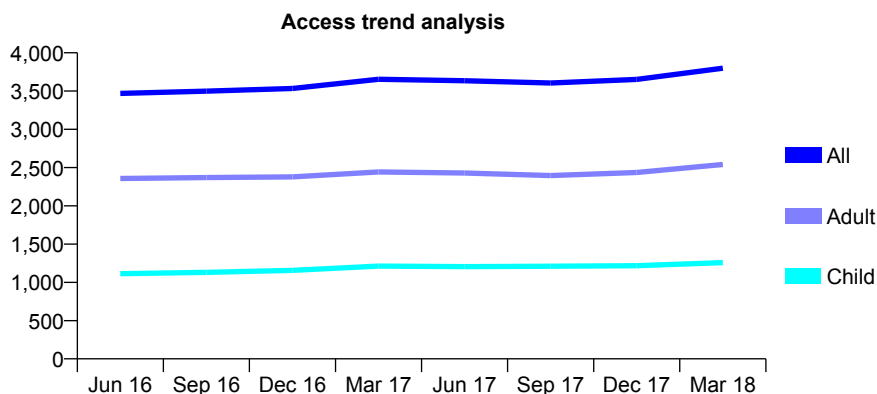
## 7A4 - Vital Signs At a Glance Contract Report for 129860/0001 - Year end March 2018

Name or company name	Oral Health Solutions Ltd
Contract type name	GDS Contract
Purpose of contract	General
Contract start date	01/09/2010
Contract end date	

17/18 Contracted general activity (UDA)	12,726
Carry forward general activity (UDA)	105
17/18 Contracted orthodontic activity (UOA)	0
Carry forward orthodontic activity (UOA)	0
Baseline contract value	£313,883.00

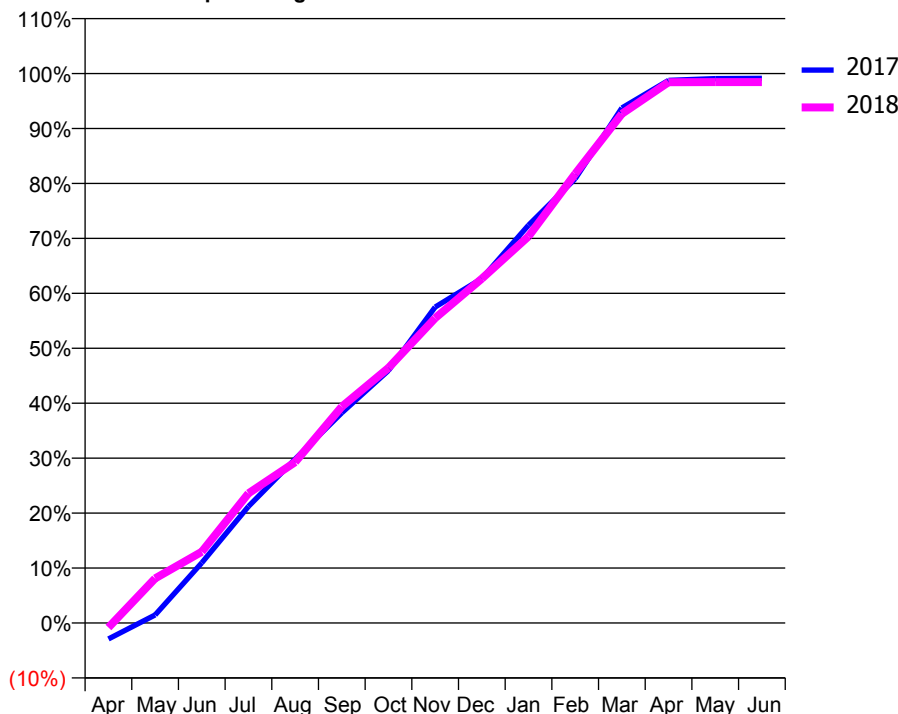
### ACCESS\*

Patients seen in 24 months	Total	Change since previous quarter
Quarter ending March 2017	3,654	
Quarter ending June 2017	3,634	→
Quarter ending September 2017	3,606	→
Quarter ending December 2017	3,653	→
Quarter ending March 2018	3,799	↑
<b>Variance since March 2017</b>	<b>4.0%</b>	<b>↑</b>



### ACTIVITY

Cumulative percentage of contracted UDA delivered 2017 & 2018



Month	Adjusted Scheduled Activity (UDA)	
	2017	2018
April	-351	-105
May	177	1,032
June	1,313	1,651
July	2,543	3,005
August	3,575	3,726
September	4,583	5,011
October	5,504	5,909
November	6,889	7,060
December	7,512	7,974
January	8,676	8,954
February	9,686	10,402
March	11,230	11,794
April	11,833	12,525
May	11,870	12,526
June	11,877	12,527

### QUALITY

	Quantity	Base Number	Contract	LHB	Wales
% of FP17s for the same patient ID Re-attending within 3 months - Children	122	1,922	6.3%	8.6%	10.9%
% of FP17s for the same patient ID Re-attending within 3 months - Adults	609	3,916	15.6%	15.6%	16.2%
% of FP17s for the same patient ID Re-attending between 3 & 9 months - Children	1,194	1,922	62.1%	57.0%	59.0%
% of FP17s for the same patient ID Re-attending between 3 & 9 months - Adults	2,295	3,916	58.6%	54.6%	54.9%
% of FP17s for Band 1 Urgent Courses	510	5,871	8.7%	9.2%	9.0%
% of FP17s Relating to Free Repair or Replacements	46	5,871	0.8%	0.7%	0.7%
% of FP17s Relating to Continuations	13	5,871	0.2%	0.9%	0.8%
% of Patients satisfied with the dentistry they have received	9	9	N/A	91.2%	92.0%
% of Patients satisfied with the time they had to wait for an appointment	8	9	N/A	86.3%	88.1%

\* This is based on patients treated on this contract for their most recent course of treatment. Figures in italics indicate the base number of FP17s or Patient Questionnaire responses are less than 100. N/A is shown where the base number of responses is less than 10 during the period. % is calculated as Quantity/Base number\*100

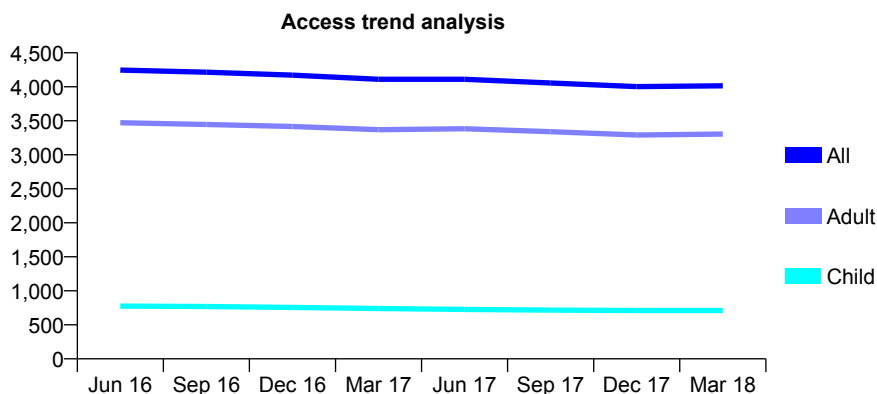
## 7A4 - Vital Signs At a Glance Contract Report for 130494/0001 - Year end March 2018

Name or company name	G P O'Keeffe & J W Jones
Contract type name	GDS Contract
Purpose of contract	General
Contract start date	01/04/2011
Contract end date	

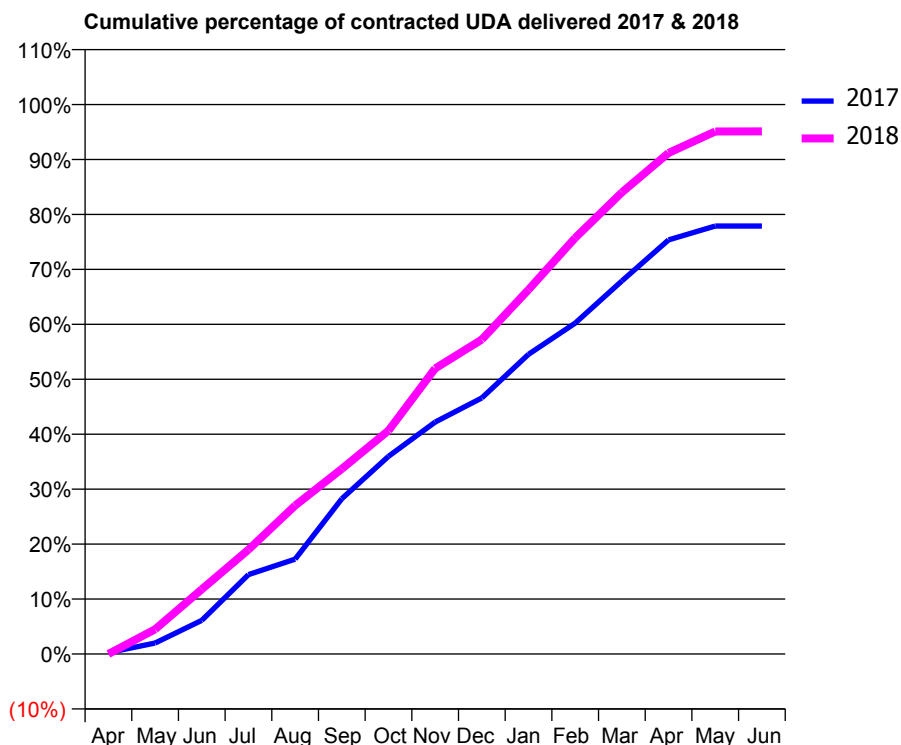
17/18 Contracted general activity (UDA)	11,538
Carry forward general activity (UDA)	0
17/18 Contracted orthodontic activity (UOA)	0
Carry forward orthodontic activity (UOA)	0
Baseline contract value	£294,784.08

### ACCESS\*

Patients seen in 24 months	Total	Change since previous quarter
Quarter ending March 2017	4,111	
Quarter ending June 2017	4,111	→
Quarter ending September 2017	4,056	↓
Quarter ending December 2017	4,002	↓
Quarter ending March 2018	4,015	→
<b>Variance since March 2017</b>	<b>(2.3%)</b>	<b>↓</b>



### ACTIVITY



Month	Adjusted Scheduled Activity (UDA)	
	2017	2018
April	32	2
May	257	519
June	787	1,359
July	1,856	2,191
August	2,216	3,118
September	3,628	3,887
October	4,619	4,691
November	5,420	5,997
December	5,984	6,603
January	7,003	7,650
February	7,731	8,738
March	8,716	9,693
April	9,676	10,520
May	10,001	10,972
June	10,000	10,973

### QUALITY

	Quantity	Base Number	Contract	LHB	Wales
% of FP17s for the same patient ID Re-attending within 3 months - Children	44	1,001	4.4%	8.6%	10.9%
% of FP17s for the same patient ID Re-attending within 3 months - Adults	889	5,055	17.6%	15.6%	16.2%
% of FP17s for the same patient ID Re-attending between 3 & 9 months - Children	582	1,001	58.1%	57.0%	59.0%
% of FP17s for the same patient ID Re-attending between 3 & 9 months - Adults	2,431	5,055	48.1%	54.6%	54.9%
% of FP17s for Band 1 Urgent Courses	983	5,933	16.6%	9.2%	9.0%
% of FP17s Relating to Free Repair or Replacements	33	5,933	0.6%	0.7%	0.7%
% of FP17s Relating to Continuations	12	5,933	0.2%	0.9%	0.8%
% of Patients satisfied with the dentistry they have received	18	21	85.7%	91.2%	92.0%
% of Patients satisfied with the time they had to wait for an appointment	19	21	90.5%	86.3%	88.1%

\* This is based on patients treated on this contract for their most recent course of treatment. Figures in italics indicate the base number of FP17s or Patient Questionnaire responses are less than 100. N/A is shown where the base number of responses is less than 10 during the period. % is calculated as Quantity/Base number\*100

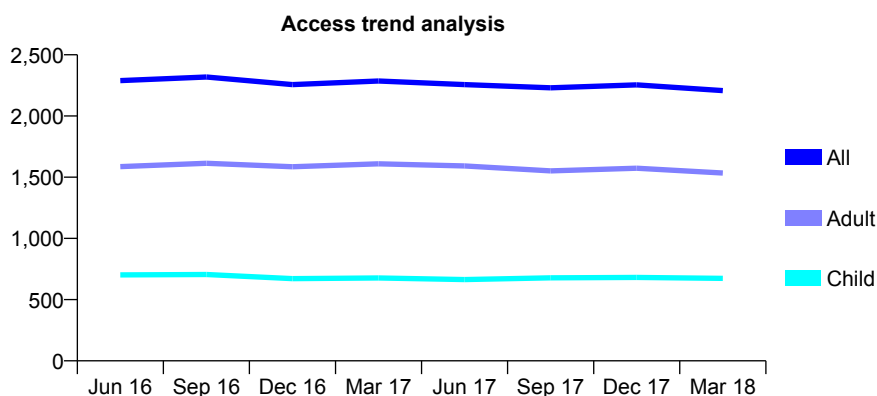
## 7A4 - Vital Signs At a Glance Contract Report for 136484/0001 - Year end March 2018

Name or company name	Cardiff Smile Centre Ltd
Contract type name	GDS Contract
Purpose of contract	General
Contract start date	01/04/2013
Contract end date	

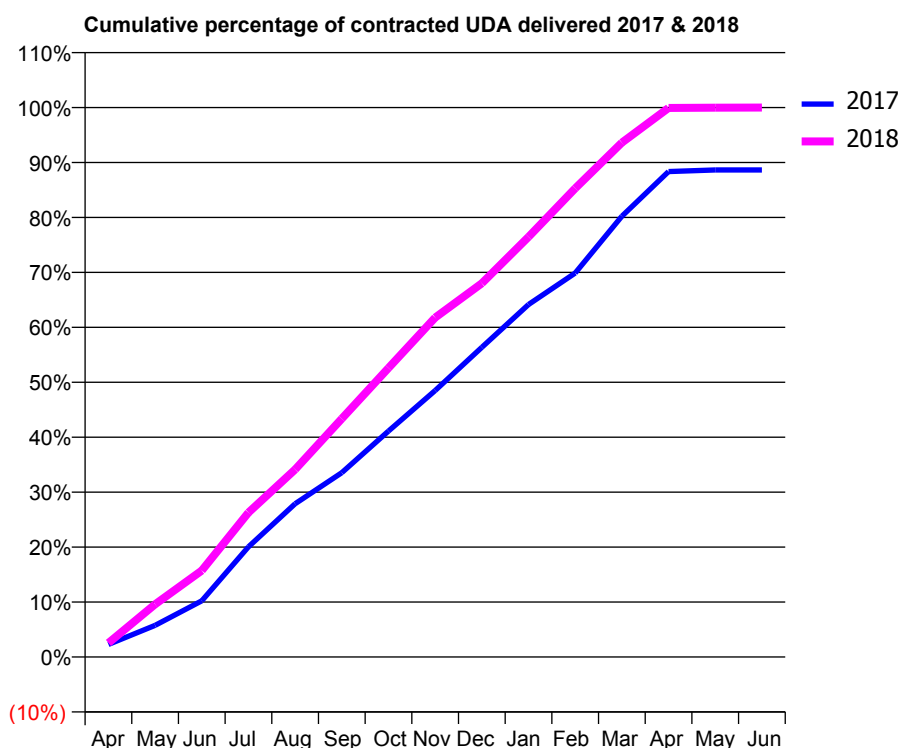
17/18 Contracted general activity (UDA)	7,750
Carry forward general activity (UDA)	0
17/18 Contracted orthodontic activity (UOA)	0
Carry forward orthodontic activity (UOA)	0
Baseline contract value	£248,205.63

### ACCESS\*

Patients seen in 24 months	Total	Change since previous quarter
Quarter ending March 2017	2,286	
Quarter ending June 2017	2,256	↓
Quarter ending September 2017	2,230	↓
Quarter ending December 2017	2,254	→
Quarter ending March 2018	2,208	↓
<b>Variance since March 2017</b>	<b>(3.4%)</b>	<b>↓</b>



### ACTIVITY



Month	Adjusted Scheduled Activity (UDA)	
	2017	2018
April	186	199
May	467	743
June	827	1,219
July	1,623	2,037
August	2,257	2,646
September	2,713	3,362
October	3,327	4,077
November	3,924	4,788
December	4,560	5,271
January	5,189	5,925
February	5,653	6,610
March	6,489	7,256
April	7,147	7,744
May	7,171	7,748
June	7,171	7,749

### QUALITY

	Quantity	Base Number	Contract	LHB	Wales
% of FP17s for the same patient ID Re-attending within 3 months - Children	54	821	6.6%	8.6%	10.9%
% of FP17s for the same patient ID Re-attending within 3 months - Adults	282	1,762	16.0%	15.6%	16.2%
% of FP17s for the same patient ID Re-attending between 3 & 9 months - Children	329	821	40.1%	57.0%	59.0%
% of FP17s for the same patient ID Re-attending between 3 & 9 months - Adults	727	1,762	41.3%	54.6%	54.9%
% of FP17s for Band 1 Urgent Courses	216	2,546	8.5%	9.2%	9.0%
% of FP17s Relating to Free Repair or Replacements	27	2,546	1.1%	0.7%	0.7%
% of FP17s Relating to Continuations	0	2,546	0.0%	0.9%	0.8%
% of Patients satisfied with the dentistry they have received	6	8	N/A	91.2%	92.0%
% of Patients satisfied with the time they had to wait for an appointment	8	8	N/A	86.3%	88.1%

\* This is based on patients treated on this contract for their most recent course of treatment. Figures in italics indicate the base number of FP17s or Patient Questionnaire responses are less than 100. N/A is shown where the base number of responses is less than 10 during the period. % is calculated as Quantity/Base number\*100

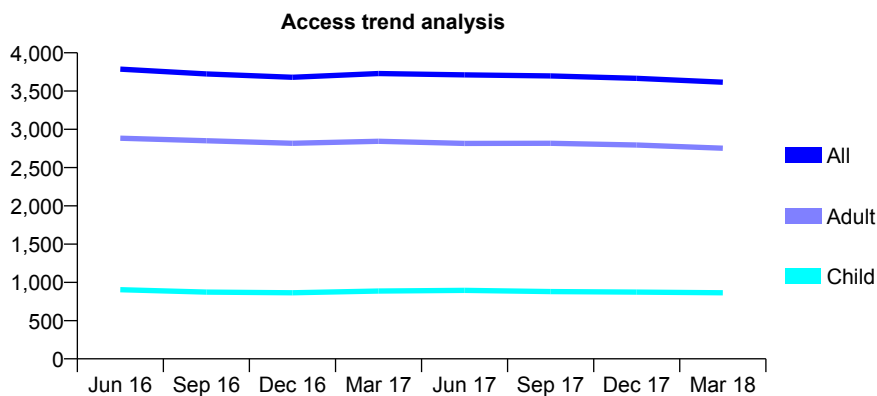
## 7A4 - Vital Signs At a Glance Contract Report for 140120/0001 - Year end March 2018

Name or company name	N Dental Ltd
Contract type name	GDS Contract
Purpose of contract	General
Contract start date	01/09/2011
Contract end date	

17/18 Contracted general activity (UDA)	11,075
Carry forward general activity (UDA)	57
17/18 Contracted orthodontic activity (UOA)	0
Carry forward orthodontic activity (UOA)	0
Baseline contract value	£272,592.03

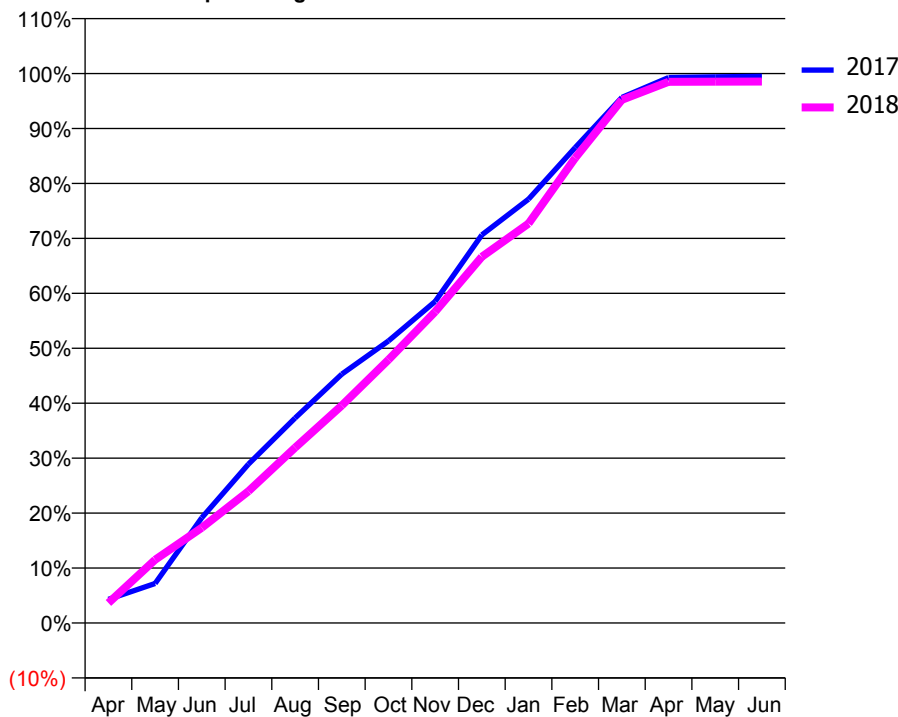
### ACCESS\*

Patients seen in 24 months	Total	Change since previous quarter
Quarter ending March 2017	3,729	
Quarter ending June 2017	3,711	→
Quarter ending September 2017	3,698	→
Quarter ending December 2017	3,666	→
Quarter ending March 2018	3,616	↓
<b>Variance since March 2017</b>	<b>(3.0%)</b>	<b>↓</b>



### ACTIVITY

Cumulative percentage of contracted UDA delivered 2017 & 2018



Month	Adjusted Scheduled Activity (UDA)	
	2017	2018
April	478	403
May	798	1,274
June	2,122	1,921
July	3,202	2,657
August	4,133	3,535
September	5,016	4,385
October	5,686	5,306
November	6,481	6,273
December	7,823	7,381
January	8,543	8,050
February	9,582	9,374
March	10,594	10,545
April	10,994	10,908
May	11,007	10,910
June	11,018	10,913

### QUALITY

	Quantity	Base Number	Contract	LHB	Wales
% of FP17s for the same patient ID Re-attending within 3 months - Children	126	1,365	9.2%	8.6%	10.9%
% of FP17s for the same patient ID Re-attending within 3 months - Adults	896	4,459	20.1%	15.6%	16.2%
% of FP17s for the same patient ID Re-attending between 3 & 9 months - Children	800	1,365	58.6%	57.0%	59.0%
% of FP17s for the same patient ID Re-attending between 3 & 9 months - Adults	2,477	4,459	55.6%	54.6%	54.9%
% of FP17s for Band 1 Urgent Courses	587	5,737	10.2%	9.2%	9.0%
% of FP17s Relating to Free Repair or Replacements	12	5,737	0.2%	0.7%	0.7%
% of FP17s Relating to Continuations	27	5,737	0.5%	0.9%	0.8%
% of Patients satisfied with the dentistry they have received	8	10	80.0%	91.2%	92.0%
% of Patients satisfied with the time they had to wait for an appointment	7	10	70.0%	86.3%	88.1%

\* This is based on patients treated on this contract for their most recent course of treatment. Figures in italics indicate the base number of FP17s or Patient Questionnaire responses are less than 100. N/A is shown where the base number of responses is less than 10 during the period. % is calculated as Quantity/Base number\*100

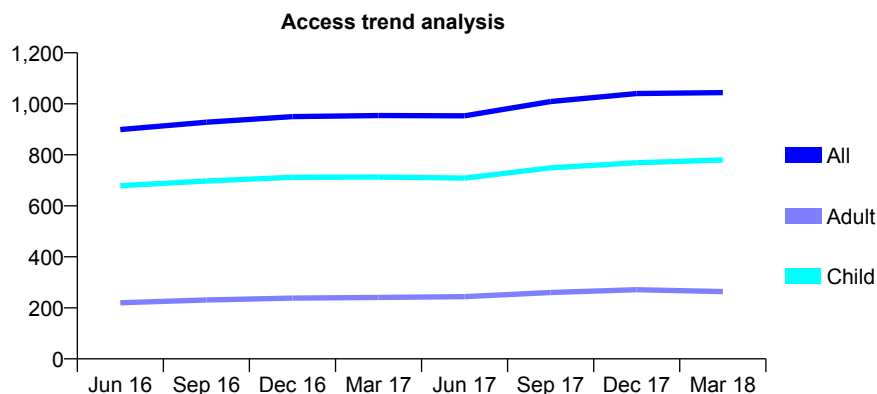
## 7A4 - Vital Signs At a Glance Contract Report for 140589/0001 - Year end March 2018

Name or company name	Cowbridge Dental Care Limited
Contract type name	GDS Contract
Purpose of contract	General
Contract start date	01/09/2011
Contract end date	

17/18 Contracted general activity (UDA)	1,999
Carry forward general activity (UDA)	0
17/18 Contracted orthodontic activity (UOA)	0
Carry forward orthodontic activity (UOA)	0
Baseline contract value	£53,455.56

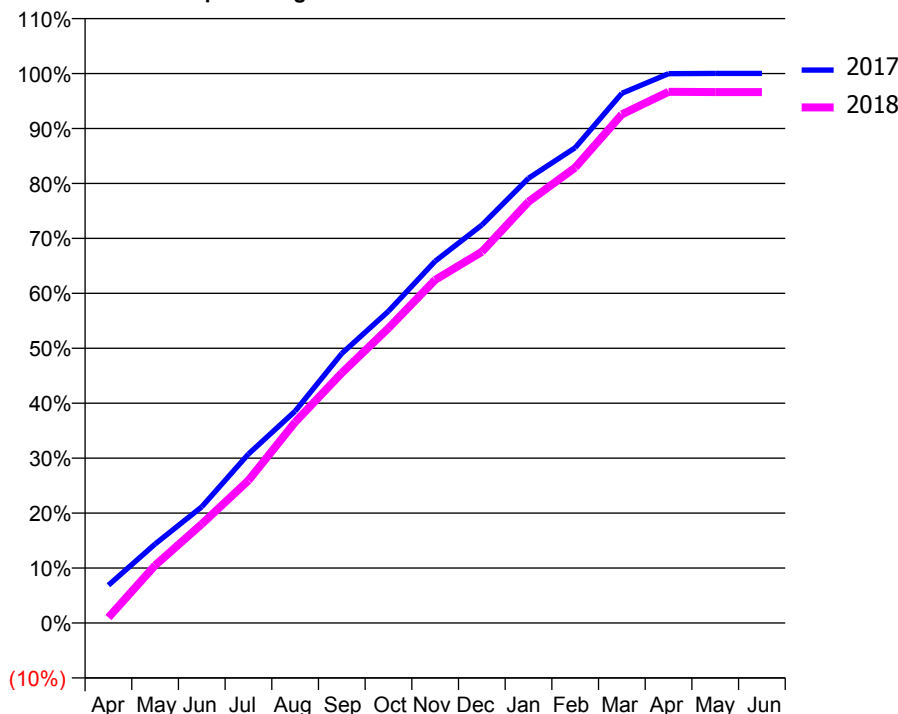
### ACCESS\*

Patients seen in 24 months	Total	Change since previous quarter
Quarter ending March 2017	954	
Quarter ending June 2017	953	→
Quarter ending September 2017	1,009	↑
Quarter ending December 2017	1,040	↑
Quarter ending March 2018	1,044	→
<b>Variance since March 2017</b>	<b>9.4%</b>	<b>↑</b>



### ACTIVITY

Cumulative percentage of contracted UDA delivered 2017 & 2018



Adjusted Scheduled Activity (UDA)

Month	2017	2018
April	137	20
May	287	210
June	423	360
July	615	519
August	771	731
September	980	910
October	1,134	1,073
November	1,316	1,248
December	1,448	1,350
January	1,618	1,533
February	1,729	1,657
March	1,927	1,851
April	1,998	1,932
May	1,999	1,931
June	1,999	1,931

### QUALITY

	Quantity	Base Number	Contract	LHB	Wales
% of FP17s for the same patient ID Re-attending within 3 months - Children	106	1,192	8.9%	8.6%	10.9%
% of FP17s for the same patient ID Re-attending within 3 months - Adults	28	225	12.4%	15.6%	16.2%
% of FP17s for the same patient ID Re-attending between 3 & 9 months - Children	665	1,192	55.8%	57.0%	59.0%
% of FP17s for the same patient ID Re-attending between 3 & 9 months - Adults	101	225	44.9%	54.6%	54.9%
% of FP17s for Band 1 Urgent Courses	101	1,426	7.1%	9.2%	9.0%
% of FP17s Relating to Free Repair or Replacements	2	1,426	0.1%	0.7%	0.7%
% of FP17s Relating to Continuations	0	1,426	0.0%	0.9%	0.8%
% of Patients satisfied with the dentistry they have received	0	1	N/A	91.2%	92.0%
% of Patients satisfied with the time they had to wait for an appointment	1	1	N/A	86.3%	88.1%

\* This is based on patients treated on this contract for their most recent course of treatment. Figures in italics indicate the base number of FP17s or Patient Questionnaire responses are less than 100. N/A is shown where the base number of responses is less than 10 during the period. % is calculated as Quantity/Base number\*100

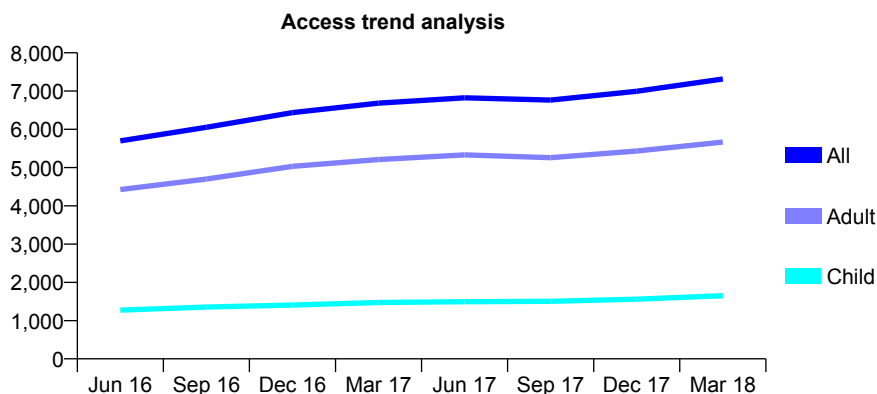
## 7A4 - Vital Signs At a Glance Contract Report for 140988/0001 - Year end March 2018

Name or company name	Robert Phillips & Timothy Phillips
Contract type name	GDS Contract
Purpose of contract	General
Contract start date	01/10/2010
Contract end date	

17/18 Contracted general activity (UDA)	19,832
Carry forward general activity (UDA)	-866
17/18 Contracted orthodontic activity (UOA)	0
Carry forward orthodontic activity (UOA)	0
Baseline contract value	£426,211.51

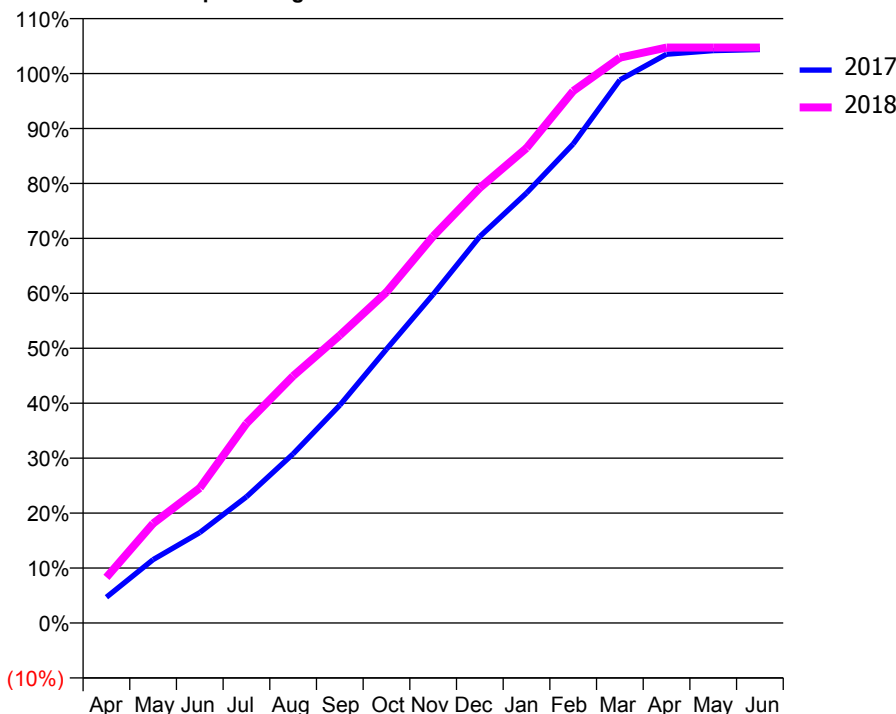
### ACCESS\*

Patients seen in 24 months	Total	Change since previous quarter
Quarter ending March 2017	6,683	
Quarter ending June 2017	6,825	↑
Quarter ending September 2017	6,765	→
Quarter ending December 2017	6,995	↑
Quarter ending March 2018	7,315	↑
<b>Variance since March 2017</b>	<b>9.5%</b>	<b>↑</b>



### ACTIVITY

Cumulative percentage of contracted UDA delivered 2017 & 2018



Month	Adjusted Scheduled Activity (UDA)	
	2017	2018
April	932	1,650
May	2,289	3,593
June	3,265	4,871
July	4,553	7,202
August	6,106	8,915
September	7,860	10,385
October	9,884	11,941
November	11,860	13,957
December	13,951	15,704
January	15,518	17,142
February	17,292	19,201
March	19,600	20,403
April	20,530	20,768
May	20,656	20,771
June	20,698	20,771

### QUALITY

	Quantity	Base Number	Contract	LHB	Wales
% of FP17s for the same patient ID Re-attending within 3 months - Children	106	1,944	5.5%	8.6%	10.9%
% of FP17s for the same patient ID Re-attending within 3 months - Adults	876	6,680	13.1%	15.6%	16.2%
% of FP17s for the same patient ID Re-attending between 3 & 9 months - Children	871	1,944	44.8%	57.0%	59.0%
% of FP17s for the same patient ID Re-attending between 3 & 9 months - Adults	2,990	6,680	44.8%	54.6%	54.9%
% of FP17s for Band 1 Urgent Courses	629	8,466	7.4%	9.2%	9.0%
% of FP17s Relating to Free Repair or Replacements	38	8,466	0.4%	0.7%	0.7%
% of FP17s Relating to Continuations	131	8,466	1.5%	0.9%	0.8%
% of Patients satisfied with the dentistry they have received	13	14	92.9%	91.2%	92.0%
% of Patients satisfied with the time they had to wait for an appointment	13	14	92.9%	86.3%	88.1%

\* This is based on patients treated on this contract for their most recent course of treatment. Figures in italics indicate the base number of FP17s or Patient Questionnaire responses are less than 100. N/A is shown where the base number of responses is less than 10 during the period. % is calculated as Quantity/Base number\*100

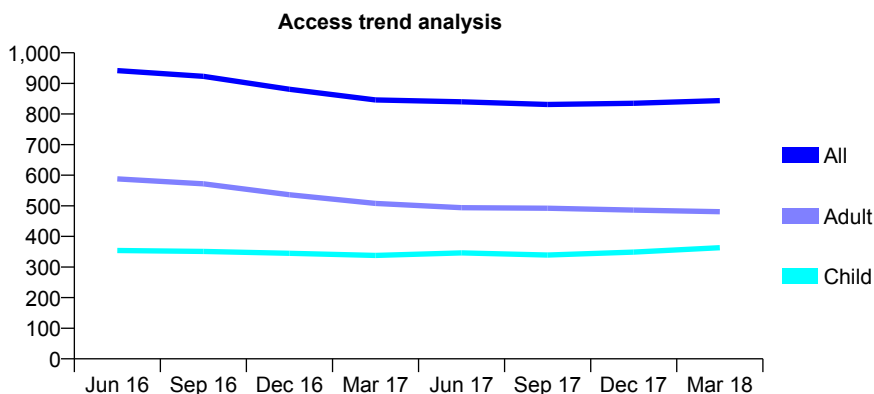
## 7A4 - Vital Signs At a Glance Contract Report for 142514/0001 - Year end March 2018

Name or company name	RDSK Ltd
Contract type name	GDS Contract
Purpose of contract	General
Contract start date	01/07/2007
Contract end date	

17/18 Contracted general activity (UDA)	2,369
Carry forward general activity (UDA)	0
17/18 Contracted orthodontic activity (UOA)	0
Carry forward orthodontic activity (UOA)	0
Baseline contract value	£52,153.98

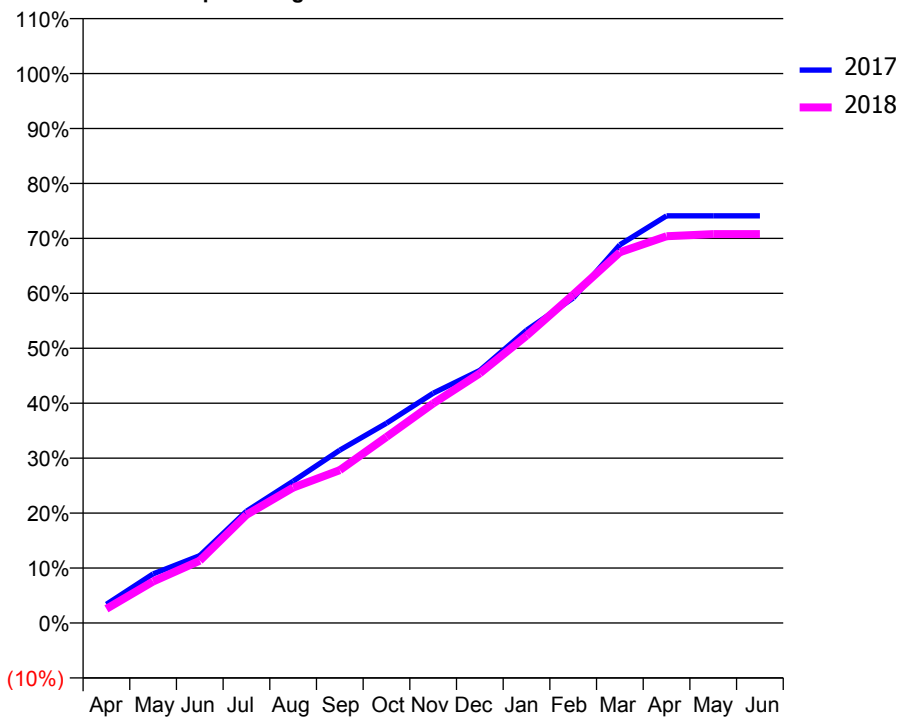
### ACCESS\*

Patients seen in 24 months	Total	Change since previous quarter
Quarter ending March 2017	846	
Quarter ending June 2017	840	→
Quarter ending September 2017	831	↓
Quarter ending December 2017	835	→
Quarter ending March 2018	844	→
<b>Variance since March 2017</b>	<b>(0.2%)</b>	<b>→</b>



### ACTIVITY

Cumulative percentage of contracted UDA delivered 2017 & 2018



Adjusted Scheduled Activity (UDA)

Month	2017	2018
April	93	61
May	244	179
June	334	269
July	555	466
August	703	584
September	858	659
October	991	802
November	1,140	947
December	1,253	1,077
January	1,452	1,238
February	1,612	1,415
March	1,876	1,599
April	2,019	1,668
May	2,019	1,677
June	2,019	1,677

### QUALITY

	Quantity	Base Number	Contract	LHB	Wales
% of FP17s for the same patient ID Re-attending within 3 months - Children	15	527	2.8%	8.6%	10.9%
% of FP17s for the same patient ID Re-attending within 3 months - Adults	37	544	6.8%	15.6%	16.2%
% of FP17s for the same patient ID Re-attending between 3 & 9 months - Children	328	527	62.2%	57.0%	59.0%
% of FP17s for the same patient ID Re-attending between 3 & 9 months - Adults	312	544	57.4%	54.6%	54.9%
% of FP17s for Band 1 Urgent Courses	23	1,056	2.2%	9.2%	9.0%
% of FP17s Relating to Free Repair or Replacements	0	1,056	0.0%	0.7%	0.7%
% of FP17s Relating to Continuations	0	1,056	0.0%	0.9%	0.8%
% of Patients satisfied with the dentistry they have received	2	2	N/A	91.2%	92.0%
% of Patients satisfied with the time they had to wait for an appointment	2	2	N/A	86.3%	88.1%

\* This is based on patients treated on this contract for their most recent course of treatment. Figures in italics indicate the base number of FP17s or Patient Questionnaire responses are less than 100. N/A is shown where the base number of responses is less than 10 during the period. % is calculated as Quantity/Base number\*100



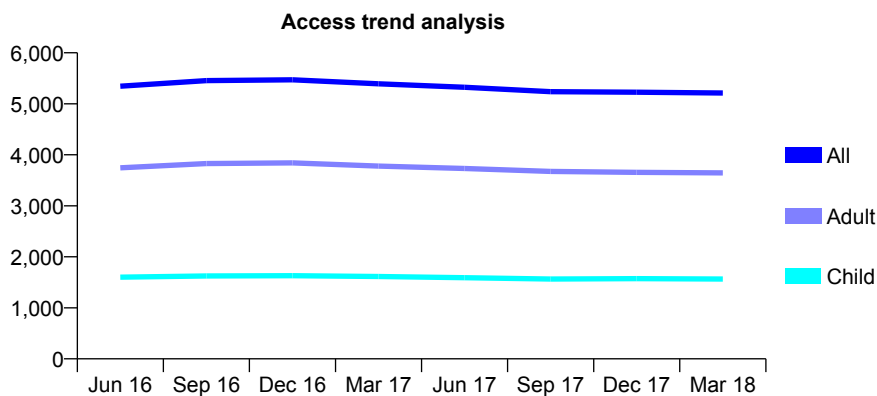
## 7A4 - Vital Signs At a Glance Contract Report for 151165/0002 - Year end March 2018

Name or company name	Simon Hill Ltd
Contract type name	GDS Contract
Purpose of contract	General
Contract start date	01/09/2010
Contract end date	

17/18 Contracted general activity (UDA)	15,820
Carry forward general activity (UDA)	-219
17/18 Contracted orthodontic activity (UOA)	0
Carry forward orthodontic activity (UOA)	0
Baseline contract value	£339,532.67

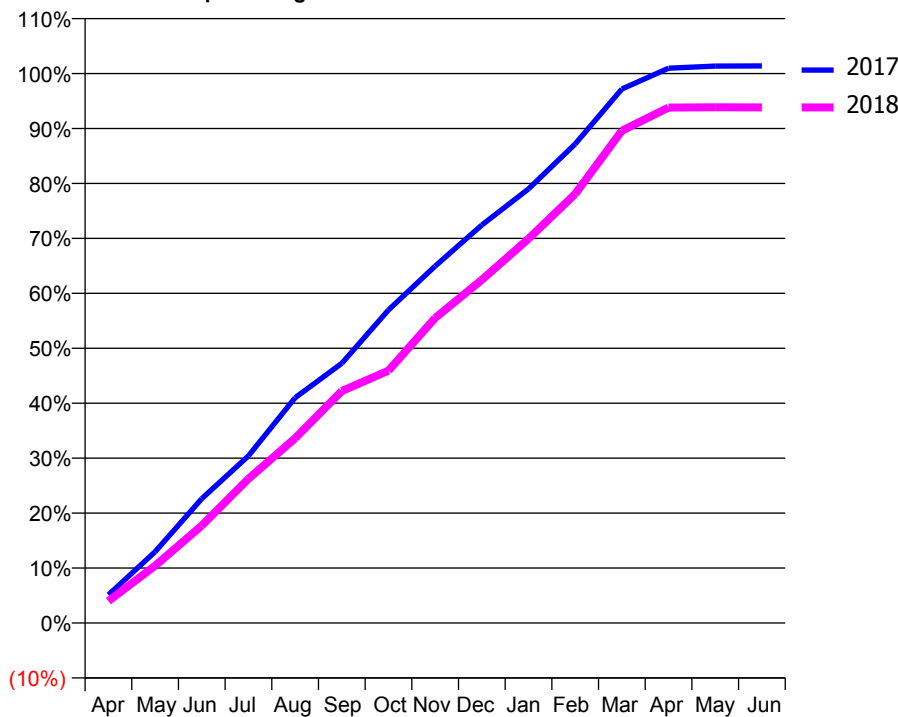
### ACCESS\*

Patients seen in 24 months	Total	Change since previous quarter
Quarter ending March 2017	5,393	
Quarter ending June 2017	5,324	↓
Quarter ending September 2017	5,238	↓
Quarter ending December 2017	5,228	→
Quarter ending March 2018	5,211	→
<b>Variance since March 2017</b>	<b>(3.4%)</b>	<b>↓</b>



### ACTIVITY

Cumulative percentage of contracted UDA delivered 2017 & 2018



Month	Adjusted Scheduled Activity (UDA)	
	2017	2018
April	813	631
May	2,051	1,648
June	3,581	2,803
July	4,813	4,153
August	6,487	5,318
September	7,478	6,678
October	9,012	7,266
November	10,274	8,781
December	11,459	9,881
January	12,497	11,063
February	13,792	12,353
March	15,375	14,170
April	15,974	14,840
May	16,032	14,847
June	16,039	14,844

### QUALITY

	Quantity	Base Number	Contract	LHB	Wales
% of FP17s for the same patient ID Re-attending within 3 months - Children	164	2,185	7.5%	8.6%	10.9%
% of FP17s for the same patient ID Re-attending within 3 months - Adults	624	5,047	12.4%	15.6%	16.2%
% of FP17s for the same patient ID Re-attending between 3 & 9 months - Children	1,262	2,185	57.8%	57.0%	59.0%
% of FP17s for the same patient ID Re-attending between 3 & 9 months - Adults	3,032	5,047	60.1%	54.6%	54.9%
% of FP17s for Band 1 Urgent Courses	392	7,286	5.4%	9.2%	9.0%
% of FP17s Relating to Free Repair or Replacements	80	7,286	1.1%	0.7%	0.7%
% of FP17s Relating to Continuations	3	7,286	0.0%	0.9%	0.8%
% of Patients satisfied with the dentistry they have received	10	10	100.0%	91.2%	92.0%
% of Patients satisfied with the time they had to wait for an appointment	9	10	90.0%	86.3%	88.1%

\* This is based on patients treated on this contract for their most recent course of treatment. Figures in italics indicate the base number of FP17s or Patient Questionnaire responses are less than 100. N/A is shown where the base number of responses is less than 10 during the period. % is calculated as Quantity/Base number\*100

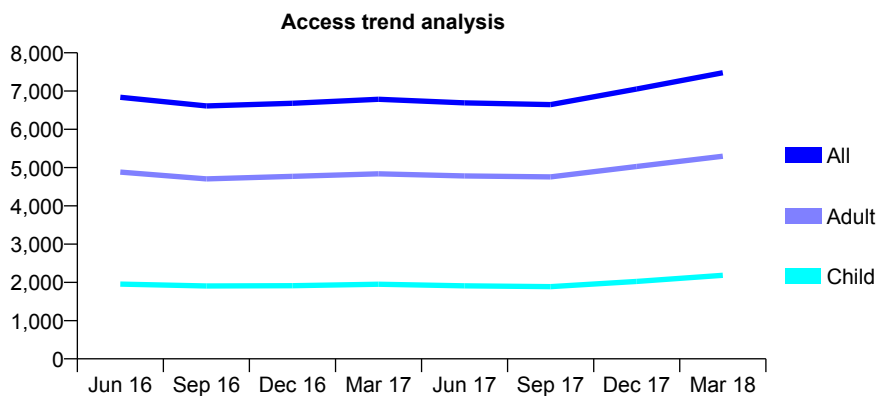
## 7A4 - Vital Signs At a Glance Contract Report for 154245/0001 - Year end March 2018

Name or company name	Restore Dental Group
Contract type name	GDS Contract
Purpose of contract	General
Contract start date	01/04/2013
Contract end date	

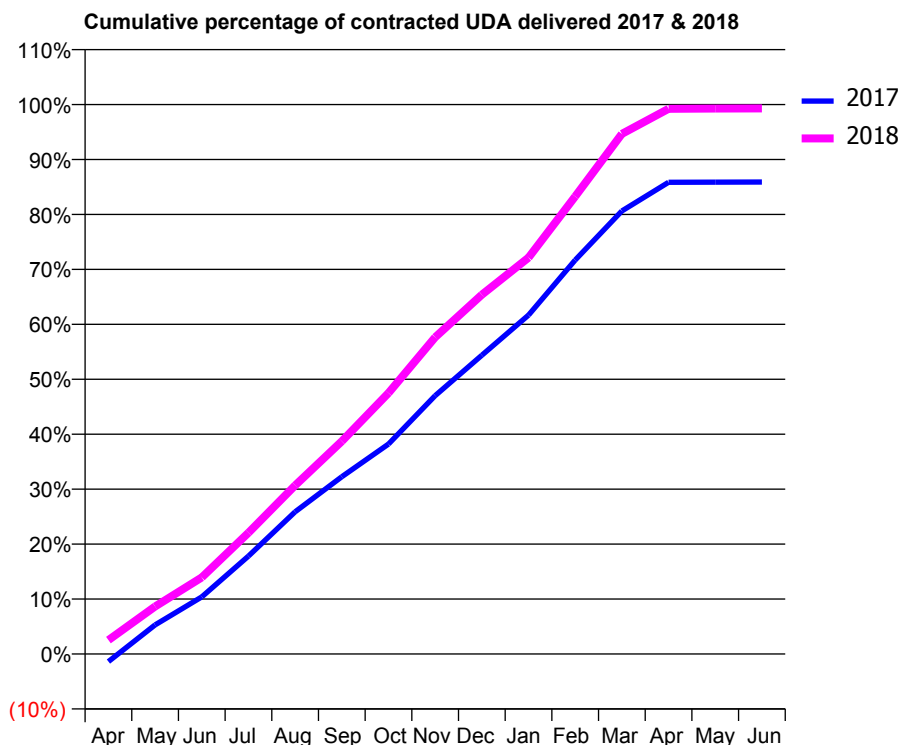
17/18 Contracted general activity (UDA)	25,220
Carry forward general activity (UDA)	0
17/18 Contracted orthodontic activity (UOA)	0
Carry forward orthodontic activity (UOA)	0
Baseline contract value	£574,252.43

### ACCESS\*

Patients seen in 24 months	Total	Change since previous quarter
Quarter ending March 2017	6,786	
Quarter ending June 2017	6,690	↓
Quarter ending September 2017	6,647	→
Quarter ending December 2017	7,053	↑
Quarter ending March 2018	7,479	↑
<b>Variance since March 2017</b>	<b>10.2%</b>	<b>↑</b>



### ACTIVITY



Month	Adjusted Scheduled Activity (UDA)	
	2017	2018
April	-352	638
May	1,339	2,182
June	2,620	3,514
July	4,493	5,565
August	6,524	7,737
September	8,138	9,763
October	9,639	11,978
November	11,860	14,539
December	13,714	16,490
January	15,555	18,192
February	18,081	21,000
March	20,333	23,870
April	21,648	25,025
May	21,653	25,035
June	21,660	25,038

### QUALITY

	Quantity	Base Number	Contract	LHB	Wales
% of FP17s for the same patient ID Re-attending within 3 months - Children	247	2,922	8.5%	8.6%	10.9%
% of FP17s for the same patient ID Re-attending within 3 months - Adults	1,389	7,942	17.5%	15.6%	16.2%
% of FP17s for the same patient ID Re-attending between 3 & 9 months - Children	1,376	2,922	47.1%	57.0%	59.0%
% of FP17s for the same patient ID Re-attending between 3 & 9 months - Adults	4,049	7,942	51.0%	54.6%	54.9%
% of FP17s for Band 1 Urgent Courses	862	10,773	8.0%	9.2%	9.0%
% of FP17s Relating to Free Repair or Replacements	143	10,773	1.3%	0.7%	0.7%
% of FP17s Relating to Continuations	205	10,773	1.9%	0.9%	0.8%
% of Patients satisfied with the dentistry they have received	17	19	89.5%	91.2%	92.0%
% of Patients satisfied with the time they had to wait for an appointment	14	19	73.7%	86.3%	88.1%

\* This is based on patients treated on this contract for their most recent course of treatment. Figures in italics indicate the base number of FP17s or Patient Questionnaire responses are less than 100. N/A is shown where the base number of responses is less than 10 during the period. % is calculated as Quantity/Base number\*100

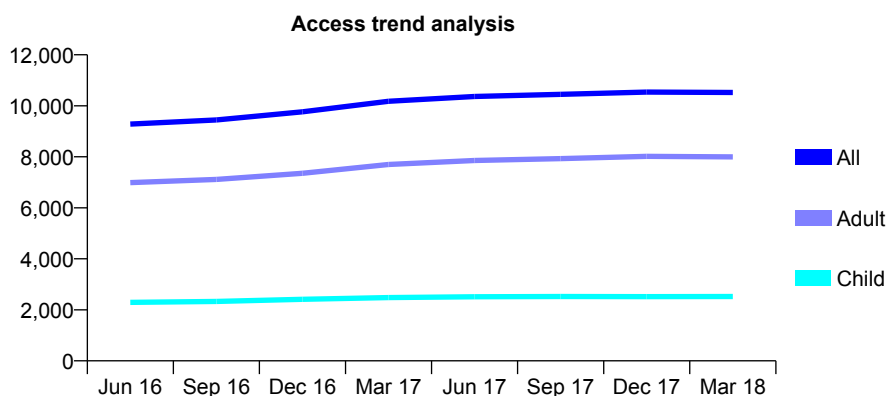
## 7A4 - Vital Signs At a Glance Contract Report for 154245/0002 - Year end March 2018

Name or company name	Restore Dental Group
Contract type name	GDS Contract
Purpose of contract	General
Contract start date	01/04/2013
Contract end date	

17/18 Contracted general activity (UDA)	31,265
Carry forward general activity (UDA)	-681
17/18 Contracted orthodontic activity (UOA)	0
Carry forward orthodontic activity (UOA)	0
Baseline contract value	£768,998.37

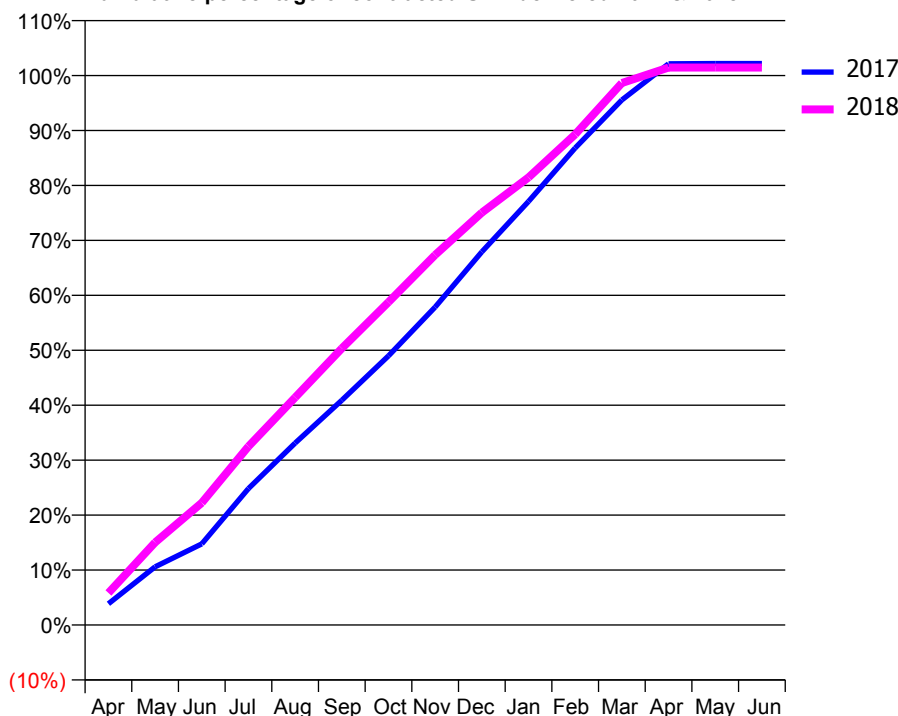
### ACCESS\*

Patients seen in 24 months	Total	Change since previous quarter
Quarter ending March 2017	10,180	
Quarter ending June 2017	10,365	→
Quarter ending September 2017	10,452	→
Quarter ending December 2017	10,536	→
Quarter ending March 2018	10,521	→
<b>Variance since March 2017</b>	<b>3.3%</b>	<b>↑</b>



### ACTIVITY

Cumulative percentage of contracted UDA delivered 2017 & 2018



Month	Adjusted Scheduled Activity (UDA)	
	2017	2018
April	1,214	1,827
May	3,309	4,704
June	4,615	6,951
July	7,767	10,163
August	10,351	12,945
September	12,788	15,743
October	15,316	18,370
November	18,088	21,061
December	21,231	23,466
January	24,099	25,466
February	27,142	27,917
March	29,872	30,841
April	31,927	31,714
May	31,943	31,717
June	31,946	31,717

### QUALITY

	Quantity	Base Number	Contract	LHB	Wales
% of FP17s for the same patient ID Re-attending within 3 months - Children	229	3,165	7.2%	8.6%	10.9%
% of FP17s for the same patient ID Re-attending within 3 months - Adults	1,905	10,838	17.6%	15.6%	16.2%
% of FP17s for the same patient ID Re-attending between 3 & 9 months - Children	1,497	3,165	47.3%	57.0%	59.0%
% of FP17s for the same patient ID Re-attending between 3 & 9 months - Adults	5,061	10,838	46.7%	54.6%	54.9%
% of FP17s for Band 1 Urgent Courses	1,450	13,495	10.7%	9.2%	9.0%
% of FP17s Relating to Free Repair or Replacements	129	13,495	1.0%	0.7%	0.7%
% of FP17s Relating to Continuations	305	13,495	2.3%	0.9%	0.8%
% of Patients satisfied with the dentistry they have received	21	23	91.3%	91.2%	92.0%
% of Patients satisfied with the time they had to wait for an appointment	20	23	87.0%	86.3%	88.1%

\* This is based on patients treated on this contract for their most recent course of treatment. Figures in italics indicate the base number of FP17s or Patient Questionnaire responses are less than 100. N/A is shown where the base number of responses is less than 10 during the period. % is calculated as Quantity/Base number\*100

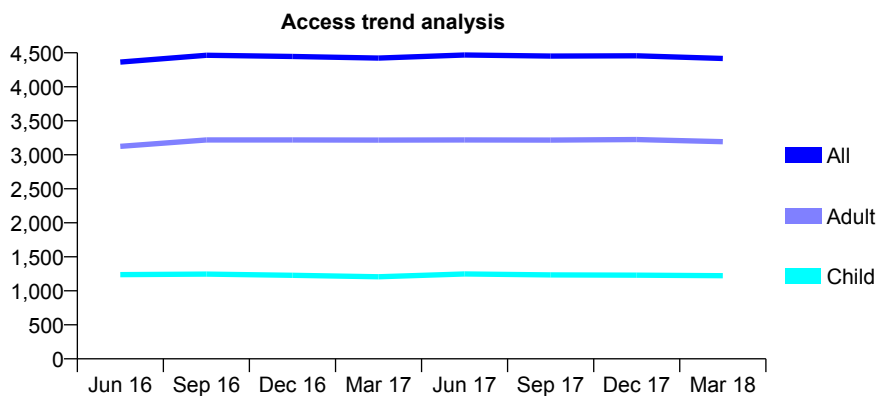
## 7A4 - Vital Signs At a Glance Contract Report for 154504/0001 - Year end March 2018

Name or company name	Alison Jones Ltd
Contract type name	GDS Contract
Purpose of contract	General
Contract start date	01/08/2013
Contract end date	

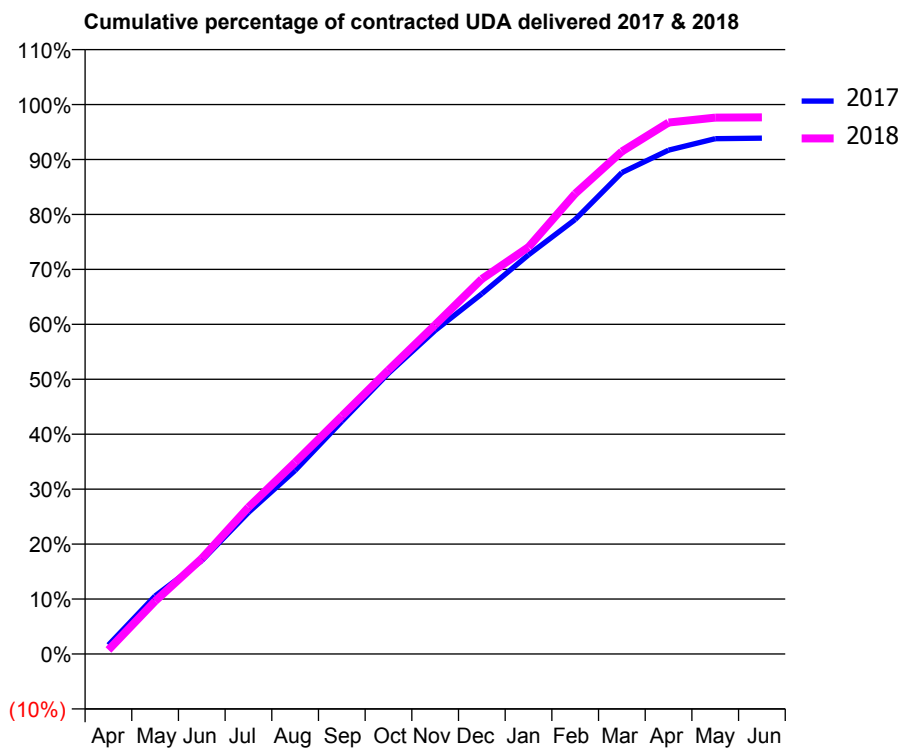
17/18 Contracted general activity (UDA)	14,000
Carry forward general activity (UDA)	0
17/18 Contracted orthodontic activity (UOA)	0
Carry forward orthodontic activity (UOA)	0
Baseline contract value	£324,727.35

### ACCESS\*

Patients seen in 24 months	Total	Change since previous quarter
Quarter ending March 2017	4,423	
Quarter ending June 2017	4,467	→
Quarter ending September 2017	4,452	→
Quarter ending December 2017	4,455	→
Quarter ending March 2018	4,416	→
<b>Variance since March 2017</b>	<b>(0.2%)</b>	→



### ACTIVITY



Month	Adjusted Scheduled Activity (UDA)	
	2017	2018
April	228	104
May	1,480	1,349
June	2,379	2,434
July	3,605	3,738
August	4,678	4,884
September	5,928	6,059
October	7,152	7,236
November	8,242	8,385
December	9,179	9,554
January	10,172	10,367
February	11,070	11,730
March	12,265	12,803
April	12,837	13,539
May	13,128	13,666
June	13,143	13,672

### QUALITY

	Quantity	Base Number	Contract	LHB	Wales
% of FP17s for the same patient ID Re-attending within 3 months - Children	166	1,764	9.4%	8.6%	10.9%
% of FP17s for the same patient ID Re-attending within 3 months - Adults	926	4,880	19.0%	15.6%	16.2%
% of FP17s for the same patient ID Re-attending between 3 & 9 months - Children	965	1,764	54.7%	57.0%	59.0%
% of FP17s for the same patient ID Re-attending between 3 & 9 months - Adults	2,720	4,880	55.7%	54.6%	54.9%
% of FP17s for Band 1 Urgent Courses	859	6,539	13.1%	9.2%	9.0%
% of FP17s Relating to Free Repair or Replacements	74	6,539	1.1%	0.7%	0.7%
% of FP17s Relating to Continuations	98	6,539	1.5%	0.9%	0.8%
% of Patients satisfied with the dentistry they have received	8	9	N/A	91.2%	92.0%
% of Patients satisfied with the time they had to wait for an appointment	5	9	N/A	86.3%	88.1%

\* This is based on patients treated on this contract for their most recent course of treatment. Figures in italics indicate the base number of FP17s or Patient Questionnaire responses are less than 100. N/A is shown where the base number of responses is less than 10 during the period. % is calculated as Quantity/Base number\*100

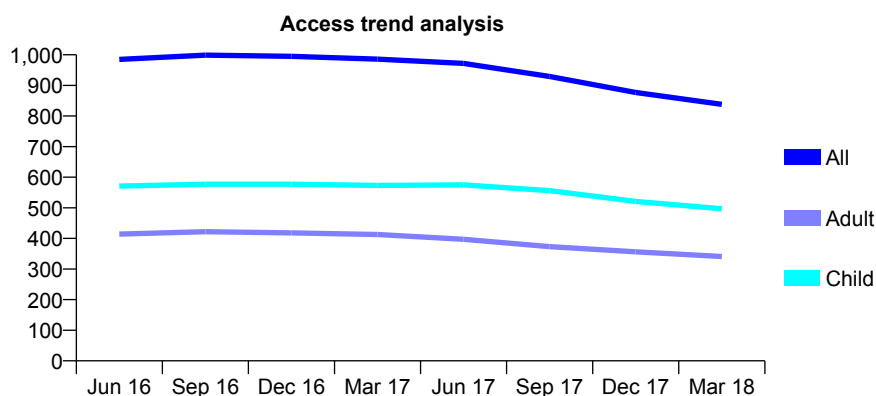
## 7A4 - Vital Signs At a Glance Contract Report for 154504/0002 - Year end March 2018

Name or company name	Alison Jones Ltd
Contract type name	GDS Contract
Purpose of contract	General
Contract start date	01/08/2013
Contract end date	

17/18 Contracted general activity (UDA)	2,300
Carry forward general activity (UDA)	0
17/18 Contracted orthodontic activity (UOA)	0
Carry forward orthodontic activity (UOA)	0
Baseline contract value	£59,265.84

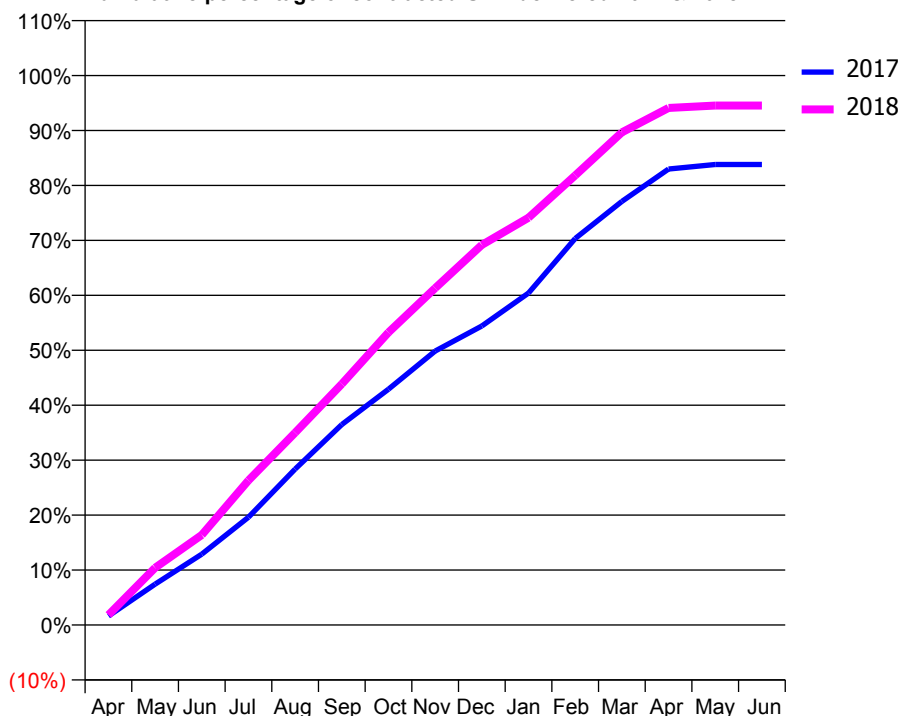
### ACCESS\*

Patients seen in 24 months	Total	Change since previous quarter
Quarter ending March 2017	986	
Quarter ending June 2017	972	↓
Quarter ending September 2017	929	↓
Quarter ending December 2017	877	↓
Quarter ending March 2018	838	↓
<b>Variance since March 2017</b>	<b>(15.0%)</b>	<b>↓</b>



### ACTIVITY

Cumulative percentage of contracted UDA delivered 2017 & 2018



Adjusted Scheduled Activity (UDA)

Month	2017	2018
April	44	42
May	198	240
June	344	377
July	524	605
August	758	805
September	974	1,009
October	1,146	1,225
November	1,331	1,410
December	1,453	1,591
January	1,613	1,705
February	1,878	1,882
March	2,058	2,062
April	2,215	2,164
May	2,237	2,174
June	2,237	2,174

### QUALITY

	Quantity	Base Number	Contract	LHB	Wales
% of FP17s for the same patient ID Re-attending within 3 months - Children	48	765	6.3%	8.6%	10.9%
% of FP17s for the same patient ID Re-attending within 3 months - Adults	109	468	23.3%	15.6%	16.2%
% of FP17s for the same patient ID Re-attending between 3 & 9 months - Children	480	765	62.7%	57.0%	59.0%
% of FP17s for the same patient ID Re-attending between 3 & 9 months - Adults	247	468	52.8%	54.6%	54.9%
% of FP17s for Band 1 Urgent Courses	85	1,191	7.1%	9.2%	9.0%
% of FP17s Relating to Free Repair or Replacements	7	1,191	0.6%	0.7%	0.7%
% of FP17s Relating to Continuations	11	1,191	0.9%	0.9%	0.8%
% of Patients satisfied with the dentistry they have received	2	4	N/A	91.2%	92.0%
% of Patients satisfied with the time they had to wait for an appointment	3	4	N/A	86.3%	88.1%

\* This is based on patients treated on this contract for their most recent course of treatment. Figures in italics indicate the base number of FP17s or Patient Questionnaire responses are less than 100. N/A is shown where the base number of responses is less than 10 during the period. % is calculated as Quantity/Base number\*100

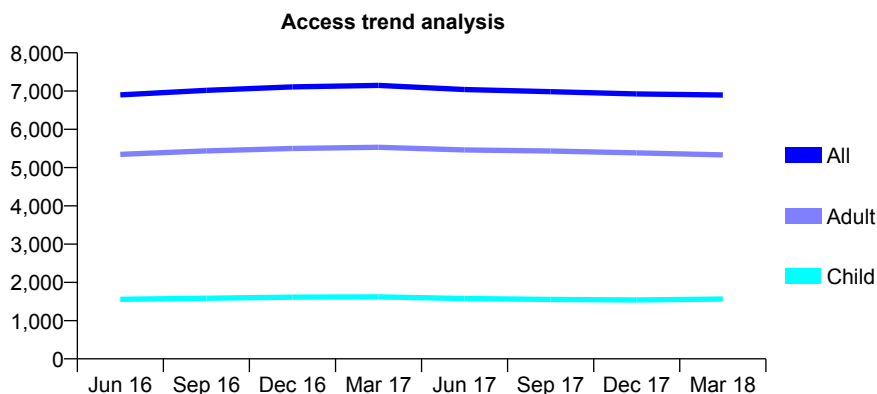
## 7A4 - Vital Signs At a Glance Contract Report for 157481/0001 - Year end March 2018

Name or company name	Birchwood Health Ltd
Contract type name	GDS Contract
Purpose of contract	General
Contract start date	01/09/2009
Contract end date	

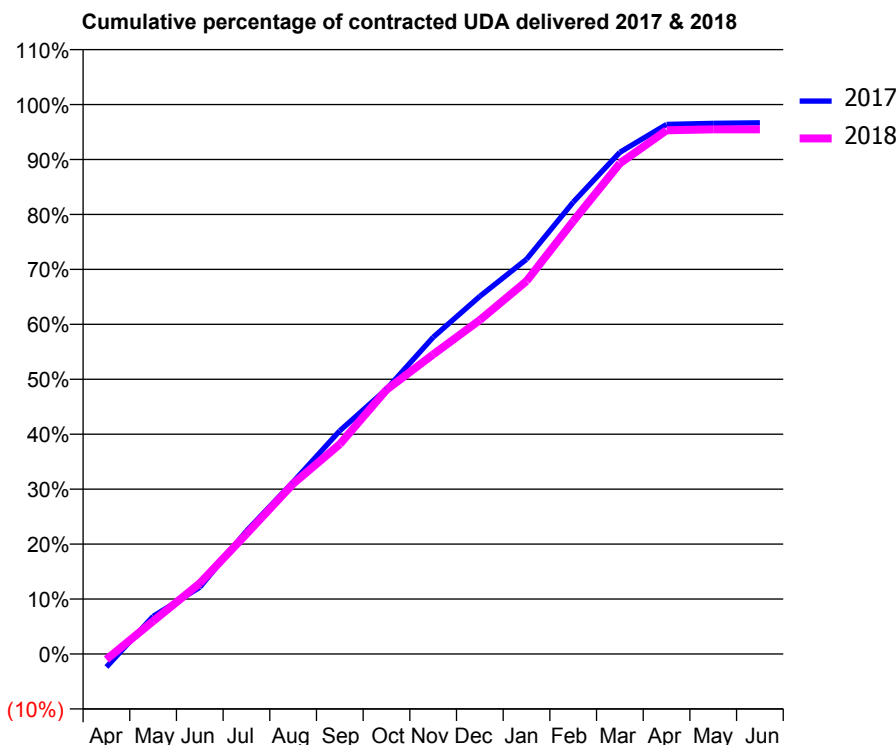
17/18 Contracted general activity (UDA)	26,295
Carry forward general activity (UDA)	873
17/18 Contracted orthodontic activity (UOA)	0
Carry forward orthodontic activity (UOA)	0
Baseline contract value	£599,137.24

### ACCESS\*

Patients seen in 24 months	Total	Change since previous quarter
Quarter ending March 2017	7,149	
Quarter ending June 2017	7,041	↓
Quarter ending September 2017	6,984	→
Quarter ending December 2017	6,925	→
Quarter ending March 2018	6,897	→
<b>Variance since March 2017</b>	<b>(3.5%)</b>	<b>↓</b>



### ACTIVITY



Month	Adjusted Scheduled Activity (UDA)	
	2017	2018
April	-629	-264
May	1,801	1,570
June	3,194	3,382
July	5,884	5,745
August	8,235	8,143
September	10,683	10,042
October	12,673	12,644
November	15,161	14,334
December	17,118	15,979
January	18,889	17,845
February	21,625	20,707
March	24,009	23,478
April	25,343	25,060
May	25,395	25,107
June	25,422	25,108

### QUALITY

	Quantity	Base Number	Contract	LHB	Wales
% of FP17s for the same patient ID Re-attending within 3 months - Children	291	2,358	12.3%	8.6%	10.9%
% of FP17s for the same patient ID Re-attending within 3 months - Adults	1,927	8,785	21.9%	15.6%	16.2%
% of FP17s for the same patient ID Re-attending between 3 & 9 months - Children	1,250	2,358	53.0%	57.0%	59.0%
% of FP17s for the same patient ID Re-attending between 3 & 9 months - Adults	4,619	8,785	52.6%	54.6%	54.9%
% of FP17s for Band 1 Urgent Courses	1,196	11,135	10.7%	9.2%	9.0%
% of FP17s Relating to Free Repair or Replacements	205	11,135	1.8%	0.7%	0.7%
% of FP17s Relating to Continuations	178	11,135	1.6%	0.9%	0.8%
% of Patients satisfied with the dentistry they have received	26	32	81.3%	91.2%	92.0%
% of Patients satisfied with the time they had to wait for an appointment	29	32	90.6%	86.3%	88.1%

\* This is based on patients treated on this contract for their most recent course of treatment. Figures in italics indicate the base number of FP17s or Patient Questionnaire responses are less than 100. N/A is shown where the base number of responses is less than 10 during the period. % is calculated as Quantity/Base number\*100

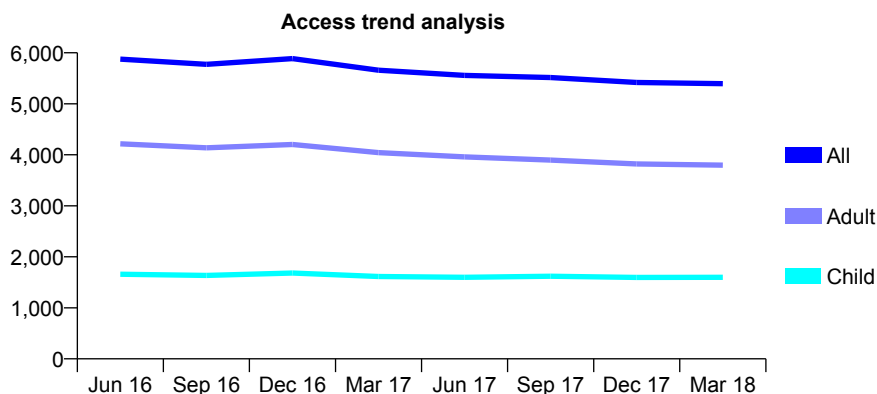
## 7A4 - Vital Signs At a Glance Contract Report for 158194/0014 - Year end March 2018

Name or company name	Denticare Ltd
Contract type name	GDS Contract
Purpose of contract	General
Contract start date	06/01/2007
Contract end date	

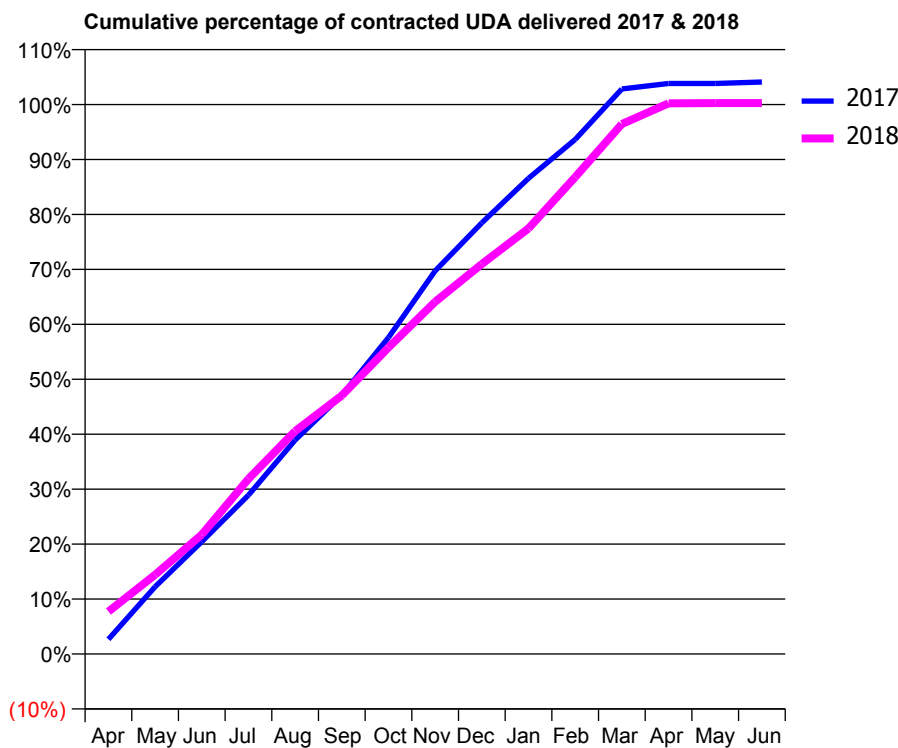
17/18 Contracted general activity (UDA)	19,453
Carry forward general activity (UDA)	-734
17/18 Contracted orthodontic activity (UOA)	0
Carry forward orthodontic activity (UOA)	0
Baseline contract value	£477,928.25

### ACCESS\*

Patients seen in 24 months	Total	Change since previous quarter
Quarter ending March 2017	5,658	
Quarter ending June 2017	5,558	↓
Quarter ending September 2017	5,515	→
Quarter ending December 2017	5,418	↓
Quarter ending March 2018	5,396	→
<b>Variance since March 2017</b>	<b>(4.6%)</b>	<b>↓</b>



### ACTIVITY



Month	Adjusted Scheduled Activity (UDA)	
	2017	2018
April	483	1,503
May	2,199	2,804
June	3,672	4,225
July	5,195	6,201
August	6,996	7,891
September	8,466	9,151
October	10,347	10,849
November	12,529	12,469
December	14,096	13,807
January	15,551	15,067
February	16,821	16,885
March	18,473	18,761
April	18,654	19,492
May	18,654	19,504
June	18,700	19,504

### QUALITY

	Quantity	Base Number	Contract	LHB	Wales
% of FP17s for the same patient ID Re-attending within 3 months - Children	103	1,983	5.2%	8.6%	10.9%
% of FP17s for the same patient ID Re-attending within 3 months - Adults	581	4,938	11.8%	15.6%	16.2%
% of FP17s for the same patient ID Re-attending between 3 & 9 months - Children	1,048	1,983	52.8%	57.0%	59.0%
% of FP17s for the same patient ID Re-attending between 3 & 9 months - Adults	2,744	4,938	55.6%	54.6%	54.9%
% of FP17s for Band 1 Urgent Courses	552	7,025	7.9%	9.2%	9.0%
% of FP17s Relating to Free Repair or Replacements	12	7,025	0.2%	0.7%	0.7%
% of FP17s Relating to Continuations	25	7,025	0.4%	0.9%	0.8%
% of Patients satisfied with the dentistry they have received	9	10	90.0%	91.2%	92.0%
% of Patients satisfied with the time they had to wait for an appointment	9	10	90.0%	86.3%	88.1%

\* This is based on patients treated on this contract for their most recent course of treatment. Figures in italics indicate the base number of FP17s or Patient Questionnaire responses are less than 100. N/A is shown where the base number of responses is less than 10 during the period. % is calculated as Quantity/Base number\*100



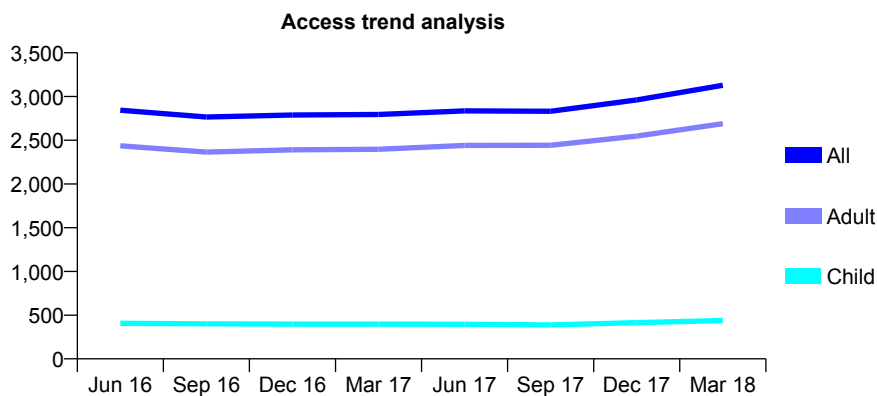
## 7A4 - Vital Signs At a Glance Contract Report for 158194/0020 - Year end March 2018

Name or company name	Denticare Ltd
Contract type name	GDS Contract
Purpose of contract	General
Contract start date	01/05/2008
Contract end date	

17/18 Contracted general activity (UDA)	12,620
Carry forward general activity (UDA)	0
17/18 Contracted orthodontic activity (UOA)	0
Carry forward orthodontic activity (UOA)	0
Baseline contract value	£307,407.49

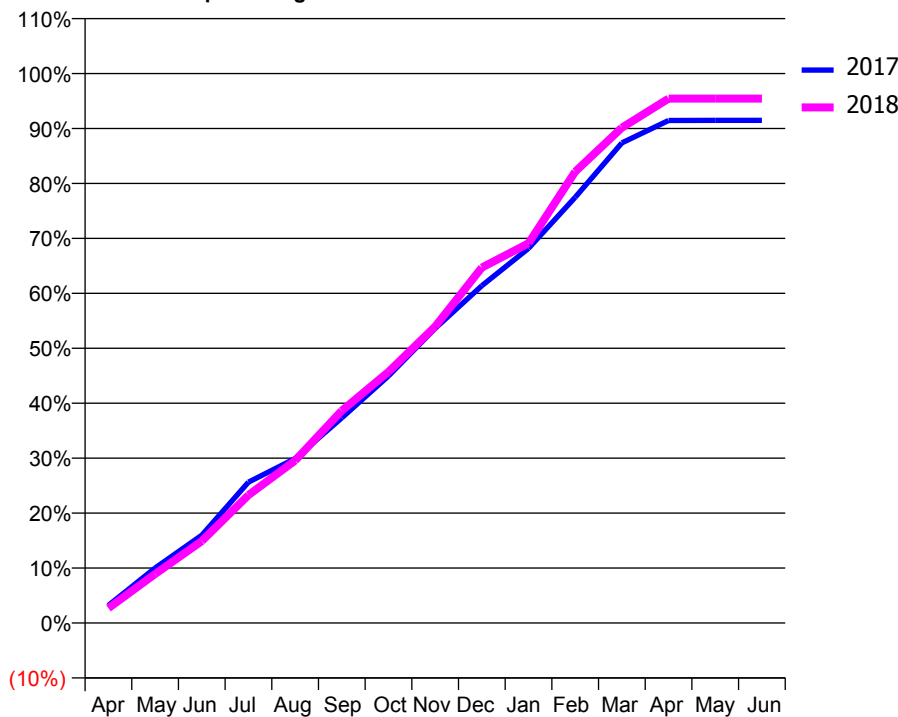
### ACCESS\*

Patients seen in 24 months	Total	Change since previous quarter
Quarter ending March 2017	2,794	
Quarter ending June 2017	2,836	→
Quarter ending September 2017	2,831	→
Quarter ending December 2017	2,961	↑
Quarter ending March 2018	3,128	↑
<b>Variance since March 2017</b>	<b>12.0%</b>	<b>↑</b>



### ACTIVITY

Cumulative percentage of contracted UDA delivered 2017 & 2018



Adjusted Scheduled Activity (UDA)

Month	2017	2018
April	405	340
May	1,262	1,126
June	2,018	1,883
July	3,235	2,937
August	3,779	3,731
September	4,712	4,878
October	5,673	5,769
November	6,766	6,810
December	7,747	8,162
January	8,605	8,720
February	9,777	10,364
March	11,027	11,376
April	11,541	12,043
May	11,544	12,044
June	11,544	12,043

### QUALITY

	Quantity	Base Number	Contract	LHB	Wales
% of FP17s for the same patient ID Re-attending within 3 months - Children	29	615	4.7%	8.6%	10.9%
% of FP17s for the same patient ID Re-attending within 3 months - Adults	319	3,534	9.0%	15.6%	16.2%
% of FP17s for the same patient ID Re-attending between 3 & 9 months - Children	349	615	56.7%	57.0%	59.0%
% of FP17s for the same patient ID Re-attending between 3 & 9 months - Adults	1,859	3,534	52.6%	54.6%	54.9%
% of FP17s for Band 1 Urgent Courses	205	4,216	4.9%	9.2%	9.0%
% of FP17s Relating to Free Repair or Replacements	7	4,216	0.2%	0.7%	0.7%
% of FP17s Relating to Continuations	40	4,216	0.9%	0.9%	0.8%
% of Patients satisfied with the dentistry they have received	5	6	N/A	91.2%	92.0%
% of Patients satisfied with the time they had to wait for an appointment	4	6	N/A	86.3%	88.1%

\* This is based on patients treated on this contract for their most recent course of treatment. Figures in italics indicate the base number of FP17s or Patient Questionnaire responses are less than 100. N/A is shown where the base number of responses is less than 10 during the period. % is calculated as Quantity/Base number\*100

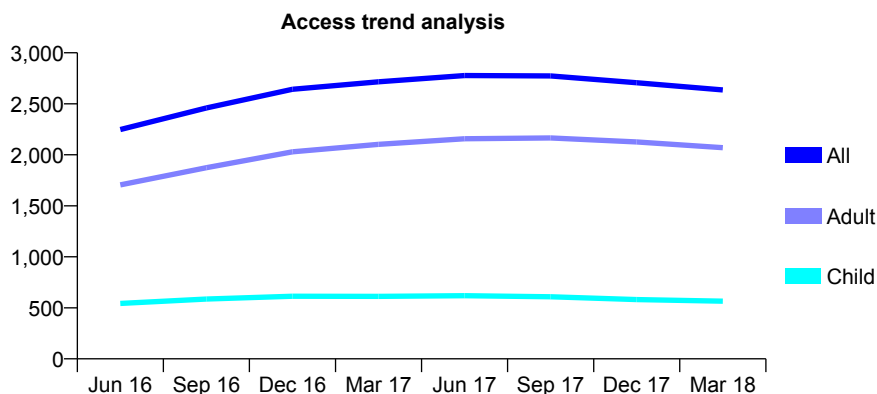
## 7A4 - Vital Signs At a Glance Contract Report for 158194/0027 - Year end March 2018

Name or company name	Denticare Ltd
Contract type name	GDS Contract
Purpose of contract	General
Contract start date	01/04/2011
Contract end date	31/03/2018

17/18 Contracted general activity (UDA)	7,010
Carry forward general activity (UDA)	-275
17/18 Contracted orthodontic activity (UOA)	0
Carry forward orthodontic activity (UOA)	0
Baseline contract value	£171,309.90

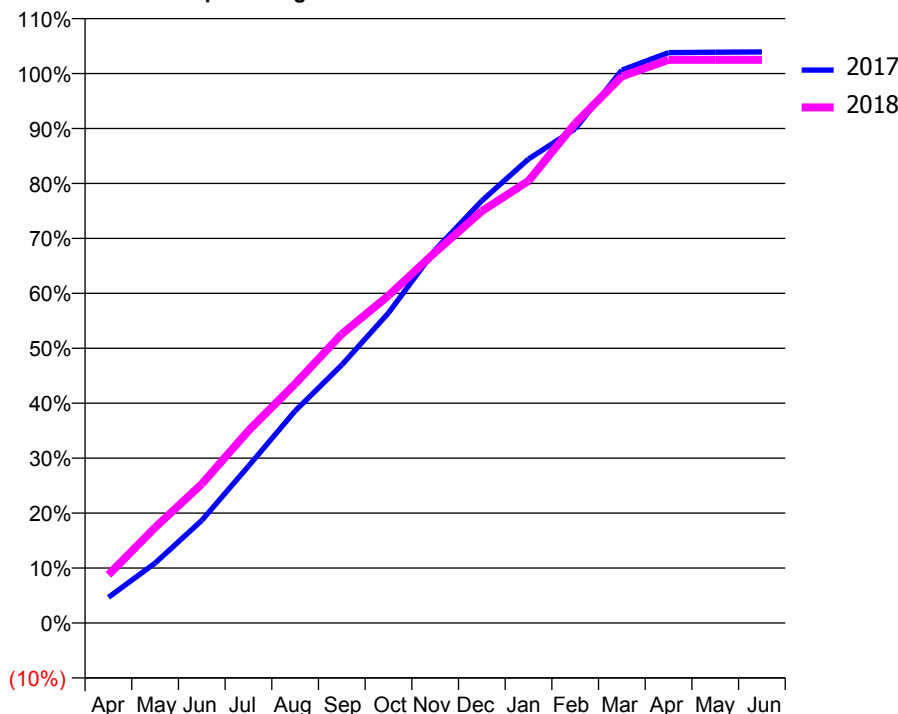
### ACCESS\*

Patients seen in 24 months	Total	Change since previous quarter
Quarter ending March 2017	2,716	
Quarter ending June 2017	2,777	↑
Quarter ending September 2017	2,773	→
Quarter ending December 2017	2,707	↓
Quarter ending March 2018	2,636	↓
<b>Variance since March 2017</b>	<b>(2.9%)</b>	<b>↓</b>



### ACTIVITY

Cumulative percentage of contracted UDA delivered 2017 & 2018



Month	Adjusted Scheduled Activity (UDA)	
	2017	2018
April	328	614
May	764	1,218
June	1,309	1,773
July	2,001	2,454
August	2,706	3,051
September	3,292	3,687
October	3,956	4,177
November	4,759	4,730
December	5,386	5,254
January	5,918	5,640
February	6,306	6,372
March	7,054	6,973
April	7,277	7,185
May	7,282	7,185
June	7,285	7,185

### QUALITY

	Quantity	Base Number	Contract	LHB	Wales
% of FP17s for the same patient ID Re-attending within 3 months - Children	39	789	4.9%	8.6%	10.9%
% of FP17s for the same patient ID Re-attending within 3 months - Adults	403	2,835	14.2%	15.6%	16.2%
% of FP17s for the same patient ID Re-attending between 3 & 9 months - Children	493	789	62.5%	57.0%	59.0%
% of FP17s for the same patient ID Re-attending between 3 & 9 months - Adults	1,647	2,835	58.1%	54.6%	54.9%
% of FP17s for Band 1 Urgent Courses	263	3,582	7.3%	9.2%	9.0%
% of FP17s Relating to Free Repair or Replacements	15	3,582	0.4%	0.7%	0.7%
% of FP17s Relating to Continuations	44	3,582	1.2%	0.9%	0.8%
% of Patients satisfied with the dentistry they have received	7	8	N/A	91.2%	92.0%
% of Patients satisfied with the time they had to wait for an appointment	6	8	N/A	86.3%	88.1%

\* This is based on patients treated on this contract for their most recent course of treatment. Figures in italics indicate the base number of FP17s or Patient Questionnaire responses are less than 100. N/A is shown where the base number of responses is less than 10 during the period. % is calculated as Quantity/Base number\*100

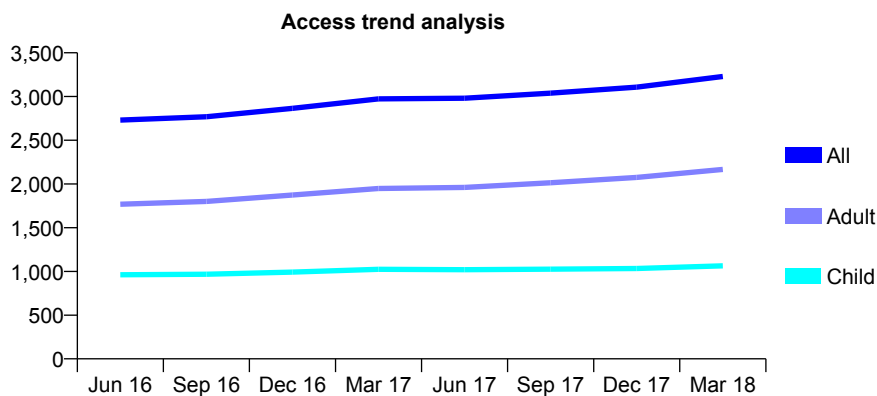
## 7A4 - Vital Signs At a Glance Contract Report for 158429/0001 - Year end March 2018

Name or company name	PD Care Limited
Contract type name	GDS Contract
Purpose of contract	General
Contract start date	01/10/2011
Contract end date	

17/18 Contracted general activity (UDA)	10,160
Carry forward general activity (UDA)	23
17/18 Contracted orthodontic activity (UOA)	0
Carry forward orthodontic activity (UOA)	0
Baseline contract value	£248,326.76

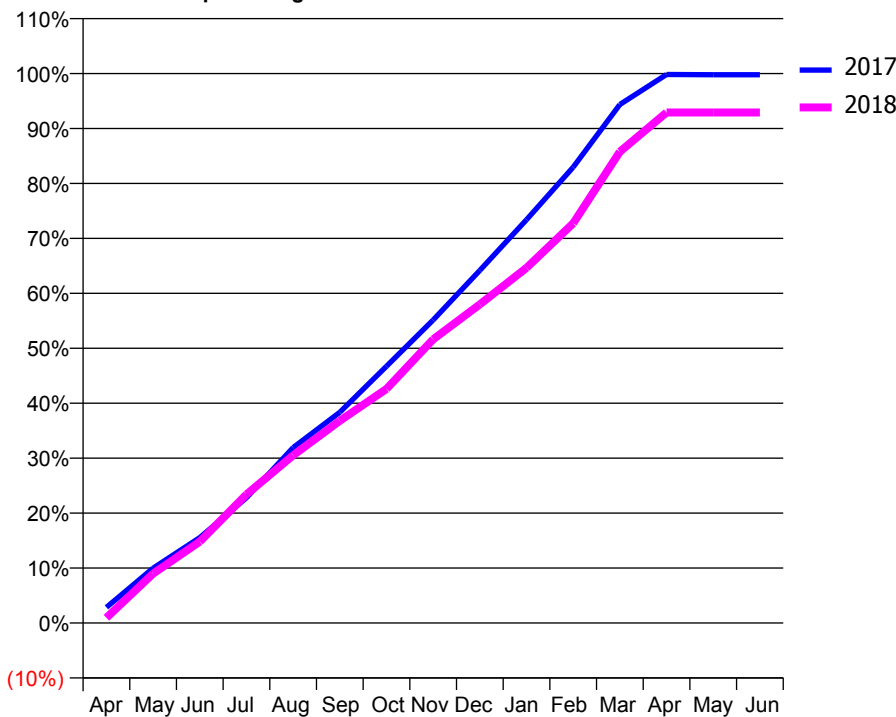
### ACCESS\*

Patients seen in 24 months	Total	Change since previous quarter
Quarter ending March 2017	2,973	
Quarter ending June 2017	2,980	→
Quarter ending September 2017	3,039	→
Quarter ending December 2017	3,108	↑
Quarter ending March 2018	3,230	↑
<b>Variance since March 2017</b>	<b>8.6%</b>	<b>↑</b>



### ACTIVITY

Cumulative percentage of contracted UDA delivered 2017 & 2018



Month	Adjusted Scheduled Activity (UDA)	
	2017	2018
April	291	96
May	1,014	912
June	1,580	1,506
July	2,317	2,378
August	3,242	3,100
September	3,898	3,739
October	4,748	4,327
November	5,602	5,244
December	6,520	5,891
January	7,456	6,567
February	8,429	7,389
March	9,586	8,715
April	10,142	9,440
May	10,137	9,440
June	10,137	9,440

### QUALITY

	Quantity	Base Number	Contract	LHB	Wales
% of FP17s for the same patient ID Re-attending within 3 months - Children	83	1,575	5.3%	8.6%	10.9%
% of FP17s for the same patient ID Re-attending within 3 months - Adults	481	3,305	14.6%	15.6%	16.2%
% of FP17s for the same patient ID Re-attending between 3 & 9 months - Children	1,102	1,575	70.0%	57.0%	59.0%
% of FP17s for the same patient ID Re-attending between 3 & 9 months - Adults	2,093	3,305	63.3%	54.6%	54.9%
% of FP17s for Band 1 Urgent Courses	274	4,920	5.6%	9.2%	9.0%
% of FP17s Relating to Free Repair or Replacements	27	4,920	0.5%	0.7%	0.7%
% of FP17s Relating to Continuations	33	4,920	0.7%	0.9%	0.8%
% of Patients satisfied with the dentistry they have received	38	40	95.0%	91.2%	92.0%
% of Patients satisfied with the time they had to wait for an appointment	35	40	87.5%	86.3%	88.1%

\* This is based on patients treated on this contract for their most recent course of treatment. Figures in italics indicate the base number of FP17s or Patient Questionnaire responses are less than 100. N/A is shown where the base number of responses is less than 10 during the period. % is calculated as Quantity/Base number\*100

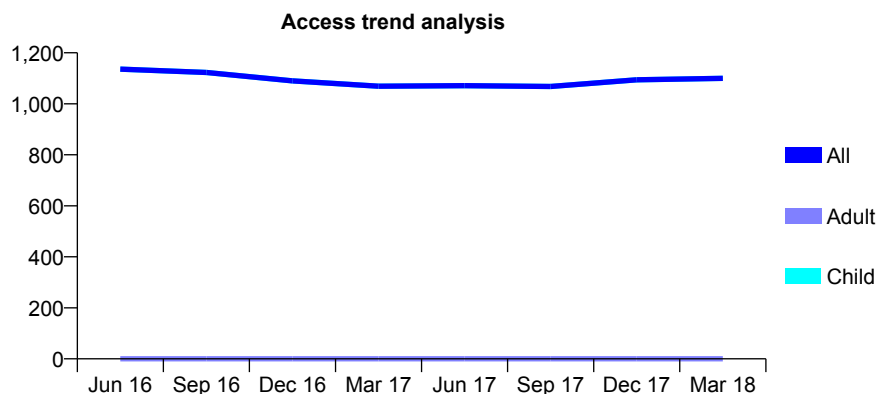
## 7A4 - Vital Signs At a Glance Contract Report for 159573/0001 - Year end March 2018

Name or company name	S M Clark Limited
Contract type name	GDS Contract
Purpose of contract	General
Contract start date	01/11/2012
Contract end date	

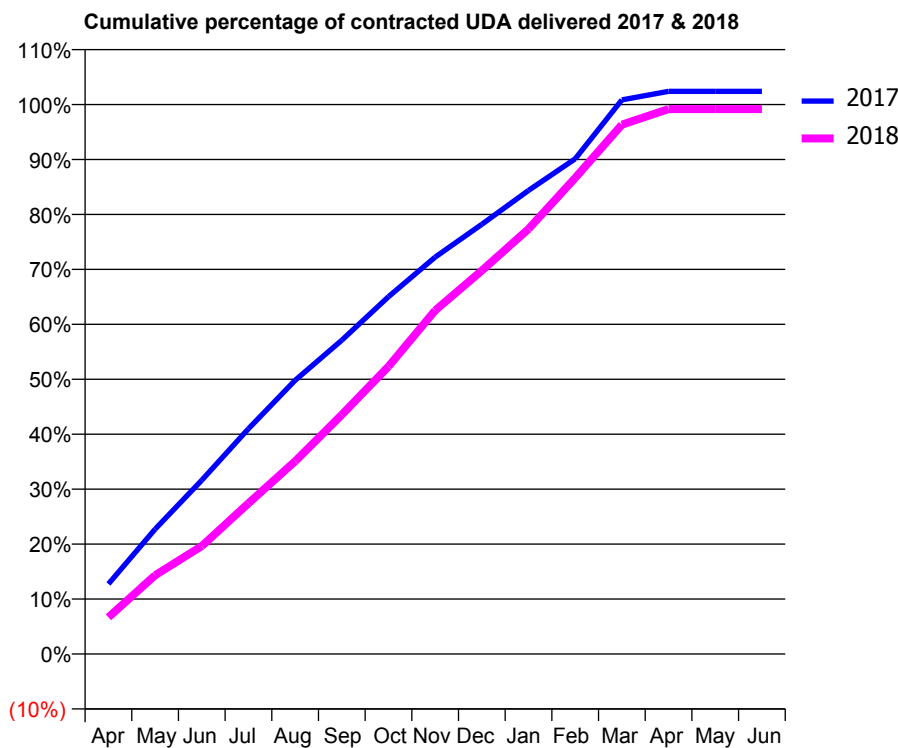
17/18 Contracted general activity (UDA)	2,315
Carry forward general activity (UDA)	-55
17/18 Contracted orthodontic activity (UOA)	0
Carry forward orthodontic activity (UOA)	0
Baseline contract value	£54,890.15

### ACCESS\*

Patients seen in 24 months	Total	Change since previous quarter
Quarter ending March 2017	1,069	
Quarter ending June 2017	1,071	→
Quarter ending September 2017	1,068	→
Quarter ending December 2017	1,094	↑
Quarter ending March 2018	1,100	→
<b>Variance since March 2017</b>	<b>2.9%</b>	<b>↑</b>



### ACTIVITY



Month	Adjusted Scheduled Activity (UDA)	
	2017	2018
April	295	155
May	526	332
June	732	455
July	949	635
August	1,153	812
September	1,322	1,008
October	1,505	1,211
November	1,672	1,447
December	1,810	1,615
January	1,953	1,790
February	2,086	2,006
March	2,334	2,230
April	2,370	2,296
May	2,370	2,296
June	2,370	2,296

### QUALITY

	Quantity	Base Number	Contract	LHB	Wales
% of FP17s for the same patient ID Re-attending within 3 months - Children	41	1,644	2.5%	8.6%	10.9%
% of FP17s for the same patient ID Re-attending within 3 months - Adults	0	0	N/A	15.6%	16.2%
% of FP17s for the same patient ID Re-attending between 3 & 9 months - Children	1,166	1,644	70.9%	57.0%	59.0%
% of FP17s for the same patient ID Re-attending between 3 & 9 months - Adults	0	0	N/A	54.6%	54.9%
% of FP17s for Band 1 Urgent Courses	4	1,661	0.2%	9.2%	9.0%
% of FP17s Relating to Free Repair or Replacements	0	1,661	0.0%	0.7%	0.7%
% of FP17s Relating to Continuations	0	1,661	0.0%	0.9%	0.8%
% of Patients satisfied with the dentistry they have received	3	3	N/A	91.2%	92.0%
% of Patients satisfied with the time they had to wait for an appointment	2	3	N/A	86.3%	88.1%

\* This is based on patients treated on this contract for their most recent course of treatment. Figures in italics indicate the base number of FP17s or Patient Questionnaire responses are less than 100. N/A is shown where the base number of responses is less than 10 during the period. % is calculated as Quantity/Base number\*100

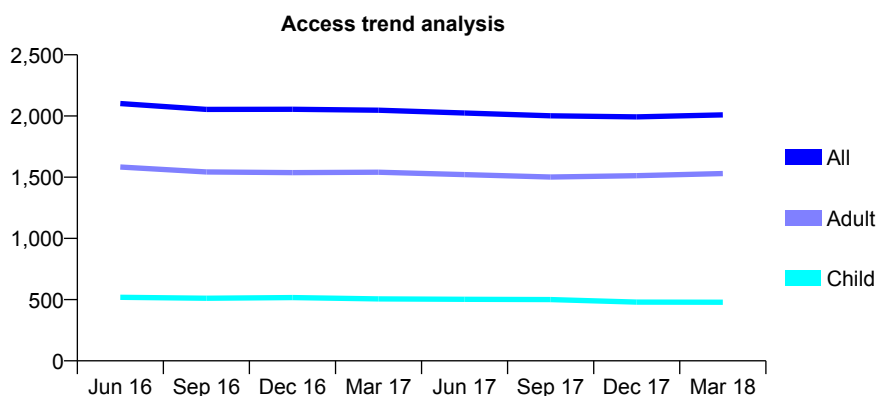
## 7A4 - Vital Signs At a Glance Contract Report for 161594/0001 - Year end March 2018

Name or company name	Advance Dental Care Ltd
Contract type name	GDS Contract
Purpose of contract	General
Contract start date	16/06/2008
Contract end date	

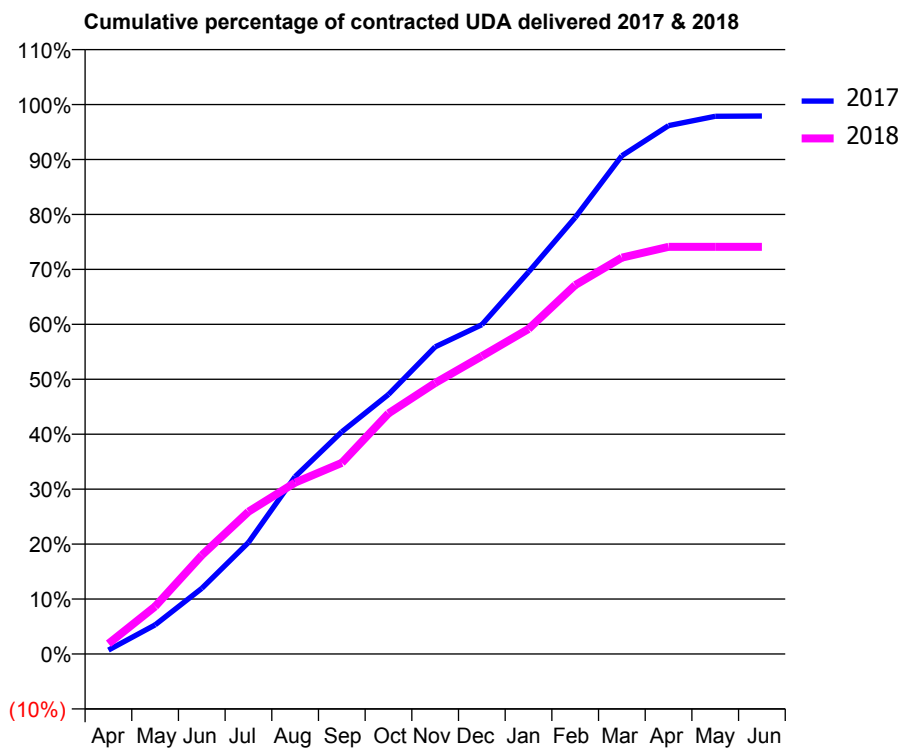
17/18 Contracted general activity (UDA)	10,500
Carry forward general activity (UDA)	221
17/18 Contracted orthodontic activity (UOA)	0
Carry forward orthodontic activity (UOA)	0
Baseline contract value	£257,308.40

### ACCESS\*

Patients seen in 24 months	Total	Change since previous quarter
Quarter ending March 2017	2,047	
Quarter ending June 2017	2,024	↓
Quarter ending September 2017	2,002	↓
Quarter ending December 2017	1,993	→
Quarter ending March 2018	2,009	→
<b>Variance since March 2017</b>	<b>(1.9%)</b>	<b>↓</b>



### ACTIVITY



Month	Adjusted Scheduled Activity (UDA)	
	2017	2018
April	74	198
May	557	909
June	1,255	1,887
July	2,132	2,720
August	3,389	3,277
September	4,245	3,653
October	4,959	4,597
November	5,869	5,179
December	6,292	5,691
January	7,299	6,211
February	8,340	7,050
March	9,521	7,574
April	10,098	7,780
May	10,274	7,780
June	10,279	7,780

### QUALITY

	Quantity	Base Number	Contract	LHB	Wales
% of FP17s for the same patient ID Re-attending within 3 months - Children	65	819	7.9%	8.6%	10.9%
% of FP17s for the same patient ID Re-attending within 3 months - Adults	594	2,803	21.2%	15.6%	16.2%
% of FP17s for the same patient ID Re-attending between 3 & 9 months - Children	534	819	65.2%	57.0%	59.0%
% of FP17s for the same patient ID Re-attending between 3 & 9 months - Adults	1,713	2,803	61.1%	54.6%	54.9%
% of FP17s for Band 1 Urgent Courses	418	3,409	12.3%	9.2%	9.0%
% of FP17s Relating to Free Repair or Replacements	39	3,409	1.1%	0.7%	0.7%
% of FP17s Relating to Continuations	56	3,409	1.6%	0.9%	0.8%
% of Patients satisfied with the dentistry they have received	12	13	92.3%	91.2%	92.0%
% of Patients satisfied with the time they had to wait for an appointment	9	13	69.2%	86.3%	88.1%

\* This is based on patients treated on this contract for their most recent course of treatment. Figures in italics indicate the base number of FP17s or Patient Questionnaire responses are less than 100. N/A is shown where the base number of responses is less than 10 during the period. % is calculated as Quantity/Base number\*100

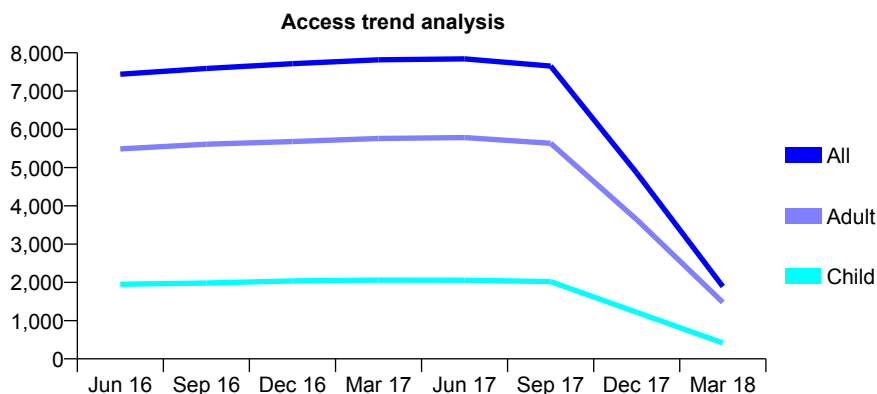
## 7A4 - Vital Signs At a Glance Contract Report for 165743/0001 - Year end March 2018

Name or company name	MP Roach & CM Lloyd
Contract type name	GDS Contract
Purpose of contract	General
Contract start date	01/04/2011
Contract end date	30/09/2017

17/18 Contracted general activity (UDA)	11,277
Carry forward general activity (UDA)	-906
17/18 Contracted orthodontic activity (UOA)	0
Carry forward orthodontic activity (UOA)	0
Baseline contract value	£288,782.73

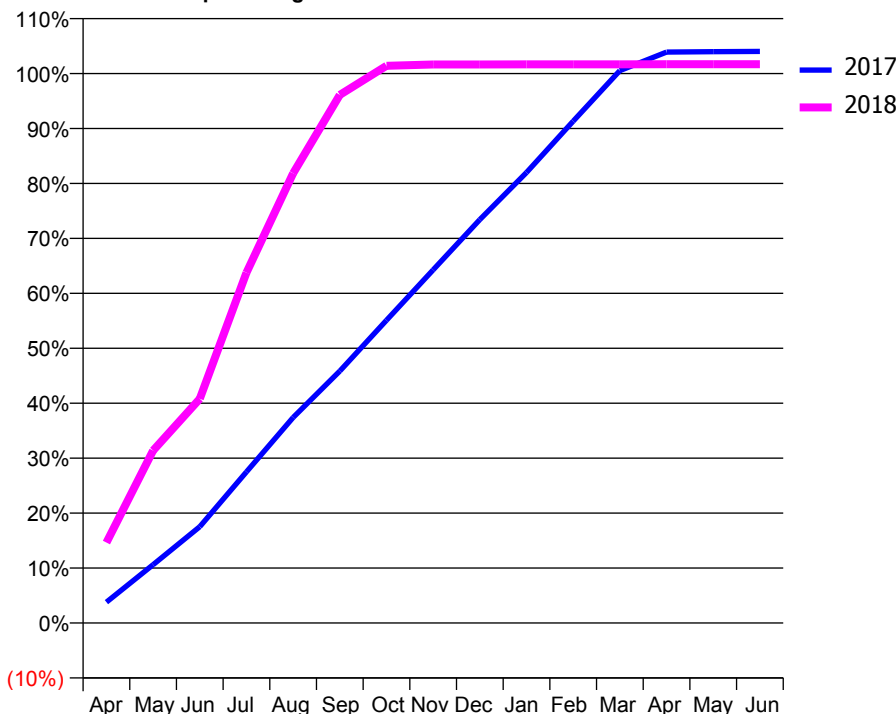
### ACCESS\*

Patients seen in 24 months	Total	Change since previous quarter
Quarter ending March 2017	7,817	
Quarter ending June 2017	7,840	→
Quarter ending September 2017	7,654	↓
Quarter ending December 2017	4,862	↓
Quarter ending March 2018	1,891	↓
<b>Variance since March 2017</b>	<b>(75.8%)</b>	↓



### ACTIVITY

Cumulative percentage of contracted UDA delivered 2017 & 2018



Adjusted Scheduled Activity (UDA)

Month	2017	2018
April	857	1,650
May	2,396	3,539
June	3,954	4,602
July	6,201	7,189
August	8,438	9,230
September	10,342	10,837
October	12,427	11,435
November	14,493	11,461
December	16,560	11,461
January	18,491	11,464
February	20,596	11,464
March	22,673	11,464
April	23,434	11,467
May	23,451	11,467
June	23,460	11,467

### QUALITY

	Quantity	Base Number	Contract	LHB	Wales
% of FP17s for the same patient ID Re-attending within 3 months - Children	97	1,655	5.9%	8.6%	10.9%
% of FP17s for the same patient ID Re-attending within 3 months - Adults	658	4,575	14.4%	15.6%	16.2%
% of FP17s for the same patient ID Re-attending between 3 & 9 months - Children	1,248	1,655	75.4%	57.0%	59.0%
% of FP17s for the same patient ID Re-attending between 3 & 9 months - Adults	3,209	4,575	70.1%	54.6%	54.9%
% of FP17s for Band 1 Urgent Courses	534	5,847	9.1%	9.2%	9.0%
% of FP17s Relating to Free Repair or Replacements	31	5,847	0.5%	0.7%	0.7%
% of FP17s Relating to Continuations	11	5,847	0.2%	0.9%	0.8%
% of Patients satisfied with the dentistry they have received	23	24	95.8%	91.2%	92.0%
% of Patients satisfied with the time they had to wait for an appointment	19	24	79.2%	86.3%	88.1%

\* This is based on patients treated on this contract for their most recent course of treatment. Figures in italics indicate the base number of FP17s or Patient Questionnaire responses are less than 100. N/A is shown where the base number of responses is less than 10 during the period. % is calculated as Quantity/Base number\*100

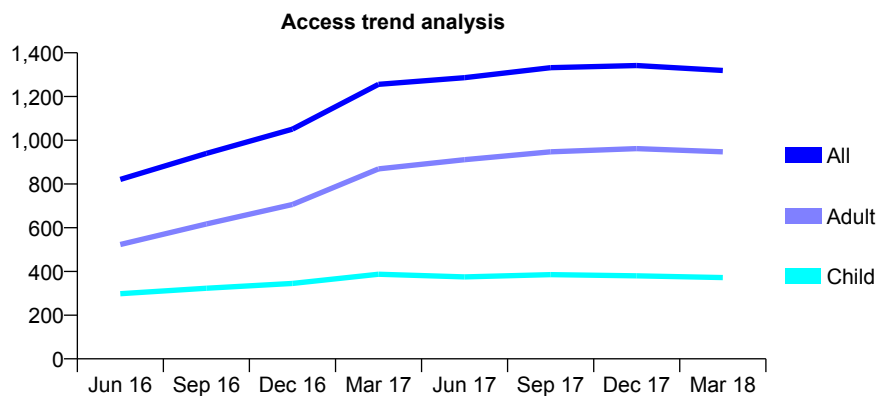
## 7A4 - Vital Signs At a Glance Contract Report for 172367/0001 - Year end March 2018

Name or company name	Greenfield Dental Care Ltd
Contract type name	GDS Contract
Purpose of contract	General
Contract start date	01/04/2012
Contract end date	

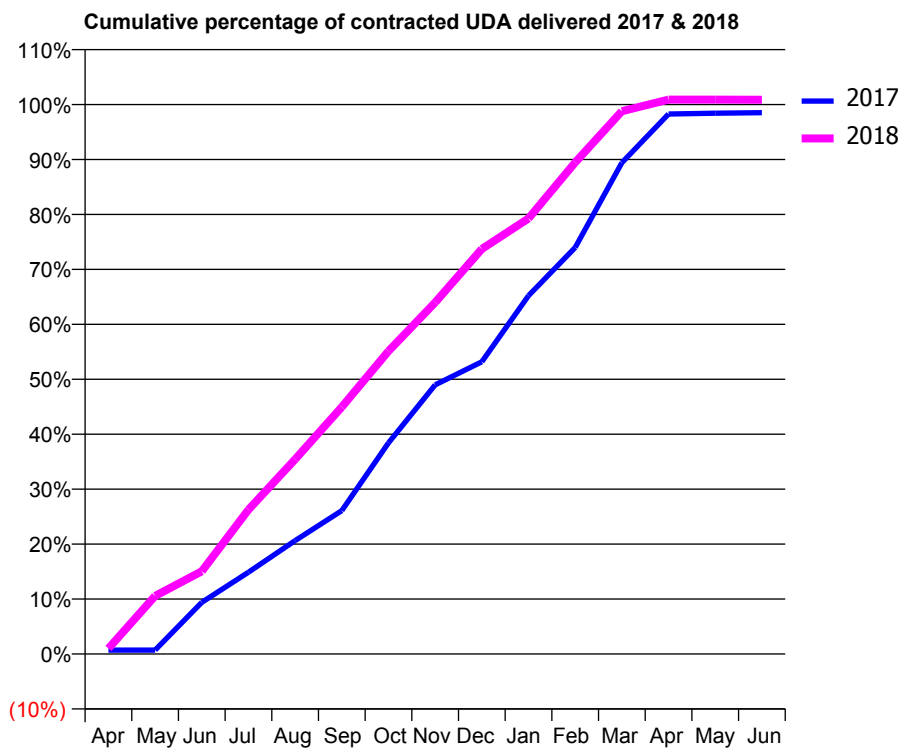
17/18 Contracted general activity (UDA)	3,388
Carry forward general activity (UDA)	53
17/18 Contracted orthodontic activity (UOA)	0
Carry forward orthodontic activity (UOA)	0
Baseline contract value	£89,251.74

### ACCESS\*

Patients seen in 24 months	Total	Change since previous quarter
Quarter ending March 2017	1,256	
Quarter ending June 2017	1,286	↑
Quarter ending September 2017	1,332	↑
Quarter ending December 2017	1,342	→
Quarter ending March 2018	1,319	↓
<b>Variance since March 2017</b>	<b>5.0%</b>	<b>↑</b>



### ACTIVITY



Month	Adjusted Scheduled Activity (UDA)	
	2017	2018
April	25	34
May	25	358
June	332	510
July	526	890
August	730	1,200
September	923	1,523
October	1,358	1,867
November	1,732	2,168
December	1,880	2,498
January	2,306	2,686
February	2,615	3,031
March	3,161	3,347
April	3,474	3,418
May	3,479	3,418
June	3,482	3,417

### QUALITY

	Quantity	Base Number	Contract	LHB	Wales
% of FP17s for the same patient ID Re-attending within 3 months - Children	72	550	13.1%	8.6%	10.9%
% of FP17s for the same patient ID Re-attending within 3 months - Adults	185	1,254	14.8%	15.6%	16.2%
% of FP17s for the same patient ID Re-attending between 3 & 9 months - Children	311	550	56.5%	57.0%	59.0%
% of FP17s for the same patient ID Re-attending between 3 & 9 months - Adults	672	1,254	53.6%	54.6%	54.9%
% of FP17s for Band 1 Urgent Courses	158	1,669	9.5%	9.2%	9.0%
% of FP17s Relating to Free Repair or Replacements	29	1,669	1.7%	0.7%	0.7%
% of FP17s Relating to Continuations	6	1,669	0.4%	0.9%	0.8%
% of Patients satisfied with the dentistry they have received	4	4	N/A	91.2%	92.0%
% of Patients satisfied with the time they had to wait for an appointment	4	4	N/A	86.3%	88.1%

\* This is based on patients treated on this contract for their most recent course of treatment. Figures in italics indicate the base number of FP17s or Patient Questionnaire responses are less than 100. N/A is shown where the base number of responses is less than 10 during the period. % is calculated as Quantity/Base number\*100



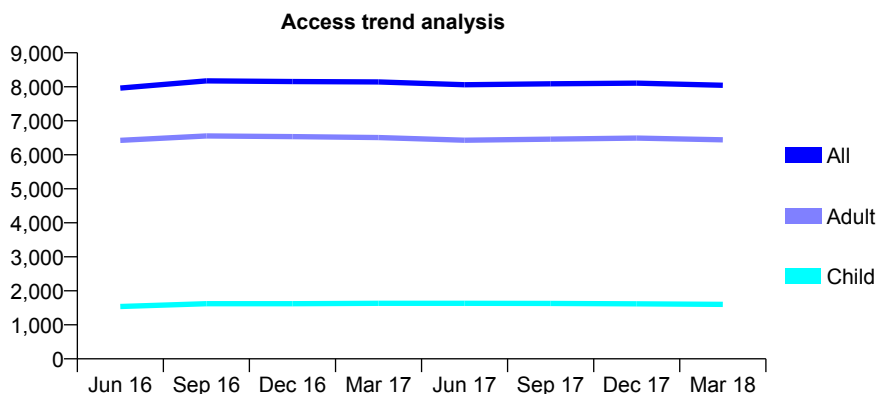
## 7A4 - Vital Signs At a Glance Contract Report for 172731/0001 - Year end March 2018

Name or company name	Six Gables Dental Practice Ltd
Contract type name	GDS Contract
Purpose of contract	General
Contract start date	01/09/2010
Contract end date	

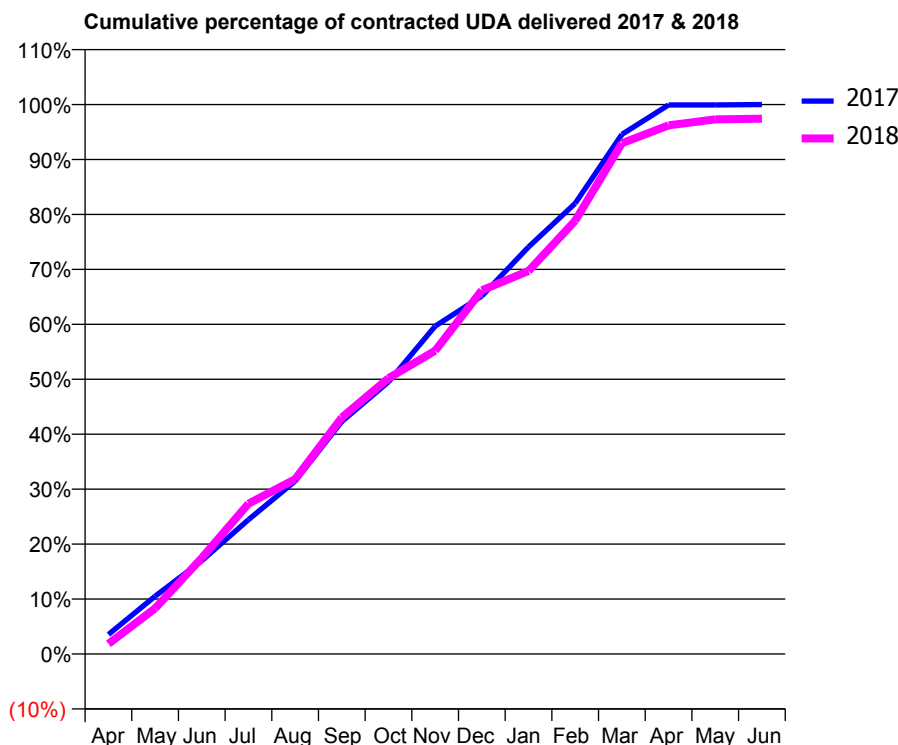
17/18 Contracted general activity (UDA)	22,715
Carry forward general activity (UDA)	5
17/18 Contracted orthodontic activity (UOA)	0
Carry forward orthodontic activity (UOA)	0
Baseline contract value	£514,386.90

### ACCESS\*

Patients seen in 24 months	Total	Change since previous quarter
Quarter ending March 2017	8,143	
Quarter ending June 2017	8,062	→
Quarter ending September 2017	8,087	→
Quarter ending December 2017	8,108	→
Quarter ending March 2018	8,045	→
<b>Variance since March 2017</b>	<b>(1.2%)</b>	<b>↓</b>



### ACTIVITY



Month	Adjusted Scheduled Activity (UDA)	
	2017	2018
April	863	422
May	2,558	1,890
June	4,131	3,973
July	5,953	6,217
August	7,656	7,227
September	10,298	9,776
October	12,048	11,404
November	14,519	12,539
December	15,855	15,036
January	18,027	15,834
February	19,957	17,912
March	23,011	21,112
April	24,315	21,851
May	24,314	22,103
June	24,330	22,128

### QUALITY

	Quantity	Base Number	Contract	LHB	Wales
% of FP17s for the same patient ID Re-attending within 3 months - Children	109	2,183	5.0%	8.6%	10.9%
% of FP17s for the same patient ID Re-attending within 3 months - Adults	1,118	8,858	12.6%	15.6%	16.2%
% of FP17s for the same patient ID Re-attending between 3 & 9 months - Children	1,161	2,183	53.2%	57.0%	59.0%
% of FP17s for the same patient ID Re-attending between 3 & 9 months - Adults	5,013	8,858	56.6%	54.6%	54.9%
% of FP17s for Band 1 Urgent Courses	282	10,812	2.6%	9.2%	9.0%
% of FP17s Relating to Free Repair or Replacements	49	10,812	0.5%	0.7%	0.7%
% of FP17s Relating to Continuations	54	10,812	0.5%	0.9%	0.8%
% of Patients satisfied with the dentistry they have received	29	34	85.3%	91.2%	92.0%
% of Patients satisfied with the time they had to wait for an appointment	29	34	85.3%	86.3%	88.1%

\* This is based on patients treated on this contract for their most recent course of treatment. Figures in italics indicate the base number of FP17s or Patient Questionnaire responses are less than 100. N/A is shown where the base number of responses is less than 10 during the period. % is calculated as Quantity/Base number\*100

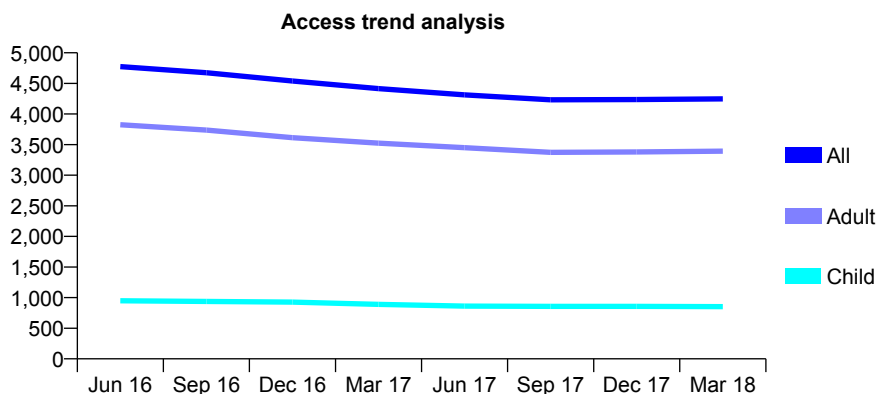
## 7A4 - Vital Signs At a Glance Contract Report for 174688/0001 - Year end March 2018

Name or company name	Kevin Gracias & Amir Koochek
Contract type name	GDS Contract
Purpose of contract	General
Contract start date	01/04/2013
Contract end date	

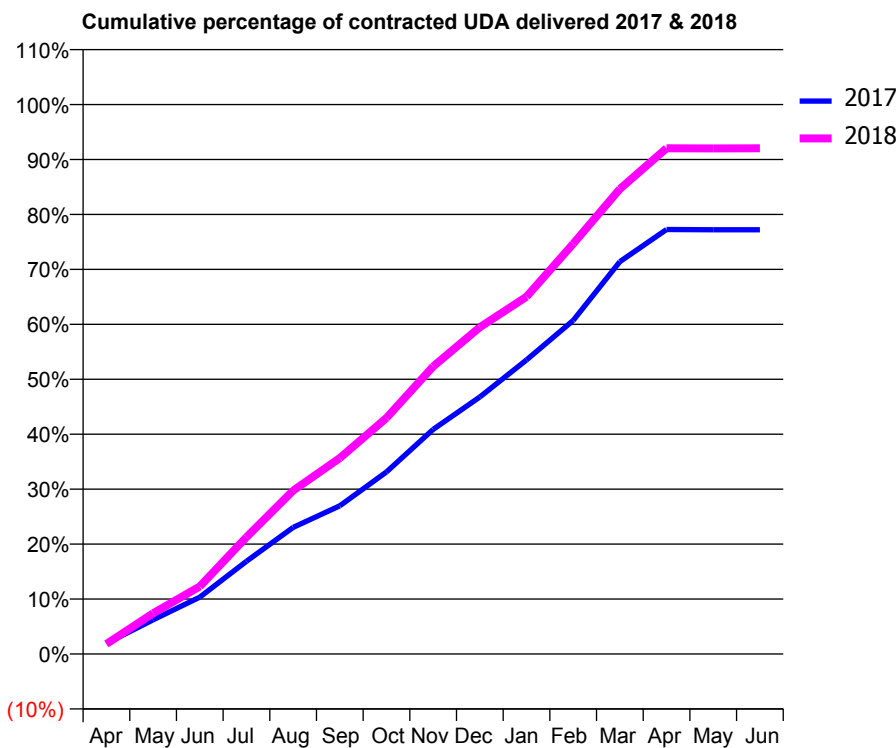
17/18 Contracted general activity (UDA)	14,750
Carry forward general activity (UDA)	0
17/18 Contracted orthodontic activity (UOA)	0
Carry forward orthodontic activity (UOA)	0
Baseline contract value	£362,465.39

### ACCESS\*

Patients seen in 24 months	Total	Change since previous quarter
Quarter ending March 2017	4,415	
Quarter ending June 2017	4,312	↓
Quarter ending September 2017	4,231	↓
Quarter ending December 2017	4,237	→
Quarter ending March 2018	4,247	→
<b>Variance since March 2017</b>	<b>(3.8%)</b>	<b>↓</b>



### ACTIVITY



Month	Adjusted Scheduled Activity (UDA)	
	2017	2018
April	311	271
May	1,008	1,094
June	1,674	1,815
July	2,730	3,136
August	3,731	4,387
September	4,367	5,261
October	5,366	6,338
November	6,619	7,717
December	7,571	8,771
January	8,665	9,591
February	9,827	11,010
March	11,560	12,481
April	12,505	13,576
May	12,499	13,573
June	12,499	13,576

### QUALITY

	Quantity	Base Number	Contract	LHB	Wales
% of FP17s for the same patient ID Re-attending within 3 months - Children	30	1,002	3.0%	8.6%	10.9%
% of FP17s for the same patient ID Re-attending within 3 months - Adults	510	4,176	12.2%	15.6%	16.2%
% of FP17s for the same patient ID Re-attending between 3 & 9 months - Children	481	1,002	48.0%	57.0%	59.0%
% of FP17s for the same patient ID Re-attending between 3 & 9 months - Adults	1,947	4,176	46.6%	54.6%	54.9%
% of FP17s for Band 1 Urgent Courses	258	5,198	5.0%	9.2%	9.0%
% of FP17s Relating to Free Repair or Replacements	59	5,198	1.1%	0.7%	0.7%
% of FP17s Relating to Continuations	28	5,198	0.5%	0.9%	0.8%
% of Patients satisfied with the dentistry they have received	11	12	91.7%	91.2%	92.0%
% of Patients satisfied with the time they had to wait for an appointment	11	12	91.7%	86.3%	88.1%

\* This is based on patients treated on this contract for their most recent course of treatment. Figures in italics indicate the base number of FP17s or Patient Questionnaire responses are less than 100. N/A is shown where the base number of responses is less than 10 during the period. % is calculated as Quantity/Base number\*100

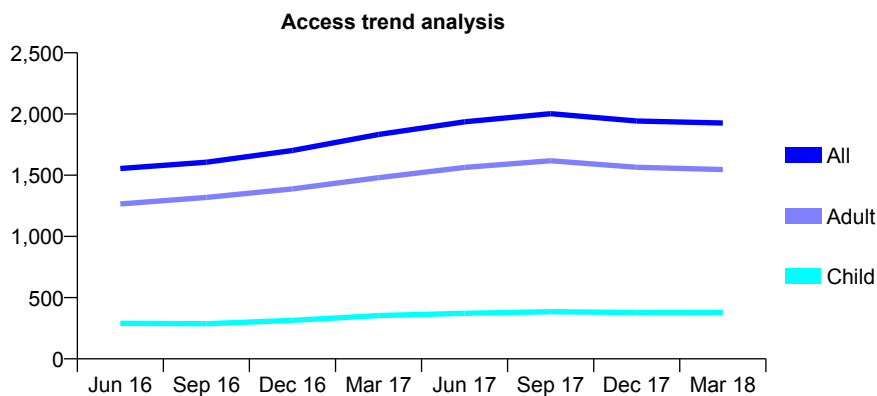
## 7A4 - Vital Signs At a Glance Contract Report for 182850/0001 - Year end March 2018

Name or company name	M A Hill & S T Hill Ltd
Contract type name	GDS Contract
Purpose of contract	General
Contract start date	01/05/2011
Contract end date	

17/18 Contracted general activity (UDA)	6,721
Carry forward general activity (UDA)	-66
17/18 Contracted orthodontic activity (UOA)	0
Carry forward orthodontic activity (UOA)	0
Baseline contract value	£119,380.83

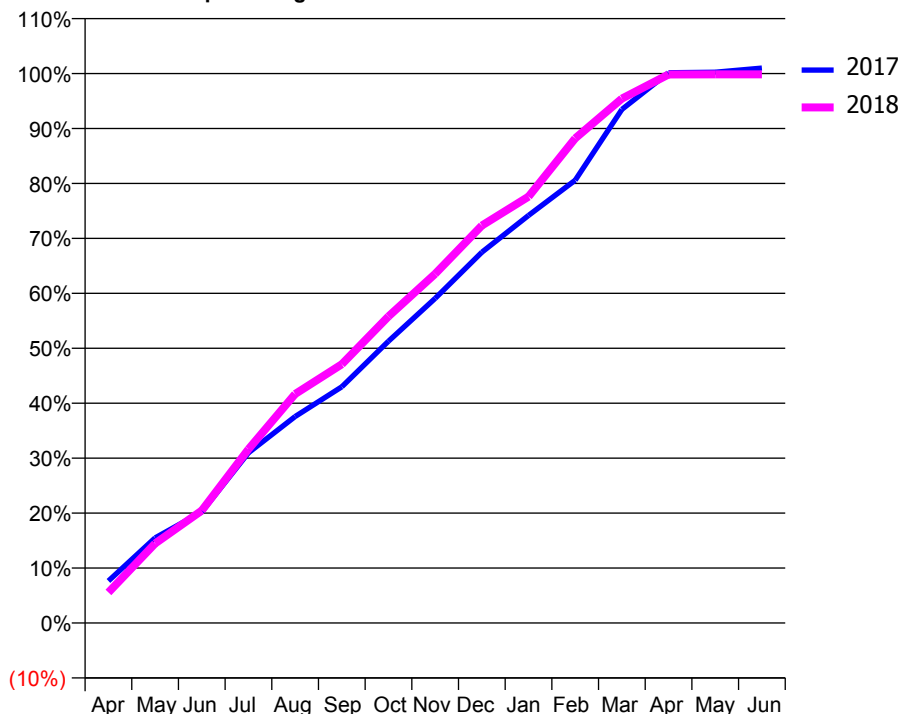
### ACCESS\*

Patients seen in 24 months	Total	Change since previous quarter
Quarter ending March 2017	1,833	
Quarter ending June 2017	1,936	↑
Quarter ending September 2017	2,003	↑
Quarter ending December 2017	1,943	↓
Quarter ending March 2018	1,926	→
<b>Variance since March 2017</b>	<b>5.1%</b>	<b>↑</b>



### ACTIVITY

Cumulative percentage of contracted UDA delivered 2017 & 2018



Month	Adjusted Scheduled Activity (UDA)	
	2017	2018
April	514	375
May	1,042	973
June	1,360	1,376
July	2,081	2,126
August	2,526	2,801
September	2,890	3,164
October	3,447	3,751
November	3,971	4,270
December	4,535	4,862
January	4,985	5,215
February	5,416	5,927
March	6,282	6,413
April	6,730	6,709
May	6,737	6,710
June	6,787	6,711

### QUALITY

	Quantity	Base Number	Contract	LHB	Wales
% of FP17s for the same patient ID Re-attending within 3 months - Children	42	597	7.0%	8.6%	10.9%
% of FP17s for the same patient ID Re-attending within 3 months - Adults	503	2,367	21.3%	15.6%	16.2%
% of FP17s for the same patient ID Re-attending between 3 & 9 months - Children	374	597	62.6%	57.0%	59.0%
% of FP17s for the same patient ID Re-attending between 3 & 9 months - Adults	1,227	2,367	51.8%	54.6%	54.9%
% of FP17s for Band 1 Urgent Courses	303	2,910	10.4%	9.2%	9.0%
% of FP17s Relating to Free Repair or Replacements	41	2,910	1.4%	0.7%	0.7%
% of FP17s Relating to Continuations	21	2,910	0.7%	0.9%	0.8%
% of Patients satisfied with the dentistry they have received	7	7	N/A	91.2%	92.0%
% of Patients satisfied with the time they had to wait for an appointment	5	7	N/A	86.3%	88.1%

\* This is based on patients treated on this contract for their most recent course of treatment. Figures in italics indicate the base number of FP17s or Patient Questionnaire responses are less than 100. N/A is shown where the base number of responses is less than 10 during the period. % is calculated as Quantity/Base number\*100

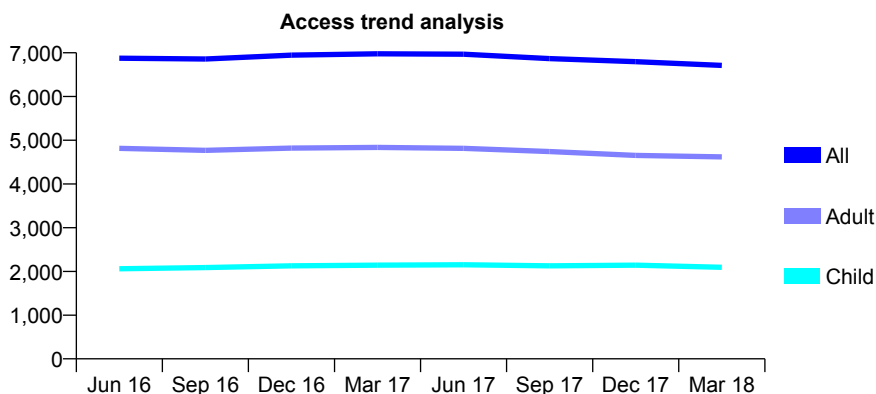
## 7A4 - Vital Signs At a Glance Contract Report for 190195/0016 - Year end March 2018

Name or company name	Xeon Smiles UK Ltd
Contract type name	GDS Contract
Purpose of contract	General
Contract start date	01/04/2012
Contract end date	

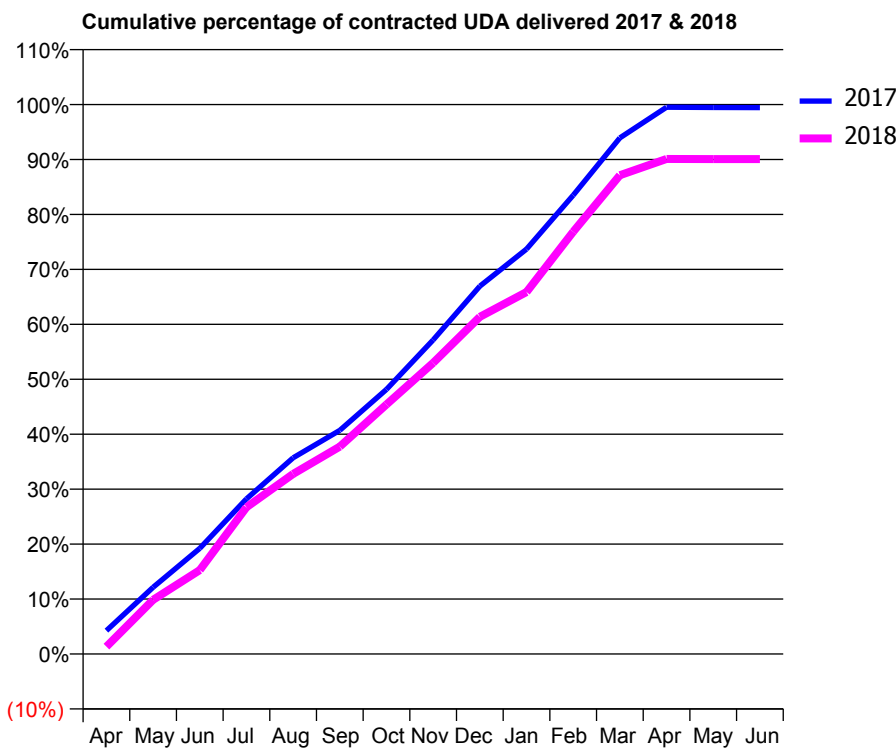
17/18 Contracted general activity (UDA)	21,605
Carry forward general activity (UDA)	120
17/18 Contracted orthodontic activity (UOA)	0
Carry forward orthodontic activity (UOA)	0
Baseline contract value	£532,212.57

### ACCESS\*

Patients seen in 24 months	Total	Change since previous quarter
Quarter ending March 2017	6,978	
Quarter ending June 2017	6,968	→
Quarter ending September 2017	6,868	↓
Quarter ending December 2017	6,797	↓
Quarter ending March 2018	6,713	↓
<b>Variance since March 2017</b>	<b>(3.8%)</b>	<b>↓</b>



### ACTIVITY



Month	Adjusted Scheduled Activity (UDA)	
	2017	2018
April	919	291
May	2,626	2,129
June	4,153	3,298
July	6,098	5,772
August	7,714	7,079
September	8,797	8,155
October	10,404	9,814
November	12,350	11,447
December	14,463	13,256
January	15,920	14,233
February	18,037	16,601
March	20,293	18,825
April	21,500	19,463
May	21,488	19,458
June	21,485	19,457

### QUALITY

	Quantity	Base Number	Contract	LHB	Wales
% of FP17s for the same patient ID Re-attending within 3 months - Children	181	3,000	6.0%	8.6%	10.9%
% of FP17s for the same patient ID Re-attending within 3 months - Adults	612	5,578	11.0%	15.6%	16.2%
% of FP17s for the same patient ID Re-attending between 3 & 9 months - Children	1,790	3,000	59.7%	57.0%	59.0%
% of FP17s for the same patient ID Re-attending between 3 & 9 months - Adults	2,864	5,578	51.3%	54.6%	54.9%
% of FP17s for Band 1 Urgent Courses	469	8,410	5.6%	9.2%	9.0%
% of FP17s Relating to Free Repair or Replacements	45	8,410	0.5%	0.7%	0.7%
% of FP17s Relating to Continuations	5	8,410	0.1%	0.9%	0.8%
% of Patients satisfied with the dentistry they have received	14	17	82.4%	91.2%	92.0%
% of Patients satisfied with the time they had to wait for an appointment	13	17	76.5%	86.3%	88.1%

\* This is based on patients treated on this contract for their most recent course of treatment. Figures in italics indicate the base number of FP17s or Patient Questionnaire responses are less than 100. N/A is shown where the base number of responses is less than 10 during the period. % is calculated as Quantity/Base number\*100

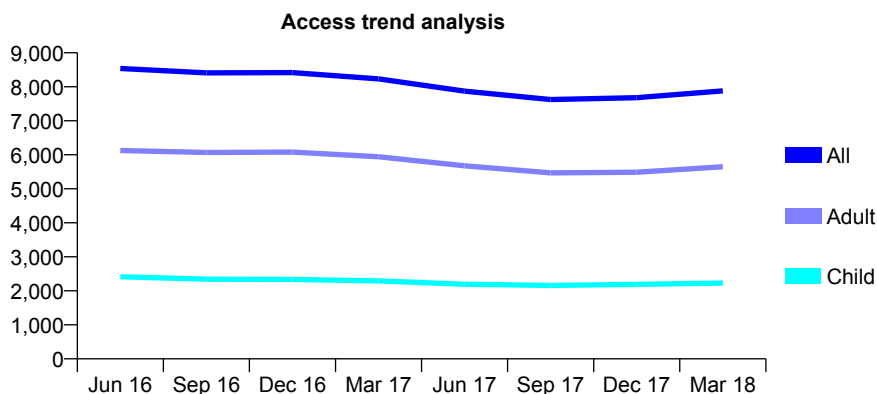
## 7A4 - Vital Signs At a Glance Contract Report for 190195/0017 - Year end March 2018

Name or company name	Xeon Smiles UK Ltd
Contract type name	GDS Contract
Purpose of contract	General and Orthodontic
Contract start date	01/04/2012
Contract end date	

17/18 Contracted general activity (UDA)	31,000
Carry forward general activity (UDA)	-252
17/18 Contracted orthodontic activity (UOA)	851
Carry forward orthodontic activity (UOA)	-42
Baseline contract value	£807,957.96

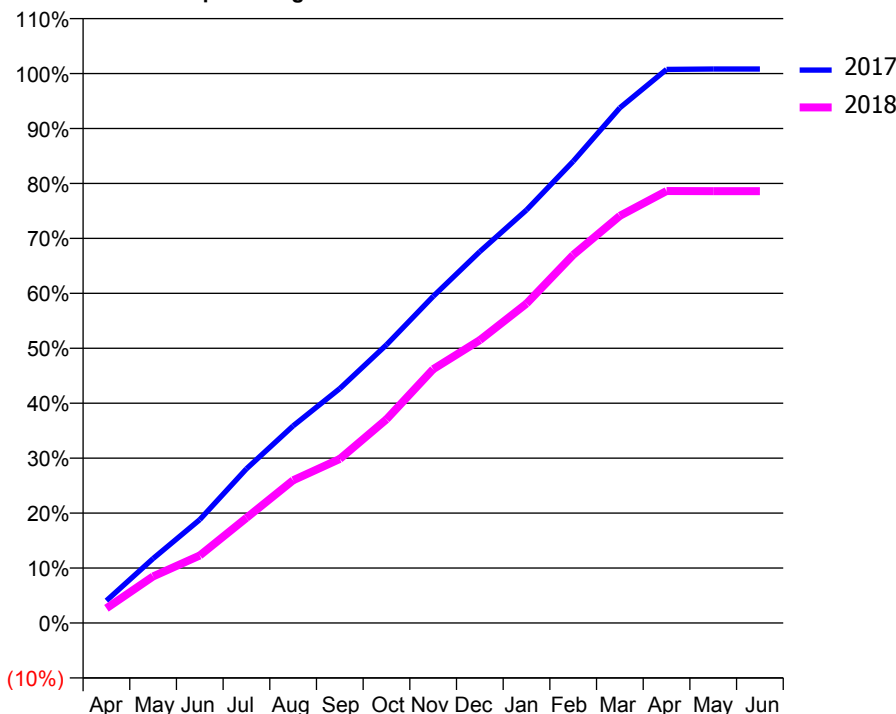
### ACCESS\*

Patients seen in 24 months	Total	Change since previous quarter
Quarter ending March 2017	8,235	
Quarter ending June 2017	7,874	↓
Quarter ending September 2017	7,625	↓
Quarter ending December 2017	7,679	→
Quarter ending March 2018	7,879	↑
<b>Variance since March 2017</b>	<b>(4.3%)</b>	<b>↓</b>



### ACTIVITY

Cumulative percentage of contracted UDA delivered 2017 & 2018



Month	Adjusted Scheduled Activity (UDA)	
	2017	2018
April	1,260	833
May	3,641	2,632
June	5,838	3,813
July	8,704	5,935
August	11,123	8,054
September	13,230	9,259
October	15,693	11,490
November	18,430	14,322
December	20,954	15,963
January	23,302	18,021
February	26,047	20,765
March	29,061	22,968
April	31,233	24,369
May	31,252	24,361
June	31,252	24,361

### QUALITY

	Quantity	Base Number	Contract	LHB	Wales
% of FP17s for the same patient ID Re-attending within 3 months - Children	216	3,263	6.6%	8.6%	10.9%
% of FP17s for the same patient ID Re-attending within 3 months - Adults	1,053	7,668	13.7%	15.6%	16.2%
% of FP17s for the same patient ID Re-attending between 3 & 9 months - Children	1,941	3,263	59.5%	57.0%	59.0%
% of FP17s for the same patient ID Re-attending between 3 & 9 months - Adults	4,287	7,668	55.9%	54.6%	54.9%
% of FP17s for Band 1 Urgent Courses	637	10,501	6.1%	9.2%	9.0%
% of FP17s Relating to Free Repair or Replacements	61	10,501	0.6%	0.7%	0.7%
% of FP17s Relating to Continuations	25	10,501	0.2%	0.9%	0.8%
% of Patients satisfied with the dentistry they have received	30	33	90.9%	91.2%	92.0%
% of Patients satisfied with the time they had to wait for an appointment	26	33	78.8%	86.3%	88.1%

\* This is based on patients treated on this contract for their most recent course of treatment. Figures in italics indicate the base number of FP17s or Patient Questionnaire responses are less than 100. N/A is shown where the base number of responses is less than 10 during the period. % is calculated as Quantity/Base number\*100

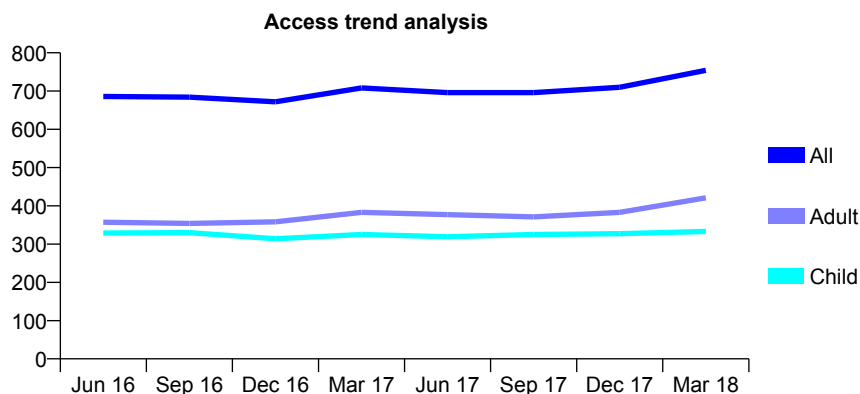
## 7A4 - Vital Signs At a Glance Contract Report for 190225/0001 - Year end March 2018

Name or company name	Bay House Dental Practice Ltd
Contract type name	GDS Contract
Purpose of contract	General and Orthodontic
Contract start date	01/04/2011
Contract end date	

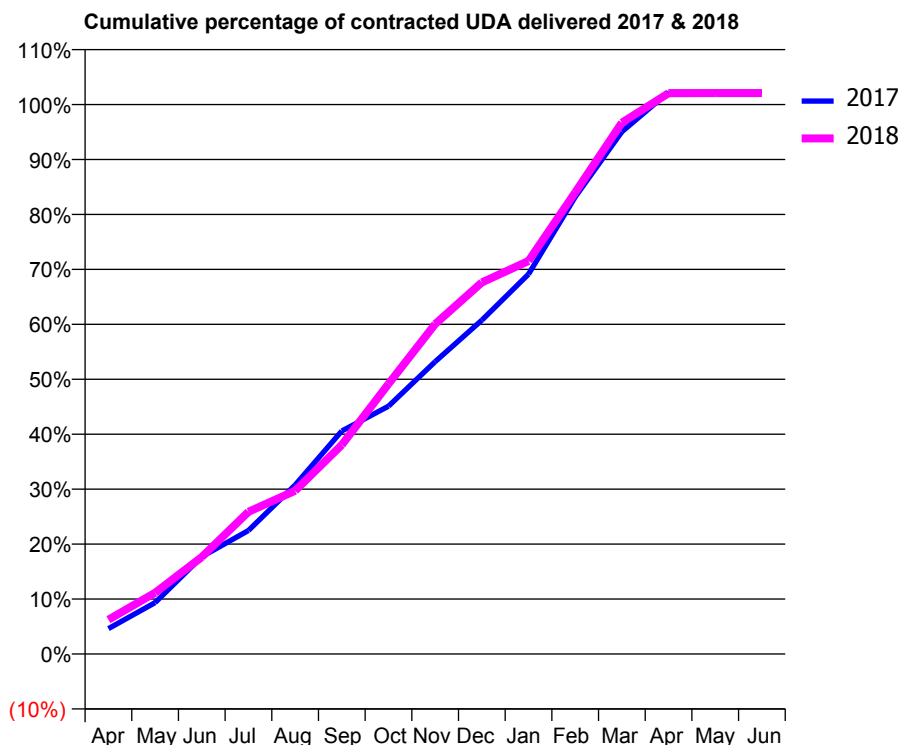
17/18 Contracted general activity (UDA)	2,544
Carry forward general activity (UDA)	-57
17/18 Contracted orthodontic activity (UOA)	450
Carry forward orthodontic activity (UOA)	22
Baseline contract value	£103,821.41

### ACCESS\*

Patients seen in 24 months	Total	Change since previous quarter
Quarter ending March 2017	708	
Quarter ending June 2017	696	↓
Quarter ending September 2017	696	→
Quarter ending December 2017	710	↑
Quarter ending March 2018	754	↑
<b>Variance since March 2017</b>	<b>6.5%</b>	<b>↑</b>



### ACTIVITY



Month	Adjusted Scheduled Activity (UDA)	
	2017	2018
April	118	159
May	238	284
June	450	449
July	572	658
August	783	756
September	1,033	968
October	1,148	1,250
November	1,354	1,528
December	1,546	1,720
January	1,759	1,820
February	2,116	2,137
March	2,418	2,460
April	2,601	2,596
May	2,601	2,597
June	2,601	2,597

### QUALITY

	Quantity	Base Number	Contract	LHB	Wales
% of FP17s for the same patient ID Re-attending within 3 months - Children	80	647	12.4%	8.6%	10.9%
% of FP17s for the same patient ID Re-attending within 3 months - Adults	124	723	17.2%	15.6%	16.2%
% of FP17s for the same patient ID Re-attending between 3 & 9 months - Children	378	647	58.4%	57.0%	59.0%
% of FP17s for the same patient ID Re-attending between 3 & 9 months - Adults	424	723	58.6%	54.6%	54.9%
% of FP17s for Band 1 Urgent Courses	125	1,251	10.0%	9.2%	9.0%
% of FP17s Relating to Free Repair or Replacements	0	1,251	0.0%	0.7%	0.7%
% of FP17s Relating to Continuations	11	1,251	0.9%	0.9%	0.8%
% of Patients satisfied with the dentistry they have received	1	1	N/A	91.2%	92.0%
% of Patients satisfied with the time they had to wait for an appointment	1	1	N/A	86.3%	88.1%

\* This is based on patients treated on this contract for their most recent course of treatment. Figures in italics indicate the base number of FP17s or Patient Questionnaire responses are less than 100. N/A is shown where the base number of responses is less than 10 during the period. % is calculated as Quantity/Base number\*100

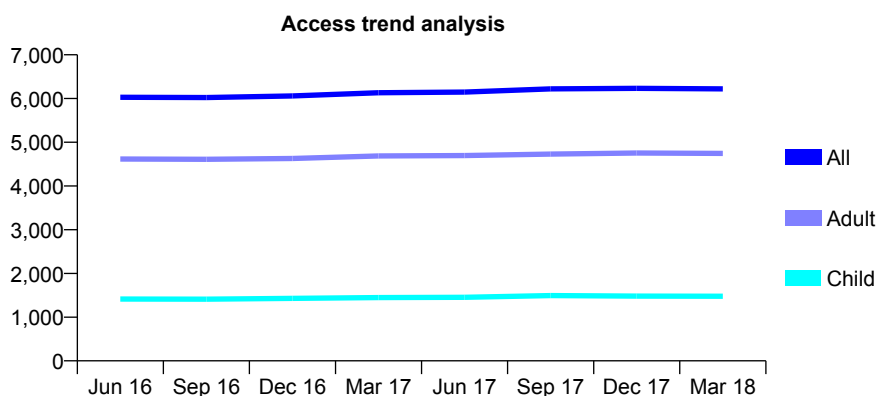
## 7A4 - Vital Signs At a Glance Contract Report for 191841/0001 - Year end March 2018

Name or company name	RWH Limited
Contract type name	GDS Contract
Purpose of contract	General
Contract start date	01/04/2011
Contract end date	

17/18 Contracted general activity (UDA)	20,936
Carry forward general activity (UDA)	-796
17/18 Contracted orthodontic activity (UOA)	0
Carry forward orthodontic activity (UOA)	0
Baseline contract value	£514,441.12

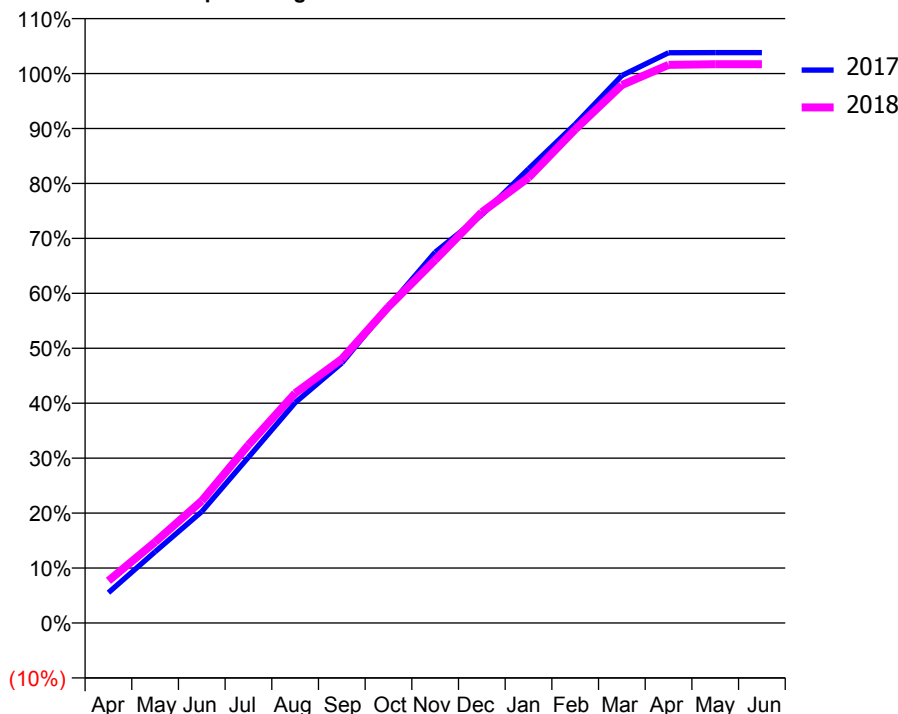
### ACCESS\*

Patients seen in 24 months	Total	Change since previous quarter
Quarter ending March 2017	6,132	
Quarter ending June 2017	6,149	→
Quarter ending September 2017	6,222	→
Quarter ending December 2017	6,234	→
Quarter ending March 2018	6,221	→
<b>Variance since March 2017</b>	<b>1.5%</b>	<b>→</b>



### ACTIVITY

**Cumulative percentage of contracted UDA delivered 2017 & 2018**



Month	Adjusted Scheduled Activity (UDA)	
	2017	2018
April	1,157	1,610
May	2,718	3,086
June	4,246	4,655
July	6,319	6,787
August	8,394	8,755
September	9,902	10,057
October	12,052	12,049
November	14,128	13,831
December	15,553	15,651
January	17,301	16,966
February	19,005	18,807
March	20,857	20,497
April	21,728	21,263
May	21,732	21,288
June	21,732	21,290

### QUALITY

	Quantity	Base Number	Contract	LHB	Wales
% of FP17s for the same patient ID Re-attending within 3 months - Children	212	2,303	9.2%	8.6%	10.9%
% of FP17s for the same patient ID Re-attending within 3 months - Adults	1,804	8,409	21.5%	15.6%	16.2%
% of FP17s for the same patient ID Re-attending between 3 & 9 months - Children	1,342	2,303	58.3%	57.0%	59.0%
% of FP17s for the same patient ID Re-attending between 3 & 9 months - Adults	4,810	8,409	57.2%	54.6%	54.9%
% of FP17s for Band 1 Urgent Courses	897	10,669	8.4%	9.2%	9.0%
% of FP17s Relating to Free Repair or Replacements	131	10,669	1.2%	0.7%	0.7%
% of FP17s Relating to Continuations	189	10,669	1.8%	0.9%	0.8%
% of Patients satisfied with the dentistry they have received	16	19	84.2%	91.2%	92.0%
% of Patients satisfied with the time they had to wait for an appointment	17	19	89.5%	86.3%	88.1%

\* This is based on patients treated on this contract for their most recent course of treatment. Figures in italics indicate the base number of FP17s or Patient Questionnaire responses are less than 100. N/A is shown where the base number of responses is less than 10 during the period. % is calculated as Quantity/Base number\*100



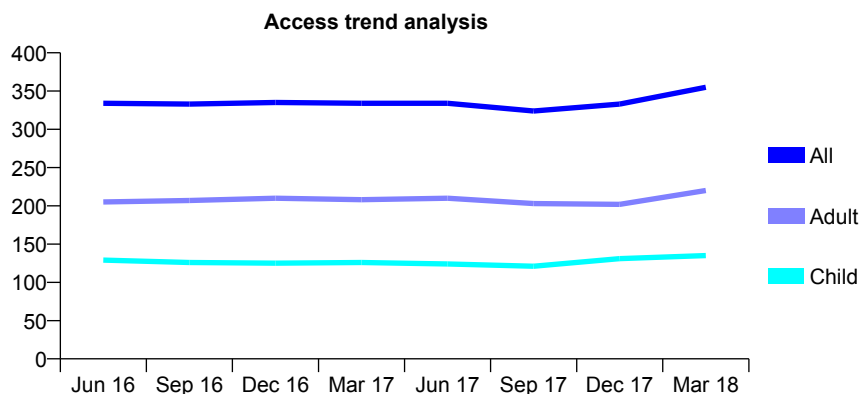
## 7A4 - Vital Signs At a Glance Contract Report for 195359/0001 - Year end March 2018

Name or company name	Rebecca Close & David Edward Webster
Contract type name	GDS Contract
Purpose of contract	General
Contract start date	01/08/2013
Contract end date	

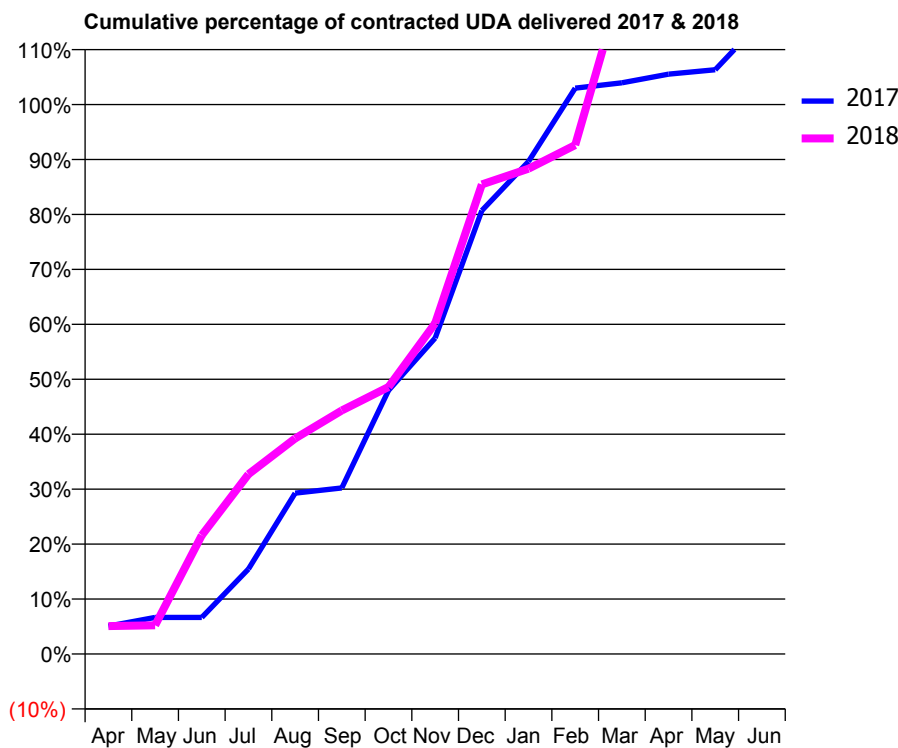
17/18 Contracted general activity (UDA)	630
Carry forward general activity (UDA)	-32
17/18 Contracted orthodontic activity (UOA)	0
Carry forward orthodontic activity (UOA)	0
Baseline contract value	£16,340.84

### ACCESS\*

Patients seen in 24 months	Total	Change since previous quarter
Quarter ending March 2017	334	
Quarter ending June 2017	334	→
Quarter ending September 2017	324	↓
Quarter ending December 2017	333	↑
Quarter ending March 2018	355	↑
<b>Variance since March 2017</b>	6.3%	↑



### ACTIVITY



Month	Adjusted Scheduled Activity (UDA)	
	2017	2018
April	32	32
May	42	33
June	42	136
July	97	206
August	184	247
September	190	279
October	302	306
November	362	379
December	508	538
January	565	556
February	649	583
March	655	768
April	665	842
May	670	842
June	726	845

### QUALITY

	Quantity	Base Number	Contract	LHB	Wales
% of FP17s for the same patient ID Re-attending within 3 months - Children	1	176	0.6%	8.6%	10.9%
% of FP17s for the same patient ID Re-attending within 3 months - Adults	22	266	8.3%	15.6%	16.2%
% of FP17s for the same patient ID Re-attending between 3 & 9 months - Children	91	176	51.7%	57.0%	59.0%
% of FP17s for the same patient ID Re-attending between 3 & 9 months - Adults	128	266	48.1%	54.6%	54.9%
% of FP17s for Band 1 Urgent Courses	9	433	2.1%	9.2%	9.0%
% of FP17s Relating to Free Repair or Replacements	1	433	0.2%	0.7%	0.7%
% of FP17s Relating to Continuations	0	433	0.0%	0.9%	0.8%
% of Patients satisfied with the dentistry they have received	2	2	N/A	91.2%	92.0%
% of Patients satisfied with the time they had to wait for an appointment	1	2	N/A	86.3%	88.1%

\* This is based on patients treated on this contract for their most recent course of treatment. Figures in italics indicate the base number of FP17s or Patient Questionnaire responses are less than 100. N/A is shown where the base number of responses is less than 10 during the period. % is calculated as Quantity/Base number\*100

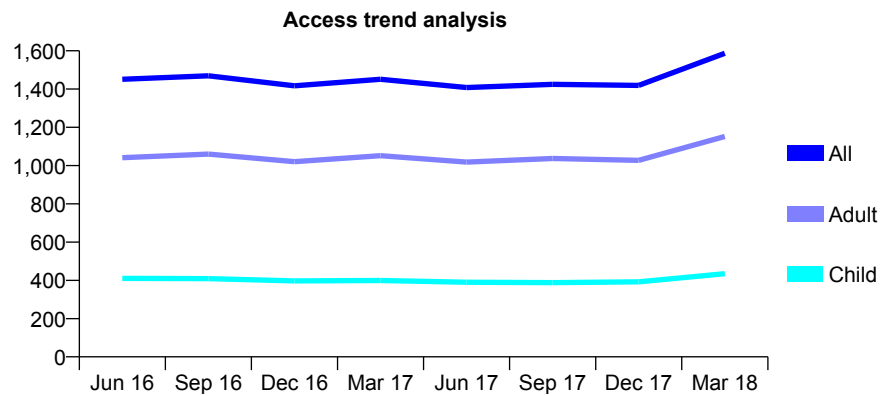
## 7A4 - Vital Signs At a Glance Contract Report for 222798/0001 - Year end March 2018

Name or company name	MR RJ CAPRON
Contract type name	GDS Contract
Purpose of contract	General
Contract start date	01/04/2006
Contract end date	

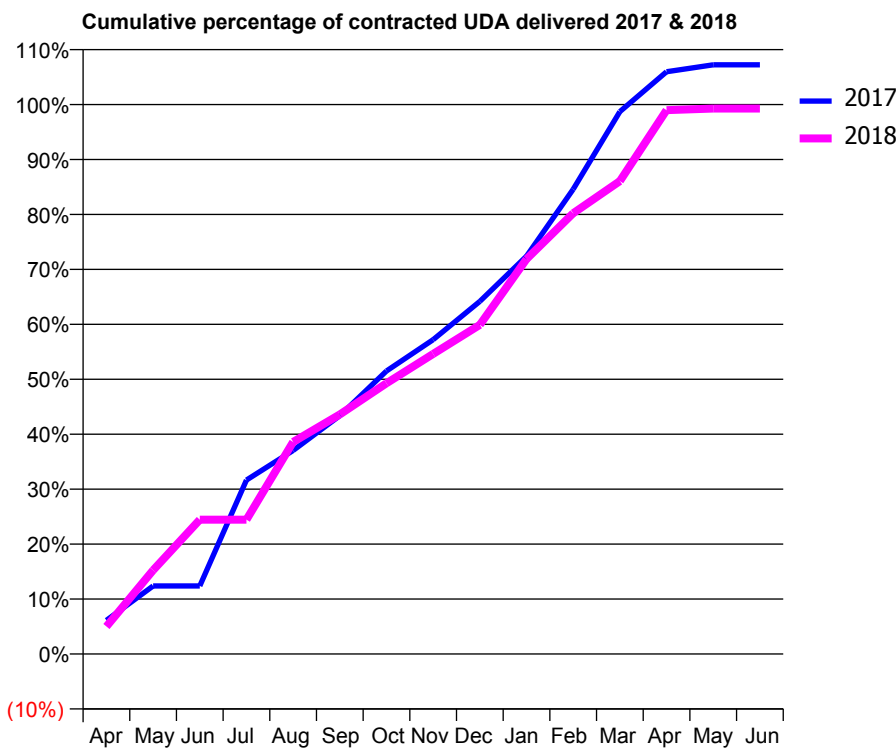
17/18 Contracted general activity (UDA)	4,839
Carry forward general activity (UDA)	-242
17/18 Contracted orthodontic activity (UOA)	0
Carry forward orthodontic activity (UOA)	0
Baseline contract value	£137,758.61

### ACCESS\*

Patients seen in 24 months	Total	Change since previous quarter
Quarter ending March 2017	1,451	
Quarter ending June 2017	1,408	↓
Quarter ending September 2017	1,425	→
Quarter ending December 2017	1,419	→
Quarter ending March 2018	1,587	↑
<b>Variance since March 2017</b>	<b>9.4%</b>	<b>↑</b>



### ACTIVITY



Month	Adjusted Scheduled Activity (UDA)	
	2017	2018
April	296	242
May	599	738
June	599	1,183
July	1,532	1,183
August	1,792	1,867
September	2,099	2,110
October	2,493	2,384
November	2,768	2,643
December	3,105	2,899
January	3,503	3,477
February	4,093	3,881
March	4,777	4,165
April	5,128	4,789
May	5,188	4,803
June	5,188	4,803

### QUALITY

	Quantity	Base Number	Contract	LHB	Wales
% of FP17s for the same patient ID Re-attending within 3 months - Children	39	496	7.9%	8.6%	10.9%
% of FP17s for the same patient ID Re-attending within 3 months - Adults	214	1,375	15.6%	15.6%	16.2%
% of FP17s for the same patient ID Re-attending between 3 & 9 months - Children	191	496	38.5%	57.0%	59.0%
% of FP17s for the same patient ID Re-attending between 3 & 9 months - Adults	616	1,375	44.8%	54.6%	54.9%
% of FP17s for Band 1 Urgent Courses	221	1,978	11.2%	9.2%	9.0%
% of FP17s Relating to Free Repair or Replacements	0	1,978	0.0%	0.7%	0.7%
% of FP17s Relating to Continuations	23	1,978	1.2%	0.9%	0.8%
% of Patients satisfied with the dentistry they have received	0	0	N/A	91.2%	92.0%
% of Patients satisfied with the time they had to wait for an appointment	0	0	N/A	86.3%	88.1%

\* This is based on patients treated on this contract for their most recent course of treatment. Figures in italics indicate the base number of FP17s or Patient Questionnaire responses are less than 100. N/A is shown where the base number of responses is less than 10 during the period. % is calculated as Quantity/Base number\*100

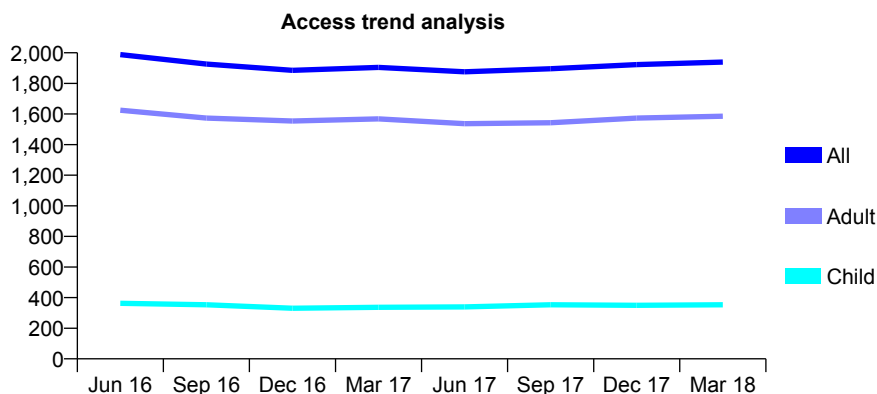
## 7A4 - Vital Signs At a Glance Contract Report for 239887/0001 - Year end March 2018

Name or company name	MISS S YEGANEH
Contract type name	GDS Contract
Purpose of contract	General
Contract start date	01/04/2006
Contract end date	

17/18 Contracted general activity (UDA)	7,705
Carry forward general activity (UDA)	-90
17/18 Contracted orthodontic activity (UOA)	0
Carry forward orthodontic activity (UOA)	0
Baseline contract value	£155,882.60

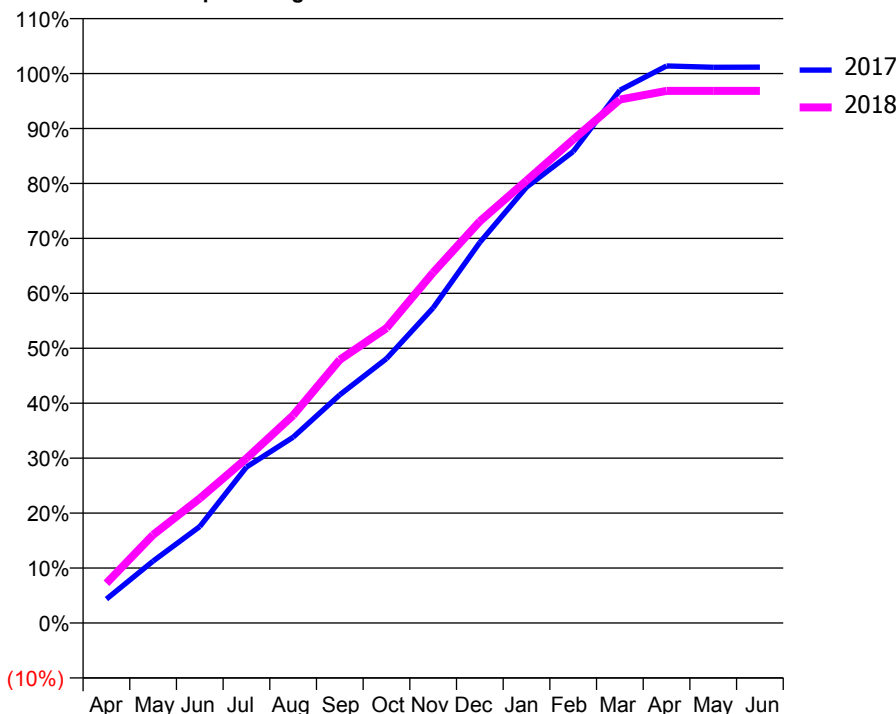
### ACCESS\*

Patients seen in 24 months	Total	Change since previous quarter
Quarter ending March 2017	1,905	
Quarter ending June 2017	1,876	↓
Quarter ending September 2017	1,896	→
Quarter ending December 2017	1,923	→
Quarter ending March 2018	1,939	→
<b>Variance since March 2017</b>	<b>1.8%</b>	<b>→</b>



### ACTIVITY

Cumulative percentage of contracted UDA delivered 2017 & 2018



Month	Adjusted Scheduled Activity (UDA)	
	2017	2018
April	336	559
May	869	1,236
June	1,353	1,747
July	2,187	2,308
August	2,606	2,912
September	3,200	3,691
October	3,706	4,136
November	4,420	4,914
December	5,338	5,633
January	6,110	6,203
February	6,611	6,778
March	7,471	7,340
April	7,811	7,462
May	7,792	7,462
June	7,795	7,462

### QUALITY

	Quantity	Base Number	Contract	LHB	Wales
% of FP17s for the same patient ID Re-attending within 3 months - Children	24	592	4.1%	8.6%	10.9%
% of FP17s for the same patient ID Re-attending within 3 months - Adults	286	2,492	11.5%	15.6%	16.2%
% of FP17s for the same patient ID Re-attending between 3 & 9 months - Children	430	592	72.6%	57.0%	59.0%
% of FP17s for the same patient ID Re-attending between 3 & 9 months - Adults	1,555	2,492	62.4%	54.6%	54.9%
% of FP17s for Band 1 Urgent Courses	75	3,036	2.5%	9.2%	9.0%
% of FP17s Relating to Free Repair or Replacements	8	3,036	0.3%	0.7%	0.7%
% of FP17s Relating to Continuations	7	3,036	0.2%	0.9%	0.8%
% of Patients satisfied with the dentistry they have received	3	3	N/A	91.2%	92.0%
% of Patients satisfied with the time they had to wait for an appointment	3	3	N/A	86.3%	88.1%

\* This is based on patients treated on this contract for their most recent course of treatment. Figures in italics indicate the base number of FP17s or Patient Questionnaire responses are less than 100. N/A is shown where the base number of responses is less than 10 during the period. % is calculated as Quantity/Base number\*100

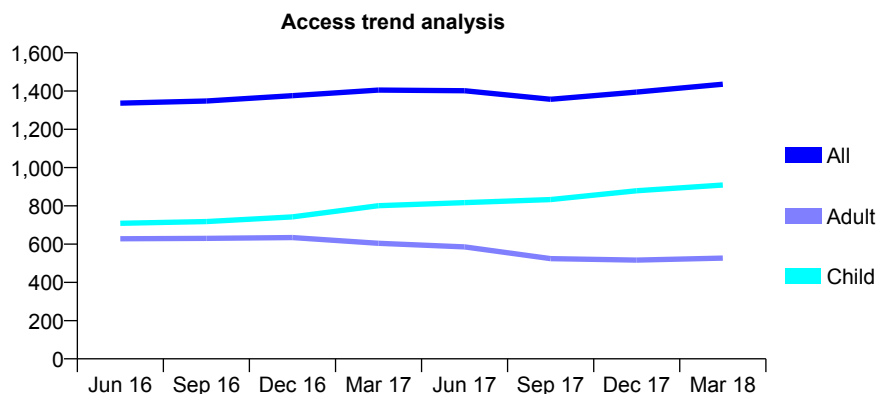
## 7A4 - Vital Signs At a Glance Contract Report for 250090/0001 - Year end March 2018

Name or company name	MR M THOMAS
Contract type name	GDS Contract
Purpose of contract	General
Contract start date	01/04/2006
Contract end date	

17/18 Contracted general activity (UDA)	4,018
Carry forward general activity (UDA)	0
17/18 Contracted orthodontic activity (UOA)	0
Carry forward orthodontic activity (UOA)	0
Baseline contract value	£99,762.00

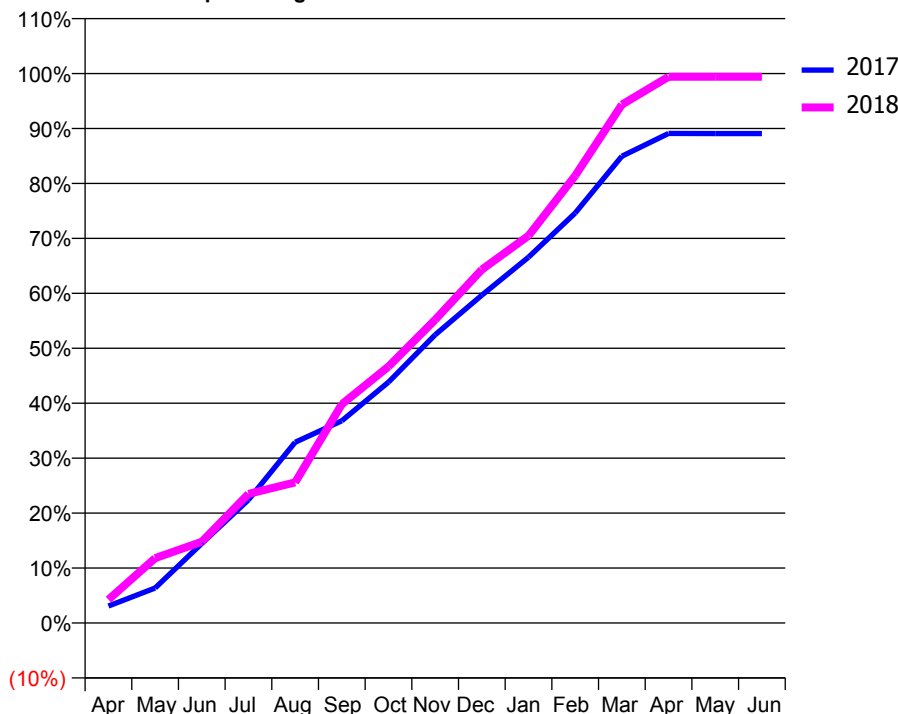
### ACCESS\*

Patients seen in 24 months	Total	Change since previous quarter
Quarter ending March 2017	1,405	
Quarter ending June 2017	1,402	→
Quarter ending September 2017	1,357	↓
Quarter ending December 2017	1,395	↑
Quarter ending March 2018	1,436	↑
<b>Variance since March 2017</b>	<b>2.2%</b>	<b>↑</b>



### ACTIVITY

Cumulative percentage of contracted UDA delivered 2017 & 2018



Month	Adjusted Scheduled Activity (UDA)	
	2017	2018
April	140	171
May	288	474
June	653	594
July	1,011	944
August	1,483	1,028
September	1,660	1,600
October	1,977	1,875
November	2,365	2,218
December	2,690	2,584
January	3,002	2,832
February	3,364	3,270
March	3,830	3,791
April	4,017	3,994
May	4,016	3,994
June	4,016	3,994

### QUALITY

	Quantity	Base Number	Contract	LHB	Wales
% of FP17s for the same patient ID Re-attending within 3 months - Children	190	1,667	11.4%	8.6%	10.9%
% of FP17s for the same patient ID Re-attending within 3 months - Adults	123	662	18.6%	15.6%	16.2%
% of FP17s for the same patient ID Re-attending between 3 & 9 months - Children	1,100	1,667	66.0%	57.0%	59.0%
% of FP17s for the same patient ID Re-attending between 3 & 9 months - Adults	400	662	60.4%	54.6%	54.9%
% of FP17s for Band 1 Urgent Courses	160	2,324	6.9%	9.2%	9.0%
% of FP17s Relating to Free Repair or Replacements	8	2,324	0.3%	0.7%	0.7%
% of FP17s Relating to Continuations	3	2,324	0.1%	0.9%	0.8%
% of Patients satisfied with the dentistry they have received	7	7	N/A	91.2%	92.0%
% of Patients satisfied with the time they had to wait for an appointment	7	7	N/A	86.3%	88.1%

\* This is based on patients treated on this contract for their most recent course of treatment. Figures in italics indicate the base number of FP17s or Patient Questionnaire responses are less than 100. N/A is shown where the base number of responses is less than 10 during the period. % is calculated as Quantity/Base number\*100

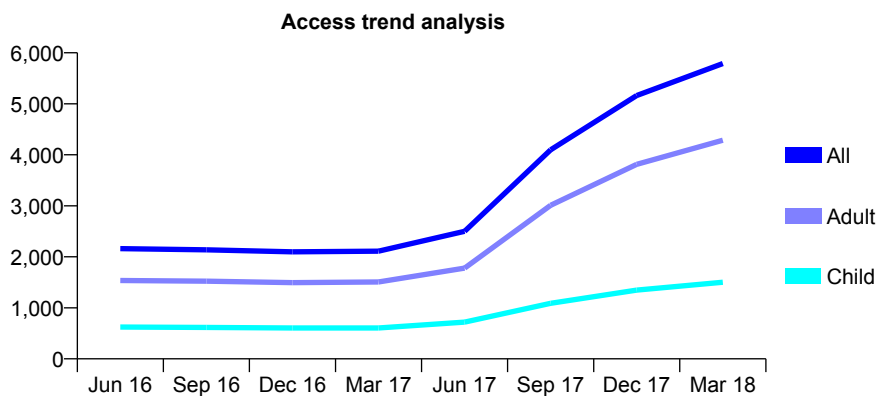
## 7A4 - Vital Signs At a Glance Contract Report for 264547/0001 - Year end March 2018

Name or company name	MISS A WICKRAMASINGHE
Contract type name	GDS Contract
Purpose of contract	General
Contract start date	01/09/2010
Contract end date	

17/18 Contracted general activity (UDA)	20,624
Carry forward general activity (UDA)	116
17/18 Contracted orthodontic activity (UOA)	0
Carry forward orthodontic activity (UOA)	0
Baseline contract value	£487,207.01

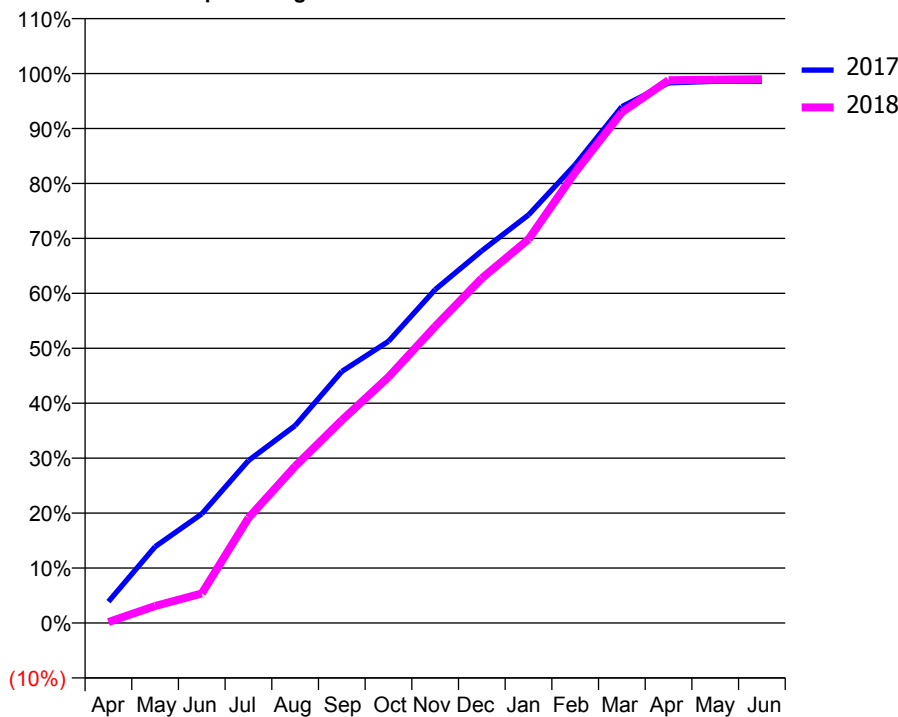
### ACCESS\*

Patients seen in 24 months	Total	Change since previous quarter
Quarter ending March 2017	2,112	
Quarter ending June 2017	2,501	↑
Quarter ending September 2017	4,099	↑
Quarter ending December 2017	5,162	↑
Quarter ending March 2018	5,790	↑
<b>Variance since March 2017</b>	<b>174.1%</b>	<b>↑</b>



### ACTIVITY

Cumulative percentage of contracted UDA delivered 2017 & 2018



Month	Adjusted Scheduled Activity (UDA)	
	2017	2018
April	315	36
May	1,127	640
June	1,611	1,107
July	2,401	3,947
August	2,916	5,882
September	3,716	7,608
October	4,161	9,231
November	4,925	11,133
December	5,499	12,940
January	6,028	14,400
February	6,770	16,919
March	7,627	19,170
April	7,978	20,374
May	8,000	20,393
June	8,000	20,406

### QUALITY

	Quantity	Base Number	Contract	LHB	Wales
% of FP17s for the same patient ID Re-attending within 3 months - Children	127	2,212	5.7%	8.6%	10.9%
% of FP17s for the same patient ID Re-attending within 3 months - Adults	928	6,699	13.9%	15.6%	16.2%
% of FP17s for the same patient ID Re-attending between 3 & 9 months - Children	800	2,212	36.2%	57.0%	59.0%
% of FP17s for the same patient ID Re-attending between 3 & 9 months - Adults	2,360	6,699	35.2%	54.6%	54.9%
% of FP17s for Band 1 Urgent Courses	600	9,202	6.5%	9.2%	9.0%
% of FP17s Relating to Free Repair or Replacements	86	9,202	0.9%	0.7%	0.7%
% of FP17s Relating to Continuations	178	9,202	1.9%	0.9%	0.8%
% of Patients satisfied with the dentistry they have received	20	20	100.0%	91.2%	92.0%
% of Patients satisfied with the time they had to wait for an appointment	20	20	100.0%	86.3%	88.1%

\* This is based on patients treated on this contract for their most recent course of treatment. Figures in italics indicate the base number of FP17s or Patient Questionnaire responses are less than 100. N/A is shown where the base number of responses is less than 10 during the period. % is calculated as Quantity/Base number\*100

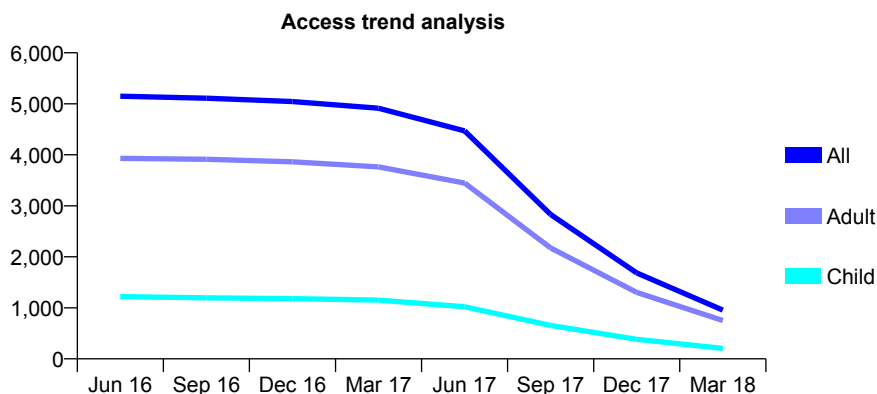
## 7A4 - Vital Signs At a Glance Contract Report for 359203/0001 - Year end March 2018

Name or company name	MR DJ ROGERS
Contract type name	GDS Contract
Purpose of contract	General
Contract start date	01/11/2012
Contract end date	31/05/2017

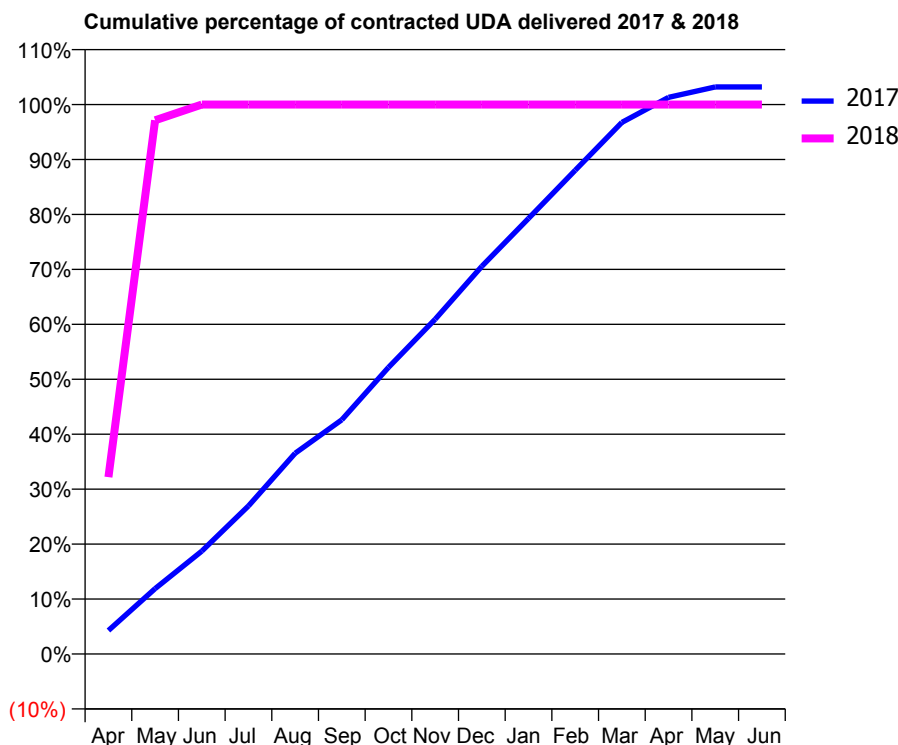
17/18 Contracted general activity (UDA)	2,502
Carry forward general activity (UDA)	-480
17/18 Contracted orthodontic activity (UOA)	0
Carry forward orthodontic activity (UOA)	0
Baseline contract value	£61,015.62

### ACCESS\*

Patients seen in 24 months	Total	Change since previous quarter
Quarter ending March 2017	4,915	
Quarter ending June 2017	4,468	↓
Quarter ending September 2017	2,831	↓
Quarter ending December 2017	1,686	↓
Quarter ending March 2018	956	↓
<b>Variance since March 2017</b>	<b>(80.5%)</b>	<b>↓</b>



### ACTIVITY



Month	Adjusted Scheduled Activity (UDA)	
	2017	2018
April	643	805
May	1,788	2,430
June	2,810	2,502
July	4,045	2,502
August	5,483	2,502
September	6,397	2,502
October	7,829	2,502
November	9,145	2,502
December	10,591	2,502
January	11,896	2,502
February	13,213	2,502
March	14,520	2,502
April	15,203	2,502
May	15,488	2,502
June	15,489	2,502

### QUALITY

	Quantity	Base Number	Contract	LHB	Wales
% of FP17s for the same patient ID Re-attending within 3 months - Children	17	297	5.7%	8.6%	10.9%
% of FP17s for the same patient ID Re-attending within 3 months - Adults	153	1,042	14.7%	15.6%	16.2%
% of FP17s for the same patient ID Re-attending between 3 & 9 months - Children	209	297	70.4%	57.0%	59.0%
% of FP17s for the same patient ID Re-attending between 3 & 9 months - Adults	629	1,042	60.4%	54.6%	54.9%
% of FP17s for Band 1 Urgent Courses	53	950	5.6%	9.2%	9.0%
% of FP17s Relating to Free Repair or Replacements	2	950	0.2%	0.7%	0.7%
% of FP17s Relating to Continuations	2	950	0.2%	0.9%	0.8%
% of Patients satisfied with the dentistry they have received	11	12	91.7%	91.2%	92.0%
% of Patients satisfied with the time they had to wait for an appointment	12	12	100.0%	86.3%	88.1%

\* This is based on patients treated on this contract for their most recent course of treatment. Figures in italics indicate the base number of FP17s or Patient Questionnaire responses are less than 100. N/A is shown where the base number of responses is less than 10 during the period. % is calculated as Quantity/Base number\*100

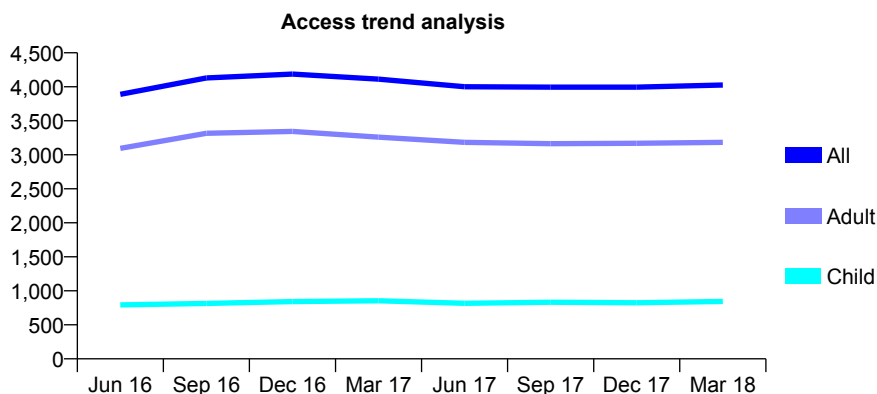
## 7A4 - Vital Signs At a Glance Contract Report for 567507/0004 - Year end March 2018

Name or company name	MRS P SATCHELL
Contract type name	GDS Contract
Purpose of contract	General
Contract start date	01/12/2014
Contract end date	

17/18 Contracted general activity (UDA)	10,052
Carry forward general activity (UDA)	53
17/18 Contracted orthodontic activity (UOA)	0
Carry forward orthodontic activity (UOA)	0
Baseline contract value	£203,506.94

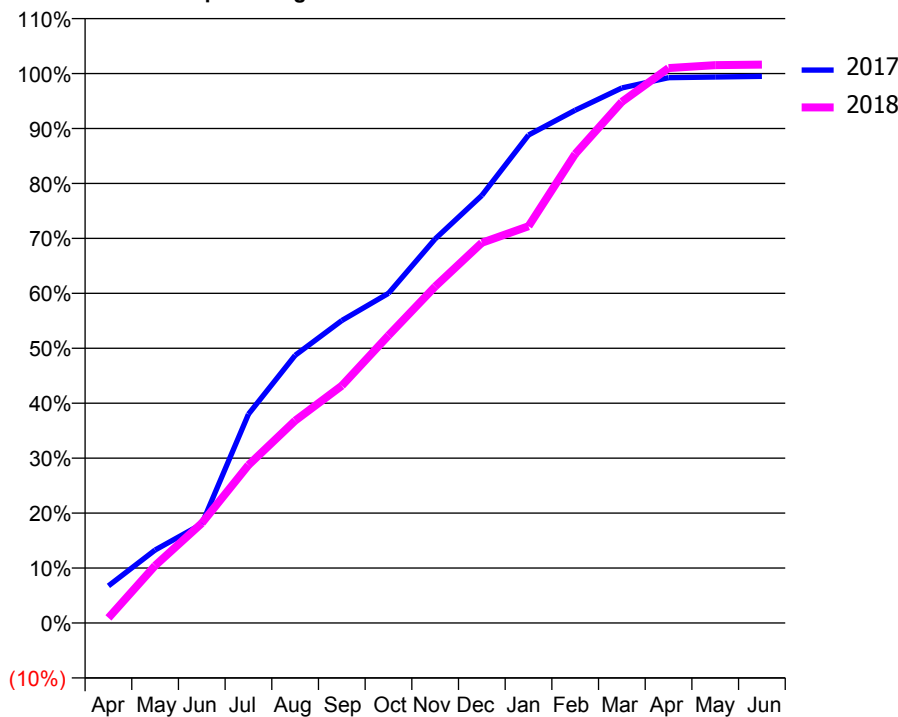
### ACCESS\*

Patients seen in 24 months	Total	Change since previous quarter
Quarter ending March 2017	4,113	
Quarter ending June 2017	4,000	↓
Quarter ending September 2017	3,996	→
Quarter ending December 2017	3,995	→
Quarter ending March 2018	4,027	→
<b>Variance since March 2017</b>	<b>(2.1%)</b>	<b>↓</b>



### ACTIVITY

Cumulative percentage of contracted UDA delivered 2017 & 2018



Adjusted Scheduled Activity (UDA)

Month	2017	2018
April	679	94
May	1,335	1,051
June	1,812	1,827
July	3,821	2,889
August	4,897	3,701
September	5,534	4,340
October	6,031	5,260
November	7,027	6,155
December	7,821	6,956
January	8,927	7,258
February	9,379	8,580
March	9,788	9,534
April	9,976	10,152
May	9,987	10,204
June	9,999	10,215

### QUALITY

	Quantity	Base Number	Contract	LHB	Wales
% of FP17s for the same patient ID Re-attending within 3 months - Children	34	1,124	3.0%	8.6%	10.9%
% of FP17s for the same patient ID Re-attending within 3 months - Adults	210	3,880	5.4%	15.6%	16.2%
% of FP17s for the same patient ID Re-attending between 3 & 9 months - Children	681	1,124	60.6%	57.0%	59.0%
% of FP17s for the same patient ID Re-attending between 3 & 9 months - Adults	2,168	3,880	55.9%	54.6%	54.9%
% of FP17s for Band 1 Urgent Courses	182	5,149	3.5%	9.2%	9.0%
% of FP17s Relating to Free Repair or Replacements	1	5,149	0.0%	0.7%	0.7%
% of FP17s Relating to Continuations	4	5,149	0.1%	0.9%	0.8%
% of Patients satisfied with the dentistry they have received	10	10	100.0%	91.2%	92.0%
% of Patients satisfied with the time they had to wait for an appointment	9	10	90.0%	86.3%	88.1%

\* This is based on patients treated on this contract for their most recent course of treatment. Figures in italics indicate the base number of FP17s or Patient Questionnaire responses are less than 100. N/A is shown where the base number of responses is less than 10 during the period. % is calculated as Quantity/Base number\*100



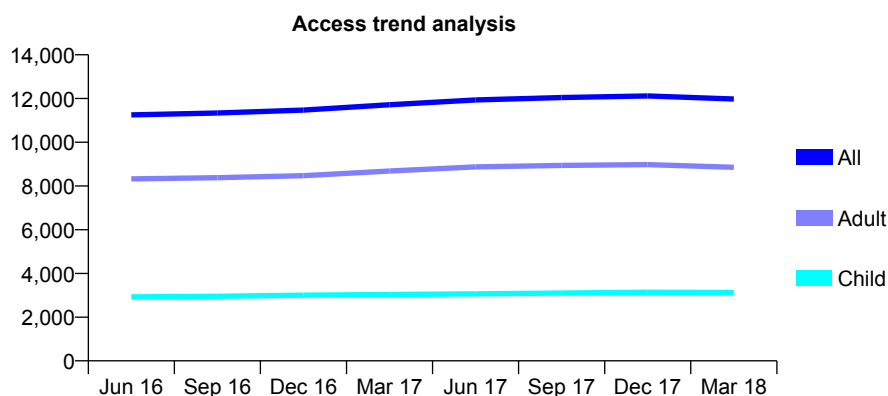
## 7A4 - Vital Signs At a Glance Contract Report for 578851/0001 - Year end March 2018

Name or company name	MR DR COX
Contract type name	GDS Contract
Purpose of contract	General
Contract start date	01/04/2006
Contract end date	

17/18 Contracted general activity (UDA)	27,024
Carry forward general activity (UDA)	1,697
17/18 Contracted orthodontic activity (UOA)	0
Carry forward orthodontic activity (UOA)	0
Baseline contract value	£665,718.98

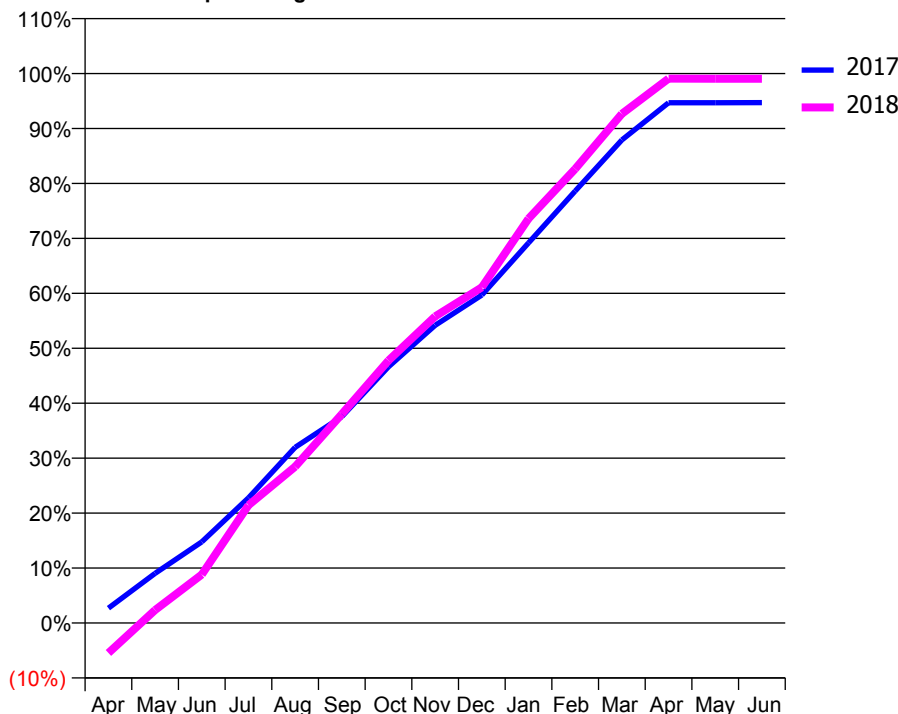
### ACCESS\*

Patients seen in 24 months	Total	Change since previous quarter
Quarter ending March 2017	11,716	
Quarter ending June 2017	11,933	→
Quarter ending September 2017	12,042	→
Quarter ending December 2017	12,118	→
Quarter ending March 2018	11,979	↓
<b>Variance since March 2017</b>	2.2%	↑



### ACTIVITY

Cumulative percentage of contracted UDA delivered 2017 & 2018



Month	Adjusted Scheduled Activity (UDA)	
	2017	2018
April	868	-1,478
May	2,887	641
June	4,718	2,382
July	7,281	5,796
August	10,220	7,689
September	12,008	10,273
October	14,908	12,909
November	17,318	15,081
December	19,082	16,509
January	22,119	19,888
February	25,132	22,334
March	28,108	25,039
April	30,270	26,770
May	30,272	26,763
June	30,274	26,765

### QUALITY

	Quantity	Base Number	Contract	LHB	Wales
% of FP17s for the same patient ID Re-attending within 3 months - Children	275	4,298	6.4%	8.6%	10.9%
% of FP17s for the same patient ID Re-attending within 3 months - Adults	1,661	11,520	14.4%	15.6%	16.2%
% of FP17s for the same patient ID Re-attending between 3 & 9 months - Children	2,359	4,298	54.9%	57.0%	59.0%
% of FP17s for the same patient ID Re-attending between 3 & 9 months - Adults	5,737	11,520	49.8%	54.6%	54.9%
% of FP17s for Band 1 Urgent Courses	1,669	15,654	10.7%	9.2%	9.0%
% of FP17s Relating to Free Repair or Replacements	188	15,654	1.2%	0.7%	0.7%
% of FP17s Relating to Continuations	45	15,654	0.3%	0.9%	0.8%
% of Patients satisfied with the dentistry they have received	19	19	100.0%	91.2%	92.0%
% of Patients satisfied with the time they had to wait for an appointment	15	19	78.9%	86.3%	88.1%

\* This is based on patients treated on this contract for their most recent course of treatment. Figures in italics indicate the base number of FP17s or Patient Questionnaire responses are less than 100. N/A is shown where the base number of responses is less than 10 during the period. % is calculated as Quantity/Base number\*100

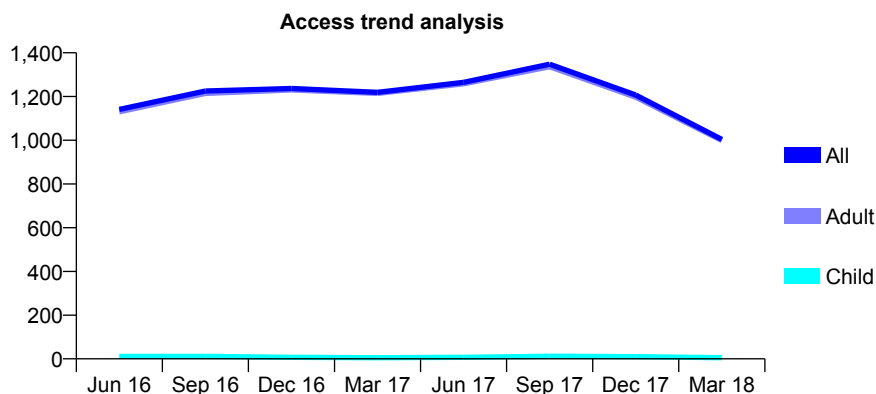
## 7A4 - Vital Signs At a Glance Contract Report for 578851/0004 - Year end March 2018

Name or company name	MR DR COX
Contract type name	PDS Contract
Purpose of contract	General
Contract start date	01/01/2011
Contract end date	31/10/2017

17/18 Contracted general activity (UDA)	1,094
Carry forward general activity (UDA)	0
17/18 Contracted orthodontic activity (UOA)	0
Carry forward orthodontic activity (UOA)	0
Baseline contract value	£26,650.67

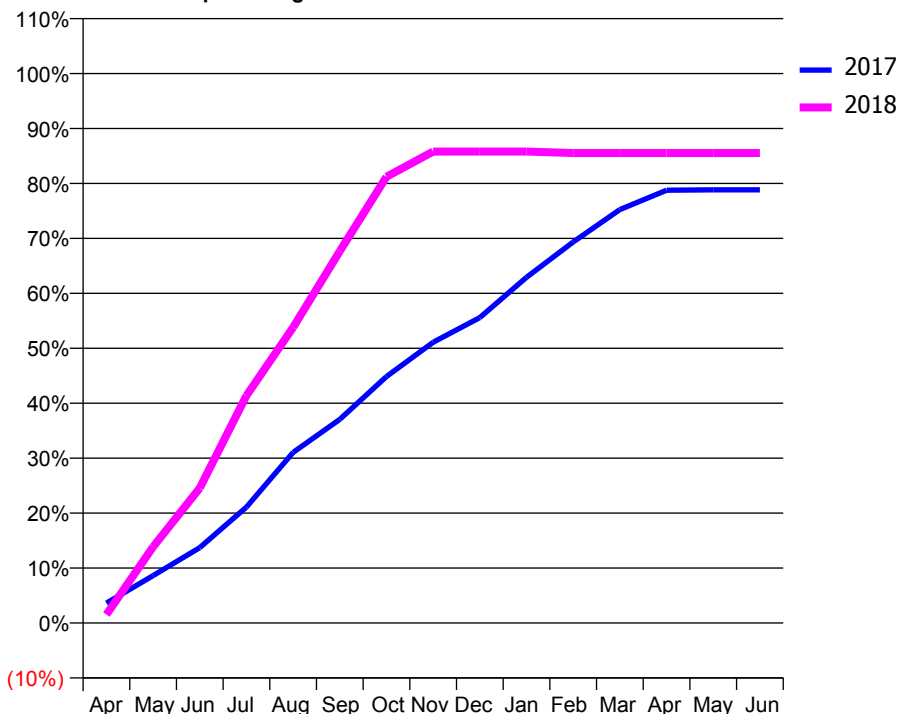
### ACCESS\*

Patients seen in 24 months	Total	Change since previous quarter
Quarter ending March 2017	1,219	
Quarter ending June 2017	1,265	↑
Quarter ending September 2017	1,348	↑
Quarter ending December 2017	1,207	↓
Quarter ending March 2018	1,004	↓
<b>Variance since March 2017</b>	<b>(17.6%)</b>	<b>↓</b>



### ACTIVITY

Cumulative percentage of contracted UDA delivered 2017 & 2018



Month	Adjusted Scheduled Activity (UDA)	
	2017	2018
April	68	17
May	162	152
June	257	269
July	396	453
August	582	589
September	695	740
October	841	888
November	958	939
December	1,042	939
January	1,180	939
February	1,300	936
March	1,411	936
April	1,477	936
May	1,478	936
June	1,478	936

### QUALITY

	Quantity	Base Number	Contract	LHB	Wales
% of FP17s for the same patient ID Re-attending within 3 months - Children	0	11	0.0%	8.6%	10.9%
% of FP17s for the same patient ID Re-attending within 3 months - Adults	24	818	2.9%	15.6%	16.2%
% of FP17s for the same patient ID Re-attending between 3 & 9 months - Children	0	11	0.0%	57.0%	59.0%
% of FP17s for the same patient ID Re-attending between 3 & 9 months - Adults	10	818	1.2%	54.6%	54.9%
% of FP17s for Band 1 Urgent Courses	763	773	98.7%	9.2%	9.0%
% of FP17s Relating to Free Repair or Replacements	0	773	0.0%	0.7%	0.7%
% of FP17s Relating to Continuations	0	773	0.0%	0.9%	0.8%
% of Patients satisfied with the dentistry they have received	0	0	N/A	91.2%	92.0%
% of Patients satisfied with the time they had to wait for an appointment	0	0	N/A	86.3%	88.1%

\* This is based on patients treated on this contract for their most recent course of treatment. Figures in italics indicate the base number of FP17s or Patient Questionnaire responses are less than 100. N/A is shown where the base number of responses is less than 10 during the period. % is calculated as Quantity/Base number\*100

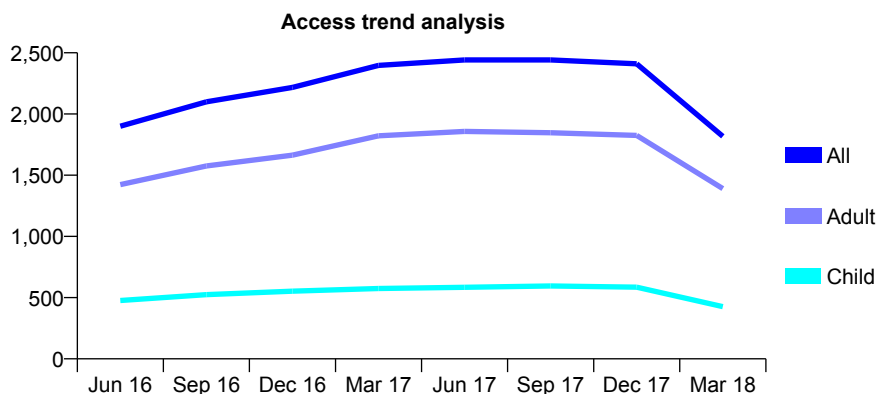
## 7A4 - Vital Signs At a Glance Contract Report for 620564/0002 - Year end March 2018

Name or company name	MR IC HOOPER
Contract type name	GDS Contract
Purpose of contract	General
Contract start date	20/04/2015
Contract end date	31/12/2017

17/18 Contracted general activity (UDA)	4,979
Carry forward general activity (UDA)	283
17/18 Contracted orthodontic activity (UOA)	0
Carry forward orthodontic activity (UOA)	0
Baseline contract value	£123,621.38

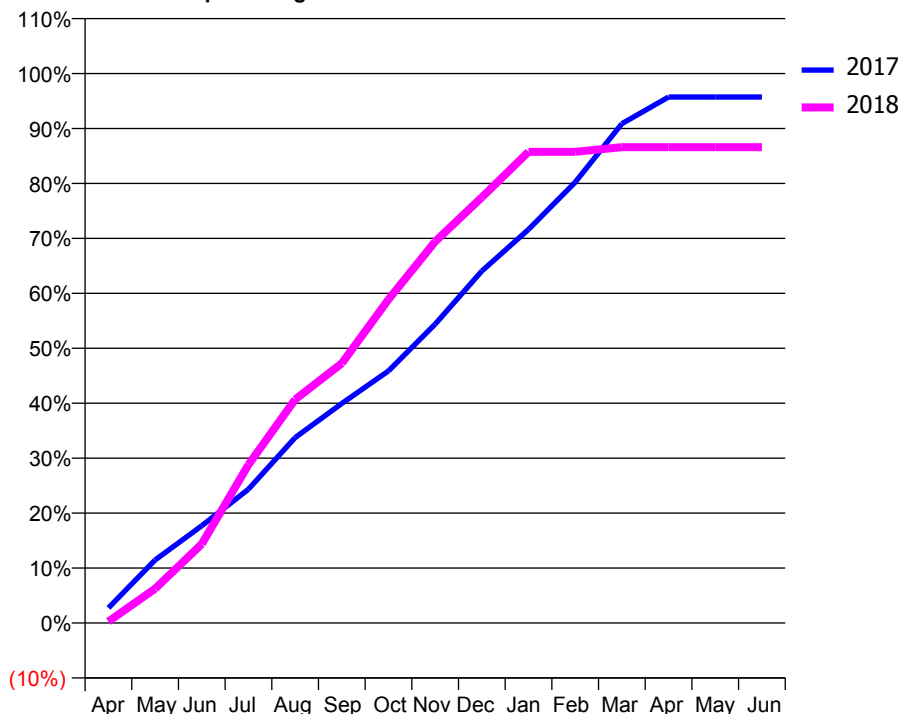
### ACCESS\*

Patients seen in 24 months	Total	Change since previous quarter
Quarter ending March 2017	2,397	
Quarter ending June 2017	2,442	→
Quarter ending September 2017	2,442	→
Quarter ending December 2017	2,410	↓
Quarter ending March 2018	1,818	↓
<b>Variance since March 2017</b>	<b>(24.2%)</b>	<b>↓</b>



### ACTIVITY

Cumulative percentage of contracted UDA delivered 2017 & 2018



Month	Adjusted Scheduled Activity (UDA)	
	2017	2018
April	183	14
May	760	311
June	1,175	716
July	1,617	1,435
August	2,240	2,026
September	2,652	2,353
October	3,045	2,932
November	3,611	3,456
December	4,252	3,857
January	4,755	4,269
February	5,324	4,269
March	6,032	4,312
April	6,355	4,312
May	6,355	4,312
June	6,355	4,312

### QUALITY

	Quantity	Base Number	Contract	LHB	Wales
% of FP17s for the same patient ID Re-attending within 3 months - Children	31	596	5.2%	8.6%	10.9%
% of FP17s for the same patient ID Re-attending within 3 months - Adults	272	1,877	14.5%	15.6%	16.2%
% of FP17s for the same patient ID Re-attending between 3 & 9 months - Children	295	596	49.5%	57.0%	59.0%
% of FP17s for the same patient ID Re-attending between 3 & 9 months - Adults	858	1,877	45.7%	54.6%	54.9%
% of FP17s for Band 1 Urgent Courses	297	2,319	12.8%	9.2%	9.0%
% of FP17s Relating to Free Repair or Replacements	7	2,319	0.3%	0.7%	0.7%
% of FP17s Relating to Continuations	10	2,319	0.4%	0.9%	0.8%
% of Patients satisfied with the dentistry they have received	6	7	N/A	91.2%	92.0%
% of Patients satisfied with the time they had to wait for an appointment	6	7	N/A	86.3%	88.1%

\* This is based on patients treated on this contract for their most recent course of treatment. Figures in italics indicate the base number of FP17s or Patient Questionnaire responses are less than 100. N/A is shown where the base number of responses is less than 10 during the period. % is calculated as Quantity/Base number\*100

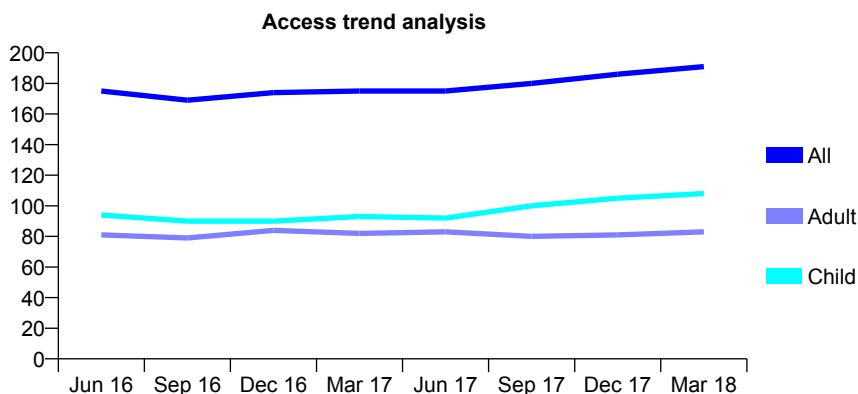
## 7A4 - Vital Signs At a Glance Contract Report for 631590/0001 - Year end March 2018

Name or company name	MISS JM HENDLY
Contract type name	GDS Contract
Purpose of contract	General
Contract start date	01/04/2006
Contract end date	

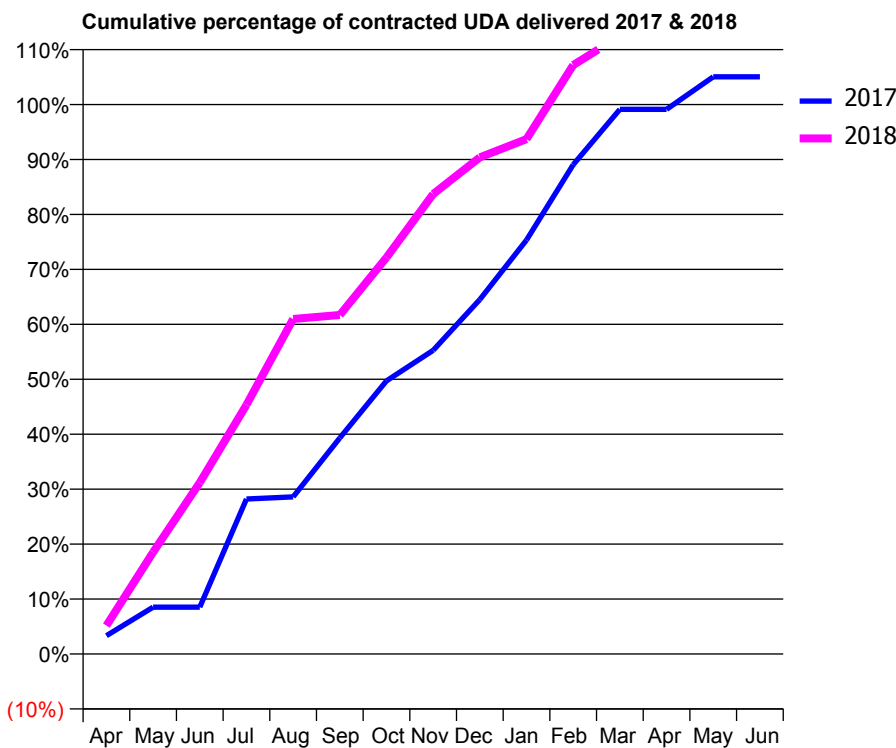
17/18 Contracted general activity (UDA)	270
Carry forward general activity (UDA)	-14
17/18 Contracted orthodontic activity (UOA)	0
Carry forward orthodontic activity (UOA)	0
Baseline contract value	£8,241.78

### ACCESS\*

Patients seen in 24 months	Total	Change since previous quarter
Quarter ending March 2017	175	
Quarter ending June 2017	175	→
Quarter ending September 2017	180	↑
Quarter ending December 2017	186	↑
Quarter ending March 2018	191	↑
<b>Variance since March 2017</b>	9.1%	↑



### ACTIVITY



Month	Adjusted Scheduled Activity (UDA)	
	2017	2018
April	9	14
May	23	50
June	23	84
July	76	122
August	77	165
September	106	167
October	134	195
November	149	226
December	174	244
January	203	253
February	240	289
March	268	304
April	268	304
May	284	305
June	284	305

### QUALITY

	Quantity	Base Number	Contract	LHB	Wales
% of FP17s for the same patient ID Re-attending within 3 months - Children	2	107	1.9%	8.6%	10.9%
% of FP17s for the same patient ID Re-attending within 3 months - Adults	10	83	12.0%	15.6%	16.2%
% of FP17s for the same patient ID Re-attending between 3 & 9 months - Children	34	107	31.8%	57.0%	59.0%
% of FP17s for the same patient ID Re-attending between 3 & 9 months - Adults	33	83	39.8%	54.6%	54.9%
% of FP17s for Band 1 Urgent Courses	8	183	4.4%	9.2%	9.0%
% of FP17s Relating to Free Repair or Replacements	0	183	0.0%	0.7%	0.7%
% of FP17s Relating to Continuations	0	183	0.0%	0.9%	0.8%
% of Patients satisfied with the dentistry they have received	1	1	N/A	91.2%	92.0%
% of Patients satisfied with the time they had to wait for an appointment	1	1	N/A	86.3%	88.1%

\* This is based on patients treated on this contract for their most recent course of treatment. Figures in italics indicate the base number of FP17s or Patient Questionnaire responses are less than 100. N/A is shown where the base number of responses is less than 10 during the period. % is calculated as Quantity/Base number\*100

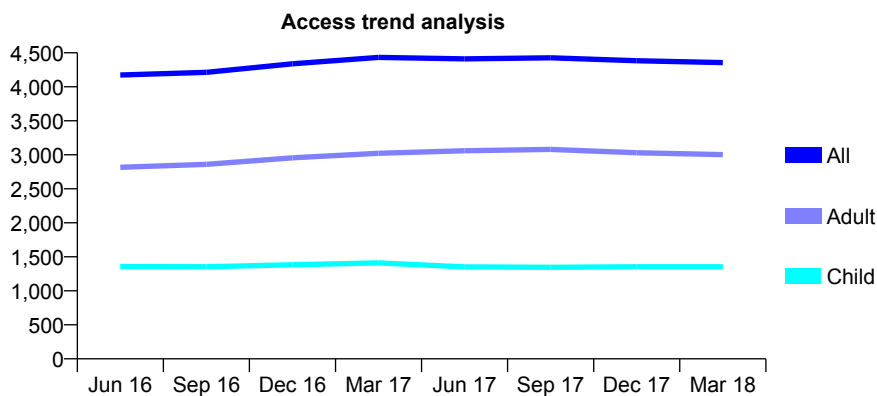
## 7A4 - Vital Signs At a Glance Contract Report for 673366/0001 - Year end March 2018

Name or company name	MR MA CLARK
Contract type name	GDS Contract
Purpose of contract	General
Contract start date	01/04/2006
Contract end date	

17/18 Contracted general activity (UDA)	10,817
Carry forward general activity (UDA)	0
17/18 Contracted orthodontic activity (UOA)	0
Carry forward orthodontic activity (UOA)	0
Baseline contract value	£271,546.84

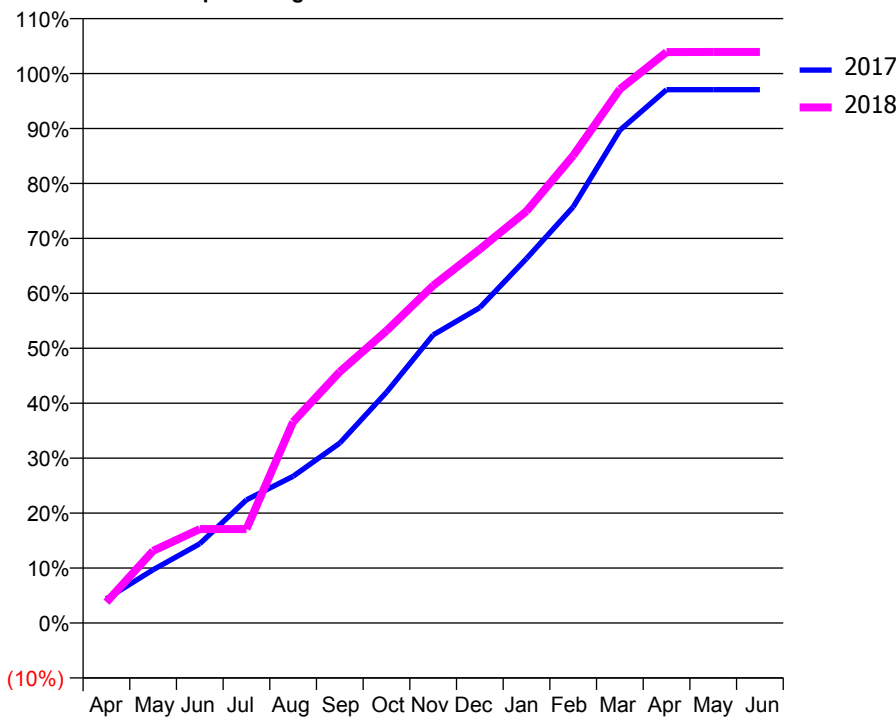
### ACCESS\*

Patients seen in 24 months	Total	Change since previous quarter
Quarter ending March 2017	4,433	
Quarter ending June 2017	4,411	→
Quarter ending September 2017	4,426	→
Quarter ending December 2017	4,383	→
Quarter ending March 2018	4,356	→
<b>Variance since March 2017</b>	<b>(1.7%)</b>	<b>↓</b>



### ACTIVITY

Cumulative percentage of contracted UDA delivered 2017 & 2018



Month	Adjusted Scheduled Activity (UDA)	
	2017	2018
April	584	410
May	1,290	1,421
June	1,919	1,849
July	2,978	1,849
August	3,550	3,961
September	4,354	4,947
October	5,582	5,754
November	6,968	6,642
December	7,629	7,360
January	8,814	8,108
February	10,064	9,201
March	11,917	10,509
April	12,900	11,240
May	12,900	11,241
June	12,900	11,242

### QUALITY

	Quantity	Base Number	Contract	LHB	Wales
% of FP17s for the same patient ID Re-attending within 3 months - Children	163	2,185	7.5%	8.6%	10.9%
% of FP17s for the same patient ID Re-attending within 3 months - Adults	520	4,346	12.0%	15.6%	16.2%
% of FP17s for the same patient ID Re-attending between 3 & 9 months - Children	1,466	2,185	67.1%	57.0%	59.0%
% of FP17s for the same patient ID Re-attending between 3 & 9 months - Adults	2,871	4,346	66.1%	54.6%	54.9%
% of FP17s for Band 1 Urgent Courses	259	6,390	4.1%	9.2%	9.0%
% of FP17s Relating to Free Repair or Replacements	20	6,390	0.3%	0.7%	0.7%
% of FP17s Relating to Continuations	1	6,390	0.0%	0.9%	0.8%
% of Patients satisfied with the dentistry they have received	10	10	100.0%	91.2%	92.0%
% of Patients satisfied with the time they had to wait for an appointment	10	10	100.0%	86.3%	88.1%

\* This is based on patients treated on this contract for their most recent course of treatment. Figures in italics indicate the base number of FP17s or Patient Questionnaire responses are less than 100. N/A is shown where the base number of responses is less than 10 during the period. % is calculated as Quantity/Base number\*100

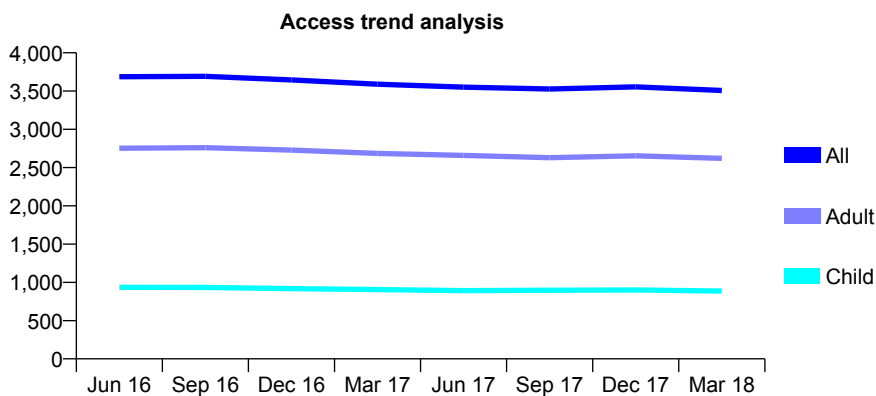
## 7A4 - Vital Signs At a Glance Contract Report for 675296/0001 - Year end March 2018

Name or company name	MR A AKBAS
Contract type name	GDS Contract
Purpose of contract	General
Contract start date	01/04/2006
Contract end date	

17/18 Contracted general activity (UDA)	14,000
Carry forward general activity (UDA)	0
17/18 Contracted orthodontic activity (UOA)	0
Carry forward orthodontic activity (UOA)	0
Baseline contract value	£356,772.73

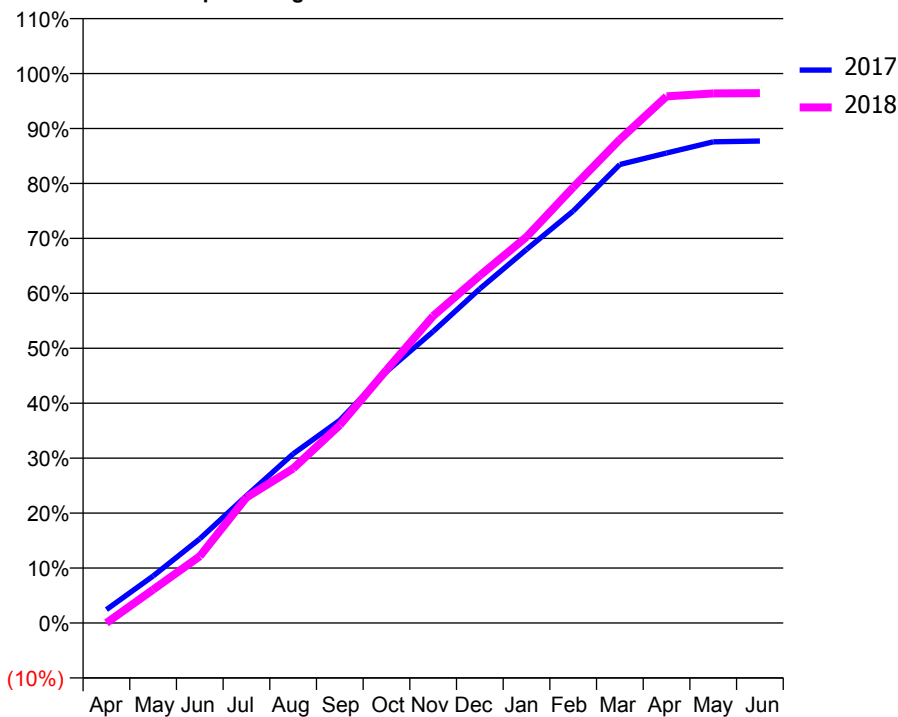
### ACCESS\*

Patients seen in 24 months	Total	Change since previous quarter
Quarter ending March 2017	3,590	
Quarter ending June 2017	3,551	↓
Quarter ending September 2017	3,527	→
Quarter ending December 2017	3,555	→
Quarter ending March 2018	3,507	↓
<b>Variance since March 2017</b>	<b>(2.3%)</b>	<b>↓</b>



### ACTIVITY

Cumulative percentage of contracted UDA delivered 2017 & 2018



Month	Adjusted Scheduled Activity (UDA)	
	2017	2018
April	365	0
May	1,282	852
June	2,297	1,701
July	3,474	3,199
August	4,616	3,935
September	5,536	5,043
October	6,864	6,445
November	7,958	7,821
December	9,125	8,852
January	10,199	9,836
February	11,245	11,101
March	12,517	12,322
April	12,830	13,417
May	13,135	13,494
June	13,158	13,499

### QUALITY

	Quantity	Base Number	Contract	LHB	Wales
% of FP17s for the same patient ID Re-attending within 3 months - Children	83	1,122	7.4%	8.6%	10.9%
% of FP17s for the same patient ID Re-attending within 3 months - Adults	652	3,597	18.1%	15.6%	16.2%
% of FP17s for the same patient ID Re-attending between 3 & 9 months - Children	531	1,122	47.3%	57.0%	59.0%
% of FP17s for the same patient ID Re-attending between 3 & 9 months - Adults	1,794	3,597	49.9%	54.6%	54.9%
% of FP17s for Band 1 Urgent Courses	329	4,917	6.7%	9.2%	9.0%
% of FP17s Relating to Free Repair or Replacements	76	4,917	1.5%	0.7%	0.7%
% of FP17s Relating to Continuations	20	4,917	0.4%	0.9%	0.8%
% of Patients satisfied with the dentistry they have received	14	14	100.0%	91.2%	92.0%
% of Patients satisfied with the time they had to wait for an appointment	14	14	100.0%	86.3%	88.1%

\* This is based on patients treated on this contract for their most recent course of treatment. Figures in italics indicate the base number of FP17s or Patient Questionnaire responses are less than 100. N/A is shown where the base number of responses is less than 10 during the period. % is calculated as Quantity/Base number\*100

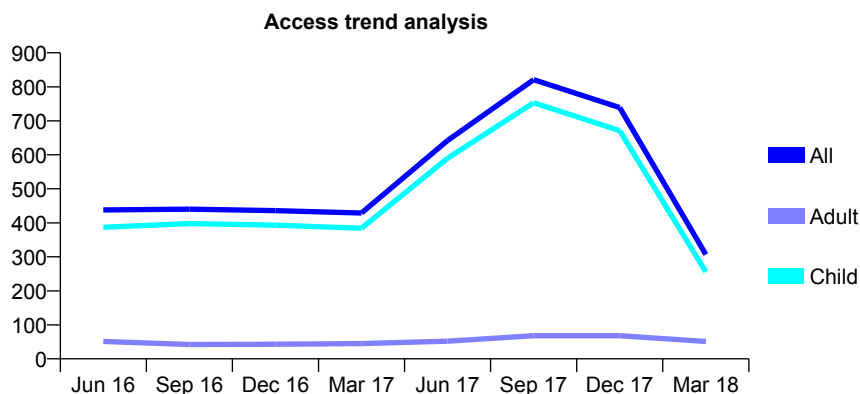
## 7A4 - Vital Signs At a Glance Contract Report for 687286/0001 - Year end March 2018

Name or company name	MR TC MILLS
Contract type name	GDS Contract
Purpose of contract	General
Contract start date	01/04/2006
Contract end date	31/10/2017

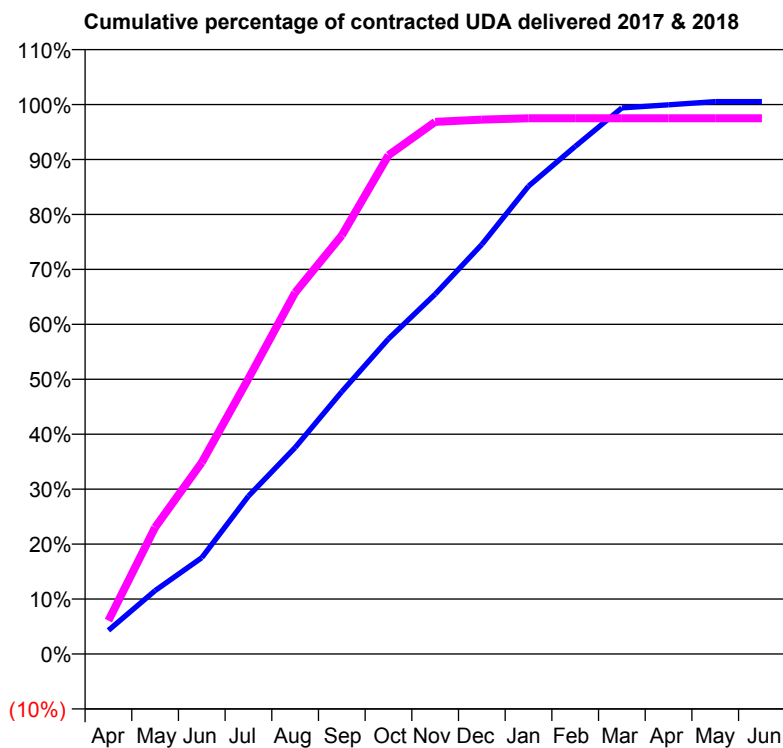
17/18 Contracted general activity (UDA)	1,236
Carry forward general activity (UDA)	-5
17/18 Contracted orthodontic activity (UOA)	0
Carry forward orthodontic activity (UOA)	0
Baseline contract value	£36,968.17

### ACCESS\*

Patients seen in 24 months	Total	Change since previous quarter
Quarter ending March 2017	429	
Quarter ending June 2017	642	↑
Quarter ending September 2017	821	↑
Quarter ending December 2017	739	↓
Quarter ending March 2018	307	↓
<b>Variance since March 2017</b>	<b>(28.4%)</b>	<b>↓</b>



### ACTIVITY



Month	Adjusted Scheduled Activity (UDA)	
	2017	2018
April	38	75
May	102	285
June	155	431
July	254	620
August	333	813
September	423	942
October	508	1,122
November	580	1,197
December	660	1,202
January	754	1,205
February	818	1,205
March	880	1,205
April	885	1,205
May	890	1,205
June	890	1,205

### QUALITY

	Quantity	Base Number	Contract	LHB	Wales
% of FP17s for the same patient ID Re-attending within 3 months - Children	34	886	3.8%	8.6%	10.9%
% of FP17s for the same patient ID Re-attending within 3 months - Adults	1	38	2.6%	15.6%	16.2%
% of FP17s for the same patient ID Re-attending between 3 & 9 months - Children	356	886	40.2%	57.0%	59.0%
% of FP17s for the same patient ID Re-attending between 3 & 9 months - Adults	17	38	44.7%	54.6%	54.9%
% of FP17s for Band 1 Urgent Courses	16	917	1.7%	9.2%	9.0%
% of FP17s Relating to Free Repair or Replacements	0	917	0.0%	0.7%	0.7%
% of FP17s Relating to Continuations	0	917	0.0%	0.9%	0.8%
% of Patients satisfied with the dentistry they have received	2	2	N/A	91.2%	92.0%
% of Patients satisfied with the time they had to wait for an appointment	2	2	N/A	86.3%	88.1%

\* This is based on patients treated on this contract for their most recent course of treatment. Figures in italics indicate the base number of FP17s or Patient Questionnaire responses are less than 100. N/A is shown where the base number of responses is less than 10 during the period. % is calculated as Quantity/Base number\*100



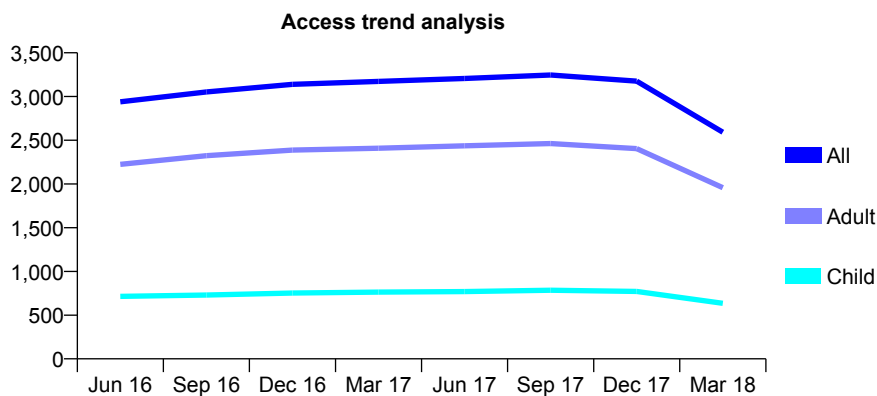
## 7A4 - Vital Signs At a Glance Contract Report for 709093/0001 - Year end March 2018

Name or company name	MR M KERAI
Contract type name	GDS Contract
Purpose of contract	General
Contract start date	01/04/2010
Contract end date	31/12/2017

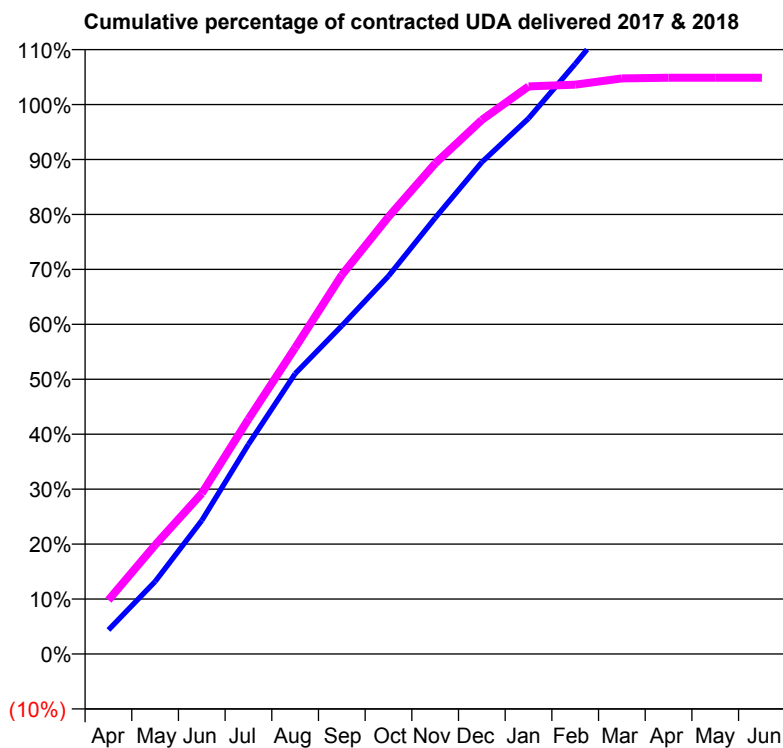
17/18 Contracted general activity (UDA)	6,606
Carry forward general activity (UDA)	-440
17/18 Contracted orthodontic activity (UOA)	0
Carry forward orthodontic activity (UOA)	0
Baseline contract value	£127,664.75

### ACCESS\*

Patients seen in 24 months	Total	Change since previous quarter
Quarter ending March 2017	3,173	
Quarter ending June 2017	3,206	→
Quarter ending September 2017	3,246	→
Quarter ending December 2017	3,176	↓
Quarter ending March 2018	2,592	↓
<b>Variance since March 2017</b>	<b>(18.3%)</b>	<b>↓</b>



### ACTIVITY



Month	Adjusted Scheduled Activity (UDA)	
	2017	2018
April	338	648
May	1,018	1,310
June	1,875	1,931
July	2,944	2,824
August	3,936	3,681
September	4,608	4,557
October	5,307	5,256
November	6,124	5,897
December	6,906	6,421
January	7,520	6,823
February	8,286	6,844
March	9,079	6,920
April	9,381	6,927
May	9,418	6,927
June	9,421	6,927

### QUALITY

	Quantity	Base Number	Contract	LHB	Wales
% of FP17s for the same patient ID Re-attending within 3 months - Children	44	751	5.9%	8.6%	10.9%
% of FP17s for the same patient ID Re-attending within 3 months - Adults	366	2,473	14.8%	15.6%	16.2%
% of FP17s for the same patient ID Re-attending between 3 & 9 months - Children	402	751	53.5%	57.0%	59.0%
% of FP17s for the same patient ID Re-attending between 3 & 9 months - Adults	1,287	2,473	52.0%	54.6%	54.9%
% of FP17s for Band 1 Urgent Courses	193	3,091	6.2%	9.2%	9.0%
% of FP17s Relating to Free Repair or Replacements	13	3,091	0.4%	0.7%	0.7%
% of FP17s Relating to Continuations	14	3,091	0.5%	0.9%	0.8%
% of Patients satisfied with the dentistry they have received	5	5	N/A	91.2%	92.0%
% of Patients satisfied with the time they had to wait for an appointment	4	5	N/A	86.3%	88.1%

\* This is based on patients treated on this contract for their most recent course of treatment. Figures in italics indicate the base number of FP17s or Patient Questionnaire responses are less than 100. N/A is shown where the base number of responses is less than 10 during the period. % is calculated as Quantity/Base number\*100

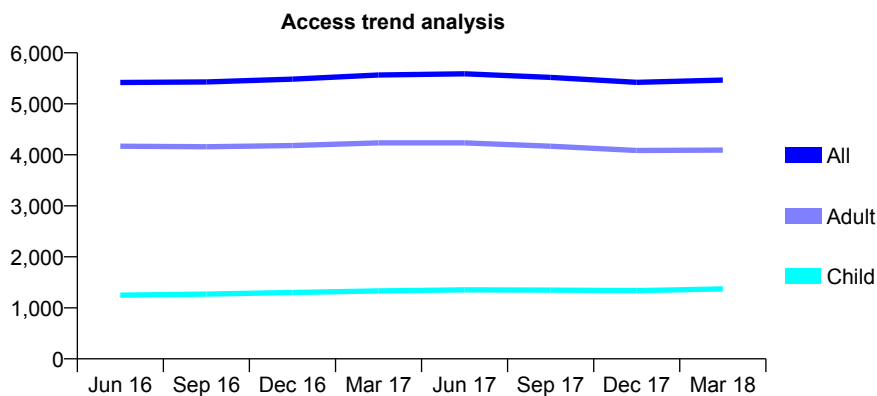
## 7A4 - Vital Signs At a Glance Contract Report for 773816/0002 - Year end March 2018

Name or company name	MISS AM ROCKEY
Contract type name	GDS Contract
Purpose of contract	General
Contract start date	28/11/2011
Contract end date	

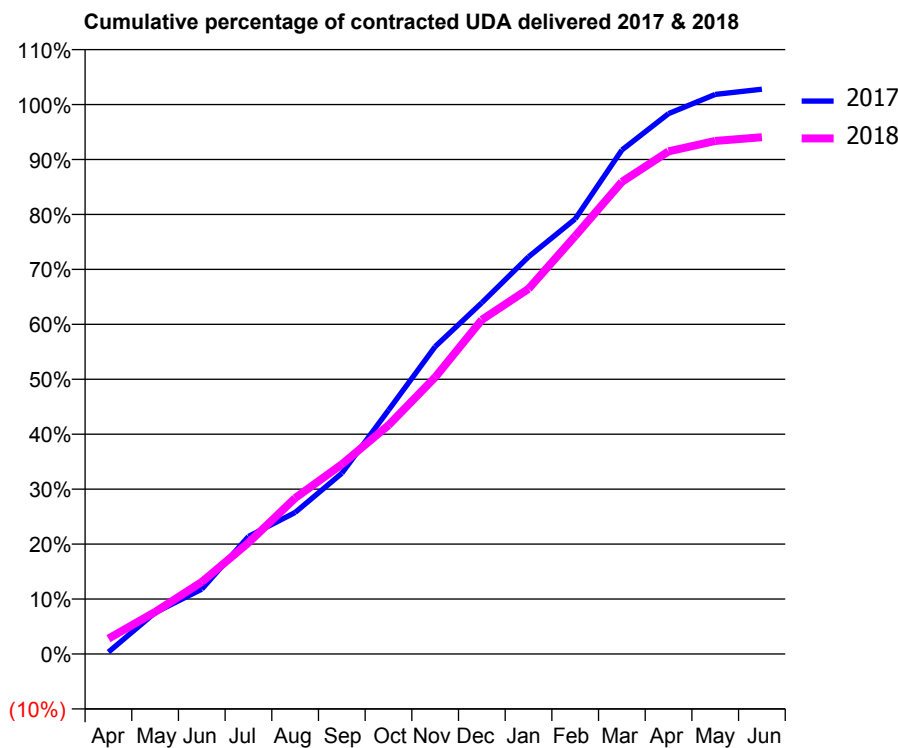
17/18 Contracted general activity (UDA)	15,074
Carry forward general activity (UDA)	-421
17/18 Contracted orthodontic activity (UOA)	0
Carry forward orthodontic activity (UOA)	0
Baseline contract value	£369,564.36

### ACCESS\*

Patients seen in 24 months	Total	Change since previous quarter
Quarter ending March 2017	5,565	
Quarter ending June 2017	5,587	→
Quarter ending September 2017	5,517	↓
Quarter ending December 2017	5,421	↓
Quarter ending March 2018	5,466	→
<b>Variance since March 2017</b>	<b>(1.8%)</b>	<b>↓</b>



### ACTIVITY



Month	Adjusted Scheduled Activity (UDA)	
	2017	2018
April	52	421
May	1,137	1,154
June	1,779	1,978
July	3,225	3,053
August	3,884	4,278
September	4,957	5,204
October	6,689	6,277
November	8,435	7,593
December	9,636	9,168
January	10,895	10,018
February	11,934	11,465
March	13,824	12,951
April	14,824	13,788
May	15,350	14,075
June	15,495	14,178

### QUALITY

	Quantity	Base Number	Contract	LHB	Wales
% of FP17s for the same patient ID Re-attending within 3 months - Children	88	1,407	6.3%	8.6%	10.9%
% of FP17s for the same patient ID Re-attending within 3 months - Adults	860	4,727	18.2%	15.6%	16.2%
% of FP17s for the same patient ID Re-attending between 3 & 9 months - Children	498	1,407	35.4%	57.0%	59.0%
% of FP17s for the same patient ID Re-attending between 3 & 9 months - Adults	1,657	4,727	35.1%	54.6%	54.9%
% of FP17s for Band 1 Urgent Courses	1,014	5,958	17.0%	9.2%	9.0%
% of FP17s Relating to Free Repair or Replacements	74	5,958	1.2%	0.7%	0.7%
% of FP17s Relating to Continuations	54	5,958	0.9%	0.9%	0.8%
% of Patients satisfied with the dentistry they have received	21	21	100.0%	91.2%	92.0%
% of Patients satisfied with the time they had to wait for an appointment	17	21	81.0%	86.3%	88.1%

\* This is based on patients treated on this contract for their most recent course of treatment. Figures in italics indicate the base number of FP17s or Patient Questionnaire responses are less than 100. N/A is shown where the base number of responses is less than 10 during the period. % is calculated as Quantity/Base number\*100

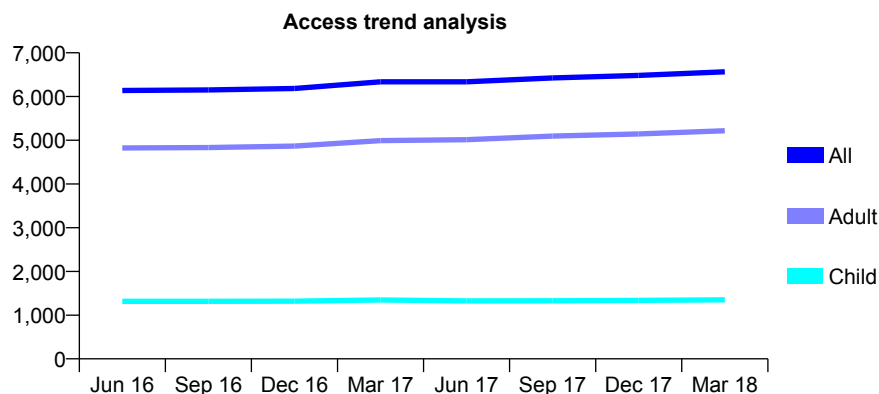
## 7A4 - Vital Signs At a Glance Contract Report for 781266/0001 - Year end March 2018

Name or company name	MR AR JAMES
Contract type name	GDS Contract
Purpose of contract	General
Contract start date	01/09/2013
Contract end date	

17/18 Contracted general activity (UDA)	21,563
Carry forward general activity (UDA)	-881
17/18 Contracted orthodontic activity (UOA)	0
Carry forward orthodontic activity (UOA)	0
Baseline contract value	£600,448.28

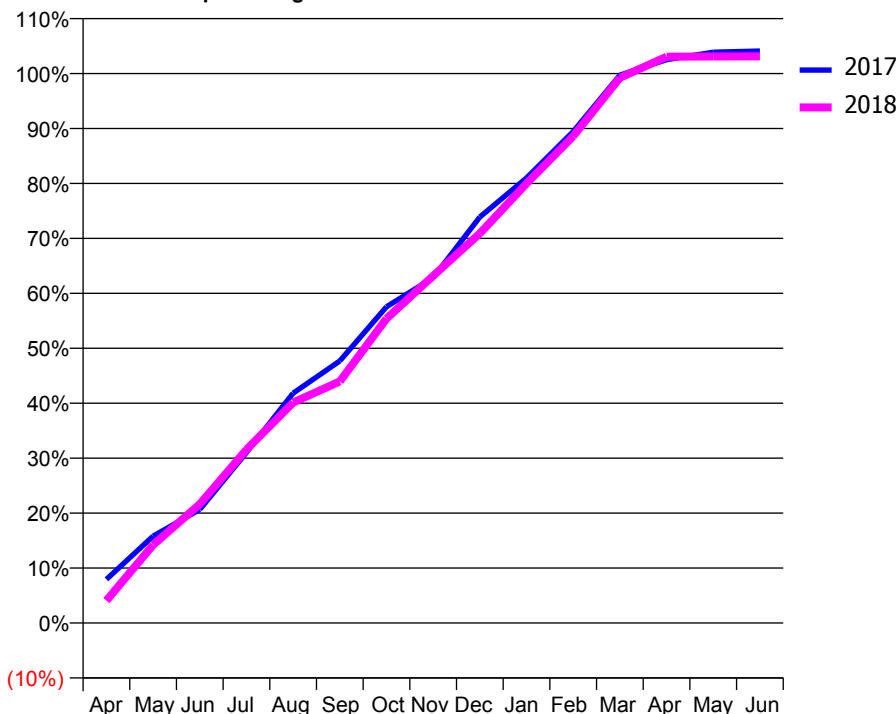
### ACCESS\*

Patients seen in 24 months	Total	Change since previous quarter
Quarter ending March 2017	6,338	
Quarter ending June 2017	6,337	→
Quarter ending September 2017	6,424	→
Quarter ending December 2017	6,482	→
Quarter ending March 2018	6,565	→
<b>Variance since March 2017</b>	<b>3.6%</b>	<b>↑</b>



### ACTIVITY

Cumulative percentage of contracted UDA delivered 2017 & 2018



Month	Adjusted Scheduled Activity (UDA)	
	2017	2018
April	1,714	881
May	3,409	3,066
June	4,456	4,666
July	6,692	6,804
August	9,020	8,653
September	10,286	9,480
October	12,411	11,942
November	13,552	13,624
December	15,933	15,289
January	17,466	17,243
February	19,284	19,104
March	21,499	21,394
April	22,104	22,222
May	22,400	22,233
June	22,444	22,237

### QUALITY

	Quantity	Base Number	Contract	LHB	Wales
% of FP17s for the same patient ID Re-attending within 3 months - Children	86	1,805	4.8%	8.6%	10.9%
% of FP17s for the same patient ID Re-attending within 3 months - Adults	1,011	7,511	13.5%	15.6%	16.2%
% of FP17s for the same patient ID Re-attending between 3 & 9 months - Children	928	1,805	51.4%	57.0%	59.0%
% of FP17s for the same patient ID Re-attending between 3 & 9 months - Adults	4,209	7,511	56.0%	54.6%	54.9%
% of FP17s for Band 1 Urgent Courses	566	9,320	6.1%	9.2%	9.0%
% of FP17s Relating to Free Repair or Replacements	53	9,320	0.6%	0.7%	0.7%
% of FP17s Relating to Continuations	138	9,320	1.5%	0.9%	0.8%
% of Patients satisfied with the dentistry they have received	22	23	95.7%	91.2%	92.0%
% of Patients satisfied with the time they had to wait for an appointment	21	23	91.3%	86.3%	88.1%

\* This is based on patients treated on this contract for their most recent course of treatment. Figures in italics indicate the base number of FP17s or Patient Questionnaire responses are less than 100. N/A is shown where the base number of responses is less than 10 during the period. % is calculated as Quantity/Base number\*100

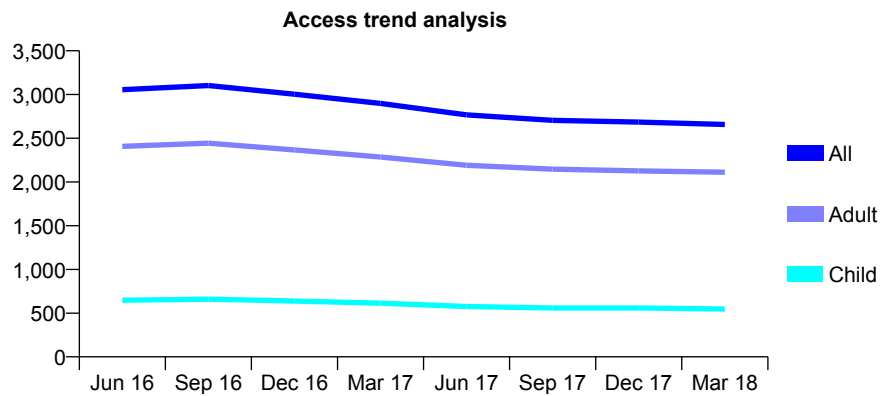
## 7A4 - Vital Signs At a Glance Contract Report for 808423/0001 - Year end March 2018

Name or company name	MR HW EVANS
Contract type name	GDS Contract
Purpose of contract	General
Contract start date	01/04/2006
Contract end date	

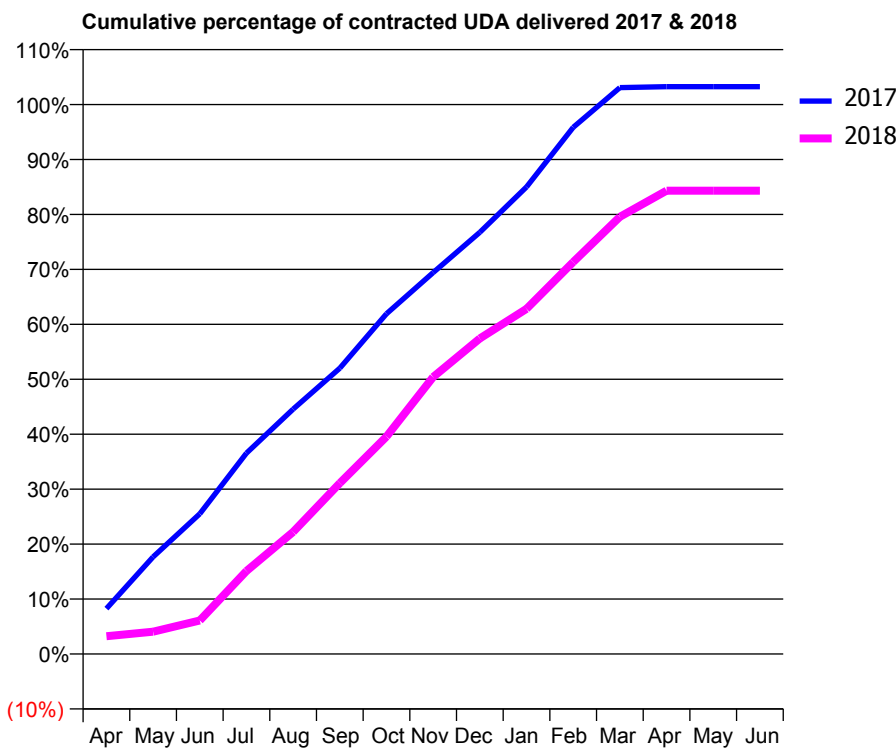
17/18 Contracted general activity (UDA)	10,044
Carry forward general activity (UDA)	-325
17/18 Contracted orthodontic activity (UOA)	0
Carry forward orthodontic activity (UOA)	0
Baseline contract value	£285,886.59

### ACCESS\*

Patients seen in 24 months	Total	Change since previous quarter
Quarter ending March 2017	2,899	
Quarter ending June 2017	2,767	↓
Quarter ending September 2017	2,705	↓
Quarter ending December 2017	2,685	→
Quarter ending March 2018	2,658	↓
<b>Variance since March 2017</b>	<b>(8.3%)</b>	<b>↓</b>



### ACTIVITY



Month	Adjusted Scheduled Activity (UDA)	
	2017	2018
April	829	325
May	1,776	409
June	2,563	614
July	3,673	1,518
August	4,477	2,231
September	5,224	3,123
October	6,220	3,974
November	6,973	5,065
December	7,709	5,768
January	8,537	6,310
February	9,626	7,164
March	10,352	7,991
April	10,369	8,468
May	10,369	8,468
June	10,369	8,468

### QUALITY

	Quantity	Base Number	Contract	LHB	Wales
% of FP17s for the same patient ID Re-attending within 3 months - Children	16	636	2.5%	8.6%	10.9%
% of FP17s for the same patient ID Re-attending within 3 months - Adults	468	3,128	15.0%	15.6%	16.2%
% of FP17s for the same patient ID Re-attending between 3 & 9 months - Children	218	636	34.3%	57.0%	59.0%
% of FP17s for the same patient ID Re-attending between 3 & 9 months - Adults	1,586	3,128	50.7%	54.6%	54.9%
% of FP17s for Band 1 Urgent Courses	388	3,899	10.0%	9.2%	9.0%
% of FP17s Relating to Free Repair or Replacements	22	3,899	0.6%	0.7%	0.7%
% of FP17s Relating to Continuations	31	3,899	0.8%	0.9%	0.8%
% of Patients satisfied with the dentistry they have received	3	3	N/A	91.2%	92.0%
% of Patients satisfied with the time they had to wait for an appointment	3	3	N/A	86.3%	88.1%

\* This is based on patients treated on this contract for their most recent course of treatment. Figures in italics indicate the base number of FP17s or Patient Questionnaire responses are less than 100. N/A is shown where the base number of responses is less than 10 during the period. % is calculated as Quantity/Base number\*100

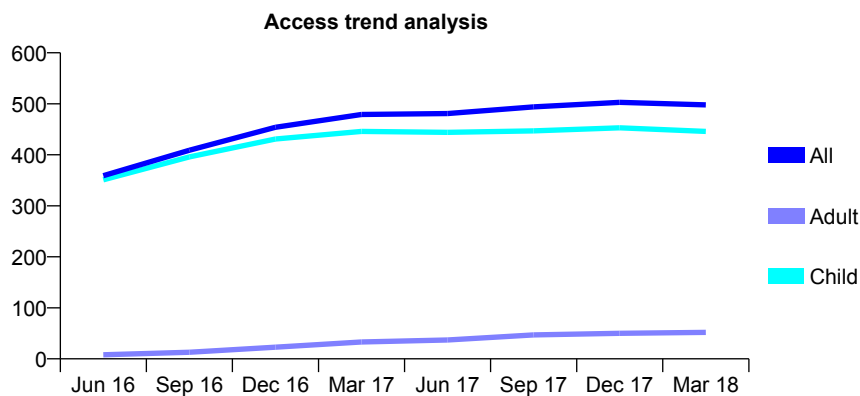
## 7A4 - Vital Signs At a Glance Contract Report for 820741/0002 - Year end March 2018

Name or company name	MRS N TAAFFE
Contract type name	GDS Contract
Purpose of contract	General
Contract start date	22/11/2015
Contract end date	

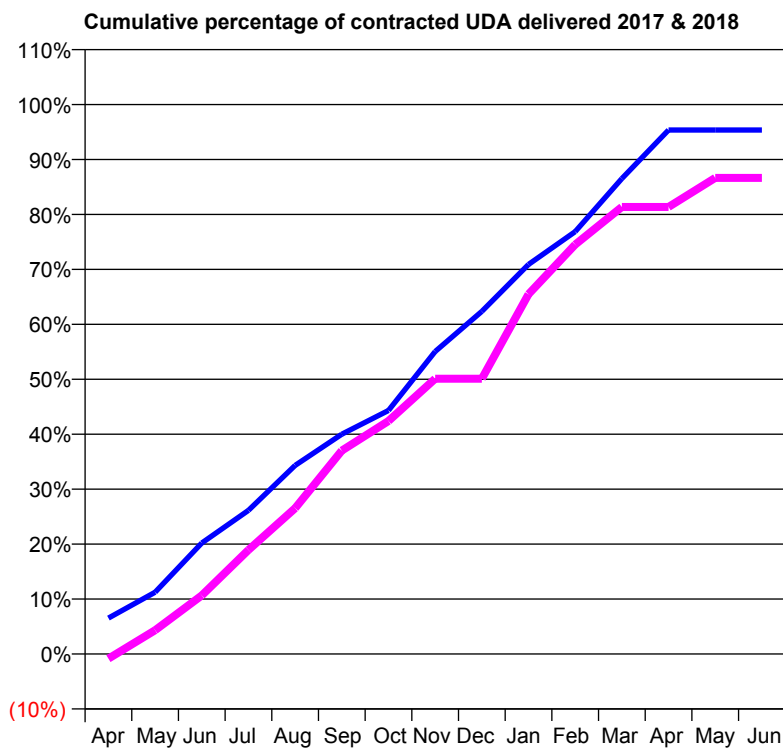
17/18 Contracted general activity (UDA)	1,040
Carry forward general activity (UDA)	48
17/18 Contracted orthodontic activity (UOA)	0
Carry forward orthodontic activity (UOA)	0
Baseline contract value	£26,627.17

### ACCESS\*

Patients seen in 24 months	Total	Change since previous quarter
Quarter ending March 2017	479	
Quarter ending June 2017	481	→
Quarter ending September 2017	494	↑
Quarter ending December 2017	503	→
Quarter ending March 2018	498	→
<b>Variance since March 2017</b>	<b>4.0%</b>	<b>↑</b>



### ACTIVITY



Month	Adjusted Scheduled Activity (UDA)	
	2017	2018
April	68	-9
May	117	45
June	210	111
July	272	197
August	357	276
September	416	385
October	461	441
November	572	521
December	648	521
January	737	681
February	799	775
March	900	846
April	992	846
May	992	901
June	992	901

### QUALITY

	Quantity	Base Number	Contract	LHB	Wales
% of FP17s for the same patient ID Re-attending within 3 months - Children	34	698	4.9%	8.6%	10.9%
% of FP17s for the same patient ID Re-attending within 3 months - Adults	0	16	0.0%	15.6%	16.2%
% of FP17s for the same patient ID Re-attending between 3 & 9 months - Children	492	698	70.5%	57.0%	59.0%
% of FP17s for the same patient ID Re-attending between 3 & 9 months - Adults	7	16	43.8%	54.6%	54.9%
% of FP17s for Band 1 Urgent Courses	0	723	0.0%	9.2%	9.0%
% of FP17s Relating to Free Repair or Replacements	0	723	0.0%	0.7%	0.7%
% of FP17s Relating to Continuations	0	723	0.0%	0.9%	0.8%
% of Patients satisfied with the dentistry they have received	4	4	N/A	91.2%	92.0%
% of Patients satisfied with the time they had to wait for an appointment	4	4	N/A	86.3%	88.1%

\* This is based on patients treated on this contract for their most recent course of treatment. Figures in italics indicate the base number of FP17s or Patient Questionnaire responses are less than 100. N/A is shown where the base number of responses is less than 10 during the period. % is calculated as Quantity/Base number\*100

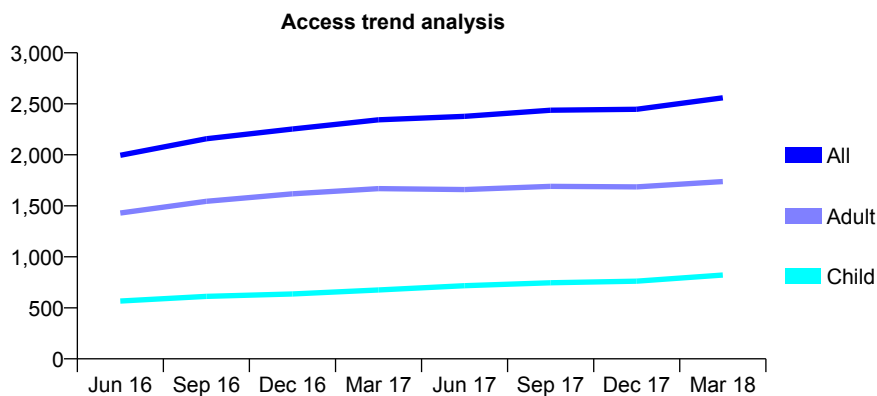
## 7A4 - Vital Signs At a Glance Contract Report for 838977/0004 - Year end March 2018

Name or company name	MR HJ SAMUEL
Contract type name	GDS Contract
Purpose of contract	General
Contract start date	08/06/2015
Contract end date	

17/18 Contracted general activity (UDA)	8,000
Carry forward general activity (UDA)	-188
17/18 Contracted orthodontic activity (UOA)	0
Carry forward orthodontic activity (UOA)	0
Baseline contract value	£256,028.33

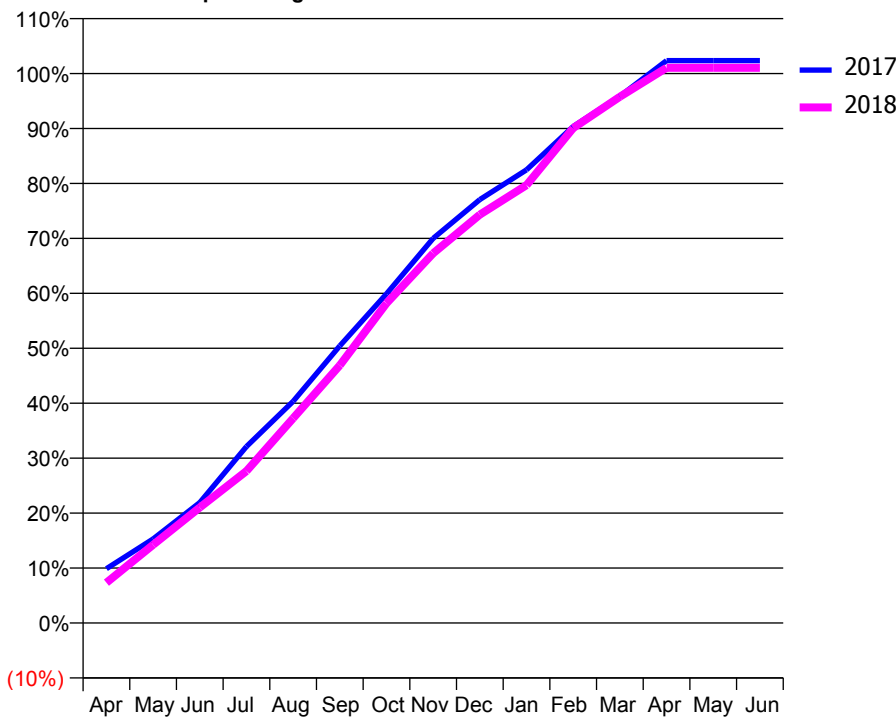
### ACCESS\*

Patients seen in 24 months	Total	Change since previous quarter
Quarter ending March 2017	2,343	
Quarter ending June 2017	2,377	→
Quarter ending September 2017	2,437	↑
Quarter ending December 2017	2,446	→
Quarter ending March 2018	2,559	↑
<b>Variance since March 2017</b>	<b>9.2%</b>	<b>↑</b>



### ACTIVITY

Cumulative percentage of contracted UDA delivered 2017 & 2018



Month	Adjusted Scheduled Activity (UDA)	
	2017	2018
April	790	587
May	1,224	1,139
June	1,753	1,683
July	2,569	2,212
August	3,228	2,980
September	4,036	3,752
October	4,792	4,655
November	5,599	5,383
December	6,166	5,945
January	6,598	6,374
February	7,228	7,206
March	7,669	7,661
April	8,188	8,084
May	8,188	8,084
June	8,188	8,084

### QUALITY

	Quantity	Base Number	Contract	LHB	Wales
% of FP17s for the same patient ID Re-attending within 3 months - Children	84	1,239	6.8%	8.6%	10.9%
% of FP17s for the same patient ID Re-attending within 3 months - Adults	382	2,557	14.9%	15.6%	16.2%
% of FP17s for the same patient ID Re-attending between 3 & 9 months - Children	717	1,239	57.9%	57.0%	59.0%
% of FP17s for the same patient ID Re-attending between 3 & 9 months - Adults	1,406	2,557	55.0%	54.6%	54.9%
% of FP17s for Band 1 Urgent Courses	348	3,791	9.2%	9.2%	9.0%
% of FP17s Relating to Free Repair or Replacements	24	3,791	0.6%	0.7%	0.7%
% of FP17s Relating to Continuations	34	3,791	0.9%	0.9%	0.8%
% of Patients satisfied with the dentistry they have received	3	4	N/A	91.2%	92.0%
% of Patients satisfied with the time they had to wait for an appointment	3	4	N/A	86.3%	88.1%

\* This is based on patients treated on this contract for their most recent course of treatment. Figures in italics indicate the base number of FP17s or Patient Questionnaire responses are less than 100. N/A is shown where the base number of responses is less than 10 during the period. % is calculated as Quantity/Base number\*100

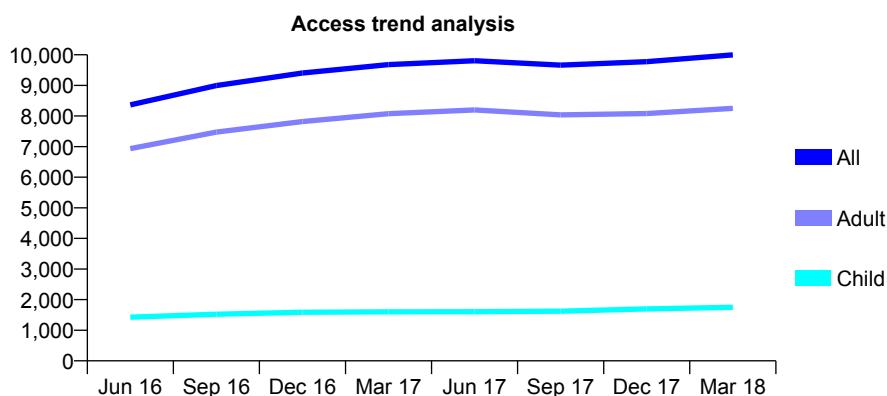
## 7A4 - Vital Signs At a Glance Contract Report for 838977/0005 - Year end March 2018

Name or company name	MR HJ SAMUEL
Contract type name	GDS Contract
Purpose of contract	General
Contract start date	08/06/2015
Contract end date	

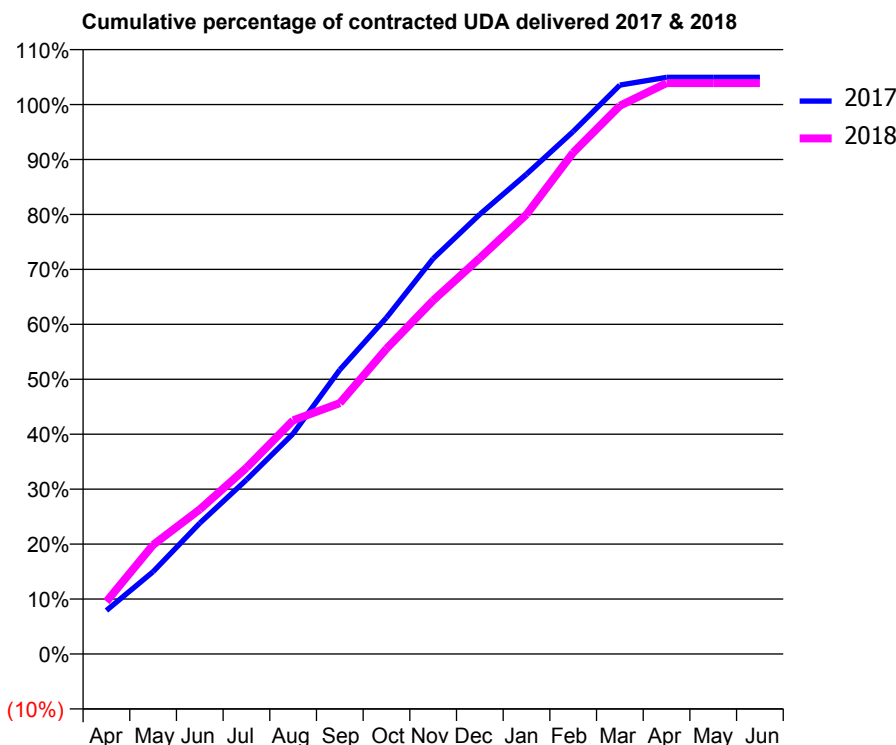
17/18 Contracted general activity (UDA)	30,022
Carry forward general activity (UDA)	-1,434
17/18 Contracted orthodontic activity (UOA)	0
Carry forward orthodontic activity (UOA)	0
Baseline contract value	£710,411.71

### ACCESS\*

Patients seen in 24 months	Total	Change since previous quarter
Quarter ending March 2017	9,679	
Quarter ending June 2017	9,805	→
Quarter ending September 2017	9,661	↓
Quarter ending December 2017	9,777	→
Quarter ending March 2018	9,998	↑
<b>Variance since March 2017</b>	<b>3.3%</b>	<b>↑</b>



### ACTIVITY



Month	Adjusted Scheduled Activity (UDA)	
	2017	2018
April	2,294	2,867
May	4,343	5,964
June	6,894	7,899
July	9,185	10,177
August	11,612	12,765
September	14,982	13,709
October	17,727	16,684
November	20,844	19,316
December	23,171	21,636
January	25,292	24,018
February	27,537	27,394
March	29,984	29,957
April	30,388	31,193
May	30,394	31,194
June	30,394	31,196

### QUALITY

	Quantity	Base Number	Contract	LHB	Wales
% of FP17s for the same patient ID Re-attending within 3 months - Children	148	2,671	5.5%	8.6%	10.9%
% of FP17s for the same patient ID Re-attending within 3 months - Adults	1,087	11,796	9.2%	15.6%	16.2%
% of FP17s for the same patient ID Re-attending between 3 & 9 months - Children	1,590	2,671	59.5%	57.0%	59.0%
% of FP17s for the same patient ID Re-attending between 3 & 9 months - Adults	7,191	11,796	61.0%	54.6%	54.9%
% of FP17s for Band 1 Urgent Courses	1,034	14,595	7.1%	9.2%	9.0%
% of FP17s Relating to Free Repair or Replacements	104	14,595	0.7%	0.7%	0.7%
% of FP17s Relating to Continuations	122	14,595	0.8%	0.9%	0.8%
% of Patients satisfied with the dentistry they have received	22	24	91.7%	91.2%	92.0%
% of Patients satisfied with the time they had to wait for an appointment	20	24	83.3%	86.3%	88.1%

\* This is based on patients treated on this contract for their most recent course of treatment. Figures in italics indicate the base number of FP17s or Patient Questionnaire responses are less than 100. N/A is shown where the base number of responses is less than 10 during the period. % is calculated as Quantity/Base number\*100



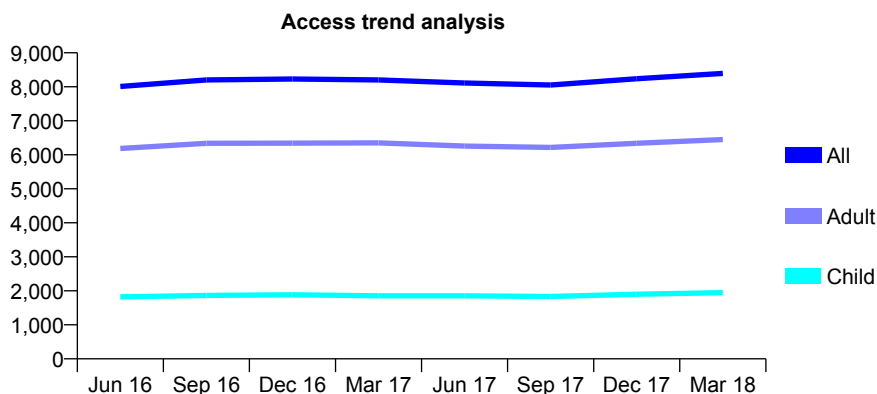
## 7A4 - Vital Signs At a Glance Contract Report for 840580/0001 - Year end March 2018

Name or company name	MR OB JOYNSON
Contract type name	GDS Contract
Purpose of contract	General and Orthodontic
Contract start date	01/04/2006
Contract end date	

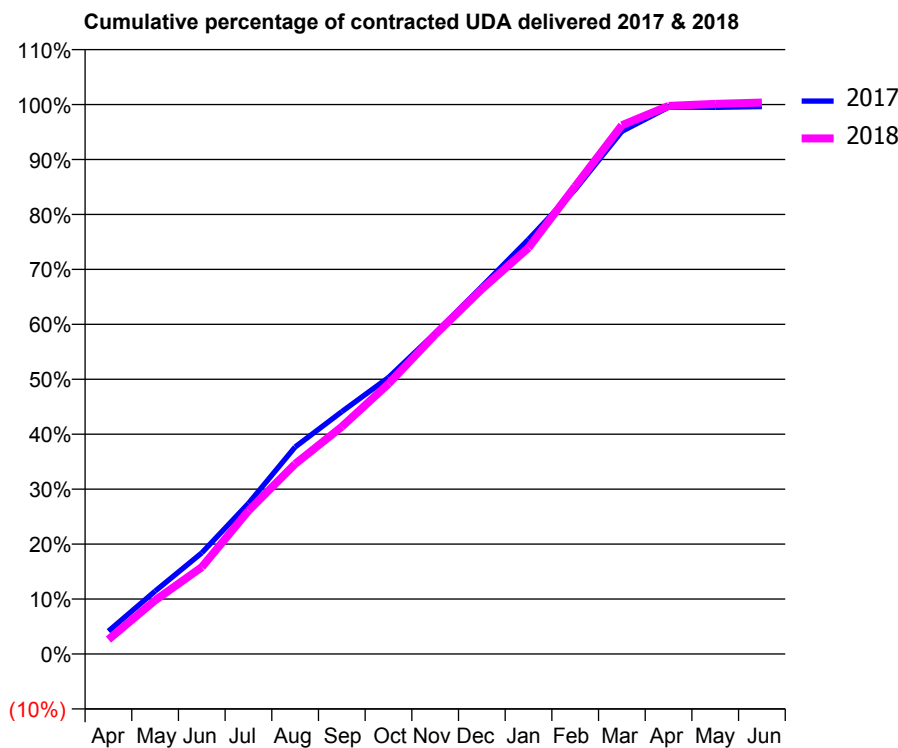
17/18 Contracted general activity (UDA)	28,724
Carry forward general activity (UDA)	109
17/18 Contracted orthodontic activity (UOA)	315
Carry forward orthodontic activity (UOA)	0
Baseline contract value	£657,600.05

### ACCESS\*

Patients seen in 24 months	Total	Change since previous quarter
Quarter ending March 2017	8,202	
Quarter ending June 2017	8,111	↓
Quarter ending September 2017	8,053	→
Quarter ending December 2017	8,238	↑
Quarter ending March 2018	8,394	→
<b>Variance since March 2017</b>	<b>2.3%</b>	<b>↑</b>



### ACTIVITY



Month	Adjusted Scheduled Activity (UDA)	
	2017	2018
April	1,197	753
May	3,289	2,807
June	5,285	4,541
July	7,874	7,488
August	10,823	9,935
September	12,671	11,882
October	14,451	14,127
November	16,778	16,698
December	19,206	19,076
January	21,673	21,233
February	24,280	24,447
March	27,321	27,639
April	28,585	28,654
May	28,575	28,757
June	28,615	28,828

### QUALITY

	Quantity	Base Number	Contract	LHB	Wales
% of FP17s for the same patient ID Re-attending within 3 months - Children	259	2,918	8.9%	8.6%	10.9%
% of FP17s for the same patient ID Re-attending within 3 months - Adults	1,523	9,303	16.4%	15.6%	16.2%
% of FP17s for the same patient ID Re-attending between 3 & 9 months - Children	1,669	2,918	57.2%	57.0%	59.0%
% of FP17s for the same patient ID Re-attending between 3 & 9 months - Adults	4,994	9,303	53.7%	54.6%	54.9%
% of FP17s for Band 1 Urgent Courses	1,321	12,156	10.9%	9.2%	9.0%
% of FP17s Relating to Free Repair or Replacements	103	12,156	0.8%	0.7%	0.7%
% of FP17s Relating to Continuations	95	12,156	0.8%	0.9%	0.8%
% of Patients satisfied with the dentistry they have received	35	41	85.4%	91.2%	92.0%
% of Patients satisfied with the time they had to wait for an appointment	35	41	85.4%	86.3%	88.1%

\* This is based on patients treated on this contract for their most recent course of treatment. Figures in italics indicate the base number of FP17s or Patient Questionnaire responses are less than 100. N/A is shown where the base number of responses is less than 10 during the period. % is calculated as Quantity/Base number\*100

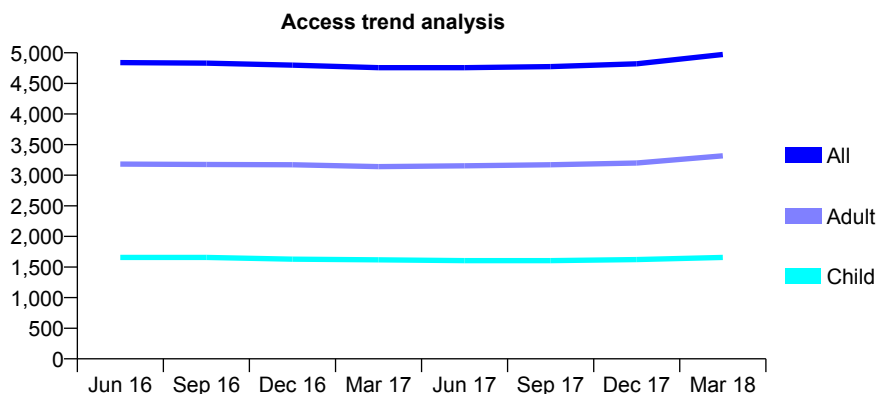
## 7A4 - Vital Signs At a Glance Contract Report for 844020/0001 - Year end March 2018

Name or company name	MR X IOANNIDES
Contract type name	GDS Contract
Purpose of contract	General
Contract start date	01/10/2010
Contract end date	31/03/2018

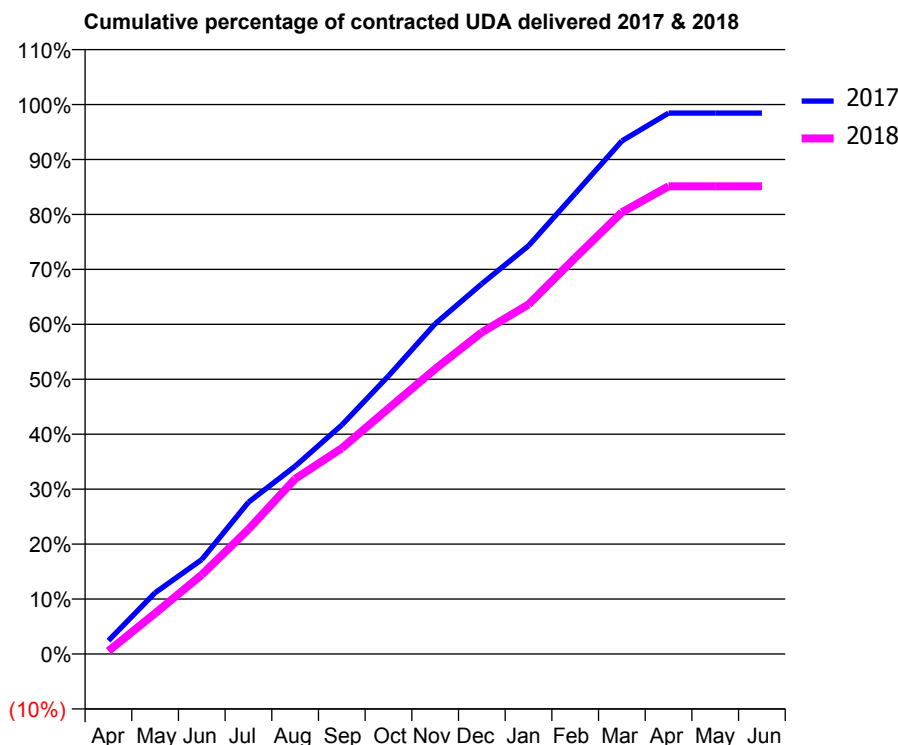
17/18 Contracted general activity (UDA)	20,175
Carry forward general activity (UDA)	313
17/18 Contracted orthodontic activity (UOA)	0
Carry forward orthodontic activity (UOA)	0
Baseline contract value	£486,700.38

### ACCESS\*

Patients seen in 24 months	Total	Change since previous quarter
Quarter ending March 2017	4,758	
Quarter ending June 2017	4,758	→
Quarter ending September 2017	4,775	→
Quarter ending December 2017	4,821	→
Quarter ending March 2018	4,973	↑
<b>Variance since March 2017</b>	<b>4.5%</b>	<b>↑</b>



### ACTIVITY



Month	Adjusted Scheduled Activity (UDA)	
	2017	2018
April	491	109
May	2,252	1,494
June	3,469	2,911
July	5,572	4,582
August	6,897	6,429
September	8,408	7,555
October	10,211	9,015
November	12,124	10,463
December	13,592	11,810
January	14,991	12,835
February	16,906	14,547
March	18,836	16,216
April	19,858	17,173
May	19,862	17,173
June	19,862	17,173

### QUALITY

	Quantity	Base Number	Contract	LHB	Wales
% of FP17s for the same patient ID Re-attending within 3 months - Children	121	2,312	5.2%	8.6%	10.9%
% of FP17s for the same patient ID Re-attending within 3 months - Adults	566	4,859	11.6%	15.6%	16.2%
% of FP17s for the same patient ID Re-attending between 3 & 9 months - Children	1,272	2,312	55.0%	57.0%	59.0%
% of FP17s for the same patient ID Re-attending between 3 & 9 months - Adults	2,876	4,859	59.2%	54.6%	54.9%
% of FP17s for Band 1 Urgent Courses	322	7,262	4.4%	9.2%	9.0%
% of FP17s Relating to Free Repair or Replacements	49	7,262	0.7%	0.7%	0.7%
% of FP17s Relating to Continuations	102	7,262	1.4%	0.9%	0.8%
% of Patients satisfied with the dentistry they have received	14	14	100.0%	91.2%	92.0%
% of Patients satisfied with the time they had to wait for an appointment	12	14	85.7%	86.3%	88.1%

\* This is based on patients treated on this contract for their most recent course of treatment. Figures in italics indicate the base number of FP17s or Patient Questionnaire responses are less than 100. N/A is shown where the base number of responses is less than 10 during the period. % is calculated as Quantity/Base number\*100

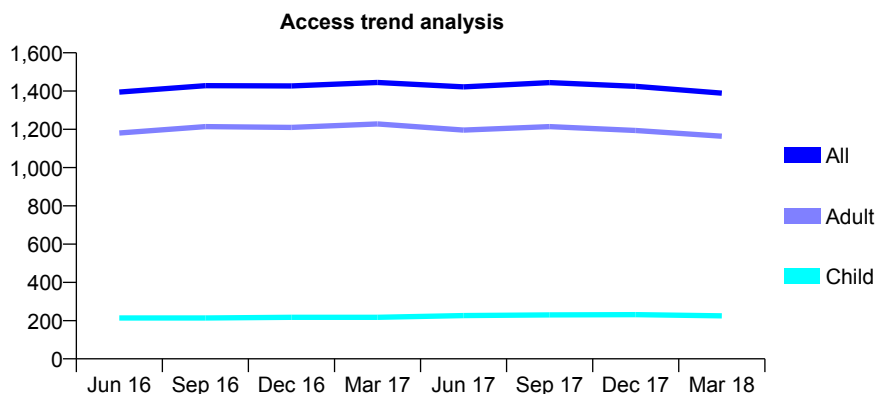
## 7A4 - Vital Signs At a Glance Contract Report for 918458/0001 - Year end March 2018

Name or company name	MRS EA DAVIES
Contract type name	GDS Contract
Purpose of contract	General
Contract start date	01/04/2006
Contract end date	

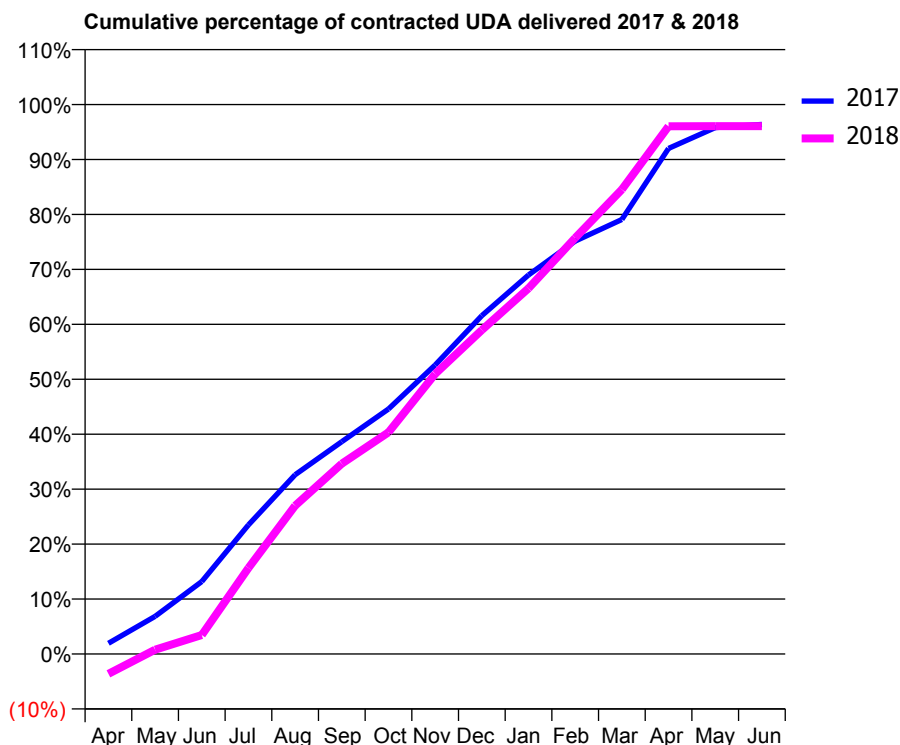
17/18 Contracted general activity (UDA)	4,243
Carry forward general activity (UDA)	154
17/18 Contracted orthodontic activity (UOA)	0
Carry forward orthodontic activity (UOA)	0
Baseline contract value	£137,588.33

### ACCESS\*

Patients seen in 24 months	Total	Change since previous quarter
Quarter ending March 2017	1,445	
Quarter ending June 2017	1,422	↓
Quarter ending September 2017	1,444	→
Quarter ending December 2017	1,425	↓
Quarter ending March 2018	1,389	↓
<b>Variance since March 2017</b>	<b>(3.9%)</b>	<b>↓</b>



### ACTIVITY



Month	Adjusted Scheduled Activity (UDA)	
	2017	2018
April	83	-154
May	291	33
June	560	147
July	997	664
August	1,384	1,145
September	1,640	1,470
October	1,892	1,711
November	2,231	2,163
December	2,613	2,501
January	2,926	2,824
February	3,189	3,213
March	3,355	3,587
April	3,904	4,075
May	4,065	4,076
June	4,089	4,076

### QUALITY

	Quantity	Base Number	Contract	LHB	Wales
% of FP17s for the same patient ID Re-attending within 3 months - Children	19	274	6.9%	8.6%	10.9%
% of FP17s for the same patient ID Re-attending within 3 months - Adults	251	1,423	17.6%	15.6%	16.2%
% of FP17s for the same patient ID Re-attending between 3 & 9 months - Children	73	274	26.6%	57.0%	59.0%
% of FP17s for the same patient ID Re-attending between 3 & 9 months - Adults	362	1,423	25.4%	54.6%	54.9%
% of FP17s for Band 1 Urgent Courses	55	1,626	3.4%	9.2%	9.0%
% of FP17s Relating to Free Repair or Replacements	24	1,626	1.5%	0.7%	0.7%
% of FP17s Relating to Continuations	88	1,626	5.4%	0.9%	0.8%
% of Patients satisfied with the dentistry they have received	11	12	91.7%	91.2%	92.0%
% of Patients satisfied with the time they had to wait for an appointment	11	12	91.7%	86.3%	88.1%

\* This is based on patients treated on this contract for their most recent course of treatment. Figures in italics indicate the base number of FP17s or Patient Questionnaire responses are less than 100. N/A is shown where the base number of responses is less than 10 during the period. % is calculated as Quantity/Base number\*100

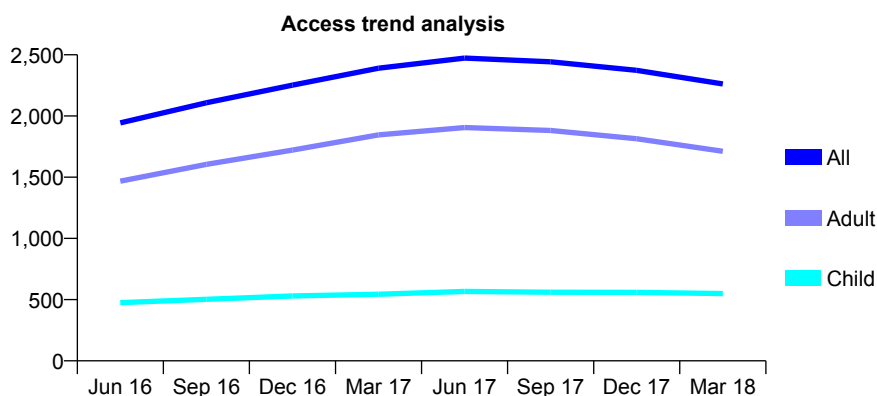
## 7A4 - Vital Signs At a Glance Contract Report for 919438/0001 - Year end March 2018

Name or company name	MR PC STOCKFORD
Contract type name	GDS Contract
Purpose of contract	General
Contract start date	01/04/2006
Contract end date	

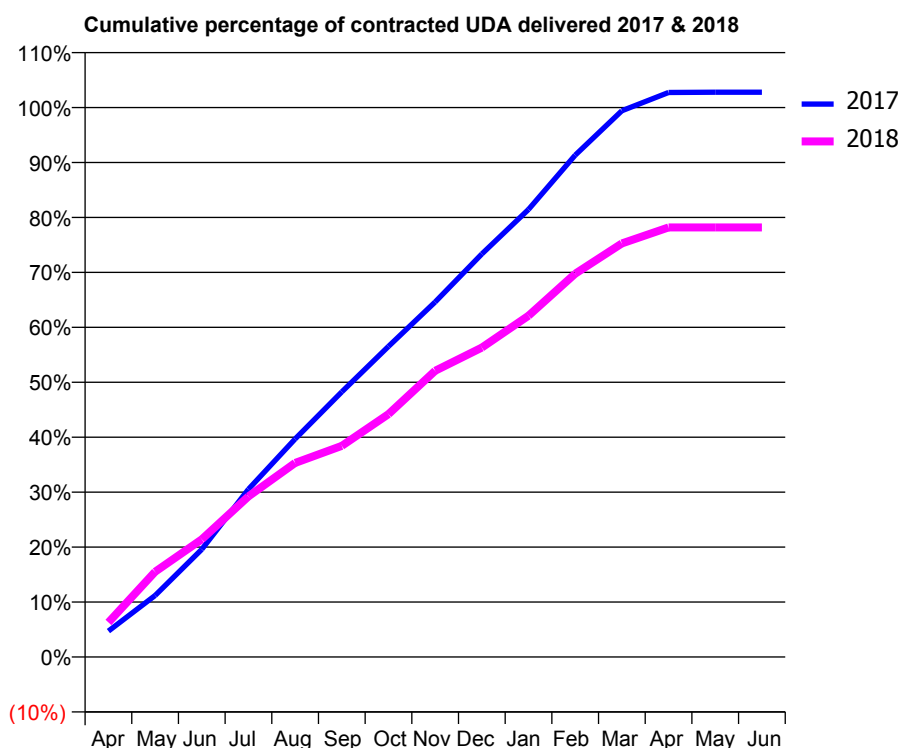
17/18 Contracted general activity (UDA)	8,593
Carry forward general activity (UDA)	-239
17/18 Contracted orthodontic activity (UOA)	0
Carry forward orthodontic activity (UOA)	0
Baseline contract value	£220,178.48

### ACCESS\*

Patients seen in 24 months	Total	Change since previous quarter
Quarter ending March 2017	2,390	
Quarter ending June 2017	2,473	↑
Quarter ending September 2017	2,443	↓
Quarter ending December 2017	2,373	↓
Quarter ending March 2018	2,262	↓
<b>Variance since March 2017</b>	<b>(5.4%)</b>	<b>↓</b>



### ACTIVITY



Month	Adjusted Scheduled Activity (UDA)	
	2017	2018
April	406	542
May	963	1,334
June	1,685	1,841
July	2,624	2,512
August	3,411	3,036
September	4,147	3,303
October	4,858	3,798
November	5,551	4,476
December	6,302	4,839
January	6,999	5,338
February	7,847	5,994
March	8,542	6,467
April	8,828	6,718
May	8,832	6,718
June	8,832	6,718

### QUALITY

	Quantity	Base Number	Contract	LHB	Wales
% of FP17s for the same patient ID Re-attending within 3 months - Children	46	823	5.6%	8.6%	10.9%
% of FP17s for the same patient ID Re-attending within 3 months - Adults	473	2,464	19.2%	15.6%	16.2%
% of FP17s for the same patient ID Re-attending between 3 & 9 months - Children	546	823	66.3%	57.0%	59.0%
% of FP17s for the same patient ID Re-attending between 3 & 9 months - Adults	1,509	2,464	61.2%	54.6%	54.9%
% of FP17s for Band 1 Urgent Courses	153	3,251	4.7%	9.2%	9.0%
% of FP17s Relating to Free Repair or Replacements	9	3,251	0.3%	0.7%	0.7%
% of FP17s Relating to Continuations	73	3,251	2.2%	0.9%	0.8%
% of Patients satisfied with the dentistry they have received	10	10	100.0%	91.2%	92.0%
% of Patients satisfied with the time they had to wait for an appointment	10	10	100.0%	86.3%	88.1%

\* This is based on patients treated on this contract for their most recent course of treatment. Figures in italics indicate the base number of FP17s or Patient Questionnaire responses are less than 100. N/A is shown where the base number of responses is less than 10 during the period. % is calculated as Quantity/Base number\*100

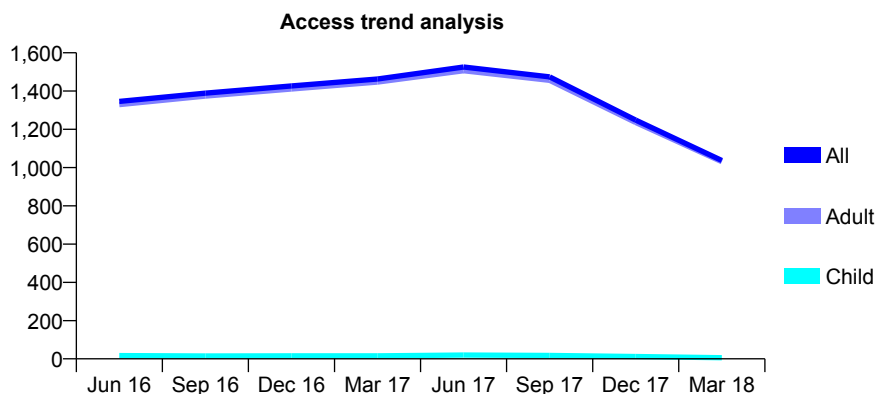
## 7A4 - Vital Signs At a Glance Contract Report for 919438/0005 - Year end March 2018

Name or company name	MR PC STOCKFORD
Contract type name	PDS Contract
Purpose of contract	General
Contract start date	01/01/2011
Contract end date	31/08/2017

17/18 Contracted general activity (UDA)	912
Carry forward general activity (UDA)	0
17/18 Contracted orthodontic activity (UOA)	0
Carry forward orthodontic activity (UOA)	0
Baseline contract value	£24,299.75

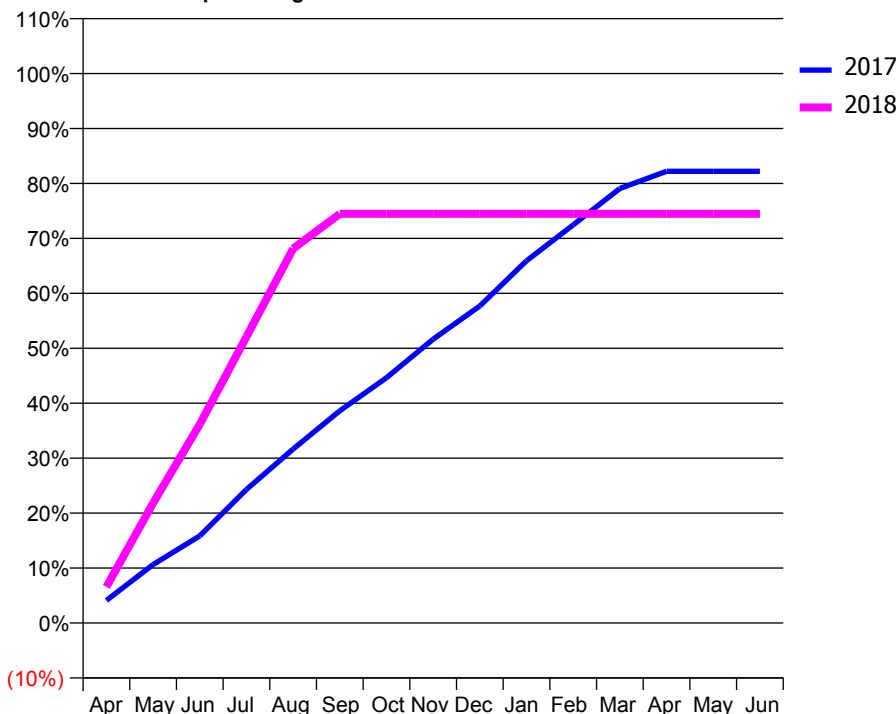
### ACCESS\*

Patients seen in 24 months	Total	Change since previous quarter
Quarter ending March 2017	1,463	
Quarter ending June 2017	1,526	↑
Quarter ending September 2017	1,474	↓
Quarter ending December 2017	1,248	↓
Quarter ending March 2018	1,037	↓
<b>Variance since March 2017</b>	<b>(29.1%)</b>	<b>↓</b>



### ACTIVITY

Cumulative percentage of contracted UDA delivered 2017 & 2018



Adjusted Scheduled Activity (UDA)

Month	2017	2018
April	90	60
May	233	199
June	347	330
July	532	475
August	692	621
September	845	679
October	977	679
November	1,130	679
December	1,262	679
January	1,442	679
February	1,585	679
March	1,730	679
April	1,799	679
May	1,799	679
June	1,799	679

### QUALITY

	Quantity	Base Number	Contract	LHB	Wales
% of FP17s for the same patient ID Re-attending within 3 months - Children	0	15	0.0%	8.6%	10.9%
% of FP17s for the same patient ID Re-attending within 3 months - Adults	23	608	3.8%	15.6%	16.2%
% of FP17s for the same patient ID Re-attending between 3 & 9 months - Children	0	15	0.0%	57.0%	59.0%
% of FP17s for the same patient ID Re-attending between 3 & 9 months - Adults	15	608	2.5%	54.6%	54.9%
% of FP17s for Band 1 Urgent Courses	565	566	99.8%	9.2%	9.0%
% of FP17s Relating to Free Repair or Replacements	0	566	0.0%	0.7%	0.7%
% of FP17s Relating to Continuations	0	566	0.0%	0.9%	0.8%
% of Patients satisfied with the dentistry they have received	0	1	N/A	91.2%	92.0%
% of Patients satisfied with the time they had to wait for an appointment	0	1	N/A	86.3%	88.1%

\* This is based on patients treated on this contract for their most recent course of treatment. Figures in italics indicate the base number of FP17s or Patient Questionnaire responses are less than 100. N/A is shown where the base number of responses is less than 10 during the period. % is calculated as Quantity/Base number\*100

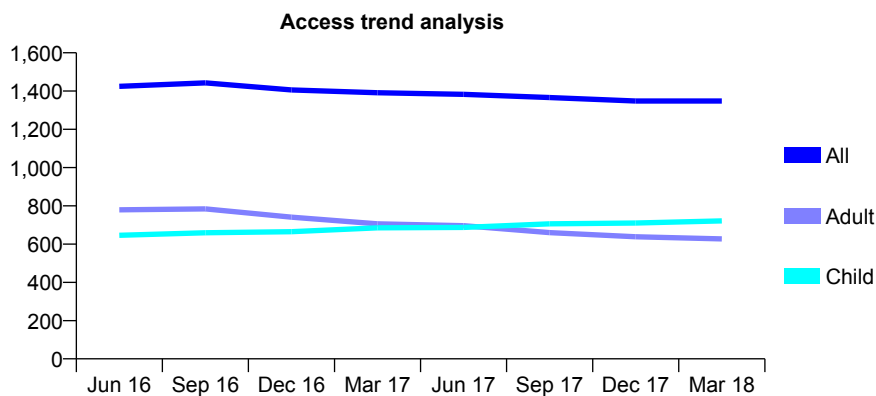
## 7A4 - Vital Signs At a Glance Contract Report for 965588/0001 - Year end March 2018

Name or company name	MS V KOLAH
Contract type name	GDS Contract
Purpose of contract	General
Contract start date	26/07/2007
Contract end date	

17/18 Contracted general activity (UDA)	2,091
Carry forward general activity (UDA)	20
17/18 Contracted orthodontic activity (UOA)	0
Carry forward orthodontic activity (UOA)	0
Baseline contract value	£51,992.85

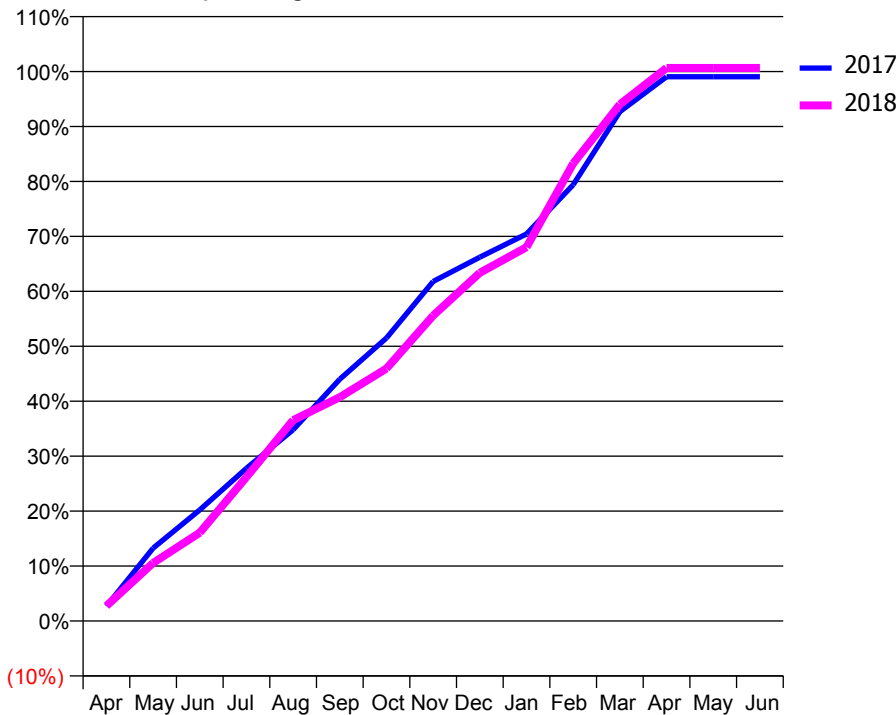
### ACCESS\*

Patients seen in 24 months	Total	Change since previous quarter
Quarter ending March 2017	1,391	
Quarter ending June 2017	1,383	→
Quarter ending September 2017	1,366	↓
Quarter ending December 2017	1,348	↓
Quarter ending March 2018	1,348	→
<b>Variance since March 2017</b>	<b>(3.1%)</b>	<b>↓</b>



### ACTIVITY

Cumulative percentage of contracted UDA delivered 2017 & 2018



Month	Adjusted Scheduled Activity (UDA)	
	2017	2018
April	57	57
May	277	221
June	423	336
July	581	548
August	728	764
September	920	852
October	1,077	961
November	1,292	1,162
December	1,385	1,325
January	1,473	1,423
February	1,660	1,741
March	1,938	1,966
April	2,071	2,105
May	2,071	2,105
June	2,071	2,105

### QUALITY

	Quantity	Base Number	Contract	LHB	Wales
% of FP17s for the same patient ID Re-attending within 3 months - Children	40	1,024	3.9%	8.6%	10.9%
% of FP17s for the same patient ID Re-attending within 3 months - Adults	35	504	6.9%	15.6%	16.2%
% of FP17s for the same patient ID Re-attending between 3 & 9 months - Children	584	1,024	57.0%	57.0%	59.0%
% of FP17s for the same patient ID Re-attending between 3 & 9 months - Adults	158	504	31.3%	54.6%	54.9%
% of FP17s for Band 1 Urgent Courses	63	1,510	4.2%	9.2%	9.0%
% of FP17s Relating to Free Repair or Replacements	0	1,510	0.0%	0.7%	0.7%
% of FP17s Relating to Continuations	3	1,510	0.2%	0.9%	0.8%
% of Patients satisfied with the dentistry they have received	3	4	N/A	91.2%	92.0%
% of Patients satisfied with the time they had to wait for an appointment	3	4	N/A	86.3%	88.1%

\* This is based on patients treated on this contract for their most recent course of treatment. Figures in italics indicate the base number of FP17s or Patient Questionnaire responses are less than 100. N/A is shown where the base number of responses is less than 10 during the period. % is calculated as Quantity/Base number\*100

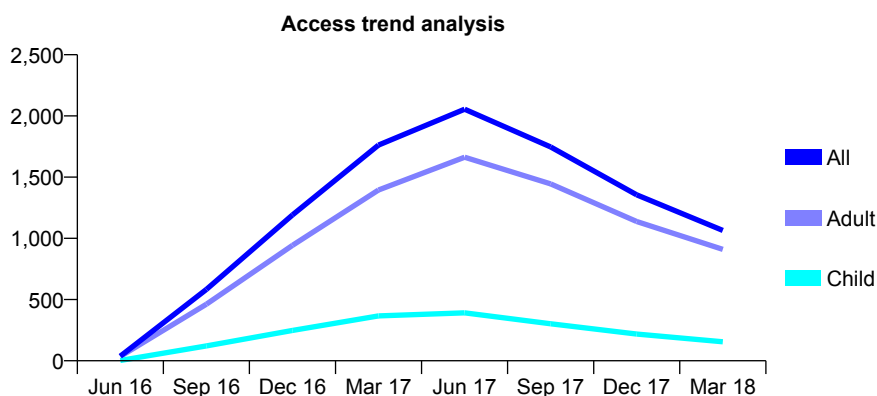
## 7A5 - Vital Signs At a Glance Contract Report for 100142/0000 - Year end March 2018

Name or company name	Stephen Bowsher
Contract type name	GDS Contract
Purpose of contract	General
Contract start date	30/05/2016
Contract end date	31/05/2017

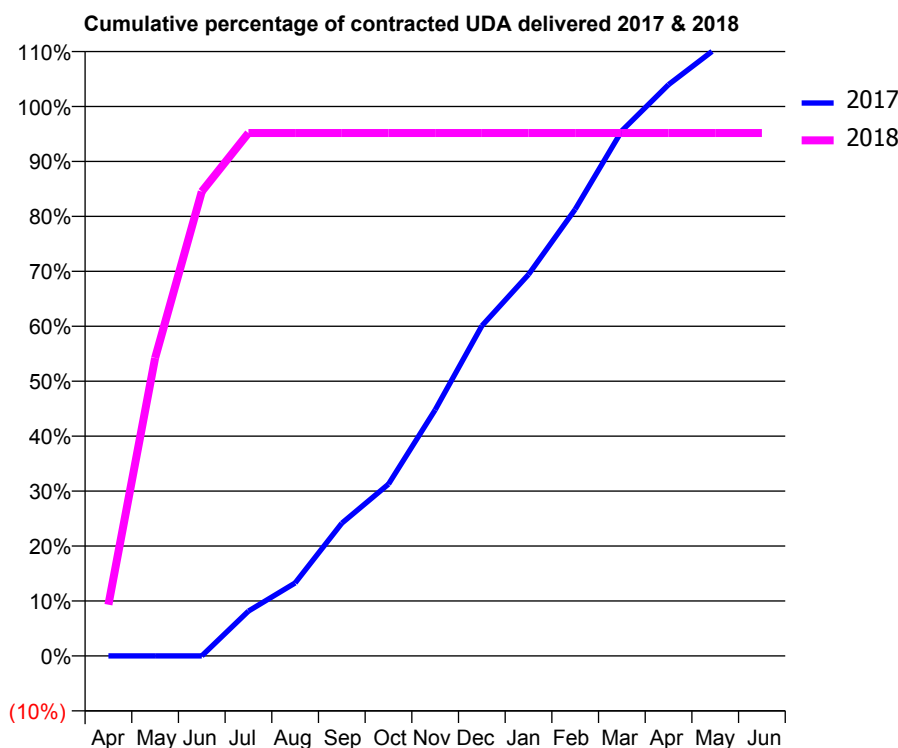
17/18 Contracted general activity (UDA)	1,200
Carry forward general activity (UDA)	-112
17/18 Contracted orthodontic activity (UOA)	0
Carry forward orthodontic activity (UOA)	0
Baseline contract value	£29,016.20

### ACCESS\*

Patients seen in 24 months	Total	Change since previous quarter
Quarter ending March 2017	1,762	
Quarter ending June 2017	2,055	↑
Quarter ending September 2017	1,747	↓
Quarter ending December 2017	1,356	↓
Quarter ending March 2018	1,065	↓
<b>Variance since March 2017</b>	<b>(39.6%)</b>	<b>↓</b>



### ACTIVITY



Month	Adjusted Scheduled Activity (UDA)	
	2017	2018
April	0	112
May	0	651
June	0	1,014
July	461	1,142
August	749	1,142
September	1,362	1,142
October	1,763	1,142
November	2,525	1,142
December	3,387	1,142
January	3,914	1,142
February	4,584	1,142
March	5,390	1,142
April	5,863	1,142
May	6,229	1,142
June	6,235	1,142

### QUALITY

	Quantity	Base Number	Contract	LHB	Wales
% of FP17s for the same patient ID Re-attending within 3 months - Children	4	120	3.3%	7.1%	10.9%
% of FP17s for the same patient ID Re-attending within 3 months - Adults	50	623	8.0%	13.6%	16.2%
% of FP17s for the same patient ID Re-attending between 3 & 9 months - Children	46	120	38.3%	54.7%	59.0%
% of FP17s for the same patient ID Re-attending between 3 & 9 months - Adults	183	623	29.4%	53.3%	54.9%
% of FP17s for Band 1 Urgent Courses	55	464	11.9%	9.0%	9.0%
% of FP17s Relating to Free Repair or Replacements	0	464	0.0%	0.7%	0.7%
% of FP17s Relating to Continuations	0	464	0.0%	0.7%	0.8%
% of Patients satisfied with the dentistry they have received	3	3	N/A	92.8%	92.0%
% of Patients satisfied with the time they had to wait for an appointment	3	3	N/A	90.2%	88.1%

\* This is based on patients treated on this contract for their most recent course of treatment. Figures in italics indicate the base number of FP17s or Patient Questionnaire responses are less than 100. N/A is shown where the base number of responses is less than 10 during the period. % is calculated as Quantity/Base number\*100



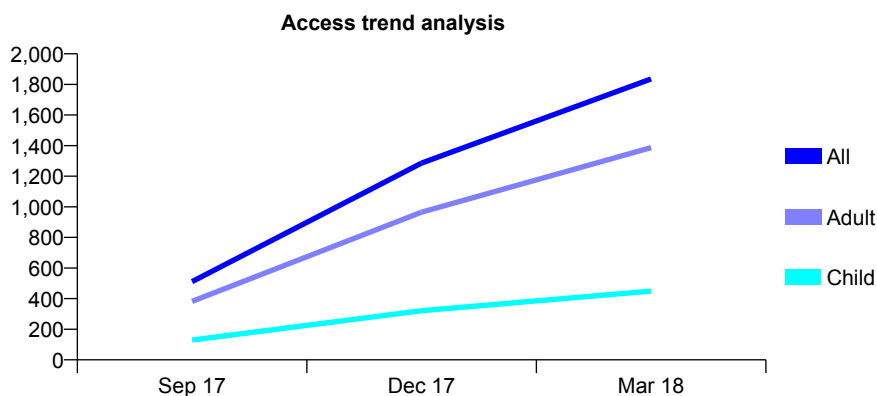
## 7A5 - Vital Signs At a Glance Contract Report for 100482/0000 - Year end March 2018

Name or company name	Gafyn Poulton
Contract type name	GDS Contract
Purpose of contract	General
Contract start date	01/06/2017
Contract end date	

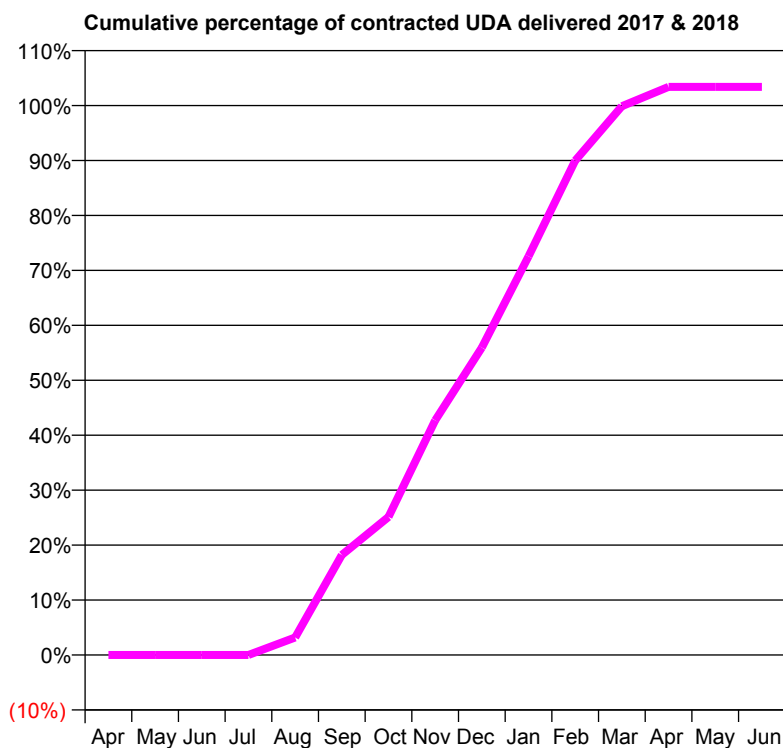
17/18 Contracted general activity (UDA)	6,000
Carry forward general activity (UDA)	0
17/18 Contracted orthodontic activity (UOA)	0
Carry forward orthodontic activity (UOA)	0
Baseline contract value	£145,081.03

### ACCESS\*

Patients seen in 24 months	Total	Change since previous quarter
Quarter ending March 2017	0	
Quarter ending June 2017	0	
Quarter ending September 2017	511	↑
Quarter ending December 2017	1,286	↑
Quarter ending March 2018	1,836	↑
<b>Variance since March 2017</b>	N/A	



### ACTIVITY



Month	Adjusted Scheduled Activity (UDA)	
	2017	2018
April	0	0
May	0	0
June	0	0
July	0	0
August	0	191
September	0	1,093
October	0	1,507
November	0	2,561
December	0	3,357
January	0	4,353
February	0	5,399
March	0	5,993
April	0	6,203
May	0	6,203
June	0	6,203

### QUALITY

	Quantity	Base Number	Contract	LHB	Wales
% of FP17s for the same patient ID Re-attending within 3 months - Children	46	556	8.3%	7.1%	10.9%
% of FP17s for the same patient ID Re-attending within 3 months - Adults	156	1,764	8.8%	13.6%	16.2%
% of FP17s for the same patient ID Re-attending between 3 & 9 months - Children	43	556	7.7%	54.7%	59.0%
% of FP17s for the same patient ID Re-attending between 3 & 9 months - Adults	159	1,764	9.0%	53.3%	54.9%
% of FP17s for Band 1 Urgent Courses	69	2,396	2.9%	9.0%	9.0%
% of FP17s Relating to Free Repair or Replacements	12	2,396	0.5%	0.7%	0.7%
% of FP17s Relating to Continuations	25	2,396	1.0%	0.7%	0.8%
% of Patients satisfied with the dentistry they have received	17	17	100.0%	92.8%	92.0%
% of Patients satisfied with the time they had to wait for an appointment	16	17	94.1%	90.2%	88.1%

\* This is based on patients treated on this contract for their most recent course of treatment. Figures in italics indicate the base number of FP17s or Patient Questionnaire responses are less than 100. N/A is shown where the base number of responses is less than 10 during the period. % is calculated as Quantity/Base number\*100

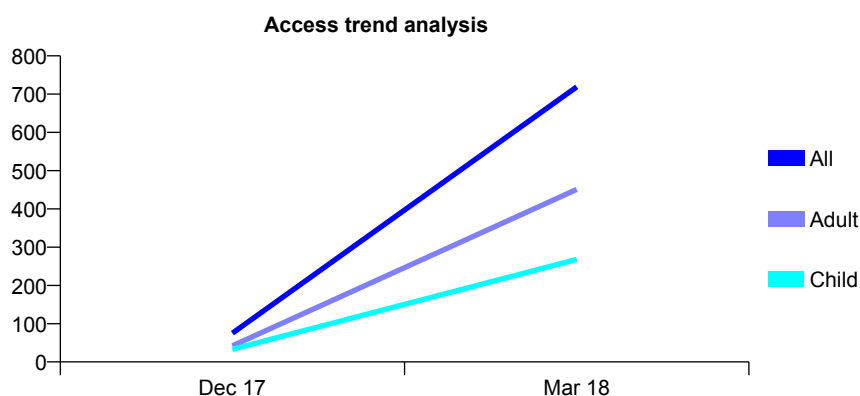
## 7A5 - Vital Signs At a Glance Contract Report for 100541/0000 - Year end March 2018

Name or company name	Dr L Smart
Contract type name	GDS Contract
Purpose of contract	General
Contract start date	01/11/2017
Contract end date	

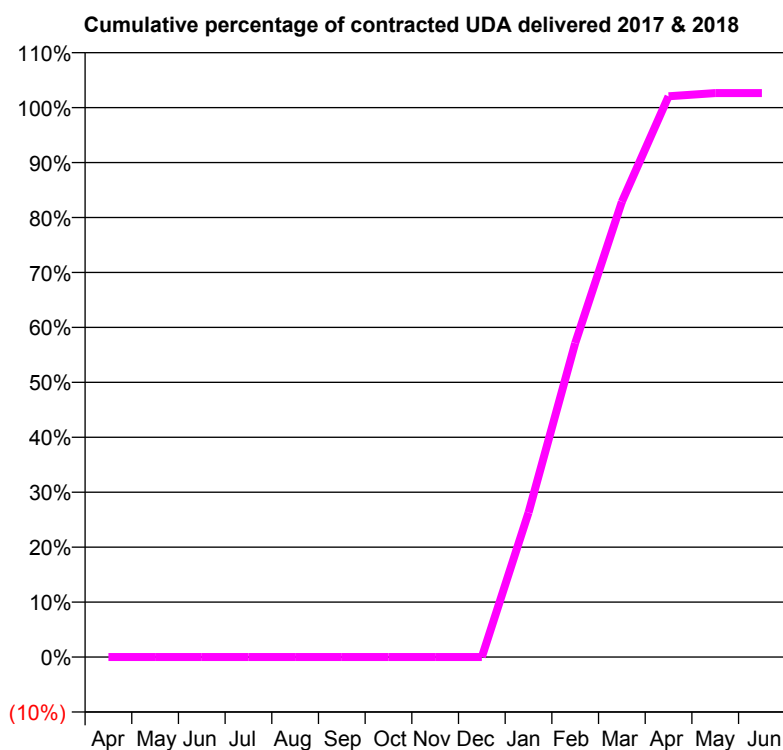
17/18 Contracted general activity (UDA)	4,036
Carry forward general activity (UDA)	0
17/18 Contracted orthodontic activity (UOA)	0
Carry forward orthodontic activity (UOA)	0
Baseline contract value	£102,595.85

### ACCESS\*

Patients seen in 24 months	Total	Change since previous quarter
Quarter ending March 2017	0	
Quarter ending June 2017	0	
Quarter ending September 2017	0	
Quarter ending December 2017	75	↑
Quarter ending March 2018	719	↑
<b>Variance since March 2017</b>	N/A	



### ACTIVITY



Month	Adjusted Scheduled Activity (UDA)	
	2017	2018
April	0	0
May	0	0
June	0	0
July	0	0
August	0	0
September	0	0
October	0	0
November	0	0
December	0	0
January	0	1,061
February	0	2,306
March	0	3,344
April	0	4,119
May	0	4,142
June	0	4,142

### QUALITY

	Quantity	Base Number	Contract	LHB	Wales
% of FP17s for the same patient ID Re-attending within 3 months - Children	6	261	2.3%	7.1%	10.9%
% of FP17s for the same patient ID Re-attending within 3 months - Adults	7	403	1.7%	13.6%	16.2%
% of FP17s for the same patient ID Re-attending between 3 & 9 months - Children	6	261	2.3%	54.7%	59.0%
% of FP17s for the same patient ID Re-attending between 3 & 9 months - Adults	1	403	0.2%	53.3%	54.9%
% of FP17s for Band 1 Urgent Courses	5	816	0.6%	9.0%	9.0%
% of FP17s Relating to Free Repair or Replacements	0	816	0.0%	0.7%	0.7%
% of FP17s Relating to Continuations	0	816	0.0%	0.7%	0.8%
% of Patients satisfied with the dentistry they have received	1	1	N/A	92.8%	92.0%
% of Patients satisfied with the time they had to wait for an appointment	1	1	N/A	90.2%	88.1%

\* This is based on patients treated on this contract for their most recent course of treatment. Figures in italics indicate the base number of FP17s or Patient Questionnaire responses are less than 100. N/A is shown where the base number of responses is less than 10 during the period. % is calculated as Quantity/Base number\*100

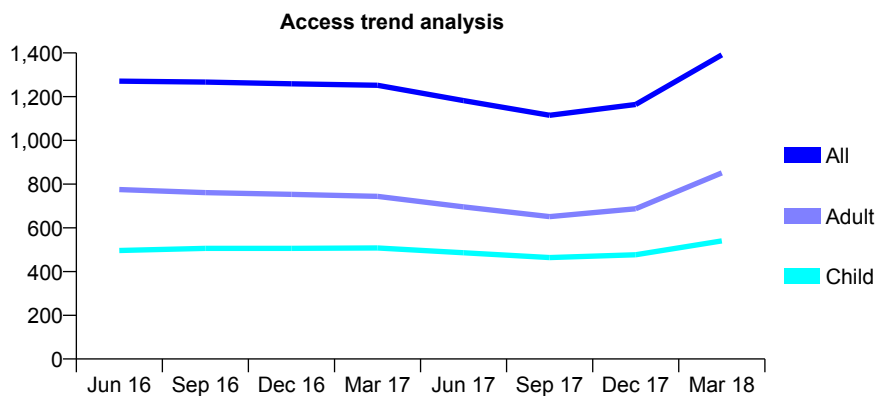
## 7A5 - Vital Signs At a Glance Contract Report for 102660/0001 - Year end March 2018

Name or company name	Brilliant Dental Care
Contract type name	GDS Contract
Purpose of contract	General and Orthodontic
Contract start date	01/06/2014
Contract end date	

17/18 Contracted general activity (UDA)	4,200
Carry forward general activity (UDA)	192
17/18 Contracted orthodontic activity (UOA)	57
Carry forward orthodontic activity (UOA)	0
Baseline contract value	£105,155.93

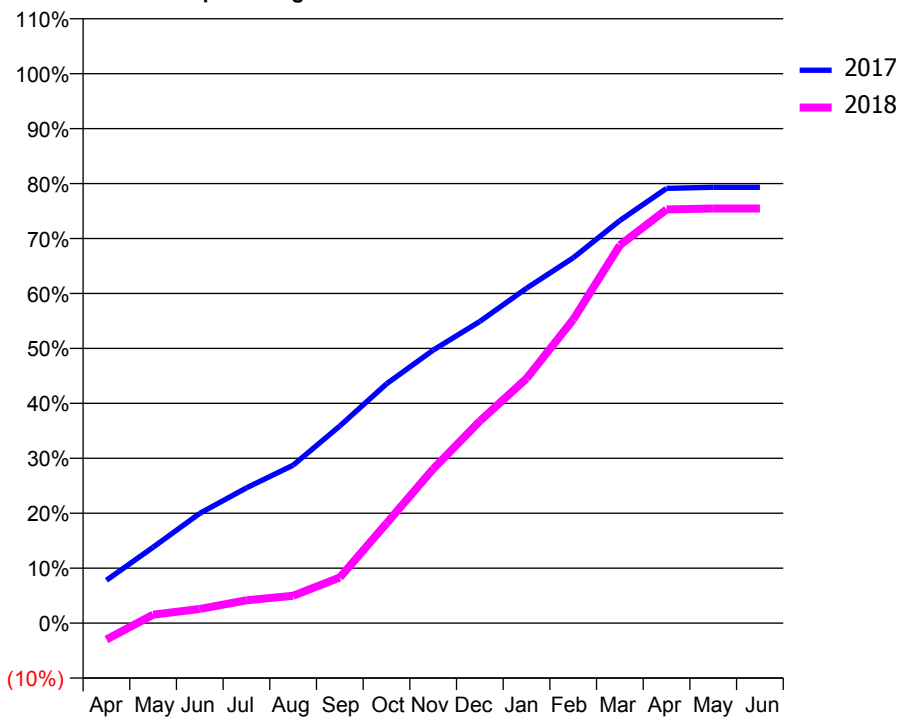
### ACCESS\*

Patients seen in 24 months	Total	Change since previous quarter
Quarter ending March 2017	1,252	
Quarter ending June 2017	1,182	↓
Quarter ending September 2017	1,115	↓
Quarter ending December 2017	1,164	↑
Quarter ending March 2018	1,391	↑
<b>Variance since March 2017</b>	<b>11.1%</b>	<b>↑</b>



### ACTIVITY

Cumulative percentage of contracted UDA delivered 2017 & 2018



Month	Adjusted Scheduled Activity (UDA)	
	2017	2018
April	328	-126
May	580	64
June	840	109
July	1,034	175
August	1,207	210
September	1,507	349
October	1,829	763
November	2,086	1,179
December	2,306	1,545
January	2,560	1,870
February	2,792	2,320
March	3,077	2,889
April	3,323	3,162
May	3,331	3,169
June	3,331	3,169

### QUALITY

	Quantity	Base Number	Contract	LHB	Wales
% of FP17s for the same patient ID Re-attending within 3 months - Children	78	794	9.8%	7.1%	10.9%
% of FP17s for the same patient ID Re-attending within 3 months - Adults	93	1,014	9.2%	13.6%	16.2%
% of FP17s for the same patient ID Re-attending between 3 & 9 months - Children	335	794	42.2%	54.7%	59.0%
% of FP17s for the same patient ID Re-attending between 3 & 9 months - Adults	354	1,014	34.9%	53.3%	54.9%
% of FP17s for Band 1 Urgent Courses	115	1,775	6.5%	9.0%	9.0%
% of FP17s Relating to Free Repair or Replacements	4	1,775	0.2%	0.7%	0.7%
% of FP17s Relating to Continuations	0	1,775	0.0%	0.7%	0.8%
% of Patients satisfied with the dentistry they have received	4	4	N/A	92.8%	92.0%
% of Patients satisfied with the time they had to wait for an appointment	2	4	N/A	90.2%	88.1%

\* This is based on patients treated on this contract for their most recent course of treatment. Figures in italics indicate the base number of FP17s or Patient Questionnaire responses are less than 100. N/A is shown where the base number of responses is less than 10 during the period. % is calculated as Quantity/Base number\*100

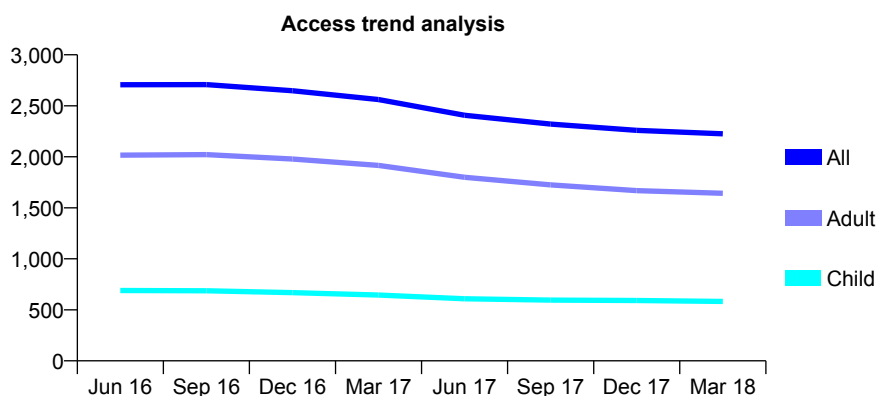
## 7A5 - Vital Signs At a Glance Contract Report for 105333/0001 - Year end March 2018

Name or company name	Beddau Dental Practice
Contract type name	GDS Contract
Purpose of contract	General
Contract start date	01/06/2014
Contract end date	

17/18 Contracted general activity (UDA)	7,800
Carry forward general activity (UDA)	244
17/18 Contracted orthodontic activity (UOA)	0
Carry forward orthodontic activity (UOA)	0
Baseline contract value	£188,482.52

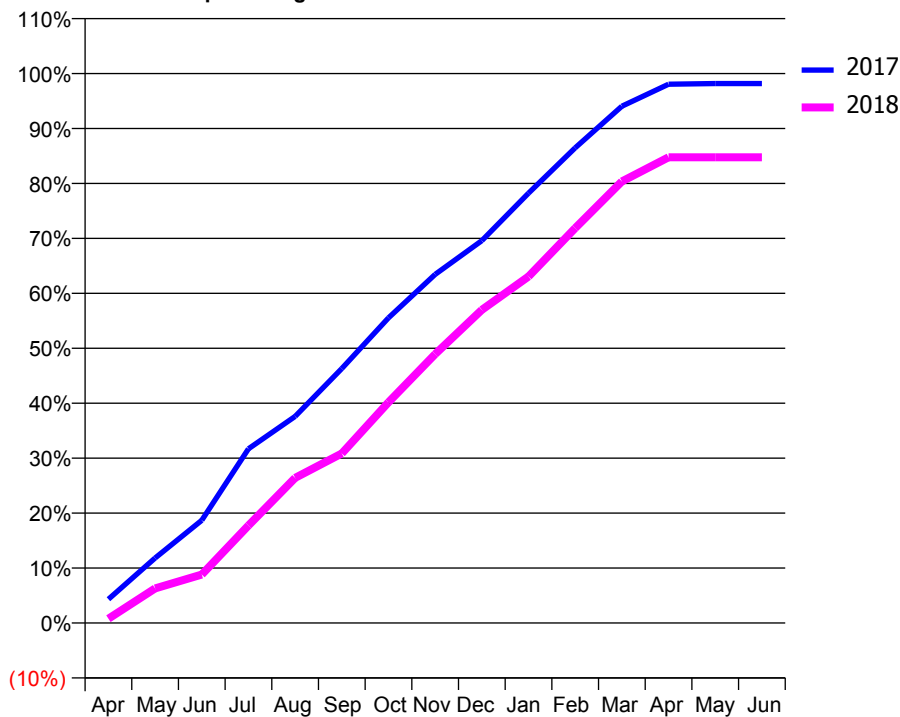
### ACCESS\*

Patients seen in 24 months	Total	Change since previous quarter
Quarter ending March 2017	2,561	
Quarter ending June 2017	2,407	↓
Quarter ending September 2017	2,321	↓
Quarter ending December 2017	2,259	↓
Quarter ending March 2018	2,225	↓
<b>Variance since March 2017</b>	<b>(13.1%)</b>	<b>↓</b>



### ACTIVITY

Cumulative percentage of contracted UDA delivered 2017 & 2018



Month	Adjusted Scheduled Activity (UDA)	
	2017	2018
April	338	61
May	923	492
June	1,458	687
July	2,473	1,385
August	2,933	2,060
September	3,612	2,407
October	4,332	3,134
November	4,948	3,816
December	5,428	4,445
January	6,101	4,919
February	6,746	5,606
March	7,335	6,268
April	7,649	6,610
May	7,658	6,610
June	7,658	6,610

### QUALITY

	Quantity	Base Number	Contract	LHB	Wales
% of FP17s for the same patient ID Re-attending within 3 months - Children	30	802	3.7%	7.1%	10.9%
% of FP17s for the same patient ID Re-attending within 3 months - Adults	209	2,332	9.0%	13.6%	16.2%
% of FP17s for the same patient ID Re-attending between 3 & 9 months - Children	471	802	58.7%	54.7%	59.0%
% of FP17s for the same patient ID Re-attending between 3 & 9 months - Adults	1,470	2,332	63.0%	53.3%	54.9%
% of FP17s for Band 1 Urgent Courses	151	3,145	4.8%	9.0%	9.0%
% of FP17s Relating to Free Repair or Replacements	30	3,145	1.0%	0.7%	0.7%
% of FP17s Relating to Continuations	4	3,145	0.1%	0.7%	0.8%
% of Patients satisfied with the dentistry they have received	8	10	80.0%	92.8%	92.0%
% of Patients satisfied with the time they had to wait for an appointment	7	10	70.0%	90.2%	88.1%

\* This is based on patients treated on this contract for their most recent course of treatment. Figures in italics indicate the base number of FP17s or Patient Questionnaire responses are less than 100. N/A is shown where the base number of responses is less than 10 during the period. % is calculated as Quantity/Base number\*100

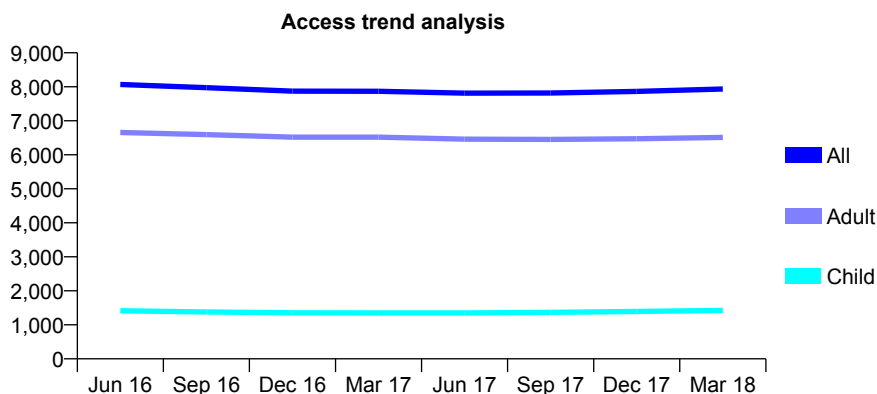
## 7A5 - Vital Signs At a Glance Contract Report for 106887/0001 - Year end March 2018

Name or company name	Morgan Street Dental Practice
Contract type name	GDS Contract
Purpose of contract	General
Contract start date	01/04/2010
Contract end date	

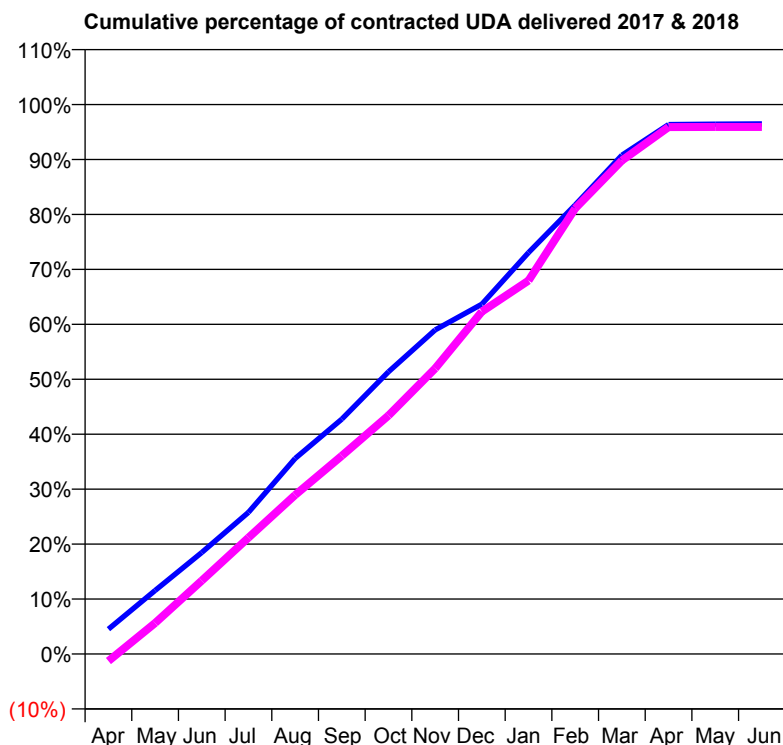
17/18 Contracted general activity (UDA)	25,816
Carry forward general activity (UDA)	910
17/18 Contracted orthodontic activity (UOA)	0
Carry forward orthodontic activity (UOA)	0
Baseline contract value	£623,410.84

### ACCESS\*

Patients seen in 24 months	Total	Change since previous quarter
Quarter ending March 2017	7,869	
Quarter ending June 2017	7,813	→
Quarter ending September 2017	7,816	→
Quarter ending December 2017	7,866	→
Quarter ending March 2018	7,936	→
<b>Variance since March 2017</b>	<b>0.9%</b>	<b>→</b>



### ACTIVITY



Month	Adjusted Scheduled Activity (UDA)	
	2017	2018
April	1,170	-338
May	2,988	1,456
June	4,772	3,447
July	6,655	5,467
August	9,189	7,470
September	11,034	9,315
October	13,259	11,202
November	15,227	13,419
December	16,436	16,086
January	18,858	17,545
February	21,098	20,932
March	23,435	23,182
April	24,875	24,754
May	24,894	24,759
June	24,906	24,759

### QUALITY

	Quantity	Base Number	Contract	LHB	Wales
% of FP17s for the same patient ID Re-attending within 3 months - Children	218	2,320	9.4%	7.1%	10.9%
% of FP17s for the same patient ID Re-attending within 3 months - Adults	1,989	11,097	17.9%	13.6%	16.2%
% of FP17s for the same patient ID Re-attending between 3 & 9 months - Children	1,400	2,320	60.3%	54.7%	59.0%
% of FP17s for the same patient ID Re-attending between 3 & 9 months - Adults	6,518	11,097	58.7%	53.3%	54.9%
% of FP17s for Band 1 Urgent Courses	1,261	13,374	9.4%	9.0%	9.0%
% of FP17s Relating to Free Repair or Replacements	57	13,374	0.4%	0.7%	0.7%
% of FP17s Relating to Continuations	40	13,374	0.3%	0.7%	0.8%
% of Patients satisfied with the dentistry they have received	37	38	97.4%	92.8%	92.0%
% of Patients satisfied with the time they had to wait for an appointment	34	38	89.5%	90.2%	88.1%

\* This is based on patients treated on this contract for their most recent course of treatment. Figures in italics indicate the base number of FP17s or Patient Questionnaire responses are less than 100. N/A is shown where the base number of responses is less than 10 during the period. % is calculated as Quantity/Base number\*100

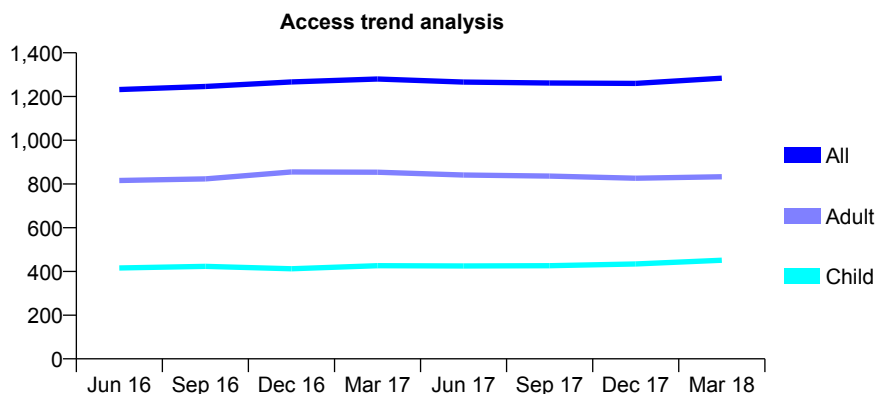
## 7A5 - Vital Signs At a Glance Contract Report for 108146/0001 - Year end March 2018

Name or company name	Colden Larch Ltd
Contract type name	GDS Contract
Purpose of contract	General
Contract start date	01/10/2009
Contract end date	

17/18 Contracted general activity (UDA)	3,710
Carry forward general activity (UDA)	-25
17/18 Contracted orthodontic activity (UOA)	0
Carry forward orthodontic activity (UOA)	0
Baseline contract value	£53,546.95

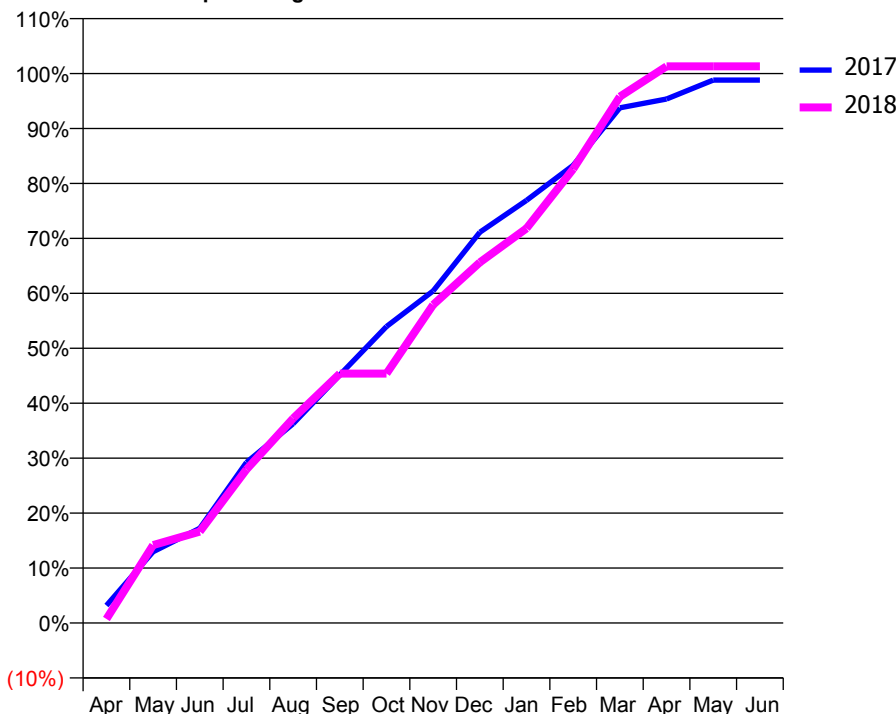
### ACCESS\*

Patients seen in 24 months	Total	Change since previous quarter
Quarter ending March 2017	1,280	
Quarter ending June 2017	1,266	↓
Quarter ending September 2017	1,262	→
Quarter ending December 2017	1,260	→
Quarter ending March 2018	1,284	→
<b>Variance since March 2017</b>	<b>0.3%</b>	<b>→</b>



### ACTIVITY

Cumulative percentage of contracted UDA delivered 2017 & 2018



Adjusted Scheduled Activity (UDA)

Month	2017	2018
April	118	27
May	481	526
June	640	617
July	1,085	1,037
August	1,345	1,381
September	1,675	1,684
October	2,002	1,684
November	2,243	2,149
December	2,638	2,435
January	2,854	2,664
February	3,090	3,065
March	3,478	3,554
April	3,537	3,758
May	3,665	3,758
June	3,665	3,758

### QUALITY

	Quantity	Base Number	Contract	LHB	Wales
% of FP17s for the same patient ID Re-attending within 3 months - Children	42	550	7.6%	7.1%	10.9%
% of FP17s for the same patient ID Re-attending within 3 months - Adults	90	879	10.2%	13.6%	16.2%
% of FP17s for the same patient ID Re-attending between 3 & 9 months - Children	217	550	39.5%	54.7%	59.0%
% of FP17s for the same patient ID Re-attending between 3 & 9 months - Adults	296	879	33.7%	53.3%	54.9%
% of FP17s for Band 1 Urgent Courses	93	1,464	6.4%	9.0%	9.0%
% of FP17s Relating to Free Repair or Replacements	5	1,464	0.3%	0.7%	0.7%
% of FP17s Relating to Continuations	5	1,464	0.3%	0.7%	0.8%
% of Patients satisfied with the dentistry they have received	8	9	N/A	92.8%	92.0%
% of Patients satisfied with the time they had to wait for an appointment	9	9	N/A	90.2%	88.1%

\* This is based on patients treated on this contract for their most recent course of treatment. Figures in italics indicate the base number of FP17s or Patient Questionnaire responses are less than 100. N/A is shown where the base number of responses is less than 10 during the period. % is calculated as Quantity/Base number\*100

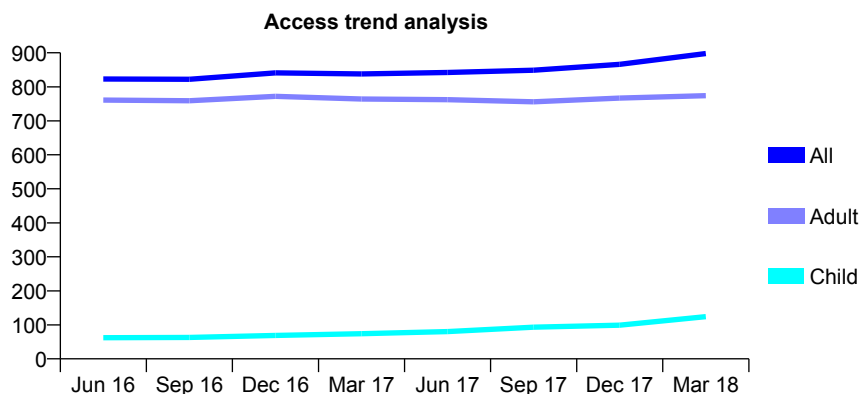
## 7A5 - Vital Signs At a Glance Contract Report for 108200/0004 - Year end March 2018

Name or company name	Cardiff & Vale University Health Board
Contract type name	PDS Contract
Purpose of contract	General
Contract start date	01/04/2006
Contract end date	31/03/2019

17/18 Contracted general activity (UDA)	2,209
Carry forward general activity (UDA)	0
17/18 Contracted orthodontic activity (UOA)	0
Carry forward orthodontic activity (UOA)	0
Baseline contract value	£61,099.39

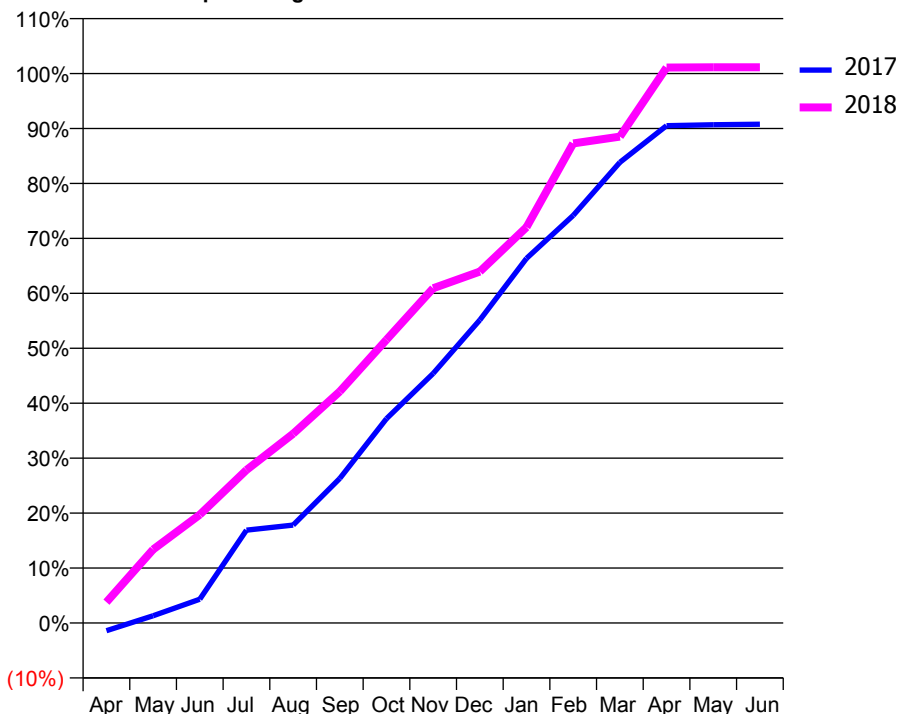
### ACCESS\*

Patients seen in 24 months	Total	Change since previous quarter
Quarter ending March 2017	838	
Quarter ending June 2017	842	→
Quarter ending September 2017	849	→
Quarter ending December 2017	866	↑
Quarter ending March 2018	898	↑
<b>Variance since March 2017</b>	<b>7.2%</b>	<b>↑</b>



### ACTIVITY

Cumulative percentage of contracted UDA delivered 2017 & 2018



Month	Adjusted Scheduled Activity (UDA)	
	2017	2018
April	-32	84
May	29	296
June	96	436
July	373	615
August	394	761
September	582	931
October	821	1,139
November	1,003	1,346
December	1,218	1,413
January	1,466	1,591
February	1,638	1,928
March	1,852	1,955
April	1,999	2,233
May	2,003	2,234
June	2,005	2,234

### QUALITY

	Quantity	Base Number	Contract	LHB	Wales
% of FP17s for the same patient ID Re-attending within 3 months - Children	3	146	2.1%	7.1%	10.9%
% of FP17s for the same patient ID Re-attending within 3 months - Adults	148	982	15.1%	13.6%	16.2%
% of FP17s for the same patient ID Re-attending between 3 & 9 months - Children	60	146	41.1%	54.7%	59.0%
% of FP17s for the same patient ID Re-attending between 3 & 9 months - Adults	406	982	41.3%	53.3%	54.9%
% of FP17s for Band 1 Urgent Courses	181	1,220	14.8%	9.0%	9.0%
% of FP17s Relating to Free Repair or Replacements	4	1,220	0.3%	0.7%	0.7%
% of FP17s Relating to Continuations	6	1,220	0.5%	0.7%	0.8%
% of Patients satisfied with the dentistry they have received	4	5	N/A	92.8%	92.0%
% of Patients satisfied with the time they had to wait for an appointment	5	5	N/A	90.2%	88.1%

\* This is based on patients treated on this contract for their most recent course of treatment. Figures in italics indicate the base number of FP17s or Patient Questionnaire responses are less than 100. N/A is shown where the base number of responses is less than 10 during the period. % is calculated as Quantity/Base number\*100



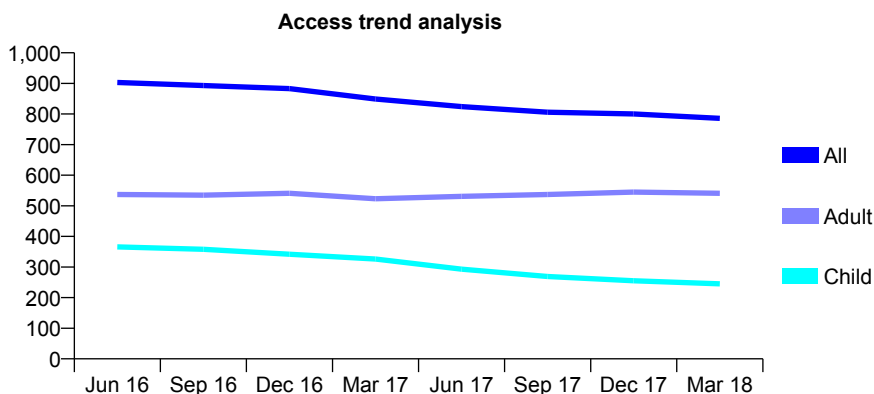
## 7A5 - Vital Signs At a Glance Contract Report for 108200/0006 - Year end March 2018

Name or company name	Cardiff & Vale University Health Board
Contract type name	PDS Contract
Purpose of contract	General
Contract start date	01/04/2006
Contract end date	31/03/2019

17/18 Contracted general activity (UDA)	2,208
Carry forward general activity (UDA)	0
17/18 Contracted orthodontic activity (UOA)	0
Carry forward orthodontic activity (UOA)	0
Baseline contract value	£61,099.38

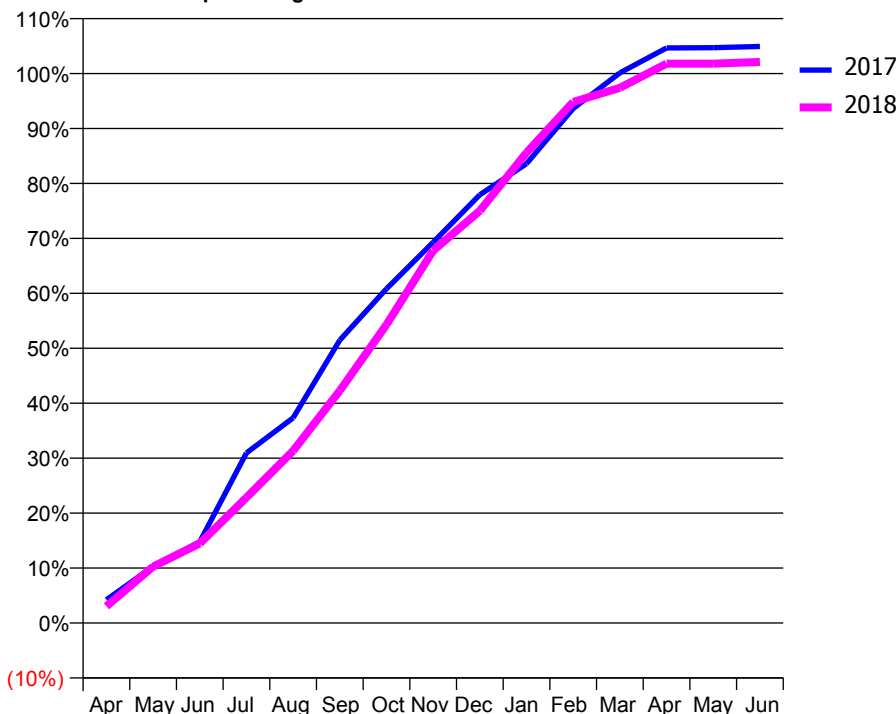
### ACCESS\*

Patients seen in 24 months	Total	Change since previous quarter
Quarter ending March 2017	849	
Quarter ending June 2017	824	↓
Quarter ending September 2017	806	↓
Quarter ending December 2017	800	→
Quarter ending March 2018	786	↓
<b>Variance since March 2017</b>	<b>(7.4%)</b>	<b>↓</b>



### ACTIVITY

Cumulative percentage of contracted UDA delivered 2017 & 2018



Adjusted Scheduled Activity (UDA)

Month	2017	2018
April	94	67
May	228	227
June	326	320
July	684	504
August	824	692
September	1,137	933
October	1,343	1,199
November	1,530	1,496
December	1,721	1,657
January	1,845	1,890
February	2,068	2,094
March	2,210	2,151
April	2,311	2,248
May	2,312	2,248
June	2,317	2,255

### QUALITY

	Quantity	Base Number	Contract	LHB	Wales
% of FP17s for the same patient ID Re-attending within 3 months - Children	11	300	3.7%	7.1%	10.9%
% of FP17s for the same patient ID Re-attending within 3 months - Adults	56	661	8.5%	13.6%	16.2%
% of FP17s for the same patient ID Re-attending between 3 & 9 months - Children	196	300	65.3%	54.7%	59.0%
% of FP17s for the same patient ID Re-attending between 3 & 9 months - Adults	398	661	60.2%	53.3%	54.9%
% of FP17s for Band 1 Urgent Courses	68	957	7.1%	9.0%	9.0%
% of FP17s Relating to Free Repair or Replacements	8	957	0.8%	0.7%	0.7%
% of FP17s Relating to Continuations	2	957	0.2%	0.7%	0.8%
% of Patients satisfied with the dentistry they have received	4	4	N/A	92.8%	92.0%
% of Patients satisfied with the time they had to wait for an appointment	4	4	N/A	90.2%	88.1%

\* This is based on patients treated on this contract for their most recent course of treatment. Figures in italics indicate the base number of FP17s or Patient Questionnaire responses are less than 100. N/A is shown where the base number of responses is less than 10 during the period. % is calculated as Quantity/Base number\*100

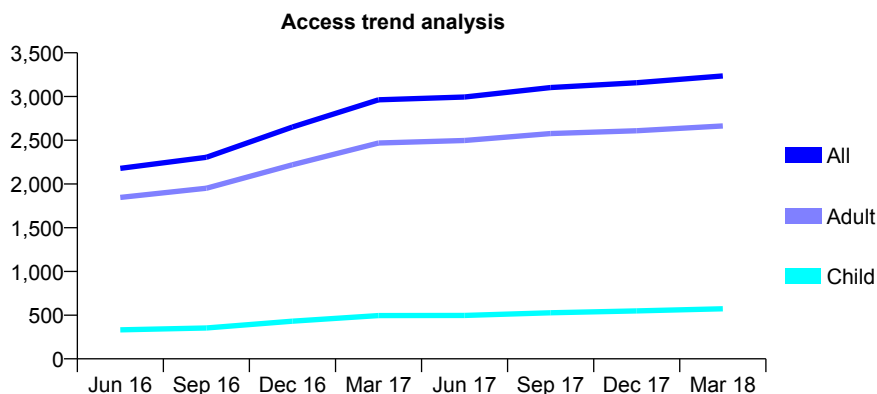
## 7A5 - Vital Signs At a Glance Contract Report for 116300/0008 - Year end March 2018

Name or company name	Whitecross Dental Care Ltd
Contract type name	GDS Contract
Purpose of contract	General
Contract start date	01/04/2015
Contract end date	

17/18 Contracted general activity (UDA)	12,228
Carry forward general activity (UDA)	0
17/18 Contracted orthodontic activity (UOA)	0
Carry forward orthodontic activity (UOA)	0
Baseline contract value	£335,170.25

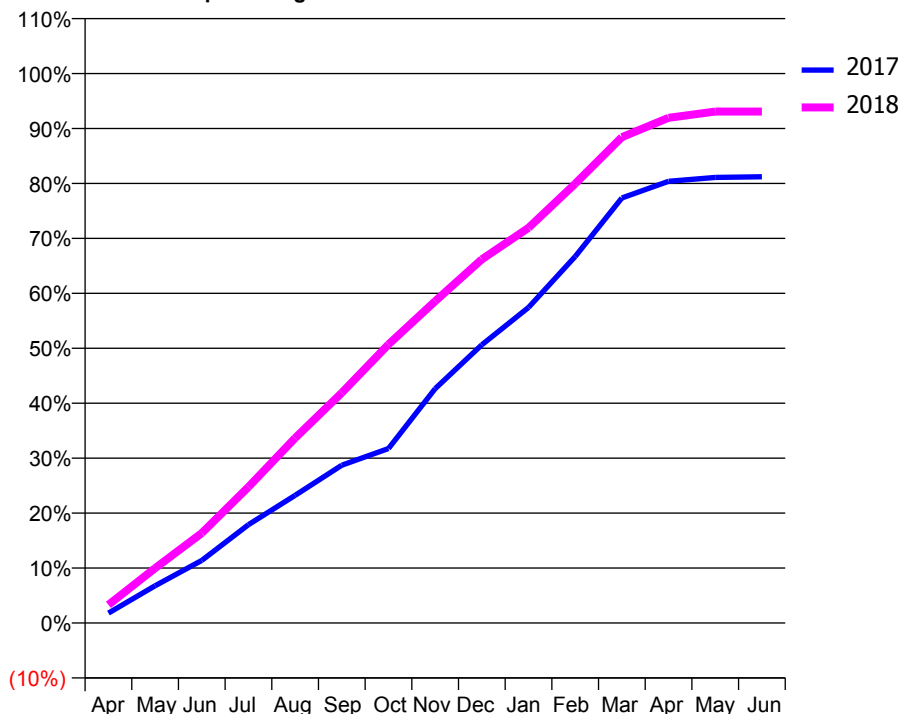
### ACCESS\*

Patients seen in 24 months	Total	Change since previous quarter
Quarter ending March 2017	2,963	
Quarter ending June 2017	2,995	→
Quarter ending September 2017	3,103	↑
Quarter ending December 2017	3,158	→
Quarter ending March 2018	3,236	↑
<b>Variance since March 2017</b>	<b>9.2%</b>	<b>↑</b>



### ACTIVITY

Cumulative percentage of contracted UDA delivered 2017 & 2018



Month	Adjusted Scheduled Activity (UDA)	
	2017	2018
April	220	406
May	830	1,221
June	1,392	2,003
July	2,188	3,029
August	2,842	4,118
September	3,511	5,124
October	3,883	6,201
November	5,216	7,162
December	6,191	8,094
January	7,024	8,793
February	8,155	9,776
March	9,458	10,810
April	9,830	11,241
May	9,916	11,381
June	9,930	11,381

### QUALITY

	Quantity	Base Number	Contract	LHB	Wales
% of FP17s for the same patient ID Re-attending within 3 months - Children	40	814	4.9%	7.1%	10.9%
% of FP17s for the same patient ID Re-attending within 3 months - Adults	459	3,843	11.9%	13.6%	16.2%
% of FP17s for the same patient ID Re-attending between 3 & 9 months - Children	493	814	60.6%	54.7%	59.0%
% of FP17s for the same patient ID Re-attending between 3 & 9 months - Adults	2,136	3,843	55.6%	53.3%	54.9%
% of FP17s for Band 1 Urgent Courses	317	4,658	6.8%	9.0%	9.0%
% of FP17s Relating to Free Repair or Replacements	15	4,658	0.3%	0.7%	0.7%
% of FP17s Relating to Continuations	14	4,658	0.3%	0.7%	0.8%
% of Patients satisfied with the dentistry they have received	11	13	84.6%	92.8%	92.0%
% of Patients satisfied with the time they had to wait for an appointment	9	13	69.2%	90.2%	88.1%

\* This is based on patients treated on this contract for their most recent course of treatment. Figures in italics indicate the base number of FP17s or Patient Questionnaire responses are less than 100. N/A is shown where the base number of responses is less than 10 during the period. % is calculated as Quantity/Base number\*100

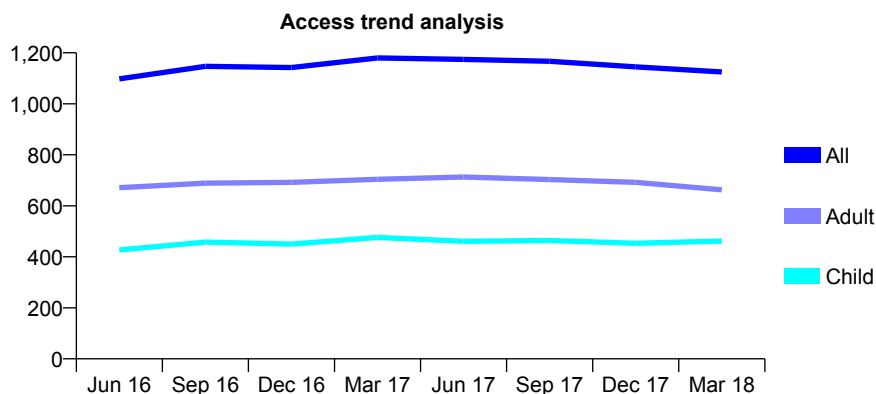
## 7A5 - Vital Signs At a Glance Contract Report for 119121/0001 - Year end March 2018

Name or company name	Jamie Pugh Dental Healthcare Ltd
Contract type name	GDS Contract
Purpose of contract	General
Contract start date	20/04/2009
Contract end date	

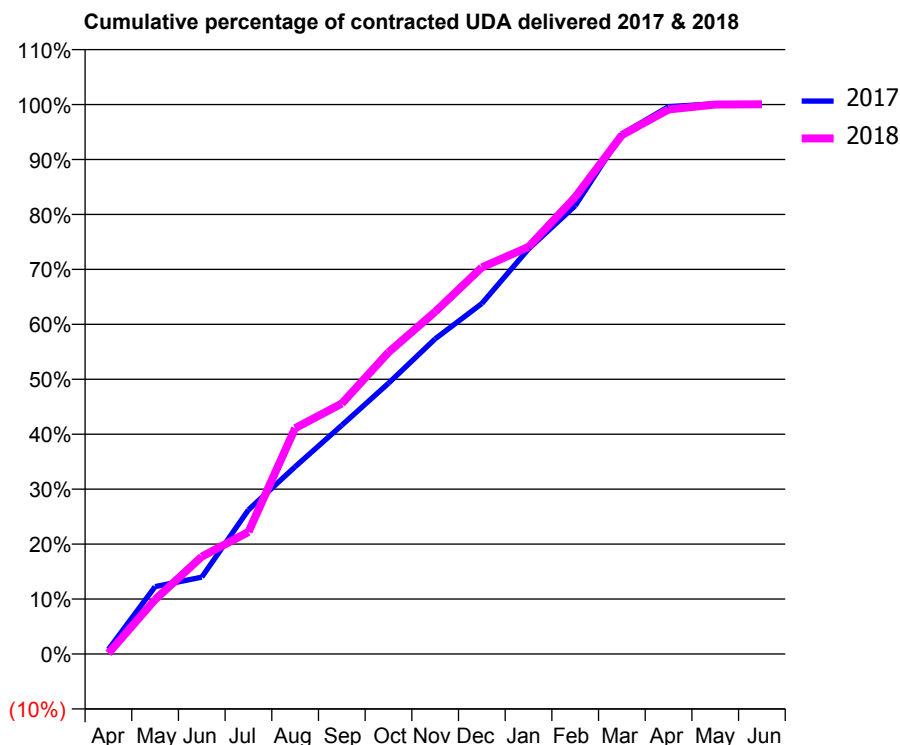
17/18 Contracted general activity (UDA)	3,573
Carry forward general activity (UDA)	-5
17/18 Contracted orthodontic activity (UOA)	0
Carry forward orthodontic activity (UOA)	0
Baseline contract value	£116,890.98

### ACCESS\*

Patients seen in 24 months	Total	Change since previous quarter
Quarter ending March 2017	1,180	
Quarter ending June 2017	1,174	→
Quarter ending September 2017	1,167	→
Quarter ending December 2017	1,145	↓
Quarter ending March 2018	1,125	↓
<b>Variance since March 2017</b>	<b>(4.7%)</b>	<b>↓</b>



### ACTIVITY



Month	Adjusted Scheduled Activity (UDA)	
	2017	2018
April	30	5
May	438	355
June	500	634
July	937	794
August	1,218	1,468
September	1,487	1,629
October	1,760	1,962
November	2,050	2,226
December	2,279	2,514
January	2,634	2,647
February	2,915	2,971
March	3,381	3,374
April	3,559	3,541
May	3,578	3,573
June	3,578	3,575

### QUALITY

	Quantity	Base Number	Contract	LHB	Wales
% of FP17s for the same patient ID Re-attending within 3 months - Children	51	762	6.7%	7.1%	10.9%
% of FP17s for the same patient ID Re-attending within 3 months - Adults	157	988	15.9%	13.6%	16.2%
% of FP17s for the same patient ID Re-attending between 3 & 9 months - Children	490	762	64.3%	54.7%	59.0%
% of FP17s for the same patient ID Re-attending between 3 & 9 months - Adults	586	988	59.3%	53.3%	54.9%
% of FP17s for Band 1 Urgent Courses	159	1,756	9.1%	9.0%	9.0%
% of FP17s Relating to Free Repair or Replacements	6	1,756	0.3%	0.7%	0.7%
% of FP17s Relating to Continuations	11	1,756	0.6%	0.7%	0.8%
% of Patients satisfied with the dentistry they have received	4	4	N/A	92.8%	92.0%
% of Patients satisfied with the time they had to wait for an appointment	3	4	N/A	90.2%	88.1%

\* This is based on patients treated on this contract for their most recent course of treatment. Figures in italics indicate the base number of FP17s or Patient Questionnaire responses are less than 100. N/A is shown where the base number of responses is less than 10 during the period. % is calculated as Quantity/Base number\*100

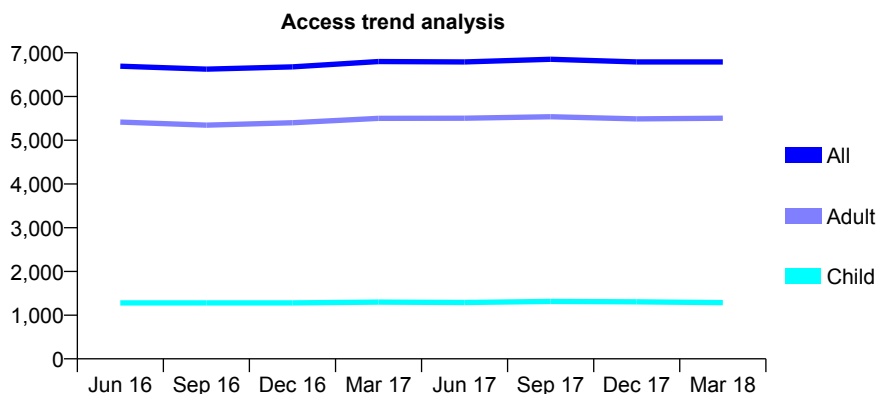
## 7A5 - Vital Signs At a Glance Contract Report for 121878/0001 - Year end March 2018

Name or company name	Courtland Dental Centre Ltd
Contract type name	GDS Contract
Purpose of contract	General
Contract start date	01/04/2012
Contract end date	

17/18 Contracted general activity (UDA)	22,107
Carry forward general activity (UDA)	442
17/18 Contracted orthodontic activity (UOA)	0
Carry forward orthodontic activity (UOA)	0
Baseline contract value	£657,100.82

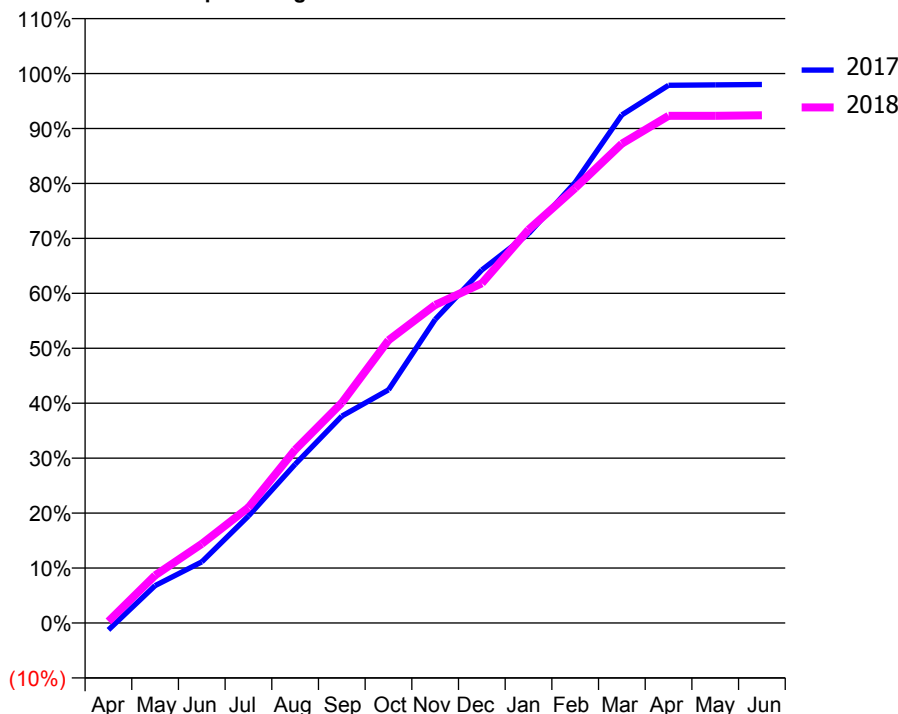
### ACCESS\*

Patients seen in 24 months	Total	Change since previous quarter
Quarter ending March 2017	6,799	
Quarter ending June 2017	6,792	→
Quarter ending September 2017	6,851	→
Quarter ending December 2017	6,791	→
Quarter ending March 2018	6,790	→
<b>Variance since March 2017</b>	<b>(0.1%)</b>	→



### ACTIVITY

Cumulative percentage of contracted UDA delivered 2017 & 2018



### QUALITY

	Quantity	Base Number	Contract	LHB	Wales
% of FP17s for the same patient ID Re-attending within 3 months - Children	107	1,616	6.6%	7.1%	10.9%
% of FP17s for the same patient ID Re-attending within 3 months - Adults	1,249	8,130	15.4%	13.6%	16.2%
% of FP17s for the same patient ID Re-attending between 3 & 9 months - Children	782	1,616	48.4%	54.7%	59.0%
% of FP17s for the same patient ID Re-attending between 3 & 9 months - Adults	4,380	8,130	53.9%	53.3%	54.9%
% of FP17s for Band 1 Urgent Courses	984	9,771	10.1%	9.0%	9.0%
% of FP17s Relating to Free Repair or Replacements	63	9,771	0.6%	0.7%	0.7%
% of FP17s Relating to Continuations	79	9,771	0.8%	0.7%	0.8%
% of Patients satisfied with the dentistry they have received	27	28	96.4%	92.8%	92.0%
% of Patients satisfied with the time they had to wait for an appointment	26	28	92.9%	90.2%	88.1%

\* This is based on patients treated on this contract for their most recent course of treatment. Figures in italics indicate the base number of FP17s or Patient Questionnaire responses are less than 100. N/A is shown where the base number of responses is less than 10 during the period. % is calculated as Quantity/Base number\*100

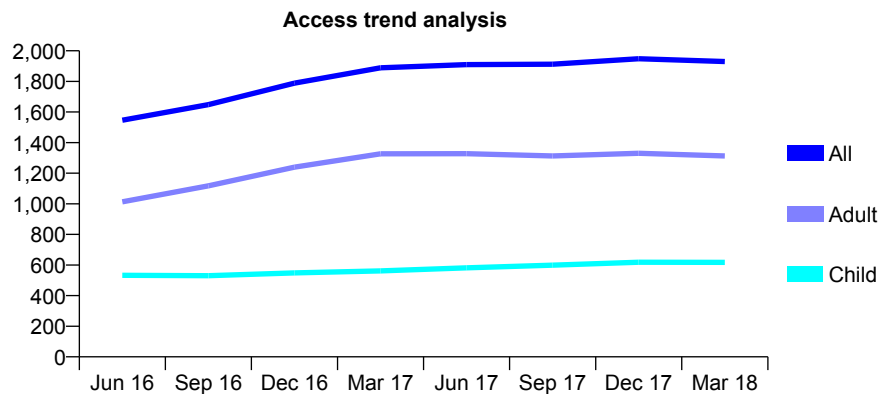
## 7A5 - Vital Signs At a Glance Contract Report for 132349/0001 - Year end March 2018

Name or company name	Cenniniago Ltd
Contract type name	GDS Contract
Purpose of contract	General
Contract start date	01/08/2013
Contract end date	

17/18 Contracted general activity (UDA)	5,273
Carry forward general activity (UDA)	-206
17/18 Contracted orthodontic activity (UOA)	0
Carry forward orthodontic activity (UOA)	0
Baseline contract value	£133,070.99

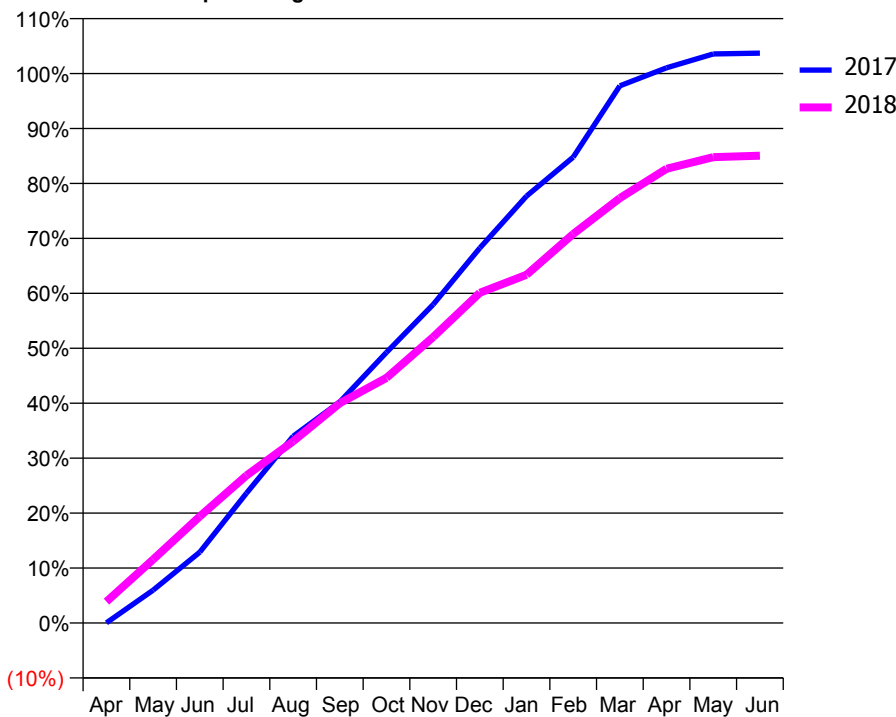
### ACCESS\*

Patients seen in 24 months	Total	Change since previous quarter
Quarter ending March 2017	1,889	
Quarter ending June 2017	1,910	→
Quarter ending September 2017	1,912	→
Quarter ending December 2017	1,948	→
Quarter ending March 2018	1,930	→
<b>Variance since March 2017</b>	<b>2.2%</b>	<b>↑</b>



### ACTIVITY

Cumulative percentage of contracted UDA delivered 2017 & 2018



Month	Adjusted Scheduled Activity (UDA)	
	2017	2018
April	2	206
May	332	609
June	716	1,023
July	1,311	1,416
August	1,886	1,744
September	2,234	2,110
October	2,733	2,353
November	3,217	2,745
December	3,788	3,169
January	4,312	3,342
February	4,705	3,734
March	5,426	4,078
April	5,607	4,359
May	5,747	4,470
June	5,756	4,484

### QUALITY

	Quantity	Base Number	Contract	LHB	Wales
% of FP17s for the same patient ID Re-attending within 3 months - Children	43	648	6.6%	7.1%	10.9%
% of FP17s for the same patient ID Re-attending within 3 months - Adults	155	1,271	12.2%	13.6%	16.2%
% of FP17s for the same patient ID Re-attending between 3 & 9 months - Children	229	648	35.3%	54.7%	59.0%
% of FP17s for the same patient ID Re-attending between 3 & 9 months - Adults	452	1,271	35.6%	53.3%	54.9%
% of FP17s for Band 1 Urgent Courses	152	1,984	7.7%	9.0%	9.0%
% of FP17s Relating to Free Repair or Replacements	16	1,984	0.8%	0.7%	0.7%
% of FP17s Relating to Continuations	3	1,984	0.2%	0.7%	0.8%
% of Patients satisfied with the dentistry they have received	7	7	N/A	92.8%	92.0%
% of Patients satisfied with the time they had to wait for an appointment	7	7	N/A	90.2%	88.1%

\* This is based on patients treated on this contract for their most recent course of treatment. Figures in italics indicate the base number of FP17s or Patient Questionnaire responses are less than 100. N/A is shown where the base number of responses is less than 10 during the period. % is calculated as Quantity/Base number\*100

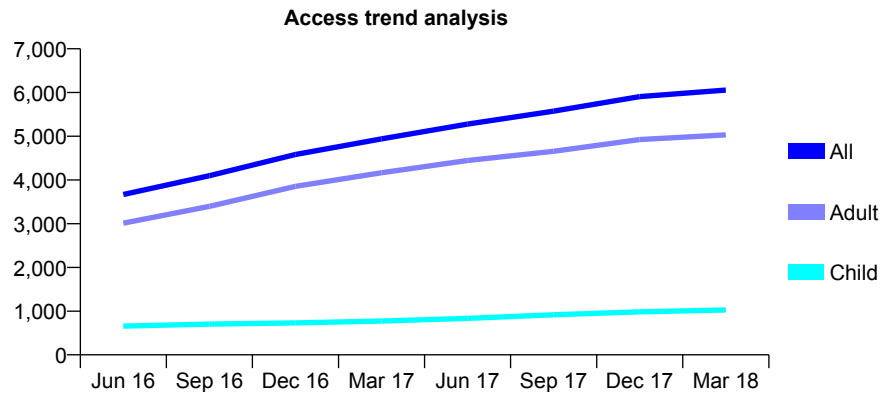
## 7A5 - Vital Signs At a Glance Contract Report for 134112/0001 - Year end March 2018

Name or company name	R D Davies Ltd
Contract type name	GDS Contract
Purpose of contract	General
Contract start date	01/04/2009
Contract end date	

17/18 Contracted general activity (UDA)	21,257
Carry forward general activity (UDA)	-540
17/18 Contracted orthodontic activity (UOA)	0
Carry forward orthodontic activity (UOA)	0
Baseline contract value	£604,409.38

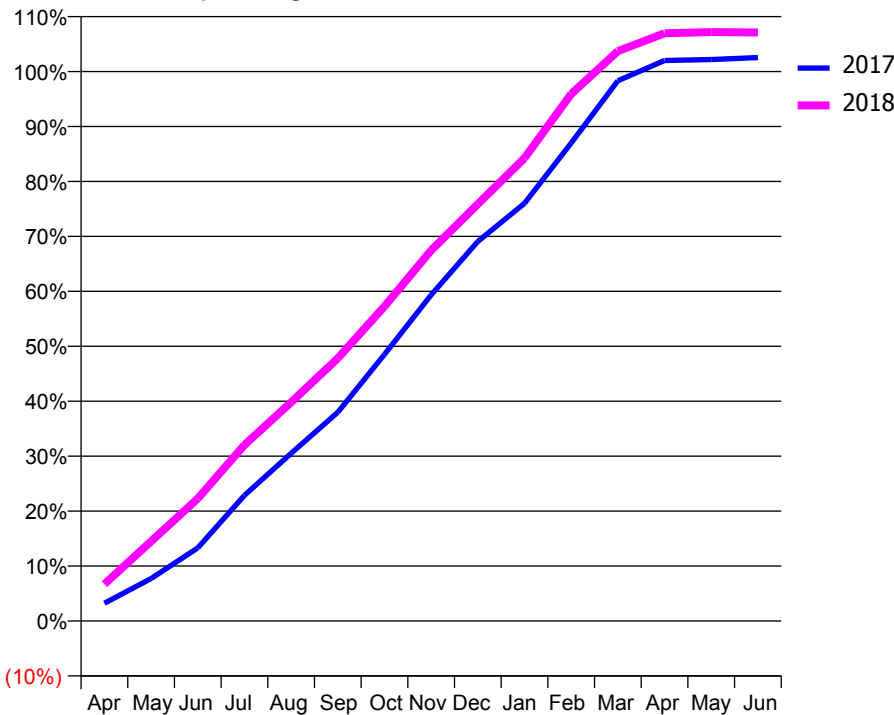
### ACCESS\*

Patients seen in 24 months	Total	Change since previous quarter
Quarter ending March 2017	4,939	
Quarter ending June 2017	5,278	↑
Quarter ending September 2017	5,574	↑
Quarter ending December 2017	5,908	↑
Quarter ending March 2018	6,056	↑
<b>Variance since March 2017</b>	<b>22.6%</b>	<b>↑</b>



### ACTIVITY

**Cumulative percentage of contracted UDA delivered 2017 & 2018**



Month	Adjusted Scheduled Activity (UDA)	
	2017	2018
April	687	1,427
May	1,635	3,080
June	2,820	4,737
July	4,846	6,810
August	6,462	8,463
September	8,045	10,164
October	10,275	12,171
November	12,567	14,335
December	14,631	16,127
January	16,102	17,908
February	18,425	20,387
March	20,823	22,045
April	21,602	22,735
May	21,639	22,780
June	21,719	22,765

### QUALITY

	Quantity	Base Number	Contract	LHB	Wales
% of FP17s for the same patient ID Re-attending within 3 months - Children	138	1,585	8.7%	7.1%	10.9%
% of FP17s for the same patient ID Re-attending within 3 months - Adults	1,153	7,317	15.8%	13.6%	16.2%
% of FP17s for the same patient ID Re-attending between 3 & 9 months - Children	838	1,585	52.9%	54.7%	59.0%
% of FP17s for the same patient ID Re-attending between 3 & 9 months - Adults	3,784	7,317	51.7%	53.3%	54.9%
% of FP17s for Band 1 Urgent Courses	768	8,833	8.7%	9.0%	9.0%
% of FP17s Relating to Free Repair or Replacements	82	8,833	0.9%	0.7%	0.7%
% of FP17s Relating to Continuations	35	8,833	0.4%	0.7%	0.8%
% of Patients satisfied with the dentistry they have received	31	32	96.9%	92.8%	92.0%
% of Patients satisfied with the time they had to wait for an appointment	29	32	90.6%	90.2%	88.1%

\* This is based on patients treated on this contract for their most recent course of treatment. Figures in italics indicate the base number of FP17s or Patient Questionnaire responses are less than 100. N/A is shown where the base number of responses is less than 10 during the period. % is calculated as Quantity/Base number\*100

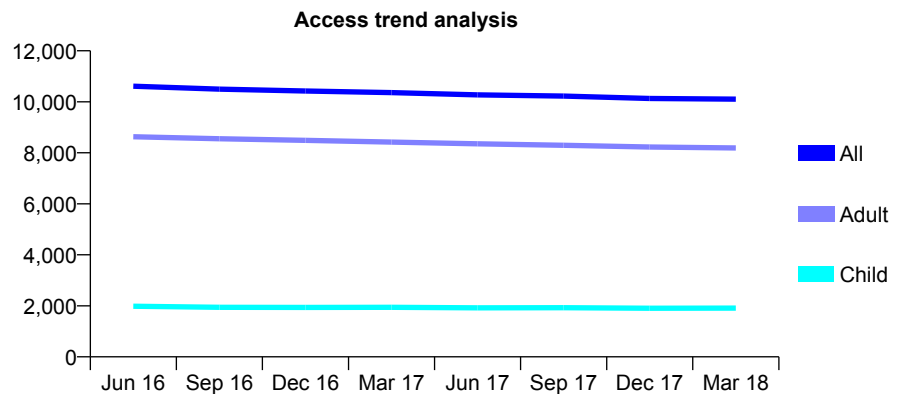
## 7A5 - Vital Signs At a Glance Contract Report for 142638/0003 - Year end March 2018

Name or company name	The Goodwin Partnership Limited
Contract type name	GDS Contract
Purpose of contract	General
Contract start date	01/04/2009
Contract end date	

17/18 Contracted general activity (UDA)	31,894
Carry forward general activity (UDA)	-896
17/18 Contracted orthodontic activity (UOA)	0
Carry forward orthodontic activity (UOA)	0
Baseline contract value	£773,346.50

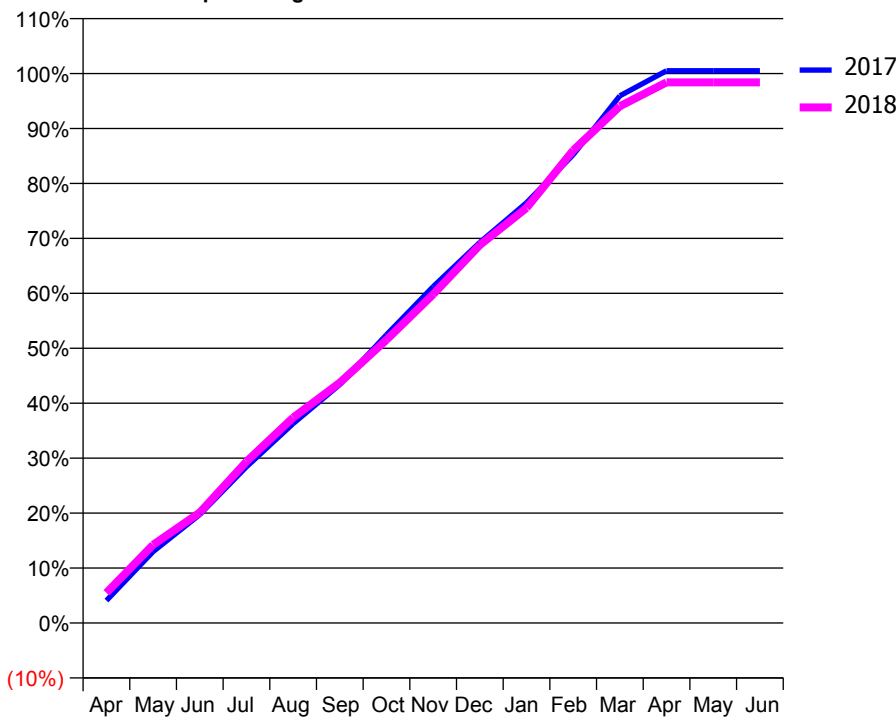
### ACCESS\*

Patients seen in 24 months	Total	Change since previous quarter
Quarter ending March 2017	10,360	
Quarter ending June 2017	10,272	→
Quarter ending September 2017	10,224	→
Quarter ending December 2017	10,133	→
Quarter ending March 2018	10,102	→
<b>Variance since March 2017</b>	<b>(2.5%)</b>	<b>↓</b>



### ACTIVITY

Cumulative percentage of contracted UDA delivered 2017 & 2018



Month	Adjusted Scheduled Activity (UDA)	
	2017	2018
April	1,301	1,750
May	4,146	4,536
June	6,299	6,412
July	9,066	9,365
August	11,572	11,920
September	13,845	13,947
October	16,732	16,436
November	19,526	19,073
December	22,092	21,941
January	24,389	24,091
February	27,176	27,434
March	30,601	29,992
April	32,051	31,379
May	32,056	31,378
June	32,052	31,379

### QUALITY

	Quantity	Base Number	Contract	LHB	Wales
% of FP17s for the same patient ID Re-attending within 3 months - Children	206	2,729	7.5%	7.1%	10.9%
% of FP17s for the same patient ID Re-attending within 3 months - Adults	1,790	12,812	14.0%	13.6%	16.2%
% of FP17s for the same patient ID Re-attending between 3 & 9 months - Children	1,353	2,729	49.6%	54.7%	59.0%
% of FP17s for the same patient ID Re-attending between 3 & 9 months - Adults	7,144	12,812	55.8%	53.3%	54.9%
% of FP17s for Band 1 Urgent Courses	1,124	15,501	7.3%	9.0%	9.0%
% of FP17s Relating to Free Repair or Replacements	125	15,501	0.8%	0.7%	0.7%
% of FP17s Relating to Continuations	121	15,501	0.8%	0.7%	0.8%
% of Patients satisfied with the dentistry they have received	53	58	91.4%	92.8%	92.0%
% of Patients satisfied with the time they had to wait for an appointment	54	58	93.1%	90.2%	88.1%

\* This is based on patients treated on this contract for their most recent course of treatment. Figures in italics indicate the base number of FP17s or Patient Questionnaire responses are less than 100. N/A is shown where the base number of responses is less than 10 during the period. % is calculated as Quantity/Base number\*100



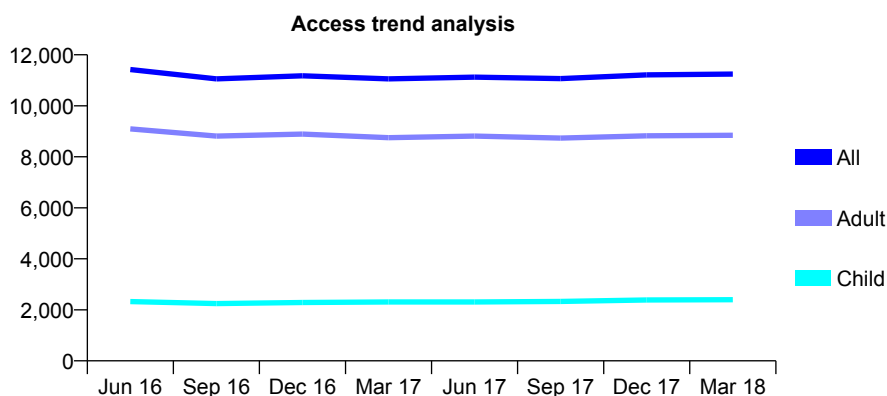
## 7A5 - Vital Signs At a Glance Contract Report for 158194/0018 - Year end March 2018

Name or company name	Denticare Ltd
Contract type name	GDS Contract
Purpose of contract	General
Contract start date	01/12/2007
Contract end date	

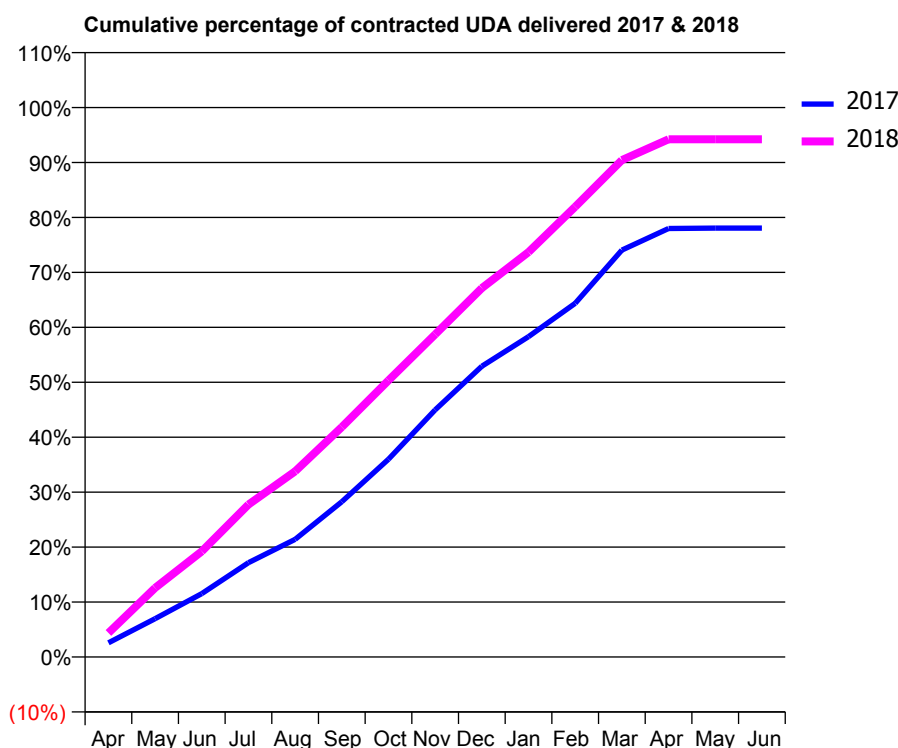
17/18 Contracted general activity (UDA)	40,000
Carry forward general activity (UDA)	0
17/18 Contracted orthodontic activity (UOA)	0
Carry forward orthodontic activity (UOA)	0
Baseline contract value	£969,588.00

### ACCESS\*

Patients seen in 24 months	Total	Change since previous quarter
Quarter ending March 2017	11,058	
Quarter ending June 2017	11,123	→
Quarter ending September 2017	11,065	→
Quarter ending December 2017	11,211	→
Quarter ending March 2018	11,242	→
<b>Variance since March 2017</b>	<b>1.7%</b>	<b>→</b>



### ACTIVITY



Month	Adjusted Scheduled Activity (UDA)	
	2017	2018
April	1,082	1,753
May	2,928	5,037
June	4,835	7,694
July	7,193	11,099
August	8,973	13,516
September	11,843	16,741
October	15,080	20,140
November	18,846	23,484
December	22,171	26,850
January	24,429	29,473
February	26,973	32,774
March	31,031	36,175
April	32,677	37,687
May	32,703	37,691
June	32,707	37,690

### QUALITY

	Quantity	Base Number	Contract	LHB	Wales
% of FP17s for the same patient ID Re-attending within 3 months - Children	245	3,690	6.6%	7.1%	10.9%
% of FP17s for the same patient ID Re-attending within 3 months - Adults	1,456	13,252	11.0%	13.6%	16.2%
% of FP17s for the same patient ID Re-attending between 3 & 9 months - Children	2,258	3,690	61.2%	54.7%	59.0%
% of FP17s for the same patient ID Re-attending between 3 & 9 months - Adults	7,779	13,252	58.7%	53.3%	54.9%
% of FP17s for Band 1 Urgent Courses	876	16,774	5.2%	9.0%	9.0%
% of FP17s Relating to Free Repair or Replacements	121	16,774	0.7%	0.7%	0.7%
% of FP17s Relating to Continuations	235	16,774	1.4%	0.7%	0.8%
% of Patients satisfied with the dentistry they have received	55	62	88.7%	92.8%	92.0%
% of Patients satisfied with the time they had to wait for an appointment	53	62	85.5%	90.2%	88.1%

\* This is based on patients treated on this contract for their most recent course of treatment. Figures in italics indicate the base number of FP17s or Patient Questionnaire responses are less than 100. N/A is shown where the base number of responses is less than 10 during the period. % is calculated as Quantity/Base number\*100

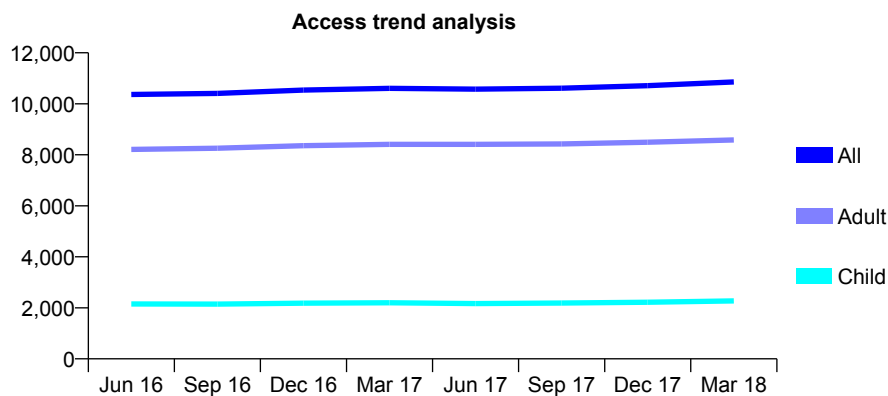
## 7A5 - Vital Signs At a Glance Contract Report for 178551/0001 - Year end March 2018

Name or company name	Bryant Dental Practice Limited
Contract type name	GDS Contract
Purpose of contract	General
Contract start date	01/04/2008
Contract end date	

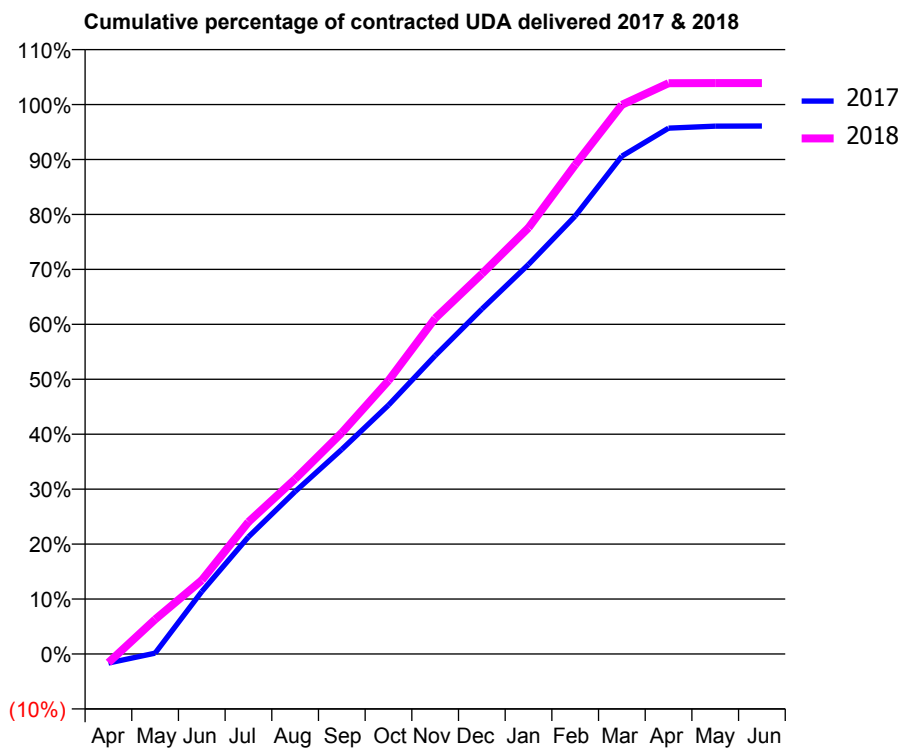
17/18 Contracted general activity (UDA)	36,793
Carry forward general activity (UDA)	1,556
17/18 Contracted orthodontic activity (UOA)	0
Carry forward orthodontic activity (UOA)	0
Baseline contract value	£845,640.65

### ACCESS\*

Patients seen in 24 months	Total	Change since previous quarter
Quarter ending March 2017	10,607	
Quarter ending June 2017	10,576	→
Quarter ending September 2017	10,610	→
Quarter ending December 2017	10,713	→
Quarter ending March 2018	10,856	→
<b>Variance since March 2017</b>	<b>2.3%</b>	<b>↑</b>



### ACTIVITY



Month	Adjusted Scheduled Activity (UDA)	
	2017	2018
April	-660	-583
May	61	2,318
June	4,508	4,938
July	8,450	8,844
August	11,718	11,723
September	14,760	14,819
October	17,952	18,304
November	21,523	22,473
December	24,882	25,453
January	28,096	28,544
February	31,590	32,757
March	35,915	36,770
April	37,936	38,217
May	38,077	38,231
June	38,081	38,231

### QUALITY

	Quantity	Base Number	Contract	LHB	Wales
% of FP17s for the same patient ID Re-attending within 3 months - Children	321	3,085	10.4%	7.1%	10.9%
% of FP17s for the same patient ID Re-attending within 3 months - Adults	2,340	12,338	19.0%	13.6%	16.2%
% of FP17s for the same patient ID Re-attending between 3 & 9 months - Children	1,447	3,085	46.9%	54.7%	59.0%
% of FP17s for the same patient ID Re-attending between 3 & 9 months - Adults	6,041	12,338	49.0%	53.3%	54.9%
% of FP17s for Band 1 Urgent Courses	1,725	15,238	11.3%	9.0%	9.0%
% of FP17s Relating to Free Repair or Replacements	200	15,238	1.3%	0.7%	0.7%
% of FP17s Relating to Continuations	82	15,238	0.5%	0.7%	0.8%
% of Patients satisfied with the dentistry they have received	50	51	98.0%	92.8%	92.0%
% of Patients satisfied with the time they had to wait for an appointment	45	51	88.2%	90.2%	88.1%

\* This is based on patients treated on this contract for their most recent course of treatment. Figures in italics indicate the base number of FP17s or Patient Questionnaire responses are less than 100. N/A is shown where the base number of responses is less than 10 during the period. % is calculated as Quantity/Base number\*100

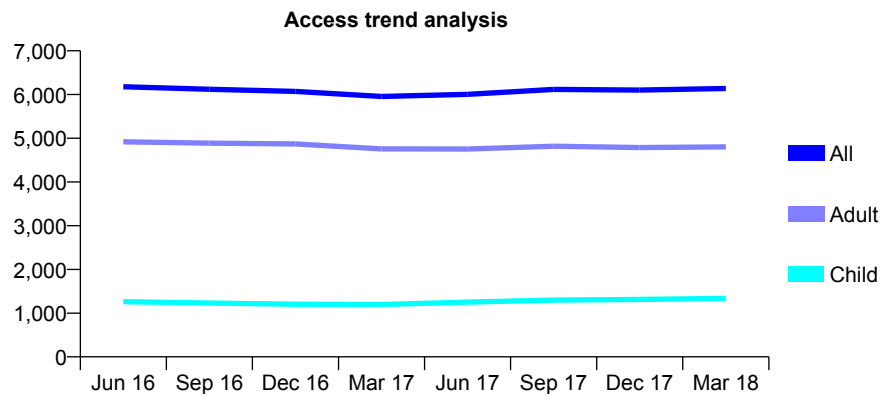
## 7A5 - Vital Signs At a Glance Contract Report for 178756/0001 - Year end March 2018

Name or company name	N Khan Awal and Associates Ltd
Contract type name	GDS Contract
Purpose of contract	General
Contract start date	01/01/2010
Contract end date	

17/18 Contracted general activity (UDA)	20,969
Carry forward general activity (UDA)	-341
17/18 Contracted orthodontic activity (UOA)	0
Carry forward orthodontic activity (UOA)	0
Baseline contract value	£452,526.48

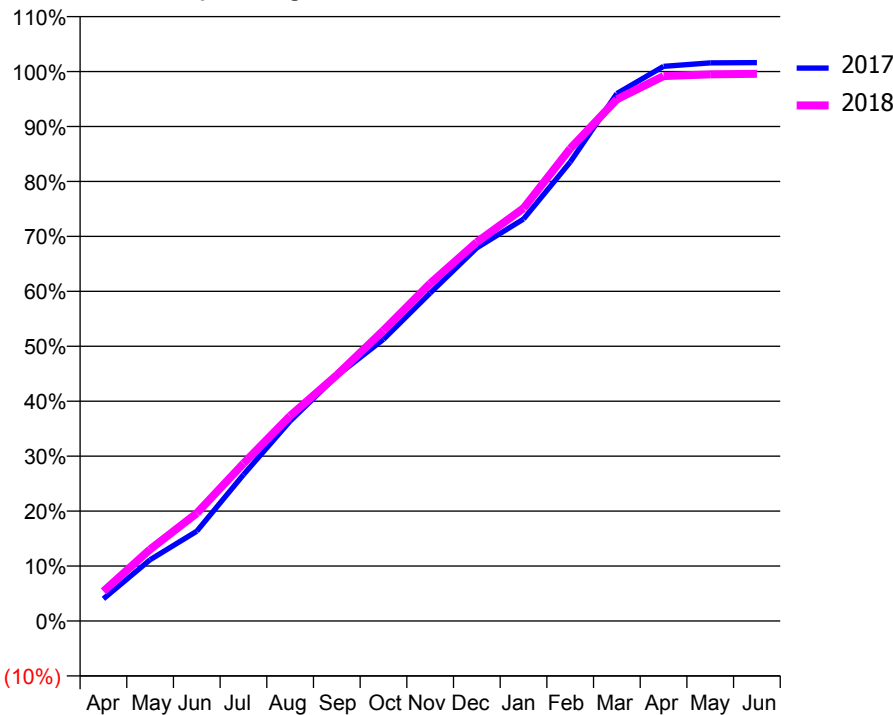
### ACCESS\*

Patients seen in 24 months	Total	Change since previous quarter
Quarter ending March 2017	5,954	
Quarter ending June 2017	6,004	→
Quarter ending September 2017	6,116	→
Quarter ending December 2017	6,102	→
Quarter ending March 2018	6,139	→
<b>Variance since March 2017</b>	<b>3.1%</b>	<b>↑</b>



### ACTIVITY

Cumulative percentage of contracted UDA delivered 2017 & 2018



Month	Adjusted Scheduled Activity (UDA)	
	2017	2018
April	848	1,131
May	2,341	2,736
June	3,426	4,116
July	5,586	6,014
August	7,631	7,829
September	9,361	9,385
October	10,752	11,090
November	12,514	12,880
December	14,242	14,457
January	15,341	15,752
February	17,512	18,024
March	20,127	19,910
April	21,166	20,793
May	21,298	20,860
June	21,310	20,879

### QUALITY

	Quantity	Base Number	Contract	LHB	Wales
% of FP17s for the same patient ID Re-attending within 3 months - Children	107	1,866	5.7%	7.1%	10.9%
% of FP17s for the same patient ID Re-attending within 3 months - Adults	933	7,332	12.7%	13.6%	16.2%
% of FP17s for the same patient ID Re-attending between 3 & 9 months - Children	1,059	1,866	56.8%	54.7%	59.0%
% of FP17s for the same patient ID Re-attending between 3 & 9 months - Adults	4,500	7,332	61.4%	53.3%	54.9%
% of FP17s for Band 1 Urgent Courses	639	9,114	7.0%	9.0%	9.0%
% of FP17s Relating to Free Repair or Replacements	97	9,114	1.1%	0.7%	0.7%
% of FP17s Relating to Continuations	66	9,114	0.7%	0.7%	0.8%
% of Patients satisfied with the dentistry they have received	26	28	92.9%	92.8%	92.0%
% of Patients satisfied with the time they had to wait for an appointment	27	28	96.4%	90.2%	88.1%

\* This is based on patients treated on this contract for their most recent course of treatment. Figures in italics indicate the base number of FP17s or Patient Questionnaire responses are less than 100. N/A is shown where the base number of responses is less than 10 during the period. % is calculated as Quantity/Base number\*100

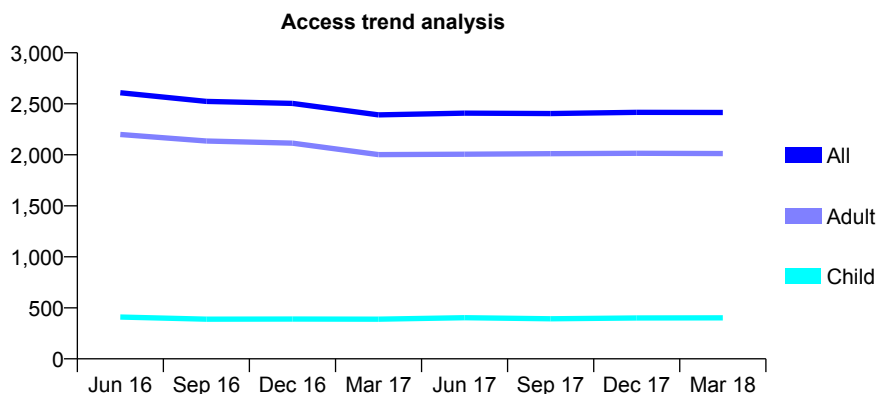
## 7A5 - Vital Signs At a Glance Contract Report for 180416/0001 - Year end March 2018

Name or company name	Croft Practice Limited
Contract type name	GDS Contract
Purpose of contract	General
Contract start date	01/04/2009
Contract end date	

17/18 Contracted general activity (UDA)	8,558
Carry forward general activity (UDA)	-108
17/18 Contracted orthodontic activity (UOA)	0
Carry forward orthodontic activity (UOA)	0
Baseline contract value	£206,425.66

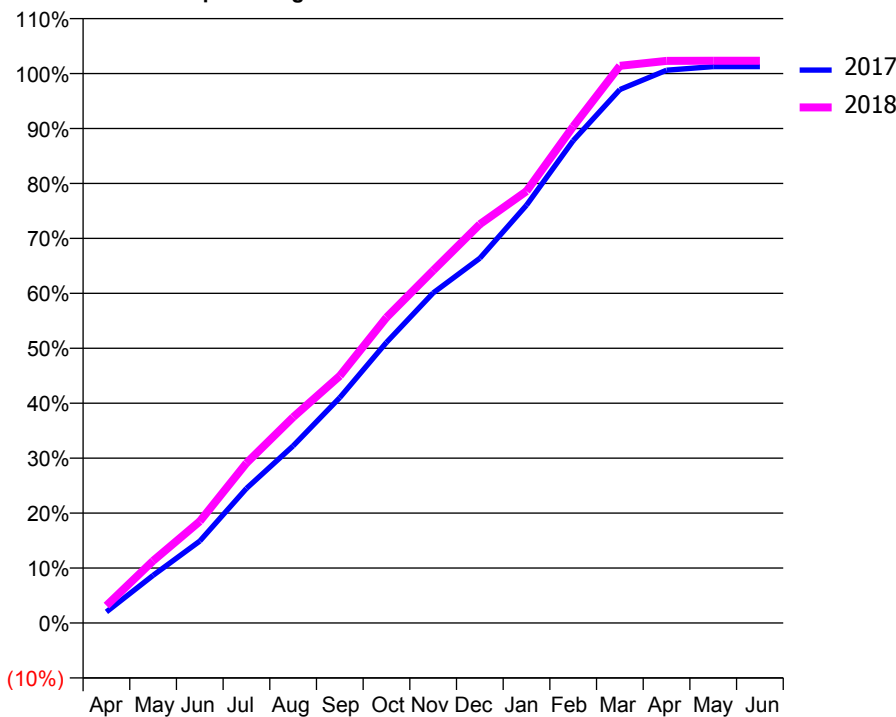
### ACCESS\*

Patients seen in 24 months	Total	Change since previous quarter
Quarter ending March 2017	2,391	
Quarter ending June 2017	2,409	→
Quarter ending September 2017	2,404	→
Quarter ending December 2017	2,416	→
Quarter ending March 2018	2,415	→
<b>Variance since March 2017</b>	<b>1.0%</b>	<b>→</b>



### ACTIVITY

Cumulative percentage of contracted UDA delivered 2017 & 2018



Month	Adjusted Scheduled Activity (UDA)	
	2017	2018
April	173	270
May	743	969
June	1,277	1,584
July	2,096	2,490
August	2,759	3,206
September	3,511	3,850
October	4,370	4,759
November	5,141	5,489
December	5,682	6,210
January	6,507	6,725
February	7,512	7,733
March	8,308	8,677
April	8,608	8,754
May	8,666	8,757
June	8,666	8,756

### QUALITY

	Quantity	Base Number	Contract	LHB	Wales
% of FP17s for the same patient ID Re-attending within 3 months - Children	33	572	5.8%	7.1%	10.9%
% of FP17s for the same patient ID Re-attending within 3 months - Adults	290	2,900	10.0%	13.6%	16.2%
% of FP17s for the same patient ID Re-attending between 3 & 9 months - Children	320	572	55.9%	54.7%	59.0%
% of FP17s for the same patient ID Re-attending between 3 & 9 months - Adults	1,633	2,900	56.3%	53.3%	54.9%
% of FP17s for Band 1 Urgent Courses	85	3,398	2.5%	9.0%	9.0%
% of FP17s Relating to Free Repair or Replacements	12	3,398	0.4%	0.7%	0.7%
% of FP17s Relating to Continuations	44	3,398	1.3%	0.7%	0.8%
% of Patients satisfied with the dentistry they have received	25	25	100.0%	92.8%	92.0%
% of Patients satisfied with the time they had to wait for an appointment	25	25	100.0%	90.2%	88.1%

\* This is based on patients treated on this contract for their most recent course of treatment. Figures in italics indicate the base number of FP17s or Patient Questionnaire responses are less than 100. N/A is shown where the base number of responses is less than 10 during the period. % is calculated as Quantity/Base number\*100

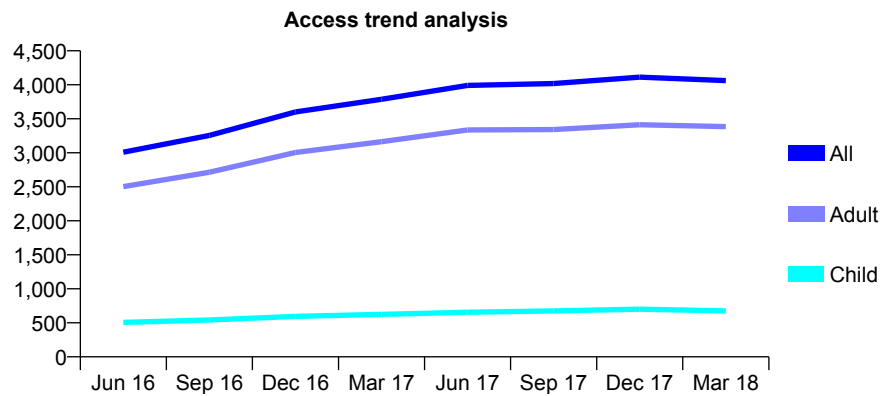
## 7A5 - Vital Signs At a Glance Contract Report for 181927/0001 - Year end March 2018

Name or company name	Jamshad & Daraie
Contract type name	GDS Contract
Purpose of contract	General
Contract start date	01/07/2015
Contract end date	

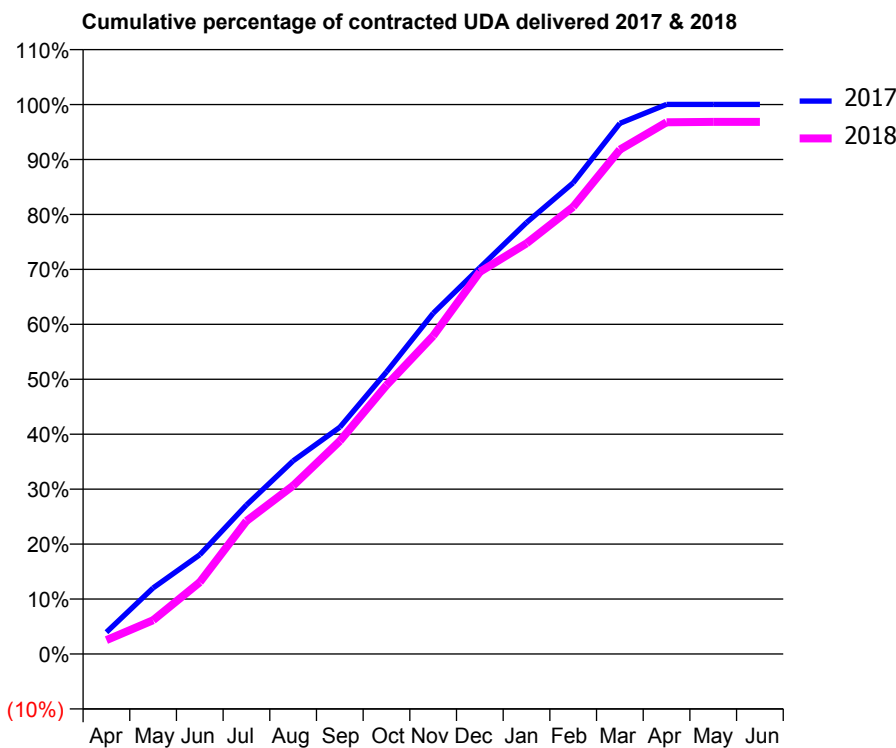
17/18 Contracted general activity (UDA)	12,245
Carry forward general activity (UDA)	-3
17/18 Contracted orthodontic activity (UOA)	0
Carry forward orthodontic activity (UOA)	0
Baseline contract value	£312,753.31

### ACCESS\*

Patients seen in 24 months	Total	Change since previous quarter
Quarter ending March 2017	3,787	
Quarter ending June 2017	3,992	↑
Quarter ending September 2017	4,018	→
Quarter ending December 2017	4,113	↑
Quarter ending March 2018	4,061	↓
<b>Variance since March 2017</b>	<b>7.2%</b>	<b>↑</b>



### ACTIVITY



Month	Adjusted Scheduled Activity (UDA)	
	2017	2018
April	485	311
May	1,471	752
June	2,214	1,601
July	3,321	2,965
August	4,303	3,751
September	5,053	4,748
October	6,286	5,988
November	7,594	7,087
December	8,610	8,514
January	9,616	9,150
February	10,500	9,966
March	11,824	11,241
April	12,248	11,850
May	12,248	11,859
June	12,248	11,859

### QUALITY

	Quantity	Base Number	Contract	LHB	Wales
% of FP17s for the same patient ID Re-attending within 3 months - Children	23	743	3.1%	7.1%	10.9%
% of FP17s for the same patient ID Re-attending within 3 months - Adults	200	3,733	5.4%	13.6%	16.2%
% of FP17s for the same patient ID Re-attending between 3 & 9 months - Children	315	743	42.4%	54.7%	59.0%
% of FP17s for the same patient ID Re-attending between 3 & 9 months - Adults	1,938	3,733	51.9%	53.3%	54.9%
% of FP17s for Band 1 Urgent Courses	89	4,525	2.0%	9.0%	9.0%
% of FP17s Relating to Free Repair or Replacements	6	4,525	0.1%	0.7%	0.7%
% of FP17s Relating to Continuations	14	4,525	0.3%	0.7%	0.8%
% of Patients satisfied with the dentistry they have received	17	23	73.9%	92.8%	92.0%
% of Patients satisfied with the time they had to wait for an appointment	18	23	78.3%	90.2%	88.1%

\* This is based on patients treated on this contract for their most recent course of treatment. Figures in italics indicate the base number of FP17s or Patient Questionnaire responses are less than 100. N/A is shown where the base number of responses is less than 10 during the period. % is calculated as Quantity/Base number\*100

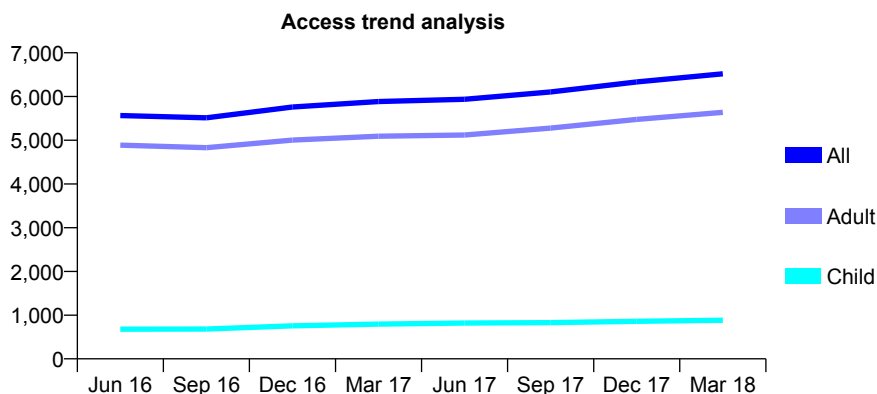
## 7A5 - Vital Signs At a Glance Contract Report for 197955/0001 - Year end March 2018

Name or company name	United Dental Ltd
Contract type name	GDS Contract
Purpose of contract	General
Contract start date	01/01/2012
Contract end date	

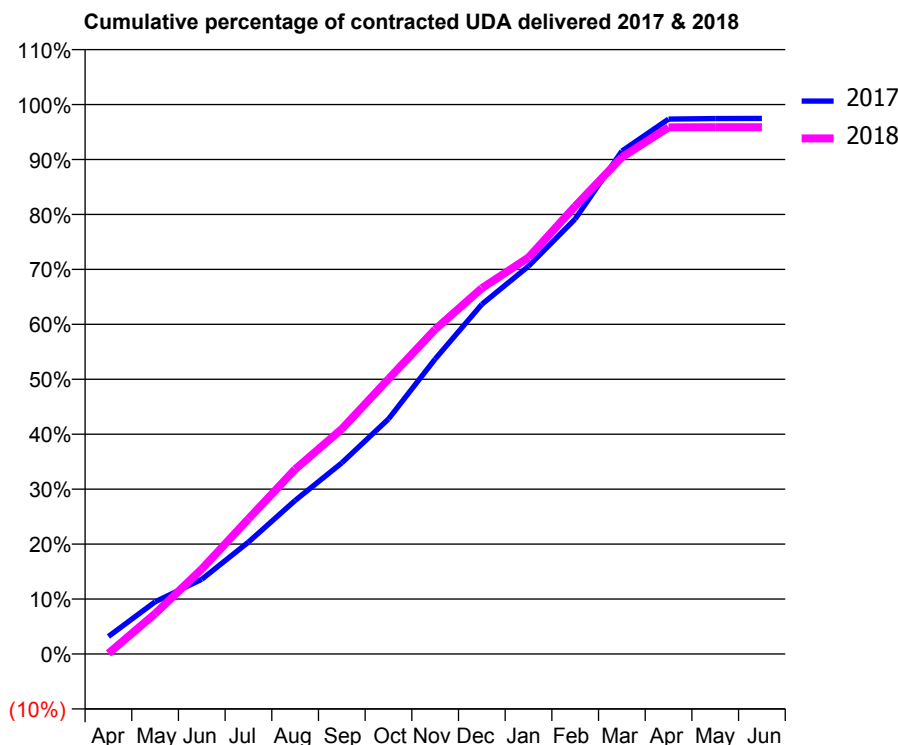
17/18 Contracted general activity (UDA)	21,500
Carry forward general activity (UDA)	546
17/18 Contracted orthodontic activity (UOA)	0
Carry forward orthodontic activity (UOA)	0
Baseline contract value	£515,536.71

### ACCESS\*

Patients seen in 24 months	Total	Change since previous quarter
Quarter ending March 2017	5,886	
Quarter ending June 2017	5,937	→
Quarter ending September 2017	6,104	↑
Quarter ending December 2017	6,335	↑
Quarter ending March 2018	6,521	↑
<b>Variance since March 2017</b>	<b>10.8%</b>	<b>↑</b>



### ACTIVITY



Month	Adjusted Scheduled Activity (UDA)	
	2017	2018
April	684	25
May	2,044	1,579
June	2,924	3,324
July	4,381	5,290
August	6,008	7,230
September	7,480	8,802
October	9,195	10,762
November	11,544	12,704
December	13,681	14,315
January	15,174	15,515
February	17,020	17,521
March	19,679	19,437
April	20,931	20,608
May	20,952	20,614
June	20,954	20,614

### QUALITY

	Quantity	Base Number	Contract	LHB	Wales
% of FP17s for the same patient ID Re-attending within 3 months - Children	73	1,246	5.9%	7.1%	10.9%
% of FP17s for the same patient ID Re-attending within 3 months - Adults	1,237	8,233	15.0%	13.6%	16.2%
% of FP17s for the same patient ID Re-attending between 3 & 9 months - Children	717	1,246	57.5%	54.7%	59.0%
% of FP17s for the same patient ID Re-attending between 3 & 9 months - Adults	4,025	8,233	48.9%	53.3%	54.9%
% of FP17s for Band 1 Urgent Courses	893	9,408	9.5%	9.0%	9.0%
% of FP17s Relating to Free Repair or Replacements	174	9,408	1.8%	0.7%	0.7%
% of FP17s Relating to Continuations	122	9,408	1.3%	0.7%	0.8%
% of Patients satisfied with the dentistry they have received	34	34	100.0%	92.8%	92.0%
% of Patients satisfied with the time they had to wait for an appointment	31	34	91.2%	90.2%	88.1%

\* This is based on patients treated on this contract for their most recent course of treatment. Figures in italics indicate the base number of FP17s or Patient Questionnaire responses are less than 100. N/A is shown where the base number of responses is less than 10 during the period. % is calculated as Quantity/Base number\*100

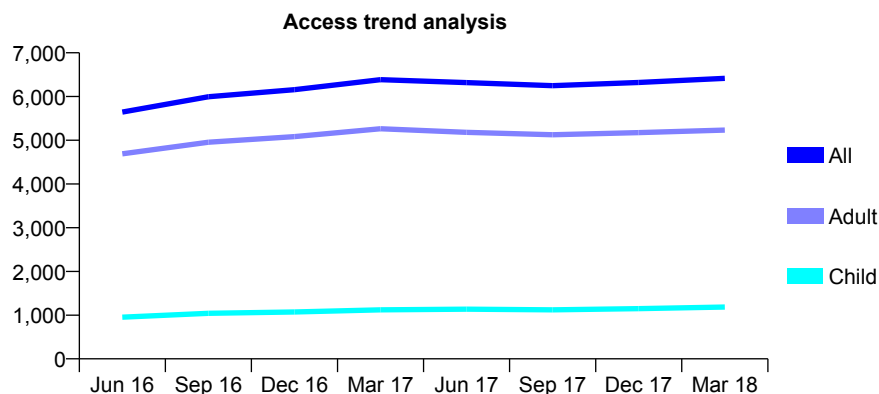
## 7A5 - Vital Signs At a Glance Contract Report for 197955/0002 - Year end March 2018

Name or company name	United Dental Ltd
Contract type name	GDS Contract
Purpose of contract	General
Contract start date	01/04/2015
Contract end date	

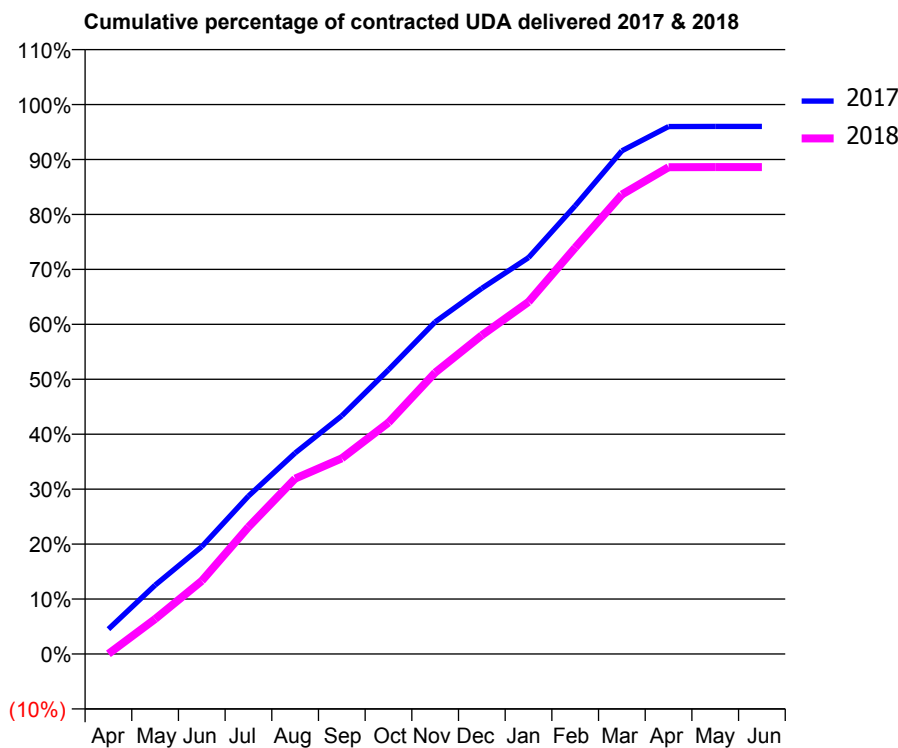
17/18 Contracted general activity (UDA)	21,500
Carry forward general activity (UDA)	860
17/18 Contracted orthodontic activity (UOA)	0
Carry forward orthodontic activity (UOA)	0
Baseline contract value	£515,536.70

### ACCESS\*

Patients seen in 24 months	Total	Change since previous quarter
Quarter ending March 2017	6,384	
Quarter ending June 2017	6,317	↓
Quarter ending September 2017	6,247	↓
Quarter ending December 2017	6,322	→
Quarter ending March 2018	6,417	→
<b>Variance since March 2017</b>	<b>0.5%</b>	<b>→</b>



### ACTIVITY



Month	Adjusted Scheduled Activity (UDA)	
	2017	2018
April	972	10
May	2,693	1,369
June	4,202	2,862
July	6,180	4,970
August	7,867	6,866
September	9,321	7,656
October	11,122	9,055
November	12,995	11,011
December	14,310	12,472
January	15,506	13,777
February	17,537	15,902
March	19,690	17,976
April	20,640	19,048
May	20,640	19,052
June	20,640	19,052

### QUALITY

	Quantity	Base Number	Contract	LHB	Wales
% of FP17s for the same patient ID Re-attending within 3 months - Children	64	1,761	3.6%	7.1%	10.9%
% of FP17s for the same patient ID Re-attending within 3 months - Adults	729	7,478	9.7%	13.6%	16.2%
% of FP17s for the same patient ID Re-attending between 3 & 9 months - Children	1,129	1,761	64.1%	54.7%	59.0%
% of FP17s for the same patient ID Re-attending between 3 & 9 months - Adults	4,258	7,478	56.9%	53.3%	54.9%
% of FP17s for Band 1 Urgent Courses	508	9,239	5.5%	9.0%	9.0%
% of FP17s Relating to Free Repair or Replacements	77	9,239	0.8%	0.7%	0.7%
% of FP17s Relating to Continuations	53	9,239	0.6%	0.7%	0.8%
% of Patients satisfied with the dentistry they have received	43	48	89.6%	92.8%	92.0%
% of Patients satisfied with the time they had to wait for an appointment	47	48	97.9%	90.2%	88.1%

\* This is based on patients treated on this contract for their most recent course of treatment. Figures in italics indicate the base number of FP17s or Patient Questionnaire responses are less than 100. N/A is shown where the base number of responses is less than 10 during the period. % is calculated as Quantity/Base number\*100



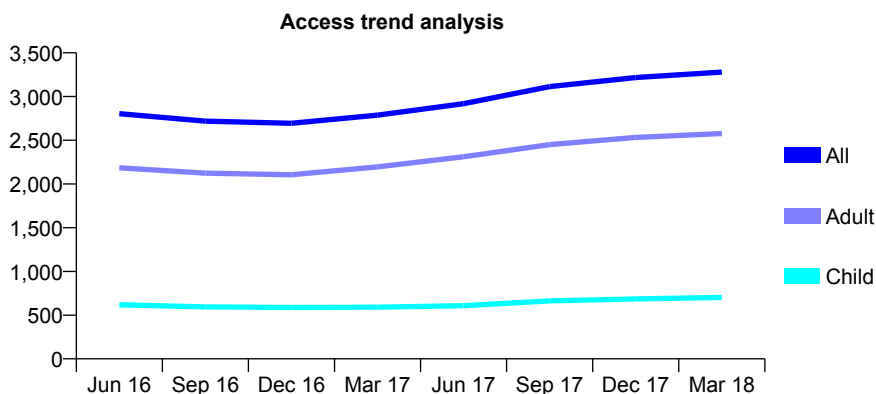
## 7A5 - Vital Signs At a Glance Contract Report for 199915/0001 - Year end March 2018

Name or company name	IDH 441 to 444 Ltd
Contract type name	GDS Contract
Purpose of contract	General
Contract start date	04/04/2008
Contract end date	

17/18 Contracted general activity (UDA)	7,333
Carry forward general activity (UDA)	0
17/18 Contracted orthodontic activity (UOA)	0
Carry forward orthodontic activity (UOA)	0
Baseline contract value	£197,699.93

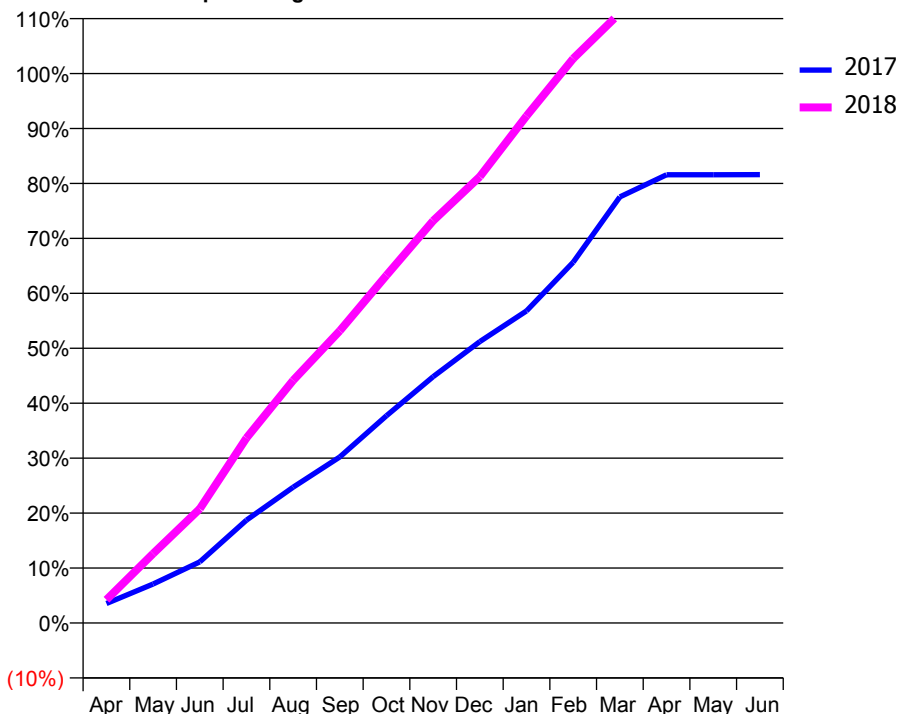
### ACCESS\*

Patients seen in 24 months	Total	Change since previous quarter
Quarter ending March 2017	2,787	
Quarter ending June 2017	2,918	↑
Quarter ending September 2017	3,113	↑
Quarter ending December 2017	3,217	↑
Quarter ending March 2018	3,280	→
<b>Variance since March 2017</b>	<b>17.7%</b>	<b>↑</b>



### ACTIVITY

Cumulative percentage of contracted UDA delivered 2017 & 2018



Month	Adjusted Scheduled Activity (UDA)	
	2017	2018
April	302	310
May	600	926
June	944	1,525
July	1,587	2,469
August	2,094	3,238
September	2,560	3,900
October	3,197	4,640
November	3,799	5,367
December	4,339	5,956
January	4,813	6,766
February	5,564	7,531
March	6,571	8,141
April	6,912	8,501
May	6,911	8,501
June	6,914	8,501

### QUALITY

	Quantity	Base Number	Contract	LHB	Wales
% of FP17s for the same patient ID Re-attending within 3 months - Children	25	802	3.1%	7.1%	10.9%
% of FP17s for the same patient ID Re-attending within 3 months - Adults	160	2,868	5.6%	13.6%	16.2%
% of FP17s for the same patient ID Re-attending between 3 & 9 months - Children	325	802	40.5%	54.7%	59.0%
% of FP17s for the same patient ID Re-attending between 3 & 9 months - Adults	1,276	2,868	44.5%	53.3%	54.9%
% of FP17s for Band 1 Urgent Courses	145	3,678	3.9%	9.0%	9.0%
% of FP17s Relating to Free Repair or Replacements	15	3,678	0.4%	0.7%	0.7%
% of FP17s Relating to Continuations	12	3,678	0.3%	0.7%	0.8%
% of Patients satisfied with the dentistry they have received	14	16	87.5%	92.8%	92.0%
% of Patients satisfied with the time they had to wait for an appointment	14	16	87.5%	90.2%	88.1%

\* This is based on patients treated on this contract for their most recent course of treatment. Figures in italics indicate the base number of FP17s or Patient Questionnaire responses are less than 100. N/A is shown where the base number of responses is less than 10 during the period. % is calculated as Quantity/Base number\*100

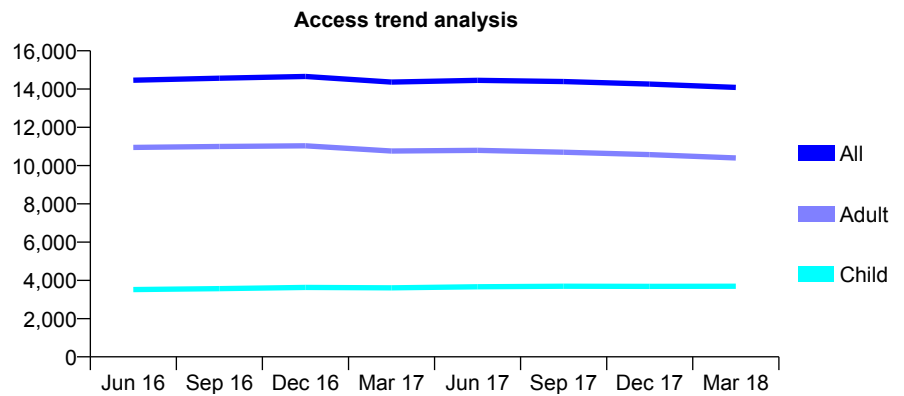
## 7A5 - Vital Signs At a Glance Contract Report for 199915/0002 - Year end March 2018

Name or company name	IDH 441 to 444 Ltd
Contract type name	GDS Contract
Purpose of contract	General
Contract start date	04/04/2008
Contract end date	

17/18 Contracted general activity (UDA)	32,667
Carry forward general activity (UDA)	0
17/18 Contracted orthodontic activity (UOA)	0
Carry forward orthodontic activity (UOA)	0
Baseline contract value	£767,829.18

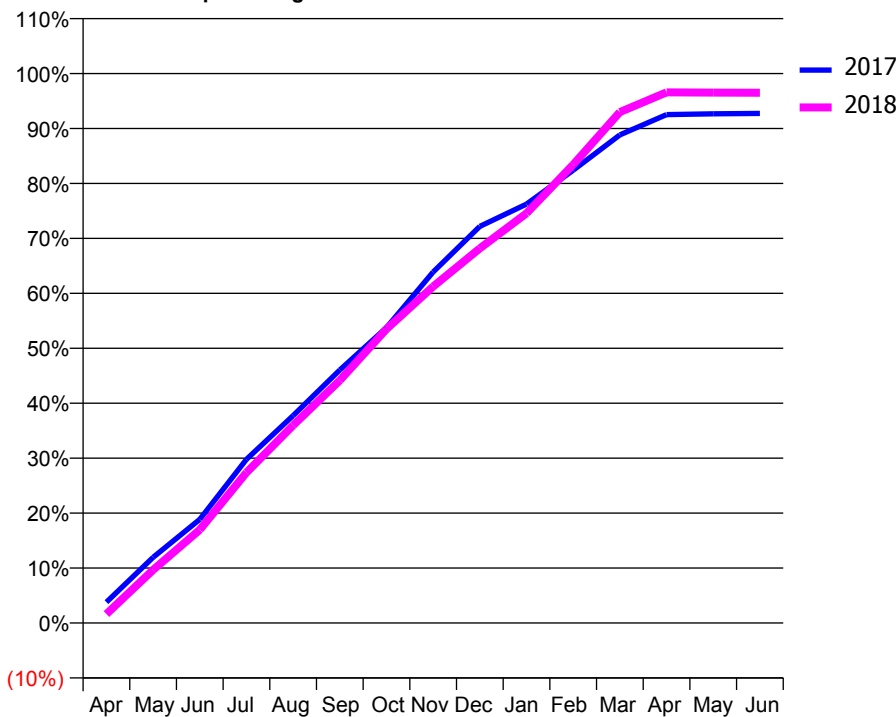
### ACCESS\*

Patients seen in 24 months	Total	Change since previous quarter
Quarter ending March 2017	14,365	
Quarter ending June 2017	14,455	→
Quarter ending September 2017	14,395	→
Quarter ending December 2017	14,258	→
Quarter ending March 2018	14,086	↓
<b>Variance since March 2017</b>	<b>(1.9%)</b>	<b>↓</b>



### ACTIVITY

**Cumulative percentage of contracted UDA delivered 2017 & 2018**



Month	Adjusted Scheduled Activity (UDA)	
	2017	2018
April	1,308	538
May	4,129	3,160
June	6,514	5,541
July	10,282	8,944
August	13,031	11,750
September	15,891	14,422
October	18,561	17,473
November	22,048	20,008
December	24,918	22,269
January	26,317	24,353
February	28,442	27,253
March	30,663	30,376
April	31,933	31,543
May	31,988	31,527
June	32,010	31,526

### QUALITY

	Quantity	Base Number	Contract	LHB	Wales
% of FP17s for the same patient ID Re-attending within 3 months - Children	93	4,199	2.2%	7.1%	10.9%
% of FP17s for the same patient ID Re-attending within 3 months - Adults	762	10,841	7.0%	13.6%	16.2%
% of FP17s for the same patient ID Re-attending between 3 & 9 months - Children	1,763	4,199	42.0%	54.7%	59.0%
% of FP17s for the same patient ID Re-attending between 3 & 9 months - Adults	4,232	10,841	39.0%	53.3%	54.9%
% of FP17s for Band 1 Urgent Courses	681	15,039	4.5%	9.0%	9.0%
% of FP17s Relating to Free Repair or Replacements	67	15,039	0.4%	0.7%	0.7%
% of FP17s Relating to Continuations	66	15,039	0.4%	0.7%	0.8%
% of Patients satisfied with the dentistry they have received	39	45	86.7%	92.8%	92.0%
% of Patients satisfied with the time they had to wait for an appointment	36	45	80.0%	90.2%	88.1%

\* This is based on patients treated on this contract for their most recent course of treatment. Figures in italics indicate the base number of FP17s or Patient Questionnaire responses are less than 100. N/A is shown where the base number of responses is less than 10 during the period. % is calculated as Quantity/Base number\*100

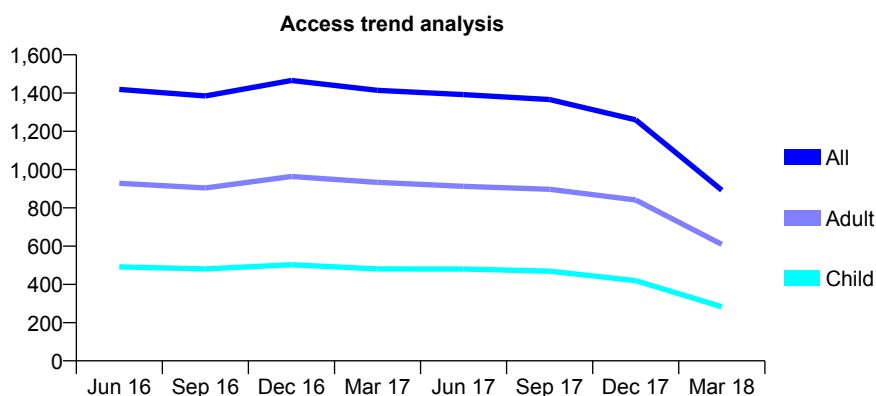
## 7A5 - Vital Signs At a Glance Contract Report for 228826/0002 - Year end March 2018

Name or company name	MRS JA DAVIES
Contract type name	GDS Contract
Purpose of contract	General
Contract start date	01/04/2012
Contract end date	31/10/2017

17/18 Contracted general activity (UDA)	2,850
Carry forward general activity (UDA)	-153
17/18 Contracted orthodontic activity (UOA)	0
Carry forward orthodontic activity (UOA)	0
Baseline contract value	£76,490.21

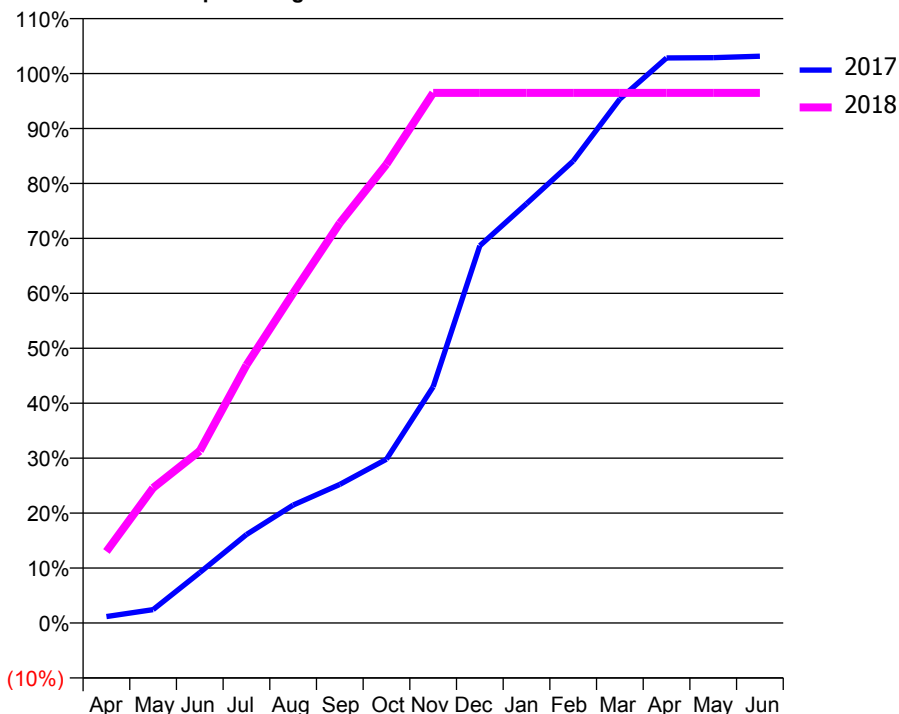
### ACCESS\*

Patients seen in 24 months	Total	Change since previous quarter
Quarter ending March 2017	1,414	
Quarter ending June 2017	1,392	↓
Quarter ending September 2017	1,366	↓
Quarter ending December 2017	1,260	↓
Quarter ending March 2018	892	↓
<b>Variance since March 2017</b>	<b>(36.9%)</b>	↓



### ACTIVITY

Cumulative percentage of contracted UDA delivered 2017 & 2018



Adjusted Scheduled Activity (UDA)

Month	2017	2018
April	58	371
May	119	701
June	448	892
July	787	1,338
August	1,049	1,711
September	1,232	2,074
October	1,457	2,380
November	2,100	2,750
December	3,355	2,750
January	3,729	2,750
February	4,108	2,750
March	4,659	2,750
April	5,024	2,750
May	5,027	2,750
June	5,039	2,750

### QUALITY

	Quantity	Base Number	Contract	LHB	Wales
% of FP17s for the same patient ID Re-attending within 3 months - Children	21	292	7.2%	7.1%	10.9%
% of FP17s for the same patient ID Re-attending within 3 months - Adults	76	576	13.2%	13.6%	16.2%
% of FP17s for the same patient ID Re-attending between 3 & 9 months - Children	98	292	33.6%	54.7%	59.0%
% of FP17s for the same patient ID Re-attending between 3 & 9 months - Adults	207	576	35.9%	53.3%	54.9%
% of FP17s for Band 1 Urgent Courses	75	784	9.6%	9.0%	9.0%
% of FP17s Relating to Free Repair or Replacements	0	784	0.0%	0.7%	0.7%
% of FP17s Relating to Continuations	11	784	1.4%	0.7%	0.8%
% of Patients satisfied with the dentistry they have received	4	4	N/A	92.8%	92.0%
% of Patients satisfied with the time they had to wait for an appointment	4	4	N/A	90.2%	88.1%

\* This is based on patients treated on this contract for their most recent course of treatment. Figures in italics indicate the base number of FP17s or Patient Questionnaire responses are less than 100. N/A is shown where the base number of responses is less than 10 during the period. % is calculated as Quantity/Base number\*100

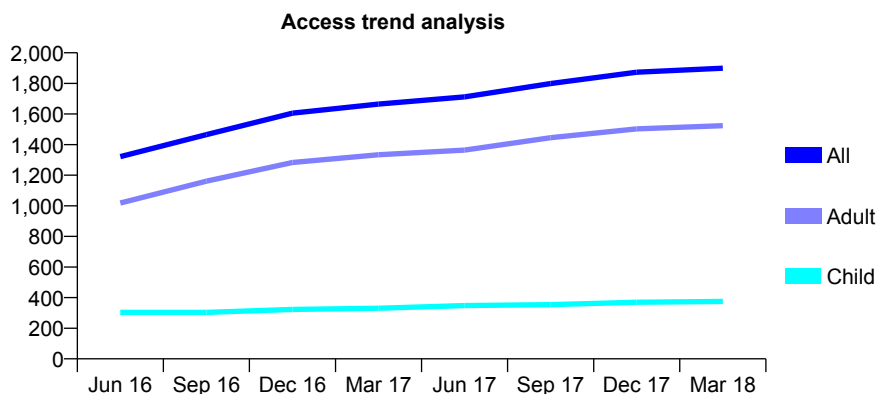
## 7A5 - Vital Signs At a Glance Contract Report for 239186/0001 - Year end March 2018

Name or company name	MR NA WILSON
Contract type name	GDS Contract
Purpose of contract	General
Contract start date	01/04/2006
Contract end date	

17/18 Contracted general activity (UDA)	6,200
Carry forward general activity (UDA)	28
17/18 Contracted orthodontic activity (UOA)	0
Carry forward orthodontic activity (UOA)	0
Baseline contract value	£110,865.50

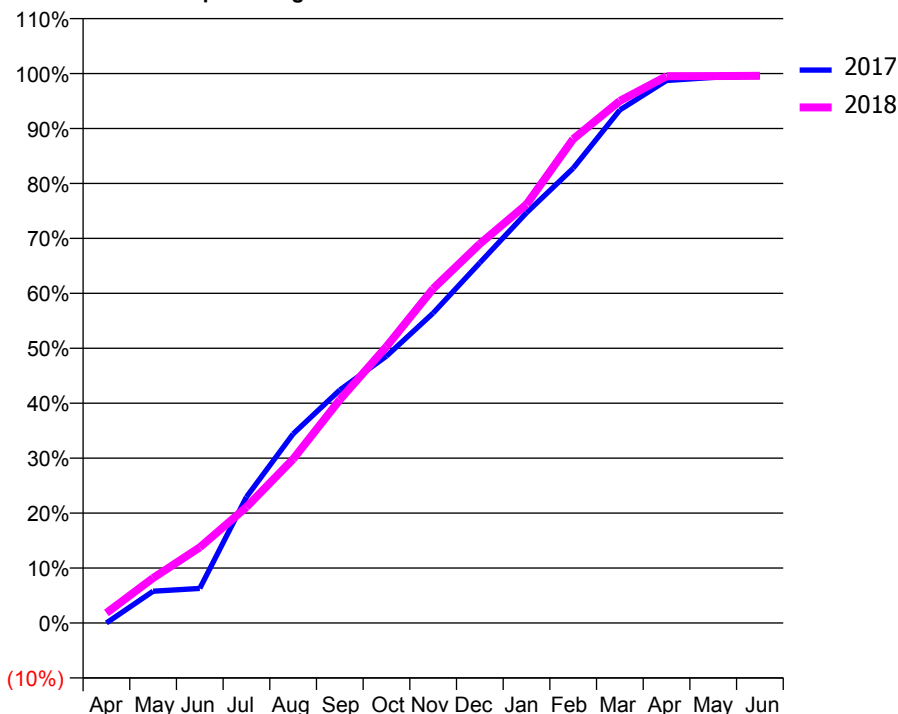
### ACCESS\*

Patients seen in 24 months	Total	Change since previous quarter
Quarter ending March 2017	1,665	
Quarter ending June 2017	1,712	↑
Quarter ending September 2017	1,799	↑
Quarter ending December 2017	1,873	↑
Quarter ending March 2018	1,899	→
<b>Variance since March 2017</b>	<b>14.1%</b>	<b>↑</b>



### ACTIVITY

Cumulative percentage of contracted UDA delivered 2017 & 2018



Month	Adjusted Scheduled Activity (UDA)	
	2017	2018
April	0	113
May	359	507
June	391	854
July	1,422	1,309
August	2,134	1,850
September	2,629	2,519
October	3,011	3,120
November	3,498	3,772
December	4,065	4,278
January	4,628	4,724
February	5,132	5,461
March	5,788	5,891
April	6,122	6,169
May	6,155	6,171
June	6,172	6,174

### QUALITY

	Quantity	Base Number	Contract	LHB	Wales
% of FP17s for the same patient ID Re-attending within 3 months - Children	70	558	12.5%	7.1%	10.9%
% of FP17s for the same patient ID Re-attending within 3 months - Adults	541	2,185	24.8%	13.6%	16.2%
% of FP17s for the same patient ID Re-attending between 3 & 9 months - Children	322	558	57.7%	54.7%	59.0%
% of FP17s for the same patient ID Re-attending between 3 & 9 months - Adults	921	2,185	42.2%	53.3%	54.9%
% of FP17s for Band 1 Urgent Courses	515	2,686	19.2%	9.0%	9.0%
% of FP17s Relating to Free Repair or Replacements	26	2,686	1.0%	0.7%	0.7%
% of FP17s Relating to Continuations	4	2,686	0.1%	0.7%	0.8%
% of Patients satisfied with the dentistry they have received	6	6	N/A	92.8%	92.0%
% of Patients satisfied with the time they had to wait for an appointment	6	6	N/A	90.2%	88.1%

\* This is based on patients treated on this contract for their most recent course of treatment. Figures in italics indicate the base number of FP17s or Patient Questionnaire responses are less than 100. N/A is shown where the base number of responses is less than 10 during the period. % is calculated as Quantity/Base number\*100

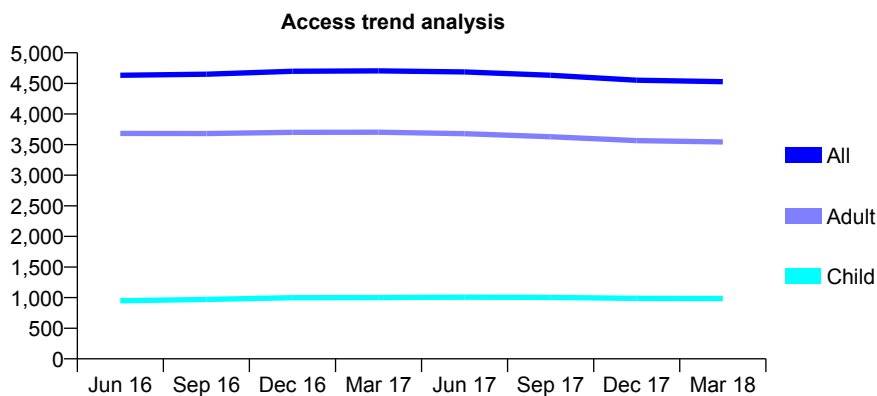
## 7A5 - Vital Signs At a Glance Contract Report for 245682/0001 - Year end March 2018

Name or company name	MR M NEWLAND
Contract type name	GDS Contract
Purpose of contract	General
Contract start date	01/11/2008
Contract end date	

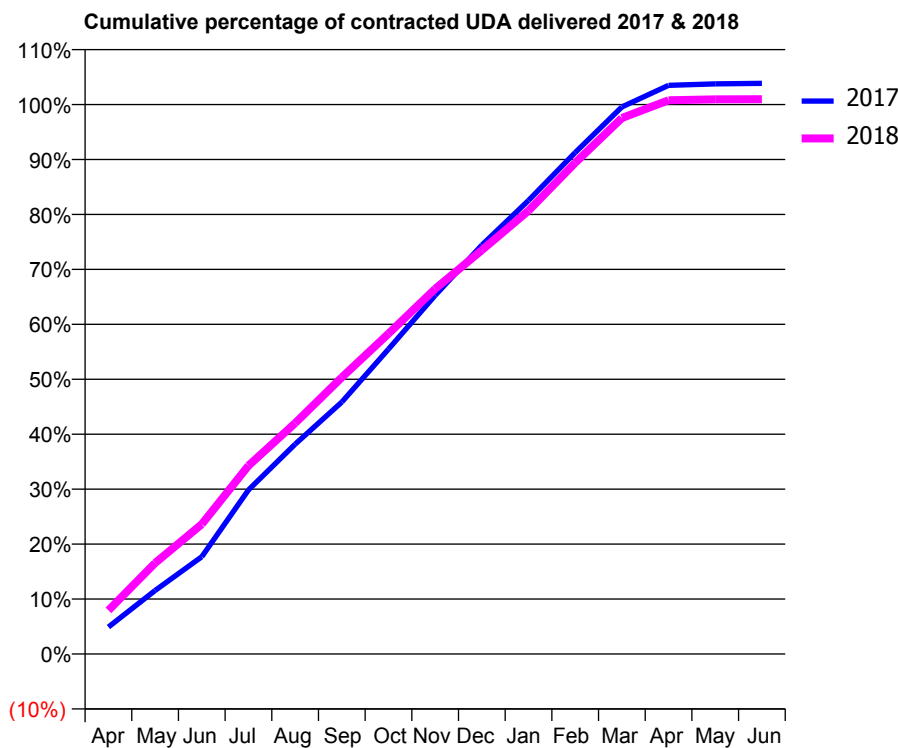
17/18 Contracted general activity (UDA)	12,425
Carry forward general activity (UDA)	-479
17/18 Contracted orthodontic activity (UOA)	0
Carry forward orthodontic activity (UOA)	0
Baseline contract value	£300,853.34

### ACCESS\*

Patients seen in 24 months	Total	Change since previous quarter
Quarter ending March 2017	4,704	
Quarter ending June 2017	4,687	→
Quarter ending September 2017	4,632	↓
Quarter ending December 2017	4,553	↓
Quarter ending March 2018	4,528	→
<b>Variance since March 2017</b>	<b>(3.7%)</b>	<b>↓</b>



### ACTIVITY



Month	Adjusted Scheduled Activity (UDA)	
	2017	2018
April	609	988
May	1,435	2,059
June	2,201	2,934
July	3,710	4,258
August	4,745	5,221
September	5,696	6,255
October	6,893	7,243
November	8,108	8,257
December	9,247	9,130
January	10,255	10,024
February	11,338	11,106
March	12,369	12,120
April	12,857	12,521
May	12,890	12,542
June	12,904	12,545

### QUALITY

	Quantity	Base Number	Contract	LHB	Wales
% of FP17s for the same patient ID Re-attending within 3 months - Children	94	1,514	6.2%	7.1%	10.9%
% of FP17s for the same patient ID Re-attending within 3 months - Adults	505	5,156	9.8%	13.6%	16.2%
% of FP17s for the same patient ID Re-attending between 3 & 9 months - Children	852	1,514	56.3%	54.7%	59.0%
% of FP17s for the same patient ID Re-attending between 3 & 9 months - Adults	2,657	5,156	51.5%	53.3%	54.9%
% of FP17s for Band 1 Urgent Courses	432	6,639	6.5%	9.0%	9.0%
% of FP17s Relating to Free Repair or Replacements	32	6,639	0.5%	0.7%	0.7%
% of FP17s Relating to Continuations	31	6,639	0.5%	0.7%	0.8%
% of Patients satisfied with the dentistry they have received	38	39	97.4%	92.8%	92.0%
% of Patients satisfied with the time they had to wait for an appointment	37	39	94.9%	90.2%	88.1%

\* This is based on patients treated on this contract for their most recent course of treatment. Figures in italics indicate the base number of FP17s or Patient Questionnaire responses are less than 100. N/A is shown where the base number of responses is less than 10 during the period. % is calculated as Quantity/Base number\*100

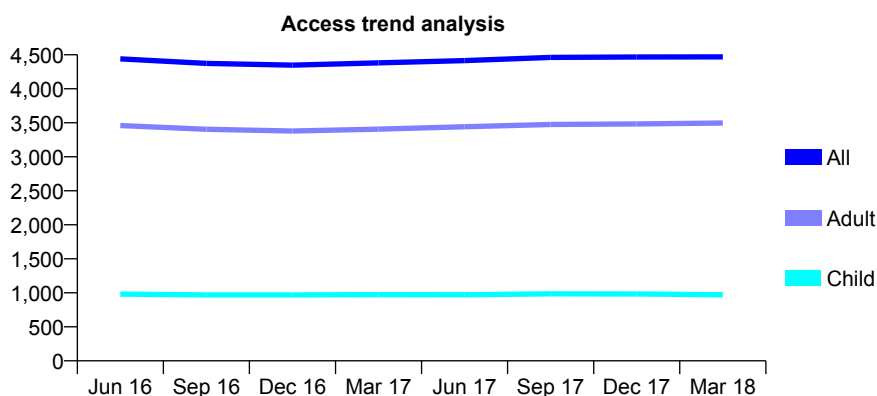
## 7A5 - Vital Signs At a Glance Contract Report for 324035/0001 - Year end March 2018

Name or company name	PS John & C John
Contract type name	GDS Contract
Purpose of contract	General and Orthodontic
Contract start date	01/04/2006
Contract end date	

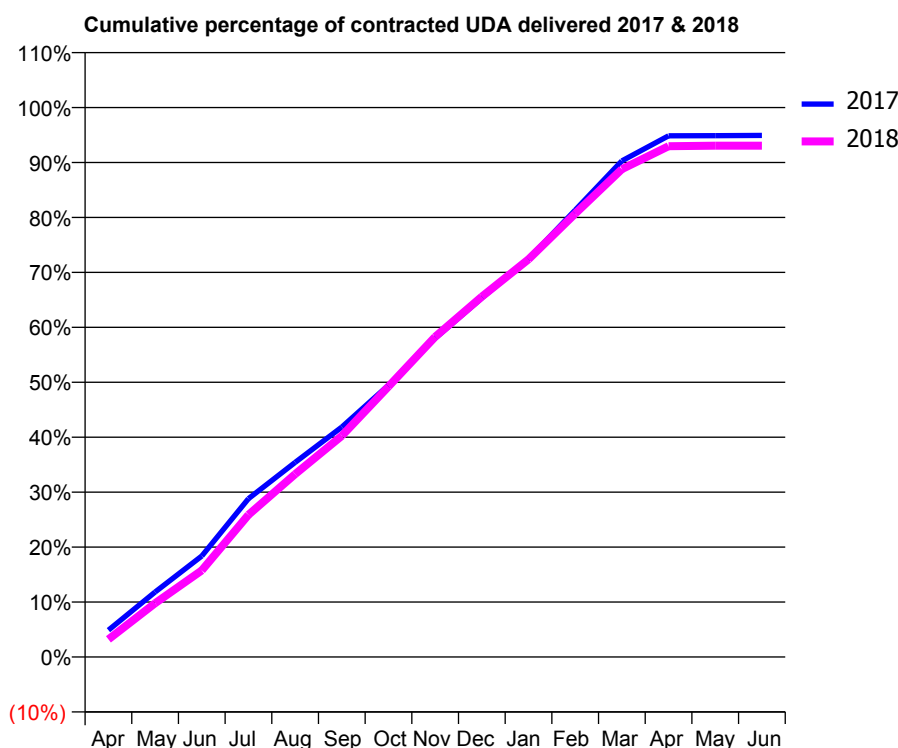
17/18 Contracted general activity (UDA)	15,844
Carry forward general activity (UDA)	0
17/18 Contracted orthodontic activity (UOA)	447
Carry forward orthodontic activity (UOA)	0
Baseline contract value	£382,755.03

### ACCESS\*

Patients seen in 24 months	Total	Change since previous quarter
Quarter ending March 2017	4,381	
Quarter ending June 2017	4,414	→
Quarter ending September 2017	4,461	→
Quarter ending December 2017	4,467	→
Quarter ending March 2018	4,469	→
<b>Variance since March 2017</b>	<b>2.0%</b>	<b>↑</b>



### ACTIVITY



Month	Adjusted Scheduled Activity (UDA)	
	2017	2018
April	775	510
May	1,875	1,550
June	2,911	2,498
July	4,568	4,102
August	5,612	5,273
September	6,632	6,376
October	7,837	7,799
November	9,192	9,234
December	10,353	10,392
January	11,479	11,466
February	12,886	12,783
March	14,306	14,065
April	15,028	14,729
May	15,032	14,744
June	15,038	14,745

### QUALITY

	Quantity	Base Number	Contract	LHB	Wales
% of FP17s for the same patient ID Re-attending within 3 months - Children	109	1,664	6.6%	7.1%	10.9%
% of FP17s for the same patient ID Re-attending within 3 months - Adults	643	6,263	10.3%	13.6%	16.2%
% of FP17s for the same patient ID Re-attending between 3 & 9 months - Children	1,155	1,664	69.4%	54.7%	59.0%
% of FP17s for the same patient ID Re-attending between 3 & 9 months - Adults	4,643	6,263	74.1%	53.3%	54.9%
% of FP17s for Band 1 Urgent Courses	463	7,825	5.9%	9.0%	9.0%
% of FP17s Relating to Free Repair or Replacements	0	7,825	0.0%	0.7%	0.7%
% of FP17s Relating to Continuations	48	7,825	0.6%	0.7%	0.8%
% of Patients satisfied with the dentistry they have received	23	25	92.0%	92.8%	92.0%
% of Patients satisfied with the time they had to wait for an appointment	22	25	88.0%	90.2%	88.1%

\* This is based on patients treated on this contract for their most recent course of treatment. Figures in italics indicate the base number of FP17s or Patient Questionnaire responses are less than 100. N/A is shown where the base number of responses is less than 10 during the period. % is calculated as Quantity/Base number\*100

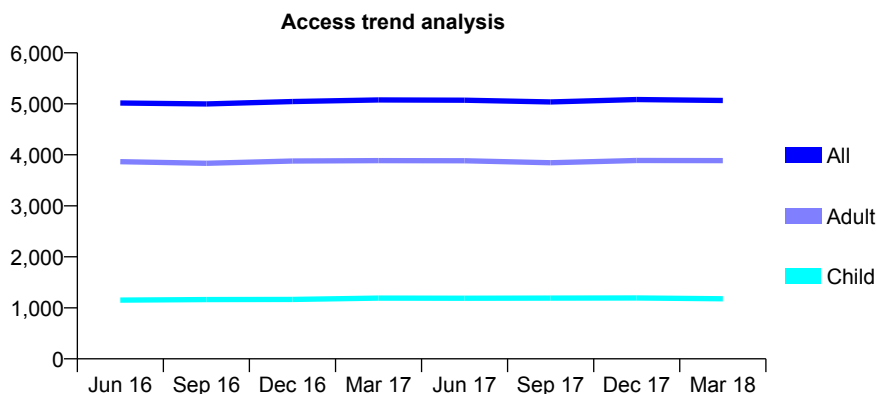
## 7A5 - Vital Signs At a Glance Contract Report for 324590/0001 - Year end March 2018

Name or company name	MRS JM GRIFFITHS
Contract type name	GDS Contract
Purpose of contract	General
Contract start date	01/04/2006
Contract end date	

17/18 Contracted general activity (UDA)	13,388
Carry forward general activity (UDA)	-588
17/18 Contracted orthodontic activity (UOA)	0
Carry forward orthodontic activity (UOA)	0
Baseline contract value	£371,975.83

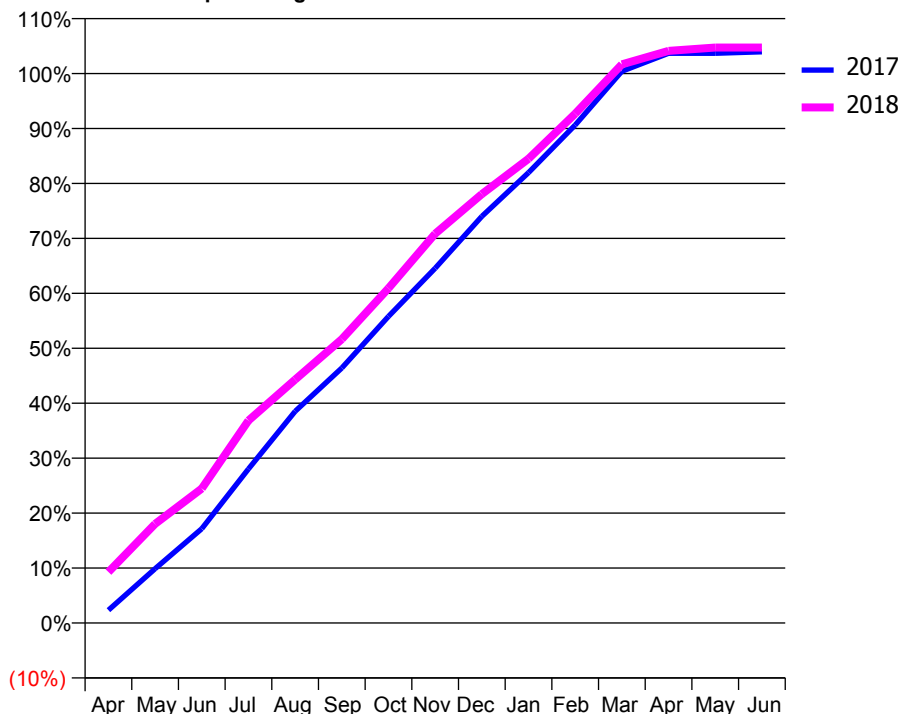
### ACCESS\*

Patients seen in 24 months	Total	Change since previous quarter
Quarter ending March 2017	5,075	
Quarter ending June 2017	5,071	→
Quarter ending September 2017	5,036	→
Quarter ending December 2017	5,083	→
Quarter ending March 2018	5,065	→
<b>Variance since March 2017</b>	<b>(0.2%)</b>	→



### ACTIVITY

Cumulative percentage of contracted UDA delivered 2017 & 2018



Adjusted Scheduled Activity (UDA)

Month	2017	2018
April	349	1,243
May	1,473	2,414
June	2,555	3,278
July	4,171	4,932
August	5,731	5,929
September	6,904	6,915
October	8,300	8,155
November	9,603	9,484
December	11,007	10,451
January	12,194	11,312
February	13,480	12,408
March	14,935	13,612
April	15,424	13,940
May	15,424	14,020
June	15,464	14,020

### QUALITY

	Quantity	Base Number	Contract	LHB	Wales
% of FP17s for the same patient ID Re-attending within 3 months - Children	110	1,511	7.3%	7.1%	10.9%
% of FP17s for the same patient ID Re-attending within 3 months - Adults	607	5,045	12.0%	13.6%	16.2%
% of FP17s for the same patient ID Re-attending between 3 & 9 months - Children	832	1,511	55.1%	54.7%	59.0%
% of FP17s for the same patient ID Re-attending between 3 & 9 months - Adults	2,934	5,045	58.2%	53.3%	54.9%
% of FP17s for Band 1 Urgent Courses	588	6,517	9.0%	9.0%	9.0%
% of FP17s Relating to Free Repair or Replacements	20	6,517	0.3%	0.7%	0.7%
% of FP17s Relating to Continuations	56	6,517	0.9%	0.7%	0.8%
% of Patients satisfied with the dentistry they have received	22	23	95.7%	92.8%	92.0%
% of Patients satisfied with the time they had to wait for an appointment	22	23	95.7%	90.2%	88.1%

\* This is based on patients treated on this contract for their most recent course of treatment. Figures in italics indicate the base number of FP17s or Patient Questionnaire responses are less than 100. N/A is shown where the base number of responses is less than 10 during the period. % is calculated as Quantity/Base number\*100



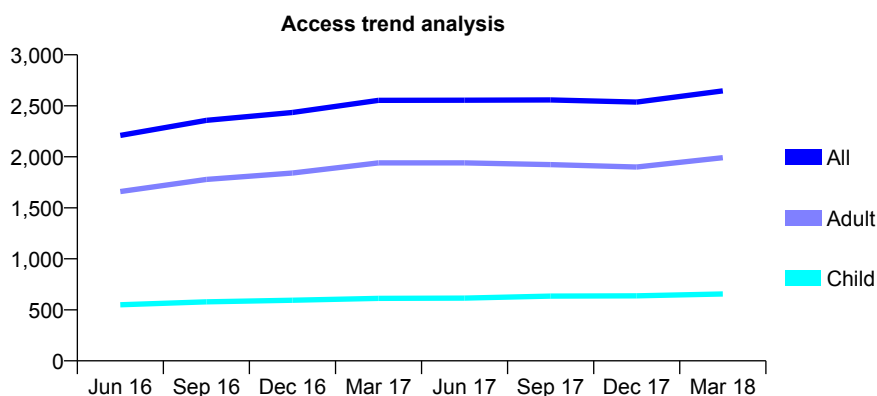
## 7A5 - Vital Signs At a Glance Contract Report for 377023/0001 - Year end March 2018

Name or company name	MISS CL DAVIES
Contract type name	GDS Contract
Purpose of contract	General
Contract start date	01/04/2015
Contract end date	

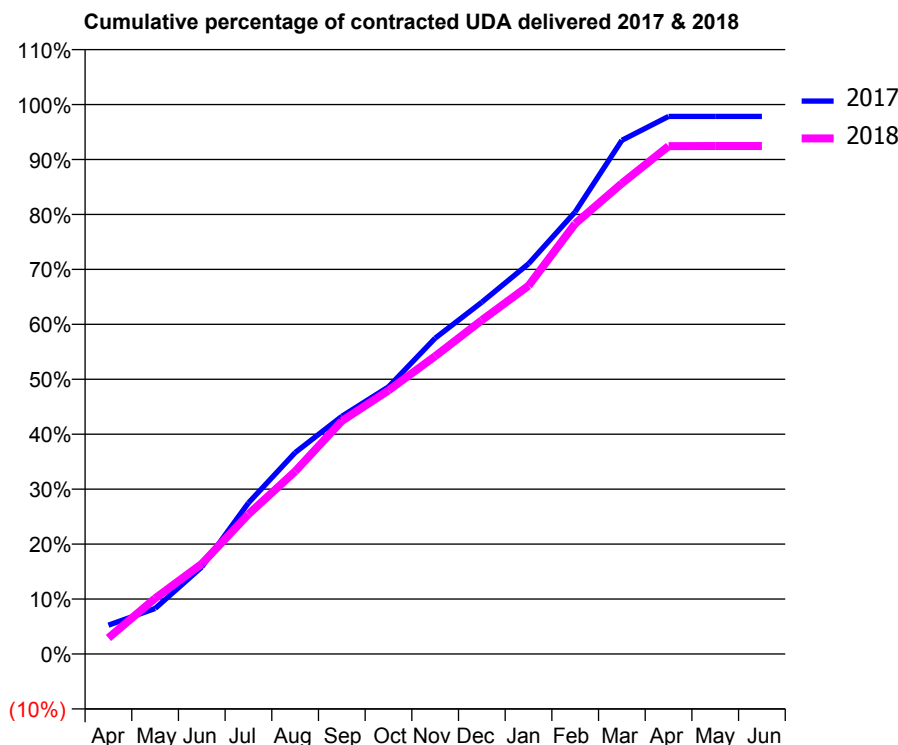
17/18 Contracted general activity (UDA)	8,438
Carry forward general activity (UDA)	86
17/18 Contracted orthodontic activity (UOA)	0
Carry forward orthodontic activity (UOA)	0
Baseline contract value	£179,616.22

### ACCESS\*

Patients seen in 24 months	Total	Change since previous quarter
Quarter ending March 2017	2,554	
Quarter ending June 2017	2,555	→
Quarter ending September 2017	2,557	→
Quarter ending December 2017	2,537	→
Quarter ending March 2018	2,647	↑
<b>Variance since March 2017</b>	<b>3.6%</b>	<b>↑</b>



### ACTIVITY



Month	Adjusted Scheduled Activity (UDA)	
	2017	2018
April	481	247
May	759	854
June	1,450	1,386
July	2,522	2,147
August	3,359	2,803
September	3,964	3,578
October	4,457	4,048
November	5,269	4,574
December	5,868	5,127
January	6,509	5,655
February	7,375	6,610
March	8,569	7,228
April	8,967	7,798
May	8,967	7,800
June	8,968	7,800

### QUALITY

	Quantity	Base Number	Contract	LHB	Wales
% of FP17s for the same patient ID Re-attending within 3 months - Children	72	984	7.3%	7.1%	10.9%
% of FP17s for the same patient ID Re-attending within 3 months - Adults	298	2,872	10.4%	13.6%	16.2%
% of FP17s for the same patient ID Re-attending between 3 & 9 months - Children	560	984	56.9%	54.7%	59.0%
% of FP17s for the same patient ID Re-attending between 3 & 9 months - Adults	1,772	2,872	61.7%	53.3%	54.9%
% of FP17s for Band 1 Urgent Courses	218	3,896	5.6%	9.0%	9.0%
% of FP17s Relating to Free Repair or Replacements	19	3,896	0.5%	0.7%	0.7%
% of FP17s Relating to Continuations	61	3,896	1.6%	0.7%	0.8%
% of Patients satisfied with the dentistry they have received	11	12	91.7%	92.8%	92.0%
% of Patients satisfied with the time they had to wait for an appointment	12	12	100.0%	90.2%	88.1%

\* This is based on patients treated on this contract for their most recent course of treatment. Figures in italics indicate the base number of FP17s or Patient Questionnaire responses are less than 100. N/A is shown where the base number of responses is less than 10 during the period. % is calculated as Quantity/Base number\*100

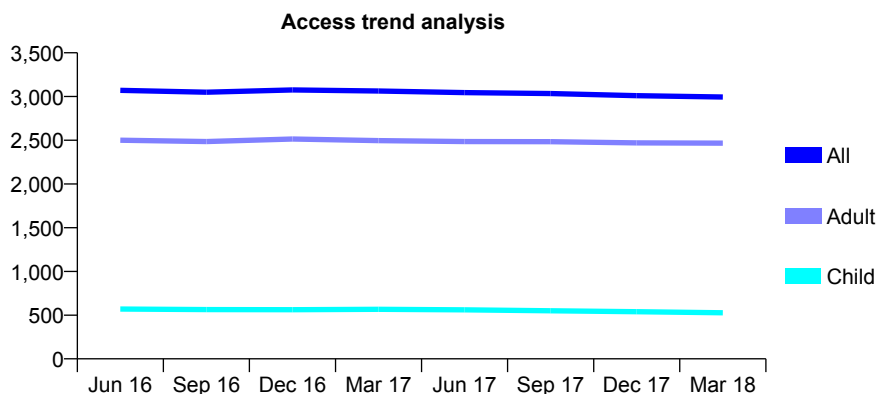
## 7A5 - Vital Signs At a Glance Contract Report for 573531/0001 - Year end March 2018

Name or company name	MR PB JAMES
Contract type name	GDS Contract
Purpose of contract	General
Contract start date	01/04/2006
Contract end date	

17/18 Contracted general activity (UDA)	8,000
Carry forward general activity (UDA)	-166
17/18 Contracted orthodontic activity (UOA)	0
Carry forward orthodontic activity (UOA)	0
Baseline contract value	£193,309.78

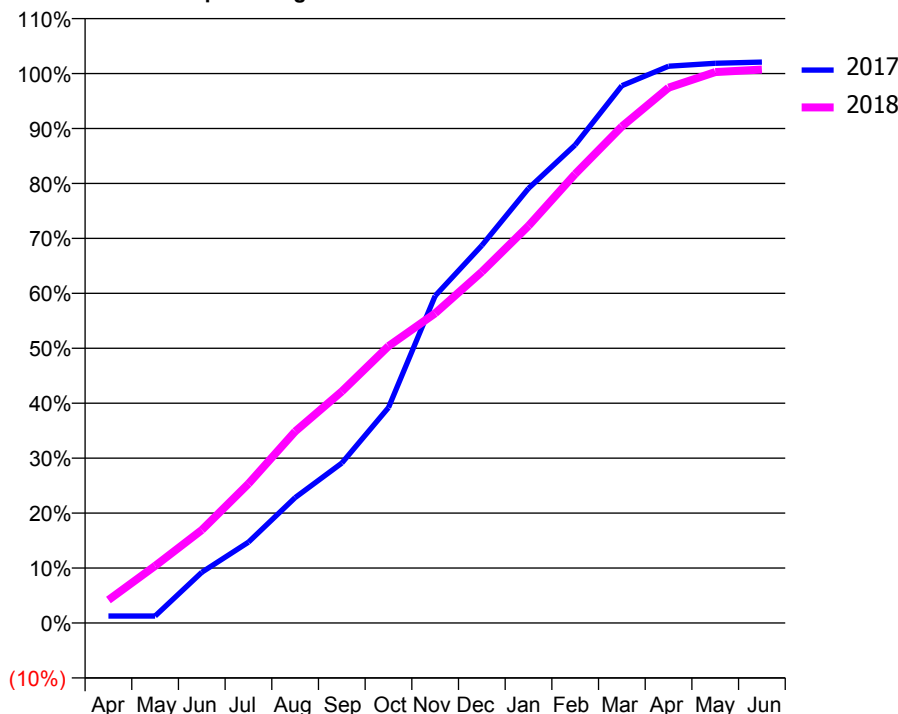
### ACCESS\*

Patients seen in 24 months	Total	Change since previous quarter
Quarter ending March 2017	3,063	
Quarter ending June 2017	3,045	→
Quarter ending September 2017	3,034	→
Quarter ending December 2017	3,009	→
Quarter ending March 2018	2,994	→
<b>Variance since March 2017</b>	<b>(2.3%)</b>	<b>↓</b>



### ACTIVITY

Cumulative percentage of contracted UDA delivered 2017 & 2018



Month	Adjusted Scheduled Activity (UDA)	
	2017	2018
April	101	334
May	101	832
June	738	1,354
July	1,177	2,027
August	1,826	2,788
September	2,329	3,371
October	3,136	4,031
November	4,763	4,509
December	5,497	5,112
January	6,328	5,782
February	6,961	6,537
March	7,823	7,228
April	8,106	7,793
May	8,150	8,020
June	8,166	8,057

### QUALITY

	Quantity	Base Number	Contract	LHB	Wales
% of FP17s for the same patient ID Re-attending within 3 months - Children	29	753	3.9%	7.1%	10.9%
% of FP17s for the same patient ID Re-attending within 3 months - Adults	303	2,605	11.6%	13.6%	16.2%
% of FP17s for the same patient ID Re-attending between 3 & 9 months - Children	481	753	63.9%	54.7%	59.0%
% of FP17s for the same patient ID Re-attending between 3 & 9 months - Adults	647	2,605	24.8%	53.3%	54.9%
% of FP17s for Band 1 Urgent Courses	146	3,582	4.1%	9.0%	9.0%
% of FP17s Relating to Free Repair or Replacements	15	3,582	0.4%	0.7%	0.7%
% of FP17s Relating to Continuations	33	3,582	0.9%	0.7%	0.8%
% of Patients satisfied with the dentistry they have received	56	60	93.3%	92.8%	92.0%
% of Patients satisfied with the time they had to wait for an appointment	54	60	90.0%	90.2%	88.1%

\* This is based on patients treated on this contract for their most recent course of treatment. Figures in italics indicate the base number of FP17s or Patient Questionnaire responses are less than 100. N/A is shown where the base number of responses is less than 10 during the period. % is calculated as Quantity/Base number\*100

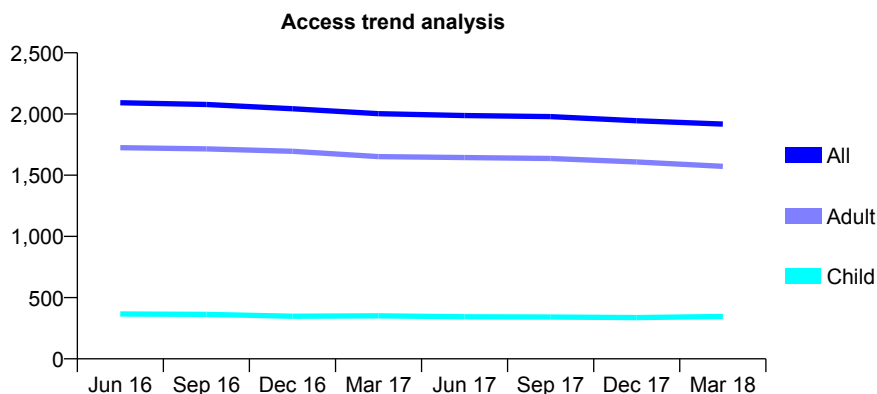
## 7A5 - Vital Signs At a Glance Contract Report for 625485/0004 - Year end March 2018

Name or company name	MISS D ADAMS
Contract type name	GDS Contract
Purpose of contract	General
Contract start date	14/06/2010
Contract end date	

17/18 Contracted general activity (UDA)	5,350
Carry forward general activity (UDA)	225
17/18 Contracted orthodontic activity (UOA)	0
Carry forward orthodontic activity (UOA)	0
Baseline contract value	£132,729.38

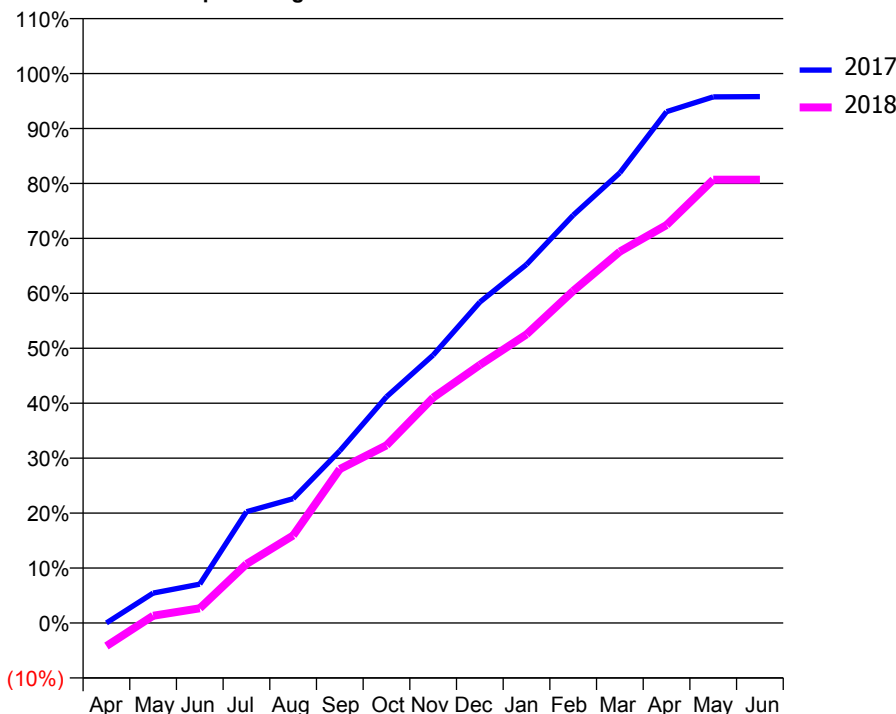
### ACCESS\*

Patients seen in 24 months	Total	Change since previous quarter
Quarter ending March 2017	2,003	
Quarter ending June 2017	1,988	→
Quarter ending September 2017	1,979	→
Quarter ending December 2017	1,945	↓
Quarter ending March 2018	1,918	↓
<b>Variance since March 2017</b>	<b>(4.2%)</b>	<b>↓</b>



### ACTIVITY

Cumulative percentage of contracted UDA delivered 2017 & 2018



Month	Adjusted Scheduled Activity (UDA)	
	2017	2018
April	0	-225
May	292	71
June	378	143
July	1,084	575
August	1,210	852
September	1,676	1,499
October	2,203	1,730
November	2,609	2,195
December	3,124	2,513
January	3,491	2,810
February	3,971	3,234
March	4,383	3,617
April	4,979	3,875
May	5,122	4,316
June	5,125	4,316

### QUALITY

	Quantity	Base Number	Contract	LHB	Wales
% of FP17s for the same patient ID Re-attending within 3 months - Children	52	603	8.6%	7.1%	10.9%
% of FP17s for the same patient ID Re-attending within 3 months - Adults	218	2,038	10.7%	13.6%	16.2%
% of FP17s for the same patient ID Re-attending between 3 & 9 months - Children	386	603	64.0%	54.7%	59.0%
% of FP17s for the same patient ID Re-attending between 3 & 9 months - Adults	810	2,038	39.7%	53.3%	54.9%
% of FP17s for Band 1 Urgent Courses	97	2,572	3.8%	9.0%	9.0%
% of FP17s Relating to Free Repair or Replacements	3	2,572	0.1%	0.7%	0.7%
% of FP17s Relating to Continuations	17	2,572	0.7%	0.7%	0.8%
% of Patients satisfied with the dentistry they have received	14	14	100.0%	92.8%	92.0%
% of Patients satisfied with the time they had to wait for an appointment	14	14	100.0%	90.2%	88.1%

\* This is based on patients treated on this contract for their most recent course of treatment. Figures in italics indicate the base number of FP17s or Patient Questionnaire responses are less than 100. N/A is shown where the base number of responses is less than 10 during the period. % is calculated as Quantity/Base number\*100

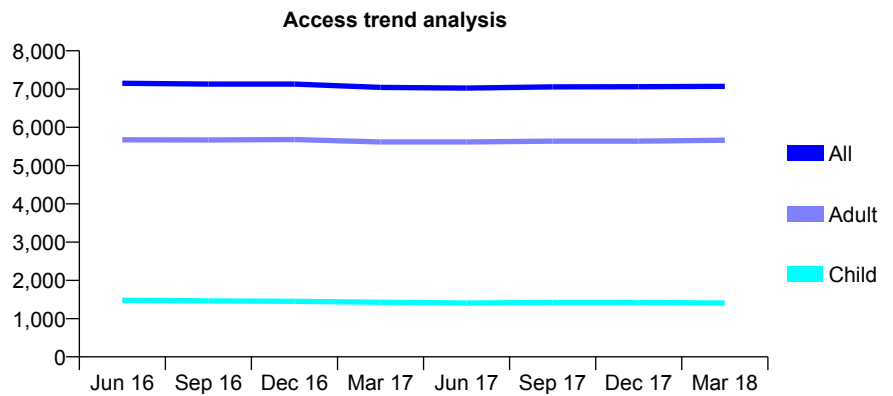
## 7A5 - Vital Signs At a Glance Contract Report for 688312/0001 - Year end March 2018

Name or company name	MR G BLINMAN
Contract type name	GDS Contract
Purpose of contract	General
Contract start date	01/10/2013
Contract end date	

17/18 Contracted general activity (UDA)	23,138
Carry forward general activity (UDA)	0
17/18 Contracted orthodontic activity (UOA)	0
Carry forward orthodontic activity (UOA)	0
Baseline contract value	£562,809.30

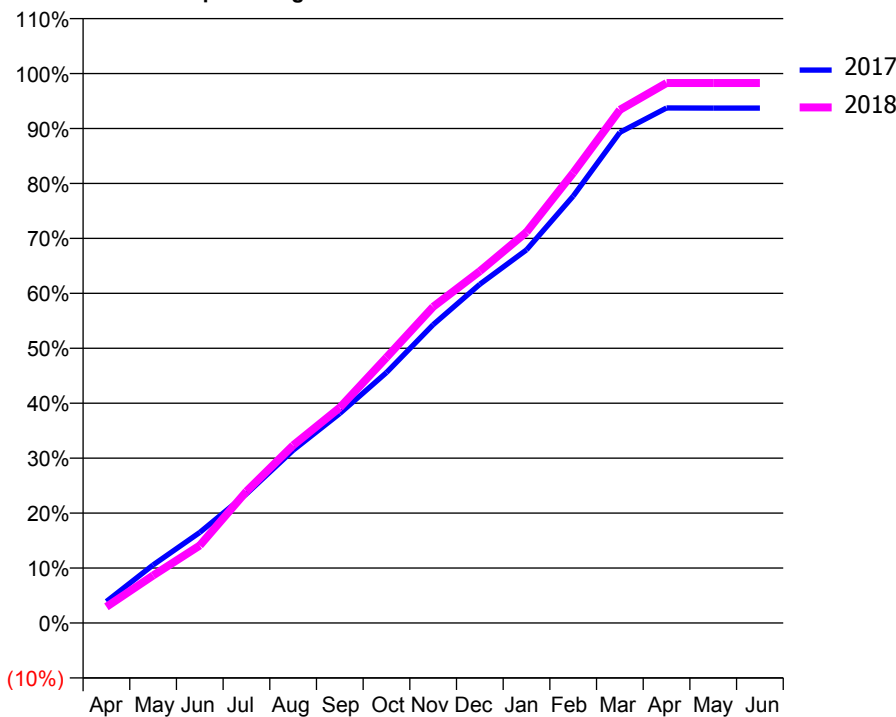
### ACCESS\*

Patients seen in 24 months	Total	Change since previous quarter
Quarter ending March 2017	7,043	
Quarter ending June 2017	7,025	→
Quarter ending September 2017	7,057	→
Quarter ending December 2017	7,061	→
Quarter ending March 2018	7,071	→
<b>Variance since March 2017</b>	<b>0.4%</b>	<b>→</b>



### ACTIVITY

Cumulative percentage of contracted UDA delivered 2017 & 2018



Month	Adjusted Scheduled Activity (UDA)	
	2017	2018
April	946	683
May	2,550	2,002
June	3,979	3,266
July	5,673	5,544
August	7,586	7,481
September	9,204	9,074
October	11,003	11,182
November	13,107	13,316
December	14,882	14,812
January	16,392	16,457
February	18,753	18,953
March	21,553	21,609
April	22,623	22,735
May	22,617	22,737
June	22,618	22,738

### QUALITY

	Quantity	Base Number	Contract	LHB	Wales
% of FP17s for the same patient ID Re-attending within 3 months - Children	195	2,241	8.7%	7.1%	10.9%
% of FP17s for the same patient ID Re-attending within 3 months - Adults	1,133	8,914	12.7%	13.6%	16.2%
% of FP17s for the same patient ID Re-attending between 3 & 9 months - Children	1,333	2,241	59.5%	54.7%	59.0%
% of FP17s for the same patient ID Re-attending between 3 & 9 months - Adults	5,546	8,914	62.2%	53.3%	54.9%
% of FP17s for Band 1 Urgent Courses	725	11,177	6.5%	9.0%	9.0%
% of FP17s Relating to Free Repair or Replacements	137	11,177	1.2%	0.7%	0.7%
% of FP17s Relating to Continuations	71	11,177	0.6%	0.7%	0.8%
% of Patients satisfied with the dentistry they have received	45	48	93.8%	92.8%	92.0%
% of Patients satisfied with the time they had to wait for an appointment	45	48	93.8%	90.2%	88.1%

\* This is based on patients treated on this contract for their most recent course of treatment. Figures in italics indicate the base number of FP17s or Patient Questionnaire responses are less than 100. N/A is shown where the base number of responses is less than 10 during the period. % is calculated as Quantity/Base number\*100

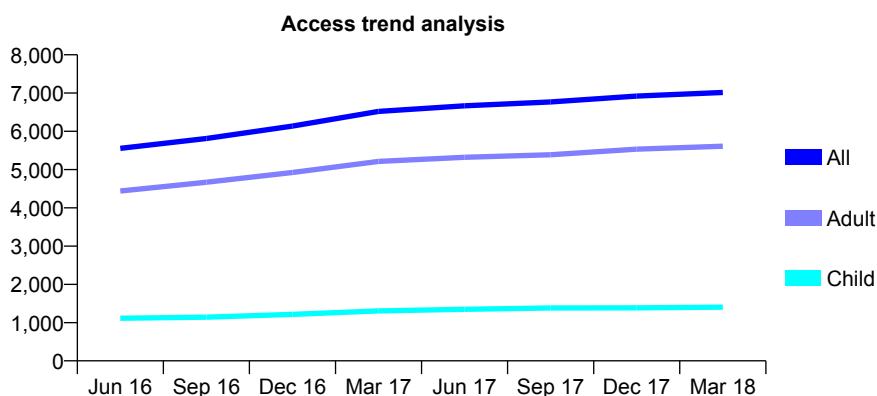
## 7A5 - Vital Signs At a Glance Contract Report for 741841/0003 - Year end March 2018

Name or company name	MRS S CHAUDHRY
Contract type name	GDS Contract
Purpose of contract	General
Contract start date	01/04/2015
Contract end date	

17/18 Contracted general activity (UDA)	21,546
Carry forward general activity (UDA)	842
17/18 Contracted orthodontic activity (UOA)	0
Carry forward orthodontic activity (UOA)	0
Baseline contract value	£529,923.52

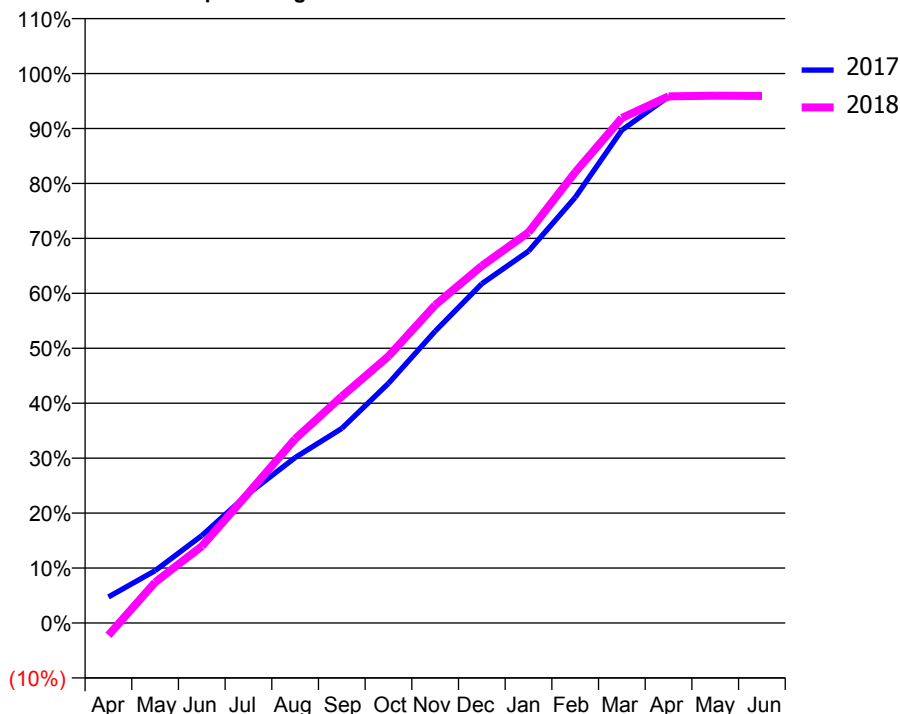
### ACCESS\*

Patients seen in 24 months	Total	Change since previous quarter
Quarter ending March 2017	6,520	
Quarter ending June 2017	6,667	↑
Quarter ending September 2017	6,769	→
Quarter ending December 2017	6,922	↑
Quarter ending March 2018	7,015	→
<b>Variance since March 2017</b>	<b>7.6%</b>	<b>↑</b>



### ACTIVITY

Cumulative percentage of contracted UDA delivered 2017 & 2018



Month	Adjusted Scheduled Activity (UDA)	
	2017	2018
April	981	-484
May	1,965	1,596
June	3,284	3,008
July	4,861	5,100
August	6,217	7,218
September	7,311	8,886
October	9,005	10,462
November	10,967	12,469
December	12,750	14,002
January	13,971	15,320
February	15,988	17,674
March	18,522	19,801
April	19,777	20,653
May	19,802	20,678
June	19,804	20,666

### QUALITY

	Quantity	Base Number	Contract	LHB	Wales
% of FP17s for the same patient ID Re-attending within 3 months - Children	121	2,270	5.3%	7.1%	10.9%
% of FP17s for the same patient ID Re-attending within 3 months - Adults	833	8,609	9.7%	13.6%	16.2%
% of FP17s for the same patient ID Re-attending between 3 & 9 months - Children	1,552	2,270	68.4%	54.7%	59.0%
% of FP17s for the same patient ID Re-attending between 3 & 9 months - Adults	5,257	8,609	61.1%	53.3%	54.9%
% of FP17s for Band 1 Urgent Courses	449	10,863	4.1%	9.0%	9.0%
% of FP17s Relating to Free Repair or Replacements	55	10,863	0.5%	0.7%	0.7%
% of FP17s Relating to Continuations	77	10,863	0.7%	0.7%	0.8%
% of Patients satisfied with the dentistry they have received	21	22	95.5%	92.8%	92.0%
% of Patients satisfied with the time they had to wait for an appointment	21	22	95.5%	90.2%	88.1%

\* This is based on patients treated on this contract for their most recent course of treatment. Figures in italics indicate the base number of FP17s or Patient Questionnaire responses are less than 100. N/A is shown where the base number of responses is less than 10 during the period. % is calculated as Quantity/Base number\*100

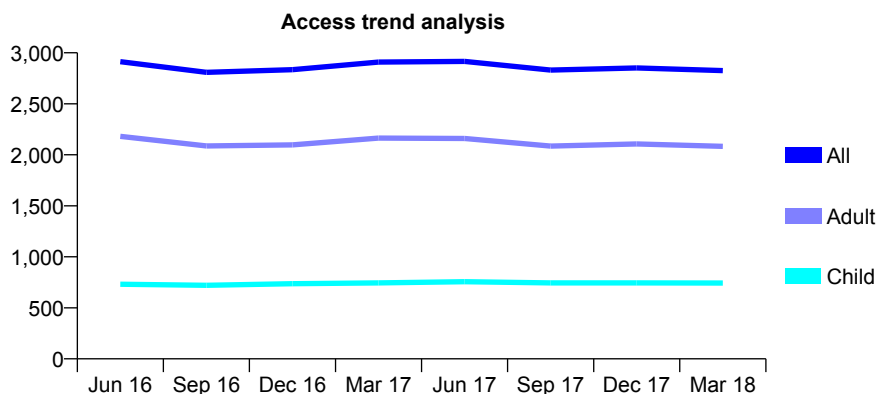
## 7A5 - Vital Signs At a Glance Contract Report for 767158/0001 - Year end March 2018

Name or company name	MR H WILDING
Contract type name	GDS Contract
Purpose of contract	General
Contract start date	01/04/2006
Contract end date	

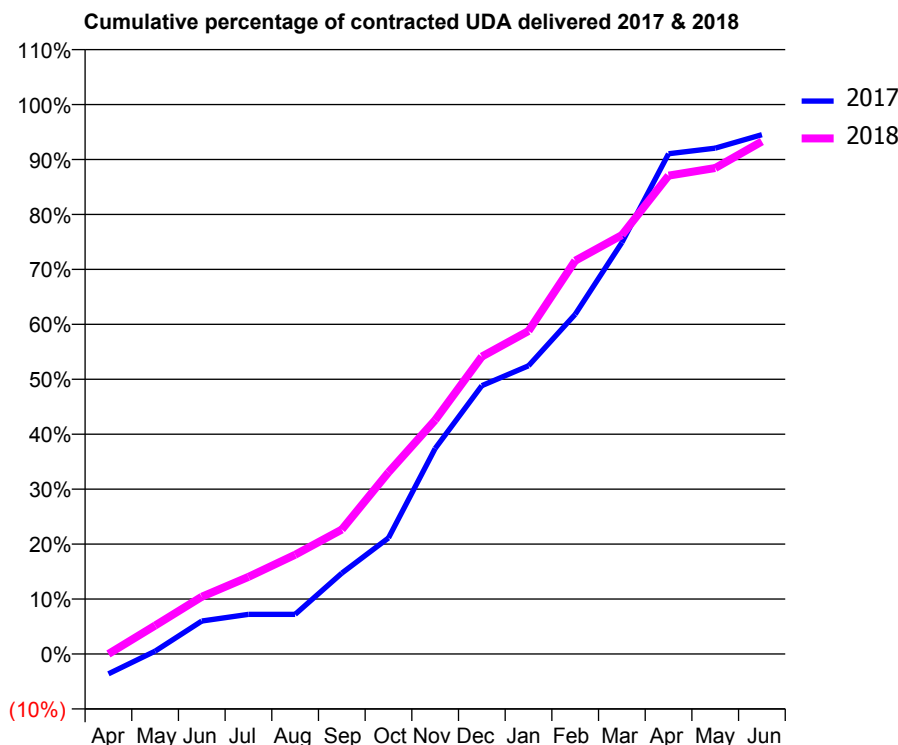
17/18 Contracted general activity (UDA)	5,600
Carry forward general activity (UDA)	0
17/18 Contracted orthodontic activity (UOA)	0
Carry forward orthodontic activity (UOA)	0
Baseline contract value	£135,791.09

### ACCESS\*

Patients seen in 24 months	Total	Change since previous quarter
Quarter ending March 2017	2,909	
Quarter ending June 2017	2,916	→
Quarter ending September 2017	2,831	↓
Quarter ending December 2017	2,852	→
Quarter ending March 2018	2,826	→
<b>Variance since March 2017</b>	<b>(2.9%)</b>	<b>↓</b>



### ACTIVITY



Month	Adjusted Scheduled Activity (UDA)	
	2017	2018
April	-203	0
May	29	291
June	336	584
July	404	786
August	404	1,011
September	824	1,269
October	1,183	1,851
November	2,094	2,384
December	2,735	3,031
January	2,937	3,292
February	3,462	4,008
March	4,193	4,269
April	5,098	4,876
May	5,155	4,953
June	5,292	5,223

### QUALITY

	Quantity	Base Number	Contract	LHB	Wales
% of FP17s for the same patient ID Re-attending within 3 months - Children	68	900	7.6%	7.1%	10.9%
% of FP17s for the same patient ID Re-attending within 3 months - Adults	223	2,178	10.2%	13.6%	16.2%
% of FP17s for the same patient ID Re-attending between 3 & 9 months - Children	370	900	41.1%	54.7%	59.0%
% of FP17s for the same patient ID Re-attending between 3 & 9 months - Adults	803	2,178	36.9%	53.3%	54.9%
% of FP17s for Band 1 Urgent Courses	145	3,100	4.7%	9.0%	9.0%
% of FP17s Relating to Free Repair or Replacements	24	3,100	0.8%	0.7%	0.7%
% of FP17s Relating to Continuations	25	3,100	0.8%	0.7%	0.8%
% of Patients satisfied with the dentistry they have received	12	13	92.3%	92.8%	92.0%
% of Patients satisfied with the time they had to wait for an appointment	13	13	100.0%	90.2%	88.1%

\* This is based on patients treated on this contract for their most recent course of treatment. Figures in italics indicate the base number of FP17s or Patient Questionnaire responses are less than 100. N/A is shown where the base number of responses is less than 10 during the period. % is calculated as Quantity/Base number\*100

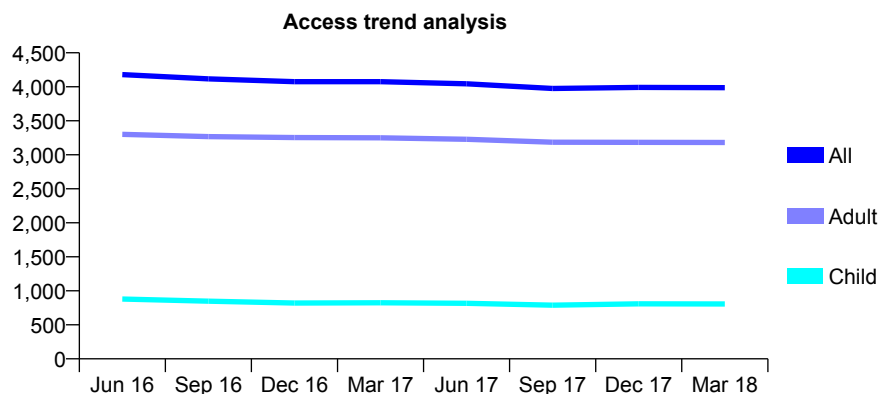
## 7A5 - Vital Signs At a Glance Contract Report for 830763/0005 - Year end March 2018

Name or company name	MR L ROBERTS
Contract type name	GDS Contract
Purpose of contract	General
Contract start date	01/10/2013
Contract end date	

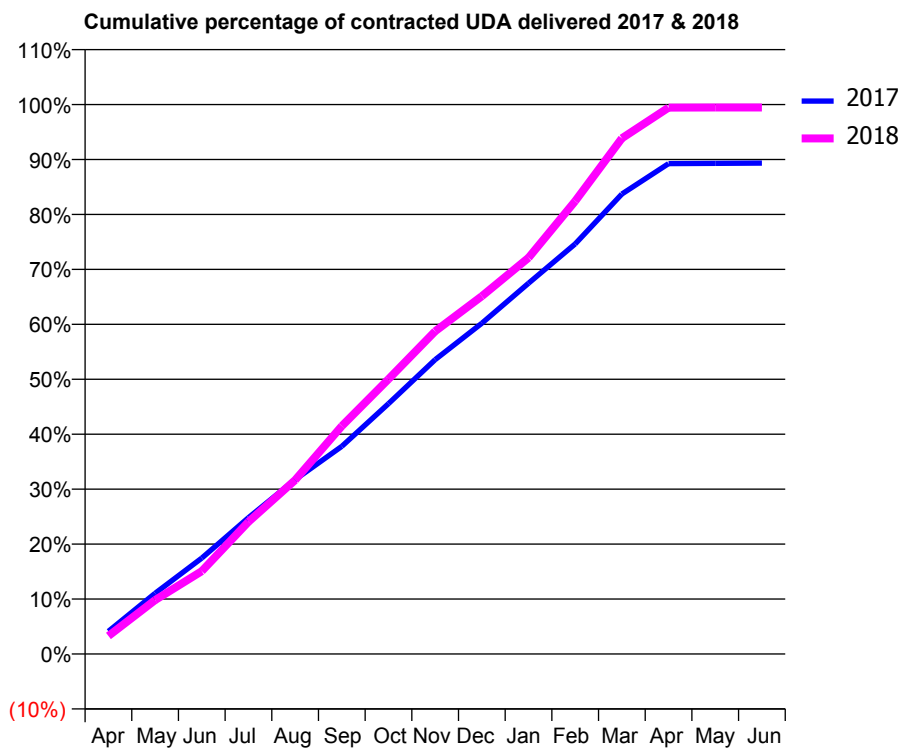
17/18 Contracted general activity (UDA)	13,400
Carry forward general activity (UDA)	0
17/18 Contracted orthodontic activity (UOA)	0
Carry forward orthodontic activity (UOA)	0
Baseline contract value	£324,341.15

### ACCESS\*

Patients seen in 24 months	Total	Change since previous quarter
Quarter ending March 2017	4,075	
Quarter ending June 2017	4,044	→
Quarter ending September 2017	3,975	↓
Quarter ending December 2017	3,991	→
Quarter ending March 2018	3,987	→
<b>Variance since March 2017</b>	<b>(2.2%)</b>	<b>↓</b>



### ACTIVITY



Month	Adjusted Scheduled Activity (UDA)	
	2017	2018
April	572	441
May	1,525	1,315
June	2,408	2,021
July	3,425	3,225
August	4,379	4,243
September	5,217	5,560
October	6,286	6,703
November	7,394	7,870
December	8,307	8,727
January	9,310	9,663
February	10,300	11,044
March	11,553	12,577
April	12,315	13,324
May	12,321	13,328
June	12,328	13,329

### QUALITY

	Quantity	Base Number	Contract	LHB	Wales
% of FP17s for the same patient ID Re-attending within 3 months - Children	83	1,154	7.2%	7.1%	10.9%
% of FP17s for the same patient ID Re-attending within 3 months - Adults	617	4,782	12.9%	13.6%	16.2%
% of FP17s for the same patient ID Re-attending between 3 & 9 months - Children	591	1,154	51.2%	54.7%	59.0%
% of FP17s for the same patient ID Re-attending between 3 & 9 months - Adults	2,746	4,782	57.4%	53.3%	54.9%
% of FP17s for Band 1 Urgent Courses	294	5,860	5.0%	9.0%	9.0%
% of FP17s Relating to Free Repair or Replacements	88	5,860	1.5%	0.7%	0.7%
% of FP17s Relating to Continuations	49	5,860	0.8%	0.7%	0.8%
% of Patients satisfied with the dentistry they have received	17	17	100.0%	92.8%	92.0%
% of Patients satisfied with the time they had to wait for an appointment	15	17	88.2%	90.2%	88.1%

\* This is based on patients treated on this contract for their most recent course of treatment. Figures in italics indicate the base number of FP17s or Patient Questionnaire responses are less than 100. N/A is shown where the base number of responses is less than 10 during the period. % is calculated as Quantity/Base number\*100



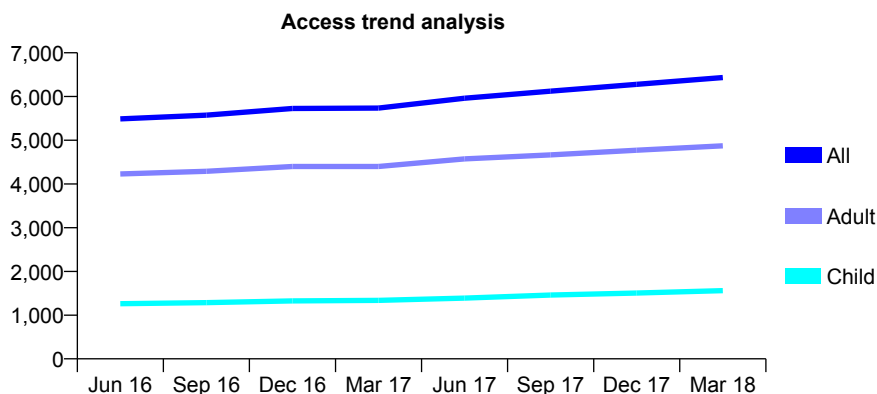
## 7A5 - Vital Signs At a Glance Contract Report for 885630/0001 - Year end March 2018

Name or company name	MRS P SOOD
Contract type name	GDS Contract
Purpose of contract	General
Contract start date	15/09/2013
Contract end date	

17/18 Contracted general activity (UDA)	21,284
Carry forward general activity (UDA)	-820
17/18 Contracted orthodontic activity (UOA)	0
Carry forward orthodontic activity (UOA)	0
Baseline contract value	£495,650.31

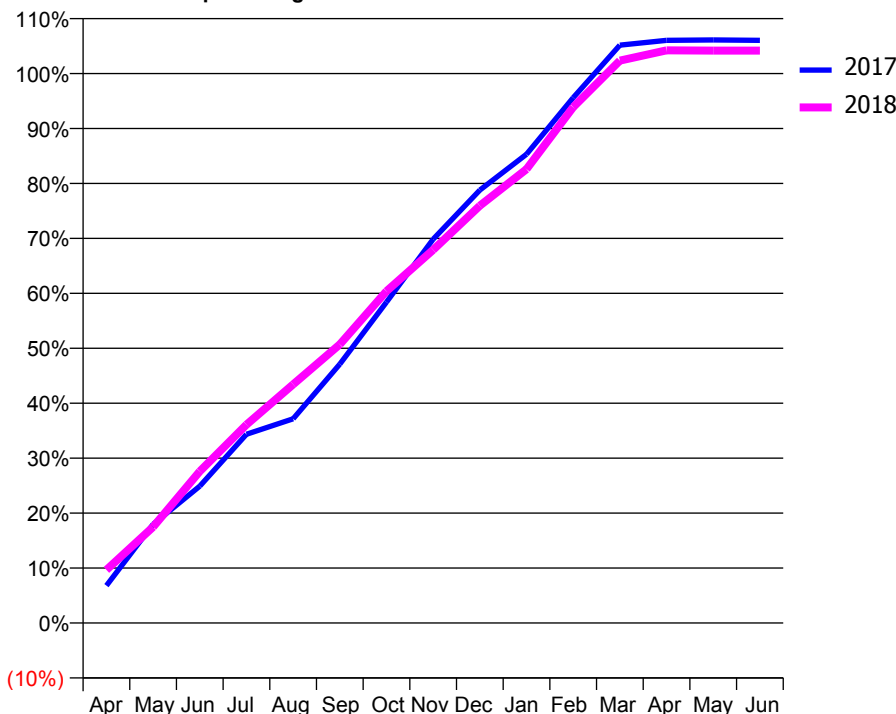
### ACCESS\*

Patients seen in 24 months	Total	Change since previous quarter
Quarter ending March 2017	5,737	
Quarter ending June 2017	5,961	↑
Quarter ending September 2017	6,123	↑
Quarter ending December 2017	6,279	↑
Quarter ending March 2018	6,435	↑
<b>Variance since March 2017</b>	<b>12.2%</b>	<b>↑</b>



### ACTIVITY

Cumulative percentage of contracted UDA delivered 2017 & 2018



Month	Adjusted Scheduled Activity (UDA)	
	2017	2018
April	1,355	2,057
May	3,576	3,720
June	4,956	5,874
July	6,831	7,683
August	7,392	9,243
September	9,369	10,793
October	11,615	12,855
November	13,894	14,452
December	15,669	16,163
January	16,969	17,581
February	19,015	19,980
March	20,917	21,785
April	21,087	22,181
May	21,102	22,173
June	21,089	22,173

### QUALITY

	Quantity	Base Number	Contract	LHB	Wales
% of FP17s for the same patient ID Re-attending within 3 months - Children	115	2,318	5.0%	7.1%	10.9%
% of FP17s for the same patient ID Re-attending within 3 months - Adults	733	7,046	10.4%	13.6%	16.2%
% of FP17s for the same patient ID Re-attending between 3 & 9 months - Children	1,381	2,318	59.6%	54.7%	59.0%
% of FP17s for the same patient ID Re-attending between 3 & 9 months - Adults	4,029	7,046	57.2%	53.3%	54.9%
% of FP17s for Band 1 Urgent Courses	505	9,476	5.3%	9.0%	9.0%
% of FP17s Relating to Free Repair or Replacements	86	9,476	0.9%	0.7%	0.7%
% of FP17s Relating to Continuations	39	9,476	0.4%	0.7%	0.8%
% of Patients satisfied with the dentistry they have received	33	37	89.2%	92.8%	92.0%
% of Patients satisfied with the time they had to wait for an appointment	33	37	89.2%	90.2%	88.1%

\* This is based on patients treated on this contract for their most recent course of treatment. Figures in italics indicate the base number of FP17s or Patient Questionnaire responses are less than 100. N/A is shown where the base number of responses is less than 10 during the period. % is calculated as Quantity/Base number\*100

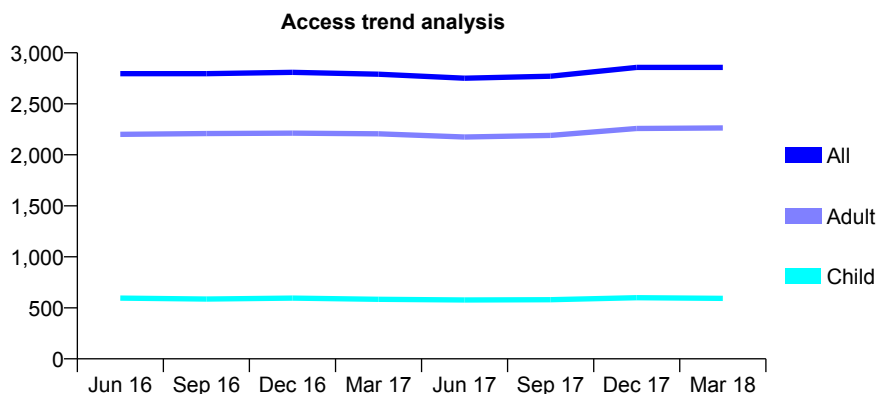
## 7A5 - Vital Signs At a Glance Contract Report for 925845/0001 - Year end March 2018

Name or company name	MR TM DIN
Contract type name	GDS Contract
Purpose of contract	General
Contract start date	01/04/2006
Contract end date	

17/18 Contracted general activity (UDA)	7,558
Carry forward general activity (UDA)	-374
17/18 Contracted orthodontic activity (UOA)	0
Carry forward orthodontic activity (UOA)	0
Baseline contract value	£182,681.80

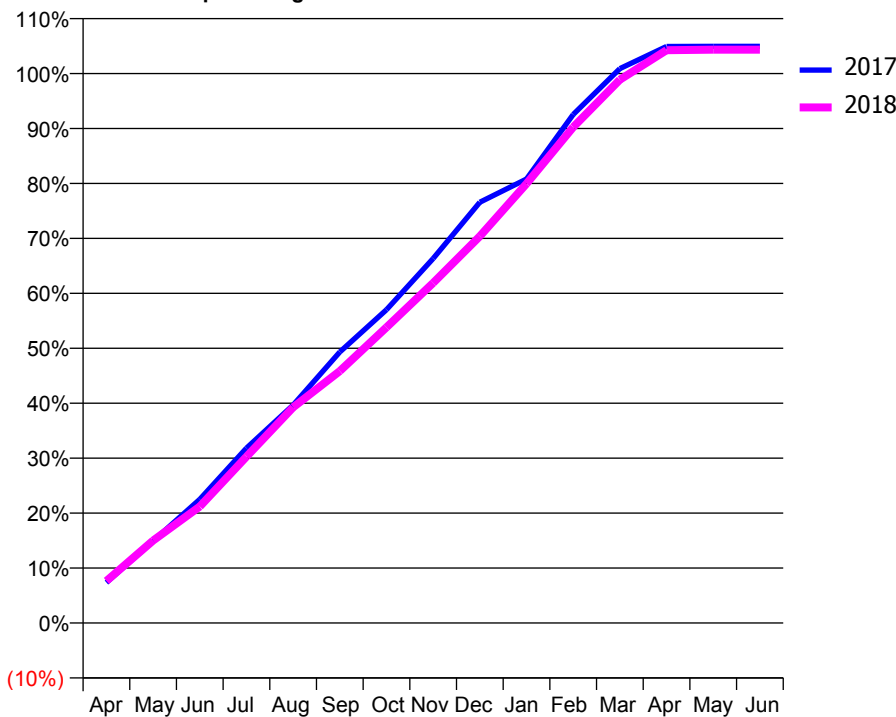
### ACCESS\*

Patients seen in 24 months	Total	Change since previous quarter
Quarter ending March 2017	2,790	
Quarter ending June 2017	2,751	↓
Quarter ending September 2017	2,770	→
Quarter ending December 2017	2,857	↑
Quarter ending March 2018	2,857	→
<b>Variance since March 2017</b>	<b>2.4%</b>	<b>↑</b>



### ACTIVITY

Cumulative percentage of contracted UDA delivered 2017 & 2018



Month	Adjusted Scheduled Activity (UDA)	
	2017	2018
April	556	579
May	1,130	1,134
June	1,701	1,602
July	2,405	2,287
August	2,997	2,967
September	3,727	3,466
October	4,309	4,068
November	5,013	4,677
December	5,787	5,319
January	6,107	6,042
February	6,994	6,821
March	7,626	7,473
April	7,930	7,878
May	7,932	7,885
June	7,932	7,885

### QUALITY

	Quantity	Base Number	Contract	LHB	Wales
% of FP17s for the same patient ID Re-attending within 3 months - Children	23	909	2.5%	7.1%	10.9%
% of FP17s for the same patient ID Re-attending within 3 months - Adults	324	3,144	10.3%	13.6%	16.2%
% of FP17s for the same patient ID Re-attending between 3 & 9 months - Children	623	909	68.5%	54.7%	59.0%
% of FP17s for the same patient ID Re-attending between 3 & 9 months - Adults	1,502	3,144	47.8%	53.3%	54.9%
% of FP17s for Band 1 Urgent Courses	169	4,070	4.2%	9.0%	9.0%
% of FP17s Relating to Free Repair or Replacements	27	4,070	0.7%	0.7%	0.7%
% of FP17s Relating to Continuations	23	4,070	0.6%	0.7%	0.8%
% of Patients satisfied with the dentistry they have received	17	20	85.0%	92.8%	92.0%
% of Patients satisfied with the time they had to wait for an appointment	15	20	75.0%	90.2%	88.1%

\* This is based on patients treated on this contract for their most recent course of treatment. Figures in italics indicate the base number of FP17s or Patient Questionnaire responses are less than 100. N/A is shown where the base number of responses is less than 10 during the period. % is calculated as Quantity/Base number\*100

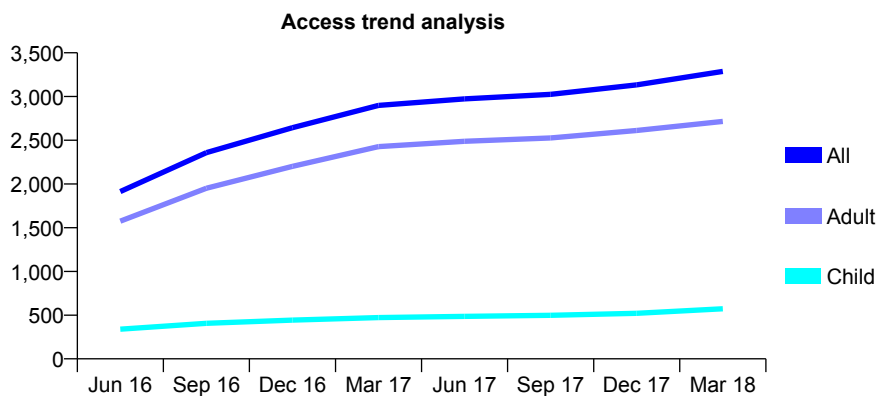
## 7A5 - Vital Signs At a Glance Contract Report for 976245/0001 - Year end March 2018

Name or company name	MR PJ JONES
Contract type name	GDS Contract
Purpose of contract	General
Contract start date	16/11/2015
Contract end date	

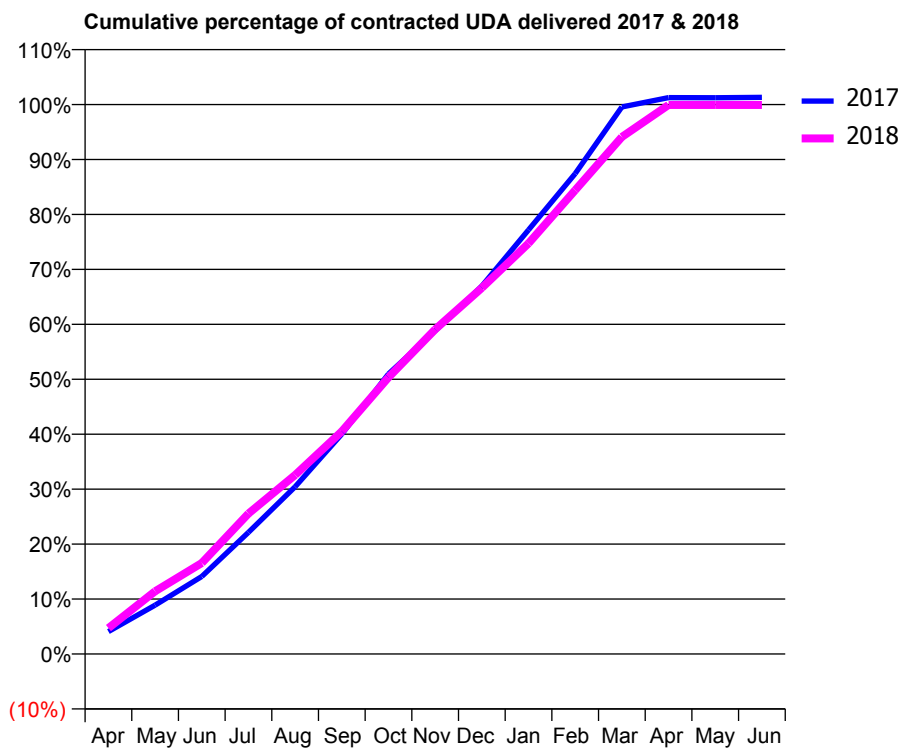
17/18 Contracted general activity (UDA)	9,182
Carry forward general activity (UDA)	-125
17/18 Contracted orthodontic activity (UOA)	0
Carry forward orthodontic activity (UOA)	0
Baseline contract value	£250,018.52

### ACCESS\*

Patients seen in 24 months	Total	Change since previous quarter
Quarter ending March 2017	2,899	
Quarter ending June 2017	2,973	↑
Quarter ending September 2017	3,025	→
Quarter ending December 2017	3,133	↑
Quarter ending March 2018	3,288	↑
<b>Variance since March 2017</b>	<b>13.4%</b>	<b>↑</b>



### ACTIVITY



Month	Adjusted Scheduled Activity (UDA)	
	2017	2018
April	396	434
May	860	1,049
June	1,365	1,521
July	2,141	2,346
August	2,942	2,992
September	3,868	3,721
October	4,928	4,622
November	5,686	5,424
December	6,471	6,117
January	7,459	6,861
February	8,449	7,752
March	9,622	8,640
April	9,786	9,174
May	9,783	9,175
June	9,790	9,175

### QUALITY

	Quantity	Base Number	Contract	LHB	Wales
% of FP17s for the same patient ID Re-attending within 3 months - Children	45	758	5.9%	7.1%	10.9%
% of FP17s for the same patient ID Re-attending within 3 months - Adults	268	3,526	7.6%	13.6%	16.2%
% of FP17s for the same patient ID Re-attending between 3 & 9 months - Children	429	758	56.6%	54.7%	59.0%
% of FP17s for the same patient ID Re-attending between 3 & 9 months - Adults	2,179	3,526	61.8%	53.3%	54.9%
% of FP17s for Band 1 Urgent Courses	287	4,391	6.5%	9.0%	9.0%
% of FP17s Relating to Free Repair or Replacements	31	4,391	0.7%	0.7%	0.7%
% of FP17s Relating to Continuations	11	4,391	0.3%	0.7%	0.8%
% of Patients satisfied with the dentistry they have received	15	16	93.8%	92.8%	92.0%
% of Patients satisfied with the time they had to wait for an appointment	15	16	93.8%	90.2%	88.1%

\* This is based on patients treated on this contract for their most recent course of treatment. Figures in italics indicate the base number of FP17s or Patient Questionnaire responses are less than 100. N/A is shown where the base number of responses is less than 10 during the period. % is calculated as Quantity/Base number\*100

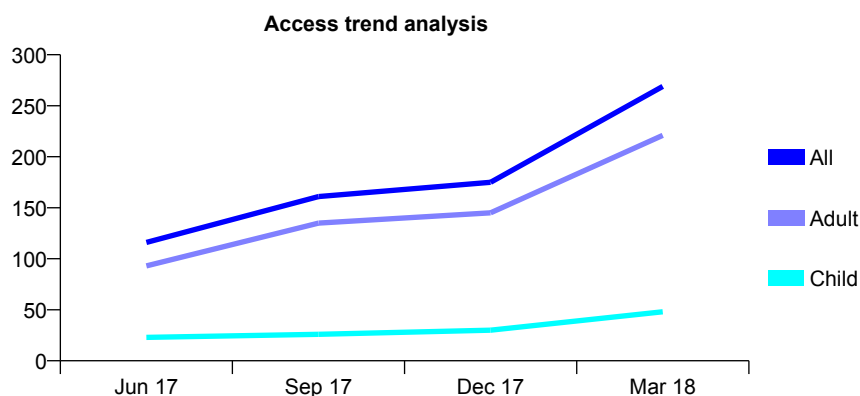
## 7A6 - Vital Signs At a Glance Contract Report for 100360/0000 - Year end March 2018

Name or company name	Blackwood Dental Centre.
Contract type name	PDS Contract
Purpose of contract	General
Contract start date	01/04/2017
Contract end date	31/03/2019

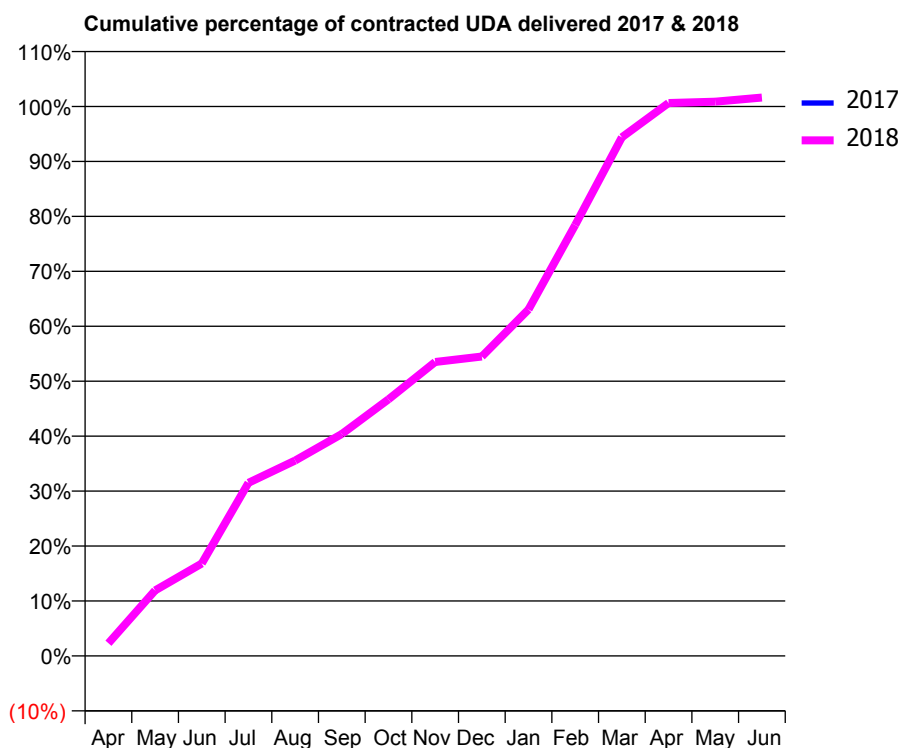
17/18 Contracted general activity (UDA)	1,600
Carry forward general activity (UDA)	0
17/18 Contracted orthodontic activity (UOA)	0
Carry forward orthodontic activity (UOA)	0
Baseline contract value	£42,199.04

### ACCESS\*

Patients seen in 24 months	Total	Change since previous quarter
Quarter ending March 2017	0	
Quarter ending June 2017	116	↑
Quarter ending September 2017	161	↑
Quarter ending December 2017	175	↑
Quarter ending March 2018	269	↑
<b>Variance since March 2017</b>	N/A	



### ACTIVITY



Month	Adjusted Scheduled Activity (UDA)	
	2017	2018
April	0	37
May	0	191
June	0	269
July	0	504
August	0	569
September	0	646
October	0	747
November	0	856
December	0	872
January	0	1,009
February	0	1,255
March	0	1,510
April	0	1,610
May	0	1,614
June	0	1,626

### QUALITY

	Quantity	Base Number	Contract	LHB	Wales
% of FP17s for the same patient ID Re-attending within 3 months - Children	5	72	6.9%	8.5%	10.9%
% of FP17s for the same patient ID Re-attending within 3 months - Adults	23	351	6.6%	15.0%	16.2%
% of FP17s for the same patient ID Re-attending between 3 & 9 months - Children	8	72	11.1%	58.3%	59.0%
% of FP17s for the same patient ID Re-attending between 3 & 9 months - Adults	31	351	8.8%	54.7%	54.9%
% of FP17s for Band 1 Urgent Courses	20	439	4.6%	9.2%	9.0%
% of FP17s Relating to Free Repair or Replacements	0	439	0.0%	0.7%	0.7%
% of FP17s Relating to Continuations	3	439	0.7%	0.7%	0.8%
% of Patients satisfied with the dentistry they have received	1	1	N/A	91.9%	92.0%
% of Patients satisfied with the time they had to wait for an appointment	1	1	N/A	88.8%	88.1%

\* This is based on patients treated on this contract for their most recent course of treatment. Figures in italics indicate the base number of FP17s or Patient Questionnaire responses are less than 100. N/A is shown where the base number of responses is less than 10 during the period. % is calculated as Quantity/Base number\*100

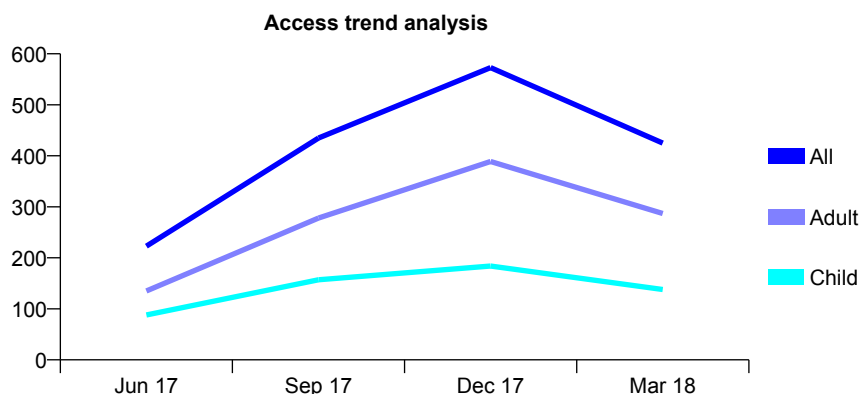
## 7A6 - Vital Signs At a Glance Contract Report for 100361/0000 - Year end March 2018

Name or company name	Ali Jahanfar & Regina Appah
Contract type name	PDS Contract
Purpose of contract	General
Contract start date	01/04/2017
Contract end date	31/03/2019

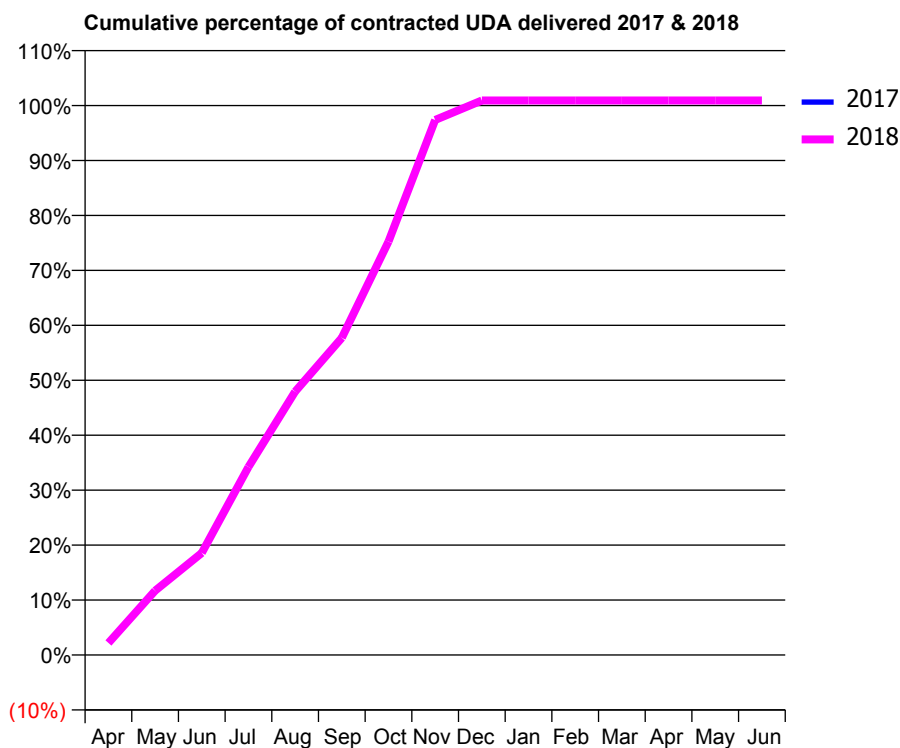
17/18 Contracted general activity (UDA)	1,600
Carry forward general activity (UDA)	0
17/18 Contracted orthodontic activity (UOA)	0
Carry forward orthodontic activity (UOA)	0
Baseline contract value	£42,199.04

### ACCESS\*

Patients seen in 24 months	Total	Change since previous quarter
Quarter ending March 2017	0	
Quarter ending June 2017	223	↑
Quarter ending September 2017	435	↑
Quarter ending December 2017	573	↑
Quarter ending March 2018	425	↓
<b>Variance since March 2017</b>	N/A	



### ACTIVITY



Month	Adjusted Scheduled Activity (UDA)	
	2017	2018
April	0	35
May	0	187
June	0	297
July	0	548
August	0	767
September	0	923
October	0	1,204
November	0	1,558
December	0	1,615
January	0	1,615
February	0	1,615
March	0	1,615
April	0	1,615
May	0	1,615
June	0	1,615

### QUALITY

	Quantity	Base Number	Contract	LHB	Wales
% of FP17s for the same patient ID Re-attending within 3 months - Children	0	241	0.0%	8.5%	10.9%
% of FP17s for the same patient ID Re-attending within 3 months - Adults	4	482	0.8%	15.0%	16.2%
% of FP17s for the same patient ID Re-attending between 3 & 9 months - Children	9	241	3.7%	58.3%	59.0%
% of FP17s for the same patient ID Re-attending between 3 & 9 months - Adults	10	482	2.1%	54.7%	54.9%
% of FP17s for Band 1 Urgent Courses	9	723	1.2%	9.2%	9.0%
% of FP17s Relating to Free Repair or Replacements	2	723	0.3%	0.7%	0.7%
% of FP17s Relating to Continuations	1	723	0.1%	0.7%	0.8%
% of Patients satisfied with the dentistry they have received	0	0	N/A	91.9%	92.0%
% of Patients satisfied with the time they had to wait for an appointment	0	0	N/A	88.8%	88.1%

\* This is based on patients treated on this contract for their most recent course of treatment. Figures in italics indicate the base number of FP17s or Patient Questionnaire responses are less than 100. N/A is shown where the base number of responses is less than 10 during the period. % is calculated as Quantity/Base number\*100

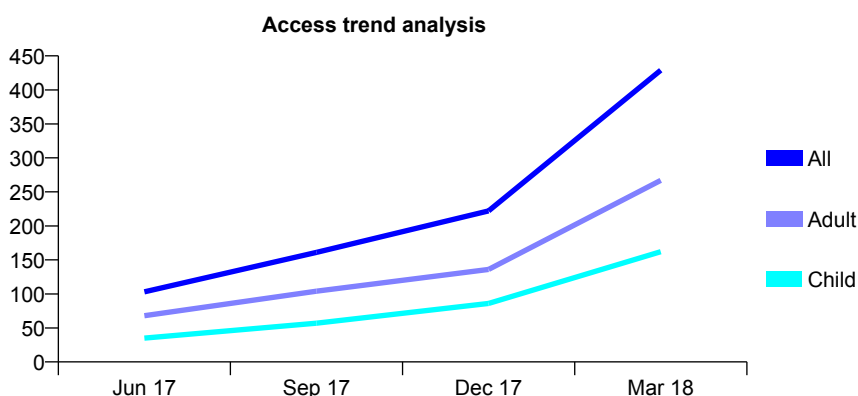
## 7A6 - Vital Signs At a Glance Contract Report for 100362/0000 - Year end March 2018

Name or company name	Cwmbran Dental Spa
Contract type name	PDS Contract
Purpose of contract	General
Contract start date	01/04/2017
Contract end date	31/03/2019

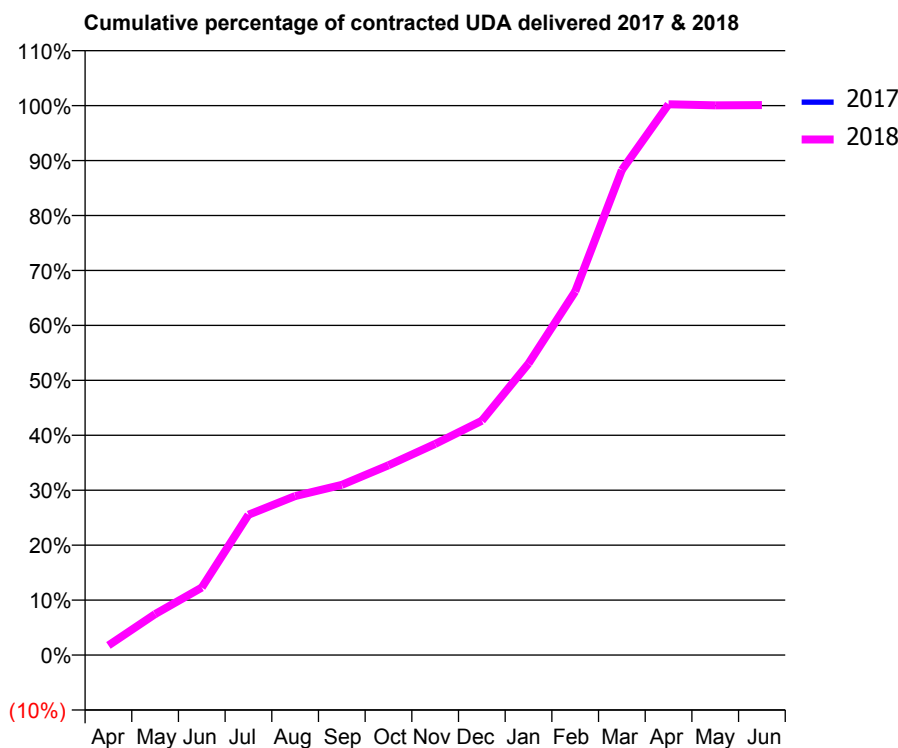
17/18 Contracted general activity (UDA)	1,600
Carry forward general activity (UDA)	0
17/18 Contracted orthodontic activity (UOA)	0
Carry forward orthodontic activity (UOA)	0
Baseline contract value	£42,199.04

### ACCESS\*

Patients seen in 24 months	Total	Change since previous quarter
Quarter ending March 2017	0	
Quarter ending June 2017	103	↑
Quarter ending September 2017	161	↑
Quarter ending December 2017	222	↑
Quarter ending March 2018	429	↑
<b>Variance since March 2017</b>	N/A	



### ACTIVITY



Month	Adjusted Scheduled Activity (UDA)	
	2017	2018
April	0	28
May	0	119
June	0	197
July	0	409
August	0	463
September	0	496
October	0	553
November	0	615
December	0	682
January	0	849
February	0	1,059
March	0	1,412
April	0	1,604
May	0	1,601
June	0	1,602

### QUALITY

	Quantity	Base Number	Contract	LHB	Wales
% of FP17s for the same patient ID Re-attending within 3 months - Children	2	216	0.9%	8.5%	10.9%
% of FP17s for the same patient ID Re-attending within 3 months - Adults	24	398	6.0%	15.0%	16.2%
% of FP17s for the same patient ID Re-attending between 3 & 9 months - Children	16	216	7.4%	58.3%	59.0%
% of FP17s for the same patient ID Re-attending between 3 & 9 months - Adults	26	398	6.5%	54.7%	54.9%
% of FP17s for Band 1 Urgent Courses	83	660	12.6%	9.2%	9.0%
% of FP17s Relating to Free Repair or Replacements	4	660	0.6%	0.7%	0.7%
% of FP17s Relating to Continuations	8	660	1.2%	0.7%	0.8%
% of Patients satisfied with the dentistry they have received	0	0	N/A	91.9%	92.0%
% of Patients satisfied with the time they had to wait for an appointment	0	0	N/A	88.8%	88.1%

\* This is based on patients treated on this contract for their most recent course of treatment. Figures in italics indicate the base number of FP17s or Patient Questionnaire responses are less than 100. N/A is shown where the base number of responses is less than 10 during the period. % is calculated as Quantity/Base number\*100

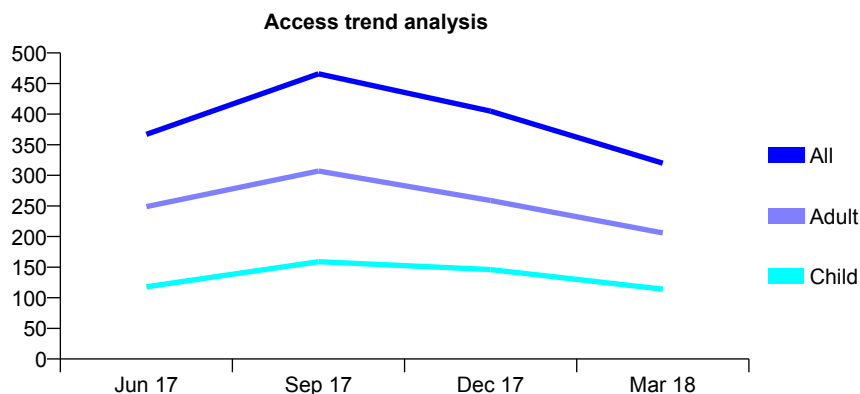
## 7A6 - Vital Signs At a Glance Contract Report for 100363/0000 - Year end March 2018

Name or company name	Grove Surgery Ltd
Contract type name	PDS Contract
Purpose of contract	General
Contract start date	01/04/2017
Contract end date	31/03/2019

17/18 Contracted general activity (UDA)	1,600
Carry forward general activity (UDA)	0
17/18 Contracted orthodontic activity (UOA)	0
Carry forward orthodontic activity (UOA)	0
Baseline contract value	£42,199.04

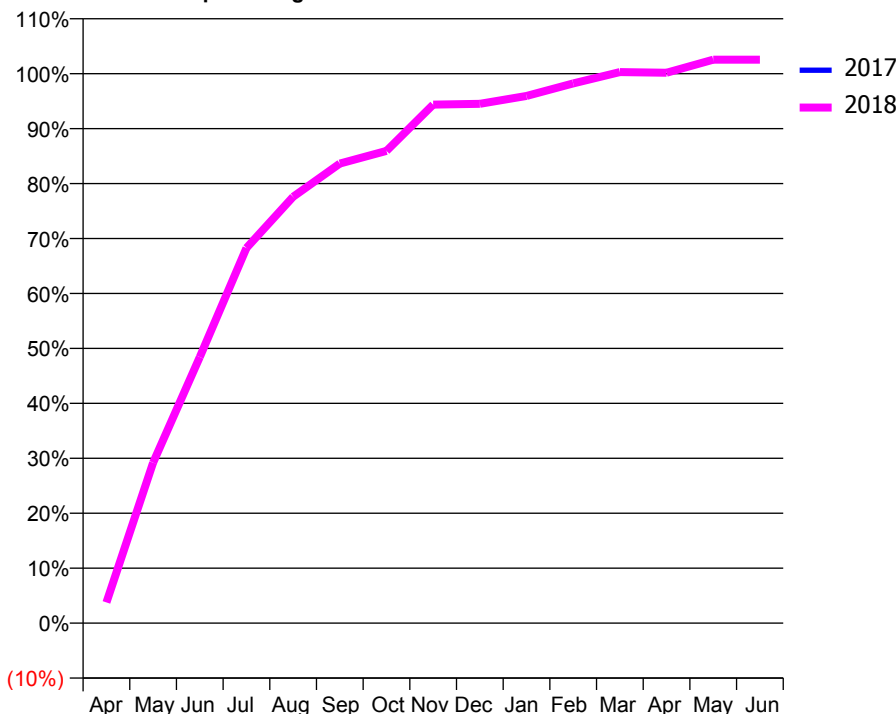
### ACCESS\*

Patients seen in 24 months	Total	Change since previous quarter
Quarter ending March 2017	0	
Quarter ending June 2017	367	↑
Quarter ending September 2017	466	↑
Quarter ending December 2017	405	↓
Quarter ending March 2018	320	↓
<b>Variance since March 2017</b>	N/A	



### ACTIVITY

Cumulative percentage of contracted UDA delivered 2017 & 2018



Month	Adjusted Scheduled Activity (UDA)	
	2017	2018
April	0	60
May	0	467
June	0	775
July	0	1,092
August	0	1,241
September	0	1,338
October	0	1,375
November	0	1,510
December	0	1,512
January	0	1,535
February	0	1,572
March	0	1,605
April	0	1,603
May	0	1,641
June	0	1,641

### QUALITY

	Quantity	Base Number	Contract	LHB	Wales
% of FP17s for the same patient ID Re-attending within 3 months - Children	4	227	1.8%	8.5%	10.9%
% of FP17s for the same patient ID Re-attending within 3 months - Adults	36	493	7.3%	15.0%	16.2%
% of FP17s for the same patient ID Re-attending between 3 & 9 months - Children	2	227	0.9%	58.3%	59.0%
% of FP17s for the same patient ID Re-attending between 3 & 9 months - Adults	8	493	1.6%	54.7%	54.9%
% of FP17s for Band 1 Urgent Courses	118	730	16.2%	9.2%	9.0%
% of FP17s Relating to Free Repair or Replacements	0	730	0.0%	0.7%	0.7%
% of FP17s Relating to Continuations	2	730	0.3%	0.7%	0.8%
% of Patients satisfied with the dentistry they have received	1	2	N/A	91.9%	92.0%
% of Patients satisfied with the time they had to wait for an appointment	2	2	N/A	88.8%	88.1%

\* This is based on patients treated on this contract for their most recent course of treatment. Figures in italics indicate the base number of FP17s or Patient Questionnaire responses are less than 100. N/A is shown where the base number of responses is less than 10 during the period. % is calculated as Quantity/Base number\*100



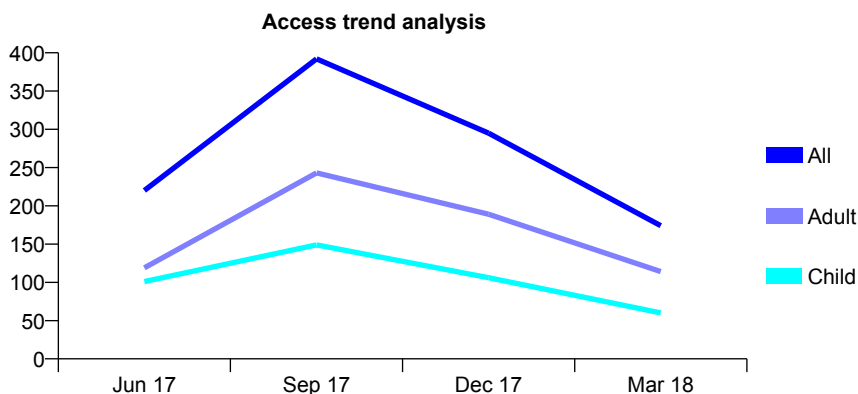
## 7A6 - Vital Signs At a Glance Contract Report for 100364/0000 - Year end March 2018

Name or company name	MR JD COOK
Contract type name	PDS Contract
Purpose of contract	General
Contract start date	01/04/2017
Contract end date	31/03/2019

17/18 Contracted general activity (UDA)	1,600
Carry forward general activity (UDA)	0
17/18 Contracted orthodontic activity (UOA)	0
Carry forward orthodontic activity (UOA)	0
Baseline contract value	£42,199.04

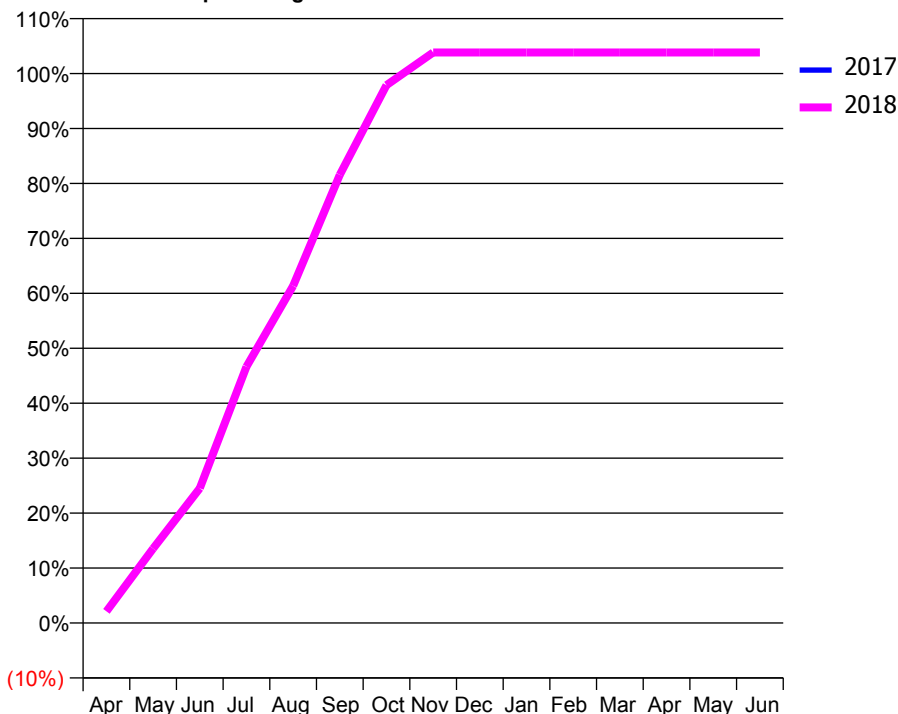
### ACCESS\*

Patients seen in 24 months	Total	Change since previous quarter
Quarter ending March 2017	0	
Quarter ending June 2017	220	↑
Quarter ending September 2017	392	↑
Quarter ending December 2017	295	↓
Quarter ending March 2018	174	↓
<b>Variance since March 2017</b>	N/A	



### ACTIVITY

Cumulative percentage of contracted UDA delivered 2017 & 2018



Adjusted Scheduled Activity (UDA)

Month	2017	2018
April	0	34
May	0	217
June	0	392
July	0	747
August	0	982
September	0	1,305
October	0	1,566
November	0	1,661
December	0	1,661
January	0	1,661
February	0	1,661
March	0	1,661
April	0	1,661
May	0	1,661
June	0	1,661

### QUALITY

	Quantity	Base Number	Contract	LHB	Wales
% of FP17s for the same patient ID Re-attending within 3 months - Children	3	203	1.5%	8.5%	10.9%
% of FP17s for the same patient ID Re-attending within 3 months - Adults	11	375	2.9%	15.0%	16.2%
% of FP17s for the same patient ID Re-attending between 3 & 9 months - Children	19	203	9.4%	58.3%	59.0%
% of FP17s for the same patient ID Re-attending between 3 & 9 months - Adults	14	375	3.7%	54.7%	54.9%
% of FP17s for Band 1 Urgent Courses	56	578	9.7%	9.2%	9.0%
% of FP17s Relating to Free Repair or Replacements	3	578	0.5%	0.7%	0.7%
% of FP17s Relating to Continuations	2	578	0.3%	0.7%	0.8%
% of Patients satisfied with the dentistry they have received	5	5	N/A	91.9%	92.0%
% of Patients satisfied with the time they had to wait for an appointment	5	5	N/A	88.8%	88.1%

\* This is based on patients treated on this contract for their most recent course of treatment. Figures in italics indicate the base number of FP17s or Patient Questionnaire responses are less than 100. N/A is shown where the base number of responses is less than 10 during the period. % is calculated as Quantity/Base number\*100

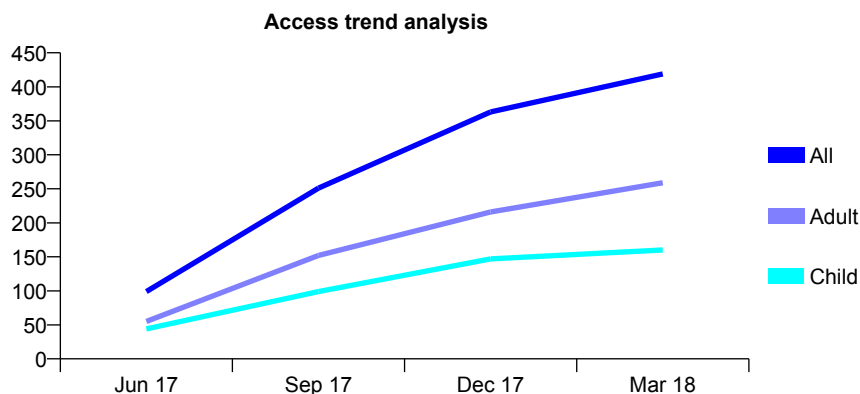
## 7A6 - Vital Signs At a Glance Contract Report for 100366/0000 - Year end March 2018

Name or company name	Newport Dental Care Partnership
Contract type name	PDS Contract
Purpose of contract	General
Contract start date	01/04/2017
Contract end date	31/03/2019

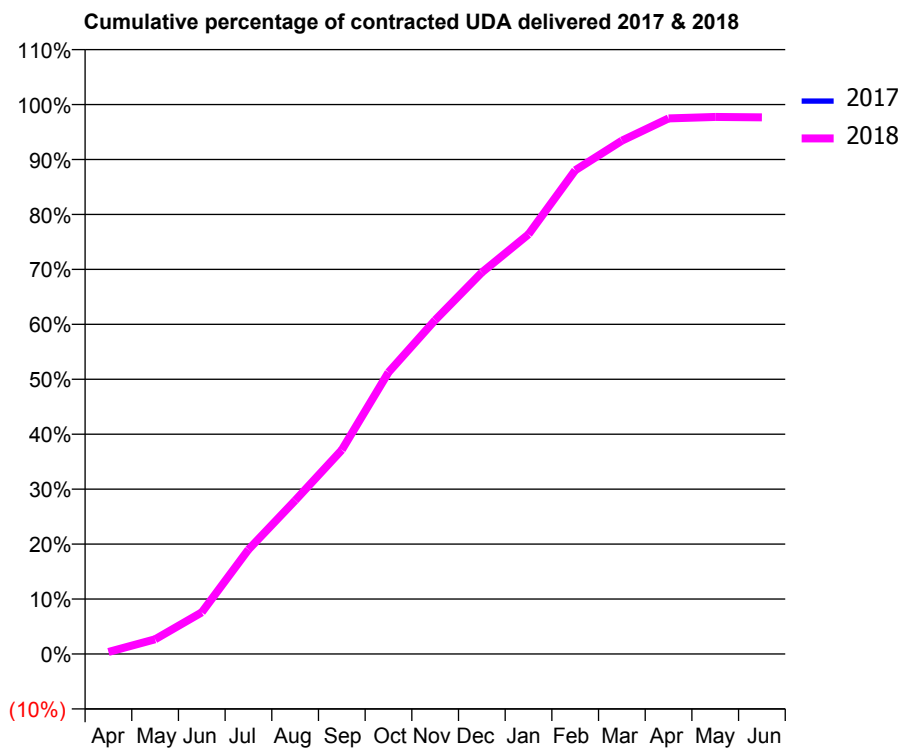
17/18 Contracted general activity (UDA)	1,600
Carry forward general activity (UDA)	0
17/18 Contracted orthodontic activity (UOA)	0
Carry forward orthodontic activity (UOA)	0
Baseline contract value	£42,199.04

### ACCESS\*

Patients seen in 24 months	Total	Change since previous quarter
Quarter ending March 2017	0	
Quarter ending June 2017	99	↑
Quarter ending September 2017	251	↑
Quarter ending December 2017	363	↑
Quarter ending March 2018	419	↑
<b>Variance since March 2017</b>	N/A	



### ACTIVITY



Month	Adjusted Scheduled Activity (UDA)	
	2017	2018
April	0	6
May	0	43
June	0	121
July	0	304
August	0	447
September	0	594
October	0	820
November	0	972
December	0	1,111
January	0	1,222
February	0	1,409
March	0	1,495
April	0	1,560
May	0	1,564
June	0	1,563

### QUALITY

	Quantity	Base Number	Contract	LHB	Wales
% of FP17s for the same patient ID Re-attending within 3 months - Children	0	218	0.0%	8.5%	10.9%
% of FP17s for the same patient ID Re-attending within 3 months - Adults	1	343	0.3%	15.0%	16.2%
% of FP17s for the same patient ID Re-attending between 3 & 9 months - Children	1	218	0.5%	58.3%	59.0%
% of FP17s for the same patient ID Re-attending between 3 & 9 months - Adults	3	343	0.9%	54.7%	54.9%
% of FP17s for Band 1 Urgent Courses	8	579	1.4%	9.2%	9.0%
% of FP17s Relating to Free Repair or Replacements	0	579	0.0%	0.7%	0.7%
% of FP17s Relating to Continuations	1	579	0.2%	0.7%	0.8%
% of Patients satisfied with the dentistry they have received	1	1	N/A	91.9%	92.0%
% of Patients satisfied with the time they had to wait for an appointment	1	1	N/A	88.8%	88.1%

\* This is based on patients treated on this contract for their most recent course of treatment. Figures in italics indicate the base number of FP17s or Patient Questionnaire responses are less than 100. N/A is shown where the base number of responses is less than 10 during the period. % is calculated as Quantity/Base number\*100

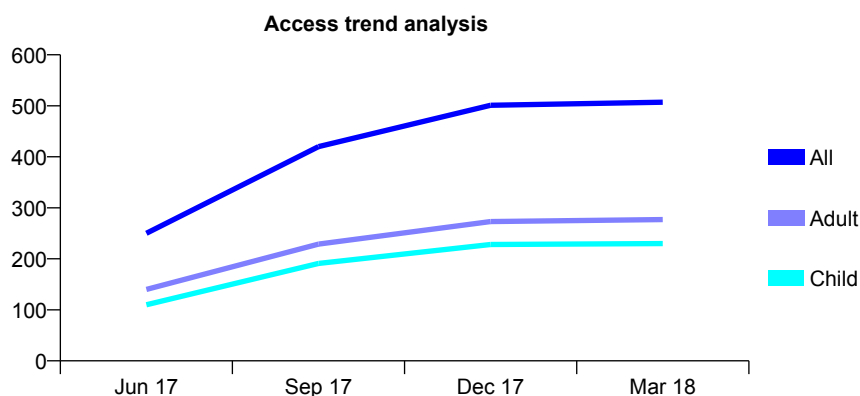
## 7A6 - Vital Signs At a Glance Contract Report for 100379/0000 - Year end March 2018

Name or company name	Parklands Dental Practice
Contract type name	GDS Contract
Purpose of contract	General
Contract start date	22/03/2017
Contract end date	

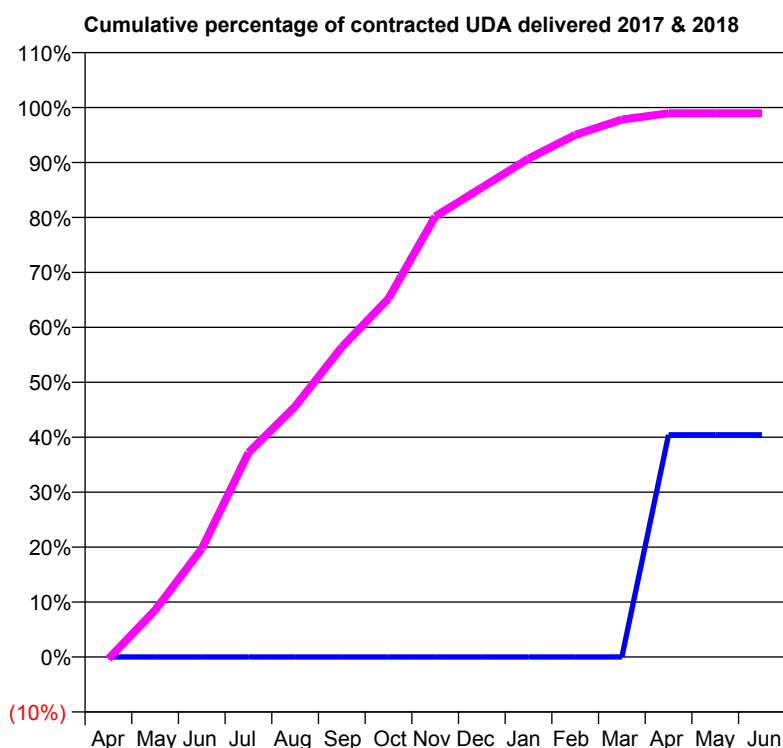
17/18 Contracted general activity (UDA)	1,715
Carry forward general activity (UDA)	27
17/18 Contracted orthodontic activity (UOA)	0
Carry forward orthodontic activity (UOA)	0
Baseline contract value	£73,767.36

### ACCESS\*

Patients seen in 24 months	Total	Change since previous quarter
Quarter ending March 2017	0	
Quarter ending June 2017	250	↑
Quarter ending September 2017	420	↑
Quarter ending December 2017	501	↑
Quarter ending March 2018	507	→
<b>Variance since March 2017</b>	N/A	



### ACTIVITY



Month	Adjusted Scheduled Activity (UDA)	
	2017	2018
April	0	-6
May	0	146
June	0	338
July	0	638
August	0	782
September	0	967
October	0	1,119
November	0	1,375
December	0	1,465
January	0	1,556
February	0	1,630
March	0	1,677
April	19	1,697
May	19	1,697
June	19	1,697

### QUALITY

	Quantity	Base Number	Contract	LHB	Wales
% of FP17s for the same patient ID Re-attending within 3 months - Children	13	344	3.8%	8.5%	10.9%
% of FP17s for the same patient ID Re-attending within 3 months - Adults	67	482	13.9%	15.0%	16.2%
% of FP17s for the same patient ID Re-attending between 3 & 9 months - Children	80	344	23.3%	58.3%	59.0%
% of FP17s for the same patient ID Re-attending between 3 & 9 months - Adults	118	482	24.5%	54.7%	54.9%
% of FP17s for Band 1 Urgent Courses	59	816	7.2%	9.2%	9.0%
% of FP17s Relating to Free Repair or Replacements	6	816	0.7%	0.7%	0.7%
% of FP17s Relating to Continuations	6	816	0.7%	0.7%	0.8%
% of Patients satisfied with the dentistry they have received	1	1	N/A	91.9%	92.0%
% of Patients satisfied with the time they had to wait for an appointment	1	1	N/A	88.8%	88.1%

\* This is based on patients treated on this contract for their most recent course of treatment. Figures in italics indicate the base number of FP17s or Patient Questionnaire responses are less than 100. N/A is shown where the base number of responses is less than 10 during the period. % is calculated as Quantity/Base number\*100

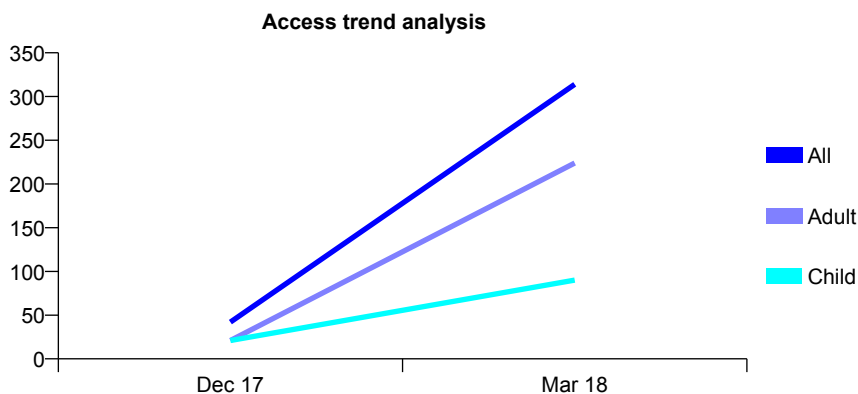
## 7A6 - Vital Signs At a Glance Contract Report for 100502/0000 - Year end March 2018

Name or company name	MR JW REES
Contract type name	GDS Contract
Purpose of contract	General
Contract start date	06/11/2017
Contract end date	

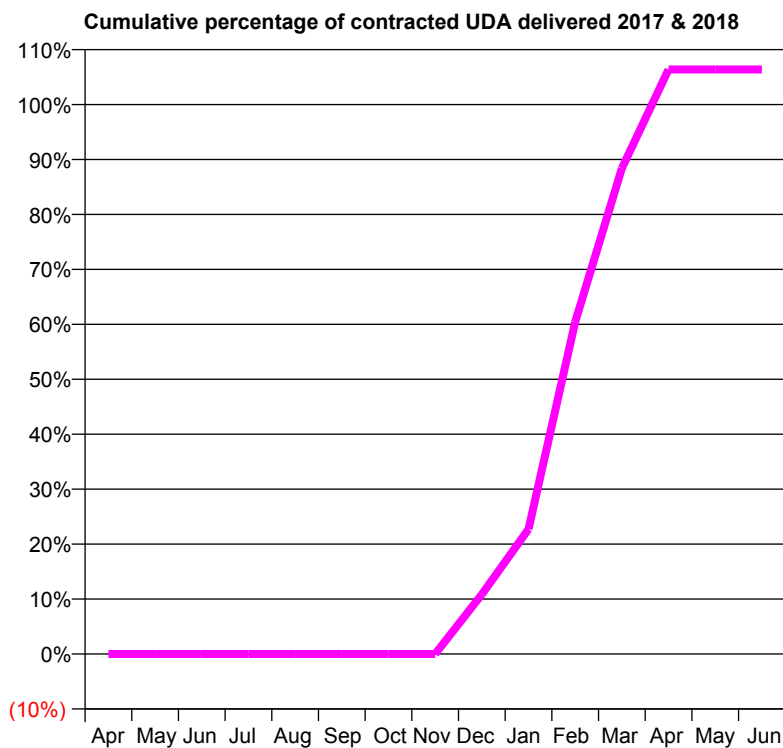
17/18 Contracted general activity (UDA)	713
Carry forward general activity (UDA)	0
17/18 Contracted orthodontic activity (UOA)	0
Carry forward orthodontic activity (UOA)	0
Baseline contract value	£17,751.28

### ACCESS\*

Patients seen in 24 months	Total	Change since previous quarter
Quarter ending March 2017	0	
Quarter ending June 2017	0	
Quarter ending September 2017	0	
Quarter ending December 2017	42	↑
Quarter ending March 2018	314	↑
<b>Variance since March 2017</b>	N/A	



### ACTIVITY



Month	Adjusted Scheduled Activity (UDA)	
	2017	2018
April	0	0
May	0	0
June	0	0
July	0	0
August	0	0
September	0	0
October	0	0
November	0	0
December	0	77
January	0	162
February	0	431
March	0	630
April	0	758
May	0	758
June	0	758

### QUALITY

	Quantity	Base Number	Contract	LHB	Wales
% of FP17s for the same patient ID Re-attending within 3 months - Children	4	86	4.7%	8.5%	10.9%
% of FP17s for the same patient ID Re-attending within 3 months - Adults	14	218	6.4%	15.0%	16.2%
% of FP17s for the same patient ID Re-attending between 3 & 9 months - Children	0	86	0.0%	58.3%	59.0%
% of FP17s for the same patient ID Re-attending between 3 & 9 months - Adults	1	218	0.5%	54.7%	54.9%
% of FP17s for Band 1 Urgent Courses	17	357	4.8%	9.2%	9.0%
% of FP17s Relating to Free Repair or Replacements	0	357	0.0%	0.7%	0.7%
% of FP17s Relating to Continuations	0	357	0.0%	0.7%	0.8%
% of Patients satisfied with the dentistry they have received	0	0	N/A	91.9%	92.0%
% of Patients satisfied with the time they had to wait for an appointment	0	0	N/A	88.8%	88.1%

\* This is based on patients treated on this contract for their most recent course of treatment. Figures in italics indicate the base number of FP17s or Patient Questionnaire responses are less than 100. N/A is shown where the base number of responses is less than 10 during the period. % is calculated as Quantity/Base number\*100

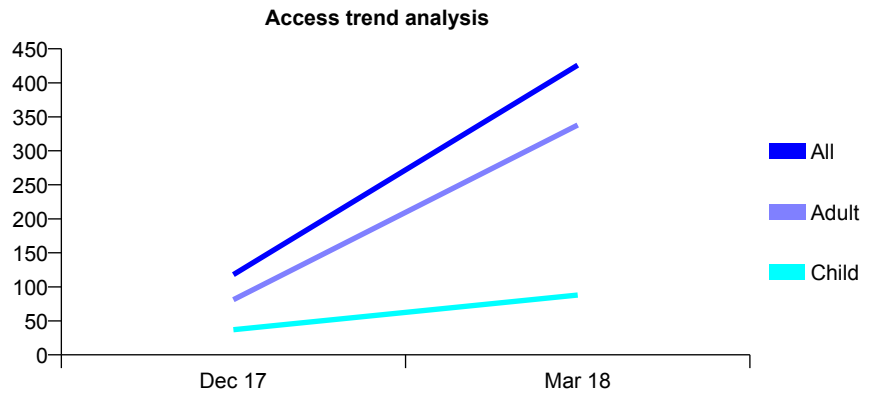
## 7A6 - Vital Signs At a Glance Contract Report for 100530/0000 - Year end March 2018

Name or company name	Ali Jahanfar & Regina Appah
Contract type name	PDS Contract
Purpose of contract	General
Contract start date	01/11/2017
Contract end date	31/10/2019

17/18 Contracted general activity (UDA)	1,202
Carry forward general activity (UDA)	0
17/18 Contracted orthodontic activity (UOA)	0
Carry forward orthodontic activity (UOA)	0
Baseline contract value	£31,250.00

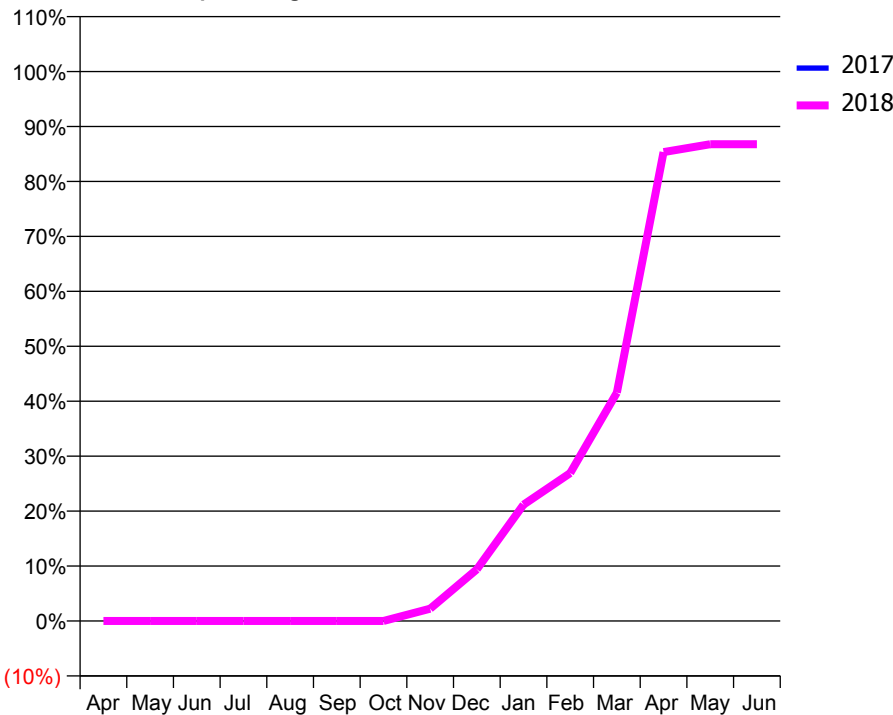
### ACCESS\*

Patients seen in 24 months	Total	Change since previous quarter
Quarter ending March 2017	0	
Quarter ending June 2017	0	
Quarter ending September 2017	0	
Quarter ending December 2017	118	↑
Quarter ending March 2018	426	↑
<b>Variance since March 2017</b>	N/A	



### ACTIVITY

Cumulative percentage of contracted UDA delivered 2017 & 2018



Month	Adjusted Scheduled Activity (UDA)	
	2017	2018
April	0	0
May	0	0
June	0	0
July	0	0
August	0	0
September	0	0
October	0	0
November	0	27
December	0	113
January	0	255
February	0	324
March	0	500
April	0	1,026
May	0	1,043
June	0	1,043

### QUALITY

	Quantity	Base Number	Contract	LHB	Wales
% of FP17s for the same patient ID Re-attending within 3 months - Children	0	70	0.0%	8.5%	10.9%
% of FP17s for the same patient ID Re-attending within 3 months - Adults	1	185	0.5%	15.0%	16.2%
% of FP17s for the same patient ID Re-attending between 3 & 9 months - Children	0	70	0.0%	58.3%	59.0%
% of FP17s for the same patient ID Re-attending between 3 & 9 months - Adults	0	185	0.0%	54.7%	54.9%
% of FP17s for Band 1 Urgent Courses	24	550	4.4%	9.2%	9.0%
% of FP17s Relating to Free Repair or Replacements	4	550	0.7%	0.7%	0.7%
% of FP17s Relating to Continuations	3	550	0.5%	0.7%	0.8%
% of Patients satisfied with the dentistry they have received	0	0	N/A	91.9%	92.0%
% of Patients satisfied with the time they had to wait for an appointment	0	0	N/A	88.8%	88.1%

\* This is based on patients treated on this contract for their most recent course of treatment. Figures in italics indicate the base number of FP17s or Patient Questionnaire responses are less than 100. N/A is shown where the base number of responses is less than 10 during the period. % is calculated as Quantity/Base number\*100

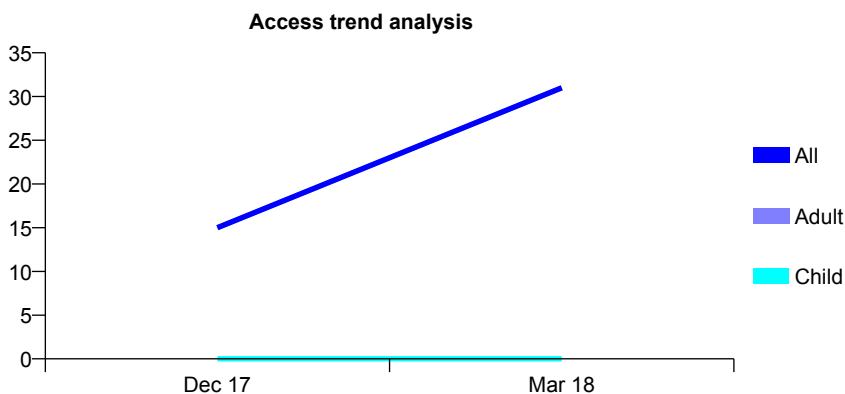
## 7A6 - Vital Signs At a Glance Contract Report for 100539/0000 - Year end March 2018

Name or company name	Blackwood Dental Centre.
Contract type name	PDS Contract
Purpose of contract	General
Contract start date	13/11/2017
Contract end date	12/11/2019

17/18 Contracted general activity (UDA)	950
Carry forward general activity (UDA)	0
17/18 Contracted orthodontic activity (UOA)	0
Carry forward orthodontic activity (UOA)	0
Baseline contract value	£47,500.00

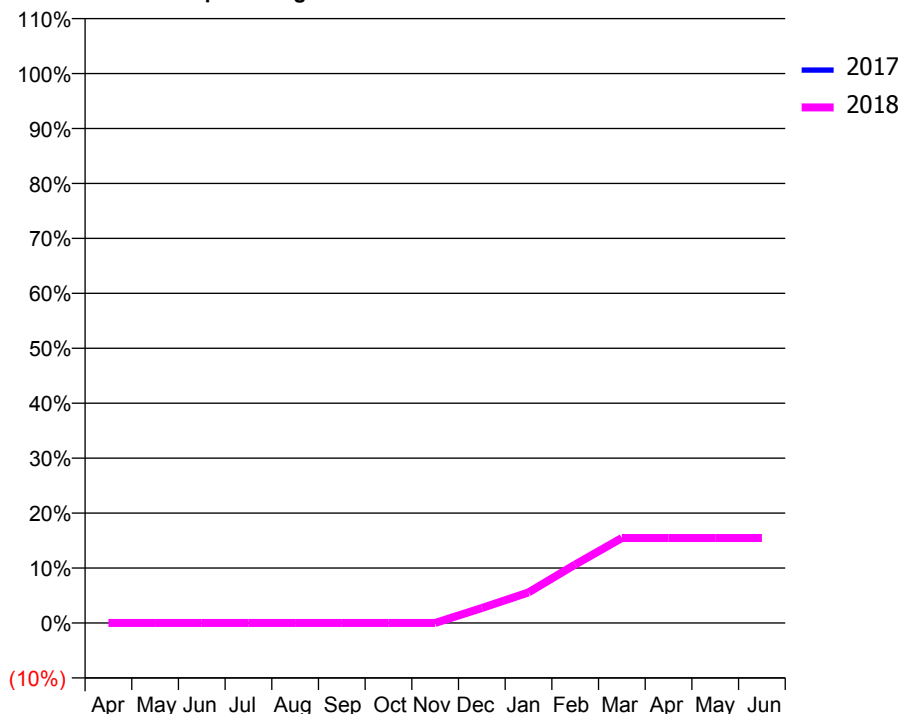
### ACCESS\*

Patients seen in 24 months	Total	Change since previous quarter
Quarter ending March 2017	0	
Quarter ending June 2017	0	
Quarter ending September 2017	0	
Quarter ending December 2017	15	↑
Quarter ending March 2018	31	↑
<b>Variance since March 2017</b>	N/A	



### ACTIVITY

Cumulative percentage of contracted UDA delivered 2017 & 2018



Month	Adjusted Scheduled Activity (UDA)	
	2017	2018
April	0	0
May	0	0
June	0	0
July	0	0
August	0	0
September	0	0
October	0	0
November	0	0
December	0	26
January	0	53
February	0	101
March	0	147
April	0	147
May	0	147
June	0	147

### QUALITY

	Quantity	Base Number	Contract	LHB	Wales
% of FP17s for the same patient ID Re-attending within 3 months - Children	0	0	N/A	8.5%	10.9%
% of FP17s for the same patient ID Re-attending within 3 months - Adults	0	31	0.0%	15.0%	16.2%
% of FP17s for the same patient ID Re-attending between 3 & 9 months - Children	0	0	N/A	58.3%	59.0%
% of FP17s for the same patient ID Re-attending between 3 & 9 months - Adults	0	31	0.0%	54.7%	54.9%
% of FP17s for Band 1 Urgent Courses	0	31	0.0%	9.2%	9.0%
% of FP17s Relating to Free Repair or Replacements	0	31	0.0%	0.7%	0.7%
% of FP17s Relating to Continuations	0	31	0.0%	0.7%	0.8%
% of Patients satisfied with the dentistry they have received	0	0	N/A	91.9%	92.0%
% of Patients satisfied with the time they had to wait for an appointment	0	0	N/A	88.8%	88.1%

\* This is based on patients treated on this contract for their most recent course of treatment. Figures in italics indicate the base number of FP17s or Patient Questionnaire responses are less than 100. N/A is shown where the base number of responses is less than 10 during the period. % is calculated as Quantity/Base number\*100

## 7A6 - Vital Signs At a Glance Contract Report for 100575/0000 - Year end March 2018


Name or company name	Gupta & Gupta Limited
Contract type name	PDS Contract
Purpose of contract	General
Contract start date	01/01/2018
Contract end date	31/01/2019

17/18 Contracted general activity (UDA)	750
Carry forward general activity (UDA)	0
17/18 Contracted orthodontic activity (UOA)	0
Carry forward orthodontic activity (UOA)	0
Baseline contract value	£19,500.00

### ACCESS\*

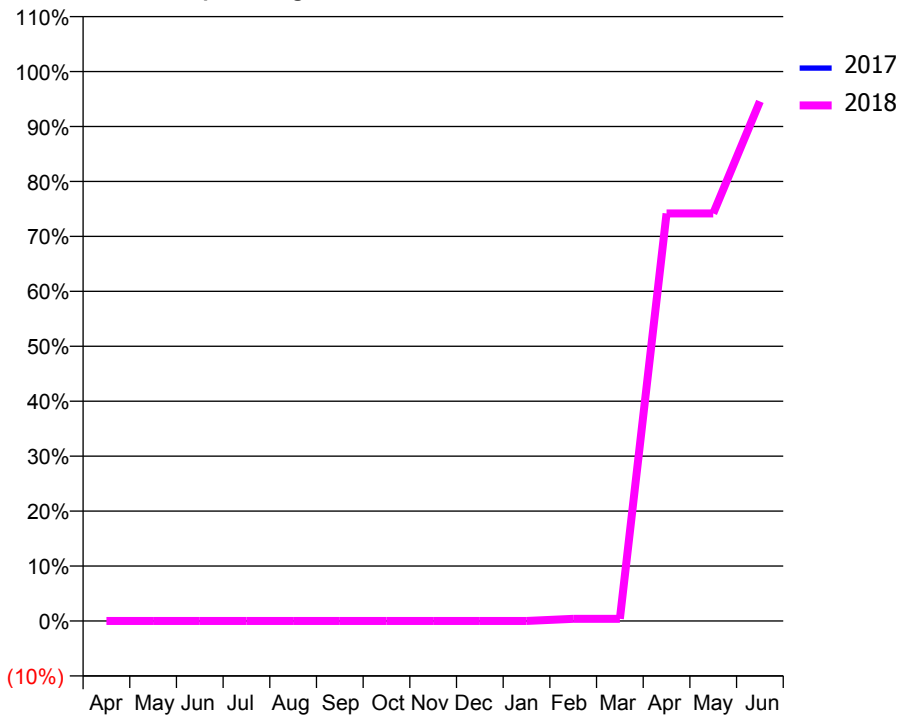
Patients seen in 24 months	Total	Change since previous quarter
Quarter ending March 2017	0	
Quarter ending June 2017	0	
Quarter ending September 2017	0	
Quarter ending December 2017	0	
Quarter ending March 2018	3	
<b>Variance since March 2017</b>	<b>N/A</b>	

### Access trend analysis



### ACTIVITY

#### Cumulative percentage of contracted UDA delivered 2017 & 2018



Month	Adjusted Scheduled Activity (UDA)	
	2017	2018
April	0	0
May	0	0
June	0	0
July	0	0
August	0	0
September	0	0
October	0	0
November	0	0
December	0	0
January	0	0
February	0	3
March	0	3
April	0	556
May	0	556
June	0	709

### QUALITY

	Quantity	Base Number	Contract	LHB	Wales
% of FP17s for the same patient ID Re-attending within 3 months - Children	0	2	0.0%	8.5%	10.9%
% of FP17s for the same patient ID Re-attending within 3 months - Adults	0	1	0.0%	15.0%	16.2%
% of FP17s for the same patient ID Re-attending between 3 & 9 months - Children	0	2	0.0%	58.3%	59.0%
% of FP17s for the same patient ID Re-attending between 3 & 9 months - Adults	0	1	0.0%	54.7%	54.9%
% of FP17s for Band 1 Urgent Courses	6	232	2.6%	9.2%	9.0%
% of FP17s Relating to Free Repair or Replacements	0	232	0.0%	0.7%	0.7%
% of FP17s Relating to Continuations	0	232	0.0%	0.7%	0.8%
% of Patients satisfied with the dentistry they have received	0	0	N/A	91.9%	92.0%
% of Patients satisfied with the time they had to wait for an appointment	0	0	N/A	88.8%	88.1%

\* This is based on patients treated on this contract for their most recent course of treatment. Figures in italics indicate the base number of FP17s or Patient Questionnaire responses are less than 100. N/A is shown where the base number of responses is less than 10 during the period. % is calculated as Quantity/Base number\*100



## 7A6 - Vital Signs At a Glance Contract Report for 100576/0000 - Year end March 2018


Name or company name	Restore Dental Group
Contract type name	PDS Contract
Purpose of contract	General
Contract start date	01/01/2018
Contract end date	31/12/2019

17/18 Contracted general activity (UDA)	1,039
Carry forward general activity (UDA)	0
17/18 Contracted orthodontic activity (UOA)	0
Carry forward orthodontic activity (UOA)	0
Baseline contract value	£27,007.50

### ACCESS\*

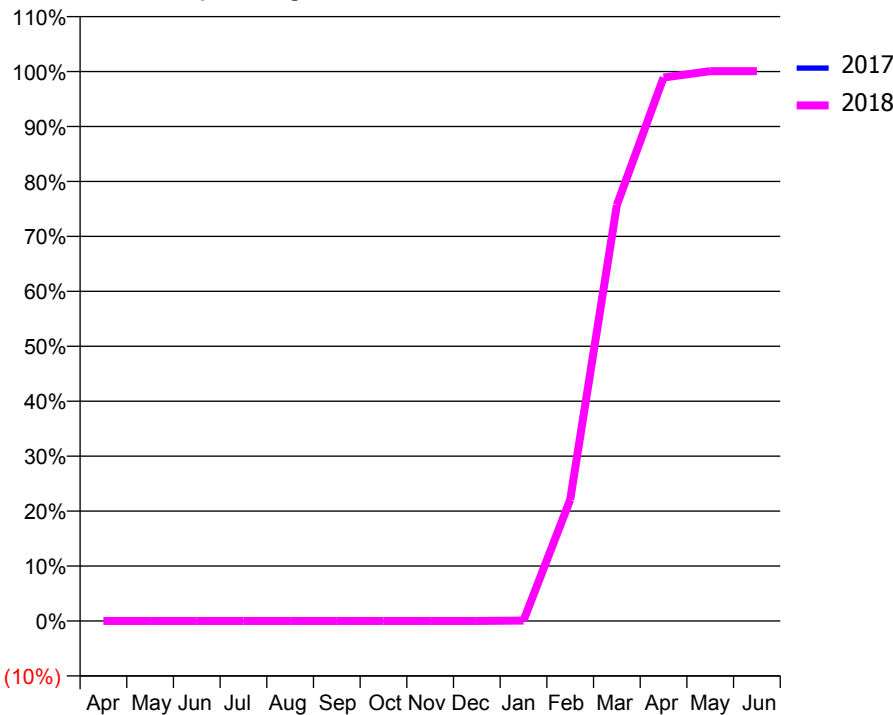
Patients seen in 24 months	Total	Change since previous quarter
Quarter ending March 2017	0	
Quarter ending June 2017	0	
Quarter ending September 2017	0	
Quarter ending December 2017	0	
Quarter ending March 2018	426	
<b>Variance since March 2017</b>	<b>N/A</b>	

### Access trend analysis



### ACTIVITY

Cumulative percentage of contracted UDA delivered 2017 & 2018



Month	Adjusted Scheduled Activity (UDA)	
	2017	2018
April	0	0
May	0	0
June	0	0
July	0	0
August	0	0
September	0	0
October	0	0
November	0	0
December	0	0
January	0	1
February	0	229
March	0	787
April	0	1,028
May	0	1,040
June	0	1,040

### QUALITY

	Quantity	Base Number	Contract	LHB	Wales
% of FP17s for the same patient ID Re-attending within 3 months - Children	3	146	2.1%	8.5%	10.9%
% of FP17s for the same patient ID Re-attending within 3 months - Adults	1	240	0.4%	15.0%	16.2%
% of FP17s for the same patient ID Re-attending between 3 & 9 months - Children	0	146	0.0%	58.3%	59.0%
% of FP17s for the same patient ID Re-attending between 3 & 9 months - Adults	0	240	0.0%	54.7%	54.9%
% of FP17s for Band 1 Urgent Courses	3	448	0.7%	9.2%	9.0%
% of FP17s Relating to Free Repair or Replacements	0	448	0.0%	0.7%	0.7%
% of FP17s Relating to Continuations	1	448	0.2%	0.7%	0.8%
% of Patients satisfied with the dentistry they have received	0	0	N/A	91.9%	92.0%
% of Patients satisfied with the time they had to wait for an appointment	0	0	N/A	88.8%	88.1%

\* This is based on patients treated on this contract for their most recent course of treatment. Figures in italics indicate the base number of FP17s or Patient Questionnaire responses are less than 100. N/A is shown where the base number of responses is less than 10 during the period. % is calculated as Quantity/Base number\*100

## 7A6 - Vital Signs At a Glance Contract Report for 100577/0000 - Year end March 2018


Name or company name	Risca Dental Practice Limited
Contract type name	PDS Contract
Purpose of contract	General
Contract start date	01/01/2018
Contract end date	31/12/2019

17/18 Contracted general activity (UDA)	375
Carry forward general activity (UDA)	0
17/18 Contracted orthodontic activity (UOA)	0
Carry forward orthodontic activity (UOA)	0
Baseline contract value	£9,750.00

### ACCESS\*

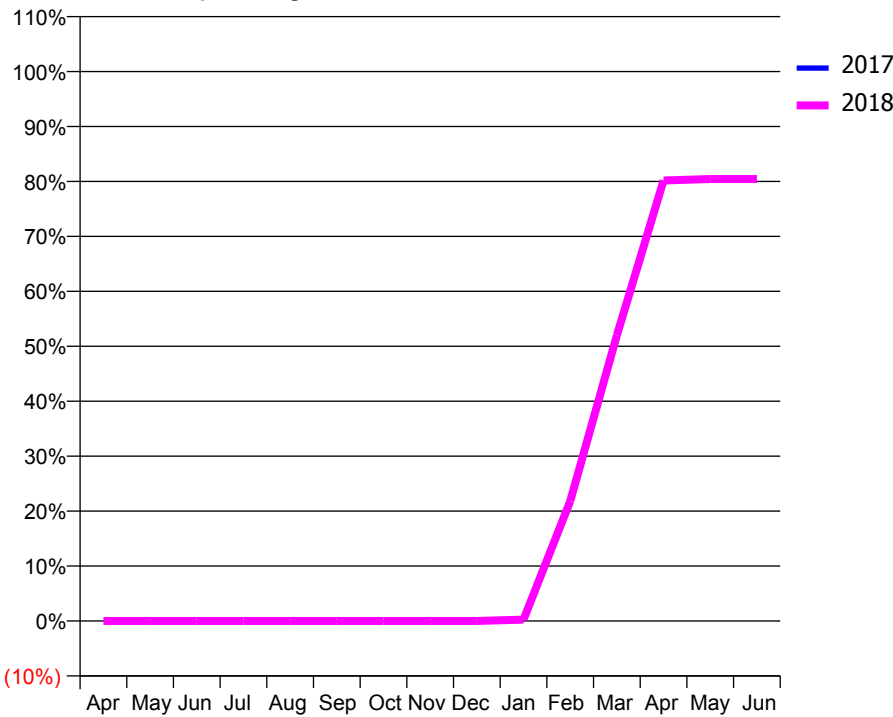
Patients seen in 24 months	Total	Change since previous quarter
Quarter ending March 2017	0	
Quarter ending June 2017	0	
Quarter ending September 2017	0	
Quarter ending December 2017	0	
Quarter ending March 2018	156	
<b>Variance since March 2017</b>	<b>N/A</b>	

### Access trend analysis



### ACTIVITY

Cumulative percentage of contracted UDA delivered 2017 & 2018



Month	Adjusted Scheduled Activity (UDA)	
	2017	2018
April	0	0
May	0	0
June	0	0
July	0	0
August	0	0
September	0	0
October	0	0
November	0	0
December	0	0
January	0	1
February	0	82
March	0	195
April	0	301
May	0	302
June	0	302

### QUALITY

	Quantity	Base Number	Contract	LHB	Wales
% of FP17s for the same patient ID Re-attending within 3 months - Children	1	33	3.0%	8.5%	10.9%
% of FP17s for the same patient ID Re-attending within 3 months - Adults	0	78	0.0%	15.0%	16.2%
% of FP17s for the same patient ID Re-attending between 3 & 9 months - Children	0	33	0.0%	58.3%	59.0%
% of FP17s for the same patient ID Re-attending between 3 & 9 months - Adults	0	78	0.0%	54.7%	54.9%
% of FP17s for Band 1 Urgent Courses	13	162	8.0%	9.2%	9.0%
% of FP17s Relating to Free Repair or Replacements	0	162	0.0%	0.7%	0.7%
% of FP17s Relating to Continuations	0	162	0.0%	0.7%	0.8%
% of Patients satisfied with the dentistry they have received	0	0	N/A	91.9%	92.0%
% of Patients satisfied with the time they had to wait for an appointment	0	0	N/A	88.8%	88.1%

\* This is based on patients treated on this contract for their most recent course of treatment. Figures in italics indicate the base number of FP17s or Patient Questionnaire responses are less than 100. N/A is shown where the base number of responses is less than 10 during the period. % is calculated as Quantity/Base number\*100

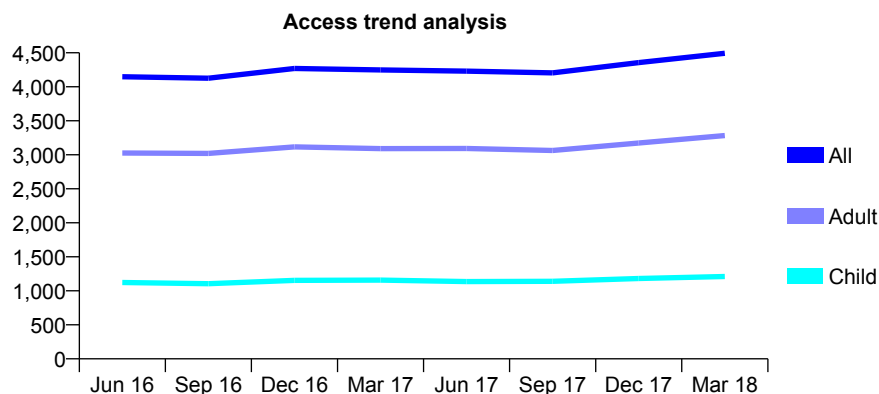
## 7A6 - Vital Signs At a Glance Contract Report for 101281/0135 - Year end March 2018

Name or company name	OASIS DENTAL CARE LTD
Contract type name	GDS Contract
Purpose of contract	General
Contract start date	01/04/2006
Contract end date	

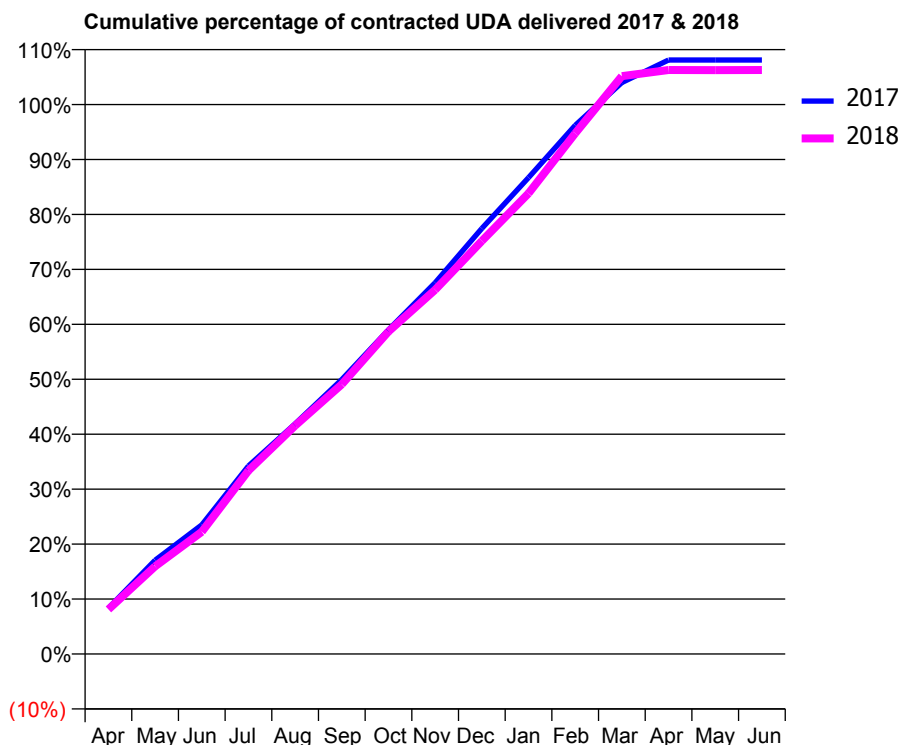
17/18 Contracted general activity (UDA)	16,432
Carry forward general activity (UDA)	-822
17/18 Contracted orthodontic activity (UOA)	0
Carry forward orthodontic activity (UOA)	0
Baseline contract value	£407,632.01

### ACCESS\*

Patients seen in 24 months	Total	Change since previous quarter
Quarter ending March 2017	4,248	
Quarter ending June 2017	4,230	→
Quarter ending September 2017	4,204	→
Quarter ending December 2017	4,355	↑
Quarter ending March 2018	4,494	↑
<b>Variance since March 2017</b>	<b>5.8%</b>	<b>↑</b>



### ACTIVITY



Month	Adjusted Scheduled Activity (UDA)	
	2017	2018
April	1,374	1,334
May	2,806	2,623
June	3,861	3,653
July	5,624	5,485
August	6,883	6,830
September	8,209	8,064
October	9,697	9,642
November	11,104	10,894
December	12,726	12,353
January	14,244	13,773
February	15,807	15,570
March	17,088	17,278
April	17,761	17,464
May	17,762	17,461
June	17,762	17,464

### QUALITY

	Quantity	Base Number	Contract	LHB	Wales
% of FP17s for the same patient ID Re-attending within 3 months - Children	130	1,933	6.7%	8.5%	10.9%
% of FP17s for the same patient ID Re-attending within 3 months - Adults	726	5,367	13.5%	15.0%	16.2%
% of FP17s for the same patient ID Re-attending between 3 & 9 months - Children	1,318	1,933	68.2%	58.3%	59.0%
% of FP17s for the same patient ID Re-attending between 3 & 9 months - Adults	3,477	5,367	64.8%	54.7%	54.9%
% of FP17s for Band 1 Urgent Courses	438	7,106	6.2%	9.2%	9.0%
% of FP17s Relating to Free Repair or Replacements	100	7,106	1.4%	0.7%	0.7%
% of FP17s Relating to Continuations	99	7,106	1.4%	0.7%	0.8%
% of Patients satisfied with the dentistry they have received	8	10	80.0%	91.9%	92.0%
% of Patients satisfied with the time they had to wait for an appointment	10	10	100.0%	88.8%	88.1%

\* This is based on patients treated on this contract for their most recent course of treatment. Figures in italics indicate the base number of FP17s or Patient Questionnaire responses are less than 100. N/A is shown where the base number of responses is less than 10 during the period. % is calculated as Quantity/Base number\*100

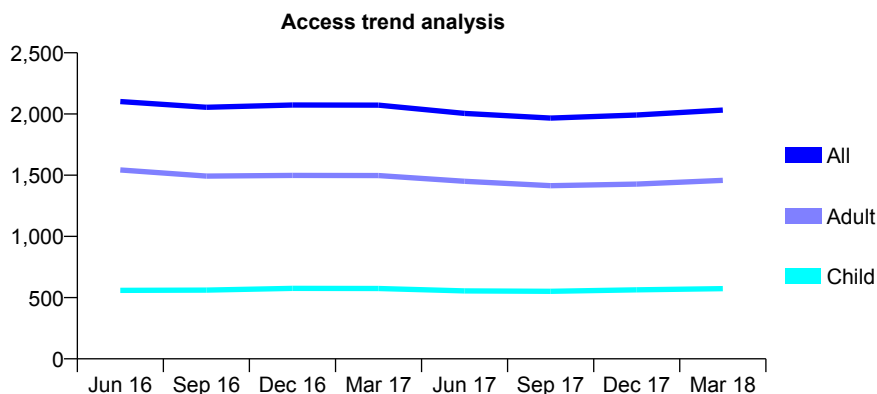
## 7A6 - Vital Signs At a Glance Contract Report for 101281/0136 - Year end March 2018

Name or company name	OASIS DENTAL CARE LTD
Contract type name	GDS Contract
Purpose of contract	General
Contract start date	01/04/2006
Contract end date	

17/18 Contracted general activity (UDA)	6,487
Carry forward general activity (UDA)	-88
17/18 Contracted orthodontic activity (UOA)	0
Carry forward orthodontic activity (UOA)	0
Baseline contract value	£163,548.31

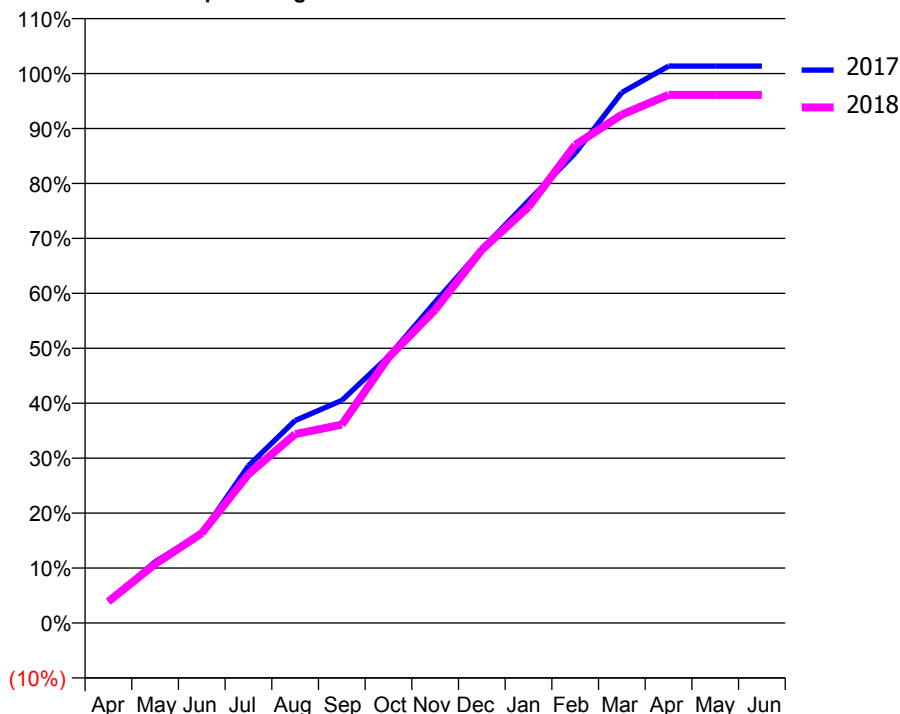
### ACCESS\*

Patients seen in 24 months	Total	Change since previous quarter
Quarter ending March 2017	2,072	
Quarter ending June 2017	2,005	↓
Quarter ending September 2017	1,967	↓
Quarter ending December 2017	1,992	→
Quarter ending March 2018	2,032	↑
<b>Variance since March 2017</b>	<b>(1.9%)</b>	<b>↓</b>



### ACTIVITY

Cumulative percentage of contracted UDA delivered 2017 & 2018



Month	Adjusted Scheduled Activity (UDA)	
	2017	2018
April	252	255
May	724	697
June	1,059	1,061
July	1,857	1,758
August	2,390	2,230
September	2,629	2,341
October	3,147	3,135
November	3,789	3,698
December	4,413	4,407
January	4,985	4,912
February	5,547	5,644
March	6,263	6,001
April	6,575	6,234
May	6,575	6,234
June	6,575	6,234

### QUALITY

	Quantity	Base Number	Contract	LHB	Wales
% of FP17s for the same patient ID Re-attending within 3 months - Children	62	911	6.8%	8.5%	10.9%
% of FP17s for the same patient ID Re-attending within 3 months - Adults	441	2,364	18.7%	15.0%	16.2%
% of FP17s for the same patient ID Re-attending between 3 & 9 months - Children	608	911	66.7%	58.3%	59.0%
% of FP17s for the same patient ID Re-attending between 3 & 9 months - Adults	1,412	2,364	59.7%	54.7%	54.9%
% of FP17s for Band 1 Urgent Courses	277	3,275	8.5%	9.2%	9.0%
% of FP17s Relating to Free Repair or Replacements	17	3,275	0.5%	0.7%	0.7%
% of FP17s Relating to Continuations	32	3,275	1.0%	0.7%	0.8%
% of Patients satisfied with the dentistry they have received	10	12	83.3%	91.9%	92.0%
% of Patients satisfied with the time they had to wait for an appointment	10	12	83.3%	88.8%	88.1%

\* This is based on patients treated on this contract for their most recent course of treatment. Figures in italics indicate the base number of FP17s or Patient Questionnaire responses are less than 100. N/A is shown where the base number of responses is less than 10 during the period. % is calculated as Quantity/Base number\*100

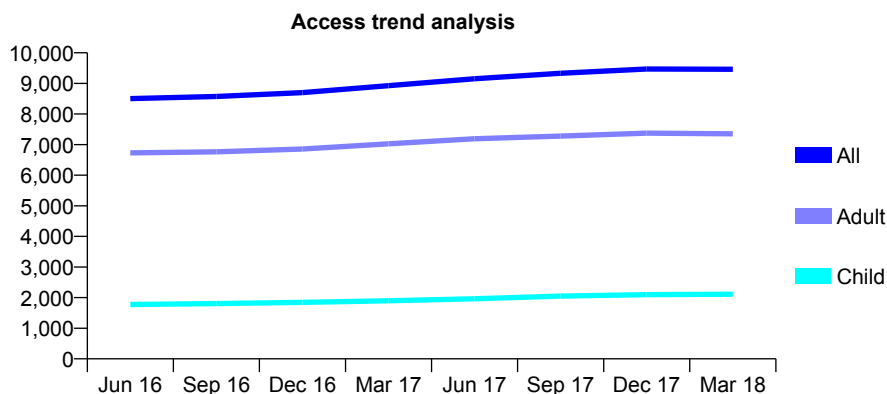
## 7A6 - Vital Signs At a Glance Contract Report for 101281/0160 - Year end March 2018

Name or company name	OASIS DENTAL CARE LTD
Contract type name	GDS Contract
Purpose of contract	General
Contract start date	01/09/2006
Contract end date	

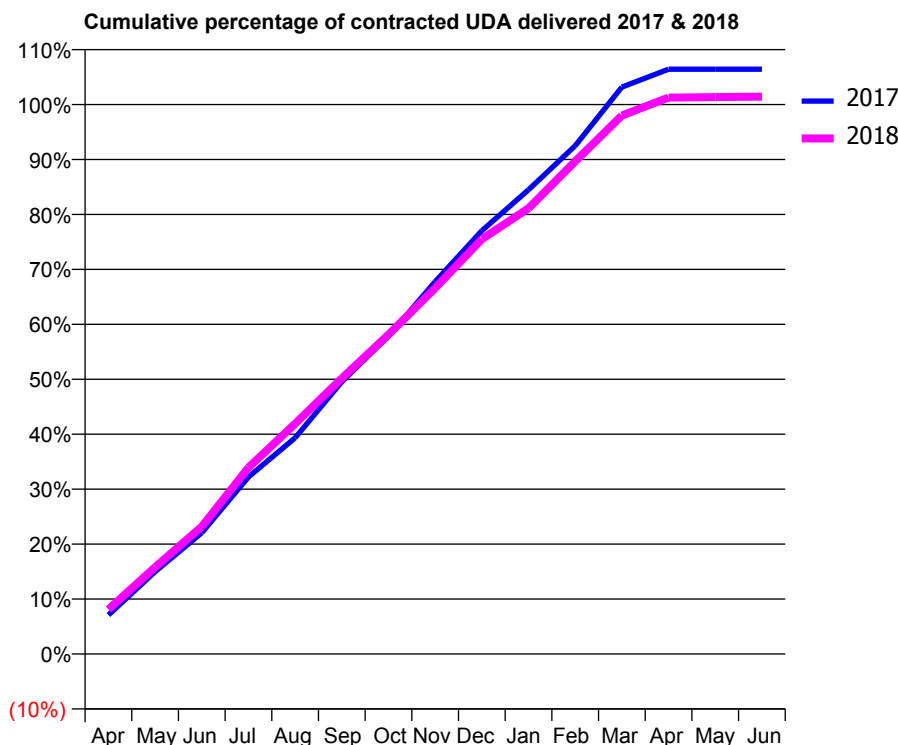
17/18 Contracted general activity (UDA)	25,813
Carry forward general activity (UDA)	-1,291
17/18 Contracted orthodontic activity (UOA)	0
Carry forward orthodontic activity (UOA)	0
Baseline contract value	£592,076.27

### ACCESS\*

Patients seen in 24 months	Total	Change since previous quarter
Quarter ending March 2017	8,924	
Quarter ending June 2017	9,154	↑
Quarter ending September 2017	9,329	→
Quarter ending December 2017	9,470	→
Quarter ending March 2018	9,462	→
<b>Variance since March 2017</b>	<b>6.0%</b>	<b>↑</b>



### ACTIVITY



Month	Adjusted Scheduled Activity (UDA)	
	2017	2018
April	1,834	2,092
May	3,867	4,080
June	5,696	5,984
July	8,315	8,762
August	10,156	10,821
September	12,789	12,952
October	14,937	15,004
November	17,494	17,191
December	19,882	19,489
January	21,807	20,940
February	23,877	23,142
March	26,632	25,296
April	27,469	26,135
May	27,471	26,164
June	27,472	26,179

### QUALITY

	Quantity	Base Number	Contract	LHB	Wales
% of FP17s for the same patient ID Re-attending within 3 months - Children	190	3,116	6.1%	8.5%	10.9%
% of FP17s for the same patient ID Re-attending within 3 months - Adults	1,720	11,181	15.4%	15.0%	16.2%
% of FP17s for the same patient ID Re-attending between 3 & 9 months - Children	1,889	3,116	60.6%	58.3%	59.0%
% of FP17s for the same patient ID Re-attending between 3 & 9 months - Adults	6,627	11,181	59.3%	54.7%	54.9%
% of FP17s for Band 1 Urgent Courses	1,346	14,292	9.4%	9.2%	9.0%
% of FP17s Relating to Free Repair or Replacements	59	14,292	0.4%	0.7%	0.7%
% of FP17s Relating to Continuations	223	14,292	1.6%	0.7%	0.8%
% of Patients satisfied with the dentistry they have received	12	14	85.7%	91.9%	92.0%
% of Patients satisfied with the time they had to wait for an appointment	12	14	85.7%	88.8%	88.1%

\* This is based on patients treated on this contract for their most recent course of treatment. Figures in italics indicate the base number of FP17s or Patient Questionnaire responses are less than 100. N/A is shown where the base number of responses is less than 10 during the period. % is calculated as Quantity/Base number\*100

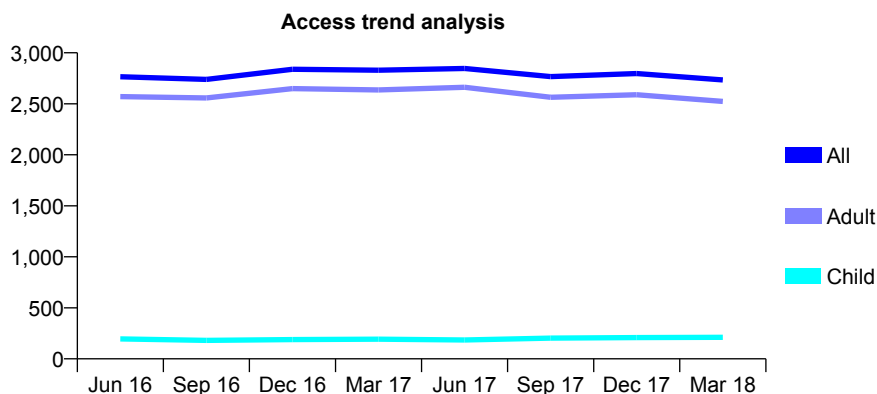
## 7A6 - Vital Signs At a Glance Contract Report for 107123/0006 - Year end March 2018

Name or company name	Aneurin Bevan Health Board (Out of Hours)
Contract type name	GDS Contract
Purpose of contract	General
Contract start date	01/04/2013
Contract end date	

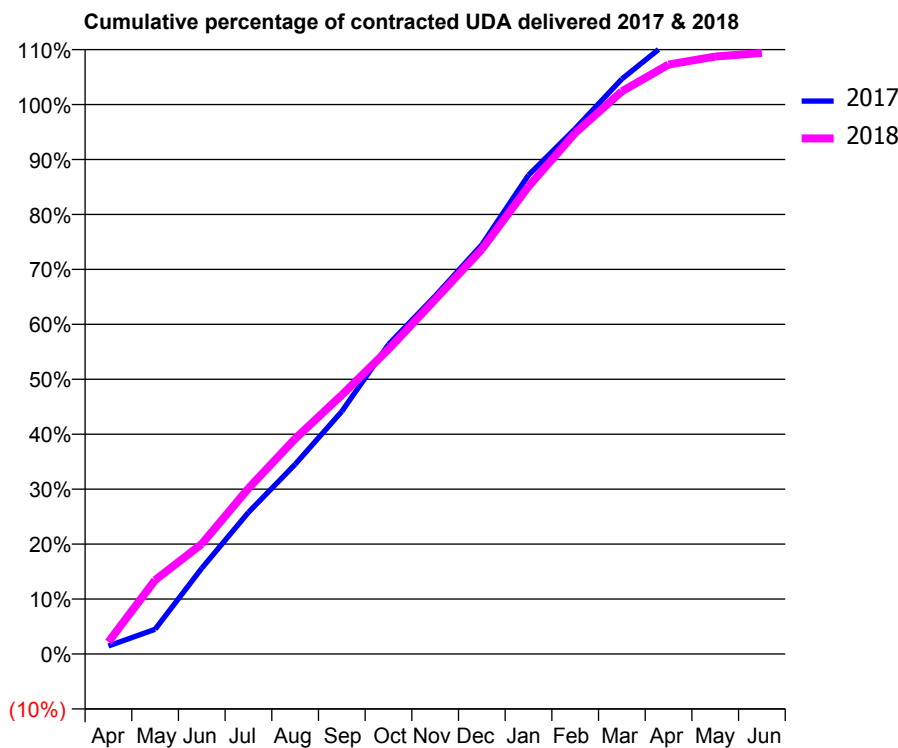
17/18 Contracted general activity (UDA)	3,777
Carry forward general activity (UDA)	0
17/18 Contracted orthodontic activity (UOA)	0
Carry forward orthodontic activity (UOA)	0
Baseline contract value	£372,439.20

### ACCESS\*

Patients seen in 24 months	Total	Change since previous quarter
Quarter ending March 2017	2,829	
Quarter ending June 2017	2,847	→
Quarter ending September 2017	2,767	↓
Quarter ending December 2017	2,797	→
Quarter ending March 2018	2,734	↓
<b>Variance since March 2017</b>	<b>(3.4%)</b>	<b>↓</b>



### ACTIVITY



Month	Adjusted Scheduled Activity (UDA)	
	2017	2018
April	55	83
May	170	509
June	590	757
July	974	1,139
August	1,304	1,479
September	1,667	1,781
October	2,128	2,095
November	2,460	2,437
December	2,813	2,782
January	3,292	3,214
February	3,611	3,581
March	3,953	3,867
April	4,210	4,052
May	4,218	4,107
June	4,219	4,131

### QUALITY

	Quantity	Base Number	Contract	LHB	Wales
% of FP17s for the same patient ID Re-attending within 3 months - Children	4	402	1.0%	8.5%	10.9%
% of FP17s for the same patient ID Re-attending within 3 months - Adults	76	3,037	2.5%	15.0%	16.2%
% of FP17s for the same patient ID Re-attending between 3 & 9 months - Children	4	402	1.0%	58.3%	59.0%
% of FP17s for the same patient ID Re-attending between 3 & 9 months - Adults	60	3,037	2.0%	54.7%	54.9%
% of FP17s for Band 1 Urgent Courses	3,437	3,447	99.7%	9.2%	9.0%
% of FP17s Relating to Free Repair or Replacements	0	3,447	0.0%	0.7%	0.7%
% of FP17s Relating to Continuations	0	3,447	0.0%	0.7%	0.8%
% of Patients satisfied with the dentistry they have received	3	5	N/A	91.9%	92.0%
% of Patients satisfied with the time they had to wait for an appointment	5	5	N/A	88.8%	88.1%

\* This is based on patients treated on this contract for their most recent course of treatment. Figures in italics indicate the base number of FP17s or Patient Questionnaire responses are less than 100. N/A is shown where the base number of responses is less than 10 during the period. % is calculated as Quantity/Base number\*100

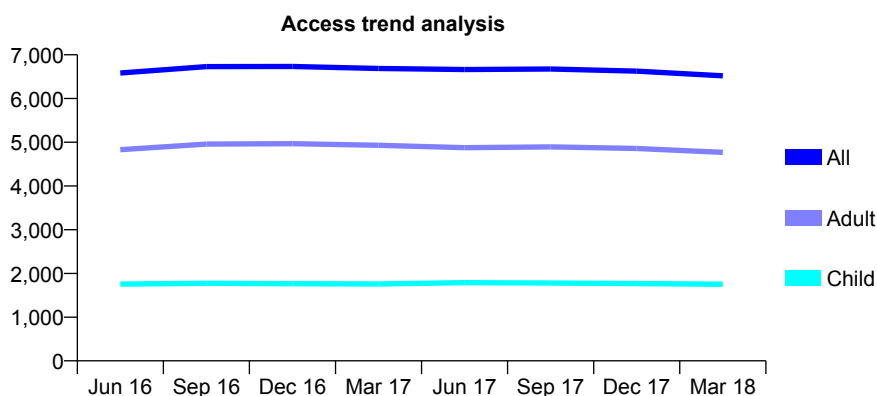
## 7A6 - Vital Signs At a Glance Contract Report for 110779/0001 - Year end March 2018

Name or company name	Crown Cottage Dental Care
Contract type name	GDS Contract
Purpose of contract	General
Contract start date	01/11/2012
Contract end date	

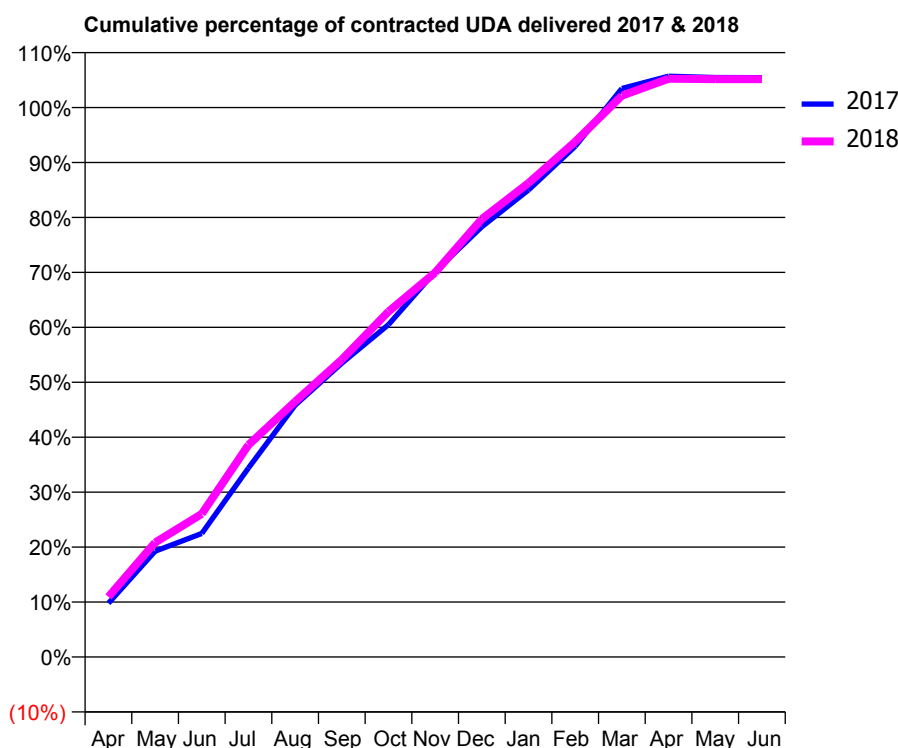
17/18 Contracted general activity (UDA)	19,208
Carry forward general activity (UDA)	-960
17/18 Contracted orthodontic activity (UOA)	0
Carry forward orthodontic activity (UOA)	0
Baseline contract value	£667,270.80

### ACCESS\*

Patients seen in 24 months	Total	Change since previous quarter
Quarter ending March 2017	6,687	
Quarter ending June 2017	6,664	→
Quarter ending September 2017	6,675	→
Quarter ending December 2017	6,627	→
Quarter ending March 2018	6,520	↓
<b>Variance since March 2017</b>	<b>(2.5%)</b>	<b>↓</b>



### ACTIVITY



Month	Adjusted Scheduled Activity (UDA)	
	2017	2018
April	1,879	2,105
May	3,697	4,002
June	4,317	5,006
July	6,609	7,416
August	8,801	8,926
September	10,273	10,396
October	11,618	12,075
November	13,472	13,439
December	15,042	15,309
January	16,324	16,568
February	17,850	18,012
March	19,874	19,620
April	20,300	20,215
May	20,253	20,199
June	20,252	20,199

### QUALITY

	Quantity	Base Number	Contract	LHB	Wales
% of FP17s for the same patient ID Re-attending within 3 months - Children	104	2,518	4.1%	8.5%	10.9%
% of FP17s for the same patient ID Re-attending within 3 months - Adults	517	6,566	7.9%	15.0%	16.2%
% of FP17s for the same patient ID Re-attending between 3 & 9 months - Children	1,435	2,518	57.0%	58.3%	59.0%
% of FP17s for the same patient ID Re-attending between 3 & 9 months - Adults	3,953	6,566	60.2%	54.7%	54.9%
% of FP17s for Band 1 Urgent Courses	430	9,180	4.7%	9.2%	9.0%
% of FP17s Relating to Free Repair or Replacements	49	9,180	0.5%	0.7%	0.7%
% of FP17s Relating to Continuations	20	9,180	0.2%	0.7%	0.8%
% of Patients satisfied with the dentistry they have received	15	15	100.0%	91.9%	92.0%
% of Patients satisfied with the time they had to wait for an appointment	14	15	93.3%	88.8%	88.1%

\* This is based on patients treated on this contract for their most recent course of treatment. Figures in italics indicate the base number of FP17s or Patient Questionnaire responses are less than 100. N/A is shown where the base number of responses is less than 10 during the period. % is calculated as Quantity/Base number\*100



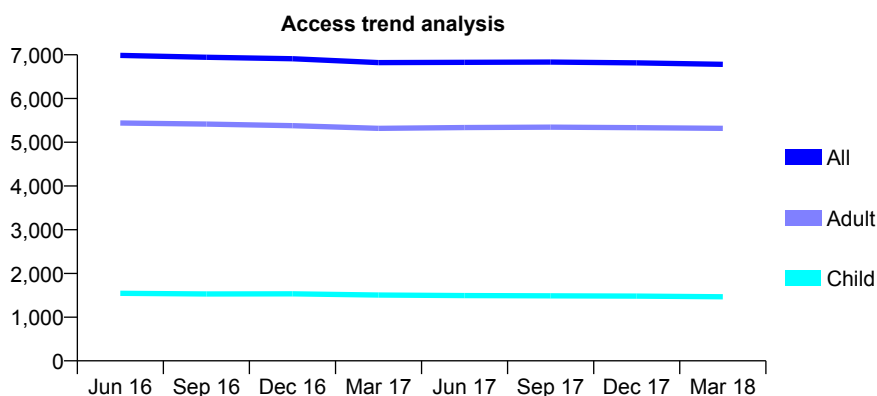
## 7A6 - Vital Signs At a Glance Contract Report for 115770/0001 - Year end March 2018

Name or company name	Thomas and Stroud Dental Surgery
Contract type name	GDS Contract
Purpose of contract	General
Contract start date	01/12/2009
Contract end date	

17/18 Contracted general activity (UDA)	17,876
Carry forward general activity (UDA)	-154
17/18 Contracted orthodontic activity (UOA)	0
Carry forward orthodontic activity (UOA)	0
Baseline contract value	£589,369.22

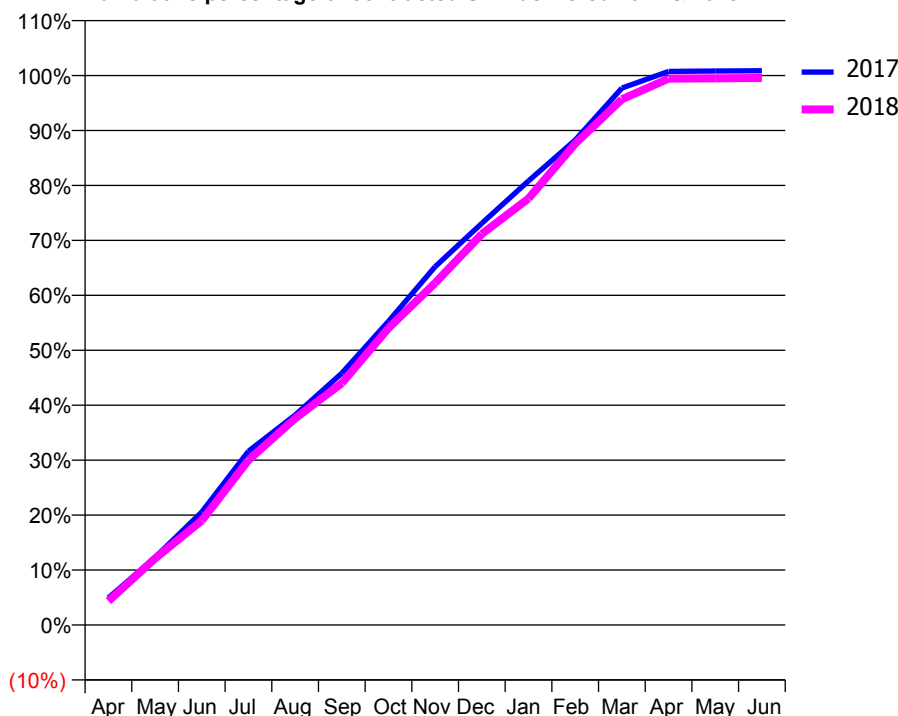
### ACCESS\*

Patients seen in 24 months	Total	Change since previous quarter
Quarter ending March 2017	6,822	
Quarter ending June 2017	6,827	→
Quarter ending September 2017	6,833	→
Quarter ending December 2017	6,815	→
Quarter ending March 2018	6,782	→
<b>Variance since March 2017</b>	<b>(0.6%)</b>	→



### ACTIVITY

Cumulative percentage of contracted UDA delivered 2017 & 2018



### QUALITY

	Quantity	Base Number	Contract	LHB	Wales
% of FP17s for the same patient ID Re-attending within 3 months - Children	98	2,185	4.5%	8.5%	10.9%
% of FP17s for the same patient ID Re-attending within 3 months - Adults	822	7,499	11.0%	15.0%	16.2%
% of FP17s for the same patient ID Re-attending between 3 & 9 months - Children	1,257	2,185	57.5%	58.3%	59.0%
% of FP17s for the same patient ID Re-attending between 3 & 9 months - Adults	3,885	7,499	51.8%	54.7%	54.9%
% of FP17s for Band 1 Urgent Courses	532	9,713	5.5%	9.2%	9.0%
% of FP17s Relating to Free Repair or Replacements	65	9,713	0.7%	0.7%	0.7%
% of FP17s Relating to Continuations	52	9,713	0.5%	0.7%	0.8%
% of Patients satisfied with the dentistry they have received	14	14	100.0%	91.9%	92.0%
% of Patients satisfied with the time they had to wait for an appointment	13	14	92.9%	88.8%	88.1%

\* This is based on patients treated on this contract for their most recent course of treatment. Figures in italics indicate the base number of FP17s or Patient Questionnaire responses are less than 100. N/A is shown where the base number of responses is less than 10 during the period. % is calculated as Quantity/Base number\*100

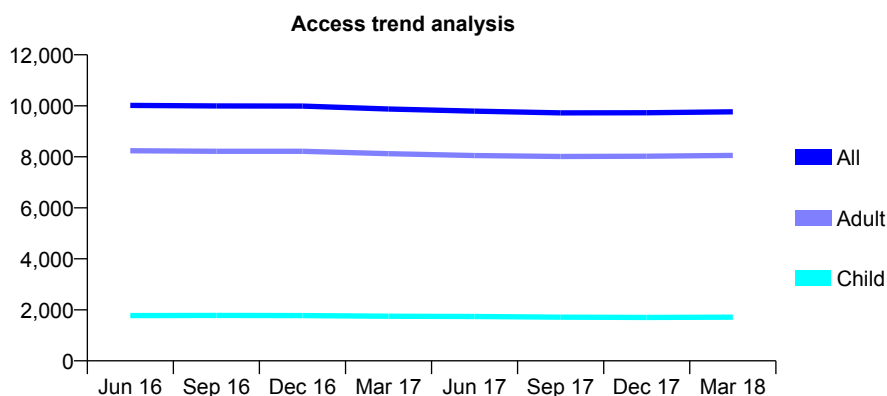
## 7A6 - Vital Signs At a Glance Contract Report for 120693/0001 - Year end March 2018

Name or company name	Bethcar Dental Practice
Contract type name	GDS Contract
Purpose of contract	General
Contract start date	01/04/2014
Contract end date	

17/18 Contracted general activity (UDA)	35,900
Carry forward general activity (UDA)	-590
17/18 Contracted orthodontic activity (UOA)	0
Carry forward orthodontic activity (UOA)	0
Baseline contract value	£798,037.57

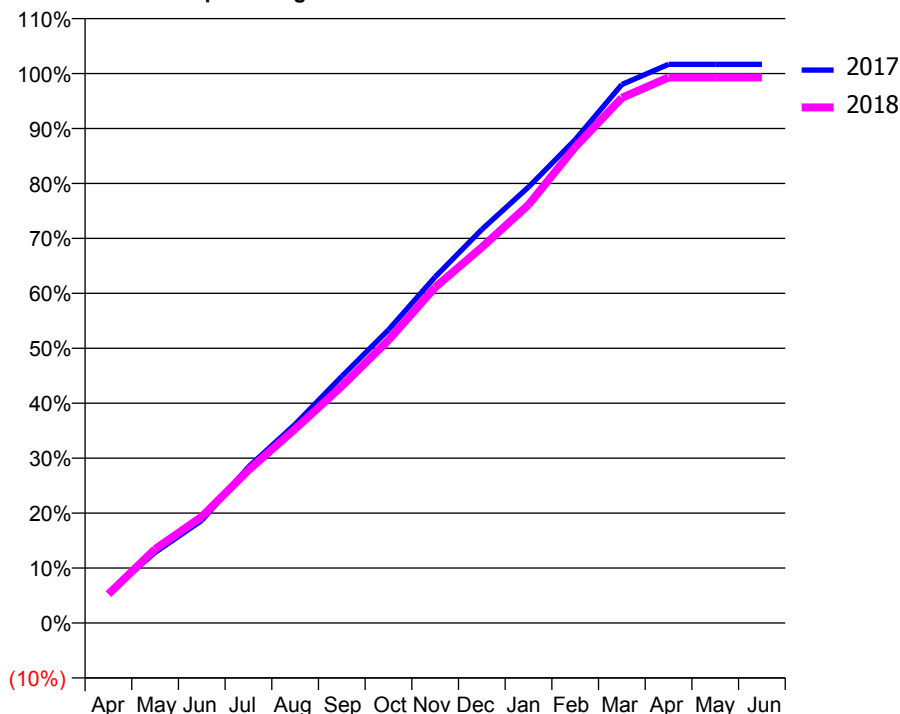
### ACCESS\*

Patients seen in 24 months	Total	Change since previous quarter
Quarter ending March 2017	9,872	
Quarter ending June 2017	9,789	→
Quarter ending September 2017	9,721	→
Quarter ending December 2017	9,727	→
Quarter ending March 2018	9,764	→
<b>Variance since March 2017</b>	<b>(1.1%)</b>	<b>↓</b>



### ACTIVITY

Cumulative percentage of contracted UDA delivered 2017 & 2018



Month	Adjusted Scheduled Activity (UDA)	
	2017	2018
April	1,933	1,883
May	4,534	4,831
June	6,594	6,950
July	10,028	9,989
August	12,769	12,676
September	15,845	15,465
October	18,829	18,478
November	22,231	21,928
December	25,281	24,543
January	28,010	27,326
February	31,047	31,094
March	34,591	34,310
April	35,885	35,647
May	35,889	35,641
June	35,890	35,641

### QUALITY

	Quantity	Base Number	Contract	LHB	Wales
% of FP17s for the same patient ID Re-attending within 3 months - Children	201	2,749	7.3%	8.5%	10.9%
% of FP17s for the same patient ID Re-attending within 3 months - Adults	2,060	13,663	15.1%	15.0%	16.2%
% of FP17s for the same patient ID Re-attending between 3 & 9 months - Children	1,771	2,749	64.4%	58.3%	59.0%
% of FP17s for the same patient ID Re-attending between 3 & 9 months - Adults	8,870	13,663	64.9%	54.7%	54.9%
% of FP17s for Band 1 Urgent Courses	977	16,382	6.0%	9.2%	9.0%
% of FP17s Relating to Free Repair or Replacements	155	16,382	0.9%	0.7%	0.7%
% of FP17s Relating to Continuations	161	16,382	1.0%	0.7%	0.8%
% of Patients satisfied with the dentistry they have received	40	41	97.6%	91.9%	92.0%
% of Patients satisfied with the time they had to wait for an appointment	39	41	95.1%	88.8%	88.1%

\* This is based on patients treated on this contract for their most recent course of treatment. Figures in italics indicate the base number of FP17s or Patient Questionnaire responses are less than 100. N/A is shown where the base number of responses is less than 10 during the period. % is calculated as Quantity/Base number\*100

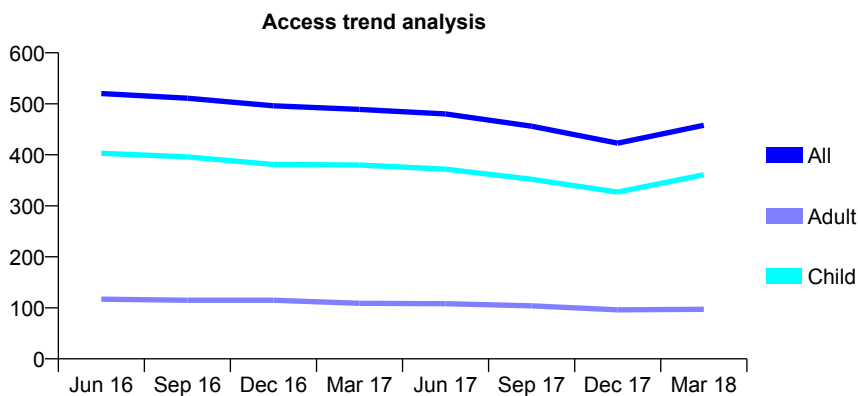
## 7A6 - Vital Signs At a Glance Contract Report for 126160/0001 - Year end March 2018

Name or company name	Justin M Roberts Ltd
Contract type name	GDS Contract
Purpose of contract	General
Contract start date	01/04/2012
Contract end date	

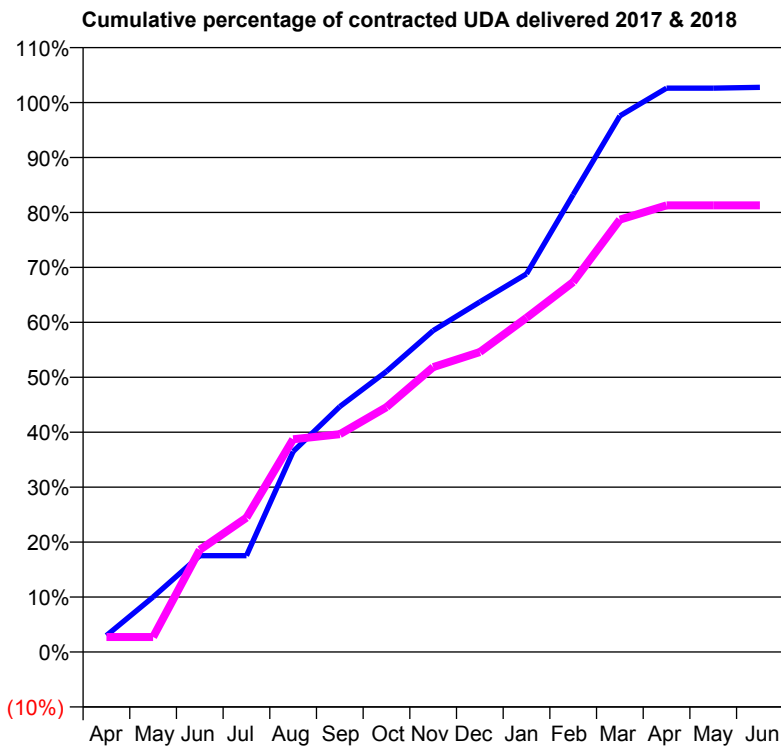
17/18 Contracted general activity (UDA)	770
Carry forward general activity (UDA)	-21
17/18 Contracted orthodontic activity (UOA)	0
Carry forward orthodontic activity (UOA)	0
Baseline contract value	£22,928.09

### ACCESS\*

Patients seen in 24 months	Total	Change since previous quarter
Quarter ending March 2017	489	
Quarter ending June 2017	480	↓
Quarter ending September 2017	456	↓
Quarter ending December 2017	423	↓
Quarter ending March 2018	458	↑
<b>Variance since March 2017</b>	<b>(6.3%)</b>	<b>↓</b>



### ACTIVITY



Month	Adjusted Scheduled Activity (UDA)	
	2017	2018
April	23	21
May	77	21
June	135	143
July	135	188
August	281	298
September	344	305
October	393	343
November	450	399
December	491	420
January	530	468
February	641	518
March	751	606
April	790	626
May	790	626
June	791	626

### QUALITY

	Quantity	Base Number	Contract	LHB	Wales
% of FP17s for the same patient ID Re-attending within 3 months - Children	26	463	5.6%	8.5%	10.9%
% of FP17s for the same patient ID Re-attending within 3 months - Adults	3	65	4.6%	15.0%	16.2%
% of FP17s for the same patient ID Re-attending between 3 & 9 months - Children	205	463	44.3%	58.3%	59.0%
% of FP17s for the same patient ID Re-attending between 3 & 9 months - Adults	20	65	30.8%	54.7%	54.9%
% of FP17s for Band 1 Urgent Courses	5	517	1.0%	9.2%	9.0%
% of FP17s Relating to Free Repair or Replacements	0	517	0.0%	0.7%	0.7%
% of FP17s Relating to Continuations	5	517	1.0%	0.7%	0.8%
% of Patients satisfied with the dentistry they have received	0	0	N/A	91.9%	92.0%
% of Patients satisfied with the time they had to wait for an appointment	0	0	N/A	88.8%	88.1%

\* This is based on patients treated on this contract for their most recent course of treatment. Figures in italics indicate the base number of FP17s or Patient Questionnaire responses are less than 100. N/A is shown where the base number of responses is less than 10 during the period. % is calculated as Quantity/Base number\*100

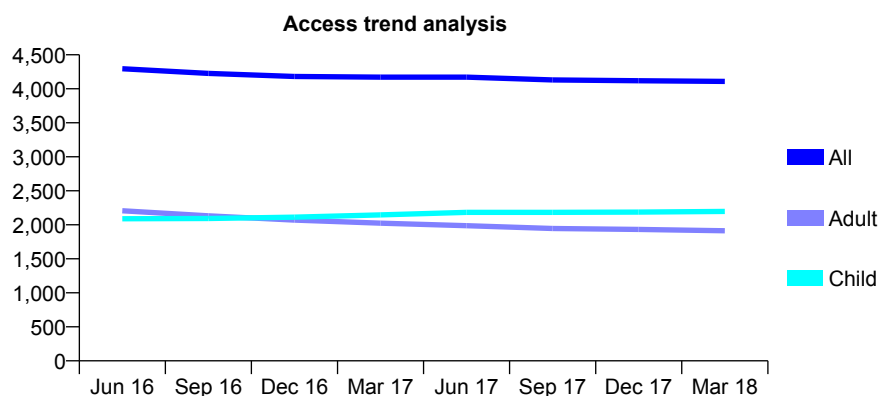
## 7A6 - Vital Signs At a Glance Contract Report for 126314/0001 - Year end March 2018

Name or company name	Sunnycourt Ltd
Contract type name	GDS Contract
Purpose of contract	General
Contract start date	01/01/2011
Contract end date	

17/18 Contracted general activity (UDA)	13,222
Carry forward general activity (UDA)	-264
17/18 Contracted orthodontic activity (UOA)	0
Carry forward orthodontic activity (UOA)	0
Baseline contract value	£315,670.77

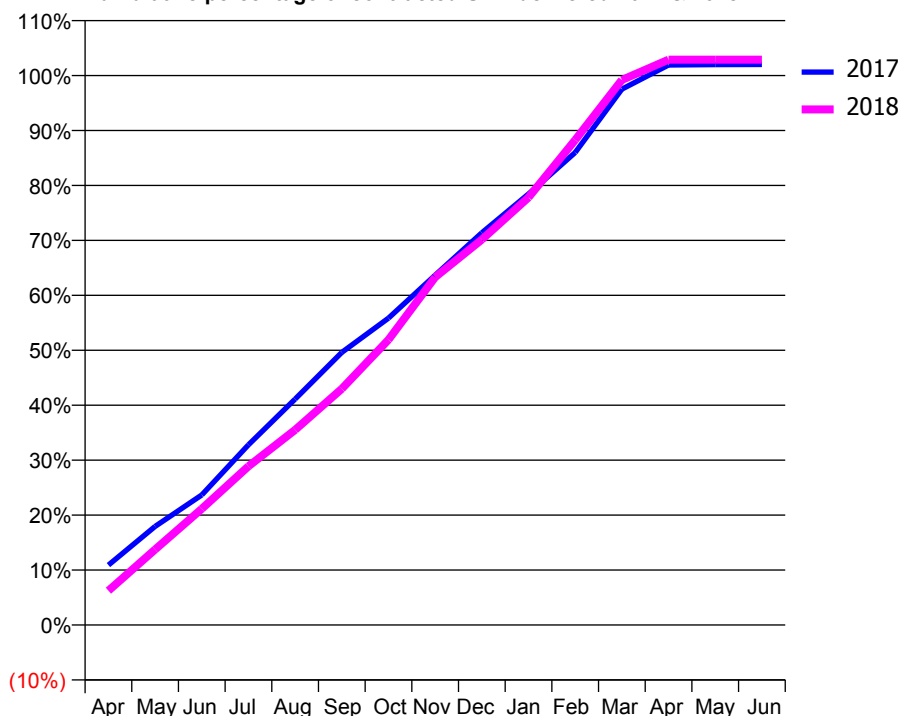
### ACCESS\*

Patients seen in 24 months	Total	Change since previous quarter
Quarter ending March 2017	4,171	
Quarter ending June 2017	4,172	→
Quarter ending September 2017	4,130	↓
Quarter ending December 2017	4,119	→
Quarter ending March 2018	4,109	→
<b>Variance since March 2017</b>	<b>(1.5%)</b>	<b>↓</b>



### ACTIVITY

Cumulative percentage of contracted UDA delivered 2017 & 2018



Month	Adjusted Scheduled Activity (UDA)	
	2017	2018
April	1,443	825
May	2,372	1,819
June	3,130	2,795
July	4,337	3,819
August	5,436	4,695
September	6,561	5,685
October	7,384	6,864
November	8,419	8,371
December	9,438	9,274
January	10,373	10,288
February	11,369	11,671
March	12,894	13,114
April	13,473	13,602
May	13,483	13,603
June	13,486	13,603

### QUALITY

	Quantity	Base Number	Contract	LHB	Wales
% of FP17s for the same patient ID Re-attending within 3 months - Children	258	3,519	7.3%	8.5%	10.9%
% of FP17s for the same patient ID Re-attending within 3 months - Adults	410	2,469	16.6%	15.0%	16.2%
% of FP17s for the same patient ID Re-attending between 3 & 9 months - Children	2,104	3,519	59.8%	58.3%	59.0%
% of FP17s for the same patient ID Re-attending between 3 & 9 months - Adults	1,263	2,469	51.2%	54.7%	54.9%
% of FP17s for Band 1 Urgent Courses	323	5,931	5.4%	9.2%	9.0%
% of FP17s Relating to Free Repair or Replacements	2	5,931	0.0%	0.7%	0.7%
% of FP17s Relating to Continuations	5	5,931	0.1%	0.7%	0.8%
% of Patients satisfied with the dentistry they have received	5	5	N/A	91.9%	92.0%
% of Patients satisfied with the time they had to wait for an appointment	5	5	N/A	88.8%	88.1%

\* This is based on patients treated on this contract for their most recent course of treatment. Figures in italics indicate the base number of FP17s or Patient Questionnaire responses are less than 100. N/A is shown where the base number of responses is less than 10 during the period. % is calculated as Quantity/Base number\*100

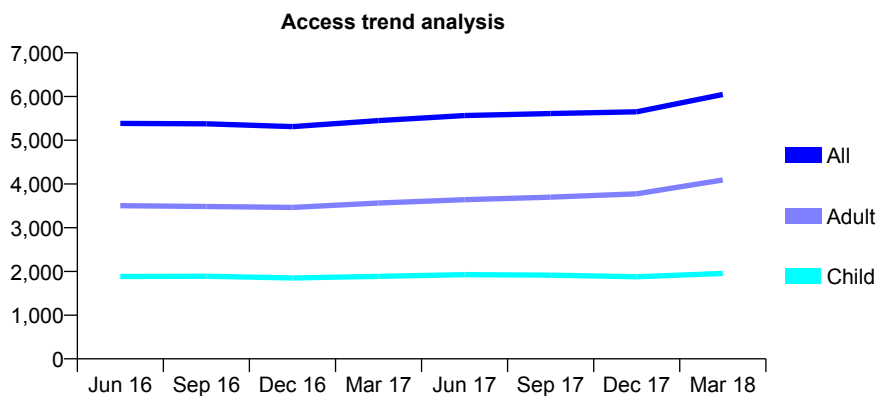
## 7A6 - Vital Signs At a Glance Contract Report for 128112/0001 - Year end March 2018

Name or company name	Malpas Dental Practice Limited
Contract type name	GDS Contract
Purpose of contract	General
Contract start date	01/08/2010
Contract end date	

17/18 Contracted general activity (UDA)	16,705
Carry forward general activity (UDA)	835
17/18 Contracted orthodontic activity (UOA)	0
Carry forward orthodontic activity (UOA)	0
Baseline contract value	£532,093.01

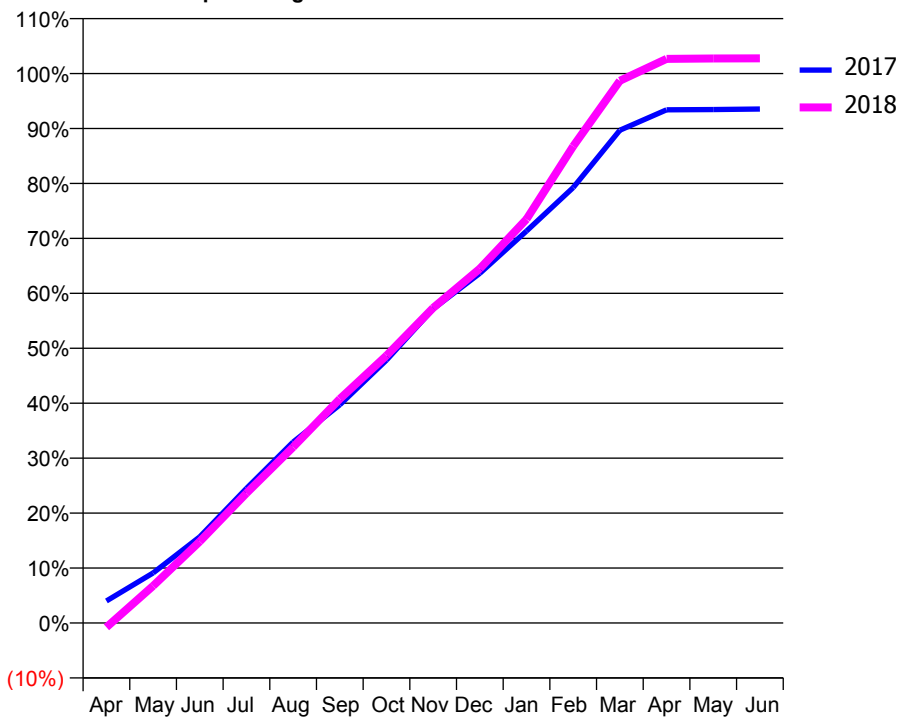
### ACCESS\*

Patients seen in 24 months	Total	Change since previous quarter
Quarter ending March 2017	5,448	
Quarter ending June 2017	5,565	↑
Quarter ending September 2017	5,610	→
Quarter ending December 2017	5,650	→
Quarter ending March 2018	6,046	↑
<b>Variance since March 2017</b>	<b>11.0%</b>	<b>↑</b>



### ACTIVITY

Cumulative percentage of contracted UDA delivered 2017 & 2018



Month	Adjusted Scheduled Activity (UDA)	
	2017	2018
April	670	-132
May	1,520	1,128
June	2,622	2,479
July	4,093	3,946
August	5,503	5,350
September	6,636	6,813
October	7,992	8,131
November	9,549	9,579
December	10,632	10,774
January	11,914	12,275
February	13,236	14,496
March	14,980	16,486
April	15,600	17,148
May	15,609	17,163
June	15,624	17,166

### QUALITY

	Quantity	Base Number	Contract	LHB	Wales
% of FP17s for the same patient ID Re-attending within 3 months - Children	215	3,183	6.8%	8.5%	10.9%
% of FP17s for the same patient ID Re-attending within 3 months - Adults	1,055	6,964	15.1%	15.0%	16.2%
% of FP17s for the same patient ID Re-attending between 3 & 9 months - Children	2,248	3,183	70.6%	58.3%	59.0%
% of FP17s for the same patient ID Re-attending between 3 & 9 months - Adults	4,400	6,964	63.2%	54.7%	54.9%
% of FP17s for Band 1 Urgent Courses	686	10,137	6.8%	9.2%	9.0%
% of FP17s Relating to Free Repair or Replacements	47	10,137	0.5%	0.7%	0.7%
% of FP17s Relating to Continuations	31	10,137	0.3%	0.7%	0.8%
% of Patients satisfied with the dentistry they have received	15	16	93.8%	91.9%	92.0%
% of Patients satisfied with the time they had to wait for an appointment	15	16	93.8%	88.8%	88.1%

\* This is based on patients treated on this contract for their most recent course of treatment. Figures in italics indicate the base number of FP17s or Patient Questionnaire responses are less than 100. N/A is shown where the base number of responses is less than 10 during the period. % is calculated as Quantity/Base number\*100

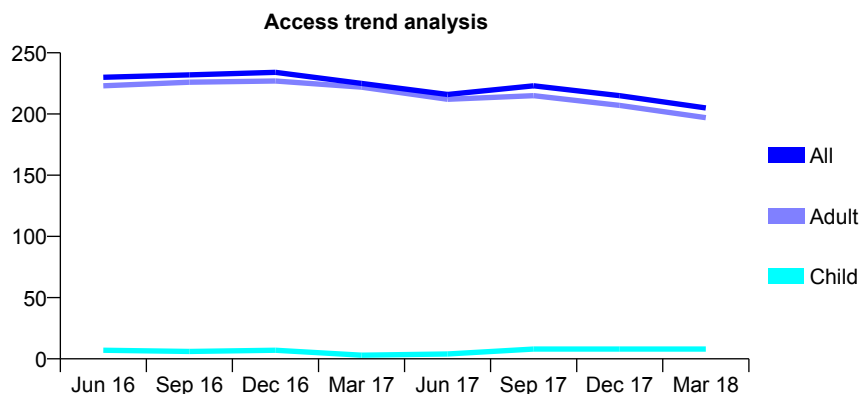
## 7A6 - Vital Signs At a Glance Contract Report for 128112/0002 - Year end March 2018

Name or company name	Malpas Dental Practice Limited
Contract type name	PDS Contract
Purpose of contract	General
Contract start date	19/11/2012
Contract end date	31/03/2019

17/18 Contracted general activity (UDA)	250
Carry forward general activity (UDA)	0
17/18 Contracted orthodontic activity (UOA)	0
Carry forward orthodontic activity (UOA)	0
Baseline contract value	£12,313.81

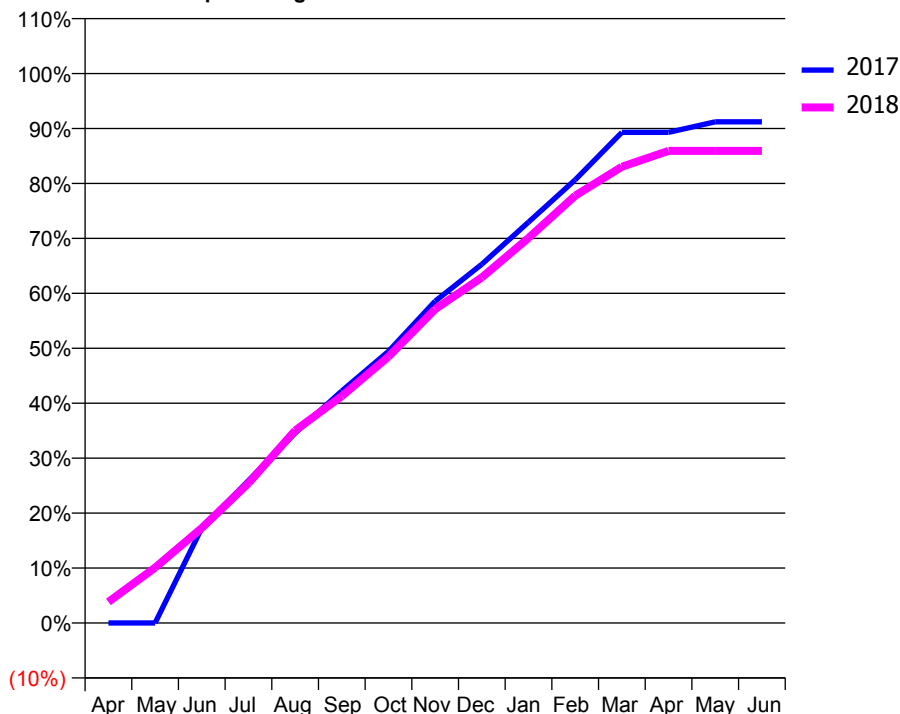
### ACCESS\*

Patients seen in 24 months	Total	Change since previous quarter
Quarter ending March 2017	225	
Quarter ending June 2017	216	↓
Quarter ending September 2017	223	↑
Quarter ending December 2017	215	↓
Quarter ending March 2018	205	↓
<b>Variance since March 2017</b>	<b>(8.9%)</b>	<b>↓</b>



### ACTIVITY

Cumulative percentage of contracted UDA delivered 2017 & 2018



Adjusted Scheduled Activity (UDA)

Month	2017	2018
April	0	10
May	0	25
June	43	43
July	65	64
August	86	88
September	106	103
October	124	121
November	146	143
December	163	157
January	182	175
February	202	194
March	223	208
April	223	215
May	228	215
June	228	215

### QUALITY

	Quantity	Base Number	Contract	LHB	Wales
% of FP17s for the same patient ID Re-attending within 3 months - Children	0	10	0.0%	8.5%	10.9%
% of FP17s for the same patient ID Re-attending within 3 months - Adults	3	167	1.8%	15.0%	16.2%
% of FP17s for the same patient ID Re-attending between 3 & 9 months - Children	0	10	0.0%	58.3%	59.0%
% of FP17s for the same patient ID Re-attending between 3 & 9 months - Adults	0	167	0.0%	54.7%	54.9%
% of FP17s for Band 1 Urgent Courses	179	179	100.0%	9.2%	9.0%
% of FP17s Relating to Free Repair or Replacements	0	179	0.0%	0.7%	0.7%
% of FP17s Relating to Continuations	0	179	0.0%	0.7%	0.8%
% of Patients satisfied with the dentistry they have received	0	0	N/A	91.9%	92.0%
% of Patients satisfied with the time they had to wait for an appointment	0	0	N/A	88.8%	88.1%

\* This is based on patients treated on this contract for their most recent course of treatment. Figures in italics indicate the base number of FP17s or Patient Questionnaire responses are less than 100. N/A is shown where the base number of responses is less than 10 during the period. % is calculated as Quantity/Base number\*100

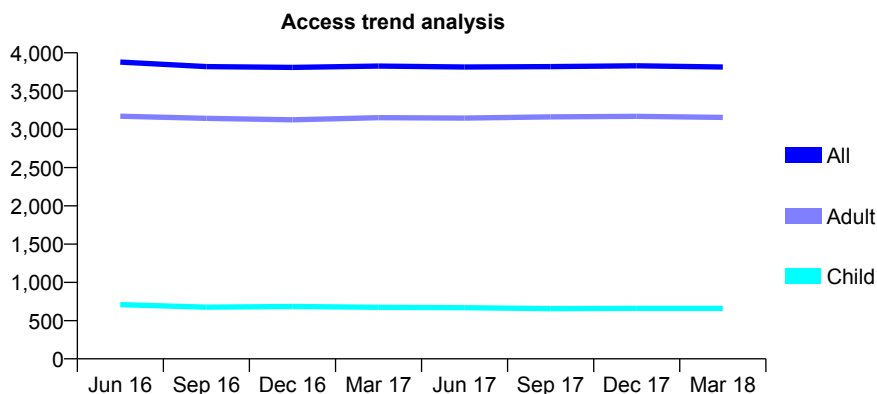
## 7A6 - Vital Signs At a Glance Contract Report for 128600/0001 - Year end March 2018

Name or company name	Llanyrafon Dental Practice Ltd
Contract type name	GDS Contract
Purpose of contract	General
Contract start date	01/04/2012
Contract end date	

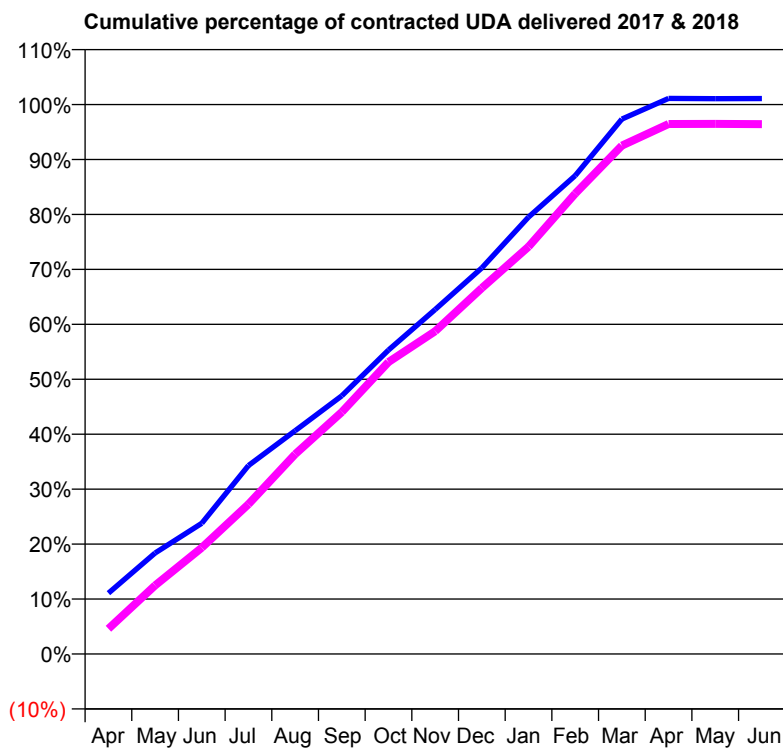
17/18 Contracted general activity (UDA)	10,780
Carry forward general activity (UDA)	-117
17/18 Contracted orthodontic activity (UOA)	0
Carry forward orthodontic activity (UOA)	0
Baseline contract value	£268,745.84

### ACCESS\*

Patients seen in 24 months	Total	Change since previous quarter
Quarter ending March 2017	3,826	
Quarter ending June 2017	3,814	→
Quarter ending September 2017	3,819	→
Quarter ending December 2017	3,830	→
Quarter ending March 2018	3,814	→
<b>Variance since March 2017</b>	<b>(0.3%)</b>	<b>→</b>



### ACTIVITY



Month	Adjusted Scheduled Activity (UDA)	
	2017	2018
April	1,193	496
May	1,982	1,347
June	2,565	2,086
July	3,697	2,940
August	4,380	3,920
September	5,066	4,747
October	5,962	5,728
November	6,758	6,332
December	7,575	7,178
January	8,572	7,991
February	9,386	9,030
March	10,495	9,973
April	10,900	10,396
May	10,893	10,399
June	10,897	10,395

### QUALITY

	Quantity	Base Number	Contract	LHB	Wales
% of FP17s for the same patient ID Re-attending within 3 months - Children	14	987	1.4%	8.5%	10.9%
% of FP17s for the same patient ID Re-attending within 3 months - Adults	210	4,229	5.0%	15.0%	16.2%
% of FP17s for the same patient ID Re-attending between 3 & 9 months - Children	652	987	66.1%	58.3%	59.0%
% of FP17s for the same patient ID Re-attending between 3 & 9 months - Adults	2,717	4,229	64.2%	54.7%	54.9%
% of FP17s for Band 1 Urgent Courses	79	5,161	1.5%	9.2%	9.0%
% of FP17s Relating to Free Repair or Replacements	13	5,161	0.3%	0.7%	0.7%
% of FP17s Relating to Continuations	8	5,161	0.2%	0.7%	0.8%
% of Patients satisfied with the dentistry they have received	8	10	80.0%	91.9%	92.0%
% of Patients satisfied with the time they had to wait for an appointment	10	10	100.0%	88.8%	88.1%

\* This is based on patients treated on this contract for their most recent course of treatment. Figures in italics indicate the base number of FP17s or Patient Questionnaire responses are less than 100. N/A is shown where the base number of responses is less than 10 during the period. % is calculated as Quantity/Base number\*100



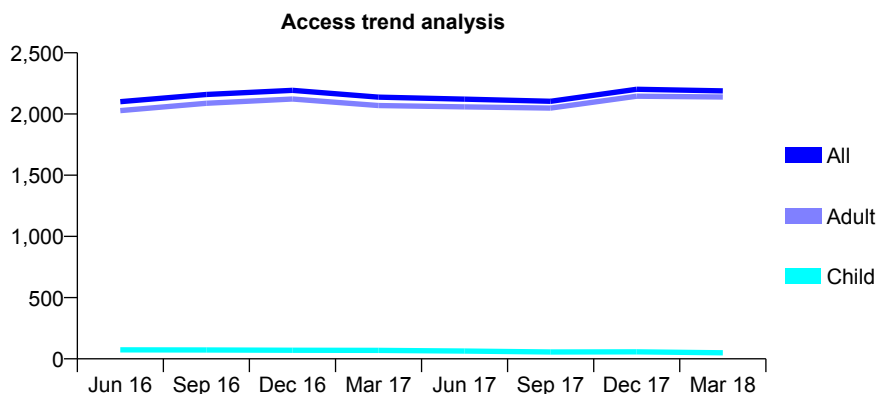
## 7A6 - Vital Signs At a Glance Contract Report for 128945/0001 - Year end March 2018

Name or company name	Devon Place Limited
Contract type name	PDS Contract
Purpose of contract	General
Contract start date	01/04/2012
Contract end date	31/03/2019

17/18 Contracted general activity (UDA)	3,095
Carry forward general activity (UDA)	0
17/18 Contracted orthodontic activity (UOA)	0
Carry forward orthodontic activity (UOA)	0
Baseline contract value	£81,108.52

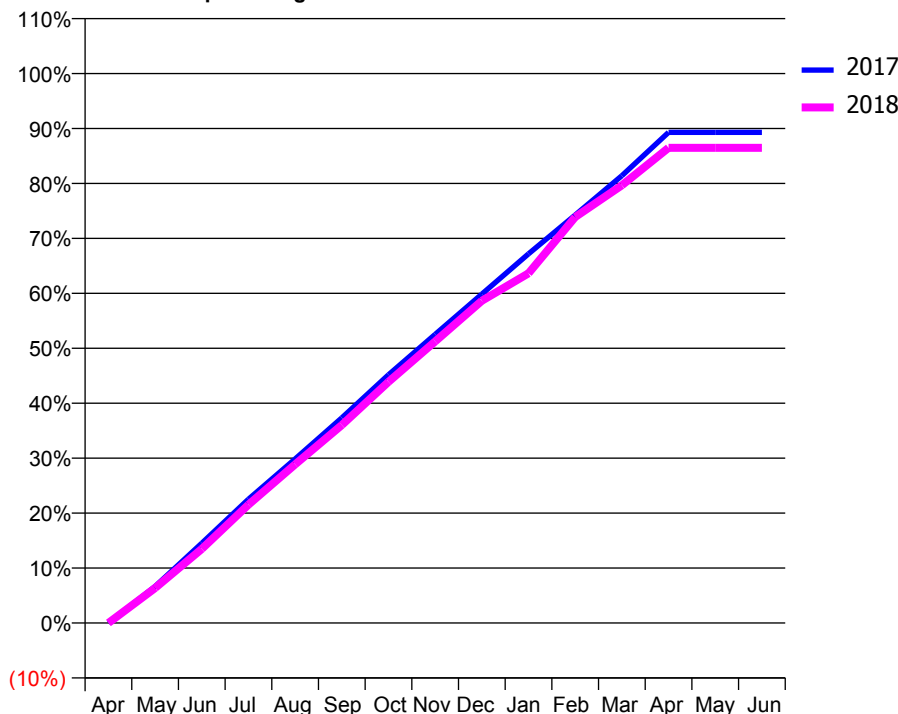
### ACCESS\*

Patients seen in 24 months	Total	Change since previous quarter
Quarter ending March 2017	2,138	
Quarter ending June 2017	2,122	→
Quarter ending September 2017	2,104	→
Quarter ending December 2017	2,202	↑
Quarter ending March 2018	2,189	→
<b>Variance since March 2017</b>	<b>2.4%</b>	<b>↑</b>



### ACTIVITY

Cumulative percentage of contracted UDA delivered 2017 & 2018



Month	Adjusted Scheduled Activity (UDA)	
	2017	2018
April	0	0
May	206	197
June	450	417
July	697	667
August	924	893
September	1,156	1,115
October	1,398	1,358
November	1,626	1,586
December	1,853	1,815
January	2,079	1,970
February	2,298	2,286
March	2,520	2,465
April	2,763	2,676
May	2,763	2,676
June	2,763	2,676

### QUALITY

	Quantity	Base Number	Contract	LHB	Wales
% of FP17s for the same patient ID Re-attending within 3 months - Children	4	72	5.6%	8.5%	10.9%
% of FP17s for the same patient ID Re-attending within 3 months - Adults	128	2,175	5.9%	15.0%	16.2%
% of FP17s for the same patient ID Re-attending between 3 & 9 months - Children	2	72	2.8%	58.3%	59.0%
% of FP17s for the same patient ID Re-attending between 3 & 9 months - Adults	71	2,175	3.3%	54.7%	54.9%
% of FP17s for Band 1 Urgent Courses	2,211	2,223	99.5%	9.2%	9.0%
% of FP17s Relating to Free Repair or Replacements	0	2,223	0.0%	0.7%	0.7%
% of FP17s Relating to Continuations	0	2,223	0.0%	0.7%	0.8%
% of Patients satisfied with the dentistry they have received	1	1	N/A	91.9%	92.0%
% of Patients satisfied with the time they had to wait for an appointment	1	1	N/A	88.8%	88.1%

\* This is based on patients treated on this contract for their most recent course of treatment. Figures in italics indicate the base number of FP17s or Patient Questionnaire responses are less than 100. N/A is shown where the base number of responses is less than 10 during the period. % is calculated as Quantity/Base number\*100

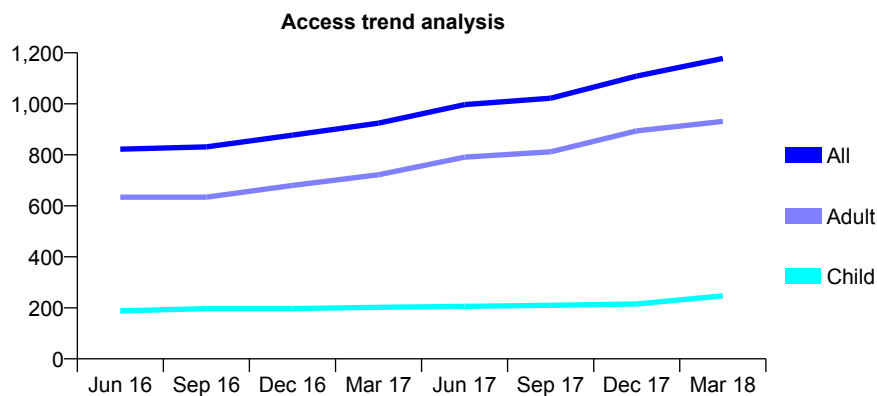
## 7A6 - Vital Signs At a Glance Contract Report for 128945/0002 - Year end March 2018

Name or company name	Devon Place Limited
Contract type name	GDS Contract
Purpose of contract	General
Contract start date	01/04/2012
Contract end date	

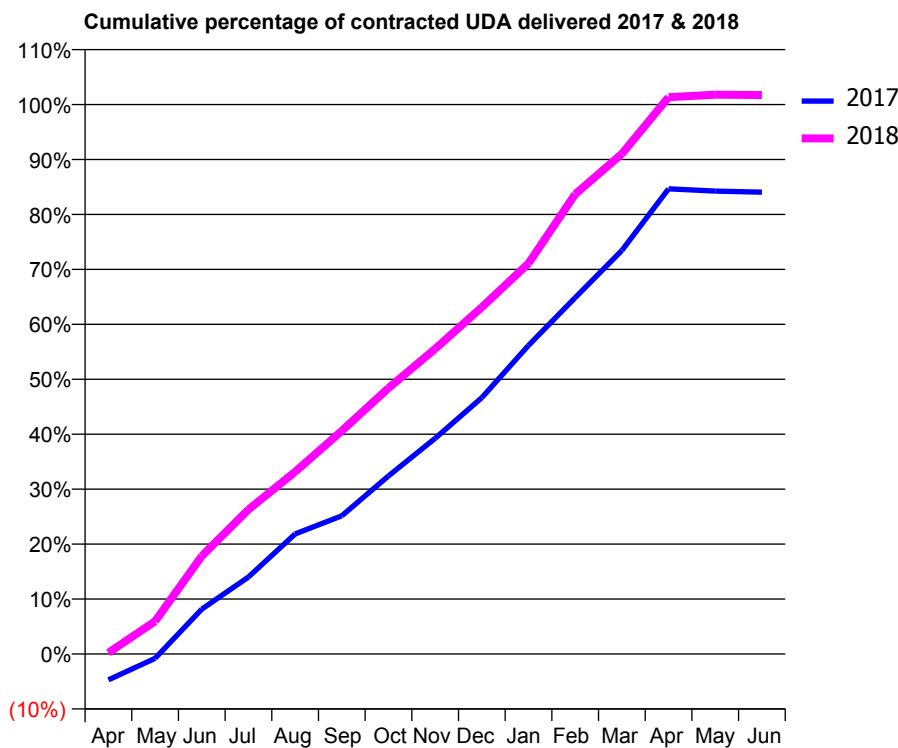
17/18 Contracted general activity (UDA)	3,767
Carry forward general activity (UDA)	0
17/18 Contracted orthodontic activity (UOA)	0
Carry forward orthodontic activity (UOA)	0
Baseline contract value	£94,014.56

### ACCESS\*

Patients seen in 24 months	Total	Change since previous quarter
Quarter ending March 2017	924	
Quarter ending June 2017	997	↑
Quarter ending September 2017	1,022	↑
Quarter ending December 2017	1,109	↑
Quarter ending March 2018	1,178	↑
<b>Variance since March 2017</b>	<b>27.5%</b>	<b>↑</b>



### ACTIVITY



Month	Adjusted Scheduled Activity (UDA)	
	2017	2018
April	-178	9
May	-31	224
June	308	672
July	528	990
August	823	1,249
September	947	1,530
October	1,221	1,823
November	1,478	2,092
December	1,758	2,378
January	2,116	2,678
February	2,443	3,152
March	2,767	3,429
April	3,189	3,817
May	3,173	3,834
June	3,166	3,831

### QUALITY

	Quantity	Base Number	Contract	LHB	Wales
% of FP17s for the same patient ID Re-attending within 3 months - Children	35	417	8.4%	8.5%	10.9%
% of FP17s for the same patient ID Re-attending within 3 months - Adults	166	1,362	12.2%	15.0%	16.2%
% of FP17s for the same patient ID Re-attending between 3 & 9 months - Children	276	417	66.2%	58.3%	59.0%
% of FP17s for the same patient ID Re-attending between 3 & 9 months - Adults	777	1,362	57.0%	54.7%	54.9%
% of FP17s for Band 1 Urgent Courses	127	1,772	7.2%	9.2%	9.0%
% of FP17s Relating to Free Repair or Replacements	9	1,772	0.5%	0.7%	0.7%
% of FP17s Relating to Continuations	0	1,772	0.0%	0.7%	0.8%
% of Patients satisfied with the dentistry they have received	4	4	N/A	91.9%	92.0%
% of Patients satisfied with the time they had to wait for an appointment	4	4	N/A	88.8%	88.1%

\* This is based on patients treated on this contract for their most recent course of treatment. Figures in italics indicate the base number of FP17s or Patient Questionnaire responses are less than 100. N/A is shown where the base number of responses is less than 10 during the period. % is calculated as Quantity/Base number\*100

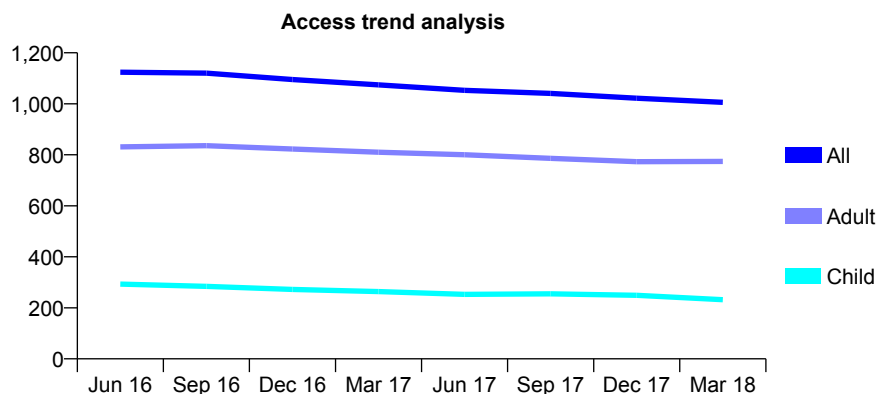
## 7A6 - Vital Signs At a Glance Contract Report for 130389/0001 - Year end March 2018

Name or company name	Aneurin Bevan Health Board
Contract type name	GDS Contract
Purpose of contract	General
Contract start date	18/07/2006
Contract end date	

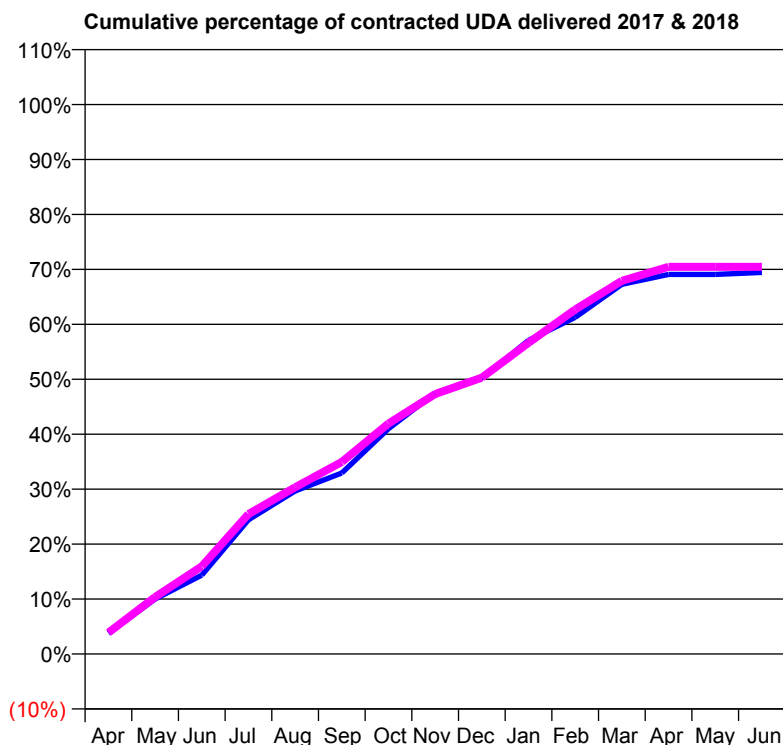
17/18 Contracted general activity (UDA)	4,000
Carry forward general activity (UDA)	0
17/18 Contracted orthodontic activity (UOA)	0
Carry forward orthodontic activity (UOA)	0
Baseline contract value	£111,021.62

### ACCESS\*

Patients seen in 24 months	Total	Change since previous quarter
Quarter ending March 2017	1,074	
Quarter ending June 2017	1,053	↓
Quarter ending September 2017	1,041	↓
Quarter ending December 2017	1,022	↓
Quarter ending March 2018	1,006	↓
<b>Variance since March 2017</b>	<b>(6.3%)</b>	<b>↓</b>



### ACTIVITY



Month	Adjusted Scheduled Activity (UDA)	
	2017	2018
April	151	156
May	401	415
June	574	638
July	977	1,019
August	1,186	1,214
September	1,318	1,398
October	1,640	1,678
November	1,899	1,892
December	2,008	2,011
January	2,283	2,265
February	2,450	2,508
March	2,691	2,716
April	2,763	2,819
May	2,763	2,819
June	2,777	2,819

### QUALITY

	Quantity	Base Number	Contract	LHB	Wales
% of FP17s for the same patient ID Re-attending within 3 months - Children	34	273	12.5%	8.5%	10.9%
% of FP17s for the same patient ID Re-attending within 3 months - Adults	121	879	13.8%	15.0%	16.2%
% of FP17s for the same patient ID Re-attending between 3 & 9 months - Children	71	273	26.0%	58.3%	59.0%
% of FP17s for the same patient ID Re-attending between 3 & 9 months - Adults	314	879	35.7%	54.7%	54.9%
% of FP17s for Band 1 Urgent Courses	110	1,171	9.4%	9.2%	9.0%
% of FP17s Relating to Free Repair or Replacements	27	1,171	2.3%	0.7%	0.7%
% of FP17s Relating to Continuations	15	1,171	1.3%	0.7%	0.8%
% of Patients satisfied with the dentistry they have received	4	5	N/A	91.9%	92.0%
% of Patients satisfied with the time they had to wait for an appointment	3	5	N/A	88.8%	88.1%

\* This is based on patients treated on this contract for their most recent course of treatment. Figures in italics indicate the base number of FP17s or Patient Questionnaire responses are less than 100. N/A is shown where the base number of responses is less than 10 during the period. % is calculated as Quantity/Base number\*100

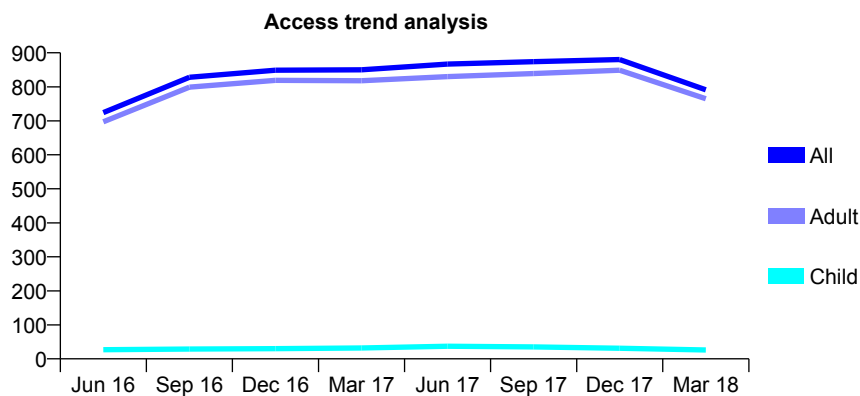
## 7A6 - Vital Signs At a Glance Contract Report for 130389/0002 - Year end March 2018

Name or company name	Aneurin Bevan Health Board
Contract type name	GDS Contract
Purpose of contract	General
Contract start date	01/06/2007
Contract end date	

17/18 Contracted general activity (UDA)	4,000
Carry forward general activity (UDA)	0
17/18 Contracted orthodontic activity (UOA)	0
Carry forward orthodontic activity (UOA)	0
Baseline contract value	£145,223.22

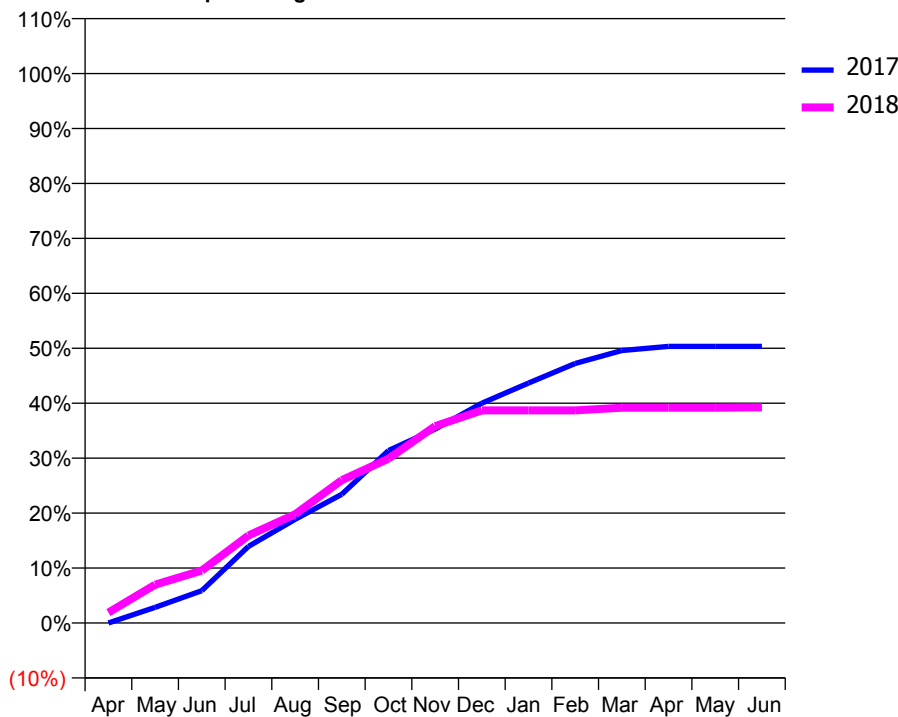
### ACCESS\*

Patients seen in 24 months	Total	Change since previous quarter
Quarter ending March 2017	850	
Quarter ending June 2017	867	↑
Quarter ending September 2017	874	→
Quarter ending December 2017	880	→
Quarter ending March 2018	791	↓
<b>Variance since March 2017</b>	<b>(6.9%)</b>	<b>↓</b>



### ACTIVITY

Cumulative percentage of contracted UDA delivered 2017 & 2018



Month	Adjusted Scheduled Activity (UDA)	
	2017	2018
April	0	76
May	114	279
June	235	382
July	557	637
August	755	791
September	938	1,040
October	1,255	1,196
November	1,412	1,433
December	1,600	1,548
January	1,746	1,548
February	1,889	1,548
March	1,983	1,567
April	2,013	1,567
May	2,013	1,567
June	2,013	1,570

### QUALITY

	Quantity	Base Number	Contract	LHB	Wales
% of FP17s for the same patient ID Re-attending within 3 months - Children	3	20	15.0%	8.5%	10.9%
% of FP17s for the same patient ID Re-attending within 3 months - Adults	52	583	8.9%	15.0%	16.2%
% of FP17s for the same patient ID Re-attending between 3 & 9 months - Children	3	20	15.0%	58.3%	59.0%
% of FP17s for the same patient ID Re-attending between 3 & 9 months - Adults	116	583	19.9%	54.7%	54.9%
% of FP17s for Band 1 Urgent Courses	56	584	9.6%	9.2%	9.0%
% of FP17s Relating to Free Repair or Replacements	0	584	0.0%	0.7%	0.7%
% of FP17s Relating to Continuations	3	584	0.5%	0.7%	0.8%
% of Patients satisfied with the dentistry they have received	2	3	N/A	91.9%	92.0%
% of Patients satisfied with the time they had to wait for an appointment	2	3	N/A	88.8%	88.1%

\* This is based on patients treated on this contract for their most recent course of treatment. Figures in italics indicate the base number of FP17s or Patient Questionnaire responses are less than 100. N/A is shown where the base number of responses is less than 10 during the period. % is calculated as Quantity/Base number\*100

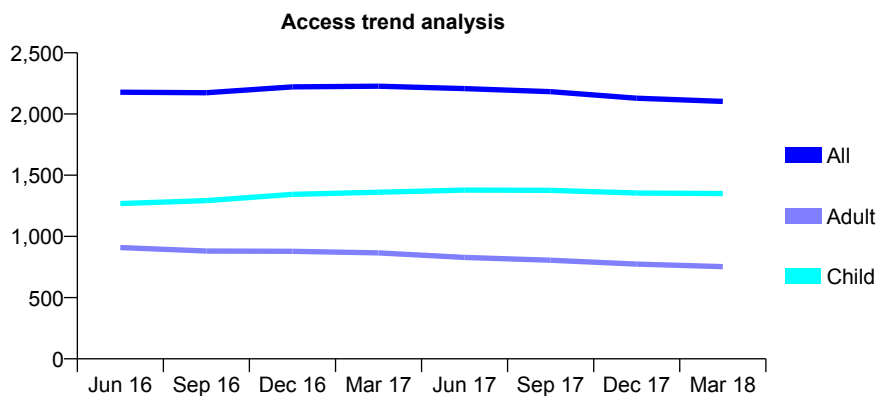
## 7A6 - Vital Signs At a Glance Contract Report for 133248/0001 - Year end March 2018

Name or company name	Hilltop View Ltd
Contract type name	GDS Contract
Purpose of contract	General
Contract start date	01/04/2011
Contract end date	

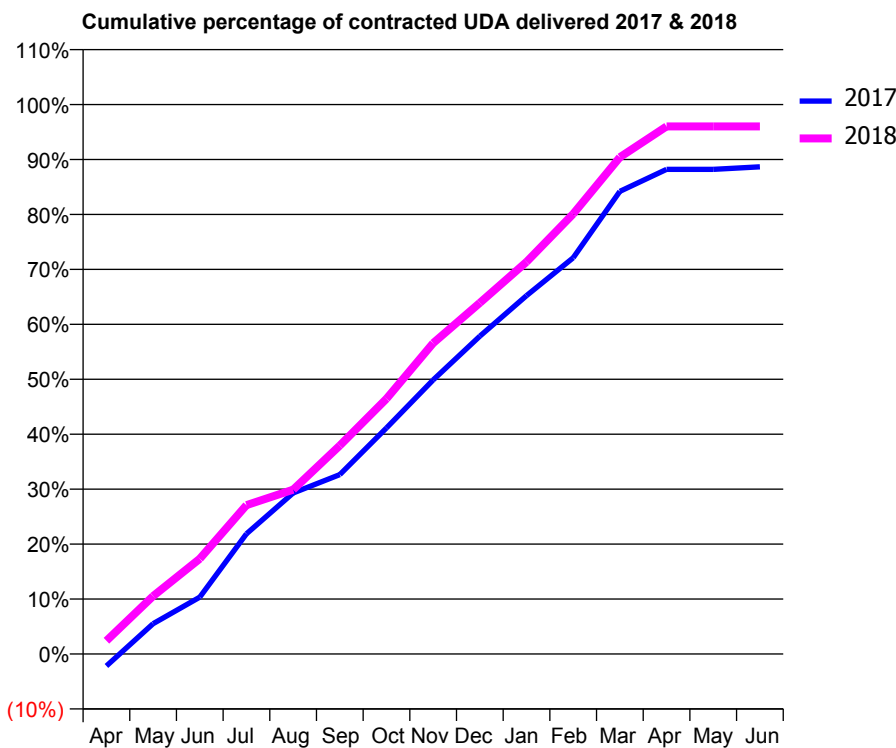
17/18 Contracted general activity (UDA)	5,900
Carry forward general activity (UDA)	0
17/18 Contracted orthodontic activity (UOA)	0
Carry forward orthodontic activity (UOA)	0
Baseline contract value	£152,298.50

### ACCESS\*

Patients seen in 24 months	Total	Change since previous quarter
Quarter ending March 2017	2,227	
Quarter ending June 2017	2,207	→
Quarter ending September 2017	2,182	↓
Quarter ending December 2017	2,129	↓
Quarter ending March 2018	2,103	↓
<b>Variance since March 2017</b>	<b>(5.6%)</b>	<b>↓</b>



### ACTIVITY



Month	Adjusted Scheduled Activity (UDA)	
	2017	2018
April	-142	143
May	358	623
June	673	1,024
July	1,421	1,598
August	1,905	1,764
September	2,123	2,239
October	2,675	2,741
November	3,242	3,338
December	3,760	3,770
January	4,239	4,211
February	4,687	4,725
March	5,473	5,334
April	5,732	5,665
May	5,733	5,665
June	5,762	5,665

### QUALITY

	Quantity	Base Number	Contract	LHB	Wales
% of FP17s for the same patient ID Re-attending within 3 months - Children	106	1,639	6.5%	8.5%	10.9%
% of FP17s for the same patient ID Re-attending within 3 months - Adults	190	939	20.2%	15.0%	16.2%
% of FP17s for the same patient ID Re-attending between 3 & 9 months - Children	778	1,639	47.5%	58.3%	59.0%
% of FP17s for the same patient ID Re-attending between 3 & 9 months - Adults	495	939	52.7%	54.7%	54.9%
% of FP17s for Band 1 Urgent Courses	223	2,598	8.6%	9.2%	9.0%
% of FP17s Relating to Free Repair or Replacements	0	2,598	0.0%	0.7%	0.7%
% of FP17s Relating to Continuations	40	2,598	1.5%	0.7%	0.8%
% of Patients satisfied with the dentistry they have received	2	2	N/A	91.9%	92.0%
% of Patients satisfied with the time they had to wait for an appointment	1	2	N/A	88.8%	88.1%

\* This is based on patients treated on this contract for their most recent course of treatment. Figures in italics indicate the base number of FP17s or Patient Questionnaire responses are less than 100. N/A is shown where the base number of responses is less than 10 during the period. % is calculated as Quantity/Base number\*100

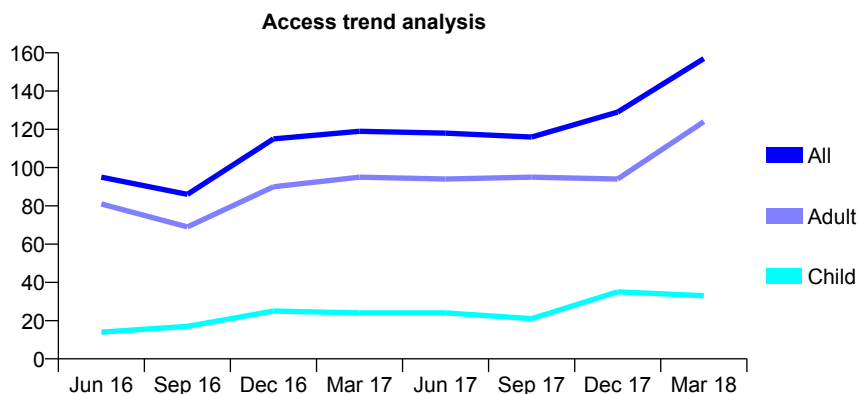
## 7A6 - Vital Signs At a Glance Contract Report for 133523/0002 - Year end March 2018

Name or company name	Gateway OHS Limited
Contract type name	PDS Contract
Purpose of contract	General
Contract start date	01/07/2010
Contract end date	31/03/2019

17/18 Contracted general activity (UDA)	702
Carry forward general activity (UDA)	0
17/18 Contracted orthodontic activity (UOA)	0
Carry forward orthodontic activity (UOA)	0
Baseline contract value	£84,830.13

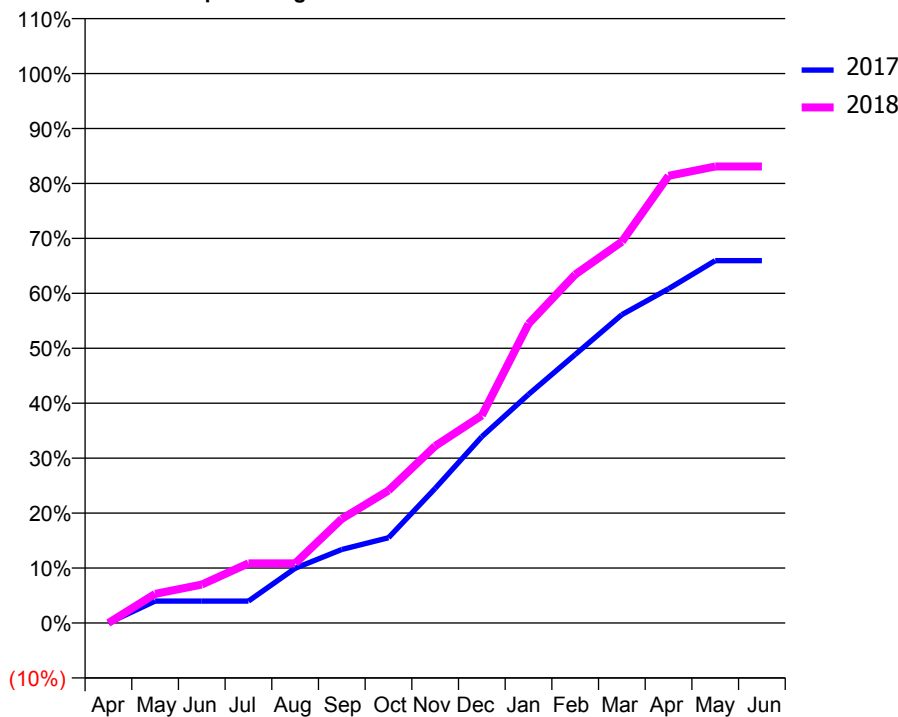
### ACCESS\*

Patients seen in 24 months	Total	Change since previous quarter
Quarter ending March 2017	119	
Quarter ending June 2017	118	→
Quarter ending September 2017	116	↓
Quarter ending December 2017	129	↑
Quarter ending March 2018	157	↑
<b>Variance since March 2017</b>	<b>31.9%</b>	<b>↑</b>



### ACTIVITY

Cumulative percentage of contracted UDA delivered 2017 & 2018



Month	Adjusted Scheduled Activity (UDA)	
	2017	2018
April	0	0
May	28	37
June	28	49
July	28	76
August	70	76
September	94	133
October	109	169
November	172	226
December	238	265
January	292	382
February	343	445
March	394	487
April	427	571
May	463	583
June	463	583

### QUALITY

	Quantity	Base Number	Contract	LHB	Wales
% of FP17s for the same patient ID Re-attending within 3 months - Children	0	53	0.0%	8.5%	10.9%
% of FP17s for the same patient ID Re-attending within 3 months - Adults	3	143	2.1%	15.0%	16.2%
% of FP17s for the same patient ID Re-attending between 3 & 9 months - Children	0	53	0.0%	58.3%	59.0%
% of FP17s for the same patient ID Re-attending between 3 & 9 months - Adults	2	143	1.4%	54.7%	54.9%
% of FP17s for Band 1 Urgent Courses	1	201	0.5%	9.2%	9.0%
% of FP17s Relating to Free Repair or Replacements	1	201	0.5%	0.7%	0.7%
% of FP17s Relating to Continuations	2	201	1.0%	0.7%	0.8%
% of Patients satisfied with the dentistry they have received	1	1	N/A	91.9%	92.0%
% of Patients satisfied with the time they had to wait for an appointment	1	1	N/A	88.8%	88.1%

\* This is based on patients treated on this contract for their most recent course of treatment. Figures in italics indicate the base number of FP17s or Patient Questionnaire responses are less than 100. N/A is shown where the base number of responses is less than 10 during the period. % is calculated as Quantity/Base number\*100

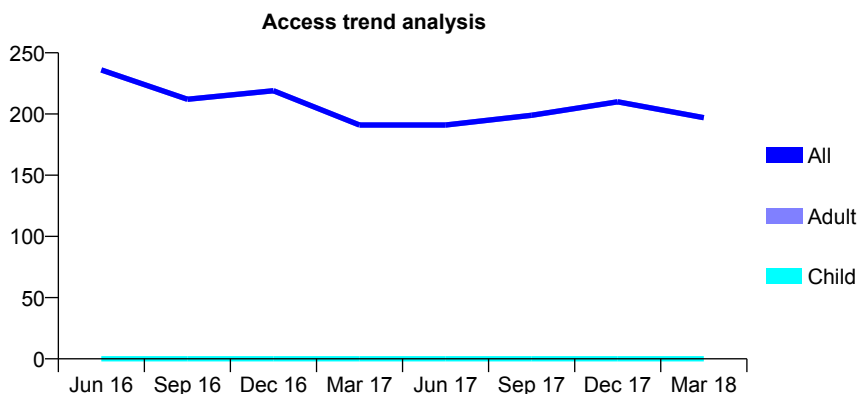
## 7A6 - Vital Signs At a Glance Contract Report for 133523/0005 - Year end March 2018

Name or company name	Gateway OHS Limited
Contract type name	PDS Contract
Purpose of contract	General
Contract start date	01/07/2010
Contract end date	13/02/2018

17/18 Contracted general activity (UDA)	523
Carry forward general activity (UDA)	0
17/18 Contracted orthodontic activity (UOA)	0
Carry forward orthodontic activity (UOA)	0
Baseline contract value	£18,576.99

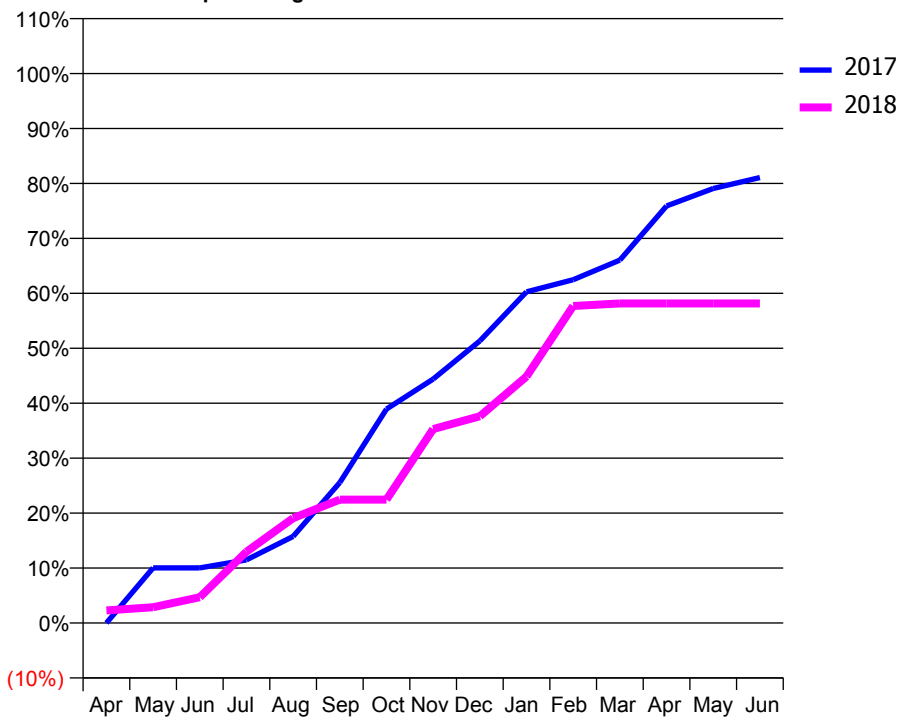
### ACCESS\*

Patients seen in 24 months	Total	Change since previous quarter
Quarter ending March 2017	191	
Quarter ending June 2017	191	→
Quarter ending September 2017	199	↑
Quarter ending December 2017	210	↑
Quarter ending March 2018	197	↓
<b>Variance since March 2017</b>	<b>3.1%</b>	<b>↑</b>



### ACTIVITY

Cumulative percentage of contracted UDA delivered 2017 & 2018



Adjusted Scheduled Activity (UDA)

Month	2017	2018
April	0	12
May	60	15
June	60	25
July	69	68
August	95	100
September	153	117
October	234	117
November	266	185
December	308	197
January	362	235
February	375	302
March	396	304
April	455	304
May	474	304
June	486	304

### QUALITY

	Quantity	Base Number	Contract	LHB	Wales
% of FP17s for the same patient ID Re-attending within 3 months - Children	0	0	N/A	8.5%	10.9%
% of FP17s for the same patient ID Re-attending within 3 months - Adults	19	185	10.3%	15.0%	16.2%
% of FP17s for the same patient ID Re-attending between 3 & 9 months - Children	0	0	N/A	58.3%	59.0%
% of FP17s for the same patient ID Re-attending between 3 & 9 months - Adults	21	185	11.4%	54.7%	54.9%
% of FP17s for Band 1 Urgent Courses	100	149	67.1%	9.2%	9.0%
% of FP17s Relating to Free Repair or Replacements	0	149	0.0%	0.7%	0.7%
% of FP17s Relating to Continuations	0	149	0.0%	0.7%	0.8%
% of Patients satisfied with the dentistry they have received	1	1	N/A	91.9%	92.0%
% of Patients satisfied with the time they had to wait for an appointment	0	1	N/A	88.8%	88.1%

\* This is based on patients treated on this contract for their most recent course of treatment. Figures in italics indicate the base number of FP17s or Patient Questionnaire responses are less than 100. N/A is shown where the base number of responses is less than 10 during the period. % is calculated as Quantity/Base number\*100



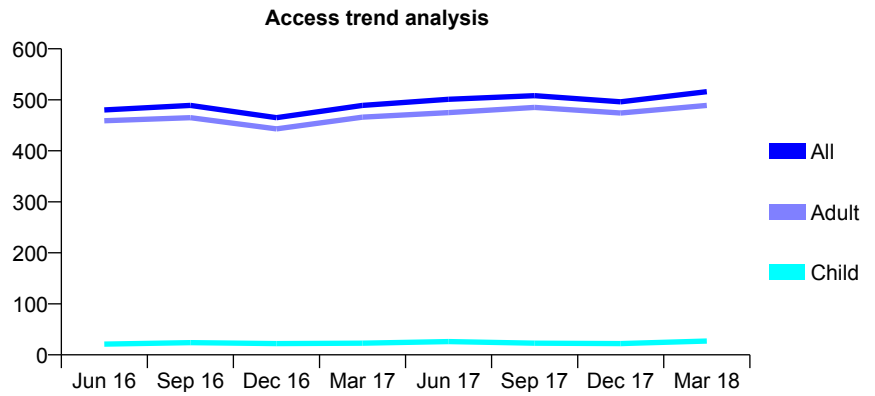
## 7A6 - Vital Signs At a Glance Contract Report for 133523/0007 - Year end March 2018

Name or company name	Gateway OHS Limited
Contract type name	PDS Contract
Purpose of contract	General
Contract start date	01/04/2011
Contract end date	31/03/2019

17/18 Contracted general activity (UDA)	562
Carry forward general activity (UDA)	0
17/18 Contracted orthodontic activity (UOA)	0
Carry forward orthodontic activity (UOA)	0
Baseline contract value	£25,499.98

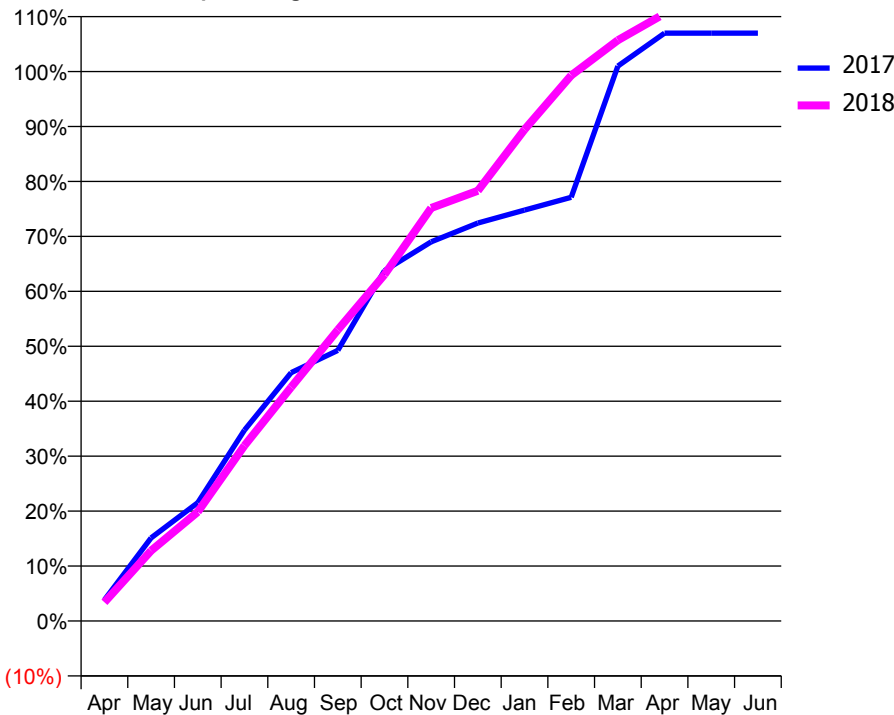
### ACCESS\*

Patients seen in 24 months	Total	Change since previous quarter
Quarter ending March 2017	489	
Quarter ending June 2017	501	↑
Quarter ending September 2017	508	→
Quarter ending December 2017	496	↓
Quarter ending March 2018	516	↑
<b>Variance since March 2017</b>	<b>5.5%</b>	<b>↑</b>



### ACTIVITY

**Cumulative percentage of contracted UDA delivered 2017 & 2018**



Month	Adjusted Scheduled Activity (UDA)	
	2017	2018
April	22	19
May	85	72
June	121	112
July	195	179
August	254	239
September	277	298
October	358	354
November	388	422
December	407	440
January	420	503
February	433	558
March	568	594
April	601	621
May	601	621
June	601	621

### QUALITY

	Quantity	Base Number	Contract	LHB	Wales
% of FP17s for the same patient ID Re-attending within 3 months - Children	0	23	0.0%	8.5%	10.9%
% of FP17s for the same patient ID Re-attending within 3 months - Adults	16	469	3.4%	15.0%	16.2%
% of FP17s for the same patient ID Re-attending between 3 & 9 months - Children	0	23	0.0%	58.3%	59.0%
% of FP17s for the same patient ID Re-attending between 3 & 9 months - Adults	5	469	1.1%	54.7%	54.9%
% of FP17s for Band 1 Urgent Courses	454	487	93.2%	9.2%	9.0%
% of FP17s Relating to Free Repair or Replacements	0	487	0.0%	0.7%	0.7%
% of FP17s Relating to Continuations	0	487	0.0%	0.7%	0.8%
% of Patients satisfied with the dentistry they have received	0	0	N/A	91.9%	92.0%
% of Patients satisfied with the time they had to wait for an appointment	0	0	N/A	88.8%	88.1%

\* This is based on patients treated on this contract for their most recent course of treatment. Figures in italics indicate the base number of FP17s or Patient Questionnaire responses are less than 100. N/A is shown where the base number of responses is less than 10 during the period. % is calculated as Quantity/Base number\*100

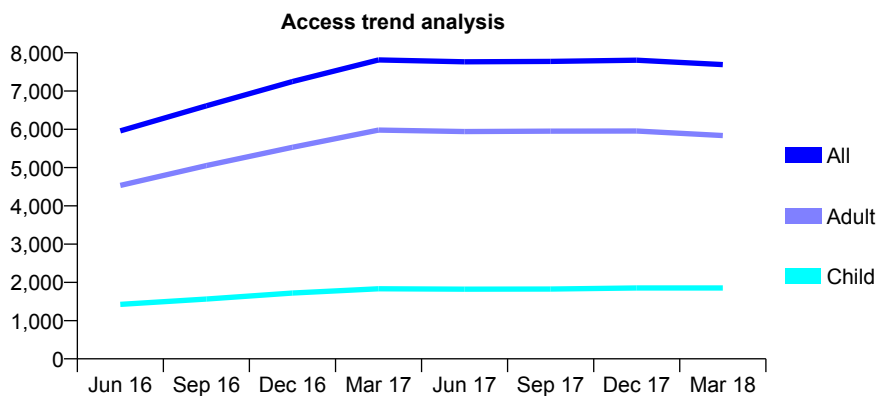
## 7A6 - Vital Signs At a Glance Contract Report for 133523/0008 - Year end March 2018

Name or company name	Gateway OHS Limited
Contract type name	GDS Contract
Purpose of contract	General
Contract start date	01/04/2015
Contract end date	

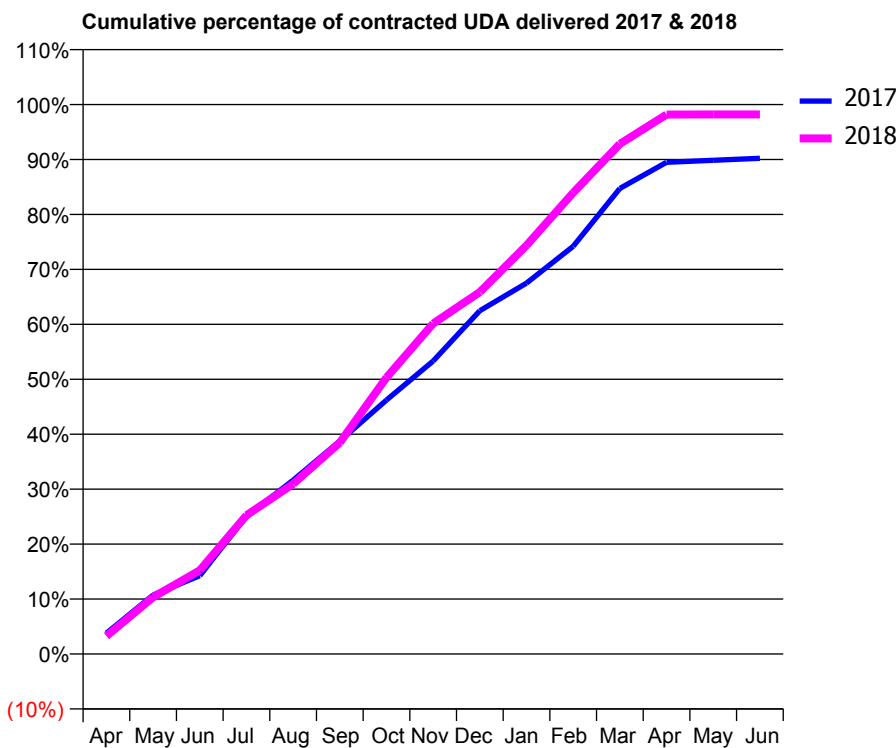
17/18 Contracted general activity (UDA)	20,225
Carry forward general activity (UDA)	0
17/18 Contracted orthodontic activity (UOA)	0
Carry forward orthodontic activity (UOA)	0
Baseline contract value	£577,837.10

### ACCESS\*

Patients seen in 24 months	Total	Change since previous quarter
Quarter ending March 2017	7,812	
Quarter ending June 2017	7,764	→
Quarter ending September 2017	7,776	→
Quarter ending December 2017	7,807	→
Quarter ending March 2018	7,691	↓
<b>Variance since March 2017</b>	<b>(1.5%)</b>	<b>↓</b>



### ACTIVITY



Month	Adjusted Scheduled Activity (UDA)	
	2017	2018
April	852	662
May	2,414	2,095
June	3,203	3,079
July	5,638	5,109
August	7,108	6,260
September	8,711	7,783
October	10,388	10,178
November	11,983	12,164
December	14,037	13,322
January	15,169	15,040
February	16,673	16,978
March	19,042	18,776
April	20,108	19,858
May	20,193	19,862
June	20,270	19,861

### QUALITY

	Quantity	Base Number	Contract	LHB	Wales
% of FP17s for the same patient ID Re-attending within 3 months - Children	129	2,163	6.0%	8.5%	10.9%
% of FP17s for the same patient ID Re-attending within 3 months - Adults	1,079	7,540	14.3%	15.0%	16.2%
% of FP17s for the same patient ID Re-attending between 3 & 9 months - Children	709	2,163	32.8%	58.3%	59.0%
% of FP17s for the same patient ID Re-attending between 3 & 9 months - Adults	2,984	7,540	39.6%	54.7%	54.9%
% of FP17s for Band 1 Urgent Courses	1,173	9,706	12.1%	9.2%	9.0%
% of FP17s Relating to Free Repair or Replacements	106	9,706	1.1%	0.7%	0.7%
% of FP17s Relating to Continuations	18	9,706	0.2%	0.7%	0.8%
% of Patients satisfied with the dentistry they have received	25	26	96.2%	91.9%	92.0%
% of Patients satisfied with the time they had to wait for an appointment	21	26	80.8%	88.8%	88.1%

\* This is based on patients treated on this contract for their most recent course of treatment. Figures in italics indicate the base number of FP17s or Patient Questionnaire responses are less than 100. N/A is shown where the base number of responses is less than 10 during the period. % is calculated as Quantity/Base number\*100

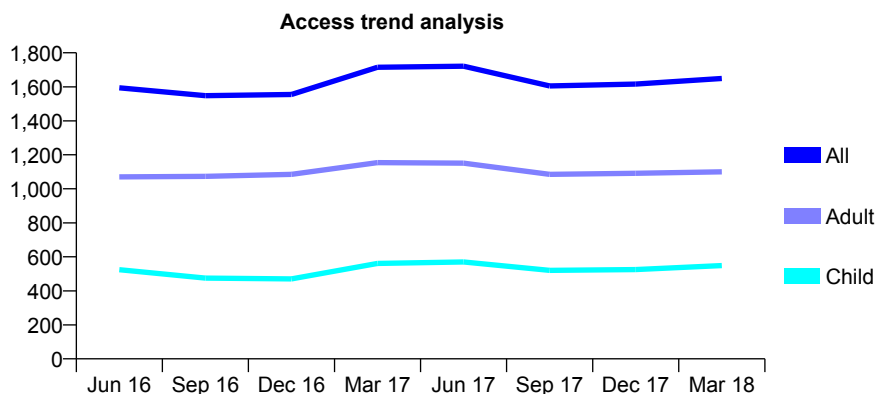
## 7A6 - Vital Signs At a Glance Contract Report for 140309/0001 - Year end March 2018

Name or company name	A & M Jones Healthcare Ltd
Contract type name	GDS Contract
Purpose of contract	General
Contract start date	01/03/2012
Contract end date	

17/18 Contracted general activity (UDA)	5,854
Carry forward general activity (UDA)	-112
17/18 Contracted orthodontic activity (UOA)	0
Carry forward orthodontic activity (UOA)	0
Baseline contract value	£198,119.58

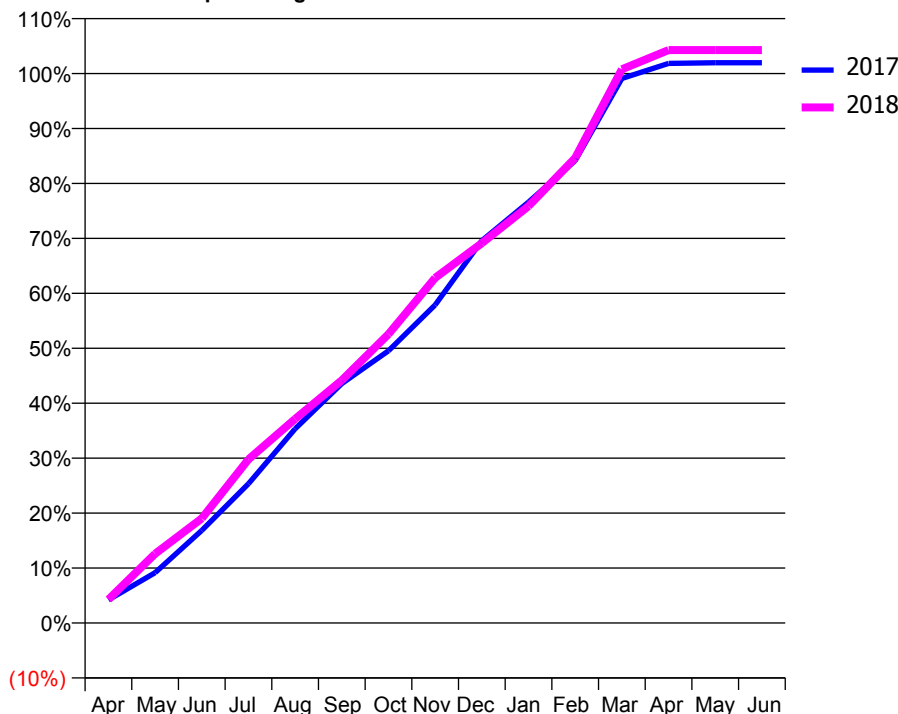
### ACCESS\*

Patients seen in 24 months	Total	Change since previous quarter
Quarter ending March 2017	1,715	
Quarter ending June 2017	1,721	→
Quarter ending September 2017	1,605	↓
Quarter ending December 2017	1,616	→
Quarter ending March 2018	1,649	↑
<b>Variance since March 2017</b>	<b>(3.8%)</b>	<b>↓</b>



### ACTIVITY

Cumulative percentage of contracted UDA delivered 2017 & 2018



Month	Adjusted Scheduled Activity (UDA)	
	2017	2018
April	242	250
May	527	737
June	970	1,114
July	1,458	1,743
August	2,034	2,174
September	2,506	2,587
October	2,851	3,078
November	3,331	3,677
December	4,004	4,046
January	4,407	4,442
February	4,842	4,954
March	5,701	5,899
April	5,860	6,103
May	5,866	6,104
June	5,866	6,104

### QUALITY

	Quantity	Base Number	Contract	LHB	Wales
% of FP17s for the same patient ID Re-attending within 3 months - Children	21	878	2.4%	8.5%	10.9%
% of FP17s for the same patient ID Re-attending within 3 months - Adults	148	1,621	9.1%	15.0%	16.2%
% of FP17s for the same patient ID Re-attending between 3 & 9 months - Children	389	878	44.3%	58.3%	59.0%
% of FP17s for the same patient ID Re-attending between 3 & 9 months - Adults	650	1,621	40.1%	54.7%	54.9%
% of FP17s for Band 1 Urgent Courses	196	2,542	7.7%	9.2%	9.0%
% of FP17s Relating to Free Repair or Replacements	11	2,542	0.4%	0.7%	0.7%
% of FP17s Relating to Continuations	14	2,542	0.6%	0.7%	0.8%
% of Patients satisfied with the dentistry they have received	1	1	N/A	91.9%	92.0%
% of Patients satisfied with the time they had to wait for an appointment	1	1	N/A	88.8%	88.1%

\* This is based on patients treated on this contract for their most recent course of treatment. Figures in italics indicate the base number of FP17s or Patient Questionnaire responses are less than 100. N/A is shown where the base number of responses is less than 10 during the period. % is calculated as Quantity/Base number\*100

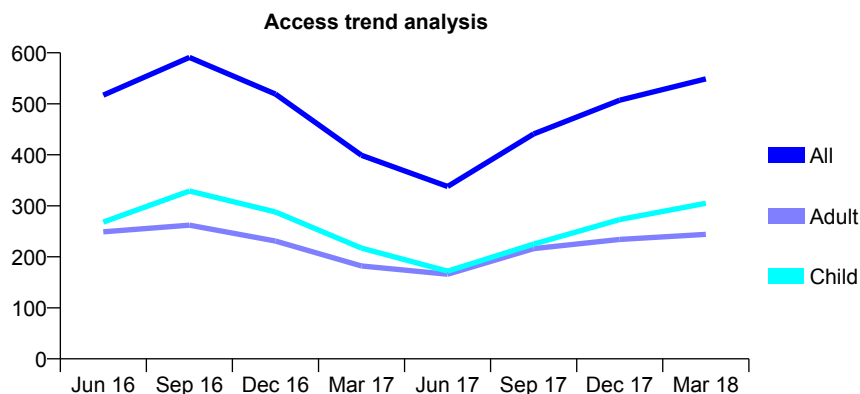
## 7A6 - Vital Signs At a Glance Contract Report for 140309/0002 - Year end March 2018

Name or company name	N D Solutions Limited
Contract type name	GDS Contract
Purpose of contract	General
Contract start date	01/03/2012
Contract end date	

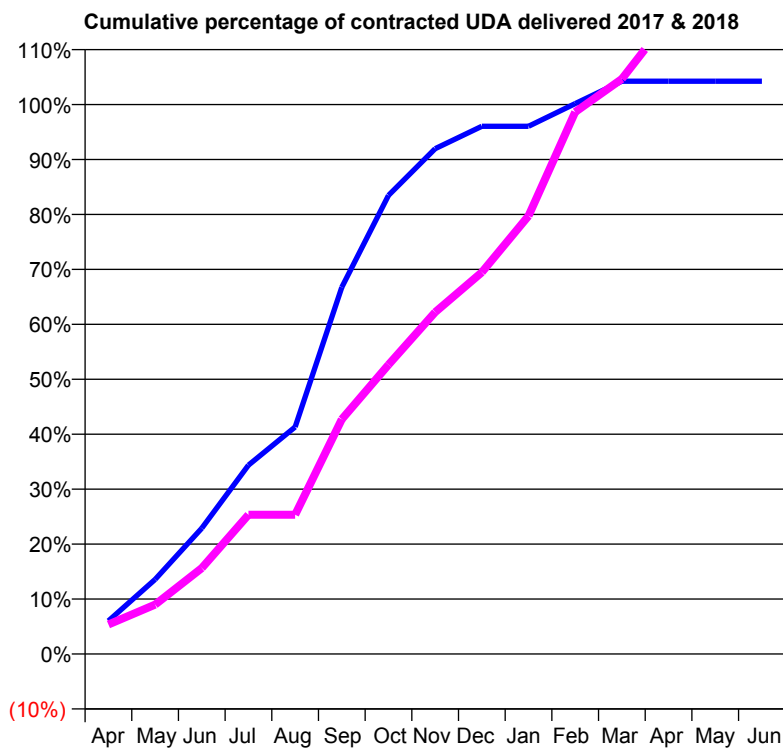
17/18 Contracted general activity (UDA)	1,364
Carry forward general activity (UDA)	-56
17/18 Contracted orthodontic activity (UOA)	0
Carry forward orthodontic activity (UOA)	0
Baseline contract value	£30,515.21

### ACCESS\*

Patients seen in 24 months	Total	Change since previous quarter
Quarter ending March 2017	399	
Quarter ending June 2017	338	↓
Quarter ending September 2017	441	↑
Quarter ending December 2017	507	↑
Quarter ending March 2018	549	↑
<b>Variance since March 2017</b>	<b>37.6%</b>	<b>↑</b>



### ACTIVITY



Month	Adjusted Scheduled Activity (UDA)	
	2017	2018
April	79	73
May	178	123
June	301	213
July	452	346
August	543	346
September	877	583
October	1,097	718
November	1,208	849
December	1,262	948
January	1,262	1,088
February	1,316	1,345
March	1,370	1,428
April	1,370	1,576
May	1,370	1,576
June	1,370	1,576

### QUALITY

	Quantity	Base Number	Contract	LHB	Wales
% of FP17s for the same patient ID Re-attending within 3 months - Children	38	476	8.0%	8.5%	10.9%
% of FP17s for the same patient ID Re-attending within 3 months - Adults	44	336	13.1%	15.0%	16.2%
% of FP17s for the same patient ID Re-attending between 3 & 9 months - Children	216	476	45.4%	58.3%	59.0%
% of FP17s for the same patient ID Re-attending between 3 & 9 months - Adults	116	336	34.5%	54.7%	54.9%
% of FP17s for Band 1 Urgent Courses	58	877	6.6%	9.2%	9.0%
% of FP17s Relating to Free Repair or Replacements	1	877	0.1%	0.7%	0.7%
% of FP17s Relating to Continuations	9	877	1.0%	0.7%	0.8%
% of Patients satisfied with the dentistry they have received	0	0	N/A	91.9%	92.0%
% of Patients satisfied with the time they had to wait for an appointment	0	0	N/A	88.8%	88.1%

\* This is based on patients treated on this contract for their most recent course of treatment. Figures in italics indicate the base number of FP17s or Patient Questionnaire responses are less than 100. N/A is shown where the base number of responses is less than 10 during the period. % is calculated as Quantity/Base number\*100

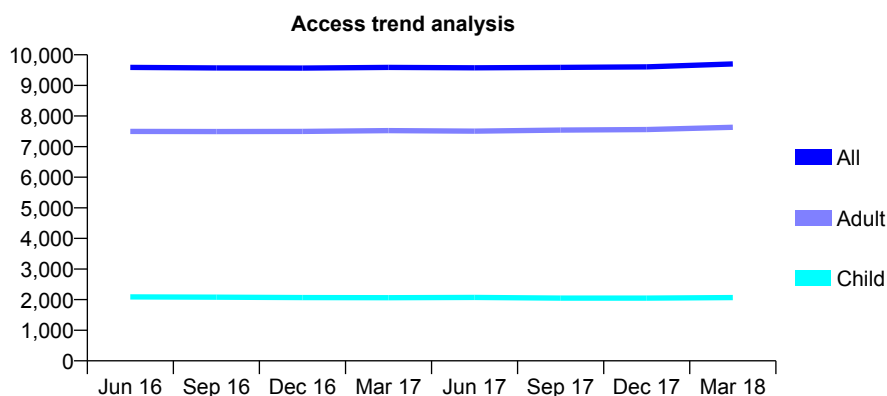
## 7A6 - Vital Signs At a Glance Contract Report for 142638/0001 - Year end March 2018

Name or company name	The Goodwin Partnership Limited
Contract type name	GDS Contract
Purpose of contract	General
Contract start date	01/04/2009
Contract end date	

17/18 Contracted general activity (UDA)	26,856
Carry forward general activity (UDA)	-224
17/18 Contracted orthodontic activity (UOA)	0
Carry forward orthodontic activity (UOA)	0
Baseline contract value	£672,860.93

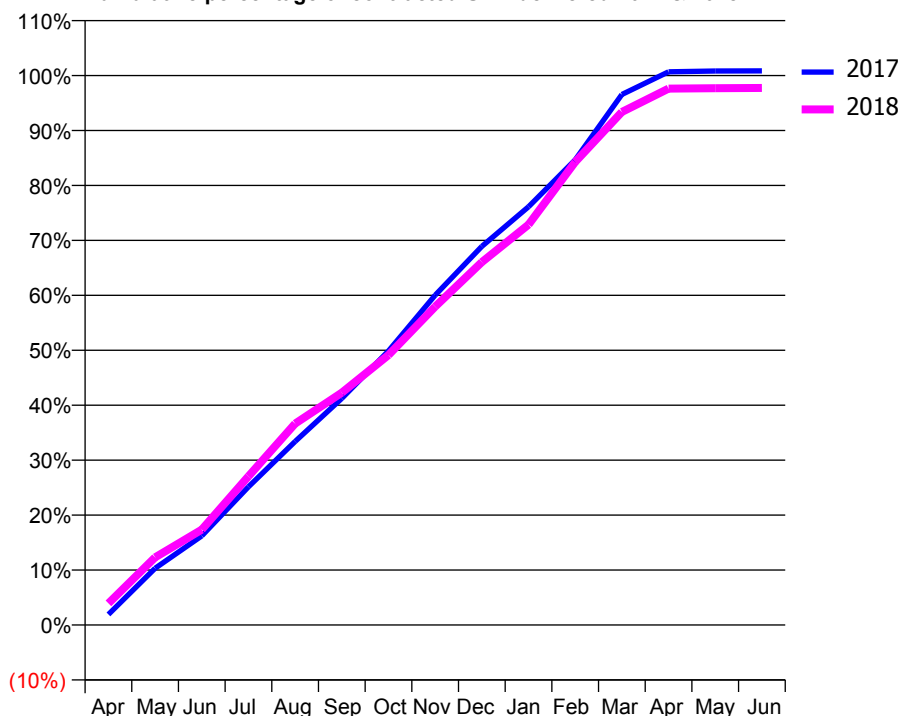
### ACCESS\*

Patients seen in 24 months	Total	Change since previous quarter
Quarter ending March 2017	9,589	
Quarter ending June 2017	9,577	→
Quarter ending September 2017	9,590	→
Quarter ending December 2017	9,607	→
Quarter ending March 2018	9,701	→
<b>Variance since March 2017</b>	<b>1.2%</b>	<b>→</b>



### ACTIVITY

**Cumulative percentage of contracted UDA delivered 2017 & 2018**



Month	Adjusted Scheduled Activity (UDA)	
	2017	2018
April	518	1,060
May	2,771	3,309
June	4,354	4,661
July	6,758	7,270
August	8,969	9,845
September	11,074	11,353
October	13,399	13,191
November	16,122	15,560
December	18,505	17,738
January	20,439	19,565
February	22,738	22,631
March	25,930	25,076
April	27,035	26,217
May	27,078	26,233
June	27,080	26,246

### QUALITY

	Quantity	Base Number	Contract	LHB	Wales
% of FP17s for the same patient ID Re-attending within 3 months - Children	202	2,830	7.1%	8.5%	10.9%
% of FP17s for the same patient ID Re-attending within 3 months - Adults	1,455	11,057	13.2%	15.0%	16.2%
% of FP17s for the same patient ID Re-attending between 3 & 9 months - Children	1,477	2,830	52.2%	58.3%	59.0%
% of FP17s for the same patient ID Re-attending between 3 & 9 months - Adults	6,155	11,057	55.7%	54.7%	54.9%
% of FP17s for Band 1 Urgent Courses	863	13,905	6.2%	9.2%	9.0%
% of FP17s Relating to Free Repair or Replacements	110	13,905	0.8%	0.7%	0.7%
% of FP17s Relating to Continuations	75	13,905	0.5%	0.7%	0.8%
% of Patients satisfied with the dentistry they have received	22	22	100.0%	91.9%	92.0%
% of Patients satisfied with the time they had to wait for an appointment	22	22	100.0%	88.8%	88.1%

\* This is based on patients treated on this contract for their most recent course of treatment. Figures in italics indicate the base number of FP17s or Patient Questionnaire responses are less than 100. N/A is shown where the base number of responses is less than 10 during the period. % is calculated as Quantity/Base number\*100

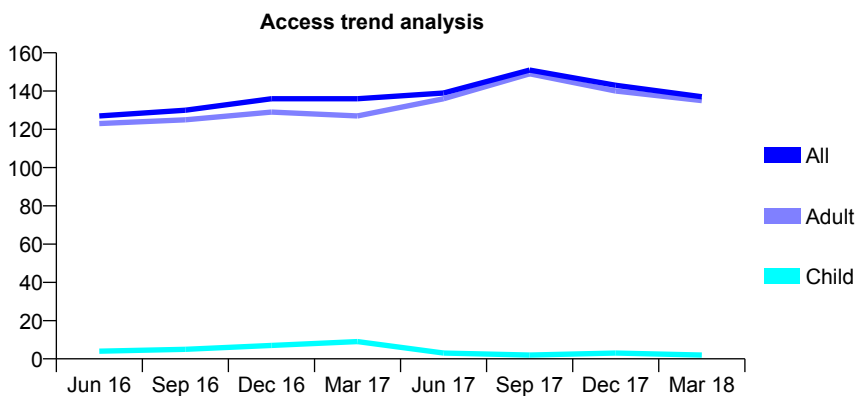
## 7A6 - Vital Signs At a Glance Contract Report for 142638/0002 - Year end March 2018

Name or company name	The Goodwin Partnership Limited
Contract type name	GDS Contract
Purpose of contract	General
Contract start date	01/04/2009
Contract end date	

17/18 Contracted general activity (UDA)	180
Carry forward general activity (UDA)	0
17/18 Contracted orthodontic activity (UOA)	0
Carry forward orthodontic activity (UOA)	0
Baseline contract value	£10,554.18

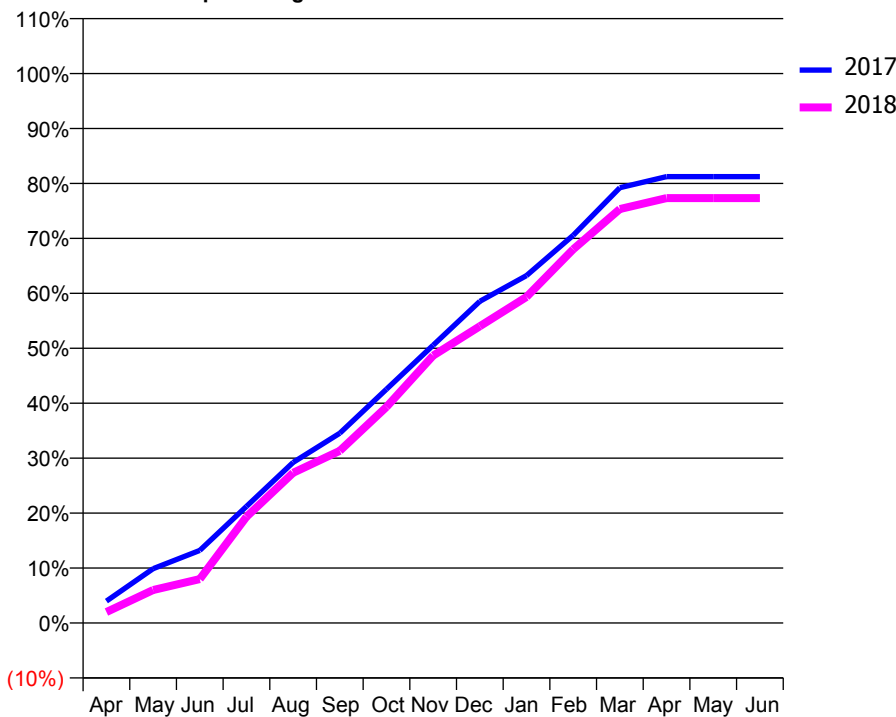
### ACCESS\*

Patients seen in 24 months	Total	Change since previous quarter
Quarter ending March 2017	136	
Quarter ending June 2017	139	↑
Quarter ending September 2017	151	↑
Quarter ending December 2017	143	↓
Quarter ending March 2018	137	↓
<b>Variance since March 2017</b>	<b>0.7%</b>	→



### ACTIVITY

Cumulative percentage of contracted UDA delivered 2017 & 2018



Month	Adjusted Scheduled Activity (UDA)	
	2017	2018
April	7	4
May	18	11
June	24	14
July	38	35
August	53	49
September	62	56
October	77	71
November	91	88
December	105	97
January	114	107
February	127	122
March	143	136
April	146	139
May	146	139
June	146	139

### QUALITY

	Quantity	Base Number	Contract	LHB	Wales
% of FP17s for the same patient ID Re-attending within 3 months - Children	0	2	0.0%	8.5%	10.9%
% of FP17s for the same patient ID Re-attending within 3 months - Adults	2	114	1.8%	15.0%	16.2%
% of FP17s for the same patient ID Re-attending between 3 & 9 months - Children	0	2	0.0%	58.3%	59.0%
% of FP17s for the same patient ID Re-attending between 3 & 9 months - Adults	0	114	0.0%	54.7%	54.9%
% of FP17s for Band 1 Urgent Courses	116	116	100.0%	9.2%	9.0%
% of FP17s Relating to Free Repair or Replacements	0	116	0.0%	0.7%	0.7%
% of FP17s Relating to Continuations	0	116	0.0%	0.7%	0.8%
% of Patients satisfied with the dentistry they have received	0	0	N/A	91.9%	92.0%
% of Patients satisfied with the time they had to wait for an appointment	0	0	N/A	88.8%	88.1%

\* This is based on patients treated on this contract for their most recent course of treatment. Figures in italics indicate the base number of FP17s or Patient Questionnaire responses are less than 100. N/A is shown where the base number of responses is less than 10 during the period. % is calculated as Quantity/Base number\*100

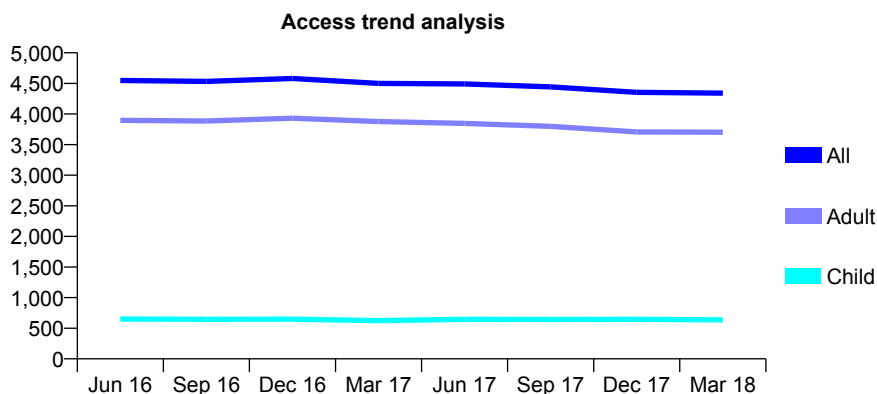
## 7A6 - Vital Signs At a Glance Contract Report for 144096/0001 - Year end March 2018

Name or company name	Dalegrade Ltd
Contract type name	GDS Contract
Purpose of contract	General
Contract start date	01/04/2010
Contract end date	

17/18 Contracted general activity (UDA)	13,320
Carry forward general activity (UDA)	-437
17/18 Contracted orthodontic activity (UOA)	0
Carry forward orthodontic activity (UOA)	0
Baseline contract value	£396,292.58

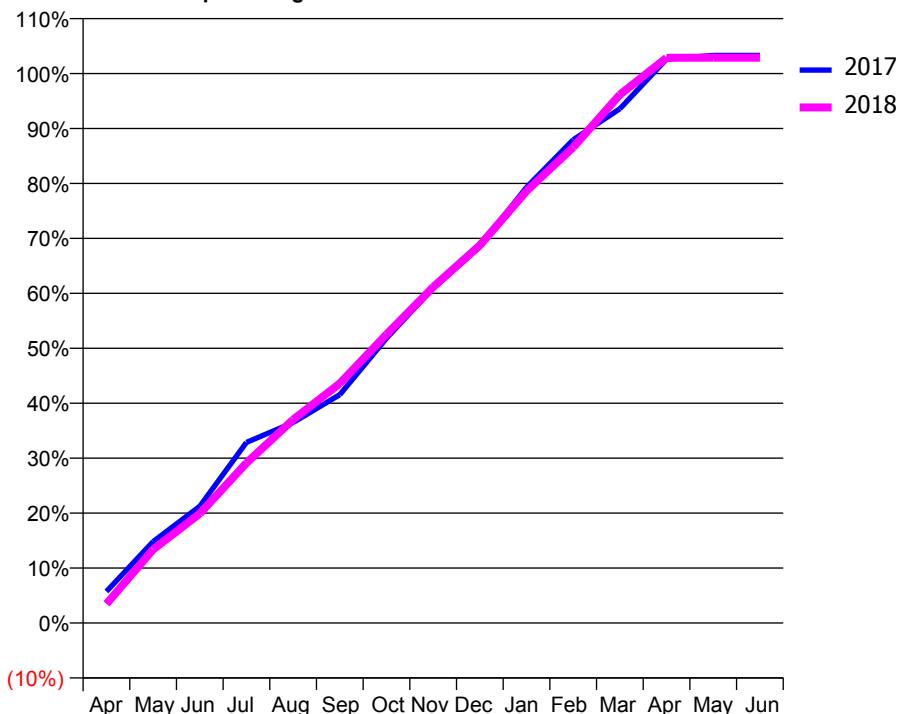
### ACCESS\*

Patients seen in 24 months	Total	Change since previous quarter
Quarter ending March 2017	4,500	
Quarter ending June 2017	4,492	→
Quarter ending September 2017	4,443	↓
Quarter ending December 2017	4,353	↓
Quarter ending March 2018	4,340	→
<b>Variance since March 2017</b>	<b>(3.6%)</b>	<b>↓</b>



### ACTIVITY

Cumulative percentage of contracted UDA delivered 2017 & 2018



Month	Adjusted Scheduled Activity (UDA)	
	2017	2018
April	766	463
May	1,973	1,783
June	2,831	2,652
July	4,379	3,879
August	4,861	4,932
September	5,536	5,807
October	6,904	6,996
November	8,118	8,143
December	9,131	9,156
January	10,563	10,472
February	11,712	11,532
March	12,467	12,807
April	13,669	13,702
May	13,757	13,704
June	13,757	13,704

### QUALITY

	Quantity	Base Number	Contract	LHB	Wales
% of FP17s for the same patient ID Re-attending within 3 months - Children	77	990	7.8%	8.5%	10.9%
% of FP17s for the same patient ID Re-attending within 3 months - Adults	1,019	6,041	16.9%	15.0%	16.2%
% of FP17s for the same patient ID Re-attending between 3 & 9 months - Children	538	990	54.3%	58.3%	59.0%
% of FP17s for the same patient ID Re-attending between 3 & 9 months - Adults	3,328	6,041	55.1%	54.7%	54.9%
% of FP17s for Band 1 Urgent Courses	786	6,836	11.5%	9.2%	9.0%
% of FP17s Relating to Free Repair or Replacements	35	6,836	0.5%	0.7%	0.7%
% of FP17s Relating to Continuations	90	6,836	1.3%	0.7%	0.8%
% of Patients satisfied with the dentistry they have received	20	23	87.0%	91.9%	92.0%
% of Patients satisfied with the time they had to wait for an appointment	20	23	87.0%	88.8%	88.1%

\* This is based on patients treated on this contract for their most recent course of treatment. Figures in italics indicate the base number of FP17s or Patient Questionnaire responses are less than 100. N/A is shown where the base number of responses is less than 10 during the period. % is calculated as Quantity/Base number\*100



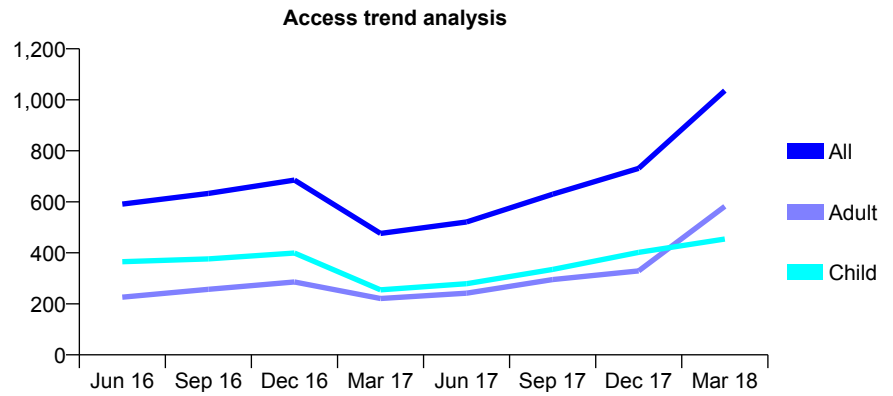
## 7A6 - Vital Signs At a Glance Contract Report for 144363/0001 - Year end March 2018

Name or company name	Harj Consultancy Ltd
Contract type name	GDS Contract
Purpose of contract	General
Contract start date	01/10/2015
Contract end date	

17/18 Contracted general activity (UDA)	3,717
Carry forward general activity (UDA)	-81
17/18 Contracted orthodontic activity (UOA)	0
Carry forward orthodontic activity (UOA)	0
Baseline contract value	£90,839.57

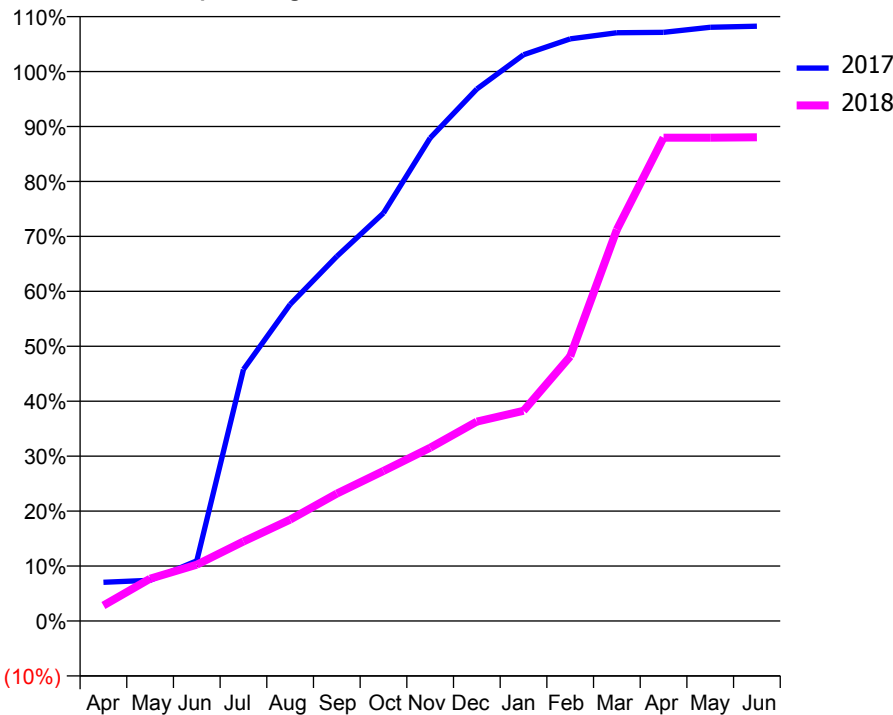
### ACCESS\*

Patients seen in 24 months	Total	Change since previous quarter
Quarter ending March 2017	476	
Quarter ending June 2017	521	↑
Quarter ending September 2017	630	↑
Quarter ending December 2017	731	↑
Quarter ending March 2018	1,036	↑
<b>Variance since March 2017</b>	<b>117.6%</b>	<b>↑</b>



### ACTIVITY

Cumulative percentage of contracted UDA delivered 2017 & 2018



Month	Adjusted Scheduled Activity (UDA)	
	2017	2018
April	114	105
May	120	286
June	177	381
July	740	538
August	932	686
September	1,073	862
October	1,200	1,015
November	1,422	1,172
December	1,565	1,349
January	1,666	1,422
February	1,713	1,790
March	1,731	2,648
April	1,732	3,269
May	1,747	3,269
June	1,750	3,272

### QUALITY

	Quantity	Base Number	Contract	LHB	Wales
% of FP17s for the same patient ID Re-attending within 3 months - Children	48	705	6.8%	8.5%	10.9%
% of FP17s for the same patient ID Re-attending within 3 months - Adults	42	563	7.5%	15.0%	16.2%
% of FP17s for the same patient ID Re-attending between 3 & 9 months - Children	303	705	43.0%	58.3%	59.0%
% of FP17s for the same patient ID Re-attending between 3 & 9 months - Adults	168	563	29.8%	54.7%	54.9%
% of FP17s for Band 1 Urgent Courses	62	1,464	4.2%	9.2%	9.0%
% of FP17s Relating to Free Repair or Replacements	0	1,464	0.0%	0.7%	0.7%
% of FP17s Relating to Continuations	0	1,464	0.0%	0.7%	0.8%
% of Patients satisfied with the dentistry they have received	0	0	N/A	91.9%	92.0%
% of Patients satisfied with the time they had to wait for an appointment	0	0	N/A	88.8%	88.1%

\* This is based on patients treated on this contract for their most recent course of treatment. Figures in italics indicate the base number of FP17s or Patient Questionnaire responses are less than 100. N/A is shown where the base number of responses is less than 10 during the period. % is calculated as Quantity/Base number\*100

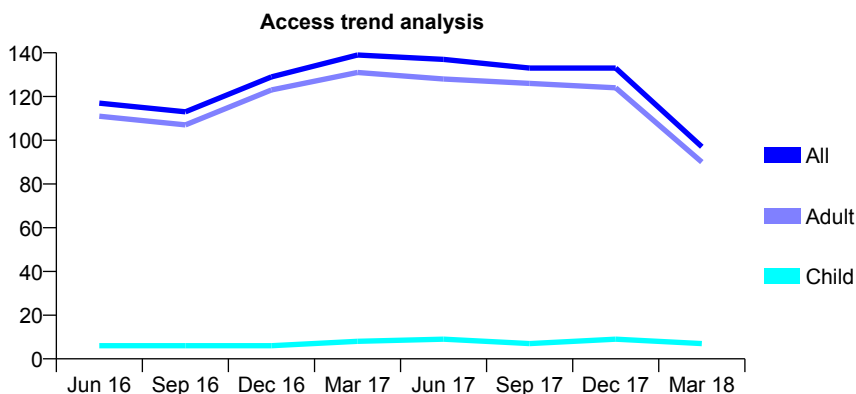
## 7A6 - Vital Signs At a Glance Contract Report for 146048/0001 - Year end March 2018

Name or company name	Kensington Court Anaesthetic Clinic
Contract type name	PDS Contract
Purpose of contract	General
Contract start date	01/04/2006
Contract end date	31/03/2019

17/18 Contracted general activity (UDA)	300
Carry forward general activity (UDA)	19
17/18 Contracted orthodontic activity (UOA)	0
Carry forward orthodontic activity (UOA)	0
Baseline contract value	£23,383.00

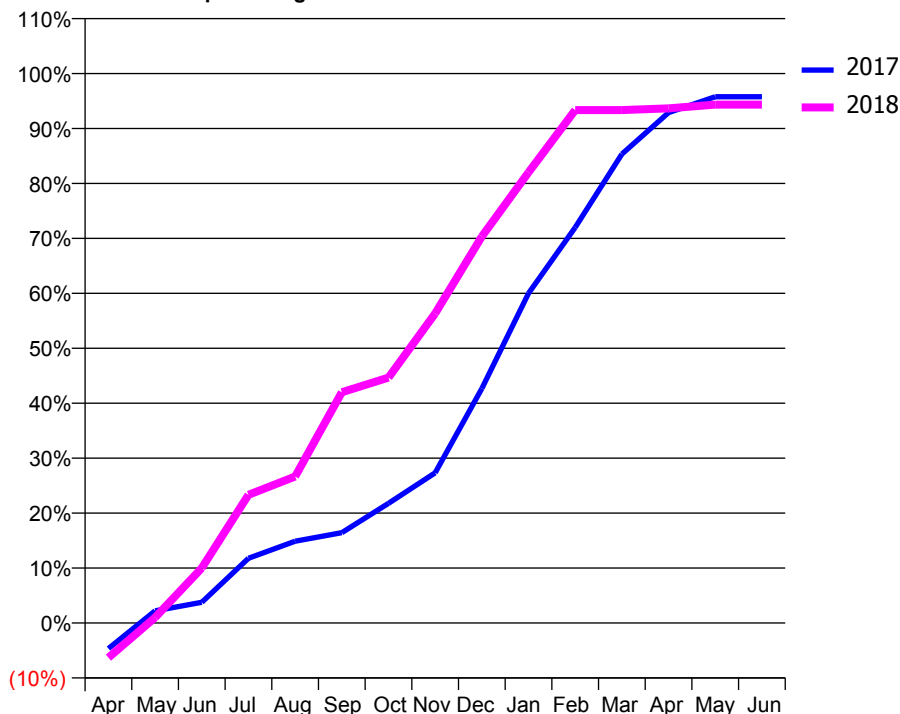
### ACCESS\*

Patients seen in 24 months	Total	Change since previous quarter
Quarter ending March 2017	139	
Quarter ending June 2017	137	↓
Quarter ending September 2017	133	↓
Quarter ending December 2017	133	→
Quarter ending March 2018	97	↓
<b>Variance since March 2017</b>	<b>(30.2%)</b>	<b>↓</b>



### ACTIVITY

Cumulative percentage of contracted UDA delivered 2017 & 2018



Month	Adjusted Scheduled Activity (UDA)	
	2017	2018
April	-21	-19
May	10	3
June	17	30
July	53	70
August	67	80
September	74	126
October	98	134
November	123	169
December	192	211
January	270	246
February	324	280
March	384	280
April	418	281
May	431	283
June	431	283

### QUALITY

	Quantity	Base Number	Contract	LHB	Wales
% of FP17s for the same patient ID Re-attending within 3 months - Children	3	17	17.6%	8.5%	10.9%
% of FP17s for the same patient ID Re-attending within 3 months - Adults	15	118	12.7%	15.0%	16.2%
% of FP17s for the same patient ID Re-attending between 3 & 9 months - Children	0	17	0.0%	58.3%	59.0%
% of FP17s for the same patient ID Re-attending between 3 & 9 months - Adults	5	118	4.2%	54.7%	54.9%
% of FP17s for Band 1 Urgent Courses	0	120	0.0%	9.2%	9.0%
% of FP17s Relating to Free Repair or Replacements	0	120	0.0%	0.7%	0.7%
% of FP17s Relating to Continuations	0	120	0.0%	0.7%	0.8%
% of Patients satisfied with the dentistry they have received	0	0	N/A	91.9%	92.0%
% of Patients satisfied with the time they had to wait for an appointment	0	0	N/A	88.8%	88.1%

\* This is based on patients treated on this contract for their most recent course of treatment. Figures in italics indicate the base number of FP17s or Patient Questionnaire responses are less than 100. N/A is shown where the base number of responses is less than 10 during the period. % is calculated as Quantity/Base number\*100

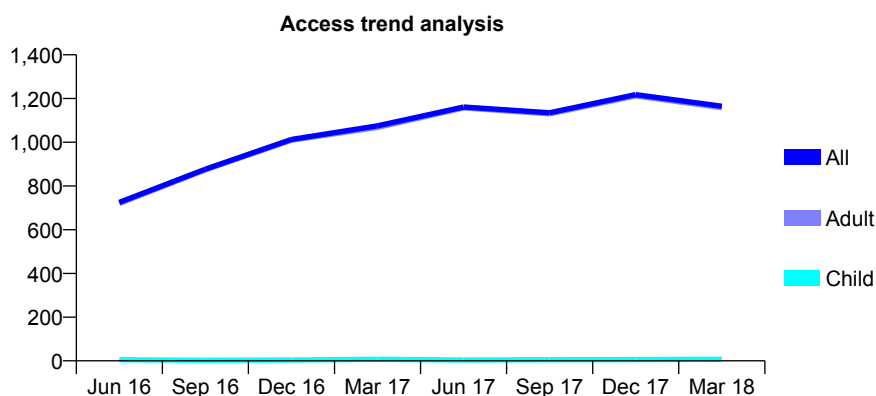
## 7A6 - Vital Signs At a Glance Contract Report for 146048/0004 - Year end March 2018

Name or company name	Kensington Court Anaesthetic Clinic
Contract type name	PDS Contract
Purpose of contract	General
Contract start date	01/04/2014
Contract end date	31/03/2020

17/18 Contracted general activity (UDA)	3,016
Carry forward general activity (UDA)	0
17/18 Contracted orthodontic activity (UOA)	0
Carry forward orthodontic activity (UOA)	0
Baseline contract value	£224,663.80

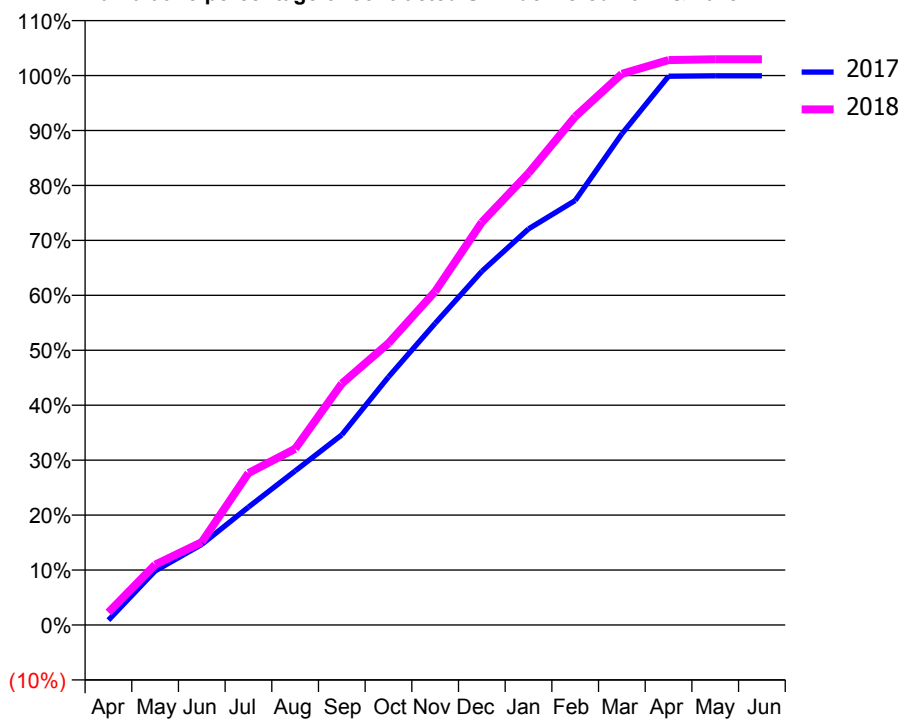
### ACCESS\*

Patients seen in 24 months	Total	Change since previous quarter
Quarter ending March 2017	1,075	
Quarter ending June 2017	1,161	↑
Quarter ending September 2017	1,135	↓
Quarter ending December 2017	1,218	↑
Quarter ending March 2018	1,165	↓
<b>Variance since March 2017</b>	<b>8.4%</b>	<b>↑</b>



### ACTIVITY

Cumulative percentage of contracted UDA delivered 2017 & 2018



Month	Adjusted Scheduled Activity (UDA)	
	2017	2018
April	29	69
May	325	331
June	484	455
July	708	834
August	925	967
September	1,142	1,325
October	1,490	1,547
November	1,812	1,831
December	2,124	2,211
January	2,379	2,480
February	2,549	2,790
March	2,950	3,025
April	3,296	3,101
May	3,298	3,105
June	3,298	3,105

### QUALITY

	Quantity	Base Number	Contract	LHB	Wales
% of FP17s for the same patient ID Re-attending within 3 months - Children	0	12	0.0%	8.5%	10.9%
% of FP17s for the same patient ID Re-attending within 3 months - Adults	3	1,215	0.2%	15.0%	16.2%
% of FP17s for the same patient ID Re-attending between 3 & 9 months - Children	0	12	0.0%	58.3%	59.0%
% of FP17s for the same patient ID Re-attending between 3 & 9 months - Adults	4	1,215	0.3%	54.7%	54.9%
% of FP17s for Band 1 Urgent Courses	0	1,129	0.0%	9.2%	9.0%
% of FP17s Relating to Free Repair or Replacements	0	1,129	0.0%	0.7%	0.7%
% of FP17s Relating to Continuations	0	1,129	0.0%	0.7%	0.8%
% of Patients satisfied with the dentistry they have received	0	0	N/A	91.9%	92.0%
% of Patients satisfied with the time they had to wait for an appointment	0	0	N/A	88.8%	88.1%

\* This is based on patients treated on this contract for their most recent course of treatment. Figures in italics indicate the base number of FP17s or Patient Questionnaire responses are less than 100. N/A is shown where the base number of responses is less than 10 during the period. % is calculated as Quantity/Base number\*100

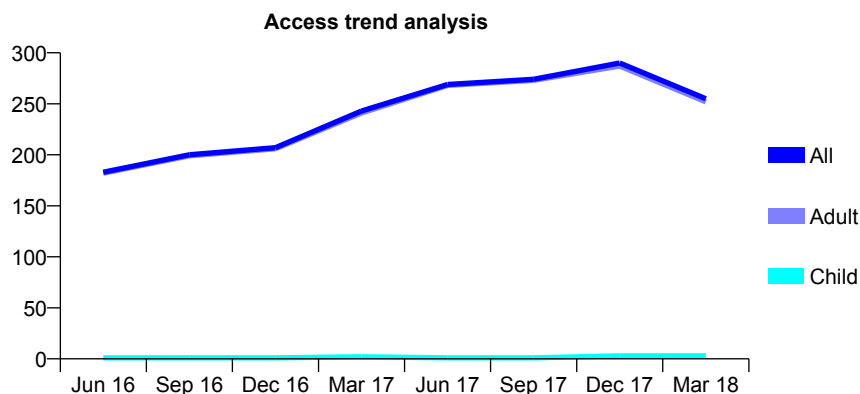
## 7A6 - Vital Signs At a Glance Contract Report for 146048/0008 - Year end March 2018

Name or company name	Kensington Court Anaesthetic Clinic
Contract type name	PDS Contract
Purpose of contract	General
Contract start date	01/04/2015
Contract end date	31/03/2020

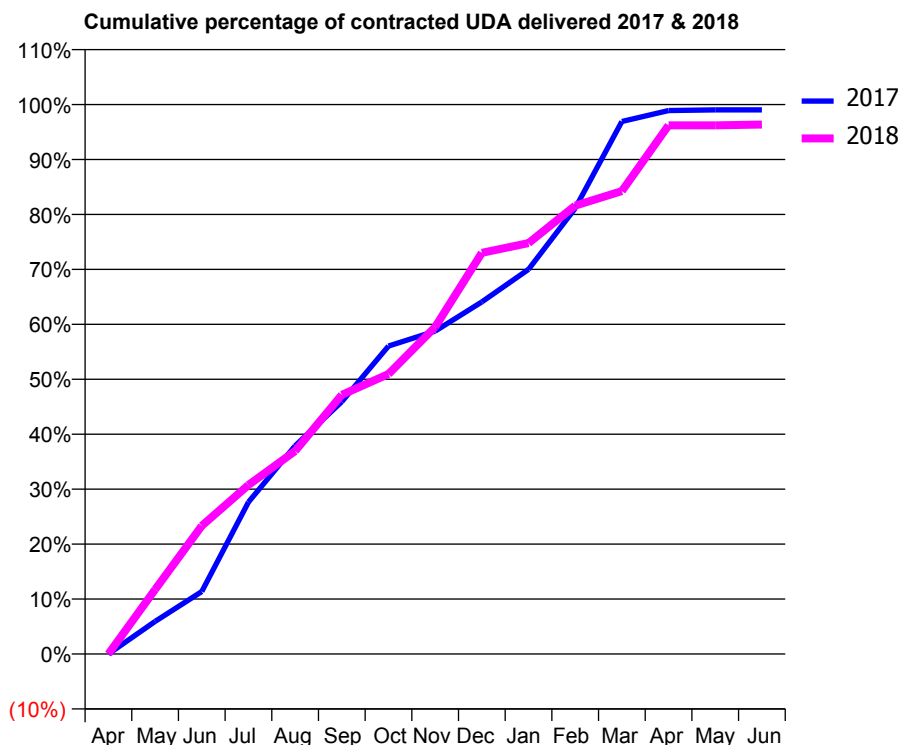
17/18 Contracted general activity (UDA)	793
Carry forward general activity (UDA)	0
17/18 Contracted orthodontic activity (UOA)	0
Carry forward orthodontic activity (UOA)	0
Baseline contract value	£82,361.69

### ACCESS\*

Patients seen in 24 months	Total	Change since previous quarter
Quarter ending March 2017	243	
Quarter ending June 2017	269	↑
Quarter ending September 2017	274	→
Quarter ending December 2017	290	↑
Quarter ending March 2018	255	↓
<b>Variance since March 2017</b>	<b>4.9%</b>	<b>↑</b>



### ACTIVITY



Month	Adjusted Scheduled Activity (UDA)	
	2017	2018
April	0	0
May	48	93
June	92	185
July	224	244
August	307	293
September	372	374
October	454	404
November	476	472
December	519	579
January	567	593
February	657	647
March	785	668
April	801	763
May	802	763
June	802	764

### QUALITY

	Quantity	Base Number	Contract	LHB	Wales
% of FP17s for the same patient ID Re-attending within 3 months - Children	0	7	0.0%	8.5%	10.9%
% of FP17s for the same patient ID Re-attending within 3 months - Adults	16	274	5.8%	15.0%	16.2%
% of FP17s for the same patient ID Re-attending between 3 & 9 months - Children	0	7	0.0%	58.3%	59.0%
% of FP17s for the same patient ID Re-attending between 3 & 9 months - Adults	6	274	2.2%	54.7%	54.9%
% of FP17s for Band 1 Urgent Courses	0	312	0.0%	9.2%	9.0%
% of FP17s Relating to Free Repair or Replacements	0	312	0.0%	0.7%	0.7%
% of FP17s Relating to Continuations	0	312	0.0%	0.7%	0.8%
% of Patients satisfied with the dentistry they have received	0	0	N/A	91.9%	92.0%
% of Patients satisfied with the time they had to wait for an appointment	0	0	N/A	88.8%	88.1%

\* This is based on patients treated on this contract for their most recent course of treatment. Figures in italics indicate the base number of FP17s or Patient Questionnaire responses are less than 100. N/A is shown where the base number of responses is less than 10 during the period. % is calculated as Quantity/Base number\*100

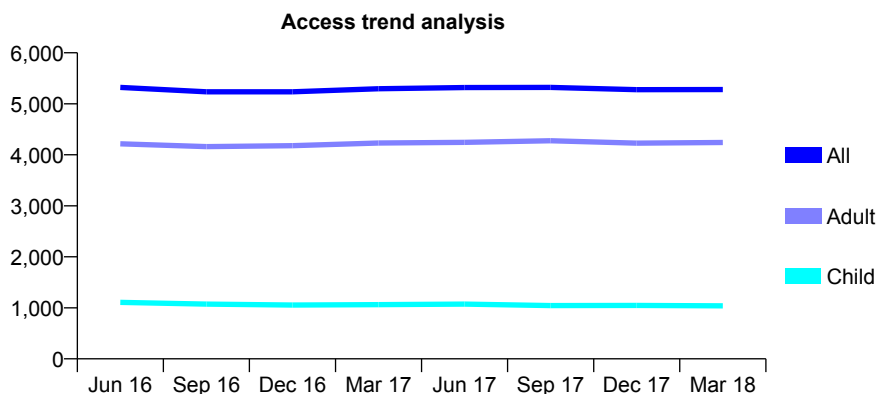
## 7A6 - Vital Signs At a Glance Contract Report for 148881/0001 - Year end March 2018

Name or company name	N Malik & K Partridge
Contract type name	GDS Contract
Purpose of contract	General
Contract start date	01/11/2011
Contract end date	

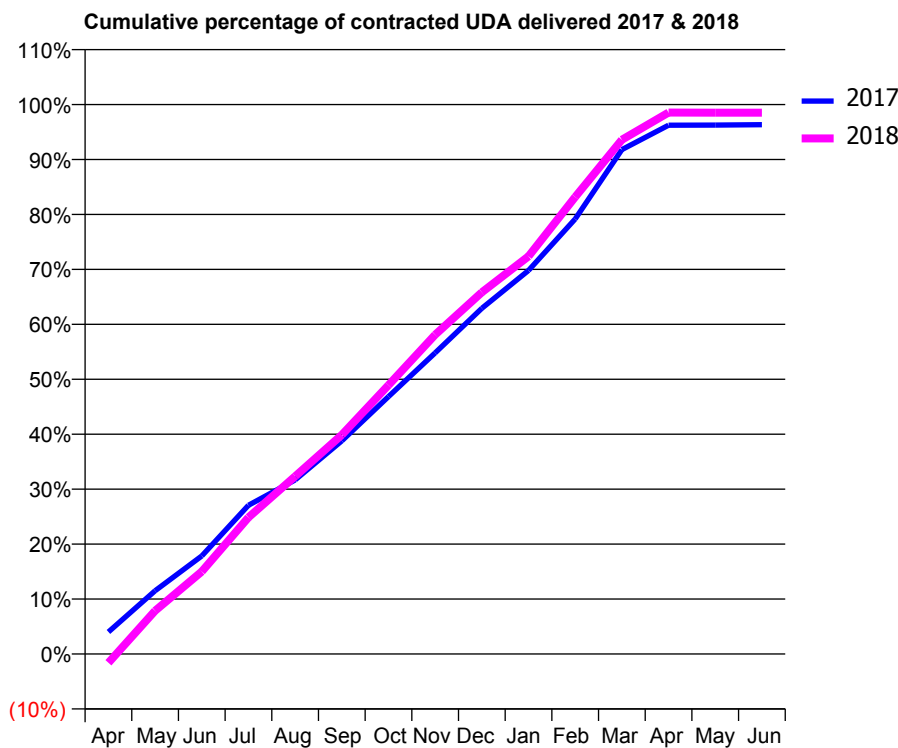
17/18 Contracted general activity (UDA)	18,124
Carry forward general activity (UDA)	664
17/18 Contracted orthodontic activity (UOA)	0
Carry forward orthodontic activity (UOA)	0
Baseline contract value	£446,440.90

### ACCESS\*

Patients seen in 24 months	Total	Change since previous quarter
Quarter ending March 2017	5,295	
Quarter ending June 2017	5,318	→
Quarter ending September 2017	5,321	→
Quarter ending December 2017	5,277	→
Quarter ending March 2018	5,280	→
<b>Variance since March 2017</b>	<b>(0.3%)</b>	→



### ACTIVITY



Month	Adjusted Scheduled Activity (UDA)	
	2017	2018
April	729	-294
May	2,088	1,429
June	3,233	2,718
July	4,908	4,505
August	5,741	5,859
September	7,029	7,230
October	8,489	8,869
November	9,933	10,532
December	11,400	11,930
January	12,650	13,116
February	14,348	15,074
March	16,638	16,961
April	17,440	17,857
May	17,447	17,852
June	17,460	17,852

### QUALITY

	Quantity	Base Number	Contract	LHB	Wales
% of FP17s for the same patient ID Re-attending within 3 months - Children	167	1,641	10.2%	8.5%	10.9%
% of FP17s for the same patient ID Re-attending within 3 months - Adults	991	6,426	15.4%	15.0%	16.2%
% of FP17s for the same patient ID Re-attending between 3 & 9 months - Children	974	1,641	59.4%	58.3%	59.0%
% of FP17s for the same patient ID Re-attending between 3 & 9 months - Adults	3,718	6,426	57.9%	54.7%	54.9%
% of FP17s for Band 1 Urgent Courses	722	8,103	8.9%	9.2%	9.0%
% of FP17s Relating to Free Repair or Replacements	134	8,103	1.7%	0.7%	0.7%
% of FP17s Relating to Continuations	60	8,103	0.7%	0.7%	0.8%
% of Patients satisfied with the dentistry they have received	14	16	87.5%	91.9%	92.0%
% of Patients satisfied with the time they had to wait for an appointment	13	16	81.3%	88.8%	88.1%

\* This is based on patients treated on this contract for their most recent course of treatment. Figures in italics indicate the base number of FP17s or Patient Questionnaire responses are less than 100. N/A is shown where the base number of responses is less than 10 during the period. % is calculated as Quantity/Base number\*100

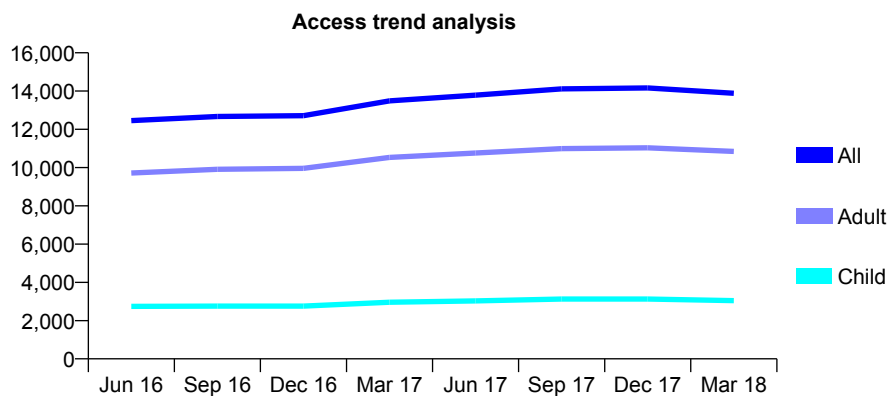
## 7A6 - Vital Signs At a Glance Contract Report for 154245/0003 - Year end March 2018

Name or company name	Restore Dental Group
Contract type name	GDS Contract
Purpose of contract	General
Contract start date	01/04/2013
Contract end date	

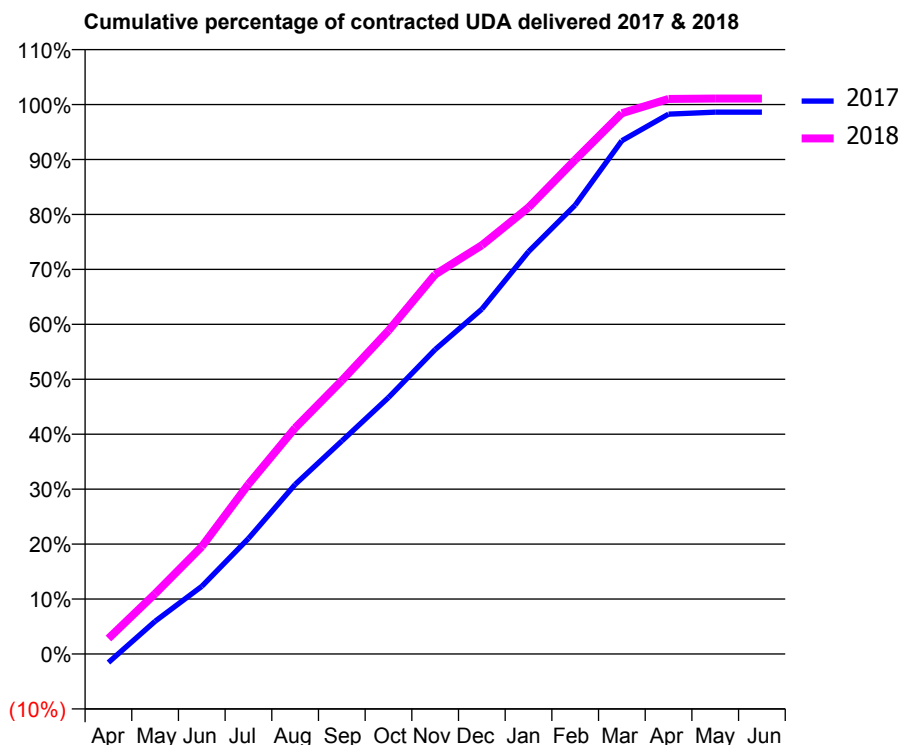
17/18 Contracted general activity (UDA)	40,460
Carry forward general activity (UDA)	571
17/18 Contracted orthodontic activity (UOA)	0
Carry forward orthodontic activity (UOA)	0
Baseline contract value	£1,037,903.88

### ACCESS\*

Patients seen in 24 months	Total	Change since previous quarter
Quarter ending March 2017	13,488	
Quarter ending June 2017	13,785	↑
Quarter ending September 2017	14,115	↑
Quarter ending December 2017	14,164	→
Quarter ending March 2018	13,887	↓
<b>Variance since March 2017</b>	<b>3.0%</b>	<b>↑</b>



### ACTIVITY



Month	Adjusted Scheduled Activity (UDA)	
	2017	2018
April	-641	1,144
May	2,458	4,445
June	5,072	7,907
July	8,661	12,500
August	12,713	16,648
September	15,969	20,131
October	19,221	23,819
November	22,827	27,945
December	25,856	30,103
January	30,162	32,873
February	33,644	36,392
March	38,475	39,817
April	40,466	40,867
May	40,613	40,898
June	40,617	40,898

### QUALITY

	Quantity	Base Number	Contract	LHB	Wales
% of FP17s for the same patient ID Re-attending within 3 months - Children	319	4,636	6.9%	8.5%	10.9%
% of FP17s for the same patient ID Re-attending within 3 months - Adults	2,375	17,440	13.6%	15.0%	16.2%
% of FP17s for the same patient ID Re-attending between 3 & 9 months - Children	2,767	4,636	59.7%	58.3%	59.0%
% of FP17s for the same patient ID Re-attending between 3 & 9 months - Adults	10,726	17,440	61.5%	54.7%	54.9%
% of FP17s for Band 1 Urgent Courses	1,863	21,662	8.6%	9.2%	9.0%
% of FP17s Relating to Free Repair or Replacements	221	21,662	1.0%	0.7%	0.7%
% of FP17s Relating to Continuations	214	21,662	1.0%	0.7%	0.8%
% of Patients satisfied with the dentistry they have received	23	24	95.8%	91.9%	92.0%
% of Patients satisfied with the time they had to wait for an appointment	20	24	83.3%	88.8%	88.1%

\* This is based on patients treated on this contract for their most recent course of treatment. Figures in italics indicate the base number of FP17s or Patient Questionnaire responses are less than 100. N/A is shown where the base number of responses is less than 10 during the period. % is calculated as Quantity/Base number\*100

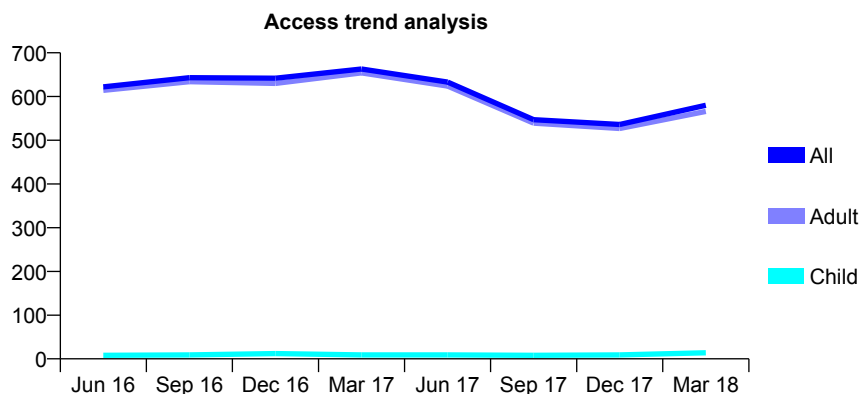
## 7A6 - Vital Signs At a Glance Contract Report for 154245/0004 - Year end March 2018

Name or company name	Restore Dental Group
Contract type name	GDS Contract
Purpose of contract	General
Contract start date	01/04/2013
Contract end date	

17/18 Contracted general activity (UDA)	912
Carry forward general activity (UDA)	0
17/18 Contracted orthodontic activity (UOA)	0
Carry forward orthodontic activity (UOA)	0
Baseline contract value	£53,405.57

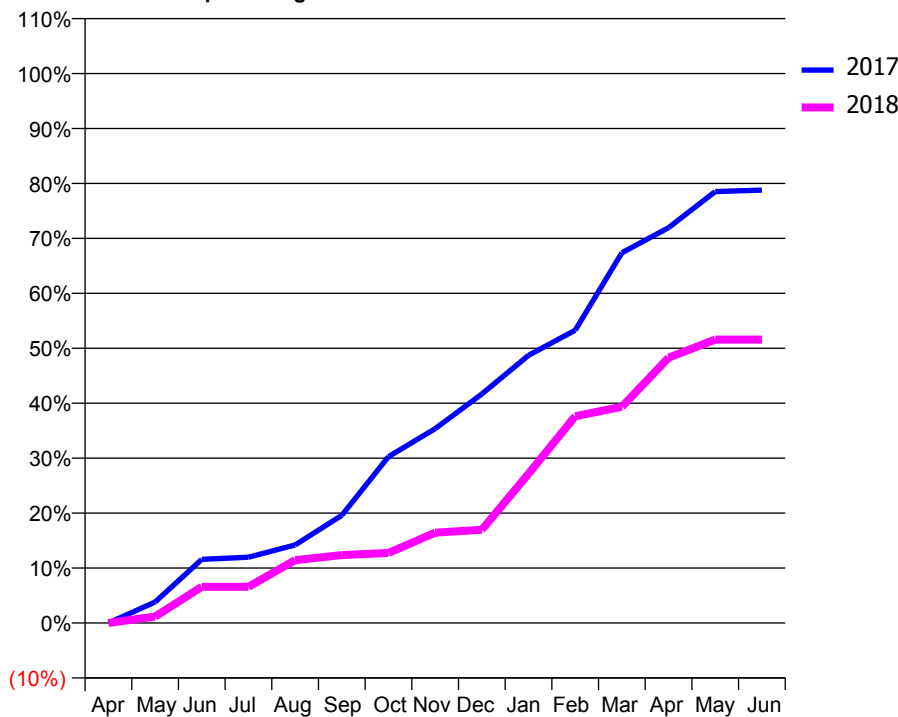
### ACCESS\*

Patients seen in 24 months	Total	Change since previous quarter
Quarter ending March 2017	663	
Quarter ending June 2017	633	↓
Quarter ending September 2017	547	↓
Quarter ending December 2017	536	↓
Quarter ending March 2018	580	↑
<b>Variance since March 2017</b>	<b>(12.5%)</b>	<b>↓</b>



### ACTIVITY

Cumulative percentage of contracted UDA delivered 2017 & 2018



Month	Adjusted Scheduled Activity (UDA)	
	2017	2018
April	0	0
May	35	11
June	106	60
July	109	60
August	130	104
September	179	113
October	276	116
November	323	150
December	380	155
January	444	248
February	486	343
March	614	359
April	656	440
May	716	470
June	718	470

### QUALITY

	Quantity	Base Number	Contract	LHB	Wales
% of FP17s for the same patient ID Re-attending within 3 months - Children	0	17	0.0%	8.5%	10.9%
% of FP17s for the same patient ID Re-attending within 3 months - Adults	19	471	4.0%	15.0%	16.2%
% of FP17s for the same patient ID Re-attending between 3 & 9 months - Children	0	17	0.0%	58.3%	59.0%
% of FP17s for the same patient ID Re-attending between 3 & 9 months - Adults	14	471	3.0%	54.7%	54.9%
% of FP17s for Band 1 Urgent Courses	491	498	98.6%	9.2%	9.0%
% of FP17s Relating to Free Repair or Replacements	0	498	0.0%	0.7%	0.7%
% of FP17s Relating to Continuations	0	498	0.0%	0.7%	0.8%
% of Patients satisfied with the dentistry they have received	0	0	N/A	91.9%	92.0%
% of Patients satisfied with the time they had to wait for an appointment	0	0	N/A	88.8%	88.1%

\* This is based on patients treated on this contract for their most recent course of treatment. Figures in italics indicate the base number of FP17s or Patient Questionnaire responses are less than 100. N/A is shown where the base number of responses is less than 10 during the period. % is calculated as Quantity/Base number\*100



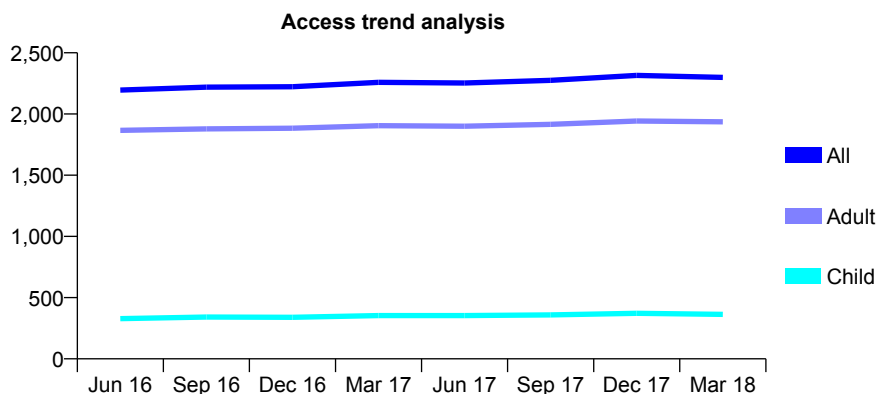
## 7A6 - Vital Signs At a Glance Contract Report for 156566/0001 - Year end March 2018

Name or company name	Blackwood Dental Centre.
Contract type name	GDS Contract
Purpose of contract	General
Contract start date	04/09/2014
Contract end date	

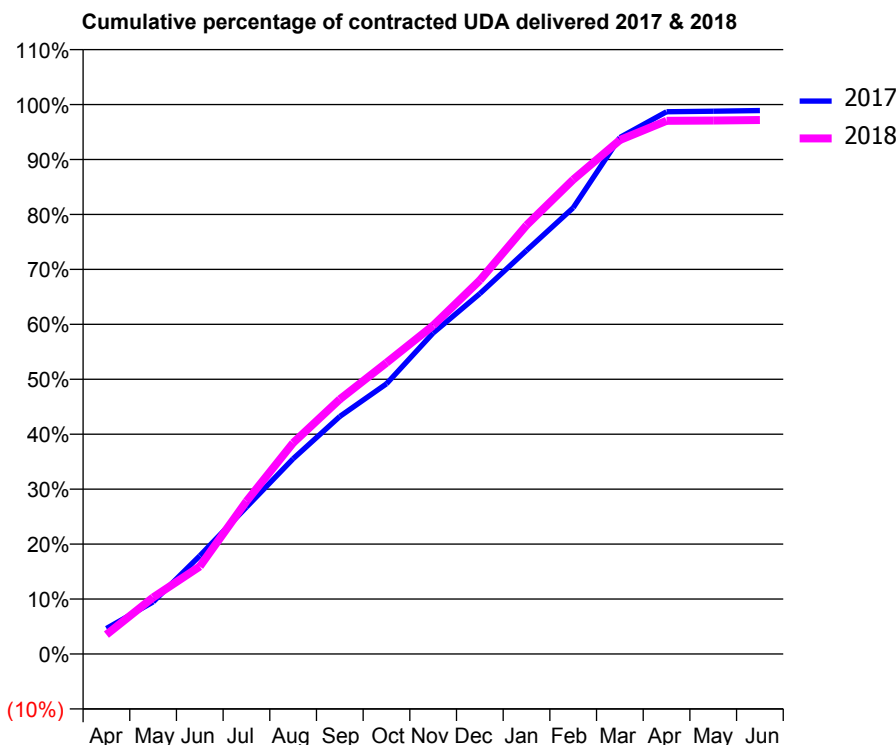
17/18 Contracted general activity (UDA)	7,346
Carry forward general activity (UDA)	80
17/18 Contracted orthodontic activity (UOA)	0
Carry forward orthodontic activity (UOA)	0
Baseline contract value	£174,325.62

### ACCESS\*

Patients seen in 24 months	Total	Change since previous quarter
Quarter ending March 2017	2,259	
Quarter ending June 2017	2,253	→
Quarter ending September 2017	2,275	→
Quarter ending December 2017	2,315	→
Quarter ending March 2018	2,299	→
<b>Variance since March 2017</b>	<b>1.8%</b>	<b>→</b>



### ACTIVITY



Month	Adjusted Scheduled Activity (UDA)	
	2017	2018
April	341	259
May	697	757
June	1,313	1,170
July	1,964	2,042
August	2,611	2,823
September	3,176	3,405
October	3,612	3,894
November	4,291	4,391
December	4,817	4,995
January	5,394	5,732
February	5,966	6,341
March	6,906	6,872
April	7,250	7,129
May	7,256	7,132
June	7,266	7,139

### QUALITY

	Quantity	Base Number	Contract	LHB	Wales
% of FP17s for the same patient ID Re-attending within 3 months - Children	16	509	3.1%	8.5%	10.9%
% of FP17s for the same patient ID Re-attending within 3 months - Adults	350	2,824	12.4%	15.0%	16.2%
% of FP17s for the same patient ID Re-attending between 3 & 9 months - Children	300	509	58.9%	58.3%	59.0%
% of FP17s for the same patient ID Re-attending between 3 & 9 months - Adults	1,611	2,824	57.0%	54.7%	54.9%
% of FP17s for Band 1 Urgent Courses	241	3,327	7.2%	9.2%	9.0%
% of FP17s Relating to Free Repair or Replacements	18	3,327	0.5%	0.7%	0.7%
% of FP17s Relating to Continuations	42	3,327	1.3%	0.7%	0.8%
% of Patients satisfied with the dentistry they have received	18	18	100.0%	91.9%	92.0%
% of Patients satisfied with the time they had to wait for an appointment	18	18	100.0%	88.8%	88.1%

\* This is based on patients treated on this contract for their most recent course of treatment. Figures in italics indicate the base number of FP17s or Patient Questionnaire responses are less than 100. N/A is shown where the base number of responses is less than 10 during the period. % is calculated as Quantity/Base number\*100

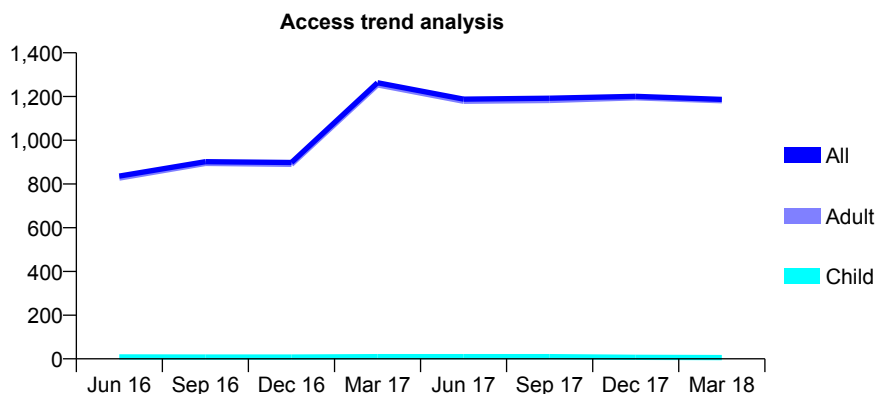
## 7A6 - Vital Signs At a Glance Contract Report for 156566/0002 - Year end March 2018

Name or company name	Blackwood Dental Centre.
Contract type name	PDS Contract
Purpose of contract	General
Contract start date	04/09/2014
Contract end date	31/03/2020

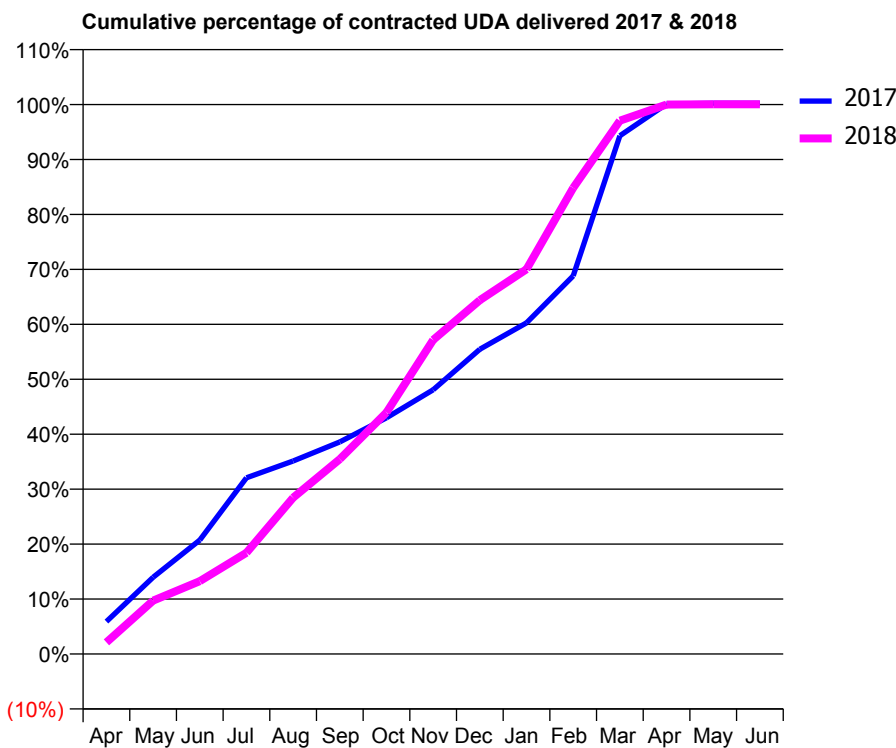
17/18 Contracted general activity (UDA)	3,016
Carry forward general activity (UDA)	0
17/18 Contracted orthodontic activity (UOA)	0
Carry forward orthodontic activity (UOA)	0
Baseline contract value	£224,663.80

### ACCESS\*

Patients seen in 24 months	Total	Change since previous quarter
Quarter ending March 2017	1,263	
Quarter ending June 2017	1,188	↓
Quarter ending September 2017	1,192	→
Quarter ending December 2017	1,201	→
Quarter ending March 2018	1,187	↓
<b>Variance since March 2017</b>	<b>(6.0%)</b>	<b>↓</b>



### ACTIVITY



Month	Adjusted Scheduled Activity (UDA)	
	2017	2018
April	195	64
May	461	293
June	684	400
July	1,058	556
August	1,159	858
September	1,274	1,070
October	1,419	1,326
November	1,587	1,724
December	1,830	1,942
January	1,989	2,112
February	2,271	2,558
March	3,112	2,927
April	3,303	3,016
May	3,307	3,017
June	3,307	3,017

### QUALITY

	Quantity	Base Number	Contract	LHB	Wales
% of FP17s for the same patient ID Re-attending within 3 months - Children	0	9	0.0%	8.5%	10.9%
% of FP17s for the same patient ID Re-attending within 3 months - Adults	13	1,214	1.1%	15.0%	16.2%
% of FP17s for the same patient ID Re-attending between 3 & 9 months - Children	0	9	0.0%	58.3%	59.0%
% of FP17s for the same patient ID Re-attending between 3 & 9 months - Adults	13	1,214	1.1%	54.7%	54.9%
% of FP17s for Band 1 Urgent Courses	0	1,178	0.0%	9.2%	9.0%
% of FP17s Relating to Free Repair or Replacements	0	1,178	0.0%	0.7%	0.7%
% of FP17s Relating to Continuations	0	1,178	0.0%	0.7%	0.8%
% of Patients satisfied with the dentistry they have received	10	12	83.3%	91.9%	92.0%
% of Patients satisfied with the time they had to wait for an appointment	7	12	58.3%	88.8%	88.1%

\* This is based on patients treated on this contract for their most recent course of treatment. Figures in italics indicate the base number of FP17s or Patient Questionnaire responses are less than 100. N/A is shown where the base number of responses is less than 10 during the period. % is calculated as Quantity/Base number\*100

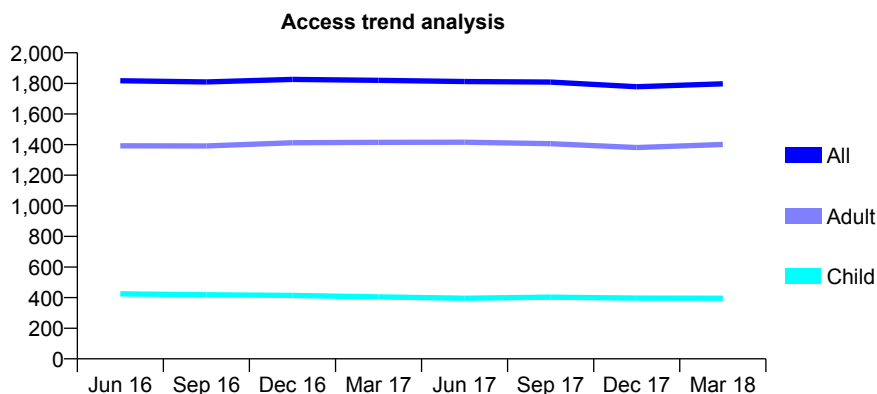
## 7A6 - Vital Signs At a Glance Contract Report for 157392/0002 - Year end March 2018

Name or company name	Mrs L Plant
Contract type name	GDS Contract
Purpose of contract	General
Contract start date	01/05/2010
Contract end date	

17/18 Contracted general activity (UDA)	5,111
Carry forward general activity (UDA)	-215
17/18 Contracted orthodontic activity (UOA)	0
Carry forward orthodontic activity (UOA)	0
Baseline contract value	£136,839.78

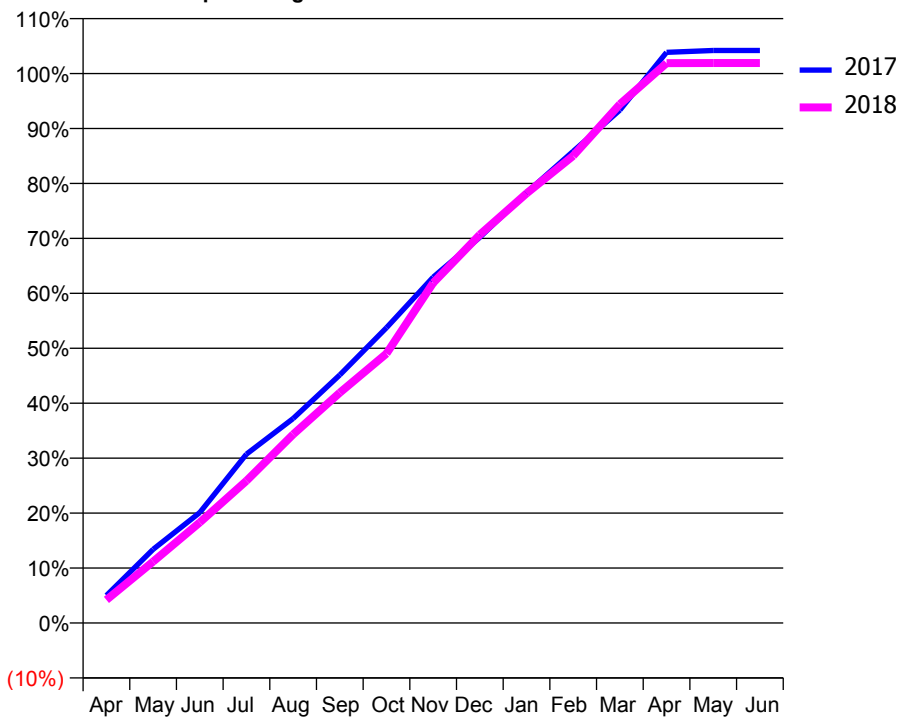
### ACCESS\*

Patients seen in 24 months	Total	Change since previous quarter
Quarter ending March 2017	1,820	
Quarter ending June 2017	1,812	→
Quarter ending September 2017	1,809	→
Quarter ending December 2017	1,778	↓
Quarter ending March 2018	1,797	→
<b>Variance since March 2017</b>	<b>(1.3%)</b>	<b>↓</b>



### ACTIVITY

**Cumulative percentage of contracted UDA delivered 2017 & 2018**



Month	Adjusted Scheduled Activity (UDA)	
	2017	2018
April	256	215
May	686	572
June	1,027	936
July	1,571	1,322
August	1,902	1,754
September	2,307	2,143
October	2,747	2,506
November	3,217	3,164
December	3,588	3,612
January	4,004	3,996
February	4,387	4,346
March	4,771	4,825
April	5,308	5,207
May	5,325	5,208
June	5,326	5,209

### QUALITY

	Quantity	Base Number	Contract	LHB	Wales
% of FP17s for the same patient ID Re-attending within 3 months - Children	18	602	3.0%	8.5%	10.9%
% of FP17s for the same patient ID Re-attending within 3 months - Adults	305	2,301	13.3%	15.0%	16.2%
% of FP17s for the same patient ID Re-attending between 3 & 9 months - Children	384	602	63.8%	58.3%	59.0%
% of FP17s for the same patient ID Re-attending between 3 & 9 months - Adults	1,444	2,301	62.8%	54.7%	54.9%
% of FP17s for Band 1 Urgent Courses	268	2,858	9.4%	9.2%	9.0%
% of FP17s Relating to Free Repair or Replacements	17	2,858	0.6%	0.7%	0.7%
% of FP17s Relating to Continuations	24	2,858	0.8%	0.7%	0.8%
% of Patients satisfied with the dentistry they have received	6	6	N/A	91.9%	92.0%
% of Patients satisfied with the time they had to wait for an appointment	6	6	N/A	88.8%	88.1%

\* This is based on patients treated on this contract for their most recent course of treatment. Figures in italics indicate the base number of FP17s or Patient Questionnaire responses are less than 100. N/A is shown where the base number of responses is less than 10 during the period. % is calculated as Quantity/Base number\*100

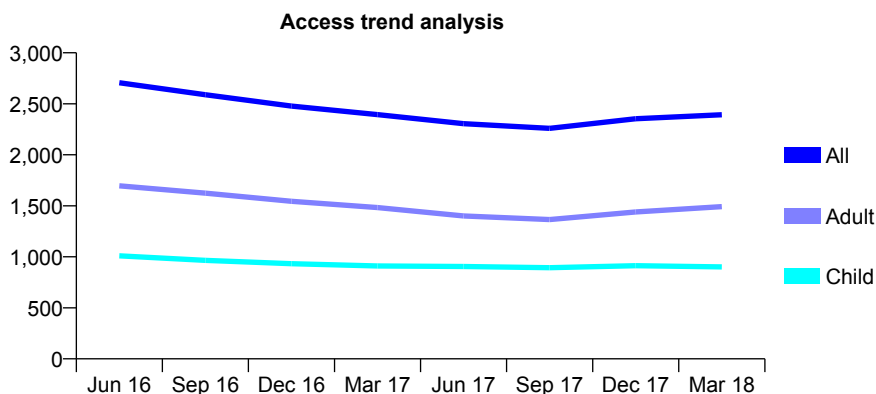
## 7A6 - Vital Signs At a Glance Contract Report for 157406/0001 - Year end March 2018

Name or company name	TFL Care Limited
Contract type name	GDS Contract
Purpose of contract	General
Contract start date	01/06/2013
Contract end date	

17/18 Contracted general activity (UDA)	6,635
Carry forward general activity (UDA)	0
17/18 Contracted orthodontic activity (UOA)	0
Carry forward orthodontic activity (UOA)	0
Baseline contract value	£165,556.90

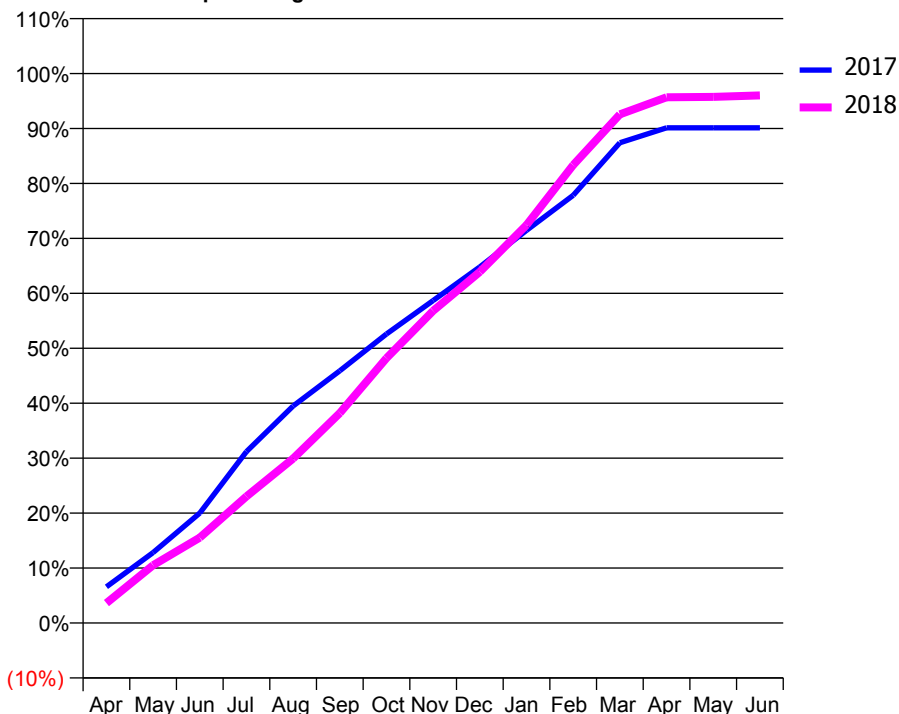
### ACCESS\*

Patients seen in 24 months	Total	Change since previous quarter
Quarter ending March 2017	2,394	
Quarter ending June 2017	2,305	↓
Quarter ending September 2017	2,259	↓
Quarter ending December 2017	2,353	↑
Quarter ending March 2018	2,393	→
<b>Variance since March 2017</b>	<b>(0.0%)</b>	<b>→</b>



### ACTIVITY

Cumulative percentage of contracted UDA delivered 2017 & 2018



Month	Adjusted Scheduled Activity (UDA)	
	2017	2018
April	461	240
May	897	698
June	1,400	1,032
July	2,183	1,529
August	2,764	1,985
September	3,213	2,535
October	3,682	3,199
November	4,107	3,770
December	4,535	4,241
January	5,001	4,805
February	5,449	5,529
March	6,116	6,141
April	6,306	6,347
May	6,306	6,353
June	6,306	6,371

### QUALITY

	Quantity	Base Number	Contract	LHB	Wales
% of FP17s for the same patient ID Re-attending within 3 months - Children	156	1,602	9.7%	8.5%	10.9%
% of FP17s for the same patient ID Re-attending within 3 months - Adults	323	2,182	14.8%	15.0%	16.2%
% of FP17s for the same patient ID Re-attending between 3 & 9 months - Children	1,103	1,602	68.9%	58.3%	59.0%
% of FP17s for the same patient ID Re-attending between 3 & 9 months - Adults	1,150	2,182	52.7%	54.7%	54.9%
% of FP17s for Band 1 Urgent Courses	421	3,802	11.1%	9.2%	9.0%
% of FP17s Relating to Free Repair or Replacements	19	3,802	0.5%	0.7%	0.7%
% of FP17s Relating to Continuations	1	3,802	0.0%	0.7%	0.8%
% of Patients satisfied with the dentistry they have received	13	19	68.4%	91.9%	92.0%
% of Patients satisfied with the time they had to wait for an appointment	17	19	89.5%	88.8%	88.1%

\* This is based on patients treated on this contract for their most recent course of treatment. Figures in italics indicate the base number of FP17s or Patient Questionnaire responses are less than 100. N/A is shown where the base number of responses is less than 10 during the period. % is calculated as Quantity/Base number\*100

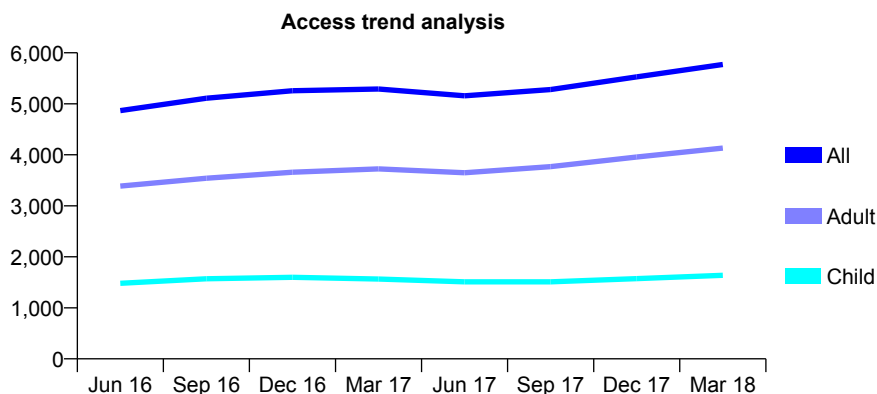
## 7A6 - Vital Signs At a Glance Contract Report for 159905/0001 - Year end March 2018

Name or company name	Grove Surgery Ltd
Contract type name	GDS Contract
Purpose of contract	General
Contract start date	01/04/2015
Contract end date	

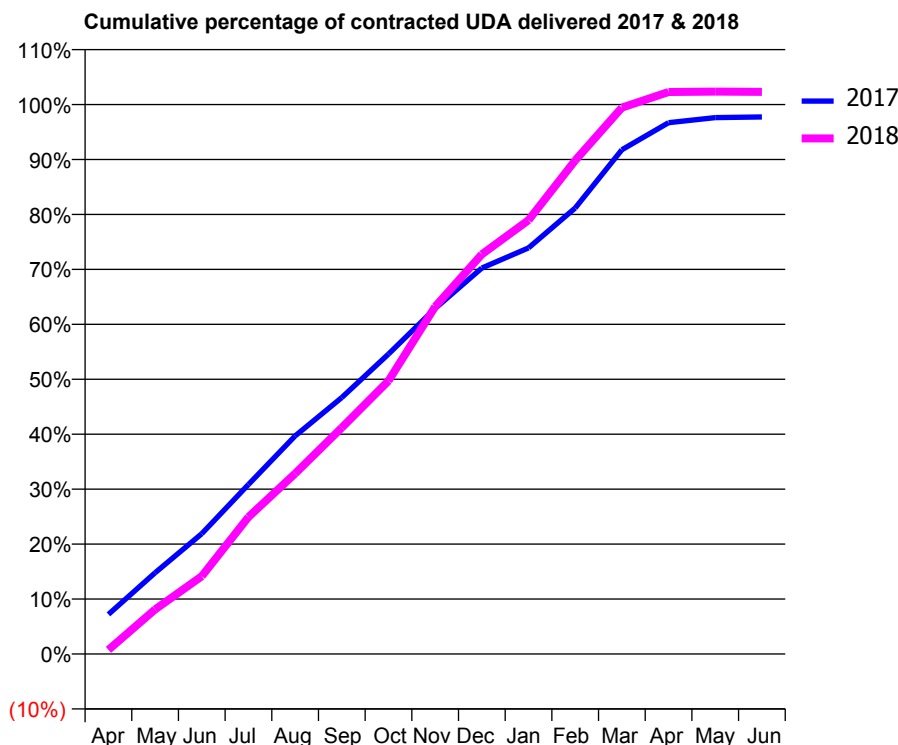
17/18 Contracted general activity (UDA)	15,226
Carry forward general activity (UDA)	346
17/18 Contracted orthodontic activity (UOA)	0
Carry forward orthodontic activity (UOA)	0
Baseline contract value	£389,760.81

### ACCESS\*

Patients seen in 24 months	Total	Change since previous quarter
Quarter ending March 2017	5,289	
Quarter ending June 2017	5,158	↓
Quarter ending September 2017	5,280	↑
Quarter ending December 2017	5,529	↑
Quarter ending March 2018	5,771	↑
<b>Variance since March 2017</b>	<b>9.1%</b>	<b>↑</b>



### ACTIVITY



Month	Adjusted Scheduled Activity (UDA)	
	2017	2018
April	1,100	115
May	2,251	1,236
June	3,334	2,156
July	4,699	3,797
August	6,041	5,001
September	7,109	6,271
October	8,313	7,570
November	9,575	9,627
December	10,693	11,075
January	11,253	12,020
February	12,358	13,677
March	13,970	15,139
April	14,721	15,572
May	14,863	15,582
June	14,880	15,578

### QUALITY

	Quantity	Base Number	Contract	LHB	Wales
% of FP17s for the same patient ID Re-attending within 3 months - Children	112	2,217	5.1%	8.5%	10.9%
% of FP17s for the same patient ID Re-attending within 3 months - Adults	587	5,888	10.0%	15.0%	16.2%
% of FP17s for the same patient ID Re-attending between 3 & 9 months - Children	1,230	2,217	55.5%	58.3%	59.0%
% of FP17s for the same patient ID Re-attending between 3 & 9 months - Adults	3,282	5,888	55.7%	54.7%	54.9%
% of FP17s for Band 1 Urgent Courses	583	7,966	7.3%	9.2%	9.0%
% of FP17s Relating to Free Repair or Replacements	53	7,966	0.7%	0.7%	0.7%
% of FP17s Relating to Continuations	43	7,966	0.5%	0.7%	0.8%
% of Patients satisfied with the dentistry they have received	17	18	94.4%	91.9%	92.0%
% of Patients satisfied with the time they had to wait for an appointment	17	18	94.4%	88.8%	88.1%

\* This is based on patients treated on this contract for their most recent course of treatment. Figures in italics indicate the base number of FP17s or Patient Questionnaire responses are less than 100. N/A is shown where the base number of responses is less than 10 during the period. % is calculated as Quantity/Base number\*100

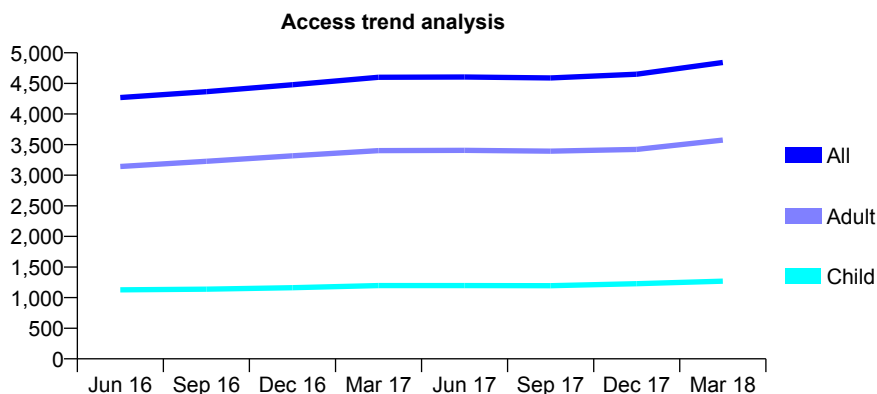
## 7A6 - Vital Signs At a Glance Contract Report for 159905/0002 - Year end March 2018

Name or company name	Grove Surgery Ltd
Contract type name	GDS Contract
Purpose of contract	General
Contract start date	01/04/2015
Contract end date	

17/18 Contracted general activity (UDA)	14,764
Carry forward general activity (UDA)	494
17/18 Contracted orthodontic activity (UOA)	0
Carry forward orthodontic activity (UOA)	0
Baseline contract value	£402,988.61

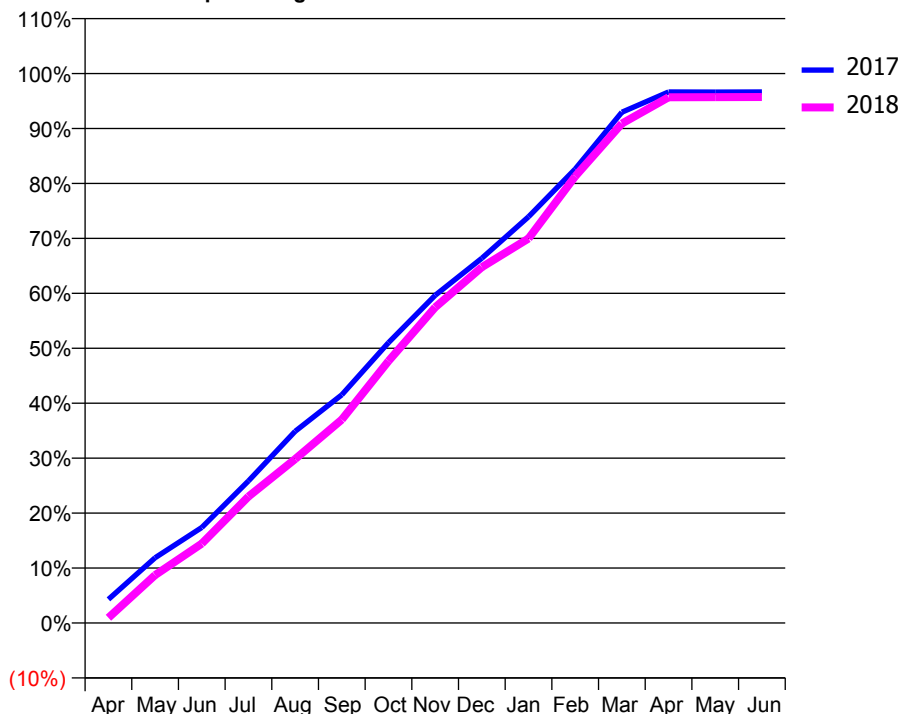
### ACCESS\*

Patients seen in 24 months	Total	Change since previous quarter
Quarter ending March 2017	4,601	
Quarter ending June 2017	4,604	→
Quarter ending September 2017	4,590	→
Quarter ending December 2017	4,650	→
Quarter ending March 2018	4,843	↑
<b>Variance since March 2017</b>	<b>5.3%</b>	<b>↑</b>



### ACTIVITY

Cumulative percentage of contracted UDA delivered 2017 & 2018



Month	Adjusted Scheduled Activity (UDA)	
	2017	2018
April	635	142
May	1,753	1,287
June	2,567	2,135
July	3,816	3,397
August	5,151	4,406
September	6,132	5,466
October	7,533	7,037
November	8,804	8,482
December	9,800	9,561
January	10,914	10,332
February	12,198	12,000
March	13,725	13,418
April	14,270	14,124
May	14,264	14,128
June	14,270	14,133

### QUALITY

	Quantity	Base Number	Contract	LHB	Wales
% of FP17s for the same patient ID Re-attending within 3 months - Children	93	1,849	5.0%	8.5%	10.9%
% of FP17s for the same patient ID Re-attending within 3 months - Adults	635	5,225	12.2%	15.0%	16.2%
% of FP17s for the same patient ID Re-attending between 3 & 9 months - Children	1,076	1,849	58.2%	58.3%	59.0%
% of FP17s for the same patient ID Re-attending between 3 & 9 months - Adults	3,175	5,225	60.8%	54.7%	54.9%
% of FP17s for Band 1 Urgent Courses	445	7,139	6.2%	9.2%	9.0%
% of FP17s Relating to Free Repair or Replacements	49	7,139	0.7%	0.7%	0.7%
% of FP17s Relating to Continuations	35	7,139	0.5%	0.7%	0.8%
% of Patients satisfied with the dentistry they have received	9	9	N/A	91.9%	92.0%
% of Patients satisfied with the time they had to wait for an appointment	8	9	N/A	88.8%	88.1%

\* This is based on patients treated on this contract for their most recent course of treatment. Figures in italics indicate the base number of FP17s or Patient Questionnaire responses are less than 100. N/A is shown where the base number of responses is less than 10 during the period. % is calculated as Quantity/Base number\*100

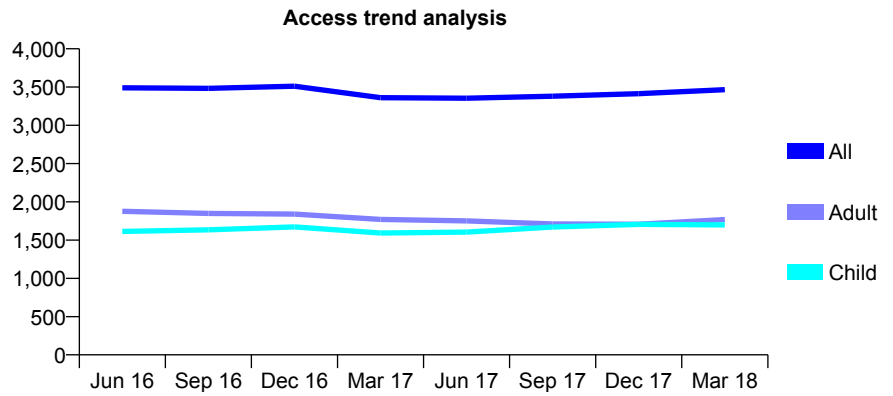
## 7A6 - Vital Signs At a Glance Contract Report for 160563/0001 - Year end March 2018

Name or company name	L Smart
Contract type name	GDS Contract
Purpose of contract	General
Contract start date	01/01/2011
Contract end date	

17/18 Contracted general activity (UDA)	15,205
Carry forward general activity (UDA)	667
17/18 Contracted orthodontic activity (UOA)	0
Carry forward orthodontic activity (UOA)	0
Baseline contract value	£306,293.54

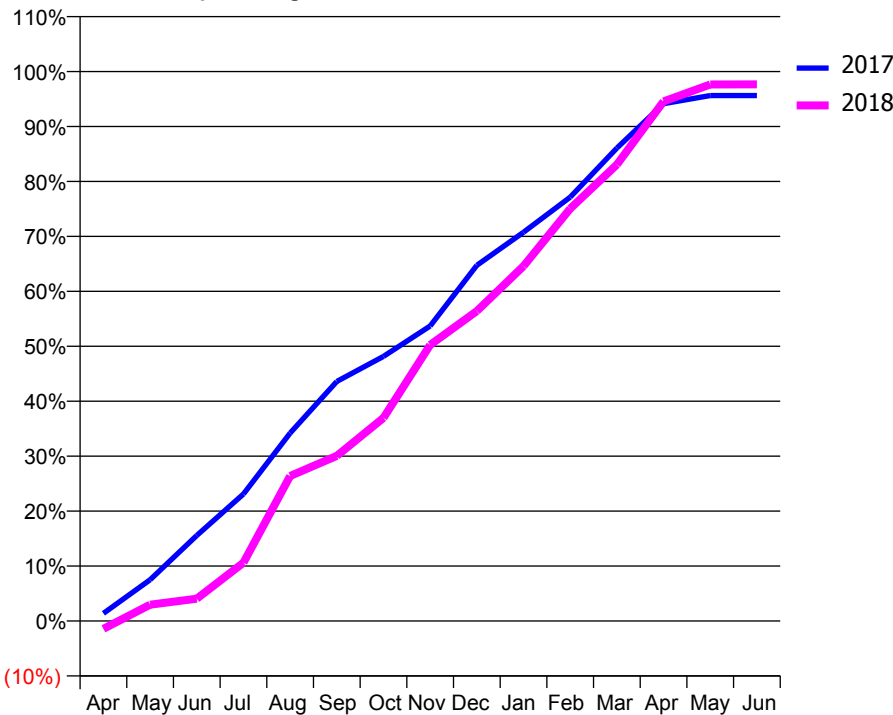
### ACCESS\*

Patients seen in 24 months	Total	Change since previous quarter
Quarter ending March 2017	3,362	
Quarter ending June 2017	3,355	→
Quarter ending September 2017	3,381	→
Quarter ending December 2017	3,413	→
Quarter ending March 2018	3,466	→
<b>Variance since March 2017</b>	<b>3.1%</b>	<b>↑</b>



### ACTIVITY

Cumulative percentage of contracted UDA delivered 2017 & 2018



Month	Adjusted Scheduled Activity (UDA)	
	2017	2018
April	211	-221
May	1,142	450
June	2,367	618
July	3,514	1,615
August	5,201	4,014
September	6,629	4,569
October	7,321	5,621
November	8,165	7,639
December	9,842	8,579
January	10,756	9,820
February	11,727	11,411
March	13,084	12,628
April	14,313	14,377
May	14,538	14,845
June	14,538	14,848

### QUALITY

	Quantity	Base Number	Contract	LHB	Wales
% of FP17s for the same patient ID Re-attending within 3 months - Children	128	2,445	5.2%	8.5%	10.9%
% of FP17s for the same patient ID Re-attending within 3 months - Adults	360	2,322	15.5%	15.0%	16.2%
% of FP17s for the same patient ID Re-attending between 3 & 9 months - Children	1,409	2,445	57.6%	58.3%	59.0%
% of FP17s for the same patient ID Re-attending between 3 & 9 months - Adults	1,214	2,322	52.3%	54.7%	54.9%
% of FP17s for Band 1 Urgent Courses	15	5,044	0.3%	9.2%	9.0%
% of FP17s Relating to Free Repair or Replacements	6	5,044	0.1%	0.7%	0.7%
% of FP17s Relating to Continuations	7	5,044	0.1%	0.7%	0.8%
% of Patients satisfied with the dentistry they have received	7	7	N/A	91.9%	92.0%
% of Patients satisfied with the time they had to wait for an appointment	7	7	N/A	88.8%	88.1%

\* This is based on patients treated on this contract for their most recent course of treatment. Figures in italics indicate the base number of FP17s or Patient Questionnaire responses are less than 100. N/A is shown where the base number of responses is less than 10 during the period. % is calculated as Quantity/Base number\*100



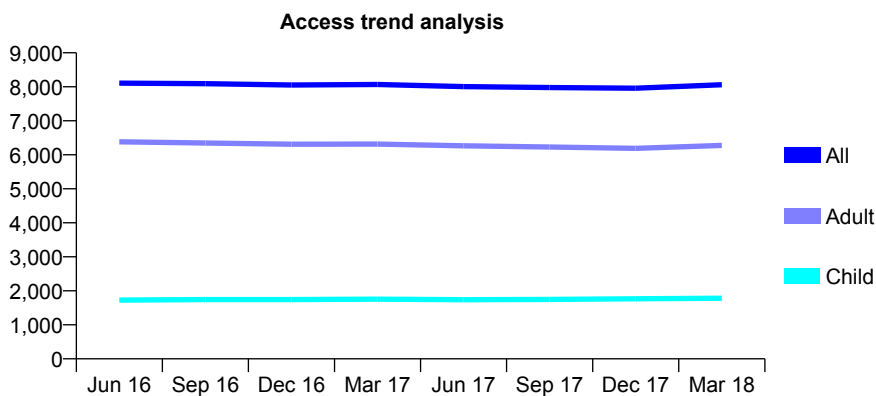
## 7A6 - Vital Signs At a Glance Contract Report for 161551/0001 - Year end March 2018

Name or company name	Masonoak Ltd & Sunnyleigh Ltd
Contract type name	GDS Contract
Purpose of contract	General
Contract start date	01/12/2012
Contract end date	

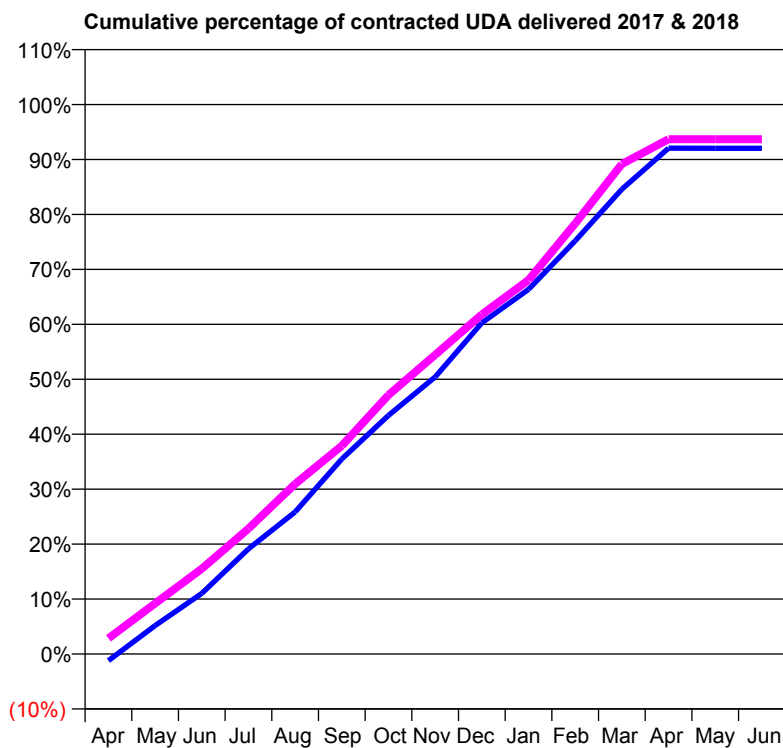
17/18 Contracted general activity (UDA)	22,053
Carry forward general activity (UDA)	0
17/18 Contracted orthodontic activity (UOA)	0
Carry forward orthodontic activity (UOA)	0
Baseline contract value	£504,894.14

### ACCESS\*

Patients seen in 24 months	Total	Change since previous quarter
Quarter ending March 2017	8,068	
Quarter ending June 2017	8,006	→
Quarter ending September 2017	7,979	→
Quarter ending December 2017	7,959	→
Quarter ending March 2018	8,059	→
<b>Variance since March 2017</b>	<b>(0.1%)</b>	→



### ACTIVITY



Month	Adjusted Scheduled Activity (UDA)	
	2017	2018
April	-270	626
May	1,141	2,029
June	2,434	3,423
July	4,222	5,035
August	5,703	6,823
September	7,825	8,356
October	9,576	10,398
November	11,118	12,004
December	13,292	13,630
January	14,634	15,010
February	16,581	17,277
March	18,654	19,666
April	20,300	20,659
May	20,298	20,659
June	20,298	20,659

### QUALITY

	Quantity	Base Number	Contract	LHB	Wales
% of FP17s for the same patient ID Re-attending within 3 months - Children	204	2,399	8.5%	8.5%	10.9%
% of FP17s for the same patient ID Re-attending within 3 months - Adults	1,566	8,874	17.6%	15.0%	16.2%
% of FP17s for the same patient ID Re-attending between 3 & 9 months - Children	1,167	2,399	48.6%	58.3%	59.0%
% of FP17s for the same patient ID Re-attending between 3 & 9 months - Adults	4,232	8,874	47.7%	54.7%	54.9%
% of FP17s for Band 1 Urgent Courses	1,194	10,950	10.9%	9.2%	9.0%
% of FP17s Relating to Free Repair or Replacements	69	10,950	0.6%	0.7%	0.7%
% of FP17s Relating to Continuations	229	10,950	2.1%	0.7%	0.8%
% of Patients satisfied with the dentistry they have received	25	28	89.3%	91.9%	92.0%
% of Patients satisfied with the time they had to wait for an appointment	25	28	89.3%	88.8%	88.1%

\* This is based on patients treated on this contract for their most recent course of treatment. Figures in italics indicate the base number of FP17s or Patient Questionnaire responses are less than 100. N/A is shown where the base number of responses is less than 10 during the period. % is calculated as Quantity/Base number\*100

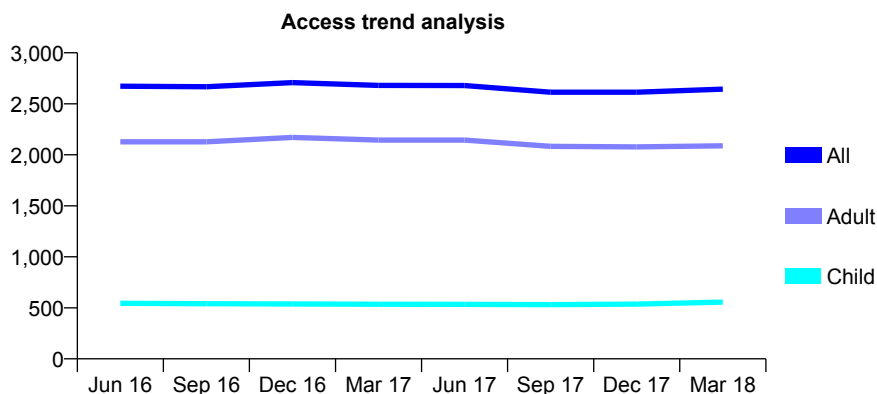
## 7A6 - Vital Signs At a Glance Contract Report for 162442/0001 - Year end March 2018

Name or company name	M J Dental Services Ltd
Contract type name	GDS Contract
Purpose of contract	General
Contract start date	01/07/2013
Contract end date	

17/18 Contracted general activity (UDA)	9,545
Carry forward general activity (UDA)	0
17/18 Contracted orthodontic activity (UOA)	0
Carry forward orthodontic activity (UOA)	0
Baseline contract value	£240,843.11

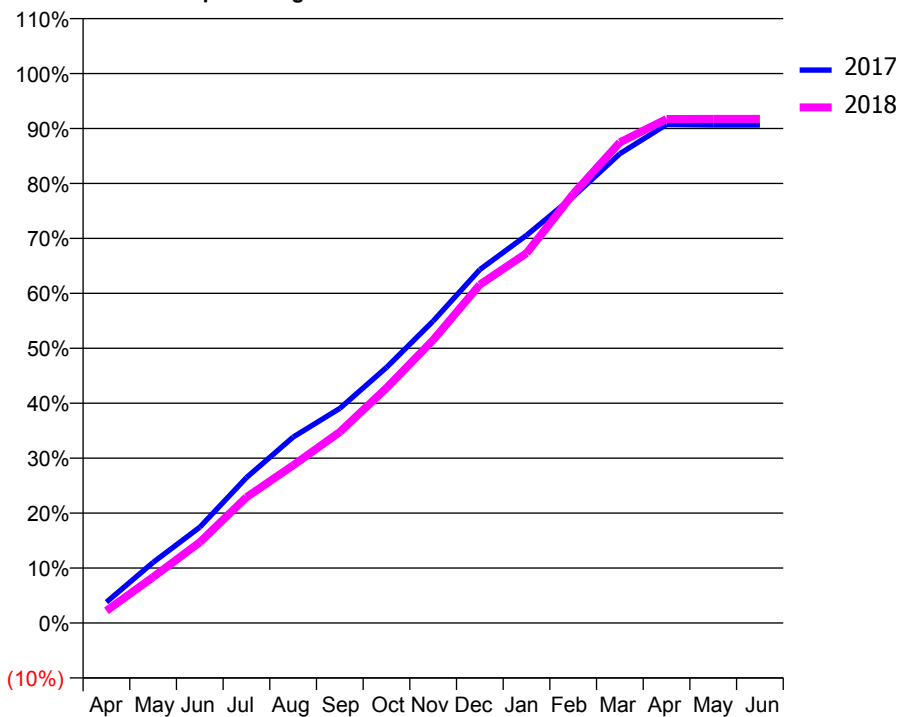
### ACCESS\*

Patients seen in 24 months	Total	Change since previous quarter
Quarter ending March 2017	2,680	
Quarter ending June 2017	2,679	→
Quarter ending September 2017	2,614	↓
Quarter ending December 2017	2,614	→
Quarter ending March 2018	2,644	→
<b>Variance since March 2017</b>	<b>(1.3%)</b>	<b>↓</b>



### ACTIVITY

Cumulative percentage of contracted UDA delivered 2017 & 2018



Month	Adjusted Scheduled Activity (UDA)	
	2017	2018
April	382	211
May	1,108	799
June	1,751	1,402
July	2,659	2,184
August	3,400	2,739
September	3,924	3,319
October	4,673	4,082
November	5,521	4,916
December	6,461	5,877
January	7,088	6,423
February	7,796	7,452
March	8,582	8,348
April	9,114	8,753
May	9,104	8,757
June	9,104	8,757

### QUALITY

	Quantity	Base Number	Contract	LHB	Wales
% of FP17s for the same patient ID Re-attending within 3 months - Children	137	876	15.6%	8.5%	10.9%
% of FP17s for the same patient ID Re-attending within 3 months - Adults	706	3,313	21.3%	15.0%	16.2%
% of FP17s for the same patient ID Re-attending between 3 & 9 months - Children	390	876	44.5%	58.3%	59.0%
% of FP17s for the same patient ID Re-attending between 3 & 9 months - Adults	1,679	3,313	50.7%	54.7%	54.9%
% of FP17s for Band 1 Urgent Courses	440	4,172	10.5%	9.2%	9.0%
% of FP17s Relating to Free Repair or Replacements	76	4,172	1.8%	0.7%	0.7%
% of FP17s Relating to Continuations	23	4,172	0.6%	0.7%	0.8%
% of Patients satisfied with the dentistry they have received	11	12	91.7%	91.9%	92.0%
% of Patients satisfied with the time they had to wait for an appointment	10	12	83.3%	88.8%	88.1%

\* This is based on patients treated on this contract for their most recent course of treatment. Figures in italics indicate the base number of FP17s or Patient Questionnaire responses are less than 100. N/A is shown where the base number of responses is less than 10 during the period. % is calculated as Quantity/Base number\*100

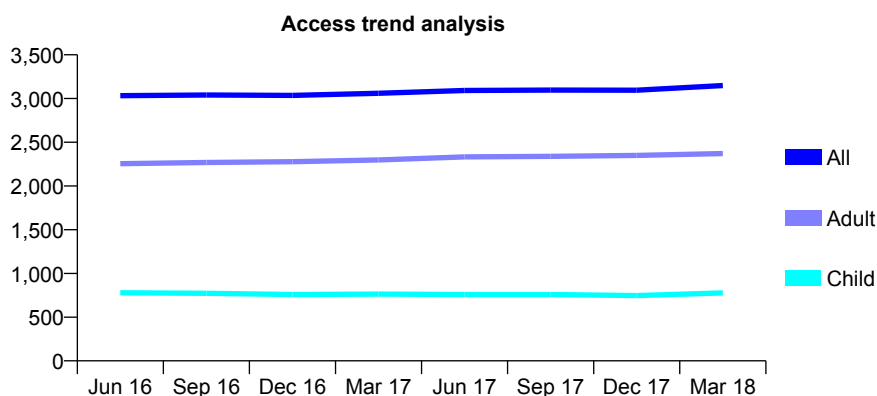
## 7A6 - Vital Signs At a Glance Contract Report for 170135/0001 - Year end March 2018

Name or company name	Mr R Sutherland
Contract type name	GDS Contract
Purpose of contract	General
Contract start date	01/12/2011
Contract end date	

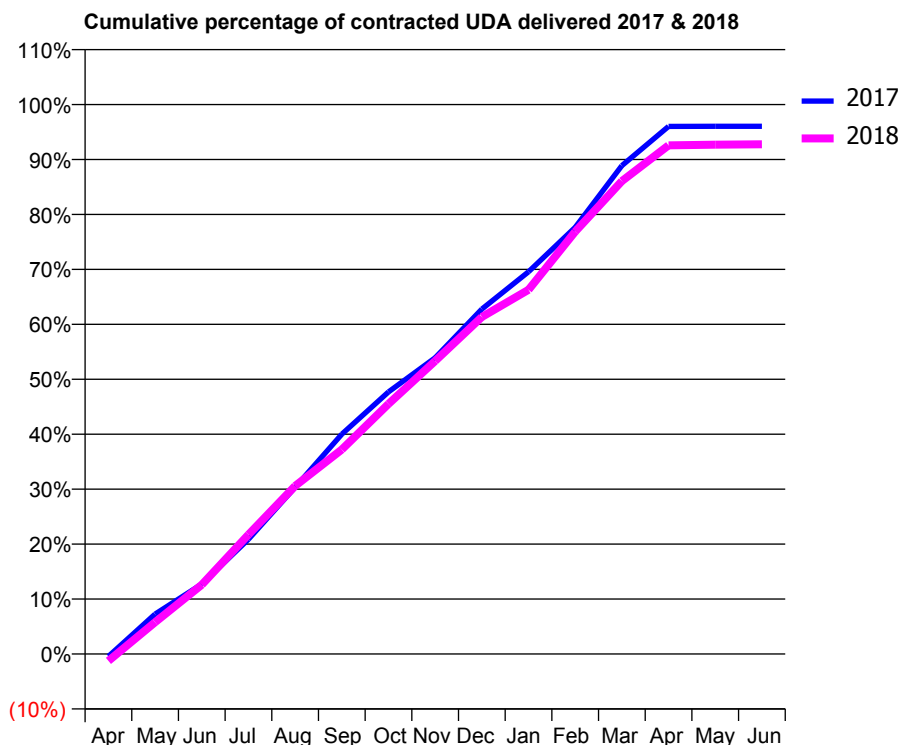
17/18 Contracted general activity (UDA)	11,984
Carry forward general activity (UDA)	474
17/18 Contracted orthodontic activity (UOA)	0
Carry forward orthodontic activity (UOA)	0
Baseline contract value	£306,535.23

### ACCESS\*

Patients seen in 24 months	Total	Change since previous quarter
Quarter ending March 2017	3,060	
Quarter ending June 2017	3,092	→
Quarter ending September 2017	3,097	→
Quarter ending December 2017	3,095	→
Quarter ending March 2018	3,148	→
<b>Variance since March 2017</b>	<b>2.9%</b>	<b>↑</b>



### ACTIVITY



Month	Adjusted Scheduled Activity (UDA)	
	2017	2018
April	-53	-154
May	870	694
June	1,525	1,511
July	2,503	2,605
August	3,637	3,665
September	4,795	4,460
October	5,717	5,454
November	6,460	6,391
December	7,521	7,351
January	8,336	7,944
February	9,306	9,211
March	10,650	10,313
April	11,505	11,094
May	11,509	11,108
June	11,510	11,116

### QUALITY

	Quantity	Base Number	Contract	LHB	Wales
% of FP17s for the same patient ID Re-attending within 3 months - Children	79	1,110	7.1%	8.5%	10.9%
% of FP17s for the same patient ID Re-attending within 3 months - Adults	475	3,341	14.2%	15.0%	16.2%
% of FP17s for the same patient ID Re-attending between 3 & 9 months - Children	613	1,110	55.2%	58.3%	59.0%
% of FP17s for the same patient ID Re-attending between 3 & 9 months - Adults	1,768	3,341	52.9%	54.7%	54.9%
% of FP17s for Band 1 Urgent Courses	366	4,436	8.3%	9.2%	9.0%
% of FP17s Relating to Free Repair or Replacements	30	4,436	0.7%	0.7%	0.7%
% of FP17s Relating to Continuations	38	4,436	0.9%	0.7%	0.8%
% of Patients satisfied with the dentistry they have received	7	8	N/A	91.9%	92.0%
% of Patients satisfied with the time they had to wait for an appointment	7	8	N/A	88.8%	88.1%

\* This is based on patients treated on this contract for their most recent course of treatment. Figures in italics indicate the base number of FP17s or Patient Questionnaire responses are less than 100. N/A is shown where the base number of responses is less than 10 during the period. % is calculated as Quantity/Base number\*100

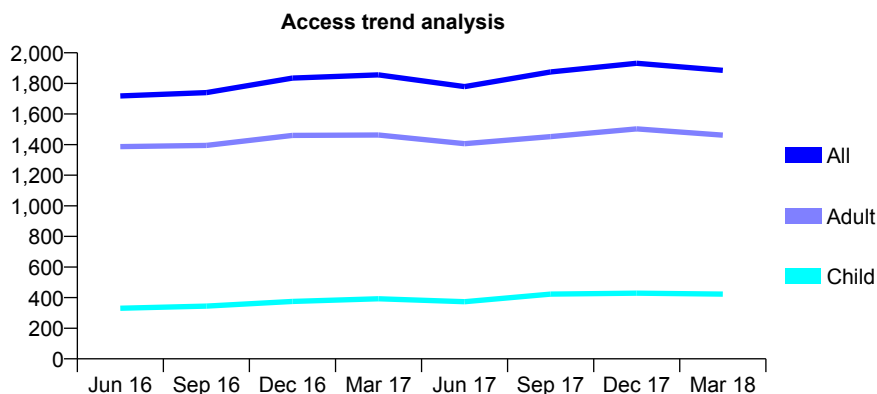
## 7A6 - Vital Signs At a Glance Contract Report for 175242/0001 - Year end March 2018

Name or company name	Gupta & Gupta Limited
Contract type name	GDS Contract
Purpose of contract	General
Contract start date	01/06/2013
Contract end date	

17/18 Contracted general activity (UDA)	5,278
Carry forward general activity (UDA)	-216
17/18 Contracted orthodontic activity (UOA)	0
Carry forward orthodontic activity (UOA)	0
Baseline contract value	£132,559.22

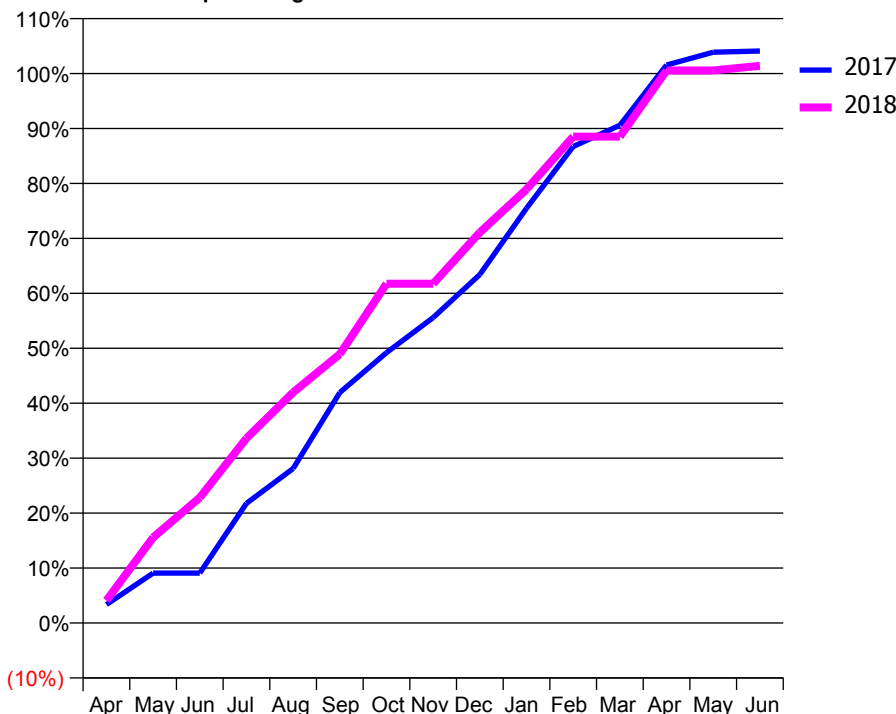
### ACCESS\*

Patients seen in 24 months	Total	Change since previous quarter
Quarter ending March 2017	1,856	
Quarter ending June 2017	1,779	↓
Quarter ending September 2017	1,875	↑
Quarter ending December 2017	1,932	↑
Quarter ending March 2018	1,885	↓
<b>Variance since March 2017</b>	<b>1.6%</b>	→



### ACTIVITY

Cumulative percentage of contracted UDA delivered 2017 & 2018



Month	Adjusted Scheduled Activity (UDA)	
	2017	2018
April	178	216
May	480	822
June	480	1,205
July	1,150	1,775
August	1,484	2,215
September	2,213	2,583
October	2,597	3,259
November	2,934	3,259
December	3,347	3,752
January	3,984	4,165
February	4,577	4,672
March	4,781	4,672
April	5,359	5,307
May	5,482	5,307
June	5,494	5,352

### QUALITY

	Quantity	Base Number	Contract	LHB	Wales
% of FP17s for the same patient ID Re-attending within 3 months - Children	40	571	7.0%	8.5%	10.9%
% of FP17s for the same patient ID Re-attending within 3 months - Adults	183	1,790	10.2%	15.0%	16.2%
% of FP17s for the same patient ID Re-attending between 3 & 9 months - Children	346	571	60.6%	58.3%	59.0%
% of FP17s for the same patient ID Re-attending between 3 & 9 months - Adults	695	1,790	38.8%	54.7%	54.9%
% of FP17s for Band 1 Urgent Courses	81	2,392	3.4%	9.2%	9.0%
% of FP17s Relating to Free Repair or Replacements	11	2,392	0.5%	0.7%	0.7%
% of FP17s Relating to Continuations	2	2,392	0.1%	0.7%	0.8%
% of Patients satisfied with the dentistry they have received	1	1	N/A	91.9%	92.0%
% of Patients satisfied with the time they had to wait for an appointment	1	1	N/A	88.8%	88.1%

\* This is based on patients treated on this contract for their most recent course of treatment. Figures in italics indicate the base number of FP17s or Patient Questionnaire responses are less than 100. N/A is shown where the base number of responses is less than 10 during the period. % is calculated as Quantity/Base number\*100

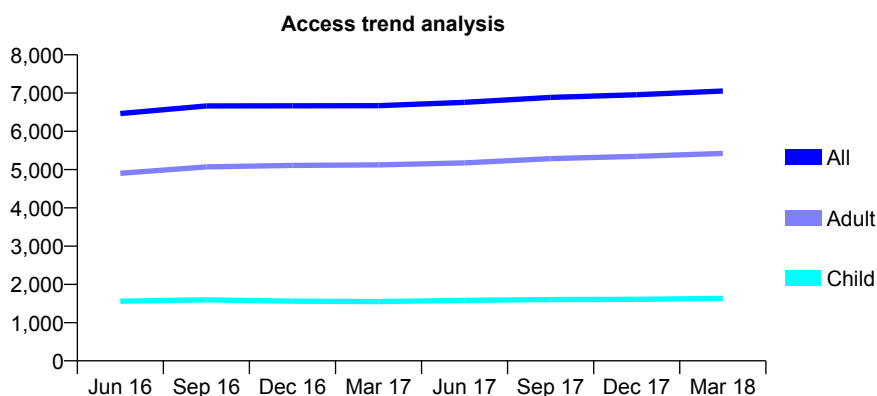
## 7A6 - Vital Signs At a Glance Contract Report for 176222/0001 - Year end March 2018

Name or company name	Mr C Hall
Contract type name	GDS Contract
Purpose of contract	General
Contract start date	01/10/2014
Contract end date	

17/18 Contracted general activity (UDA)	21,150
Carry forward general activity (UDA)	102
17/18 Contracted orthodontic activity (UOA)	0
Carry forward orthodontic activity (UOA)	0
Baseline contract value	£554,269.08

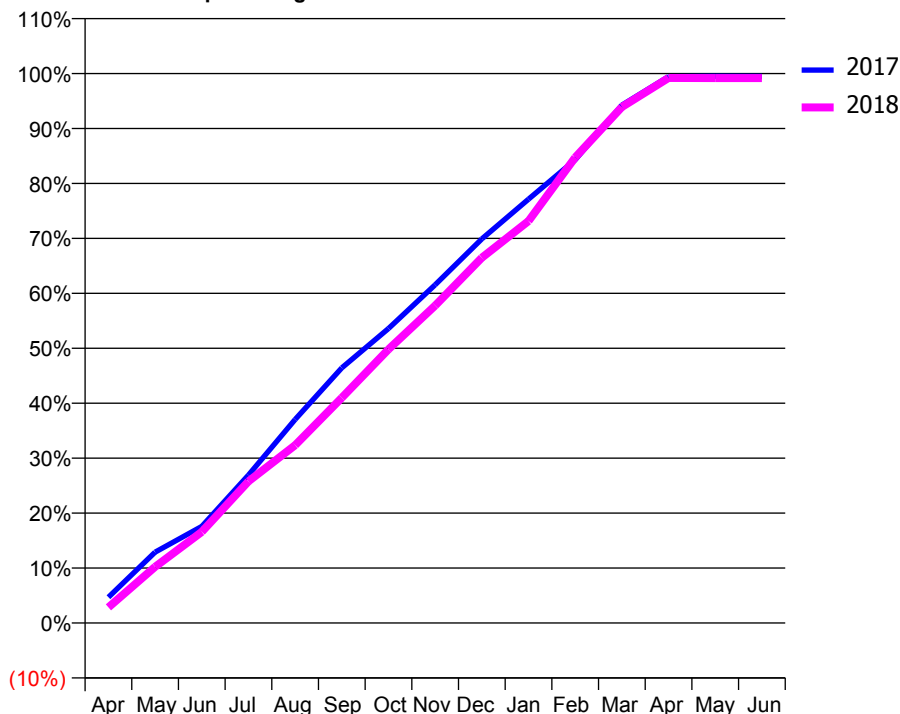
### ACCESS\*

Patients seen in 24 months	Total	Change since previous quarter
Quarter ending March 2017	6,671	
Quarter ending June 2017	6,758	→
Quarter ending September 2017	6,888	→
Quarter ending December 2017	6,955	→
Quarter ending March 2018	7,053	→
<b>Variance since March 2017</b>	<b>5.7%</b>	<b>↑</b>



### ACTIVITY

Cumulative percentage of contracted UDA delivered 2017 & 2018



Month	Adjusted Scheduled Activity (UDA)	
	2017	2018
April	925	604
May	2,535	2,165
June	3,456	3,507
July	5,291	5,455
August	7,280	6,846
September	9,123	8,669
October	10,530	10,532
November	12,096	12,219
December	13,737	14,058
January	15,159	15,470
February	16,562	17,918
March	18,517	19,859
April	19,539	20,981
May	19,551	20,973
June	19,548	20,972

### QUALITY

	Quantity	Base Number	Contract	LHB	Wales
% of FP17s for the same patient ID Re-attending within 3 months - Children	99	2,433	4.1%	8.5%	10.9%
% of FP17s for the same patient ID Re-attending within 3 months - Adults	630	7,099	8.9%	15.0%	16.2%
% of FP17s for the same patient ID Re-attending between 3 & 9 months - Children	1,446	2,433	59.4%	58.3%	59.0%
% of FP17s for the same patient ID Re-attending between 3 & 9 months - Adults	3,651	7,099	51.4%	54.7%	54.9%
% of FP17s for Band 1 Urgent Courses	641	9,518	6.7%	9.2%	9.0%
% of FP17s Relating to Free Repair or Replacements	35	9,518	0.4%	0.7%	0.7%
% of FP17s Relating to Continuations	13	9,518	0.1%	0.7%	0.8%
% of Patients satisfied with the dentistry they have received	15	15	100.0%	91.9%	92.0%
% of Patients satisfied with the time they had to wait for an appointment	15	15	100.0%	88.8%	88.1%

\* This is based on patients treated on this contract for their most recent course of treatment. Figures in italics indicate the base number of FP17s or Patient Questionnaire responses are less than 100. N/A is shown where the base number of responses is less than 10 during the period. % is calculated as Quantity/Base number\*100

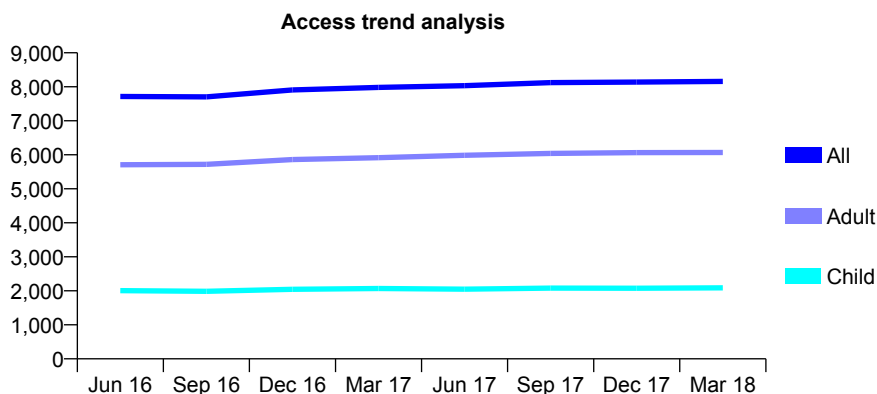
## 7A6 - Vital Signs At a Glance Contract Report for 177822/0001 - Year end March 2018

Name or company name	Beaufort Park Dental Care Ltd
Contract type name	GDS Contract
Purpose of contract	General
Contract start date	01/12/2010
Contract end date	

17/18 Contracted general activity (UDA)	22,070
Carry forward general activity (UDA)	0
17/18 Contracted orthodontic activity (UOA)	0
Carry forward orthodontic activity (UOA)	0
Baseline contract value	£590,424.21

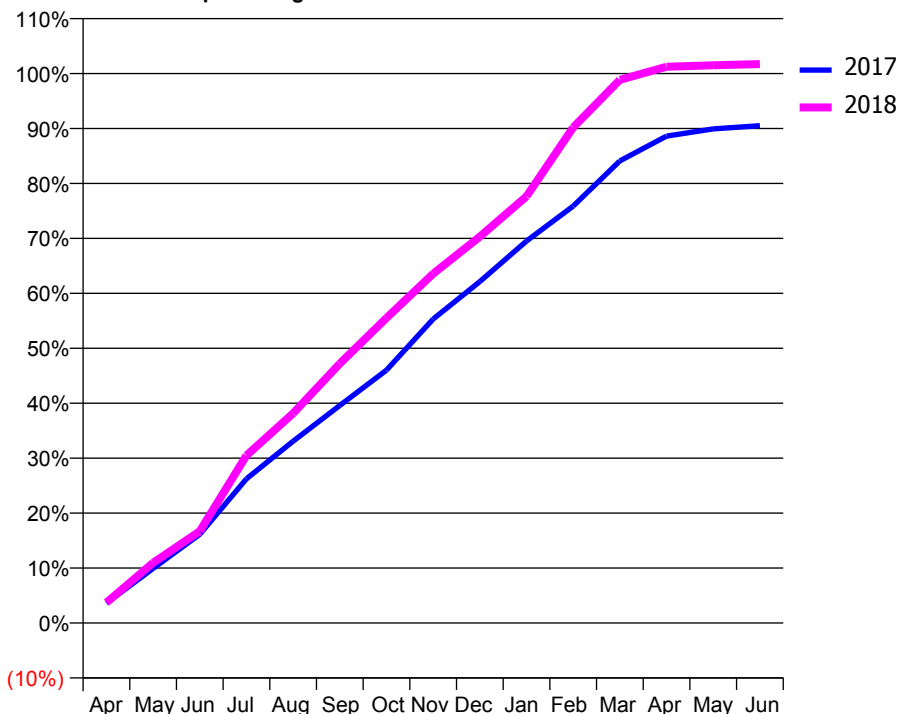
### ACCESS\*

Patients seen in 24 months	Total	Change since previous quarter
Quarter ending March 2017	7,984	
Quarter ending June 2017	8,035	→
Quarter ending September 2017	8,123	→
Quarter ending December 2017	8,141	→
Quarter ending March 2018	8,157	→
<b>Variance since March 2017</b>	<b>2.2%</b>	<b>↑</b>



### ACTIVITY

**Cumulative percentage of contracted UDA delivered 2017 & 2018**



Month	Adjusted Scheduled Activity (UDA)	
	2017	2018
April	878	821
May	2,417	2,416
June	3,927	3,686
July	6,383	6,730
August	8,049	8,420
September	9,629	10,418
October	11,190	12,250
November	13,452	14,027
December	15,112	15,520
January	16,904	17,134
February	18,454	19,904
March	20,454	21,814
April	21,548	22,342
May	21,869	22,399
June	22,012	22,450

### QUALITY

	Quantity	Base Number	Contract	LHB	Wales
% of FP17s for the same patient ID Re-attending within 3 months - Children	161	2,972	5.4%	8.5%	10.9%
% of FP17s for the same patient ID Re-attending within 3 months - Adults	955	8,376	11.4%	15.0%	16.2%
% of FP17s for the same patient ID Re-attending between 3 & 9 months - Children	1,704	2,972	57.3%	58.3%	59.0%
% of FP17s for the same patient ID Re-attending between 3 & 9 months - Adults	4,572	8,376	54.6%	54.7%	54.9%
% of FP17s for Band 1 Urgent Courses	621	10,916	5.7%	9.2%	9.0%
% of FP17s Relating to Free Repair or Replacements	91	10,916	0.8%	0.7%	0.7%
% of FP17s Relating to Continuations	75	10,916	0.7%	0.7%	0.8%
% of Patients satisfied with the dentistry they have received	27	29	93.1%	91.9%	92.0%
% of Patients satisfied with the time they had to wait for an appointment	27	29	93.1%	88.8%	88.1%

\* This is based on patients treated on this contract for their most recent course of treatment. Figures in italics indicate the base number of FP17s or Patient Questionnaire responses are less than 100. N/A is shown where the base number of responses is less than 10 during the period. % is calculated as Quantity/Base number\*100

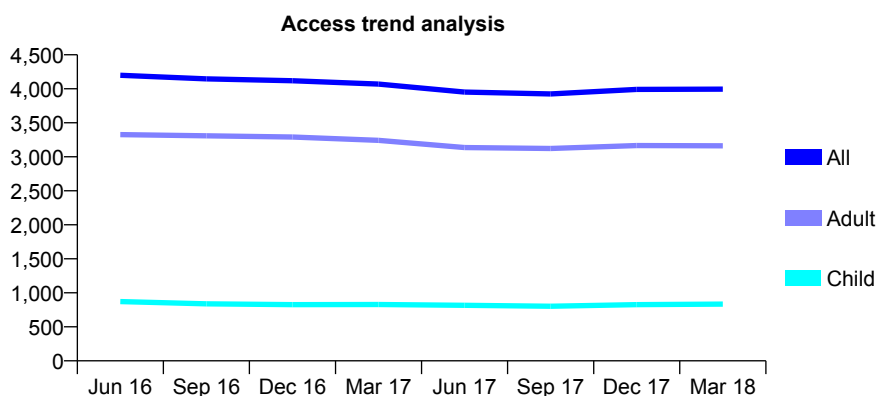
## 7A6 - Vital Signs At a Glance Contract Report for 180025/0001 - Year end March 2018

Name or company name	Dr James Thomas & Dr Iman Mehdi
Contract type name	GDS Contract
Purpose of contract	General
Contract start date	01/02/2009
Contract end date	

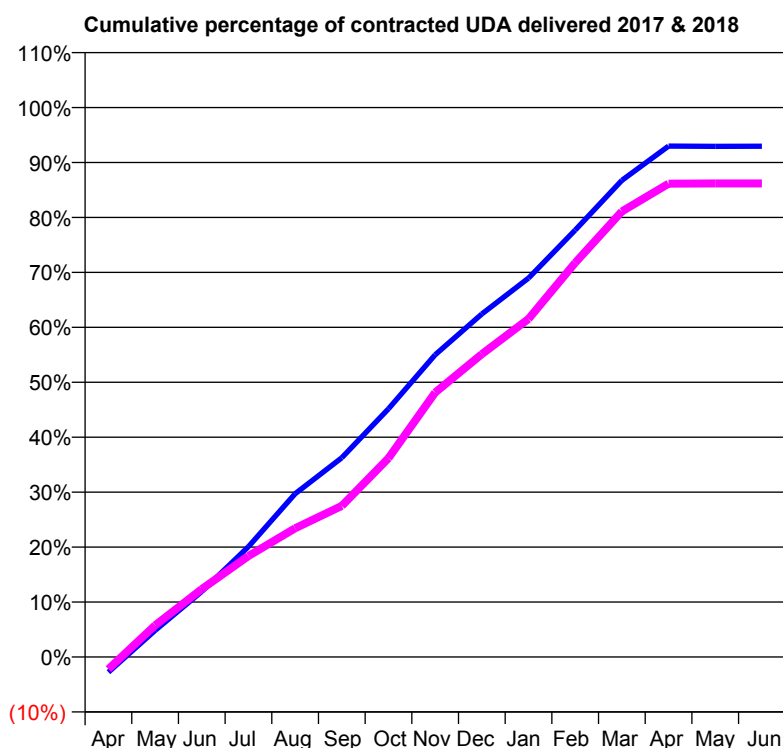
17/18 Contracted general activity (UDA)	14,481
Carry forward general activity (UDA)	520
17/18 Contracted orthodontic activity (UOA)	0
Carry forward orthodontic activity (UOA)	0
Baseline contract value	£355,598.76

### ACCESS\*

Patients seen in 24 months	Total	Change since previous quarter
Quarter ending March 2017	4,070	
Quarter ending June 2017	3,952	↓
Quarter ending September 2017	3,925	→
Quarter ending December 2017	3,992	→
Quarter ending March 2018	3,995	→
<b>Variance since March 2017</b>	<b>(1.8%)</b>	<b>↓</b>



### ACTIVITY



Month	Adjusted Scheduled Activity (UDA)	
	2017	2018
April	-403	-323
May	702	834
June	1,726	1,792
July	2,907	2,661
August	4,302	3,393
September	5,251	3,983
October	6,543	5,243
November	7,965	6,971
December	9,041	7,981
January	9,987	8,909
February	11,250	10,390
March	12,560	11,742
April	13,464	12,473
May	13,457	12,480
June	13,461	12,479

### QUALITY

	Quantity	Base Number	Contract	LHB	Wales
% of FP17s for the same patient ID Re-attending within 3 months - Children	118	1,122	10.5%	8.5%	10.9%
% of FP17s for the same patient ID Re-attending within 3 months - Adults	706	4,293	16.4%	15.0%	16.2%
% of FP17s for the same patient ID Re-attending between 3 & 9 months - Children	537	1,122	47.9%	58.3%	59.0%
% of FP17s for the same patient ID Re-attending between 3 & 9 months - Adults	2,058	4,293	47.9%	54.7%	54.9%
% of FP17s for Band 1 Urgent Courses	840	5,299	15.9%	9.2%	9.0%
% of FP17s Relating to Free Repair or Replacements	53	5,299	1.0%	0.7%	0.7%
% of FP17s Relating to Continuations	98	5,299	1.8%	0.7%	0.8%
% of Patients satisfied with the dentistry they have received	5	6	N/A	91.9%	92.0%
% of Patients satisfied with the time they had to wait for an appointment	5	6	N/A	88.8%	88.1%

\* This is based on patients treated on this contract for their most recent course of treatment. Figures in italics indicate the base number of FP17s or Patient Questionnaire responses are less than 100. N/A is shown where the base number of responses is less than 10 during the period. % is calculated as Quantity/Base number\*100



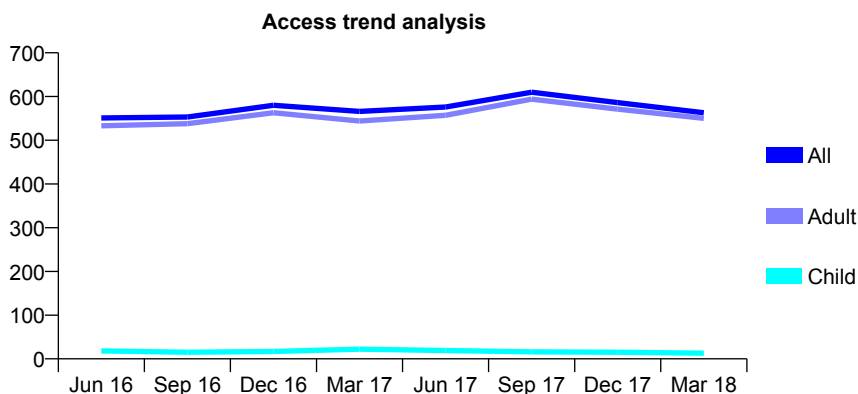
## 7A6 - Vital Signs At a Glance Contract Report for 180025/0002 - Year end March 2018

Name or company name	Dr James Thomas & Dr Iman Mehdi
Contract type name	GDS Contract
Purpose of contract	General
Contract start date	01/02/2009
Contract end date	

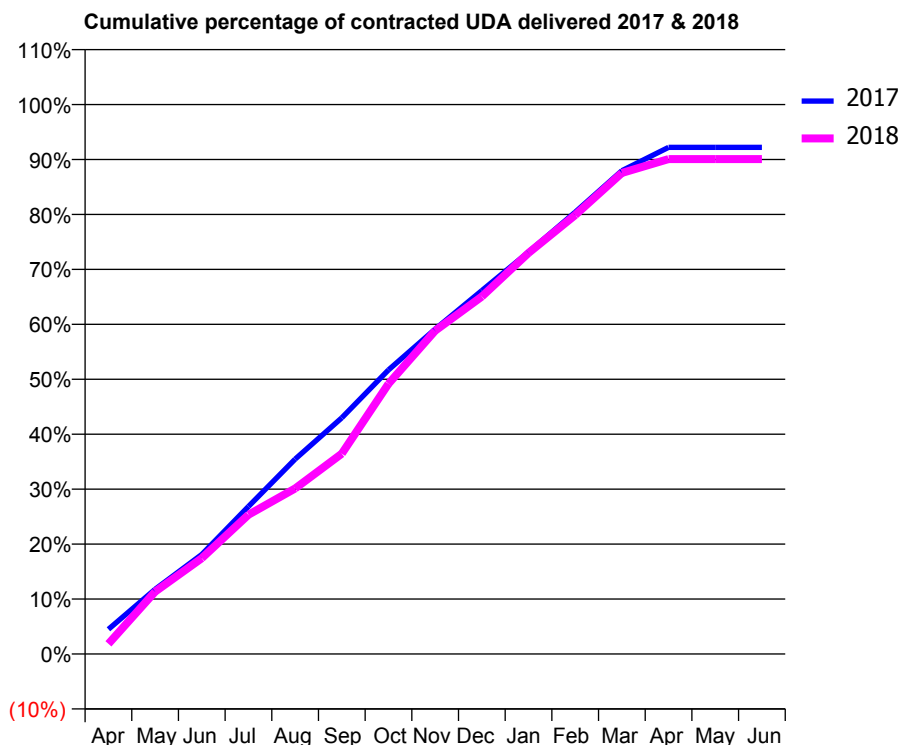
17/18 Contracted general activity (UDA)	907
Carry forward general activity (UDA)	0
17/18 Contracted orthodontic activity (UOA)	0
Carry forward orthodontic activity (UOA)	0
Baseline contract value	£32,272.33

### ACCESS\*

Patients seen in 24 months	Total	Change since previous quarter
Quarter ending March 2017	566	
Quarter ending June 2017	576	→
Quarter ending September 2017	610	↑
Quarter ending December 2017	586	↓
Quarter ending March 2018	563	↓
<b>Variance since March 2017</b>	<b>(0.5%)</b>	<b>→</b>



### ACTIVITY



Month	Adjusted Scheduled Activity (UDA)	
	2017	2018
April	41	17
May	107	103
June	164	158
July	244	230
August	322	273
September	390	331
October	469	446
November	536	534
December	600	590
January	663	662
February	729	724
March	798	794
April	836	817
May	836	817
June	836	817

### QUALITY

	Quantity	Base Number	Contract	LHB	Wales
% of FP17s for the same patient ID Re-attending within 3 months - Children	1	22	4.5%	8.5%	10.9%
% of FP17s for the same patient ID Re-attending within 3 months - Adults	32	675	4.7%	15.0%	16.2%
% of FP17s for the same patient ID Re-attending between 3 & 9 months - Children	0	22	0.0%	58.3%	59.0%
% of FP17s for the same patient ID Re-attending between 3 & 9 months - Adults	16	675	2.4%	54.7%	54.9%
% of FP17s for Band 1 Urgent Courses	682	684	99.7%	9.2%	9.0%
% of FP17s Relating to Free Repair or Replacements	0	684	0.0%	0.7%	0.7%
% of FP17s Relating to Continuations	0	684	0.0%	0.7%	0.8%
% of Patients satisfied with the dentistry they have received	0	0	N/A	91.9%	92.0%
% of Patients satisfied with the time they had to wait for an appointment	0	0	N/A	88.8%	88.1%

\* This is based on patients treated on this contract for their most recent course of treatment. Figures in italics indicate the base number of FP17s or Patient Questionnaire responses are less than 100. N/A is shown where the base number of responses is less than 10 during the period. % is calculated as Quantity/Base number\*100

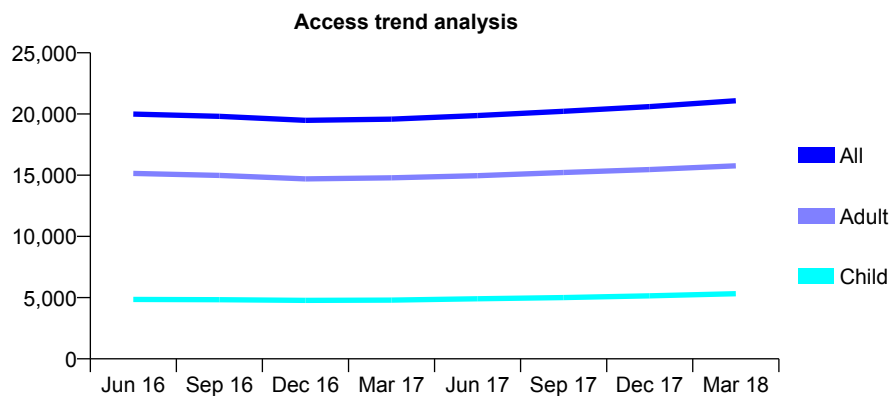
## 7A6 - Vital Signs At a Glance Contract Report for 181641/0001 - Year end March 2018

Name or company name	Noblecourt Ltd & Northberry Ltd
Contract type name	GDS Contract
Purpose of contract	General
Contract start date	13/09/2011
Contract end date	

17/18 Contracted general activity (UDA)	52,702
Carry forward general activity (UDA)	-291
17/18 Contracted orthodontic activity (UOA)	0
Carry forward orthodontic activity (UOA)	0
Baseline contract value	£1,685,859.50

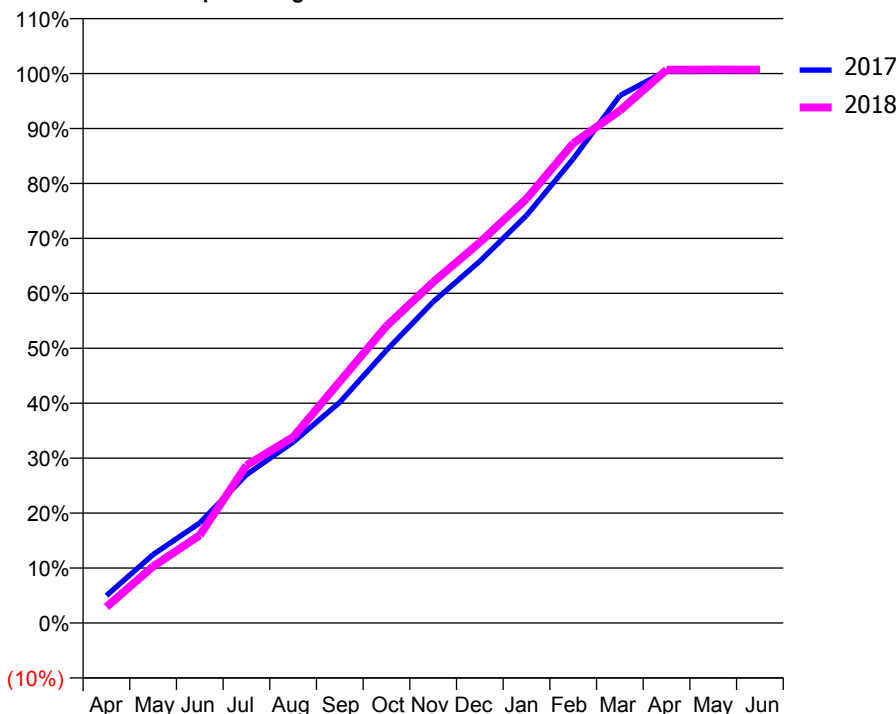
### ACCESS\*

Patients seen in 24 months	Total	Change since previous quarter
Quarter ending March 2017	19,581	
Quarter ending June 2017	19,870	→
Quarter ending September 2017	20,223	→
Quarter ending December 2017	20,604	→
Quarter ending March 2018	21,083	↑
<b>Variance since March 2017</b>	<b>7.7%</b>	<b>↑</b>



### ACTIVITY

Cumulative percentage of contracted UDA delivered 2017 & 2018



Month	Adjusted Scheduled Activity (UDA)	
	2017	2018
April	2,624	1,545
May	6,565	5,430
June	9,599	8,423
July	14,228	15,126
August	17,345	17,836
September	21,172	23,171
October	26,163	28,484
November	30,801	32,701
December	34,699	36,510
January	39,087	40,690
February	44,514	46,003
March	50,591	49,146
April	52,960	53,062
May	52,975	53,081
June	52,993	53,069

### QUALITY

	Quantity	Base Number	Contract	LHB	Wales
% of FP17s for the same patient ID Re-attending within 3 months - Children	515	7,076	7.3%	8.5%	10.9%
% of FP17s for the same patient ID Re-attending within 3 months - Adults	2,796	20,228	13.8%	15.0%	16.2%
% of FP17s for the same patient ID Re-attending between 3 & 9 months - Children	3,585	7,076	50.7%	58.3%	59.0%
% of FP17s for the same patient ID Re-attending between 3 & 9 months - Adults	10,051	20,228	49.7%	54.7%	54.9%
% of FP17s for Band 1 Urgent Courses	2,475	28,069	8.8%	9.2%	9.0%
% of FP17s Relating to Free Repair or Replacements	164	28,069	0.6%	0.7%	0.7%
% of FP17s Relating to Continuations	92	28,069	0.3%	0.7%	0.8%
% of Patients satisfied with the dentistry they have received	32	34	94.1%	91.9%	92.0%
% of Patients satisfied with the time they had to wait for an appointment	30	34	88.2%	88.8%	88.1%

\* This is based on patients treated on this contract for their most recent course of treatment. Figures in italics indicate the base number of FP17s or Patient Questionnaire responses are less than 100. N/A is shown where the base number of responses is less than 10 during the period. % is calculated as Quantity/Base number\*100

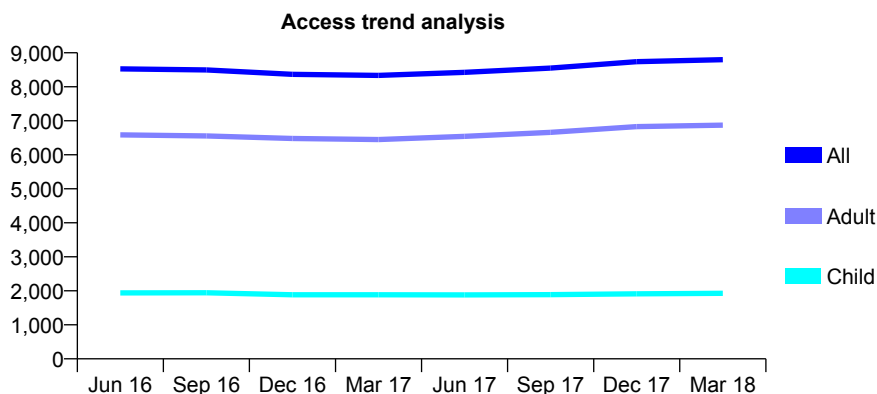
## 7A6 - Vital Signs At a Glance Contract Report for 183350/0001 - Year end March 2018

Name or company name	Crosskeys Dental Practice Limited
Contract type name	GDS Contract
Purpose of contract	General
Contract start date	01/06/2013
Contract end date	

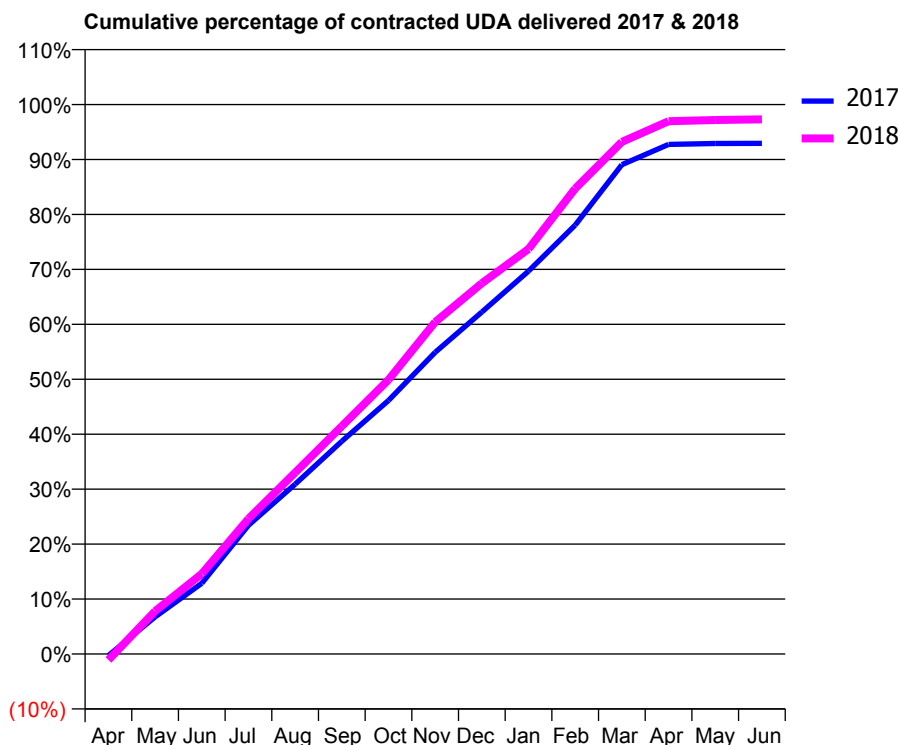
17/18 Contracted general activity (UDA)	28,668
Carry forward general activity (UDA)	1,433
17/18 Contracted orthodontic activity (UOA)	0
Carry forward orthodontic activity (UOA)	0
Baseline contract value	£714,521.80

### ACCESS\*

Patients seen in 24 months	Total	Change since previous quarter
Quarter ending March 2017	8,335	
Quarter ending June 2017	8,424	→
Quarter ending September 2017	8,550	→
Quarter ending December 2017	8,740	↑
Quarter ending March 2018	8,799	→
<b>Variance since March 2017</b>	<b>5.6%</b>	<b>↑</b>



### ACTIVITY



Month	Adjusted Scheduled Activity (UDA)	
	2017	2018
April	-88	-317
May	1,941	2,235
June	3,694	4,185
July	6,716	7,059
August	8,856	9,466
September	11,098	11,889
October	13,229	14,308
November	15,736	17,320
December	17,843	19,341
January	19,974	21,128
February	22,377	24,282
March	25,532	26,717
April	26,585	27,796
May	26,634	27,861
June	26,640	27,892

### QUALITY

	Quantity	Base Number	Contract	LHB	Wales
% of FP17s for the same patient ID Re-attending within 3 months - Children	232	3,146	7.4%	8.5%	10.9%
% of FP17s for the same patient ID Re-attending within 3 months - Adults	1,323	10,968	12.1%	15.0%	16.2%
% of FP17s for the same patient ID Re-attending between 3 & 9 months - Children	2,235	3,146	71.0%	58.3%	59.0%
% of FP17s for the same patient ID Re-attending between 3 & 9 months - Adults	7,277	10,968	66.3%	54.7%	54.9%
% of FP17s for Band 1 Urgent Courses	1,298	14,108	9.2%	9.2%	9.0%
% of FP17s Relating to Free Repair or Replacements	90	14,108	0.6%	0.7%	0.7%
% of FP17s Relating to Continuations	56	14,108	0.4%	0.7%	0.8%
% of Patients satisfied with the dentistry they have received	24	25	96.0%	91.9%	92.0%
% of Patients satisfied with the time they had to wait for an appointment	24	25	96.0%	88.8%	88.1%

\* This is based on patients treated on this contract for their most recent course of treatment. Figures in italics indicate the base number of FP17s or Patient Questionnaire responses are less than 100. N/A is shown where the base number of responses is less than 10 during the period. % is calculated as Quantity/Base number\*100

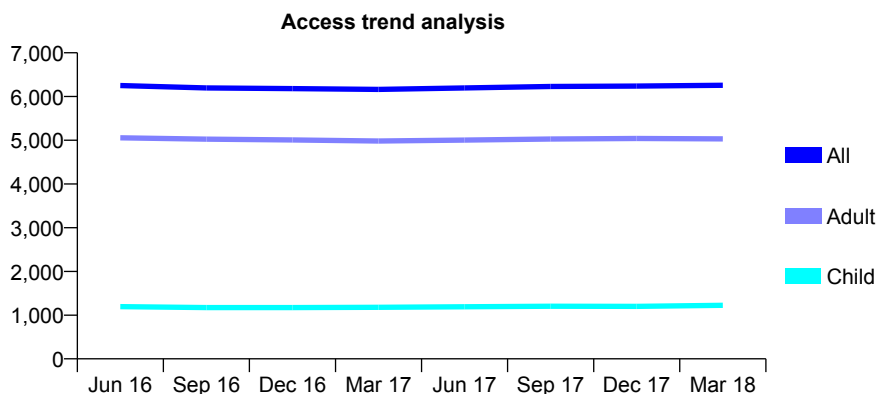
## 7A6 - Vital Signs At a Glance Contract Report for 187933/0001 - Year end March 2018

Name or company name	NDP Services Ltd
Contract type name	GDS Contract
Purpose of contract	General
Contract start date	01/10/2010
Contract end date	

17/18 Contracted general activity (UDA)	23,252
Carry forward general activity (UDA)	-1,001
17/18 Contracted orthodontic activity (UOA)	0
Carry forward orthodontic activity (UOA)	0
Baseline contract value	£613,321.10

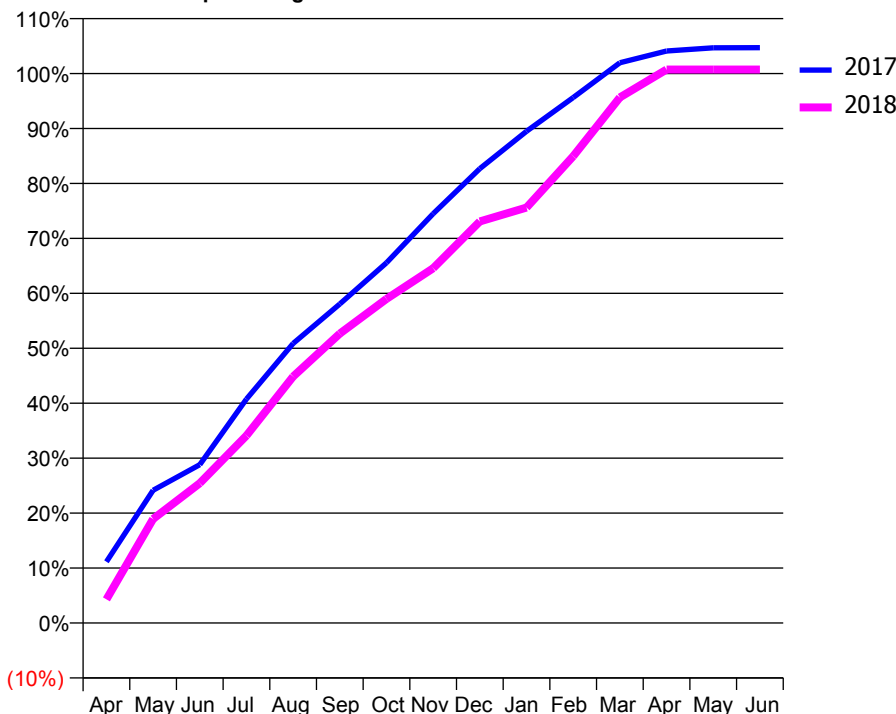
### ACCESS\*

Patients seen in 24 months	Total	Change since previous quarter
Quarter ending March 2017	6,162	
Quarter ending June 2017	6,195	→
Quarter ending September 2017	6,231	→
Quarter ending December 2017	6,239	→
Quarter ending March 2018	6,256	→
<b>Variance since March 2017</b>	<b>1.5%</b>	<b>→</b>



### ACTIVITY

Cumulative percentage of contracted UDA delivered 2017 & 2018



Month	Adjusted Scheduled Activity (UDA)	
	2017	2018
April	2,375	1,001
May	5,145	4,405
June	6,141	5,916
July	8,680	7,933
August	10,837	10,433
September	12,367	12,245
October	13,964	13,714
November	15,871	15,014
December	17,617	16,992
January	19,065	17,581
February	20,370	19,749
March	21,721	22,242
April	22,177	23,417
May	22,300	23,420
June	22,305	23,422

### QUALITY

	Quantity	Base Number	Contract	LHB	Wales
% of FP17s for the same patient ID Re-attending within 3 months - Children	187	1,886	9.9%	8.5%	10.9%
% of FP17s for the same patient ID Re-attending within 3 months - Adults	2,078	8,942	23.2%	15.0%	16.2%
% of FP17s for the same patient ID Re-attending between 3 & 9 months - Children	1,075	1,886	57.0%	58.3%	59.0%
% of FP17s for the same patient ID Re-attending between 3 & 9 months - Adults	4,840	8,942	54.1%	54.7%	54.9%
% of FP17s for Band 1 Urgent Courses	1,327	10,983	12.1%	9.2%	9.0%
% of FP17s Relating to Free Repair or Replacements	185	10,983	1.7%	0.7%	0.7%
% of FP17s Relating to Continuations	78	10,983	0.7%	0.7%	0.8%
% of Patients satisfied with the dentistry they have received	21	21	100.0%	91.9%	92.0%
% of Patients satisfied with the time they had to wait for an appointment	19	21	90.5%	88.8%	88.1%

\* This is based on patients treated on this contract for their most recent course of treatment. Figures in italics indicate the base number of FP17s or Patient Questionnaire responses are less than 100. N/A is shown where the base number of responses is less than 10 during the period. % is calculated as Quantity/Base number\*100

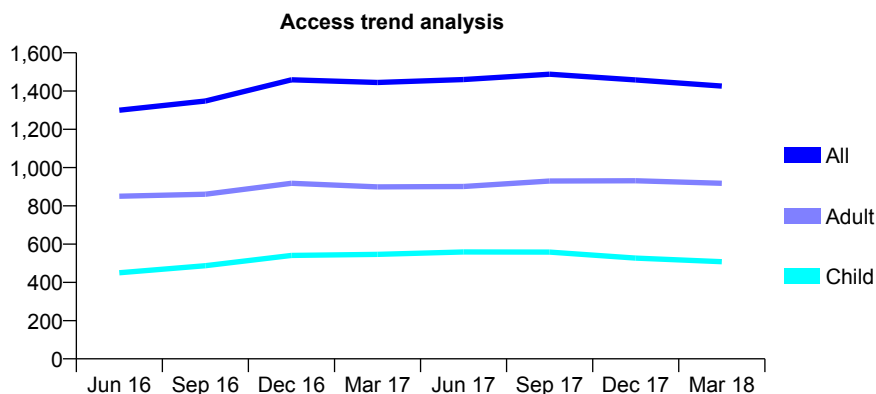
## 7A6 - Vital Signs At a Glance Contract Report for 188069/0001 - Year end March 2018

Name or company name	Rowancrown Ltd
Contract type name	GDS Contract
Purpose of contract	General
Contract start date	01/03/2012
Contract end date	

17/18 Contracted general activity (UDA)	4,687
Carry forward general activity (UDA)	-190
17/18 Contracted orthodontic activity (UOA)	0
Carry forward orthodontic activity (UOA)	0
Baseline contract value	£128,435.03

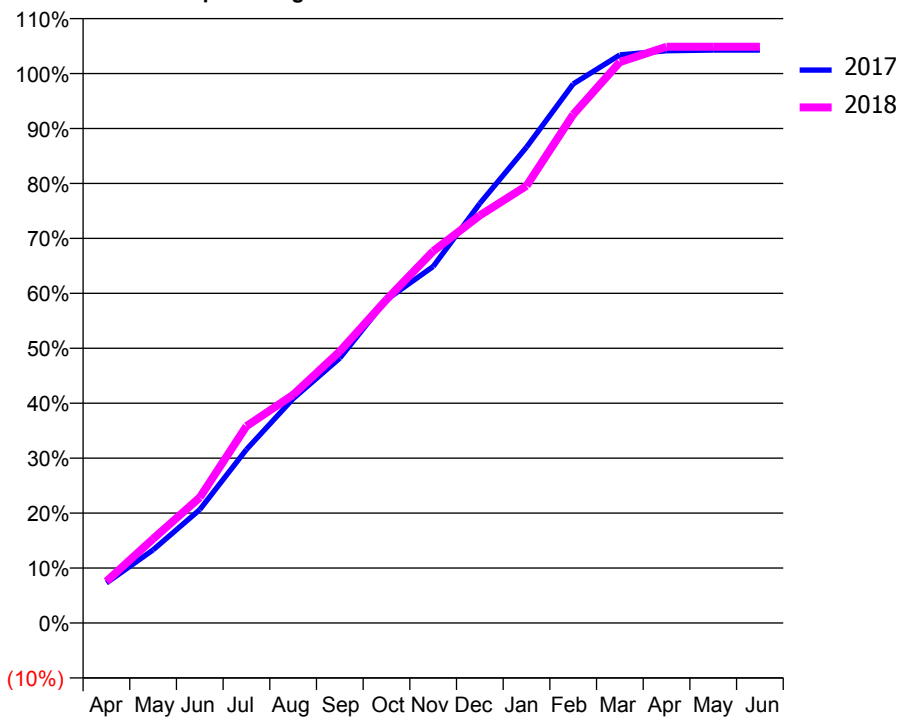
### ACCESS\*

Patients seen in 24 months	Total	Change since previous quarter
Quarter ending March 2017	1,445	
Quarter ending June 2017	1,460	→
Quarter ending September 2017	1,488	→
Quarter ending December 2017	1,458	↓
Quarter ending March 2018	1,426	↓
<b>Variance since March 2017</b>	<b>(1.3%)</b>	<b>↓</b>



### ACTIVITY

Cumulative percentage of contracted UDA delivered 2017 & 2018



Month	Adjusted Scheduled Activity (UDA)	
	2017	2018
April	326	356
May	595	718
June	922	1,070
July	1,411	1,680
August	1,824	1,947
September	2,154	2,317
October	2,628	2,758
November	2,898	3,172
December	3,411	3,476
January	3,868	3,729
February	4,382	4,337
March	4,618	4,785
April	4,652	4,915
May	4,657	4,915
June	4,657	4,915

### QUALITY

	Quantity	Base Number	Contract	LHB	Wales
% of FP17s for the same patient ID Re-attending within 3 months - Children	42	885	4.7%	8.5%	10.9%
% of FP17s for the same patient ID Re-attending within 3 months - Adults	150	1,384	10.8%	15.0%	16.2%
% of FP17s for the same patient ID Re-attending between 3 & 9 months - Children	421	885	47.6%	58.3%	59.0%
% of FP17s for the same patient ID Re-attending between 3 & 9 months - Adults	493	1,384	35.6%	54.7%	54.9%
% of FP17s for Band 1 Urgent Courses	282	2,300	12.3%	9.2%	9.0%
% of FP17s Relating to Free Repair or Replacements	5	2,300	0.2%	0.7%	0.7%
% of FP17s Relating to Continuations	10	2,300	0.4%	0.7%	0.8%
% of Patients satisfied with the dentistry they have received	0	1	N/A	91.9%	92.0%
% of Patients satisfied with the time they had to wait for an appointment	1	1	N/A	88.8%	88.1%

\* This is based on patients treated on this contract for their most recent course of treatment. Figures in italics indicate the base number of FP17s or Patient Questionnaire responses are less than 100. N/A is shown where the base number of responses is less than 10 during the period. % is calculated as Quantity/Base number\*100

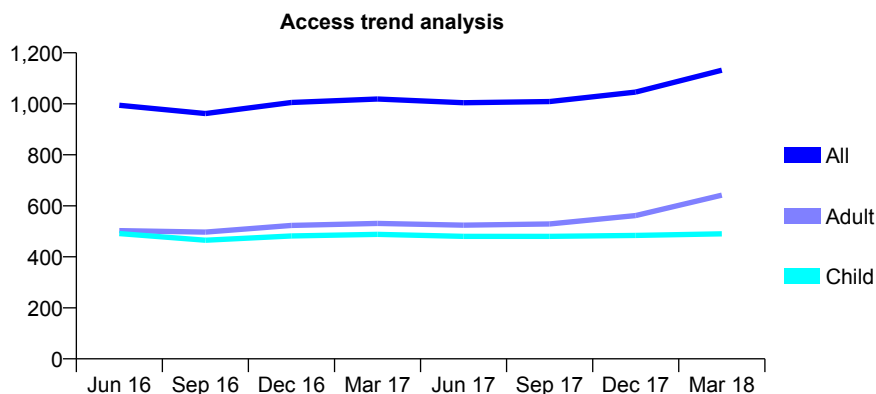
## 7A6 - Vital Signs At a Glance Contract Report for 190195/0009 - Year end March 2018

Name or company name	Xeon Smiles UK Ltd
Contract type name	GDS Contract
Purpose of contract	General
Contract start date	01/04/2012
Contract end date	

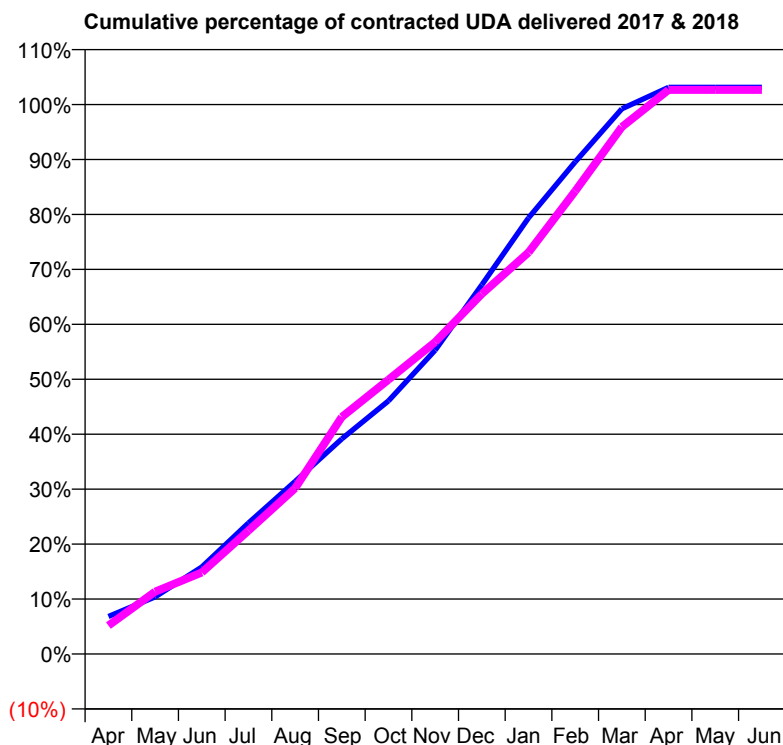
17/18 Contracted general activity (UDA)	2,325
Carry forward general activity (UDA)	-72
17/18 Contracted orthodontic activity (UOA)	0
Carry forward orthodontic activity (UOA)	0
Baseline contract value	£57,226.35

### ACCESS\*

Patients seen in 24 months	Total	Change since previous quarter
Quarter ending March 2017	1,019	
Quarter ending June 2017	1,004	↓
Quarter ending September 2017	1,009	→
Quarter ending December 2017	1,046	↑
Quarter ending March 2018	1,132	↑
<b>Variance since March 2017</b>	<b>11.1%</b>	<b>↑</b>



### ACTIVITY



Month	Adjusted Scheduled Activity (UDA)	
	2017	2018
April	159	120
May	242	264
June	368	345
July	554	522
August	730	702
September	910	1,003
October	1,071	1,161
November	1,286	1,320
December	1,562	1,523
January	1,845	1,699
February	2,082	1,959
March	2,307	2,230
April	2,397	2,387
May	2,397	2,387
June	2,397	2,387

### QUALITY

	Quantity	Base Number	Contract	LHB	Wales
% of FP17s for the same patient ID Re-attending within 3 months - Children	61	717	8.5%	8.5%	10.9%
% of FP17s for the same patient ID Re-attending within 3 months - Adults	73	757	9.6%	15.0%	16.2%
% of FP17s for the same patient ID Re-attending between 3 & 9 months - Children	417	717	58.2%	58.3%	59.0%
% of FP17s for the same patient ID Re-attending between 3 & 9 months - Adults	411	757	54.3%	54.7%	54.9%
% of FP17s for Band 1 Urgent Courses	101	1,489	6.8%	9.2%	9.0%
% of FP17s Relating to Free Repair or Replacements	1	1,489	0.1%	0.7%	0.7%
% of FP17s Relating to Continuations	0	1,489	0.0%	0.7%	0.8%
% of Patients satisfied with the dentistry they have received	2	2	N/A	91.9%	92.0%
% of Patients satisfied with the time they had to wait for an appointment	1	2	N/A	88.8%	88.1%

\* This is based on patients treated on this contract for their most recent course of treatment. Figures in italics indicate the base number of FP17s or Patient Questionnaire responses are less than 100. N/A is shown where the base number of responses is less than 10 during the period. % is calculated as Quantity/Base number\*100

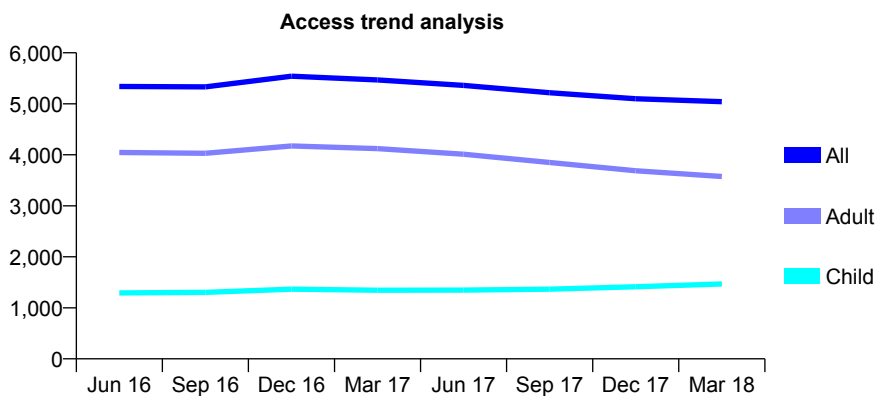
## 7A6 - Vital Signs At a Glance Contract Report for 190195/0012 - Year end March 2018

Name or company name	Xeon Smiles UK Ltd
Contract type name	GDS Contract
Purpose of contract	General
Contract start date	01/04/2012
Contract end date	

17/18 Contracted general activity (UDA)	18,856
Carry forward general activity (UDA)	-943
17/18 Contracted orthodontic activity (UOA)	0
Carry forward orthodontic activity (UOA)	0
Baseline contract value	£457,269.37

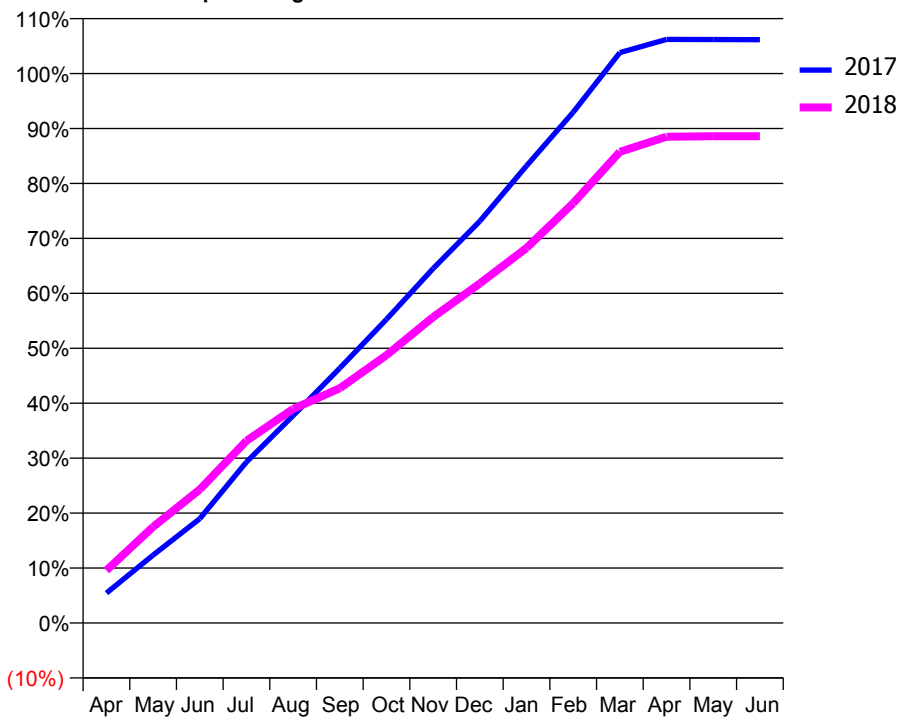
### ACCESS\*

Patients seen in 24 months	Total	Change since previous quarter
Quarter ending March 2017	5,467	
Quarter ending June 2017	5,360	↓
Quarter ending September 2017	5,216	↓
Quarter ending December 2017	5,100	↓
Quarter ending March 2018	5,042	↓
<b>Variance since March 2017</b>	<b>(7.8%)</b>	<b>↓</b>



### ACTIVITY

Cumulative percentage of contracted UDA delivered 2017 & 2018



Month	Adjusted Scheduled Activity (UDA)	
	2017	2018
April	1,029	1,804
May	2,333	3,302
June	3,583	4,585
July	5,527	6,251
August	7,118	7,344
September	8,745	8,055
October	10,423	9,191
November	12,166	10,501
December	13,790	11,650
January	15,687	12,871
February	17,525	14,405
March	19,571	16,168
April	20,028	16,687
May	20,023	16,706
June	20,017	16,705

### QUALITY

	Quantity	Base Number	Contract	LHB	Wales
% of FP17s for the same patient ID Re-attending within 3 months - Children	218	2,201	9.9%	8.5%	10.9%
% of FP17s for the same patient ID Re-attending within 3 months - Adults	691	5,157	13.4%	15.0%	16.2%
% of FP17s for the same patient ID Re-attending between 3 & 9 months - Children	1,227	2,201	55.7%	58.3%	59.0%
% of FP17s for the same patient ID Re-attending between 3 & 9 months - Adults	3,321	5,157	64.4%	54.7%	54.9%
% of FP17s for Band 1 Urgent Courses	513	7,406	6.9%	9.2%	9.0%
% of FP17s Relating to Free Repair or Replacements	91	7,406	1.2%	0.7%	0.7%
% of FP17s Relating to Continuations	23	7,406	0.3%	0.7%	0.8%
% of Patients satisfied with the dentistry they have received	10	11	90.9%	91.9%	92.0%
% of Patients satisfied with the time they had to wait for an appointment	7	11	63.6%	88.8%	88.1%

\* This is based on patients treated on this contract for their most recent course of treatment. Figures in italics indicate the base number of FP17s or Patient Questionnaire responses are less than 100. N/A is shown where the base number of responses is less than 10 during the period. % is calculated as Quantity/Base number\*100



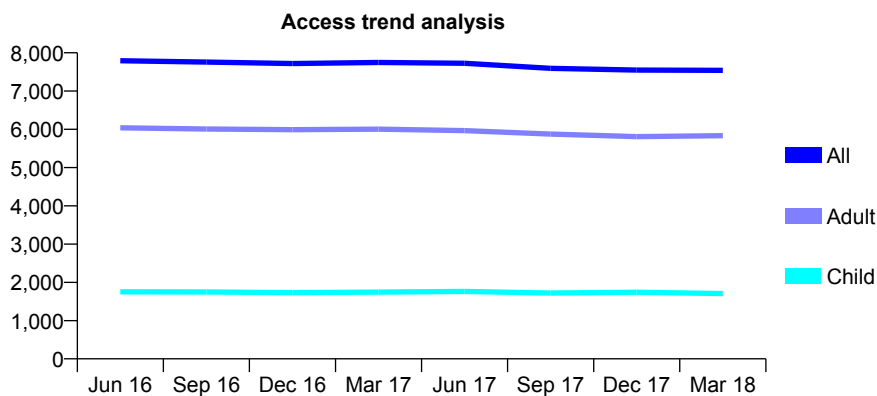
## 7A6 - Vital Signs At a Glance Contract Report for 190195/0014 - Year end March 2018

Name or company name	Xeon Smiles UK Ltd
Contract type name	GDS Contract
Purpose of contract	General
Contract start date	01/04/2012
Contract end date	

17/18 Contracted general activity (UDA)	24,172
Carry forward general activity (UDA)	-662
17/18 Contracted orthodontic activity (UOA)	0
Carry forward orthodontic activity (UOA)	0
Baseline contract value	£646,514.22

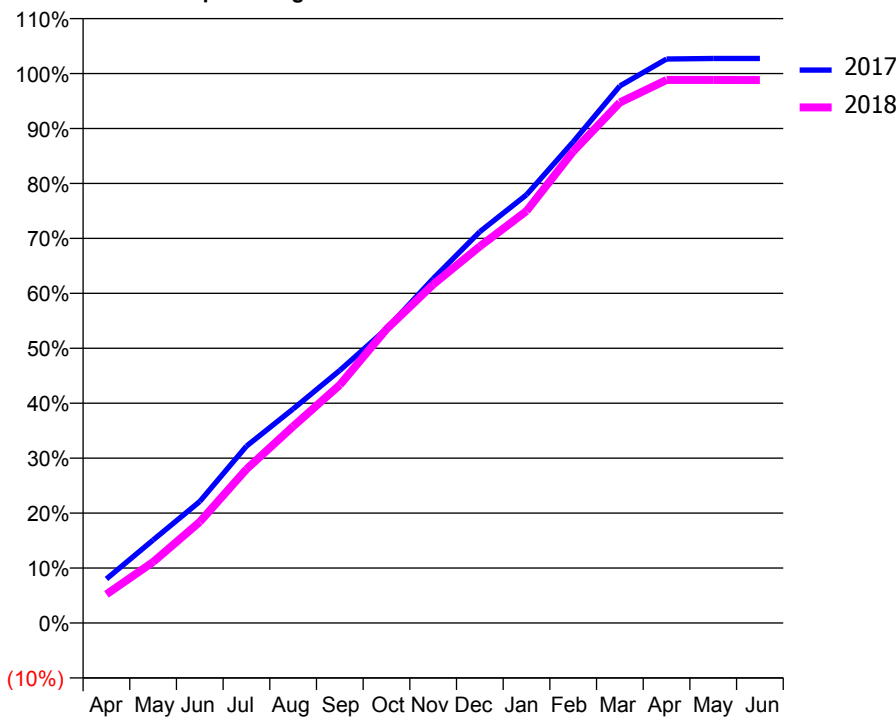
### ACCESS\*

Patients seen in 24 months	Total	Change since previous quarter
Quarter ending March 2017	7,747	
Quarter ending June 2017	7,728	→
Quarter ending September 2017	7,595	↓
Quarter ending December 2017	7,550	→
Quarter ending March 2018	7,542	→
<b>Variance since March 2017</b>	<b>(2.6%)</b>	<b>↓</b>



### ACTIVITY

Cumulative percentage of contracted UDA delivered 2017 & 2018



Month	2017	2018
April	1,937	1,264
May	3,650	2,684
June	5,348	4,451
July	7,783	6,766
August	9,417	8,652
September	11,113	10,471
October	12,945	12,924
November	15,150	14,892
December	17,213	16,567
January	18,840	18,123
February	21,167	20,743
March	23,622	22,896
April	24,807	23,887
May	24,833	23,886
June	24,834	23,880

### QUALITY

	Quantity	Base Number	Contract	LHB	Wales
% of FP17s for the same patient ID Re-attending within 3 months - Children	113	2,314	4.9%	8.5%	10.9%
% of FP17s for the same patient ID Re-attending within 3 months - Adults	797	7,712	10.3%	15.0%	16.2%
% of FP17s for the same patient ID Re-attending between 3 & 9 months - Children	1,330	2,314	57.5%	58.3%	59.0%
% of FP17s for the same patient ID Re-attending between 3 & 9 months - Adults	4,744	7,712	61.5%	54.7%	54.9%
% of FP17s for Band 1 Urgent Courses	359	9,910	3.6%	9.2%	9.0%
% of FP17s Relating to Free Repair or Replacements	54	9,910	0.5%	0.7%	0.7%
% of FP17s Relating to Continuations	12	9,910	0.1%	0.7%	0.8%
% of Patients satisfied with the dentistry they have received	15	17	88.2%	91.9%	92.0%
% of Patients satisfied with the time they had to wait for an appointment	12	17	70.6%	88.8%	88.1%

\* This is based on patients treated on this contract for their most recent course of treatment. Figures in italics indicate the base number of FP17s or Patient Questionnaire responses are less than 100. N/A is shown where the base number of responses is less than 10 during the period. % is calculated as Quantity/Base number\*100

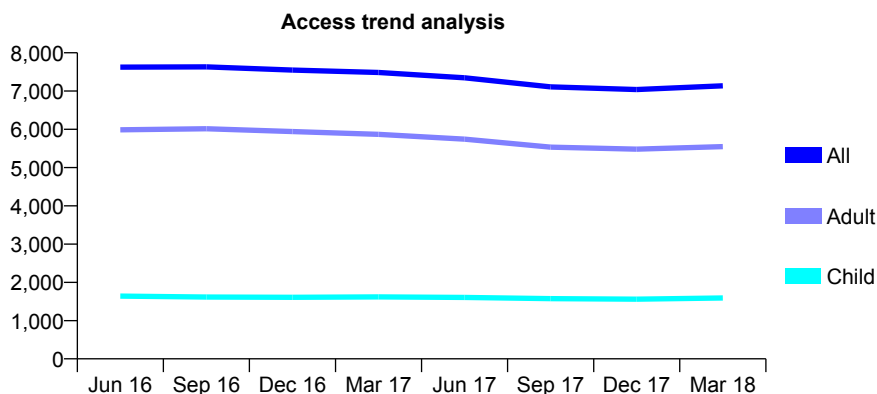
## 7A6 - Vital Signs At a Glance Contract Report for 190195/0015 - Year end March 2018

Name or company name	Xeon Smiles UK Ltd
Contract type name	GDS Contract
Purpose of contract	General
Contract start date	01/04/2012
Contract end date	

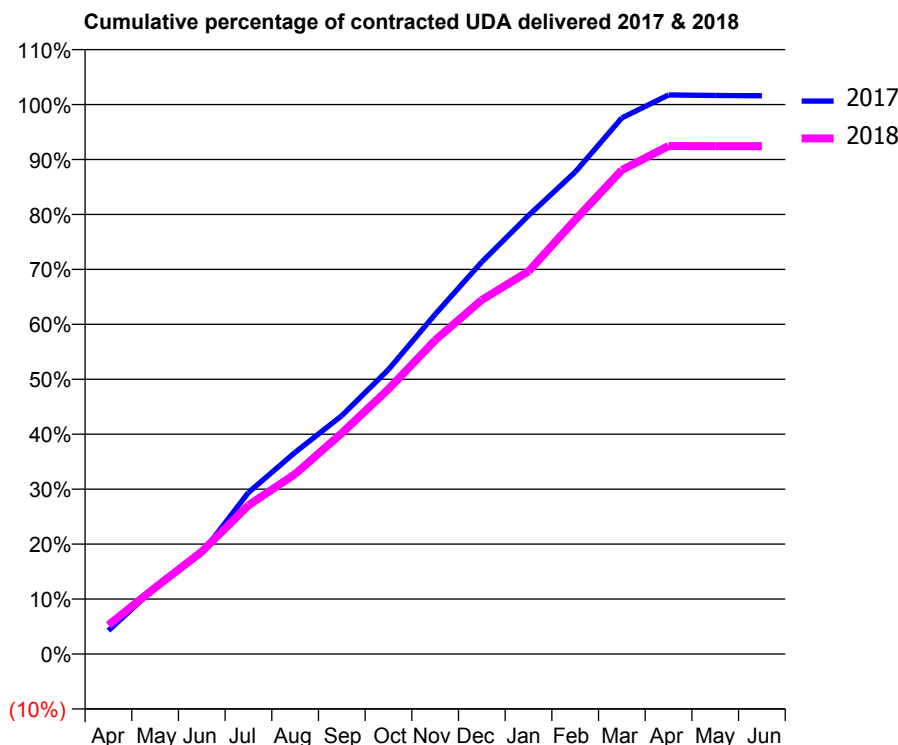
17/18 Contracted general activity (UDA)	24,572
Carry forward general activity (UDA)	-393
17/18 Contracted orthodontic activity (UOA)	0
Carry forward orthodontic activity (UOA)	0
Baseline contract value	£668,791.20

### ACCESS\*

Patients seen in 24 months	Total	Change since previous quarter
Quarter ending March 2017	7,487	
Quarter ending June 2017	7,348	↓
Quarter ending September 2017	7,108	↓
Quarter ending December 2017	7,040	→
Quarter ending March 2018	7,137	→
<b>Variance since March 2017</b>	<b>(4.7%)</b>	<b>↓</b>



### ACTIVITY



Month	Adjusted Scheduled Activity (UDA)	
	2017	2018
April	1,049	1,290
May	2,969	2,967
June	4,507	4,576
July	7,222	6,653
August	9,020	8,048
September	10,657	9,879
October	12,719	11,843
November	15,191	14,033
December	17,531	15,835
January	19,611	17,108
February	21,554	19,413
March	23,976	21,645
April	24,998	22,716
May	24,975	22,707
June	24,965	22,710

### QUALITY

	Quantity	Base Number	Contract	LHB	Wales
% of FP17s for the same patient ID Re-attending within 3 months - Children	181	2,291	7.9%	8.5%	10.9%
% of FP17s for the same patient ID Re-attending within 3 months - Adults	1,156	7,741	14.9%	15.0%	16.2%
% of FP17s for the same patient ID Re-attending between 3 & 9 months - Children	1,336	2,291	58.3%	58.3%	59.0%
% of FP17s for the same patient ID Re-attending between 3 & 9 months - Adults	4,312	7,741	55.7%	54.7%	54.9%
% of FP17s for Band 1 Urgent Courses	1,058	10,057	10.5%	9.2%	9.0%
% of FP17s Relating to Free Repair or Replacements	95	10,057	0.9%	0.7%	0.7%
% of FP17s Relating to Continuations	33	10,057	0.3%	0.7%	0.8%
% of Patients satisfied with the dentistry they have received	19	25	76.0%	91.9%	92.0%
% of Patients satisfied with the time they had to wait for an appointment	23	25	92.0%	88.8%	88.1%

\* This is based on patients treated on this contract for their most recent course of treatment. Figures in italics indicate the base number of FP17s or Patient Questionnaire responses are less than 100. N/A is shown where the base number of responses is less than 10 during the period. % is calculated as Quantity/Base number\*100

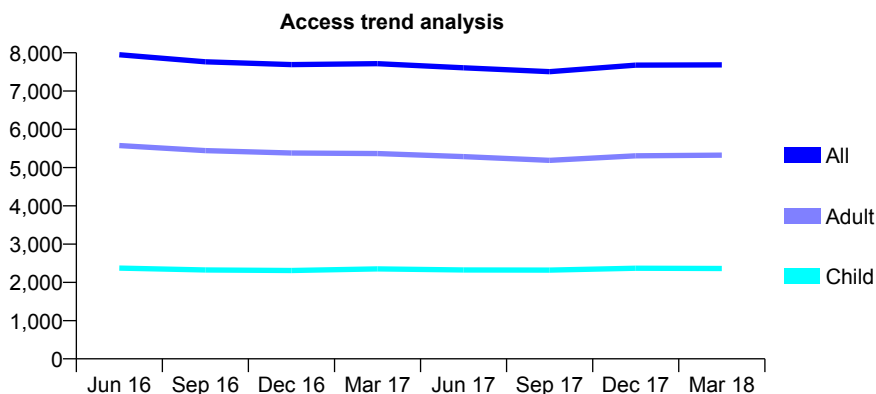
## 7A6 - Vital Signs At a Glance Contract Report for 190195/0020 - Year end March 2018

Name or company name	Xeon Smiles UK Ltd
Contract type name	GDS Contract
Purpose of contract	General
Contract start date	18/07/2012
Contract end date	

17/18 Contracted general activity (UDA)	20,705
Carry forward general activity (UDA)	57
17/18 Contracted orthodontic activity (UOA)	0
Carry forward orthodontic activity (UOA)	0
Baseline contract value	£540,970.97

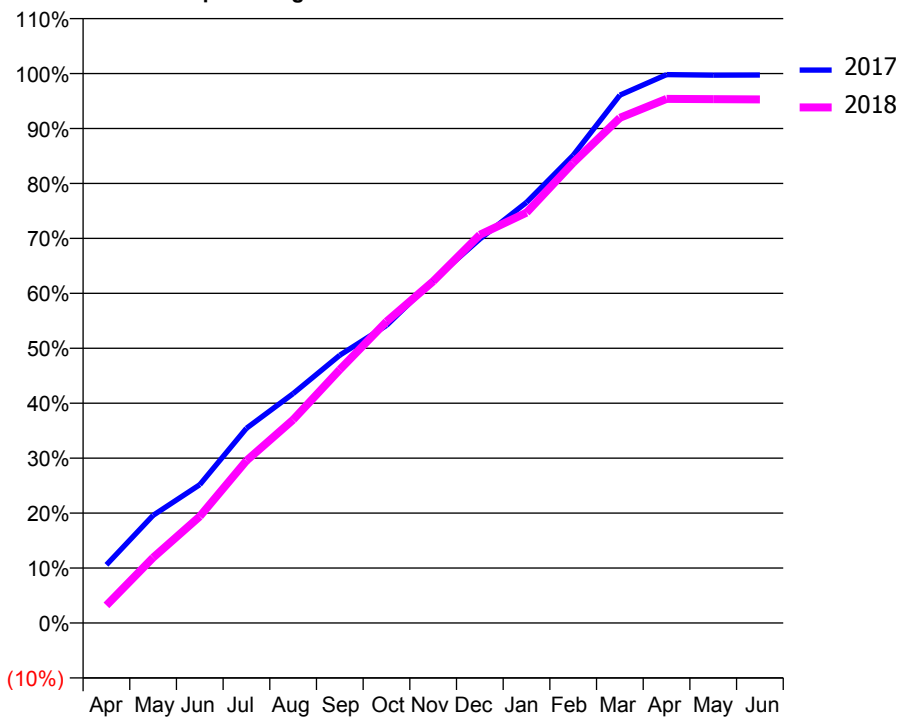
### ACCESS\*

Patients seen in 24 months	Total	Change since previous quarter
Quarter ending March 2017	7,717	
Quarter ending June 2017	7,609	↓
Quarter ending September 2017	7,507	↓
Quarter ending December 2017	7,677	↑
Quarter ending March 2018	7,684	→
<b>Variance since March 2017</b>	<b>(0.4%)</b>	→



### ACTIVITY

Cumulative percentage of contracted UDA delivered 2017 & 2018



Month	Adjusted Scheduled Activity (UDA)	
	2017	2018
April	2,194	668
May	4,056	2,462
June	5,213	4,017
July	7,338	6,117
August	8,647	7,660
September	10,092	9,550
October	11,210	11,357
November	12,910	12,874
December	14,468	14,628
January	15,848	15,460
February	17,624	17,343
March	19,887	19,036
April	20,661	19,747
May	20,643	19,740
June	20,648	19,730

### QUALITY

	Quantity	Base Number	Contract	LHB	Wales
% of FP17s for the same patient ID Re-attending within 3 months - Children	167	3,229	5.2%	8.5%	10.9%
% of FP17s for the same patient ID Re-attending within 3 months - Adults	720	7,222	10.0%	15.0%	16.2%
% of FP17s for the same patient ID Re-attending between 3 & 9 months - Children	1,868	3,229	57.9%	58.3%	59.0%
% of FP17s for the same patient ID Re-attending between 3 & 9 months - Adults	3,938	7,222	54.5%	54.7%	54.9%
% of FP17s for Band 1 Urgent Courses	892	10,399	8.6%	9.2%	9.0%
% of FP17s Relating to Free Repair or Replacements	49	10,399	0.5%	0.7%	0.7%
% of FP17s Relating to Continuations	8	10,399	0.1%	0.7%	0.8%
% of Patients satisfied with the dentistry they have received	25	27	92.6%	91.9%	92.0%
% of Patients satisfied with the time they had to wait for an appointment	22	27	81.5%	88.8%	88.1%

\* This is based on patients treated on this contract for their most recent course of treatment. Figures in italics indicate the base number of FP17s or Patient Questionnaire responses are less than 100. N/A is shown where the base number of responses is less than 10 during the period. % is calculated as Quantity/Base number\*100

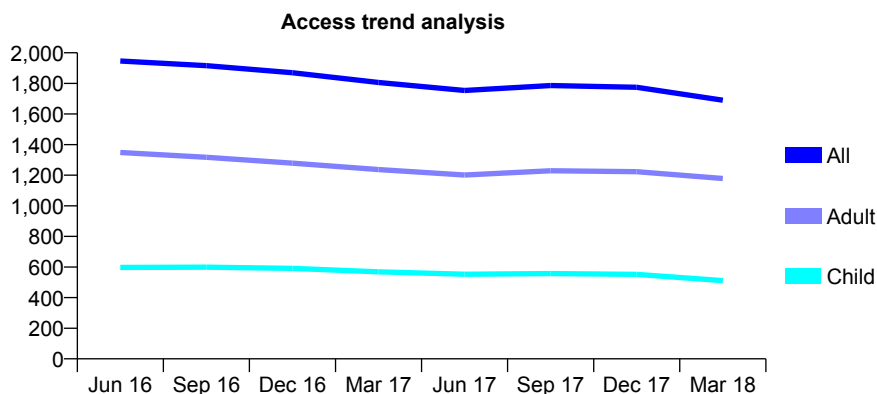
## 7A6 - Vital Signs At a Glance Contract Report for 190535/0001 - Year end March 2018

Name or company name	Cwmbran Dental Spa
Contract type name	GDS Contract
Purpose of contract	General
Contract start date	01/04/2012
Contract end date	

17/18 Contracted general activity (UDA)	6,082
Carry forward general activity (UDA)	-29
17/18 Contracted orthodontic activity (UOA)	0
Carry forward orthodontic activity (UOA)	0
Baseline contract value	£151,679.50

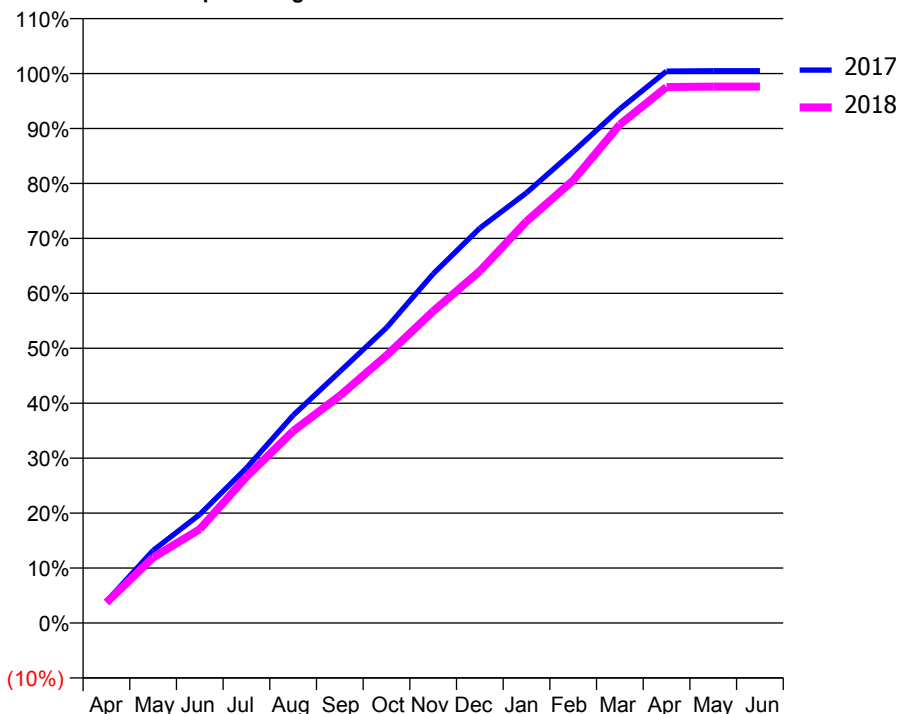
### ACCESS\*

Patients seen in 24 months	Total	Change since previous quarter
Quarter ending March 2017	1,806	
Quarter ending June 2017	1,754	↓
Quarter ending September 2017	1,786	→
Quarter ending December 2017	1,775	→
Quarter ending March 2018	1,690	↓
<b>Variance since March 2017</b>	<b>(6.4%)</b>	<b>↓</b>



### ACTIVITY

Cumulative percentage of contracted UDA delivered 2017 & 2018



Month	Adjusted Scheduled Activity (UDA)	
	2017	2018
April	229	226
May	770	725
June	1,152	1,038
July	1,645	1,618
August	2,205	2,124
September	2,668	2,515
October	3,134	2,962
November	3,705	3,451
December	4,191	3,896
January	4,567	4,447
February	5,002	4,899
March	5,457	5,518
April	5,857	5,932
May	5,861	5,936
June	5,861	5,936

### QUALITY

	Quantity	Base Number	Contract	LHB	Wales
% of FP17s for the same patient ID Re-attending within 3 months - Children	46	880	5.2%	8.5%	10.9%
% of FP17s for the same patient ID Re-attending within 3 months - Adults	233	1,951	11.9%	15.0%	16.2%
% of FP17s for the same patient ID Re-attending between 3 & 9 months - Children	525	880	59.7%	58.3%	59.0%
% of FP17s for the same patient ID Re-attending between 3 & 9 months - Adults	1,159	1,951	59.4%	54.7%	54.9%
% of FP17s for Band 1 Urgent Courses	147	2,813	5.2%	9.2%	9.0%
% of FP17s Relating to Free Repair or Replacements	22	2,813	0.8%	0.7%	0.7%
% of FP17s Relating to Continuations	17	2,813	0.6%	0.7%	0.8%
% of Patients satisfied with the dentistry they have received	5	5	N/A	91.9%	92.0%
% of Patients satisfied with the time they had to wait for an appointment	5	5	N/A	88.8%	88.1%

\* This is based on patients treated on this contract for their most recent course of treatment. Figures in italics indicate the base number of FP17s or Patient Questionnaire responses are less than 100. N/A is shown where the base number of responses is less than 10 during the period. % is calculated as Quantity/Base number\*100

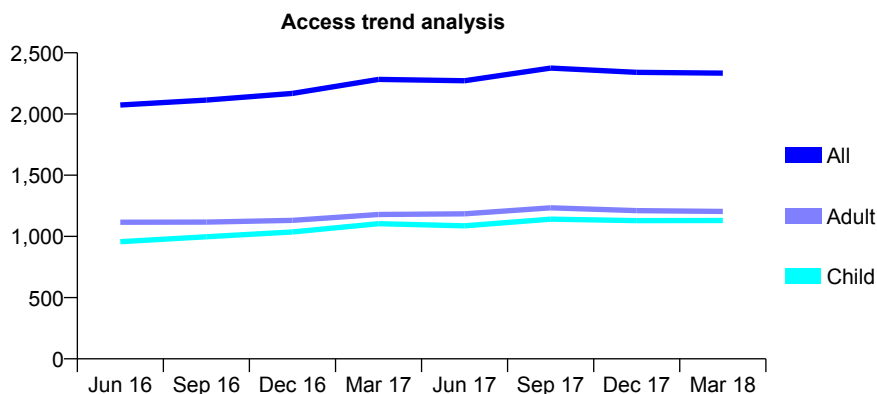
## 7A6 - Vital Signs At a Glance Contract Report for 194034/0001 - Year end March 2018

Name or company name	Melin Ltd
Contract type name	GDS Contract
Purpose of contract	General and Orthodontic
Contract start date	01/03/2011
Contract end date	

17/18 Contracted general activity (UDA)	7,446
Carry forward general activity (UDA)	11
17/18 Contracted orthodontic activity (UOA)	2,235
Carry forward orthodontic activity (UOA)	-59
Baseline contract value	£308,970.65

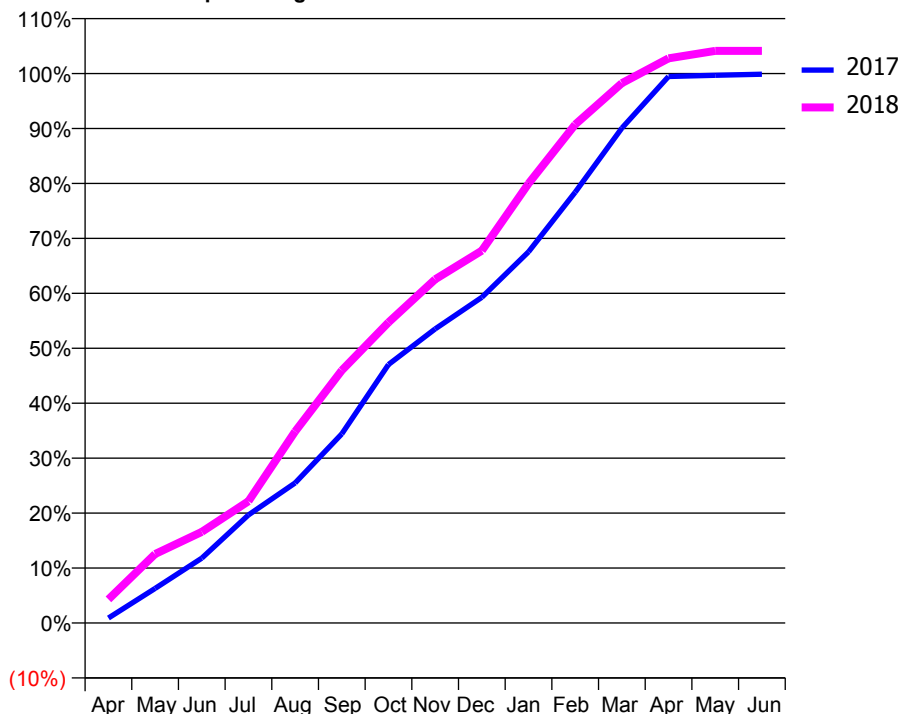
### ACCESS\*

Patients seen in 24 months	Total	Change since previous quarter
Quarter ending March 2017	2,283	
Quarter ending June 2017	2,272	→
Quarter ending September 2017	2,375	↑
Quarter ending December 2017	2,340	↓
Quarter ending March 2018	2,334	→
<b>Variance since March 2017</b>	<b>2.2%</b>	<b>↑</b>



### ACTIVITY

Cumulative percentage of contracted UDA delivered 2017 & 2018



Month	Adjusted Scheduled Activity (UDA)	
	2017	2018
April	74	321
May	508	935
June	954	1,234
July	1,588	1,651
August	2,058	2,596
September	2,778	3,423
October	3,797	4,073
November	4,321	4,658
December	4,784	5,045
January	5,451	5,955
February	6,327	6,754
March	7,270	7,314
April	8,028	7,652
May	8,045	7,753
June	8,060	7,753

### QUALITY

	Quantity	Base Number	Contract	LHB	Wales
% of FP17s for the same patient ID Re-attending within 3 months - Children	351	2,435	14.4%	8.5%	10.9%
% of FP17s for the same patient ID Re-attending within 3 months - Adults	415	2,182	19.0%	15.0%	16.2%
% of FP17s for the same patient ID Re-attending between 3 & 9 months - Children	1,491	2,435	61.2%	58.3%	59.0%
% of FP17s for the same patient ID Re-attending between 3 & 9 months - Adults	1,371	2,182	62.8%	54.7%	54.9%
% of FP17s for Band 1 Urgent Courses	222	4,208	5.3%	9.2%	9.0%
% of FP17s Relating to Free Repair or Replacements	7	4,208	0.2%	0.7%	0.7%
% of FP17s Relating to Continuations	7	4,208	0.2%	0.7%	0.8%
% of Patients satisfied with the dentistry they have received	6	8	N/A	91.9%	92.0%
% of Patients satisfied with the time they had to wait for an appointment	8	8	N/A	88.8%	88.1%

\* This is based on patients treated on this contract for their most recent course of treatment. Figures in italics indicate the base number of FP17s or Patient Questionnaire responses are less than 100. N/A is shown where the base number of responses is less than 10 during the period. % is calculated as Quantity/Base number\*100

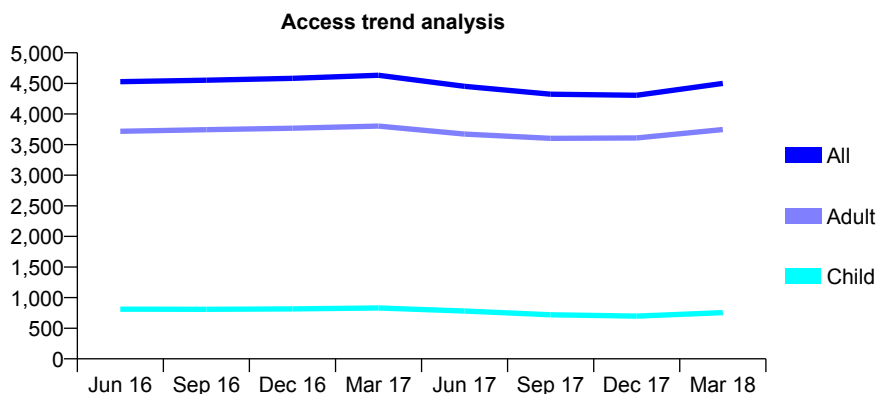
## 7A6 - Vital Signs At a Glance Contract Report for 197599/0001 - Year end March 2018

Name or company name	Ali Jahanfar & Regina Appah
Contract type name	GDS Contract
Purpose of contract	General
Contract start date	01/12/2009
Contract end date	

17/18 Contracted general activity (UDA)	13,299
Carry forward general activity (UDA)	-29
17/18 Contracted orthodontic activity (UOA)	0
Carry forward orthodontic activity (UOA)	0
Baseline contract value	£306,631.98

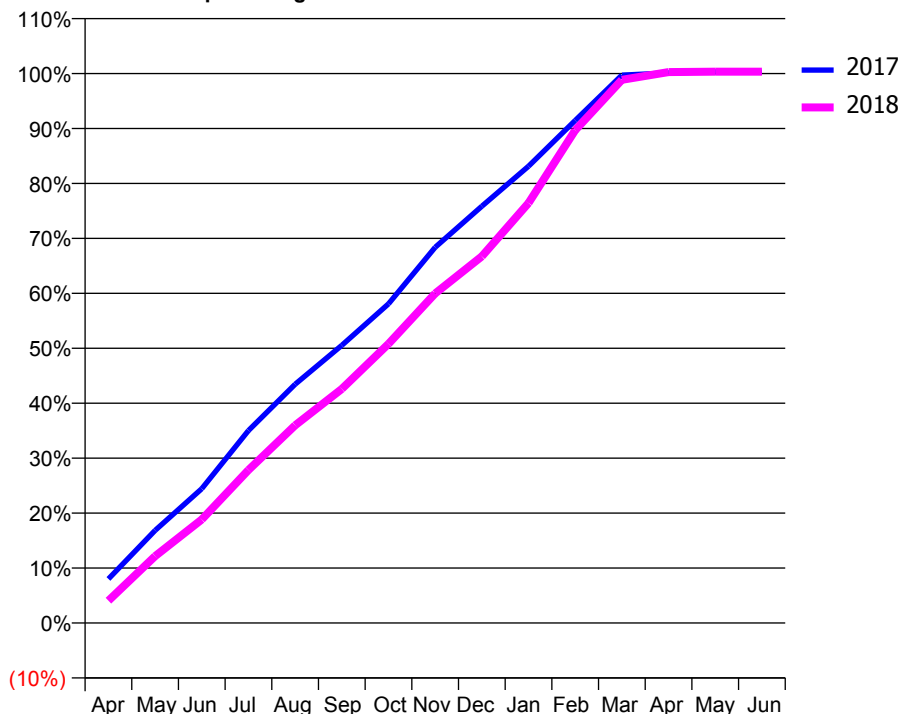
### ACCESS\*

Patients seen in 24 months	Total	Change since previous quarter
Quarter ending March 2017	4,633	
Quarter ending June 2017	4,453	↓
Quarter ending September 2017	4,323	↓
Quarter ending December 2017	4,307	→
Quarter ending March 2018	4,500	↑
<b>Variance since March 2017</b>	<b>(2.9%)</b>	<b>↓</b>



### ACTIVITY

**Cumulative percentage of contracted UDA delivered 2017 & 2018**



Month	Adjusted Scheduled Activity (UDA)	
	2017	2018
April	1,067	541
May	2,242	1,618
June	3,253	2,506
July	4,657	3,704
August	5,778	4,783
September	6,722	5,665
October	7,724	6,758
November	9,092	7,976
December	10,087	8,875
January	11,056	10,165
February	12,162	11,928
March	13,258	13,148
April	13,315	13,332
May	13,339	13,344
June	13,327	13,344

### QUALITY

	Quantity	Base Number	Contract	LHB	Wales
% of FP17s for the same patient ID Re-attending within 3 months - Children	77	1,005	7.7%	8.5%	10.9%
% of FP17s for the same patient ID Re-attending within 3 months - Adults	766	5,428	14.1%	15.0%	16.2%
% of FP17s for the same patient ID Re-attending between 3 & 9 months - Children	486	1,005	48.4%	58.3%	59.0%
% of FP17s for the same patient ID Re-attending between 3 & 9 months - Adults	2,633	5,428	48.5%	54.7%	54.9%
% of FP17s for Band 1 Urgent Courses	577	6,445	9.0%	9.2%	9.0%
% of FP17s Relating to Free Repair or Replacements	109	6,445	1.7%	0.7%	0.7%
% of FP17s Relating to Continuations	92	6,445	1.4%	0.7%	0.8%
% of Patients satisfied with the dentistry they have received	16	16	100.0%	91.9%	92.0%
% of Patients satisfied with the time they had to wait for an appointment	15	16	93.8%	88.8%	88.1%

\* This is based on patients treated on this contract for their most recent course of treatment. Figures in italics indicate the base number of FP17s or Patient Questionnaire responses are less than 100. N/A is shown where the base number of responses is less than 10 during the period. % is calculated as Quantity/Base number\*100

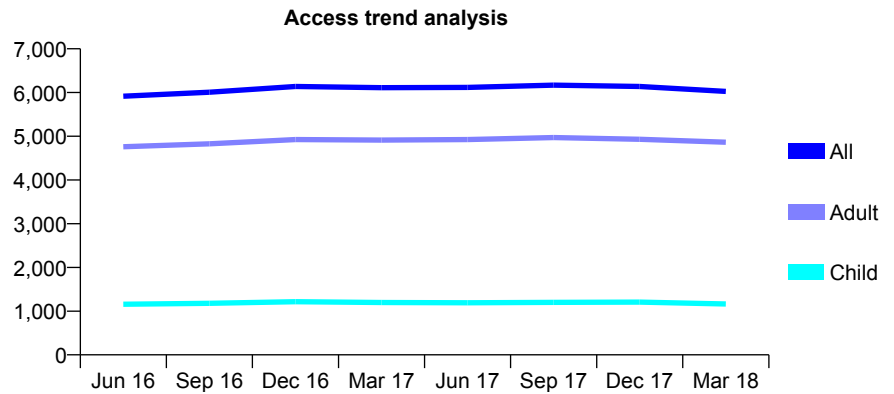
## 7A6 - Vital Signs At a Glance Contract Report for 199273/0001 - Year end March 2018

Name or company name	Risca Dental Practice Limited
Contract type name	GDS Contract
Purpose of contract	General
Contract start date	01/09/2012
Contract end date	

17/18 Contracted general activity (UDA)	18,412
Carry forward general activity (UDA)	-665
17/18 Contracted orthodontic activity (UOA)	0
Carry forward orthodontic activity (UOA)	0
Baseline contract value	£469,613.70

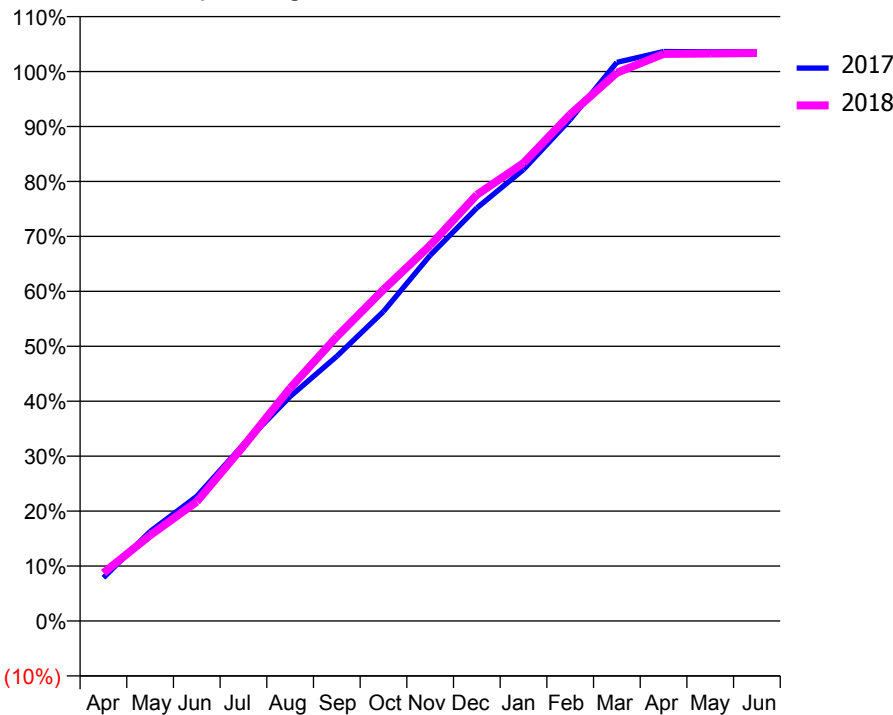
### ACCESS\*

Patients seen in 24 months	Total	Change since previous quarter
Quarter ending March 2017	6,110	
Quarter ending June 2017	6,117	→
Quarter ending September 2017	6,169	→
Quarter ending December 2017	6,137	→
Quarter ending March 2018	6,027	↓
<b>Variance since March 2017</b>	<b>(1.4%)</b>	<b>↓</b>



### ACTIVITY

**Cumulative percentage of contracted UDA delivered 2017 & 2018**



Month	Adjusted Scheduled Activity (UDA)	
	2017	2018
April	1,449	1,613
May	3,002	2,870
June	4,178	3,997
July	5,918	5,860
August	7,522	7,806
September	8,870	9,528
October	10,374	11,107
November	12,251	12,589
December	13,841	14,282
January	15,125	15,344
February	16,800	16,977
March	18,720	18,369
April	19,079	19,001
May	19,073	19,014
June	19,077	19,030

### QUALITY

	Quantity	Base Number	Contract	LHB	Wales
% of FP17s for the same patient ID Re-attending within 3 months - Children	114	1,810	6.3%	8.5%	10.9%
% of FP17s for the same patient ID Re-attending within 3 months - Adults	1,076	6,862	15.7%	15.0%	16.2%
% of FP17s for the same patient ID Re-attending between 3 & 9 months - Children	1,135	1,810	62.7%	58.3%	59.0%
% of FP17s for the same patient ID Re-attending between 3 & 9 months - Adults	3,560	6,862	51.9%	54.7%	54.9%
% of FP17s for Band 1 Urgent Courses	1,014	8,827	11.5%	9.2%	9.0%
% of FP17s Relating to Free Repair or Replacements	55	8,827	0.6%	0.7%	0.7%
% of FP17s Relating to Continuations	54	8,827	0.6%	0.7%	0.8%
% of Patients satisfied with the dentistry they have received	8	10	80.0%	91.9%	92.0%
% of Patients satisfied with the time they had to wait for an appointment	9	10	90.0%	88.8%	88.1%

\* This is based on patients treated on this contract for their most recent course of treatment. Figures in italics indicate the base number of FP17s or Patient Questionnaire responses are less than 100. N/A is shown where the base number of responses is less than 10 during the period. % is calculated as Quantity/Base number\*100



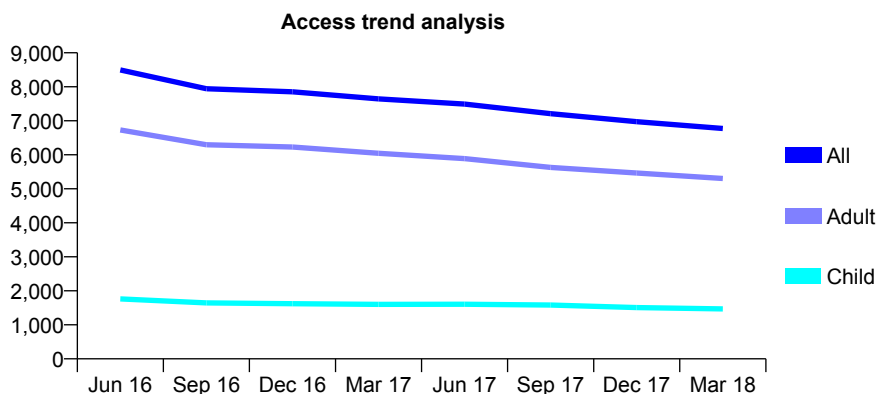
## 7A6 - Vital Signs At a Glance Contract Report for 199915/0004 - Year end March 2018

Name or company name	IDH 441 to 444 Ltd
Contract type name	GDS Contract
Purpose of contract	General
Contract start date	01/04/2010
Contract end date	

17/18 Contracted general activity (UDA)	24,500
Carry forward general activity (UDA)	0
17/18 Contracted orthodontic activity (UOA)	0
Carry forward orthodontic activity (UOA)	0
Baseline contract value	£593,938.43

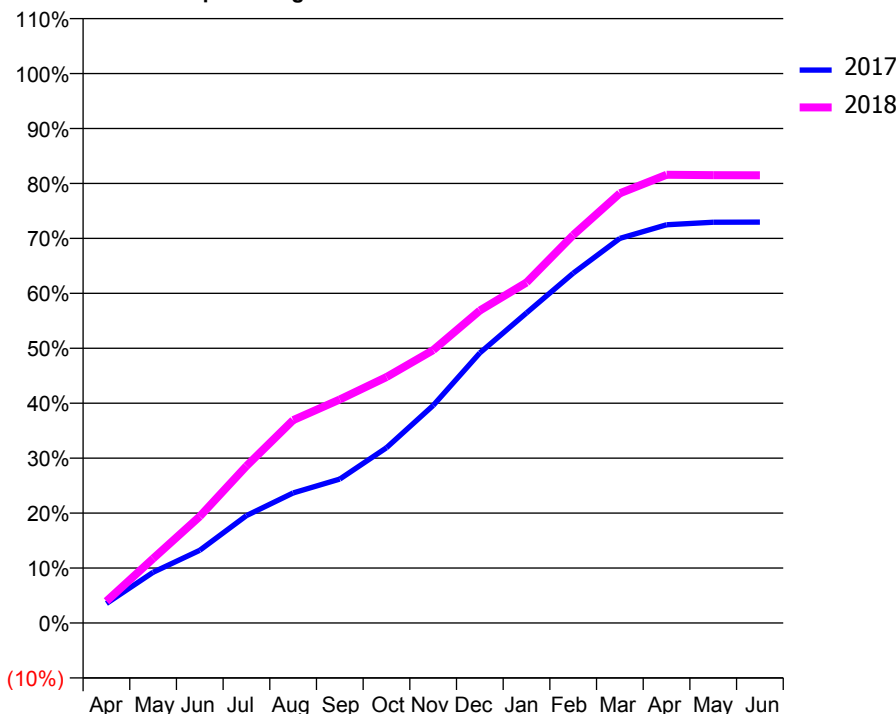
### ACCESS\*

Patients seen in 24 months	Total	Change since previous quarter
Quarter ending March 2017	7,646	
Quarter ending June 2017	7,491	↓
Quarter ending September 2017	7,211	↓
Quarter ending December 2017	6,973	↓
Quarter ending March 2018	6,774	↓
<b>Variance since March 2017</b>	<b>(11.4%)</b>	<b>↓</b>



### ACTIVITY

Cumulative percentage of contracted UDA delivered 2017 & 2018



Month	Adjusted Scheduled Activity (UDA)	
	2017	2018
April	956	970
May	2,489	2,874
June	3,566	4,753
July	5,264	7,001
August	6,377	9,045
September	7,058	9,968
October	8,591	10,964
November	10,665	12,170
December	13,241	13,932
January	15,202	15,184
February	17,151	17,296
March	18,855	19,161
April	19,524	19,988
May	19,645	19,966
June	19,651	19,961

### QUALITY

	Quantity	Base Number	Contract	LHB	Wales
% of FP17s for the same patient ID Re-attending within 3 months - Children	64	1,724	3.7%	8.5%	10.9%
% of FP17s for the same patient ID Re-attending within 3 months - Adults	346	5,848	5.9%	15.0%	16.2%
% of FP17s for the same patient ID Re-attending between 3 & 9 months - Children	823	1,724	47.7%	58.3%	59.0%
% of FP17s for the same patient ID Re-attending between 3 & 9 months - Adults	2,771	5,848	47.4%	54.7%	54.9%
% of FP17s for Band 1 Urgent Courses	114	7,592	1.5%	9.2%	9.0%
% of FP17s Relating to Free Repair or Replacements	49	7,592	0.6%	0.7%	0.7%
% of FP17s Relating to Continuations	63	7,592	0.8%	0.7%	0.8%
% of Patients satisfied with the dentistry they have received	15	16	93.8%	91.9%	92.0%
% of Patients satisfied with the time they had to wait for an appointment	10	16	62.5%	88.8%	88.1%

\* This is based on patients treated on this contract for their most recent course of treatment. Figures in italics indicate the base number of FP17s or Patient Questionnaire responses are less than 100. N/A is shown where the base number of responses is less than 10 during the period. % is calculated as Quantity/Base number\*100

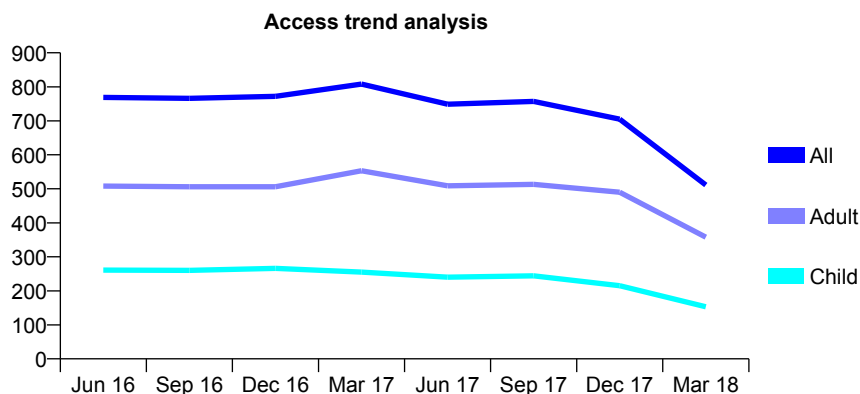
## 7A6 - Vital Signs At a Glance Contract Report for 215473/0001 - Year end March 2018

Name or company name	MR JW REES
Contract type name	GDS Contract
Purpose of contract	General
Contract start date	01/04/2006
Contract end date	03/11/2017

17/18 Contracted general activity (UDA)	1,047
Carry forward general activity (UDA)	-18
17/18 Contracted orthodontic activity (UOA)	0
Carry forward orthodontic activity (UOA)	0
Baseline contract value	£26,076.20

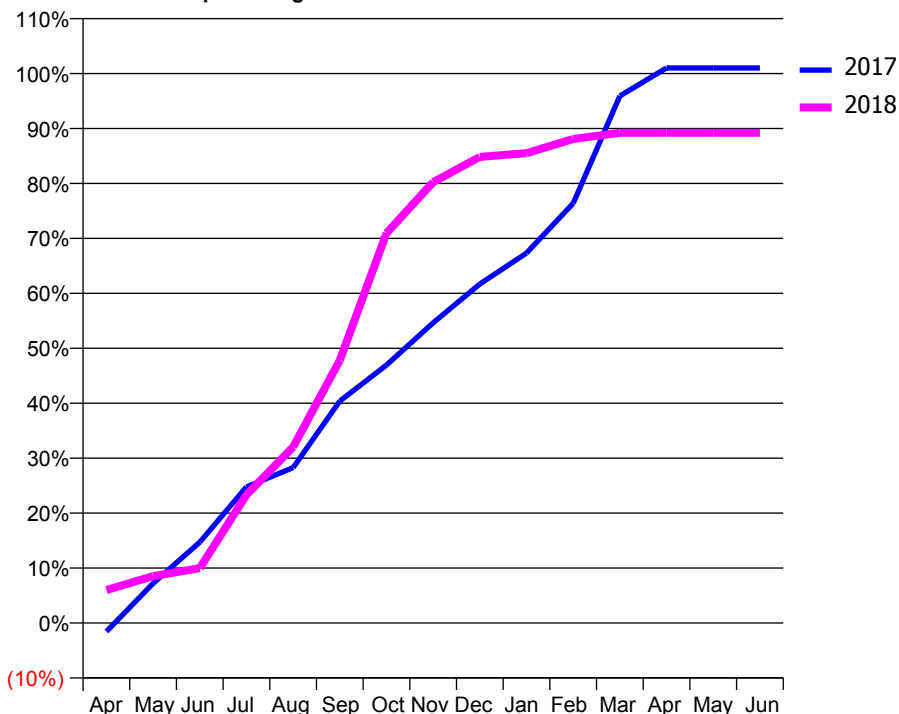
### ACCESS\*

Patients seen in 24 months	Total	Change since previous quarter
Quarter ending March 2017	808	
Quarter ending June 2017	749	↓
Quarter ending September 2017	757	→
Quarter ending December 2017	705	↓
Quarter ending March 2018	511	↓
<b>Variance since March 2017</b>	<b>(36.8%)</b>	<b>↓</b>



### ACTIVITY

Cumulative percentage of contracted UDA delivered 2017 & 2018



Month	Adjusted Scheduled Activity (UDA)	
	2017	2018
April	-28	63
May	128	89
June	260	105
July	438	244
August	500	336
September	714	501
October	831	743
November	967	840
December	1,092	888
January	1,191	895
February	1,351	922
March	1,697	934
April	1,787	934
May	1,787	934
June	1,787	934

### QUALITY

	Quantity	Base Number	Contract	LHB	Wales
% of FP17s for the same patient ID Re-attending within 3 months - Children	7	220	3.2%	8.5%	10.9%
% of FP17s for the same patient ID Re-attending within 3 months - Adults	19	294	6.5%	15.0%	16.2%
% of FP17s for the same patient ID Re-attending between 3 & 9 months - Children	117	220	53.2%	58.3%	59.0%
% of FP17s for the same patient ID Re-attending between 3 & 9 months - Adults	124	294	42.2%	54.7%	54.9%
% of FP17s for Band 1 Urgent Courses	11	479	2.3%	9.2%	9.0%
% of FP17s Relating to Free Repair or Replacements	0	479	0.0%	0.7%	0.7%
% of FP17s Relating to Continuations	0	479	0.0%	0.7%	0.8%
% of Patients satisfied with the dentistry they have received	1	1	N/A	91.9%	92.0%
% of Patients satisfied with the time they had to wait for an appointment	1	1	N/A	88.8%	88.1%

\* This is based on patients treated on this contract for their most recent course of treatment. Figures in italics indicate the base number of FP17s or Patient Questionnaire responses are less than 100. N/A is shown where the base number of responses is less than 10 during the period. % is calculated as Quantity/Base number\*100

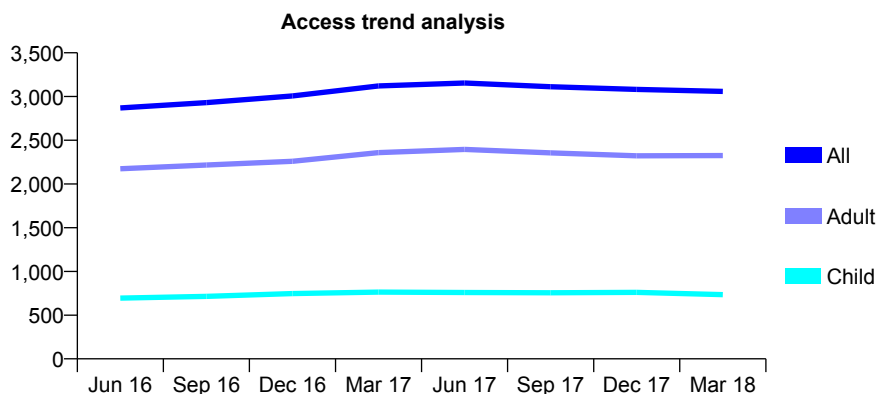
## 7A6 - Vital Signs At a Glance Contract Report for 220566/0001 - Year end March 2018

Name or company name	MR EH CRONIN
Contract type name	GDS Contract
Purpose of contract	General
Contract start date	01/10/2007
Contract end date	

17/18 Contracted general activity (UDA)	9,166
Carry forward general activity (UDA)	146
17/18 Contracted orthodontic activity (UOA)	0
Carry forward orthodontic activity (UOA)	0
Baseline contract value	£230,645.23

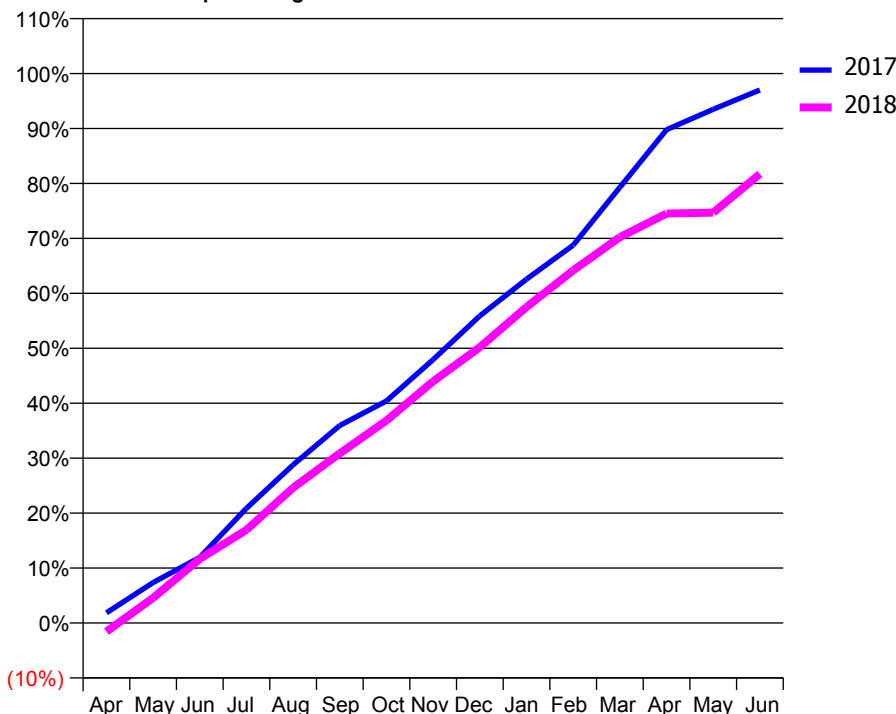
### ACCESS\*

Patients seen in 24 months	Total	Change since previous quarter
Quarter ending March 2017	3,121	
Quarter ending June 2017	3,154	→
Quarter ending September 2017	3,112	↓
Quarter ending December 2017	3,082	→
Quarter ending March 2018	3,059	→
<b>Variance since March 2017</b>	<b>(2.0%)</b>	<b>↓</b>



### ACTIVITY

Cumulative percentage of contracted UDA delivered 2017 & 2018



Month	Adjusted Scheduled Activity (UDA)	
	2017	2018
April	170	-146
May	676	420
June	1,095	1,068
July	1,914	1,554
August	2,639	2,257
September	3,294	2,830
October	3,705	3,379
November	4,394	4,031
December	5,124	4,601
January	5,735	5,270
February	6,303	5,881
March	7,268	6,435
April	8,229	6,829
May	8,568	6,845
June	8,891	7,490

### QUALITY

	Quantity	Base Number	Contract	LHB	Wales
% of FP17s for the same patient ID Re-attending within 3 months - Children	70	954	7.3%	8.5%	10.9%
% of FP17s for the same patient ID Re-attending within 3 months - Adults	504	2,866	17.6%	15.0%	16.2%
% of FP17s for the same patient ID Re-attending between 3 & 9 months - Children	455	954	47.7%	58.3%	59.0%
% of FP17s for the same patient ID Re-attending between 3 & 9 months - Adults	1,091	2,866	38.1%	54.7%	54.9%
% of FP17s for Band 1 Urgent Courses	344	3,723	9.2%	9.2%	9.0%
% of FP17s Relating to Free Repair or Replacements	24	3,723	0.6%	0.7%	0.7%
% of FP17s Relating to Continuations	75	3,723	2.0%	0.7%	0.8%
% of Patients satisfied with the dentistry they have received	9	11	81.8%	91.9%	92.0%
% of Patients satisfied with the time they had to wait for an appointment	9	11	81.8%	88.8%	88.1%

\* This is based on patients treated on this contract for their most recent course of treatment. Figures in italics indicate the base number of FP17s or Patient Questionnaire responses are less than 100. N/A is shown where the base number of responses is less than 10 during the period. % is calculated as Quantity/Base number\*100

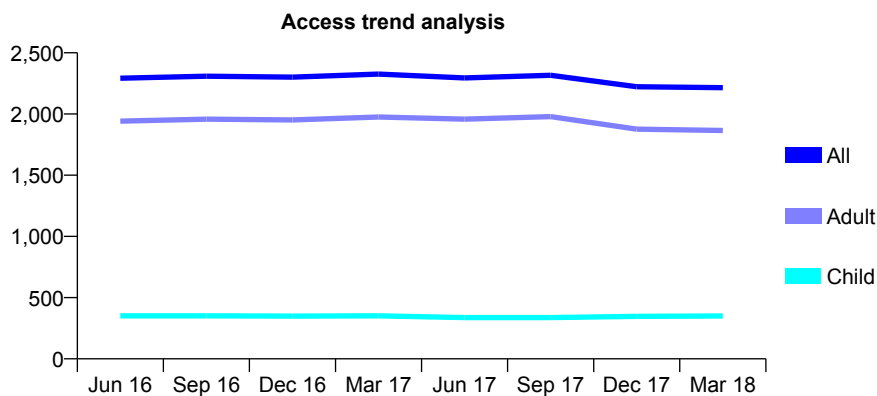
## 7A6 - Vital Signs At a Glance Contract Report for 234567/0001 - Year end March 2018

Name or company name	MR PA HAWKINS
Contract type name	GDS Contract
Purpose of contract	General
Contract start date	01/04/2006
Contract end date	

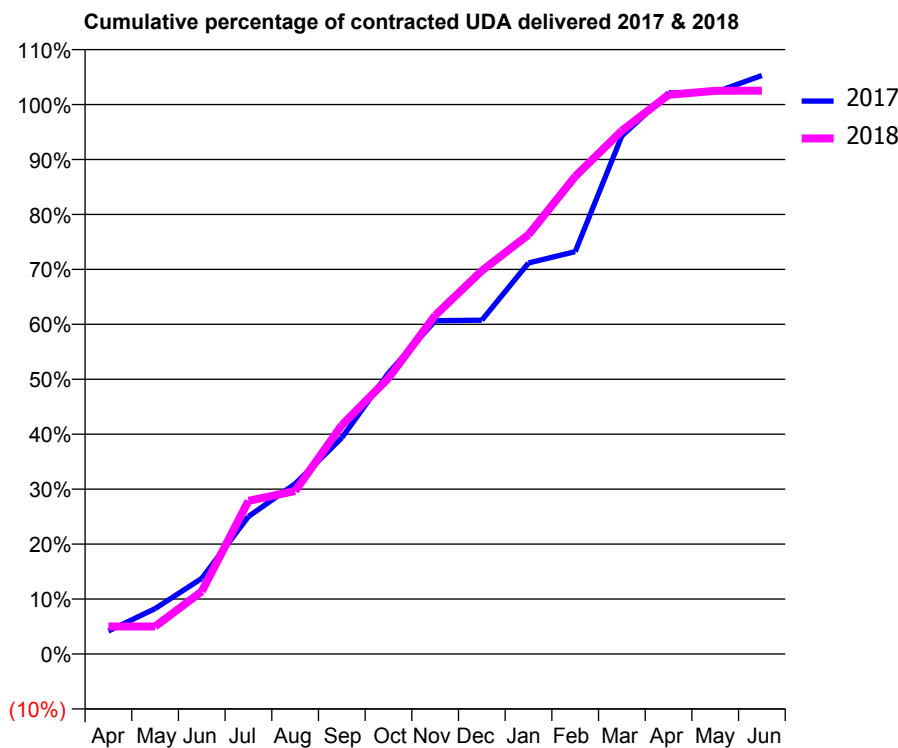
17/18 Contracted general activity (UDA)	5,678
Carry forward general activity (UDA)	-284
17/18 Contracted orthodontic activity (UOA)	0
Carry forward orthodontic activity (UOA)	0
Baseline contract value	£141,863.06

### ACCESS\*

Patients seen in 24 months	Total	Change since previous quarter
Quarter ending March 2017	2,326	
Quarter ending June 2017	2,295	↓
Quarter ending September 2017	2,316	→
Quarter ending December 2017	2,223	↓
Quarter ending March 2018	2,215	→
<b>Variance since March 2017</b>	<b>(4.8%)</b>	<b>↓</b>



### ACTIVITY



Month	Adjusted Scheduled Activity (UDA)	
	2017	2018
April	237	284
May	470	284
June	782	648
July	1,422	1,582
August	1,759	1,684
September	2,234	2,366
October	2,904	2,851
November	3,444	3,499
December	3,449	3,960
January	4,041	4,333
February	4,157	4,935
March	5,354	5,407
April	5,799	5,778
May	5,804	5,820
June	5,978	5,821

### QUALITY

	Quantity	Base Number	Contract	LHB	Wales
% of FP17s for the same patient ID Re-attending within 3 months - Children	25	467	5.4%	8.5%	10.9%
% of FP17s for the same patient ID Re-attending within 3 months - Adults	381	2,501	15.2%	15.0%	16.2%
% of FP17s for the same patient ID Re-attending between 3 & 9 months - Children	245	467	52.5%	58.3%	59.0%
% of FP17s for the same patient ID Re-attending between 3 & 9 months - Adults	1,061	2,501	42.4%	54.7%	54.9%
% of FP17s for Band 1 Urgent Courses	371	2,887	12.9%	9.2%	9.0%
% of FP17s Relating to Free Repair or Replacements	27	2,887	0.9%	0.7%	0.7%
% of FP17s Relating to Continuations	15	2,887	0.5%	0.7%	0.8%
% of Patients satisfied with the dentistry they have received	4	5	N/A	91.9%	92.0%
% of Patients satisfied with the time they had to wait for an appointment	3	5	N/A	88.8%	88.1%

\* This is based on patients treated on this contract for their most recent course of treatment. Figures in italics indicate the base number of FP17s or Patient Questionnaire responses are less than 100. N/A is shown where the base number of responses is less than 10 during the period. % is calculated as Quantity/Base number\*100

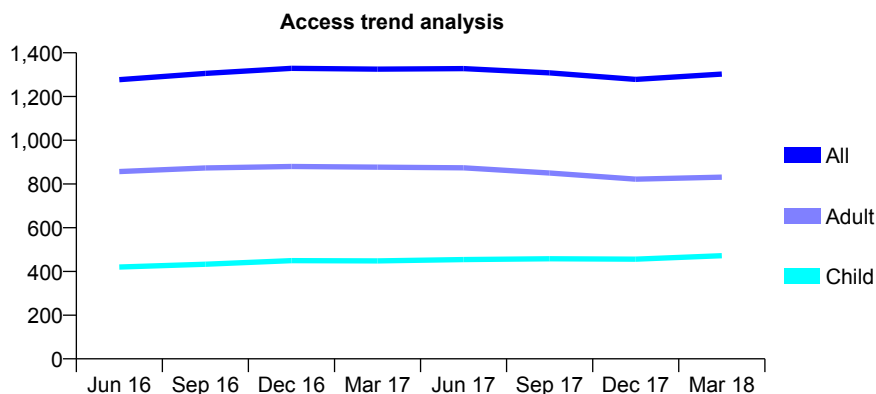
## 7A6 - Vital Signs At a Glance Contract Report for 245941/0001 - Year end March 2018

Name or company name	MR KR HASTINGS
Contract type name	GDS Contract
Purpose of contract	General
Contract start date	01/04/2006
Contract end date	

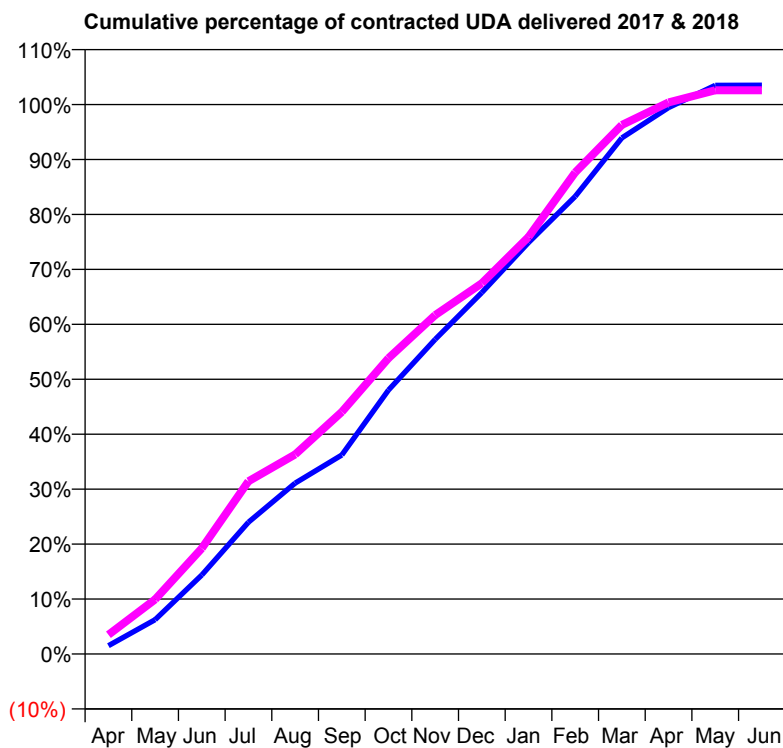
17/18 Contracted general activity (UDA)	3,433
Carry forward general activity (UDA)	-120
17/18 Contracted orthodontic activity (UOA)	0
Carry forward orthodontic activity (UOA)	0
Baseline contract value	£95,045.03

### ACCESS\*

Patients seen in 24 months	Total	Change since previous quarter
Quarter ending March 2017	1,325	
Quarter ending June 2017	1,328	→
Quarter ending September 2017	1,308	↓
Quarter ending December 2017	1,278	↓
Quarter ending March 2018	1,303	→
<b>Variance since March 2017</b>	<b>(1.7%)</b>	<b>↓</b>



### ACTIVITY



Month	Adjusted Scheduled Activity (UDA)	
	2017	2018
April	52	120
May	215	341
June	494	660
July	824	1,079
August	1,068	1,247
September	1,243	1,513
October	1,649	1,848
November	1,966	2,117
December	2,258	2,316
January	2,571	2,605
February	2,859	3,009
March	3,224	3,305
April	3,413	3,446
May	3,552	3,522
June	3,553	3,522

### QUALITY

	Quantity	Base Number	Contract	LHB	Wales
% of FP17s for the same patient ID Re-attending within 3 months - Children	34	497	6.8%	8.5%	10.9%
% of FP17s for the same patient ID Re-attending within 3 months - Adults	202	847	23.8%	15.0%	16.2%
% of FP17s for the same patient ID Re-attending between 3 & 9 months - Children	176	497	35.4%	58.3%	59.0%
% of FP17s for the same patient ID Re-attending between 3 & 9 months - Adults	221	847	26.1%	54.7%	54.9%
% of FP17s for Band 1 Urgent Courses	243	1,304	18.6%	9.2%	9.0%
% of FP17s Relating to Free Repair or Replacements	1	1,304	0.1%	0.7%	0.7%
% of FP17s Relating to Continuations	4	1,304	0.3%	0.7%	0.8%
% of Patients satisfied with the dentistry they have received	2	2	N/A	91.9%	92.0%
% of Patients satisfied with the time they had to wait for an appointment	2	2	N/A	88.8%	88.1%

\* This is based on patients treated on this contract for their most recent course of treatment. Figures in italics indicate the base number of FP17s or Patient Questionnaire responses are less than 100. N/A is shown where the base number of responses is less than 10 during the period. % is calculated as Quantity/Base number\*100

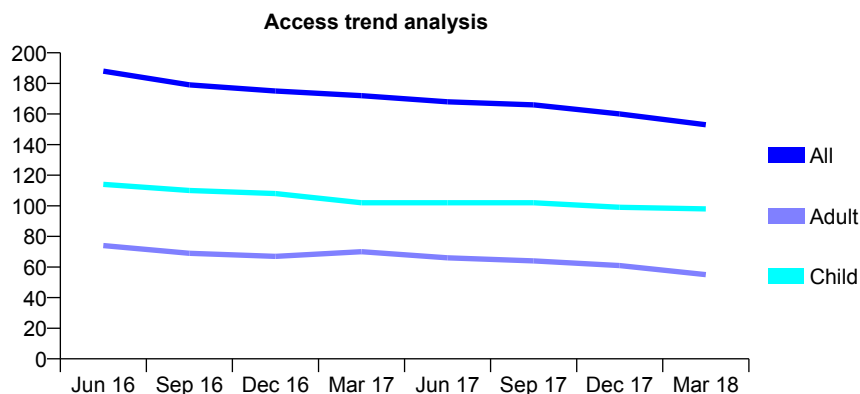
## 7A6 - Vital Signs At a Glance Contract Report for 254088/0001 - Year end March 2018

Name or company name	MR SG LODGE
Contract type name	GDS Contract
Purpose of contract	General
Contract start date	01/04/2006
Contract end date	

17/18 Contracted general activity (UDA)	216
Carry forward general activity (UDA)	0
17/18 Contracted orthodontic activity (UOA)	0
Carry forward orthodontic activity (UOA)	0
Baseline contract value	£4,979.78

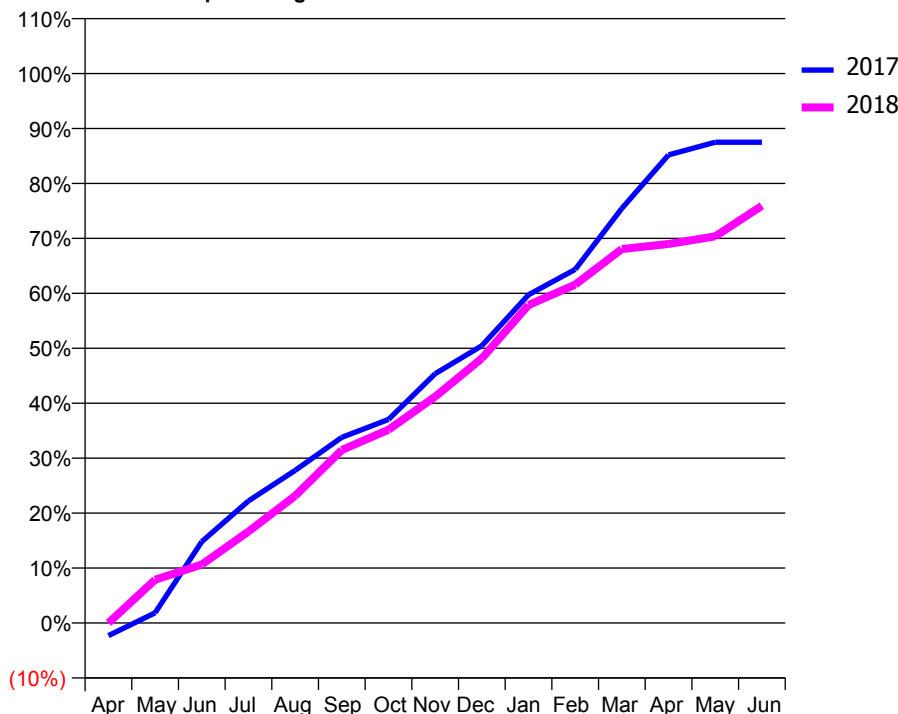
### ACCESS\*

Patients seen in 24 months	Total	Change since previous quarter
Quarter ending March 2017	172	
Quarter ending June 2017	168	↓
Quarter ending September 2017	166	↓
Quarter ending December 2017	160	↓
Quarter ending March 2018	153	↓
<b>Variance since March 2017</b>	<b>(11.0%)</b>	<b>↓</b>



### ACTIVITY

**Cumulative percentage of contracted UDA delivered 2017 & 2018**



Month	Adjusted Scheduled Activity (UDA)	
	2017	2018
April	-5	0
May	4	17
June	32	23
July	48	36
August	60	50
September	73	68
October	80	76
November	98	89
December	109	104
January	129	125
February	139	133
March	163	147
April	184	149
May	189	152
June	189	164

### QUALITY

	Quantity	Base Number	Contract	LHB	Wales
% of FP17s for the same patient ID Re-attending within 3 months - Children	2	113	1.8%	8.5%	10.9%
% of FP17s for the same patient ID Re-attending within 3 months - Adults	0	51	0.0%	15.0%	16.2%
% of FP17s for the same patient ID Re-attending between 3 & 9 months - Children	42	113	37.2%	58.3%	59.0%
% of FP17s for the same patient ID Re-attending between 3 & 9 months - Adults	25	51	49.0%	54.7%	54.9%
% of FP17s for Band 1 Urgent Courses	0	154	0.0%	9.2%	9.0%
% of FP17s Relating to Free Repair or Replacements	0	154	0.0%	0.7%	0.7%
% of FP17s Relating to Continuations	1	154	0.6%	0.7%	0.8%
% of Patients satisfied with the dentistry they have received	0	0	N/A	91.9%	92.0%
% of Patients satisfied with the time they had to wait for an appointment	0	0	N/A	88.8%	88.1%

\* This is based on patients treated on this contract for their most recent course of treatment. Figures in italics indicate the base number of FP17s or Patient Questionnaire responses are less than 100. N/A is shown where the base number of responses is less than 10 during the period. % is calculated as Quantity/Base number\*100

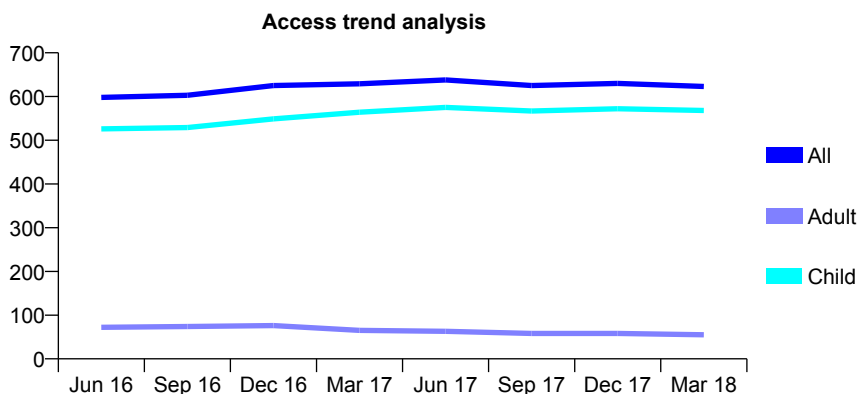
## 7A6 - Vital Signs At a Glance Contract Report for 264555/0001 - Year end March 2018

Name or company name	MR BA BRUNSWICK
Contract type name	GDS Contract
Purpose of contract	General
Contract start date	01/09/2008
Contract end date	

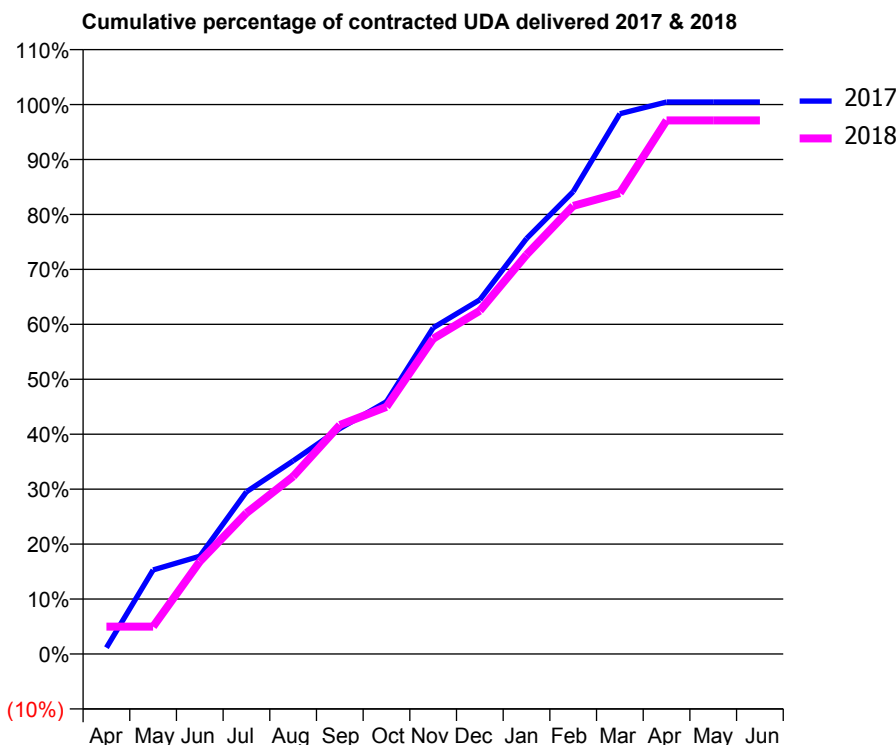
17/18 Contracted general activity (UDA)	1,041
Carry forward general activity (UDA)	-5
17/18 Contracted orthodontic activity (UOA)	0
Carry forward orthodontic activity (UOA)	0
Baseline contract value	£26,816.41

### ACCESS\*

Patients seen in 24 months	Total	Change since previous quarter
Quarter ending March 2017	629	
Quarter ending June 2017	638	→
Quarter ending September 2017	625	↓
Quarter ending December 2017	630	→
Quarter ending March 2018	623	↓
<b>Variance since March 2017</b>	<b>(1.0%)</b>	<b>→</b>



### ACTIVITY



Month	Adjusted Scheduled Activity (UDA)	
	2017	2018
April	12	52
May	159	52
June	185	175
July	307	267
August	366	336
September	427	434
October	478	468
November	618	597
December	671	650
January	787	756
February	876	849
March	1,024	873
April	1,046	1,011
May	1,046	1,011
June	1,046	1,011

### QUALITY

	Quantity	Base Number	Contract	LHB	Wales
% of FP17s for the same patient ID Re-attending within 3 months - Children	17	689	2.5%	8.5%	10.9%
% of FP17s for the same patient ID Re-attending within 3 months - Adults	0	31	0.0%	15.0%	16.2%
% of FP17s for the same patient ID Re-attending between 3 & 9 months - Children	466	689	67.6%	58.3%	59.0%
% of FP17s for the same patient ID Re-attending between 3 & 9 months - Adults	21	31	67.7%	54.7%	54.9%
% of FP17s for Band 1 Urgent Courses	14	815	1.7%	9.2%	9.0%
% of FP17s Relating to Free Repair or Replacements	0	815	0.0%	0.7%	0.7%
% of FP17s Relating to Continuations	1	815	0.1%	0.7%	0.8%
% of Patients satisfied with the dentistry they have received	0	0	N/A	91.9%	92.0%
% of Patients satisfied with the time they had to wait for an appointment	0	0	N/A	88.8%	88.1%

\* This is based on patients treated on this contract for their most recent course of treatment. Figures in italics indicate the base number of FP17s or Patient Questionnaire responses are less than 100. N/A is shown where the base number of responses is less than 10 during the period. % is calculated as Quantity/Base number\*100



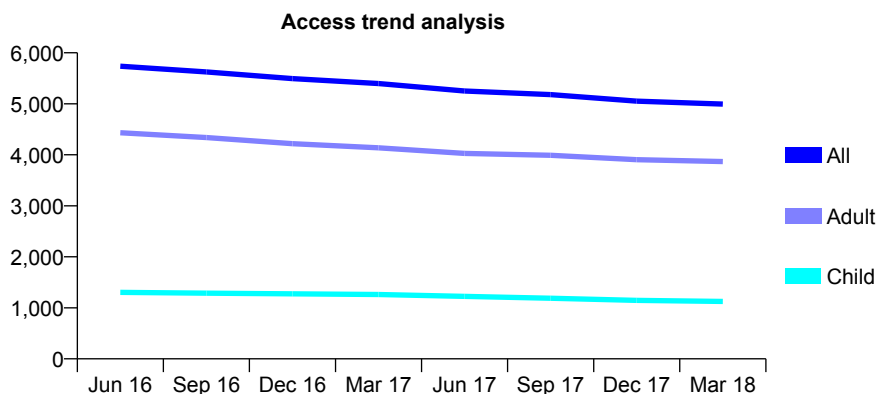
## 7A6 - Vital Signs At a Glance Contract Report for 269727/0002 - Year end March 2018

Name or company name	Newport Dental Care Partnership
Contract type name	GDS Contract
Purpose of contract	General
Contract start date	01/08/2011
Contract end date	

17/18 Contracted general activity (UDA)	15,746
Carry forward general activity (UDA)	453
17/18 Contracted orthodontic activity (UOA)	0
Carry forward orthodontic activity (UOA)	0
Baseline contract value	£391,548.93

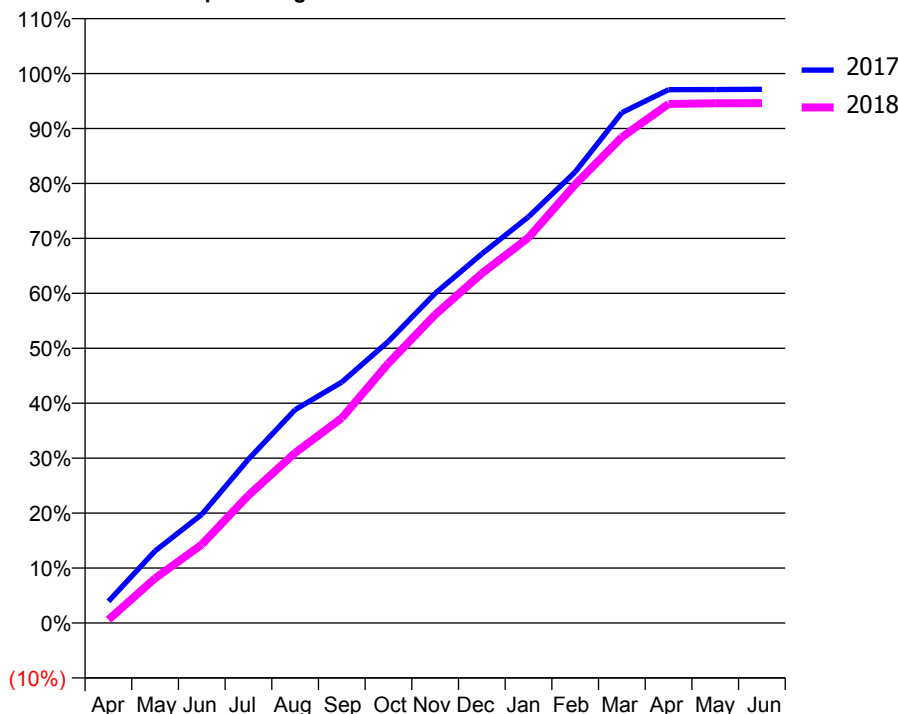
### ACCESS\*

Patients seen in 24 months	Total	Change since previous quarter
Quarter ending March 2017	5,398	
Quarter ending June 2017	5,251	↓
Quarter ending September 2017	5,180	↓
Quarter ending December 2017	5,051	↓
Quarter ending March 2018	4,995	↓
<b>Variance since March 2017</b>	<b>(7.5%)</b>	<b>↓</b>



### ACTIVITY

Cumulative percentage of contracted UDA delivered 2017 & 2018



Month	Adjusted Scheduled Activity (UDA)	
	2017	2018
April	620	95
May	2,065	1,282
June	3,112	2,249
July	4,695	3,658
August	6,111	4,879
September	6,901	5,875
October	8,071	7,445
November	9,447	8,837
December	10,577	10,016
January	11,641	11,044
February	12,925	12,564
March	14,626	13,921
April	15,284	14,875
May	15,288	14,893
June	15,293	14,895

### QUALITY

	Quantity	Base Number	Contract	LHB	Wales
% of FP17s for the same patient ID Re-attending within 3 months - Children	96	1,547	6.2%	8.5%	10.9%
% of FP17s for the same patient ID Re-attending within 3 months - Adults	593	5,075	11.7%	15.0%	16.2%
% of FP17s for the same patient ID Re-attending between 3 & 9 months - Children	798	1,547	51.6%	58.3%	59.0%
% of FP17s for the same patient ID Re-attending between 3 & 9 months - Adults	2,430	5,075	47.9%	54.7%	54.9%
% of FP17s for Band 1 Urgent Courses	467	6,671	7.0%	9.2%	9.0%
% of FP17s Relating to Free Repair or Replacements	70	6,671	1.0%	0.7%	0.7%
% of FP17s Relating to Continuations	121	6,671	1.8%	0.7%	0.8%
% of Patients satisfied with the dentistry they have received	17	17	100.0%	91.9%	92.0%
% of Patients satisfied with the time they had to wait for an appointment	14	17	82.4%	88.8%	88.1%

\* This is based on patients treated on this contract for their most recent course of treatment. Figures in italics indicate the base number of FP17s or Patient Questionnaire responses are less than 100. N/A is shown where the base number of responses is less than 10 during the period. % is calculated as Quantity/Base number\*100

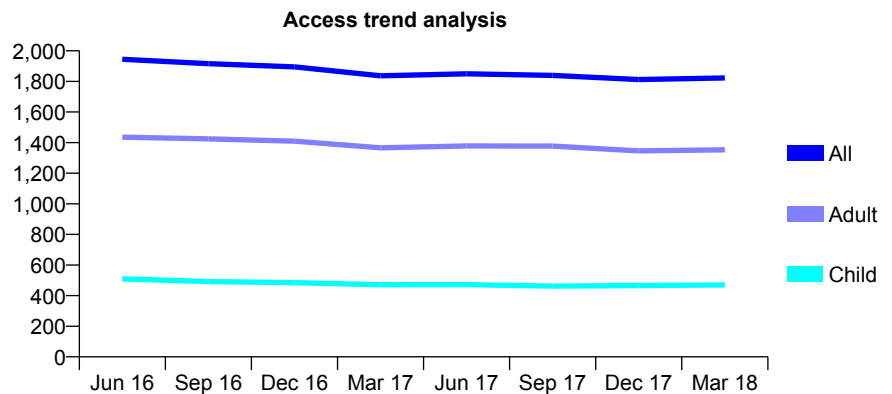
## 7A6 - Vital Signs At a Glance Contract Report for 297437/0001 - Year end March 2018

Name or company name	MR TD WYSOME
Contract type name	GDS Contract
Purpose of contract	General
Contract start date	01/04/2012
Contract end date	

17/18 Contracted general activity (UDA)	6,800
Carry forward general activity (UDA)	0
17/18 Contracted orthodontic activity (UOA)	0
Carry forward orthodontic activity (UOA)	0
Baseline contract value	£244,824.79

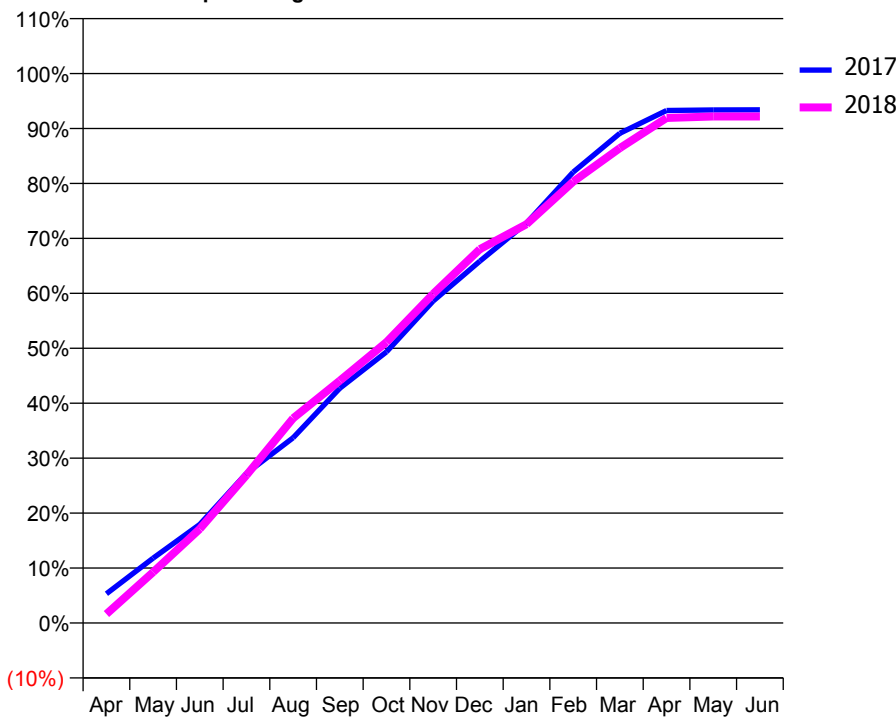
### ACCESS\*

Patients seen in 24 months	Total	Change since previous quarter
Quarter ending March 2017	1,837	
Quarter ending June 2017	1,850	→
Quarter ending September 2017	1,839	→
Quarter ending December 2017	1,812	↓
Quarter ending March 2018	1,823	→
<b>Variance since March 2017</b>	<b>(0.8%)</b>	<b>→</b>



### ACTIVITY

**Cumulative percentage of contracted UDA delivered 2017 & 2018**



Month	Adjusted Scheduled Activity (UDA)	
	2017	2018
April	376	111
May	836	629
June	1,270	1,164
July	1,929	1,828
August	2,387	2,534
September	3,025	3,000
October	3,494	3,476
November	4,149	4,073
December	4,663	4,626
January	5,154	4,936
February	5,811	5,460
March	6,310	5,876
April	6,605	6,251
May	6,612	6,269
June	6,614	6,268

### QUALITY

	Quantity	Base Number	Contract	LHB	Wales
% of FP17s for the same patient ID Re-attending within 3 months - Children	22	596	3.7%	8.5%	10.9%
% of FP17s for the same patient ID Re-attending within 3 months - Adults	283	1,687	16.8%	15.0%	16.2%
% of FP17s for the same patient ID Re-attending between 3 & 9 months - Children	272	596	45.6%	58.3%	59.0%
% of FP17s for the same patient ID Re-attending between 3 & 9 months - Adults	789	1,687	46.8%	54.7%	54.9%
% of FP17s for Band 1 Urgent Courses	148	2,335	6.3%	9.2%	9.0%
% of FP17s Relating to Free Repair or Replacements	7	2,335	0.3%	0.7%	0.7%
% of FP17s Relating to Continuations	8	2,335	0.3%	0.7%	0.8%
% of Patients satisfied with the dentistry they have received	4	4	N/A	91.9%	92.0%
% of Patients satisfied with the time they had to wait for an appointment	3	4	N/A	88.8%	88.1%

\* This is based on patients treated on this contract for their most recent course of treatment. Figures in italics indicate the base number of FP17s or Patient Questionnaire responses are less than 100. N/A is shown where the base number of responses is less than 10 during the period. % is calculated as Quantity/Base number\*100

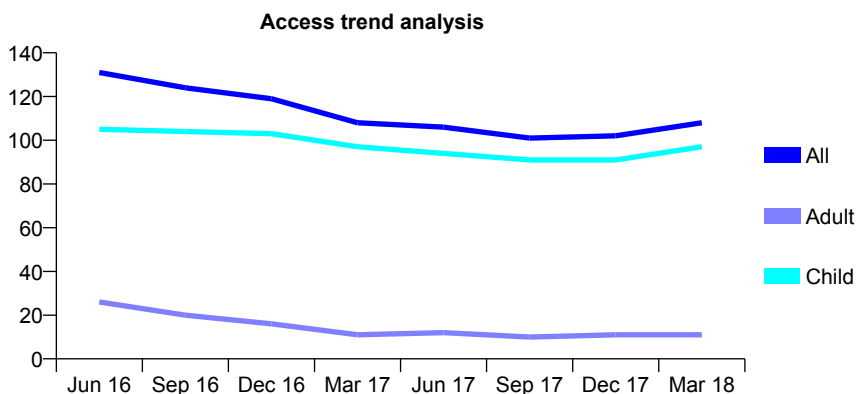
## 7A6 - Vital Signs At a Glance Contract Report for 302627/0002 - Year end March 2018

Name or company name	MR RD ISAAC
Contract type name	GDS Contract
Purpose of contract	General
Contract start date	08/09/2013
Contract end date	

17/18 Contracted general activity (UDA)	200
Carry forward general activity (UDA)	0
17/18 Contracted orthodontic activity (UOA)	0
Carry forward orthodontic activity (UOA)	0
Baseline contract value	£4,347.21

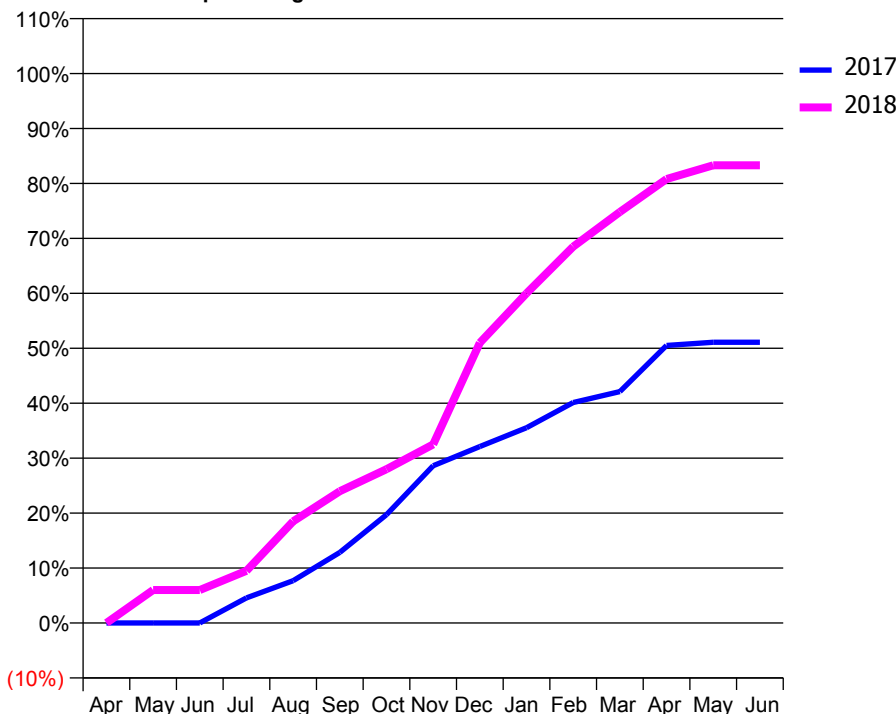
### ACCESS\*

Patients seen in 24 months	Total	Change since previous quarter
Quarter ending March 2017	108	
Quarter ending June 2017	106	↓
Quarter ending September 2017	101	↓
Quarter ending December 2017	102	→
Quarter ending March 2018	108	↑
<b>Variance since March 2017</b>	0.0%	→



### ACTIVITY

Cumulative percentage of contracted UDA delivered 2017 & 2018



Month	Adjusted Scheduled Activity (UDA)	
	2017	2018
April	0	0
May	0	12
June	0	12
July	16	19
August	27	37
September	45	48
October	69	56
November	100	65
December	112	102
January	124	120
February	140	137
March	147	150
April	177	162
May	179	167
June	179	167

### QUALITY

	Quantity	Base Number	Contract	LHB	Wales
% of FP17s for the same patient ID Re-attending within 3 months - Children	8	156	5.1%	8.5%	10.9%
% of FP17s for the same patient ID Re-attending within 3 months - Adults	0	5	0.0%	15.0%	16.2%
% of FP17s for the same patient ID Re-attending between 3 & 9 months - Children	98	156	62.8%	58.3%	59.0%
% of FP17s for the same patient ID Re-attending between 3 & 9 months - Adults	3	5	60.0%	54.7%	54.9%
% of FP17s for Band 1 Urgent Courses	3	148	2.0%	9.2%	9.0%
% of FP17s Relating to Free Repair or Replacements	0	148	0.0%	0.7%	0.7%
% of FP17s Relating to Continuations	0	148	0.0%	0.7%	0.8%
% of Patients satisfied with the dentistry they have received	0	0	N/A	91.9%	92.0%
% of Patients satisfied with the time they had to wait for an appointment	0	0	N/A	88.8%	88.1%

\* This is based on patients treated on this contract for their most recent course of treatment. Figures in italics indicate the base number of FP17s or Patient Questionnaire responses are less than 100. N/A is shown where the base number of responses is less than 10 during the period. % is calculated as Quantity/Base number\*100

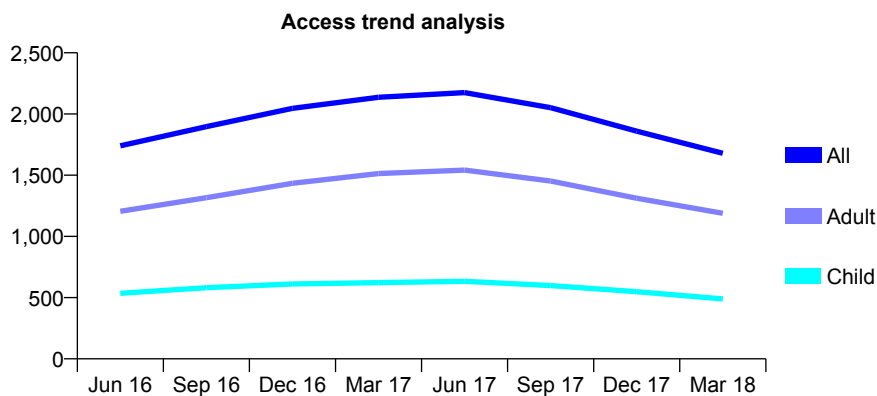
## 7A6 - Vital Signs At a Glance Contract Report for 309966/0002 - Year end March 2018

Name or company name	MR SJ PARRY
Contract type name	GDS Contract
Purpose of contract	General
Contract start date	06/07/2015
Contract end date	

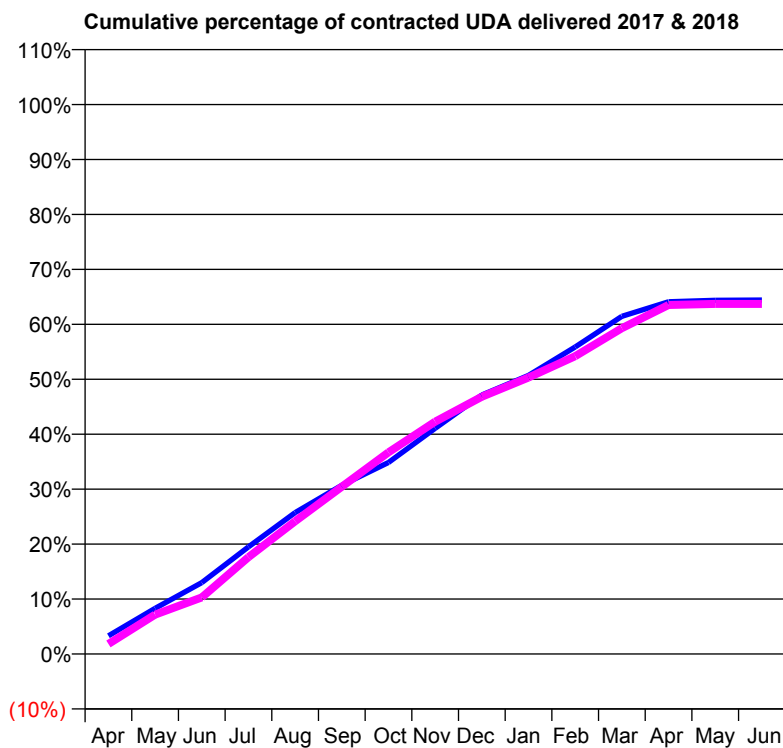
17/18 Contracted general activity (UDA)	8,000
Carry forward general activity (UDA)	0
17/18 Contracted orthodontic activity (UOA)	0
Carry forward orthodontic activity (UOA)	0
Baseline contract value	£297,910.60

### ACCESS\*

Patients seen in 24 months	Total	Change since previous quarter
Quarter ending March 2017	2,137	
Quarter ending June 2017	2,175	→
Quarter ending September 2017	2,052	↓
Quarter ending December 2017	1,860	↓
Quarter ending March 2018	1,679	↓
<b>Variance since March 2017</b>	<b>(21.4%)</b>	<b>↓</b>



### ACTIVITY



Month	Adjusted Scheduled Activity (UDA)	
	2017	2018
April	278	147
May	696	573
June	1,090	825
July	1,633	1,410
August	2,156	1,932
September	2,574	2,436
October	2,922	2,936
November	3,442	3,384
December	3,951	3,745
January	4,251	4,025
February	4,683	4,337
March	5,151	4,744
April	5,372	5,082
May	5,395	5,098
June	5,399	5,098

### QUALITY

	Quantity	Base Number	Contract	LHB	Wales
% of FP17s for the same patient ID Re-attending within 3 months - Children	41	457	9.0%	8.5%	10.9%
% of FP17s for the same patient ID Re-attending within 3 months - Adults	273	1,288	21.2%	15.0%	16.2%
% of FP17s for the same patient ID Re-attending between 3 & 9 months - Children	146	457	31.9%	58.3%	59.0%
% of FP17s for the same patient ID Re-attending between 3 & 9 months - Adults	489	1,288	38.0%	54.7%	54.9%
% of FP17s for Band 1 Urgent Courses	111	1,735	6.4%	9.2%	9.0%
% of FP17s Relating to Free Repair or Replacements	12	1,735	0.7%	0.7%	0.7%
% of FP17s Relating to Continuations	3	1,735	0.2%	0.7%	0.8%
% of Patients satisfied with the dentistry they have received	6	7	N/A	91.9%	92.0%
% of Patients satisfied with the time they had to wait for an appointment	5	7	N/A	88.8%	88.1%

\* This is based on patients treated on this contract for their most recent course of treatment. Figures in italics indicate the base number of FP17s or Patient Questionnaire responses are less than 100. N/A is shown where the base number of responses is less than 10 during the period. % is calculated as Quantity/Base number\*100

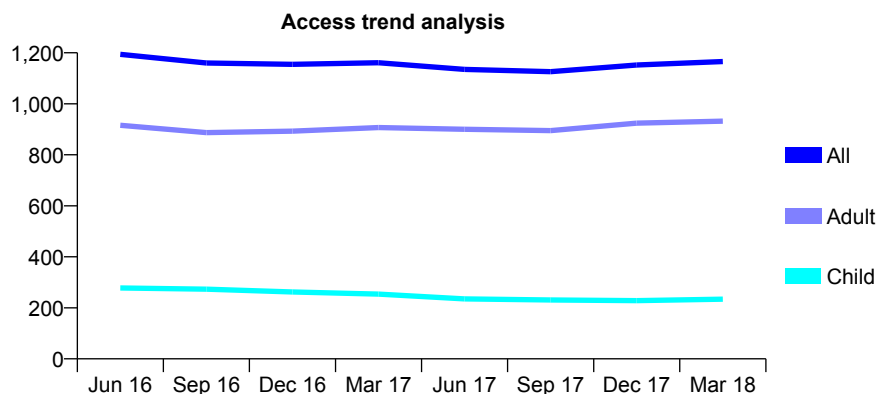
## 7A6 - Vital Signs At a Glance Contract Report for 326429/0003 - Year end March 2018

Name or company name	MR AJ MATTHEWS
Contract type name	GDS Contract
Purpose of contract	General
Contract start date	01/04/2006
Contract end date	

17/18 Contracted general activity (UDA)	4,372
Carry forward general activity (UDA)	219
17/18 Contracted orthodontic activity (UOA)	0
Carry forward orthodontic activity (UOA)	0
Baseline contract value	£108,255.65

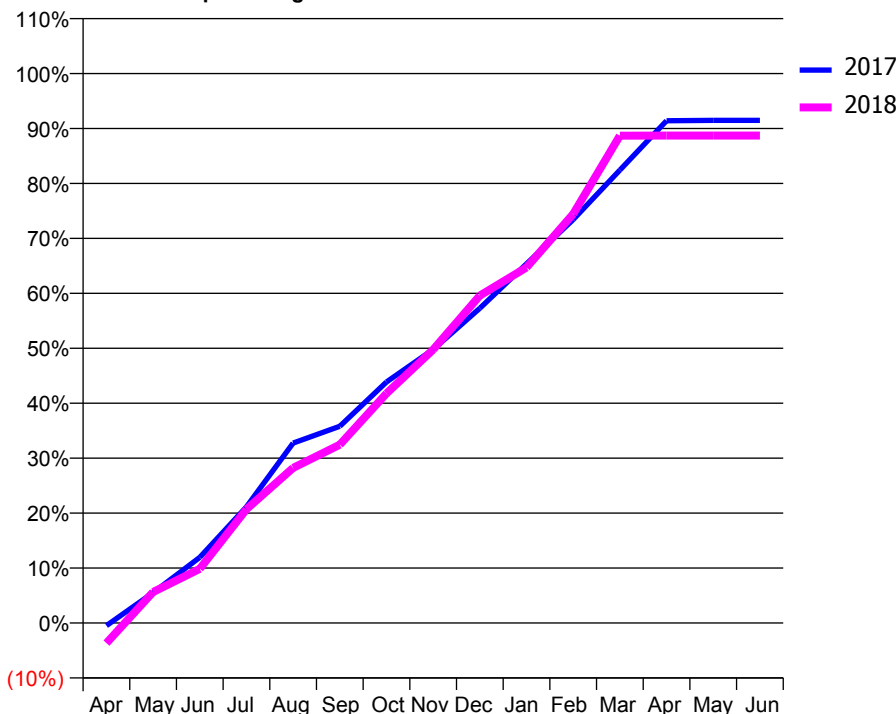
### ACCESS\*

Patients seen in 24 months	Total	Change since previous quarter
Quarter ending March 2017	1,161	
Quarter ending June 2017	1,135	↓
Quarter ending September 2017	1,126	→
Quarter ending December 2017	1,152	↑
Quarter ending March 2018	1,166	→
<b>Variance since March 2017</b>	<b>0.4%</b>	<b>→</b>



### ACTIVITY

Cumulative percentage of contracted UDA delivered 2017 & 2018



Month	Adjusted Scheduled Activity (UDA)	
	2017	2018
April	-22	-160
May	241	246
June	523	431
July	925	905
August	1,431	1,235
September	1,565	1,419
October	1,918	1,827
November	2,177	2,175
December	2,504	2,605
January	2,858	2,829
February	3,210	3,255
March	3,604	3,877
April	3,996	3,878
May	3,999	3,878
June	3,999	3,878

### QUALITY

	Quantity	Base Number	Contract	LHB	Wales
% of FP17s for the same patient ID Re-attending within 3 months - Children	26	361	7.2%	8.5%	10.9%
% of FP17s for the same patient ID Re-attending within 3 months - Adults	337	1,564	21.5%	15.0%	16.2%
% of FP17s for the same patient ID Re-attending between 3 & 9 months - Children	200	361	55.4%	58.3%	59.0%
% of FP17s for the same patient ID Re-attending between 3 & 9 months - Adults	777	1,564	49.7%	54.7%	54.9%
% of FP17s for Band 1 Urgent Courses	311	1,811	17.2%	9.2%	9.0%
% of FP17s Relating to Free Repair or Replacements	17	1,811	0.9%	0.7%	0.7%
% of FP17s Relating to Continuations	34	1,811	1.9%	0.7%	0.8%
% of Patients satisfied with the dentistry they have received	3	3	N/A	91.9%	92.0%
% of Patients satisfied with the time they had to wait for an appointment	3	3	N/A	88.8%	88.1%

\* This is based on patients treated on this contract for their most recent course of treatment. Figures in italics indicate the base number of FP17s or Patient Questionnaire responses are less than 100. N/A is shown where the base number of responses is less than 10 during the period. % is calculated as Quantity/Base number\*100

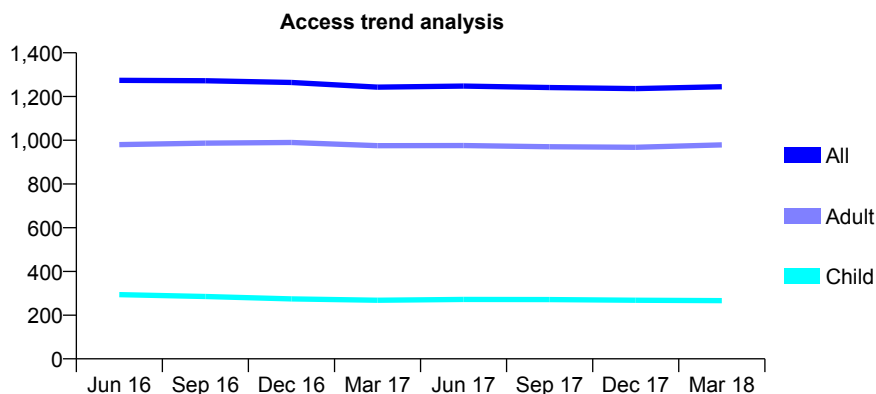
## 7A6 - Vital Signs At a Glance Contract Report for 327190/0001 - Year end March 2018

Name or company name	MR AV JONES
Contract type name	GDS Contract
Purpose of contract	General
Contract start date	01/04/2006
Contract end date	

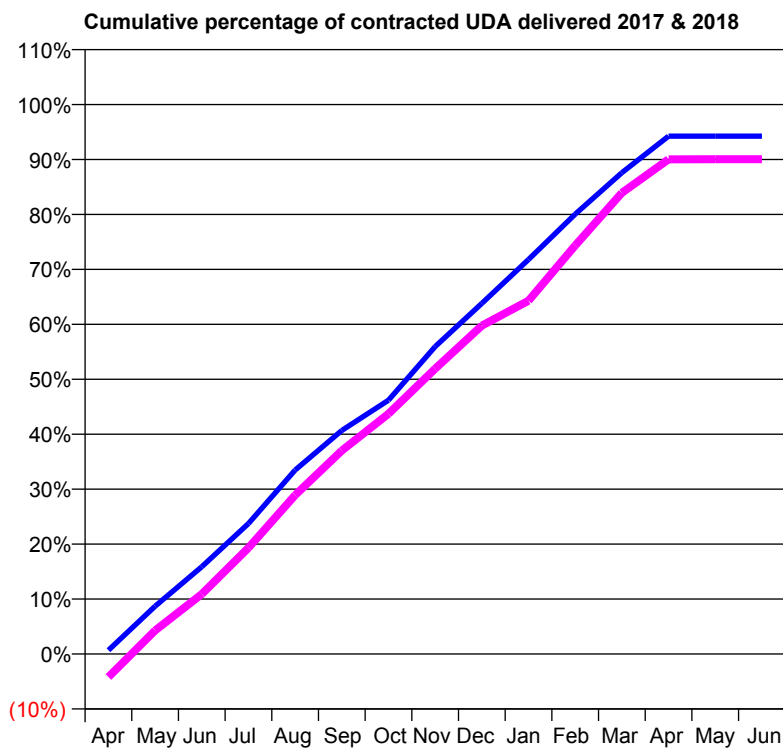
17/18 Contracted general activity (UDA)	5,103
Carry forward general activity (UDA)	255
17/18 Contracted orthodontic activity (UOA)	0
Carry forward orthodontic activity (UOA)	0
Baseline contract value	£126,601.23

### ACCESS\*

Patients seen in 24 months	Total	Change since previous quarter
Quarter ending March 2017	1,243	
Quarter ending June 2017	1,248	→
Quarter ending September 2017	1,241	→
Quarter ending December 2017	1,236	→
Quarter ending March 2018	1,245	→
<b>Variance since March 2017</b>	<b>0.2%</b>	<b>→</b>



### ACTIVITY



Month	Adjusted Scheduled Activity (UDA)	
	2017	2018
April	35	-215
May	443	219
June	810	556
July	1,212	986
August	1,709	1,476
September	2,076	1,889
October	2,357	2,231
November	2,855	2,649
December	3,256	3,049
January	3,664	3,281
February	4,084	3,794
March	4,470	4,283
April	4,809	4,593
May	4,809	4,594
June	4,809	4,594

### QUALITY

	Quantity	Base Number	Contract	LHB	Wales
% of FP17s for the same patient ID Re-attending within 3 months - Children	38	434	8.8%	8.5%	10.9%
% of FP17s for the same patient ID Re-attending within 3 months - Adults	223	1,566	14.2%	15.0%	16.2%
% of FP17s for the same patient ID Re-attending between 3 & 9 months - Children	261	434	60.1%	58.3%	59.0%
% of FP17s for the same patient ID Re-attending between 3 & 9 months - Adults	997	1,566	63.7%	54.7%	54.9%
% of FP17s for Band 1 Urgent Courses	203	2,018	10.1%	9.2%	9.0%
% of FP17s Relating to Free Repair or Replacements	0	2,018	0.0%	0.7%	0.7%
% of FP17s Relating to Continuations	17	2,018	0.8%	0.7%	0.8%
% of Patients satisfied with the dentistry they have received	8	8	N/A	91.9%	92.0%
% of Patients satisfied with the time they had to wait for an appointment	8	8	N/A	88.8%	88.1%

\* This is based on patients treated on this contract for their most recent course of treatment. Figures in italics indicate the base number of FP17s or Patient Questionnaire responses are less than 100. N/A is shown where the base number of responses is less than 10 during the period. % is calculated as Quantity/Base number\*100

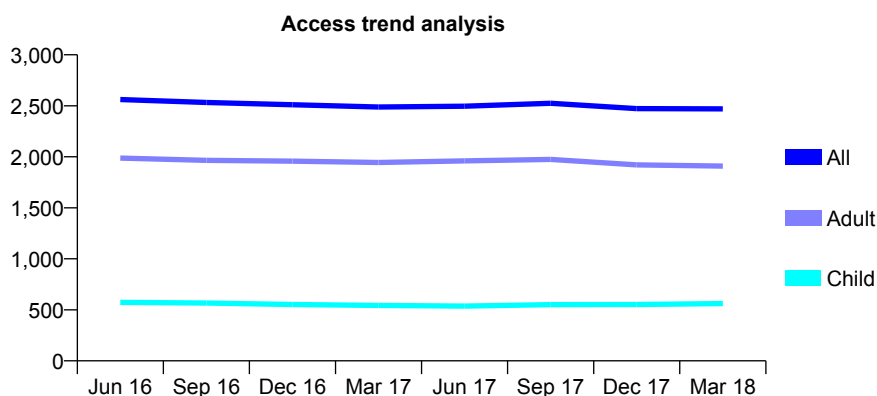
## 7A6 - Vital Signs At a Glance Contract Report for 332151/0001 - Year end March 2018

Name or company name	MISS LA GRIFFITHS
Contract type name	GDS Contract
Purpose of contract	General
Contract start date	01/04/2006
Contract end date	

17/18 Contracted general activity (UDA)	5,896
Carry forward general activity (UDA)	6
17/18 Contracted orthodontic activity (UOA)	0
Carry forward orthodontic activity (UOA)	0
Baseline contract value	£145,815.64

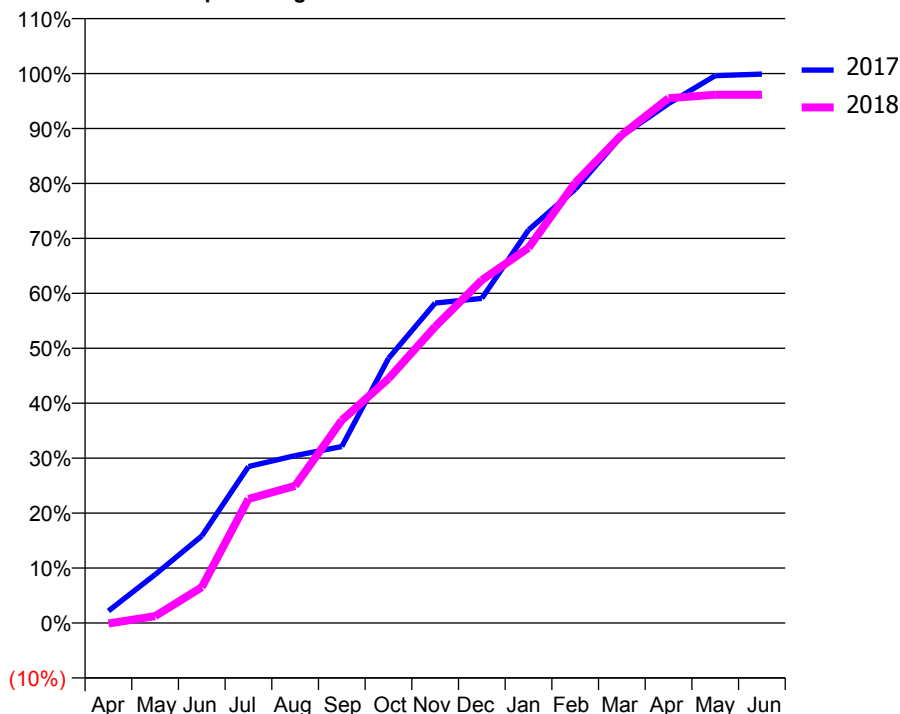
### ACCESS\*

Patients seen in 24 months	Total	Change since previous quarter
Quarter ending March 2017	2,488	
Quarter ending June 2017	2,496	→
Quarter ending September 2017	2,525	→
Quarter ending December 2017	2,473	↓
Quarter ending March 2018	2,470	→
<b>Variance since March 2017</b>	<b>(0.7%)</b>	<b>→</b>



### ACTIVITY

Cumulative percentage of contracted UDA delivered 2017 & 2018



Month	Adjusted Scheduled Activity (UDA)	
	2017	2018
April	129	-6
May	521	74
June	933	385
July	1,679	1,331
August	1,797	1,471
September	1,893	2,175
October	2,840	2,622
November	3,434	3,180
December	3,483	3,679
January	4,217	4,025
February	4,654	4,724
March	5,227	5,239
April	5,573	5,631
May	5,872	5,667
June	5,890	5,667

### QUALITY

	Quantity	Base Number	Contract	LHB	Wales
% of FP17s for the same patient ID Re-attending within 3 months - Children	63	832	7.6%	8.5%	10.9%
% of FP17s for the same patient ID Re-attending within 3 months - Adults	311	2,630	11.8%	15.0%	16.2%
% of FP17s for the same patient ID Re-attending between 3 & 9 months - Children	472	832	56.7%	58.3%	59.0%
% of FP17s for the same patient ID Re-attending between 3 & 9 months - Adults	1,315	2,630	50.0%	54.7%	54.9%
% of FP17s for Band 1 Urgent Courses	243	3,323	7.3%	9.2%	9.0%
% of FP17s Relating to Free Repair or Replacements	16	3,323	0.5%	0.7%	0.7%
% of FP17s Relating to Continuations	8	3,323	0.2%	0.7%	0.8%
% of Patients satisfied with the dentistry they have received	4	5	N/A	91.9%	92.0%
% of Patients satisfied with the time they had to wait for an appointment	4	5	N/A	88.8%	88.1%

\* This is based on patients treated on this contract for their most recent course of treatment. Figures in italics indicate the base number of FP17s or Patient Questionnaire responses are less than 100. N/A is shown where the base number of responses is less than 10 during the period. % is calculated as Quantity/Base number\*100



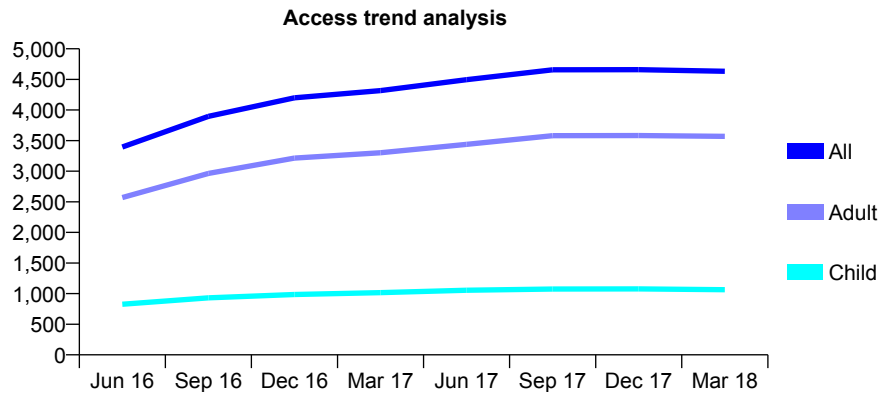
## 7A6 - Vital Signs At a Glance Contract Report for 349593/0001 - Year end March 2018

Name or company name	MR DJ SRIVASTAVA
Contract type name	GDS Contract
Purpose of contract	General
Contract start date	01/10/2015
Contract end date	

17/18 Contracted general activity (UDA)	13,141
Carry forward general activity (UDA)	-53
17/18 Contracted orthodontic activity (UOA)	0
Carry forward orthodontic activity (UOA)	0
Baseline contract value	£360,253.00

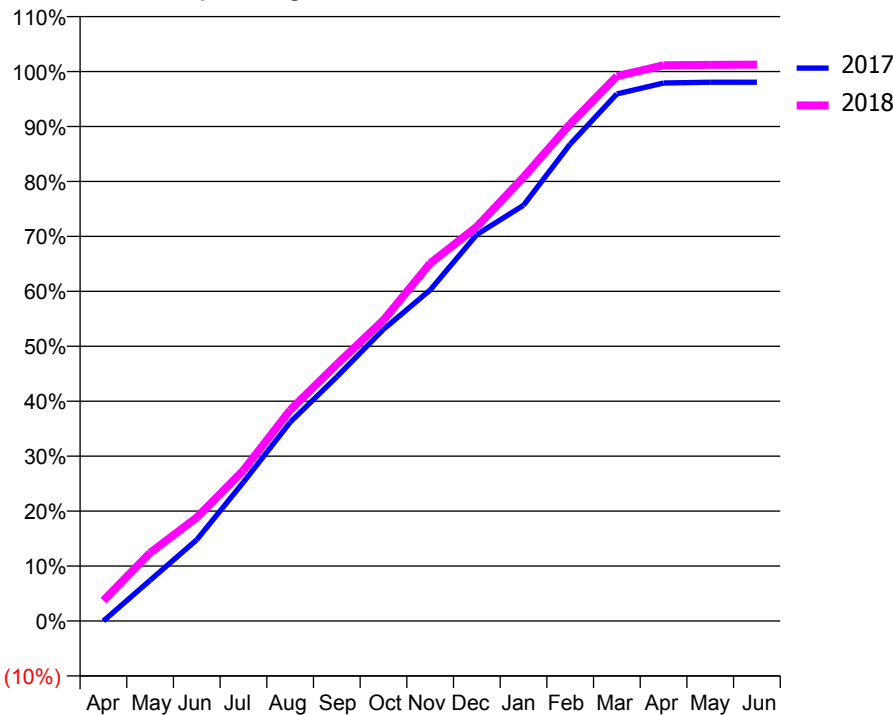
### ACCESS\*

Patients seen in 24 months	Total	Change since previous quarter
Quarter ending March 2017	4,317	
Quarter ending June 2017	4,495	↑
Quarter ending September 2017	4,657	↑
Quarter ending December 2017	4,660	→
Quarter ending March 2018	4,633	→
<b>Variance since March 2017</b>	<b>7.3%</b>	<b>↑</b>



### ACTIVITY

Cumulative percentage of contracted UDA delivered 2017 & 2018



Month	Adjusted Scheduled Activity (UDA)	
	2017	2018
April	0	490
May	1,055	1,631
June	2,105	2,478
July	3,597	3,607
August	5,149	5,043
September	6,325	6,141
October	7,555	7,195
November	8,574	8,553
December	10,010	9,430
January	10,768	10,615
February	12,352	11,888
March	13,653	13,028
April	13,935	13,290
May	13,955	13,300
June	13,956	13,306

### QUALITY

	Quantity	Base Number	Contract	LHB	Wales
% of FP17s for the same patient ID Re-attending within 3 months - Children	107	1,614	6.6%	8.5%	10.9%
% of FP17s for the same patient ID Re-attending within 3 months - Adults	483	4,623	10.4%	15.0%	16.2%
% of FP17s for the same patient ID Re-attending between 3 & 9 months - Children	907	1,614	56.2%	58.3%	59.0%
% of FP17s for the same patient ID Re-attending between 3 & 9 months - Adults	2,441	4,623	52.8%	54.7%	54.9%
% of FP17s for Band 1 Urgent Courses	271	6,242	4.3%	9.2%	9.0%
% of FP17s Relating to Free Repair or Replacements	96	6,242	1.5%	0.7%	0.7%
% of FP17s Relating to Continuations	37	6,242	0.6%	0.7%	0.8%
% of Patients satisfied with the dentistry they have received	7	7	N/A	91.9%	92.0%
% of Patients satisfied with the time they had to wait for an appointment	6	7	N/A	88.8%	88.1%

\* This is based on patients treated on this contract for their most recent course of treatment. Figures in italics indicate the base number of FP17s or Patient Questionnaire responses are less than 100. N/A is shown where the base number of responses is less than 10 during the period. % is calculated as Quantity/Base number\*100

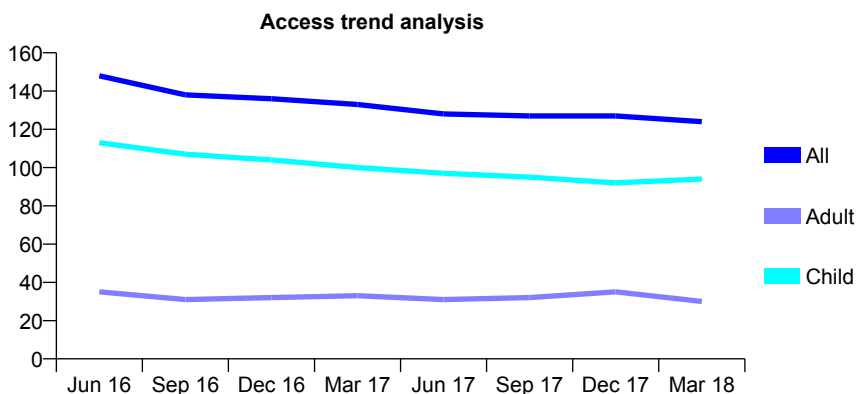
## 7A6 - Vital Signs At a Glance Contract Report for 566705/0001 - Year end March 2018

Name or company name	MR MR BREEZE
Contract type name	GDS Contract
Purpose of contract	General
Contract start date	01/04/2006
Contract end date	31/03/2018

17/18 Contracted general activity (UDA)	270
Carry forward general activity (UDA)	0
17/18 Contracted orthodontic activity (UOA)	0
Carry forward orthodontic activity (UOA)	0
Baseline contract value	£5,704.82

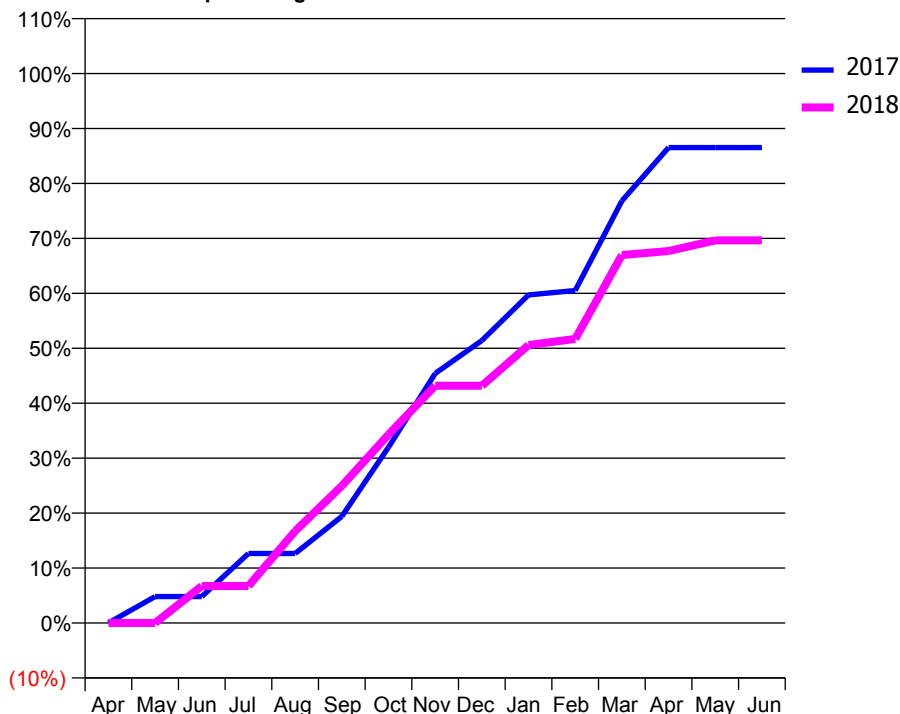
### ACCESS\*

Patients seen in 24 months	Total	Change since previous quarter
Quarter ending March 2017	133	
Quarter ending June 2017	128	↓
Quarter ending September 2017	127	→
Quarter ending December 2017	127	→
Quarter ending March 2018	124	↓
<b>Variance since March 2017</b>	<b>(6.8%)</b>	<b>↓</b>



### ACTIVITY

**Cumulative percentage of contracted UDA delivered 2017 & 2018**



**Adjusted Scheduled Activity (UDA)**

Month	2017	2018
April	0	0
May	13	0
June	13	18
July	34	18
August	34	45
September	52	67
October	86	93
November	123	117
December	139	117
January	161	137
February	163	140
March	207	181
April	234	183
May	234	188
June	234	188

### QUALITY

	Quantity	Base Number	Contract	LHB	Wales
% of FP17s for the same patient ID Re-attending within 3 months - Children	8	131	6.1%	8.5%	10.9%
% of FP17s for the same patient ID Re-attending within 3 months - Adults	0	18	0.0%	15.0%	16.2%
% of FP17s for the same patient ID Re-attending between 3 & 9 months - Children	65	131	49.6%	58.3%	59.0%
% of FP17s for the same patient ID Re-attending between 3 & 9 months - Adults	8	18	44.4%	54.7%	54.9%
% of FP17s for Band 1 Urgent Courses	5	137	3.6%	9.2%	9.0%
% of FP17s Relating to Free Repair or Replacements	0	137	0.0%	0.7%	0.7%
% of FP17s Relating to Continuations	0	137	0.0%	0.7%	0.8%
% of Patients satisfied with the dentistry they have received	1	1	N/A	91.9%	92.0%
% of Patients satisfied with the time they had to wait for an appointment	1	1	N/A	88.8%	88.1%

\* This is based on patients treated on this contract for their most recent course of treatment. Figures in italics indicate the base number of FP17s or Patient Questionnaire responses are less than 100. N/A is shown where the base number of responses is less than 10 during the period. % is calculated as Quantity/Base number\*100

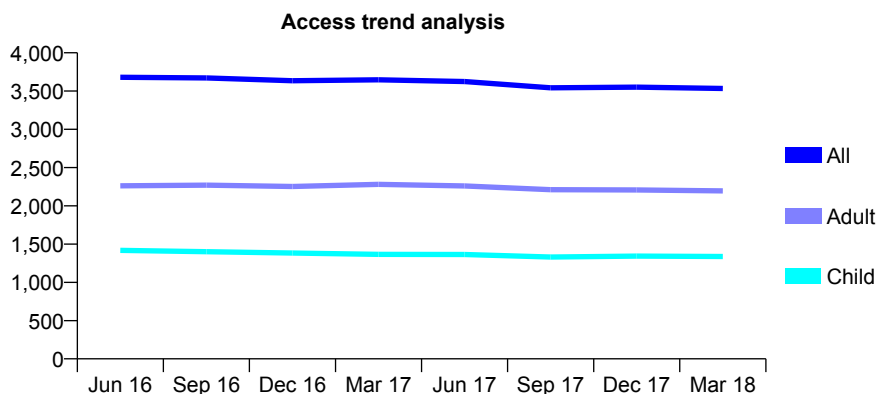
## 7A6 - Vital Signs At a Glance Contract Report for 577650/0001 - Year end March 2018

Name or company name	MISS SD WILKINS
Contract type name	GDS Contract
Purpose of contract	General
Contract start date	01/04/2006
Contract end date	

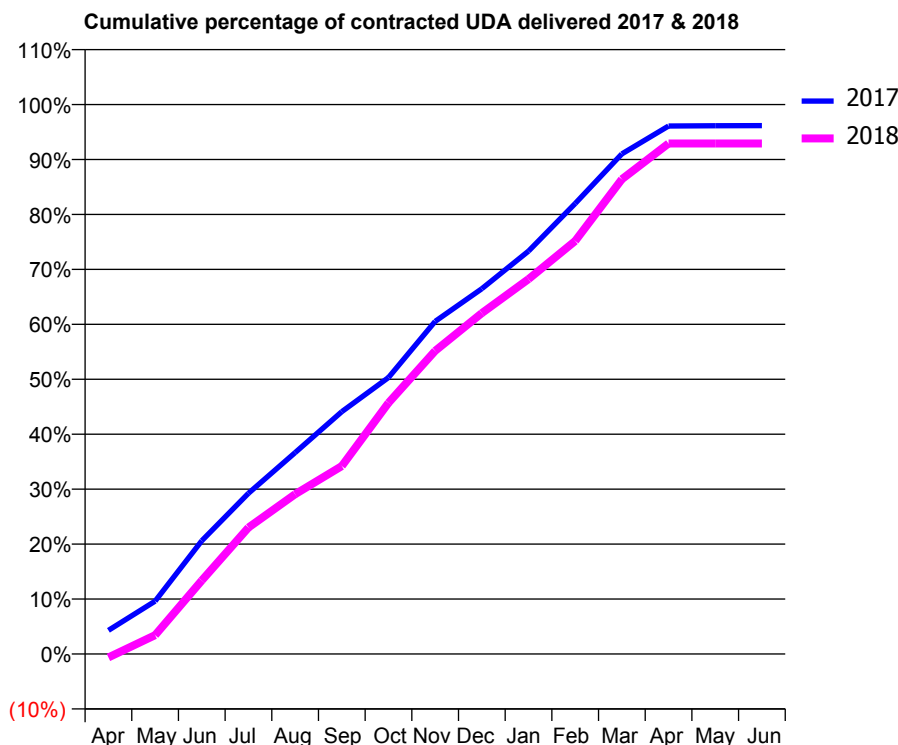
17/18 Contracted general activity (UDA)	13,571
Carry forward general activity (UDA)	521
17/18 Contracted orthodontic activity (UOA)	0
Carry forward orthodontic activity (UOA)	0
Baseline contract value	£322,404.21

### ACCESS\*

Patients seen in 24 months	Total	Change since previous quarter
Quarter ending March 2017	3,647	
Quarter ending June 2017	3,624	→
Quarter ending September 2017	3,542	↓
Quarter ending December 2017	3,551	→
Quarter ending March 2018	3,534	→
<b>Variance since March 2017</b>	<b>(3.1%)</b>	<b>↓</b>



### ACTIVITY



Month	Adjusted Scheduled Activity (UDA)	
	2017	2018
April	584	-86
May	1,305	467
June	2,798	1,815
July	3,972	3,125
August	4,973	3,946
September	5,986	4,640
October	6,830	6,204
November	8,214	7,486
December	9,021	8,420
January	9,952	9,258
February	11,126	10,201
March	12,351	11,726
April	13,041	12,608
May	13,048	12,608
June	13,050	12,608

### QUALITY

	Quantity	Base Number	Contract	LHB	Wales
% of FP17s for the same patient ID Re-attending within 3 months - Children	152	2,413	6.3%	8.5%	10.9%
% of FP17s for the same patient ID Re-attending within 3 months - Adults	584	3,900	15.0%	15.0%	16.2%
% of FP17s for the same patient ID Re-attending between 3 & 9 months - Children	1,623	2,413	67.3%	58.3%	59.0%
% of FP17s for the same patient ID Re-attending between 3 & 9 months - Adults	2,514	3,900	64.5%	54.7%	54.9%
% of FP17s for Band 1 Urgent Courses	293	6,321	4.6%	9.2%	9.0%
% of FP17s Relating to Free Repair or Replacements	99	6,321	1.6%	0.7%	0.7%
% of FP17s Relating to Continuations	81	6,321	1.3%	0.7%	0.8%
% of Patients satisfied with the dentistry they have received	9	9	N/A	91.9%	92.0%
% of Patients satisfied with the time they had to wait for an appointment	9	9	N/A	88.8%	88.1%

\* This is based on patients treated on this contract for their most recent course of treatment. Figures in italics indicate the base number of FP17s or Patient Questionnaire responses are less than 100. N/A is shown where the base number of responses is less than 10 during the period. % is calculated as Quantity/Base number\*100

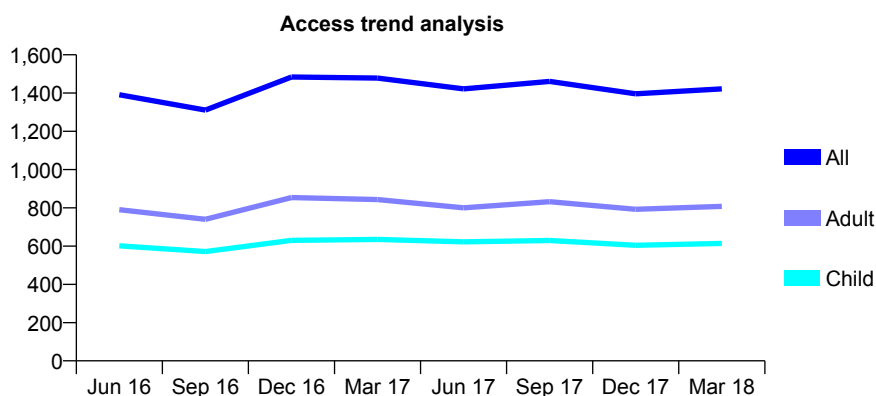
## 7A6 - Vital Signs At a Glance Contract Report for 629251/0002 - Year end March 2018

Name or company name	MR PL DAVIES
Contract type name	GDS Contract
Purpose of contract	General
Contract start date	01/04/2006
Contract end date	

17/18 Contracted general activity (UDA)	4,494
Carry forward general activity (UDA)	-102
17/18 Contracted orthodontic activity (UOA)	0
Carry forward orthodontic activity (UOA)	0
Baseline contract value	£120,086.24

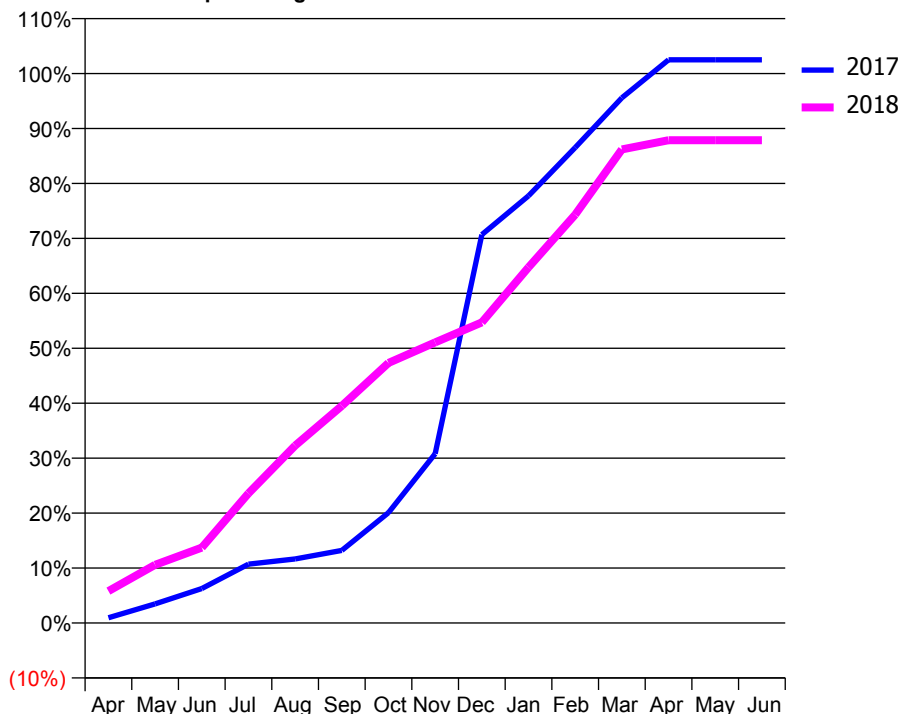
### ACCESS\*

Patients seen in 24 months	Total	Change since previous quarter
Quarter ending March 2017	1,478	
Quarter ending June 2017	1,422	↓
Quarter ending September 2017	1,461	↑
Quarter ending December 2017	1,396	↓
Quarter ending March 2018	1,422	→
<b>Variance since March 2017</b>	<b>(3.8%)</b>	<b>↓</b>



### ACTIVITY

Cumulative percentage of contracted UDA delivered 2017 & 2018



Month	Adjusted Scheduled Activity (UDA)	
	2017	2018
April	39	261
May	142	476
June	257	617
July	438	1,060
August	478	1,451
September	541	1,776
October	823	2,128
November	1,262	2,295
December	2,893	2,458
January	3,183	2,909
February	3,542	3,340
March	3,913	3,873
April	4,196	3,949
May	4,196	3,949
June	4,196	3,949

### QUALITY

	Quantity	Base Number	Contract	LHB	Wales
% of FP17s for the same patient ID Re-attending within 3 months - Children	25	601	4.2%	8.5%	10.9%
% of FP17s for the same patient ID Re-attending within 3 months - Adults	89	758	11.7%	15.0%	16.2%
% of FP17s for the same patient ID Re-attending between 3 & 9 months - Children	104	601	17.3%	58.3%	59.0%
% of FP17s for the same patient ID Re-attending between 3 & 9 months - Adults	241	758	31.8%	54.7%	54.9%
% of FP17s for Band 1 Urgent Courses	119	1,320	9.0%	9.2%	9.0%
% of FP17s Relating to Free Repair or Replacements	0	1,320	0.0%	0.7%	0.7%
% of FP17s Relating to Continuations	1	1,320	0.1%	0.7%	0.8%
% of Patients satisfied with the dentistry they have received	7	7	N/A	91.9%	92.0%
% of Patients satisfied with the time they had to wait for an appointment	7	7	N/A	88.8%	88.1%

\* This is based on patients treated on this contract for their most recent course of treatment. Figures in italics indicate the base number of FP17s or Patient Questionnaire responses are less than 100. N/A is shown where the base number of responses is less than 10 during the period. % is calculated as Quantity/Base number\*100

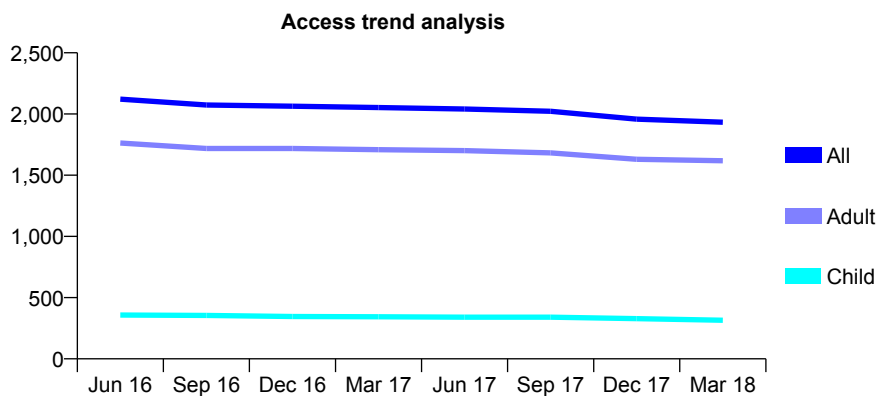
## 7A6 - Vital Signs At a Glance Contract Report for 641642/0001 - Year end March 2018

Name or company name	MR DS YOUNG
Contract type name	GDS Contract
Purpose of contract	General
Contract start date	01/04/2006
Contract end date	

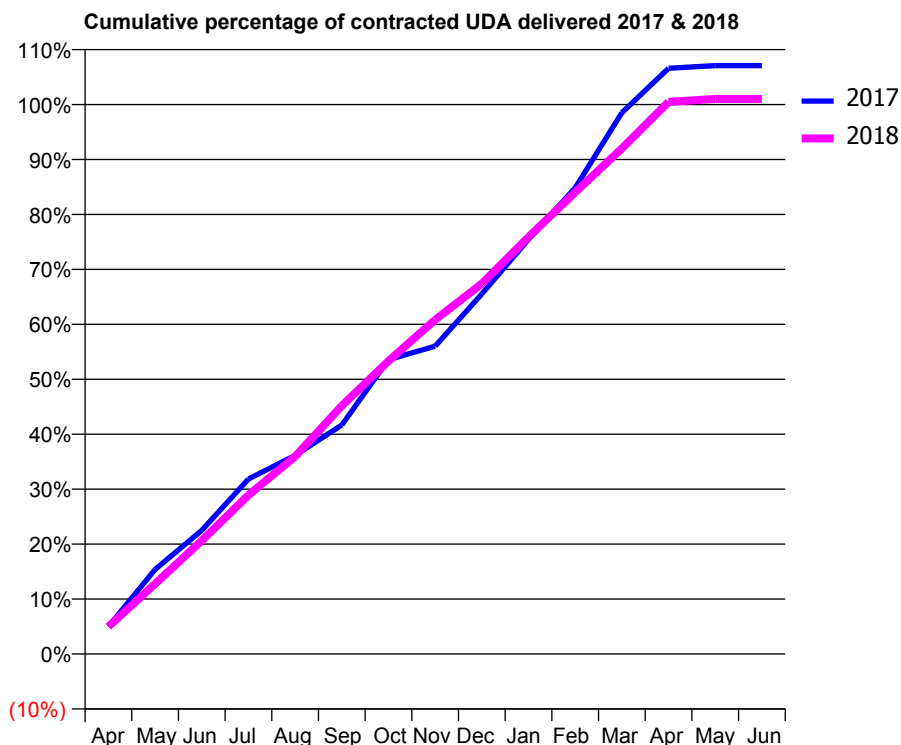
17/18 Contracted general activity (UDA)	5,885
Carry forward general activity (UDA)	-294
17/18 Contracted orthodontic activity (UOA)	0
Carry forward orthodontic activity (UOA)	0
Baseline contract value	£176,992.77

### ACCESS\*

Patients seen in 24 months	Total	Change since previous quarter
Quarter ending March 2017	2,053	
Quarter ending June 2017	2,041	→
Quarter ending September 2017	2,022	→
Quarter ending December 2017	1,958	↓
Quarter ending March 2018	1,933	↓
<b>Variance since March 2017</b>	<b>(5.8%)</b>	<b>↓</b>



### ACTIVITY



Month	Adjusted Scheduled Activity (UDA)	
	2017	2018
April	294	294
May	906	752
June	1,325	1,215
July	1,875	1,701
August	2,127	2,115
September	2,453	2,658
October	3,152	3,138
November	3,297	3,580
December	3,857	3,966
January	4,441	4,467
February	4,993	4,945
March	5,797	5,415
April	6,273	5,913
May	6,301	5,945
June	6,301	5,945

### QUALITY

	Quantity	Base Number	Contract	LHB	Wales
% of FP17s for the same patient ID Re-attending within 3 months - Children	12	361	3.3%	8.5%	10.9%
% of FP17s for the same patient ID Re-attending within 3 months - Adults	185	2,063	9.0%	15.0%	16.2%
% of FP17s for the same patient ID Re-attending between 3 & 9 months - Children	124	361	34.3%	58.3%	59.0%
% of FP17s for the same patient ID Re-attending between 3 & 9 months - Adults	933	2,063	45.2%	54.7%	54.9%
% of FP17s for Band 1 Urgent Courses	183	2,412	7.6%	9.2%	9.0%
% of FP17s Relating to Free Repair or Replacements	12	2,412	0.5%	0.7%	0.7%
% of FP17s Relating to Continuations	9	2,412	0.4%	0.7%	0.8%
% of Patients satisfied with the dentistry they have received	3	3	N/A	91.9%	92.0%
% of Patients satisfied with the time they had to wait for an appointment	2	3	N/A	88.8%	88.1%

\* This is based on patients treated on this contract for their most recent course of treatment. Figures in italics indicate the base number of FP17s or Patient Questionnaire responses are less than 100. N/A is shown where the base number of responses is less than 10 during the period. % is calculated as Quantity/Base number\*100

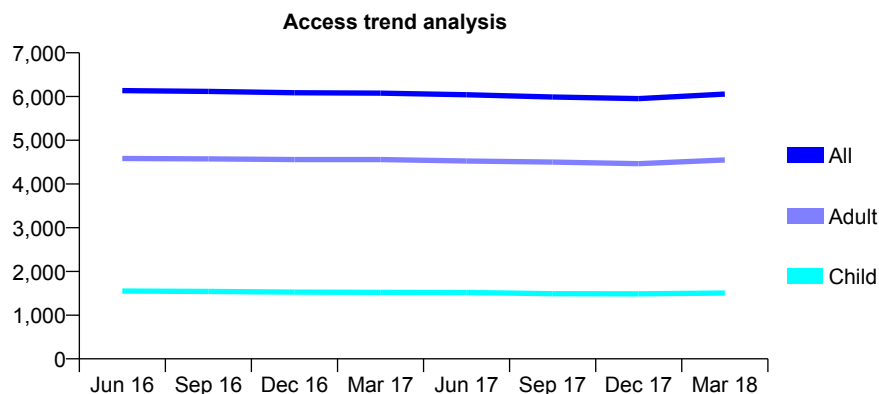
## 7A6 - Vital Signs At a Glance Contract Report for 643246/0001 - Year end March 2018

Name or company name	MR RD WILLNER
Contract type name	GDS Contract
Purpose of contract	General
Contract start date	01/04/2006
Contract end date	

17/18 Contracted general activity (UDA)	20,810
Carry forward general activity (UDA)	705
17/18 Contracted orthodontic activity (UOA)	0
Carry forward orthodontic activity (UOA)	0
Baseline contract value	£541,075.64

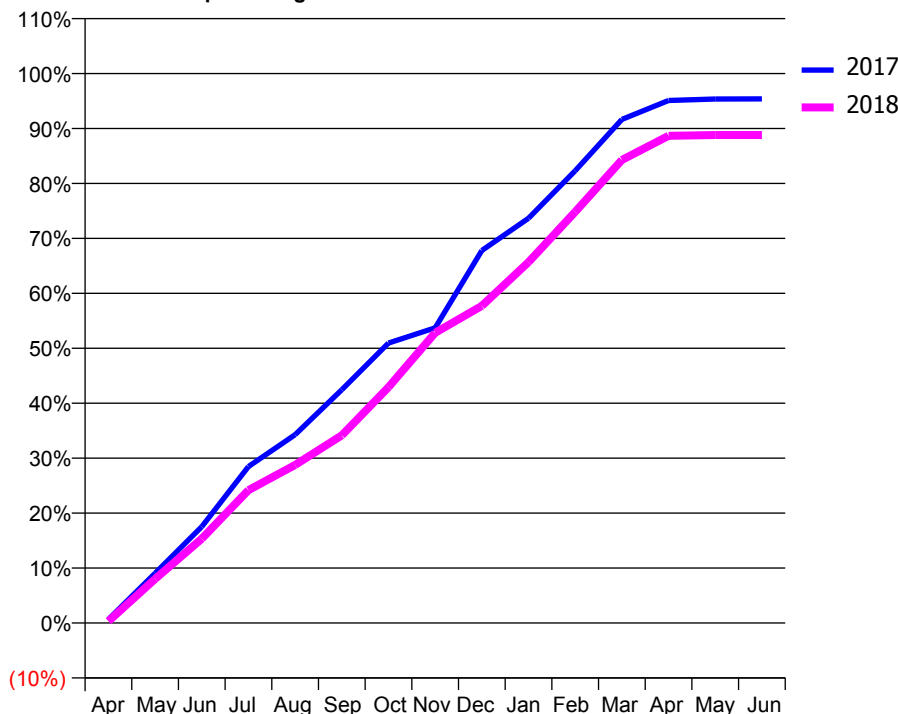
### ACCESS\*

Patients seen in 24 months	Total	Change since previous quarter
Quarter ending March 2017	6,078	
Quarter ending June 2017	6,041	→
Quarter ending September 2017	5,990	→
Quarter ending December 2017	5,953	→
Quarter ending March 2018	6,056	→
<b>Variance since March 2017</b>	<b>(0.4%)</b>	→



### ACTIVITY

Cumulative percentage of contracted UDA delivered 2017 & 2018



Month	Adjusted Scheduled Activity (UDA)	
	2017	2018
April	141	68
May	1,888	1,668
June	3,647	3,193
July	5,928	5,033
August	7,133	5,988
September	8,836	7,109
October	10,601	8,929
November	11,176	10,993
December	14,109	12,011
January	15,328	13,667
February	17,127	15,570
March	19,070	17,534
April	19,790	18,452
May	19,846	18,479
June	19,847	18,479

### QUALITY

	Quantity	Base Number	Contract	LHB	Wales
% of FP17s for the same patient ID Re-attending within 3 months - Children	134	2,320	5.8%	8.5%	10.9%
% of FP17s for the same patient ID Re-attending within 3 months - Adults	958	7,069	13.6%	15.0%	16.2%
% of FP17s for the same patient ID Re-attending between 3 & 9 months - Children	1,488	2,320	64.1%	58.3%	59.0%
% of FP17s for the same patient ID Re-attending between 3 & 9 months - Adults	4,483	7,069	63.4%	54.7%	54.9%
% of FP17s for Band 1 Urgent Courses	669	9,418	7.1%	9.2%	9.0%
% of FP17s Relating to Free Repair or Replacements	48	9,418	0.5%	0.7%	0.7%
% of FP17s Relating to Continuations	119	9,418	1.3%	0.7%	0.8%
% of Patients satisfied with the dentistry they have received	13	14	92.9%	91.9%	92.0%
% of Patients satisfied with the time they had to wait for an appointment	14	14	100.0%	88.8%	88.1%

\* This is based on patients treated on this contract for their most recent course of treatment. Figures in italics indicate the base number of FP17s or Patient Questionnaire responses are less than 100. N/A is shown where the base number of responses is less than 10 during the period. % is calculated as Quantity/Base number\*100

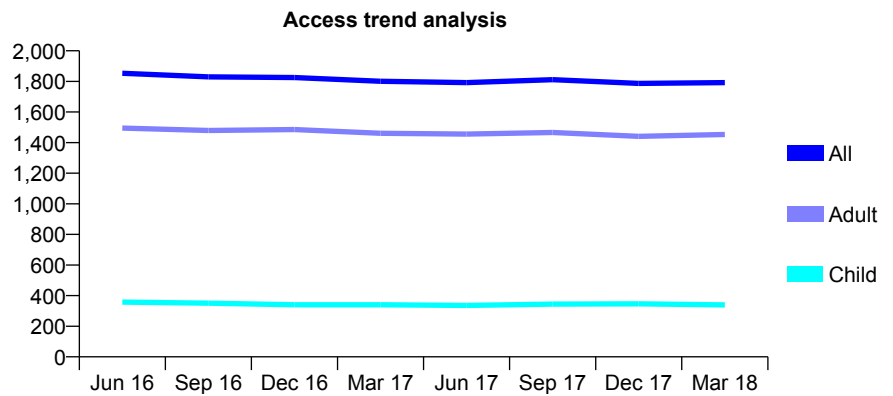
## 7A6 - Vital Signs At a Glance Contract Report for 674605/0001 - Year end March 2018

Name or company name	MRS LM PLANT
Contract type name	GDS Contract
Purpose of contract	General
Contract start date	01/04/2006
Contract end date	

17/18 Contracted general activity (UDA)	4,829
Carry forward general activity (UDA)	36
17/18 Contracted orthodontic activity (UOA)	0
Carry forward orthodontic activity (UOA)	0
Baseline contract value	£111,017.79

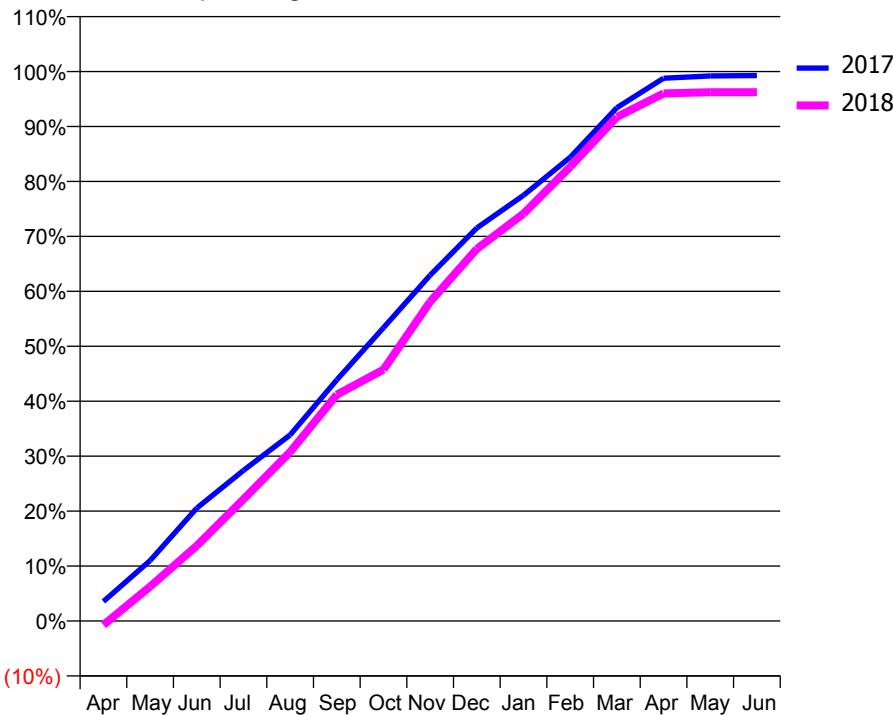
### ACCESS\*

Patients seen in 24 months	Total	Change since previous quarter
Quarter ending March 2017	1,801	
Quarter ending June 2017	1,792	→
Quarter ending September 2017	1,811	→
Quarter ending December 2017	1,787	↓
Quarter ending March 2018	1,792	→
<b>Variance since March 2017</b>	<b>(0.5%)</b>	<b>→</b>



### ACTIVITY

Cumulative percentage of contracted UDA delivered 2017 & 2018



Month	Adjusted Scheduled Activity (UDA)	
	2017	2018
April	172	-36
May	531	303
June	992	662
July	1,323	1,070
August	1,635	1,485
September	2,119	1,989
October	2,578	2,209
November	3,039	2,806
December	3,454	3,270
January	3,741	3,580
February	4,075	3,992
March	4,511	4,429
April	4,770	4,637
May	4,790	4,647
June	4,793	4,647

### QUALITY

	Quantity	Base Number	Contract	LHB	Wales
% of FP17s for the same patient ID Re-attending within 3 months - Children	27	466	5.8%	8.5%	10.9%
% of FP17s for the same patient ID Re-attending within 3 months - Adults	195	2,056	9.5%	15.0%	16.2%
% of FP17s for the same patient ID Re-attending between 3 & 9 months - Children	242	466	51.9%	58.3%	59.0%
% of FP17s for the same patient ID Re-attending between 3 & 9 months - Adults	1,116	2,056	54.3%	54.7%	54.9%
% of FP17s for Band 1 Urgent Courses	228	2,507	9.1%	9.2%	9.0%
% of FP17s Relating to Free Repair or Replacements	19	2,507	0.8%	0.7%	0.7%
% of FP17s Relating to Continuations	8	2,507	0.3%	0.7%	0.8%
% of Patients satisfied with the dentistry they have received	7	7	N/A	91.9%	92.0%
% of Patients satisfied with the time they had to wait for an appointment	7	7	N/A	88.8%	88.1%

\* This is based on patients treated on this contract for their most recent course of treatment. Figures in italics indicate the base number of FP17s or Patient Questionnaire responses are less than 100. N/A is shown where the base number of responses is less than 10 during the period. % is calculated as Quantity/Base number\*100



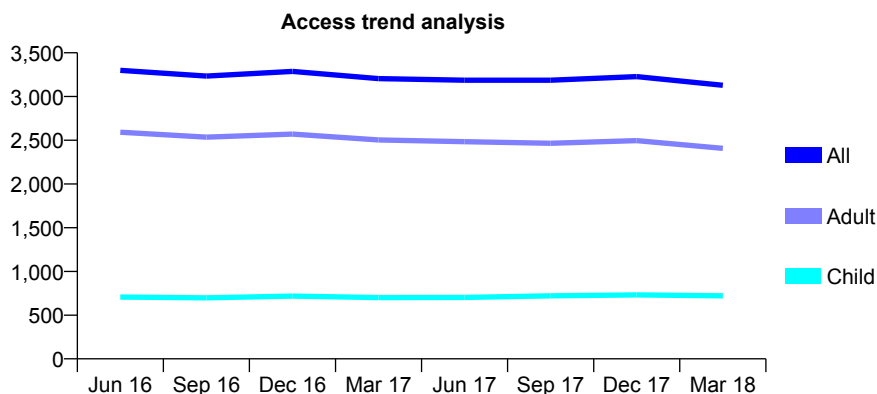
## 7A6 - Vital Signs At a Glance Contract Report for 680400/0001 - Year end March 2018

Name or company name	MR MA GLADSON
Contract type name	GDS Contract
Purpose of contract	General
Contract start date	01/04/2006
Contract end date	

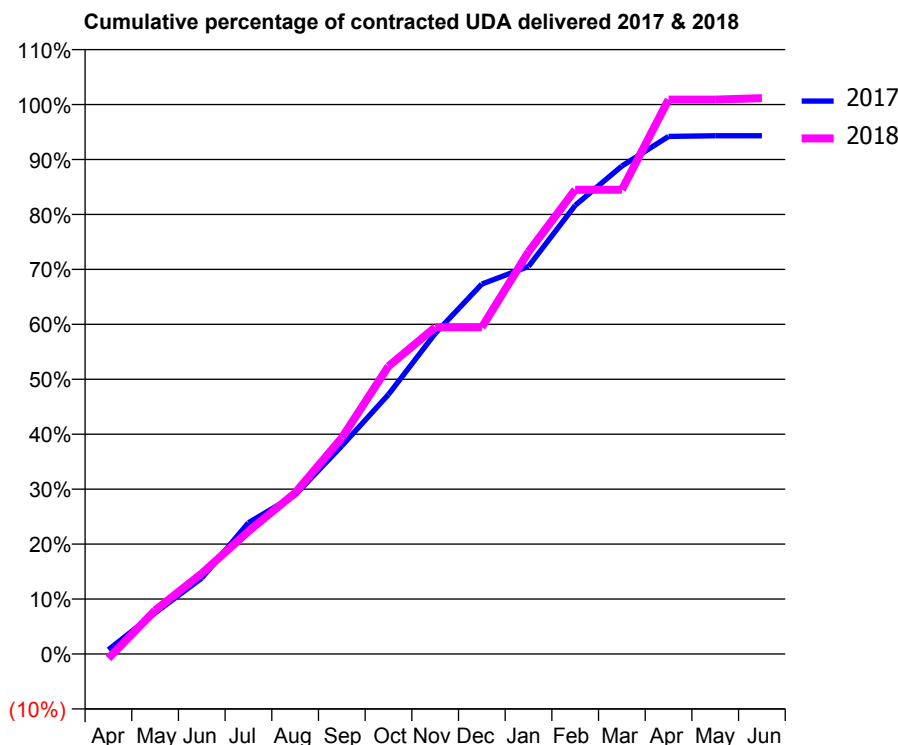
17/18 Contracted general activity (UDA)	7,920
Carry forward general activity (UDA)	304
17/18 Contracted orthodontic activity (UOA)	0
Carry forward orthodontic activity (UOA)	0
Baseline contract value	£243,516.60

### ACCESS\*

Patients seen in 24 months	Total	Change since previous quarter
Quarter ending March 2017	3,205	
Quarter ending June 2017	3,186	→
Quarter ending September 2017	3,186	→
Quarter ending December 2017	3,228	→
Quarter ending March 2018	3,129	↓
<b>Variance since March 2017</b>	<b>(2.4%)</b>	<b>↓</b>



### ACTIVITY



Month	Adjusted Scheduled Activity (UDA)	
	2017	2018
April	63	-65
May	594	629
June	1,095	1,162
July	1,892	1,768
August	2,291	2,323
September	2,999	3,116
October	3,741	4,149
November	4,620	4,710
December	5,333	4,710
January	5,586	5,798
February	6,467	6,691
March	7,033	6,691
April	7,461	7,990
May	7,469	7,990
June	7,469	8,012

### QUALITY

	Quantity	Base Number	Contract	LHB	Wales
% of FP17s for the same patient ID Re-attending within 3 months - Children	64	688	9.3%	8.5%	10.9%
% of FP17s for the same patient ID Re-attending within 3 months - Adults	538	2,713	19.8%	15.0%	16.2%
% of FP17s for the same patient ID Re-attending between 3 & 9 months - Children	162	688	23.5%	58.3%	59.0%
% of FP17s for the same patient ID Re-attending between 3 & 9 months - Adults	706	2,713	26.0%	54.7%	54.9%
% of FP17s for Band 1 Urgent Courses	885	3,683	24.0%	9.2%	9.0%
% of FP17s Relating to Free Repair or Replacements	62	3,683	1.7%	0.7%	0.7%
% of FP17s Relating to Continuations	87	3,683	2.4%	0.7%	0.8%
% of Patients satisfied with the dentistry they have received	8	8	N/A	91.9%	92.0%
% of Patients satisfied with the time they had to wait for an appointment	8	8	N/A	88.8%	88.1%

\* This is based on patients treated on this contract for their most recent course of treatment. Figures in italics indicate the base number of FP17s or Patient Questionnaire responses are less than 100. N/A is shown where the base number of responses is less than 10 during the period. % is calculated as Quantity/Base number\*100

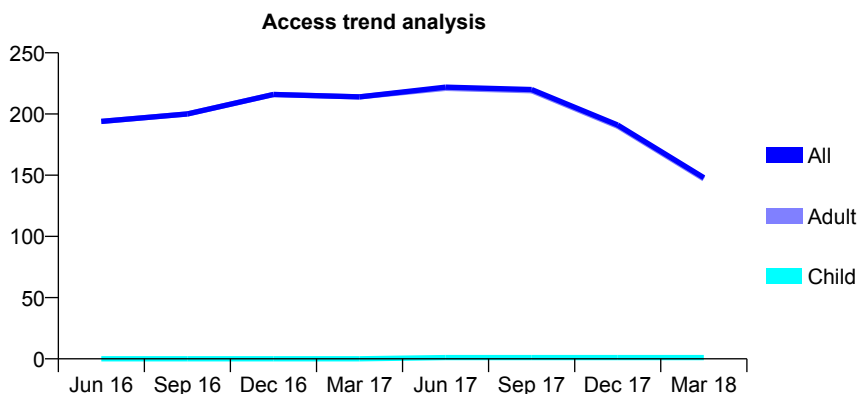
## 7A6 - Vital Signs At a Glance Contract Report for 680400/0002 - Year end March 2018

Name or company name	MR MA GLADSON
Contract type name	PDS Contract
Purpose of contract	General
Contract start date	01/06/2007
Contract end date	16/02/2018

17/18 Contracted general activity (UDA)	507
Carry forward general activity (UDA)	0
17/18 Contracted orthodontic activity (UOA)	0
Carry forward orthodontic activity (UOA)	0
Baseline contract value	£15,015.48

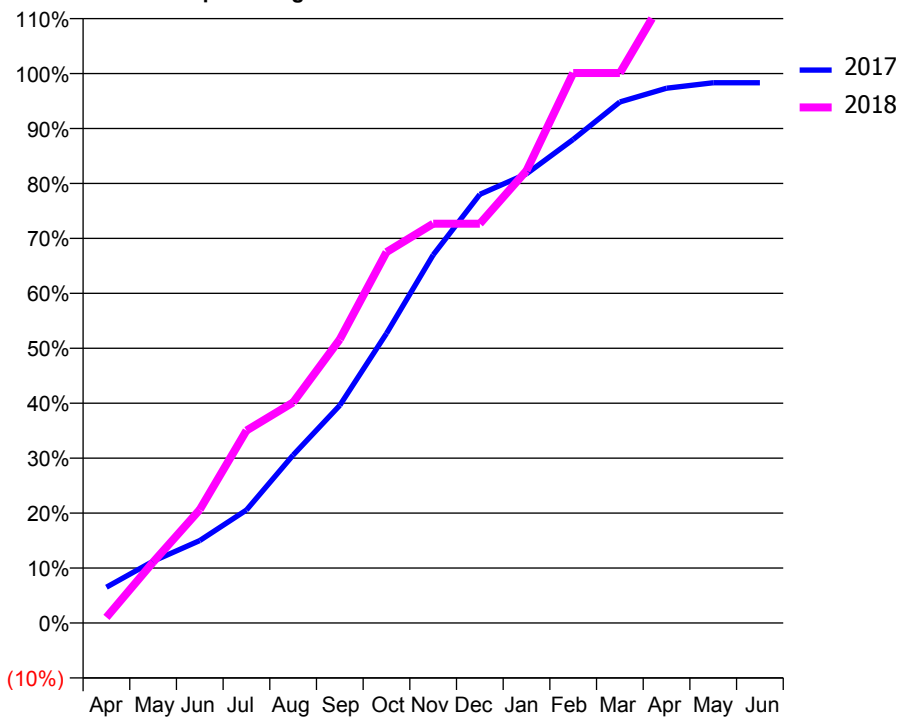
### ACCESS\*

Patients seen in 24 months	Total	Change since previous quarter
Quarter ending March 2017	214	
Quarter ending June 2017	222	↑
Quarter ending September 2017	220	→
Quarter ending December 2017	191	↓
Quarter ending March 2018	148	↓
<b>Variance since March 2017</b>	<b>(30.8%)</b>	<b>↓</b>



### ACTIVITY

Cumulative percentage of contracted UDA delivered 2017 & 2018



Month	Adjusted Scheduled Activity (UDA)	
	2017	2018
April	47	5
May	81	56
June	108	105
July	148	178
August	220	204
September	285	262
October	379	342
November	482	368
December	562	368
January	589	417
February	634	507
March	683	507
April	701	580
May	708	580
June	708	580

### QUALITY

	Quantity	Base Number	Contract	LHB	Wales
% of FP17s for the same patient ID Re-attending within 3 months - Children	0	1	0.0%	8.5%	10.9%
% of FP17s for the same patient ID Re-attending within 3 months - Adults	8	129	6.2%	15.0%	16.2%
% of FP17s for the same patient ID Re-attending between 3 & 9 months - Children	0	1	0.0%	58.3%	59.0%
% of FP17s for the same patient ID Re-attending between 3 & 9 months - Adults	14	129	10.9%	54.7%	54.9%
% of FP17s for Band 1 Urgent Courses	7	134	5.2%	9.2%	9.0%
% of FP17s Relating to Free Repair or Replacements	0	134	0.0%	0.7%	0.7%
% of FP17s Relating to Continuations	0	134	0.0%	0.7%	0.8%
% of Patients satisfied with the dentistry they have received	0	0	N/A	91.9%	92.0%
% of Patients satisfied with the time they had to wait for an appointment	0	0	N/A	88.8%	88.1%

\* This is based on patients treated on this contract for their most recent course of treatment. Figures in italics indicate the base number of FP17s or Patient Questionnaire responses are less than 100. N/A is shown where the base number of responses is less than 10 during the period. % is calculated as Quantity/Base number\*100

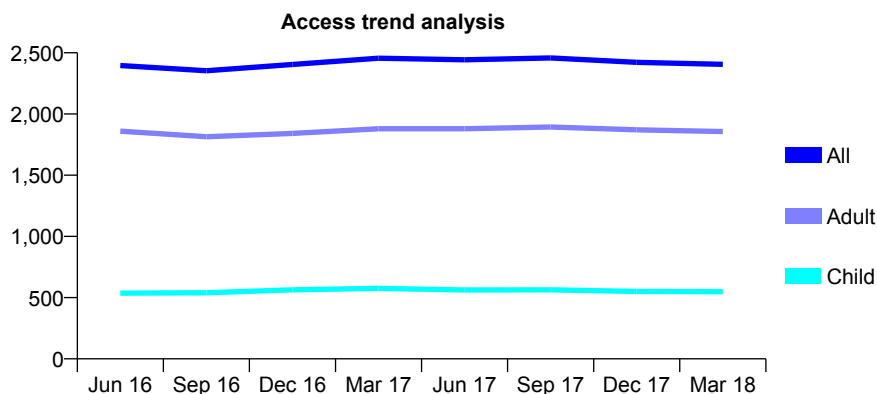
## 7A6 - Vital Signs At a Glance Contract Report for 729604/0001 - Year end March 2018

Name or company name	MR RE COLLINS
Contract type name	GDS Contract
Purpose of contract	General
Contract start date	01/04/2006
Contract end date	

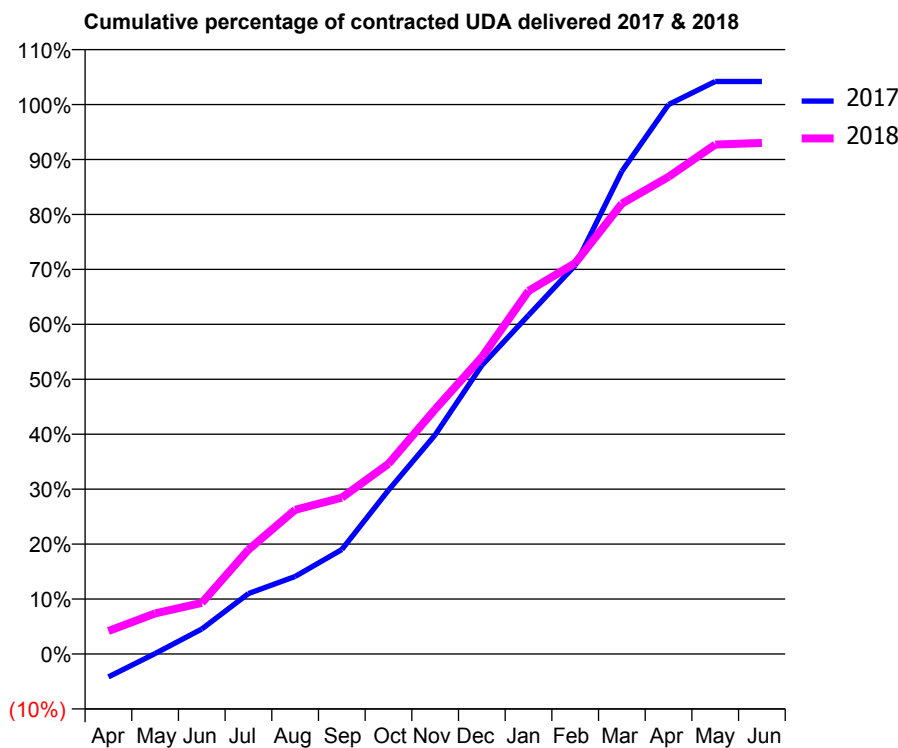
17/18 Contracted general activity (UDA)	6,819
Carry forward general activity (UDA)	-286
17/18 Contracted orthodontic activity (UOA)	0
Carry forward orthodontic activity (UOA)	0
Baseline contract value	£170,105.16

### ACCESS\*

Patients seen in 24 months	Total	Change since previous quarter
Quarter ending March 2017	2,456	
Quarter ending June 2017	2,443	→
Quarter ending September 2017	2,458	→
Quarter ending December 2017	2,422	↓
Quarter ending March 2018	2,406	→
<b>Variance since March 2017</b>	<b>(2.0%)</b>	<b>↓</b>



### ACTIVITY



Month	Adjusted Scheduled Activity (UDA)	
	2017	2018
April	-286	286
May	5	503
June	310	635
July	750	1,295
August	963	1,790
September	1,296	1,941
October	2,033	2,361
November	2,720	3,038
December	3,581	3,684
January	4,204	4,504
February	4,822	4,851
March	5,991	5,589
April	6,818	5,921
May	7,105	6,322
June	7,105	6,342

### QUALITY

	Quantity	Base Number	Contract	LHB	Wales
% of FP17s for the same patient ID Re-attending within 3 months - Children	16	479	3.3%	8.5%	10.9%
% of FP17s for the same patient ID Re-attending within 3 months - Adults	75	1,674	4.5%	15.0%	16.2%
% of FP17s for the same patient ID Re-attending between 3 & 9 months - Children	109	479	22.8%	58.3%	59.0%
% of FP17s for the same patient ID Re-attending between 3 & 9 months - Adults	557	1,674	33.3%	54.7%	54.9%
% of FP17s for Band 1 Urgent Courses	6	2,047	0.3%	9.2%	9.0%
% of FP17s Relating to Free Repair or Replacements	10	2,047	0.5%	0.7%	0.7%
% of FP17s Relating to Continuations	4	2,047	0.2%	0.7%	0.8%
% of Patients satisfied with the dentistry they have received	3	3	N/A	91.9%	92.0%
% of Patients satisfied with the time they had to wait for an appointment	2	3	N/A	88.8%	88.1%

\* This is based on patients treated on this contract for their most recent course of treatment. Figures in italics indicate the base number of FP17s or Patient Questionnaire responses are less than 100. N/A is shown where the base number of responses is less than 10 during the period. % is calculated as Quantity/Base number\*100

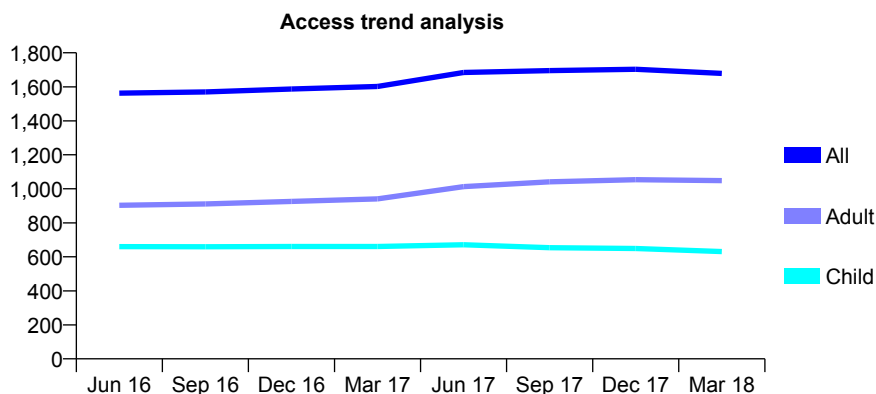
## 7A6 - Vital Signs At a Glance Contract Report for 738239/0001 - Year end March 2018

Name or company name	Bargood Smile Ltd
Contract type name	GDS Contract
Purpose of contract	General
Contract start date	01/04/2006
Contract end date	

17/18 Contracted general activity (UDA)	6,374
Carry forward general activity (UDA)	312
17/18 Contracted orthodontic activity (UOA)	0
Carry forward orthodontic activity (UOA)	0
Baseline contract value	£187,684.84

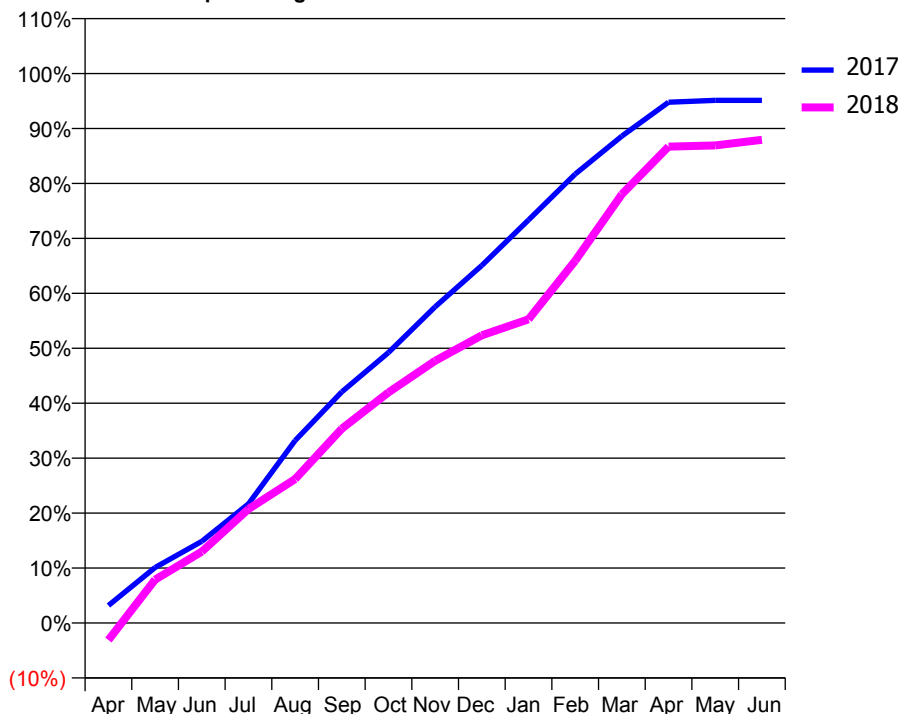
### ACCESS\*

Patients seen in 24 months	Total	Change since previous quarter
Quarter ending March 2017	1,602	
Quarter ending June 2017	1,684	↑
Quarter ending September 2017	1,695	→
Quarter ending December 2017	1,703	→
Quarter ending March 2018	1,679	↓
<b>Variance since March 2017</b>	<b>4.8%</b>	<b>↑</b>



### ACTIVITY

Cumulative percentage of contracted UDA delivered 2017 & 2018



Month	Adjusted Scheduled Activity (UDA)	
	2017	2018
April	203	-199
May	645	504
June	947	829
July	1,382	1,322
August	2,116	1,669
September	2,681	2,254
October	3,138	2,675
November	3,668	3,041
December	4,148	3,337
January	4,674	3,523
February	5,207	4,202
March	5,648	4,973
April	6,041	5,525
May	6,063	5,539
June	6,062	5,604

### QUALITY

	Quantity	Base Number	Contract	LHB	Wales
% of FP17s for the same patient ID Re-attending within 3 months - Children	69	954	7.2%	8.5%	10.9%
% of FP17s for the same patient ID Re-attending within 3 months - Adults	195	1,324	14.7%	15.0%	16.2%
% of FP17s for the same patient ID Re-attending between 3 & 9 months - Children	473	954	49.6%	58.3%	59.0%
% of FP17s for the same patient ID Re-attending between 3 & 9 months - Adults	576	1,324	43.5%	54.7%	54.9%
% of FP17s for Band 1 Urgent Courses	53	2,332	2.3%	9.2%	9.0%
% of FP17s Relating to Free Repair or Replacements	6	2,332	0.3%	0.7%	0.7%
% of FP17s Relating to Continuations	15	2,332	0.6%	0.7%	0.8%
% of Patients satisfied with the dentistry they have received	3	4	N/A	91.9%	92.0%
% of Patients satisfied with the time they had to wait for an appointment	4	4	N/A	88.8%	88.1%

\* This is based on patients treated on this contract for their most recent course of treatment. Figures in italics indicate the base number of FP17s or Patient Questionnaire responses are less than 100. N/A is shown where the base number of responses is less than 10 during the period. % is calculated as Quantity/Base number\*100

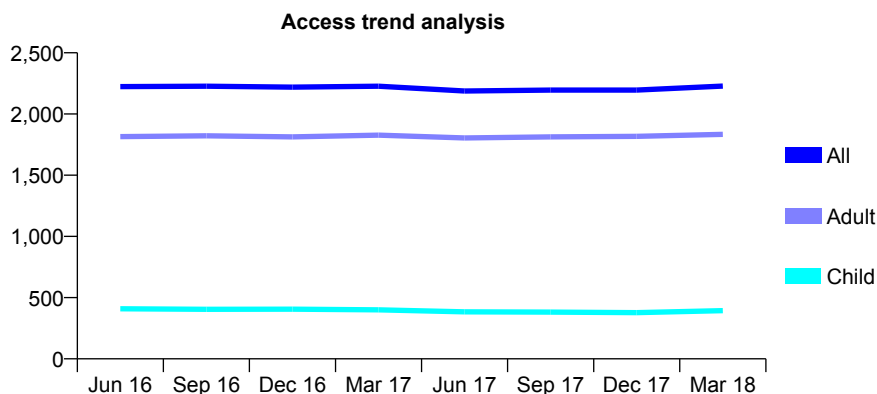
## 7A6 - Vital Signs At a Glance Contract Report for 742481/0001 - Year end March 2018

Name or company name	MISS J WOODWARD
Contract type name	GDS Contract
Purpose of contract	General
Contract start date	01/04/2006
Contract end date	

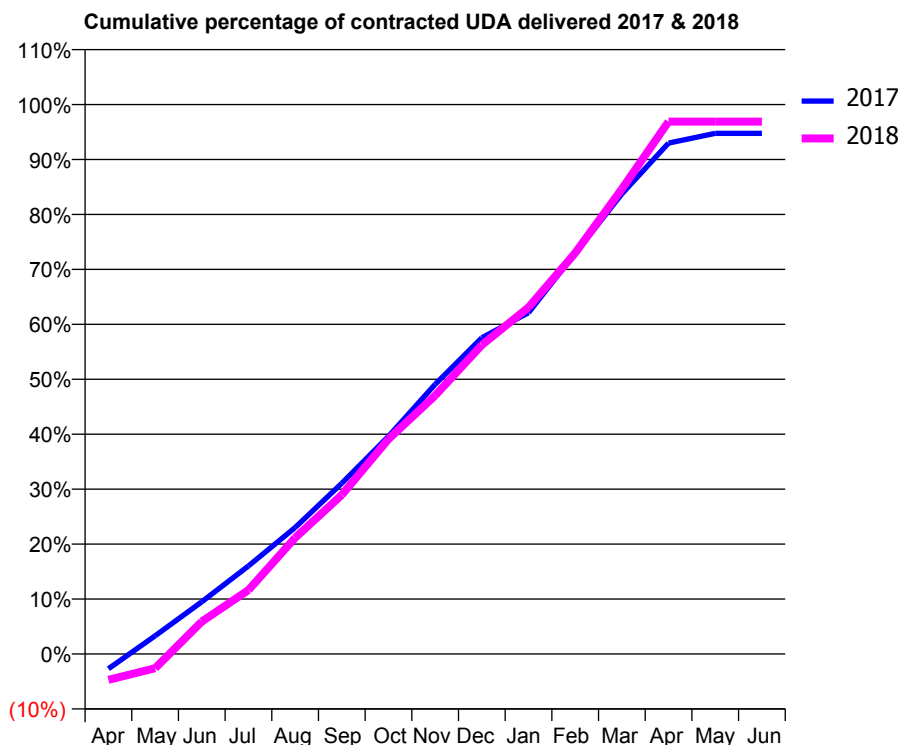
17/18 Contracted general activity (UDA)	6,911
Carry forward general activity (UDA)	362
17/18 Contracted orthodontic activity (UOA)	0
Carry forward orthodontic activity (UOA)	0
Baseline contract value	£145,908.88

### ACCESS\*

Patients seen in 24 months	Total	Change since previous quarter
Quarter ending March 2017	2,227	
Quarter ending June 2017	2,188	↓
Quarter ending September 2017	2,195	→
Quarter ending December 2017	2,195	→
Quarter ending March 2018	2,228	→
<b>Variance since March 2017</b>	<b>0.0%</b>	<b>→</b>



### ACTIVITY



Month	Adjusted Scheduled Activity (UDA)	
	2017	2018
April	-186	-326
May	229	-180
June	657	408
July	1,108	805
August	1,591	1,462
September	2,148	2,002
October	2,738	2,703
November	3,392	3,251
December	3,976	3,886
January	4,293	4,360
February	5,040	5,044
March	5,787	5,850
April	6,425	6,695
May	6,548	6,695
June	6,549	6,695

### QUALITY

	Quantity	Base Number	Contract	LHB	Wales
% of FP17s for the same patient ID Re-attending within 3 months - Children	40	618	6.5%	8.5%	10.9%
% of FP17s for the same patient ID Re-attending within 3 months - Adults	398	2,430	16.4%	15.0%	16.2%
% of FP17s for the same patient ID Re-attending between 3 & 9 months - Children	415	618	67.2%	58.3%	59.0%
% of FP17s for the same patient ID Re-attending between 3 & 9 months - Adults	856	2,430	35.2%	54.7%	54.9%
% of FP17s for Band 1 Urgent Courses	199	3,048	6.5%	9.2%	9.0%
% of FP17s Relating to Free Repair or Replacements	26	3,048	0.9%	0.7%	0.7%
% of FP17s Relating to Continuations	71	3,048	2.3%	0.7%	0.8%
% of Patients satisfied with the dentistry they have received	6	8	N/A	91.9%	92.0%
% of Patients satisfied with the time they had to wait for an appointment	6	8	N/A	88.8%	88.1%

\* This is based on patients treated on this contract for their most recent course of treatment. Figures in italics indicate the base number of FP17s or Patient Questionnaire responses are less than 100. N/A is shown where the base number of responses is less than 10 during the period. % is calculated as Quantity/Base number\*100

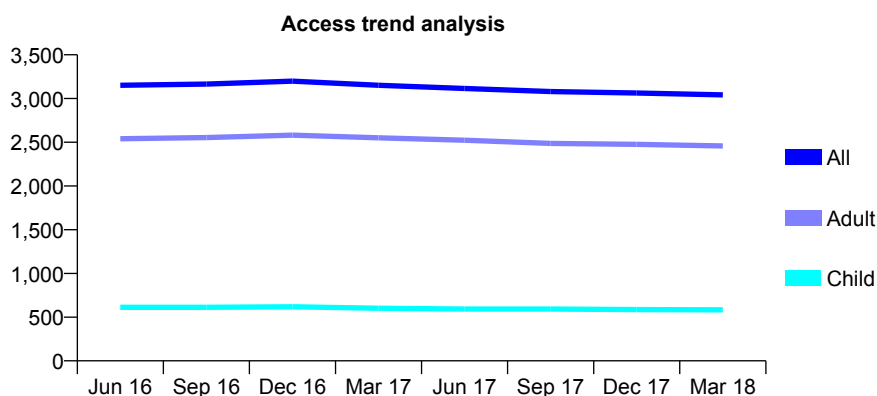
## 7A6 - Vital Signs At a Glance Contract Report for 767077/0001 - Year end March 2018

Name or company name	MISS N MAHMOOD
Contract type name	GDS Contract
Purpose of contract	General
Contract start date	01/04/2006
Contract end date	

17/18 Contracted general activity (UDA)	10,435
Carry forward general activity (UDA)	-79
17/18 Contracted orthodontic activity (UOA)	0
Carry forward orthodontic activity (UOA)	0
Baseline contract value	£247,588.46

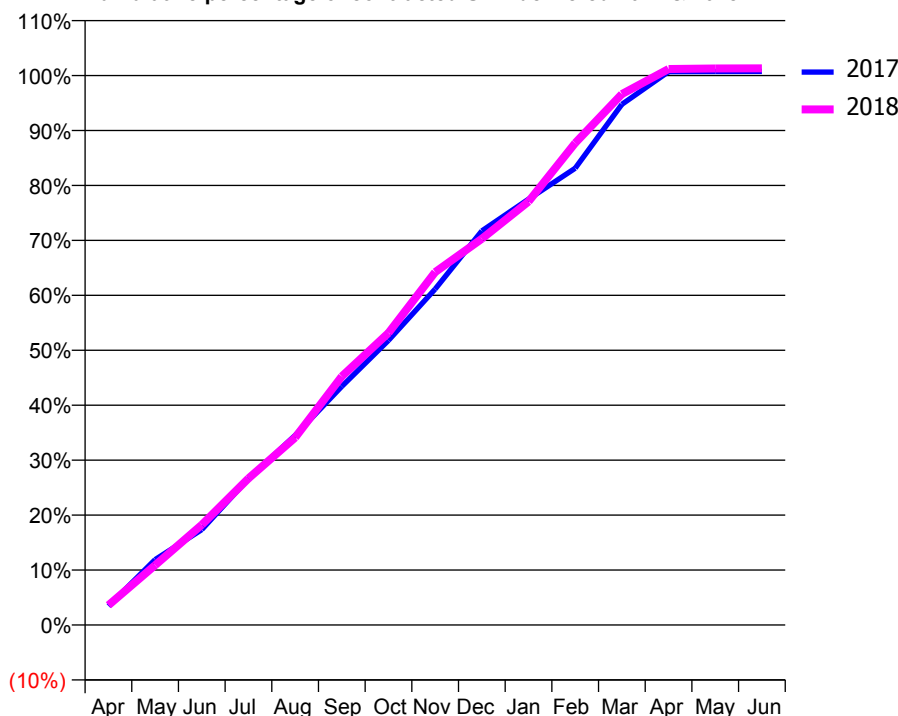
### ACCESS\*

Patients seen in 24 months	Total	Change since previous quarter
Quarter ending March 2017	3,152	
Quarter ending June 2017	3,115	↓
Quarter ending September 2017	3,080	↓
Quarter ending December 2017	3,063	→
Quarter ending March 2018	3,042	→
<b>Variance since March 2017</b>	<b>(3.5%)</b>	<b>↓</b>



### ACTIVITY

**Cumulative percentage of contracted UDA delivered 2017 & 2018**



**Adjusted Scheduled Activity (UDA)**

Month	2017	2018
April	360	375
May	1,242	1,137
June	1,811	1,902
July	2,780	2,784
August	3,603	3,558
September	4,531	4,721
October	5,404	5,548
November	6,380	6,701
December	7,484	7,335
January	8,086	8,041
February	8,674	9,154
March	9,888	10,083
April	10,509	10,558
May	10,511	10,568
June	10,514	10,570

### QUALITY

	Quantity	Base Number	Contract	LHB	Wales
% of FP17s for the same patient ID Re-attending within 3 months - Children	35	966	3.6%	8.5%	10.9%
% of FP17s for the same patient ID Re-attending within 3 months - Adults	381	4,101	9.3%	15.0%	16.2%
% of FP17s for the same patient ID Re-attending between 3 & 9 months - Children	732	966	75.8%	58.3%	59.0%
% of FP17s for the same patient ID Re-attending between 3 & 9 months - Adults	2,866	4,101	69.9%	54.7%	54.9%
% of FP17s for Band 1 Urgent Courses	277	5,041	5.5%	9.2%	9.0%
% of FP17s Relating to Free Repair or Replacements	25	5,041	0.5%	0.7%	0.7%
% of FP17s Relating to Continuations	33	5,041	0.7%	0.7%	0.8%
% of Patients satisfied with the dentistry they have received	10	10	100.0%	91.9%	92.0%
% of Patients satisfied with the time they had to wait for an appointment	10	10	100.0%	88.8%	88.1%

\* This is based on patients treated on this contract for their most recent course of treatment. Figures in italics indicate the base number of FP17s or Patient Questionnaire responses are less than 100. N/A is shown where the base number of responses is less than 10 during the period. % is calculated as Quantity/Base number\*100

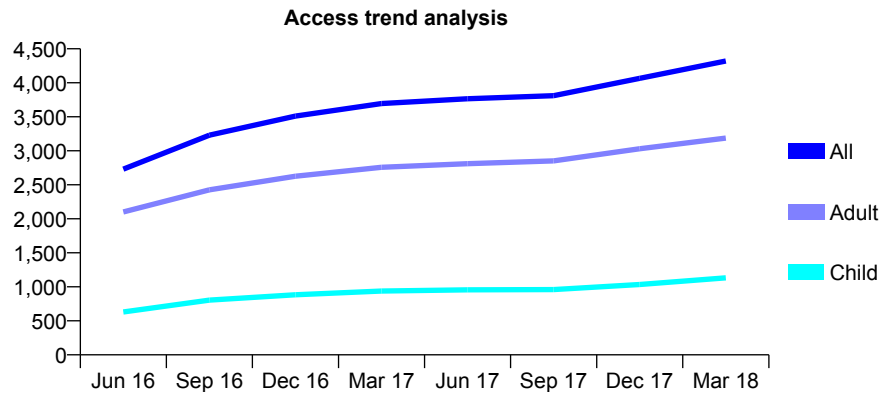
## 7A6 - Vital Signs At a Glance Contract Report for 782572/0001 - Year end March 2018

Name or company name	MR JD COOK
Contract type name	GDS Contract
Purpose of contract	General
Contract start date	01/08/2010
Contract end date	

17/18 Contracted general activity (UDA)	13,868
Carry forward general activity (UDA)	-693
17/18 Contracted orthodontic activity (UOA)	0
Carry forward orthodontic activity (UOA)	0
Baseline contract value	£299,062.74

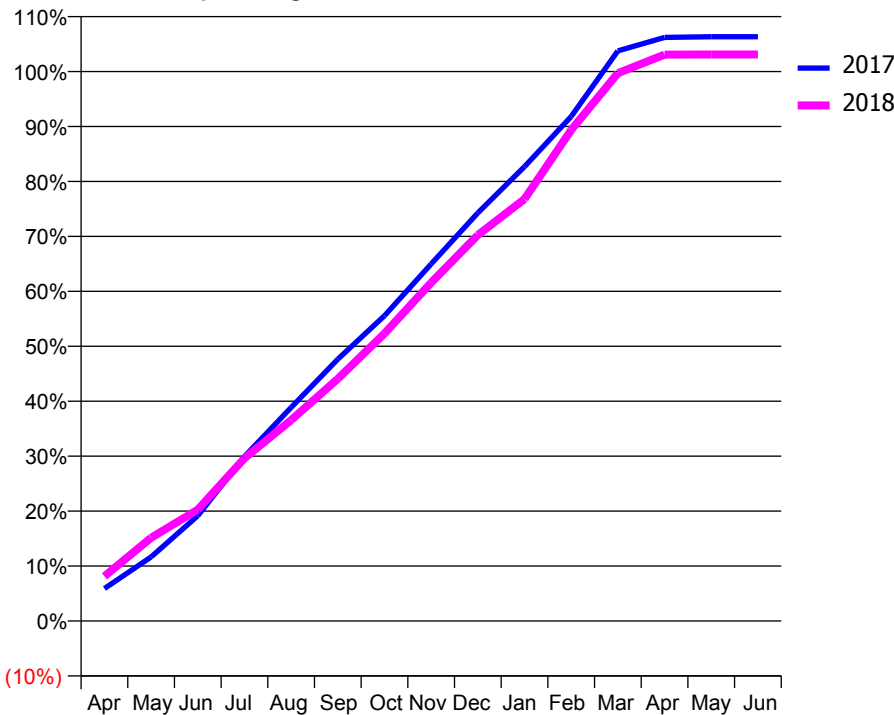
### ACCESS\*

Patients seen in 24 months	Total	Change since previous quarter
Quarter ending March 2017	3,696	
Quarter ending June 2017	3,765	→
Quarter ending September 2017	3,811	→
Quarter ending December 2017	4,065	↑
Quarter ending March 2018	4,320	↑
<b>Variance since March 2017</b>	<b>16.9%</b>	<b>↑</b>



### ACTIVITY

Cumulative percentage of contracted UDA delivered 2017 & 2018



Month	Adjusted Scheduled Activity (UDA)	
	2017	2018
April	820	1,128
May	1,616	2,101
June	2,656	2,811
July	4,152	4,107
August	5,389	5,070
September	6,607	6,114
October	7,705	7,257
November	9,012	8,541
December	10,301	9,742
January	11,467	10,648
February	12,734	12,393
March	14,387	13,828
April	14,728	14,294
May	14,744	14,299
June	14,744	14,299

### QUALITY

	Quantity	Base Number	Contract	LHB	Wales
% of FP17s for the same patient ID Re-attending within 3 months - Children	164	1,914	8.6%	8.5%	10.9%
% of FP17s for the same patient ID Re-attending within 3 months - Adults	663	5,077	13.1%	15.0%	16.2%
% of FP17s for the same patient ID Re-attending between 3 & 9 months - Children	1,185	1,914	61.9%	58.3%	59.0%
% of FP17s for the same patient ID Re-attending between 3 & 9 months - Adults	2,918	5,077	57.5%	54.7%	54.9%
% of FP17s for Band 1 Urgent Courses	708	7,038	10.1%	9.2%	9.0%
% of FP17s Relating to Free Repair or Replacements	42	7,038	0.6%	0.7%	0.7%
% of FP17s Relating to Continuations	41	7,038	0.6%	0.7%	0.8%
% of Patients satisfied with the dentistry they have received	8	8	N/A	91.9%	92.0%
% of Patients satisfied with the time they had to wait for an appointment	8	8	N/A	88.8%	88.1%

\* This is based on patients treated on this contract for their most recent course of treatment. Figures in italics indicate the base number of FP17s or Patient Questionnaire responses are less than 100. N/A is shown where the base number of responses is less than 10 during the period. % is calculated as Quantity/Base number\*100



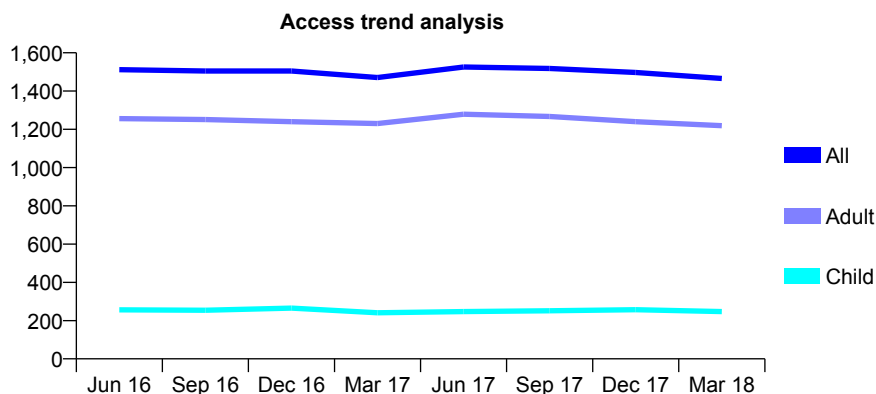
## 7A6 - Vital Signs At a Glance Contract Report for 801933/0002 - Year end March 2018

Name or company name	MR LH RICH
Contract type name	GDS Contract
Purpose of contract	General
Contract start date	06/05/2013
Contract end date	

17/18 Contracted general activity (UDA)	4,550
Carry forward general activity (UDA)	228
17/18 Contracted orthodontic activity (UOA)	0
Carry forward orthodontic activity (UOA)	0
Baseline contract value	£99,960.17

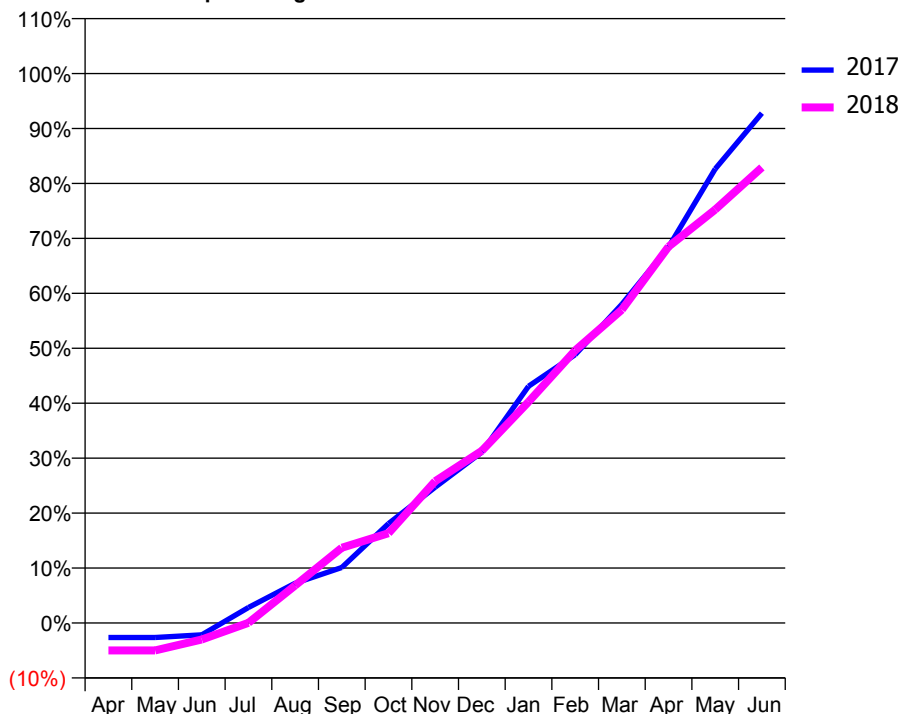
### ACCESS\*

Patients seen in 24 months	Total	Change since previous quarter
Quarter ending March 2017	1,471	
Quarter ending June 2017	1,526	↑
Quarter ending September 2017	1,518	→
Quarter ending December 2017	1,497	↓
Quarter ending March 2018	1,466	↓
<b>Variance since March 2017</b>	<b>(0.3%)</b>	→



### ACTIVITY

Cumulative percentage of contracted UDA delivered 2017 & 2018



Month	Adjusted Scheduled Activity (UDA)	
	2017	2018
April	-121	-228
May	-121	-228
June	-99	-137
July	128	2
August	329	311
September	460	623
October	824	744
November	1,125	1,174
December	1,415	1,426
January	1,961	1,831
February	2,223	2,257
March	2,640	2,594
April	3,113	3,117
May	3,760	3,423
June	4,222	3,772

### QUALITY

	Quantity	Base Number	Contract	LHB	Wales
% of FP17s for the same patient ID Re-attending within 3 months - Children	8	258	3.1%	8.5%	10.9%
% of FP17s for the same patient ID Re-attending within 3 months - Adults	150	1,445	10.4%	15.0%	16.2%
% of FP17s for the same patient ID Re-attending between 3 & 9 months - Children	79	258	30.6%	58.3%	59.0%
% of FP17s for the same patient ID Re-attending between 3 & 9 months - Adults	562	1,445	38.9%	54.7%	54.9%
% of FP17s for Band 1 Urgent Courses	0	1,524	0.0%	9.2%	9.0%
% of FP17s Relating to Free Repair or Replacements	19	1,524	1.2%	0.7%	0.7%
% of FP17s Relating to Continuations	0	1,524	0.0%	0.7%	0.8%
% of Patients satisfied with the dentistry they have received	2	3	N/A	91.9%	92.0%
% of Patients satisfied with the time they had to wait for an appointment	3	3	N/A	88.8%	88.1%

\* This is based on patients treated on this contract for their most recent course of treatment. Figures in italics indicate the base number of FP17s or Patient Questionnaire responses are less than 100. N/A is shown where the base number of responses is less than 10 during the period. % is calculated as Quantity/Base number\*100

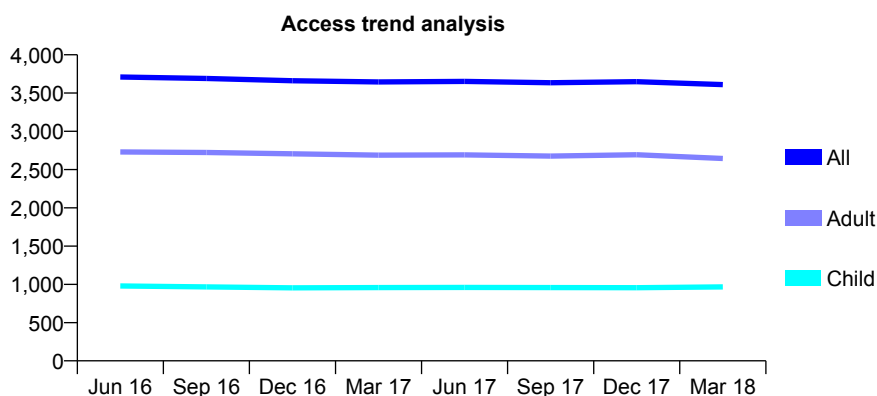
## 7A6 - Vital Signs At a Glance Contract Report for 919896/0001 - Year end March 2018

Name or company name	MR DW EDWARDS
Contract type name	GDS Contract
Purpose of contract	General
Contract start date	01/04/2006
Contract end date	

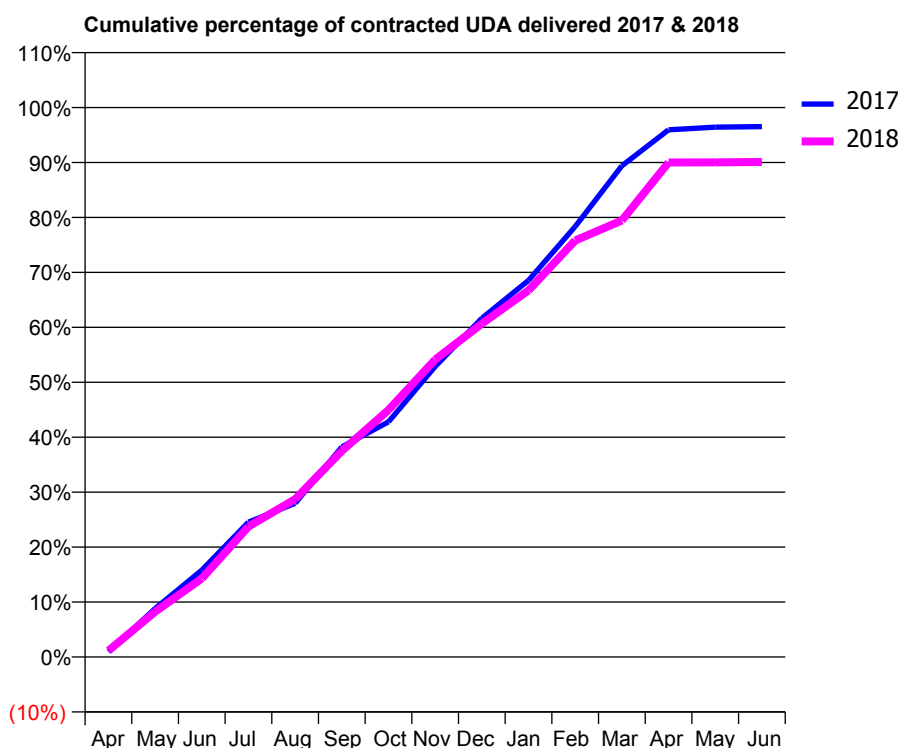
17/18 Contracted general activity (UDA)	11,339
Carry forward general activity (UDA)	0
17/18 Contracted orthodontic activity (UOA)	0
Carry forward orthodontic activity (UOA)	0
Baseline contract value	£261,249.02

### ACCESS\*

Patients seen in 24 months	Total	Change since previous quarter
Quarter ending March 2017	3,646	
Quarter ending June 2017	3,652	→
Quarter ending September 2017	3,634	→
Quarter ending December 2017	3,649	→
Quarter ending March 2018	3,611	↓
<b>Variance since March 2017</b>	<b>(1.0%)</b>	→



### ACTIVITY



Month	Adjusted Scheduled Activity (UDA)	
	2017	2018
April	110	132
May	1,001	934
June	1,794	1,620
July	2,782	2,691
August	3,172	3,257
September	4,336	4,252
October	4,854	5,097
November	5,995	6,137
December	6,990	6,879
January	7,772	7,565
February	8,883	8,594
March	10,136	9,007
April	10,879	10,205
May	10,933	10,207
June	10,945	10,214

### QUALITY

	Quantity	Base Number	Contract	LHB	Wales
% of FP17s for the same patient ID Re-attending within 3 months - Children	88	1,568	5.6%	8.5%	10.9%
% of FP17s for the same patient ID Re-attending within 3 months - Adults	475	3,940	12.1%	15.0%	16.2%
% of FP17s for the same patient ID Re-attending between 3 & 9 months - Children	1,089	1,568	69.5%	58.3%	59.0%
% of FP17s for the same patient ID Re-attending between 3 & 9 months - Adults	2,231	3,940	56.6%	54.7%	54.9%
% of FP17s for Band 1 Urgent Courses	377	5,706	6.6%	9.2%	9.0%
% of FP17s Relating to Free Repair or Replacements	37	5,706	0.6%	0.7%	0.7%
% of FP17s Relating to Continuations	73	5,706	1.3%	0.7%	0.8%
% of Patients satisfied with the dentistry they have received	9	9	N/A	91.9%	92.0%
% of Patients satisfied with the time they had to wait for an appointment	8	9	N/A	88.8%	88.1%

\* This is based on patients treated on this contract for their most recent course of treatment. Figures in italics indicate the base number of FP17s or Patient Questionnaire responses are less than 100. N/A is shown where the base number of responses is less than 10 during the period. % is calculated as Quantity/Base number\*100

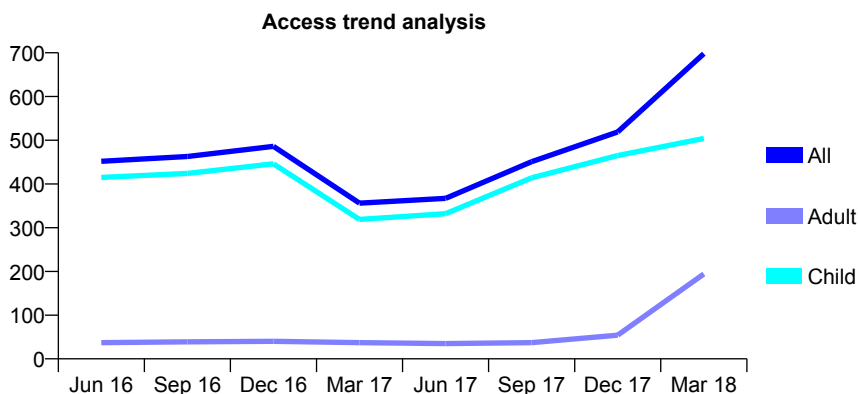
## 7A6 - Vital Signs At a Glance Contract Report for 929018/0001 - Year end March 2018

Name or company name	Skyrunner Limited
Contract type name	GDS Contract
Purpose of contract	General
Contract start date	01/04/2006
Contract end date	

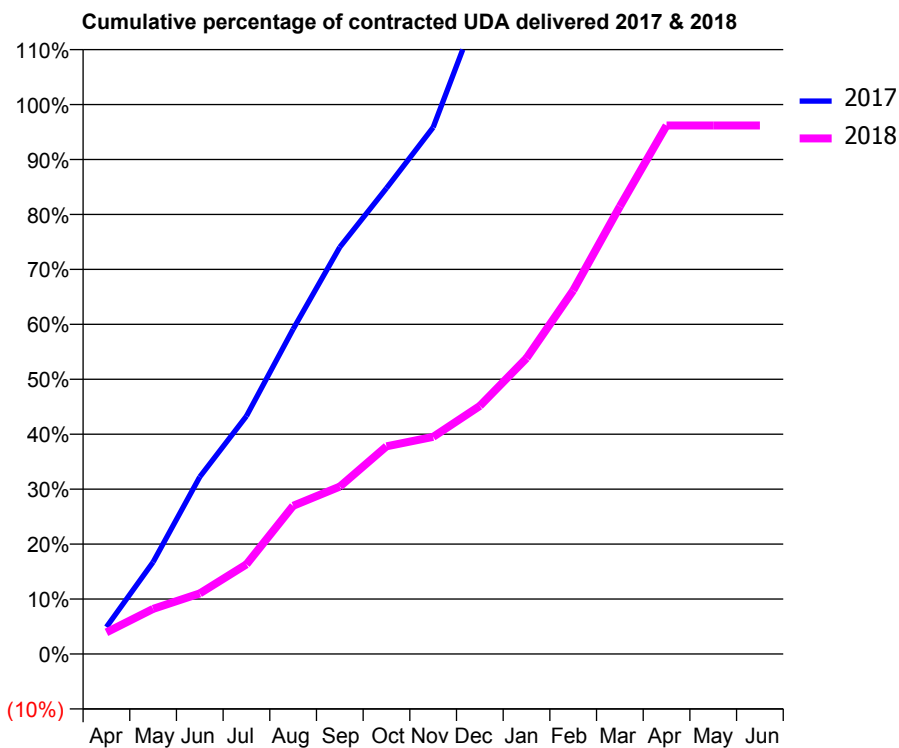
17/18 Contracted general activity (UDA)	1,569
Carry forward general activity (UDA)	-29
17/18 Contracted orthodontic activity (UOA)	0
Carry forward orthodontic activity (UOA)	0
Baseline contract value	£44,931.89

### ACCESS\*

Patients seen in 24 months	Total	Change since previous quarter
Quarter ending March 2017	356	
Quarter ending June 2017	367	↑
Quarter ending September 2017	451	↑
Quarter ending December 2017	519	↑
Quarter ending March 2018	698	↑
<b>Variance since March 2017</b>	<b>96.1%</b>	<b>↑</b>



### ACTIVITY



Month	Adjusted Scheduled Activity (UDA)	
	2017	2018
April	28	62
May	95	129
June	183	173
July	246	256
August	336	423
September	421	478
October	482	593
November	545	620
December	672	708
January	764	845
February	769	1,038
March	776	1,278
April	777	1,509
May	778	1,509
June	778	1,509

### QUALITY

	Quantity	Base Number	Contract	LHB	Wales
% of FP17s for the same patient ID Re-attending within 3 months - Children	42	756	5.6%	8.5%	10.9%
% of FP17s for the same patient ID Re-attending within 3 months - Adults	8	137	5.8%	15.0%	16.2%
% of FP17s for the same patient ID Re-attending between 3 & 9 months - Children	382	756	50.5%	58.3%	59.0%
% of FP17s for the same patient ID Re-attending between 3 & 9 months - Adults	11	137	8.0%	54.7%	54.9%
% of FP17s for Band 1 Urgent Courses	11	990	1.1%	9.2%	9.0%
% of FP17s Relating to Free Repair or Replacements	0	990	0.0%	0.7%	0.7%
% of FP17s Relating to Continuations	1	990	0.1%	0.7%	0.8%
% of Patients satisfied with the dentistry they have received	0	0	N/A	91.9%	92.0%
% of Patients satisfied with the time they had to wait for an appointment	0	0	N/A	88.8%	88.1%

\* This is based on patients treated on this contract for their most recent course of treatment. Figures in italics indicate the base number of FP17s or Patient Questionnaire responses are less than 100. N/A is shown where the base number of responses is less than 10 during the period. % is calculated as Quantity/Base number\*100

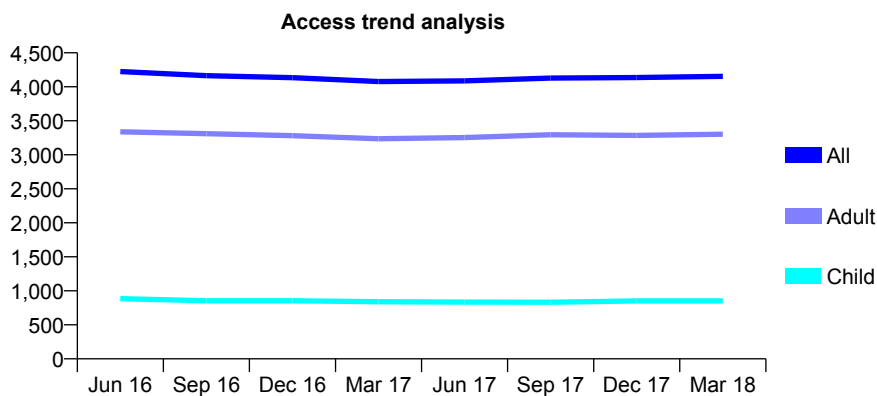
## 7A6 - Vital Signs At a Glance Contract Report for 952346/0001 - Year end March 2018

Name or company name	MISS MH STANTON
Contract type name	GDS Contract
Purpose of contract	General
Contract start date	01/04/2006
Contract end date	

17/18 Contracted general activity (UDA)	14,876
Carry forward general activity (UDA)	744
17/18 Contracted orthodontic activity (UOA)	0
Carry forward orthodontic activity (UOA)	0
Baseline contract value	£443,431.13

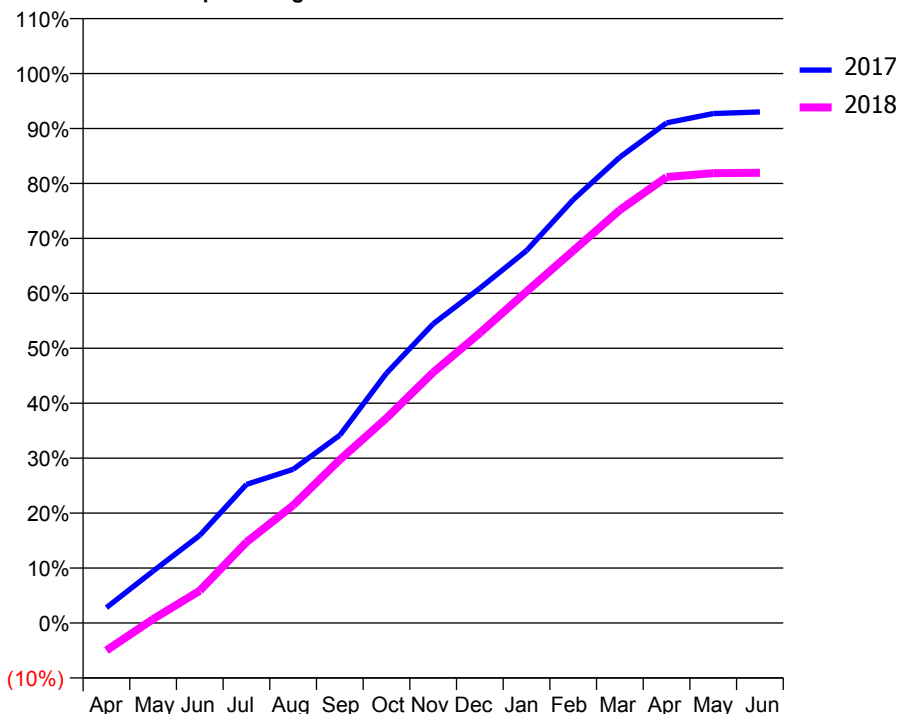
### ACCESS\*

Patients seen in 24 months	Total	Change since previous quarter
Quarter ending March 2017	4,077	
Quarter ending June 2017	4,087	→
Quarter ending September 2017	4,128	→
Quarter ending December 2017	4,137	→
Quarter ending March 2018	4,153	→
<b>Variance since March 2017</b>	<b>1.9%</b>	<b>→</b>



### ACTIVITY

Cumulative percentage of contracted UDA delivered 2017 & 2018



Month	Adjusted Scheduled Activity (UDA)	
	2017	2018
April	418	-744
May	1,404	108
June	2,374	876
July	3,753	2,190
August	4,160	3,187
September	5,086	4,419
October	6,763	5,548
November	8,100	6,785
December	9,062	7,851
January	10,082	8,973
February	11,458	10,078
March	12,612	11,183
April	13,541	12,073
May	13,792	12,180
June	13,835	12,189

### QUALITY

	Quantity	Base Number	Contract	LHB	Wales
% of FP17s for the same patient ID Re-attending within 3 months - Children	105	1,318	8.0%	8.5%	10.9%
% of FP17s for the same patient ID Re-attending within 3 months - Adults	946	5,360	17.6%	15.0%	16.2%
% of FP17s for the same patient ID Re-attending between 3 & 9 months - Children	808	1,318	61.3%	58.3%	59.0%
% of FP17s for the same patient ID Re-attending between 3 & 9 months - Adults	3,074	5,360	57.4%	54.7%	54.9%
% of FP17s for Band 1 Urgent Courses	558	6,605	8.4%	9.2%	9.0%
% of FP17s Relating to Free Repair or Replacements	96	6,605	1.5%	0.7%	0.7%
% of FP17s Relating to Continuations	59	6,605	0.9%	0.7%	0.8%
% of Patients satisfied with the dentistry they have received	17	18	94.4%	91.9%	92.0%
% of Patients satisfied with the time they had to wait for an appointment	17	18	94.4%	88.8%	88.1%

\* This is based on patients treated on this contract for their most recent course of treatment. Figures in italics indicate the base number of FP17s or Patient Questionnaire responses are less than 100. N/A is shown where the base number of responses is less than 10 during the period. % is calculated as Quantity/Base number\*100

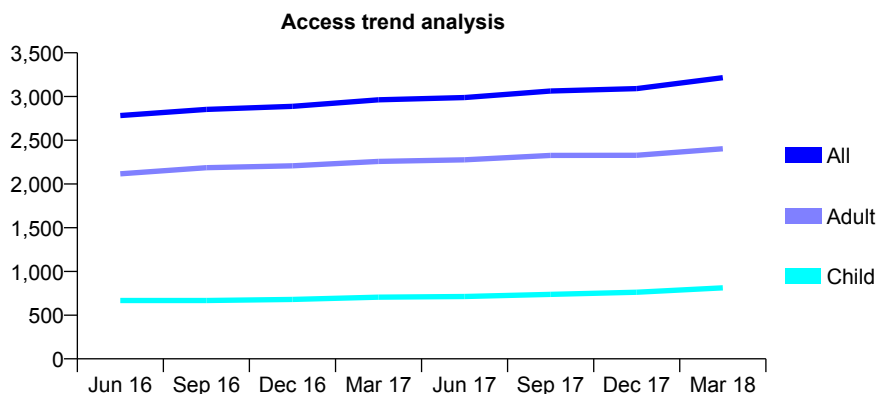
## 7A6 - Vital Signs At a Glance Contract Report for 965332/0001 - Year end March 2018

Name or company name	94 Dental
Contract type name	GDS Contract
Purpose of contract	General
Contract start date	01/04/2011
Contract end date	

17/18 Contracted general activity (UDA)	10,011
Carry forward general activity (UDA)	567
17/18 Contracted orthodontic activity (UOA)	0
Carry forward orthodontic activity (UOA)	0
Baseline contract value	£243,592.70

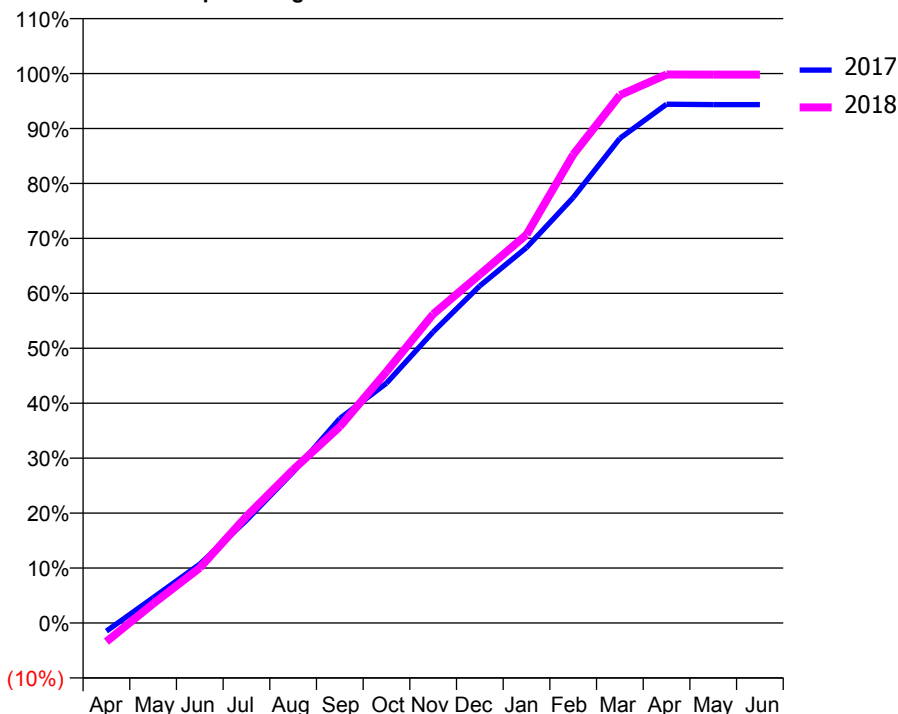
### ACCESS\*

Patients seen in 24 months	Total	Change since previous quarter
Quarter ending March 2017	2,963	
Quarter ending June 2017	2,989	→
Quarter ending September 2017	3,063	↑
Quarter ending December 2017	3,090	→
Quarter ending March 2018	3,215	↑
<b>Variance since March 2017</b>	<b>8.5%</b>	<b>↑</b>



### ACTIVITY

**Cumulative percentage of contracted UDA delivered 2017 & 2018**



Month	Adjusted Scheduled Activity (UDA)	
	2017	2018
April	-148	-340
May	460	351
June	1,073	1,005
July	1,873	1,944
August	2,752	2,793
September	3,726	3,577
October	4,369	4,580
November	5,303	5,627
December	6,142	6,348
January	6,839	7,076
February	7,751	8,534
March	8,828	9,617
April	9,450	9,992
May	9,444	9,991
June	9,444	9,991

### QUALITY

	Quantity	Base Number	Contract	LHB	Wales
% of FP17s for the same patient ID Re-attending within 3 months - Children	65	1,352	4.8%	8.5%	10.9%
% of FP17s for the same patient ID Re-attending within 3 months - Adults	339	3,805	8.9%	15.0%	16.2%
% of FP17s for the same patient ID Re-attending between 3 & 9 months - Children	1,004	1,352	74.3%	58.3%	59.0%
% of FP17s for the same patient ID Re-attending between 3 & 9 months - Adults	2,635	3,805	69.3%	54.7%	54.9%
% of FP17s for Band 1 Urgent Courses	442	5,064	8.7%	9.2%	9.0%
% of FP17s Relating to Free Repair or Replacements	24	5,064	0.5%	0.7%	0.7%
% of FP17s Relating to Continuations	16	5,064	0.3%	0.7%	0.8%
% of Patients satisfied with the dentistry they have received	9	11	81.8%	91.9%	92.0%
% of Patients satisfied with the time they had to wait for an appointment	10	11	90.9%	88.8%	88.1%

\* This is based on patients treated on this contract for their most recent course of treatment. Figures in italics indicate the base number of FP17s or Patient Questionnaire responses are less than 100. N/A is shown where the base number of responses is less than 10 during the period. % is calculated as Quantity/Base number\*100

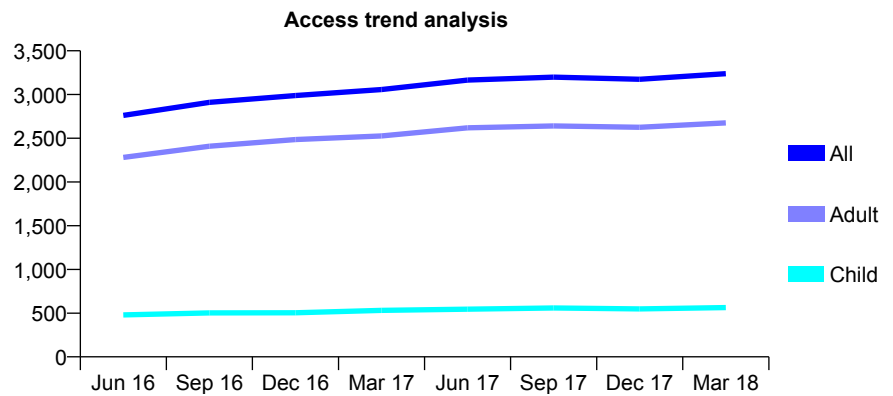
## 7A6 - Vital Signs At a Glance Contract Report for 972665/0001 - Year end March 2018

Name or company name	Incisive Oral Solutions Limited
Contract type name	GDS Contract
Purpose of contract	General
Contract start date	01/07/2015
Contract end date	

17/18 Contracted general activity (UDA)	10,765
Carry forward general activity (UDA)	-172
17/18 Contracted orthodontic activity (UOA)	0
Carry forward orthodontic activity (UOA)	0
Baseline contract value	£252,476.46

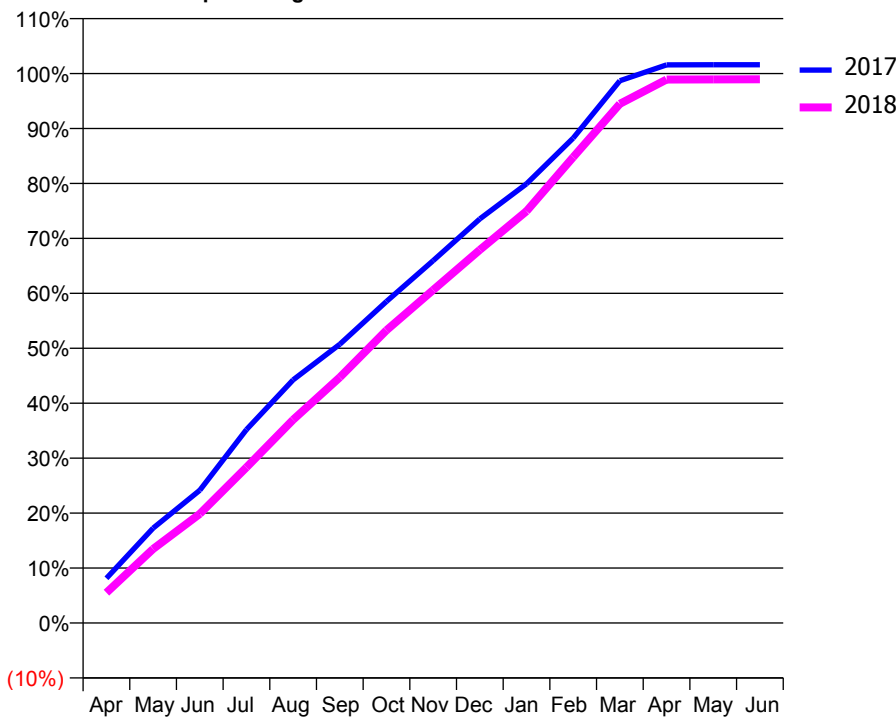
### ACCESS\*

Patients seen in 24 months	Total	Change since previous quarter
Quarter ending March 2017	3,057	
Quarter ending June 2017	3,165	↑
Quarter ending September 2017	3,199	→
Quarter ending December 2017	3,174	→
Quarter ending March 2018	3,239	↑
<b>Variance since March 2017</b>	<b>6.0%</b>	<b>↑</b>



### ACTIVITY

Cumulative percentage of contracted UDA delivered 2017 & 2018



Month	Adjusted Scheduled Activity (UDA)	
	2017	2018
April	877	594
May	1,860	1,452
June	2,601	2,138
July	3,788	3,051
August	4,763	3,982
September	5,461	4,812
October	6,299	5,735
November	7,099	6,526
December	7,916	7,310
January	8,604	8,068
February	9,501	9,126
March	10,624	10,172
April	10,934	10,646
May	10,935	10,648
June	10,937	10,651

### QUALITY

	Quantity	Base Number	Contract	LHB	Wales
% of FP17s for the same patient ID Re-attending within 3 months - Children	52	946	5.5%	8.5%	10.9%
% of FP17s for the same patient ID Re-attending within 3 months - Adults	416	4,392	9.5%	15.0%	16.2%
% of FP17s for the same patient ID Re-attending between 3 & 9 months - Children	661	946	69.9%	58.3%	59.0%
% of FP17s for the same patient ID Re-attending between 3 & 9 months - Adults	3,028	4,392	68.9%	54.7%	54.9%
% of FP17s for Band 1 Urgent Courses	327	5,379	6.1%	9.2%	9.0%
% of FP17s Relating to Free Repair or Replacements	44	5,379	0.8%	0.7%	0.7%
% of FP17s Relating to Continuations	42	5,379	0.8%	0.7%	0.8%
% of Patients satisfied with the dentistry they have received	10	10	100.0%	91.9%	92.0%
% of Patients satisfied with the time they had to wait for an appointment	9	10	90.0%	88.8%	88.1%

\* This is based on patients treated on this contract for their most recent course of treatment. Figures in italics indicate the base number of FP17s or Patient Questionnaire responses are less than 100. N/A is shown where the base number of responses is less than 10 during the period. % is calculated as Quantity/Base number\*100

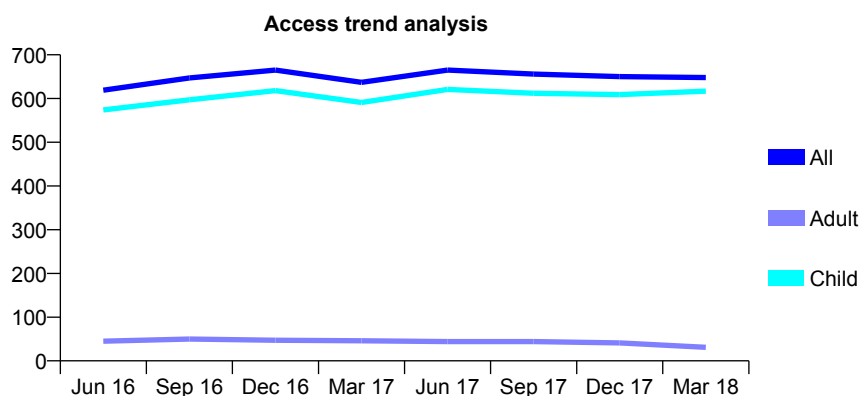
## 7A6 - Vital Signs At a Glance Contract Report for 980625/0001 - Year end March 2018

Name or company name	MR PJ EVANS
Contract type name	GDS Contract
Purpose of contract	General
Contract start date	01/04/2006
Contract end date	

17/18 Contracted general activity (UDA)	1,756
Carry forward general activity (UDA)	-30
17/18 Contracted orthodontic activity (UOA)	0
Carry forward orthodontic activity (UOA)	0
Baseline contract value	£47,728.26

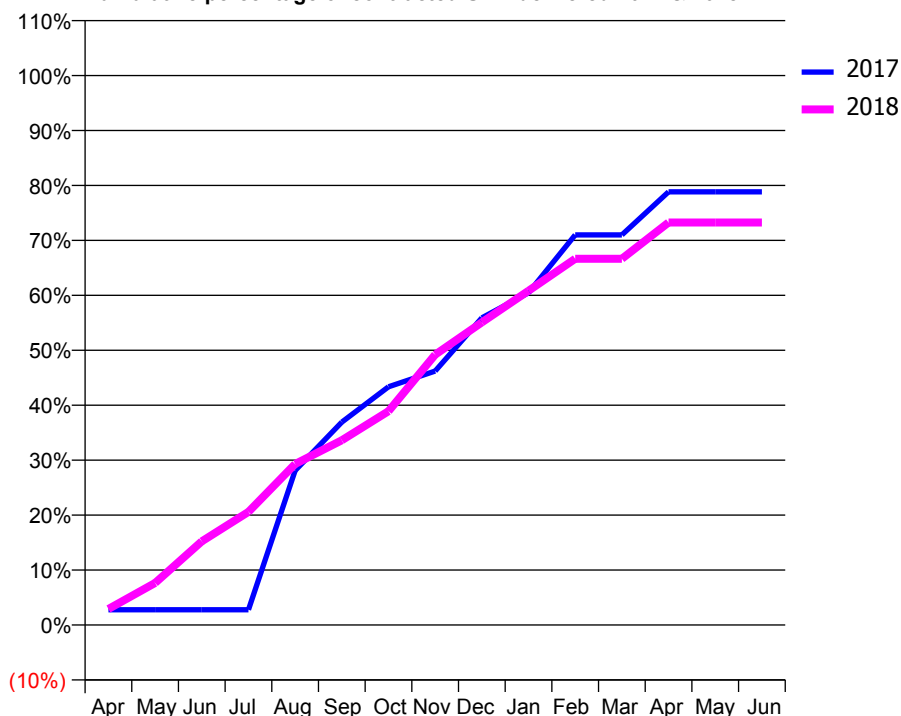
### ACCESS\*

Patients seen in 24 months	Total	Change since previous quarter
Quarter ending March 2017	637	
Quarter ending June 2017	665	↑
Quarter ending September 2017	656	↓
Quarter ending December 2017	650	→
Quarter ending March 2018	648	→
<b>Variance since March 2017</b>	<b>1.7%</b>	<b>→</b>



### ACTIVITY

**Cumulative percentage of contracted UDA delivered 2017 & 2018**



Month	Adjusted Scheduled Activity (UDA)	
	2017	2018
April	49	51
May	49	134
June	49	268
July	49	362
August	494	515
September	648	591
October	761	683
November	811	864
December	982	967
January	1,062	1,068
February	1,247	1,170
March	1,247	1,170
April	1,384	1,286
May	1,384	1,286
June	1,384	1,286

### QUALITY

	Quantity	Base Number	Contract	LHB	Wales
% of FP17s for the same patient ID Re-attending within 3 months - Children	54	919	5.9%	8.5%	10.9%
% of FP17s for the same patient ID Re-attending within 3 months - Adults	0	1	0.0%	15.0%	16.2%
% of FP17s for the same patient ID Re-attending between 3 & 9 months - Children	626	919	68.1%	58.3%	59.0%
% of FP17s for the same patient ID Re-attending between 3 & 9 months - Adults	1	1	100.0%	54.7%	54.9%
% of FP17s for Band 1 Urgent Courses	17	903	1.9%	9.2%	9.0%
% of FP17s Relating to Free Repair or Replacements	0	903	0.0%	0.7%	0.7%
% of FP17s Relating to Continuations	7	903	0.8%	0.7%	0.8%
% of Patients satisfied with the dentistry they have received	0	0	N/A	91.9%	92.0%
% of Patients satisfied with the time they had to wait for an appointment	0	0	N/A	88.8%	88.1%

\* This is based on patients treated on this contract for their most recent course of treatment. Figures in italics indicate the base number of FP17s or Patient Questionnaire responses are less than 100. N/A is shown where the base number of responses is less than 10 during the period. % is calculated as Quantity/Base number\*100



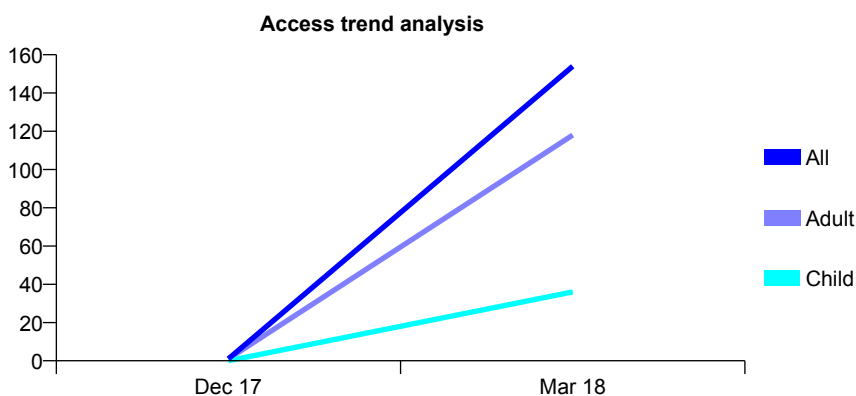
## 7A7 - Vital Signs At a Glance Contract Report for 100133/0000 - Year end March 2018

Name or company name	Powys Local Health Board
Contract type name	PDS Contract
Purpose of contract	General
Contract start date	01/05/2016
Contract end date	31/03/2020

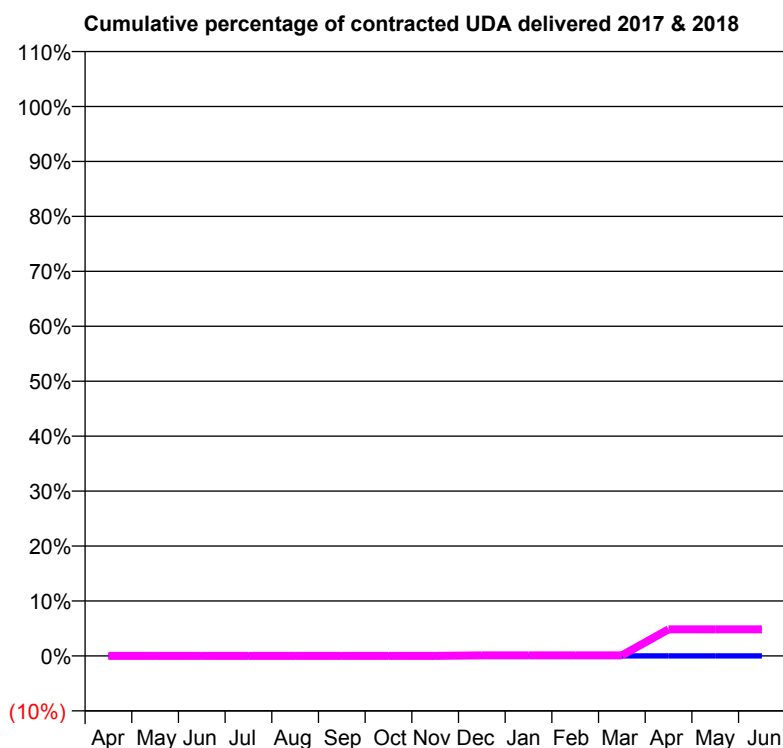
17/18 Contracted general activity (UDA)	3,000
Carry forward general activity (UDA)	0
17/18 Contracted orthodontic activity (UOA)	0
Carry forward orthodontic activity (UOA)	0
Baseline contract value	£0.00

### ACCESS\*

Patients seen in 24 months	Total	Change since previous quarter
Quarter ending March 2017	0	
Quarter ending June 2017	0	
Quarter ending September 2017	0	
Quarter ending December 2017	1	↑
Quarter ending March 2018	154	↑
<b>Variance since March 2017</b>	N/A	



### ACTIVITY



Month	Adjusted Scheduled Activity (UDA)	
	2017	2018
April	0	0
May	0	0
June	0	0
July	0	0
August	0	0
September	0	0
October	0	0
November	0	0
December	0	3
January	0	3
February	0	3
March	0	3
April	0	145
May	0	145
June	0	145

### QUALITY

	Quantity	Base Number	Contract	LHB	Wales
% of FP17s for the same patient ID Re-attending within 3 months - Children	0	1	0.0%	8.0%	10.9%
% of FP17s for the same patient ID Re-attending within 3 months - Adults	0	1	0.0%	14.0%	16.2%
% of FP17s for the same patient ID Re-attending between 3 & 9 months - Children	0	1	0.0%	52.9%	59.0%
% of FP17s for the same patient ID Re-attending between 3 & 9 months - Adults	0	1	0.0%	50.8%	54.9%
% of FP17s for Band 1 Urgent Courses	61	180	33.9%	10.1%	9.0%
% of FP17s Relating to Free Repair or Replacements	0	180	0.0%	0.6%	0.7%
% of FP17s Relating to Continuations	0	180	0.0%	1.2%	0.8%
% of Patients satisfied with the dentistry they have received	0	0	N/A	90.6%	92.0%
% of Patients satisfied with the time they had to wait for an appointment	0	0	N/A	85.8%	88.1%

\* This is based on patients treated on this contract for their most recent course of treatment. Figures in italics indicate the base number of FP17s or Patient Questionnaire responses are less than 100. N/A is shown where the base number of responses is less than 10 during the period. % is calculated as Quantity/Base number\*100

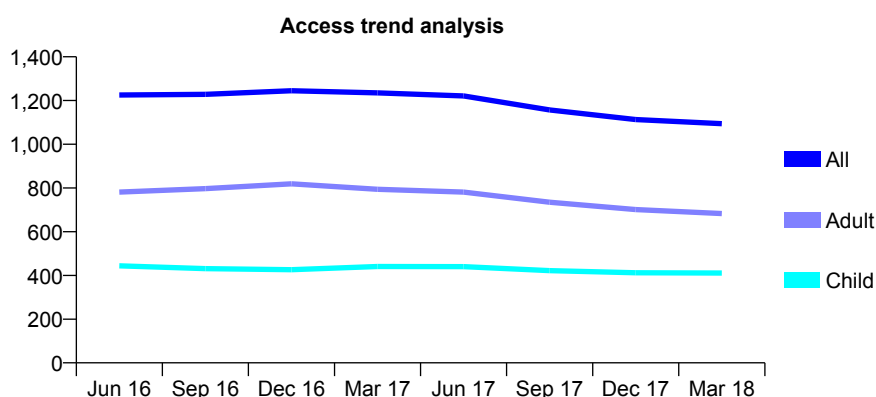
## 7A7 - Vital Signs At a Glance Contract Report for 108820/0001 - Year end March 2018

Name or company name	The Severnside Limited Partnership
Contract type name	GDS Contract
Purpose of contract	General
Contract start date	27/10/2013
Contract end date	

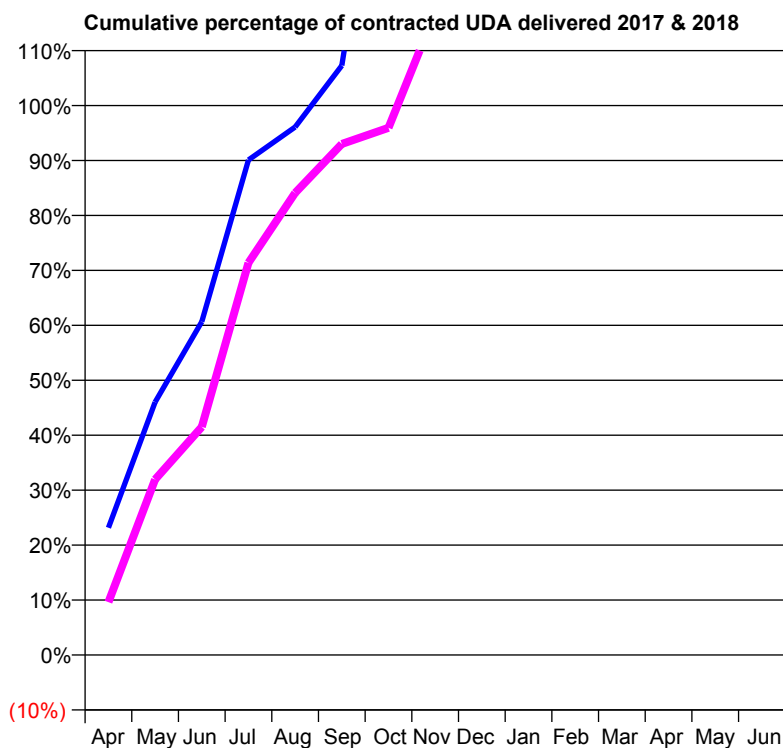
17/18 Contracted general activity (UDA)	1,268
Carry forward general activity (UDA)	0
17/18 Contracted orthodontic activity (UOA)	0
Carry forward orthodontic activity (UOA)	0
Baseline contract value	£36,349.57

### ACCESS\*

Patients seen in 24 months	Total	Change since previous quarter
Quarter ending March 2017	1,235	
Quarter ending June 2017	1,221	↓
Quarter ending September 2017	1,157	↓
Quarter ending December 2017	1,113	↓
Quarter ending March 2018	1,094	↓
<b>Variance since March 2017</b>	<b>(11.4%)</b>	<b>↓</b>



### ACTIVITY



Month	Adjusted Scheduled Activity (UDA)	
	2017	2018
April	294	122
May	584	405
June	769	526
July	1,142	905
August	1,218	1,066
September	1,360	1,179
October	2,018	1,216
November	2,334	1,483
December	2,491	1,582
January	2,681	1,722
February	2,848	1,975
March	3,284	2,145
April	3,383	2,259
May	3,383	2,259
June	3,383	2,259

### QUALITY

	Quantity	Base Number	Contract	LHB	Wales
% of FP17s for the same patient ID Re-attending within 3 months - Children	28	550	5.1%	8.0%	10.9%
% of FP17s for the same patient ID Re-attending within 3 months - Adults	99	716	13.8%	14.0%	16.2%
% of FP17s for the same patient ID Re-attending between 3 & 9 months - Children	324	550	58.9%	52.9%	59.0%
% of FP17s for the same patient ID Re-attending between 3 & 9 months - Adults	363	716	50.7%	50.8%	54.9%
% of FP17s for Band 1 Urgent Courses	31	1,273	2.4%	10.1%	9.0%
% of FP17s Relating to Free Repair or Replacements	0	1,273	0.0%	0.6%	0.7%
% of FP17s Relating to Continuations	33	1,273	2.6%	1.2%	0.8%
% of Patients satisfied with the dentistry they have received	10	13	76.9%	90.6%	92.0%
% of Patients satisfied with the time they had to wait for an appointment	10	13	76.9%	85.8%	88.1%

\* This is based on patients treated on this contract for their most recent course of treatment. Figures in italics indicate the base number of FP17s or Patient Questionnaire responses are less than 100. N/A is shown where the base number of responses is less than 10 during the period. % is calculated as Quantity/Base number\*100

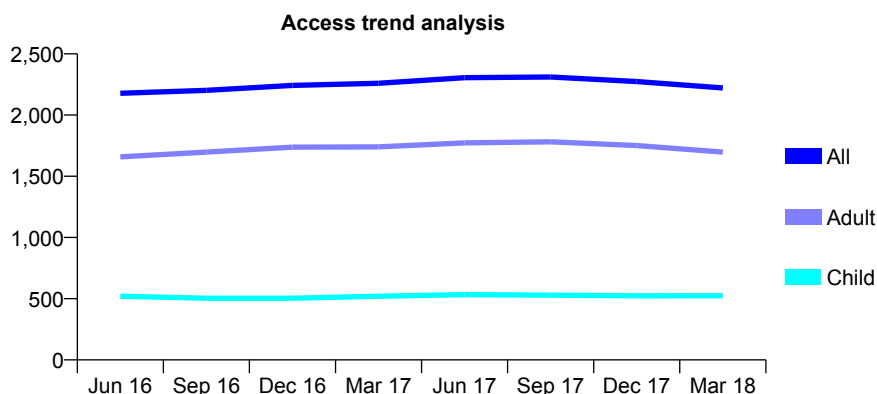
## 7A7 - Vital Signs At a Glance Contract Report for 111155/0001 - Year end March 2018

Name or company name	Professor St John Crean, ME Northmore ar
Contract type name	GDS Contract
Purpose of contract	General
Contract start date	20/09/2013
Contract end date	

17/18 Contracted general activity (UDA)	6,730
Carry forward general activity (UDA)	207
17/18 Contracted orthodontic activity (UOA)	0
Carry forward orthodontic activity (UOA)	0
Baseline contract value	£151,384.07

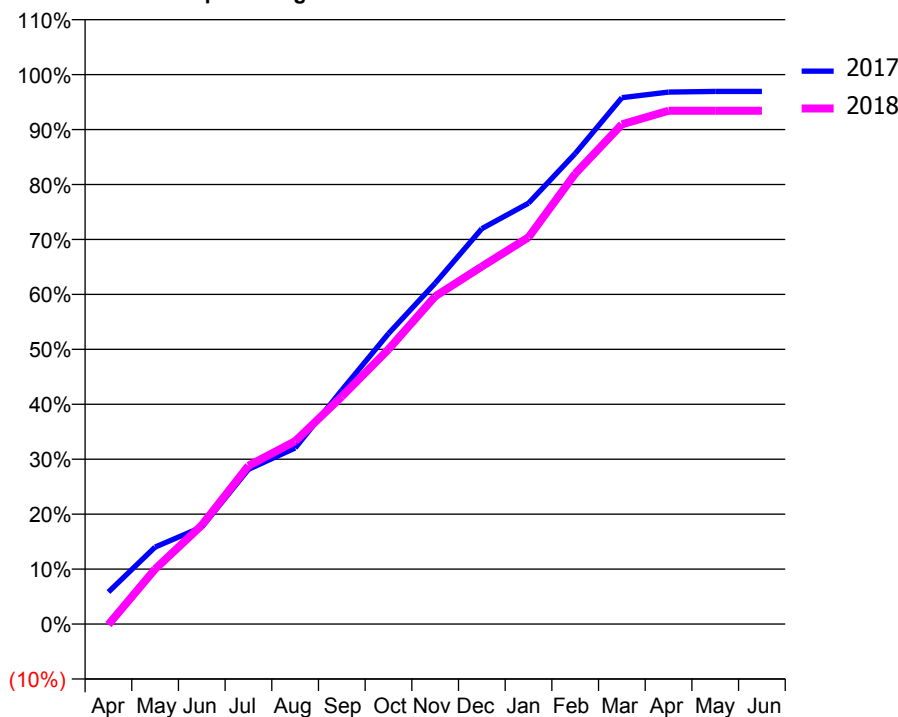
### ACCESS\*

Patients seen in 24 months	Total	Change since previous quarter
Quarter ending March 2017	2,260	
Quarter ending June 2017	2,306	↑
Quarter ending September 2017	2,311	→
Quarter ending December 2017	2,274	↓
Quarter ending March 2018	2,222	↓
<b>Variance since March 2017</b>	<b>(1.7%)</b>	<b>↓</b>



### ACTIVITY

Cumulative percentage of contracted UDA delivered 2017 & 2018



Month	Adjusted Scheduled Activity (UDA)	
	2017	2018
April	392	-8
May	942	673
June	1,188	1,211
July	1,895	1,940
August	2,157	2,239
September	2,866	2,787
October	3,558	3,365
November	4,176	4,014
December	4,842	4,380
January	5,156	4,737
February	5,762	5,516
March	6,448	6,120
April	6,516	6,287
May	6,523	6,287
June	6,523	6,287

### QUALITY

	Quantity	Base Number	Contract	LHB	Wales
% of FP17s for the same patient ID Re-attending within 3 months - Children	42	735	5.7%	8.0%	10.9%
% of FP17s for the same patient ID Re-attending within 3 months - Adults	404	2,316	17.4%	14.0%	16.2%
% of FP17s for the same patient ID Re-attending between 3 & 9 months - Children	463	735	63.0%	52.9%	59.0%
% of FP17s for the same patient ID Re-attending between 3 & 9 months - Adults	1,283	2,316	55.4%	50.8%	54.9%
% of FP17s for Band 1 Urgent Courses	300	3,104	9.7%	10.1%	9.0%
% of FP17s Relating to Free Repair or Replacements	5	3,104	0.2%	0.6%	0.7%
% of FP17s Relating to Continuations	40	3,104	1.3%	1.2%	0.8%
% of Patients satisfied with the dentistry they have received	36	39	92.3%	90.6%	92.0%
% of Patients satisfied with the time they had to wait for an appointment	32	39	82.1%	85.8%	88.1%

\* This is based on patients treated on this contract for their most recent course of treatment. Figures in italics indicate the base number of FP17s or Patient Questionnaire responses are less than 100. N/A is shown where the base number of responses is less than 10 during the period. % is calculated as Quantity/Base number\*100

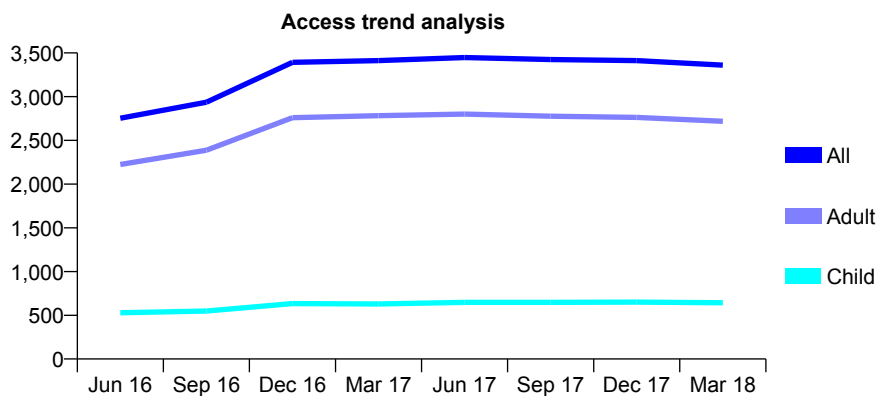
## 7A7 - Vital Signs At a Glance Contract Report for 116068/0001 - Year end March 2018

Name or company name	River Wye Dental Practice Partnership
Contract type name	GDS Contract
Purpose of contract	General
Contract start date	01/02/2014
Contract end date	

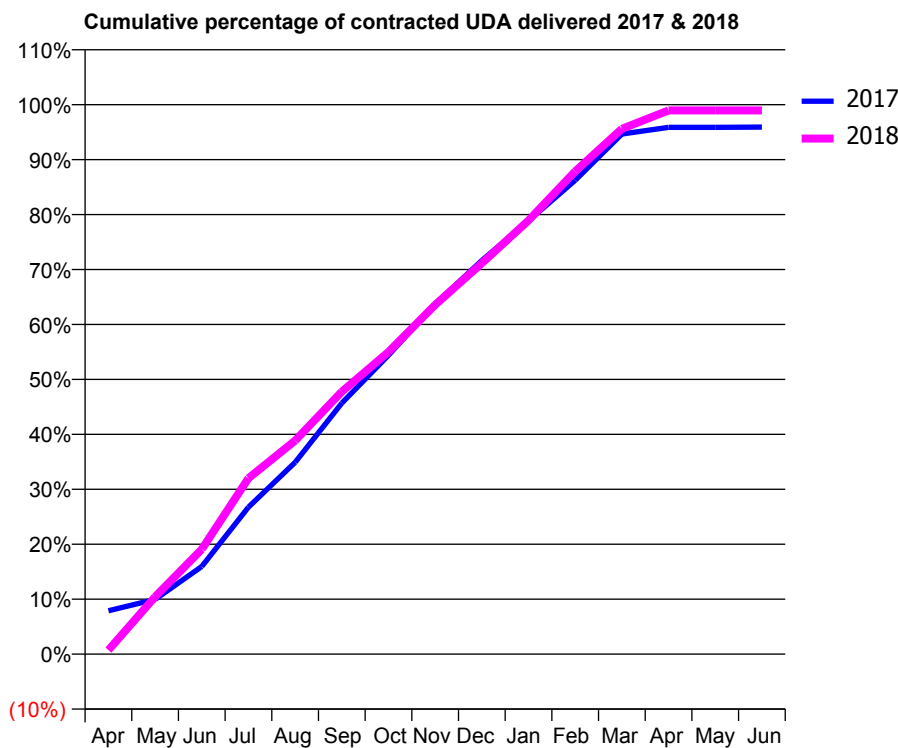
17/18 Contracted general activity (UDA)	8,785
Carry forward general activity (UDA)	360
17/18 Contracted orthodontic activity (UOA)	0
Carry forward orthodontic activity (UOA)	0
Baseline contract value	£222,085.75

### ACCESS\*

Patients seen in 24 months	Total	Change since previous quarter
Quarter ending March 2017	3,412	
Quarter ending June 2017	3,448	→
Quarter ending September 2017	3,424	→
Quarter ending December 2017	3,413	→
Quarter ending March 2018	3,361	↓
<b>Variance since March 2017</b>	<b>(1.5%)</b>	<b>↓</b>



### ACTIVITY



Month	Adjusted Scheduled Activity (UDA)	
	2017	2018
April	694	64
May	875	917
June	1,402	1,676
July	2,351	2,812
August	3,066	3,414
September	4,014	4,197
October	4,779	4,832
November	5,598	5,584
December	6,294	6,250
January	6,928	6,934
February	7,575	7,718
March	8,315	8,399
April	8,421	8,692
May	8,421	8,692
June	8,425	8,692

### QUALITY

	Quantity	Base Number	Contract	LHB	Wales
% of FP17s for the same patient ID Re-attending within 3 months - Children	59	958	6.2%	8.0%	10.9%
% of FP17s for the same patient ID Re-attending within 3 months - Adults	536	4,136	13.0%	14.0%	16.2%
% of FP17s for the same patient ID Re-attending between 3 & 9 months - Children	582	958	60.8%	52.9%	59.0%
% of FP17s for the same patient ID Re-attending between 3 & 9 months - Adults	2,579	4,136	62.4%	50.8%	54.9%
% of FP17s for Band 1 Urgent Courses	525	5,186	10.1%	10.1%	9.0%
% of FP17s Relating to Free Repair or Replacements	8	5,186	0.2%	0.6%	0.7%
% of FP17s Relating to Continuations	60	5,186	1.2%	1.2%	0.8%
% of Patients satisfied with the dentistry they have received	50	53	94.3%	90.6%	92.0%
% of Patients satisfied with the time they had to wait for an appointment	48	53	90.6%	85.8%	88.1%

\* This is based on patients treated on this contract for their most recent course of treatment. Figures in italics indicate the base number of FP17s or Patient Questionnaire responses are less than 100. N/A is shown where the base number of responses is less than 10 during the period. % is calculated as Quantity/Base number\*100

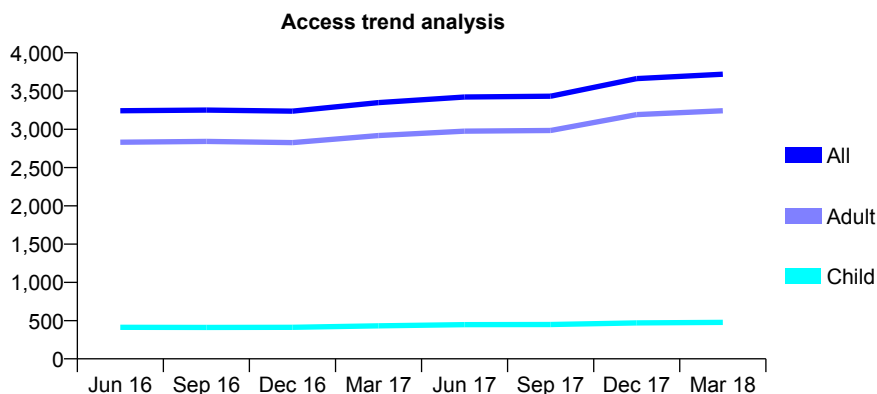
## 7A7 - Vital Signs At a Glance Contract Report for 126896/0001 - Year end March 2018

Name or company name	H Sobhani & P Dusza/Llanidloes Dental Pr
Contract type name	GDS Contract
Purpose of contract	General
Contract start date	01/01/2009
Contract end date	

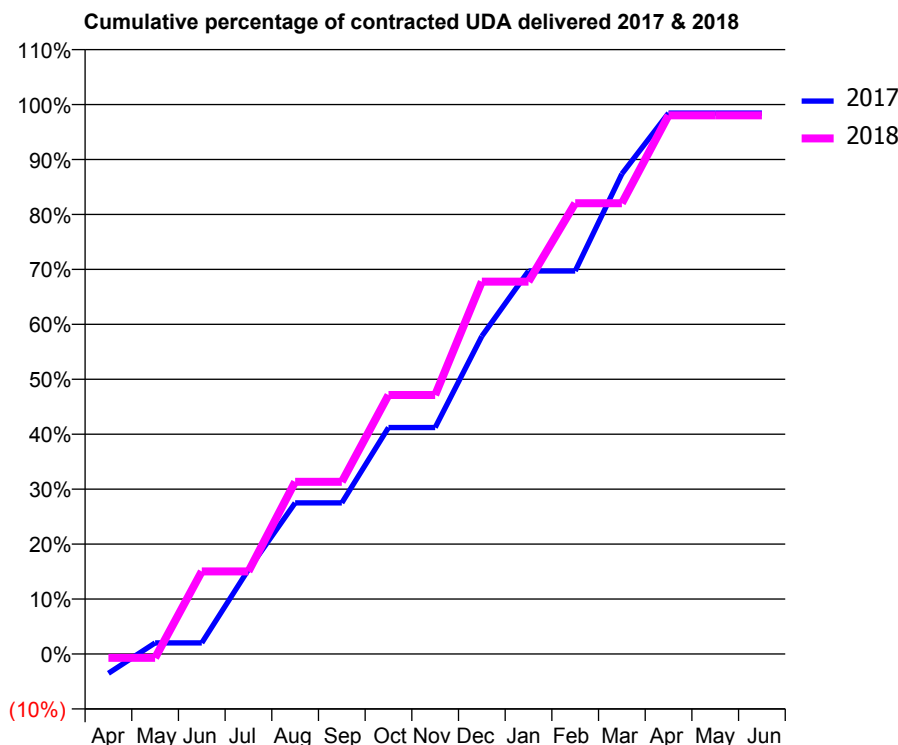
17/18 Contracted general activity (UDA)	15,000
Carry forward general activity (UDA)	233
17/18 Contracted orthodontic activity (UOA)	0
Carry forward orthodontic activity (UOA)	0
Baseline contract value	£432,829.60

### ACCESS\*

Patients seen in 24 months	Total	Change since previous quarter
Quarter ending March 2017	3,349	
Quarter ending June 2017	3,423	↑
Quarter ending September 2017	3,432	→
Quarter ending December 2017	3,663	↑
Quarter ending March 2018	3,720	→
<b>Variance since March 2017</b>	<b>11.1%</b>	<b>↑</b>



### ACTIVITY



Month	Adjusted Scheduled Activity (UDA)	
	2017	2018
April	-528	-108
May	304	-108
June	304	2,254
July	2,305	2,254
August	4,126	4,699
September	4,126	4,699
October	6,181	7,071
November	6,181	7,071
December	8,676	10,163
January	10,456	10,163
February	10,456	12,306
March	13,105	12,306
April	14,767	14,704
May	14,767	14,704
June	14,767	14,704

### QUALITY

	Quantity	Base Number	Contract	LHB	Wales
% of FP17s for the same patient ID Re-attending within 3 months - Children	21	621	3.4%	8.0%	10.9%
% of FP17s for the same patient ID Re-attending within 3 months - Adults	459	4,357	10.5%	14.0%	16.2%
% of FP17s for the same patient ID Re-attending between 3 & 9 months - Children	361	621	58.1%	52.9%	59.0%
% of FP17s for the same patient ID Re-attending between 3 & 9 months - Adults	2,628	4,357	60.3%	50.8%	54.9%
% of FP17s for Band 1 Urgent Courses	433	5,313	8.1%	10.1%	9.0%
% of FP17s Relating to Free Repair or Replacements	39	5,313	0.7%	0.6%	0.7%
% of FP17s Relating to Continuations	19	5,313	0.4%	1.2%	0.8%
% of Patients satisfied with the dentistry they have received	21	23	91.3%	90.6%	92.0%
% of Patients satisfied with the time they had to wait for an appointment	22	23	95.7%	85.8%	88.1%

\* This is based on patients treated on this contract for their most recent course of treatment. Figures in italics indicate the base number of FP17s or Patient Questionnaire responses are less than 100. N/A is shown where the base number of responses is less than 10 during the period. % is calculated as Quantity/Base number\*100

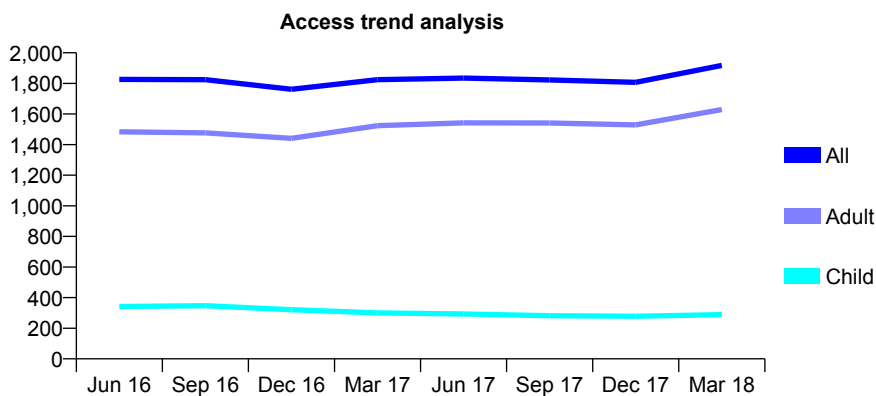
## 7A7 - Vital Signs At a Glance Contract Report for 128287/0001 - Year end March 2018

Name or company name	AGS & P Powell-Main
Contract type name	GDS Contract
Purpose of contract	General
Contract start date	01/11/2006
Contract end date	

17/18 Contracted general activity (UDA)	6,672
Carry forward general activity (UDA)	0
17/18 Contracted orthodontic activity (UOA)	0
Carry forward orthodontic activity (UOA)	0
Baseline contract value	£172,290.52

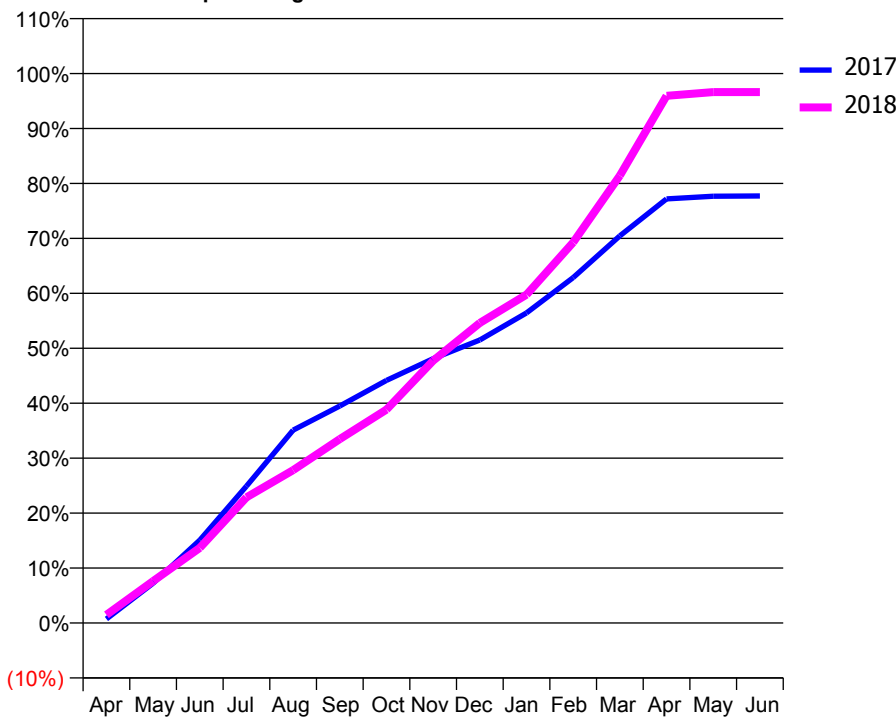
### ACCESS\*

Patients seen in 24 months	Total	Change since previous quarter
Quarter ending March 2017	1,824	
Quarter ending June 2017	1,835	→
Quarter ending September 2017	1,823	→
Quarter ending December 2017	1,807	→
Quarter ending March 2018	1,918	↑
<b>Variance since March 2017</b>	<b>5.2%</b>	<b>↑</b>



### ACTIVITY

Cumulative percentage of contracted UDA delivered 2017 & 2018



Month	Adjusted Scheduled Activity (UDA)	
	2017	2018
April	49	99
May	484	509
June	1,006	912
July	1,662	1,526
August	2,342	1,857
September	2,636	2,234
October	2,945	2,591
November	3,210	3,185
December	3,437	3,644
January	3,765	3,987
February	4,194	4,622
March	4,700	5,433
April	5,150	6,401
May	5,182	6,446
June	5,185	6,446

### QUALITY

	Quantity	Base Number	Contract	LHB	Wales
% of FP17s for the same patient ID Re-attending within 3 months - Children	35	449	7.8%	8.0%	10.9%
% of FP17s for the same patient ID Re-attending within 3 months - Adults	306	2,307	13.3%	14.0%	16.2%
% of FP17s for the same patient ID Re-attending between 3 & 9 months - Children	217	449	48.3%	52.9%	59.0%
% of FP17s for the same patient ID Re-attending between 3 & 9 months - Adults	1,140	2,307	49.4%	50.8%	54.9%
% of FP17s for Band 1 Urgent Courses	299	2,922	10.2%	10.1%	9.0%
% of FP17s Relating to Free Repair or Replacements	27	2,922	0.9%	0.6%	0.7%
% of FP17s Relating to Continuations	15	2,922	0.5%	1.2%	0.8%
% of Patients satisfied with the dentistry they have received	41	44	93.2%	90.6%	92.0%
% of Patients satisfied with the time they had to wait for an appointment	40	44	90.9%	85.8%	88.1%

\* This is based on patients treated on this contract for their most recent course of treatment. Figures in italics indicate the base number of FP17s or Patient Questionnaire responses are less than 100. N/A is shown where the base number of responses is less than 10 during the period. % is calculated as Quantity/Base number\*100

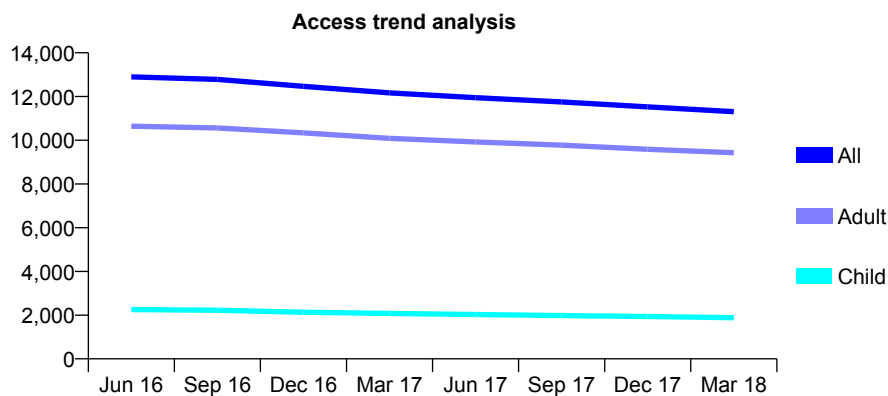
## 7A7 - Vital Signs At a Glance Contract Report for 131431/0001 - Year end March 2018

Name or company name	Severn Street Dental Practice
Contract type name	GDS Contract
Purpose of contract	General
Contract start date	01/04/2006
Contract end date	

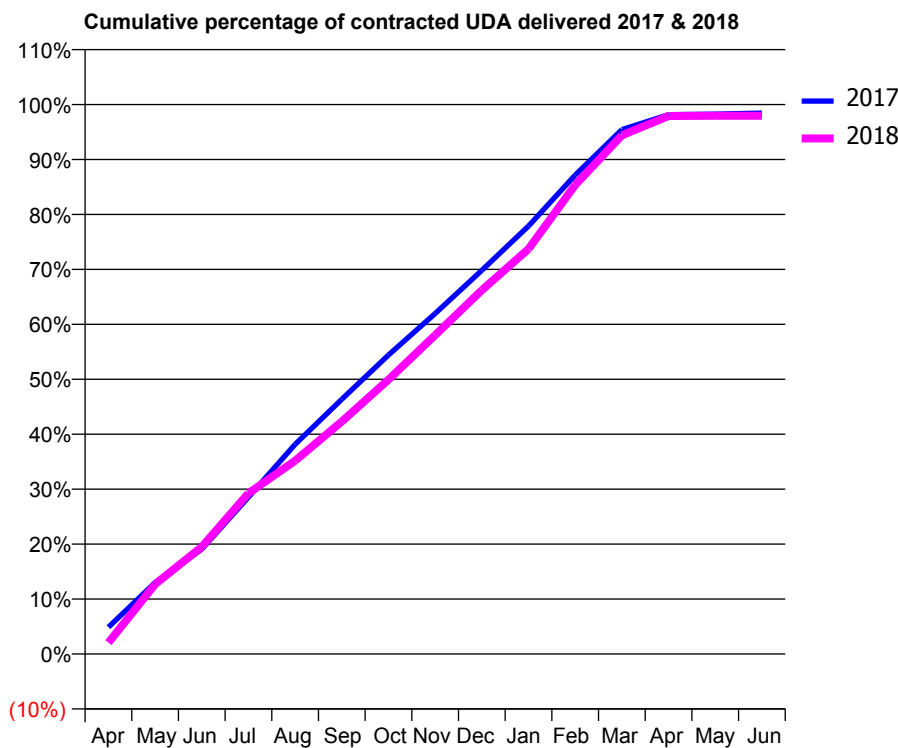
17/18 Contracted general activity (UDA)	25,000
Carry forward general activity (UDA)	535
17/18 Contracted orthodontic activity (UOA)	0
Carry forward orthodontic activity (UOA)	0
Baseline contract value	£1,039,776.20

### ACCESS\*

Patients seen in 24 months	Total	Change since previous quarter
Quarter ending March 2017	12,167	
Quarter ending June 2017	11,950	↓
Quarter ending September 2017	11,753	↓
Quarter ending December 2017	11,525	↓
Quarter ending March 2018	11,309	↓
<b>Variance since March 2017</b>	<b>(7.1%)</b>	<b>↓</b>



### ACTIVITY



Month	Adjusted Scheduled Activity (UDA)	
	2017	2018
April	1,688	516
May	4,485	3,174
June	6,589	4,878
July	9,848	7,316
August	13,164	8,795
September	15,998	10,575
October	18,781	12,485
November	21,379	14,510
December	24,099	16,554
January	26,876	18,426
February	30,071	21,339
March	32,929	23,595
April	33,870	24,479
May	33,901	24,489
June	33,972	24,486

### QUALITY

	Quantity	Base Number	Contract	LHB	Wales
% of FP17s for the same patient ID Re-attending within 3 months - Children	149	2,154	6.9%	8.0%	10.9%
% of FP17s for the same patient ID Re-attending within 3 months - Adults	1,790	10,399	17.2%	14.0%	16.2%
% of FP17s for the same patient ID Re-attending between 3 & 9 months - Children	954	2,154	44.3%	52.9%	59.0%
% of FP17s for the same patient ID Re-attending between 3 & 9 months - Adults	4,117	10,399	39.6%	50.8%	54.9%
% of FP17s for Band 1 Urgent Courses	2,050	12,598	16.3%	10.1%	9.0%
% of FP17s Relating to Free Repair or Replacements	109	12,598	0.9%	0.6%	0.7%
% of FP17s Relating to Continuations	153	12,598	1.2%	1.2%	0.8%
% of Patients satisfied with the dentistry they have received	138	167	82.6%	90.6%	92.0%
% of Patients satisfied with the time they had to wait for an appointment	125	167	74.9%	85.8%	88.1%

\* This is based on patients treated on this contract for their most recent course of treatment. Figures in italics indicate the base number of FP17s or Patient Questionnaire responses are less than 100. N/A is shown where the base number of responses is less than 10 during the period. % is calculated as Quantity/Base number\*100



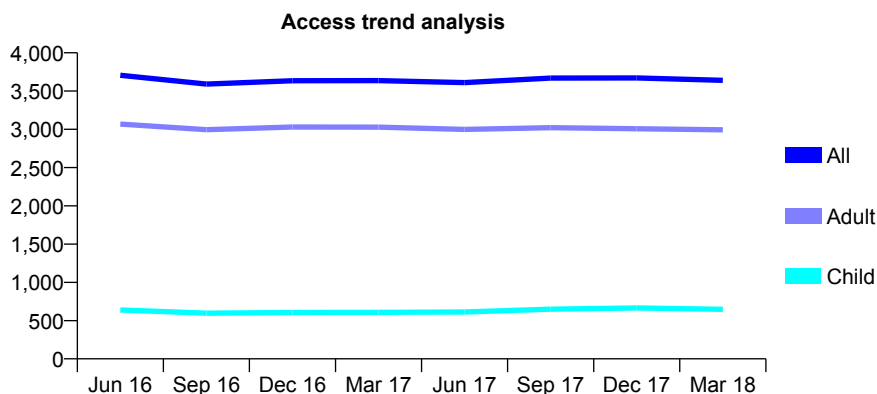
## 7A7 - Vital Signs At a Glance Contract Report for 140961/0001 - Year end March 2018

Name or company name	Integrated Dental Holdings
Contract type name	GDS Contract
Purpose of contract	General
Contract start date	01/09/2008
Contract end date	

17/18 Contracted general activity (UDA)	11,500
Carry forward general activity (UDA)	0
17/18 Contracted orthodontic activity (UOA)	0
Carry forward orthodontic activity (UOA)	0
Baseline contract value	£292,210.36

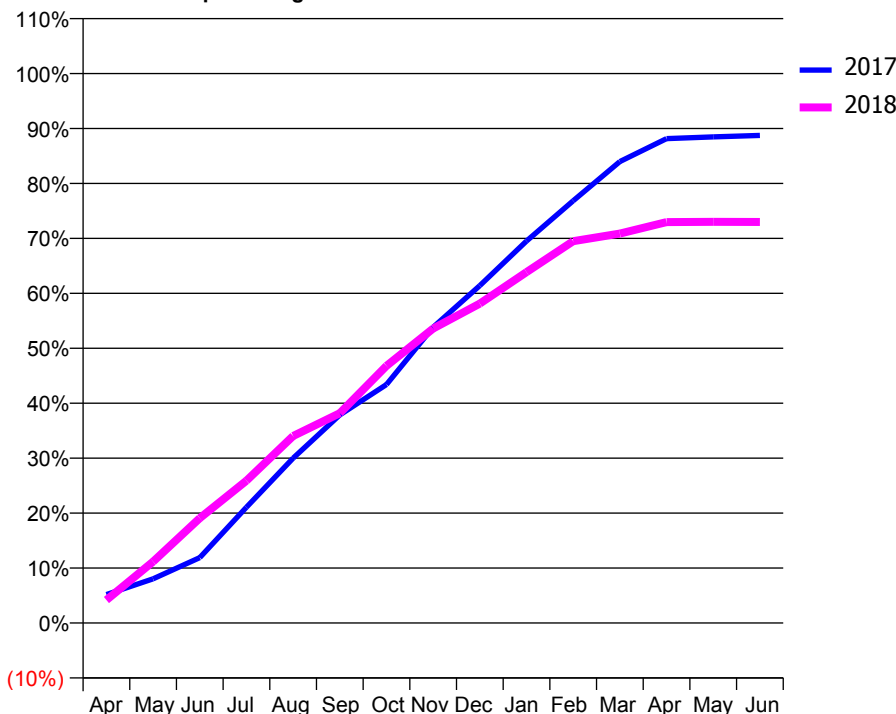
### ACCESS\*

Patients seen in 24 months	Total	Change since previous quarter
Quarter ending March 2017	3,636	
Quarter ending June 2017	3,611	→
Quarter ending September 2017	3,670	→
Quarter ending December 2017	3,672	→
Quarter ending March 2018	3,640	→
<b>Variance since March 2017</b>	<b>0.1%</b>	<b>→</b>



### ACTIVITY

Cumulative percentage of contracted UDA delivered 2017 & 2018



Month	Adjusted Scheduled Activity (UDA)	
	2017	2018
April	622	481
May	965	1,285
June	1,429	2,196
July	2,528	2,978
August	3,601	3,915
September	4,544	4,391
October	5,209	5,381
November	6,459	6,165
December	7,369	6,686
January	8,342	7,343
February	9,221	7,990
March	10,077	8,149
April	10,577	8,391
May	10,616	8,395
June	10,649	8,393

### QUALITY

	Quantity	Base Number	Contract	LHB	Wales
% of FP17s for the same patient ID Re-attending within 3 months - Children	26	719	3.6%	8.0%	10.9%
% of FP17s for the same patient ID Re-attending within 3 months - Adults	362	3,490	10.4%	14.0%	16.2%
% of FP17s for the same patient ID Re-attending between 3 & 9 months - Children	381	719	53.0%	52.9%	59.0%
% of FP17s for the same patient ID Re-attending between 3 & 9 months - Adults	1,872	3,490	53.6%	50.8%	54.9%
% of FP17s for Band 1 Urgent Courses	259	4,142	6.3%	10.1%	9.0%
% of FP17s Relating to Free Repair or Replacements	14	4,142	0.3%	0.6%	0.7%
% of FP17s Relating to Continuations	51	4,142	1.2%	1.2%	0.8%
% of Patients satisfied with the dentistry they have received	26	30	86.7%	90.6%	92.0%
% of Patients satisfied with the time they had to wait for an appointment	25	30	83.3%	85.8%	88.1%

\* This is based on patients treated on this contract for their most recent course of treatment. Figures in italics indicate the base number of FP17s or Patient Questionnaire responses are less than 100. N/A is shown where the base number of responses is less than 10 during the period. % is calculated as Quantity/Base number\*100

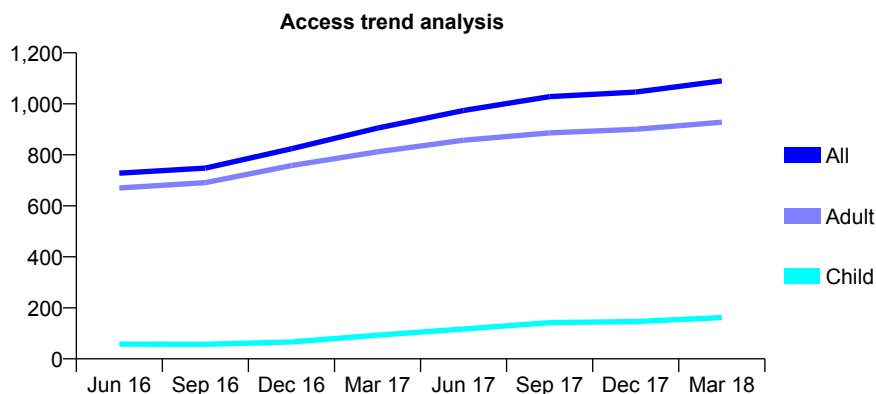
## 7A7 - Vital Signs At a Glance Contract Report for 154431/0001 - Year end March 2018

Name or company name	Powys Local Health Board
Contract type name	PDS Contract
Purpose of contract	General
Contract start date	01/09/2010
Contract end date	31/08/2020

17/18 Contracted general activity (UDA)	1,600
Carry forward general activity (UDA)	0
17/18 Contracted orthodontic activity (UOA)	0
Carry forward orthodontic activity (UOA)	0
Baseline contract value	£0.00

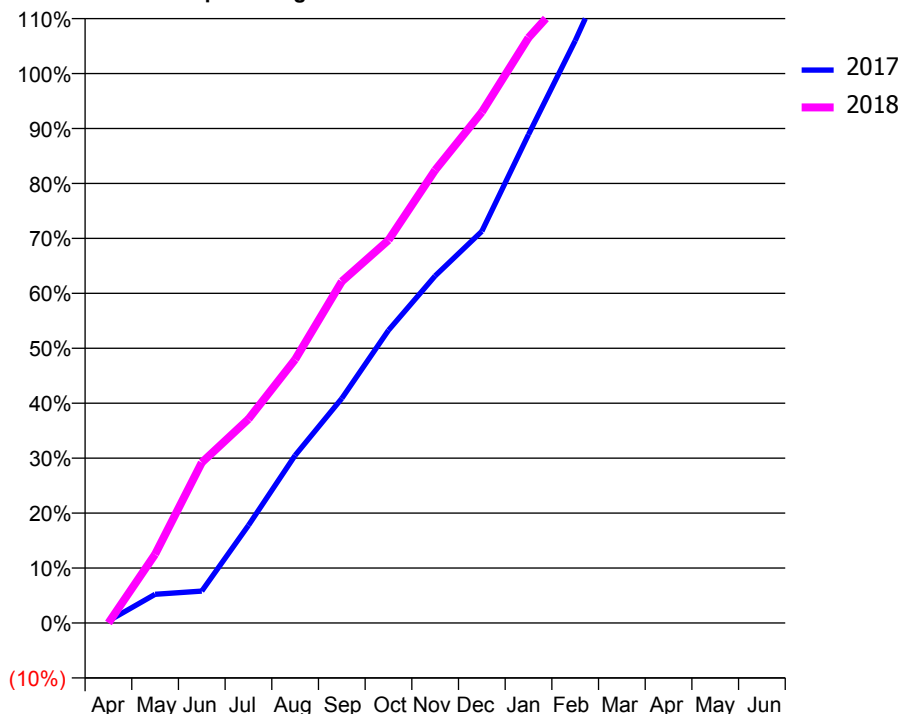
### ACCESS\*

Patients seen in 24 months	Total	Change since previous quarter
Quarter ending March 2017	905	
Quarter ending June 2017	974	↑
Quarter ending September 2017	1,028	↑
Quarter ending December 2017	1,046	→
Quarter ending March 2018	1,090	↑
<b>Variance since March 2017</b>	<b>20.4%</b>	<b>↑</b>



### ACTIVITY

Cumulative percentage of contracted UDA delivered 2017 & 2018



Month	Adjusted Scheduled Activity (UDA)	
	2017	2018
April	6	0
May	84	200
June	93	467
July	285	594
August	488	767
September	654	995
October	853	1,115
November	1,011	1,319
December	1,140	1,488
January	1,422	1,704
February	1,695	1,854
March	1,991	2,079
April	2,077	2,172
May	2,225	2,190
June	2,250	2,184

### QUALITY

	Quantity	Base Number	Contract	LHB	Wales
% of FP17s for the same patient ID Re-attending within 3 months - Children	7	149	4.7%	8.0%	10.9%
% of FP17s for the same patient ID Re-attending within 3 months - Adults	125	937	13.3%	14.0%	16.2%
% of FP17s for the same patient ID Re-attending between 3 & 9 months - Children	14	149	9.4%	52.9%	59.0%
% of FP17s for the same patient ID Re-attending between 3 & 9 months - Adults	179	937	19.1%	50.8%	54.9%
% of FP17s for Band 1 Urgent Courses	370	1,041	35.5%	10.1%	9.0%
% of FP17s Relating to Free Repair or Replacements	4	1,041	0.4%	0.6%	0.7%
% of FP17s Relating to Continuations	2	1,041	0.2%	1.2%	0.8%
% of Patients satisfied with the dentistry they have received	10	10	100.0%	90.6%	92.0%
% of Patients satisfied with the time they had to wait for an appointment	8	10	80.0%	85.8%	88.1%

\* This is based on patients treated on this contract for their most recent course of treatment. Figures in italics indicate the base number of FP17s or Patient Questionnaire responses are less than 100. N/A is shown where the base number of responses is less than 10 during the period. % is calculated as Quantity/Base number\*100

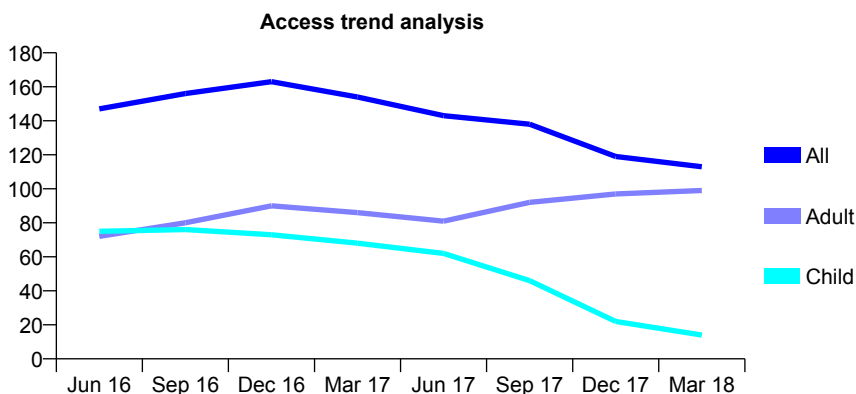
## 7A7 - Vital Signs At a Glance Contract Report for 154431/0002 - Year end March 2018

Name or company name	Powys Local Health Board
Contract type name	PDS Contract
Purpose of contract	General
Contract start date	01/08/2011
Contract end date	31/07/2021

17/18 Contracted general activity (UDA)	350
Carry forward general activity (UDA)	0
17/18 Contracted orthodontic activity (UOA)	0
Carry forward orthodontic activity (UOA)	0
Baseline contract value	£0.00

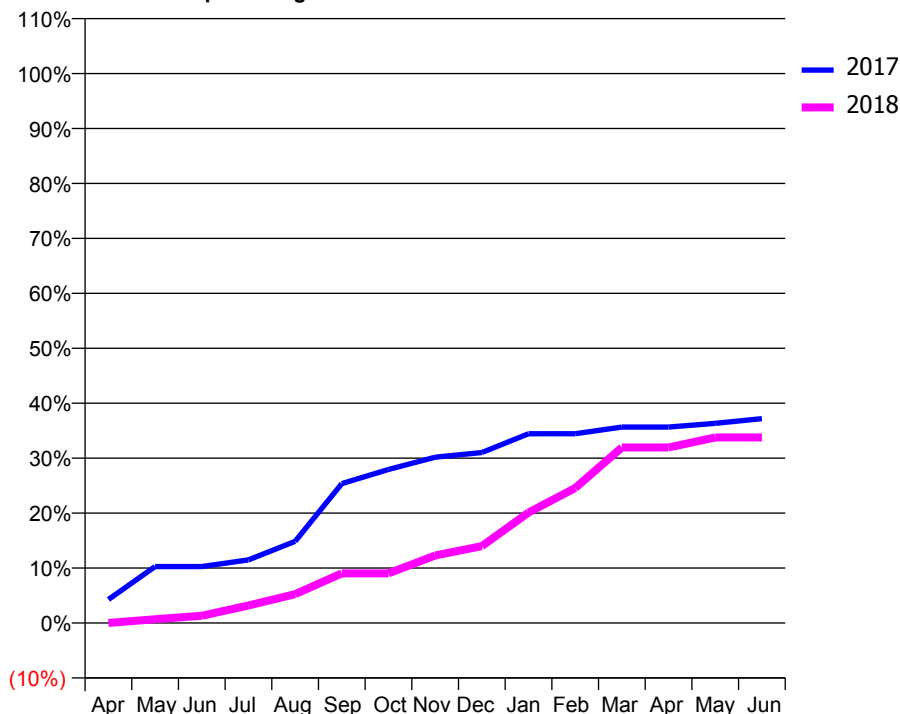
### ACCESS\*

Patients seen in 24 months	Total	Change since previous quarter
Quarter ending March 2017	154	
Quarter ending June 2017	143	↓
Quarter ending September 2017	138	↓
Quarter ending December 2017	119	↓
Quarter ending March 2018	113	↓
<b>Variance since March 2017</b>	<b>(26.6%)</b>	<b>↓</b>



### ACTIVITY

Cumulative percentage of contracted UDA delivered 2017 & 2018



Month	Adjusted Scheduled Activity (UDA)	
	2017	2018
April	15	0
May	36	2
June	36	5
July	40	11
August	52	18
September	89	32
October	98	32
November	106	43
December	109	49
January	121	70
February	121	86
March	125	112
April	125	112
May	127	118
June	130	118

### QUALITY

	Quantity	Base Number	Contract	LHB	Wales
% of FP17s for the same patient ID Re-attending within 3 months - Children	0	3	0.0%	8.0%	10.9%
% of FP17s for the same patient ID Re-attending within 3 months - Adults	1	92	1.1%	14.0%	16.2%
% of FP17s for the same patient ID Re-attending between 3 & 9 months - Children	0	3	0.0%	52.9%	59.0%
% of FP17s for the same patient ID Re-attending between 3 & 9 months - Adults	1	92	1.1%	50.8%	54.9%
% of FP17s for Band 1 Urgent Courses	63	81	77.8%	10.1%	9.0%
% of FP17s Relating to Free Repair or Replacements	0	81	0.0%	0.6%	0.7%
% of FP17s Relating to Continuations	0	81	0.0%	1.2%	0.8%
% of Patients satisfied with the dentistry they have received	0	0	N/A	90.6%	92.0%
% of Patients satisfied with the time they had to wait for an appointment	0	0	N/A	85.8%	88.1%

\* This is based on patients treated on this contract for their most recent course of treatment. Figures in italics indicate the base number of FP17s or Patient Questionnaire responses are less than 100. N/A is shown where the base number of responses is less than 10 during the period. % is calculated as Quantity/Base number\*100

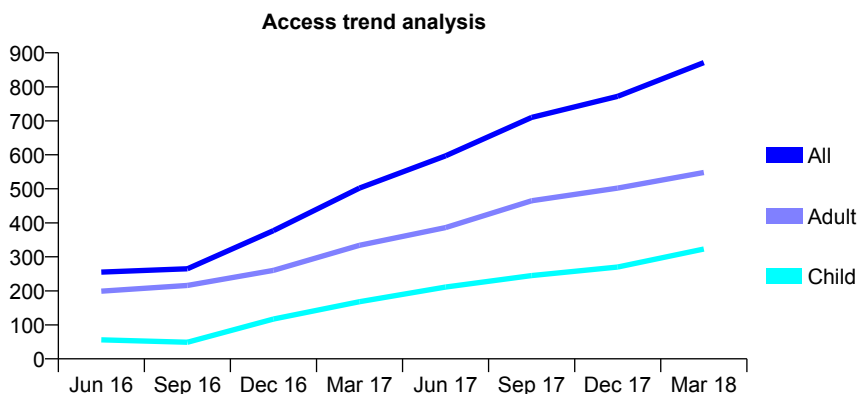
## 7A7 - Vital Signs At a Glance Contract Report for 154431/0003 - Year end March 2018

Name or company name	Powys Local Health Board
Contract type name	PDS Contract
Purpose of contract	General
Contract start date	01/08/2011
Contract end date	31/07/2021

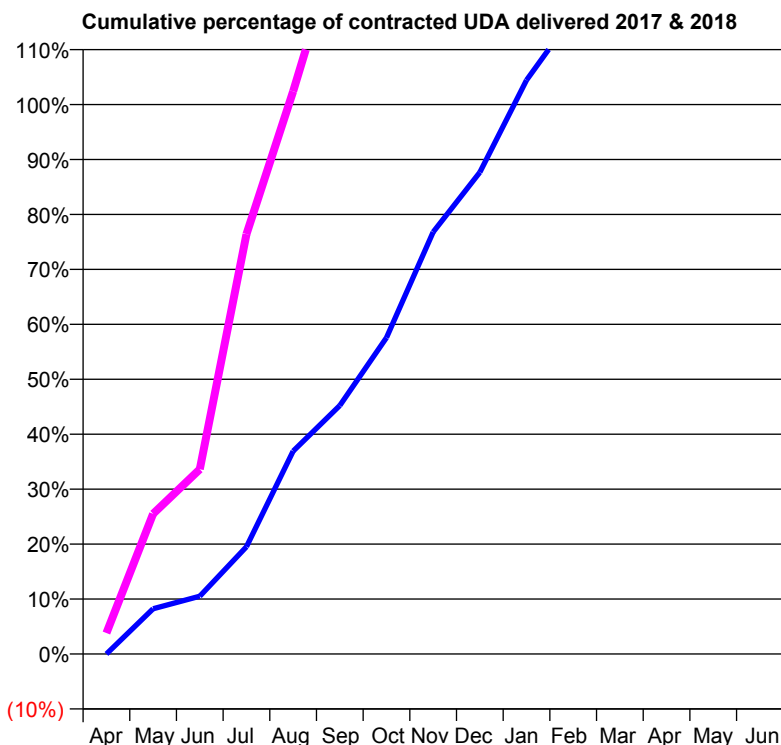
17/18 Contracted general activity (UDA)	700
Carry forward general activity (UDA)	0
17/18 Contracted orthodontic activity (UOA)	0
Carry forward orthodontic activity (UOA)	0
Baseline contract value	£0.00

### ACCESS\*

Patients seen in 24 months	Total	Change since previous quarter
Quarter ending March 2017	502	
Quarter ending June 2017	597	↑
Quarter ending September 2017	710	↑
Quarter ending December 2017	772	↑
Quarter ending March 2018	871	↑
<b>Variance since March 2017</b>	<b>73.5%</b>	<b>↑</b>



### ACTIVITY



Month	Adjusted Scheduled Activity (UDA)	
	2017	2018
April	0	27
May	58	179
June	74	235
July	137	535
August	258	717
September	317	913
October	403	970
November	538	1,138
December	614	1,278
January	731	1,563
February	813	1,765
March	1,116	1,969
April	1,199	2,055
May	1,220	2,051
June	1,217	2,056

### QUALITY

	Quantity	Base Number	Contract	LHB	Wales
% of FP17s for the same patient ID Re-attending within 3 months - Children	24	312	7.7%	8.0%	10.9%
% of FP17s for the same patient ID Re-attending within 3 months - Adults	75	596	12.6%	14.0%	16.2%
% of FP17s for the same patient ID Re-attending between 3 & 9 months - Children	40	312	12.8%	52.9%	59.0%
% of FP17s for the same patient ID Re-attending between 3 & 9 months - Adults	106	596	17.8%	50.8%	54.9%
% of FP17s for Band 1 Urgent Courses	250	896	27.9%	10.1%	9.0%
% of FP17s Relating to Free Repair or Replacements	0	896	0.0%	0.6%	0.7%
% of FP17s Relating to Continuations	0	896	0.0%	1.2%	0.8%
% of Patients satisfied with the dentistry they have received	9	10	90.0%	90.6%	92.0%
% of Patients satisfied with the time they had to wait for an appointment	8	10	80.0%	85.8%	88.1%

\* This is based on patients treated on this contract for their most recent course of treatment. Figures in italics indicate the base number of FP17s or Patient Questionnaire responses are less than 100. N/A is shown where the base number of responses is less than 10 during the period. % is calculated as Quantity/Base number\*100

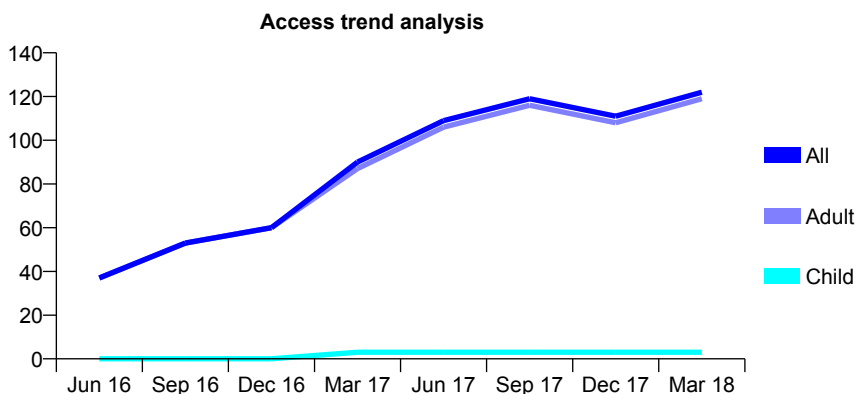
## 7A7 - Vital Signs At a Glance Contract Report for 154431/0004 - Year end March 2018

Name or company name	Powys Local Health Board
Contract type name	GDS Contract
Purpose of contract	General
Contract start date	24/10/2011
Contract end date	

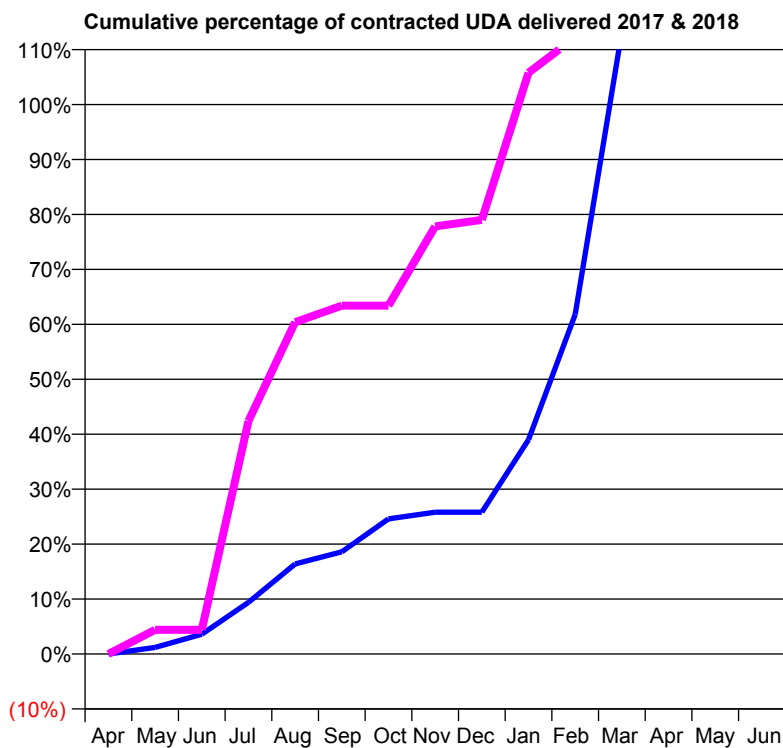
17/18 Contracted general activity (UDA)	100
Carry forward general activity (UDA)	0
17/18 Contracted orthodontic activity (UOA)	0
Carry forward orthodontic activity (UOA)	0
Baseline contract value	£0.00

### ACCESS\*

Patients seen in 24 months	Total	Change since previous quarter
Quarter ending March 2017	90	
Quarter ending June 2017	109	↑
Quarter ending September 2017	119	↑
Quarter ending December 2017	111	↓
Quarter ending March 2018	122	↑
<b>Variance since March 2017</b>	<b>35.6%</b>	<b>↑</b>



### ACTIVITY



Month	Adjusted Scheduled Activity (UDA)	
	2017	2018
April	0	0
May	1	4
June	4	4
July	9	42
August	16	60
September	19	63
October	25	63
November	26	78
December	26	79
January	39	106
February	62	112
March	113	135
April	114	135
May	145	151
June	151	151

### QUALITY

	Quantity	Base Number	Contract	LHB	Wales
% of FP17s for the same patient ID Re-attending within 3 months - Children	0	2	0.0%	8.0%	10.9%
% of FP17s for the same patient ID Re-attending within 3 months - Adults	0	121	0.0%	14.0%	16.2%
% of FP17s for the same patient ID Re-attending between 3 & 9 months - Children	0	2	0.0%	52.9%	59.0%
% of FP17s for the same patient ID Re-attending between 3 & 9 months - Adults	1	121	0.8%	50.8%	54.9%
% of FP17s for Band 1 Urgent Courses	86	112	76.8%	10.1%	9.0%
% of FP17s Relating to Free Repair or Replacements	0	112	0.0%	0.6%	0.7%
% of FP17s Relating to Continuations	0	112	0.0%	1.2%	0.8%
% of Patients satisfied with the dentistry they have received	0	0	N/A	90.6%	92.0%
% of Patients satisfied with the time they had to wait for an appointment	0	0	N/A	85.8%	88.1%

\* This is based on patients treated on this contract for their most recent course of treatment. Figures in italics indicate the base number of FP17s or Patient Questionnaire responses are less than 100. N/A is shown where the base number of responses is less than 10 during the period. % is calculated as Quantity/Base number\*100

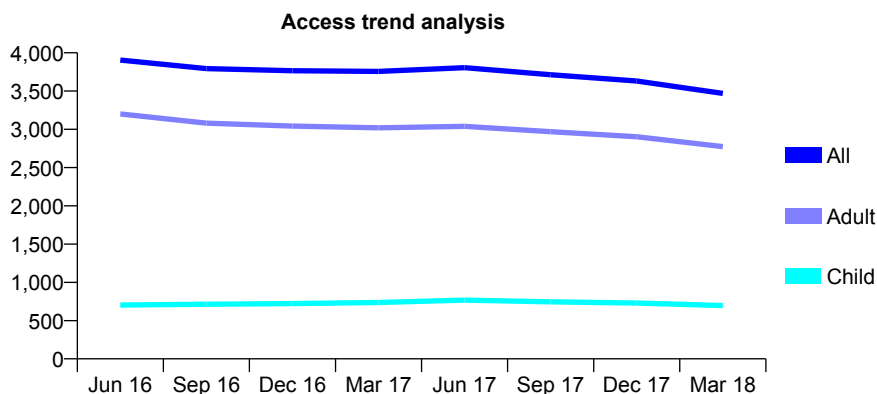
## 7A7 - Vital Signs At a Glance Contract Report for 158194/0003 - Year end March 2018

Name or company name	Denticare Ltd
Contract type name	GDS Contract
Purpose of contract	General
Contract start date	01/04/2006
Contract end date	

17/18 Contracted general activity (UDA)	12,000
Carry forward general activity (UDA)	0
17/18 Contracted orthodontic activity (UOA)	0
Carry forward orthodontic activity (UOA)	0
Baseline contract value	£304,878.10

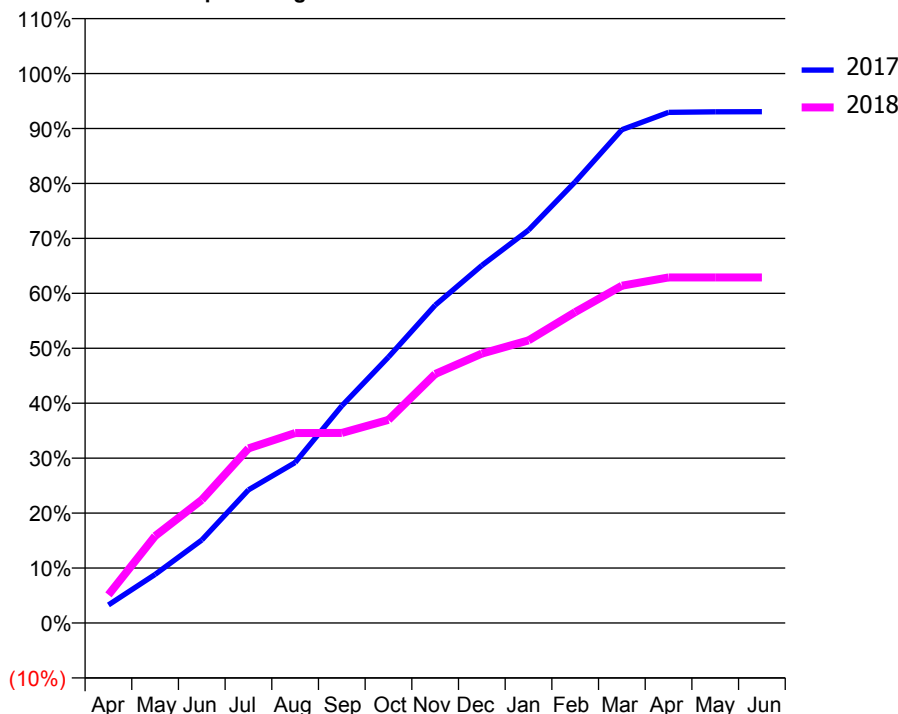
### ACCESS\*

Patients seen in 24 months	Total	Change since previous quarter
Quarter ending March 2017	3,757	
Quarter ending June 2017	3,805	→
Quarter ending September 2017	3,714	↓
Quarter ending December 2017	3,631	↓
Quarter ending March 2018	3,470	↓
<b>Variance since March 2017</b>	<b>(7.6%)</b>	↓



### ACTIVITY

Cumulative percentage of contracted UDA delivered 2017 & 2018



Adjusted Scheduled Activity (UDA)

Month	2017	2018
April	395	616
May	1,060	1,900
June	1,811	2,688
July	2,907	3,814
August	3,503	4,148
September	4,741	4,152
October	5,809	4,437
November	6,941	5,437
December	7,810	5,883
January	8,581	6,173
February	9,635	6,790
March	10,774	7,366
April	11,152	7,547
May	11,165	7,547
June	11,166	7,547

### QUALITY

	Quantity	Base Number	Contract	LHB	Wales
% of FP17s for the same patient ID Re-attending within 3 months - Children	45	770	5.8%	8.0%	10.9%
% of FP17s for the same patient ID Re-attending within 3 months - Adults	368	2,819	13.1%	14.0%	16.2%
% of FP17s for the same patient ID Re-attending between 3 & 9 months - Children	471	770	61.2%	52.9%	59.0%
% of FP17s for the same patient ID Re-attending between 3 & 9 months - Adults	1,392	2,819	49.4%	50.8%	54.9%
% of FP17s for Band 1 Urgent Courses	219	3,466	6.3%	10.1%	9.0%
% of FP17s Relating to Free Repair or Replacements	17	3,466	0.5%	0.6%	0.7%
% of FP17s Relating to Continuations	58	3,466	1.7%	1.2%	0.8%
% of Patients satisfied with the dentistry they have received	41	42	97.6%	90.6%	92.0%
% of Patients satisfied with the time they had to wait for an appointment	32	42	76.2%	85.8%	88.1%

\* This is based on patients treated on this contract for their most recent course of treatment. Figures in italics indicate the base number of FP17s or Patient Questionnaire responses are less than 100. N/A is shown where the base number of responses is less than 10 during the period. % is calculated as Quantity/Base number\*100

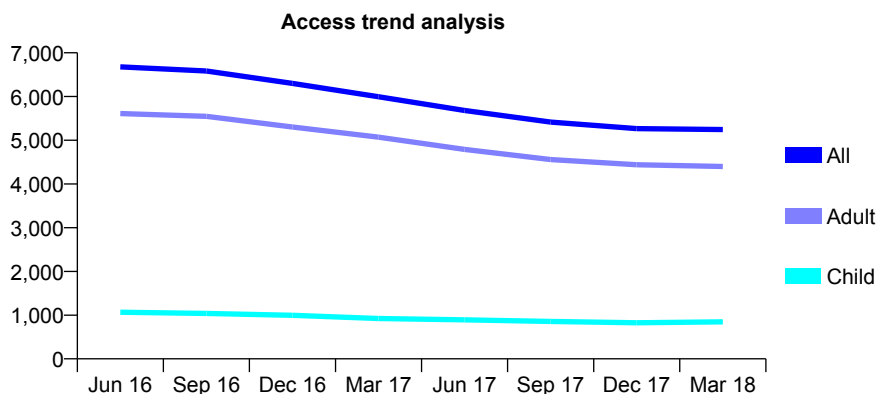
## 7A7 - Vital Signs At a Glance Contract Report for 158194/0004 - Year end March 2018

Name or company name	Denticare Ltd
Contract type name	GDS Contract
Purpose of contract	General
Contract start date	01/04/2006
Contract end date	

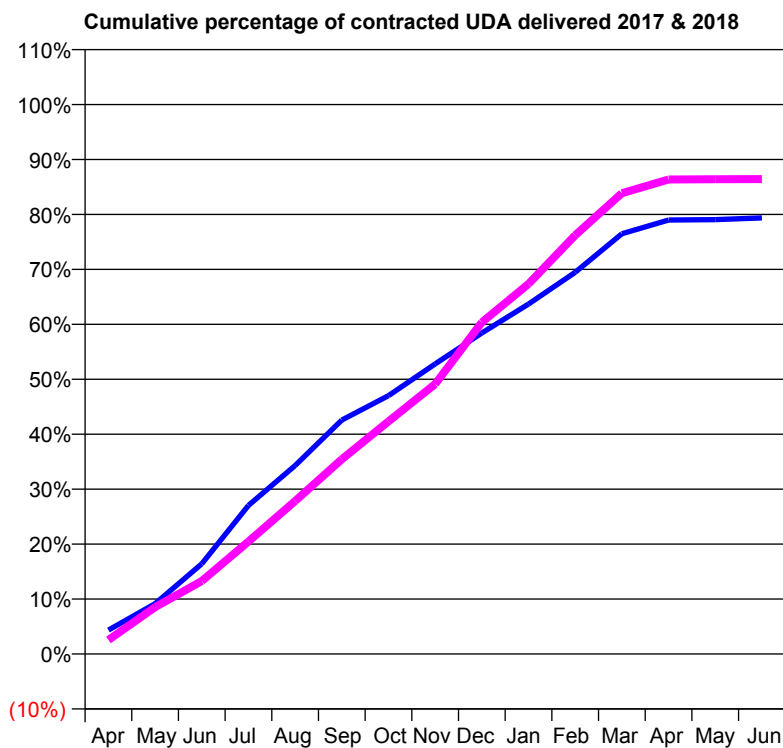
17/18 Contracted general activity (UDA)	16,000
Carry forward general activity (UDA)	0
17/18 Contracted orthodontic activity (UOA)	0
Carry forward orthodontic activity (UOA)	0
Baseline contract value	£406,508.54

### ACCESS\*

Patients seen in 24 months	Total	Change since previous quarter
Quarter ending March 2017	5,994	
Quarter ending June 2017	5,680	↓
Quarter ending September 2017	5,415	↓
Quarter ending December 2017	5,265	↓
Quarter ending March 2018	5,244	→
<b>Variance since March 2017</b>	<b>(12.5%)</b>	<b>↓</b>



### ACTIVITY



Month	Adjusted Scheduled Activity (UDA)	
	2017	2018
April	761	410
May	1,605	1,364
June	2,874	2,126
July	4,732	3,274
August	6,003	4,454
September	7,450	5,671
October	8,227	6,775
November	9,237	7,861
December	10,224	9,660
January	11,145	10,778
February	12,156	12,193
March	13,382	13,417
April	13,822	13,816
May	13,833	13,826
June	13,887	13,827

### QUALITY

	Quantity	Base Number	Contract	LHB	Wales
% of FP17s for the same patient ID Re-attending within 3 months - Children	38	1,045	3.6%	8.0%	10.9%
% of FP17s for the same patient ID Re-attending within 3 months - Adults	534	5,325	10.0%	14.0%	16.2%
% of FP17s for the same patient ID Re-attending between 3 & 9 months - Children	357	1,045	34.2%	52.9%	59.0%
% of FP17s for the same patient ID Re-attending between 3 & 9 months - Adults	2,033	5,325	38.2%	50.8%	54.9%
% of FP17s for Band 1 Urgent Courses	163	6,342	2.6%	10.1%	9.0%
% of FP17s Relating to Free Repair or Replacements	33	6,342	0.5%	0.6%	0.7%
% of FP17s Relating to Continuations	117	6,342	1.8%	1.2%	0.8%
% of Patients satisfied with the dentistry they have received	61	62	98.4%	90.6%	92.0%
% of Patients satisfied with the time they had to wait for an appointment	45	62	72.6%	85.8%	88.1%

\* This is based on patients treated on this contract for their most recent course of treatment. Figures in italics indicate the base number of FP17s or Patient Questionnaire responses are less than 100. N/A is shown where the base number of responses is less than 10 during the period. % is calculated as Quantity/Base number\*100



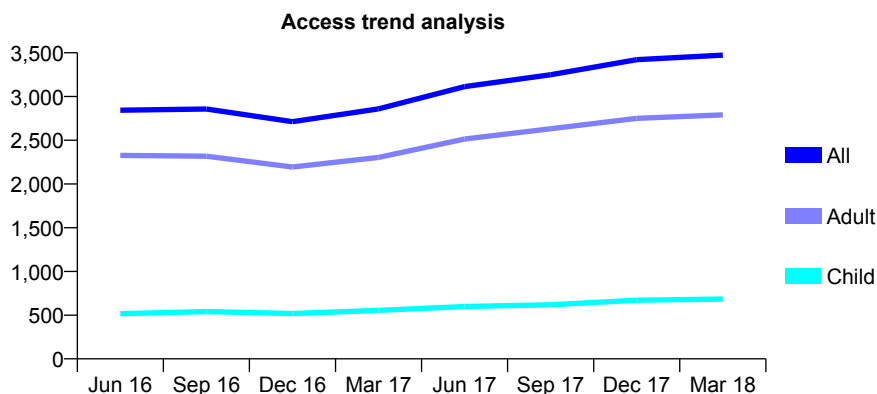
## 7A7 - Vital Signs At a Glance Contract Report for 158194/0010 - Year end March 2018

Name or company name	Denticare Ltd
Contract type name	GDS Contract
Purpose of contract	General
Contract start date	01/04/2006
Contract end date	

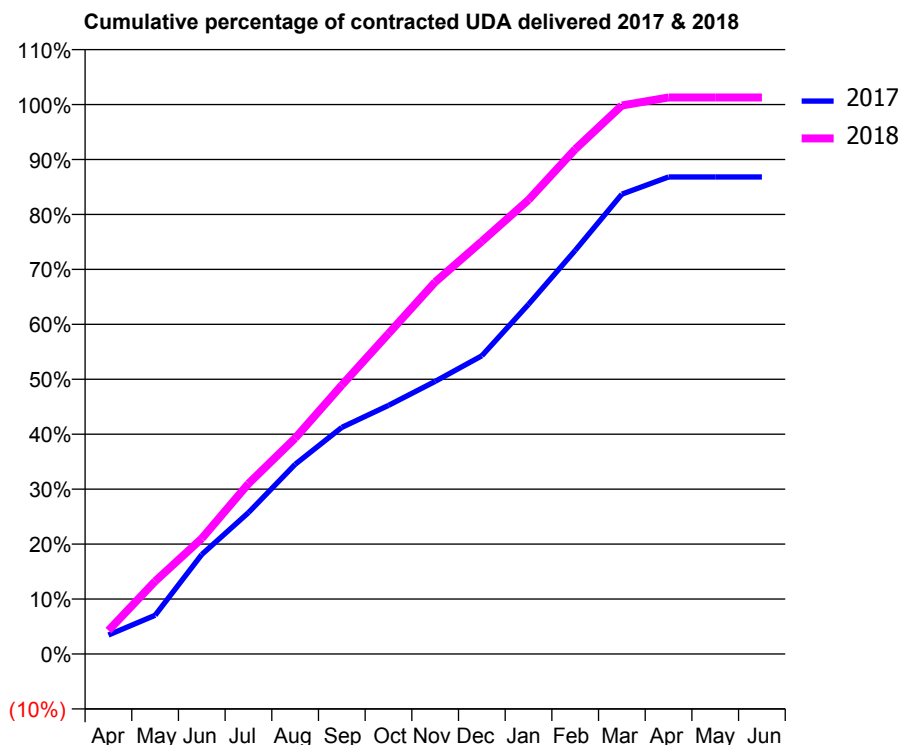
17/18 Contracted general activity (UDA)	9,500
Carry forward general activity (UDA)	0
17/18 Contracted orthodontic activity (UOA)	0
Carry forward orthodontic activity (UOA)	0
Baseline contract value	£241,361.83

### ACCESS\*

Patients seen in 24 months	Total	Change since previous quarter
Quarter ending March 2017	2,858	
Quarter ending June 2017	3,113	↑
Quarter ending September 2017	3,249	↑
Quarter ending December 2017	3,421	↑
Quarter ending March 2018	3,474	→
<b>Variance since March 2017</b>	<b>21.6%</b>	<b>↑</b>



### ACTIVITY



Month	Adjusted Scheduled Activity (UDA)	
	2017	2018
April	329	408
May	671	1,257
June	1,722	1,997
July	2,445	2,946
August	3,279	3,730
September	3,918	4,648
October	4,298	5,538
November	4,713	6,431
December	5,155	7,134
January	6,045	7,850
February	6,978	8,726
March	7,951	9,483
April	8,247	9,620
May	8,247	9,620
June	8,247	9,620

### QUALITY

	Quantity	Base Number	Contract	LHB	Wales
% of FP17s for the same patient ID Re-attending within 3 months - Children	49	962	5.1%	8.0%	10.9%
% of FP17s for the same patient ID Re-attending within 3 months - Adults	589	4,116	14.3%	14.0%	16.2%
% of FP17s for the same patient ID Re-attending between 3 & 9 months - Children	559	962	58.1%	52.9%	59.0%
% of FP17s for the same patient ID Re-attending between 3 & 9 months - Adults	1,938	4,116	47.1%	50.8%	54.9%
% of FP17s for Band 1 Urgent Courses	508	4,984	10.2%	10.1%	9.0%
% of FP17s Relating to Free Repair or Replacements	31	4,984	0.6%	0.6%	0.7%
% of FP17s Relating to Continuations	101	4,984	2.0%	1.2%	0.8%
% of Patients satisfied with the dentistry they have received	49	55	89.1%	90.6%	92.0%
% of Patients satisfied with the time they had to wait for an appointment	50	55	90.9%	85.8%	88.1%

\* This is based on patients treated on this contract for their most recent course of treatment. Figures in italics indicate the base number of FP17s or Patient Questionnaire responses are less than 100. N/A is shown where the base number of responses is less than 10 during the period. % is calculated as Quantity/Base number\*100

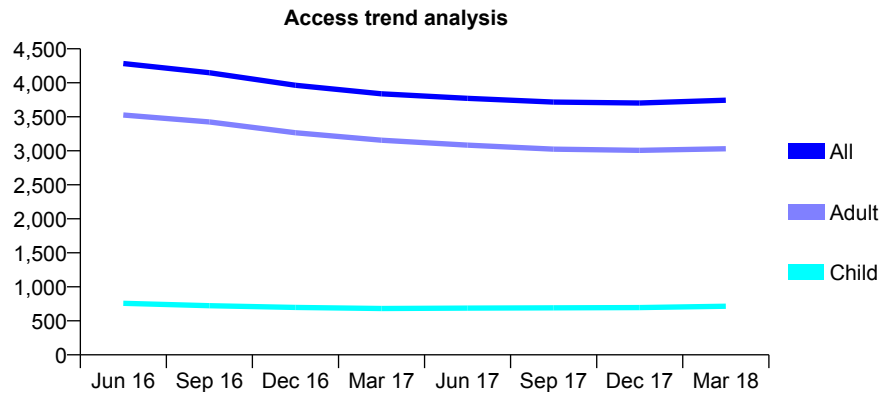
## 7A7 - Vital Signs At a Glance Contract Report for 158194/0022 - Year end March 2018

Name or company name	Denticare Ltd
Contract type name	GDS Contract
Purpose of contract	General
Contract start date	15/12/2008
Contract end date	

17/18 Contracted general activity (UDA)	11,000
Carry forward general activity (UDA)	0
17/18 Contracted orthodontic activity (UOA)	0
Carry forward orthodontic activity (UOA)	0
Baseline contract value	£279,471.59

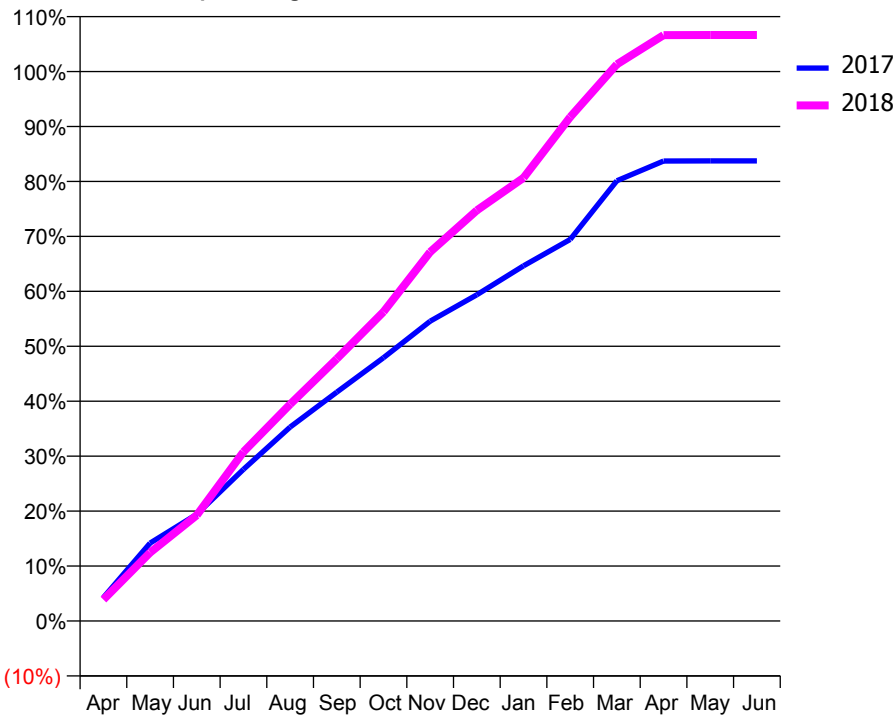
### ACCESS\*

Patients seen in 24 months	Total	Change since previous quarter
Quarter ending March 2017	3,838	
Quarter ending June 2017	3,771	↓
Quarter ending September 2017	3,716	↓
Quarter ending December 2017	3,702	→
Quarter ending March 2018	3,744	→
<b>Variance since March 2017</b>	<b>(2.4%)</b>	<b>↓</b>



### ACTIVITY

Cumulative percentage of contracted UDA delivered 2017 & 2018



Month	Adjusted Scheduled Activity (UDA)	
	2017	2018
April	472	429
May	1,560	1,370
June	2,136	2,117
July	3,037	3,385
August	3,882	4,339
September	4,582	5,248
October	5,270	6,188
November	6,003	7,389
December	6,530	8,221
January	7,109	8,872
February	7,640	10,090
March	8,814	11,144
April	9,209	11,728
May	9,210	11,731
June	9,210	11,731

### QUALITY

	Quantity	Base Number	Contract	LHB	Wales
% of FP17s for the same patient ID Re-attending within 3 months - Children	50	1,074	4.7%	8.0%	10.9%
% of FP17s for the same patient ID Re-attending within 3 months - Adults	589	4,528	13.0%	14.0%	16.2%
% of FP17s for the same patient ID Re-attending between 3 & 9 months - Children	553	1,074	51.5%	52.9%	59.0%
% of FP17s for the same patient ID Re-attending between 3 & 9 months - Adults	1,879	4,528	41.5%	50.8%	54.9%
% of FP17s for Band 1 Urgent Courses	367	5,640	6.5%	10.1%	9.0%
% of FP17s Relating to Free Repair or Replacements	32	5,640	0.6%	0.6%	0.7%
% of FP17s Relating to Continuations	130	5,640	2.3%	1.2%	0.8%
% of Patients satisfied with the dentistry they have received	75	81	92.6%	90.6%	92.0%
% of Patients satisfied with the time they had to wait for an appointment	68	81	84.0%	85.8%	88.1%

\* This is based on patients treated on this contract for their most recent course of treatment. Figures in italics indicate the base number of FP17s or Patient Questionnaire responses are less than 100. N/A is shown where the base number of responses is less than 10 during the period. % is calculated as Quantity/Base number\*100

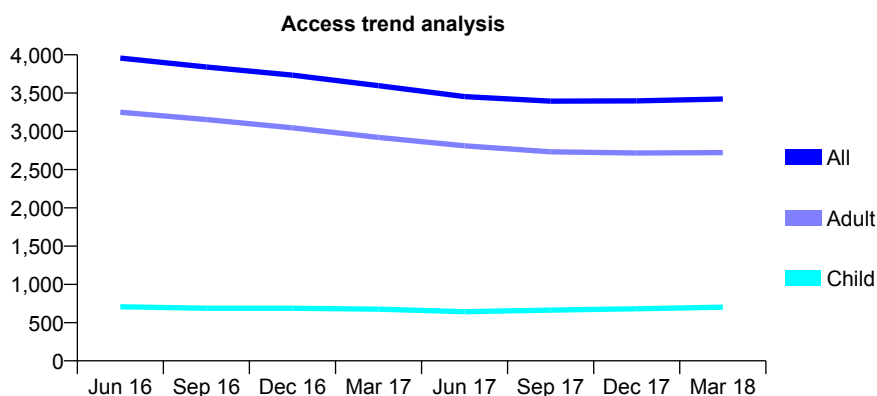
## 7A7 - Vital Signs At a Glance Contract Report for 158194/0024 - Year end March 2018

Name or company name	Denticare Ltd
Contract type name	GDS Contract
Purpose of contract	General
Contract start date	01/07/2009
Contract end date	

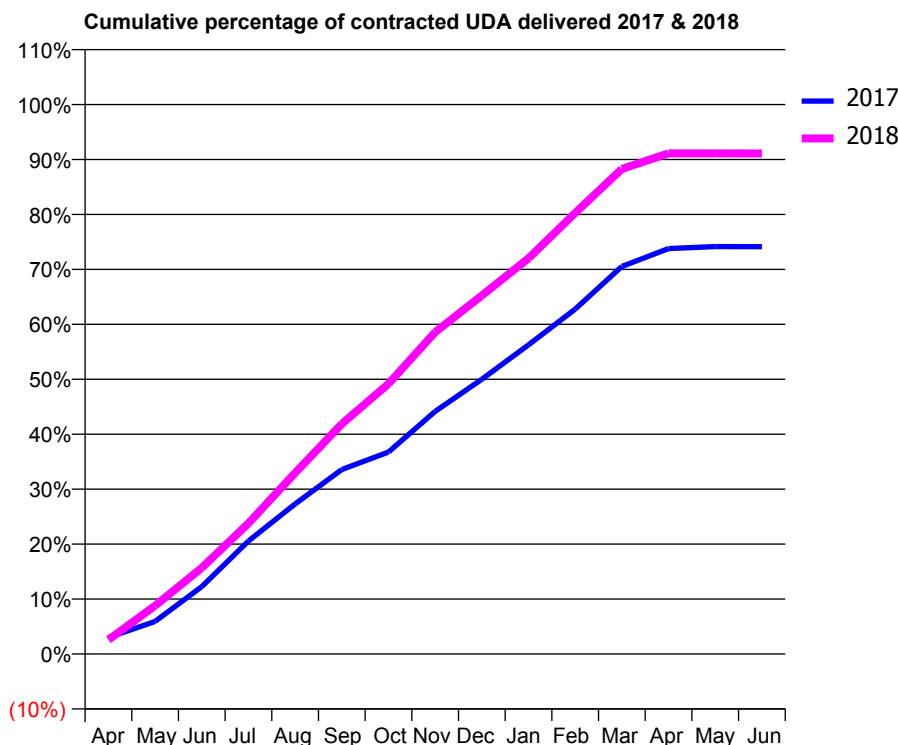
17/18 Contracted general activity (UDA)	11,000
Carry forward general activity (UDA)	0
17/18 Contracted orthodontic activity (UOA)	0
Carry forward orthodontic activity (UOA)	0
Baseline contract value	£254,058.48

### ACCESS\*

Patients seen in 24 months	Total	Change since previous quarter
Quarter ending March 2017	3,596	
Quarter ending June 2017	3,453	↓
Quarter ending September 2017	3,395	↓
Quarter ending December 2017	3,397	→
Quarter ending March 2018	3,423	→
<b>Variance since March 2017</b>	<b>(4.8%)</b>	<b>↓</b>



### ACTIVITY



Month	Adjusted Scheduled Activity (UDA)	
	2017	2018
April	361	285
May	711	967
June	1,471	1,725
July	2,467	2,617
August	3,277	3,627
September	4,029	4,607
October	4,409	5,409
November	5,298	6,442
December	6,001	7,176
January	6,752	7,920
February	7,533	8,829
March	8,463	9,710
April	8,853	10,022
May	8,898	10,021
June	8,895	10,020

### QUALITY

	Quantity	Base Number	Contract	LHB	Wales
% of FP17s for the same patient ID Re-attending within 3 months - Children	63	1,100	5.7%	8.0%	10.9%
% of FP17s for the same patient ID Re-attending within 3 months - Adults	736	4,597	16.0%	14.0%	16.2%
% of FP17s for the same patient ID Re-attending between 3 & 9 months - Children	634	1,100	57.6%	52.9%	59.0%
% of FP17s for the same patient ID Re-attending between 3 & 9 months - Adults	2,738	4,597	59.6%	50.8%	54.9%
% of FP17s for Band 1 Urgent Courses	461	5,643	8.2%	10.1%	9.0%
% of FP17s Relating to Free Repair or Replacements	84	5,643	1.5%	0.6%	0.7%
% of FP17s Relating to Continuations	138	5,643	2.4%	1.2%	0.8%
% of Patients satisfied with the dentistry they have received	61	71	85.9%	90.6%	92.0%
% of Patients satisfied with the time they had to wait for an appointment	60	71	84.5%	85.8%	88.1%

\* This is based on patients treated on this contract for their most recent course of treatment. Figures in italics indicate the base number of FP17s or Patient Questionnaire responses are less than 100. N/A is shown where the base number of responses is less than 10 during the period. % is calculated as Quantity/Base number\*100

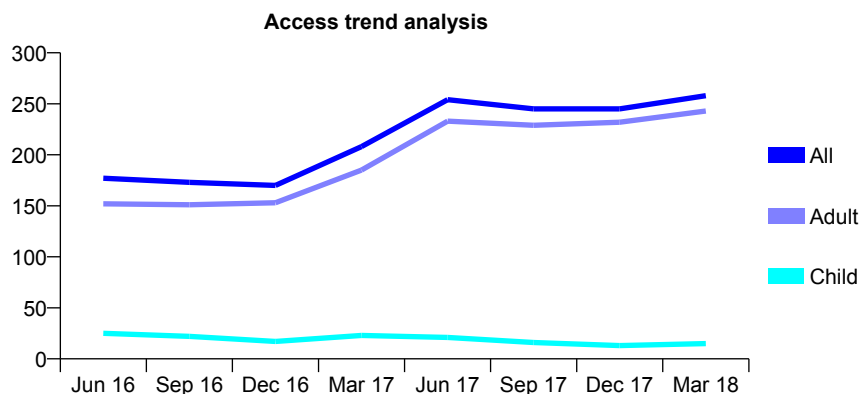
## 7A7 - Vital Signs At a Glance Contract Report for 158194/0026 - Year end March 2018

Name or company name	Denticare Ltd
Contract type name	PDS Contract
Purpose of contract	General
Contract start date	01/11/2010
Contract end date	31/10/2020

17/18 Contracted general activity (UDA)	638
Carry forward general activity (UDA)	0
17/18 Contracted orthodontic activity (UOA)	0
Carry forward orthodontic activity (UOA)	0
Baseline contract value	£69,023.88

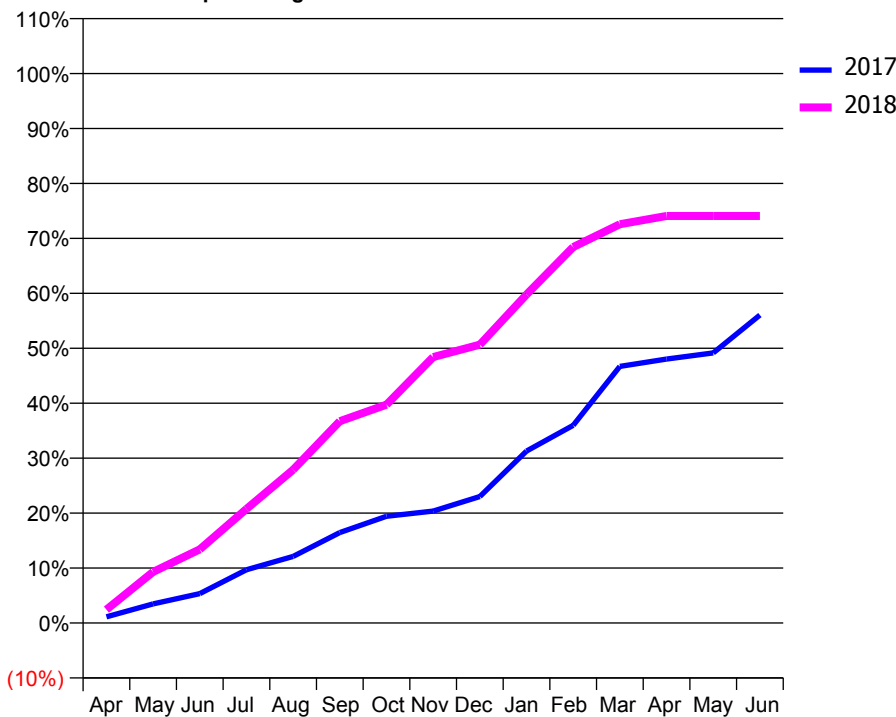
### ACCESS\*

Patients seen in 24 months	Total	Change since previous quarter
Quarter ending March 2017	208	
Quarter ending June 2017	254	↑
Quarter ending September 2017	245	↓
Quarter ending December 2017	245	→
Quarter ending March 2018	258	↑
<b>Variance since March 2017</b>	<b>24.0%</b>	<b>↑</b>



### ACTIVITY

Cumulative percentage of contracted UDA delivered 2017 & 2018



Month	Adjusted Scheduled Activity (UDA)	
	2017	2018
April	7	16
May	22	59
June	34	86
July	62	132
August	77	178
September	105	234
October	124	254
November	130	309
December	147	323
January	200	381
February	230	437
March	298	463
April	306	473
May	314	473
June	358	473

### QUALITY

	Quantity	Base Number	Contract	LHB	Wales
% of FP17s for the same patient ID Re-attending within 3 months - Children	0	49	0.0%	8.0%	10.9%
% of FP17s for the same patient ID Re-attending within 3 months - Adults	8	429	1.9%	14.0%	16.2%
% of FP17s for the same patient ID Re-attending between 3 & 9 months - Children	1	49	2.0%	52.9%	59.0%
% of FP17s for the same patient ID Re-attending between 3 & 9 months - Adults	1	429	0.2%	50.8%	54.9%
% of FP17s for Band 1 Urgent Courses	397	404	98.3%	10.1%	9.0%
% of FP17s Relating to Free Repair or Replacements	0	404	0.0%	0.6%	0.7%
% of FP17s Relating to Continuations	0	404	0.0%	1.2%	0.8%
% of Patients satisfied with the dentistry they have received	5	5	N/A	90.6%	92.0%
% of Patients satisfied with the time they had to wait for an appointment	5	5	N/A	85.8%	88.1%

\* This is based on patients treated on this contract for their most recent course of treatment. Figures in italics indicate the base number of FP17s or Patient Questionnaire responses are less than 100. N/A is shown where the base number of responses is less than 10 during the period. % is calculated as Quantity/Base number\*100

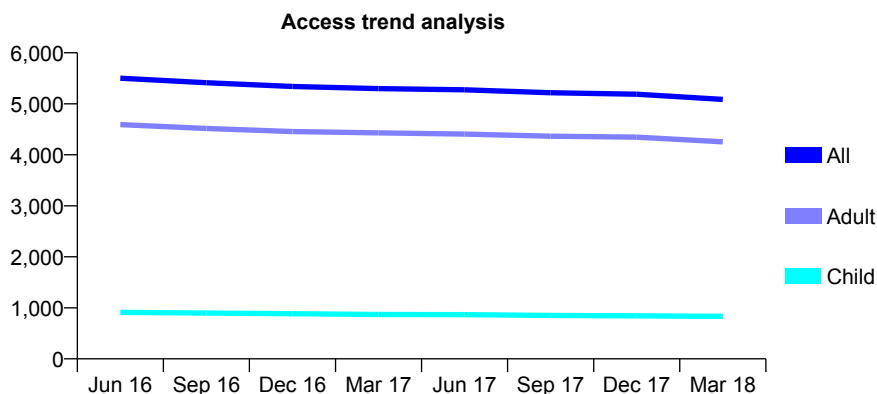
## 7A7 - Vital Signs At a Glance Contract Report for 193267/0001 - Year end March 2018

Name or company name	Dr DG Evans and Dr JC Evans
Contract type name	GDS Contract
Purpose of contract	General
Contract start date	01/04/2006
Contract end date	

17/18 Contracted general activity (UDA)	15,417
Carry forward general activity (UDA)	37
17/18 Contracted orthodontic activity (UOA)	0
Carry forward orthodontic activity (UOA)	0
Baseline contract value	£391,767.27

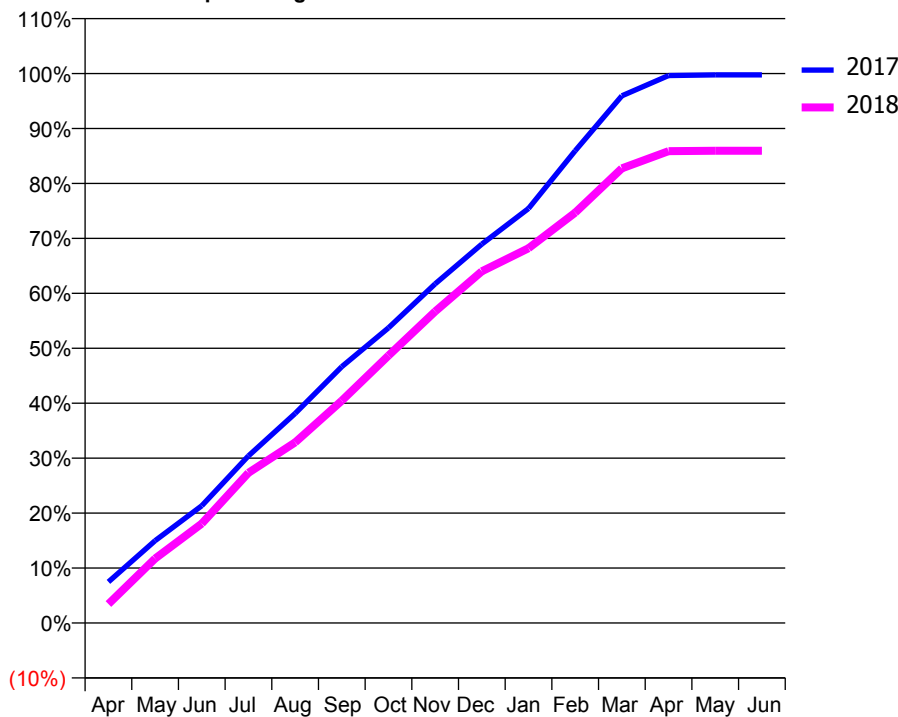
### ACCESS\*

Patients seen in 24 months	Total	Change since previous quarter
Quarter ending March 2017	5,298	
Quarter ending June 2017	5,274	→
Quarter ending September 2017	5,216	↓
Quarter ending December 2017	5,189	→
Quarter ending March 2018	5,087	↓
<b>Variance since March 2017</b>	<b>(4.0%)</b>	<b>↓</b>



### ACTIVITY

Cumulative percentage of contracted UDA delivered 2017 & 2018



### QUALITY

	Quantity	Base Number	Contract	LHB	Wales
% of FP17s for the same patient ID Re-attending within 3 months - Children	73	1,148	6.4%	8.0%	10.9%
% of FP17s for the same patient ID Re-attending within 3 months - Adults	1,025	6,377	16.1%	14.0%	16.2%
% of FP17s for the same patient ID Re-attending between 3 & 9 months - Children	678	1,148	59.1%	52.9%	59.0%
% of FP17s for the same patient ID Re-attending between 3 & 9 months - Adults	3,818	6,377	59.9%	50.8%	54.9%
% of FP17s for Band 1 Urgent Courses	892	7,556	11.8%	10.1%	9.0%
% of FP17s Relating to Free Repair or Replacements	74	7,556	1.0%	0.6%	0.7%
% of FP17s Relating to Continuations	76	7,556	1.0%	1.2%	0.8%
% of Patients satisfied with the dentistry they have received	96	100	96.0%	90.6%	92.0%
% of Patients satisfied with the time they had to wait for an appointment	96	100	96.0%	85.8%	88.1%

\* This is based on patients treated on this contract for their most recent course of treatment. Figures in italics indicate the base number of FP17s or Patient Questionnaire responses are less than 100. N/A is shown where the base number of responses is less than 10 during the period. % is calculated as Quantity/Base number\*100

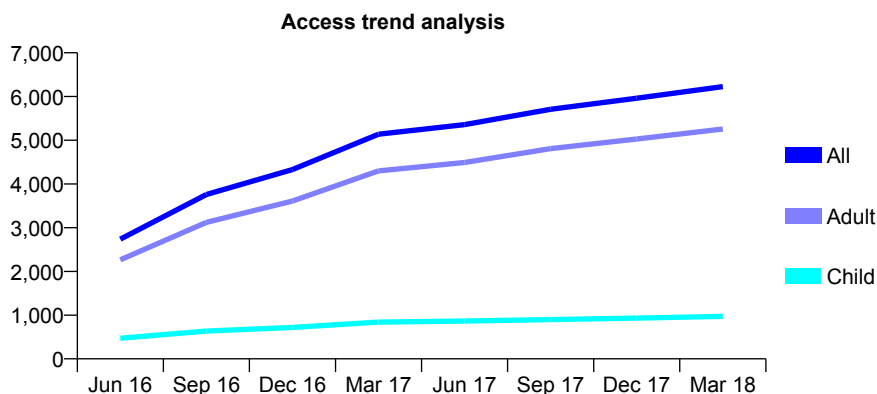
## 7A7 - Vital Signs At a Glance Contract Report for 208248/0002 - Year end March 2018

Name or company name	The Martin Partnership
Contract type name	GDS Contract
Purpose of contract	General
Contract start date	21/12/2015
Contract end date	

17/18 Contracted general activity (UDA)	16,364
Carry forward general activity (UDA)	-105
17/18 Contracted orthodontic activity (UOA)	0
Carry forward orthodontic activity (UOA)	0
Baseline contract value	£406,922.83

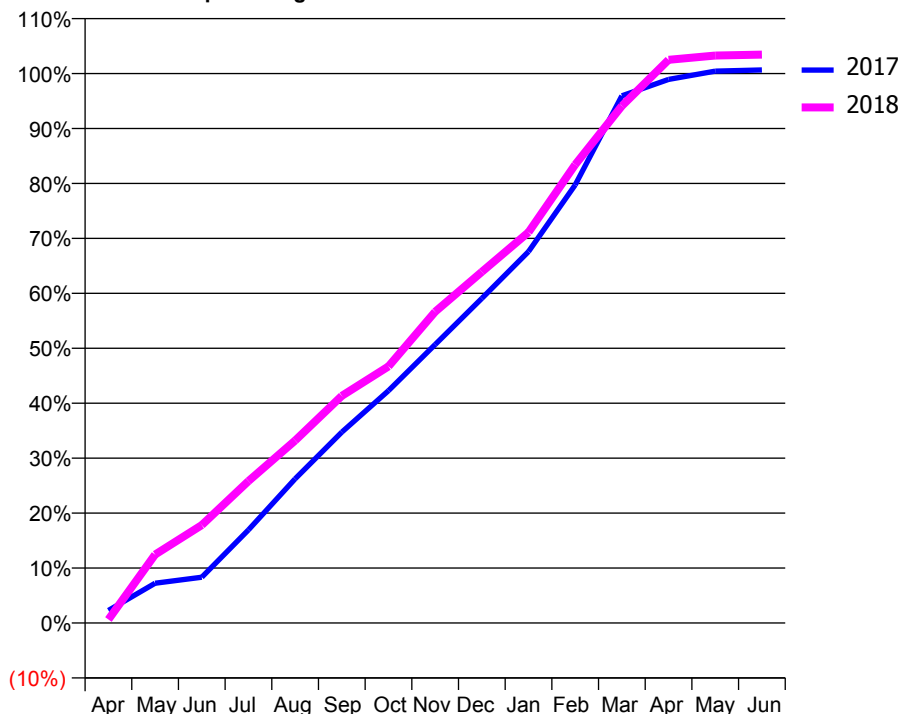
### ACCESS\*

Patients seen in 24 months	Total	Change since previous quarter
Quarter ending March 2017	5,139	
Quarter ending June 2017	5,356	↑
Quarter ending September 2017	5,707	↑
Quarter ending December 2017	5,961	↑
Quarter ending March 2018	6,227	↑
<b>Variance since March 2017</b>	<b>21.2%</b>	<b>↑</b>



### ACTIVITY

**Cumulative percentage of contracted UDA delivered 2017 & 2018**



Month	Adjusted Scheduled Activity (UDA)	
	2017	2018
April	375	105
May	1,185	2,040
June	1,366	2,918
July	2,773	4,228
August	4,297	5,435
September	5,683	6,765
October	6,920	7,641
November	8,292	9,272
December	9,667	10,459
January	11,060	11,637
February	13,045	13,652
March	15,700	15,399
April	16,189	16,771
May	16,435	16,900
June	16,469	16,926

### QUALITY

	Quantity	Base Number	Contract	LHB	Wales
% of FP17s for the same patient ID Re-attending within 3 months - Children	36	1,119	3.2%	8.0%	10.9%
% of FP17s for the same patient ID Re-attending within 3 months - Adults	578	6,124	9.4%	14.0%	16.2%
% of FP17s for the same patient ID Re-attending between 3 & 9 months - Children	428	1,119	38.2%	52.9%	59.0%
% of FP17s for the same patient ID Re-attending between 3 & 9 months - Adults	2,755	6,124	45.0%	50.8%	54.9%
% of FP17s for Band 1 Urgent Courses	529	7,470	7.1%	10.1%	9.0%
% of FP17s Relating to Free Repair or Replacements	50	7,470	0.7%	0.6%	0.7%
% of FP17s Relating to Continuations	37	7,470	0.5%	1.2%	0.8%
% of Patients satisfied with the dentistry they have received	75	86	87.2%	90.6%	92.0%
% of Patients satisfied with the time they had to wait for an appointment	76	86	88.4%	85.8%	88.1%

\* This is based on patients treated on this contract for their most recent course of treatment. Figures in italics indicate the base number of FP17s or Patient Questionnaire responses are less than 100. N/A is shown where the base number of responses is less than 10 during the period. % is calculated as Quantity/Base number\*100

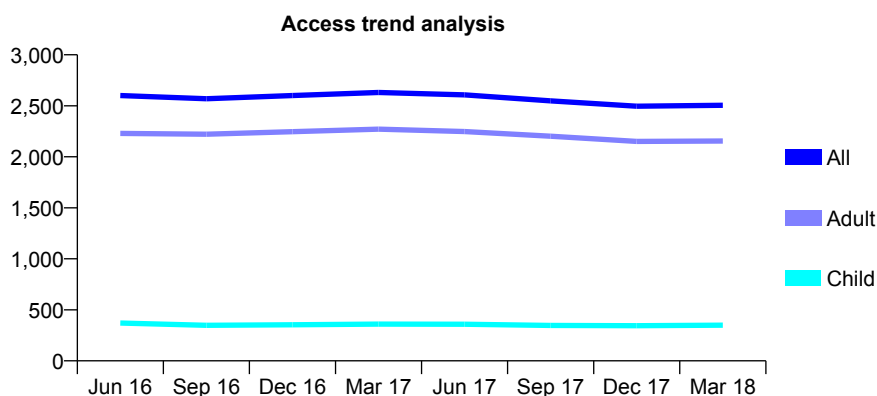
## 7A7 - Vital Signs At a Glance Contract Report for 218812/0001 - Year end March 2018

Name or company name	MR JD ROBERTS-JAMES
Contract type name	GDS Contract
Purpose of contract	General
Contract start date	01/04/2006
Contract end date	

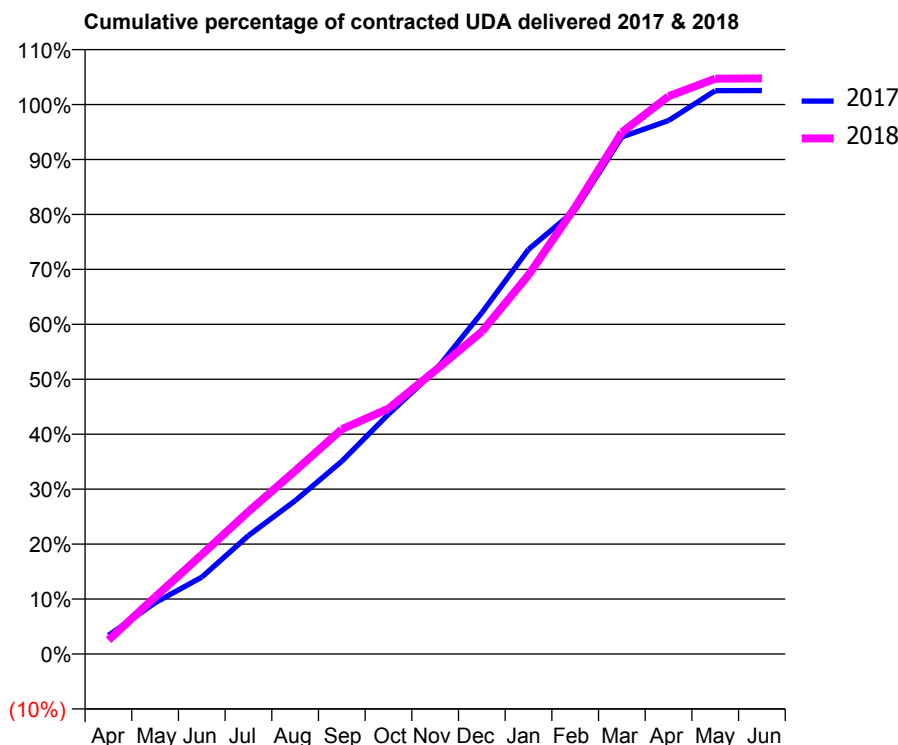
17/18 Contracted general activity (UDA)	7,456
Carry forward general activity (UDA)	-189
17/18 Contracted orthodontic activity (UOA)	0
Carry forward orthodontic activity (UOA)	0
Baseline contract value	£190,428.81

### ACCESS\*

Patients seen in 24 months	Total	Change since previous quarter
Quarter ending March 2017	2,631	
Quarter ending June 2017	2,607	→
Quarter ending September 2017	2,549	↓
Quarter ending December 2017	2,496	↓
Quarter ending March 2018	2,505	→
<b>Variance since March 2017</b>	<b>(4.8%)</b>	<b>↓</b>



### ACTIVITY



Month	Adjusted Scheduled Activity (UDA)	
	2017	2018
April	252	189
May	695	773
June	1,042	1,349
July	1,607	1,933
August	2,080	2,485
September	2,615	3,049
October	3,255	3,330
November	3,844	3,847
December	4,631	4,374
January	5,491	5,144
February	6,022	6,064
March	7,015	7,080
April	7,238	7,568
May	7,644	7,807
June	7,645	7,810

### QUALITY

	Quantity	Base Number	Contract	LHB	Wales
% of FP17s for the same patient ID Re-attending within 3 months - Children	31	547	5.7%	8.0%	10.9%
% of FP17s for the same patient ID Re-attending within 3 months - Adults	419	3,060	13.7%	14.0%	16.2%
% of FP17s for the same patient ID Re-attending between 3 & 9 months - Children	359	547	65.6%	52.9%	59.0%
% of FP17s for the same patient ID Re-attending between 3 & 9 months - Adults	1,739	3,060	56.8%	50.8%	54.9%
% of FP17s for Band 1 Urgent Courses	165	3,585	4.6%	10.1%	9.0%
% of FP17s Relating to Free Repair or Replacements	18	3,585	0.5%	0.6%	0.7%
% of FP17s Relating to Continuations	44	3,585	1.2%	1.2%	0.8%
% of Patients satisfied with the dentistry they have received	55	59	93.2%	90.6%	92.0%
% of Patients satisfied with the time they had to wait for an appointment	52	59	88.1%	85.8%	88.1%

\* This is based on patients treated on this contract for their most recent course of treatment. Figures in italics indicate the base number of FP17s or Patient Questionnaire responses are less than 100. N/A is shown where the base number of responses is less than 10 during the period. % is calculated as Quantity/Base number\*100



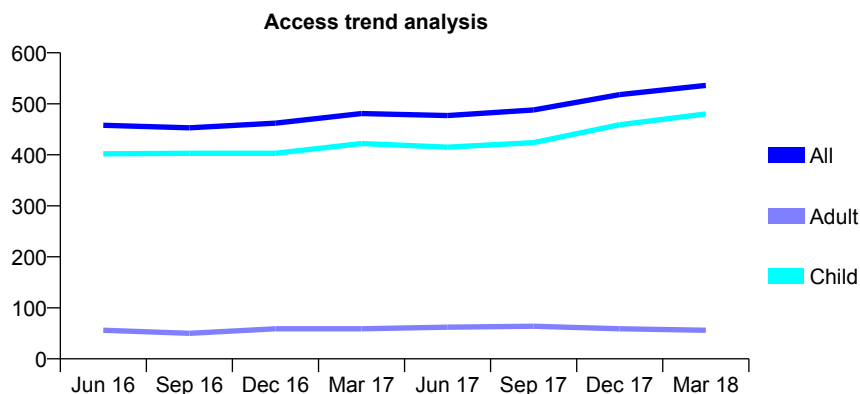
## 7A7 - Vital Signs At a Glance Contract Report for 565350/0001 - Year end March 2018

Name or company name	MR CA HIMSWORTH
Contract type name	GDS Contract
Purpose of contract	General
Contract start date	01/04/2006
Contract end date	

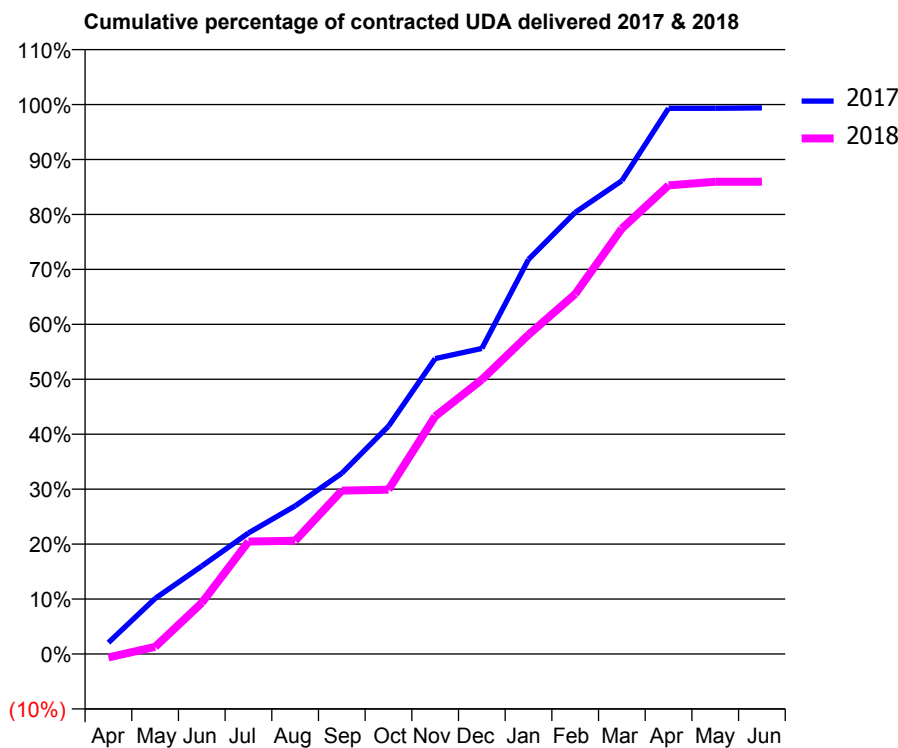
17/18 Contracted general activity (UDA)	1,250
Carry forward general activity (UDA)	8
17/18 Contracted orthodontic activity (UOA)	0
Carry forward orthodontic activity (UOA)	0
Baseline contract value	£36,550.21

### ACCESS\*

Patients seen in 24 months	Total	Change since previous quarter
Quarter ending March 2017	481	
Quarter ending June 2017	477	→
Quarter ending September 2017	488	↑
Quarter ending December 2017	518	↑
Quarter ending March 2018	536	↑
<b>Variance since March 2017</b>	<b>11.4%</b>	<b>↑</b>



### ACTIVITY



Month	Adjusted Scheduled Activity (UDA)	
	2017	2018
April	26	-8
May	126	16
June	200	116
July	275	256
August	337	258
September	411	372
October	518	374
November	672	541
December	695	624
January	898	726
February	1,004	819
March	1,077	968
April	1,241	1,066
May	1,241	1,074
June	1,242	1,074

### QUALITY

	Quantity	Base Number	Contract	LHB	Wales
% of FP17s for the same patient ID Re-attending within 3 months - Children	77	829	9.3%	8.0%	10.9%
% of FP17s for the same patient ID Re-attending within 3 months - Adults	0	2	0.0%	14.0%	16.2%
% of FP17s for the same patient ID Re-attending between 3 & 9 months - Children	485	829	58.5%	52.9%	59.0%
% of FP17s for the same patient ID Re-attending between 3 & 9 months - Adults	0	2	0.0%	50.8%	54.9%
% of FP17s for Band 1 Urgent Courses	39	780	5.0%	10.1%	9.0%
% of FP17s Relating to Free Repair or Replacements	0	780	0.0%	0.6%	0.7%
% of FP17s Relating to Continuations	0	780	0.0%	1.2%	0.8%
% of Patients satisfied with the dentistry they have received	1	2	N/A	90.6%	92.0%
% of Patients satisfied with the time they had to wait for an appointment	1	2	N/A	85.8%	88.1%

\* This is based on patients treated on this contract for their most recent course of treatment. Figures in italics indicate the base number of FP17s or Patient Questionnaire responses are less than 100. N/A is shown where the base number of responses is less than 10 during the period. % is calculated as Quantity/Base number\*100

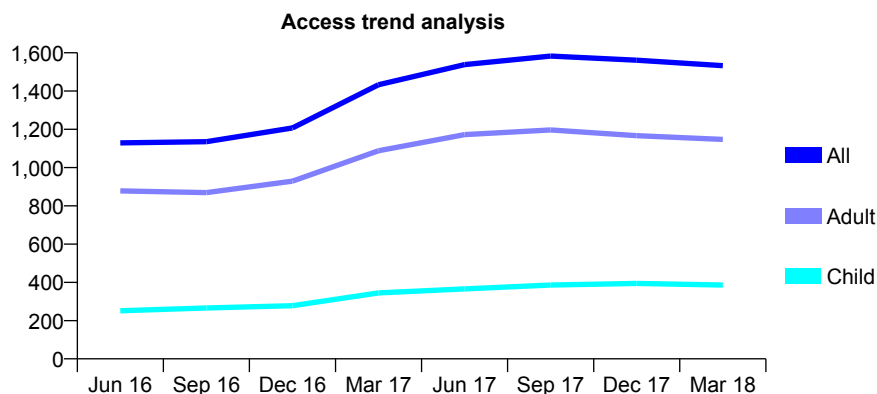
## 7A7 - Vital Signs At a Glance Contract Report for 659193/0002 - Year end March 2018

Name or company name	T&C Ichim
Contract type name	GDS Contract
Purpose of contract	General
Contract start date	03/05/2014
Contract end date	

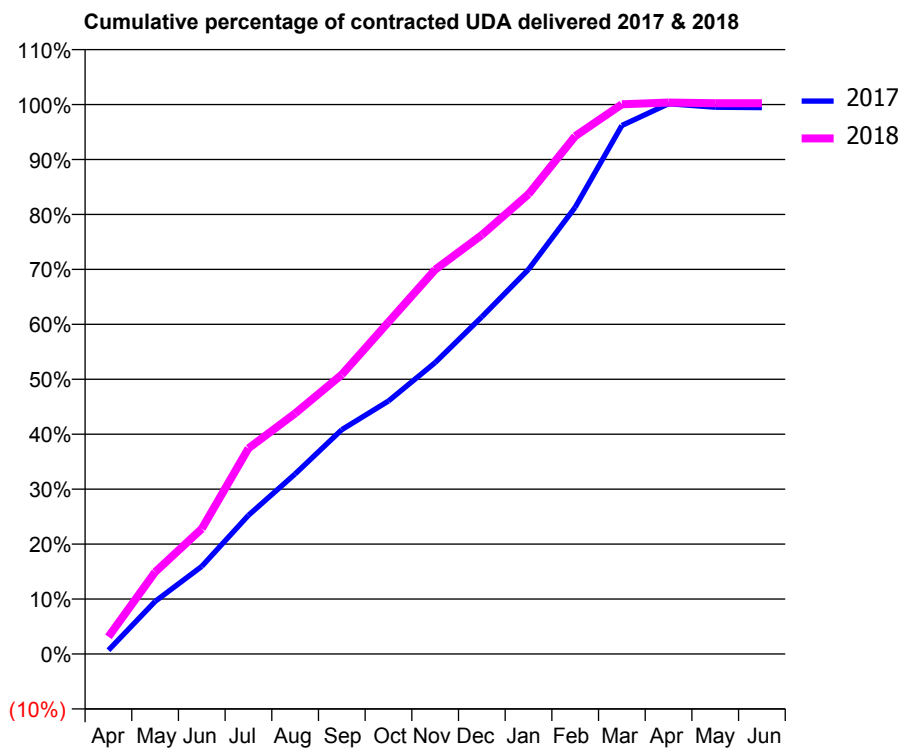
17/18 Contracted general activity (UDA)	3,370
Carry forward general activity (UDA)	19
17/18 Contracted orthodontic activity (UOA)	0
Carry forward orthodontic activity (UOA)	0
Baseline contract value	£78,774.00

### ACCESS\*

Patients seen in 24 months	Total	Change since previous quarter
Quarter ending March 2017	1,433	
Quarter ending June 2017	1,538	↑
Quarter ending September 2017	1,583	↑
Quarter ending December 2017	1,561	↓
Quarter ending March 2018	1,533	↓
<b>Variance since March 2017</b>	<b>7.0%</b>	<b>↑</b>



### ACTIVITY



Month	Adjusted Scheduled Activity (UDA)	
	2017	2018
April	23	106
May	323	502
June	538	768
July	851	1,261
August	1,104	1,476
September	1,376	1,714
October	1,551	2,036
November	1,787	2,357
December	2,068	2,570
January	2,359	2,820
February	2,740	3,176
March	3,241	3,371
April	3,375	3,382
May	3,353	3,378
June	3,351	3,378

### QUALITY

	Quantity	Base Number	Contract	LHB	Wales
% of FP17s for the same patient ID Re-attending within 3 months - Children	16	455	3.5%	8.0%	10.9%
% of FP17s for the same patient ID Re-attending within 3 months - Adults	69	1,183	5.8%	14.0%	16.2%
% of FP17s for the same patient ID Re-attending between 3 & 9 months - Children	211	455	46.4%	52.9%	59.0%
% of FP17s for the same patient ID Re-attending between 3 & 9 months - Adults	596	1,183	50.4%	50.8%	54.9%
% of FP17s for Band 1 Urgent Courses	21	1,588	1.3%	10.1%	9.0%
% of FP17s Relating to Free Repair or Replacements	8	1,588	0.5%	0.6%	0.7%
% of FP17s Relating to Continuations	0	1,588	0.0%	1.2%	0.8%
% of Patients satisfied with the dentistry they have received	18	19	94.7%	90.6%	92.0%
% of Patients satisfied with the time they had to wait for an appointment	18	19	94.7%	85.8%	88.1%

\* This is based on patients treated on this contract for their most recent course of treatment. Figures in italics indicate the base number of FP17s or Patient Questionnaire responses are less than 100. N/A is shown where the base number of responses is less than 10 during the period. % is calculated as Quantity/Base number\*100

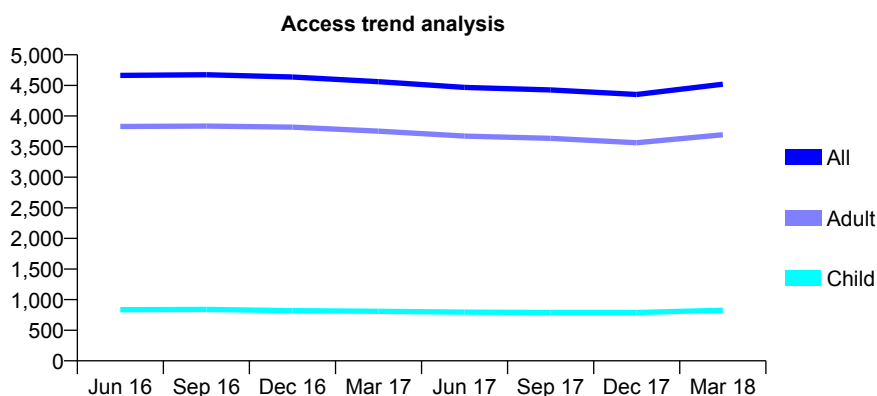
## 7A7 - Vital Signs At a Glance Contract Report for 689823/0001 - Year end March 2018

Name or company name	MR J CHARRO
Contract type name	GDS Contract
Purpose of contract	General
Contract start date	01/04/2006
Contract end date	

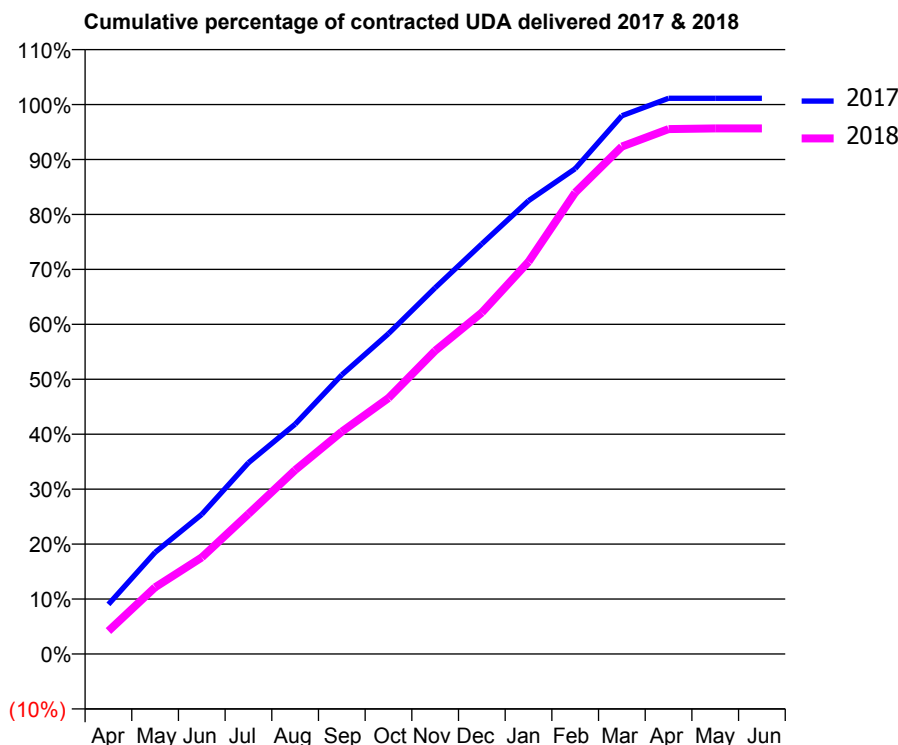
17/18 Contracted general activity (UDA)	14,000
Carry forward general activity (UDA)	-158
17/18 Contracted orthodontic activity (UOA)	0
Carry forward orthodontic activity (UOA)	0
Baseline contract value	£409,344.12

### ACCESS\*

Patients seen in 24 months	Total	Change since previous quarter
Quarter ending March 2017	4,561	
Quarter ending June 2017	4,468	↓
Quarter ending September 2017	4,425	→
Quarter ending December 2017	4,352	↓
Quarter ending March 2018	4,519	↑
<b>Variance since March 2017</b>	<b>(0.9%)</b>	→



### ACTIVITY



Month	Adjusted Scheduled Activity (UDA)	
	2017	2018
April	1,266	586
May	2,591	1,699
June	3,559	2,463
July	4,873	3,569
August	5,856	4,688
September	7,112	5,664
October	8,162	6,520
November	9,331	7,727
December	10,450	8,698
January	11,548	9,993
February	12,364	11,758
March	13,714	12,928
April	14,158	13,372
May	14,158	13,389
June	14,158	13,389

### QUALITY

	Quantity	Base Number	Contract	LHB	Wales
% of FP17s for the same patient ID Re-attending within 3 months - Children	68	1,269	5.4%	8.0%	10.9%
% of FP17s for the same patient ID Re-attending within 3 months - Adults	880	6,198	14.2%	14.0%	16.2%
% of FP17s for the same patient ID Re-attending between 3 & 9 months - Children	869	1,269	68.5%	52.9%	59.0%
% of FP17s for the same patient ID Re-attending between 3 & 9 months - Adults	4,324	6,198	69.8%	50.8%	54.9%
% of FP17s for Band 1 Urgent Courses	634	7,463	8.5%	10.1%	9.0%
% of FP17s Relating to Free Repair or Replacements	19	7,463	0.3%	0.6%	0.7%
% of FP17s Relating to Continuations	101	7,463	1.4%	1.2%	0.8%
% of Patients satisfied with the dentistry they have received	88	96	91.7%	90.6%	92.0%
% of Patients satisfied with the time they had to wait for an appointment	89	96	92.7%	85.8%	88.1%

\* This is based on patients treated on this contract for their most recent course of treatment. Figures in italics indicate the base number of FP17s or Patient Questionnaire responses are less than 100. N/A is shown where the base number of responses is less than 10 during the period. % is calculated as Quantity/Base number\*100

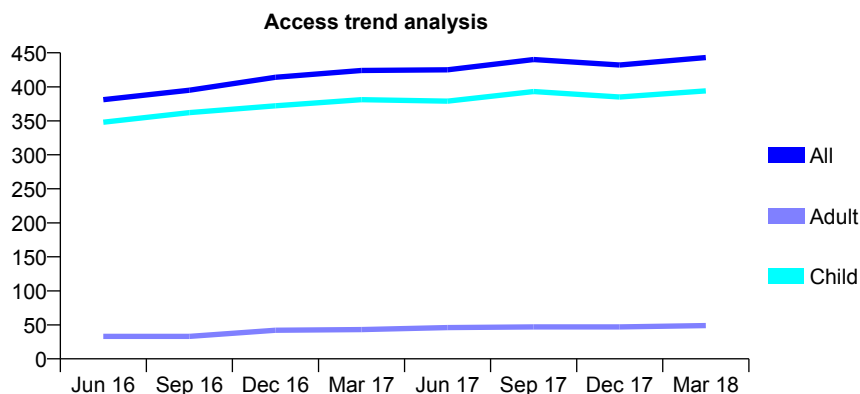
## 7A7 - Vital Signs At a Glance Contract Report for 762938/0001 - Year end March 2018

Name or company name	MISS G DAVIES
Contract type name	PDS Contract
Purpose of contract	General
Contract start date	01/04/2012
Contract end date	31/03/2019

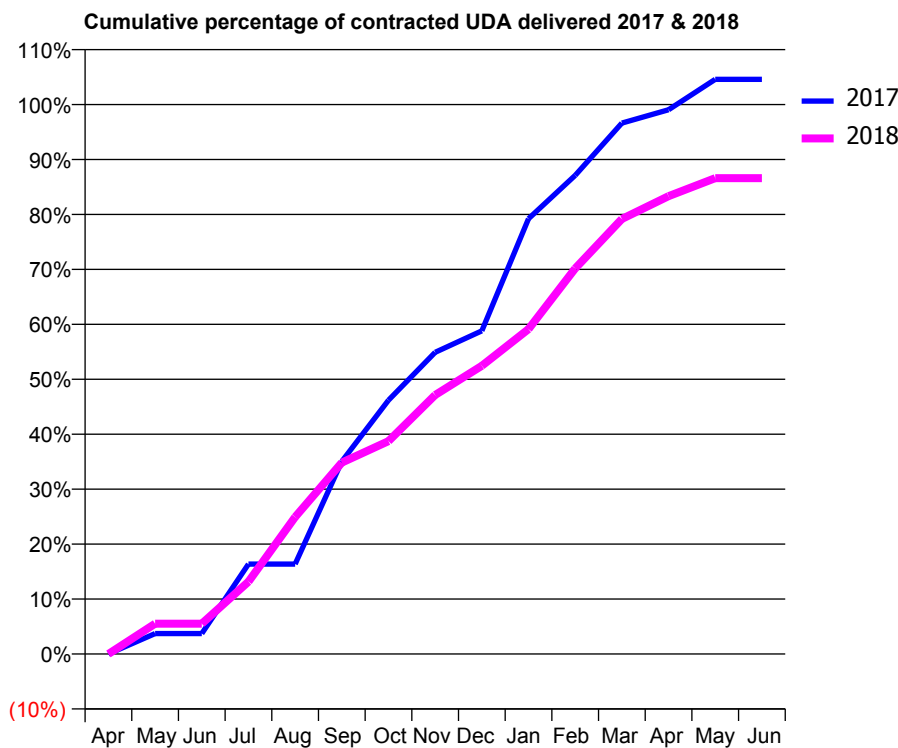
17/18 Contracted general activity (UDA)	700
Carry forward general activity (UDA)	0
17/18 Contracted orthodontic activity (UOA)	0
Carry forward orthodontic activity (UOA)	0
Baseline contract value	£26,554.20

### ACCESS\*

Patients seen in 24 months	Total	Change since previous quarter
Quarter ending March 2017	424	
Quarter ending June 2017	425	→
Quarter ending September 2017	440	↑
Quarter ending December 2017	432	↓
Quarter ending March 2018	443	↑
<b>Variance since March 2017</b>	<b>4.5%</b>	<b>↑</b>



### ACTIVITY



Month	Adjusted Scheduled Activity (UDA)	
	2017	2018
April	0	0
May	26	39
June	26	39
July	115	92
August	115	175
September	245	244
October	323	271
November	384	330
December	412	367
January	555	414
February	610	491
March	676	554
April	693	583
May	732	606
June	732	606

### QUALITY

	Quantity	Base Number	Contract	LHB	Wales
% of FP17s for the same patient ID Re-attending within 3 months - Children	51	423	12.1%	8.0%	10.9%
% of FP17s for the same patient ID Re-attending within 3 months - Adults	2	21	9.5%	14.0%	16.2%
% of FP17s for the same patient ID Re-attending between 3 & 9 months - Children	141	423	33.3%	52.9%	59.0%
% of FP17s for the same patient ID Re-attending between 3 & 9 months - Adults	11	21	52.4%	50.8%	54.9%
% of FP17s for Band 1 Urgent Courses	21	438	4.8%	10.1%	9.0%
% of FP17s Relating to Free Repair or Replacements	0	438	0.0%	0.6%	0.7%
% of FP17s Relating to Continuations	0	438	0.0%	1.2%	0.8%
% of Patients satisfied with the dentistry they have received	3	3	N/A	90.6%	92.0%
% of Patients satisfied with the time they had to wait for an appointment	2	3	N/A	85.8%	88.1%

\* This is based on patients treated on this contract for their most recent course of treatment. Figures in italics indicate the base number of FP17s or Patient Questionnaire responses are less than 100. N/A is shown where the base number of responses is less than 10 during the period. % is calculated as Quantity/Base number\*100

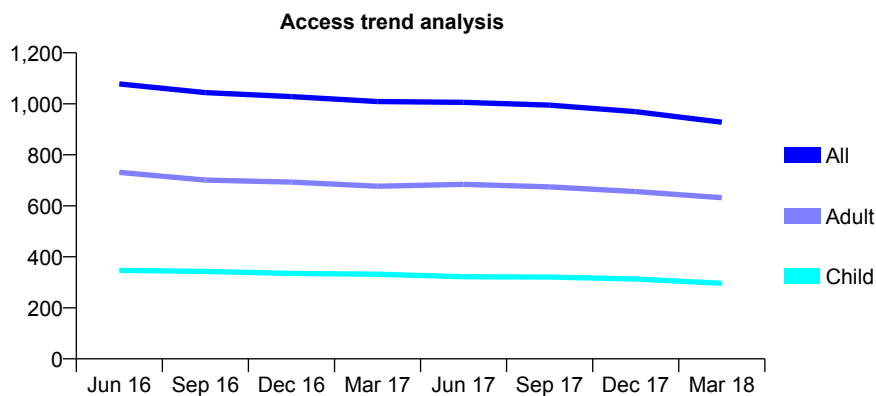
## 7A7 - Vital Signs At a Glance Contract Report for 809748/0001 - Year end March 2018

Name or company name	MR MS QUAYLE
Contract type name	GDS Contract
Purpose of contract	General
Contract start date	24/06/2013
Contract end date	

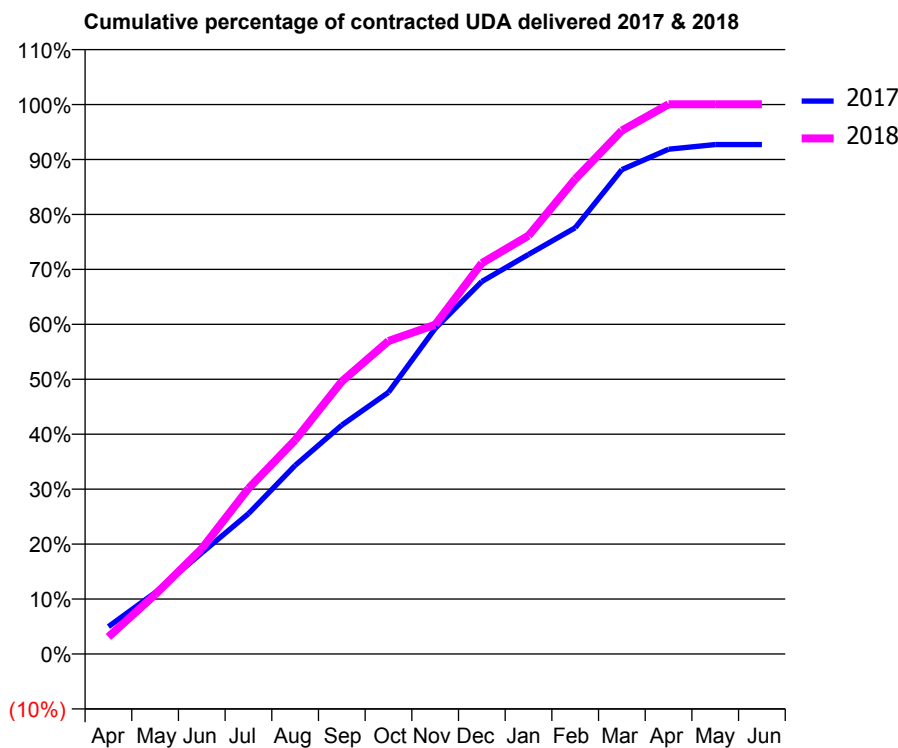
17/18 Contracted general activity (UDA)	2,495
Carry forward general activity (UDA)	0
17/18 Contracted orthodontic activity (UOA)	0
Carry forward orthodontic activity (UOA)	0
Baseline contract value	£60,128.58

### ACCESS\*

Patients seen in 24 months	Total	Change since previous quarter
Quarter ending March 2017	1,009	
Quarter ending June 2017	1,006	→
Quarter ending September 2017	995	↓
Quarter ending December 2017	969	↓
Quarter ending March 2018	928	↓
<b>Variance since March 2017</b>	<b>(8.0%)</b>	<b>↓</b>



### ACTIVITY



Month	Adjusted Scheduled Activity (UDA)	
	2017	2018
April	150	78
May	335	270
June	551	478
July	765	751
August	1,028	971
September	1,248	1,238
October	1,426	1,421
November	1,774	1,495
December	2,030	1,775
January	2,178	1,899
February	2,323	2,156
March	2,640	2,377
April	2,752	2,496
May	2,777	2,496
June	2,777	2,496

### QUALITY

	Quantity	Base Number	Contract	LHB	Wales
% of FP17s for the same patient ID Re-attending within 3 months - Children	33	482	6.8%	8.0%	10.9%
% of FP17s for the same patient ID Re-attending within 3 months - Adults	200	978	20.4%	14.0%	16.2%
% of FP17s for the same patient ID Re-attending between 3 & 9 months - Children	309	482	64.1%	52.9%	59.0%
% of FP17s for the same patient ID Re-attending between 3 & 9 months - Adults	515	978	52.7%	50.8%	54.9%
% of FP17s for Band 1 Urgent Courses	126	1,457	8.6%	10.1%	9.0%
% of FP17s Relating to Free Repair or Replacements	13	1,457	0.9%	0.6%	0.7%
% of FP17s Relating to Continuations	1	1,457	0.1%	1.2%	0.8%
% of Patients satisfied with the dentistry they have received	14	17	82.4%	90.6%	92.0%
% of Patients satisfied with the time they had to wait for an appointment	17	17	100.0%	85.8%	88.1%

\* This is based on patients treated on this contract for their most recent course of treatment. Figures in italics indicate the base number of FP17s or Patient Questionnaire responses are less than 100. N/A is shown where the base number of responses is less than 10 during the period. % is calculated as Quantity/Base number\*100

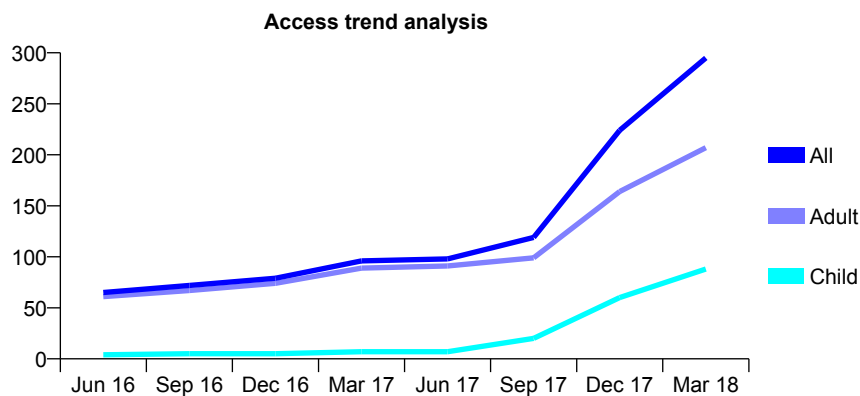
## 7A7 - Vital Signs At a Glance Contract Report for 830887/0002 - Year end March 2018

Name or company name	Newtown Dental Clinic
Contract type name	PDS Contract
Purpose of contract	General
Contract start date	02/01/2011
Contract end date	01/01/2021

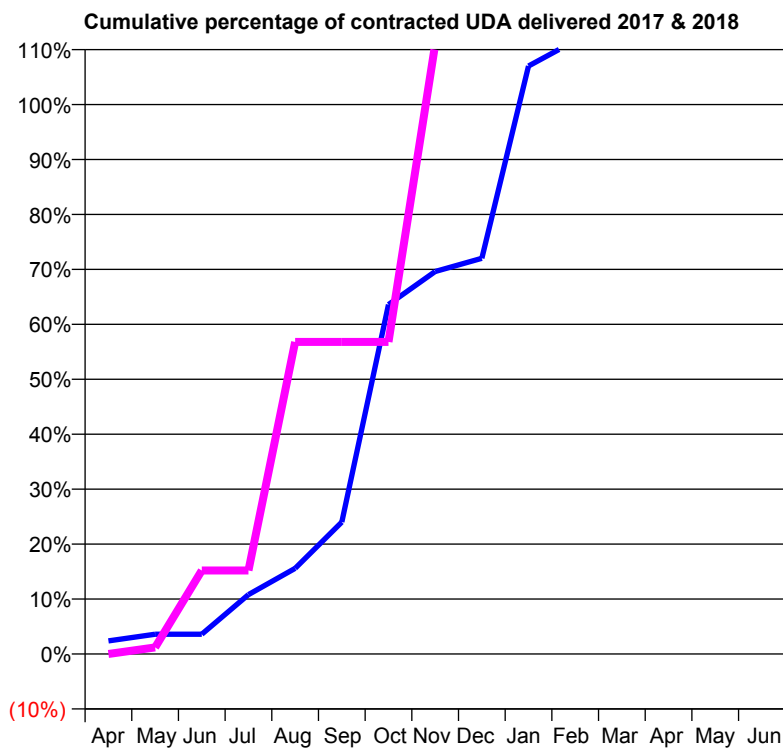
17/18 Contracted general activity (UDA)	100
Carry forward general activity (UDA)	0
17/18 Contracted orthodontic activity (UOA)	0
Carry forward orthodontic activity (UOA)	0
Baseline contract value	£0.00

### ACCESS\*

Patients seen in 24 months	Total	Change since previous quarter
Quarter ending March 2017	96	
Quarter ending June 2017	98	↑
Quarter ending September 2017	119	↑
Quarter ending December 2017	224	↑
Quarter ending March 2018	295	↑
<b>Variance since March 2017</b>	<b>207.3%</b>	<b>↑</b>



### ACTIVITY



Month	Adjusted Scheduled Activity (UDA)	
	2017	2018
April	2	0
May	4	1
June	4	15
July	11	15
August	16	57
September	24	57
October	64	57
November	70	111
December	72	252
January	107	309
February	112	354
March	124	412
April	128	437
May	129	439
June	134	439

### QUALITY

	Quantity	Base Number	Contract	LHB	Wales
% of FP17s for the same patient ID Re-attending within 3 months - Children	2	103	1.9%	8.0%	10.9%
% of FP17s for the same patient ID Re-attending within 3 months - Adults	5	215	2.3%	14.0%	16.2%
% of FP17s for the same patient ID Re-attending between 3 & 9 months - Children	3	103	2.9%	52.9%	59.0%
% of FP17s for the same patient ID Re-attending between 3 & 9 months - Adults	2	215	0.9%	50.8%	54.9%
% of FP17s for Band 1 Urgent Courses	170	328	51.8%	10.1%	9.0%
% of FP17s Relating to Free Repair or Replacements	0	328	0.0%	0.6%	0.7%
% of FP17s Relating to Continuations	0	328	0.0%	1.2%	0.8%
% of Patients satisfied with the dentistry they have received	1	1	N/A	90.6%	92.0%
% of Patients satisfied with the time they had to wait for an appointment	1	1	N/A	85.8%	88.1%

\* This is based on patients treated on this contract for their most recent course of treatment. Figures in italics indicate the base number of FP17s or Patient Questionnaire responses are less than 100. N/A is shown where the base number of responses is less than 10 during the period. % is calculated as Quantity/Base number\*100

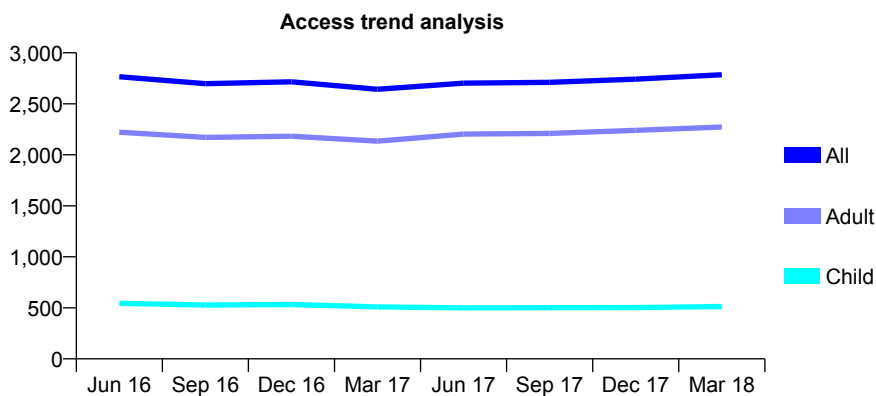
## 7A7 - Vital Signs At a Glance Contract Report for 849324/0001 - Year end March 2018

Name or company name	MISS S FAWAZ
Contract type name	GDS Contract
Purpose of contract	General
Contract start date	01/04/2006
Contract end date	

17/18 Contracted general activity (UDA)	8,000
Carry forward general activity (UDA)	0
17/18 Contracted orthodontic activity (UOA)	0
Carry forward orthodontic activity (UOA)	0
Baseline contract value	£200,834.54

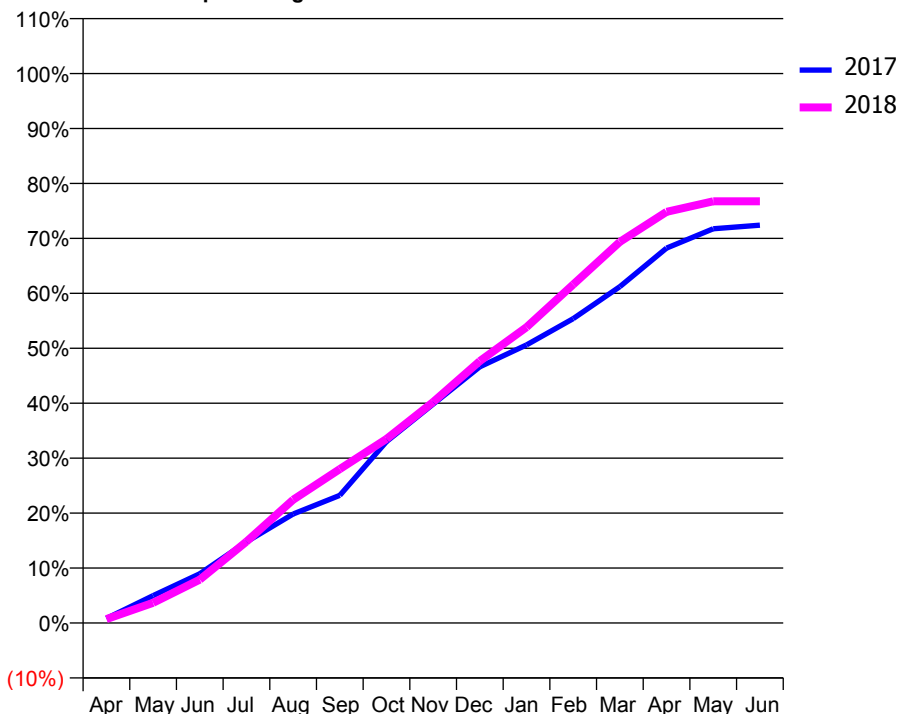
### ACCESS\*

Patients seen in 24 months	Total	Change since previous quarter
Quarter ending March 2017	2,643	
Quarter ending June 2017	2,703	↑
Quarter ending September 2017	2,711	→
Quarter ending December 2017	2,742	→
Quarter ending March 2018	2,785	→
<b>Variance since March 2017</b>	<b>5.4%</b>	<b>↑</b>



### ACTIVITY

Cumulative percentage of contracted UDA delivered 2017 & 2018



Month	Adjusted Scheduled Activity (UDA)	
	2017	2018
April	67	58
May	398	294
June	717	632
July	1,182	1,184
August	1,587	1,795
September	1,858	2,241
October	2,641	2,680
November	3,186	3,217
December	3,730	3,814
January	4,049	4,308
February	4,431	4,928
March	4,898	5,549
April	5,458	5,986
May	5,740	6,139
June	5,792	6,140

### QUALITY

	Quantity	Base Number	Contract	LHB	Wales
% of FP17s for the same patient ID Re-attending within 3 months - Children	22	561	3.9%	8.0%	10.9%
% of FP17s for the same patient ID Re-attending within 3 months - Adults	270	2,734	9.9%	14.0%	16.2%
% of FP17s for the same patient ID Re-attending between 3 & 9 months - Children	212	561	37.8%	52.9%	59.0%
% of FP17s for the same patient ID Re-attending between 3 & 9 months - Adults	1,247	2,734	45.6%	50.8%	54.9%
% of FP17s for Band 1 Urgent Courses	295	3,183	9.3%	10.1%	9.0%
% of FP17s Relating to Free Repair or Replacements	23	3,183	0.7%	0.6%	0.7%
% of FP17s Relating to Continuations	13	3,183	0.4%	1.2%	0.8%
% of Patients satisfied with the dentistry they have received	49	52	94.2%	90.6%	92.0%
% of Patients satisfied with the time they had to wait for an appointment	46	52	88.5%	85.8%	88.1%

\* This is based on patients treated on this contract for their most recent course of treatment. Figures in italics indicate the base number of FP17s or Patient Questionnaire responses are less than 100. N/A is shown where the base number of responses is less than 10 during the period. % is calculated as Quantity/Base number\*100



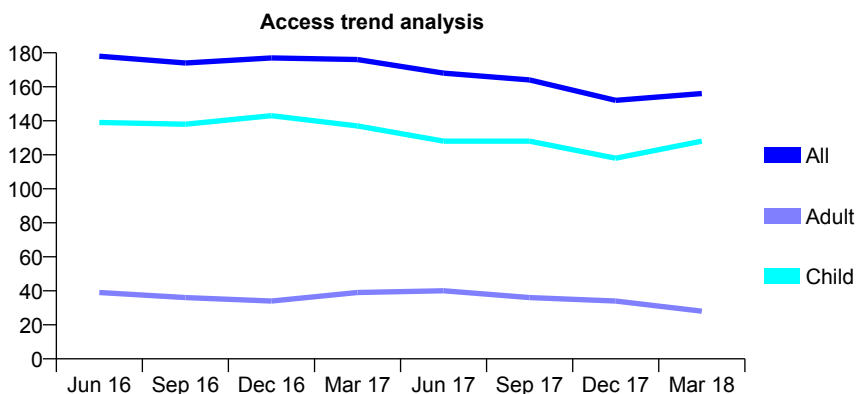
## 7A7 - Vital Signs At a Glance Contract Report for 915645/0001 - Year end March 2018

Name or company name	MISS SE GRIFFITHS
Contract type name	GDS Contract
Purpose of contract	General
Contract start date	01/04/2006
Contract end date	

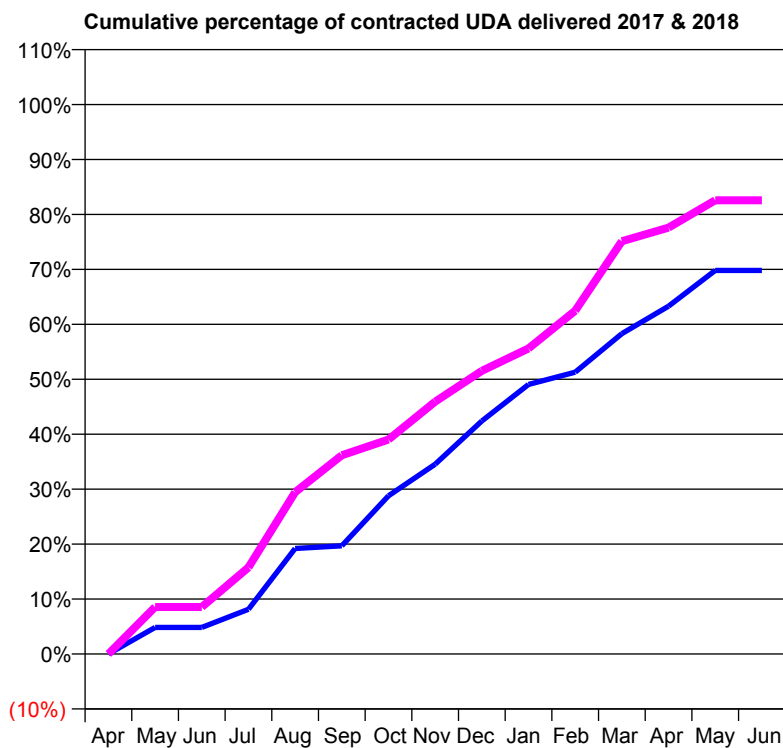
17/18 Contracted general activity (UDA)	250
Carry forward general activity (UDA)	0
17/18 Contracted orthodontic activity (UOA)	0
Carry forward orthodontic activity (UOA)	0
Baseline contract value	£6,150.40

### ACCESS\*

Patients seen in 24 months	Total	Change since previous quarter
Quarter ending March 2017	176	
Quarter ending June 2017	168	↓
Quarter ending September 2017	164	↓
Quarter ending December 2017	152	↓
Quarter ending March 2018	156	↑
<b>Variance since March 2017</b>	<b>(11.4%)</b>	<b>↓</b>



### ACTIVITY



Month	Adjusted Scheduled Activity (UDA)	
	2017	2018
April	0	0
May	19	21
June	19	21
July	33	39
August	77	74
September	79	90
October	115	98
November	138	115
December	170	129
January	196	139
February	205	156
March	233	188
April	253	194
May	279	206
June	279	206

### QUALITY

	Quantity	Base Number	Contract	LHB	Wales
% of FP17s for the same patient ID Re-attending within 3 months - Children	9	197	4.6%	8.0%	10.9%
% of FP17s for the same patient ID Re-attending within 3 months - Adults	1	19	5.3%	14.0%	16.2%
% of FP17s for the same patient ID Re-attending between 3 & 9 months - Children	120	197	60.9%	52.9%	59.0%
% of FP17s for the same patient ID Re-attending between 3 & 9 months - Adults	11	19	57.9%	50.8%	54.9%
% of FP17s for Band 1 Urgent Courses	18	198	9.1%	10.1%	9.0%
% of FP17s Relating to Free Repair or Replacements	0	198	0.0%	0.6%	0.7%
% of FP17s Relating to Continuations	0	198	0.0%	1.2%	0.8%
% of Patients satisfied with the dentistry they have received	0	0	N/A	90.6%	92.0%
% of Patients satisfied with the time they had to wait for an appointment	0	0	N/A	85.8%	88.1%

\* This is based on patients treated on this contract for their most recent course of treatment. Figures in italics indicate the base number of FP17s or Patient Questionnaire responses are less than 100. N/A is shown where the base number of responses is less than 10 during the period. % is calculated as Quantity/Base number\*100

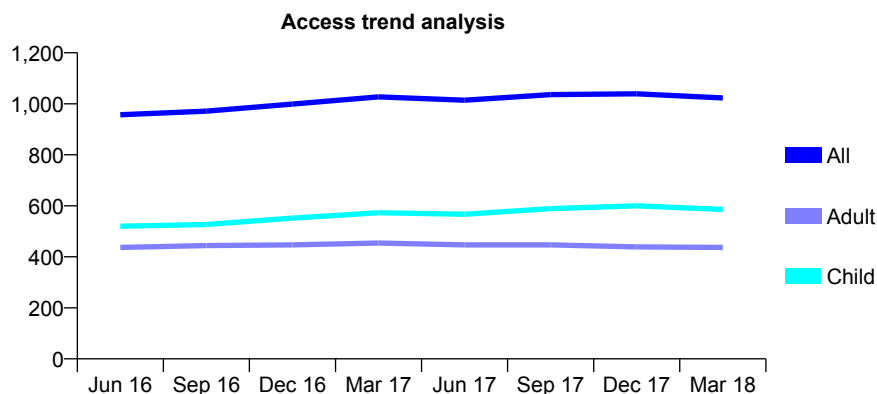
## 7A7 - Vital Signs At a Glance Contract Report for 964948/0001 - Year end March 2018

Name or company name	MR WJ JENKINS
Contract type name	GDS Contract
Purpose of contract	General
Contract start date	25/10/2013
Contract end date	

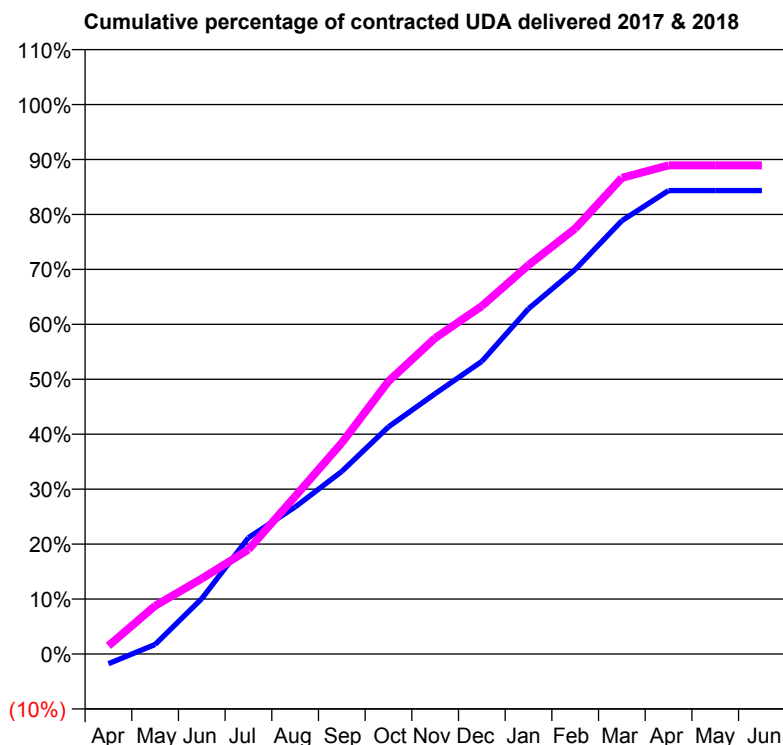
17/18 Contracted general activity (UDA)	2,700
Carry forward general activity (UDA)	0
17/18 Contracted orthodontic activity (UOA)	0
Carry forward orthodontic activity (UOA)	0
Baseline contract value	£79,339.66

### ACCESS\*

Patients seen in 24 months	Total	Change since previous quarter
Quarter ending March 2017	1,027	
Quarter ending June 2017	1,014	↓
Quarter ending September 2017	1,036	↑
Quarter ending December 2017	1,039	→
Quarter ending March 2018	1,023	↓
<b>Variance since March 2017</b>	<b>(0.4%)</b>	→



### ACTIVITY



Month	Adjusted Scheduled Activity (UDA)	
	2017	2018
April	-48	40
May	47	237
June	272	370
July	572	513
August	722	775
September	897	1,037
October	1,116	1,340
November	1,279	1,552
December	1,438	1,710
January	1,697	1,911
February	1,890	2,090
March	2,129	2,339
April	2,277	2,401
May	2,277	2,401
June	2,277	2,401

### QUALITY

	Quantity	Base Number	Contract	LHB	Wales
% of FP17s for the same patient ID Re-attending within 3 months - Children	71	995	7.1%	8.0%	10.9%
% of FP17s for the same patient ID Re-attending within 3 months - Adults	92	580	15.9%	14.0%	16.2%
% of FP17s for the same patient ID Re-attending between 3 & 9 months - Children	695	995	69.8%	52.9%	59.0%
% of FP17s for the same patient ID Re-attending between 3 & 9 months - Adults	353	580	60.9%	50.8%	54.9%
% of FP17s for Band 1 Urgent Courses	151	1,532	9.9%	10.1%	9.0%
% of FP17s Relating to Free Repair or Replacements	0	1,532	0.0%	0.6%	0.7%
% of FP17s Relating to Continuations	15	1,532	1.0%	1.2%	0.8%
% of Patients satisfied with the dentistry they have received	10	10	100.0%	90.6%	92.0%
% of Patients satisfied with the time they had to wait for an appointment	10	10	100.0%	85.8%	88.1%

\* This is based on patients treated on this contract for their most recent course of treatment. Figures in italics indicate the base number of FP17s or Patient Questionnaire responses are less than 100. N/A is shown where the base number of responses is less than 10 during the period. % is calculated as Quantity/Base number\*100

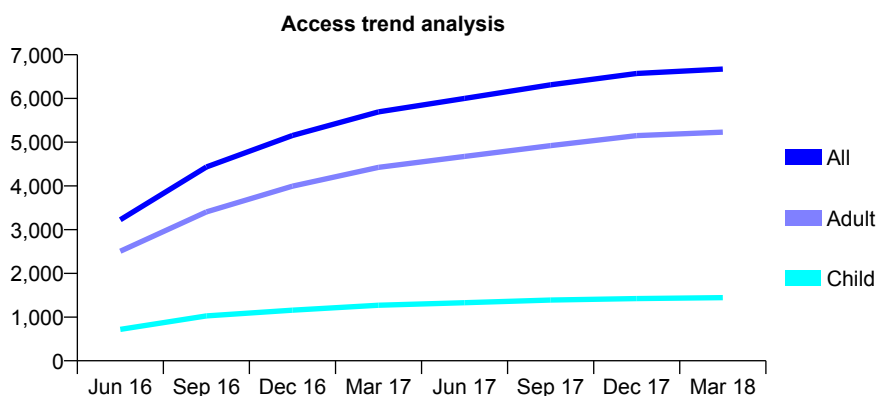
## Q44 - Vital Signs At a Glance Contract Report for 100008/0000 - Year end March 2018

Name or company name	Raby Road Dental Centre
Contract type name	GDS Contract
Purpose of contract	General
Contract start date	01/02/2016
Contract end date	

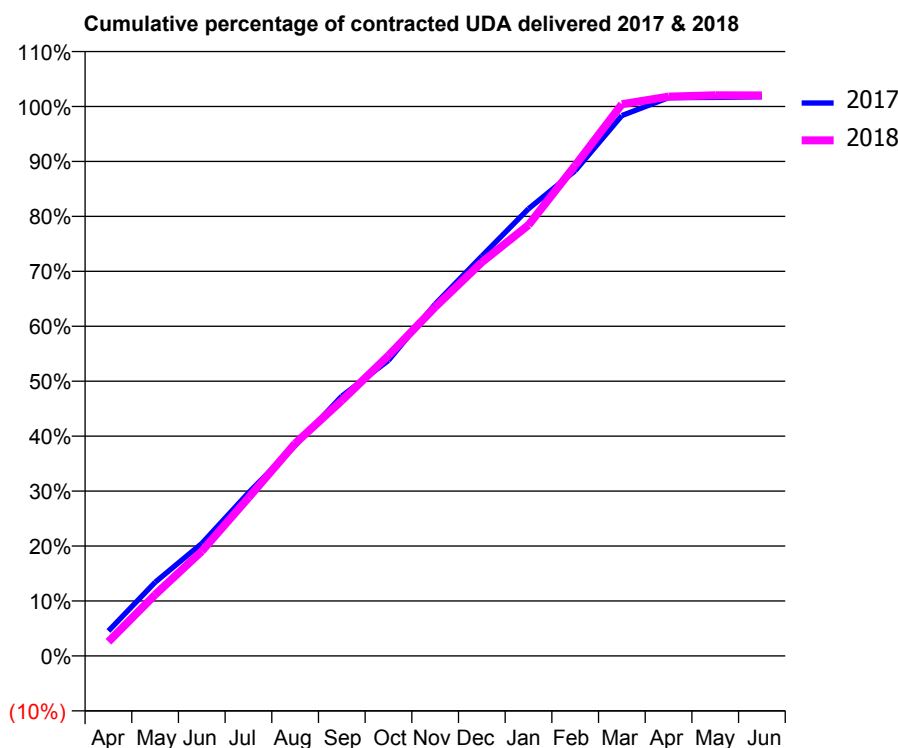
17/18 Contracted general activity (UDA)	19,145
Carry forward general activity (UDA)	0
17/18 Contracted orthodontic activity (UOA)	0
Carry forward orthodontic activity (UOA)	0
Baseline contract value	£547,430.85

### ACCESS\*

Patients seen in 24 months	Total	Change since previous quarter
Quarter ending March 2017	5,693	
Quarter ending June 2017	6,002	↑
Quarter ending September 2017	6,311	↑
Quarter ending December 2017	6,571	↑
Quarter ending March 2018	6,673	→
<b>Variance since March 2017</b>	<b>17.2%</b>	<b>↑</b>



### ACTIVITY



Month	Adjusted Scheduled Activity (UDA)	
	2017	2018
April	873	495
May	2,568	2,136
June	3,919	3,651
July	5,682	5,513
August	7,329	7,401
September	9,055	8,897
October	10,296	10,464
November	12,256	12,157
December	13,930	13,715
January	15,580	15,014
February	16,904	17,088
March	18,826	19,221
April	19,450	19,487
May	19,458	19,533
June	19,483	19,529

### QUALITY

	Quantity	Base Number	Contract	AT	Region	England
% of FP17s for the same patient ID Re-attending within 3 months - Children	199	2,101	9.5%	11.8%	12.8%	11.9%
% of FP17s for the same patient ID Re-attending within 3 months - Adults	1,120	7,354	15.2%	17.1%	16.5%	16.0%
% of FP17s for the same patient ID Re-attending between 3 & 9 months - Children	1,159	2,101	55.2%	57.7%	59.7%	58.3%
% of FP17s for the same patient ID Re-attending between 3 & 9 months - Adults	4,075	7,354	55.4%	51.0%	52.6%	50.3%
% of FP17s for Band 1 Urgent Courses	874	9,313	9.4%	9.6%	9.1%	9.1%
% of FP17s Relating to Free Repair or Replacements	90	9,313	1.0%	1.1%	1.0%	0.8%
% of FP17s Relating to Continuations	85	9,313	0.9%	1.3%	1.2%	1.0%
% of Patients satisfied with the dentistry they have received	21	21	100.0%	91.9%	91.6%	91.5%
% of Patients satisfied with the time they had to wait for an appointment	21	21	100.0%	90.8%	88.3%	87.9%

\* This is based on patients treated on this contract for their most recent course of treatment. Figures in italics indicate the base number of FP17s or Patient Questionnaire responses are less than 100. N/A is shown where the base number of responses is less than 10 during the period. % is calculated as Quantity/Base number\*100

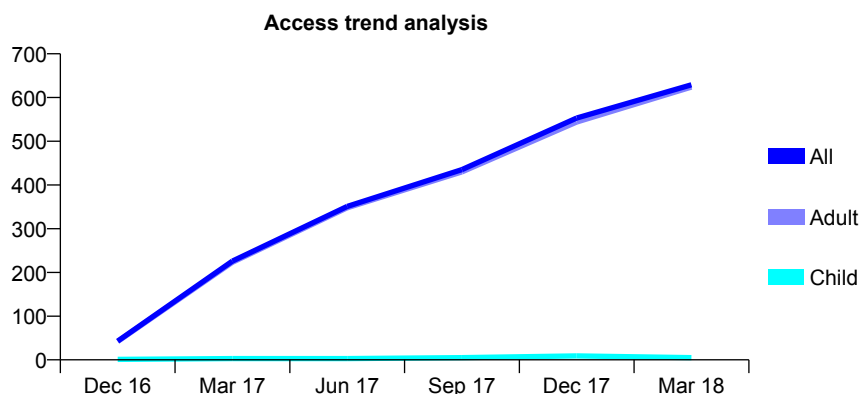
## Q44 - Vital Signs At a Glance Contract Report for 100122/0000 - Year end March 2018

Name or company name	The Old Surgery Dental Practice Ltd
Contract type name	PDS Contract
Purpose of contract	General
Contract start date	01/12/2016
Contract end date	30/11/2019

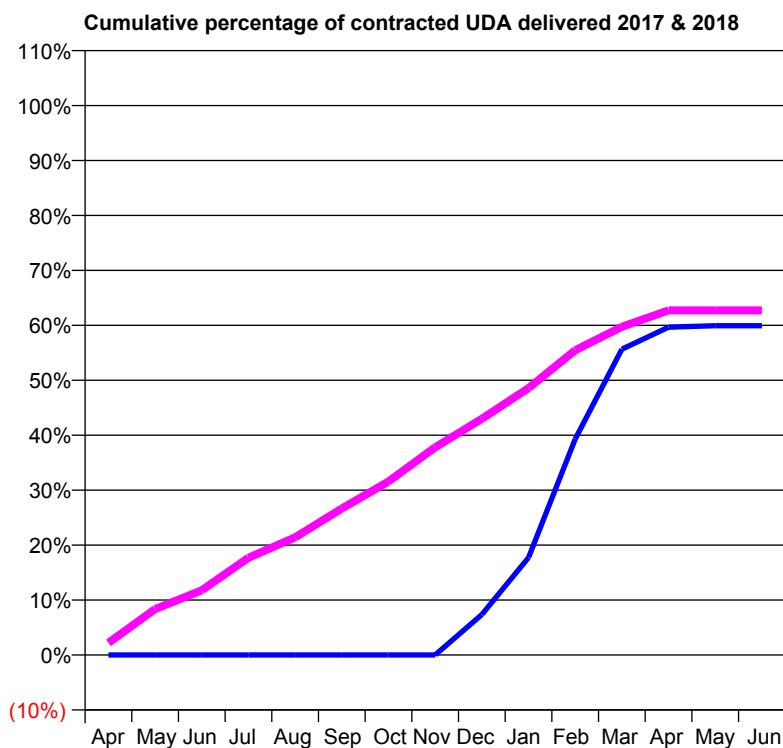
17/18 Contracted general activity (UDA)	3,300
Carry forward general activity (UDA)	0
17/18 Contracted orthodontic activity (UOA)	0
Carry forward orthodontic activity (UOA)	0
Baseline contract value	£176,146.44

### ACCESS\*

Patients seen in 24 months	Total	Change since previous quarter
Quarter ending March 2017	226	
Quarter ending June 2017	351	↑
Quarter ending September 2017	435	↑
Quarter ending December 2017	553	↑
Quarter ending March 2018	629	↑
<b>Variance since March 2017</b>	<b>178.3%</b>	<b>↑</b>



### ACTIVITY



Month	Adjusted Scheduled Activity (UDA)	
	2017	2018
April	0	73
May	0	276
June	0	389
July	0	584
August	0	707
September	0	880
October	0	1,042
November	0	1,247
December	81	1,419
January	195	1,603
February	432	1,830
March	612	1,971
April	656	2,070
May	659	2,070
June	659	2,070

### QUALITY

	Quantity	Base Number	Contract	AT	Region	England
% of FP17s for the same patient ID Re-attending within 3 months - Children	0	9	0.0%	11.8%	12.8%	11.9%
% of FP17s for the same patient ID Re-attending within 3 months - Adults	3	757	0.4%	17.1%	16.5%	16.0%
% of FP17s for the same patient ID Re-attending between 3 & 9 months - Children	0	9	0.0%	57.7%	59.7%	58.3%
% of FP17s for the same patient ID Re-attending between 3 & 9 months - Adults	0	757	0.0%	51.0%	52.6%	50.3%
% of FP17s for Band 1 Urgent Courses	0	786	0.0%	9.6%	9.1%	9.1%
% of FP17s Relating to Free Repair or Replacements	0	786	0.0%	1.1%	1.0%	0.8%
% of FP17s Relating to Continuations	3	786	0.4%	1.3%	1.2%	1.0%
% of Patients satisfied with the dentistry they have received	1	1	N/A	91.9%	91.6%	91.5%
% of Patients satisfied with the time they had to wait for an appointment	1	1	N/A	90.8%	88.3%	87.9%

\* This is based on patients treated on this contract for their most recent course of treatment. Figures in italics indicate the base number of FP17s or Patient Questionnaire responses are less than 100. N/A is shown where the base number of responses is less than 10 during the period. % is calculated as Quantity/Base number\*100

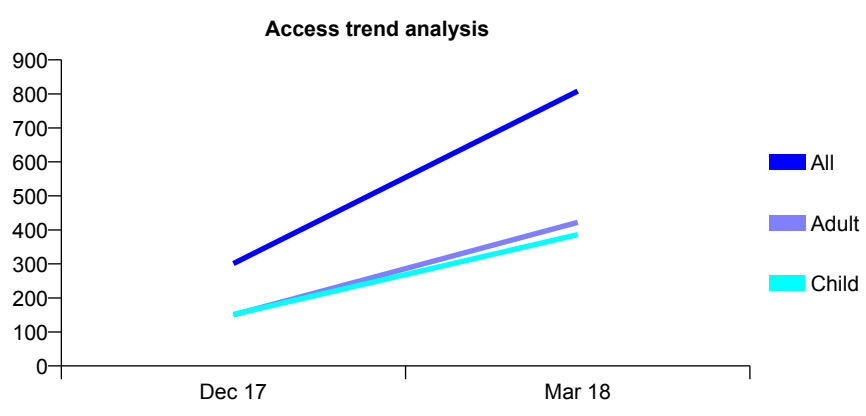
## Q44 - Vital Signs At a Glance Contract Report for 100521/0000 - Year end March 2018

Name or company name	Wirral Community Trust
Contract type name	PDS Contract
Purpose of contract	General
Contract start date	01/10/2017
Contract end date	30/09/2022

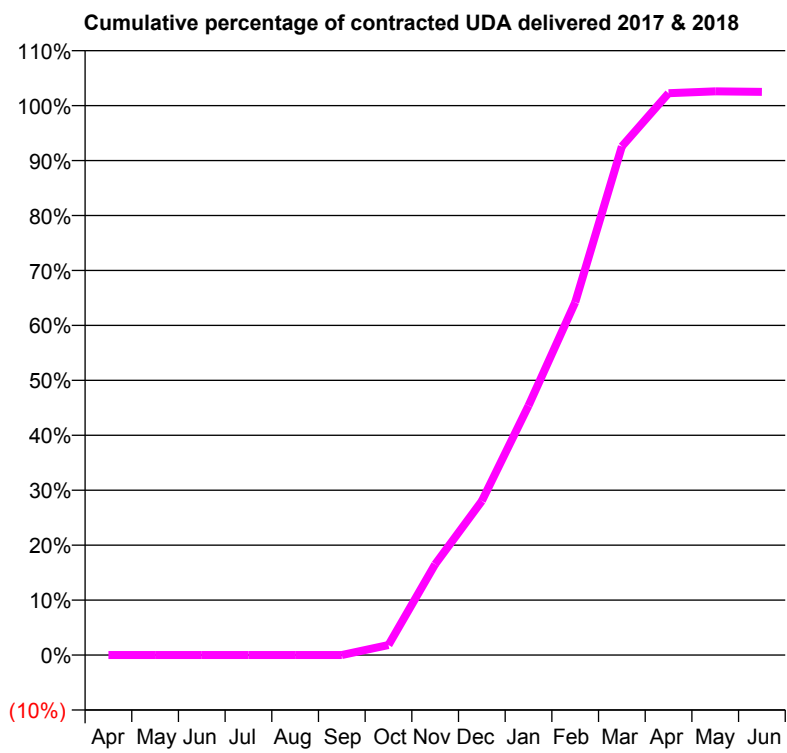
17/18 Contracted general activity (UDA)	2,678
Carry forward general activity (UDA)	0
17/18 Contracted orthodontic activity (UOA)	0
Carry forward orthodontic activity (UOA)	0
Baseline contract value	£81,625.16

### ACCESS\*

Patients seen in 24 months	Total	Change since previous quarter
Quarter ending March 2017	0	
Quarter ending June 2017	0	
Quarter ending September 2017	0	
Quarter ending December 2017	301	↑
Quarter ending March 2018	808	↑
<b>Variance since March 2017</b>	N/A	



### ACTIVITY



Month	Adjusted Scheduled Activity (UDA)	
	2017	2018
April	0	0
May	0	0
June	0	0
July	0	0
August	0	0
September	0	0
October	0	49
November	0	443
December	0	751
January	0	1,216
February	0	1,719
March	0	2,479
April	0	2,738
May	0	2,747
June	0	2,745

### QUALITY

	Quantity	Base Number	Contract	AT	Region	England
% of FP17s for the same patient ID Re-attending within 3 months - Children	37	443	8.4%	11.8%	12.8%	11.9%
% of FP17s for the same patient ID Re-attending within 3 months - Adults	54	501	10.8%	17.1%	16.5%	16.0%
% of FP17s for the same patient ID Re-attending between 3 & 9 months - Children	17	443	3.8%	57.7%	59.7%	58.3%
% of FP17s for the same patient ID Re-attending between 3 & 9 months - Adults	10	501	2.0%	51.0%	52.6%	50.3%
% of FP17s for Band 1 Urgent Courses	70	1,028	6.8%	9.6%	9.1%	9.1%
% of FP17s Relating to Free Repair or Replacements	7	1,028	0.7%	1.1%	1.0%	0.8%
% of FP17s Relating to Continuations	4	1,028	0.4%	1.3%	1.2%	1.0%
% of Patients satisfied with the dentistry they have received	0	0	N/A	91.9%	91.6%	91.5%
% of Patients satisfied with the time they had to wait for an appointment	0	0	N/A	90.8%	88.3%	87.9%

\* This is based on patients treated on this contract for their most recent course of treatment. Figures in italics indicate the base number of FP17s or Patient Questionnaire responses are less than 100. N/A is shown where the base number of responses is less than 10 during the period. % is calculated as Quantity/Base number\*100

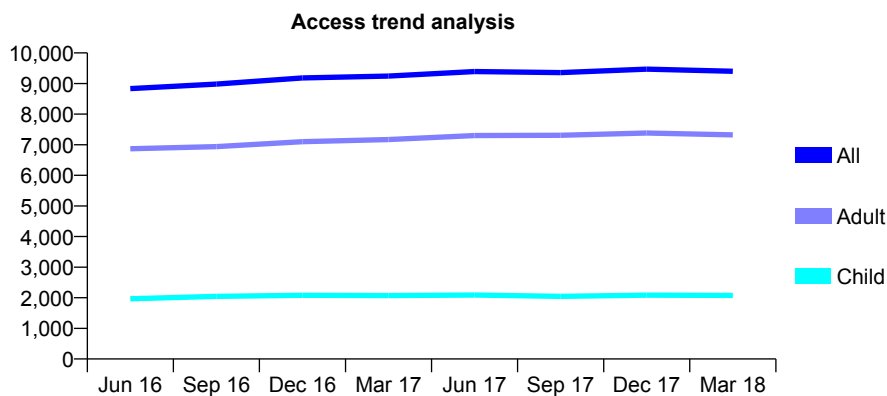
## Q44 - Vital Signs At a Glance Contract Report for 101281/0067 - Year end March 2018

Name or company name	OASIS DENTAL CARE LTD
Contract type name	GDS Contract
Purpose of contract	General
Contract start date	01/04/2006
Contract end date	

17/18 Contracted general activity (UDA)	30,922
Carry forward general activity (UDA)	0
17/18 Contracted orthodontic activity (UOA)	0
Carry forward orthodontic activity (UOA)	0
Baseline contract value	£670,832.24

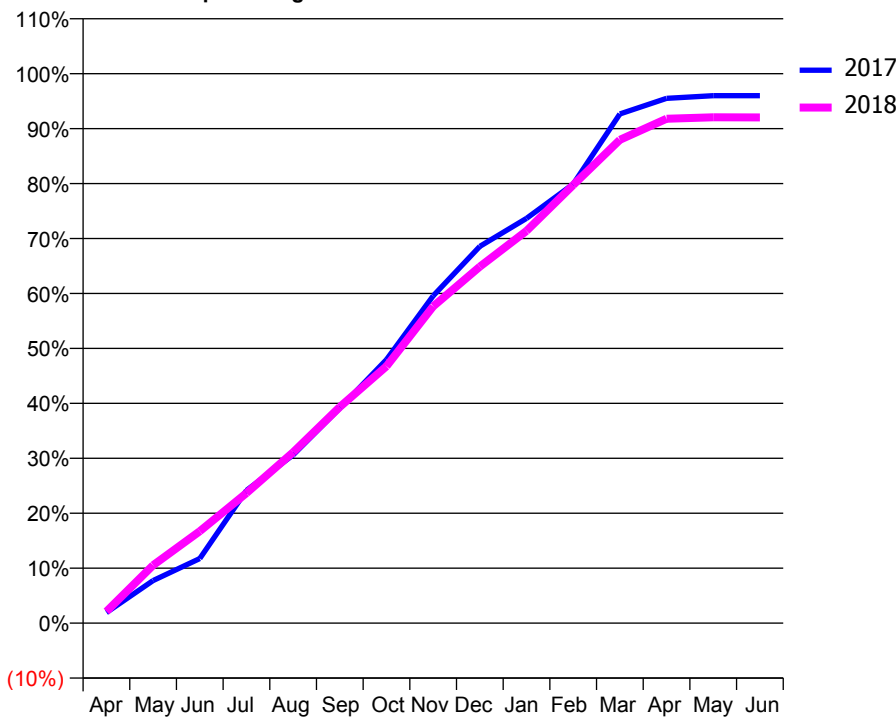
### ACCESS\*

Patients seen in 24 months	Total	Change since previous quarter
Quarter ending March 2017	9,242	
Quarter ending June 2017	9,390	→
Quarter ending September 2017	9,358	→
Quarter ending December 2017	9,469	→
Quarter ending March 2018	9,401	→
<b>Variance since March 2017</b>	<b>1.7%</b>	<b>→</b>



### ACTIVITY

Cumulative percentage of contracted UDA delivered 2017 & 2018



Month	Adjusted Scheduled Activity (UDA)	
	2017	2018
April	596	659
May	2,397	3,262
June	3,634	5,173
July	7,468	7,317
August	9,470	9,615
September	12,102	12,165
October	14,835	14,459
November	18,419	17,825
December	21,200	20,062
January	22,775	22,071
February	24,703	24,653
March	28,655	27,196
April	29,534	28,381
May	29,680	28,465
June	29,680	28,457

### QUALITY

	Quantity	Base Number	Contract	AT	Region	England
% of FP17s for the same patient ID Re-attending within 3 months - Children	552	3,740	14.8%	11.8%	12.8%	11.9%
% of FP17s for the same patient ID Re-attending within 3 months - Adults	1,812	11,125	16.3%	17.1%	16.5%	16.0%
% of FP17s for the same patient ID Re-attending between 3 & 9 months - Children	2,404	3,740	64.3%	57.7%	59.7%	58.3%
% of FP17s for the same patient ID Re-attending between 3 & 9 months - Adults	6,629	11,125	59.6%	51.0%	52.6%	50.3%
% of FP17s for Band 1 Urgent Courses	1,569	14,907	10.5%	9.6%	9.1%	9.1%
% of FP17s Relating to Free Repair or Replacements	201	14,907	1.3%	1.1%	1.0%	0.8%
% of FP17s Relating to Continuations	84	14,907	0.6%	1.3%	1.2%	1.0%
% of Patients satisfied with the dentistry they have received	9	12	75.0%	91.9%	91.6%	91.5%
% of Patients satisfied with the time they had to wait for an appointment	11	12	91.7%	90.8%	88.3%	87.9%

\* This is based on patients treated on this contract for their most recent course of treatment. Figures in italics indicate the base number of FP17s or Patient Questionnaire responses are less than 100. N/A is shown where the base number of responses is less than 10 during the period. % is calculated as Quantity/Base number\*100

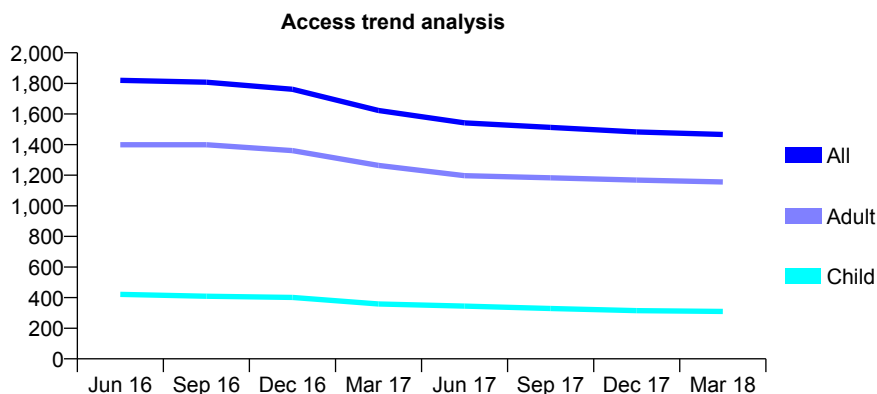
## Q44 - Vital Signs At a Glance Contract Report for 101281/0083 - Year end March 2018

Name or company name	OASIS DENTAL CARE LTD
Contract type name	PDS Contract
Purpose of contract	General
Contract start date	01/04/2006
Contract end date	31/03/2020

17/18 Contracted general activity (UDA)	5,676
Carry forward general activity (UDA)	0
17/18 Contracted orthodontic activity (UOA)	0
Carry forward orthodontic activity (UOA)	0
Baseline contract value	£135,475.46

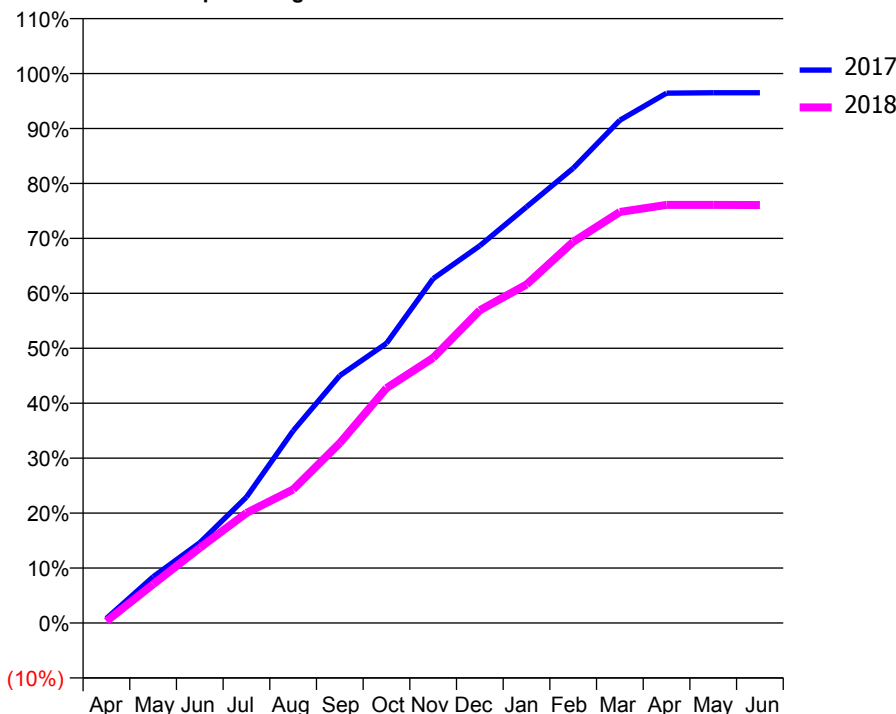
### ACCESS\*

Patients seen in 24 months	Total	Change since previous quarter
Quarter ending March 2017	1,623	
Quarter ending June 2017	1,542	↓
Quarter ending September 2017	1,512	↓
Quarter ending December 2017	1,483	↓
Quarter ending March 2018	1,466	↓
<b>Variance since March 2017</b>	<b>(9.7%)</b>	<b>↓</b>



### ACTIVITY

Cumulative percentage of contracted UDA delivered 2017 & 2018



Month	Adjusted Scheduled Activity (UDA)	
	2017	2018
April	47	19
May	478	400
June	829	776
July	1,301	1,137
August	1,985	1,379
September	2,556	1,859
October	2,889	2,426
November	3,558	2,740
December	3,897	3,231
January	4,298	3,497
February	4,697	3,937
March	5,194	4,246
April	5,474	4,319
May	5,477	4,319
June	5,478	4,317

### QUALITY

	Quantity	Base Number	Contract	AT	Region	England
% of FP17s for the same patient ID Re-attending within 3 months - Children	37	482	7.7%	11.8%	12.8%	11.9%
% of FP17s for the same patient ID Re-attending within 3 months - Adults	280	1,625	17.2%	17.1%	16.5%	16.0%
% of FP17s for the same patient ID Re-attending between 3 & 9 months - Children	253	482	52.5%	57.7%	59.7%	58.3%
% of FP17s for the same patient ID Re-attending between 3 & 9 months - Adults	739	1,625	45.5%	51.0%	52.6%	50.3%
% of FP17s for Band 1 Urgent Courses	179	2,012	8.9%	9.6%	9.1%	9.1%
% of FP17s Relating to Free Repair or Replacements	18	2,012	0.9%	1.1%	1.0%	0.8%
% of FP17s Relating to Continuations	59	2,012	2.9%	1.3%	1.2%	1.0%
% of Patients satisfied with the dentistry they have received	2	2	N/A	91.9%	91.6%	91.5%
% of Patients satisfied with the time they had to wait for an appointment	2	2	N/A	90.8%	88.3%	87.9%

\* This is based on patients treated on this contract for their most recent course of treatment. Figures in italics indicate the base number of FP17s or Patient Questionnaire responses are less than 100. N/A is shown where the base number of responses is less than 10 during the period. % is calculated as Quantity/Base number\*100



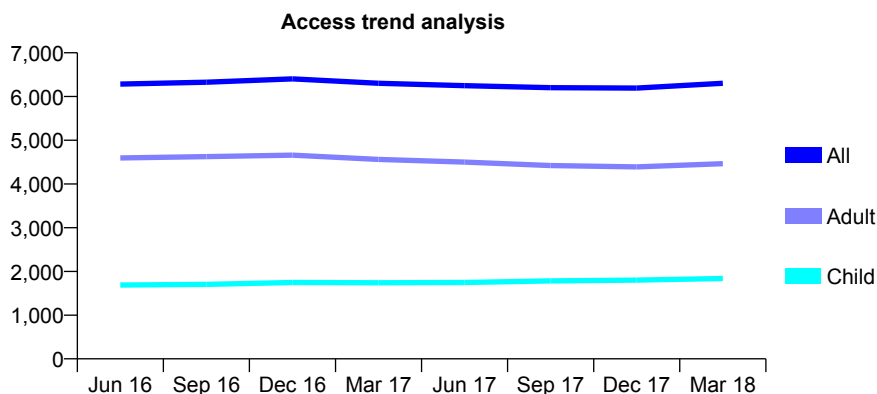
## Q44 - Vital Signs At a Glance Contract Report for 101338/0024 - Year end March 2018

Name or company name	Whitecross Dental Care Limited
Contract type name	GDS Contract
Purpose of contract	General
Contract start date	01/04/2006
Contract end date	

17/18 Contracted general activity (UDA)	15,042
Carry forward general activity (UDA)	435
17/18 Contracted orthodontic activity (UOA)	0
Carry forward orthodontic activity (UOA)	0
Baseline contract value	£456,810.61

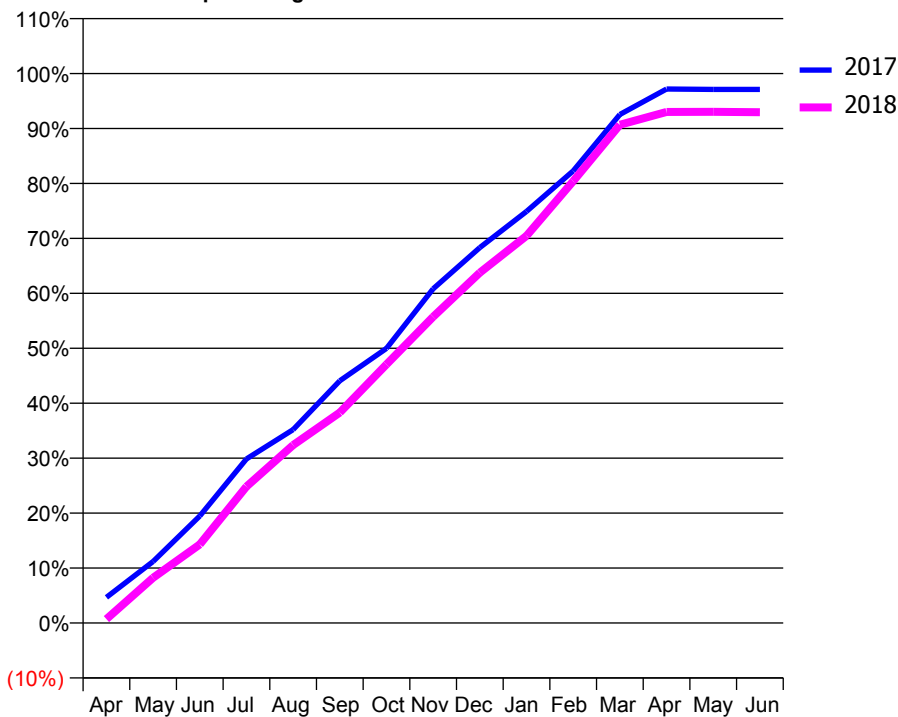
### ACCESS\*

Patients seen in 24 months	Total	Change since previous quarter
Quarter ending March 2017	6,302	
Quarter ending June 2017	6,248	→
Quarter ending September 2017	6,203	→
Quarter ending December 2017	6,194	→
Quarter ending March 2018	6,302	→
<b>Variance since March 2017</b>	<b>0.0%</b>	<b>→</b>



### ACTIVITY

Cumulative percentage of contracted UDA delivered 2017 & 2018



Month	Adjusted Scheduled Activity (UDA)	
	2017	2018
April	701	107
May	1,684	1,238
June	2,929	2,150
July	4,490	3,735
August	5,293	4,872
September	6,630	5,761
October	7,519	7,078
November	9,150	8,384
December	10,278	9,593
January	11,266	10,599
February	12,378	12,096
March	13,920	13,638
April	14,619	13,991
May	14,607	13,993
June	14,607	13,981

### QUALITY

	Quantity	Base Number	Contract	AT	Region	England
% of FP17s for the same patient ID Re-attending within 3 months - Children	190	2,249	8.4%	11.8%	12.8%	11.9%
% of FP17s for the same patient ID Re-attending within 3 months - Adults	714	5,093	14.0%	17.1%	16.5%	16.0%
% of FP17s for the same patient ID Re-attending between 3 & 9 months - Children	960	2,249	42.7%	57.7%	59.7%	58.3%
% of FP17s for the same patient ID Re-attending between 3 & 9 months - Adults	1,856	5,093	36.4%	51.0%	52.6%	50.3%
% of FP17s for Band 1 Urgent Courses	688	7,225	9.5%	9.6%	9.1%	9.1%
% of FP17s Relating to Free Repair or Replacements	60	7,225	0.8%	1.1%	1.0%	0.8%
% of FP17s Relating to Continuations	136	7,225	1.9%	1.3%	1.2%	1.0%
% of Patients satisfied with the dentistry they have received	6	7	N/A	91.9%	91.6%	91.5%
% of Patients satisfied with the time they had to wait for an appointment	6	7	N/A	90.8%	88.3%	87.9%

\* This is based on patients treated on this contract for their most recent course of treatment. Figures in italics indicate the base number of FP17s or Patient Questionnaire responses are less than 100. N/A is shown where the base number of responses is less than 10 during the period. % is calculated as Quantity/Base number\*100

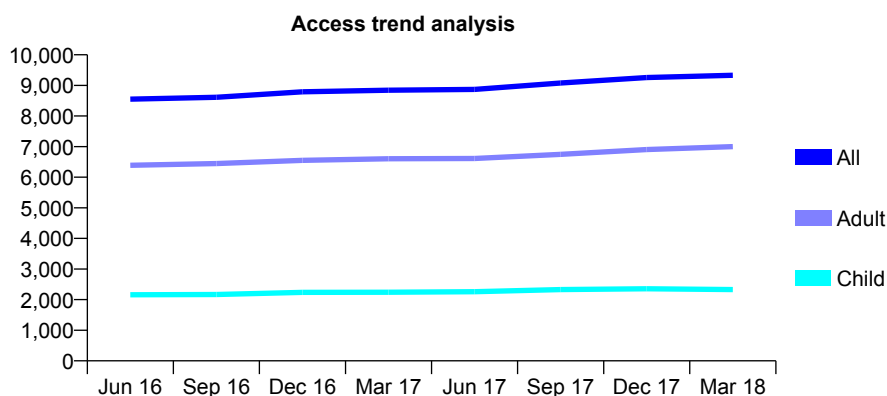
## Q44 - Vital Signs At a Glance Contract Report for 101370/0022 - Year end March 2018

Name or company name	Petrie Tucker & Partners Ltd
Contract type name	GDS Contract
Purpose of contract	General
Contract start date	01/04/2006
Contract end date	

17/18 Contracted general activity (UDA)	24,920
Carry forward general activity (UDA)	0
17/18 Contracted orthodontic activity (UOA)	0
Carry forward orthodontic activity (UOA)	0
Baseline contract value	£724,326.02

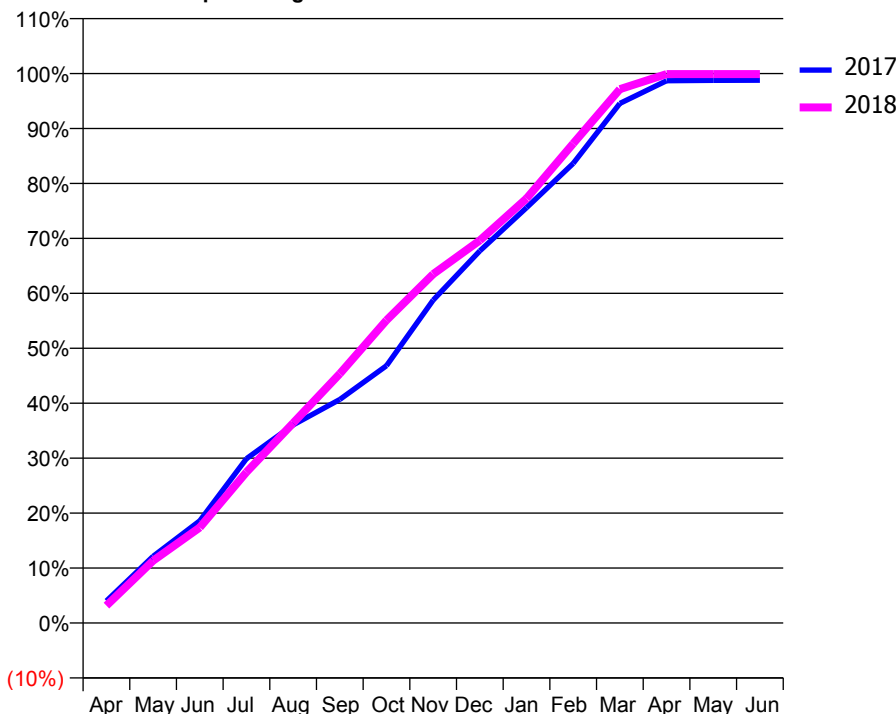
### ACCESS\*

Patients seen in 24 months	Total	Change since previous quarter
Quarter ending March 2017	8,845	
Quarter ending June 2017	8,871	→
Quarter ending September 2017	9,079	↑
Quarter ending December 2017	9,259	→
Quarter ending March 2018	9,329	→
<b>Variance since March 2017</b>	<b>5.5%</b>	<b>↑</b>



### ACTIVITY

Cumulative percentage of contracted UDA delivered 2017 & 2018



Month	Adjusted Scheduled Activity (UDA)	
	2017	2018
April	1,003	791
May	3,028	2,829
June	4,636	4,335
July	7,450	6,844
August	8,985	9,065
September	10,137	11,308
October	11,667	13,733
November	14,643	15,821
December	16,876	17,352
January	18,836	19,250
February	20,842	21,740
March	23,564	24,209
April	24,590	24,893
May	24,610	24,894
June	24,618	24,894

### QUALITY

	Quantity	Base Number	Contract	AT	Region	England
% of FP17s for the same patient ID Re-attending within 3 months - Children	154	3,147	4.9%	11.8%	12.8%	11.9%
% of FP17s for the same patient ID Re-attending within 3 months - Adults	909	8,583	10.6%	17.1%	16.5%	16.0%
% of FP17s for the same patient ID Re-attending between 3 & 9 months - Children	1,634	3,147	51.9%	57.7%	59.7%	58.3%
% of FP17s for the same patient ID Re-attending between 3 & 9 months - Adults	3,946	8,583	46.0%	51.0%	52.6%	50.3%
% of FP17s for Band 1 Urgent Courses	609	11,612	5.2%	9.6%	9.1%	9.1%
% of FP17s Relating to Free Repair or Replacements	78	11,612	0.7%	1.1%	1.0%	0.8%
% of FP17s Relating to Continuations	190	11,612	1.6%	1.3%	1.2%	1.0%
% of Patients satisfied with the dentistry they have received	16	17	94.1%	91.9%	91.6%	91.5%
% of Patients satisfied with the time they had to wait for an appointment	16	17	94.1%	90.8%	88.3%	87.9%

\* This is based on patients treated on this contract for their most recent course of treatment. Figures in italics indicate the base number of FP17s or Patient Questionnaire responses are less than 100. N/A is shown where the base number of responses is less than 10 during the period. % is calculated as Quantity/Base number\*100

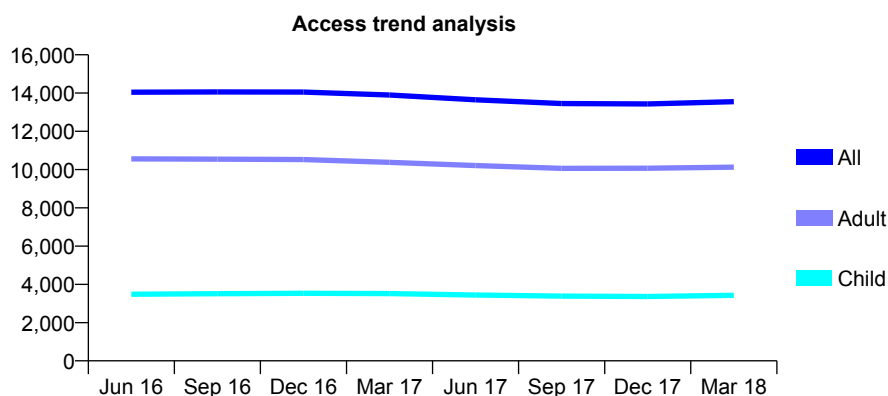
## Q44 - Vital Signs At a Glance Contract Report for 101370/0086 - Year end March 2018

Name or company name	Petrie Tucker & Partners Ltd
Contract type name	GDS Contract
Purpose of contract	General
Contract start date	01/04/2007
Contract end date	

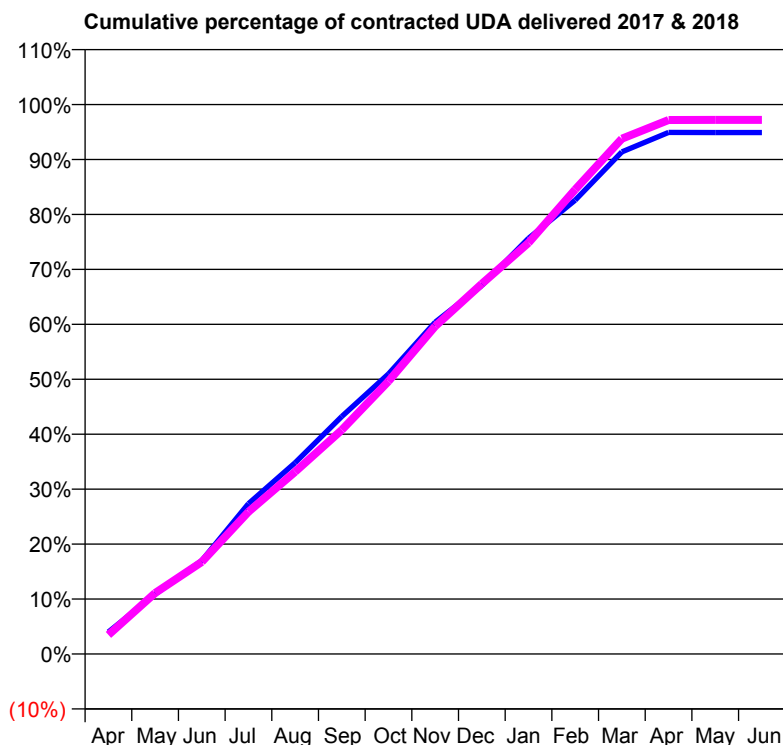
17/18 Contracted general activity (UDA)	41,938
Carry forward general activity (UDA)	0
17/18 Contracted orthodontic activity (UOA)	0
Carry forward orthodontic activity (UOA)	0
Baseline contract value	£1,150,174.09

### ACCESS\*

Patients seen in 24 months	Total	Change since previous quarter
Quarter ending March 2017	13,895	
Quarter ending June 2017	13,648	↓
Quarter ending September 2017	13,449	↓
Quarter ending December 2017	13,433	→
Quarter ending March 2018	13,549	→
<b>Variance since March 2017</b>	<b>(2.5%)</b>	<b>↓</b>



### ACTIVITY



Month	Adjusted Scheduled Activity (UDA)	
	2017	2018
April	1,686	1,460
May	4,567	4,656
June	7,128	7,031
July	11,472	10,852
August	14,594	13,904
September	18,130	17,100
October	21,376	20,818
November	25,330	25,009
December	28,124	28,255
January	31,724	31,377
February	34,637	35,450
March	38,317	39,326
April	39,806	40,751
May	39,797	40,766
June	39,796	40,765

### QUALITY

	Quantity	Base Number	Contract	AT	Region	England
% of FP17s for the same patient ID Re-attending within 3 months - Children	403	5,093	7.9%	11.8%	12.8%	11.9%
% of FP17s for the same patient ID Re-attending within 3 months - Adults	2,155	14,237	15.1%	17.1%	16.5%	16.0%
% of FP17s for the same patient ID Re-attending between 3 & 9 months - Children	2,919	5,093	57.3%	57.7%	59.7%	58.3%
% of FP17s for the same patient ID Re-attending between 3 & 9 months - Adults	7,480	14,237	52.5%	51.0%	52.6%	50.3%
% of FP17s for Band 1 Urgent Courses	2,023	19,275	10.5%	9.6%	9.1%	9.1%
% of FP17s Relating to Free Repair or Replacements	62	19,275	0.3%	1.1%	1.0%	0.8%
% of FP17s Relating to Continuations	361	19,275	1.9%	1.3%	1.2%	1.0%
% of Patients satisfied with the dentistry they have received	14	16	87.5%	91.9%	91.6%	91.5%
% of Patients satisfied with the time they had to wait for an appointment	15	16	93.8%	90.8%	88.3%	87.9%

\* This is based on patients treated on this contract for their most recent course of treatment. Figures in italics indicate the base number of FP17s or Patient Questionnaire responses are less than 100. N/A is shown where the base number of responses is less than 10 during the period. % is calculated as Quantity/Base number\*100

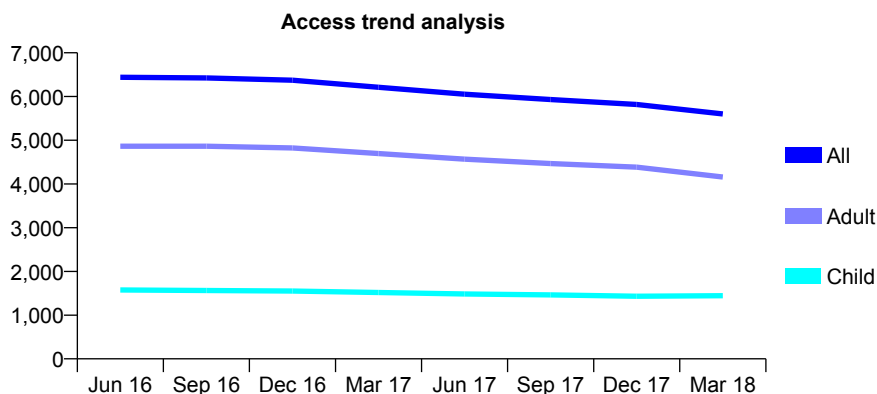
## Q44 - Vital Signs At a Glance Contract Report for 101370/0088 - Year end March 2018

Name or company name	Petrie Tucker & Partners Ltd
Contract type name	GDS Contract
Purpose of contract	General
Contract start date	01/04/2007
Contract end date	

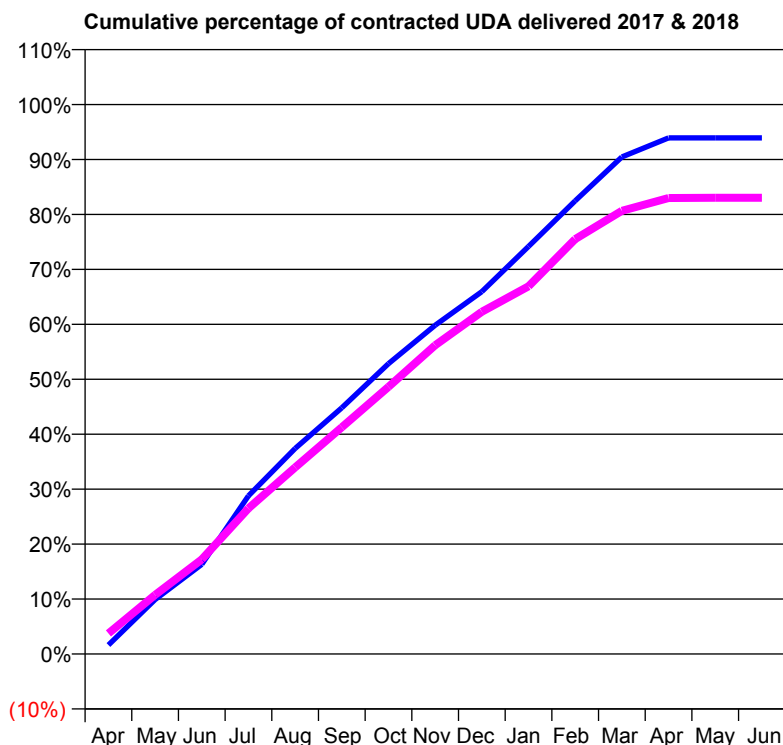
17/18 Contracted general activity (UDA)	20,438
Carry forward general activity (UDA)	0
17/18 Contracted orthodontic activity (UOA)	0
Carry forward orthodontic activity (UOA)	0
Baseline contract value	£633,925.84

### ACCESS\*

Patients seen in 24 months	Total	Change since previous quarter
Quarter ending March 2017	6,213	
Quarter ending June 2017	6,052	↓
Quarter ending September 2017	5,930	↓
Quarter ending December 2017	5,817	↓
Quarter ending March 2018	5,603	↓
<b>Variance since March 2017</b>	<b>(9.8%)</b>	<b>↓</b>



### ACTIVITY



Month	Adjusted Scheduled Activity (UDA)	
	2017	2018
April	336	768
May	2,028	2,202
June	3,334	3,520
July	5,885	5,420
August	7,645	6,943
September	9,156	8,435
October	10,801	9,938
November	12,227	11,485
December	13,479	12,728
January	15,161	13,675
February	16,853	15,431
March	18,485	16,484
April	19,196	16,962
May	19,197	16,972
June	19,195	16,972

### QUALITY

	Quantity	Base Number	Contract	AT	Region	England
% of FP17s for the same patient ID Re-attending within 3 months - Children	94	1,723	5.5%	11.8%	12.8%	11.9%
% of FP17s for the same patient ID Re-attending within 3 months - Adults	542	4,510	12.0%	17.1%	16.5%	16.0%
% of FP17s for the same patient ID Re-attending between 3 & 9 months - Children	750	1,723	43.5%	57.7%	59.7%	58.3%
% of FP17s for the same patient ID Re-attending between 3 & 9 months - Adults	1,882	4,510	41.7%	51.0%	52.6%	50.3%
% of FP17s for Band 1 Urgent Courses	453	6,222	7.3%	9.6%	9.1%	9.1%
% of FP17s Relating to Free Repair or Replacements	22	6,222	0.4%	1.1%	1.0%	0.8%
% of FP17s Relating to Continuations	57	6,222	0.9%	1.3%	1.2%	1.0%
% of Patients satisfied with the dentistry they have received	5	6	N/A	91.9%	91.6%	91.5%
% of Patients satisfied with the time they had to wait for an appointment	5	6	N/A	90.8%	88.3%	87.9%

\* This is based on patients treated on this contract for their most recent course of treatment. Figures in italics indicate the base number of FP17s or Patient Questionnaire responses are less than 100. N/A is shown where the base number of responses is less than 10 during the period. % is calculated as Quantity/Base number\*100

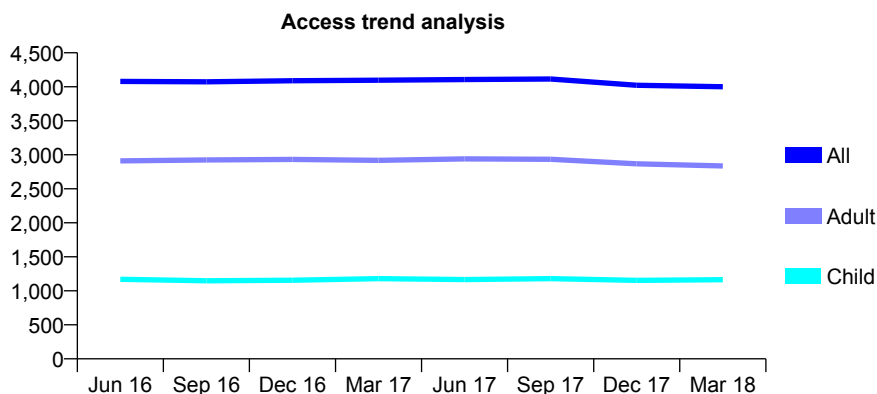
## Q44 - Vital Signs At a Glance Contract Report for 101370/0089 - Year end March 2018

Name or company name	Petrie Tucker & Partners Ltd
Contract type name	GDS Contract
Purpose of contract	General
Contract start date	01/04/2007
Contract end date	

17/18 Contracted general activity (UDA)	14,509
Carry forward general activity (UDA)	110
17/18 Contracted orthodontic activity (UOA)	0
Carry forward orthodontic activity (UOA)	0
Baseline contract value	£449,822.66

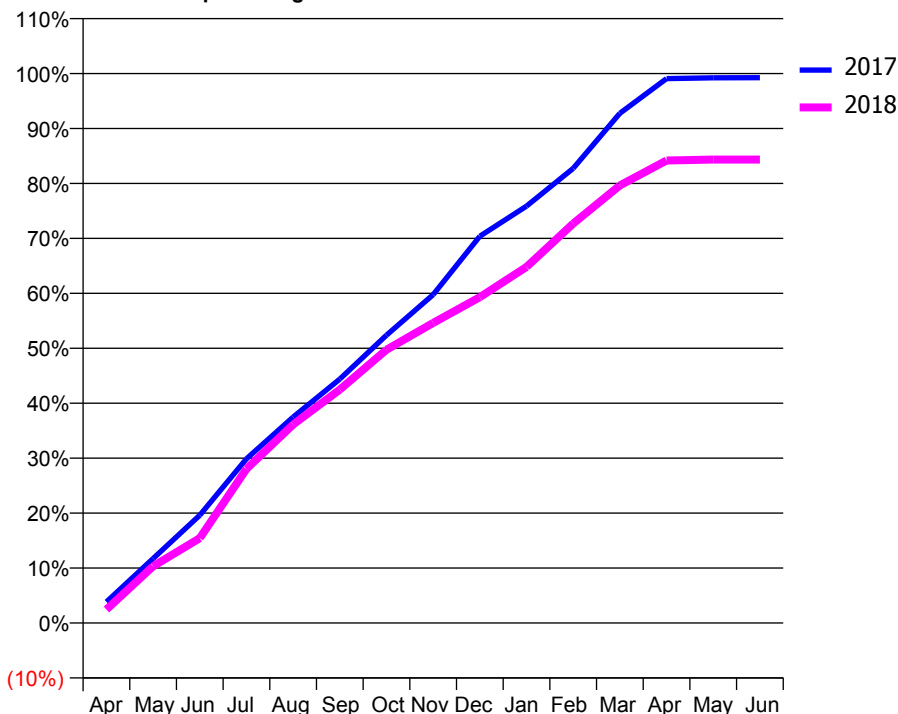
### ACCESS\*

Patients seen in 24 months	Total	Change since previous quarter
Quarter ending March 2017	4,097	
Quarter ending June 2017	4,107	→
Quarter ending September 2017	4,114	→
Quarter ending December 2017	4,022	↓
Quarter ending March 2018	4,000	→
<b>Variance since March 2017</b>	<b>(2.4%)</b>	<b>↓</b>



### ACTIVITY

Cumulative percentage of contracted UDA delivered 2017 & 2018



Month	Adjusted Scheduled Activity (UDA)	
	2017	2018
April	557	357
May	1,704	1,496
June	2,846	2,243
July	4,336	4,068
August	5,439	5,240
September	6,441	6,163
October	7,599	7,215
November	8,670	7,925
December	10,212	8,602
January	11,009	9,404
February	12,006	10,547
March	13,457	11,552
April	14,373	12,213
May	14,395	12,236
June	14,399	12,236

### QUALITY

	Quantity	Base Number	Contract	AT	Region	England
% of FP17s for the same patient ID Re-attending within 3 months - Children	70	1,361	5.1%	11.8%	12.8%	11.9%
% of FP17s for the same patient ID Re-attending within 3 months - Adults	402	3,241	12.4%	17.1%	16.5%	16.0%
% of FP17s for the same patient ID Re-attending between 3 & 9 months - Children	620	1,361	45.6%	57.7%	59.7%	58.3%
% of FP17s for the same patient ID Re-attending between 3 & 9 months - Adults	1,453	3,241	44.8%	51.0%	52.6%	50.3%
% of FP17s for Band 1 Urgent Courses	318	4,563	7.0%	9.6%	9.1%	9.1%
% of FP17s Relating to Free Repair or Replacements	30	4,563	0.7%	1.1%	1.0%	0.8%
% of FP17s Relating to Continuations	66	4,563	1.4%	1.3%	1.2%	1.0%
% of Patients satisfied with the dentistry they have received	3	3	N/A	91.9%	91.6%	91.5%
% of Patients satisfied with the time they had to wait for an appointment	3	3	N/A	90.8%	88.3%	87.9%

\* This is based on patients treated on this contract for their most recent course of treatment. Figures in italics indicate the base number of FP17s or Patient Questionnaire responses are less than 100. N/A is shown where the base number of responses is less than 10 during the period. % is calculated as Quantity/Base number\*100

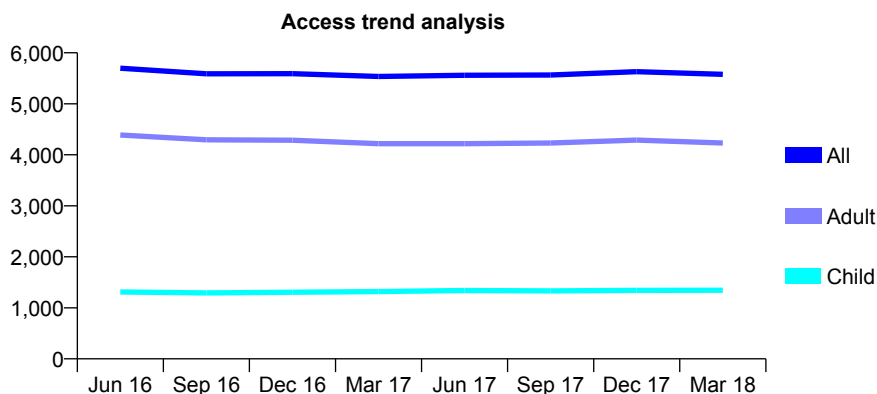
## Q44 - Vital Signs At a Glance Contract Report for 101370/0134 - Year end March 2018

Name or company name	Petrie Tucker & Partners Ltd
Contract type name	GDS Contract
Purpose of contract	General
Contract start date	01/04/2012
Contract end date	

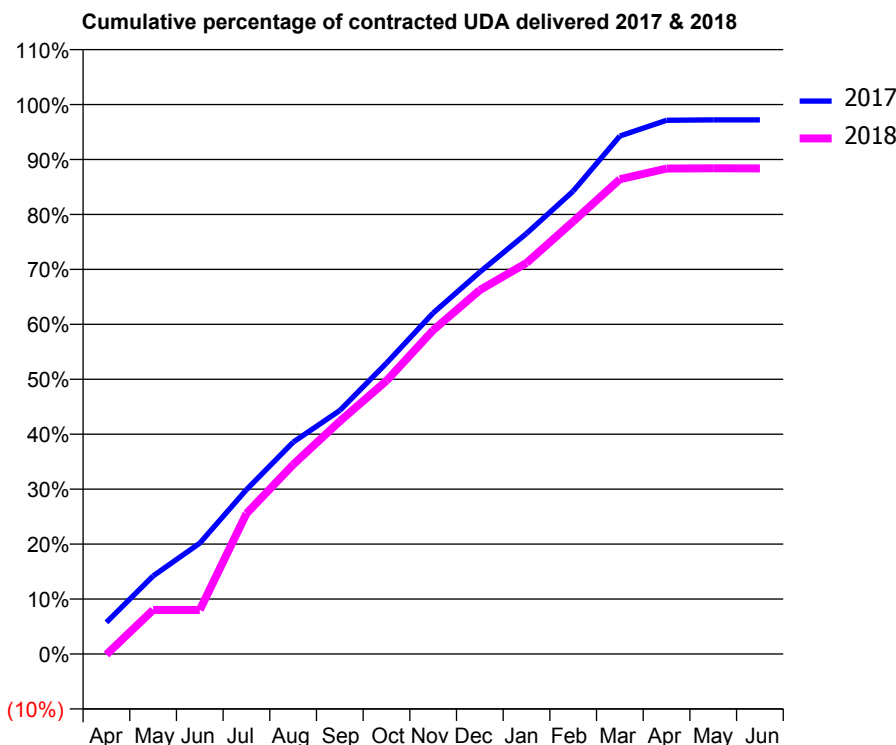
17/18 Contracted general activity (UDA)	19,300
Carry forward general activity (UDA)	539
17/18 Contracted orthodontic activity (UOA)	0
Carry forward orthodontic activity (UOA)	0
Baseline contract value	£598,569.47

### ACCESS\*

Patients seen in 24 months	Total	Change since previous quarter
Quarter ending March 2017	5,535	
Quarter ending June 2017	5,559	→
Quarter ending September 2017	5,565	→
Quarter ending December 2017	5,630	→
Quarter ending March 2018	5,577	→
<b>Variance since March 2017</b>	<b>0.8%</b>	<b>→</b>



### ACTIVITY



Month	Adjusted Scheduled Activity (UDA)	
	2017	2018
April	1,110	-19
May	2,741	1,550
June	3,895	1,550
July	5,771	4,934
August	7,439	6,651
September	8,555	8,176
October	10,219	9,598
November	11,979	11,374
December	13,414	12,785
January	14,769	13,735
February	16,259	15,192
March	18,191	16,676
April	18,746	17,051
May	18,761	17,060
June	18,761	17,056

### QUALITY

	Quantity	Base Number	Contract	AT	Region	England
% of FP17s for the same patient ID Re-attending within 3 months - Children	144	1,868	7.7%	11.8%	12.8%	11.9%
% of FP17s for the same patient ID Re-attending within 3 months - Adults	857	5,229	16.4%	17.1%	16.5%	16.0%
% of FP17s for the same patient ID Re-attending between 3 & 9 months - Children	1,040	1,868	55.7%	57.7%	59.7%	58.3%
% of FP17s for the same patient ID Re-attending between 3 & 9 months - Adults	2,319	5,229	44.3%	51.0%	52.6%	50.3%
% of FP17s for Band 1 Urgent Courses	545	7,086	7.7%	9.6%	9.1%	9.1%
% of FP17s Relating to Free Repair or Replacements	62	7,086	0.9%	1.1%	1.0%	0.8%
% of FP17s Relating to Continuations	205	7,086	2.9%	1.3%	1.2%	1.0%
% of Patients satisfied with the dentistry they have received	13	13	100.0%	91.9%	91.6%	91.5%
% of Patients satisfied with the time they had to wait for an appointment	12	13	92.3%	90.8%	88.3%	87.9%

\* This is based on patients treated on this contract for their most recent course of treatment. Figures in italics indicate the base number of FP17s or Patient Questionnaire responses are less than 100. N/A is shown where the base number of responses is less than 10 during the period. % is calculated as Quantity/Base number\*100

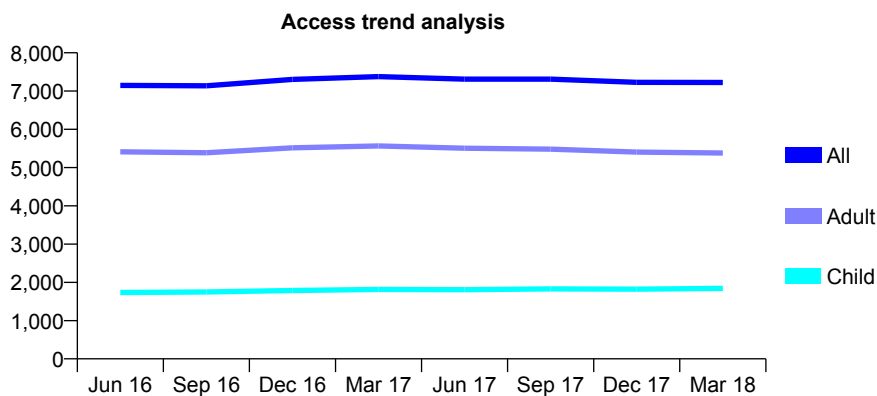
## Q44 - Vital Signs At a Glance Contract Report for 101435/0087 - Year end March 2018

Name or company name	IDH Limited
Contract type name	GDS Contract
Purpose of contract	General
Contract start date	25/02/2008
Contract end date	

17/18 Contracted general activity (UDA)	20,000
Carry forward general activity (UDA)	0
17/18 Contracted orthodontic activity (UOA)	0
Carry forward orthodontic activity (UOA)	0
Baseline contract value	£533,600.00

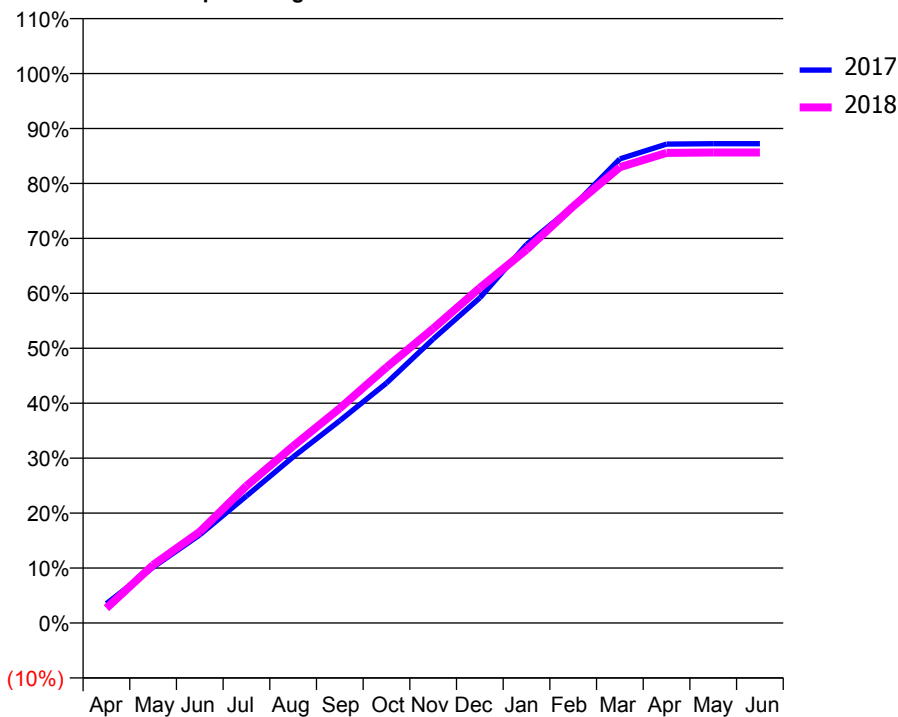
### ACCESS\*

Patients seen in 24 months	Total	Change since previous quarter
Quarter ending March 2017	7,379	
Quarter ending June 2017	7,312	→
Quarter ending September 2017	7,311	→
Quarter ending December 2017	7,228	↓
Quarter ending March 2018	7,225	→
<b>Variance since March 2017</b>	<b>(2.1%)</b>	<b>↓</b>



### ACTIVITY

Cumulative percentage of contracted UDA delivered 2017 & 2018



Month	Adjusted Scheduled Activity (UDA)	
	2017	2018
April	749	541
May	2,148	2,115
June	3,397	3,324
July	4,895	4,994
August	6,399	6,436
September	7,800	7,817
October	9,247	9,307
November	10,946	10,721
December	12,531	12,200
January	14,588	13,588
February	16,063	15,167
March	17,886	16,592
April	18,459	17,110
May	18,470	17,128
June	18,471	17,128

### QUALITY

	Quantity	Base Number	Contract	AT	Region	England
% of FP17s for the same patient ID Re-attending within 3 months - Children	113	2,143	5.3%	11.8%	12.8%	11.9%
% of FP17s for the same patient ID Re-attending within 3 months - Adults	615	5,665	10.9%	17.1%	16.5%	16.0%
% of FP17s for the same patient ID Re-attending between 3 & 9 months - Children	983	2,143	45.9%	57.7%	59.7%	58.3%
% of FP17s for the same patient ID Re-attending between 3 & 9 months - Adults	2,410	5,665	42.5%	51.0%	52.6%	50.3%
% of FP17s for Band 1 Urgent Courses	533	7,861	6.8%	9.6%	9.1%	9.1%
% of FP17s Relating to Free Repair or Replacements	67	7,861	0.9%	1.1%	1.0%	0.8%
% of FP17s Relating to Continuations	117	7,861	1.5%	1.3%	1.2%	1.0%
% of Patients satisfied with the dentistry they have received	11	11	100.0%	91.9%	91.6%	91.5%
% of Patients satisfied with the time they had to wait for an appointment	11	11	100.0%	90.8%	88.3%	87.9%

\* This is based on patients treated on this contract for their most recent course of treatment. Figures in italics indicate the base number of FP17s or Patient Questionnaire responses are less than 100. N/A is shown where the base number of responses is less than 10 during the period. % is calculated as Quantity/Base number\*100



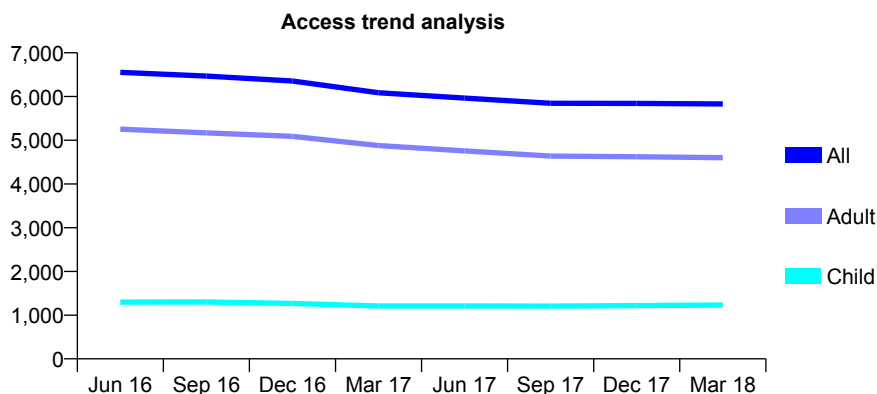
## Q44 - Vital Signs At a Glance Contract Report for 101435/0093 - Year end March 2018

Name or company name	IDH Limited
Contract type name	GDS Contract
Purpose of contract	General
Contract start date	01/04/2008
Contract end date	

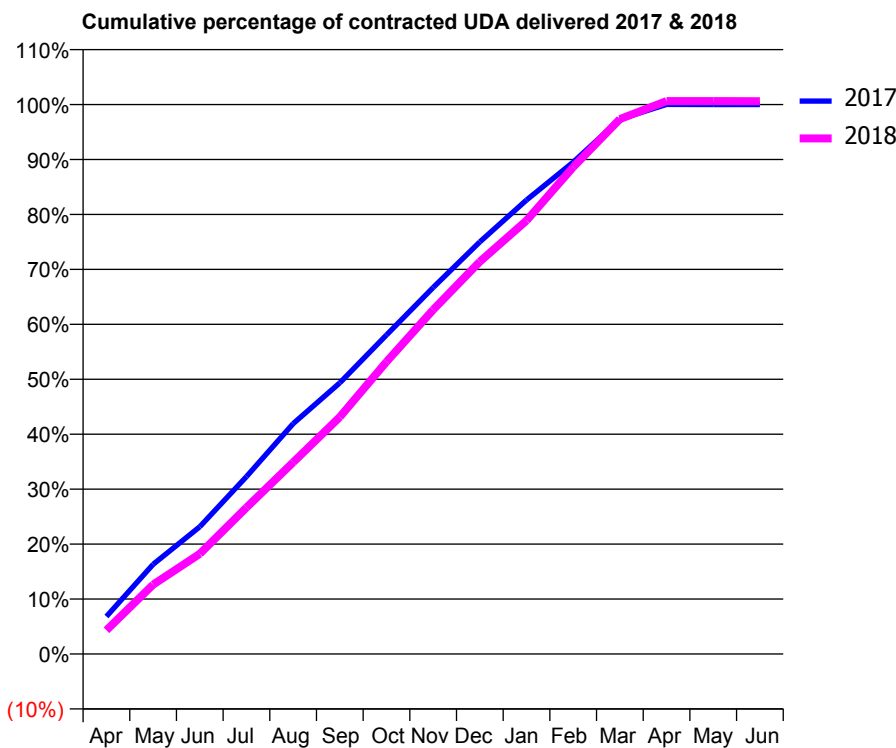
17/18 Contracted general activity (UDA)	17,614
Carry forward general activity (UDA)	0
17/18 Contracted orthodontic activity (UOA)	0
Carry forward orthodontic activity (UOA)	0
Baseline contract value	£430,062.33

### ACCESS\*

Patients seen in 24 months	Total	Change since previous quarter
Quarter ending March 2017	6,087	
Quarter ending June 2017	5,965	↓
Quarter ending September 2017	5,845	↓
Quarter ending December 2017	5,843	→
Quarter ending March 2018	5,831	→
<b>Variance since March 2017</b>	<b>(4.2%)</b>	<b>↓</b>



### ACTIVITY



Month	Adjusted Scheduled Activity (UDA)	
	2017	2018
April	1,206	764
May	2,883	2,223
June	4,090	3,212
July	5,706	4,696
August	7,406	6,144
September	8,719	7,598
October	10,255	9,369
November	11,783	11,032
December	13,248	12,578
January	14,594	13,893
February	15,811	15,610
March	17,195	17,147
April	17,669	17,724
May	17,666	17,723
June	17,666	17,721

### QUALITY

	Quantity	Base Number	Contract	AT	Region	England
% of FP17s for the same patient ID Re-attending within 3 months - Children	143	1,855	7.7%	11.8%	12.8%	11.9%
% of FP17s for the same patient ID Re-attending within 3 months - Adults	829	5,817	14.3%	17.1%	16.5%	16.0%
% of FP17s for the same patient ID Re-attending between 3 & 9 months - Children	1,012	1,855	54.6%	57.7%	59.7%	58.3%
% of FP17s for the same patient ID Re-attending between 3 & 9 months - Adults	2,540	5,817	43.7%	51.0%	52.6%	50.3%
% of FP17s for Band 1 Urgent Courses	494	7,684	6.4%	9.6%	9.1%	9.1%
% of FP17s Relating to Free Repair or Replacements	46	7,684	0.6%	1.1%	1.0%	0.8%
% of FP17s Relating to Continuations	236	7,684	3.1%	1.3%	1.2%	1.0%
% of Patients satisfied with the dentistry they have received	3	3	N/A	91.9%	91.6%	91.5%
% of Patients satisfied with the time they had to wait for an appointment	3	3	N/A	90.8%	88.3%	87.9%

\* This is based on patients treated on this contract for their most recent course of treatment. Figures in italics indicate the base number of FP17s or Patient Questionnaire responses are less than 100. N/A is shown where the base number of responses is less than 10 during the period. % is calculated as Quantity/Base number\*100

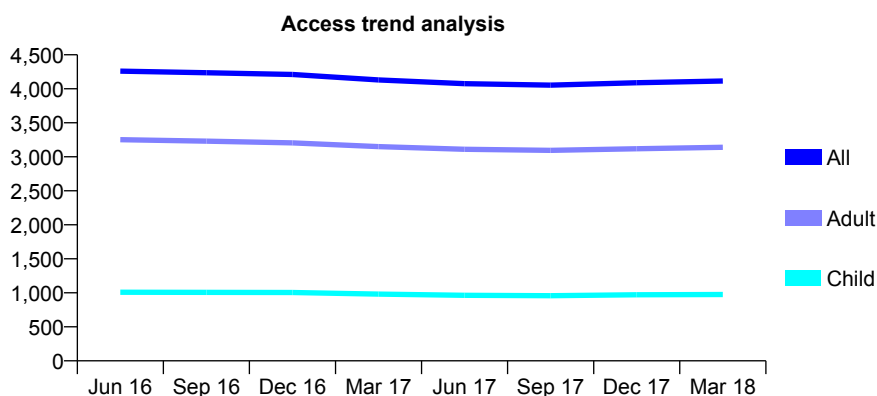
## Q44 - Vital Signs At a Glance Contract Report for 102059/0001 - Year end March 2018

Name or company name	Chester Road Dental Practice
Contract type name	GDS Contract
Purpose of contract	General
Contract start date	01/01/2011
Contract end date	

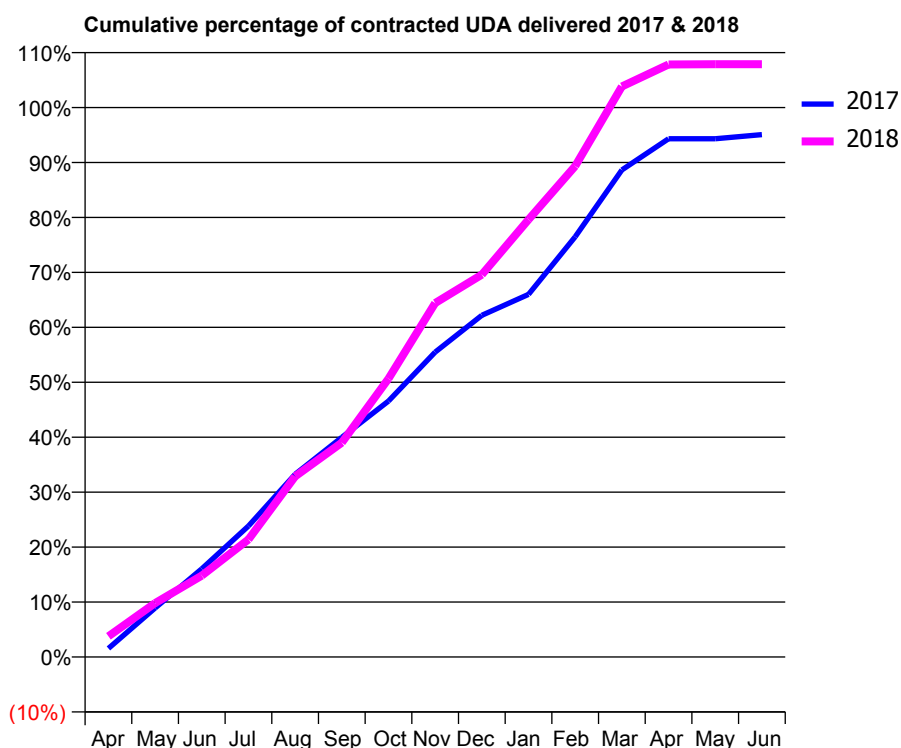
17/18 Contracted general activity (UDA)	8,313
Carry forward general activity (UDA)	0
17/18 Contracted orthodontic activity (UOA)	0
Carry forward orthodontic activity (UOA)	0
Baseline contract value	£241,964.34

### ACCESS\*

Patients seen in 24 months	Total	Change since previous quarter
Quarter ending March 2017	4,131	
Quarter ending June 2017	4,075	↓
Quarter ending September 2017	4,054	→
Quarter ending December 2017	4,090	→
Quarter ending March 2018	4,115	→
<b>Variance since March 2017</b>	<b>(0.4%)</b>	→



### ACTIVITY



Month	Adjusted Scheduled Activity (UDA)	
	2017	2018
April	130	313
May	741	815
June	1,334	1,232
July	1,982	1,779
August	2,765	2,732
September	3,323	3,243
October	3,873	4,211
November	4,613	5,356
December	5,170	5,786
January	5,486	6,618
February	6,357	7,426
March	7,367	8,630
April	7,840	8,963
May	7,840	8,968
June	7,902	8,968

### QUALITY

	Quantity	Base Number	Contract	AT	Region	England
% of FP17s for the same patient ID Re-attending within 3 months - Children	111	1,324	8.4%	11.8%	12.8%	11.9%
% of FP17s for the same patient ID Re-attending within 3 months - Adults	620	4,075	15.2%	17.1%	16.5%	16.0%
% of FP17s for the same patient ID Re-attending between 3 & 9 months - Children	677	1,324	51.1%	57.7%	59.7%	58.3%
% of FP17s for the same patient ID Re-attending between 3 & 9 months - Adults	1,829	4,075	44.9%	51.0%	52.6%	50.3%
% of FP17s for Band 1 Urgent Courses	615	4,894	12.6%	9.6%	9.1%	9.1%
% of FP17s Relating to Free Repair or Replacements	68	4,894	1.4%	1.1%	1.0%	0.8%
% of FP17s Relating to Continuations	73	4,894	1.5%	1.3%	1.2%	1.0%
% of Patients satisfied with the dentistry they have received	18	19	94.7%	91.9%	91.6%	91.5%
% of Patients satisfied with the time they had to wait for an appointment	16	19	84.2%	90.8%	88.3%	87.9%

\* This is based on patients treated on this contract for their most recent course of treatment. Figures in italics indicate the base number of FP17s or Patient Questionnaire responses are less than 100. N/A is shown where the base number of responses is less than 10 during the period. % is calculated as Quantity/Base number\*100

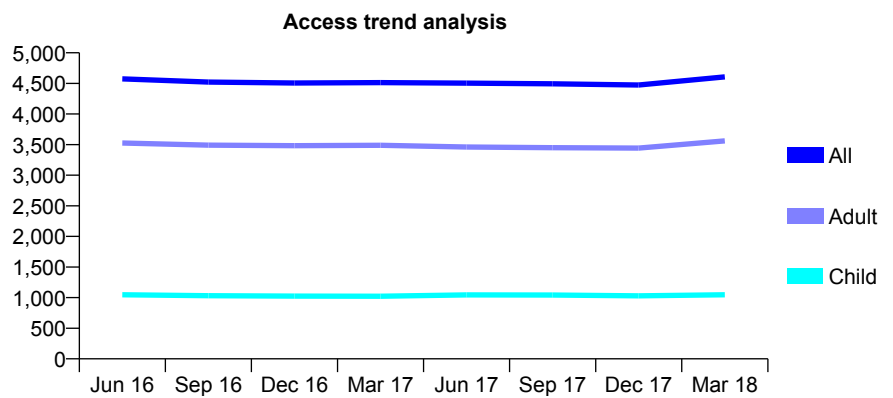
## Q44 - Vital Signs At a Glance Contract Report for 102172/0001 - Year end March 2018

Name or company name	Crystal Dental Clinic Ltd
Contract type name	GDS Contract
Purpose of contract	General
Contract start date	01/05/2011
Contract end date	

17/18 Contracted general activity (UDA)	13,705
Carry forward general activity (UDA)	427
17/18 Contracted orthodontic activity (UOA)	0
Carry forward orthodontic activity (UOA)	0
Baseline contract value	£369,884.04

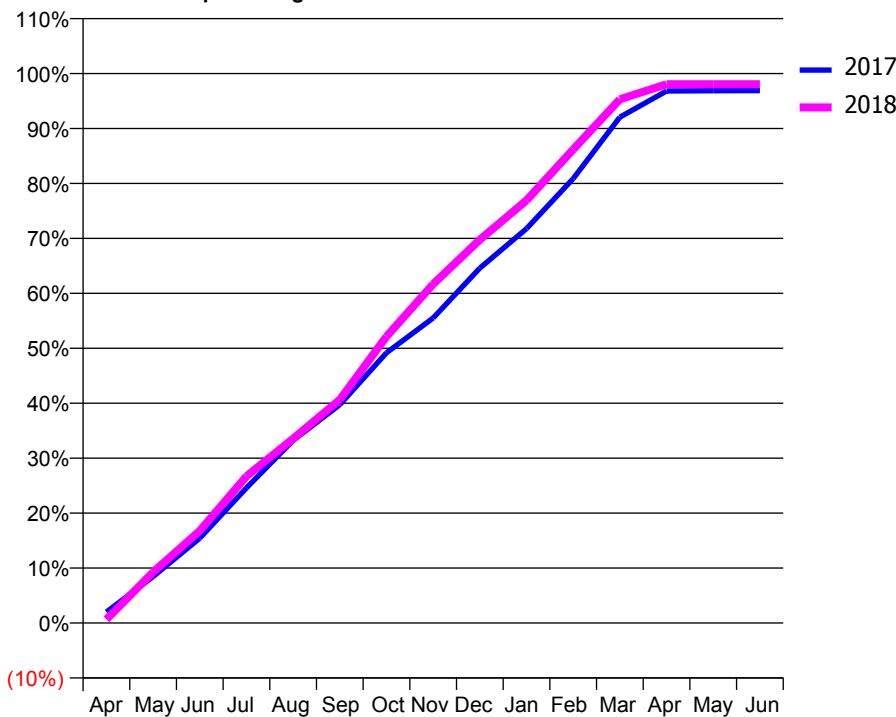
### ACCESS\*

Patients seen in 24 months	Total	Change since previous quarter
Quarter ending March 2017	4,513	
Quarter ending June 2017	4,504	→
Quarter ending September 2017	4,493	→
Quarter ending December 2017	4,473	→
Quarter ending March 2018	4,606	↑
<b>Variance since March 2017</b>	<b>2.1%</b>	<b>↑</b>



### ACTIVITY

Cumulative percentage of contracted UDA delivered 2017 & 2018



Month	Adjusted Scheduled Activity (UDA)	
	2017	2018
April	274	93
May	1,160	1,270
June	2,116	2,300
July	3,369	3,658
August	4,556	4,597
September	5,445	5,569
October	6,739	7,147
November	7,609	8,453
December	8,851	9,559
January	9,835	10,540
February	11,083	11,812
March	12,618	13,063
April	13,268	13,438
May	13,276	13,438
June	13,278	13,438

### QUALITY

	Quantity	Base Number	Contract	AT	Region	England
% of FP17s for the same patient ID Re-attending within 3 months - Children	107	1,767	6.1%	11.8%	12.8%	11.9%
% of FP17s for the same patient ID Re-attending within 3 months - Adults	924	6,171	15.0%	17.1%	16.5%	16.0%
% of FP17s for the same patient ID Re-attending between 3 & 9 months - Children	1,125	1,767	63.7%	57.7%	59.7%	58.3%
% of FP17s for the same patient ID Re-attending between 3 & 9 months - Adults	3,819	6,171	61.9%	51.0%	52.6%	50.3%
% of FP17s for Band 1 Urgent Courses	401	7,596	5.3%	9.6%	9.1%	9.1%
% of FP17s Relating to Free Repair or Replacements	97	7,596	1.3%	1.1%	1.0%	0.8%
% of FP17s Relating to Continuations	75	7,596	1.0%	1.3%	1.2%	1.0%
% of Patients satisfied with the dentistry they have received	7	8	N/A	91.9%	91.6%	91.5%
% of Patients satisfied with the time they had to wait for an appointment	8	8	N/A	90.8%	88.3%	87.9%

\* This is based on patients treated on this contract for their most recent course of treatment. Figures in italics indicate the base number of FP17s or Patient Questionnaire responses are less than 100. N/A is shown where the base number of responses is less than 10 during the period. % is calculated as Quantity/Base number\*100

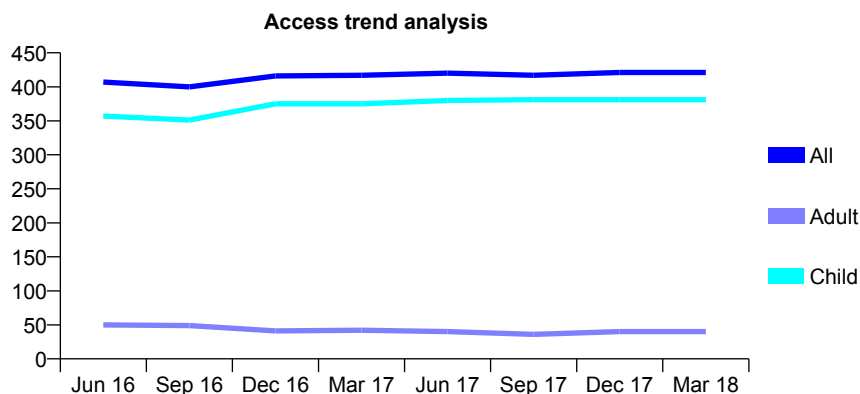
## Q44 - Vital Signs At a Glance Contract Report for 103292/0001 - Year end March 2018

Name or company name	Baran & Hull Ltd
Contract type name	GDS Contract
Purpose of contract	General
Contract start date	01/04/2011
Contract end date	

17/18 Contracted general activity (UDA)	1,000
Carry forward general activity (UDA)	0
17/18 Contracted orthodontic activity (UOA)	0
Carry forward orthodontic activity (UOA)	0
Baseline contract value	£25,449.11

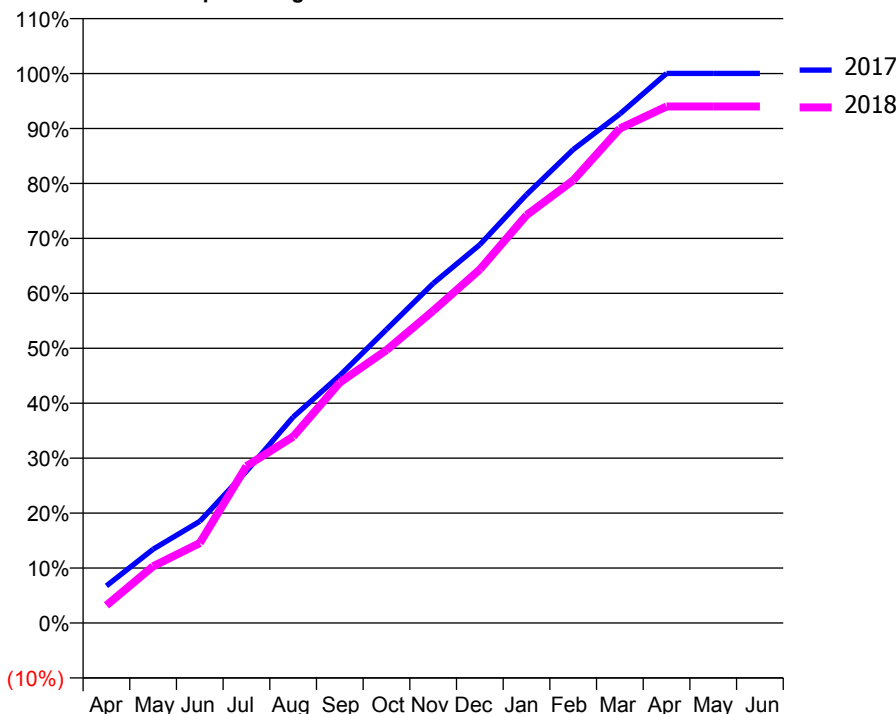
### ACCESS\*

Patients seen in 24 months	Total	Change since previous quarter
Quarter ending March 2017	417	
Quarter ending June 2017	420	→
Quarter ending September 2017	417	→
Quarter ending December 2017	421	→
Quarter ending March 2018	421	→
<b>Variance since March 2017</b>	<b>1.0%</b>	<b>→</b>



### ACTIVITY

Cumulative percentage of contracted UDA delivered 2017 & 2018



Month	Adjusted Scheduled Activity (UDA)	
	2017	2018
April	68	32
May	135	103
June	186	146
July	278	286
August	377	339
September	453	438
October	537	497
November	621	568
December	692	643
January	783	742
February	866	806
March	931	900
April	1,005	940
May	1,005	940
June	1,005	940

### QUALITY

	Quantity	Base Number	Contract	AT	Region	England
% of FP17s for the same patient ID Re-attending within 3 months - Children	122	819	14.9%	11.8%	12.8%	11.9%
% of FP17s for the same patient ID Re-attending within 3 months - Adults	0	0	N/A	17.1%	16.5%	16.0%
% of FP17s for the same patient ID Re-attending between 3 & 9 months - Children	570	819	69.6%	57.7%	59.7%	58.3%
% of FP17s for the same patient ID Re-attending between 3 & 9 months - Adults	0	0	N/A	51.0%	52.6%	50.3%
% of FP17s for Band 1 Urgent Courses	25	800	3.1%	9.6%	9.1%	9.1%
% of FP17s Relating to Free Repair or Replacements	0	800	0.0%	1.1%	1.0%	0.8%
% of FP17s Relating to Continuations	0	800	0.0%	1.3%	1.2%	1.0%
% of Patients satisfied with the dentistry they have received	1	1	N/A	91.9%	91.6%	91.5%
% of Patients satisfied with the time they had to wait for an appointment	1	1	N/A	90.8%	88.3%	87.9%

\* This is based on patients treated on this contract for their most recent course of treatment. Figures in italics indicate the base number of FP17s or Patient Questionnaire responses are less than 100. N/A is shown where the base number of responses is less than 10 during the period. % is calculated as Quantity/Base number\*100

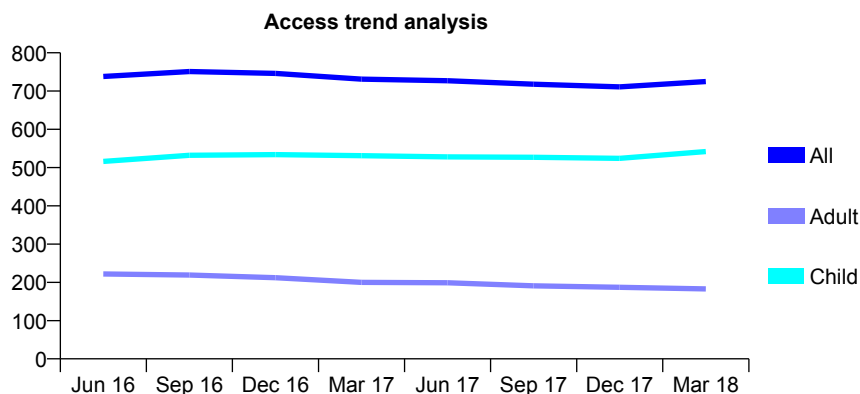
## Q44 - Vital Signs At a Glance Contract Report for 103306/0001 - Year end March 2018

Name or company name	PD Dental Care Ltd
Contract type name	GDS Contract
Purpose of contract	General
Contract start date	01/05/2011
Contract end date	

17/18 Contracted general activity (UDA)	2,648
Carry forward general activity (UDA)	0
17/18 Contracted orthodontic activity (UOA)	0
Carry forward orthodontic activity (UOA)	0
Baseline contract value	£67,528.28

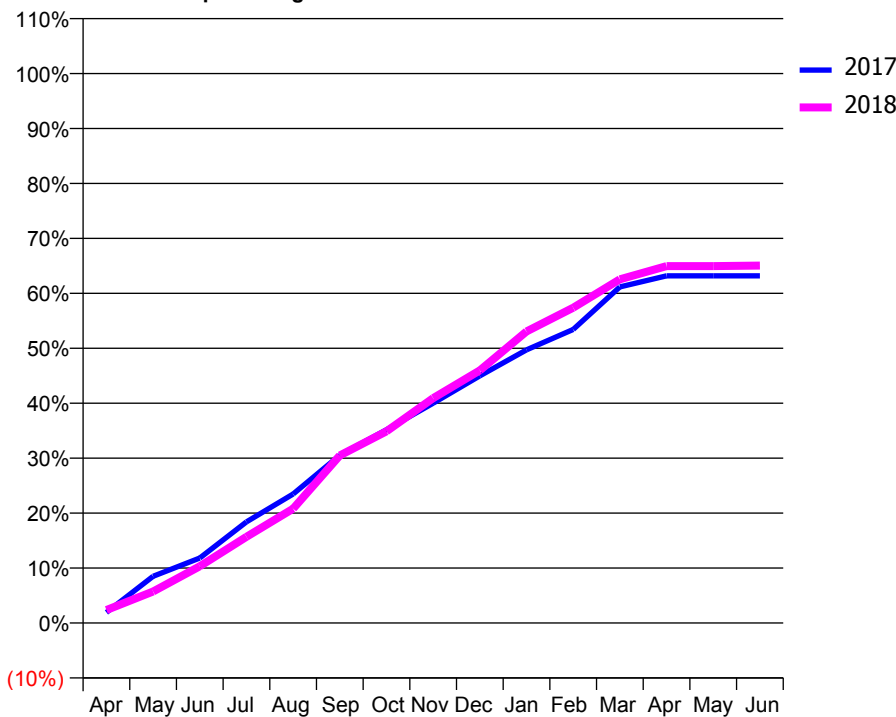
### ACCESS\*

Patients seen in 24 months	Total	Change since previous quarter
Quarter ending March 2017	731	
Quarter ending June 2017	727	→
Quarter ending September 2017	718	↓
Quarter ending December 2017	711	→
Quarter ending March 2018	725	→
<b>Variance since March 2017</b>	<b>(0.8%)</b>	<b>→</b>



### ACTIVITY

Cumulative percentage of contracted UDA delivered 2017 & 2018



Month	Adjusted Scheduled Activity (UDA)	
	2017	2018
April	51	62
May	225	152
June	313	273
July	488	415
August	622	551
September	809	808
October	931	924
November	1,059	1,084
December	1,191	1,218
January	1,316	1,405
February	1,415	1,519
March	1,620	1,656
April	1,673	1,720
May	1,673	1,720
June	1,673	1,722

### QUALITY

	Quantity	Base Number	Contract	AT	Region	England
% of FP17s for the same patient ID Re-attending within 3 months - Children	82	1,009	8.1%	11.8%	12.8%	11.9%
% of FP17s for the same patient ID Re-attending within 3 months - Adults	13	199	6.5%	17.1%	16.5%	16.0%
% of FP17s for the same patient ID Re-attending between 3 & 9 months - Children	712	1,009	70.6%	57.7%	59.7%	58.3%
% of FP17s for the same patient ID Re-attending between 3 & 9 months - Adults	149	199	74.9%	51.0%	52.6%	50.3%
% of FP17s for Band 1 Urgent Courses	31	1,217	2.5%	9.6%	9.1%	9.1%
% of FP17s Relating to Free Repair or Replacements	1	1,217	0.1%	1.1%	1.0%	0.8%
% of FP17s Relating to Continuations	1	1,217	0.1%	1.3%	1.2%	1.0%
% of Patients satisfied with the dentistry they have received	1	1	N/A	91.9%	91.6%	91.5%
% of Patients satisfied with the time they had to wait for an appointment	0	1	N/A	90.8%	88.3%	87.9%

\* This is based on patients treated on this contract for their most recent course of treatment. Figures in italics indicate the base number of FP17s or Patient Questionnaire responses are less than 100. N/A is shown where the base number of responses is less than 10 during the period. % is calculated as Quantity/Base number\*100

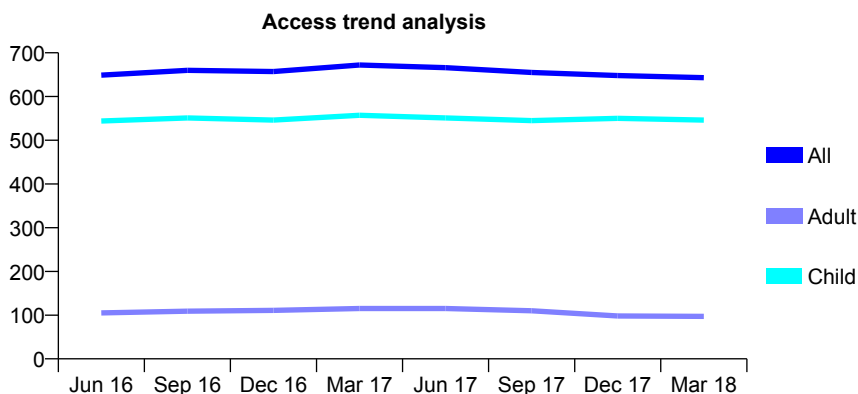
## Q44 - Vital Signs At a Glance Contract Report for 104892/0001 - Year end March 2018

Name or company name	The King Street Dental Practice Ltd
Contract type name	GDS Contract
Purpose of contract	General
Contract start date	01/04/2007
Contract end date	

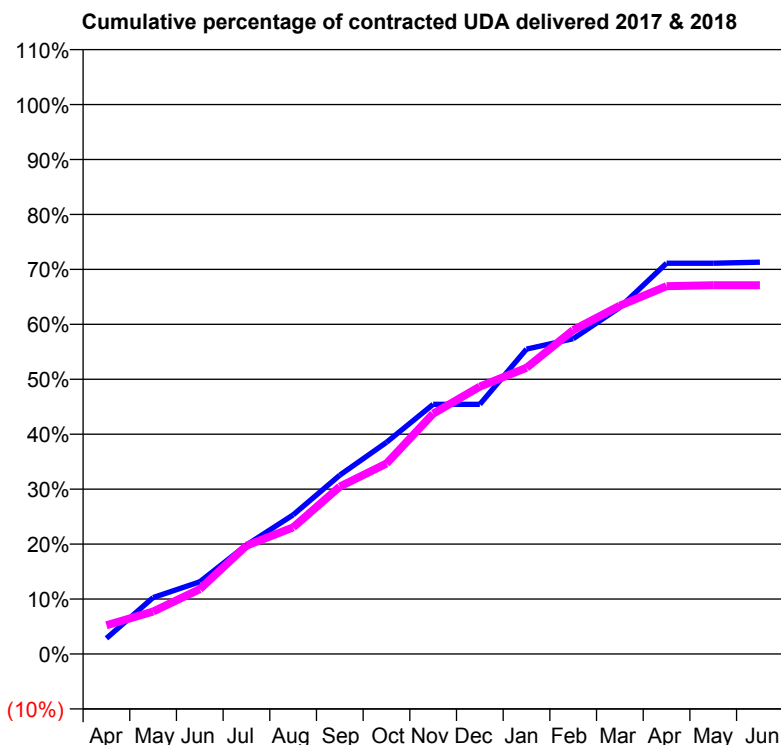
17/18 Contracted general activity (UDA)	1,644
Carry forward general activity (UDA)	0
17/18 Contracted orthodontic activity (UOA)	0
Carry forward orthodontic activity (UOA)	0
Baseline contract value	£35,304.69

### ACCESS\*

Patients seen in 24 months	Total	Change since previous quarter
Quarter ending March 2017	672	
Quarter ending June 2017	666	→
Quarter ending September 2017	655	↓
Quarter ending December 2017	648	↓
Quarter ending March 2018	643	→
<b>Variance since March 2017</b>	<b>(4.3%)</b>	<b>↓</b>



### ACTIVITY



Month	Adjusted Scheduled Activity (UDA)	
	2017	2018
April	47	86
May	169	127
June	216	194
July	326	324
August	416	379
September	535	501
October	633	570
November	747	719
December	747	800
January	912	856
February	943	969
March	1,037	1,042
April	1,169	1,100
May	1,169	1,103
June	1,172	1,103

### QUALITY

	Quantity	Base Number	Contract	AT	Region	England
% of FP17s for the same patient ID Re-attending within 3 months - Children	80	952	8.4%	11.8%	12.8%	11.9%
% of FP17s for the same patient ID Re-attending within 3 months - Adults	4	40	10.0%	17.1%	16.5%	16.0%
% of FP17s for the same patient ID Re-attending between 3 & 9 months - Children	574	952	60.3%	57.7%	59.7%	58.3%
% of FP17s for the same patient ID Re-attending between 3 & 9 months - Adults	23	40	57.5%	51.0%	52.6%	50.3%
% of FP17s for Band 1 Urgent Courses	3	933	0.3%	9.6%	9.1%	9.1%
% of FP17s Relating to Free Repair or Replacements	0	933	0.0%	1.1%	1.0%	0.8%
% of FP17s Relating to Continuations	0	933	0.0%	1.3%	1.2%	1.0%
% of Patients satisfied with the dentistry they have received	1	1	N/A	91.9%	91.6%	91.5%
% of Patients satisfied with the time they had to wait for an appointment	1	1	N/A	90.8%	88.3%	87.9%

\* This is based on patients treated on this contract for their most recent course of treatment. Figures in italics indicate the base number of FP17s or Patient Questionnaire responses are less than 100. N/A is shown where the base number of responses is less than 10 during the period. % is calculated as Quantity/Base number\*100

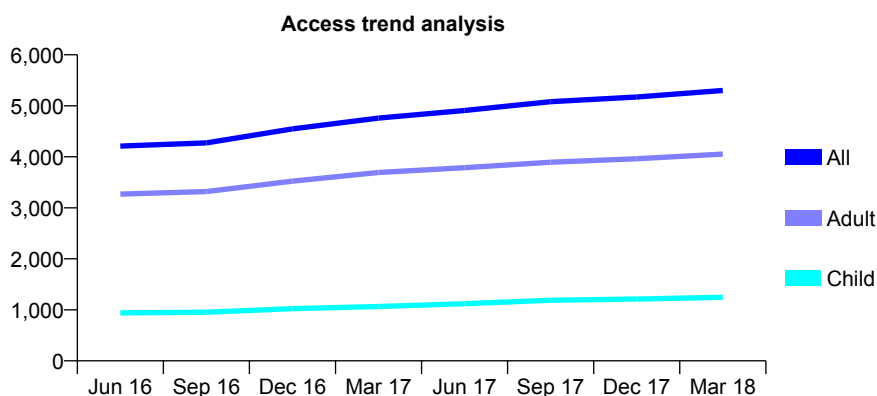
## Q44 - Vital Signs At a Glance Contract Report for 105120/0001 - Year end March 2018

Name or company name	Handforth Dental Practice LLP
Contract type name	GDS Contract
Purpose of contract	General
Contract start date	01/06/2007
Contract end date	

17/18 Contracted general activity (UDA)	16,767
Carry forward general activity (UDA)	1,087
17/18 Contracted orthodontic activity (UOA)	0
Carry forward orthodontic activity (UOA)	0
Baseline contract value	£417,336.34

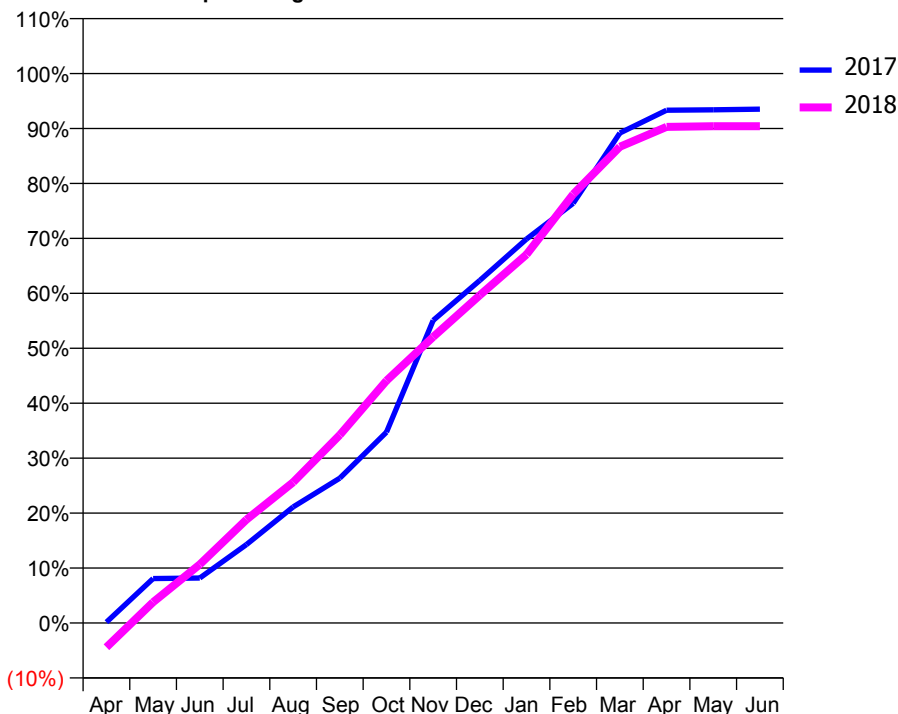
### ACCESS\*

Patients seen in 24 months	Total	Change since previous quarter
Quarter ending March 2017	4,759	
Quarter ending June 2017	4,908	↑
Quarter ending September 2017	5,081	↑
Quarter ending December 2017	5,172	→
Quarter ending March 2018	5,301	↑
<b>Variance since March 2017</b>	<b>11.4%</b>	<b>↑</b>



### ACTIVITY

Cumulative percentage of contracted UDA delivered 2017 & 2018



Month	Adjusted Scheduled Activity (UDA)	
	2017	2018
April	25	-744
May	1,356	637
June	1,375	1,787
July	2,396	3,157
August	3,541	4,295
September	4,419	5,738
October	5,824	7,395
November	9,233	8,731
December	10,456	10,001
January	11,715	11,242
February	12,808	13,084
March	14,953	14,534
April	15,646	15,136
May	15,661	15,157
June	15,680	15,157

### QUALITY

	Quantity	Base Number	Contract	AT	Region	England
% of FP17s for the same patient ID Re-attending within 3 months - Children	206	1,998	10.3%	11.8%	12.8%	11.9%
% of FP17s for the same patient ID Re-attending within 3 months - Adults	1,030	6,049	17.0%	17.1%	16.5%	16.0%
% of FP17s for the same patient ID Re-attending between 3 & 9 months - Children	1,131	1,998	56.6%	57.7%	59.7%	58.3%
% of FP17s for the same patient ID Re-attending between 3 & 9 months - Adults	3,274	6,049	54.1%	51.0%	52.6%	50.3%
% of FP17s for Band 1 Urgent Courses	626	8,004	7.8%	9.6%	9.1%	9.1%
% of FP17s Relating to Free Repair or Replacements	158	8,004	2.0%	1.1%	1.0%	0.8%
% of FP17s Relating to Continuations	229	8,004	2.9%	1.3%	1.2%	1.0%
% of Patients satisfied with the dentistry they have received	11	12	91.7%	91.9%	91.6%	91.5%
% of Patients satisfied with the time they had to wait for an appointment	11	12	91.7%	90.8%	88.3%	87.9%

\* This is based on patients treated on this contract for their most recent course of treatment. Figures in italics indicate the base number of FP17s or Patient Questionnaire responses are less than 100. N/A is shown where the base number of responses is less than 10 during the period. % is calculated as Quantity/Base number\*100



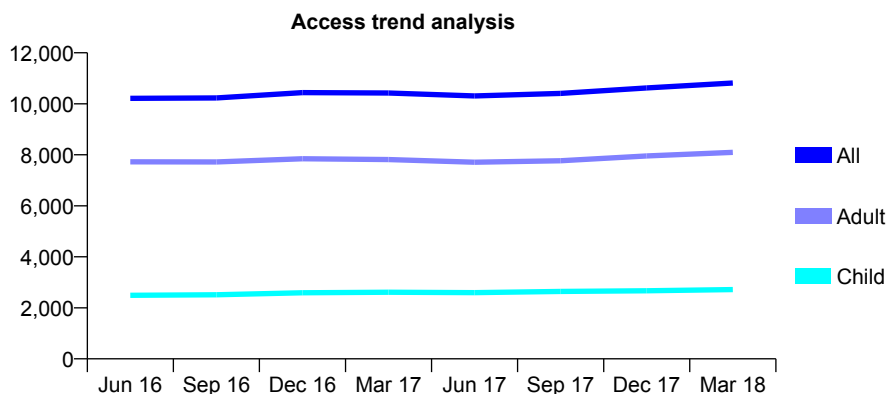
## Q44 - Vital Signs At a Glance Contract Report for 105902/0001 - Year end March 2018

Name or company name	MAC Dental Centre Ltd
Contract type name	GDS Contract
Purpose of contract	General
Contract start date	01/05/2011
Contract end date	

17/18 Contracted general activity (UDA)	34,000
Carry forward general activity (UDA)	0
17/18 Contracted orthodontic activity (UOA)	0
Carry forward orthodontic activity (UOA)	0
Baseline contract value	£787,940.71

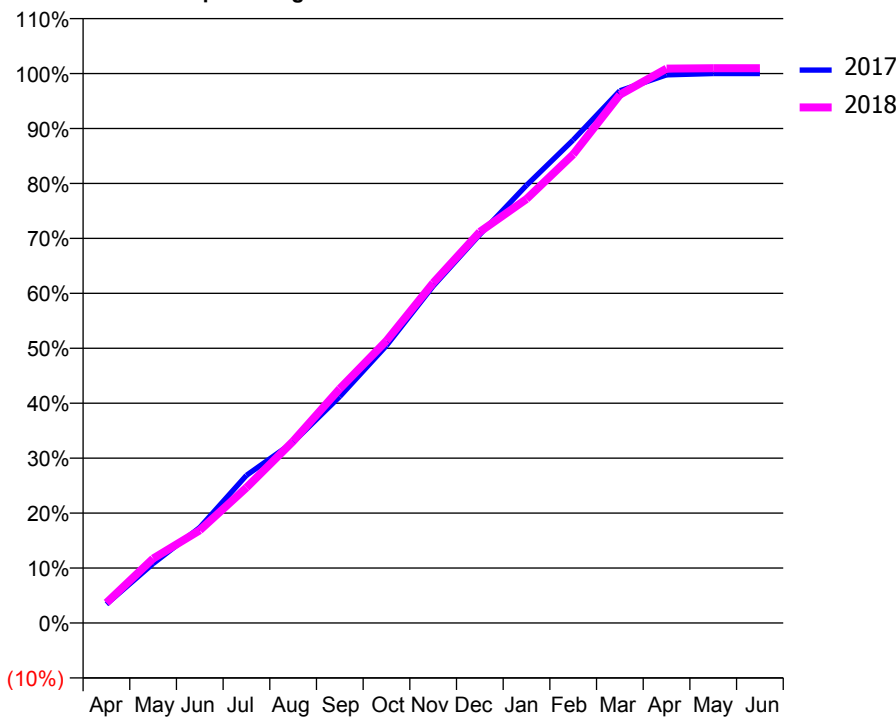
### ACCESS\*

Patients seen in 24 months	Total	Change since previous quarter
Quarter ending March 2017	10,426	
Quarter ending June 2017	10,307	↓
Quarter ending September 2017	10,407	→
Quarter ending December 2017	10,623	↑
Quarter ending March 2018	10,817	→
<b>Variance since March 2017</b>	<b>3.8%</b>	<b>↑</b>



### ACTIVITY

Cumulative percentage of contracted UDA delivered 2017 & 2018



Month	Adjusted Scheduled Activity (UDA)	
	2017	2018
April	1,182	1,249
May	3,723	3,989
June	5,991	5,738
July	9,258	8,376
August	11,325	11,247
September	14,190	14,501
October	17,387	17,465
November	21,115	21,046
December	24,346	24,206
January	27,431	26,236
February	30,272	29,000
March	33,357	32,685
April	34,349	34,302
May	34,431	34,326
June	34,436	34,326

### QUALITY

	Quantity	Base Number	Contract	AT	Region	England
% of FP17s for the same patient ID Re-attending within 3 months - Children	269	4,131	6.5%	11.8%	12.8%	11.9%
% of FP17s for the same patient ID Re-attending within 3 months - Adults	1,614	11,720	13.8%	17.1%	16.5%	16.0%
% of FP17s for the same patient ID Re-attending between 3 & 9 months - Children	2,621	4,131	63.4%	57.7%	59.7%	58.3%
% of FP17s for the same patient ID Re-attending between 3 & 9 months - Adults	6,369	11,720	54.3%	51.0%	52.6%	50.3%
% of FP17s for Band 1 Urgent Courses	1,113	16,071	6.9%	9.6%	9.1%	9.1%
% of FP17s Relating to Free Repair or Replacements	346	16,071	2.2%	1.1%	1.0%	0.8%
% of FP17s Relating to Continuations	120	16,071	0.7%	1.3%	1.2%	1.0%
% of Patients satisfied with the dentistry they have received	14	14	100.0%	91.9%	91.6%	91.5%
% of Patients satisfied with the time they had to wait for an appointment	13	14	92.9%	90.8%	88.3%	87.9%

\* This is based on patients treated on this contract for their most recent course of treatment. Figures in italics indicate the base number of FP17s or Patient Questionnaire responses are less than 100. N/A is shown where the base number of responses is less than 10 during the period. % is calculated as Quantity/Base number\*100

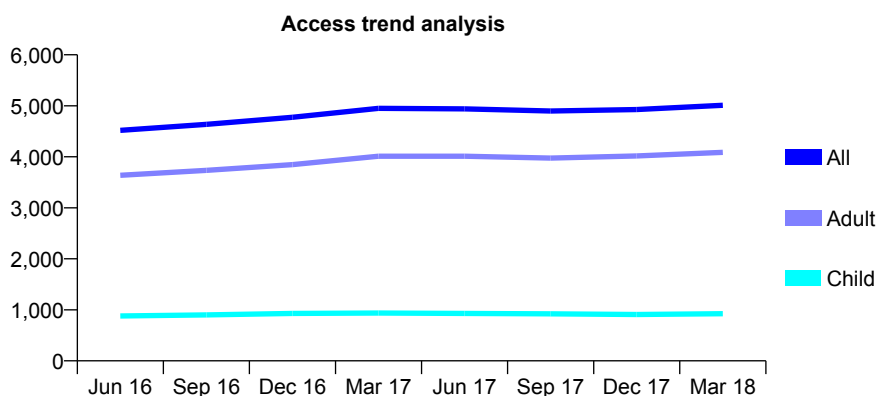
## Q44 - Vital Signs At a Glance Contract Report for 106690/0001 - Year end March 2018

Name or company name	Sankey Street Dental Practice.
Contract type name	GDS Contract
Purpose of contract	General
Contract start date	01/04/2014
Contract end date	

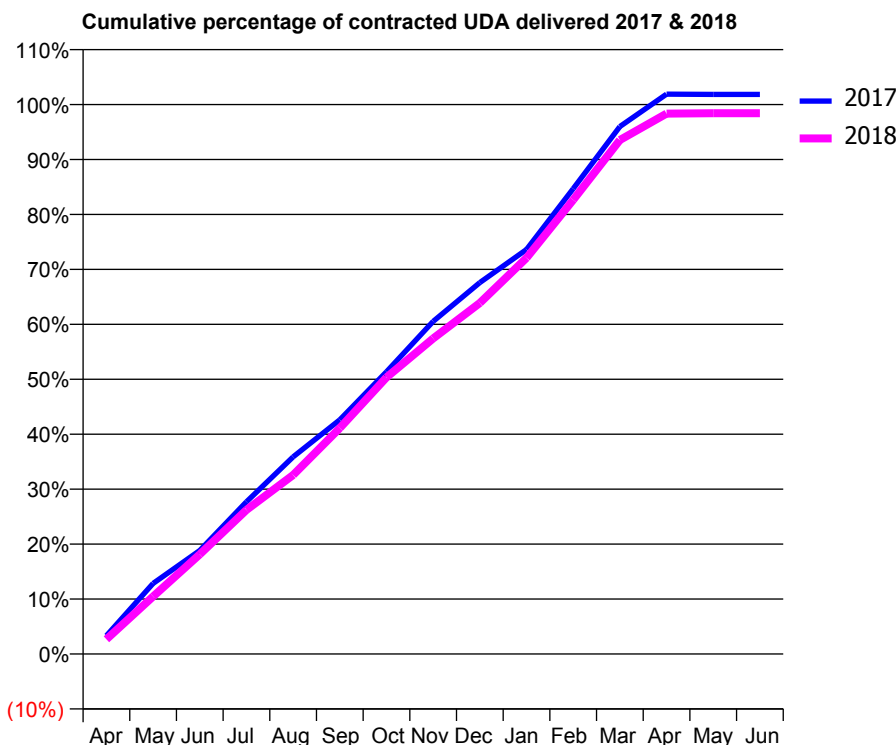
17/18 Contracted general activity (UDA)	14,090
Carry forward general activity (UDA)	0
17/18 Contracted orthodontic activity (UOA)	0
Carry forward orthodontic activity (UOA)	0
Baseline contract value	£305,673.19

### ACCESS\*

Patients seen in 24 months	Total	Change since previous quarter
Quarter ending March 2017	4,951	
Quarter ending June 2017	4,941	→
Quarter ending September 2017	4,897	→
Quarter ending December 2017	4,926	→
Quarter ending March 2018	5,011	→
<b>Variance since March 2017</b>	<b>1.2%</b>	<b>→</b>



### ACTIVITY



Month	Adjusted Scheduled Activity (UDA)	
	2017	2018
April	469	376
May	1,810	1,474
June	2,654	2,555
July	3,903	3,694
August	5,054	4,589
September	6,007	5,795
October	7,237	7,093
November	8,531	8,091
December	9,525	9,002
January	10,372	10,158
February	11,933	11,644
March	13,523	13,178
April	14,357	13,858
May	14,349	13,868
June	14,349	13,868

### QUALITY

	Quantity	Base Number	Contract	AT	Region	England
% of FP17s for the same patient ID Re-attending within 3 months - Children	77	1,302	5.9%	11.8%	12.8%	11.9%
% of FP17s for the same patient ID Re-attending within 3 months - Adults	809	5,395	15.0%	17.1%	16.5%	16.0%
% of FP17s for the same patient ID Re-attending between 3 & 9 months - Children	727	1,302	55.8%	57.7%	59.7%	58.3%
% of FP17s for the same patient ID Re-attending between 3 & 9 months - Adults	2,613	5,395	48.4%	51.0%	52.6%	50.3%
% of FP17s for Band 1 Urgent Courses	490	6,088	8.0%	9.6%	9.1%	9.1%
% of FP17s Relating to Free Repair or Replacements	90	6,088	1.5%	1.1%	1.0%	0.8%
% of FP17s Relating to Continuations	23	6,088	0.4%	1.3%	1.2%	1.0%
% of Patients satisfied with the dentistry they have received	4	5	N/A	91.9%	91.6%	91.5%
% of Patients satisfied with the time they had to wait for an appointment	5	5	N/A	90.8%	88.3%	87.9%

\* This is based on patients treated on this contract for their most recent course of treatment. Figures in italics indicate the base number of FP17s or Patient Questionnaire responses are less than 100. N/A is shown where the base number of responses is less than 10 during the period. % is calculated as Quantity/Base number\*100

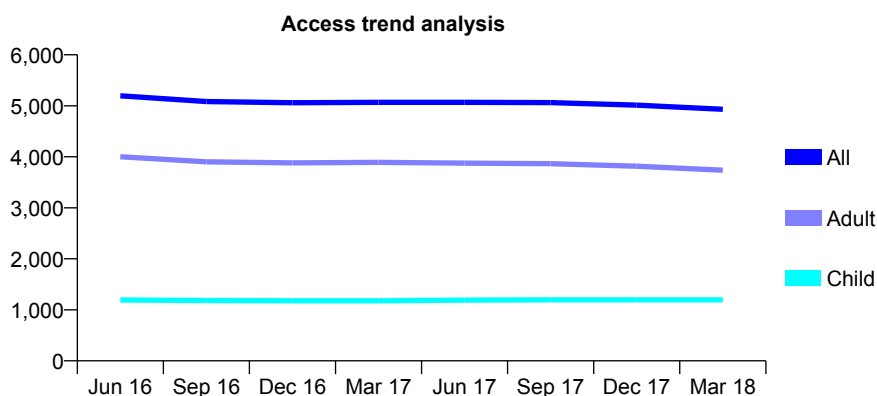
## Q44 - Vital Signs At a Glance Contract Report for 106976/0001 - Year end March 2018

Name or company name	Greasby Dental Centre
Contract type name	GDS Contract
Purpose of contract	General
Contract start date	01/08/2009
Contract end date	

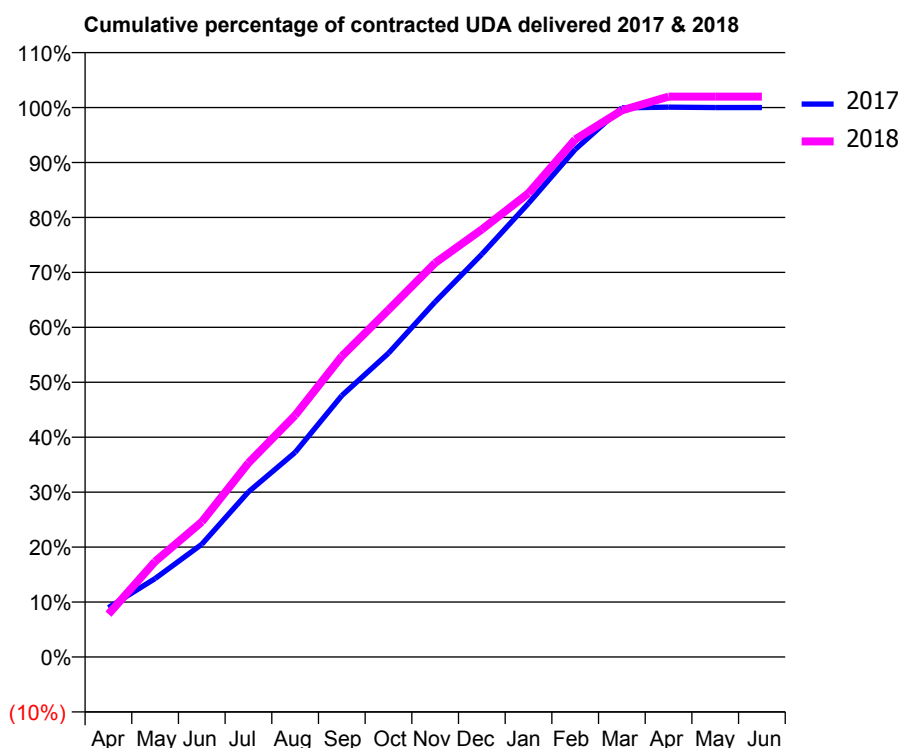
17/18 Contracted general activity (UDA)	14,380
Carry forward general activity (UDA)	0
17/18 Contracted orthodontic activity (UOA)	0
Carry forward orthodontic activity (UOA)	0
Baseline contract value	£393,763.83

### ACCESS\*

Patients seen in 24 months	Total	Change since previous quarter
Quarter ending March 2017	5,069	
Quarter ending June 2017	5,068	→
Quarter ending September 2017	5,062	→
Quarter ending December 2017	5,012	→
Quarter ending March 2018	4,932	↓
<b>Variance since March 2017</b>	<b>(2.7%)</b>	<b>↓</b>



### ACTIVITY



Month	Adjusted Scheduled Activity (UDA)	
	2017	2018
April	1,316	1,124
May	2,090	2,502
June	3,005	3,536
July	4,398	5,078
August	5,453	6,325
September	6,965	7,870
October	8,095	9,084
November	9,462	10,314
December	10,731	11,189
January	12,087	12,138
February	13,521	13,545
March	14,632	14,307
April	14,648	14,665
May	14,638	14,664
June	14,639	14,664

### QUALITY

	Quantity	Base Number	Contract	AT	Region	England
% of FP17s for the same patient ID Re-attending within 3 months - Children	95	1,688	5.6%	11.8%	12.8%	11.9%
% of FP17s for the same patient ID Re-attending within 3 months - Adults	925	5,384	17.2%	17.1%	16.5%	16.0%
% of FP17s for the same patient ID Re-attending between 3 & 9 months - Children	1,044	1,688	61.8%	57.7%	59.7%	58.3%
% of FP17s for the same patient ID Re-attending between 3 & 9 months - Adults	2,758	5,384	51.2%	51.0%	52.6%	50.3%
% of FP17s for Band 1 Urgent Courses	639	7,246	8.8%	9.6%	9.1%	9.1%
% of FP17s Relating to Free Repair or Replacements	134	7,246	1.8%	1.1%	1.0%	0.8%
% of FP17s Relating to Continuations	90	7,246	1.2%	1.3%	1.2%	1.0%
% of Patients satisfied with the dentistry they have received	7	7	N/A	91.9%	91.6%	91.5%
% of Patients satisfied with the time they had to wait for an appointment	7	7	N/A	90.8%	88.3%	87.9%

\* This is based on patients treated on this contract for their most recent course of treatment. Figures in italics indicate the base number of FP17s or Patient Questionnaire responses are less than 100. N/A is shown where the base number of responses is less than 10 during the period. % is calculated as Quantity/Base number\*100

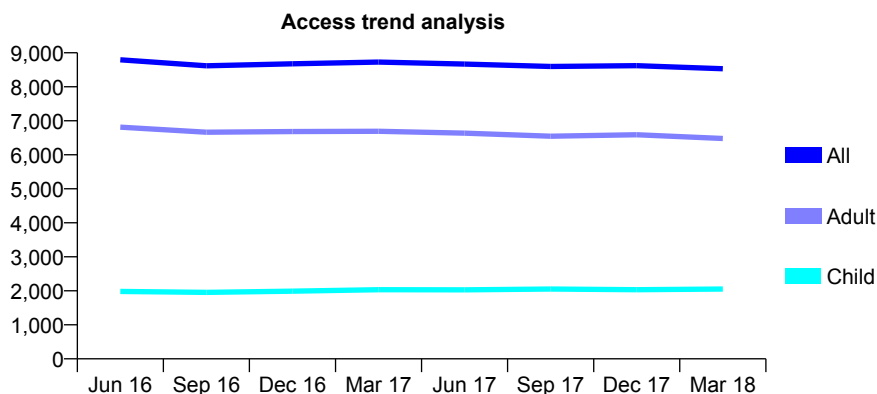
## Q44 - Vital Signs At a Glance Contract Report for 107271/0001 - Year end March 2018

Name or company name	Pooltown Dental
Contract type name	GDS Contract
Purpose of contract	General
Contract start date	01/04/2009
Contract end date	

17/18 Contracted general activity (UDA)	23,695
Carry forward general activity (UDA)	903
17/18 Contracted orthodontic activity (UOA)	0
Carry forward orthodontic activity (UOA)	0
Baseline contract value	£706,358.11

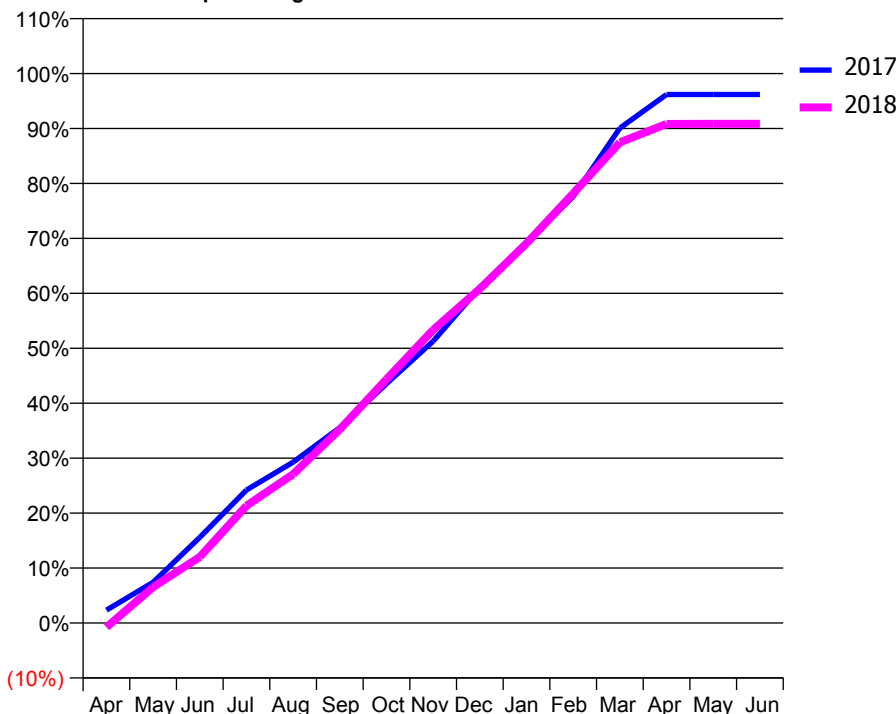
### ACCESS\*

Patients seen in 24 months	Total	Change since previous quarter
Quarter ending March 2017	8,727	
Quarter ending June 2017	8,668	→
Quarter ending September 2017	8,597	→
Quarter ending December 2017	8,623	→
Quarter ending March 2018	8,531	↓
<b>Variance since March 2017</b>	<b>(2.2%)</b>	<b>↓</b>



### ACTIVITY

Cumulative percentage of contracted UDA delivered 2017 & 2018



Adjusted Scheduled Activity (UDA)

Month	2017	2018
April	553	-184
May	1,755	1,550
June	3,695	2,847
July	5,737	5,059
August	6,935	6,419
September	8,429	8,354
October	10,318	10,516
November	12,153	12,643
December	14,470	14,415
January	16,389	16,375
February	18,391	18,521
March	21,341	20,724
April	22,788	21,518
May	22,789	21,524
June	22,792	21,524

### QUALITY

	Quantity	Base Number	Contract	AT	Region	England
% of FP17s for the same patient ID Re-attending within 3 months - Children	274	2,729	10.0%	11.8%	12.8%	11.9%
% of FP17s for the same patient ID Re-attending within 3 months - Adults	1,843	8,279	22.3%	17.1%	16.5%	16.0%
% of FP17s for the same patient ID Re-attending between 3 & 9 months - Children	1,387	2,729	50.8%	57.7%	59.7%	58.3%
% of FP17s for the same patient ID Re-attending between 3 & 9 months - Adults	2,677	8,279	32.3%	51.0%	52.6%	50.3%
% of FP17s for Band 1 Urgent Courses	1,970	10,728	18.4%	9.6%	9.1%	9.1%
% of FP17s Relating to Free Repair or Replacements	74	10,728	0.7%	1.1%	1.0%	0.8%
% of FP17s Relating to Continuations	197	10,728	1.8%	1.3%	1.2%	1.0%
% of Patients satisfied with the dentistry they have received	14	16	87.5%	91.9%	91.6%	91.5%
% of Patients satisfied with the time they had to wait for an appointment	15	16	93.8%	90.8%	88.3%	87.9%

\* This is based on patients treated on this contract for their most recent course of treatment. Figures in italics indicate the base number of FP17s or Patient Questionnaire responses are less than 100. N/A is shown where the base number of responses is less than 10 during the period. % is calculated as Quantity/Base number\*100

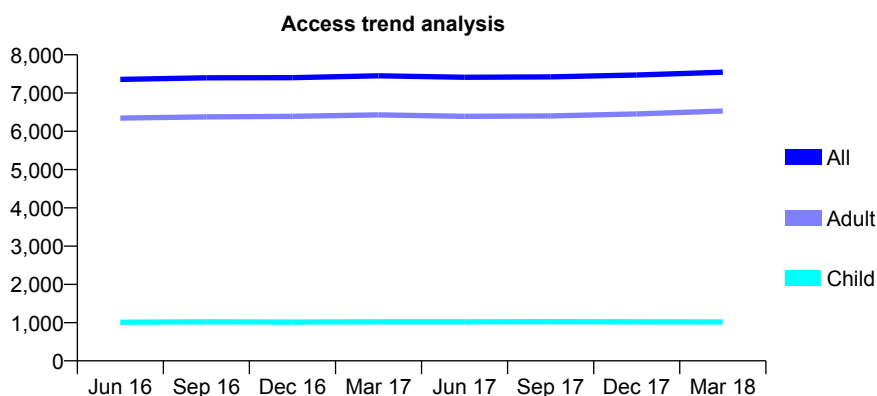
## Q44 - Vital Signs At a Glance Contract Report for 107468/0001 - Year end March 2018

Name or company name	Foregate Street Dental Clinic
Contract type name	GDS Contract
Purpose of contract	General
Contract start date	01/04/2009
Contract end date	

17/18 Contracted general activity (UDA)	24,100
Carry forward general activity (UDA)	0
17/18 Contracted orthodontic activity (UOA)	0
Carry forward orthodontic activity (UOA)	0
Baseline contract value	£579,029.13

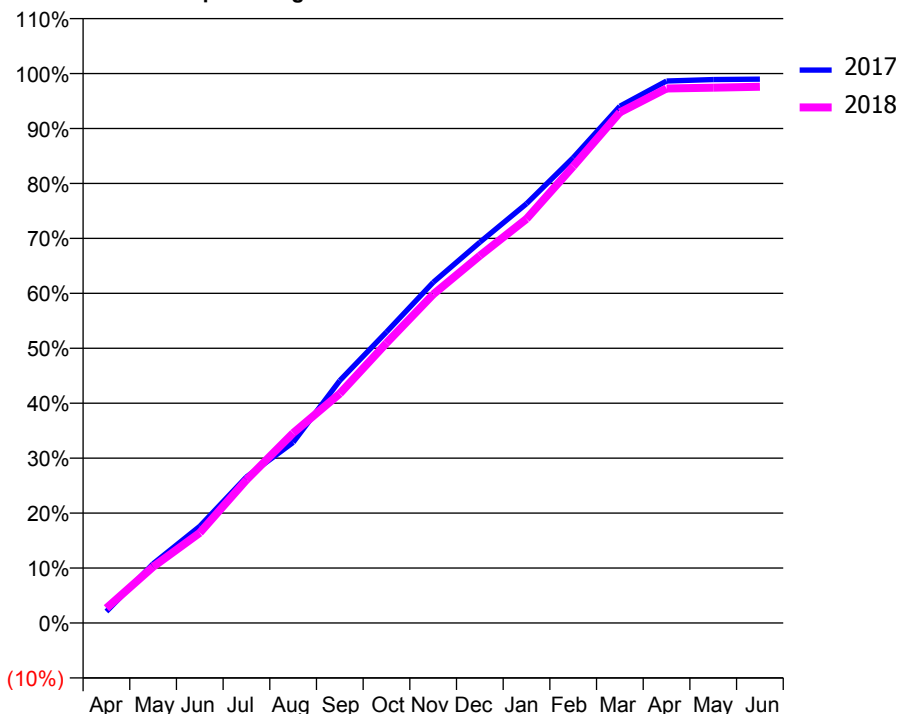
### ACCESS\*

Patients seen in 24 months	Total	Change since previous quarter
Quarter ending March 2017	7,452	
Quarter ending June 2017	7,412	→
Quarter ending September 2017	7,424	→
Quarter ending December 2017	7,473	→
Quarter ending March 2018	7,545	→
<b>Variance since March 2017</b>	<b>1.2%</b>	<b>→</b>



### ACTIVITY

Cumulative percentage of contracted UDA delivered 2017 & 2018



Month	Adjusted Scheduled Activity (UDA)	
	2017	2018
April	508	653
May	2,598	2,466
June	4,244	3,959
July	6,405	6,278
August	7,920	8,329
September	10,637	10,062
October	12,766	12,276
November	14,942	14,412
December	16,701	16,110
January	18,389	17,721
February	20,409	20,027
March	22,668	22,399
April	23,772	23,442
May	23,832	23,479
June	23,850	23,521

### QUALITY

	Quantity	Base Number	Contract	AT	Region	England
% of FP17s for the same patient ID Re-attending within 3 months - Children	104	1,513	6.9%	11.8%	12.8%	11.9%
% of FP17s for the same patient ID Re-attending within 3 months - Adults	1,844	10,374	17.8%	17.1%	16.5%	16.0%
% of FP17s for the same patient ID Re-attending between 3 & 9 months - Children	922	1,513	60.9%	57.7%	59.7%	58.3%
% of FP17s for the same patient ID Re-attending between 3 & 9 months - Adults	5,874	10,374	56.6%	51.0%	52.6%	50.3%
% of FP17s for Band 1 Urgent Courses	1,255	11,881	10.6%	9.6%	9.1%	9.1%
% of FP17s Relating to Free Repair or Replacements	163	11,881	1.4%	1.1%	1.0%	0.8%
% of FP17s Relating to Continuations	95	11,881	0.8%	1.3%	1.2%	1.0%
% of Patients satisfied with the dentistry they have received	14	14	100.0%	91.9%	91.6%	91.5%
% of Patients satisfied with the time they had to wait for an appointment	14	14	100.0%	90.8%	88.3%	87.9%

\* This is based on patients treated on this contract for their most recent course of treatment. Figures in italics indicate the base number of FP17s or Patient Questionnaire responses are less than 100. N/A is shown where the base number of responses is less than 10 during the period. % is calculated as Quantity/Base number\*100

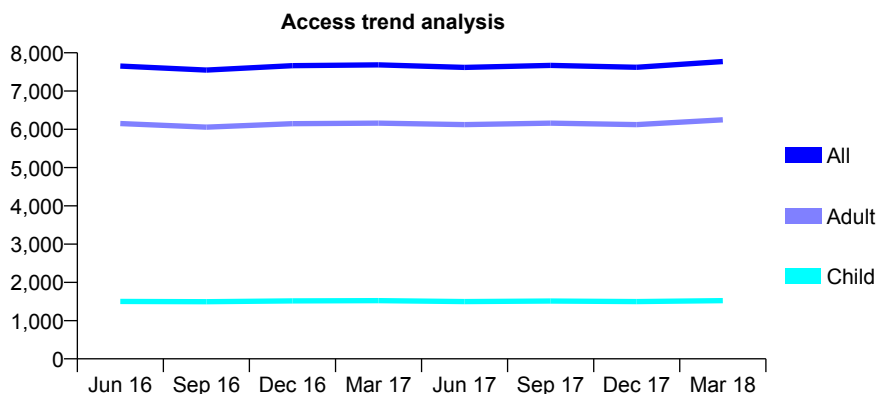
## Q44 - Vital Signs At a Glance Contract Report for 107689/0001 - Year end March 2018

Name or company name	Glencairn Dental Practice
Contract type name	GDS Contract
Purpose of contract	General
Contract start date	01/08/2006
Contract end date	

17/18 Contracted general activity (UDA)	21,897
Carry forward general activity (UDA)	0
17/18 Contracted orthodontic activity (UOA)	0
Carry forward orthodontic activity (UOA)	0
Baseline contract value	£605,011.52

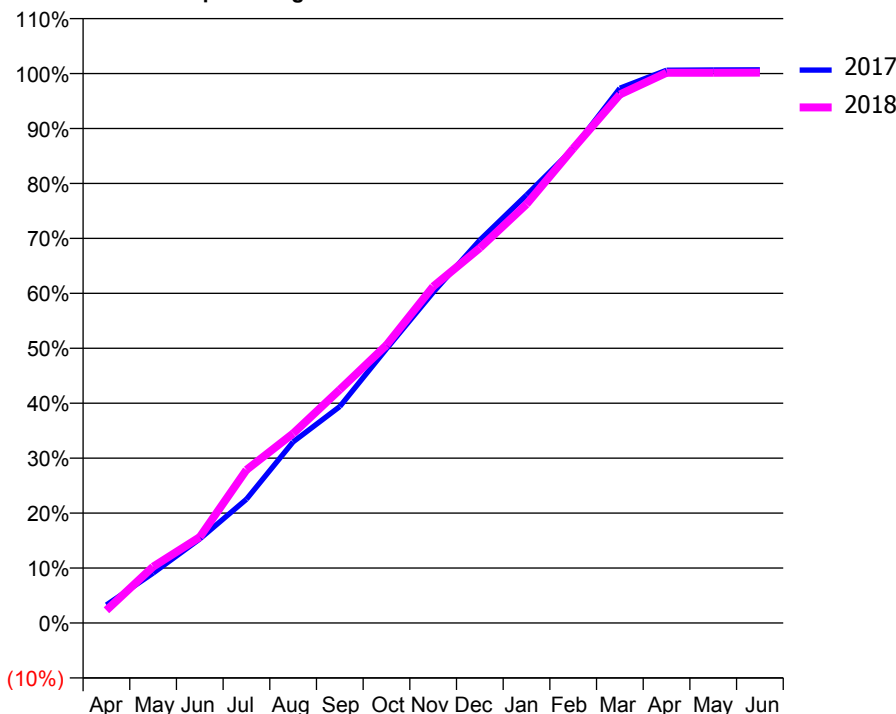
### ACCESS\*

Patients seen in 24 months	Total	Change since previous quarter
Quarter ending March 2017	7,684	
Quarter ending June 2017	7,620	→
Quarter ending September 2017	7,672	→
Quarter ending December 2017	7,621	→
Quarter ending March 2018	7,771	→
<b>Variance since March 2017</b>	<b>1.1%</b>	<b>→</b>



### ACTIVITY

Cumulative percentage of contracted UDA delivered 2017 & 2018



Month	Adjusted Scheduled Activity (UDA)	
	2017	2018
April	732	508
May	2,032	2,247
June	3,416	3,423
July	5,035	6,100
August	7,363	7,554
September	8,800	9,302
October	11,146	11,075
November	13,437	13,408
December	15,565	14,945
January	17,396	16,689
February	19,282	18,911
March	21,735	21,063
April	22,466	21,928
May	22,480	21,929
June	22,483	21,932

### QUALITY

	Quantity	Base Number	Contract	AT	Region	England
% of FP17s for the same patient ID Re-attending within 3 months - Children	313	2,612	12.0%	11.8%	12.8%	11.9%
% of FP17s for the same patient ID Re-attending within 3 months - Adults	1,817	9,602	18.9%	17.1%	16.5%	16.0%
% of FP17s for the same patient ID Re-attending between 3 & 9 months - Children	1,595	2,612	61.1%	57.7%	59.7%	58.3%
% of FP17s for the same patient ID Re-attending between 3 & 9 months - Adults	5,271	9,602	54.9%	51.0%	52.6%	50.3%
% of FP17s for Band 1 Urgent Courses	1,352	11,608	11.6%	9.6%	9.1%	9.1%
% of FP17s Relating to Free Repair or Replacements	452	11,608	3.9%	1.1%	1.0%	0.8%
% of FP17s Relating to Continuations	201	11,608	1.7%	1.3%	1.2%	1.0%
% of Patients satisfied with the dentistry they have received	13	15	86.7%	91.9%	91.6%	91.5%
% of Patients satisfied with the time they had to wait for an appointment	14	15	93.3%	90.8%	88.3%	87.9%

\* This is based on patients treated on this contract for their most recent course of treatment. Figures in italics indicate the base number of FP17s or Patient Questionnaire responses are less than 100. N/A is shown where the base number of responses is less than 10 during the period. % is calculated as Quantity/Base number\*100

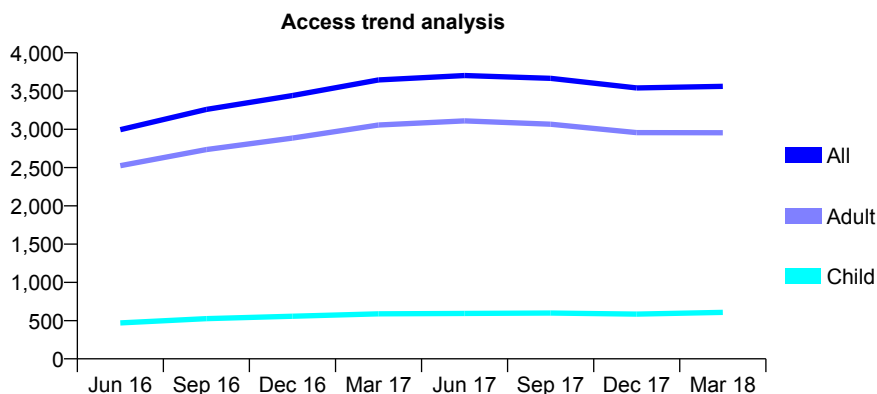
## Q44 - Vital Signs At a Glance Contract Report for 108170/0001 - Year end March 2018

Name or company name	Kingsway Dental Practice
Contract type name	GDS Contract
Purpose of contract	General
Contract start date	01/07/2015
Contract end date	

17/18 Contracted general activity (UDA)	12,770
Carry forward general activity (UDA)	0
17/18 Contracted orthodontic activity (UOA)	0
Carry forward orthodontic activity (UOA)	0
Baseline contract value	£304,531.92

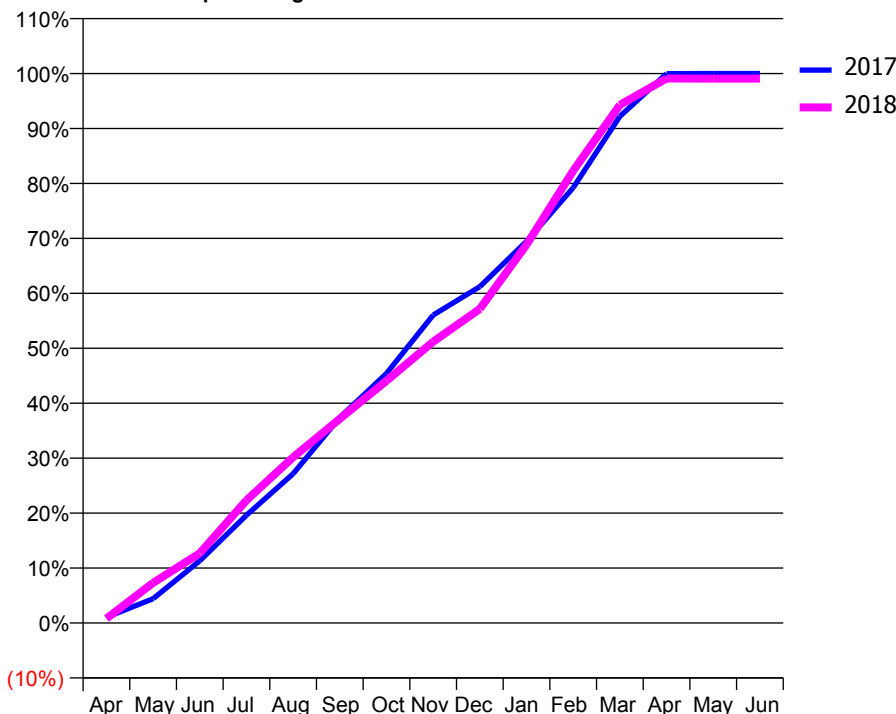
### ACCESS\*

Patients seen in 24 months	Total	Change since previous quarter
Quarter ending March 2017	3,645	
Quarter ending June 2017	3,703	→
Quarter ending September 2017	3,666	→
Quarter ending December 2017	3,541	↓
Quarter ending March 2018	3,562	→
<b>Variance since March 2017</b>	<b>(2.3%)</b>	<b>↓</b>



### ACTIVITY

Cumulative percentage of contracted UDA delivered 2017 & 2018



Month	Adjusted Scheduled Activity (UDA)	
	2017	2018
April	131	103
May	571	934
June	1,457	1,621
July	2,523	2,851
August	3,494	3,853
September	4,809	4,746
October	5,840	5,631
November	7,205	6,536
December	7,870	7,299
January	8,932	8,789
February	10,185	10,511
March	11,856	12,041
April	12,853	12,654
May	12,856	12,651
June	12,857	12,652

### QUALITY

	Quantity	Base Number	Contract	AT	Region	England
% of FP17s for the same patient ID Re-attending within 3 months - Children	79	926	8.5%	11.8%	12.8%	11.9%
% of FP17s for the same patient ID Re-attending within 3 months - Adults	972	5,072	19.2%	17.1%	16.5%	16.0%
% of FP17s for the same patient ID Re-attending between 3 & 9 months - Children	541	926	58.4%	57.7%	59.7%	58.3%
% of FP17s for the same patient ID Re-attending between 3 & 9 months - Adults	3,079	5,072	60.7%	51.0%	52.6%	50.3%
% of FP17s for Band 1 Urgent Courses	526	5,785	9.1%	9.6%	9.1%	9.1%
% of FP17s Relating to Free Repair or Replacements	65	5,785	1.1%	1.1%	1.0%	0.8%
% of FP17s Relating to Continuations	103	5,785	1.8%	1.3%	1.2%	1.0%
% of Patients satisfied with the dentistry they have received	10	11	90.9%	91.9%	91.6%	91.5%
% of Patients satisfied with the time they had to wait for an appointment	8	11	72.7%	90.8%	88.3%	87.9%

\* This is based on patients treated on this contract for their most recent course of treatment. Figures in italics indicate the base number of FP17s or Patient Questionnaire responses are less than 100. N/A is shown where the base number of responses is less than 10 during the period. % is calculated as Quantity/Base number\*100



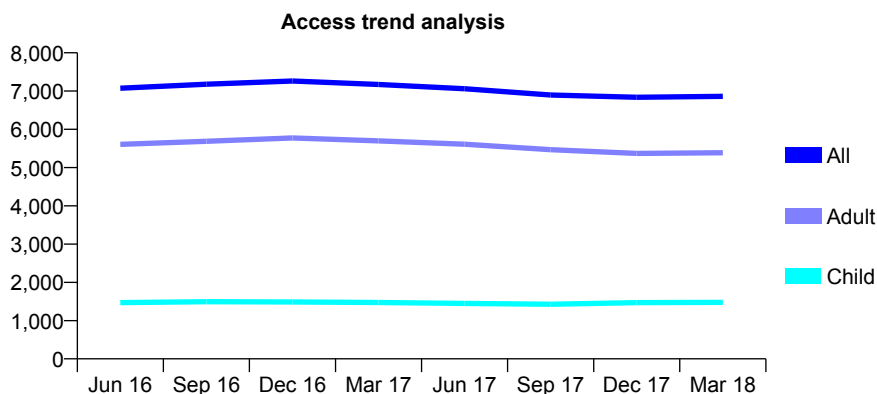
## Q44 - Vital Signs At a Glance Contract Report for 108960/0001 - Year end March 2018

Name or company name	Harbour Dental Practice
Contract type name	GDS Contract
Purpose of contract	General
Contract start date	01/01/2014
Contract end date	

17/18 Contracted general activity (UDA)	20,753
Carry forward general activity (UDA)	170
17/18 Contracted orthodontic activity (UOA)	0
Carry forward orthodontic activity (UOA)	0
Baseline contract value	£613,240.48

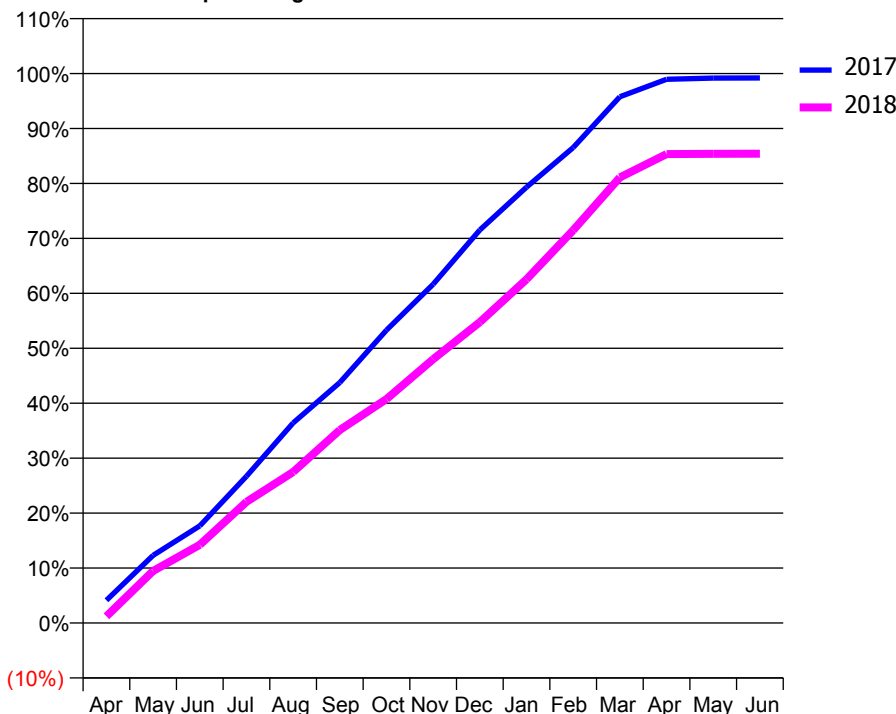
### ACCESS\*

Patients seen in 24 months	Total	Change since previous quarter
Quarter ending March 2017	7,171	
Quarter ending June 2017	7,061	↓
Quarter ending September 2017	6,896	↓
Quarter ending December 2017	6,839	→
Quarter ending March 2018	6,863	→
<b>Variance since March 2017</b>	<b>(4.3%)</b>	<b>↓</b>



### ACTIVITY

Cumulative percentage of contracted UDA delivered 2017 & 2018



Adjusted Scheduled Activity (UDA)

Month	2017	2018
April	860	255
May	2,557	1,968
June	3,669	2,956
July	5,544	4,577
August	7,559	5,704
September	9,081	7,288
October	11,064	8,457
November	12,794	9,962
December	14,844	11,366
January	16,461	12,979
February	17,956	14,834
March	19,873	16,830
April	20,533	17,712
May	20,581	17,721
June	20,583	17,727

### QUALITY

	Quantity	Base Number	Contract	AT	Region	England
% of FP17s for the same patient ID Re-attending within 3 months - Children	238	2,267	10.5%	11.8%	12.8%	11.9%
% of FP17s for the same patient ID Re-attending within 3 months - Adults	1,712	8,103	21.1%	17.1%	16.5%	16.0%
% of FP17s for the same patient ID Re-attending between 3 & 9 months - Children	1,296	2,267	57.2%	57.7%	59.7%	58.3%
% of FP17s for the same patient ID Re-attending between 3 & 9 months - Adults	4,168	8,103	51.4%	51.0%	52.6%	50.3%
% of FP17s for Band 1 Urgent Courses	1,207	9,299	13.0%	9.6%	9.1%	9.1%
% of FP17s Relating to Free Repair or Replacements	100	9,299	1.1%	1.1%	1.0%	0.8%
% of FP17s Relating to Continuations	233	9,299	2.5%	1.3%	1.2%	1.0%
% of Patients satisfied with the dentistry they have received	9	9	N/A	91.9%	91.6%	91.5%
% of Patients satisfied with the time they had to wait for an appointment	6	9	N/A	90.8%	88.3%	87.9%

\* This is based on patients treated on this contract for their most recent course of treatment. Figures in italics indicate the base number of FP17s or Patient Questionnaire responses are less than 100. N/A is shown where the base number of responses is less than 10 during the period. % is calculated as Quantity/Base number\*100

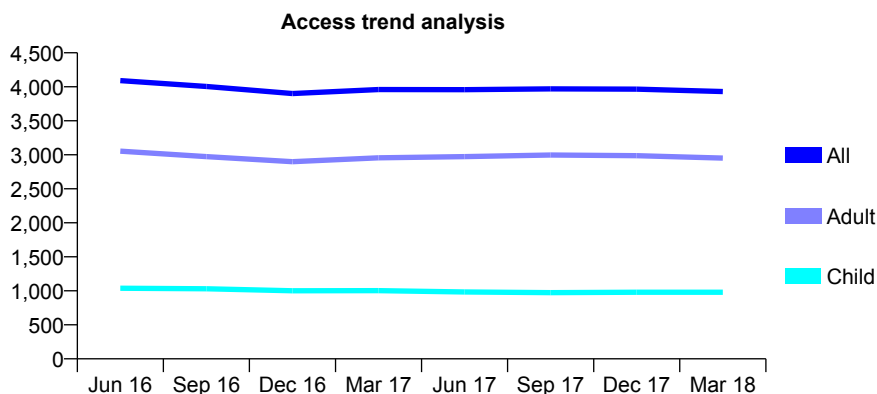
## Q44 - Vital Signs At a Glance Contract Report for 109363/0001 - Year end March 2018

Name or company name	Dane Bank House Dental Practice
Contract type name	GDS Contract
Purpose of contract	General
Contract start date	01/04/2014
Contract end date	

17/18 Contracted general activity (UDA)	13,460
Carry forward general activity (UDA)	539
17/18 Contracted orthodontic activity (UOA)	0
Carry forward orthodontic activity (UOA)	0
Baseline contract value	£320,479.92

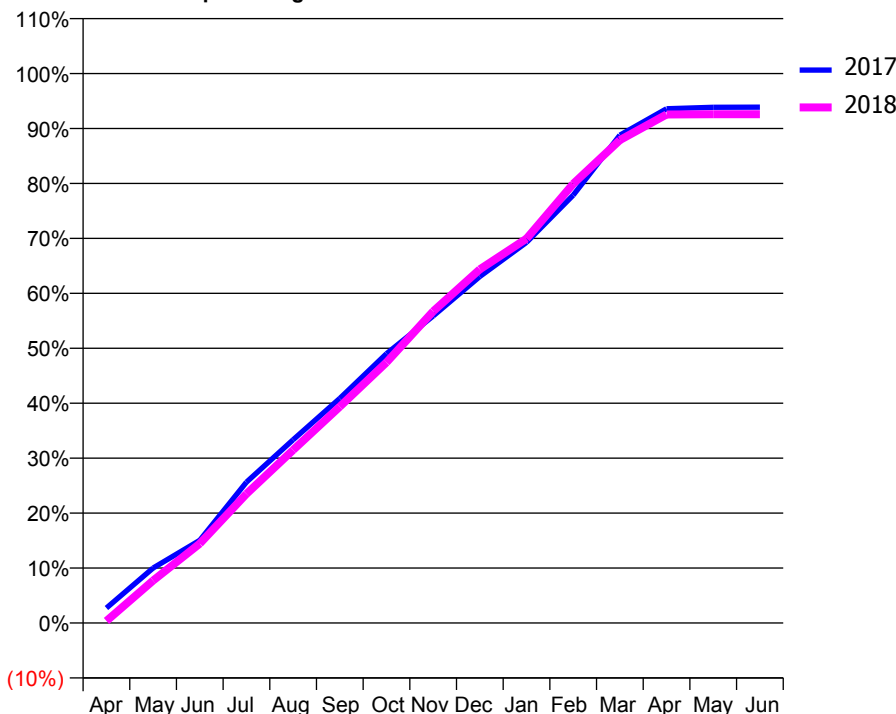
### ACCESS\*

Patients seen in 24 months	Total	Change since previous quarter
Quarter ending March 2017	3,959	
Quarter ending June 2017	3,958	→
Quarter ending September 2017	3,970	→
Quarter ending December 2017	3,966	→
Quarter ending March 2018	3,931	→
<b>Variance since March 2017</b>	<b>(0.7%)</b>	→



### ACTIVITY

Cumulative percentage of contracted UDA delivered 2017 & 2018



Month	Adjusted Scheduled Activity (UDA)	
	2017	2018
April	369	51
May	1,349	1,041
June	2,028	1,944
July	3,452	3,163
August	4,490	4,237
September	5,501	5,299
October	6,596	6,385
November	7,521	7,635
December	8,487	8,664
January	9,325	9,416
February	10,480	10,759
March	11,950	11,829
April	12,597	12,455
May	12,632	12,463
June	12,637	12,462

### QUALITY

	Quantity	Base Number	Contract	AT	Region	England
% of FP17s for the same patient ID Re-attending within 3 months - Children	66	1,538	4.3%	11.8%	12.8%	11.9%
% of FP17s for the same patient ID Re-attending within 3 months - Adults	484	4,326	11.2%	17.1%	16.5%	16.0%
% of FP17s for the same patient ID Re-attending between 3 & 9 months - Children	1,073	1,538	69.8%	57.7%	59.7%	58.3%
% of FP17s for the same patient ID Re-attending between 3 & 9 months - Adults	2,843	4,326	65.7%	51.0%	52.6%	50.3%
% of FP17s for Band 1 Urgent Courses	212	5,842	3.6%	9.6%	9.1%	9.1%
% of FP17s Relating to Free Repair or Replacements	116	5,842	2.0%	1.1%	1.0%	0.8%
% of FP17s Relating to Continuations	60	5,842	1.0%	1.3%	1.2%	1.0%
% of Patients satisfied with the dentistry they have received	7	7	N/A	91.9%	91.6%	91.5%
% of Patients satisfied with the time they had to wait for an appointment	7	7	N/A	90.8%	88.3%	87.9%

\* This is based on patients treated on this contract for their most recent course of treatment. Figures in italics indicate the base number of FP17s or Patient Questionnaire responses are less than 100. N/A is shown where the base number of responses is less than 10 during the period. % is calculated as Quantity/Base number\*100

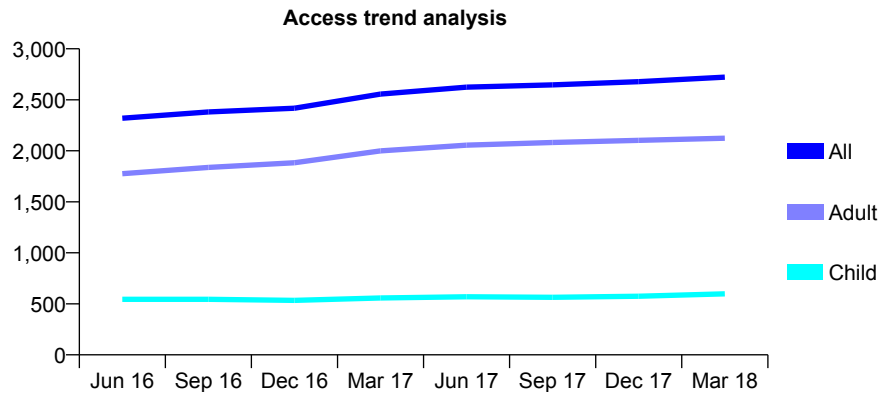
## Q44 - Vital Signs At a Glance Contract Report for 109479/0001 - Year end March 2018

Name or company name	Dental Care Neston
Contract type name	GDS Contract
Purpose of contract	General
Contract start date	16/05/2013
Contract end date	

17/18 Contracted general activity (UDA)	7,195
Carry forward general activity (UDA)	0
17/18 Contracted orthodontic activity (UOA)	0
Carry forward orthodontic activity (UOA)	0
Baseline contract value	£205,618.17

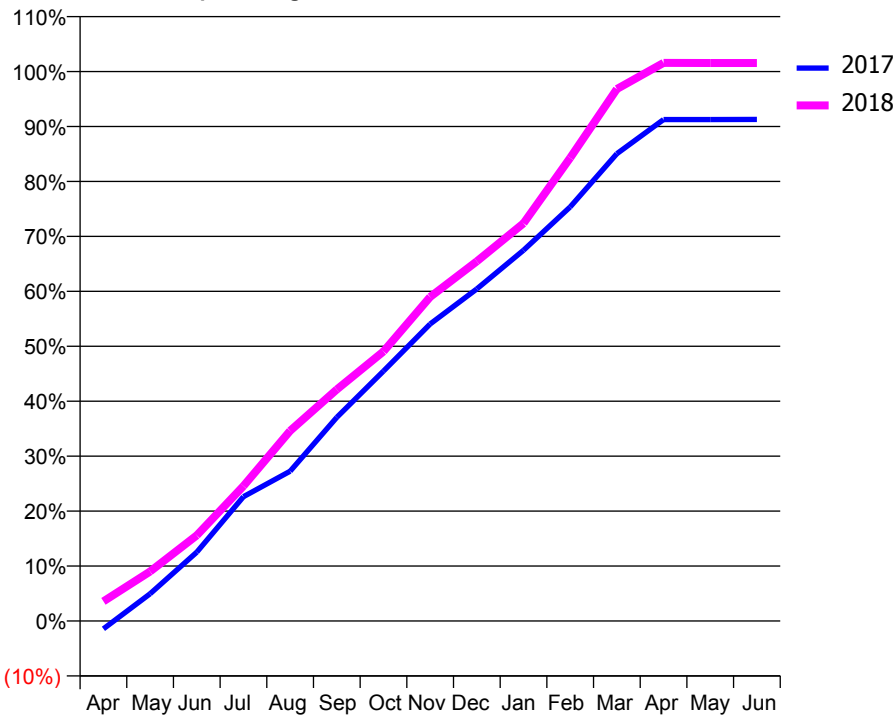
### ACCESS\*

Patients seen in 24 months	Total	Change since previous quarter
Quarter ending March 2017	2,556	
Quarter ending June 2017	2,624	↑
Quarter ending September 2017	2,646	→
Quarter ending December 2017	2,678	→
Quarter ending March 2018	2,722	→
<b>Variance since March 2017</b>	<b>6.5%</b>	<b>↑</b>



### ACTIVITY

Cumulative percentage of contracted UDA delivered 2017 & 2018



Month	Adjusted Scheduled Activity (UDA)	
	2017	2018
April	-104	258
May	357	648
June	902	1,122
July	1,629	1,767
August	1,961	2,491
September	2,667	3,032
October	3,272	3,529
November	3,889	4,244
December	4,348	4,710
January	4,855	5,207
February	5,423	6,065
March	6,119	6,965
April	6,566	7,308
May	6,566	7,307
June	6,567	7,307

### QUALITY

	Quantity	Base Number	Contract	AT	Region	England
% of FP17s for the same patient ID Re-attending within 3 months - Children	107	1,015	10.5%	11.8%	12.8%	11.9%
% of FP17s for the same patient ID Re-attending within 3 months - Adults	585	3,395	17.2%	17.1%	16.5%	16.0%
% of FP17s for the same patient ID Re-attending between 3 & 9 months - Children	641	1,015	63.2%	57.7%	59.7%	58.3%
% of FP17s for the same patient ID Re-attending between 3 & 9 months - Adults	2,073	3,395	61.1%	51.0%	52.6%	50.3%
% of FP17s for Band 1 Urgent Courses	316	3,682	8.6%	9.6%	9.1%	9.1%
% of FP17s Relating to Free Repair or Replacements	26	3,682	0.7%	1.1%	1.0%	0.8%
% of FP17s Relating to Continuations	26	3,682	0.7%	1.3%	1.2%	1.0%
% of Patients satisfied with the dentistry they have received	8	8	N/A	91.9%	91.6%	91.5%
% of Patients satisfied with the time they had to wait for an appointment	6	8	N/A	90.8%	88.3%	87.9%

\* This is based on patients treated on this contract for their most recent course of treatment. Figures in italics indicate the base number of FP17s or Patient Questionnaire responses are less than 100. N/A is shown where the base number of responses is less than 10 during the period. % is calculated as Quantity/Base number\*100

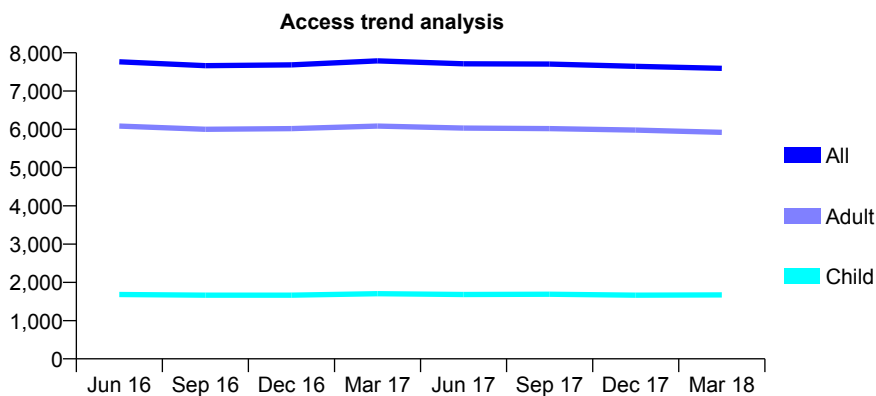
## Q44 - Vital Signs At a Glance Contract Report for 109886/0001 - Year end March 2018

Name or company name	Eastham Dental Practice
Contract type name	GDS Contract
Purpose of contract	General
Contract start date	01/04/2006
Contract end date	

17/18 Contracted general activity (UDA)	22,917
Carry forward general activity (UDA)	0
17/18 Contracted orthodontic activity (UOA)	0
Carry forward orthodontic activity (UOA)	0
Baseline contract value	£674,535.89

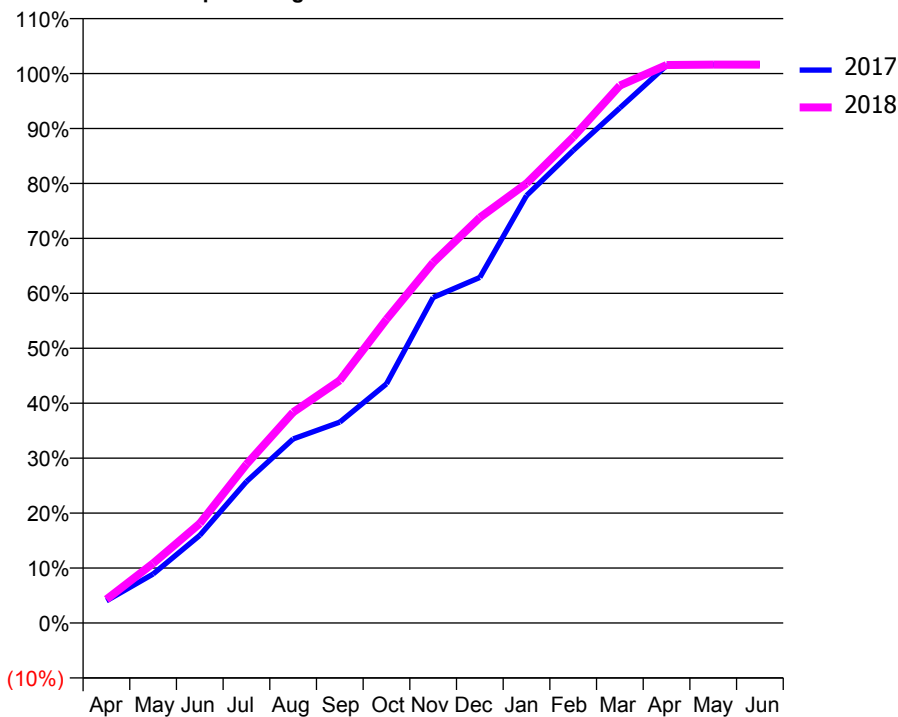
### ACCESS\*

Patients seen in 24 months	Total	Change since previous quarter
Quarter ending March 2017	7,788	
Quarter ending June 2017	7,713	→
Quarter ending September 2017	7,705	→
Quarter ending December 2017	7,645	→
Quarter ending March 2018	7,593	→
<b>Variance since March 2017</b>	<b>(2.5%)</b>	<b>↓</b>



### ACTIVITY

Cumulative percentage of contracted UDA delivered 2017 & 2018



Month	Adjusted Scheduled Activity (UDA)	
	2017	2018
April	928	988
May	2,043	2,489
June	3,655	4,153
July	5,899	6,618
August	7,678	8,788
September	8,377	10,119
October	9,976	12,664
November	13,580	15,035
December	14,412	16,908
January	17,828	18,332
February	19,706	20,264
March	21,479	22,416
April	23,248	23,272
May	23,282	23,288
June	23,305	23,285

### QUALITY

	Quantity	Base Number	Contract	AT	Region	England
% of FP17s for the same patient ID Re-attending within 3 months - Children	188	2,586	7.3%	11.8%	12.8%	11.9%
% of FP17s for the same patient ID Re-attending within 3 months - Adults	1,439	9,028	15.9%	17.1%	16.5%	16.0%
% of FP17s for the same patient ID Re-attending between 3 & 9 months - Children	1,636	2,586	63.3%	57.7%	59.7%	58.3%
% of FP17s for the same patient ID Re-attending between 3 & 9 months - Adults	5,544	9,028	61.4%	51.0%	52.6%	50.3%
% of FP17s for Band 1 Urgent Courses	1,092	10,810	10.1%	9.6%	9.1%	9.1%
% of FP17s Relating to Free Repair or Replacements	151	10,810	1.4%	1.1%	1.0%	0.8%
% of FP17s Relating to Continuations	189	10,810	1.7%	1.3%	1.2%	1.0%
% of Patients satisfied with the dentistry they have received	21	21	100.0%	91.9%	91.6%	91.5%
% of Patients satisfied with the time they had to wait for an appointment	19	21	90.5%	90.8%	88.3%	87.9%

\* This is based on patients treated on this contract for their most recent course of treatment. Figures in italics indicate the base number of FP17s or Patient Questionnaire responses are less than 100. N/A is shown where the base number of responses is less than 10 during the period. % is calculated as Quantity/Base number\*100

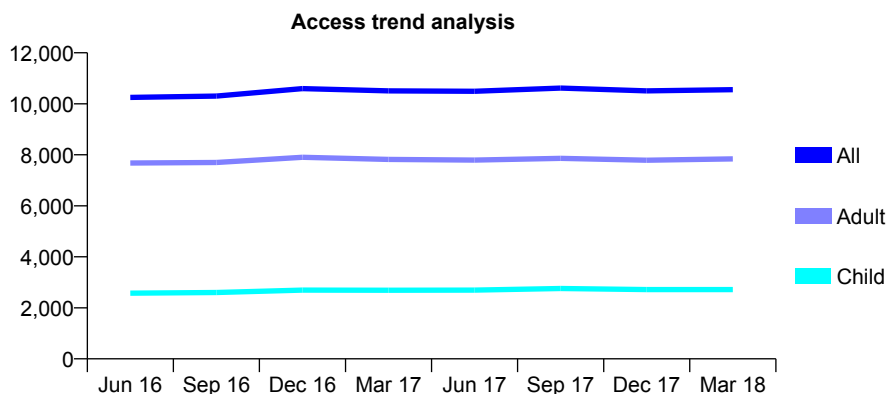
## Q44 - Vital Signs At a Glance Contract Report for 111236/0001 - Year end March 2018

Name or company name	Padgate (No 1) Limited
Contract type name	GDS Contract
Purpose of contract	General
Contract start date	01/11/2007
Contract end date	

17/18 Contracted general activity (UDA)	28,655
Carry forward general activity (UDA)	0
17/18 Contracted orthodontic activity (UOA)	0
Carry forward orthodontic activity (UOA)	0
Baseline contract value	£810,060.03

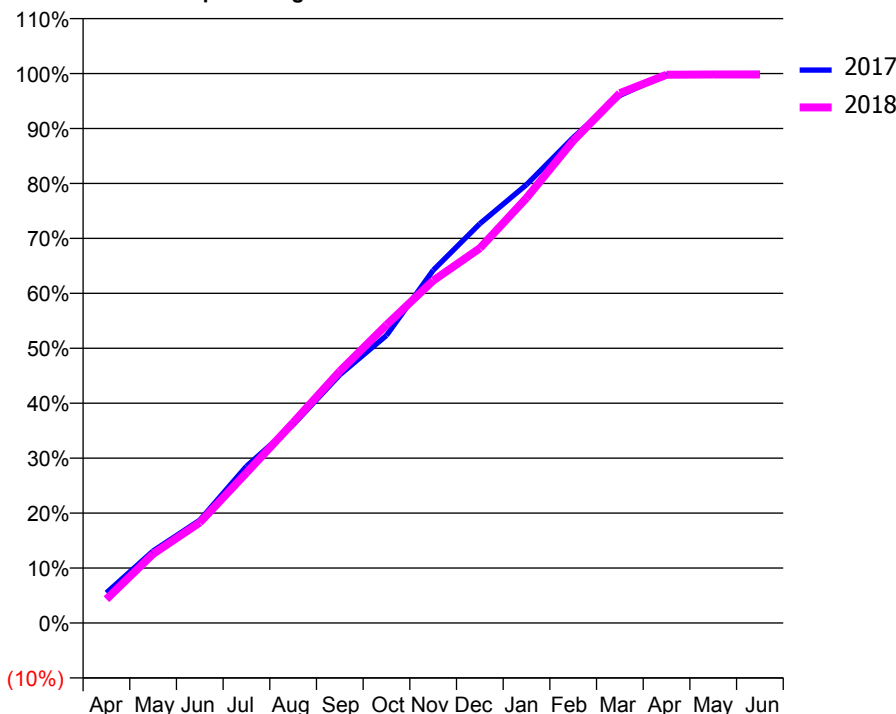
### ACCESS\*

Patients seen in 24 months	Total	Change since previous quarter
Quarter ending March 2017	10,508	
Quarter ending June 2017	10,489	→
Quarter ending September 2017	10,615	→
Quarter ending December 2017	10,505	↓
Quarter ending March 2018	10,554	→
<b>Variance since March 2017</b>	<b>0.4%</b>	<b>→</b>



### ACTIVITY

Cumulative percentage of contracted UDA delivered 2017 & 2018



Month	Adjusted Scheduled Activity (UDA)	
	2017	2018
April	1,602	1,242
May	3,816	3,606
June	5,455	5,237
July	8,305	7,833
August	10,505	10,445
September	13,151	13,132
October	15,237	15,544
November	18,694	17,851
December	21,157	19,547
January	23,225	22,167
February	25,719	25,149
March	27,953	27,633
April	29,067	28,589
May	29,105	28,601
June	29,116	28,606

### QUALITY

	Quantity	Base Number	Contract	AT	Region	England
% of FP17s for the same patient ID Re-attending within 3 months - Children	183	3,373	5.4%	11.8%	12.8%	11.9%
% of FP17s for the same patient ID Re-attending within 3 months - Adults	1,074	9,351	11.5%	17.1%	16.5%	16.0%
% of FP17s for the same patient ID Re-attending between 3 & 9 months - Children	1,525	3,373	45.2%	57.7%	59.7%	58.3%
% of FP17s for the same patient ID Re-attending between 3 & 9 months - Adults	4,222	9,351	45.2%	51.0%	52.6%	50.3%
% of FP17s for Band 1 Urgent Courses	681	12,547	5.4%	9.6%	9.1%	9.1%
% of FP17s Relating to Free Repair or Replacements	105	12,547	0.8%	1.1%	1.0%	0.8%
% of FP17s Relating to Continuations	262	12,547	2.1%	1.3%	1.2%	1.0%
% of Patients satisfied with the dentistry they have received	11	12	91.7%	91.9%	91.6%	91.5%
% of Patients satisfied with the time they had to wait for an appointment	9	12	75.0%	90.8%	88.3%	87.9%

\* This is based on patients treated on this contract for their most recent course of treatment. Figures in italics indicate the base number of FP17s or Patient Questionnaire responses are less than 100. N/A is shown where the base number of responses is less than 10 during the period. % is calculated as Quantity/Base number\*100

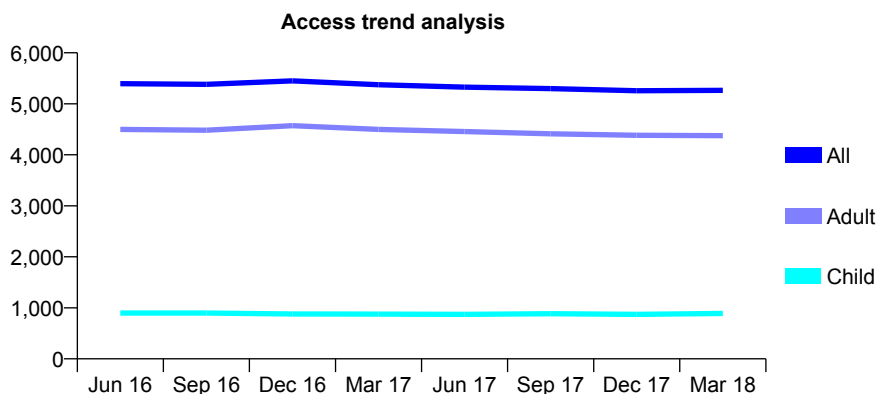
## Q44 - Vital Signs At a Glance Contract Report for 114162/0001 - Year end March 2018

Name or company name	Bankhouse Dental Practice
Contract type name	GDS Contract
Purpose of contract	General
Contract start date	01/04/2009
Contract end date	

17/18 Contracted general activity (UDA)	13,669
Carry forward general activity (UDA)	0
17/18 Contracted orthodontic activity (UOA)	0
Carry forward orthodontic activity (UOA)	0
Baseline contract value	£325,140.92

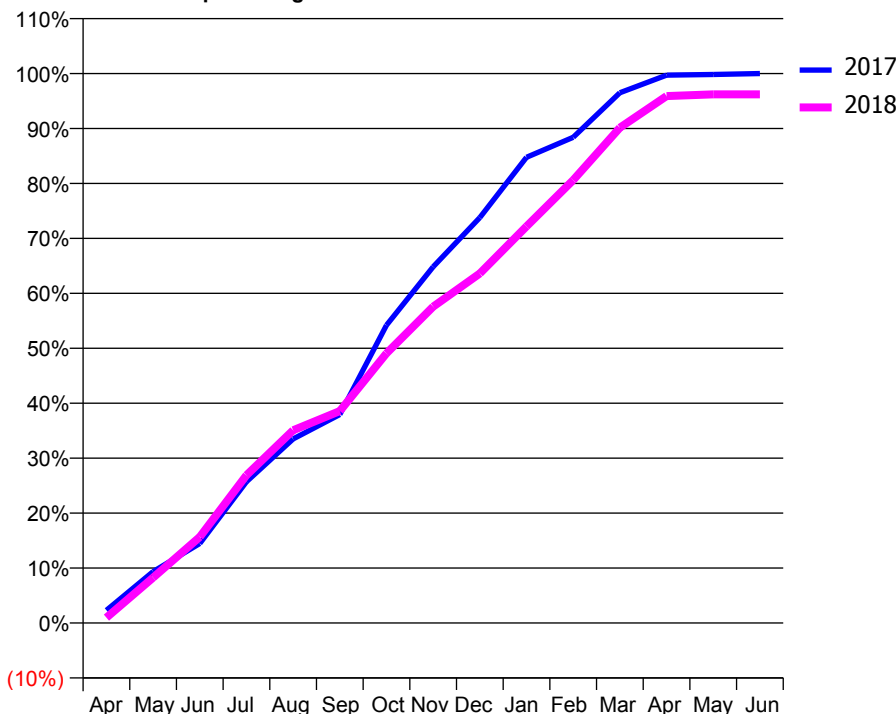
### ACCESS\*

Patients seen in 24 months	Total	Change since previous quarter
Quarter ending March 2017	5,375	
Quarter ending June 2017	5,326	→
Quarter ending September 2017	5,298	→
Quarter ending December 2017	5,256	→
Quarter ending March 2018	5,265	→
<b>Variance since March 2017</b>	<b>(2.0%)</b>	<b>↓</b>



### ACTIVITY

Cumulative percentage of contracted UDA delivered 2017 & 2018



Month	Adjusted Scheduled Activity (UDA)	
	2017	2018
April	320	134
May	1,294	1,131
June	2,004	2,141
July	3,556	3,676
August	4,634	4,793
September	5,251	5,274
October	7,499	6,710
November	8,972	7,869
December	10,208	8,696
January	11,727	9,865
February	12,230	11,018
March	13,354	12,323
April	13,797	13,107
May	13,814	13,149
June	13,837	13,152

### QUALITY

	Quantity	Base Number	Contract	AT	Region	England
% of FP17s for the same patient ID Re-attending within 3 months - Children	87	1,125	7.7%	11.8%	12.8%	11.9%
% of FP17s for the same patient ID Re-attending within 3 months - Adults	651	5,239	12.4%	17.1%	16.5%	16.0%
% of FP17s for the same patient ID Re-attending between 3 & 9 months - Children	521	1,125	46.3%	57.7%	59.7%	58.3%
% of FP17s for the same patient ID Re-attending between 3 & 9 months - Adults	2,378	5,239	45.4%	51.0%	52.6%	50.3%
% of FP17s for Band 1 Urgent Courses	572	5,625	10.2%	9.6%	9.1%	9.1%
% of FP17s Relating to Free Repair or Replacements	18	5,625	0.3%	1.1%	1.0%	0.8%
% of FP17s Relating to Continuations	67	5,625	1.2%	1.3%	1.2%	1.0%
% of Patients satisfied with the dentistry they have received	16	16	100.0%	91.9%	91.6%	91.5%
% of Patients satisfied with the time they had to wait for an appointment	16	16	100.0%	90.8%	88.3%	87.9%

\* This is based on patients treated on this contract for their most recent course of treatment. Figures in italics indicate the base number of FP17s or Patient Questionnaire responses are less than 100. N/A is shown where the base number of responses is less than 10 during the period. % is calculated as Quantity/Base number\*100

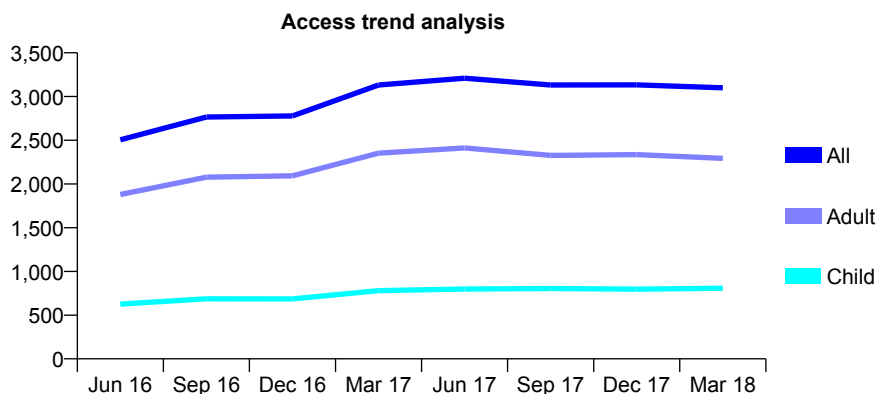
## Q44 - Vital Signs At a Glance Contract Report for 115819/0001 - Year end March 2018

Name or company name	Cotswold Dental Practice
Contract type name	GDS Contract
Purpose of contract	General
Contract start date	01/07/2015
Contract end date	

17/18 Contracted general activity (UDA)	9,974
Carry forward general activity (UDA)	157
17/18 Contracted orthodontic activity (UOA)	0
Carry forward orthodontic activity (UOA)	0
Baseline contract value	£303,628.50

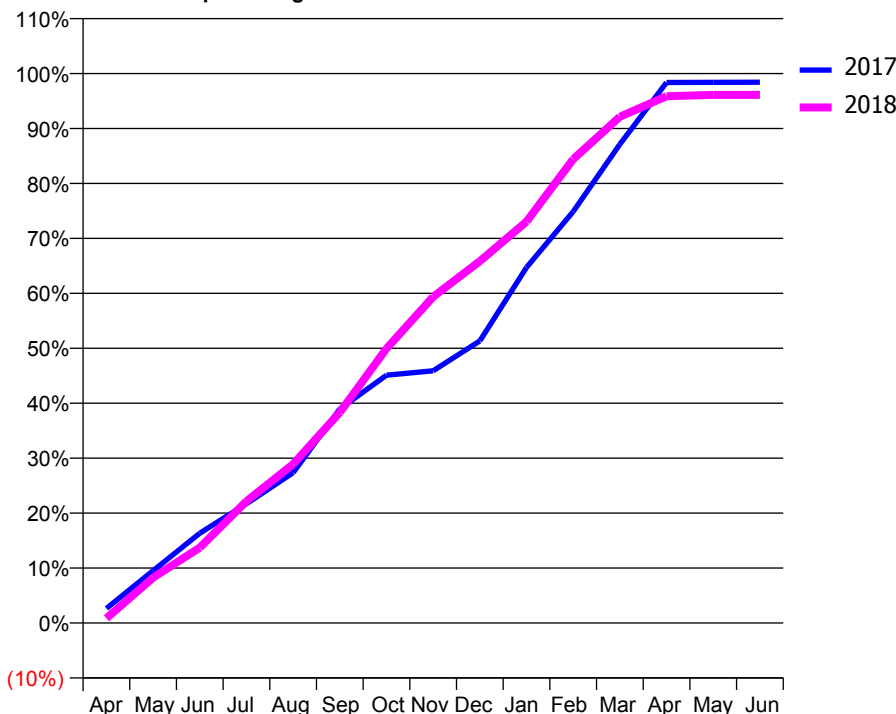
### ACCESS\*

Patients seen in 24 months	Total	Change since previous quarter
Quarter ending March 2017	3,132	
Quarter ending June 2017	3,210	↑
Quarter ending September 2017	3,131	↓
Quarter ending December 2017	3,133	→
Quarter ending March 2018	3,100	↓
<b>Variance since March 2017</b>	<b>(1.0%)</b>	<b>↓</b>



### ACTIVITY

Cumulative percentage of contracted UDA delivered 2017 & 2018



Month	Adjusted Scheduled Activity (UDA)	
	2017	2018
April	266	86
May	951	824
June	1,630	1,368
July	2,166	2,212
August	2,728	2,884
September	3,885	3,822
October	4,498	4,982
November	4,579	5,922
December	5,120	6,567
January	6,453	7,286
February	7,469	8,420
March	8,689	9,190
April	9,811	9,561
May	9,813	9,587
June	9,817	9,587

### QUALITY

	Quantity	Base Number	Contract	AT	Region	England
% of FP17s for the same patient ID Re-attending within 3 months - Children	141	1,149	12.3%	11.8%	12.8%	11.9%
% of FP17s for the same patient ID Re-attending within 3 months - Adults	737	3,134	23.5%	17.1%	16.5%	16.0%
% of FP17s for the same patient ID Re-attending between 3 & 9 months - Children	525	1,149	45.7%	57.7%	59.7%	58.3%
% of FP17s for the same patient ID Re-attending between 3 & 9 months - Adults	1,102	3,134	35.2%	51.0%	52.6%	50.3%
% of FP17s for Band 1 Urgent Courses	575	3,973	14.5%	9.6%	9.1%	9.1%
% of FP17s Relating to Free Repair or Replacements	62	3,973	1.6%	1.1%	1.0%	0.8%
% of FP17s Relating to Continuations	122	3,973	3.1%	1.3%	1.2%	1.0%
% of Patients satisfied with the dentistry they have received	3	4	N/A	91.9%	91.6%	91.5%
% of Patients satisfied with the time they had to wait for an appointment	4	4	N/A	90.8%	88.3%	87.9%

\* This is based on patients treated on this contract for their most recent course of treatment. Figures in italics indicate the base number of FP17s or Patient Questionnaire responses are less than 100. N/A is shown where the base number of responses is less than 10 during the period. % is calculated as Quantity/Base number\*100



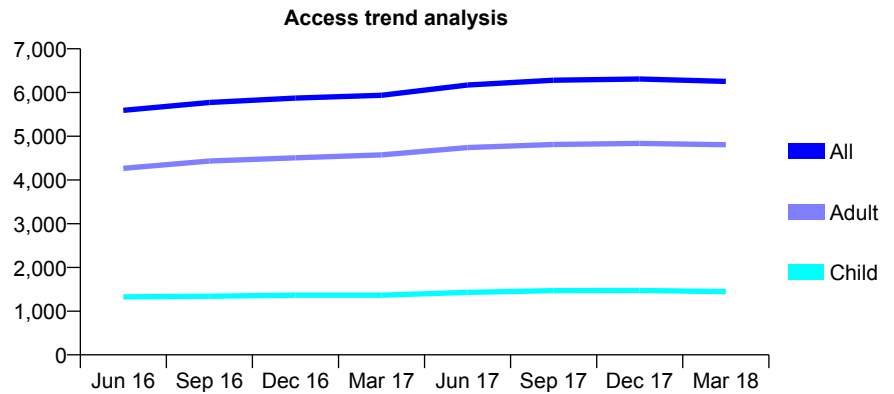
## Q44 - Vital Signs At a Glance Contract Report for 116203/0001 - Year end March 2018

Name or company name	Paddock Dental Practice
Contract type name	GDS Contract
Purpose of contract	General
Contract start date	01/04/2014
Contract end date	

17/18 Contracted general activity (UDA)	16,250
Carry forward general activity (UDA)	0
17/18 Contracted orthodontic activity (UOA)	0
Carry forward orthodontic activity (UOA)	0
Baseline contract value	£423,352.95

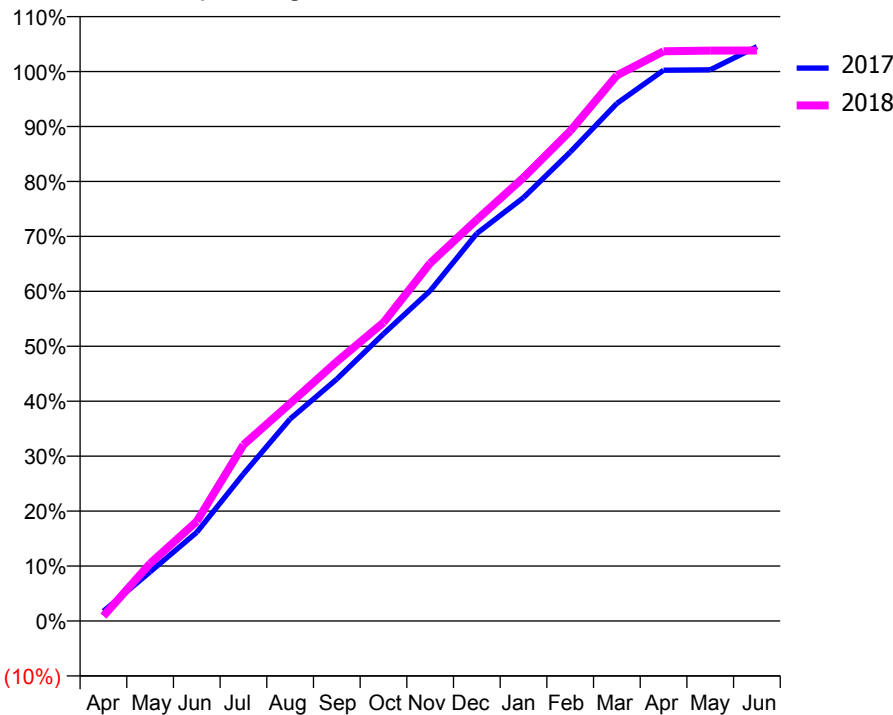
### ACCESS\*

Patients seen in 24 months	Total	Change since previous quarter
Quarter ending March 2017	5,938	
Quarter ending June 2017	6,172	↑
Quarter ending September 2017	6,281	→
Quarter ending December 2017	6,308	→
Quarter ending March 2018	6,253	→
<b>Variance since March 2017</b>	<b>5.3%</b>	<b>↑</b>



### ACTIVITY

Cumulative percentage of contracted UDA delivered 2017 & 2018



Month	Adjusted Scheduled Activity (UDA)	
	2017	2018
April	289	149
May	1,454	1,702
June	2,623	2,946
July	4,350	5,210
August	5,975	6,435
September	7,154	7,673
October	8,491	8,829
November	9,766	10,581
December	11,462	11,866
January	12,523	13,115
February	13,867	14,490
March	15,305	16,136
April	16,287	16,849
May	16,302	16,870
June	16,985	16,871

### QUALITY

	Quantity	Base Number	Contract	AT	Region	England
% of FP17s for the same patient ID Re-attending within 3 months - Children	187	2,531	7.4%	11.8%	12.8%	11.9%
% of FP17s for the same patient ID Re-attending within 3 months - Adults	1,047	7,419	14.1%	17.1%	16.5%	16.0%
% of FP17s for the same patient ID Re-attending between 3 & 9 months - Children	1,638	2,531	64.7%	57.7%	59.7%	58.3%
% of FP17s for the same patient ID Re-attending between 3 & 9 months - Adults	3,826	7,419	51.6%	51.0%	52.6%	50.3%
% of FP17s for Band 1 Urgent Courses	1,364	9,534	14.3%	9.6%	9.1%	9.1%
% of FP17s Relating to Free Repair or Replacements	96	9,534	1.0%	1.1%	1.0%	0.8%
% of FP17s Relating to Continuations	90	9,534	0.9%	1.3%	1.2%	1.0%
% of Patients satisfied with the dentistry they have received	7	8	N/A	91.9%	91.6%	91.5%
% of Patients satisfied with the time they had to wait for an appointment	8	8	N/A	90.8%	88.3%	87.9%

\* This is based on patients treated on this contract for their most recent course of treatment. Figures in italics indicate the base number of FP17s or Patient Questionnaire responses are less than 100. N/A is shown where the base number of responses is less than 10 during the period. % is calculated as Quantity/Base number\*100

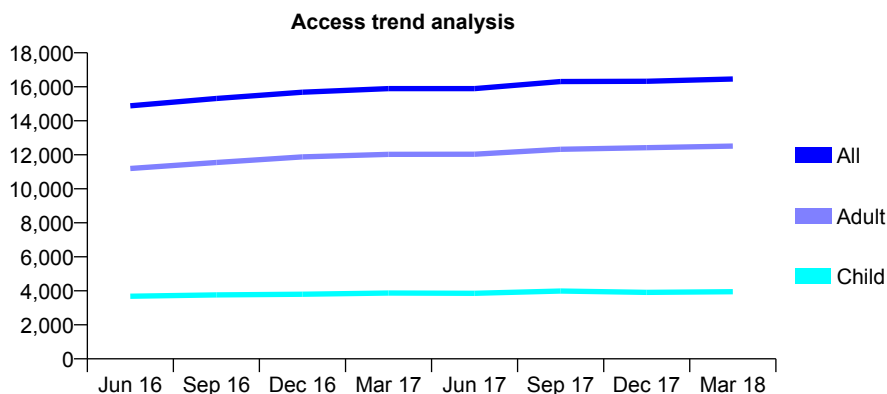
## Q44 - Vital Signs At a Glance Contract Report for 116777/0001 - Year end March 2018

Name or company name	Alchemy Dental Practice
Contract type name	GDS Contract
Purpose of contract	General
Contract start date	01/07/2008
Contract end date	

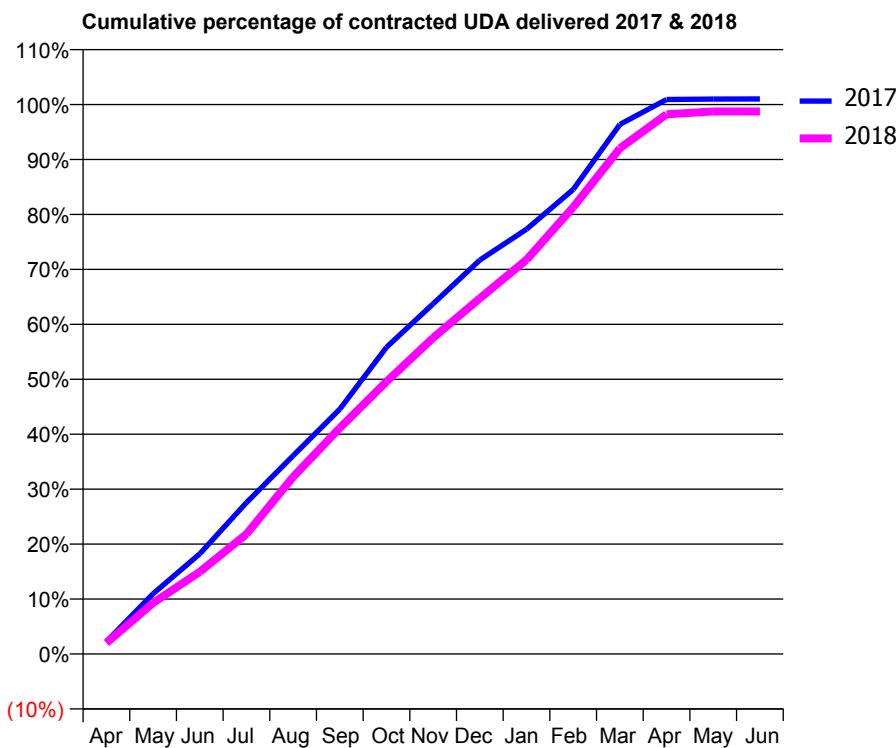
17/18 Contracted general activity (UDA)	36,546
Carry forward general activity (UDA)	0
17/18 Contracted orthodontic activity (UOA)	0
Carry forward orthodontic activity (UOA)	0
Baseline contract value	£981,586.24

### ACCESS\*

Patients seen in 24 months	Total	Change since previous quarter
Quarter ending March 2017	15,893	
Quarter ending June 2017	15,895	→
Quarter ending September 2017	16,311	↑
Quarter ending December 2017	16,329	→
Quarter ending March 2018	16,462	→
<b>Variance since March 2017</b>	<b>3.6%</b>	<b>↑</b>



### ACTIVITY



Month	Adjusted Scheduled Activity (UDA)	
	2017	2018
April	832	732
May	4,013	3,402
June	6,669	5,465
July	10,074	7,982
August	13,193	11,785
September	16,290	15,035
October	20,404	18,114
November	23,295	21,028
December	26,206	23,653
January	28,253	26,220
February	30,895	29,718
March	35,226	33,636
April	36,881	35,895
May	36,905	36,084
June	36,911	36,084

### QUALITY

	Quantity	Base Number	Contract	AT	Region	England
% of FP17s for the same patient ID Re-attending within 3 months - Children	336	4,717	7.1%	11.8%	12.8%	11.9%
% of FP17s for the same patient ID Re-attending within 3 months - Adults	2,064	13,771	15.0%	17.1%	16.5%	16.0%
% of FP17s for the same patient ID Re-attending between 3 & 9 months - Children	2,130	4,717	45.2%	57.7%	59.7%	58.3%
% of FP17s for the same patient ID Re-attending between 3 & 9 months - Adults	5,285	13,771	38.4%	51.0%	52.6%	50.3%
% of FP17s for Band 1 Urgent Courses	2,783	16,802	16.6%	9.6%	9.1%	9.1%
% of FP17s Relating to Free Repair or Replacements	69	16,802	0.4%	1.1%	1.0%	0.8%
% of FP17s Relating to Continuations	148	16,802	0.9%	1.3%	1.2%	1.0%
% of Patients satisfied with the dentistry they have received	44	46	95.7%	91.9%	91.6%	91.5%
% of Patients satisfied with the time they had to wait for an appointment	44	46	95.7%	90.8%	88.3%	87.9%

\* This is based on patients treated on this contract for their most recent course of treatment. Figures in italics indicate the base number of FP17s or Patient Questionnaire responses are less than 100. N/A is shown where the base number of responses is less than 10 during the period. % is calculated as Quantity/Base number\*100

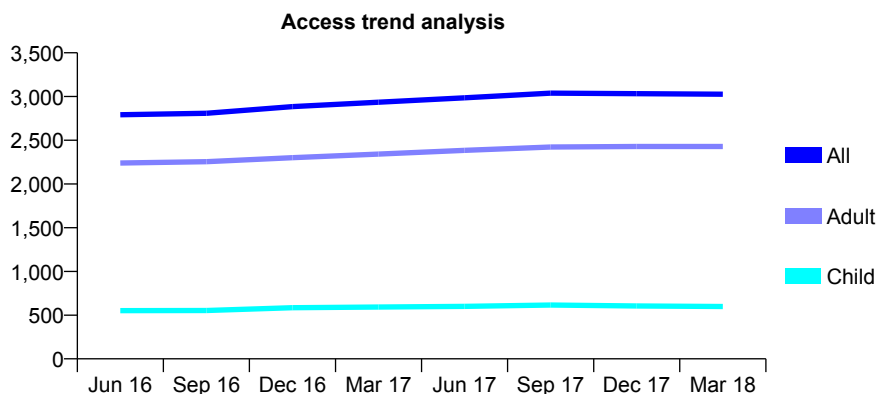
## Q44 - Vital Signs At a Glance Contract Report for 120650/0001 - Year end March 2018

Name or company name	Silk Dental Care Ltd
Contract type name	GDS Contract
Purpose of contract	General
Contract start date	01/04/2011
Contract end date	

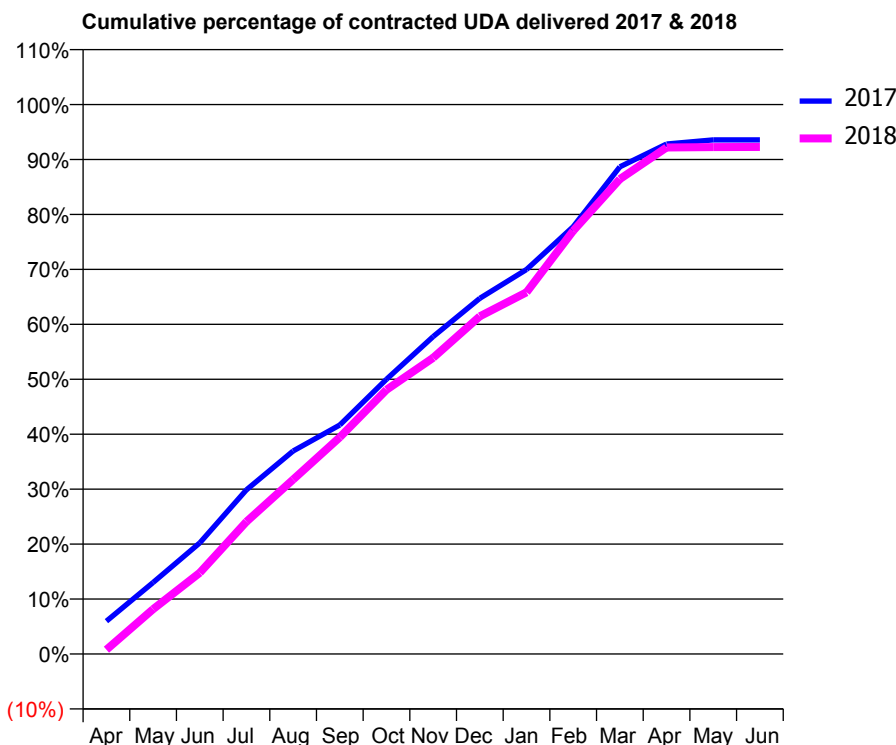
17/18 Contracted general activity (UDA)	10,173
Carry forward general activity (UDA)	0
17/18 Contracted orthodontic activity (UOA)	0
Carry forward orthodontic activity (UOA)	0
Baseline contract value	£215,993.44

### ACCESS\*

Patients seen in 24 months	Total	Change since previous quarter
Quarter ending March 2017	2,935	
Quarter ending June 2017	2,985	→
Quarter ending September 2017	3,039	→
Quarter ending December 2017	3,033	→
Quarter ending March 2018	3,027	→
<b>Variance since March 2017</b>	<b>3.1%</b>	<b>↑</b>



### ACTIVITY



Month	Adjusted Scheduled Activity (UDA)	
	2017	2018
April	607	80
May	1,325	831
June	2,057	1,506
July	3,040	2,451
August	3,759	3,230
September	4,239	4,012
October	5,087	4,891
November	5,876	5,484
December	6,585	6,251
January	7,120	6,696
February	7,911	7,834
March	9,019	8,792
April	9,442	9,378
May	9,518	9,385
June	9,519	9,388

### QUALITY

	Quantity	Base Number	Contract	AT	Region	England
% of FP17s for the same patient ID Re-attending within 3 months - Children	38	871	4.4%	11.8%	12.8%	11.9%
% of FP17s for the same patient ID Re-attending within 3 months - Adults	336	3,001	11.2%	17.1%	16.5%	16.0%
% of FP17s for the same patient ID Re-attending between 3 & 9 months - Children	562	871	64.5%	57.7%	59.7%	58.3%
% of FP17s for the same patient ID Re-attending between 3 & 9 months - Adults	1,347	3,001	44.9%	51.0%	52.6%	50.3%
% of FP17s for Band 1 Urgent Courses	175	3,913	4.5%	9.6%	9.1%	9.1%
% of FP17s Relating to Free Repair or Replacements	28	3,913	0.7%	1.1%	1.0%	0.8%
% of FP17s Relating to Continuations	50	3,913	1.3%	1.3%	1.2%	1.0%
% of Patients satisfied with the dentistry they have received	7	11	63.6%	91.9%	91.6%	91.5%
% of Patients satisfied with the time they had to wait for an appointment	8	11	72.7%	90.8%	88.3%	87.9%

\* This is based on patients treated on this contract for their most recent course of treatment. Figures in italics indicate the base number of FP17s or Patient Questionnaire responses are less than 100. N/A is shown where the base number of responses is less than 10 during the period. % is calculated as Quantity/Base number\*100

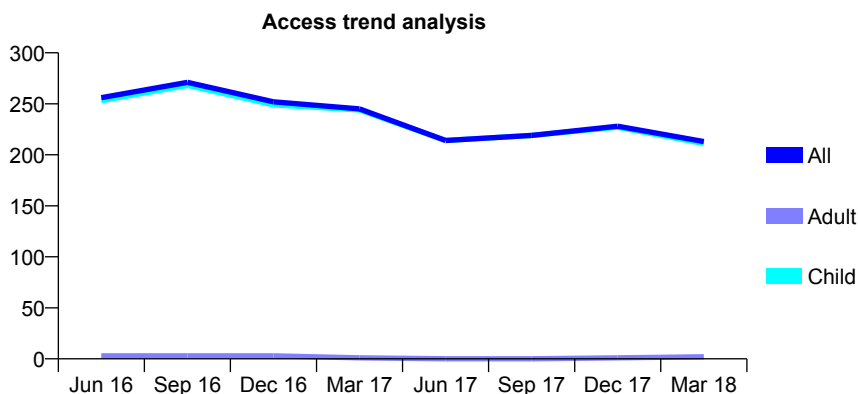
## Q44 - Vital Signs At a Glance Contract Report for 127213/0001 - Year end March 2018

Name or company name	Wirral Community NHS Trust
Contract type name	PDS Contract
Purpose of contract	General
Contract start date	01/04/2015
Contract end date	31/03/2020

17/18 Contracted general activity (UDA)	4,000
Carry forward general activity (UDA)	0
17/18 Contracted orthodontic activity (UOA)	0
Carry forward orthodontic activity (UOA)	0
Baseline contract value	£801,963.01

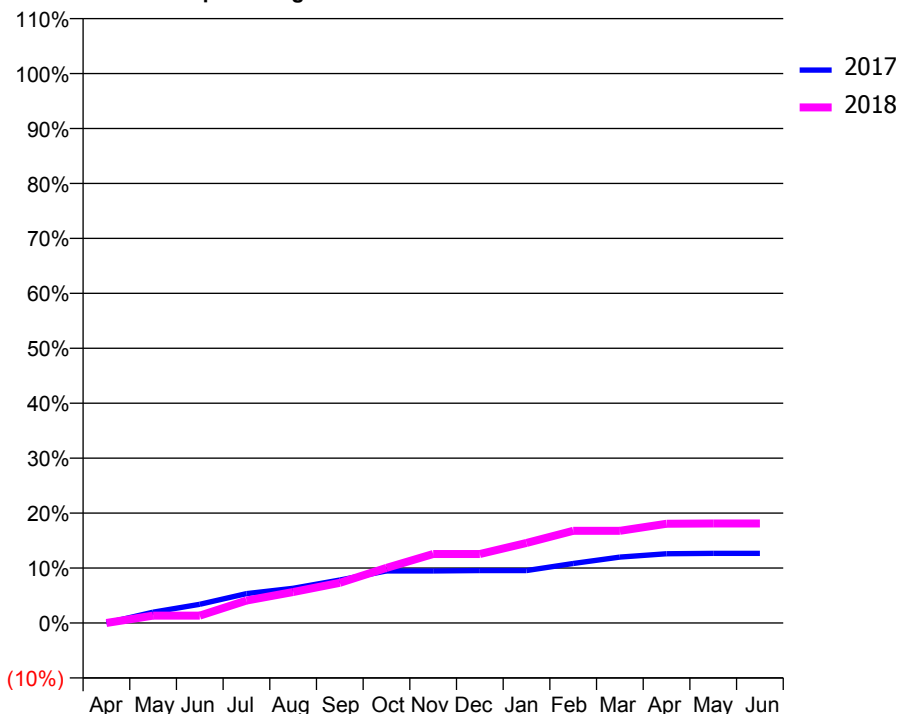
### ACCESS\*

Patients seen in 24 months	Total	Change since previous quarter
Quarter ending March 2017	245	
Quarter ending June 2017	214	↓
Quarter ending September 2017	219	↑
Quarter ending December 2017	228	↑
Quarter ending March 2018	213	↓
<b>Variance since March 2017</b>	<b>(13.1%)</b>	<b>↓</b>



### ACTIVITY

Cumulative percentage of contracted UDA delivered 2017 & 2018



Month	Adjusted Scheduled Activity (UDA)	
	2017	2018
April	0	0
May	79	54
June	136	54
July	214	164
August	253	226
September	313	293
October	379	401
November	379	502
December	382	502
January	382	583
February	433	671
March	480	671
April	504	723
May	507	725
June	507	725

### QUALITY

	Quantity	Base Number	Contract	AT	Region	England
% of FP17s for the same patient ID Re-attending within 3 months - Children	2	248	0.8%	11.8%	12.8%	11.9%
% of FP17s for the same patient ID Re-attending within 3 months - Adults	0	1	0.0%	17.1%	16.5%	16.0%
% of FP17s for the same patient ID Re-attending between 3 & 9 months - Children	1	248	0.4%	57.7%	59.7%	58.3%
% of FP17s for the same patient ID Re-attending between 3 & 9 months - Adults	0	1	0.0%	51.0%	52.6%	50.3%
% of FP17s for Band 1 Urgent Courses	0	264	0.0%	9.6%	9.1%	9.1%
% of FP17s Relating to Free Repair or Replacements	0	264	0.0%	1.1%	1.0%	0.8%
% of FP17s Relating to Continuations	0	264	0.0%	1.3%	1.2%	1.0%
% of Patients satisfied with the dentistry they have received	0	0	N/A	91.9%	91.6%	91.5%
% of Patients satisfied with the time they had to wait for an appointment	0	0	N/A	90.8%	88.3%	87.9%

\* This is based on patients treated on this contract for their most recent course of treatment. Figures in italics indicate the base number of FP17s or Patient Questionnaire responses are less than 100. N/A is shown where the base number of responses is less than 10 during the period. % is calculated as Quantity/Base number\*100

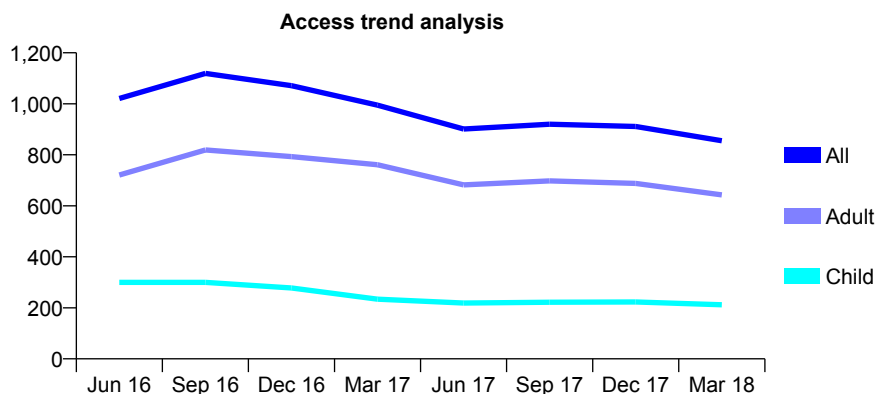
## Q44 - Vital Signs At a Glance Contract Report for 127213/0007 - Year end March 2018

Name or company name	Wirral Community NHS Trust
Contract type name	PDS Contract
Purpose of contract	General
Contract start date	01/04/2015
Contract end date	31/03/2020

17/18 Contracted general activity (UDA)	6,500
Carry forward general activity (UDA)	0
17/18 Contracted orthodontic activity (UOA)	0
Carry forward orthodontic activity (UOA)	0
Baseline contract value	£1,318,416.31

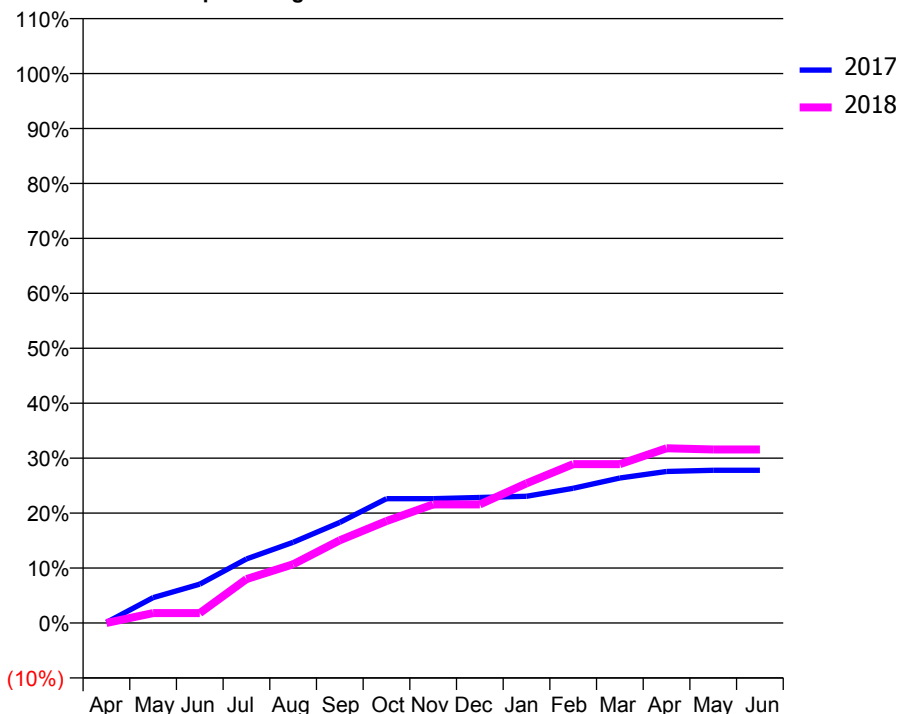
### ACCESS\*

Patients seen in 24 months	Total	Change since previous quarter
Quarter ending March 2017	995	
Quarter ending June 2017	901	↓
Quarter ending September 2017	920	↑
Quarter ending December 2017	911	→
Quarter ending March 2018	855	↓
<b>Variance since March 2017</b>	<b>(14.1%)</b>	<b>↓</b>



### ACTIVITY

Cumulative percentage of contracted UDA delivered 2017 & 2018



Month	Adjusted Scheduled Activity (UDA)	
	2017	2018
April	7	0
May	300	118
June	459	118
July	758	520
August	956	694
September	1,190	978
October	1,471	1,206
November	1,471	1,404
December	1,485	1,404
January	1,500	1,652
February	1,594	1,879
March	1,716	1,879
April	1,792	2,067
May	1,806	2,053
June	1,806	2,053

### QUALITY

	Quantity	Base Number	Contract	AT	Region	England
% of FP17s for the same patient ID Re-attending within 3 months - Children	12	303	4.0%	11.8%	12.8%	11.9%
% of FP17s for the same patient ID Re-attending within 3 months - Adults	40	577	6.9%	17.1%	16.5%	16.0%
% of FP17s for the same patient ID Re-attending between 3 & 9 months - Children	39	303	12.9%	57.7%	59.7%	58.3%
% of FP17s for the same patient ID Re-attending between 3 & 9 months - Adults	130	577	22.5%	51.0%	52.6%	50.3%
% of FP17s for Band 1 Urgent Courses	64	917	7.0%	9.6%	9.1%	9.1%
% of FP17s Relating to Free Repair or Replacements	0	917	0.0%	1.1%	1.0%	0.8%
% of FP17s Relating to Continuations	1	917	0.1%	1.3%	1.2%	1.0%
% of Patients satisfied with the dentistry they have received	0	0	N/A	91.9%	91.6%	91.5%
% of Patients satisfied with the time they had to wait for an appointment	0	0	N/A	90.8%	88.3%	87.9%

\* This is based on patients treated on this contract for their most recent course of treatment. Figures in italics indicate the base number of FP17s or Patient Questionnaire responses are less than 100. N/A is shown where the base number of responses is less than 10 during the period. % is calculated as Quantity/Base number\*100

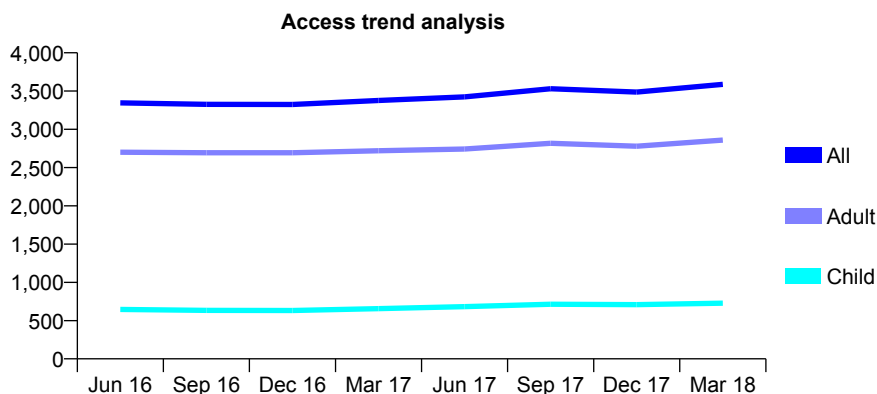
## Q44 - Vital Signs At a Glance Contract Report for 128104/0001 - Year end March 2018

Name or company name	FELDENT LIMITED
Contract type name	GDS Contract
Purpose of contract	General
Contract start date	01/10/2011
Contract end date	

17/18 Contracted general activity (UDA)	11,129
Carry forward general activity (UDA)	158
17/18 Contracted orthodontic activity (UOA)	0
Carry forward orthodontic activity (UOA)	0
Baseline contract value	£270,136.25

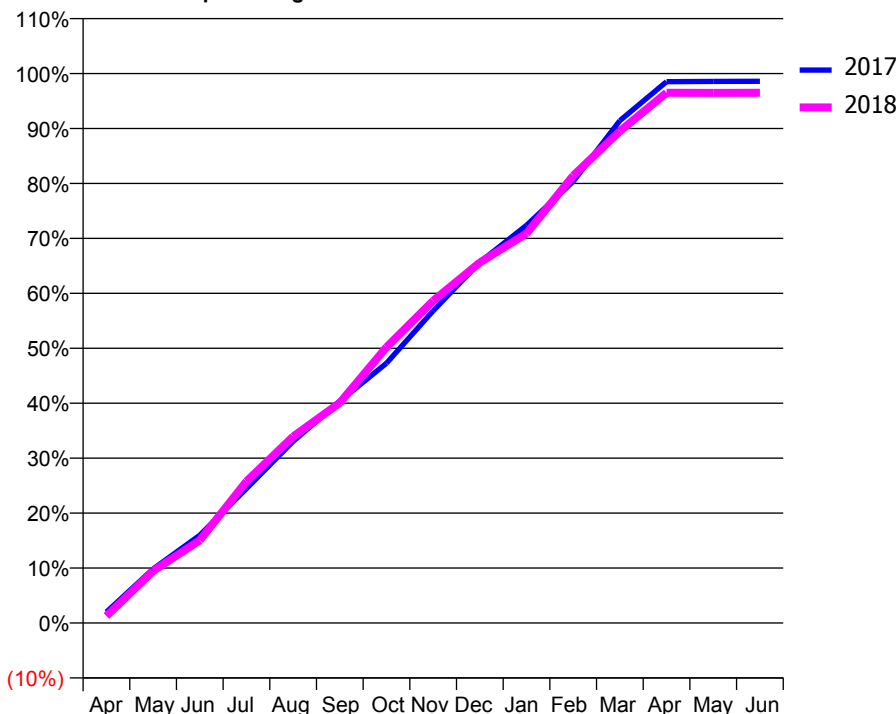
### ACCESS\*

Patients seen in 24 months	Total	Change since previous quarter
Quarter ending March 2017	3,377	
Quarter ending June 2017	3,424	→
Quarter ending September 2017	3,530	↑
Quarter ending December 2017	3,487	↓
Quarter ending March 2018	3,587	↑
<b>Variance since March 2017</b>	<b>6.2%</b>	<b>↑</b>



### ACTIVITY

Cumulative percentage of contracted UDA delivered 2017 & 2018



Month	Adjusted Scheduled Activity (UDA)	
	2017	2018
April	224	141
May	1,096	1,053
June	1,779	1,675
July	2,724	2,869
August	3,680	3,776
September	4,491	4,461
October	5,261	5,587
November	6,323	6,527
December	7,310	7,302
January	8,055	7,889
February	8,943	9,059
March	10,175	9,962
April	10,964	10,738
May	10,968	10,737
June	10,971	10,738

### QUALITY

	Quantity	Base Number	Contract	AT	Region	England
% of FP17s for the same patient ID Re-attending within 3 months - Children	69	1,051	6.6%	11.8%	12.8%	11.9%
% of FP17s for the same patient ID Re-attending within 3 months - Adults	775	4,320	17.9%	17.1%	16.5%	16.0%
% of FP17s for the same patient ID Re-attending between 3 & 9 months - Children	616	1,051	58.6%	57.7%	59.7%	58.3%
% of FP17s for the same patient ID Re-attending between 3 & 9 months - Adults	2,463	4,320	57.0%	51.0%	52.6%	50.3%
% of FP17s for Band 1 Urgent Courses	386	4,458	8.7%	9.6%	9.1%	9.1%
% of FP17s Relating to Free Repair or Replacements	28	4,458	0.6%	1.1%	1.0%	0.8%
% of FP17s Relating to Continuations	94	4,458	2.1%	1.3%	1.2%	1.0%
% of Patients satisfied with the dentistry they have received	7	10	70.0%	91.9%	91.6%	91.5%
% of Patients satisfied with the time they had to wait for an appointment	9	10	90.0%	90.8%	88.3%	87.9%

\* This is based on patients treated on this contract for their most recent course of treatment. Figures in italics indicate the base number of FP17s or Patient Questionnaire responses are less than 100. N/A is shown where the base number of responses is less than 10 during the period. % is calculated as Quantity/Base number\*100

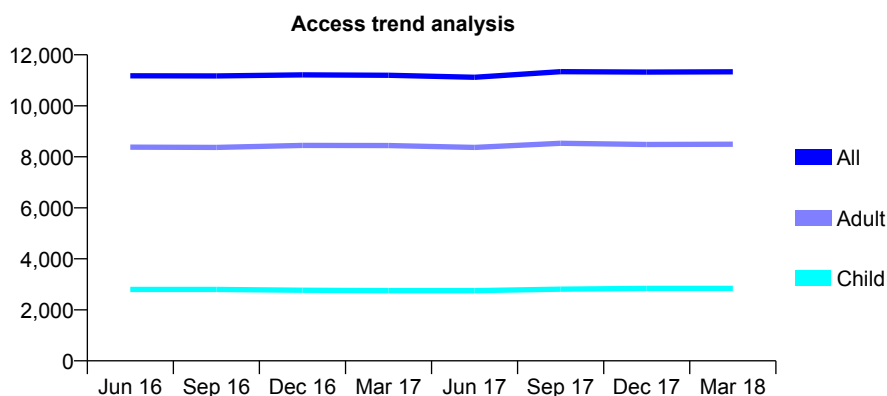
## Q44 - Vital Signs At a Glance Contract Report for 133930/0001 - Year end March 2018

Name or company name	Gidman & Waywell
Contract type name	GDS Contract
Purpose of contract	General
Contract start date	01/04/2009
Contract end date	

17/18 Contracted general activity (UDA)	34,947
Carry forward general activity (UDA)	0
17/18 Contracted orthodontic activity (UOA)	0
Carry forward orthodontic activity (UOA)	0
Baseline contract value	£1,024,773.57

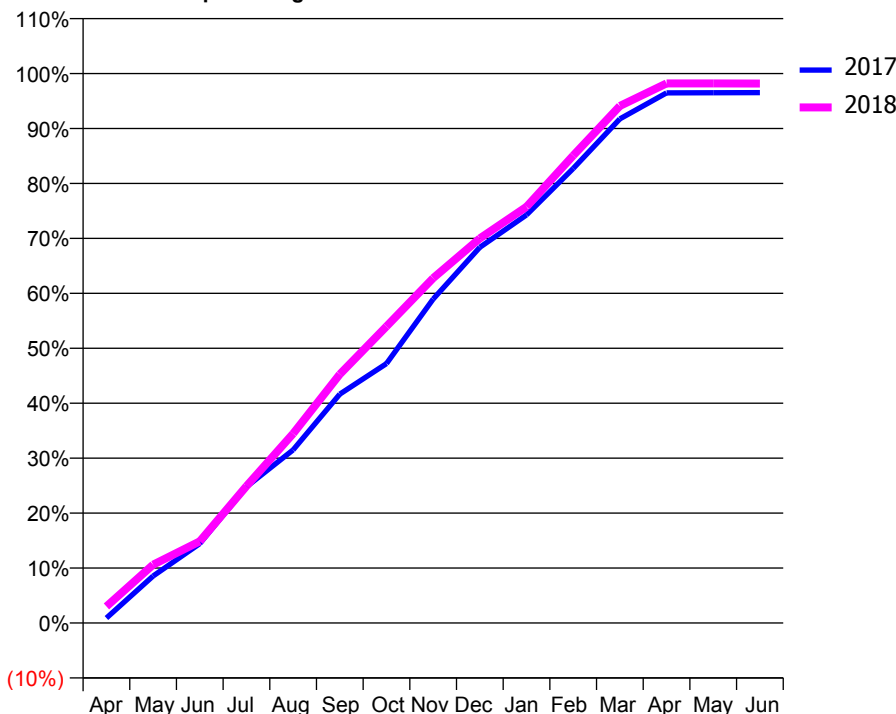
### ACCESS\*

Patients seen in 24 months	Total	Change since previous quarter
Quarter ending March 2017	11,196	
Quarter ending June 2017	11,118	→
Quarter ending September 2017	11,339	→
Quarter ending December 2017	11,323	→
Quarter ending March 2018	11,333	→
<b>Variance since March 2017</b>	<b>1.2%</b>	<b>→</b>



### ACTIVITY

Cumulative percentage of contracted UDA delivered 2017 & 2018



Adjusted Scheduled Activity (UDA)

Month	2017	2018
April	318	1,059
May	2,987	3,707
June	5,054	5,194
July	8,665	8,704
August	11,016	12,047
September	14,556	15,824
October	16,498	18,865
November	20,606	21,932
December	23,892	24,459
January	25,953	26,476
February	28,904	29,728
March	32,058	32,885
April	33,713	34,314
May	33,725	34,314
June	33,728	34,304

### QUALITY

	Quantity	Base Number	Contract	AT	Region	England
% of FP17s for the same patient ID Re-attending within 3 months - Children	545	4,122	13.2%	11.8%	12.8%	11.9%
% of FP17s for the same patient ID Re-attending within 3 months - Adults	2,644	11,513	23.0%	17.1%	16.5%	16.0%
% of FP17s for the same patient ID Re-attending between 3 & 9 months - Children	1,878	4,122	45.6%	57.7%	59.7%	58.3%
% of FP17s for the same patient ID Re-attending between 3 & 9 months - Adults	4,736	11,513	41.1%	51.0%	52.6%	50.3%
% of FP17s for Band 1 Urgent Courses	2,317	15,568	14.9%	9.6%	9.1%	9.1%
% of FP17s Relating to Free Repair or Replacements	207	15,568	1.3%	1.1%	1.0%	0.8%
% of FP17s Relating to Continuations	403	15,568	2.6%	1.3%	1.2%	1.0%
% of Patients satisfied with the dentistry they have received	5	7	N/A	91.9%	91.6%	91.5%
% of Patients satisfied with the time they had to wait for an appointment	7	7	N/A	90.8%	88.3%	87.9%

\* This is based on patients treated on this contract for their most recent course of treatment. Figures in italics indicate the base number of FP17s or Patient Questionnaire responses are less than 100. N/A is shown where the base number of responses is less than 10 during the period. % is calculated as Quantity/Base number\*100



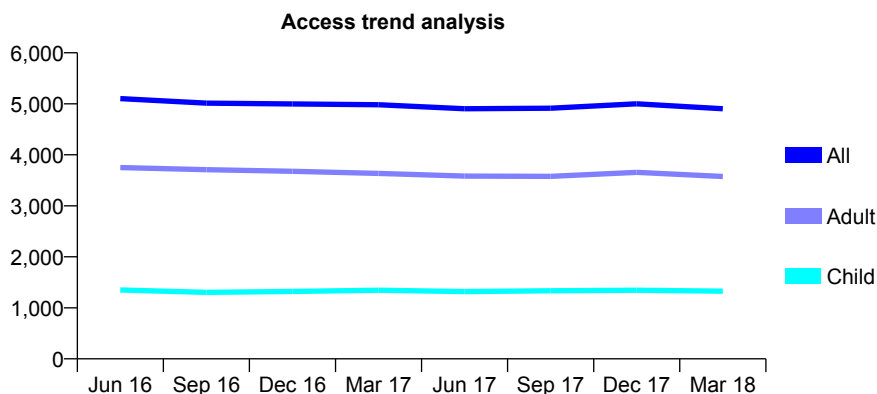
## Q44 - Vital Signs At a Glance Contract Report for 134848/0001 - Year end March 2018

Name or company name	Balls Road Dental Practice
Contract type name	GDS Contract
Purpose of contract	General
Contract start date	01/04/2006
Contract end date	

17/18 Contracted general activity (UDA)	14,640
Carry forward general activity (UDA)	222
17/18 Contracted orthodontic activity (UOA)	0
Carry forward orthodontic activity (UOA)	0
Baseline contract value	£427,699.50

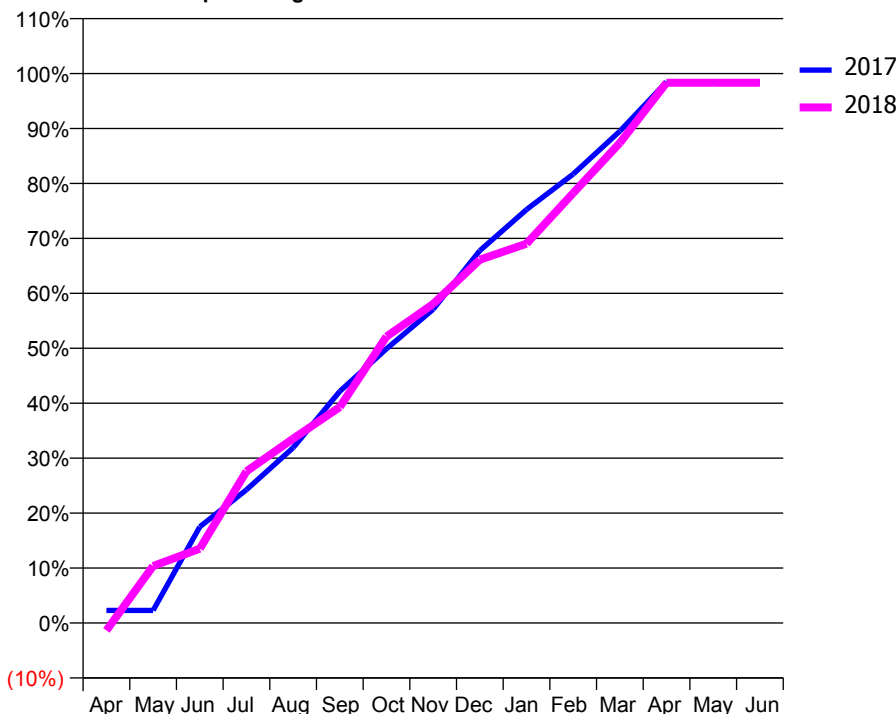
### ACCESS\*

Patients seen in 24 months	Total	Change since previous quarter
Quarter ending March 2017	4,981	
Quarter ending June 2017	4,904	↓
Quarter ending September 2017	4,914	→
Quarter ending December 2017	5,000	→
Quarter ending March 2018	4,904	↓
<b>Variance since March 2017</b>	<b>(1.5%)</b>	<b>↓</b>



### ACTIVITY

Cumulative percentage of contracted UDA delivered 2017 & 2018



Month	Adjusted Scheduled Activity (UDA)	
	2017	2018
April	335	-200
May	335	1,517
June	2,562	1,982
July	3,549	4,040
August	4,669	4,913
September	6,173	5,754
October	7,305	7,634
November	8,357	8,501
December	9,920	9,680
January	11,014	10,104
February	11,960	11,454
March	13,103	12,792
April	14,414	14,395
May	14,418	14,395
June	14,418	14,395

### QUALITY

	Quantity	Base Number	Contract	AT	Region	England
% of FP17s for the same patient ID Re-attending within 3 months - Children	209	2,267	9.2%	11.8%	12.8%	11.9%
% of FP17s for the same patient ID Re-attending within 3 months - Adults	810	5,408	15.0%	17.1%	16.5%	16.0%
% of FP17s for the same patient ID Re-attending between 3 & 9 months - Children	1,404	2,267	61.9%	57.7%	59.7%	58.3%
% of FP17s for the same patient ID Re-attending between 3 & 9 months - Adults	3,181	5,408	58.8%	51.0%	52.6%	50.3%
% of FP17s for Band 1 Urgent Courses	561	7,190	7.8%	9.6%	9.1%	9.1%
% of FP17s Relating to Free Repair or Replacements	20	7,190	0.3%	1.1%	1.0%	0.8%
% of FP17s Relating to Continuations	64	7,190	0.9%	1.3%	1.2%	1.0%
% of Patients satisfied with the dentistry they have received	6	6	N/A	91.9%	91.6%	91.5%
% of Patients satisfied with the time they had to wait for an appointment	6	6	N/A	90.8%	88.3%	87.9%

\* This is based on patients treated on this contract for their most recent course of treatment. Figures in italics indicate the base number of FP17s or Patient Questionnaire responses are less than 100. N/A is shown where the base number of responses is less than 10 during the period. % is calculated as Quantity/Base number\*100

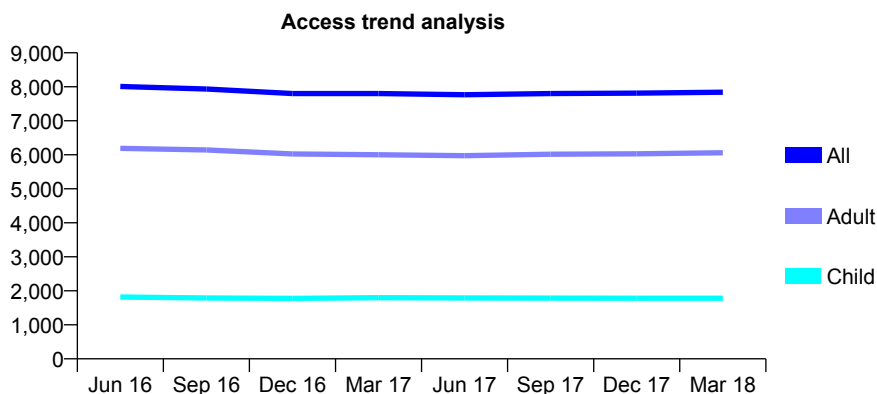
## Q44 - Vital Signs At a Glance Contract Report for 135550/0001 - Year end March 2018

Name or company name	Upton Dental Practice Limited
Contract type name	GDS Contract
Purpose of contract	General
Contract start date	01/04/2011
Contract end date	

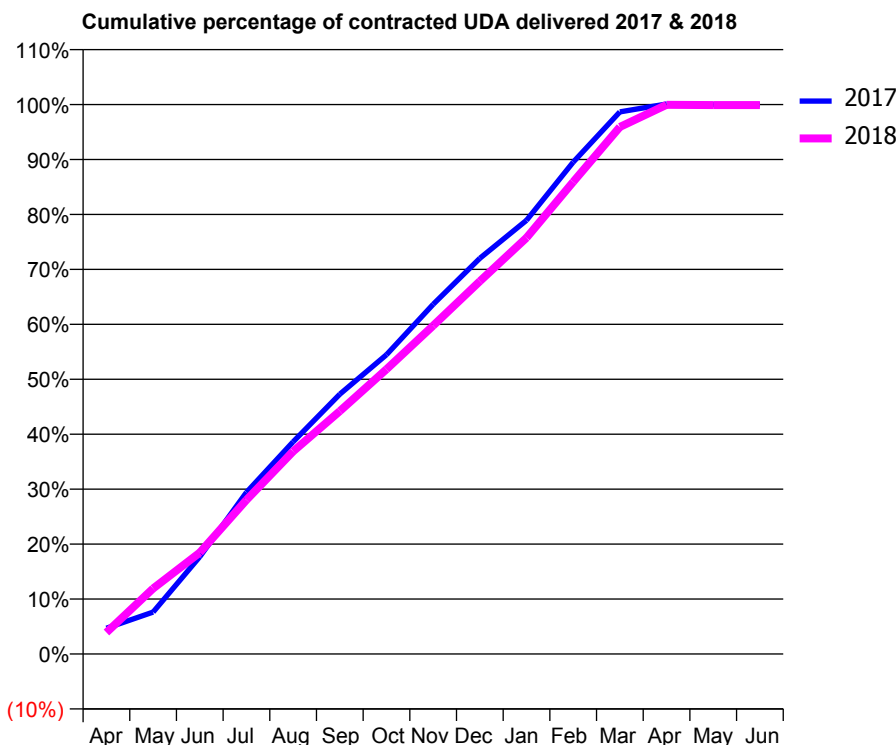
17/18 Contracted general activity (UDA)	23,980
Carry forward general activity (UDA)	0
17/18 Contracted orthodontic activity (UOA)	0
Carry forward orthodontic activity (UOA)	0
Baseline contract value	£699,853.67

### ACCESS\*

Patients seen in 24 months	Total	Change since previous quarter
Quarter ending March 2017	7,802	
Quarter ending June 2017	7,765	→
Quarter ending September 2017	7,803	→
Quarter ending December 2017	7,812	→
Quarter ending March 2018	7,843	→
<b>Variance since March 2017</b>	<b>0.5%</b>	<b>→</b>



### ACTIVITY



Month	Adjusted Scheduled Activity (UDA)	
	2017	2018
April	1,145	941
May	1,859	2,857
June	4,311	4,427
July	7,164	6,723
August	9,409	8,840
September	11,515	10,602
October	13,268	12,426
November	15,502	14,328
December	17,540	16,267
January	19,221	18,166
February	21,799	20,602
March	24,029	23,003
April	24,378	23,965
May	24,354	23,955
June	24,356	23,952

### QUALITY

	Quantity	Base Number	Contract	AT	Region	England
% of FP17s for the same patient ID Re-attending within 3 months - Children	182	2,100	8.7%	11.8%	12.8%	11.9%
% of FP17s for the same patient ID Re-attending within 3 months - Adults	1,362	8,059	16.9%	17.1%	16.5%	16.0%
% of FP17s for the same patient ID Re-attending between 3 & 9 months - Children	880	2,100	41.9%	57.7%	59.7%	58.3%
% of FP17s for the same patient ID Re-attending between 3 & 9 months - Adults	3,730	8,059	46.3%	51.0%	52.6%	50.3%
% of FP17s for Band 1 Urgent Courses	1,029	10,379	9.9%	9.6%	9.1%	9.1%
% of FP17s Relating to Free Repair or Replacements	147	10,379	1.4%	1.1%	1.0%	0.8%
% of FP17s Relating to Continuations	154	10,379	1.5%	1.3%	1.2%	1.0%
% of Patients satisfied with the dentistry they have received	12	14	85.7%	91.9%	91.6%	91.5%
% of Patients satisfied with the time they had to wait for an appointment	12	14	85.7%	90.8%	88.3%	87.9%

\* This is based on patients treated on this contract for their most recent course of treatment. Figures in italics indicate the base number of FP17s or Patient Questionnaire responses are less than 100. N/A is shown where the base number of responses is less than 10 during the period. % is calculated as Quantity/Base number\*100

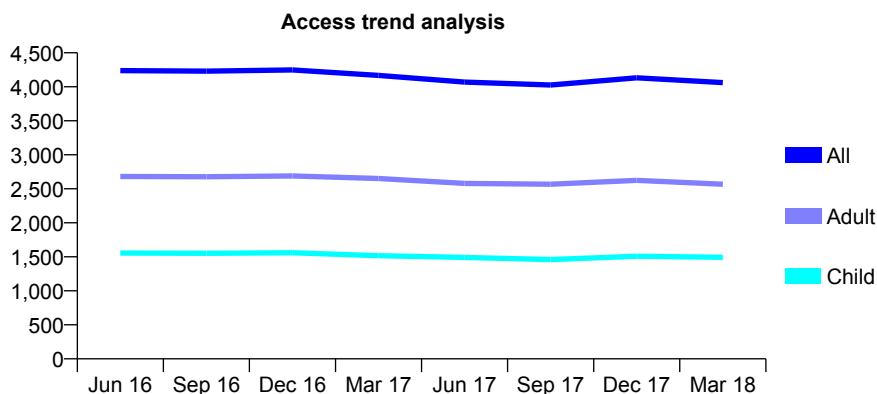
## Q44 - Vital Signs At a Glance Contract Report for 136646/0001 - Year end March 2018

Name or company name	Victoria Street Dental Practice Ltd
Contract type name	GDS Contract
Purpose of contract	General
Contract start date	01/05/2011
Contract end date	

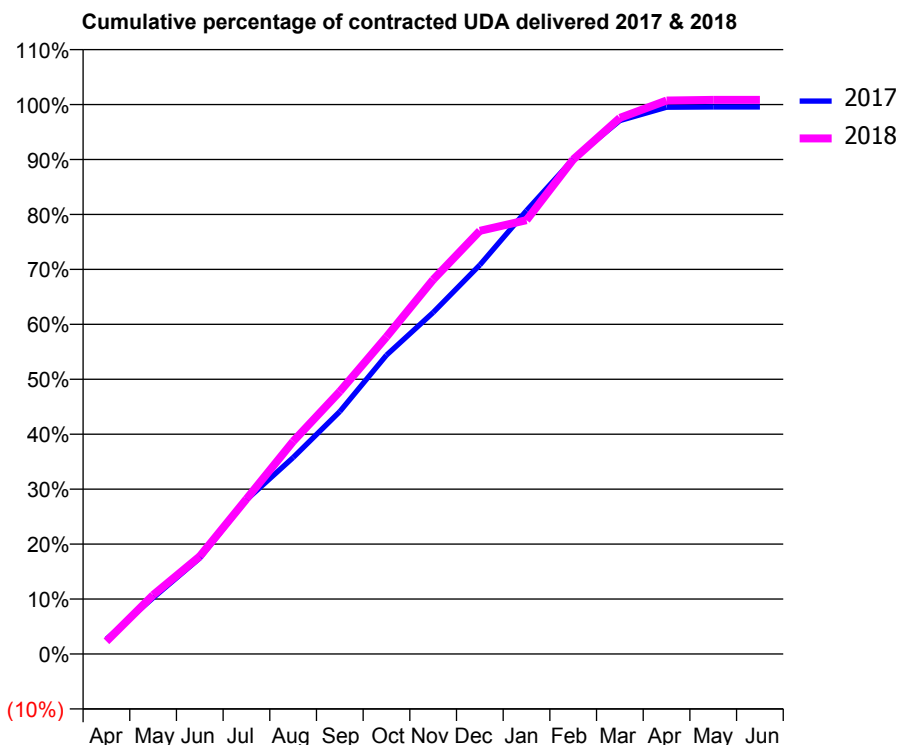
17/18 Contracted general activity (UDA)	12,551
Carry forward general activity (UDA)	55
17/18 Contracted orthodontic activity (UOA)	0
Carry forward orthodontic activity (UOA)	0
Baseline contract value	£402,119.51

### ACCESS\*

Patients seen in 24 months	Total	Change since previous quarter
Quarter ending March 2017	4,167	
Quarter ending June 2017	4,070	↓
Quarter ending September 2017	4,026	↓
Quarter ending December 2017	4,132	↑
Quarter ending March 2018	4,062	↓
<b>Variance since March 2017</b>	<b>(2.5%)</b>	<b>↓</b>



### ACTIVITY



Month	Adjusted Scheduled Activity (UDA)	
	2017	2018
April	338	292
May	1,285	1,347
June	2,192	2,230
July	3,524	3,540
August	4,489	4,855
September	5,539	5,995
October	6,827	7,243
November	7,802	8,552
December	8,885	9,667
January	10,130	9,910
February	11,305	11,295
March	12,185	12,246
April	12,489	12,642
May	12,496	12,656
June	12,496	12,656

### QUALITY

	Quantity	Base Number	Contract	AT	Region	England
% of FP17s for the same patient ID Re-attending within 3 months - Children	164	2,199	7.5%	11.8%	12.8%	11.9%
% of FP17s for the same patient ID Re-attending within 3 months - Adults	558	3,215	17.4%	17.1%	16.5%	16.0%
% of FP17s for the same patient ID Re-attending between 3 & 9 months - Children	1,279	2,199	58.2%	57.7%	59.7%	58.3%
% of FP17s for the same patient ID Re-attending between 3 & 9 months - Adults	1,563	3,215	48.6%	51.0%	52.6%	50.3%
% of FP17s for Band 1 Urgent Courses	430	5,490	7.8%	9.6%	9.1%	9.1%
% of FP17s Relating to Free Repair or Replacements	19	5,490	0.3%	1.1%	1.0%	0.8%
% of FP17s Relating to Continuations	21	5,490	0.4%	1.3%	1.2%	1.0%
% of Patients satisfied with the dentistry they have received	8	9	N/A	91.9%	91.6%	91.5%
% of Patients satisfied with the time they had to wait for an appointment	9	9	N/A	90.8%	88.3%	87.9%

\* This is based on patients treated on this contract for their most recent course of treatment. Figures in italics indicate the base number of FP17s or Patient Questionnaire responses are less than 100. N/A is shown where the base number of responses is less than 10 during the period. % is calculated as Quantity/Base number\*100

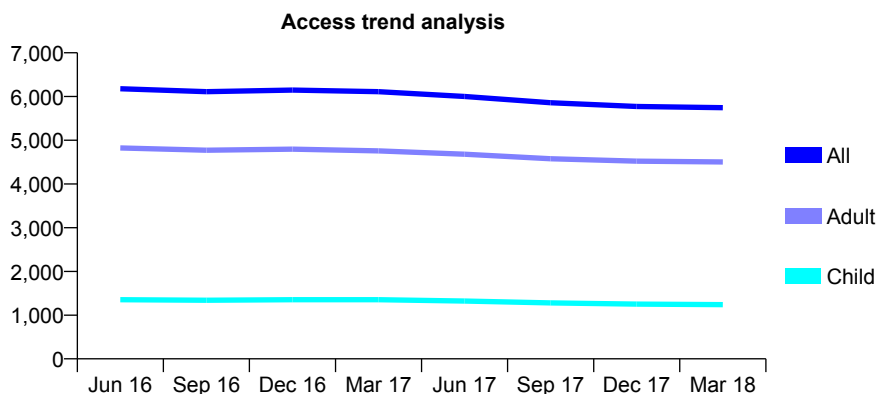
## Q44 - Vital Signs At a Glance Contract Report for 137030/0001 - Year end March 2018

Name or company name	C & V Gillespie
Contract type name	GDS Contract
Purpose of contract	General
Contract start date	01/01/2011
Contract end date	

17/18 Contracted general activity (UDA)	18,300
Carry forward general activity (UDA)	0
17/18 Contracted orthodontic activity (UOA)	0
Carry forward orthodontic activity (UOA)	0
Baseline contract value	£436,463.59

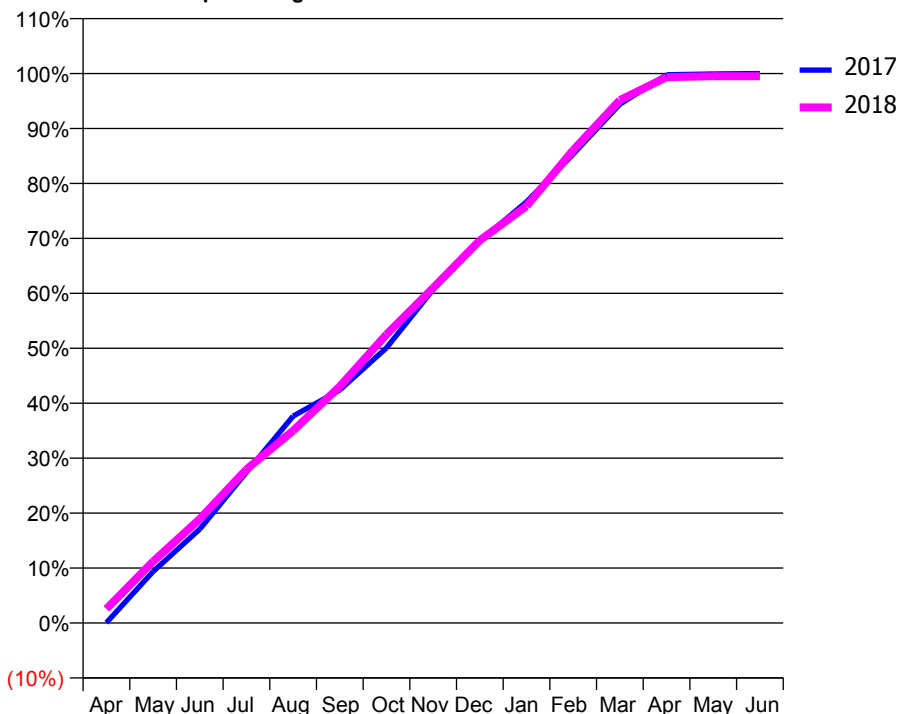
### ACCESS\*

Patients seen in 24 months	Total	Change since previous quarter
Quarter ending March 2017	6,110	
Quarter ending June 2017	6,000	↓
Quarter ending September 2017	5,859	↓
Quarter ending December 2017	5,773	↓
Quarter ending March 2018	5,745	→
<b>Variance since March 2017</b>	<b>(6.0%)</b>	<b>↓</b>



### ACTIVITY

Cumulative percentage of contracted UDA delivered 2017 & 2018



Month	Adjusted Scheduled Activity (UDA)	
	2017	2018
April	9	475
May	1,724	2,051
June	3,141	3,466
July	5,039	5,120
August	6,915	6,406
September	7,788	7,880
October	9,197	9,611
November	11,147	11,162
December	12,769	12,743
January	14,079	13,885
February	15,671	15,749
March	17,339	17,417
April	18,325	18,178
May	18,353	18,210
June	18,366	18,210

### QUALITY

	Quantity	Base Number	Contract	AT	Region	England
% of FP17s for the same patient ID Re-attending within 3 months - Children	186	2,187	8.5%	11.8%	12.8%	11.9%
% of FP17s for the same patient ID Re-attending within 3 months - Adults	1,319	7,720	17.1%	17.1%	16.5%	16.0%
% of FP17s for the same patient ID Re-attending between 3 & 9 months - Children	1,528	2,187	69.9%	57.7%	59.7%	58.3%
% of FP17s for the same patient ID Re-attending between 3 & 9 months - Adults	4,843	7,720	62.7%	51.0%	52.6%	50.3%
% of FP17s for Band 1 Urgent Courses	634	9,820	6.5%	9.6%	9.1%	9.1%
% of FP17s Relating to Free Repair or Replacements	87	9,820	0.9%	1.1%	1.0%	0.8%
% of FP17s Relating to Continuations	117	9,820	1.2%	1.3%	1.2%	1.0%
% of Patients satisfied with the dentistry they have received	13	14	92.9%	91.9%	91.6%	91.5%
% of Patients satisfied with the time they had to wait for an appointment	13	14	92.9%	90.8%	88.3%	87.9%

\* This is based on patients treated on this contract for their most recent course of treatment. Figures in italics indicate the base number of FP17s or Patient Questionnaire responses are less than 100. N/A is shown where the base number of responses is less than 10 during the period. % is calculated as Quantity/Base number\*100

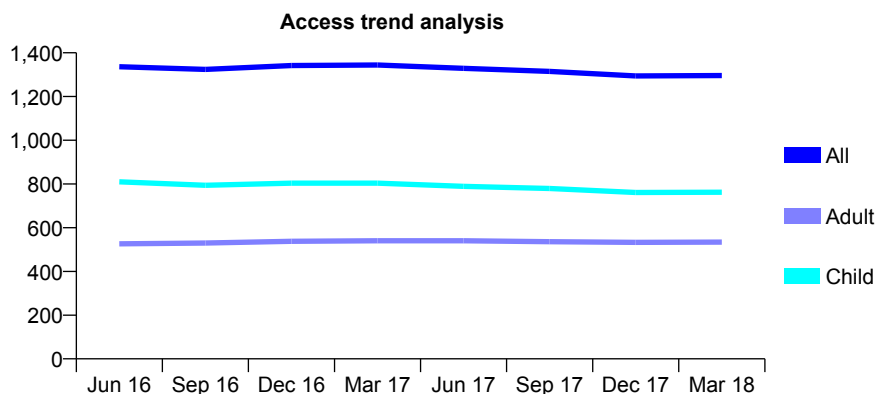
## Q44 - Vital Signs At a Glance Contract Report for 137111/0001 - Year end March 2018

Name or company name	Gaskell Avenue Dental Practice Ltd
Contract type name	GDS Contract
Purpose of contract	General
Contract start date	01/09/2011
Contract end date	

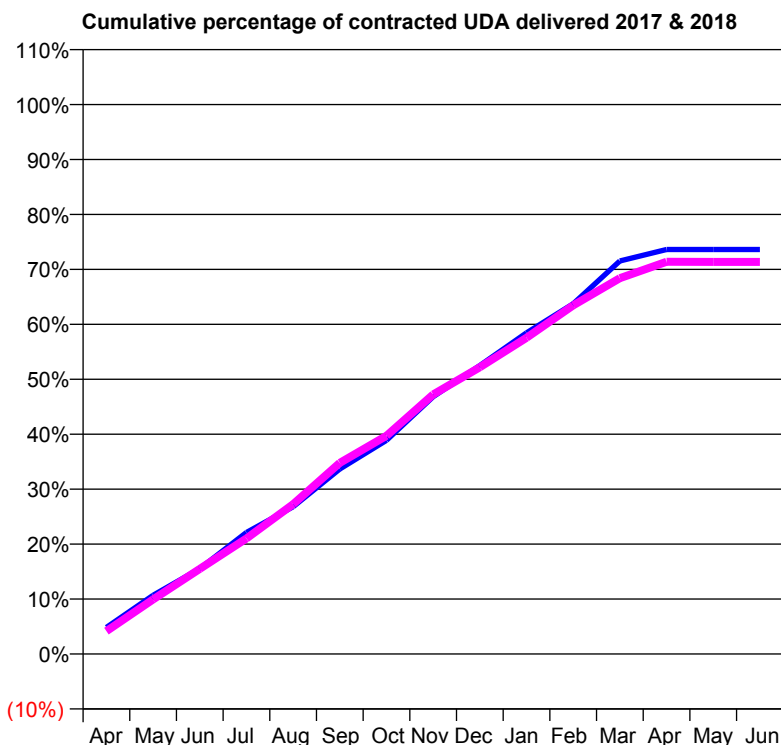
17/18 Contracted general activity (UDA)	7,000
Carry forward general activity (UDA)	0
17/18 Contracted orthodontic activity (UOA)	0
Carry forward orthodontic activity (UOA)	0
Baseline contract value	£175,339.26

### ACCESS\*

Patients seen in 24 months	Total	Change since previous quarter
Quarter ending March 2017	1,344	
Quarter ending June 2017	1,329	↓
Quarter ending September 2017	1,315	↓
Quarter ending December 2017	1,294	↓
Quarter ending March 2018	1,296	→
<b>Variance since March 2017</b>	<b>(3.6%)</b>	<b>↓</b>



### ACTIVITY



Month	Adjusted Scheduled Activity (UDA)	
	2017	2018
April	338	292
May	748	695
June	1,089	1,085
July	1,548	1,472
August	1,876	1,908
September	2,356	2,435
October	2,722	2,779
November	3,278	3,307
December	3,674	3,653
January	4,092	4,029
February	4,461	4,441
March	5,006	4,788
April	5,153	4,997
May	5,153	4,996
June	5,153	4,996

### QUALITY

	Quantity	Base Number	Contract	AT	Region	England
% of FP17s for the same patient ID Re-attending within 3 months - Children	191	1,362	14.0%	11.8%	12.8%	11.9%
% of FP17s for the same patient ID Re-attending within 3 months - Adults	185	723	25.6%	17.1%	16.5%	16.0%
% of FP17s for the same patient ID Re-attending between 3 & 9 months - Children	888	1,362	65.2%	57.7%	59.7%	58.3%
% of FP17s for the same patient ID Re-attending between 3 & 9 months - Adults	375	723	51.9%	51.0%	52.6%	50.3%
% of FP17s for Band 1 Urgent Courses	118	2,105	5.6%	9.6%	9.1%	9.1%
% of FP17s Relating to Free Repair or Replacements	1	2,105	0.0%	1.1%	1.0%	0.8%
% of FP17s Relating to Continuations	1	2,105	0.0%	1.3%	1.2%	1.0%
% of Patients satisfied with the dentistry they have received	2	3	N/A	91.9%	91.6%	91.5%
% of Patients satisfied with the time they had to wait for an appointment	3	3	N/A	90.8%	88.3%	87.9%

\* This is based on patients treated on this contract for their most recent course of treatment. Figures in italics indicate the base number of FP17s or Patient Questionnaire responses are less than 100. N/A is shown where the base number of responses is less than 10 during the period. % is calculated as Quantity/Base number\*100

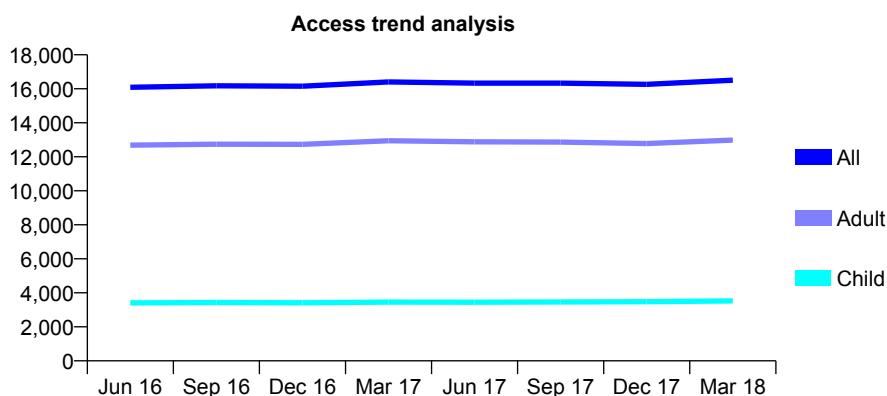
## Q44 - Vital Signs At a Glance Contract Report for 138126/0001 - Year end March 2018

Name or company name	Congleton Dental Centre
Contract type name	GDS Contract
Purpose of contract	General
Contract start date	01/04/2010
Contract end date	

17/18 Contracted general activity (UDA)	47,500
Carry forward general activity (UDA)	0
17/18 Contracted orthodontic activity (UOA)	0
Carry forward orthodontic activity (UOA)	0
Baseline contract value	£1,381,615.00

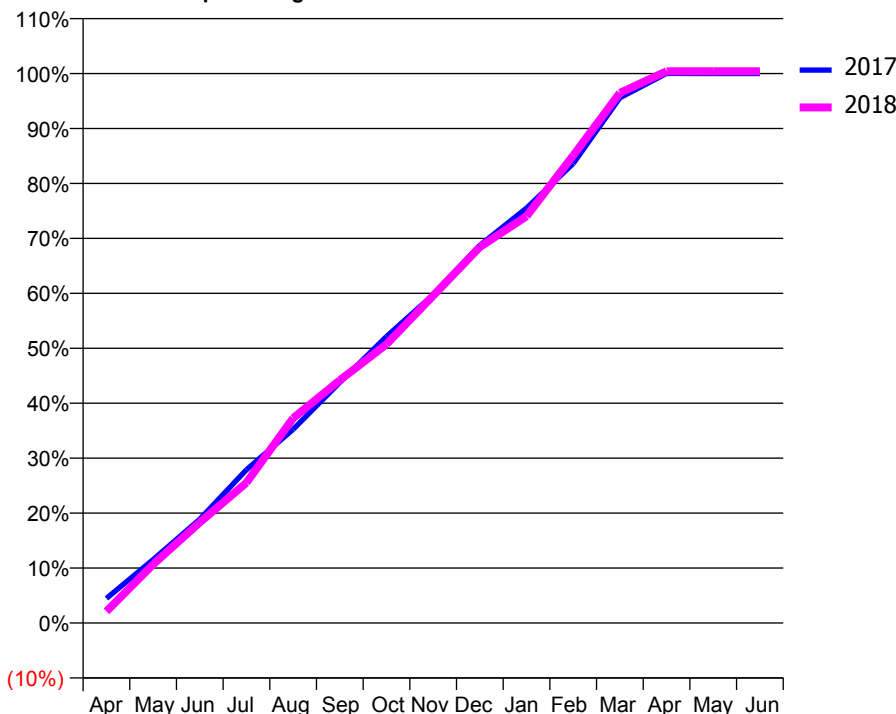
### ACCESS\*

Patients seen in 24 months	Total	Change since previous quarter
Quarter ending March 2017	16,401	
Quarter ending June 2017	16,330	→
Quarter ending September 2017	16,334	→
Quarter ending December 2017	16,261	→
Quarter ending March 2018	16,508	→
<b>Variance since March 2017</b>	<b>0.7%</b>	<b>→</b>



### ACTIVITY

Cumulative percentage of contracted UDA delivered 2017 & 2018



Month	Adjusted Scheduled Activity (UDA)	
	2017	2018
April	2,165	1,006
May	5,570	5,070
June	9,126	8,692
July	13,479	12,128
August	17,028	17,708
September	21,159	20,979
October	25,187	24,093
November	28,855	28,297
December	33,206	32,495
January	36,480	35,157
February	40,393	40,403
March	46,166	45,824
April	48,314	47,688
May	48,309	47,691
June	48,308	47,691

### QUALITY

	Quantity	Base Number	Contract	AT	Region	England
% of FP17s for the same patient ID Re-attending within 3 months - Children	466	6,015	7.7%	11.8%	12.8%	11.9%
% of FP17s for the same patient ID Re-attending within 3 months - Adults	3,442	22,137	15.5%	17.1%	16.5%	16.0%
% of FP17s for the same patient ID Re-attending between 3 & 9 months - Children	4,081	6,015	67.8%	57.7%	59.7%	58.3%
% of FP17s for the same patient ID Re-attending between 3 & 9 months - Adults	14,220	22,137	64.2%	51.0%	52.6%	50.3%
% of FP17s for Band 1 Urgent Courses	1,903	28,013	6.8%	9.6%	9.1%	9.1%
% of FP17s Relating to Free Repair or Replacements	206	28,013	0.7%	1.1%	1.0%	0.8%
% of FP17s Relating to Continuations	366	28,013	1.3%	1.3%	1.2%	1.0%
% of Patients satisfied with the dentistry they have received	32	36	88.9%	91.9%	91.6%	91.5%
% of Patients satisfied with the time they had to wait for an appointment	32	36	88.9%	90.8%	88.3%	87.9%

\* This is based on patients treated on this contract for their most recent course of treatment. Figures in italics indicate the base number of FP17s or Patient Questionnaire responses are less than 100. N/A is shown where the base number of responses is less than 10 during the period. % is calculated as Quantity/Base number\*100

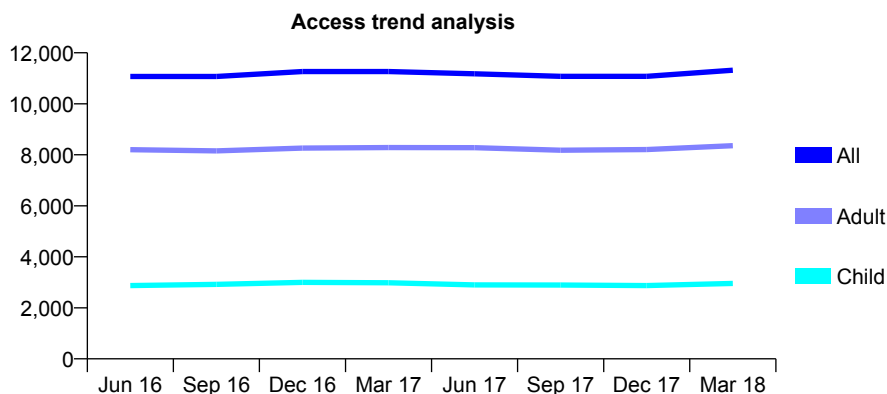
## Q44 - Vital Signs At a Glance Contract Report for 138665/0001 - Year end March 2018

Name or company name	Johnson & Whitehouse
Contract type name	GDS Contract
Purpose of contract	General
Contract start date	01/04/2009
Contract end date	

17/18 Contracted general activity (UDA)	32,052
Carry forward general activity (UDA)	0
17/18 Contracted orthodontic activity (UOA)	0
Carry forward orthodontic activity (UOA)	0
Baseline contract value	£967,088.73

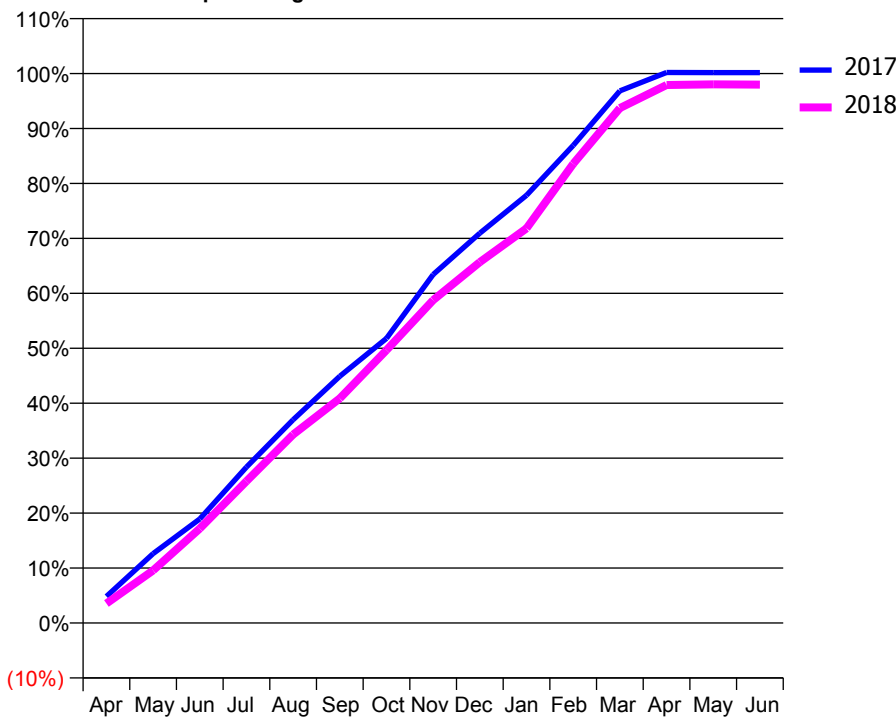
### ACCESS\*

Patients seen in 24 months	Total	Change since previous quarter
Quarter ending March 2017	11,264	
Quarter ending June 2017	11,179	→
Quarter ending September 2017	11,075	→
Quarter ending December 2017	11,077	→
Quarter ending March 2018	11,316	↑
<b>Variance since March 2017</b>	<b>0.5%</b>	<b>→</b>



### ACTIVITY

Cumulative percentage of contracted UDA delivered 2017 & 2018



Month	Adjusted Scheduled Activity (UDA)	
	2017	2018
April	1,548	1,137
May	4,052	3,071
June	6,074	5,508
July	9,095	8,269
August	11,855	10,992
September	14,393	13,099
October	16,602	15,916
November	20,325	18,838
December	22,740	21,053
January	24,948	23,022
February	27,856	26,783
March	31,040	30,036
April	32,108	31,377
May	32,105	31,419
June	32,103	31,401

### QUALITY

	Quantity	Base Number	Contract	AT	Region	England
% of FP17s for the same patient ID Re-attending within 3 months - Children	599	4,072	14.7%	11.8%	12.8%	11.9%
% of FP17s for the same patient ID Re-attending within 3 months - Adults	2,283	11,539	19.8%	17.1%	16.5%	16.0%
% of FP17s for the same patient ID Re-attending between 3 & 9 months - Children	1,870	4,072	45.9%	57.7%	59.7%	58.3%
% of FP17s for the same patient ID Re-attending between 3 & 9 months - Adults	4,696	11,539	40.7%	51.0%	52.6%	50.3%
% of FP17s for Band 1 Urgent Courses	1,422	15,524	9.2%	9.6%	9.1%	9.1%
% of FP17s Relating to Free Repair or Replacements	220	15,524	1.4%	1.1%	1.0%	0.8%
% of FP17s Relating to Continuations	216	15,524	1.4%	1.3%	1.2%	1.0%
% of Patients satisfied with the dentistry they have received	19	21	90.5%	91.9%	91.6%	91.5%
% of Patients satisfied with the time they had to wait for an appointment	20	21	95.2%	90.8%	88.3%	87.9%

\* This is based on patients treated on this contract for their most recent course of treatment. Figures in italics indicate the base number of FP17s or Patient Questionnaire responses are less than 100. N/A is shown where the base number of responses is less than 10 during the period. % is calculated as Quantity/Base number\*100



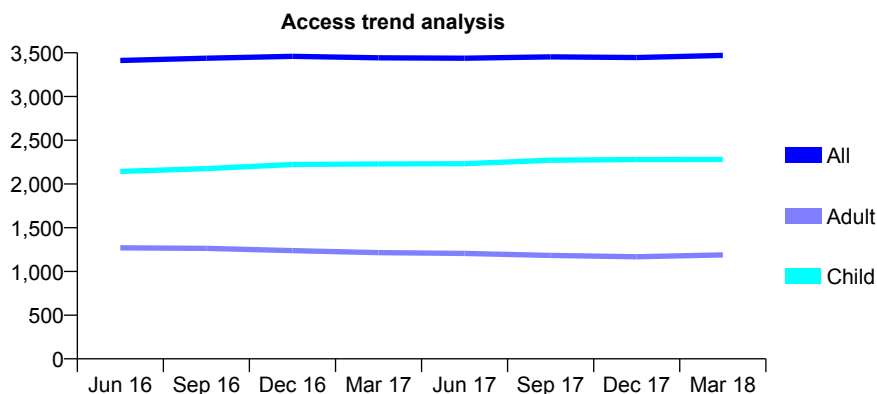
## Q44 - Vital Signs At a Glance Contract Report for 138681/0001 - Year end March 2018

Name or company name	The Old Surgery Dental Practice Ltd
Contract type name	GDS Contract
Purpose of contract	General
Contract start date	01/04/2011
Contract end date	

17/18 Contracted general activity (UDA)	8,539
Carry forward general activity (UDA)	0
17/18 Contracted orthodontic activity (UOA)	0
Carry forward orthodontic activity (UOA)	0
Baseline contract value	£448,799.37

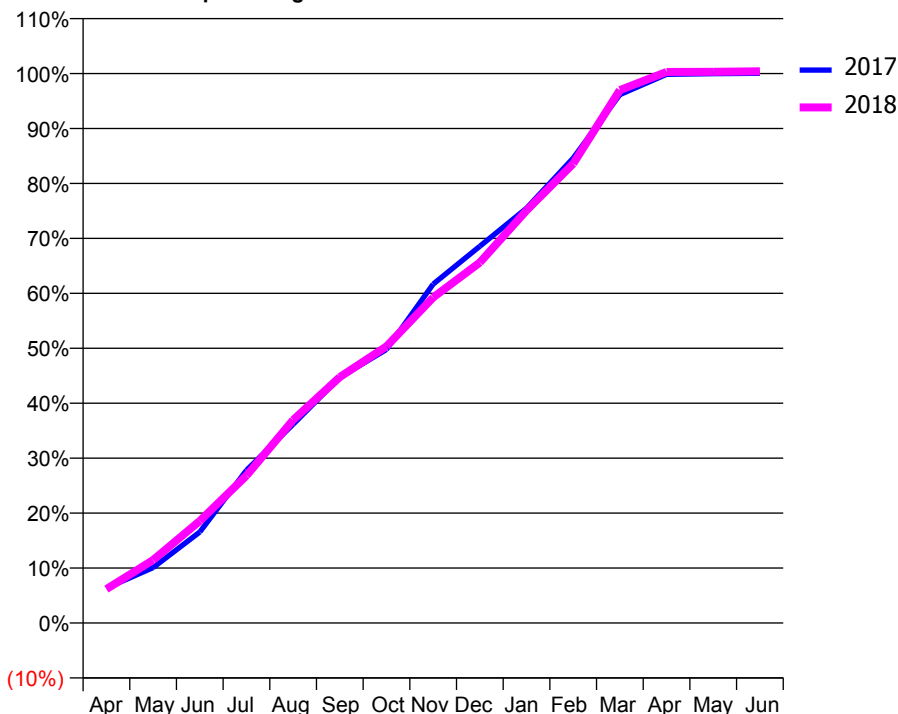
### ACCESS\*

Patients seen in 24 months	Total	Change since previous quarter
Quarter ending March 2017	3,443	
Quarter ending June 2017	3,438	→
Quarter ending September 2017	3,454	→
Quarter ending December 2017	3,446	→
Quarter ending March 2018	3,470	→
<b>Variance since March 2017</b>	<b>0.8%</b>	<b>→</b>



### ACTIVITY

Cumulative percentage of contracted UDA delivered 2017 & 2018



Adjusted Scheduled Activity (UDA)

Month	2017	2018
April	543	527
May	861	979
June	1,415	1,586
July	2,374	2,292
August	3,088	3,154
September	3,816	3,821
October	4,251	4,299
November	5,267	5,058
December	5,855	5,602
January	6,445	6,410
February	7,225	7,138
March	8,211	8,281
April	8,526	8,564
May	8,536	8,566
June	8,543	8,573

### QUALITY

	Quantity	Base Number	Contract	AT	Region	England
% of FP17s for the same patient ID Re-attending within 3 months - Children	246	3,376	7.3%	11.8%	12.8%	11.9%
% of FP17s for the same patient ID Re-attending within 3 months - Adults	239	1,377	17.4%	17.1%	16.5%	16.0%
% of FP17s for the same patient ID Re-attending between 3 & 9 months - Children	1,740	3,376	51.5%	57.7%	59.7%	58.3%
% of FP17s for the same patient ID Re-attending between 3 & 9 months - Adults	644	1,377	46.8%	51.0%	52.6%	50.3%
% of FP17s for Band 1 Urgent Courses	389	4,748	8.2%	9.6%	9.1%	9.1%
% of FP17s Relating to Free Repair or Replacements	0	4,748	0.0%	1.1%	1.0%	0.8%
% of FP17s Relating to Continuations	0	4,748	0.0%	1.3%	1.2%	1.0%
% of Patients satisfied with the dentistry they have received	4	5	N/A	91.9%	91.6%	91.5%
% of Patients satisfied with the time they had to wait for an appointment	5	5	N/A	90.8%	88.3%	87.9%

\* This is based on patients treated on this contract for their most recent course of treatment. Figures in italics indicate the base number of FP17s or Patient Questionnaire responses are less than 100. N/A is shown where the base number of responses is less than 10 during the period. % is calculated as Quantity/Base number\*100

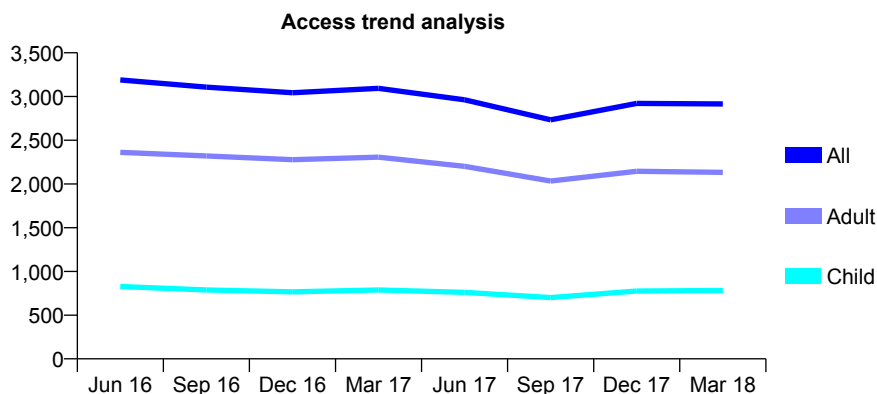
## Q44 - Vital Signs At a Glance Contract Report for 138711/0001 - Year end March 2018

Name or company name	Warren Drive Dental Practice
Contract type name	GDS Contract
Purpose of contract	General
Contract start date	01/04/2006
Contract end date	

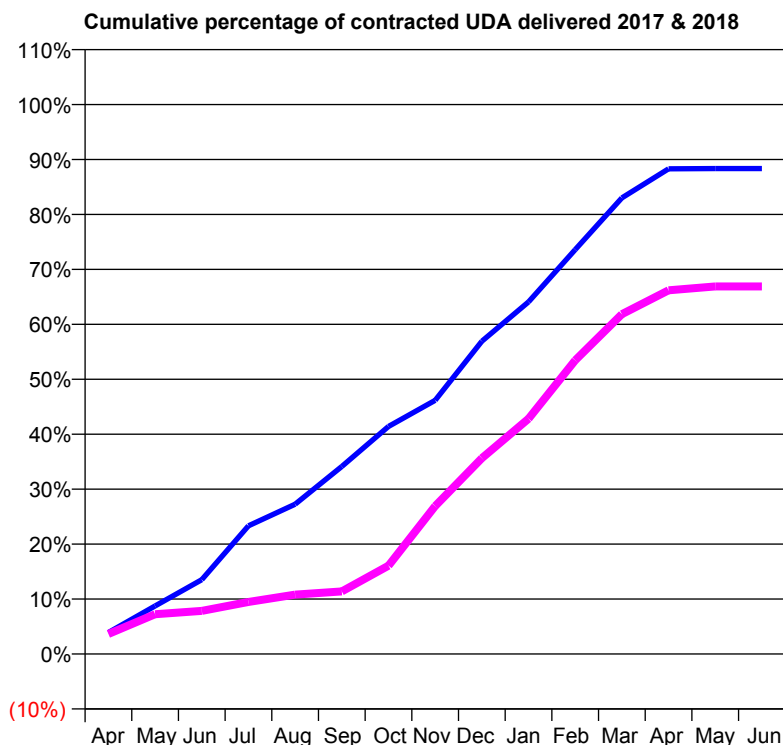
17/18 Contracted general activity (UDA)	8,407
Carry forward general activity (UDA)	0
17/18 Contracted orthodontic activity (UOA)	0
Carry forward orthodontic activity (UOA)	0
Baseline contract value	£195,473.35

### ACCESS\*

Patients seen in 24 months	Total	Change since previous quarter
Quarter ending March 2017	3,093	
Quarter ending June 2017	2,962	↓
Quarter ending September 2017	2,734	↓
Quarter ending December 2017	2,921	↑
Quarter ending March 2018	2,915	→
<b>Variance since March 2017</b>	<b>(5.8%)</b>	<b>↓</b>



### ACTIVITY



Month	Adjusted Scheduled Activity (UDA)	
	2017	2018
April	329	307
May	735	609
June	1,138	660
July	1,961	796
August	2,293	909
September	2,870	957
October	3,481	1,351
November	3,881	2,264
December	4,784	2,995
January	5,387	3,600
February	6,187	4,492
March	6,979	5,200
April	7,423	5,565
May	7,427	5,623
June	7,427	5,623

### QUALITY

	Quantity	Base Number	Contract	AT	Region	England
% of FP17s for the same patient ID Re-attending within 3 months - Children	93	1,124	8.3%	11.8%	12.8%	11.9%
% of FP17s for the same patient ID Re-attending within 3 months - Adults	515	2,808	18.3%	17.1%	16.5%	16.0%
% of FP17s for the same patient ID Re-attending between 3 & 9 months - Children	461	1,124	41.0%	57.7%	59.7%	58.3%
% of FP17s for the same patient ID Re-attending between 3 & 9 months - Adults	1,050	2,808	37.4%	51.0%	52.6%	50.3%
% of FP17s for Band 1 Urgent Courses	767	3,471	22.1%	9.6%	9.1%	9.1%
% of FP17s Relating to Free Repair or Replacements	6	3,471	0.2%	1.1%	1.0%	0.8%
% of FP17s Relating to Continuations	55	3,471	1.6%	1.3%	1.2%	1.0%
% of Patients satisfied with the dentistry they have received	0	2	N/A	91.9%	91.6%	91.5%
% of Patients satisfied with the time they had to wait for an appointment	1	2	N/A	90.8%	88.3%	87.9%

\* This is based on patients treated on this contract for their most recent course of treatment. Figures in italics indicate the base number of FP17s or Patient Questionnaire responses are less than 100. N/A is shown where the base number of responses is less than 10 during the period. % is calculated as Quantity/Base number\*100

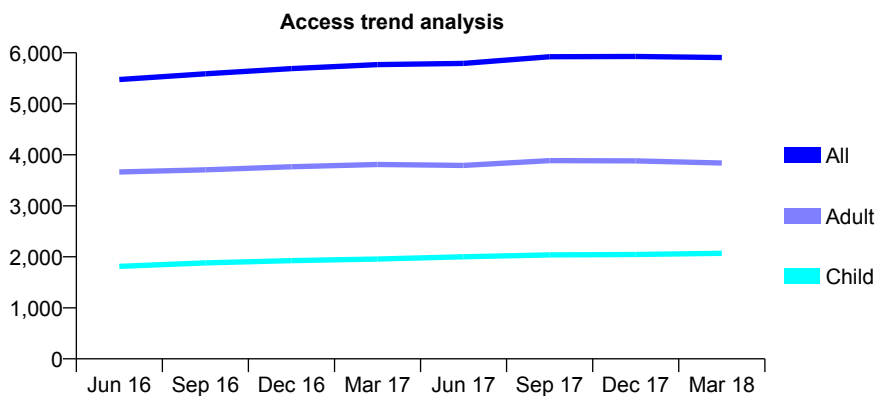
## Q44 - Vital Signs At a Glance Contract Report for 139467/0001 - Year end March 2018

Name or company name	Sandon Dental Practice
Contract type name	GDS Contract
Purpose of contract	General
Contract start date	01/01/2011
Contract end date	

17/18 Contracted general activity (UDA)	11,145
Carry forward general activity (UDA)	0
17/18 Contracted orthodontic activity (UOA)	0
Carry forward orthodontic activity (UOA)	0
Baseline contract value	£267,807.87

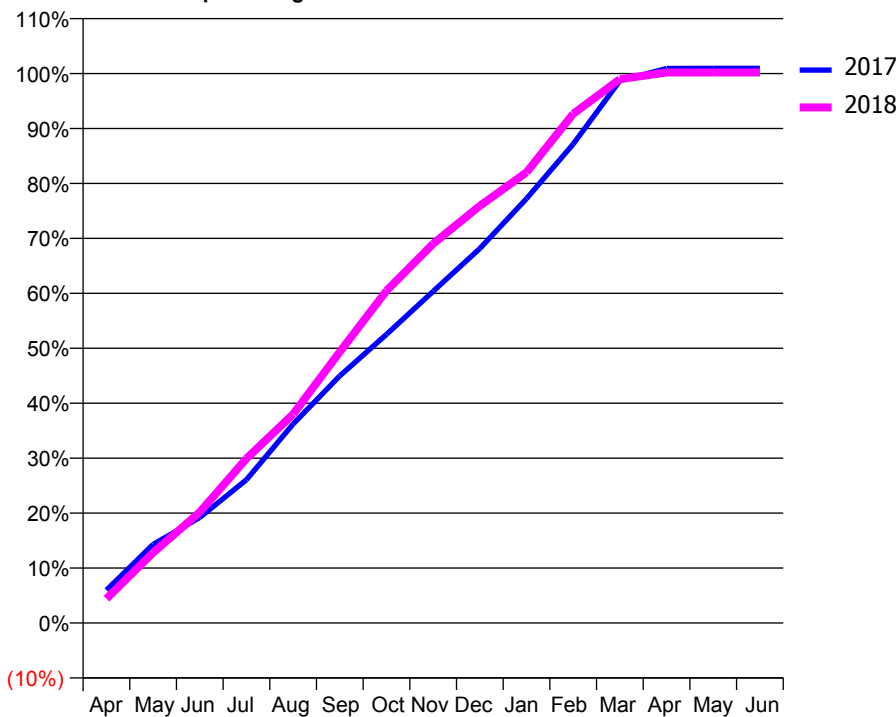
### ACCESS\*

Patients seen in 24 months	Total	Change since previous quarter
Quarter ending March 2017	5,769	
Quarter ending June 2017	5,791	→
Quarter ending September 2017	5,924	↑
Quarter ending December 2017	5,928	→
Quarter ending March 2018	5,908	→
<b>Variance since March 2017</b>	<b>2.4%</b>	<b>↑</b>



### ACTIVITY

Cumulative percentage of contracted UDA delivered 2017 & 2018



Month	Adjusted Scheduled Activity (UDA)	
	2017	2018
April	666	495
May	1,595	1,426
June	2,139	2,250
July	2,905	3,336
August	4,036	4,237
September	5,013	5,500
October	5,854	6,738
November	6,728	7,693
December	7,597	8,462
January	8,608	9,140
February	9,712	10,326
March	10,998	11,030
April	11,248	11,164
May	11,249	11,164
June	11,250	11,164

### QUALITY

	Quantity	Base Number	Contract	AT	Region	England
% of FP17s for the same patient ID Re-attending within 3 months - Children	247	2,999	8.2%	11.8%	12.8%	11.9%
% of FP17s for the same patient ID Re-attending within 3 months - Adults	668	4,562	14.6%	17.1%	16.5%	16.0%
% of FP17s for the same patient ID Re-attending between 3 & 9 months - Children	1,771	2,999	59.1%	57.7%	59.7%	58.3%
% of FP17s for the same patient ID Re-attending between 3 & 9 months - Adults	2,112	4,562	46.3%	51.0%	52.6%	50.3%
% of FP17s for Band 1 Urgent Courses	628	6,527	9.6%	9.6%	9.1%	9.1%
% of FP17s Relating to Free Repair or Replacements	9	6,527	0.1%	1.1%	1.0%	0.8%
% of FP17s Relating to Continuations	78	6,527	1.2%	1.3%	1.2%	1.0%
% of Patients satisfied with the dentistry they have received	6	6	N/A	91.9%	91.6%	91.5%
% of Patients satisfied with the time they had to wait for an appointment	6	6	N/A	90.8%	88.3%	87.9%

\* This is based on patients treated on this contract for their most recent course of treatment. Figures in italics indicate the base number of FP17s or Patient Questionnaire responses are less than 100. N/A is shown where the base number of responses is less than 10 during the period. % is calculated as Quantity/Base number\*100

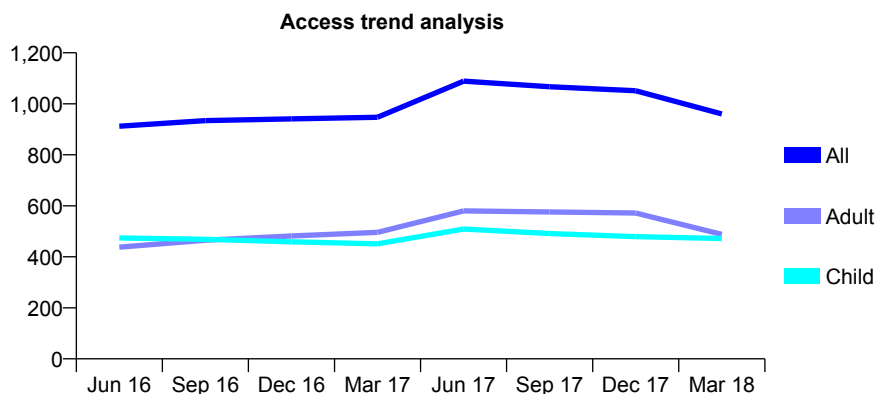
## Q44 - Vital Signs At a Glance Contract Report for 140678/0001 - Year end March 2018

Name or company name	Allen House Dental Practice
Contract type name	GDS Contract
Purpose of contract	General
Contract start date	01/07/2015
Contract end date	

17/18 Contracted general activity (UDA)	2,821
Carry forward general activity (UDA)	0
17/18 Contracted orthodontic activity (UOA)	0
Carry forward orthodontic activity (UOA)	0
Baseline contract value	£85,866.28

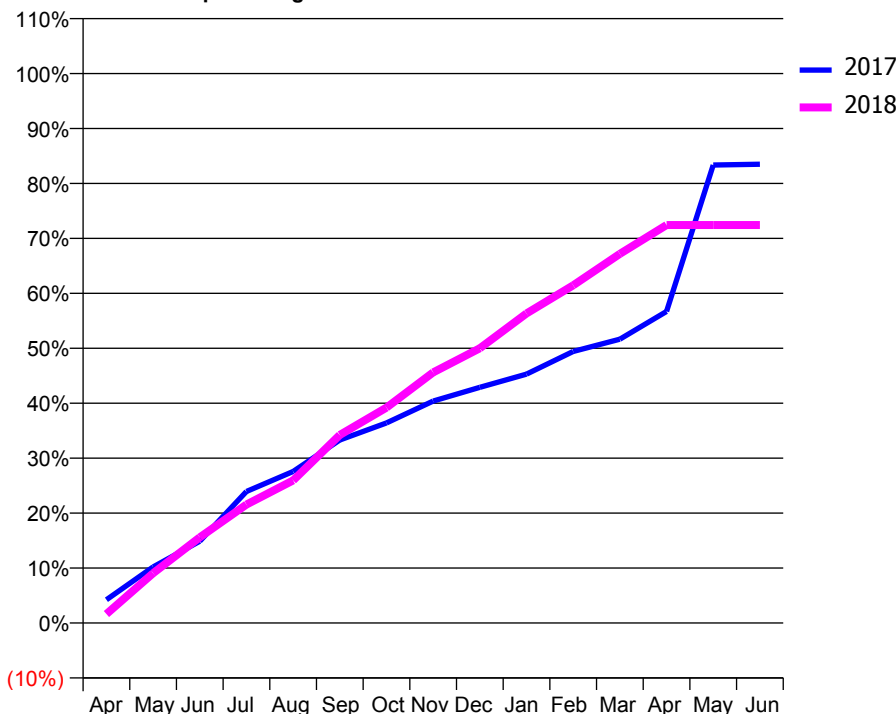
### ACCESS\*

Patients seen in 24 months	Total	Change since previous quarter
Quarter ending March 2017	947	
Quarter ending June 2017	1,089	↑
Quarter ending September 2017	1,067	↓
Quarter ending December 2017	1,051	↓
Quarter ending March 2018	960	↓
<b>Variance since March 2017</b>	<b>1.4%</b>	→



### ACTIVITY

Cumulative percentage of contracted UDA delivered 2017 & 2018



Adjusted Scheduled Activity (UDA)

Month	2017	2018
April	120	46
May	288	256
June	420	440
July	676	608
August	778	732
September	940	966
October	1,027	1,106
November	1,139	1,287
December	1,210	1,411
January	1,278	1,589
February	1,394	1,734
March	1,457	1,895
April	1,599	2,043
May	2,351	2,043
June	2,355	2,043

### QUALITY

	Quantity	Base Number	Contract	AT	Region	England
% of FP17s for the same patient ID Re-attending within 3 months - Children	74	1,077	6.9%	11.8%	12.8%	11.9%
% of FP17s for the same patient ID Re-attending within 3 months - Adults	70	721	9.7%	17.1%	16.5%	16.0%
% of FP17s for the same patient ID Re-attending between 3 & 9 months - Children	684	1,077	63.5%	57.7%	59.7%	58.3%
% of FP17s for the same patient ID Re-attending between 3 & 9 months - Adults	379	721	52.6%	51.0%	52.6%	50.3%
% of FP17s for Band 1 Urgent Courses	47	1,287	3.7%	9.6%	9.1%	9.1%
% of FP17s Relating to Free Repair or Replacements	1	1,287	0.1%	1.1%	1.0%	0.8%
% of FP17s Relating to Continuations	0	1,287	0.0%	1.3%	1.2%	1.0%
% of Patients satisfied with the dentistry they have received	2	2	N/A	91.9%	91.6%	91.5%
% of Patients satisfied with the time they had to wait for an appointment	2	2	N/A	90.8%	88.3%	87.9%

\* This is based on patients treated on this contract for their most recent course of treatment. Figures in italics indicate the base number of FP17s or Patient Questionnaire responses are less than 100. N/A is shown where the base number of responses is less than 10 during the period. % is calculated as Quantity/Base number\*100

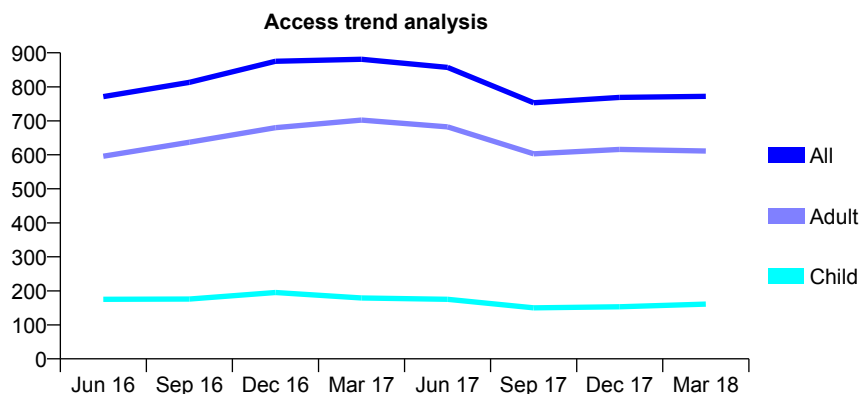
## Q44 - Vital Signs At a Glance Contract Report for 141305/0016 - Year end March 2018

Name or company name	East Cheshire NHS Trust
Contract type name	PDS Contract
Purpose of contract	General
Contract start date	01/04/2015
Contract end date	31/03/2020

17/18 Contracted general activity (UDA)	4,150
Carry forward general activity (UDA)	0
17/18 Contracted orthodontic activity (UOA)	0
Carry forward orthodontic activity (UOA)	0
Baseline contract value	£789,268.88

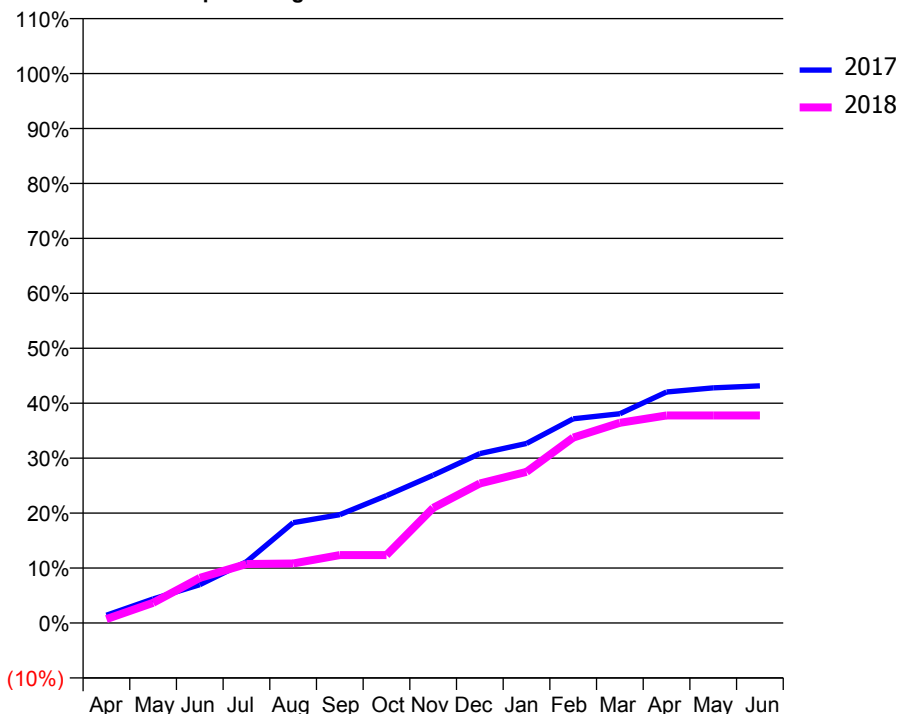
### ACCESS\*

Patients seen in 24 months	Total	Change since previous quarter
Quarter ending March 2017	881	
Quarter ending June 2017	857	↓
Quarter ending September 2017	753	↓
Quarter ending December 2017	769	↑
Quarter ending March 2018	772	→
<b>Variance since March 2017</b>	<b>(12.4%)</b>	<b>↓</b>



### ACTIVITY

Cumulative percentage of contracted UDA delivered 2017 & 2018



Month	Adjusted Scheduled Activity (UDA)	
	2017	2018
April	59	30
May	182	153
June	290	340
July	463	445
August	758	449
September	818	513
October	962	513
November	1,117	870
December	1,279	1,054
January	1,356	1,142
February	1,542	1,400
March	1,580	1,512
April	1,745	1,567
May	1,776	1,567
June	1,791	1,567

### QUALITY

	Quantity	Base Number	Contract	AT	Region	England
% of FP17s for the same patient ID Re-attending within 3 months - Children	12	189	6.3%	11.8%	12.8%	11.9%
% of FP17s for the same patient ID Re-attending within 3 months - Adults	71	583	12.2%	17.1%	16.5%	16.0%
% of FP17s for the same patient ID Re-attending between 3 & 9 months - Children	37	189	19.6%	57.7%	59.7%	58.3%
% of FP17s for the same patient ID Re-attending between 3 & 9 months - Adults	157	583	26.9%	51.0%	52.6%	50.3%
% of FP17s for Band 1 Urgent Courses	39	719	5.4%	9.6%	9.1%	9.1%
% of FP17s Relating to Free Repair or Replacements	1	719	0.1%	1.1%	1.0%	0.8%
% of FP17s Relating to Continuations	6	719	0.8%	1.3%	1.2%	1.0%
% of Patients satisfied with the dentistry they have received	0	0	N/A	91.9%	91.6%	91.5%
% of Patients satisfied with the time they had to wait for an appointment	0	0	N/A	90.8%	88.3%	87.9%

\* This is based on patients treated on this contract for their most recent course of treatment. Figures in italics indicate the base number of FP17s or Patient Questionnaire responses are less than 100. N/A is shown where the base number of responses is less than 10 during the period. % is calculated as Quantity/Base number\*100

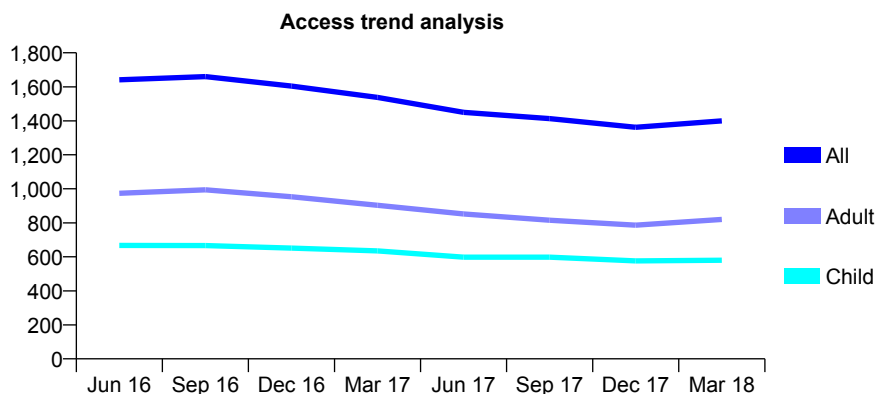
## Q44 - Vital Signs At a Glance Contract Report for 141380/0001 - Year end March 2018

Name or company name	Jackson & Lax
Contract type name	GDS Contract
Purpose of contract	General
Contract start date	01/04/2009
Contract end date	

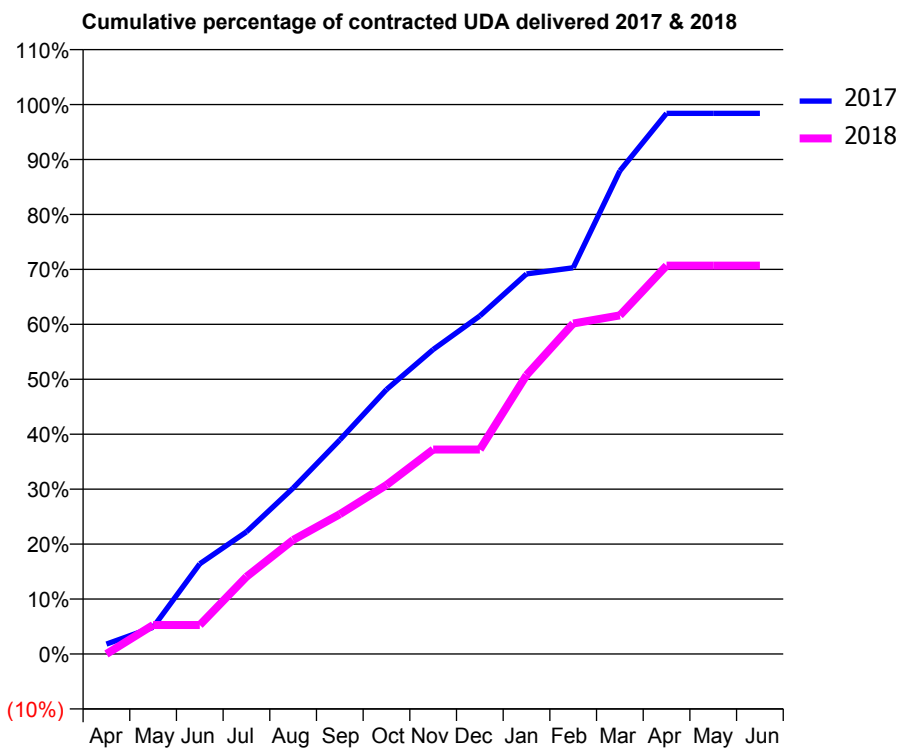
17/18 Contracted general activity (UDA)	5,081
Carry forward general activity (UDA)	0
17/18 Contracted orthodontic activity (UOA)	0
Carry forward orthodontic activity (UOA)	0
Baseline contract value	£131,179.58

### ACCESS\*

Patients seen in 24 months	Total	Change since previous quarter
Quarter ending March 2017	1,538	
Quarter ending June 2017	1,450	↓
Quarter ending September 2017	1,413	↓
Quarter ending December 2017	1,362	↓
Quarter ending March 2018	1,400	↑
<b>Variance since March 2017</b>	<b>(9.0%)</b>	<b>↓</b>



### ACTIVITY



Month	Adjusted Scheduled Activity (UDA)	
	2017	2018
April	90	0
May	244	268
June	821	268
July	1,113	714
August	1,510	1,055
September	1,948	1,293
October	2,407	1,563
November	2,770	1,891
December	3,077	1,891
January	3,458	2,579
February	3,515	3,056
March	4,396	3,132
April	4,919	3,591
May	4,919	3,591
June	4,919	3,591

### QUALITY

	Quantity	Base Number	Contract	AT	Region	England
% of FP17s for the same patient ID Re-attending within 3 months - Children	49	807	6.1%	11.8%	12.8%	11.9%
% of FP17s for the same patient ID Re-attending within 3 months - Adults	76	709	10.7%	17.1%	16.5%	16.0%
% of FP17s for the same patient ID Re-attending between 3 & 9 months - Children	534	807	66.2%	57.7%	59.7%	58.3%
% of FP17s for the same patient ID Re-attending between 3 & 9 months - Adults	368	709	51.9%	51.0%	52.6%	50.3%
% of FP17s for Band 1 Urgent Courses	79	1,589	5.0%	9.6%	9.1%	9.1%
% of FP17s Relating to Free Repair or Replacements	0	1,589	0.0%	1.1%	1.0%	0.8%
% of FP17s Relating to Continuations	26	1,589	1.6%	1.3%	1.2%	1.0%
% of Patients satisfied with the dentistry they have received	3	3	N/A	91.9%	91.6%	91.5%
% of Patients satisfied with the time they had to wait for an appointment	2	3	N/A	90.8%	88.3%	87.9%

\* This is based on patients treated on this contract for their most recent course of treatment. Figures in italics indicate the base number of FP17s or Patient Questionnaire responses are less than 100. N/A is shown where the base number of responses is less than 10 during the period. % is calculated as Quantity/Base number\*100

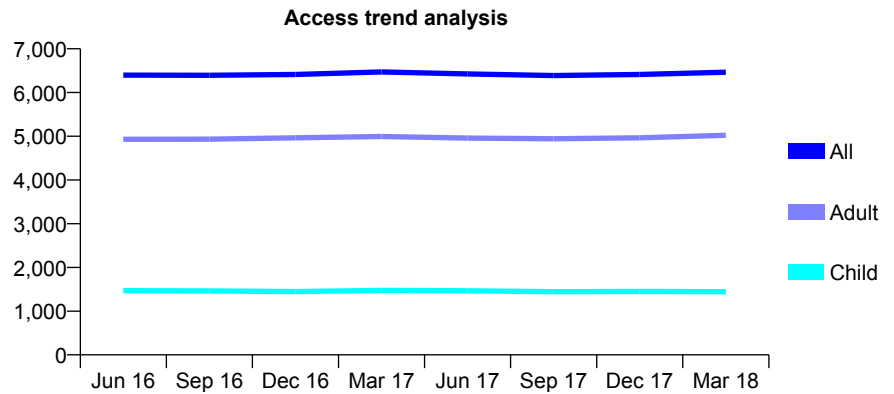
## Q44 - Vital Signs At a Glance Contract Report for 142239/0001 - Year end March 2018

Name or company name	Banks House Dental Practice
Contract type name	GDS Contract
Purpose of contract	General
Contract start date	01/04/2006
Contract end date	

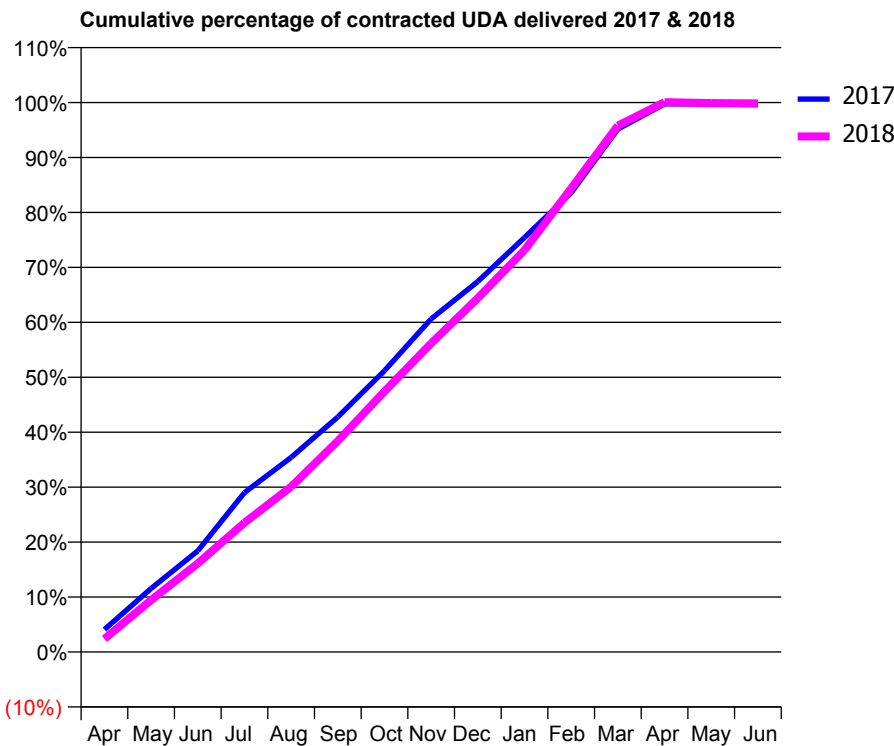
17/18 Contracted general activity (UDA)	18,342
Carry forward general activity (UDA)	71
17/18 Contracted orthodontic activity (UOA)	0
Carry forward orthodontic activity (UOA)	0
Baseline contract value	£535,828.68

### ACCESS\*

Patients seen in 24 months	Total	Change since previous quarter
Quarter ending March 2017	6,471	
Quarter ending June 2017	6,424	→
Quarter ending September 2017	6,387	→
Quarter ending December 2017	6,413	→
Quarter ending March 2018	6,466	→
<b>Variance since March 2017</b>	<b>(0.1%)</b>	→



### ACTIVITY



Month	Adjusted Scheduled Activity (UDA)	
	2017	2018
April	751	439
May	2,120	1,735
June	3,378	2,956
July	5,322	4,315
August	6,495	5,515
September	7,846	7,044
October	9,389	8,698
November	11,121	10,304
December	12,367	11,817
January	13,836	13,413
February	15,332	15,478
March	17,453	17,569
April	18,297	18,352
May	18,290	18,323
June	18,271	18,313

### QUALITY

	Quantity	Base Number	Contract	AT	Region	England
% of FP17s for the same patient ID Re-attending within 3 months - Children	362	2,394	15.1%	11.8%	12.8%	11.9%
% of FP17s for the same patient ID Re-attending within 3 months - Adults	727	5,835	12.5%	17.1%	16.5%	16.0%
% of FP17s for the same patient ID Re-attending between 3 & 9 months - Children	1,335	2,394	55.8%	57.7%	59.7%	58.3%
% of FP17s for the same patient ID Re-attending between 3 & 9 months - Adults	2,011	5,835	34.5%	51.0%	52.6%	50.3%
% of FP17s for Band 1 Urgent Courses	486	8,231	5.9%	9.6%	9.1%	9.1%
% of FP17s Relating to Free Repair or Replacements	173	8,231	2.1%	1.1%	1.0%	0.8%
% of FP17s Relating to Continuations	55	8,231	0.7%	1.3%	1.2%	1.0%
% of Patients satisfied with the dentistry they have received	11	11	100.0%	91.9%	91.6%	91.5%
% of Patients satisfied with the time they had to wait for an appointment	10	11	90.9%	90.8%	88.3%	87.9%

\* This is based on patients treated on this contract for their most recent course of treatment. Figures in italics indicate the base number of FP17s or Patient Questionnaire responses are less than 100. N/A is shown where the base number of responses is less than 10 during the period. % is calculated as Quantity/Base number\*100



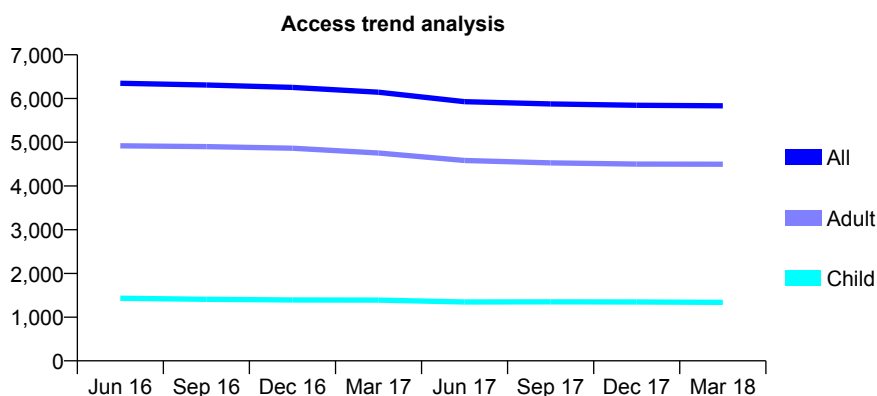
## Q44 - Vital Signs At a Glance Contract Report for 143243/0001 - Year end March 2018

Name or company name	IDH Ltd
Contract type name	GDS Contract
Purpose of contract	General
Contract start date	01/07/2008
Contract end date	

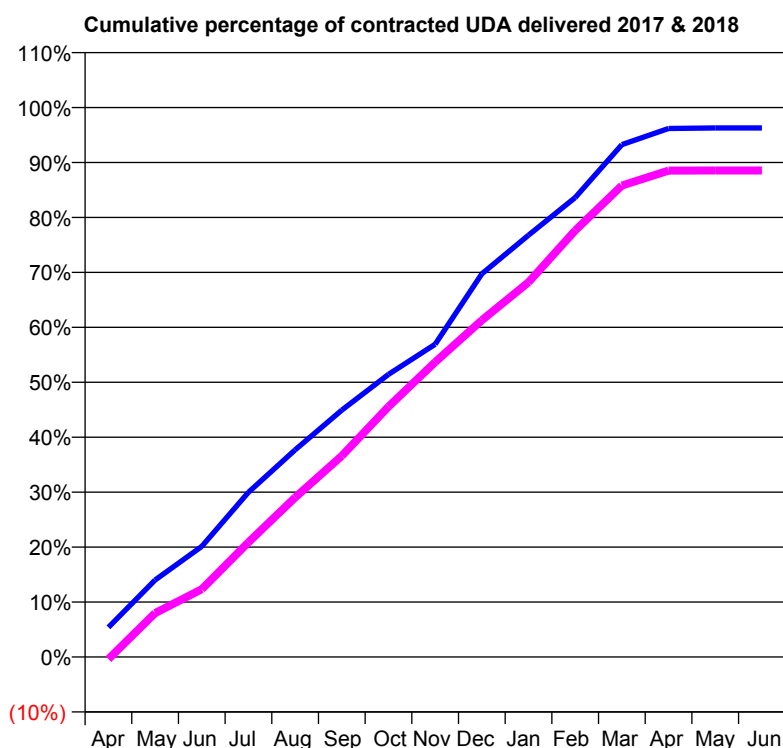
17/18 Contracted general activity (UDA)	16,035
Carry forward general activity (UDA)	598
17/18 Contracted orthodontic activity (UOA)	0
Carry forward orthodontic activity (UOA)	0
Baseline contract value	£460,092.24

### ACCESS\*

Patients seen in 24 months	Total	Change since previous quarter
Quarter ending March 2017	6,143	
Quarter ending June 2017	5,929	↓
Quarter ending September 2017	5,876	→
Quarter ending December 2017	5,846	→
Quarter ending March 2018	5,833	→
<b>Variance since March 2017</b>	<b>(5.0%)</b>	<b>↓</b>



### ACTIVITY



Month	Adjusted Scheduled Activity (UDA)	
	2017	2018
April	867	-64
May	2,248	1,282
June	3,228	1,981
July	4,809	3,350
August	6,045	4,657
September	7,204	5,870
October	8,246	7,306
November	9,126	8,604
December	11,183	9,828
January	12,310	10,938
February	13,407	12,447
March	14,950	13,758
April	15,422	14,194
May	15,437	14,197
June	15,437	14,196

### QUALITY

	Quantity	Base Number	Contract	AT	Region	England
% of FP17s for the same patient ID Re-attending within 3 months - Children	116	1,729	6.7%	11.8%	12.8%	11.9%
% of FP17s for the same patient ID Re-attending within 3 months - Adults	842	5,371	15.7%	17.1%	16.5%	16.0%
% of FP17s for the same patient ID Re-attending between 3 & 9 months - Children	943	1,729	54.5%	57.7%	59.7%	58.3%
% of FP17s for the same patient ID Re-attending between 3 & 9 months - Adults	2,411	5,371	44.9%	51.0%	52.6%	50.3%
% of FP17s for Band 1 Urgent Courses	541	7,100	7.6%	9.6%	9.1%	9.1%
% of FP17s Relating to Free Repair or Replacements	46	7,100	0.6%	1.1%	1.0%	0.8%
% of FP17s Relating to Continuations	195	7,100	2.7%	1.3%	1.2%	1.0%
% of Patients satisfied with the dentistry they have received	5	6	N/A	91.9%	91.6%	91.5%
% of Patients satisfied with the time they had to wait for an appointment	5	6	N/A	90.8%	88.3%	87.9%

\* This is based on patients treated on this contract for their most recent course of treatment. Figures in italics indicate the base number of FP17s or Patient Questionnaire responses are less than 100. N/A is shown where the base number of responses is less than 10 during the period. % is calculated as Quantity/Base number\*100

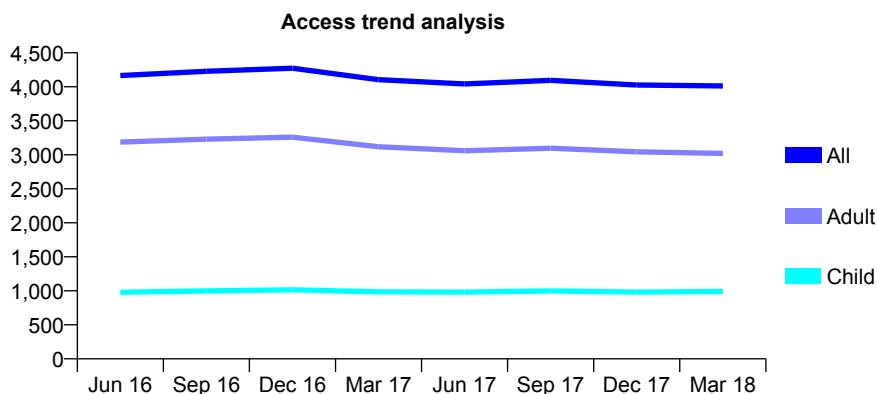
## Q44 - Vital Signs At a Glance Contract Report for 143243/0002 - Year end March 2018

Name or company name	IDH Ltd
Contract type name	GDS Contract
Purpose of contract	General
Contract start date	01/07/2008
Contract end date	

17/18 Contracted general activity (UDA)	12,500
Carry forward general activity (UDA)	0
17/18 Contracted orthodontic activity (UOA)	0
Carry forward orthodontic activity (UOA)	0
Baseline contract value	£314,987.13

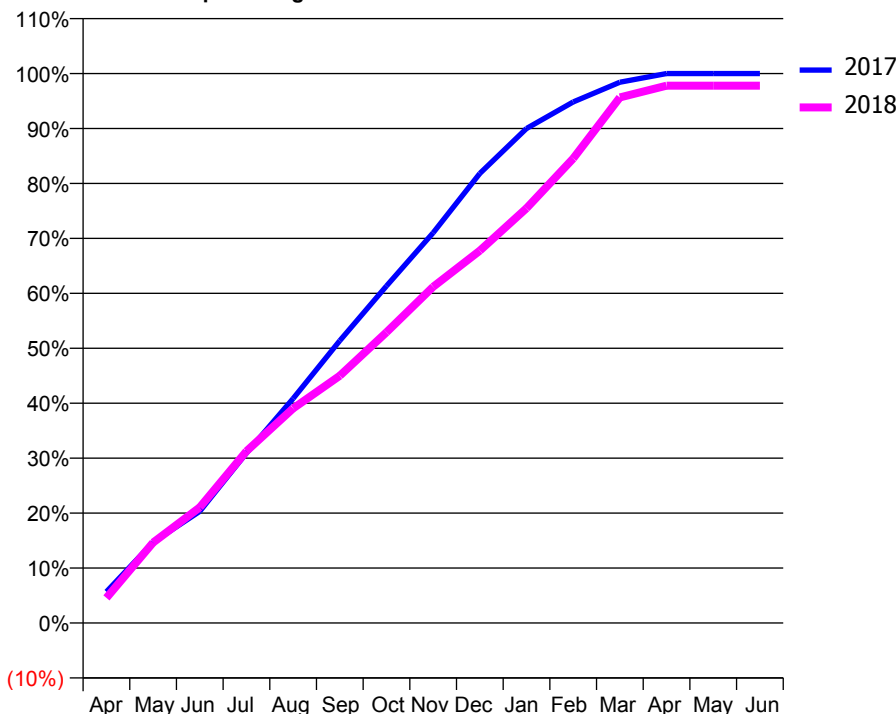
### ACCESS\*

Patients seen in 24 months	Total	Change since previous quarter
Quarter ending March 2017	4,104	
Quarter ending June 2017	4,042	↓
Quarter ending September 2017	4,096	→
Quarter ending December 2017	4,026	↓
Quarter ending March 2018	4,012	→
<b>Variance since March 2017</b>	<b>(2.2%)</b>	<b>↓</b>



### ACTIVITY

Cumulative percentage of contracted UDA delivered 2017 & 2018



Month	Adjusted Scheduled Activity (UDA)	
	2017	2018
April	722	573
May	1,864	1,831
June	2,580	2,632
July	3,928	3,907
August	5,187	4,882
September	6,525	5,625
October	7,788	6,613
November	9,015	7,649
December	10,389	8,471
January	11,426	9,436
February	12,040	10,568
March	12,494	11,955
April	12,694	12,223
May	12,696	12,223
June	12,696	12,223

### QUALITY

	Quantity	Base Number	Contract	AT	Region	England
% of FP17s for the same patient ID Re-attending within 3 months - Children	103	1,561	6.6%	11.8%	12.8%	11.9%
% of FP17s for the same patient ID Re-attending within 3 months - Adults	537	4,268	12.6%	17.1%	16.5%	16.0%
% of FP17s for the same patient ID Re-attending between 3 & 9 months - Children	914	1,561	58.6%	57.7%	59.7%	58.3%
% of FP17s for the same patient ID Re-attending between 3 & 9 months - Adults	2,426	4,268	56.8%	51.0%	52.6%	50.3%
% of FP17s for Band 1 Urgent Courses	597	5,866	10.2%	9.6%	9.1%	9.1%
% of FP17s Relating to Free Repair or Replacements	55	5,866	0.9%	1.1%	1.0%	0.8%
% of FP17s Relating to Continuations	86	5,866	1.5%	1.3%	1.2%	1.0%
% of Patients satisfied with the dentistry they have received	3	3	N/A	91.9%	91.6%	91.5%
% of Patients satisfied with the time they had to wait for an appointment	3	3	N/A	90.8%	88.3%	87.9%

\* This is based on patients treated on this contract for their most recent course of treatment. Figures in italics indicate the base number of FP17s or Patient Questionnaire responses are less than 100. N/A is shown where the base number of responses is less than 10 during the period. % is calculated as Quantity/Base number\*100

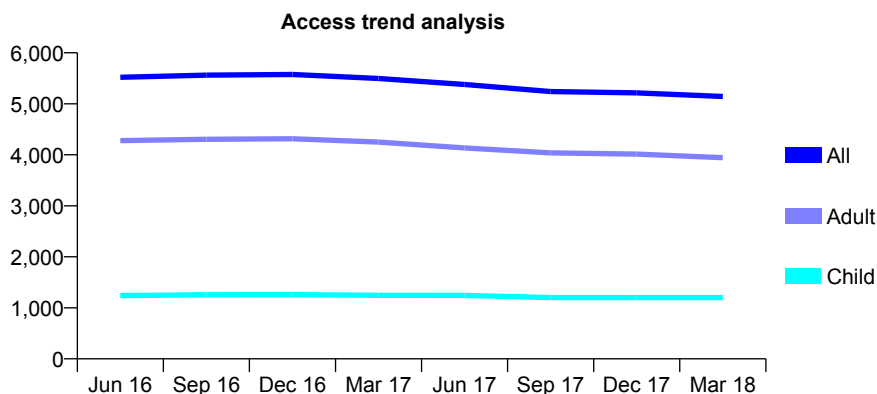
## Q44 - Vital Signs At a Glance Contract Report for 143243/0003 - Year end March 2018

Name or company name	IDH Ltd
Contract type name	GDS Contract
Purpose of contract	General
Contract start date	01/07/2008
Contract end date	

17/18 Contracted general activity (UDA)	15,700
Carry forward general activity (UDA)	274
17/18 Contracted orthodontic activity (UOA)	0
Carry forward orthodontic activity (UOA)	0
Baseline contract value	£443,389.02

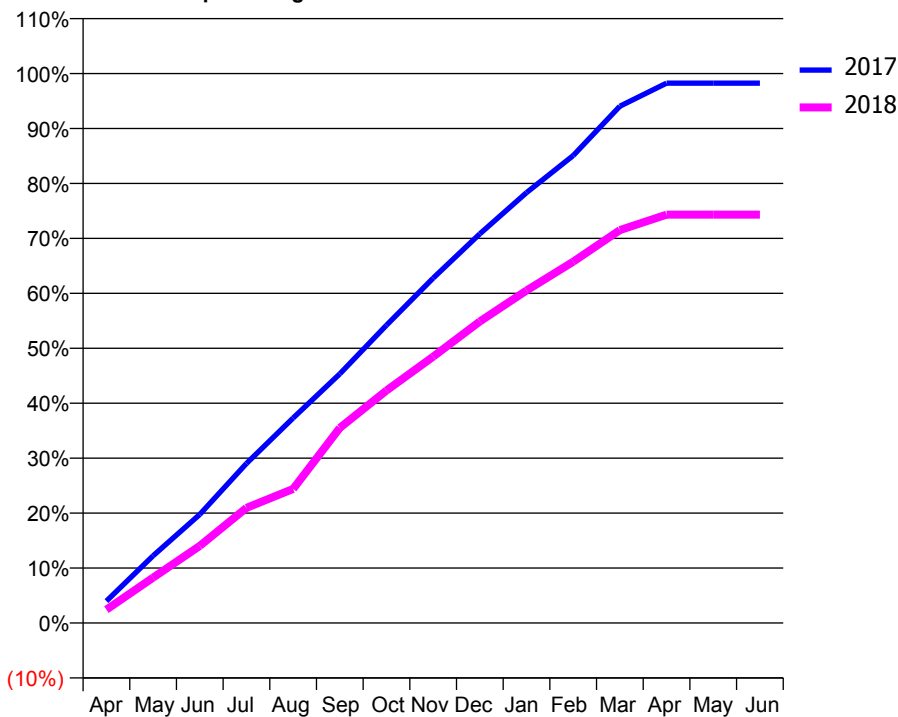
### ACCESS\*

Patients seen in 24 months	Total	Change since previous quarter
Quarter ending March 2017	5,496	
Quarter ending June 2017	5,379	↓
Quarter ending September 2017	5,241	↓
Quarter ending December 2017	5,214	→
Quarter ending March 2018	5,145	↓
<b>Variance since March 2017</b>	<b>(6.4%)</b>	<b>↓</b>



### ACTIVITY

Cumulative percentage of contracted UDA delivered 2017 & 2018



Adjusted Scheduled Activity (UDA)

Month	2017	2018
April	627	381
May	1,922	1,296
June	3,105	2,205
July	4,559	3,291
August	5,857	3,830
September	7,119	5,576
October	8,511	6,642
November	9,856	7,610
December	11,121	8,617
January	12,297	9,499
February	13,356	10,321
March	14,765	11,227
April	15,426	11,667
May	15,426	11,667
June	15,426	11,667

### QUALITY

	Quantity	Base Number	Contract	AT	Region	England
% of FP17s for the same patient ID Re-attending within 3 months - Children	94	1,604	5.9%	11.8%	12.8%	11.9%
% of FP17s for the same patient ID Re-attending within 3 months - Adults	766	4,606	16.6%	17.1%	16.5%	16.0%
% of FP17s for the same patient ID Re-attending between 3 & 9 months - Children	1,006	1,604	62.7%	57.7%	59.7%	58.3%
% of FP17s for the same patient ID Re-attending between 3 & 9 months - Adults	2,137	4,606	46.4%	51.0%	52.6%	50.3%
% of FP17s for Band 1 Urgent Courses	625	6,160	10.1%	9.6%	9.1%	9.1%
% of FP17s Relating to Free Repair or Replacements	68	6,160	1.1%	1.1%	1.0%	0.8%
% of FP17s Relating to Continuations	127	6,160	2.1%	1.3%	1.2%	1.0%
% of Patients satisfied with the dentistry they have received	18	18	100.0%	91.9%	91.6%	91.5%
% of Patients satisfied with the time they had to wait for an appointment	17	18	94.4%	90.8%	88.3%	87.9%

\* This is based on patients treated on this contract for their most recent course of treatment. Figures in italics indicate the base number of FP17s or Patient Questionnaire responses are less than 100. N/A is shown where the base number of responses is less than 10 during the period. % is calculated as Quantity/Base number\*100

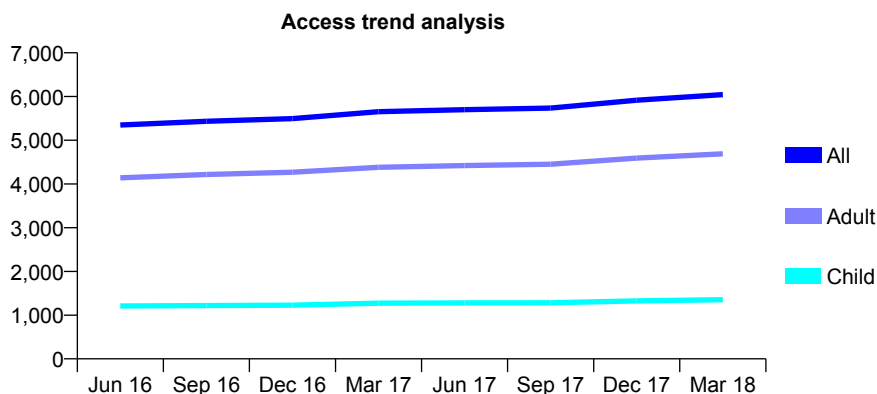
## Q44 - Vital Signs At a Glance Contract Report for 143243/0004 - Year end March 2018

Name or company name	IDH Ltd
Contract type name	GDS Contract
Purpose of contract	General
Contract start date	01/07/2008
Contract end date	

17/18 Contracted general activity (UDA)	17,095
Carry forward general activity (UDA)	0
17/18 Contracted orthodontic activity (UOA)	0
Carry forward orthodontic activity (UOA)	0
Baseline contract value	£367,821.61

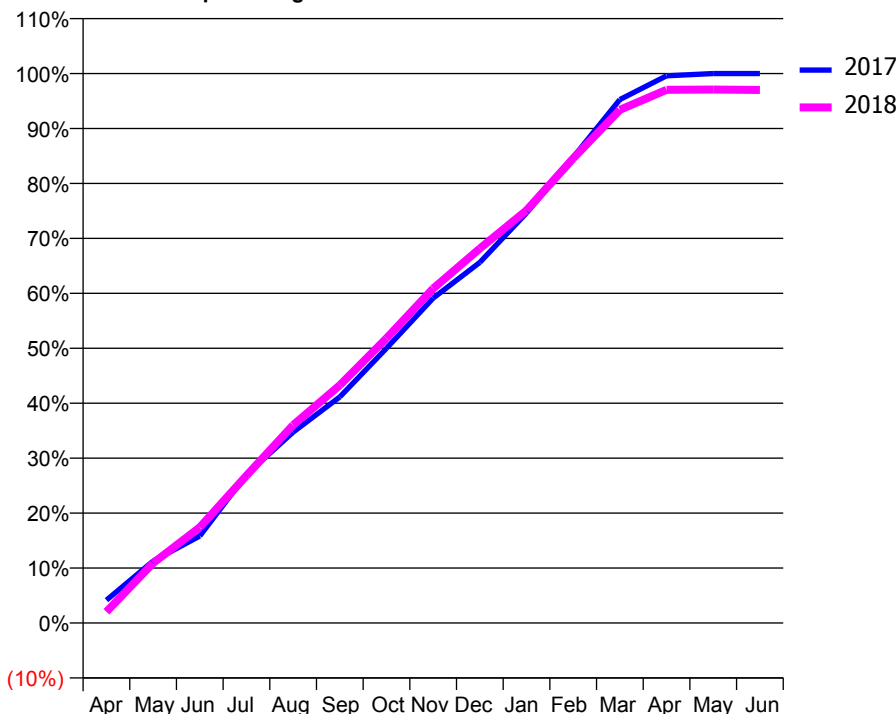
### ACCESS\*

Patients seen in 24 months	Total	Change since previous quarter
Quarter ending March 2017	5,653	
Quarter ending June 2017	5,699	→
Quarter ending September 2017	5,735	→
Quarter ending December 2017	5,916	↑
Quarter ending March 2018	6,044	↑
<b>Variance since March 2017</b>	<b>6.9%</b>	<b>↑</b>



### ACTIVITY

Cumulative percentage of contracted UDA delivered 2017 & 2018



Adjusted Scheduled Activity (UDA)

Month	2017	2018
April	717	349
May	1,940	1,866
June	2,725	2,978
July	4,652	4,587
August	5,981	6,157
September	7,081	7,397
October	8,606	8,859
November	10,177	10,408
December	11,297	11,651
January	12,842	12,839
February	14,586	14,455
March	16,395	15,965
April	17,139	16,588
May	17,211	16,596
June	17,212	16,585

### QUALITY

	Quantity	Base Number	Contract	AT	Region	England
% of FP17s for the same patient ID Re-attending within 3 months - Children	83	1,867	4.4%	11.8%	12.8%	11.9%
% of FP17s for the same patient ID Re-attending within 3 months - Adults	718	6,086	11.8%	17.1%	16.5%	16.0%
% of FP17s for the same patient ID Re-attending between 3 & 9 months - Children	1,091	1,867	58.4%	57.7%	59.7%	58.3%
% of FP17s for the same patient ID Re-attending between 3 & 9 months - Adults	3,291	6,086	54.1%	51.0%	52.6%	50.3%
% of FP17s for Band 1 Urgent Courses	546	7,870	6.9%	9.6%	9.1%	9.1%
% of FP17s Relating to Free Repair or Replacements	81	7,870	1.0%	1.1%	1.0%	0.8%
% of FP17s Relating to Continuations	108	7,870	1.4%	1.3%	1.2%	1.0%
% of Patients satisfied with the dentistry they have received	11	14	78.6%	91.9%	91.6%	91.5%
% of Patients satisfied with the time they had to wait for an appointment	10	14	71.4%	90.8%	88.3%	87.9%

\* This is based on patients treated on this contract for their most recent course of treatment. Figures in italics indicate the base number of FP17s or Patient Questionnaire responses are less than 100. N/A is shown where the base number of responses is less than 10 during the period. % is calculated as Quantity/Base number\*100

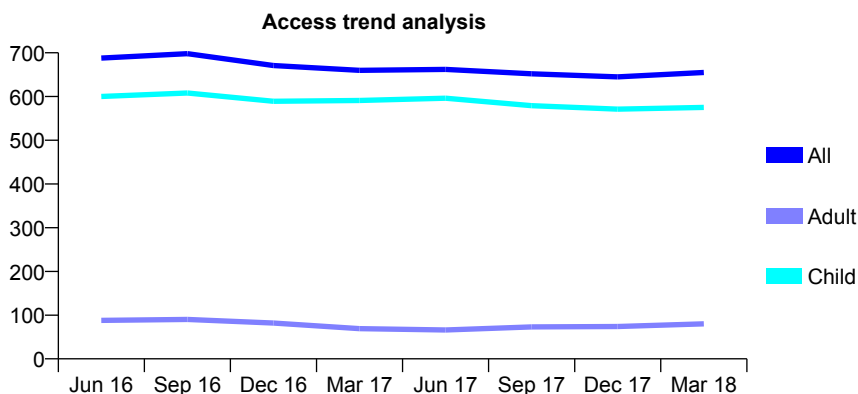
## Q44 - Vital Signs At a Glance Contract Report for 144606/0001 - Year end March 2018

Name or company name	Rock House Dental Practice
Contract type name	GDS Contract
Purpose of contract	General
Contract start date	01/11/2011
Contract end date	

17/18 Contracted general activity (UDA)	1,498
Carry forward general activity (UDA)	0
17/18 Contracted orthodontic activity (UOA)	0
Carry forward orthodontic activity (UOA)	0
Baseline contract value	£38,485.41

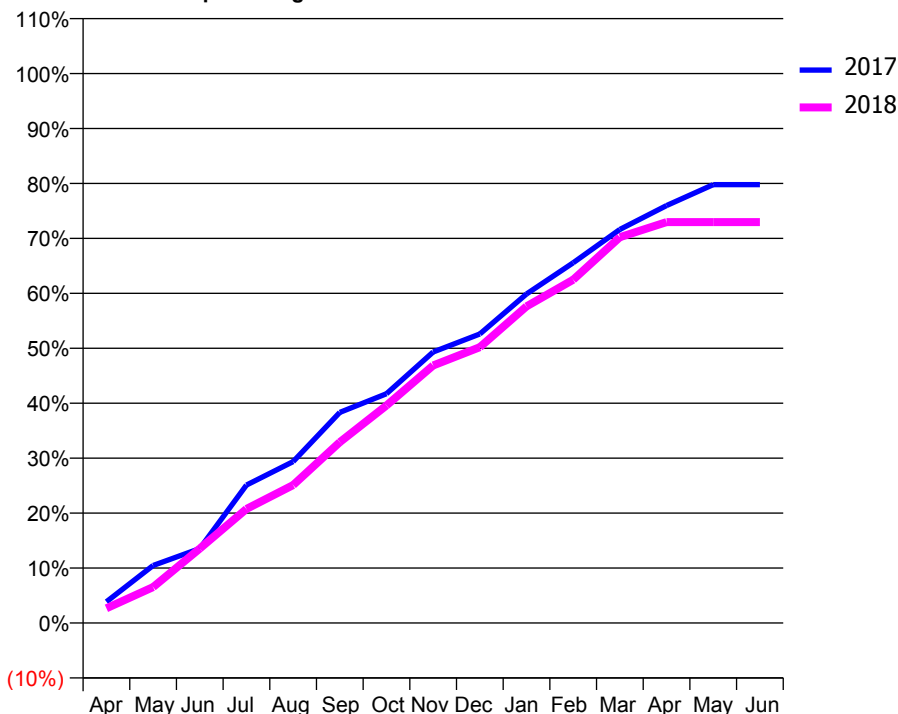
### ACCESS\*

Patients seen in 24 months	Total	Change since previous quarter
Quarter ending March 2017	660	
Quarter ending June 2017	662	→
Quarter ending September 2017	652	↓
Quarter ending December 2017	645	↓
Quarter ending March 2018	655	→
<b>Variance since March 2017</b>	<b>(0.8%)</b>	<b>→</b>



### ACTIVITY

Cumulative percentage of contracted UDA delivered 2017 & 2018



Month	Adjusted Scheduled Activity (UDA)	
	2017	2018
April	58	40
May	157	98
June	203	203
July	376	311
August	440	376
September	574	493
October	625	593
November	739	702
December	788	752
January	897	863
February	982	936
March	1,073	1,052
April	1,138	1,093
May	1,195	1,093
June	1,195	1,093

### QUALITY

	Quantity	Base Number	Contract	AT	Region	England
% of FP17s for the same patient ID Re-attending within 3 months - Children	60	910	6.6%	11.8%	12.8%	11.9%
% of FP17s for the same patient ID Re-attending within 3 months - Adults	0	0	N/A	17.1%	16.5%	16.0%
% of FP17s for the same patient ID Re-attending between 3 & 9 months - Children	548	910	60.2%	57.7%	59.7%	58.3%
% of FP17s for the same patient ID Re-attending between 3 & 9 months - Adults	0	0	N/A	51.0%	52.6%	50.3%
% of FP17s for Band 1 Urgent Courses	0	855	0.0%	9.6%	9.1%	9.1%
% of FP17s Relating to Free Repair or Replacements	0	855	0.0%	1.1%	1.0%	0.8%
% of FP17s Relating to Continuations	24	855	2.8%	1.3%	1.2%	1.0%
% of Patients satisfied with the dentistry they have received	5	5	N/A	91.9%	91.6%	91.5%
% of Patients satisfied with the time they had to wait for an appointment	5	5	N/A	90.8%	88.3%	87.9%

\* This is based on patients treated on this contract for their most recent course of treatment. Figures in italics indicate the base number of FP17s or Patient Questionnaire responses are less than 100. N/A is shown where the base number of responses is less than 10 during the period. % is calculated as Quantity/Base number\*100

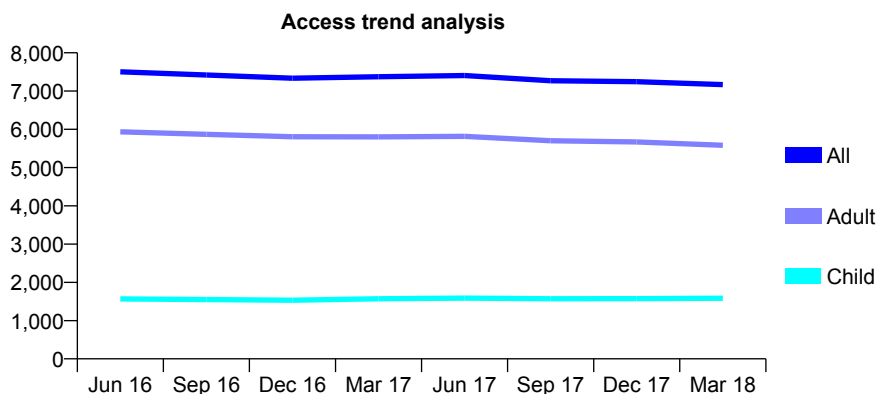
## Q44 - Vital Signs At a Glance Contract Report for 144673/0001 - Year end March 2018

Name or company name	WK Dent Limited
Contract type name	GDS Contract
Purpose of contract	General
Contract start date	01/04/2010
Contract end date	

17/18 Contracted general activity (UDA)	24,500
Carry forward general activity (UDA)	0
17/18 Contracted orthodontic activity (UOA)	0
Carry forward orthodontic activity (UOA)	0
Baseline contract value	£538,952.37

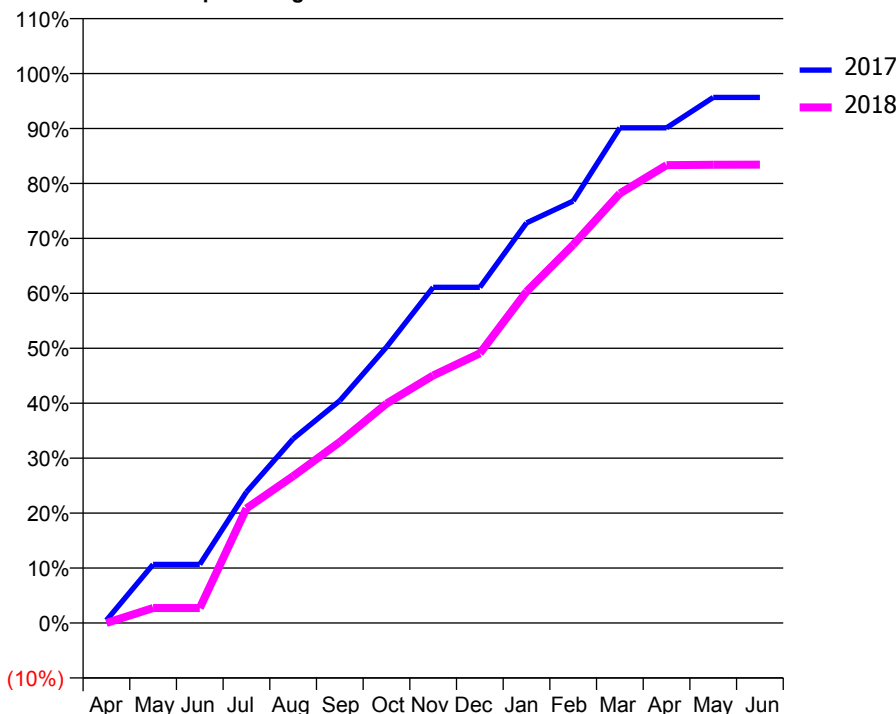
### ACCESS\*

Patients seen in 24 months	Total	Change since previous quarter
Quarter ending March 2017	7,374	
Quarter ending June 2017	7,406	→
Quarter ending September 2017	7,270	↓
Quarter ending December 2017	7,244	→
Quarter ending March 2018	7,167	↓
<b>Variance since March 2017</b>	<b>(2.8%)</b>	<b>↓</b>



### ACTIVITY

Cumulative percentage of contracted UDA delivered 2017 & 2018



Adjusted Scheduled Activity (UDA)

Month	2017	2018
April	122	0
May	2,615	671
June	2,615	671
July	5,841	5,109
August	8,214	6,552
September	9,914	8,073
October	12,307	9,784
November	14,970	11,036
December	14,970	12,024
January	17,839	14,779
February	18,816	16,864
March	22,080	19,152
April	22,080	20,413
May	23,435	20,432
June	23,435	20,437

### QUALITY

	Quantity	Base Number	Contract	AT	Region	England
% of FP17s for the same patient ID Re-attending within 3 months - Children	168	2,605	6.4%	11.8%	12.8%	11.9%
% of FP17s for the same patient ID Re-attending within 3 months - Adults	1,365	8,856	15.4%	17.1%	16.5%	16.0%
% of FP17s for the same patient ID Re-attending between 3 & 9 months - Children	1,856	2,605	71.2%	57.7%	59.7%	58.3%
% of FP17s for the same patient ID Re-attending between 3 & 9 months - Adults	5,999	8,856	67.7%	51.0%	52.6%	50.3%
% of FP17s for Band 1 Urgent Courses	539	11,374	4.7%	9.6%	9.1%	9.1%
% of FP17s Relating to Free Repair or Replacements	78	11,374	0.7%	1.1%	1.0%	0.8%
% of FP17s Relating to Continuations	52	11,374	0.5%	1.3%	1.2%	1.0%
% of Patients satisfied with the dentistry they have received	10	11	90.9%	91.9%	91.6%	91.5%
% of Patients satisfied with the time they had to wait for an appointment	8	11	72.7%	90.8%	88.3%	87.9%

\* This is based on patients treated on this contract for their most recent course of treatment. Figures in italics indicate the base number of FP17s or Patient Questionnaire responses are less than 100. N/A is shown where the base number of responses is less than 10 during the period. % is calculated as Quantity/Base number\*100

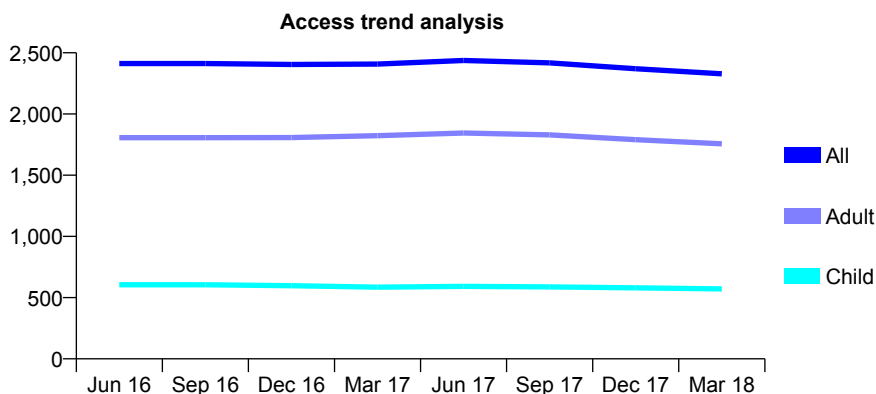
## Q44 - Vital Signs At a Glance Contract Report for 145378/0001 - Year end March 2018

Name or company name	Medinox Ltd
Contract type name	GDS Contract
Purpose of contract	General
Contract start date	01/01/2007
Contract end date	

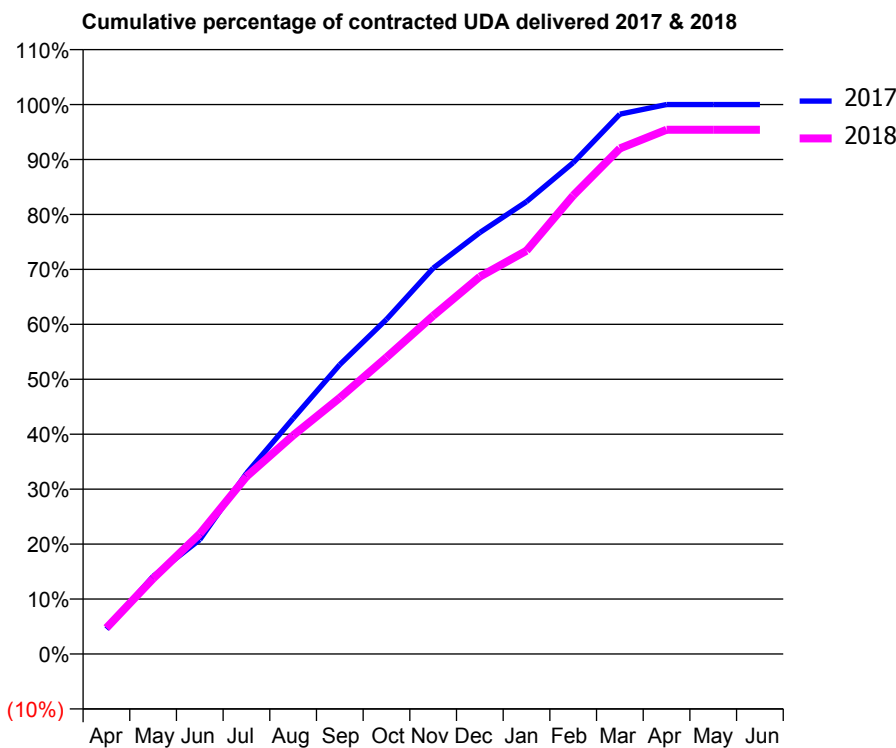
17/18 Contracted general activity (UDA)	8,631
Carry forward general activity (UDA)	0
17/18 Contracted orthodontic activity (UOA)	0
Carry forward orthodontic activity (UOA)	0
Baseline contract value	£207,572.67

### ACCESS\*

Patients seen in 24 months	Total	Change since previous quarter
Quarter ending March 2017	2,408	
Quarter ending June 2017	2,437	→
Quarter ending September 2017	2,418	→
Quarter ending December 2017	2,370	↓
Quarter ending March 2018	2,328	↓
<b>Variance since March 2017</b>	<b>(3.3%)</b>	<b>↓</b>



### ACTIVITY



Month	Adjusted Scheduled Activity (UDA)	
	2017	2018
April	401	410
May	1,244	1,184
June	1,832	1,887
July	2,894	2,786
August	3,772	3,434
September	4,636	4,025
October	5,359	4,660
November	6,179	5,313
December	6,750	5,927
January	7,246	6,335
February	7,868	7,202
March	8,647	7,942
April	8,800	8,233
May	8,801	8,235
June	8,801	8,235

### QUALITY

	Quantity	Base Number	Contract	AT	Region	England
% of FP17s for the same patient ID Re-attending within 3 months - Children	51	923	5.5%	11.8%	12.8%	11.9%
% of FP17s for the same patient ID Re-attending within 3 months - Adults	406	2,721	14.9%	17.1%	16.5%	16.0%
% of FP17s for the same patient ID Re-attending between 3 & 9 months - Children	612	923	66.3%	57.7%	59.7%	58.3%
% of FP17s for the same patient ID Re-attending between 3 & 9 months - Adults	1,514	2,721	55.6%	51.0%	52.6%	50.3%
% of FP17s for Band 1 Urgent Courses	217	3,669	5.9%	9.6%	9.1%	9.1%
% of FP17s Relating to Free Repair or Replacements	26	3,669	0.7%	1.1%	1.0%	0.8%
% of FP17s Relating to Continuations	58	3,669	1.6%	1.3%	1.2%	1.0%
% of Patients satisfied with the dentistry they have received	8	8	N/A	91.9%	91.6%	91.5%
% of Patients satisfied with the time they had to wait for an appointment	8	8	N/A	90.8%	88.3%	87.9%

\* This is based on patients treated on this contract for their most recent course of treatment. Figures in italics indicate the base number of FP17s or Patient Questionnaire responses are less than 100. N/A is shown where the base number of responses is less than 10 during the period. % is calculated as Quantity/Base number\*100



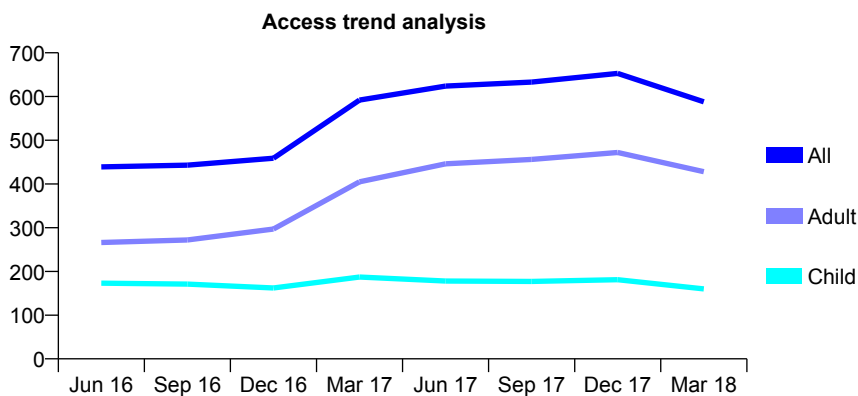
## Q44 - Vital Signs At a Glance Contract Report for 146951/0001 - Year end March 2018

Name or company name	Chester Smiles
Contract type name	GDS Contract
Purpose of contract	General
Contract start date	01/04/2014
Contract end date	

17/18 Contracted general activity (UDA)	1,400
Carry forward general activity (UDA)	56
17/18 Contracted orthodontic activity (UOA)	0
Carry forward orthodontic activity (UOA)	0
Baseline contract value	£29,916.49

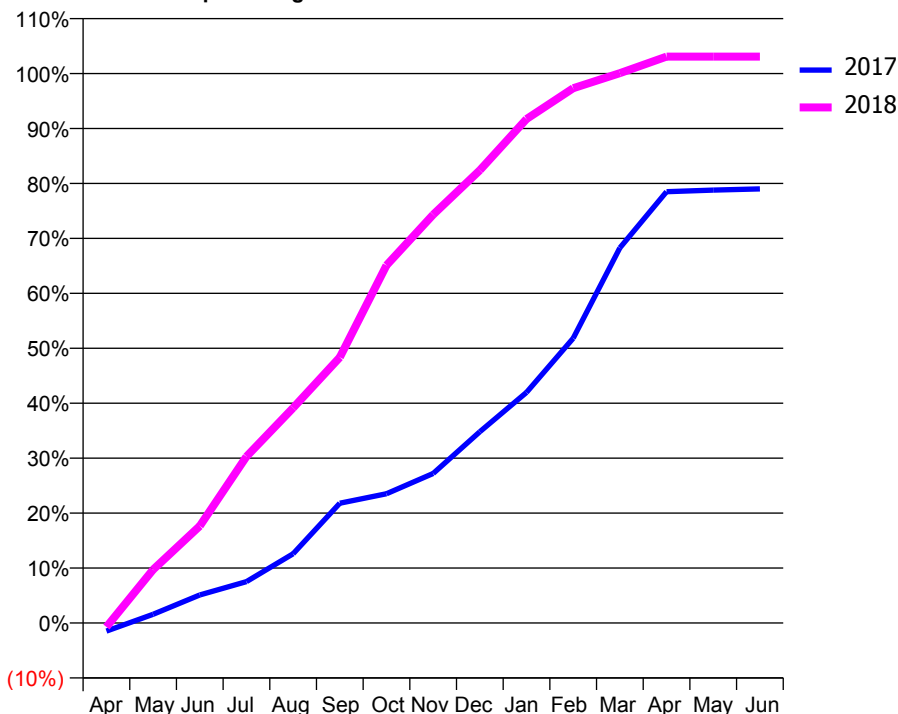
### ACCESS\*

Patients seen in 24 months	Total	Change since previous quarter
Quarter ending March 2017	592	
Quarter ending June 2017	624	↑
Quarter ending September 2017	633	→
Quarter ending December 2017	653	↑
Quarter ending March 2018	588	↓
<b>Variance since March 2017</b>	<b>(0.7%)</b>	→



### ACTIVITY

Cumulative percentage of contracted UDA delivered 2017 & 2018



Month	Adjusted Scheduled Activity (UDA)	
	2017	2018
April	-21	-10
May	22	136
June	71	247
July	106	424
August	177	548
September	305	677
October	329	911
November	381	1,040
December	487	1,154
January	588	1,284
February	725	1,362
March	956	1,401
April	1,099	1,443
May	1,103	1,443
June	1,106	1,443

### QUALITY

	Quantity	Base Number	Contract	AT	Region	England
% of FP17s for the same patient ID Re-attending within 3 months - Children	20	265	7.5%	11.8%	12.8%	11.9%
% of FP17s for the same patient ID Re-attending within 3 months - Adults	90	610	14.8%	17.1%	16.5%	16.0%
% of FP17s for the same patient ID Re-attending between 3 & 9 months - Children	139	265	52.5%	57.7%	59.7%	58.3%
% of FP17s for the same patient ID Re-attending between 3 & 9 months - Adults	209	610	34.3%	51.0%	52.6%	50.3%
% of FP17s for Band 1 Urgent Courses	45	818	5.5%	9.6%	9.1%	9.1%
% of FP17s Relating to Free Repair or Replacements	1	818	0.1%	1.1%	1.0%	0.8%
% of FP17s Relating to Continuations	37	818	4.5%	1.3%	1.2%	1.0%
% of Patients satisfied with the dentistry they have received	0	0	N/A	91.9%	91.6%	91.5%
% of Patients satisfied with the time they had to wait for an appointment	0	0	N/A	90.8%	88.3%	87.9%

\* This is based on patients treated on this contract for their most recent course of treatment. Figures in italics indicate the base number of FP17s or Patient Questionnaire responses are less than 100. N/A is shown where the base number of responses is less than 10 during the period. % is calculated as Quantity/Base number\*100

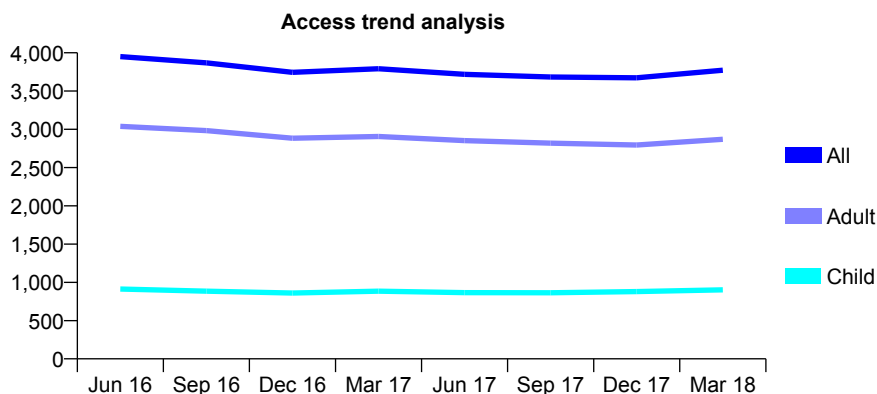
## Q44 - Vital Signs At a Glance Contract Report for 146986/0001 - Year end March 2018

Name or company name	Middlewich Street Dental Practice Ltd
Contract type name	GDS Contract
Purpose of contract	General
Contract start date	01/06/2011
Contract end date	

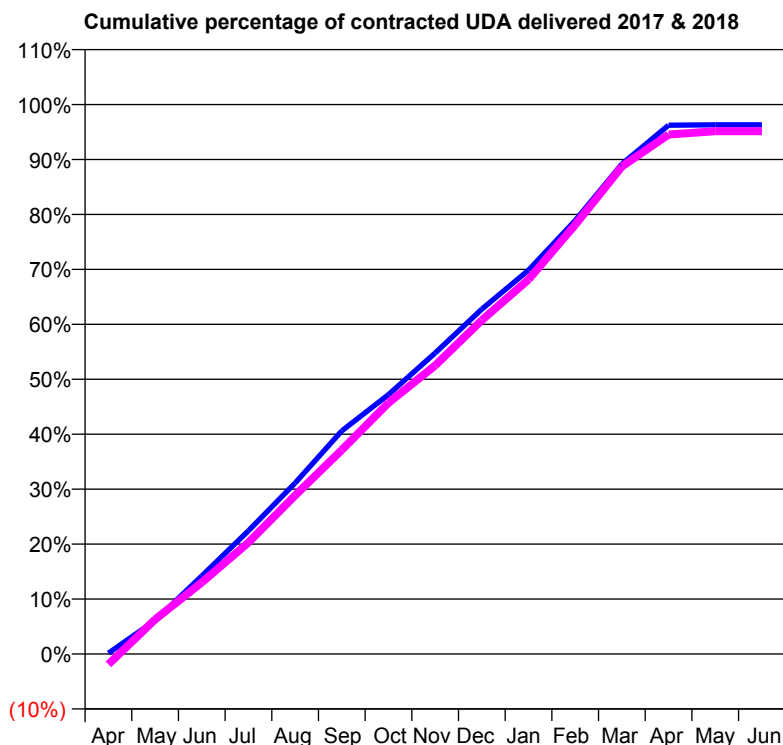
17/18 Contracted general activity (UDA)	12,106
Carry forward general activity (UDA)	449
17/18 Contracted orthodontic activity (UOA)	0
Carry forward orthodontic activity (UOA)	0
Baseline contract value	£346,699.13

### ACCESS\*

Patients seen in 24 months	Total	Change since previous quarter
Quarter ending March 2017	3,791	
Quarter ending June 2017	3,718	↓
Quarter ending September 2017	3,683	→
Quarter ending December 2017	3,674	→
Quarter ending March 2018	3,772	↑
<b>Variance since March 2017</b>	<b>(0.5%)</b>	→



### ACTIVITY



Month	Adjusted Scheduled Activity (UDA)	
	2017	2018
April	19	-230
May	738	762
June	1,721	1,577
July	2,717	2,457
August	3,767	3,496
September	4,917	4,496
October	5,716	5,532
November	6,632	6,356
December	7,599	7,355
January	8,455	8,252
February	9,548	9,456
March	10,795	10,739
April	11,648	11,444
May	11,657	11,517
June	11,657	11,517

### QUALITY

	Quantity	Base Number	Contract	AT	Region	England
% of FP17s for the same patient ID Re-attending within 3 months - Children	118	1,374	8.6%	11.8%	12.8%	11.9%
% of FP17s for the same patient ID Re-attending within 3 months - Adults	499	4,385	11.4%	17.1%	16.5%	16.0%
% of FP17s for the same patient ID Re-attending between 3 & 9 months - Children	762	1,374	55.5%	57.7%	59.7%	58.3%
% of FP17s for the same patient ID Re-attending between 3 & 9 months - Adults	2,627	4,385	59.9%	51.0%	52.6%	50.3%
% of FP17s for Band 1 Urgent Courses	220	5,381	4.1%	9.6%	9.1%	9.1%
% of FP17s Relating to Free Repair or Replacements	32	5,381	0.6%	1.1%	1.0%	0.8%
% of FP17s Relating to Continuations	24	5,381	0.4%	1.3%	1.2%	1.0%
% of Patients satisfied with the dentistry they have received	5	5	N/A	91.9%	91.6%	91.5%
% of Patients satisfied with the time they had to wait for an appointment	4	5	N/A	90.8%	88.3%	87.9%

\* This is based on patients treated on this contract for their most recent course of treatment. Figures in italics indicate the base number of FP17s or Patient Questionnaire responses are less than 100. N/A is shown where the base number of responses is less than 10 during the period. % is calculated as Quantity/Base number\*100

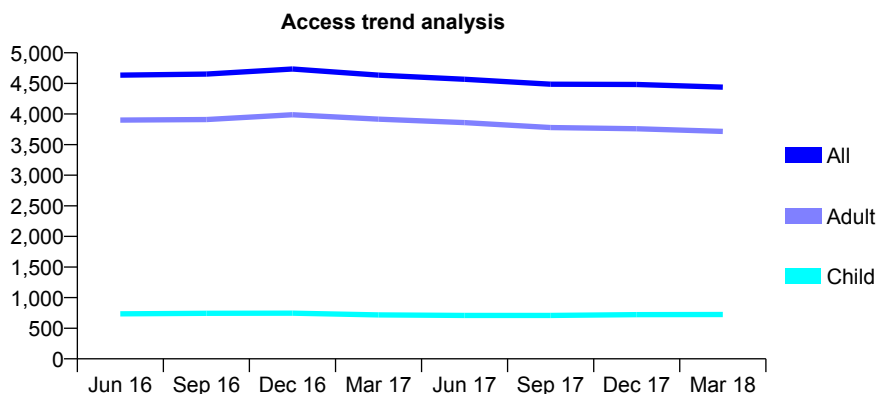
## Q44 - Vital Signs At a Glance Contract Report for 147079/0001 - Year end March 2018

Name or company name	McTooth Limited
Contract type name	GDS Contract
Purpose of contract	General
Contract start date	01/08/2010
Contract end date	

17/18 Contracted general activity (UDA)	13,128
Carry forward general activity (UDA)	0
17/18 Contracted orthodontic activity (UOA)	0
Carry forward orthodontic activity (UOA)	0
Baseline contract value	£321,268.49

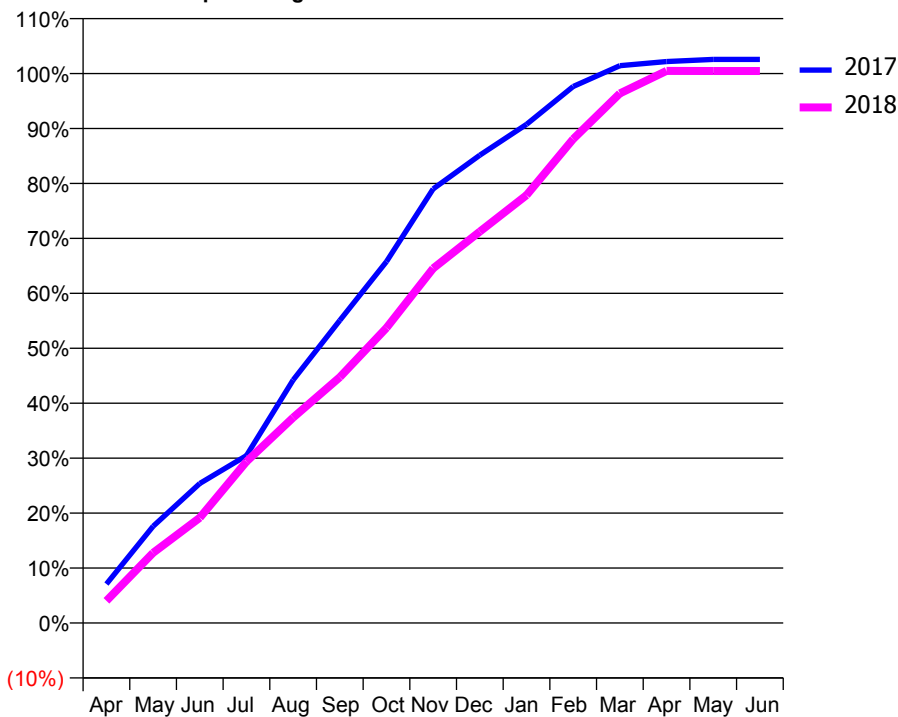
### ACCESS\*

Patients seen in 24 months	Total	Change since previous quarter
Quarter ending March 2017	4,634	
Quarter ending June 2017	4,568	↓
Quarter ending September 2017	4,487	↓
Quarter ending December 2017	4,483	→
Quarter ending March 2018	4,439	→
<b>Variance since March 2017</b>	<b>(4.2%)</b>	<b>↓</b>



### ACTIVITY

Cumulative percentage of contracted UDA delivered 2017 & 2018



Month	Adjusted Scheduled Activity (UDA)	
	2017	2018
April	952	529
May	2,357	1,678
June	3,402	2,514
July	4,079	3,855
August	5,924	4,907
September	7,376	5,873
October	8,806	7,053
November	10,579	8,472
December	11,402	9,353
January	12,152	10,220
February	13,075	11,563
March	13,583	12,653
April	13,683	13,190
May	13,734	13,187
June	13,736	13,187

### QUALITY

	Quantity	Base Number	Contract	AT	Region	England
% of FP17s for the same patient ID Re-attending within 3 months - Children	73	1,080	6.8%	11.8%	12.8%	11.9%
% of FP17s for the same patient ID Re-attending within 3 months - Adults	567	5,261	10.8%	17.1%	16.5%	16.0%
% of FP17s for the same patient ID Re-attending between 3 & 9 months - Children	570	1,080	52.8%	57.7%	59.7%	58.3%
% of FP17s for the same patient ID Re-attending between 3 & 9 months - Adults	2,927	5,261	55.6%	51.0%	52.6%	50.3%
% of FP17s for Band 1 Urgent Courses	538	6,484	8.3%	9.6%	9.1%	9.1%
% of FP17s Relating to Free Repair or Replacements	14	6,484	0.2%	1.1%	1.0%	0.8%
% of FP17s Relating to Continuations	31	6,484	0.5%	1.3%	1.2%	1.0%
% of Patients satisfied with the dentistry they have received	13	14	92.9%	91.9%	91.6%	91.5%
% of Patients satisfied with the time they had to wait for an appointment	13	14	92.9%	90.8%	88.3%	87.9%

\* This is based on patients treated on this contract for their most recent course of treatment. Figures in italics indicate the base number of FP17s or Patient Questionnaire responses are less than 100. N/A is shown where the base number of responses is less than 10 during the period. % is calculated as Quantity/Base number\*100

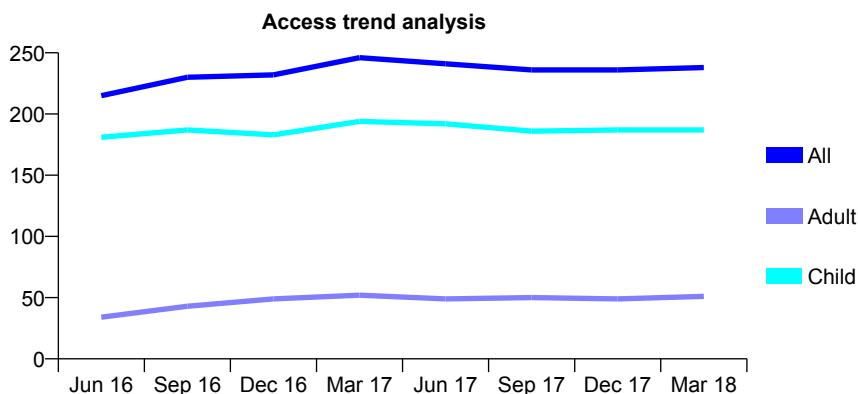
## Q44 - Vital Signs At a Glance Contract Report for 148059/0001 - Year end March 2018

Name or company name	Globe Dental Practice
Contract type name	GDS Contract
Purpose of contract	General
Contract start date	01/06/2015
Contract end date	

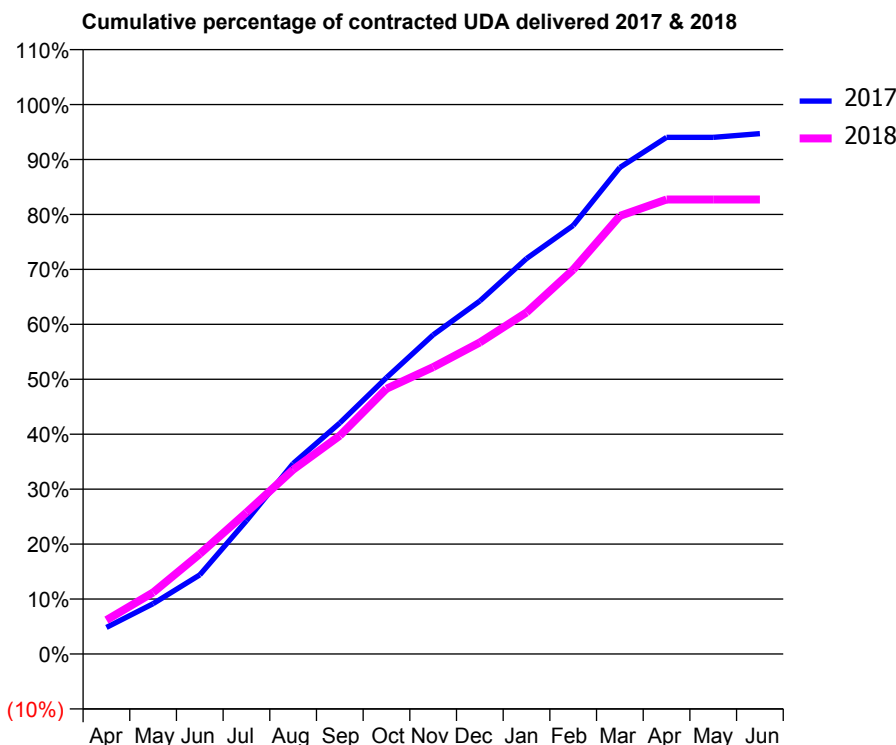
17/18 Contracted general activity (UDA)	1,299
Carry forward general activity (UDA)	0
17/18 Contracted orthodontic activity (UOA)	0
Carry forward orthodontic activity (UOA)	0
Baseline contract value	£30,743.77

### ACCESS\*

Patients seen in 24 months	Total	Change since previous quarter
Quarter ending March 2017	246	
Quarter ending June 2017	241	↓
Quarter ending September 2017	236	↓
Quarter ending December 2017	236	→
Quarter ending March 2018	238	→
<b>Variance since March 2017</b>	<b>(3.3%)</b>	<b>↓</b>



### ACTIVITY



Month	Adjusted Scheduled Activity (UDA)	
	2017	2018
April	63	80
May	119	145
June	187	237
July	315	335
August	450	436
September	546	516
October	653	627
November	755	678
December	835	736
January	935	807
February	1,013	909
March	1,150	1,036
April	1,221	1,075
May	1,221	1,075
June	1,230	1,075

### QUALITY

	Quantity	Base Number	Contract	AT	Region	England
% of FP17s for the same patient ID Re-attending within 3 months - Children	69	395	17.5%	11.8%	12.8%	11.9%
% of FP17s for the same patient ID Re-attending within 3 months - Adults	10	36	27.8%	17.1%	16.5%	16.0%
% of FP17s for the same patient ID Re-attending between 3 & 9 months - Children	241	395	61.0%	57.7%	59.7%	58.3%
% of FP17s for the same patient ID Re-attending between 3 & 9 months - Adults	20	36	55.6%	51.0%	52.6%	50.3%
% of FP17s for Band 1 Urgent Courses	8	432	1.9%	9.6%	9.1%	9.1%
% of FP17s Relating to Free Repair or Replacements	0	432	0.0%	1.1%	1.0%	0.8%
% of FP17s Relating to Continuations	2	432	0.5%	1.3%	1.2%	1.0%
% of Patients satisfied with the dentistry they have received	0	0	N/A	91.9%	91.6%	91.5%
% of Patients satisfied with the time they had to wait for an appointment	0	0	N/A	90.8%	88.3%	87.9%

\* This is based on patients treated on this contract for their most recent course of treatment. Figures in italics indicate the base number of FP17s or Patient Questionnaire responses are less than 100. N/A is shown where the base number of responses is less than 10 during the period. % is calculated as Quantity/Base number\*100

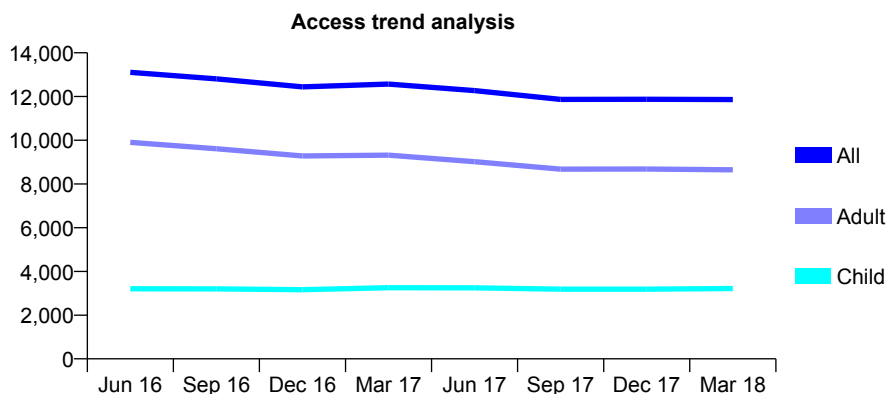
## Q44 - Vital Signs At a Glance Contract Report for 150428/0001 - Year end March 2018

Name or company name	The Parks Dental Partnership
Contract type name	Pilot Contract
Purpose of contract	General
Contract start date	01/04/2011
Contract end date	

17/18 Contracted general activity (UDA)	39,868
Carry forward general activity (UDA)	0
17/18 Contracted orthodontic activity (UOA)	0
Carry forward orthodontic activity (UOA)	0
Baseline contract value	£1,206,060.09

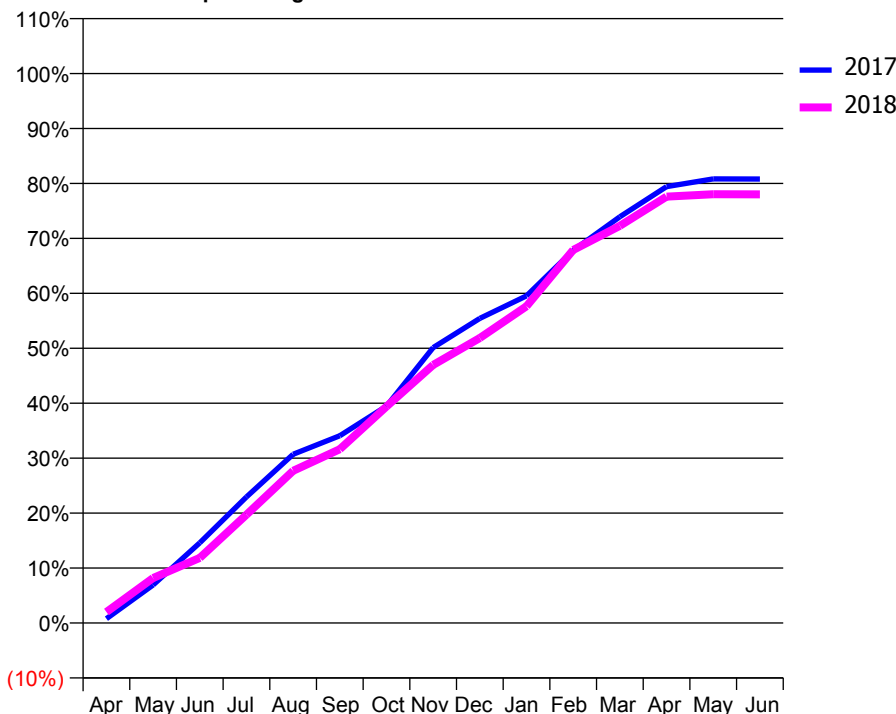
### ACCESS\*

Patients seen in 24 months	Total	Change since previous quarter
Quarter ending March 2017	12,568	
Quarter ending June 2017	12,268	↓
Quarter ending September 2017	11,867	↓
Quarter ending December 2017	11,874	→
Quarter ending March 2018	11,862	→
<b>Variance since March 2017</b>	<b>(5.6%)</b>	<b>↓</b>



### ACTIVITY

Cumulative percentage of contracted UDA delivered 2017 & 2018



Adjusted Scheduled Activity (UDA)

Month	2017	2018
April	319	801
May	2,765	3,265
June	5,818	4,727
July	9,150	7,865
August	12,244	11,041
September	13,583	12,610
October	15,731	15,711
November	19,987	18,727
December	22,101	20,678
January	23,733	22,986
February	27,038	27,067
March	29,472	28,814
April	31,659	30,937
May	32,224	31,105
June	32,211	31,101

### QUALITY

	Quantity	Base Number	Contract	AT	Region	England
% of FP17s for the same patient ID Re-attending within 3 months - Children	201	3,536	5.7%	11.8%	12.8%	11.9%
% of FP17s for the same patient ID Re-attending within 3 months - Adults	1,085	9,246	11.7%	17.1%	16.5%	16.0%
% of FP17s for the same patient ID Re-attending between 3 & 9 months - Children	1,256	3,536	35.5%	57.7%	59.7%	58.3%
% of FP17s for the same patient ID Re-attending between 3 & 9 months - Adults	3,600	9,246	38.9%	51.0%	52.6%	50.3%
% of FP17s for Band 1 Urgent Courses	106	11,657	0.9%	9.6%	9.1%	9.1%
% of FP17s Relating to Free Repair or Replacements	131	11,657	1.1%	1.1%	1.0%	0.8%
% of FP17s Relating to Continuations	216	11,657	1.9%	1.3%	1.2%	1.0%
% of Patients satisfied with the dentistry they have received	7	8	N/A	91.9%	91.6%	91.5%
% of Patients satisfied with the time they had to wait for an appointment	4	8	N/A	90.8%	88.3%	87.9%

\* This is based on patients treated on this contract for their most recent course of treatment. Figures in italics indicate the base number of FP17s or Patient Questionnaire responses are less than 100. N/A is shown where the base number of responses is less than 10 during the period. % is calculated as Quantity/Base number\*100

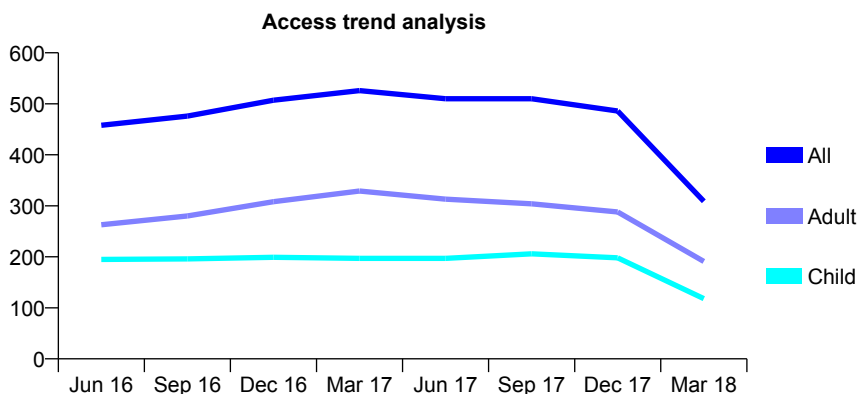
## Q44 - Vital Signs At a Glance Contract Report for 150533/0001 - Year end March 2018

Name or company name	Smiles by Design Limited
Contract type name	GDS Contract
Purpose of contract	General
Contract start date	01/04/2015
Contract end date	30/11/2017

17/18 Contracted general activity (UDA)	1,676
Carry forward general activity (UDA)	0
17/18 Contracted orthodontic activity (UOA)	0
Carry forward orthodontic activity (UOA)	0
Baseline contract value	£35,842.50

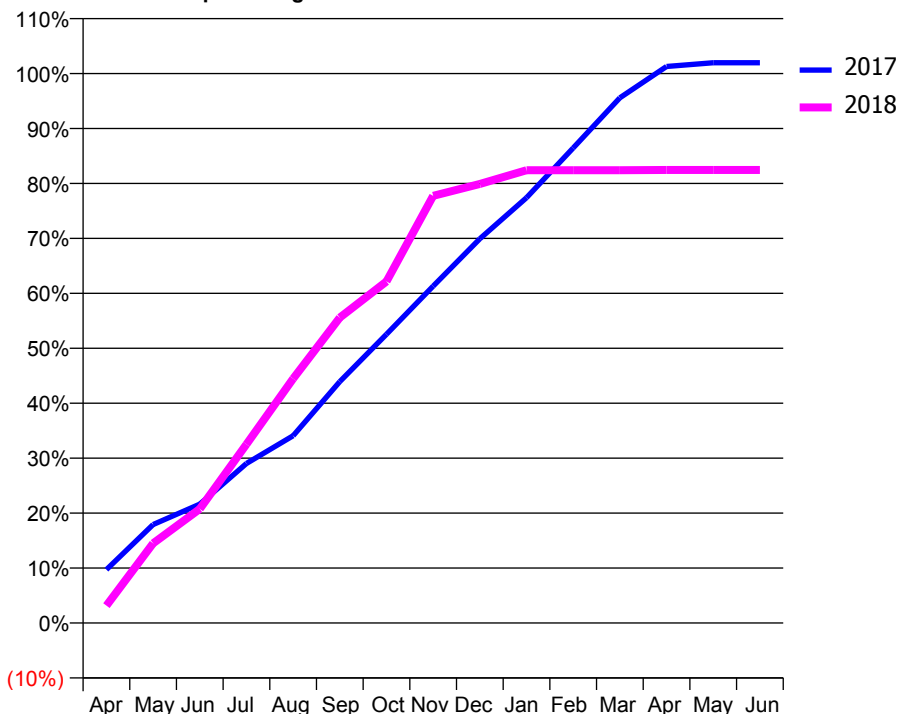
### ACCESS\*

Patients seen in 24 months	Total	Change since previous quarter
Quarter ending March 2017	526	
Quarter ending June 2017	510	↓
Quarter ending September 2017	510	→
Quarter ending December 2017	486	↓
Quarter ending March 2018	309	↓
<b>Variance since March 2017</b>	<b>(41.3%)</b>	<b>↓</b>



### ACTIVITY

Cumulative percentage of contracted UDA delivered 2017 & 2018



Month	Adjusted Scheduled Activity (UDA)	
	2017	2018
April	250	53
May	461	243
June	557	348
July	748	545
August	878	745
September	1,132	931
October	1,353	1,042
November	1,579	1,303
December	1,801	1,339
January	1,993	1,381
February	2,226	1,381
March	2,461	1,381
April	2,608	1,382
May	2,625	1,382
June	2,625	1,382

### QUALITY

	Quantity	Base Number	Contract	AT	Region	England
% of FP17s for the same patient ID Re-attending within 3 months - Children	23	245	9.4%	11.8%	12.8%	11.9%
% of FP17s for the same patient ID Re-attending within 3 months - Adults	89	327	27.2%	17.1%	16.5%	16.0%
% of FP17s for the same patient ID Re-attending between 3 & 9 months - Children	130	245	53.1%	57.7%	59.7%	58.3%
% of FP17s for the same patient ID Re-attending between 3 & 9 months - Adults	159	327	48.6%	51.0%	52.6%	50.3%
% of FP17s for Band 1 Urgent Courses	11	530	2.1%	9.6%	9.1%	9.1%
% of FP17s Relating to Free Repair or Replacements	0	530	0.0%	1.1%	1.0%	0.8%
% of FP17s Relating to Continuations	2	530	0.4%	1.3%	1.2%	1.0%
% of Patients satisfied with the dentistry they have received	1	1	N/A	91.9%	91.6%	91.5%
% of Patients satisfied with the time they had to wait for an appointment	1	1	N/A	90.8%	88.3%	87.9%

\* This is based on patients treated on this contract for their most recent course of treatment. Figures in italics indicate the base number of FP17s or Patient Questionnaire responses are less than 100. N/A is shown where the base number of responses is less than 10 during the period. % is calculated as Quantity/Base number\*100

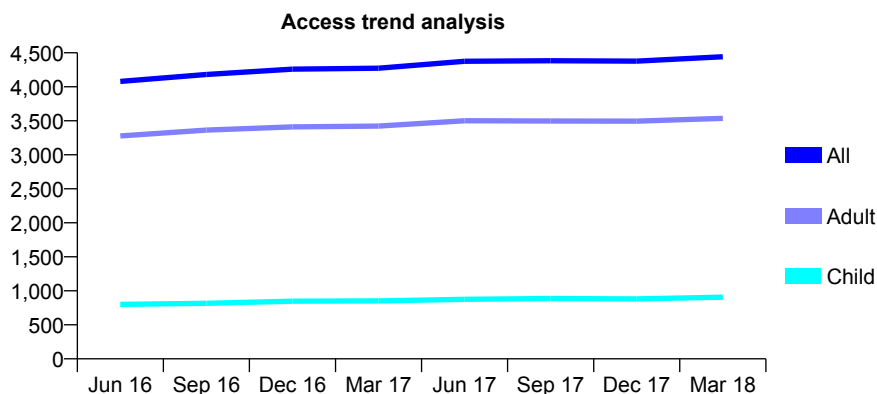
## Q44 - Vital Signs At a Glance Contract Report for 150541/0001 - Year end March 2018

Name or company name	Glenside Dental Practice
Contract type name	GDS Contract
Purpose of contract	General
Contract start date	01/04/2009
Contract end date	

17/18 Contracted general activity (UDA)	8,800
Carry forward general activity (UDA)	0
17/18 Contracted orthodontic activity (UOA)	0
Carry forward orthodontic activity (UOA)	0
Baseline contract value	£254,301.38

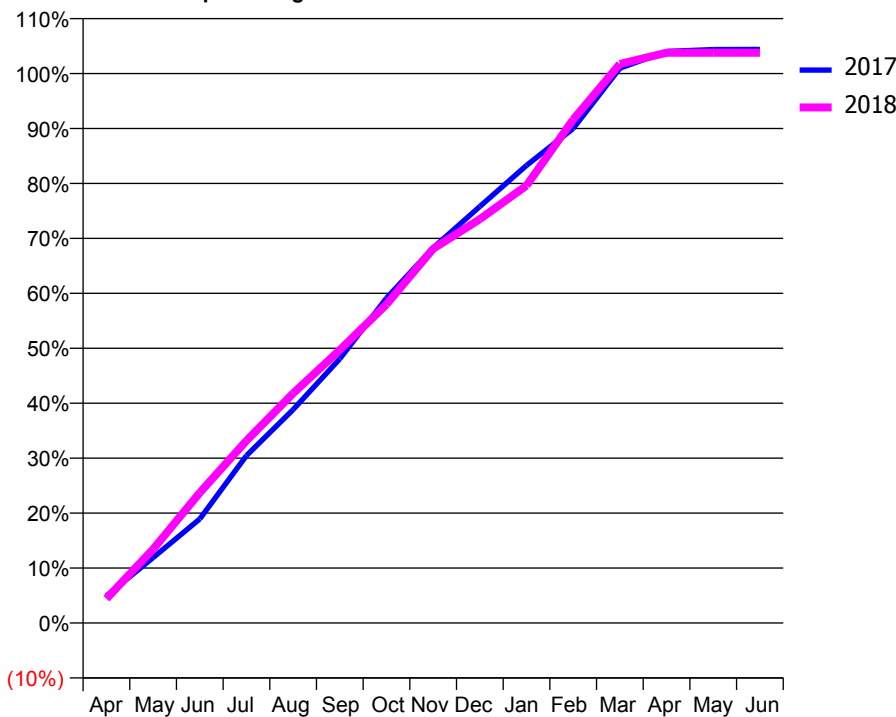
### ACCESS\*

Patients seen in 24 months	Total	Change since previous quarter
Quarter ending March 2017	4,274	
Quarter ending June 2017	4,375	↑
Quarter ending September 2017	4,384	→
Quarter ending December 2017	4,378	→
Quarter ending March 2018	4,443	→
<b>Variance since March 2017</b>	<b>4.0%</b>	<b>↑</b>



### ACTIVITY

Cumulative percentage of contracted UDA delivered 2017 & 2018



Month	Adjusted Scheduled Activity (UDA)	
	2017	2018
April	443	391
May	1,069	1,182
June	1,700	2,087
July	2,734	2,921
August	3,485	3,679
September	4,317	4,372
October	5,308	5,103
November	6,129	5,993
December	6,804	6,468
January	7,474	7,005
February	8,077	8,062
March	9,062	8,952
April	9,337	9,133
May	9,368	9,133
June	9,369	9,133

### QUALITY

	Quantity	Base Number	Contract	AT	Region	England
% of FP17s for the same patient ID Re-attending within 3 months - Children	94	1,288	7.3%	11.8%	12.8%	11.9%
% of FP17s for the same patient ID Re-attending within 3 months - Adults	664	4,992	13.3%	17.1%	16.5%	16.0%
% of FP17s for the same patient ID Re-attending between 3 & 9 months - Children	741	1,288	57.5%	57.7%	59.7%	58.3%
% of FP17s for the same patient ID Re-attending between 3 & 9 months - Adults	2,879	4,992	57.7%	51.0%	52.6%	50.3%
% of FP17s for Band 1 Urgent Courses	685	5,203	13.2%	9.6%	9.1%	9.1%
% of FP17s Relating to Free Repair or Replacements	45	5,203	0.9%	1.1%	1.0%	0.8%
% of FP17s Relating to Continuations	7	5,203	0.1%	1.3%	1.2%	1.0%
% of Patients satisfied with the dentistry they have received	13	14	92.9%	91.9%	91.6%	91.5%
% of Patients satisfied with the time they had to wait for an appointment	13	14	92.9%	90.8%	88.3%	87.9%

\* This is based on patients treated on this contract for their most recent course of treatment. Figures in italics indicate the base number of FP17s or Patient Questionnaire responses are less than 100. N/A is shown where the base number of responses is less than 10 during the period. % is calculated as Quantity/Base number\*100



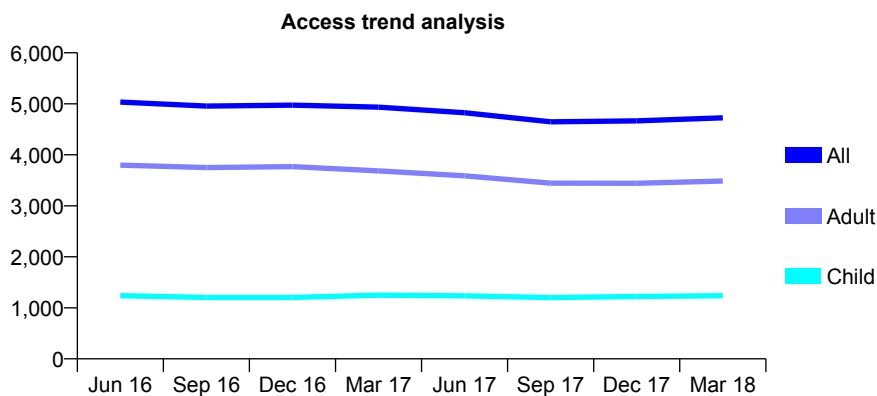
## Q44 - Vital Signs At a Glance Contract Report for 151300/0001 - Year end March 2018

Name or company name	Saltney Dental Practice
Contract type name	GDS Contract
Purpose of contract	General
Contract start date	01/04/2009
Contract end date	

17/18 Contracted general activity (UDA)	14,000
Carry forward general activity (UDA)	225
17/18 Contracted orthodontic activity (UOA)	0
Carry forward orthodontic activity (UOA)	0
Baseline contract value	£324,198.10

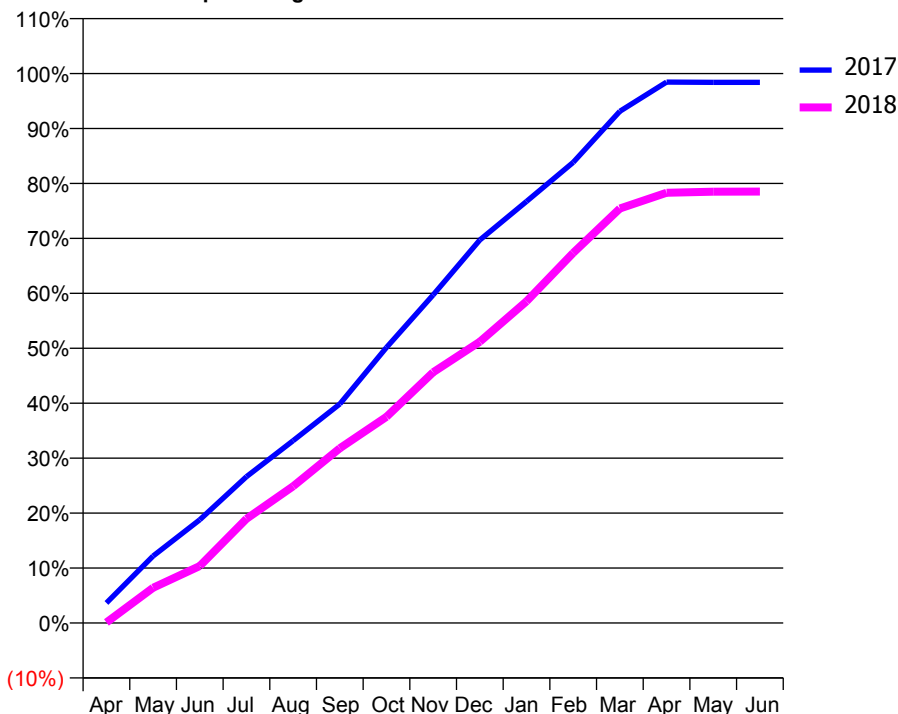
### ACCESS\*

Patients seen in 24 months	Total	Change since previous quarter
Quarter ending March 2017	4,934	
Quarter ending June 2017	4,824	↓
Quarter ending September 2017	4,646	↓
Quarter ending December 2017	4,665	→
Quarter ending March 2018	4,725	→
<b>Variance since March 2017</b>	<b>(4.2%)</b>	<b>↓</b>



### ACTIVITY

Cumulative percentage of contracted UDA delivered 2017 & 2018



Month	Adjusted Scheduled Activity (UDA)	
	2017	2018
April	511	14
May	1,706	900
June	2,631	1,452
July	3,730	2,657
August	4,646	3,485
September	5,581	4,452
October	7,021	5,254
November	8,359	6,390
December	9,760	7,166
January	10,741	8,196
February	11,738	9,430
March	13,039	10,560
April	13,782	10,962
May	13,775	10,990
June	13,775	10,991

### QUALITY

	Quantity	Base Number	Contract	AT	Region	England
% of FP17s for the same patient ID Re-attending within 3 months - Children	81	1,501	5.4%	11.8%	12.8%	11.9%
% of FP17s for the same patient ID Re-attending within 3 months - Adults	451	4,042	11.2%	17.1%	16.5%	16.0%
% of FP17s for the same patient ID Re-attending between 3 & 9 months - Children	705	1,501	47.0%	57.7%	59.7%	58.3%
% of FP17s for the same patient ID Re-attending between 3 & 9 months - Adults	1,845	4,042	45.6%	51.0%	52.6%	50.3%
% of FP17s for Band 1 Urgent Courses	652	5,503	11.8%	9.6%	9.1%	9.1%
% of FP17s Relating to Free Repair or Replacements	17	5,503	0.3%	1.1%	1.0%	0.8%
% of FP17s Relating to Continuations	15	5,503	0.3%	1.3%	1.2%	1.0%
% of Patients satisfied with the dentistry they have received	9	9	N/A	91.9%	91.6%	91.5%
% of Patients satisfied with the time they had to wait for an appointment	8	9	N/A	90.8%	88.3%	87.9%

\* This is based on patients treated on this contract for their most recent course of treatment. Figures in italics indicate the base number of FP17s or Patient Questionnaire responses are less than 100. N/A is shown where the base number of responses is less than 10 during the period. % is calculated as Quantity/Base number\*100

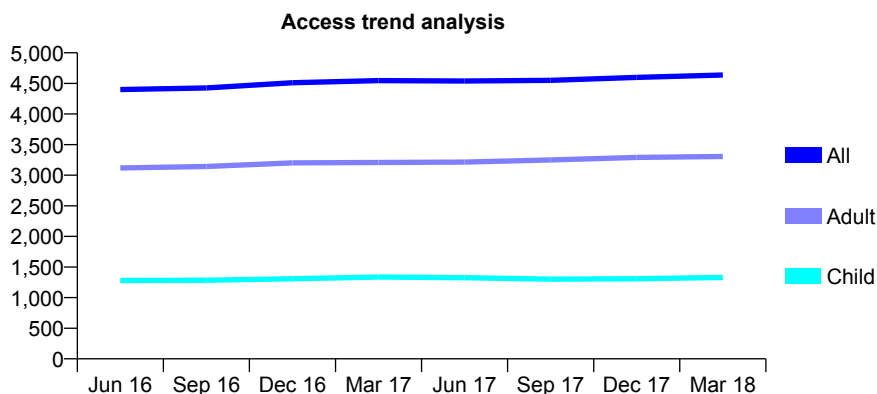
## Q44 - Vital Signs At a Glance Contract Report for 151718/0001 - Year end March 2018

Name or company name	Xeon Smiles UK Ltd
Contract type name	PDS Contract
Purpose of contract	General
Contract start date	01/04/2009
Contract end date	31/03/2020

17/18 Contracted general activity (UDA)	12,000
Carry forward general activity (UDA)	129
17/18 Contracted orthodontic activity (UOA)	0
Carry forward orthodontic activity (UOA)	0
Baseline contract value	£286,177.22

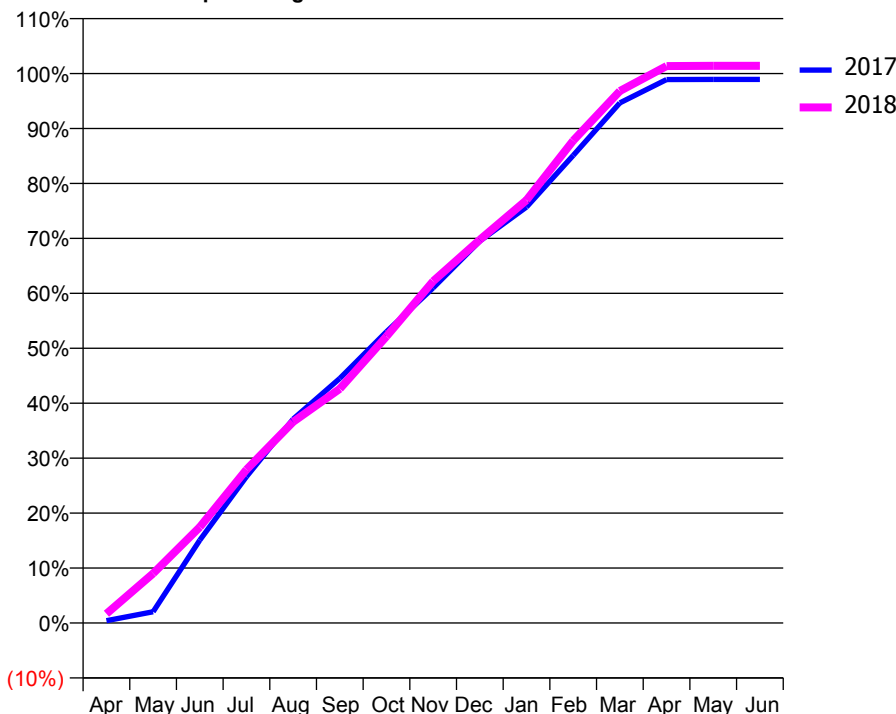
### ACCESS\*

Patients seen in 24 months	Total	Change since previous quarter
Quarter ending March 2017	4,545	
Quarter ending June 2017	4,540	→
Quarter ending September 2017	4,551	→
Quarter ending December 2017	4,599	→
Quarter ending March 2018	4,638	→
<b>Variance since March 2017</b>	<b>2.0%</b>	<b>↑</b>



### ACTIVITY

Cumulative percentage of contracted UDA delivered 2017 & 2018



Month	Adjusted Scheduled Activity (UDA)	
	2017	2018
April	50	202
May	247	1,082
June	1,811	2,096
July	3,195	3,351
August	4,453	4,392
September	5,341	5,114
October	6,362	6,258
November	7,321	7,466
December	8,340	8,372
January	9,084	9,235
February	10,212	10,534
March	11,359	11,616
April	11,869	12,162
May	11,871	12,167
June	11,871	12,167

### QUALITY

	Quantity	Base Number	Contract	AT	Region	England
% of FP17s for the same patient ID Re-attending within 3 months - Children	171	2,197	7.8%	11.8%	12.8%	11.9%
% of FP17s for the same patient ID Re-attending within 3 months - Adults	608	4,544	13.4%	17.1%	16.5%	16.0%
% of FP17s for the same patient ID Re-attending between 3 & 9 months - Children	1,516	2,197	69.0%	57.7%	59.7%	58.3%
% of FP17s for the same patient ID Re-attending between 3 & 9 months - Adults	2,361	4,544	52.0%	51.0%	52.6%	50.3%
% of FP17s for Band 1 Urgent Courses	466	6,781	6.9%	9.6%	9.1%	9.1%
% of FP17s Relating to Free Repair or Replacements	65	6,781	1.0%	1.1%	1.0%	0.8%
% of FP17s Relating to Continuations	78	6,781	1.2%	1.3%	1.2%	1.0%
% of Patients satisfied with the dentistry they have received	3	3	N/A	91.9%	91.6%	91.5%
% of Patients satisfied with the time they had to wait for an appointment	2	3	N/A	90.8%	88.3%	87.9%

\* This is based on patients treated on this contract for their most recent course of treatment. Figures in italics indicate the base number of FP17s or Patient Questionnaire responses are less than 100. N/A is shown where the base number of responses is less than 10 during the period. % is calculated as Quantity/Base number\*100

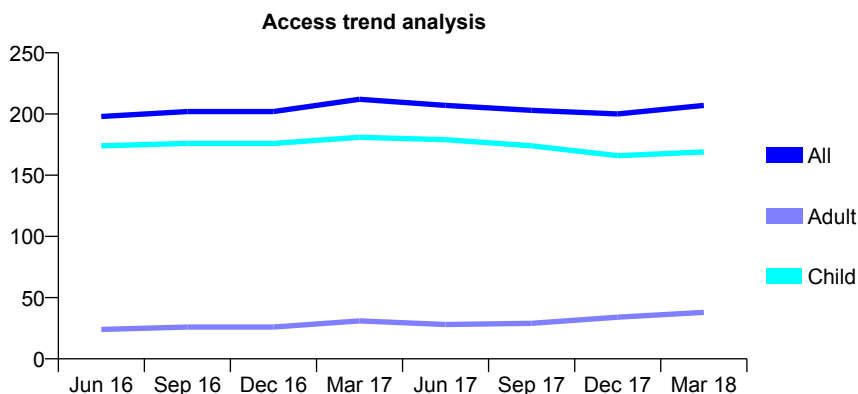
## Q44 - Vital Signs At a Glance Contract Report for 151955/0001 - Year end March 2018

Name or company name	Redcliffe Dental Practice
Contract type name	PDS Contract
Purpose of contract	General
Contract start date	01/08/2014
Contract end date	31/07/2024

17/18 Contracted general activity (UDA)	500
Carry forward general activity (UDA)	0
17/18 Contracted orthodontic activity (UOA)	0
Carry forward orthodontic activity (UOA)	0
Baseline contract value	£13,524.09

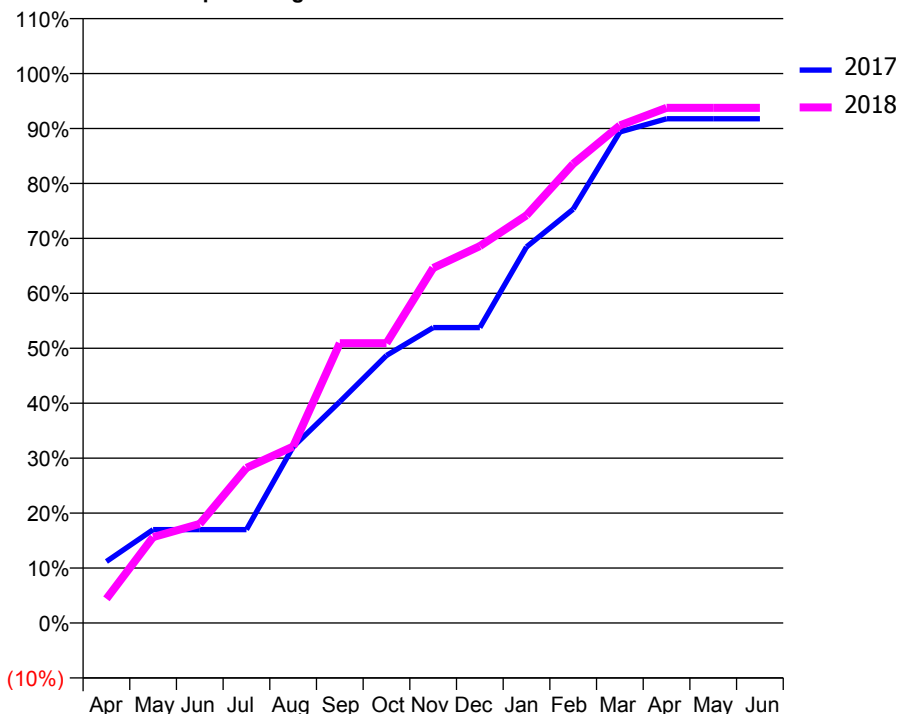
### ACCESS\*

Patients seen in 24 months	Total	Change since previous quarter
Quarter ending March 2017	212	
Quarter ending June 2017	207	↓
Quarter ending September 2017	203	↓
Quarter ending December 2017	200	↓
Quarter ending March 2018	207	↑
<b>Variance since March 2017</b>	<b>(2.4%)</b>	<b>↓</b>



### ACTIVITY

Cumulative percentage of contracted UDA delivered 2017 & 2018



Adjusted Scheduled Activity (UDA)

Month	2017	2018
April	56	22
May	85	78
June	85	90
July	85	141
August	160	161
September	201	255
October	243	255
November	269	323
December	269	343
January	342	371
February	377	418
March	447	453
April	459	469
May	459	469
June	459	469

### QUALITY

	Quantity	Base Number	Contract	AT	Region	England
% of FP17s for the same patient ID Re-attending within 3 months - Children	33	304	10.9%	11.8%	12.8%	11.9%
% of FP17s for the same patient ID Re-attending within 3 months - Adults	2	11	18.2%	17.1%	16.5%	16.0%
% of FP17s for the same patient ID Re-attending between 3 & 9 months - Children	201	304	66.1%	57.7%	59.7%	58.3%
% of FP17s for the same patient ID Re-attending between 3 & 9 months - Adults	6	11	54.5%	51.0%	52.6%	50.3%
% of FP17s for Band 1 Urgent Courses	14	322	4.3%	9.6%	9.1%	9.1%
% of FP17s Relating to Free Repair or Replacements	0	322	0.0%	1.1%	1.0%	0.8%
% of FP17s Relating to Continuations	1	322	0.3%	1.3%	1.2%	1.0%
% of Patients satisfied with the dentistry they have received	1	1	N/A	91.9%	91.6%	91.5%
% of Patients satisfied with the time they had to wait for an appointment	1	1	N/A	90.8%	88.3%	87.9%

\* This is based on patients treated on this contract for their most recent course of treatment. Figures in italics indicate the base number of FP17s or Patient Questionnaire responses are less than 100. N/A is shown where the base number of responses is less than 10 during the period. % is calculated as Quantity/Base number\*100

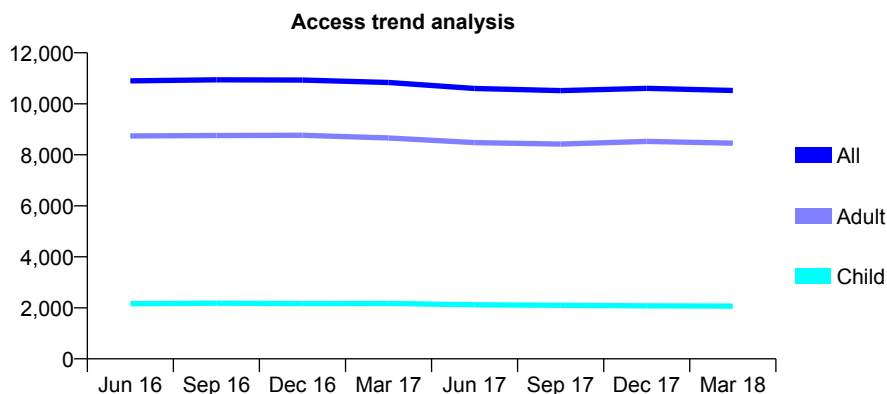
## Q44 - Vital Signs At a Glance Contract Report for 152528/0001 - Year end March 2018

Name or company name	Northgate Dental Health
Contract type name	GDS Contract
Purpose of contract	General
Contract start date	01/04/2014
Contract end date	

17/18 Contracted general activity (UDA)	28,330
Carry forward general activity (UDA)	0
17/18 Contracted orthodontic activity (UOA)	0
Carry forward orthodontic activity (UOA)	0
Baseline contract value	£675,670.50

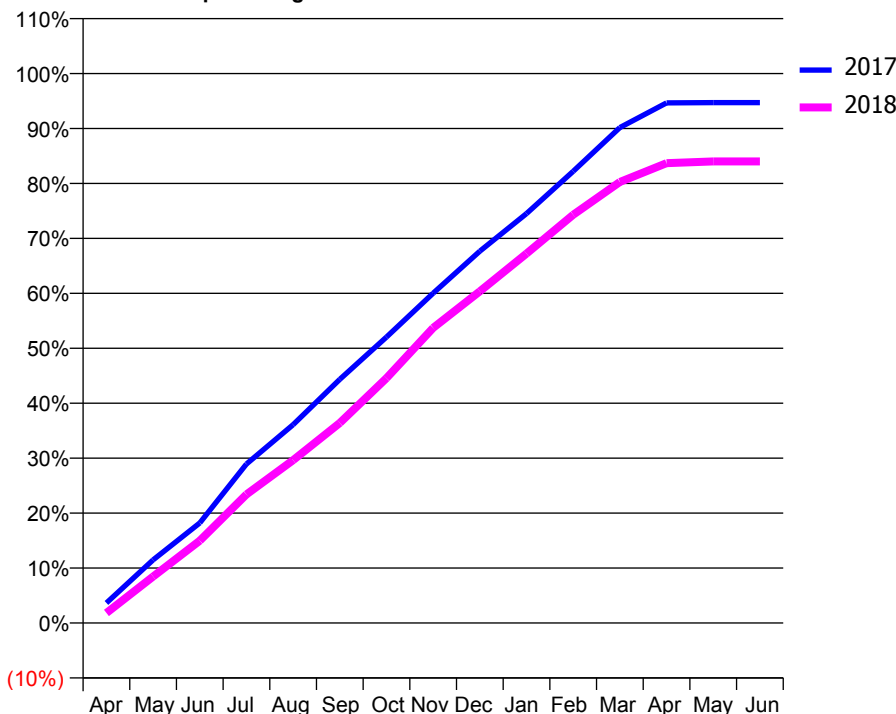
### ACCESS\*

Patients seen in 24 months	Total	Change since previous quarter
Quarter ending March 2017	10,839	
Quarter ending June 2017	10,600	↓
Quarter ending September 2017	10,518	→
Quarter ending December 2017	10,604	→
Quarter ending March 2018	10,522	→
<b>Variance since March 2017</b>	<b>(2.9%)</b>	<b>↓</b>



### ACTIVITY

Cumulative percentage of contracted UDA delivered 2017 & 2018



Adjusted Scheduled Activity (UDA)

Month	2017	2018
April	1,107	516
May	3,486	2,399
June	5,524	4,247
July	8,777	6,634
August	10,949	8,399
September	13,448	10,316
October	15,782	12,626
November	18,204	15,216
December	20,526	17,098
January	22,598	19,045
February	24,932	21,044
March	27,350	22,739
April	28,705	23,711
May	28,724	23,795
June	28,726	23,795

### QUALITY

	Quantity	Base Number	Contract	AT	Region	England
% of FP17s for the same patient ID Re-attending within 3 months - Children	212	2,527	8.4%	11.8%	12.8%	11.9%
% of FP17s for the same patient ID Re-attending within 3 months - Adults	1,642	9,380	17.5%	17.1%	16.5%	16.0%
% of FP17s for the same patient ID Re-attending between 3 & 9 months - Children	1,289	2,527	51.0%	57.7%	59.7%	58.3%
% of FP17s for the same patient ID Re-attending between 3 & 9 months - Adults	3,834	9,380	40.9%	51.0%	52.6%	50.3%
% of FP17s for Band 1 Urgent Courses	1,559	11,703	13.3%	9.6%	9.1%	9.1%
% of FP17s Relating to Free Repair or Replacements	98	11,703	0.8%	1.1%	1.0%	0.8%
% of FP17s Relating to Continuations	222	11,703	1.9%	1.3%	1.2%	1.0%
% of Patients satisfied with the dentistry they have received	11	12	91.7%	91.9%	91.6%	91.5%
% of Patients satisfied with the time they had to wait for an appointment	11	12	91.7%	90.8%	88.3%	87.9%

\* This is based on patients treated on this contract for their most recent course of treatment. Figures in italics indicate the base number of FP17s or Patient Questionnaire responses are less than 100. N/A is shown where the base number of responses is less than 10 during the period. % is calculated as Quantity/Base number\*100

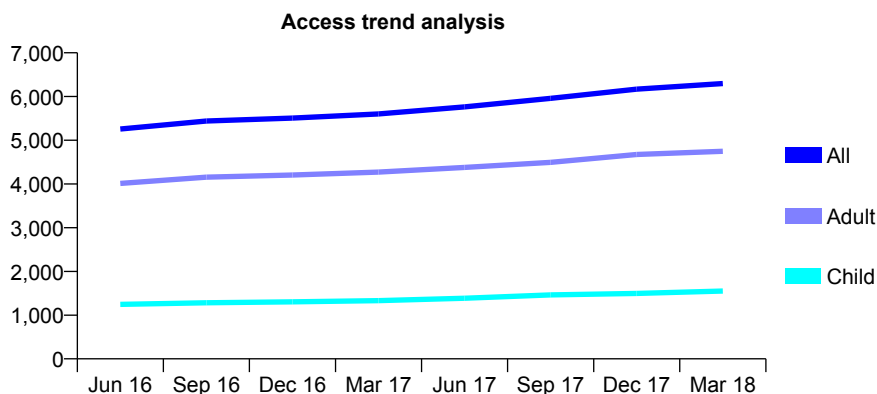
## Q44 - Vital Signs At a Glance Contract Report for 152730/0001 - Year end March 2018

Name or company name	PJS CARE LTD
Contract type name	GDS Contract
Purpose of contract	General
Contract start date	01/04/2011
Contract end date	

17/18 Contracted general activity (UDA)	15,554
Carry forward general activity (UDA)	55
17/18 Contracted orthodontic activity (UOA)	0
Carry forward orthodontic activity (UOA)	0
Baseline contract value	£431,044.26

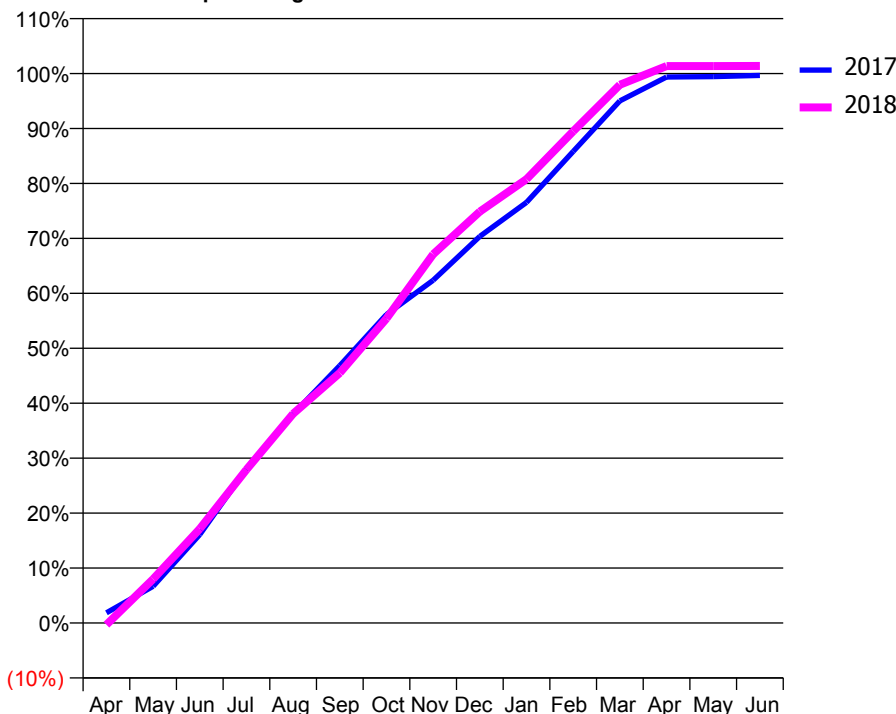
### ACCESS\*

Patients seen in 24 months	Total	Change since previous quarter
Quarter ending March 2017	5,603	
Quarter ending June 2017	5,764	↑
Quarter ending September 2017	5,957	↑
Quarter ending December 2017	6,169	↑
Quarter ending March 2018	6,296	↑
<b>Variance since March 2017</b>	<b>12.4%</b>	<b>↑</b>



### ACTIVITY

Cumulative percentage of contracted UDA delivered 2017 & 2018



Month	Adjusted Scheduled Activity (UDA)	
	2017	2018
April	289	-52
May	1,041	1,243
June	2,505	2,666
July	4,361	4,341
August	5,918	5,926
September	7,288	7,079
October	8,730	8,618
November	9,701	10,437
December	10,946	11,648
January	11,906	12,563
February	13,350	13,919
March	14,778	15,234
April	15,455	15,764
May	15,465	15,765
June	15,499	15,766

### QUALITY

	Quantity	Base Number	Contract	AT	Region	England
% of FP17s for the same patient ID Re-attending within 3 months - Children	206	2,581	8.0%	11.8%	12.8%	11.9%
% of FP17s for the same patient ID Re-attending within 3 months - Adults	874	6,317	13.8%	17.1%	16.5%	16.0%
% of FP17s for the same patient ID Re-attending between 3 & 9 months - Children	1,509	2,581	58.5%	57.7%	59.7%	58.3%
% of FP17s for the same patient ID Re-attending between 3 & 9 months - Adults	2,769	6,317	43.8%	51.0%	52.6%	50.3%
% of FP17s for Band 1 Urgent Courses	880	8,184	10.8%	9.6%	9.1%	9.1%
% of FP17s Relating to Free Repair or Replacements	84	8,184	1.0%	1.1%	1.0%	0.8%
% of FP17s Relating to Continuations	38	8,184	0.5%	1.3%	1.2%	1.0%
% of Patients satisfied with the dentistry they have received	13	13	100.0%	91.9%	91.6%	91.5%
% of Patients satisfied with the time they had to wait for an appointment	12	13	92.3%	90.8%	88.3%	87.9%

\* This is based on patients treated on this contract for their most recent course of treatment. Figures in italics indicate the base number of FP17s or Patient Questionnaire responses are less than 100. N/A is shown where the base number of responses is less than 10 during the period. % is calculated as Quantity/Base number\*100

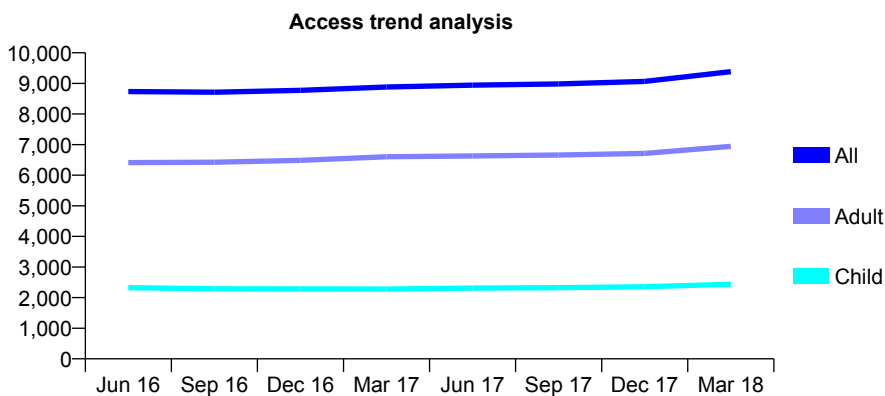
## Q44 - Vital Signs At a Glance Contract Report for 152730/0002 - Year end March 2018

Name or company name	PJS CARE LTD
Contract type name	GDS Contract
Purpose of contract	General
Contract start date	01/04/2011
Contract end date	

17/18 Contracted general activity (UDA)	26,924
Carry forward general activity (UDA)	1,374
17/18 Contracted orthodontic activity (UOA)	0
Carry forward orthodontic activity (UOA)	0
Baseline contract value	£834,719.44

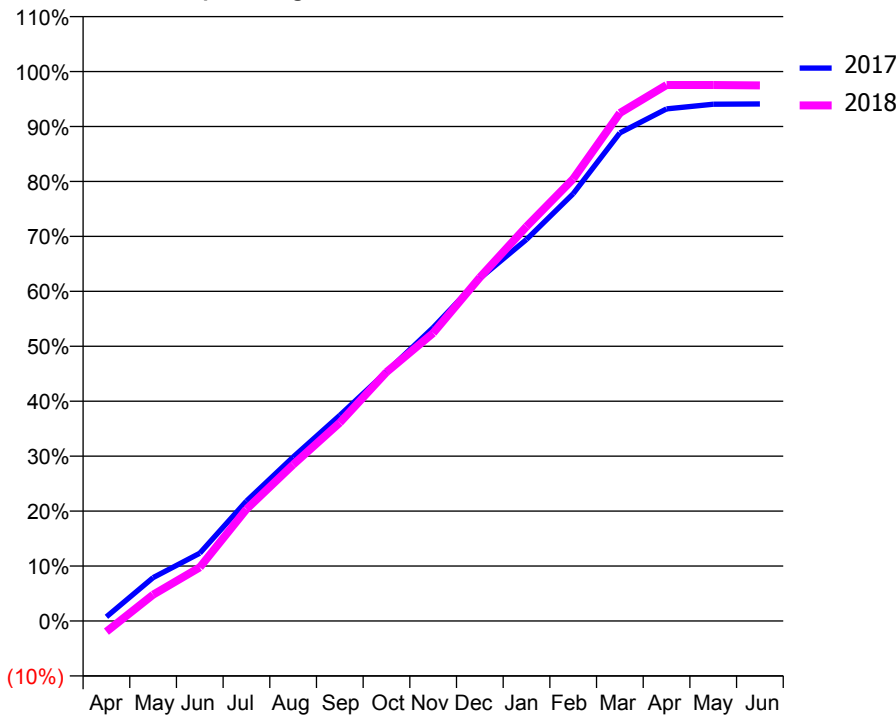
### ACCESS\*

Patients seen in 24 months	Total	Change since previous quarter
Quarter ending March 2017	8,882	
Quarter ending June 2017	8,943	→
Quarter ending September 2017	8,984	→
Quarter ending December 2017	9,066	→
Quarter ending March 2018	9,382	↑
<b>Variance since March 2017</b>	<b>5.6%</b>	<b>↑</b>



### ACTIVITY

Cumulative percentage of contracted UDA delivered 2017 & 2018



Month	Adjusted Scheduled Activity (UDA)	
	2017	2018
April	205	-526
May	2,124	1,293
June	3,322	2,632
July	5,874	5,481
August	8,035	7,660
September	10,081	9,719
October	12,217	12,194
November	14,379	14,107
December	16,786	16,832
January	18,697	19,330
February	20,937	21,659
March	23,918	24,892
April	25,090	26,260
May	25,319	26,260
June	25,337	26,245

### QUALITY

	Quantity	Base Number	Contract	AT	Region	England
% of FP17s for the same patient ID Re-attending within 3 months - Children	370	3,705	10.0%	11.8%	12.8%	11.9%
% of FP17s for the same patient ID Re-attending within 3 months - Adults	1,595	9,205	17.3%	17.1%	16.5%	16.0%
% of FP17s for the same patient ID Re-attending between 3 & 9 months - Children	1,732	3,705	46.7%	57.7%	59.7%	58.3%
% of FP17s for the same patient ID Re-attending between 3 & 9 months - Adults	3,639	9,205	39.5%	51.0%	52.6%	50.3%
% of FP17s for Band 1 Urgent Courses	1,506	12,365	12.2%	9.6%	9.1%	9.1%
% of FP17s Relating to Free Repair or Replacements	113	12,365	0.9%	1.1%	1.0%	0.8%
% of FP17s Relating to Continuations	76	12,365	0.6%	1.3%	1.2%	1.0%
% of Patients satisfied with the dentistry they have received	18	18	100.0%	91.9%	91.6%	91.5%
% of Patients satisfied with the time they had to wait for an appointment	17	18	94.4%	90.8%	88.3%	87.9%

\* This is based on patients treated on this contract for their most recent course of treatment. Figures in italics indicate the base number of FP17s or Patient Questionnaire responses are less than 100. N/A is shown where the base number of responses is less than 10 during the period. % is calculated as Quantity/Base number\*100

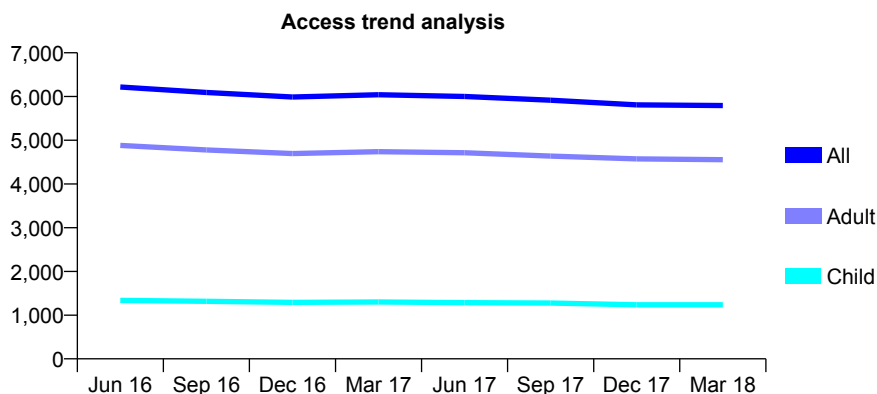
## Q44 - Vital Signs At a Glance Contract Report for 156558/0001 - Year end March 2018

Name or company name	Wentworth Practice Ltd
Contract type name	GDS Contract
Purpose of contract	General
Contract start date	12/07/2008
Contract end date	

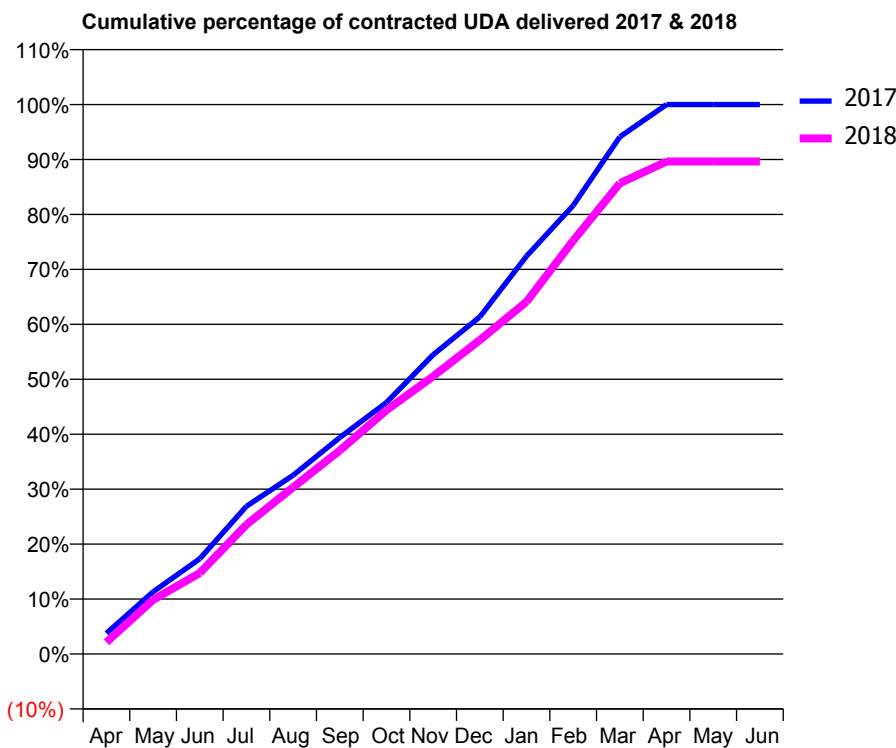
17/18 Contracted general activity (UDA)	17,605
Carry forward general activity (UDA)	0
17/18 Contracted orthodontic activity (UOA)	0
Carry forward orthodontic activity (UOA)	0
Baseline contract value	£462,513.06

### ACCESS\*

Patients seen in 24 months	Total	Change since previous quarter
Quarter ending March 2017	6,041	
Quarter ending June 2017	6,000	→
Quarter ending September 2017	5,915	↓
Quarter ending December 2017	5,810	↓
Quarter ending March 2018	5,794	→
<b>Variance since March 2017</b>	<b>(4.1%)</b>	<b>↓</b>



### ACTIVITY



Month	Adjusted Scheduled Activity (UDA)	
	2017	2018
April	668	378
May	2,012	1,739
June	3,080	2,596
July	4,778	4,146
August	5,777	5,344
September	6,997	6,519
October	8,129	7,813
November	9,670	8,897
December	10,896	10,059
January	12,856	11,285
February	14,495	13,247
March	16,715	15,085
April	17,754	15,780
May	17,756	15,780
June	17,757	15,780

### QUALITY

	Quantity	Base Number	Contract	AT	Region	England
% of FP17s for the same patient ID Re-attending within 3 months - Children	145	1,802	8.0%	11.8%	12.8%	11.9%
% of FP17s for the same patient ID Re-attending within 3 months - Adults	1,294	7,008	18.5%	17.1%	16.5%	16.0%
% of FP17s for the same patient ID Re-attending between 3 & 9 months - Children	978	1,802	54.3%	57.7%	59.7%	58.3%
% of FP17s for the same patient ID Re-attending between 3 & 9 months - Adults	3,723	7,008	53.1%	51.0%	52.6%	50.3%
% of FP17s for Band 1 Urgent Courses	875	8,740	10.0%	9.6%	9.1%	9.1%
% of FP17s Relating to Free Repair or Replacements	101	8,740	1.2%	1.1%	1.0%	0.8%
% of FP17s Relating to Continuations	195	8,740	2.2%	1.3%	1.2%	1.0%
% of Patients satisfied with the dentistry they have received	12	14	85.7%	91.9%	91.6%	91.5%
% of Patients satisfied with the time they had to wait for an appointment	14	14	100.0%	90.8%	88.3%	87.9%

\* This is based on patients treated on this contract for their most recent course of treatment. Figures in italics indicate the base number of FP17s or Patient Questionnaire responses are less than 100. N/A is shown where the base number of responses is less than 10 during the period. % is calculated as Quantity/Base number\*100



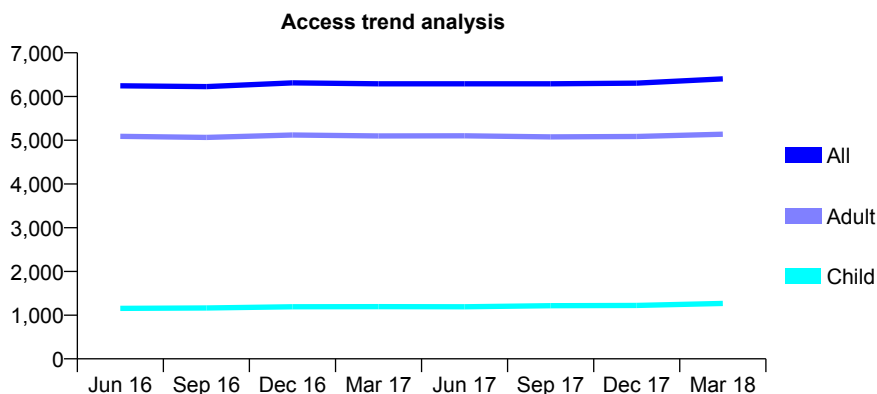
## Q44 - Vital Signs At a Glance Contract Report for 156647/0001 - Year end March 2018

Name or company name	Hosside Dental Partnership
Contract type name	GDS Contract
Purpose of contract	General
Contract start date	26/04/2013
Contract end date	

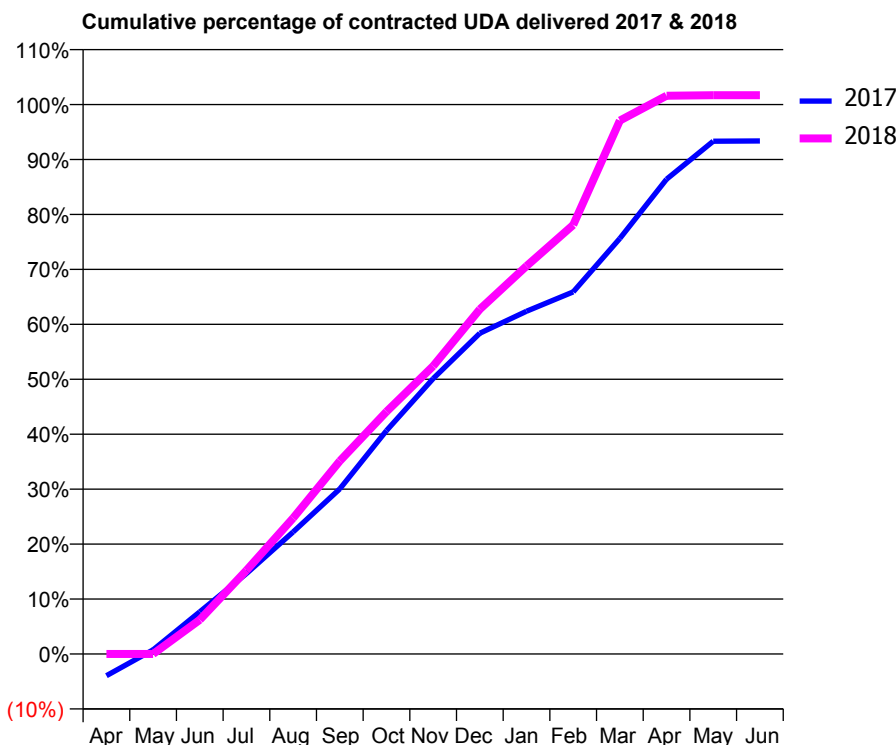
17/18 Contracted general activity (UDA)	19,498
Carry forward general activity (UDA)	0
17/18 Contracted orthodontic activity (UOA)	0
Carry forward orthodontic activity (UOA)	0
Baseline contract value	£533,669.07

### ACCESS\*

Patients seen in 24 months	Total	Change since previous quarter
Quarter ending March 2017	6,290	
Quarter ending June 2017	6,291	→
Quarter ending September 2017	6,292	→
Quarter ending December 2017	6,307	→
Quarter ending March 2018	6,403	→
<b>Variance since March 2017</b>	<b>1.8%</b>	<b>→</b>



### ACTIVITY



Month	Adjusted Scheduled Activity (UDA)	
	2017	2018
April	-775	0
May	149	0
June	1,496	1,212
July	2,857	2,968
August	4,333	4,822
September	5,859	6,849
October	7,928	8,598
November	9,775	10,217
December	11,380	12,233
January	12,161	13,765
February	12,848	15,225
March	14,746	18,929
April	16,848	19,809
May	18,196	19,830
June	18,203	19,830

### QUALITY

	Quantity	Base Number	Contract	AT	Region	England
% of FP17s for the same patient ID Re-attending within 3 months - Children	108	2,230	4.8%	11.8%	12.8%	11.9%
% of FP17s for the same patient ID Re-attending within 3 months - Adults	1,090	8,754	12.5%	17.1%	16.5%	16.0%
% of FP17s for the same patient ID Re-attending between 3 & 9 months - Children	1,494	2,230	67.0%	57.7%	59.7%	58.3%
% of FP17s for the same patient ID Re-attending between 3 & 9 months - Adults	5,320	8,754	60.8%	51.0%	52.6%	50.3%
% of FP17s for Band 1 Urgent Courses	755	9,160	8.2%	9.6%	9.1%	9.1%
% of FP17s Relating to Free Repair or Replacements	88	9,160	1.0%	1.1%	1.0%	0.8%
% of FP17s Relating to Continuations	102	9,160	1.1%	1.3%	1.2%	1.0%
% of Patients satisfied with the dentistry they have received	10	11	90.9%	91.9%	91.6%	91.5%
% of Patients satisfied with the time they had to wait for an appointment	10	11	90.9%	90.8%	88.3%	87.9%

\* This is based on patients treated on this contract for their most recent course of treatment. Figures in italics indicate the base number of FP17s or Patient Questionnaire responses are less than 100. N/A is shown where the base number of responses is less than 10 during the period. % is calculated as Quantity/Base number\*100

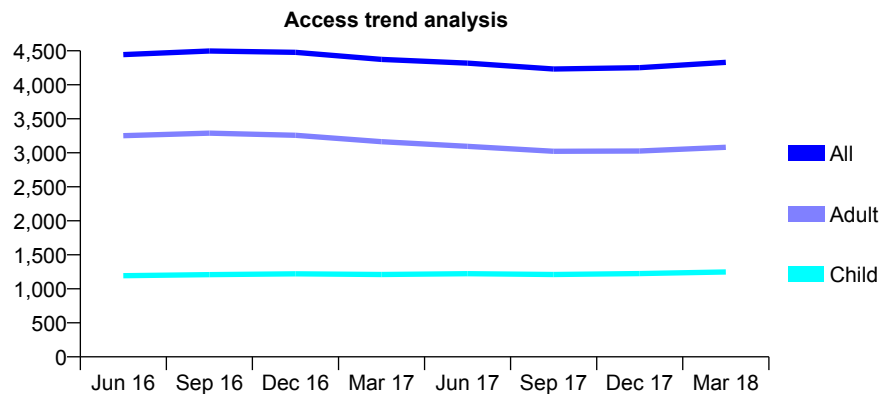
## Q44 - Vital Signs At a Glance Contract Report for 157384/0001 - Year end March 2018

Name or company name	Fearnhead Dental Surgery
Contract type name	GDS Contract
Purpose of contract	General
Contract start date	01/11/2011
Contract end date	

17/18 Contracted general activity (UDA)	12,385
Carry forward general activity (UDA)	0
17/18 Contracted orthodontic activity (UOA)	0
Carry forward orthodontic activity (UOA)	0
Baseline contract value	£376,732.03

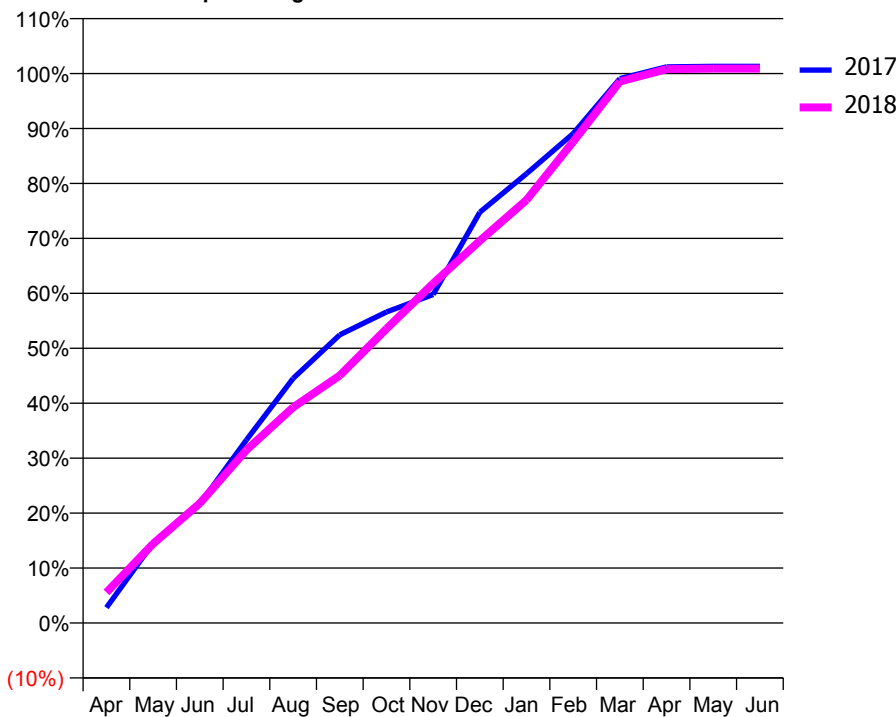
### ACCESS\*

Patients seen in 24 months	Total	Change since previous quarter
Quarter ending March 2017	4,374	
Quarter ending June 2017	4,319	↓
Quarter ending September 2017	4,233	↓
Quarter ending December 2017	4,252	→
Quarter ending March 2018	4,330	→
<b>Variance since March 2017</b>	<b>(1.0%)</b>	<b>↓</b>



### ACTIVITY

Cumulative percentage of contracted UDA delivered 2017 & 2018



Month	Adjusted Scheduled Activity (UDA)	
	2017	2018
April	348	689
May	1,799	1,786
June	2,681	2,698
July	4,129	3,900
August	5,513	4,861
September	6,495	5,578
October	7,012	6,631
November	7,405	7,654
December	9,259	8,614
January	10,127	9,535
February	11,033	10,849
March	12,270	12,203
April	12,535	12,484
May	12,546	12,494
June	12,545	12,494

### QUALITY

	Quantity	Base Number	Contract	AT	Region	England
% of FP17s for the same patient ID Re-attending within 3 months - Children	129	1,638	7.9%	11.8%	12.8%	11.9%
% of FP17s for the same patient ID Re-attending within 3 months - Adults	582	4,008	14.5%	17.1%	16.5%	16.0%
% of FP17s for the same patient ID Re-attending between 3 & 9 months - Children	764	1,638	46.6%	57.7%	59.7%	58.3%
% of FP17s for the same patient ID Re-attending between 3 & 9 months - Adults	1,749	4,008	43.6%	51.0%	52.6%	50.3%
% of FP17s for Band 1 Urgent Courses	457	5,646	8.1%	9.6%	9.1%	9.1%
% of FP17s Relating to Free Repair or Replacements	49	5,646	0.9%	1.1%	1.0%	0.8%
% of FP17s Relating to Continuations	105	5,646	1.9%	1.3%	1.2%	1.0%
% of Patients satisfied with the dentistry they have received	8	8	N/A	91.9%	91.6%	91.5%
% of Patients satisfied with the time they had to wait for an appointment	7	8	N/A	90.8%	88.3%	87.9%

\* This is based on patients treated on this contract for their most recent course of treatment. Figures in italics indicate the base number of FP17s or Patient Questionnaire responses are less than 100. N/A is shown where the base number of responses is less than 10 during the period. % is calculated as Quantity/Base number\*100

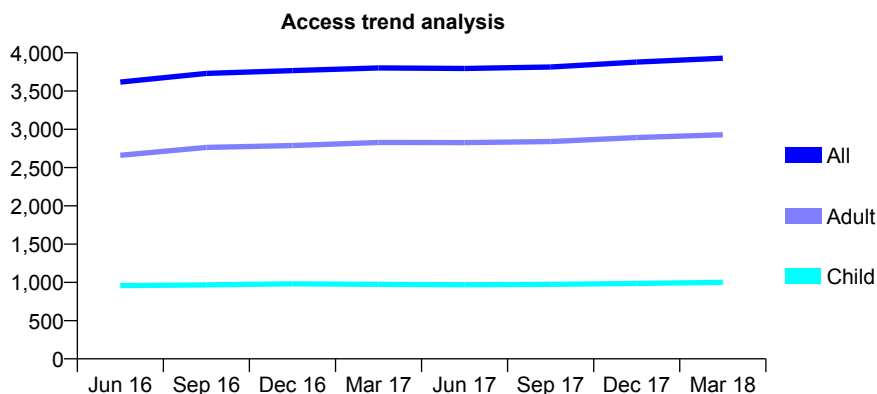
## Q44 - Vital Signs At a Glance Contract Report for 158712/0001 - Year end March 2018

Name or company name	Bollington Dental Practice Limited
Contract type name	GDS Contract
Purpose of contract	General
Contract start date	01/10/2014
Contract end date	

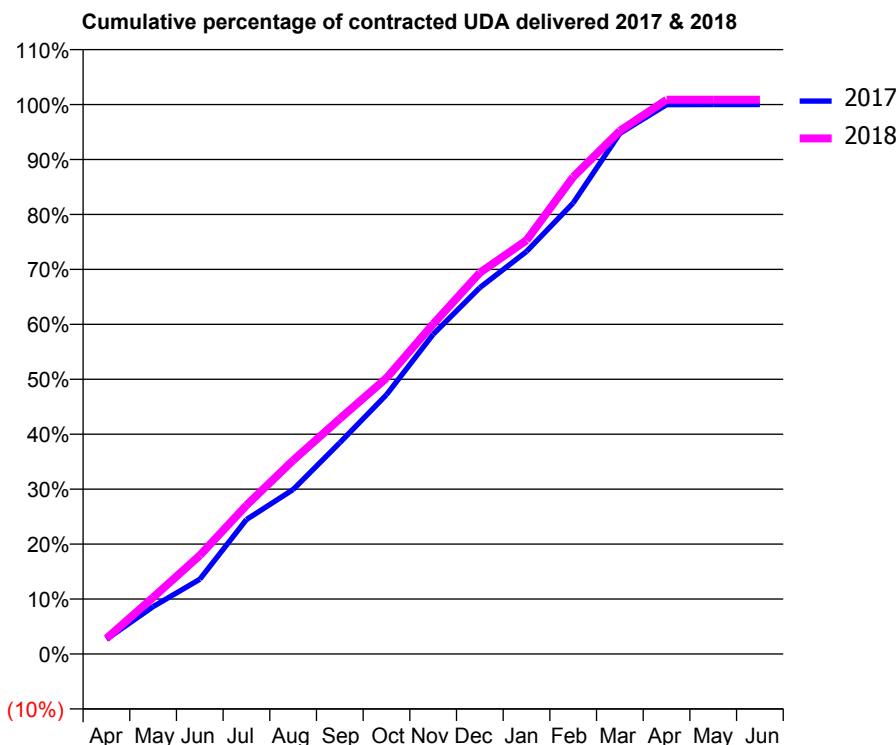
17/18 Contracted general activity (UDA)	8,980
Carry forward general activity (UDA)	0
17/18 Contracted orthodontic activity (UOA)	0
Carry forward orthodontic activity (UOA)	0
Baseline contract value	£281,313.05

### ACCESS\*

Patients seen in 24 months	Total	Change since previous quarter
Quarter ending March 2017	3,802	
Quarter ending June 2017	3,795	→
Quarter ending September 2017	3,814	→
Quarter ending December 2017	3,878	→
Quarter ending March 2018	3,929	→
<b>Variance since March 2017</b>	<b>3.3%</b>	<b>↑</b>



### ACTIVITY



Month	Adjusted Scheduled Activity (UDA)	
	2017	2018
April	244	253
May	784	924
June	1,235	1,612
July	2,220	2,431
August	2,716	3,166
September	3,490	3,845
October	4,283	4,510
November	5,280	5,392
December	6,051	6,231
January	6,648	6,761
February	7,449	7,796
March	8,599	8,551
April	9,073	9,057
May	9,075	9,059
June	9,076	9,059

### QUALITY

	Quantity	Base Number	Contract	AT	Region	England
% of FP17s for the same patient ID Re-attending within 3 months - Children	98	1,436	6.8%	11.8%	12.8%	11.9%
% of FP17s for the same patient ID Re-attending within 3 months - Adults	523	3,281	15.9%	17.1%	16.5%	16.0%
% of FP17s for the same patient ID Re-attending between 3 & 9 months - Children	816	1,436	56.8%	57.7%	59.7%	58.3%
% of FP17s for the same patient ID Re-attending between 3 & 9 months - Adults	789	3,281	24.0%	51.0%	52.6%	50.3%
% of FP17s for Band 1 Urgent Courses	479	4,738	10.1%	9.6%	9.1%	9.1%
% of FP17s Relating to Free Repair or Replacements	55	4,738	1.2%	1.1%	1.0%	0.8%
% of FP17s Relating to Continuations	45	4,738	0.9%	1.3%	1.2%	1.0%
% of Patients satisfied with the dentistry they have received	7	8	N/A	91.9%	91.6%	91.5%
% of Patients satisfied with the time they had to wait for an appointment	8	8	N/A	90.8%	88.3%	87.9%

\* This is based on patients treated on this contract for their most recent course of treatment. Figures in italics indicate the base number of FP17s or Patient Questionnaire responses are less than 100. N/A is shown where the base number of responses is less than 10 during the period. % is calculated as Quantity/Base number\*100

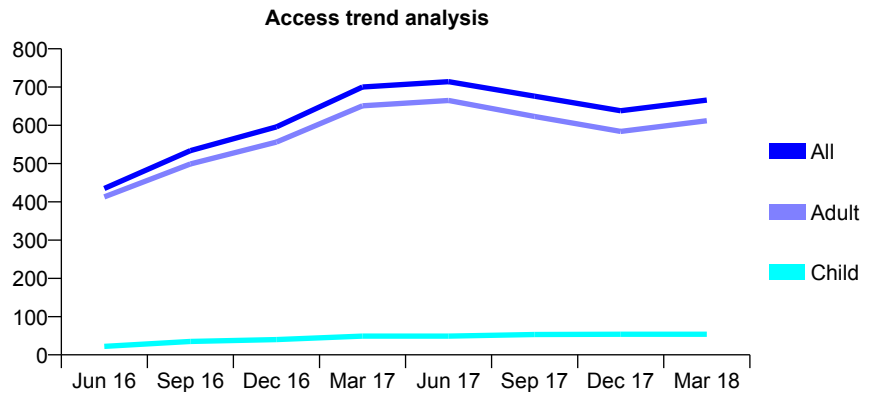
## Q44 - Vital Signs At a Glance Contract Report for 160059/0014 - Year end March 2018

Name or company name	REVIVE DENTAL CARE LIMITED
Contract type name	PDS Contract
Purpose of contract	General
Contract start date	01/04/2015
Contract end date	31/03/2020

17/18 Contracted general activity (UDA)	15,000
Carry forward general activity (UDA)	0
17/18 Contracted orthodontic activity (UOA)	0
Carry forward orthodontic activity (UOA)	0
Baseline contract value	£402,077.62

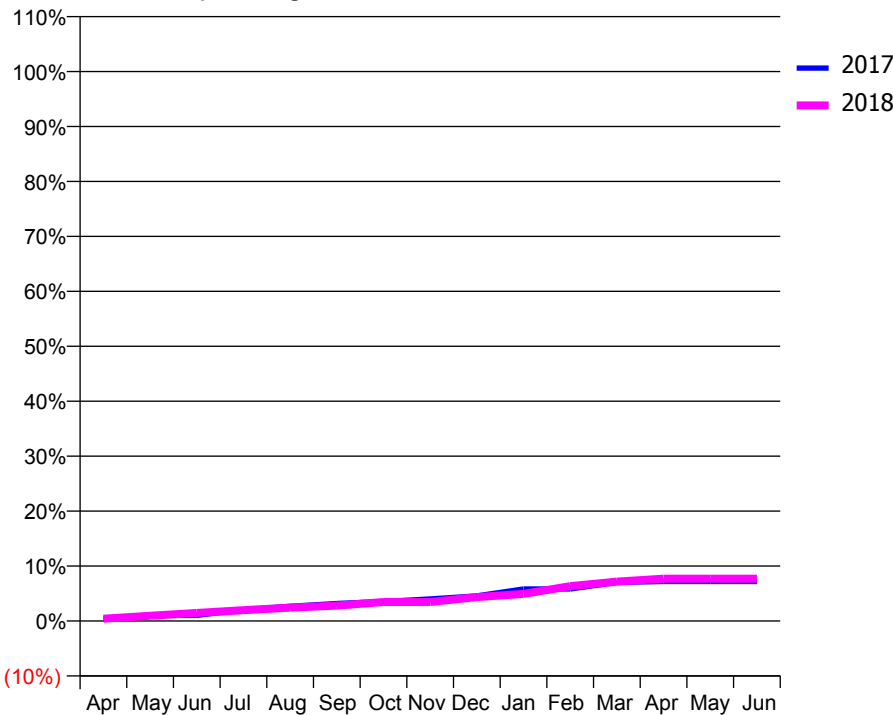
### ACCESS\*

Patients seen in 24 months	Total	Change since previous quarter
Quarter ending March 2017	700	
Quarter ending June 2017	714	↑
Quarter ending September 2017	676	↓
Quarter ending December 2017	638	↓
Quarter ending March 2018	666	↑
<b>Variance since March 2017</b>	<b>(4.9%)</b>	<b>↓</b>



### ACTIVITY

Cumulative percentage of contracted UDA delivered 2017 & 2018



Month	Adjusted Scheduled Activity (UDA)	
	2017	2018
April	52	64
May	154	143
June	154	220
July	308	298
August	403	365
September	478	421
October	534	518
November	604	518
December	685	654
January	877	740
February	877	953
March	1,052	1,076
April	1,080	1,157
May	1,080	1,157
June	1,080	1,157

### QUALITY

	Quantity	Base Number	Contract	AT	Region	England
% of FP17s for the same patient ID Re-attending within 3 months - Children	2	132	1.5%	11.8%	12.8%	11.9%
% of FP17s for the same patient ID Re-attending within 3 months - Adults	13	901	1.4%	17.1%	16.5%	16.0%
% of FP17s for the same patient ID Re-attending between 3 & 9 months - Children	0	132	0.0%	57.7%	59.7%	58.3%
% of FP17s for the same patient ID Re-attending between 3 & 9 months - Adults	11	901	1.2%	51.0%	52.6%	50.3%
% of FP17s for Band 1 Urgent Courses	1,076	1,076	100.0%	9.6%	9.1%	9.1%
% of FP17s Relating to Free Repair or Replacements	0	1,076	0.0%	1.1%	1.0%	0.8%
% of FP17s Relating to Continuations	0	1,076	0.0%	1.3%	1.2%	1.0%
% of Patients satisfied with the dentistry they have received	0	0	N/A	91.9%	91.6%	91.5%
% of Patients satisfied with the time they had to wait for an appointment	0	0	N/A	90.8%	88.3%	87.9%

\* This is based on patients treated on this contract for their most recent course of treatment. Figures in italics indicate the base number of FP17s or Patient Questionnaire responses are less than 100. N/A is shown where the base number of responses is less than 10 during the period. % is calculated as Quantity/Base number\*100

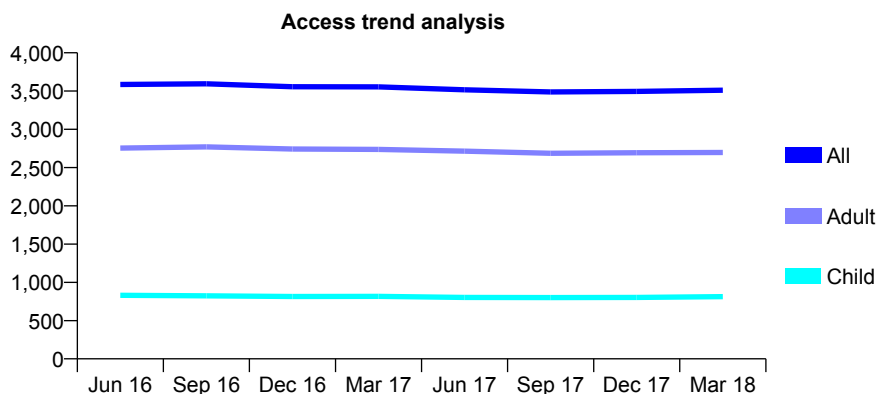
## Q44 - Vital Signs At a Glance Contract Report for 160075/0001 - Year end March 2018

Name or company name	Arrowe Park Dental Practice
Contract type name	GDS Contract
Purpose of contract	General
Contract start date	01/11/2012
Contract end date	

17/18 Contracted general activity (UDA)	13,875
Carry forward general activity (UDA)	552
17/18 Contracted orthodontic activity (UOA)	0
Carry forward orthodontic activity (UOA)	0
Baseline contract value	£405,344.98

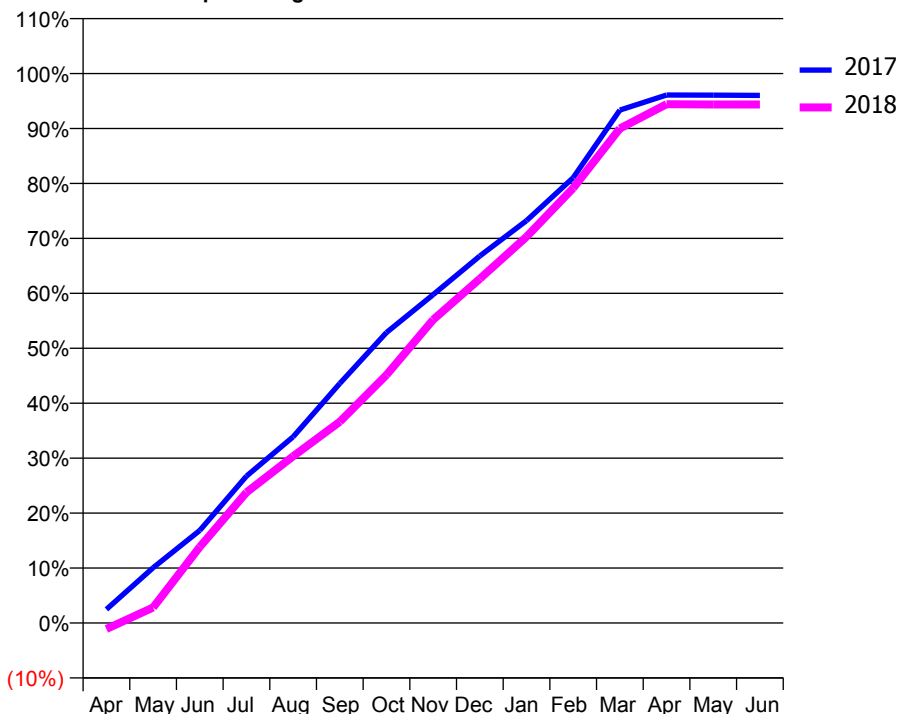
### ACCESS\*

Patients seen in 24 months	Total	Change since previous quarter
Quarter ending March 2017	3,554	
Quarter ending June 2017	3,517	↓
Quarter ending September 2017	3,488	→
Quarter ending December 2017	3,496	→
Quarter ending March 2018	3,511	→
<b>Variance since March 2017</b>	<b>(1.2%)</b>	<b>↓</b>



### ACTIVITY

**Cumulative percentage of contracted UDA delivered 2017 & 2018**



Month	Adjusted Scheduled Activity (UDA)	
	2017	2018
April	344	-155
May	1,394	392
June	2,338	1,920
July	3,707	3,299
August	4,704	4,210
September	6,049	5,084
October	7,336	6,264
November	8,291	7,659
December	9,266	8,690
January	10,160	9,751
February	11,245	10,982
March	12,951	12,486
April	13,333	13,098
May	13,328	13,094
June	13,323	13,093

### QUALITY

	Quantity	Base Number	Contract	AT	Region	England
% of FP17s for the same patient ID Re-attending within 3 months - Children	79	1,078	7.3%	11.8%	12.8%	11.9%
% of FP17s for the same patient ID Re-attending within 3 months - Adults	800	4,105	19.5%	17.1%	16.5%	16.0%
% of FP17s for the same patient ID Re-attending between 3 & 9 months - Children	576	1,078	53.4%	57.7%	59.7%	58.3%
% of FP17s for the same patient ID Re-attending between 3 & 9 months - Adults	2,275	4,105	55.4%	51.0%	52.6%	50.3%
% of FP17s for Band 1 Urgent Courses	235	5,241	4.5%	9.6%	9.1%	9.1%
% of FP17s Relating to Free Repair or Replacements	147	5,241	2.8%	1.1%	1.0%	0.8%
% of FP17s Relating to Continuations	92	5,241	1.8%	1.3%	1.2%	1.0%
% of Patients satisfied with the dentistry they have received	6	6	N/A	91.9%	91.6%	91.5%
% of Patients satisfied with the time they had to wait for an appointment	6	6	N/A	90.8%	88.3%	87.9%

\* This is based on patients treated on this contract for their most recent course of treatment. Figures in italics indicate the base number of FP17s or Patient Questionnaire responses are less than 100. N/A is shown where the base number of responses is less than 10 during the period. % is calculated as Quantity/Base number\*100

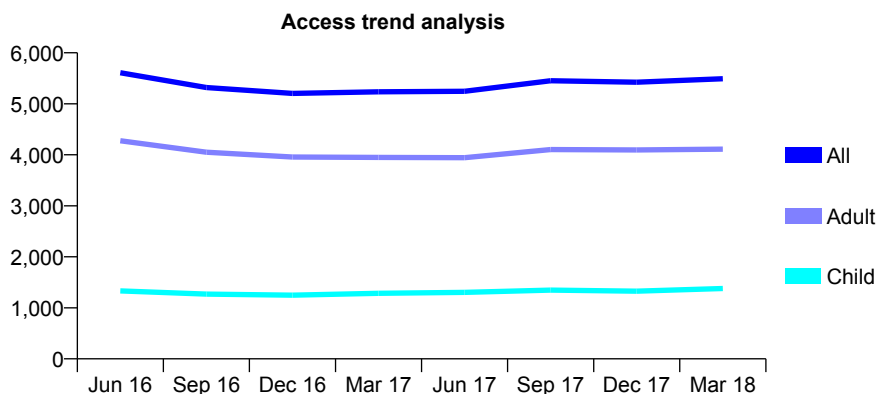
## Q44 - Vital Signs At a Glance Contract Report for 160849/0001 - Year end March 2018

Name or company name	Abbotts and Ward
Contract type name	GDS Contract
Purpose of contract	General
Contract start date	01/05/2013
Contract end date	

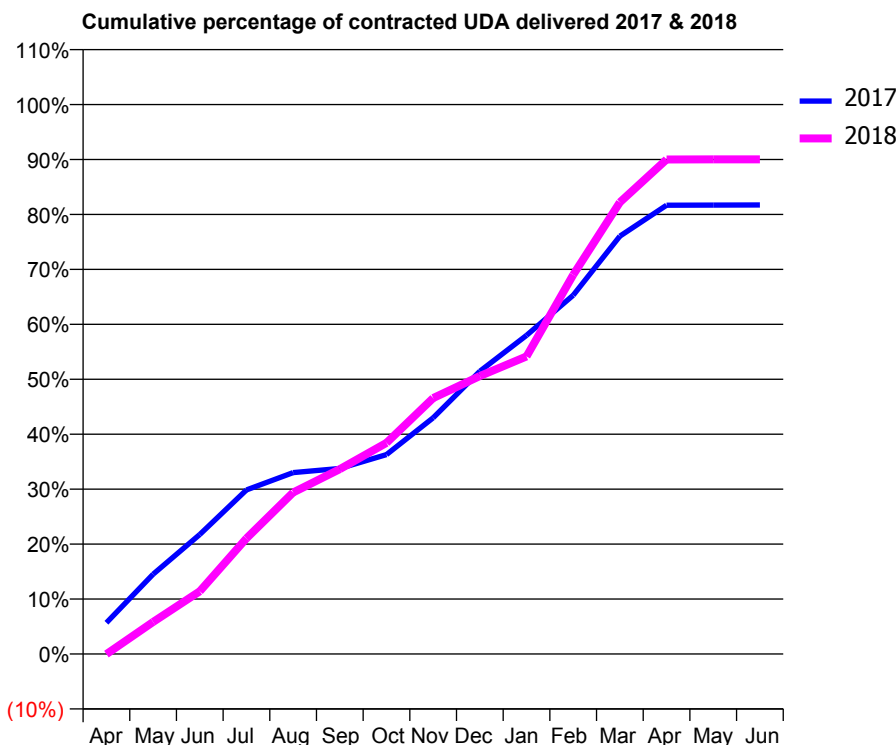
17/18 Contracted general activity (UDA)	17,000
Carry forward general activity (UDA)	454
17/18 Contracted orthodontic activity (UOA)	0
Carry forward orthodontic activity (UOA)	0
Baseline contract value	£410,279.46

### ACCESS\*

Patients seen in 24 months	Total	Change since previous quarter
Quarter ending March 2017	5,235	
Quarter ending June 2017	5,247	→
Quarter ending September 2017	5,451	↑
Quarter ending December 2017	5,423	→
Quarter ending March 2018	5,491	→
<b>Variance since March 2017</b>	<b>4.9%</b>	<b>↑</b>



### ACTIVITY



Month	Adjusted Scheduled Activity (UDA)	
	2017	2018
April	967	-6
May	2,471	990
June	3,700	1,942
July	5,075	3,579
August	5,612	4,997
September	5,741	5,719
October	6,169	6,531
November	7,309	7,920
December	8,746	8,598
January	9,857	9,206
February	11,098	11,730
March	12,926	13,974
April	13,885	15,301
May	13,887	15,303
June	13,891	15,304

### QUALITY

	Quantity	Base Number	Contract	AT	Region	England
% of FP17s for the same patient ID Re-attending within 3 months - Children	196	2,663	7.4%	11.8%	12.8%	11.9%
% of FP17s for the same patient ID Re-attending within 3 months - Adults	1,254	7,757	16.2%	17.1%	16.5%	16.0%
% of FP17s for the same patient ID Re-attending between 3 & 9 months - Children	1,500	2,663	56.3%	57.7%	59.7%	58.3%
% of FP17s for the same patient ID Re-attending between 3 & 9 months - Adults	4,315	7,757	55.6%	51.0%	52.6%	50.3%
% of FP17s for Band 1 Urgent Courses	822	8,813	9.3%	9.6%	9.1%	9.1%
% of FP17s Relating to Free Repair or Replacements	71	8,813	0.8%	1.1%	1.0%	0.8%
% of FP17s Relating to Continuations	72	8,813	0.8%	1.3%	1.2%	1.0%
% of Patients satisfied with the dentistry they have received	13	14	92.9%	91.9%	91.6%	91.5%
% of Patients satisfied with the time they had to wait for an appointment	13	14	92.9%	90.8%	88.3%	87.9%

\* This is based on patients treated on this contract for their most recent course of treatment. Figures in italics indicate the base number of FP17s or Patient Questionnaire responses are less than 100. N/A is shown where the base number of responses is less than 10 during the period. % is calculated as Quantity/Base number\*100

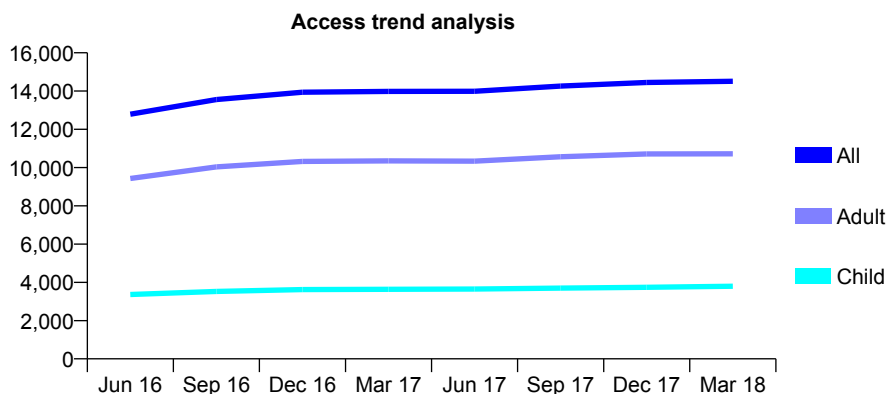
## Q44 - Vital Signs At a Glance Contract Report for 161152/0001 - Year end March 2018

Name or company name	Martins Lane Dental Practice
Contract type name	GDS Contract
Purpose of contract	General
Contract start date	01/01/2015
Contract end date	

17/18 Contracted general activity (UDA)	40,962
Carry forward general activity (UDA)	0
17/18 Contracted orthodontic activity (UOA)	0
Carry forward orthodontic activity (UOA)	0
Baseline contract value	£1,269,917.08

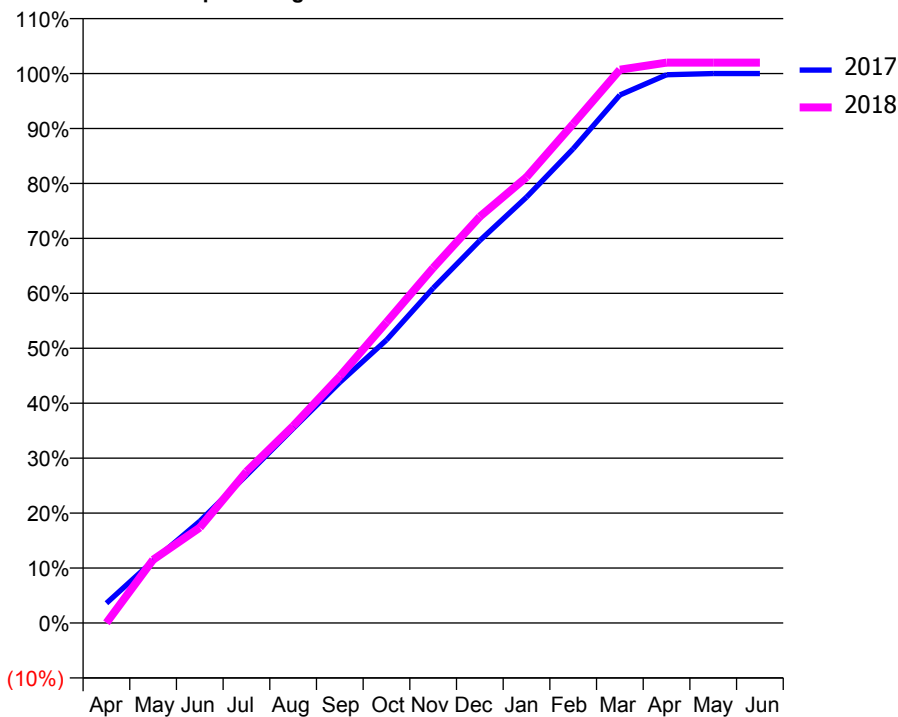
### ACCESS\*

Patients seen in 24 months	Total	Change since previous quarter
Quarter ending March 2017	13,981	
Quarter ending June 2017	13,990	→
Quarter ending September 2017	14,261	→
Quarter ending December 2017	14,450	→
Quarter ending March 2018	14,512	→
<b>Variance since March 2017</b>	<b>3.8%</b>	<b>↑</b>



### ACTIVITY

Cumulative percentage of contracted UDA delivered 2017 & 2018



Month	Adjusted Scheduled Activity (UDA)	
	2017	2018
April	1,503	16
May	4,729	4,715
June	7,737	7,114
July	11,225	11,288
August	14,779	14,684
September	18,290	18,390
October	21,514	22,423
November	25,458	26,477
December	29,070	30,289
January	32,363	33,233
February	36,044	37,210
March	40,128	41,247
April	41,668	41,777
May	41,763	41,777
June	41,763	41,778

### QUALITY

	Quantity	Base Number	Contract	AT	Region	England
% of FP17s for the same patient ID Re-attending within 3 months - Children	481	4,667	10.3%	11.8%	12.8%	11.9%
% of FP17s for the same patient ID Re-attending within 3 months - Adults	2,574	12,980	19.8%	17.1%	16.5%	16.0%
% of FP17s for the same patient ID Re-attending between 3 & 9 months - Children	1,995	4,667	42.7%	57.7%	59.7%	58.3%
% of FP17s for the same patient ID Re-attending between 3 & 9 months - Adults	4,851	12,980	37.4%	51.0%	52.6%	50.3%
% of FP17s for Band 1 Urgent Courses	1,208	16,371	7.4%	9.6%	9.1%	9.1%
% of FP17s Relating to Free Repair or Replacements	197	16,371	1.2%	1.1%	1.0%	0.8%
% of FP17s Relating to Continuations	525	16,371	3.2%	1.3%	1.2%	1.0%
% of Patients satisfied with the dentistry they have received	13	13	100.0%	91.9%	91.6%	91.5%
% of Patients satisfied with the time they had to wait for an appointment	10	13	76.9%	90.8%	88.3%	87.9%

\* This is based on patients treated on this contract for their most recent course of treatment. Figures in italics indicate the base number of FP17s or Patient Questionnaire responses are less than 100. N/A is shown where the base number of responses is less than 10 during the period. % is calculated as Quantity/Base number\*100



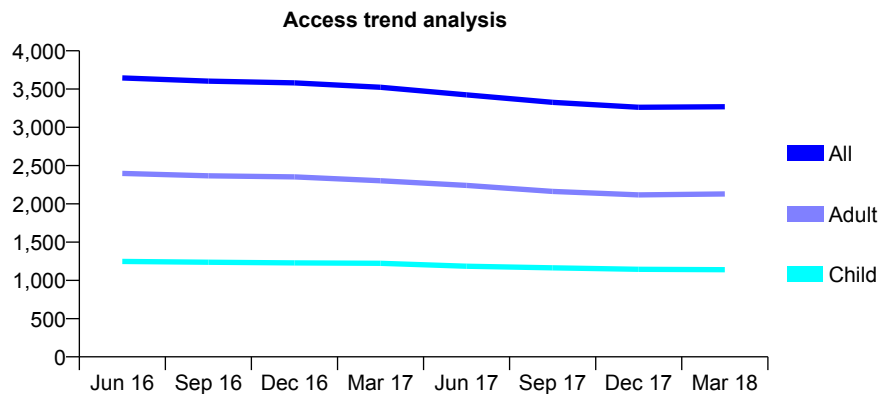
## Q44 - Vital Signs At a Glance Contract Report for 161195/0001 - Year end March 2018

Name or company name	Toft Road Dental Surgery
Contract type name	GDS Contract
Purpose of contract	General
Contract start date	01/06/2014
Contract end date	

17/18 Contracted general activity (UDA)	7,912
Carry forward general activity (UDA)	0
17/18 Contracted orthodontic activity (UOA)	0
Carry forward orthodontic activity (UOA)	0
Baseline contract value	£190,941.02

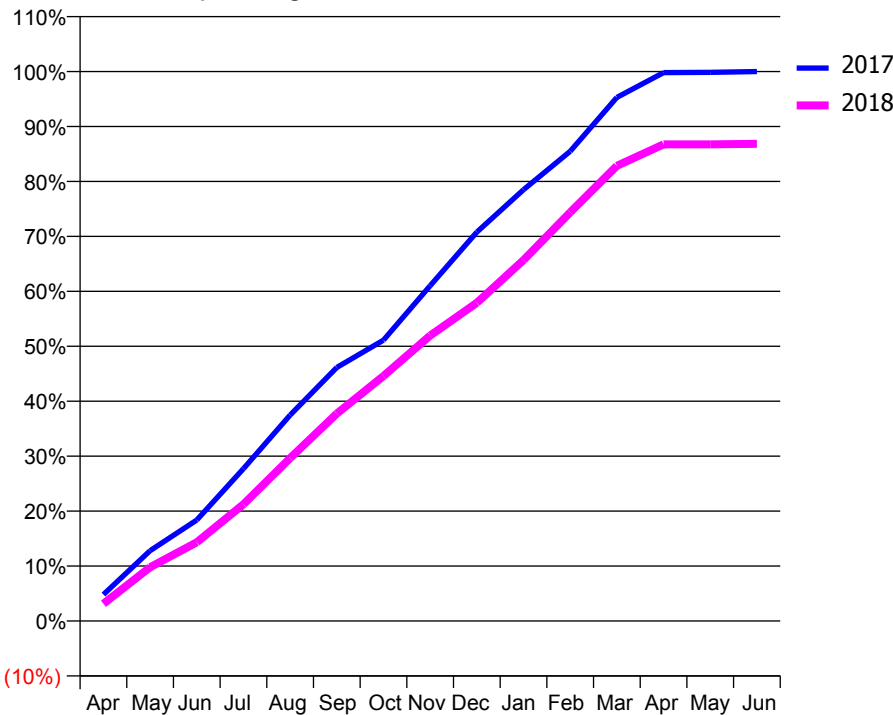
### ACCESS\*

Patients seen in 24 months	Total	Change since previous quarter
Quarter ending March 2017	3,523	
Quarter ending June 2017	3,424	↓
Quarter ending September 2017	3,326	↓
Quarter ending December 2017	3,262	↓
Quarter ending March 2018	3,268	→
<b>Variance since March 2017</b>	<b>(7.2%)</b>	<b>↓</b>



### ACTIVITY

Cumulative percentage of contracted UDA delivered 2017 & 2018



Month	Adjusted Scheduled Activity (UDA)	
	2017	2018
April	387	248
May	1,029	774
June	1,476	1,133
July	2,226	1,681
August	3,011	2,346
September	3,705	2,987
October	4,106	3,528
November	4,900	4,111
December	5,684	4,581
January	6,303	5,196
February	6,864	5,883
March	7,652	6,555
April	8,015	6,862
May	8,018	6,862
June	8,031	6,870

### QUALITY

	Quantity	Base Number	Contract	AT	Region	England
% of FP17s for the same patient ID Re-attending within 3 months - Children	129	1,843	7.0%	11.8%	12.8%	11.9%
% of FP17s for the same patient ID Re-attending within 3 months - Adults	315	2,479	12.7%	17.1%	16.5%	16.0%
% of FP17s for the same patient ID Re-attending between 3 & 9 months - Children	1,201	1,843	65.2%	57.7%	59.7%	58.3%
% of FP17s for the same patient ID Re-attending between 3 & 9 months - Adults	1,457	2,479	58.8%	51.0%	52.6%	50.3%
% of FP17s for Band 1 Urgent Courses	299	4,259	7.0%	9.6%	9.1%	9.1%
% of FP17s Relating to Free Repair or Replacements	17	4,259	0.4%	1.1%	1.0%	0.8%
% of FP17s Relating to Continuations	9	4,259	0.2%	1.3%	1.2%	1.0%
% of Patients satisfied with the dentistry they have received	5	5	N/A	91.9%	91.6%	91.5%
% of Patients satisfied with the time they had to wait for an appointment	4	5	N/A	90.8%	88.3%	87.9%

\* This is based on patients treated on this contract for their most recent course of treatment. Figures in italics indicate the base number of FP17s or Patient Questionnaire responses are less than 100. N/A is shown where the base number of responses is less than 10 during the period. % is calculated as Quantity/Base number\*100

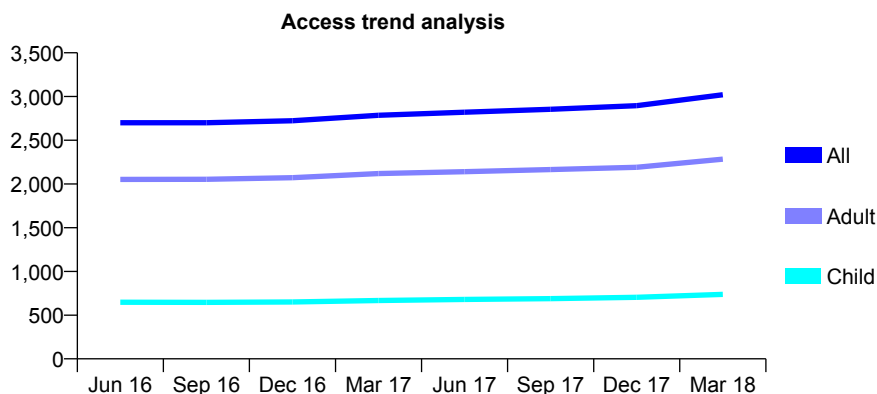
## Q44 - Vital Signs At a Glance Contract Report for 161535/0001 - Year end March 2018

Name or company name	Orchard Dental Practice
Contract type name	GDS Contract
Purpose of contract	General
Contract start date	01/05/2013
Contract end date	

17/18 Contracted general activity (UDA)	7,200
Carry forward general activity (UDA)	20
17/18 Contracted orthodontic activity (UOA)	0
Carry forward orthodontic activity (UOA)	0
Baseline contract value	£210,322.99

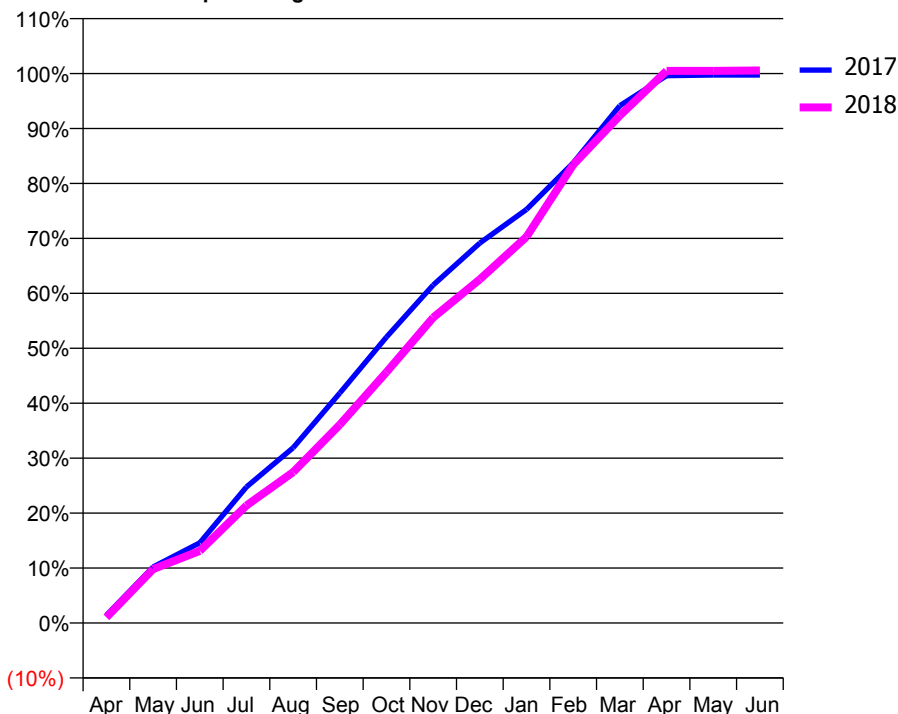
### ACCESS\*

Patients seen in 24 months	Total	Change since previous quarter
Quarter ending March 2017	2,786	
Quarter ending June 2017	2,820	→
Quarter ending September 2017	2,854	→
Quarter ending December 2017	2,895	→
Quarter ending March 2018	3,021	↑
<b>Variance since March 2017</b>	<b>8.4%</b>	<b>↑</b>



### ACTIVITY

Cumulative percentage of contracted UDA delivered 2017 & 2018



Month	Adjusted Scheduled Activity (UDA)	
	2017	2018
April	103	74
May	734	706
June	1,051	944
July	1,783	1,540
August	2,297	1,977
September	3,013	2,599
October	3,746	3,287
November	4,428	4,002
December	4,979	4,504
January	5,419	5,061
February	6,029	6,005
March	6,779	6,650
April	7,171	7,234
May	7,180	7,234
June	7,180	7,240

### QUALITY

	Quantity	Base Number	Contract	AT	Region	England
% of FP17s for the same patient ID Re-attending within 3 months - Children	180	1,242	14.5%	11.8%	12.8%	11.9%
% of FP17s for the same patient ID Re-attending within 3 months - Adults	364	3,066	11.9%	17.1%	16.5%	16.0%
% of FP17s for the same patient ID Re-attending between 3 & 9 months - Children	683	1,242	55.0%	57.7%	59.7%	58.3%
% of FP17s for the same patient ID Re-attending between 3 & 9 months - Adults	1,726	3,066	56.3%	51.0%	52.6%	50.3%
% of FP17s for Band 1 Urgent Courses	256	3,420	7.5%	9.6%	9.1%	9.1%
% of FP17s Relating to Free Repair or Replacements	18	3,420	0.5%	1.1%	1.0%	0.8%
% of FP17s Relating to Continuations	3	3,420	0.1%	1.3%	1.2%	1.0%
% of Patients satisfied with the dentistry they have received	4	4	N/A	91.9%	91.6%	91.5%
% of Patients satisfied with the time they had to wait for an appointment	4	4	N/A	90.8%	88.3%	87.9%

\* This is based on patients treated on this contract for their most recent course of treatment. Figures in italics indicate the base number of FP17s or Patient Questionnaire responses are less than 100. N/A is shown where the base number of responses is less than 10 during the period. % is calculated as Quantity/Base number\*100

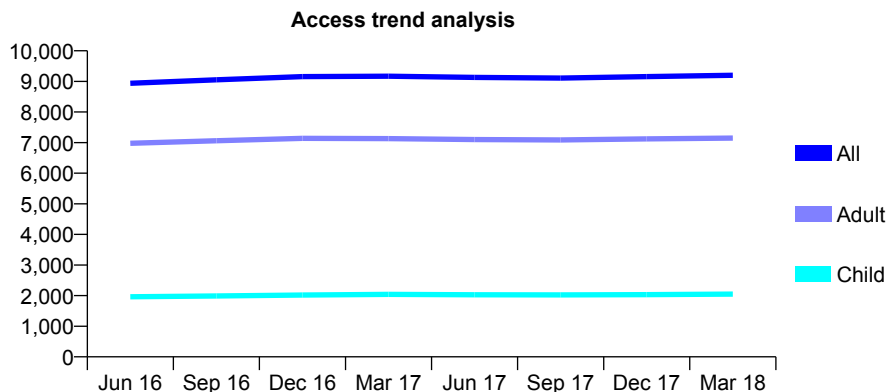
## Q44 - Vital Signs At a Glance Contract Report for 162396/0001 - Year end March 2018

Name or company name	PHOENIX DENTAL PRACTICE LIMITED
Contract type name	GDS Contract
Purpose of contract	General
Contract start date	01/10/2011
Contract end date	

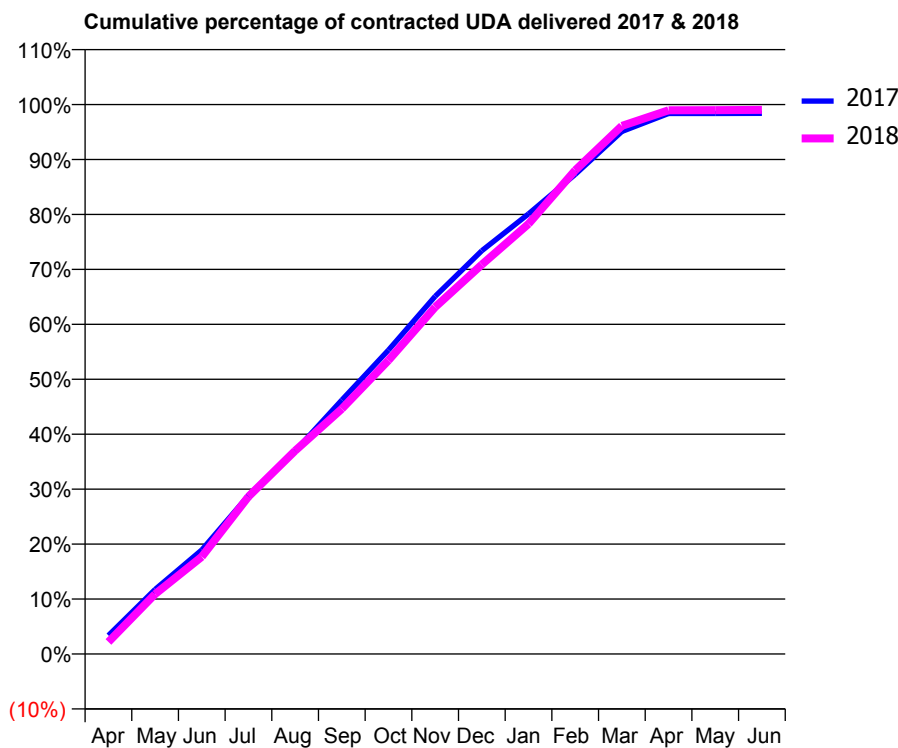
17/18 Contracted general activity (UDA)	25,819
Carry forward general activity (UDA)	417
17/18 Contracted orthodontic activity (UOA)	0
Carry forward orthodontic activity (UOA)	0
Baseline contract value	£690,450.23

### ACCESS\*

Patients seen in 24 months	Total	Change since previous quarter
Quarter ending March 2017	9,169	
Quarter ending June 2017	9,130	→
Quarter ending September 2017	9,111	→
Quarter ending December 2017	9,158	→
Quarter ending March 2018	9,199	→
<b>Variance since March 2017</b>	<b>0.3%</b>	<b>→</b>



### ACTIVITY



Month	Adjusted Scheduled Activity (UDA)	
	2017	2018
April	874	565
May	3,036	2,817
June	4,891	4,568
July	7,450	7,396
August	9,537	9,550
September	11,934	11,521
October	14,284	13,799
November	16,805	16,298
December	18,953	18,301
January	20,680	20,210
February	22,533	22,729
March	24,552	24,813
April	25,395	25,550
May	25,400	25,552
June	25,402	25,567

### QUALITY

	Quantity	Base Number	Contract	AT	Region	England
% of FP17s for the same patient ID Re-attending within 3 months - Children	141	2,931	4.8%	11.8%	12.8%	11.9%
% of FP17s for the same patient ID Re-attending within 3 months - Adults	1,316	10,046	13.1%	17.1%	16.5%	16.0%
% of FP17s for the same patient ID Re-attending between 3 & 9 months - Children	1,750	2,931	59.7%	57.7%	59.7%	58.3%
% of FP17s for the same patient ID Re-attending between 3 & 9 months - Adults	5,658	10,046	56.3%	51.0%	52.6%	50.3%
% of FP17s for Band 1 Urgent Courses	1,040	12,942	8.0%	9.6%	9.1%	9.1%
% of FP17s Relating to Free Repair or Replacements	126	12,942	1.0%	1.1%	1.0%	0.8%
% of FP17s Relating to Continuations	184	12,942	1.4%	1.3%	1.2%	1.0%
% of Patients satisfied with the dentistry they have received	17	18	94.4%	91.9%	91.6%	91.5%
% of Patients satisfied with the time they had to wait for an appointment	15	18	83.3%	90.8%	88.3%	87.9%

\* This is based on patients treated on this contract for their most recent course of treatment. Figures in italics indicate the base number of FP17s or Patient Questionnaire responses are less than 100. N/A is shown where the base number of responses is less than 10 during the period. % is calculated as Quantity/Base number\*100

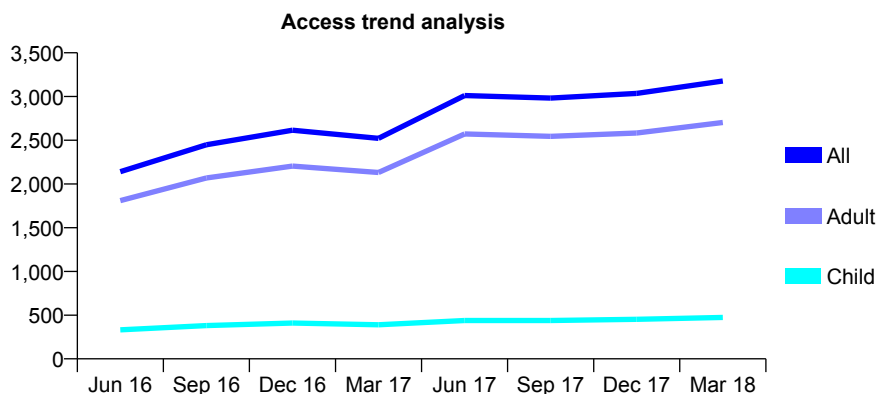
## Q44 - Vital Signs At a Glance Contract Report for 165956/0001 - Year end March 2018

Name or company name	Park House Dental Practice
Contract type name	GDS Contract
Purpose of contract	General
Contract start date	06/07/2015
Contract end date	

17/18 Contracted general activity (UDA)	12,118
Carry forward general activity (UDA)	0
17/18 Contracted orthodontic activity (UOA)	0
Carry forward orthodontic activity (UOA)	0
Baseline contract value	£291,096.78

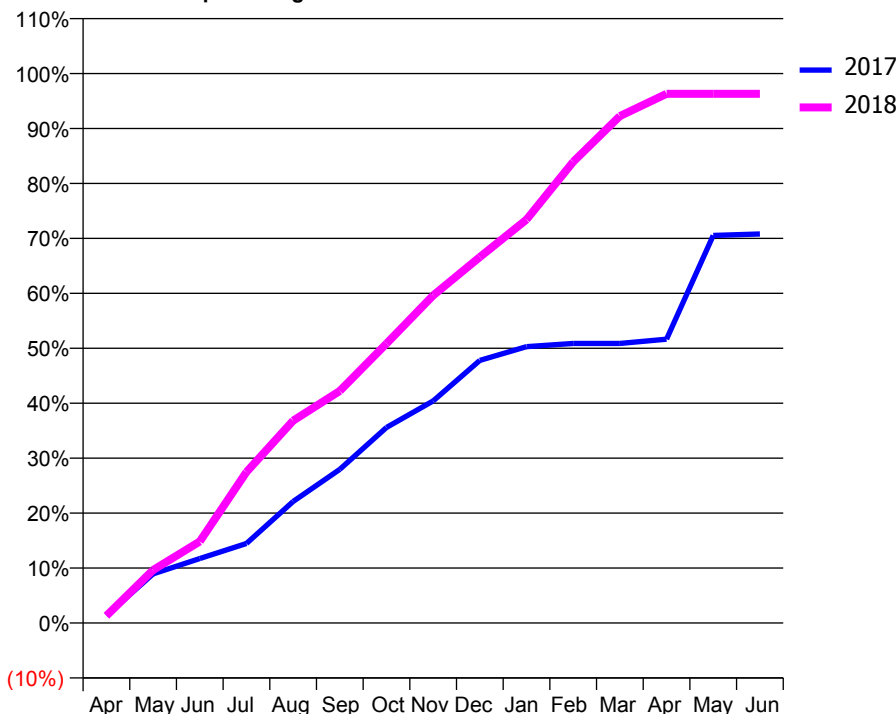
### ACCESS\*

Patients seen in 24 months	Total	Change since previous quarter
Quarter ending March 2017	2,521	
Quarter ending June 2017	3,011	↑
Quarter ending September 2017	2,983	→
Quarter ending December 2017	3,035	→
Quarter ending March 2018	3,177	↑
<b>Variance since March 2017</b>	<b>26.0%</b>	<b>↑</b>



### ACTIVITY

Cumulative percentage of contracted UDA delivered 2017 & 2018



Adjusted Scheduled Activity (UDA)

Month	2017	2018
April	166	160
May	1,084	1,170
June	1,422	1,798
July	1,755	3,329
August	2,681	4,464
September	3,388	5,117
October	4,312	6,163
November	4,897	7,224
December	5,791	8,070
January	6,094	8,898
February	6,166	10,170
March	6,166	11,180
April	6,261	11,670
May	8,548	11,670
June	8,581	11,669

### QUALITY

	Quantity	Base Number	Contract	AT	Region	England
% of FP17s for the same patient ID Re-attending within 3 months - Children	122	909	13.4%	11.8%	12.8%	11.9%
% of FP17s for the same patient ID Re-attending within 3 months - Adults	701	4,699	14.9%	17.1%	16.5%	16.0%
% of FP17s for the same patient ID Re-attending between 3 & 9 months - Children	419	909	46.1%	57.7%	59.7%	58.3%
% of FP17s for the same patient ID Re-attending between 3 & 9 months - Adults	2,173	4,699	46.2%	51.0%	52.6%	50.3%
% of FP17s for Band 1 Urgent Courses	387	4,849	8.0%	9.6%	9.1%	9.1%
% of FP17s Relating to Free Repair or Replacements	73	4,849	1.5%	1.1%	1.0%	0.8%
% of FP17s Relating to Continuations	52	4,849	1.1%	1.3%	1.2%	1.0%
% of Patients satisfied with the dentistry they have received	10	10	100.0%	91.9%	91.6%	91.5%
% of Patients satisfied with the time they had to wait for an appointment	10	10	100.0%	90.8%	88.3%	87.9%

\* This is based on patients treated on this contract for their most recent course of treatment. Figures in italics indicate the base number of FP17s or Patient Questionnaire responses are less than 100. N/A is shown where the base number of responses is less than 10 during the period. % is calculated as Quantity/Base number\*100

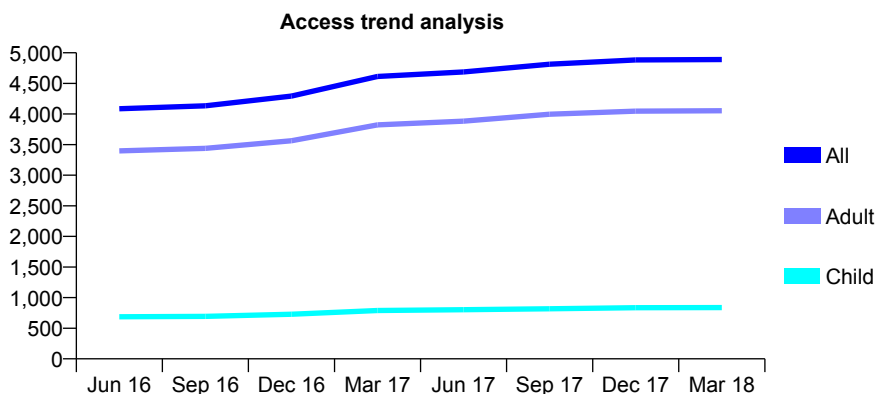
## Q44 - Vital Signs At a Glance Contract Report for 166693/0001 - Year end March 2018

Name or company name	Roe Street Dental Practice
Contract type name	GDS Contract
Purpose of contract	General
Contract start date	01/10/2013
Contract end date	

17/18 Contracted general activity (UDA)	14,952
Carry forward general activity (UDA)	0
17/18 Contracted orthodontic activity (UOA)	0
Carry forward orthodontic activity (UOA)	0
Baseline contract value	£407,785.53

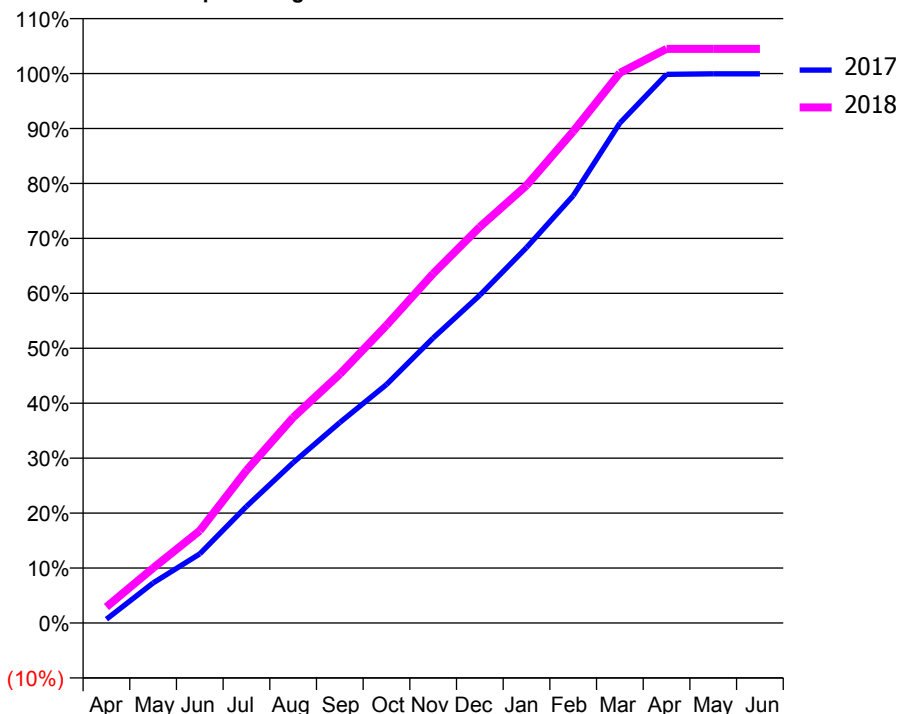
### ACCESS\*

Patients seen in 24 months	Total	Change since previous quarter
Quarter ending March 2017	4,613	
Quarter ending June 2017	4,687	→
Quarter ending September 2017	4,814	↑
Quarter ending December 2017	4,883	→
Quarter ending March 2018	4,891	→
<b>Variance since March 2017</b>	<b>6.0%</b>	<b>↑</b>



### ACTIVITY

Cumulative percentage of contracted UDA delivered 2017 & 2018



Month	Adjusted Scheduled Activity (UDA)	
	2017	2018
April	103	437
May	1,090	1,498
June	1,880	2,512
July	3,172	4,152
August	4,365	5,594
September	5,456	6,772
October	6,489	8,099
November	7,754	9,509
December	8,919	10,780
January	10,214	11,907
February	11,627	13,375
March	13,603	14,970
April	14,929	15,622
May	14,943	15,624
June	14,944	15,624

### QUALITY

	Quantity	Base Number	Contract	AT	Region	England
% of FP17s for the same patient ID Re-attending within 3 months - Children	210	1,568	13.4%	11.8%	12.8%	11.9%
% of FP17s for the same patient ID Re-attending within 3 months - Adults	1,400	7,314	19.1%	17.1%	16.5%	16.0%
% of FP17s for the same patient ID Re-attending between 3 & 9 months - Children	1,007	1,568	64.2%	57.7%	59.7%	58.3%
% of FP17s for the same patient ID Re-attending between 3 & 9 months - Adults	4,588	7,314	62.7%	51.0%	52.6%	50.3%
% of FP17s for Band 1 Urgent Courses	998	8,690	11.5%	9.6%	9.1%	9.1%
% of FP17s Relating to Free Repair or Replacements	111	8,690	1.3%	1.1%	1.0%	0.8%
% of FP17s Relating to Continuations	83	8,690	1.0%	1.3%	1.2%	1.0%
% of Patients satisfied with the dentistry they have received	10	11	90.9%	91.9%	91.6%	91.5%
% of Patients satisfied with the time they had to wait for an appointment	11	11	100.0%	90.8%	88.3%	87.9%

\* This is based on patients treated on this contract for their most recent course of treatment. Figures in italics indicate the base number of FP17s or Patient Questionnaire responses are less than 100. N/A is shown where the base number of responses is less than 10 during the period. % is calculated as Quantity/Base number\*100

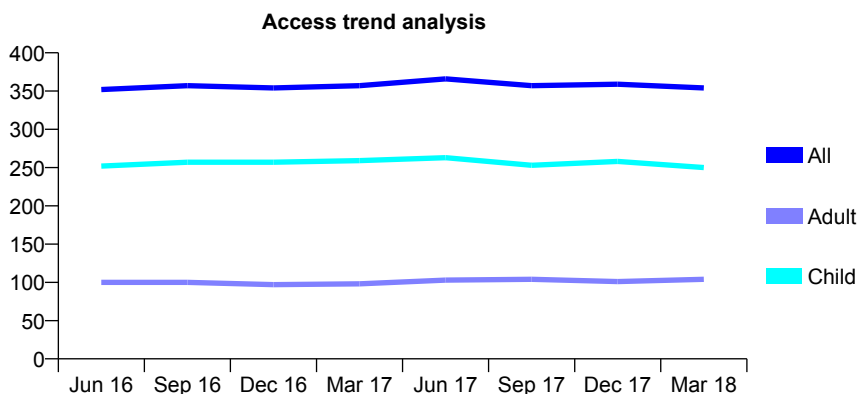
## Q44 - Vital Signs At a Glance Contract Report for 168440/0001 - Year end March 2018

Name or company name	John Sullivan Dental Practice Ltd
Contract type name	GDS Contract
Purpose of contract	General
Contract start date	01/05/2010
Contract end date	

17/18 Contracted general activity (UDA)	1,000
Carry forward general activity (UDA)	0
17/18 Contracted orthodontic activity (UOA)	0
Carry forward orthodontic activity (UOA)	0
Baseline contract value	£21,062.86

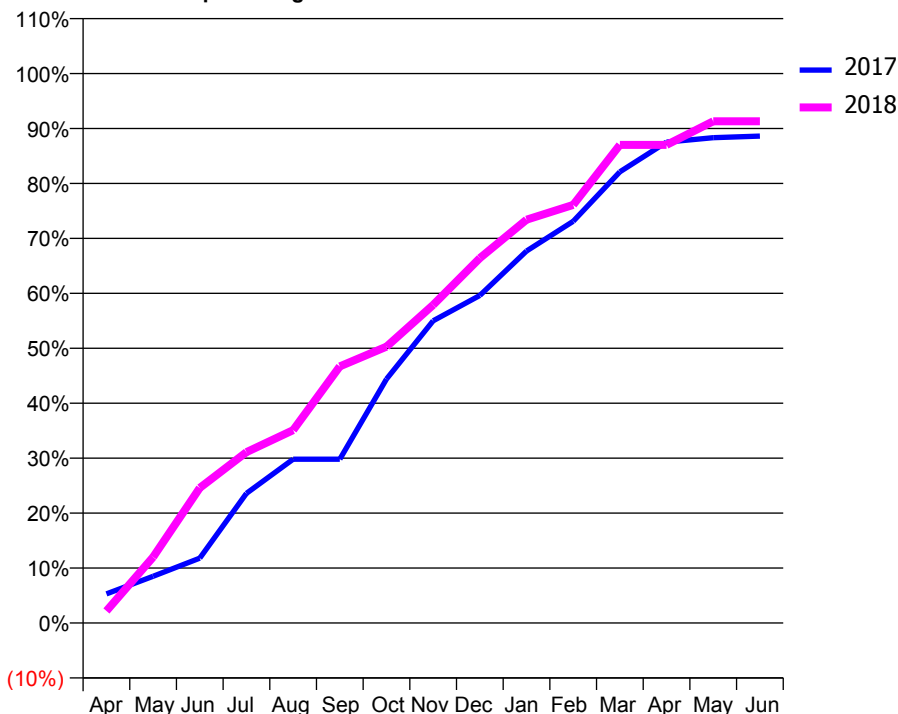
### ACCESS\*

Patients seen in 24 months	Total	Change since previous quarter
Quarter ending March 2017	357	
Quarter ending June 2017	366	↑
Quarter ending September 2017	357	↓
Quarter ending December 2017	359	→
Quarter ending March 2018	354	↓
<b>Variance since March 2017</b>	<b>(0.8%)</b>	→



### ACTIVITY

Cumulative percentage of contracted UDA delivered 2017 & 2018



Month	Adjusted Scheduled Activity (UDA)	
	2017	2018
April	53	22
May	85	120
June	118	246
July	236	311
August	298	351
September	298	467
October	444	503
November	550	579
December	596	664
January	677	734
February	731	761
March	821	870
April	875	870
May	883	913
June	886	913

### QUALITY

	Quantity	Base Number	Contract	AT	Region	England
% of FP17s for the same patient ID Re-attending within 3 months - Children	16	343	4.7%	11.8%	12.8%	11.9%
% of FP17s for the same patient ID Re-attending within 3 months - Adults	2	81	2.5%	17.1%	16.5%	16.0%
% of FP17s for the same patient ID Re-attending between 3 & 9 months - Children	185	343	53.9%	57.7%	59.7%	58.3%
% of FP17s for the same patient ID Re-attending between 3 & 9 months - Adults	36	81	44.4%	51.0%	52.6%	50.3%
% of FP17s for Band 1 Urgent Courses	0	420	0.0%	9.6%	9.1%	9.1%
% of FP17s Relating to Free Repair or Replacements	0	420	0.0%	1.1%	1.0%	0.8%
% of FP17s Relating to Continuations	0	420	0.0%	1.3%	1.2%	1.0%
% of Patients satisfied with the dentistry they have received	0	0	N/A	91.9%	91.6%	91.5%
% of Patients satisfied with the time they had to wait for an appointment	0	0	N/A	90.8%	88.3%	87.9%

\* This is based on patients treated on this contract for their most recent course of treatment. Figures in italics indicate the base number of FP17s or Patient Questionnaire responses are less than 100. N/A is shown where the base number of responses is less than 10 during the period. % is calculated as Quantity/Base number\*100

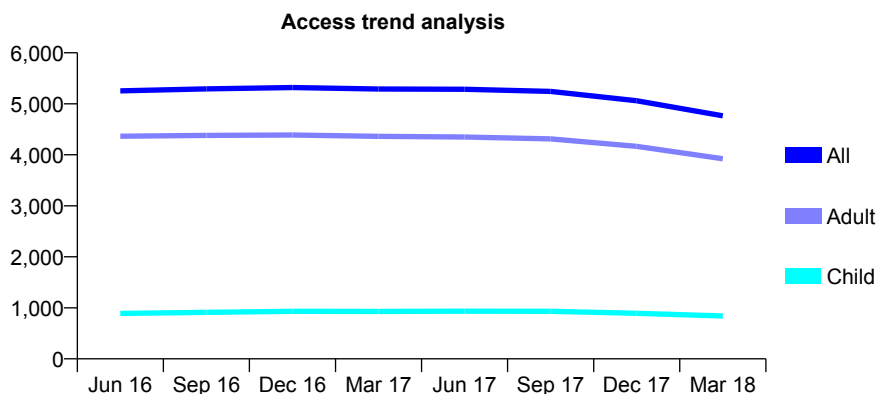
## Q44 - Vital Signs At a Glance Contract Report for 169633/0001 - Year end March 2018

Name or company name	Chester Dental Clinic
Contract type name	GDS Contract
Purpose of contract	General
Contract start date	01/04/2011
Contract end date	

17/18 Contracted general activity (UDA)	19,750
Carry forward general activity (UDA)	0
17/18 Contracted orthodontic activity (UOA)	0
Carry forward orthodontic activity (UOA)	0
Baseline contract value	£507,102.43

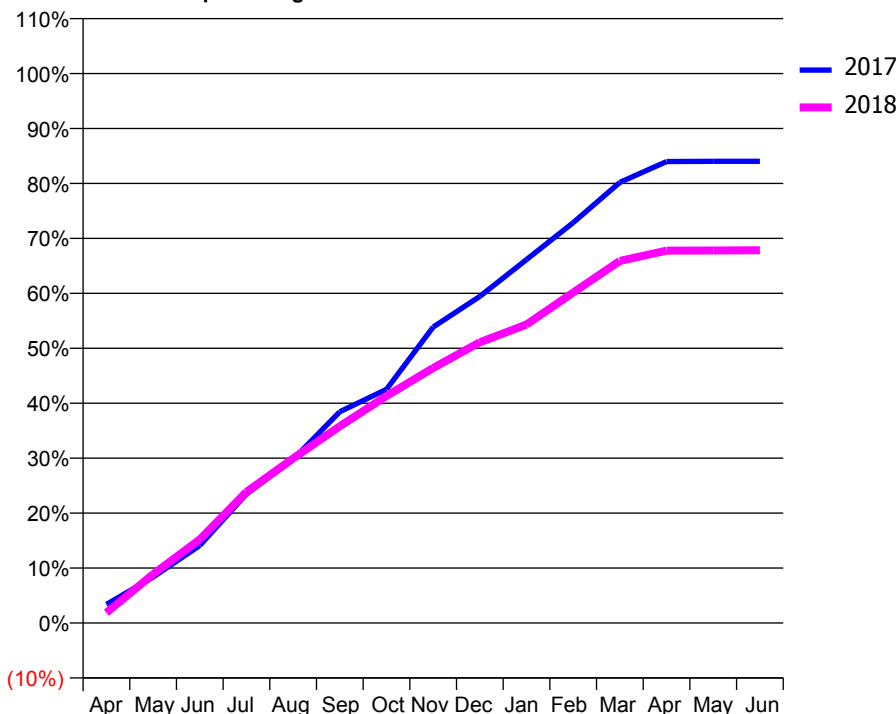
### ACCESS\*

Patients seen in 24 months	Total	Change since previous quarter
Quarter ending March 2017	5,291	
Quarter ending June 2017	5,284	→
Quarter ending September 2017	5,243	→
Quarter ending December 2017	5,060	↓
Quarter ending March 2018	4,765	↓
<b>Variance since March 2017</b>	<b>(9.9%)</b>	<b>↓</b>



### ACTIVITY

Cumulative percentage of contracted UDA delivered 2017 & 2018



Adjusted Scheduled Activity (UDA)

Month	2017	2018
April	668	370
May	1,650	1,755
June	2,785	3,001
July	4,639	4,715
August	5,882	5,919
September	7,593	7,074
October	8,398	8,160
November	10,635	9,164
December	11,742	10,093
January	13,061	10,728
February	14,388	11,879
March	15,836	13,013
April	16,584	13,386
May	16,597	13,391
June	16,595	13,397

### QUALITY

	Quantity	Base Number	Contract	AT	Region	England
% of FP17s for the same patient ID Re-attending within 3 months - Children	97	1,091	8.9%	11.8%	12.8%	11.9%
% of FP17s for the same patient ID Re-attending within 3 months - Adults	847	4,603	18.4%	17.1%	16.5%	16.0%
% of FP17s for the same patient ID Re-attending between 3 & 9 months - Children	538	1,091	49.3%	57.7%	59.7%	58.3%
% of FP17s for the same patient ID Re-attending between 3 & 9 months - Adults	1,995	4,603	43.3%	51.0%	52.6%	50.3%
% of FP17s for Band 1 Urgent Courses	684	5,513	12.4%	9.6%	9.1%	9.1%
% of FP17s Relating to Free Repair or Replacements	61	5,513	1.1%	1.1%	1.0%	0.8%
% of FP17s Relating to Continuations	72	5,513	1.3%	1.3%	1.2%	1.0%
% of Patients satisfied with the dentistry they have received	5	6	N/A	91.9%	91.6%	91.5%
% of Patients satisfied with the time they had to wait for an appointment	5	6	N/A	90.8%	88.3%	87.9%

\* This is based on patients treated on this contract for their most recent course of treatment. Figures in italics indicate the base number of FP17s or Patient Questionnaire responses are less than 100. N/A is shown where the base number of responses is less than 10 during the period. % is calculated as Quantity/Base number\*100



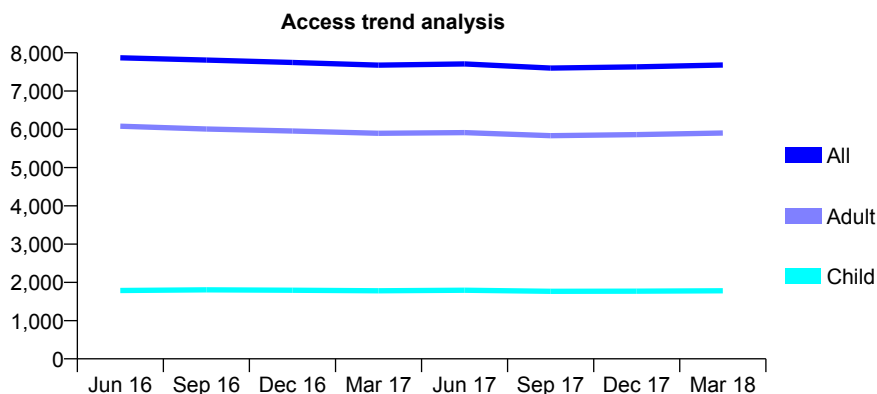
## Q44 - Vital Signs At a Glance Contract Report for 171336/0001 - Year end March 2018

Name or company name	Westborne Dental Practice
Contract type name	GDS Contract
Purpose of contract	General
Contract start date	01/04/2006
Contract end date	

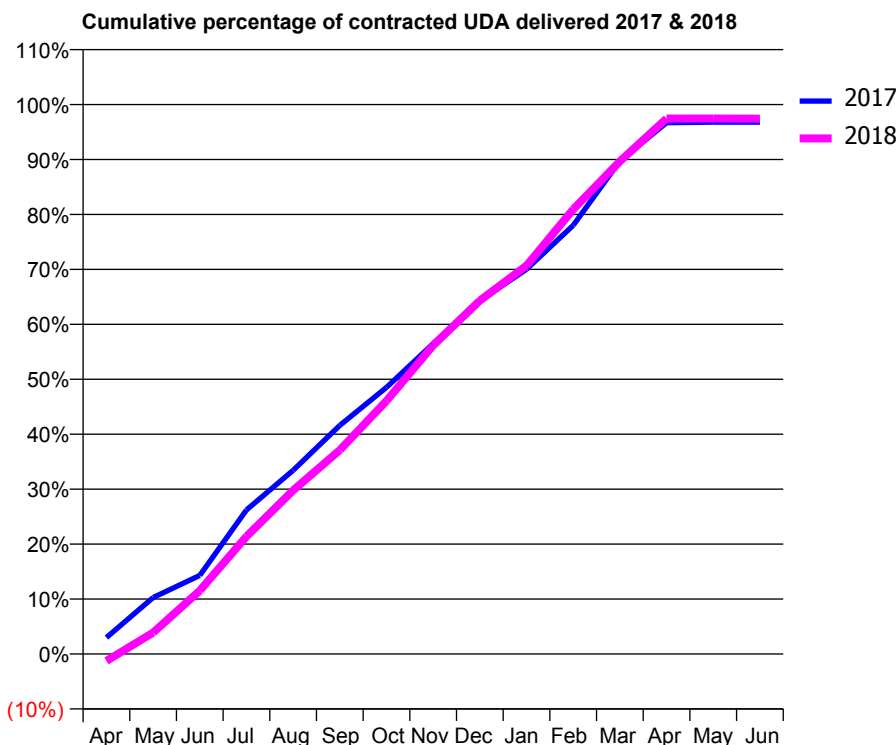
17/18 Contracted general activity (UDA)	25,485
Carry forward general activity (UDA)	815
17/18 Contracted orthodontic activity (UOA)	0
Carry forward orthodontic activity (UOA)	0
Baseline contract value	£790,092.36

### ACCESS\*

Patients seen in 24 months	Total	Change since previous quarter
Quarter ending March 2017	7,676	
Quarter ending June 2017	7,710	→
Quarter ending September 2017	7,600	↓
Quarter ending December 2017	7,633	→
Quarter ending March 2018	7,682	→
<b>Variance since March 2017</b>	<b>0.1%</b>	<b>→</b>



### ACTIVITY



Month	Adjusted Scheduled Activity (UDA)	
	2017	2018
April	766	-326
May	2,619	991
June	3,644	2,942
July	6,680	5,451
August	8,520	7,592
September	10,605	9,460
October	12,366	11,742
November	14,395	14,311
December	16,381	16,391
January	17,843	18,014
February	19,881	20,624
March	22,868	22,847
April	24,644	24,835
May	24,670	24,835
June	24,670	24,829

### QUALITY

	Quantity	Base Number	Contract	AT	Region	England
% of FP17s for the same patient ID Re-attending within 3 months - Children	323	3,284	9.8%	11.8%	12.8%	11.9%
% of FP17s for the same patient ID Re-attending within 3 months - Adults	2,194	9,519	23.0%	17.1%	16.5%	16.0%
% of FP17s for the same patient ID Re-attending between 3 & 9 months - Children	2,177	3,284	66.3%	57.7%	59.7%	58.3%
% of FP17s for the same patient ID Re-attending between 3 & 9 months - Adults	4,962	9,519	52.1%	51.0%	52.6%	50.3%
% of FP17s for Band 1 Urgent Courses	1,846	12,283	15.0%	9.6%	9.1%	9.1%
% of FP17s Relating to Free Repair or Replacements	163	12,283	1.3%	1.1%	1.0%	0.8%
% of FP17s Relating to Continuations	84	12,283	0.7%	1.3%	1.2%	1.0%
% of Patients satisfied with the dentistry they have received	10	10	100.0%	91.9%	91.6%	91.5%
% of Patients satisfied with the time they had to wait for an appointment	10	10	100.0%	90.8%	88.3%	87.9%

\* This is based on patients treated on this contract for their most recent course of treatment. Figures in italics indicate the base number of FP17s or Patient Questionnaire responses are less than 100. N/A is shown where the base number of responses is less than 10 during the period. % is calculated as Quantity/Base number\*100

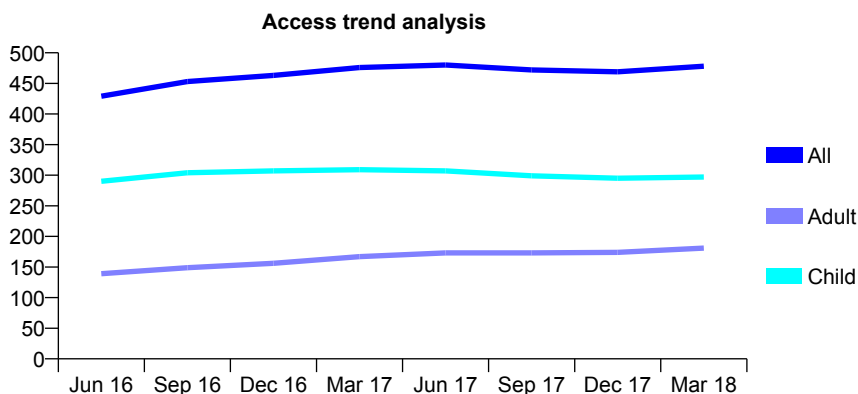
## Q44 - Vital Signs At a Glance Contract Report for 173053/0001 - Year end March 2018

Name or company name	Chester Road Dental Care Ltd
Contract type name	GDS Contract
Purpose of contract	General
Contract start date	01/07/2015
Contract end date	

17/18 Contracted general activity (UDA)	1,149
Carry forward general activity (UDA)	0
17/18 Contracted orthodontic activity (UOA)	0
Carry forward orthodontic activity (UOA)	0
Baseline contract value	£24,292.87

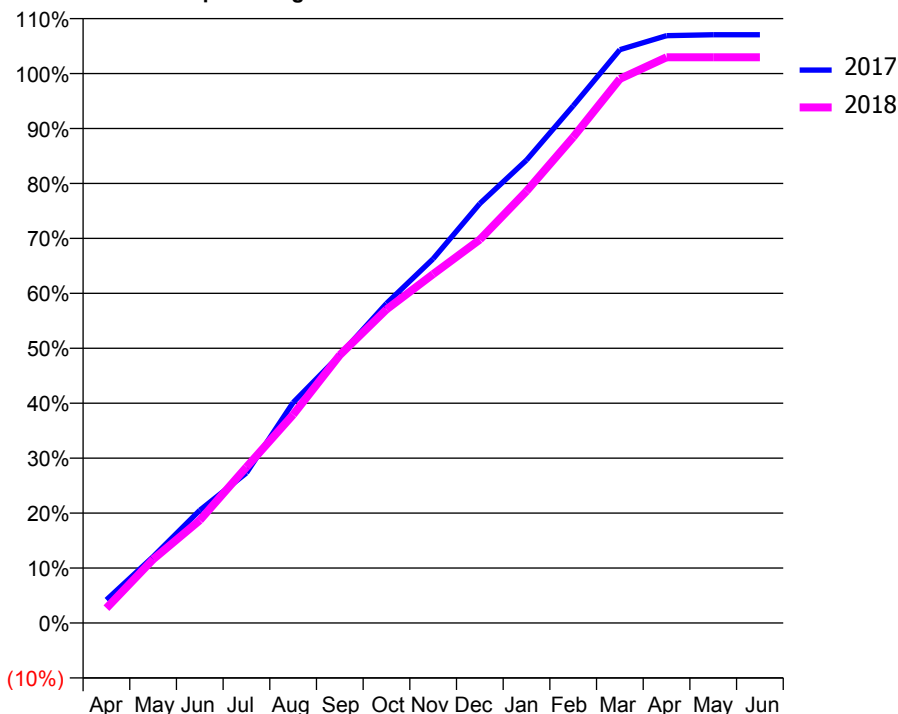
### ACCESS\*

Patients seen in 24 months	Total	Change since previous quarter
Quarter ending March 2017	476	
Quarter ending June 2017	480	→
Quarter ending September 2017	472	↓
Quarter ending December 2017	469	→
Quarter ending March 2018	478	→
<b>Variance since March 2017</b>	<b>0.4%</b>	<b>→</b>



### ACTIVITY

Cumulative percentage of contracted UDA delivered 2017 & 2018



Month	Adjusted Scheduled Activity (UDA)	
	2017	2018
April	49	31
May	141	133
June	241	215
July	320	326
August	470	436
September	571	560
October	682	656
November	777	730
December	895	802
January	987	903
February	1,103	1,016
March	1,223	1,138
April	1,253	1,183
May	1,255	1,183
June	1,255	1,183

### QUALITY

	Quantity	Base Number	Contract	AT	Region	England
% of FP17s for the same patient ID Re-attending within 3 months - Children	46	535	8.6%	11.8%	12.8%	11.9%
% of FP17s for the same patient ID Re-attending within 3 months - Adults	50	265	18.9%	17.1%	16.5%	16.0%
% of FP17s for the same patient ID Re-attending between 3 & 9 months - Children	413	535	77.2%	57.7%	59.7%	58.3%
% of FP17s for the same patient ID Re-attending between 3 & 9 months - Adults	167	265	63.0%	51.0%	52.6%	50.3%
% of FP17s for Band 1 Urgent Courses	25	811	3.1%	9.6%	9.1%	9.1%
% of FP17s Relating to Free Repair or Replacements	0	811	0.0%	1.1%	1.0%	0.8%
% of FP17s Relating to Continuations	3	811	0.4%	1.3%	1.2%	1.0%
% of Patients satisfied with the dentistry they have received	10	10	100.0%	91.9%	91.6%	91.5%
% of Patients satisfied with the time they had to wait for an appointment	9	10	90.0%	90.8%	88.3%	87.9%

\* This is based on patients treated on this contract for their most recent course of treatment. Figures in italics indicate the base number of FP17s or Patient Questionnaire responses are less than 100. N/A is shown where the base number of responses is less than 10 during the period. % is calculated as Quantity/Base number\*100

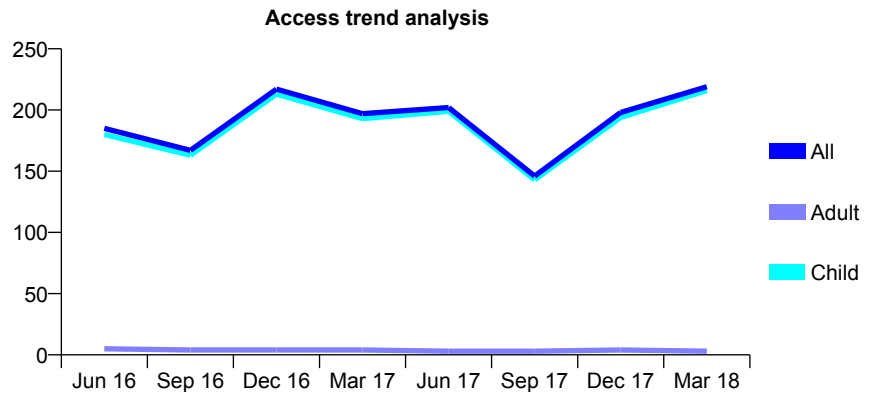
## Q44 - Vital Signs At a Glance Contract Report for 174343/0002 - Year end March 2018

Name or company name	Bridgewater Community Healthcare NHS F
Contract type name	PDS Contract
Purpose of contract	General
Contract start date	01/04/2015
Contract end date	31/03/2020

17/18 Contracted general activity (UDA)	3,000
Carry forward general activity (UDA)	0
17/18 Contracted orthodontic activity (UOA)	0
Carry forward orthodontic activity (UOA)	0
Baseline contract value	£601,730.30

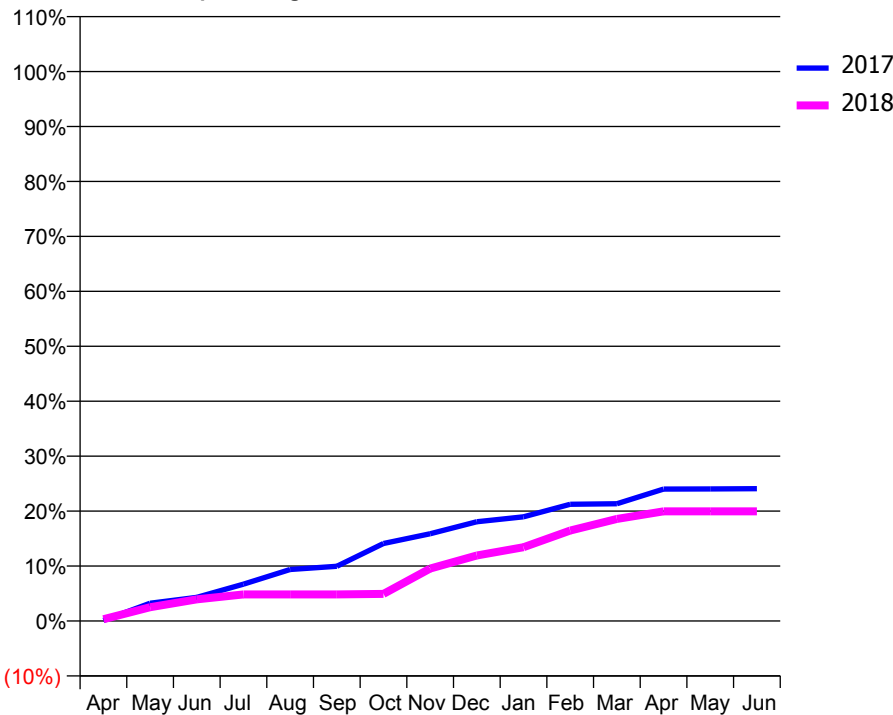
### ACCESS\*

Patients seen in 24 months	Total	Change since previous quarter
Quarter ending March 2017	197	
Quarter ending June 2017	202	↑
Quarter ending September 2017	146	↓
Quarter ending December 2017	198	↑
Quarter ending March 2018	219	↑
<b>Variance since March 2017</b>	<b>11.2%</b>	<b>↑</b>



### ACTIVITY

Cumulative percentage of contracted UDA delivered 2017 & 2018



Month	Adjusted Scheduled Activity (UDA)	
	2017	2018
April	3	10
May	97	75
June	129	118
July	201	145
August	281	145
September	299	145
October	423	148
November	476	286
December	542	358
January	569	403
February	637	494
March	640	558
April	720	599
May	721	599
June	722	599

### QUALITY

	Quantity	Base Number	Contract	AT	Region	England
% of FP17s for the same patient ID Re-attending within 3 months - Children	3	271	1.1%	11.8%	12.8%	11.9%
% of FP17s for the same patient ID Re-attending within 3 months - Adults	0	3	0.0%	17.1%	16.5%	16.0%
% of FP17s for the same patient ID Re-attending between 3 & 9 months - Children	2	271	0.7%	57.7%	59.7%	58.3%
% of FP17s for the same patient ID Re-attending between 3 & 9 months - Adults	0	3	0.0%	51.0%	52.6%	50.3%
% of FP17s for Band 1 Urgent Courses	3	261	1.1%	9.6%	9.1%	9.1%
% of FP17s Relating to Free Repair or Replacements	0	261	0.0%	1.1%	1.0%	0.8%
% of FP17s Relating to Continuations	0	261	0.0%	1.3%	1.2%	1.0%
% of Patients satisfied with the dentistry they have received	0	0	N/A	91.9%	91.6%	91.5%
% of Patients satisfied with the time they had to wait for an appointment	0	0	N/A	90.8%	88.3%	87.9%

\* This is based on patients treated on this contract for their most recent course of treatment. Figures in italics indicate the base number of FP17s or Patient Questionnaire responses are less than 100. N/A is shown where the base number of responses is less than 10 during the period. % is calculated as Quantity/Base number\*100

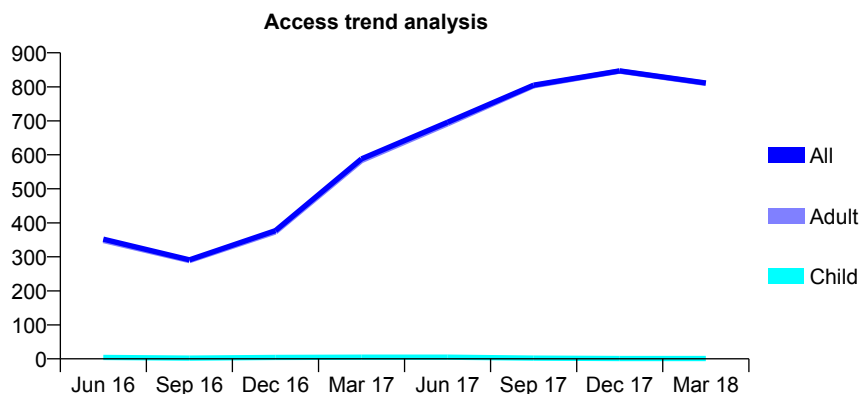
## Q44 - Vital Signs At a Glance Contract Report for 174343/0012 - Year end March 2018

Name or company name	Bridgewater Community Healthcare NHS F
Contract type name	PDS Contract
Purpose of contract	General
Contract start date	01/07/2015
Contract end date	30/06/2018

17/18 Contracted general activity (UDA)	6,600
Carry forward general activity (UDA)	0
17/18 Contracted orthodontic activity (UOA)	0
Carry forward orthodontic activity (UOA)	0
Baseline contract value	£361,244.60

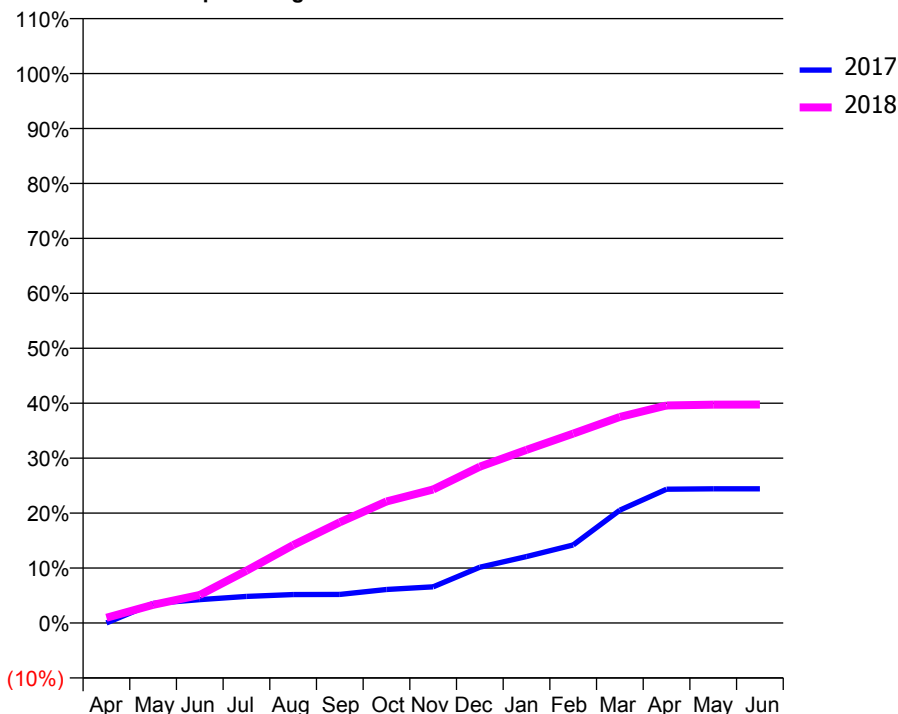
### ACCESS\*

Patients seen in 24 months	Total	Change since previous quarter
Quarter ending March 2017	588	
Quarter ending June 2017	696	↑
Quarter ending September 2017	805	↑
Quarter ending December 2017	847	↑
Quarter ending March 2018	811	↓
<b>Variance since March 2017</b>	<b>37.9%</b>	<b>↑</b>



### ACTIVITY

Cumulative percentage of contracted UDA delivered 2017 & 2018



Month	Adjusted Scheduled Activity (UDA)	
	2017	2018
April	0	64
May	234	218
June	281	337
July	319	629
August	341	936
September	344	1,210
October	402	1,460
November	435	1,604
December	670	1,878
January	798	2,080
February	938	2,276
March	1,355	2,475
April	1,607	2,613
May	1,611	2,623
June	1,611	2,624

### QUALITY

	Quantity	Base Number	Contract	AT	Region	England
% of FP17s for the same patient ID Re-attending within 3 months - Children	0	4	0.0%	11.8%	12.8%	11.9%
% of FP17s for the same patient ID Re-attending within 3 months - Adults	19	1,134	1.7%	17.1%	16.5%	16.0%
% of FP17s for the same patient ID Re-attending between 3 & 9 months - Children	0	4	0.0%	57.7%	59.7%	58.3%
% of FP17s for the same patient ID Re-attending between 3 & 9 months - Adults	4	1,134	0.4%	51.0%	52.6%	50.3%
% of FP17s for Band 1 Urgent Courses	5	1,083	0.5%	9.6%	9.1%	9.1%
% of FP17s Relating to Free Repair or Replacements	0	1,083	0.0%	1.1%	1.0%	0.8%
% of FP17s Relating to Continuations	4	1,083	0.4%	1.3%	1.2%	1.0%
% of Patients satisfied with the dentistry they have received	1	1	N/A	91.9%	91.6%	91.5%
% of Patients satisfied with the time they had to wait for an appointment	1	1	N/A	90.8%	88.3%	87.9%

\* This is based on patients treated on this contract for their most recent course of treatment. Figures in italics indicate the base number of FP17s or Patient Questionnaire responses are less than 100. N/A is shown where the base number of responses is less than 10 during the period. % is calculated as Quantity/Base number\*100

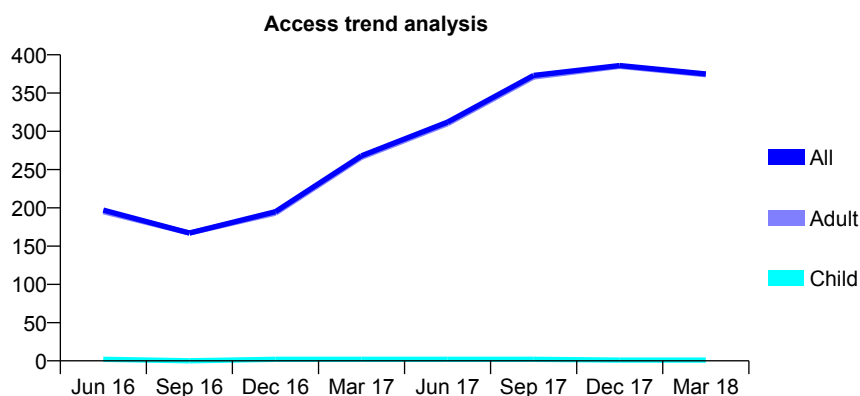
## Q44 - Vital Signs At a Glance Contract Report for 174343/0013 - Year end March 2018

Name or company name	Bridgewater Community Healthcare NHS F
Contract type name	PDS Contract
Purpose of contract	General
Contract start date	01/07/2015
Contract end date	30/06/2018

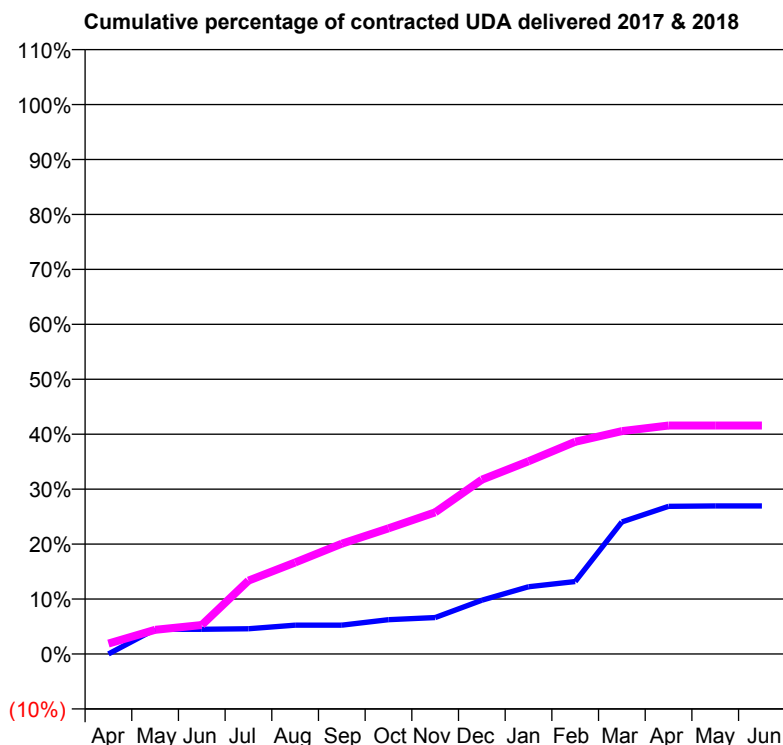
17/18 Contracted general activity (UDA)	2,850
Carry forward general activity (UDA)	0
17/18 Contracted orthodontic activity (UOA)	0
Carry forward orthodontic activity (UOA)	0
Baseline contract value	£154,819.11

### ACCESS\*

Patients seen in 24 months	Total	Change since previous quarter
Quarter ending March 2017	268	
Quarter ending June 2017	312	↑
Quarter ending September 2017	373	↑
Quarter ending December 2017	386	↑
Quarter ending March 2018	375	↓
<b>Variance since March 2017</b>	<b>39.9%</b>	<b>↑</b>



### ACTIVITY



Month	Adjusted Scheduled Activity (UDA)	
	2017	2018
April	0	54
May	128	125
June	128	150
July	131	381
August	150	475
September	150	573
October	178	652
November	189	735
December	279	905
January	349	1,000
February	376	1,101
March	685	1,156
April	766	1,185
May	768	1,185
June	768	1,185

### QUALITY

	Quantity	Base Number	Contract	AT	Region	England
% of FP17s for the same patient ID Re-attending within 3 months - Children	0	5	0.0%	11.8%	12.8%	11.9%
% of FP17s for the same patient ID Re-attending within 3 months - Adults	5	515	1.0%	17.1%	16.5%	16.0%
% of FP17s for the same patient ID Re-attending between 3 & 9 months - Children	0	5	0.0%	57.7%	59.7%	58.3%
% of FP17s for the same patient ID Re-attending between 3 & 9 months - Adults	0	515	0.0%	51.0%	52.6%	50.3%
% of FP17s for Band 1 Urgent Courses	4	459	0.9%	9.6%	9.1%	9.1%
% of FP17s Relating to Free Repair or Replacements	0	459	0.0%	1.1%	1.0%	0.8%
% of FP17s Relating to Continuations	0	459	0.0%	1.3%	1.2%	1.0%
% of Patients satisfied with the dentistry they have received	0	0	N/A	91.9%	91.6%	91.5%
% of Patients satisfied with the time they had to wait for an appointment	0	0	N/A	90.8%	88.3%	87.9%

\* This is based on patients treated on this contract for their most recent course of treatment. Figures in italics indicate the base number of FP17s or Patient Questionnaire responses are less than 100. N/A is shown where the base number of responses is less than 10 during the period. % is calculated as Quantity/Base number\*100

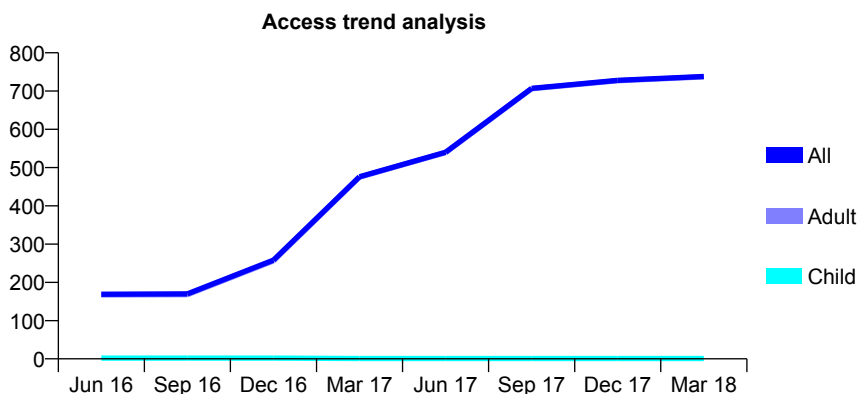
## Q44 - Vital Signs At a Glance Contract Report for 174343/0014 - Year end March 2018

Name or company name	Bridgewater Community Healthcare NHS F
Contract type name	PDS Contract
Purpose of contract	General
Contract start date	01/07/2015
Contract end date	30/06/2018

17/18 Contracted general activity (UDA)	3,450
Carry forward general activity (UDA)	0
17/18 Contracted orthodontic activity (UOA)	0
Carry forward orthodontic activity (UOA)	0
Baseline contract value	£190,943.57

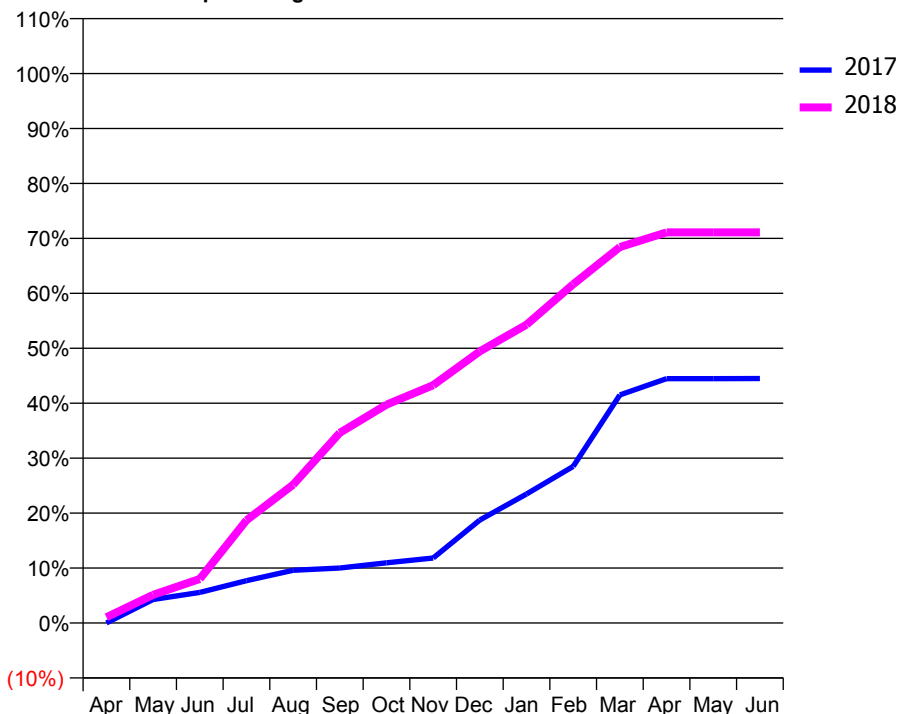
### ACCESS\*

Patients seen in 24 months	Total	Change since previous quarter
Quarter ending March 2017	476	
Quarter ending June 2017	540	↑
Quarter ending September 2017	707	↑
Quarter ending December 2017	728	↑
Quarter ending March 2018	738	→
<b>Variance since March 2017</b>	<b>55.0%</b>	<b>↑</b>



### ACTIVITY

Cumulative percentage of contracted UDA delivered 2017 & 2018



Month	Adjusted Scheduled Activity (UDA)	
	2017	2018
April	0	36
May	148	177
June	192	277
July	266	645
August	331	868
September	345	1,194
October	378	1,371
November	408	1,493
December	647	1,706
January	810	1,873
February	983	2,127
March	1,432	2,360
April	1,534	2,452
May	1,534	2,452
June	1,535	2,452

### QUALITY

	Quantity	Base Number	Contract	AT	Region	England
% of FP17s for the same patient ID Re-attending within 3 months - Children	0	2	0.0%	11.8%	12.8%	11.9%
% of FP17s for the same patient ID Re-attending within 3 months - Adults	3	1,113	0.3%	17.1%	16.5%	16.0%
% of FP17s for the same patient ID Re-attending between 3 & 9 months - Children	0	2	0.0%	57.7%	59.7%	58.3%
% of FP17s for the same patient ID Re-attending between 3 & 9 months - Adults	3	1,113	0.3%	51.0%	52.6%	50.3%
% of FP17s for Band 1 Urgent Courses	1	1,019	0.1%	9.6%	9.1%	9.1%
% of FP17s Relating to Free Repair or Replacements	0	1,019	0.0%	1.1%	1.0%	0.8%
% of FP17s Relating to Continuations	1	1,019	0.1%	1.3%	1.2%	1.0%
% of Patients satisfied with the dentistry they have received	4	4	N/A	91.9%	91.6%	91.5%
% of Patients satisfied with the time they had to wait for an appointment	3	4	N/A	90.8%	88.3%	87.9%

\* This is based on patients treated on this contract for their most recent course of treatment. Figures in italics indicate the base number of FP17s or Patient Questionnaire responses are less than 100. N/A is shown where the base number of responses is less than 10 during the period. % is calculated as Quantity/Base number\*100

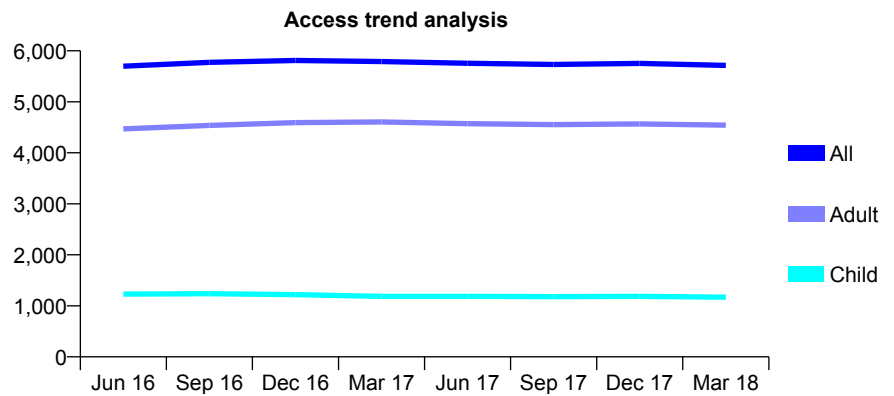
## Q44 - Vital Signs At a Glance Contract Report for 175889/0001 - Year end March 2018

Name or company name	Holmlands Dental Practice
Contract type name	GDS Contract
Purpose of contract	General
Contract start date	01/04/2006
Contract end date	

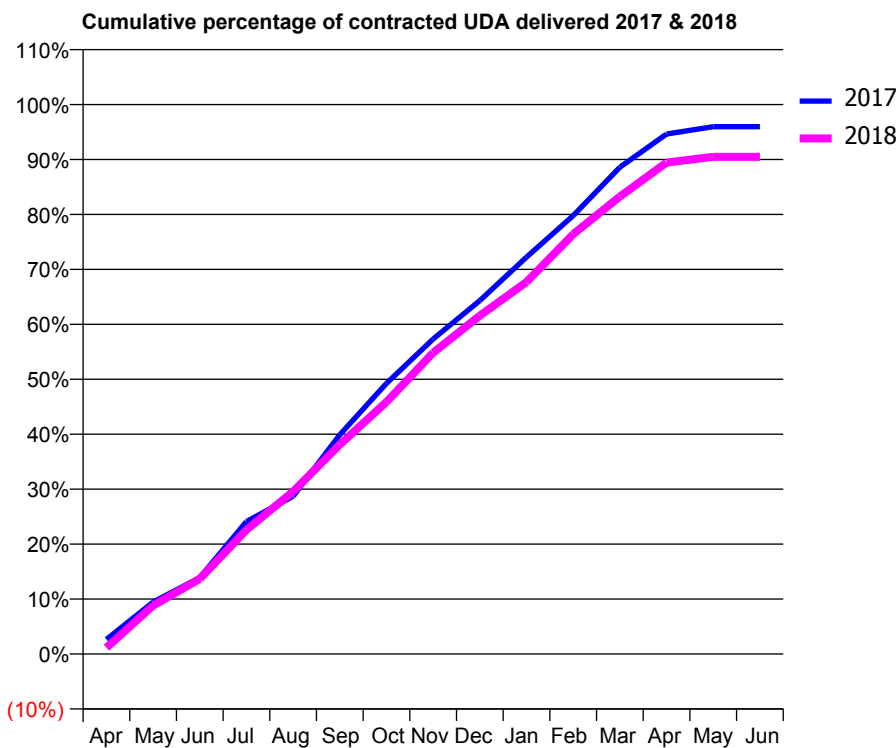
17/18 Contracted general activity (UDA)	18,200
Carry forward general activity (UDA)	0
17/18 Contracted orthodontic activity (UOA)	0
Carry forward orthodontic activity (UOA)	0
Baseline contract value	£541,275.76

### ACCESS\*

Patients seen in 24 months	Total	Change since previous quarter
Quarter ending March 2017	5,790	
Quarter ending June 2017	5,756	→
Quarter ending September 2017	5,732	→
Quarter ending December 2017	5,752	→
Quarter ending March 2018	5,713	→
<b>Variance since March 2017</b>	<b>(1.3%)</b>	<b>↓</b>



### ACTIVITY



Month	Adjusted Scheduled Activity (UDA)	
	2017	2018
April	505	210
May	1,797	1,603
June	2,645	2,487
July	4,580	4,116
August	5,455	5,381
September	7,583	6,936
October	9,358	8,351
November	10,894	9,979
December	12,222	11,209
January	13,724	12,322
February	15,159	13,905
March	16,830	15,153
April	17,978	16,279
May	18,231	16,466
June	18,231	16,466

### QUALITY

	Quantity	Base Number	Contract	AT	Region	England
% of FP17s for the same patient ID Re-attending within 3 months - Children	129	1,567	8.2%	11.8%	12.8%	11.9%
% of FP17s for the same patient ID Re-attending within 3 months - Adults	790	5,372	14.7%	17.1%	16.5%	16.0%
% of FP17s for the same patient ID Re-attending between 3 & 9 months - Children	820	1,567	52.3%	57.7%	59.7%	58.3%
% of FP17s for the same patient ID Re-attending between 3 & 9 months - Adults	2,264	5,372	42.1%	51.0%	52.6%	50.3%
% of FP17s for Band 1 Urgent Courses	1,006	6,924	14.5%	9.6%	9.1%	9.1%
% of FP17s Relating to Free Repair or Replacements	34	6,924	0.5%	1.1%	1.0%	0.8%
% of FP17s Relating to Continuations	149	6,924	2.2%	1.3%	1.2%	1.0%
% of Patients satisfied with the dentistry they have received	20	21	95.2%	91.9%	91.6%	91.5%
% of Patients satisfied with the time they had to wait for an appointment	21	21	100.0%	90.8%	88.3%	87.9%

\* This is based on patients treated on this contract for their most recent course of treatment. Figures in italics indicate the base number of FP17s or Patient Questionnaire responses are less than 100. N/A is shown where the base number of responses is less than 10 during the period. % is calculated as Quantity/Base number\*100



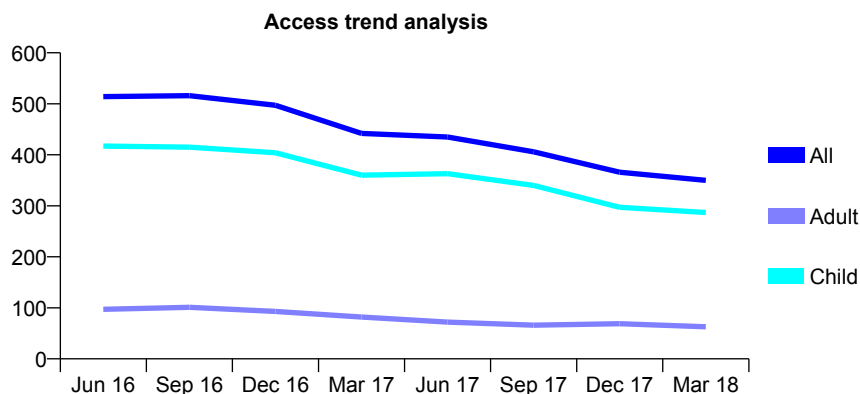
## Q44 - Vital Signs At a Glance Contract Report for 176699/0001 - Year end March 2018

Name or company name	Brunner Court Dental Practice
Contract type name	GDS Contract
Purpose of contract	General
Contract start date	01/11/2014
Contract end date	

17/18 Contracted general activity (UDA)	1,606
Carry forward general activity (UDA)	0
17/18 Contracted orthodontic activity (UOA)	0
Carry forward orthodontic activity (UOA)	0
Baseline contract value	£39,657.35

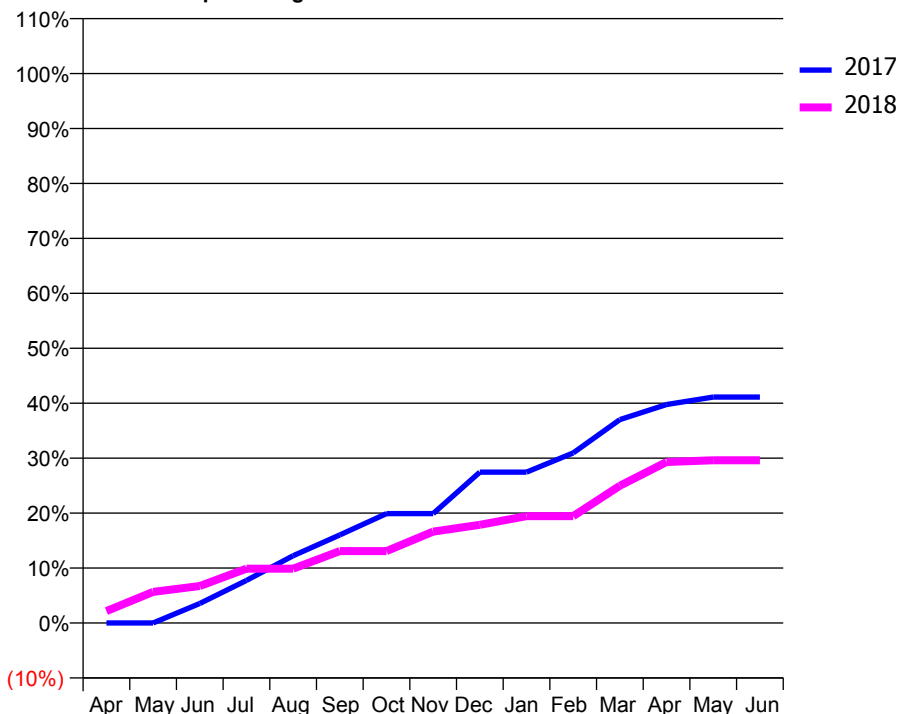
### ACCESS\*

Patients seen in 24 months	Total	Change since previous quarter
Quarter ending March 2017	442	
Quarter ending June 2017	435	↓
Quarter ending September 2017	406	↓
Quarter ending December 2017	366	↓
Quarter ending March 2018	350	↓
<b>Variance since March 2017</b>	<b>(20.8%)</b>	<b>↓</b>



### ACTIVITY

Cumulative percentage of contracted UDA delivered 2017 & 2018



Month	Adjusted Scheduled Activity (UDA)	
	2017	2018
April	0	35
May	0	91
June	57	108
July	125	159
August	197	159
September	258	210
October	320	210
November	320	267
December	441	287
January	441	312
February	497	312
March	594	401
April	638	471
May	660	476
June	660	476

### QUALITY

	Quantity	Base Number	Contract	AT	Region	England
% of FP17s for the same patient ID Re-attending within 3 months - Children	13	380	3.4%	11.8%	12.8%	11.9%
% of FP17s for the same patient ID Re-attending within 3 months - Adults	2	40	5.0%	17.1%	16.5%	16.0%
% of FP17s for the same patient ID Re-attending between 3 & 9 months - Children	251	380	66.1%	57.7%	59.7%	58.3%
% of FP17s for the same patient ID Re-attending between 3 & 9 months - Adults	27	40	67.5%	51.0%	52.6%	50.3%
% of FP17s for Band 1 Urgent Courses	20	502	4.0%	9.6%	9.1%	9.1%
% of FP17s Relating to Free Repair or Replacements	0	502	0.0%	1.1%	1.0%	0.8%
% of FP17s Relating to Continuations	6	502	1.2%	1.3%	1.2%	1.0%
% of Patients satisfied with the dentistry they have received	0	0	N/A	91.9%	91.6%	91.5%
% of Patients satisfied with the time they had to wait for an appointment	0	0	N/A	90.8%	88.3%	87.9%

\* This is based on patients treated on this contract for their most recent course of treatment. Figures in italics indicate the base number of FP17s or Patient Questionnaire responses are less than 100. N/A is shown where the base number of responses is less than 10 during the period. % is calculated as Quantity/Base number\*100

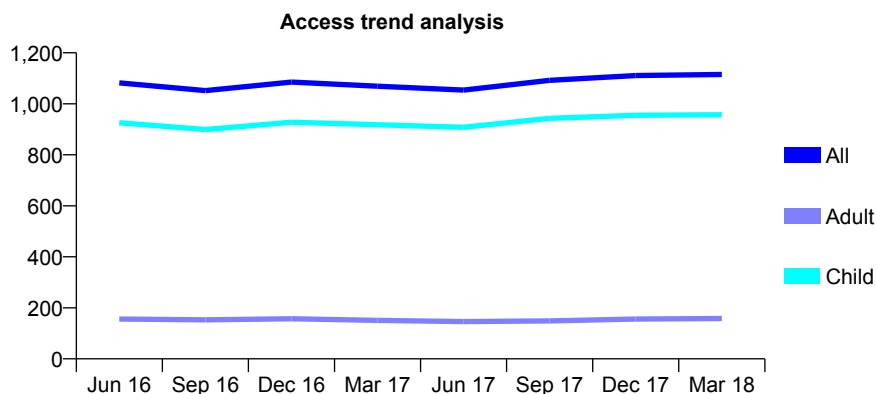
## Q44 - Vital Signs At a Glance Contract Report for 177482/0001 - Year end March 2018

Name or company name	Moody Terrace Dental Practice Ltd
Contract type name	GDS Contract
Purpose of contract	General
Contract start date	01/01/2008
Contract end date	

17/18 Contracted general activity (UDA)	4,000
Carry forward general activity (UDA)	0
17/18 Contracted orthodontic activity (UOA)	0
Carry forward orthodontic activity (UOA)	0
Baseline contract value	£84,455.24

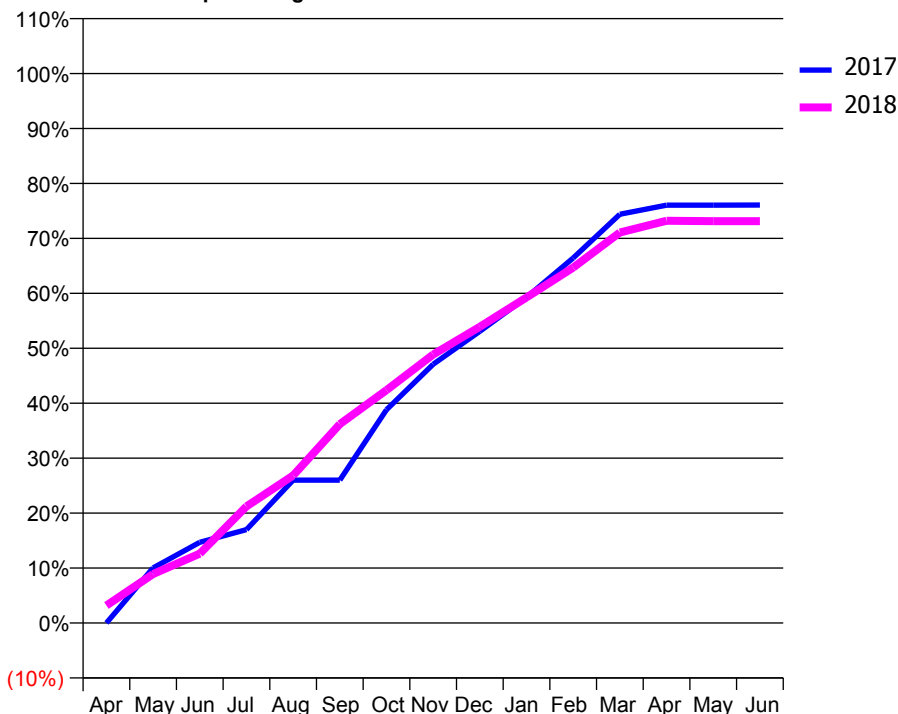
### ACCESS\*

Patients seen in 24 months	Total	Change since previous quarter
Quarter ending March 2017	1,069	
Quarter ending June 2017	1,054	↓
Quarter ending September 2017	1,092	↑
Quarter ending December 2017	1,111	→
Quarter ending March 2018	1,115	→
<b>Variance since March 2017</b>	<b>4.3%</b>	<b>↑</b>



### ACTIVITY

Cumulative percentage of contracted UDA delivered 2017 & 2018



Month	Adjusted Scheduled Activity (UDA)	
	2017	2018
April	0	127
May	402	357
June	587	505
July	680	849
August	1,040	1,074
September	1,040	1,448
October	1,552	1,695
November	1,884	1,955
December	2,124	2,156
January	2,370	2,370
February	2,658	2,588
March	2,975	2,843
April	3,042	2,928
May	3,042	2,925
June	3,043	2,925

### QUALITY

	Quantity	Base Number	Contract	AT	Region	England
% of FP17s for the same patient ID Re-attending within 3 months - Children	130	1,715	7.6%	11.8%	12.8%	11.9%
% of FP17s for the same patient ID Re-attending within 3 months - Adults	12	102	11.8%	17.1%	16.5%	16.0%
% of FP17s for the same patient ID Re-attending between 3 & 9 months - Children	1,192	1,715	69.5%	57.7%	59.7%	58.3%
% of FP17s for the same patient ID Re-attending between 3 & 9 months - Adults	71	102	69.6%	51.0%	52.6%	50.3%
% of FP17s for Band 1 Urgent Courses	62	1,786	3.5%	9.6%	9.1%	9.1%
% of FP17s Relating to Free Repair or Replacements	0	1,786	0.0%	1.1%	1.0%	0.8%
% of FP17s Relating to Continuations	0	1,786	0.0%	1.3%	1.2%	1.0%
% of Patients satisfied with the dentistry they have received	1	1	N/A	91.9%	91.6%	91.5%
% of Patients satisfied with the time they had to wait for an appointment	1	1	N/A	90.8%	88.3%	87.9%

\* This is based on patients treated on this contract for their most recent course of treatment. Figures in italics indicate the base number of FP17s or Patient Questionnaire responses are less than 100. N/A is shown where the base number of responses is less than 10 during the period. % is calculated as Quantity/Base number\*100

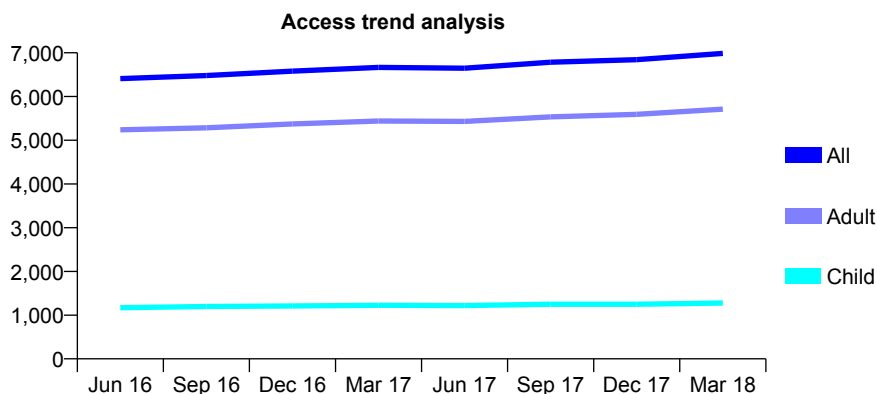
## Q44 - Vital Signs At a Glance Contract Report for 181331/0001 - Year end March 2018

Name or company name	Prenton Dental Practice
Contract type name	GDS Contract
Purpose of contract	General
Contract start date	01/04/2006
Contract end date	

17/18 Contracted general activity (UDA)	21,341
Carry forward general activity (UDA)	0
17/18 Contracted orthodontic activity (UOA)	0
Carry forward orthodontic activity (UOA)	0
Baseline contract value	£649,325.65

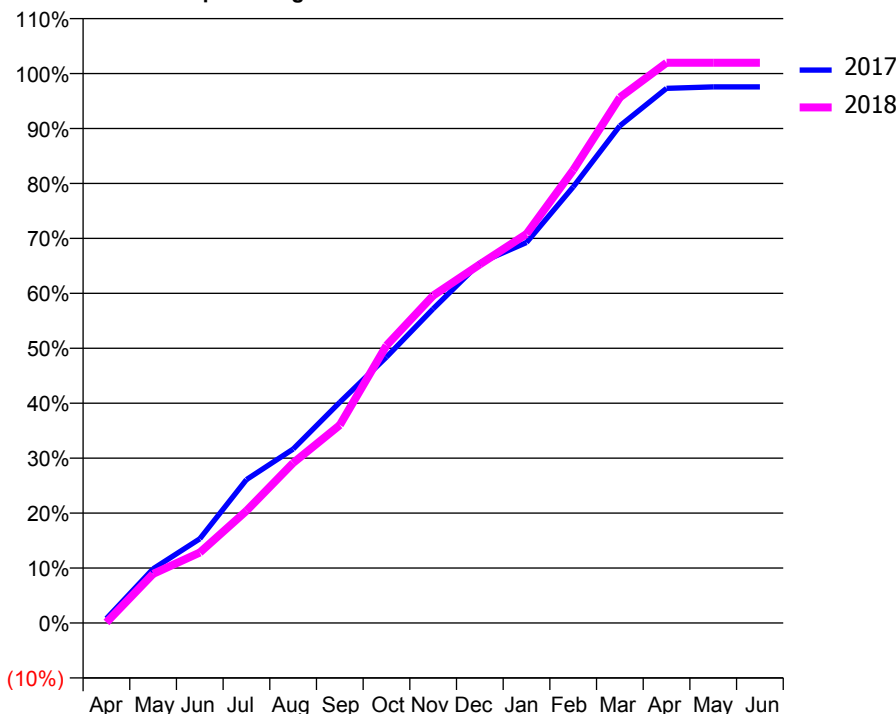
### ACCESS\*

Patients seen in 24 months	Total	Change since previous quarter
Quarter ending March 2017	6,666	
Quarter ending June 2017	6,648	→
Quarter ending September 2017	6,784	↑
Quarter ending December 2017	6,843	→
Quarter ending March 2018	6,987	↑
<b>Variance since March 2017</b>	<b>4.8%</b>	<b>↑</b>



### ACTIVITY

Cumulative percentage of contracted UDA delivered 2017 & 2018



Month	Adjusted Scheduled Activity (UDA)	
	2017	2018
April	175	25
May	2,106	1,907
June	3,270	2,739
July	5,568	4,360
August	6,756	6,219
September	8,571	7,688
October	10,328	10,778
November	12,202	12,717
December	13,987	13,928
January	14,780	15,108
February	16,938	17,591
March	19,309	20,411
April	20,764	21,758
May	20,823	21,761
June	20,824	21,757

### QUALITY

	Quantity	Base Number	Contract	AT	Region	England
% of FP17s for the same patient ID Re-attending within 3 months - Children	199	1,925	10.3%	11.8%	12.8%	11.9%
% of FP17s for the same patient ID Re-attending within 3 months - Adults	2,143	8,971	23.9%	17.1%	16.5%	16.0%
% of FP17s for the same patient ID Re-attending between 3 & 9 months - Children	1,054	1,925	54.8%	57.7%	59.7%	58.3%
% of FP17s for the same patient ID Re-attending between 3 & 9 months - Adults	3,814	8,971	42.5%	51.0%	52.6%	50.3%
% of FP17s for Band 1 Urgent Courses	1,721	9,827	17.5%	9.6%	9.1%	9.1%
% of FP17s Relating to Free Repair or Replacements	146	9,827	1.5%	1.1%	1.0%	0.8%
% of FP17s Relating to Continuations	97	9,827	1.0%	1.3%	1.2%	1.0%
% of Patients satisfied with the dentistry they have received	20	23	87.0%	91.9%	91.6%	91.5%
% of Patients satisfied with the time they had to wait for an appointment	20	23	87.0%	90.8%	88.3%	87.9%

\* This is based on patients treated on this contract for their most recent course of treatment. Figures in italics indicate the base number of FP17s or Patient Questionnaire responses are less than 100. N/A is shown where the base number of responses is less than 10 during the period. % is calculated as Quantity/Base number\*100

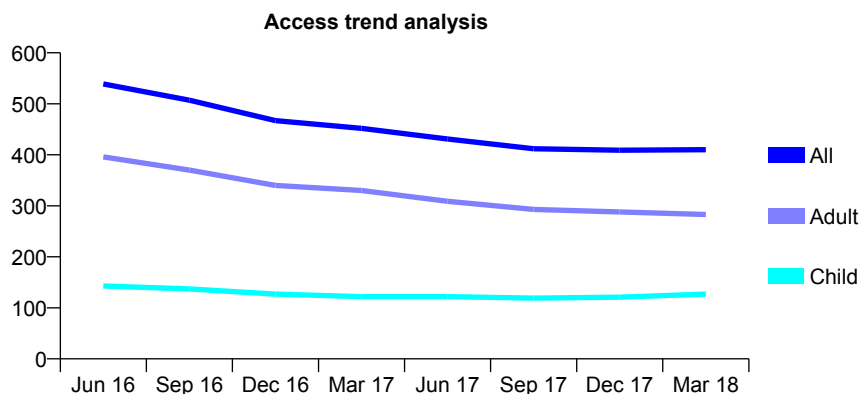
## Q44 - Vital Signs At a Glance Contract Report for 185248/0001 - Year end March 2018

Name or company name	Cheshire Centre of Dental Excellence
Contract type name	GDS Contract
Purpose of contract	General
Contract start date	01/06/2010
Contract end date	

17/18 Contracted general activity (UDA)	1,380
Carry forward general activity (UDA)	0
17/18 Contracted orthodontic activity (UOA)	0
Carry forward orthodontic activity (UOA)	0
Baseline contract value	£37,019.40

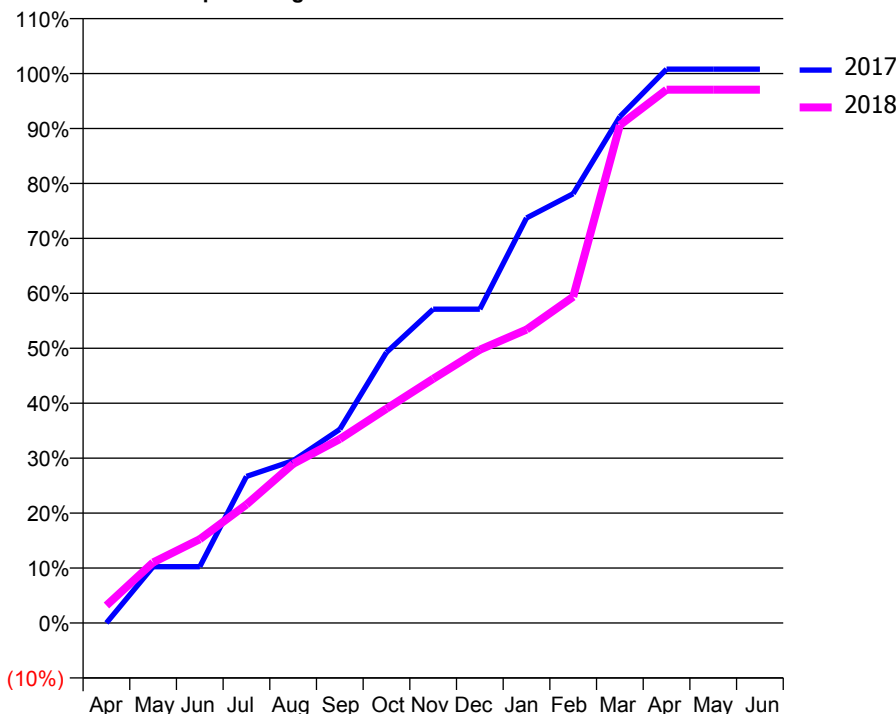
### ACCESS\*

Patients seen in 24 months	Total	Change since previous quarter
Quarter ending March 2017	452	
Quarter ending June 2017	431	↓
Quarter ending September 2017	412	↓
Quarter ending December 2017	409	→
Quarter ending March 2018	410	→
<b>Variance since March 2017</b>	<b>(9.3%)</b>	<b>↓</b>



### ACTIVITY

Cumulative percentage of contracted UDA delivered 2017 & 2018



Adjusted Scheduled Activity (UDA)

Month	2017	2018
April	0	44
May	144	152
June	144	210
July	376	297
August	416	400
September	496	462
October	694	538
November	804	613
December	804	686
January	1,038	737
February	1,100	819
March	1,297	1,250
April	1,419	1,339
May	1,419	1,339
June	1,419	1,339

### QUALITY

	Quantity	Base Number	Contract	AT	Region	England
% of FP17s for the same patient ID Re-attending within 3 months - Children	19	194	9.8%	11.8%	12.8%	11.9%
% of FP17s for the same patient ID Re-attending within 3 months - Adults	55	387	14.2%	17.1%	16.5%	16.0%
% of FP17s for the same patient ID Re-attending between 3 & 9 months - Children	88	194	45.4%	57.7%	59.7%	58.3%
% of FP17s for the same patient ID Re-attending between 3 & 9 months - Adults	196	387	50.6%	51.0%	52.6%	50.3%
% of FP17s for Band 1 Urgent Courses	17	561	3.0%	9.6%	9.1%	9.1%
% of FP17s Relating to Free Repair or Replacements	0	561	0.0%	1.1%	1.0%	0.8%
% of FP17s Relating to Continuations	30	561	5.3%	1.3%	1.2%	1.0%
% of Patients satisfied with the dentistry they have received	1	1	N/A	91.9%	91.6%	91.5%
% of Patients satisfied with the time they had to wait for an appointment	1	1	N/A	90.8%	88.3%	87.9%

\* This is based on patients treated on this contract for their most recent course of treatment. Figures in italics indicate the base number of FP17s or Patient Questionnaire responses are less than 100. N/A is shown where the base number of responses is less than 10 during the period. % is calculated as Quantity/Base number\*100

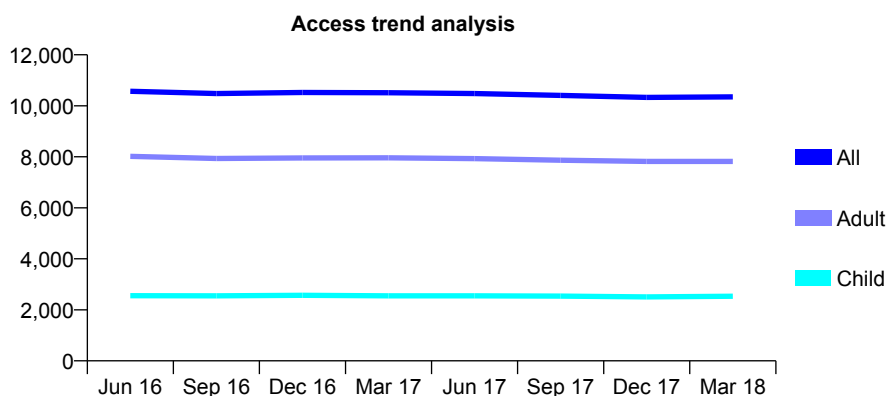
## Q44 - Vital Signs At a Glance Contract Report for 185620/0001 - Year end March 2018

Name or company name	Xeon Smiles UK Ltd
Contract type name	PDS Contract
Purpose of contract	General
Contract start date	01/04/2009
Contract end date	31/03/2020

17/18 Contracted general activity (UDA)	32,798
Carry forward general activity (UDA)	980
17/18 Contracted orthodontic activity (UOA)	0
Carry forward orthodontic activity (UOA)	0
Baseline contract value	£837,916.42

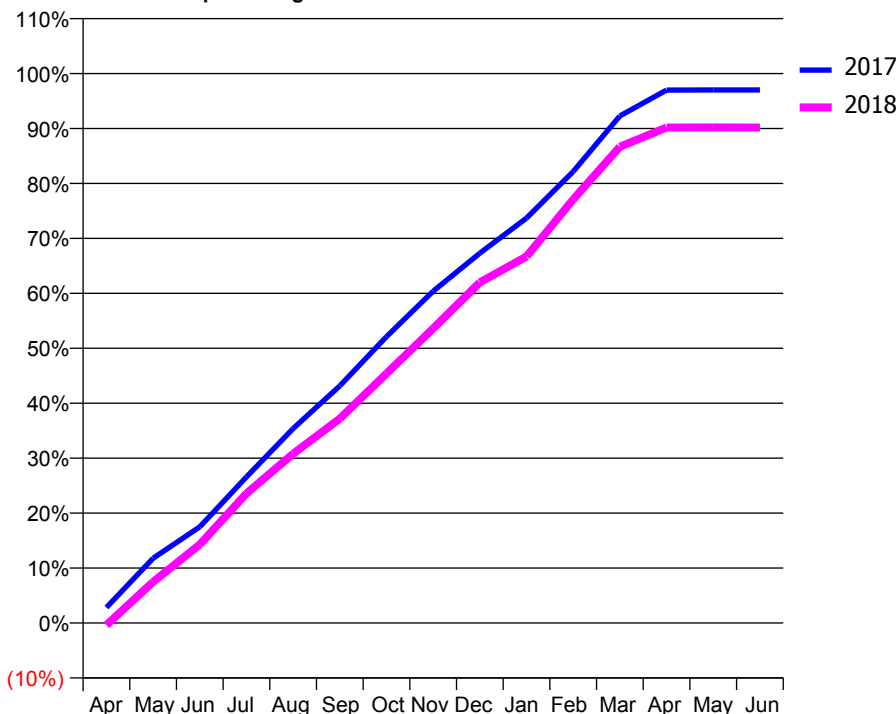
### ACCESS\*

Patients seen in 24 months	Total	Change since previous quarter
Quarter ending March 2017	10,510	
Quarter ending June 2017	10,482	→
Quarter ending September 2017	10,407	→
Quarter ending December 2017	10,330	→
Quarter ending March 2018	10,348	→
<b>Variance since March 2017</b>	<b>(1.5%)</b>	<b>↓</b>



### ACTIVITY

Cumulative percentage of contracted UDA delivered 2017 & 2018



Month	Adjusted Scheduled Activity (UDA)	
	2017	2018
April	924	-131
May	3,864	2,453
June	5,746	4,681
July	8,720	7,731
August	11,610	10,108
September	14,159	12,200
October	17,092	14,884
November	19,806	17,579
December	22,073	20,328
January	24,167	21,875
February	26,943	25,279
March	30,263	28,422
April	31,805	29,575
May	31,819	29,584
June	31,818	29,573

### QUALITY

	Quantity	Base Number	Contract	AT	Region	England
% of FP17s for the same patient ID Re-attending within 3 months - Children	401	4,085	9.8%	11.8%	12.8%	11.9%
% of FP17s for the same patient ID Re-attending within 3 months - Adults	1,879	11,443	16.4%	17.1%	16.5%	16.0%
% of FP17s for the same patient ID Re-attending between 3 & 9 months - Children	2,639	4,085	64.6%	57.7%	59.7%	58.3%
% of FP17s for the same patient ID Re-attending between 3 & 9 months - Adults	6,339	11,443	55.4%	51.0%	52.6%	50.3%
% of FP17s for Band 1 Urgent Courses	1,145	15,388	7.4%	9.6%	9.1%	9.1%
% of FP17s Relating to Free Repair or Replacements	241	15,388	1.6%	1.1%	1.0%	0.8%
% of FP17s Relating to Continuations	138	15,388	0.9%	1.3%	1.2%	1.0%
% of Patients satisfied with the dentistry they have received	16	20	80.0%	91.9%	91.6%	91.5%
% of Patients satisfied with the time they had to wait for an appointment	17	20	85.0%	90.8%	88.3%	87.9%

\* This is based on patients treated on this contract for their most recent course of treatment. Figures in italics indicate the base number of FP17s or Patient Questionnaire responses are less than 100. N/A is shown where the base number of responses is less than 10 during the period. % is calculated as Quantity/Base number\*100

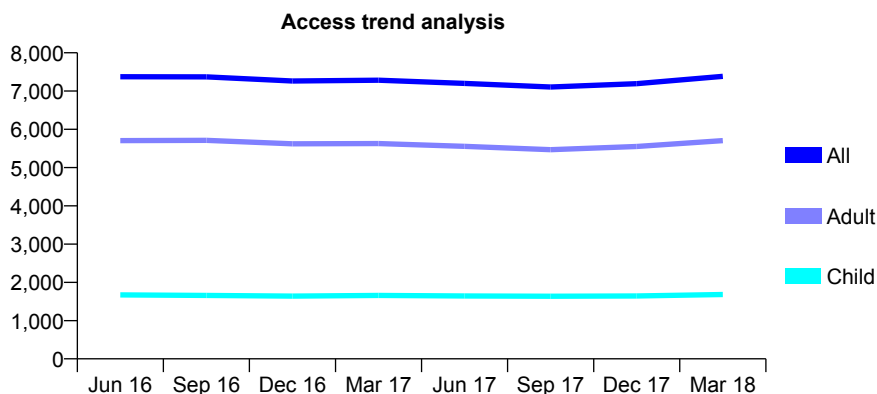
## Q44 - Vital Signs At a Glance Contract Report for 192546/0001 - Year end March 2018

Name or company name	Birchwood Dental Practice
Contract type name	GDS Contract
Purpose of contract	General
Contract start date	01/07/2014
Contract end date	

17/18 Contracted general activity (UDA)	19,914
Carry forward general activity (UDA)	116
17/18 Contracted orthodontic activity (UOA)	0
Carry forward orthodontic activity (UOA)	0
Baseline contract value	£603,449.96

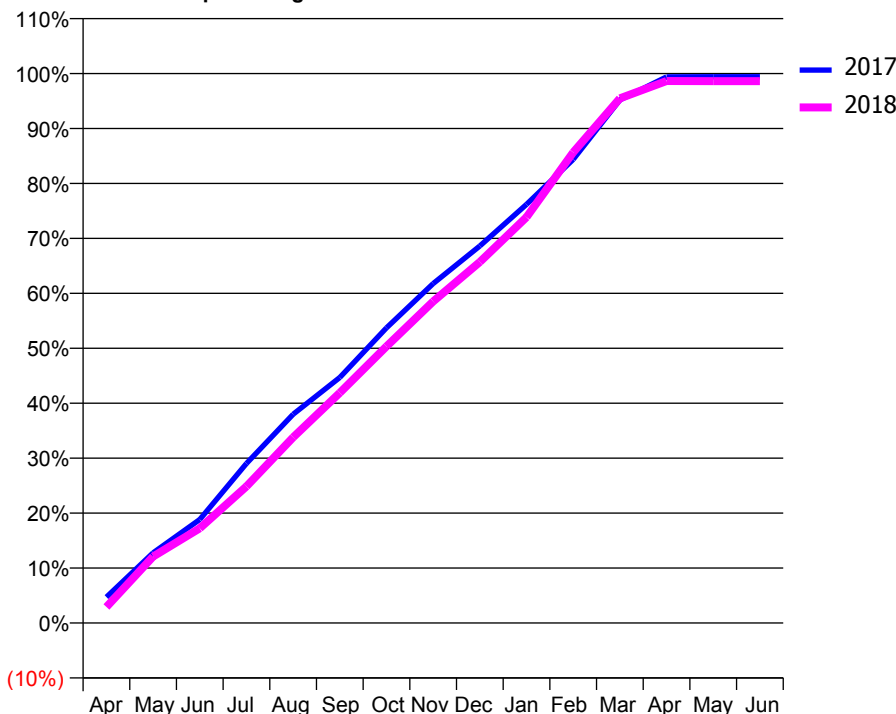
### ACCESS\*

Patients seen in 24 months	Total	Change since previous quarter
Quarter ending March 2017	7,285	
Quarter ending June 2017	7,199	↓
Quarter ending September 2017	7,106	↓
Quarter ending December 2017	7,193	→
Quarter ending March 2018	7,384	↑
<b>Variance since March 2017</b>	<b>1.4%</b>	<b>→</b>



### ACTIVITY

Cumulative percentage of contracted UDA delivered 2017 & 2018



Month	Adjusted Scheduled Activity (UDA)	
	2017	2018
April	941	582
May	2,545	2,407
June	3,754	3,433
July	5,781	4,949
August	7,565	6,729
September	8,901	8,345
October	10,695	10,026
November	12,299	11,654
December	13,662	13,084
January	15,171	14,707
February	16,801	17,056
March	18,957	19,012
April	19,791	19,640
May	19,798	19,638
June	19,798	19,638

### QUALITY

	Quantity	Base Number	Contract	AT	Region	England
% of FP17s for the same patient ID Re-attending within 3 months - Children	169	2,662	6.3%	11.8%	12.8%	11.9%
% of FP17s for the same patient ID Re-attending within 3 months - Adults	930	7,585	12.3%	17.1%	16.5%	16.0%
% of FP17s for the same patient ID Re-attending between 3 & 9 months - Children	1,629	2,662	61.2%	57.7%	59.7%	58.3%
% of FP17s for the same patient ID Re-attending between 3 & 9 months - Adults	3,610	7,585	47.6%	51.0%	52.6%	50.3%
% of FP17s for Band 1 Urgent Courses	638	10,195	6.3%	9.6%	9.1%	9.1%
% of FP17s Relating to Free Repair or Replacements	165	10,195	1.6%	1.1%	1.0%	0.8%
% of FP17s Relating to Continuations	100	10,195	1.0%	1.3%	1.2%	1.0%
% of Patients satisfied with the dentistry they have received	8	8	N/A	91.9%	91.6%	91.5%
% of Patients satisfied with the time they had to wait for an appointment	8	8	N/A	90.8%	88.3%	87.9%

\* This is based on patients treated on this contract for their most recent course of treatment. Figures in italics indicate the base number of FP17s or Patient Questionnaire responses are less than 100. N/A is shown where the base number of responses is less than 10 during the period. % is calculated as Quantity/Base number\*100

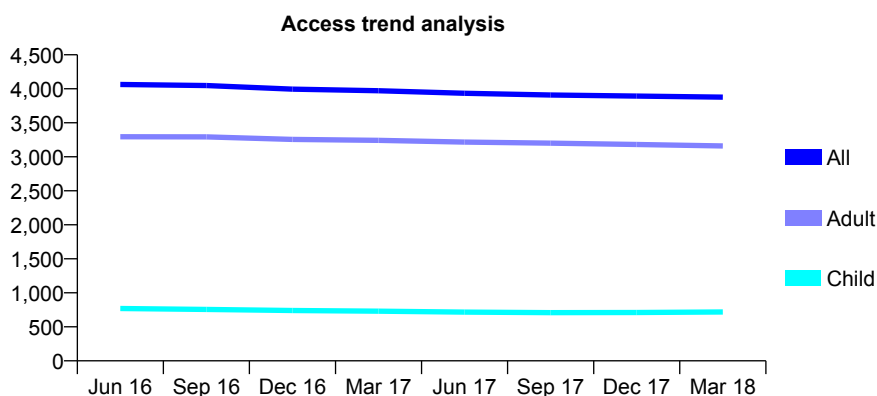
## Q44 - Vital Signs At a Glance Contract Report for 193321/0001 - Year end March 2018

Name or company name	PRESTBURY DENTAL PRACTICE LIMITE
Contract type name	GDS Contract
Purpose of contract	General
Contract start date	01/10/2011
Contract end date	

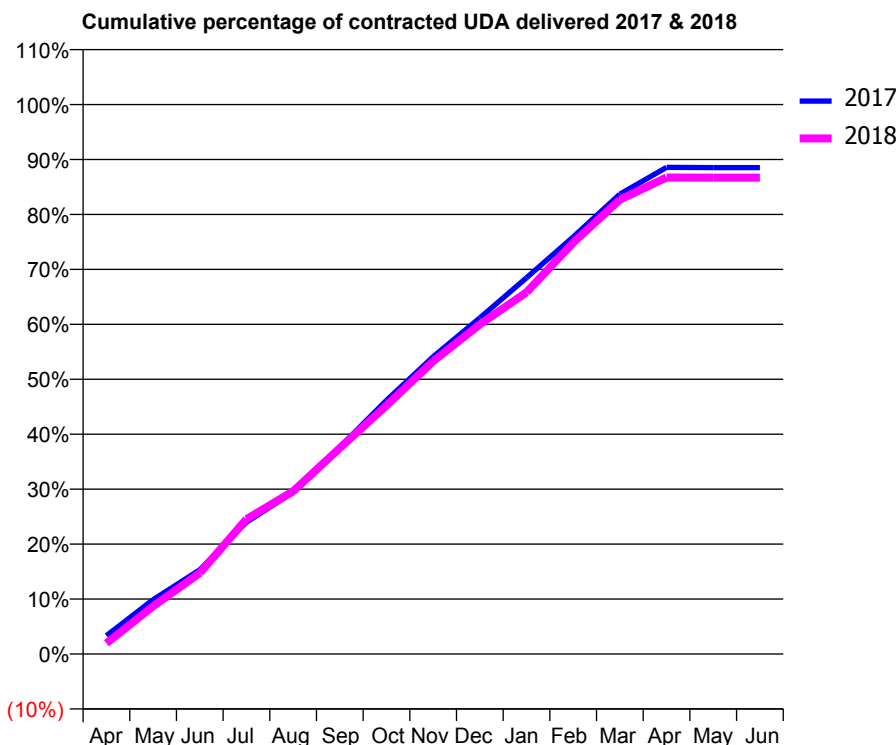
17/18 Contracted general activity (UDA)	13,500
Carry forward general activity (UDA)	0
17/18 Contracted orthodontic activity (UOA)	0
Carry forward orthodontic activity (UOA)	0
Baseline contract value	£376,455.22

### ACCESS\*

Patients seen in 24 months	Total	Change since previous quarter
Quarter ending March 2017	3,972	
Quarter ending June 2017	3,934	→
Quarter ending September 2017	3,909	→
Quarter ending December 2017	3,893	→
Quarter ending March 2018	3,877	→
<b>Variance since March 2017</b>	<b>(2.4%)</b>	<b>↓</b>



### ACTIVITY



Month	Adjusted Scheduled Activity (UDA)	
	2017	2018
April	452	265
May	1,334	1,174
June	2,070	1,991
July	3,237	3,315
August	3,976	3,999
September	5,082	5,060
October	6,231	6,106
November	7,305	7,194
December	8,257	8,096
January	9,245	8,887
February	10,247	10,106
March	11,297	11,164
April	11,956	11,708
May	11,949	11,704
June	11,948	11,702

### QUALITY

	Quantity	Base Number	Contract	AT	Region	England
% of FP17s for the same patient ID Re-attending within 3 months - Children	46	1,103	4.2%	11.8%	12.8%	11.9%
% of FP17s for the same patient ID Re-attending within 3 months - Adults	1,058	5,413	19.5%	17.1%	16.5%	16.0%
% of FP17s for the same patient ID Re-attending between 3 & 9 months - Children	746	1,103	67.6%	57.7%	59.7%	58.3%
% of FP17s for the same patient ID Re-attending between 3 & 9 months - Adults	3,377	5,413	62.4%	51.0%	52.6%	50.3%
% of FP17s for Band 1 Urgent Courses	782	6,465	12.1%	9.6%	9.1%	9.1%
% of FP17s Relating to Free Repair or Replacements	94	6,465	1.5%	1.1%	1.0%	0.8%
% of FP17s Relating to Continuations	95	6,465	1.5%	1.3%	1.2%	1.0%
% of Patients satisfied with the dentistry they have received	11	11	100.0%	91.9%	91.6%	91.5%
% of Patients satisfied with the time they had to wait for an appointment	11	11	100.0%	90.8%	88.3%	87.9%

\* This is based on patients treated on this contract for their most recent course of treatment. Figures in italics indicate the base number of FP17s or Patient Questionnaire responses are less than 100. N/A is shown where the base number of responses is less than 10 during the period. % is calculated as Quantity/Base number\*100



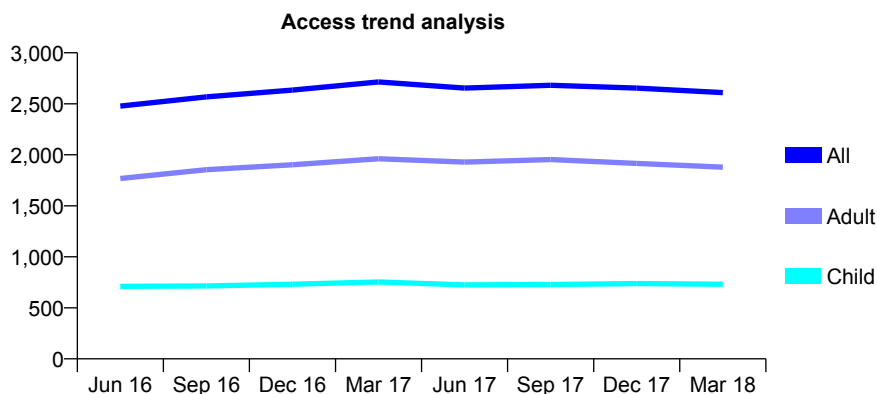
## Q44 - Vital Signs At a Glance Contract Report for 194298/0001 - Year end March 2018

Name or company name	Woodchurch Dental Practice
Contract type name	GDS Contract
Purpose of contract	General
Contract start date	08/10/2012
Contract end date	

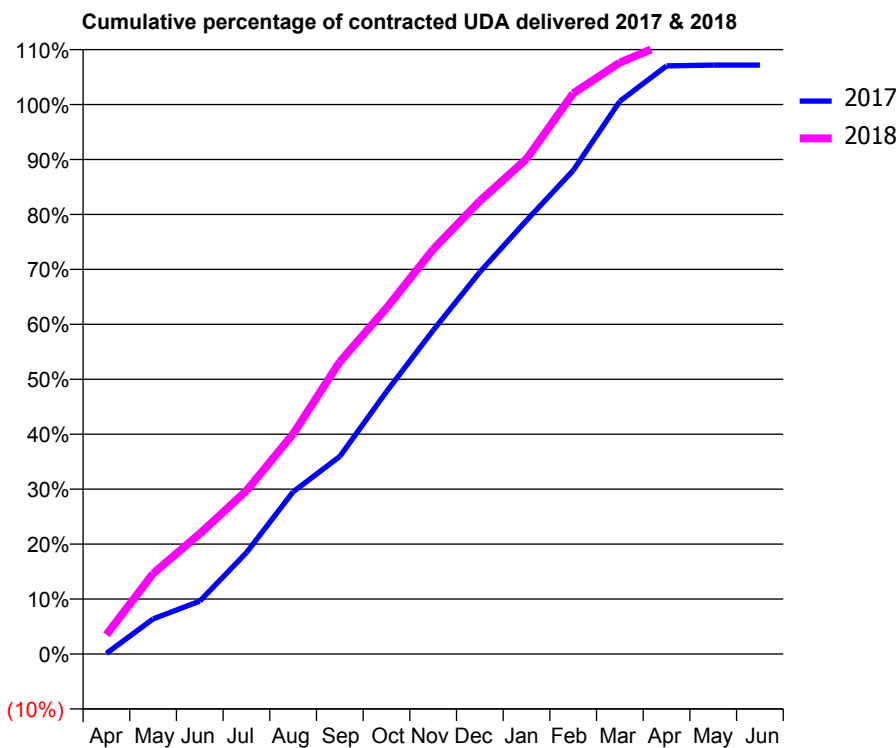
17/18 Contracted general activity (UDA)	6,570
Carry forward general activity (UDA)	0
17/18 Contracted orthodontic activity (UOA)	0
Carry forward orthodontic activity (UOA)	0
Baseline contract value	£206,032.52

### ACCESS\*

Patients seen in 24 months	Total	Change since previous quarter
Quarter ending March 2017	2,715	
Quarter ending June 2017	2,654	↓
Quarter ending September 2017	2,682	→
Quarter ending December 2017	2,654	↓
Quarter ending March 2018	2,610	↓
<b>Variance since March 2017</b>	<b>(3.9%)</b>	<b>↓</b>



### ACTIVITY



Month	Adjusted Scheduled Activity (UDA)	
	2017	2018
April	7	230
May	419	961
June	632	1,439
July	1,213	1,953
August	1,939	2,631
September	2,363	3,495
October	3,137	4,137
November	3,871	4,838
December	4,567	5,417
January	5,184	5,919
February	5,782	6,704
March	6,610	7,072
April	7,033	7,305
May	7,041	7,299
June	7,041	7,299

### QUALITY

	Quantity	Base Number	Contract	AT	Region	England
% of FP17s for the same patient ID Re-attending within 3 months - Children	205	1,368	15.0%	11.8%	12.8%	11.9%
% of FP17s for the same patient ID Re-attending within 3 months - Adults	571	2,518	22.7%	17.1%	16.5%	16.0%
% of FP17s for the same patient ID Re-attending between 3 & 9 months - Children	755	1,368	55.2%	57.7%	59.7%	58.3%
% of FP17s for the same patient ID Re-attending between 3 & 9 months - Adults	959	2,518	38.1%	51.0%	52.6%	50.3%
% of FP17s for Band 1 Urgent Courses	928	3,442	27.0%	9.6%	9.1%	9.1%
% of FP17s Relating to Free Repair or Replacements	34	3,442	1.0%	1.1%	1.0%	0.8%
% of FP17s Relating to Continuations	4	3,442	0.1%	1.3%	1.2%	1.0%
% of Patients satisfied with the dentistry they have received	3	3	N/A	91.9%	91.6%	91.5%
% of Patients satisfied with the time they had to wait for an appointment	2	3	N/A	90.8%	88.3%	87.9%

\* This is based on patients treated on this contract for their most recent course of treatment. Figures in italics indicate the base number of FP17s or Patient Questionnaire responses are less than 100. N/A is shown where the base number of responses is less than 10 during the period. % is calculated as Quantity/Base number\*100

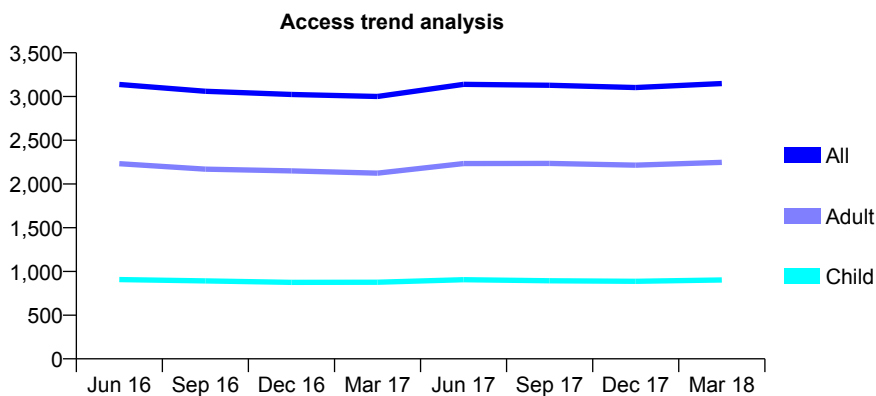
## Q44 - Vital Signs At a Glance Contract Report for 198021/0001 - Year end March 2018

Name or company name	Taylor-Jones & Jones
Contract type name	GDS Contract
Purpose of contract	General
Contract start date	01/04/2009
Contract end date	

17/18 Contracted general activity (UDA)	8,000
Carry forward general activity (UDA)	134
17/18 Contracted orthodontic activity (UOA)	0
Carry forward orthodontic activity (UOA)	0
Baseline contract value	£209,324.92

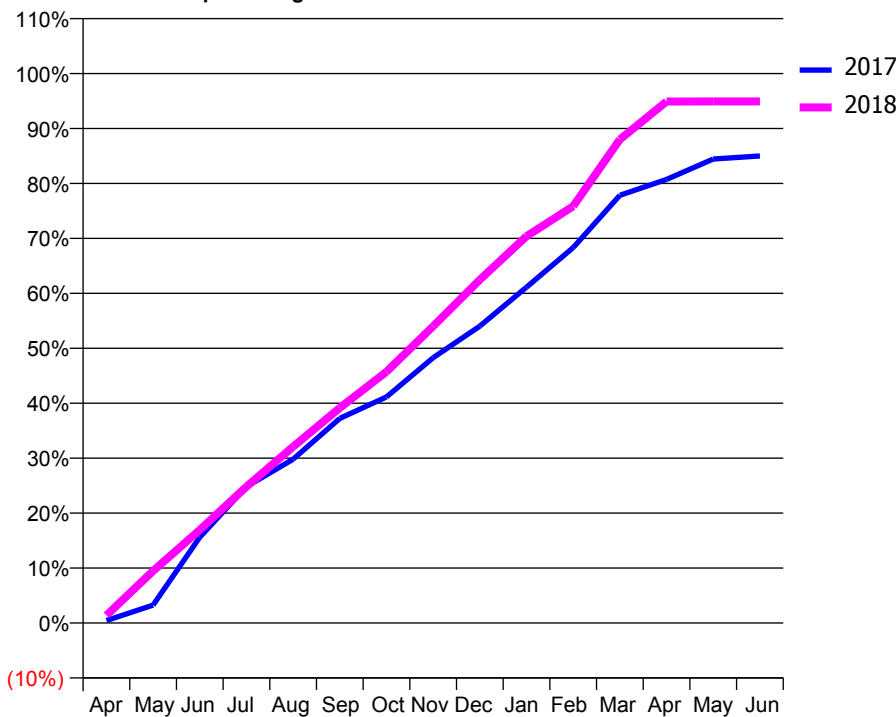
### ACCESS\*

Patients seen in 24 months	Total	Change since previous quarter
Quarter ending March 2017	3,000	
Quarter ending June 2017	3,139	↑
Quarter ending September 2017	3,128	→
Quarter ending December 2017	3,102	→
Quarter ending March 2018	3,149	→
<b>Variance since March 2017</b>	<b>5.0%</b>	<b>↑</b>



### ACTIVITY

Cumulative percentage of contracted UDA delivered 2017 & 2018



Month	Adjusted Scheduled Activity (UDA)	
	2017	2018
April	35	112
May	262	757
June	1,249	1,356
July	1,986	1,984
August	2,386	2,567
September	2,980	3,133
October	3,292	3,659
November	3,863	4,321
December	4,323	4,997
January	4,890	5,631
February	5,466	6,067
March	6,226	7,040
April	6,459	7,591
May	6,755	7,593
June	6,800	7,593

### QUALITY

	Quantity	Base Number	Contract	AT	Region	England
% of FP17s for the same patient ID Re-attending within 3 months - Children	86	1,498	5.7%	11.8%	12.8%	11.9%
% of FP17s for the same patient ID Re-attending within 3 months - Adults	425	3,404	12.5%	17.1%	16.5%	16.0%
% of FP17s for the same patient ID Re-attending between 3 & 9 months - Children	845	1,498	56.4%	57.7%	59.7%	58.3%
% of FP17s for the same patient ID Re-attending between 3 & 9 months - Adults	1,694	3,404	49.8%	51.0%	52.6%	50.3%
% of FP17s for Band 1 Urgent Courses	300	4,357	6.9%	9.6%	9.1%	9.1%
% of FP17s Relating to Free Repair or Replacements	55	4,357	1.3%	1.1%	1.0%	0.8%
% of FP17s Relating to Continuations	9	4,357	0.2%	1.3%	1.2%	1.0%
% of Patients satisfied with the dentistry they have received	20	23	87.0%	91.9%	91.6%	91.5%
% of Patients satisfied with the time they had to wait for an appointment	20	23	87.0%	90.8%	88.3%	87.9%

\* This is based on patients treated on this contract for their most recent course of treatment. Figures in italics indicate the base number of FP17s or Patient Questionnaire responses are less than 100. N/A is shown where the base number of responses is less than 10 during the period. % is calculated as Quantity/Base number\*100

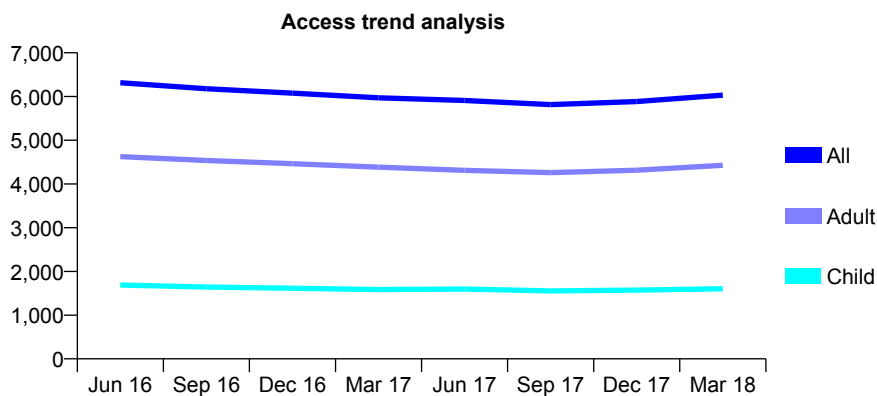
## Q44 - Vital Signs At a Glance Contract Report for 210153/0001 - Year end March 2018

Name or company name	Latchford Dental Practice Ltd
Contract type name	GDS Contract
Purpose of contract	General
Contract start date	01/04/2006
Contract end date	

17/18 Contracted general activity (UDA)	15,892
Carry forward general activity (UDA)	121
17/18 Contracted orthodontic activity (UOA)	0
Carry forward orthodontic activity (UOA)	0
Baseline contract value	£505,833.47

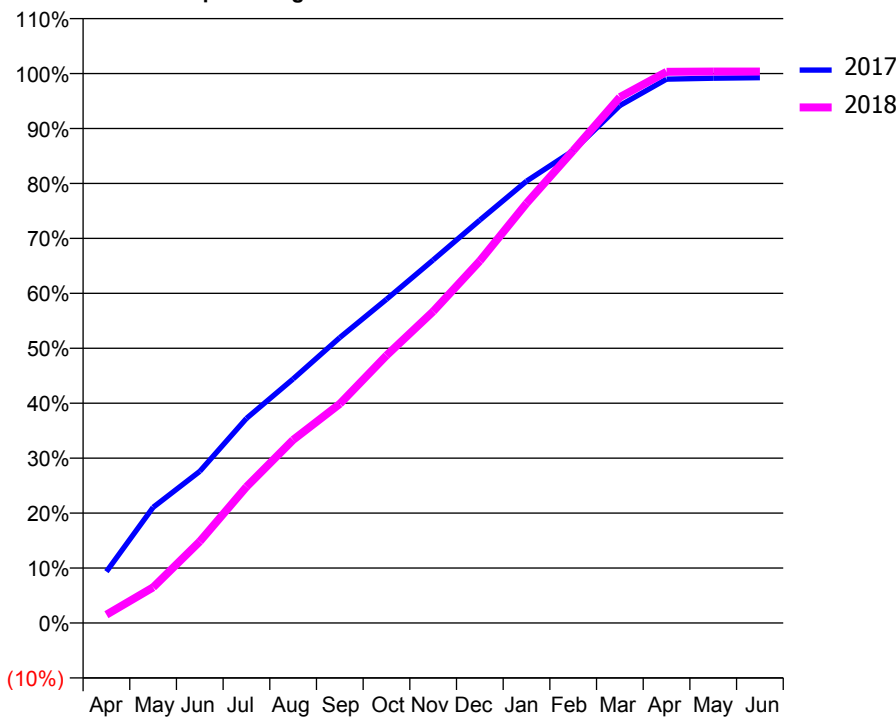
### ACCESS\*

Patients seen in 24 months	Total	Change since previous quarter
Quarter ending March 2017	5,971	
Quarter ending June 2017	5,910	↓
Quarter ending September 2017	5,815	↓
Quarter ending December 2017	5,886	→
Quarter ending March 2018	6,031	↑
<b>Variance since March 2017</b>	1.0%	→



### ACTIVITY

Cumulative percentage of contracted UDA delivered 2017 & 2018



Month	Adjusted Scheduled Activity (UDA)	
	2017	2018
April	1,487	240
May	3,346	1,032
June	4,388	2,356
July	5,917	3,941
August	7,060	5,296
September	8,256	6,339
October	9,360	7,738
November	10,498	9,009
December	11,653	10,473
January	12,780	12,140
February	13,660	13,660
March	14,967	15,208
April	15,730	15,942
May	15,755	15,950
June	15,771	15,950

### QUALITY

	Quantity	Base Number	Contract	AT	Region	England
% of FP17s for the same patient ID Re-attending within 3 months - Children	184	2,206	8.3%	11.8%	12.8%	11.9%
% of FP17s for the same patient ID Re-attending within 3 months - Adults	944	5,798	16.3%	17.1%	16.5%	16.0%
% of FP17s for the same patient ID Re-attending between 3 & 9 months - Children	893	2,206	40.5%	57.7%	59.7%	58.3%
% of FP17s for the same patient ID Re-attending between 3 & 9 months - Adults	2,052	5,798	35.4%	51.0%	52.6%	50.3%
% of FP17s for Band 1 Urgent Courses	813	7,965	10.2%	9.6%	9.1%	9.1%
% of FP17s Relating to Free Repair or Replacements	127	7,965	1.6%	1.1%	1.0%	0.8%
% of FP17s Relating to Continuations	159	7,965	2.0%	1.3%	1.2%	1.0%
% of Patients satisfied with the dentistry they have received	5	6	N/A	91.9%	91.6%	91.5%
% of Patients satisfied with the time they had to wait for an appointment	6	6	N/A	90.8%	88.3%	87.9%

\* This is based on patients treated on this contract for their most recent course of treatment. Figures in italics indicate the base number of FP17s or Patient Questionnaire responses are less than 100. N/A is shown where the base number of responses is less than 10 during the period. % is calculated as Quantity/Base number\*100

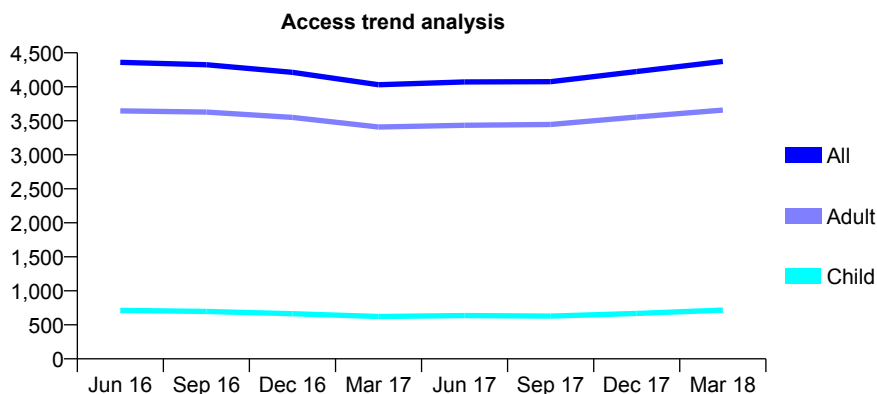
## Q44 - Vital Signs At a Glance Contract Report for 214906/0001 - Year end March 2018

Name or company name	Alsager Dental Care
Contract type name	GDS Contract
Purpose of contract	General
Contract start date	01/04/2006
Contract end date	

17/18 Contracted general activity (UDA)	11,620
Carry forward general activity (UDA)	272
17/18 Contracted orthodontic activity (UOA)	0
Carry forward orthodontic activity (UOA)	0
Baseline contract value	£242,717.91

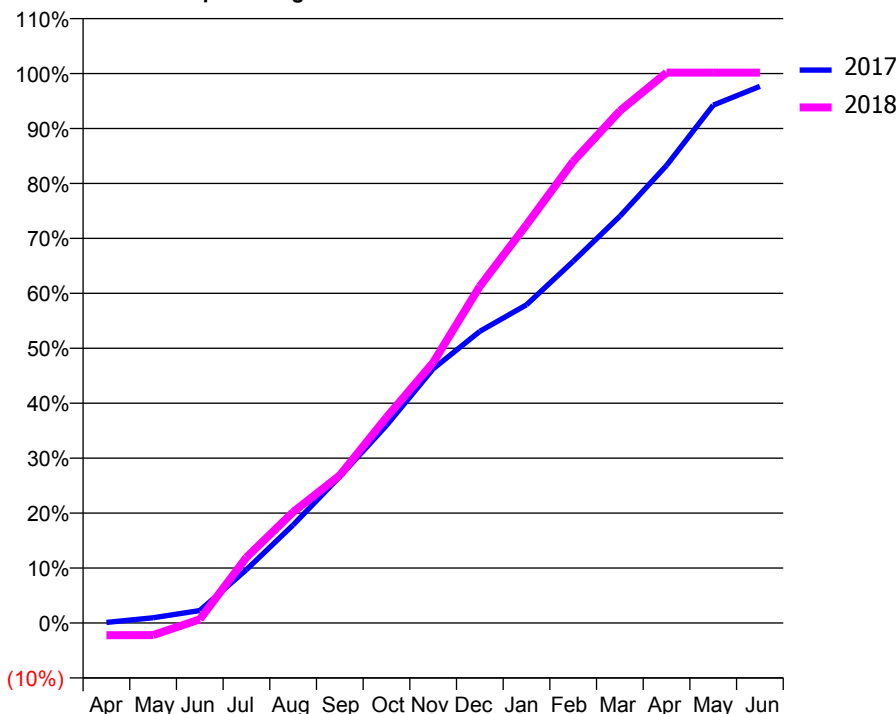
### ACCESS\*

Patients seen in 24 months	Total	Change since previous quarter
Quarter ending March 2017	4,031	
Quarter ending June 2017	4,071	→
Quarter ending September 2017	4,076	→
Quarter ending December 2017	4,224	↑
Quarter ending March 2018	4,374	↑
<b>Variance since March 2017</b>	<b>8.5%</b>	<b>↑</b>



### ACTIVITY

Cumulative percentage of contracted UDA delivered 2017 & 2018



Month	Adjusted Scheduled Activity (UDA)	
	2017	2018
April	13	-260
May	111	-257
June	265	77
July	1,129	1,390
August	2,073	2,347
September	3,096	3,124
October	4,177	4,348
November	5,375	5,507
December	6,169	7,122
January	6,730	8,421
February	7,649	9,760
March	8,602	10,829
April	9,675	11,638
May	10,951	11,638
June	11,348	11,638

### QUALITY

	Quantity	Base Number	Contract	AT	Region	England
% of FP17s for the same patient ID Re-attending within 3 months - Children	76	1,187	6.4%	11.8%	12.8%	11.9%
% of FP17s for the same patient ID Re-attending within 3 months - Adults	1,215	7,099	17.1%	17.1%	16.5%	16.0%
% of FP17s for the same patient ID Re-attending between 3 & 9 months - Children	596	1,187	50.2%	57.7%	59.7%	58.3%
% of FP17s for the same patient ID Re-attending between 3 & 9 months - Adults	4,134	7,099	58.2%	51.0%	52.6%	50.3%
% of FP17s for Band 1 Urgent Courses	1,019	7,212	14.1%	9.6%	9.1%	9.1%
% of FP17s Relating to Free Repair or Replacements	3	7,212	0.0%	1.1%	1.0%	0.8%
% of FP17s Relating to Continuations	149	7,212	2.1%	1.3%	1.2%	1.0%
% of Patients satisfied with the dentistry they have received	10	12	83.3%	91.9%	91.6%	91.5%
% of Patients satisfied with the time they had to wait for an appointment	11	12	91.7%	90.8%	88.3%	87.9%

\* This is based on patients treated on this contract for their most recent course of treatment. Figures in italics indicate the base number of FP17s or Patient Questionnaire responses are less than 100. N/A is shown where the base number of responses is less than 10 during the period. % is calculated as Quantity/Base number\*100

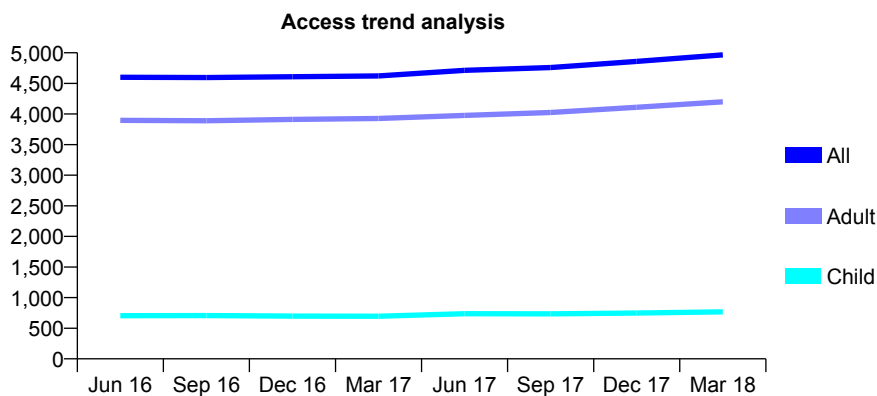
## Q44 - Vital Signs At a Glance Contract Report for 221953/0001 - Year end March 2018

Name or company name	MR RM HEATHCOTE
Contract type name	GDS Contract
Purpose of contract	General
Contract start date	01/04/2006
Contract end date	

17/18 Contracted general activity (UDA)	12,472
Carry forward general activity (UDA)	84
17/18 Contracted orthodontic activity (UOA)	0
Carry forward orthodontic activity (UOA)	0
Baseline contract value	£327,046.60

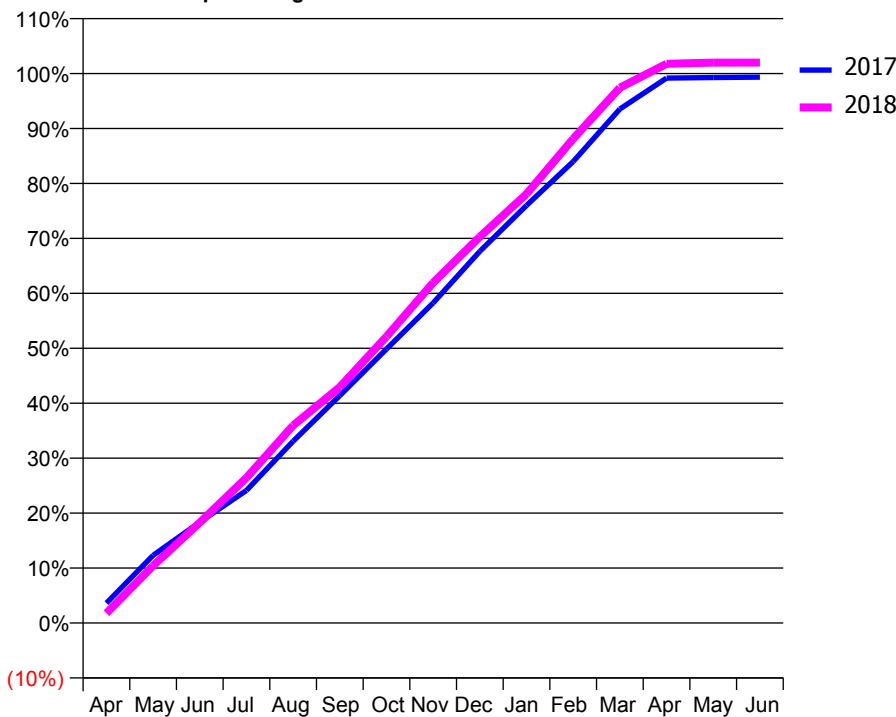
### ACCESS\*

Patients seen in 24 months	Total	Change since previous quarter
Quarter ending March 2017	4,623	
Quarter ending June 2017	4,714	→
Quarter ending September 2017	4,760	→
Quarter ending December 2017	4,860	↑
Quarter ending March 2018	4,966	↑
<b>Variance since March 2017</b>	<b>7.4%</b>	<b>↑</b>



### ACTIVITY

Cumulative percentage of contracted UDA delivered 2017 & 2018



Month	Adjusted Scheduled Activity (UDA)	
	2017	2018
April	452	224
May	1,535	1,299
June	2,290	2,281
July	3,011	3,297
August	4,126	4,483
September	5,162	5,355
October	6,218	6,501
November	7,265	7,724
December	8,437	8,768
January	9,479	9,737
February	10,474	10,992
March	11,665	12,149
April	12,369	12,692
May	12,379	12,719
June	12,388	12,721

### QUALITY

	Quantity	Base Number	Contract	AT	Region	England
% of FP17s for the same patient ID Re-attending within 3 months - Children	61	1,236	4.9%	11.8%	12.8%	11.9%
% of FP17s for the same patient ID Re-attending within 3 months - Adults	724	5,582	13.0%	17.1%	16.5%	16.0%
% of FP17s for the same patient ID Re-attending between 3 & 9 months - Children	789	1,236	63.8%	57.7%	59.7%	58.3%
% of FP17s for the same patient ID Re-attending between 3 & 9 months - Adults	2,627	5,582	47.1%	51.0%	52.6%	50.3%
% of FP17s for Band 1 Urgent Courses	457	6,803	6.7%	9.6%	9.1%	9.1%
% of FP17s Relating to Free Repair or Replacements	39	6,803	0.6%	1.1%	1.0%	0.8%
% of FP17s Relating to Continuations	59	6,803	0.9%	1.3%	1.2%	1.0%
% of Patients satisfied with the dentistry they have received	10	11	90.9%	91.9%	91.6%	91.5%
% of Patients satisfied with the time they had to wait for an appointment	9	11	81.8%	90.8%	88.3%	87.9%

\* This is based on patients treated on this contract for their most recent course of treatment. Figures in italics indicate the base number of FP17s or Patient Questionnaire responses are less than 100. N/A is shown where the base number of responses is less than 10 during the period. % is calculated as Quantity/Base number\*100

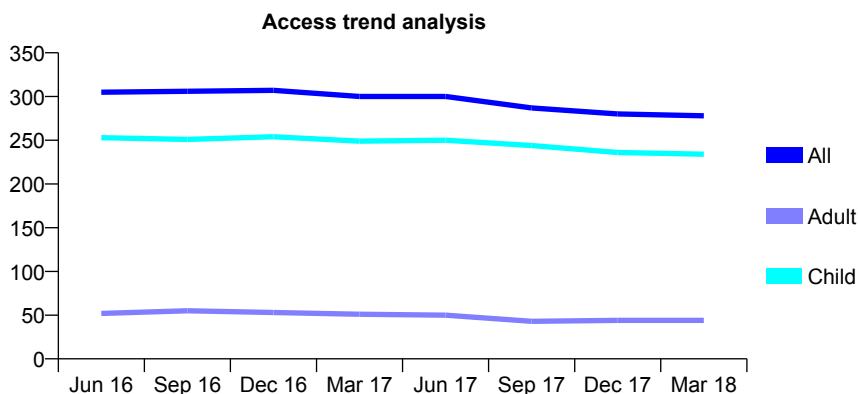
## Q44 - Vital Signs At a Glance Contract Report for 222887/0001 - Year end March 2018

Name or company name	MR SR SMITH
Contract type name	GDS Contract
Purpose of contract	General
Contract start date	01/04/2006
Contract end date	

17/18 Contracted general activity (UDA)	630
Carry forward general activity (UDA)	0
17/18 Contracted orthodontic activity (UOA)	0
Carry forward orthodontic activity (UOA)	0
Baseline contract value	£13,521.00

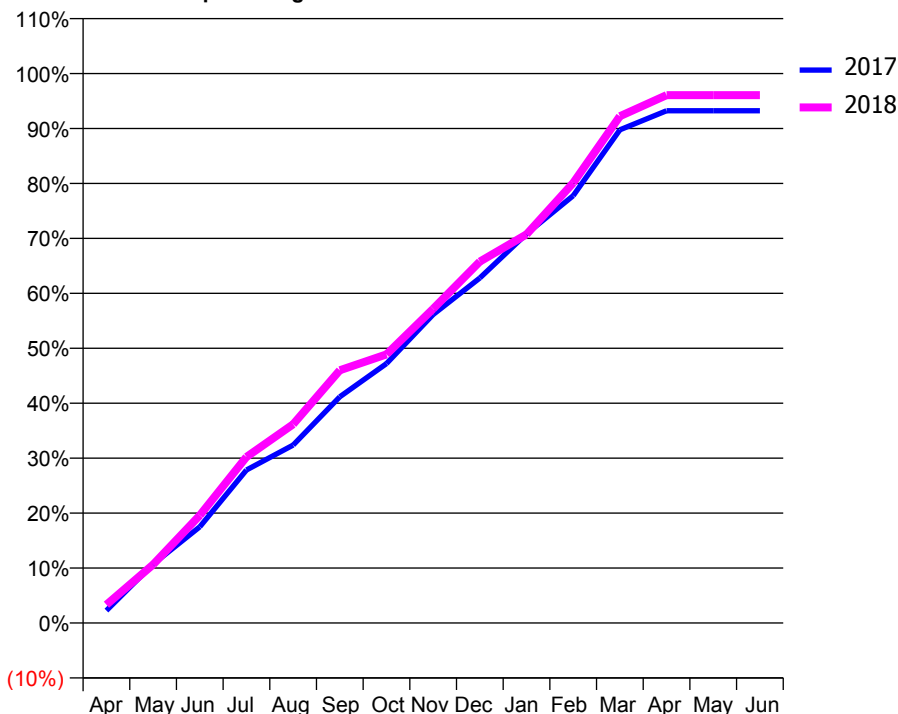
### ACCESS\*

Patients seen in 24 months	Total	Change since previous quarter
Quarter ending March 2017	300	
Quarter ending June 2017	300	→
Quarter ending September 2017	287	↓
Quarter ending December 2017	280	↓
Quarter ending March 2018	278	→
<b>Variance since March 2017</b>	<b>(7.3%)</b>	<b>↓</b>



### ACTIVITY

Cumulative percentage of contracted UDA delivered 2017 & 2018



Month	Adjusted Scheduled Activity (UDA)	
	2017	2018
April	17	21
May	80	67
June	131	123
July	209	190
August	243	228
September	309	290
October	354	308
November	421	360
December	471	414
January	531	446
February	583	505
March	673	581
April	699	605
May	699	605
June	699	605

### QUALITY

	Quantity	Base Number	Contract	AT	Region	England
% of FP17s for the same patient ID Re-attending within 3 months - Children	56	473	11.8%	11.8%	12.8%	11.9%
% of FP17s for the same patient ID Re-attending within 3 months - Adults	1	26	3.8%	17.1%	16.5%	16.0%
% of FP17s for the same patient ID Re-attending between 3 & 9 months - Children	352	473	74.4%	57.7%	59.7%	58.3%
% of FP17s for the same patient ID Re-attending between 3 & 9 months - Adults	24	26	92.3%	51.0%	52.6%	50.3%
% of FP17s for Band 1 Urgent Courses	11	497	2.2%	9.6%	9.1%	9.1%
% of FP17s Relating to Free Repair or Replacements	0	497	0.0%	1.1%	1.0%	0.8%
% of FP17s Relating to Continuations	0	497	0.0%	1.3%	1.2%	1.0%
% of Patients satisfied with the dentistry they have received	1	1	N/A	91.9%	91.6%	91.5%
% of Patients satisfied with the time they had to wait for an appointment	1	1	N/A	90.8%	88.3%	87.9%

\* This is based on patients treated on this contract for their most recent course of treatment. Figures in italics indicate the base number of FP17s or Patient Questionnaire responses are less than 100. N/A is shown where the base number of responses is less than 10 during the period. % is calculated as Quantity/Base number\*100

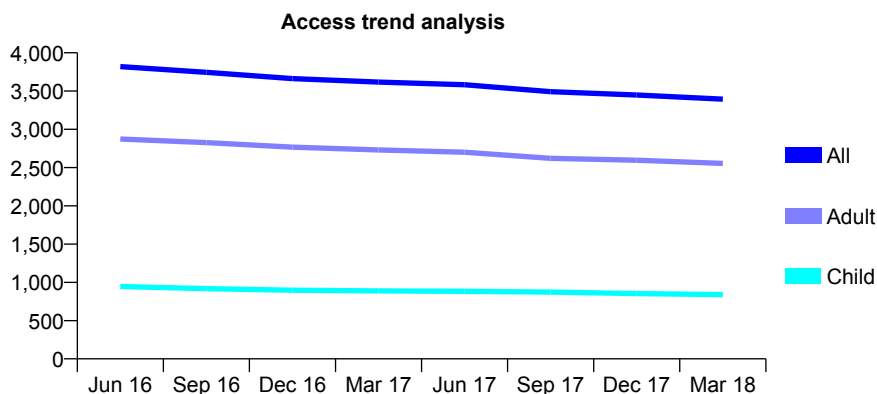
## Q44 - Vital Signs At a Glance Contract Report for 233463/0001 - Year end March 2018

Name or company name	Crown Bank Dental
Contract type name	GDS Contract
Purpose of contract	General
Contract start date	01/04/2006
Contract end date	

17/18 Contracted general activity (UDA)	8,656
Carry forward general activity (UDA)	0
17/18 Contracted orthodontic activity (UOA)	0
Carry forward orthodontic activity (UOA)	0
Baseline contract value	£235,862.63

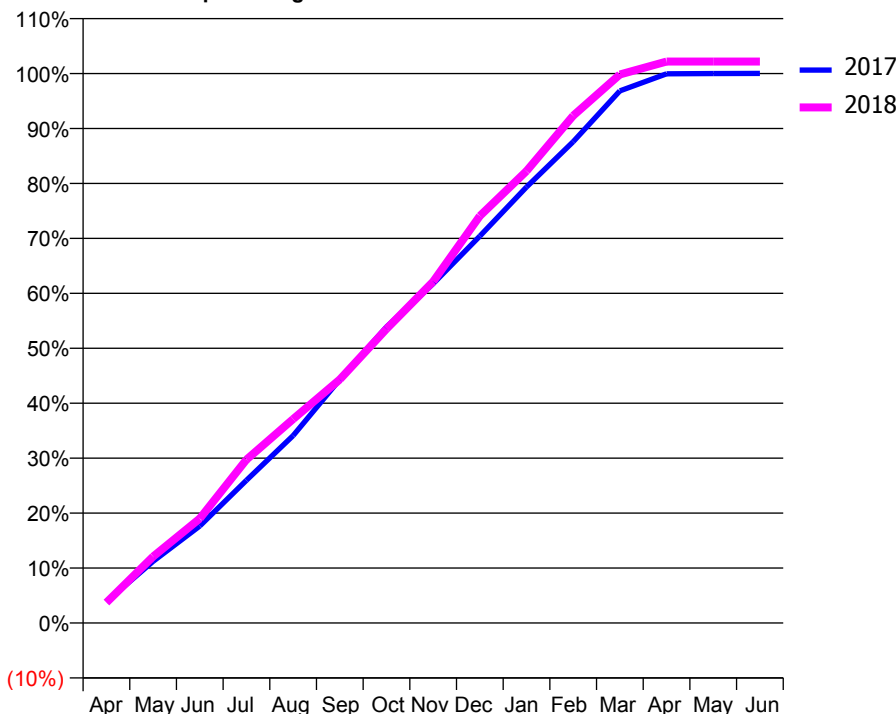
### ACCESS\*

Patients seen in 24 months	Total	Change since previous quarter
Quarter ending March 2017	3,618	
Quarter ending June 2017	3,583	→
Quarter ending September 2017	3,492	↓
Quarter ending December 2017	3,449	↓
Quarter ending March 2018	3,394	↓
<b>Variance since March 2017</b>	<b>(6.2%)</b>	↓



### ACTIVITY

Cumulative percentage of contracted UDA delivered 2017 & 2018



Month	Adjusted Scheduled Activity (UDA)	
	2017	2018
April	338	323
May	979	1,047
June	1,539	1,645
July	2,266	2,575
August	2,974	3,212
September	3,866	3,837
October	4,700	4,633
November	5,386	5,378
December	6,141	6,412
January	6,921	7,120
February	7,640	7,991
March	8,446	8,640
April	8,717	8,844
May	8,721	8,844
June	8,722	8,844

### QUALITY

	Quantity	Base Number	Contract	AT	Region	England
% of FP17s for the same patient ID Re-attending within 3 months - Children	145	1,259	11.5%	11.8%	12.8%	11.9%
% of FP17s for the same patient ID Re-attending within 3 months - Adults	723	3,208	22.5%	17.1%	16.5%	16.0%
% of FP17s for the same patient ID Re-attending between 3 & 9 months - Children	676	1,259	53.7%	57.7%	59.7%	58.3%
% of FP17s for the same patient ID Re-attending between 3 & 9 months - Adults	936	3,208	29.2%	51.0%	52.6%	50.3%
% of FP17s for Band 1 Urgent Courses	602	4,424	13.6%	9.6%	9.1%	9.1%
% of FP17s Relating to Free Repair or Replacements	47	4,424	1.1%	1.1%	1.0%	0.8%
% of FP17s Relating to Continuations	101	4,424	2.3%	1.3%	1.2%	1.0%
% of Patients satisfied with the dentistry they have received	5	5	N/A	91.9%	91.6%	91.5%
% of Patients satisfied with the time they had to wait for an appointment	4	5	N/A	90.8%	88.3%	87.9%

\* This is based on patients treated on this contract for their most recent course of treatment. Figures in italics indicate the base number of FP17s or Patient Questionnaire responses are less than 100. N/A is shown where the base number of responses is less than 10 during the period. % is calculated as Quantity/Base number\*100



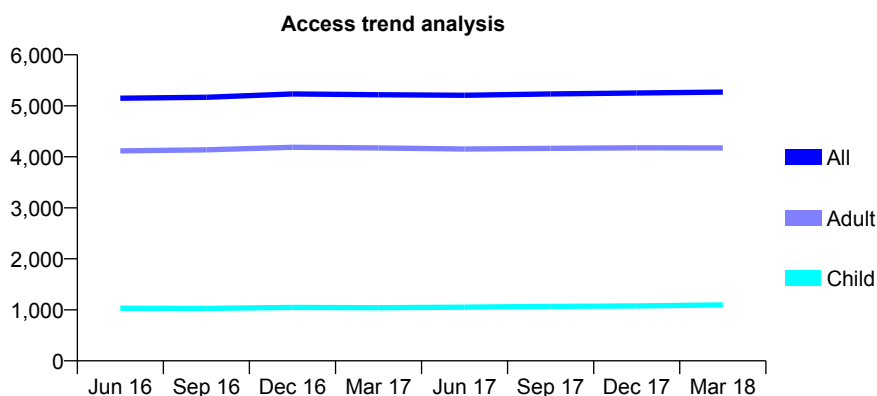
## Q44 - Vital Signs At a Glance Contract Report for 234311/0001 - Year end March 2018

Name or company name	MR A PATEL
Contract type name	GDS Contract
Purpose of contract	General
Contract start date	01/04/2006
Contract end date	

17/18 Contracted general activity (UDA)	16,223
Carry forward general activity (UDA)	170
17/18 Contracted orthodontic activity (UOA)	0
Carry forward orthodontic activity (UOA)	0
Baseline contract value	£463,690.55

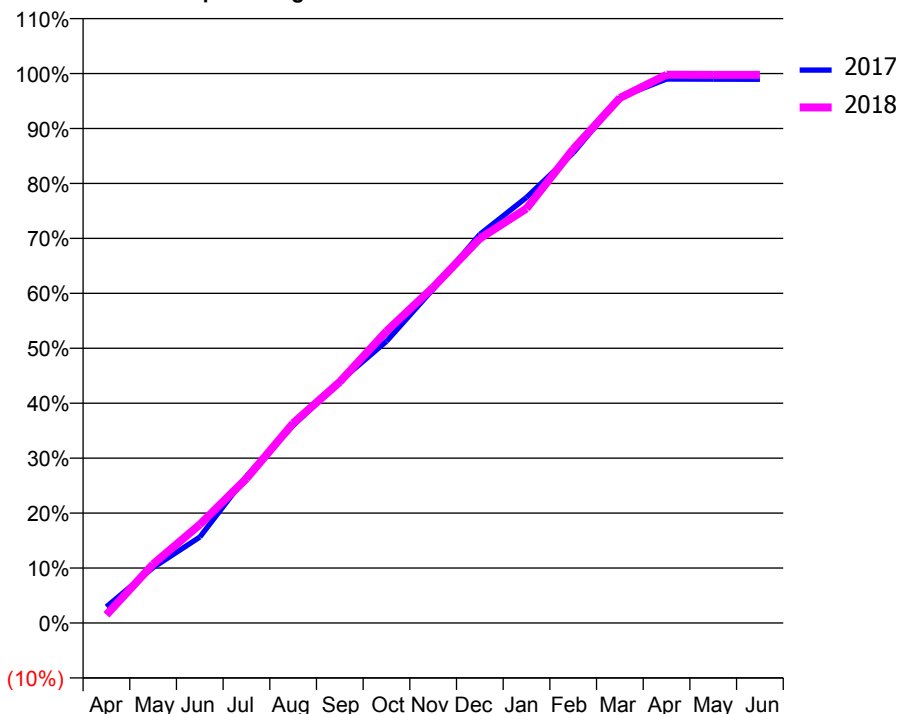
### ACCESS\*

Patients seen in 24 months	Total	Change since previous quarter
Quarter ending March 2017	5,217	
Quarter ending June 2017	5,207	→
Quarter ending September 2017	5,233	→
Quarter ending December 2017	5,252	→
Quarter ending March 2018	5,270	→
<b>Variance since March 2017</b>	<b>1.0%</b>	<b>→</b>



### ACTIVITY

**Cumulative percentage of contracted UDA delivered 2017 & 2018**



**Adjusted Scheduled Activity (UDA)**

Month	2017	2018
April	478	242
May	1,637	1,737
June	2,537	2,907
July	4,332	4,265
August	5,831	5,898
September	7,134	7,118
October	8,318	8,616
November	9,862	9,912
December	11,474	11,350
January	12,564	12,236
February	13,881	13,990
March	15,520	15,502
April	16,060	16,186
May	16,055	16,184
June	16,053	16,184

### QUALITY

	Quantity	Base Number	Contract	AT	Region	England
% of FP17s for the same patient ID Re-attending within 3 months - Children	95	1,642	5.8%	11.8%	12.8%	11.9%
% of FP17s for the same patient ID Re-attending within 3 months - Adults	977	6,351	15.4%	17.1%	16.5%	16.0%
% of FP17s for the same patient ID Re-attending between 3 & 9 months - Children	1,041	1,642	63.4%	57.7%	59.7%	58.3%
% of FP17s for the same patient ID Re-attending between 3 & 9 months - Adults	3,672	6,351	57.8%	51.0%	52.6%	50.3%
% of FP17s for Band 1 Urgent Courses	620	8,030	7.7%	9.6%	9.1%	9.1%
% of FP17s Relating to Free Repair or Replacements	431	8,030	5.4%	1.1%	1.0%	0.8%
% of FP17s Relating to Continuations	48	8,030	0.6%	1.3%	1.2%	1.0%
% of Patients satisfied with the dentistry they have received	15	17	88.2%	91.9%	91.6%	91.5%
% of Patients satisfied with the time they had to wait for an appointment	17	17	100.0%	90.8%	88.3%	87.9%

\* This is based on patients treated on this contract for their most recent course of treatment. Figures in italics indicate the base number of FP17s or Patient Questionnaire responses are less than 100. N/A is shown where the base number of responses is less than 10 during the period. % is calculated as Quantity/Base number\*100

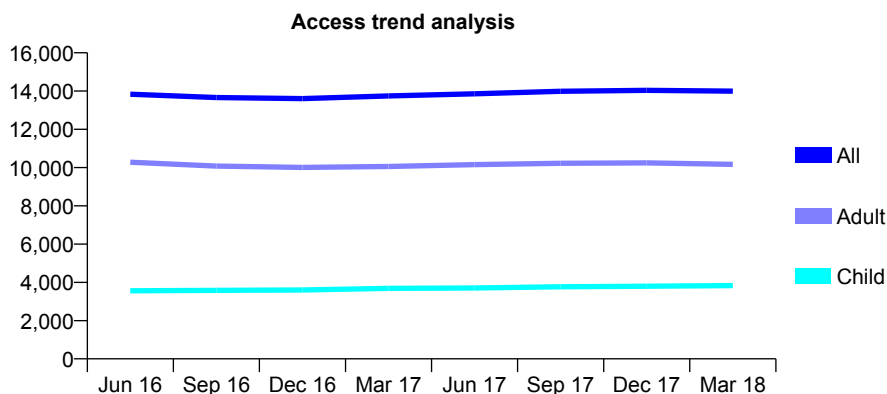
## Q44 - Vital Signs At a Glance Contract Report for 234664/0001 - Year end March 2018

Name or company name	MR CJ ILLINGWORTH
Contract type name	GDS Contract
Purpose of contract	General
Contract start date	01/04/2006
Contract end date	

17/18 Contracted general activity (UDA)	38,500
Carry forward general activity (UDA)	0
17/18 Contracted orthodontic activity (UOA)	0
Carry forward orthodontic activity (UOA)	0
Baseline contract value	£918,798.13

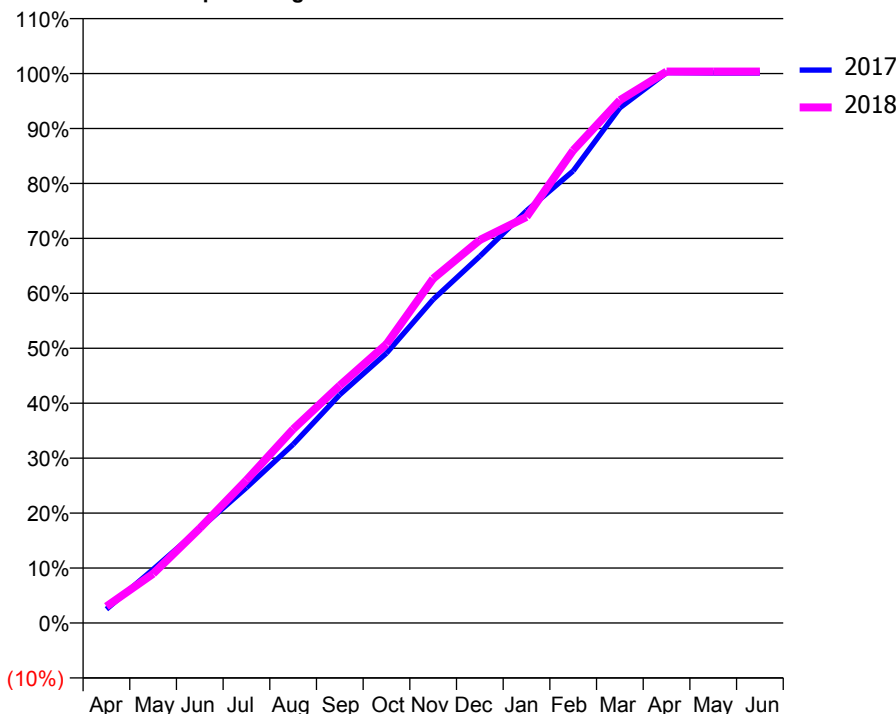
### ACCESS\*

Patients seen in 24 months	Total	Change since previous quarter
Quarter ending March 2017	13,743	
Quarter ending June 2017	13,855	→
Quarter ending September 2017	13,986	→
Quarter ending December 2017	14,038	→
Quarter ending March 2018	13,996	→
<b>Variance since March 2017</b>	<b>1.8%</b>	<b>→</b>



### ACTIVITY

Cumulative percentage of contracted UDA delivered 2017 & 2018



Month	Adjusted Scheduled Activity (UDA)	
	2017	2018
April	967	1,160
May	3,767	3,449
June	6,634	6,641
July	9,504	10,013
August	12,535	13,580
September	16,025	16,644
October	18,939	19,539
November	22,707	24,130
December	25,748	26,842
January	28,939	28,453
February	31,735	33,114
March	36,163	36,632
April	38,628	38,639
May	38,604	38,633
June	38,604	38,633

### QUALITY

	Quantity	Base Number	Contract	AT	Region	England
% of FP17s for the same patient ID Re-attending within 3 months - Children	505	6,356	7.9%	11.8%	12.8%	11.9%
% of FP17s for the same patient ID Re-attending within 3 months - Adults	2,153	14,371	15.0%	17.1%	16.5%	16.0%
% of FP17s for the same patient ID Re-attending between 3 & 9 months - Children	4,300	6,356	67.7%	57.7%	59.7%	58.3%
% of FP17s for the same patient ID Re-attending between 3 & 9 months - Adults	7,432	14,371	51.7%	51.0%	52.6%	50.3%
% of FP17s for Band 1 Urgent Courses	2,302	20,637	11.2%	9.6%	9.1%	9.1%
% of FP17s Relating to Free Repair or Replacements	188	20,637	0.9%	1.1%	1.0%	0.8%
% of FP17s Relating to Continuations	77	20,637	0.4%	1.3%	1.2%	1.0%
% of Patients satisfied with the dentistry they have received	42	47	89.4%	91.9%	91.6%	91.5%
% of Patients satisfied with the time they had to wait for an appointment	40	47	85.1%	90.8%	88.3%	87.9%

\* This is based on patients treated on this contract for their most recent course of treatment. Figures in italics indicate the base number of FP17s or Patient Questionnaire responses are less than 100. N/A is shown where the base number of responses is less than 10 during the period. % is calculated as Quantity/Base number\*100

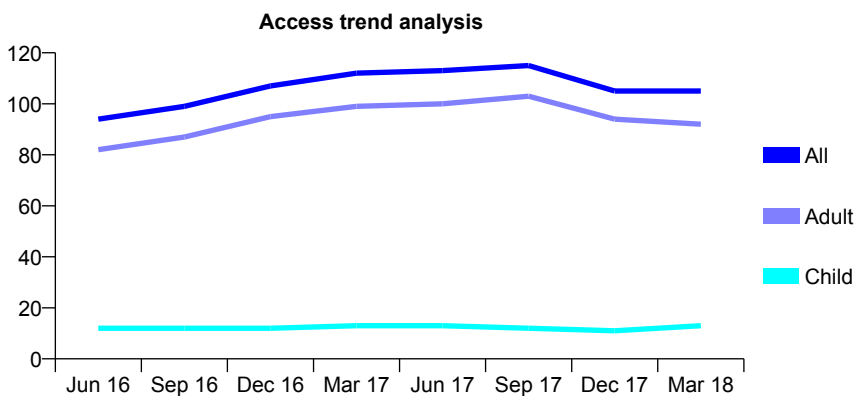
## Q44 - Vital Signs At a Glance Contract Report for 240788/0003 - Year end March 2018

Name or company name	MR TA PARR
Contract type name	GDS Contract
Purpose of contract	General
Contract start date	01/04/2006
Contract end date	

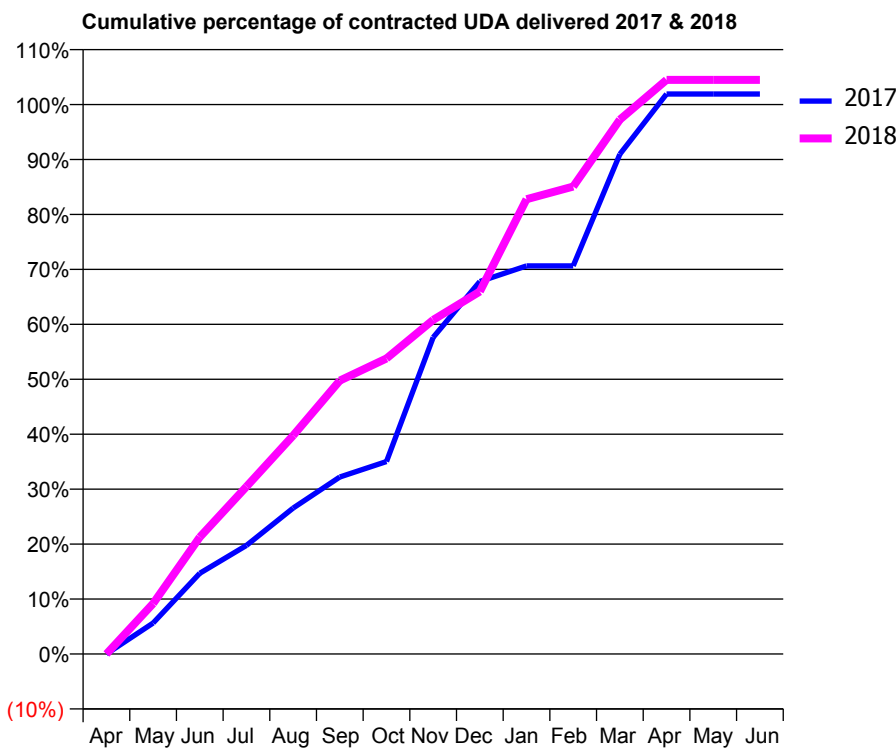
17/18 Contracted general activity (UDA)	174
Carry forward general activity (UDA)	0
17/18 Contracted orthodontic activity (UOA)	0
Carry forward orthodontic activity (UOA)	0
Baseline contract value	£4,123.39

### ACCESS\*

Patients seen in 24 months	Total	Change since previous quarter
Quarter ending March 2017	112	
Quarter ending June 2017	113	→
Quarter ending September 2017	115	→
Quarter ending December 2017	105	↓
Quarter ending March 2018	105	→
<b>Variance since March 2017</b>	<b>(6.3%)</b>	<b>↓</b>



### ACTIVITY



Month	Adjusted Scheduled Activity (UDA)	
	2017	2018
April	0	0
May	10	16
June	26	37
July	35	53
August	47	69
September	57	87
October	62	94
November	102	106
December	120	115
January	125	144
February	125	148
March	161	169
April	180	182
May	180	182
June	180	182

### QUALITY

	Quantity	Base Number	Contract	AT	Region	England
% of FP17s for the same patient ID Re-attending within 3 months - Children	0	24	0.0%	11.8%	12.8%	11.9%
% of FP17s for the same patient ID Re-attending within 3 months - Adults	9	86	10.5%	17.1%	16.5%	16.0%
% of FP17s for the same patient ID Re-attending between 3 & 9 months - Children	13	24	54.2%	57.7%	59.7%	58.3%
% of FP17s for the same patient ID Re-attending between 3 & 9 months - Adults	15	86	17.4%	51.0%	52.6%	50.3%
% of FP17s for Band 1 Urgent Courses	9	106	8.5%	9.6%	9.1%	9.1%
% of FP17s Relating to Free Repair or Replacements	0	106	0.0%	1.1%	1.0%	0.8%
% of FP17s Relating to Continuations	0	106	0.0%	1.3%	1.2%	1.0%
% of Patients satisfied with the dentistry they have received	0	0	N/A	91.9%	91.6%	91.5%
% of Patients satisfied with the time they had to wait for an appointment	0	0	N/A	90.8%	88.3%	87.9%

\* This is based on patients treated on this contract for their most recent course of treatment. Figures in italics indicate the base number of FP17s or Patient Questionnaire responses are less than 100. N/A is shown where the base number of responses is less than 10 during the period. % is calculated as Quantity/Base number\*100

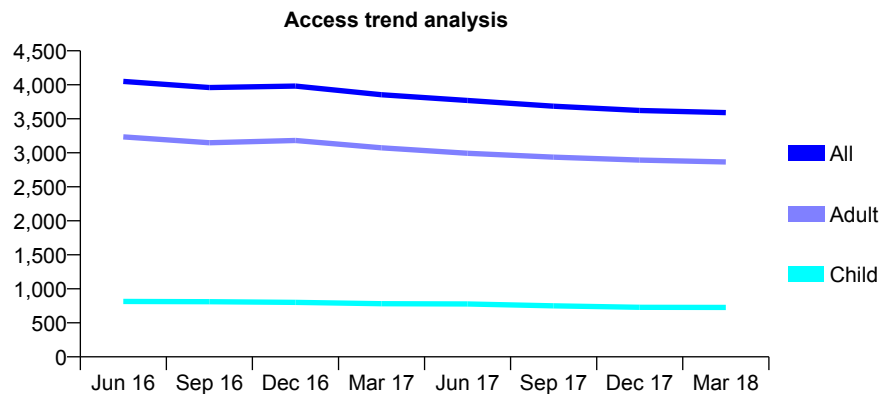
## Q44 - Vital Signs At a Glance Contract Report for 243876/0001 - Year end March 2018

Name or company name	MR CG BLACK
Contract type name	GDS Contract
Purpose of contract	General
Contract start date	01/04/2006
Contract end date	

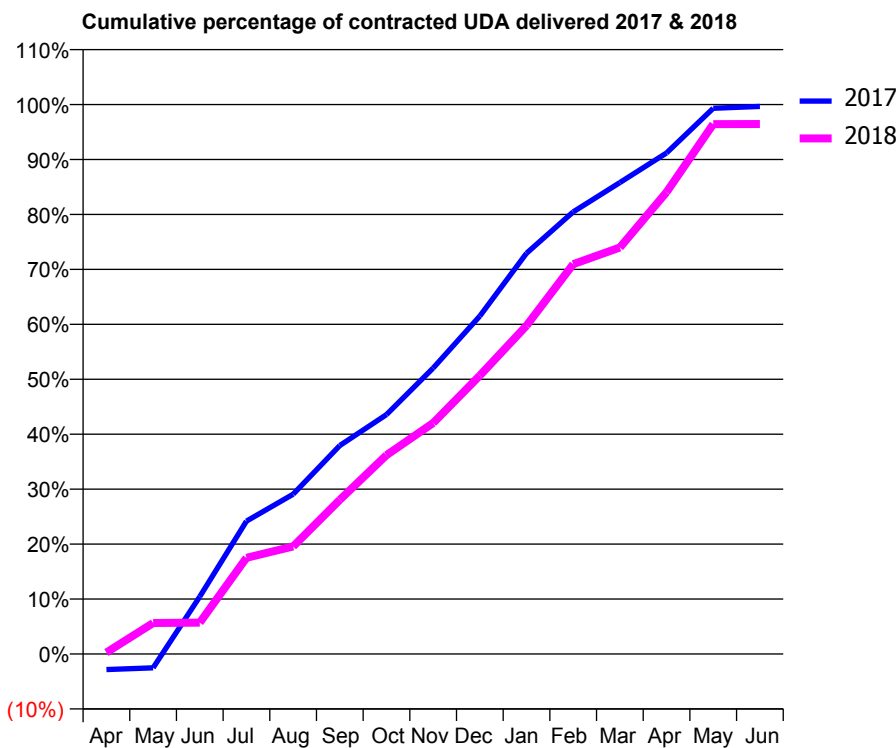
17/18 Contracted general activity (UDA)	12,522
Carry forward general activity (UDA)	43
17/18 Contracted orthodontic activity (UOA)	0
Carry forward orthodontic activity (UOA)	0
Baseline contract value	£365,809.30

### ACCESS\*

Patients seen in 24 months	Total	Change since previous quarter
Quarter ending March 2017	3,854	
Quarter ending June 2017	3,770	↓
Quarter ending September 2017	3,686	↓
Quarter ending December 2017	3,622	↓
Quarter ending March 2018	3,592	→
<b>Variance since March 2017</b>	<b>(6.8%)</b>	<b>↓</b>



### ACTIVITY



Month	Adjusted Scheduled Activity (UDA)	
	2017	2018
April	-357	34
May	-317	706
June	1,309	716
July	3,028	2,192
August	3,641	2,451
September	4,752	3,514
October	5,457	4,534
November	6,517	5,265
December	7,700	6,346
January	9,132	7,483
February	10,074	8,884
March	10,745	9,265
April	11,417	10,525
May	12,437	12,075
June	12,479	12,076

### QUALITY

	Quantity	Base Number	Contract	AT	Region	England
% of FP17s for the same patient ID Re-attending within 3 months - Children	95	1,032	9.2%	11.8%	12.8%	11.9%
% of FP17s for the same patient ID Re-attending within 3 months - Adults	628	3,819	16.4%	17.1%	16.5%	16.0%
% of FP17s for the same patient ID Re-attending between 3 & 9 months - Children	662	1,032	64.1%	57.7%	59.7%	58.3%
% of FP17s for the same patient ID Re-attending between 3 & 9 months - Adults	2,160	3,819	56.6%	51.0%	52.6%	50.3%
% of FP17s for Band 1 Urgent Courses	231	5,125	4.5%	9.6%	9.1%	9.1%
% of FP17s Relating to Free Repair or Replacements	56	5,125	1.1%	1.1%	1.0%	0.8%
% of FP17s Relating to Continuations	16	5,125	0.3%	1.3%	1.2%	1.0%
% of Patients satisfied with the dentistry they have received	11	12	91.7%	91.9%	91.6%	91.5%
% of Patients satisfied with the time they had to wait for an appointment	10	12	83.3%	90.8%	88.3%	87.9%

\* This is based on patients treated on this contract for their most recent course of treatment. Figures in italics indicate the base number of FP17s or Patient Questionnaire responses are less than 100. N/A is shown where the base number of responses is less than 10 during the period. % is calculated as Quantity/Base number\*100

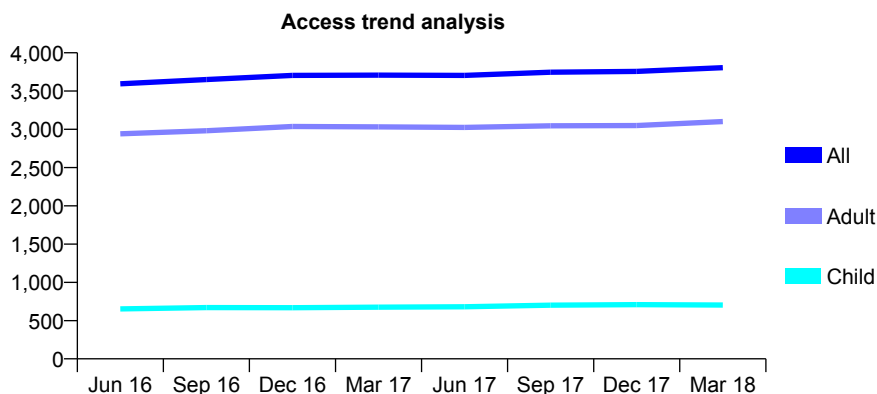
## Q44 - Vital Signs At a Glance Contract Report for 245089/0001 - Year end March 2018

Name or company name	MR TJ GREENE
Contract type name	GDS Contract
Purpose of contract	General
Contract start date	01/04/2006
Contract end date	

17/18 Contracted general activity (UDA)	9,712
Carry forward general activity (UDA)	0
17/18 Contracted orthodontic activity (UOA)	0
Carry forward orthodontic activity (UOA)	0
Baseline contract value	£220,172.23

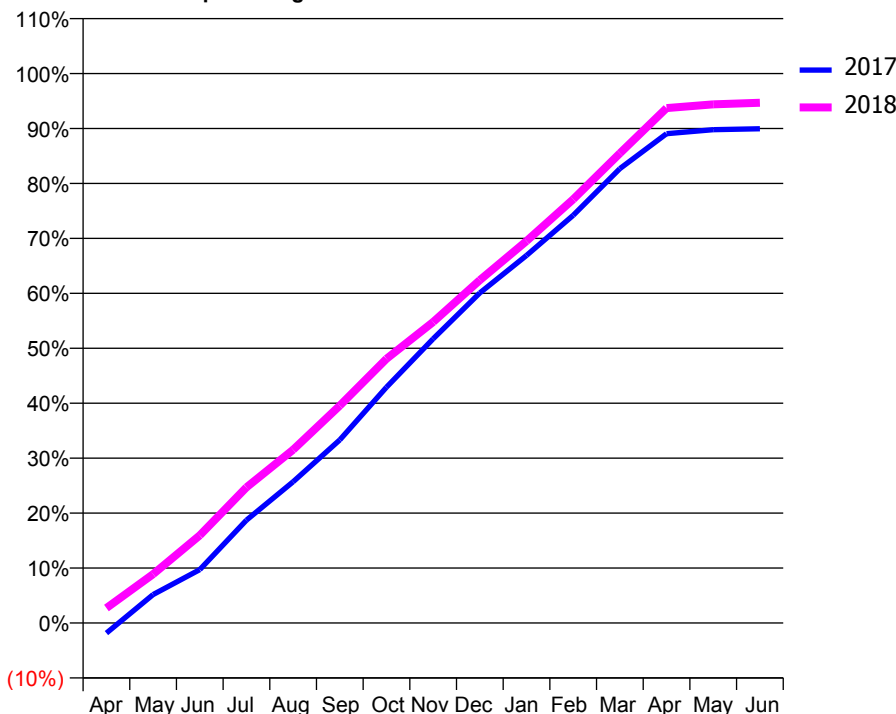
### ACCESS\*

Patients seen in 24 months	Total	Change since previous quarter
Quarter ending March 2017	3,708	
Quarter ending June 2017	3,705	→
Quarter ending September 2017	3,747	→
Quarter ending December 2017	3,757	→
Quarter ending March 2018	3,806	→
<b>Variance since March 2017</b>	<b>2.6%</b>	<b>↑</b>



### ACTIVITY

Cumulative percentage of contracted UDA delivered 2017 & 2018



Month	Adjusted Scheduled Activity (UDA)	
	2017	2018
April	-180	264
May	503	864
June	945	1,550
July	1,818	2,397
August	2,497	3,063
September	3,238	3,843
October	4,169	4,670
November	5,023	5,322
December	5,834	6,060
January	6,496	6,750
February	7,205	7,488
March	8,031	8,301
April	8,648	9,100
May	8,718	9,166
June	8,734	9,196

### QUALITY

	Quantity	Base Number	Contract	AT	Region	England
% of FP17s for the same patient ID Re-attending within 3 months - Children	60	1,190	5.0%	11.8%	12.8%	11.9%
% of FP17s for the same patient ID Re-attending within 3 months - Adults	508	4,970	10.2%	17.1%	16.5%	16.0%
% of FP17s for the same patient ID Re-attending between 3 & 9 months - Children	872	1,190	73.3%	57.7%	59.7%	58.3%
% of FP17s for the same patient ID Re-attending between 3 & 9 months - Adults	3,550	4,970	71.4%	51.0%	52.6%	50.3%
% of FP17s for Band 1 Urgent Courses	99	5,804	1.7%	9.6%	9.1%	9.1%
% of FP17s Relating to Free Repair or Replacements	29	5,804	0.5%	1.1%	1.0%	0.8%
% of FP17s Relating to Continuations	40	5,804	0.7%	1.3%	1.2%	1.0%
% of Patients satisfied with the dentistry they have received	8	9	N/A	91.9%	91.6%	91.5%
% of Patients satisfied with the time they had to wait for an appointment	8	9	N/A	90.8%	88.3%	87.9%

\* This is based on patients treated on this contract for their most recent course of treatment. Figures in italics indicate the base number of FP17s or Patient Questionnaire responses are less than 100. N/A is shown where the base number of responses is less than 10 during the period. % is calculated as Quantity/Base number\*100

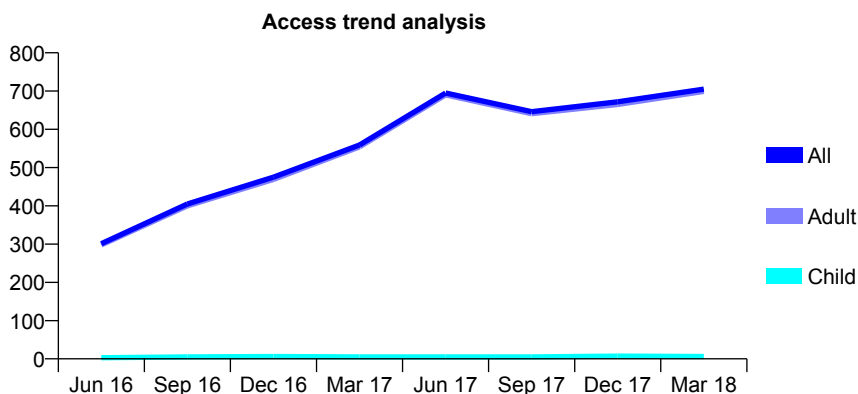
## Q44 - Vital Signs At a Glance Contract Report for 258024/0003 - Year end March 2018

Name or company name	MR HD AHOVI
Contract type name	PDS Contract
Purpose of contract	General
Contract start date	01/07/2015
Contract end date	30/11/2019

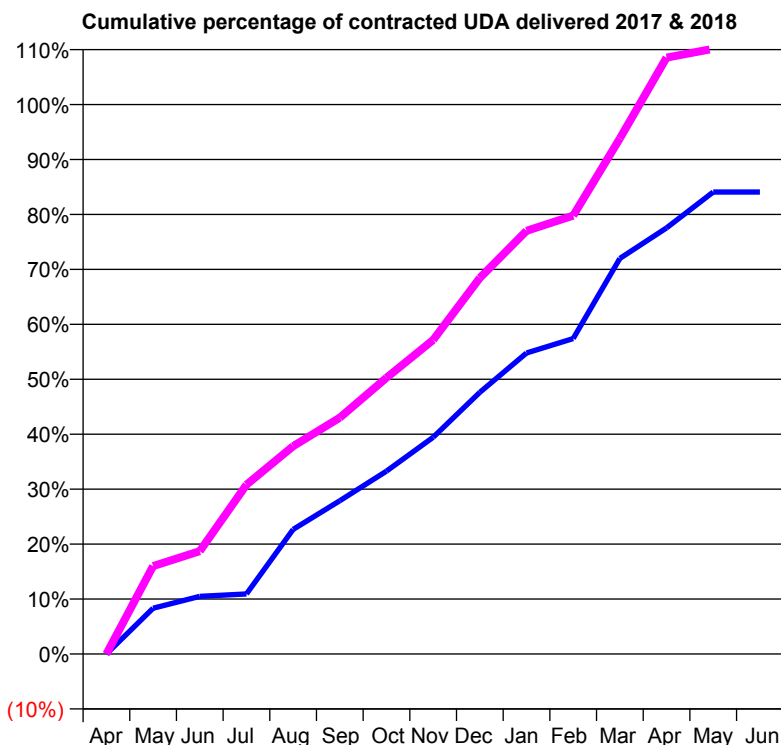
17/18 Contracted general activity (UDA)	2,250
Carry forward general activity (UDA)	0
17/18 Contracted orthodontic activity (UOA)	0
Carry forward orthodontic activity (UOA)	0
Baseline contract value	£134,602.29

### ACCESS\*

Patients seen in 24 months	Total	Change since previous quarter
Quarter ending March 2017	559	
Quarter ending June 2017	695	↑
Quarter ending September 2017	646	↓
Quarter ending December 2017	672	↑
Quarter ending March 2018	705	↑
<b>Variance since March 2017</b>	<b>26.1%</b>	<b>↑</b>



### ACTIVITY



Month	Adjusted Scheduled Activity (UDA)	
	2017	2018
April	0	0
May	221	360
June	278	421
July	290	693
August	601	851
September	739	968
October	882	1,131
November	1,045	1,286
December	1,262	1,540
January	1,452	1,733
February	1,521	1,795
March	1,908	2,111
April	2,055	2,442
May	2,228	2,478
June	2,228	2,478

### QUALITY

	Quantity	Base Number	Contract	AT	Region	England
% of FP17s for the same patient ID Re-attending within 3 months - Children	1	11	9.1%	11.8%	12.8%	11.9%
% of FP17s for the same patient ID Re-attending within 3 months - Adults	29	836	3.5%	17.1%	16.5%	16.0%
% of FP17s for the same patient ID Re-attending between 3 & 9 months - Children	0	11	0.0%	57.7%	59.7%	58.3%
% of FP17s for the same patient ID Re-attending between 3 & 9 months - Adults	12	836	1.4%	51.0%	52.6%	50.3%
% of FP17s for Band 1 Urgent Courses	0	861	0.0%	9.6%	9.1%	9.1%
% of FP17s Relating to Free Repair or Replacements	0	861	0.0%	1.1%	1.0%	0.8%
% of FP17s Relating to Continuations	0	861	0.0%	1.3%	1.2%	1.0%
% of Patients satisfied with the dentistry they have received	1	1	N/A	91.9%	91.6%	91.5%
% of Patients satisfied with the time they had to wait for an appointment	1	1	N/A	90.8%	88.3%	87.9%

\* This is based on patients treated on this contract for their most recent course of treatment. Figures in italics indicate the base number of FP17s or Patient Questionnaire responses are less than 100. N/A is shown where the base number of responses is less than 10 during the period. % is calculated as Quantity/Base number\*100

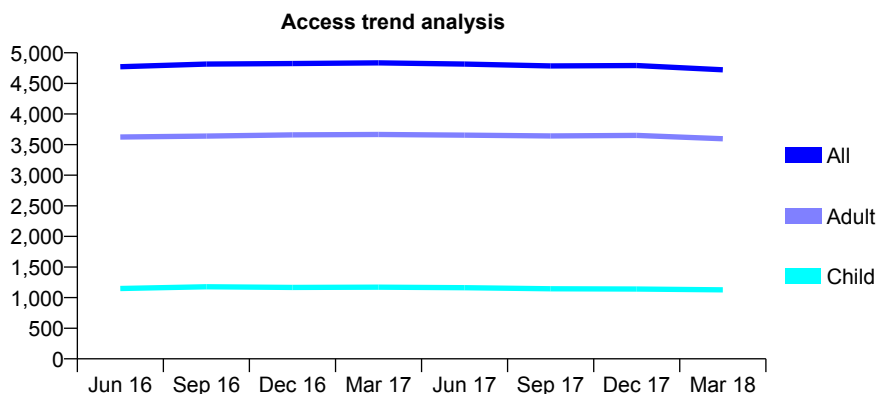
## Q44 - Vital Signs At a Glance Contract Report for 299901/0001 - Year end March 2018

Name or company name	MR J SREERAM
Contract type name	GDS Contract
Purpose of contract	General
Contract start date	01/06/2012
Contract end date	

17/18 Contracted general activity (UDA)	17,225
Carry forward general activity (UDA)	132
17/18 Contracted orthodontic activity (UOA)	0
Carry forward orthodontic activity (UOA)	0
Baseline contract value	£442,726.40

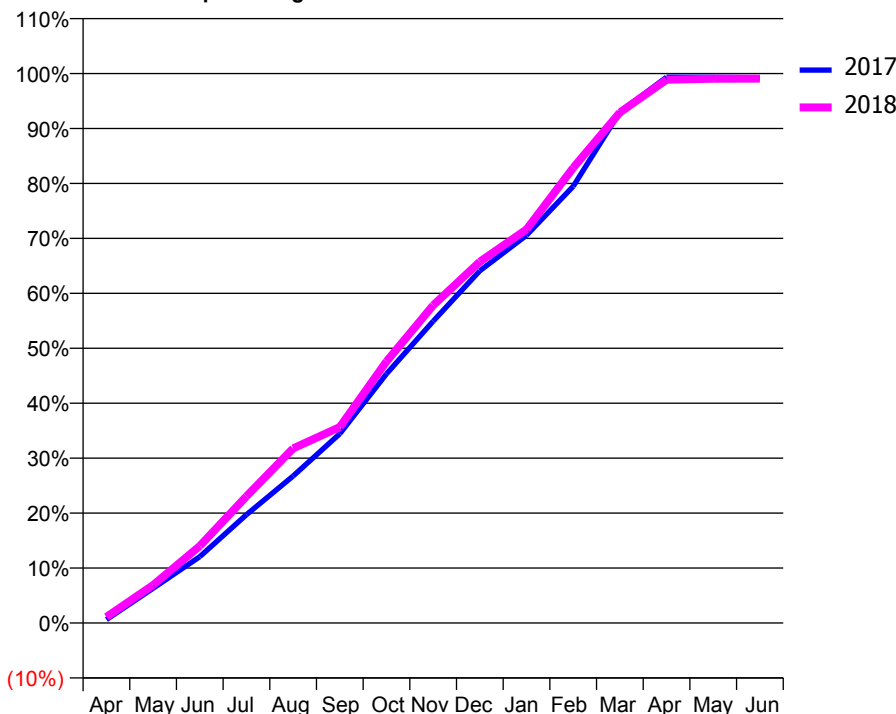
### ACCESS\*

Patients seen in 24 months	Total	Change since previous quarter
Quarter ending March 2017	4,835	
Quarter ending June 2017	4,816	→
Quarter ending September 2017	4,785	→
Quarter ending December 2017	4,791	→
Quarter ending March 2018	4,723	↓
<b>Variance since March 2017</b>	<b>(2.3%)</b>	<b>↓</b>



### ACTIVITY

Cumulative percentage of contracted UDA delivered 2017 & 2018



Month	Adjusted Scheduled Activity (UDA)	
	2017	2018
April	107	190
May	1,087	1,189
June	2,080	2,414
July	3,397	3,971
August	4,610	5,472
September	5,933	6,141
October	7,809	8,200
November	9,462	9,960
December	11,043	11,326
January	12,155	12,336
February	13,686	14,270
March	16,021	16,001
April	17,109	17,030
May	17,107	17,062
June	17,093	17,064

### QUALITY

	Quantity	Base Number	Contract	AT	Region	England
% of FP17s for the same patient ID Re-attending within 3 months - Children	468	2,182	21.4%	11.8%	12.8%	11.9%
% of FP17s for the same patient ID Re-attending within 3 months - Adults	1,045	5,623	18.6%	17.1%	16.5%	16.0%
% of FP17s for the same patient ID Re-attending between 3 & 9 months - Children	1,291	2,182	59.2%	57.7%	59.7%	58.3%
% of FP17s for the same patient ID Re-attending between 3 & 9 months - Adults	3,330	5,623	59.2%	51.0%	52.6%	50.3%
% of FP17s for Band 1 Urgent Courses	391	7,790	5.0%	9.6%	9.1%	9.1%
% of FP17s Relating to Free Repair or Replacements	194	7,790	2.5%	1.1%	1.0%	0.8%
% of FP17s Relating to Continuations	110	7,790	1.4%	1.3%	1.2%	1.0%
% of Patients satisfied with the dentistry they have received	9	9	N/A	91.9%	91.6%	91.5%
% of Patients satisfied with the time they had to wait for an appointment	8	9	N/A	90.8%	88.3%	87.9%

\* This is based on patients treated on this contract for their most recent course of treatment. Figures in italics indicate the base number of FP17s or Patient Questionnaire responses are less than 100. N/A is shown where the base number of responses is less than 10 during the period. % is calculated as Quantity/Base number\*100



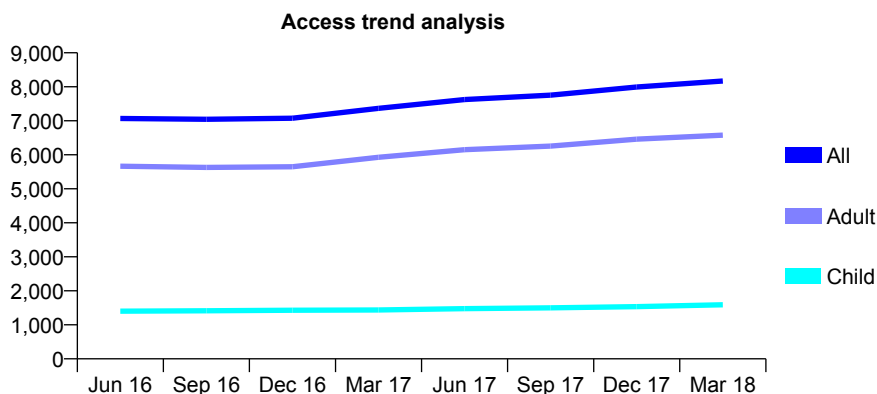
## Q44 - Vital Signs At a Glance Contract Report for 308641/0001 - Year end March 2018

Name or company name	MR SJ WRIGHT
Contract type name	Pilot Contract
Purpose of contract	General
Contract start date	01/04/2006
Contract end date	

17/18 Contracted general activity (UDA)	27,138
Carry forward general activity (UDA)	0
17/18 Contracted orthodontic activity (UOA)	0
Carry forward orthodontic activity (UOA)	0
Baseline contract value	£791,455.97

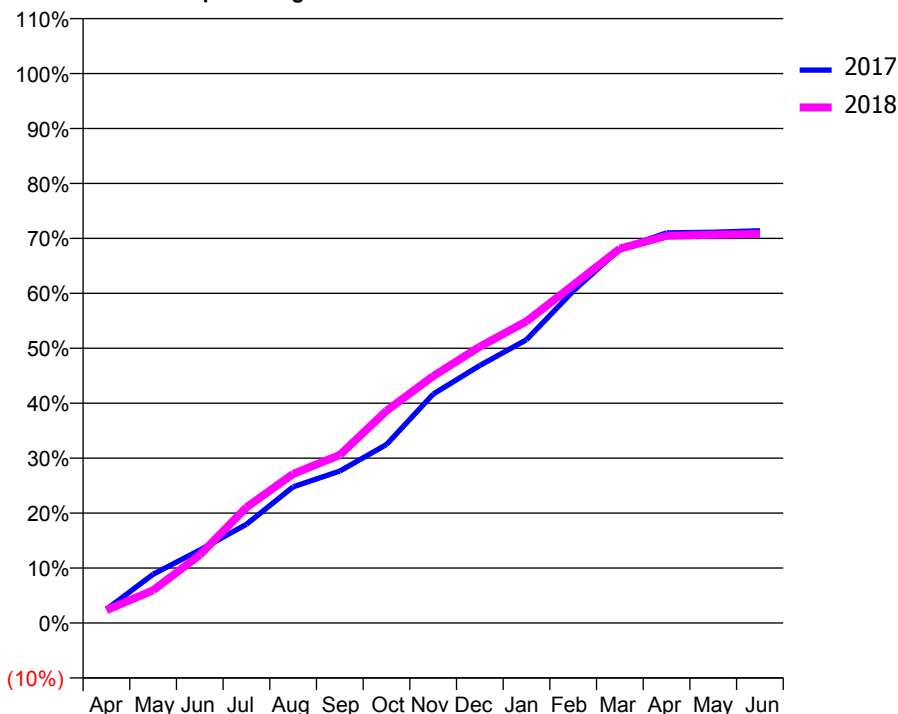
### ACCESS\*

Patients seen in 24 months	Total	Change since previous quarter
Quarter ending March 2017	7,368	
Quarter ending June 2017	7,626	↑
Quarter ending September 2017	7,754	→
Quarter ending December 2017	7,995	↑
Quarter ending March 2018	8,169	↑
<b>Variance since March 2017</b>	<b>10.9%</b>	<b>↑</b>



### ACTIVITY

Cumulative percentage of contracted UDA delivered 2017 & 2018



Month	Adjusted Scheduled Activity (UDA)	
	2017	2018
April	676	636
May	2,406	1,617
June	3,608	3,362
July	4,879	5,712
August	6,727	7,365
September	7,504	8,302
October	8,815	10,478
November	11,305	12,194
December	12,717	13,647
January	13,989	14,900
February	16,396	16,692
March	18,475	18,489
April	19,265	19,118
May	19,299	19,173
June	19,374	19,212

### QUALITY

	Quantity	Base Number	Contract	AT	Region	England
% of FP17s for the same patient ID Re-attending within 3 months - Children	72	1,663	4.3%	11.8%	12.8%	11.9%
% of FP17s for the same patient ID Re-attending within 3 months - Adults	685	6,640	10.3%	17.1%	16.5%	16.0%
% of FP17s for the same patient ID Re-attending between 3 & 9 months - Children	445	1,663	26.8%	57.7%	59.7%	58.3%
% of FP17s for the same patient ID Re-attending between 3 & 9 months - Adults	2,090	6,640	31.5%	51.0%	52.6%	50.3%
% of FP17s for Band 1 Urgent Courses	721	8,162	8.8%	9.6%	9.1%	9.1%
% of FP17s Relating to Free Repair or Replacements	52	8,162	0.6%	1.1%	1.0%	0.8%
% of FP17s Relating to Continuations	95	8,162	1.2%	1.3%	1.2%	1.0%
% of Patients satisfied with the dentistry they have received	5	5	N/A	91.9%	91.6%	91.5%
% of Patients satisfied with the time they had to wait for an appointment	5	5	N/A	90.8%	88.3%	87.9%

\* This is based on patients treated on this contract for their most recent course of treatment. Figures in italics indicate the base number of FP17s or Patient Questionnaire responses are less than 100. N/A is shown where the base number of responses is less than 10 during the period. % is calculated as Quantity/Base number\*100

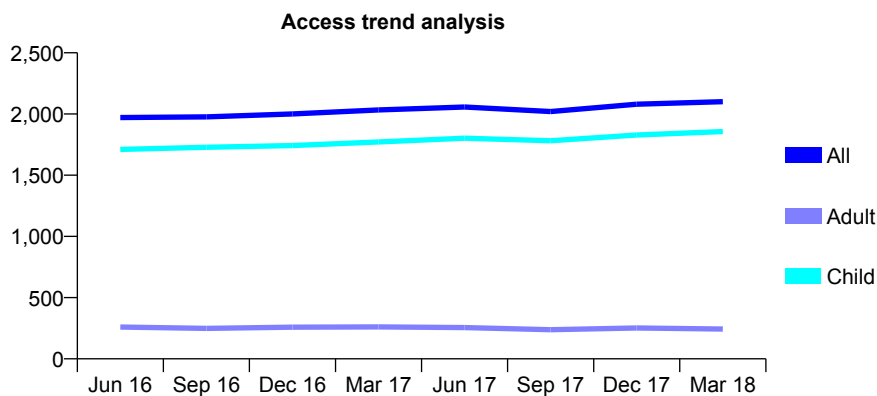
## Q44 - Vital Signs At a Glance Contract Report for 318957/0001 - Year end March 2018

Name or company name	MR SD MULCAHY
Contract type name	GDS Contract
Purpose of contract	General
Contract start date	01/04/2006
Contract end date	

17/18 Contracted general activity (UDA)	4,000
Carry forward general activity (UDA)	7
17/18 Contracted orthodontic activity (UOA)	0
Carry forward orthodontic activity (UOA)	0
Baseline contract value	£105,134.14

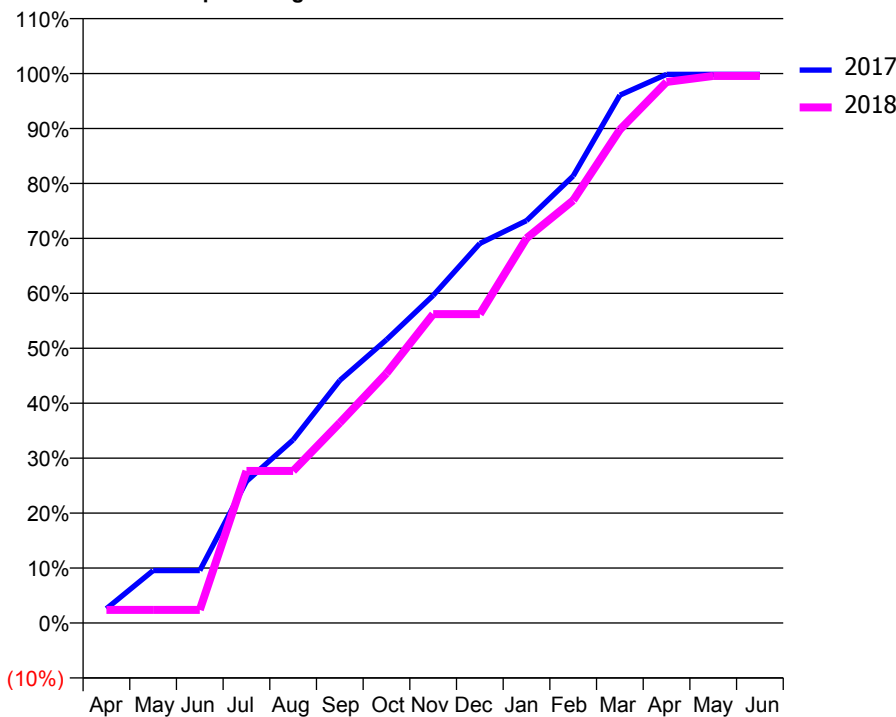
### ACCESS\*

Patients seen in 24 months	Total	Change since previous quarter
Quarter ending March 2017	2,033	
Quarter ending June 2017	2,057	→
Quarter ending September 2017	2,020	↓
Quarter ending December 2017	2,080	↑
Quarter ending March 2018	2,101	→
<b>Variance since March 2017</b>	<b>3.3%</b>	<b>↑</b>



### ACTIVITY

Cumulative percentage of contracted UDA delivered 2017 & 2018



Month	Adjusted Scheduled Activity (UDA)	
	2017	2018
April	104	95
May	382	95
June	382	95
July	1,032	1,107
August	1,334	1,107
September	1,766	1,457
October	2,062	1,818
November	2,385	2,248
December	2,763	2,248
January	2,929	2,801
February	3,254	3,076
March	3,843	3,591
April	3,993	3,939
May	3,993	3,982
June	3,993	3,982

### QUALITY

	Quantity	Base Number	Contract	AT	Region	England
% of FP17s for the same patient ID Re-attending within 3 months - Children	176	2,663	6.6%	11.8%	12.8%	11.9%
% of FP17s for the same patient ID Re-attending within 3 months - Adults	5	98	5.1%	17.1%	16.5%	16.0%
% of FP17s for the same patient ID Re-attending between 3 & 9 months - Children	1,615	2,663	60.6%	57.7%	59.7%	58.3%
% of FP17s for the same patient ID Re-attending between 3 & 9 months - Adults	60	98	61.2%	51.0%	52.6%	50.3%
% of FP17s for Band 1 Urgent Courses	131	2,940	4.5%	9.6%	9.1%	9.1%
% of FP17s Relating to Free Repair or Replacements	0	2,940	0.0%	1.1%	1.0%	0.8%
% of FP17s Relating to Continuations	22	2,940	0.7%	1.3%	1.2%	1.0%
% of Patients satisfied with the dentistry they have received	3	4	N/A	91.9%	91.6%	91.5%
% of Patients satisfied with the time they had to wait for an appointment	4	4	N/A	90.8%	88.3%	87.9%

\* This is based on patients treated on this contract for their most recent course of treatment. Figures in italics indicate the base number of FP17s or Patient Questionnaire responses are less than 100. N/A is shown where the base number of responses is less than 10 during the period. % is calculated as Quantity/Base number\*100

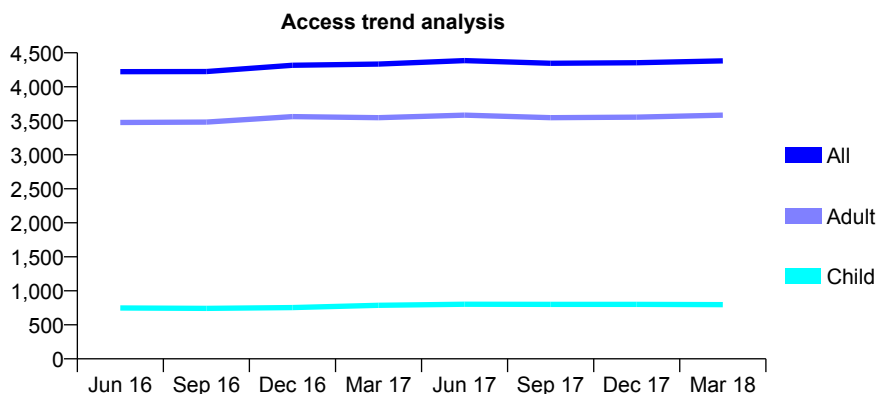
## Q44 - Vital Signs At a Glance Contract Report for 321486/0001 - Year end March 2018

Name or company name	MR AD MORTON
Contract type name	GDS Contract
Purpose of contract	General
Contract start date	01/04/2006
Contract end date	

17/18 Contracted general activity (UDA)	12,706
Carry forward general activity (UDA)	0
17/18 Contracted orthodontic activity (UOA)	0
Carry forward orthodontic activity (UOA)	0
Baseline contract value	£348,780.14

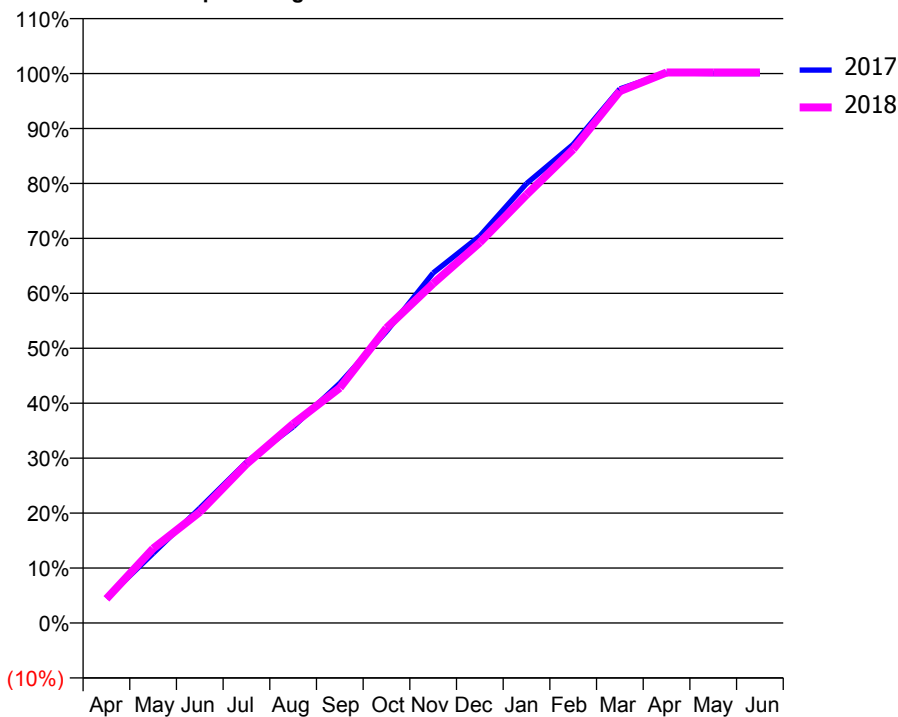
### ACCESS\*

Patients seen in 24 months	Total	Change since previous quarter
Quarter ending March 2017	4,334	
Quarter ending June 2017	4,386	→
Quarter ending September 2017	4,347	→
Quarter ending December 2017	4,354	→
Quarter ending March 2018	4,382	→
<b>Variance since March 2017</b>	<b>1.1%</b>	<b>→</b>



### ACTIVITY

Cumulative percentage of contracted UDA delivered 2017 & 2018



Month	Adjusted Scheduled Activity (UDA)	
	2017	2018
April	572	560
May	1,616	1,722
June	2,663	2,567
July	3,729	3,677
August	4,549	4,605
September	5,559	5,438
October	6,759	6,822
November	8,114	7,850
December	8,971	8,800
January	10,185	9,902
February	11,094	10,953
March	12,380	12,297
April	12,749	12,730
May	12,736	12,730
June	12,736	12,730

### QUALITY

	Quantity	Base Number	Contract	AT	Region	England
% of FP17s for the same patient ID Re-attending within 3 months - Children	73	1,364	5.4%	11.8%	12.8%	11.9%
% of FP17s for the same patient ID Re-attending within 3 months - Adults	658	4,893	13.4%	17.1%	16.5%	16.0%
% of FP17s for the same patient ID Re-attending between 3 & 9 months - Children	917	1,364	67.2%	57.7%	59.7%	58.3%
% of FP17s for the same patient ID Re-attending between 3 & 9 months - Adults	2,534	4,893	51.8%	51.0%	52.6%	50.3%
% of FP17s for Band 1 Urgent Courses	431	6,242	6.9%	9.6%	9.1%	9.1%
% of FP17s Relating to Free Repair or Replacements	147	6,242	2.4%	1.1%	1.0%	0.8%
% of FP17s Relating to Continuations	47	6,242	0.8%	1.3%	1.2%	1.0%
% of Patients satisfied with the dentistry they have received	6	7	N/A	91.9%	91.6%	91.5%
% of Patients satisfied with the time they had to wait for an appointment	6	7	N/A	90.8%	88.3%	87.9%

\* This is based on patients treated on this contract for their most recent course of treatment. Figures in italics indicate the base number of FP17s or Patient Questionnaire responses are less than 100. N/A is shown where the base number of responses is less than 10 during the period. % is calculated as Quantity/Base number\*100

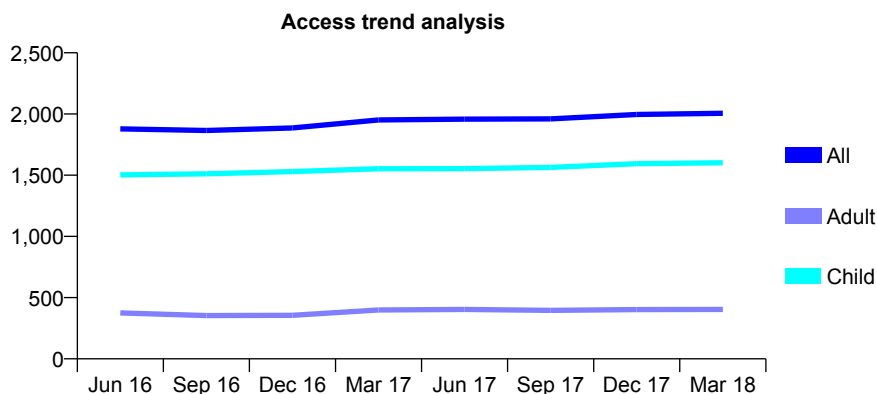
## Q44 - Vital Signs At a Glance Contract Report for 327123/0002 - Year end March 2018

Name or company name	MRS JM COOPER
Contract type name	GDS Contract
Purpose of contract	General
Contract start date	01/04/2007
Contract end date	

17/18 Contracted general activity (UDA)	4,180
Carry forward general activity (UDA)	68
17/18 Contracted orthodontic activity (UOA)	0
Carry forward orthodontic activity (UOA)	0
Baseline contract value	£93,794.38

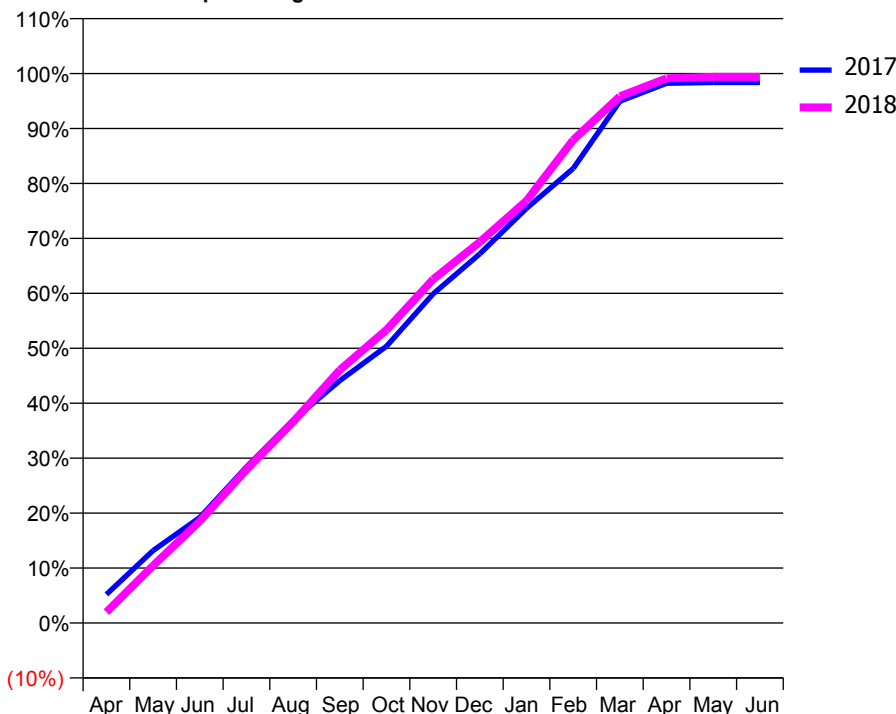
### ACCESS\*

Patients seen in 24 months	Total	Change since previous quarter
Quarter ending March 2017	1,952	
Quarter ending June 2017	1,958	→
Quarter ending September 2017	1,960	→
Quarter ending December 2017	1,996	→
Quarter ending March 2018	2,006	→
<b>Variance since March 2017</b>	<b>2.8%</b>	<b>↑</b>



### ACTIVITY

Cumulative percentage of contracted UDA delivered 2017 & 2018



Adjusted Scheduled Activity (UDA)

Month	2017	2018
April	218	83
May	551	437
June	803	774
July	1,187	1,167
August	1,544	1,530
September	1,844	1,925
October	2,105	2,230
November	2,504	2,615
December	2,808	2,898
January	3,154	3,212
February	3,458	3,675
March	3,968	4,006
April	4,105	4,143
May	4,111	4,155
June	4,112	4,155

### QUALITY

	Quantity	Base Number	Contract	AT	Region	England
% of FP17s for the same patient ID Re-attending within 3 months - Children	281	2,915	9.6%	11.8%	12.8%	11.9%
% of FP17s for the same patient ID Re-attending within 3 months - Adults	59	379	15.6%	17.1%	16.5%	16.0%
% of FP17s for the same patient ID Re-attending between 3 & 9 months - Children	2,085	2,915	71.5%	57.7%	59.7%	58.3%
% of FP17s for the same patient ID Re-attending between 3 & 9 months - Adults	205	379	54.1%	51.0%	52.6%	50.3%
% of FP17s for Band 1 Urgent Courses	119	3,293	3.6%	9.6%	9.1%	9.1%
% of FP17s Relating to Free Repair or Replacements	1	3,293	0.0%	1.1%	1.0%	0.8%
% of FP17s Relating to Continuations	2	3,293	0.1%	1.3%	1.2%	1.0%
% of Patients satisfied with the dentistry they have received	4	5	N/A	91.9%	91.6%	91.5%
% of Patients satisfied with the time they had to wait for an appointment	3	5	N/A	90.8%	88.3%	87.9%

\* This is based on patients treated on this contract for their most recent course of treatment. Figures in italics indicate the base number of FP17s or Patient Questionnaire responses are less than 100. N/A is shown where the base number of responses is less than 10 during the period. % is calculated as Quantity/Base number\*100

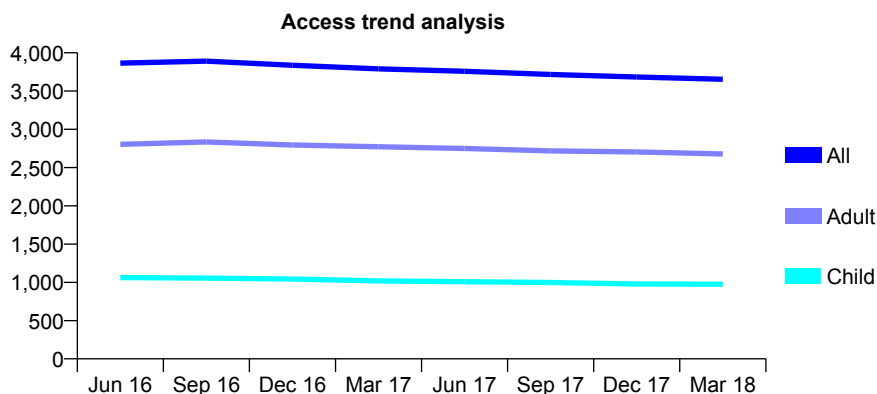
## Q44 - Vital Signs At a Glance Contract Report for 329150/0002 - Year end March 2018

Name or company name	MR DJ GIDMAN
Contract type name	GDS Contract
Purpose of contract	General
Contract start date	01/04/2006
Contract end date	

17/18 Contracted general activity (UDA)	9,301
Carry forward general activity (UDA)	0
17/18 Contracted orthodontic activity (UOA)	0
Carry forward orthodontic activity (UOA)	0
Baseline contract value	£281,839.24

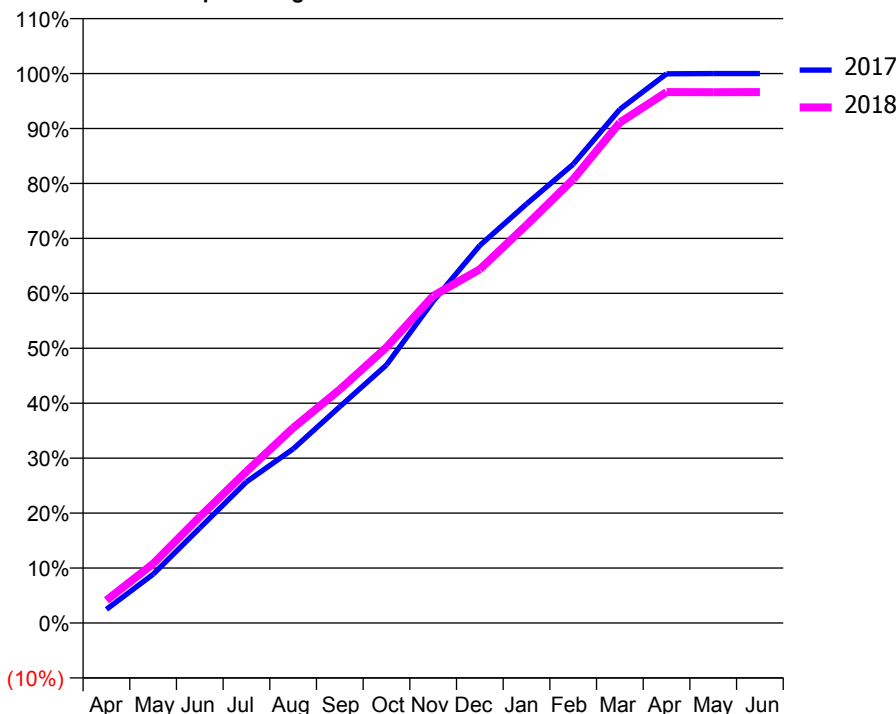
### ACCESS\*

Patients seen in 24 months	Total	Change since previous quarter
Quarter ending March 2017	3,790	
Quarter ending June 2017	3,758	→
Quarter ending September 2017	3,716	↓
Quarter ending December 2017	3,683	→
Quarter ending March 2018	3,654	→
<b>Variance since March 2017</b>	<b>(3.6%)</b>	<b>↓</b>



### ACTIVITY

Cumulative percentage of contracted UDA delivered 2017 & 2018



Month	Adjusted Scheduled Activity (UDA)	
	2017	2018
April	232	385
May	828	1,003
June	1,613	1,797
July	2,398	2,565
August	2,957	3,304
September	3,675	3,953
October	4,383	4,668
November	5,466	5,538
December	6,412	5,987
January	7,117	6,736
February	7,793	7,510
March	8,726	8,473
April	9,328	8,986
May	9,333	8,984
June	9,333	8,987

### QUALITY

	Quantity	Base Number	Contract	AT	Region	England
% of FP17s for the same patient ID Re-attending within 3 months - Children	109	1,292	8.4%	11.8%	12.8%	11.9%
% of FP17s for the same patient ID Re-attending within 3 months - Adults	434	3,307	13.1%	17.1%	16.5%	16.0%
% of FP17s for the same patient ID Re-attending between 3 & 9 months - Children	624	1,292	48.3%	57.7%	59.7%	58.3%
% of FP17s for the same patient ID Re-attending between 3 & 9 months - Adults	1,542	3,307	46.6%	51.0%	52.6%	50.3%
% of FP17s for Band 1 Urgent Courses	212	4,585	4.6%	9.6%	9.1%	9.1%
% of FP17s Relating to Free Repair or Replacements	64	4,585	1.4%	1.1%	1.0%	0.8%
% of FP17s Relating to Continuations	95	4,585	2.1%	1.3%	1.2%	1.0%
% of Patients satisfied with the dentistry they have received	2	2	N/A	91.9%	91.6%	91.5%
% of Patients satisfied with the time they had to wait for an appointment	2	2	N/A	90.8%	88.3%	87.9%

\* This is based on patients treated on this contract for their most recent course of treatment. Figures in italics indicate the base number of FP17s or Patient Questionnaire responses are less than 100. N/A is shown where the base number of responses is less than 10 during the period. % is calculated as Quantity/Base number\*100

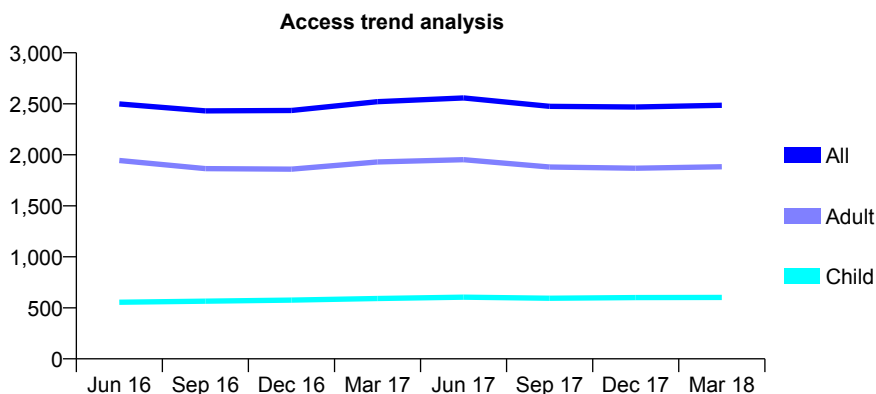
## Q44 - Vital Signs At a Glance Contract Report for 340375/0001 - Year end March 2018

Name or company name	MRS C SHARP
Contract type name	GDS Contract
Purpose of contract	General
Contract start date	20/10/2010
Contract end date	

17/18 Contracted general activity (UDA)	7,085
Carry forward general activity (UDA)	0
17/18 Contracted orthodontic activity (UOA)	0
Carry forward orthodontic activity (UOA)	0
Baseline contract value	£193,920.37

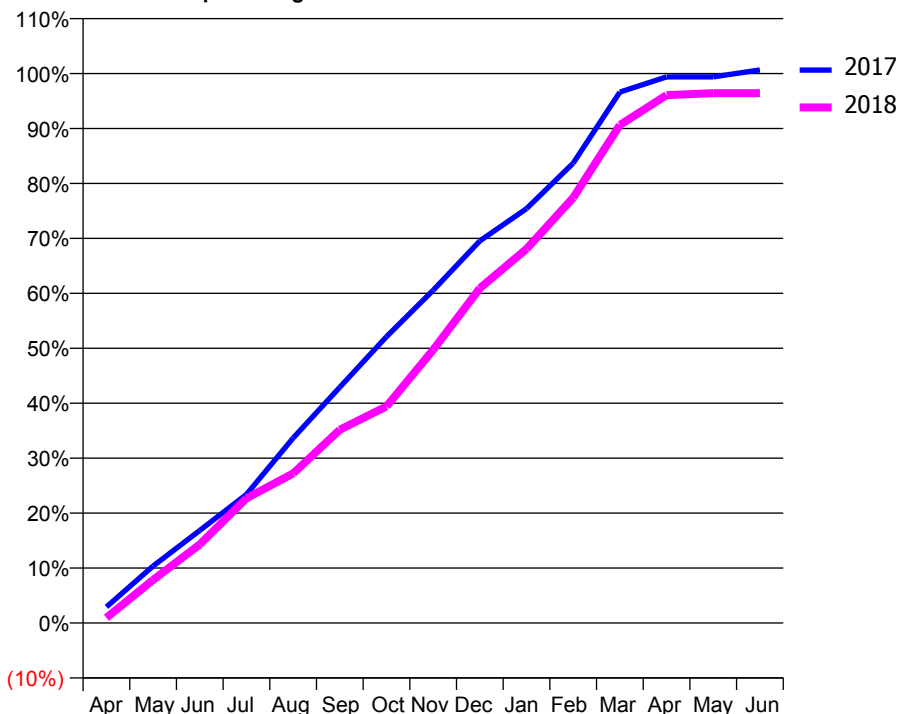
### ACCESS\*

Patients seen in 24 months	Total	Change since previous quarter
Quarter ending March 2017	2,521	
Quarter ending June 2017	2,557	→
Quarter ending September 2017	2,475	↓
Quarter ending December 2017	2,469	→
Quarter ending March 2018	2,485	→
<b>Variance since March 2017</b>	<b>(1.4%)</b>	<b>↓</b>



### ACTIVITY

Cumulative percentage of contracted UDA delivered 2017 & 2018



Month	Adjusted Scheduled Activity (UDA)	
	2017	2018
April	211	68
May	750	557
June	1,218	1,013
July	1,692	1,609
August	2,433	1,928
September	3,101	2,492
October	3,766	2,794
November	4,376	3,521
December	5,026	4,316
January	5,451	4,824
February	6,048	5,483
March	6,983	6,421
April	7,182	6,807
May	7,183	6,832
June	7,274	6,832

### QUALITY

	Quantity	Base Number	Contract	AT	Region	England
% of FP17s for the same patient ID Re-attending within 3 months - Children	72	833	8.6%	11.8%	12.8%	11.9%
% of FP17s for the same patient ID Re-attending within 3 months - Adults	300	2,098	14.3%	17.1%	16.5%	16.0%
% of FP17s for the same patient ID Re-attending between 3 & 9 months - Children	391	833	46.9%	57.7%	59.7%	58.3%
% of FP17s for the same patient ID Re-attending between 3 & 9 months - Adults	785	2,098	37.4%	51.0%	52.6%	50.3%
% of FP17s for Band 1 Urgent Courses	295	2,943	10.0%	9.6%	9.1%	9.1%
% of FP17s Relating to Free Repair or Replacements	18	2,943	0.6%	1.1%	1.0%	0.8%
% of FP17s Relating to Continuations	32	2,943	1.1%	1.3%	1.2%	1.0%
% of Patients satisfied with the dentistry they have received	5	5	N/A	91.9%	91.6%	91.5%
% of Patients satisfied with the time they had to wait for an appointment	5	5	N/A	90.8%	88.3%	87.9%

\* This is based on patients treated on this contract for their most recent course of treatment. Figures in italics indicate the base number of FP17s or Patient Questionnaire responses are less than 100. N/A is shown where the base number of responses is less than 10 during the period. % is calculated as Quantity/Base number\*100

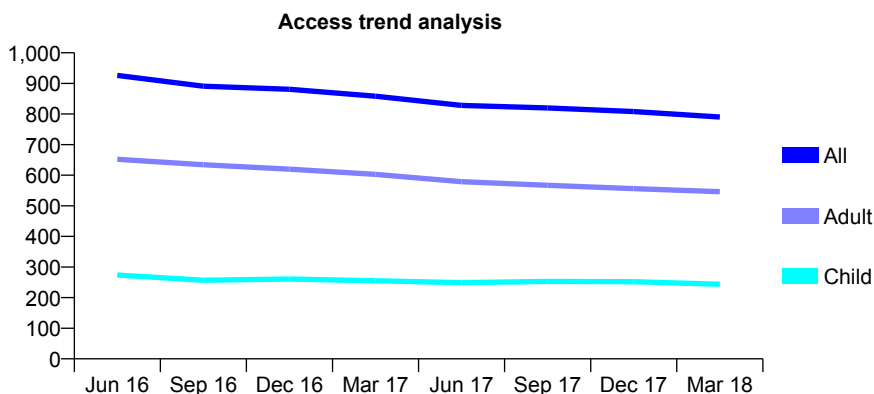
## Q44 - Vital Signs At a Glance Contract Report for 340642/0001 - Year end March 2018

Name or company name	MR M BADELI
Contract type name	PDS Contract
Purpose of contract	General
Contract start date	01/04/2006
Contract end date	31/03/2020

17/18 Contracted general activity (UDA)	4,500
Carry forward general activity (UDA)	0
17/18 Contracted orthodontic activity (UOA)	0
Carry forward orthodontic activity (UOA)	0
Baseline contract value	£108,102.04

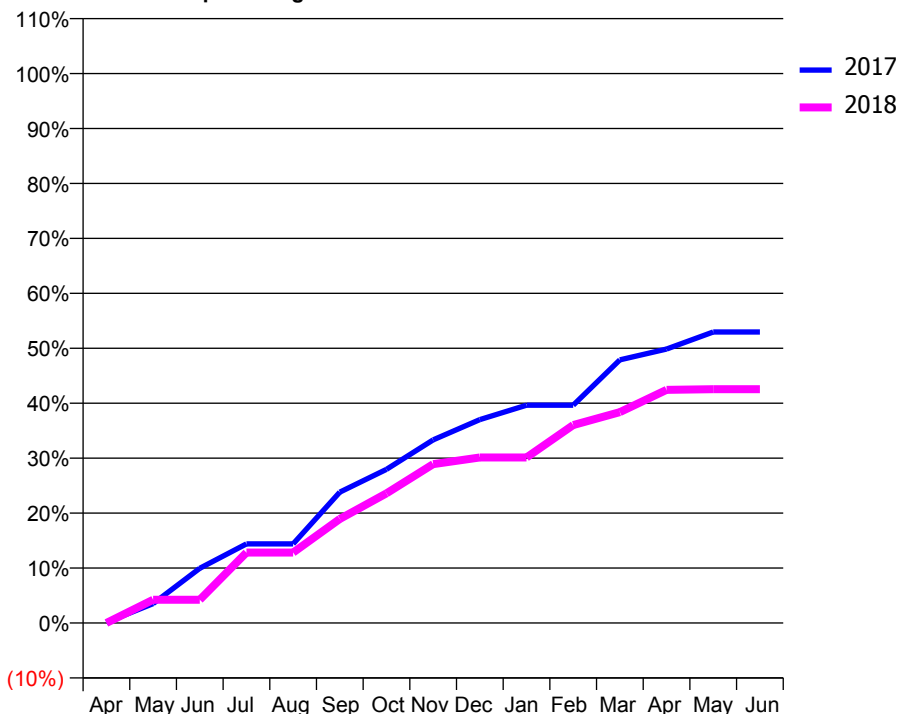
### ACCESS\*

Patients seen in 24 months	Total	Change since previous quarter
Quarter ending March 2017	858	
Quarter ending June 2017	828	↓
Quarter ending September 2017	820	→
Quarter ending December 2017	808	↓
Quarter ending March 2018	790	↓
<b>Variance since March 2017</b>	<b>(7.9%)</b>	<b>↓</b>



### ACTIVITY

Cumulative percentage of contracted UDA delivered 2017 & 2018



Month	Adjusted Scheduled Activity (UDA)	
	2017	2018
April	5	0
May	159	191
June	448	191
July	648	577
August	648	577
September	1,072	852
October	1,259	1,062
November	1,499	1,301
December	1,666	1,356
January	1,784	1,356
February	1,784	1,621
March	2,155	1,727
April	2,244	1,909
May	2,383	1,915
June	2,383	1,915

### QUALITY

	Quantity	Base Number	Contract	AT	Region	England
% of FP17s for the same patient ID Re-attending within 3 months - Children	30	322	9.3%	11.8%	12.8%	11.9%
% of FP17s for the same patient ID Re-attending within 3 months - Adults	89	619	14.4%	17.1%	16.5%	16.0%
% of FP17s for the same patient ID Re-attending between 3 & 9 months - Children	143	322	44.4%	57.7%	59.7%	58.3%
% of FP17s for the same patient ID Re-attending between 3 & 9 months - Adults	235	619	38.0%	51.0%	52.6%	50.3%
% of FP17s for Band 1 Urgent Courses	131	926	14.1%	9.6%	9.1%	9.1%
% of FP17s Relating to Free Repair or Replacements	2	926	0.2%	1.1%	1.0%	0.8%
% of FP17s Relating to Continuations	1	926	0.1%	1.3%	1.2%	1.0%
% of Patients satisfied with the dentistry they have received	3	3	N/A	91.9%	91.6%	91.5%
% of Patients satisfied with the time they had to wait for an appointment	2	3	N/A	90.8%	88.3%	87.9%

\* This is based on patients treated on this contract for their most recent course of treatment. Figures in italics indicate the base number of FP17s or Patient Questionnaire responses are less than 100. N/A is shown where the base number of responses is less than 10 during the period. % is calculated as Quantity/Base number\*100



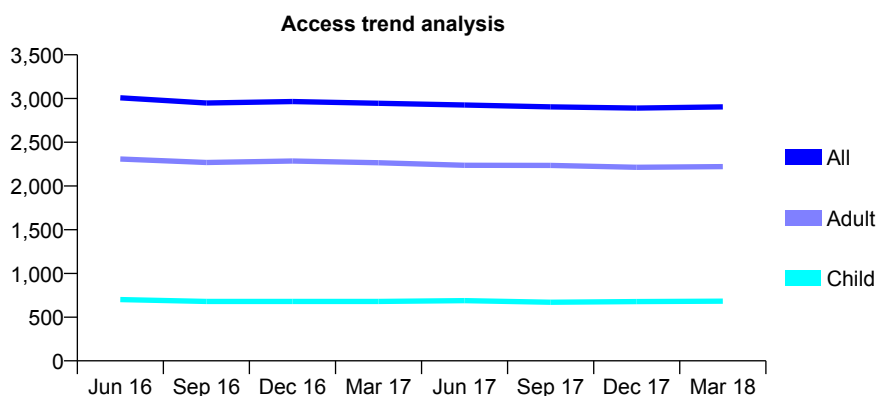
## Q44 - Vital Signs At a Glance Contract Report for 398756/0001 - Year end March 2018

Name or company name	The Woodlands Dental Practice
Contract type name	GDS Contract
Purpose of contract	General
Contract start date	01/04/2011
Contract end date	

17/18 Contracted general activity (UDA)	9,318
Carry forward general activity (UDA)	44
17/18 Contracted orthodontic activity (UOA)	0
Carry forward orthodontic activity (UOA)	0
Baseline contract value	£232,517.78

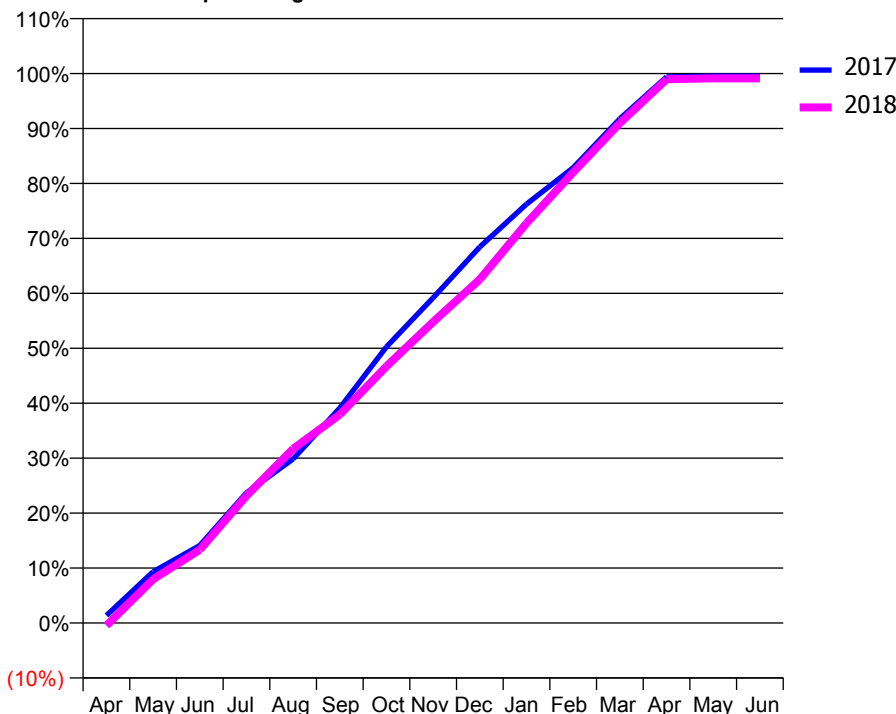
### ACCESS\*

Patients seen in 24 months	Total	Change since previous quarter
Quarter ending March 2017	2,945	
Quarter ending June 2017	2,926	→
Quarter ending September 2017	2,905	→
Quarter ending December 2017	2,891	→
Quarter ending March 2018	2,904	→
<b>Variance since March 2017</b>	<b>(1.4%)</b>	<b>↓</b>



### ACTIVITY

Cumulative percentage of contracted UDA delivered 2017 & 2018



Adjusted Scheduled Activity (UDA)

Month	2017	2018
April	127	-44
May	869	744
June	1,314	1,242
July	2,207	2,159
August	2,783	2,954
September	3,645	3,536
October	4,683	4,354
November	5,517	5,107
December	6,377	5,828
January	7,104	6,781
February	7,720	7,644
March	8,550	8,479
April	9,260	9,220
May	9,275	9,235
June	9,274	9,235

### QUALITY

	Quantity	Base Number	Contract	AT	Region	England
% of FP17s for the same patient ID Re-attending within 3 months - Children	125	1,102	11.3%	11.8%	12.8%	11.9%
% of FP17s for the same patient ID Re-attending within 3 months - Adults	558	3,687	15.1%	17.1%	16.5%	16.0%
% of FP17s for the same patient ID Re-attending between 3 & 9 months - Children	681	1,102	61.8%	57.7%	59.7%	58.3%
% of FP17s for the same patient ID Re-attending between 3 & 9 months - Adults	2,453	3,687	66.5%	51.0%	52.6%	50.3%
% of FP17s for Band 1 Urgent Courses	207	4,760	4.3%	9.6%	9.1%	9.1%
% of FP17s Relating to Free Repair or Replacements	53	4,760	1.1%	1.1%	1.0%	0.8%
% of FP17s Relating to Continuations	69	4,760	1.4%	1.3%	1.2%	1.0%
% of Patients satisfied with the dentistry they have received	11	12	91.7%	91.9%	91.6%	91.5%
% of Patients satisfied with the time they had to wait for an appointment	12	12	100.0%	90.8%	88.3%	87.9%

\* This is based on patients treated on this contract for their most recent course of treatment. Figures in italics indicate the base number of FP17s or Patient Questionnaire responses are less than 100. N/A is shown where the base number of responses is less than 10 during the period. % is calculated as Quantity/Base number\*100

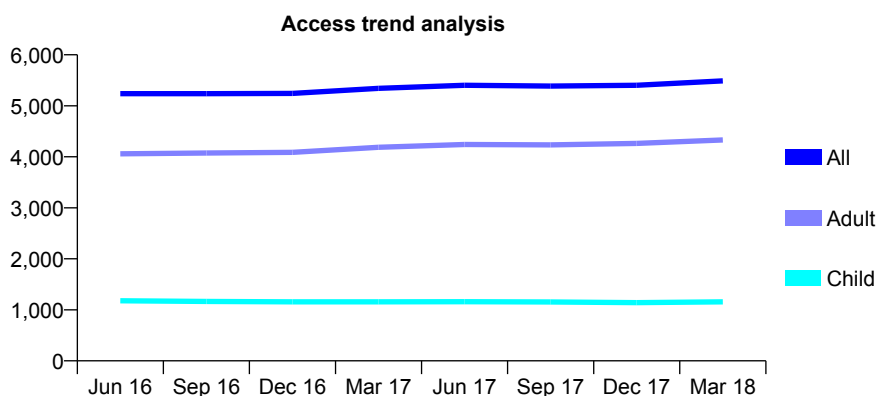
## Q44 - Vital Signs At a Glance Contract Report for 566632/0001 - Year end March 2018

Name or company name	Guilden Sutton Dental Practice
Contract type name	GDS Contract
Purpose of contract	General
Contract start date	01/04/2006
Contract end date	

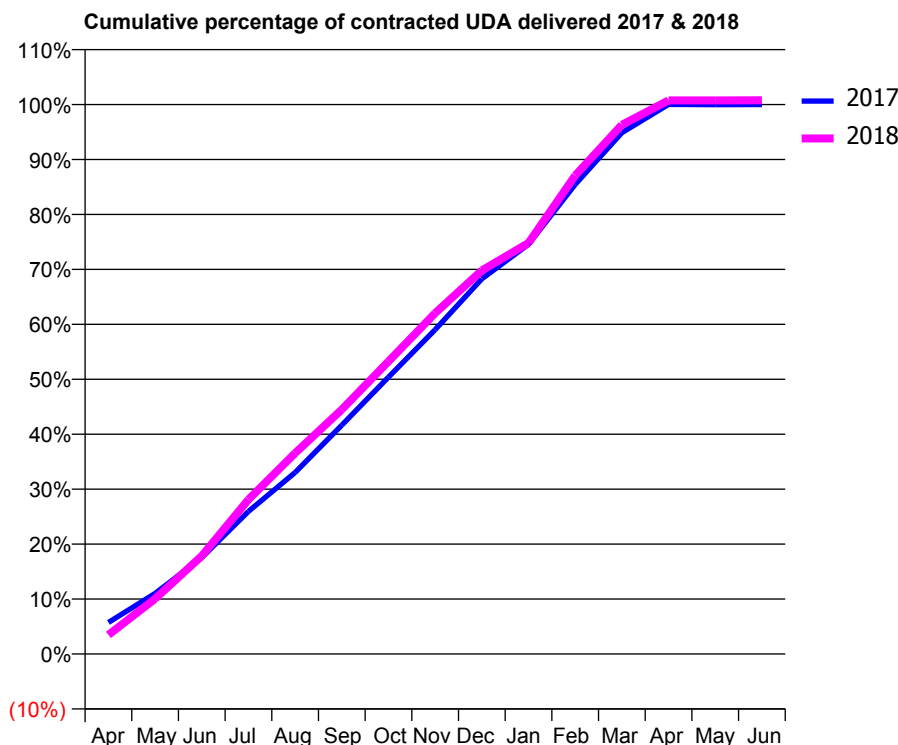
17/18 Contracted general activity (UDA)	15,500
Carry forward general activity (UDA)	0
17/18 Contracted orthodontic activity (UOA)	0
Carry forward orthodontic activity (UOA)	0
Baseline contract value	£390,834.52

### ACCESS\*

Patients seen in 24 months	Total	Change since previous quarter
Quarter ending March 2017	5,342	
Quarter ending June 2017	5,402	→
Quarter ending September 2017	5,386	→
Quarter ending December 2017	5,402	→
Quarter ending March 2018	5,488	→
<b>Variance since March 2017</b>	<b>2.7%</b>	<b>↑</b>



### ACTIVITY



Month	Adjusted Scheduled Activity (UDA)	
	2017	2018
April	904	542
May	1,735	1,560
June	2,761	2,766
July	4,082	4,357
August	5,196	5,666
September	6,551	6,896
October	7,922	8,255
November	9,284	9,614
December	10,736	10,820
January	11,724	11,594
February	13,438	13,497
March	14,919	14,926
April	15,726	15,616
May	15,721	15,617
June	15,724	15,619

### QUALITY

	Quantity	Base Number	Contract	AT	Region	England
% of FP17s for the same patient ID Re-attending within 3 months - Children	174	1,874	9.3%	11.8%	12.8%	11.9%
% of FP17s for the same patient ID Re-attending within 3 months - Adults	1,440	7,031	20.5%	17.1%	16.5%	16.0%
% of FP17s for the same patient ID Re-attending between 3 & 9 months - Children	1,204	1,874	64.2%	57.7%	59.7%	58.3%
% of FP17s for the same patient ID Re-attending between 3 & 9 months - Adults	3,828	7,031	54.4%	51.0%	52.6%	50.3%
% of FP17s for Band 1 Urgent Courses	951	8,856	10.7%	9.6%	9.1%	9.1%
% of FP17s Relating to Free Repair or Replacements	174	8,856	2.0%	1.1%	1.0%	0.8%
% of FP17s Relating to Continuations	104	8,856	1.2%	1.3%	1.2%	1.0%
% of Patients satisfied with the dentistry they have received	7	7	N/A	91.9%	91.6%	91.5%
% of Patients satisfied with the time they had to wait for an appointment	6	7	N/A	90.8%	88.3%	87.9%

\* This is based on patients treated on this contract for their most recent course of treatment. Figures in italics indicate the base number of FP17s or Patient Questionnaire responses are less than 100. N/A is shown where the base number of responses is less than 10 during the period. % is calculated as Quantity/Base number\*100

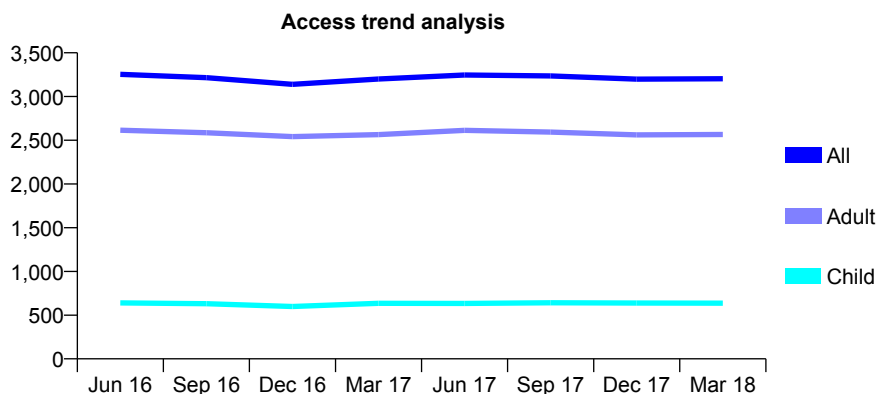
## Q44 - Vital Signs At a Glance Contract Report for 569208/0001 - Year end March 2018

Name or company name	Heathfield Dental Practice
Contract type name	GDS Contract
Purpose of contract	General
Contract start date	01/04/2006
Contract end date	

17/18 Contracted general activity (UDA)	8,738
Carry forward general activity (UDA)	0
17/18 Contracted orthodontic activity (UOA)	0
Carry forward orthodontic activity (UOA)	0
Baseline contract value	£239,654.36

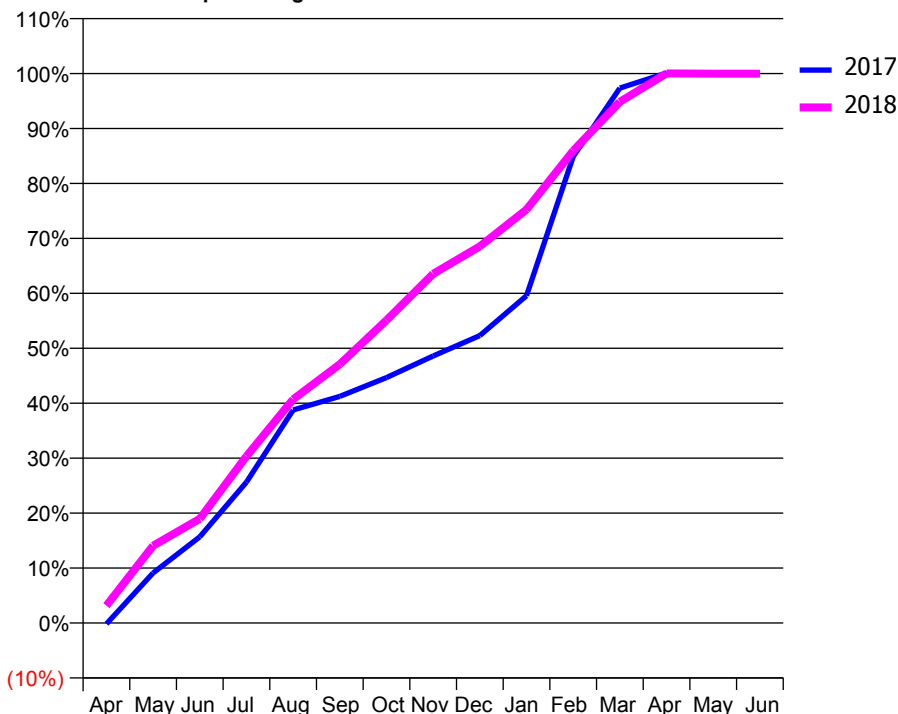
### ACCESS\*

Patients seen in 24 months	Total	Change since previous quarter
Quarter ending March 2017	3,200	
Quarter ending June 2017	3,246	→
Quarter ending September 2017	3,235	→
Quarter ending December 2017	3,199	↓
Quarter ending March 2018	3,203	→
<b>Variance since March 2017</b>	<b>0.1%</b>	<b>→</b>



### ACTIVITY

**Cumulative percentage of contracted UDA delivered 2017 & 2018**



Month	Adjusted Scheduled Activity (UDA)	
	2017	2018
April	-17	276
May	802	1,228
June	1,382	1,658
July	2,259	2,651
August	3,415	3,558
September	3,632	4,115
October	3,933	4,815
November	4,279	5,552
December	4,606	5,990
January	5,245	6,574
February	7,475	7,510
March	8,573	8,288
April	8,814	8,739
May	8,807	8,736
June	8,807	8,736

### QUALITY

	Quantity	Base Number	Contract	AT	Region	England
% of FP17s for the same patient ID Re-attending within 3 months - Children	60	938	6.4%	11.8%	12.8%	11.9%
% of FP17s for the same patient ID Re-attending within 3 months - Adults	773	3,949	19.6%	17.1%	16.5%	16.0%
% of FP17s for the same patient ID Re-attending between 3 & 9 months - Children	578	938	61.6%	57.7%	59.7%	58.3%
% of FP17s for the same patient ID Re-attending between 3 & 9 months - Adults	2,107	3,949	53.4%	51.0%	52.6%	50.3%
% of FP17s for Band 1 Urgent Courses	657	4,983	13.2%	9.6%	9.1%	9.1%
% of FP17s Relating to Free Repair or Replacements	83	4,983	1.7%	1.1%	1.0%	0.8%
% of FP17s Relating to Continuations	31	4,983	0.6%	1.3%	1.2%	1.0%
% of Patients satisfied with the dentistry they have received	9	10	90.0%	91.9%	91.6%	91.5%
% of Patients satisfied with the time they had to wait for an appointment	10	10	100.0%	90.8%	88.3%	87.9%

\* This is based on patients treated on this contract for their most recent course of treatment. Figures in italics indicate the base number of FP17s or Patient Questionnaire responses are less than 100. N/A is shown where the base number of responses is less than 10 during the period. % is calculated as Quantity/Base number\*100

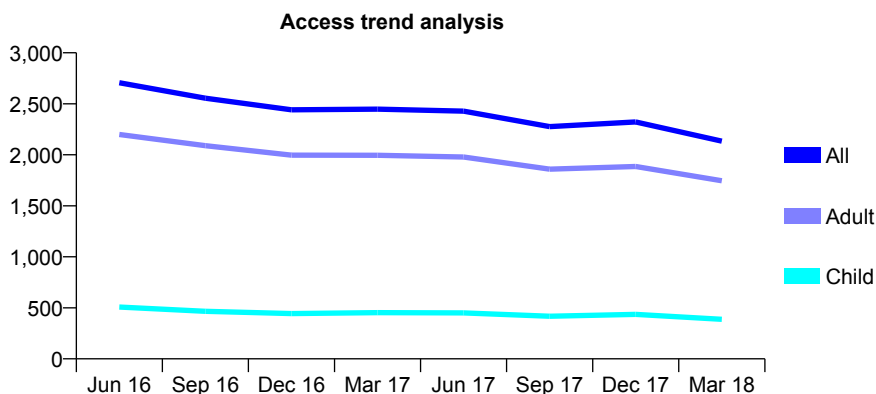
## Q44 - Vital Signs At a Glance Contract Report for 614378/0001 - Year end March 2018

Name or company name	MR S JASIM MOHAMAD
Contract type name	GDS Contract
Purpose of contract	General
Contract start date	01/09/2009
Contract end date	08/02/2018

17/18 Contracted general activity (UDA)	9,150
Carry forward general activity (UDA)	0
17/18 Contracted orthodontic activity (UOA)	0
Carry forward orthodontic activity (UOA)	0
Baseline contract value	£239,767.59

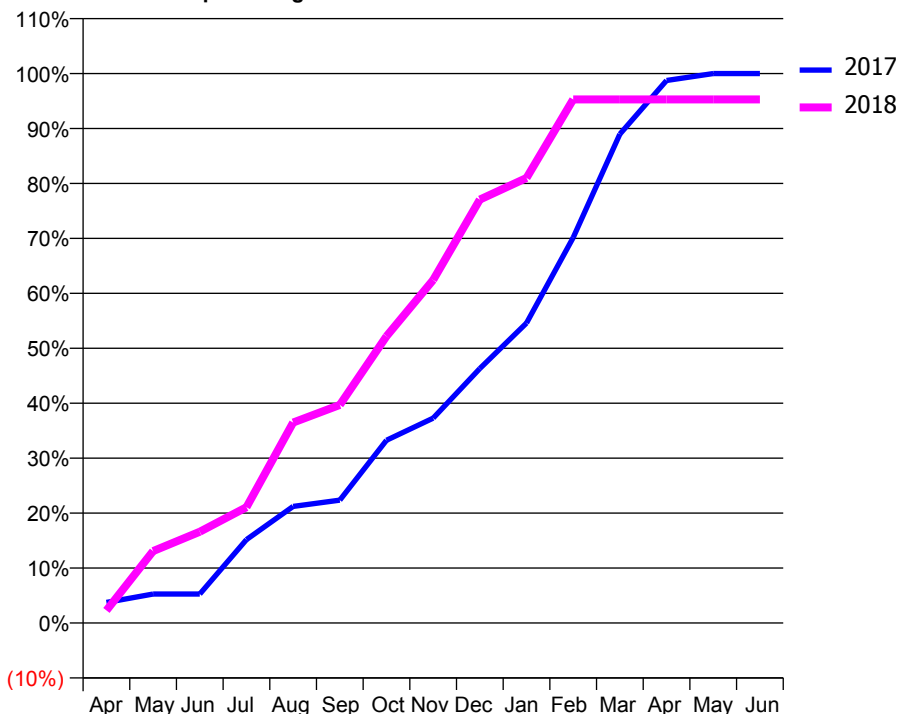
### ACCESS\*

Patients seen in 24 months	Total	Change since previous quarter
Quarter ending March 2017	2,448	
Quarter ending June 2017	2,428	→
Quarter ending September 2017	2,276	↓
Quarter ending December 2017	2,322	↑
Quarter ending March 2018	2,134	↓
<b>Variance since March 2017</b>	<b>(12.8%)</b>	↓



### ACTIVITY

Cumulative percentage of contracted UDA delivered 2017 & 2018



Adjusted Scheduled Activity (UDA)

Month	2017	2018
April	514	210
May	722	1,197
June	722	1,520
July	2,073	1,928
August	2,898	3,338
September	3,053	3,631
October	4,543	4,776
November	5,094	5,713
December	6,324	7,051
January	7,454	7,411
February	9,581	8,719
March	12,153	8,719
April	13,485	8,719
May	13,658	8,719
June	13,658	8,719

### QUALITY

	Quantity	Base Number	Contract	AT	Region	England
% of FP17s for the same patient ID Re-attending within 3 months - Children	52	593	8.8%	11.8%	12.8%	11.9%
% of FP17s for the same patient ID Re-attending within 3 months - Adults	288	2,162	13.3%	17.1%	16.5%	16.0%
% of FP17s for the same patient ID Re-attending between 3 & 9 months - Children	350	593	59.0%	57.7%	59.7%	58.3%
% of FP17s for the same patient ID Re-attending between 3 & 9 months - Adults	1,096	2,162	50.7%	51.0%	52.6%	50.3%
% of FP17s for Band 1 Urgent Courses	250	2,453	10.2%	9.6%	9.1%	9.1%
% of FP17s Relating to Free Repair or Replacements	15	2,453	0.6%	1.1%	1.0%	0.8%
% of FP17s Relating to Continuations	22	2,453	0.9%	1.3%	1.2%	1.0%
% of Patients satisfied with the dentistry they have received	18	23	78.3%	91.9%	91.6%	91.5%
% of Patients satisfied with the time they had to wait for an appointment	20	23	87.0%	90.8%	88.3%	87.9%

\* This is based on patients treated on this contract for their most recent course of treatment. Figures in italics indicate the base number of FP17s or Patient Questionnaire responses are less than 100. N/A is shown where the base number of responses is less than 10 during the period. % is calculated as Quantity/Base number\*100

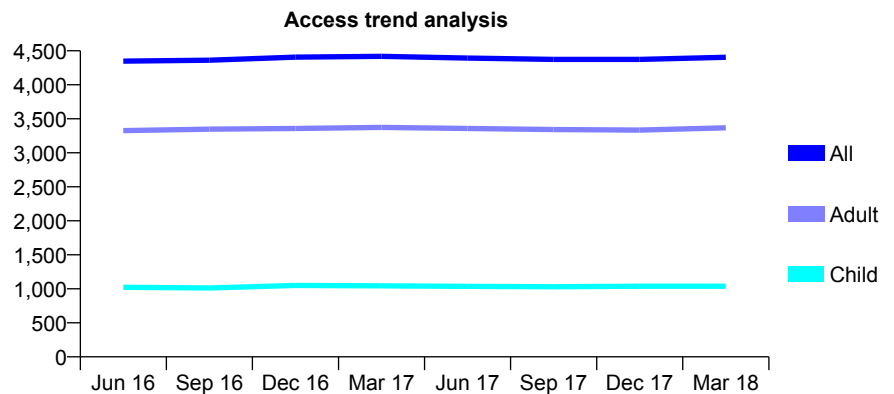
## Q44 - Vital Signs At a Glance Contract Report for 638560/0001 - Year end March 2018

Name or company name	MISS J FINN
Contract type name	GDS Contract
Purpose of contract	General
Contract start date	01/04/2006
Contract end date	

17/18 Contracted general activity (UDA)	14,350
Carry forward general activity (UDA)	120
17/18 Contracted orthodontic activity (UOA)	0
Carry forward orthodontic activity (UOA)	0
Baseline contract value	£405,441.92

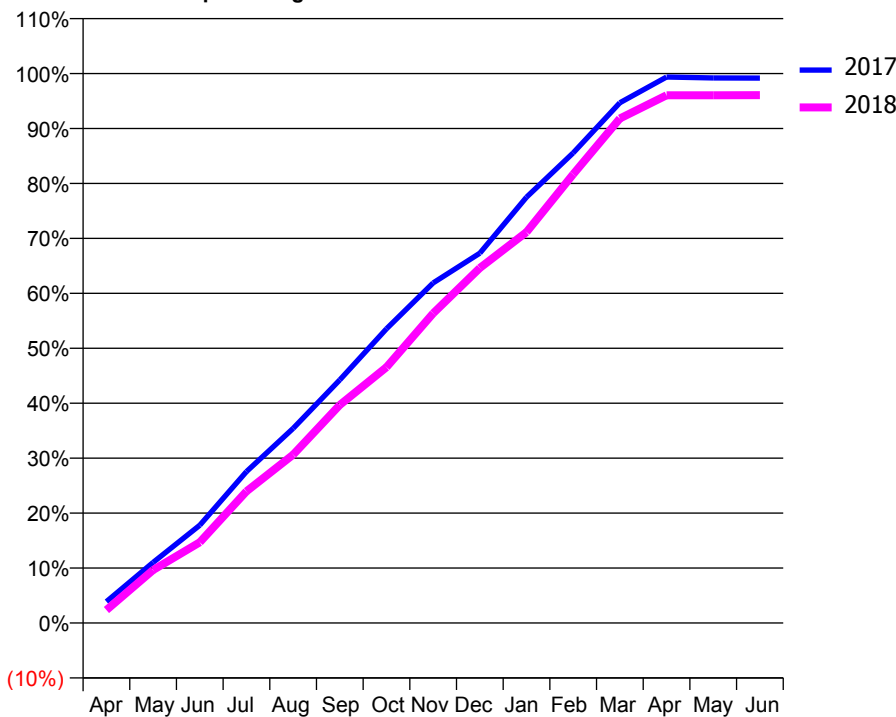
### ACCESS\*

Patients seen in 24 months	Total	Change since previous quarter
Quarter ending March 2017	4,419	
Quarter ending June 2017	4,393	→
Quarter ending September 2017	4,373	→
Quarter ending December 2017	4,374	→
Quarter ending March 2018	4,405	→
<b>Variance since March 2017</b>	<b>(0.3%)</b>	<b>→</b>



### ACTIVITY

Cumulative percentage of contracted UDA delivered 2017 & 2018



Month	Adjusted Scheduled Activity (UDA)	
	2017	2018
April	559	339
May	1,584	1,386
June	2,556	2,107
July	3,954	3,439
August	5,084	4,395
September	6,350	5,696
October	7,683	6,680
November	8,880	8,088
December	9,659	9,272
January	11,122	10,207
February	12,277	11,719
March	13,588	13,174
April	14,259	13,782
May	14,233	13,780
June	14,230	13,786

### QUALITY

	Quantity	Base Number	Contract	AT	Region	England
% of FP17s for the same patient ID Re-attending within 3 months - Children	184	1,752	10.5%	11.8%	12.8%	11.9%
% of FP17s for the same patient ID Re-attending within 3 months - Adults	888	5,077	17.5%	17.1%	16.5%	16.0%
% of FP17s for the same patient ID Re-attending between 3 & 9 months - Children	1,121	1,752	64.0%	57.7%	59.7%	58.3%
% of FP17s for the same patient ID Re-attending between 3 & 9 months - Adults	2,555	5,077	50.3%	51.0%	52.6%	50.3%
% of FP17s for Band 1 Urgent Courses	670	6,789	9.9%	9.6%	9.1%	9.1%
% of FP17s Relating to Free Repair or Replacements	68	6,789	1.0%	1.1%	1.0%	0.8%
% of FP17s Relating to Continuations	66	6,789	1.0%	1.3%	1.2%	1.0%
% of Patients satisfied with the dentistry they have received	20	20	100.0%	91.9%	91.6%	91.5%
% of Patients satisfied with the time they had to wait for an appointment	18	20	90.0%	90.8%	88.3%	87.9%

\* This is based on patients treated on this contract for their most recent course of treatment. Figures in italics indicate the base number of FP17s or Patient Questionnaire responses are less than 100. N/A is shown where the base number of responses is less than 10 during the period. % is calculated as Quantity/Base number\*100

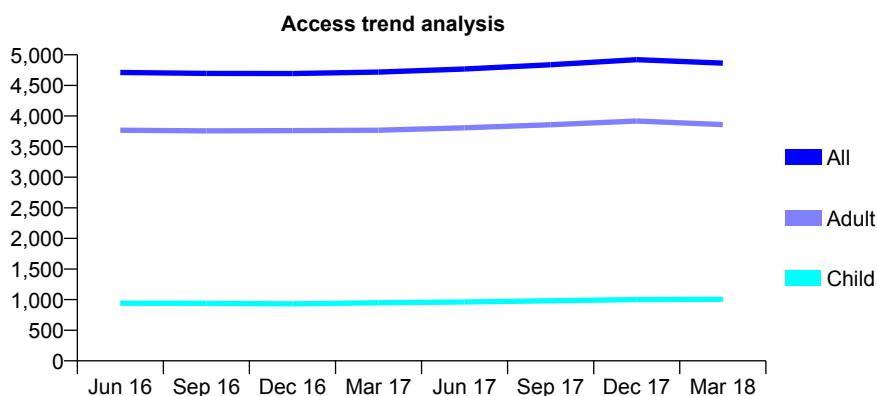
## Q44 - Vital Signs At a Glance Contract Report for 649139/0001 - Year end March 2018

Name or company name	MR BS PHIPPS
Contract type name	GDS Contract
Purpose of contract	General
Contract start date	01/04/2006
Contract end date	

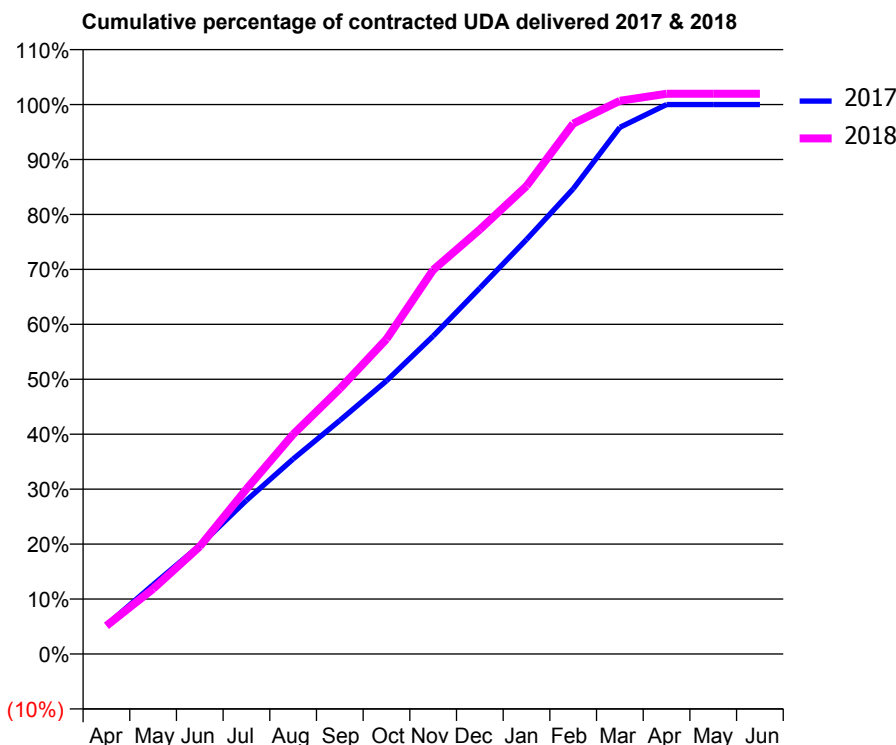
17/18 Contracted general activity (UDA)	12,870
Carry forward general activity (UDA)	0
17/18 Contracted orthodontic activity (UOA)	0
Carry forward orthodontic activity (UOA)	0
Baseline contract value	£389,998.12

### ACCESS\*

Patients seen in 24 months	Total	Change since previous quarter
Quarter ending March 2017	4,717	
Quarter ending June 2017	4,768	→
Quarter ending September 2017	4,838	→
Quarter ending December 2017	4,920	→
Quarter ending March 2018	4,864	↓
<b>Variance since March 2017</b>	<b>3.1%</b>	<b>↑</b>



### ACTIVITY



Month	Adjusted Scheduled Activity (UDA)	
	2017	2018
April	694	661
May	1,654	1,527
June	2,593	2,519
July	3,671	3,864
August	4,659	5,146
September	5,578	6,213
October	6,524	7,376
November	7,594	8,995
December	8,743	9,942
January	9,902	10,960
February	11,114	12,421
March	12,582	12,956
April	13,127	13,122
May	13,127	13,122
June	13,127	13,122

### QUALITY

	Quantity	Base Number	Contract	AT	Region	England
% of FP17s for the same patient ID Re-attending within 3 months - Children	89	1,439	6.2%	11.8%	12.8%	11.9%
% of FP17s for the same patient ID Re-attending within 3 months - Adults	1,003	5,409	18.5%	17.1%	16.5%	16.0%
% of FP17s for the same patient ID Re-attending between 3 & 9 months - Children	780	1,439	54.2%	57.7%	59.7%	58.3%
% of FP17s for the same patient ID Re-attending between 3 & 9 months - Adults	2,420	5,409	44.7%	51.0%	52.6%	50.3%
% of FP17s for Band 1 Urgent Courses	582	6,660	8.7%	9.6%	9.1%	9.1%
% of FP17s Relating to Free Repair or Replacements	49	6,660	0.7%	1.1%	1.0%	0.8%
% of FP17s Relating to Continuations	154	6,660	2.3%	1.3%	1.2%	1.0%
% of Patients satisfied with the dentistry they have received	12	14	85.7%	91.9%	91.6%	91.5%
% of Patients satisfied with the time they had to wait for an appointment	13	14	92.9%	90.8%	88.3%	87.9%

\* This is based on patients treated on this contract for their most recent course of treatment. Figures in italics indicate the base number of FP17s or Patient Questionnaire responses are less than 100. N/A is shown where the base number of responses is less than 10 during the period. % is calculated as Quantity/Base number\*100

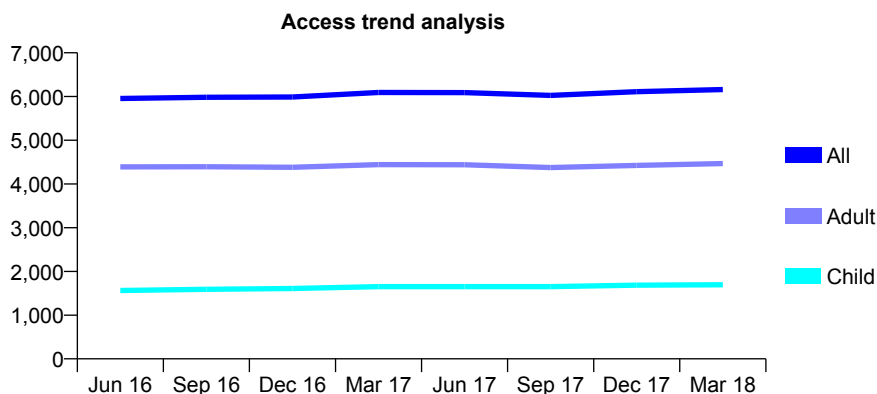
## Q44 - Vital Signs At a Glance Contract Report for 649899/0001 - Year end March 2018

Name or company name	MR SW HUGHES
Contract type name	GDS Contract
Purpose of contract	General
Contract start date	01/04/2006
Contract end date	

17/18 Contracted general activity (UDA)	18,100
Carry forward general activity (UDA)	144
17/18 Contracted orthodontic activity (UOA)	0
Carry forward orthodontic activity (UOA)	0
Baseline contract value	£527,785.88

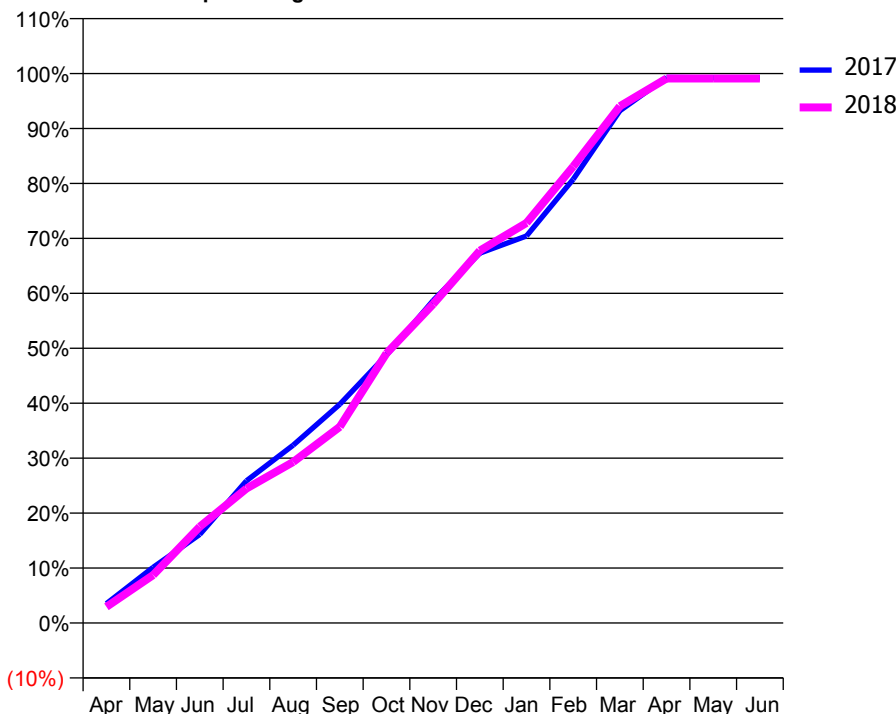
### ACCESS\*

Patients seen in 24 months	Total	Change since previous quarter
Quarter ending March 2017	6,093	
Quarter ending June 2017	6,091	→
Quarter ending September 2017	6,026	↓
Quarter ending December 2017	6,111	→
Quarter ending March 2018	6,161	→
<b>Variance since March 2017</b>	<b>1.1%</b>	<b>→</b>



### ACTIVITY

Cumulative percentage of contracted UDA delivered 2017 & 2018



Month	Adjusted Scheduled Activity (UDA)	
	2017	2018
April	641	535
May	1,833	1,579
June	2,918	3,171
July	4,684	4,431
August	5,858	5,304
September	7,205	6,463
October	8,827	8,884
November	10,622	10,503
December	12,183	12,264
January	12,750	13,179
February	14,615	15,038
March	16,874	17,022
April	17,973	17,936
May	17,960	17,938
June	17,956	17,938

### QUALITY

	Quantity	Base Number	Contract	AT	Region	England
% of FP17s for the same patient ID Re-attending within 3 months - Children	199	2,543	7.8%	11.8%	12.8%	11.9%
% of FP17s for the same patient ID Re-attending within 3 months - Adults	573	5,736	10.0%	17.1%	16.5%	16.0%
% of FP17s for the same patient ID Re-attending between 3 & 9 months - Children	1,509	2,543	59.3%	57.7%	59.7%	58.3%
% of FP17s for the same patient ID Re-attending between 3 & 9 months - Adults	3,183	5,736	55.5%	51.0%	52.6%	50.3%
% of FP17s for Band 1 Urgent Courses	363	8,222	4.4%	9.6%	9.1%	9.1%
% of FP17s Relating to Free Repair or Replacements	55	8,222	0.7%	1.1%	1.0%	0.8%
% of FP17s Relating to Continuations	64	8,222	0.8%	1.3%	1.2%	1.0%
% of Patients satisfied with the dentistry they have received	10	11	90.9%	91.9%	91.6%	91.5%
% of Patients satisfied with the time they had to wait for an appointment	10	11	90.9%	90.8%	88.3%	87.9%

\* This is based on patients treated on this contract for their most recent course of treatment. Figures in italics indicate the base number of FP17s or Patient Questionnaire responses are less than 100. N/A is shown where the base number of responses is less than 10 during the period. % is calculated as Quantity/Base number\*100



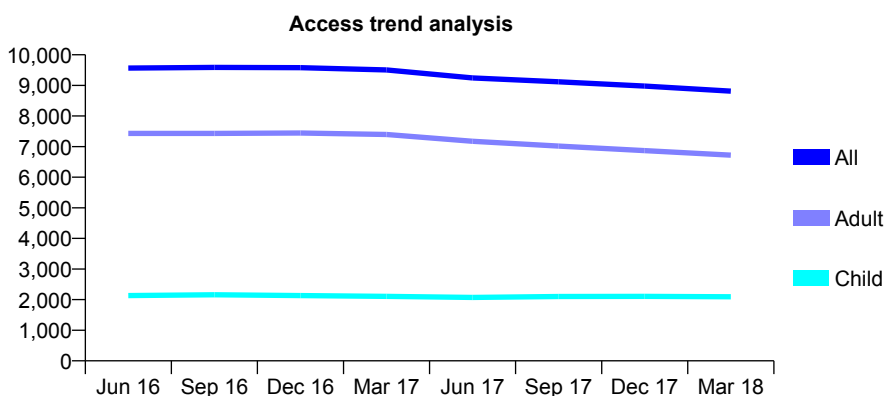
## Q44 - Vital Signs At a Glance Contract Report for 654248/0001 - Year end March 2018

Name or company name	MR S HUSSAIN
Contract type name	GDS Contract
Purpose of contract	General
Contract start date	01/04/2006
Contract end date	

17/18 Contracted general activity (UDA)	35,894
Carry forward general activity (UDA)	0
17/18 Contracted orthodontic activity (UOA)	0
Carry forward orthodontic activity (UOA)	0
Baseline contract value	£1,041,176.43

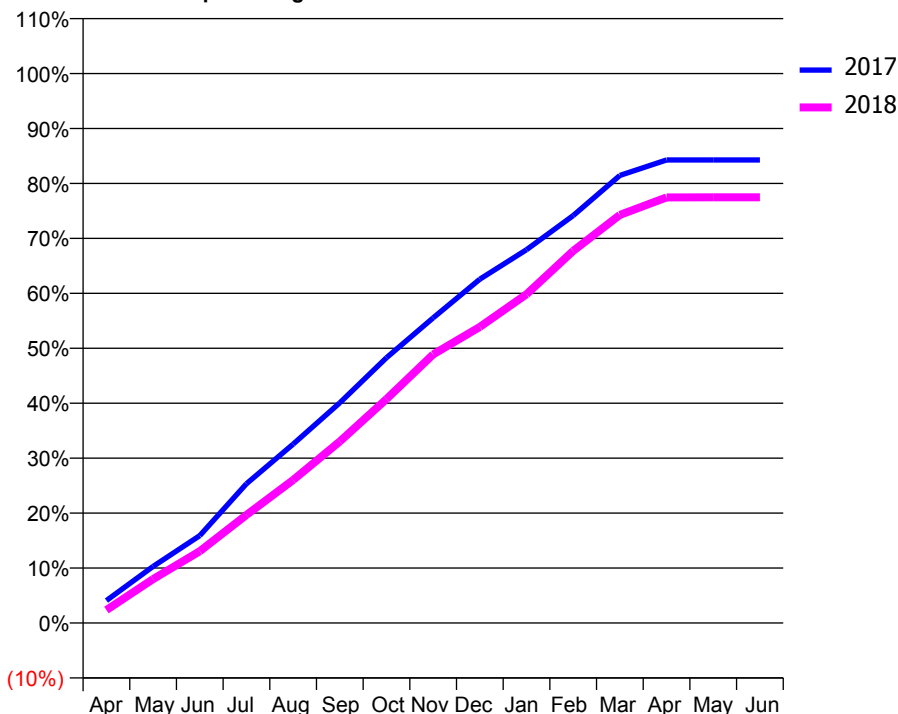
### ACCESS\*

Patients seen in 24 months	Total	Change since previous quarter
Quarter ending March 2017	9,504	
Quarter ending June 2017	9,246	↓
Quarter ending September 2017	9,118	↓
Quarter ending December 2017	8,977	↓
Quarter ending March 2018	8,812	↓
<b>Variance since March 2017</b>	<b>(7.3%)</b>	<b>↓</b>



### ACTIVITY

Cumulative percentage of contracted UDA delivered 2017 & 2018



Month	Adjusted Scheduled Activity (UDA)	
	2017	2018
April	1,470	846
May	3,695	2,871
June	5,705	4,688
July	9,098	7,063
August	11,688	9,340
September	14,386	11,858
October	17,329	14,628
November	19,934	17,551
December	22,457	19,345
January	24,385	21,480
February	26,614	24,305
March	29,240	26,656
April	30,244	27,796
May	30,246	27,811
June	30,247	27,811

### QUALITY

	Quantity	Base Number	Contract	AT	Region	England
% of FP17s for the same patient ID Re-attending within 3 months - Children	231	2,535	9.1%	11.8%	12.8%	11.9%
% of FP17s for the same patient ID Re-attending within 3 months - Adults	1,465	7,684	19.1%	17.1%	16.5%	16.0%
% of FP17s for the same patient ID Re-attending between 3 & 9 months - Children	1,132	2,535	44.7%	57.7%	59.7%	58.3%
% of FP17s for the same patient ID Re-attending between 3 & 9 months - Adults	3,076	7,684	40.0%	51.0%	52.6%	50.3%
% of FP17s for Band 1 Urgent Courses	1,422	10,223	13.9%	9.6%	9.1%	9.1%
% of FP17s Relating to Free Repair or Replacements	100	10,223	1.0%	1.1%	1.0%	0.8%
% of FP17s Relating to Continuations	256	10,223	2.5%	1.3%	1.2%	1.0%
% of Patients satisfied with the dentistry they have received	11	11	100.0%	91.9%	91.6%	91.5%
% of Patients satisfied with the time they had to wait for an appointment	9	11	81.8%	90.8%	88.3%	87.9%

\* This is based on patients treated on this contract for their most recent course of treatment. Figures in italics indicate the base number of FP17s or Patient Questionnaire responses are less than 100. N/A is shown where the base number of responses is less than 10 during the period. % is calculated as Quantity/Base number\*100

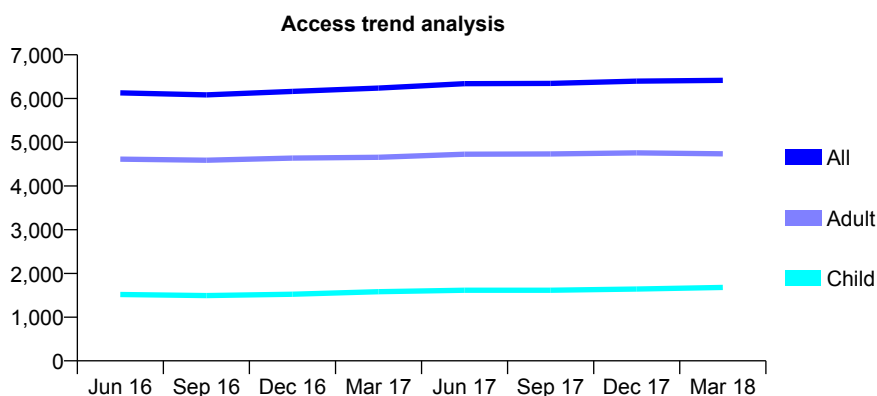
## Q44 - Vital Signs At a Glance Contract Report for 661899/0001 - Year end March 2018

Name or company name	MRS A SIMPKINS
Contract type name	GDS Contract
Purpose of contract	General
Contract start date	01/04/2006
Contract end date	

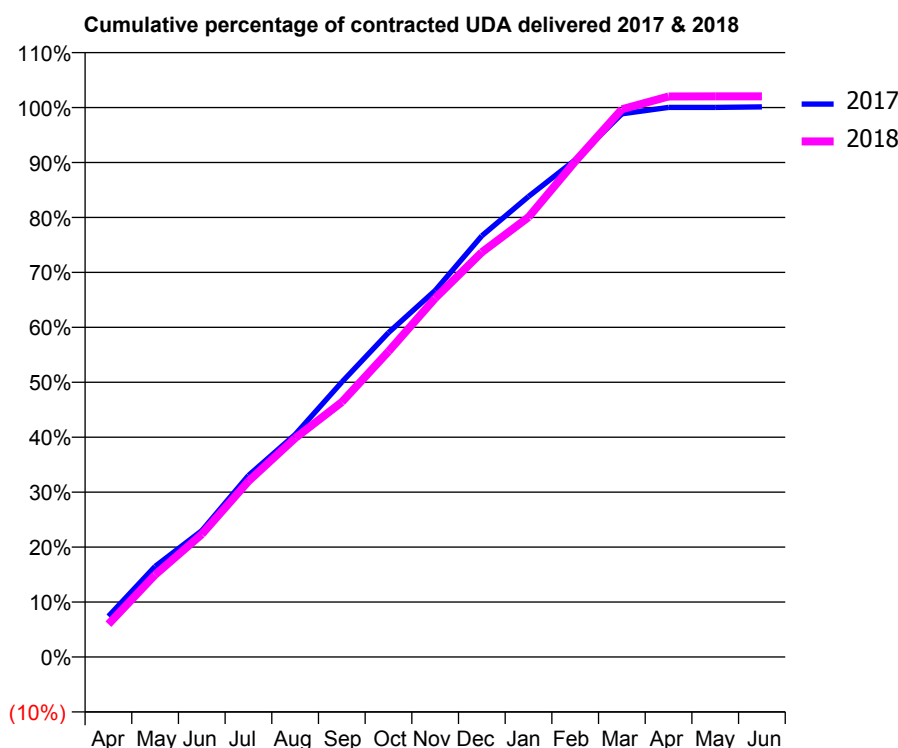
17/18 Contracted general activity (UDA)	15,000
Carry forward general activity (UDA)	0
17/18 Contracted orthodontic activity (UOA)	0
Carry forward orthodontic activity (UOA)	0
Baseline contract value	£381,455.18

### ACCESS\*

Patients seen in 24 months	Total	Change since previous quarter
Quarter ending March 2017	6,238	
Quarter ending June 2017	6,341	→
Quarter ending September 2017	6,347	→
Quarter ending December 2017	6,399	→
Quarter ending March 2018	6,415	→
<b>Variance since March 2017</b>	<b>2.8%</b>	<b>↑</b>



### ACTIVITY



Month	Adjusted Scheduled Activity (UDA)	
	2017	2018
April	1,136	896
May	2,525	2,245
June	3,519	3,352
July	5,054	4,799
August	6,193	5,977
September	7,654	6,957
October	9,031	8,340
November	10,203	9,793
December	11,727	11,049
January	12,823	12,006
February	13,841	13,526
March	15,123	14,953
April	15,304	15,300
May	15,304	15,303
June	15,316	15,303

### QUALITY

	Quantity	Base Number	Contract	AT	Region	England
% of FP17s for the same patient ID Re-attending within 3 months - Children	47	1,955	2.4%	11.8%	12.8%	11.9%
% of FP17s for the same patient ID Re-attending within 3 months - Adults	546	5,840	9.3%	17.1%	16.5%	16.0%
% of FP17s for the same patient ID Re-attending between 3 & 9 months - Children	813	1,955	41.6%	57.7%	59.7%	58.3%
% of FP17s for the same patient ID Re-attending between 3 & 9 months - Adults	2,774	5,840	47.5%	51.0%	52.6%	50.3%
% of FP17s for Band 1 Urgent Courses	206	7,836	2.6%	9.6%	9.1%	9.1%
% of FP17s Relating to Free Repair or Replacements	78	7,836	1.0%	1.1%	1.0%	0.8%
% of FP17s Relating to Continuations	126	7,836	1.6%	1.3%	1.2%	1.0%
% of Patients satisfied with the dentistry they have received	9	9	N/A	91.9%	91.6%	91.5%
% of Patients satisfied with the time they had to wait for an appointment	9	9	N/A	90.8%	88.3%	87.9%

\* This is based on patients treated on this contract for their most recent course of treatment. Figures in italics indicate the base number of FP17s or Patient Questionnaire responses are less than 100. N/A is shown where the base number of responses is less than 10 during the period. % is calculated as Quantity/Base number\*100

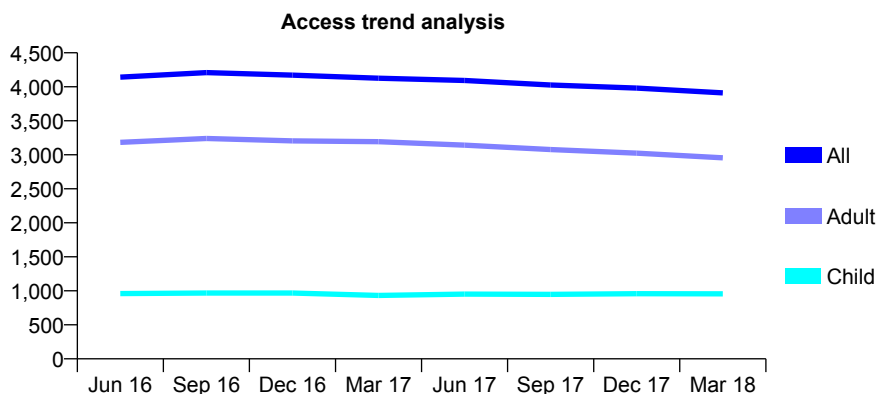
## Q44 - Vital Signs At a Glance Contract Report for 674281/0001 - Year end March 2018

Name or company name	MR P MOTTRAM
Contract type name	GDS Contract
Purpose of contract	General
Contract start date	22/05/2006
Contract end date	

17/18 Contracted general activity (UDA)	7,500
Carry forward general activity (UDA)	0
17/18 Contracted orthodontic activity (UOA)	0
Carry forward orthodontic activity (UOA)	0
Baseline contract value	£195,661.09

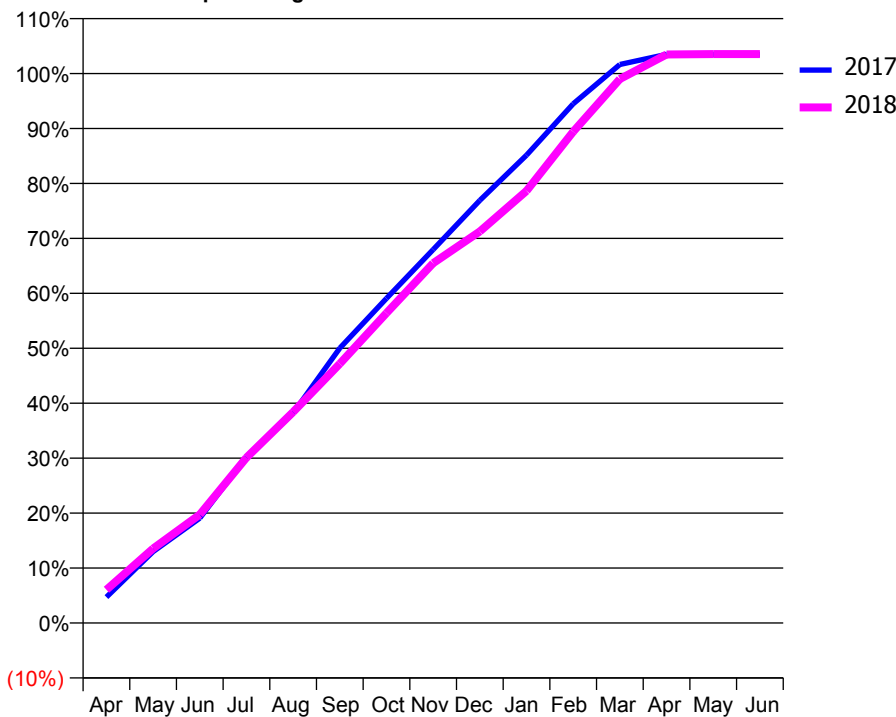
### ACCESS\*

Patients seen in 24 months	Total	Change since previous quarter
Quarter ending March 2017	4,126	
Quarter ending June 2017	4,094	→
Quarter ending September 2017	4,027	↓
Quarter ending December 2017	3,981	↓
Quarter ending March 2018	3,911	↓
<b>Variance since March 2017</b>	<b>(5.2%)</b>	<b>↓</b>



### ACTIVITY

Cumulative percentage of contracted UDA delivered 2017 & 2018



Month	Adjusted Scheduled Activity (UDA)	
	2017	2018
April	362	454
May	993	1,017
June	1,461	1,480
July	2,312	2,257
August	2,923	2,881
September	3,828	3,538
October	4,519	4,231
November	5,199	4,911
December	5,884	5,344
January	6,513	5,898
February	7,229	6,706
March	7,776	7,425
April	7,917	7,760
May	7,915	7,765
June	7,915	7,765

### QUALITY

	Quantity	Base Number	Contract	AT	Region	England
% of FP17s for the same patient ID Re-attending within 3 months - Children	87	1,536	5.7%	11.8%	12.8%	11.9%
% of FP17s for the same patient ID Re-attending within 3 months - Adults	611	4,181	14.6%	17.1%	16.5%	16.0%
% of FP17s for the same patient ID Re-attending between 3 & 9 months - Children	964	1,536	62.8%	57.7%	59.7%	58.3%
% of FP17s for the same patient ID Re-attending between 3 & 9 months - Adults	2,265	4,181	54.2%	51.0%	52.6%	50.3%
% of FP17s for Band 1 Urgent Courses	496	4,787	10.4%	9.6%	9.1%	9.1%
% of FP17s Relating to Free Repair or Replacements	20	4,787	0.4%	1.1%	1.0%	0.8%
% of FP17s Relating to Continuations	41	4,787	0.9%	1.3%	1.2%	1.0%
% of Patients satisfied with the dentistry they have received	12	12	100.0%	91.9%	91.6%	91.5%
% of Patients satisfied with the time they had to wait for an appointment	11	12	91.7%	90.8%	88.3%	87.9%

\* This is based on patients treated on this contract for their most recent course of treatment. Figures in italics indicate the base number of FP17s or Patient Questionnaire responses are less than 100. N/A is shown where the base number of responses is less than 10 during the period. % is calculated as Quantity/Base number\*100

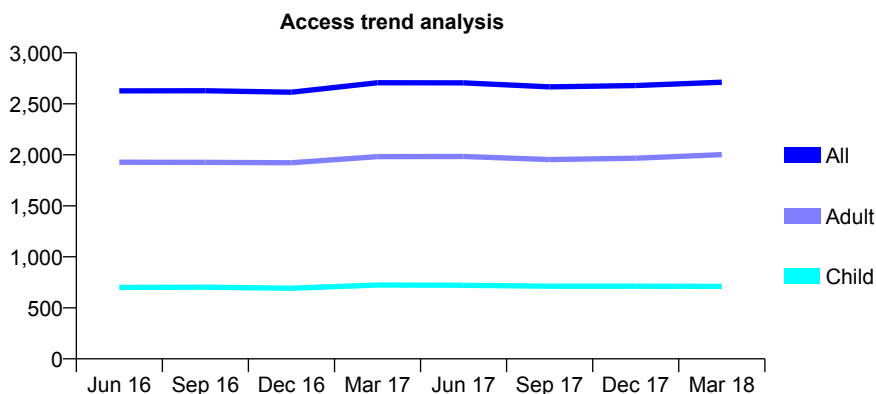
## Q44 - Vital Signs At a Glance Contract Report for 674346/0001 - Year end March 2018

Name or company name	MISS SE HAWORTH
Contract type name	PDS Contract
Purpose of contract	General
Contract start date	01/04/2006
Contract end date	31/03/2021

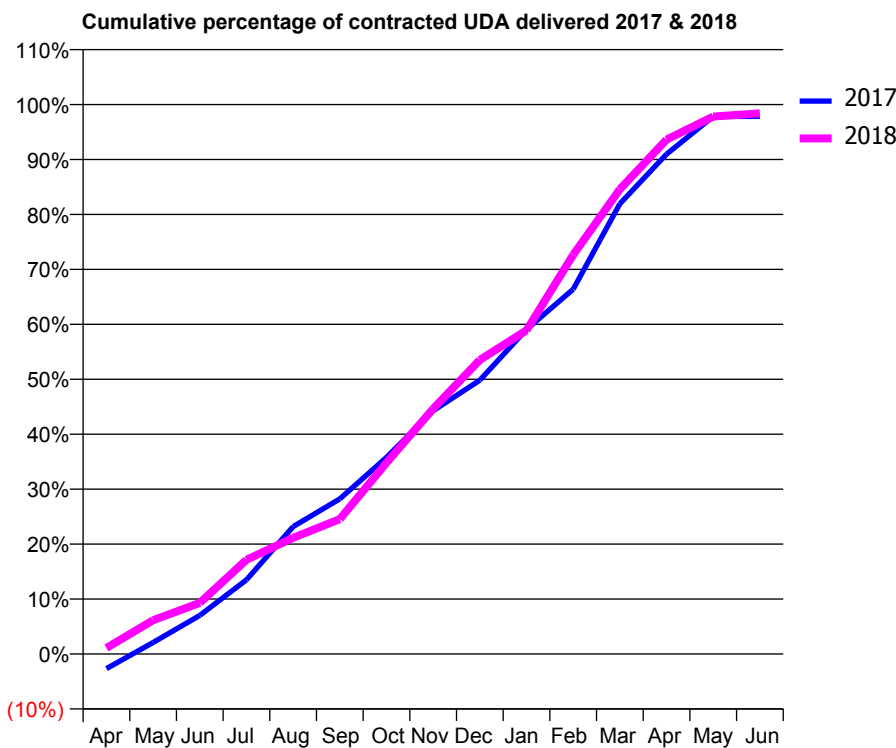
17/18 Contracted general activity (UDA)	8,909
Carry forward general activity (UDA)	12
17/18 Contracted orthodontic activity (UOA)	0
Carry forward orthodontic activity (UOA)	0
Baseline contract value	£254,967.22

### ACCESS\*

Patients seen in 24 months	Total	Change since previous quarter
Quarter ending March 2017	2,706	
Quarter ending June 2017	2,705	→
Quarter ending September 2017	2,666	↓
Quarter ending December 2017	2,679	→
Quarter ending March 2018	2,712	→
<b>Variance since March 2017</b>	<b>0.2%</b>	<b>→</b>



### ACTIVITY



Month	Adjusted Scheduled Activity (UDA)	
	2017	2018
April	-239	98
May	188	548
June	626	829
July	1,202	1,528
August	2,066	1,883
September	2,515	2,187
October	3,188	3,101
November	3,944	3,976
December	4,440	4,768
January	5,263	5,248
February	5,914	6,473
March	7,301	7,536
April	8,104	8,340
May	8,717	8,713
June	8,717	8,765

### QUALITY

	Quantity	Base Number	Contract	AT	Region	England
% of FP17s for the same patient ID Re-attending within 3 months - Children	178	1,216	14.6%	11.8%	12.8%	11.9%
% of FP17s for the same patient ID Re-attending within 3 months - Adults	334	2,315	14.4%	17.1%	16.5%	16.0%
% of FP17s for the same patient ID Re-attending between 3 & 9 months - Children	714	1,216	58.7%	57.7%	59.7%	58.3%
% of FP17s for the same patient ID Re-attending between 3 & 9 months - Adults	802	2,315	34.6%	51.0%	52.6%	50.3%
% of FP17s for Band 1 Urgent Courses	222	3,397	6.5%	9.6%	9.1%	9.1%
% of FP17s Relating to Free Repair or Replacements	23	3,397	0.7%	1.1%	1.0%	0.8%
% of FP17s Relating to Continuations	14	3,397	0.4%	1.3%	1.2%	1.0%
% of Patients satisfied with the dentistry they have received	8	9	N/A	91.9%	91.6%	91.5%
% of Patients satisfied with the time they had to wait for an appointment	8	9	N/A	90.8%	88.3%	87.9%

\* This is based on patients treated on this contract for their most recent course of treatment. Figures in italics indicate the base number of FP17s or Patient Questionnaire responses are less than 100. N/A is shown where the base number of responses is less than 10 during the period. % is calculated as Quantity/Base number\*100

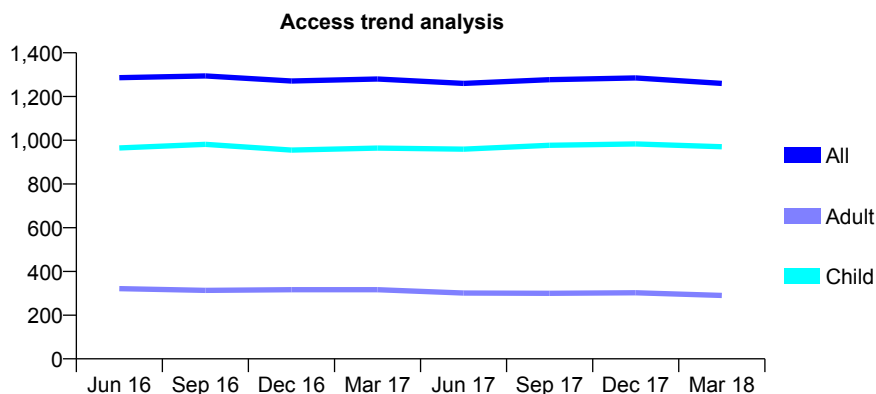
## Q44 - Vital Signs At a Glance Contract Report for 676357/0001 - Year end March 2018

Name or company name	MR JD FLEMING
Contract type name	GDS Contract
Purpose of contract	General
Contract start date	01/07/2013
Contract end date	

17/18 Contracted general activity (UDA)	3,077
Carry forward general activity (UDA)	1
17/18 Contracted orthodontic activity (UOA)	0
Carry forward orthodontic activity (UOA)	0
Baseline contract value	£112,335.29

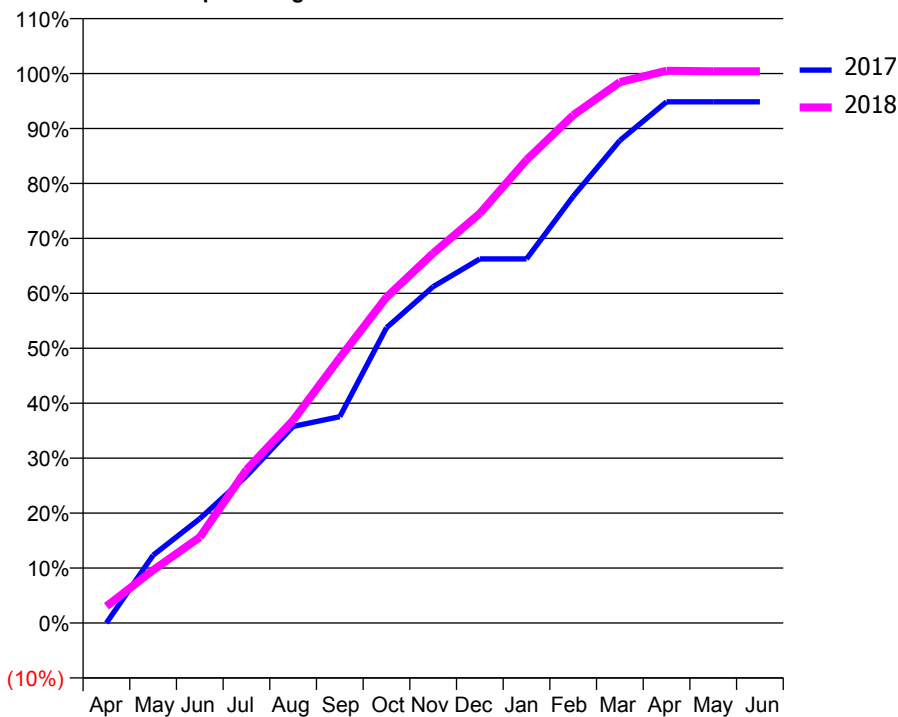
### ACCESS\*

Patients seen in 24 months	Total	Change since previous quarter
Quarter ending March 2017	1,280	
Quarter ending June 2017	1,260	↓
Quarter ending September 2017	1,277	→
Quarter ending December 2017	1,285	→
Quarter ending March 2018	1,260	↓
<b>Variance since March 2017</b>	<b>(1.6%)</b>	<b>↓</b>



### ACTIVITY

Cumulative percentage of contracted UDA delivered 2017 & 2018



Adjusted Scheduled Activity (UDA)

Month	2017	2018
April	0	94
May	380	296
June	584	480
July	824	858
August	1,101	1,135
September	1,156	1,485
October	1,654	1,824
November	1,884	2,071
December	2,039	2,294
January	2,039	2,593
February	2,389	2,844
March	2,702	3,029
April	2,918	3,093
May	2,918	3,090
June	2,918	3,090

### QUALITY

	Quantity	Base Number	Contract	AT	Region	England
% of FP17s for the same patient ID Re-attending within 3 months - Children	310	2,049	15.1%	11.8%	12.8%	11.9%
% of FP17s for the same patient ID Re-attending within 3 months - Adults	9	273	3.3%	17.1%	16.5%	16.0%
% of FP17s for the same patient ID Re-attending between 3 & 9 months - Children	1,376	2,049	67.2%	57.7%	59.7%	58.3%
% of FP17s for the same patient ID Re-attending between 3 & 9 months - Adults	176	273	64.5%	51.0%	52.6%	50.3%
% of FP17s for Band 1 Urgent Courses	59	2,165	2.7%	9.6%	9.1%	9.1%
% of FP17s Relating to Free Repair or Replacements	1	2,165	0.0%	1.1%	1.0%	0.8%
% of FP17s Relating to Continuations	2	2,165	0.1%	1.3%	1.2%	1.0%
% of Patients satisfied with the dentistry they have received	2	2	N/A	91.9%	91.6%	91.5%
% of Patients satisfied with the time they had to wait for an appointment	2	2	N/A	90.8%	88.3%	87.9%

\* This is based on patients treated on this contract for their most recent course of treatment. Figures in italics indicate the base number of FP17s or Patient Questionnaire responses are less than 100. N/A is shown where the base number of responses is less than 10 during the period. % is calculated as Quantity/Base number\*100

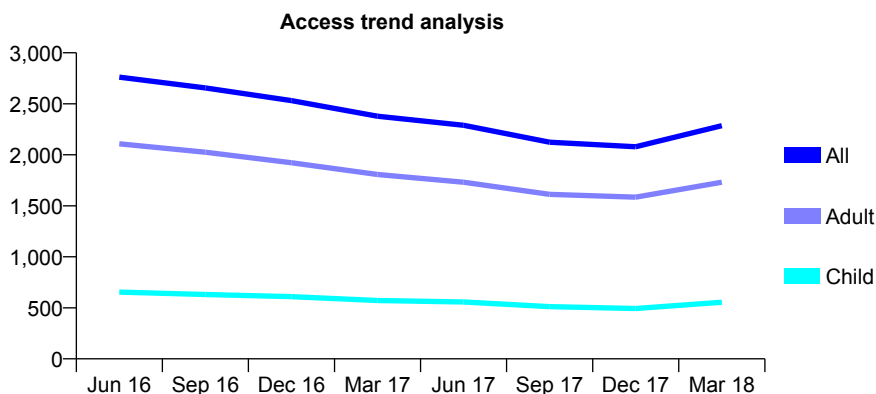
## Q44 - Vital Signs At a Glance Contract Report for 682365/0009 - Year end March 2018

Name or company name	MR QM JAFFRI
Contract type name	PDS Plus Contract
Purpose of contract	General
Contract start date	29/11/2010
Contract end date	31/03/2019

17/18 Contracted general activity (UDA)	8,000
Carry forward general activity (UDA)	0
17/18 Contracted orthodontic activity (UOA)	0
Carry forward orthodontic activity (UOA)	0
Baseline contract value	£271,507.65

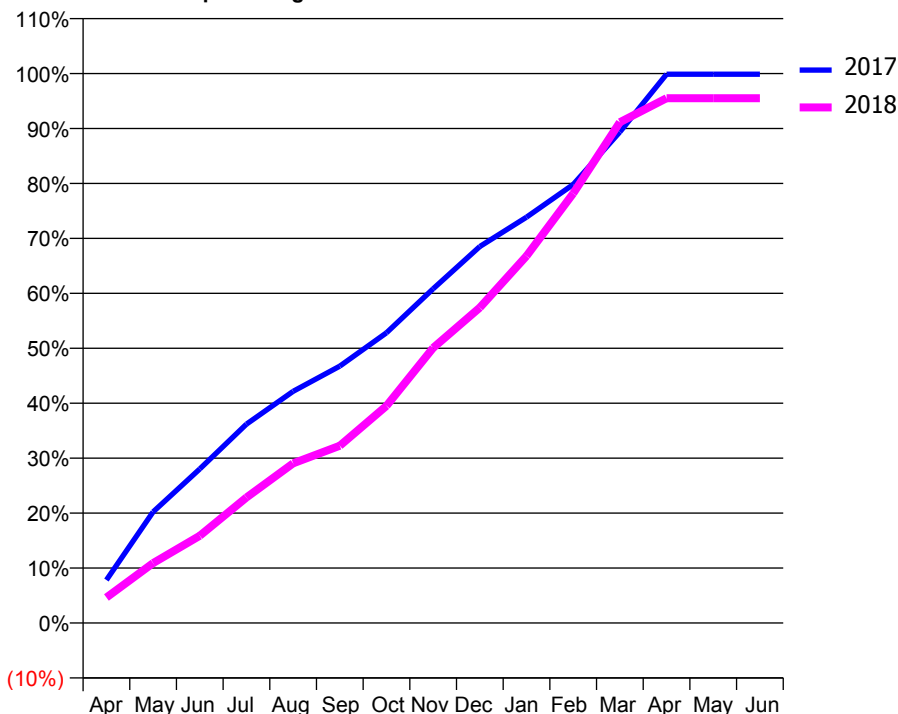
### ACCESS\*

Patients seen in 24 months	Total	Change since previous quarter
Quarter ending March 2017	2,379	
Quarter ending June 2017	2,289	↓
Quarter ending September 2017	2,124	↓
Quarter ending December 2017	2,079	↓
Quarter ending March 2018	2,286	↑
<b>Variance since March 2017</b>	<b>(3.9%)</b>	<b>↓</b>



### ACTIVITY

Cumulative percentage of contracted UDA delivered 2017 & 2018



Month	Adjusted Scheduled Activity (UDA)	
	2017	2018
April	627	371
May	1,618	872
June	2,243	1,271
July	2,896	1,828
August	3,372	2,325
September	3,741	2,580
October	4,226	3,161
November	4,866	4,005
December	5,481	4,593
January	5,909	5,344
February	6,384	6,254
March	7,148	7,291
April	7,989	7,640
May	7,989	7,640
June	7,989	7,640

### QUALITY

	Quantity	Base Number	Contract	AT	Region	England
% of FP17s for the same patient ID Re-attending within 3 months - Children	115	910	12.6%	11.8%	12.8%	11.9%
% of FP17s for the same patient ID Re-attending within 3 months - Adults	493	2,575	19.1%	17.1%	16.5%	16.0%
% of FP17s for the same patient ID Re-attending between 3 & 9 months - Children	483	910	53.1%	57.7%	59.7%	58.3%
% of FP17s for the same patient ID Re-attending between 3 & 9 months - Adults	1,056	2,575	41.0%	51.0%	52.6%	50.3%
% of FP17s for Band 1 Urgent Courses	592	3,281	18.0%	9.6%	9.1%	9.1%
% of FP17s Relating to Free Repair or Replacements	20	3,281	0.6%	1.1%	1.0%	0.8%
% of FP17s Relating to Continuations	26	3,281	0.8%	1.3%	1.2%	1.0%
% of Patients satisfied with the dentistry they have received	1	1	N/A	91.9%	91.6%	91.5%
% of Patients satisfied with the time they had to wait for an appointment	1	1	N/A	90.8%	88.3%	87.9%

\* This is based on patients treated on this contract for their most recent course of treatment. Figures in italics indicate the base number of FP17s or Patient Questionnaire responses are less than 100. N/A is shown where the base number of responses is less than 10 during the period. % is calculated as Quantity/Base number\*100

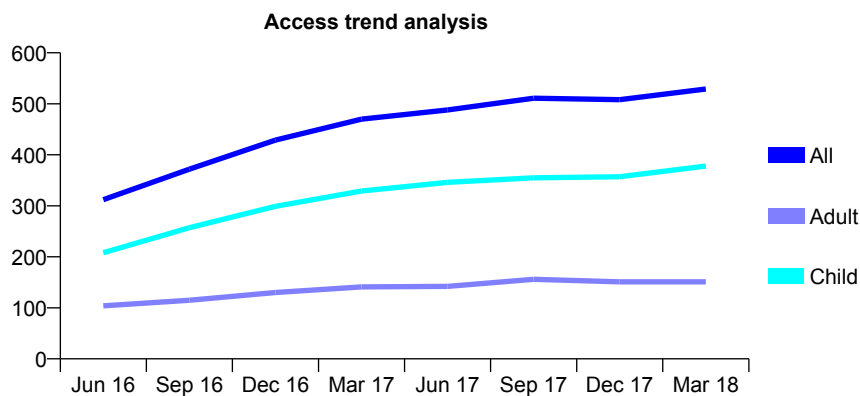
## Q44 - Vital Signs At a Glance Contract Report for 723525/0001 - Year end March 2018

Name or company name	Wish Dental Practice
Contract type name	GDS Contract
Purpose of contract	General
Contract start date	01/04/2006
Contract end date	

17/18 Contracted general activity (UDA)	1,183
Carry forward general activity (UDA)	0
17/18 Contracted orthodontic activity (UOA)	0
Carry forward orthodontic activity (UOA)	0
Baseline contract value	£26,272.22

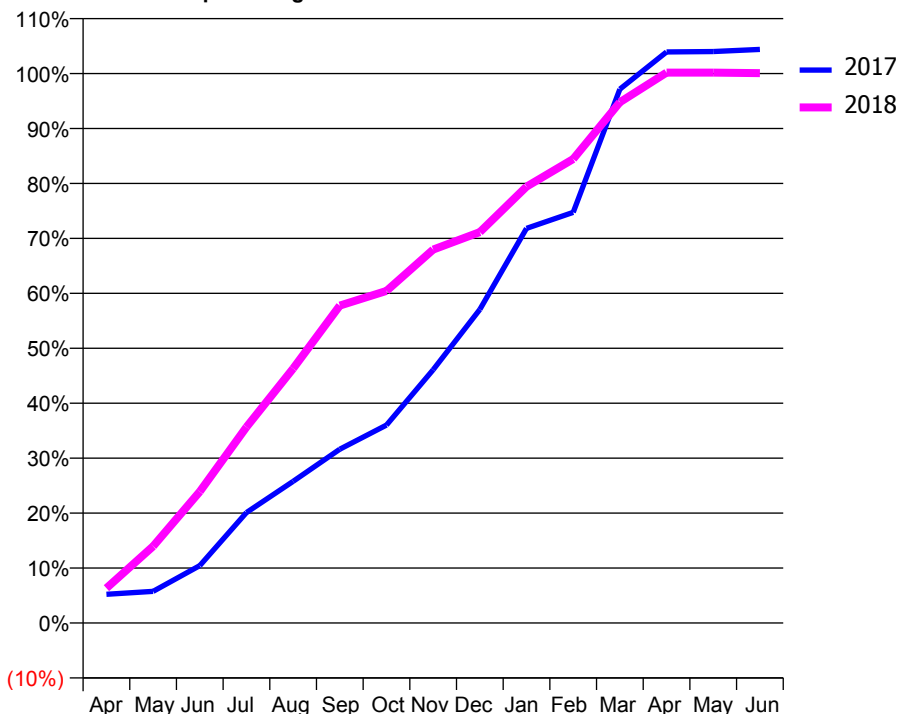
### ACCESS\*

Patients seen in 24 months	Total	Change since previous quarter
Quarter ending March 2017	470	
Quarter ending June 2017	488	↑
Quarter ending September 2017	511	↑
Quarter ending December 2017	508	→
Quarter ending March 2018	529	↑
<b>Variance since March 2017</b>	<b>12.6%</b>	<b>↑</b>



### ACTIVITY

Cumulative percentage of contracted UDA delivered 2017 & 2018



Month	Adjusted Scheduled Activity (UDA)	
	2017	2018
April	57	75
May	63	165
June	115	283
July	221	422
August	283	548
September	347	683
October	396	715
November	506	804
December	627	842
January	789	939
February	821	999
March	1,067	1,121
April	1,141	1,185
May	1,142	1,185
June	1,146	1,184

### QUALITY

	Quantity	Base Number	Contract	AT	Region	England
% of FP17s for the same patient ID Re-attending within 3 months - Children	54	654	8.3%	11.8%	12.8%	11.9%
% of FP17s for the same patient ID Re-attending within 3 months - Adults	8	159	5.0%	17.1%	16.5%	16.0%
% of FP17s for the same patient ID Re-attending between 3 & 9 months - Children	445	654	68.0%	57.7%	59.7%	58.3%
% of FP17s for the same patient ID Re-attending between 3 & 9 months - Adults	108	159	67.9%	51.0%	52.6%	50.3%
% of FP17s for Band 1 Urgent Courses	35	833	4.2%	9.6%	9.1%	9.1%
% of FP17s Relating to Free Repair or Replacements	0	833	0.0%	1.1%	1.0%	0.8%
% of FP17s Relating to Continuations	1	833	0.1%	1.3%	1.2%	1.0%
% of Patients satisfied with the dentistry they have received	0	0	N/A	91.9%	91.6%	91.5%
% of Patients satisfied with the time they had to wait for an appointment	0	0	N/A	90.8%	88.3%	87.9%

\* This is based on patients treated on this contract for their most recent course of treatment. Figures in italics indicate the base number of FP17s or Patient Questionnaire responses are less than 100. N/A is shown where the base number of responses is less than 10 during the period. % is calculated as Quantity/Base number\*100



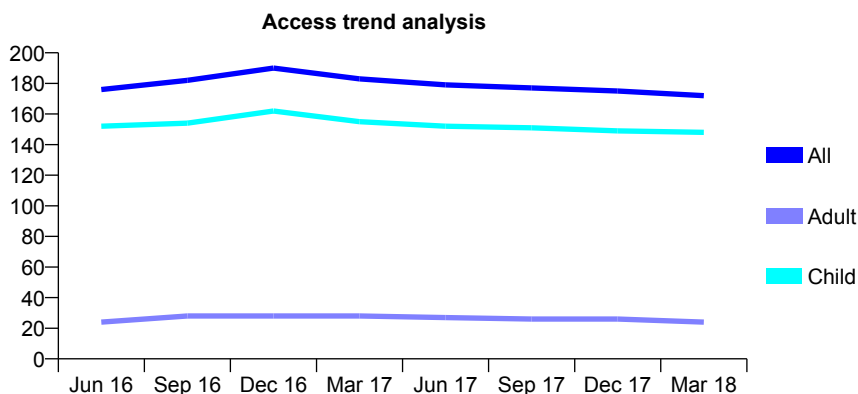
## Q44 - Vital Signs At a Glance Contract Report for 723843/0002 - Year end March 2018

Name or company name	MR JR BURGESS
Contract type name	GDS Contract
Purpose of contract	General
Contract start date	01/04/2006
Contract end date	

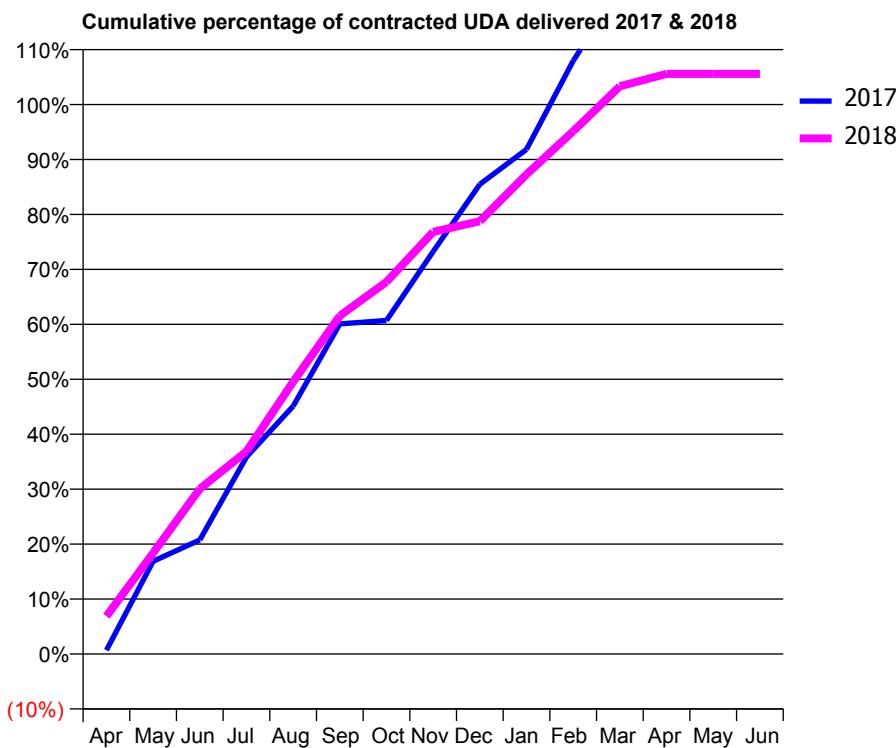
17/18 Contracted general activity (UDA)	308
Carry forward general activity (UDA)	0
17/18 Contracted orthodontic activity (UOA)	0
Carry forward orthodontic activity (UOA)	0
Baseline contract value	£8,742.71

### ACCESS\*

Patients seen in 24 months	Total	Change since previous quarter
Quarter ending March 2017	183	
Quarter ending June 2017	179	↓
Quarter ending September 2017	177	↓
Quarter ending December 2017	175	↓
Quarter ending March 2018	172	↓
<b>Variance since March 2017</b>	<b>(6.0%)</b>	<b>↓</b>



### ACTIVITY



Month	Adjusted Scheduled Activity (UDA)	
	2017	2018
April	2	21
May	53	57
June	65	93
July	113	114
August	142	153
September	189	190
October	191	209
November	230	237
December	268	243
January	288	269
February	339	293
March	380	318
April	383	325
May	384	325
June	384	325

### QUALITY

	Quantity	Base Number	Contract	AT	Region	England
% of FP17s for the same patient ID Re-attending within 3 months - Children	29	227	12.8%	11.8%	12.8%	11.9%
% of FP17s for the same patient ID Re-attending within 3 months - Adults	0	12	0.0%	17.1%	16.5%	16.0%
% of FP17s for the same patient ID Re-attending between 3 & 9 months - Children	157	227	69.2%	57.7%	59.7%	58.3%
% of FP17s for the same patient ID Re-attending between 3 & 9 months - Adults	11	12	91.7%	51.0%	52.6%	50.3%
% of FP17s for Band 1 Urgent Courses	6	242	2.5%	9.6%	9.1%	9.1%
% of FP17s Relating to Free Repair or Replacements	0	242	0.0%	1.1%	1.0%	0.8%
% of FP17s Relating to Continuations	0	242	0.0%	1.3%	1.2%	1.0%
% of Patients satisfied with the dentistry they have received	0	0	N/A	91.9%	91.6%	91.5%
% of Patients satisfied with the time they had to wait for an appointment	0	0	N/A	90.8%	88.3%	87.9%

\* This is based on patients treated on this contract for their most recent course of treatment. Figures in italics indicate the base number of FP17s or Patient Questionnaire responses are less than 100. N/A is shown where the base number of responses is less than 10 during the period. % is calculated as Quantity/Base number\*100

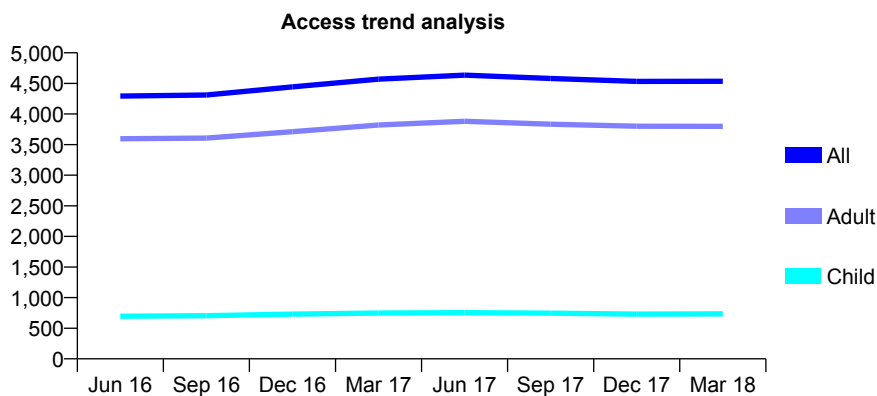
## Q44 - Vital Signs At a Glance Contract Report for 725382/0001 - Year end March 2018

Name or company name	Appleton Park Dental Practice
Contract type name	GDS Contract
Purpose of contract	General
Contract start date	01/04/2006
Contract end date	

17/18 Contracted general activity (UDA)	12,165
Carry forward general activity (UDA)	0
17/18 Contracted orthodontic activity (UOA)	0
Carry forward orthodontic activity (UOA)	0
Baseline contract value	£368,141.97

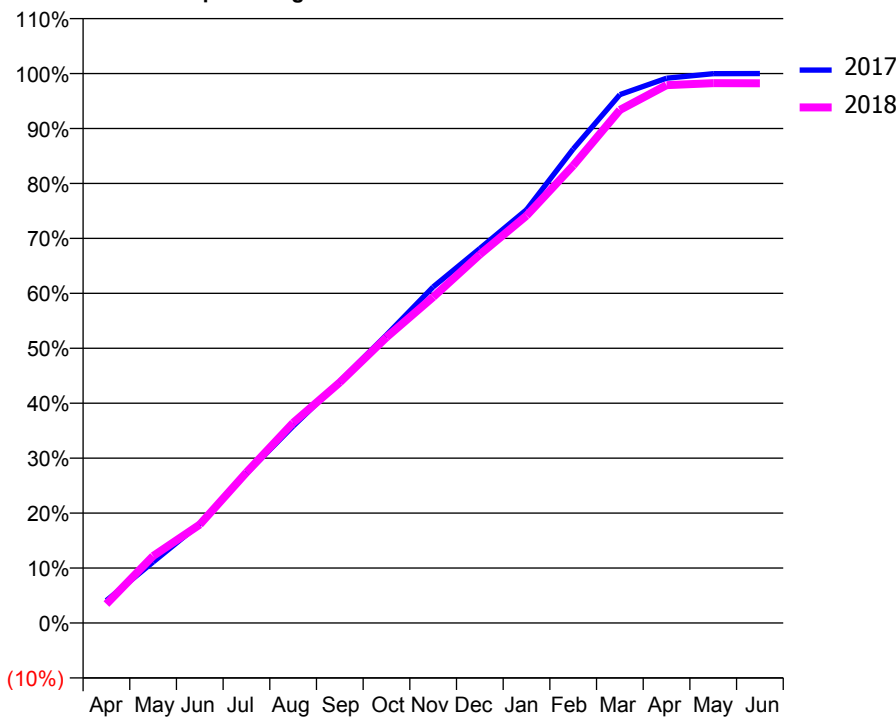
### ACCESS\*

Patients seen in 24 months	Total	Change since previous quarter
Quarter ending March 2017	4,569	
Quarter ending June 2017	4,635	→
Quarter ending September 2017	4,580	↓
Quarter ending December 2017	4,532	↓
Quarter ending March 2018	4,534	→
<b>Variance since March 2017</b>	<b>(0.8%)</b>	<b>→</b>



### ACTIVITY

Cumulative percentage of contracted UDA delivered 2017 & 2018



Month	Adjusted Scheduled Activity (UDA)	
	2017	2018
April	498	420
May	1,353	1,483
June	2,198	2,181
July	3,320	3,334
August	4,370	4,432
September	5,366	5,328
October	6,394	6,326
November	7,459	7,215
December	8,312	8,159
January	9,175	9,017
February	10,521	10,126
March	11,730	11,359
April	12,093	11,907
May	12,194	11,950
June	12,197	11,948

### QUALITY

	Quantity	Base Number	Contract	AT	Region	England
% of FP17s for the same patient ID Re-attending within 3 months - Children	89	1,319	6.7%	11.8%	12.8%	11.9%
% of FP17s for the same patient ID Re-attending within 3 months - Adults	793	5,948	13.3%	17.1%	16.5%	16.0%
% of FP17s for the same patient ID Re-attending between 3 & 9 months - Children	938	1,319	71.1%	57.7%	59.7%	58.3%
% of FP17s for the same patient ID Re-attending between 3 & 9 months - Adults	3,342	5,948	56.2%	51.0%	52.6%	50.3%
% of FP17s for Band 1 Urgent Courses	337	7,316	4.6%	9.6%	9.1%	9.1%
% of FP17s Relating to Free Repair or Replacements	137	7,316	1.9%	1.1%	1.0%	0.8%
% of FP17s Relating to Continuations	129	7,316	1.8%	1.3%	1.2%	1.0%
% of Patients satisfied with the dentistry they have received	8	9	N/A	91.9%	91.6%	91.5%
% of Patients satisfied with the time they had to wait for an appointment	8	9	N/A	90.8%	88.3%	87.9%

\* This is based on patients treated on this contract for their most recent course of treatment. Figures in italics indicate the base number of FP17s or Patient Questionnaire responses are less than 100. N/A is shown where the base number of responses is less than 10 during the period. % is calculated as Quantity/Base number\*100

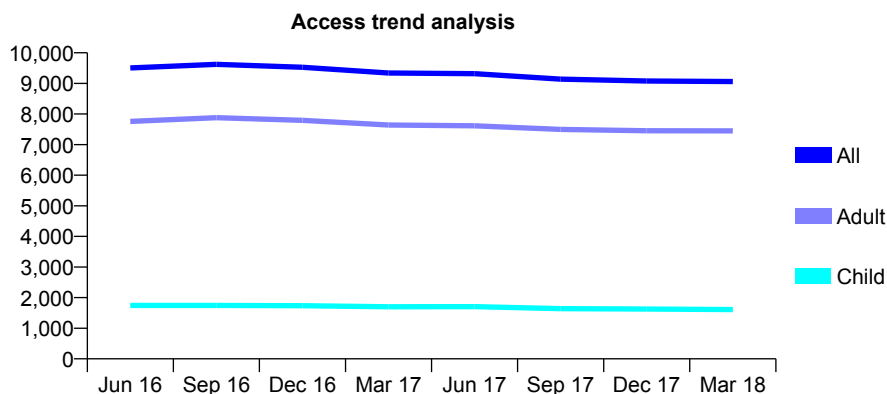
## Q44 - Vital Signs At a Glance Contract Report for 725382/0002 - Year end March 2018

Name or company name	Museum Street Dental Practice
Contract type name	GDS Contract
Purpose of contract	General
Contract start date	01/04/2006
Contract end date	

17/18 Contracted general activity (UDA)	26,156
Carry forward general activity (UDA)	0
17/18 Contracted orthodontic activity (UOA)	0
Carry forward orthodontic activity (UOA)	0
Baseline contract value	£777,419.11

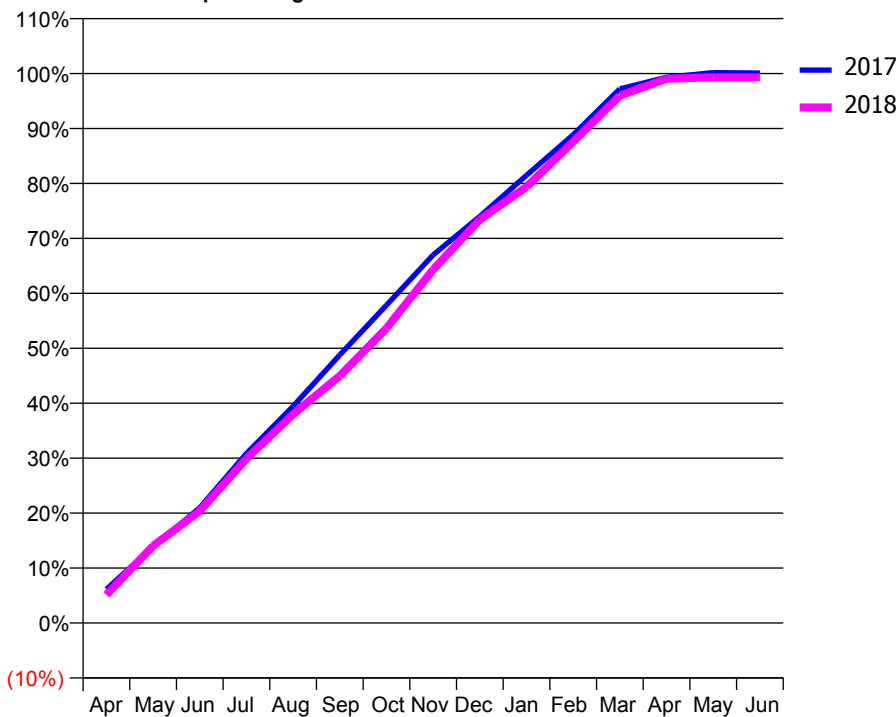
### ACCESS\*

Patients seen in 24 months	Total	Change since previous quarter
Quarter ending March 2017	9,342	
Quarter ending June 2017	9,319	→
Quarter ending September 2017	9,139	↓
Quarter ending December 2017	9,078	→
Quarter ending March 2018	9,060	→
<b>Variance since March 2017</b>	<b>(3.0%)</b>	<b>↓</b>



### ACTIVITY

Cumulative percentage of contracted UDA delivered 2017 & 2018



Month	Adjusted Scheduled Activity (UDA)	
	2017	2018
April	1,643	1,343
May	3,704	3,675
June	5,598	5,326
July	8,234	7,821
August	10,522	9,934
September	13,017	11,767
October	15,433	14,032
November	17,869	16,821
December	19,743	19,206
January	21,736	20,756
February	23,708	22,912
March	25,930	25,105
April	26,497	25,909
May	26,721	25,974
June	26,701	25,974

### QUALITY

	Quantity	Base Number	Contract	AT	Region	England
% of FP17s for the same patient ID Re-attending within 3 months - Children	187	2,527	7.4%	11.8%	12.8%	11.9%
% of FP17s for the same patient ID Re-attending within 3 months - Adults	1,642	11,798	13.9%	17.1%	16.5%	16.0%
% of FP17s for the same patient ID Re-attending between 3 & 9 months - Children	1,679	2,527	66.4%	57.7%	59.7%	58.3%
% of FP17s for the same patient ID Re-attending between 3 & 9 months - Adults	7,160	11,798	60.7%	51.0%	52.6%	50.3%
% of FP17s for Band 1 Urgent Courses	922	14,401	6.4%	9.6%	9.1%	9.1%
% of FP17s Relating to Free Repair or Replacements	287	14,401	2.0%	1.1%	1.0%	0.8%
% of FP17s Relating to Continuations	232	14,401	1.6%	1.3%	1.2%	1.0%
% of Patients satisfied with the dentistry they have received	12	12	100.0%	91.9%	91.6%	91.5%
% of Patients satisfied with the time they had to wait for an appointment	11	12	91.7%	90.8%	88.3%	87.9%

\* This is based on patients treated on this contract for their most recent course of treatment. Figures in italics indicate the base number of FP17s or Patient Questionnaire responses are less than 100. N/A is shown where the base number of responses is less than 10 during the period. % is calculated as Quantity/Base number\*100

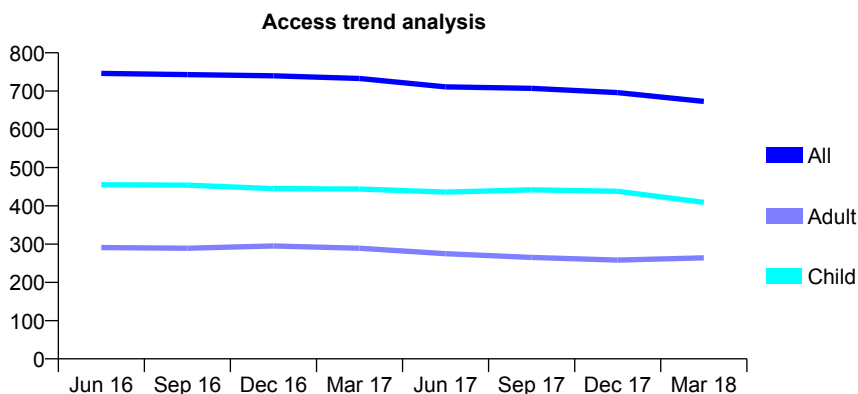
## Q44 - Vital Signs At a Glance Contract Report for 725889/0001 - Year end March 2018

Name or company name	MR GD ROWE
Contract type name	PDS Contract
Purpose of contract	General
Contract start date	01/04/2006
Contract end date	31/03/2025

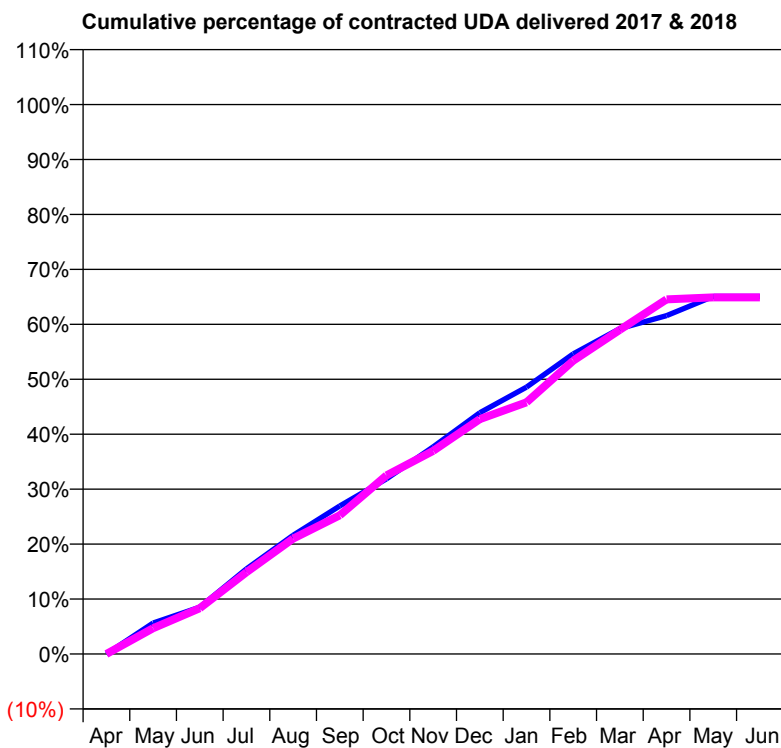
17/18 Contracted general activity (UDA)	2,220
Carry forward general activity (UDA)	0
17/18 Contracted orthodontic activity (UOA)	0
Carry forward orthodontic activity (UOA)	0
Baseline contract value	£47,635.39

### ACCESS\*

Patients seen in 24 months	Total	Change since previous quarter
Quarter ending March 2017	733	
Quarter ending June 2017	711	↓
Quarter ending September 2017	707	→
Quarter ending December 2017	696	↓
Quarter ending March 2018	673	↓
<b>Variance since March 2017</b>	<b>(8.2%)</b>	<b>↓</b>



### ACTIVITY



Month	Adjusted Scheduled Activity (UDA)	
	2017	2018
April	0	0
May	125	104
June	190	185
July	344	330
August	480	466
September	598	561
October	708	721
November	837	821
December	975	949
January	1,078	1,017
February	1,212	1,185
March	1,315	1,310
April	1,367	1,433
May	1,444	1,441
June	1,444	1,441

### QUALITY

	Quantity	Base Number	Contract	AT	Region	England
% of FP17s for the same patient ID Re-attending within 3 months - Children	64	595	10.8%	11.8%	12.8%	11.9%
% of FP17s for the same patient ID Re-attending within 3 months - Adults	37	273	13.6%	17.1%	16.5%	16.0%
% of FP17s for the same patient ID Re-attending between 3 & 9 months - Children	325	595	54.6%	57.7%	59.7%	58.3%
% of FP17s for the same patient ID Re-attending between 3 & 9 months - Adults	134	273	49.1%	51.0%	52.6%	50.3%
% of FP17s for Band 1 Urgent Courses	54	868	6.2%	9.6%	9.1%	9.1%
% of FP17s Relating to Free Repair or Replacements	0	868	0.0%	1.1%	1.0%	0.8%
% of FP17s Relating to Continuations	0	868	0.0%	1.3%	1.2%	1.0%
% of Patients satisfied with the dentistry they have received	0	0	N/A	91.9%	91.6%	91.5%
% of Patients satisfied with the time they had to wait for an appointment	0	0	N/A	90.8%	88.3%	87.9%

\* This is based on patients treated on this contract for their most recent course of treatment. Figures in italics indicate the base number of FP17s or Patient Questionnaire responses are less than 100. N/A is shown where the base number of responses is less than 10 during the period. % is calculated as Quantity/Base number\*100

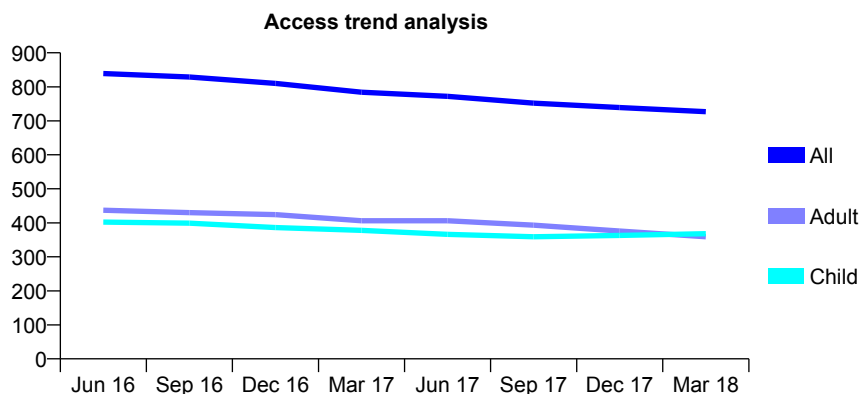
## Q44 - Vital Signs At a Glance Contract Report for 732486/0001 - Year end March 2018

Name or company name	MR D BARCLAY
Contract type name	GDS Contract
Purpose of contract	General
Contract start date	01/04/2006
Contract end date	

17/18 Contracted general activity (UDA)	2,188
Carry forward general activity (UDA)	0
17/18 Contracted orthodontic activity (UOA)	0
Carry forward orthodontic activity (UOA)	0
Baseline contract value	£54,202.46

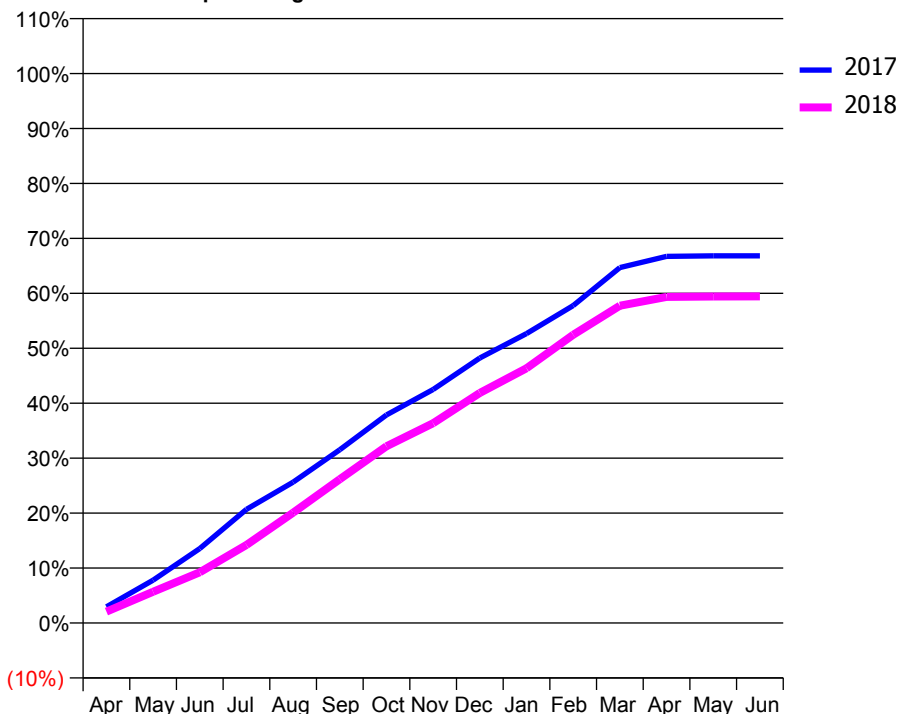
### ACCESS\*

Patients seen in 24 months	Total	Change since previous quarter
Quarter ending March 2017	784	
Quarter ending June 2017	772	↓
Quarter ending September 2017	752	↓
Quarter ending December 2017	739	↓
Quarter ending March 2018	727	↓
<b>Variance since March 2017</b>	<b>(7.3%)</b>	<b>↓</b>



### ACTIVITY

Cumulative percentage of contracted UDA delivered 2017 & 2018



Adjusted Scheduled Activity (UDA)

Month	2017	2018
April	65	45
May	171	124
June	296	202
July	452	311
August	561	439
September	690	573
October	828	704
November	930	796
December	1,055	916
January	1,152	1,014
February	1,264	1,148
March	1,415	1,263
April	1,460	1,299
May	1,462	1,300
June	1,462	1,301

### QUALITY

	Quantity	Base Number	Contract	AT	Region	England
% of FP17s for the same patient ID Re-attending within 3 months - Children	39	595	6.6%	11.8%	12.8%	11.9%
% of FP17s for the same patient ID Re-attending within 3 months - Adults	31	346	9.0%	17.1%	16.5%	16.0%
% of FP17s for the same patient ID Re-attending between 3 & 9 months - Children	393	595	66.1%	57.7%	59.7%	58.3%
% of FP17s for the same patient ID Re-attending between 3 & 9 months - Adults	190	346	54.9%	51.0%	52.6%	50.3%
% of FP17s for Band 1 Urgent Courses	36	943	3.8%	9.6%	9.1%	9.1%
% of FP17s Relating to Free Repair or Replacements	1	943	0.1%	1.1%	1.0%	0.8%
% of FP17s Relating to Continuations	0	943	0.0%	1.3%	1.2%	1.0%
% of Patients satisfied with the dentistry they have received	0	0	N/A	91.9%	91.6%	91.5%
% of Patients satisfied with the time they had to wait for an appointment	0	0	N/A	90.8%	88.3%	87.9%

\* This is based on patients treated on this contract for their most recent course of treatment. Figures in italics indicate the base number of FP17s or Patient Questionnaire responses are less than 100. N/A is shown where the base number of responses is less than 10 during the period. % is calculated as Quantity/Base number\*100

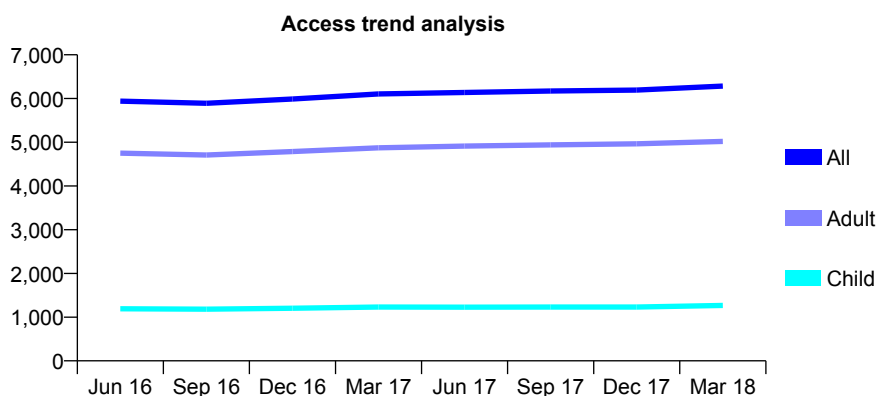
## Q44 - Vital Signs At a Glance Contract Report for 733032/0001 - Year end March 2018

Name or company name	Middlewich Dental Surgery
Contract type name	GDS Contract
Purpose of contract	General
Contract start date	01/04/2006
Contract end date	

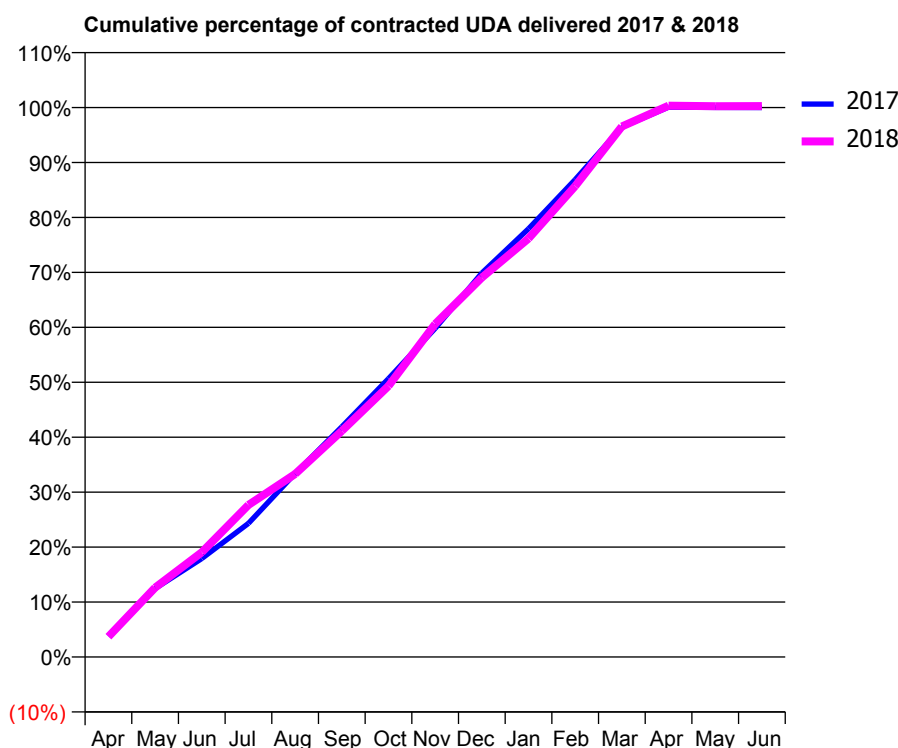
17/18 Contracted general activity (UDA)	16,536
Carry forward general activity (UDA)	0
17/18 Contracted orthodontic activity (UOA)	0
Carry forward orthodontic activity (UOA)	0
Baseline contract value	£514,100.70

### ACCESS\*

Patients seen in 24 months	Total	Change since previous quarter
Quarter ending March 2017	6,105	
Quarter ending June 2017	6,139	→
Quarter ending September 2017	6,171	→
Quarter ending December 2017	6,194	→
Quarter ending March 2018	6,286	→
<b>Variance since March 2017</b>	<b>3.0%</b>	<b>↑</b>



### ACTIVITY



Month	Adjusted Scheduled Activity (UDA)	
	2017	2018
April	630	613
May	2,064	2,089
June	2,967	3,151
July	4,029	4,578
August	5,533	5,508
September	6,938	6,803
October	8,389	8,155
November	9,905	10,023
December	11,573	11,419
January	12,905	12,594
February	14,389	14,169
March	15,971	15,964
April	16,572	16,592
May	16,562	16,576
June	16,560	16,578

### QUALITY

	Quantity	Base Number	Contract	AT	Region	England
% of FP17s for the same patient ID Re-attending within 3 months - Children	113	1,892	6.0%	11.8%	12.8%	11.9%
% of FP17s for the same patient ID Re-attending within 3 months - Adults	799	7,009	11.4%	17.1%	16.5%	16.0%
% of FP17s for the same patient ID Re-attending between 3 & 9 months - Children	1,126	1,892	59.5%	57.7%	59.7%	58.3%
% of FP17s for the same patient ID Re-attending between 3 & 9 months - Adults	4,158	7,009	59.3%	51.0%	52.6%	50.3%
% of FP17s for Band 1 Urgent Courses	163	8,877	1.8%	9.6%	9.1%	9.1%
% of FP17s Relating to Free Repair or Replacements	99	8,877	1.1%	1.1%	1.0%	0.8%
% of FP17s Relating to Continuations	93	8,877	1.0%	1.3%	1.2%	1.0%
% of Patients satisfied with the dentistry they have received	5	8	N/A	91.9%	91.6%	91.5%
% of Patients satisfied with the time they had to wait for an appointment	7	8	N/A	90.8%	88.3%	87.9%

\* This is based on patients treated on this contract for their most recent course of treatment. Figures in italics indicate the base number of FP17s or Patient Questionnaire responses are less than 100. N/A is shown where the base number of responses is less than 10 during the period. % is calculated as Quantity/Base number\*100

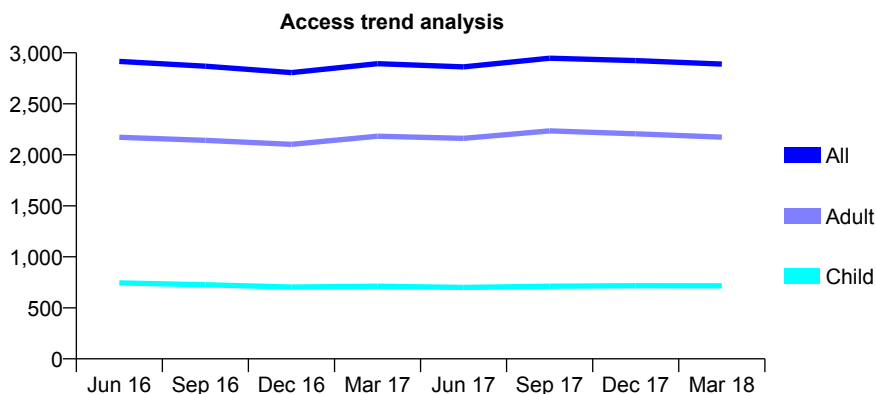
## Q44 - Vital Signs At a Glance Contract Report for 739634/0001 - Year end March 2018

Name or company name	MISS KB RAW
Contract type name	GDS Contract
Purpose of contract	General
Contract start date	01/04/2006
Contract end date	

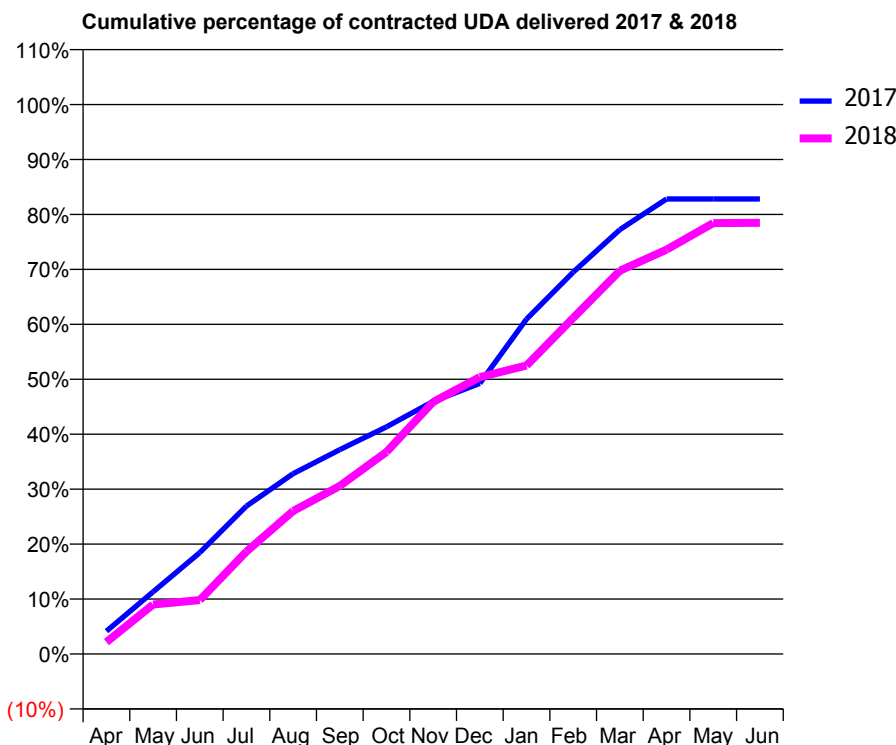
17/18 Contracted general activity (UDA)	10,500
Carry forward general activity (UDA)	0
17/18 Contracted orthodontic activity (UOA)	0
Carry forward orthodontic activity (UOA)	0
Baseline contract value	£250,406.76

### ACCESS\*

Patients seen in 24 months	Total	Change since previous quarter
Quarter ending March 2017	2,894	
Quarter ending June 2017	2,862	↓
Quarter ending September 2017	2,947	↑
Quarter ending December 2017	2,923	→
Quarter ending March 2018	2,889	↓
<b>Variance since March 2017</b>	<b>(0.2%)</b>	→



### ACTIVITY



Month	Adjusted Scheduled Activity (UDA)	
	2017	2018
April	436	228
May	1,188	948
June	1,937	1,030
July	2,827	1,957
August	3,445	2,732
September	3,905	3,211
October	4,340	3,862
November	4,826	4,816
December	5,171	5,291
January	6,399	5,512
February	7,296	6,422
March	8,108	7,325
April	8,696	7,728
May	8,696	8,233
June	8,696	8,239

### QUALITY

	Quantity	Base Number	Contract	AT	Region	England
% of FP17s for the same patient ID Re-attending within 3 months - Children	63	1,000	6.3%	11.8%	12.8%	11.9%
% of FP17s for the same patient ID Re-attending within 3 months - Adults	385	2,914	13.2%	17.1%	16.5%	16.0%
% of FP17s for the same patient ID Re-attending between 3 & 9 months - Children	606	1,000	60.6%	57.7%	59.7%	58.3%
% of FP17s for the same patient ID Re-attending between 3 & 9 months - Adults	1,503	2,914	51.6%	51.0%	52.6%	50.3%
% of FP17s for Band 1 Urgent Courses	480	4,083	11.8%	9.6%	9.1%	9.1%
% of FP17s Relating to Free Repair or Replacements	45	4,083	1.1%	1.1%	1.0%	0.8%
% of FP17s Relating to Continuations	3	4,083	0.1%	1.3%	1.2%	1.0%
% of Patients satisfied with the dentistry they have received	18	19	94.7%	91.9%	91.6%	91.5%
% of Patients satisfied with the time they had to wait for an appointment	18	19	94.7%	90.8%	88.3%	87.9%

\* This is based on patients treated on this contract for their most recent course of treatment. Figures in italics indicate the base number of FP17s or Patient Questionnaire responses are less than 100. N/A is shown where the base number of responses is less than 10 during the period. % is calculated as Quantity/Base number\*100



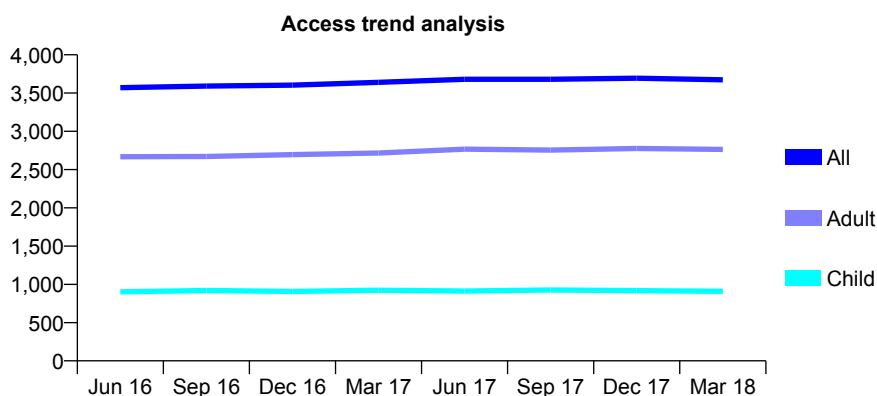
## Q44 - Vital Signs At a Glance Contract Report for 742953/0001 - Year end March 2018

Name or company name	MRS CE ROBERTS
Contract type name	GDS Contract
Purpose of contract	General
Contract start date	01/04/2006
Contract end date	

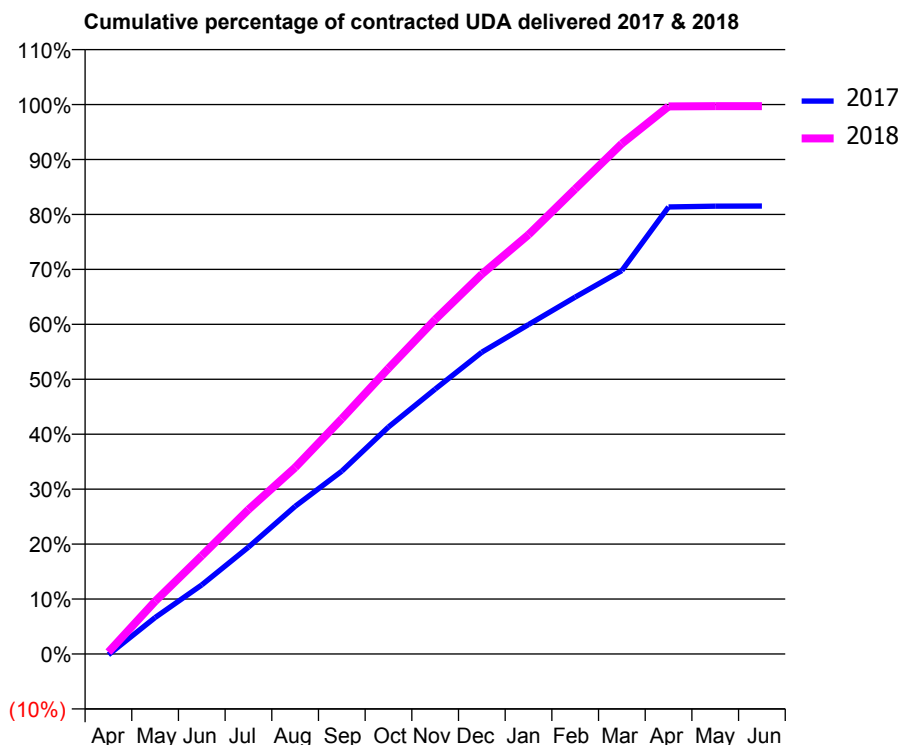
17/18 Contracted general activity (UDA)	12,000
Carry forward general activity (UDA)	0
17/18 Contracted orthodontic activity (UOA)	0
Carry forward orthodontic activity (UOA)	0
Baseline contract value	£286,939.45

### ACCESS\*

Patients seen in 24 months	Total	Change since previous quarter
Quarter ending March 2017	3,640	
Quarter ending June 2017	3,680	→
Quarter ending September 2017	3,681	→
Quarter ending December 2017	3,694	→
Quarter ending March 2018	3,673	→
<b>Variance since March 2017</b>	<b>0.9%</b>	<b>→</b>



### ACTIVITY



Month	Adjusted Scheduled Activity (UDA)	
	2017	2018
April	-19	41
May	797	1,151
June	1,510	2,148
July	2,335	3,154
August	3,224	4,074
September	3,995	5,140
October	4,957	6,238
November	5,784	7,304
December	6,590	8,296
January	7,194	9,157
February	7,794	10,156
March	8,374	11,146
April	9,762	11,958
May	9,781	11,963
June	9,783	11,964

### QUALITY

	Quantity	Base Number	Contract	AT	Region	England
% of FP17s for the same patient ID Re-attending within 3 months - Children	353	1,908	18.5%	11.8%	12.8%	11.9%
% of FP17s for the same patient ID Re-attending within 3 months - Adults	920	4,797	19.2%	17.1%	16.5%	16.0%
% of FP17s for the same patient ID Re-attending between 3 & 9 months - Children	1,174	1,908	61.5%	57.7%	59.7%	58.3%
% of FP17s for the same patient ID Re-attending between 3 & 9 months - Adults	2,792	4,797	58.2%	51.0%	52.6%	50.3%
% of FP17s for Band 1 Urgent Courses	466	6,417	7.3%	9.6%	9.1%	9.1%
% of FP17s Relating to Free Repair or Replacements	139	6,417	2.2%	1.1%	1.0%	0.8%
% of FP17s Relating to Continuations	44	6,417	0.7%	1.3%	1.2%	1.0%
% of Patients satisfied with the dentistry they have received	2	2	N/A	91.9%	91.6%	91.5%
% of Patients satisfied with the time they had to wait for an appointment	2	2	N/A	90.8%	88.3%	87.9%

\* This is based on patients treated on this contract for their most recent course of treatment. Figures in italics indicate the base number of FP17s or Patient Questionnaire responses are less than 100. N/A is shown where the base number of responses is less than 10 during the period. % is calculated as Quantity/Base number\*100

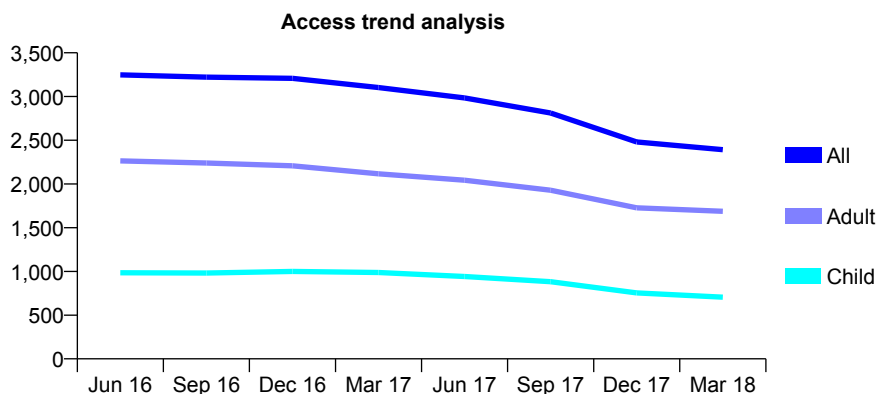
## Q44 - Vital Signs At a Glance Contract Report for 745235/0001 - Year end March 2018

Name or company name	Poulton Road Dental Surgery
Contract type name	GDS Contract
Purpose of contract	General
Contract start date	01/04/2006
Contract end date	

17/18 Contracted general activity (UDA)	9,352
Carry forward general activity (UDA)	0
17/18 Contracted orthodontic activity (UOA)	0
Carry forward orthodontic activity (UOA)	0
Baseline contract value	£169,131.22

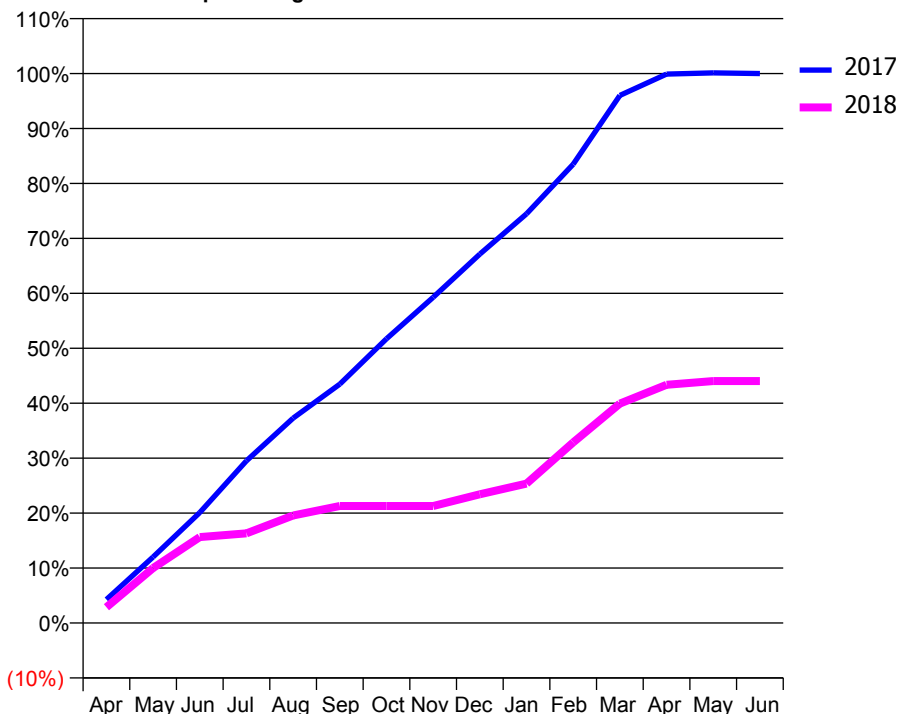
### ACCESS\*

Patients seen in 24 months	Total	Change since previous quarter
Quarter ending March 2017	3,103	
Quarter ending June 2017	2,984	↓
Quarter ending September 2017	2,811	↓
Quarter ending December 2017	2,481	↓
Quarter ending March 2018	2,392	↓
<b>Variance since March 2017</b>	<b>(22.9%)</b>	<b>↓</b>



### ACTIVITY

Cumulative percentage of contracted UDA delivered 2017 & 2018



Month	Adjusted Scheduled Activity (UDA)	
	2017	2018
April	403	268
May	1,130	937
June	1,892	1,463
July	2,778	1,526
August	3,509	1,830
September	4,090	1,991
October	4,867	1,991
November	5,577	1,991
December	6,316	2,191
January	7,005	2,373
February	7,854	3,073
March	9,033	3,735
April	9,399	4,055
May	9,419	4,118
June	9,408	4,118

### QUALITY

	Quantity	Base Number	Contract	AT	Region	England
% of FP17s for the same patient ID Re-attending within 3 months - Children	43	548	7.8%	11.8%	12.8%	11.9%
% of FP17s for the same patient ID Re-attending within 3 months - Adults	235	1,453	16.2%	17.1%	16.5%	16.0%
% of FP17s for the same patient ID Re-attending between 3 & 9 months - Children	178	548	32.5%	57.7%	59.7%	58.3%
% of FP17s for the same patient ID Re-attending between 3 & 9 months - Adults	498	1,453	34.3%	51.0%	52.6%	50.3%
% of FP17s for Band 1 Urgent Courses	482	1,985	24.3%	9.6%	9.1%	9.1%
% of FP17s Relating to Free Repair or Replacements	2	1,985	0.1%	1.1%	1.0%	0.8%
% of FP17s Relating to Continuations	16	1,985	0.8%	1.3%	1.2%	1.0%
% of Patients satisfied with the dentistry they have received	1	1	N/A	91.9%	91.6%	91.5%
% of Patients satisfied with the time they had to wait for an appointment	1	1	N/A	90.8%	88.3%	87.9%

\* This is based on patients treated on this contract for their most recent course of treatment. Figures in italics indicate the base number of FP17s or Patient Questionnaire responses are less than 100. N/A is shown where the base number of responses is less than 10 during the period. % is calculated as Quantity/Base number\*100

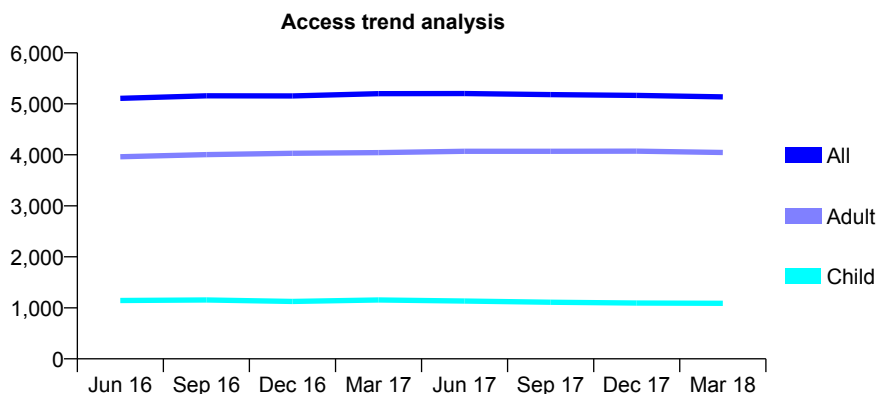
## Q44 - Vital Signs At a Glance Contract Report for 746266/0001 - Year end March 2018

Name or company name	MR JK EVANS
Contract type name	GDS Contract
Purpose of contract	General
Contract start date	01/04/2006
Contract end date	

17/18 Contracted general activity (UDA)	15,264
Carry forward general activity (UDA)	0
17/18 Contracted orthodontic activity (UOA)	0
Carry forward orthodontic activity (UOA)	0
Baseline contract value	£468,032.51

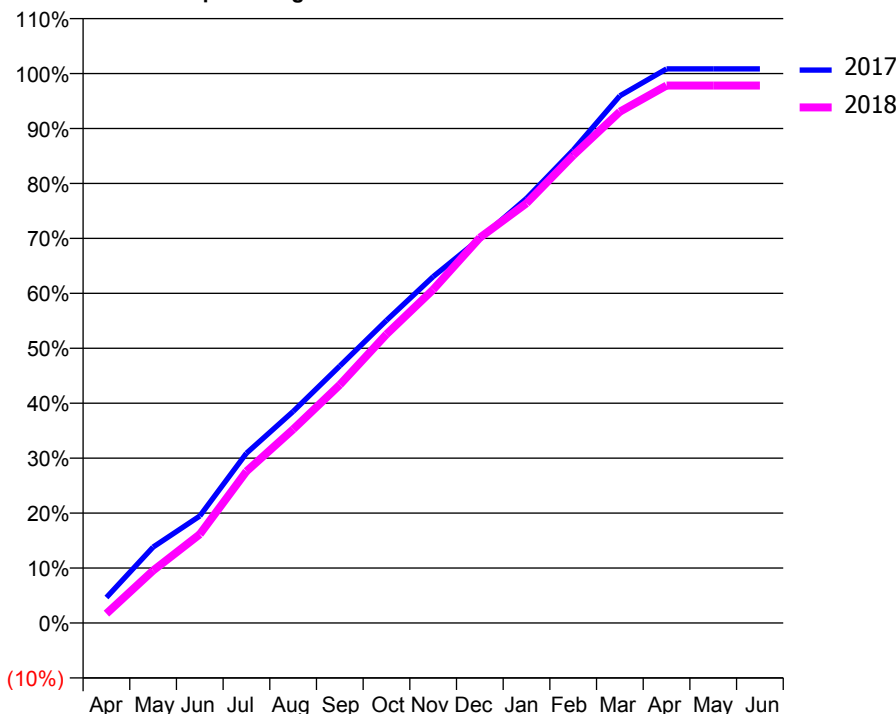
### ACCESS\*

Patients seen in 24 months	Total	Change since previous quarter
Quarter ending March 2017	5,198	
Quarter ending June 2017	5,201	→
Quarter ending September 2017	5,180	→
Quarter ending December 2017	5,166	→
Quarter ending March 2018	5,135	→
<b>Variance since March 2017</b>	<b>(1.2%)</b>	<b>↓</b>



### ACTIVITY

Cumulative percentage of contracted UDA delivered 2017 & 2018



Adjusted Scheduled Activity (UDA)

Month	2017	2018
April	709	260
May	2,111	1,456
June	2,972	2,465
July	4,719	4,212
August	5,878	5,381
September	7,140	6,619
October	8,407	8,023
November	9,621	9,264
December	10,676	10,703
January	11,794	11,659
February	13,138	12,987
March	14,643	14,202
April	15,392	14,930
May	15,394	14,930
June	15,394	14,930

### QUALITY

	Quantity	Base Number	Contract	AT	Region	England
% of FP17s for the same patient ID Re-attending within 3 months - Children	121	1,501	8.1%	11.8%	12.8%	11.9%
% of FP17s for the same patient ID Re-attending within 3 months - Adults	1,128	5,984	18.9%	17.1%	16.5%	16.0%
% of FP17s for the same patient ID Re-attending between 3 & 9 months - Children	814	1,501	54.2%	57.7%	59.7%	58.3%
% of FP17s for the same patient ID Re-attending between 3 & 9 months - Adults	3,012	5,984	50.3%	51.0%	52.6%	50.3%
% of FP17s for Band 1 Urgent Courses	973	7,458	13.0%	9.6%	9.1%	9.1%
% of FP17s Relating to Free Repair or Replacements	56	7,458	0.8%	1.1%	1.0%	0.8%
% of FP17s Relating to Continuations	173	7,458	2.3%	1.3%	1.2%	1.0%
% of Patients satisfied with the dentistry they have received	9	11	81.8%	91.9%	91.6%	91.5%
% of Patients satisfied with the time they had to wait for an appointment	9	11	81.8%	90.8%	88.3%	87.9%

\* This is based on patients treated on this contract for their most recent course of treatment. Figures in italics indicate the base number of FP17s or Patient Questionnaire responses are less than 100. N/A is shown where the base number of responses is less than 10 during the period. % is calculated as Quantity/Base number\*100

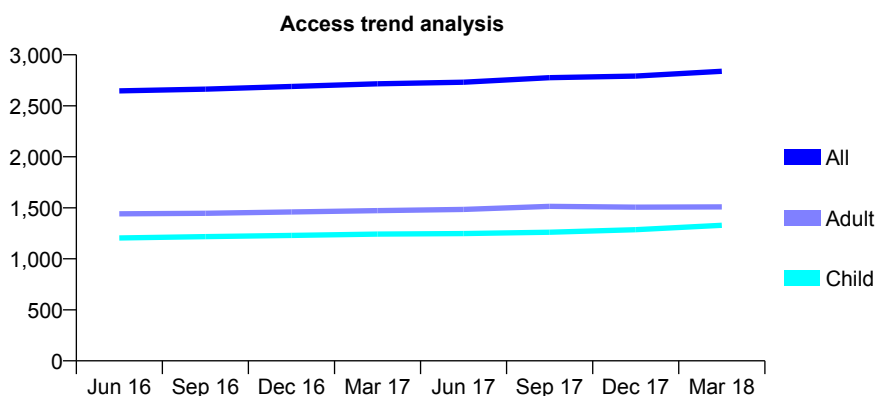
## Q44 - Vital Signs At a Glance Contract Report for 746495/0001 - Year end March 2018

Name or company name	MR RS HANDLEY
Contract type name	GDS Contract
Purpose of contract	General
Contract start date	01/04/2006
Contract end date	

17/18 Contracted general activity (UDA)	6,824
Carry forward general activity (UDA)	0
17/18 Contracted orthodontic activity (UOA)	0
Carry forward orthodontic activity (UOA)	0
Baseline contract value	£181,462.39

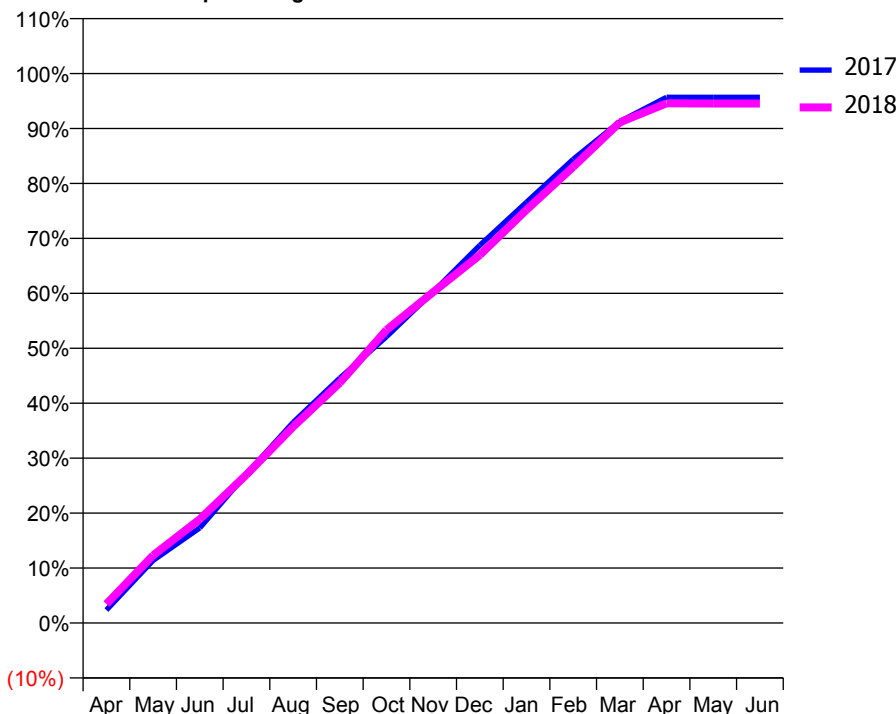
### ACCESS\*

Patients seen in 24 months	Total	Change since previous quarter
Quarter ending March 2017	2,716	
Quarter ending June 2017	2,732	→
Quarter ending September 2017	2,776	→
Quarter ending December 2017	2,792	→
Quarter ending March 2018	2,838	→
<b>Variance since March 2017</b>	<b>4.5%</b>	<b>↑</b>



### ACTIVITY

Cumulative percentage of contracted UDA delivered 2017 & 2018



Month	Adjusted Scheduled Activity (UDA)	
	2017	2018
April	161	236
May	778	840
June	1,181	1,290
July	1,850	1,843
August	2,491	2,437
September	3,042	2,983
October	3,556	3,640
November	4,113	4,110
December	4,691	4,570
January	5,225	5,132
February	5,759	5,664
March	6,227	6,218
April	6,529	6,455
May	6,529	6,452
June	6,529	6,452

### QUALITY

	Quantity	Base Number	Contract	AT	Region	England
% of FP17s for the same patient ID Re-attending within 3 months - Children	165	2,222	7.4%	11.8%	12.8%	11.9%
% of FP17s for the same patient ID Re-attending within 3 months - Adults	263	2,272	11.6%	17.1%	16.5%	16.0%
% of FP17s for the same patient ID Re-attending between 3 & 9 months - Children	1,513	2,222	68.1%	57.7%	59.7%	58.3%
% of FP17s for the same patient ID Re-attending between 3 & 9 months - Adults	1,470	2,272	64.7%	51.0%	52.6%	50.3%
% of FP17s for Band 1 Urgent Courses	255	4,458	5.7%	9.6%	9.1%	9.1%
% of FP17s Relating to Free Repair or Replacements	36	4,458	0.8%	1.1%	1.0%	0.8%
% of FP17s Relating to Continuations	21	4,458	0.5%	1.3%	1.2%	1.0%
% of Patients satisfied with the dentistry they have received	7	7	N/A	91.9%	91.6%	91.5%
% of Patients satisfied with the time they had to wait for an appointment	7	7	N/A	90.8%	88.3%	87.9%

\* This is based on patients treated on this contract for their most recent course of treatment. Figures in italics indicate the base number of FP17s or Patient Questionnaire responses are less than 100. N/A is shown where the base number of responses is less than 10 during the period. % is calculated as Quantity/Base number\*100

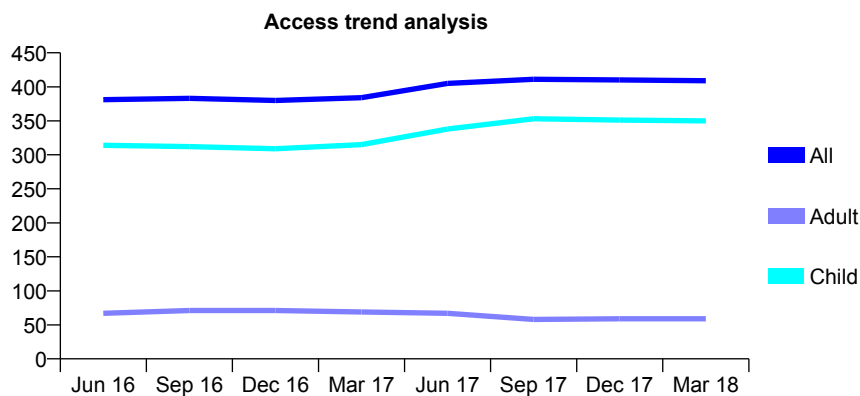
## Q44 - Vital Signs At a Glance Contract Report for 751561/0001 - Year end March 2018

Name or company name	MR AA SHAH
Contract type name	GDS Contract
Purpose of contract	General
Contract start date	01/07/2006
Contract end date	

17/18 Contracted general activity (UDA)	800
Carry forward general activity (UDA)	0
17/18 Contracted orthodontic activity (UOA)	0
Carry forward orthodontic activity (UOA)	0
Baseline contract value	£18,162.49

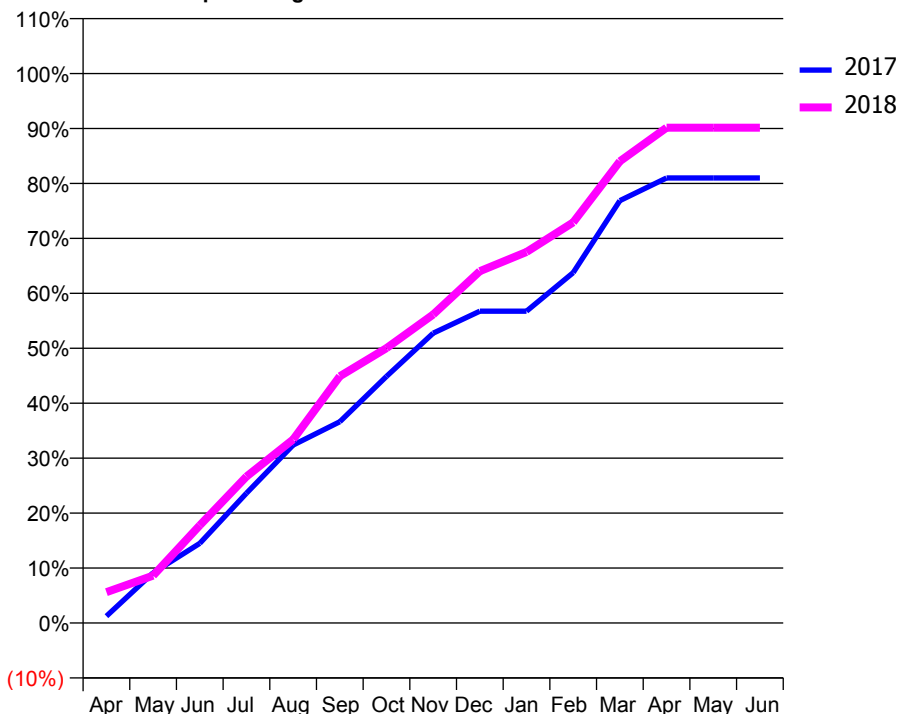
### ACCESS\*

Patients seen in 24 months	Total	Change since previous quarter
Quarter ending March 2017	384	
Quarter ending June 2017	405	↑
Quarter ending September 2017	411	→
Quarter ending December 2017	410	→
Quarter ending March 2018	409	→
<b>Variance since March 2017</b>	<b>6.5%</b>	<b>↑</b>



### ACTIVITY

**Cumulative percentage of contracted UDA delivered 2017 & 2018**



Month	Adjusted Scheduled Activity (UDA)	
	2017	2018
April	10	45
May	73	69
June	116	142
July	189	213
August	259	267
September	293	359
October	359	400
November	422	449
December	454	512
January	454	540
February	510	583
March	615	672
April	648	721
May	648	721
June	648	721

### QUALITY

	Quantity	Base Number	Contract	AT	Region	England
% of FP17s for the same patient ID Re-attending within 3 months - Children	26	523	5.0%	11.8%	12.8%	11.9%
% of FP17s for the same patient ID Re-attending within 3 months - Adults	0	20	0.0%	17.1%	16.5%	16.0%
% of FP17s for the same patient ID Re-attending between 3 & 9 months - Children	322	523	61.6%	57.7%	59.7%	58.3%
% of FP17s for the same patient ID Re-attending between 3 & 9 months - Adults	11	20	55.0%	51.0%	52.6%	50.3%
% of FP17s for Band 1 Urgent Courses	1	557	0.2%	9.6%	9.1%	9.1%
% of FP17s Relating to Free Repair or Replacements	0	557	0.0%	1.1%	1.0%	0.8%
% of FP17s Relating to Continuations	0	557	0.0%	1.3%	1.2%	1.0%
% of Patients satisfied with the dentistry they have received	0	0	N/A	91.9%	91.6%	91.5%
% of Patients satisfied with the time they had to wait for an appointment	0	0	N/A	90.8%	88.3%	87.9%

\* This is based on patients treated on this contract for their most recent course of treatment. Figures in italics indicate the base number of FP17s or Patient Questionnaire responses are less than 100. N/A is shown where the base number of responses is less than 10 during the period. % is calculated as Quantity/Base number\*100

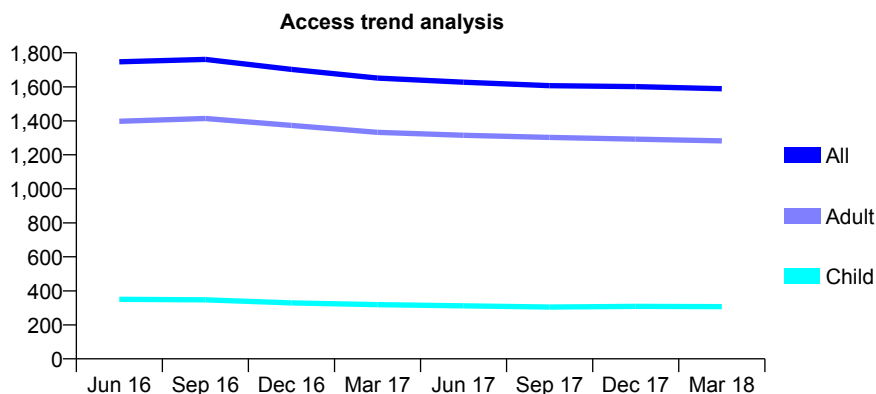
## Q44 - Vital Signs At a Glance Contract Report for 762261/0001 - Year end March 2018

Name or company name	MR A ASHTAB
Contract type name	GDS Contract
Purpose of contract	General
Contract start date	01/04/2006
Contract end date	

17/18 Contracted general activity (UDA)	5,520
Carry forward general activity (UDA)	0
17/18 Contracted orthodontic activity (UOA)	0
Carry forward orthodontic activity (UOA)	0
Baseline contract value	£137,612.50

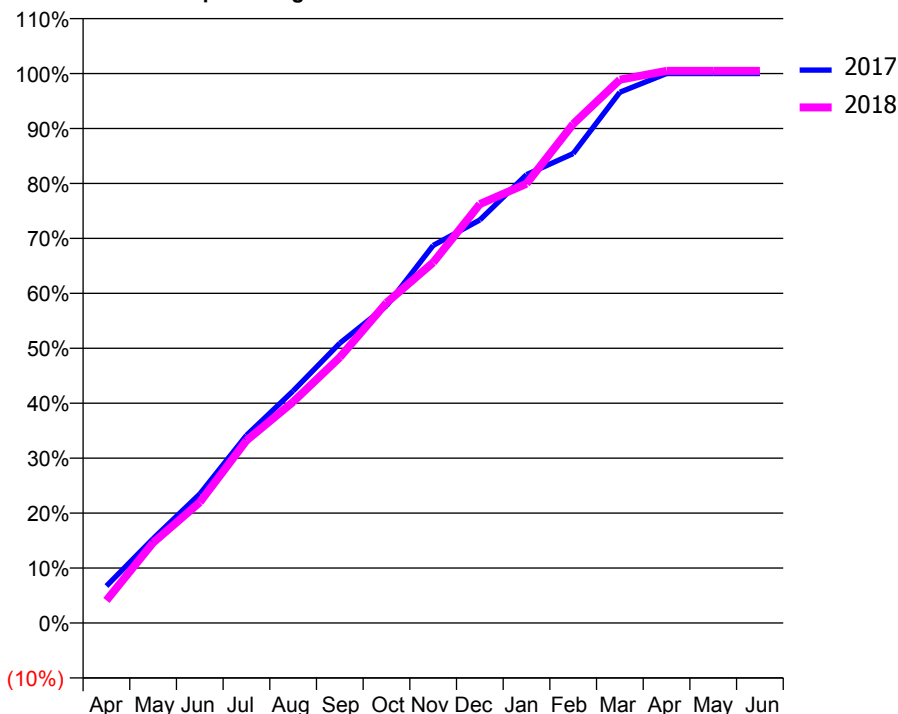
### ACCESS\*

Patients seen in 24 months	Total	Change since previous quarter
Quarter ending March 2017	1,651	
Quarter ending June 2017	1,627	↓
Quarter ending September 2017	1,607	↓
Quarter ending December 2017	1,601	→
Quarter ending March 2018	1,589	→
<b>Variance since March 2017</b>	<b>(3.8%)</b>	<b>↓</b>



### ACTIVITY

Cumulative percentage of contracted UDA delivered 2017 & 2018



Month	Adjusted Scheduled Activity (UDA)	
	2017	2018
April	375	226
May	855	807
June	1,307	1,213
July	1,901	1,833
August	2,352	2,221
September	2,835	2,670
October	3,214	3,217
November	3,825	3,621
December	4,083	4,208
January	4,544	4,413
February	4,756	5,014
March	5,378	5,458
April	5,568	5,546
May	5,568	5,546
June	5,568	5,546

### QUALITY

	Quantity	Base Number	Contract	AT	Region	England
% of FP17s for the same patient ID Re-attending within 3 months - Children	48	507	9.5%	11.8%	12.8%	11.9%
% of FP17s for the same patient ID Re-attending within 3 months - Adults	486	2,151	22.6%	17.1%	16.5%	16.0%
% of FP17s for the same patient ID Re-attending between 3 & 9 months - Children	322	507	63.5%	57.7%	59.7%	58.3%
% of FP17s for the same patient ID Re-attending between 3 & 9 months - Adults	1,081	2,151	50.3%	51.0%	52.6%	50.3%
% of FP17s for Band 1 Urgent Courses	236	2,623	9.0%	9.6%	9.1%	9.1%
% of FP17s Relating to Free Repair or Replacements	27	2,623	1.0%	1.1%	1.0%	0.8%
% of FP17s Relating to Continuations	40	2,623	1.5%	1.3%	1.2%	1.0%
% of Patients satisfied with the dentistry they have received	6	6	N/A	91.9%	91.6%	91.5%
% of Patients satisfied with the time they had to wait for an appointment	6	6	N/A	90.8%	88.3%	87.9%

\* This is based on patients treated on this contract for their most recent course of treatment. Figures in italics indicate the base number of FP17s or Patient Questionnaire responses are less than 100. N/A is shown where the base number of responses is less than 10 during the period. % is calculated as Quantity/Base number\*100

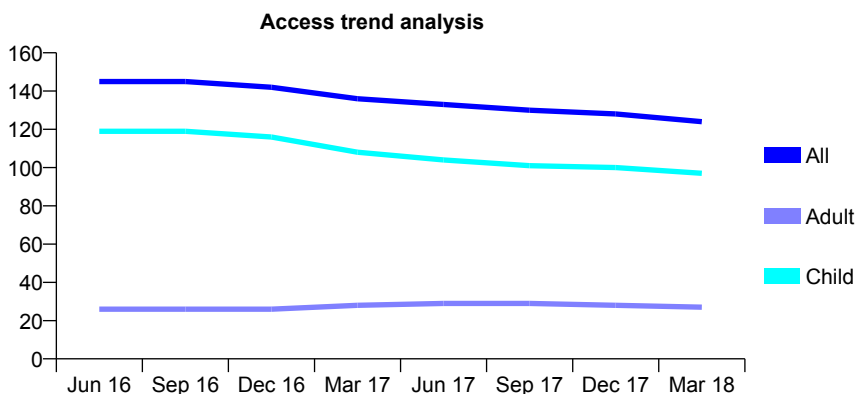
## Q44 - Vital Signs At a Glance Contract Report for 766259/0001 - Year end March 2018

Name or company name	MRS A STRETTON
Contract type name	GDS Contract
Purpose of contract	General
Contract start date	19/11/2010
Contract end date	

17/18 Contracted general activity (UDA)	781
Carry forward general activity (UDA)	0
17/18 Contracted orthodontic activity (UOA)	0
Carry forward orthodontic activity (UOA)	0
Baseline contract value	£18,398.83

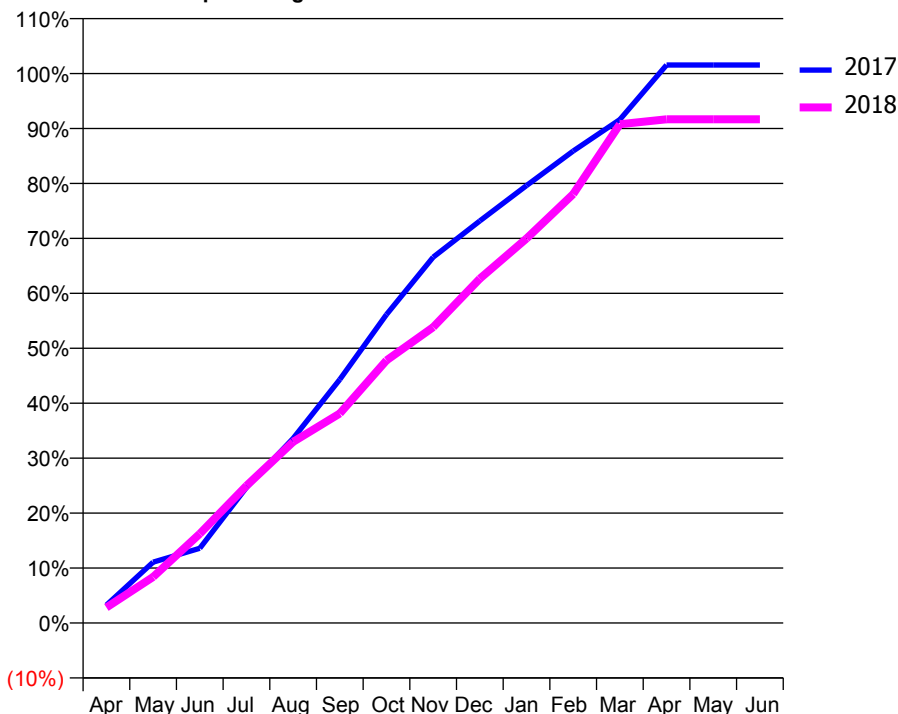
### ACCESS\*

Patients seen in 24 months	Total	Change since previous quarter
Quarter ending March 2017	136	
Quarter ending June 2017	133	↓
Quarter ending September 2017	130	↓
Quarter ending December 2017	128	↓
Quarter ending March 2018	124	↓
<b>Variance since March 2017</b>	<b>(8.8%)</b>	<b>↓</b>



### ACTIVITY

**Cumulative percentage of contracted UDA delivered 2017 & 2018**



**Adjusted Scheduled Activity (UDA)**

Month	2017	2018
April	26	22
May	88	65
June	108	127
July	197	195
August	268	257
September	353	298
October	447	373
November	531	420
December	583	489
January	634	546
February	685	610
March	730	709
April	809	716
May	809	716
June	809	716

### QUALITY

	Quantity	Base Number	Contract	AT	Region	England
% of FP17s for the same patient ID Re-attending within 3 months - Children	55	269	20.4%	11.8%	12.8%	11.9%
% of FP17s for the same patient ID Re-attending within 3 months - Adults	20	56	35.7%	17.1%	16.5%	16.0%
% of FP17s for the same patient ID Re-attending between 3 & 9 months - Children	188	269	69.9%	57.7%	59.7%	58.3%
% of FP17s for the same patient ID Re-attending between 3 & 9 months - Adults	34	56	60.7%	51.0%	52.6%	50.3%
% of FP17s for Band 1 Urgent Courses	16	306	5.2%	9.6%	9.1%	9.1%
% of FP17s Relating to Free Repair or Replacements	0	306	0.0%	1.1%	1.0%	0.8%
% of FP17s Relating to Continuations	7	306	2.3%	1.3%	1.2%	1.0%
% of Patients satisfied with the dentistry they have received	0	0	N/A	91.9%	91.6%	91.5%
% of Patients satisfied with the time they had to wait for an appointment	0	0	N/A	90.8%	88.3%	87.9%

\* This is based on patients treated on this contract for their most recent course of treatment. Figures in italics indicate the base number of FP17s or Patient Questionnaire responses are less than 100. N/A is shown where the base number of responses is less than 10 during the period. % is calculated as Quantity/Base number\*100



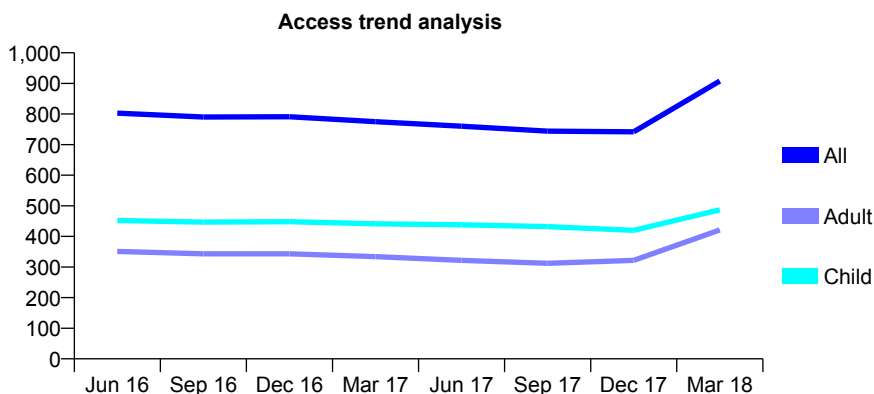
## Q44 - Vital Signs At a Glance Contract Report for 803758/0001 - Year end March 2018

Name or company name	White Friars House Dental Practice
Contract type name	GDS Contract
Purpose of contract	General
Contract start date	01/04/2006
Contract end date	

17/18 Contracted general activity (UDA)	3,841
Carry forward general activity (UDA)	0
17/18 Contracted orthodontic activity (UOA)	0
Carry forward orthodontic activity (UOA)	0
Baseline contract value	£78,197.94

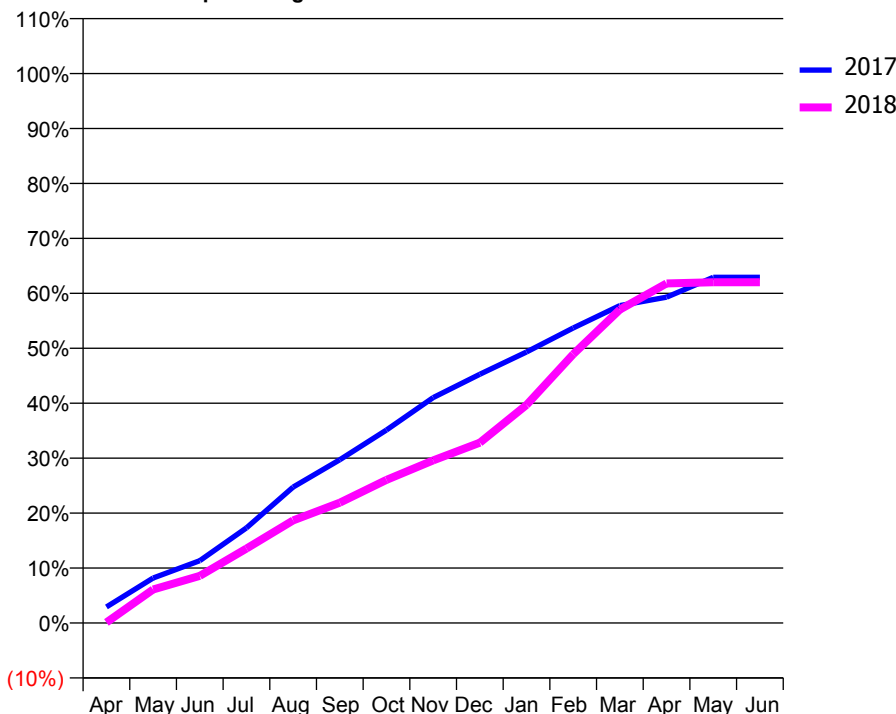
### ACCESS\*

Patients seen in 24 months	Total	Change since previous quarter
Quarter ending March 2017	775	
Quarter ending June 2017	760	↓
Quarter ending September 2017	744	↓
Quarter ending December 2017	742	→
Quarter ending March 2018	908	↑
<b>Variance since March 2017</b>	<b>17.2%</b>	<b>↑</b>



### ACTIVITY

Cumulative percentage of contracted UDA delivered 2017 & 2018



Month	Adjusted Scheduled Activity (UDA)	
	2017	2018
April	88	4
May	246	234
June	341	330
July	520	521
August	742	717
September	892	841
October	1,054	1,001
November	1,231	1,137
December	1,358	1,261
January	1,479	1,524
February	1,611	1,878
March	1,733	2,191
April	1,779	2,373
May	1,888	2,382
June	1,888	2,382

### QUALITY

	Quantity	Base Number	Contract	AT	Region	England
% of FP17s for the same patient ID Re-attending within 3 months - Children	46	718	6.4%	11.8%	12.8%	11.9%
% of FP17s for the same patient ID Re-attending within 3 months - Adults	65	476	13.7%	17.1%	16.5%	16.0%
% of FP17s for the same patient ID Re-attending between 3 & 9 months - Children	360	718	50.1%	57.7%	59.7%	58.3%
% of FP17s for the same patient ID Re-attending between 3 & 9 months - Adults	159	476	33.4%	51.0%	52.6%	50.3%
% of FP17s for Band 1 Urgent Courses	69	1,195	5.8%	9.6%	9.1%	9.1%
% of FP17s Relating to Free Repair or Replacements	1	1,195	0.1%	1.1%	1.0%	0.8%
% of FP17s Relating to Continuations	3	1,195	0.3%	1.3%	1.2%	1.0%
% of Patients satisfied with the dentistry they have received	2	2	N/A	91.9%	91.6%	91.5%
% of Patients satisfied with the time they had to wait for an appointment	2	2	N/A	90.8%	88.3%	87.9%

\* This is based on patients treated on this contract for their most recent course of treatment. Figures in italics indicate the base number of FP17s or Patient Questionnaire responses are less than 100. N/A is shown where the base number of responses is less than 10 during the period. % is calculated as Quantity/Base number\*100

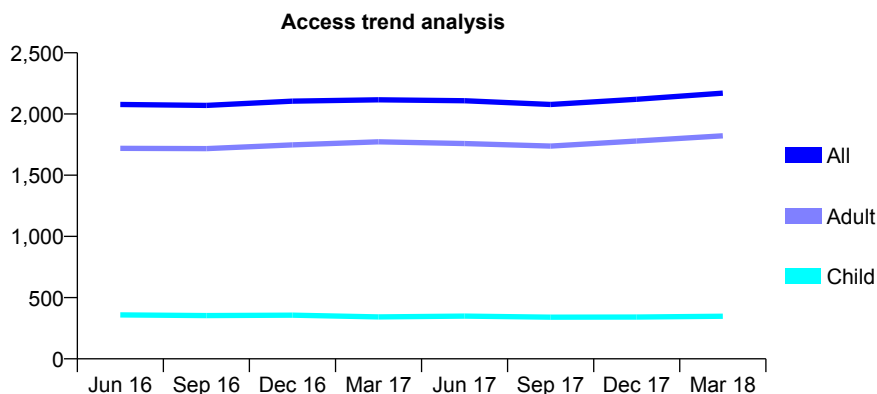
## Q44 - Vital Signs At a Glance Contract Report for 804770/0001 - Year end March 2018

Name or company name	Crewe Dental Care
Contract type name	GDS Contract
Purpose of contract	General
Contract start date	01/04/2006
Contract end date	

17/18 Contracted general activity (UDA)	7,381
Carry forward general activity (UDA)	0
17/18 Contracted orthodontic activity (UOA)	0
Carry forward orthodontic activity (UOA)	0
Baseline contract value	£182,900.62

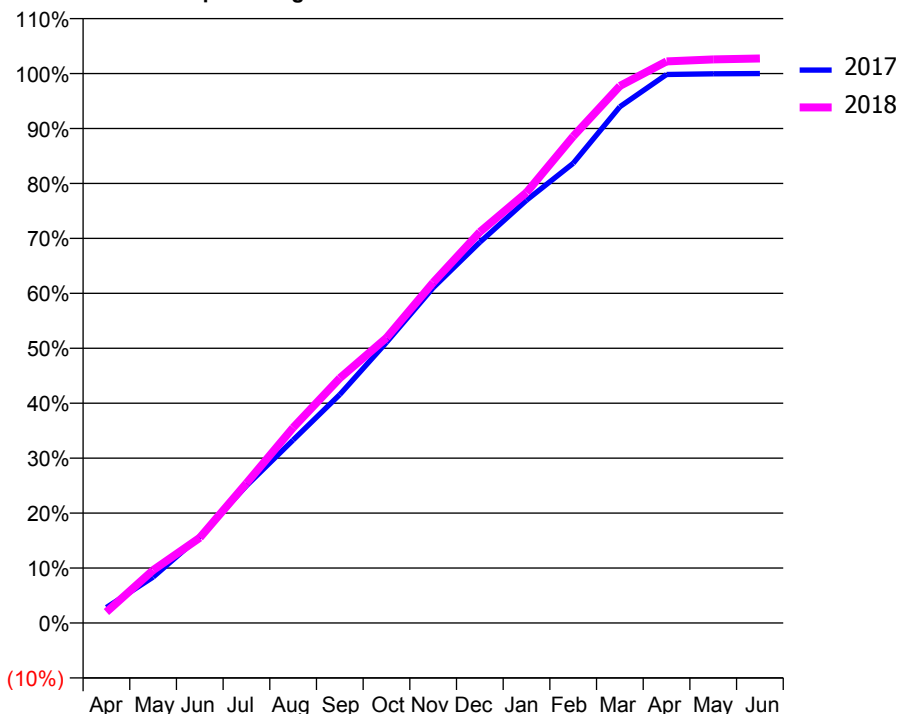
### ACCESS\*

Patients seen in 24 months	Total	Change since previous quarter
Quarter ending March 2017	2,116	
Quarter ending June 2017	2,108	→
Quarter ending September 2017	2,078	↓
Quarter ending December 2017	2,120	↑
Quarter ending March 2018	2,170	↑
<b>Variance since March 2017</b>	<b>2.6%</b>	<b>↑</b>



### ACTIVITY

Cumulative percentage of contracted UDA delivered 2017 & 2018



Month	Adjusted Scheduled Activity (UDA)	
	2017	2018
April	212	148
May	629	710
June	1,184	1,146
July	1,878	1,878
August	2,505	2,624
September	3,128	3,290
October	3,842	3,831
November	4,588	4,574
December	5,211	5,252
January	5,787	5,782
February	6,291	6,537
March	7,066	7,213
April	7,508	7,543
May	7,518	7,571
June	7,521	7,583

### QUALITY

	Quantity	Base Number	Contract	AT	Region	England
% of FP17s for the same patient ID Re-attending within 3 months - Children	15	531	2.8%	11.8%	12.8%	11.9%
% of FP17s for the same patient ID Re-attending within 3 months - Adults	506	3,052	16.6%	17.1%	16.5%	16.0%
% of FP17s for the same patient ID Re-attending between 3 & 9 months - Children	344	531	64.8%	57.7%	59.7%	58.3%
% of FP17s for the same patient ID Re-attending between 3 & 9 months - Adults	1,975	3,052	64.7%	51.0%	52.6%	50.3%
% of FP17s for Band 1 Urgent Courses	54	3,520	1.5%	9.6%	9.1%	9.1%
% of FP17s Relating to Free Repair or Replacements	16	3,520	0.5%	1.1%	1.0%	0.8%
% of FP17s Relating to Continuations	9	3,520	0.3%	1.3%	1.2%	1.0%
% of Patients satisfied with the dentistry they have received	8	10	80.0%	91.9%	91.6%	91.5%
% of Patients satisfied with the time they had to wait for an appointment	9	10	90.0%	90.8%	88.3%	87.9%

\* This is based on patients treated on this contract for their most recent course of treatment. Figures in italics indicate the base number of FP17s or Patient Questionnaire responses are less than 100. N/A is shown where the base number of responses is less than 10 during the period. % is calculated as Quantity/Base number\*100

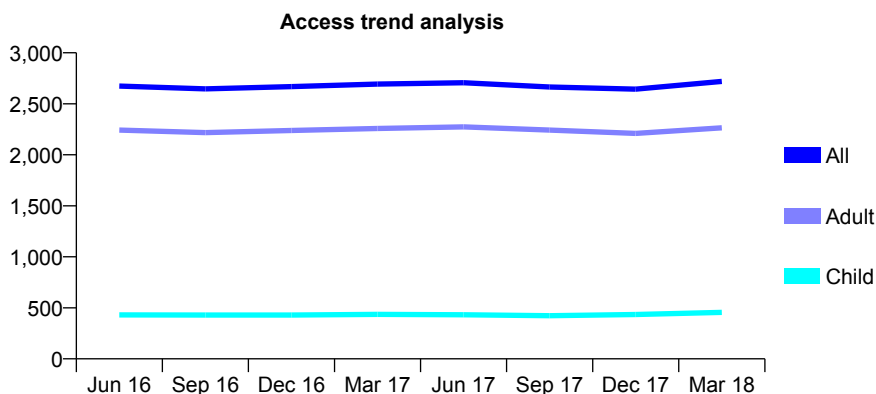
## Q44 - Vital Signs At a Glance Contract Report for 810908/0001 - Year end March 2018

Name or company name	MR TW WOODS
Contract type name	GDS Contract
Purpose of contract	General
Contract start date	01/04/2006
Contract end date	

17/18 Contracted general activity (UDA)	7,519
Carry forward general activity (UDA)	0
17/18 Contracted orthodontic activity (UOA)	0
Carry forward orthodontic activity (UOA)	0
Baseline contract value	£187,774.00

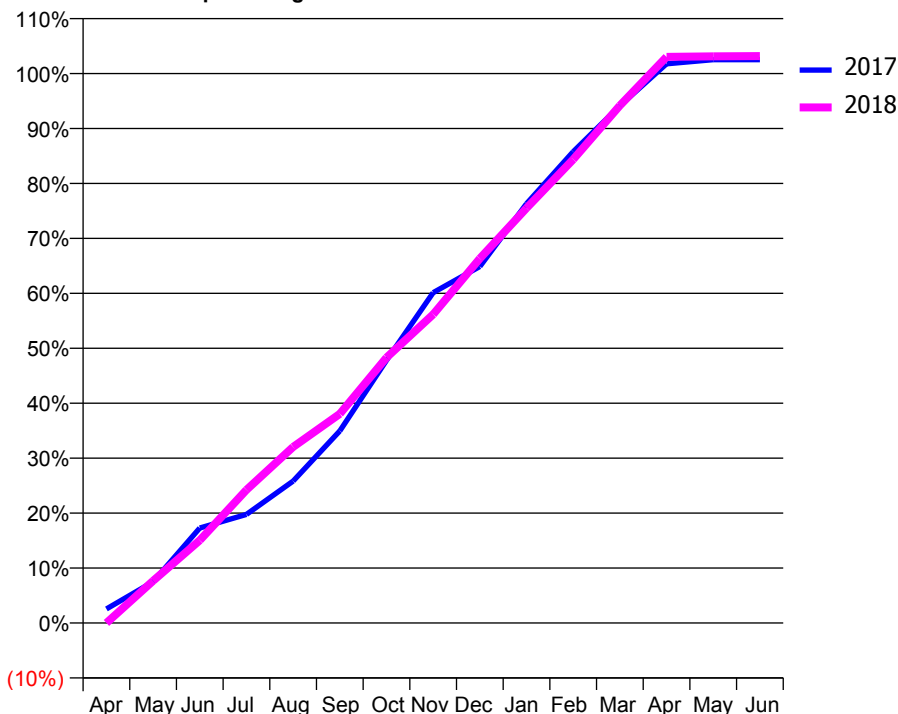
### ACCESS\*

Patients seen in 24 months	Total	Change since previous quarter
Quarter ending March 2017	2,694	
Quarter ending June 2017	2,706	→
Quarter ending September 2017	2,665	↓
Quarter ending December 2017	2,644	→
Quarter ending March 2018	2,720	↑
<b>Variance since March 2017</b>	<b>1.0%</b>	<b>→</b>



### ACTIVITY

Cumulative percentage of contracted UDA delivered 2017 & 2018



Month	Adjusted Scheduled Activity (UDA)	
	2017	2018
April	196	0
May	575	577
June	1,325	1,132
July	1,515	1,822
August	1,982	2,410
September	2,681	2,861
October	3,665	3,631
November	4,610	4,224
December	4,976	4,988
January	5,852	5,677
February	6,578	6,343
March	7,219	7,080
April	7,803	7,747
May	7,862	7,754
June	7,862	7,758

### QUALITY

	Quantity	Base Number	Contract	AT	Region	England
% of FP17s for the same patient ID Re-attending within 3 months - Children	12	499	2.4%	11.8%	12.8%	11.9%
% of FP17s for the same patient ID Re-attending within 3 months - Adults	289	2,706	10.7%	17.1%	16.5%	16.0%
% of FP17s for the same patient ID Re-attending between 3 & 9 months - Children	182	499	36.5%	57.7%	59.7%	58.3%
% of FP17s for the same patient ID Re-attending between 3 & 9 months - Adults	1,205	2,706	44.5%	51.0%	52.6%	50.3%
% of FP17s for Band 1 Urgent Courses	150	3,229	4.6%	9.6%	9.1%	9.1%
% of FP17s Relating to Free Repair or Replacements	15	3,229	0.5%	1.1%	1.0%	0.8%
% of FP17s Relating to Continuations	35	3,229	1.1%	1.3%	1.2%	1.0%
% of Patients satisfied with the dentistry they have received	5	5	N/A	91.9%	91.6%	91.5%
% of Patients satisfied with the time they had to wait for an appointment	5	5	N/A	90.8%	88.3%	87.9%

\* This is based on patients treated on this contract for their most recent course of treatment. Figures in italics indicate the base number of FP17s or Patient Questionnaire responses are less than 100. N/A is shown where the base number of responses is less than 10 during the period. % is calculated as Quantity/Base number\*100

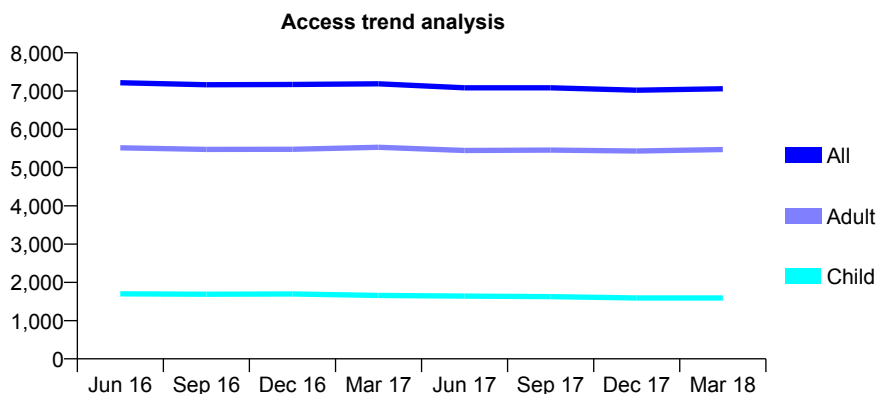
## Q44 - Vital Signs At a Glance Contract Report for 811289/0001 - Year end March 2018

Name or company name	MR WD SCOTT
Contract type name	GDS Contract
Purpose of contract	General
Contract start date	01/04/2006
Contract end date	

17/18 Contracted general activity (UDA)	21,992
Carry forward general activity (UDA)	0
17/18 Contracted orthodontic activity (UOA)	0
Carry forward orthodontic activity (UOA)	0
Baseline contract value	£667,317.56

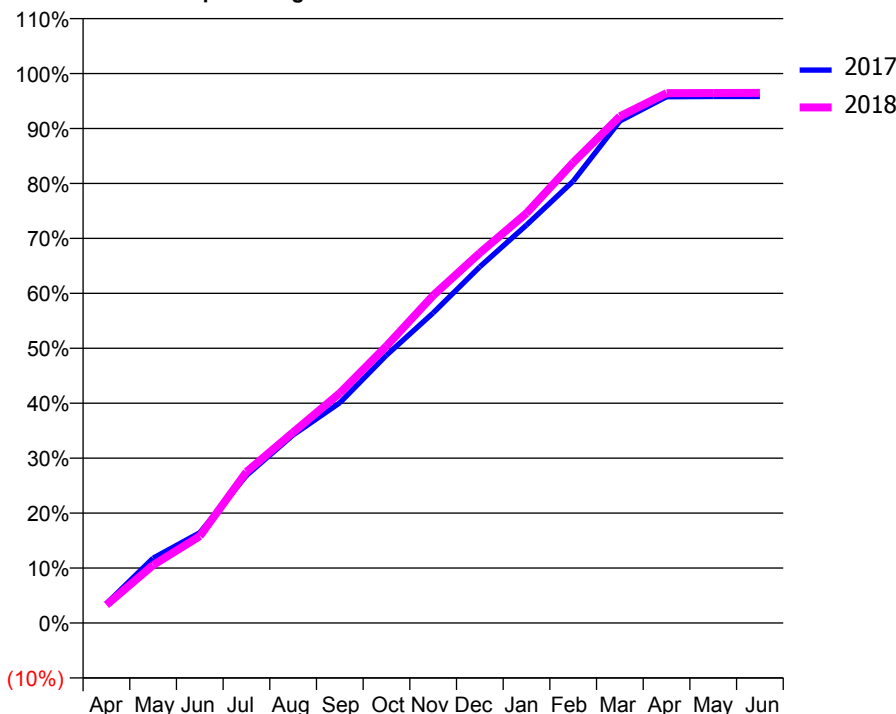
### ACCESS\*

Patients seen in 24 months	Total	Change since previous quarter
Quarter ending March 2017	7,189	
Quarter ending June 2017	7,085	↓
Quarter ending September 2017	7,084	→
Quarter ending December 2017	7,023	→
Quarter ending March 2018	7,062	→
<b>Variance since March 2017</b>	<b>(1.8%)</b>	<b>↓</b>



### ACTIVITY

Cumulative percentage of contracted UDA delivered 2017 & 2018



Month	Adjusted Scheduled Activity (UDA)	
	2017	2018
April	774	724
May	2,594	2,317
June	3,617	3,475
July	5,905	6,050
August	7,526	7,635
September	8,815	9,202
October	10,717	11,089
November	12,409	13,108
December	14,259	14,813
January	15,930	16,401
February	17,686	18,433
March	20,091	20,276
April	21,059	21,206
May	21,073	21,211
June	21,074	21,218

### QUALITY

	Quantity	Base Number	Contract	AT	Region	England
% of FP17s for the same patient ID Re-attending within 3 months - Children	215	2,754	7.8%	11.8%	12.8%	11.9%
% of FP17s for the same patient ID Re-attending within 3 months - Adults	1,583	8,329	19.0%	17.1%	16.5%	16.0%
% of FP17s for the same patient ID Re-attending between 3 & 9 months - Children	1,838	2,754	66.7%	57.7%	59.7%	58.3%
% of FP17s for the same patient ID Re-attending between 3 & 9 months - Adults	4,547	8,329	54.6%	51.0%	52.6%	50.3%
% of FP17s for Band 1 Urgent Courses	1,377	11,023	12.5%	9.6%	9.1%	9.1%
% of FP17s Relating to Free Repair or Replacements	170	11,023	1.5%	1.1%	1.0%	0.8%
% of FP17s Relating to Continuations	152	11,023	1.4%	1.3%	1.2%	1.0%
% of Patients satisfied with the dentistry they have received	8	8	N/A	91.9%	91.6%	91.5%
% of Patients satisfied with the time they had to wait for an appointment	8	8	N/A	90.8%	88.3%	87.9%

\* This is based on patients treated on this contract for their most recent course of treatment. Figures in italics indicate the base number of FP17s or Patient Questionnaire responses are less than 100. N/A is shown where the base number of responses is less than 10 during the period. % is calculated as Quantity/Base number\*100

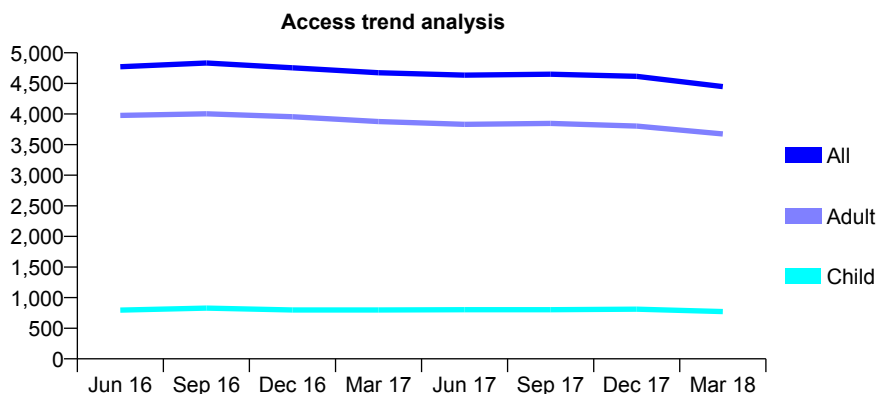
## Q44 - Vital Signs At a Glance Contract Report for 812366/0001 - Year end March 2018

Name or company name	Alsager Dental Care
Contract type name	GDS Contract
Purpose of contract	General
Contract start date	01/04/2006
Contract end date	30/04/2018

17/18 Contracted general activity (UDA)	11,000
Carry forward general activity (UDA)	0
17/18 Contracted orthodontic activity (UOA)	0
Carry forward orthodontic activity (UOA)	0
Baseline contract value	£246,427.61

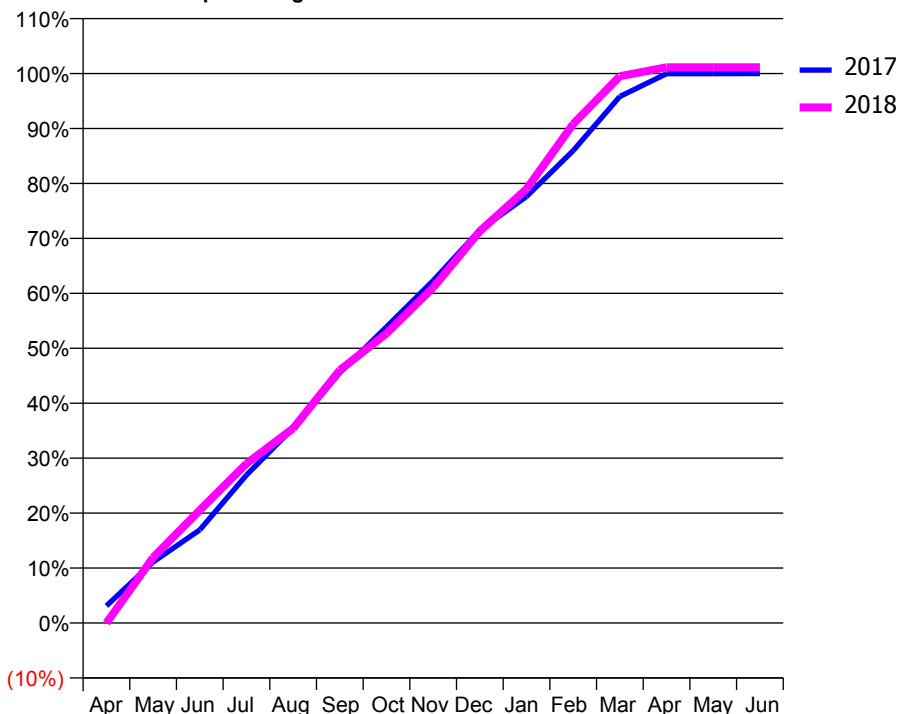
### ACCESS\*

Patients seen in 24 months	Total	Change since previous quarter
Quarter ending March 2017	4,675	
Quarter ending June 2017	4,635	→
Quarter ending September 2017	4,650	→
Quarter ending December 2017	4,615	→
Quarter ending March 2018	4,448	↓
<b>Variance since March 2017</b>	<b>(4.9%)</b>	<b>↓</b>



### ACTIVITY

Cumulative percentage of contracted UDA delivered 2017 & 2018



Month	Adjusted Scheduled Activity (UDA)	
	2017	2018
April	346	0
May	1,236	1,311
June	1,888	2,260
July	3,001	3,191
August	3,954	3,895
September	5,077	5,062
October	6,004	5,798
November	6,942	6,716
December	7,968	7,844
January	8,647	8,687
February	9,576	9,991
March	10,674	10,946
April	11,138	11,125
May	11,138	11,125
June	11,141	11,125

### QUALITY

	Quantity	Base Number	Contract	AT	Region	England
% of FP17s for the same patient ID Re-attending within 3 months - Children	40	1,081	3.7%	11.8%	12.8%	11.9%
% of FP17s for the same patient ID Re-attending within 3 months - Adults	764	5,910	12.9%	17.1%	16.5%	16.0%
% of FP17s for the same patient ID Re-attending between 3 & 9 months - Children	568	1,081	52.5%	57.7%	59.7%	58.3%
% of FP17s for the same patient ID Re-attending between 3 & 9 months - Adults	3,226	5,910	54.6%	51.0%	52.6%	50.3%
% of FP17s for Band 1 Urgent Courses	738	6,796	10.9%	9.6%	9.1%	9.1%
% of FP17s Relating to Free Repair or Replacements	11	6,796	0.2%	1.1%	1.0%	0.8%
% of FP17s Relating to Continuations	94	6,796	1.4%	1.3%	1.2%	1.0%
% of Patients satisfied with the dentistry they have received	4	4	N/A	91.9%	91.6%	91.5%
% of Patients satisfied with the time they had to wait for an appointment	4	4	N/A	90.8%	88.3%	87.9%

\* This is based on patients treated on this contract for their most recent course of treatment. Figures in italics indicate the base number of FP17s or Patient Questionnaire responses are less than 100. N/A is shown where the base number of responses is less than 10 during the period. % is calculated as Quantity/Base number\*100

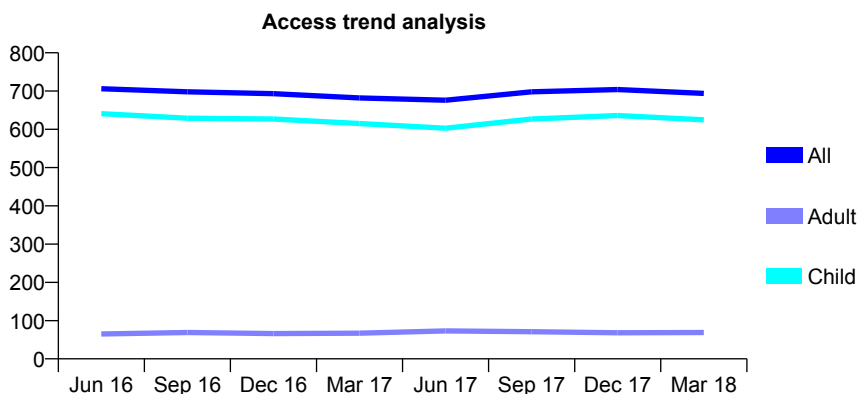
## Q44 - Vital Signs At a Glance Contract Report for 812528/0001 - Year end March 2018

Name or company name	MR PM DIGBY
Contract type name	GDS Contract
Purpose of contract	General
Contract start date	01/04/2006
Contract end date	

17/18 Contracted general activity (UDA)	1,400
Carry forward general activity (UDA)	0
17/18 Contracted orthodontic activity (UOA)	0
Carry forward orthodontic activity (UOA)	0
Baseline contract value	£32,160.40

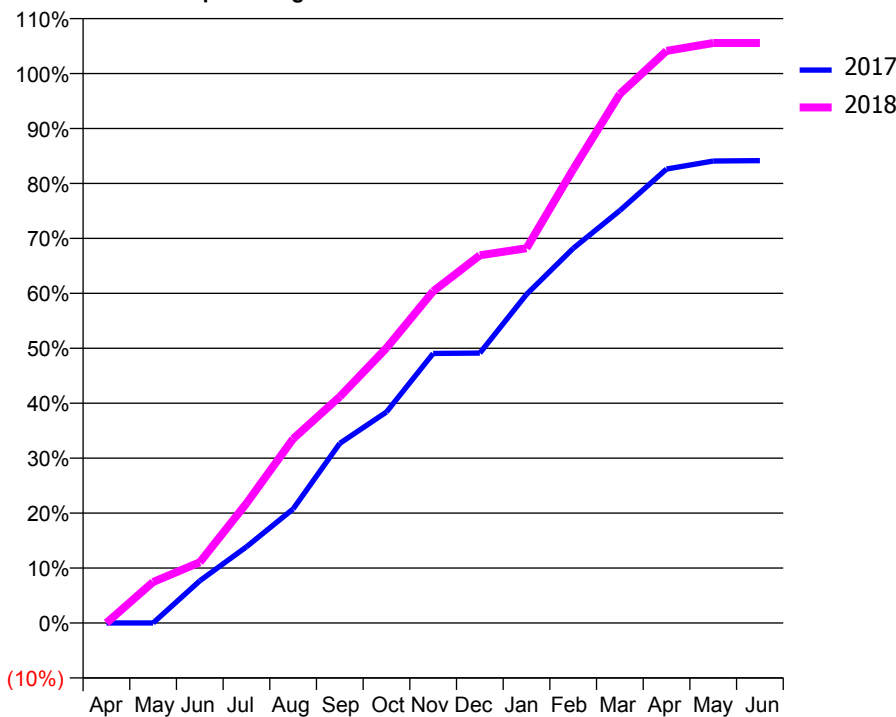
### ACCESS\*

Patients seen in 24 months	Total	Change since previous quarter
Quarter ending March 2017	682	
Quarter ending June 2017	676	→
Quarter ending September 2017	698	↑
Quarter ending December 2017	704	→
Quarter ending March 2018	694	↓
<b>Variance since March 2017</b>	<b>1.8%</b>	<b>→</b>



### ACTIVITY

Cumulative percentage of contracted UDA delivered 2017 & 2018



Month	Adjusted Scheduled Activity (UDA)	
	2017	2018
April	0	0
May	0	105
June	123	155
July	222	305
August	332	469
September	523	577
October	615	701
November	785	845
December	786	937
January	957	955
February	1,091	1,156
March	1,201	1,348
April	1,322	1,458
May	1,345	1,478
June	1,346	1,478

### QUALITY

	Quantity	Base Number	Contract	AT	Region	England
% of FP17s for the same patient ID Re-attending within 3 months - Children	64	1,092	5.9%	11.8%	12.8%	11.9%
% of FP17s for the same patient ID Re-attending within 3 months - Adults	0	0	N/A	17.1%	16.5%	16.0%
% of FP17s for the same patient ID Re-attending between 3 & 9 months - Children	785	1,092	71.9%	57.7%	59.7%	58.3%
% of FP17s for the same patient ID Re-attending between 3 & 9 months - Adults	0	0	N/A	51.0%	52.6%	50.3%
% of FP17s for Band 1 Urgent Courses	49	1,090	4.5%	9.6%	9.1%	9.1%
% of FP17s Relating to Free Repair or Replacements	0	1,090	0.0%	1.1%	1.0%	0.8%
% of FP17s Relating to Continuations	0	1,090	0.0%	1.3%	1.2%	1.0%
% of Patients satisfied with the dentistry they have received	0	0	N/A	91.9%	91.6%	91.5%
% of Patients satisfied with the time they had to wait for an appointment	0	0	N/A	90.8%	88.3%	87.9%

\* This is based on patients treated on this contract for their most recent course of treatment. Figures in italics indicate the base number of FP17s or Patient Questionnaire responses are less than 100. N/A is shown where the base number of responses is less than 10 during the period. % is calculated as Quantity/Base number\*100

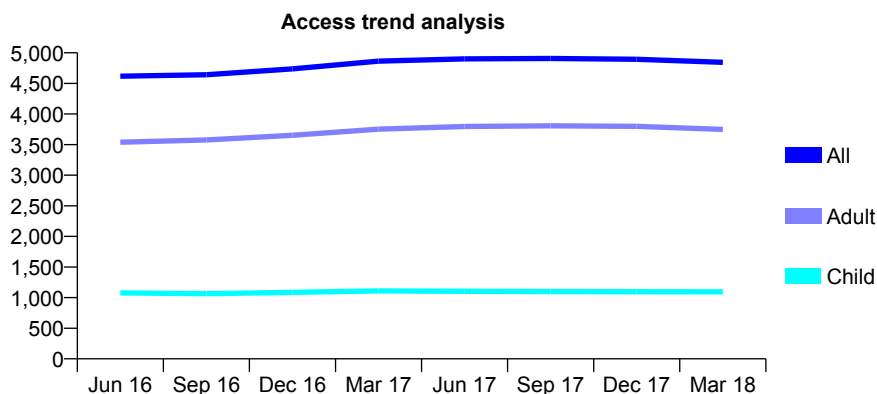
## Q44 - Vital Signs At a Glance Contract Report for 813397/0001 - Year end March 2018

Name or company name	MR MP MEREDITH
Contract type name	GDS Contract
Purpose of contract	General
Contract start date	01/04/2006
Contract end date	

17/18 Contracted general activity (UDA)	13,200
Carry forward general activity (UDA)	0
17/18 Contracted orthodontic activity (UOA)	0
Carry forward orthodontic activity (UOA)	0
Baseline contract value	£352,801.96

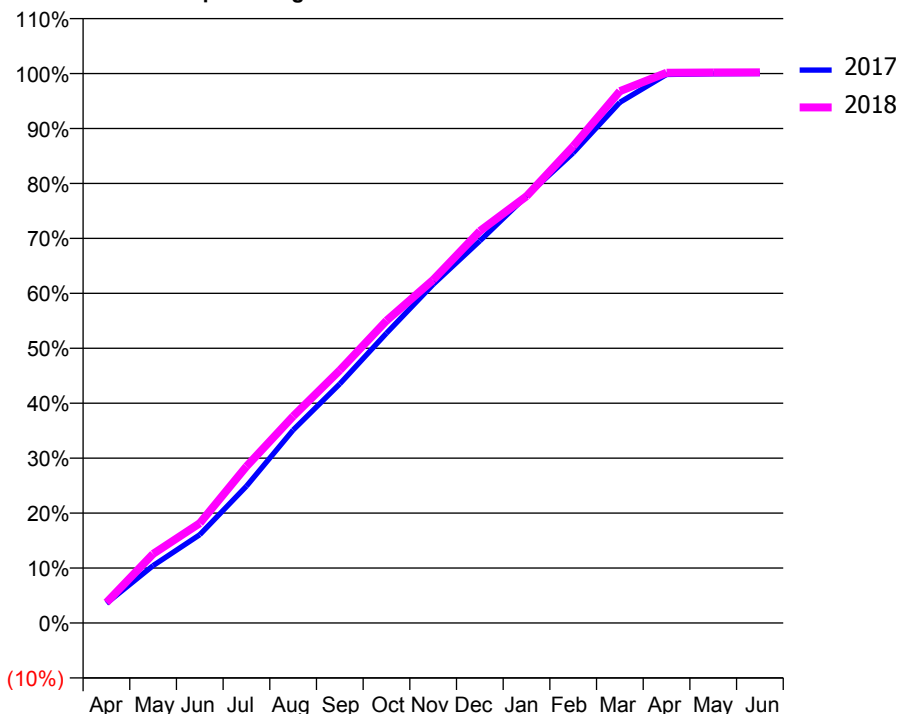
### ACCESS\*

Patients seen in 24 months	Total	Change since previous quarter
Quarter ending March 2017	4,863	
Quarter ending June 2017	4,900	→
Quarter ending September 2017	4,908	→
Quarter ending December 2017	4,894	→
Quarter ending March 2018	4,844	↓
<b>Variance since March 2017</b>	<b>(0.4%)</b>	→



### ACTIVITY

Cumulative percentage of contracted UDA delivered 2017 & 2018



Month	Adjusted Scheduled Activity (UDA)	
	2017	2018
April	472	492
May	1,380	1,660
June	2,126	2,398
July	3,293	3,763
August	4,642	4,968
September	5,751	6,071
October	6,970	7,262
November	8,145	8,244
December	9,192	9,415
January	10,270	10,252
February	11,307	11,452
March	12,524	12,775
April	13,193	13,218
May	13,209	13,225
June	13,217	13,228

### QUALITY

	Quantity	Base Number	Contract	AT	Region	England
% of FP17s for the same patient ID Re-attending within 3 months - Children	204	1,865	10.9%	11.8%	12.8%	11.9%
% of FP17s for the same patient ID Re-attending within 3 months - Adults	1,066	5,718	18.6%	17.1%	16.5%	16.0%
% of FP17s for the same patient ID Re-attending between 3 & 9 months - Children	1,158	1,865	62.1%	57.7%	59.7%	58.3%
% of FP17s for the same patient ID Re-attending between 3 & 9 months - Adults	2,884	5,718	50.4%	51.0%	52.6%	50.3%
% of FP17s for Band 1 Urgent Courses	513	7,485	6.9%	9.6%	9.1%	9.1%
% of FP17s Relating to Free Repair or Replacements	140	7,485	1.9%	1.1%	1.0%	0.8%
% of FP17s Relating to Continuations	124	7,485	1.7%	1.3%	1.2%	1.0%
% of Patients satisfied with the dentistry they have received	9	9	N/A	91.9%	91.6%	91.5%
% of Patients satisfied with the time they had to wait for an appointment	7	9	N/A	90.8%	88.3%	87.9%

\* This is based on patients treated on this contract for their most recent course of treatment. Figures in italics indicate the base number of FP17s or Patient Questionnaire responses are less than 100. N/A is shown where the base number of responses is less than 10 during the period. % is calculated as Quantity/Base number\*100



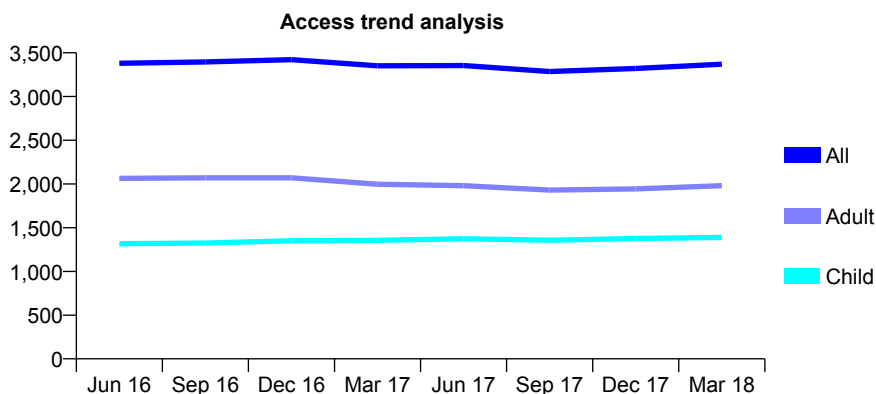
## Q44 - Vital Signs At a Glance Contract Report for 813540/0001 - Year end March 2018

Name or company name	MR PD SHERRARD
Contract type name	GDS Contract
Purpose of contract	General
Contract start date	01/04/2006
Contract end date	

17/18 Contracted general activity (UDA)	9,000
Carry forward general activity (UDA)	0
17/18 Contracted orthodontic activity (UOA)	0
Carry forward orthodontic activity (UOA)	0
Baseline contract value	£262,918.86

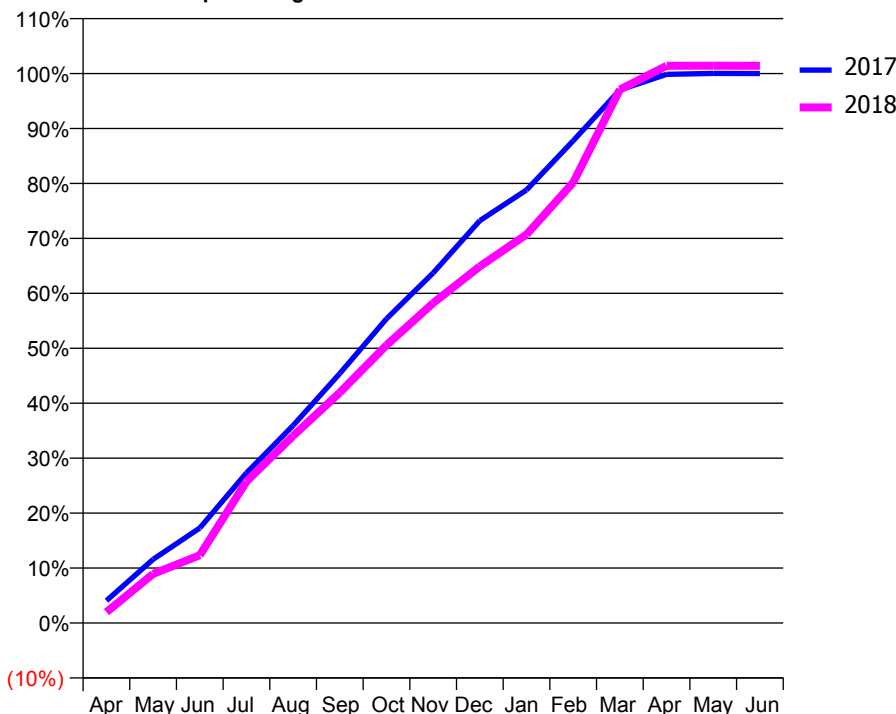
### ACCESS\*

Patients seen in 24 months	Total	Change since previous quarter
Quarter ending March 2017	3,352	
Quarter ending June 2017	3,355	→
Quarter ending September 2017	3,286	↓
Quarter ending December 2017	3,321	→
Quarter ending March 2018	3,370	→
<b>Variance since March 2017</b>	<b>0.5%</b>	<b>→</b>



### ACTIVITY

Cumulative percentage of contracted UDA delivered 2017 & 2018



Adjusted Scheduled Activity (UDA)

Month	2017	2018
April	371	178
May	1,059	804
June	1,579	1,110
July	2,497	2,318
August	3,285	3,065
September	4,149	3,774
October	5,060	4,551
November	5,822	5,240
December	6,690	5,841
January	7,201	6,362
February	8,018	7,216
March	8,865	8,737
April	9,123	9,127
May	9,138	9,129
June	9,137	9,127

### QUALITY

	Quantity	Base Number	Contract	AT	Region	England
% of FP17s for the same patient ID Re-attending within 3 months - Children	118	1,807	6.5%	11.8%	12.8%	11.9%
% of FP17s for the same patient ID Re-attending within 3 months - Adults	388	2,195	17.7%	17.1%	16.5%	16.0%
% of FP17s for the same patient ID Re-attending between 3 & 9 months - Children	865	1,807	47.9%	57.7%	59.7%	58.3%
% of FP17s for the same patient ID Re-attending between 3 & 9 months - Adults	723	2,195	32.9%	51.0%	52.6%	50.3%
% of FP17s for Band 1 Urgent Courses	570	4,026	14.2%	9.6%	9.1%	9.1%
% of FP17s Relating to Free Repair or Replacements	8	4,026	0.2%	1.1%	1.0%	0.8%
% of FP17s Relating to Continuations	16	4,026	0.4%	1.3%	1.2%	1.0%
% of Patients satisfied with the dentistry they have received	5	6	N/A	91.9%	91.6%	91.5%
% of Patients satisfied with the time they had to wait for an appointment	5	6	N/A	90.8%	88.3%	87.9%

\* This is based on patients treated on this contract for their most recent course of treatment. Figures in italics indicate the base number of FP17s or Patient Questionnaire responses are less than 100. N/A is shown where the base number of responses is less than 10 during the period. % is calculated as Quantity/Base number\*100

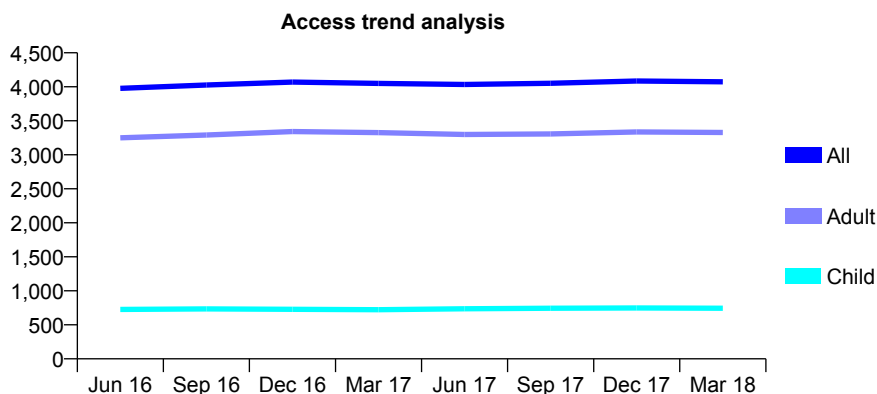
## Q44 - Vital Signs At a Glance Contract Report for 815489/0001 - Year end March 2018

Name or company name	MR JS HIBBERT
Contract type name	GDS Contract
Purpose of contract	General
Contract start date	01/04/2006
Contract end date	

17/18 Contracted general activity (UDA)	11,380
Carry forward general activity (UDA)	0
17/18 Contracted orthodontic activity (UOA)	0
Carry forward orthodontic activity (UOA)	0
Baseline contract value	£326,882.38

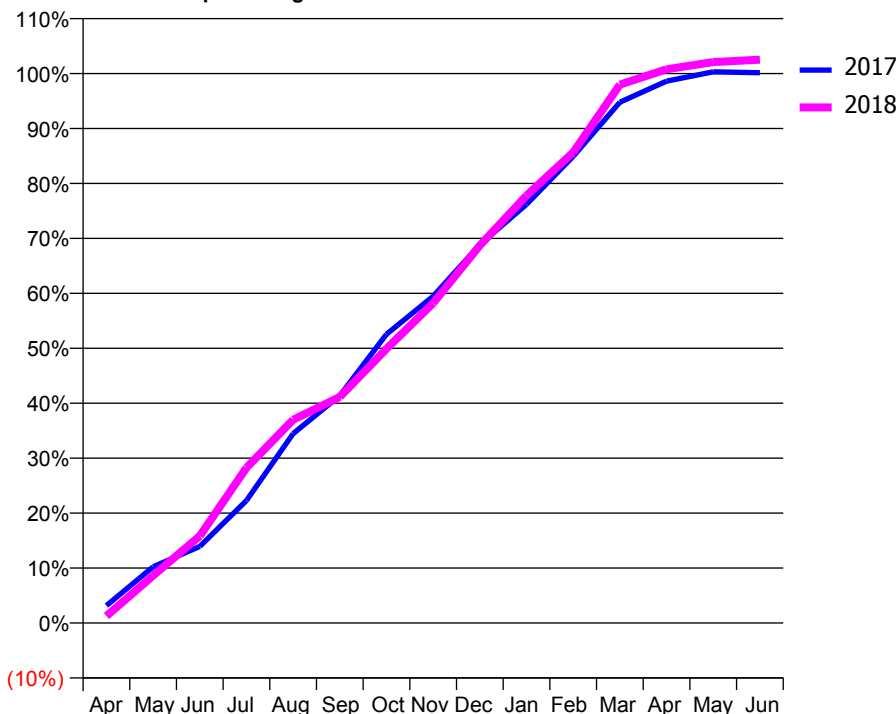
### ACCESS\*

Patients seen in 24 months	Total	Change since previous quarter
Quarter ending March 2017	4,050	
Quarter ending June 2017	4,035	→
Quarter ending September 2017	4,052	→
Quarter ending December 2017	4,085	→
Quarter ending March 2018	4,073	→
<b>Variance since March 2017</b>	<b>0.6%</b>	<b>→</b>



### ACTIVITY

Cumulative percentage of contracted UDA delivered 2017 & 2018



Month	Adjusted Scheduled Activity (UDA)	
	2017	2018
April	368	145
May	1,188	982
June	1,617	1,803
July	2,588	3,217
August	4,002	4,211
September	4,804	4,681
October	6,101	5,679
November	6,902	6,623
December	7,993	7,818
January	8,843	8,853
February	9,858	9,747
March	11,001	11,150
April	11,446	11,469
May	11,644	11,616
June	11,623	11,665

### QUALITY

	Quantity	Base Number	Contract	AT	Region	England
% of FP17s for the same patient ID Re-attending within 3 months - Children	144	1,218	11.8%	11.8%	12.8%	11.9%
% of FP17s for the same patient ID Re-attending within 3 months - Adults	562	4,323	13.0%	17.1%	16.5%	16.0%
% of FP17s for the same patient ID Re-attending between 3 & 9 months - Children	693	1,218	56.9%	57.7%	59.7%	58.3%
% of FP17s for the same patient ID Re-attending between 3 & 9 months - Adults	1,696	4,323	39.2%	51.0%	52.6%	50.3%
% of FP17s for Band 1 Urgent Courses	529	5,474	9.7%	9.6%	9.1%	9.1%
% of FP17s Relating to Free Repair or Replacements	27	5,474	0.5%	1.1%	1.0%	0.8%
% of FP17s Relating to Continuations	72	5,474	1.3%	1.3%	1.2%	1.0%
% of Patients satisfied with the dentistry they have received	7	7	N/A	91.9%	91.6%	91.5%
% of Patients satisfied with the time they had to wait for an appointment	7	7	N/A	90.8%	88.3%	87.9%

\* This is based on patients treated on this contract for their most recent course of treatment. Figures in italics indicate the base number of FP17s or Patient Questionnaire responses are less than 100. N/A is shown where the base number of responses is less than 10 during the period. % is calculated as Quantity/Base number\*100

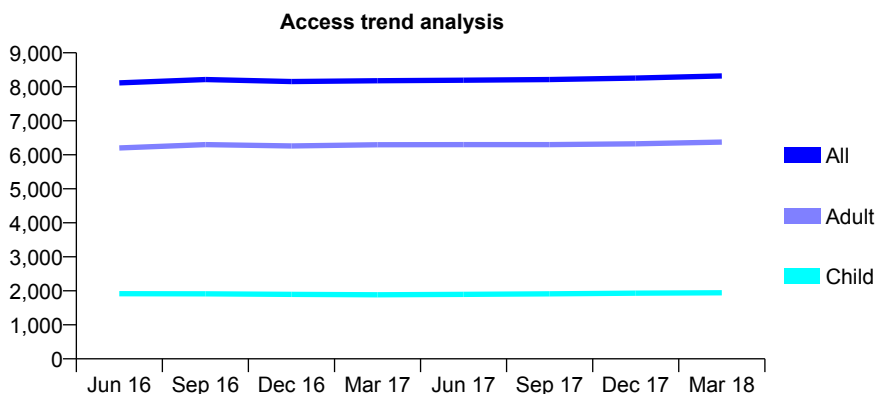
## Q44 - Vital Signs At a Glance Contract Report for 826588/0001 - Year end March 2018

Name or company name	MR MA SIMPSON
Contract type name	GDS Contract
Purpose of contract	General
Contract start date	01/04/2006
Contract end date	

17/18 Contracted general activity (UDA)	22,295
Carry forward general activity (UDA)	0
17/18 Contracted orthodontic activity (UOA)	0
Carry forward orthodontic activity (UOA)	0
Baseline contract value	£584,082.69

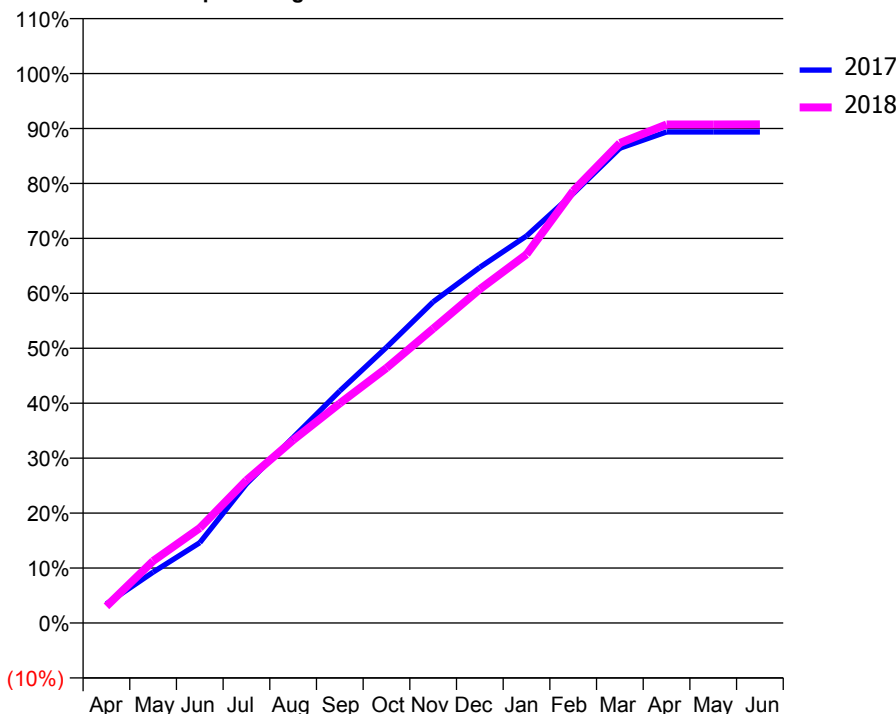
### ACCESS\*

Patients seen in 24 months	Total	Change since previous quarter
Quarter ending March 2017	8,178	
Quarter ending June 2017	8,196	→
Quarter ending September 2017	8,213	→
Quarter ending December 2017	8,257	→
Quarter ending March 2018	8,319	→
<b>Variance since March 2017</b>	<b>1.7%</b>	<b>→</b>



### ACTIVITY

Cumulative percentage of contracted UDA delivered 2017 & 2018



Adjusted Scheduled Activity (UDA)

Month	2017	2018
April	777	681
May	2,064	2,520
June	3,259	3,857
July	5,648	5,793
August	7,526	7,419
September	9,416	8,915
October	11,188	10,346
November	13,028	11,942
December	14,433	13,545
January	15,702	14,956
February	17,424	17,531
March	19,264	19,476
April	19,924	20,228
May	19,923	20,229
June	19,924	20,230

### QUALITY

	Quantity	Base Number	Contract	AT	Region	England
% of FP17s for the same patient ID Re-attending within 3 months - Children	211	2,956	7.1%	11.8%	12.8%	11.9%
% of FP17s for the same patient ID Re-attending within 3 months - Adults	1,513	9,303	16.3%	17.1%	16.5%	16.0%
% of FP17s for the same patient ID Re-attending between 3 & 9 months - Children	1,799	2,956	60.9%	57.7%	59.7%	58.3%
% of FP17s for the same patient ID Re-attending between 3 & 9 months - Adults	4,786	9,303	51.4%	51.0%	52.6%	50.3%
% of FP17s for Band 1 Urgent Courses	1,974	12,267	16.1%	9.6%	9.1%	9.1%
% of FP17s Relating to Free Repair or Replacements	108	12,267	0.9%	1.1%	1.0%	0.8%
% of FP17s Relating to Continuations	142	12,267	1.2%	1.3%	1.2%	1.0%
% of Patients satisfied with the dentistry they have received	10	14	71.4%	91.9%	91.6%	91.5%
% of Patients satisfied with the time they had to wait for an appointment	11	14	78.6%	90.8%	88.3%	87.9%

\* This is based on patients treated on this contract for their most recent course of treatment. Figures in italics indicate the base number of FP17s or Patient Questionnaire responses are less than 100. N/A is shown where the base number of responses is less than 10 during the period. % is calculated as Quantity/Base number\*100

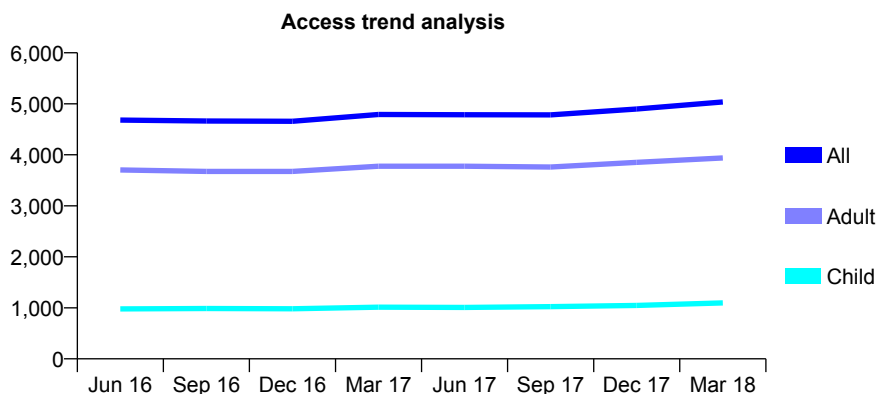
## Q44 - Vital Signs At a Glance Contract Report for 826588/0002 - Year end March 2018

Name or company name	MR MA SIMPSON
Contract type name	GDS Contract
Purpose of contract	General
Contract start date	01/07/2007
Contract end date	

17/18 Contracted general activity (UDA)	15,392
Carry forward general activity (UDA)	0
17/18 Contracted orthodontic activity (UOA)	0
Carry forward orthodontic activity (UOA)	0
Baseline contract value	£363,310.25

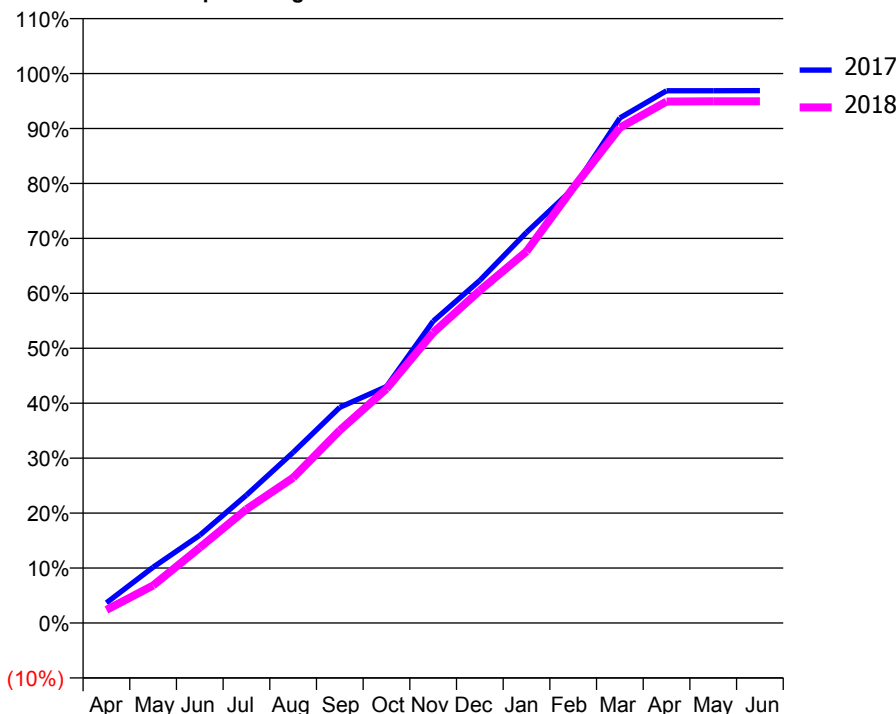
### ACCESS\*

Patients seen in 24 months	Total	Change since previous quarter
Quarter ending March 2017	4,790	
Quarter ending June 2017	4,786	→
Quarter ending September 2017	4,784	→
Quarter ending December 2017	4,899	↑
Quarter ending March 2018	5,036	↑
<b>Variance since March 2017</b>	<b>5.1%</b>	<b>↑</b>



### ACTIVITY

Cumulative percentage of contracted UDA delivered 2017 & 2018



Month	Adjusted Scheduled Activity (UDA)	
	2017	2018
April	567	369
May	1,564	1,051
June	2,459	2,112
July	3,584	3,189
August	4,780	4,069
September	6,042	5,398
October	6,624	6,559
November	8,456	8,135
December	9,599	9,315
January	10,944	10,408
February	12,166	12,188
March	14,146	13,874
April	14,907	14,608
May	14,907	14,614
June	14,911	14,615

### QUALITY

	Quantity	Base Number	Contract	AT	Region	England
% of FP17s for the same patient ID Re-attending within 3 months - Children	173	1,772	9.8%	11.8%	12.8%	11.9%
% of FP17s for the same patient ID Re-attending within 3 months - Adults	765	5,693	13.4%	17.1%	16.5%	16.0%
% of FP17s for the same patient ID Re-attending between 3 & 9 months - Children	1,071	1,772	60.4%	57.7%	59.7%	58.3%
% of FP17s for the same patient ID Re-attending between 3 & 9 months - Adults	3,372	5,693	59.2%	51.0%	52.6%	50.3%
% of FP17s for Band 1 Urgent Courses	812	7,471	10.9%	9.6%	9.1%	9.1%
% of FP17s Relating to Free Repair or Replacements	37	7,471	0.5%	1.1%	1.0%	0.8%
% of FP17s Relating to Continuations	69	7,471	0.9%	1.3%	1.2%	1.0%
% of Patients satisfied with the dentistry they have received	9	9	N/A	91.9%	91.6%	91.5%
% of Patients satisfied with the time they had to wait for an appointment	8	9	N/A	90.8%	88.3%	87.9%

\* This is based on patients treated on this contract for their most recent course of treatment. Figures in italics indicate the base number of FP17s or Patient Questionnaire responses are less than 100. N/A is shown where the base number of responses is less than 10 during the period. % is calculated as Quantity/Base number\*100

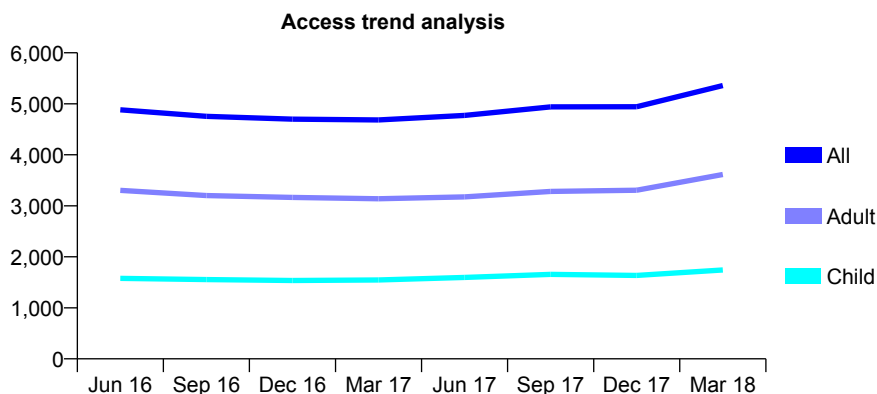
## Q44 - Vital Signs At a Glance Contract Report for 840777/0001 - Year end March 2018

Name or company name	Oaklands Dental Care
Contract type name	GDS Contract
Purpose of contract	General
Contract start date	01/04/2006
Contract end date	

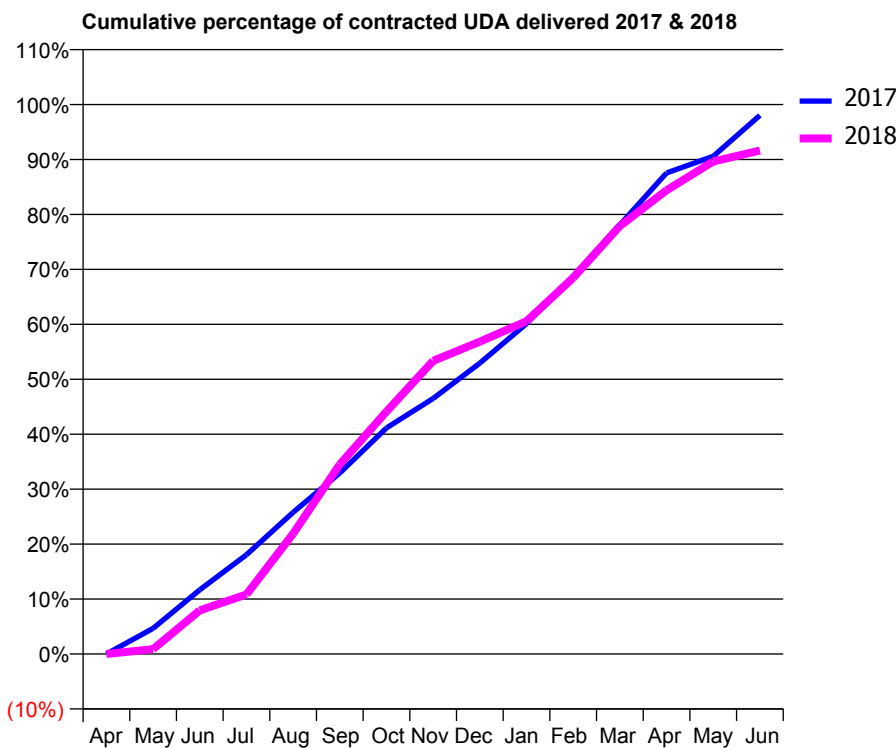
17/18 Contracted general activity (UDA)	14,752
Carry forward general activity (UDA)	0
17/18 Contracted orthodontic activity (UOA)	0
Carry forward orthodontic activity (UOA)	0
Baseline contract value	£354,155.37

### ACCESS\*

Patients seen in 24 months	Total	Change since previous quarter
Quarter ending March 2017	4,684	
Quarter ending June 2017	4,772	→
Quarter ending September 2017	4,940	↑
Quarter ending December 2017	4,942	→
Quarter ending March 2018	5,358	↑
<b>Variance since March 2017</b>	<b>14.4%</b>	<b>↑</b>



### ACTIVITY



Month	Adjusted Scheduled Activity (UDA)	
	2017	2018
April	0	0
May	688	131
June	1,724	1,171
July	2,666	1,599
August	3,805	3,231
September	4,861	5,092
October	6,069	6,509
November	6,862	7,869
December	7,811	8,386
January	8,870	8,933
February	10,148	10,101
March	11,521	11,491
April	12,916	12,448
May	13,360	13,222
June	14,460	13,516

### QUALITY

	Quantity	Base Number	Contract	AT	Region	England
% of FP17s for the same patient ID Re-attending within 3 months - Children	243	2,904	8.4%	11.8%	12.8%	11.9%
% of FP17s for the same patient ID Re-attending within 3 months - Adults	897	5,328	16.8%	17.1%	16.5%	16.0%
% of FP17s for the same patient ID Re-attending between 3 & 9 months - Children	1,666	2,904	57.4%	57.7%	59.7%	58.3%
% of FP17s for the same patient ID Re-attending between 3 & 9 months - Adults	2,780	5,328	52.2%	51.0%	52.6%	50.3%
% of FP17s for Band 1 Urgent Courses	358	7,615	4.7%	9.6%	9.1%	9.1%
% of FP17s Relating to Free Repair or Replacements	102	7,615	1.3%	1.1%	1.0%	0.8%
% of FP17s Relating to Continuations	245	7,615	3.2%	1.3%	1.2%	1.0%
% of Patients satisfied with the dentistry they have received	4	4	N/A	91.9%	91.6%	91.5%
% of Patients satisfied with the time they had to wait for an appointment	4	4	N/A	90.8%	88.3%	87.9%

\* This is based on patients treated on this contract for their most recent course of treatment. Figures in italics indicate the base number of FP17s or Patient Questionnaire responses are less than 100. N/A is shown where the base number of responses is less than 10 during the period. % is calculated as Quantity/Base number\*100

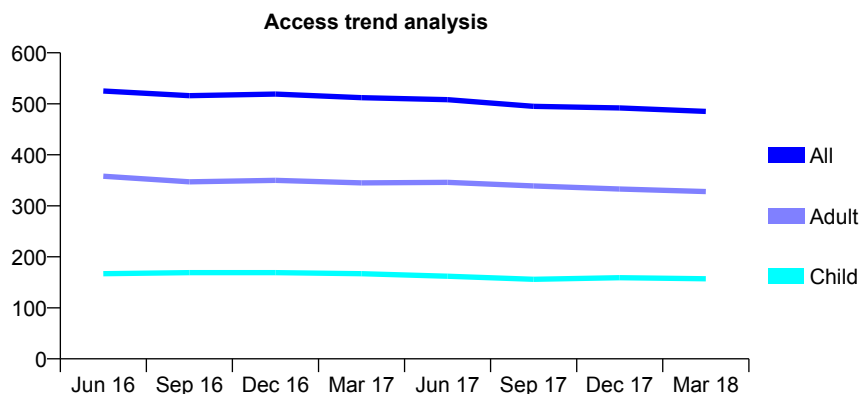
## Q44 - Vital Signs At a Glance Contract Report for 843970/0001 - Year end March 2018

Name or company name	MR DM FAGAN-DOUGLAS
Contract type name	GDS Contract
Purpose of contract	General
Contract start date	01/06/2008
Contract end date	

17/18 Contracted general activity (UDA)	2,352
Carry forward general activity (UDA)	0
17/18 Contracted orthodontic activity (UOA)	0
Carry forward orthodontic activity (UOA)	0
Baseline contract value	£59,553.49

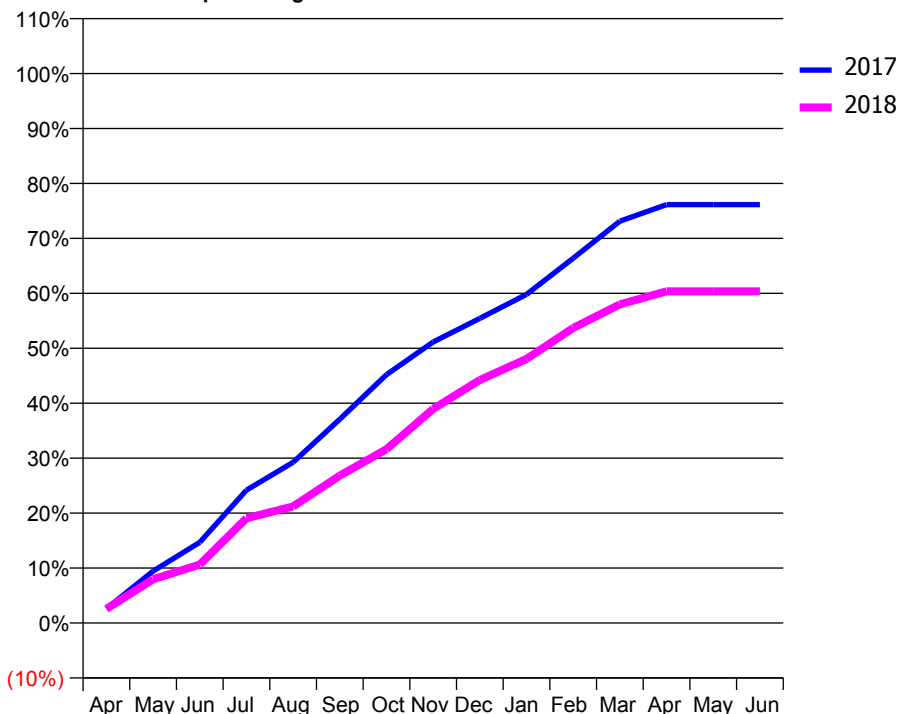
### ACCESS\*

Patients seen in 24 months	Total	Change since previous quarter
Quarter ending March 2017	512	
Quarter ending June 2017	508	→
Quarter ending September 2017	495	↓
Quarter ending December 2017	492	→
Quarter ending March 2018	485	↓
<b>Variance since March 2017</b>	<b>(5.3%)</b>	<b>↓</b>



### ACTIVITY

Cumulative percentage of contracted UDA delivered 2017 & 2018



Adjusted Scheduled Activity (UDA)

Month	2017	2018
April	61	60
May	222	187
June	346	250
July	569	448
August	688	499
September	872	631
October	1,063	744
November	1,203	917
December	1,304	1,040
January	1,407	1,130
February	1,561	1,263
March	1,720	1,364
April	1,791	1,420
May	1,791	1,420
June	1,791	1,420

### QUALITY

	Quantity	Base Number	Contract	AT	Region	England
% of FP17s for the same patient ID Re-attending within 3 months - Children	12	224	5.4%	11.8%	12.8%	11.9%
% of FP17s for the same patient ID Re-attending within 3 months - Adults	80	471	17.0%	17.1%	16.5%	16.0%
% of FP17s for the same patient ID Re-attending between 3 & 9 months - Children	136	224	60.7%	57.7%	59.7%	58.3%
% of FP17s for the same patient ID Re-attending between 3 & 9 months - Adults	308	471	65.4%	51.0%	52.6%	50.3%
% of FP17s for Band 1 Urgent Courses	24	689	3.5%	9.6%	9.1%	9.1%
% of FP17s Relating to Free Repair or Replacements	15	689	2.2%	1.1%	1.0%	0.8%
% of FP17s Relating to Continuations	12	689	1.7%	1.3%	1.2%	1.0%
% of Patients satisfied with the dentistry they have received	2	2	N/A	91.9%	91.6%	91.5%
% of Patients satisfied with the time they had to wait for an appointment	2	2	N/A	90.8%	88.3%	87.9%

\* This is based on patients treated on this contract for their most recent course of treatment. Figures in italics indicate the base number of FP17s or Patient Questionnaire responses are less than 100. N/A is shown where the base number of responses is less than 10 during the period. % is calculated as Quantity/Base number\*100

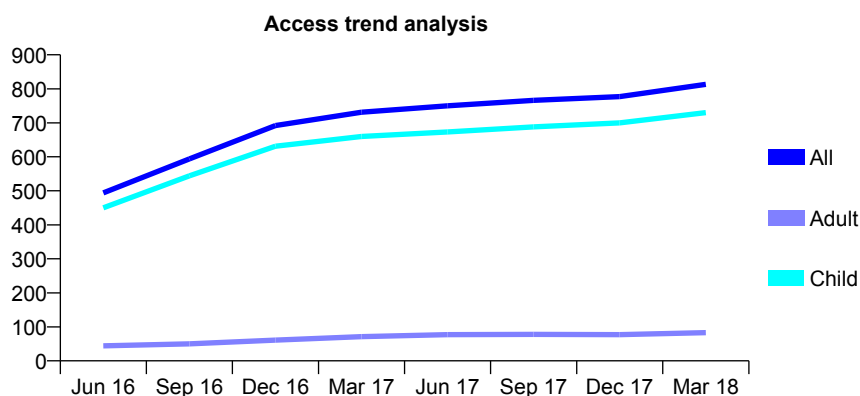
## Q44 - Vital Signs At a Glance Contract Report for 859893/0001 - Year end March 2018

Name or company name	MR CP CALDWELL
Contract type name	PDS Contract
Purpose of contract	General
Contract start date	01/04/2008
Contract end date	31/03/2020

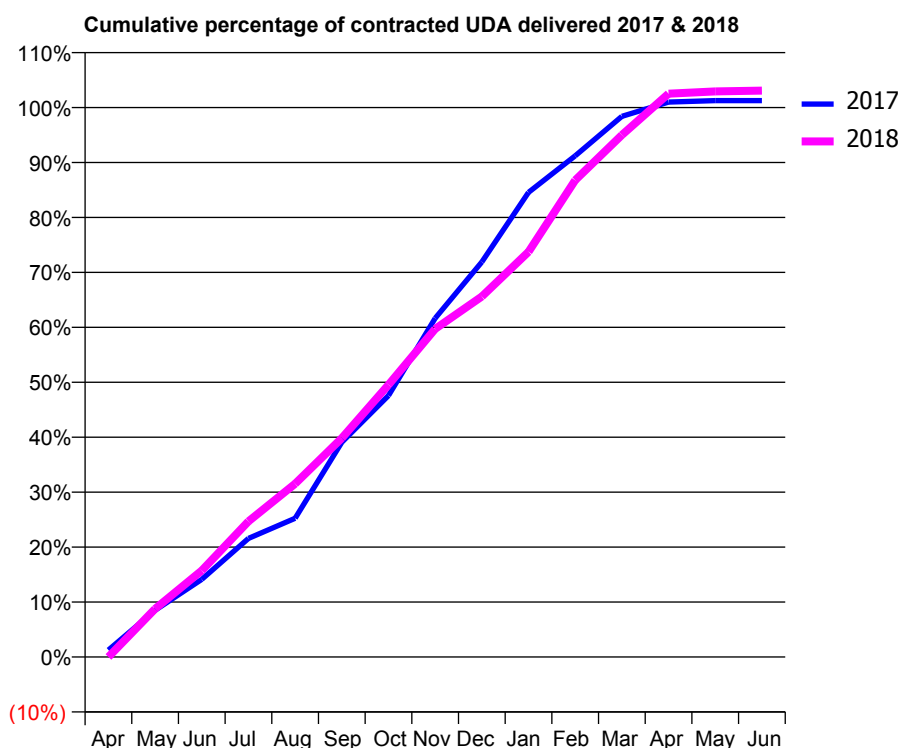
17/18 Contracted general activity (UDA)	1,480
Carry forward general activity (UDA)	0
17/18 Contracted orthodontic activity (UOA)	0
Carry forward orthodontic activity (UOA)	0
Baseline contract value	£34,936.97

### ACCESS\*

Patients seen in 24 months	Total	Change since previous quarter
Quarter ending March 2017	731	
Quarter ending June 2017	750	↑
Quarter ending September 2017	766	↑
Quarter ending December 2017	777	→
Quarter ending March 2018	813	↑
<b>Variance since March 2017</b>	<b>11.2%</b>	<b>↑</b>



### ACTIVITY



Month	Adjusted Scheduled Activity (UDA)	
	2017	2018
April	19	0
May	128	130
June	214	233
July	326	366
August	381	467
September	590	589
October	718	733
November	931	884
December	1,086	971
January	1,277	1,091
February	1,377	1,284
March	1,486	1,406
April	1,525	1,517
May	1,529	1,523
June	1,529	1,526

### QUALITY

	Quantity	Base Number	Contract	AT	Region	England
% of FP17s for the same patient ID Re-attending within 3 months - Children	70	1,017	6.9%	11.8%	12.8%	11.9%
% of FP17s for the same patient ID Re-attending within 3 months - Adults	2	42	4.8%	17.1%	16.5%	16.0%
% of FP17s for the same patient ID Re-attending between 3 & 9 months - Children	572	1,017	56.2%	57.7%	59.7%	58.3%
% of FP17s for the same patient ID Re-attending between 3 & 9 months - Adults	28	42	66.7%	51.0%	52.6%	50.3%
% of FP17s for Band 1 Urgent Courses	59	1,094	5.4%	9.6%	9.1%	9.1%
% of FP17s Relating to Free Repair or Replacements	0	1,094	0.0%	1.1%	1.0%	0.8%
% of FP17s Relating to Continuations	0	1,094	0.0%	1.3%	1.2%	1.0%
% of Patients satisfied with the dentistry they have received	1	1	N/A	91.9%	91.6%	91.5%
% of Patients satisfied with the time they had to wait for an appointment	1	1	N/A	90.8%	88.3%	87.9%

\* This is based on patients treated on this contract for their most recent course of treatment. Figures in italics indicate the base number of FP17s or Patient Questionnaire responses are less than 100. N/A is shown where the base number of responses is less than 10 during the period. % is calculated as Quantity/Base number\*100



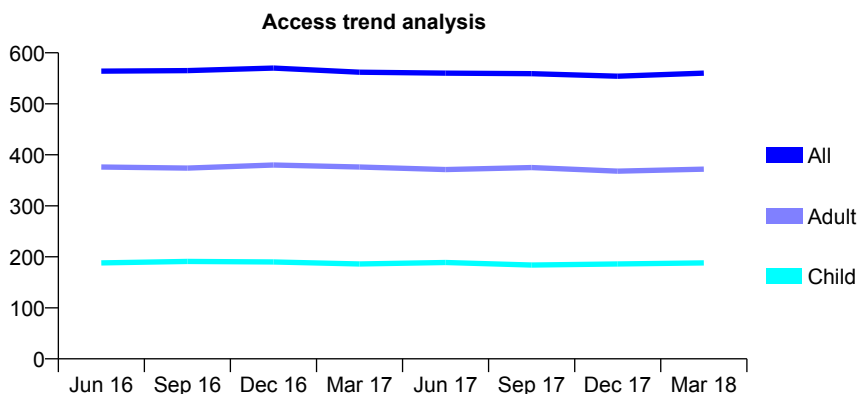
## Q44 - Vital Signs At a Glance Contract Report for 861928/0001 - Year end March 2018

Name or company name	MR PA FARRELL
Contract type name	GDS Contract
Purpose of contract	General
Contract start date	01/10/2006
Contract end date	

17/18 Contracted general activity (UDA)	1,081
Carry forward general activity (UDA)	0
17/18 Contracted orthodontic activity (UOA)	0
Carry forward orthodontic activity (UOA)	0
Baseline contract value	£29,587.56

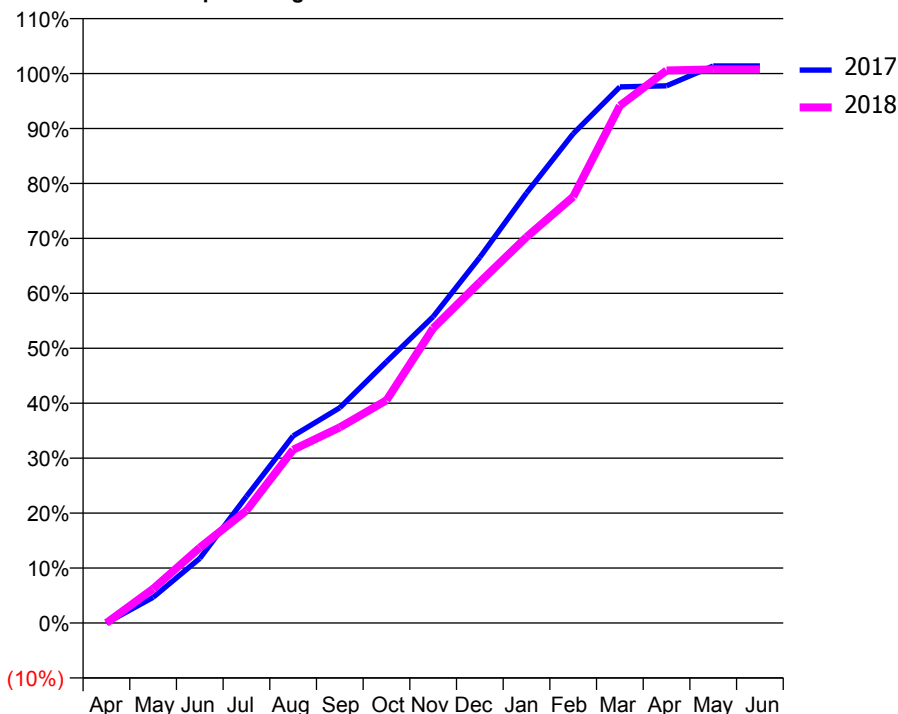
### ACCESS\*

Patients seen in 24 months	Total	Change since previous quarter
Quarter ending March 2017	562	
Quarter ending June 2017	560	→
Quarter ending September 2017	559	→
Quarter ending December 2017	554	→
Quarter ending March 2018	560	→
<b>Variance since March 2017</b>	<b>(0.4%)</b>	<b>→</b>



### ACTIVITY

Cumulative percentage of contracted UDA delivered 2017 & 2018



Month	Adjusted Scheduled Activity (UDA)	
	2017	2018
April	0	0
May	51	67
June	130	148
July	254	221
August	376	341
September	432	385
October	524	438
November	615	580
December	734	671
January	863	759
February	982	839
March	1,076	1,018
April	1,078	1,087
May	1,118	1,089
June	1,118	1,089

### QUALITY

	Quantity	Base Number	Contract	AT	Region	England
% of FP17s for the same patient ID Re-attending within 3 months - Children	10	249	4.0%	11.8%	12.8%	11.9%
% of FP17s for the same patient ID Re-attending within 3 months - Adults	64	512	12.5%	17.1%	16.5%	16.0%
% of FP17s for the same patient ID Re-attending between 3 & 9 months - Children	135	249	54.2%	57.7%	59.7%	58.3%
% of FP17s for the same patient ID Re-attending between 3 & 9 months - Adults	281	512	54.9%	51.0%	52.6%	50.3%
% of FP17s for Band 1 Urgent Courses	53	775	6.8%	9.6%	9.1%	9.1%
% of FP17s Relating to Free Repair or Replacements	3	775	0.4%	1.1%	1.0%	0.8%
% of FP17s Relating to Continuations	2	775	0.3%	1.3%	1.2%	1.0%
% of Patients satisfied with the dentistry they have received	0	0	N/A	91.9%	91.6%	91.5%
% of Patients satisfied with the time they had to wait for an appointment	0	0	N/A	90.8%	88.3%	87.9%

\* This is based on patients treated on this contract for their most recent course of treatment. Figures in italics indicate the base number of FP17s or Patient Questionnaire responses are less than 100. N/A is shown where the base number of responses is less than 10 during the period. % is calculated as Quantity/Base number\*100

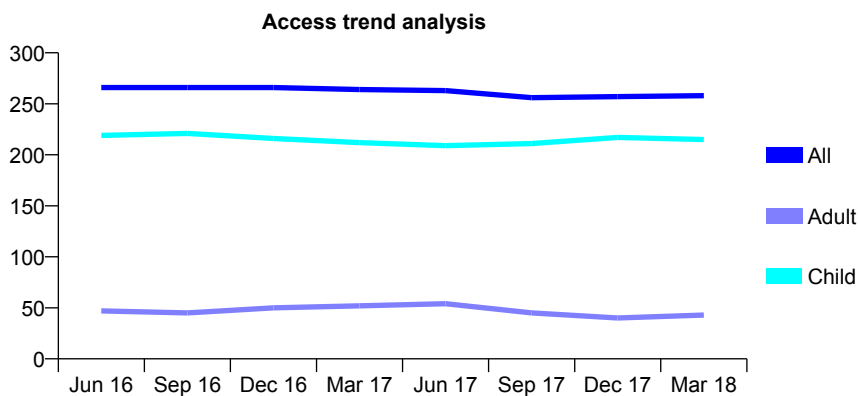
## Q44 - Vital Signs At a Glance Contract Report for 906875/0001 - Year end March 2018

Name or company name	MR NP SMITH
Contract type name	GDS Contract
Purpose of contract	General
Contract start date	01/04/2006
Contract end date	

17/18 Contracted general activity (UDA)	1,100
Carry forward general activity (UDA)	0
17/18 Contracted orthodontic activity (UOA)	0
Carry forward orthodontic activity (UOA)	0
Baseline contract value	£23,608.10

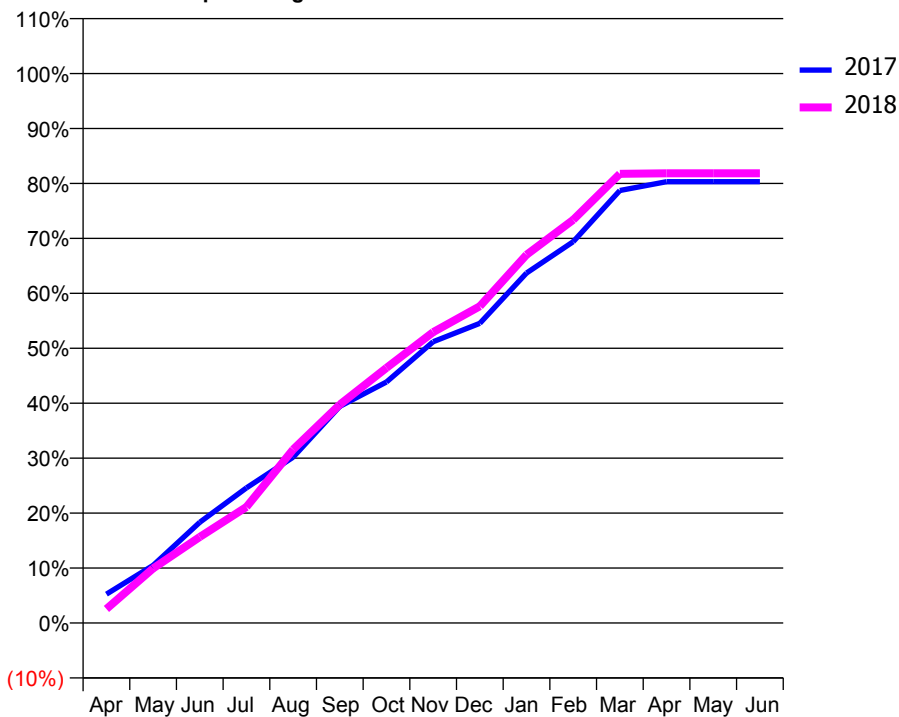
### ACCESS\*

Patients seen in 24 months	Total	Change since previous quarter
Quarter ending March 2017	264	
Quarter ending June 2017	263	→
Quarter ending September 2017	256	↓
Quarter ending December 2017	257	→
Quarter ending March 2018	258	→
<b>Variance since March 2017</b>	<b>(2.3%)</b>	<b>↓</b>



### ACTIVITY

Cumulative percentage of contracted UDA delivered 2017 & 2018



Month	Adjusted Scheduled Activity (UDA)	
	2017	2018
April	63	28
May	126	109
June	220	172
July	295	232
August	362	347
September	473	437
October	526	511
November	614	582
December	654	634
January	764	737
February	833	807
March	945	899
April	964	900
May	964	900
June	964	900

### QUALITY

	Quantity	Base Number	Contract	AT	Region	England
% of FP17s for the same patient ID Re-attending within 3 months - Children	15	380	3.9%	11.8%	12.8%	11.9%
% of FP17s for the same patient ID Re-attending within 3 months - Adults	2	27	7.4%	17.1%	16.5%	16.0%
% of FP17s for the same patient ID Re-attending between 3 & 9 months - Children	281	380	73.9%	57.7%	59.7%	58.3%
% of FP17s for the same patient ID Re-attending between 3 & 9 months - Adults	20	27	74.1%	51.0%	52.6%	50.3%
% of FP17s for Band 1 Urgent Courses	6	400	1.5%	9.6%	9.1%	9.1%
% of FP17s Relating to Free Repair or Replacements	0	400	0.0%	1.1%	1.0%	0.8%
% of FP17s Relating to Continuations	5	400	1.3%	1.3%	1.2%	1.0%
% of Patients satisfied with the dentistry they have received	0	0	N/A	91.9%	91.6%	91.5%
% of Patients satisfied with the time they had to wait for an appointment	0	0	N/A	90.8%	88.3%	87.9%

\* This is based on patients treated on this contract for their most recent course of treatment. Figures in italics indicate the base number of FP17s or Patient Questionnaire responses are less than 100. N/A is shown where the base number of responses is less than 10 during the period. % is calculated as Quantity/Base number\*100

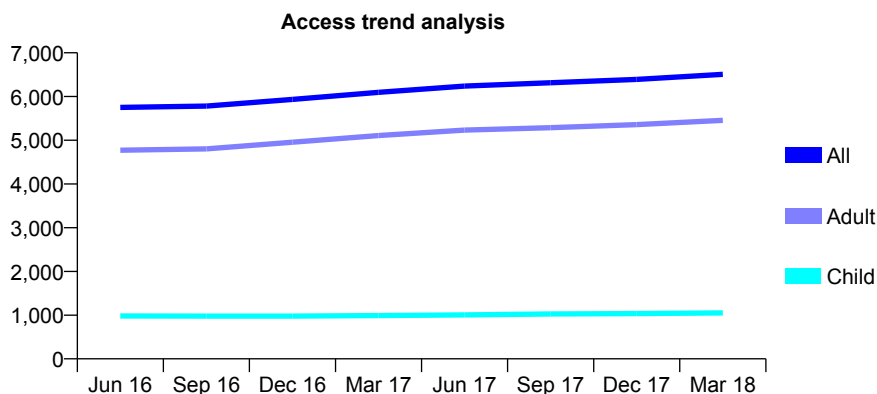
## Q44 - Vital Signs At a Glance Contract Report for 912956/0001 - Year end March 2018

Name or company name	MR MJ SOLAN
Contract type name	GDS Contract
Purpose of contract	General
Contract start date	01/04/2006
Contract end date	

17/18 Contracted general activity (UDA)	18,568
Carry forward general activity (UDA)	614
17/18 Contracted orthodontic activity (UOA)	0
Carry forward orthodontic activity (UOA)	0
Baseline contract value	£508,455.83

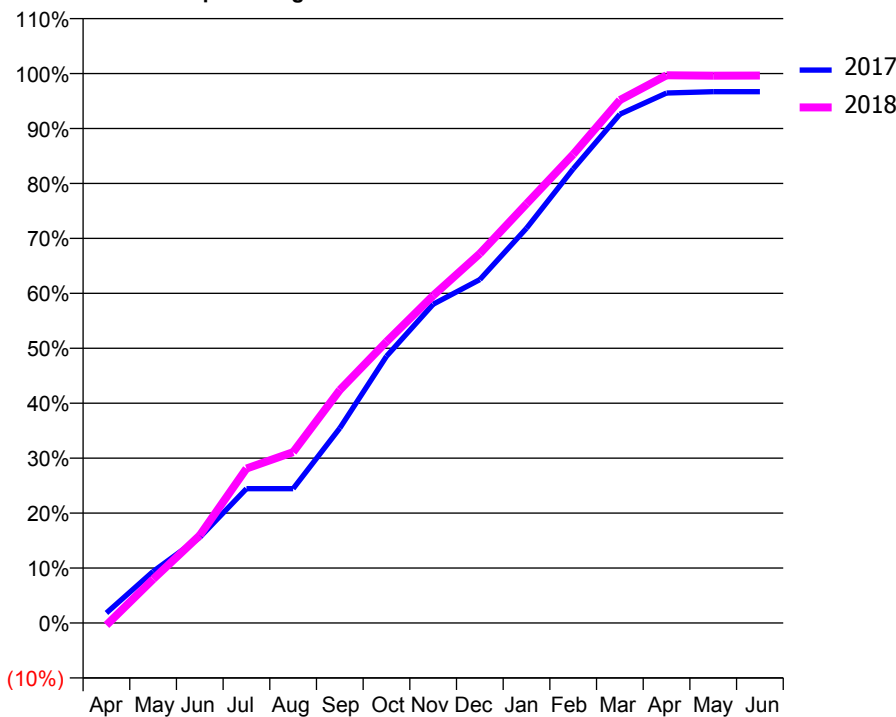
### ACCESS\*

Patients seen in 24 months	Total	Change since previous quarter
Quarter ending March 2017	6,097	
Quarter ending June 2017	6,238	↑
Quarter ending September 2017	6,315	→
Quarter ending December 2017	6,393	→
Quarter ending March 2018	6,507	→
<b>Variance since March 2017</b>	<b>6.7%</b>	<b>↑</b>



### ACTIVITY

Cumulative percentage of contracted UDA delivered 2017 & 2018



Adjusted Scheduled Activity (UDA)

Month	2017	2018
April	339	-73
May	1,740	1,482
June	2,896	2,961
July	4,539	5,219
August	4,539	5,772
September	6,585	7,872
October	9,015	9,504
November	10,772	11,064
December	11,605	12,485
January	13,340	14,163
February	15,347	15,836
March	17,193	17,669
April	17,907	18,509
May	17,955	18,494
June	17,954	18,499

### QUALITY

	Quantity	Base Number	Contract	AT	Region	England
% of FP17s for the same patient ID Re-attending within 3 months - Children	96	1,518	6.3%	11.8%	12.8%	11.9%
% of FP17s for the same patient ID Re-attending within 3 months - Adults	974	7,481	13.0%	17.1%	16.5%	16.0%
% of FP17s for the same patient ID Re-attending between 3 & 9 months - Children	820	1,518	54.0%	57.7%	59.7%	58.3%
% of FP17s for the same patient ID Re-attending between 3 & 9 months - Adults	4,081	7,481	54.6%	51.0%	52.6%	50.3%
% of FP17s for Band 1 Urgent Courses	437	9,006	4.9%	9.6%	9.1%	9.1%
% of FP17s Relating to Free Repair or Replacements	201	9,006	2.2%	1.1%	1.0%	0.8%
% of FP17s Relating to Continuations	97	9,006	1.1%	1.3%	1.2%	1.0%
% of Patients satisfied with the dentistry they have received	15	17	88.2%	91.9%	91.6%	91.5%
% of Patients satisfied with the time they had to wait for an appointment	16	17	94.1%	90.8%	88.3%	87.9%

\* This is based on patients treated on this contract for their most recent course of treatment. Figures in italics indicate the base number of FP17s or Patient Questionnaire responses are less than 100. N/A is shown where the base number of responses is less than 10 during the period. % is calculated as Quantity/Base number\*100

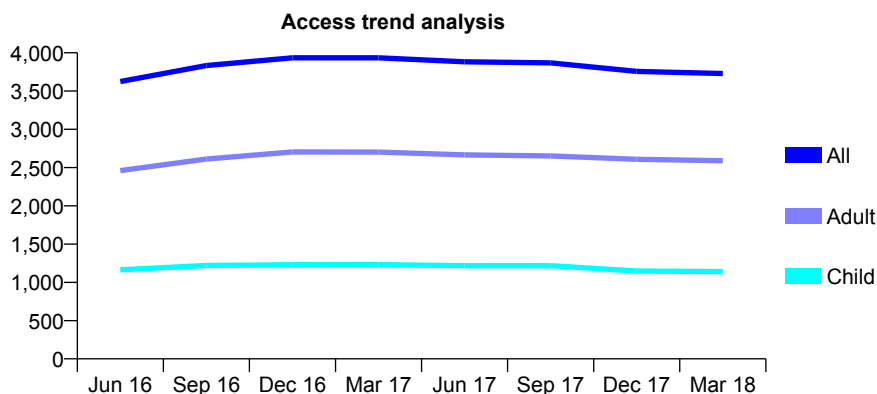
## Q44 - Vital Signs At a Glance Contract Report for 914215/0001 - Year end March 2018

Name or company name	Wallasey Village Dental Practice
Contract type name	GDS Contract
Purpose of contract	General
Contract start date	01/04/2006
Contract end date	

17/18 Contracted general activity (UDA)	9,700
Carry forward general activity (UDA)	0
17/18 Contracted orthodontic activity (UOA)	0
Carry forward orthodontic activity (UOA)	0
Baseline contract value	£301,186.96

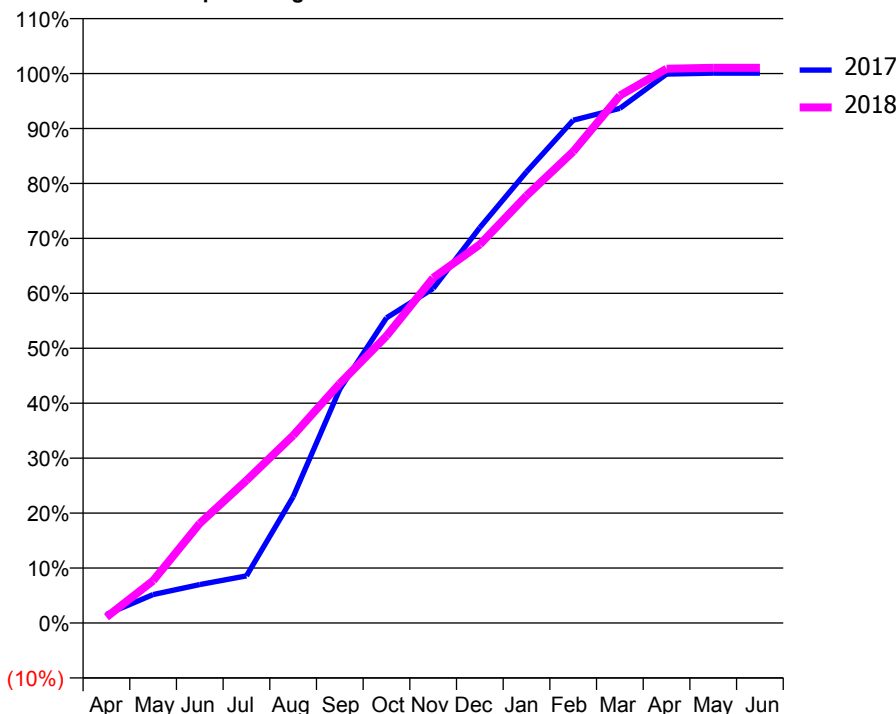
### ACCESS\*

Patients seen in 24 months	Total	Change since previous quarter
Quarter ending March 2017	3,934	
Quarter ending June 2017	3,883	↓
Quarter ending September 2017	3,868	→
Quarter ending December 2017	3,756	↓
Quarter ending March 2018	3,729	→
<b>Variance since March 2017</b>	<b>(5.2%)</b>	<b>↓</b>



### ACTIVITY

Cumulative percentage of contracted UDA delivered 2017 & 2018



Month	Adjusted Scheduled Activity (UDA)	
	2017	2018
April	154	106
May	512	747
June	693	1,761
July	849	2,518
August	2,273	3,312
September	4,213	4,228
October	5,496	5,066
November	6,024	6,093
December	7,121	6,682
January	8,125	7,543
February	9,052	8,322
March	9,266	9,311
April	9,884	9,783
May	9,900	9,800
June	9,901	9,801

### QUALITY

	Quantity	Base Number	Contract	AT	Region	England
% of FP17s for the same patient ID Re-attending within 3 months - Children	78	1,495	5.2%	11.8%	12.8%	11.9%
% of FP17s for the same patient ID Re-attending within 3 months - Adults	275	2,781	9.9%	17.1%	16.5%	16.0%
% of FP17s for the same patient ID Re-attending between 3 & 9 months - Children	712	1,495	47.6%	57.7%	59.7%	58.3%
% of FP17s for the same patient ID Re-attending between 3 & 9 months - Adults	1,059	2,781	38.1%	51.0%	52.6%	50.3%
% of FP17s for Band 1 Urgent Courses	356	4,213	8.5%	9.6%	9.1%	9.1%
% of FP17s Relating to Free Repair or Replacements	13	4,213	0.3%	1.1%	1.0%	0.8%
% of FP17s Relating to Continuations	24	4,213	0.6%	1.3%	1.2%	1.0%
% of Patients satisfied with the dentistry they have received	12	12	100.0%	91.9%	91.6%	91.5%
% of Patients satisfied with the time they had to wait for an appointment	12	12	100.0%	90.8%	88.3%	87.9%

\* This is based on patients treated on this contract for their most recent course of treatment. Figures in italics indicate the base number of FP17s or Patient Questionnaire responses are less than 100. N/A is shown where the base number of responses is less than 10 during the period. % is calculated as Quantity/Base number\*100

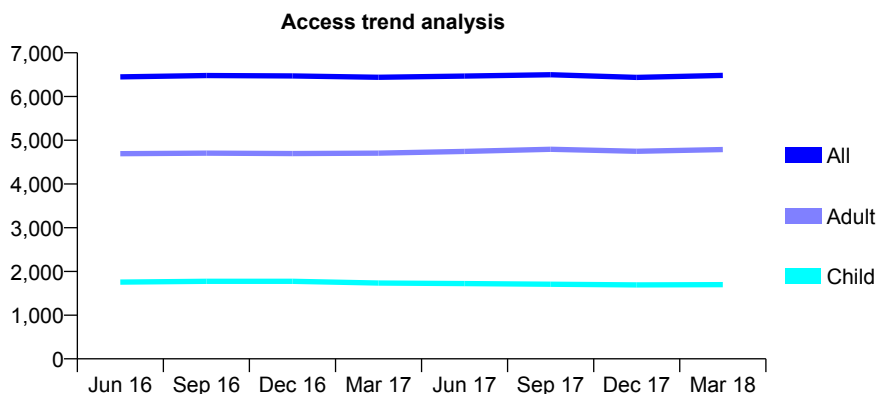
## Q44 - Vital Signs At a Glance Contract Report for 914479/0001 - Year end March 2018

Name or company name	MR JP MIMNAGH
Contract type name	GDS Contract
Purpose of contract	General
Contract start date	01/04/2006
Contract end date	

17/18 Contracted general activity (UDA)	16,750
Carry forward general activity (UDA)	0
17/18 Contracted orthodontic activity (UOA)	0
Carry forward orthodontic activity (UOA)	0
Baseline contract value	£502,776.40

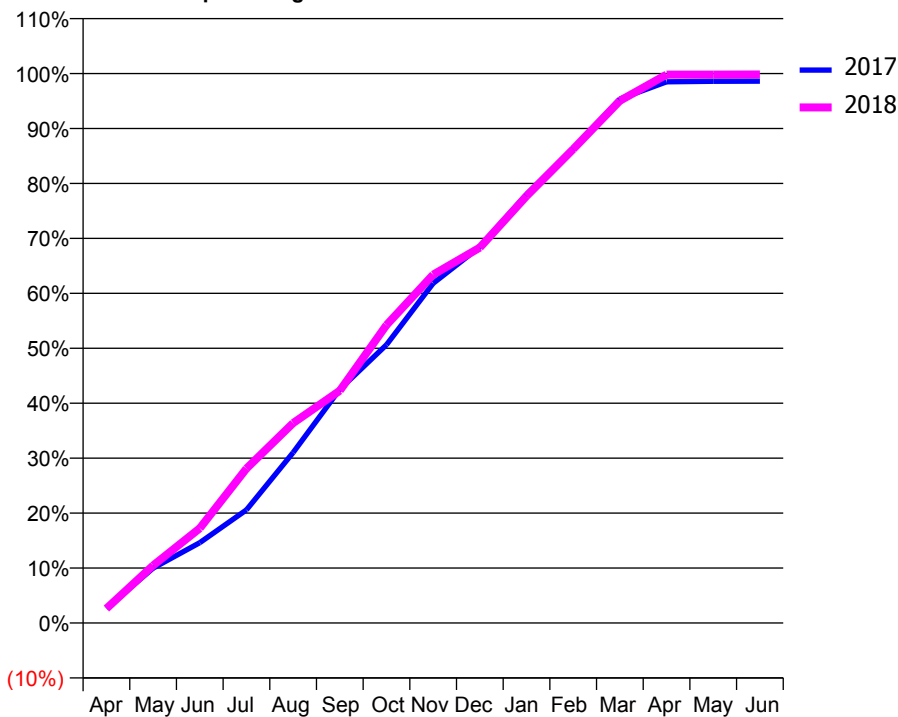
### ACCESS\*

Patients seen in 24 months	Total	Change since previous quarter
Quarter ending March 2017	6,439	
Quarter ending June 2017	6,468	→
Quarter ending September 2017	6,499	→
Quarter ending December 2017	6,438	→
Quarter ending March 2018	6,483	→
<b>Variance since March 2017</b>	<b>0.7%</b>	<b>→</b>



### ACTIVITY

Cumulative percentage of contracted UDA delivered 2017 & 2018



Month	Adjusted Scheduled Activity (UDA)	
	2017	2018
April	450	442
May	1,673	1,753
June	2,450	2,888
July	3,450	4,707
August	5,198	6,093
September	7,121	7,085
October	8,483	9,083
November	10,356	10,618
December	11,465	11,444
January	13,068	13,015
February	14,454	14,442
March	15,972	15,920
April	16,498	16,715
May	16,511	16,715
June	16,518	16,721

### QUALITY

	Quantity	Base Number	Contract	AT	Region	England
% of FP17s for the same patient ID Re-attending within 3 months - Children	138	2,126	6.5%	11.8%	12.8%	11.9%
% of FP17s for the same patient ID Re-attending within 3 months - Adults	768	5,449	14.1%	17.1%	16.5%	16.0%
% of FP17s for the same patient ID Re-attending between 3 & 9 months - Children	950	2,126	44.7%	57.7%	59.7%	58.3%
% of FP17s for the same patient ID Re-attending between 3 & 9 months - Adults	2,205	5,449	40.5%	51.0%	52.6%	50.3%
% of FP17s for Band 1 Urgent Courses	761	7,042	10.8%	9.6%	9.1%	9.1%
% of FP17s Relating to Free Repair or Replacements	118	7,042	1.7%	1.1%	1.0%	0.8%
% of FP17s Relating to Continuations	112	7,042	1.6%	1.3%	1.2%	1.0%
% of Patients satisfied with the dentistry they have received	15	17	88.2%	91.9%	91.6%	91.5%
% of Patients satisfied with the time they had to wait for an appointment	13	17	76.5%	90.8%	88.3%	87.9%

\* This is based on patients treated on this contract for their most recent course of treatment. Figures in italics indicate the base number of FP17s or Patient Questionnaire responses are less than 100. N/A is shown where the base number of responses is less than 10 during the period. % is calculated as Quantity/Base number\*100

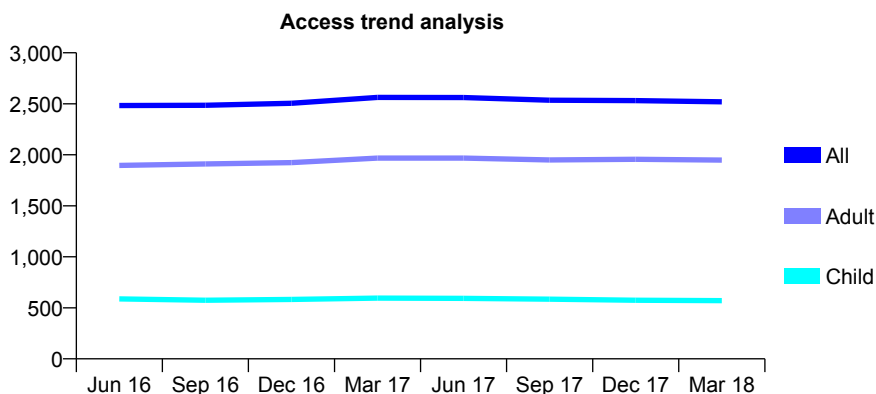
## Q44 - Vital Signs At a Glance Contract Report for 927511/0001 - Year end March 2018

Name or company name	MISS AS DEVINE
Contract type name	GDS Contract
Purpose of contract	General
Contract start date	01/04/2006
Contract end date	

17/18 Contracted general activity (UDA)	7,500
Carry forward general activity (UDA)	252
17/18 Contracted orthodontic activity (UOA)	0
Carry forward orthodontic activity (UOA)	0
Baseline contract value	£204,197.94

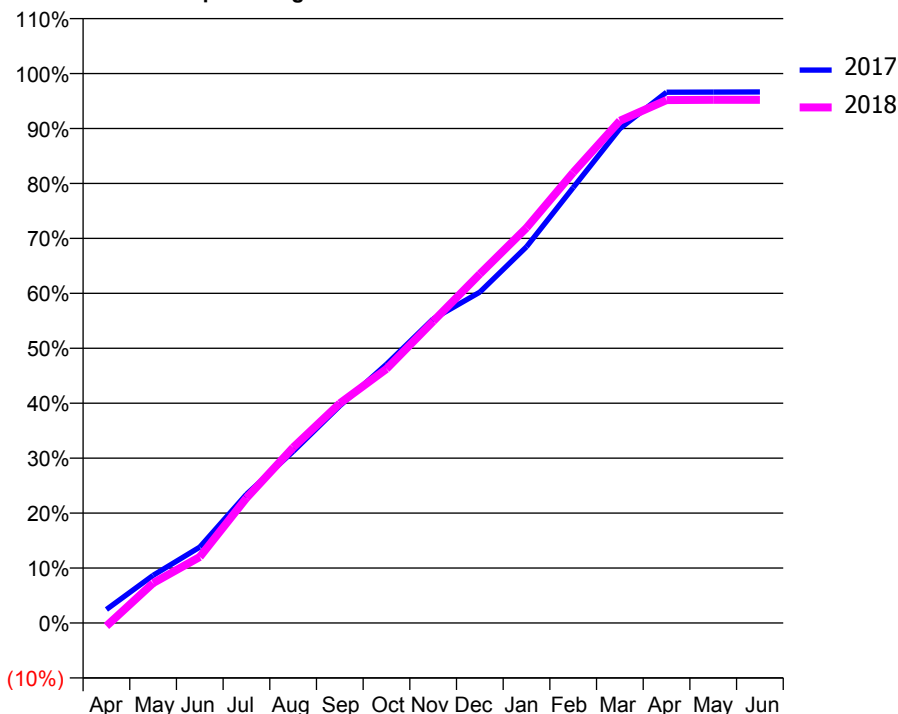
### ACCESS\*

Patients seen in 24 months	Total	Change since previous quarter
Quarter ending March 2017	2,563	
Quarter ending June 2017	2,561	→
Quarter ending September 2017	2,535	↓
Quarter ending December 2017	2,531	→
Quarter ending March 2018	2,520	→
<b>Variance since March 2017</b>	<b>(1.7%)</b>	<b>↓</b>



### ACTIVITY

Cumulative percentage of contracted UDA delivered 2017 & 2018



Month	Adjusted Scheduled Activity (UDA)	
	2017	2018
April	185	-43
May	650	546
June	1,036	902
July	1,758	1,707
August	2,341	2,396
September	2,963	2,999
October	3,532	3,467
November	4,151	4,118
December	4,516	4,764
January	5,135	5,393
February	5,943	6,149
March	6,747	6,855
April	7,245	7,137
May	7,246	7,141
June	7,248	7,141

### QUALITY

	Quantity	Base Number	Contract	AT	Region	England
% of FP17s for the same patient ID Re-attending within 3 months - Children	78	970	8.0%	11.8%	12.8%	11.9%
% of FP17s for the same patient ID Re-attending within 3 months - Adults	805	3,604	22.3%	17.1%	16.5%	16.0%
% of FP17s for the same patient ID Re-attending between 3 & 9 months - Children	636	970	65.6%	57.7%	59.7%	58.3%
% of FP17s for the same patient ID Re-attending between 3 & 9 months - Adults	1,960	3,604	54.4%	51.0%	52.6%	50.3%
% of FP17s for Band 1 Urgent Courses	110	4,478	2.5%	9.6%	9.1%	9.1%
% of FP17s Relating to Free Repair or Replacements	43	4,478	1.0%	1.1%	1.0%	0.8%
% of FP17s Relating to Continuations	33	4,478	0.7%	1.3%	1.2%	1.0%
% of Patients satisfied with the dentistry they have received	4	4	N/A	91.9%	91.6%	91.5%
% of Patients satisfied with the time they had to wait for an appointment	4	4	N/A	90.8%	88.3%	87.9%

\* This is based on patients treated on this contract for their most recent course of treatment. Figures in italics indicate the base number of FP17s or Patient Questionnaire responses are less than 100. N/A is shown where the base number of responses is less than 10 during the period. % is calculated as Quantity/Base number\*100

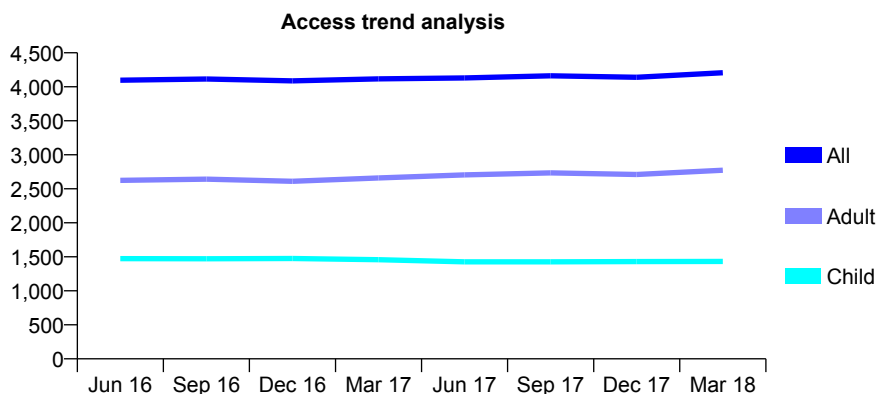
## Q44 - Vital Signs At a Glance Contract Report for 931160/0001 - Year end March 2018

Name or company name	MISS EJ MARSDEN
Contract type name	GDS Contract
Purpose of contract	General
Contract start date	01/04/2006
Contract end date	

17/18 Contracted general activity (UDA)	8,915
Carry forward general activity (UDA)	345
17/18 Contracted orthodontic activity (UOA)	0
Carry forward orthodontic activity (UOA)	0
Baseline contract value	£218,651.04

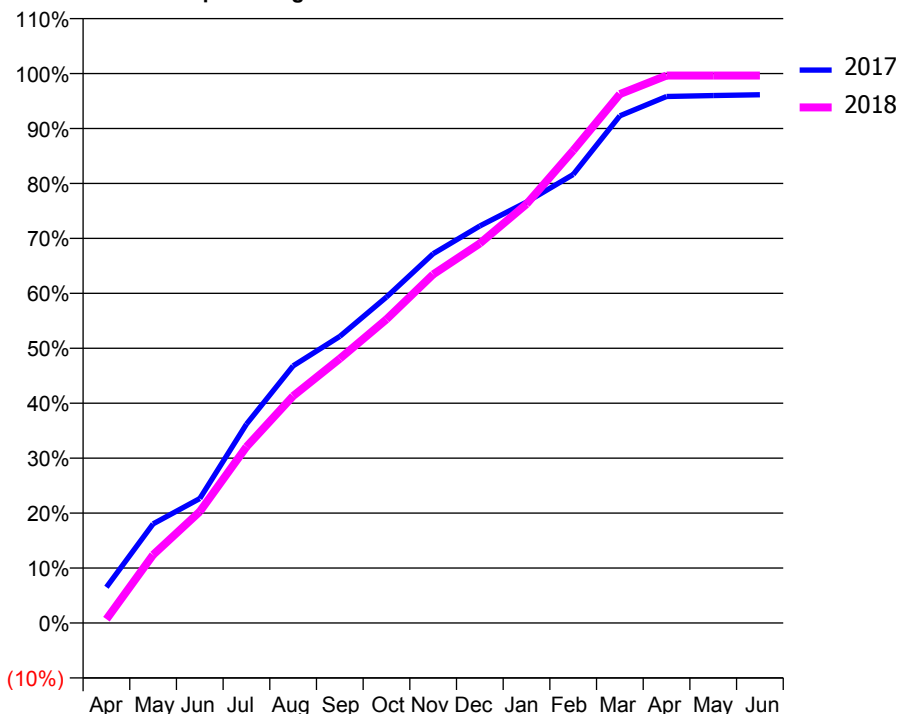
### ACCESS\*

Patients seen in 24 months	Total	Change since previous quarter
Quarter ending March 2017	4,117	
Quarter ending June 2017	4,131	→
Quarter ending September 2017	4,161	→
Quarter ending December 2017	4,141	→
Quarter ending March 2018	4,207	→
<b>Variance since March 2017</b>	2.2%	↑



### ACTIVITY

Cumulative percentage of contracted UDA delivered 2017 & 2018



Month	Adjusted Scheduled Activity (UDA)	
	2017	2018
April	580	61
May	1,609	1,107
June	2,019	1,808
July	3,226	2,858
August	4,172	3,684
September	4,650	4,290
October	5,289	4,926
November	5,991	5,656
December	6,441	6,158
January	6,829	6,797
February	7,276	7,667
March	8,228	8,582
April	8,543	8,882
May	8,558	8,882
June	8,570	8,882

### QUALITY

	Quantity	Base Number	Contract	AT	Region	England
% of FP17s for the same patient ID Re-attending within 3 months - Children	154	2,213	7.0%	11.8%	12.8%	11.9%
% of FP17s for the same patient ID Re-attending within 3 months - Adults	458	3,623	12.6%	17.1%	16.5%	16.0%
% of FP17s for the same patient ID Re-attending between 3 & 9 months - Children	1,379	2,213	62.3%	57.7%	59.7%	58.3%
% of FP17s for the same patient ID Re-attending between 3 & 9 months - Adults	1,300	3,623	35.9%	51.0%	52.6%	50.3%
% of FP17s for Band 1 Urgent Courses	373	5,869	6.4%	9.6%	9.1%	9.1%
% of FP17s Relating to Free Repair or Replacements	10	5,869	0.2%	1.1%	1.0%	0.8%
% of FP17s Relating to Continuations	166	5,869	2.8%	1.3%	1.2%	1.0%
% of Patients satisfied with the dentistry they have received	9	10	90.0%	91.9%	91.6%	91.5%
% of Patients satisfied with the time they had to wait for an appointment	8	10	80.0%	90.8%	88.3%	87.9%

\* This is based on patients treated on this contract for their most recent course of treatment. Figures in italics indicate the base number of FP17s or Patient Questionnaire responses are less than 100. N/A is shown where the base number of responses is less than 10 during the period. % is calculated as Quantity/Base number\*100



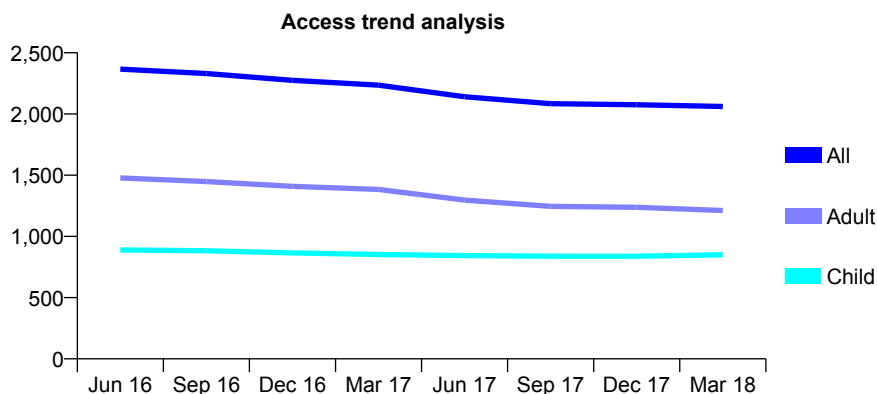
## Q44 - Vital Signs At a Glance Contract Report for 933708/0001 - Year end March 2018

Name or company name	MR JW BAX
Contract type name	GDS Contract
Purpose of contract	General
Contract start date	01/04/2006
Contract end date	

17/18 Contracted general activity (UDA)	7,340
Carry forward general activity (UDA)	0
17/18 Contracted orthodontic activity (UOA)	0
Carry forward orthodontic activity (UOA)	0
Baseline contract value	£175,040.43

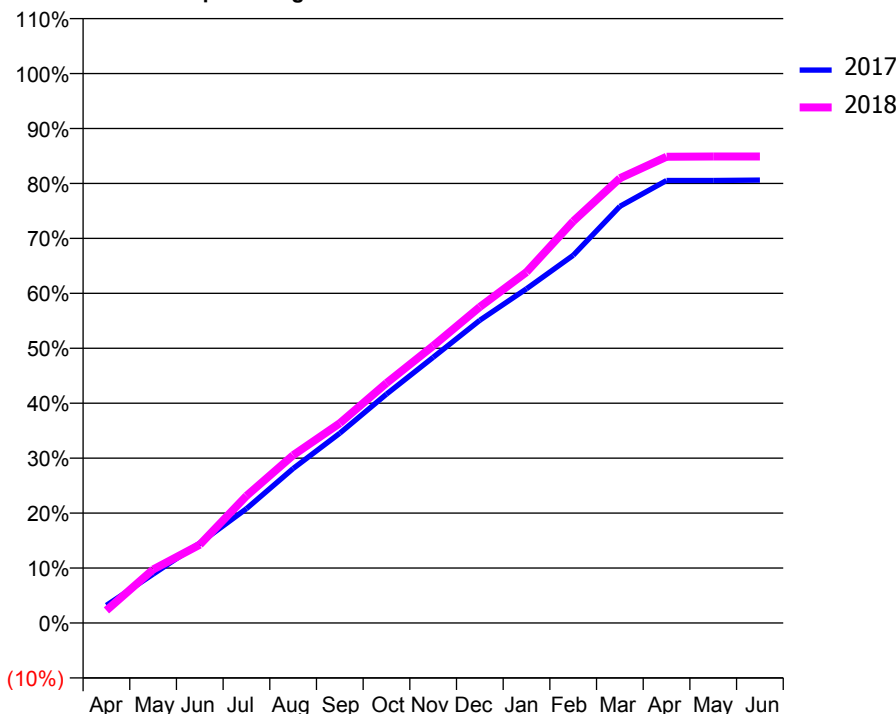
### ACCESS\*

Patients seen in 24 months	Total	Change since previous quarter
Quarter ending March 2017	2,236	
Quarter ending June 2017	2,141	↓
Quarter ending September 2017	2,084	↓
Quarter ending December 2017	2,076	→
Quarter ending March 2018	2,062	→
<b>Variance since March 2017</b>	<b>(7.8%)</b>	<b>↓</b>



### ACTIVITY

Cumulative percentage of contracted UDA delivered 2017 & 2018



Month	Adjusted Scheduled Activity (UDA)	
	2017	2018
April	235	169
May	653	714
June	1,067	1,046
July	1,528	1,698
August	2,064	2,242
September	2,536	2,668
October	3,057	3,205
November	3,549	3,703
December	4,044	4,223
January	4,465	4,688
February	4,912	5,365
March	5,566	5,941
April	5,910	6,229
May	5,911	6,232
June	5,916	6,232

### QUALITY

	Quantity	Base Number	Contract	AT	Region	England
% of FP17s for the same patient ID Re-attending within 3 months - Children	232	1,612	14.4%	11.8%	12.8%	11.9%
% of FP17s for the same patient ID Re-attending within 3 months - Adults	353	1,967	17.9%	17.1%	16.5%	16.0%
% of FP17s for the same patient ID Re-attending between 3 & 9 months - Children	1,045	1,612	64.8%	57.7%	59.7%	58.3%
% of FP17s for the same patient ID Re-attending between 3 & 9 months - Adults	1,278	1,967	65.0%	51.0%	52.6%	50.3%
% of FP17s for Band 1 Urgent Courses	250	3,572	7.0%	9.6%	9.1%	9.1%
% of FP17s Relating to Free Repair or Replacements	32	3,572	0.9%	1.1%	1.0%	0.8%
% of FP17s Relating to Continuations	18	3,572	0.5%	1.3%	1.2%	1.0%
% of Patients satisfied with the dentistry they have received	5	5	N/A	91.9%	91.6%	91.5%
% of Patients satisfied with the time they had to wait for an appointment	5	5	N/A	90.8%	88.3%	87.9%

\* This is based on patients treated on this contract for their most recent course of treatment. Figures in italics indicate the base number of FP17s or Patient Questionnaire responses are less than 100. N/A is shown where the base number of responses is less than 10 during the period. % is calculated as Quantity/Base number\*100

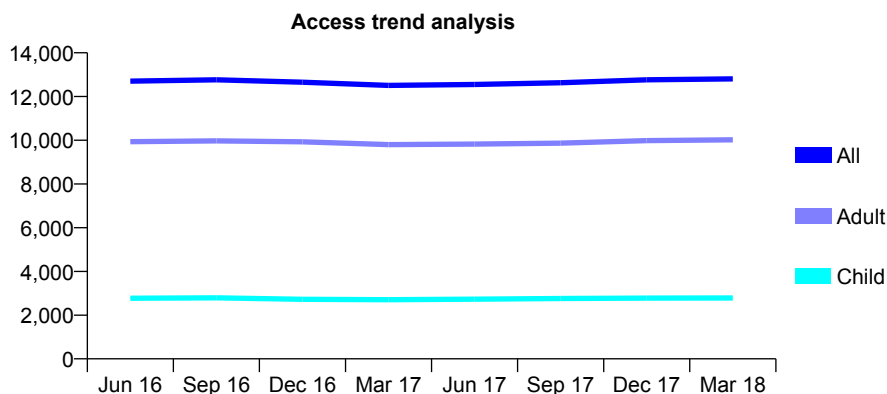
## Q44 - Vital Signs At a Glance Contract Report for 935360/0001 - Year end March 2018

Name or company name	Sutton Dental Practice
Contract type name	GDS Contract
Purpose of contract	General
Contract start date	01/04/2006
Contract end date	

17/18 Contracted general activity (UDA)	40,588
Carry forward general activity (UDA)	657
17/18 Contracted orthodontic activity (UOA)	0
Carry forward orthodontic activity (UOA)	0
Baseline contract value	£1,207,165.09

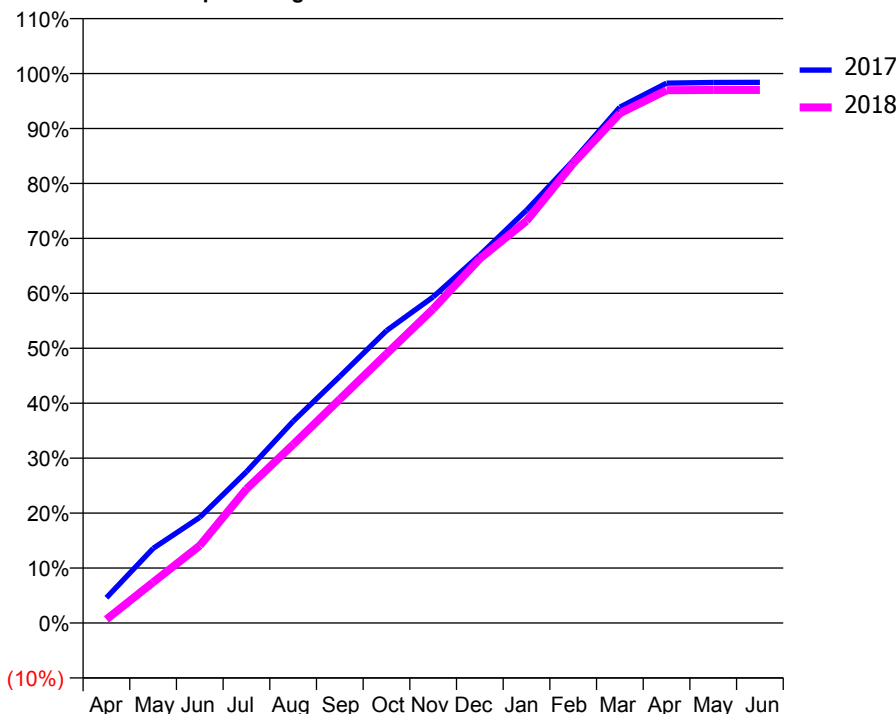
### ACCESS\*

Patients seen in 24 months	Total	Change since previous quarter
Quarter ending March 2017	12,507	
Quarter ending June 2017	12,550	→
Quarter ending September 2017	12,630	→
Quarter ending December 2017	12,762	→
Quarter ending March 2018	12,805	→
<b>Variance since March 2017</b>	<b>2.4%</b>	<b>↑</b>



### ACTIVITY

**Cumulative percentage of contracted UDA delivered 2017 & 2018**



**Adjusted Scheduled Activity (UDA)**

Month	2017	2018
April	1,863	267
May	5,514	3,006
June	7,803	5,720
July	11,170	9,903
August	14,900	13,186
September	18,213	16,529
October	21,598	19,880
November	24,082	23,202
December	27,177	26,916
January	30,490	29,698
February	34,151	33,950
March	38,102	37,652
April	39,874	39,352
May	39,924	39,369
June	39,931	39,373

### QUALITY

	Quantity	Base Number	Contract	AT	Region	England
% of FP17s for the same patient ID Re-attending within 3 months - Children	378	4,517	8.4%	11.8%	12.8%	11.9%
% of FP17s for the same patient ID Re-attending within 3 months - Adults	2,235	15,787	14.2%	17.1%	16.5%	16.0%
% of FP17s for the same patient ID Re-attending between 3 & 9 months - Children	2,832	4,517	62.7%	57.7%	59.7%	58.3%
% of FP17s for the same patient ID Re-attending between 3 & 9 months - Adults	9,955	15,787	63.1%	51.0%	52.6%	50.3%
% of FP17s for Band 1 Urgent Courses	2,134	20,202	10.6%	9.6%	9.1%	9.1%
% of FP17s Relating to Free Repair or Replacements	156	20,202	0.8%	1.1%	1.0%	0.8%
% of FP17s Relating to Continuations	343	20,202	1.7%	1.3%	1.2%	1.0%
% of Patients satisfied with the dentistry they have received	16	18	88.9%	91.9%	91.6%	91.5%
% of Patients satisfied with the time they had to wait for an appointment	18	18	100.0%	90.8%	88.3%	87.9%

\* This is based on patients treated on this contract for their most recent course of treatment. Figures in italics indicate the base number of FP17s or Patient Questionnaire responses are less than 100. N/A is shown where the base number of responses is less than 10 during the period. % is calculated as Quantity/Base number\*100

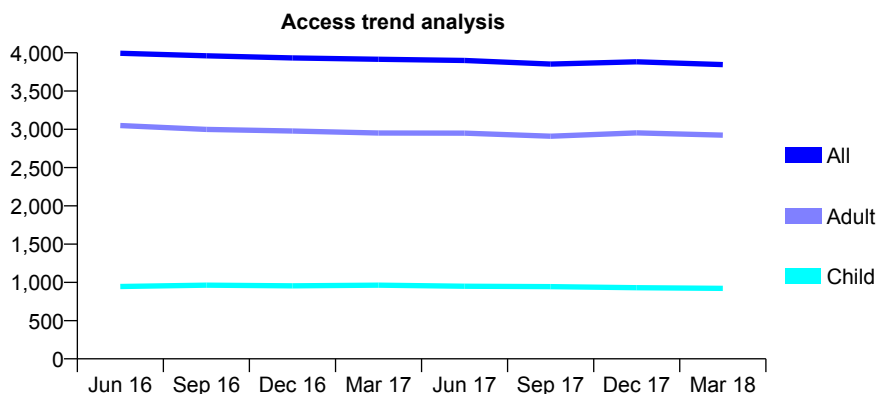
## Q44 - Vital Signs At a Glance Contract Report for 938289/0001 - Year end March 2018

Name or company name	MR KC HO
Contract type name	GDS Contract
Purpose of contract	General
Contract start date	01/04/2006
Contract end date	

17/18 Contracted general activity (UDA)	12,193
Carry forward general activity (UDA)	0
17/18 Contracted orthodontic activity (UOA)	0
Carry forward orthodontic activity (UOA)	0
Baseline contract value	£356,200.01

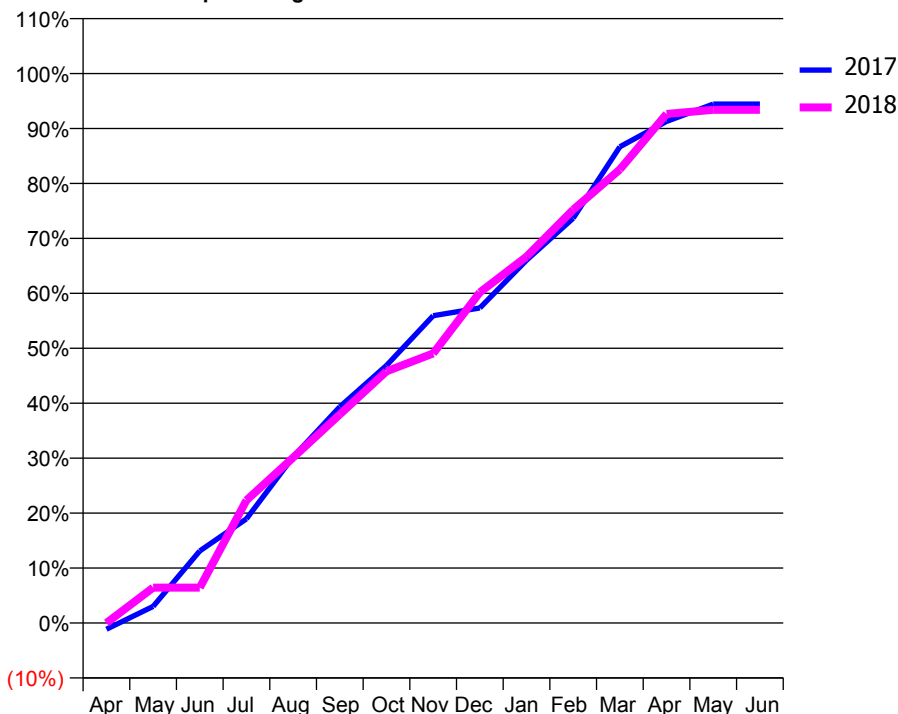
### ACCESS\*

Patients seen in 24 months	Total	Change since previous quarter
Quarter ending March 2017	3,915	
Quarter ending June 2017	3,899	→
Quarter ending September 2017	3,853	↓
Quarter ending December 2017	3,882	→
Quarter ending March 2018	3,845	→
<b>Variance since March 2017</b>	<b>(1.8%)</b>	<b>↓</b>



### ACTIVITY

Cumulative percentage of contracted UDA delivered 2017 & 2018



Month	Adjusted Scheduled Activity (UDA)	
	2017	2018
April	-142	0
May	370	785
June	1,598	785
July	2,311	2,725
August	3,686	3,671
September	4,798	4,629
October	5,716	5,585
November	6,819	5,981
December	6,992	7,337
January	8,051	8,129
February	8,982	9,171
March	10,567	10,065
April	11,130	11,295
May	11,516	11,387
June	11,516	11,387

### QUALITY

	Quantity	Base Number	Contract	AT	Region	England
% of FP17s for the same patient ID Re-attending within 3 months - Children	110	1,583	6.9%	11.8%	12.8%	11.9%
% of FP17s for the same patient ID Re-attending within 3 months - Adults	384	3,855	10.0%	17.1%	16.5%	16.0%
% of FP17s for the same patient ID Re-attending between 3 & 9 months - Children	1,069	1,583	67.5%	57.7%	59.7%	58.3%
% of FP17s for the same patient ID Re-attending between 3 & 9 months - Adults	2,196	3,855	57.0%	51.0%	52.6%	50.3%
% of FP17s for Band 1 Urgent Courses	417	5,521	7.6%	9.6%	9.1%	9.1%
% of FP17s Relating to Free Repair or Replacements	52	5,521	0.9%	1.1%	1.0%	0.8%
% of FP17s Relating to Continuations	30	5,521	0.5%	1.3%	1.2%	1.0%
% of Patients satisfied with the dentistry they have received	5	8	N/A	91.9%	91.6%	91.5%
% of Patients satisfied with the time they had to wait for an appointment	8	8	N/A	90.8%	88.3%	87.9%

\* This is based on patients treated on this contract for their most recent course of treatment. Figures in italics indicate the base number of FP17s or Patient Questionnaire responses are less than 100. N/A is shown where the base number of responses is less than 10 during the period. % is calculated as Quantity/Base number\*100

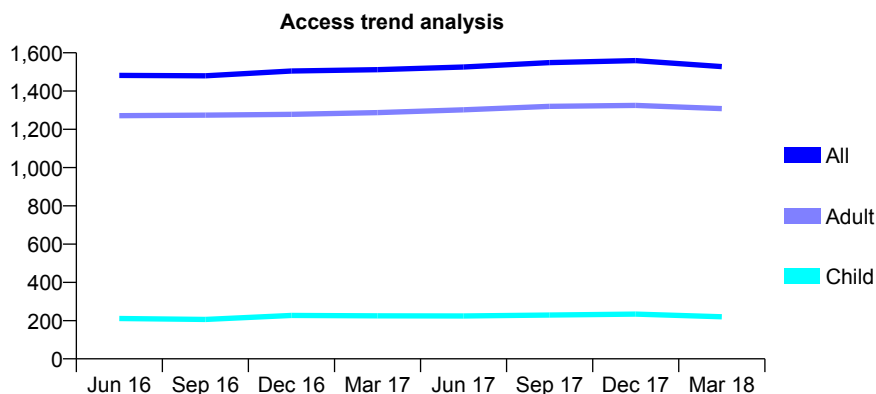
## Q44 - Vital Signs At a Glance Contract Report for 960071/0001 - Year end March 2018

Name or company name	MR F LADJEVARDI
Contract type name	GDS Contract
Purpose of contract	General
Contract start date	10/10/2006
Contract end date	

17/18 Contracted general activity (UDA)	7,618
Carry forward general activity (UDA)	0
17/18 Contracted orthodontic activity (UOA)	0
Carry forward orthodontic activity (UOA)	0
Baseline contract value	£203,346.26

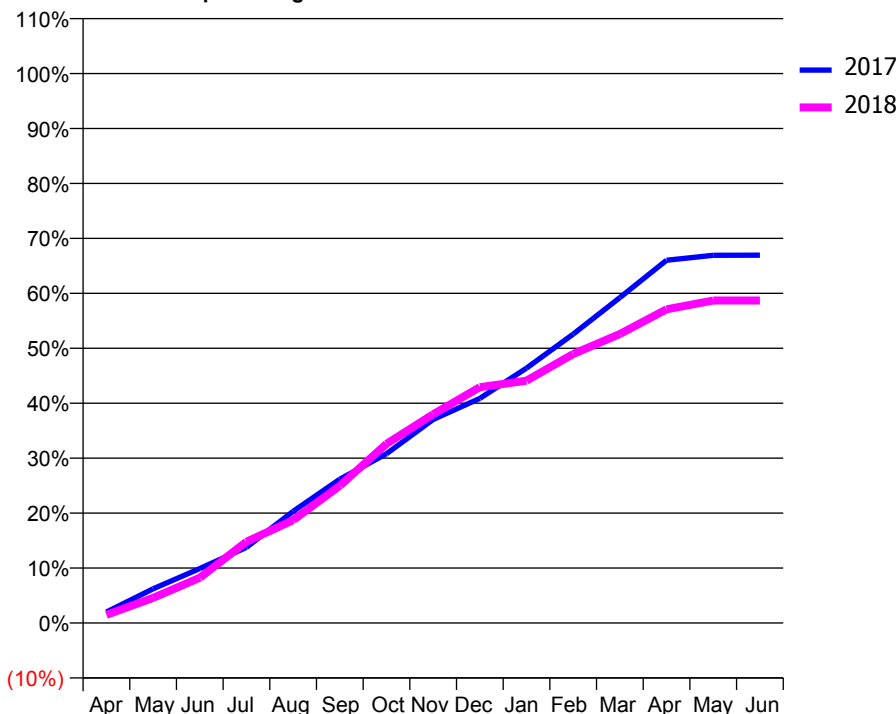
### ACCESS\*

Patients seen in 24 months	Total	Change since previous quarter
Quarter ending March 2017	1,512	
Quarter ending June 2017	1,526	→
Quarter ending September 2017	1,549	→
Quarter ending December 2017	1,559	→
Quarter ending March 2018	1,528	↓
<b>Variance since March 2017</b>	<b>1.1%</b>	<b>→</b>



### ACTIVITY

Cumulative percentage of contracted UDA delivered 2017 & 2018



Month	Adjusted Scheduled Activity (UDA)	
	2017	2018
April	153	114
May	475	349
June	755	628
July	1,049	1,128
August	1,548	1,426
September	1,993	1,903
October	2,348	2,483
November	2,822	2,895
December	3,114	3,269
January	3,533	3,361
February	4,004	3,730
March	4,512	4,006
April	5,029	4,350
May	5,098	4,471
June	5,099	4,471

### QUALITY

	Quantity	Base Number	Contract	AT	Region	England
% of FP17s for the same patient ID Re-attending within 3 months - Children	23	351	6.6%	11.8%	12.8%	11.9%
% of FP17s for the same patient ID Re-attending within 3 months - Adults	249	1,931	12.9%	17.1%	16.5%	16.0%
% of FP17s for the same patient ID Re-attending between 3 & 9 months - Children	198	351	56.4%	57.7%	59.7%	58.3%
% of FP17s for the same patient ID Re-attending between 3 & 9 months - Adults	1,144	1,931	59.2%	51.0%	52.6%	50.3%
% of FP17s for Band 1 Urgent Courses	254	2,212	11.5%	9.6%	9.1%	9.1%
% of FP17s Relating to Free Repair or Replacements	9	2,212	0.4%	1.1%	1.0%	0.8%
% of FP17s Relating to Continuations	13	2,212	0.6%	1.3%	1.2%	1.0%
% of Patients satisfied with the dentistry they have received	2	2	N/A	91.9%	91.6%	91.5%
% of Patients satisfied with the time they had to wait for an appointment	2	2	N/A	90.8%	88.3%	87.9%

\* This is based on patients treated on this contract for their most recent course of treatment. Figures in italics indicate the base number of FP17s or Patient Questionnaire responses are less than 100. N/A is shown where the base number of responses is less than 10 during the period. % is calculated as Quantity/Base number\*100

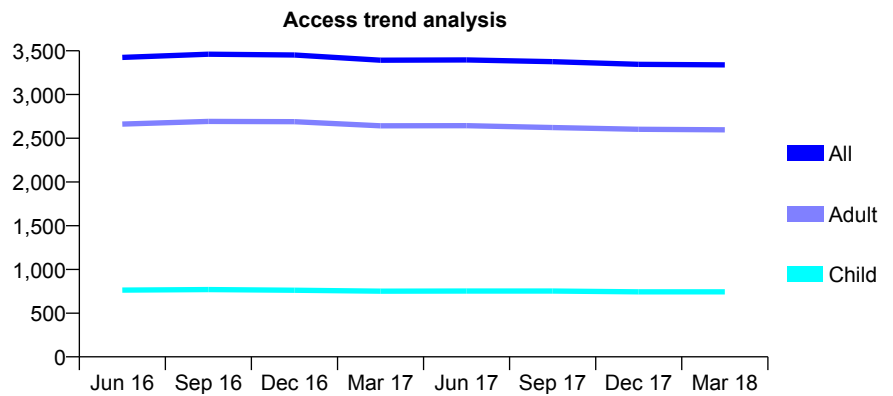
## Q44 - Vital Signs At a Glance Contract Report for 968404/0001 - Year end March 2018

Name or company name	MR WK ASKAR
Contract type name	GDS Contract
Purpose of contract	General
Contract start date	22/09/2007
Contract end date	

17/18 Contracted general activity (UDA)	8,417
Carry forward general activity (UDA)	0
17/18 Contracted orthodontic activity (UOA)	0
Carry forward orthodontic activity (UOA)	0
Baseline contract value	£230,377.95

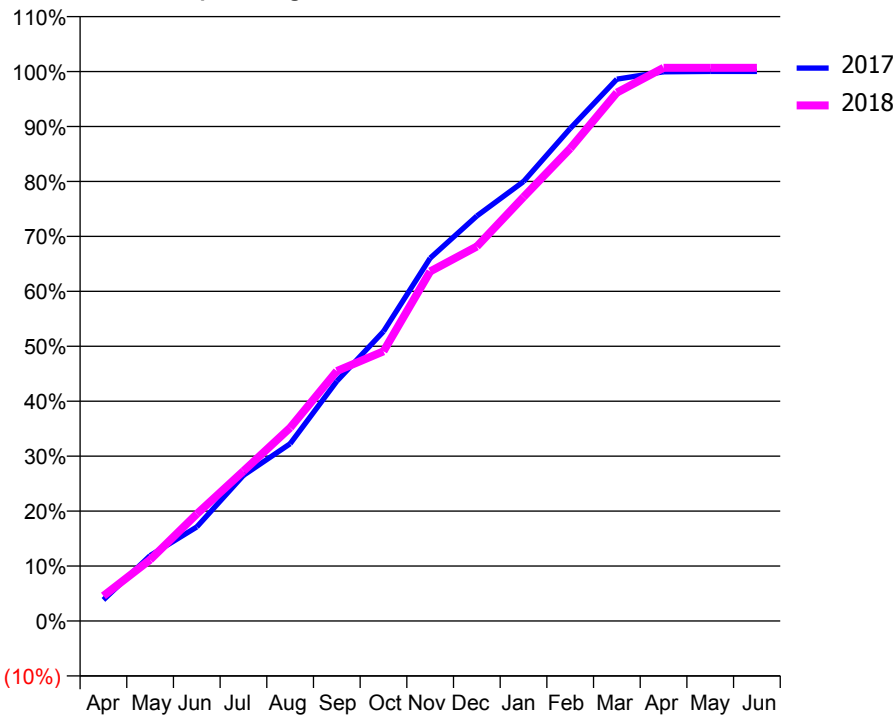
### ACCESS\*

Patients seen in 24 months	Total	Change since previous quarter
Quarter ending March 2017	3,393	
Quarter ending June 2017	3,396	→
Quarter ending September 2017	3,375	→
Quarter ending December 2017	3,345	→
Quarter ending March 2018	3,339	→
<b>Variance since March 2017</b>	<b>(1.6%)</b>	<b>↓</b>



### ACTIVITY

Cumulative percentage of contracted UDA delivered 2017 & 2018



Month	Adjusted Scheduled Activity (UDA)	
	2017	2018
April	330	385
May	1,020	939
June	1,468	1,639
July	2,274	2,297
August	2,765	2,960
September	3,742	3,829
October	4,519	4,131
November	5,661	5,354
December	6,319	5,736
January	6,855	6,494
February	7,683	7,238
March	8,455	8,095
April	8,568	8,473
May	8,573	8,473
June	8,573	8,473

### QUALITY

	Quantity	Base Number	Contract	AT	Region	England
% of FP17s for the same patient ID Re-attending within 3 months - Children	90	1,016	8.9%	11.8%	12.8%	11.9%
% of FP17s for the same patient ID Re-attending within 3 months - Adults	632	3,481	18.2%	17.1%	16.5%	16.0%
% of FP17s for the same patient ID Re-attending between 3 & 9 months - Children	543	1,016	53.4%	57.7%	59.7%	58.3%
% of FP17s for the same patient ID Re-attending between 3 & 9 months - Adults	1,671	3,481	48.0%	51.0%	52.6%	50.3%
% of FP17s for Band 1 Urgent Courses	425	3,896	10.9%	9.6%	9.1%	9.1%
% of FP17s Relating to Free Repair or Replacements	97	3,896	2.5%	1.1%	1.0%	0.8%
% of FP17s Relating to Continuations	57	3,896	1.5%	1.3%	1.2%	1.0%
% of Patients satisfied with the dentistry they have received	8	9	N/A	91.9%	91.6%	91.5%
% of Patients satisfied with the time they had to wait for an appointment	9	9	N/A	90.8%	88.3%	87.9%

\* This is based on patients treated on this contract for their most recent course of treatment. Figures in italics indicate the base number of FP17s or Patient Questionnaire responses are less than 100. N/A is shown where the base number of responses is less than 10 during the period. % is calculated as Quantity/Base number\*100

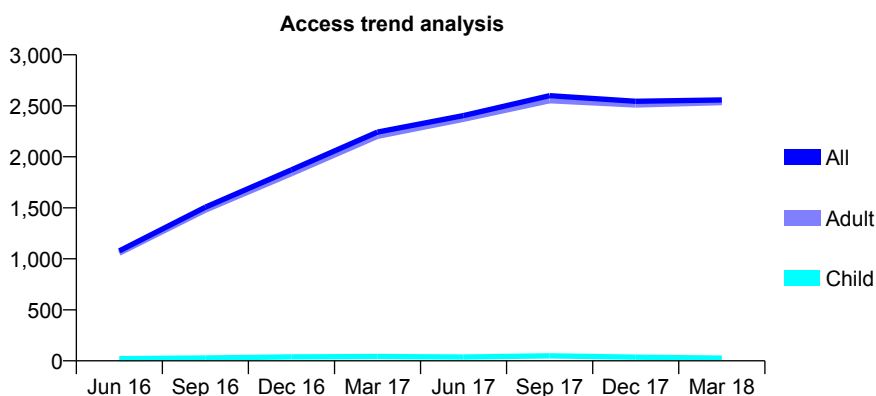
## Q44 - Vital Signs At a Glance Contract Report for 968404/0003 - Year end March 2018

Name or company name	MR WK ASKAR
Contract type name	PDS Contract
Purpose of contract	General
Contract start date	01/07/2015
Contract end date	30/06/2018

17/18 Contracted general activity (UDA)	7,500
Carry forward general activity (UDA)	0
17/18 Contracted orthodontic activity (UOA)	0
Carry forward orthodontic activity (UOA)	0
Baseline contract value	£397,369.06

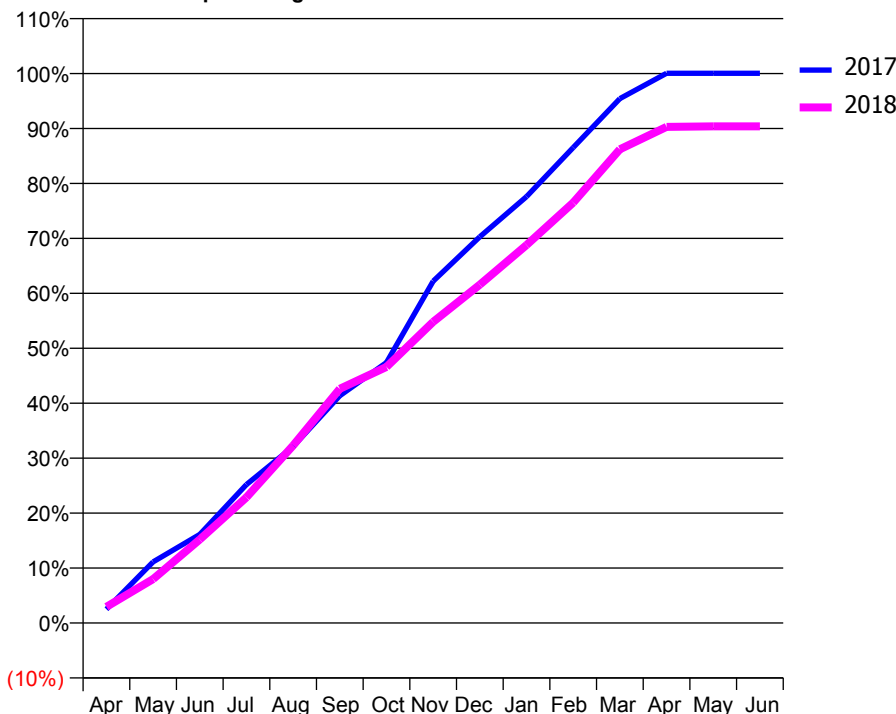
### ACCESS\*

Patients seen in 24 months	Total	Change since previous quarter
Quarter ending March 2017	2,243	
Quarter ending June 2017	2,405	↑
Quarter ending September 2017	2,599	↑
Quarter ending December 2017	2,544	↓
Quarter ending March 2018	2,558	→
<b>Variance since March 2017</b>	<b>14.0%</b>	<b>↑</b>



### ACTIVITY

Cumulative percentage of contracted UDA delivered 2017 & 2018



Month	Adjusted Scheduled Activity (UDA)	
	2017	2018
April	189	222
May	834	600
June	1,209	1,140
July	1,890	1,716
August	2,409	2,424
September	3,102	3,196
October	3,555	3,496
November	4,665	4,111
December	5,271	4,618
January	5,820	5,158
February	6,489	5,737
March	7,158	6,466
April	7,503	6,772
May	7,503	6,778
June	7,503	6,778

### QUALITY

	Quantity	Base Number	Contract	AT	Region	England
% of FP17s for the same patient ID Re-attending within 3 months - Children	0	40	0.0%	11.8%	12.8%	11.9%
% of FP17s for the same patient ID Re-attending within 3 months - Adults	46	2,234	2.1%	17.1%	16.5%	16.0%
% of FP17s for the same patient ID Re-attending between 3 & 9 months - Children	0	40	0.0%	57.7%	59.7%	58.3%
% of FP17s for the same patient ID Re-attending between 3 & 9 months - Adults	12	2,234	0.5%	51.0%	52.6%	50.3%
% of FP17s for Band 1 Urgent Courses	0	2,260	0.0%	9.6%	9.1%	9.1%
% of FP17s Relating to Free Repair or Replacements	0	2,260	0.0%	1.1%	1.0%	0.8%
% of FP17s Relating to Continuations	0	2,260	0.0%	1.3%	1.2%	1.0%
% of Patients satisfied with the dentistry they have received	2	2	N/A	91.9%	91.6%	91.5%
% of Patients satisfied with the time they had to wait for an appointment	2	2	N/A	90.8%	88.3%	87.9%

\* This is based on patients treated on this contract for their most recent course of treatment. Figures in italics indicate the base number of FP17s or Patient Questionnaire responses are less than 100. N/A is shown where the base number of responses is less than 10 during the period. % is calculated as Quantity/Base number\*100

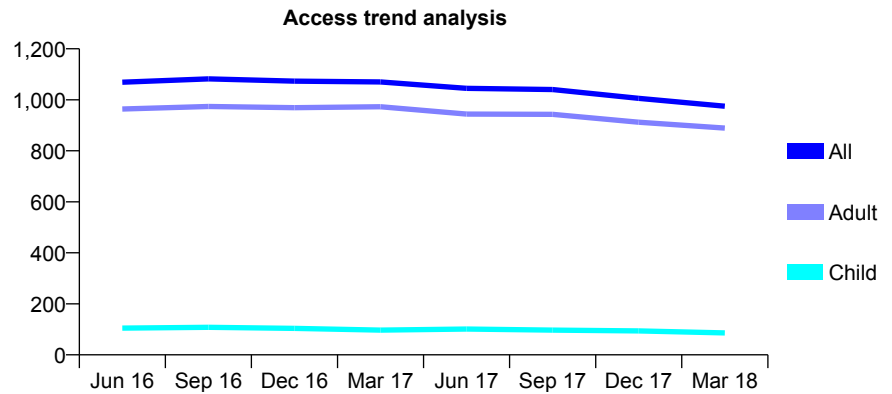
## Q44 - Vital Signs At a Glance Contract Report for 986801/0005 - Year end March 2018

Name or company name	MR MN DEVLIN
Contract type name	GDS Contract
Purpose of contract	General
Contract start date	01/10/2007
Contract end date	

17/18 Contracted general activity (UDA)	3,791
Carry forward general activity (UDA)	0
17/18 Contracted orthodontic activity (UOA)	0
Carry forward orthodontic activity (UOA)	0
Baseline contract value	£71,580.08

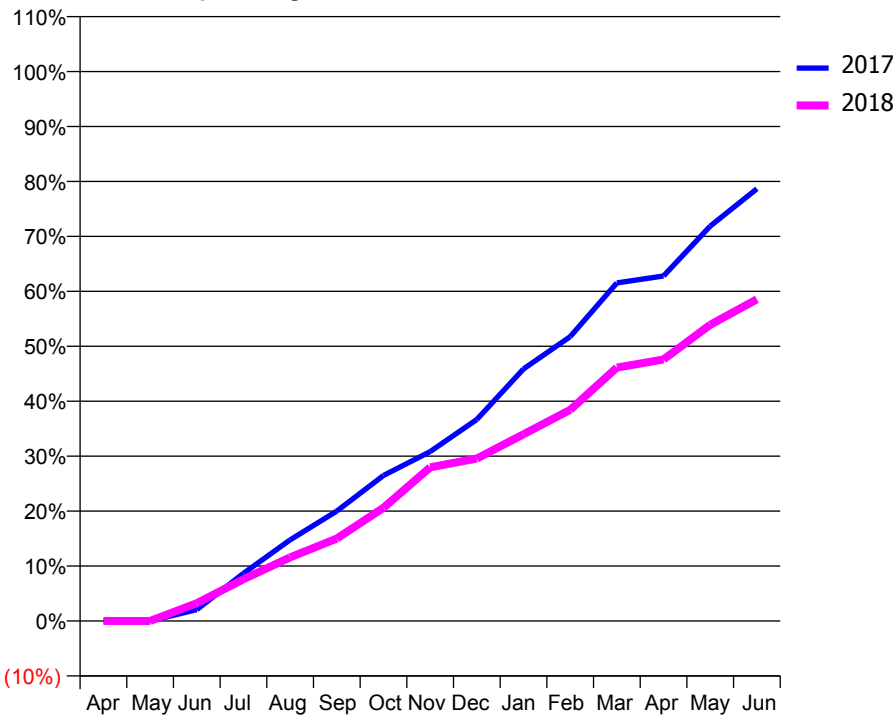
### ACCESS\*

Patients seen in 24 months	Total	Change since previous quarter
Quarter ending March 2017	1,070	
Quarter ending June 2017	1,045	↓
Quarter ending September 2017	1,040	→
Quarter ending December 2017	1,006	↓
Quarter ending March 2018	975	↓
<b>Variance since March 2017</b>	<b>(8.9%)</b>	<b>↓</b>



### ACTIVITY

Cumulative percentage of contracted UDA delivered 2017 & 2018



Month	Adjusted Scheduled Activity (UDA)	
	2017	2018
April	0	0
May	0	0
June	79	123
July	329	289
August	560	439
September	758	569
October	1,004	782
November	1,169	1,060
December	1,390	1,121
January	1,739	1,289
February	1,962	1,457
March	2,332	1,749
April	2,380	1,804
May	2,724	2,044
June	2,982	2,220

### QUALITY

	Quantity	Base Number	Contract	AT	Region	England
% of FP17s for the same patient ID Re-attending within 3 months - Children	1	73	1.4%	11.8%	12.8%	11.9%
% of FP17s for the same patient ID Re-attending within 3 months - Adults	104	1,007	10.3%	17.1%	16.5%	16.0%
% of FP17s for the same patient ID Re-attending between 3 & 9 months - Children	25	73	34.2%	57.7%	59.7%	58.3%
% of FP17s for the same patient ID Re-attending between 3 & 9 months - Adults	545	1,007	54.1%	51.0%	52.6%	50.3%
% of FP17s for Band 1 Urgent Courses	91	1,044	8.7%	9.6%	9.1%	9.1%
% of FP17s Relating to Free Repair or Replacements	5	1,044	0.5%	1.1%	1.0%	0.8%
% of FP17s Relating to Continuations	2	1,044	0.2%	1.3%	1.2%	1.0%
% of Patients satisfied with the dentistry they have received	5	5	N/A	91.9%	91.6%	91.5%
% of Patients satisfied with the time they had to wait for an appointment	5	5	N/A	90.8%	88.3%	87.9%

\* This is based on patients treated on this contract for their most recent course of treatment. Figures in italics indicate the base number of FP17s or Patient Questionnaire responses are less than 100. N/A is shown where the base number of responses is less than 10 during the period. % is calculated as Quantity/Base number\*100



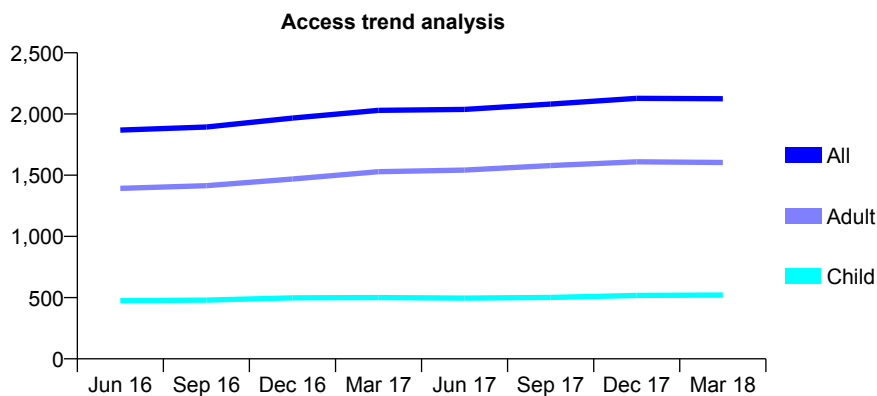
## Q44 - Vital Signs At a Glance Contract Report for 990175/0001 - Year end March 2018

Name or company name	Dr Vicknesh Tasen & Dr Damian O'Connor
Contract type name	GDS Contract
Purpose of contract	General
Contract start date	01/04/2006
Contract end date	

17/18 Contracted general activity (UDA)	6,000
Carry forward general activity (UDA)	0
17/18 Contracted orthodontic activity (UOA)	0
Carry forward orthodontic activity (UOA)	0
Baseline contract value	£161,263.25

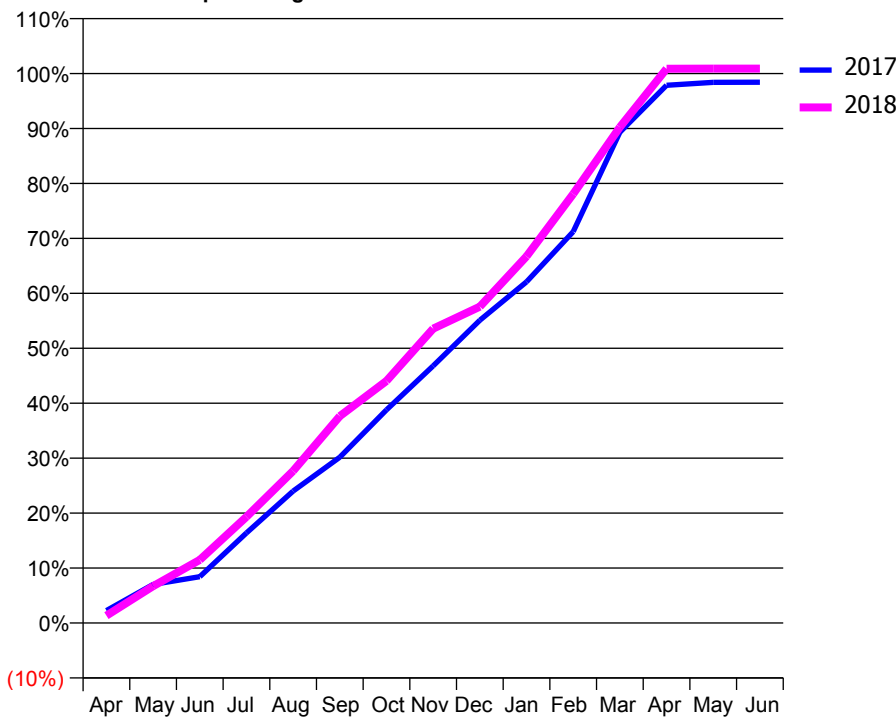
### ACCESS\*

Patients seen in 24 months	Total	Change since previous quarter
Quarter ending March 2017	2,030	
Quarter ending June 2017	2,038	→
Quarter ending September 2017	2,081	↑
Quarter ending December 2017	2,128	↑
Quarter ending March 2018	2,125	→
<b>Variance since March 2017</b>	<b>4.7%</b>	<b>↑</b>



### ACTIVITY

**Cumulative percentage of contracted UDA delivered 2017 & 2018**



Month	Adjusted Scheduled Activity (UDA)	
	2017	2018
April	136	81
May	421	403
June	506	690
July	984	1,160
August	1,440	1,660
September	1,810	2,258
October	2,327	2,643
November	2,808	3,214
December	3,306	3,454
January	3,726	4,003
February	4,273	4,684
March	5,359	5,415
April	5,871	6,052
May	5,903	6,053
June	5,905	6,053

### QUALITY

	Quantity	Base Number	Contract	AT	Region	England
% of FP17s for the same patient ID Re-attending within 3 months - Children	74	700	10.6%	11.8%	12.8%	11.9%
% of FP17s for the same patient ID Re-attending within 3 months - Adults	452	2,145	21.1%	17.1%	16.5%	16.0%
% of FP17s for the same patient ID Re-attending between 3 & 9 months - Children	371	700	53.0%	57.7%	59.7%	58.3%
% of FP17s for the same patient ID Re-attending between 3 & 9 months - Adults	999	2,145	46.6%	51.0%	52.6%	50.3%
% of FP17s for Band 1 Urgent Courses	167	2,440	6.8%	9.6%	9.1%	9.1%
% of FP17s Relating to Free Repair or Replacements	24	2,440	1.0%	1.1%	1.0%	0.8%
% of FP17s Relating to Continuations	63	2,440	2.6%	1.3%	1.2%	1.0%
% of Patients satisfied with the dentistry they have received	11	11	100.0%	91.9%	91.6%	91.5%
% of Patients satisfied with the time they had to wait for an appointment	11	11	100.0%	90.8%	88.3%	87.9%

\* This is based on patients treated on this contract for their most recent course of treatment. Figures in italics indicate the base number of FP17s or Patient Questionnaire responses are less than 100. N/A is shown where the base number of responses is less than 10 during the period. % is calculated as Quantity/Base number\*100

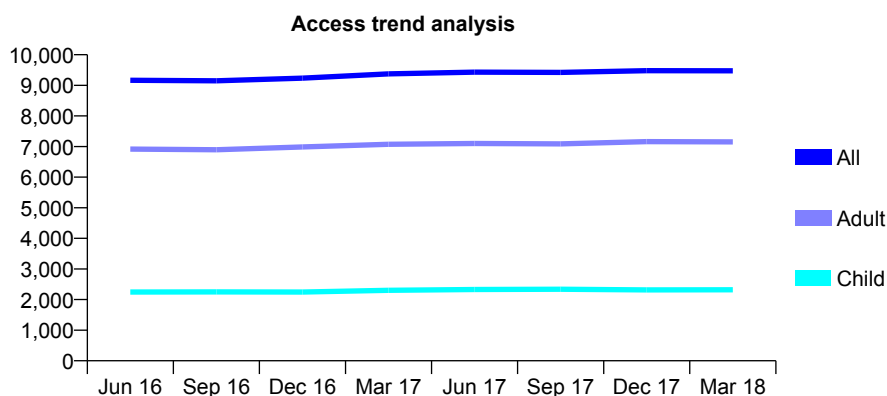
## Q45 - Vital Signs At a Glance Contract Report for 101281/0004 - Year end March 2018

Name or company name	OASIS DENTAL CARE LTD
Contract type name	GDS Contract
Purpose of contract	General
Contract start date	01/04/2006
Contract end date	

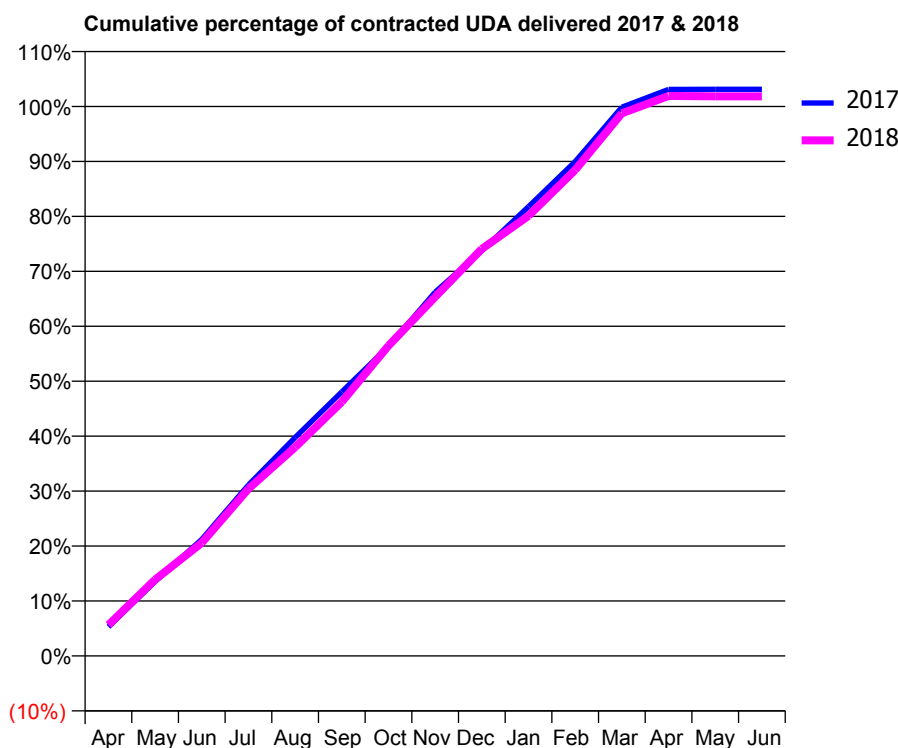
17/18 Contracted general activity (UDA)	27,500
Carry forward general activity (UDA)	-550
17/18 Contracted orthodontic activity (UOA)	0
Carry forward orthodontic activity (UOA)	0
Baseline contract value	£760,712.18

### ACCESS\*

Patients seen in 24 months	Total	Change since previous quarter
Quarter ending March 2017	9,376	
Quarter ending June 2017	9,432	→
Quarter ending September 2017	9,424	→
Quarter ending December 2017	9,481	→
Quarter ending March 2018	9,475	→
<b>Variance since March 2017</b>	<b>1.1%</b>	<b>→</b>



### ACTIVITY



Month	Adjusted Scheduled Activity (UDA)	
	2017	2018
April	1,458	1,549
May	3,726	3,819
June	5,839	5,663
July	8,557	8,362
August	10,935	10,450
September	13,219	12,718
October	15,490	15,523
November	18,212	17,966
December	20,286	20,371
January	22,488	22,025
February	24,741	24,320
March	27,466	27,154
April	28,351	28,028
May	28,357	28,006
June	28,359	28,003

### QUALITY

	Quantity	Base Number	Contract	AT	Region	England
% of FP17s for the same patient ID Re-attending within 3 months - Children	196	3,261	6.0%	12.2%	12.8%	11.9%
% of FP17s for the same patient ID Re-attending within 3 months - Adults	1,372	10,001	13.7%	15.6%	16.5%	16.0%
% of FP17s for the same patient ID Re-attending between 3 & 9 months - Children	1,906	3,261	58.4%	54.8%	59.7%	58.3%
% of FP17s for the same patient ID Re-attending between 3 & 9 months - Adults	5,822	10,001	58.2%	50.4%	52.6%	50.3%
% of FP17s for Band 1 Urgent Courses	822	13,207	6.2%	8.8%	9.1%	9.1%
% of FP17s Relating to Free Repair or Replacements	342	13,207	2.6%	1.2%	1.0%	0.8%
% of FP17s Relating to Continuations	134	13,207	1.0%	1.4%	1.2%	1.0%
% of Patients satisfied with the dentistry they have received	28	31	90.3%	89.9%	91.6%	91.5%
% of Patients satisfied with the time they had to wait for an appointment	27	31	87.1%	87.1%	88.3%	87.9%

\* This is based on patients treated on this contract for their most recent course of treatment. Figures in italics indicate the base number of FP17s or Patient Questionnaire responses are less than 100. N/A is shown where the base number of responses is less than 10 during the period. % is calculated as Quantity/Base number\*100

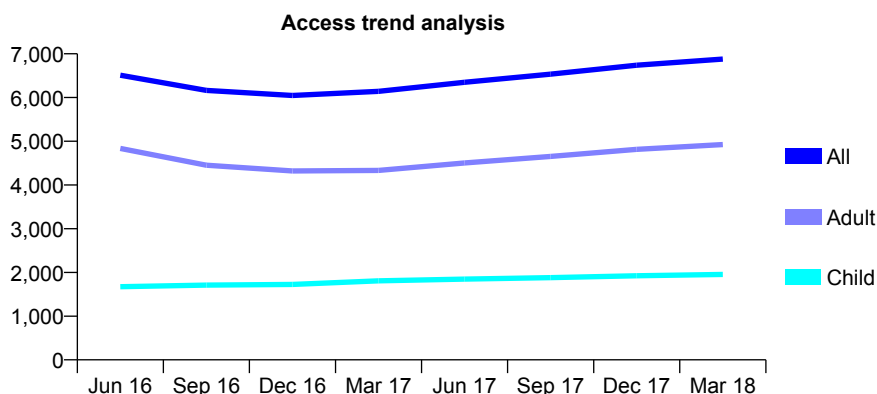
## Q45 - Vital Signs At a Glance Contract Report for 101281/0005 - Year end March 2018

Name or company name	OASIS DENTAL CARE LTD
Contract type name	GDS Contract
Purpose of contract	General
Contract start date	01/04/2006
Contract end date	

17/18 Contracted general activity (UDA)	18,112
Carry forward general activity (UDA)	0
17/18 Contracted orthodontic activity (UOA)	0
Carry forward orthodontic activity (UOA)	0
Baseline contract value	£476,868.41

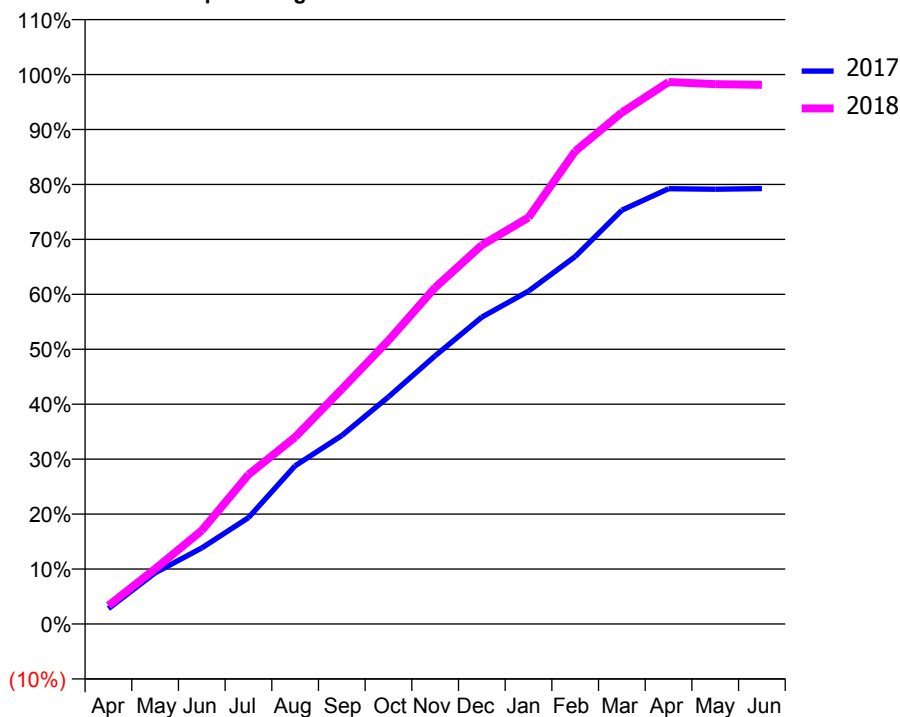
### ACCESS\*

Patients seen in 24 months	Total	Change since previous quarter
Quarter ending March 2017	6,140	
Quarter ending June 2017	6,350	↑
Quarter ending September 2017	6,534	↑
Quarter ending December 2017	6,739	↑
Quarter ending March 2018	6,878	↑
<b>Variance since March 2017</b>	<b>12.0%</b>	<b>↑</b>



### ACTIVITY

Cumulative percentage of contracted UDA delivered 2017 & 2018



Adjusted Scheduled Activity (UDA)

Month	2017	2018
April	598	609
May	1,984	1,819
June	2,949	3,083
July	4,124	4,925
August	6,134	6,160
September	7,307	7,744
October	8,807	9,347
November	10,401	11,093
December	11,902	12,491
January	12,910	13,401
February	14,249	15,581
March	16,047	16,857
April	16,882	17,865
May	16,859	17,795
June	16,885	17,773

### QUALITY

	Quantity	Base Number	Contract	AT	Region	England
% of FP17s for the same patient ID Re-attending within 3 months - Children	244	3,282	7.4%	12.2%	12.8%	11.9%
% of FP17s for the same patient ID Re-attending within 3 months - Adults	741	6,748	11.0%	15.6%	16.5%	16.0%
% of FP17s for the same patient ID Re-attending between 3 & 9 months - Children	2,214	3,282	67.5%	54.8%	59.7%	58.3%
% of FP17s for the same patient ID Re-attending between 3 & 9 months - Adults	3,983	6,748	59.0%	50.4%	52.6%	50.3%
% of FP17s for Band 1 Urgent Courses	504	10,053	5.0%	8.8%	9.1%	9.1%
% of FP17s Relating to Free Repair or Replacements	84	10,053	0.8%	1.2%	1.0%	0.8%
% of FP17s Relating to Continuations	58	10,053	0.6%	1.4%	1.2%	1.0%
% of Patients satisfied with the dentistry they have received	17	17	100.0%	89.9%	91.6%	91.5%
% of Patients satisfied with the time they had to wait for an appointment	15	17	88.2%	87.1%	88.3%	87.9%

\* This is based on patients treated on this contract for their most recent course of treatment. Figures in italics indicate the base number of FP17s or Patient Questionnaire responses are less than 100. N/A is shown where the base number of responses is less than 10 during the period. % is calculated as Quantity/Base number\*100

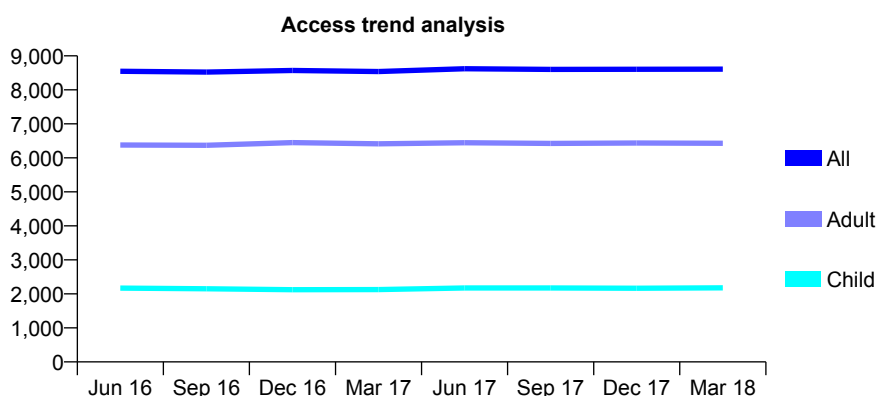
## Q45 - Vital Signs At a Glance Contract Report for 101281/0006 - Year end March 2018

Name or company name	OASIS DENTAL CARE LTD
Contract type name	GDS Contract
Purpose of contract	General
Contract start date	01/04/2006
Contract end date	

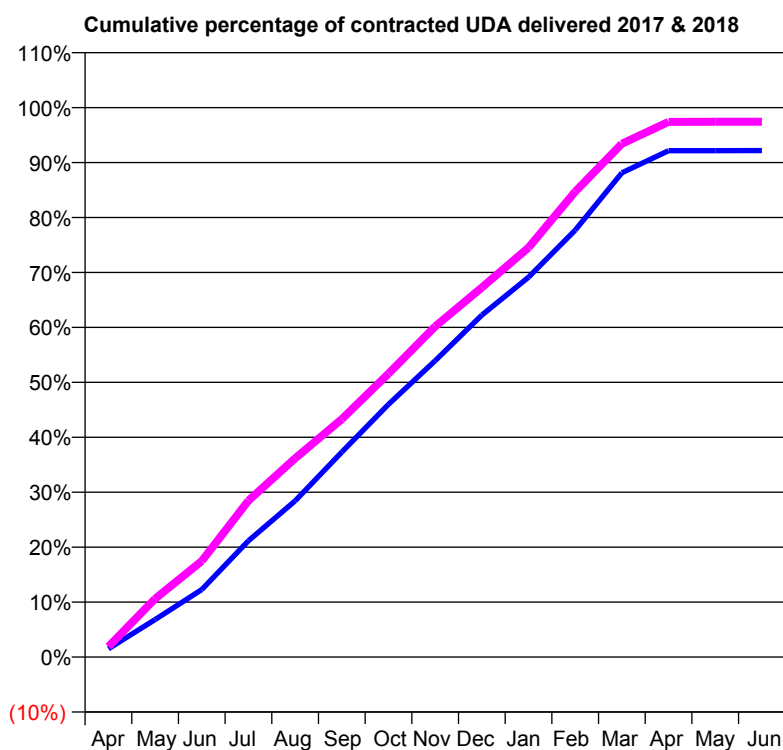
17/18 Contracted general activity (UDA)	25,123
Carry forward general activity (UDA)	0
17/18 Contracted orthodontic activity (UOA)	0
Carry forward orthodontic activity (UOA)	0
Baseline contract value	£696,945.71

### ACCESS\*

Patients seen in 24 months	Total	Change since previous quarter
Quarter ending March 2017	8,541	
Quarter ending June 2017	8,623	→
Quarter ending September 2017	8,600	→
Quarter ending December 2017	8,604	→
Quarter ending March 2018	8,611	→
<b>Variance since March 2017</b>	<b>0.8%</b>	<b>→</b>



### ACTIVITY



Month	Adjusted Scheduled Activity (UDA)	
	2017	2018
April	382	478
May	1,714	2,665
June	3,085	4,394
July	5,322	7,156
August	7,145	9,087
September	9,375	10,879
October	11,558	12,958
November	13,552	15,116
December	15,637	16,895
January	17,368	18,722
February	19,516	21,278
March	22,140	23,466
April	23,151	24,467
May	23,155	24,477
June	23,158	24,478

### QUALITY

	Quantity	Base Number	Contract	AT	Region	England
% of FP17s for the same patient ID Re-attending within 3 months - Children	216	2,889	7.5%	12.2%	12.8%	11.9%
% of FP17s for the same patient ID Re-attending within 3 months - Adults	1,254	8,401	14.9%	15.6%	16.5%	16.0%
% of FP17s for the same patient ID Re-attending between 3 & 9 months - Children	1,436	2,889	49.7%	54.8%	59.7%	58.3%
% of FP17s for the same patient ID Re-attending between 3 & 9 months - Adults	4,223	8,401	50.3%	50.4%	52.6%	50.3%
% of FP17s for Band 1 Urgent Courses	1,364	11,289	12.1%	8.8%	9.1%	9.1%
% of FP17s Relating to Free Repair or Replacements	198	11,289	1.8%	1.2%	1.0%	0.8%
% of FP17s Relating to Continuations	138	11,289	1.2%	1.4%	1.2%	1.0%
% of Patients satisfied with the dentistry they have received	18	19	94.7%	89.9%	91.6%	91.5%
% of Patients satisfied with the time they had to wait for an appointment	18	19	94.7%	87.1%	88.3%	87.9%

\* This is based on patients treated on this contract for their most recent course of treatment. Figures in italics indicate the base number of FP17s or Patient Questionnaire responses are less than 100. N/A is shown where the base number of responses is less than 10 during the period. % is calculated as Quantity/Base number\*100

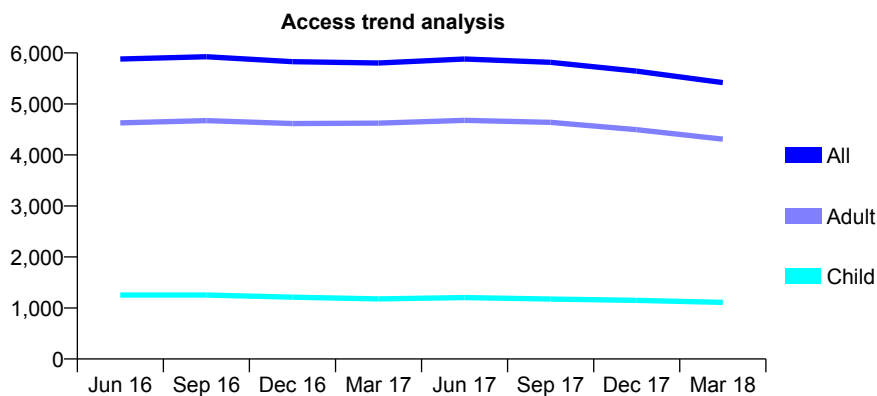
## Q45 - Vital Signs At a Glance Contract Report for 101281/0007 - Year end March 2018

Name or company name	OASIS DENTAL CARE LTD
Contract type name	GDS Contract
Purpose of contract	General
Contract start date	01/04/2006
Contract end date	

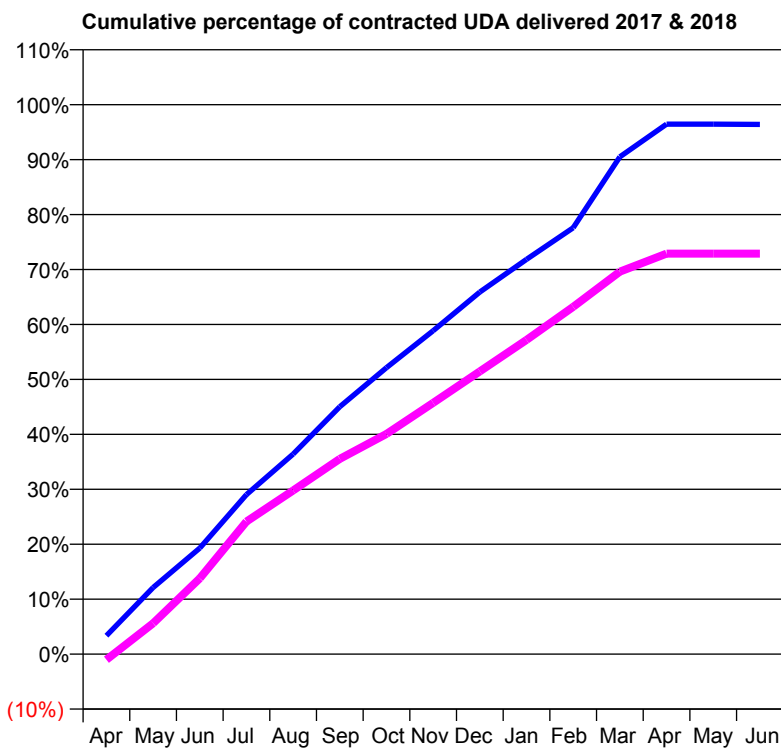
17/18 Contracted general activity (UDA)	18,847
Carry forward general activity (UDA)	680
17/18 Contracted orthodontic activity (UOA)	0
Carry forward orthodontic activity (UOA)	0
Baseline contract value	£502,743.00

### ACCESS\*

Patients seen in 24 months	Total	Change since previous quarter
Quarter ending March 2017	5,803	
Quarter ending June 2017	5,881	→
Quarter ending September 2017	5,815	↓
Quarter ending December 2017	5,643	↓
Quarter ending March 2018	5,419	↓
<b>Variance since March 2017</b>	<b>(6.6%)</b>	↓



### ACTIVITY



Month	Adjusted Scheduled Activity (UDA)	
	2017	2018
April	634	-193
May	2,283	1,059
June	3,639	2,600
July	5,470	4,547
August	6,863	5,616
September	8,487	6,700
October	9,824	7,551
November	11,092	8,617
December	12,422	9,697
January	13,540	10,777
February	14,625	11,911
March	17,056	13,118
April	18,177	13,738
May	18,179	13,738
June	18,167	13,738

### QUALITY

	Quantity	Base Number	Contract	AT	Region	England
% of FP17s for the same patient ID Re-attending within 3 months - Children	138	1,280	10.8%	12.2%	12.8%	11.9%
% of FP17s for the same patient ID Re-attending within 3 months - Adults	1,294	5,165	25.1%	15.6%	16.5%	16.0%
% of FP17s for the same patient ID Re-attending between 3 & 9 months - Children	447	1,280	34.9%	54.8%	59.7%	58.3%
% of FP17s for the same patient ID Re-attending between 3 & 9 months - Adults	1,623	5,165	31.4%	50.4%	52.6%	50.3%
% of FP17s for Band 1 Urgent Courses	1,659	6,339	26.2%	8.8%	9.1%	9.1%
% of FP17s Relating to Free Repair or Replacements	148	6,339	2.3%	1.2%	1.0%	0.8%
% of FP17s Relating to Continuations	230	6,339	3.6%	1.4%	1.2%	1.0%
% of Patients satisfied with the dentistry they have received	37	40	92.5%	89.9%	91.6%	91.5%
% of Patients satisfied with the time they had to wait for an appointment	37	40	92.5%	87.1%	88.3%	87.9%

\* This is based on patients treated on this contract for their most recent course of treatment. Figures in italics indicate the base number of FP17s or Patient Questionnaire responses are less than 100. N/A is shown where the base number of responses is less than 10 during the period. % is calculated as Quantity/Base number\*100

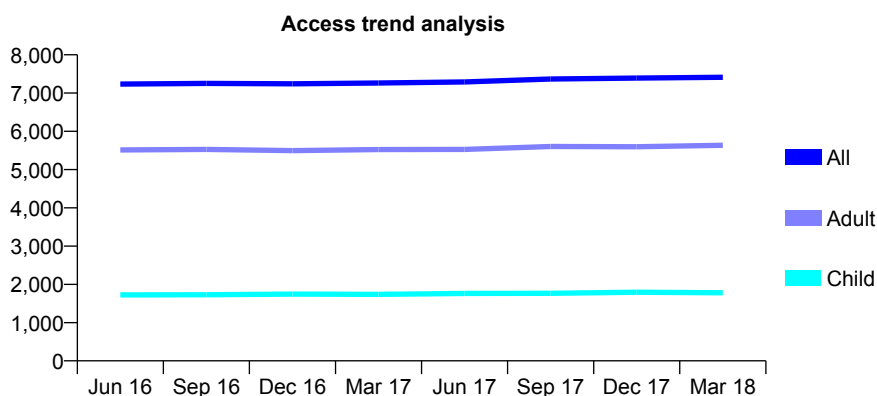
## Q45 - Vital Signs At a Glance Contract Report for 101281/0017 - Year end March 2018

Name or company name	OASIS DENTAL CARE LTD
Contract type name	GDS Contract
Purpose of contract	General
Contract start date	01/04/2006
Contract end date	

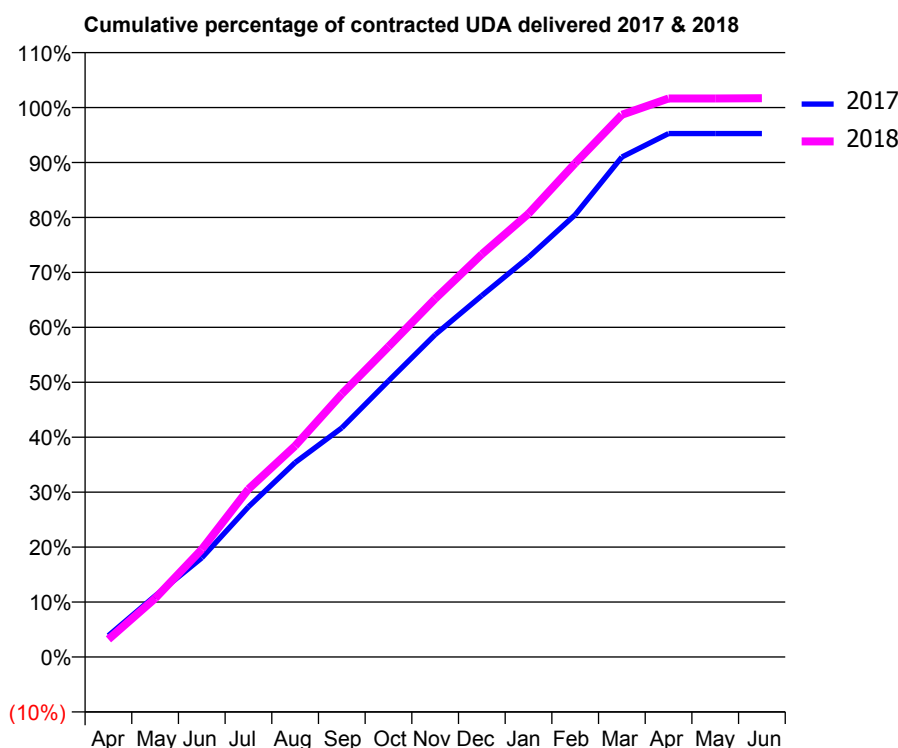
17/18 Contracted general activity (UDA)	22,400
Carry forward general activity (UDA)	0
17/18 Contracted orthodontic activity (UOA)	0
Carry forward orthodontic activity (UOA)	0
Baseline contract value	£621,316.37

### ACCESS\*

Patients seen in 24 months	Total	Change since previous quarter
Quarter ending March 2017	7,264	
Quarter ending June 2017	7,289	→
Quarter ending September 2017	7,368	→
Quarter ending December 2017	7,392	→
Quarter ending March 2018	7,414	→
<b>Variance since March 2017</b>	<b>2.1%</b>	<b>↑</b>



### ACTIVITY



Month	Adjusted Scheduled Activity (UDA)	
	2017	2018
April	875	721
May	2,494	2,392
June	4,044	4,392
July	6,122	6,844
August	7,930	8,608
September	9,342	10,722
October	11,257	12,653
November	13,141	14,606
December	14,735	16,418
January	16,294	18,073
February	18,026	20,133
March	20,382	22,104
April	21,336	22,767
May	21,341	22,765
June	21,338	22,776

### QUALITY

	Quantity	Base Number	Contract	AT	Region	England
% of FP17s for the same patient ID Re-attending within 3 months - Children	212	2,818	7.5%	12.2%	12.8%	11.9%
% of FP17s for the same patient ID Re-attending within 3 months - Adults	960	7,765	12.4%	15.6%	16.5%	16.0%
% of FP17s for the same patient ID Re-attending between 3 & 9 months - Children	1,738	2,818	61.7%	54.8%	59.7%	58.3%
% of FP17s for the same patient ID Re-attending between 3 & 9 months - Adults	4,385	7,765	56.5%	50.4%	52.6%	50.3%
% of FP17s for Band 1 Urgent Courses	620	10,520	5.9%	8.8%	9.1%	9.1%
% of FP17s Relating to Free Repair or Replacements	232	10,520	2.2%	1.2%	1.0%	0.8%
% of FP17s Relating to Continuations	46	10,520	0.4%	1.4%	1.2%	1.0%
% of Patients satisfied with the dentistry they have received	10	13	76.9%	89.9%	91.6%	91.5%
% of Patients satisfied with the time they had to wait for an appointment	11	13	84.6%	87.1%	88.3%	87.9%

\* This is based on patients treated on this contract for their most recent course of treatment. Figures in italics indicate the base number of FP17s or Patient Questionnaire responses are less than 100. N/A is shown where the base number of responses is less than 10 during the period. % is calculated as Quantity/Base number\*100

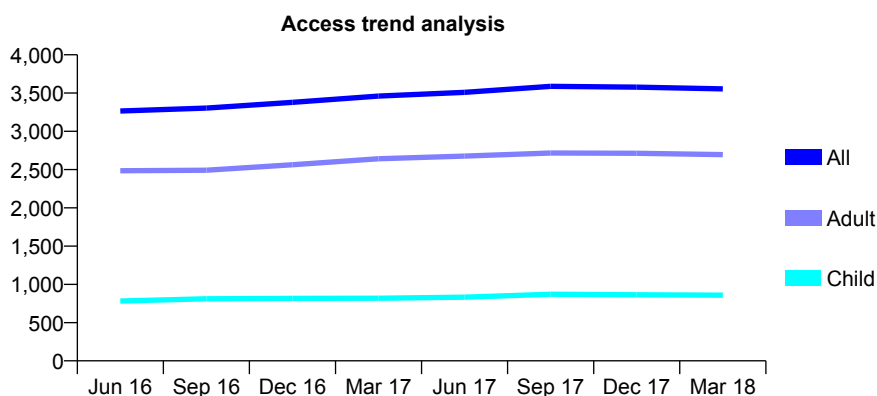
## Q45 - Vital Signs At a Glance Contract Report for 101281/0018 - Year end March 2018

Name or company name	OASIS DENTAL CARE LTD
Contract type name	GDS Contract
Purpose of contract	General
Contract start date	01/04/2006
Contract end date	

17/18 Contracted general activity (UDA)	14,000
Carry forward general activity (UDA)	0
17/18 Contracted orthodontic activity (UOA)	0
Carry forward orthodontic activity (UOA)	0
Baseline contract value	£376,297.28

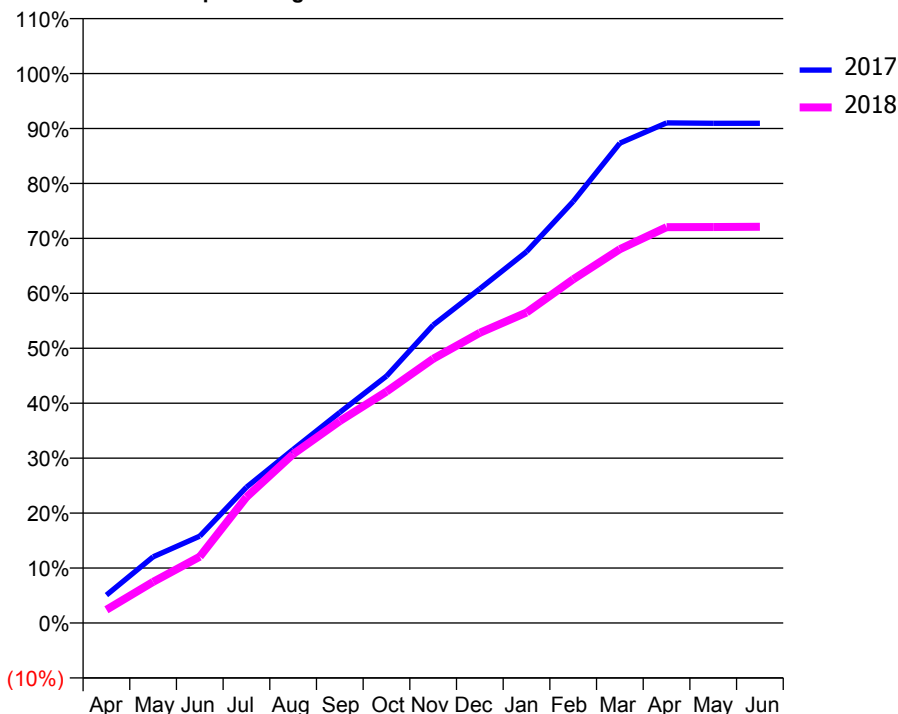
### ACCESS\*

Patients seen in 24 months	Total	Change since previous quarter
Quarter ending March 2017	3,460	
Quarter ending June 2017	3,510	→
Quarter ending September 2017	3,587	↑
Quarter ending December 2017	3,577	→
Quarter ending March 2018	3,554	→
<b>Variance since March 2017</b>	<b>2.7%</b>	<b>↑</b>



### ACTIVITY

Cumulative percentage of contracted UDA delivered 2017 & 2018



Month	Adjusted Scheduled Activity (UDA)	
	2017	2018
April	609	338
May	1,445	1,049
June	1,898	1,689
July	2,967	3,210
August	3,789	4,302
September	4,601	5,145
October	5,393	5,896
November	6,507	6,731
December	7,298	7,396
January	8,107	7,911
February	9,208	8,757
March	10,479	9,524
April	10,921	10,085
May	10,913	10,089
June	10,912	10,094

### QUALITY

	Quantity	Base Number	Contract	AT	Region	England
% of FP17s for the same patient ID Re-attending within 3 months - Children	81	1,067	7.6%	12.2%	12.8%	11.9%
% of FP17s for the same patient ID Re-attending within 3 months - Adults	673	3,369	20.0%	15.6%	16.5%	16.0%
% of FP17s for the same patient ID Re-attending between 3 & 9 months - Children	515	1,067	48.3%	54.8%	59.7%	58.3%
% of FP17s for the same patient ID Re-attending between 3 & 9 months - Adults	1,507	3,369	44.7%	50.4%	52.6%	50.3%
% of FP17s for Band 1 Urgent Courses	517	4,453	11.6%	8.8%	9.1%	9.1%
% of FP17s Relating to Free Repair or Replacements	92	4,453	2.1%	1.2%	1.0%	0.8%
% of FP17s Relating to Continuations	106	4,453	2.4%	1.4%	1.2%	1.0%
% of Patients satisfied with the dentistry they have received	6	7	N/A	89.9%	91.6%	91.5%
% of Patients satisfied with the time they had to wait for an appointment	6	7	N/A	87.1%	88.3%	87.9%

\* This is based on patients treated on this contract for their most recent course of treatment. Figures in italics indicate the base number of FP17s or Patient Questionnaire responses are less than 100. N/A is shown where the base number of responses is less than 10 during the period. % is calculated as Quantity/Base number\*100



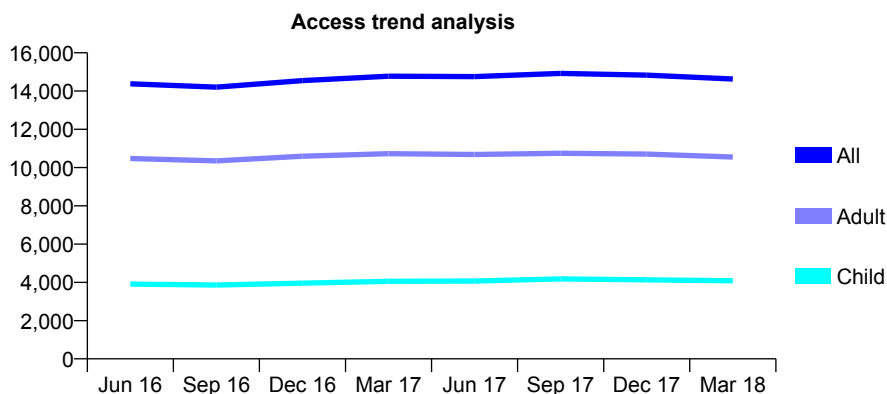
## Q45 - Vital Signs At a Glance Contract Report for 101281/0052 - Year end March 2018

Name or company name	OASIS DENTAL CARE LTD
Contract type name	GDS Contract
Purpose of contract	General
Contract start date	01/04/2006
Contract end date	

17/18 Contracted general activity (UDA)	40,053
Carry forward general activity (UDA)	-671
17/18 Contracted orthodontic activity (UOA)	0
Carry forward orthodontic activity (UOA)	0
Baseline contract value	£1,145,033.53

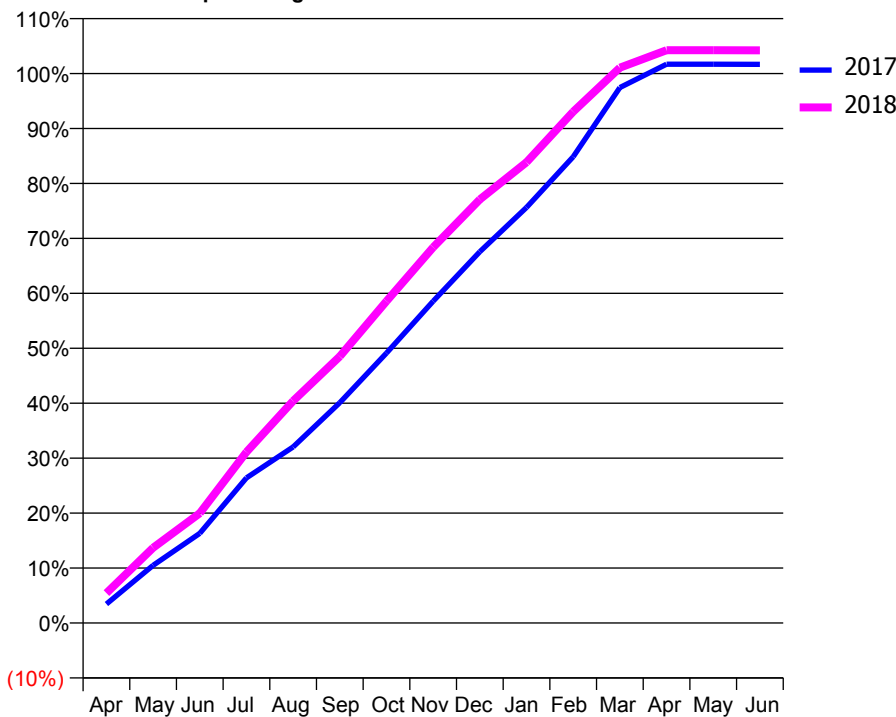
### ACCESS\*

Patients seen in 24 months	Total	Change since previous quarter
Quarter ending March 2017	14,778	
Quarter ending June 2017	14,756	→
Quarter ending September 2017	14,924	→
Quarter ending December 2017	14,832	→
Quarter ending March 2018	14,631	↓
<b>Variance since March 2017</b>	<b>(1.0%)</b>	→



### ACTIVITY

Cumulative percentage of contracted UDA delivered 2017 & 2018



Month	Adjusted Scheduled Activity (UDA)	
	2017	2018
April	1,388	2,180
May	4,200	5,491
June	6,541	8,004
July	10,584	12,468
August	12,835	16,192
September	16,062	19,437
October	19,682	23,457
November	23,457	27,386
December	27,065	30,874
January	30,287	33,590
February	33,988	37,272
March	39,025	40,477
April	40,734	41,752
May	40,726	41,755
June	40,724	41,743

### QUALITY

	Quantity	Base Number	Contract	AT	Region	England
% of FP17s for the same patient ID Re-attending within 3 months - Children	590	5,876	10.0%	12.2%	12.8%	11.9%
% of FP17s for the same patient ID Re-attending within 3 months - Adults	2,557	13,833	18.5%	15.6%	16.5%	16.0%
% of FP17s for the same patient ID Re-attending between 3 & 9 months - Children	3,033	5,876	51.6%	54.8%	59.7%	58.3%
% of FP17s for the same patient ID Re-attending between 3 & 9 months - Adults	6,357	13,833	46.0%	50.4%	52.6%	50.3%
% of FP17s for Band 1 Urgent Courses	1,998	19,516	10.2%	8.8%	9.1%	9.1%
% of FP17s Relating to Free Repair or Replacements	237	19,516	1.2%	1.2%	1.0%	0.8%
% of FP17s Relating to Continuations	414	19,516	2.1%	1.4%	1.2%	1.0%
% of Patients satisfied with the dentistry they have received	22	27	81.5%	89.9%	91.6%	91.5%
% of Patients satisfied with the time they had to wait for an appointment	19	27	70.4%	87.1%	88.3%	87.9%

\* This is based on patients treated on this contract for their most recent course of treatment. Figures in italics indicate the base number of FP17s or Patient Questionnaire responses are less than 100. N/A is shown where the base number of responses is less than 10 during the period. % is calculated as Quantity/Base number\*100

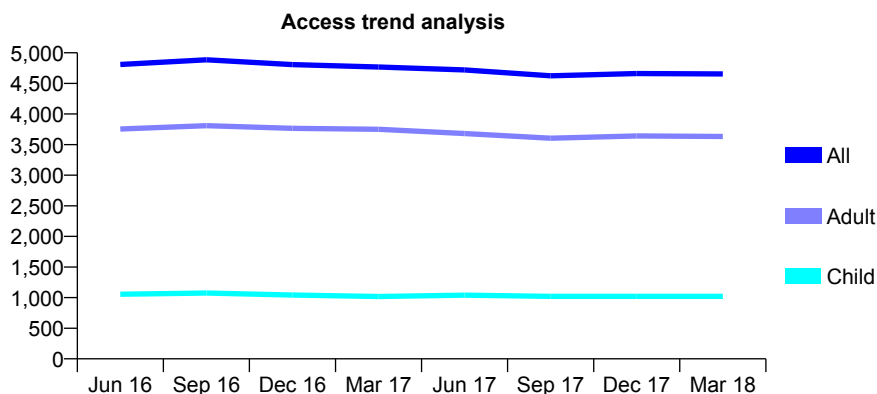
## Q45 - Vital Signs At a Glance Contract Report for 101338/0057 - Year end March 2018

Name or company name	Whitecross Dental Care Limited
Contract type name	GDS Contract
Purpose of contract	General
Contract start date	01/01/2008
Contract end date	

17/18 Contracted general activity (UDA)	17,500
Carry forward general activity (UDA)	0
17/18 Contracted orthodontic activity (UOA)	0
Carry forward orthodontic activity (UOA)	0
Baseline contract value	£562,027.61

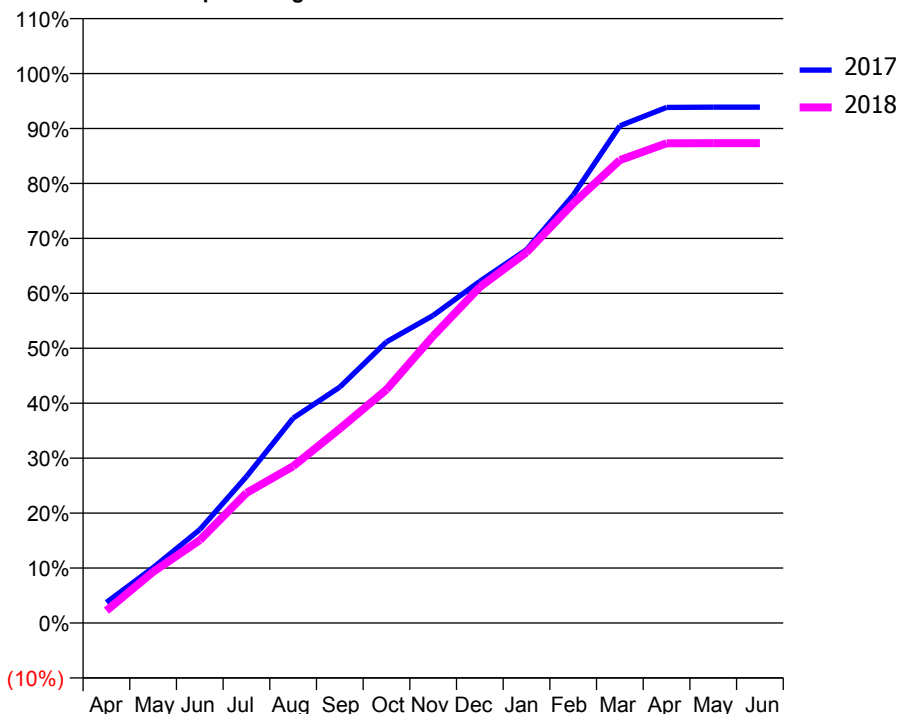
### ACCESS\*

Patients seen in 24 months	Total	Change since previous quarter
Quarter ending March 2017	4,769	
Quarter ending June 2017	4,721	↓
Quarter ending September 2017	4,624	↓
Quarter ending December 2017	4,661	→
Quarter ending March 2018	4,654	→
<b>Variance since March 2017</b>	<b>(2.4%)</b>	<b>↓</b>



### ACTIVITY

Cumulative percentage of contracted UDA delivered 2017 & 2018



Month	Adjusted Scheduled Activity (UDA)	
	2017	2018
April	654	392
May	1,763	1,628
June	2,974	2,639
July	4,665	4,141
August	6,526	4,994
September	7,514	6,188
October	8,954	7,436
November	9,795	9,139
December	10,881	10,701
January	11,890	11,804
February	13,625	13,360
March	15,832	14,740
April	16,419	15,279
May	16,428	15,282
June	16,428	15,282

### QUALITY

	Quantity	Base Number	Contract	AT	Region	England
% of FP17s for the same patient ID Re-attending within 3 months - Children	84	1,394	6.0%	12.2%	12.8%	11.9%
% of FP17s for the same patient ID Re-attending within 3 months - Adults	793	4,838	16.4%	15.6%	16.5%	16.0%
% of FP17s for the same patient ID Re-attending between 3 & 9 months - Children	732	1,394	52.5%	54.8%	59.7%	58.3%
% of FP17s for the same patient ID Re-attending between 3 & 9 months - Adults	2,416	4,838	49.9%	50.4%	52.6%	50.3%
% of FP17s for Band 1 Urgent Courses	466	6,219	7.5%	8.8%	9.1%	9.1%
% of FP17s Relating to Free Repair or Replacements	124	6,219	2.0%	1.2%	1.0%	0.8%
% of FP17s Relating to Continuations	197	6,219	3.2%	1.4%	1.2%	1.0%
% of Patients satisfied with the dentistry they have received	4	4	N/A	89.9%	91.6%	91.5%
% of Patients satisfied with the time they had to wait for an appointment	3	4	N/A	87.1%	88.3%	87.9%

\* This is based on patients treated on this contract for their most recent course of treatment. Figures in italics indicate the base number of FP17s or Patient Questionnaire responses are less than 100. N/A is shown where the base number of responses is less than 10 during the period. % is calculated as Quantity/Base number\*100

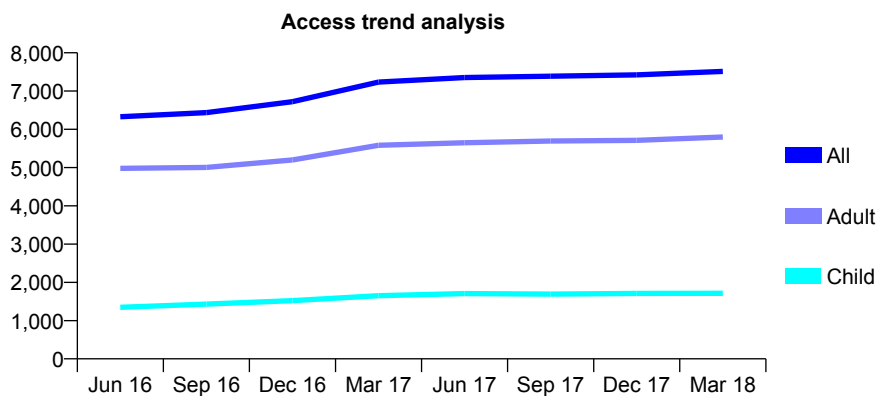
## Q45 - Vital Signs At a Glance Contract Report for 101338/0058 - Year end March 2018

Name or company name	Whitecross Dental Care Limited
Contract type name	GDS Contract
Purpose of contract	General
Contract start date	01/01/2008
Contract end date	

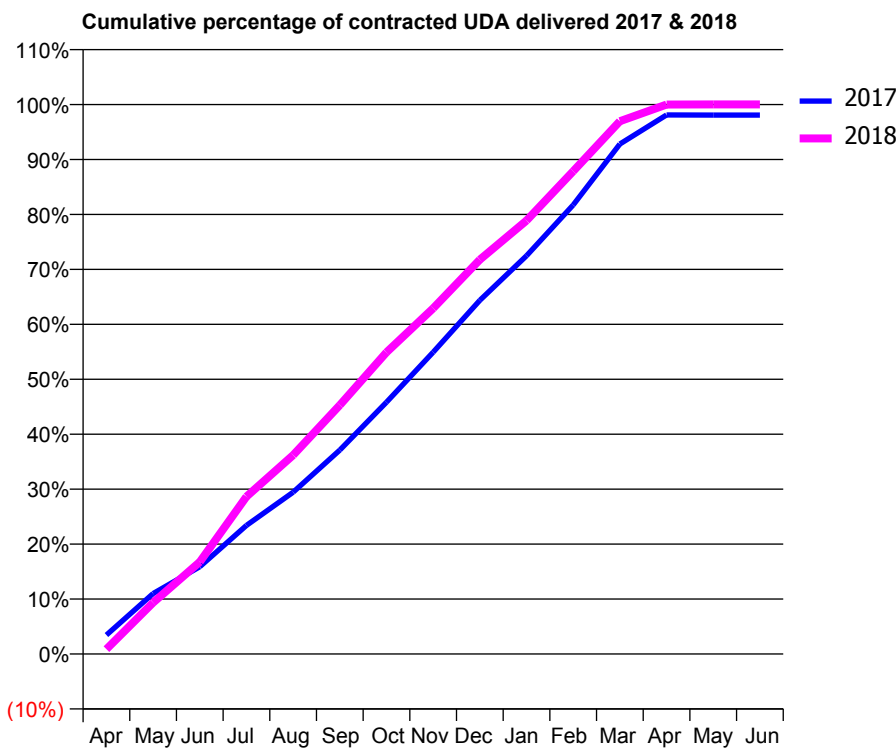
17/18 Contracted general activity (UDA)	18,724
Carry forward general activity (UDA)	360
17/18 Contracted orthodontic activity (UOA)	0
Carry forward orthodontic activity (UOA)	0
Baseline contract value	£495,563.16

### ACCESS\*

Patients seen in 24 months	Total	Change since previous quarter
Quarter ending March 2017	7,234	
Quarter ending June 2017	7,354	→
Quarter ending September 2017	7,387	→
Quarter ending December 2017	7,422	→
Quarter ending March 2018	7,512	→
<b>Variance since March 2017</b>	<b>3.8%</b>	<b>↑</b>



### ACTIVITY



Month	Adjusted Scheduled Activity (UDA)	
	2017	2018
April	649	167
May	2,059	1,750
June	2,975	3,136
July	4,384	5,363
August	5,515	6,779
September	6,949	8,482
October	8,583	10,282
November	10,283	11,777
December	12,052	13,437
January	13,570	14,767
February	15,303	16,449
March	17,379	18,155
April	18,370	18,725
May	18,364	18,726
June	18,364	18,726

### QUALITY

	Quantity	Base Number	Contract	AT	Region	England
% of FP17s for the same patient ID Re-attending within 3 months - Children	107	2,383	4.5%	12.2%	12.8%	11.9%
% of FP17s for the same patient ID Re-attending within 3 months - Adults	798	7,148	11.2%	15.6%	16.5%	16.0%
% of FP17s for the same patient ID Re-attending between 3 & 9 months - Children	1,303	2,383	54.7%	54.8%	59.7%	58.3%
% of FP17s for the same patient ID Re-attending between 3 & 9 months - Adults	3,350	7,148	46.9%	50.4%	52.6%	50.3%
% of FP17s for Band 1 Urgent Courses	744	9,367	7.9%	8.8%	9.1%	9.1%
% of FP17s Relating to Free Repair or Replacements	52	9,367	0.6%	1.2%	1.0%	0.8%
% of FP17s Relating to Continuations	133	9,367	1.4%	1.4%	1.2%	1.0%
% of Patients satisfied with the dentistry they have received	16	17	94.1%	89.9%	91.6%	91.5%
% of Patients satisfied with the time they had to wait for an appointment	16	17	94.1%	87.1%	88.3%	87.9%

\* This is based on patients treated on this contract for their most recent course of treatment. Figures in italics indicate the base number of FP17s or Patient Questionnaire responses are less than 100. N/A is shown where the base number of responses is less than 10 during the period. % is calculated as Quantity/Base number\*100

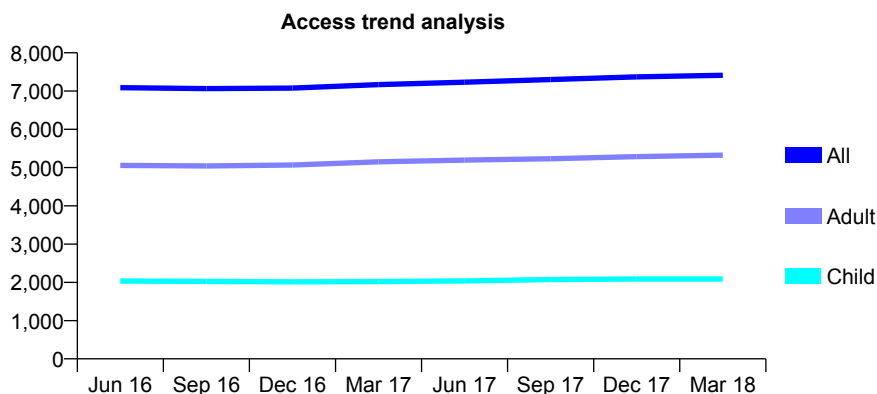
## Q45 - Vital Signs At a Glance Contract Report for 101338/0082 - Year end March 2018

Name or company name	Whitecross Dental Care Limited
Contract type name	GDS Contract
Purpose of contract	General and Orthodontic
Contract start date	01/04/2009
Contract end date	

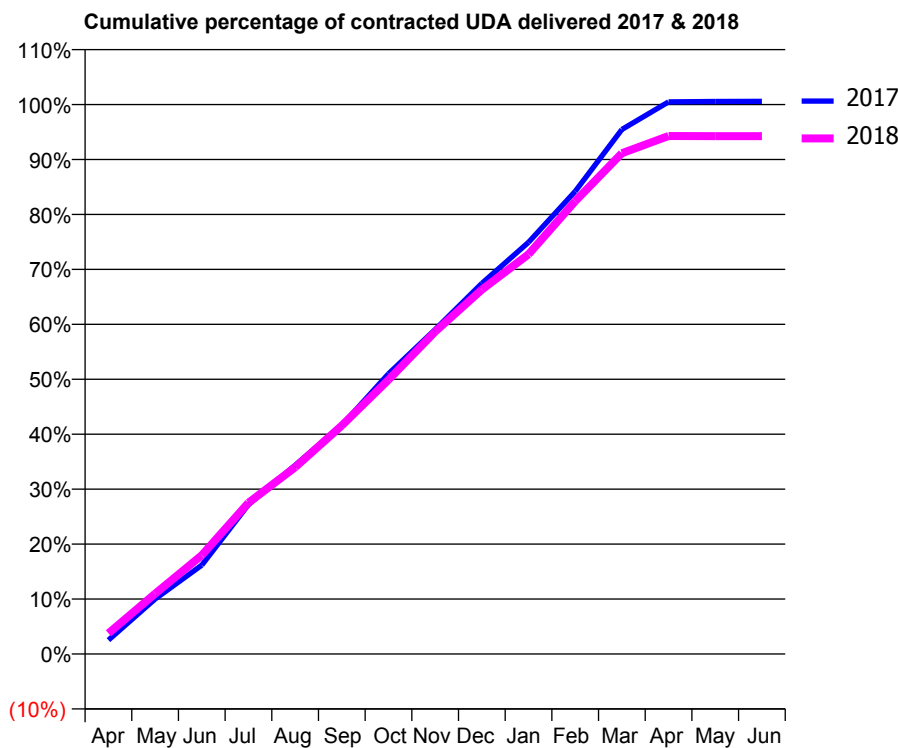
17/18 Contracted general activity (UDA)	18,500
Carry forward general activity (UDA)	-105
17/18 Contracted orthodontic activity (UOA)	1,249
Carry forward orthodontic activity (UOA)	0
Baseline contract value	£602,183.50

### ACCESS\*

Patients seen in 24 months	Total	Change since previous quarter
Quarter ending March 2017	7,168	
Quarter ending June 2017	7,233	→
Quarter ending September 2017	7,302	→
Quarter ending December 2017	7,372	→
Quarter ending March 2018	7,412	→
<b>Variance since March 2017</b>	<b>3.4%</b>	<b>↑</b>



### ACTIVITY



Month	Adjusted Scheduled Activity (UDA)	
	2017	2018
April	468	700
May	1,850	2,030
June	2,991	3,324
July	5,029	5,091
August	6,355	6,289
September	7,699	7,693
October	9,436	9,231
November	10,923	10,851
December	12,478	12,268
January	13,861	13,456
February	15,575	15,242
March	17,657	16,861
April	18,589	17,440
May	18,602	17,433
June	18,605	17,433

### QUALITY

	Quantity	Base Number	Contract	AT	Region	England
% of FP17s for the same patient ID Re-attending within 3 months - Children	183	2,645	6.9%	12.2%	12.8%	11.9%
% of FP17s for the same patient ID Re-attending within 3 months - Adults	761	6,014	12.7%	15.6%	16.5%	16.0%
% of FP17s for the same patient ID Re-attending between 3 & 9 months - Children	1,294	2,645	48.9%	54.8%	59.7%	58.3%
% of FP17s for the same patient ID Re-attending between 3 & 9 months - Adults	2,628	6,014	43.7%	50.4%	52.6%	50.3%
% of FP17s for Band 1 Urgent Courses	768	8,437	9.1%	8.8%	9.1%	9.1%
% of FP17s Relating to Free Repair or Replacements	76	8,437	0.9%	1.2%	1.0%	0.8%
% of FP17s Relating to Continuations	129	8,437	1.5%	1.4%	1.2%	1.0%
% of Patients satisfied with the dentistry they have received	4	4	N/A	89.9%	91.6%	91.5%
% of Patients satisfied with the time they had to wait for an appointment	4	4	N/A	87.1%	88.3%	87.9%

\* This is based on patients treated on this contract for their most recent course of treatment. Figures in italics indicate the base number of FP17s or Patient Questionnaire responses are less than 100. N/A is shown where the base number of responses is less than 10 during the period. % is calculated as Quantity/Base number\*100

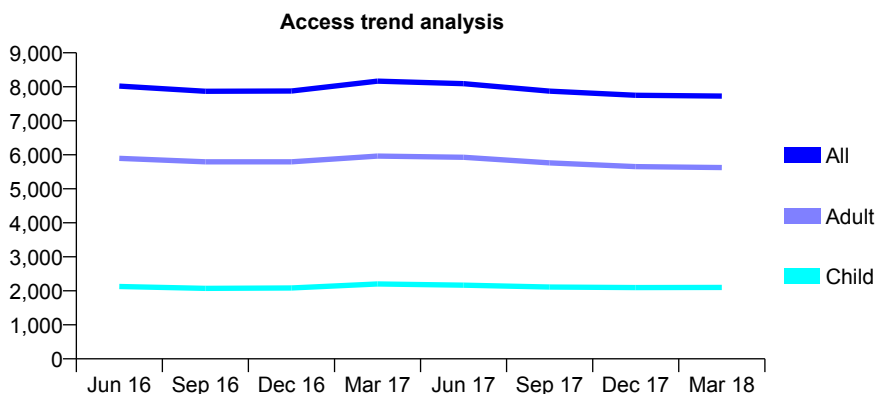
## Q45 - Vital Signs At a Glance Contract Report for 101338/0083 - Year end March 2018

Name or company name	Whitecross Dental Care Limited
Contract type name	GDS Contract
Purpose of contract	General and Orthodontic
Contract start date	01/04/2009
Contract end date	

17/18 Contracted general activity (UDA)	25,906
Carry forward general activity (UDA)	0
17/18 Contracted orthodontic activity (UOA)	500
Carry forward orthodontic activity (UOA)	0
Baseline contract value	£761,345.36

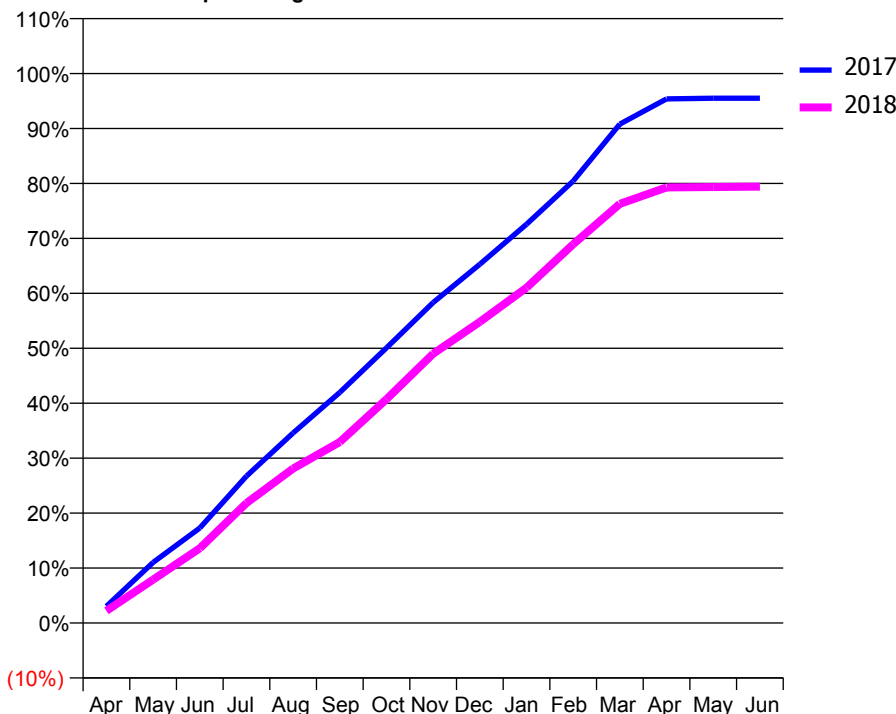
### ACCESS\*

Patients seen in 24 months	Total	Change since previous quarter
Quarter ending March 2017	8,167	
Quarter ending June 2017	8,091	→
Quarter ending September 2017	7,871	↓
Quarter ending December 2017	7,751	↓
Quarter ending March 2018	7,726	→
<b>Variance since March 2017</b>	<b>(5.4%)</b>	<b>↓</b>



### ACTIVITY

Cumulative percentage of contracted UDA delivered 2017 & 2018



Month	Adjusted Scheduled Activity (UDA)	
	2017	2018
April	786	573
May	2,855	2,049
June	4,478	3,523
July	6,927	5,653
August	8,959	7,280
September	10,874	8,535
October	12,971	10,554
November	15,113	12,699
December	16,913	14,200
January	18,800	15,808
February	20,838	17,860
March	23,521	19,759
April	24,711	20,536
May	24,743	20,554
June	24,743	20,571

### QUALITY

	Quantity	Base Number	Contract	AT	Region	England
% of FP17s for the same patient ID Re-attending within 3 months - Children	192	2,947	6.5%	12.2%	12.8%	11.9%
% of FP17s for the same patient ID Re-attending within 3 months - Adults	717	7,418	9.7%	15.6%	16.5%	16.0%
% of FP17s for the same patient ID Re-attending between 3 & 9 months - Children	1,715	2,947	58.2%	54.8%	59.7%	58.3%
% of FP17s for the same patient ID Re-attending between 3 & 9 months - Adults	4,473	7,418	60.3%	50.4%	52.6%	50.3%
% of FP17s for Band 1 Urgent Courses	839	10,225	8.2%	8.8%	9.1%	9.1%
% of FP17s Relating to Free Repair or Replacements	72	10,225	0.7%	1.2%	1.0%	0.8%
% of FP17s Relating to Continuations	87	10,225	0.9%	1.4%	1.2%	1.0%
% of Patients satisfied with the dentistry they have received	7	7	N/A	89.9%	91.6%	91.5%
% of Patients satisfied with the time they had to wait for an appointment	7	7	N/A	87.1%	88.3%	87.9%

\* This is based on patients treated on this contract for their most recent course of treatment. Figures in italics indicate the base number of FP17s or Patient Questionnaire responses are less than 100. N/A is shown where the base number of responses is less than 10 during the period. % is calculated as Quantity/Base number\*100

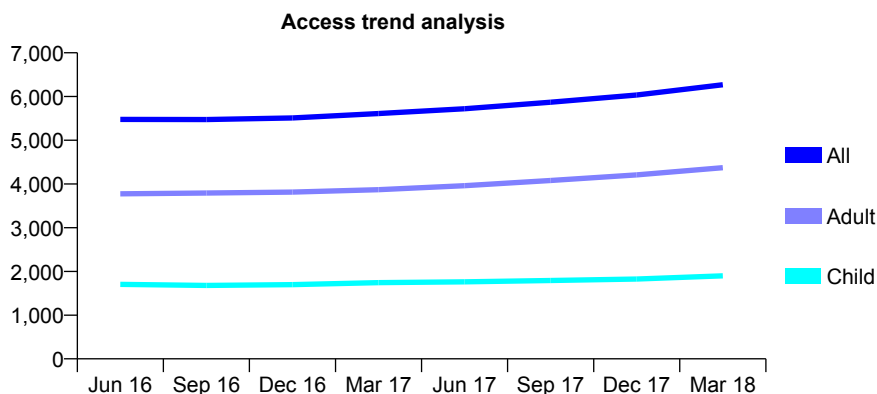
## Q45 - Vital Signs At a Glance Contract Report for 101338/0085 - Year end March 2018

Name or company name	Whitecross Dental Care Limited
Contract type name	GDS Contract
Purpose of contract	General
Contract start date	01/04/2009
Contract end date	

17/18 Contracted general activity (UDA)	19,500
Carry forward general activity (UDA)	0
17/18 Contracted orthodontic activity (UOA)	0
Carry forward orthodontic activity (UOA)	0
Baseline contract value	£548,400.12

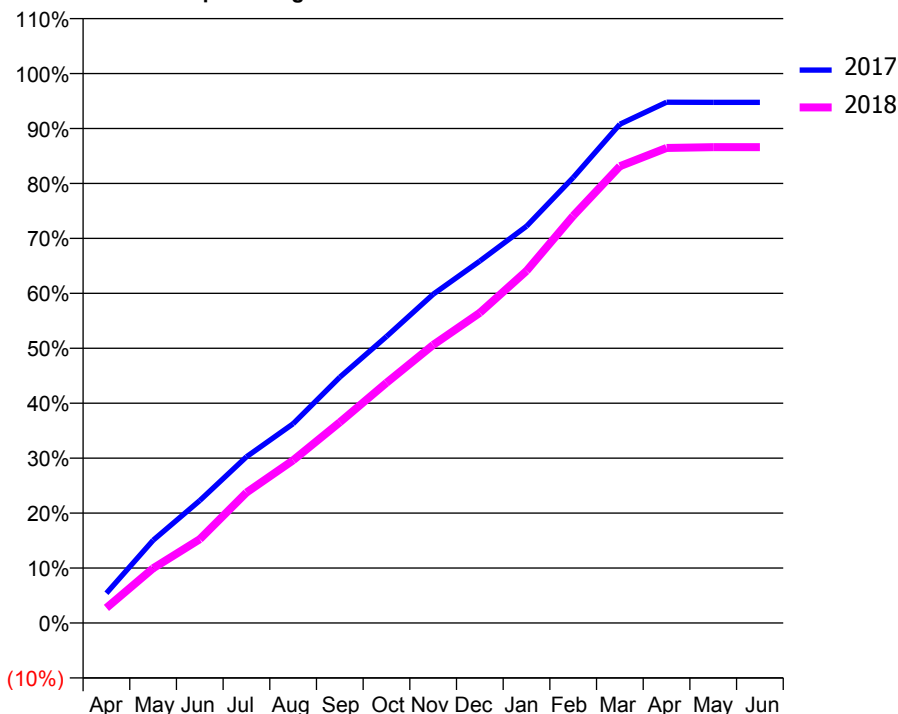
### ACCESS\*

Patients seen in 24 months	Total	Change since previous quarter
Quarter ending March 2017	5,612	
Quarter ending June 2017	5,720	→
Quarter ending September 2017	5,869	↑
Quarter ending December 2017	6,034	↑
Quarter ending March 2018	6,270	↑
<b>Variance since March 2017</b>	<b>11.7%</b>	<b>↑</b>



### ACTIVITY

Cumulative percentage of contracted UDA delivered 2017 & 2018



Month	Adjusted Scheduled Activity (UDA)	
	2017	2018
April	1,057	539
May	2,936	1,940
June	4,344	2,974
July	5,901	4,631
August	7,073	5,778
September	8,723	7,126
October	10,166	8,527
November	11,668	9,867
December	12,845	11,009
January	14,082	12,495
February	15,806	14,447
March	17,699	16,212
April	18,482	16,860
May	18,474	16,885
June	18,477	16,885

### QUALITY

	Quantity	Base Number	Contract	AT	Region	England
% of FP17s for the same patient ID Re-attending within 3 months - Children	178	2,368	7.5%	12.2%	12.8%	11.9%
% of FP17s for the same patient ID Re-attending within 3 months - Adults	522	4,810	10.9%	15.6%	16.5%	16.0%
% of FP17s for the same patient ID Re-attending between 3 & 9 months - Children	1,055	2,368	44.6%	54.8%	59.7%	58.3%
% of FP17s for the same patient ID Re-attending between 3 & 9 months - Adults	2,155	4,810	44.8%	50.4%	52.6%	50.3%
% of FP17s for Band 1 Urgent Courses	405	7,107	5.7%	8.8%	9.1%	9.1%
% of FP17s Relating to Free Repair or Replacements	26	7,107	0.4%	1.2%	1.0%	0.8%
% of FP17s Relating to Continuations	113	7,107	1.6%	1.4%	1.2%	1.0%
% of Patients satisfied with the dentistry they have received	6	6	N/A	89.9%	91.6%	91.5%
% of Patients satisfied with the time they had to wait for an appointment	6	6	N/A	87.1%	88.3%	87.9%

\* This is based on patients treated on this contract for their most recent course of treatment. Figures in italics indicate the base number of FP17s or Patient Questionnaire responses are less than 100. N/A is shown where the base number of responses is less than 10 during the period. % is calculated as Quantity/Base number\*100

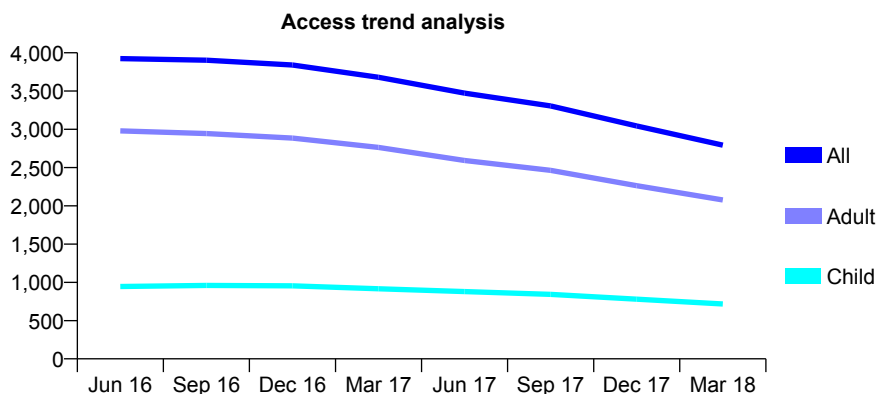
## Q45 - Vital Signs At a Glance Contract Report for 101435/0059 - Year end March 2018

Name or company name	Pelton Lane End Dental Practice Partnersh
Contract type name	GDS Contract
Purpose of contract	General
Contract start date	01/04/2007
Contract end date	

17/18 Contracted general activity (UDA)	6,807
Carry forward general activity (UDA)	0
17/18 Contracted orthodontic activity (UOA)	0
Carry forward orthodontic activity (UOA)	0
Baseline contract value	£148,757.27

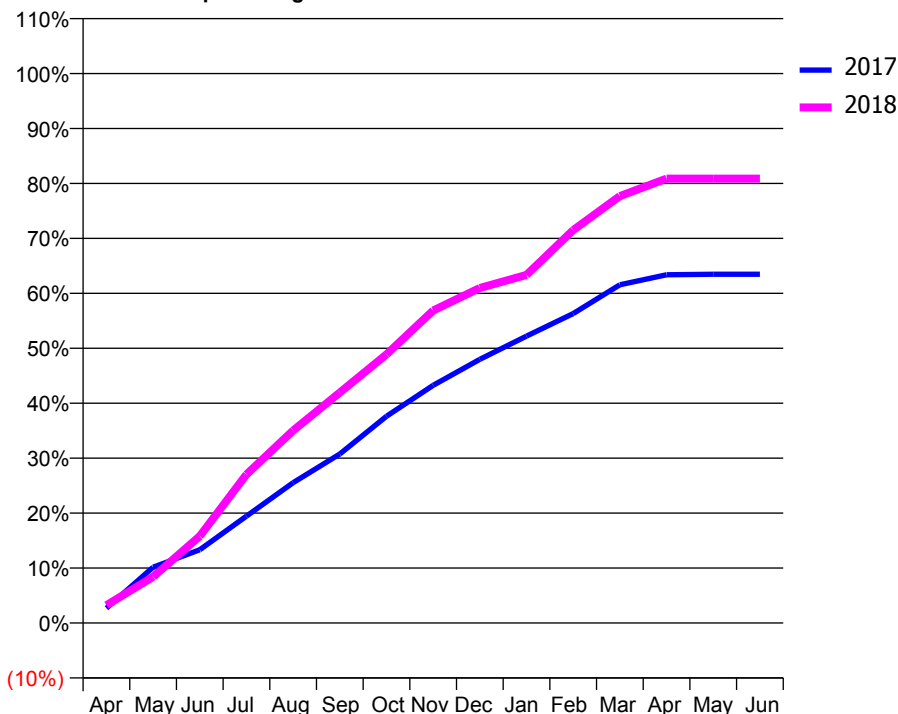
### ACCESS\*

Patients seen in 24 months	Total	Change since previous quarter
Quarter ending March 2017	3,680	
Quarter ending June 2017	3,472	↓
Quarter ending September 2017	3,306	↓
Quarter ending December 2017	3,044	↓
Quarter ending March 2018	2,793	↓
<b>Variance since March 2017</b>	<b>(24.1%)</b>	<b>↓</b>



### ACTIVITY

Cumulative percentage of contracted UDA delivered 2017 & 2018



Adjusted Scheduled Activity (UDA)

Month	2017	2018
April	401	220
May	1,503	573
June	1,976	1,077
July	2,880	1,842
August	3,780	2,385
September	4,553	2,856
October	5,572	3,327
November	6,406	3,871
December	7,106	4,150
January	7,730	4,312
February	8,338	4,866
March	9,115	5,288
April	9,383	5,504
May	9,399	5,504
June	9,399	5,504

### QUALITY

	Quantity	Base Number	Contract	AT	Region	England
% of FP17s for the same patient ID Re-attending within 3 months - Children	26	676	3.8%	12.2%	12.8%	11.9%
% of FP17s for the same patient ID Re-attending within 3 months - Adults	188	2,161	8.7%	15.6%	16.5%	16.0%
% of FP17s for the same patient ID Re-attending between 3 & 9 months - Children	338	676	50.0%	54.8%	59.7%	58.3%
% of FP17s for the same patient ID Re-attending between 3 & 9 months - Adults	1,196	2,161	55.3%	50.4%	52.6%	50.3%
% of FP17s for Band 1 Urgent Courses	257	2,806	9.2%	8.8%	9.1%	9.1%
% of FP17s Relating to Free Repair or Replacements	17	2,806	0.6%	1.2%	1.0%	0.8%
% of FP17s Relating to Continuations	13	2,806	0.5%	1.4%	1.2%	1.0%
% of Patients satisfied with the dentistry they have received	5	6	N/A	89.9%	91.6%	91.5%
% of Patients satisfied with the time they had to wait for an appointment	5	6	N/A	87.1%	88.3%	87.9%

\* This is based on patients treated on this contract for their most recent course of treatment. Figures in italics indicate the base number of FP17s or Patient Questionnaire responses are less than 100. N/A is shown where the base number of responses is less than 10 during the period. % is calculated as Quantity/Base number\*100



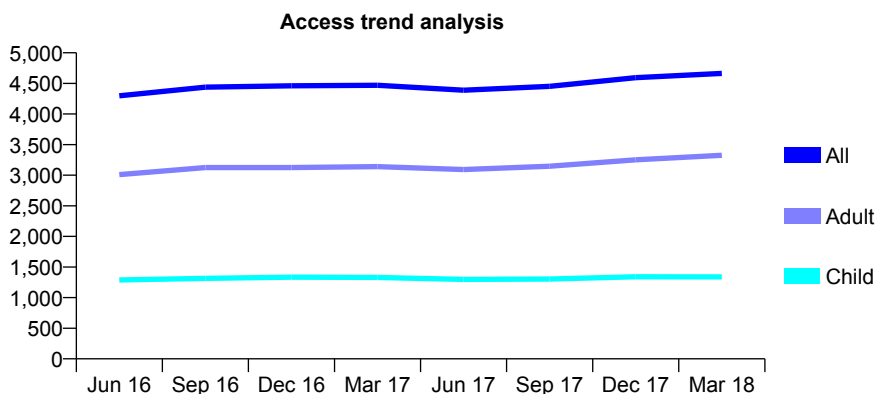
## Q45 - Vital Signs At a Glance Contract Report for 101435/0060 - Year end March 2018

Name or company name	IDH Limited
Contract type name	GDS Contract
Purpose of contract	General
Contract start date	11/06/2007
Contract end date	

17/18 Contracted general activity (UDA)	15,717
Carry forward general activity (UDA)	398
17/18 Contracted orthodontic activity (UOA)	0
Carry forward orthodontic activity (UOA)	0
Baseline contract value	£347,345.33

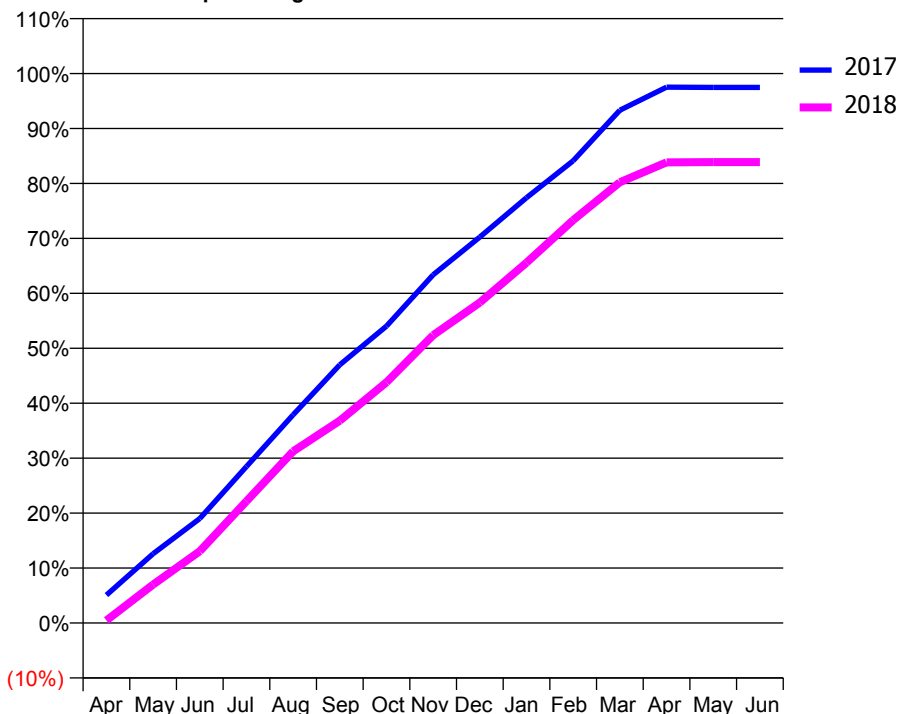
### ACCESS\*

Patients seen in 24 months	Total	Change since previous quarter
Quarter ending March 2017	4,470	
Quarter ending June 2017	4,389	↓
Quarter ending September 2017	4,452	→
Quarter ending December 2017	4,593	↑
Quarter ending March 2018	4,664	→
<b>Variance since March 2017</b>	<b>4.3%</b>	<b>↑</b>



### ACTIVITY

Cumulative percentage of contracted UDA delivered 2017 & 2018



Adjusted Scheduled Activity (UDA)

Month	2017	2018
April	799	73
May	1,983	1,102
June	2,989	2,052
July	4,477	3,484
August	5,956	4,911
September	7,386	5,788
October	8,490	6,886
November	9,960	8,234
December	11,039	9,167
January	12,163	10,306
February	13,223	11,525
March	14,666	12,607
April	15,328	13,175
May	15,319	13,184
June	15,319	13,184

### QUALITY

	Quantity	Base Number	Contract	AT	Region	England
% of FP17s for the same patient ID Re-attending within 3 months - Children	112	1,765	6.3%	12.2%	12.8%	11.9%
% of FP17s for the same patient ID Re-attending within 3 months - Adults	464	3,780	12.3%	15.6%	16.5%	16.0%
% of FP17s for the same patient ID Re-attending between 3 & 9 months - Children	917	1,765	52.0%	54.8%	59.7%	58.3%
% of FP17s for the same patient ID Re-attending between 3 & 9 months - Adults	1,683	3,780	44.5%	50.4%	52.6%	50.3%
% of FP17s for Band 1 Urgent Courses	330	5,519	6.0%	8.8%	9.1%	9.1%
% of FP17s Relating to Free Repair or Replacements	32	5,519	0.6%	1.2%	1.0%	0.8%
% of FP17s Relating to Continuations	107	5,519	1.9%	1.4%	1.2%	1.0%
% of Patients satisfied with the dentistry they have received	7	8	N/A	89.9%	91.6%	91.5%
% of Patients satisfied with the time they had to wait for an appointment	8	8	N/A	87.1%	88.3%	87.9%

\* This is based on patients treated on this contract for their most recent course of treatment. Figures in italics indicate the base number of FP17s or Patient Questionnaire responses are less than 100. N/A is shown where the base number of responses is less than 10 during the period. % is calculated as Quantity/Base number\*100

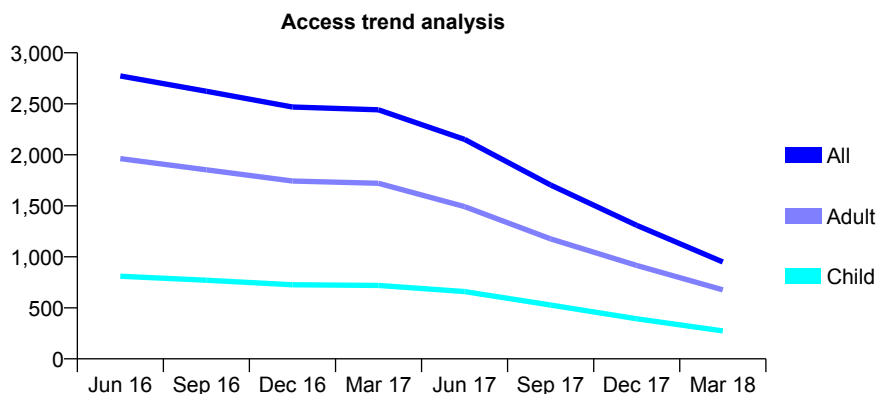
## Q45 - Vital Signs At a Glance Contract Report for 101435/0061 - Year end March 2018

Name or company name	IDH Limited
Contract type name	GDS Contract
Purpose of contract	General
Contract start date	18/06/2007
Contract end date	28/07/2017

17/18 Contracted general activity (UDA)	3,090
Carry forward general activity (UDA)	0
17/18 Contracted orthodontic activity (UOA)	0
Carry forward orthodontic activity (UOA)	0
Baseline contract value	£66,107.74

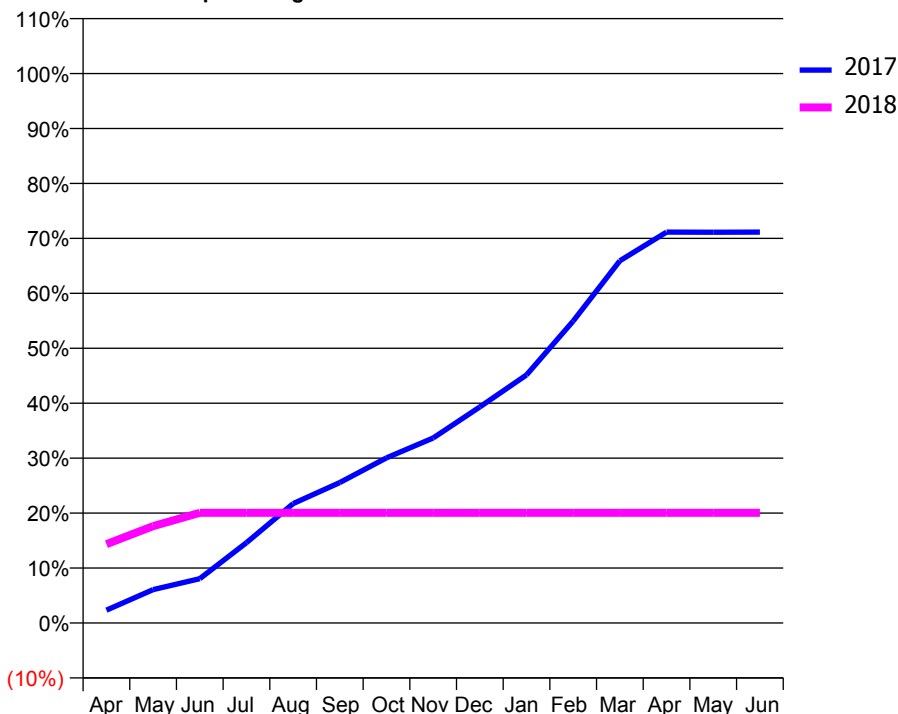
### ACCESS\*

Patients seen in 24 months	Total	Change since previous quarter
Quarter ending March 2017	2,441	
Quarter ending June 2017	2,151	↓
Quarter ending September 2017	1,704	↓
Quarter ending December 2017	1,309	↓
Quarter ending March 2018	950	↓
<b>Variance since March 2017</b>	<b>(61.1%)</b>	<b>↓</b>



### ACTIVITY

Cumulative percentage of contracted UDA delivered 2017 & 2018



Month	Adjusted Scheduled Activity (UDA)	
	2017	2018
April	223	444
May	578	545
June	767	620
July	1,389	620
August	2,064	620
September	2,430	620
October	2,854	620
November	3,199	620
December	3,735	620
January	4,288	620
February	5,221	620
March	6,263	620
April	6,758	620
May	6,755	620
June	6,759	620

### QUALITY

	Quantity	Base Number	Contract	AT	Region	England
% of FP17s for the same patient ID Re-attending within 3 months - Children	4	91	4.4%	12.2%	12.8%	11.9%
% of FP17s for the same patient ID Re-attending within 3 months - Adults	34	199	17.1%	15.6%	16.5%	16.0%
% of FP17s for the same patient ID Re-attending between 3 & 9 months - Children	34	91	37.4%	54.8%	59.7%	58.3%
% of FP17s for the same patient ID Re-attending between 3 & 9 months - Adults	56	199	28.1%	50.4%	52.6%	50.3%
% of FP17s for Band 1 Urgent Courses	9	157	5.7%	8.8%	9.1%	9.1%
% of FP17s Relating to Free Repair or Replacements	2	157	1.3%	1.2%	1.0%	0.8%
% of FP17s Relating to Continuations	6	157	3.8%	1.4%	1.2%	1.0%
% of Patients satisfied with the dentistry they have received	1	1	N/A	89.9%	91.6%	91.5%
% of Patients satisfied with the time they had to wait for an appointment	1	1	N/A	87.1%	88.3%	87.9%

\* This is based on patients treated on this contract for their most recent course of treatment. Figures in italics indicate the base number of FP17s or Patient Questionnaire responses are less than 100. N/A is shown where the base number of responses is less than 10 during the period. % is calculated as Quantity/Base number\*100

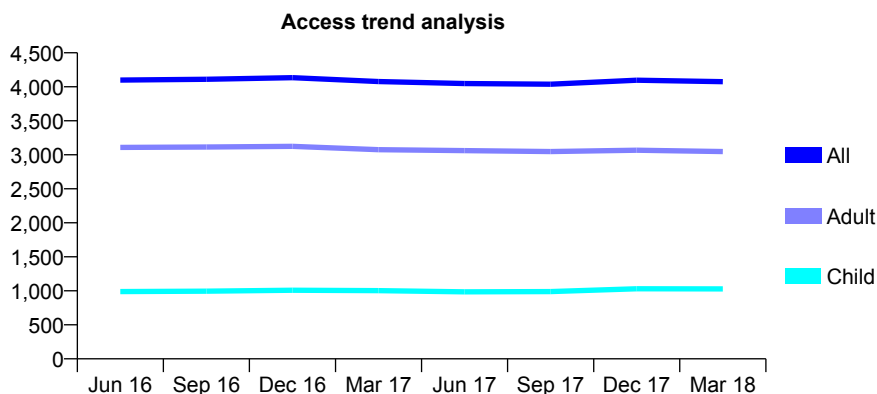
## Q45 - Vital Signs At a Glance Contract Report for 101435/0078 - Year end March 2018

Name or company name	IDH Limited
Contract type name	GDS Contract
Purpose of contract	General
Contract start date	01/01/2008
Contract end date	

17/18 Contracted general activity (UDA)	12,900
Carry forward general activity (UDA)	0
17/18 Contracted orthodontic activity (UOA)	0
Carry forward orthodontic activity (UOA)	0
Baseline contract value	£347,563.22

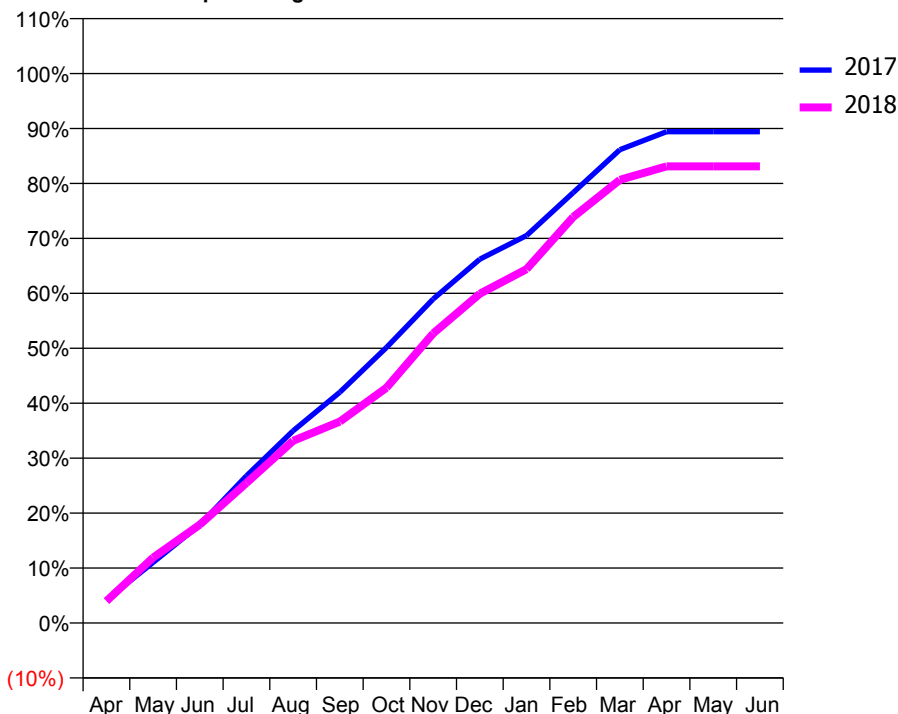
### ACCESS\*

Patients seen in 24 months	Total	Change since previous quarter
Quarter ending March 2017	4,078	
Quarter ending June 2017	4,048	→
Quarter ending September 2017	4,039	→
Quarter ending December 2017	4,098	→
Quarter ending March 2018	4,076	→
<b>Variance since March 2017</b>	<b>(0.0%)</b>	→



### ACTIVITY

Cumulative percentage of contracted UDA delivered 2017 & 2018



Month	Adjusted Scheduled Activity (UDA)	
	2017	2018
April	544	516
May	1,421	1,536
June	2,305	2,309
July	3,453	3,290
August	4,511	4,277
September	5,417	4,728
October	6,469	5,525
November	7,604	6,796
December	8,540	7,730
January	9,095	8,307
February	10,103	9,531
March	11,112	10,404
April	11,535	10,720
May	11,533	10,721
June	11,533	10,721

### QUALITY

	Quantity	Base Number	Contract	AT	Region	England
% of FP17s for the same patient ID Re-attending within 3 months - Children	78	1,431	5.5%	12.2%	12.8%	11.9%
% of FP17s for the same patient ID Re-attending within 3 months - Adults	417	3,909	10.7%	15.6%	16.5%	16.0%
% of FP17s for the same patient ID Re-attending between 3 & 9 months - Children	854	1,431	59.7%	54.8%	59.7%	58.3%
% of FP17s for the same patient ID Re-attending between 3 & 9 months - Adults	2,164	3,909	55.4%	50.4%	52.6%	50.3%
% of FP17s for Band 1 Urgent Courses	259	5,329	4.9%	8.8%	9.1%	9.1%
% of FP17s Relating to Free Repair or Replacements	32	5,329	0.6%	1.2%	1.0%	0.8%
% of FP17s Relating to Continuations	94	5,329	1.8%	1.4%	1.2%	1.0%
% of Patients satisfied with the dentistry they have received	5	6	N/A	89.9%	91.6%	91.5%
% of Patients satisfied with the time they had to wait for an appointment	3	6	N/A	87.1%	88.3%	87.9%

\* This is based on patients treated on this contract for their most recent course of treatment. Figures in italics indicate the base number of FP17s or Patient Questionnaire responses are less than 100. N/A is shown where the base number of responses is less than 10 during the period. % is calculated as Quantity/Base number\*100

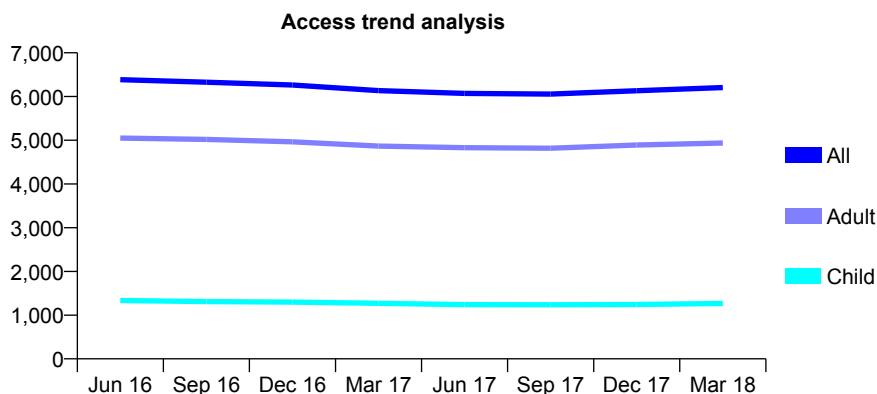
## Q45 - Vital Signs At a Glance Contract Report for 101435/0115 - Year end March 2018

Name or company name	IDH Limited
Contract type name	GDS Contract
Purpose of contract	General
Contract start date	01/09/2008
Contract end date	

17/18 Contracted general activity (UDA)	18,500
Carry forward general activity (UDA)	0
17/18 Contracted orthodontic activity (UOA)	0
Carry forward orthodontic activity (UOA)	0
Baseline contract value	£467,621.37

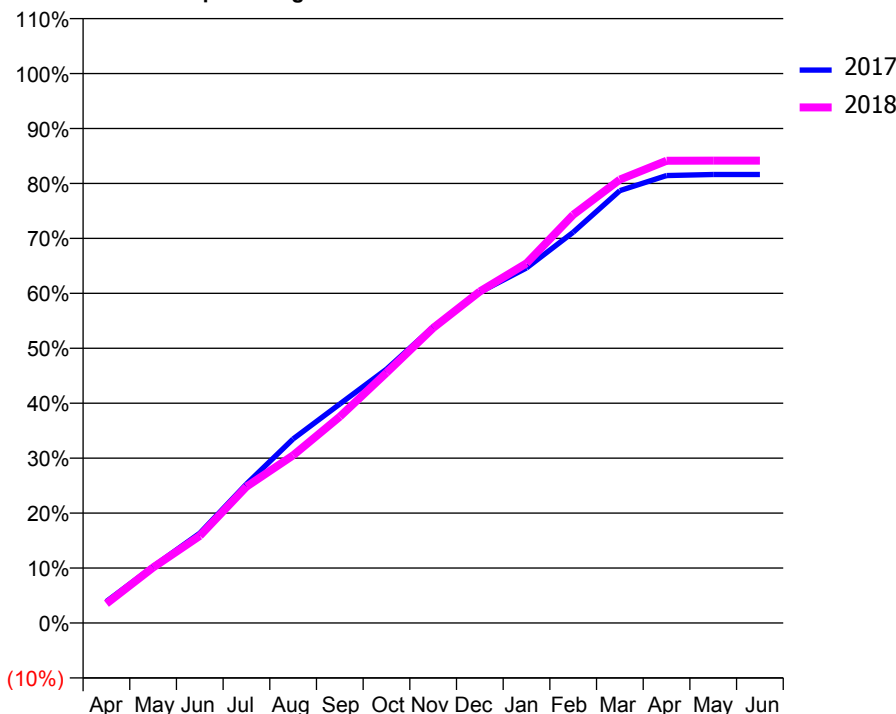
### ACCESS\*

Patients seen in 24 months	Total	Change since previous quarter
Quarter ending March 2017	6,136	
Quarter ending June 2017	6,071	↓
Quarter ending September 2017	6,055	→
Quarter ending December 2017	6,133	→
Quarter ending March 2018	6,205	→
<b>Variance since March 2017</b>	<b>1.1%</b>	<b>→</b>



### ACTIVITY

Cumulative percentage of contracted UDA delivered 2017 & 2018



Month	Adjusted Scheduled Activity (UDA)	
	2017	2018
April	782	655
May	2,056	1,871
June	3,268	2,932
July	5,058	4,592
August	6,699	5,645
September	7,972	6,949
October	9,239	8,425
November	10,777	9,933
December	12,040	11,163
January	12,924	12,108
February	14,221	13,745
March	15,736	14,931
April	16,287	15,561
May	16,324	15,568
June	16,324	15,569

### QUALITY

	Quantity	Base Number	Contract	AT	Region	England
% of FP17s for the same patient ID Re-attending within 3 months - Children	85	1,716	5.0%	12.2%	12.8%	11.9%
% of FP17s for the same patient ID Re-attending within 3 months - Adults	835	6,000	13.9%	15.6%	16.5%	16.0%
% of FP17s for the same patient ID Re-attending between 3 & 9 months - Children	999	1,716	58.2%	54.8%	59.7%	58.3%
% of FP17s for the same patient ID Re-attending between 3 & 9 months - Adults	2,877	6,000	48.0%	50.4%	52.6%	50.3%
% of FP17s for Band 1 Urgent Courses	970	7,747	12.5%	8.8%	9.1%	9.1%
% of FP17s Relating to Free Repair or Replacements	15	7,747	0.2%	1.2%	1.0%	0.8%
% of FP17s Relating to Continuations	86	7,747	1.1%	1.4%	1.2%	1.0%
% of Patients satisfied with the dentistry they have received	17	19	89.5%	89.9%	91.6%	91.5%
% of Patients satisfied with the time they had to wait for an appointment	16	19	84.2%	87.1%	88.3%	87.9%

\* This is based on patients treated on this contract for their most recent course of treatment. Figures in italics indicate the base number of FP17s or Patient Questionnaire responses are less than 100. N/A is shown where the base number of responses is less than 10 during the period. % is calculated as Quantity/Base number\*100

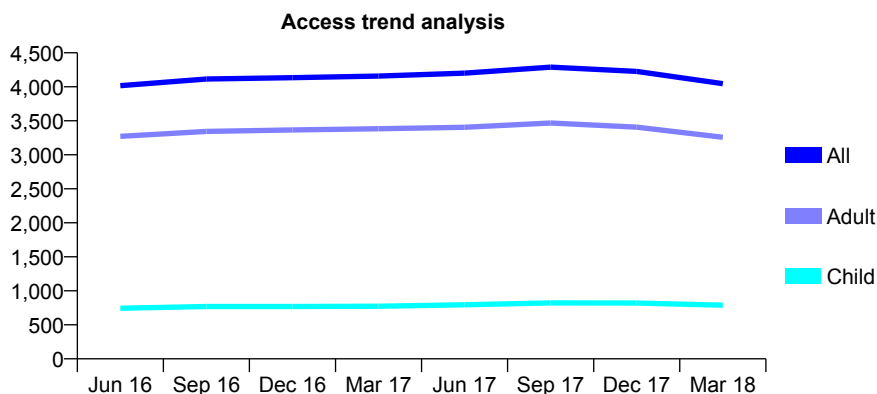
## Q45 - Vital Signs At a Glance Contract Report for 103888/0001 - Year end March 2018

Name or company name	The Fairfield Dental Practice Partnership
Contract type name	GDS Contract
Purpose of contract	General and Orthodontic
Contract start date	23/11/2011
Contract end date	

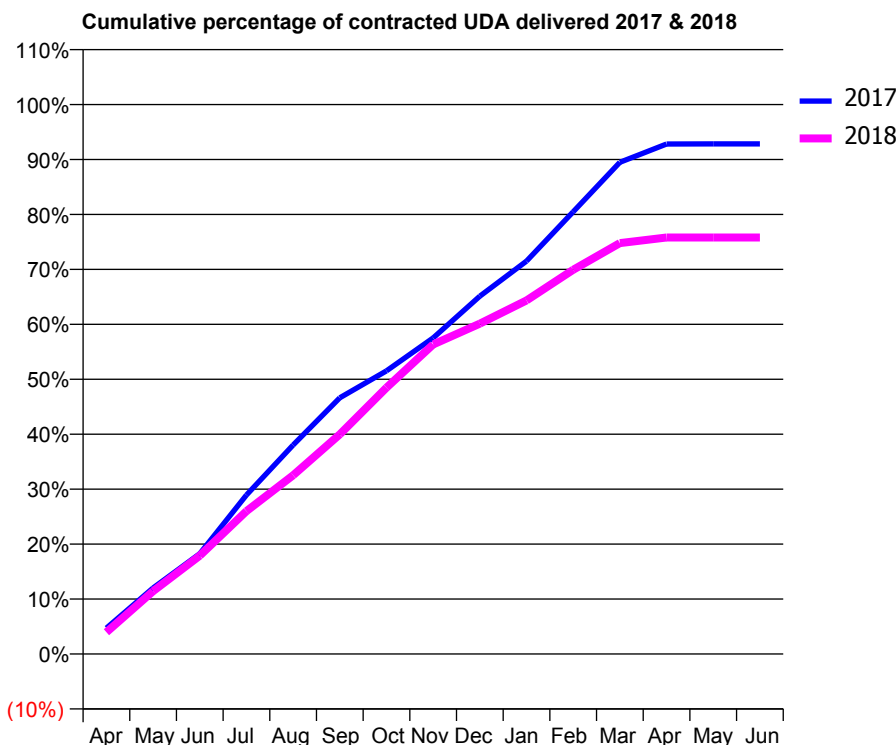
17/18 Contracted general activity (UDA)	12,432
Carry forward general activity (UDA)	0
17/18 Contracted orthodontic activity (UOA)	0
Carry forward orthodontic activity (UOA)	0
Baseline contract value	£323,536.19

### ACCESS\*

Patients seen in 24 months	Total	Change since previous quarter
Quarter ending March 2017	4,158	
Quarter ending June 2017	4,201	→
Quarter ending September 2017	4,289	↑
Quarter ending December 2017	4,227	↓
Quarter ending March 2018	4,047	↓
<b>Variance since March 2017</b>	<b>(2.7%)</b>	<b>↓</b>



### ACTIVITY



Month	Adjusted Scheduled Activity (UDA)	
	2017	2018
April	586	494
May	1,495	1,423
June	2,270	2,225
July	3,597	3,233
August	4,730	4,043
September	5,797	4,970
October	6,408	6,027
November	7,152	7,005
December	8,095	7,474
January	8,890	7,998
February	10,006	8,695
March	11,124	9,296
April	11,538	9,423
May	11,540	9,424
June	11,540	9,424

### QUALITY

	Quantity	Base Number	Contract	AT	Region	England
% of FP17s for the same patient ID Re-attending within 3 months - Children	35	1,012	3.5%	12.2%	12.8%	11.9%
% of FP17s for the same patient ID Re-attending within 3 months - Adults	429	4,111	10.4%	15.6%	16.5%	16.0%
% of FP17s for the same patient ID Re-attending between 3 & 9 months - Children	572	1,012	56.5%	54.8%	59.7%	58.3%
% of FP17s for the same patient ID Re-attending between 3 & 9 months - Adults	2,231	4,111	54.3%	50.4%	52.6%	50.3%
% of FP17s for Band 1 Urgent Courses	98	4,963	2.0%	8.8%	9.1%	9.1%
% of FP17s Relating to Free Repair or Replacements	74	4,963	1.5%	1.2%	1.0%	0.8%
% of FP17s Relating to Continuations	148	4,963	3.0%	1.4%	1.2%	1.0%
% of Patients satisfied with the dentistry they have received	5	6	N/A	89.9%	91.6%	91.5%
% of Patients satisfied with the time they had to wait for an appointment	6	6	N/A	87.1%	88.3%	87.9%

\* This is based on patients treated on this contract for their most recent course of treatment. Figures in italics indicate the base number of FP17s or Patient Questionnaire responses are less than 100. N/A is shown where the base number of responses is less than 10 during the period. % is calculated as Quantity/Base number\*100

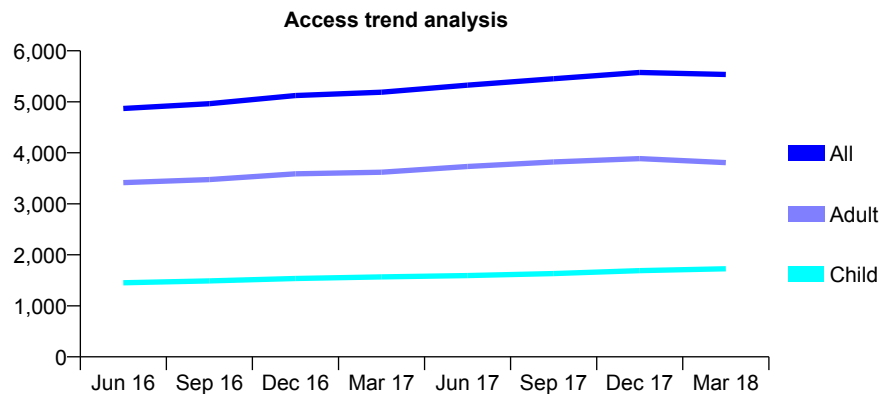
## Q45 - Vital Signs At a Glance Contract Report for 114197/0001 - Year end March 2018

Name or company name	Elliott & McCarthy Dental Surgery
Contract type name	GDS Contract
Purpose of contract	General
Contract start date	01/07/2014
Contract end date	

17/18 Contracted general activity (UDA)	15,793
Carry forward general activity (UDA)	38
17/18 Contracted orthodontic activity (UOA)	0
Carry forward orthodontic activity (UOA)	0
Baseline contract value	£581,791.10

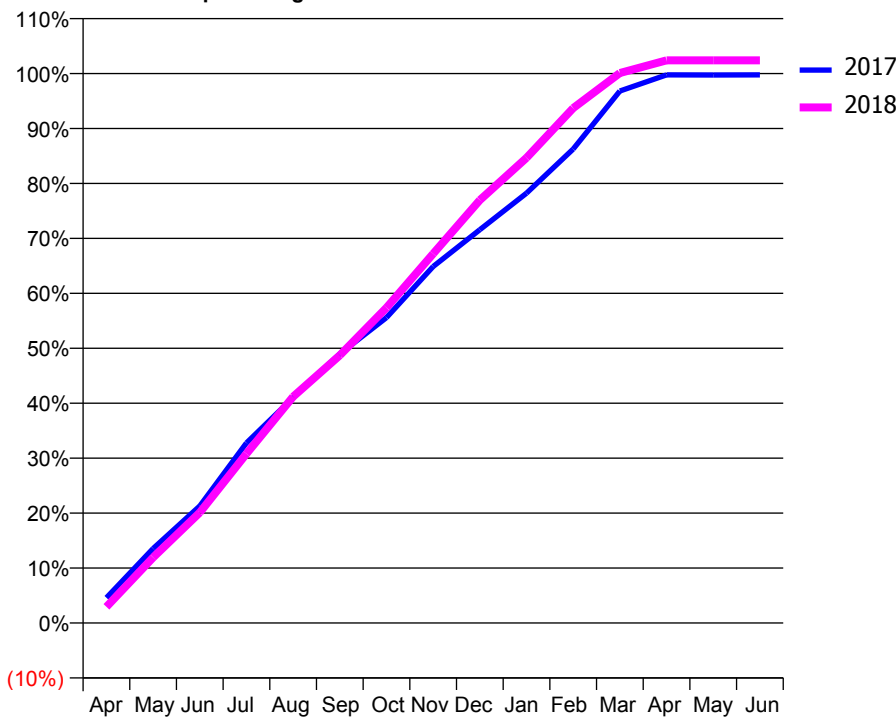
### ACCESS\*

Patients seen in 24 months	Total	Change since previous quarter
Quarter ending March 2017	5,187	
Quarter ending June 2017	5,327	↑
Quarter ending September 2017	5,453	↑
Quarter ending December 2017	5,575	↑
Quarter ending March 2018	5,536	→
<b>Variance since March 2017</b>	<b>6.7%</b>	<b>↑</b>



### ACTIVITY

**Cumulative percentage of contracted UDA delivered 2017 & 2018**



Month	Adjusted Scheduled Activity (UDA)	
	2017	2018
April	726	465
May	2,139	1,882
June	3,361	3,176
July	5,177	4,864
August	6,478	6,505
September	7,734	7,692
October	8,780	9,060
November	10,247	10,614
December	11,304	12,153
January	12,352	13,370
February	13,623	14,798
March	15,289	15,808
April	15,752	16,170
May	15,751	16,170
June	15,755	16,170

### QUALITY

	Quantity	Base Number	Contract	AT	Region	England
% of FP17s for the same patient ID Re-attending within 3 months - Children	151	2,364	6.4%	12.2%	12.8%	11.9%
% of FP17s for the same patient ID Re-attending within 3 months - Adults	794	5,073	15.7%	15.6%	16.5%	16.0%
% of FP17s for the same patient ID Re-attending between 3 & 9 months - Children	1,281	2,364	54.2%	54.8%	59.7%	58.3%
% of FP17s for the same patient ID Re-attending between 3 & 9 months - Adults	2,538	5,073	50.0%	50.4%	52.6%	50.3%
% of FP17s for Band 1 Urgent Courses	546	6,670	8.2%	8.8%	9.1%	9.1%
% of FP17s Relating to Free Repair or Replacements	71	6,670	1.1%	1.2%	1.0%	0.8%
% of FP17s Relating to Continuations	120	6,670	1.8%	1.4%	1.2%	1.0%
% of Patients satisfied with the dentistry they have received	13	14	92.9%	89.9%	91.6%	91.5%
% of Patients satisfied with the time they had to wait for an appointment	13	14	92.9%	87.1%	88.3%	87.9%

\* This is based on patients treated on this contract for their most recent course of treatment. Figures in italics indicate the base number of FP17s or Patient Questionnaire responses are less than 100. N/A is shown where the base number of responses is less than 10 during the period. % is calculated as Quantity/Base number\*100

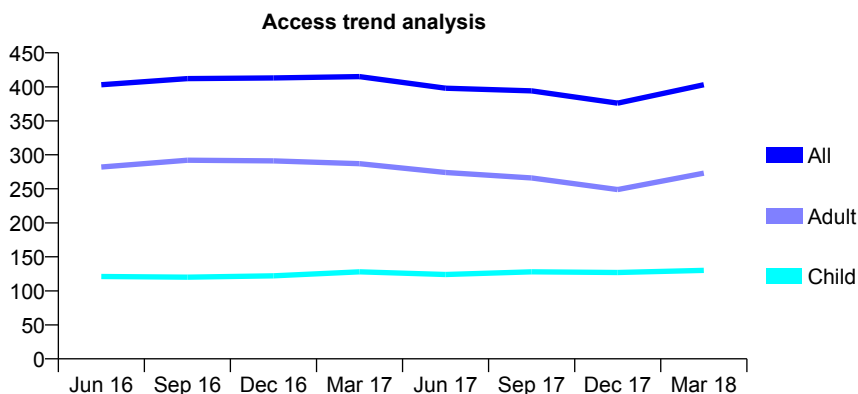
## Q45 - Vital Signs At a Glance Contract Report for 114405/0001 - Year end March 2018

Name or company name	Mr D Lamb
Contract type name	GDS Contract
Purpose of contract	General
Contract start date	01/07/2014
Contract end date	

17/18 Contracted general activity (UDA)	1,221
Carry forward general activity (UDA)	-11
17/18 Contracted orthodontic activity (UOA)	0
Carry forward orthodontic activity (UOA)	0
Baseline contract value	£37,203.05

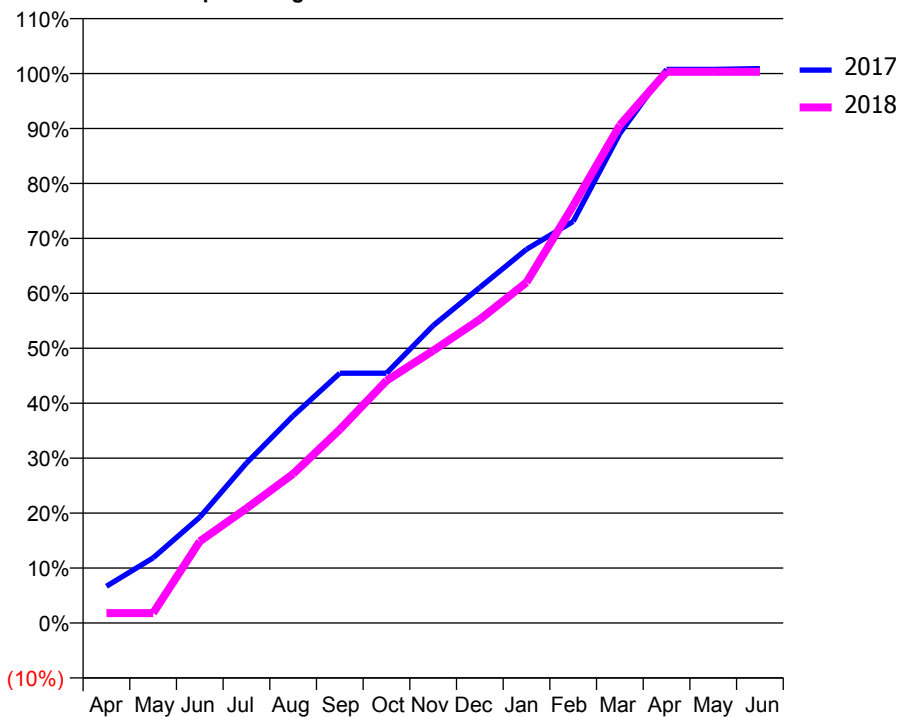
### ACCESS\*

Patients seen in 24 months	Total	Change since previous quarter
Quarter ending March 2017	415	
Quarter ending June 2017	398	↓
Quarter ending September 2017	394	↓
Quarter ending December 2017	376	↓
Quarter ending March 2018	403	↑
<b>Variance since March 2017</b>	<b>(2.9%)</b>	<b>↓</b>



### ACTIVITY

Cumulative percentage of contracted UDA delivered 2017 & 2018



Month	Adjusted Scheduled Activity (UDA)	
	2017	2018
April	82	22
May	145	22
June	235	181
July	355	255
August	460	331
September	555	430
October	555	538
November	661	605
December	746	675
January	830	757
February	892	927
March	1,088	1,106
April	1,230	1,225
May	1,230	1,225
June	1,232	1,225

### QUALITY

	Quantity	Base Number	Contract	AT	Region	England
% of FP17s for the same patient ID Re-attending within 3 months - Children	29	234	12.4%	12.2%	12.8%	11.9%
% of FP17s for the same patient ID Re-attending within 3 months - Adults	62	334	18.6%	15.6%	16.5%	16.0%
% of FP17s for the same patient ID Re-attending between 3 & 9 months - Children	151	234	64.5%	54.8%	59.7%	58.3%
% of FP17s for the same patient ID Re-attending between 3 & 9 months - Adults	134	334	40.1%	50.4%	52.6%	50.3%
% of FP17s for Band 1 Urgent Courses	95	555	17.1%	8.8%	9.1%	9.1%
% of FP17s Relating to Free Repair or Replacements	3	555	0.5%	1.2%	1.0%	0.8%
% of FP17s Relating to Continuations	0	555	0.0%	1.4%	1.2%	1.0%
% of Patients satisfied with the dentistry they have received	0	0	N/A	89.9%	91.6%	91.5%
% of Patients satisfied with the time they had to wait for an appointment	0	0	N/A	87.1%	88.3%	87.9%

\* This is based on patients treated on this contract for their most recent course of treatment. Figures in italics indicate the base number of FP17s or Patient Questionnaire responses are less than 100. N/A is shown where the base number of responses is less than 10 during the period. % is calculated as Quantity/Base number\*100



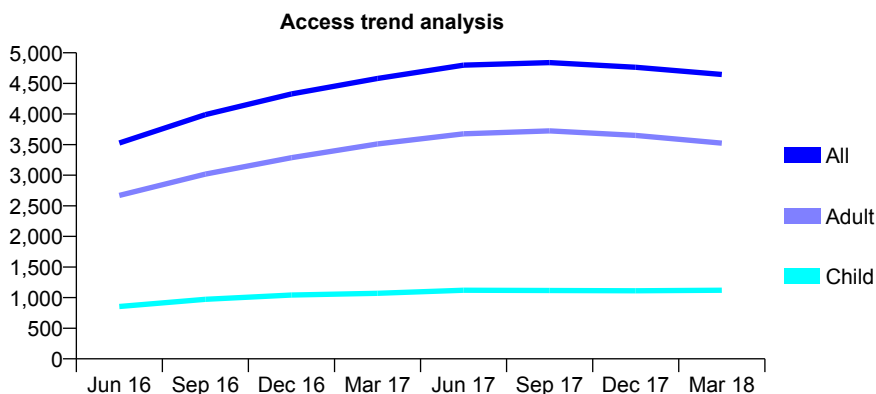
## Q45 - Vital Signs At a Glance Contract Report for 115134/0001 - Year end March 2018

Name or company name	Grace Dental Care Partnership
Contract type name	GDS Contract
Purpose of contract	General
Contract start date	01/11/2015
Contract end date	

17/18 Contracted general activity (UDA)	13,542
Carry forward general activity (UDA)	-254
17/18 Contracted orthodontic activity (UOA)	0
Carry forward orthodontic activity (UOA)	0
Baseline contract value	£351,606.59

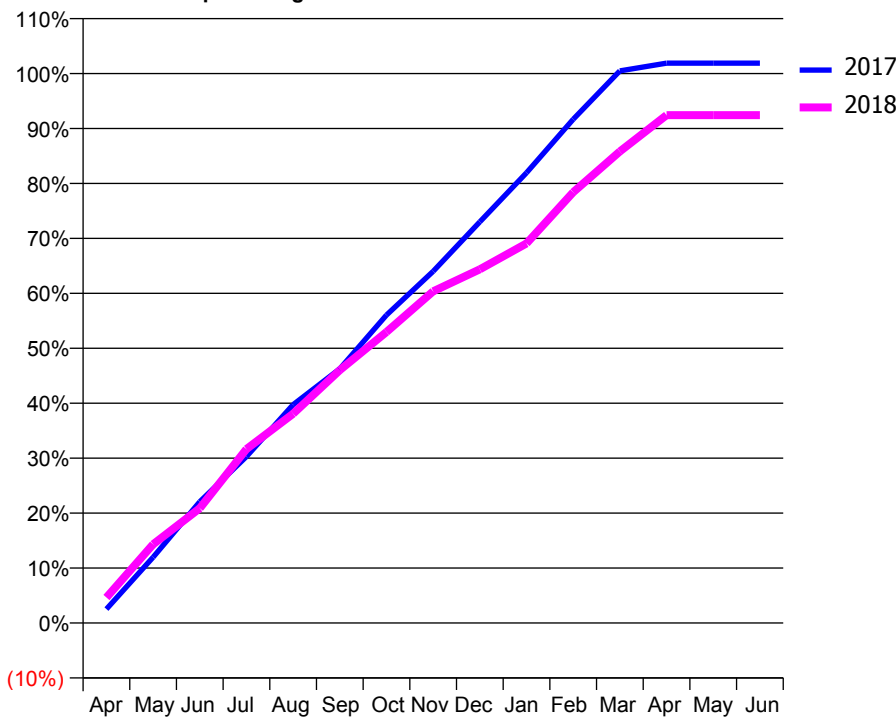
### ACCESS\*

Patients seen in 24 months	Total	Change since previous quarter
Quarter ending March 2017	4,581	
Quarter ending June 2017	4,798	↑
Quarter ending September 2017	4,840	→
Quarter ending December 2017	4,763	↓
Quarter ending March 2018	4,647	↓
<b>Variance since March 2017</b>	<b>1.4%</b>	<b>→</b>



### ACTIVITY

Cumulative percentage of contracted UDA delivered 2017 & 2018



Month	Adjusted Scheduled Activity (UDA)	
	2017	2018
April	343	628
May	1,621	1,942
June	2,988	2,828
July	4,102	4,286
August	5,380	5,158
September	6,265	6,234
October	7,590	7,174
November	8,667	8,173
December	9,887	8,716
January	11,095	9,353
February	12,413	10,615
March	13,606	11,622
April	13,796	12,515
May	13,796	12,515
June	13,796	12,515

### QUALITY

	Quantity	Base Number	Contract	AT	Region	England
% of FP17s for the same patient ID Re-attending within 3 months - Children	49	1,412	3.5%	12.2%	12.8%	11.9%
% of FP17s for the same patient ID Re-attending within 3 months - Adults	474	4,574	10.4%	15.6%	16.5%	16.0%
% of FP17s for the same patient ID Re-attending between 3 & 9 months - Children	718	1,412	50.8%	54.8%	59.7%	58.3%
% of FP17s for the same patient ID Re-attending between 3 & 9 months - Adults	2,516	4,574	55.0%	50.4%	52.6%	50.3%
% of FP17s for Band 1 Urgent Courses	247	6,263	3.9%	8.8%	9.1%	9.1%
% of FP17s Relating to Free Repair or Replacements	44	6,263	0.7%	1.2%	1.0%	0.8%
% of FP17s Relating to Continuations	15	6,263	0.2%	1.4%	1.2%	1.0%
% of Patients satisfied with the dentistry they have received	4	5	N/A	89.9%	91.6%	91.5%
% of Patients satisfied with the time they had to wait for an appointment	4	5	N/A	87.1%	88.3%	87.9%

\* This is based on patients treated on this contract for their most recent course of treatment. Figures in italics indicate the base number of FP17s or Patient Questionnaire responses are less than 100. N/A is shown where the base number of responses is less than 10 during the period. % is calculated as Quantity/Base number\*100

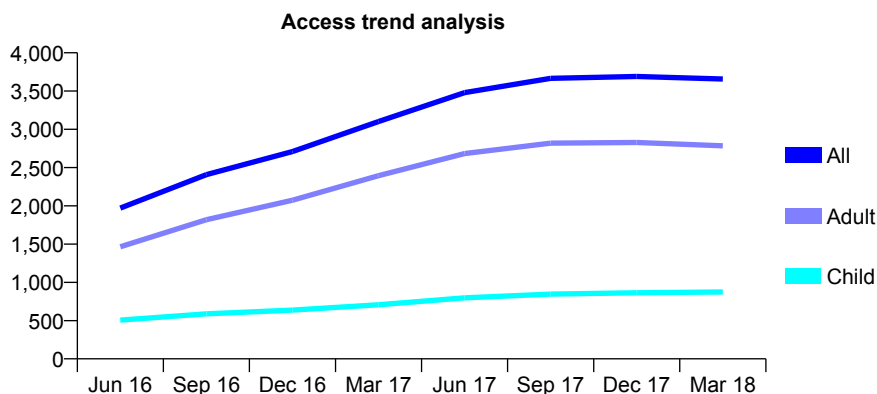
## Q45 - Vital Signs At a Glance Contract Report for 115134/0002 - Year end March 2018

Name or company name	Grace Dental Care Partnership
Contract type name	GDS Contract
Purpose of contract	General
Contract start date	01/11/2015
Contract end date	

17/18 Contracted general activity (UDA)	13,675
Carry forward general activity (UDA)	0
17/18 Contracted orthodontic activity (UOA)	0
Carry forward orthodontic activity (UOA)	0
Baseline contract value	£515,005.30

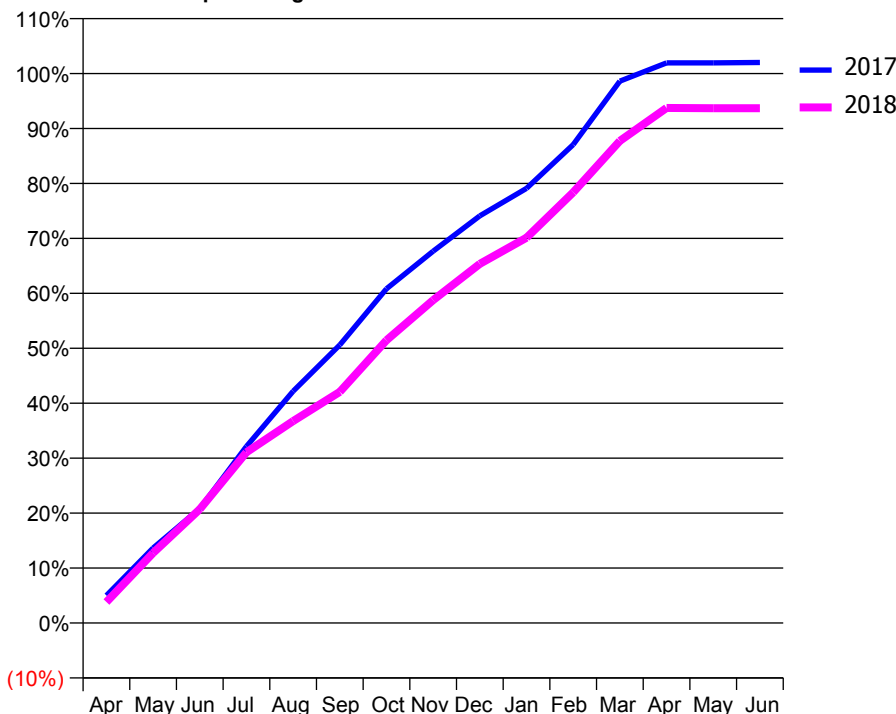
### ACCESS\*

Patients seen in 24 months	Total	Change since previous quarter
Quarter ending March 2017	3,101	
Quarter ending June 2017	3,480	↑
Quarter ending September 2017	3,667	↑
Quarter ending December 2017	3,691	→
Quarter ending March 2018	3,658	→
<b>Variance since March 2017</b>	<b>18.0%</b>	<b>↑</b>



### ACTIVITY

Cumulative percentage of contracted UDA delivered 2017 & 2018



Month	Adjusted Scheduled Activity (UDA)	
	2017	2018
April	684	521
May	1,865	1,745
June	2,848	2,832
July	4,395	4,251
August	5,768	5,025
September	6,920	5,754
October	8,318	7,037
November	9,255	8,035
December	10,133	8,939
January	10,817	9,587
February	11,906	10,718
March	13,483	11,996
April	13,940	12,818
May	13,940	12,811
June	13,951	12,812

### QUALITY

	Quantity	Base Number	Contract	AT	Region	England
% of FP17s for the same patient ID Re-attending within 3 months - Children	43	976	4.4%	12.2%	12.8%	11.9%
% of FP17s for the same patient ID Re-attending within 3 months - Adults	415	3,075	13.5%	15.6%	16.5%	16.0%
% of FP17s for the same patient ID Re-attending between 3 & 9 months - Children	335	976	34.3%	54.8%	59.7%	58.3%
% of FP17s for the same patient ID Re-attending between 3 & 9 months - Adults	1,181	3,075	38.4%	50.4%	52.6%	50.3%
% of FP17s for Band 1 Urgent Courses	410	4,128	9.9%	8.8%	9.1%	9.1%
% of FP17s Relating to Free Repair or Replacements	45	4,128	1.1%	1.2%	1.0%	0.8%
% of FP17s Relating to Continuations	64	4,128	1.6%	1.4%	1.2%	1.0%
% of Patients satisfied with the dentistry they have received	5	5	N/A	89.9%	91.6%	91.5%
% of Patients satisfied with the time they had to wait for an appointment	3	5	N/A	87.1%	88.3%	87.9%

\* This is based on patients treated on this contract for their most recent course of treatment. Figures in italics indicate the base number of FP17s or Patient Questionnaire responses are less than 100. N/A is shown where the base number of responses is less than 10 during the period. % is calculated as Quantity/Base number\*100

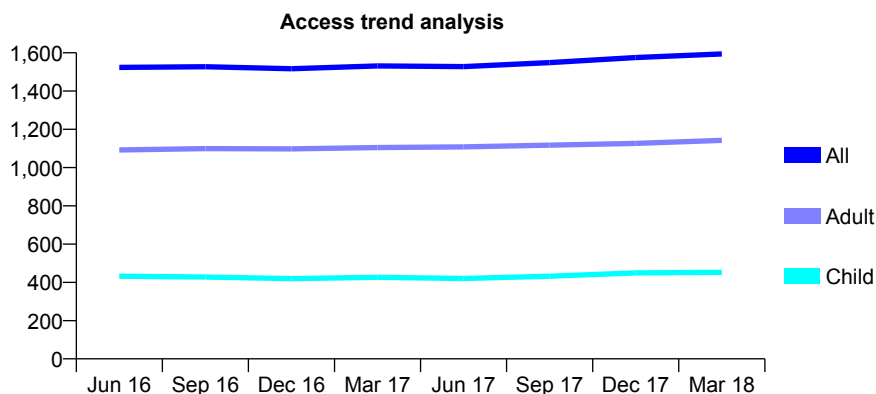
## Q45 - Vital Signs At a Glance Contract Report for 116491/0001 - Year end March 2018

Name or company name	Toothwise Ltd.
Contract type name	GDS Contract
Purpose of contract	General
Contract start date	01/04/2009
Contract end date	

17/18 Contracted general activity (UDA)	4,589
Carry forward general activity (UDA)	0
17/18 Contracted orthodontic activity (UOA)	0
Carry forward orthodontic activity (UOA)	0
Baseline contract value	£157,724.19

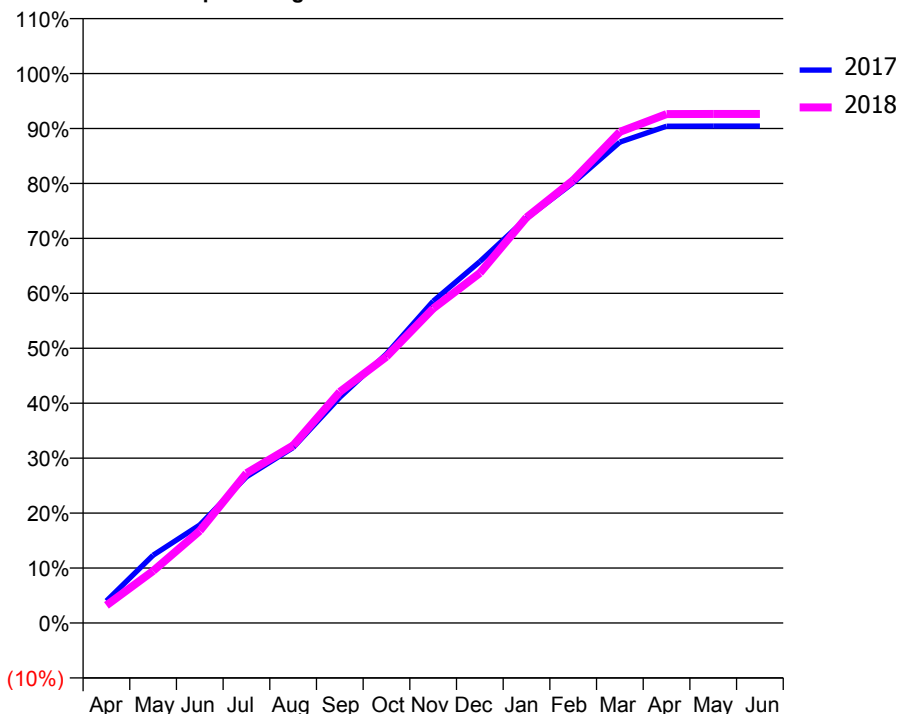
### ACCESS\*

Patients seen in 24 months	Total	Change since previous quarter
Quarter ending March 2017	1,531	
Quarter ending June 2017	1,528	→
Quarter ending September 2017	1,549	→
Quarter ending December 2017	1,575	→
Quarter ending March 2018	1,594	→
<b>Variance since March 2017</b>	<b>4.1%</b>	<b>↑</b>



### ACTIVITY

Cumulative percentage of contracted UDA delivered 2017 & 2018



Adjusted Scheduled Activity (UDA)

Month	2017	2018
April	184	148
May	566	435
June	819	770
July	1,221	1,251
August	1,465	1,482
September	1,884	1,930
October	2,247	2,224
November	2,688	2,626
December	3,019	2,923
January	3,381	3,387
February	3,677	3,698
March	4,016	4,102
April	4,149	4,250
May	4,150	4,251
June	4,150	4,251

### QUALITY

	Quantity	Base Number	Contract	AT	Region	England
% of FP17s for the same patient ID Re-attending within 3 months - Children	32	782	4.1%	12.2%	12.8%	11.9%
% of FP17s for the same patient ID Re-attending within 3 months - Adults	170	1,663	10.2%	15.6%	16.5%	16.0%
% of FP17s for the same patient ID Re-attending between 3 & 9 months - Children	560	782	71.6%	54.8%	59.7%	58.3%
% of FP17s for the same patient ID Re-attending between 3 & 9 months - Adults	1,040	1,663	62.5%	50.4%	52.6%	50.3%
% of FP17s for Band 1 Urgent Courses	10	2,449	0.4%	8.8%	9.1%	9.1%
% of FP17s Relating to Free Repair or Replacements	7	2,449	0.3%	1.2%	1.0%	0.8%
% of FP17s Relating to Continuations	1	2,449	0.0%	1.4%	1.2%	1.0%
% of Patients satisfied with the dentistry they have received	4	4	N/A	89.9%	91.6%	91.5%
% of Patients satisfied with the time they had to wait for an appointment	4	4	N/A	87.1%	88.3%	87.9%

\* This is based on patients treated on this contract for their most recent course of treatment. Figures in italics indicate the base number of FP17s or Patient Questionnaire responses are less than 100. N/A is shown where the base number of responses is less than 10 during the period. % is calculated as Quantity/Base number\*100

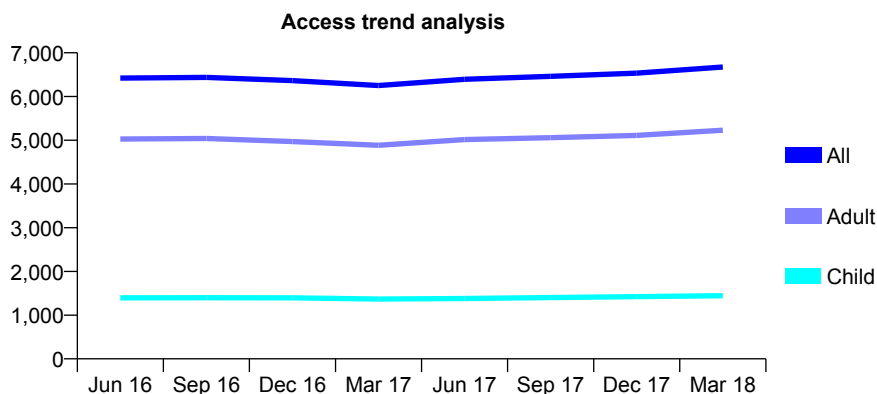
## Q45 - Vital Signs At a Glance Contract Report for 118060/0002 - Year end March 2018

Name or company name	Genix Healthcare Ltd
Contract type name	GDS Contract
Purpose of contract	General
Contract start date	07/09/2006
Contract end date	

17/18 Contracted general activity (UDA)	20,500
Carry forward general activity (UDA)	0
17/18 Contracted orthodontic activity (UOA)	0
Carry forward orthodontic activity (UOA)	0
Baseline contract value	£529,365.33

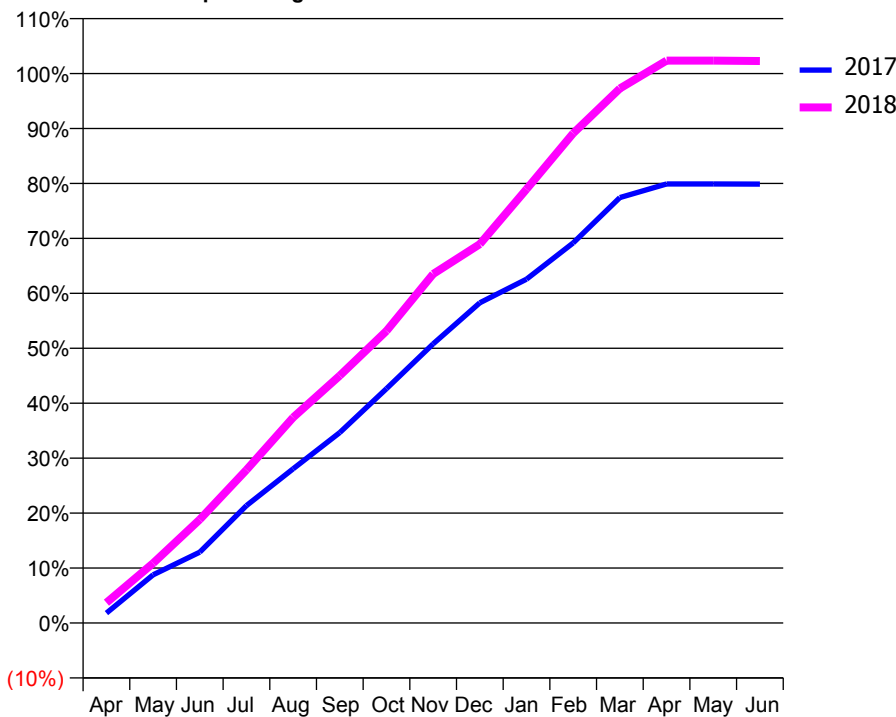
### ACCESS\*

Patients seen in 24 months	Total	Change since previous quarter
Quarter ending March 2017	6,251	
Quarter ending June 2017	6,396	↑
Quarter ending September 2017	6,461	→
Quarter ending December 2017	6,535	→
Quarter ending March 2018	6,674	↑
<b>Variance since March 2017</b>	<b>6.8%</b>	<b>↑</b>



### ACTIVITY

Cumulative percentage of contracted UDA delivered 2017 & 2018



Month	Adjusted Scheduled Activity (UDA)	
	2017	2018
April	369	761
May	1,798	2,229
June	2,642	3,862
July	4,378	5,713
August	5,754	7,667
September	7,109	9,232
October	8,744	10,896
November	10,414	13,021
December	11,949	14,138
January	12,825	16,188
February	14,180	18,267
March	15,873	19,941
April	16,377	20,982
May	16,379	20,983
June	16,375	20,966

### QUALITY

	Quantity	Base Number	Contract	AT	Region	England
% of FP17s for the same patient ID Re-attending within 3 months - Children	113	2,342	4.8%	12.2%	12.8%	11.9%
% of FP17s for the same patient ID Re-attending within 3 months - Adults	779	8,036	9.7%	15.6%	16.5%	16.0%
% of FP17s for the same patient ID Re-attending between 3 & 9 months - Children	1,538	2,342	65.7%	54.8%	59.7%	58.3%
% of FP17s for the same patient ID Re-attending between 3 & 9 months - Adults	5,043	8,036	62.8%	50.4%	52.6%	50.3%
% of FP17s for Band 1 Urgent Courses	430	10,570	4.1%	8.8%	9.1%	9.1%
% of FP17s Relating to Free Repair or Replacements	144	10,570	1.4%	1.2%	1.0%	0.8%
% of FP17s Relating to Continuations	82	10,570	0.8%	1.4%	1.2%	1.0%
% of Patients satisfied with the dentistry they have received	12	13	92.3%	89.9%	91.6%	91.5%
% of Patients satisfied with the time they had to wait for an appointment	12	13	92.3%	87.1%	88.3%	87.9%

\* This is based on patients treated on this contract for their most recent course of treatment. Figures in italics indicate the base number of FP17s or Patient Questionnaire responses are less than 100. N/A is shown where the base number of responses is less than 10 during the period. % is calculated as Quantity/Base number\*100

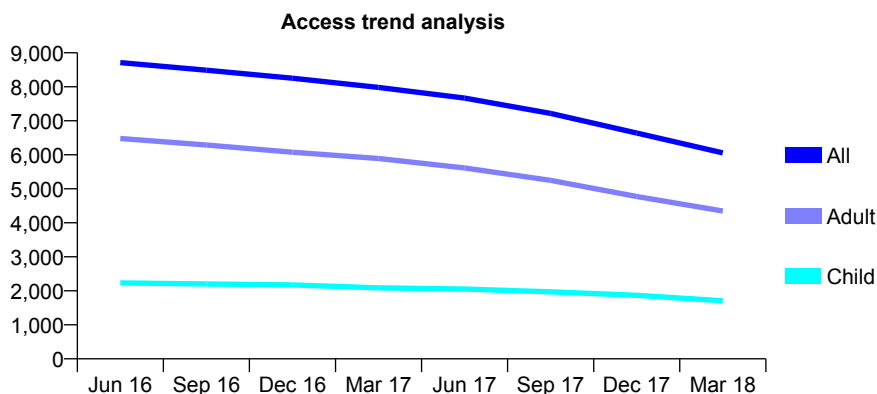
## Q45 - Vital Signs At a Glance Contract Report for 118060/0003 - Year end March 2018

Name or company name	Genix Healthcare Ltd
Contract type name	GDS Contract
Purpose of contract	General
Contract start date	04/10/2006
Contract end date	

17/18 Contracted general activity (UDA)	33,015
Carry forward general activity (UDA)	0
17/18 Contracted orthodontic activity (UOA)	0
Carry forward orthodontic activity (UOA)	0
Baseline contract value	£743,507.41

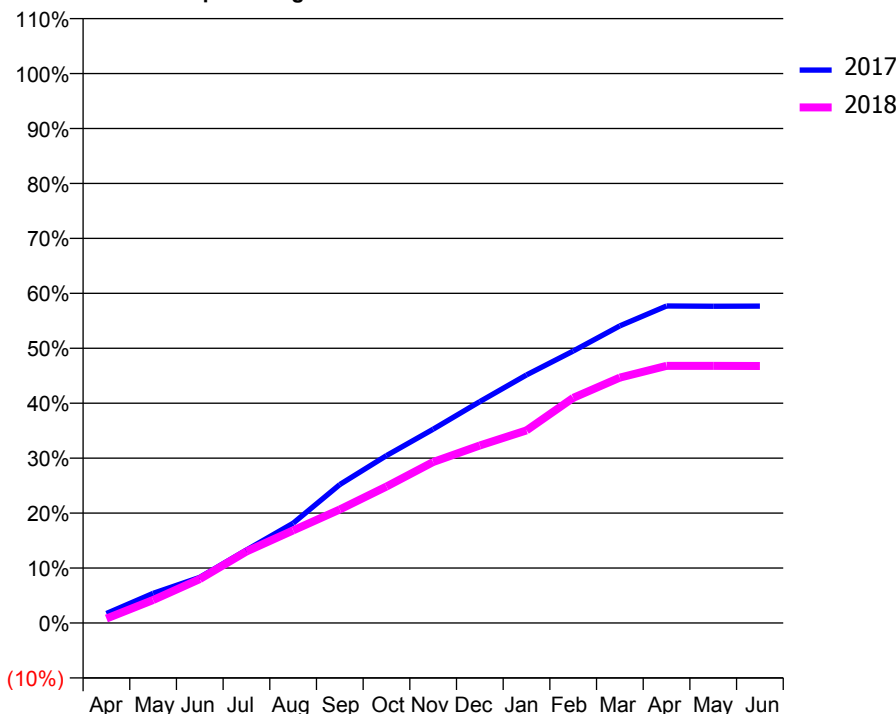
### ACCESS\*

Patients seen in 24 months	Total	Change since previous quarter
Quarter ending March 2017	7,981	
Quarter ending June 2017	7,668	↓
Quarter ending September 2017	7,217	↓
Quarter ending December 2017	6,643	↓
Quarter ending March 2018	6,056	↓
<b>Variance since March 2017</b>	<b>(24.1%)</b>	<b>↓</b>



### ACTIVITY

Cumulative percentage of contracted UDA delivered 2017 & 2018



Month	Adjusted Scheduled Activity (UDA)	
	2017	2018
April	575	272
May	1,782	1,383
June	2,743	2,638
July	4,387	4,298
August	5,994	5,564
September	8,317	6,822
October	10,062	8,198
November	11,646	9,677
December	13,302	10,664
January	14,910	11,576
February	16,341	13,525
March	17,851	14,748
April	19,044	15,452
May	19,036	15,452
June	19,038	15,445

### QUALITY

	Quantity	Base Number	Contract	AT	Region	England
% of FP17s for the same patient ID Re-attending within 3 months - Children	171	2,222	7.7%	12.2%	12.8%	11.9%
% of FP17s for the same patient ID Re-attending within 3 months - Adults	664	4,917	13.5%	15.6%	16.5%	16.0%
% of FP17s for the same patient ID Re-attending between 3 & 9 months - Children	1,137	2,222	51.2%	54.8%	59.7%	58.3%
% of FP17s for the same patient ID Re-attending between 3 & 9 months - Adults	2,648	4,917	53.9%	50.4%	52.6%	50.3%
% of FP17s for Band 1 Urgent Courses	565	6,880	8.2%	8.8%	9.1%	9.1%
% of FP17s Relating to Free Repair or Replacements	38	6,880	0.6%	1.2%	1.0%	0.8%
% of FP17s Relating to Continuations	4	6,880	0.1%	1.4%	1.2%	1.0%
% of Patients satisfied with the dentistry they have received	5	6	N/A	89.9%	91.6%	91.5%
% of Patients satisfied with the time they had to wait for an appointment	4	6	N/A	87.1%	88.3%	87.9%

\* This is based on patients treated on this contract for their most recent course of treatment. Figures in italics indicate the base number of FP17s or Patient Questionnaire responses are less than 100. N/A is shown where the base number of responses is less than 10 during the period. % is calculated as Quantity/Base number\*100

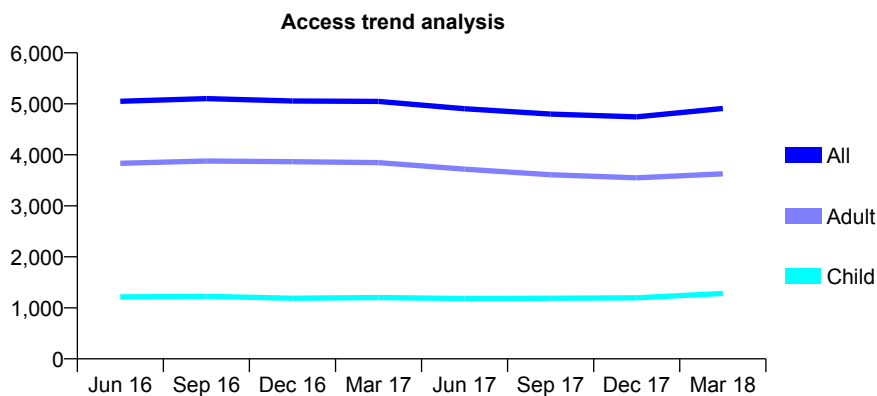
## Q45 - Vital Signs At a Glance Contract Report for 118060/0008 - Year end March 2018

Name or company name	Genix Healthcare Ltd
Contract type name	GDS Contract
Purpose of contract	General
Contract start date	01/12/2006
Contract end date	

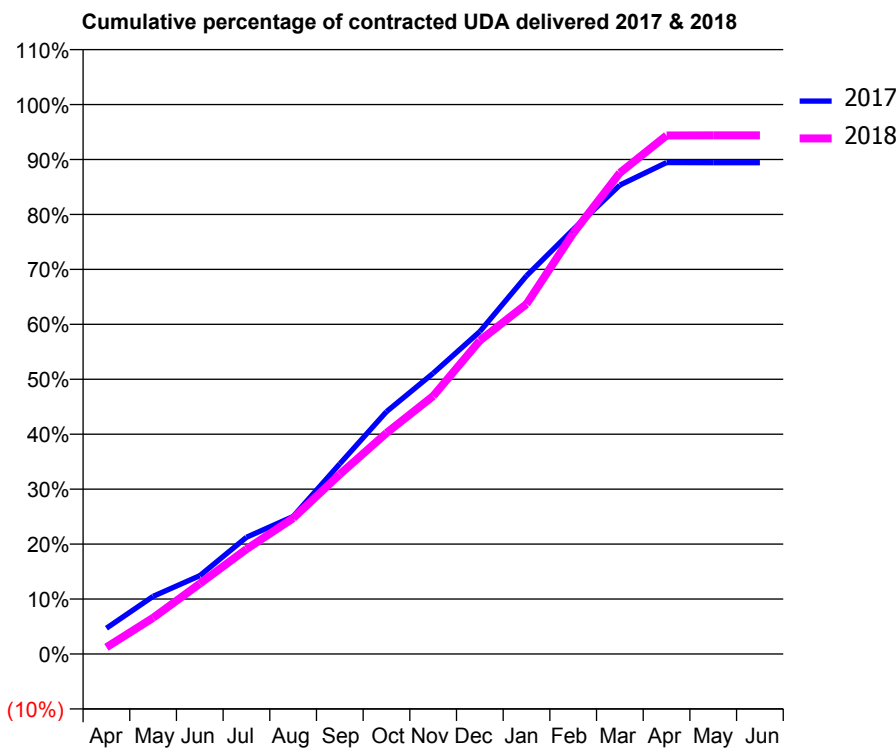
17/18 Contracted general activity (UDA)	16,597
Carry forward general activity (UDA)	257
17/18 Contracted orthodontic activity (UOA)	0
Carry forward orthodontic activity (UOA)	0
Baseline contract value	£419,431.42

### ACCESS\*

Patients seen in 24 months	Total	Change since previous quarter
Quarter ending March 2017	5,048	
Quarter ending June 2017	4,902	↓
Quarter ending September 2017	4,798	↓
Quarter ending December 2017	4,743	↓
Quarter ending March 2018	4,909	↑
<b>Variance since March 2017</b>	<b>(2.8%)</b>	<b>↓</b>



### ACTIVITY



Month	Adjusted Scheduled Activity (UDA)	
	2017	2018
April	780	202
May	1,741	1,094
June	2,366	2,123
July	3,524	3,167
August	4,154	4,100
September	5,745	5,426
October	7,319	6,676
November	8,478	7,790
December	9,741	9,466
January	11,426	10,572
February	12,823	12,708
March	14,162	14,535
April	14,845	15,663
May	14,839	15,664
June	14,840	15,664

### QUALITY

	Quantity	Base Number	Contract	AT	Region	England
% of FP17s for the same patient ID Re-attending within 3 months - Children	130	1,653	7.9%	12.2%	12.8%	11.9%
% of FP17s for the same patient ID Re-attending within 3 months - Adults	452	4,274	10.6%	15.6%	16.5%	16.0%
% of FP17s for the same patient ID Re-attending between 3 & 9 months - Children	831	1,653	50.3%	54.8%	59.7%	58.3%
% of FP17s for the same patient ID Re-attending between 3 & 9 months - Adults	2,321	4,274	54.3%	50.4%	52.6%	50.3%
% of FP17s for Band 1 Urgent Courses	562	6,001	9.4%	8.8%	9.1%	9.1%
% of FP17s Relating to Free Repair or Replacements	26	6,001	0.4%	1.2%	1.0%	0.8%
% of FP17s Relating to Continuations	9	6,001	0.1%	1.4%	1.2%	1.0%
% of Patients satisfied with the dentistry they have received	7	7	N/A	89.9%	91.6%	91.5%
% of Patients satisfied with the time they had to wait for an appointment	5	7	N/A	87.1%	88.3%	87.9%

\* This is based on patients treated on this contract for their most recent course of treatment. Figures in italics indicate the base number of FP17s or Patient Questionnaire responses are less than 100. N/A is shown where the base number of responses is less than 10 during the period. % is calculated as Quantity/Base number\*100

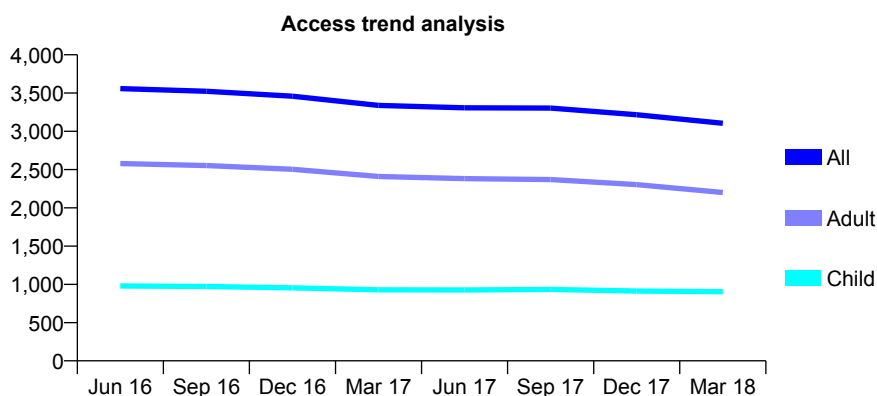
## Q45 - Vital Signs At a Glance Contract Report for 118060/0019 - Year end March 2018

Name or company name	Genix Healthcare Ltd
Contract type name	PDS Plus Contract
Purpose of contract	General
Contract start date	01/04/2010
Contract end date	31/03/2018

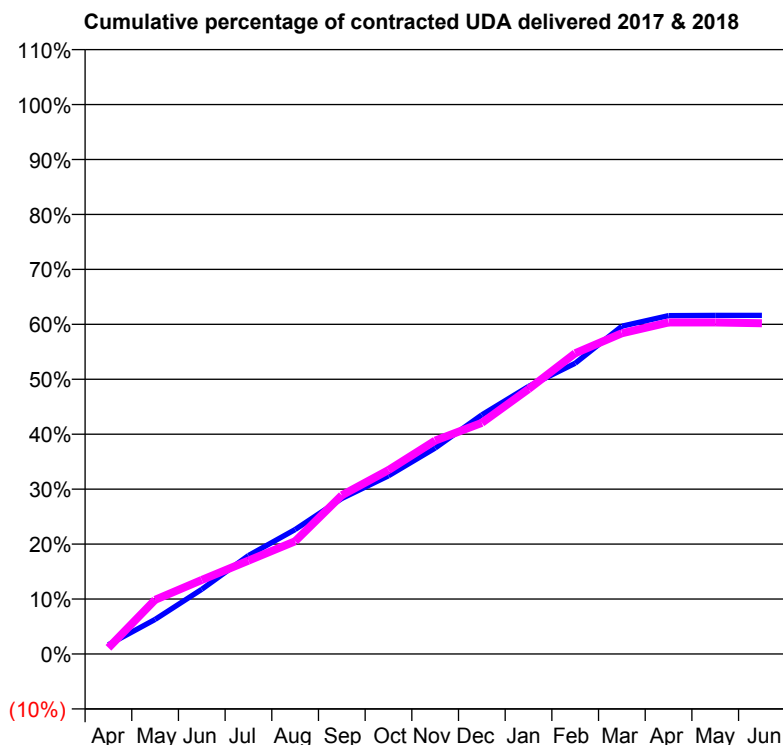
17/18 Contracted general activity (UDA)	12,000
Carry forward general activity (UDA)	0
17/18 Contracted orthodontic activity (UOA)	0
Carry forward orthodontic activity (UOA)	0
Baseline contract value	£321,643.67

### ACCESS\*

Patients seen in 24 months	Total	Change since previous quarter
Quarter ending March 2017	3,338	
Quarter ending June 2017	3,308	→
Quarter ending September 2017	3,304	→
Quarter ending December 2017	3,217	↓
Quarter ending March 2018	3,105	↓
<b>Variance since March 2017</b>	<b>(7.0%)</b>	<b>↓</b>



### ACTIVITY



Month	Adjusted Scheduled Activity (UDA)	
	2017	2018
April	201	136
May	756	1,183
June	1,415	1,616
July	2,150	2,039
August	2,719	2,461
September	3,398	3,467
October	3,891	4,018
November	4,498	4,661
December	5,222	5,049
January	5,844	5,786
February	6,348	6,569
March	7,158	7,005
April	7,389	7,240
May	7,394	7,240
June	7,394	7,225

### QUALITY

	Quantity	Base Number	Contract	AT	Region	England
% of FP17s for the same patient ID Re-attending within 3 months - Children	32	1,274	2.5%	12.2%	12.8%	11.9%
% of FP17s for the same patient ID Re-attending within 3 months - Adults	142	2,418	5.9%	15.6%	16.5%	16.0%
% of FP17s for the same patient ID Re-attending between 3 & 9 months - Children	765	1,274	60.0%	54.8%	59.7%	58.3%
% of FP17s for the same patient ID Re-attending between 3 & 9 months - Adults	998	2,418	41.3%	50.4%	52.6%	50.3%
% of FP17s for Band 1 Urgent Courses	93	3,710	2.5%	8.8%	9.1%	9.1%
% of FP17s Relating to Free Repair or Replacements	40	3,710	1.1%	1.2%	1.0%	0.8%
% of FP17s Relating to Continuations	31	3,710	0.8%	1.4%	1.2%	1.0%
% of Patients satisfied with the dentistry they have received	3	3	N/A	89.9%	91.6%	91.5%
% of Patients satisfied with the time they had to wait for an appointment	3	3	N/A	87.1%	88.3%	87.9%

\* This is based on patients treated on this contract for their most recent course of treatment. Figures in italics indicate the base number of FP17s or Patient Questionnaire responses are less than 100. N/A is shown where the base number of responses is less than 10 during the period. % is calculated as Quantity/Base number\*100



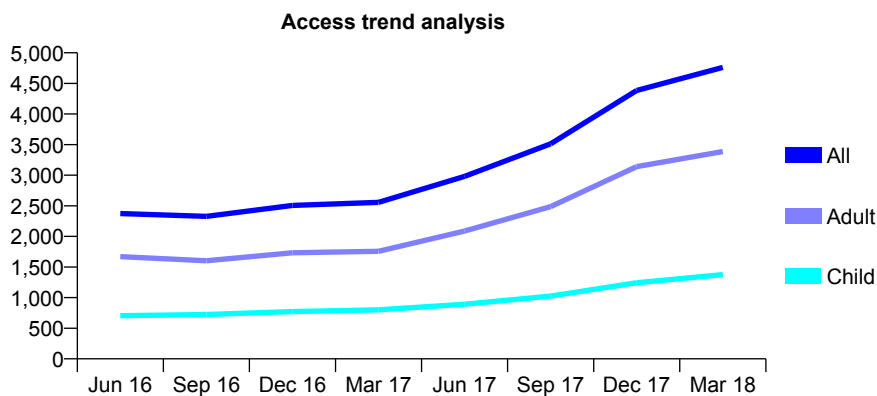
## Q45 - Vital Signs At a Glance Contract Report for 122904/0001 - Year end March 2018

Name or company name	Harrowgate Hill Dental Practice
Contract type name	GDS Contract
Purpose of contract	General
Contract start date	01/04/2014
Contract end date	

17/18 Contracted general activity (UDA)	18,666
Carry forward general activity (UDA)	194
17/18 Contracted orthodontic activity (UOA)	0
Carry forward orthodontic activity (UOA)	0
Baseline contract value	£479,159.40

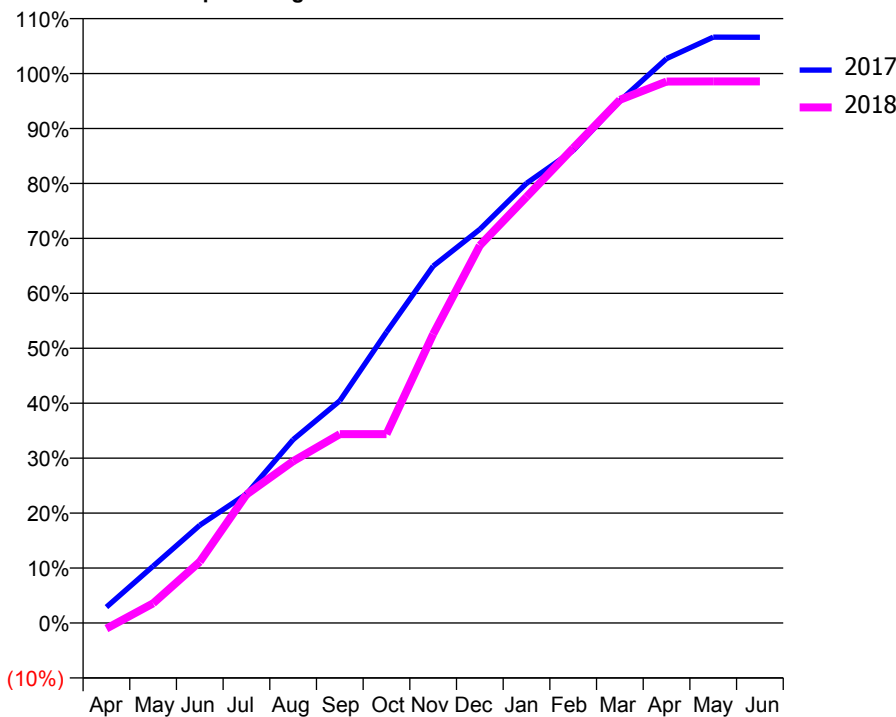
### ACCESS\*

Patients seen in 24 months	Total	Change since previous quarter
Quarter ending March 2017	2,556	
Quarter ending June 2017	2,982	↑
Quarter ending September 2017	3,512	↑
Quarter ending December 2017	4,384	↑
Quarter ending March 2018	4,762	↑
<b>Variance since March 2017</b>	<b>86.3%</b>	<b>↑</b>



### ACTIVITY

**Cumulative percentage of contracted UDA delivered 2017 & 2018**



Month	Adjusted Scheduled Activity (UDA)	
	2017	2018
April	214	-194
May	763	670
June	1,312	2,079
July	1,729	4,364
August	2,458	5,495
September	2,979	6,418
October	3,899	6,418
November	4,785	9,815
December	5,277	12,827
January	5,894	14,474
February	6,334	16,134
March	6,999	17,773
April	7,565	18,395
May	7,853	18,396
June	7,852	18,399

### QUALITY

	Quantity	Base Number	Contract	AT	Region	England
% of FP17s for the same patient ID Re-attending within 3 months - Children	236	2,539	9.3%	12.2%	12.8%	11.9%
% of FP17s for the same patient ID Re-attending within 3 months - Adults	760	5,196	14.6%	15.6%	16.5%	16.0%
% of FP17s for the same patient ID Re-attending between 3 & 9 months - Children	1,380	2,539	54.4%	54.8%	59.7%	58.3%
% of FP17s for the same patient ID Re-attending between 3 & 9 months - Adults	2,009	5,196	38.7%	50.4%	52.6%	50.3%
% of FP17s for Band 1 Urgent Courses	497	7,530	6.6%	8.8%	9.1%	9.1%
% of FP17s Relating to Free Repair or Replacements	62	7,530	0.8%	1.2%	1.0%	0.8%
% of FP17s Relating to Continuations	173	7,530	2.3%	1.4%	1.2%	1.0%
% of Patients satisfied with the dentistry they have received	7	7	N/A	89.9%	91.6%	91.5%
% of Patients satisfied with the time they had to wait for an appointment	6	7	N/A	87.1%	88.3%	87.9%

\* This is based on patients treated on this contract for their most recent course of treatment. Figures in italics indicate the base number of FP17s or Patient Questionnaire responses are less than 100. N/A is shown where the base number of responses is less than 10 during the period. % is calculated as Quantity/Base number\*100

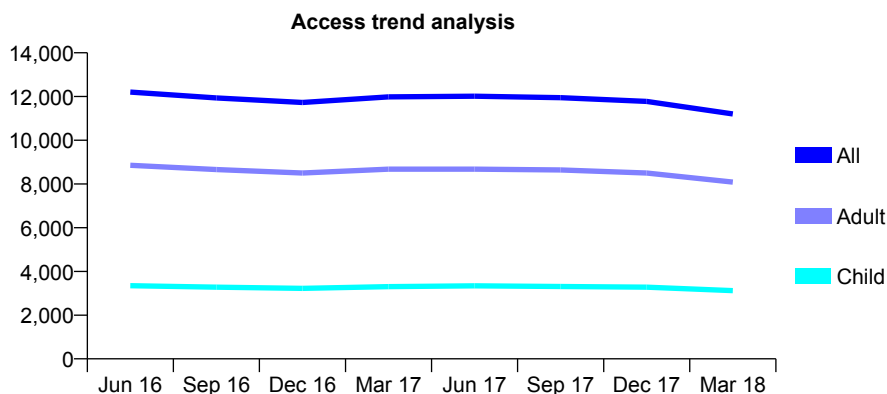
## Q45 - Vital Signs At a Glance Contract Report for 124613/0001 - Year end March 2018

Name or company name	Peterlee Dental Practice Partnership
Contract type name	GDS Contract
Purpose of contract	General
Contract start date	01/08/2013
Contract end date	

17/18 Contracted general activity (UDA)	24,722
Carry forward general activity (UDA)	0
17/18 Contracted orthodontic activity (UOA)	0
Carry forward orthodontic activity (UOA)	0
Baseline contract value	£786,219.20

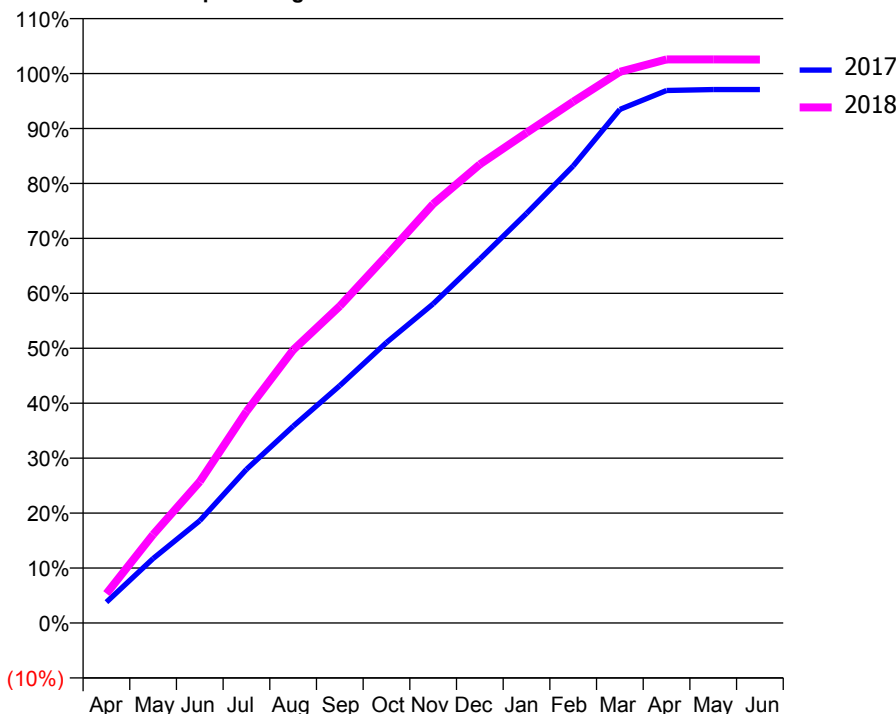
### ACCESS\*

Patients seen in 24 months	Total	Change since previous quarter
Quarter ending March 2017	11,985	
Quarter ending June 2017	12,015	→
Quarter ending September 2017	11,950	→
Quarter ending December 2017	11,779	↓
Quarter ending March 2018	11,203	↓
<b>Variance since March 2017</b>	<b>(6.5%)</b>	<b>↓</b>



### ACTIVITY

Cumulative percentage of contracted UDA delivered 2017 & 2018



Month	Adjusted Scheduled Activity (UDA)	
	2017	2018
April	1,317	1,325
May	4,076	3,983
June	6,471	6,360
July	9,711	9,515
August	12,429	12,284
September	15,001	14,258
October	17,721	16,527
November	20,170	18,852
December	22,999	20,633
January	25,877	22,059
February	28,879	23,455
March	32,456	24,797
April	33,646	25,353
May	33,705	25,354
June	33,705	25,349

### QUALITY

	Quantity	Base Number	Contract	AT	Region	England
% of FP17s for the same patient ID Re-attending within 3 months - Children	221	3,818	5.8%	12.2%	12.8%	11.9%
% of FP17s for the same patient ID Re-attending within 3 months - Adults	824	8,617	9.6%	15.6%	16.5%	16.0%
% of FP17s for the same patient ID Re-attending between 3 & 9 months - Children	2,224	3,818	58.3%	54.8%	59.7%	58.3%
% of FP17s for the same patient ID Re-attending between 3 & 9 months - Adults	4,335	8,617	50.3%	50.4%	52.6%	50.3%
% of FP17s for Band 1 Urgent Courses	571	12,213	4.7%	8.8%	9.1%	9.1%
% of FP17s Relating to Free Repair or Replacements	46	12,213	0.4%	1.2%	1.0%	0.8%
% of FP17s Relating to Continuations	133	12,213	1.1%	1.4%	1.2%	1.0%
% of Patients satisfied with the dentistry they have received	18	19	94.7%	89.9%	91.6%	91.5%
% of Patients satisfied with the time they had to wait for an appointment	17	19	89.5%	87.1%	88.3%	87.9%

\* This is based on patients treated on this contract for their most recent course of treatment. Figures in italics indicate the base number of FP17s or Patient Questionnaire responses are less than 100. N/A is shown where the base number of responses is less than 10 during the period. % is calculated as Quantity/Base number\*100

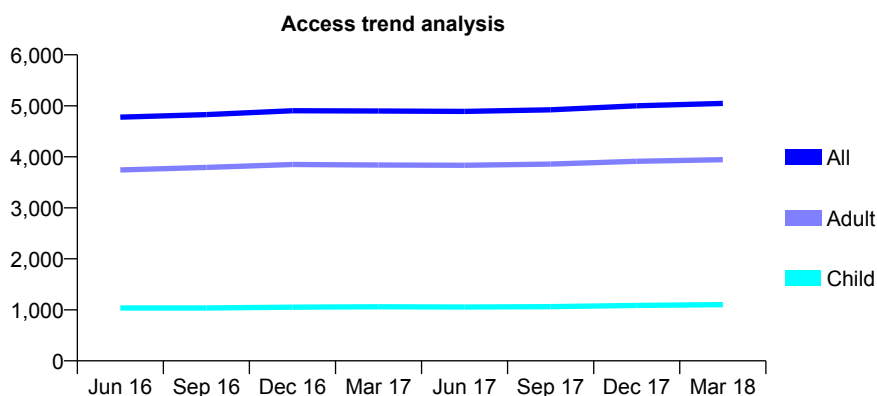
## Q45 - Vital Signs At a Glance Contract Report for 125733/0001 - Year end March 2018

Name or company name	Wray & McKenna Ltd
Contract type name	GDS Contract
Purpose of contract	General and Orthodontic
Contract start date	01/12/2011
Contract end date	

17/18 Contracted general activity (UDA)	12,845
Carry forward general activity (UDA)	-36
17/18 Contracted orthodontic activity (UOA)	0
Carry forward orthodontic activity (UOA)	0
Baseline contract value	£326,586.53

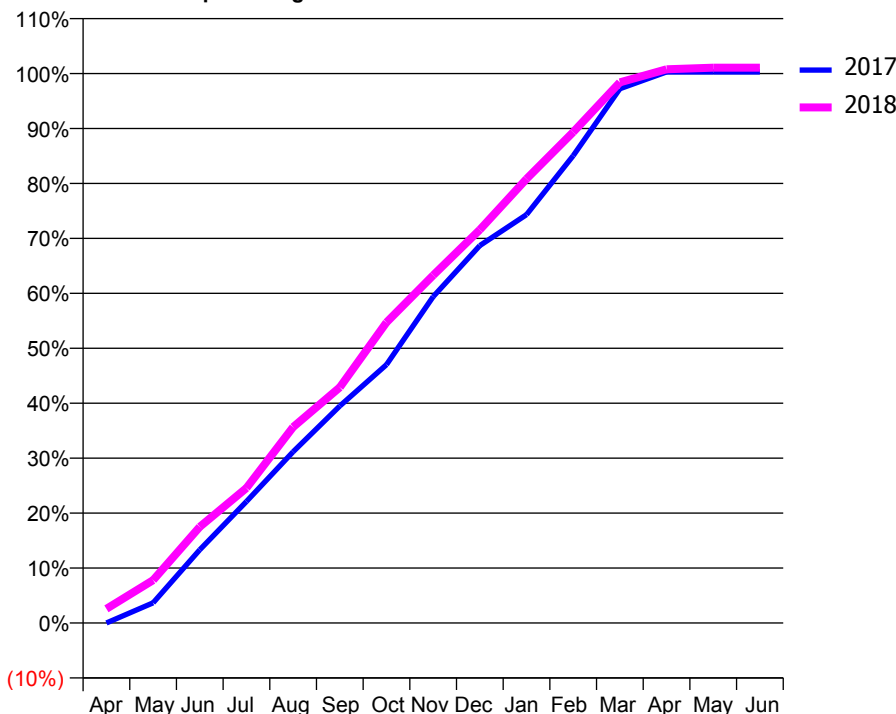
### ACCESS\*

Patients seen in 24 months	Total	Change since previous quarter
Quarter ending March 2017	4,898	
Quarter ending June 2017	4,890	→
Quarter ending September 2017	4,921	→
Quarter ending December 2017	5,000	→
Quarter ending March 2018	5,047	→
<b>Variance since March 2017</b>	<b>3.0%</b>	<b>↑</b>



### ACTIVITY

Cumulative percentage of contracted UDA delivered 2017 & 2018



Adjusted Scheduled Activity (UDA)

Month	2017	2018
April	0	331
May	473	1,002
June	1,712	2,249
July	2,841	3,156
August	4,003	4,580
September	5,073	5,509
October	6,040	7,028
November	7,631	8,129
December	8,823	9,193
January	9,547	10,382
February	10,924	11,476
March	12,490	12,638
April	12,882	12,945
May	12,882	12,981
June	12,881	12,981

### QUALITY

	Quantity	Base Number	Contract	AT	Region	England
% of FP17s for the same patient ID Re-attending within 3 months - Children	100	1,350	7.4%	12.2%	12.8%	11.9%
% of FP17s for the same patient ID Re-attending within 3 months - Adults	700	4,239	16.5%	15.6%	16.5%	16.0%
% of FP17s for the same patient ID Re-attending between 3 & 9 months - Children	656	1,350	48.6%	54.8%	59.7%	58.3%
% of FP17s for the same patient ID Re-attending between 3 & 9 months - Adults	1,097	4,239	25.9%	50.4%	52.6%	50.3%
% of FP17s for Band 1 Urgent Courses	788	5,631	14.0%	8.8%	9.1%	9.1%
% of FP17s Relating to Free Repair or Replacements	71	5,631	1.3%	1.2%	1.0%	0.8%
% of FP17s Relating to Continuations	130	5,631	2.3%	1.4%	1.2%	1.0%
% of Patients satisfied with the dentistry they have received	9	10	90.0%	89.9%	91.6%	91.5%
% of Patients satisfied with the time they had to wait for an appointment	9	10	90.0%	87.1%	88.3%	87.9%

\* This is based on patients treated on this contract for their most recent course of treatment. Figures in italics indicate the base number of FP17s or Patient Questionnaire responses are less than 100. N/A is shown where the base number of responses is less than 10 during the period. % is calculated as Quantity/Base number\*100

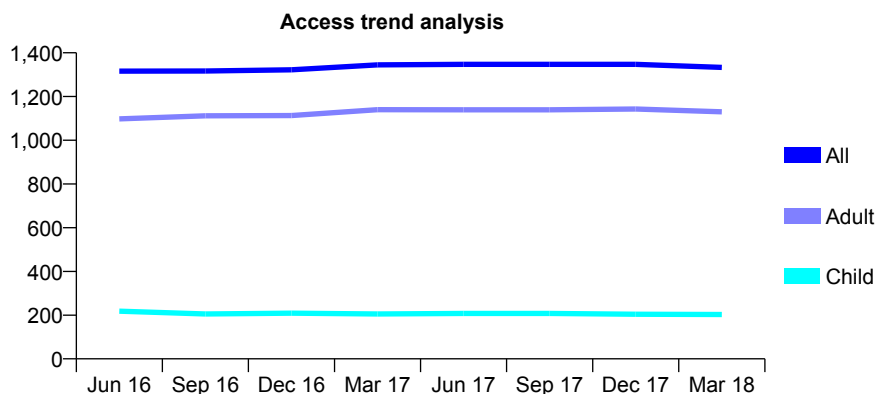
## Q45 - Vital Signs At a Glance Contract Report for 127361/0001 - Year end March 2018

Name or company name	LIL Dental Ltd.
Contract type name	GDS Contract
Purpose of contract	General
Contract start date	01/04/2009
Contract end date	

17/18 Contracted general activity (UDA)	6,100
Carry forward general activity (UDA)	0
17/18 Contracted orthodontic activity (UOA)	0
Carry forward orthodontic activity (UOA)	0
Baseline contract value	£177,578.20

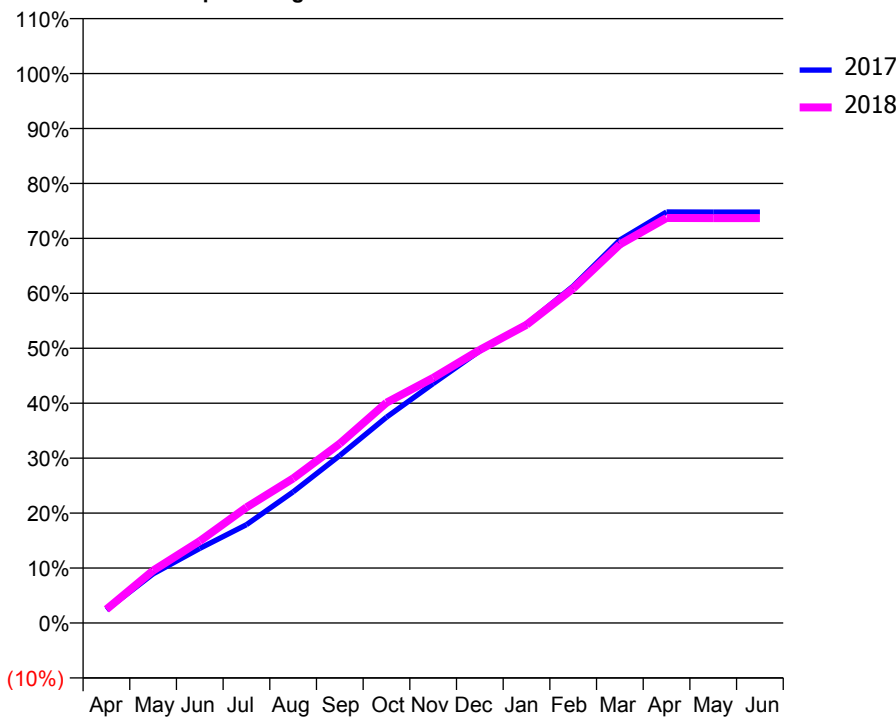
### ACCESS\*

Patients seen in 24 months	Total	Change since previous quarter
Quarter ending March 2017	1,345	
Quarter ending June 2017	1,347	→
Quarter ending September 2017	1,347	→
Quarter ending December 2017	1,347	→
Quarter ending March 2018	1,333	↓
<b>Variance since March 2017</b>	<b>(0.9%)</b>	→



### ACTIVITY

Cumulative percentage of contracted UDA delivered 2017 & 2018



Month	Adjusted Scheduled Activity (UDA)	
	2017	2018
April	145	151
May	546	583
June	829	909
July	1,092	1,285
August	1,456	1,606
September	1,860	1,992
October	2,284	2,447
November	2,658	2,721
December	3,023	3,033
January	3,320	3,311
February	3,739	3,713
March	4,252	4,203
April	4,563	4,497
May	4,561	4,496
June	4,561	4,496

### QUALITY

	Quantity	Base Number	Contract	AT	Region	England
% of FP17s for the same patient ID Re-attending within 3 months - Children	26	322	8.1%	12.2%	12.8%	11.9%
% of FP17s for the same patient ID Re-attending within 3 months - Adults	311	1,818	17.1%	15.6%	16.5%	16.0%
% of FP17s for the same patient ID Re-attending between 3 & 9 months - Children	215	322	66.8%	54.8%	59.7%	58.3%
% of FP17s for the same patient ID Re-attending between 3 & 9 months - Adults	1,080	1,818	59.4%	50.4%	52.6%	50.3%
% of FP17s for Band 1 Urgent Courses	207	2,156	9.6%	8.8%	9.1%	9.1%
% of FP17s Relating to Free Repair or Replacements	45	2,156	2.1%	1.2%	1.0%	0.8%
% of FP17s Relating to Continuations	25	2,156	1.2%	1.4%	1.2%	1.0%
% of Patients satisfied with the dentistry they have received	5	5	N/A	89.9%	91.6%	91.5%
% of Patients satisfied with the time they had to wait for an appointment	5	5	N/A	87.1%	88.3%	87.9%

\* This is based on patients treated on this contract for their most recent course of treatment. Figures in italics indicate the base number of FP17s or Patient Questionnaire responses are less than 100. N/A is shown where the base number of responses is less than 10 during the period. % is calculated as Quantity/Base number\*100

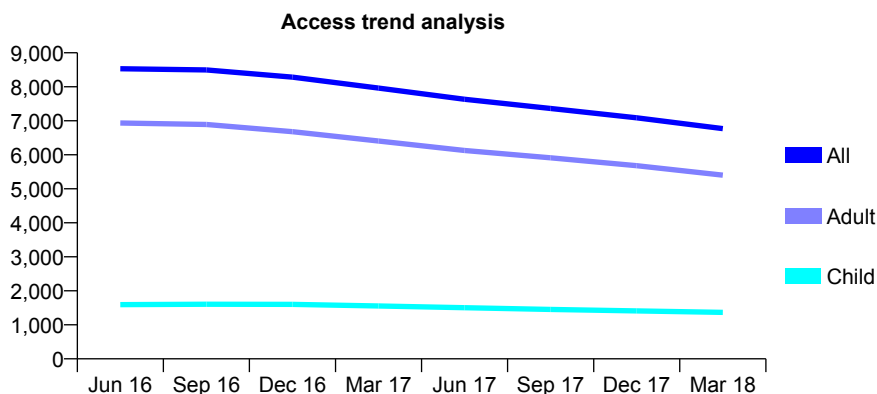
## Q45 - Vital Signs At a Glance Contract Report for 127868/0001 - Year end March 2018

Name or company name	Lambert Coutts & Associates Dental Practic
Contract type name	GDS Contract
Purpose of contract	General and Orthodontic
Contract start date	09/10/2011
Contract end date	

17/18 Contracted general activity (UDA)	17,731
Carry forward general activity (UDA)	0
17/18 Contracted orthodontic activity (UOA)	651
Carry forward orthodontic activity (UOA)	0
Baseline contract value	£544,057.73

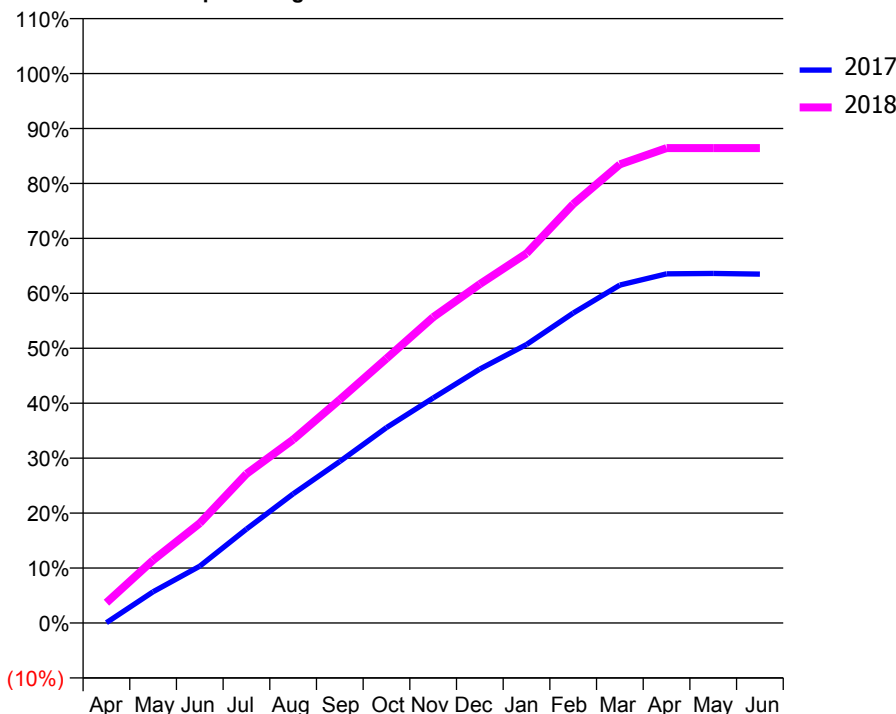
### ACCESS\*

Patients seen in 24 months	Total	Change since previous quarter
Quarter ending March 2017	7,963	
Quarter ending June 2017	7,632	↓
Quarter ending September 2017	7,362	↓
Quarter ending December 2017	7,090	↓
Quarter ending March 2018	6,769	↓
<b>Variance since March 2017</b>	<b>(15.0%)</b>	↓



### ACTIVITY

Cumulative percentage of contracted UDA delivered 2017 & 2018



Month	Adjusted Scheduled Activity (UDA)	
	2017	2018
April	17	658
May	1,467	2,029
June	2,666	3,222
July	4,398	4,813
August	6,046	5,918
September	7,566	7,208
October	9,151	8,533
November	10,536	9,867
December	11,892	10,938
January	13,042	11,926
February	14,516	13,517
March	15,824	14,799
April	16,349	15,324
May	16,372	15,326
June	16,341	15,326

### QUALITY

	Quantity	Base Number	Contract	AT	Region	England
% of FP17s for the same patient ID Re-attending within 3 months - Children	93	1,536	6.1%	12.2%	12.8%	11.9%
% of FP17s for the same patient ID Re-attending within 3 months - Adults	733	5,850	12.5%	15.6%	16.5%	16.0%
% of FP17s for the same patient ID Re-attending between 3 & 9 months - Children	630	1,536	41.0%	54.8%	59.7%	58.3%
% of FP17s for the same patient ID Re-attending between 3 & 9 months - Adults	2,769	5,850	47.3%	50.4%	52.6%	50.3%
% of FP17s for Band 1 Urgent Courses	423	7,365	5.7%	8.8%	9.1%	9.1%
% of FP17s Relating to Free Repair or Replacements	122	7,365	1.7%	1.2%	1.0%	0.8%
% of FP17s Relating to Continuations	180	7,365	2.4%	1.4%	1.2%	1.0%
% of Patients satisfied with the dentistry they have received	28	39	71.8%	89.9%	91.6%	91.5%
% of Patients satisfied with the time they had to wait for an appointment	24	39	61.5%	87.1%	88.3%	87.9%

\* This is based on patients treated on this contract for their most recent course of treatment. Figures in italics indicate the base number of FP17s or Patient Questionnaire responses are less than 100. N/A is shown where the base number of responses is less than 10 during the period. % is calculated as Quantity/Base number\*100

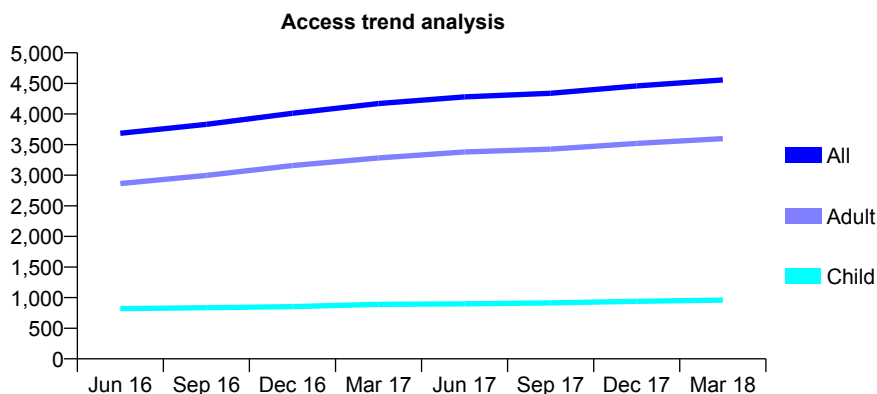
## Q45 - Vital Signs At a Glance Contract Report for 131075/0001 - Year end March 2018

Name or company name	Marton Dental Practice
Contract type name	GDS Contract
Purpose of contract	General
Contract start date	01/09/2015
Contract end date	

17/18 Contracted general activity (UDA)	12,894
Carry forward general activity (UDA)	-229
17/18 Contracted orthodontic activity (UOA)	0
Carry forward orthodontic activity (UOA)	0
Baseline contract value	£307,475.84

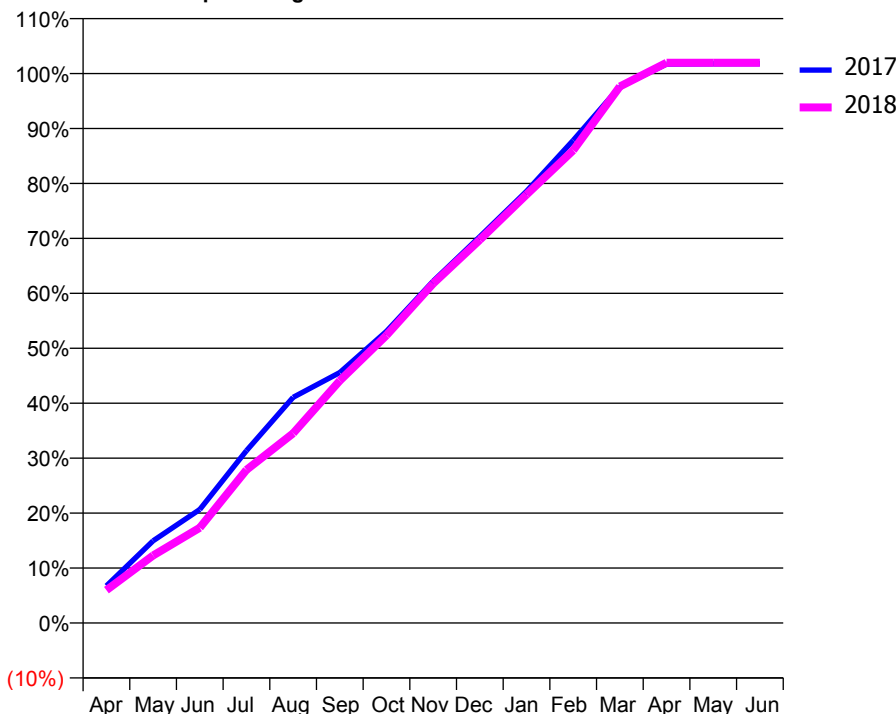
### ACCESS\*

Patients seen in 24 months	Total	Change since previous quarter
Quarter ending March 2017	4,172	
Quarter ending June 2017	4,279	↑
Quarter ending September 2017	4,339	→
Quarter ending December 2017	4,458	↑
Quarter ending March 2018	4,556	↑
<b>Variance since March 2017</b>	<b>9.2%</b>	<b>↑</b>



### ACTIVITY

Cumulative percentage of contracted UDA delivered 2017 & 2018



Month	Adjusted Scheduled Activity (UDA)	
	2017	2018
April	873	770
May	1,930	1,585
June	2,663	2,235
July	4,045	3,592
August	5,296	4,451
September	5,877	5,687
October	6,845	6,752
November	8,021	7,965
December	9,066	8,991
January	10,132	10,051
February	11,325	11,091
March	12,586	12,591
April	13,116	13,145
May	13,121	13,145
June	13,123	13,145

### QUALITY

	Quantity	Base Number	Contract	AT	Region	England
% of FP17s for the same patient ID Re-attending within 3 months - Children	111	1,691	6.6%	12.2%	12.8%	11.9%
% of FP17s for the same patient ID Re-attending within 3 months - Adults	795	6,110	13.0%	15.6%	16.5%	16.0%
% of FP17s for the same patient ID Re-attending between 3 & 9 months - Children	1,184	1,691	70.0%	54.8%	59.7%	58.3%
% of FP17s for the same patient ID Re-attending between 3 & 9 months - Adults	4,308	6,110	70.5%	50.4%	52.6%	50.3%
% of FP17s for Band 1 Urgent Courses	235	6,314	3.7%	8.8%	9.1%	9.1%
% of FP17s Relating to Free Repair or Replacements	91	6,314	1.4%	1.2%	1.0%	0.8%
% of FP17s Relating to Continuations	130	6,314	2.1%	1.4%	1.2%	1.0%
% of Patients satisfied with the dentistry they have received	13	15	86.7%	89.9%	91.6%	91.5%
% of Patients satisfied with the time they had to wait for an appointment	14	15	93.3%	87.1%	88.3%	87.9%

\* This is based on patients treated on this contract for their most recent course of treatment. Figures in italics indicate the base number of FP17s or Patient Questionnaire responses are less than 100. N/A is shown where the base number of responses is less than 10 during the period. % is calculated as Quantity/Base number\*100

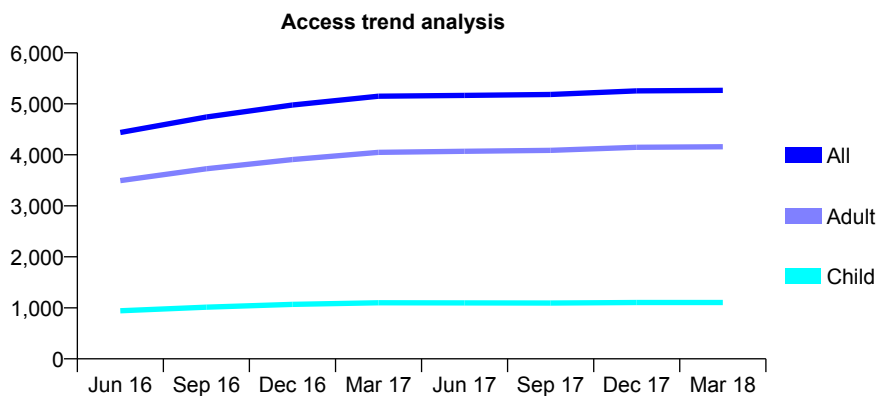
## Q45 - Vital Signs At a Glance Contract Report for 131091/0003 - Year end March 2018

Name or company name	Roseberry Dental Practice
Contract type name	GDS Contract
Purpose of contract	General and Orthodontic
Contract start date	03/05/2015
Contract end date	

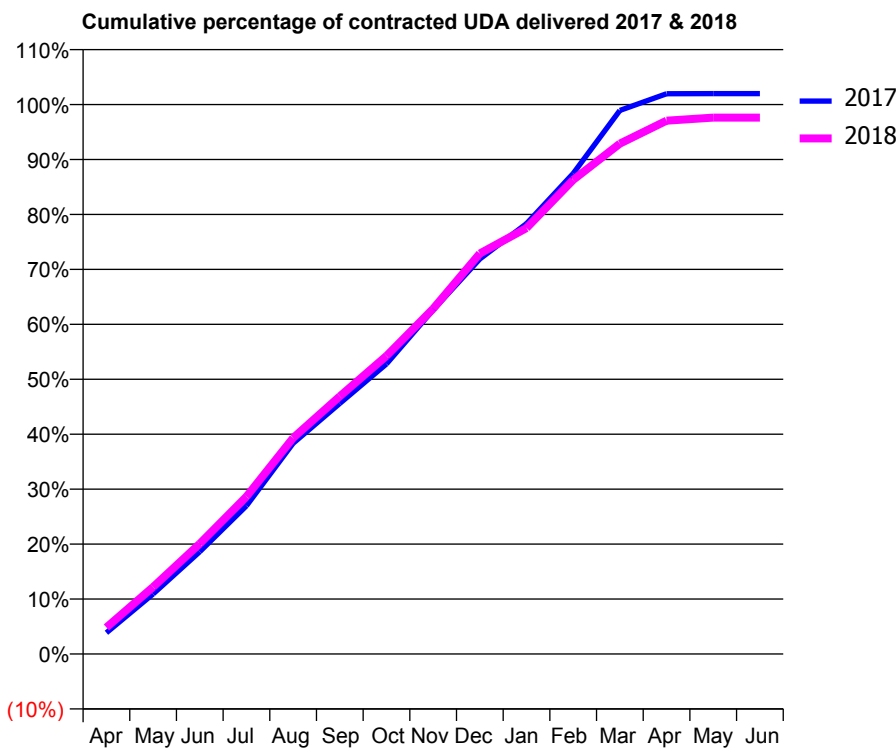
17/18 Contracted general activity (UDA)	14,584
Carry forward general activity (UDA)	-288
17/18 Contracted orthodontic activity (UOA)	612
Carry forward orthodontic activity (UOA)	0
Baseline contract value	£496,743.07

### ACCESS\*

Patients seen in 24 months	Total	Change since previous quarter
Quarter ending March 2017	5,149	
Quarter ending June 2017	5,166	→
Quarter ending September 2017	5,182	→
Quarter ending December 2017	5,253	→
Quarter ending March 2018	5,263	→
<b>Variance since March 2017</b>	<b>2.2%</b>	<b>↑</b>



### ACTIVITY



Month	Adjusted Scheduled Activity (UDA)	
	2017	2018
April	563	705
May	1,595	1,777
June	2,715	2,928
July	3,934	4,177
August	5,593	5,735
September	6,651	6,838
October	7,698	7,913
November	9,134	9,163
December	10,484	10,630
January	11,421	11,306
February	12,754	12,585
March	14,426	13,547
April	14,869	14,154
May	14,872	14,235
June	14,872	14,235

### QUALITY

	Quantity	Base Number	Contract	AT	Region	England
% of FP17s for the same patient ID Re-attending within 3 months - Children	120	1,567	7.7%	12.2%	12.8%	11.9%
% of FP17s for the same patient ID Re-attending within 3 months - Adults	709	5,712	12.4%	15.6%	16.5%	16.0%
% of FP17s for the same patient ID Re-attending between 3 & 9 months - Children	894	1,567	57.1%	54.8%	59.7%	58.3%
% of FP17s for the same patient ID Re-attending between 3 & 9 months - Adults	3,183	5,712	55.7%	50.4%	52.6%	50.3%
% of FP17s for Band 1 Urgent Courses	229	7,366	3.1%	8.8%	9.1%	9.1%
% of FP17s Relating to Free Repair or Replacements	38	7,366	0.5%	1.2%	1.0%	0.8%
% of FP17s Relating to Continuations	203	7,366	2.8%	1.4%	1.2%	1.0%
% of Patients satisfied with the dentistry they have received	11	11	100.0%	89.9%	91.6%	91.5%
% of Patients satisfied with the time they had to wait for an appointment	11	11	100.0%	87.1%	88.3%	87.9%

\* This is based on patients treated on this contract for their most recent course of treatment. Figures in italics indicate the base number of FP17s or Patient Questionnaire responses are less than 100. N/A is shown where the base number of responses is less than 10 during the period. % is calculated as Quantity/Base number\*100



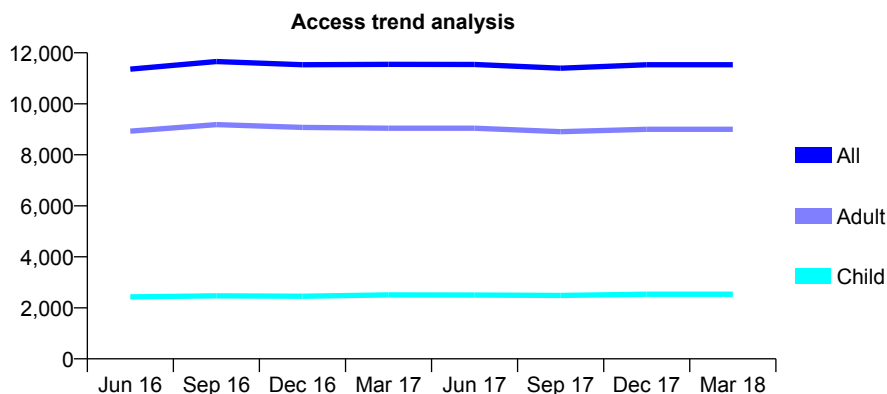
## Q45 - Vital Signs At a Glance Contract Report for 144002/0001 - Year end March 2018

Name or company name	Normanby Dental
Contract type name	GDS Contract
Purpose of contract	General
Contract start date	04/10/2014
Contract end date	

17/18 Contracted general activity (UDA)	38,100
Carry forward general activity (UDA)	0
17/18 Contracted orthodontic activity (UOA)	0
Carry forward orthodontic activity (UOA)	0
Baseline contract value	£1,127,056.64

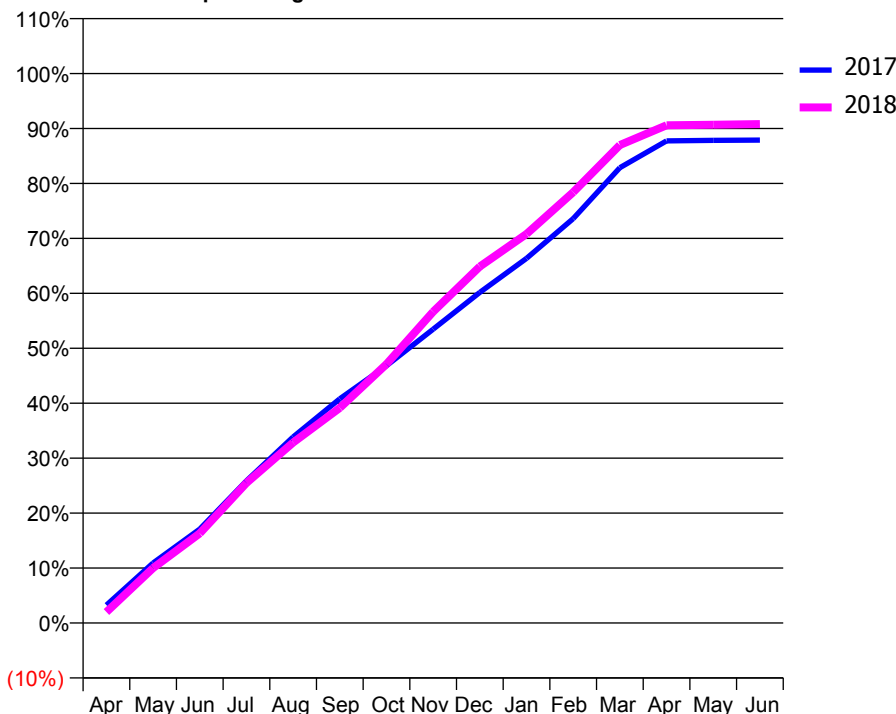
### ACCESS\*

Patients seen in 24 months	Total	Change since previous quarter
Quarter ending March 2017	11,550	
Quarter ending June 2017	11,545	→
Quarter ending September 2017	11,395	↓
Quarter ending December 2017	11,532	→
Quarter ending March 2018	11,534	→
<b>Variance since March 2017</b>	<b>(0.1%)</b>	<b>→</b>



### ACTIVITY

Cumulative percentage of contracted UDA delivered 2017 & 2018



Month	Adjusted Scheduled Activity (UDA)	
	2017	2018
April	1,240	764
May	4,169	3,817
June	6,512	6,220
July	9,860	9,710
August	12,898	12,516
September	15,547	14,916
October	17,840	17,949
November	20,369	21,583
December	22,929	24,719
January	25,284	26,972
February	28,038	29,869
March	31,572	33,141
April	33,429	34,510
May	33,469	34,543
June	33,479	34,596

### QUALITY

	Quantity	Base Number	Contract	AT	Region	England
% of FP17s for the same patient ID Re-attending within 3 months - Children	271	3,589	7.6%	12.2%	12.8%	11.9%
% of FP17s for the same patient ID Re-attending within 3 months - Adults	2,176	12,895	16.9%	15.6%	16.5%	16.0%
% of FP17s for the same patient ID Re-attending between 3 & 9 months - Children	1,709	3,589	47.6%	54.8%	59.7%	58.3%
% of FP17s for the same patient ID Re-attending between 3 & 9 months - Adults	6,412	12,895	49.7%	50.4%	52.6%	50.3%
% of FP17s for Band 1 Urgent Courses	1,153	16,386	7.0%	8.8%	9.1%	9.1%
% of FP17s Relating to Free Repair or Replacements	418	16,386	2.6%	1.2%	1.0%	0.8%
% of FP17s Relating to Continuations	216	16,386	1.3%	1.4%	1.2%	1.0%
% of Patients satisfied with the dentistry they have received	10	12	83.3%	89.9%	91.6%	91.5%
% of Patients satisfied with the time they had to wait for an appointment	9	12	75.0%	87.1%	88.3%	87.9%

\* This is based on patients treated on this contract for their most recent course of treatment. Figures in italics indicate the base number of FP17s or Patient Questionnaire responses are less than 100. N/A is shown where the base number of responses is less than 10 during the period. % is calculated as Quantity/Base number\*100

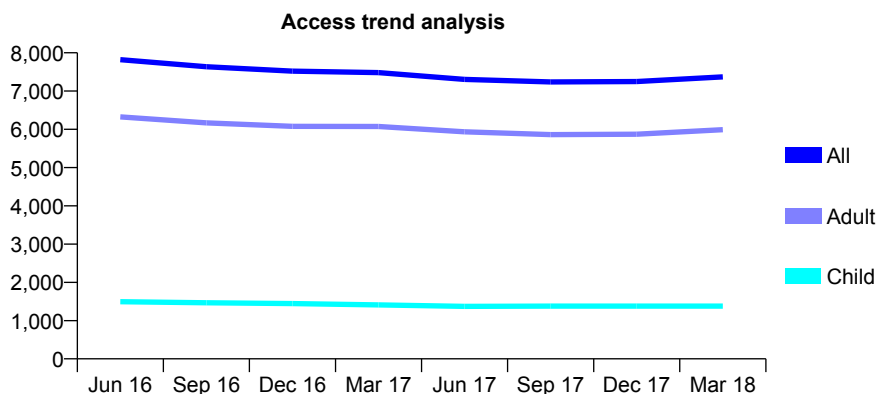
## Q45 - Vital Signs At a Glance Contract Report for 148725/0001 - Year end March 2018

Name or company name	The Castle Dental Practice Ltd.
Contract type name	GDS Contract
Purpose of contract	General
Contract start date	01/04/2009
Contract end date	

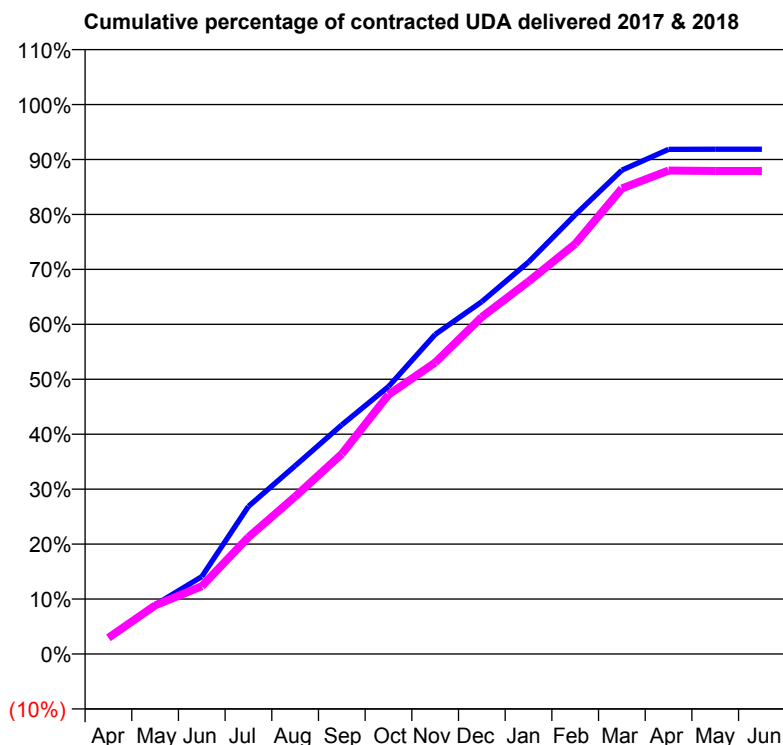
17/18 Contracted general activity (UDA)	24,521
Carry forward general activity (UDA)	0
17/18 Contracted orthodontic activity (UOA)	0
Carry forward orthodontic activity (UOA)	0
Baseline contract value	£718,434.88

### ACCESS\*

Patients seen in 24 months	Total	Change since previous quarter
Quarter ending March 2017	7,482	
Quarter ending June 2017	7,305	↓
Quarter ending September 2017	7,240	→
Quarter ending December 2017	7,250	→
Quarter ending March 2018	7,372	→
<b>Variance since March 2017</b>	<b>(1.5%)</b>	<b>↓</b>



### ACTIVITY



Month	Adjusted Scheduled Activity (UDA)	
	2017	2018
April	764	724
May	2,193	2,169
June	3,453	3,028
July	6,590	5,215
August	8,400	7,027
September	10,223	8,926
October	11,934	11,572
November	14,259	13,003
December	15,723	15,037
January	17,493	16,625
February	19,598	18,298
March	21,592	20,774
April	22,519	21,573
May	22,523	21,553
June	22,527	21,553

### QUALITY

	Quantity	Base Number	Contract	AT	Region	England
% of FP17s for the same patient ID Re-attending within 3 months - Children	138	2,148	6.4%	12.2%	12.8%	11.9%
% of FP17s for the same patient ID Re-attending within 3 months - Adults	1,181	8,793	13.4%	15.6%	16.5%	16.0%
% of FP17s for the same patient ID Re-attending between 3 & 9 months - Children	1,303	2,148	60.7%	54.8%	59.7%	58.3%
% of FP17s for the same patient ID Re-attending between 3 & 9 months - Adults	4,951	8,793	56.3%	50.4%	52.6%	50.3%
% of FP17s for Band 1 Urgent Courses	505	10,882	4.6%	8.8%	9.1%	9.1%
% of FP17s Relating to Free Repair or Replacements	189	10,882	1.7%	1.2%	1.0%	0.8%
% of FP17s Relating to Continuations	239	10,882	2.2%	1.4%	1.2%	1.0%
% of Patients satisfied with the dentistry they have received	13	14	92.9%	89.9%	91.6%	91.5%
% of Patients satisfied with the time they had to wait for an appointment	12	14	85.7%	87.1%	88.3%	87.9%

\* This is based on patients treated on this contract for their most recent course of treatment. Figures in italics indicate the base number of FP17s or Patient Questionnaire responses are less than 100. N/A is shown where the base number of responses is less than 10 during the period. % is calculated as Quantity/Base number\*100

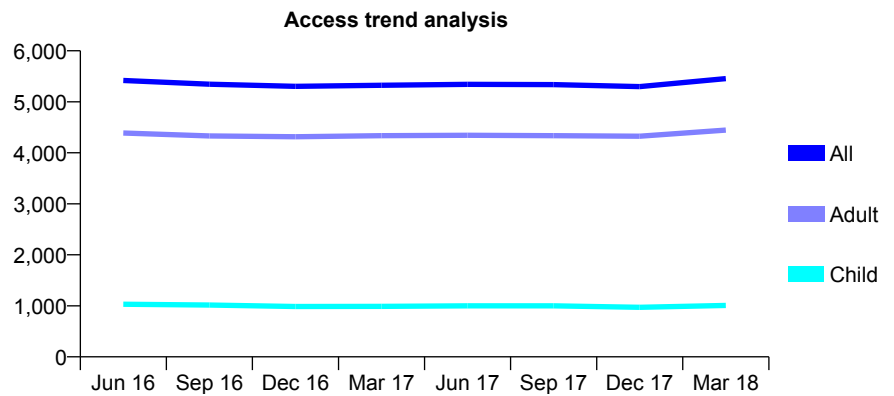
## Q45 - Vital Signs At a Glance Contract Report for 155586/0001 - Year end March 2018

Name or company name	Duke Street Dental Practice
Contract type name	GDS Contract
Purpose of contract	General
Contract start date	01/07/2013
Contract end date	

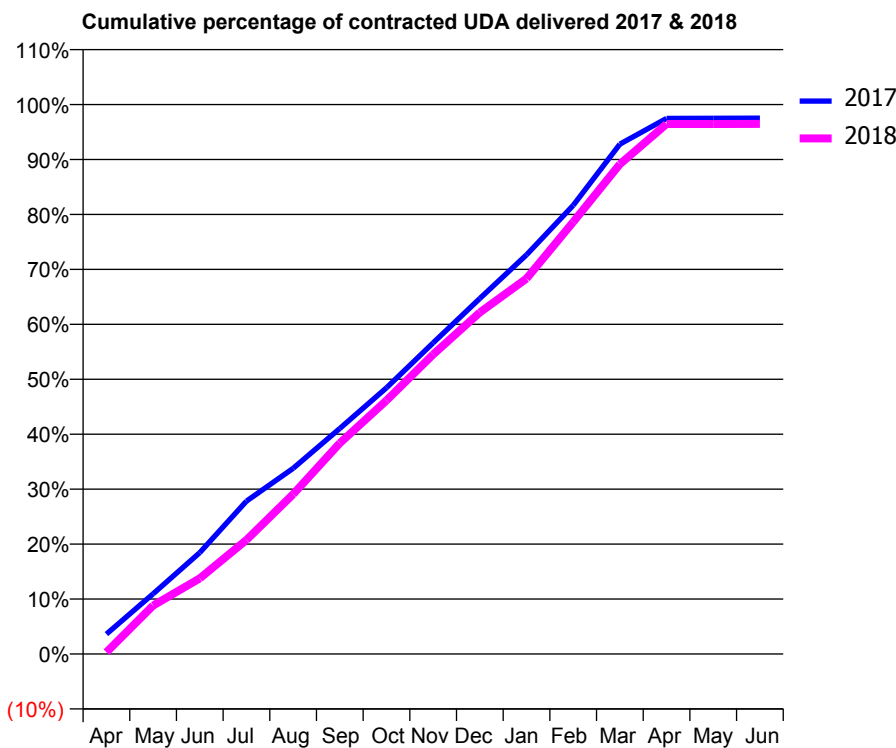
17/18 Contracted general activity (UDA)	18,637
Carry forward general activity (UDA)	463
17/18 Contracted orthodontic activity (UOA)	0
Carry forward orthodontic activity (UOA)	0
Baseline contract value	£513,226.72

### ACCESS\*

Patients seen in 24 months	Total	Change since previous quarter
Quarter ending March 2017	5,324	
Quarter ending June 2017	5,343	→
Quarter ending September 2017	5,336	→
Quarter ending December 2017	5,297	→
Quarter ending March 2018	5,456	↑
<b>Variance since March 2017</b>	<b>2.5%</b>	<b>↑</b>



### ACTIVITY



Month	Adjusted Scheduled Activity (UDA)	
	2017	2018
April	675	62
May	2,042	1,644
June	3,441	2,569
July	5,185	3,869
August	6,300	5,421
September	7,649	7,154
October	9,030	8,599
November	10,556	10,159
December	12,058	11,587
January	13,538	12,735
February	15,215	14,652
March	17,294	16,613
April	18,166	17,977
May	18,169	17,977
June	18,174	17,978

### QUALITY

	Quantity	Base Number	Contract	AT	Region	England
% of FP17s for the same patient ID Re-attending within 3 months - Children	94	1,575	6.0%	12.2%	12.8%	11.9%
% of FP17s for the same patient ID Re-attending within 3 months - Adults	1,331	7,682	17.3%	15.6%	16.5%	16.0%
% of FP17s for the same patient ID Re-attending between 3 & 9 months - Children	1,035	1,575	65.7%	54.8%	59.7%	58.3%
% of FP17s for the same patient ID Re-attending between 3 & 9 months - Adults	4,967	7,682	64.7%	50.4%	52.6%	50.3%
% of FP17s for Band 1 Urgent Courses	1,034	9,395	11.0%	8.8%	9.1%	9.1%
% of FP17s Relating to Free Repair or Replacements	101	9,395	1.1%	1.2%	1.0%	0.8%
% of FP17s Relating to Continuations	153	9,395	1.6%	1.4%	1.2%	1.0%
% of Patients satisfied with the dentistry they have received	20	21	95.2%	89.9%	91.6%	91.5%
% of Patients satisfied with the time they had to wait for an appointment	20	21	95.2%	87.1%	88.3%	87.9%

\* This is based on patients treated on this contract for their most recent course of treatment. Figures in italics indicate the base number of FP17s or Patient Questionnaire responses are less than 100. N/A is shown where the base number of responses is less than 10 during the period. % is calculated as Quantity/Base number\*100

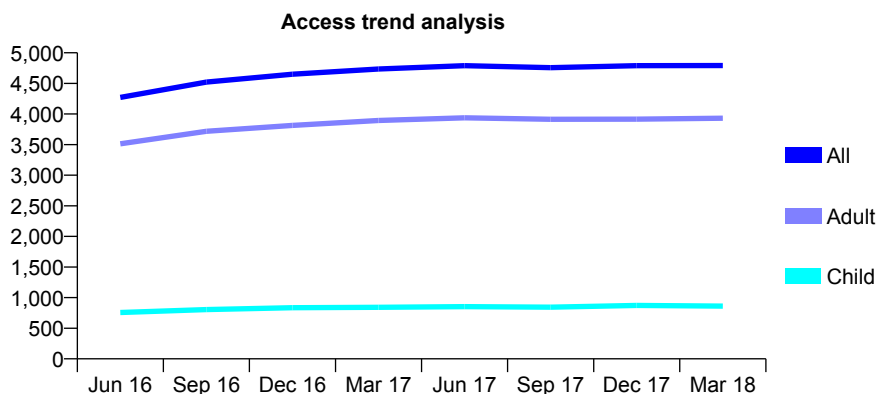
## Q45 - Vital Signs At a Glance Contract Report for 157775/0001 - Year end March 2018

Name or company name	Mr Devanand Isukapatla
Contract type name	GDS Contract
Purpose of contract	General
Contract start date	22/05/2015
Contract end date	

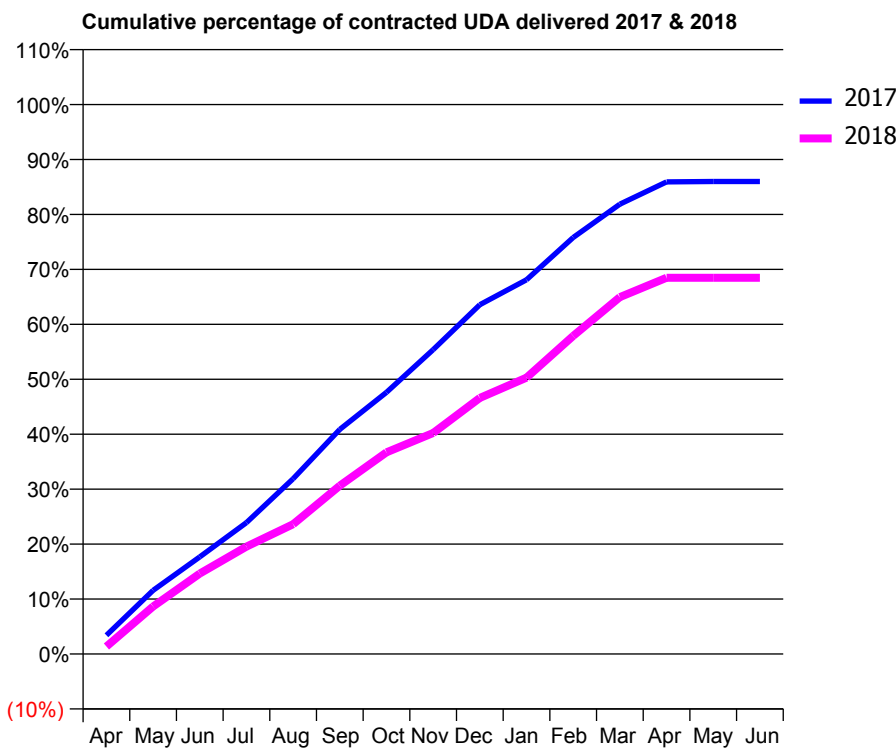
17/18 Contracted general activity (UDA)	17,605
Carry forward general activity (UDA)	0
17/18 Contracted orthodontic activity (UOA)	0
Carry forward orthodontic activity (UOA)	0
Baseline contract value	£376,638.88

### ACCESS\*

Patients seen in 24 months	Total	Change since previous quarter
Quarter ending March 2017	4,736	
Quarter ending June 2017	4,790	→
Quarter ending September 2017	4,757	→
Quarter ending December 2017	4,789	→
Quarter ending March 2018	4,792	→
<b>Variance since March 2017</b>	<b>1.2%</b>	<b>→</b>



### ACTIVITY



Month	Adjusted Scheduled Activity (UDA)	
	2017	2018
April	599	241
May	2,042	1,523
June	3,110	2,577
July	4,210	3,442
August	5,614	4,157
September	7,195	5,392
October	8,385	6,462
November	9,752	7,081
December	11,193	8,205
January	11,991	8,855
February	13,343	10,191
March	14,413	11,435
April	15,124	12,053
May	15,137	12,053
June	15,138	12,053

### QUALITY

	Quantity	Base Number	Contract	AT	Region	England
% of FP17s for the same patient ID Re-attending within 3 months - Children	62	1,251	5.0%	12.2%	12.8%	11.9%
% of FP17s for the same patient ID Re-attending within 3 months - Adults	671	5,835	11.5%	15.6%	16.5%	16.0%
% of FP17s for the same patient ID Re-attending between 3 & 9 months - Children	853	1,251	68.2%	54.8%	59.7%	58.3%
% of FP17s for the same patient ID Re-attending between 3 & 9 months - Adults	3,947	5,835	67.6%	50.4%	52.6%	50.3%
% of FP17s for Band 1 Urgent Courses	557	7,016	7.9%	8.8%	9.1%	9.1%
% of FP17s Relating to Free Repair or Replacements	41	7,016	0.6%	1.2%	1.0%	0.8%
% of FP17s Relating to Continuations	57	7,016	0.8%	1.4%	1.2%	1.0%
% of Patients satisfied with the dentistry they have received	29	30	96.7%	89.9%	91.6%	91.5%
% of Patients satisfied with the time they had to wait for an appointment	29	30	96.7%	87.1%	88.3%	87.9%

\* This is based on patients treated on this contract for their most recent course of treatment. Figures in italics indicate the base number of FP17s or Patient Questionnaire responses are less than 100. N/A is shown where the base number of responses is less than 10 during the period. % is calculated as Quantity/Base number\*100

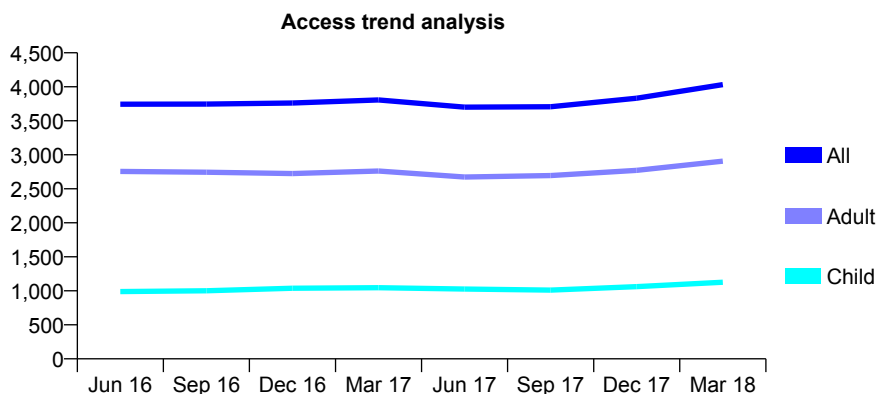
## Q45 - Vital Signs At a Glance Contract Report for 158836/0001 - Year end March 2018

Name or company name	The Grainger Stockton, Birtley and Stanley
Contract type name	GDS Contract
Purpose of contract	General
Contract start date	01/02/2014
Contract end date	

17/18 Contracted general activity (UDA)	12,000
Carry forward general activity (UDA)	62
17/18 Contracted orthodontic activity (UOA)	0
Carry forward orthodontic activity (UOA)	0
Baseline contract value	£286,365.23

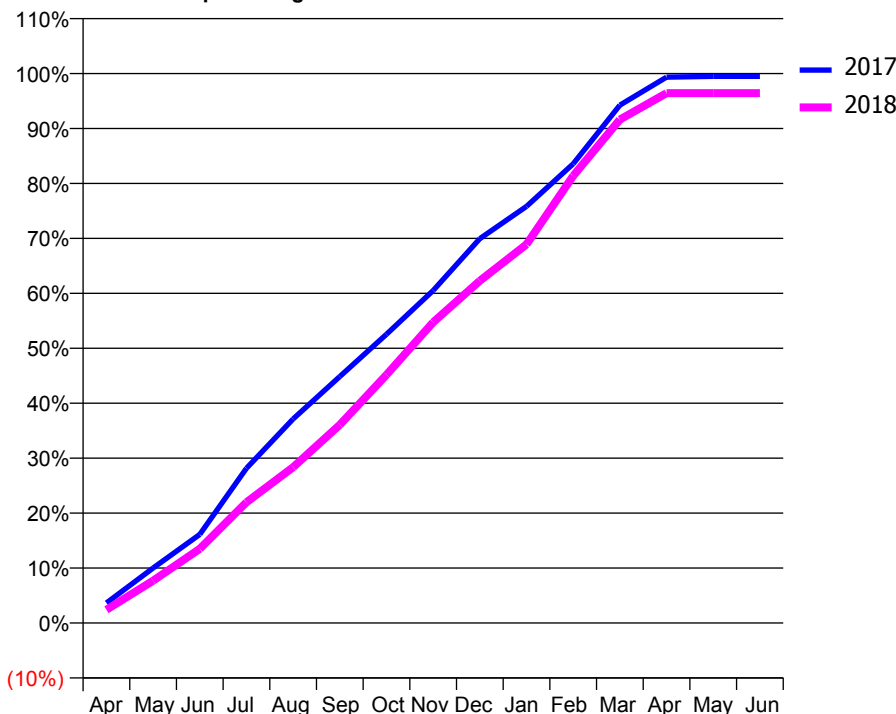
### ACCESS\*

Patients seen in 24 months	Total	Change since previous quarter
Quarter ending March 2017	3,807	
Quarter ending June 2017	3,700	↓
Quarter ending September 2017	3,706	→
Quarter ending December 2017	3,833	↑
Quarter ending March 2018	4,032	↑
<b>Variance since March 2017</b>	<b>5.9%</b>	<b>↑</b>



### ACTIVITY

Cumulative percentage of contracted UDA delivered 2017 & 2018



Adjusted Scheduled Activity (UDA)

Month	2017	2018
April	438	289
May	1,202	924
June	1,936	1,621
July	3,380	2,638
August	4,457	3,403
September	5,382	4,329
October	6,306	5,420
November	7,261	6,568
December	8,394	7,474
January	9,099	8,267
February	10,027	9,764
March	11,309	10,995
April	11,920	11,572
May	11,938	11,572
June	11,938	11,572

### QUALITY

	Quantity	Base Number	Contract	AT	Region	England
% of FP17s for the same patient ID Re-attending within 3 months - Children	74	1,287	5.7%	12.2%	12.8%	11.9%
% of FP17s for the same patient ID Re-attending within 3 months - Adults	345	3,138	11.0%	15.6%	16.5%	16.0%
% of FP17s for the same patient ID Re-attending between 3 & 9 months - Children	534	1,287	41.5%	54.8%	59.7%	58.3%
% of FP17s for the same patient ID Re-attending between 3 & 9 months - Adults	1,186	3,138	37.8%	50.4%	52.6%	50.3%
% of FP17s for Band 1 Urgent Courses	280	4,446	6.3%	8.8%	9.1%	9.1%
% of FP17s Relating to Free Repair or Replacements	29	4,446	0.7%	1.2%	1.0%	0.8%
% of FP17s Relating to Continuations	65	4,446	1.5%	1.4%	1.2%	1.0%
% of Patients satisfied with the dentistry they have received	2	3	N/A	89.9%	91.6%	91.5%
% of Patients satisfied with the time they had to wait for an appointment	3	3	N/A	87.1%	88.3%	87.9%

\* This is based on patients treated on this contract for their most recent course of treatment. Figures in italics indicate the base number of FP17s or Patient Questionnaire responses are less than 100. N/A is shown where the base number of responses is less than 10 during the period. % is calculated as Quantity/Base number\*100

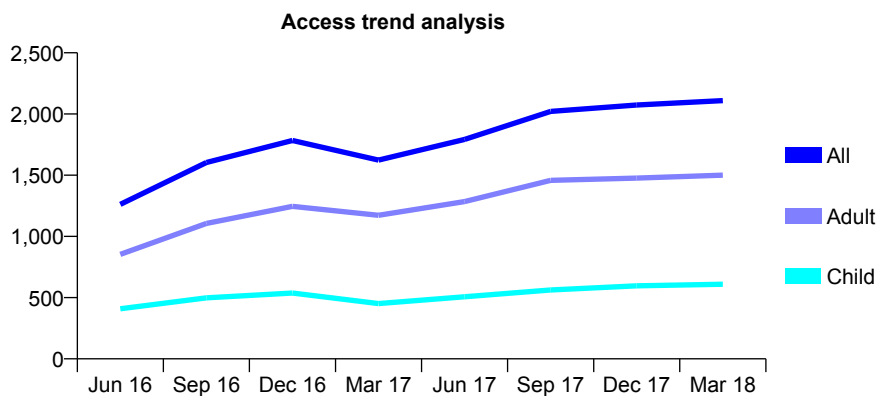
## Q45 - Vital Signs At a Glance Contract Report for 160474/0001 - Year end March 2018

Name or company name	Ormesby Dental Practice Partnership
Contract type name	GDS Contract
Purpose of contract	General
Contract start date	01/09/2015
Contract end date	31/03/2018

17/18 Contracted general activity (UDA)	6,367
Carry forward general activity (UDA)	-154
17/18 Contracted orthodontic activity (UOA)	0
Carry forward orthodontic activity (UOA)	0
Baseline contract value	£152,206.00

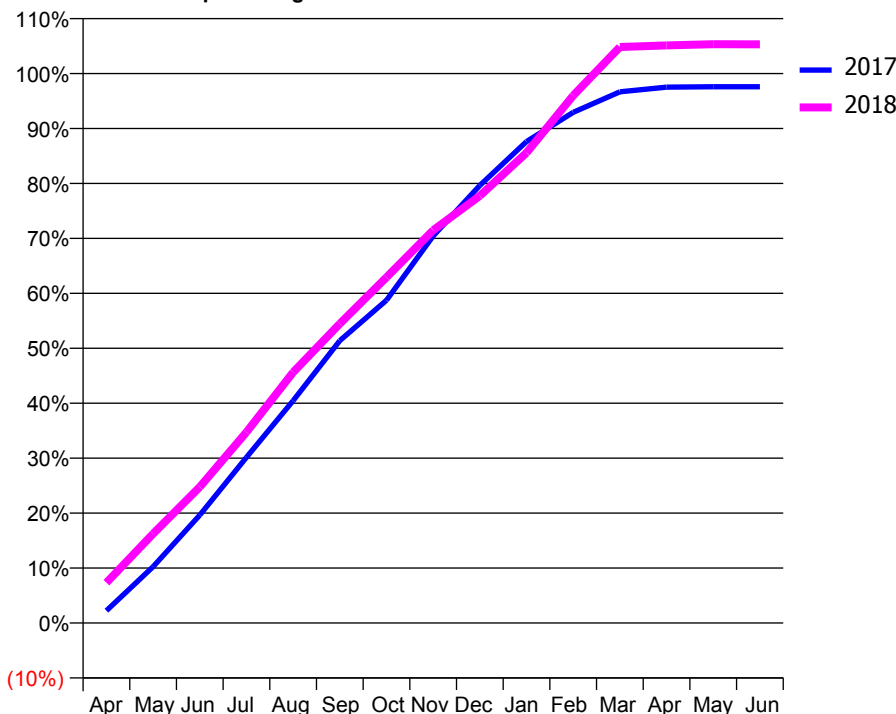
### ACCESS\*

Patients seen in 24 months	Total	Change since previous quarter
Quarter ending March 2017	1,624	
Quarter ending June 2017	1,792	↑
Quarter ending September 2017	2,021	↑
Quarter ending December 2017	2,073	↑
Quarter ending March 2018	2,110	→
<b>Variance since March 2017</b>	<b>29.9%</b>	<b>↑</b>



### ACTIVITY

Cumulative percentage of contracted UDA delivered 2017 & 2018



Month	Adjusted Scheduled Activity (UDA)	
	2017	2018
April	143	467
May	653	1,035
June	1,251	1,576
July	1,920	2,212
August	2,576	2,906
September	3,272	3,468
October	3,739	4,005
November	4,485	4,552
December	5,070	4,950
January	5,579	5,449
February	5,917	6,112
March	6,154	6,673
April	6,209	6,693
May	6,213	6,706
June	6,213	6,705

### QUALITY

	Quantity	Base Number	Contract	AT	Region	England
% of FP17s for the same patient ID Re-attending within 3 months - Children	70	1,007	7.0%	12.2%	12.8%	11.9%
% of FP17s for the same patient ID Re-attending within 3 months - Adults	249	2,151	11.6%	15.6%	16.5%	16.0%
% of FP17s for the same patient ID Re-attending between 3 & 9 months - Children	490	1,007	48.7%	54.8%	59.7%	58.3%
% of FP17s for the same patient ID Re-attending between 3 & 9 months - Adults	983	2,151	45.7%	50.4%	52.6%	50.3%
% of FP17s for Band 1 Urgent Courses	377	3,150	12.0%	8.8%	9.1%	9.1%
% of FP17s Relating to Free Repair or Replacements	18	3,150	0.6%	1.2%	1.0%	0.8%
% of FP17s Relating to Continuations	43	3,150	1.4%	1.4%	1.2%	1.0%
% of Patients satisfied with the dentistry they have received	2	4	N/A	89.9%	91.6%	91.5%
% of Patients satisfied with the time they had to wait for an appointment	3	4	N/A	87.1%	88.3%	87.9%

\* This is based on patients treated on this contract for their most recent course of treatment. Figures in italics indicate the base number of FP17s or Patient Questionnaire responses are less than 100. N/A is shown where the base number of responses is less than 10 during the period. % is calculated as Quantity/Base number\*100

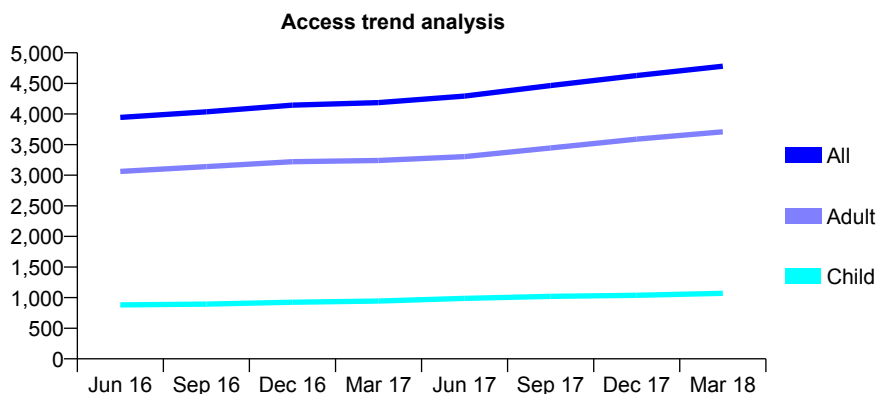
## Q45 - Vital Signs At a Glance Contract Report for 166685/0001 - Year end March 2018

Name or company name	Castle Dene Dental Surgery
Contract type name	GDS Contract
Purpose of contract	General
Contract start date	01/04/2009
Contract end date	

17/18 Contracted general activity (UDA)	14,400
Carry forward general activity (UDA)	-288
17/18 Contracted orthodontic activity (UOA)	0
Carry forward orthodontic activity (UOA)	0
Baseline contract value	£402,335.80

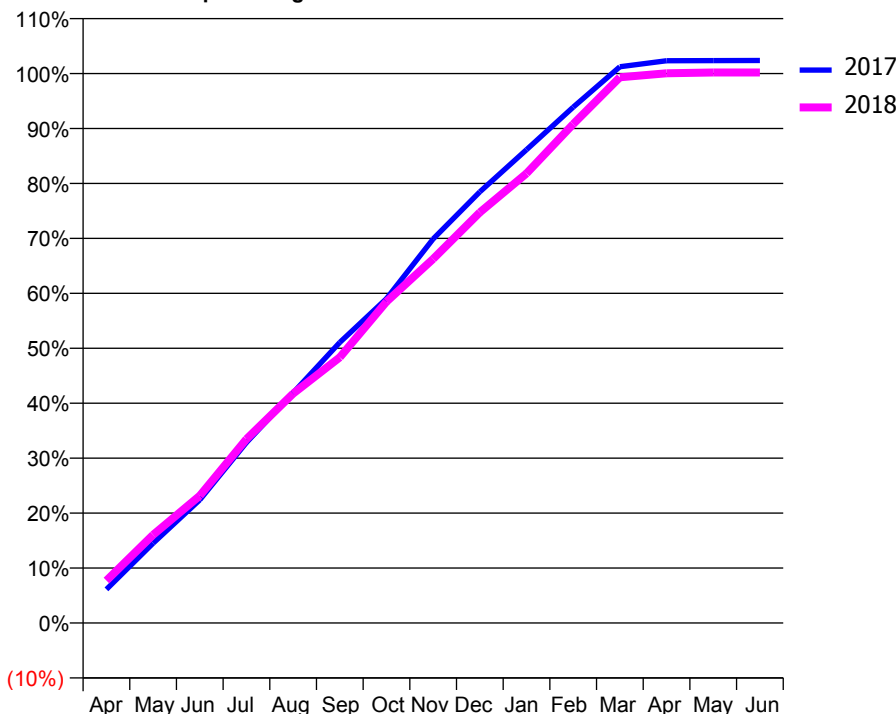
### ACCESS\*

Patients seen in 24 months	Total	Change since previous quarter
Quarter ending March 2017	4,186	
Quarter ending June 2017	4,293	↑
Quarter ending September 2017	4,466	↑
Quarter ending December 2017	4,628	↑
Quarter ending March 2018	4,780	↑
<b>Variance since March 2017</b>	<b>14.2%</b>	<b>↑</b>



### ACTIVITY

Cumulative percentage of contracted UDA delivered 2017 & 2018



Adjusted Scheduled Activity (UDA)

Month	2017	2018
April	882	1,112
May	2,093	2,312
June	3,227	3,336
July	4,731	4,821
August	6,035	6,011
September	7,354	6,961
October	8,501	8,419
November	10,064	9,540
December	11,300	10,761
January	12,404	11,780
February	13,517	13,076
March	14,577	14,301
April	14,736	14,407
May	14,739	14,426
June	14,740	14,427

### QUALITY

	Quantity	Base Number	Contract	AT	Region	England
% of FP17s for the same patient ID Re-attending within 3 months - Children	91	1,262	7.2%	12.2%	12.8%	11.9%
% of FP17s for the same patient ID Re-attending within 3 months - Adults	736	4,082	18.0%	15.6%	16.5%	16.0%
% of FP17s for the same patient ID Re-attending between 3 & 9 months - Children	486	1,262	38.5%	54.8%	59.7%	58.3%
% of FP17s for the same patient ID Re-attending between 3 & 9 months - Adults	1,197	4,082	29.3%	50.4%	52.6%	50.3%
% of FP17s for Band 1 Urgent Courses	843	5,338	15.8%	8.8%	9.1%	9.1%
% of FP17s Relating to Free Repair or Replacements	66	5,338	1.2%	1.2%	1.0%	0.8%
% of FP17s Relating to Continuations	54	5,338	1.0%	1.4%	1.2%	1.0%
% of Patients satisfied with the dentistry they have received	13	14	92.9%	89.9%	91.6%	91.5%
% of Patients satisfied with the time they had to wait for an appointment	14	14	100.0%	87.1%	88.3%	87.9%

\* This is based on patients treated on this contract for their most recent course of treatment. Figures in italics indicate the base number of FP17s or Patient Questionnaire responses are less than 100. N/A is shown where the base number of responses is less than 10 during the period. % is calculated as Quantity/Base number\*100



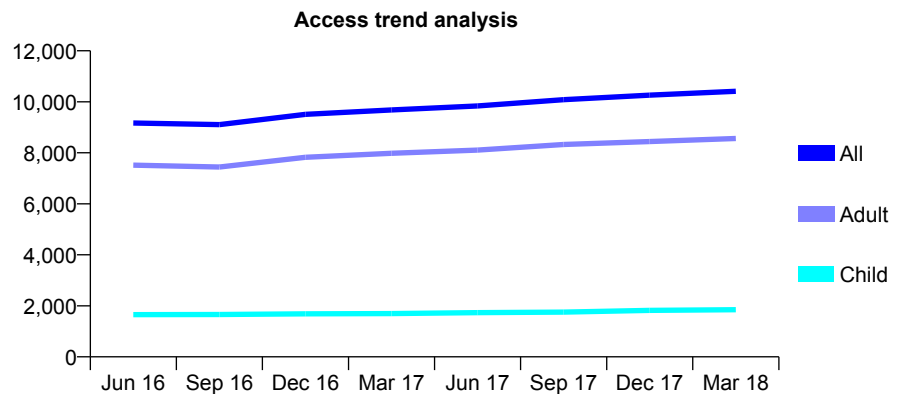
## Q45 - Vital Signs At a Glance Contract Report for 170526/0001 - Year end March 2018

Name or company name	Framwellgate Dental Surgery Limited
Contract type name	GDS Contract
Purpose of contract	General
Contract start date	01/04/2012
Contract end date	

17/18 Contracted general activity (UDA)	21,656
Carry forward general activity (UDA)	416
17/18 Contracted orthodontic activity (UOA)	0
Carry forward orthodontic activity (UOA)	0
Baseline contract value	£538,756.04

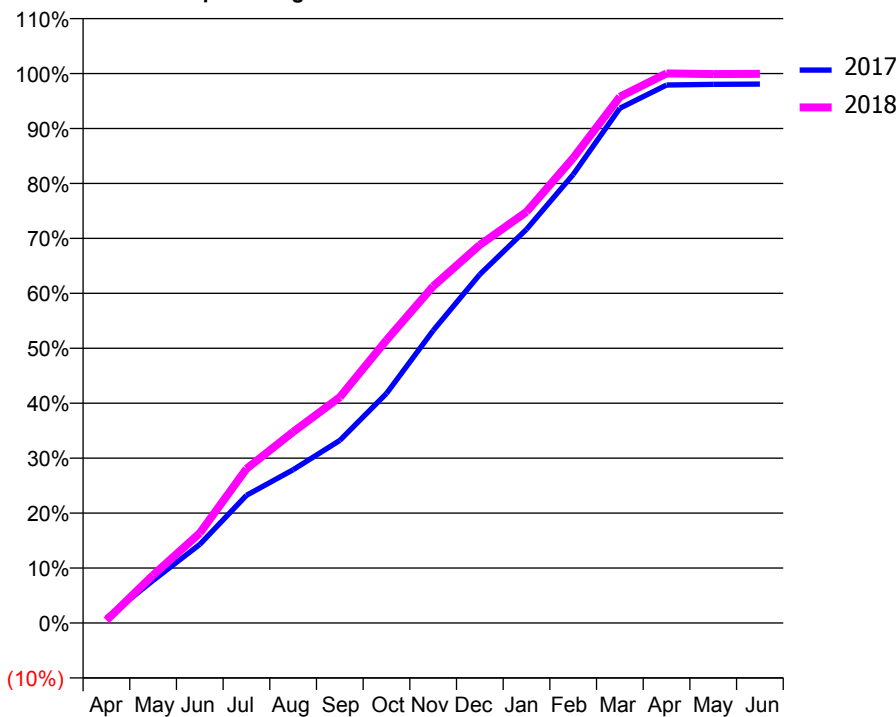
### ACCESS\*

Patients seen in 24 months	Total	Change since previous quarter
Quarter ending March 2017	9,679	
Quarter ending June 2017	9,838	→
Quarter ending September 2017	10,084	↑
Quarter ending December 2017	10,264	→
Quarter ending March 2018	10,411	→
<b>Variance since March 2017</b>	<b>7.6%</b>	<b>↑</b>



### ACTIVITY

Cumulative percentage of contracted UDA delivered 2017 & 2018



Month	Adjusted Scheduled Activity (UDA)	
	2017	2018
April	196	106
May	1,678	1,888
June	3,096	3,544
July	5,034	6,078
August	6,043	7,533
September	7,198	8,897
October	9,045	11,149
November	11,527	13,273
December	13,741	14,900
January	15,514	16,202
February	17,678	18,326
March	20,286	20,739
April	21,203	21,659
May	21,228	21,635
June	21,239	21,646

### QUALITY

	Quantity	Base Number	Contract	AT	Region	England
% of FP17s for the same patient ID Re-attending within 3 months - Children	223	2,618	8.5%	12.2%	12.8%	11.9%
% of FP17s for the same patient ID Re-attending within 3 months - Adults	1,220	9,337	13.1%	15.6%	16.5%	16.0%
% of FP17s for the same patient ID Re-attending between 3 & 9 months - Children	1,270	2,618	48.5%	54.8%	59.7%	58.3%
% of FP17s for the same patient ID Re-attending between 3 & 9 months - Adults	3,474	9,337	37.2%	50.4%	52.6%	50.3%
% of FP17s for Band 1 Urgent Courses	1,347	10,786	12.5%	8.8%	9.1%	9.1%
% of FP17s Relating to Free Repair or Replacements	60	10,786	0.6%	1.2%	1.0%	0.8%
% of FP17s Relating to Continuations	65	10,786	0.6%	1.4%	1.2%	1.0%
% of Patients satisfied with the dentistry they have received	21	22	95.5%	89.9%	91.6%	91.5%
% of Patients satisfied with the time they had to wait for an appointment	17	22	77.3%	87.1%	88.3%	87.9%

\* This is based on patients treated on this contract for their most recent course of treatment. Figures in italics indicate the base number of FP17s or Patient Questionnaire responses are less than 100. N/A is shown where the base number of responses is less than 10 during the period. % is calculated as Quantity/Base number\*100

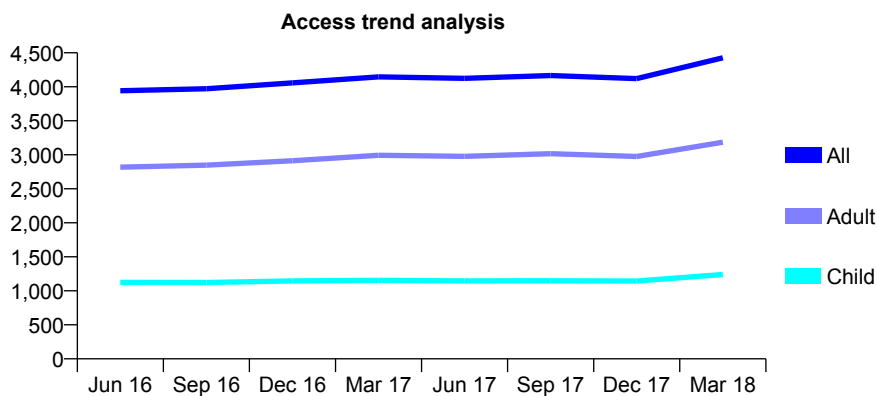
## Q45 - Vital Signs At a Glance Contract Report for 171565/0001 - Year end March 2018

Name or company name	Hardwick Dental Practice
Contract type name	GDS Contract
Purpose of contract	General and Orthodontic
Contract start date	01/05/2014
Contract end date	

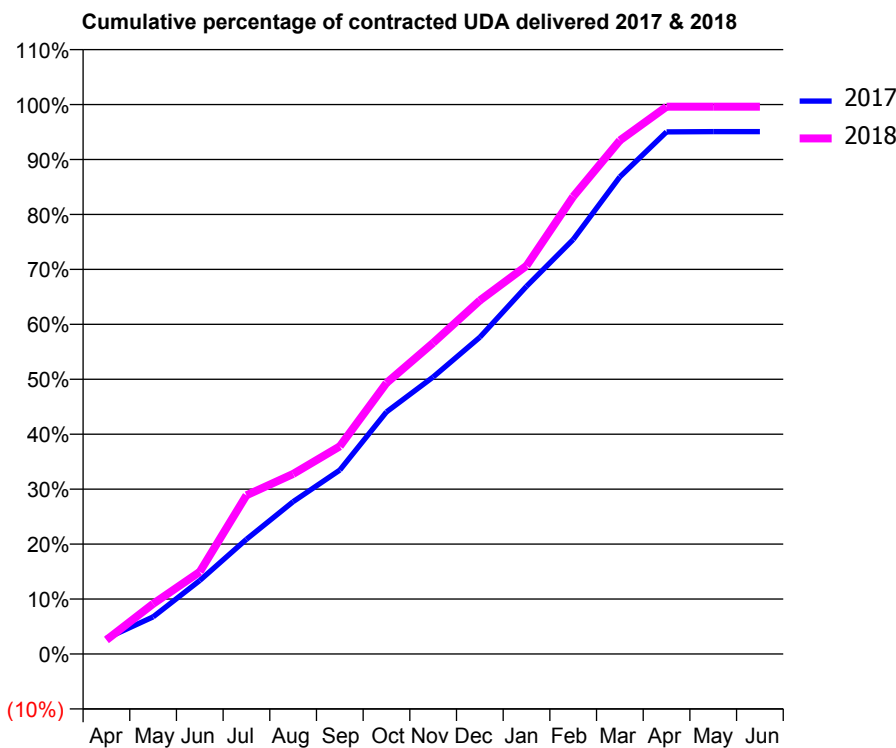
17/18 Contracted general activity (UDA)	13,766
Carry forward general activity (UDA)	0
17/18 Contracted orthodontic activity (UOA)	0
Carry forward orthodontic activity (UOA)	0
Baseline contract value	£357,445.99

### ACCESS\*

Patients seen in 24 months	Total	Change since previous quarter
Quarter ending March 2017	4,147	
Quarter ending June 2017	4,124	→
Quarter ending September 2017	4,165	→
Quarter ending December 2017	4,120	↓
Quarter ending March 2018	4,426	↑
<b>Variance since March 2017</b>	<b>6.7%</b>	<b>↑</b>



### ACTIVITY



Month	Adjusted Scheduled Activity (UDA)	
	2017	2018
April	392	351
May	932	1,258
June	1,842	2,061
July	2,874	3,976
August	3,817	4,512
September	4,608	5,203
October	6,065	6,790
November	6,939	7,797
December	7,936	8,856
January	9,210	9,727
February	10,384	11,460
March	11,955	12,866
April	13,080	13,711
May	13,087	13,711
June	13,087	13,711

### QUALITY

	Quantity	Base Number	Contract	AT	Region	England
% of FP17s for the same patient ID Re-attending within 3 months - Children	120	1,616	7.4%	12.2%	12.8%	11.9%
% of FP17s for the same patient ID Re-attending within 3 months - Adults	727	4,013	18.1%	15.6%	16.5%	16.0%
% of FP17s for the same patient ID Re-attending between 3 & 9 months - Children	662	1,616	41.0%	54.8%	59.7%	58.3%
% of FP17s for the same patient ID Re-attending between 3 & 9 months - Adults	1,500	4,013	37.4%	50.4%	52.6%	50.3%
% of FP17s for Band 1 Urgent Courses	836	5,494	15.2%	8.8%	9.1%	9.1%
% of FP17s Relating to Free Repair or Replacements	51	5,494	0.9%	1.2%	1.0%	0.8%
% of FP17s Relating to Continuations	80	5,494	1.5%	1.4%	1.2%	1.0%
% of Patients satisfied with the dentistry they have received	10	10	100.0%	89.9%	91.6%	91.5%
% of Patients satisfied with the time they had to wait for an appointment	10	10	100.0%	87.1%	88.3%	87.9%

\* This is based on patients treated on this contract for their most recent course of treatment. Figures in italics indicate the base number of FP17s or Patient Questionnaire responses are less than 100. N/A is shown where the base number of responses is less than 10 during the period. % is calculated as Quantity/Base number\*100

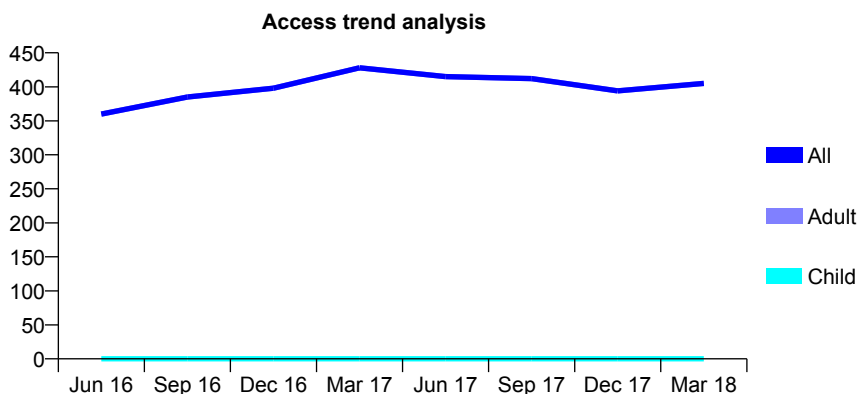
## Q45 - Vital Signs At a Glance Contract Report for 171565/0002 - Year end March 2018

Name or company name	Hardwick Dental Practice
Contract type name	PDS Contract
Purpose of contract	General
Contract start date	01/05/2014
Contract end date	31/03/2020

17/18 Contracted general activity (UDA)	1,464
Carry forward general activity (UDA)	0
17/18 Contracted orthodontic activity (UOA)	0
Carry forward orthodontic activity (UOA)	0
Baseline contract value	£46,160.59

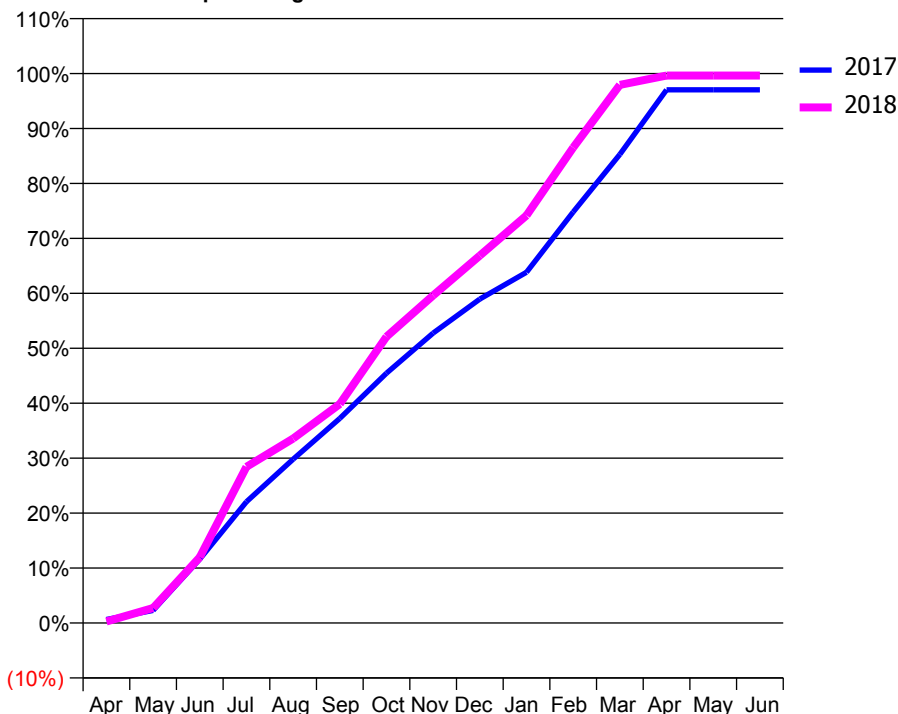
### ACCESS\*

Patients seen in 24 months	Total	Change since previous quarter
Quarter ending March 2017	428	
Quarter ending June 2017	415	↓
Quarter ending September 2017	412	→
Quarter ending December 2017	394	↓
Quarter ending March 2018	405	↑
<b>Variance since March 2017</b>	<b>(5.4%)</b>	<b>↓</b>



### ACTIVITY

Cumulative percentage of contracted UDA delivered 2017 & 2018



Month	Adjusted Scheduled Activity (UDA)	
	2017	2018
April	9	4
May	33	40
June	170	175
July	323	416
August	437	491
September	545	583
October	666	763
November	773	873
December	863	979
January	935	1,086
February	1,095	1,267
March	1,249	1,434
April	1,421	1,459
May	1,421	1,459
June	1,421	1,459

### QUALITY

	Quantity	Base Number	Contract	AT	Region	England
% of FP17s for the same patient ID Re-attending within 3 months - Children	0	0	N/A	12.2%	12.8%	11.9%
% of FP17s for the same patient ID Re-attending within 3 months - Adults	74	368	20.1%	15.6%	16.5%	16.0%
% of FP17s for the same patient ID Re-attending between 3 & 9 months - Children	0	0	N/A	54.8%	59.7%	58.3%
% of FP17s for the same patient ID Re-attending between 3 & 9 months - Adults	67	368	18.2%	50.4%	52.6%	50.3%
% of FP17s for Band 1 Urgent Courses	53	336	15.8%	8.8%	9.1%	9.1%
% of FP17s Relating to Free Repair or Replacements	0	336	0.0%	1.2%	1.0%	0.8%
% of FP17s Relating to Continuations	5	336	1.5%	1.4%	1.2%	1.0%
% of Patients satisfied with the dentistry they have received	1	1	N/A	89.9%	91.6%	91.5%
% of Patients satisfied with the time they had to wait for an appointment	1	1	N/A	87.1%	88.3%	87.9%

\* This is based on patients treated on this contract for their most recent course of treatment. Figures in italics indicate the base number of FP17s or Patient Questionnaire responses are less than 100. N/A is shown where the base number of responses is less than 10 during the period. % is calculated as Quantity/Base number\*100

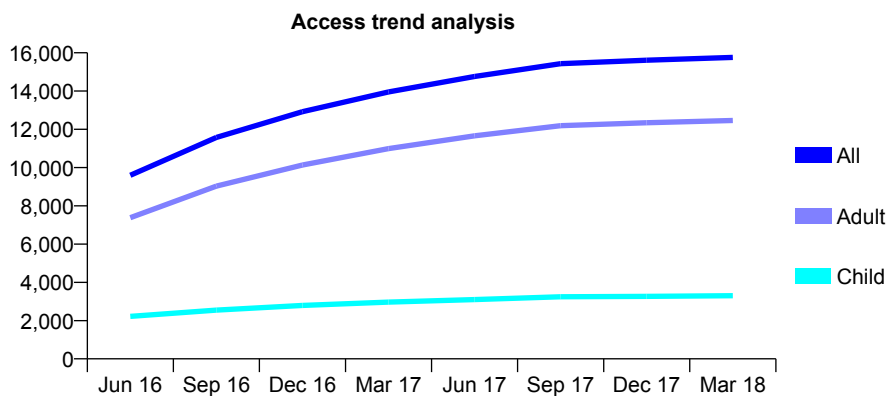
## Q45 - Vital Signs At a Glance Contract Report for 172596/0001 - Year end March 2018

Name or company name	Front Street Dental Practice Partnership
Contract type name	GDS Contract
Purpose of contract	General
Contract start date	01/11/2015
Contract end date	

17/18 Contracted general activity (UDA)	43,456
Carry forward general activity (UDA)	0
17/18 Contracted orthodontic activity (UOA)	0
Carry forward orthodontic activity (UOA)	0
Baseline contract value	£1,353,903.80

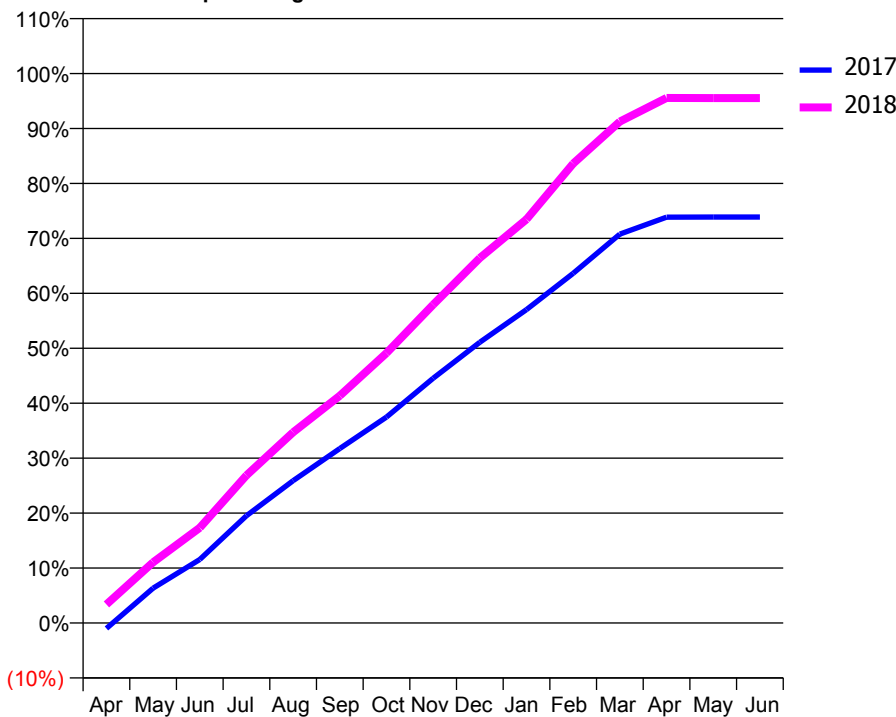
### ACCESS\*

Patients seen in 24 months	Total	Change since previous quarter
Quarter ending March 2017	13,955	
Quarter ending June 2017	14,761	↑
Quarter ending September 2017	15,432	↑
Quarter ending December 2017	15,612	→
Quarter ending March 2018	15,762	→
<b>Variance since March 2017</b>	<b>12.9%</b>	<b>↑</b>



### ACTIVITY

Cumulative percentage of contracted UDA delivered 2017 & 2018



Month	Adjusted Scheduled Activity (UDA)	
	2017	2018
April	-503	1,475
May	3,176	4,803
June	5,782	7,539
July	9,776	11,678
August	12,969	15,088
September	15,893	17,980
October	18,755	21,349
November	22,296	25,176
December	25,580	28,868
January	28,547	31,930
February	31,861	36,333
March	35,432	39,652
April	36,971	41,526
May	36,982	41,511
June	36,982	41,508

### QUALITY

	Quantity	Base Number	Contract	AT	Region	England
% of FP17s for the same patient ID Re-attending within 3 months - Children	240	4,425	5.4%	12.2%	12.8%	11.9%
% of FP17s for the same patient ID Re-attending within 3 months - Adults	2,143	15,741	13.6%	15.6%	16.5%	16.0%
% of FP17s for the same patient ID Re-attending between 3 & 9 months - Children	2,074	4,425	46.9%	54.8%	59.7%	58.3%
% of FP17s for the same patient ID Re-attending between 3 & 9 months - Adults	6,807	15,741	43.2%	50.4%	52.6%	50.3%
% of FP17s for Band 1 Urgent Courses	2,077	19,421	10.7%	8.8%	9.1%	9.1%
% of FP17s Relating to Free Repair or Replacements	255	19,421	1.3%	1.2%	1.0%	0.8%
% of FP17s Relating to Continuations	237	19,421	1.2%	1.4%	1.2%	1.0%
% of Patients satisfied with the dentistry they have received	33	37	89.2%	89.9%	91.6%	91.5%
% of Patients satisfied with the time they had to wait for an appointment	31	37	83.8%	87.1%	88.3%	87.9%

\* This is based on patients treated on this contract for their most recent course of treatment. Figures in italics indicate the base number of FP17s or Patient Questionnaire responses are less than 100. N/A is shown where the base number of responses is less than 10 during the period. % is calculated as Quantity/Base number\*100

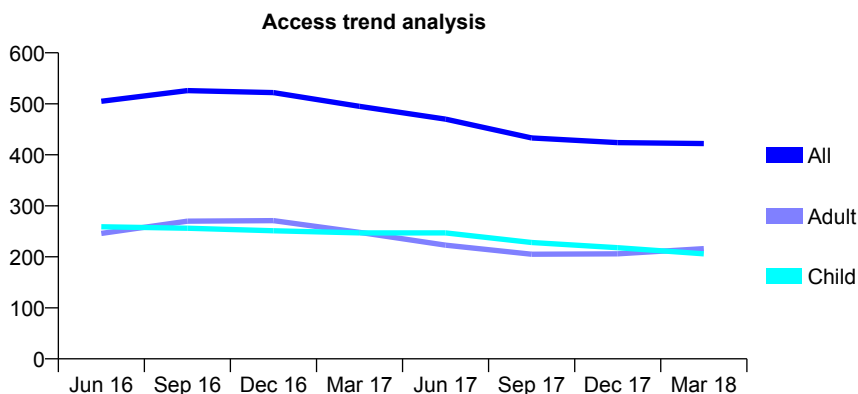
## Q45 - Vital Signs At a Glance Contract Report for 174858/0001 - Year end March 2018

Name or company name	Yarm Road Dental Practice
Contract type name	GDS Contract
Purpose of contract	General
Contract start date	01/01/2015
Contract end date	

17/18 Contracted general activity (UDA)	1,300
Carry forward general activity (UDA)	6
17/18 Contracted orthodontic activity (UOA)	0
Carry forward orthodontic activity (UOA)	0
Baseline contract value	£23,568.16

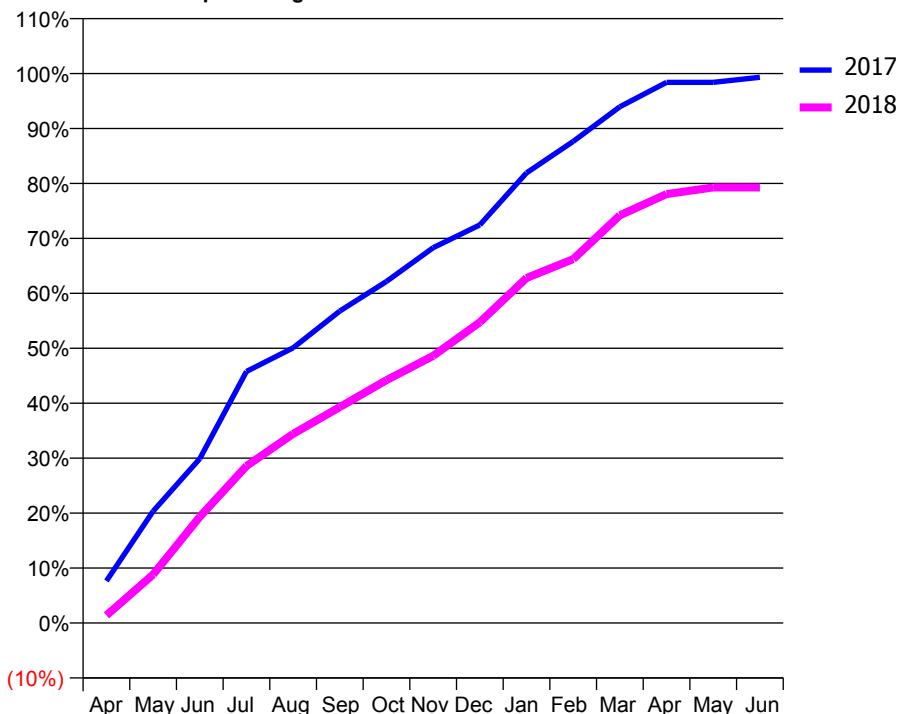
### ACCESS\*

Patients seen in 24 months	Total	Change since previous quarter
Quarter ending March 2017	495	
Quarter ending June 2017	470	↓
Quarter ending September 2017	433	↓
Quarter ending December 2017	424	↓
Quarter ending March 2018	422	→
<b>Variance since March 2017</b>	<b>(14.7%)</b>	<b>↓</b>



### ACTIVITY

Cumulative percentage of contracted UDA delivered 2017 & 2018



Month	Adjusted Scheduled Activity (UDA)	
	2017	2018
April	99	18
May	264	115
June	389	251
July	595	372
August	651	447
September	738	511
October	808	575
November	888	632
December	942	712
January	1,065	816
February	1,139	861
March	1,221	964
April	1,279	1,015
May	1,279	1,031
June	1,291	1,031

### QUALITY

	Quantity	Base Number	Contract	AT	Region	England
% of FP17s for the same patient ID Re-attending within 3 months - Children	22	355	6.2%	12.2%	12.8%	11.9%
% of FP17s for the same patient ID Re-attending within 3 months - Adults	29	274	10.6%	15.6%	16.5%	16.0%
% of FP17s for the same patient ID Re-attending between 3 & 9 months - Children	256	355	72.1%	54.8%	59.7%	58.3%
% of FP17s for the same patient ID Re-attending between 3 & 9 months - Adults	171	274	62.4%	50.4%	52.6%	50.3%
% of FP17s for Band 1 Urgent Courses	33	621	5.3%	8.8%	9.1%	9.1%
% of FP17s Relating to Free Repair or Replacements	1	621	0.2%	1.2%	1.0%	0.8%
% of FP17s Relating to Continuations	0	621	0.0%	1.4%	1.2%	1.0%
% of Patients satisfied with the dentistry they have received	0	0	N/A	89.9%	91.6%	91.5%
% of Patients satisfied with the time they had to wait for an appointment	0	0	N/A	87.1%	88.3%	87.9%

\* This is based on patients treated on this contract for their most recent course of treatment. Figures in italics indicate the base number of FP17s or Patient Questionnaire responses are less than 100. N/A is shown where the base number of responses is less than 10 during the period. % is calculated as Quantity/Base number\*100

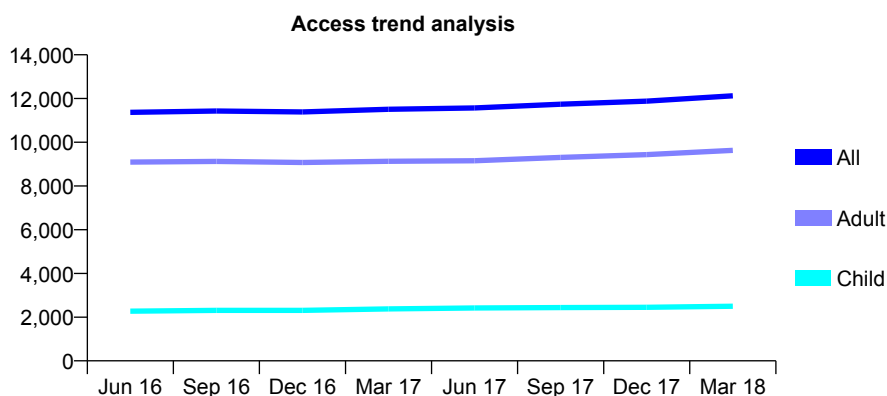
## Q45 - Vital Signs At a Glance Contract Report for 176486/0001 - Year end March 2018

Name or company name	Ridgway Dental Ltd.
Contract type name	GDS Contract
Purpose of contract	General
Contract start date	01/04/2009
Contract end date	

17/18 Contracted general activity (UDA)	35,659
Carry forward general activity (UDA)	0
17/18 Contracted orthodontic activity (UOA)	0
Carry forward orthodontic activity (UOA)	0
Baseline contract value	£917,781.84

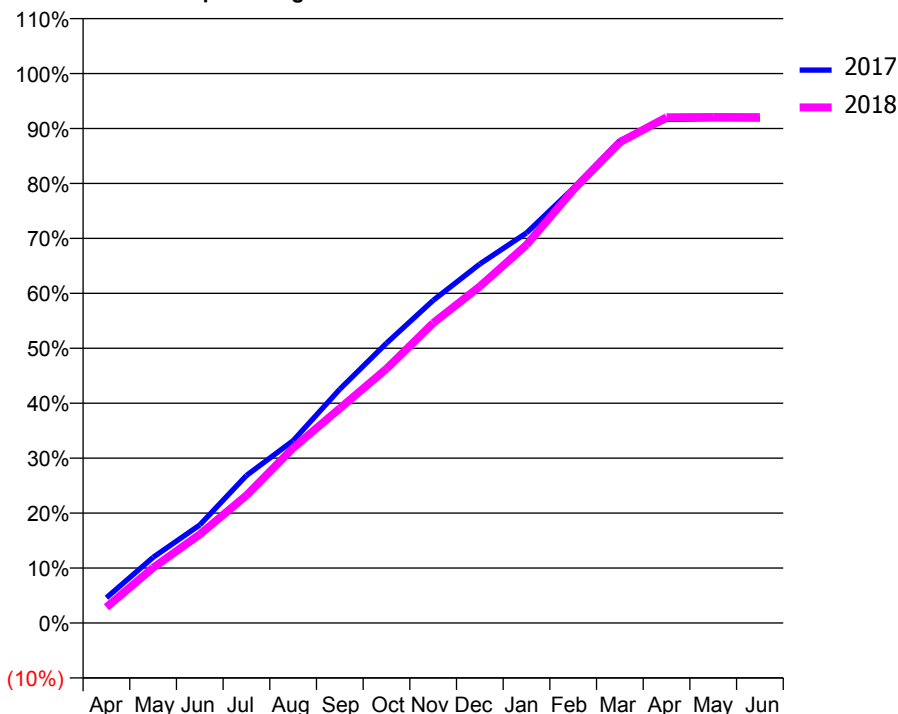
### ACCESS\*

Patients seen in 24 months	Total	Change since previous quarter
Quarter ending March 2017	11,506	
Quarter ending June 2017	11,568	→
Quarter ending September 2017	11,742	→
Quarter ending December 2017	11,880	→
Quarter ending March 2018	12,122	↑
<b>Variance since March 2017</b>	<b>5.4%</b>	<b>↑</b>



### ACTIVITY

Cumulative percentage of contracted UDA delivered 2017 & 2018



Month	Adjusted Scheduled Activity (UDA)	
	2017	2018
April	1,639	1,025
May	4,260	3,588
June	6,366	5,749
July	9,571	8,283
August	11,834	11,356
September	15,174	13,929
October	18,163	16,495
November	20,936	19,466
December	23,302	21,849
January	25,316	24,539
February	28,204	28,101
March	31,300	31,202
April	32,690	32,814
May	32,724	32,834
June	32,712	32,830

### QUALITY

	Quantity	Base Number	Contract	AT	Region	England
% of FP17s for the same patient ID Re-attending within 3 months - Children	147	2,995	4.9%	12.2%	12.8%	11.9%
% of FP17s for the same patient ID Re-attending within 3 months - Adults	1,510	12,450	12.1%	15.6%	16.5%	16.0%
% of FP17s for the same patient ID Re-attending between 3 & 9 months - Children	1,376	2,995	45.9%	54.8%	59.7%	58.3%
% of FP17s for the same patient ID Re-attending between 3 & 9 months - Adults	6,130	12,450	49.2%	50.4%	52.6%	50.3%
% of FP17s for Band 1 Urgent Courses	955	15,464	6.2%	8.8%	9.1%	9.1%
% of FP17s Relating to Free Repair or Replacements	154	15,464	1.0%	1.2%	1.0%	0.8%
% of FP17s Relating to Continuations	328	15,464	2.1%	1.4%	1.2%	1.0%
% of Patients satisfied with the dentistry they have received	13	13	100.0%	89.9%	91.6%	91.5%
% of Patients satisfied with the time they had to wait for an appointment	13	13	100.0%	87.1%	88.3%	87.9%

\* This is based on patients treated on this contract for their most recent course of treatment. Figures in italics indicate the base number of FP17s or Patient Questionnaire responses are less than 100. N/A is shown where the base number of responses is less than 10 during the period. % is calculated as Quantity/Base number\*100

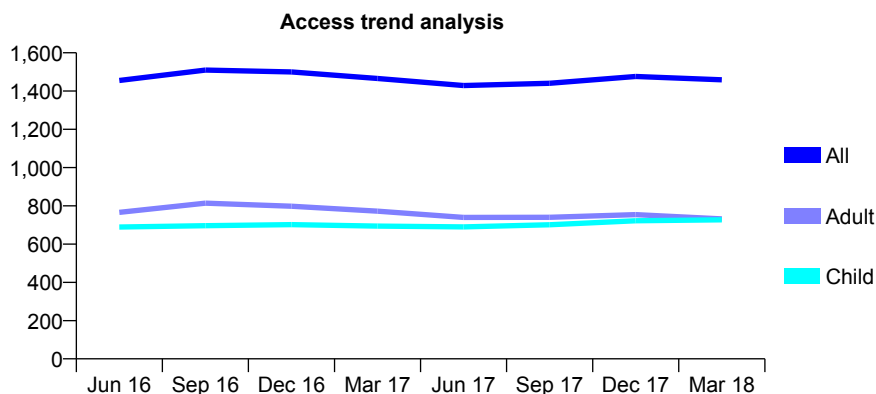
## Q45 - Vital Signs At a Glance Contract Report for 176737/0001 - Year end March 2018

Name or company name	Springs Dental Practice
Contract type name	GDS Contract
Purpose of contract	General
Contract start date	17/10/2013
Contract end date	

17/18 Contracted general activity (UDA)	5,000
Carry forward general activity (UDA)	-100
17/18 Contracted orthodontic activity (UOA)	0
Carry forward orthodontic activity (UOA)	0
Baseline contract value	£106,969.29

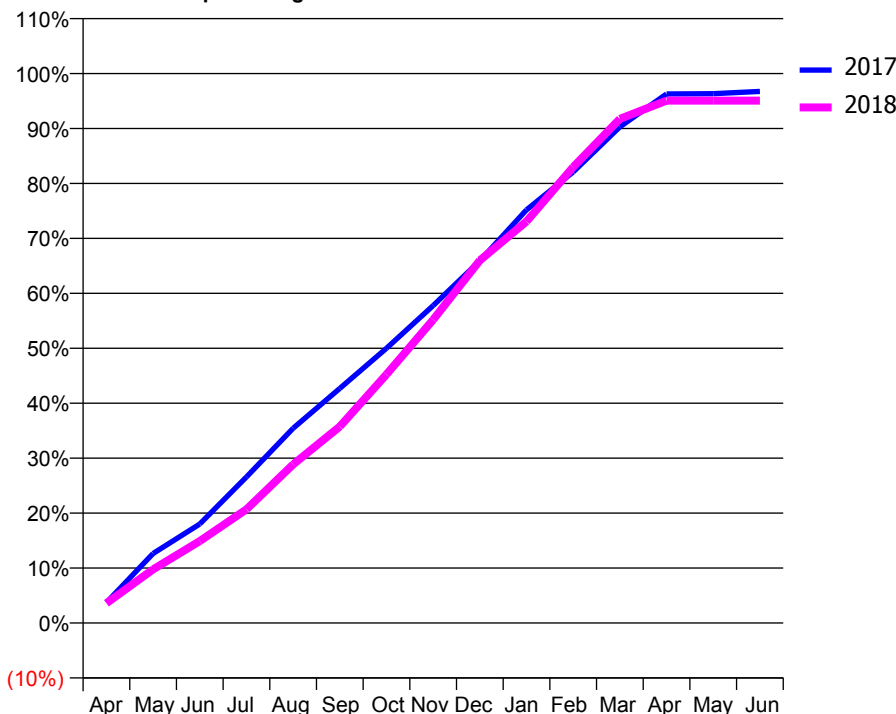
### ACCESS\*

Patients seen in 24 months	Total	Change since previous quarter
Quarter ending March 2017	1,466	
Quarter ending June 2017	1,429	↓
Quarter ending September 2017	1,441	→
Quarter ending December 2017	1,476	↑
Quarter ending March 2018	1,459	↓
<b>Variance since March 2017</b>	<b>(0.5%)</b>	→



### ACTIVITY

Cumulative percentage of contracted UDA delivered 2017 & 2018



Month	Adjusted Scheduled Activity (UDA)	
	2017	2018
April	186	180
May	633	488
June	901	745
July	1,329	1,034
August	1,772	1,443
September	2,134	1,788
October	2,500	2,262
November	2,888	2,760
December	3,296	3,300
January	3,760	3,653
February	4,104	4,149
March	4,514	4,587
April	4,813	4,753
May	4,817	4,753
June	4,838	4,753

### QUALITY

	Quantity	Base Number	Contract	AT	Region	England
% of FP17s for the same patient ID Re-attending within 3 months - Children	128	1,106	11.6%	12.2%	12.8%	11.9%
% of FP17s for the same patient ID Re-attending within 3 months - Adults	160	879	18.2%	15.6%	16.5%	16.0%
% of FP17s for the same patient ID Re-attending between 3 & 9 months - Children	575	1,106	52.0%	54.8%	59.7%	58.3%
% of FP17s for the same patient ID Re-attending between 3 & 9 months - Adults	341	879	38.8%	50.4%	52.6%	50.3%
% of FP17s for Band 1 Urgent Courses	227	1,913	11.9%	8.8%	9.1%	9.1%
% of FP17s Relating to Free Repair or Replacements	0	1,913	0.0%	1.2%	1.0%	0.8%
% of FP17s Relating to Continuations	2	1,913	0.1%	1.4%	1.2%	1.0%
% of Patients satisfied with the dentistry they have received	1	1	N/A	89.9%	91.6%	91.5%
% of Patients satisfied with the time they had to wait for an appointment	1	1	N/A	87.1%	88.3%	87.9%

\* This is based on patients treated on this contract for their most recent course of treatment. Figures in italics indicate the base number of FP17s or Patient Questionnaire responses are less than 100. N/A is shown where the base number of responses is less than 10 during the period. % is calculated as Quantity/Base number\*100



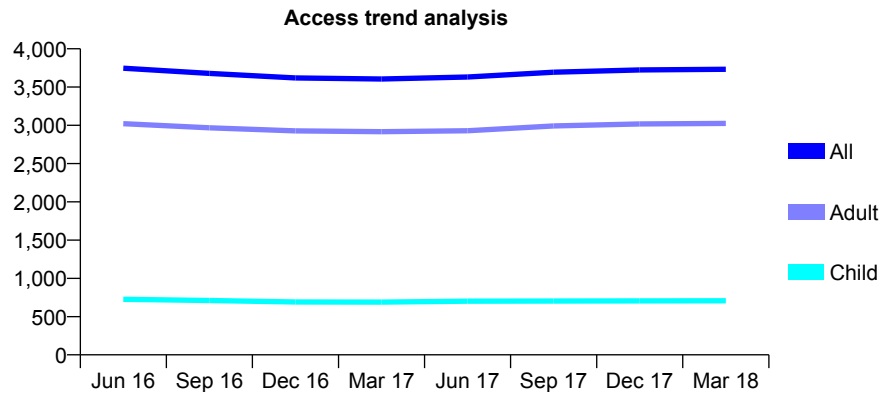
## Q45 - Vital Signs At a Glance Contract Report for 177229/0001 - Year end March 2018

Name or company name	Bishop Auckland Partnership
Contract type name	GDS Contract
Purpose of contract	General
Contract start date	01/07/2013
Contract end date	

17/18 Contracted general activity (UDA)	13,273
Carry forward general activity (UDA)	0
17/18 Contracted orthodontic activity (UOA)	0
Carry forward orthodontic activity (UOA)	0
Baseline contract value	£305,446.22

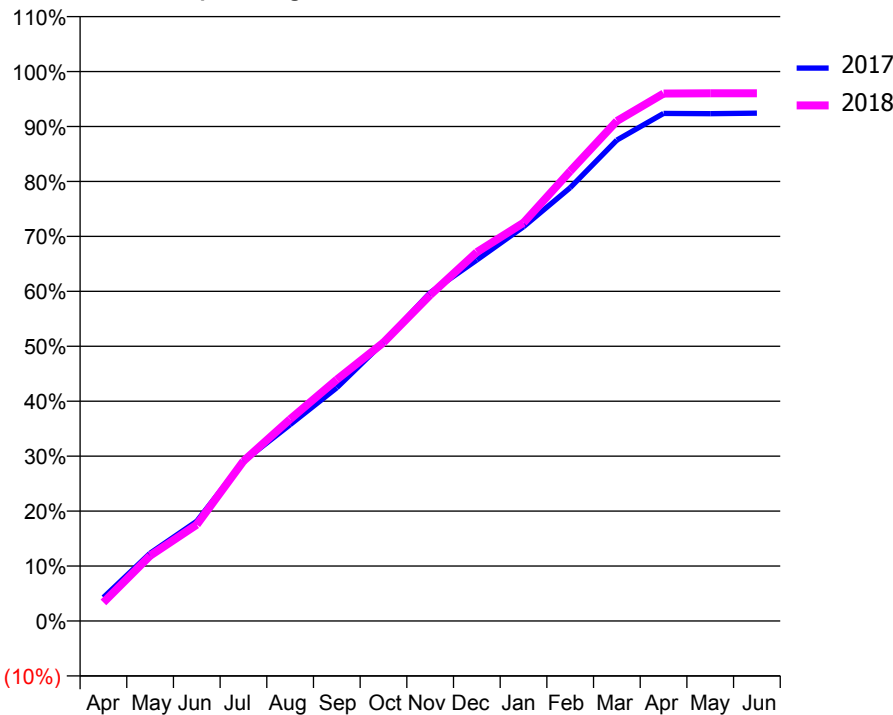
### ACCESS\*

Patients seen in 24 months	Total	Change since previous quarter
Quarter ending March 2017	3,605	
Quarter ending June 2017	3,631	→
Quarter ending September 2017	3,694	→
Quarter ending December 2017	3,723	→
Quarter ending March 2018	3,732	→
<b>Variance since March 2017</b>	<b>3.5%</b>	<b>↑</b>



### ACTIVITY

Cumulative percentage of contracted UDA delivered 2017 & 2018



Month	Adjusted Scheduled Activity (UDA)	
	2017	2018
April	569	449
May	1,638	1,576
June	2,411	2,328
July	3,859	3,865
August	4,744	4,875
September	5,636	5,831
October	6,729	6,726
November	7,932	7,874
December	8,719	8,911
January	9,521	9,619
February	10,466	10,867
March	11,618	12,077
April	12,261	12,742
May	12,255	12,747
June	12,266	12,746

### QUALITY

	Quantity	Base Number	Contract	AT	Region	England
% of FP17s for the same patient ID Re-attending within 3 months - Children	95	1,117	8.5%	12.2%	12.8%	11.9%
% of FP17s for the same patient ID Re-attending within 3 months - Adults	856	4,800	17.8%	15.6%	16.5%	16.0%
% of FP17s for the same patient ID Re-attending between 3 & 9 months - Children	644	1,117	57.7%	54.8%	59.7%	58.3%
% of FP17s for the same patient ID Re-attending between 3 & 9 months - Adults	2,523	4,800	52.6%	50.4%	52.6%	50.3%
% of FP17s for Band 1 Urgent Courses	620	5,807	10.7%	8.8%	9.1%	9.1%
% of FP17s Relating to Free Repair or Replacements	90	5,807	1.5%	1.2%	1.0%	0.8%
% of FP17s Relating to Continuations	59	5,807	1.0%	1.4%	1.2%	1.0%
% of Patients satisfied with the dentistry they have received	9	11	81.8%	89.9%	91.6%	91.5%
% of Patients satisfied with the time they had to wait for an appointment	11	11	100.0%	87.1%	88.3%	87.9%

\* This is based on patients treated on this contract for their most recent course of treatment. Figures in italics indicate the base number of FP17s or Patient Questionnaire responses are less than 100. N/A is shown where the base number of responses is less than 10 during the period. % is calculated as Quantity/Base number\*100

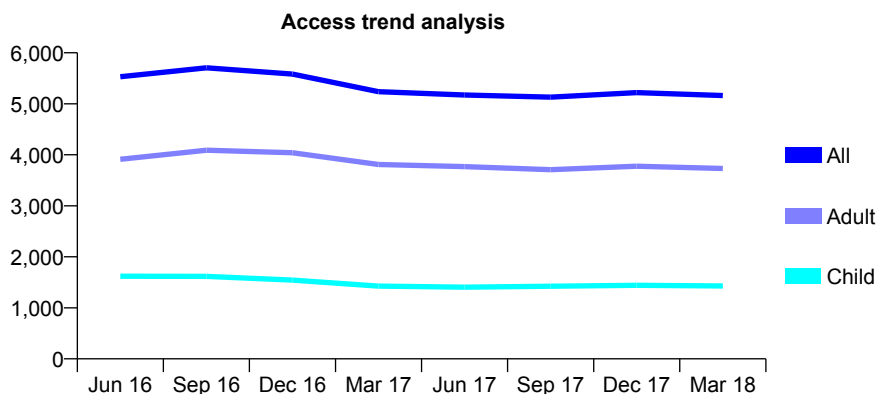
## Q45 - Vital Signs At a Glance Contract Report for 177334/0001 - Year end March 2018

Name or company name	Ingleby Meadow Dental Practice Partnershi
Contract type name	GDS Contract
Purpose of contract	General
Contract start date	04/03/2015
Contract end date	

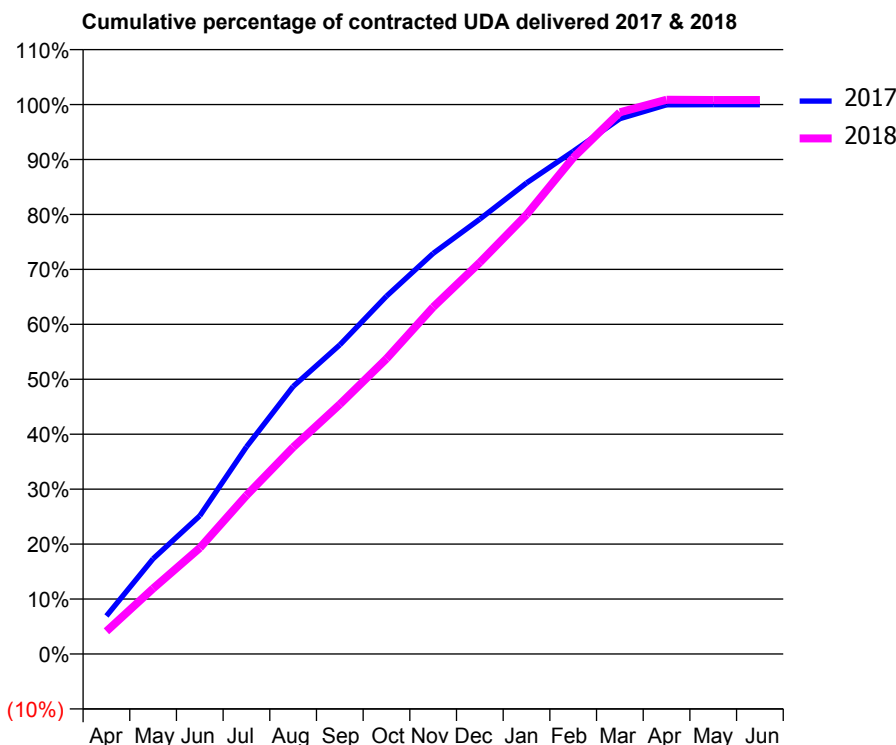
17/18 Contracted general activity (UDA)	14,808
Carry forward general activity (UDA)	6
17/18 Contracted orthodontic activity (UOA)	0
Carry forward orthodontic activity (UOA)	0
Baseline contract value	£386,871.11

### ACCESS\*

Patients seen in 24 months	Total	Change since previous quarter
Quarter ending March 2017	5,238	
Quarter ending June 2017	5,172	↓
Quarter ending September 2017	5,132	→
Quarter ending December 2017	5,220	→
Quarter ending March 2018	5,162	↓
<b>Variance since March 2017</b>	<b>(1.5%)</b>	<b>↓</b>



### ACTIVITY



Month	Adjusted Scheduled Activity (UDA)	
	2017	2018
April	1,028	613
May	2,566	1,767
June	3,724	2,858
July	5,582	4,275
August	7,209	5,571
September	8,331	6,730
October	9,645	7,956
November	10,796	9,350
December	11,720	10,553
January	12,693	11,838
February	13,547	13,372
March	14,427	14,598
April	14,801	14,936
May	14,802	14,930
June	14,802	14,930

### QUALITY

	Quantity	Base Number	Contract	AT	Region	England
% of FP17s for the same patient ID Re-attending within 3 months - Children	105	2,077	5.1%	12.2%	12.8%	11.9%
% of FP17s for the same patient ID Re-attending within 3 months - Adults	600	5,137	11.7%	15.6%	16.5%	16.0%
% of FP17s for the same patient ID Re-attending between 3 & 9 months - Children	1,124	2,077	54.1%	54.8%	59.7%	58.3%
% of FP17s for the same patient ID Re-attending between 3 & 9 months - Adults	2,381	5,137	46.4%	50.4%	52.6%	50.3%
% of FP17s for Band 1 Urgent Courses	434	7,217	6.0%	8.8%	9.1%	9.1%
% of FP17s Relating to Free Repair or Replacements	110	7,217	1.5%	1.2%	1.0%	0.8%
% of FP17s Relating to Continuations	169	7,217	2.3%	1.4%	1.2%	1.0%
% of Patients satisfied with the dentistry they have received	5	6	N/A	89.9%	91.6%	91.5%
% of Patients satisfied with the time they had to wait for an appointment	4	6	N/A	87.1%	88.3%	87.9%

\* This is based on patients treated on this contract for their most recent course of treatment. Figures in italics indicate the base number of FP17s or Patient Questionnaire responses are less than 100. N/A is shown where the base number of responses is less than 10 during the period. % is calculated as Quantity/Base number\*100

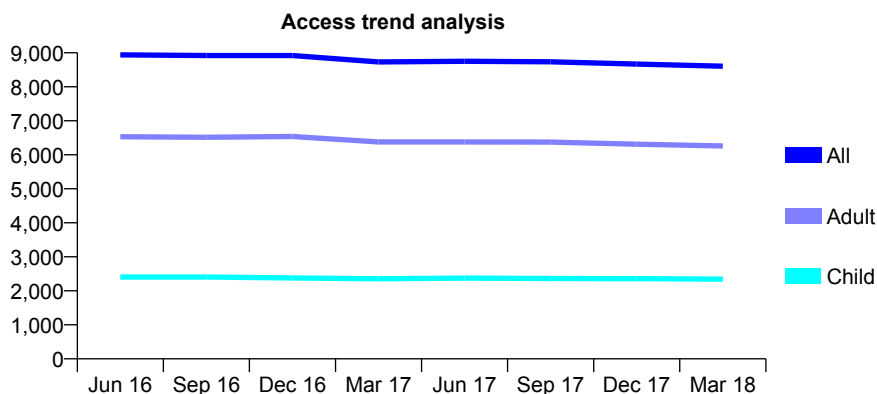
## Q45 - Vital Signs At a Glance Contract Report for 179523/0002 - Year end March 2018

Name or company name	Jeyarajan Dental Care Ltd.
Contract type name	GDS Contract
Purpose of contract	General
Contract start date	01/04/2009
Contract end date	

17/18 Contracted general activity (UDA)	24,500
Carry forward general activity (UDA)	-489
17/18 Contracted orthodontic activity (UOA)	0
Carry forward orthodontic activity (UOA)	0
Baseline contract value	£710,356.31

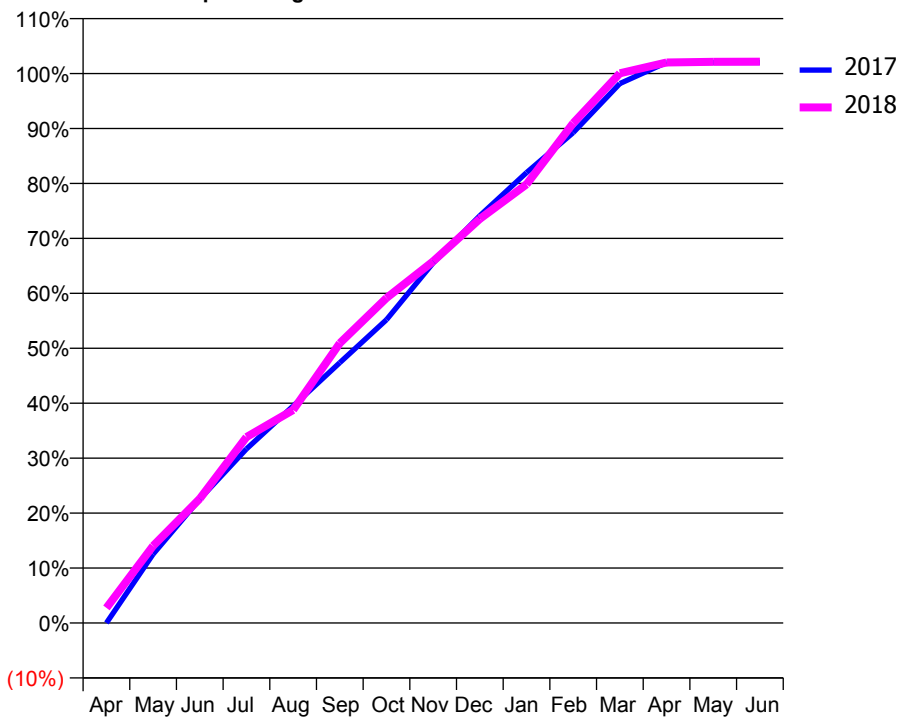
### ACCESS\*

Patients seen in 24 months	Total	Change since previous quarter
Quarter ending March 2017	8,732	
Quarter ending June 2017	8,751	→
Quarter ending September 2017	8,737	→
Quarter ending December 2017	8,670	→
Quarter ending March 2018	8,606	→
<b>Variance since March 2017</b>	<b>(1.4%)</b>	<b>↓</b>



### ACTIVITY

Cumulative percentage of contracted UDA delivered 2017 & 2018



Month	Adjusted Scheduled Activity (UDA)	
	2017	2018
April	0	672
May	3,069	3,438
June	5,523	5,546
July	7,762	8,293
August	9,676	9,496
September	11,607	12,478
October	13,520	14,494
November	16,057	16,125
December	18,159	18,020
January	20,081	19,560
February	21,862	22,288
March	24,052	24,510
April	24,989	24,994
May	24,989	25,022
June	24,989	25,025

### QUALITY

	Quantity	Base Number	Contract	AT	Region	England
% of FP17s for the same patient ID Re-attending within 3 months - Children	229	2,804	8.2%	12.2%	12.8%	11.9%
% of FP17s for the same patient ID Re-attending within 3 months - Adults	1,152	7,423	15.5%	15.6%	16.5%	16.0%
% of FP17s for the same patient ID Re-attending between 3 & 9 months - Children	1,067	2,804	38.1%	54.8%	59.7%	58.3%
% of FP17s for the same patient ID Re-attending between 3 & 9 months - Adults	3,075	7,423	41.4%	50.4%	52.6%	50.3%
% of FP17s for Band 1 Urgent Courses	991	10,075	9.8%	8.8%	9.1%	9.1%
% of FP17s Relating to Free Repair or Replacements	217	10,075	2.2%	1.2%	1.0%	0.8%
% of FP17s Relating to Continuations	57	10,075	0.6%	1.4%	1.2%	1.0%
% of Patients satisfied with the dentistry they have received	9	10	90.0%	89.9%	91.6%	91.5%
% of Patients satisfied with the time they had to wait for an appointment	8	10	80.0%	87.1%	88.3%	87.9%

\* This is based on patients treated on this contract for their most recent course of treatment. Figures in italics indicate the base number of FP17s or Patient Questionnaire responses are less than 100. N/A is shown where the base number of responses is less than 10 during the period. % is calculated as Quantity/Base number\*100

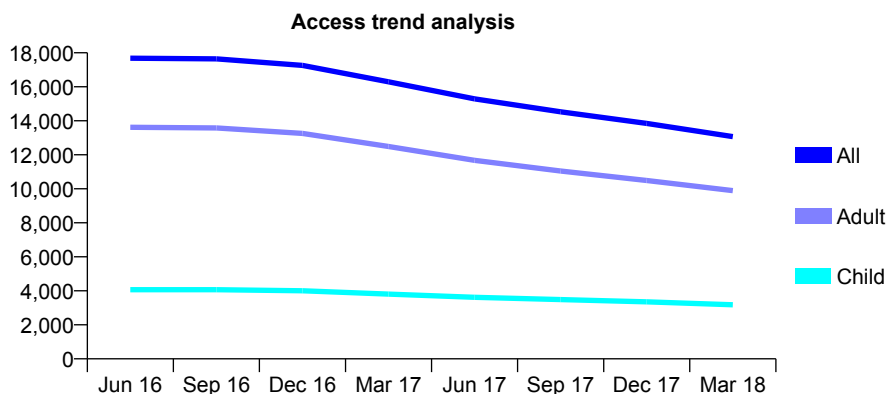
## Q45 - Vital Signs At a Glance Contract Report for 186007/0001 - Year end March 2018

Name or company name	Hartlepool Dental Practice Partnership
Contract type name	GDS Contract
Purpose of contract	General
Contract start date	01/04/2014
Contract end date	

17/18 Contracted general activity (UDA)	60,590
Carry forward general activity (UDA)	0
17/18 Contracted orthodontic activity (UOA)	0
Carry forward orthodontic activity (UOA)	0
Baseline contract value	£1,404,825.37

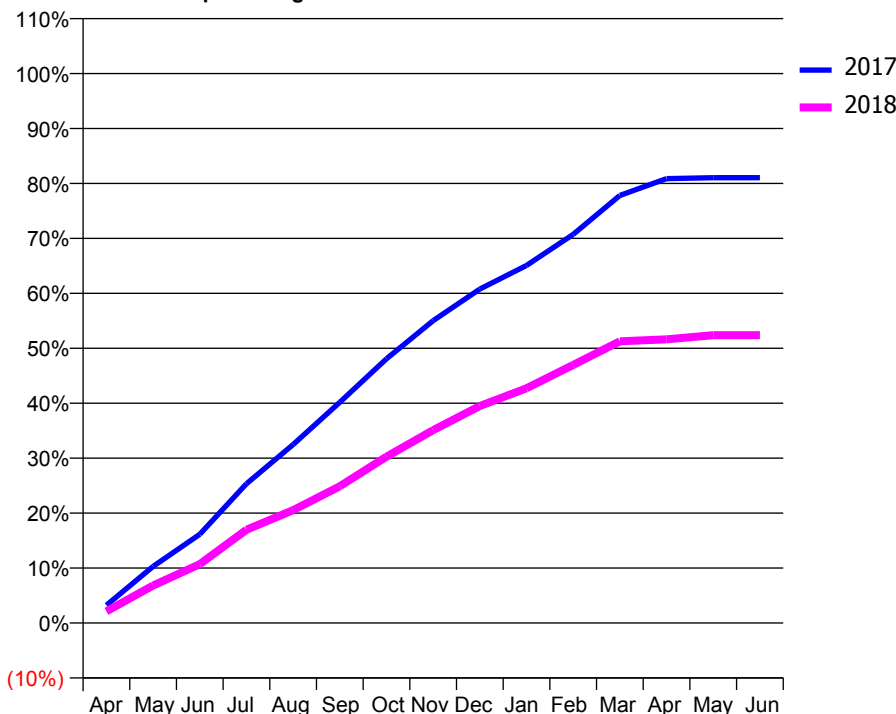
### ACCESS\*

Patients seen in 24 months	Total	Change since previous quarter
Quarter ending March 2017	16,297	
Quarter ending June 2017	15,289	↓
Quarter ending September 2017	14,533	↓
Quarter ending December 2017	13,847	↓
Quarter ending March 2018	13,073	↓
<b>Variance since March 2017</b>	<b>(19.8%)</b>	↓



### ACTIVITY

Cumulative percentage of contracted UDA delivered 2017 & 2018



Month	Adjusted Scheduled Activity (UDA)	
	2017	2018
April	1,721	1,293
May	5,471	4,137
June	8,579	6,492
July	13,460	10,278
August	17,243	12,453
September	21,333	15,073
October	25,528	18,339
November	29,218	21,263
December	32,265	23,924
January	34,552	25,886
February	37,549	28,453
March	41,307	31,066
April	42,937	31,278
May	43,022	31,736
June	43,022	31,732

### QUALITY

	Quantity	Base Number	Contract	AT	Region	England
% of FP17s for the same patient ID Re-attending within 3 months - Children	92	3,051	3.0%	12.2%	12.8%	11.9%
% of FP17s for the same patient ID Re-attending within 3 months - Adults	802	9,213	8.7%	15.6%	16.5%	16.0%
% of FP17s for the same patient ID Re-attending between 3 & 9 months - Children	1,086	3,051	35.6%	54.8%	59.7%	58.3%
% of FP17s for the same patient ID Re-attending between 3 & 9 months - Adults	4,291	9,213	46.6%	50.4%	52.6%	50.3%
% of FP17s for Band 1 Urgent Courses	294	11,955	2.5%	8.8%	9.1%	9.1%
% of FP17s Relating to Free Repair or Replacements	58	11,955	0.5%	1.2%	1.0%	0.8%
% of FP17s Relating to Continuations	121	11,955	1.0%	1.4%	1.2%	1.0%
% of Patients satisfied with the dentistry they have received	14	17	82.4%	89.9%	91.6%	91.5%
% of Patients satisfied with the time they had to wait for an appointment	11	17	64.7%	87.1%	88.3%	87.9%

\* This is based on patients treated on this contract for their most recent course of treatment. Figures in italics indicate the base number of FP17s or Patient Questionnaire responses are less than 100. N/A is shown where the base number of responses is less than 10 during the period. % is calculated as Quantity/Base number\*100

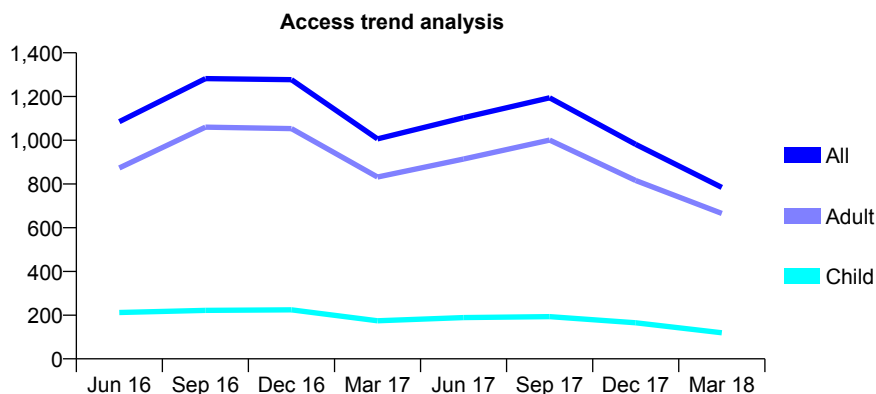
## Q45 - Vital Signs At a Glance Contract Report for 192589/0001 - Year end March 2018

Name or company name	Novident Dental Practice
Contract type name	GDS Contract
Purpose of contract	General
Contract start date	01/11/2014
Contract end date	

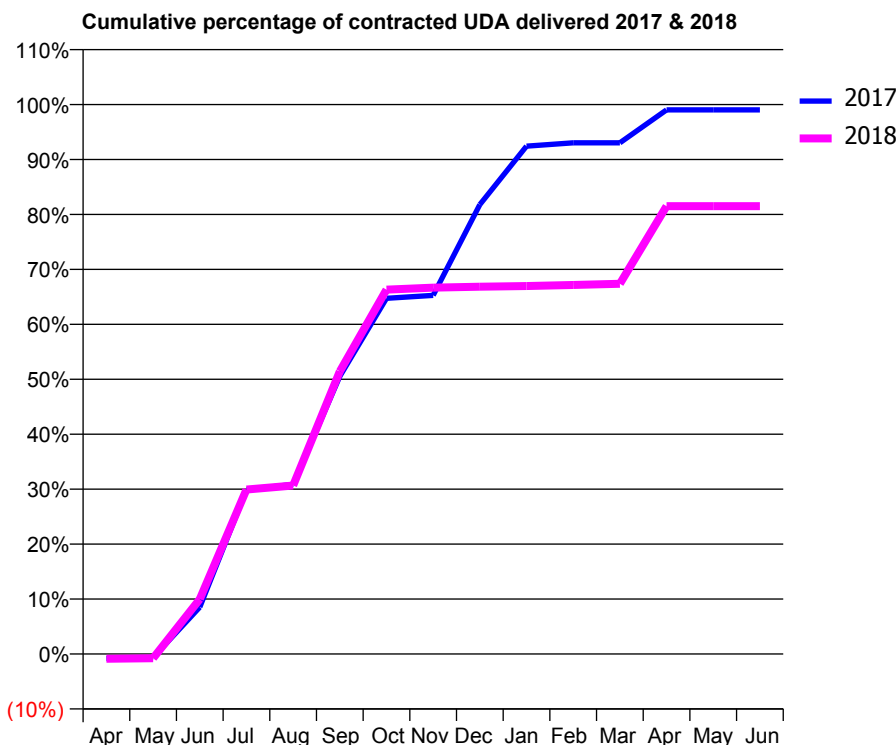
17/18 Contracted general activity (UDA)	3,500
Carry forward general activity (UDA)	34
17/18 Contracted orthodontic activity (UOA)	0
Carry forward orthodontic activity (UOA)	0
Baseline contract value	£76,004.99

### ACCESS\*

Patients seen in 24 months	Total	Change since previous quarter
Quarter ending March 2017	1,006	
Quarter ending June 2017	1,103	↑
Quarter ending September 2017	1,194	↑
Quarter ending December 2017	981	↓
Quarter ending March 2018	784	↓
<b>Variance since March 2017</b>	<b>(22.1%)</b>	<b>↓</b>



### ACTIVITY



Month	Adjusted Scheduled Activity (UDA)	
	2017	2018
April	-29	-31
May	-23	-28
June	299	350
July	1,045	1,048
August	1,081	1,073
September	1,769	1,800
October	2,266	2,321
November	2,285	2,334
December	2,862	2,340
January	3,235	2,344
February	3,256	2,351
March	3,256	2,358
April	3,466	2,852
May	3,466	2,852
June	3,466	2,852

### QUALITY

	Quantity	Base Number	Contract	AT	Region	England
% of FP17s for the same patient ID Re-attending within 3 months - Children	0	147	0.0%	12.2%	12.8%	11.9%
% of FP17s for the same patient ID Re-attending within 3 months - Adults	23	707	3.3%	15.6%	16.5%	16.0%
% of FP17s for the same patient ID Re-attending between 3 & 9 months - Children	19	147	12.9%	54.8%	59.7%	58.3%
% of FP17s for the same patient ID Re-attending between 3 & 9 months - Adults	66	707	9.3%	50.4%	52.6%	50.3%
% of FP17s for Band 1 Urgent Courses	16	916	1.7%	8.8%	9.1%	9.1%
% of FP17s Relating to Free Repair or Replacements	8	916	0.9%	1.2%	1.0%	0.8%
% of FP17s Relating to Continuations	6	916	0.7%	1.4%	1.2%	1.0%
% of Patients satisfied with the dentistry they have received	3	3	N/A	89.9%	91.6%	91.5%
% of Patients satisfied with the time they had to wait for an appointment	3	3	N/A	87.1%	88.3%	87.9%

\* This is based on patients treated on this contract for their most recent course of treatment. Figures in italics indicate the base number of FP17s or Patient Questionnaire responses are less than 100. N/A is shown where the base number of responses is less than 10 during the period. % is calculated as Quantity/Base number\*100

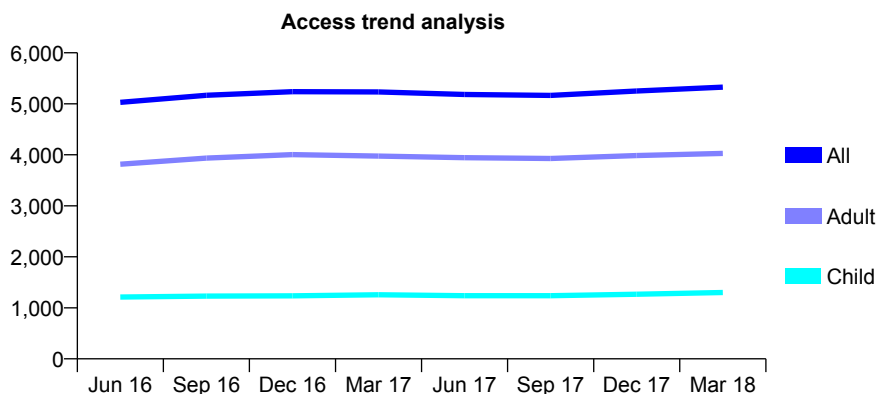
## Q45 - Vital Signs At a Glance Contract Report for 193771/0001 - Year end March 2018

Name or company name	Thornaby Dental Centre
Contract type name	GDS Contract
Purpose of contract	General
Contract start date	01/01/2015
Contract end date	

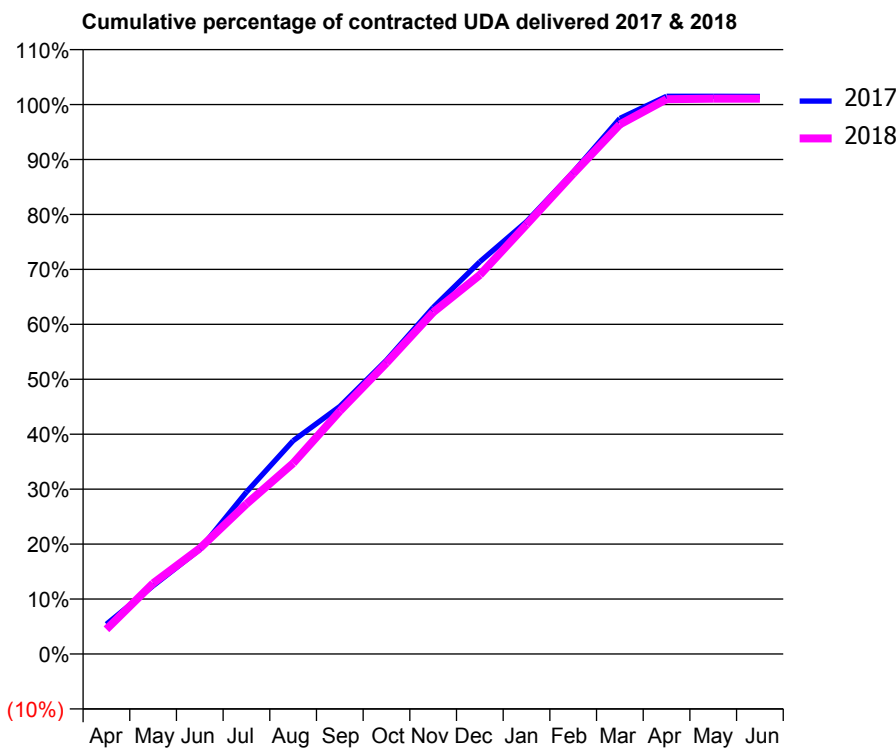
17/18 Contracted general activity (UDA)	20,325
Carry forward general activity (UDA)	-301
17/18 Contracted orthodontic activity (UOA)	0
Carry forward orthodontic activity (UOA)	0
Baseline contract value	£443,598.09

### ACCESS\*

Patients seen in 24 months	Total	Change since previous quarter
Quarter ending March 2017	5,232	
Quarter ending June 2017	5,183	→
Quarter ending September 2017	5,165	→
Quarter ending December 2017	5,252	→
Quarter ending March 2018	5,327	→
<b>Variance since March 2017</b>	<b>1.8%</b>	<b>→</b>



### ACTIVITY



Month	Adjusted Scheduled Activity (UDA)	
	2017	2018
April	1,103	914
May	2,521	2,617
June	3,869	3,910
July	5,988	5,553
August	7,890	7,058
September	9,159	8,986
October	10,869	10,767
November	12,817	12,638
December	14,506	14,019
January	15,992	15,883
February	17,822	17,765
March	19,812	19,586
April	20,627	20,523
May	20,629	20,538
June	20,626	20,538

### QUALITY

	Quantity	Base Number	Contract	AT	Region	England
% of FP17s for the same patient ID Re-attending within 3 months - Children	111	2,099	5.3%	12.2%	12.8%	11.9%
% of FP17s for the same patient ID Re-attending within 3 months - Adults	980	6,833	14.3%	15.6%	16.5%	16.0%
% of FP17s for the same patient ID Re-attending between 3 & 9 months - Children	1,312	2,099	62.5%	54.8%	59.7%	58.3%
% of FP17s for the same patient ID Re-attending between 3 & 9 months - Adults	4,345	6,833	63.6%	50.4%	52.6%	50.3%
% of FP17s for Band 1 Urgent Courses	169	8,971	1.9%	8.8%	9.1%	9.1%
% of FP17s Relating to Free Repair or Replacements	99	8,971	1.1%	1.2%	1.0%	0.8%
% of FP17s Relating to Continuations	297	8,971	3.3%	1.4%	1.2%	1.0%
% of Patients satisfied with the dentistry they have received	16	18	88.9%	89.9%	91.6%	91.5%
% of Patients satisfied with the time they had to wait for an appointment	15	18	83.3%	87.1%	88.3%	87.9%

\* This is based on patients treated on this contract for their most recent course of treatment. Figures in italics indicate the base number of FP17s or Patient Questionnaire responses are less than 100. N/A is shown where the base number of responses is less than 10 during the period. % is calculated as Quantity/Base number\*100

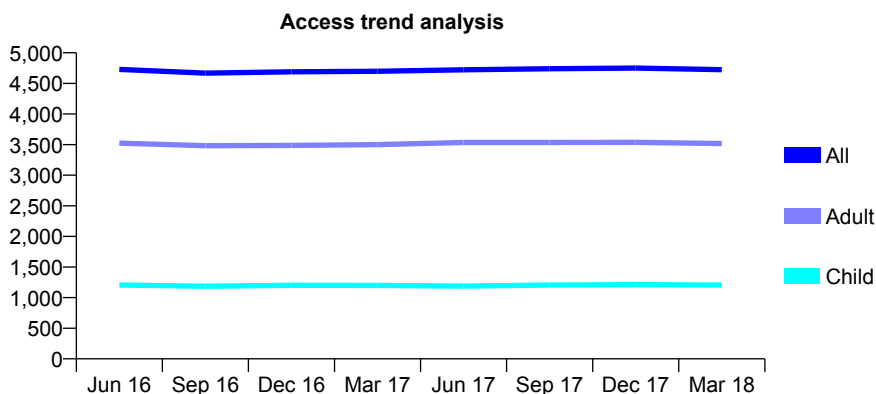
## Q45 - Vital Signs At a Glance Contract Report for 194344/0001 - Year end March 2018

Name or company name	N & N Dental Group
Contract type name	GDS Contract
Purpose of contract	General
Contract start date	02/04/2013
Contract end date	

17/18 Contracted general activity (UDA)	13,000
Carry forward general activity (UDA)	0
17/18 Contracted orthodontic activity (UOA)	0
Carry forward orthodontic activity (UOA)	0
Baseline contract value	£409,307.19

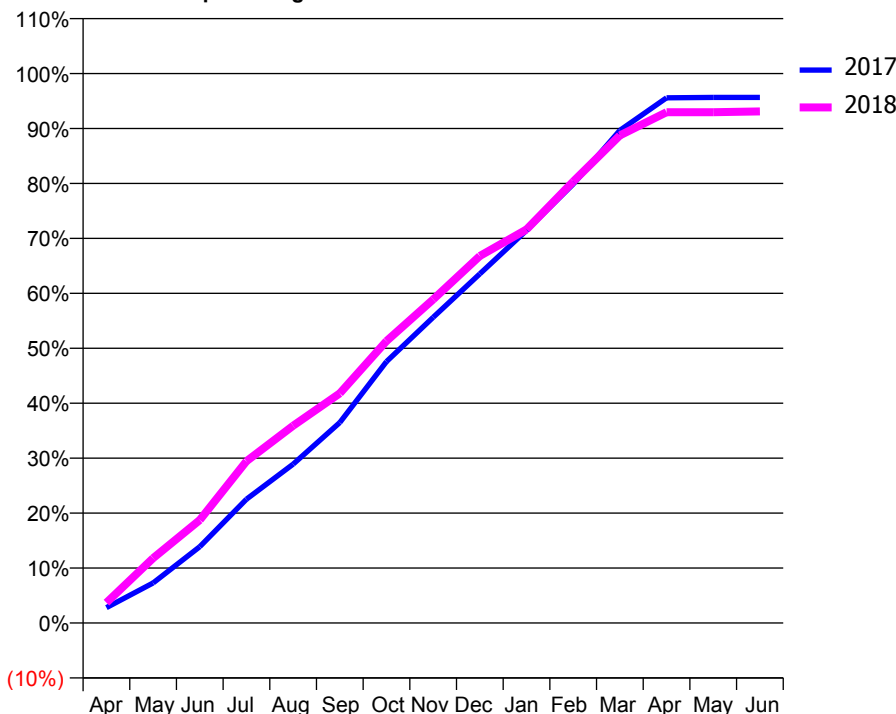
### ACCESS\*

Patients seen in 24 months	Total	Change since previous quarter
Quarter ending March 2017	4,699	
Quarter ending June 2017	4,723	→
Quarter ending September 2017	4,740	→
Quarter ending December 2017	4,750	→
Quarter ending March 2018	4,724	→
<b>Variance since March 2017</b>	<b>0.5%</b>	<b>→</b>



### ACTIVITY

Cumulative percentage of contracted UDA delivered 2017 & 2018



Month	Adjusted Scheduled Activity (UDA)	
	2017	2018
April	366	481
May	948	1,535
June	1,806	2,436
July	2,928	3,828
August	3,759	4,667
September	4,744	5,434
October	6,186	6,670
November	7,231	7,653
December	8,260	8,682
January	9,288	9,312
February	10,385	10,442
March	11,654	11,535
April	12,426	12,083
May	12,433	12,083
June	12,433	12,104

### QUALITY

	Quantity	Base Number	Contract	AT	Region	England
% of FP17s for the same patient ID Re-attending within 3 months - Children	98	1,507	6.5%	12.2%	12.8%	11.9%
% of FP17s for the same patient ID Re-attending within 3 months - Adults	520	4,126	12.6%	15.6%	16.5%	16.0%
% of FP17s for the same patient ID Re-attending between 3 & 9 months - Children	728	1,507	48.3%	54.8%	59.7%	58.3%
% of FP17s for the same patient ID Re-attending between 3 & 9 months - Adults	1,793	4,126	43.5%	50.4%	52.6%	50.3%
% of FP17s for Band 1 Urgent Courses	472	5,582	8.5%	8.8%	9.1%	9.1%
% of FP17s Relating to Free Repair or Replacements	98	5,582	1.8%	1.2%	1.0%	0.8%
% of FP17s Relating to Continuations	110	5,582	2.0%	1.4%	1.2%	1.0%
% of Patients satisfied with the dentistry they have received	7	9	N/A	89.9%	91.6%	91.5%
% of Patients satisfied with the time they had to wait for an appointment	8	9	N/A	87.1%	88.3%	87.9%

\* This is based on patients treated on this contract for their most recent course of treatment. Figures in italics indicate the base number of FP17s or Patient Questionnaire responses are less than 100. N/A is shown where the base number of responses is less than 10 during the period. % is calculated as Quantity/Base number\*100



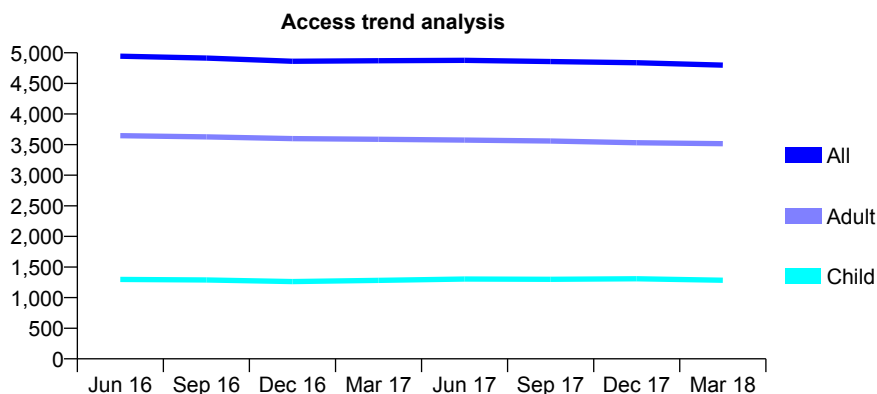
## Q45 - Vital Signs At a Glance Contract Report for 195278/0001 - Year end March 2018

Name or company name	The Grainger Stockton, Birtley and Stanley
Contract type name	GDS Contract
Purpose of contract	General
Contract start date	01/02/2014
Contract end date	

17/18 Contracted general activity (UDA)	13,053
Carry forward general activity (UDA)	-257
17/18 Contracted orthodontic activity (UOA)	0
Carry forward orthodontic activity (UOA)	0
Baseline contract value	£395,412.22

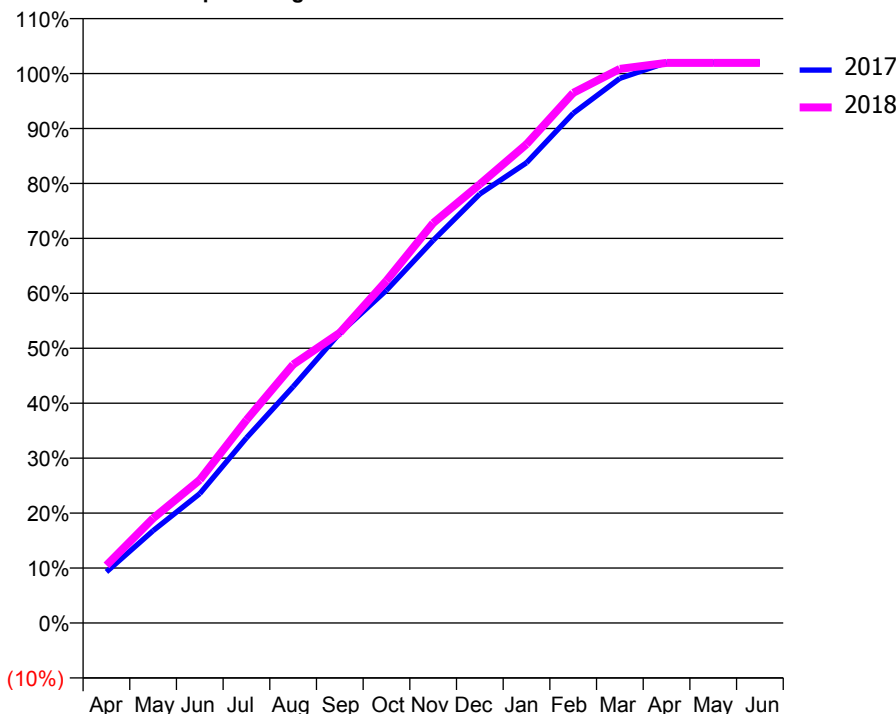
### ACCESS\*

Patients seen in 24 months	Total	Change since previous quarter
Quarter ending March 2017	4,870	
Quarter ending June 2017	4,877	→
Quarter ending September 2017	4,858	→
Quarter ending December 2017	4,838	→
Quarter ending March 2018	4,799	→
<b>Variance since March 2017</b>	<b>(1.5%)</b>	<b>↓</b>



### ACTIVITY

Cumulative percentage of contracted UDA delivered 2017 & 2018



Adjusted Scheduled Activity (UDA)

Month	2017	2018
April	1,214	1,369
May	2,195	2,487
June	3,073	3,399
July	4,398	4,823
August	5,615	6,142
September	6,888	6,894
October	7,906	8,131
November	9,091	9,502
December	10,192	10,424
January	10,933	11,373
February	12,107	12,592
March	12,936	13,163
April	13,310	13,305
May	13,310	13,305
June	13,310	13,305

### QUALITY

	Quantity	Base Number	Contract	AT	Region	England
% of FP17s for the same patient ID Re-attending within 3 months - Children	26	1,621	1.6%	12.2%	12.8%	11.9%
% of FP17s for the same patient ID Re-attending within 3 months - Adults	312	4,312	7.2%	15.6%	16.5%	16.0%
% of FP17s for the same patient ID Re-attending between 3 & 9 months - Children	919	1,621	56.7%	54.8%	59.7%	58.3%
% of FP17s for the same patient ID Re-attending between 3 & 9 months - Adults	2,504	4,312	58.1%	50.4%	52.6%	50.3%
% of FP17s for Band 1 Urgent Courses	120	5,859	2.0%	8.8%	9.1%	9.1%
% of FP17s Relating to Free Repair or Replacements	8	5,859	0.1%	1.2%	1.0%	0.8%
% of FP17s Relating to Continuations	35	5,859	0.6%	1.4%	1.2%	1.0%
% of Patients satisfied with the dentistry they have received	8	10	80.0%	89.9%	91.6%	91.5%
% of Patients satisfied with the time they had to wait for an appointment	9	10	90.0%	87.1%	88.3%	87.9%

\* This is based on patients treated on this contract for their most recent course of treatment. Figures in italics indicate the base number of FP17s or Patient Questionnaire responses are less than 100. N/A is shown where the base number of responses is less than 10 during the period. % is calculated as Quantity/Base number\*100

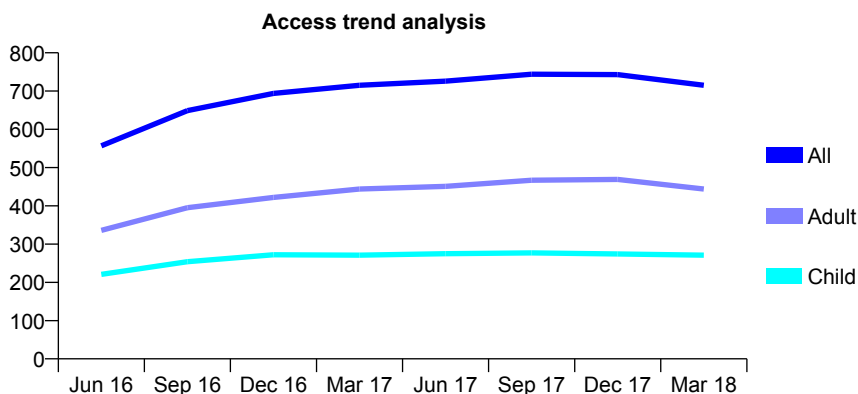
## Q45 - Vital Signs At a Glance Contract Report for 198005/0001 - Year end March 2018

Name or company name	Stoney Field Dental Practice
Contract type name	GDS Contract
Purpose of contract	General
Contract start date	01/11/2015
Contract end date	

17/18 Contracted general activity (UDA)	2,853
Carry forward general activity (UDA)	0
17/18 Contracted orthodontic activity (UOA)	0
Carry forward orthodontic activity (UOA)	0
Baseline contract value	£81,623.70

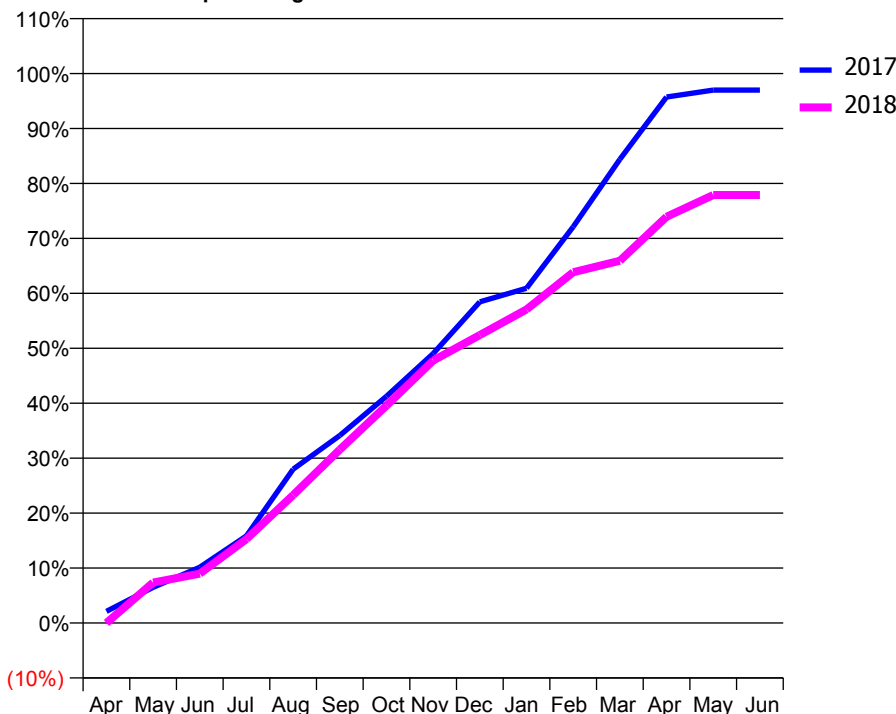
### ACCESS\*

Patients seen in 24 months	Total	Change since previous quarter
Quarter ending March 2017	715	
Quarter ending June 2017	726	→
Quarter ending September 2017	744	↑
Quarter ending December 2017	743	→
Quarter ending March 2018	715	↓
<b>Variance since March 2017</b>	<b>0.0%</b>	<b>→</b>



### ACTIVITY

Cumulative percentage of contracted UDA delivered 2017 & 2018



Adjusted Scheduled Activity (UDA)

Month	2017	2018
April	61	0
May	185	210
June	290	256
July	452	436
August	798	664
September	974	900
October	1,178	1,129
November	1,399	1,363
December	1,667	1,495
January	1,738	1,628
February	2,058	1,821
March	2,408	1,881
April	2,731	2,109
May	2,767	2,222
June	2,767	2,222

### QUALITY

	Quantity	Base Number	Contract	AT	Region	England
% of FP17s for the same patient ID Re-attending within 3 months - Children	13	367	3.5%	12.2%	12.8%	11.9%
% of FP17s for the same patient ID Re-attending within 3 months - Adults	37	497	7.4%	15.6%	16.5%	16.0%
% of FP17s for the same patient ID Re-attending between 3 & 9 months - Children	223	367	60.8%	54.8%	59.7%	58.3%
% of FP17s for the same patient ID Re-attending between 3 & 9 months - Adults	304	497	61.2%	50.4%	52.6%	50.3%
% of FP17s for Band 1 Urgent Courses	31	888	3.5%	8.8%	9.1%	9.1%
% of FP17s Relating to Free Repair or Replacements	7	888	0.8%	1.2%	1.0%	0.8%
% of FP17s Relating to Continuations	12	888	1.4%	1.4%	1.2%	1.0%
% of Patients satisfied with the dentistry they have received	1	1	N/A	89.9%	91.6%	91.5%
% of Patients satisfied with the time they had to wait for an appointment	1	1	N/A	87.1%	88.3%	87.9%

\* This is based on patients treated on this contract for their most recent course of treatment. Figures in italics indicate the base number of FP17s or Patient Questionnaire responses are less than 100. N/A is shown where the base number of responses is less than 10 during the period. % is calculated as Quantity/Base number\*100

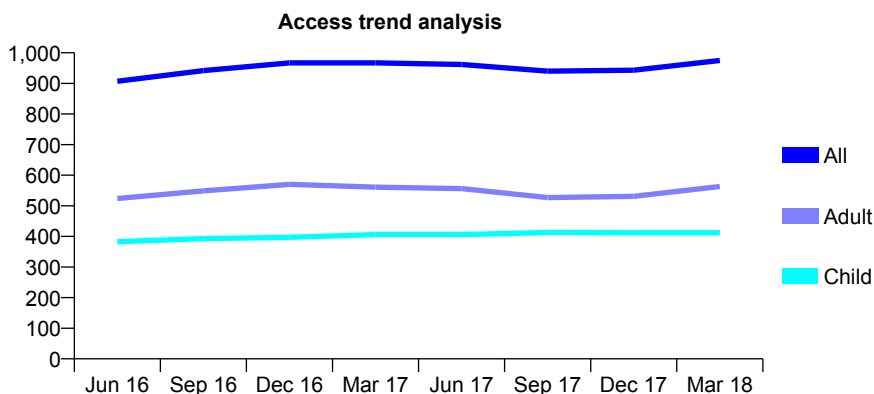
## Q45 - Vital Signs At a Glance Contract Report for 199788/0001 - Year end March 2018

Name or company name	Alan Lam Family Dental Practice Ltd.
Contract type name	GDS Contract
Purpose of contract	General
Contract start date	01/04/2009
Contract end date	

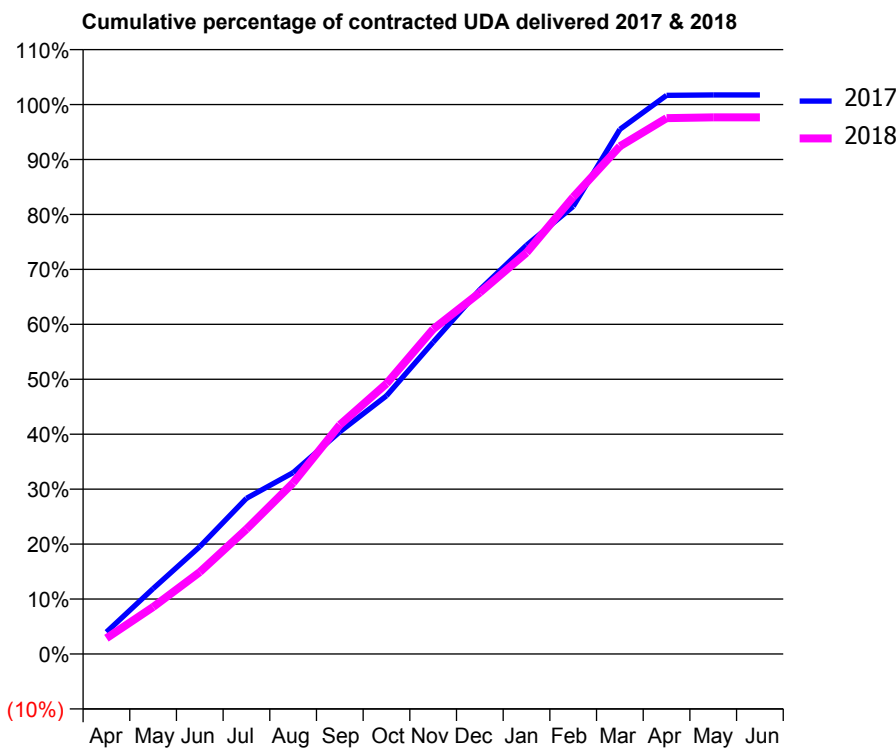
17/18 Contracted general activity (UDA)	2,228
Carry forward general activity (UDA)	-39
17/18 Contracted orthodontic activity (UOA)	0
Carry forward orthodontic activity (UOA)	0
Baseline contract value	£47,675.02

### ACCESS\*

Patients seen in 24 months	Total	Change since previous quarter
Quarter ending March 2017	967	
Quarter ending June 2017	962	→
Quarter ending September 2017	940	↓
Quarter ending December 2017	943	→
Quarter ending March 2018	975	↑
<b>Variance since March 2017</b>	<b>0.8%</b>	<b>→</b>



### ACTIVITY



Month	Adjusted Scheduled Activity (UDA)	
	2017	2018
April	89	64
May	265	191
June	436	332
July	631	506
August	736	694
September	901	929
October	1,047	1,096
November	1,264	1,318
December	1,477	1,466
January	1,657	1,627
February	1,815	1,853
March	2,127	2,059
April	2,265	2,173
May	2,267	2,176
June	2,267	2,176

### QUALITY

	Quantity	Base Number	Contract	AT	Region	England
% of FP17s for the same patient ID Re-attending within 3 months - Children	33	549	6.0%	12.2%	12.8%	11.9%
% of FP17s for the same patient ID Re-attending within 3 months - Adults	64	583	11.0%	15.6%	16.5%	16.0%
% of FP17s for the same patient ID Re-attending between 3 & 9 months - Children	281	549	51.2%	54.8%	59.7%	58.3%
% of FP17s for the same patient ID Re-attending between 3 & 9 months - Adults	261	583	44.8%	50.4%	52.6%	50.3%
% of FP17s for Band 1 Urgent Courses	65	1,121	5.8%	8.8%	9.1%	9.1%
% of FP17s Relating to Free Repair or Replacements	5	1,121	0.4%	1.2%	1.0%	0.8%
% of FP17s Relating to Continuations	4	1,121	0.4%	1.4%	1.2%	1.0%
% of Patients satisfied with the dentistry they have received	3	3	N/A	89.9%	91.6%	91.5%
% of Patients satisfied with the time they had to wait for an appointment	3	3	N/A	87.1%	88.3%	87.9%

\* This is based on patients treated on this contract for their most recent course of treatment. Figures in italics indicate the base number of FP17s or Patient Questionnaire responses are less than 100. N/A is shown where the base number of responses is less than 10 during the period. % is calculated as Quantity/Base number\*100

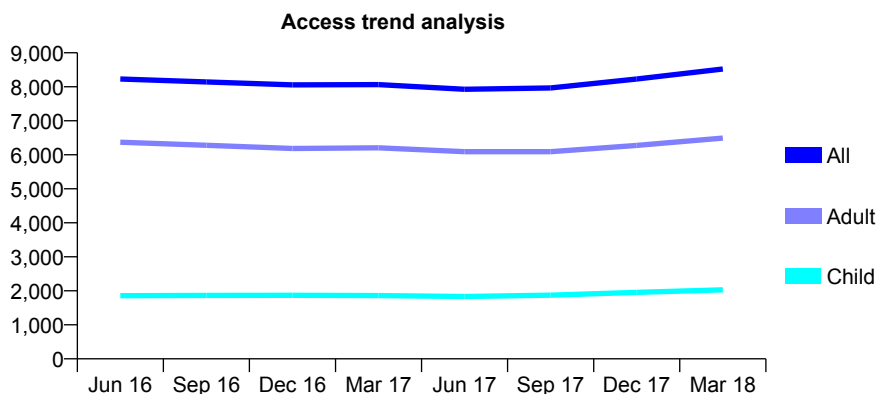
## Q45 - Vital Signs At a Glance Contract Report for 203505/0003 - Year end March 2018

Name or company name	Bentley Mathieson Dentalcare
Contract type name	GDS Contract
Purpose of contract	General
Contract start date	19/12/2011
Contract end date	

17/18 Contracted general activity (UDA)	34,821
Carry forward general activity (UDA)	0
17/18 Contracted orthodontic activity (UOA)	0
Carry forward orthodontic activity (UOA)	0
Baseline contract value	£869,836.56

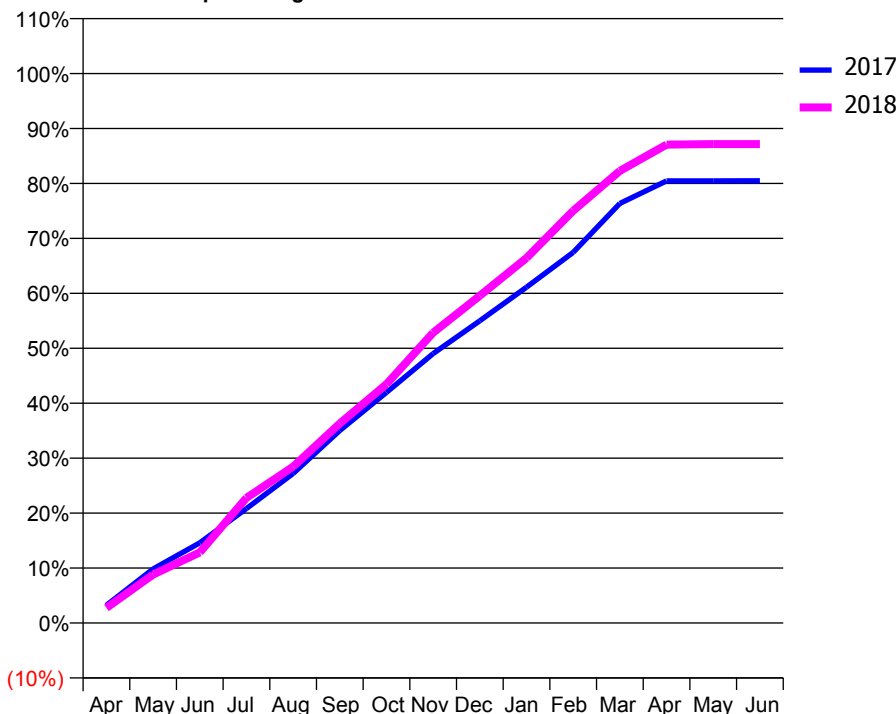
### ACCESS\*

Patients seen in 24 months	Total	Change since previous quarter
Quarter ending March 2017	8,066	
Quarter ending June 2017	7,929	↓
Quarter ending September 2017	7,966	→
Quarter ending December 2017	8,231	↑
Quarter ending March 2018	8,522	↑
<b>Variance since March 2017</b>	<b>5.7%</b>	<b>↑</b>



### ACTIVITY

Cumulative percentage of contracted UDA delivered 2017 & 2018



Month	Adjusted Scheduled Activity (UDA)	
	2017	2018
April	1,126	961
May	3,425	3,072
June	5,086	4,475
July	7,257	7,933
August	9,477	9,905
September	12,194	12,646
October	14,618	15,136
November	17,070	18,403
December	19,155	20,737
January	21,279	23,128
February	23,484	26,127
March	26,587	28,648
April	28,020	30,316
May	28,020	30,345
June	28,023	30,346

### QUALITY

	Quantity	Base Number	Contract	AT	Region	England
% of FP17s for the same patient ID Re-attending within 3 months - Children	186	2,373	7.8%	12.2%	12.8%	11.9%
% of FP17s for the same patient ID Re-attending within 3 months - Adults	1,423	7,652	18.6%	15.6%	16.5%	16.0%
% of FP17s for the same patient ID Re-attending between 3 & 9 months - Children	993	2,373	41.8%	54.8%	59.7%	58.3%
% of FP17s for the same patient ID Re-attending between 3 & 9 months - Adults	2,881	7,652	37.7%	50.4%	52.6%	50.3%
% of FP17s for Band 1 Urgent Courses	1,167	10,105	11.5%	8.8%	9.1%	9.1%
% of FP17s Relating to Free Repair or Replacements	105	10,105	1.0%	1.2%	1.0%	0.8%
% of FP17s Relating to Continuations	285	10,105	2.8%	1.4%	1.2%	1.0%
% of Patients satisfied with the dentistry they have received	15	16	93.8%	89.9%	91.6%	91.5%
% of Patients satisfied with the time they had to wait for an appointment	13	16	81.3%	87.1%	88.3%	87.9%

\* This is based on patients treated on this contract for their most recent course of treatment. Figures in italics indicate the base number of FP17s or Patient Questionnaire responses are less than 100. N/A is shown where the base number of responses is less than 10 during the period. % is calculated as Quantity/Base number\*100

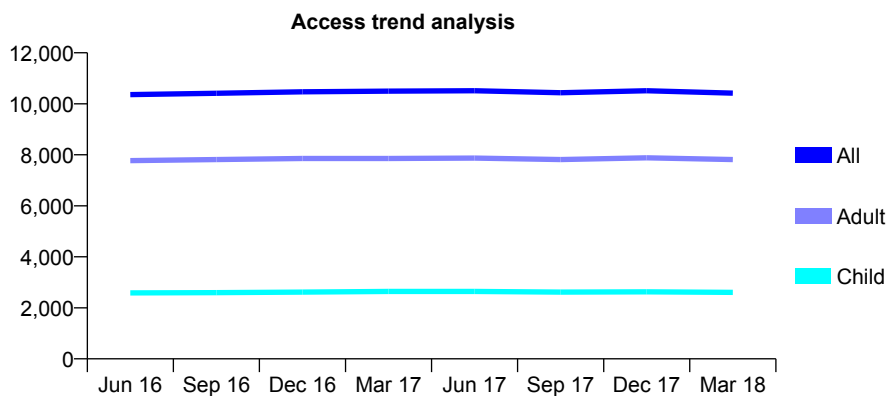
## Q45 - Vital Signs At a Glance Contract Report for 209384/0001 - Year end March 2018

Name or company name	MISS L POWELL
Contract type name	GDS Contract
Purpose of contract	General
Contract start date	01/04/2006
Contract end date	

17/18 Contracted general activity (UDA)	30,026
Carry forward general activity (UDA)	0
17/18 Contracted orthodontic activity (UOA)	0
Carry forward orthodontic activity (UOA)	0
Baseline contract value	£694,602.66

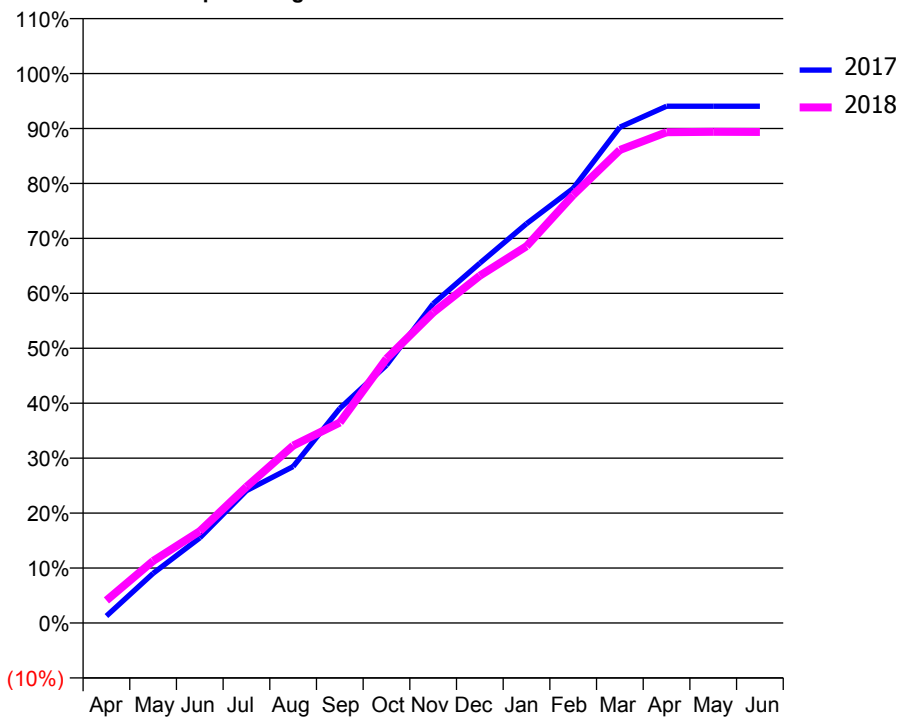
### ACCESS\*

Patients seen in 24 months	Total	Change since previous quarter
Quarter ending March 2017	10,496	
Quarter ending June 2017	10,513	→
Quarter ending September 2017	10,433	→
Quarter ending December 2017	10,510	→
Quarter ending March 2018	10,420	→
<b>Variance since March 2017</b>	<b>(0.7%)</b>	→



### ACTIVITY

Cumulative percentage of contracted UDA delivered 2017 & 2018



Month	Adjusted Scheduled Activity (UDA)	
	2017	2018
April	383	1,237
May	2,712	3,394
June	4,653	5,020
July	7,233	7,446
August	8,553	9,694
September	11,726	10,954
October	14,091	14,447
November	17,447	16,966
December	19,664	18,978
January	21,818	20,588
February	23,749	23,388
March	27,091	25,851
April	28,236	26,819
May	28,241	26,837
June	28,241	26,835

### QUALITY

	Quantity	Base Number	Contract	AT	Region	England
% of FP17s for the same patient ID Re-attending within 3 months - Children	558	4,257	13.1%	12.2%	12.8%	11.9%
% of FP17s for the same patient ID Re-attending within 3 months - Adults	2,083	11,008	18.9%	15.6%	16.5%	16.0%
% of FP17s for the same patient ID Re-attending between 3 & 9 months - Children	2,358	4,257	55.4%	54.8%	59.7%	58.3%
% of FP17s for the same patient ID Re-attending between 3 & 9 months - Adults	5,359	11,008	48.7%	50.4%	52.6%	50.3%
% of FP17s for Band 1 Urgent Courses	2,133	14,722	14.5%	8.8%	9.1%	9.1%
% of FP17s Relating to Free Repair or Replacements	147	14,722	1.0%	1.2%	1.0%	0.8%
% of FP17s Relating to Continuations	89	14,722	0.6%	1.4%	1.2%	1.0%
% of Patients satisfied with the dentistry they have received	5	6	N/A	89.9%	91.6%	91.5%
% of Patients satisfied with the time they had to wait for an appointment	4	6	N/A	87.1%	88.3%	87.9%

\* This is based on patients treated on this contract for their most recent course of treatment. Figures in italics indicate the base number of FP17s or Patient Questionnaire responses are less than 100. N/A is shown where the base number of responses is less than 10 during the period. % is calculated as Quantity/Base number\*100

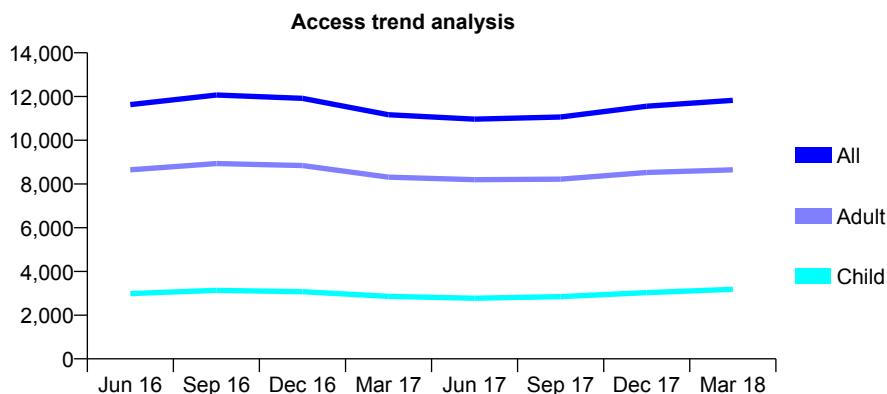
## Q45 - Vital Signs At a Glance Contract Report for 210129/0001 - Year end March 2018

Name or company name	Mr B Johnson and Ms F Beaty
Contract type name	GDS Contract
Purpose of contract	General and Orthodontic
Contract start date	01/04/2006
Contract end date	

17/18 Contracted general activity (UDA)	32,845
Carry forward general activity (UDA)	-657
17/18 Contracted orthodontic activity (UOA)	316
Carry forward orthodontic activity (UOA)	0
Baseline contract value	£1,061,484.45

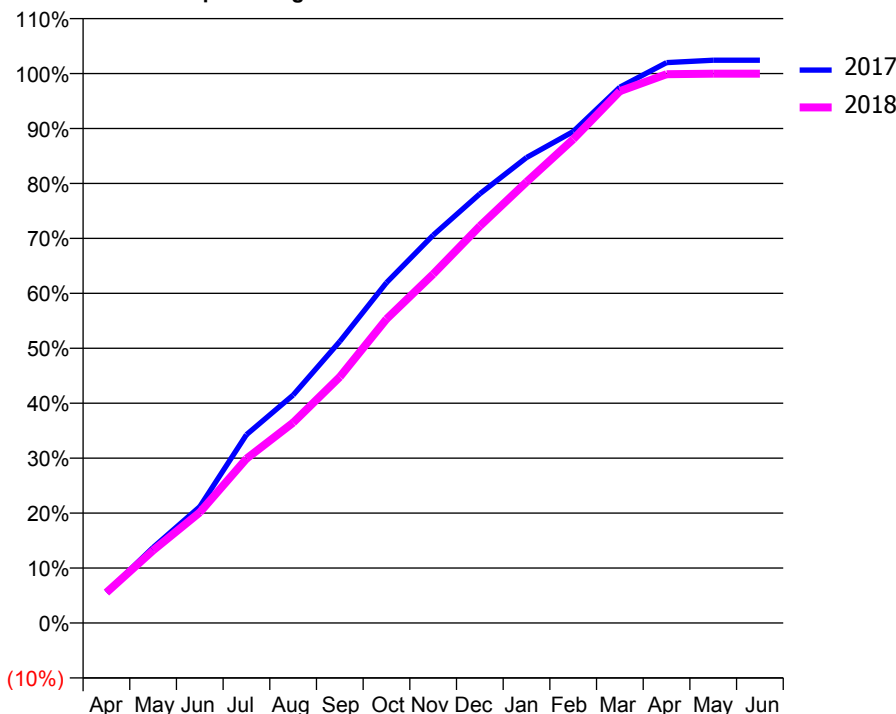
### ACCESS\*

Patients seen in 24 months	Total	Change since previous quarter
Quarter ending March 2017	11,169	
Quarter ending June 2017	10,966	↓
Quarter ending September 2017	11,065	→
Quarter ending December 2017	11,555	↑
Quarter ending March 2018	11,828	↑
<b>Variance since March 2017</b>	5.9%	↑



### ACTIVITY

Cumulative percentage of contracted UDA delivered 2017 & 2018



Month	Adjusted Scheduled Activity (UDA)	
	2017	2018
April	1,830	1,817
May	4,518	4,339
June	6,954	6,611
July	11,257	9,826
August	13,622	11,976
September	16,830	14,712
October	20,345	18,172
November	23,184	20,851
December	25,650	23,722
January	27,820	26,363
February	29,374	28,911
March	32,032	31,787
April	33,498	32,806
May	33,639	32,835
June	33,639	32,836

### QUALITY

	Quantity	Base Number	Contract	AT	Region	England
% of FP17s for the same patient ID Re-attending within 3 months - Children	232	3,822	6.1%	12.2%	12.8%	11.9%
% of FP17s for the same patient ID Re-attending within 3 months - Adults	1,274	9,647	13.2%	15.6%	16.5%	16.0%
% of FP17s for the same patient ID Re-attending between 3 & 9 months - Children	1,439	3,822	37.7%	54.8%	59.7%	58.3%
% of FP17s for the same patient ID Re-attending between 3 & 9 months - Adults	3,367	9,647	34.9%	50.4%	52.6%	50.3%
% of FP17s for Band 1 Urgent Courses	864	12,405	7.0%	8.8%	9.1%	9.1%
% of FP17s Relating to Free Repair or Replacements	145	12,405	1.2%	1.2%	1.0%	0.8%
% of FP17s Relating to Continuations	217	12,405	1.7%	1.4%	1.2%	1.0%
% of Patients satisfied with the dentistry they have received	6	6	N/A	89.9%	91.6%	91.5%
% of Patients satisfied with the time they had to wait for an appointment	6	6	N/A	87.1%	88.3%	87.9%

\* This is based on patients treated on this contract for their most recent course of treatment. Figures in italics indicate the base number of FP17s or Patient Questionnaire responses are less than 100. N/A is shown where the base number of responses is less than 10 during the period. % is calculated as Quantity/Base number\*100

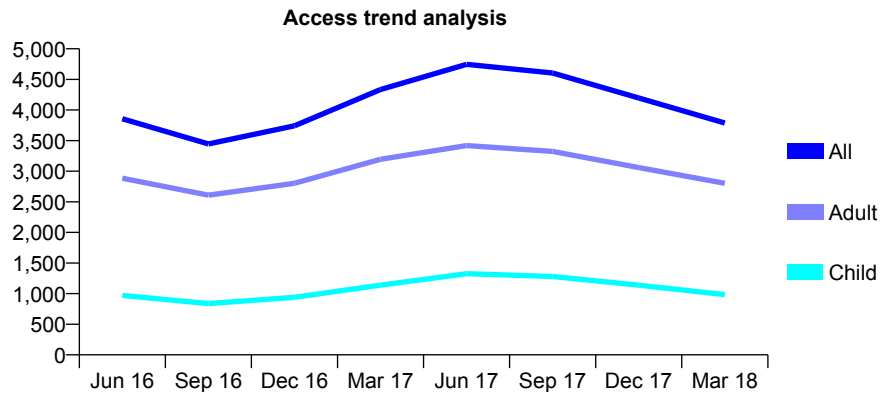
## Q45 - Vital Signs At a Glance Contract Report for 210129/0003 - Year end March 2018

Name or company name	Mr B Johnson, Ms F Beaty and Mr A Quinn
Contract type name	GDS Contract
Purpose of contract	General
Contract start date	02/04/2013
Contract end date	

17/18 Contracted general activity (UDA)	9,717
Carry forward general activity (UDA)	-194
17/18 Contracted orthodontic activity (UOA)	0
Carry forward orthodontic activity (UOA)	0
Baseline contract value	£272,269.01

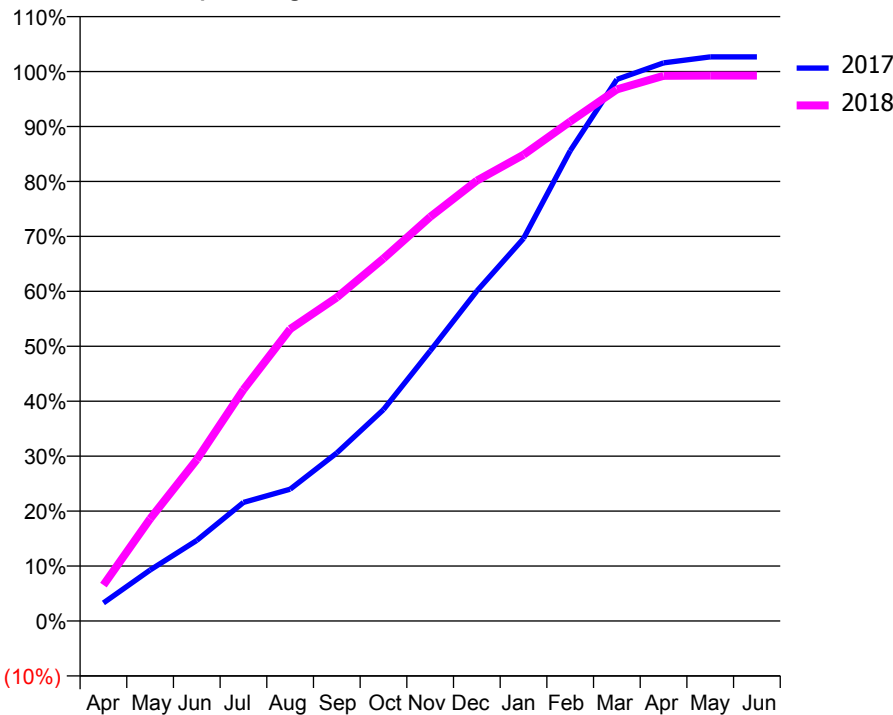
### ACCESS\*

Patients seen in 24 months	Total	Change since previous quarter
Quarter ending March 2017	4,335	
Quarter ending June 2017	4,746	↑
Quarter ending September 2017	4,604	↓
Quarter ending December 2017	4,198	↓
Quarter ending March 2018	3,787	↓
<b>Variance since March 2017</b>	<b>(12.6%)</b>	<b>↓</b>



### ACTIVITY

Cumulative percentage of contracted UDA delivered 2017 & 2018



Month	Adjusted Scheduled Activity (UDA)	
	2017	2018
April	320	636
May	903	1,808
June	1,425	2,854
July	2,097	4,092
August	2,330	5,162
September	2,971	5,723
October	3,738	6,410
November	4,776	7,146
December	5,836	7,787
January	6,765	8,245
February	8,316	8,833
March	9,578	9,400
April	9,868	9,641
May	9,976	9,646
June	9,976	9,647

### QUALITY

	Quantity	Base Number	Contract	AT	Region	England
% of FP17s for the same patient ID Re-attending within 3 months - Children	73	1,401	5.2%	12.2%	12.8%	11.9%
% of FP17s for the same patient ID Re-attending within 3 months - Adults	308	3,219	9.6%	15.6%	16.5%	16.0%
% of FP17s for the same patient ID Re-attending between 3 & 9 months - Children	520	1,401	37.1%	54.8%	59.7%	58.3%
% of FP17s for the same patient ID Re-attending between 3 & 9 months - Adults	977	3,219	30.4%	50.4%	52.6%	50.3%
% of FP17s for Band 1 Urgent Courses	419	4,545	9.2%	8.8%	9.1%	9.1%
% of FP17s Relating to Free Repair or Replacements	31	4,545	0.7%	1.2%	1.0%	0.8%
% of FP17s Relating to Continuations	45	4,545	1.0%	1.4%	1.2%	1.0%
% of Patients satisfied with the dentistry they have received	8	8	N/A	89.9%	91.6%	91.5%
% of Patients satisfied with the time they had to wait for an appointment	7	8	N/A	87.1%	88.3%	87.9%

\* This is based on patients treated on this contract for their most recent course of treatment. Figures in italics indicate the base number of FP17s or Patient Questionnaire responses are less than 100. N/A is shown where the base number of responses is less than 10 during the period. % is calculated as Quantity/Base number\*100



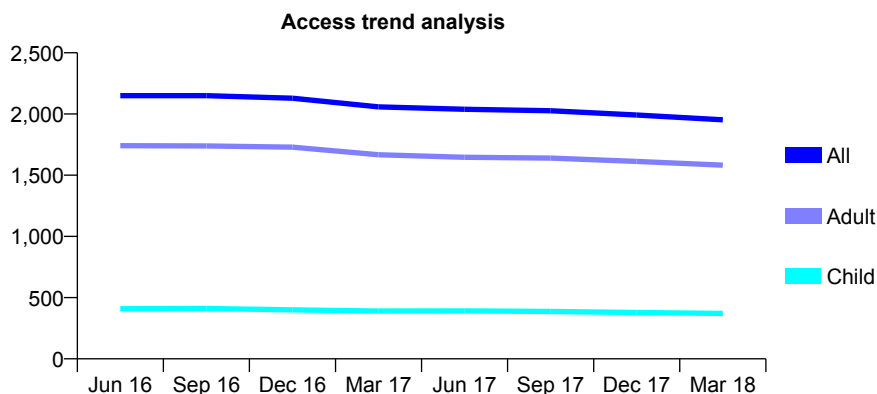
## Q45 - Vital Signs At a Glance Contract Report for 214116/0001 - Year end March 2018

Name or company name	Mr Saad Al Haboubi
Contract type name	GDS Contract
Purpose of contract	General
Contract start date	01/04/2006
Contract end date	

17/18 Contracted general activity (UDA)	6,330
Carry forward general activity (UDA)	-124
17/18 Contracted orthodontic activity (UOA)	0
Carry forward orthodontic activity (UOA)	0
Baseline contract value	£156,223.46

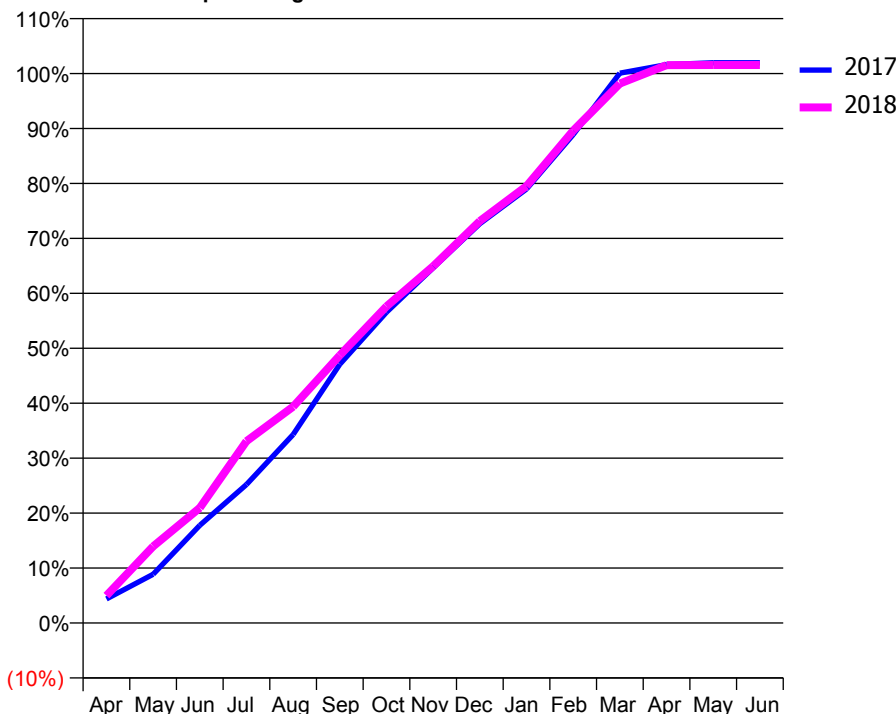
### ACCESS\*

Patients seen in 24 months	Total	Change since previous quarter
Quarter ending March 2017	2,058	
Quarter ending June 2017	2,039	→
Quarter ending September 2017	2,027	→
Quarter ending December 2017	1,992	↓
Quarter ending March 2018	1,953	↓
<b>Variance since March 2017</b>	<b>(5.1%)</b>	<b>↓</b>



### ACTIVITY

Cumulative percentage of contracted UDA delivered 2017 & 2018



Month	Adjusted Scheduled Activity (UDA)	
	2017	2018
April	277	315
May	562	882
June	1,125	1,326
July	1,595	2,095
August	2,172	2,493
September	2,981	3,084
October	3,581	3,648
November	4,091	4,110
December	4,599	4,630
January	4,999	5,033
February	5,627	5,672
March	6,335	6,214
April	6,432	6,426
May	6,454	6,428
June	6,454	6,428

### QUALITY

	Quantity	Base Number	Contract	AT	Region	England
% of FP17s for the same patient ID Re-attending within 3 months - Children	33	642	5.1%	12.2%	12.8%	11.9%
% of FP17s for the same patient ID Re-attending within 3 months - Adults	284	2,338	12.1%	15.6%	16.5%	16.0%
% of FP17s for the same patient ID Re-attending between 3 & 9 months - Children	456	642	71.0%	54.8%	59.7%	58.3%
% of FP17s for the same patient ID Re-attending between 3 & 9 months - Adults	1,517	2,338	64.9%	50.4%	52.6%	50.3%
% of FP17s for Band 1 Urgent Courses	115	3,017	3.8%	8.8%	9.1%	9.1%
% of FP17s Relating to Free Repair or Replacements	30	3,017	1.0%	1.2%	1.0%	0.8%
% of FP17s Relating to Continuations	93	3,017	3.1%	1.4%	1.2%	1.0%
% of Patients satisfied with the dentistry they have received	2	2	N/A	89.9%	91.6%	91.5%
% of Patients satisfied with the time they had to wait for an appointment	2	2	N/A	87.1%	88.3%	87.9%

\* This is based on patients treated on this contract for their most recent course of treatment. Figures in italics indicate the base number of FP17s or Patient Questionnaire responses are less than 100. N/A is shown where the base number of responses is less than 10 during the period. % is calculated as Quantity/Base number\*100

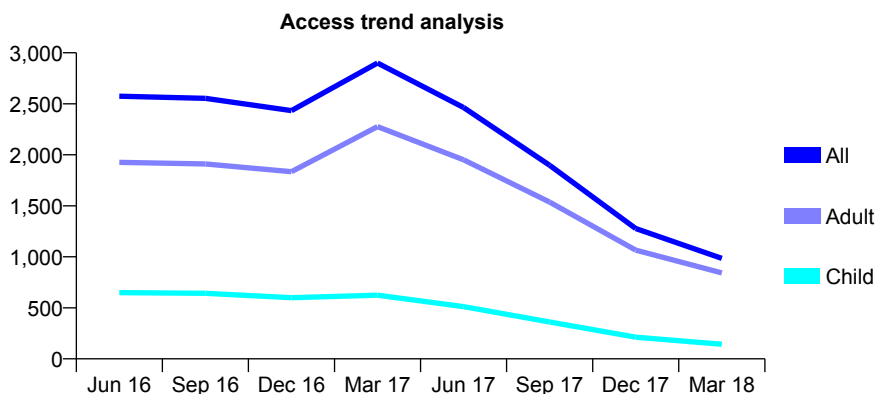
## Q45 - Vital Signs At a Glance Contract Report for 214434/0001 - Year end March 2018

Name or company name	Ladhar, Ladhar and Goulding
Contract type name	GDS Contract
Purpose of contract	General
Contract start date	01/04/2006
Contract end date	30/04/2017

17/18 Contracted general activity (UDA)	755
Carry forward general activity (UDA)	0
17/18 Contracted orthodontic activity (UOA)	0
Carry forward orthodontic activity (UOA)	0
Baseline contract value	£16,593.77

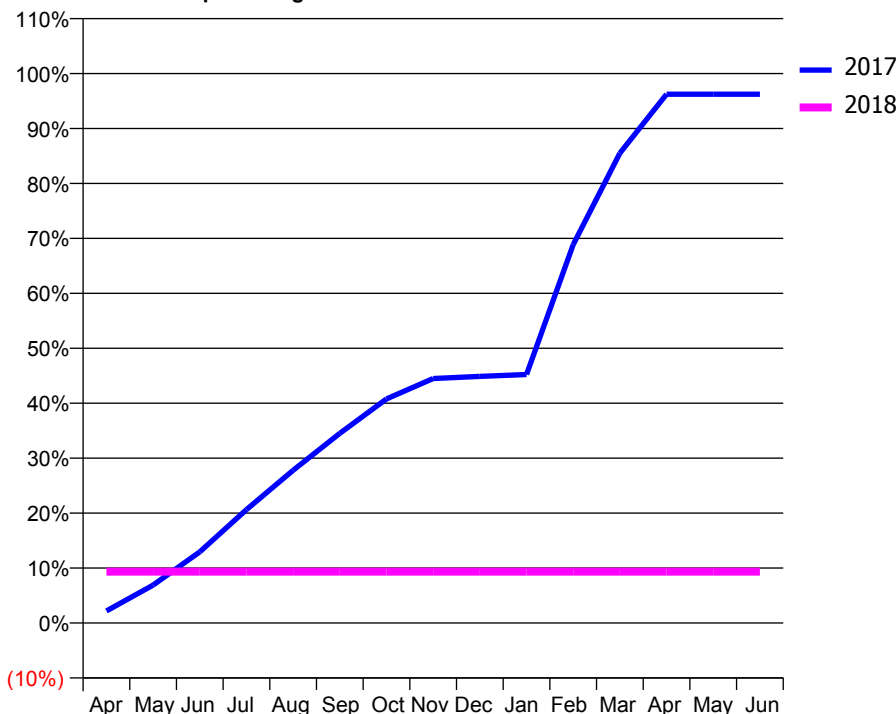
### ACCESS\*

Patients seen in 24 months	Total	Change since previous quarter
Quarter ending March 2017	2,900	
Quarter ending June 2017	2,463	↓
Quarter ending September 2017	1,897	↓
Quarter ending December 2017	1,278	↓
Quarter ending March 2018	985	↓
<b>Variance since March 2017</b>	<b>(66.0%)</b>	↓



### ACTIVITY

Cumulative percentage of contracted UDA delivered 2017 & 2018



Adjusted Scheduled Activity (UDA)

Month	2017	2018
April	198	71
May	624	71
June	1,172	71
July	1,869	71
August	2,516	71
September	3,126	71
October	3,693	71
November	4,028	71
December	4,065	71
January	4,094	71
February	6,233	71
March	7,743	71
April	8,713	71
May	8,713	71
June	8,713	71

### QUALITY

	Quantity	Base Number	Contract	AT	Region	England
% of FP17s for the same patient ID Re-attending within 3 months - Children	6	66	9.1%	12.2%	12.8%	11.9%
% of FP17s for the same patient ID Re-attending within 3 months - Adults	21	357	5.9%	15.6%	16.5%	16.0%
% of FP17s for the same patient ID Re-attending between 3 & 9 months - Children	30	66	45.5%	54.8%	59.7%	58.3%
% of FP17s for the same patient ID Re-attending between 3 & 9 months - Adults	41	357	11.5%	50.4%	52.6%	50.3%
% of FP17s for Band 1 Urgent Courses	3	36	8.3%	8.8%	9.1%	9.1%
% of FP17s Relating to Free Repair or Replacements	0	36	0.0%	1.2%	1.0%	0.8%
% of FP17s Relating to Continuations	1	36	2.8%	1.4%	1.2%	1.0%
% of Patients satisfied with the dentistry they have received	0	0	N/A	89.9%	91.6%	91.5%
% of Patients satisfied with the time they had to wait for an appointment	0	0	N/A	87.1%	88.3%	87.9%

\* This is based on patients treated on this contract for their most recent course of treatment. Figures in italics indicate the base number of FP17s or Patient Questionnaire responses are less than 100. N/A is shown where the base number of responses is less than 10 during the period. % is calculated as Quantity/Base number\*100

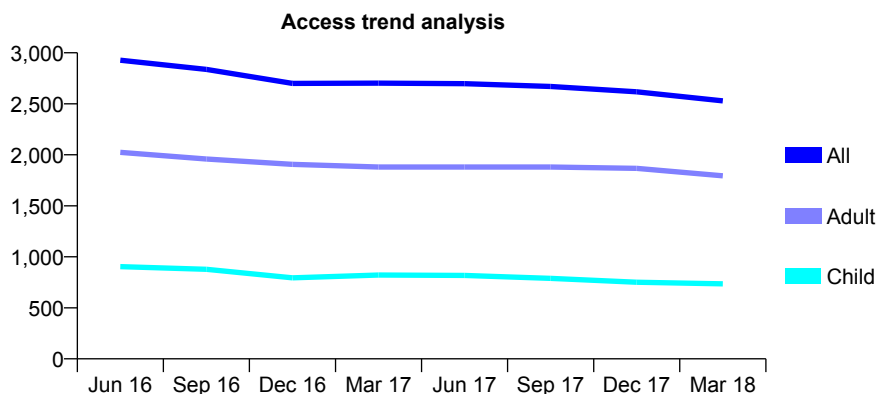
## Q45 - Vital Signs At a Glance Contract Report for 224340/0001 - Year end March 2018

Name or company name	MR T PUTTICK
Contract type name	GDS Contract
Purpose of contract	General and Orthodontic
Contract start date	01/04/2006
Contract end date	

17/18 Contracted general activity (UDA)	7,034
Carry forward general activity (UDA)	-221
17/18 Contracted orthodontic activity (UOA)	420
Carry forward orthodontic activity (UOA)	0
Baseline contract value	£241,396.31

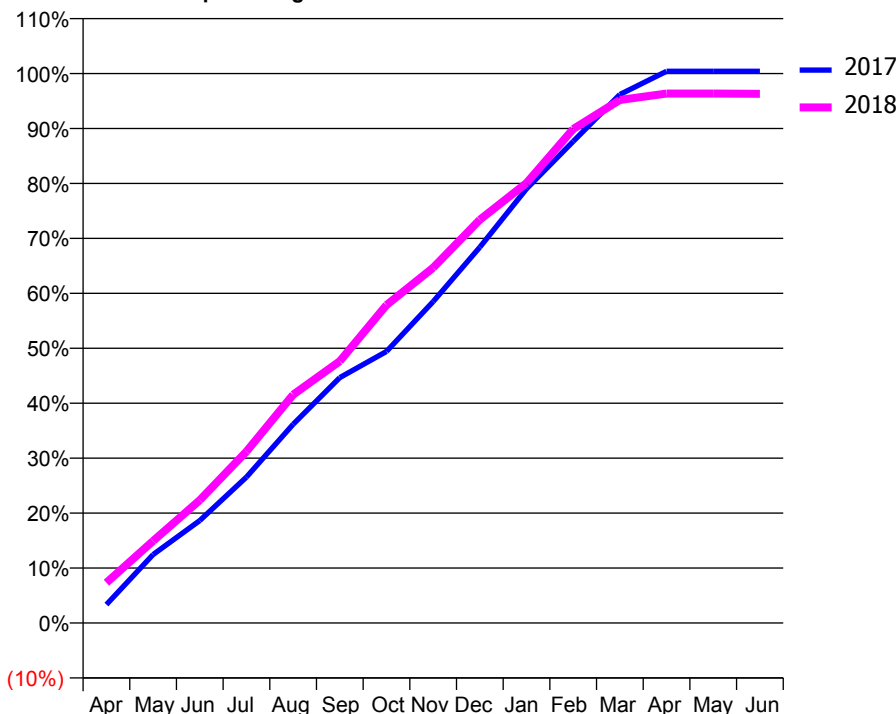
### ACCESS\*

Patients seen in 24 months	Total	Change since previous quarter
Quarter ending March 2017	2,703	
Quarter ending June 2017	2,698	→
Quarter ending September 2017	2,670	↓
Quarter ending December 2017	2,618	↓
Quarter ending March 2018	2,529	↓
<b>Variance since March 2017</b>	<b>(6.4%)</b>	↓



### ACTIVITY

Cumulative percentage of contracted UDA delivered 2017 & 2018



Month	Adjusted Scheduled Activity (UDA)	
	2017	2018
April	237	517
May	875	1,051
June	1,308	1,573
July	1,863	2,196
August	2,538	2,924
September	3,133	3,351
October	3,467	4,071
November	4,104	4,548
December	4,798	5,162
January	5,544	5,632
February	6,147	6,324
March	6,746	6,695
April	7,044	6,778
May	7,043	6,778
June	7,043	6,775

### QUALITY

	Quantity	Base Number	Contract	AT	Region	England
% of FP17s for the same patient ID Re-attending within 3 months - Children	108	1,173	9.2%	12.2%	12.8%	11.9%
% of FP17s for the same patient ID Re-attending within 3 months - Adults	211	2,102	10.0%	15.6%	16.5%	16.0%
% of FP17s for the same patient ID Re-attending between 3 & 9 months - Children	401	1,173	34.2%	54.8%	59.7%	58.3%
% of FP17s for the same patient ID Re-attending between 3 & 9 months - Adults	1,019	2,102	48.5%	50.4%	52.6%	50.3%
% of FP17s for Band 1 Urgent Courses	48	3,077	1.6%	8.8%	9.1%	9.1%
% of FP17s Relating to Free Repair or Replacements	58	3,077	1.9%	1.2%	1.0%	0.8%
% of FP17s Relating to Continuations	38	3,077	1.2%	1.4%	1.2%	1.0%
% of Patients satisfied with the dentistry they have received	6	8	N/A	89.9%	91.6%	91.5%
% of Patients satisfied with the time they had to wait for an appointment	6	8	N/A	87.1%	88.3%	87.9%

\* This is based on patients treated on this contract for their most recent course of treatment. Figures in italics indicate the base number of FP17s or Patient Questionnaire responses are less than 100. N/A is shown where the base number of responses is less than 10 during the period. % is calculated as Quantity/Base number\*100

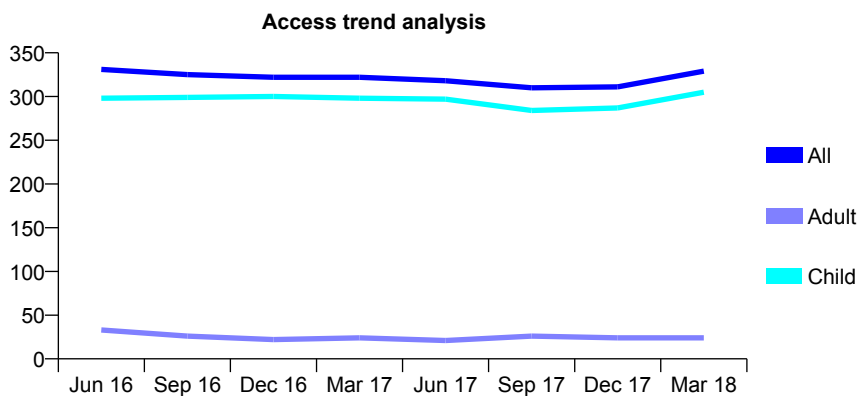
## Q45 - Vital Signs At a Glance Contract Report for 235482/0001 - Year end March 2018

Name or company name	MR C WENHAM
Contract type name	GDS Contract
Purpose of contract	General and Orthodontic
Contract start date	01/04/2006
Contract end date	

17/18 Contracted general activity (UDA)	1,050
Carry forward general activity (UDA)	0
17/18 Contracted orthodontic activity (UOA)	0
Carry forward orthodontic activity (UOA)	0
Baseline contract value	£17,914.18

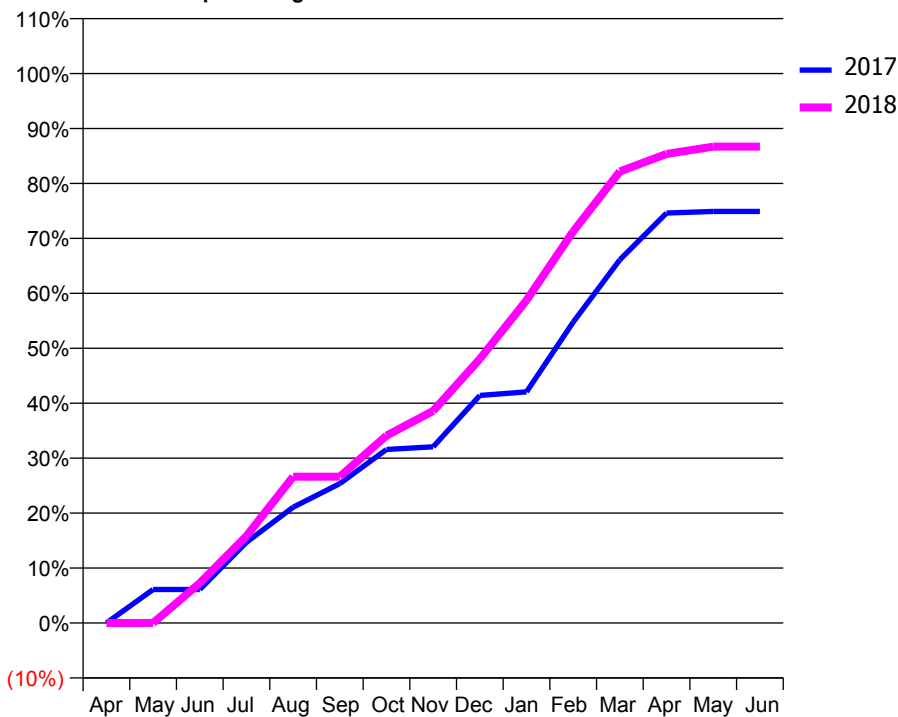
### ACCESS\*

Patients seen in 24 months	Total	Change since previous quarter
Quarter ending March 2017	322	
Quarter ending June 2017	318	↓
Quarter ending September 2017	310	↓
Quarter ending December 2017	311	→
Quarter ending March 2018	329	↑
<b>Variance since March 2017</b>	<b>2.2%</b>	<b>↑</b>



### ACTIVITY

Cumulative percentage of contracted UDA delivered 2017 & 2018



Month	Adjusted Scheduled Activity (UDA)	
	2017	2018
April	0	0
May	64	0
June	64	76
July	154	166
August	221	280
September	266	280
October	332	358
November	337	405
December	435	505
January	442	617
February	575	748
March	694	863
April	783	896
May	786	910
June	786	910

### QUALITY

	Quantity	Base Number	Contract	AT	Region	England
% of FP17s for the same patient ID Re-attending within 3 months - Children	24	455	5.3%	12.2%	12.8%	11.9%
% of FP17s for the same patient ID Re-attending within 3 months - Adults	1	6	16.7%	15.6%	16.5%	16.0%
% of FP17s for the same patient ID Re-attending between 3 & 9 months - Children	266	455	58.5%	54.8%	59.7%	58.3%
% of FP17s for the same patient ID Re-attending between 3 & 9 months - Adults	2	6	33.3%	50.4%	52.6%	50.3%
% of FP17s for Band 1 Urgent Courses	16	452	3.5%	8.8%	9.1%	9.1%
% of FP17s Relating to Free Repair or Replacements	0	452	0.0%	1.2%	1.0%	0.8%
% of FP17s Relating to Continuations	0	452	0.0%	1.4%	1.2%	1.0%
% of Patients satisfied with the dentistry they have received	0	0	N/A	89.9%	91.6%	91.5%
% of Patients satisfied with the time they had to wait for an appointment	0	0	N/A	87.1%	88.3%	87.9%

\* This is based on patients treated on this contract for their most recent course of treatment. Figures in italics indicate the base number of FP17s or Patient Questionnaire responses are less than 100. N/A is shown where the base number of responses is less than 10 during the period. % is calculated as Quantity/Base number\*100

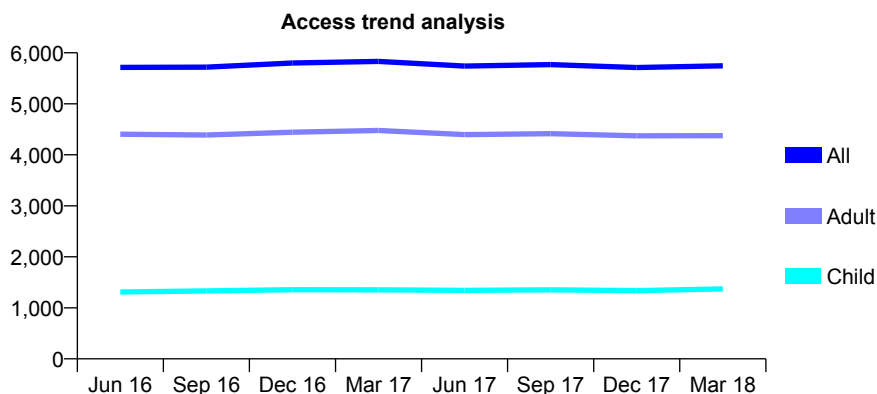
## Q45 - Vital Signs At a Glance Contract Report for 278734/0001 - Year end March 2018

Name or company name	MR NK DIDDEE
Contract type name	PDS Plus Contract
Purpose of contract	General
Contract start date	01/02/2010
Contract end date	31/01/2020

17/18 Contracted general activity (UDA)	16,000
Carry forward general activity (UDA)	314
17/18 Contracted orthodontic activity (UOA)	0
Carry forward orthodontic activity (UOA)	0
Baseline contract value	£449,072.30

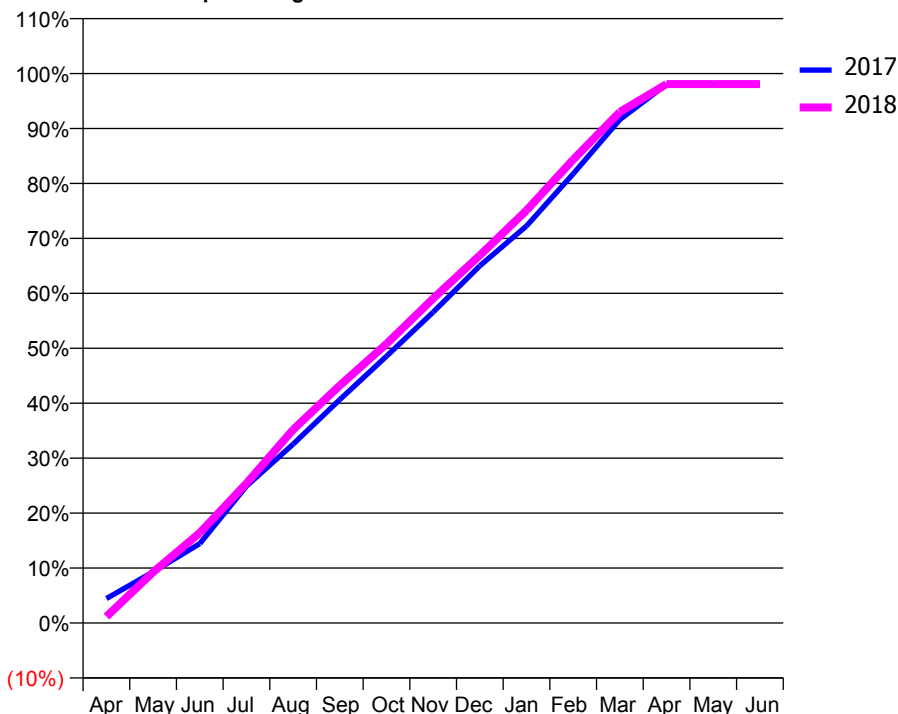
### ACCESS\*

Patients seen in 24 months	Total	Change since previous quarter
Quarter ending March 2017	5,832	
Quarter ending June 2017	5,740	↓
Quarter ending September 2017	5,768	→
Quarter ending December 2017	5,710	↓
Quarter ending March 2018	5,746	→
<b>Variance since March 2017</b>	<b>(1.5%)</b>	<b>↓</b>



### ACTIVITY

Cumulative percentage of contracted UDA delivered 2017 & 2018



Month	Adjusted Scheduled Activity (UDA)	
	2017	2018
April	711	188
May	1,489	1,479
June	2,314	2,626
July	3,985	4,067
August	5,207	5,633
September	6,505	6,917
October	7,769	8,129
November	9,053	9,448
December	10,401	10,705
January	11,561	12,016
February	13,079	13,496
March	14,659	14,881
April	15,686	15,692
May	15,686	15,692
June	15,686	15,692

### QUALITY

	Quantity	Base Number	Contract	AT	Region	England
% of FP17s for the same patient ID Re-attending within 3 months - Children	216	2,280	9.5%	12.2%	12.8%	11.9%
% of FP17s for the same patient ID Re-attending within 3 months - Adults	863	6,184	14.0%	15.6%	16.5%	16.0%
% of FP17s for the same patient ID Re-attending between 3 & 9 months - Children	1,379	2,280	60.5%	54.8%	59.7%	58.3%
% of FP17s for the same patient ID Re-attending between 3 & 9 months - Adults	3,452	6,184	55.8%	50.4%	52.6%	50.3%
% of FP17s for Band 1 Urgent Courses	537	8,097	6.6%	8.8%	9.1%	9.1%
% of FP17s Relating to Free Repair or Replacements	76	8,097	0.9%	1.2%	1.0%	0.8%
% of FP17s Relating to Continuations	70	8,097	0.9%	1.4%	1.2%	1.0%
% of Patients satisfied with the dentistry they have received	17	17	100.0%	89.9%	91.6%	91.5%
% of Patients satisfied with the time they had to wait for an appointment	16	17	94.1%	87.1%	88.3%	87.9%

\* This is based on patients treated on this contract for their most recent course of treatment. Figures in italics indicate the base number of FP17s or Patient Questionnaire responses are less than 100. N/A is shown where the base number of responses is less than 10 during the period. % is calculated as Quantity/Base number\*100

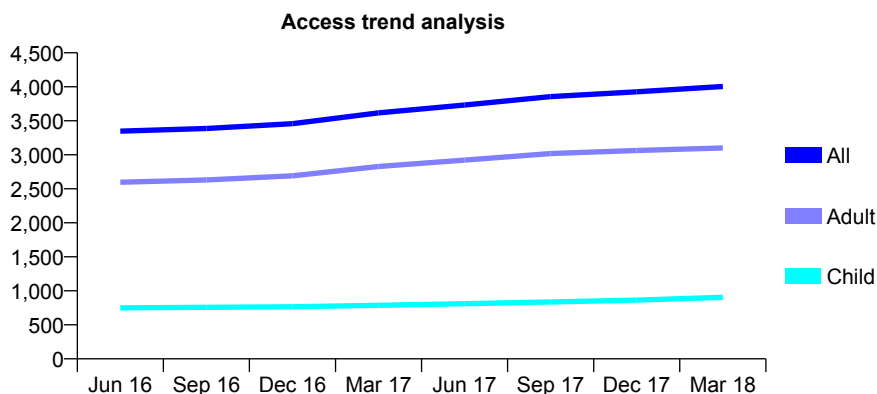
## Q45 - Vital Signs At a Glance Contract Report for 278734/0002 - Year end March 2018

Name or company name	MR NK DIDDEE
Contract type name	GDS Contract
Purpose of contract	General
Contract start date	01/04/2013
Contract end date	

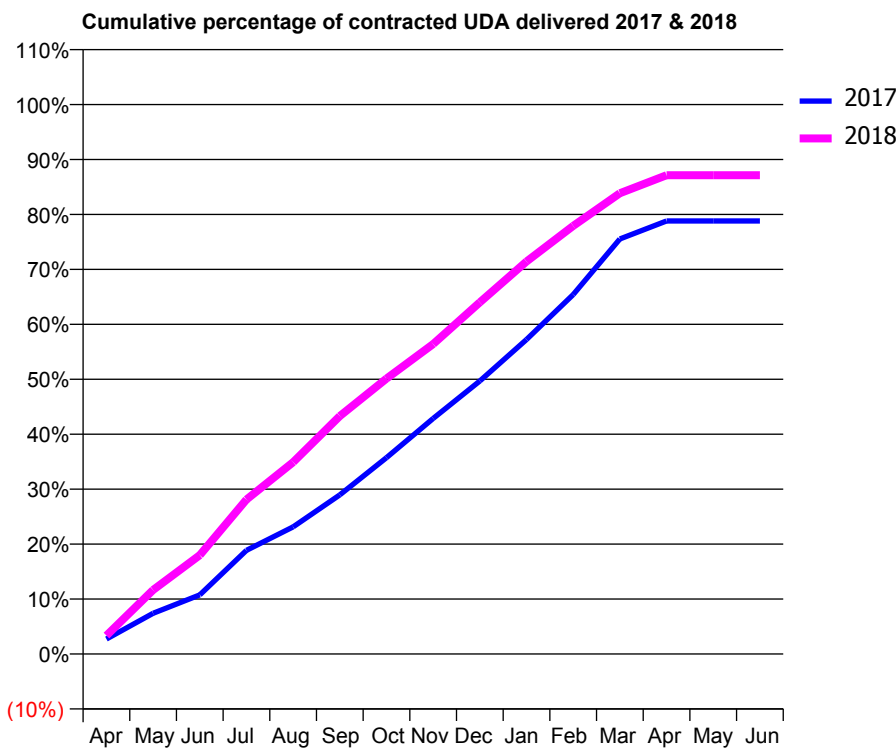
17/18 Contracted general activity (UDA)	12,341
Carry forward general activity (UDA)	0
17/18 Contracted orthodontic activity (UOA)	0
Carry forward orthodontic activity (UOA)	0
Baseline contract value	£319,311.32

### ACCESS\*

Patients seen in 24 months	Total	Change since previous quarter
Quarter ending March 2017	3,617	
Quarter ending June 2017	3,732	↑
Quarter ending September 2017	3,855	↑
Quarter ending December 2017	3,926	→
Quarter ending March 2018	4,004	→
<b>Variance since March 2017</b>	<b>10.7%</b>	<b>↑</b>



### ACTIVITY



Month	Adjusted Scheduled Activity (UDA)	
	2017	2018
April	336	415
May	915	1,439
June	1,328	2,220
July	2,329	3,469
August	2,854	4,309
September	3,575	5,344
October	4,410	6,186
November	5,291	6,961
December	6,133	7,898
January	7,065	8,817
February	8,073	9,614
March	9,322	10,347
April	9,725	10,754
May	9,725	10,754
June	9,725	10,754

### QUALITY

	Quantity	Base Number	Contract	AT	Region	England
% of FP17s for the same patient ID Re-attending within 3 months - Children	88	1,123	7.8%	12.2%	12.8%	11.9%
% of FP17s for the same patient ID Re-attending within 3 months - Adults	440	3,543	12.4%	15.6%	16.5%	16.0%
% of FP17s for the same patient ID Re-attending between 3 & 9 months - Children	472	1,123	42.0%	54.8%	59.7%	58.3%
% of FP17s for the same patient ID Re-attending between 3 & 9 months - Adults	1,518	3,543	42.8%	50.4%	52.6%	50.3%
% of FP17s for Band 1 Urgent Courses	324	4,673	6.9%	8.8%	9.1%	9.1%
% of FP17s Relating to Free Repair or Replacements	48	4,673	1.0%	1.2%	1.0%	0.8%
% of FP17s Relating to Continuations	45	4,673	1.0%	1.4%	1.2%	1.0%
% of Patients satisfied with the dentistry they have received	6	6	N/A	89.9%	91.6%	91.5%
% of Patients satisfied with the time they had to wait for an appointment	5	6	N/A	87.1%	88.3%	87.9%

\* This is based on patients treated on this contract for their most recent course of treatment. Figures in italics indicate the base number of FP17s or Patient Questionnaire responses are less than 100. N/A is shown where the base number of responses is less than 10 during the period. % is calculated as Quantity/Base number\*100

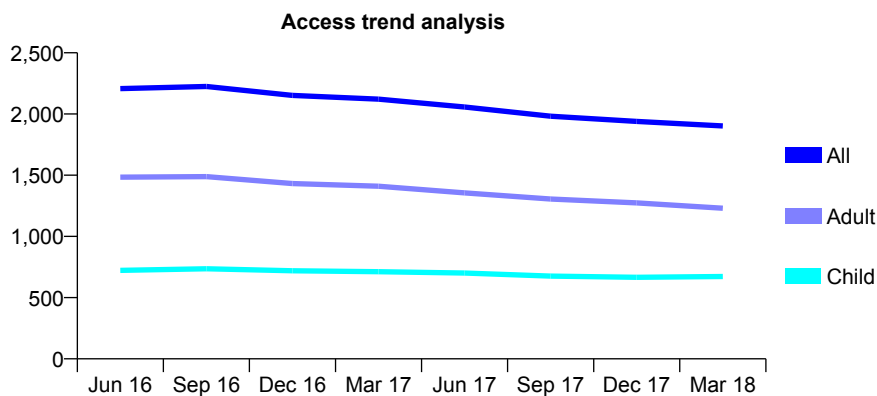
## Q45 - Vital Signs At a Glance Contract Report for 279145/0001 - Year end March 2018

Name or company name	MR AK ZARKADIS
Contract type name	GDS Contract
Purpose of contract	General
Contract start date	20/09/2010
Contract end date	

17/18 Contracted general activity (UDA)	5,795
Carry forward general activity (UDA)	0
17/18 Contracted orthodontic activity (UOA)	0
Carry forward orthodontic activity (UOA)	0
Baseline contract value	£133,075.38

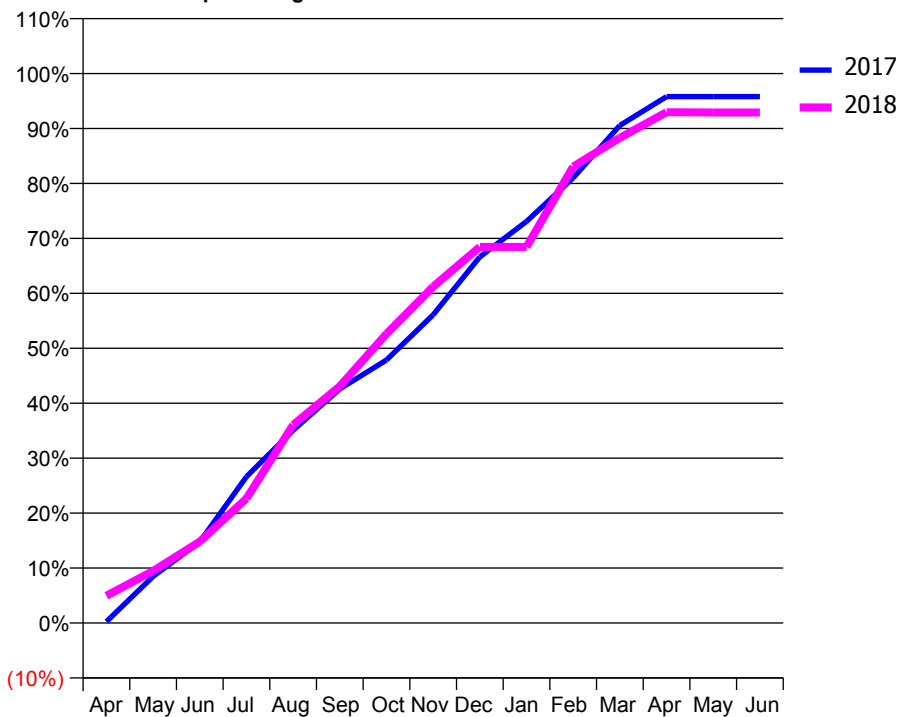
### ACCESS\*

Patients seen in 24 months	Total	Change since previous quarter
Quarter ending March 2017	2,122	
Quarter ending June 2017	2,057	↓
Quarter ending September 2017	1,982	↓
Quarter ending December 2017	1,940	↓
Quarter ending March 2018	1,903	↓
<b>Variance since March 2017</b>	<b>(10.3%)</b>	<b>↓</b>



### ACTIVITY

Cumulative percentage of contracted UDA delivered 2017 & 2018



Month	Adjusted Scheduled Activity (UDA)	
	2017	2018
April	15	288
May	492	550
June	856	858
July	1,544	1,313
August	2,033	2,088
September	2,468	2,497
October	2,774	3,049
November	3,251	3,547
December	3,860	3,967
January	4,235	3,967
February	4,695	4,813
March	5,248	5,116
April	5,551	5,387
May	5,551	5,384
June	5,551	5,384

### QUALITY

	Quantity	Base Number	Contract	AT	Region	England
% of FP17s for the same patient ID Re-attending within 3 months - Children	70	996	7.0%	12.2%	12.8%	11.9%
% of FP17s for the same patient ID Re-attending within 3 months - Adults	224	1,555	14.4%	15.6%	16.5%	16.0%
% of FP17s for the same patient ID Re-attending between 3 & 9 months - Children	556	996	55.8%	54.8%	59.7%	58.3%
% of FP17s for the same patient ID Re-attending between 3 & 9 months - Adults	791	1,555	50.9%	50.4%	52.6%	50.3%
% of FP17s for Band 1 Urgent Courses	131	2,529	5.2%	8.8%	9.1%	9.1%
% of FP17s Relating to Free Repair or Replacements	11	2,529	0.4%	1.2%	1.0%	0.8%
% of FP17s Relating to Continuations	58	2,529	2.3%	1.4%	1.2%	1.0%
% of Patients satisfied with the dentistry they have received	0	0	N/A	89.9%	91.6%	91.5%
% of Patients satisfied with the time they had to wait for an appointment	0	0	N/A	87.1%	88.3%	87.9%

\* This is based on patients treated on this contract for their most recent course of treatment. Figures in italics indicate the base number of FP17s or Patient Questionnaire responses are less than 100. N/A is shown where the base number of responses is less than 10 during the period. % is calculated as Quantity/Base number\*100



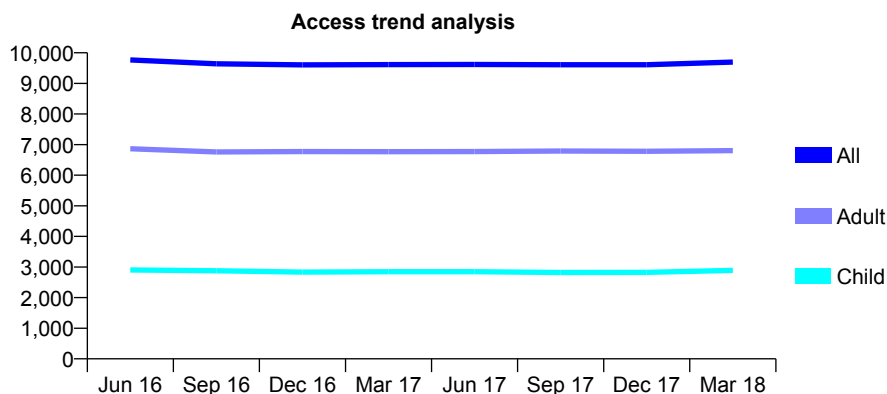
## Q45 - Vital Signs At a Glance Contract Report for 298735/0001 - Year end March 2018

Name or company name	MR A HUSSAIN
Contract type name	Pilot Contract
Purpose of contract	General
Contract start date	31/03/2014
Contract end date	

17/18 Contracted general activity (UDA)	43,820
Carry forward general activity (UDA)	0
17/18 Contracted orthodontic activity (UOA)	0
Carry forward orthodontic activity (UOA)	0
Baseline contract value	£1,266,646.76

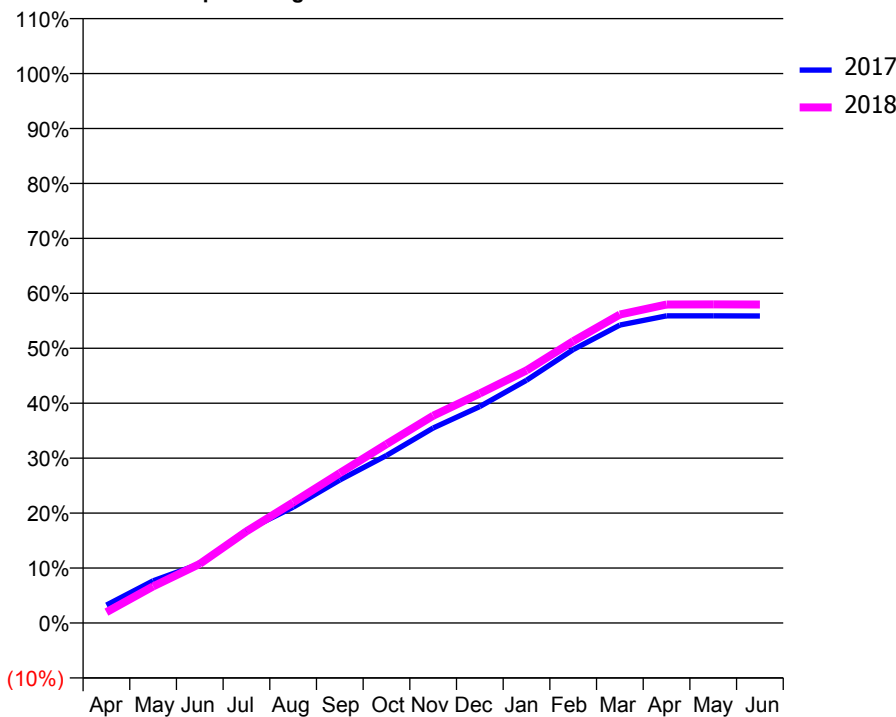
### ACCESS\*

Patients seen in 24 months	Total	Change since previous quarter
Quarter ending March 2017	9,615	
Quarter ending June 2017	9,619	→
Quarter ending September 2017	9,611	→
Quarter ending December 2017	9,608	→
Quarter ending March 2018	9,696	→
<b>Variance since March 2017</b>	<b>0.8%</b>	<b>→</b>



### ACTIVITY

Cumulative percentage of contracted UDA delivered 2017 & 2018



Month	Adjusted Scheduled Activity (UDA)	
	2017	2018
April	1,427	862
May	3,365	2,918
June	4,712	4,717
July	7,383	7,311
August	9,240	9,618
September	11,402	11,952
October	13,365	14,266
November	15,554	16,534
December	17,263	18,307
January	19,354	20,147
February	21,802	22,474
March	23,758	24,598
April	24,494	25,398
May	24,494	25,410
June	24,488	25,404

### QUALITY

	Quantity	Base Number	Contract	AT	Region	England
% of FP17s for the same patient ID Re-attending within 3 months - Children	333	3,852	8.6%	12.2%	12.8%	11.9%
% of FP17s for the same patient ID Re-attending within 3 months - Adults	1,483	7,777	19.1%	15.6%	16.5%	16.0%
% of FP17s for the same patient ID Re-attending between 3 & 9 months - Children	1,927	3,852	50.0%	54.8%	59.7%	58.3%
% of FP17s for the same patient ID Re-attending between 3 & 9 months - Adults	2,845	7,777	36.6%	50.4%	52.6%	50.3%
% of FP17s for Band 1 Urgent Courses	875	11,717	7.5%	8.8%	9.1%	9.1%
% of FP17s Relating to Free Repair or Replacements	167	11,717	1.4%	1.2%	1.0%	0.8%
% of FP17s Relating to Continuations	225	11,717	1.9%	1.4%	1.2%	1.0%
% of Patients satisfied with the dentistry they have received	8	10	80.0%	89.9%	91.6%	91.5%
% of Patients satisfied with the time they had to wait for an appointment	7	10	70.0%	87.1%	88.3%	87.9%

\* This is based on patients treated on this contract for their most recent course of treatment. Figures in italics indicate the base number of FP17s or Patient Questionnaire responses are less than 100. N/A is shown where the base number of responses is less than 10 during the period. % is calculated as Quantity/Base number\*100

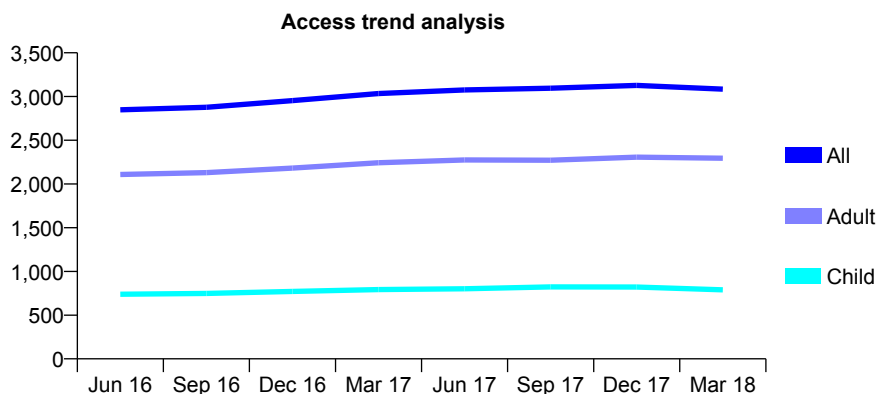
## Q45 - Vital Signs At a Glance Contract Report for 325147/0001 - Year end March 2018

Name or company name	MR SG HEMSLEY
Contract type name	Pilot Contract
Purpose of contract	General
Contract start date	01/04/2006
Contract end date	

17/18 Contracted general activity (UDA)	12,000
Carry forward general activity (UDA)	0
17/18 Contracted orthodontic activity (UOA)	0
Carry forward orthodontic activity (UOA)	0
Baseline contract value	£355,899.79

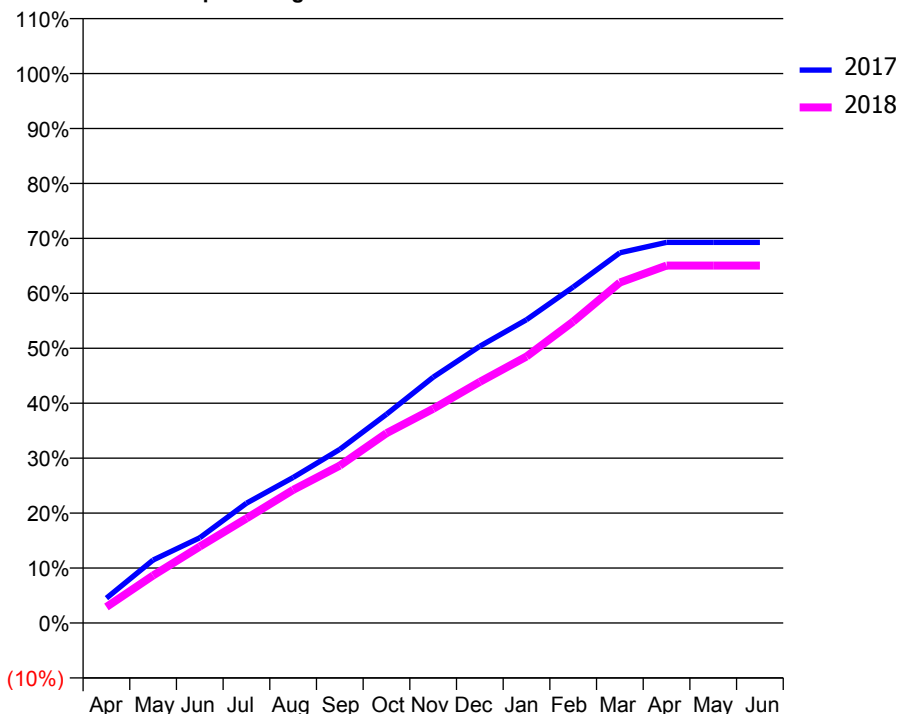
### ACCESS\*

Patients seen in 24 months	Total	Change since previous quarter
Quarter ending March 2017	3,034	
Quarter ending June 2017	3,076	→
Quarter ending September 2017	3,095	→
Quarter ending December 2017	3,127	→
Quarter ending March 2018	3,084	↓
<b>Variance since March 2017</b>	<b>1.6%</b>	<b>→</b>



### ACTIVITY

Cumulative percentage of contracted UDA delivered 2017 & 2018



Month	Adjusted Scheduled Activity (UDA)	
	2017	2018
April	544	351
May	1,377	1,039
June	1,863	1,669
July	2,616	2,285
August	3,177	2,907
September	3,792	3,438
October	4,560	4,147
November	5,368	4,679
December	6,044	5,266
January	6,624	5,821
February	7,336	6,583
March	8,087	7,437
April	8,313	7,807
May	8,313	7,807
June	8,313	7,807

### QUALITY

	Quantity	Base Number	Contract	AT	Region	England
% of FP17s for the same patient ID Re-attending within 3 months - Children	42	774	5.4%	12.2%	12.8%	11.9%
% of FP17s for the same patient ID Re-attending within 3 months - Adults	222	2,061	10.8%	15.6%	16.5%	16.0%
% of FP17s for the same patient ID Re-attending between 3 & 9 months - Children	150	774	19.4%	54.8%	59.7%	58.3%
% of FP17s for the same patient ID Re-attending between 3 & 9 months - Adults	475	2,061	23.0%	50.4%	52.6%	50.3%
% of FP17s for Band 1 Urgent Courses	9	2,831	0.3%	8.8%	9.1%	9.1%
% of FP17s Relating to Free Repair or Replacements	29	2,831	1.0%	1.2%	1.0%	0.8%
% of FP17s Relating to Continuations	61	2,831	2.2%	1.4%	1.2%	1.0%
% of Patients satisfied with the dentistry they have received	4	4	N/A	89.9%	91.6%	91.5%
% of Patients satisfied with the time they had to wait for an appointment	4	4	N/A	87.1%	88.3%	87.9%

\* This is based on patients treated on this contract for their most recent course of treatment. Figures in italics indicate the base number of FP17s or Patient Questionnaire responses are less than 100. N/A is shown where the base number of responses is less than 10 during the period. % is calculated as Quantity/Base number\*100

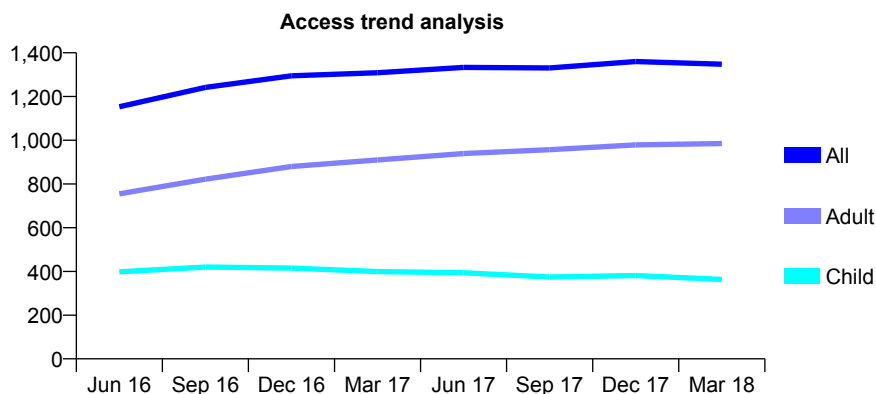
## Q45 - Vital Signs At a Glance Contract Report for 326445/0001 - Year end March 2018

Name or company name	MRS M PUTTICK
Contract type name	GDS Contract
Purpose of contract	General
Contract start date	01/04/2006
Contract end date	

17/18 Contracted general activity (UDA)	4,030
Carry forward general activity (UDA)	0
17/18 Contracted orthodontic activity (UOA)	0
Carry forward orthodontic activity (UOA)	0
Baseline contract value	£123,023.44

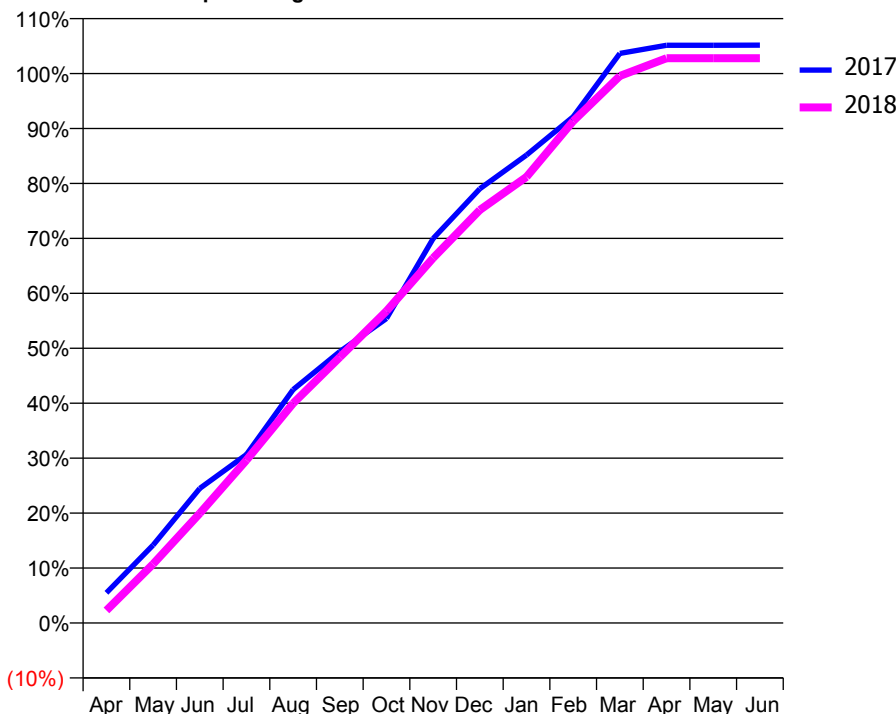
### ACCESS\*

Patients seen in 24 months	Total	Change since previous quarter
Quarter ending March 2017	1,309	
Quarter ending June 2017	1,333	→
Quarter ending September 2017	1,331	→
Quarter ending December 2017	1,360	↑
Quarter ending March 2018	1,348	→
<b>Variance since March 2017</b>	<b>3.0%</b>	<b>↑</b>



### ACTIVITY

Cumulative percentage of contracted UDA delivered 2017 & 2018



Month	Adjusted Scheduled Activity (UDA)	
	2017	2018
April	222	92
May	571	433
June	987	804
July	1,235	1,194
August	1,712	1,612
September	1,990	1,949
October	2,233	2,288
November	2,820	2,678
December	3,184	3,029
January	3,433	3,272
February	3,713	3,680
March	4,177	4,012
April	4,237	4,142
May	4,237	4,142
June	4,238	4,142

### QUALITY

	Quantity	Base Number	Contract	AT	Region	England
% of FP17s for the same patient ID Re-attending within 3 months - Children	24	453	5.3%	12.2%	12.8%	11.9%
% of FP17s for the same patient ID Re-attending within 3 months - Adults	98	1,085	9.0%	15.6%	16.5%	16.0%
% of FP17s for the same patient ID Re-attending between 3 & 9 months - Children	206	453	45.5%	54.8%	59.7%	58.3%
% of FP17s for the same patient ID Re-attending between 3 & 9 months - Adults	453	1,085	41.8%	50.4%	52.6%	50.3%
% of FP17s for Band 1 Urgent Courses	35	1,547	2.3%	8.8%	9.1%	9.1%
% of FP17s Relating to Free Repair or Replacements	26	1,547	1.7%	1.2%	1.0%	0.8%
% of FP17s Relating to Continuations	17	1,547	1.1%	1.4%	1.2%	1.0%
% of Patients satisfied with the dentistry they have received	1	1	N/A	89.9%	91.6%	91.5%
% of Patients satisfied with the time they had to wait for an appointment	1	1	N/A	87.1%	88.3%	87.9%

\* This is based on patients treated on this contract for their most recent course of treatment. Figures in italics indicate the base number of FP17s or Patient Questionnaire responses are less than 100. N/A is shown where the base number of responses is less than 10 during the period. % is calculated as Quantity/Base number\*100

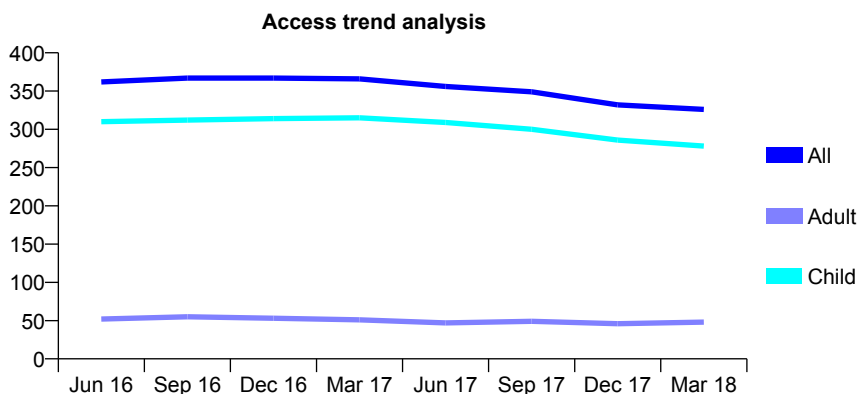
## Q45 - Vital Signs At a Glance Contract Report for 326755/0001 - Year end March 2018

Name or company name	MR FN PLAHE
Contract type name	GDS Contract
Purpose of contract	General
Contract start date	01/04/2006
Contract end date	

17/18 Contracted general activity (UDA)	1,678
Carry forward general activity (UDA)	0
17/18 Contracted orthodontic activity (UOA)	0
Carry forward orthodontic activity (UOA)	0
Baseline contract value	£47,916.57

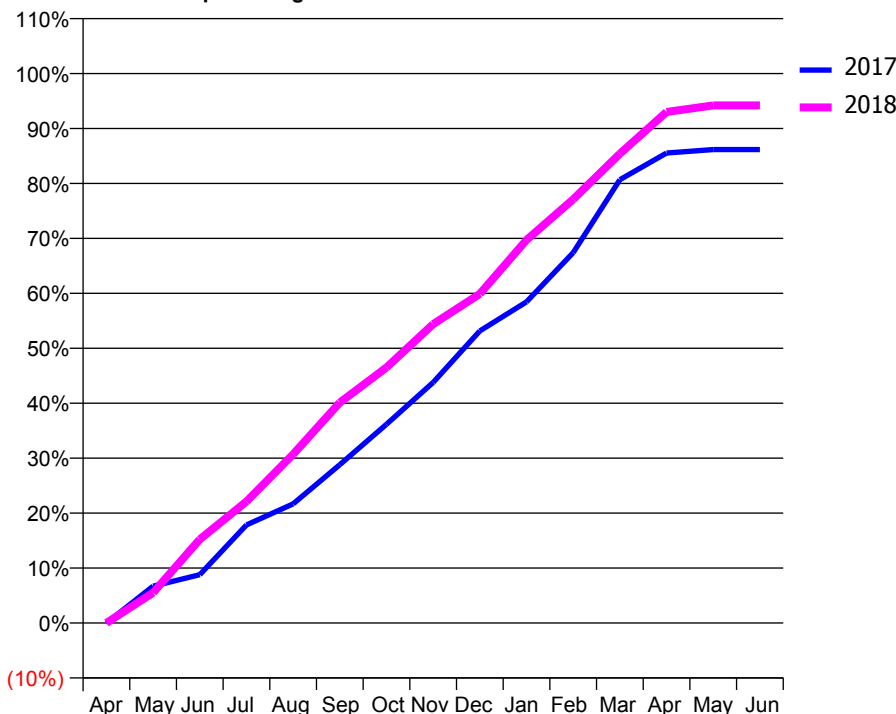
### ACCESS\*

Patients seen in 24 months	Total	Change since previous quarter
Quarter ending March 2017	366	
Quarter ending June 2017	356	↓
Quarter ending September 2017	349	↓
Quarter ending December 2017	332	↓
Quarter ending March 2018	326	↓
<b>Variance since March 2017</b>	<b>(10.9%)</b>	<b>↓</b>



### ACTIVITY

Cumulative percentage of contracted UDA delivered 2017 & 2018



Month	Adjusted Scheduled Activity (UDA)	
	2017	2018
April	0	0
May	141	93
June	185	255
July	374	371
August	455	515
September	605	673
October	759	780
November	919	913
December	1,115	1,005
January	1,226	1,170
February	1,414	1,294
March	1,693	1,433
April	1,794	1,560
May	1,807	1,580
June	1,807	1,580

### QUALITY

	Quantity	Base Number	Contract	AT	Region	England
% of FP17s for the same patient ID Re-attending within 3 months - Children	245	735	33.3%	12.2%	12.8%	11.9%
% of FP17s for the same patient ID Re-attending within 3 months - Adults	0	4	0.0%	15.6%	16.5%	16.0%
% of FP17s for the same patient ID Re-attending between 3 & 9 months - Children	376	735	51.2%	54.8%	59.7%	58.3%
% of FP17s for the same patient ID Re-attending between 3 & 9 months - Adults	0	4	0.0%	50.4%	52.6%	50.3%
% of FP17s for Band 1 Urgent Courses	125	759	16.5%	8.8%	9.1%	9.1%
% of FP17s Relating to Free Repair or Replacements	0	759	0.0%	1.2%	1.0%	0.8%
% of FP17s Relating to Continuations	2	759	0.3%	1.4%	1.2%	1.0%
% of Patients satisfied with the dentistry they have received	2	2	N/A	89.9%	91.6%	91.5%
% of Patients satisfied with the time they had to wait for an appointment	2	2	N/A	87.1%	88.3%	87.9%

\* This is based on patients treated on this contract for their most recent course of treatment. Figures in italics indicate the base number of FP17s or Patient Questionnaire responses are less than 100. N/A is shown where the base number of responses is less than 10 during the period. % is calculated as Quantity/Base number\*100

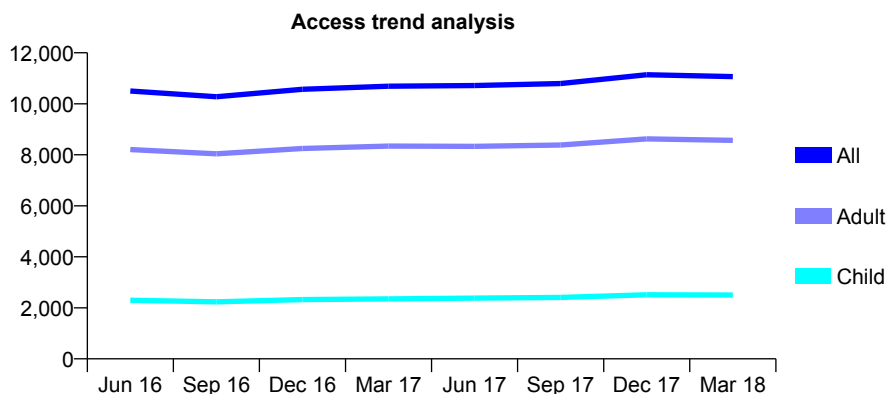
## Q45 - Vital Signs At a Glance Contract Report for 328146/0001 - Year end March 2018

Name or company name	MR ND SMITH
Contract type name	GDS Contract
Purpose of contract	General and Orthodontic
Contract start date	01/04/2006
Contract end date	

17/18 Contracted general activity (UDA)	33,811
Carry forward general activity (UDA)	-193
17/18 Contracted orthodontic activity (UOA)	630
Carry forward orthodontic activity (UOA)	17
Baseline contract value	£853,251.60

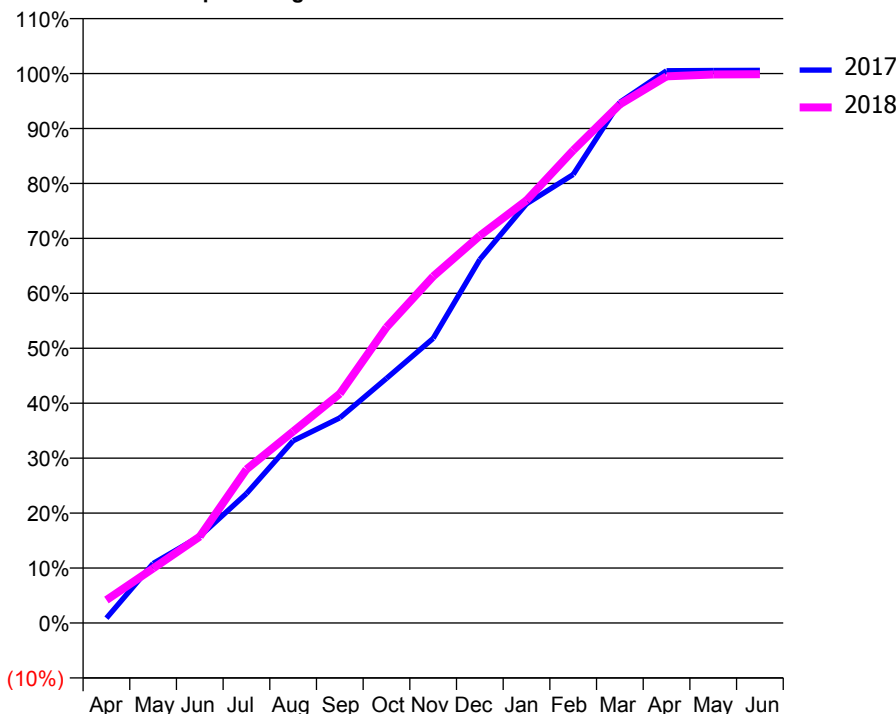
### ACCESS\*

Patients seen in 24 months	Total	Change since previous quarter
Quarter ending March 2017	10,692	
Quarter ending June 2017	10,715	→
Quarter ending September 2017	10,794	→
Quarter ending December 2017	11,138	↑
Quarter ending March 2018	11,069	→
<b>Variance since March 2017</b>	<b>3.5%</b>	<b>↑</b>



### ACTIVITY

Cumulative percentage of contracted UDA delivered 2017 & 2018



Month	Adjusted Scheduled Activity (UDA)	
	2017	2018
April	301	1,415
May	3,664	3,361
June	5,330	5,321
July	7,960	9,453
August	11,204	11,790
September	12,615	14,112
October	15,043	18,195
November	17,500	21,328
December	22,356	23,833
January	25,775	26,004
February	27,577	29,085
March	32,016	31,911
April	33,952	33,637
May	33,971	33,752
June	33,976	33,764

### QUALITY

	Quantity	Base Number	Contract	AT	Region	England
% of FP17s for the same patient ID Re-attending within 3 months - Children	283	3,279	8.6%	12.2%	12.8%	11.9%
% of FP17s for the same patient ID Re-attending within 3 months - Adults	1,542	10,297	15.0%	15.6%	16.5%	16.0%
% of FP17s for the same patient ID Re-attending between 3 & 9 months - Children	1,467	3,279	44.7%	54.8%	59.7%	58.3%
% of FP17s for the same patient ID Re-attending between 3 & 9 months - Adults	4,539	10,297	44.1%	50.4%	52.6%	50.3%
% of FP17s for Band 1 Urgent Courses	866	13,420	6.5%	8.8%	9.1%	9.1%
% of FP17s Relating to Free Repair or Replacements	79	13,420	0.6%	1.2%	1.0%	0.8%
% of FP17s Relating to Continuations	317	13,420	2.4%	1.4%	1.2%	1.0%
% of Patients satisfied with the dentistry they have received	17	17	100.0%	89.9%	91.6%	91.5%
% of Patients satisfied with the time they had to wait for an appointment	15	17	88.2%	87.1%	88.3%	87.9%

\* This is based on patients treated on this contract for their most recent course of treatment. Figures in italics indicate the base number of FP17s or Patient Questionnaire responses are less than 100. N/A is shown where the base number of responses is less than 10 during the period. % is calculated as Quantity/Base number\*100

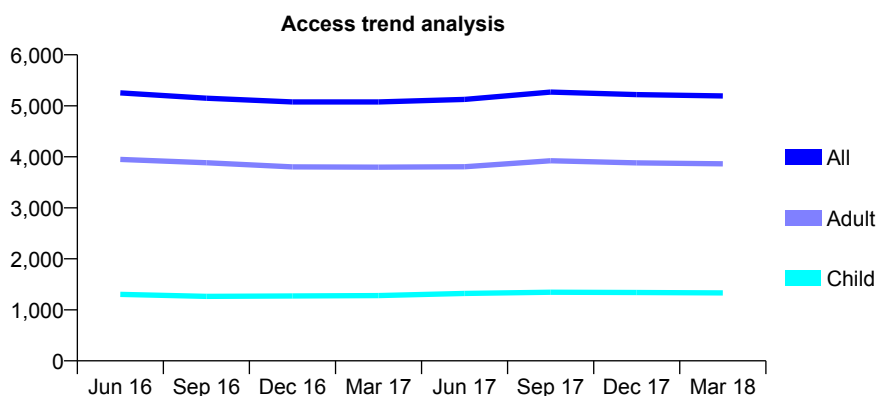
## Q45 - Vital Signs At a Glance Contract Report for 329711/0002 - Year end March 2018

Name or company name	MR S NEPALI
Contract type name	GDS Contract
Purpose of contract	General
Contract start date	01/04/2006
Contract end date	

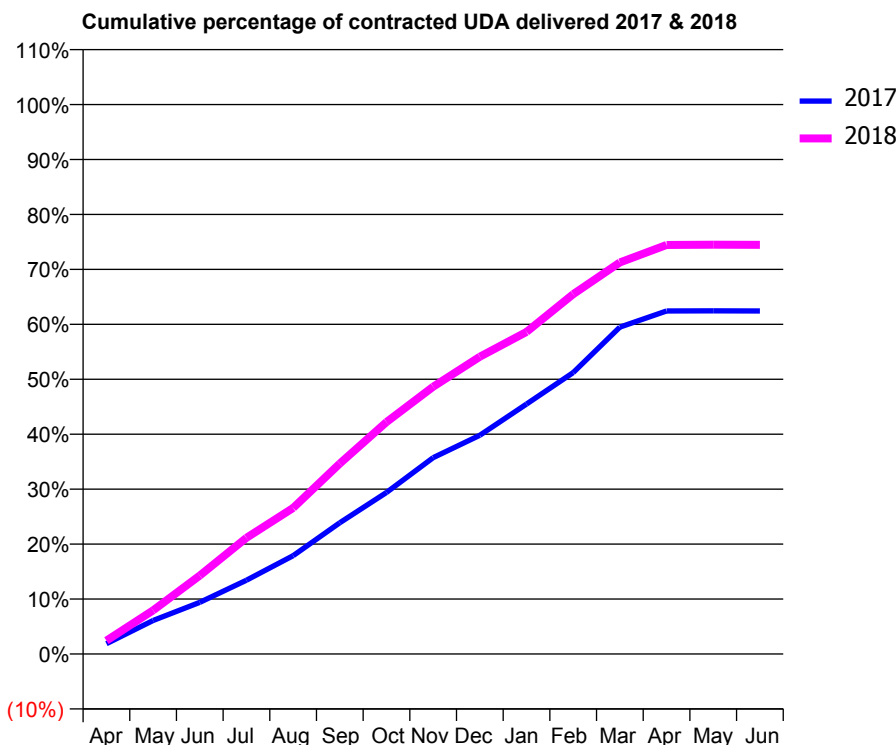
17/18 Contracted general activity (UDA)	19,500
Carry forward general activity (UDA)	0
17/18 Contracted orthodontic activity (UOA)	0
Carry forward orthodontic activity (UOA)	0
Baseline contract value	£522,307.10

### ACCESS\*

Patients seen in 24 months	Total	Change since previous quarter
Quarter ending March 2017	5,077	
Quarter ending June 2017	5,125	→
Quarter ending September 2017	5,269	↑
Quarter ending December 2017	5,220	→
Quarter ending March 2018	5,194	→
<b>Variance since March 2017</b>	<b>2.3%</b>	<b>↑</b>



### ACTIVITY



Month	Adjusted Scheduled Activity (UDA)	
	2017	2018
April	366	475
May	1,190	1,549
June	1,832	2,786
July	2,620	4,125
August	3,488	5,185
September	4,661	6,761
October	5,731	8,230
November	6,966	9,485
December	7,762	10,549
January	8,871	11,431
February	9,989	12,768
March	11,600	13,896
April	12,173	14,514
May	12,179	14,524
June	12,171	14,522

### QUALITY

	Quantity	Base Number	Contract	AT	Region	England
% of FP17s for the same patient ID Re-attending within 3 months - Children	101	1,686	6.0%	12.2%	12.8%	11.9%
% of FP17s for the same patient ID Re-attending within 3 months - Adults	553	4,771	11.6%	15.6%	16.5%	16.0%
% of FP17s for the same patient ID Re-attending between 3 & 9 months - Children	784	1,686	46.5%	54.8%	59.7%	58.3%
% of FP17s for the same patient ID Re-attending between 3 & 9 months - Adults	2,288	4,771	48.0%	50.4%	52.6%	50.3%
% of FP17s for Band 1 Urgent Courses	513	6,475	7.9%	8.8%	9.1%	9.1%
% of FP17s Relating to Free Repair or Replacements	79	6,475	1.2%	1.2%	1.0%	0.8%
% of FP17s Relating to Continuations	59	6,475	0.9%	1.4%	1.2%	1.0%
% of Patients satisfied with the dentistry they have received	13	17	76.5%	89.9%	91.6%	91.5%
% of Patients satisfied with the time they had to wait for an appointment	15	17	88.2%	87.1%	88.3%	87.9%

\* This is based on patients treated on this contract for their most recent course of treatment. Figures in italics indicate the base number of FP17s or Patient Questionnaire responses are less than 100. N/A is shown where the base number of responses is less than 10 during the period. % is calculated as Quantity/Base number\*100

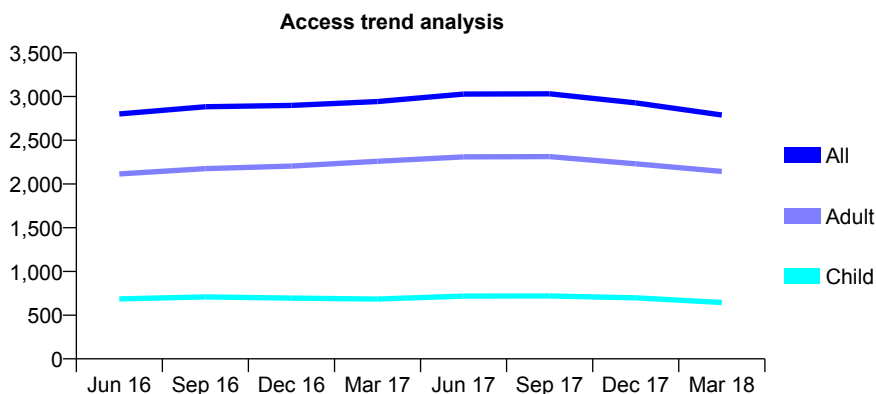
## Q45 - Vital Signs At a Glance Contract Report for 331260/0001 - Year end March 2018

Name or company name	MRS CR WILLIS
Contract type name	GDS Contract
Purpose of contract	General
Contract start date	01/04/2006
Contract end date	

17/18 Contracted general activity (UDA)	7,365
Carry forward general activity (UDA)	15
17/18 Contracted orthodontic activity (UOA)	0
Carry forward orthodontic activity (UOA)	0
Baseline contract value	£191,977.99

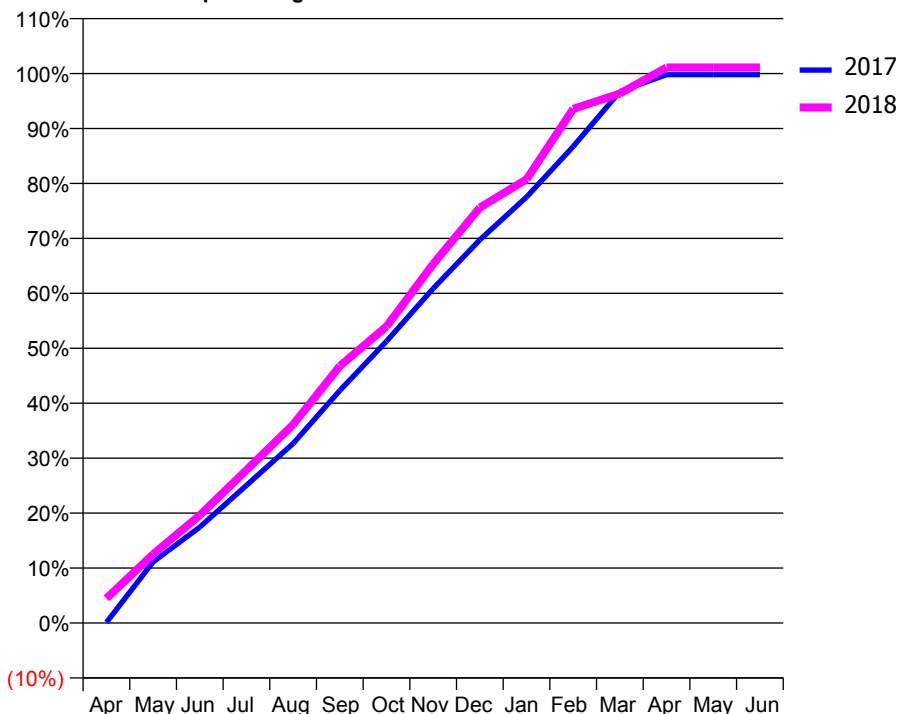
### ACCESS\*

Patients seen in 24 months	Total	Change since previous quarter
Quarter ending March 2017	2,943	
Quarter ending June 2017	3,028	↑
Quarter ending September 2017	3,031	→
Quarter ending December 2017	2,928	↓
Quarter ending March 2018	2,788	↓
<b>Variance since March 2017</b>	<b>(5.3%)</b>	<b>↓</b>



### ACTIVITY

Cumulative percentage of contracted UDA delivered 2017 & 2018



Month	Adjusted Scheduled Activity (UDA)	
	2017	2018
April	8	330
May	820	924
June	1,286	1,445
July	1,845	2,051
August	2,406	2,660
September	3,115	3,445
October	3,776	3,976
November	4,483	4,812
December	5,136	5,568
January	5,709	5,947
February	6,386	6,890
March	7,123	7,096
April	7,350	7,446
May	7,350	7,446
June	7,350	7,446

### QUALITY

	Quantity	Base Number	Contract	AT	Region	England
% of FP17s for the same patient ID Re-attending within 3 months - Children	30	852	3.5%	12.2%	12.8%	11.9%
% of FP17s for the same patient ID Re-attending within 3 months - Adults	348	2,710	12.8%	15.6%	16.5%	16.0%
% of FP17s for the same patient ID Re-attending between 3 & 9 months - Children	238	852	27.9%	54.8%	59.7%	58.3%
% of FP17s for the same patient ID Re-attending between 3 & 9 months - Adults	757	2,710	27.9%	50.4%	52.6%	50.3%
% of FP17s for Band 1 Urgent Courses	247	3,313	7.5%	8.8%	9.1%	9.1%
% of FP17s Relating to Free Repair or Replacements	42	3,313	1.3%	1.2%	1.0%	0.8%
% of FP17s Relating to Continuations	40	3,313	1.2%	1.4%	1.2%	1.0%
% of Patients satisfied with the dentistry they have received	3	3	N/A	89.9%	91.6%	91.5%
% of Patients satisfied with the time they had to wait for an appointment	3	3	N/A	87.1%	88.3%	87.9%

\* This is based on patients treated on this contract for their most recent course of treatment. Figures in italics indicate the base number of FP17s or Patient Questionnaire responses are less than 100. N/A is shown where the base number of responses is less than 10 during the period. % is calculated as Quantity/Base number\*100



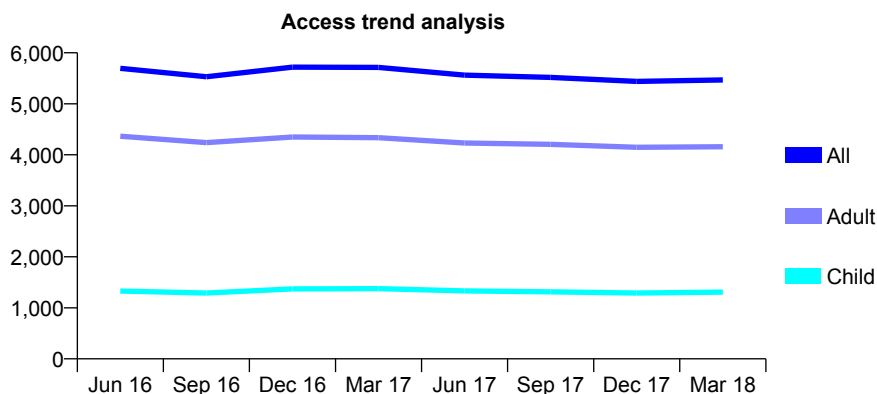
## Q45 - Vital Signs At a Glance Contract Report for 334073/0001 - Year end March 2018

Name or company name	MR AM SPIVEY
Contract type name	GDS Contract
Purpose of contract	General and Orthodontic
Contract start date	01/04/2006
Contract end date	

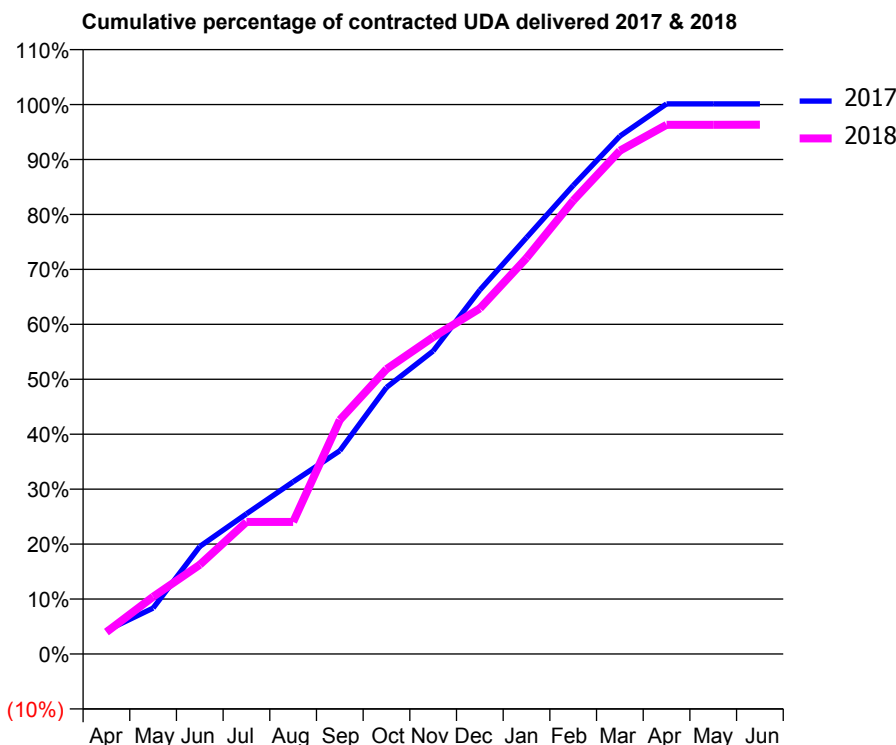
17/18 Contracted general activity (UDA)	19,263
Carry forward general activity (UDA)	-23
17/18 Contracted orthodontic activity (UOA)	0
Carry forward orthodontic activity (UOA)	0
Baseline contract value	£462,585.37

### ACCESS\*

Patients seen in 24 months	Total	Change since previous quarter
Quarter ending March 2017	5,713	
Quarter ending June 2017	5,562	↓
Quarter ending September 2017	5,518	→
Quarter ending December 2017	5,440	↓
Quarter ending March 2018	5,468	→
<b>Variance since March 2017</b>	<b>(4.3%)</b>	<b>↓</b>



### ACTIVITY



Month	Adjusted Scheduled Activity (UDA)	
	2017	2018
April	842	770
May	1,651	2,005
June	3,870	3,132
July	5,045	4,632
August	6,193	4,632
September	7,309	8,207
October	9,592	9,989
November	10,900	11,110
December	13,089	12,112
January	14,976	13,883
February	16,849	15,894
March	18,625	17,642
April	19,788	18,550
May	19,786	18,550
June	19,786	18,557

### QUALITY

	Quantity	Base Number	Contract	AT	Region	England
% of FP17s for the same patient ID Re-attending within 3 months - Children	135	1,984	6.8%	12.2%	12.8%	11.9%
% of FP17s for the same patient ID Re-attending within 3 months - Adults	931	6,244	14.9%	15.6%	16.5%	16.0%
% of FP17s for the same patient ID Re-attending between 3 & 9 months - Children	1,142	1,984	57.6%	54.8%	59.7%	58.3%
% of FP17s for the same patient ID Re-attending between 3 & 9 months - Adults	3,764	6,244	60.3%	50.4%	52.6%	50.3%
% of FP17s for Band 1 Urgent Courses	525	8,129	6.5%	8.8%	9.1%	9.1%
% of FP17s Relating to Free Repair or Replacements	95	8,129	1.2%	1.2%	1.0%	0.8%
% of FP17s Relating to Continuations	44	8,129	0.5%	1.4%	1.2%	1.0%
% of Patients satisfied with the dentistry they have received	8	11	72.7%	89.9%	91.6%	91.5%
% of Patients satisfied with the time they had to wait for an appointment	9	11	81.8%	87.1%	88.3%	87.9%

\* This is based on patients treated on this contract for their most recent course of treatment. Figures in italics indicate the base number of FP17s or Patient Questionnaire responses are less than 100. N/A is shown where the base number of responses is less than 10 during the period. % is calculated as Quantity/Base number\*100

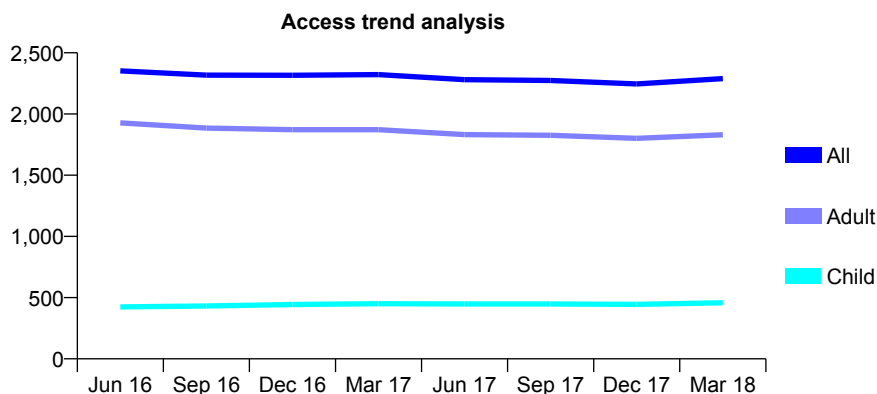
## Q45 - Vital Signs At a Glance Contract Report for 367761/0001 - Year end March 2018

Name or company name	MISS EM ALLEN
Contract type name	GDS Contract
Purpose of contract	General
Contract start date	13/03/2011
Contract end date	

17/18 Contracted general activity (UDA)	7,482
Carry forward general activity (UDA)	258
17/18 Contracted orthodontic activity (UOA)	0
Carry forward orthodontic activity (UOA)	0
Baseline contract value	£192,638.44

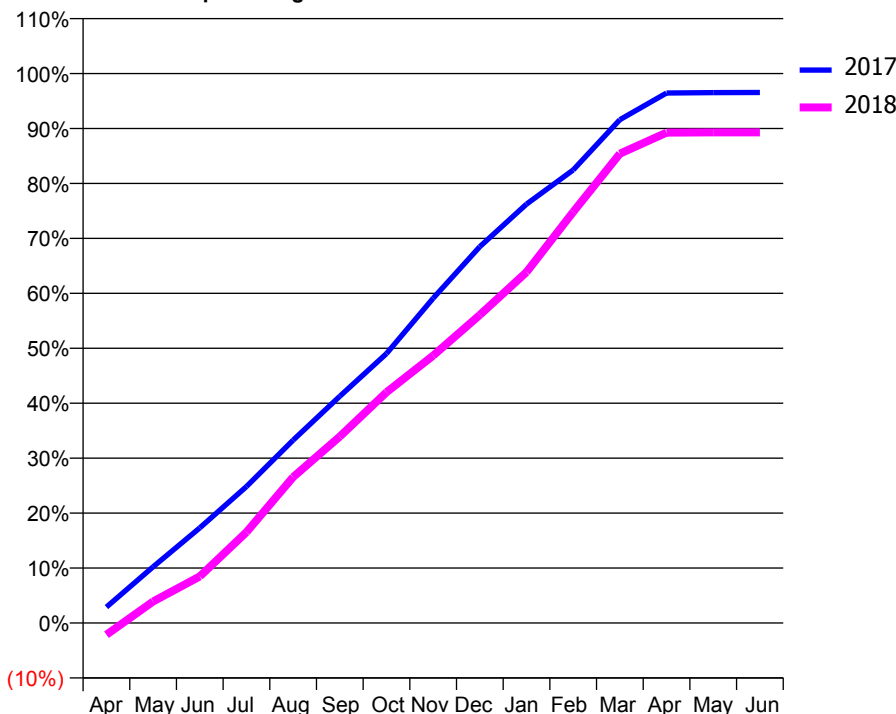
### ACCESS\*

Patients seen in 24 months	Total	Change since previous quarter
Quarter ending March 2017	2,322	
Quarter ending June 2017	2,280	↓
Quarter ending September 2017	2,274	→
Quarter ending December 2017	2,246	↓
Quarter ending March 2018	2,289	→
<b>Variance since March 2017</b>	<b>(1.4%)</b>	<b>↓</b>



### ACTIVITY

Cumulative percentage of contracted UDA delivered 2017 & 2018



Month	Adjusted Scheduled Activity (UDA)	
	2017	2018
April	217	-161
May	765	294
June	1,295	634
July	1,859	1,237
August	2,491	1,987
September	3,087	2,539
October	3,669	3,141
November	4,422	3,641
December	5,125	4,195
January	5,703	4,777
February	6,168	5,597
March	6,854	6,390
April	7,216	6,677
May	7,223	6,681
June	7,224	6,681

### QUALITY

	Quantity	Base Number	Contract	AT	Region	England
% of FP17s for the same patient ID Re-attending within 3 months - Children	79	626	12.6%	12.2%	12.8%	11.9%
% of FP17s for the same patient ID Re-attending within 3 months - Adults	461	2,568	18.0%	15.6%	16.5%	16.0%
% of FP17s for the same patient ID Re-attending between 3 & 9 months - Children	308	626	49.2%	54.8%	59.7%	58.3%
% of FP17s for the same patient ID Re-attending between 3 & 9 months - Adults	1,180	2,568	46.0%	50.4%	52.6%	50.3%
% of FP17s for Band 1 Urgent Courses	338	3,193	10.6%	8.8%	9.1%	9.1%
% of FP17s Relating to Free Repair or Replacements	14	3,193	0.4%	1.2%	1.0%	0.8%
% of FP17s Relating to Continuations	82	3,193	2.6%	1.4%	1.2%	1.0%
% of Patients satisfied with the dentistry they have received	7	7	N/A	89.9%	91.6%	91.5%
% of Patients satisfied with the time they had to wait for an appointment	7	7	N/A	87.1%	88.3%	87.9%

\* This is based on patients treated on this contract for their most recent course of treatment. Figures in italics indicate the base number of FP17s or Patient Questionnaire responses are less than 100. N/A is shown where the base number of responses is less than 10 during the period. % is calculated as Quantity/Base number\*100

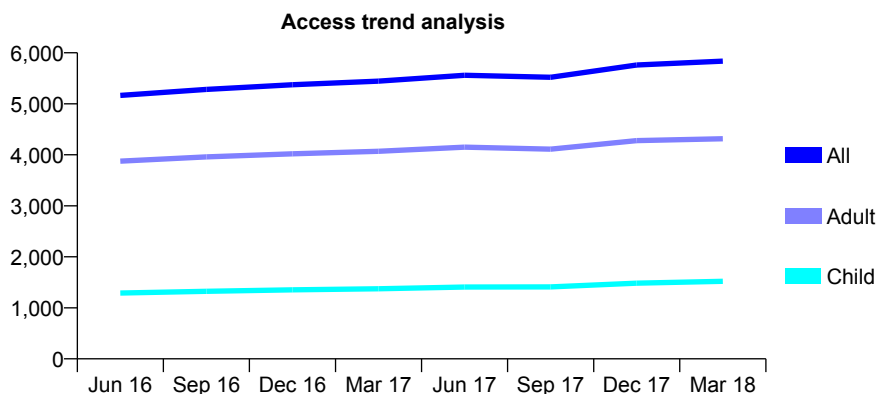
## Q45 - Vital Signs At a Glance Contract Report for 399671/0001 - Year end March 2018

Name or company name	MR N SUGGETT
Contract type name	GDS Contract
Purpose of contract	General
Contract start date	20/12/2010
Contract end date	

17/18 Contracted general activity (UDA)	18,907
Carry forward general activity (UDA)	-242
17/18 Contracted orthodontic activity (UOA)	0
Carry forward orthodontic activity (UOA)	0
Baseline contract value	£423,162.59

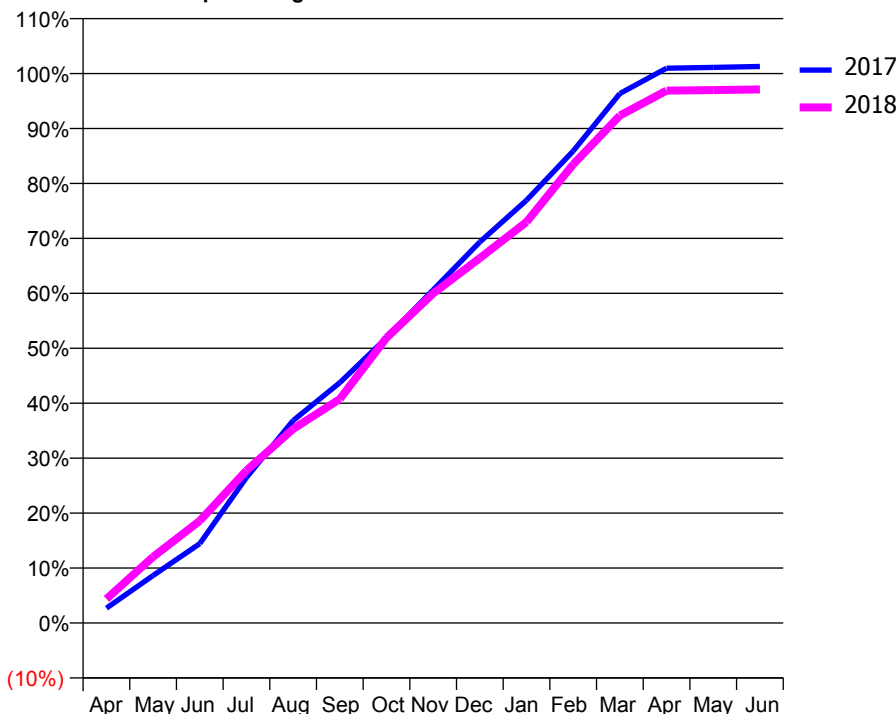
### ACCESS\*

Patients seen in 24 months	Total	Change since previous quarter
Quarter ending March 2017	5,444	
Quarter ending June 2017	5,559	↑
Quarter ending September 2017	5,520	→
Quarter ending December 2017	5,762	↑
Quarter ending March 2018	5,836	→
<b>Variance since March 2017</b>	<b>7.2%</b>	<b>↑</b>



### ACTIVITY

Cumulative percentage of contracted UDA delivered 2017 & 2018



Adjusted Scheduled Activity (UDA)

Month	2017	2018
April	511	828
May	1,634	2,276
June	2,731	3,517
July	5,009	5,247
August	6,967	6,679
September	8,272	7,708
October	9,811	9,812
November	11,462	11,339
December	13,111	12,555
January	14,546	13,800
February	16,241	15,782
March	18,215	17,459
April	19,090	18,319
May	19,117	18,339
June	19,149	18,360

### QUALITY

	Quantity	Base Number	Contract	AT	Region	England
% of FP17s for the same patient ID Re-attending within 3 months - Children	129	2,128	6.1%	12.2%	12.8%	11.9%
% of FP17s for the same patient ID Re-attending within 3 months - Adults	718	5,453	13.2%	15.6%	16.5%	16.0%
% of FP17s for the same patient ID Re-attending between 3 & 9 months - Children	1,193	2,128	56.1%	54.8%	59.7%	58.3%
% of FP17s for the same patient ID Re-attending between 3 & 9 months - Adults	2,700	5,453	49.5%	50.4%	52.6%	50.3%
% of FP17s for Band 1 Urgent Courses	818	7,533	10.9%	8.8%	9.1%	9.1%
% of FP17s Relating to Free Repair or Replacements	82	7,533	1.1%	1.2%	1.0%	0.8%
% of FP17s Relating to Continuations	59	7,533	0.8%	1.4%	1.2%	1.0%
% of Patients satisfied with the dentistry they have received	7	7	N/A	89.9%	91.6%	91.5%
% of Patients satisfied with the time they had to wait for an appointment	5	7	N/A	87.1%	88.3%	87.9%

\* This is based on patients treated on this contract for their most recent course of treatment. Figures in italics indicate the base number of FP17s or Patient Questionnaire responses are less than 100. N/A is shown where the base number of responses is less than 10 during the period. % is calculated as Quantity/Base number\*100

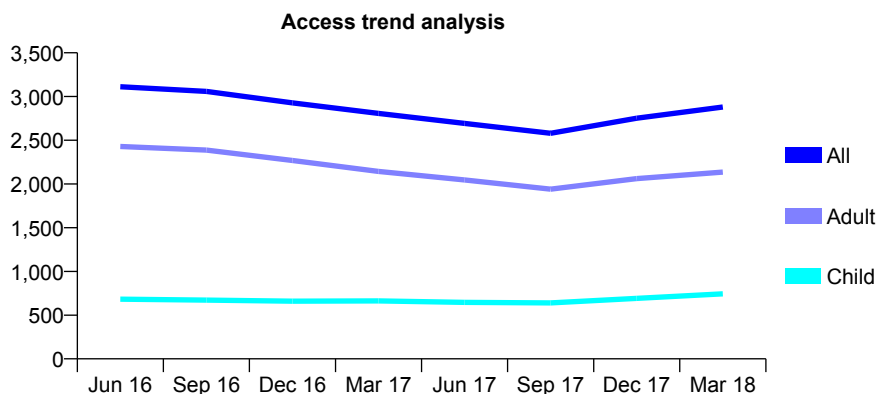
## Q45 - Vital Signs At a Glance Contract Report for 462373/0001 - Year end March 2018

Name or company name	Wentworth House Dental Practice
Contract type name	GDS Contract
Purpose of contract	General
Contract start date	01/07/2014
Contract end date	

17/18 Contracted general activity (UDA)	14,089
Carry forward general activity (UDA)	0
17/18 Contracted orthodontic activity (UOA)	0
Carry forward orthodontic activity (UOA)	0
Baseline contract value	£371,611.08

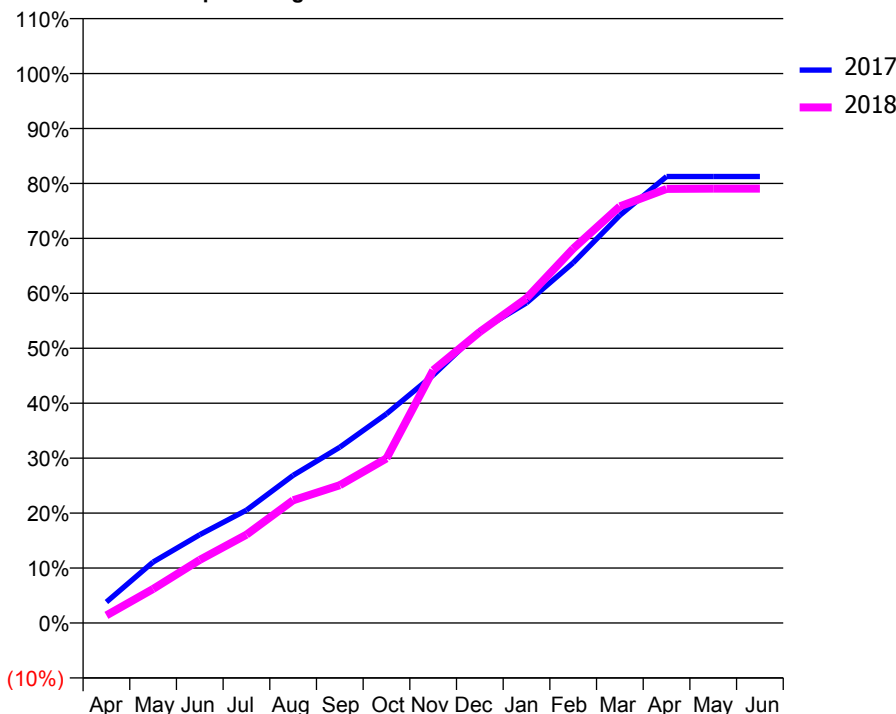
### ACCESS\*

Patients seen in 24 months	Total	Change since previous quarter
Quarter ending March 2017	2,807	
Quarter ending June 2017	2,692	↓
Quarter ending September 2017	2,579	↓
Quarter ending December 2017	2,752	↑
Quarter ending March 2018	2,880	↑
<b>Variance since March 2017</b>	<b>2.6%</b>	<b>↑</b>



### ACTIVITY

Cumulative percentage of contracted UDA delivered 2017 & 2018



Adjusted Scheduled Activity (UDA)

Month	2017	2018
April	538	198
May	1,563	874
June	2,263	1,617
July	2,894	2,266
August	3,788	3,146
September	4,508	3,533
October	5,361	4,221
November	6,353	6,479
December	7,488	7,467
January	8,208	8,326
February	9,236	9,600
March	10,452	10,682
April	11,448	11,130
May	11,448	11,137
June	11,448	11,138

### QUALITY

	Quantity	Base Number	Contract	AT	Region	England
% of FP17s for the same patient ID Re-attending within 3 months - Children	91	1,063	8.6%	12.2%	12.8%	11.9%
% of FP17s for the same patient ID Re-attending within 3 months - Adults	544	3,012	18.1%	15.6%	16.5%	16.0%
% of FP17s for the same patient ID Re-attending between 3 & 9 months - Children	483	1,063	45.4%	54.8%	59.7%	58.3%
% of FP17s for the same patient ID Re-attending between 3 & 9 months - Adults	1,223	3,012	40.6%	50.4%	52.6%	50.3%
% of FP17s for Band 1 Urgent Courses	524	3,999	13.1%	8.8%	9.1%	9.1%
% of FP17s Relating to Free Repair or Replacements	24	3,999	0.6%	1.2%	1.0%	0.8%
% of FP17s Relating to Continuations	74	3,999	1.9%	1.4%	1.2%	1.0%
% of Patients satisfied with the dentistry they have received	1	1	N/A	89.9%	91.6%	91.5%
% of Patients satisfied with the time they had to wait for an appointment	1	1	N/A	87.1%	88.3%	87.9%

\* This is based on patients treated on this contract for their most recent course of treatment. Figures in italics indicate the base number of FP17s or Patient Questionnaire responses are less than 100. N/A is shown where the base number of responses is less than 10 during the period. % is calculated as Quantity/Base number\*100

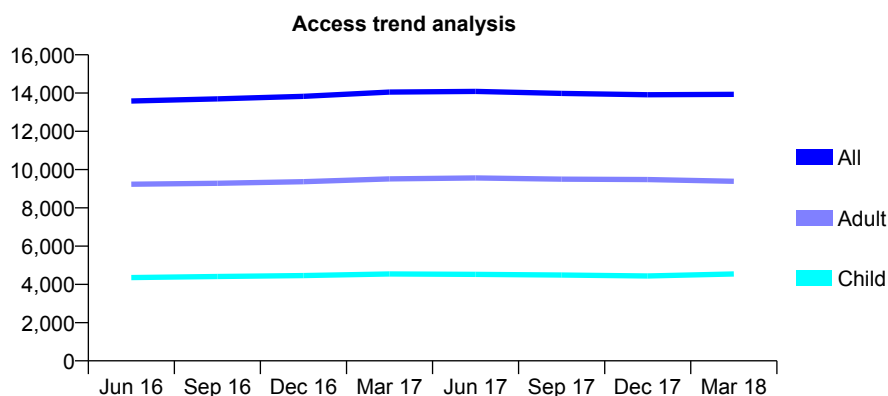
## Q45 - Vital Signs At a Glance Contract Report for 569992/0001 - Year end March 2018

Name or company name	Mr Michael Stanley Hulley
Contract type name	GDS Contract
Purpose of contract	General
Contract start date	01/04/2006
Contract end date	

17/18 Contracted general activity (UDA)	42,999
Carry forward general activity (UDA)	1,148
17/18 Contracted orthodontic activity (UOA)	0
Carry forward orthodontic activity (UOA)	0
Baseline contract value	£1,042,522.98

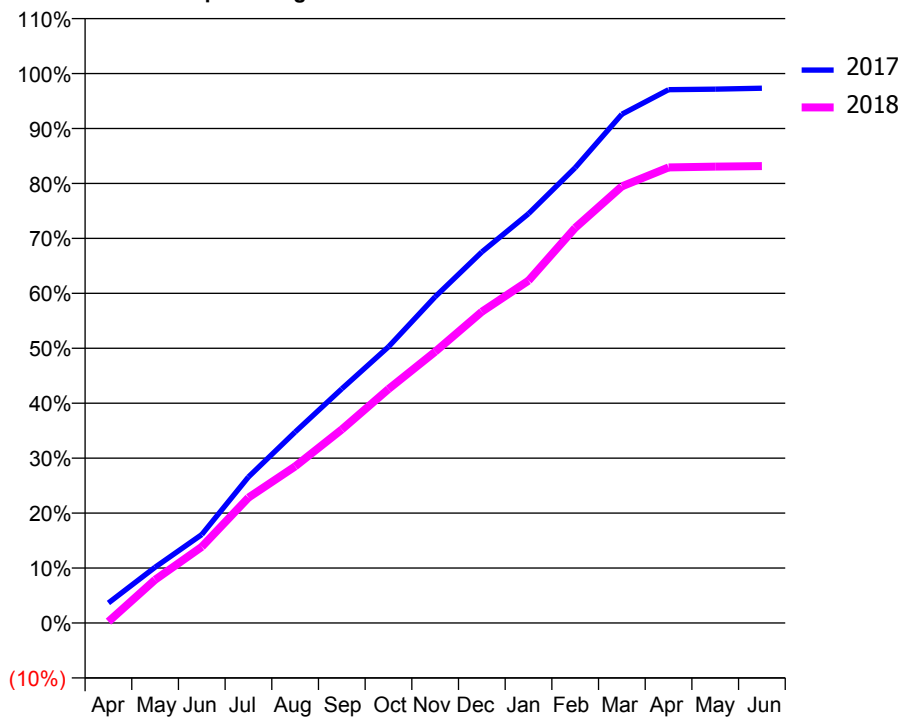
### ACCESS\*

Patients seen in 24 months	Total	Change since previous quarter
Quarter ending March 2017	14,054	
Quarter ending June 2017	14,085	→
Quarter ending September 2017	13,983	→
Quarter ending December 2017	13,915	→
Quarter ending March 2018	13,930	→
<b>Variance since March 2017</b>	<b>(0.9%)</b>	→



### ACTIVITY

Cumulative percentage of contracted UDA delivered 2017 & 2018



Month	Adjusted Scheduled Activity (UDA)	
	2017	2018
April	1,567	110
May	4,363	3,389
June	6,920	5,967
July	11,435	9,812
August	14,947	12,251
September	18,332	15,141
October	21,620	18,306
November	25,528	21,226
December	29,033	24,363
January	32,025	26,790
February	35,625	30,925
March	39,816	34,169
April	41,729	35,651
May	41,775	35,714
June	41,851	35,751

### QUALITY

	Quantity	Base Number	Contract	AT	Region	England
% of FP17s for the same patient ID Re-attending within 3 months - Children	488	6,842	7.1%	12.2%	12.8%	11.9%
% of FP17s for the same patient ID Re-attending within 3 months - Adults	1,785	12,162	14.7%	15.6%	16.5%	16.0%
% of FP17s for the same patient ID Re-attending between 3 & 9 months - Children	4,271	6,842	62.4%	54.8%	59.7%	58.3%
% of FP17s for the same patient ID Re-attending between 3 & 9 months - Adults	6,278	12,162	51.6%	50.4%	52.6%	50.3%
% of FP17s for Band 1 Urgent Courses	2,325	18,879	12.3%	8.8%	9.1%	9.1%
% of FP17s Relating to Free Repair or Replacements	624	18,879	3.3%	1.2%	1.0%	0.8%
% of FP17s Relating to Continuations	200	18,879	1.1%	1.4%	1.2%	1.0%
% of Patients satisfied with the dentistry they have received	11	12	91.7%	89.9%	91.6%	91.5%
% of Patients satisfied with the time they had to wait for an appointment	11	12	91.7%	87.1%	88.3%	87.9%

\* This is based on patients treated on this contract for their most recent course of treatment. Figures in italics indicate the base number of FP17s or Patient Questionnaire responses are less than 100. N/A is shown where the base number of responses is less than 10 during the period. % is calculated as Quantity/Base number\*100

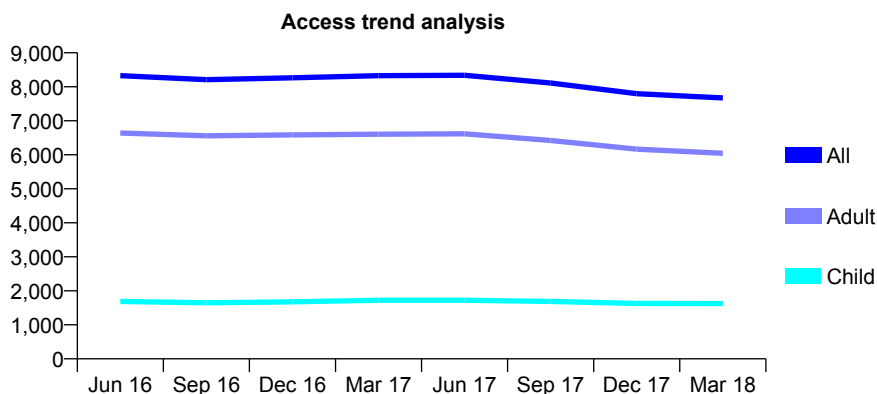
## Q45 - Vital Signs At a Glance Contract Report for 572926/0001 - Year end March 2018

Name or company name	Avante Dental Care Partnership
Contract type name	GDS Contract
Purpose of contract	General and Orthodontic
Contract start date	01/04/2006
Contract end date	

17/18 Contracted general activity (UDA)	27,440
Carry forward general activity (UDA)	0
17/18 Contracted orthodontic activity (UOA)	274
Carry forward orthodontic activity (UOA)	0
Baseline contract value	£674,104.22

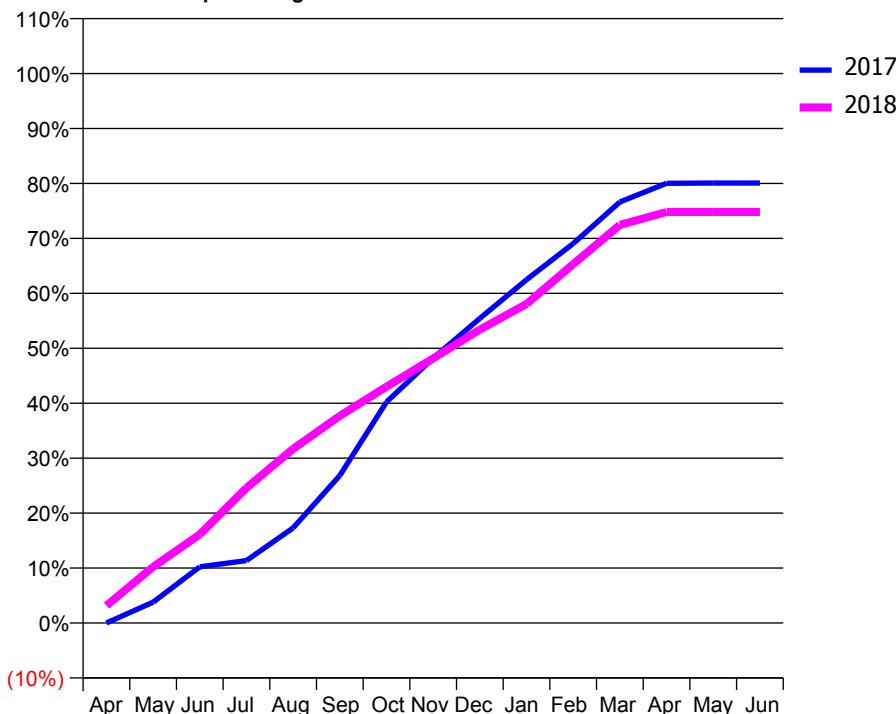
### ACCESS\*

Patients seen in 24 months	Total	Change since previous quarter
Quarter ending March 2017	8,326	
Quarter ending June 2017	8,339	→
Quarter ending September 2017	8,111	↓
Quarter ending December 2017	7,797	↓
Quarter ending March 2018	7,674	↓
<b>Variance since March 2017</b>	<b>(7.8%)</b>	<b>↓</b>



### ACTIVITY

Cumulative percentage of contracted UDA delivered 2017 & 2018



Month	Adjusted Scheduled Activity (UDA)	
	2017	2018
April	0	866
May	1,043	2,808
June	2,804	4,426
July	3,121	6,751
August	4,748	8,697
September	7,369	10,345
October	11,038	11,802
November	13,227	13,218
December	15,210	14,651
January	17,140	15,931
February	18,946	17,926
March	21,025	19,879
April	21,957	20,525
May	21,969	20,527
June	21,969	20,526

### QUALITY

	Quantity	Base Number	Contract	AT	Region	England
% of FP17s for the same patient ID Re-attending within 3 months - Children	179	2,443	7.3%	12.2%	12.8%	11.9%
% of FP17s for the same patient ID Re-attending within 3 months - Adults	1,074	8,986	12.0%	15.6%	16.5%	16.0%
% of FP17s for the same patient ID Re-attending between 3 & 9 months - Children	1,665	2,443	68.2%	54.8%	59.7%	58.3%
% of FP17s for the same patient ID Re-attending between 3 & 9 months - Adults	6,095	8,986	67.8%	50.4%	52.6%	50.3%
% of FP17s for Band 1 Urgent Courses	604	11,314	5.3%	8.8%	9.1%	9.1%
% of FP17s Relating to Free Repair or Replacements	75	11,314	0.7%	1.2%	1.0%	0.8%
% of FP17s Relating to Continuations	231	11,314	2.0%	1.4%	1.2%	1.0%
% of Patients satisfied with the dentistry they have received	15	15	100.0%	89.9%	91.6%	91.5%
% of Patients satisfied with the time they had to wait for an appointment	14	15	93.3%	87.1%	88.3%	87.9%

\* This is based on patients treated on this contract for their most recent course of treatment. Figures in italics indicate the base number of FP17s or Patient Questionnaire responses are less than 100. N/A is shown where the base number of responses is less than 10 during the period. % is calculated as Quantity/Base number\*100

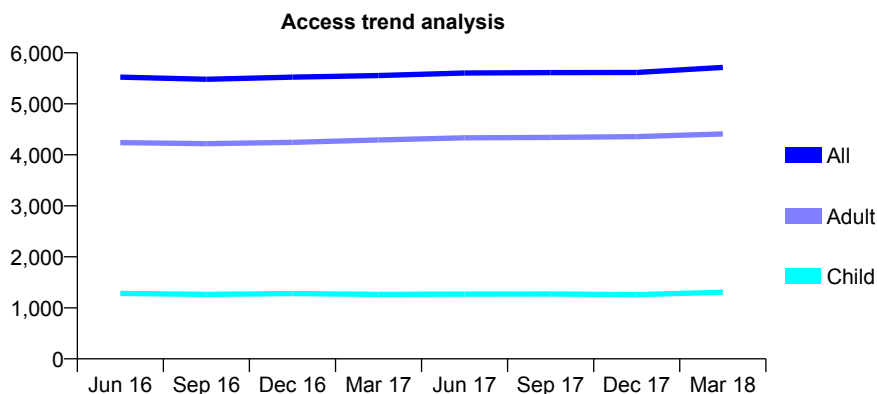
## Q45 - Vital Signs At a Glance Contract Report for 576549/0001 - Year end March 2018

Name or company name	Ashby and Atkinson
Contract type name	GDS Contract
Purpose of contract	General
Contract start date	01/04/2006
Contract end date	

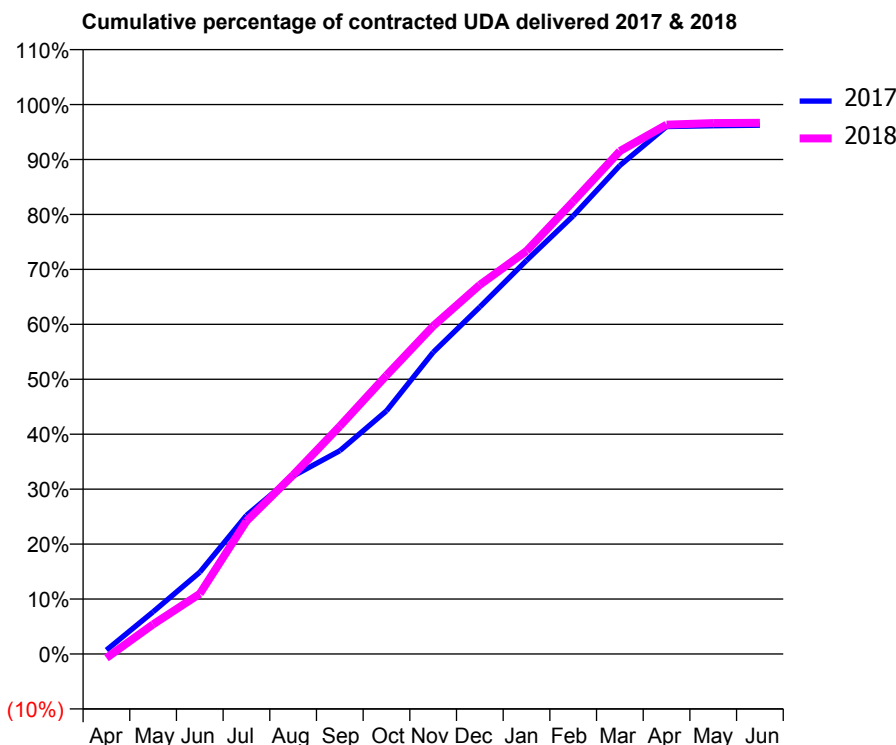
17/18 Contracted general activity (UDA)	13,993
Carry forward general activity (UDA)	529
17/18 Contracted orthodontic activity (UOA)	0
Carry forward orthodontic activity (UOA)	0
Baseline contract value	£389,648.86

### ACCESS\*

Patients seen in 24 months	Total	Change since previous quarter
Quarter ending March 2017	5,555	
Quarter ending June 2017	5,603	→
Quarter ending September 2017	5,613	→
Quarter ending December 2017	5,615	→
Quarter ending March 2018	5,714	→
<b>Variance since March 2017</b>	<b>2.9%</b>	<b>↑</b>



### ACTIVITY



Month	Adjusted Scheduled Activity (UDA)	
	2017	2018
April	101	-104
May	1,076	754
June	2,082	1,535
July	3,529	3,383
August	4,533	4,559
September	5,177	5,803
October	6,190	7,095
November	7,684	8,352
December	8,838	9,401
January	10,021	10,264
February	11,156	11,525
March	12,441	12,807
April	13,431	13,479
May	13,451	13,521
June	13,464	13,526

### QUALITY

	Quantity	Base Number	Contract	AT	Region	England
% of FP17s for the same patient ID Re-attending within 3 months - Children	146	2,125	6.9%	12.2%	12.8%	11.9%
% of FP17s for the same patient ID Re-attending within 3 months - Adults	755	5,718	13.2%	15.6%	16.5%	16.0%
% of FP17s for the same patient ID Re-attending between 3 & 9 months - Children	1,376	2,125	64.8%	54.8%	59.7%	58.3%
% of FP17s for the same patient ID Re-attending between 3 & 9 months - Adults	2,691	5,718	47.1%	50.4%	52.6%	50.3%
% of FP17s for Band 1 Urgent Courses	510	6,934	7.4%	8.8%	9.1%	9.1%
% of FP17s Relating to Free Repair or Replacements	73	6,934	1.1%	1.2%	1.0%	0.8%
% of FP17s Relating to Continuations	102	6,934	1.5%	1.4%	1.2%	1.0%
% of Patients satisfied with the dentistry they have received	6	7	N/A	89.9%	91.6%	91.5%
% of Patients satisfied with the time they had to wait for an appointment	6	7	N/A	87.1%	88.3%	87.9%

\* This is based on patients treated on this contract for their most recent course of treatment. Figures in italics indicate the base number of FP17s or Patient Questionnaire responses are less than 100. N/A is shown where the base number of responses is less than 10 during the period. % is calculated as Quantity/Base number\*100



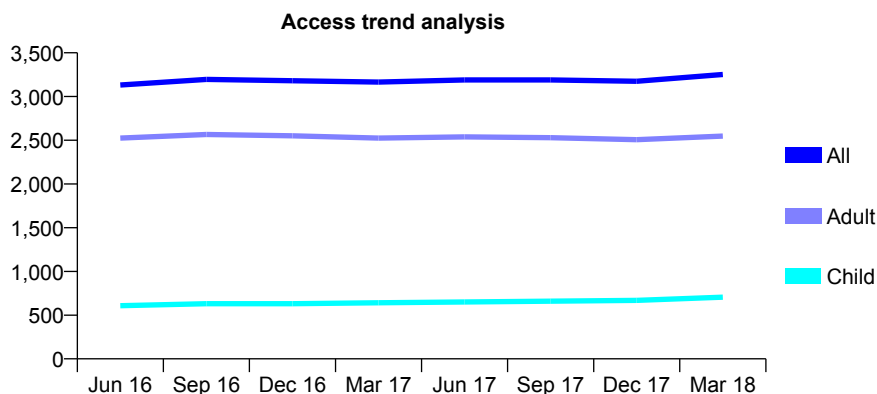
## Q45 - Vital Signs At a Glance Contract Report for 603252/0001 - Year end March 2018

Name or company name	MRS S BEDI
Contract type name	GDS Contract
Purpose of contract	General
Contract start date	01/01/2011
Contract end date	

17/18 Contracted general activity (UDA)	9,825
Carry forward general activity (UDA)	169
17/18 Contracted orthodontic activity (UOA)	0
Carry forward orthodontic activity (UOA)	0
Baseline contract value	£266,159.80

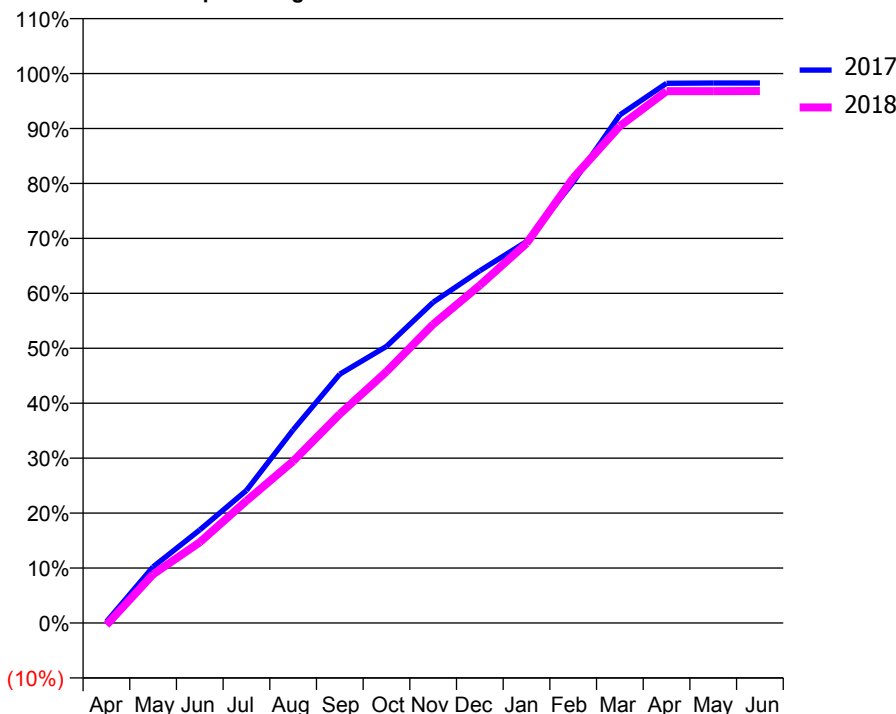
### ACCESS\*

Patients seen in 24 months	Total	Change since previous quarter
Quarter ending March 2017	3,166	
Quarter ending June 2017	3,189	→
Quarter ending September 2017	3,189	→
Quarter ending December 2017	3,175	→
Quarter ending March 2018	3,252	↑
<b>Variance since March 2017</b>	<b>2.7%</b>	<b>↑</b>



### ACTIVITY

Cumulative percentage of contracted UDA delivered 2017 & 2018



Month	Adjusted Scheduled Activity (UDA)	
	2017	2018
April	22	-37
May	1,004	871
June	1,664	1,445
July	2,371	2,184
August	3,454	2,893
September	4,451	3,738
October	4,946	4,496
November	5,736	5,343
December	6,298	6,039
January	6,819	6,786
February	7,884	7,956
March	9,086	8,885
April	9,650	9,509
May	9,655	9,509
June	9,656	9,511

### QUALITY

	Quantity	Base Number	Contract	AT	Region	England
% of FP17s for the same patient ID Re-attending within 3 months - Children	128	1,181	10.8%	12.2%	12.8%	11.9%
% of FP17s for the same patient ID Re-attending within 3 months - Adults	541	4,162	13.0%	15.6%	16.5%	16.0%
% of FP17s for the same patient ID Re-attending between 3 & 9 months - Children	780	1,181	66.0%	54.8%	59.7%	58.3%
% of FP17s for the same patient ID Re-attending between 3 & 9 months - Adults	2,843	4,162	68.3%	50.4%	52.6%	50.3%
% of FP17s for Band 1 Urgent Courses	279	5,363	5.2%	8.8%	9.1%	9.1%
% of FP17s Relating to Free Repair or Replacements	48	5,363	0.9%	1.2%	1.0%	0.8%
% of FP17s Relating to Continuations	65	5,363	1.2%	1.4%	1.2%	1.0%
% of Patients satisfied with the dentistry they have received	13	14	92.9%	89.9%	91.6%	91.5%
% of Patients satisfied with the time they had to wait for an appointment	13	14	92.9%	87.1%	88.3%	87.9%

\* This is based on patients treated on this contract for their most recent course of treatment. Figures in italics indicate the base number of FP17s or Patient Questionnaire responses are less than 100. N/A is shown where the base number of responses is less than 10 during the period. % is calculated as Quantity/Base number\*100

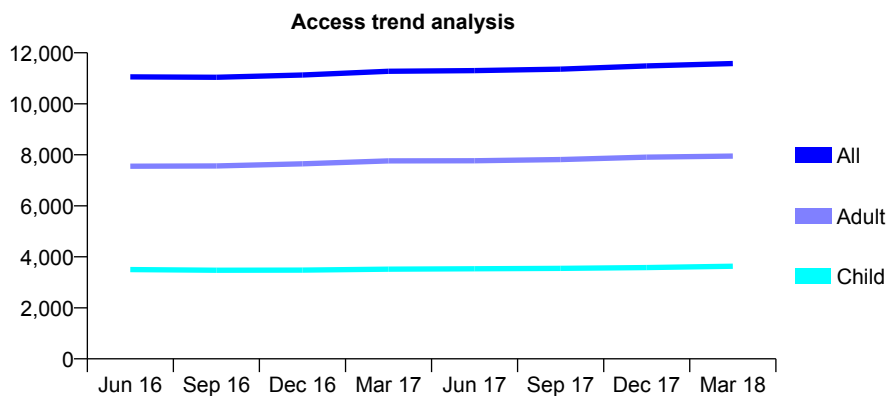
## Q45 - Vital Signs At a Glance Contract Report for 629758/0001 - Year end March 2018

Name or company name	Miss H Almond & Mr M Barnett
Contract type name	GDS Contract
Purpose of contract	General
Contract start date	01/04/2006
Contract end date	

17/18 Contracted general activity (UDA)	35,817
Carry forward general activity (UDA)	-399
17/18 Contracted orthodontic activity (UOA)	0
Carry forward orthodontic activity (UOA)	0
Baseline contract value	£959,781.29

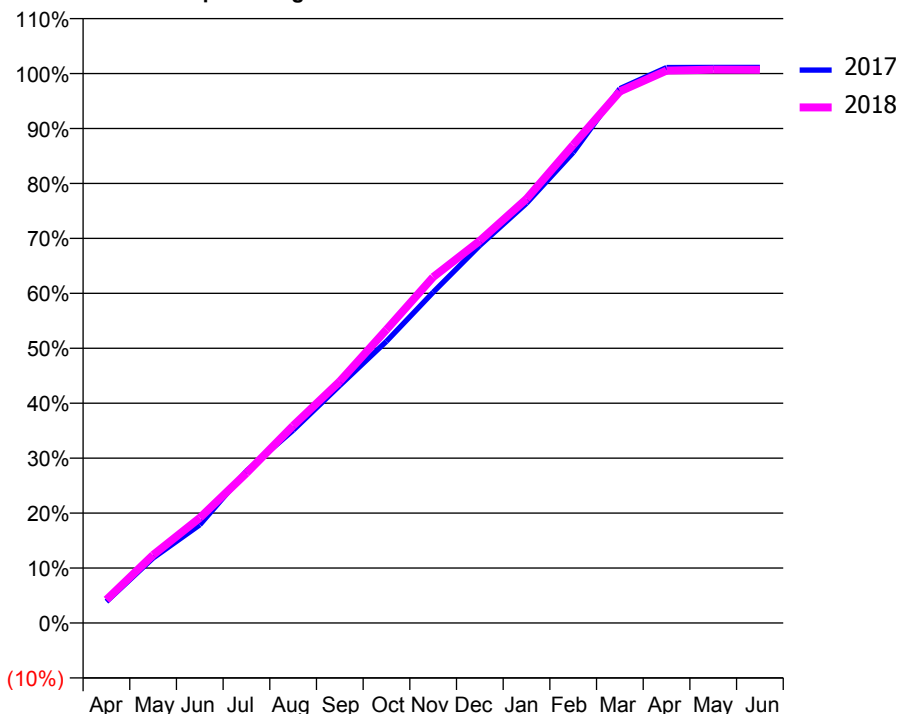
### ACCESS\*

Patients seen in 24 months	Total	Change since previous quarter
Quarter ending March 2017	11,276	
Quarter ending June 2017	11,300	→
Quarter ending September 2017	11,362	→
Quarter ending December 2017	11,486	→
Quarter ending March 2018	11,577	→
<b>Variance since March 2017</b>	<b>2.7%</b>	<b>↑</b>



### ACTIVITY

Cumulative percentage of contracted UDA delivered 2017 & 2018



Month	Adjusted Scheduled Activity (UDA)	
	2017	2018
April	1,396	1,518
May	4,238	4,441
June	6,400	6,850
July	9,908	9,770
August	12,557	12,859
September	15,476	15,751
October	18,352	19,129
November	21,552	22,552
December	24,597	24,918
January	27,347	27,648
February	30,652	31,164
March	34,817	34,647
April	36,192	36,006
May	36,199	36,069
June	36,199	36,058

### QUALITY

	Quantity	Base Number	Contract	AT	Region	England
% of FP17s for the same patient ID Re-attending within 3 months - Children	445	5,211	8.5%	12.2%	12.8%	11.9%
% of FP17s for the same patient ID Re-attending within 3 months - Adults	1,523	10,799	14.1%	15.6%	16.5%	16.0%
% of FP17s for the same patient ID Re-attending between 3 & 9 months - Children	2,835	5,211	54.4%	54.8%	59.7%	58.3%
% of FP17s for the same patient ID Re-attending between 3 & 9 months - Adults	5,871	10,799	54.4%	50.4%	52.6%	50.3%
% of FP17s for Band 1 Urgent Courses	763	15,040	5.1%	8.8%	9.1%	9.1%
% of FP17s Relating to Free Repair or Replacements	328	15,040	2.2%	1.2%	1.0%	0.8%
% of FP17s Relating to Continuations	356	15,040	2.4%	1.4%	1.2%	1.0%
% of Patients satisfied with the dentistry they have received	15	17	88.2%	89.9%	91.6%	91.5%
% of Patients satisfied with the time they had to wait for an appointment	16	17	94.1%	87.1%	88.3%	87.9%

\* This is based on patients treated on this contract for their most recent course of treatment. Figures in italics indicate the base number of FP17s or Patient Questionnaire responses are less than 100. N/A is shown where the base number of responses is less than 10 during the period. % is calculated as Quantity/Base number\*100

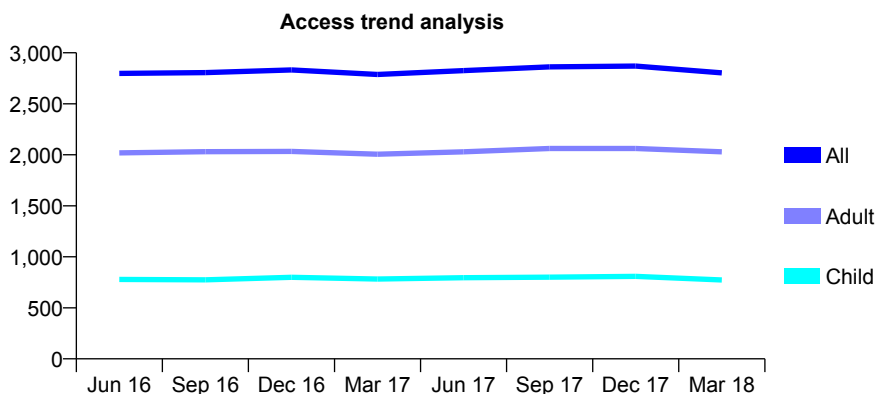
## Q45 - Vital Signs At a Glance Contract Report for 630500/0001 - Year end March 2018

Name or company name	MR NP PLAHE
Contract type name	GDS Contract
Purpose of contract	General
Contract start date	01/04/2006
Contract end date	

17/18 Contracted general activity (UDA)	7,723
Carry forward general activity (UDA)	0
17/18 Contracted orthodontic activity (UOA)	0
Carry forward orthodontic activity (UOA)	0
Baseline contract value	£182,547.68

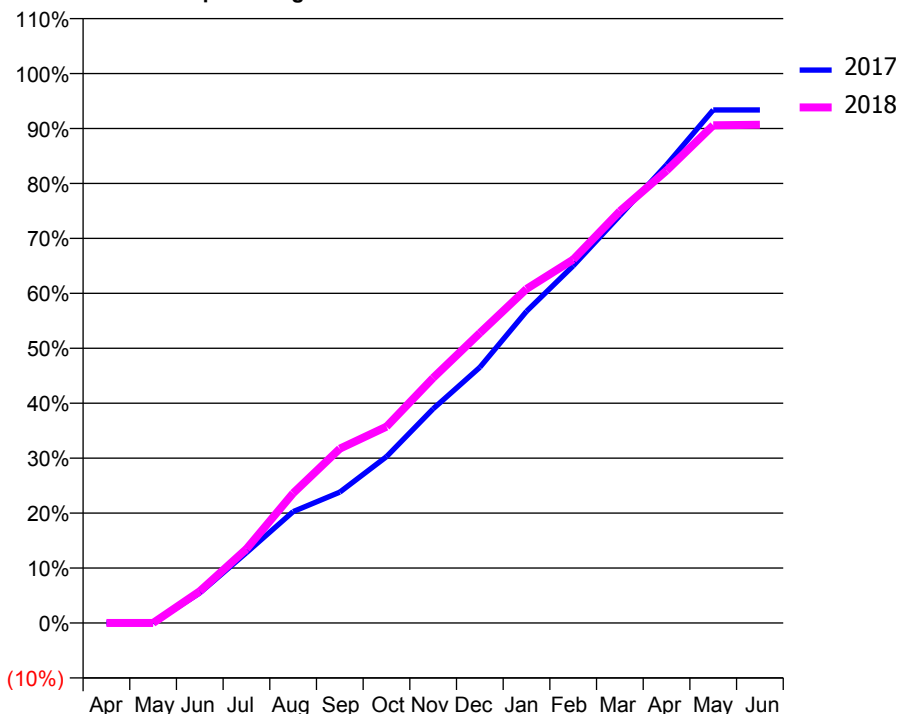
### ACCESS\*

Patients seen in 24 months	Total	Change since previous quarter
Quarter ending March 2017	2,788	
Quarter ending June 2017	2,825	→
Quarter ending September 2017	2,862	→
Quarter ending December 2017	2,870	→
Quarter ending March 2018	2,803	↓
<b>Variance since March 2017</b>	<b>0.5%</b>	<b>→</b>



### ACTIVITY

Cumulative percentage of contracted UDA delivered 2017 & 2018



Adjusted Scheduled Activity (UDA)

Month	2017	2018
April	0	0
May	0	0
June	422	447
July	988	1,041
August	1,567	1,824
September	1,839	2,450
October	2,338	2,760
November	3,012	3,445
December	3,594	4,076
January	4,382	4,696
February	5,020	5,109
March	5,727	5,788
April	6,441	6,357
May	7,211	6,995
June	7,211	7,002

### QUALITY

	Quantity	Base Number	Contract	AT	Region	England
% of FP17s for the same patient ID Re-attending within 3 months - Children	31	882	3.5%	12.2%	12.8%	11.9%
% of FP17s for the same patient ID Re-attending within 3 months - Adults	319	2,281	14.0%	15.6%	16.5%	16.0%
% of FP17s for the same patient ID Re-attending between 3 & 9 months - Children	358	882	40.6%	54.8%	59.7%	58.3%
% of FP17s for the same patient ID Re-attending between 3 & 9 months - Adults	869	2,281	38.1%	50.4%	52.6%	50.3%
% of FP17s for Band 1 Urgent Courses	132	3,115	4.2%	8.8%	9.1%	9.1%
% of FP17s Relating to Free Repair or Replacements	48	3,115	1.5%	1.2%	1.0%	0.8%
% of FP17s Relating to Continuations	61	3,115	2.0%	1.4%	1.2%	1.0%
% of Patients satisfied with the dentistry they have received	7	9	N/A	89.9%	91.6%	91.5%
% of Patients satisfied with the time they had to wait for an appointment	7	9	N/A	87.1%	88.3%	87.9%

\* This is based on patients treated on this contract for their most recent course of treatment. Figures in italics indicate the base number of FP17s or Patient Questionnaire responses are less than 100. N/A is shown where the base number of responses is less than 10 during the period. % is calculated as Quantity/Base number\*100

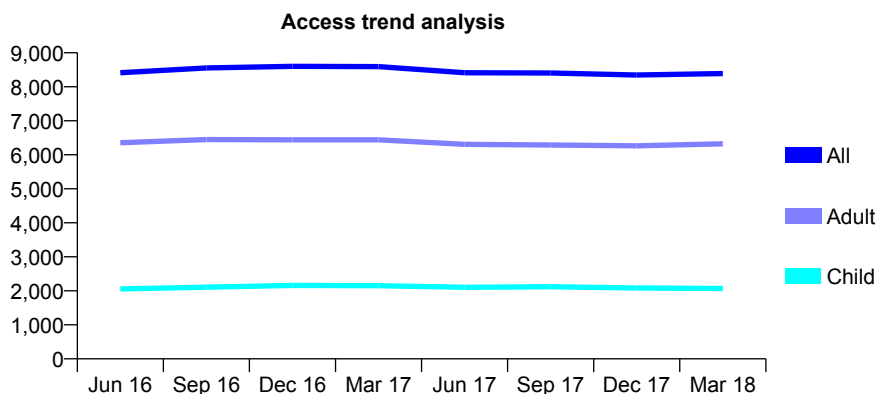
## Q45 - Vital Signs At a Glance Contract Report for 636827/0002 - Year end March 2018

Name or company name	Honour Health Partnership
Contract type name	Pilot Contract
Purpose of contract	General
Contract start date	01/04/2006
Contract end date	

17/18 Contracted general activity (UDA)	30,842
Carry forward general activity (UDA)	0
17/18 Contracted orthodontic activity (UOA)	0
Carry forward orthodontic activity (UOA)	0
Baseline contract value	£873,341.54

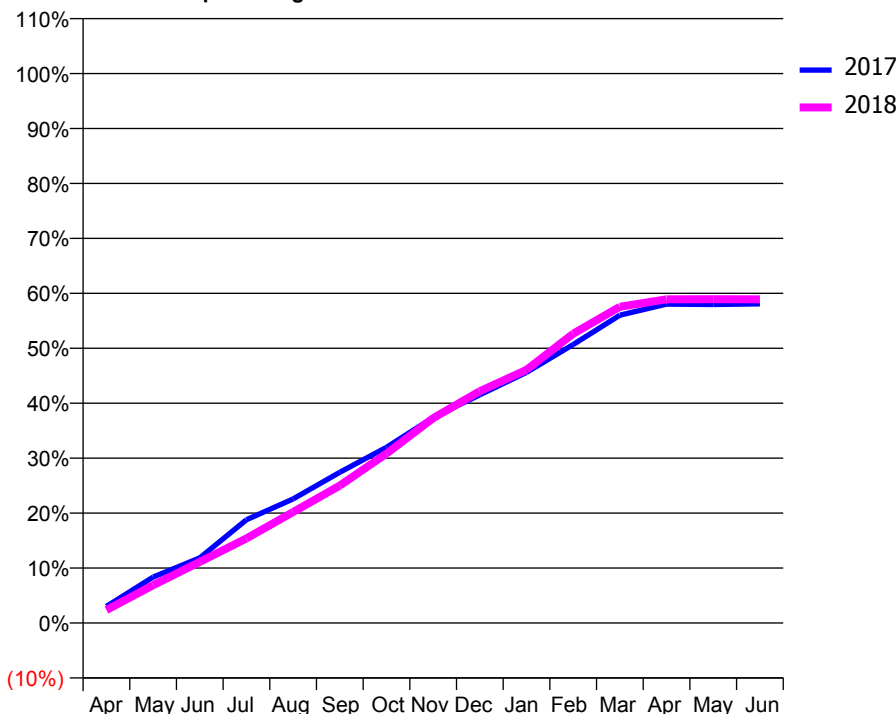
### ACCESS\*

Patients seen in 24 months	Total	Change since previous quarter
Quarter ending March 2017	8,594	
Quarter ending June 2017	8,412	↓
Quarter ending September 2017	8,406	→
Quarter ending December 2017	8,346	→
Quarter ending March 2018	8,392	→
<b>Variance since March 2017</b>	<b>(2.4%)</b>	<b>↓</b>



### ACTIVITY

Cumulative percentage of contracted UDA delivered 2017 & 2018



### QUALITY

	Quantity	Base Number	Contract	AT	Region	England
% of FP17s for the same patient ID Re-attending within 3 months - Children	216	2,918	7.4%	12.2%	12.8%	11.9%
% of FP17s for the same patient ID Re-attending within 3 months - Adults	946	7,270	13.0%	15.6%	16.5%	16.0%
% of FP17s for the same patient ID Re-attending between 3 & 9 months - Children	1,614	2,918	55.3%	54.8%	59.7%	58.3%
% of FP17s for the same patient ID Re-attending between 3 & 9 months - Adults	2,994	7,270	41.2%	50.4%	52.6%	50.3%
% of FP17s for Band 1 Urgent Courses	1,071	9,229	11.6%	8.8%	9.1%	9.1%
% of FP17s Relating to Free Repair or Replacements	96	9,229	1.0%	1.2%	1.0%	0.8%
% of FP17s Relating to Continuations	4	9,229	0.0%	1.4%	1.2%	1.0%
% of Patients satisfied with the dentistry they have received	7	7	N/A	89.9%	91.6%	91.5%
% of Patients satisfied with the time they had to wait for an appointment	5	7	N/A	87.1%	88.3%	87.9%

\* This is based on patients treated on this contract for their most recent course of treatment. Figures in italics indicate the base number of FP17s or Patient Questionnaire responses are less than 100. N/A is shown where the base number of responses is less than 10 during the period. % is calculated as Quantity/Base number\*100

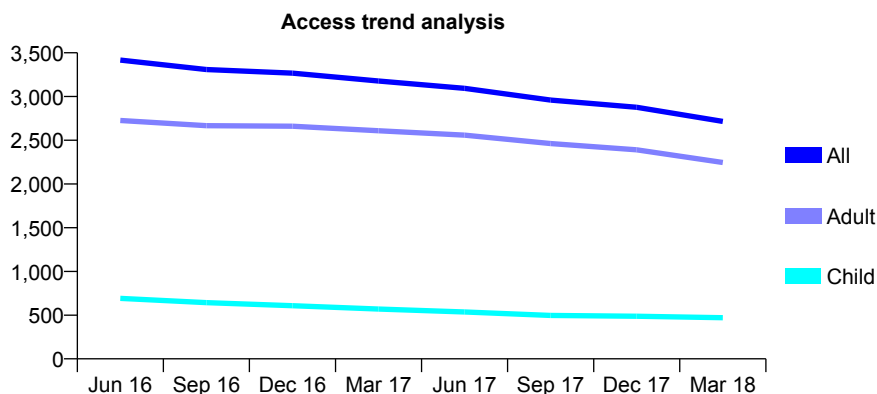
## Q45 - Vital Signs At a Glance Contract Report for 642304/0001 - Year end March 2018

Name or company name	MISS K HORNE
Contract type name	GDS Contract
Purpose of contract	General
Contract start date	01/04/2006
Contract end date	

17/18 Contracted general activity (UDA)	12,954
Carry forward general activity (UDA)	0
17/18 Contracted orthodontic activity (UOA)	0
Carry forward orthodontic activity (UOA)	0
Baseline contract value	£298,959.09

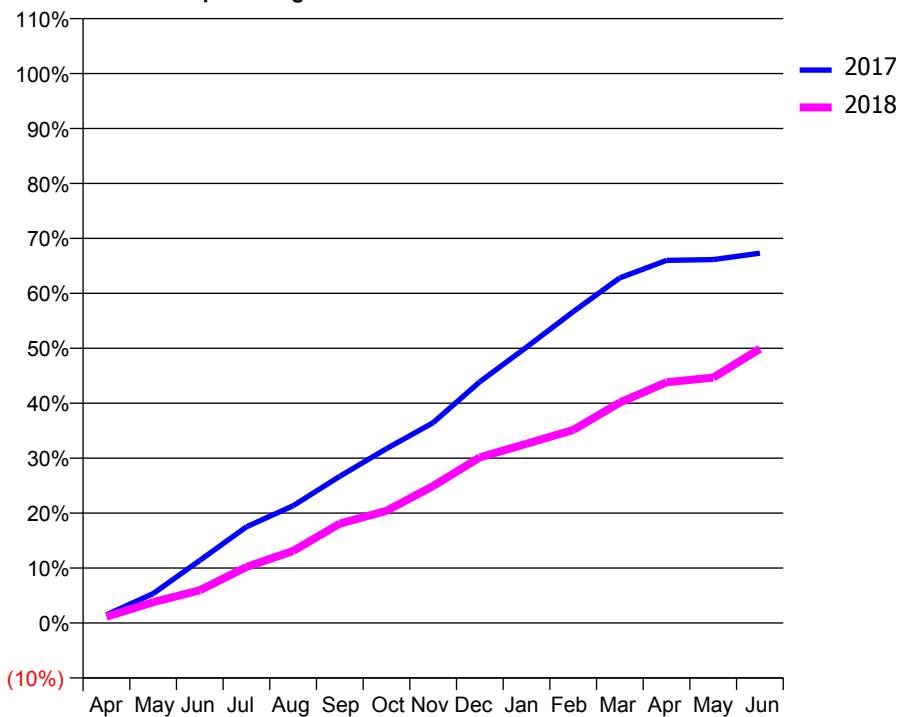
### ACCESS\*

Patients seen in 24 months	Total	Change since previous quarter
Quarter ending March 2017	3,177	
Quarter ending June 2017	3,094	↓
Quarter ending September 2017	2,959	↓
Quarter ending December 2017	2,877	↓
Quarter ending March 2018	2,716	↓
<b>Variance since March 2017</b>	<b>(14.5%)</b>	<b>↓</b>



### ACTIVITY

Cumulative percentage of contracted UDA delivered 2017 & 2018



Adjusted Scheduled Activity (UDA)

Month	2017	2018
April	195	148
May	694	493
June	1,476	770
July	2,268	1,322
August	2,764	1,700
September	3,460	2,343
October	4,111	2,646
November	4,725	3,229
December	5,688	3,906
January	6,502	4,225
February	7,338	4,549
March	8,136	5,199
April	8,550	5,676
May	8,568	5,786
June	8,719	6,466

### QUALITY

	Quantity	Base Number	Contract	AT	Region	England
% of FP17s for the same patient ID Re-attending within 3 months - Children	39	403	9.7%	12.2%	12.8%	11.9%
% of FP17s for the same patient ID Re-attending within 3 months - Adults	232	1,719	13.5%	15.6%	16.5%	16.0%
% of FP17s for the same patient ID Re-attending between 3 & 9 months - Children	86	403	21.3%	54.8%	59.7%	58.3%
% of FP17s for the same patient ID Re-attending between 3 & 9 months - Adults	379	1,719	22.0%	50.4%	52.6%	50.3%
% of FP17s for Band 1 Urgent Courses	426	2,394	17.8%	8.8%	9.1%	9.1%
% of FP17s Relating to Free Repair or Replacements	57	2,394	2.4%	1.2%	1.0%	0.8%
% of FP17s Relating to Continuations	50	2,394	2.1%	1.4%	1.2%	1.0%
% of Patients satisfied with the dentistry they have received	6	6	N/A	89.9%	91.6%	91.5%
% of Patients satisfied with the time they had to wait for an appointment	5	6	N/A	87.1%	88.3%	87.9%

\* This is based on patients treated on this contract for their most recent course of treatment. Figures in italics indicate the base number of FP17s or Patient Questionnaire responses are less than 100. N/A is shown where the base number of responses is less than 10 during the period. % is calculated as Quantity/Base number\*100

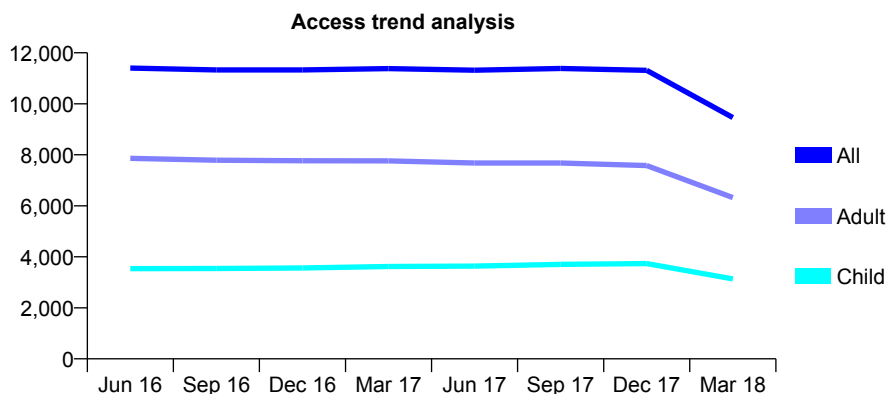
## Q45 - Vital Signs At a Glance Contract Report for 650676/0001 - Year end March 2018

Name or company name	MR PA AVERLEY
Contract type name	GDS Contract
Purpose of contract	General and Orthodontic
Contract start date	01/04/2006
Contract end date	31/05/2018

17/18 Contracted general activity (UDA)	44,674
Carry forward general activity (UDA)	0
17/18 Contracted orthodontic activity (UOA)	578
Carry forward orthodontic activity (UOA)	0
Baseline contract value	£1,461,078.22

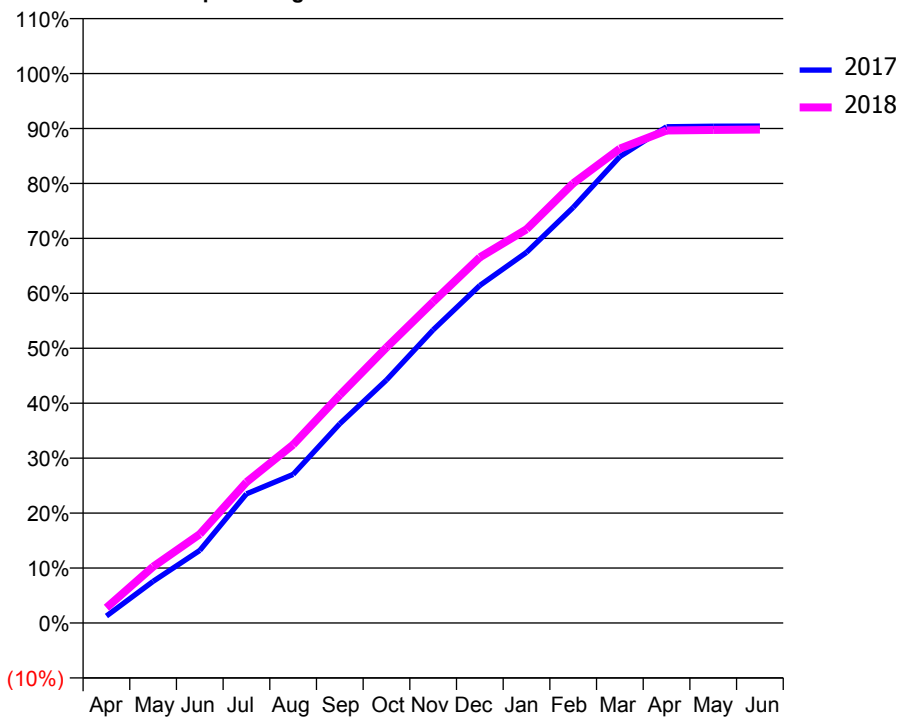
### ACCESS\*

Patients seen in 24 months	Total	Change since previous quarter
Quarter ending March 2017	11,383	
Quarter ending June 2017	11,319	→
Quarter ending September 2017	11,385	→
Quarter ending December 2017	11,314	→
Quarter ending March 2018	9,460	↓
<b>Variance since March 2017</b>	<b>(16.9%)</b>	<b>↓</b>



### ACTIVITY

Cumulative percentage of contracted UDA delivered 2017 & 2018



Month	Adjusted Scheduled Activity (UDA)	
	2017	2018
April	569	1,244
May	3,388	4,582
June	5,904	7,227
July	10,498	11,459
August	12,077	14,496
September	16,201	18,530
October	19,759	22,399
November	23,835	26,106
December	27,448	29,735
January	30,128	32,006
February	33,786	35,750
March	37,919	38,563
April	40,343	40,042
May	40,390	40,089
June	40,404	40,118

### QUALITY

	Quantity	Base Number	Contract	AT	Region	England
% of FP17s for the same patient ID Re-attending within 3 months - Children	513	6,535	7.9%	12.2%	12.8%	11.9%
% of FP17s for the same patient ID Re-attending within 3 months - Adults	1,773	13,223	13.4%	15.6%	16.5%	16.0%
% of FP17s for the same patient ID Re-attending between 3 & 9 months - Children	4,246	6,535	65.0%	54.8%	59.7%	58.3%
% of FP17s for the same patient ID Re-attending between 3 & 9 months - Adults	8,860	13,223	67.0%	50.4%	52.6%	50.3%
% of FP17s for Band 1 Urgent Courses	1,039	19,399	5.4%	8.8%	9.1%	9.1%
% of FP17s Relating to Free Repair or Replacements	193	19,399	1.0%	1.2%	1.0%	0.8%
% of FP17s Relating to Continuations	275	19,399	1.4%	1.4%	1.2%	1.0%
% of Patients satisfied with the dentistry they have received	25	25	100.0%	89.9%	91.6%	91.5%
% of Patients satisfied with the time they had to wait for an appointment	23	25	92.0%	87.1%	88.3%	87.9%

\* This is based on patients treated on this contract for their most recent course of treatment. Figures in italics indicate the base number of FP17s or Patient Questionnaire responses are less than 100. N/A is shown where the base number of responses is less than 10 during the period. % is calculated as Quantity/Base number\*100

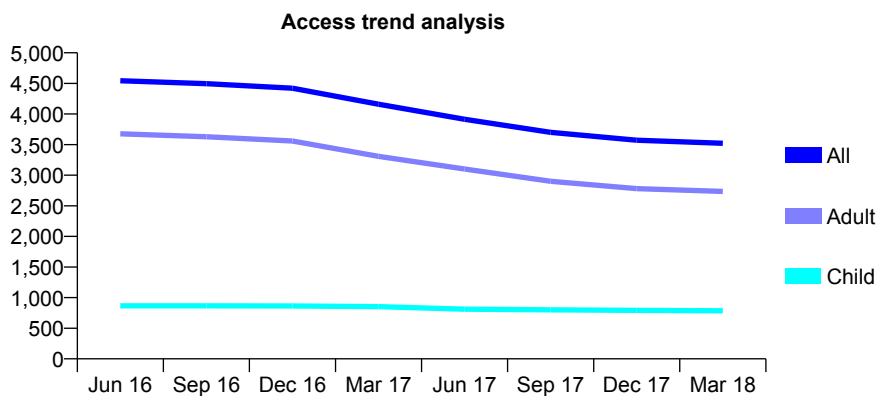
## Q45 - Vital Signs At a Glance Contract Report for 652660/0001 - Year end March 2018

Name or company name	MR LG ROBSON
Contract type name	GDS Contract
Purpose of contract	General
Contract start date	01/04/2006
Contract end date	

17/18 Contracted general activity (UDA)	13,861
Carry forward general activity (UDA)	0
17/18 Contracted orthodontic activity (UOA)	0
Carry forward orthodontic activity (UOA)	0
Baseline contract value	£361,615.51

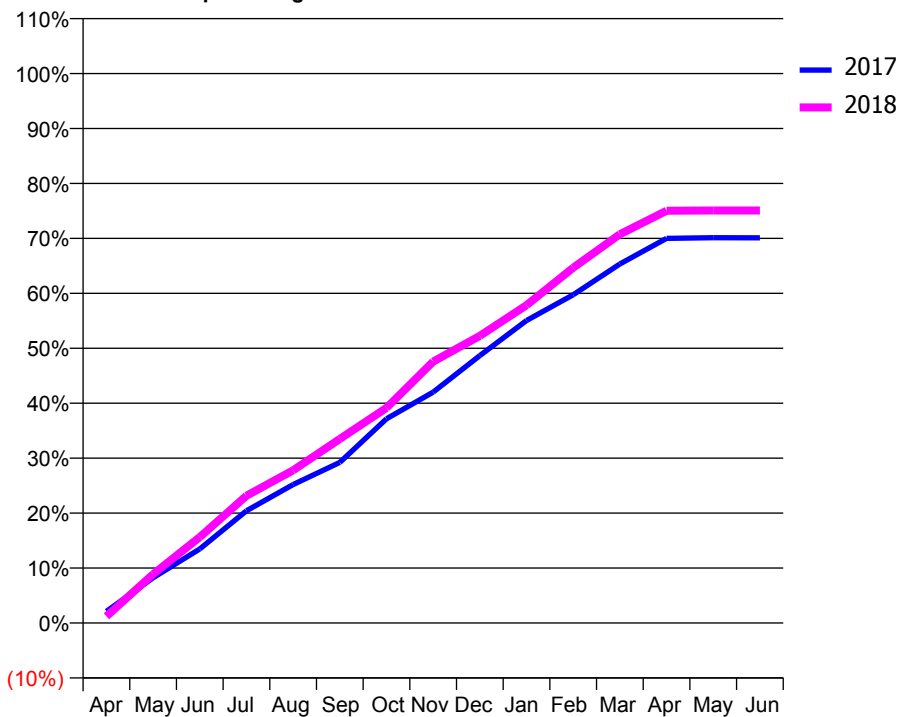
### ACCESS\*

Patients seen in 24 months	Total	Change since previous quarter
Quarter ending March 2017	4,161	
Quarter ending June 2017	3,914	↓
Quarter ending September 2017	3,701	↓
Quarter ending December 2017	3,572	↓
Quarter ending March 2018	3,521	↓
<b>Variance since March 2017</b>	<b>(15.4%)</b>	<b>↓</b>



### ACTIVITY

Cumulative percentage of contracted UDA delivered 2017 & 2018



Month	Adjusted Scheduled Activity (UDA)	
	2017	2018
April	325	171
May	1,265	1,233
June	2,072	2,167
July	3,137	3,211
August	3,871	3,854
September	4,492	4,644
October	5,709	5,428
November	6,455	6,595
December	7,475	7,245
January	8,457	8,017
February	9,176	8,963
March	10,037	9,807
April	10,751	10,398
May	10,771	10,407
June	10,769	10,407

### QUALITY

	Quantity	Base Number	Contract	AT	Region	England
% of FP17s for the same patient ID Re-attending within 3 months - Children	112	1,107	10.1%	12.2%	12.8%	11.9%
% of FP17s for the same patient ID Re-attending within 3 months - Adults	643	3,804	16.9%	15.6%	16.5%	16.0%
% of FP17s for the same patient ID Re-attending between 3 & 9 months - Children	610	1,107	55.1%	54.8%	59.7%	58.3%
% of FP17s for the same patient ID Re-attending between 3 & 9 months - Adults	2,116	3,804	55.6%	50.4%	52.6%	50.3%
% of FP17s for Band 1 Urgent Courses	579	4,847	11.9%	8.8%	9.1%	9.1%
% of FP17s Relating to Free Repair or Replacements	221	4,847	4.6%	1.2%	1.0%	0.8%
% of FP17s Relating to Continuations	48	4,847	1.0%	1.4%	1.2%	1.0%
% of Patients satisfied with the dentistry they have received	4	4	N/A	89.9%	91.6%	91.5%
% of Patients satisfied with the time they had to wait for an appointment	3	4	N/A	87.1%	88.3%	87.9%

\* This is based on patients treated on this contract for their most recent course of treatment. Figures in italics indicate the base number of FP17s or Patient Questionnaire responses are less than 100. N/A is shown where the base number of responses is less than 10 during the period. % is calculated as Quantity/Base number\*100



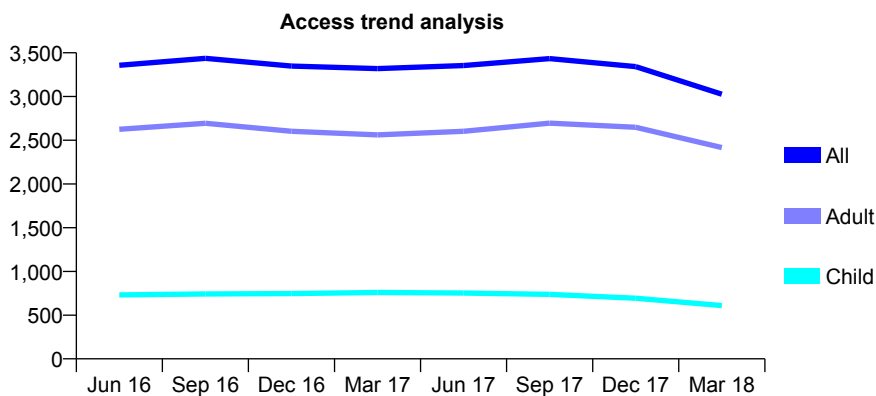
## Q45 - Vital Signs At a Glance Contract Report for 658340/0001 - Year end March 2018

Name or company name	Miss H Almond & Mr M Barnett
Contract type name	GDS Contract
Purpose of contract	General and Orthodontic
Contract start date	01/04/2006
Contract end date	

17/18 Contracted general activity (UDA)	10,890
Carry forward general activity (UDA)	-73
17/18 Contracted orthodontic activity (UOA)	6
Carry forward orthodontic activity (UOA)	0
Baseline contract value	£326,085.44

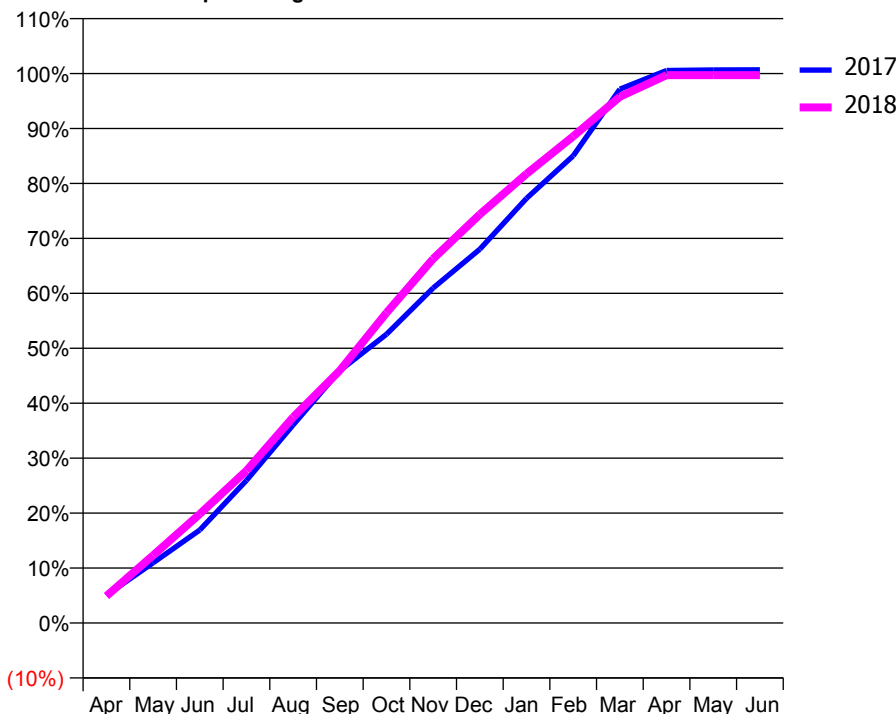
### ACCESS\*

Patients seen in 24 months	Total	Change since previous quarter
Quarter ending March 2017	3,320	
Quarter ending June 2017	3,355	→
Quarter ending September 2017	3,434	↑
Quarter ending December 2017	3,342	↓
Quarter ending March 2018	3,026	↓
<b>Variance since March 2017</b>	<b>(8.9%)</b>	<b>↓</b>



### ACTIVITY

Cumulative percentage of contracted UDA delivered 2017 & 2018



Adjusted Scheduled Activity (UDA)

Month	2017	2018
April	551	534
May	1,194	1,342
June	1,843	2,160
July	2,825	3,019
August	3,925	4,079
September	5,002	5,004
October	5,722	6,147
November	6,639	7,220
December	7,408	8,098
January	8,416	8,901
February	9,260	9,644
March	10,580	10,428
April	10,951	10,857
May	10,960	10,858
June	10,963	10,859

### QUALITY

	Quantity	Base Number	Contract	AT	Region	England
% of FP17s for the same patient ID Re-attending within 3 months - Children	41	1,276	3.2%	12.2%	12.8%	11.9%
% of FP17s for the same patient ID Re-attending within 3 months - Adults	378	4,104	9.2%	15.6%	16.5%	16.0%
% of FP17s for the same patient ID Re-attending between 3 & 9 months - Children	644	1,276	50.5%	54.8%	59.7%	58.3%
% of FP17s for the same patient ID Re-attending between 3 & 9 months - Adults	2,001	4,104	48.8%	50.4%	52.6%	50.3%
% of FP17s for Band 1 Urgent Courses	228	5,092	4.5%	8.8%	9.1%	9.1%
% of FP17s Relating to Free Repair or Replacements	52	5,092	1.0%	1.2%	1.0%	0.8%
% of FP17s Relating to Continuations	98	5,092	1.9%	1.4%	1.2%	1.0%
% of Patients satisfied with the dentistry they have received	8	10	80.0%	89.9%	91.6%	91.5%
% of Patients satisfied with the time they had to wait for an appointment	8	10	80.0%	87.1%	88.3%	87.9%

\* This is based on patients treated on this contract for their most recent course of treatment. Figures in italics indicate the base number of FP17s or Patient Questionnaire responses are less than 100. N/A is shown where the base number of responses is less than 10 during the period. % is calculated as Quantity/Base number\*100

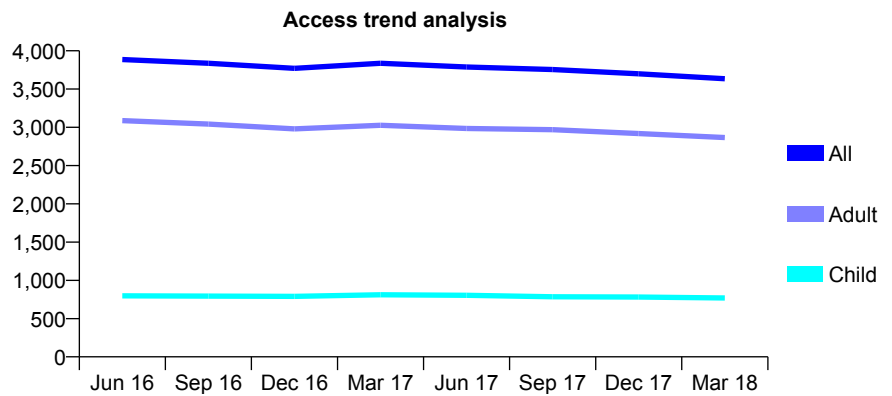
## Q45 - Vital Signs At a Glance Contract Report for 661457/0001 - Year end March 2018

Name or company name	MR DM MALPASS
Contract type name	GDS Contract
Purpose of contract	General
Contract start date	01/04/2006
Contract end date	

17/18 Contracted general activity (UDA)	10,000
Carry forward general activity (UDA)	88
17/18 Contracted orthodontic activity (UOA)	0
Carry forward orthodontic activity (UOA)	0
Baseline contract value	£299,953.53

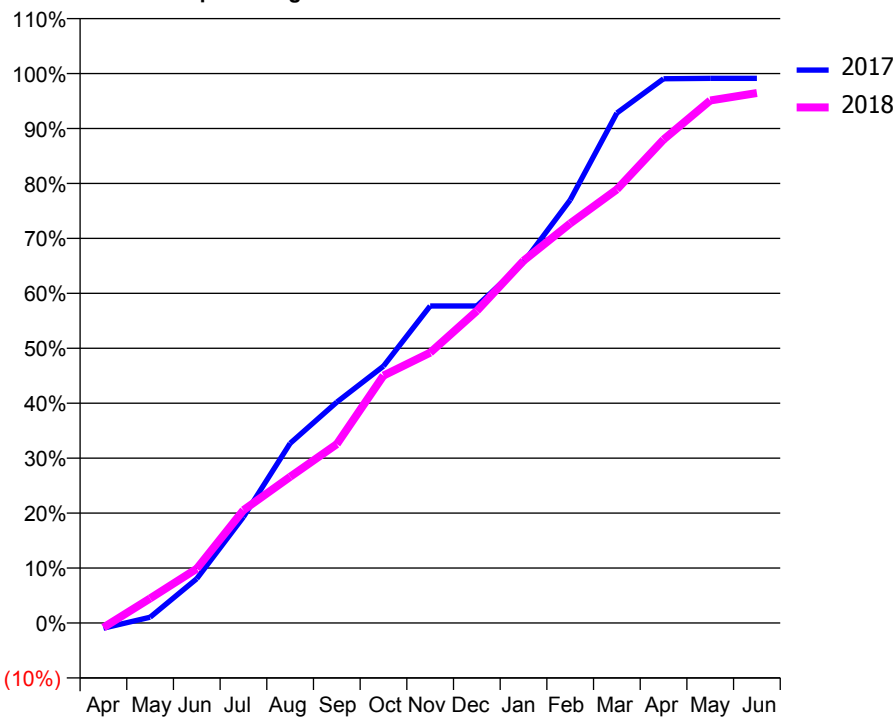
### ACCESS\*

Patients seen in 24 months	Total	Change since previous quarter
Quarter ending March 2017	3,837	
Quarter ending June 2017	3,789	↓
Quarter ending September 2017	3,755	→
Quarter ending December 2017	3,700	↓
Quarter ending March 2018	3,635	↓
<b>Variance since March 2017</b>	<b>(5.3%)</b>	<b>↓</b>



### ACTIVITY

Cumulative percentage of contracted UDA delivered 2017 & 2018



Month	Adjusted Scheduled Activity (UDA)	
	2017	2018
April	-95	-84
May	106	449
June	808	988
July	1,930	2,055
August	3,271	2,660
September	4,020	3,256
October	4,676	4,502
November	5,769	4,921
December	5,769	5,679
January	6,562	6,592
February	7,698	7,270
March	9,280	7,890
April	9,904	8,799
May	9,912	9,510
June	9,912	9,645

### QUALITY

	Quantity	Base Number	Contract	AT	Region	England
% of FP17s for the same patient ID Re-attending within 3 months - Children	65	1,039	6.3%	12.2%	12.8%	11.9%
% of FP17s for the same patient ID Re-attending within 3 months - Adults	669	3,963	16.9%	15.6%	16.5%	16.0%
% of FP17s for the same patient ID Re-attending between 3 & 9 months - Children	512	1,039	49.3%	54.8%	59.7%	58.3%
% of FP17s for the same patient ID Re-attending between 3 & 9 months - Adults	2,203	3,963	55.6%	50.4%	52.6%	50.3%
% of FP17s for Band 1 Urgent Courses	431	5,041	8.5%	8.8%	9.1%	9.1%
% of FP17s Relating to Free Repair or Replacements	45	5,041	0.9%	1.2%	1.0%	0.8%
% of FP17s Relating to Continuations	32	5,041	0.6%	1.4%	1.2%	1.0%
% of Patients satisfied with the dentistry they have received	7	7	N/A	89.9%	91.6%	91.5%
% of Patients satisfied with the time they had to wait for an appointment	7	7	N/A	87.1%	88.3%	87.9%

\* This is based on patients treated on this contract for their most recent course of treatment. Figures in italics indicate the base number of FP17s or Patient Questionnaire responses are less than 100. N/A is shown where the base number of responses is less than 10 during the period. % is calculated as Quantity/Base number\*100

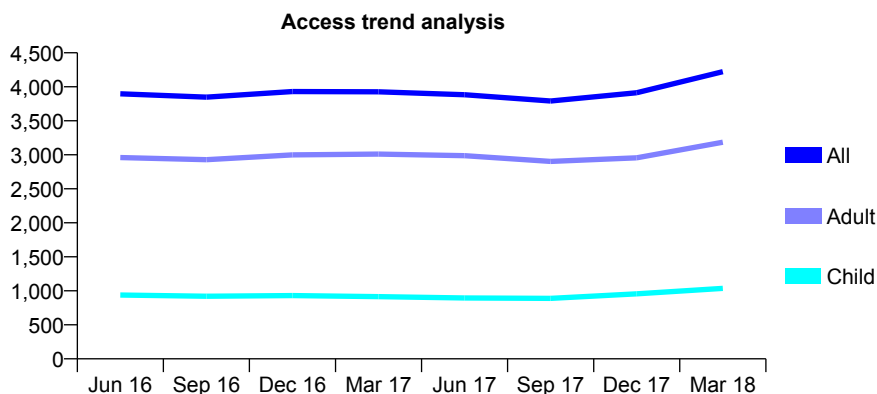
## Q45 - Vital Signs At a Glance Contract Report for 661465/0001 - Year end March 2018

Name or company name	Mr M Pearson & Ms J Russell
Contract type name	GDS Contract
Purpose of contract	General and Orthodontic
Contract start date	01/04/2006
Contract end date	

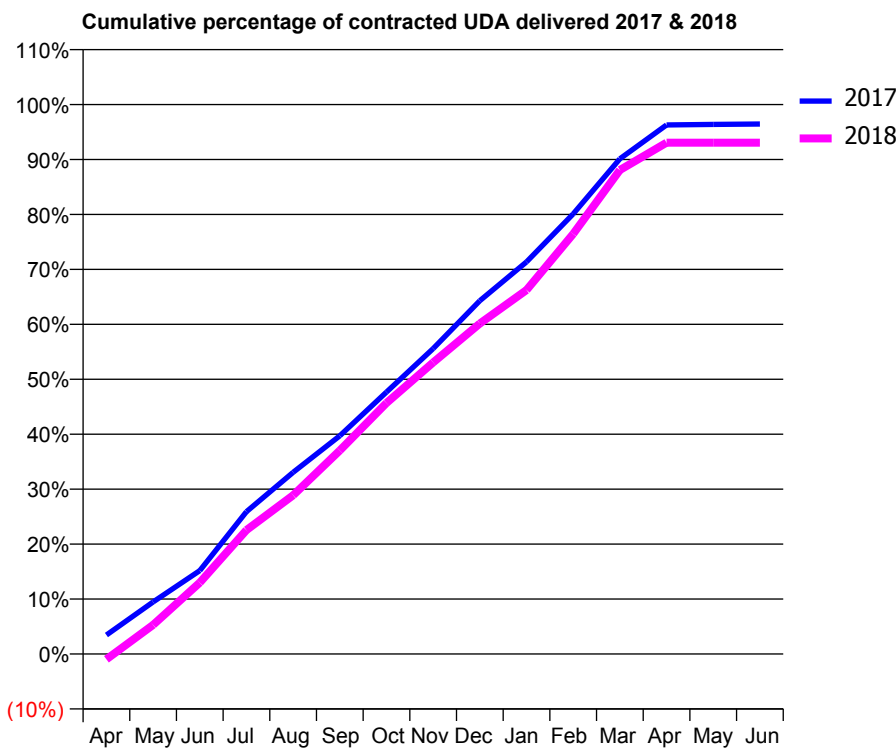
17/18 Contracted general activity (UDA)	15,393
Carry forward general activity (UDA)	547
17/18 Contracted orthodontic activity (UOA)	21
Carry forward orthodontic activity (UOA)	0
Baseline contract value	£464,999.30

### ACCESS\*

Patients seen in 24 months	Total	Change since previous quarter
Quarter ending March 2017	3,926	
Quarter ending June 2017	3,883	↓
Quarter ending September 2017	3,792	↓
Quarter ending December 2017	3,912	↑
Quarter ending March 2018	4,222	↑
<b>Variance since March 2017</b>	<b>7.5%</b>	<b>↑</b>



### ACTIVITY



Month	Adjusted Scheduled Activity (UDA)	
	2017	2018
April	533	-151
May	1,459	815
June	2,335	2,000
July	3,989	3,473
August	5,089	4,448
September	6,111	5,701
October	7,337	7,032
November	8,557	8,168
December	9,898	9,256
January	10,983	10,197
February	12,330	11,767
March	13,873	13,558
April	14,820	14,324
May	14,837	14,324
June	14,846	14,325

### QUALITY

	Quantity	Base Number	Contract	AT	Region	England
% of FP17s for the same patient ID Re-attending within 3 months - Children	76	1,932	3.9%	12.2%	12.8%	11.9%
% of FP17s for the same patient ID Re-attending within 3 months - Adults	420	5,140	8.2%	15.6%	16.5%	16.0%
% of FP17s for the same patient ID Re-attending between 3 & 9 months - Children	1,083	1,932	56.1%	54.8%	59.7%	58.3%
% of FP17s for the same patient ID Re-attending between 3 & 9 months - Adults	2,697	5,140	52.5%	50.4%	52.6%	50.3%
% of FP17s for Band 1 Urgent Courses	218	6,650	3.3%	8.8%	9.1%	9.1%
% of FP17s Relating to Free Repair or Replacements	61	6,650	0.9%	1.2%	1.0%	0.8%
% of FP17s Relating to Continuations	150	6,650	2.3%	1.4%	1.2%	1.0%
% of Patients satisfied with the dentistry they have received	11	11	100.0%	89.9%	91.6%	91.5%
% of Patients satisfied with the time they had to wait for an appointment	11	11	100.0%	87.1%	88.3%	87.9%

\* This is based on patients treated on this contract for their most recent course of treatment. Figures in italics indicate the base number of FP17s or Patient Questionnaire responses are less than 100. N/A is shown where the base number of responses is less than 10 during the period. % is calculated as Quantity/Base number\*100

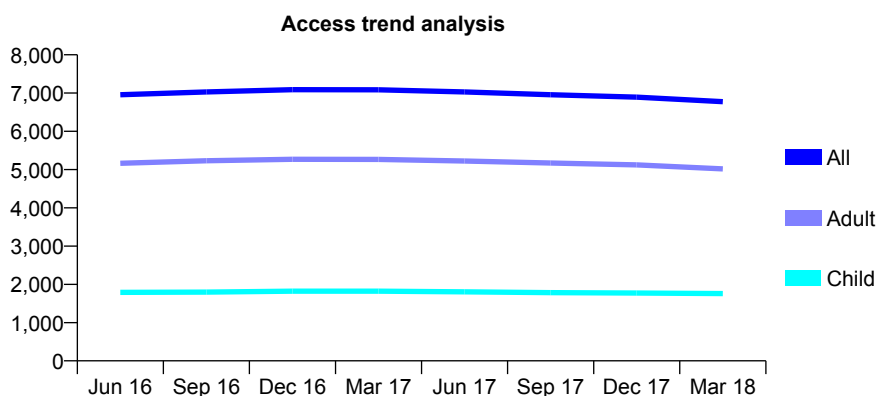
## Q45 - Vital Signs At a Glance Contract Report for 675865/0002 - Year end March 2018

Name or company name	MRS M BENNISON
Contract type name	GDS Contract
Purpose of contract	General
Contract start date	01/04/2009
Contract end date	

17/18 Contracted general activity (UDA)	18,165
Carry forward general activity (UDA)	44
17/18 Contracted orthodontic activity (UOA)	0
Carry forward orthodontic activity (UOA)	0
Baseline contract value	£456,949.08

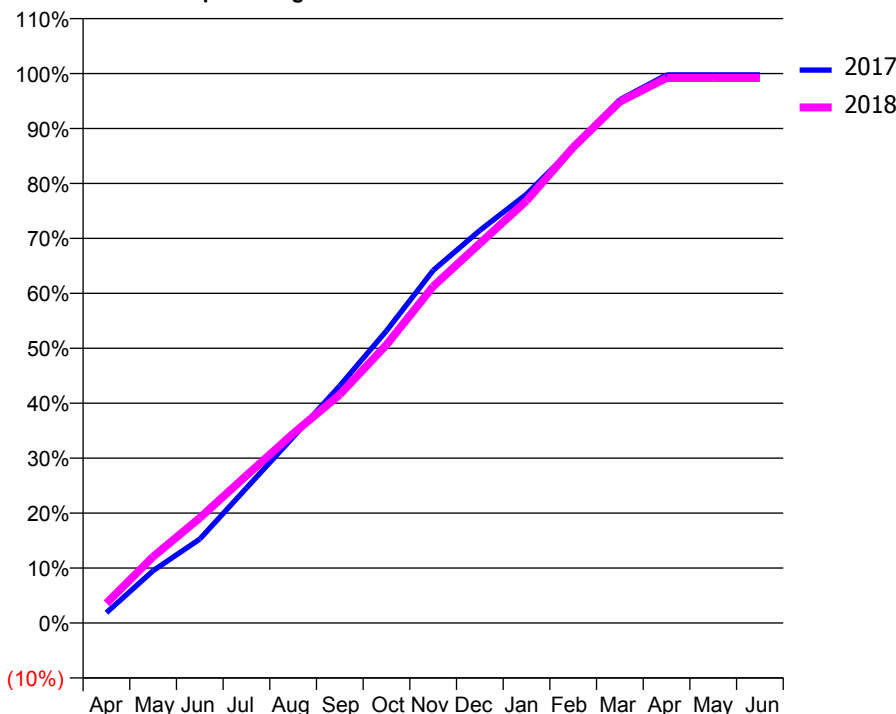
### ACCESS\*

Patients seen in 24 months	Total	Change since previous quarter
Quarter ending March 2017	7,086	
Quarter ending June 2017	7,030	→
Quarter ending September 2017	6,955	↓
Quarter ending December 2017	6,893	→
Quarter ending March 2018	6,774	↓
<b>Variance since March 2017</b>	<b>(4.4%)</b>	<b>↓</b>



### ACTIVITY

Cumulative percentage of contracted UDA delivered 2017 & 2018



Adjusted Scheduled Activity (UDA)

Month	2017	2018
April	344	655
May	1,732	2,193
June	2,776	3,477
July	4,462	4,878
August	6,146	6,263
September	7,844	7,555
October	9,660	9,196
November	11,658	11,126
December	12,979	12,548
January	14,175	13,956
February	15,707	15,728
March	17,299	17,235
April	18,120	18,017
May	18,121	18,017
June	18,121	18,017

### QUALITY

	Quantity	Base Number	Contract	AT	Region	England
% of FP17s for the same patient ID Re-attending within 3 months - Children	243	2,739	8.9%	12.2%	12.8%	11.9%
% of FP17s for the same patient ID Re-attending within 3 months - Adults	1,223	7,438	16.4%	15.6%	16.5%	16.0%
% of FP17s for the same patient ID Re-attending between 3 & 9 months - Children	1,758	2,739	64.2%	54.8%	59.7%	58.3%
% of FP17s for the same patient ID Re-attending between 3 & 9 months - Adults	4,468	7,438	60.1%	50.4%	52.6%	50.3%
% of FP17s for Band 1 Urgent Courses	743	9,363	7.9%	8.8%	9.1%	9.1%
% of FP17s Relating to Free Repair or Replacements	122	9,363	1.3%	1.2%	1.0%	0.8%
% of FP17s Relating to Continuations	124	9,363	1.3%	1.4%	1.2%	1.0%
% of Patients satisfied with the dentistry they have received	16	16	100.0%	89.9%	91.6%	91.5%
% of Patients satisfied with the time they had to wait for an appointment	16	16	100.0%	87.1%	88.3%	87.9%

\* This is based on patients treated on this contract for their most recent course of treatment. Figures in italics indicate the base number of FP17s or Patient Questionnaire responses are less than 100. N/A is shown where the base number of responses is less than 10 during the period. % is calculated as Quantity/Base number\*100

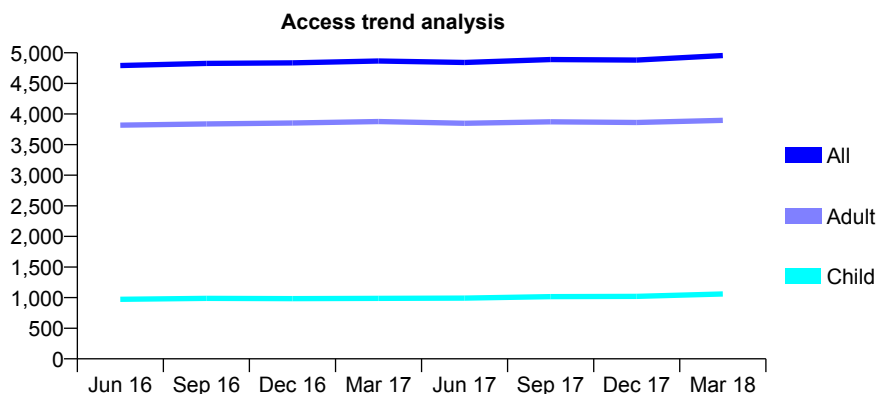
## Q45 - Vital Signs At a Glance Contract Report for 676179/0001 - Year end March 2018

Name or company name	MR BA KRAGNES
Contract type name	GDS Contract
Purpose of contract	General and Orthodontic
Contract start date	01/04/2006
Contract end date	

17/18 Contracted general activity (UDA)	13,000
Carry forward general activity (UDA)	498
17/18 Contracted orthodontic activity (UOA)	0
Carry forward orthodontic activity (UOA)	0
Baseline contract value	£305,854.85

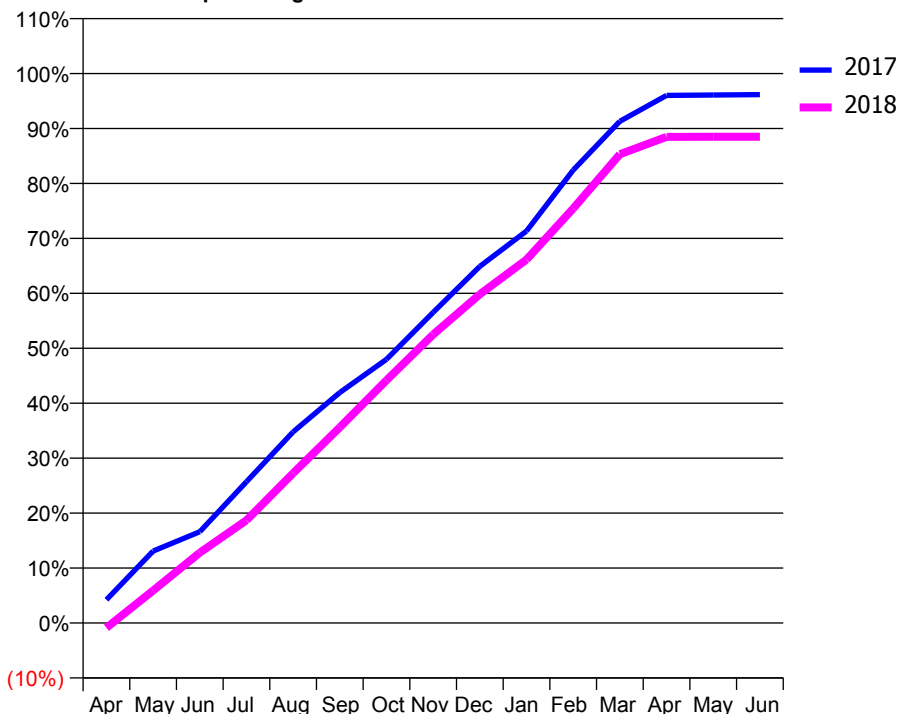
### ACCESS\*

Patients seen in 24 months	Total	Change since previous quarter
Quarter ending March 2017	4,866	
Quarter ending June 2017	4,841	→
Quarter ending September 2017	4,890	→
Quarter ending December 2017	4,882	→
Quarter ending March 2018	4,955	→
<b>Variance since March 2017</b>	<b>1.8%</b>	<b>→</b>



### ACTIVITY

Cumulative percentage of contracted UDA delivered 2017 & 2018



Adjusted Scheduled Activity (UDA)

Month	2017	2018
April	552	-115
May	1,701	768
June	2,159	1,665
July	3,343	2,430
August	4,521	3,545
September	5,453	4,629
October	6,238	5,743
November	7,350	6,825
December	8,437	7,777
January	9,273	8,598
February	10,714	9,807
March	11,870	11,089
April	12,480	11,500
May	12,490	11,502
June	12,502	11,502

### QUALITY

	Quantity	Base Number	Contract	AT	Region	England
% of FP17s for the same patient ID Re-attending within 3 months - Children	110	1,474	7.5%	12.2%	12.8%	11.9%
% of FP17s for the same patient ID Re-attending within 3 months - Adults	679	5,196	13.1%	15.6%	16.5%	16.0%
% of FP17s for the same patient ID Re-attending between 3 & 9 months - Children	715	1,474	48.5%	54.8%	59.7%	58.3%
% of FP17s for the same patient ID Re-attending between 3 & 9 months - Adults	2,733	5,196	52.6%	50.4%	52.6%	50.3%
% of FP17s for Band 1 Urgent Courses	253	6,546	3.9%	8.8%	9.1%	9.1%
% of FP17s Relating to Free Repair or Replacements	18	6,546	0.3%	1.2%	1.0%	0.8%
% of FP17s Relating to Continuations	170	6,546	2.6%	1.4%	1.2%	1.0%
% of Patients satisfied with the dentistry they have received	7	8	N/A	89.9%	91.6%	91.5%
% of Patients satisfied with the time they had to wait for an appointment	7	8	N/A	87.1%	88.3%	87.9%

\* This is based on patients treated on this contract for their most recent course of treatment. Figures in italics indicate the base number of FP17s or Patient Questionnaire responses are less than 100. N/A is shown where the base number of responses is less than 10 during the period. % is calculated as Quantity/Base number\*100

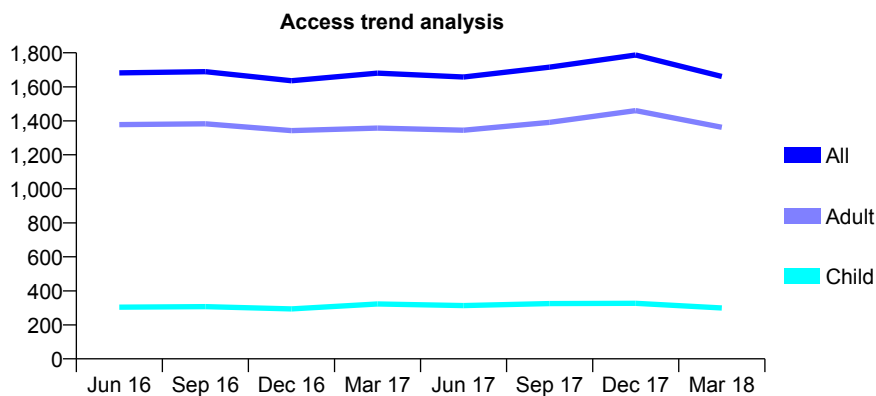
## Q45 - Vital Signs At a Glance Contract Report for 686743/0002 - Year end March 2018

Name or company name	MR HS BASRA
Contract type name	GDS Contract
Purpose of contract	General
Contract start date	22/09/2013
Contract end date	

17/18 Contracted general activity (UDA)	5,199
Carry forward general activity (UDA)	0
17/18 Contracted orthodontic activity (UOA)	0
Carry forward orthodontic activity (UOA)	0
Baseline contract value	£170,562.45

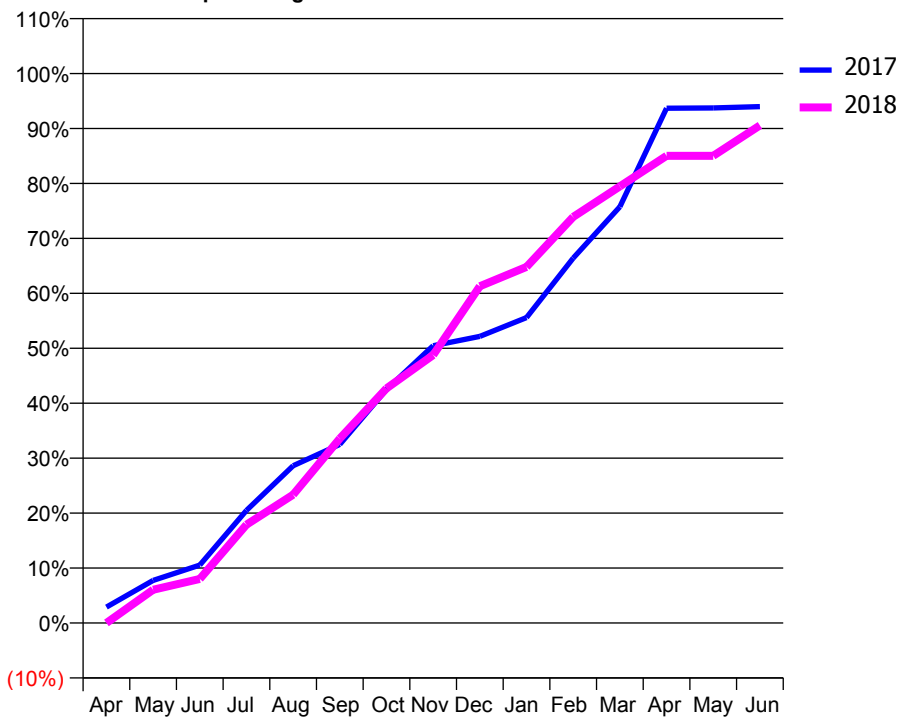
### ACCESS\*

Patients seen in 24 months	Total	Change since previous quarter
Quarter ending March 2017	1,680	
Quarter ending June 2017	1,658	↓
Quarter ending September 2017	1,716	↑
Quarter ending December 2017	1,787	↑
Quarter ending March 2018	1,661	↓
<b>Variance since March 2017</b>	<b>(1.1%)</b>	<b>↓</b>



### ACTIVITY

Cumulative percentage of contracted UDA delivered 2017 & 2018



Month	Adjusted Scheduled Activity (UDA)	
	2017	2018
April	150	0
May	403	314
June	549	418
July	1,065	930
August	1,488	1,214
September	1,690	1,745
October	2,210	2,220
November	2,623	2,536
December	2,711	3,187
January	2,890	3,369
February	3,453	3,843
March	3,938	4,131
April	4,871	4,420
May	4,874	4,420
June	4,886	4,708

### QUALITY

	Quantity	Base Number	Contract	AT	Region	England
% of FP17s for the same patient ID Re-attending within 3 months - Children	26	409	6.4%	12.2%	12.8%	11.9%
% of FP17s for the same patient ID Re-attending within 3 months - Adults	177	1,650	10.7%	15.6%	16.5%	16.0%
% of FP17s for the same patient ID Re-attending between 3 & 9 months - Children	217	409	53.1%	54.8%	59.7%	58.3%
% of FP17s for the same patient ID Re-attending between 3 & 9 months - Adults	803	1,650	48.7%	50.4%	52.6%	50.3%
% of FP17s for Band 1 Urgent Courses	80	1,991	4.0%	8.8%	9.1%	9.1%
% of FP17s Relating to Free Repair or Replacements	37	1,991	1.9%	1.2%	1.0%	0.8%
% of FP17s Relating to Continuations	9	1,991	0.5%	1.4%	1.2%	1.0%
% of Patients satisfied with the dentistry they have received	9	11	81.8%	89.9%	91.6%	91.5%
% of Patients satisfied with the time they had to wait for an appointment	8	11	72.7%	87.1%	88.3%	87.9%

\* This is based on patients treated on this contract for their most recent course of treatment. Figures in italics indicate the base number of FP17s or Patient Questionnaire responses are less than 100. N/A is shown where the base number of responses is less than 10 during the period. % is calculated as Quantity/Base number\*100

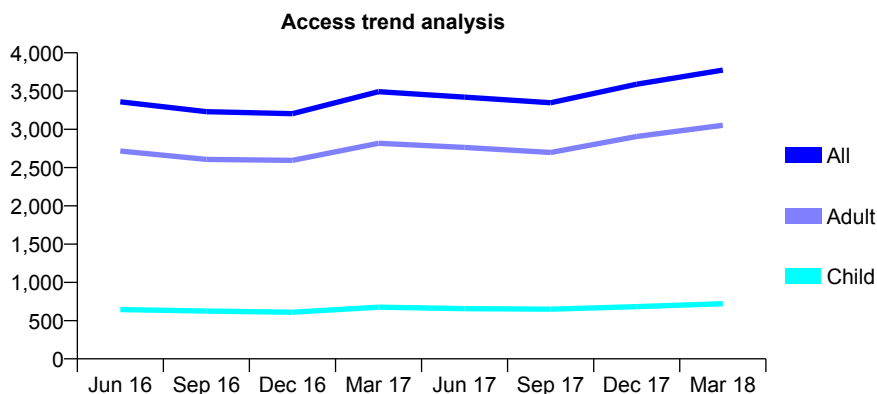
## Q45 - Vital Signs At a Glance Contract Report for 692093/0002 - Year end March 2018

Name or company name	MR N AGGARWAL
Contract type name	GDS Contract
Purpose of contract	General
Contract start date	01/12/2012
Contract end date	

17/18 Contracted general activity (UDA)	11,162
Carry forward general activity (UDA)	-102
17/18 Contracted orthodontic activity (UOA)	0
Carry forward orthodontic activity (UOA)	0
Baseline contract value	£347,586.06

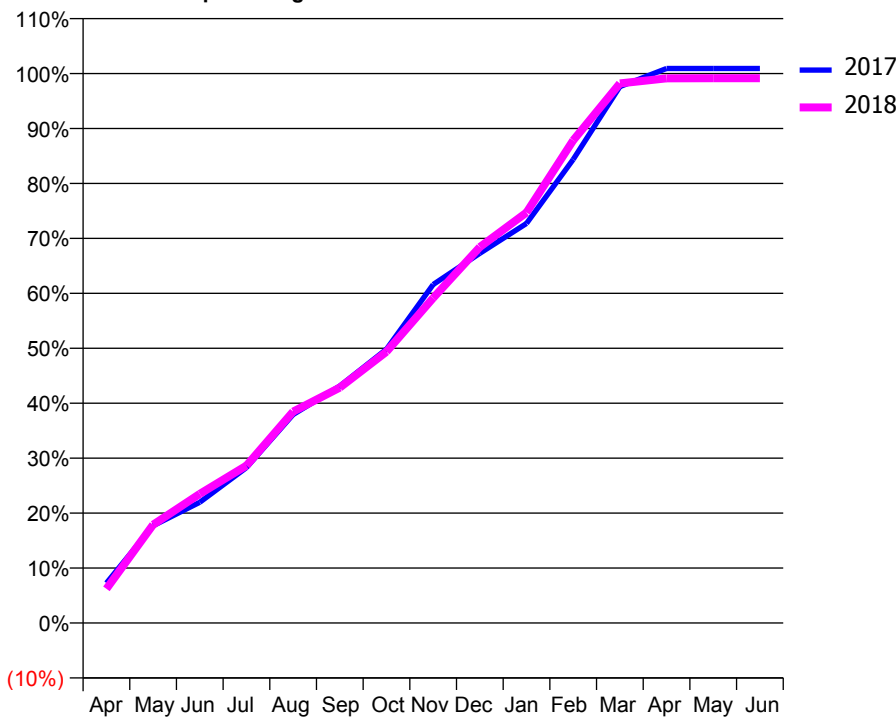
### ACCESS\*

Patients seen in 24 months	Total	Change since previous quarter
Quarter ending March 2017	3,492	
Quarter ending June 2017	3,420	↓
Quarter ending September 2017	3,347	↓
Quarter ending December 2017	3,589	↑
Quarter ending March 2018	3,774	↑
<b>Variance since March 2017</b>	<b>8.1%</b>	<b>↑</b>



### ACTIVITY

Cumulative percentage of contracted UDA delivered 2017 & 2018



Month	Adjusted Scheduled Activity (UDA)	
	2017	2018
April	812	695
May	1,975	1,999
June	2,451	2,623
July	3,156	3,197
August	4,235	4,295
September	4,815	4,781
October	5,562	5,510
November	6,877	6,602
December	7,510	7,638
January	8,116	8,340
February	9,417	9,803
March	10,895	10,960
April	11,264	11,064
May	11,264	11,067
June	11,264	11,067

### QUALITY

	Quantity	Base Number	Contract	AT	Region	England
% of FP17s for the same patient ID Re-attending within 3 months - Children	11	830	1.3%	12.2%	12.8%	11.9%
% of FP17s for the same patient ID Re-attending within 3 months - Adults	198	3,311	6.0%	15.6%	16.5%	16.0%
% of FP17s for the same patient ID Re-attending between 3 & 9 months - Children	306	830	36.9%	54.8%	59.7%	58.3%
% of FP17s for the same patient ID Re-attending between 3 & 9 months - Adults	1,140	3,311	34.4%	50.4%	52.6%	50.3%
% of FP17s for Band 1 Urgent Courses	55	4,050	1.4%	8.8%	9.1%	9.1%
% of FP17s Relating to Free Repair or Replacements	31	4,050	0.8%	1.2%	1.0%	0.8%
% of FP17s Relating to Continuations	39	4,050	1.0%	1.4%	1.2%	1.0%
% of Patients satisfied with the dentistry they have received	5	7	N/A	89.9%	91.6%	91.5%
% of Patients satisfied with the time they had to wait for an appointment	5	7	N/A	87.1%	88.3%	87.9%

\* This is based on patients treated on this contract for their most recent course of treatment. Figures in italics indicate the base number of FP17s or Patient Questionnaire responses are less than 100. N/A is shown where the base number of responses is less than 10 during the period. % is calculated as Quantity/Base number\*100



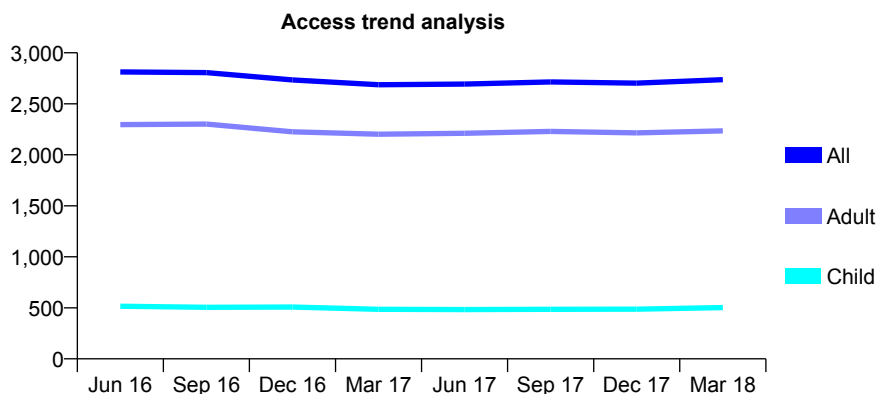
## Q45 - Vital Signs At a Glance Contract Report for 712698/0001 - Year end March 2018

Name or company name	MISS KL WILLOUGHBY
Contract type name	GDS Contract
Purpose of contract	General
Contract start date	01/04/2014
Contract end date	

17/18 Contracted general activity (UDA)	8,461
Carry forward general activity (UDA)	245
17/18 Contracted orthodontic activity (UOA)	0
Carry forward orthodontic activity (UOA)	0
Baseline contract value	£196,345.11

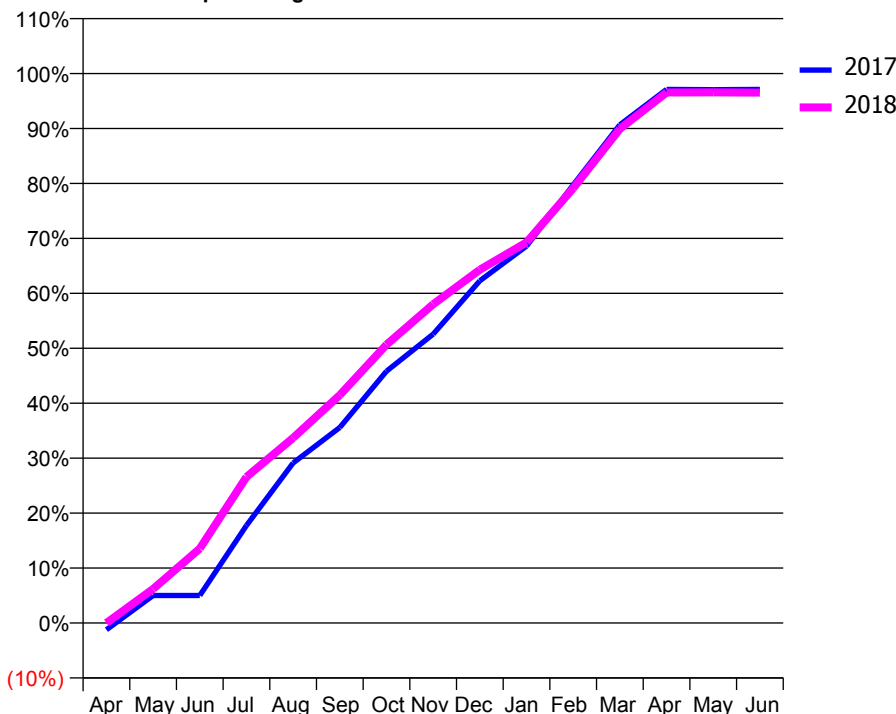
### ACCESS\*

Patients seen in 24 months	Total	Change since previous quarter
Quarter ending March 2017	2,687	
Quarter ending June 2017	2,694	→
Quarter ending September 2017	2,715	→
Quarter ending December 2017	2,702	→
Quarter ending March 2018	2,737	→
<b>Variance since March 2017</b>	<b>1.9%</b>	<b>→</b>



### ACTIVITY

Cumulative percentage of contracted UDA delivered 2017 & 2018



Adjusted Scheduled Activity (UDA)

Month	2017	2018
April	-106	0
May	424	525
June	424	1,147
July	1,503	2,250
August	2,464	2,852
September	3,011	3,510
October	3,878	4,287
November	4,448	4,908
December	5,270	5,441
January	5,804	5,860
February	6,746	6,694
March	7,671	7,609
April	8,216	8,170
May	8,213	8,171
June	8,216	8,168

### QUALITY

	Quantity	Base Number	Contract	AT	Region	England
% of FP17s for the same patient ID Re-attending within 3 months - Children	103	843	12.2%	12.2%	12.8%	11.9%
% of FP17s for the same patient ID Re-attending within 3 months - Adults	407	3,234	12.6%	15.6%	16.5%	16.0%
% of FP17s for the same patient ID Re-attending between 3 & 9 months - Children	494	843	58.6%	54.8%	59.7%	58.3%
% of FP17s for the same patient ID Re-attending between 3 & 9 months - Adults	1,854	3,234	57.3%	50.4%	52.6%	50.3%
% of FP17s for Band 1 Urgent Courses	279	4,092	6.8%	8.8%	9.1%	9.1%
% of FP17s Relating to Free Repair or Replacements	31	4,092	0.8%	1.2%	1.0%	0.8%
% of FP17s Relating to Continuations	52	4,092	1.3%	1.4%	1.2%	1.0%
% of Patients satisfied with the dentistry they have received	16	17	94.1%	89.9%	91.6%	91.5%
% of Patients satisfied with the time they had to wait for an appointment	15	17	88.2%	87.1%	88.3%	87.9%

\* This is based on patients treated on this contract for their most recent course of treatment. Figures in italics indicate the base number of FP17s or Patient Questionnaire responses are less than 100. N/A is shown where the base number of responses is less than 10 during the period. % is calculated as Quantity/Base number\*100

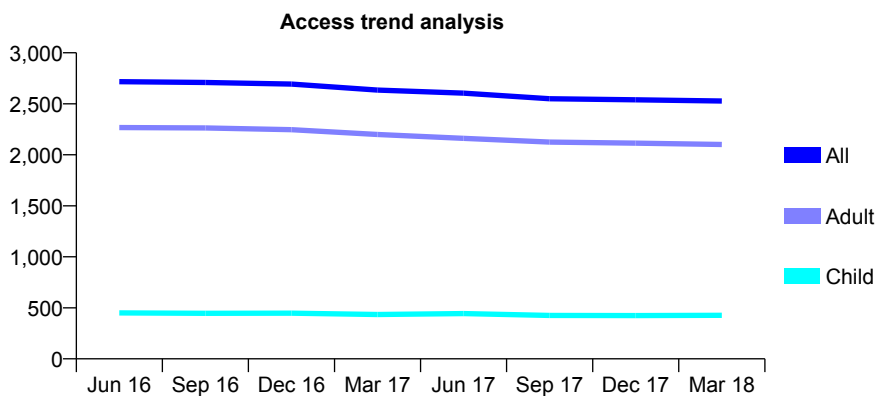
## Q45 - Vital Signs At a Glance Contract Report for 728306/0002 - Year end March 2018

Name or company name	MR MW ALEXANDER
Contract type name	GDS Contract
Purpose of contract	General
Contract start date	30/04/2012
Contract end date	

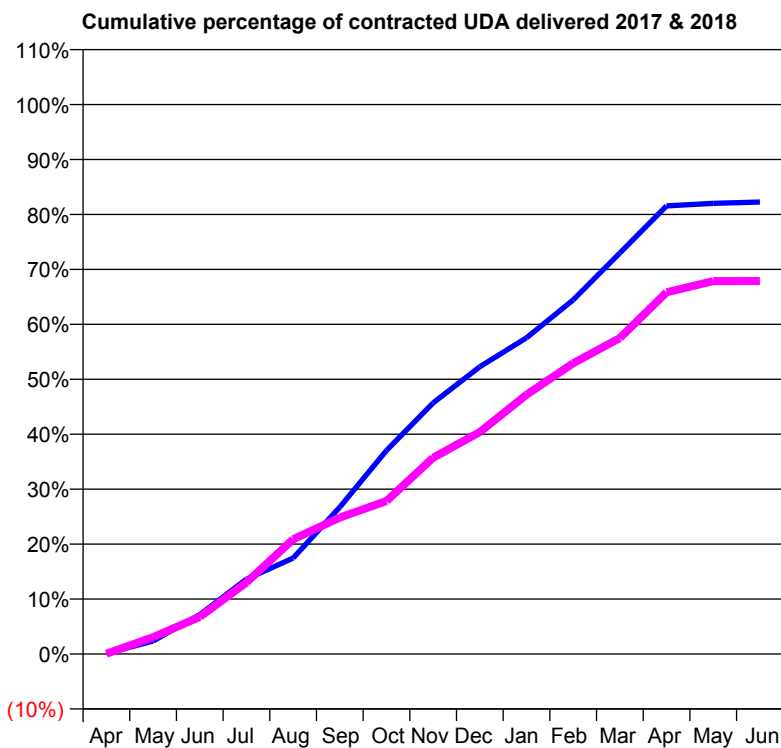
17/18 Contracted general activity (UDA)	10,576
Carry forward general activity (UDA)	0
17/18 Contracted orthodontic activity (UOA)	0
Carry forward orthodontic activity (UOA)	0
Baseline contract value	£226,261.45

### ACCESS\*

Patients seen in 24 months	Total	Change since previous quarter
Quarter ending March 2017	2,634	
Quarter ending June 2017	2,605	↓
Quarter ending September 2017	2,550	↓
Quarter ending December 2017	2,539	→
Quarter ending March 2018	2,528	→
<b>Variance since March 2017</b>	<b>(4.0%)</b>	<b>↓</b>



### ACTIVITY



Month	Adjusted Scheduled Activity (UDA)	
	2017	2018
April	11	6
May	250	325
June	758	714
July	1,441	1,377
August	1,845	2,209
September	2,827	2,627
October	3,919	2,946
November	4,834	3,779
December	5,530	4,273
January	6,086	4,990
February	6,814	5,596
March	7,718	6,081
April	8,625	6,961
May	8,672	7,177
June	8,699	7,180

### QUALITY

	Quantity	Base Number	Contract	AT	Region	England
% of FP17s for the same patient ID Re-attending within 3 months - Children	21	419	5.0%	12.2%	12.8%	11.9%
% of FP17s for the same patient ID Re-attending within 3 months - Adults	266	2,173	12.2%	15.6%	16.5%	16.0%
% of FP17s for the same patient ID Re-attending between 3 & 9 months - Children	163	419	38.9%	54.8%	59.7%	58.3%
% of FP17s for the same patient ID Re-attending between 3 & 9 months - Adults	921	2,173	42.4%	50.4%	52.6%	50.3%
% of FP17s for Band 1 Urgent Courses	175	2,544	6.9%	8.8%	9.1%	9.1%
% of FP17s Relating to Free Repair or Replacements	32	2,544	1.3%	1.2%	1.0%	0.8%
% of FP17s Relating to Continuations	18	2,544	0.7%	1.4%	1.2%	1.0%
% of Patients satisfied with the dentistry they have received	4	5	N/A	89.9%	91.6%	91.5%
% of Patients satisfied with the time they had to wait for an appointment	5	5	N/A	87.1%	88.3%	87.9%

\* This is based on patients treated on this contract for their most recent course of treatment. Figures in italics indicate the base number of FP17s or Patient Questionnaire responses are less than 100. N/A is shown where the base number of responses is less than 10 during the period. % is calculated as Quantity/Base number\*100

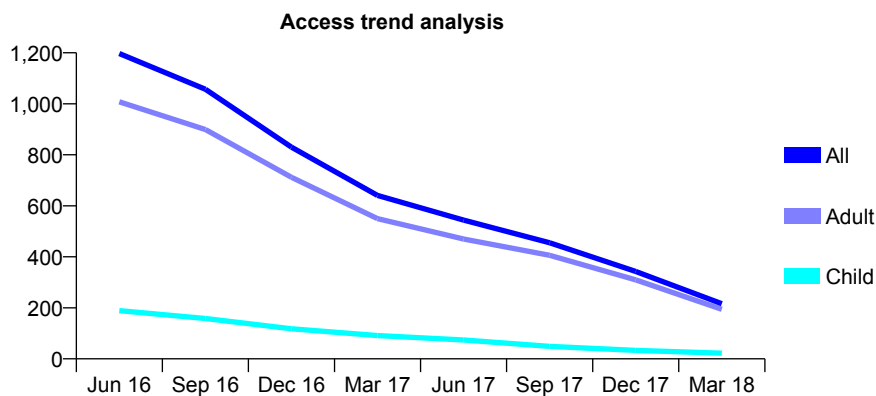
## Q45 - Vital Signs At a Glance Contract Report for 728640/0001 - Year end March 2018

Name or company name	Northgate Dental Practice
Contract type name	GDS Contract
Purpose of contract	General
Contract start date	01/04/2006
Contract end date	

17/18 Contracted general activity (UDA)	5,300
Carry forward general activity (UDA)	0
17/18 Contracted orthodontic activity (UOA)	0
Carry forward orthodontic activity (UOA)	0
Baseline contract value	£169,824.20

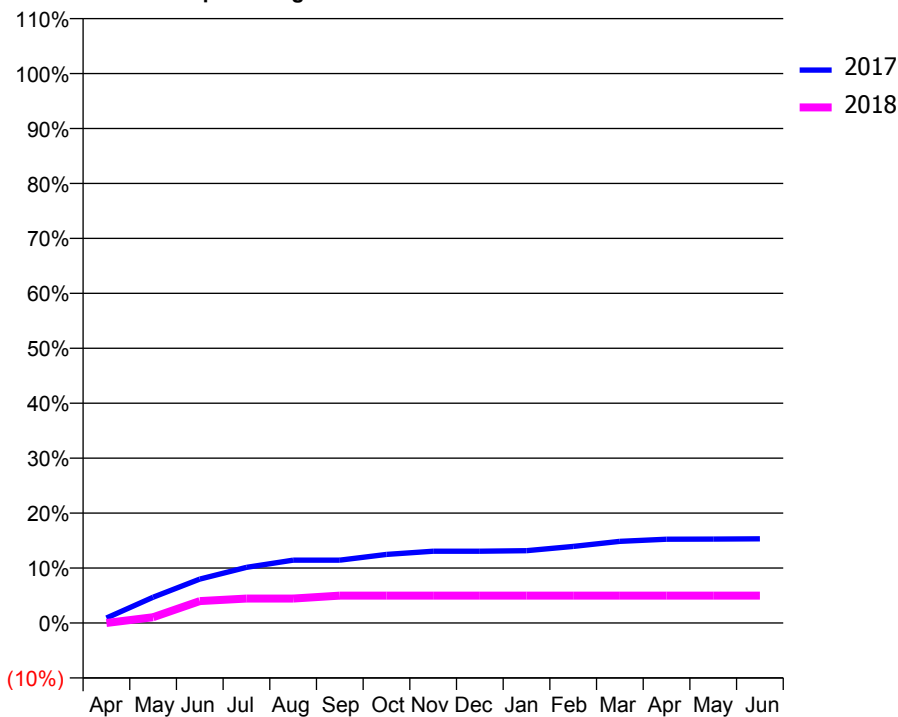
### ACCESS\*

Patients seen in 24 months	Total	Change since previous quarter
Quarter ending March 2017	641	
Quarter ending June 2017	544	↓
Quarter ending September 2017	455	↓
Quarter ending December 2017	343	↓
Quarter ending March 2018	216	↓
<b>Variance since March 2017</b>	<b>(66.3%)</b>	<b>↓</b>



### ACTIVITY

Cumulative percentage of contracted UDA delivered 2017 & 2018



Month	Adjusted Scheduled Activity (UDA)	
	2017	2018
April	48	0
May	249	56
June	423	211
July	536	236
August	606	236
September	606	265
October	662	265
November	693	265
December	693	265
January	698	265
February	738	265
March	788	265
April	808	265
May	810	265
June	813	265

### QUALITY

	Quantity	Base Number	Contract	AT	Region	England
% of FP17s for the same patient ID Re-attending within 3 months - Children	0	14	0.0%	12.2%	12.8%	11.9%
% of FP17s for the same patient ID Re-attending within 3 months - Adults	13	134	9.7%	15.6%	16.5%	16.0%
% of FP17s for the same patient ID Re-attending between 3 & 9 months - Children	2	14	14.3%	54.8%	59.7%	58.3%
% of FP17s for the same patient ID Re-attending between 3 & 9 months - Adults	41	134	30.6%	50.4%	52.6%	50.3%
% of FP17s for Band 1 Urgent Courses	9	128	7.0%	8.8%	9.1%	9.1%
% of FP17s Relating to Free Repair or Replacements	0	128	0.0%	1.2%	1.0%	0.8%
% of FP17s Relating to Continuations	2	128	1.6%	1.4%	1.2%	1.0%
% of Patients satisfied with the dentistry they have received	0	0	N/A	89.9%	91.6%	91.5%
% of Patients satisfied with the time they had to wait for an appointment	0	0	N/A	87.1%	88.3%	87.9%

\* This is based on patients treated on this contract for their most recent course of treatment. Figures in italics indicate the base number of FP17s or Patient Questionnaire responses are less than 100. N/A is shown where the base number of responses is less than 10 during the period. % is calculated as Quantity/Base number\*100

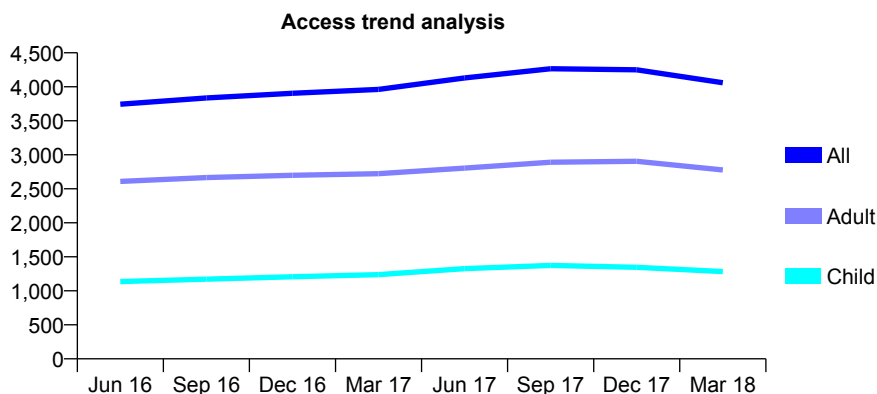
## Q45 - Vital Signs At a Glance Contract Report for 732621/0001 - Year end March 2018

Name or company name	Ladhar, Ladhar and Dinsdale
Contract type name	GDS Contract
Purpose of contract	General
Contract start date	01/04/2006
Contract end date	

17/18 Contracted general activity (UDA)	12,147
Carry forward general activity (UDA)	-243
17/18 Contracted orthodontic activity (UOA)	0
Carry forward orthodontic activity (UOA)	0
Baseline contract value	£282,199.43

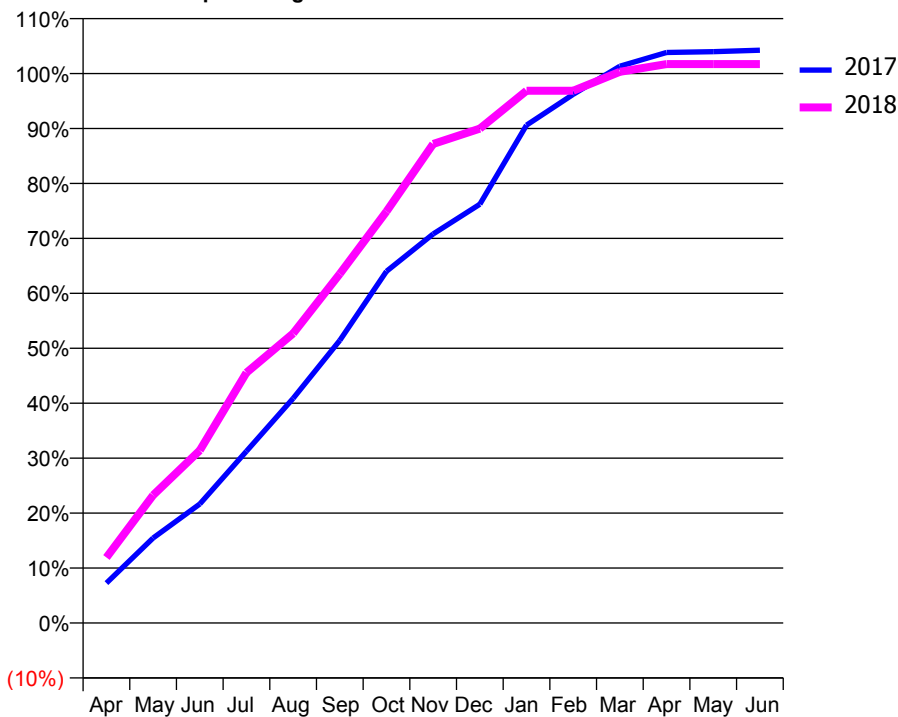
### ACCESS\*

Patients seen in 24 months	Total	Change since previous quarter
Quarter ending March 2017	3,961	
Quarter ending June 2017	4,130	↑
Quarter ending September 2017	4,265	↑
Quarter ending December 2017	4,250	→
Quarter ending March 2018	4,060	↓
<b>Variance since March 2017</b>	<b>2.5%</b>	<b>↑</b>



### ACTIVITY

Cumulative percentage of contracted UDA delivered 2017 & 2018



Month	Adjusted Scheduled Activity (UDA)	
	2017	2018
April	883	1,450
May	1,879	2,824
June	2,631	3,817
July	3,797	5,535
August	4,966	6,400
September	6,248	7,719
October	7,774	9,098
November	8,601	10,588
December	9,258	10,927
January	11,007	11,766
February	11,686	11,766
March	12,307	12,184
April	12,613	12,356
May	12,631	12,356
June	12,662	12,356

### QUALITY

	Quantity	Base Number	Contract	AT	Region	England
% of FP17s for the same patient ID Re-attending within 3 months - Children	201	1,988	10.1%	12.2%	12.8%	11.9%
% of FP17s for the same patient ID Re-attending within 3 months - Adults	405	3,128	12.9%	15.6%	16.5%	16.0%
% of FP17s for the same patient ID Re-attending between 3 & 9 months - Children	1,110	1,988	55.8%	54.8%	59.7%	58.3%
% of FP17s for the same patient ID Re-attending between 3 & 9 months - Adults	1,416	3,128	45.3%	50.4%	52.6%	50.3%
% of FP17s for Band 1 Urgent Courses	355	5,074	7.0%	8.8%	9.1%	9.1%
% of FP17s Relating to Free Repair or Replacements	51	5,074	1.0%	1.2%	1.0%	0.8%
% of FP17s Relating to Continuations	61	5,074	1.2%	1.4%	1.2%	1.0%
% of Patients satisfied with the dentistry they have received	5	6	N/A	89.9%	91.6%	91.5%
% of Patients satisfied with the time they had to wait for an appointment	6	6	N/A	87.1%	88.3%	87.9%

\* This is based on patients treated on this contract for their most recent course of treatment. Figures in italics indicate the base number of FP17s or Patient Questionnaire responses are less than 100. N/A is shown where the base number of responses is less than 10 during the period. % is calculated as Quantity/Base number\*100

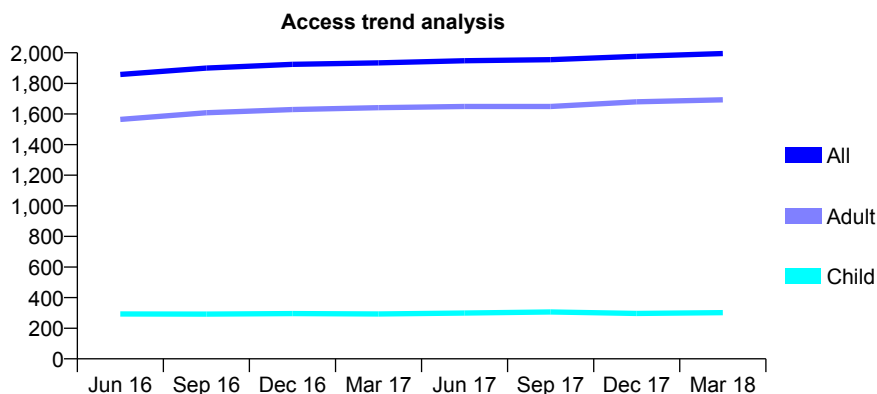
## Q45 - Vital Signs At a Glance Contract Report for 739170/0001 - Year end March 2018

Name or company name	MR RS ELSTON
Contract type name	GDS Contract
Purpose of contract	General and Orthodontic
Contract start date	01/04/2006
Contract end date	

17/18 Contracted general activity (UDA)	13,622
Carry forward general activity (UDA)	0
17/18 Contracted orthodontic activity (UOA)	103
Carry forward orthodontic activity (UOA)	0
Baseline contract value	£322,101.45

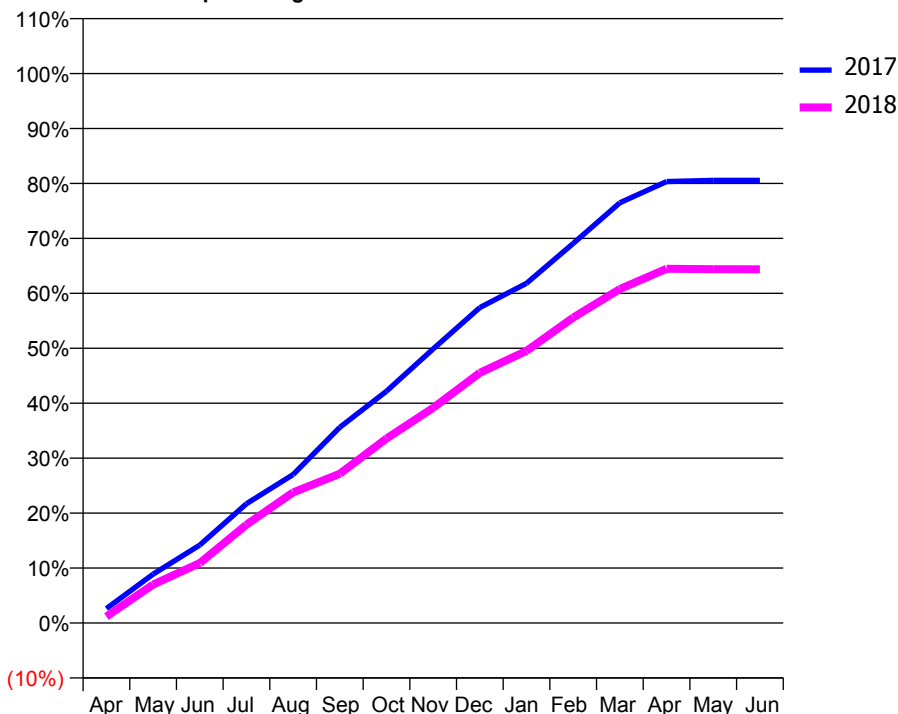
### ACCESS\*

Patients seen in 24 months	Total	Change since previous quarter
Quarter ending March 2017	1,934	
Quarter ending June 2017	1,948	→
Quarter ending September 2017	1,955	→
Quarter ending December 2017	1,977	→
Quarter ending March 2018	1,995	→
<b>Variance since March 2017</b>	<b>3.2%</b>	<b>↑</b>



### ACTIVITY

Cumulative percentage of contracted UDA delivered 2017 & 2018



Adjusted Scheduled Activity (UDA)

Month	2017	2018
April	286	160
May	969	955
June	1,545	1,487
July	2,366	2,437
August	2,944	3,237
September	3,881	3,700
October	4,596	4,574
November	5,434	5,334
December	6,255	6,204
January	6,736	6,746
February	7,527	7,571
March	8,334	8,280
April	8,754	8,781
May	8,778	8,773
June	8,779	8,770

### QUALITY

	Quantity	Base Number	Contract	AT	Region	England
% of FP17s for the same patient ID Re-attending within 3 months - Children	74	615	12.0%	12.2%	12.8%	11.9%
% of FP17s for the same patient ID Re-attending within 3 months - Adults	616	2,756	22.4%	15.6%	16.5%	16.0%
% of FP17s for the same patient ID Re-attending between 3 & 9 months - Children	396	615	64.4%	54.8%	59.7%	58.3%
% of FP17s for the same patient ID Re-attending between 3 & 9 months - Adults	1,505	2,756	54.6%	50.4%	52.6%	50.3%
% of FP17s for Band 1 Urgent Courses	43	3,286	1.3%	8.8%	9.1%	9.1%
% of FP17s Relating to Free Repair or Replacements	35	3,286	1.1%	1.2%	1.0%	0.8%
% of FP17s Relating to Continuations	252	3,286	7.7%	1.4%	1.2%	1.0%
% of Patients satisfied with the dentistry they have received	8	9	N/A	89.9%	91.6%	91.5%
% of Patients satisfied with the time they had to wait for an appointment	8	9	N/A	87.1%	88.3%	87.9%

\* This is based on patients treated on this contract for their most recent course of treatment. Figures in italics indicate the base number of FP17s or Patient Questionnaire responses are less than 100. N/A is shown where the base number of responses is less than 10 during the period. % is calculated as Quantity/Base number\*100

## Q45 - Vital Signs At a Glance Contract Report for 741566/0001 - Year end March 2018

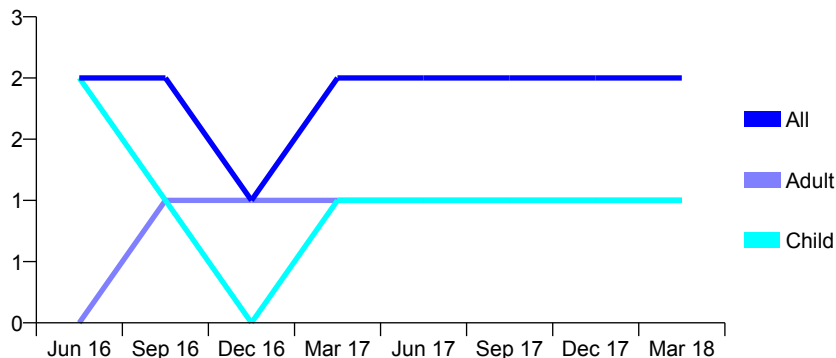
Name or company name	MISS SM GRANT
Contract type name	GDS Contract
Purpose of contract	General
Contract start date	01/04/2006
Contract end date	

17/18 Contracted general activity (UDA)	4
Carry forward general activity (UDA)	0
17/18 Contracted orthodontic activity (UOA)	0
Carry forward orthodontic activity (UOA)	0
Baseline contract value	£53.66

### ACCESS\*

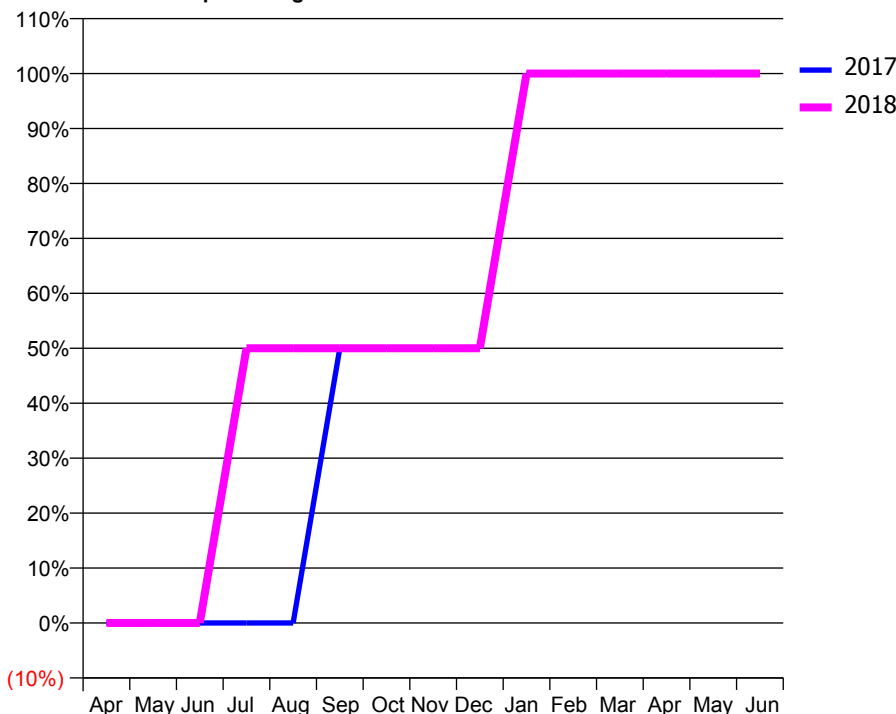
Patients seen in 24 months	Total	Change since previous quarter
Quarter ending March 2017	2	
Quarter ending June 2017	2	→
Quarter ending September 2017	2	→
Quarter ending December 2017	2	→
Quarter ending March 2018	2	→
<b>Variance since March 2017</b>	0.0%	→

Access trend analysis



### ACTIVITY

Cumulative percentage of contracted UDA delivered 2017 & 2018



Month	Adjusted Scheduled Activity (UDA)	
	2017	2018
April	0	0
May	0	0
June	0	0
July	0	2
August	0	2
September	2	2
October	2	2
November	2	2
December	2	2
January	4	4
February	4	4
March	4	4
April	4	4
May	4	4
June	4	4

### QUALITY

	Quantity	Base Number	Contract	AT	Region	England
% of FP17s for the same patient ID Re-attending within 3 months - Children	0	2	0.0%	12.2%	12.8%	11.9%
% of FP17s for the same patient ID Re-attending within 3 months - Adults	0	2	0.0%	15.6%	16.5%	16.0%
% of FP17s for the same patient ID Re-attending between 3 & 9 months - Children	2	2	100.0%	54.8%	59.7%	58.3%
% of FP17s for the same patient ID Re-attending between 3 & 9 months - Adults	1	2	50.0%	50.4%	52.6%	50.3%
% of FP17s for Band 1 Urgent Courses	0	4	0.0%	8.8%	9.1%	9.1%
% of FP17s Relating to Free Repair or Replacements	0	4	0.0%	1.2%	1.0%	0.8%
% of FP17s Relating to Continuations	0	4	0.0%	1.4%	1.2%	1.0%
% of Patients satisfied with the dentistry they have received	0	0	N/A	89.9%	91.6%	91.5%
% of Patients satisfied with the time they had to wait for an appointment	0	0	N/A	87.1%	88.3%	87.9%

\* This is based on patients treated on this contract for their most recent course of treatment. Figures in italics indicate the base number of FP17s or Patient Questionnaire responses are less than 100. N/A is shown where the base number of responses is less than 10 during the period. % is calculated as Quantity/Base number\*100

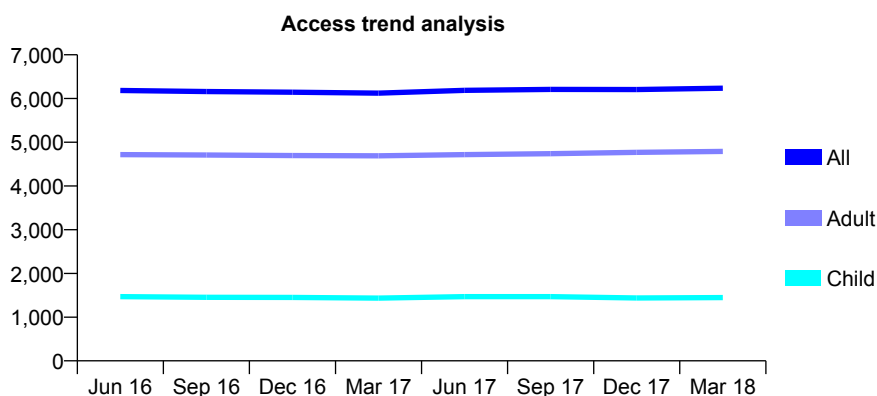
## Q45 - Vital Signs At a Glance Contract Report for 742376/0001 - Year end March 2018

Name or company name	MR SA HETHERINGTON
Contract type name	GDS Contract
Purpose of contract	General
Contract start date	01/04/2006
Contract end date	

17/18 Contracted general activity (UDA)	16,232
Carry forward general activity (UDA)	-139
17/18 Contracted orthodontic activity (UOA)	0
Carry forward orthodontic activity (UOA)	0
Baseline contract value	£392,726.83

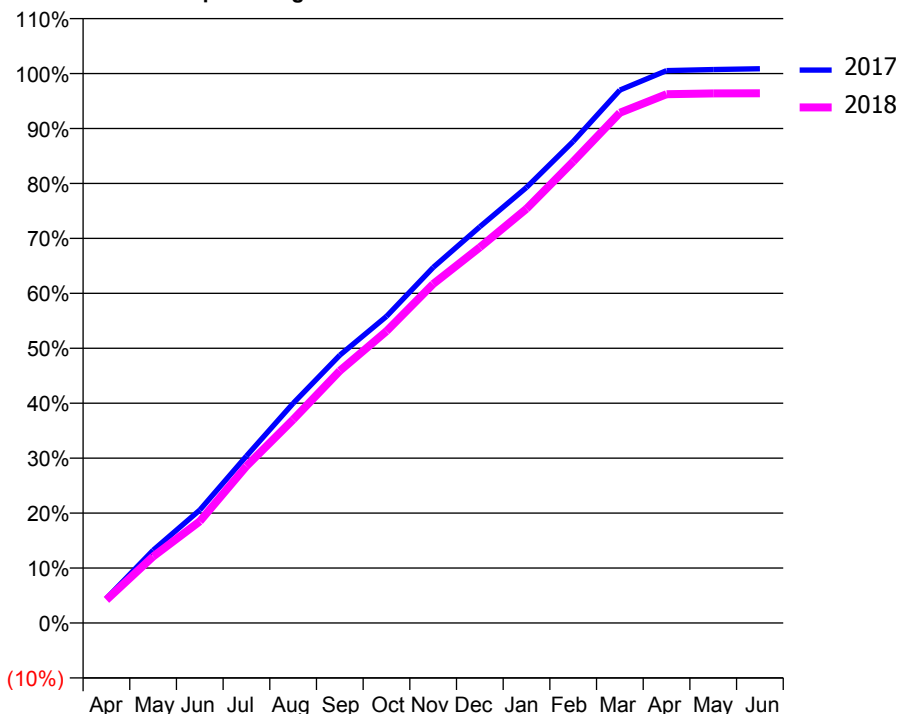
### ACCESS\*

Patients seen in 24 months	Total	Change since previous quarter
Quarter ending March 2017	6,123	
Quarter ending June 2017	6,186	→
Quarter ending September 2017	6,207	→
Quarter ending December 2017	6,205	→
Quarter ending March 2018	6,237	→
<b>Variance since March 2017</b>	<b>1.9%</b>	<b>→</b>



### ACTIVITY

Cumulative percentage of contracted UDA delivered 2017 & 2018



Month	Adjusted Scheduled Activity (UDA)	
	2017	2018
April	725	683
May	2,149	1,963
June	3,338	3,002
July	4,935	4,635
August	6,489	6,010
September	7,913	7,452
October	9,060	8,621
November	10,502	10,014
December	11,704	11,097
January	12,868	12,236
February	14,224	13,632
March	15,744	15,072
April	16,319	15,620
May	16,349	15,645
June	16,371	15,648

### QUALITY

	Quantity	Base Number	Contract	AT	Region	England
% of FP17s for the same patient ID Re-attending within 3 months - Children	105	1,527	6.9%	12.2%	12.8%	11.9%
% of FP17s for the same patient ID Re-attending within 3 months - Adults	1,017	5,409	18.8%	15.6%	16.5%	16.0%
% of FP17s for the same patient ID Re-attending between 3 & 9 months - Children	426	1,527	27.9%	54.8%	59.7%	58.3%
% of FP17s for the same patient ID Re-attending between 3 & 9 months - Adults	1,658	5,409	30.7%	50.4%	52.6%	50.3%
% of FP17s for Band 1 Urgent Courses	975	6,881	14.2%	8.8%	9.1%	9.1%
% of FP17s Relating to Free Repair or Replacements	98	6,881	1.4%	1.2%	1.0%	0.8%
% of FP17s Relating to Continuations	279	6,881	4.1%	1.4%	1.2%	1.0%
% of Patients satisfied with the dentistry they have received	12	14	85.7%	89.9%	91.6%	91.5%
% of Patients satisfied with the time they had to wait for an appointment	12	14	85.7%	87.1%	88.3%	87.9%

\* This is based on patients treated on this contract for their most recent course of treatment. Figures in italics indicate the base number of FP17s or Patient Questionnaire responses are less than 100. N/A is shown where the base number of responses is less than 10 during the period. % is calculated as Quantity/Base number\*100



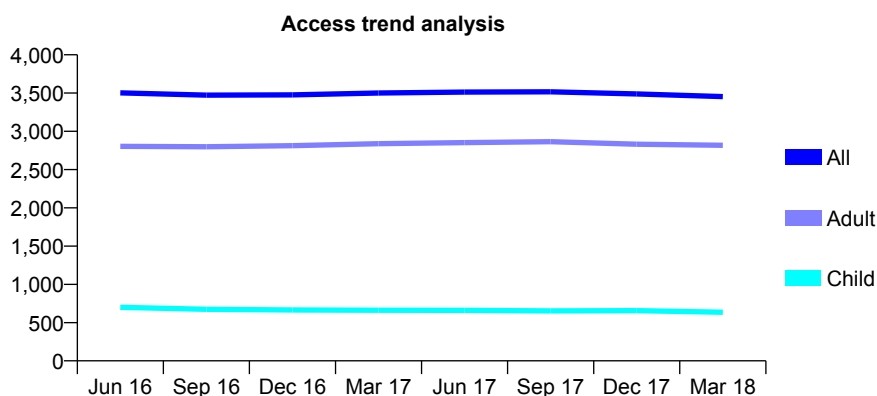
## Q45 - Vital Signs At a Glance Contract Report for 742562/0001 - Year end March 2018

Name or company name	MR NL CREES
Contract type name	GDS Contract
Purpose of contract	General and Orthodontic
Contract start date	01/04/2006
Contract end date	

17/18 Contracted general activity (UDA)	10,425
Carry forward general activity (UDA)	33
17/18 Contracted orthodontic activity (UOA)	0
Carry forward orthodontic activity (UOA)	0
Baseline contract value	£256,660.41

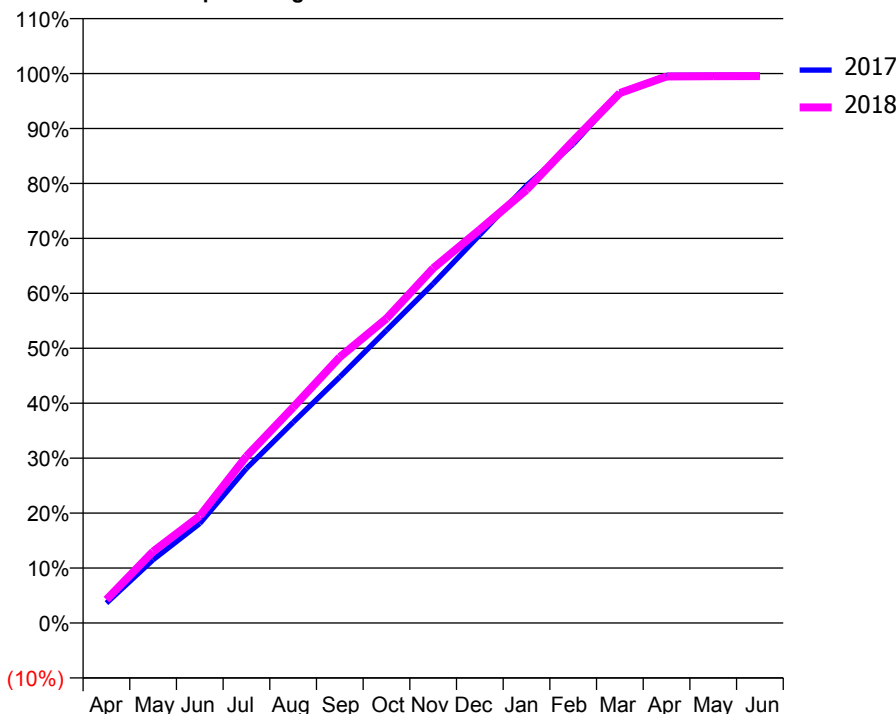
### ACCESS\*

Patients seen in 24 months	Total	Change since previous quarter
Quarter ending March 2017	3,501	
Quarter ending June 2017	3,512	→
Quarter ending September 2017	3,517	→
Quarter ending December 2017	3,488	→
Quarter ending March 2018	3,454	→
<b>Variance since March 2017</b>	<b>(1.3%)</b>	<b>↓</b>



### ACTIVITY

Cumulative percentage of contracted UDA delivered 2017 & 2018



Adjusted Scheduled Activity (UDA)

Month	2017	2018
April	378	445
May	1,200	1,357
June	1,888	2,030
July	2,932	3,164
August	3,809	4,092
September	4,669	5,046
October	5,554	5,777
November	6,437	6,730
December	7,367	7,464
January	8,299	8,217
February	9,086	9,149
March	10,059	10,056
April	10,389	10,368
May	10,392	10,374
June	10,392	10,377

### QUALITY

	Quantity	Base Number	Contract	AT	Region	England
% of FP17s for the same patient ID Re-attending within 3 months - Children	98	1,012	9.7%	12.2%	12.8%	11.9%
% of FP17s for the same patient ID Re-attending within 3 months - Adults	555	3,943	14.1%	15.6%	16.5%	16.0%
% of FP17s for the same patient ID Re-attending between 3 & 9 months - Children	593	1,012	58.6%	54.8%	59.7%	58.3%
% of FP17s for the same patient ID Re-attending between 3 & 9 months - Adults	2,118	3,943	53.7%	50.4%	52.6%	50.3%
% of FP17s for Band 1 Urgent Courses	435	4,933	8.8%	8.8%	9.1%	9.1%
% of FP17s Relating to Free Repair or Replacements	53	4,933	1.1%	1.2%	1.0%	0.8%
% of FP17s Relating to Continuations	54	4,933	1.1%	1.4%	1.2%	1.0%
% of Patients satisfied with the dentistry they have received	6	6	N/A	89.9%	91.6%	91.5%
% of Patients satisfied with the time they had to wait for an appointment	6	6	N/A	87.1%	88.3%	87.9%

\* This is based on patients treated on this contract for their most recent course of treatment. Figures in italics indicate the base number of FP17s or Patient Questionnaire responses are less than 100. N/A is shown where the base number of responses is less than 10 during the period. % is calculated as Quantity/Base number\*100

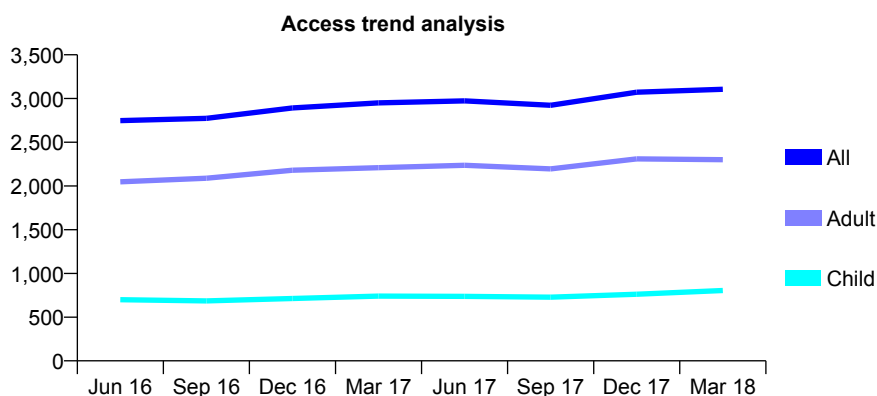
## Q45 - Vital Signs At a Glance Contract Report for 761338/0001 - Year end March 2018

Name or company name	MRS N HILL
Contract type name	GDS Contract
Purpose of contract	General
Contract start date	01/04/2006
Contract end date	

17/18 Contracted general activity (UDA)	8,475
Carry forward general activity (UDA)	-138
17/18 Contracted orthodontic activity (UOA)	0
Carry forward orthodontic activity (UOA)	0
Baseline contract value	£251,295.38

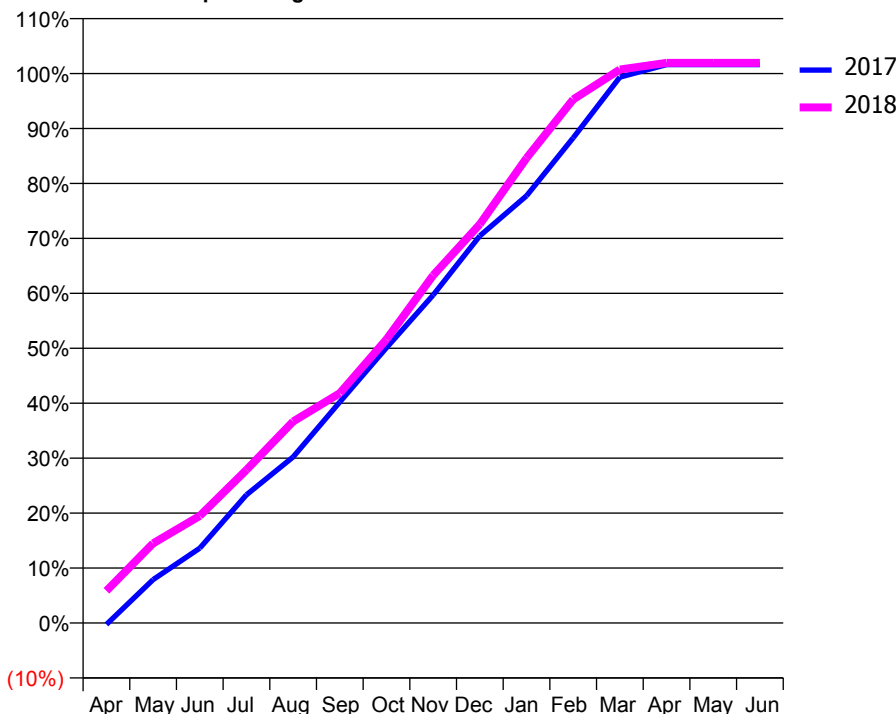
### ACCESS\*

Patients seen in 24 months	Total	Change since previous quarter
Quarter ending March 2017	2,950	
Quarter ending June 2017	2,973	→
Quarter ending September 2017	2,923	↓
Quarter ending December 2017	3,072	↑
Quarter ending March 2018	3,106	→
<b>Variance since March 2017</b>	<b>5.3%</b>	<b>↑</b>



### ACTIVITY

Cumulative percentage of contracted UDA delivered 2017 & 2018



Month	Adjusted Scheduled Activity (UDA)	
	2017	2018
April	-24	497
May	669	1,228
June	1,156	1,653
July	1,977	2,361
August	2,561	3,109
September	3,410	3,544
October	4,247	4,375
November	5,058	5,362
December	5,971	6,151
January	6,588	7,169
February	7,483	8,076
March	8,418	8,535
April	8,613	8,640
May	8,613	8,640
June	8,613	8,640

### QUALITY

	Quantity	Base Number	Contract	AT	Region	England
% of FP17s for the same patient ID Re-attending within 3 months - Children	26	923	2.8%	12.2%	12.8%	11.9%
% of FP17s for the same patient ID Re-attending within 3 months - Adults	343	2,931	11.7%	15.6%	16.5%	16.0%
% of FP17s for the same patient ID Re-attending between 3 & 9 months - Children	257	923	27.8%	54.8%	59.7%	58.3%
% of FP17s for the same patient ID Re-attending between 3 & 9 months - Adults	868	2,931	29.6%	50.4%	52.6%	50.3%
% of FP17s for Band 1 Urgent Courses	305	3,843	7.9%	8.8%	9.1%	9.1%
% of FP17s Relating to Free Repair or Replacements	55	3,843	1.4%	1.2%	1.0%	0.8%
% of FP17s Relating to Continuations	27	3,843	0.7%	1.4%	1.2%	1.0%
% of Patients satisfied with the dentistry they have received	9	9	N/A	89.9%	91.6%	91.5%
% of Patients satisfied with the time they had to wait for an appointment	7	9	N/A	87.1%	88.3%	87.9%

\* This is based on patients treated on this contract for their most recent course of treatment. Figures in italics indicate the base number of FP17s or Patient Questionnaire responses are less than 100. N/A is shown where the base number of responses is less than 10 during the period. % is calculated as Quantity/Base number\*100

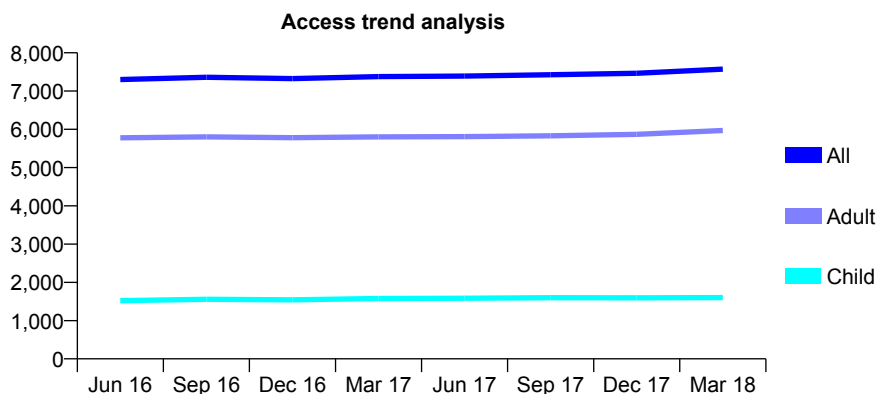
## Q45 - Vital Signs At a Glance Contract Report for 761486/0001 - Year end March 2018

Name or company name	MISS NL PROCTOR
Contract type name	GDS Contract
Purpose of contract	General
Contract start date	01/04/2006
Contract end date	

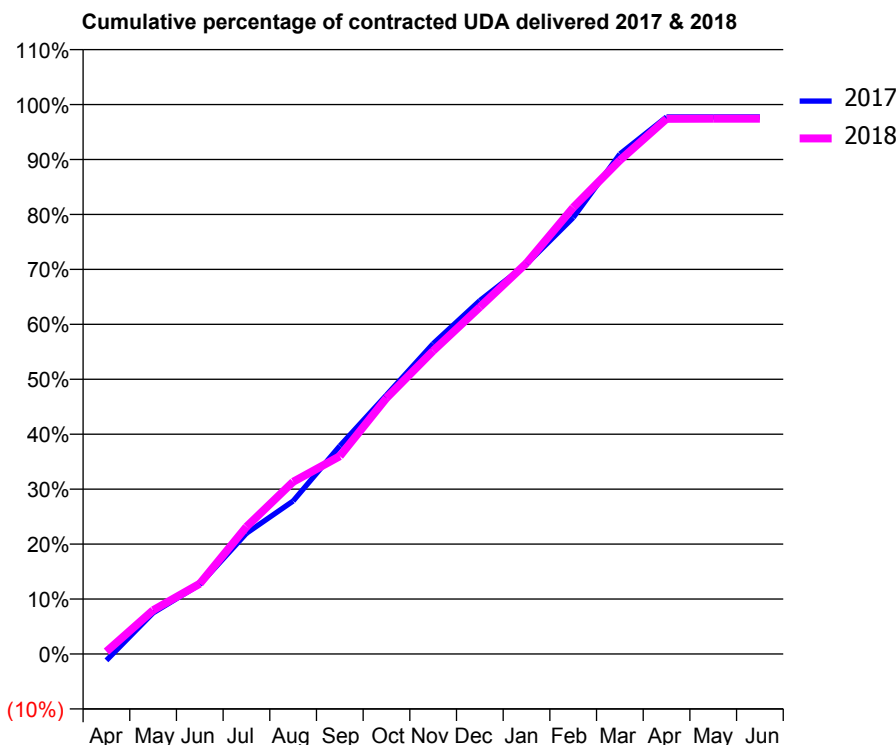
17/18 Contracted general activity (UDA)	19,711
Carry forward general activity (UDA)	446
17/18 Contracted orthodontic activity (UOA)	0
Carry forward orthodontic activity (UOA)	0
Baseline contract value	£529,403.40

### ACCESS\*

Patients seen in 24 months	Total	Change since previous quarter
Quarter ending March 2017	7,378	
Quarter ending June 2017	7,391	→
Quarter ending September 2017	7,427	→
Quarter ending December 2017	7,464	→
Quarter ending March 2018	7,574	→
<b>Variance since March 2017</b>	<b>2.7%</b>	<b>↑</b>



### ACTIVITY



Month	Adjusted Scheduled Activity (UDA)	
	2017	2018
April	-230	90
May	1,478	1,572
June	2,492	2,522
July	4,330	4,567
August	5,487	6,178
September	7,464	7,097
October	9,294	9,183
November	11,134	10,876
December	12,679	12,443
January	13,988	14,023
February	15,654	16,015
March	17,936	17,712
April	19,263	19,199
May	19,264	19,202
June	19,265	19,202

### QUALITY

	Quantity	Base Number	Contract	AT	Region	England
% of FP17s for the same patient ID Re-attending within 3 months - Children	214	2,475	8.6%	12.2%	12.8%	11.9%
% of FP17s for the same patient ID Re-attending within 3 months - Adults	1,363	8,410	16.2%	15.6%	16.5%	16.0%
% of FP17s for the same patient ID Re-attending between 3 & 9 months - Children	1,506	2,475	60.8%	54.8%	59.7%	58.3%
% of FP17s for the same patient ID Re-attending between 3 & 9 months - Adults	4,445	8,410	52.9%	50.4%	52.6%	50.3%
% of FP17s for Band 1 Urgent Courses	1,483	10,910	13.6%	8.8%	9.1%	9.1%
% of FP17s Relating to Free Repair or Replacements	125	10,910	1.1%	1.2%	1.0%	0.8%
% of FP17s Relating to Continuations	65	10,910	0.6%	1.4%	1.2%	1.0%
% of Patients satisfied with the dentistry they have received	6	8	N/A	89.9%	91.6%	91.5%
% of Patients satisfied with the time they had to wait for an appointment	7	8	N/A	87.1%	88.3%	87.9%

\* This is based on patients treated on this contract for their most recent course of treatment. Figures in italics indicate the base number of FP17s or Patient Questionnaire responses are less than 100. N/A is shown where the base number of responses is less than 10 during the period. % is calculated as Quantity/Base number\*100

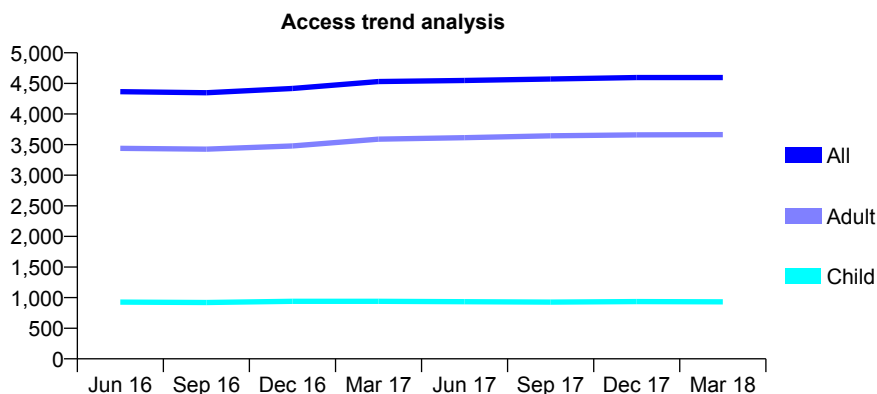
## Q45 - Vital Signs At a Glance Contract Report for 767514/0002 - Year end March 2018

Name or company name	MISS KE BOOTH
Contract type name	GDS Contract
Purpose of contract	General and Orthodontic
Contract start date	01/12/2011
Contract end date	

17/18 Contracted general activity (UDA)	12,032
Carry forward general activity (UDA)	-184
17/18 Contracted orthodontic activity (UOA)	2
Carry forward orthodontic activity (UOA)	0
Baseline contract value	£459,933.20

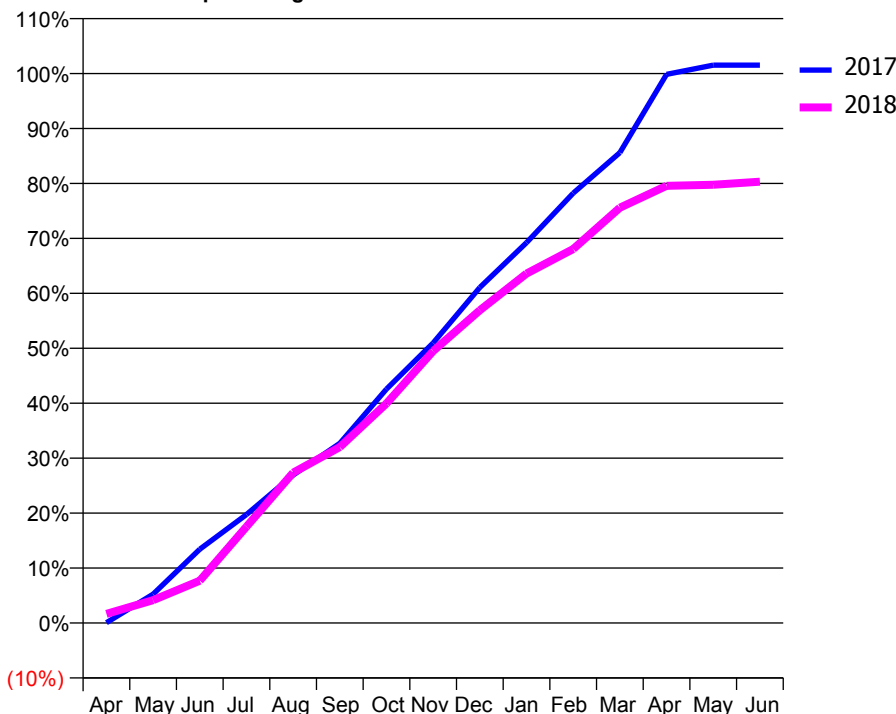
### ACCESS\*

Patients seen in 24 months	Total	Change since previous quarter
Quarter ending March 2017	4,530	
Quarter ending June 2017	4,548	→
Quarter ending September 2017	4,571	→
Quarter ending December 2017	4,595	→
Quarter ending March 2018	4,595	→
<b>Variance since March 2017</b>	<b>1.4%</b>	<b>→</b>



### ACTIVITY

Cumulative percentage of contracted UDA delivered 2017 & 2018



Month	Adjusted Scheduled Activity (UDA)	
	2017	2018
April	7	199
May	633	500
June	1,615	928
July	2,375	2,108
August	3,241	3,292
September	3,933	3,854
October	5,124	4,806
November	6,132	5,955
December	7,348	6,848
January	8,328	7,652
February	9,412	8,189
March	10,299	9,094
April	12,015	9,572
May	12,215	9,596
June	12,216	9,663

### QUALITY

	Quantity	Base Number	Contract	AT	Region	England
% of FP17s for the same patient ID Re-attending within 3 months - Children	78	1,138	6.9%	12.2%	12.8%	11.9%
% of FP17s for the same patient ID Re-attending within 3 months - Adults	780	4,801	16.2%	15.6%	16.5%	16.0%
% of FP17s for the same patient ID Re-attending between 3 & 9 months - Children	589	1,138	51.8%	54.8%	59.7%	58.3%
% of FP17s for the same patient ID Re-attending between 3 & 9 months - Adults	2,428	4,801	50.6%	50.4%	52.6%	50.3%
% of FP17s for Band 1 Urgent Courses	355	5,479	6.5%	8.8%	9.1%	9.1%
% of FP17s Relating to Free Repair or Replacements	36	5,479	0.7%	1.2%	1.0%	0.8%
% of FP17s Relating to Continuations	79	5,479	1.4%	1.4%	1.2%	1.0%
% of Patients satisfied with the dentistry they have received	16	17	94.1%	89.9%	91.6%	91.5%
% of Patients satisfied with the time they had to wait for an appointment	14	17	82.4%	87.1%	88.3%	87.9%

\* This is based on patients treated on this contract for their most recent course of treatment. Figures in italics indicate the base number of FP17s or Patient Questionnaire responses are less than 100. N/A is shown where the base number of responses is less than 10 during the period. % is calculated as Quantity/Base number\*100

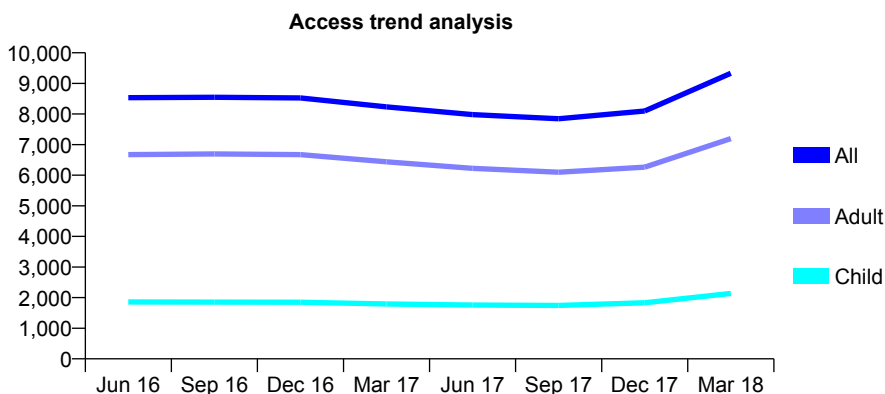
## Q45 - Vital Signs At a Glance Contract Report for 772321/0001 - Year end March 2018

Name or company name	MR PC WOODHOUSE
Contract type name	GDS Contract
Purpose of contract	General and Orthodontic
Contract start date	01/06/2011
Contract end date	

17/18 Contracted general activity (UDA)	28,441
Carry forward general activity (UDA)	0
17/18 Contracted orthodontic activity (UOA)	0
Carry forward orthodontic activity (UOA)	0
Baseline contract value	£771,516.83

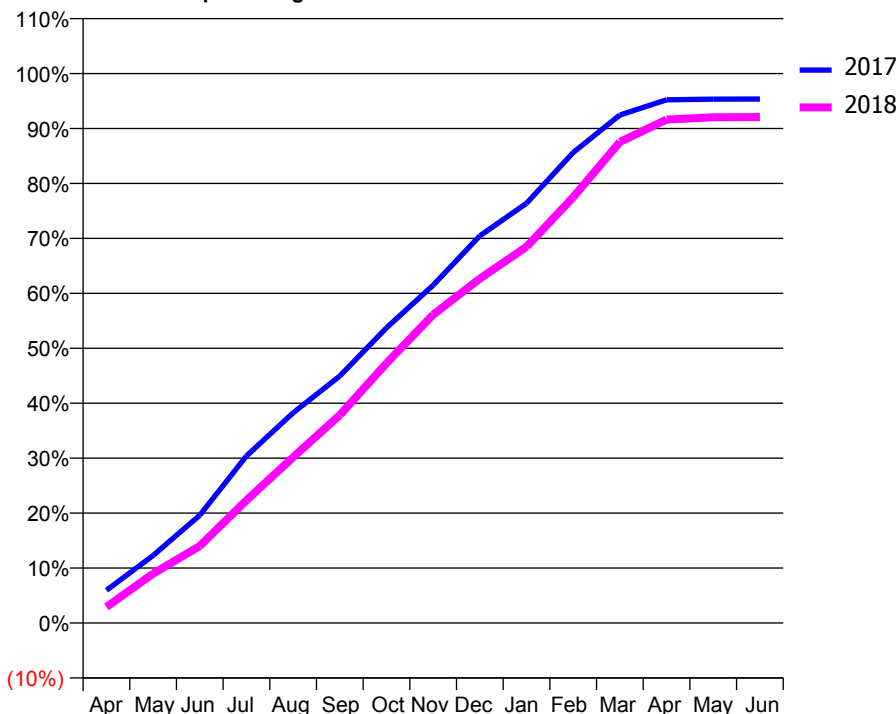
### ACCESS\*

Patients seen in 24 months	Total	Change since previous quarter
Quarter ending March 2017	8,231	
Quarter ending June 2017	7,982	↓
Quarter ending September 2017	7,846	↓
Quarter ending December 2017	8,096	↑
Quarter ending March 2018	9,330	↑
<b>Variance since March 2017</b>	<b>13.4%</b>	<b>↑</b>



### ACTIVITY

Cumulative percentage of contracted UDA delivered 2017 & 2018



Adjusted Scheduled Activity (UDA)

Month	2017	2018
April	1,696	831
May	3,499	2,558
June	5,583	3,988
July	8,643	6,351
August	10,882	8,581
September	12,783	10,762
October	15,277	13,449
November	17,483	15,958
December	20,041	17,821
January	21,720	19,477
February	24,351	22,041
March	26,293	24,901
April	27,082	26,057
May	27,115	26,176
June	27,123	26,190

### QUALITY

	Quantity	Base Number	Contract	AT	Region	England
% of FP17s for the same patient ID Re-attending within 3 months - Children	233	3,021	7.7%	12.2%	12.8%	11.9%
% of FP17s for the same patient ID Re-attending within 3 months - Adults	1,103	9,103	12.1%	15.6%	16.5%	16.0%
% of FP17s for the same patient ID Re-attending between 3 & 9 months - Children	1,536	3,021	50.8%	54.8%	59.7%	58.3%
% of FP17s for the same patient ID Re-attending between 3 & 9 months - Adults	4,326	9,103	47.5%	50.4%	52.6%	50.3%
% of FP17s for Band 1 Urgent Courses	644	12,343	5.2%	8.8%	9.1%	9.1%
% of FP17s Relating to Free Repair or Replacements	99	12,343	0.8%	1.2%	1.0%	0.8%
% of FP17s Relating to Continuations	295	12,343	2.4%	1.4%	1.2%	1.0%
% of Patients satisfied with the dentistry they have received	11	12	91.7%	89.9%	91.6%	91.5%
% of Patients satisfied with the time they had to wait for an appointment	11	12	91.7%	87.1%	88.3%	87.9%

\* This is based on patients treated on this contract for their most recent course of treatment. Figures in italics indicate the base number of FP17s or Patient Questionnaire responses are less than 100. N/A is shown where the base number of responses is less than 10 during the period. % is calculated as Quantity/Base number\*100

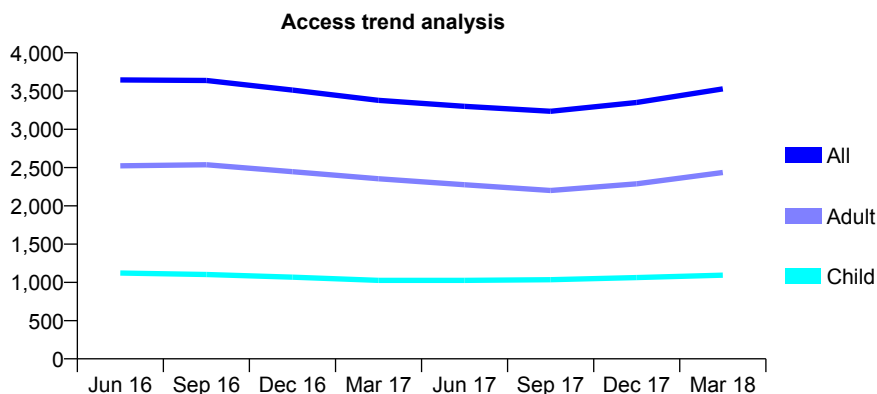
## Q45 - Vital Signs At a Glance Contract Report for 773115/0002 - Year end March 2018

Name or company name	Mr A Razaq
Contract type name	Pilot Contract
Purpose of contract	General
Contract start date	01/04/2006
Contract end date	31/03/2020

17/18 Contracted general activity (UDA)	11,473
Carry forward general activity (UDA)	0
17/18 Contracted orthodontic activity (UOA)	0
Carry forward orthodontic activity (UOA)	0
Baseline contract value	£261,553.75

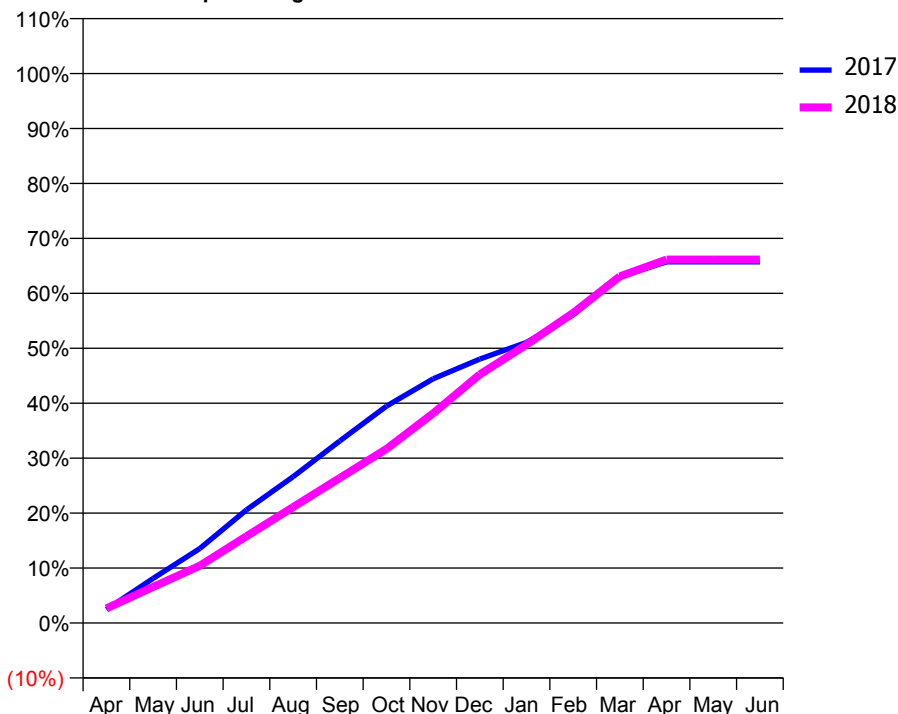
### ACCESS\*

Patients seen in 24 months	Total	Change since previous quarter
Quarter ending March 2017	3,379	
Quarter ending June 2017	3,301	↓
Quarter ending September 2017	3,235	↓
Quarter ending December 2017	3,350	↑
Quarter ending March 2018	3,529	↑
<b>Variance since March 2017</b>	<b>4.4%</b>	<b>↑</b>



### ACTIVITY

Cumulative percentage of contracted UDA delivered 2017 & 2018



Month	Adjusted Scheduled Activity (UDA)	
	2017	2018
April	284	304
May	930	754
June	1,556	1,196
July	2,364	1,812
August	3,056	2,421
September	3,803	3,029
October	4,529	3,635
November	5,099	4,377
December	5,512	5,190
January	5,859	5,812
February	6,435	6,474
March	7,230	7,236
April	7,541	7,588
May	7,541	7,588
June	7,541	7,588

### QUALITY

	Quantity	Base Number	Contract	AT	Region	England
% of FP17s for the same patient ID Re-attending within 3 months - Children	95	1,474	6.4%	12.2%	12.8%	11.9%
% of FP17s for the same patient ID Re-attending within 3 months - Adults	305	2,118	14.4%	15.6%	16.5%	16.0%
% of FP17s for the same patient ID Re-attending between 3 & 9 months - Children	650	1,474	44.1%	54.8%	59.7%	58.3%
% of FP17s for the same patient ID Re-attending between 3 & 9 months - Adults	479	2,118	22.6%	50.4%	52.6%	50.3%
% of FP17s for Band 1 Urgent Courses	159	3,260	4.9%	8.8%	9.1%	9.1%
% of FP17s Relating to Free Repair or Replacements	33	3,260	1.0%	1.2%	1.0%	0.8%
% of FP17s Relating to Continuations	71	3,260	2.2%	1.4%	1.2%	1.0%
% of Patients satisfied with the dentistry they have received	1	2	N/A	89.9%	91.6%	91.5%
% of Patients satisfied with the time they had to wait for an appointment	2	2	N/A	87.1%	88.3%	87.9%

\* This is based on patients treated on this contract for their most recent course of treatment. Figures in italics indicate the base number of FP17s or Patient Questionnaire responses are less than 100. N/A is shown where the base number of responses is less than 10 during the period. % is calculated as Quantity/Base number\*100

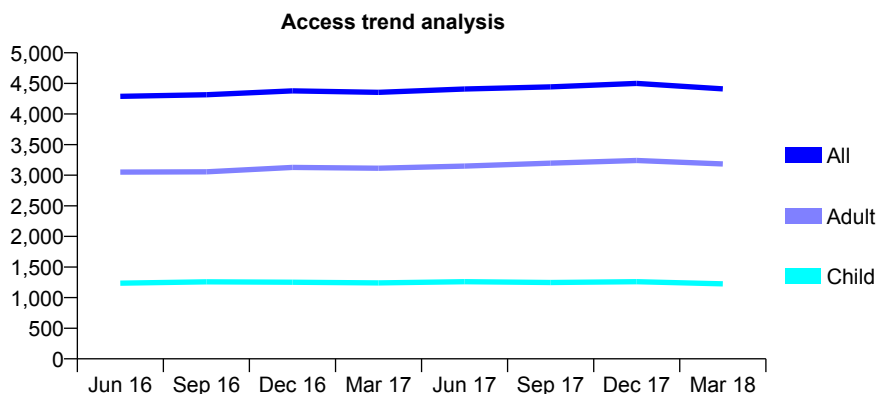
## Q45 - Vital Signs At a Glance Contract Report for 801712/0004 - Year end March 2018

Name or company name	Mr S A Jeyarajan Dental Surgery
Contract type name	GDS Contract
Purpose of contract	General
Contract start date	14/05/2011
Contract end date	

17/18 Contracted general activity (UDA)	11,567
Carry forward general activity (UDA)	-231
17/18 Contracted orthodontic activity (UOA)	0
Carry forward orthodontic activity (UOA)	0
Baseline contract value	£313,651.94

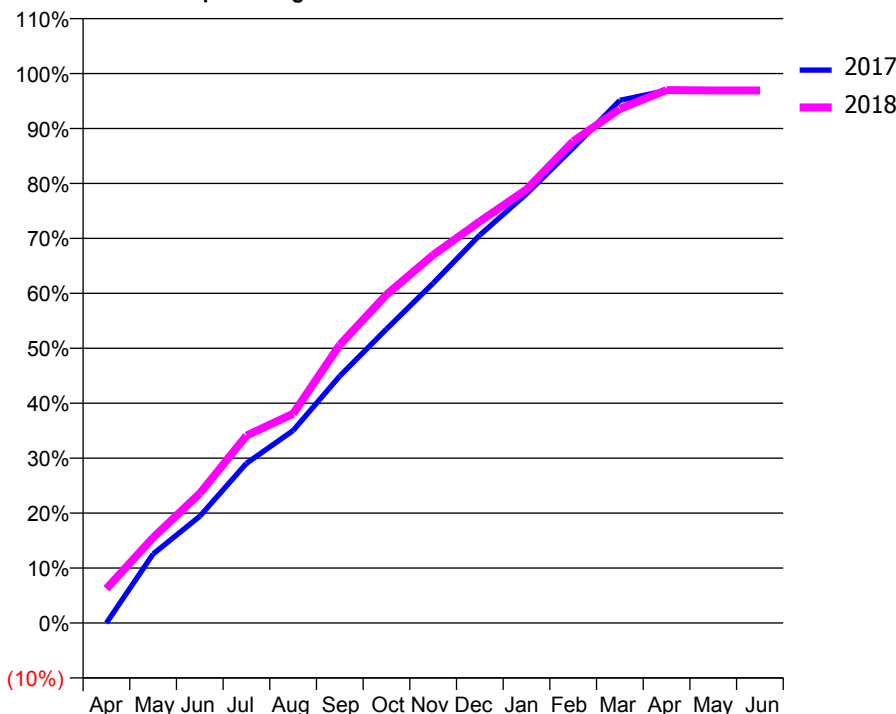
### ACCESS\*

Patients seen in 24 months	Total	Change since previous quarter
Quarter ending March 2017	4,355	
Quarter ending June 2017	4,409	→
Quarter ending September 2017	4,444	→
Quarter ending December 2017	4,501	→
Quarter ending March 2018	4,410	↓
<b>Variance since March 2017</b>	<b>1.3%</b>	<b>→</b>



### ACTIVITY

Cumulative percentage of contracted UDA delivered 2017 & 2018



Month	Adjusted Scheduled Activity (UDA)	
	2017	2018
April	0	723
May	1,453	1,798
June	2,247	2,726
July	3,361	3,946
August	4,052	4,406
September	5,199	5,855
October	6,187	6,911
November	7,152	7,749
December	8,166	8,452
January	9,034	9,128
February	9,999	10,140
March	11,001	10,823
April	11,209	11,217
May	11,209	11,208
June	11,209	11,208

### QUALITY

	Quantity	Base Number	Contract	AT	Region	England
% of FP17s for the same patient ID Re-attending within 3 months - Children	104	1,458	7.1%	12.2%	12.8%	11.9%
% of FP17s for the same patient ID Re-attending within 3 months - Adults	539	3,552	15.2%	15.6%	16.5%	16.0%
% of FP17s for the same patient ID Re-attending between 3 & 9 months - Children	695	1,458	47.7%	54.8%	59.7%	58.3%
% of FP17s for the same patient ID Re-attending between 3 & 9 months - Adults	1,323	3,552	37.2%	50.4%	52.6%	50.3%
% of FP17s for Band 1 Urgent Courses	646	5,121	12.6%	8.8%	9.1%	9.1%
% of FP17s Relating to Free Repair or Replacements	31	5,121	0.6%	1.2%	1.0%	0.8%
% of FP17s Relating to Continuations	38	5,121	0.7%	1.4%	1.2%	1.0%
% of Patients satisfied with the dentistry they have received	7	8	N/A	89.9%	91.6%	91.5%
% of Patients satisfied with the time they had to wait for an appointment	7	8	N/A	87.1%	88.3%	87.9%

\* This is based on patients treated on this contract for their most recent course of treatment. Figures in italics indicate the base number of FP17s or Patient Questionnaire responses are less than 100. N/A is shown where the base number of responses is less than 10 during the period. % is calculated as Quantity/Base number\*100



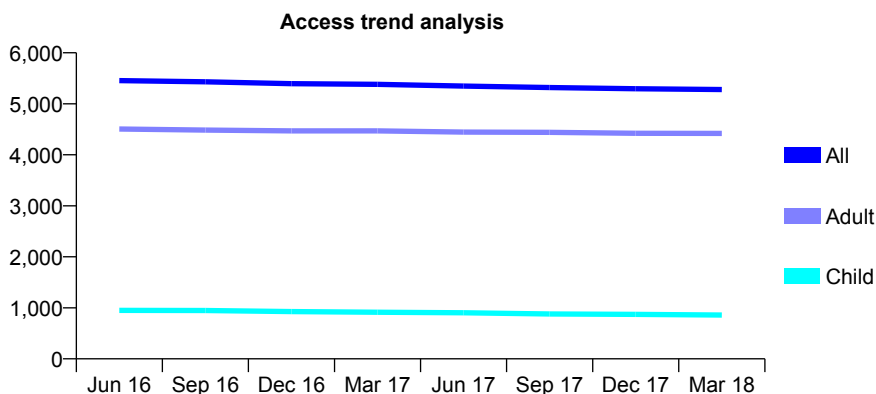
## Q45 - Vital Signs At a Glance Contract Report for 804932/0001 - Year end March 2018

Name or company name	MR A ABRAHAM
Contract type name	GDS Contract
Purpose of contract	General
Contract start date	01/04/2006
Contract end date	

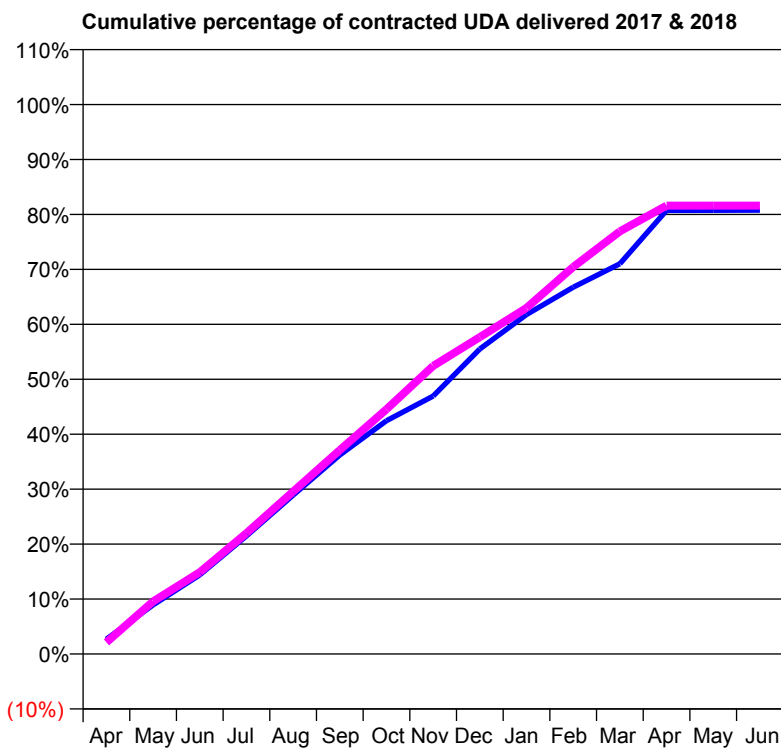
17/18 Contracted general activity (UDA)	17,669
Carry forward general activity (UDA)	0
17/18 Contracted orthodontic activity (UOA)	0
Carry forward orthodontic activity (UOA)	0
Baseline contract value	£378,073.74

### ACCESS\*

Patients seen in 24 months	Total	Change since previous quarter
Quarter ending March 2017	5,382	
Quarter ending June 2017	5,349	→
Quarter ending September 2017	5,319	→
Quarter ending December 2017	5,296	→
Quarter ending March 2018	5,280	→
<b>Variance since March 2017</b>	<b>(1.9%)</b>	<b>↓</b>



### ACTIVITY



Month	Adjusted Scheduled Activity (UDA)	
	2017	2018
April	476	375
May	1,580	1,690
June	2,546	2,629
July	3,798	3,886
August	5,110	5,225
September	6,401	6,560
October	7,501	7,870
November	8,293	9,264
December	9,810	10,189
January	10,913	11,131
February	11,793	12,444
March	12,547	13,589
April	14,262	14,417
May	14,267	14,417
June	14,271	14,417

### QUALITY

	Quantity	Base Number	Contract	AT	Region	England
% of FP17s for the same patient ID Re-attending within 3 months - Children	68	922	7.4%	12.2%	12.8%	11.9%
% of FP17s for the same patient ID Re-attending within 3 months - Adults	786	4,898	16.0%	15.6%	16.5%	16.0%
% of FP17s for the same patient ID Re-attending between 3 & 9 months - Children	194	922	21.0%	54.8%	59.7%	58.3%
% of FP17s for the same patient ID Re-attending between 3 & 9 months - Adults	1,127	4,898	23.0%	50.4%	52.6%	50.3%
% of FP17s for Band 1 Urgent Courses	377	5,491	6.9%	8.8%	9.1%	9.1%
% of FP17s Relating to Free Repair or Replacements	146	5,491	2.7%	1.2%	1.0%	0.8%
% of FP17s Relating to Continuations	265	5,491	4.8%	1.4%	1.2%	1.0%
% of Patients satisfied with the dentistry they have received	4	5	N/A	89.9%	91.6%	91.5%
% of Patients satisfied with the time they had to wait for an appointment	4	5	N/A	87.1%	88.3%	87.9%

\* This is based on patients treated on this contract for their most recent course of treatment. Figures in italics indicate the base number of FP17s or Patient Questionnaire responses are less than 100. N/A is shown where the base number of responses is less than 10 during the period. % is calculated as Quantity/Base number\*100

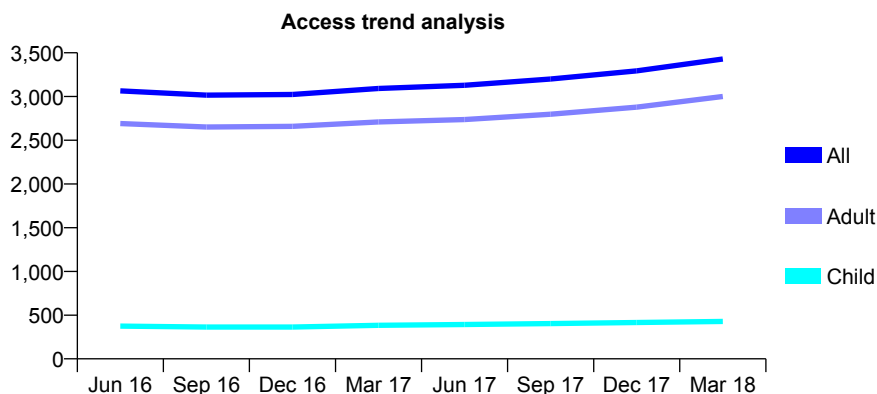
## Q45 - Vital Signs At a Glance Contract Report for 811513/0001 - Year end March 2018

Name or company name	MR PL NEWTON
Contract type name	GDS Contract
Purpose of contract	General
Contract start date	01/04/2006
Contract end date	

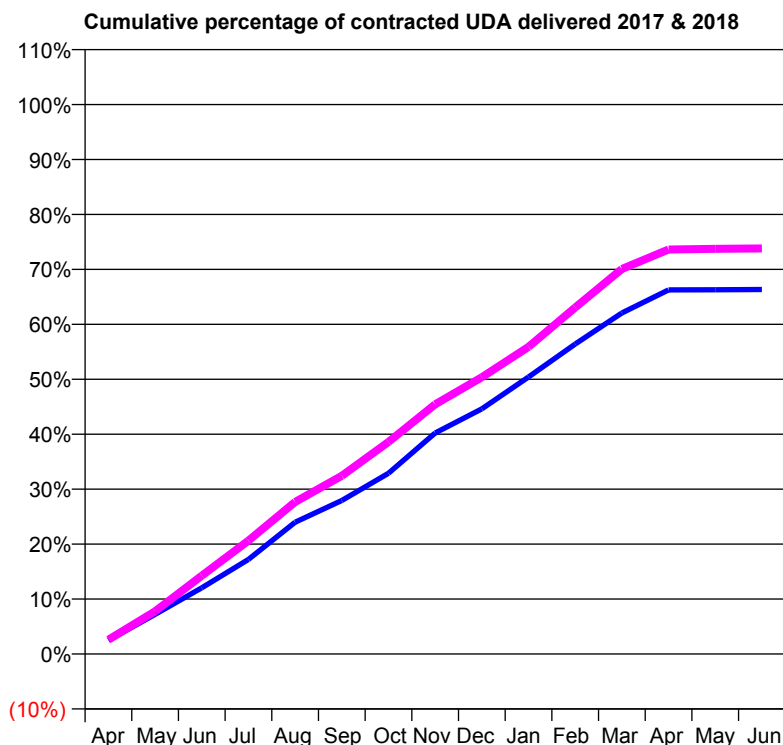
17/18 Contracted general activity (UDA)	15,980
Carry forward general activity (UDA)	0
17/18 Contracted orthodontic activity (UOA)	0
Carry forward orthodontic activity (UOA)	0
Baseline contract value	£343,951.48

### ACCESS\*

Patients seen in 24 months	Total	Change since previous quarter
Quarter ending March 2017	3,092	
Quarter ending June 2017	3,129	→
Quarter ending September 2017	3,200	↑
Quarter ending December 2017	3,294	↑
Quarter ending March 2018	3,429	↑
<b>Variance since March 2017</b>	<b>10.9%</b>	<b>↑</b>



### ACTIVITY



Month	Adjusted Scheduled Activity (UDA)	
	2017	2018
April	399	416
May	1,153	1,244
June	1,925	2,279
July	2,753	3,300
August	3,834	4,423
September	4,467	5,184
October	5,258	6,168
November	6,428	7,262
December	7,131	8,048
January	8,056	8,931
February	9,013	10,076
March	9,917	11,195
April	10,590	11,763
May	10,592	11,784
June	10,600	11,794

### QUALITY

	Quantity	Base Number	Contract	AT	Region	England
% of FP17s for the same patient ID Re-attending within 3 months - Children	80	759	10.5%	12.2%	12.8%	11.9%
% of FP17s for the same patient ID Re-attending within 3 months - Adults	581	4,936	11.8%	15.6%	16.5%	16.0%
% of FP17s for the same patient ID Re-attending between 3 & 9 months - Children	460	759	60.6%	54.8%	59.7%	58.3%
% of FP17s for the same patient ID Re-attending between 3 & 9 months - Adults	3,290	4,936	66.7%	50.4%	52.6%	50.3%
% of FP17s for Band 1 Urgent Courses	411	5,709	7.2%	8.8%	9.1%	9.1%
% of FP17s Relating to Free Repair or Replacements	82	5,709	1.4%	1.2%	1.0%	0.8%
% of FP17s Relating to Continuations	80	5,709	1.4%	1.4%	1.2%	1.0%
% of Patients satisfied with the dentistry they have received	14	14	100.0%	89.9%	91.6%	91.5%
% of Patients satisfied with the time they had to wait for an appointment	13	14	92.9%	87.1%	88.3%	87.9%

\* This is based on patients treated on this contract for their most recent course of treatment. Figures in italics indicate the base number of FP17s or Patient Questionnaire responses are less than 100. N/A is shown where the base number of responses is less than 10 during the period. % is calculated as Quantity/Base number\*100

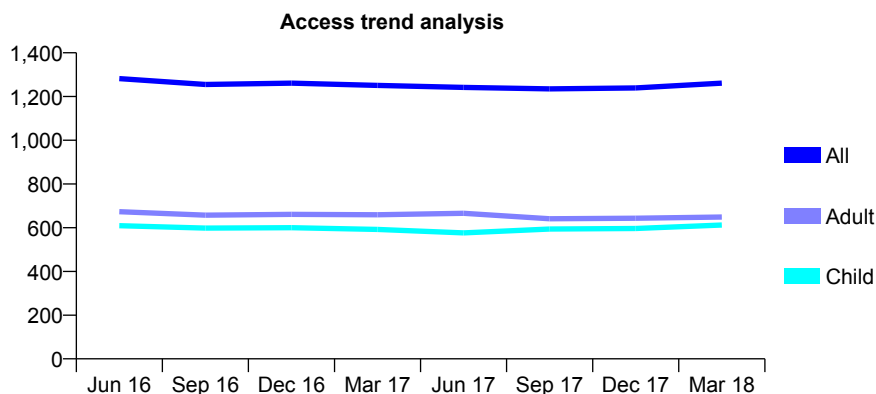
## Q45 - Vital Signs At a Glance Contract Report for 814342/0002 - Year end March 2018

Name or company name	Lynes Dental Surgery
Contract type name	GDS Contract
Purpose of contract	General
Contract start date	01/04/2006
Contract end date	

17/18 Contracted general activity (UDA)	5,800
Carry forward general activity (UDA)	0
17/18 Contracted orthodontic activity (UOA)	0
Carry forward orthodontic activity (UOA)	0
Baseline contract value	£137,914.55

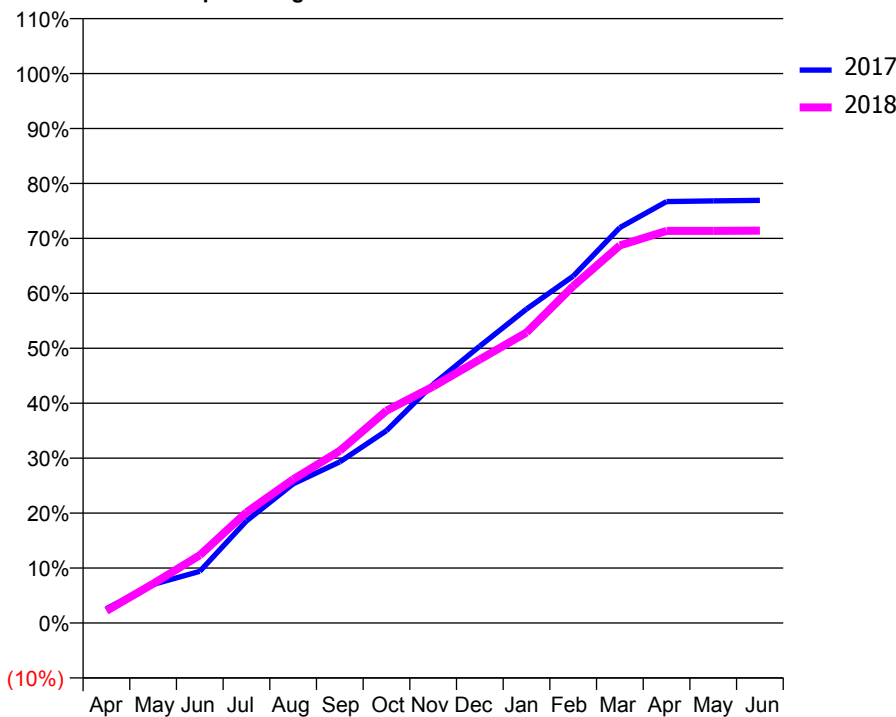
### ACCESS\*

Patients seen in 24 months	Total	Change since previous quarter
Quarter ending March 2017	1,251	
Quarter ending June 2017	1,242	→
Quarter ending September 2017	1,235	→
Quarter ending December 2017	1,239	→
Quarter ending March 2018	1,261	→
<b>Variance since March 2017</b>	<b>0.8%</b>	<b>→</b>



### ACTIVITY

Cumulative percentage of contracted UDA delivered 2017 & 2018



Month	Adjusted Scheduled Activity (UDA)	
	2017	2018
April	151	128
May	408	414
June	545	715
July	1,078	1,169
August	1,469	1,517
September	1,701	1,818
October	2,031	2,241
November	2,521	2,496
December	2,922	2,782
January	3,313	3,066
February	3,662	3,557
March	4,174	3,986
April	4,449	4,139
May	4,455	4,139
June	4,461	4,141

### QUALITY

	Quantity	Base Number	Contract	AT	Region	England
% of FP17s for the same patient ID Re-attending within 3 months - Children	49	1,118	4.4%	12.2%	12.8%	11.9%
% of FP17s for the same patient ID Re-attending within 3 months - Adults	112	973	11.5%	15.6%	16.5%	16.0%
% of FP17s for the same patient ID Re-attending between 3 & 9 months - Children	856	1,118	76.6%	54.8%	59.7%	58.3%
% of FP17s for the same patient ID Re-attending between 3 & 9 months - Adults	676	973	69.5%	50.4%	52.6%	50.3%
% of FP17s for Band 1 Urgent Courses	66	2,066	3.2%	8.8%	9.1%	9.1%
% of FP17s Relating to Free Repair or Replacements	0	2,066	0.0%	1.2%	1.0%	0.8%
% of FP17s Relating to Continuations	14	2,066	0.7%	1.4%	1.2%	1.0%
% of Patients satisfied with the dentistry they have received	2	2	N/A	89.9%	91.6%	91.5%
% of Patients satisfied with the time they had to wait for an appointment	2	2	N/A	87.1%	88.3%	87.9%

\* This is based on patients treated on this contract for their most recent course of treatment. Figures in italics indicate the base number of FP17s or Patient Questionnaire responses are less than 100. N/A is shown where the base number of responses is less than 10 during the period. % is calculated as Quantity/Base number\*100

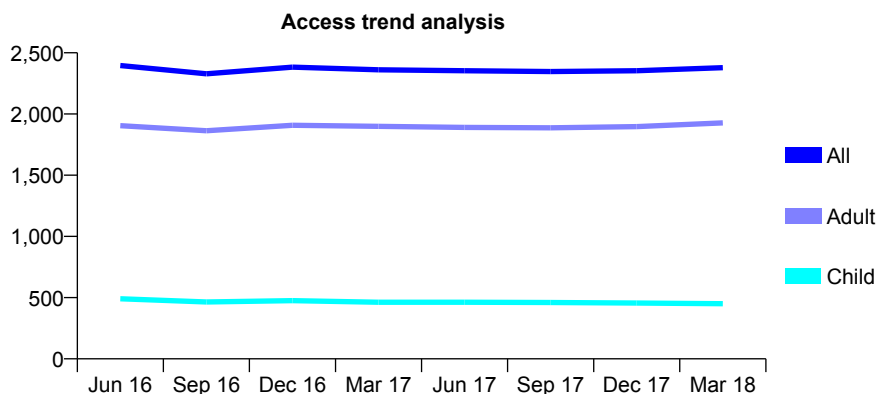
## Q45 - Vital Signs At a Glance Contract Report for 820857/0002 - Year end March 2018

Name or company name	MRS JH ELSTON
Contract type name	GDS Contract
Purpose of contract	General
Contract start date	01/04/2006
Contract end date	

17/18 Contracted general activity (UDA)	12,629
Carry forward general activity (UDA)	0
17/18 Contracted orthodontic activity (UOA)	0
Carry forward orthodontic activity (UOA)	0
Baseline contract value	£352,021.71

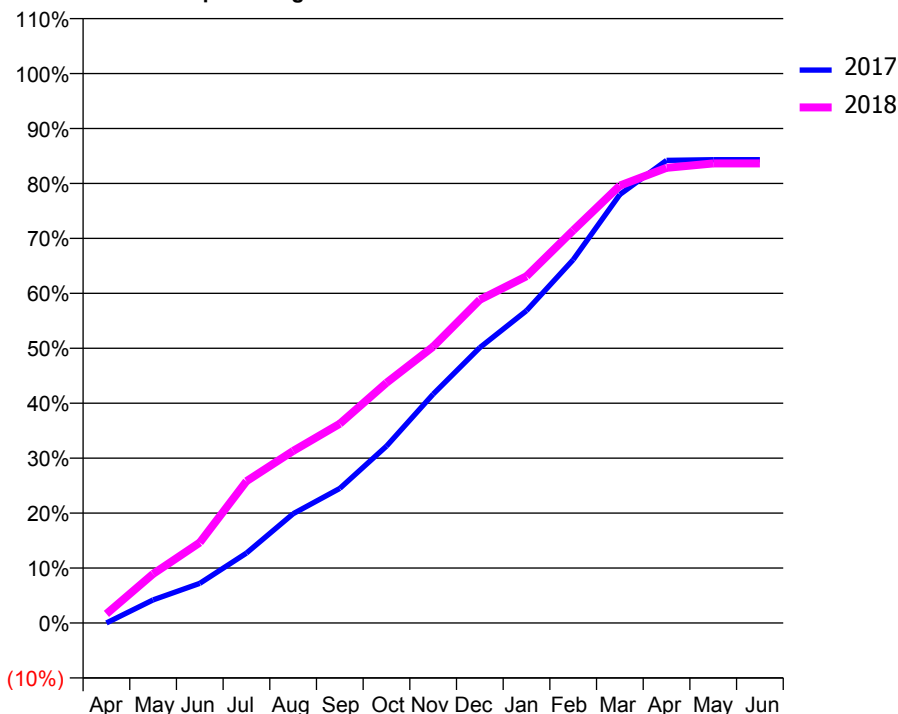
### ACCESS\*

Patients seen in 24 months	Total	Change since previous quarter
Quarter ending March 2017	2,361	
Quarter ending June 2017	2,353	→
Quarter ending September 2017	2,347	→
Quarter ending December 2017	2,353	→
Quarter ending March 2018	2,378	→
<b>Variance since March 2017</b>	<b>0.7%</b>	<b>→</b>



### ACTIVITY

Cumulative percentage of contracted UDA delivered 2017 & 2018



Month	Adjusted Scheduled Activity (UDA)	
	2017	2018
April	0	211
May	532	1,128
June	912	1,851
July	1,608	3,260
August	2,511	3,954
September	3,095	4,579
October	4,066	5,521
November	5,260	6,350
December	6,329	7,431
January	7,179	7,970
February	8,349	9,025
March	9,848	10,053
April	10,634	10,460
May	10,648	10,561
June	10,649	10,561

### QUALITY

	Quantity	Base Number	Contract	AT	Region	England
% of FP17s for the same patient ID Re-attending within 3 months - Children	63	655	9.6%	12.2%	12.8%	11.9%
% of FP17s for the same patient ID Re-attending within 3 months - Adults	827	3,259	25.4%	15.6%	16.5%	16.0%
% of FP17s for the same patient ID Re-attending between 3 & 9 months - Children	356	655	54.4%	54.8%	59.7%	58.3%
% of FP17s for the same patient ID Re-attending between 3 & 9 months - Adults	1,628	3,259	50.0%	50.4%	52.6%	50.3%
% of FP17s for Band 1 Urgent Courses	568	3,866	14.7%	8.8%	9.1%	9.1%
% of FP17s Relating to Free Repair or Replacements	168	3,866	4.3%	1.2%	1.0%	0.8%
% of FP17s Relating to Continuations	99	3,866	2.6%	1.4%	1.2%	1.0%
% of Patients satisfied with the dentistry they have received	6	8	N/A	89.9%	91.6%	91.5%
% of Patients satisfied with the time they had to wait for an appointment	5	8	N/A	87.1%	88.3%	87.9%

\* This is based on patients treated on this contract for their most recent course of treatment. Figures in italics indicate the base number of FP17s or Patient Questionnaire responses are less than 100. N/A is shown where the base number of responses is less than 10 during the period. % is calculated as Quantity/Base number\*100

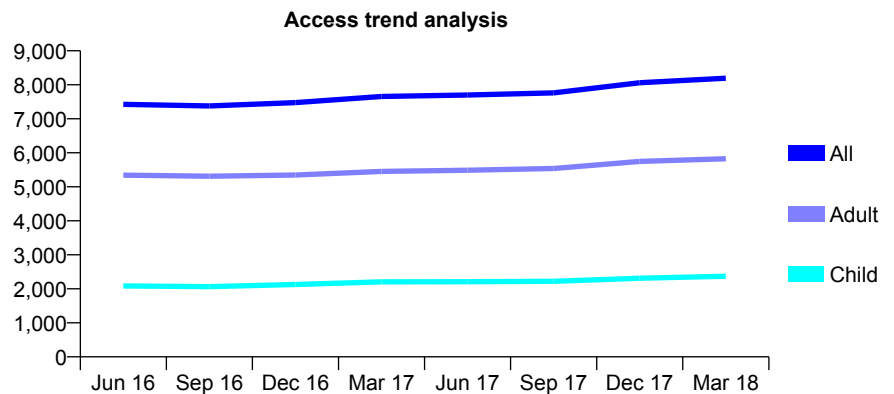
## Q45 - Vital Signs At a Glance Contract Report for 832472/0001 - Year end March 2018

Name or company name	MR AR FLETCHER
Contract type name	GDS Contract
Purpose of contract	General and Orthodontic
Contract start date	01/04/2006
Contract end date	

17/18 Contracted general activity (UDA)	25,408
Carry forward general activity (UDA)	973
17/18 Contracted orthodontic activity (UOA)	407
Carry forward orthodontic activity (UOA)	0
Baseline contract value	£641,744.57

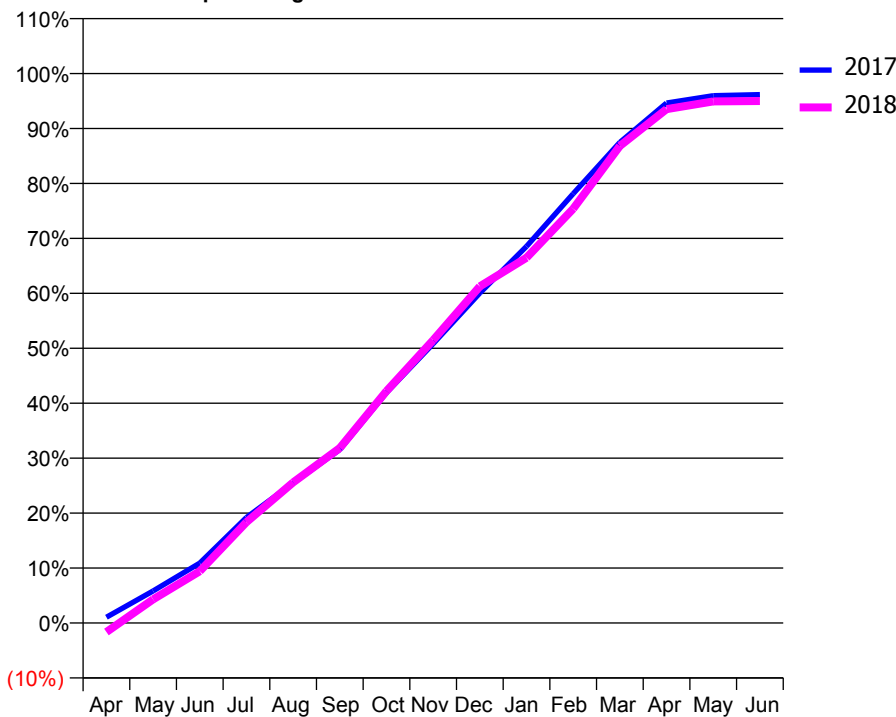
### ACCESS\*

Patients seen in 24 months	Total	Change since previous quarter
Quarter ending March 2017	7,657	
Quarter ending June 2017	7,700	→
Quarter ending September 2017	7,762	→
Quarter ending December 2017	8,061	↑
Quarter ending March 2018	8,195	→
<b>Variance since March 2017</b>	<b>7.0%</b>	<b>↑</b>



### ACTIVITY

Cumulative percentage of contracted UDA delivered 2017 & 2018



Month	Adjusted Scheduled Activity (UDA)	
	2017	2018
April	270	-421
May	1,482	1,093
June	2,773	2,395
July	4,880	4,662
August	6,480	6,503
September	8,020	8,095
October	10,651	10,728
November	12,912	13,083
December	15,257	15,568
January	17,415	16,891
February	19,853	19,152
March	22,224	22,057
April	24,041	23,758
May	24,385	24,120
June	24,435	24,138

### QUALITY

	Quantity	Base Number	Contract	AT	Region	England
% of FP17s for the same patient ID Re-attending within 3 months - Children	433	3,449	12.6%	12.2%	12.8%	11.9%
% of FP17s for the same patient ID Re-attending within 3 months - Adults	1,422	7,639	18.6%	15.6%	16.5%	16.0%
% of FP17s for the same patient ID Re-attending between 3 & 9 months - Children	1,608	3,449	46.6%	54.8%	59.7%	58.3%
% of FP17s for the same patient ID Re-attending between 3 & 9 months - Adults	3,436	7,639	45.0%	50.4%	52.6%	50.3%
% of FP17s for Band 1 Urgent Courses	925	10,022	9.2%	8.8%	9.1%	9.1%
% of FP17s Relating to Free Repair or Replacements	138	10,022	1.4%	1.2%	1.0%	0.8%
% of FP17s Relating to Continuations	234	10,022	2.3%	1.4%	1.2%	1.0%
% of Patients satisfied with the dentistry they have received	9	9	N/A	89.9%	91.6%	91.5%
% of Patients satisfied with the time they had to wait for an appointment	8	9	N/A	87.1%	88.3%	87.9%

\* This is based on patients treated on this contract for their most recent course of treatment. Figures in italics indicate the base number of FP17s or Patient Questionnaire responses are less than 100. N/A is shown where the base number of responses is less than 10 during the period. % is calculated as Quantity/Base number\*100

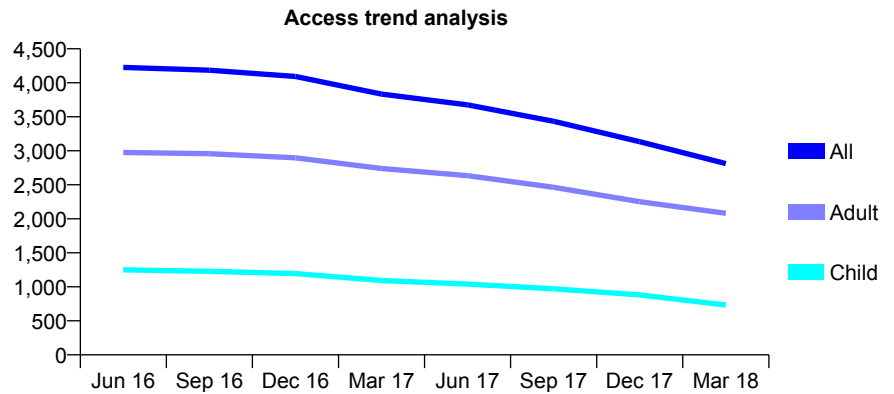
## Q45 - Vital Signs At a Glance Contract Report for 833037/0004 - Year end March 2018

Name or company name	MR MA HYDER
Contract type name	Pilot Contract
Purpose of contract	General
Contract start date	01/04/2006
Contract end date	

17/18 Contracted general activity (UDA)	11,922
Carry forward general activity (UDA)	0
17/18 Contracted orthodontic activity (UOA)	0
Carry forward orthodontic activity (UOA)	0
Baseline contract value	£387,227.73

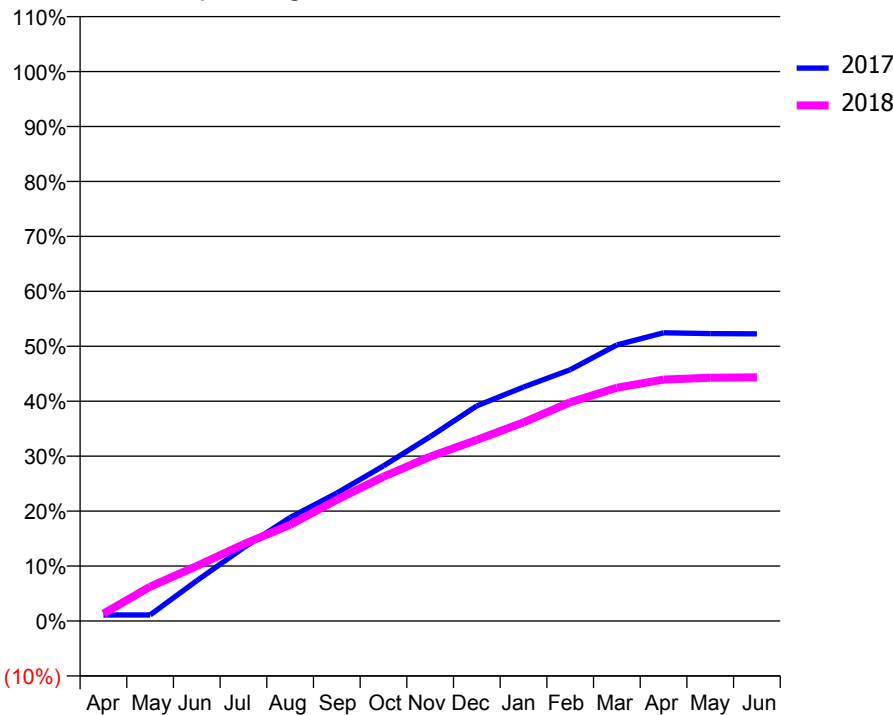
### ACCESS\*

Patients seen in 24 months	Total	Change since previous quarter
Quarter ending March 2017	3,834	
Quarter ending June 2017	3,675	↓
Quarter ending September 2017	3,434	↓
Quarter ending December 2017	3,134	↓
Quarter ending March 2018	2,813	↓
<b>Variance since March 2017</b>	<b>(26.6%)</b>	<b>↓</b>



### ACTIVITY

Cumulative percentage of contracted UDA delivered 2017 & 2018



Month	Adjusted Scheduled Activity (UDA)	
	2017	2018
April	130	161
May	130	745
June	874	1,192
July	1,590	1,664
August	2,246	2,089
September	2,777	2,630
October	3,366	3,132
November	3,999	3,565
December	4,669	3,931
January	5,076	4,311
February	5,453	4,745
March	5,989	5,061
April	6,253	5,238
May	6,235	5,280
June	6,231	5,286

### QUALITY

	Quantity	Base Number	Contract	AT	Region	England
% of FP17s for the same patient ID Re-attending within 3 months - Children	35	667	5.2%	12.2%	12.8%	11.9%
% of FP17s for the same patient ID Re-attending within 3 months - Adults	248	1,685	14.7%	15.6%	16.5%	16.0%
% of FP17s for the same patient ID Re-attending between 3 & 9 months - Children	164	667	24.6%	54.8%	59.7%	58.3%
% of FP17s for the same patient ID Re-attending between 3 & 9 months - Adults	329	1,685	19.5%	50.4%	52.6%	50.3%
% of FP17s for Band 1 Urgent Courses	419	2,354	17.8%	8.8%	9.1%	9.1%
% of FP17s Relating to Free Repair or Replacements	33	2,354	1.4%	1.2%	1.0%	0.8%
% of FP17s Relating to Continuations	6	2,354	0.3%	1.4%	1.2%	1.0%
% of Patients satisfied with the dentistry they have received	2	3	N/A	89.9%	91.6%	91.5%
% of Patients satisfied with the time they had to wait for an appointment	2	3	N/A	87.1%	88.3%	87.9%

\* This is based on patients treated on this contract for their most recent course of treatment. Figures in italics indicate the base number of FP17s or Patient Questionnaire responses are less than 100. N/A is shown where the base number of responses is less than 10 during the period. % is calculated as Quantity/Base number\*100

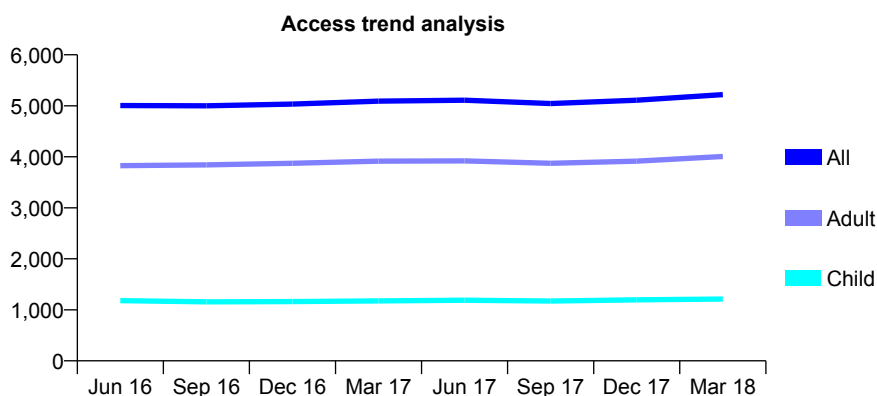
## Q45 - Vital Signs At a Glance Contract Report for 833037/0007 - Year end March 2018

Name or company name	MR MA HYDER
Contract type name	GDS Contract
Purpose of contract	General
Contract start date	01/08/2006
Contract end date	

17/18 Contracted general activity (UDA)	12,000
Carry forward general activity (UDA)	207
17/18 Contracted orthodontic activity (UOA)	0
Carry forward orthodontic activity (UOA)	0
Baseline contract value	£346,599.20

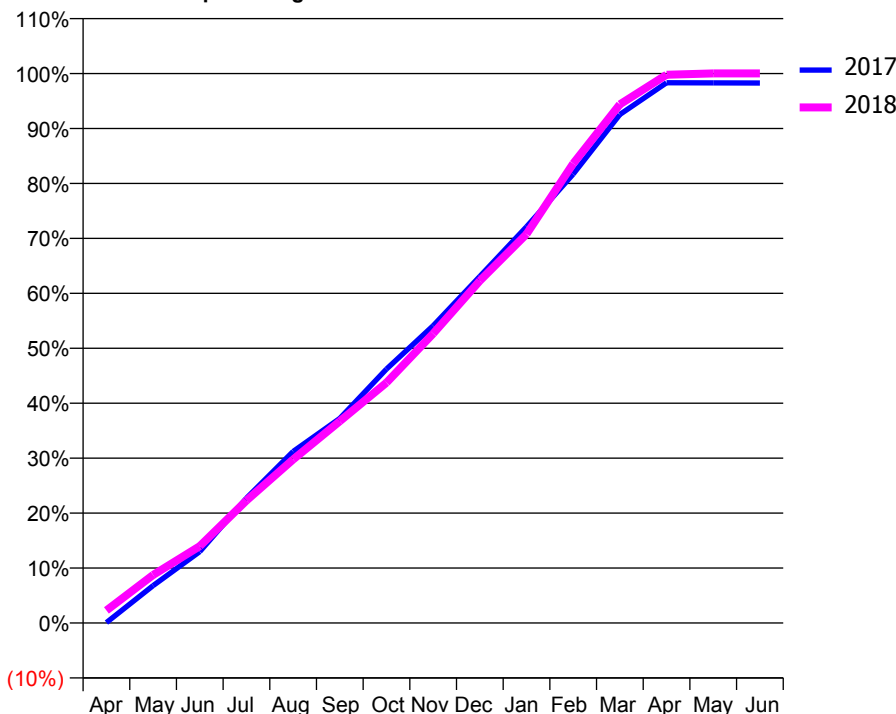
### ACCESS\*

Patients seen in 24 months	Total	Change since previous quarter
Quarter ending March 2017	5,091	
Quarter ending June 2017	5,110	→
Quarter ending September 2017	5,044	↓
Quarter ending December 2017	5,110	→
Quarter ending March 2018	5,220	↑
<b>Variance since March 2017</b>	<b>2.5%</b>	<b>↑</b>



### ACTIVITY

Cumulative percentage of contracted UDA delivered 2017 & 2018



Month	Adjusted Scheduled Activity (UDA)	
	2017	2018
April	11	275
May	818	1,049
June	1,558	1,677
July	2,728	2,676
August	3,746	3,572
September	4,469	4,406
October	5,547	5,250
November	6,491	6,320
December	7,570	7,474
January	8,654	8,492
February	9,802	10,032
March	11,106	11,326
April	11,799	11,972
May	11,795	12,001
June	11,793	12,001

### QUALITY

	Quantity	Base Number	Contract	AT	Region	England
% of FP17s for the same patient ID Re-attending within 3 months - Children	122	1,685	7.2%	12.2%	12.8%	11.9%
% of FP17s for the same patient ID Re-attending within 3 months - Adults	791	5,260	15.0%	15.6%	16.5%	16.0%
% of FP17s for the same patient ID Re-attending between 3 & 9 months - Children	909	1,685	53.9%	54.8%	59.7%	58.3%
% of FP17s for the same patient ID Re-attending between 3 & 9 months - Adults	2,534	5,260	48.2%	50.4%	52.6%	50.3%
% of FP17s for Band 1 Urgent Courses	908	6,907	13.1%	8.8%	9.1%	9.1%
% of FP17s Relating to Free Repair or Replacements	74	6,907	1.1%	1.2%	1.0%	0.8%
% of FP17s Relating to Continuations	32	6,907	0.5%	1.4%	1.2%	1.0%
% of Patients satisfied with the dentistry they have received	15	19	78.9%	89.9%	91.6%	91.5%
% of Patients satisfied with the time they had to wait for an appointment	16	19	84.2%	87.1%	88.3%	87.9%

\* This is based on patients treated on this contract for their most recent course of treatment. Figures in italics indicate the base number of FP17s or Patient Questionnaire responses are less than 100. N/A is shown where the base number of responses is less than 10 during the period. % is calculated as Quantity/Base number\*100



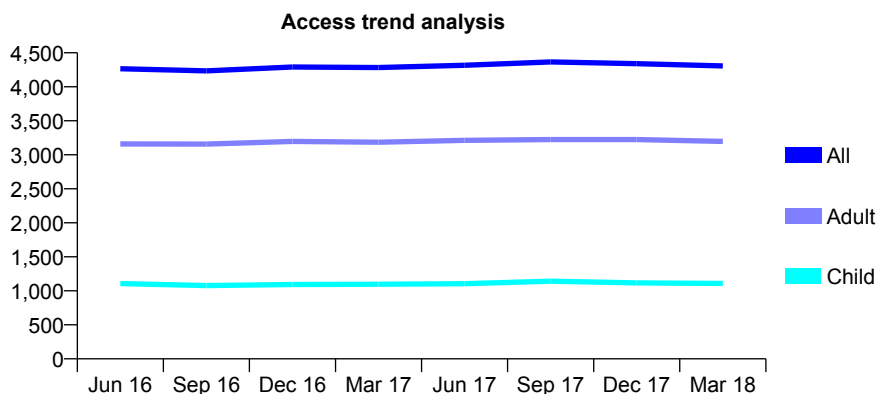
## Q45 - Vital Signs At a Glance Contract Report for 833037/0008 - Year end March 2018

Name or company name	MR MA HYDER
Contract type name	GDS Contract
Purpose of contract	General
Contract start date	01/09/2008
Contract end date	

17/18 Contracted general activity (UDA)	10,861
Carry forward general activity (UDA)	-11
17/18 Contracted orthodontic activity (UOA)	0
Carry forward orthodontic activity (UOA)	0
Baseline contract value	£232,358.70

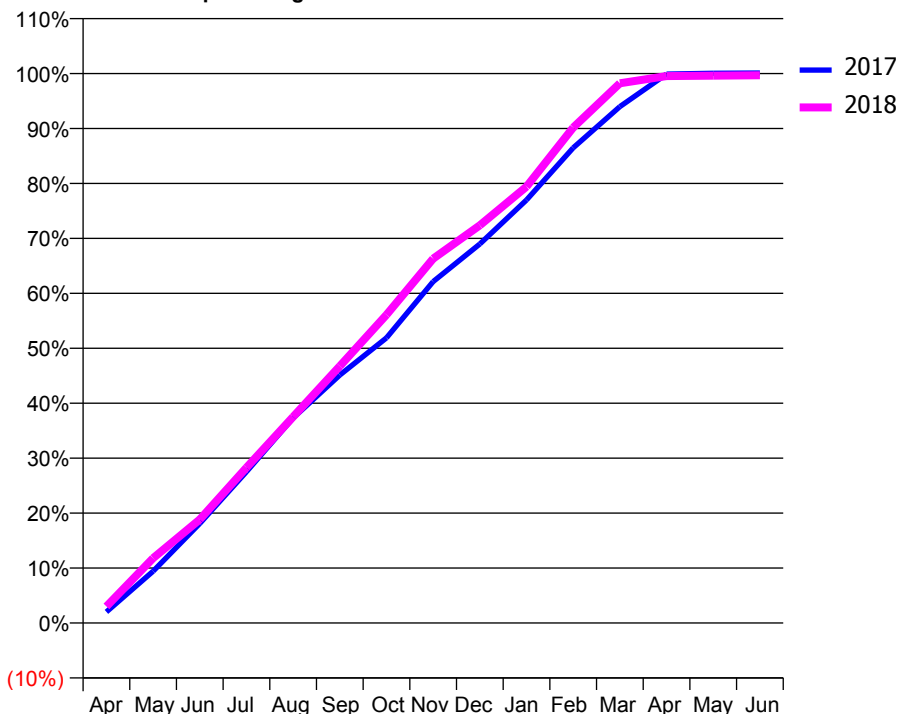
### ACCESS\*

Patients seen in 24 months	Total	Change since previous quarter
Quarter ending March 2017	4,284	
Quarter ending June 2017	4,316	→
Quarter ending September 2017	4,366	→
Quarter ending December 2017	4,341	→
Quarter ending March 2018	4,306	→
<b>Variance since March 2017</b>	<b>0.5%</b>	<b>→</b>



### ACTIVITY

Cumulative percentage of contracted UDA delivered 2017 & 2018



Month	Adjusted Scheduled Activity (UDA)	
	2017	2018
April	221	329
May	1,023	1,282
June	1,967	2,048
July	2,991	3,073
August	4,053	4,075
September	4,902	5,078
October	5,637	6,093
November	6,748	7,201
December	7,493	7,861
January	8,362	8,626
February	9,392	9,794
March	10,207	10,667
April	10,849	10,810
May	10,866	10,817
June	10,872	10,825

### QUALITY

	Quantity	Base Number	Contract	AT	Region	England
% of FP17s for the same patient ID Re-attending within 3 months - Children	169	1,703	9.9%	12.2%	12.8%	11.9%
% of FP17s for the same patient ID Re-attending within 3 months - Adults	745	4,488	16.6%	15.6%	16.5%	16.0%
% of FP17s for the same patient ID Re-attending between 3 & 9 months - Children	917	1,703	53.8%	54.8%	59.7%	58.3%
% of FP17s for the same patient ID Re-attending between 3 & 9 months - Adults	2,155	4,488	48.0%	50.4%	52.6%	50.3%
% of FP17s for Band 1 Urgent Courses	855	5,961	14.3%	8.8%	9.1%	9.1%
% of FP17s Relating to Free Repair or Replacements	90	5,961	1.5%	1.2%	1.0%	0.8%
% of FP17s Relating to Continuations	31	5,961	0.5%	1.4%	1.2%	1.0%
% of Patients satisfied with the dentistry they have received	8	9	N/A	89.9%	91.6%	91.5%
% of Patients satisfied with the time they had to wait for an appointment	7	9	N/A	87.1%	88.3%	87.9%

\* This is based on patients treated on this contract for their most recent course of treatment. Figures in italics indicate the base number of FP17s or Patient Questionnaire responses are less than 100. N/A is shown where the base number of responses is less than 10 during the period. % is calculated as Quantity/Base number\*100

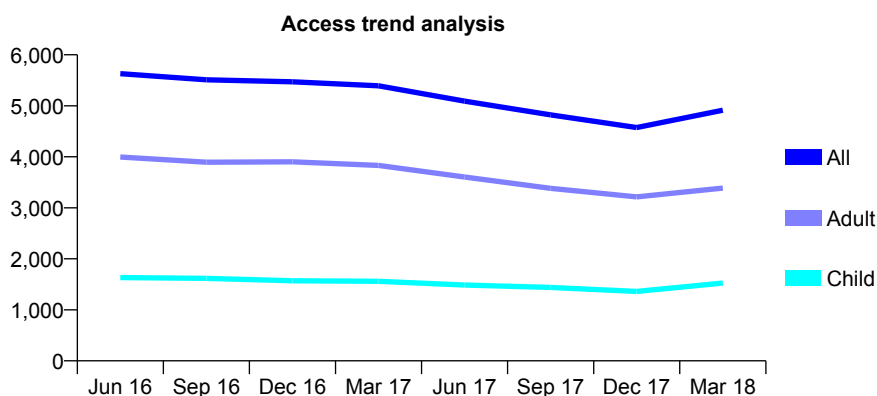
## Q45 - Vital Signs At a Glance Contract Report for 833037/0009 - Year end March 2018

Name or company name	MR MA HYDER
Contract type name	GDS Contract
Purpose of contract	General
Contract start date	01/06/2009
Contract end date	

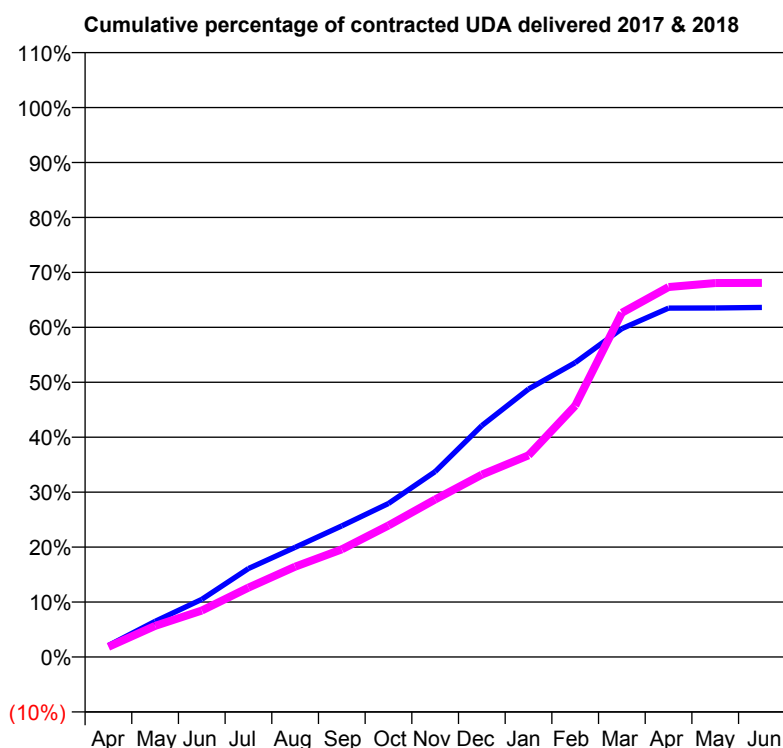
17/18 Contracted general activity (UDA)	15,400
Carry forward general activity (UDA)	0
17/18 Contracted orthodontic activity (UOA)	0
Carry forward orthodontic activity (UOA)	0
Baseline contract value	£334,092.77

### ACCESS\*

Patients seen in 24 months	Total	Change since previous quarter
Quarter ending March 2017	5,391	
Quarter ending June 2017	5,091	↓
Quarter ending September 2017	4,821	↓
Quarter ending December 2017	4,575	↓
Quarter ending March 2018	4,913	↑
<b>Variance since March 2017</b>	<b>(8.9%)</b>	<b>↓</b>



### ACTIVITY



Month	Adjusted Scheduled Activity (UDA)	
	2017	2018
April	324	287
May	998	872
June	1,617	1,302
July	2,480	1,946
August	3,074	2,533
September	3,674	3,016
October	4,303	3,685
November	5,198	4,414
December	6,486	5,110
January	7,510	5,653
February	8,251	7,043
March	9,203	9,648
April	9,777	10,370
May	9,781	10,479
June	9,796	10,484

### QUALITY

	Quantity	Base Number	Contract	AT	Region	England
% of FP17s for the same patient ID Re-attending within 3 months - Children	99	1,679	5.9%	12.2%	12.8%	11.9%
% of FP17s for the same patient ID Re-attending within 3 months - Adults	528	3,419	15.4%	15.6%	16.5%	16.0%
% of FP17s for the same patient ID Re-attending between 3 & 9 months - Children	398	1,679	23.7%	54.8%	59.7%	58.3%
% of FP17s for the same patient ID Re-attending between 3 & 9 months - Adults	822	3,419	24.0%	50.4%	52.6%	50.3%
% of FP17s for Band 1 Urgent Courses	936	5,103	18.3%	8.8%	9.1%	9.1%
% of FP17s Relating to Free Repair or Replacements	17	5,103	0.3%	1.2%	1.0%	0.8%
% of FP17s Relating to Continuations	0	5,103	0.0%	1.4%	1.2%	1.0%
% of Patients satisfied with the dentistry they have received	4	4	N/A	89.9%	91.6%	91.5%
% of Patients satisfied with the time they had to wait for an appointment	3	4	N/A	87.1%	88.3%	87.9%

\* This is based on patients treated on this contract for their most recent course of treatment. Figures in italics indicate the base number of FP17s or Patient Questionnaire responses are less than 100. N/A is shown where the base number of responses is less than 10 during the period. % is calculated as Quantity/Base number\*100

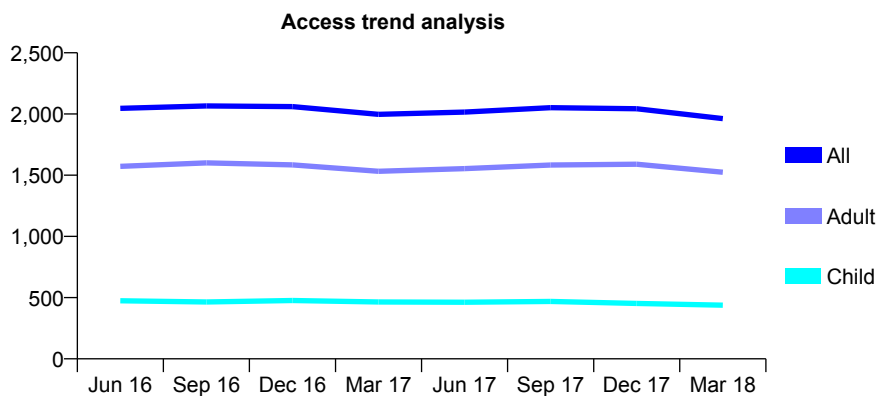
## Q45 - Vital Signs At a Glance Contract Report for 833037/0010 - Year end March 2018

Name or company name	MR MA HYDER
Contract type name	GDS Contract
Purpose of contract	General
Contract start date	01/08/2010
Contract end date	

17/18 Contracted general activity (UDA)	5,025
Carry forward general activity (UDA)	-100
17/18 Contracted orthodontic activity (UOA)	0
Carry forward orthodontic activity (UOA)	0
Baseline contract value	£175,704.97

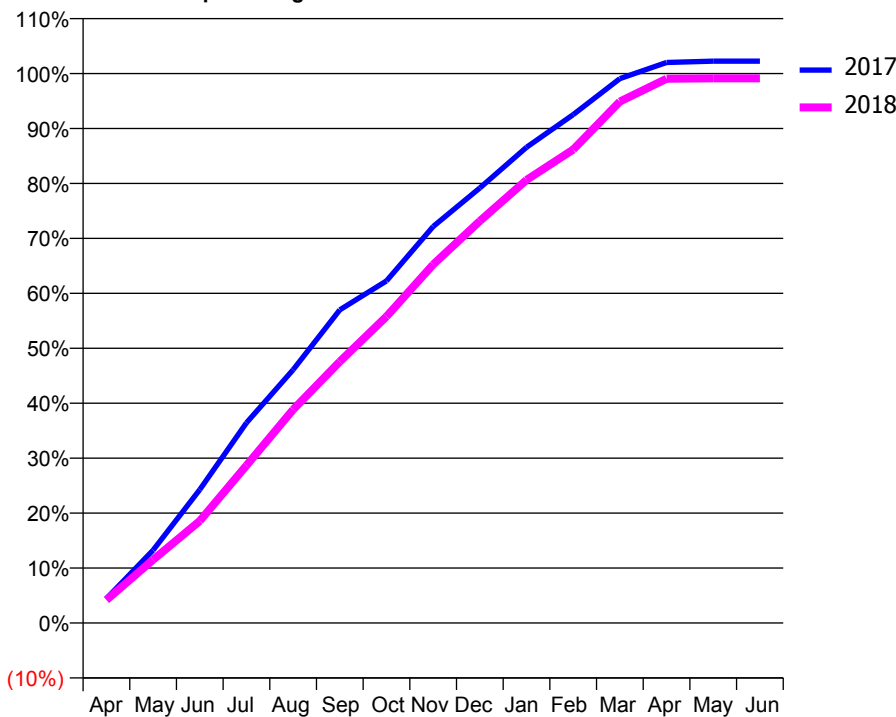
### ACCESS\*

Patients seen in 24 months	Total	Change since previous quarter
Quarter ending March 2017	1,997	
Quarter ending June 2017	2,016	→
Quarter ending September 2017	2,052	→
Quarter ending December 2017	2,043	→
Quarter ending March 2018	1,962	↓
<b>Variance since March 2017</b>	<b>(1.8%)</b>	<b>↓</b>



### ACTIVITY

Cumulative percentage of contracted UDA delivered 2017 & 2018



Month	Adjusted Scheduled Activity (UDA)	
	2017	2018
April	224	211
May	667	579
June	1,220	933
July	1,830	1,441
August	2,316	1,951
September	2,863	2,391
October	3,128	2,803
November	3,626	3,278
December	3,979	3,676
January	4,350	4,051
February	4,649	4,329
March	4,978	4,769
April	5,126	4,977
May	5,138	4,981
June	5,137	4,981

### QUALITY

	Quantity	Base Number	Contract	AT	Region	England
% of FP17s for the same patient ID Re-attending within 3 months - Children	32	532	6.0%	12.2%	12.8%	11.9%
% of FP17s for the same patient ID Re-attending within 3 months - Adults	220	1,848	11.9%	15.6%	16.5%	16.0%
% of FP17s for the same patient ID Re-attending between 3 & 9 months - Children	226	532	42.5%	54.8%	59.7%	58.3%
% of FP17s for the same patient ID Re-attending between 3 & 9 months - Adults	776	1,848	42.0%	50.4%	52.6%	50.3%
% of FP17s for Band 1 Urgent Courses	225	2,376	9.5%	8.8%	9.1%	9.1%
% of FP17s Relating to Free Repair or Replacements	26	2,376	1.1%	1.2%	1.0%	0.8%
% of FP17s Relating to Continuations	22	2,376	0.9%	1.4%	1.2%	1.0%
% of Patients satisfied with the dentistry they have received	5	5	N/A	89.9%	91.6%	91.5%
% of Patients satisfied with the time they had to wait for an appointment	4	5	N/A	87.1%	88.3%	87.9%

\* This is based on patients treated on this contract for their most recent course of treatment. Figures in italics indicate the base number of FP17s or Patient Questionnaire responses are less than 100. N/A is shown where the base number of responses is less than 10 during the period. % is calculated as Quantity/Base number\*100

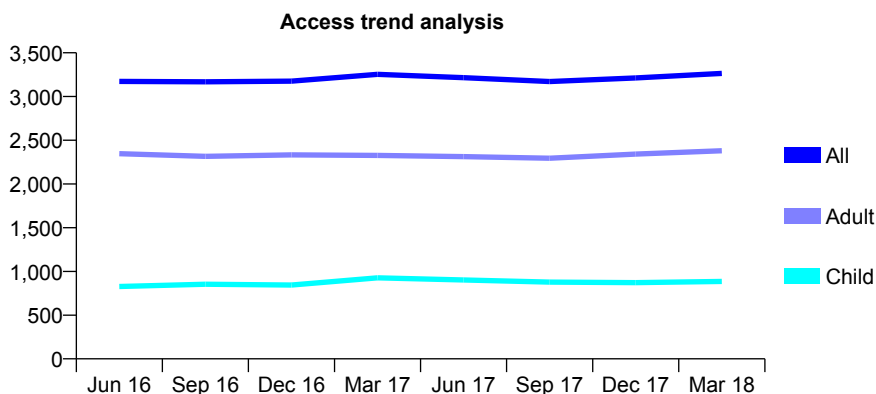
## Q45 - Vital Signs At a Glance Contract Report for 833037/0011 - Year end March 2018

Name or company name	MR MA HYDER
Contract type name	GDS Contract
Purpose of contract	General
Contract start date	01/08/2010
Contract end date	

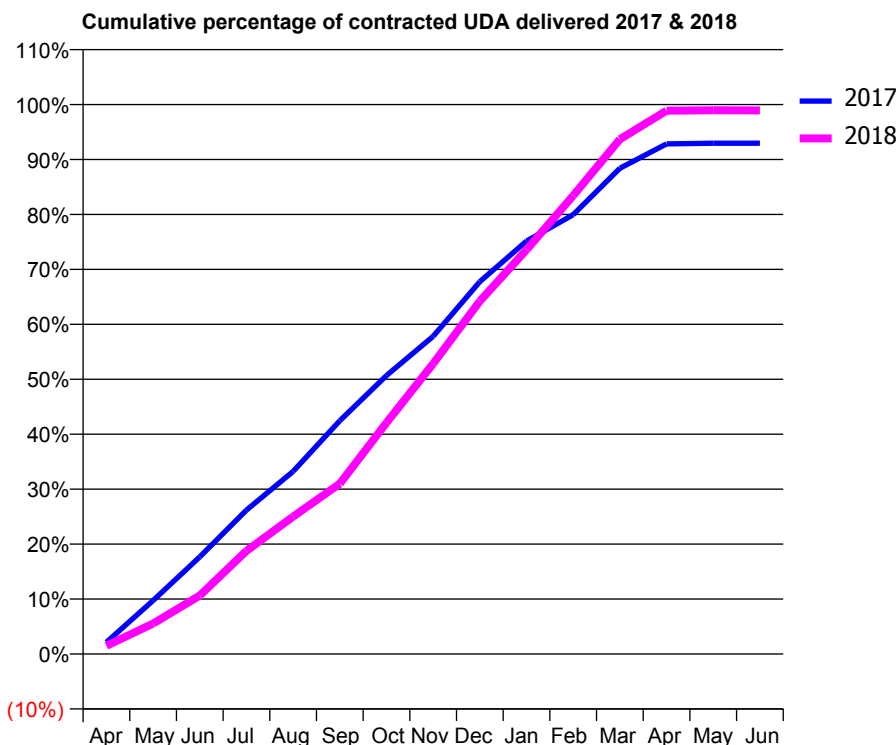
17/18 Contracted general activity (UDA)	8,710
Carry forward general activity (UDA)	0
17/18 Contracted orthodontic activity (UOA)	0
Carry forward orthodontic activity (UOA)	0
Baseline contract value	£367,957.37

### ACCESS\*

Patients seen in 24 months	Total	Change since previous quarter
Quarter ending March 2017	3,253	
Quarter ending June 2017	3,215	↓
Quarter ending September 2017	3,172	↓
Quarter ending December 2017	3,213	→
Quarter ending March 2018	3,265	→
<b>Variance since March 2017</b>	<b>0.4%</b>	<b>→</b>



### ACTIVITY



Month	Adjusted Scheduled Activity (UDA)	
	2017	2018
April	187	131
May	849	484
June	1,540	926
July	2,282	1,635
August	2,895	2,179
September	3,698	2,700
October	4,414	3,666
November	5,035	4,602
December	5,903	5,593
January	6,545	6,407
February	6,962	7,267
March	7,698	8,161
April	8,086	8,611
May	8,095	8,618
June	8,095	8,616

### QUALITY

	Quantity	Base Number	Contract	AT	Region	England
% of FP17s for the same patient ID Re-attending within 3 months - Children	151	1,265	11.9%	12.2%	12.8%	11.9%
% of FP17s for the same patient ID Re-attending within 3 months - Adults	564	3,127	18.0%	15.6%	16.5%	16.0%
% of FP17s for the same patient ID Re-attending between 3 & 9 months - Children	642	1,265	50.8%	54.8%	59.7%	58.3%
% of FP17s for the same patient ID Re-attending between 3 & 9 months - Adults	1,339	3,127	42.8%	50.4%	52.6%	50.3%
% of FP17s for Band 1 Urgent Courses	654	4,074	16.1%	8.8%	9.1%	9.1%
% of FP17s Relating to Free Repair or Replacements	89	4,074	2.2%	1.2%	1.0%	0.8%
% of FP17s Relating to Continuations	37	4,074	0.9%	1.4%	1.2%	1.0%
% of Patients satisfied with the dentistry they have received	2	2	N/A	89.9%	91.6%	91.5%
% of Patients satisfied with the time they had to wait for an appointment	2	2	N/A	87.1%	88.3%	87.9%

\* This is based on patients treated on this contract for their most recent course of treatment. Figures in italics indicate the base number of FP17s or Patient Questionnaire responses are less than 100. N/A is shown where the base number of responses is less than 10 during the period. % is calculated as Quantity/Base number\*100

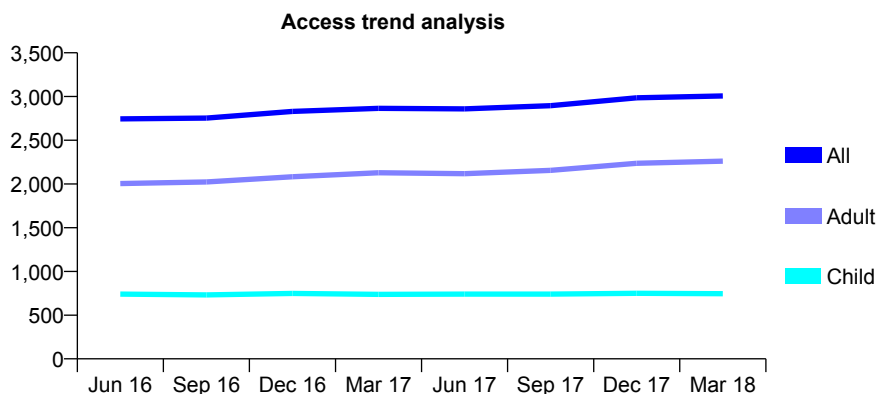
## Q45 - Vital Signs At a Glance Contract Report for 833037/0012 - Year end March 2018

Name or company name	MR MA HYDER
Contract type name	GDS Contract
Purpose of contract	General
Contract start date	01/08/2010
Contract end date	

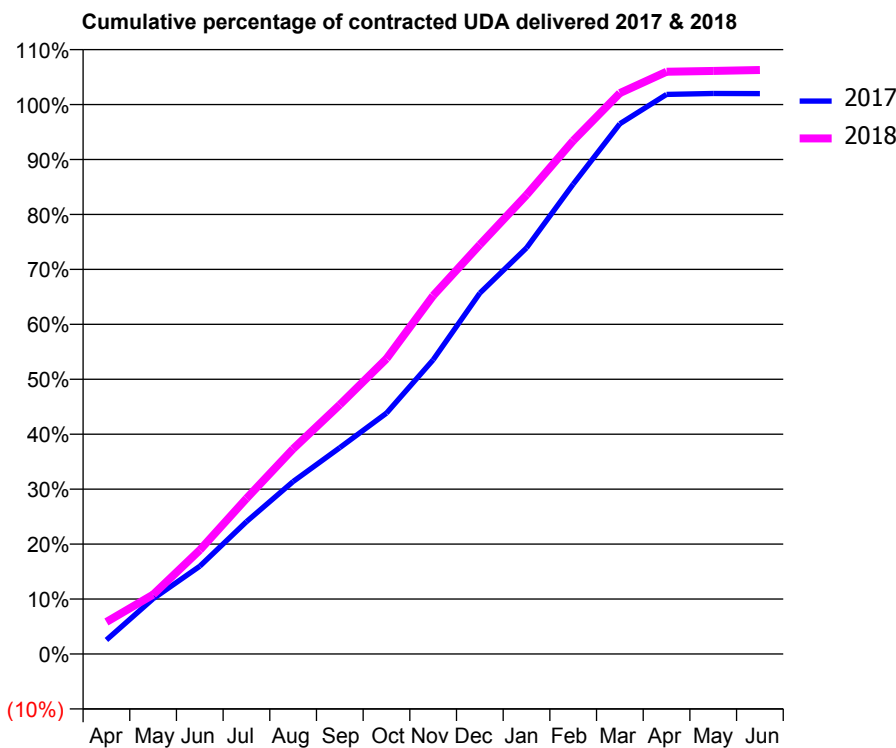
17/18 Contracted general activity (UDA)	7,758
Carry forward general activity (UDA)	-153
17/18 Contracted orthodontic activity (UOA)	0
Carry forward orthodontic activity (UOA)	0
Baseline contract value	£277,404.70

### ACCESS\*

Patients seen in 24 months	Total	Change since previous quarter
Quarter ending March 2017	2,865	
Quarter ending June 2017	2,859	→
Quarter ending September 2017	2,895	→
Quarter ending December 2017	2,986	↑
Quarter ending March 2018	3,006	→
<b>Variance since March 2017</b>	<b>4.9%</b>	<b>↑</b>



### ACTIVITY



Month	Adjusted Scheduled Activity (UDA)	
	2017	2018
April	199	454
May	781	840
June	1,239	1,468
July	1,868	2,196
August	2,436	2,897
September	2,913	3,519
October	3,401	4,169
November	4,154	5,059
December	5,096	5,779
January	5,734	6,482
February	6,634	7,247
March	7,485	7,919
April	7,900	8,221
May	7,913	8,232
June	7,911	8,245

### QUALITY

	Quantity	Base Number	Contract	AT	Region	England
% of FP17s for the same patient ID Re-attending within 3 months - Children	144	1,140	12.6%	12.2%	12.8%	11.9%
% of FP17s for the same patient ID Re-attending within 3 months - Adults	545	2,835	19.2%	15.6%	16.5%	16.0%
% of FP17s for the same patient ID Re-attending between 3 & 9 months - Children	540	1,140	47.4%	54.8%	59.7%	58.3%
% of FP17s for the same patient ID Re-attending between 3 & 9 months - Adults	1,021	2,835	36.0%	50.4%	52.6%	50.3%
% of FP17s for Band 1 Urgent Courses	606	3,907	15.5%	8.8%	9.1%	9.1%
% of FP17s Relating to Free Repair or Replacements	36	3,907	0.9%	1.2%	1.0%	0.8%
% of FP17s Relating to Continuations	19	3,907	0.5%	1.4%	1.2%	1.0%
% of Patients satisfied with the dentistry they have received	8	8	N/A	89.9%	91.6%	91.5%
% of Patients satisfied with the time they had to wait for an appointment	8	8	N/A	87.1%	88.3%	87.9%

\* This is based on patients treated on this contract for their most recent course of treatment. Figures in italics indicate the base number of FP17s or Patient Questionnaire responses are less than 100. N/A is shown where the base number of responses is less than 10 during the period. % is calculated as Quantity/Base number\*100

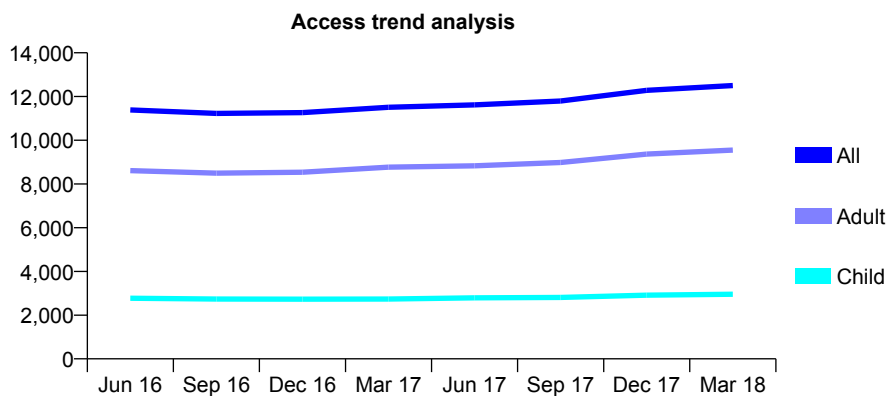
## Q45 - Vital Signs At a Glance Contract Report for 833037/0013 - Year end March 2018

Name or company name	MR MA HYDER
Contract type name	GDS Contract
Purpose of contract	General
Contract start date	01/08/2010
Contract end date	

17/18 Contracted general activity (UDA)	33,814
Carry forward general activity (UDA)	900
17/18 Contracted orthodontic activity (UOA)	0
Carry forward orthodontic activity (UOA)	0
Baseline contract value	£1,146,261.56

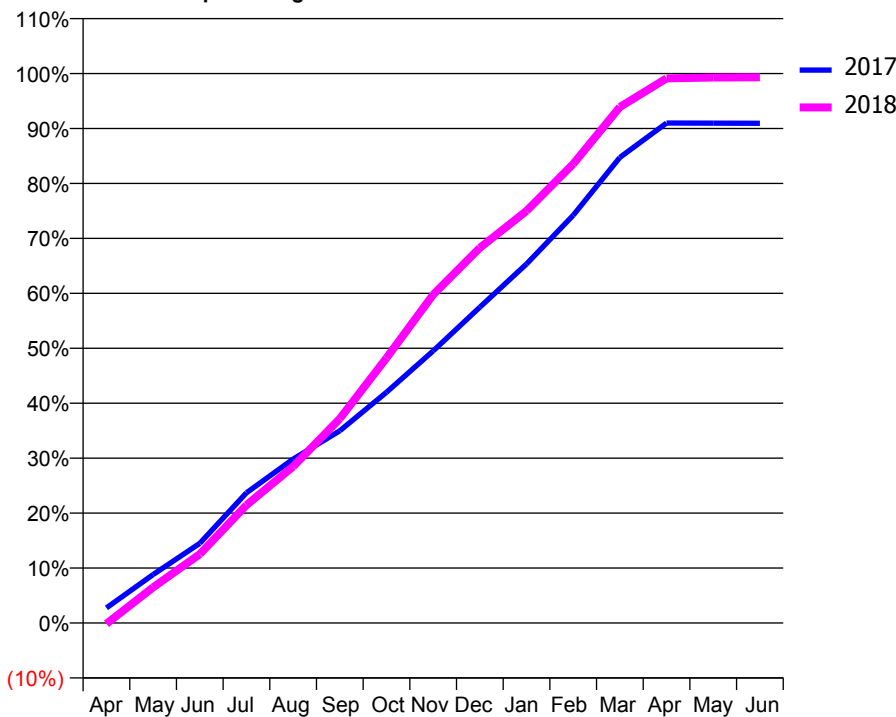
### ACCESS\*

Patients seen in 24 months	Total	Change since previous quarter
Quarter ending March 2017	11,508	
Quarter ending June 2017	11,618	→
Quarter ending September 2017	11,795	→
Quarter ending December 2017	12,280	↑
Quarter ending March 2018	12,505	→
<b>Variance since March 2017</b>	<b>8.7%</b>	<b>↑</b>



### ACTIVITY

Cumulative percentage of contracted UDA delivered 2017 & 2018



Month	Adjusted Scheduled Activity (UDA)	
	2017	2018
April	933	-52
May	2,982	2,194
June	4,901	4,240
July	8,010	7,257
August	10,089	9,627
September	11,827	12,572
October	14,201	16,306
November	16,747	20,210
December	19,434	23,089
January	22,092	25,362
February	25,092	28,250
March	28,649	31,752
April	30,767	33,515
May	30,759	33,566
June	30,751	33,579

### QUALITY

	Quantity	Base Number	Contract	AT	Region	England
% of FP17s for the same patient ID Re-attending within 3 months - Children	534	4,673	11.4%	12.2%	12.8%	11.9%
% of FP17s for the same patient ID Re-attending within 3 months - Adults	2,433	12,605	19.3%	15.6%	16.5%	16.0%
% of FP17s for the same patient ID Re-attending between 3 & 9 months - Children	2,362	4,673	50.5%	54.8%	59.7%	58.3%
% of FP17s for the same patient ID Re-attending between 3 & 9 months - Adults	4,554	12,605	36.1%	50.4%	52.6%	50.3%
% of FP17s for Band 1 Urgent Courses	3,064	16,379	18.7%	8.8%	9.1%	9.1%
% of FP17s Relating to Free Repair or Replacements	219	16,379	1.3%	1.2%	1.0%	0.8%
% of FP17s Relating to Continuations	117	16,379	0.7%	1.4%	1.2%	1.0%
% of Patients satisfied with the dentistry they have received	21	23	91.3%	89.9%	91.6%	91.5%
% of Patients satisfied with the time they had to wait for an appointment	19	23	82.6%	87.1%	88.3%	87.9%

\* This is based on patients treated on this contract for their most recent course of treatment. Figures in italics indicate the base number of FP17s or Patient Questionnaire responses are less than 100. N/A is shown where the base number of responses is less than 10 during the period. % is calculated as Quantity/Base number\*100

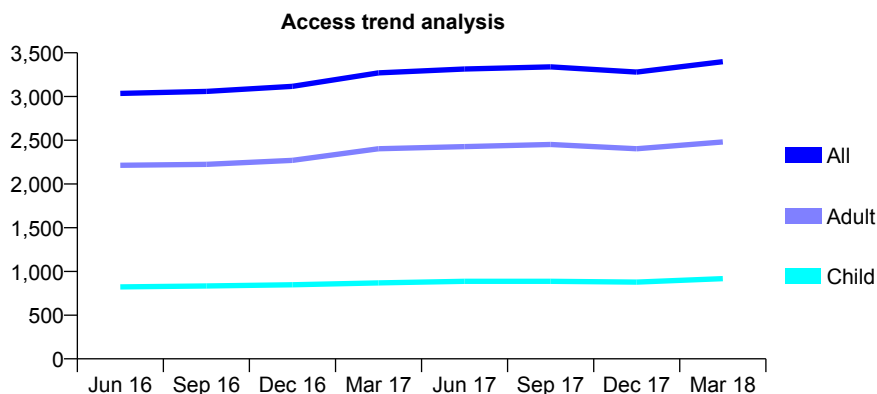
## Q45 - Vital Signs At a Glance Contract Report for 833037/0014 - Year end March 2018

Name or company name	MR MA HYDER
Contract type name	PDS Plus Contract
Purpose of contract	General
Contract start date	01/09/2010
Contract end date	31/03/2020

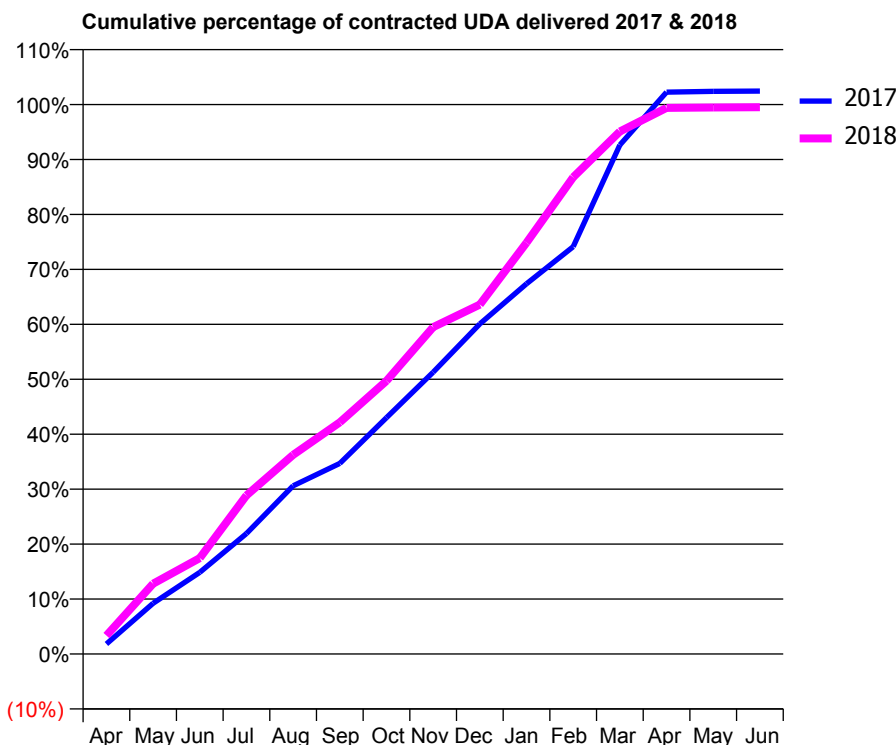
17/18 Contracted general activity (UDA)	7,089
Carry forward general activity (UDA)	0
17/18 Contracted orthodontic activity (UOA)	0
Carry forward orthodontic activity (UOA)	0
Baseline contract value	£118,696.59

### ACCESS\*

Patients seen in 24 months	Total	Change since previous quarter
Quarter ending March 2017	3,271	
Quarter ending June 2017	3,314	→
Quarter ending September 2017	3,339	→
Quarter ending December 2017	3,279	↓
Quarter ending March 2018	3,398	↑
<b>Variance since March 2017</b>	<b>3.9%</b>	<b>↑</b>



### ACTIVITY



Month	Adjusted Scheduled Activity (UDA)	
	2017	2018
April	129	238
May	655	907
June	1,054	1,237
July	1,555	2,047
August	2,170	2,570
September	2,459	2,988
October	3,050	3,525
November	3,635	4,218
December	4,259	4,508
January	4,776	5,307
February	5,255	6,150
March	6,566	6,741
April	7,249	7,046
May	7,258	7,050
June	7,262	7,054

### QUALITY

	Quantity	Base Number	Contract	AT	Region	England
% of FP17s for the same patient ID Re-attending within 3 months - Children	64	1,159	5.5%	12.2%	12.8%	11.9%
% of FP17s for the same patient ID Re-attending within 3 months - Adults	456	3,133	14.6%	15.6%	16.5%	16.0%
% of FP17s for the same patient ID Re-attending between 3 & 9 months - Children	580	1,159	50.0%	54.8%	59.7%	58.3%
% of FP17s for the same patient ID Re-attending between 3 & 9 months - Adults	1,311	3,133	41.8%	50.4%	52.6%	50.3%
% of FP17s for Band 1 Urgent Courses	633	4,216	15.0%	8.8%	9.1%	9.1%
% of FP17s Relating to Free Repair or Replacements	46	4,216	1.1%	1.2%	1.0%	0.8%
% of FP17s Relating to Continuations	22	4,216	0.5%	1.4%	1.2%	1.0%
% of Patients satisfied with the dentistry they have received	4	6	N/A	89.9%	91.6%	91.5%
% of Patients satisfied with the time they had to wait for an appointment	4	6	N/A	87.1%	88.3%	87.9%

\* This is based on patients treated on this contract for their most recent course of treatment. Figures in italics indicate the base number of FP17s or Patient Questionnaire responses are less than 100. N/A is shown where the base number of responses is less than 10 during the period. % is calculated as Quantity/Base number\*100



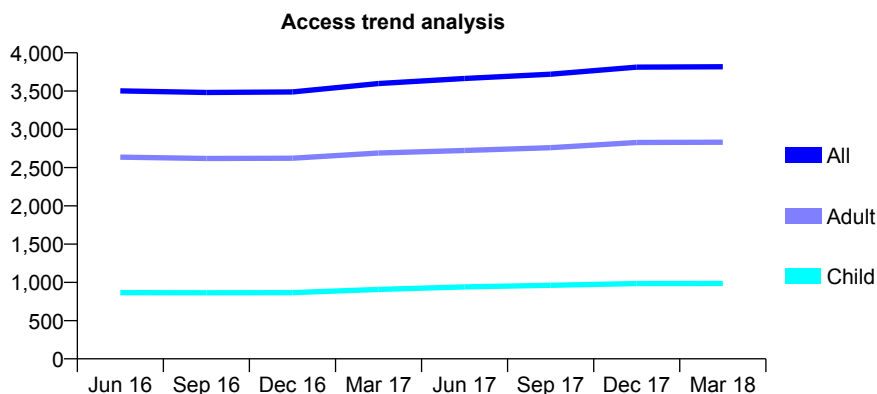
## Q45 - Vital Signs At a Glance Contract Report for 833037/0015 - Year end March 2018

Name or company name	MR MA HYDER
Contract type name	PDS Plus Contract
Purpose of contract	General
Contract start date	01/09/2010
Contract end date	31/03/2020

17/18 Contracted general activity (UDA)	9,027
Carry forward general activity (UDA)	0
17/18 Contracted orthodontic activity (UOA)	0
Carry forward orthodontic activity (UOA)	0
Baseline contract value	£151,118.16

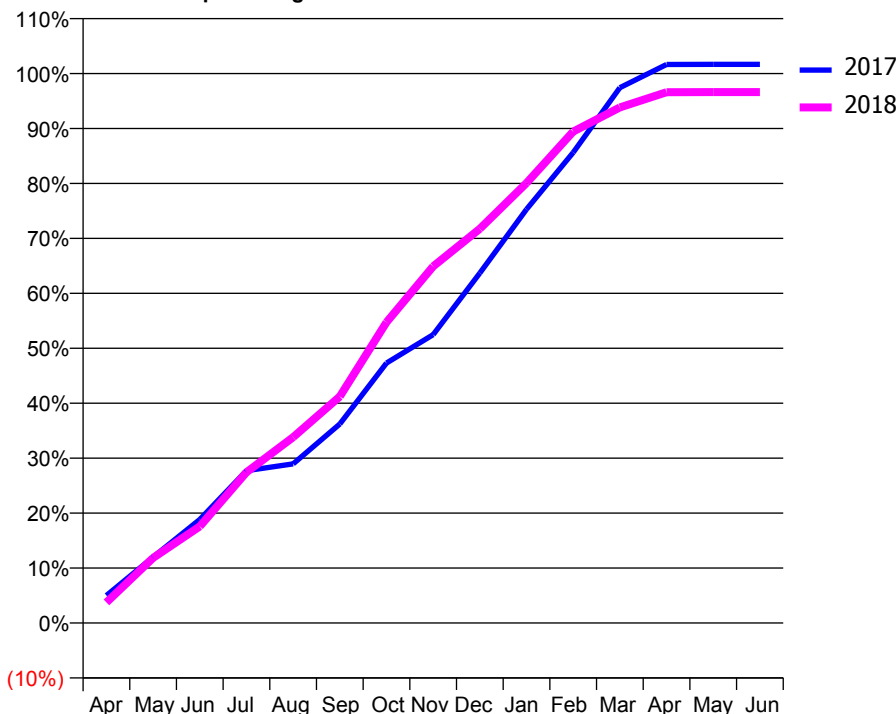
### ACCESS\*

Patients seen in 24 months	Total	Change since previous quarter
Quarter ending March 2017	3,599	
Quarter ending June 2017	3,664	→
Quarter ending September 2017	3,721	→
Quarter ending December 2017	3,812	↑
Quarter ending March 2018	3,817	→
<b>Variance since March 2017</b>	<b>6.1%</b>	<b>↑</b>



### ACTIVITY

Cumulative percentage of contracted UDA delivered 2017 & 2018



Adjusted Scheduled Activity (UDA)

Month	2017	2018
April	452	337
May	1,082	1,070
June	1,701	1,587
July	2,504	2,476
August	2,615	3,052
September	3,270	3,720
October	4,270	4,942
November	4,738	5,859
December	5,748	6,476
January	6,795	7,228
February	7,730	8,074
March	8,794	8,470
April	9,176	8,719
May	9,177	8,721
June	9,177	8,721

### QUALITY

	Quantity	Base Number	Contract	AT	Region	England
% of FP17s for the same patient ID Re-attending within 3 months - Children	81	1,342	6.0%	12.2%	12.8%	11.9%
% of FP17s for the same patient ID Re-attending within 3 months - Adults	374	3,371	11.1%	15.6%	16.5%	16.0%
% of FP17s for the same patient ID Re-attending between 3 & 9 months - Children	649	1,342	48.4%	54.8%	59.7%	58.3%
% of FP17s for the same patient ID Re-attending between 3 & 9 months - Adults	1,654	3,371	49.1%	50.4%	52.6%	50.3%
% of FP17s for Band 1 Urgent Courses	516	4,711	11.0%	8.8%	9.1%	9.1%
% of FP17s Relating to Free Repair or Replacements	29	4,711	0.6%	1.2%	1.0%	0.8%
% of FP17s Relating to Continuations	5	4,711	0.1%	1.4%	1.2%	1.0%
% of Patients satisfied with the dentistry they have received	3	5	N/A	89.9%	91.6%	91.5%
% of Patients satisfied with the time they had to wait for an appointment	4	5	N/A	87.1%	88.3%	87.9%

\* This is based on patients treated on this contract for their most recent course of treatment. Figures in italics indicate the base number of FP17s or Patient Questionnaire responses are less than 100. N/A is shown where the base number of responses is less than 10 during the period. % is calculated as Quantity/Base number\*100

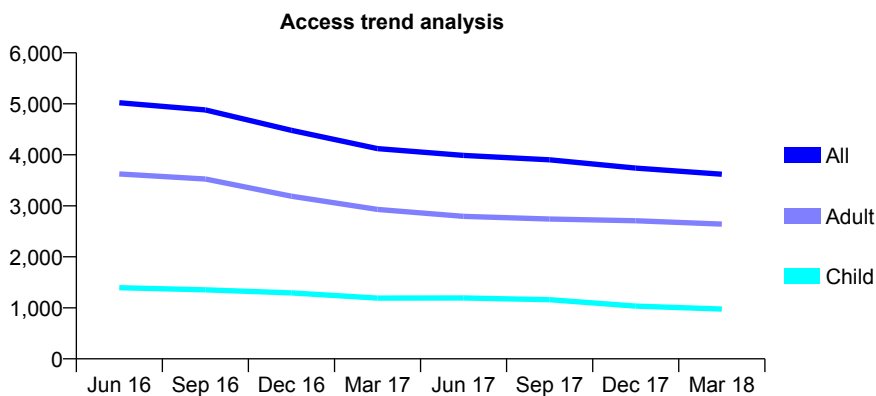
## Q45 - Vital Signs At a Glance Contract Report for 833037/0016 - Year end March 2018

Name or company name	MR MA HYDER
Contract type name	GDS Contract
Purpose of contract	General
Contract start date	12/10/2013
Contract end date	

17/18 Contracted general activity (UDA)	16,000
Carry forward general activity (UDA)	-180
17/18 Contracted orthodontic activity (UOA)	0
Carry forward orthodontic activity (UOA)	0
Baseline contract value	£382,470.38

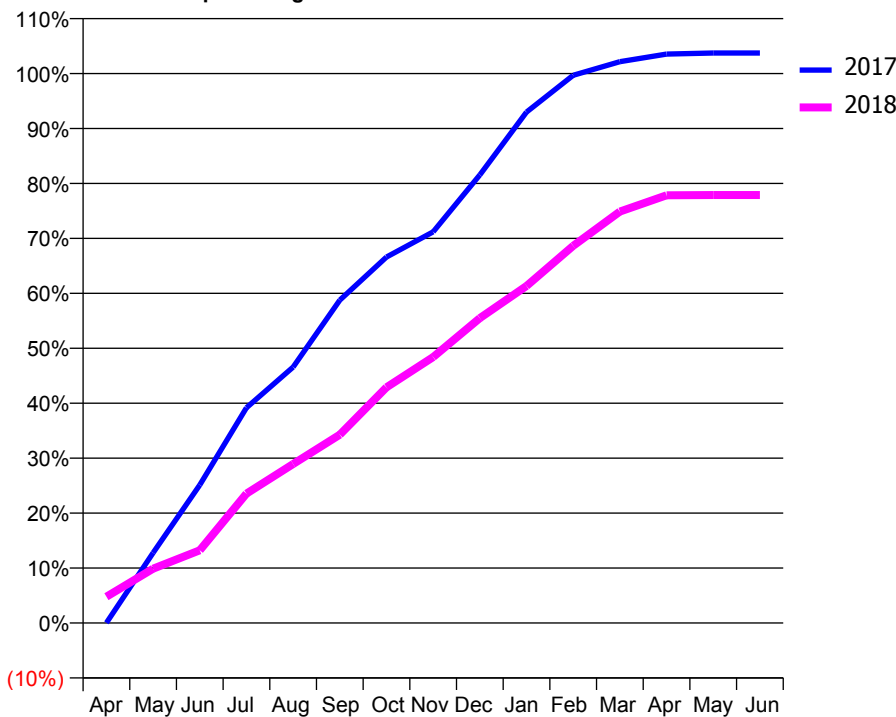
### ACCESS\*

Patients seen in 24 months	Total	Change since previous quarter
Quarter ending March 2017	4,122	
Quarter ending June 2017	3,987	↓
Quarter ending September 2017	3,902	↓
Quarter ending December 2017	3,741	↓
Quarter ending March 2018	3,619	↓
<b>Variance since March 2017</b>	<b>(12.2%)</b>	<b>↓</b>



### ACTIVITY

Cumulative percentage of contracted UDA delivered 2017 & 2018



Month	Adjusted Scheduled Activity (UDA)	
	2017	2018
April	3	767
May	1,149	1,583
June	2,262	2,119
July	3,526	3,769
August	4,192	4,629
September	5,288	5,483
October	5,994	6,863
November	6,407	7,745
December	7,339	8,877
January	8,369	9,812
February	8,971	10,983
March	9,193	11,981
April	9,317	12,455
May	9,336	12,463
June	9,337	12,460

### QUALITY

	Quantity	Base Number	Contract	AT	Region	England
% of FP17s for the same patient ID Re-attending within 3 months - Children	120	1,543	7.8%	12.2%	12.8%	11.9%
% of FP17s for the same patient ID Re-attending within 3 months - Adults	586	3,605	16.3%	15.6%	16.5%	16.0%
% of FP17s for the same patient ID Re-attending between 3 & 9 months - Children	744	1,543	48.2%	54.8%	59.7%	58.3%
% of FP17s for the same patient ID Re-attending between 3 & 9 months - Adults	1,453	3,605	40.3%	50.4%	52.6%	50.3%
% of FP17s for Band 1 Urgent Courses	537	5,263	10.2%	8.8%	9.1%	9.1%
% of FP17s Relating to Free Repair or Replacements	49	5,263	0.9%	1.2%	1.0%	0.8%
% of FP17s Relating to Continuations	10	5,263	0.2%	1.4%	1.2%	1.0%
% of Patients satisfied with the dentistry they have received	6	9	N/A	89.9%	91.6%	91.5%
% of Patients satisfied with the time they had to wait for an appointment	8	9	N/A	87.1%	88.3%	87.9%

\* This is based on patients treated on this contract for their most recent course of treatment. Figures in italics indicate the base number of FP17s or Patient Questionnaire responses are less than 100. N/A is shown where the base number of responses is less than 10 during the period. % is calculated as Quantity/Base number\*100

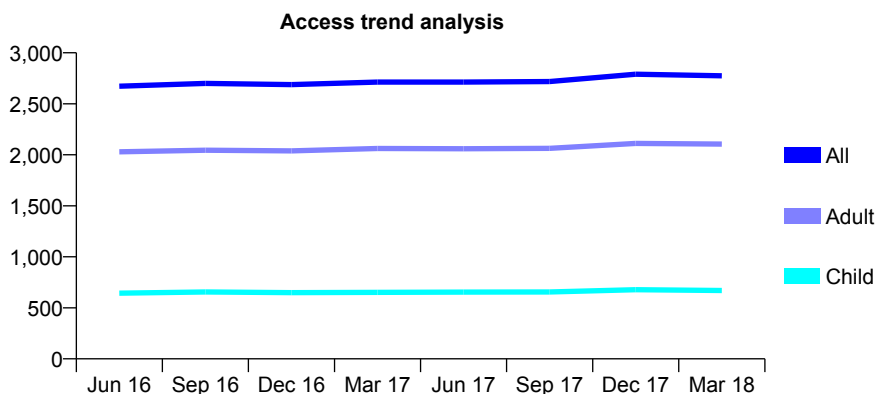
## Q45 - Vital Signs At a Glance Contract Report for 835951/0001 - Year end March 2018

Name or company name	Mr D Chopra
Contract type name	GDS Contract
Purpose of contract	General
Contract start date	01/04/2006
Contract end date	

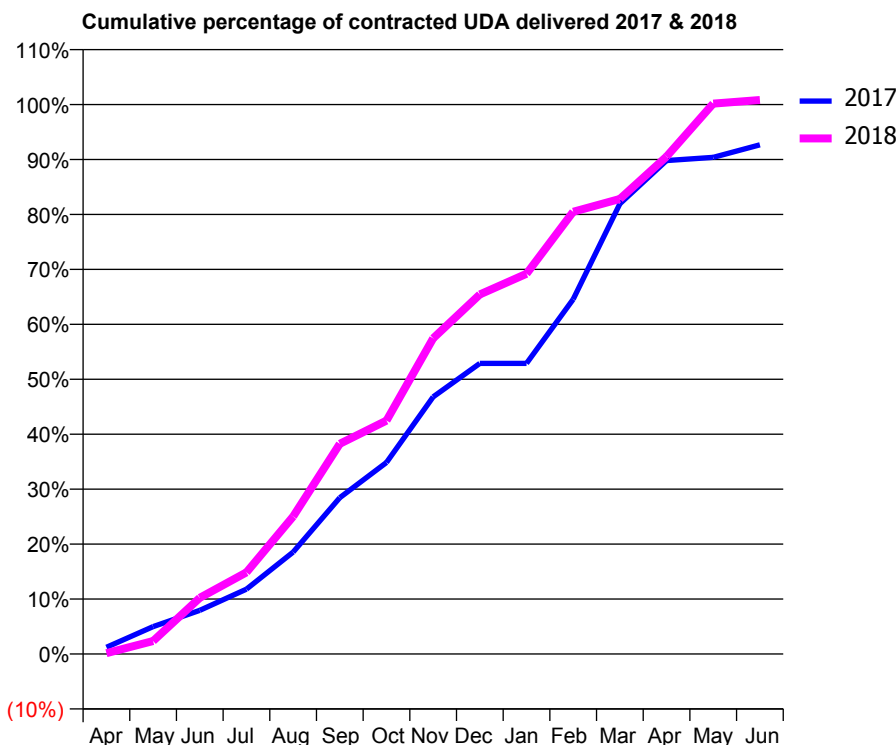
17/18 Contracted general activity (UDA)	13,150
Carry forward general activity (UDA)	0
17/18 Contracted orthodontic activity (UOA)	0
Carry forward orthodontic activity (UOA)	0
Baseline contract value	£413,340.06

### ACCESS\*

Patients seen in 24 months	Total	Change since previous quarter
Quarter ending March 2017	2,713	
Quarter ending June 2017	2,713	→
Quarter ending September 2017	2,718	→
Quarter ending December 2017	2,790	↑
Quarter ending March 2018	2,775	→
<b>Variance since March 2017</b>	<b>2.3%</b>	<b>↑</b>



### ACTIVITY



Month	Adjusted Scheduled Activity (UDA)	
	2017	2018
April	162	21
May	656	313
June	1,045	1,345
July	1,551	1,954
August	2,439	3,290
September	3,743	5,032
October	4,586	5,585
November	6,155	7,554
December	6,955	8,604
January	6,955	9,099
February	8,491	10,582
March	10,774	10,888
April	11,809	11,905
May	11,887	13,172
June	12,187	13,257

### QUALITY

	Quantity	Base Number	Contract	AT	Region	England
% of FP17s for the same patient ID Re-attending within 3 months - Children	52	842	6.2%	12.2%	12.8%	11.9%
% of FP17s for the same patient ID Re-attending within 3 months - Adults	354	2,597	13.6%	15.6%	16.5%	16.0%
% of FP17s for the same patient ID Re-attending between 3 & 9 months - Children	437	842	51.9%	54.8%	59.7%	58.3%
% of FP17s for the same patient ID Re-attending between 3 & 9 months - Adults	1,314	2,597	50.6%	50.4%	52.6%	50.3%
% of FP17s for Band 1 Urgent Courses	56	3,660	1.5%	8.8%	9.1%	9.1%
% of FP17s Relating to Free Repair or Replacements	96	3,660	2.6%	1.2%	1.0%	0.8%
% of FP17s Relating to Continuations	80	3,660	2.2%	1.4%	1.2%	1.0%
% of Patients satisfied with the dentistry they have received	11	12	91.7%	89.9%	91.6%	91.5%
% of Patients satisfied with the time they had to wait for an appointment	10	12	83.3%	87.1%	88.3%	87.9%

\* This is based on patients treated on this contract for their most recent course of treatment. Figures in italics indicate the base number of FP17s or Patient Questionnaire responses are less than 100. N/A is shown where the base number of responses is less than 10 during the period. % is calculated as Quantity/Base number\*100

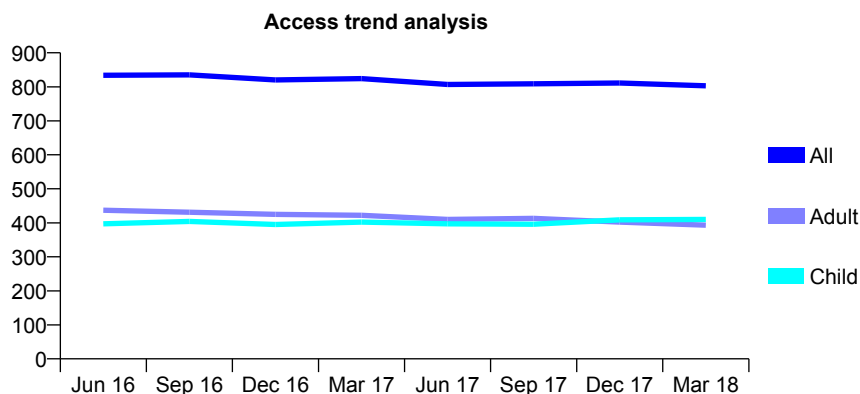
## Q45 - Vital Signs At a Glance Contract Report for 860654/0001 - Year end March 2018

Name or company name	MR CJ SHERWIN
Contract type name	GDS Contract
Purpose of contract	General
Contract start date	01/01/2012
Contract end date	

17/18 Contracted general activity (UDA)	2,500
Carry forward general activity (UDA)	0
17/18 Contracted orthodontic activity (UOA)	0
Carry forward orthodontic activity (UOA)	0
Baseline contract value	£56,063.69

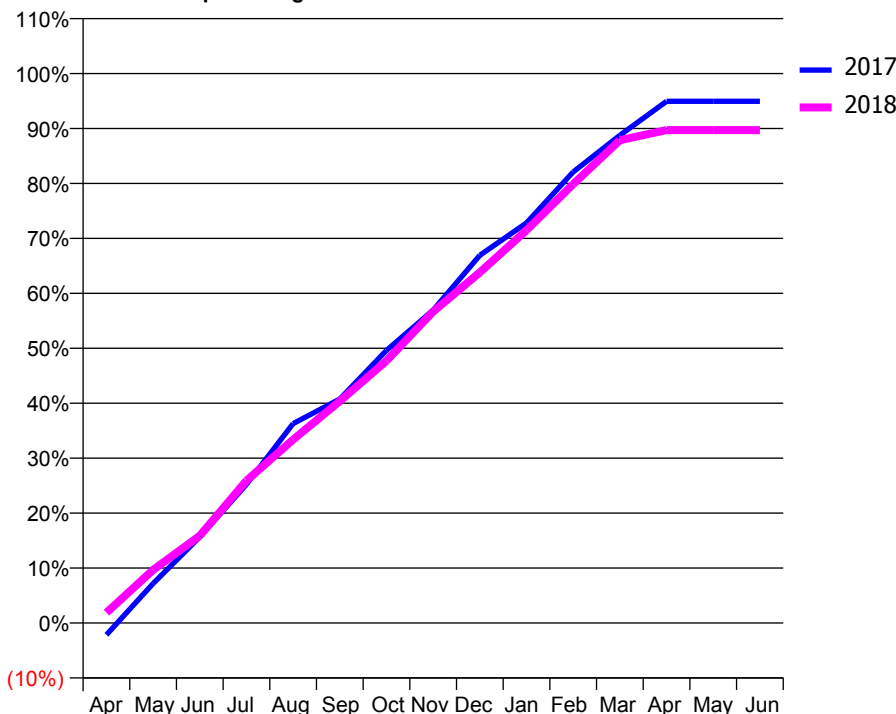
### ACCESS\*

Patients seen in 24 months	Total	Change since previous quarter
Quarter ending March 2017	824	
Quarter ending June 2017	807	↓
Quarter ending September 2017	809	→
Quarter ending December 2017	811	→
Quarter ending March 2018	803	→
<b>Variance since March 2017</b>	<b>(2.5%)</b>	<b>↓</b>



### ACTIVITY

Cumulative percentage of contracted UDA delivered 2017 & 2018



Month	Adjusted Scheduled Activity (UDA)	
	2017	2018
April	-54	47
May	180	242
June	392	397
July	631	648
August	907	835
September	1,019	1,009
October	1,240	1,193
November	1,424	1,417
December	1,673	1,595
January	1,820	1,787
February	2,052	1,997
March	2,219	2,196
April	2,373	2,242
May	2,373	2,242
June	2,373	2,242

### QUALITY

	Quantity	Base Number	Contract	AT	Region	England
% of FP17s for the same patient ID Re-attending within 3 months - Children	50	930	5.4%	12.2%	12.8%	11.9%
% of FP17s for the same patient ID Re-attending within 3 months - Adults	40	619	6.5%	15.6%	16.5%	16.0%
% of FP17s for the same patient ID Re-attending between 3 & 9 months - Children	708	930	76.1%	54.8%	59.7%	58.3%
% of FP17s for the same patient ID Re-attending between 3 & 9 months - Adults	454	619	73.3%	50.4%	52.6%	50.3%
% of FP17s for Band 1 Urgent Courses	42	1,496	2.8%	8.8%	9.1%	9.1%
% of FP17s Relating to Free Repair or Replacements	2	1,496	0.1%	1.2%	1.0%	0.8%
% of FP17s Relating to Continuations	8	1,496	0.5%	1.4%	1.2%	1.0%
% of Patients satisfied with the dentistry they have received	2	3	N/A	89.9%	91.6%	91.5%
% of Patients satisfied with the time they had to wait for an appointment	3	3	N/A	87.1%	88.3%	87.9%

\* This is based on patients treated on this contract for their most recent course of treatment. Figures in italics indicate the base number of FP17s or Patient Questionnaire responses are less than 100. N/A is shown where the base number of responses is less than 10 during the period. % is calculated as Quantity/Base number\*100

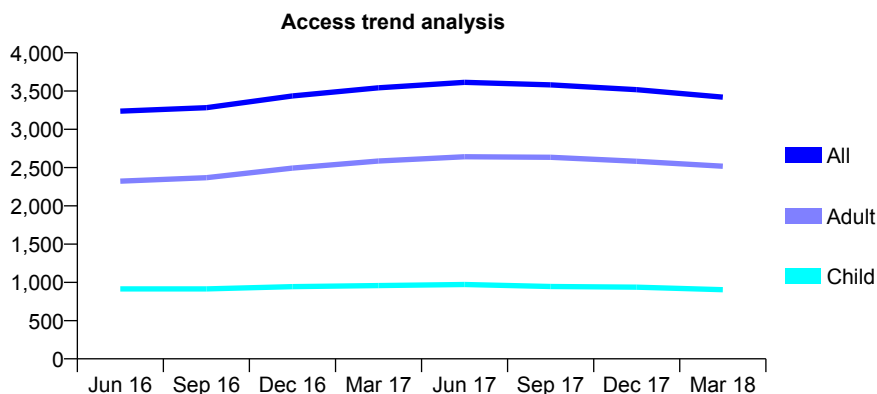
## Q45 - Vital Signs At a Glance Contract Report for 866334/0001 - Year end March 2018

Name or company name	MR CT BURTON
Contract type name	GDS Contract
Purpose of contract	General
Contract start date	01/06/2008
Contract end date	

17/18 Contracted general activity (UDA)	10,000
Carry forward general activity (UDA)	-200
17/18 Contracted orthodontic activity (UOA)	0
Carry forward orthodontic activity (UOA)	0
Baseline contract value	£237,471.83

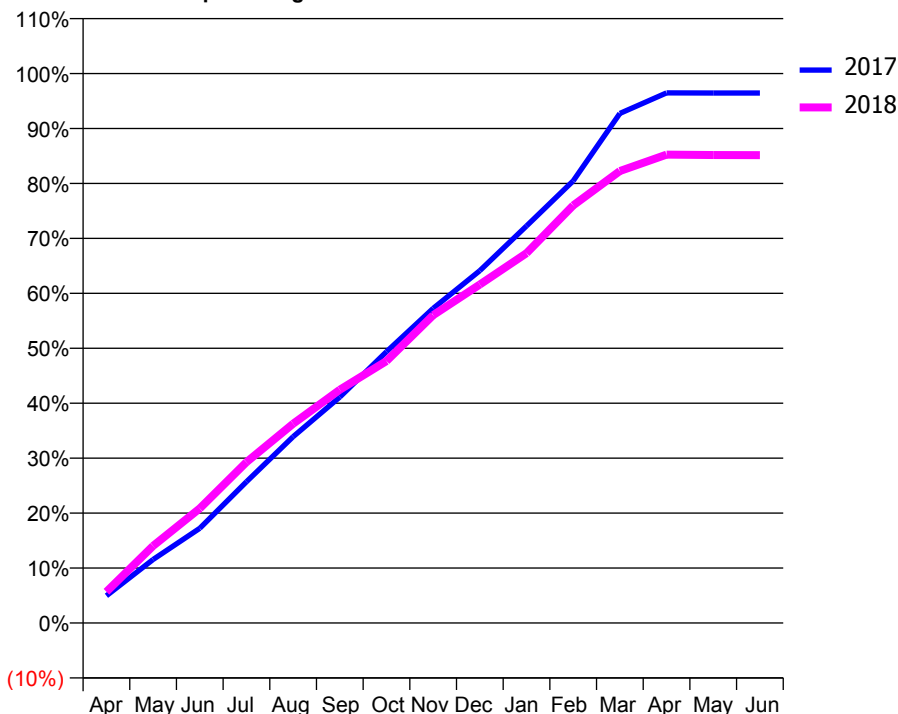
### ACCESS\*

Patients seen in 24 months	Total	Change since previous quarter
Quarter ending March 2017	3,542	
Quarter ending June 2017	3,614	↑
Quarter ending September 2017	3,580	→
Quarter ending December 2017	3,518	↓
Quarter ending March 2018	3,421	↓
<b>Variance since March 2017</b>	<b>(3.4%)</b>	<b>↓</b>



### ACTIVITY

Cumulative percentage of contracted UDA delivered 2017 & 2018



Month	Adjusted Scheduled Activity (UDA)	
	2017	2018
April	497	570
May	1,156	1,405
June	1,724	2,085
July	2,572	2,929
August	3,392	3,626
September	4,111	4,245
October	4,937	4,767
November	5,726	5,601
December	6,413	6,159
January	7,226	6,731
February	8,046	7,600
March	9,274	8,226
April	9,647	8,523
May	9,646	8,517
June	9,646	8,515

### QUALITY

	Quantity	Base Number	Contract	AT	Region	England
% of FP17s for the same patient ID Re-attending within 3 months - Children	117	1,358	8.6%	12.2%	12.8%	11.9%
% of FP17s for the same patient ID Re-attending within 3 months - Adults	491	3,581	13.7%	15.6%	16.5%	16.0%
% of FP17s for the same patient ID Re-attending between 3 & 9 months - Children	857	1,358	63.1%	54.8%	59.7%	58.3%
% of FP17s for the same patient ID Re-attending between 3 & 9 months - Adults	2,275	3,581	63.5%	50.4%	52.6%	50.3%
% of FP17s for Band 1 Urgent Courses	225	4,925	4.6%	8.8%	9.1%	9.1%
% of FP17s Relating to Free Repair or Replacements	47	4,925	1.0%	1.2%	1.0%	0.8%
% of FP17s Relating to Continuations	77	4,925	1.6%	1.4%	1.2%	1.0%
% of Patients satisfied with the dentistry they have received	16	16	100.0%	89.9%	91.6%	91.5%
% of Patients satisfied with the time they had to wait for an appointment	15	16	93.8%	87.1%	88.3%	87.9%

\* This is based on patients treated on this contract for their most recent course of treatment. Figures in italics indicate the base number of FP17s or Patient Questionnaire responses are less than 100. N/A is shown where the base number of responses is less than 10 during the period. % is calculated as Quantity/Base number\*100

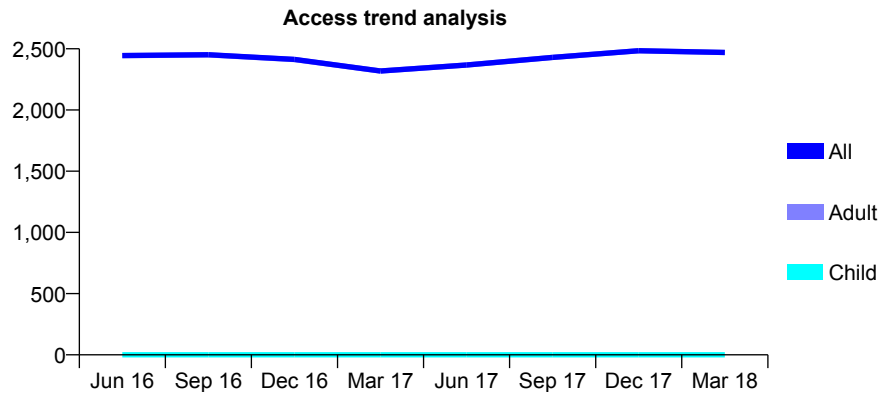
## Q45 - Vital Signs At a Glance Contract Report for 881864/0002 - Year end March 2018

Name or company name	MR DA POWER
Contract type name	PDS Contract
Purpose of contract	General
Contract start date	31/10/2010
Contract end date	31/03/2020

17/18 Contracted general activity (UDA)	7,467
Carry forward general activity (UDA)	0
17/18 Contracted orthodontic activity (UOA)	0
Carry forward orthodontic activity (UOA)	0
Baseline contract value	£266,585.03

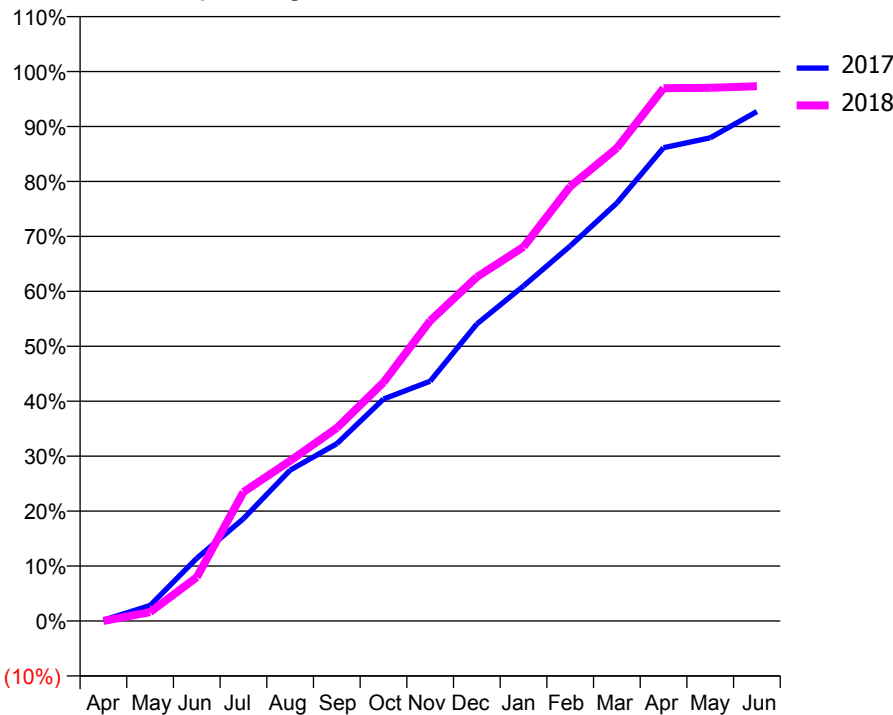
### ACCESS\*

Patients seen in 24 months	Total	Change since previous quarter
Quarter ending March 2017	2,319	
Quarter ending June 2017	2,368	↑
Quarter ending September 2017	2,430	↑
Quarter ending December 2017	2,484	↑
Quarter ending March 2018	2,470	→
<b>Variance since March 2017</b>	<b>6.5%</b>	<b>↑</b>



### ACTIVITY

Cumulative percentage of contracted UDA delivered 2017 & 2018



Month	Adjusted Scheduled Activity (UDA)	
	2017	2018
April	12	0
May	212	120
June	852	596
July	1,390	1,754
August	2,050	2,177
September	2,409	2,623
October	3,017	3,242
November	3,258	4,079
December	4,037	4,674
January	4,552	5,084
February	5,097	5,904
March	5,680	6,427
April	6,431	7,239
May	6,565	7,246
June	6,922	7,267

### QUALITY

	Quantity	Base Number	Contract	AT	Region	England
% of FP17s for the same patient ID Re-attending within 3 months - Children	0	0	N/A	12.2%	12.8%	11.9%
% of FP17s for the same patient ID Re-attending within 3 months - Adults	150	2,255	6.7%	15.6%	16.5%	16.0%
% of FP17s for the same patient ID Re-attending between 3 & 9 months - Children	0	0	N/A	54.8%	59.7%	58.3%
% of FP17s for the same patient ID Re-attending between 3 & 9 months - Adults	519	2,255	23.0%	50.4%	52.6%	50.3%
% of FP17s for Band 1 Urgent Courses	0	2,274	0.0%	8.8%	9.1%	9.1%
% of FP17s Relating to Free Repair or Replacements	0	2,274	0.0%	1.2%	1.0%	0.8%
% of FP17s Relating to Continuations	39	2,274	1.7%	1.4%	1.2%	1.0%
% of Patients satisfied with the dentistry they have received	2	3	N/A	89.9%	91.6%	91.5%
% of Patients satisfied with the time they had to wait for an appointment	2	3	N/A	87.1%	88.3%	87.9%

\* This is based on patients treated on this contract for their most recent course of treatment. Figures in italics indicate the base number of FP17s or Patient Questionnaire responses are less than 100. N/A is shown where the base number of responses is less than 10 during the period. % is calculated as Quantity/Base number\*100

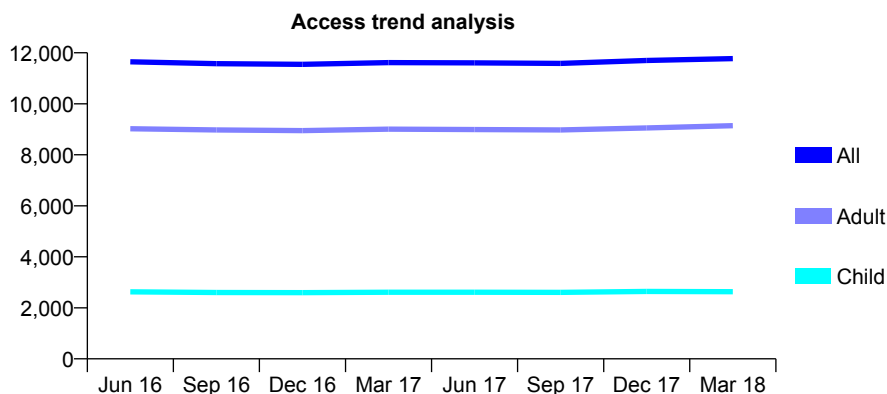
## Q45 - Vital Signs At a Glance Contract Report for 905844/0001 - Year end March 2018

Name or company name	Ms F Brown and Mr M Ellis
Contract type name	GDS Contract
Purpose of contract	General
Contract start date	01/04/2006
Contract end date	

17/18 Contracted general activity (UDA)	30,150
Carry forward general activity (UDA)	281
17/18 Contracted orthodontic activity (UOA)	0
Carry forward orthodontic activity (UOA)	0
Baseline contract value	£782,272.89

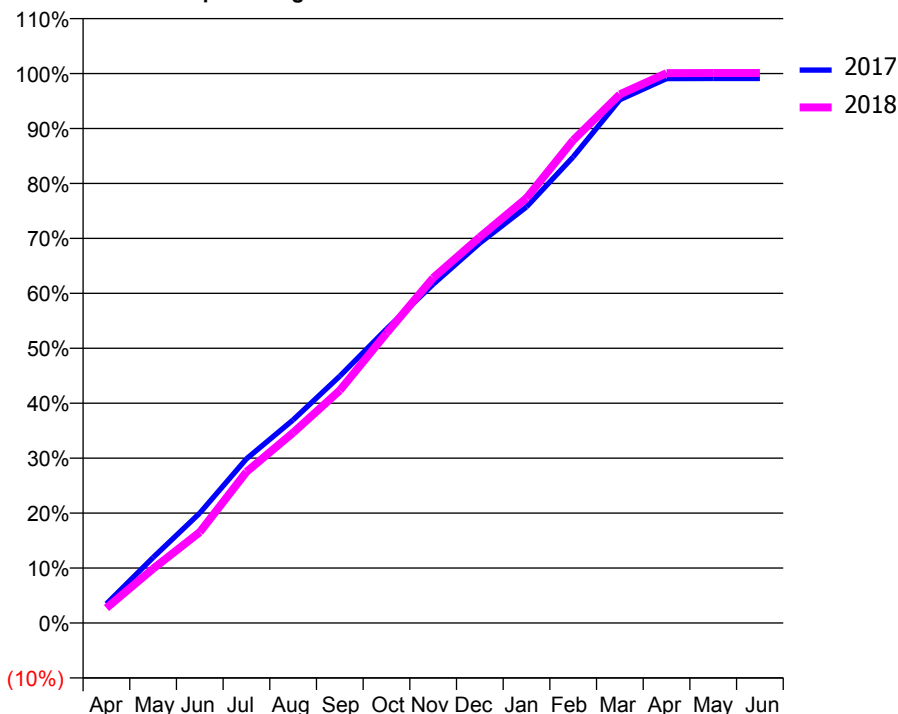
### ACCESS\*

Patients seen in 24 months	Total	Change since previous quarter
Quarter ending March 2017	11,618	
Quarter ending June 2017	11,603	→
Quarter ending September 2017	11,583	→
Quarter ending December 2017	11,699	→
Quarter ending March 2018	11,774	→
<b>Variance since March 2017</b>	<b>1.3%</b>	<b>→</b>



### ACTIVITY

Cumulative percentage of contracted UDA delivered 2017 & 2018



Month	Adjusted Scheduled Activity (UDA)	
	2017	2018
April	1,080	825
May	3,698	2,984
June	6,205	4,988
July	9,263	8,294
August	11,461	10,444
September	13,929	12,767
October	16,582	15,906
November	19,111	18,942
December	21,437	21,176
January	23,478	23,310
February	26,292	26,492
March	29,525	29,007
April	30,711	30,167
May	30,719	30,177
June	30,719	30,177

### QUALITY

	Quantity	Base Number	Contract	AT	Region	England
% of FP17s for the same patient ID Re-attending within 3 months - Children	247	3,490	7.1%	12.2%	12.8%	11.9%
% of FP17s for the same patient ID Re-attending within 3 months - Adults	1,425	11,379	12.5%	15.6%	16.5%	16.0%
% of FP17s for the same patient ID Re-attending between 3 & 9 months - Children	1,819	3,490	52.1%	54.8%	59.7%	58.3%
% of FP17s for the same patient ID Re-attending between 3 & 9 months - Adults	5,256	11,379	46.2%	50.4%	52.6%	50.3%
% of FP17s for Band 1 Urgent Courses	781	14,302	5.5%	8.8%	9.1%	9.1%
% of FP17s Relating to Free Repair or Replacements	189	14,302	1.3%	1.2%	1.0%	0.8%
% of FP17s Relating to Continuations	245	14,302	1.7%	1.4%	1.2%	1.0%
% of Patients satisfied with the dentistry they have received	18	20	90.0%	89.9%	91.6%	91.5%
% of Patients satisfied with the time they had to wait for an appointment	20	20	100.0%	87.1%	88.3%	87.9%

\* This is based on patients treated on this contract for their most recent course of treatment. Figures in italics indicate the base number of FP17s or Patient Questionnaire responses are less than 100. N/A is shown where the base number of responses is less than 10 during the period. % is calculated as Quantity/Base number\*100



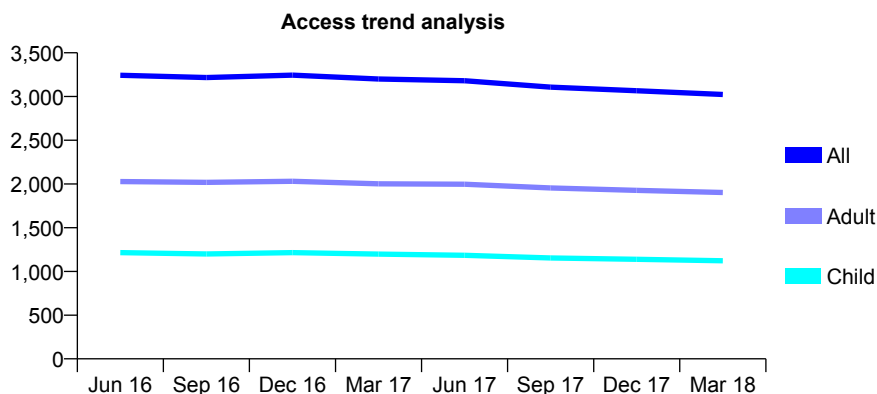
## Q45 - Vital Signs At a Glance Contract Report for 907316/0002 - Year end March 2018

Name or company name	MR AI WILSON
Contract type name	GDS Contract
Purpose of contract	General
Contract start date	01/04/2006
Contract end date	

17/18 Contracted general activity (UDA)	10,500
Carry forward general activity (UDA)	0
17/18 Contracted orthodontic activity (UOA)	0
Carry forward orthodontic activity (UOA)	0
Baseline contract value	£272,471.11

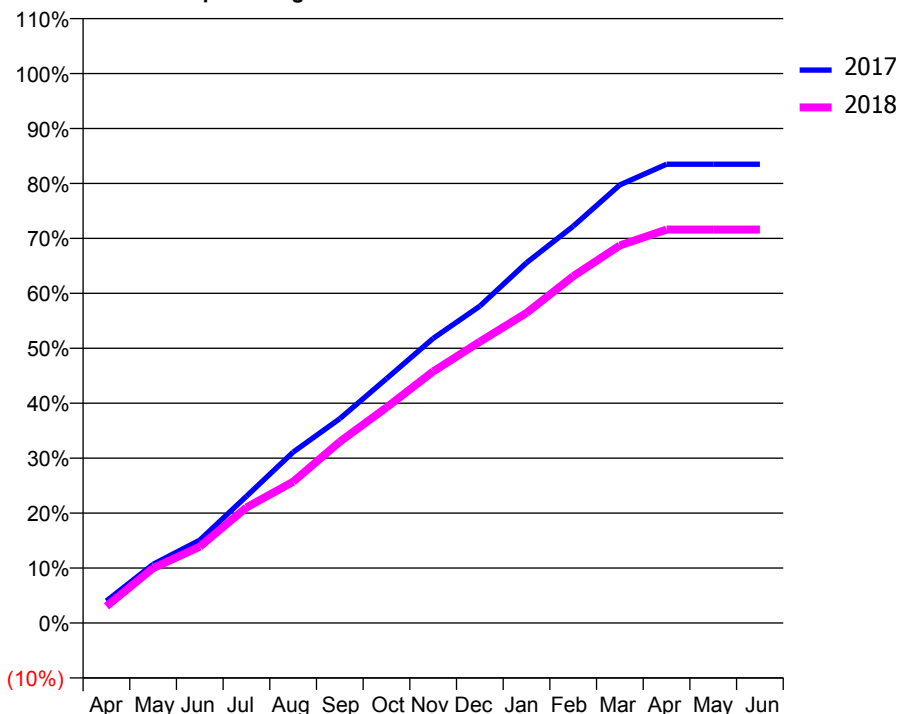
### ACCESS\*

Patients seen in 24 months	Total	Change since previous quarter
Quarter ending March 2017	3,200	
Quarter ending June 2017	3,181	→
Quarter ending September 2017	3,107	↓
Quarter ending December 2017	3,066	↓
Quarter ending March 2018	3,024	↓
<b>Variance since March 2017</b>	<b>(5.5%)</b>	↓



### ACTIVITY

Cumulative percentage of contracted UDA delivered 2017 & 2018



Adjusted Scheduled Activity (UDA)

Month	2017	2018
April	423	320
May	1,122	1,048
June	1,583	1,459
July	2,422	2,207
August	3,265	2,701
September	3,905	3,464
October	4,669	4,119
November	5,439	4,808
December	6,055	5,374
January	6,884	5,926
February	7,581	6,627
March	8,373	7,214
April	8,765	7,518
May	8,766	7,518
June	8,766	7,518

### QUALITY

	Quantity	Base Number	Contract	AT	Region	England
% of FP17s for the same patient ID Re-attending within 3 months - Children	153	1,835	8.3%	12.2%	12.8%	11.9%
% of FP17s for the same patient ID Re-attending within 3 months - Adults	412	2,788	14.8%	15.6%	16.5%	16.0%
% of FP17s for the same patient ID Re-attending between 3 & 9 months - Children	1,203	1,835	65.6%	54.8%	59.7%	58.3%
% of FP17s for the same patient ID Re-attending between 3 & 9 months - Adults	1,790	2,788	64.2%	50.4%	52.6%	50.3%
% of FP17s for Band 1 Urgent Courses	268	4,569	5.9%	8.8%	9.1%	9.1%
% of FP17s Relating to Free Repair or Replacements	28	4,569	0.6%	1.2%	1.0%	0.8%
% of FP17s Relating to Continuations	143	4,569	3.1%	1.4%	1.2%	1.0%
% of Patients satisfied with the dentistry they have received	9	11	81.8%	89.9%	91.6%	91.5%
% of Patients satisfied with the time they had to wait for an appointment	9	11	81.8%	87.1%	88.3%	87.9%

\* This is based on patients treated on this contract for their most recent course of treatment. Figures in italics indicate the base number of FP17s or Patient Questionnaire responses are less than 100. N/A is shown where the base number of responses is less than 10 during the period. % is calculated as Quantity/Base number\*100

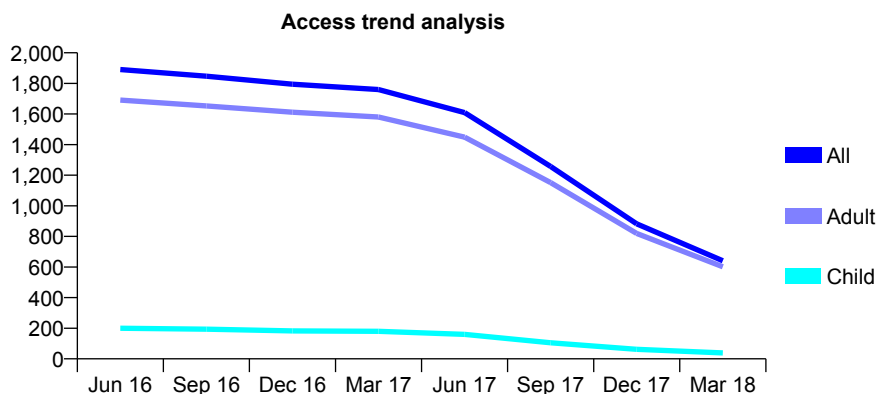
## Q45 - Vital Signs At a Glance Contract Report for 911828/0003 - Year end March 2018

Name or company name	MR S KIRKUP
Contract type name	GDS Contract
Purpose of contract	General
Contract start date	01/04/2006
Contract end date	23/06/2017

17/18 Contracted general activity (UDA)	1,038
Carry forward general activity (UDA)	0
17/18 Contracted orthodontic activity (UOA)	0
Carry forward orthodontic activity (UOA)	0
Baseline contract value	£30,928.78

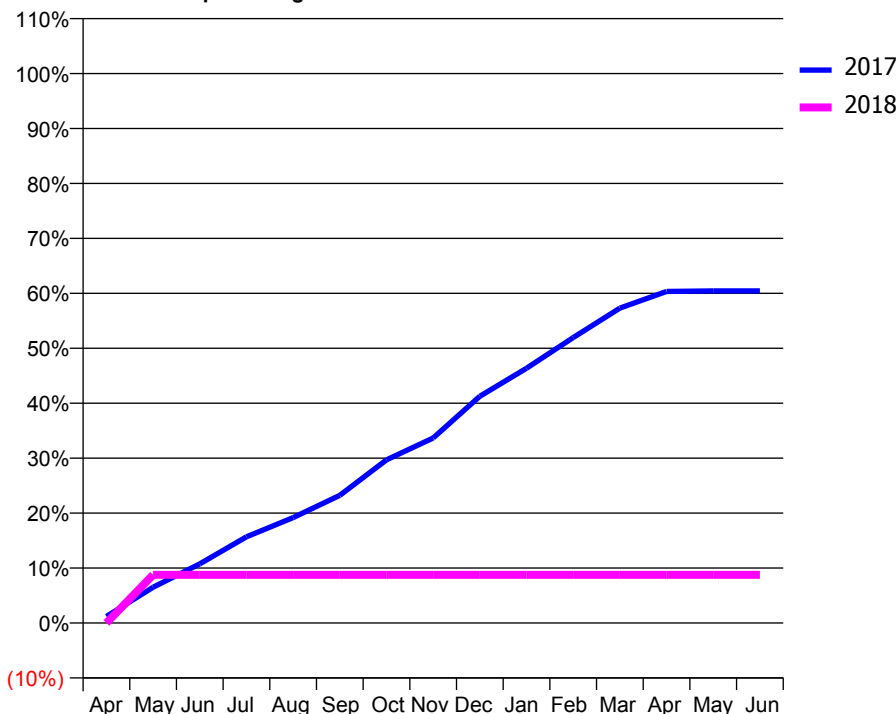
### ACCESS\*

Patients seen in 24 months	Total	Change since previous quarter
Quarter ending March 2017	1,760	
Quarter ending June 2017	1,609	↓
Quarter ending September 2017	1,257	↓
Quarter ending December 2017	882	↓
Quarter ending March 2018	641	↓
<b>Variance since March 2017</b>	<b>(63.6%)</b>	<b>↓</b>



### ACTIVITY

Cumulative percentage of contracted UDA delivered 2017 & 2018



Adjusted Scheduled Activity (UDA)

Month	2017	2018
April	54	0
May	293	91
June	485	91
July	706	91
August	863	91
September	1,045	91
October	1,336	91
November	1,515	91
December	1,857	91
January	2,086	91
February	2,337	91
March	2,579	91
April	2,715	91
May	2,719	91
June	2,719	91

### QUALITY

	Quantity	Base Number	Contract	AT	Region	England
% of FP17s for the same patient ID Re-attending within 3 months - Children	1	20	5.0%	12.2%	12.8%	11.9%
% of FP17s for the same patient ID Re-attending within 3 months - Adults	20	145	13.8%	15.6%	16.5%	16.0%
% of FP17s for the same patient ID Re-attending between 3 & 9 months - Children	10	20	50.0%	54.8%	59.7%	58.3%
% of FP17s for the same patient ID Re-attending between 3 & 9 months - Adults	66	145	45.5%	50.4%	52.6%	50.3%
% of FP17s for Band 1 Urgent Courses	15	58	25.9%	8.8%	9.1%	9.1%
% of FP17s Relating to Free Repair or Replacements	0	58	0.0%	1.2%	1.0%	0.8%
% of FP17s Relating to Continuations	0	58	0.0%	1.4%	1.2%	1.0%
% of Patients satisfied with the dentistry they have received	0	0	N/A	89.9%	91.6%	91.5%
% of Patients satisfied with the time they had to wait for an appointment	0	0	N/A	87.1%	88.3%	87.9%

\* This is based on patients treated on this contract for their most recent course of treatment. Figures in italics indicate the base number of FP17s or Patient Questionnaire responses are less than 100. N/A is shown where the base number of responses is less than 10 during the period. % is calculated as Quantity/Base number\*100

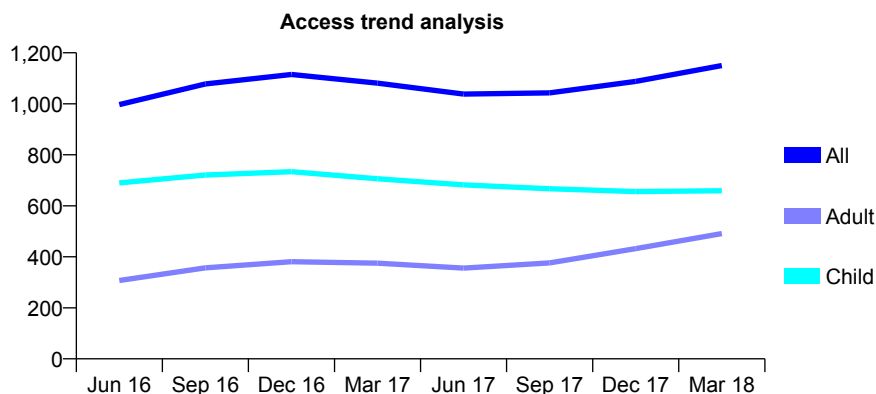
## Q45 - Vital Signs At a Glance Contract Report for 911852/0001 - Year end March 2018

Name or company name	MR JC BENNETT
Contract type name	GDS Contract
Purpose of contract	General
Contract start date	01/12/2014
Contract end date	

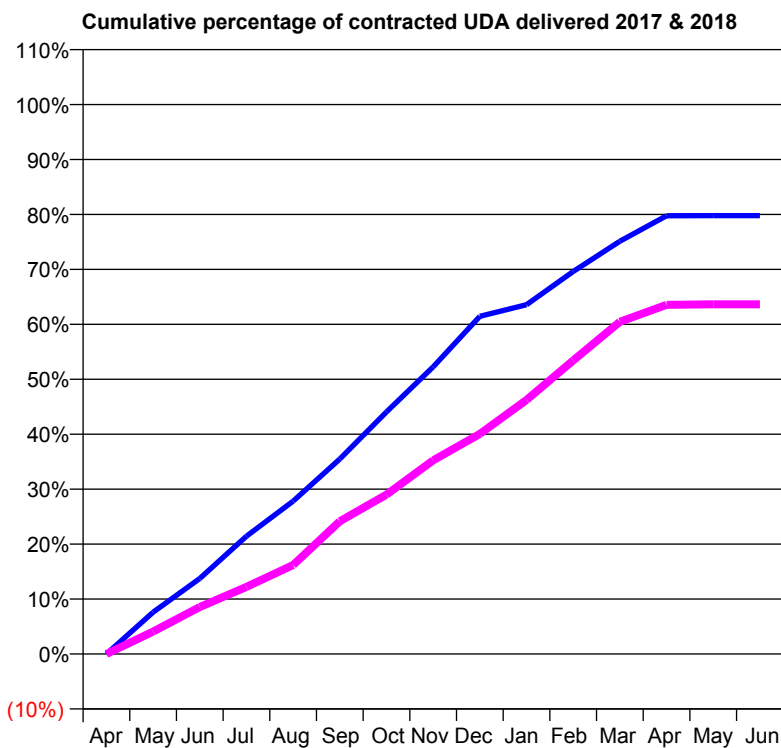
17/18 Contracted general activity (UDA)	3,071
Carry forward general activity (UDA)	0
17/18 Contracted orthodontic activity (UOA)	0
Carry forward orthodontic activity (UOA)	0
Baseline contract value	£65,700.54

### ACCESS\*

Patients seen in 24 months	Total	Change since previous quarter
Quarter ending March 2017	1,081	
Quarter ending June 2017	1,038	↓
Quarter ending September 2017	1,043	→
Quarter ending December 2017	1,088	↑
Quarter ending March 2018	1,150	↑
<b>Variance since March 2017</b>	<b>6.4%</b>	<b>↑</b>



### ACTIVITY



Month	Adjusted Scheduled Activity (UDA)	
	2017	2018
April	0	0
May	234	125
June	422	263
July	658	375
August	855	497
September	1,090	742
October	1,353	891
November	1,605	1,082
December	1,887	1,230
January	1,952	1,420
February	2,138	1,641
March	2,307	1,857
April	2,449	1,952
May	2,450	1,955
June	2,450	1,955

### QUALITY

	Quantity	Base Number	Contract	AT	Region	England
% of FP17s for the same patient ID Re-attending within 3 months - Children	44	955	4.6%	12.2%	12.8%	11.9%
% of FP17s for the same patient ID Re-attending within 3 months - Adults	49	510	9.6%	15.6%	16.5%	16.0%
% of FP17s for the same patient ID Re-attending between 3 & 9 months - Children	548	955	57.4%	54.8%	59.7%	58.3%
% of FP17s for the same patient ID Re-attending between 3 & 9 months - Adults	200	510	39.2%	50.4%	52.6%	50.3%
% of FP17s for Band 1 Urgent Courses	54	1,419	3.8%	8.8%	9.1%	9.1%
% of FP17s Relating to Free Repair or Replacements	4	1,419	0.3%	1.2%	1.0%	0.8%
% of FP17s Relating to Continuations	4	1,419	0.3%	1.4%	1.2%	1.0%
% of Patients satisfied with the dentistry they have received	0	0	N/A	89.9%	91.6%	91.5%
% of Patients satisfied with the time they had to wait for an appointment	0	0	N/A	87.1%	88.3%	87.9%

\* This is based on patients treated on this contract for their most recent course of treatment. Figures in italics indicate the base number of FP17s or Patient Questionnaire responses are less than 100. N/A is shown where the base number of responses is less than 10 during the period. % is calculated as Quantity/Base number\*100

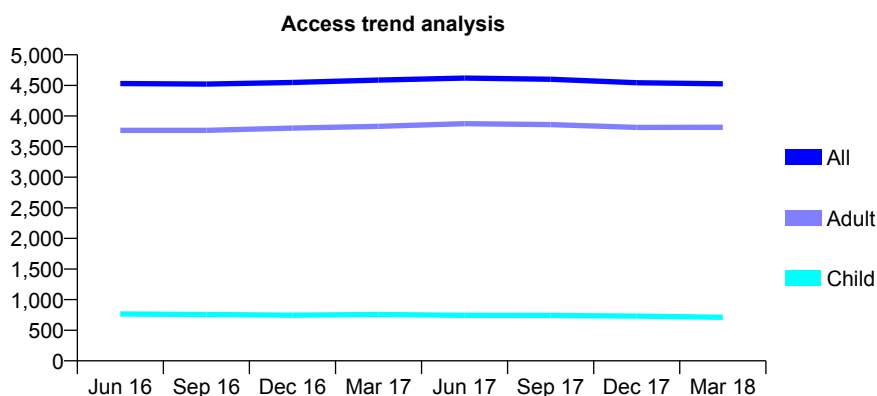
## Q45 - Vital Signs At a Glance Contract Report for 918873/0001 - Year end March 2018

Name or company name	MR A MILNES
Contract type name	GDS Contract
Purpose of contract	General
Contract start date	10/08/2012
Contract end date	

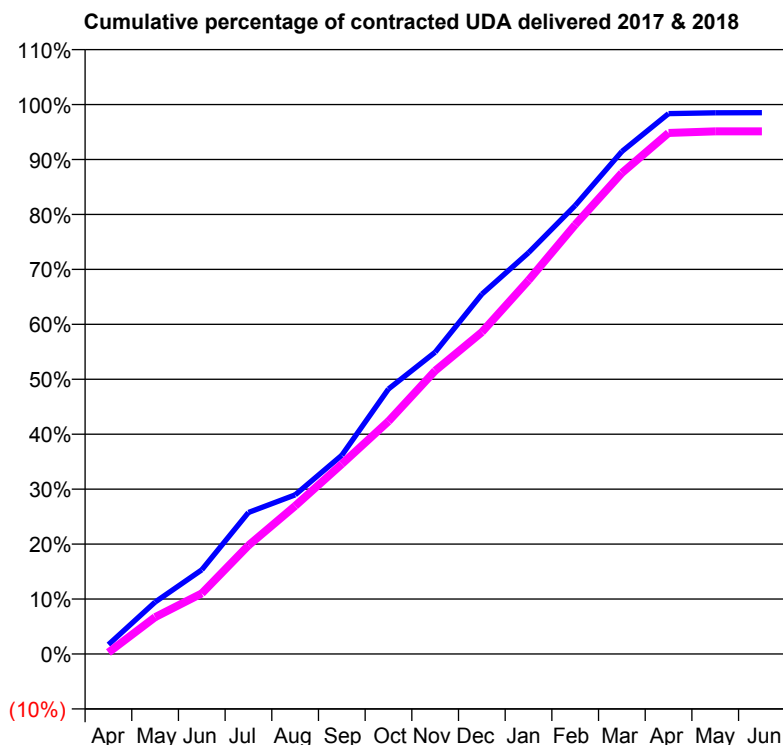
17/18 Contracted general activity (UDA)	11,709
Carry forward general activity (UDA)	175
17/18 Contracted orthodontic activity (UOA)	0
Carry forward orthodontic activity (UOA)	0
Baseline contract value	£339,514.09

### ACCESS\*

Patients seen in 24 months	Total	Change since previous quarter
Quarter ending March 2017	4,587	
Quarter ending June 2017	4,619	→
Quarter ending September 2017	4,601	→
Quarter ending December 2017	4,543	↓
Quarter ending March 2018	4,527	→
<b>Variance since March 2017</b>	<b>(1.3%)</b>	<b>↓</b>



### ACTIVITY



Month	Adjusted Scheduled Activity (UDA)	
	2017	2018
April	199	31
May	1,106	785
June	1,794	1,292
July	3,016	2,315
August	3,391	3,157
September	4,235	4,046
October	5,646	4,960
November	6,431	6,035
December	7,667	6,858
January	8,552	7,962
February	9,557	9,148
March	10,709	10,250
April	11,515	11,103
May	11,532	11,137
June	11,534	11,137

### QUALITY

	Quantity	Base Number	Contract	AT	Region	England
% of FP17s for the same patient ID Re-attending within 3 months - Children	90	1,182	7.6%	12.2%	12.8%	11.9%
% of FP17s for the same patient ID Re-attending within 3 months - Adults	785	5,583	14.1%	15.6%	16.5%	16.0%
% of FP17s for the same patient ID Re-attending between 3 & 9 months - Children	751	1,182	63.5%	54.8%	59.7%	58.3%
% of FP17s for the same patient ID Re-attending between 3 & 9 months - Adults	3,178	5,583	56.9%	50.4%	52.6%	50.3%
% of FP17s for Band 1 Urgent Courses	425	6,744	6.3%	8.8%	9.1%	9.1%
% of FP17s Relating to Free Repair or Replacements	56	6,744	0.8%	1.2%	1.0%	0.8%
% of FP17s Relating to Continuations	93	6,744	1.4%	1.4%	1.2%	1.0%
% of Patients satisfied with the dentistry they have received	28	30	93.3%	89.9%	91.6%	91.5%
% of Patients satisfied with the time they had to wait for an appointment	28	30	93.3%	87.1%	88.3%	87.9%

\* This is based on patients treated on this contract for their most recent course of treatment. Figures in italics indicate the base number of FP17s or Patient Questionnaire responses are less than 100. N/A is shown where the base number of responses is less than 10 during the period. % is calculated as Quantity/Base number\*100

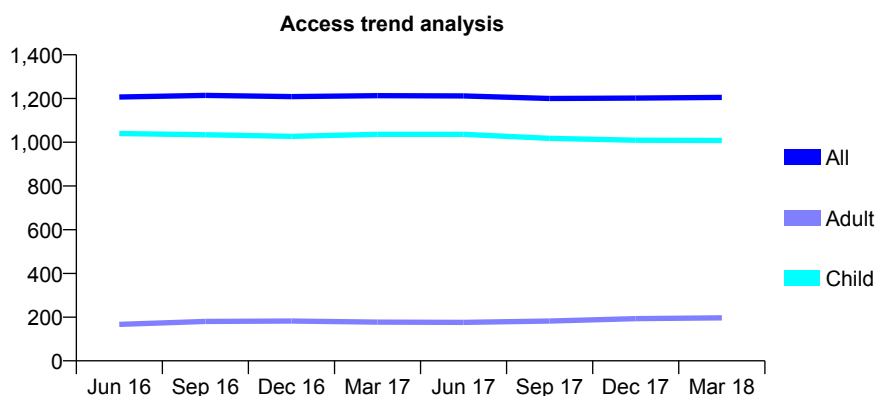
## Q45 - Vital Signs At a Glance Contract Report for 919047/0001 - Year end March 2018

Name or company name	MR TR LEWIS
Contract type name	GDS Contract
Purpose of contract	General and Orthodontic
Contract start date	01/04/2006
Contract end date	

17/18 Contracted general activity (UDA)	4,075
Carry forward general activity (UDA)	0
17/18 Contracted orthodontic activity (UOA)	400
Carry forward orthodontic activity (UOA)	0
Baseline contract value	£97,001.91

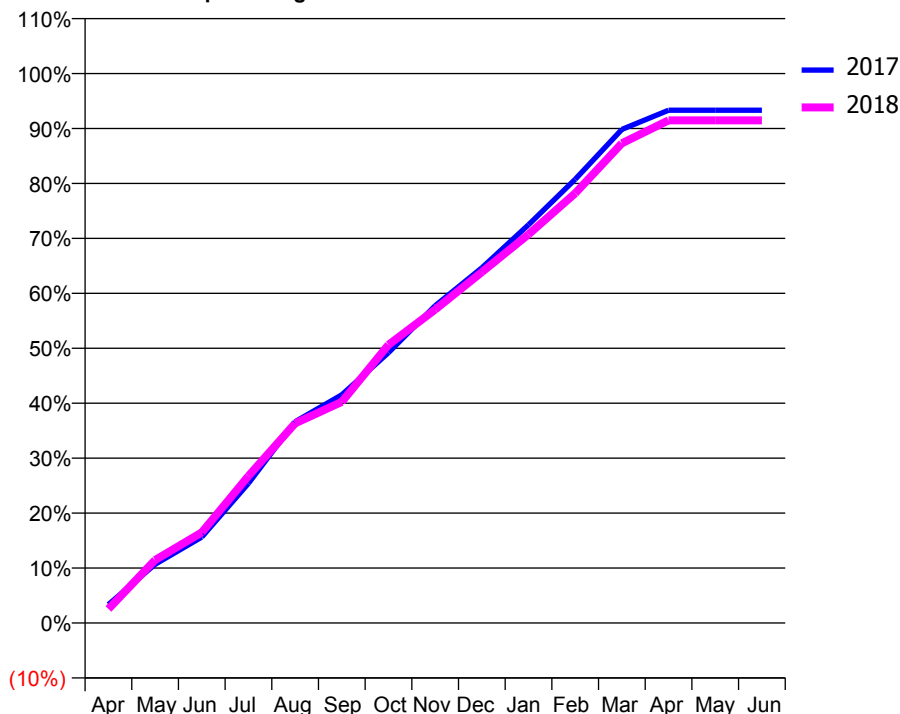
### ACCESS\*

Patients seen in 24 months	Total	Change since previous quarter
Quarter ending March 2017	1,213	
Quarter ending June 2017	1,212	→
Quarter ending September 2017	1,200	→
Quarter ending December 2017	1,202	→
Quarter ending March 2018	1,205	→
<b>Variance since March 2017</b>	<b>(0.7%)</b>	<b>→</b>



### ACTIVITY

Cumulative percentage of contracted UDA delivered 2017 & 2018



Month	Adjusted Scheduled Activity (UDA)	
	2017	2018
April	137	104
May	435	467
June	638	672
July	1,035	1,091
August	1,492	1,481
September	1,692	1,640
October	2,005	2,063
November	2,353	2,325
December	2,634	2,602
January	2,954	2,882
February	3,290	3,186
March	3,661	3,557
April	3,803	3,728
May	3,803	3,728
June	3,803	3,728

### QUALITY

	Quantity	Base Number	Contract	AT	Region	England
% of FP17s for the same patient ID Re-attending within 3 months - Children	252	1,773	14.2%	12.2%	12.8%	11.9%
% of FP17s for the same patient ID Re-attending within 3 months - Adults	7	109	6.4%	15.6%	16.5%	16.0%
% of FP17s for the same patient ID Re-attending between 3 & 9 months - Children	1,149	1,773	64.8%	54.8%	59.7%	58.3%
% of FP17s for the same patient ID Re-attending between 3 & 9 months - Adults	47	109	43.1%	50.4%	52.6%	50.3%
% of FP17s for Band 1 Urgent Courses	240	1,860	12.9%	8.8%	9.1%	9.1%
% of FP17s Relating to Free Repair or Replacements	0	1,860	0.0%	1.2%	1.0%	0.8%
% of FP17s Relating to Continuations	15	1,860	0.8%	1.4%	1.2%	1.0%
% of Patients satisfied with the dentistry they have received	1	1	N/A	89.9%	91.6%	91.5%
% of Patients satisfied with the time they had to wait for an appointment	1	1	N/A	87.1%	88.3%	87.9%

\* This is based on patients treated on this contract for their most recent course of treatment. Figures in italics indicate the base number of FP17s or Patient Questionnaire responses are less than 100. N/A is shown where the base number of responses is less than 10 during the period. % is calculated as Quantity/Base number\*100

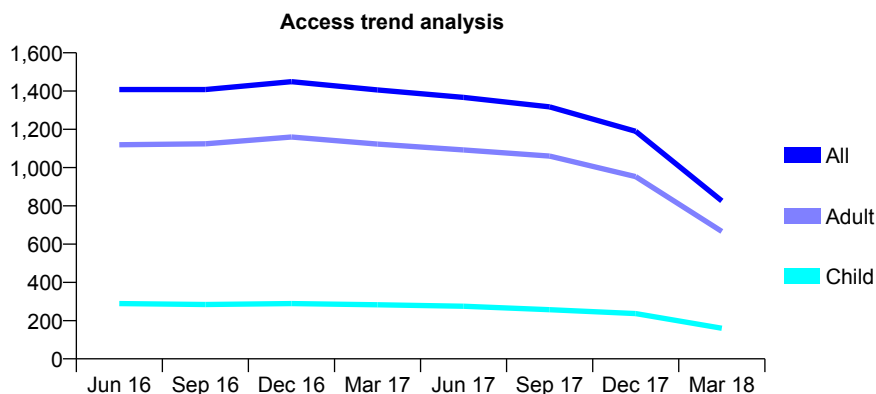
## Q45 - Vital Signs At a Glance Contract Report for 920460/0001 - Year end March 2018

Name or company name	MISS KA FARQUHAR
Contract type name	GDS Contract
Purpose of contract	General
Contract start date	01/04/2006
Contract end date	31/12/2017

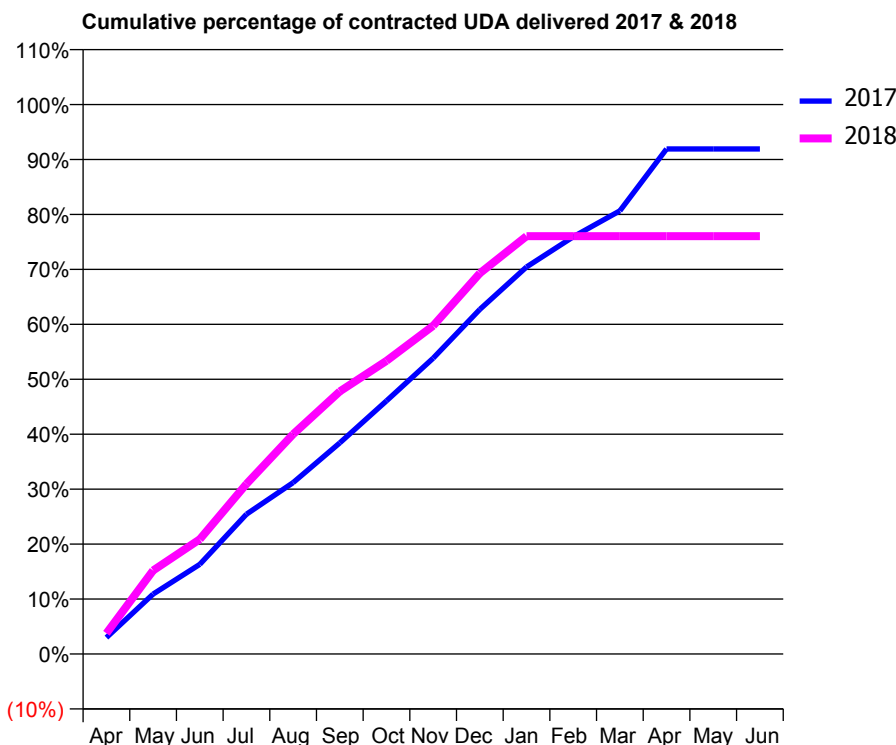
17/18 Contracted general activity (UDA)	2,736
Carry forward general activity (UDA)	0
17/18 Contracted orthodontic activity (UOA)	0
Carry forward orthodontic activity (UOA)	0
Baseline contract value	£58,536.78

### ACCESS\*

Patients seen in 24 months	Total	Change since previous quarter
Quarter ending March 2017	1,406	
Quarter ending June 2017	1,367	↓
Quarter ending September 2017	1,317	↓
Quarter ending December 2017	1,190	↓
Quarter ending March 2018	826	↓
<b>Variance since March 2017</b>	<b>(41.3%)</b>	<b>↓</b>



### ACTIVITY



Month	Adjusted Scheduled Activity (UDA)	
	2017	2018
April	142	103
May	518	416
June	775	571
July	1,208	847
August	1,481	1,094
September	1,824	1,308
October	2,188	1,460
November	2,556	1,635
December	2,978	1,896
January	3,345	2,081
February	3,604	2,081
March	3,830	2,081
April	4,364	2,081
May	4,364	2,081
June	4,364	2,081

### QUALITY

	Quantity	Base Number	Contract	AT	Region	England
% of FP17s for the same patient ID Re-attending within 3 months - Children	16	175	9.1%	12.2%	12.8%	11.9%
% of FP17s for the same patient ID Re-attending within 3 months - Adults	271	1,098	24.7%	15.6%	16.5%	16.0%
% of FP17s for the same patient ID Re-attending between 3 & 9 months - Children	72	175	41.1%	54.8%	59.7%	58.3%
% of FP17s for the same patient ID Re-attending between 3 & 9 months - Adults	537	1,098	48.9%	50.4%	52.6%	50.3%
% of FP17s for Band 1 Urgent Courses	86	1,030	8.3%	8.8%	9.1%	9.1%
% of FP17s Relating to Free Repair or Replacements	63	1,030	6.1%	1.2%	1.0%	0.8%
% of FP17s Relating to Continuations	45	1,030	4.4%	1.4%	1.2%	1.0%
% of Patients satisfied with the dentistry they have received	1	1	N/A	89.9%	91.6%	91.5%
% of Patients satisfied with the time they had to wait for an appointment	1	1	N/A	87.1%	88.3%	87.9%

\* This is based on patients treated on this contract for their most recent course of treatment. Figures in italics indicate the base number of FP17s or Patient Questionnaire responses are less than 100. N/A is shown where the base number of responses is less than 10 during the period. % is calculated as Quantity/Base number\*100

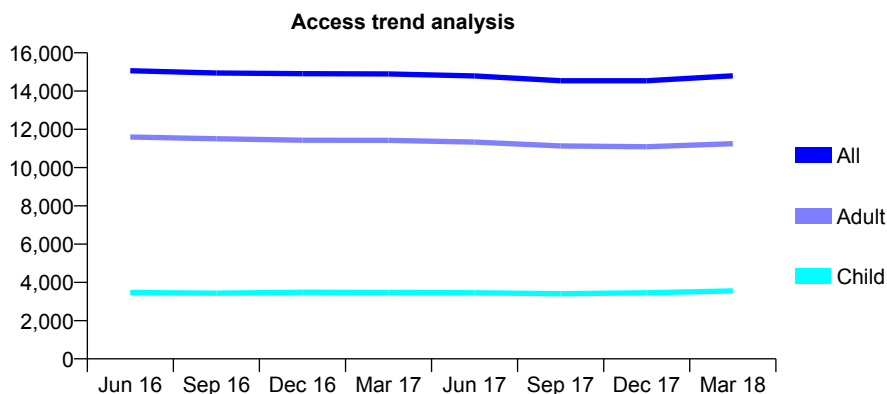
## Q45 - Vital Signs At a Glance Contract Report for 921890/0001 - Year end March 2018

Name or company name	MR DC DANIELS
Contract type name	GDS Contract
Purpose of contract	General
Contract start date	01/04/2006
Contract end date	

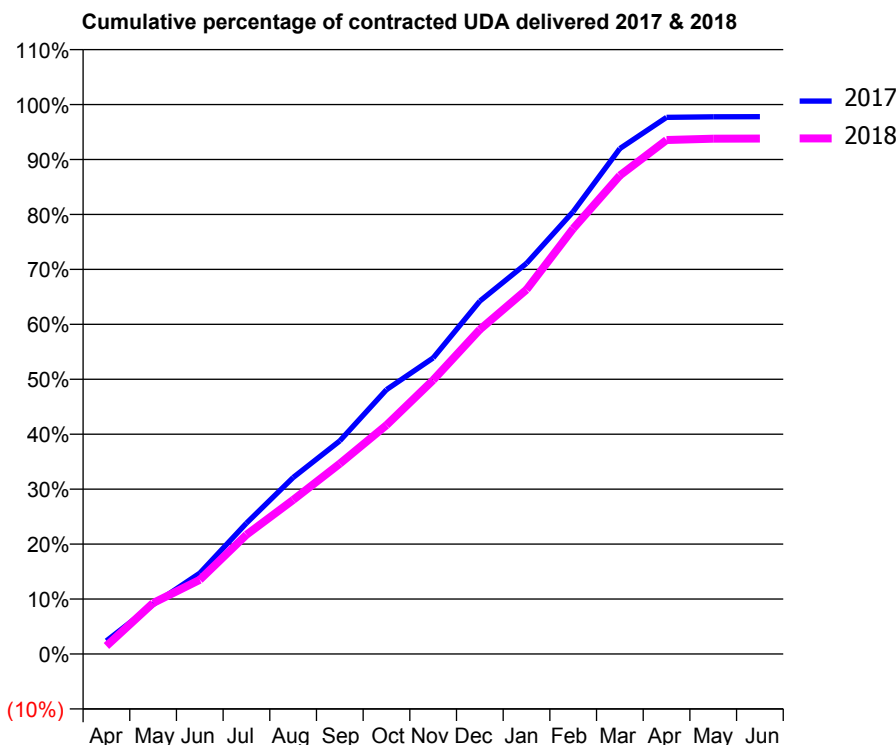
17/18 Contracted general activity (UDA)	47,398
Carry forward general activity (UDA)	0
17/18 Contracted orthodontic activity (UOA)	0
Carry forward orthodontic activity (UOA)	0
Baseline contract value	£1,295,322.69

### ACCESS\*

Patients seen in 24 months	Total	Change since previous quarter
Quarter ending March 2017	14,892	
Quarter ending June 2017	14,788	→
Quarter ending September 2017	14,540	↓
Quarter ending December 2017	14,538	→
Quarter ending March 2018	14,796	→
<b>Variance since March 2017</b>	<b>(0.6%)</b>	→



### ACTIVITY



Month	Adjusted Scheduled Activity (UDA)	
	2017	2018
April	1,138	701
May	4,268	4,394
June	6,982	6,396
July	11,287	10,288
August	15,228	13,294
September	18,386	16,415
October	22,801	19,746
November	25,538	23,631
December	30,444	27,989
January	33,690	31,429
February	38,161	36,698
March	43,600	41,275
April	46,290	44,337
May	46,337	44,454
June	46,348	44,456

### QUALITY

	Quantity	Base Number	Contract	AT	Region	England
% of FP17s for the same patient ID Re-attending within 3 months - Children	421	5,148	8.2%	12.2%	12.8%	11.9%
% of FP17s for the same patient ID Re-attending within 3 months - Adults	2,727	16,334	16.7%	15.6%	16.5%	16.0%
% of FP17s for the same patient ID Re-attending between 3 & 9 months - Children	2,741	5,148	53.2%	54.8%	59.7%	58.3%
% of FP17s for the same patient ID Re-attending between 3 & 9 months - Adults	9,151	16,334	56.0%	50.4%	52.6%	50.3%
% of FP17s for Band 1 Urgent Courses	2,736	20,756	13.2%	8.8%	9.1%	9.1%
% of FP17s Relating to Free Repair or Replacements	285	20,756	1.4%	1.2%	1.0%	0.8%
% of FP17s Relating to Continuations	220	20,756	1.1%	1.4%	1.2%	1.0%
% of Patients satisfied with the dentistry they have received	26	27	96.3%	89.9%	91.6%	91.5%
% of Patients satisfied with the time they had to wait for an appointment	26	27	96.3%	87.1%	88.3%	87.9%

\* This is based on patients treated on this contract for their most recent course of treatment. Figures in italics indicate the base number of FP17s or Patient Questionnaire responses are less than 100. N/A is shown where the base number of responses is less than 10 during the period. % is calculated as Quantity/Base number\*100



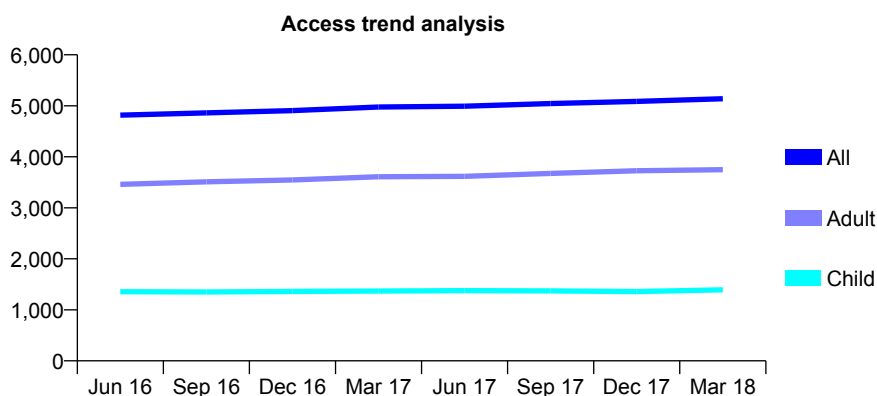
## Q45 - Vital Signs At a Glance Contract Report for 930121/0001 - Year end March 2018

Name or company name	MR MA SIDDIQUI
Contract type name	GDS Contract
Purpose of contract	General
Contract start date	08/11/2012
Contract end date	

17/18 Contracted general activity (UDA)	17,392
Carry forward general activity (UDA)	191
17/18 Contracted orthodontic activity (UOA)	0
Carry forward orthodontic activity (UOA)	0
Baseline contract value	£430,508.59

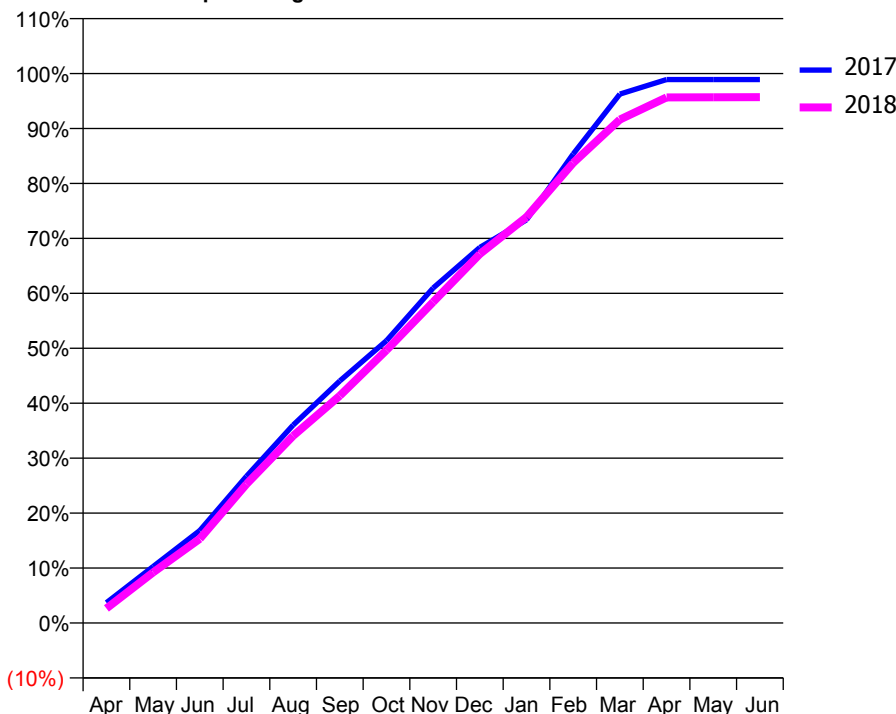
### ACCESS\*

Patients seen in 24 months	Total	Change since previous quarter
Quarter ending March 2017	4,977	
Quarter ending June 2017	4,993	→
Quarter ending September 2017	5,045	→
Quarter ending December 2017	5,087	→
Quarter ending March 2018	5,139	→
<b>Variance since March 2017</b>	<b>3.3%</b>	<b>↑</b>



### ACTIVITY

Cumulative percentage of contracted UDA delivered 2017 & 2018



Month	Adjusted Scheduled Activity (UDA)	
	2017	2018
April	645	464
May	1,786	1,601
June	2,925	2,664
July	4,646	4,396
August	6,267	5,923
September	7,664	7,192
October	8,939	8,636
November	10,605	10,159
December	11,889	11,678
January	12,762	12,850
February	14,844	14,562
March	16,741	15,933
April	17,201	16,634
May	17,200	16,640
June	17,201	16,644

### QUALITY

	Quantity	Base Number	Contract	AT	Region	England
% of FP17s for the same patient ID Re-attending within 3 months - Children	146	2,118	6.9%	12.2%	12.8%	11.9%
% of FP17s for the same patient ID Re-attending within 3 months - Adults	851	5,394	15.8%	15.6%	16.5%	16.0%
% of FP17s for the same patient ID Re-attending between 3 & 9 months - Children	1,273	2,118	60.1%	54.8%	59.7%	58.3%
% of FP17s for the same patient ID Re-attending between 3 & 9 months - Adults	2,996	5,394	55.5%	50.4%	52.6%	50.3%
% of FP17s for Band 1 Urgent Courses	594	6,720	8.8%	8.8%	9.1%	9.1%
% of FP17s Relating to Free Repair or Replacements	66	6,720	1.0%	1.2%	1.0%	0.8%
% of FP17s Relating to Continuations	44	6,720	0.7%	1.4%	1.2%	1.0%
% of Patients satisfied with the dentistry they have received	30	36	83.3%	89.9%	91.6%	91.5%
% of Patients satisfied with the time they had to wait for an appointment	33	36	91.7%	87.1%	88.3%	87.9%

\* This is based on patients treated on this contract for their most recent course of treatment. Figures in italics indicate the base number of FP17s or Patient Questionnaire responses are less than 100. N/A is shown where the base number of responses is less than 10 during the period. % is calculated as Quantity/Base number\*100

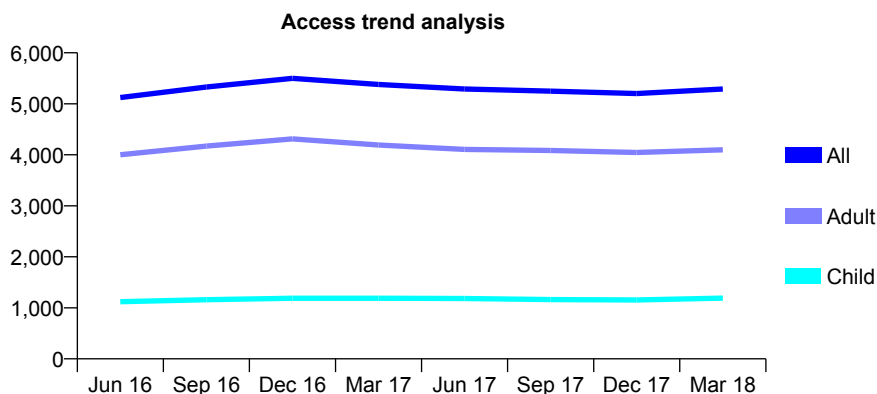
## Q45 - Vital Signs At a Glance Contract Report for 984418/0001 - Year end March 2018

Name or company name	MR A NAYYAR
Contract type name	GDS Contract
Purpose of contract	General and Orthodontic
Contract start date	05/01/2015
Contract end date	

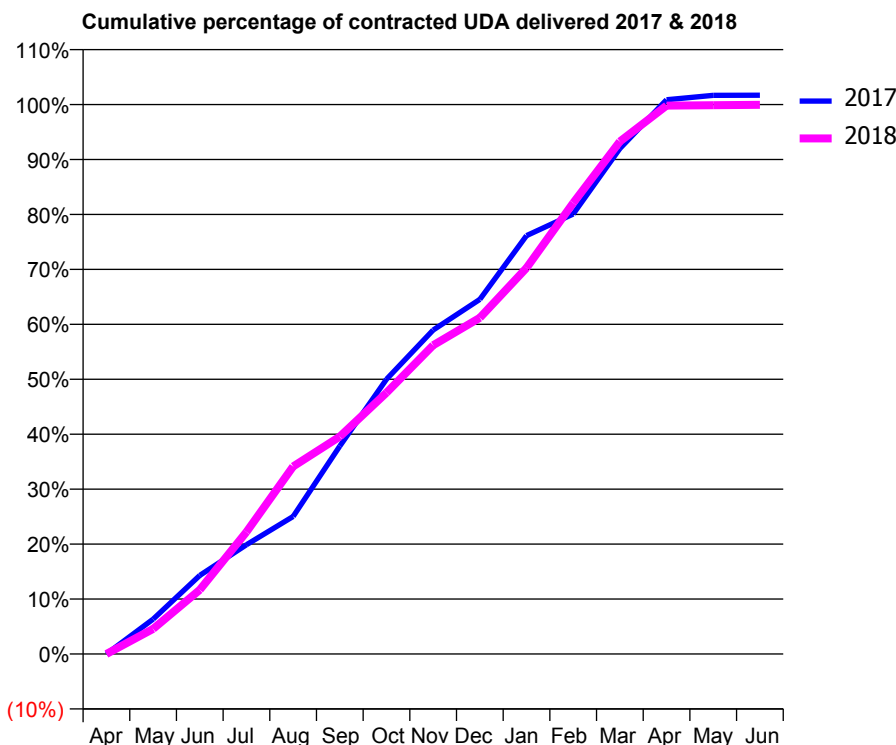
17/18 Contracted general activity (UDA)	11,406
Carry forward general activity (UDA)	0
17/18 Contracted orthodontic activity (UOA)	25
Carry forward orthodontic activity (UOA)	0
Baseline contract value	£369,884.04

### ACCESS\*

Patients seen in 24 months	Total	Change since previous quarter
Quarter ending March 2017	5,380	
Quarter ending June 2017	5,289	↓
Quarter ending September 2017	5,249	→
Quarter ending December 2017	5,202	→
Quarter ending March 2018	5,291	→
<b>Variance since March 2017</b>	<b>(1.7%)</b>	<b>↓</b>



### ACTIVITY



Month	Adjusted Scheduled Activity (UDA)	
	2017	2018
April	0	0
May	723	521
June	1,631	1,333
July	2,270	2,534
August	2,855	3,894
September	4,316	4,512
October	5,704	5,425
November	6,723	6,408
December	7,362	6,979
January	8,683	8,014
February	9,132	9,361
March	10,492	10,639
April	11,505	11,383
May	11,595	11,392
June	11,598	11,400

### QUALITY

	Quantity	Base Number	Contract	AT	Region	England
% of FP17s for the same patient ID Re-attending within 3 months - Children	99	2,009	4.9%	12.2%	12.8%	11.9%
% of FP17s for the same patient ID Re-attending within 3 months - Adults	472	5,297	8.9%	15.6%	16.5%	16.0%
% of FP17s for the same patient ID Re-attending between 3 & 9 months - Children	1,345	2,009	66.9%	54.8%	59.7%	58.3%
% of FP17s for the same patient ID Re-attending between 3 & 9 months - Adults	2,310	5,297	43.6%	50.4%	52.6%	50.3%
% of FP17s for Band 1 Urgent Courses	242	6,913	3.5%	8.8%	9.1%	9.1%
% of FP17s Relating to Free Repair or Replacements	82	6,913	1.2%	1.2%	1.0%	0.8%
% of FP17s Relating to Continuations	43	6,913	0.6%	1.4%	1.2%	1.0%
% of Patients satisfied with the dentistry they have received	11	12	91.7%	89.9%	91.6%	91.5%
% of Patients satisfied with the time they had to wait for an appointment	11	12	91.7%	87.1%	88.3%	87.9%

\* This is based on patients treated on this contract for their most recent course of treatment. Figures in italics indicate the base number of FP17s or Patient Questionnaire responses are less than 100. N/A is shown where the base number of responses is less than 10 during the period. % is calculated as Quantity/Base number\*100

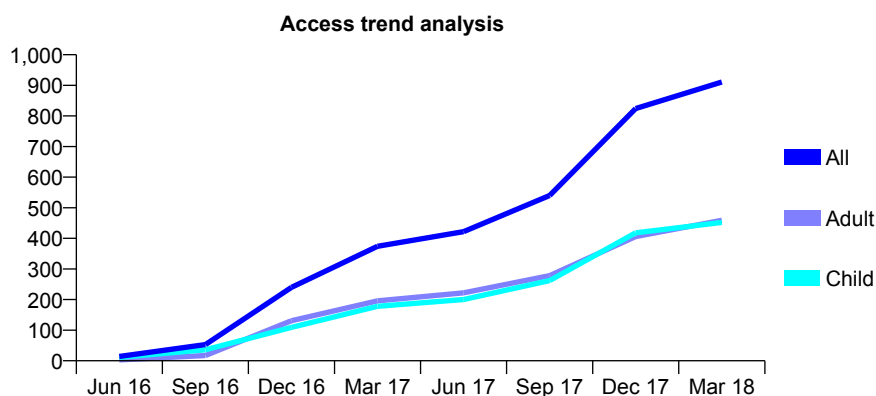
## Q46 - Vital Signs At a Glance Contract Report for 100067/0000 - Year end March 2018

Name or company name	ALWHCT
Contract type name	PDS Contract
Purpose of contract	General
Contract start date	01/04/2016
Contract end date	30/09/2019

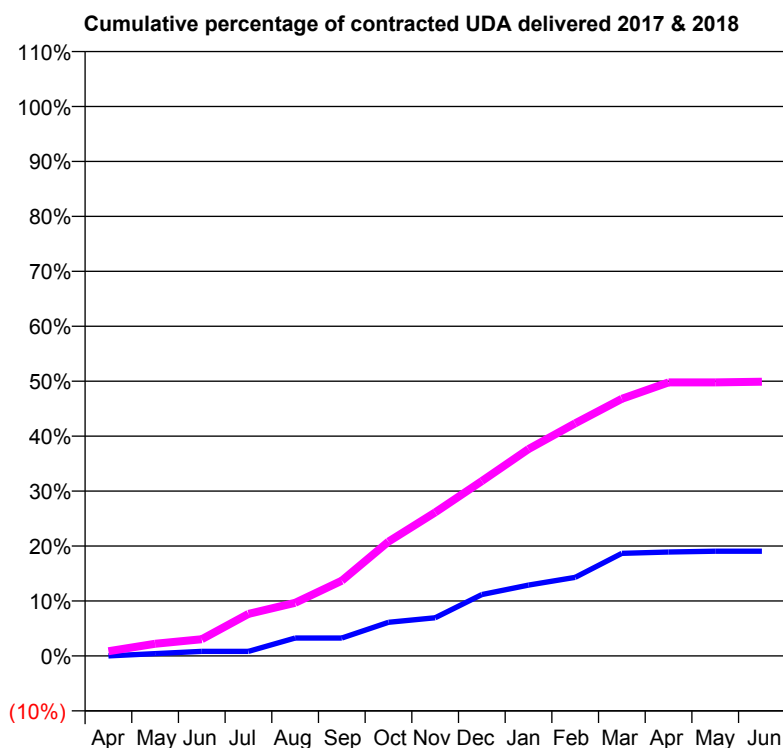
17/18 Contracted general activity (UDA)	3,900
Carry forward general activity (UDA)	0
17/18 Contracted orthodontic activity (UOA)	0
Carry forward orthodontic activity (UOA)	0
Baseline contract value	£0.00

### ACCESS\*

Patients seen in 24 months	Total	Change since previous quarter
Quarter ending March 2017	374	
Quarter ending June 2017	422	↑
Quarter ending September 2017	540	↑
Quarter ending December 2017	824	↑
Quarter ending March 2018	911	↑
<b>Variance since March 2017</b>	<b>143.6%</b>	<b>↑</b>



### ACTIVITY



Month	Adjusted Scheduled Activity (UDA)	
	2017	2018
April	0	34
May	17	86
June	33	119
July	33	298
August	128	377
September	128	534
October	239	811
November	271	1,019
December	436	1,241
January	503	1,469
February	558	1,651
March	728	1,826
April	737	1,942
May	743	1,942
June	743	1,946

### QUALITY

	Quantity	Base Number	Contract	AT	Region	England
% of FP17s for the same patient ID Re-attending within 3 months - Children	15	759	2.0%	12.4%	12.8%	11.9%
% of FP17s for the same patient ID Re-attending within 3 months - Adults	45	600	7.5%	16.8%	16.5%	16.0%
% of FP17s for the same patient ID Re-attending between 3 & 9 months - Children	120	759	15.8%	57.3%	59.7%	58.3%
% of FP17s for the same patient ID Re-attending between 3 & 9 months - Adults	213	600	35.5%	50.3%	52.6%	50.3%
% of FP17s for Band 1 Urgent Courses	68	1,407	4.8%	10.1%	9.1%	9.1%
% of FP17s Relating to Free Repair or Replacements	0	1,407	0.0%	0.9%	1.0%	0.8%
% of FP17s Relating to Continuations	0	1,407	0.0%	1.0%	1.2%	1.0%
% of Patients satisfied with the dentistry they have received	0	0	N/A	92.1%	91.6%	91.5%
% of Patients satisfied with the time they had to wait for an appointment	0	0	N/A	88.7%	88.3%	87.9%

\* This is based on patients treated on this contract for their most recent course of treatment. Figures in italics indicate the base number of FP17s or Patient Questionnaire responses are less than 100. N/A is shown where the base number of responses is less than 10 during the period. % is calculated as Quantity/Base number\*100

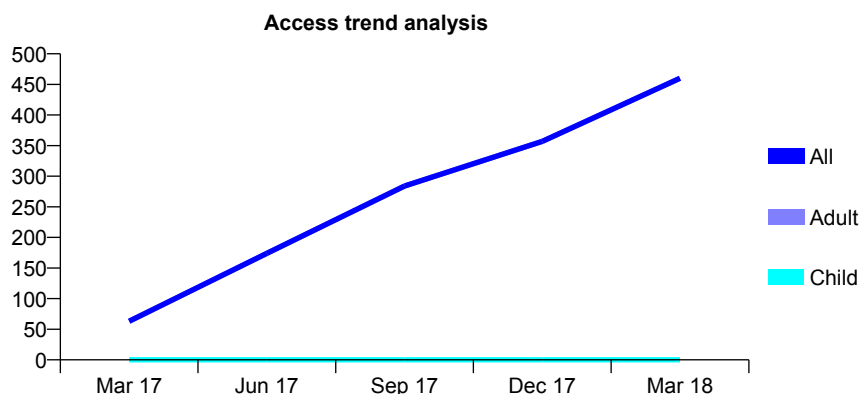
## Q46 - Vital Signs At a Glance Contract Report for 100068/0000 - Year end March 2018

Name or company name	ALWHCT
Contract type name	PDS Contract
Purpose of contract	General
Contract start date	01/04/2015
Contract end date	31/03/2020

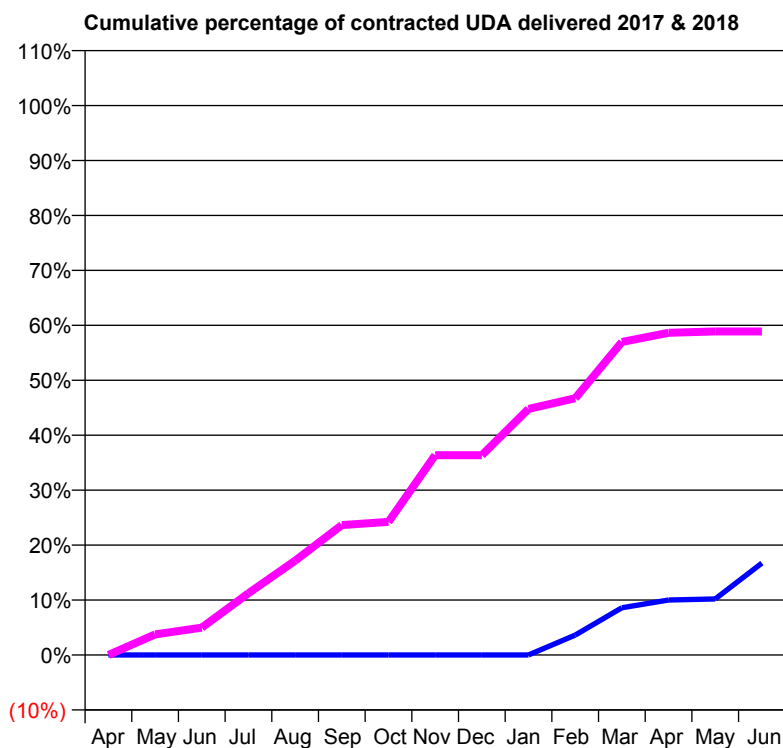
17/18 Contracted general activity (UDA)	2,070
Carry forward general activity (UDA)	0
17/18 Contracted orthodontic activity (UOA)	0
Carry forward orthodontic activity (UOA)	0
Baseline contract value	£0.00

### ACCESS\*

Patients seen in 24 months	Total	Change since previous quarter
Quarter ending March 2017	63	
Quarter ending June 2017	174	↑
Quarter ending September 2017	284	↑
Quarter ending December 2017	357	↑
Quarter ending March 2018	460	↑
<b>Variance since March 2017</b>	<b>630.2%</b>	<b>↑</b>



### ACTIVITY



Month	Adjusted Scheduled Activity (UDA)	
	2017	2018
April	0	0
May	0	78
June	0	103
July	0	233
August	0	355
September	0	489
October	0	502
November	0	753
December	0	753
January	0	927
February	75	967
March	178	1,179
April	207	1,214
May	211	1,219
June	347	1,219

### QUALITY

	Quantity	Base Number	Contract	AT	Region	England
% of FP17s for the same patient ID Re-attending within 3 months - Children	0	0	N/A	12.4%	12.8%	11.9%
% of FP17s for the same patient ID Re-attending within 3 months - Adults	73	588	12.4%	16.8%	16.5%	16.0%
% of FP17s for the same patient ID Re-attending between 3 & 9 months - Children	0	0	N/A	57.3%	59.7%	58.3%
% of FP17s for the same patient ID Re-attending between 3 & 9 months - Adults	22	588	3.7%	50.3%	52.6%	50.3%
% of FP17s for Band 1 Urgent Courses	150	513	29.2%	10.1%	9.1%	9.1%
% of FP17s Relating to Free Repair or Replacements	0	513	0.0%	0.9%	1.0%	0.8%
% of FP17s Relating to Continuations	0	513	0.0%	1.0%	1.2%	1.0%
% of Patients satisfied with the dentistry they have received	0	0	N/A	92.1%	91.6%	91.5%
% of Patients satisfied with the time they had to wait for an appointment	0	0	N/A	88.7%	88.3%	87.9%

\* This is based on patients treated on this contract for their most recent course of treatment. Figures in italics indicate the base number of FP17s or Patient Questionnaire responses are less than 100. N/A is shown where the base number of responses is less than 10 during the period. % is calculated as Quantity/Base number\*100

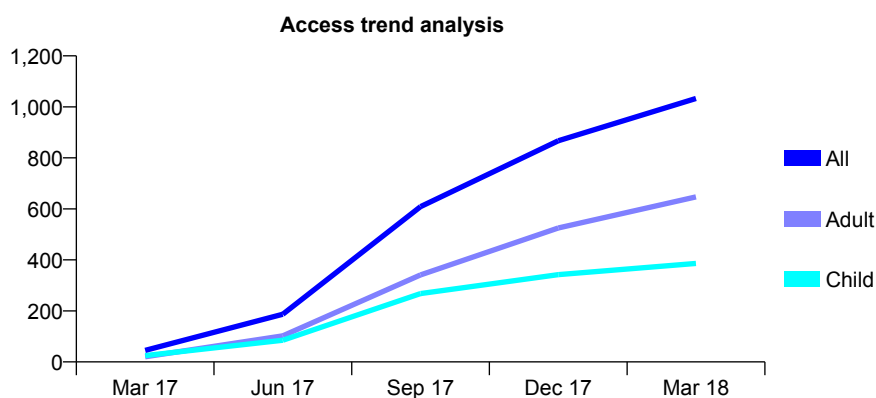
## Q46 - Vital Signs At a Glance Contract Report for 100069/0000 - Year end March 2018

Name or company name	ALWHCT
Contract type name	PDS Contract
Purpose of contract	General
Contract start date	01/04/2016
Contract end date	30/09/2019

17/18 Contracted general activity (UDA)	7,000
Carry forward general activity (UDA)	0
17/18 Contracted orthodontic activity (UOA)	0
Carry forward orthodontic activity (UOA)	0
Baseline contract value	£0.00

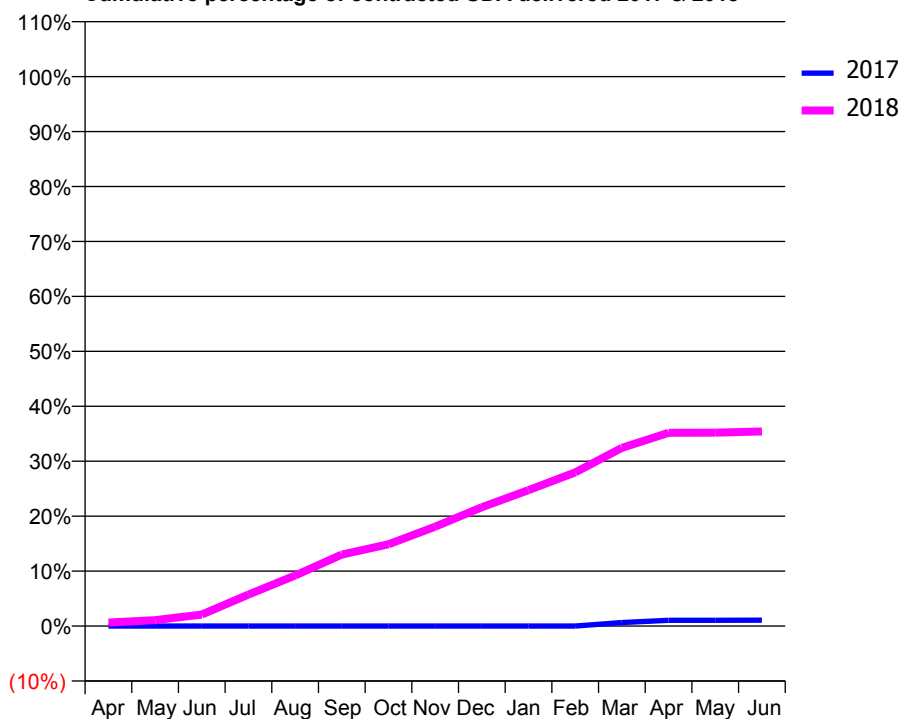
### ACCESS\*

Patients seen in 24 months	Total	Change since previous quarter
Quarter ending March 2017	45	
Quarter ending June 2017	187	↑
Quarter ending September 2017	609	↑
Quarter ending December 2017	867	↑
Quarter ending March 2018	1,033	↑
<b>Variance since March 2017</b>	<b>2195.6%</b>	<b>↑</b>



### ACTIVITY

Cumulative percentage of contracted UDA delivered 2017 & 2018



Month	Adjusted Scheduled Activity (UDA)	
	2017	2018
April	0	44
May	0	76
June	0	146
July	0	401
August	0	645
September	0	911
October	0	1,042
November	0	1,267
December	0	1,515
January	0	1,733
February	0	1,958
March	45	2,271
April	73	2,461
May	73	2,464
June	76	2,479

### QUALITY

	Quantity	Base Number	Contract	AT	Region	England
% of FP17s for the same patient ID Re-attending within 3 months - Children	57	744	7.7%	12.4%	12.8%	11.9%
% of FP17s for the same patient ID Re-attending within 3 months - Adults	60	841	7.1%	16.8%	16.5%	16.0%
% of FP17s for the same patient ID Re-attending between 3 & 9 months - Children	123	744	16.5%	57.3%	59.7%	58.3%
% of FP17s for the same patient ID Re-attending between 3 & 9 months - Adults	123	841	14.6%	50.3%	52.6%	50.3%
% of FP17s for Band 1 Urgent Courses	65	1,663	3.9%	10.1%	9.1%	9.1%
% of FP17s Relating to Free Repair or Replacements	0	1,663	0.0%	0.9%	1.0%	0.8%
% of FP17s Relating to Continuations	0	1,663	0.0%	1.0%	1.2%	1.0%
% of Patients satisfied with the dentistry they have received	1	1	N/A	92.1%	91.6%	91.5%
% of Patients satisfied with the time they had to wait for an appointment	1	1	N/A	88.7%	88.3%	87.9%

\* This is based on patients treated on this contract for their most recent course of treatment. Figures in italics indicate the base number of FP17s or Patient Questionnaire responses are less than 100. N/A is shown where the base number of responses is less than 10 during the period. % is calculated as Quantity/Base number\*100

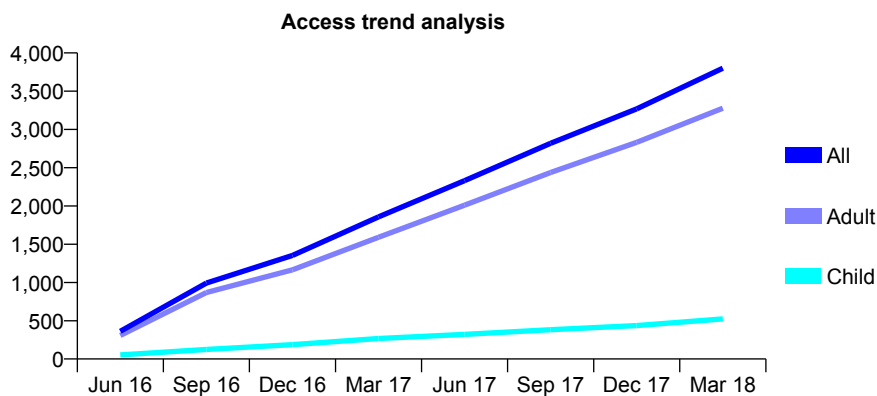
## Q46 - Vital Signs At a Glance Contract Report for 100134/0000 - Year end March 2018

Name or company name	REVIVE DENTAL CARE LIMITED
Contract type name	GDS Contract
Purpose of contract	General
Contract start date	01/04/2016
Contract end date	

17/18 Contracted general activity (UDA)	4,591
Carry forward general activity (UDA)	0
17/18 Contracted orthodontic activity (UOA)	0
Carry forward orthodontic activity (UOA)	0
Baseline contract value	£254,619.95

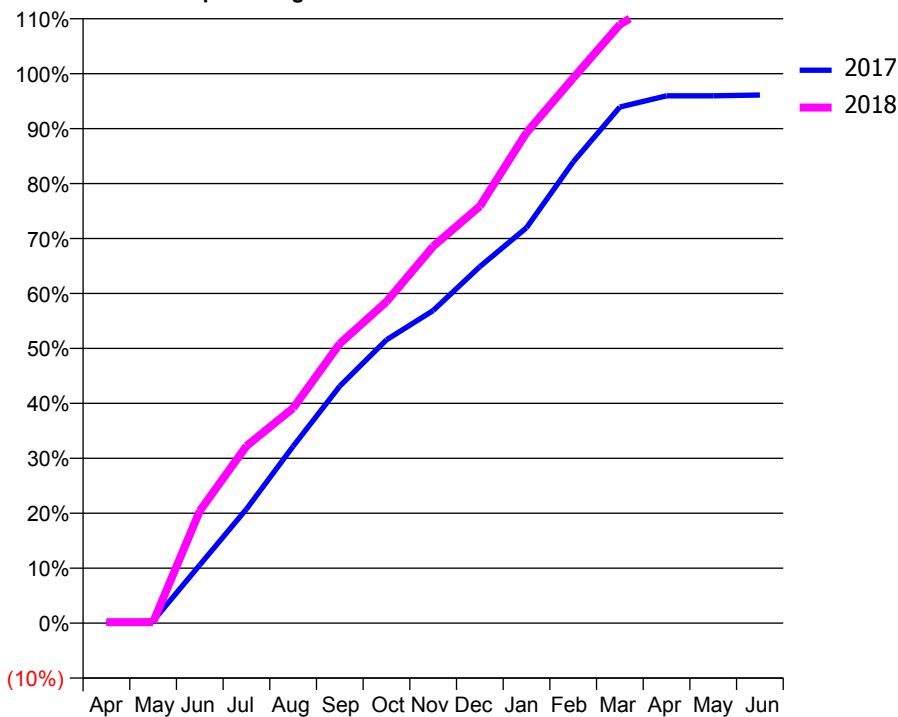
### ACCESS\*

Patients seen in 24 months	Total	Change since previous quarter
Quarter ending March 2017	1,857	
Quarter ending June 2017	2,332	↑
Quarter ending September 2017	2,819	↑
Quarter ending December 2017	3,269	↑
Quarter ending March 2018	3,800	↑
<b>Variance since March 2017</b>	<b>104.6%</b>	<b>↑</b>



### ACTIVITY

**Cumulative percentage of contracted UDA delivered 2017 & 2018**



Month	Adjusted Scheduled Activity (UDA)	
	2017	2018
April	0	8
May	18	8
June	487	938
July	953	1,480
August	1,478	1,797
September	1,980	2,336
October	2,367	2,685
November	2,612	3,148
December	2,979	3,483
January	3,304	4,098
February	3,853	4,554
March	4,312	5,002
April	4,405	5,234
May	4,405	5,296
June	4,413	5,301

### QUALITY

	Quantity	Base Number	Contract	AT	Region	England
% of FP17s for the same patient ID Re-attending within 3 months - Children	19	650	2.9%	12.4%	12.8%	11.9%
% of FP17s for the same patient ID Re-attending within 3 months - Adults	119	3,484	3.4%	16.8%	16.5%	16.0%
% of FP17s for the same patient ID Re-attending between 3 & 9 months - Children	6	650	0.9%	57.3%	59.7%	58.3%
% of FP17s for the same patient ID Re-attending between 3 & 9 months - Adults	56	3,484	1.6%	50.3%	52.6%	50.3%
% of FP17s for Band 1 Urgent Courses	4,134	4,295	96.3%	10.1%	9.1%	9.1%
% of FP17s Relating to Free Repair or Replacements	1	4,295	0.0%	0.9%	1.0%	0.8%
% of FP17s Relating to Continuations	0	4,295	0.0%	1.0%	1.2%	1.0%
% of Patients satisfied with the dentistry they have received	3	4	N/A	92.1%	91.6%	91.5%
% of Patients satisfied with the time they had to wait for an appointment	2	4	N/A	88.7%	88.3%	87.9%

\* This is based on patients treated on this contract for their most recent course of treatment. Figures in italics indicate the base number of FP17s or Patient Questionnaire responses are less than 100. N/A is shown where the base number of responses is less than 10 during the period. % is calculated as Quantity/Base number\*100

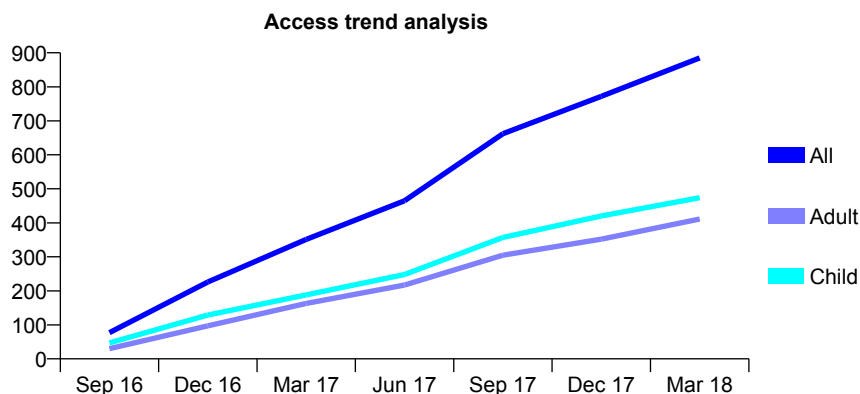
## Q46 - Vital Signs At a Glance Contract Report for 100137/0000 - Year end March 2018

Name or company name	ALWHCT
Contract type name	PDS Contract
Purpose of contract	General
Contract start date	01/04/2016
Contract end date	30/09/2019

17/18 Contracted general activity (UDA)	3,967
Carry forward general activity (UDA)	0
17/18 Contracted orthodontic activity (UOA)	0
Carry forward orthodontic activity (UOA)	0
Baseline contract value	£3.06

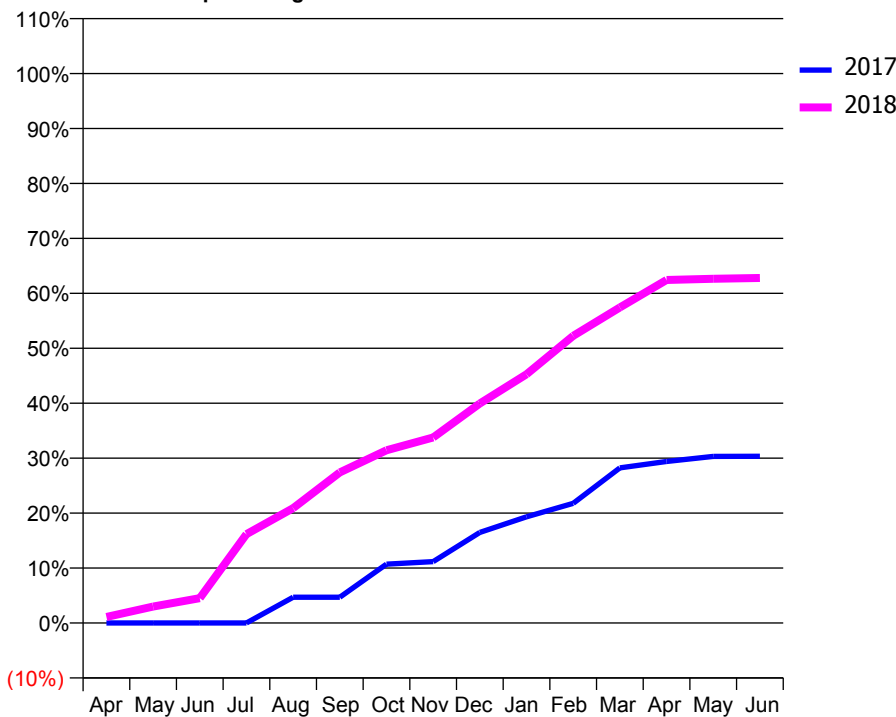
### ACCESS\*

Patients seen in 24 months	Total	Change since previous quarter
Quarter ending March 2017	351	
Quarter ending June 2017	465	↑
Quarter ending September 2017	662	↑
Quarter ending December 2017	772	↑
Quarter ending March 2018	885	↑
<b>Variance since March 2017</b>	<b>152.1%</b>	<b>↑</b>



### ACTIVITY

Cumulative percentage of contracted UDA delivered 2017 & 2018



Month	Adjusted Scheduled Activity (UDA)	
	2017	2018
April	0	44
May	0	119
June	0	180
July	0	642
August	186	830
September	186	1,087
October	425	1,247
November	443	1,339
December	655	1,585
January	766	1,796
February	864	2,073
March	1,120	2,278
April	1,166	2,476
May	1,203	2,485
June	1,204	2,491

### QUALITY

	Quantity	Base Number	Contract	AT	Region	England
% of FP17s for the same patient ID Re-attending within 3 months - Children	63	923	6.8%	12.4%	12.8%	11.9%
% of FP17s for the same patient ID Re-attending within 3 months - Adults	35	459	7.6%	16.8%	16.5%	16.0%
% of FP17s for the same patient ID Re-attending between 3 & 9 months - Children	192	923	20.8%	57.3%	59.7%	58.3%
% of FP17s for the same patient ID Re-attending between 3 & 9 months - Adults	124	459	27.0%	50.3%	52.6%	50.3%
% of FP17s for Band 1 Urgent Courses	69	1,418	4.9%	10.1%	9.1%	9.1%
% of FP17s Relating to Free Repair or Replacements	1	1,418	0.1%	0.9%	1.0%	0.8%
% of FP17s Relating to Continuations	0	1,418	0.0%	1.0%	1.2%	1.0%
% of Patients satisfied with the dentistry they have received	0	0	N/A	92.1%	91.6%	91.5%
% of Patients satisfied with the time they had to wait for an appointment	0	0	N/A	88.7%	88.3%	87.9%

\* This is based on patients treated on this contract for their most recent course of treatment. Figures in italics indicate the base number of FP17s or Patient Questionnaire responses are less than 100. N/A is shown where the base number of responses is less than 10 during the period. % is calculated as Quantity/Base number\*100



## Q46 - Vital Signs At a Glance Contract Report for 100554/0000 - Year end March 2018


Name or company name	MR RA MIZON
Contract type name	GDS Contract
Purpose of contract	General
Contract start date	01/01/2018
Contract end date	

17/18 Contracted general activity (UDA)	7,263
Carry forward general activity (UDA)	0
17/18 Contracted orthodontic activity (UOA)	0
Carry forward orthodontic activity (UOA)	0
Baseline contract value	£220,291.83

### ACCESS\*

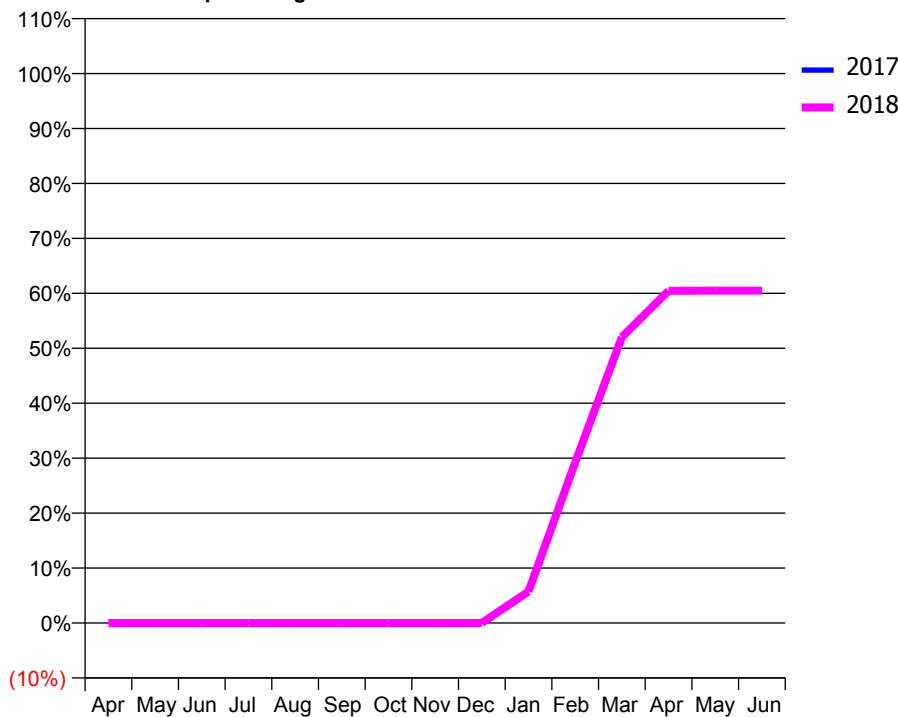
Patients seen in 24 months	Total	Change since previous quarter
Quarter ending March 2017	0	
Quarter ending June 2017	0	
Quarter ending September 2017	0	
Quarter ending December 2017	0	
Quarter ending March 2018	1,991	
Variance since March 2017	N/A	

### Access trend analysis



### ACTIVITY

#### Cumulative percentage of contracted UDA delivered 2017 & 2018



Month	Adjusted Scheduled Activity (UDA)	
	2017	2018
April	0	0
May	0	0
June	0	0
July	0	0
August	0	0
September	0	0
October	0	0
November	0	0
December	0	0
January	0	417
February	0	2,124
March	0	3,778
April	0	4,392
May	0	4,394
June	0	4,394

### QUALITY

	Quantity	Base Number	Contract	AT	Region	England
% of FP17s for the same patient ID Re-attending within 3 months - Children	9	620	1.5%	12.4%	12.8%	11.9%
% of FP17s for the same patient ID Re-attending within 3 months - Adults	47	1,406	3.3%	16.8%	16.5%	16.0%
% of FP17s for the same patient ID Re-attending between 3 & 9 months - Children	0	620	0.0%	57.3%	59.7%	58.3%
% of FP17s for the same patient ID Re-attending between 3 & 9 months - Adults	0	1,406	0.0%	50.3%	52.6%	50.3%
% of FP17s for Band 1 Urgent Courses	189	2,290	8.3%	10.1%	9.1%	9.1%
% of FP17s Relating to Free Repair or Replacements	8	2,290	0.3%	0.9%	1.0%	0.8%
% of FP17s Relating to Continuations	22	2,290	1.0%	1.0%	1.2%	1.0%
% of Patients satisfied with the dentistry they have received	1	1	N/A	92.1%	91.6%	91.5%
% of Patients satisfied with the time they had to wait for an appointment	1	1	N/A	88.7%	88.3%	87.9%

\* This is based on patients treated on this contract for their most recent course of treatment. Figures in italics indicate the base number of FP17s or Patient Questionnaire responses are less than 100. N/A is shown where the base number of responses is less than 10 during the period. % is calculated as Quantity/Base number\*100

## Q46 - Vital Signs At a Glance Contract Report for 100556/0000 - Year end March 2018


Name or company name	MR RA MIZON
Contract type name	GDS Contract
Purpose of contract	General
Contract start date	01/01/2018
Contract end date	

17/18 Contracted general activity (UDA)	124
Carry forward general activity (UDA)	0
17/18 Contracted orthodontic activity (UOA)	0
Carry forward orthodontic activity (UOA)	0
Baseline contract value	£4,331.25

### ACCESS\*

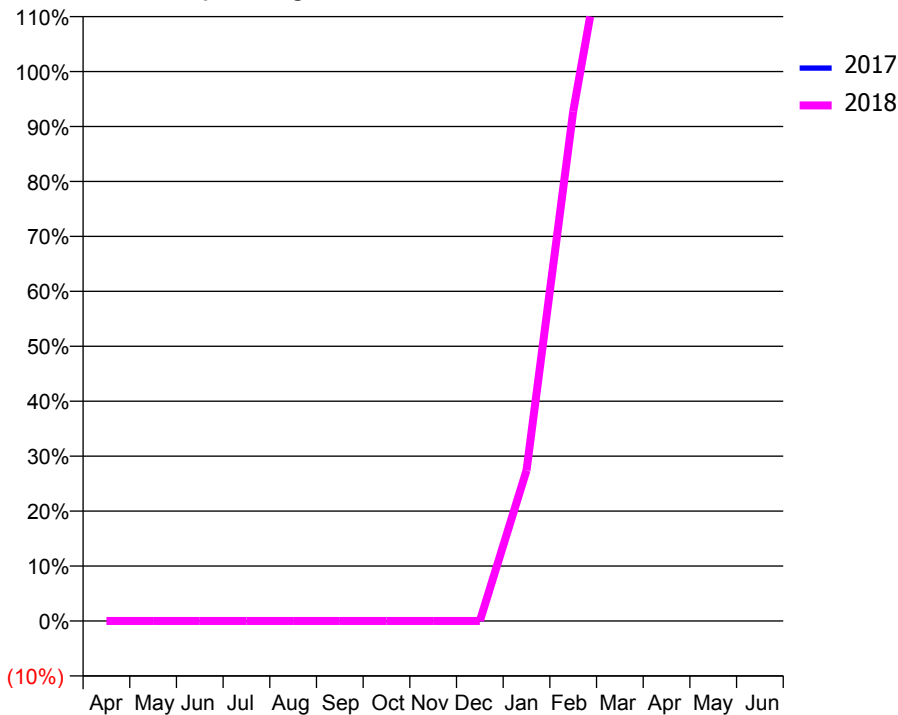
Patients seen in 24 months	Total	Change since previous quarter
Quarter ending March 2017	0	
Quarter ending June 2017	0	
Quarter ending September 2017	0	
Quarter ending December 2017	0	
Quarter ending March 2018	70	
<b>Variance since March 2017</b>	<b>N/A</b>	

### Access trend analysis



### ACTIVITY

Cumulative percentage of contracted UDA delivered 2017 & 2018



Month	Adjusted Scheduled Activity (UDA)	
	2017	2018
April	0	0
May	0	0
June	0	0
July	0	0
August	0	0
September	0	0
October	0	0
November	0	0
December	0	0
January	0	34
February	0	115
March	0	174
April	0	201
May	0	201
June	0	201

### QUALITY

	Quantity	Base Number	Contract	AT	Region	England
% of FP17s for the same patient ID Re-attending within 3 months - Children	0	0	N/A	12.4%	12.8%	11.9%
% of FP17s for the same patient ID Re-attending within 3 months - Adults	0	66	0.0%	16.8%	16.5%	16.0%
% of FP17s for the same patient ID Re-attending between 3 & 9 months - Children	0	0	N/A	57.3%	59.7%	58.3%
% of FP17s for the same patient ID Re-attending between 3 & 9 months - Adults	0	66	0.0%	50.3%	52.6%	50.3%
% of FP17s for Band 1 Urgent Courses	0	78	0.0%	10.1%	9.1%	9.1%
% of FP17s Relating to Free Repair or Replacements	0	78	0.0%	0.9%	1.0%	0.8%
% of FP17s Relating to Continuations	0	78	0.0%	1.0%	1.2%	1.0%
% of Patients satisfied with the dentistry they have received	0	0	N/A	92.1%	91.6%	91.5%
% of Patients satisfied with the time they had to wait for an appointment	0	0	N/A	88.7%	88.3%	87.9%

\* This is based on patients treated on this contract for their most recent course of treatment. Figures in italics indicate the base number of FP17s or Patient Questionnaire responses are less than 100. N/A is shown where the base number of responses is less than 10 during the period. % is calculated as Quantity/Base number\*100

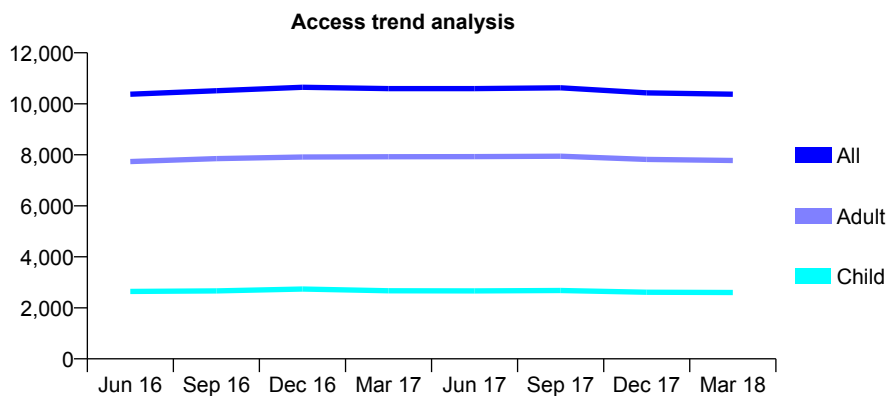
## Q46 - Vital Signs At a Glance Contract Report for 101281/0068 - Year end March 2018

Name or company name	OASIS DENTAL CARE LTD
Contract type name	GDS Contract
Purpose of contract	General
Contract start date	01/04/2006
Contract end date	

17/18 Contracted general activity (UDA)	34,022
Carry forward general activity (UDA)	-680
17/18 Contracted orthodontic activity (UOA)	0
Carry forward orthodontic activity (UOA)	0
Baseline contract value	£850,872.12

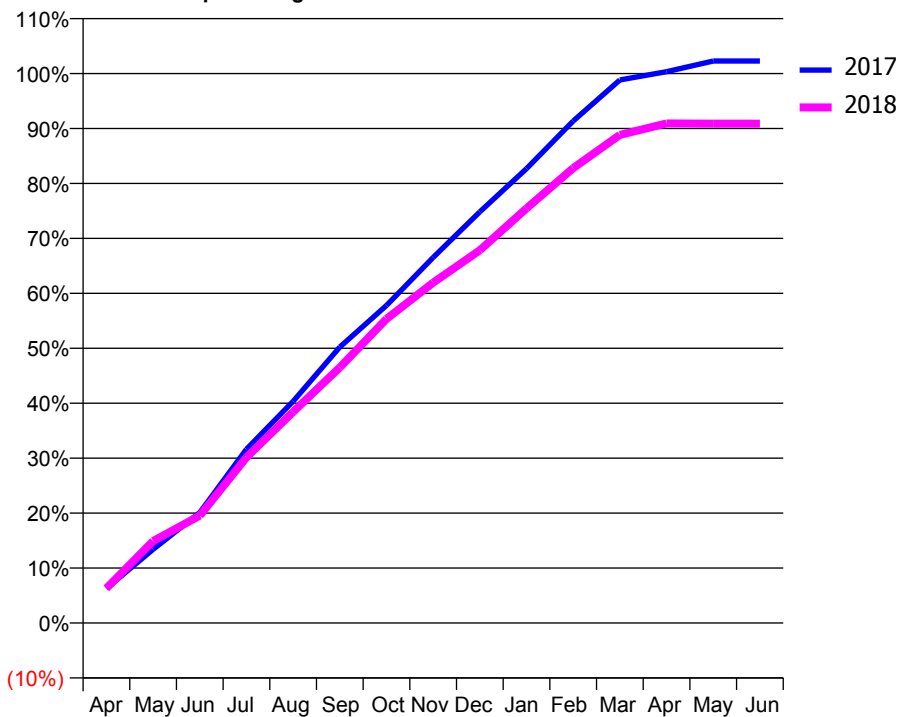
### ACCESS\*

Patients seen in 24 months	Total	Change since previous quarter
Quarter ending March 2017	10,595	
Quarter ending June 2017	10,597	→
Quarter ending September 2017	10,626	→
Quarter ending December 2017	10,430	↓
Quarter ending March 2018	10,379	→
<b>Variance since March 2017</b>	<b>(2.0%)</b>	<b>↓</b>



### ACTIVITY

**Cumulative percentage of contracted UDA delivered 2017 & 2018**



Month	Adjusted Scheduled Activity (UDA)	
	2017	2018
April	2,141	2,148
May	4,559	5,071
June	6,838	6,651
July	10,762	10,257
August	13,727	13,074
September	17,090	15,822
October	19,660	18,826
November	22,637	21,076
December	25,460	23,084
January	28,133	25,674
February	31,077	28,165
March	33,621	30,224
April	34,132	30,934
May	34,797	30,916
June	34,799	30,915

### QUALITY

	Quantity	Base Number	Contract	AT	Region	England
% of FP17s for the same patient ID Re-attending within 3 months - Children	566	4,497	12.6%	12.4%	12.8%	11.9%
% of FP17s for the same patient ID Re-attending within 3 months - Adults	1,662	10,963	15.2%	16.8%	16.5%	16.0%
% of FP17s for the same patient ID Re-attending between 3 & 9 months - Children	2,890	4,497	64.3%	57.3%	59.7%	58.3%
% of FP17s for the same patient ID Re-attending between 3 & 9 months - Adults	6,178	10,963	56.4%	50.3%	52.6%	50.3%
% of FP17s for Band 1 Urgent Courses	1,043	15,187	6.9%	10.1%	9.1%	9.1%
% of FP17s Relating to Free Repair or Replacements	166	15,187	1.1%	0.9%	1.0%	0.8%
% of FP17s Relating to Continuations	302	15,187	2.0%	1.0%	1.2%	1.0%
% of Patients satisfied with the dentistry they have received	11	13	84.6%	92.1%	91.6%	91.5%
% of Patients satisfied with the time they had to wait for an appointment	12	13	92.3%	88.7%	88.3%	87.9%

\* This is based on patients treated on this contract for their most recent course of treatment. Figures in italics indicate the base number of FP17s or Patient Questionnaire responses are less than 100. N/A is shown where the base number of responses is less than 10 during the period. % is calculated as Quantity/Base number\*100

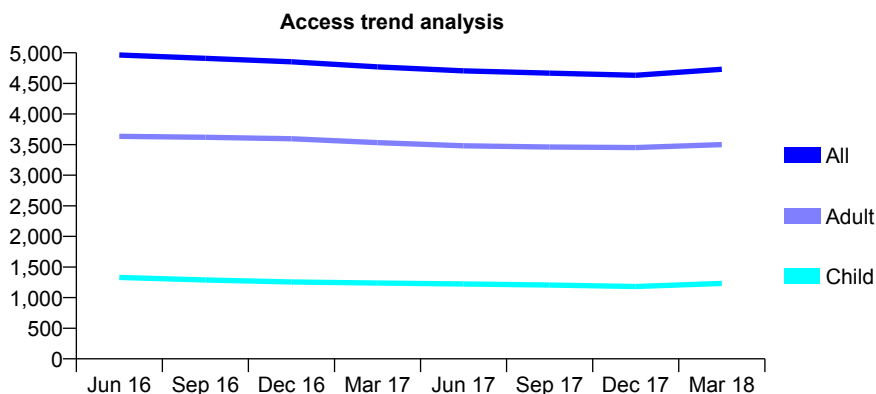
## Q46 - Vital Signs At a Glance Contract Report for 101281/0084 - Year end March 2018

Name or company name	OASIS DENTAL CARE LTD
Contract type name	GDS Contract
Purpose of contract	General
Contract start date	01/04/2006
Contract end date	

17/18 Contracted general activity (UDA)	18,625
Carry forward general activity (UDA)	-372
17/18 Contracted orthodontic activity (UOA)	0
Carry forward orthodontic activity (UOA)	0
Baseline contract value	£510,785.49

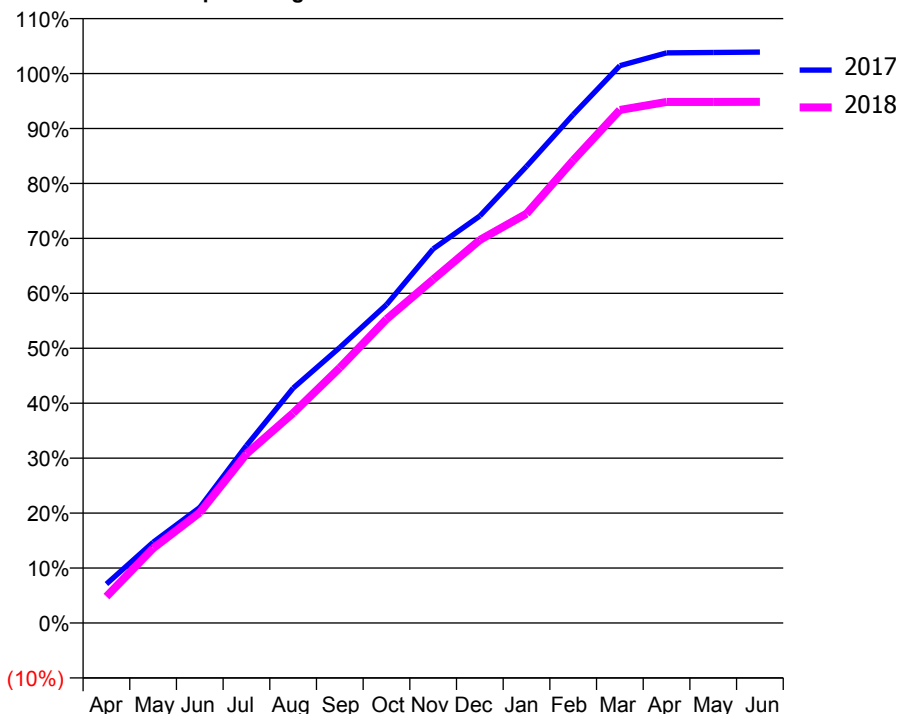
### ACCESS\*

Patients seen in 24 months	Total	Change since previous quarter
Quarter ending March 2017	4,771	
Quarter ending June 2017	4,704	↓
Quarter ending September 2017	4,667	→
Quarter ending December 2017	4,633	→
Quarter ending March 2018	4,732	↑
<b>Variance since March 2017</b>	<b>(0.8%)</b>	→



### ACTIVITY

Cumulative percentage of contracted UDA delivered 2017 & 2018



Month	Adjusted Scheduled Activity (UDA)	
	2017	2018
April	1,320	895
May	2,735	2,534
June	3,918	3,743
July	6,013	5,732
August	7,961	7,117
September	9,340	8,654
October	10,789	10,298
November	12,681	11,643
December	13,796	12,983
January	15,478	13,875
February	17,231	15,682
March	18,892	17,389
April	19,324	17,660
May	19,338	17,663
June	19,353	17,664

### QUALITY

	Quantity	Base Number	Contract	AT	Region	England
% of FP17s for the same patient ID Re-attending within 3 months - Children	180	2,006	9.0%	12.4%	12.8%	11.9%
% of FP17s for the same patient ID Re-attending within 3 months - Adults	779	5,208	15.0%	16.8%	16.5%	16.0%
% of FP17s for the same patient ID Re-attending between 3 & 9 months - Children	1,324	2,006	66.0%	57.3%	59.7%	58.3%
% of FP17s for the same patient ID Re-attending between 3 & 9 months - Adults	2,857	5,208	54.9%	50.3%	52.6%	50.3%
% of FP17s for Band 1 Urgent Courses	397	7,228	5.5%	10.1%	9.1%	9.1%
% of FP17s Relating to Free Repair or Replacements	49	7,228	0.7%	0.9%	1.0%	0.8%
% of FP17s Relating to Continuations	231	7,228	3.2%	1.0%	1.2%	1.0%
% of Patients satisfied with the dentistry they have received	3	3	N/A	92.1%	91.6%	91.5%
% of Patients satisfied with the time they had to wait for an appointment	2	3	N/A	88.7%	88.3%	87.9%

\* This is based on patients treated on this contract for their most recent course of treatment. Figures in italics indicate the base number of FP17s or Patient Questionnaire responses are less than 100. N/A is shown where the base number of responses is less than 10 during the period. % is calculated as Quantity/Base number\*100

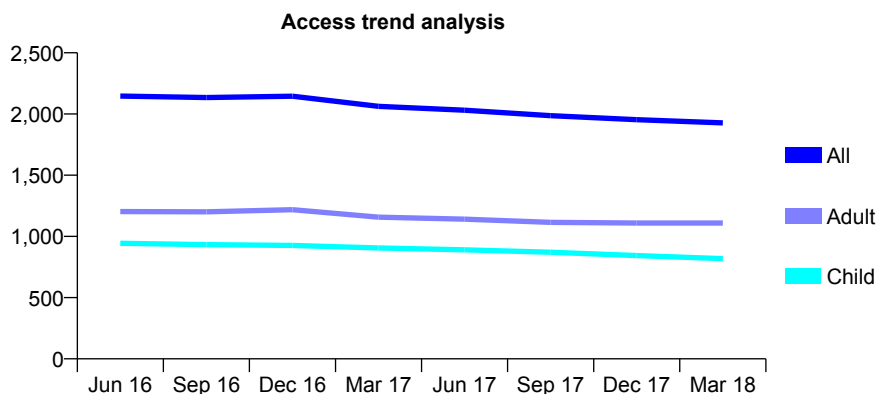
## Q46 - Vital Signs At a Glance Contract Report for 101281/0087 - Year end March 2018

Name or company name	OASIS DENTAL CARE LTD
Contract type name	GDS Contract
Purpose of contract	General
Contract start date	01/04/2006
Contract end date	

17/18 Contracted general activity (UDA)	5,197
Carry forward general activity (UDA)	-98
17/18 Contracted orthodontic activity (UOA)	0
Carry forward orthodontic activity (UOA)	0
Baseline contract value	£114,104.81

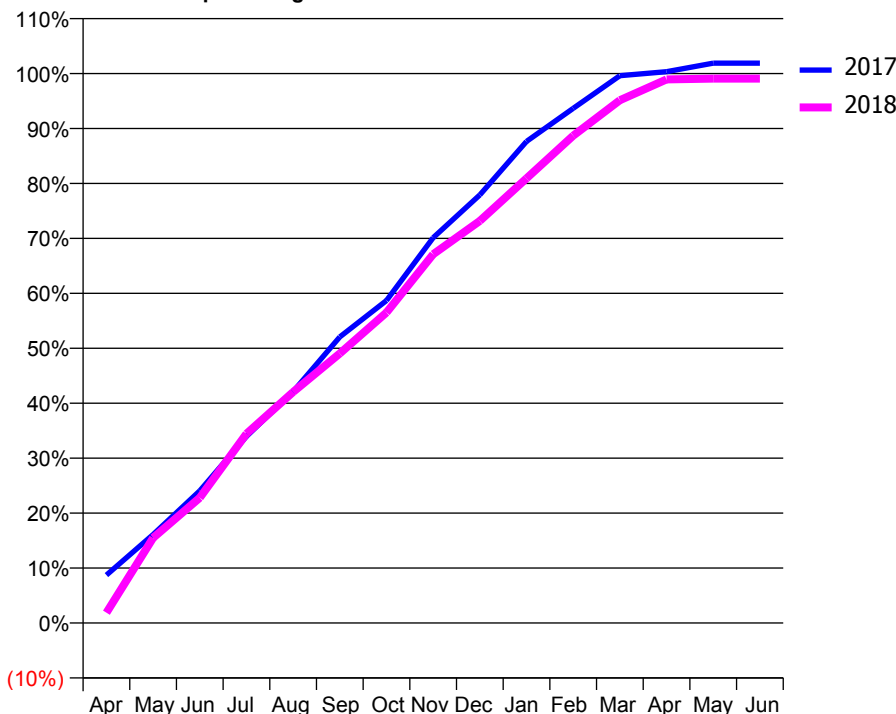
### ACCESS\*

Patients seen in 24 months	Total	Change since previous quarter
Quarter ending March 2017	2,063	
Quarter ending June 2017	2,031	↓
Quarter ending September 2017	1,986	↓
Quarter ending December 2017	1,954	↓
Quarter ending March 2018	1,928	↓
<b>Variance since March 2017</b>	<b>(6.5%)</b>	<b>↓</b>



### ACTIVITY

Cumulative percentage of contracted UDA delivered 2017 & 2018



Month	Adjusted Scheduled Activity (UDA)	
	2017	2018
April	453	98
May	837	806
June	1,250	1,185
July	1,764	1,790
August	2,189	2,185
September	2,706	2,550
October	3,050	2,937
November	3,644	3,487
December	4,049	3,803
January	4,555	4,206
February	4,867	4,609
March	5,177	4,945
April	5,214	5,141
May	5,295	5,149
June	5,295	5,149

### QUALITY

	Quantity	Base Number	Contract	AT	Region	England
% of FP17s for the same patient ID Re-attending within 3 months - Children	100	1,443	6.9%	12.4%	12.8%	11.9%
% of FP17s for the same patient ID Re-attending within 3 months - Adults	311	1,619	19.2%	16.8%	16.5%	16.0%
% of FP17s for the same patient ID Re-attending between 3 & 9 months - Children	981	1,443	68.0%	57.3%	59.7%	58.3%
% of FP17s for the same patient ID Re-attending between 3 & 9 months - Adults	917	1,619	56.6%	50.3%	52.6%	50.3%
% of FP17s for Band 1 Urgent Courses	44	3,083	1.4%	10.1%	9.1%	9.1%
% of FP17s Relating to Free Repair or Replacements	22	3,083	0.7%	0.9%	1.0%	0.8%
% of FP17s Relating to Continuations	162	3,083	5.3%	1.0%	1.2%	1.0%
% of Patients satisfied with the dentistry they have received	0	0	N/A	92.1%	91.6%	91.5%
% of Patients satisfied with the time they had to wait for an appointment	0	0	N/A	88.7%	88.3%	87.9%

\* This is based on patients treated on this contract for their most recent course of treatment. Figures in italics indicate the base number of FP17s or Patient Questionnaire responses are less than 100. N/A is shown where the base number of responses is less than 10 during the period. % is calculated as Quantity/Base number\*100

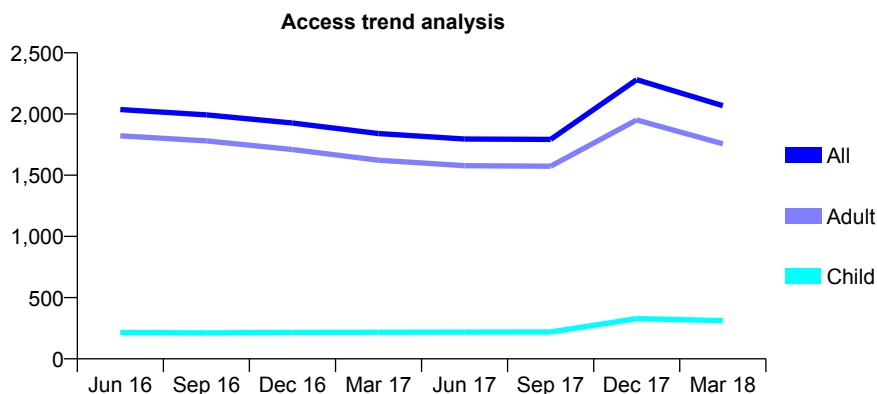
## Q46 - Vital Signs At a Glance Contract Report for 101281/0113 - Year end March 2018

Name or company name	OASIS DENTAL CARE LTD
Contract type name	GDS Contract
Purpose of contract	General
Contract start date	01/04/2006
Contract end date	

17/18 Contracted general activity (UDA)	5,042
Carry forward general activity (UDA)	-101
17/18 Contracted orthodontic activity (UOA)	0
Carry forward orthodontic activity (UOA)	0
Baseline contract value	£123,430.86

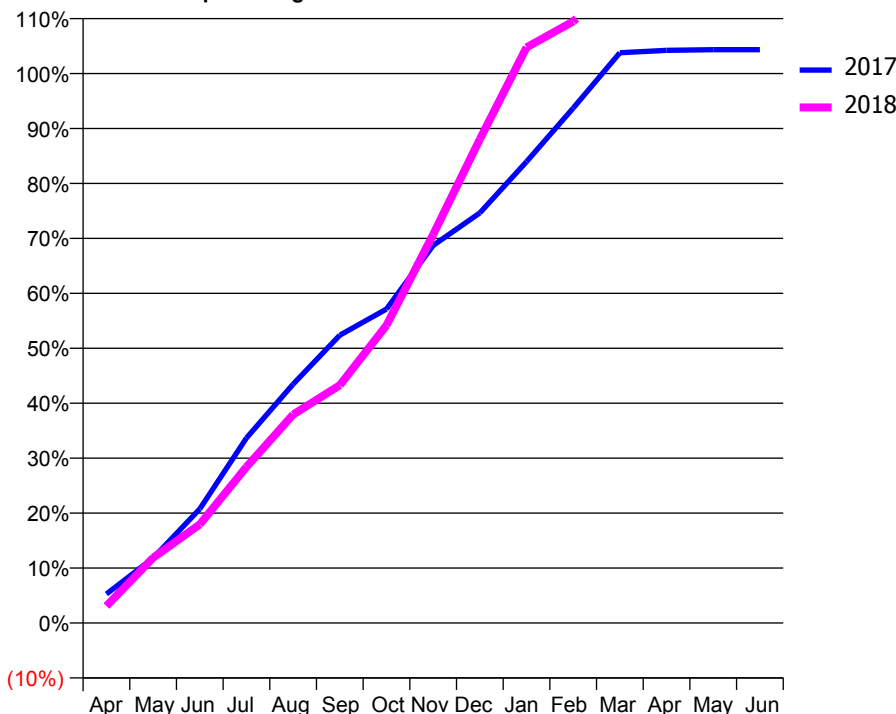
### ACCESS\*

Patients seen in 24 months	Total	Change since previous quarter
Quarter ending March 2017	1,840	
Quarter ending June 2017	1,796	↓
Quarter ending September 2017	1,793	→
Quarter ending December 2017	2,280	↑
Quarter ending March 2018	2,068	↓
<b>Variance since March 2017</b>	<b>12.4%</b>	<b>↑</b>



### ACTIVITY

Cumulative percentage of contracted UDA delivered 2017 & 2018



Month	Adjusted Scheduled Activity (UDA)	
	2017	2018
April	266	157
May	596	599
June	1,047	905
July	1,697	1,432
August	2,192	1,913
September	2,641	2,182
October	2,881	2,731
November	3,465	3,565
December	3,763	4,438
January	4,232	5,282
February	4,725	5,520
March	5,233	5,904
April	5,255	5,599
May	5,261	5,600
June	5,261	5,600

### QUALITY

	Quantity	Base Number	Contract	AT	Region	England
% of FP17s for the same patient ID Re-attending within 3 months - Children	21	431	4.9%	12.4%	12.8%	11.9%
% of FP17s for the same patient ID Re-attending within 3 months - Adults	247	2,436	10.1%	16.8%	16.5%	16.0%
% of FP17s for the same patient ID Re-attending between 3 & 9 months - Children	167	431	38.7%	57.3%	59.7%	58.3%
% of FP17s for the same patient ID Re-attending between 3 & 9 months - Adults	1,053	2,436	43.2%	50.3%	52.6%	50.3%
% of FP17s for Band 1 Urgent Courses	202	2,660	7.6%	10.1%	9.1%	9.1%
% of FP17s Relating to Free Repair or Replacements	32	2,660	1.2%	0.9%	1.0%	0.8%
% of FP17s Relating to Continuations	0	2,660	0.0%	1.0%	1.2%	1.0%
% of Patients satisfied with the dentistry they have received	1	1	N/A	92.1%	91.6%	91.5%
% of Patients satisfied with the time they had to wait for an appointment	1	1	N/A	88.7%	88.3%	87.9%

\* This is based on patients treated on this contract for their most recent course of treatment. Figures in italics indicate the base number of FP17s or Patient Questionnaire responses are less than 100. N/A is shown where the base number of responses is less than 10 during the period. % is calculated as Quantity/Base number\*100

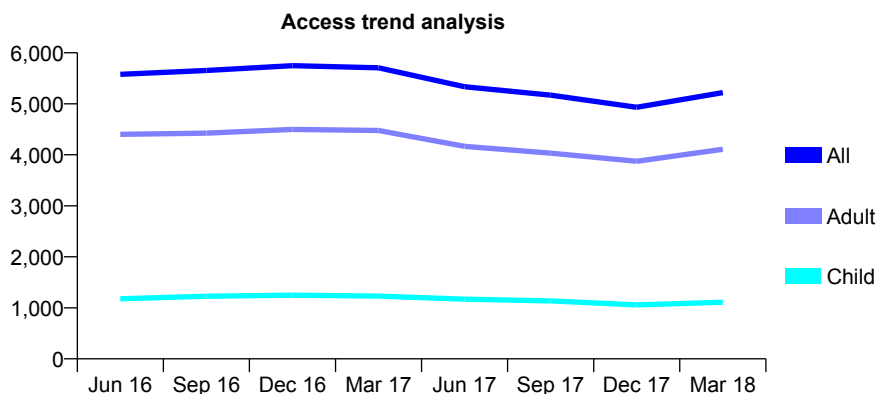
## Q46 - Vital Signs At a Glance Contract Report for 101281/0141 - Year end March 2018

Name or company name	OASIS DENTAL CARE LTD
Contract type name	GDS Contract
Purpose of contract	General
Contract start date	01/04/2006
Contract end date	

17/18 Contracted general activity (UDA)	20,662
Carry forward general activity (UDA)	56
17/18 Contracted orthodontic activity (UOA)	0
Carry forward orthodontic activity (UOA)	0
Baseline contract value	£538,513.63

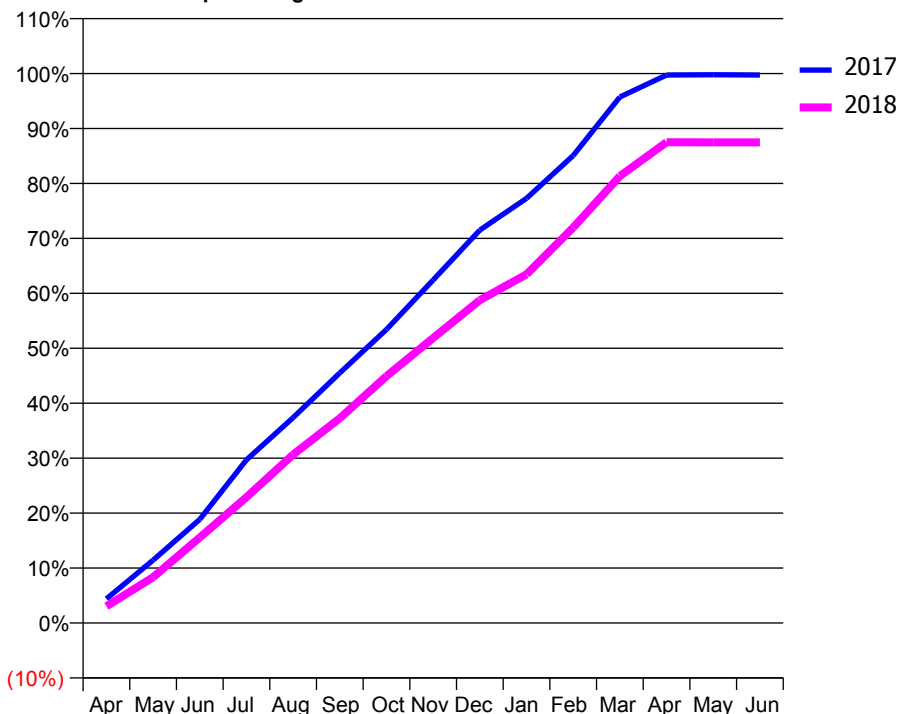
### ACCESS\*

Patients seen in 24 months	Total	Change since previous quarter
Quarter ending March 2017	5,707	
Quarter ending June 2017	5,335	↓
Quarter ending September 2017	5,169	↓
Quarter ending December 2017	4,931	↓
Quarter ending March 2018	5,219	↑
<b>Variance since March 2017</b>	<b>(8.6%)</b>	<b>↓</b>



### ACTIVITY

Cumulative percentage of contracted UDA delivered 2017 & 2018



Month	Adjusted Scheduled Activity (UDA)	
	2017	2018
April	912	630
May	2,364	1,725
June	3,899	3,217
July	6,136	4,731
August	7,723	6,336
September	9,404	7,697
October	11,037	9,286
November	12,896	10,715
December	14,772	12,139
January	15,965	13,110
February	17,574	14,870
March	19,779	16,802
April	20,603	18,079
May	20,614	18,075
June	20,606	18,075

### QUALITY

	Quantity	Base Number	Contract	AT	Region	England
% of FP17s for the same patient ID Re-attending within 3 months - Children	200	1,818	11.0%	12.4%	12.8%	11.9%
% of FP17s for the same patient ID Re-attending within 3 months - Adults	876	5,853	15.0%	16.8%	16.5%	16.0%
% of FP17s for the same patient ID Re-attending between 3 & 9 months - Children	946	1,818	52.0%	57.3%	59.7%	58.3%
% of FP17s for the same patient ID Re-attending between 3 & 9 months - Adults	2,656	5,853	45.4%	50.3%	52.6%	50.3%
% of FP17s for Band 1 Urgent Courses	1,036	7,844	13.2%	10.1%	9.1%	9.1%
% of FP17s Relating to Free Repair or Replacements	99	7,844	1.3%	0.9%	1.0%	0.8%
% of FP17s Relating to Continuations	21	7,844	0.3%	1.0%	1.2%	1.0%
% of Patients satisfied with the dentistry they have received	10	11	90.9%	92.1%	91.6%	91.5%
% of Patients satisfied with the time they had to wait for an appointment	10	11	90.9%	88.7%	88.3%	87.9%

\* This is based on patients treated on this contract for their most recent course of treatment. Figures in italics indicate the base number of FP17s or Patient Questionnaire responses are less than 100. N/A is shown where the base number of responses is less than 10 during the period. % is calculated as Quantity/Base number\*100



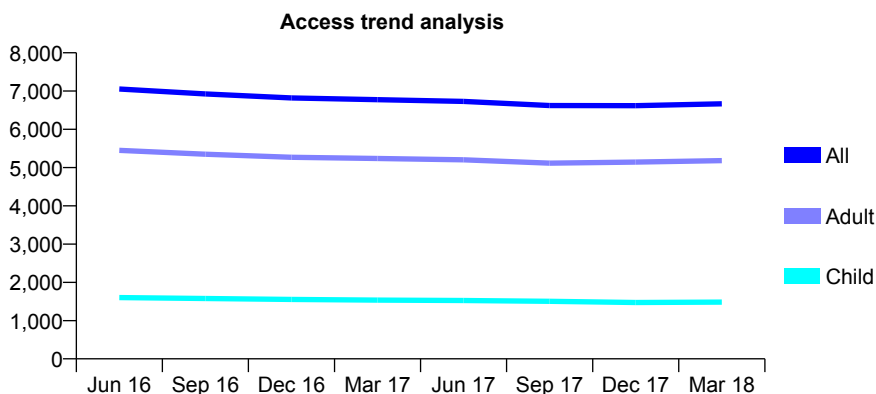
## Q46 - Vital Signs At a Glance Contract Report for 101281/0158 - Year end March 2018

Name or company name	OASIS DENTAL CARE LTD
Contract type name	GDS Contract
Purpose of contract	General
Contract start date	23/05/2006
Contract end date	

17/18 Contracted general activity (UDA)	23,000
Carry forward general activity (UDA)	85
17/18 Contracted orthodontic activity (UOA)	0
Carry forward orthodontic activity (UOA)	0
Baseline contract value	£568,696.91

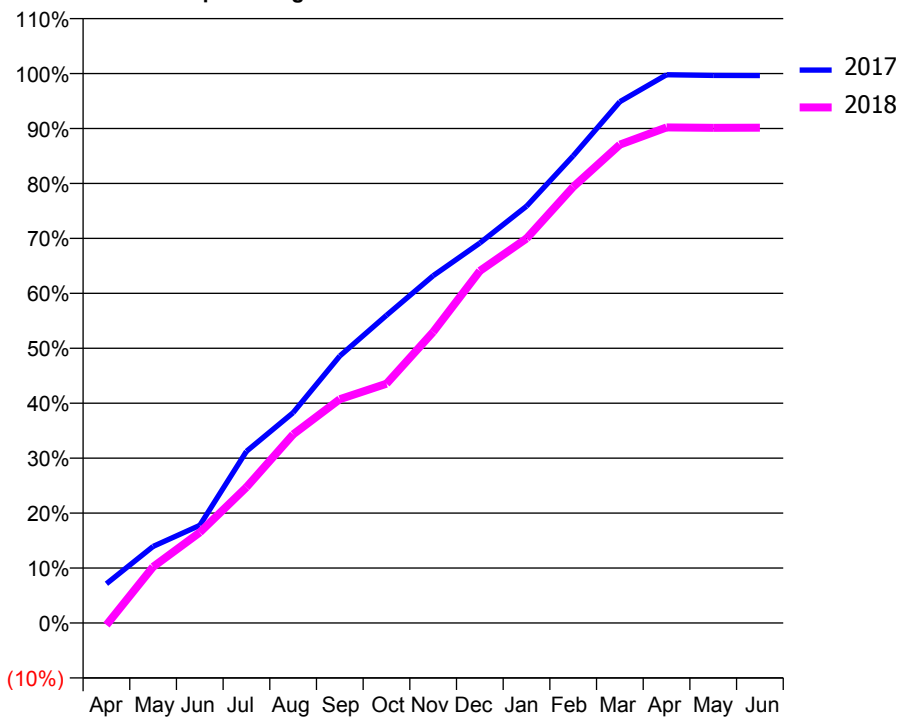
### ACCESS\*

Patients seen in 24 months	Total	Change since previous quarter
Quarter ending March 2017	6,773	
Quarter ending June 2017	6,729	→
Quarter ending September 2017	6,620	↓
Quarter ending December 2017	6,619	→
Quarter ending March 2018	6,665	→
<b>Variance since March 2017</b>	<b>(1.6%)</b>	<b>↓</b>



### ACTIVITY

Cumulative percentage of contracted UDA delivered 2017 & 2018



Adjusted Scheduled Activity (UDA)

Month	2017	2018
April	1,643	-85
May	3,206	2,351
June	4,088	3,794
July	7,185	5,686
August	8,803	7,894
September	11,174	9,370
October	12,877	10,016
November	14,536	12,183
December	15,904	14,737
January	17,444	16,091
February	19,554	18,254
March	21,821	20,022
April	22,946	20,743
May	22,919	20,725
June	22,915	20,730

### QUALITY

	Quantity	Base Number	Contract	AT	Region	England
% of FP17s for the same patient ID Re-attending within 3 months - Children	364	2,868	12.7%	12.4%	12.8%	11.9%
% of FP17s for the same patient ID Re-attending within 3 months - Adults	1,484	8,917	16.6%	16.8%	16.5%	16.0%
% of FP17s for the same patient ID Re-attending between 3 & 9 months - Children	1,969	2,868	68.7%	57.3%	59.7%	58.3%
% of FP17s for the same patient ID Re-attending between 3 & 9 months - Adults	5,796	8,917	65.0%	50.3%	52.6%	50.3%
% of FP17s for Band 1 Urgent Courses	975	11,688	8.3%	10.1%	9.1%	9.1%
% of FP17s Relating to Free Repair or Replacements	126	11,688	1.1%	0.9%	1.0%	0.8%
% of FP17s Relating to Continuations	56	11,688	0.5%	1.0%	1.2%	1.0%
% of Patients satisfied with the dentistry they have received	4	4	N/A	92.1%	91.6%	91.5%
% of Patients satisfied with the time they had to wait for an appointment	4	4	N/A	88.7%	88.3%	87.9%

\* This is based on patients treated on this contract for their most recent course of treatment. Figures in italics indicate the base number of FP17s or Patient Questionnaire responses are less than 100. N/A is shown where the base number of responses is less than 10 during the period. % is calculated as Quantity/Base number\*100

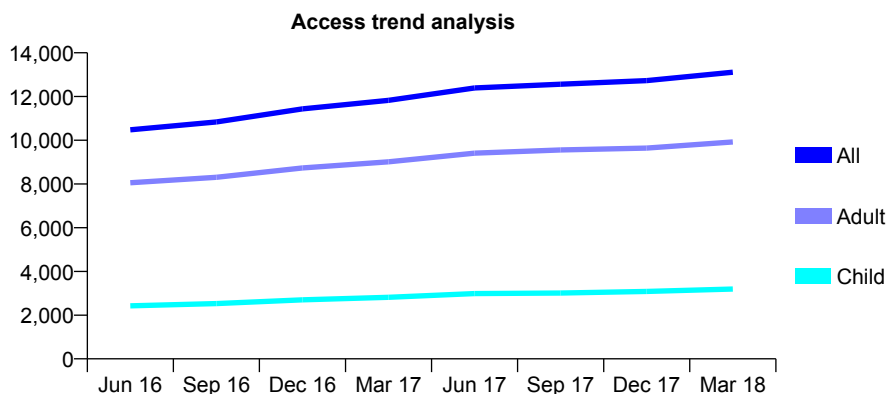
## Q46 - Vital Signs At a Glance Contract Report for 101281/0175 - Year end March 2018

Name or company name	OASIS DENTAL CARE LTD
Contract type name	Pilot Contract
Purpose of contract	General
Contract start date	16/11/2007
Contract end date	

17/18 Contracted general activity (UDA)	40,744
Carry forward general activity (UDA)	0
17/18 Contracted orthodontic activity (UOA)	0
Carry forward orthodontic activity (UOA)	0
Baseline contract value	£1,018,458.17

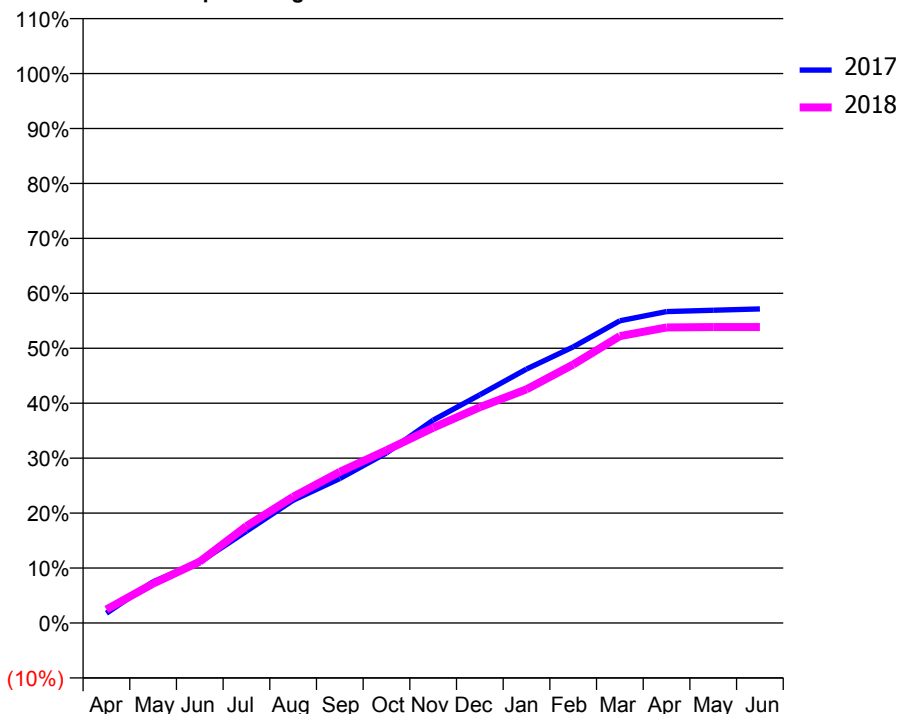
### ACCESS\*

Patients seen in 24 months	Total	Change since previous quarter
Quarter ending March 2017	11,827	
Quarter ending June 2017	12,394	↑
Quarter ending September 2017	12,566	→
Quarter ending December 2017	12,728	→
Quarter ending March 2018	13,114	↑
<b>Variance since March 2017</b>	<b>10.9%</b>	<b>↑</b>



### ACTIVITY

Cumulative percentage of contracted UDA delivered 2017 & 2018



Month	Adjusted Scheduled Activity (UDA)	
	2017	2018
April	724	1,006
May	3,061	2,920
June	4,510	4,551
July	6,804	7,179
August	9,100	9,356
September	10,716	11,208
October	12,615	12,805
November	15,040	14,485
December	16,924	16,007
January	18,833	17,323
February	20,469	19,164
March	22,410	21,275
April	23,096	21,917
May	23,187	21,942
June	23,286	21,948

### QUALITY

	Quantity	Base Number	Contract	AT	Region	England
% of FP17s for the same patient ID Re-attending within 3 months - Children	119	3,040	3.9%	12.4%	12.8%	11.9%
% of FP17s for the same patient ID Re-attending within 3 months - Adults	477	8,223	5.8%	16.8%	16.5%	16.0%
% of FP17s for the same patient ID Re-attending between 3 & 9 months - Children	786	3,040	25.9%	57.3%	59.7%	58.3%
% of FP17s for the same patient ID Re-attending between 3 & 9 months - Adults	1,817	8,223	22.1%	50.3%	52.6%	50.3%
% of FP17s for Band 1 Urgent Courses	1,166	11,118	10.5%	10.1%	9.1%	9.1%
% of FP17s Relating to Free Repair or Replacements	14	11,118	0.1%	0.9%	1.0%	0.8%
% of FP17s Relating to Continuations	44	11,118	0.4%	1.0%	1.2%	1.0%
% of Patients satisfied with the dentistry they have received	3	4	N/A	92.1%	91.6%	91.5%
% of Patients satisfied with the time they had to wait for an appointment	3	4	N/A	88.7%	88.3%	87.9%

\* This is based on patients treated on this contract for their most recent course of treatment. Figures in italics indicate the base number of FP17s or Patient Questionnaire responses are less than 100. N/A is shown where the base number of responses is less than 10 during the period. % is calculated as Quantity/Base number\*100

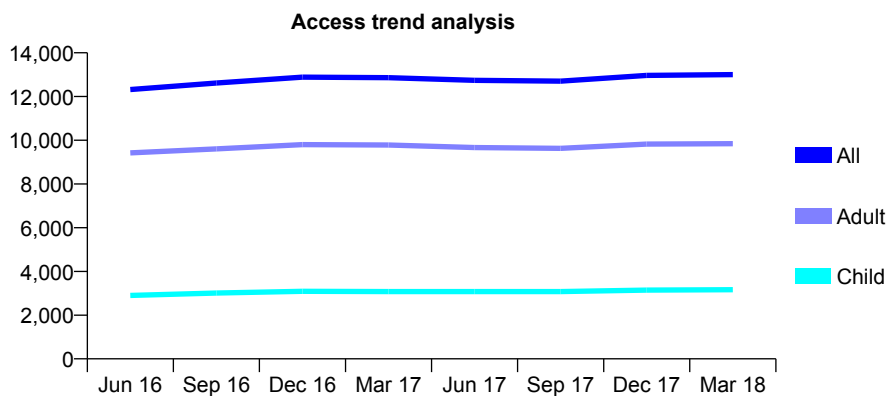
## Q46 - Vital Signs At a Glance Contract Report for 101370/0046 - Year end March 2018

Name or company name	Petrie Tucker & Partners Ltd
Contract type name	GDS Contract
Purpose of contract	General
Contract start date	01/04/2006
Contract end date	

17/18 Contracted general activity (UDA)	39,791
Carry forward general activity (UDA)	471
17/18 Contracted orthodontic activity (UOA)	0
Carry forward orthodontic activity (UOA)	0
Baseline contract value	£1,166,242.40

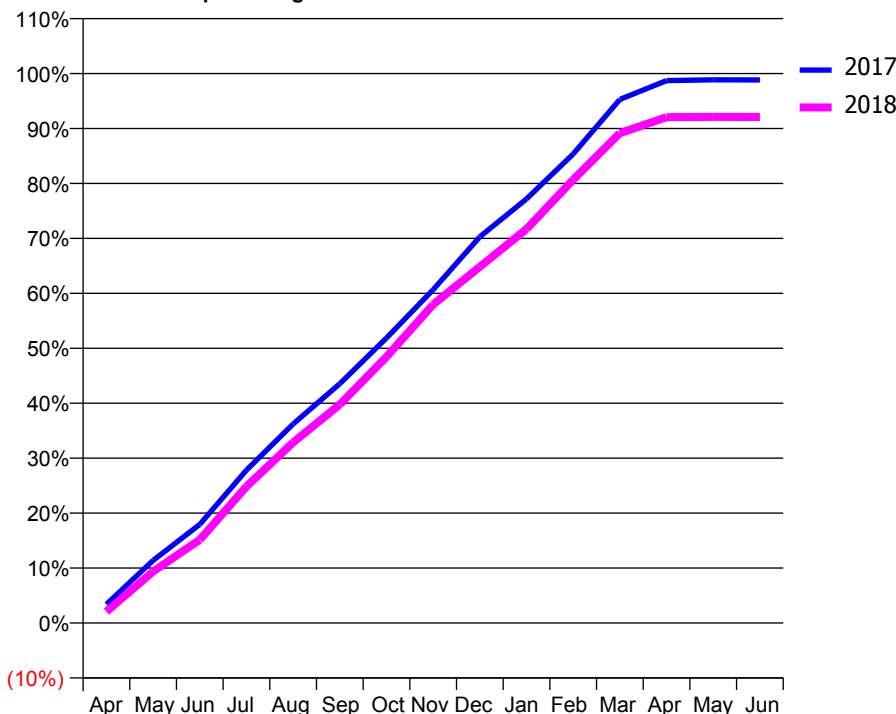
### ACCESS\*

Patients seen in 24 months	Total	Change since previous quarter
Quarter ending March 2017	12,862	
Quarter ending June 2017	12,738	→
Quarter ending September 2017	12,705	→
Quarter ending December 2017	12,965	↑
Quarter ending March 2018	13,005	→
<b>Variance since March 2017</b>	<b>1.1%</b>	<b>→</b>



### ACTIVITY

Cumulative percentage of contracted UDA delivered 2017 & 2018



Month	Adjusted Scheduled Activity (UDA)	
	2017	2018
April	1,358	822
May	4,529	3,729
June	7,144	6,028
July	11,069	9,879
August	14,414	13,078
September	17,326	15,820
October	20,635	19,283
November	24,139	23,062
December	27,966	25,793
January	30,712	28,528
February	33,970	32,102
March	37,917	35,468
April	39,279	36,633
May	39,329	36,652
June	39,320	36,642

### QUALITY

	Quantity	Base Number	Contract	AT	Region	England
% of FP17s for the same patient ID Re-attending within 3 months - Children	334	4,264	7.8%	12.4%	12.8%	11.9%
% of FP17s for the same patient ID Re-attending within 3 months - Adults	1,678	12,901	13.0%	16.8%	16.5%	16.0%
% of FP17s for the same patient ID Re-attending between 3 & 9 months - Children	2,448	4,264	57.4%	57.3%	59.7%	58.3%
% of FP17s for the same patient ID Re-attending between 3 & 9 months - Adults	6,904	12,901	53.5%	50.3%	52.6%	50.3%
% of FP17s for Band 1 Urgent Courses	1,357	17,062	8.0%	10.1%	9.1%	9.1%
% of FP17s Relating to Free Repair or Replacements	145	17,062	0.8%	0.9%	1.0%	0.8%
% of FP17s Relating to Continuations	247	17,062	1.4%	1.0%	1.2%	1.0%
% of Patients satisfied with the dentistry they have received	3	3	N/A	92.1%	91.6%	91.5%
% of Patients satisfied with the time they had to wait for an appointment	3	3	N/A	88.7%	88.3%	87.9%

\* This is based on patients treated on this contract for their most recent course of treatment. Figures in italics indicate the base number of FP17s or Patient Questionnaire responses are less than 100. N/A is shown where the base number of responses is less than 10 during the period. % is calculated as Quantity/Base number\*100

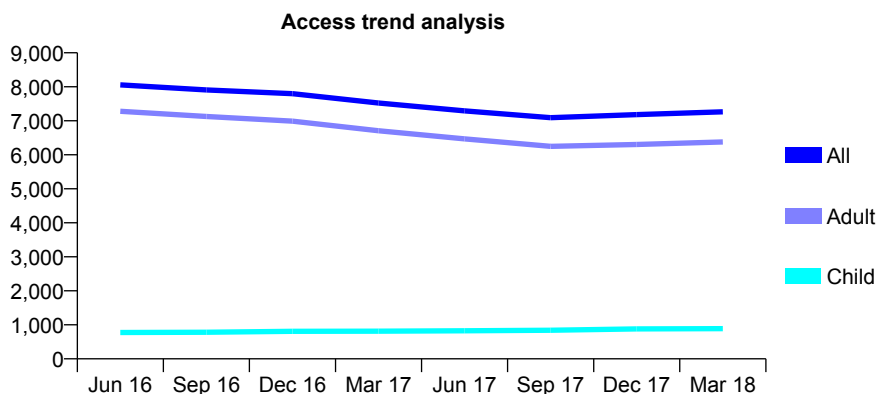
## Q46 - Vital Signs At a Glance Contract Report for 101370/0049 - Year end March 2018

Name or company name	Petrie Tucker & Partners Ltd
Contract type name	GDS Contract
Purpose of contract	General
Contract start date	01/04/2006
Contract end date	

17/18 Contracted general activity (UDA)	18,813
Carry forward general activity (UDA)	618
17/18 Contracted orthodontic activity (UOA)	0
Carry forward orthodontic activity (UOA)	0
Baseline contract value	£518,479.17

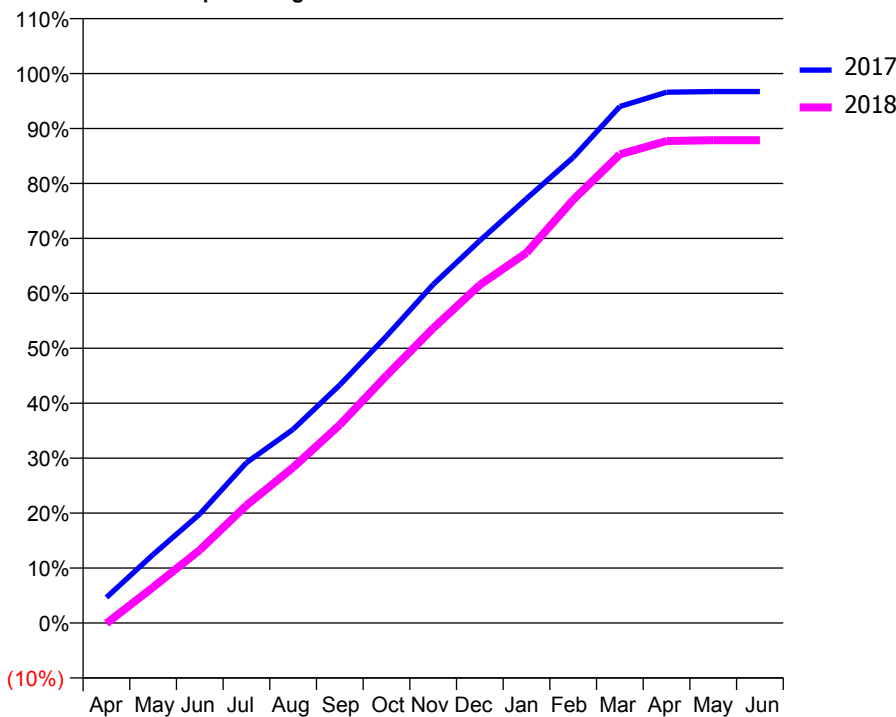
### ACCESS\*

Patients seen in 24 months	Total	Change since previous quarter
Quarter ending March 2017	7,522	
Quarter ending June 2017	7,294	↓
Quarter ending September 2017	7,092	↓
Quarter ending December 2017	7,183	→
Quarter ending March 2018	7,264	→
<b>Variance since March 2017</b>	<b>(3.4%)</b>	<b>↓</b>



### ACTIVITY

Cumulative percentage of contracted UDA delivered 2017 & 2018



Month	Adjusted Scheduled Activity (UDA)	
	2017	2018
April	873	-18
May	2,343	1,225
June	3,730	2,498
July	5,489	4,030
August	6,633	5,324
September	8,150	6,788
October	9,822	8,473
November	11,590	10,093
December	13,090	11,577
January	14,531	12,674
February	15,941	14,488
March	17,682	16,043
April	18,174	16,500
May	18,196	16,529
June	18,195	16,529

### QUALITY

	Quantity	Base Number	Contract	AT	Region	England
% of FP17s for the same patient ID Re-attending within 3 months - Children	52	1,125	4.6%	12.4%	12.8%	11.9%
% of FP17s for the same patient ID Re-attending within 3 months - Adults	639	6,785	9.4%	16.8%	16.5%	16.0%
% of FP17s for the same patient ID Re-attending between 3 & 9 months - Children	574	1,125	51.0%	57.3%	59.7%	58.3%
% of FP17s for the same patient ID Re-attending between 3 & 9 months - Adults	2,678	6,785	39.5%	50.3%	52.6%	50.3%
% of FP17s for Band 1 Urgent Courses	426	7,873	5.4%	10.1%	9.1%	9.1%
% of FP17s Relating to Free Repair or Replacements	37	7,873	0.5%	0.9%	1.0%	0.8%
% of FP17s Relating to Continuations	106	7,873	1.3%	1.0%	1.2%	1.0%
% of Patients satisfied with the dentistry they have received	0	1	N/A	92.1%	91.6%	91.5%
% of Patients satisfied with the time they had to wait for an appointment	1	1	N/A	88.7%	88.3%	87.9%

\* This is based on patients treated on this contract for their most recent course of treatment. Figures in italics indicate the base number of FP17s or Patient Questionnaire responses are less than 100. N/A is shown where the base number of responses is less than 10 during the period. % is calculated as Quantity/Base number\*100

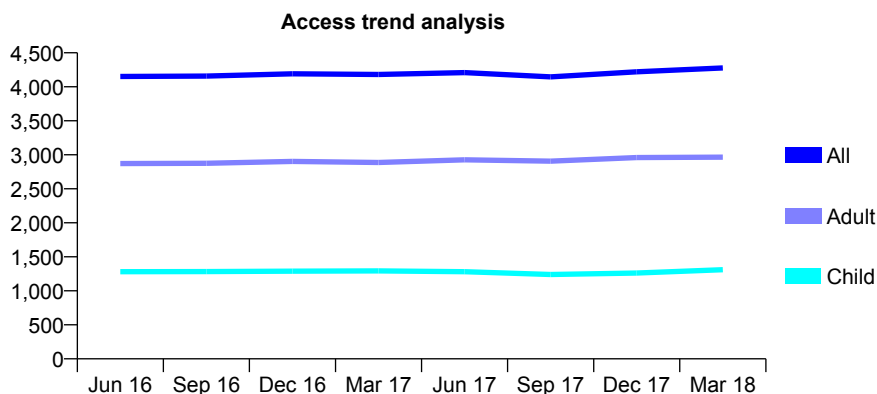
## Q46 - Vital Signs At a Glance Contract Report for 101370/0054 - Year end March 2018

Name or company name	Petrie Tucker & Partners Ltd
Contract type name	GDS Contract
Purpose of contract	General
Contract start date	01/04/2006
Contract end date	

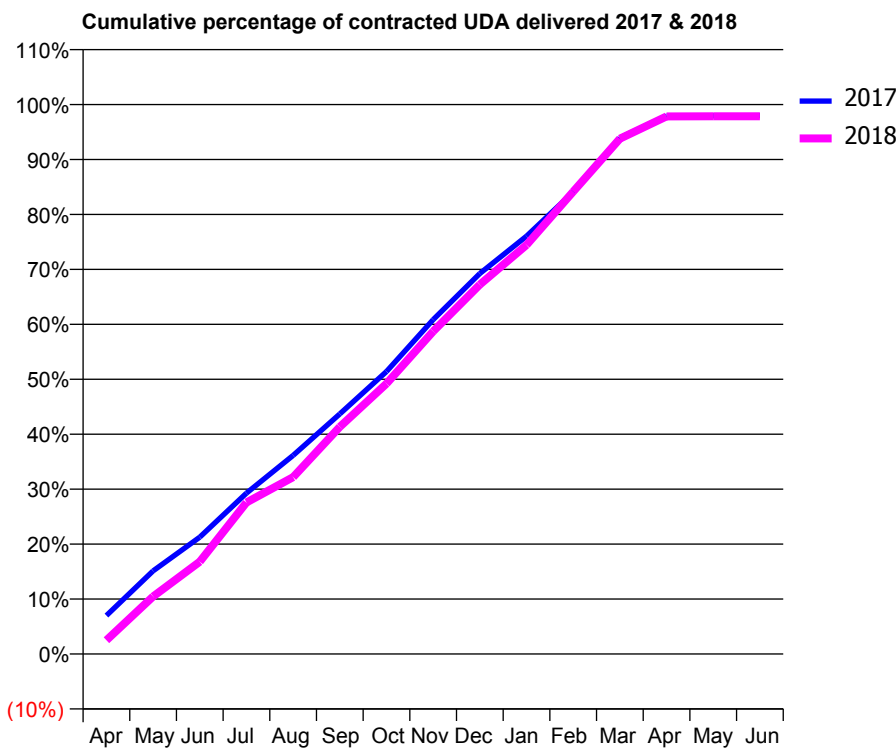
17/18 Contracted general activity (UDA)	12,205
Carry forward general activity (UDA)	57
17/18 Contracted orthodontic activity (UOA)	0
Carry forward orthodontic activity (UOA)	0
Baseline contract value	£343,086.44

### ACCESS\*

Patients seen in 24 months	Total	Change since previous quarter
Quarter ending March 2017	4,182	
Quarter ending June 2017	4,208	→
Quarter ending September 2017	4,146	↓
Quarter ending December 2017	4,220	→
Quarter ending March 2018	4,277	→
<b>Variance since March 2017</b>	<b>2.3%</b>	<b>↑</b>



### ACTIVITY



Month	Adjusted Scheduled Activity (UDA)	
	2017	2018
April	855	307
May	1,846	1,277
June	2,596	2,051
July	3,574	3,367
August	4,411	3,929
September	5,333	5,044
October	6,276	6,006
November	7,426	7,165
December	8,453	8,204
January	9,280	9,085
February	10,262	10,270
March	11,463	11,447
April	11,950	11,940
May	11,955	11,942
June	11,958	11,943

### QUALITY

	Quantity	Base Number	Contract	AT	Region	England
% of FP17s for the same patient ID Re-attending within 3 months - Children	143	1,912	7.5%	12.4%	12.8%	11.9%
% of FP17s for the same patient ID Re-attending within 3 months - Adults	618	4,095	15.1%	16.8%	16.5%	16.0%
% of FP17s for the same patient ID Re-attending between 3 & 9 months - Children	1,065	1,912	55.7%	57.3%	59.7%	58.3%
% of FP17s for the same patient ID Re-attending between 3 & 9 months - Adults	1,841	4,095	45.0%	50.3%	52.6%	50.3%
% of FP17s for Band 1 Urgent Courses	492	5,997	8.2%	10.1%	9.1%	9.1%
% of FP17s Relating to Free Repair or Replacements	35	5,997	0.6%	0.9%	1.0%	0.8%
% of FP17s Relating to Continuations	187	5,997	3.1%	1.0%	1.2%	1.0%
% of Patients satisfied with the dentistry they have received	0	0	N/A	92.1%	91.6%	91.5%
% of Patients satisfied with the time they had to wait for an appointment	0	0	N/A	88.7%	88.3%	87.9%

\* This is based on patients treated on this contract for their most recent course of treatment. Figures in italics indicate the base number of FP17s or Patient Questionnaire responses are less than 100. N/A is shown where the base number of responses is less than 10 during the period. % is calculated as Quantity/Base number\*100

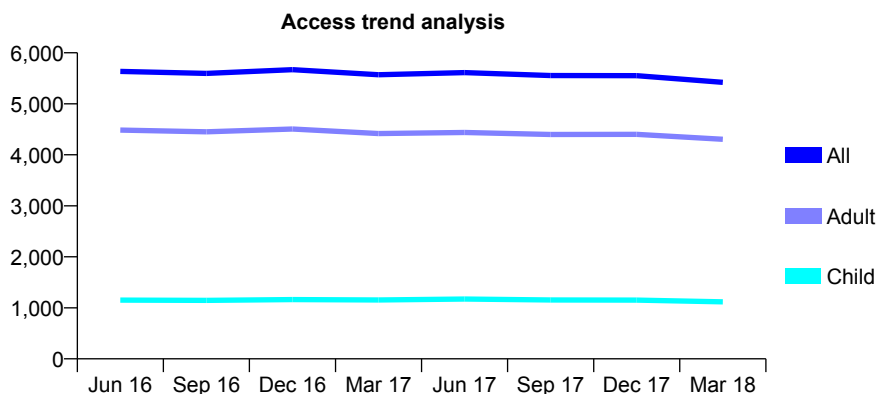
## Q46 - Vital Signs At a Glance Contract Report for 101370/0110 - Year end March 2018

Name or company name	Petrie Tucker & Partners Ltd
Contract type name	GDS Contract
Purpose of contract	General
Contract start date	01/11/2008
Contract end date	

17/18 Contracted general activity (UDA)	16,622
Carry forward general activity (UDA)	-151
17/18 Contracted orthodontic activity (UOA)	0
Carry forward orthodontic activity (UOA)	0
Baseline contract value	£494,422.79

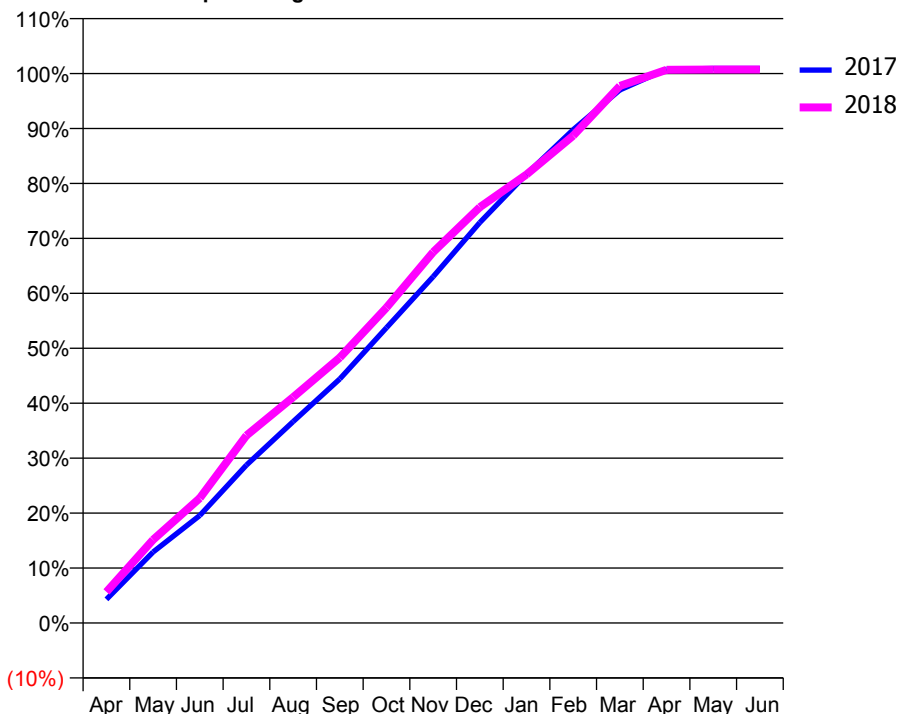
### ACCESS\*

Patients seen in 24 months	Total	Change since previous quarter
Quarter ending March 2017	5,571	
Quarter ending June 2017	5,611	→
Quarter ending September 2017	5,553	↓
Quarter ending December 2017	5,552	→
Quarter ending March 2018	5,422	↓
<b>Variance since March 2017</b>	<b>(2.7%)</b>	<b>↓</b>



### ACTIVITY

Cumulative percentage of contracted UDA delivered 2017 & 2018



Adjusted Scheduled Activity (UDA)

Month	2017	2018
April	717	943
May	2,150	2,518
June	3,252	3,778
July	4,779	5,675
August	6,093	6,830
September	7,385	8,027
October	8,934	9,541
November	10,478	11,219
December	12,116	12,579
January	13,581	13,566
February	14,921	14,741
March	16,123	16,247
April	16,748	16,735
May	16,772	16,740
June	16,773	16,740

### QUALITY

	Quantity	Base Number	Contract	AT	Region	England
% of FP17s for the same patient ID Re-attending within 3 months - Children	109	1,583	6.9%	12.4%	12.8%	11.9%
% of FP17s for the same patient ID Re-attending within 3 months - Adults	752	6,220	12.1%	16.8%	16.5%	16.0%
% of FP17s for the same patient ID Re-attending between 3 & 9 months - Children	888	1,583	56.1%	57.3%	59.7%	58.3%
% of FP17s for the same patient ID Re-attending between 3 & 9 months - Adults	3,455	6,220	55.5%	50.3%	52.6%	50.3%
% of FP17s for Band 1 Urgent Courses	574	7,758	7.4%	10.1%	9.1%	9.1%
% of FP17s Relating to Free Repair or Replacements	53	7,758	0.7%	0.9%	1.0%	0.8%
% of FP17s Relating to Continuations	106	7,758	1.4%	1.0%	1.2%	1.0%
% of Patients satisfied with the dentistry they have received	2	2	N/A	92.1%	91.6%	91.5%
% of Patients satisfied with the time they had to wait for an appointment	2	2	N/A	88.7%	88.3%	87.9%

\* This is based on patients treated on this contract for their most recent course of treatment. Figures in italics indicate the base number of FP17s or Patient Questionnaire responses are less than 100. N/A is shown where the base number of responses is less than 10 during the period. % is calculated as Quantity/Base number\*100

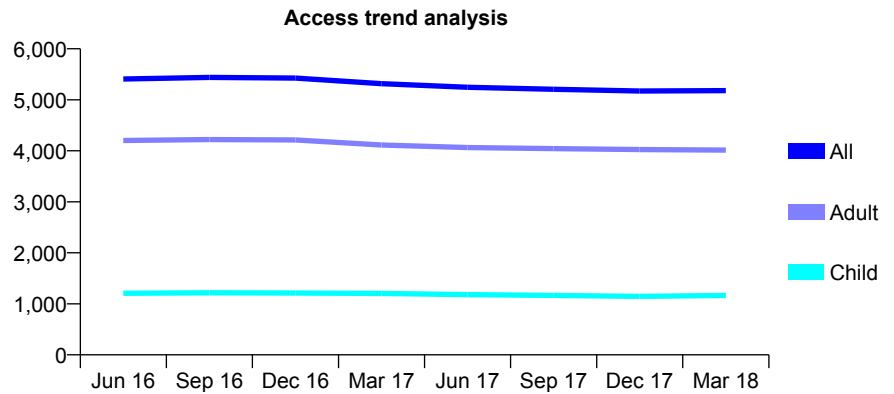
## Q46 - Vital Signs At a Glance Contract Report for 101435/0141 - Year end March 2018

Name or company name	IDH Limited
Contract type name	GDS Contract
Purpose of contract	General
Contract start date	01/01/2011
Contract end date	

17/18 Contracted general activity (UDA)	22,869
Carry forward general activity (UDA)	-306
17/18 Contracted orthodontic activity (UOA)	0
Carry forward orthodontic activity (UOA)	0
Baseline contract value	£638,303.67

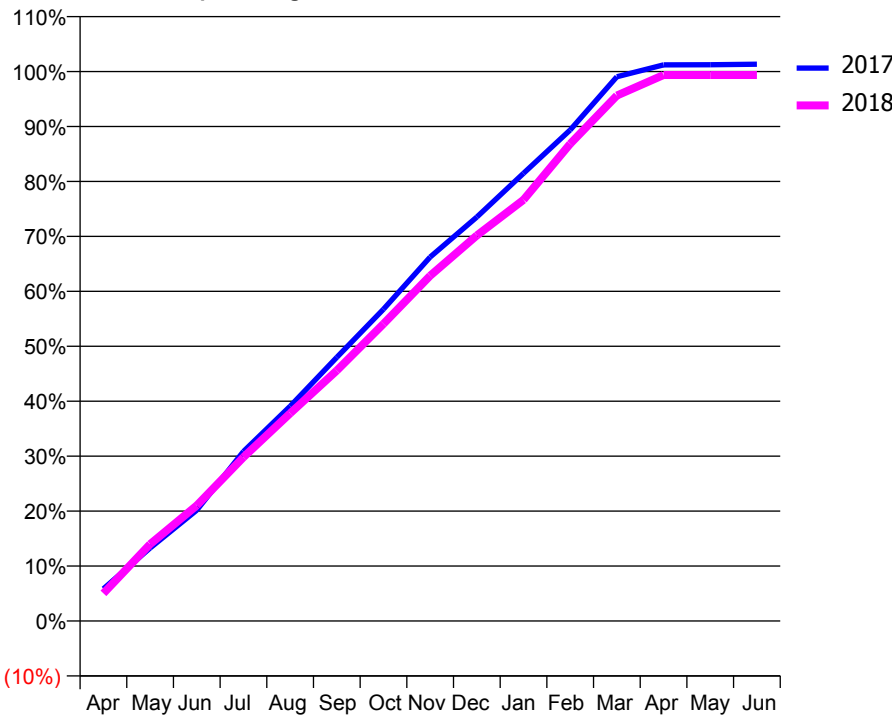
### ACCESS\*

Patients seen in 24 months	Total	Change since previous quarter
Quarter ending March 2017	5,317	
Quarter ending June 2017	5,245	↓
Quarter ending September 2017	5,207	→
Quarter ending December 2017	5,173	→
Quarter ending March 2018	5,180	→
<b>Variance since March 2017</b>	<b>(2.6%)</b>	<b>↓</b>



### ACTIVITY

Cumulative percentage of contracted UDA delivered 2017 & 2018



Month	Adjusted Scheduled Activity (UDA)	
	2017	2018
April	1,339	1,153
May	3,037	3,200
June	4,615	4,808
July	7,054	6,816
August	8,937	8,644
September	10,977	10,426
October	12,980	12,365
November	15,146	14,372
December	16,812	16,047
January	18,632	17,530
February	20,436	19,860
March	22,648	21,869
April	23,147	22,721
May	23,152	22,721
June	23,175	22,721

### QUALITY

	Quantity	Base Number	Contract	AT	Region	England
% of FP17s for the same patient ID Re-attending within 3 months - Children	129	1,748	7.4%	12.4%	12.8%	11.9%
% of FP17s for the same patient ID Re-attending within 3 months - Adults	977	6,384	15.3%	16.8%	16.5%	16.0%
% of FP17s for the same patient ID Re-attending between 3 & 9 months - Children	1,095	1,748	62.6%	57.3%	59.7%	58.3%
% of FP17s for the same patient ID Re-attending between 3 & 9 months - Adults	3,957	6,384	62.0%	50.3%	52.6%	50.3%
% of FP17s for Band 1 Urgent Courses	615	8,203	7.5%	10.1%	9.1%	9.1%
% of FP17s Relating to Free Repair or Replacements	112	8,203	1.4%	0.9%	1.0%	0.8%
% of FP17s Relating to Continuations	161	8,203	2.0%	1.0%	1.2%	1.0%
% of Patients satisfied with the dentistry they have received	5	5	N/A	92.1%	91.6%	91.5%
% of Patients satisfied with the time they had to wait for an appointment	5	5	N/A	88.7%	88.3%	87.9%

\* This is based on patients treated on this contract for their most recent course of treatment. Figures in italics indicate the base number of FP17s or Patient Questionnaire responses are less than 100. N/A is shown where the base number of responses is less than 10 during the period. % is calculated as Quantity/Base number\*100



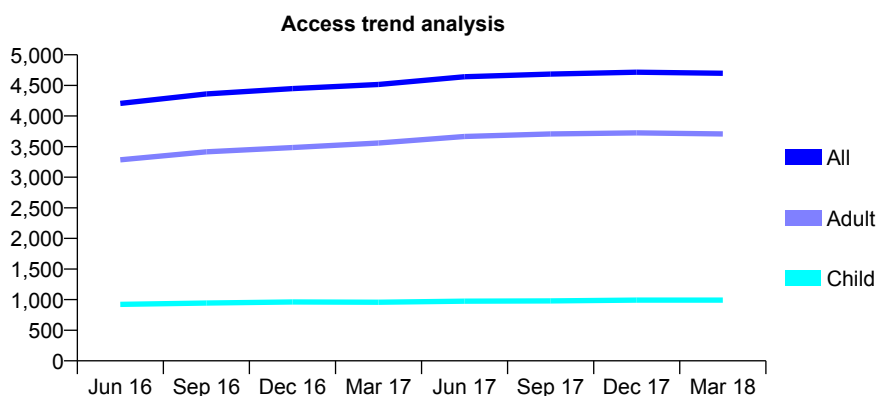
## Q46 - Vital Signs At a Glance Contract Report for 101516/0001 - Year end March 2018

Name or company name	The Crab Tree Lane and Church Street De
Contract type name	GDS Contract
Purpose of contract	General
Contract start date	03/12/2012
Contract end date	

17/18 Contracted general activity (UDA)	13,261
Carry forward general activity (UDA)	-255
17/18 Contracted orthodontic activity (UOA)	0
Carry forward orthodontic activity (UOA)	0
Baseline contract value	£388,985.72

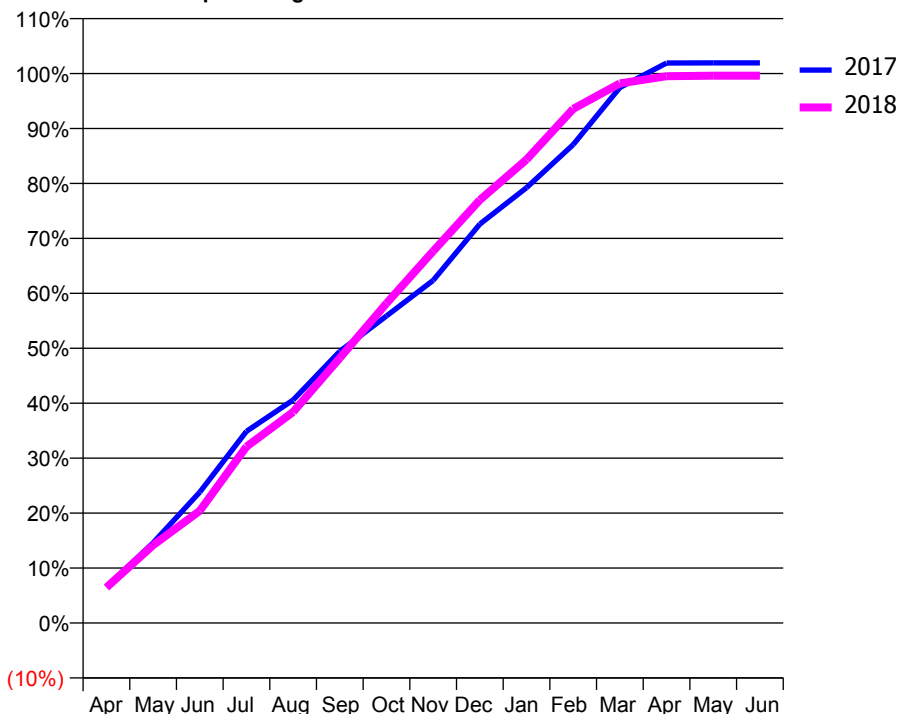
### ACCESS\*

Patients seen in 24 months	Total	Change since previous quarter
Quarter ending March 2017	4,516	
Quarter ending June 2017	4,642	↑
Quarter ending September 2017	4,686	→
Quarter ending December 2017	4,716	→
Quarter ending March 2018	4,699	→
<b>Variance since March 2017</b>	<b>4.1%</b>	<b>↑</b>



### ACTIVITY

Cumulative percentage of contracted UDA delivered 2017 & 2018



Month	Adjusted Scheduled Activity (UDA)	
	2017	2018
April	871	858
May	1,935	1,877
June	3,160	2,707
July	4,625	4,255
August	5,382	5,092
September	6,556	6,395
October	7,411	7,716
November	8,268	8,973
December	9,626	10,211
January	10,507	11,184
February	11,544	12,408
March	12,924	13,020
April	13,515	13,196
May	13,516	13,207
June	13,516	13,207

### QUALITY

	Quantity	Base Number	Contract	AT	Region	England
% of FP17s for the same patient ID Re-attending within 3 months - Children	136	1,451	9.4%	12.4%	12.8%	11.9%
% of FP17s for the same patient ID Re-attending within 3 months - Adults	880	5,089	17.3%	16.8%	16.5%	16.0%
% of FP17s for the same patient ID Re-attending between 3 & 9 months - Children	872	1,451	60.1%	57.3%	59.7%	58.3%
% of FP17s for the same patient ID Re-attending between 3 & 9 months - Adults	2,617	5,089	51.4%	50.3%	52.6%	50.3%
% of FP17s for Band 1 Urgent Courses	902	6,402	14.1%	10.1%	9.1%	9.1%
% of FP17s Relating to Free Repair or Replacements	130	6,402	2.0%	0.9%	1.0%	0.8%
% of FP17s Relating to Continuations	91	6,402	1.4%	1.0%	1.2%	1.0%
% of Patients satisfied with the dentistry they have received	2	2	N/A	92.1%	91.6%	91.5%
% of Patients satisfied with the time they had to wait for an appointment	2	2	N/A	88.7%	88.3%	87.9%

\* This is based on patients treated on this contract for their most recent course of treatment. Figures in italics indicate the base number of FP17s or Patient Questionnaire responses are less than 100. N/A is shown where the base number of responses is less than 10 during the period. % is calculated as Quantity/Base number\*100

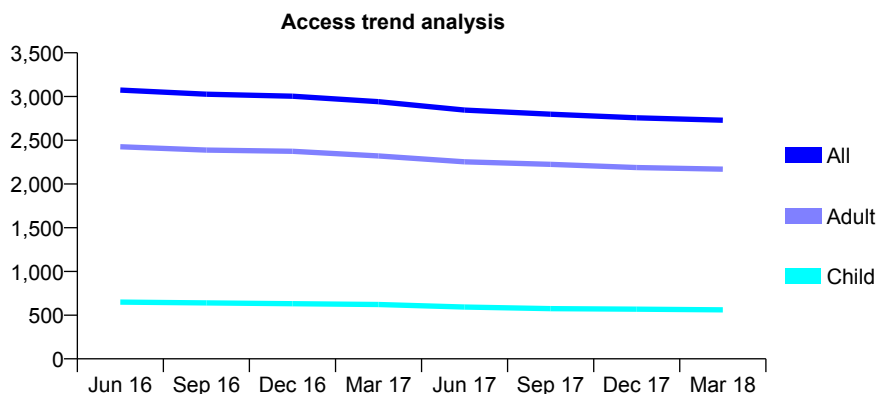
## Q46 - Vital Signs At a Glance Contract Report for 101516/0002 - Year end March 2018

Name or company name	The Crab Tree Lane and Church Street De
Contract type name	GDS Contract
Purpose of contract	General
Contract start date	03/12/2012
Contract end date	

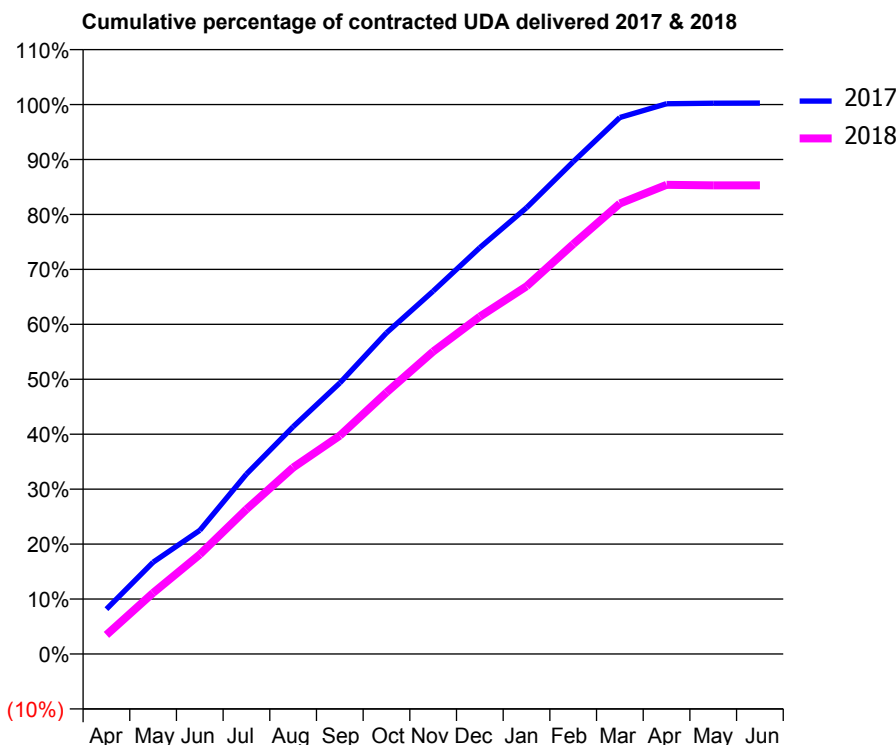
17/18 Contracted general activity (UDA)	11,024
Carry forward general activity (UDA)	-28
17/18 Contracted orthodontic activity (UOA)	0
Carry forward orthodontic activity (UOA)	0
Baseline contract value	£360,753.34

### ACCESS\*

Patients seen in 24 months	Total	Change since previous quarter
Quarter ending March 2017	2,941	
Quarter ending June 2017	2,845	↓
Quarter ending September 2017	2,798	↓
Quarter ending December 2017	2,756	↓
Quarter ending March 2018	2,729	→
<b>Variance since March 2017</b>	<b>(7.2%)</b>	<b>↓</b>



### ACTIVITY



Month	Adjusted Scheduled Activity (UDA)	
	2017	2018
April	900	384
May	1,842	1,227
June	2,481	1,998
July	3,610	2,903
August	4,559	3,741
September	5,437	4,379
October	6,444	5,248
November	7,281	6,069
December	8,152	6,770
January	8,953	7,376
February	9,875	8,223
March	10,763	9,038
April	11,038	9,414
May	11,049	9,403
June	11,052	9,403

### QUALITY

	Quantity	Base Number	Contract	AT	Region	England
% of FP17s for the same patient ID Re-attending within 3 months - Children	89	818	10.9%	12.4%	12.8%	11.9%
% of FP17s for the same patient ID Re-attending within 3 months - Adults	741	3,329	22.3%	16.8%	16.5%	16.0%
% of FP17s for the same patient ID Re-attending between 3 & 9 months - Children	468	818	57.2%	57.3%	59.7%	58.3%
% of FP17s for the same patient ID Re-attending between 3 & 9 months - Adults	1,688	3,329	50.7%	50.3%	52.6%	50.3%
% of FP17s for Band 1 Urgent Courses	489	4,147	11.8%	10.1%	9.1%	9.1%
% of FP17s Relating to Free Repair or Replacements	133	4,147	3.2%	0.9%	1.0%	0.8%
% of FP17s Relating to Continuations	107	4,147	2.6%	1.0%	1.2%	1.0%
% of Patients satisfied with the dentistry they have received	3	3	N/A	92.1%	91.6%	91.5%
% of Patients satisfied with the time they had to wait for an appointment	2	3	N/A	88.7%	88.3%	87.9%

\* This is based on patients treated on this contract for their most recent course of treatment. Figures in italics indicate the base number of FP17s or Patient Questionnaire responses are less than 100. N/A is shown where the base number of responses is less than 10 during the period. % is calculated as Quantity/Base number\*100

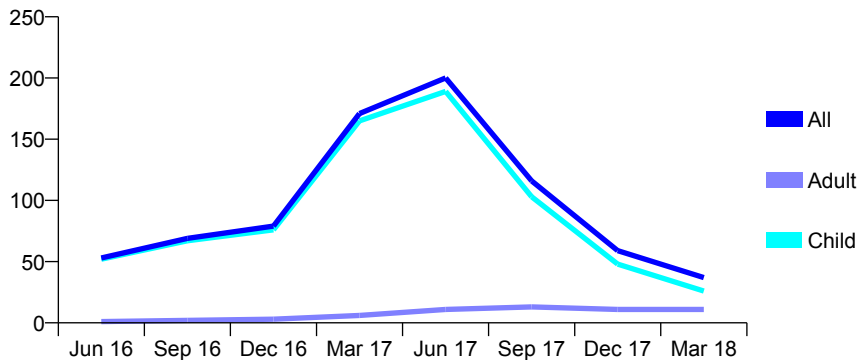
## Q46 - Vital Signs At a Glance Contract Report for 102792/0001 - Year end March 2018

Name or company name	Ravat & Ray Dental Care (Farnworth)
Contract type name	GDS Contract
Purpose of contract	General
Contract start date	01/02/2016
Contract end date	31/05/2017

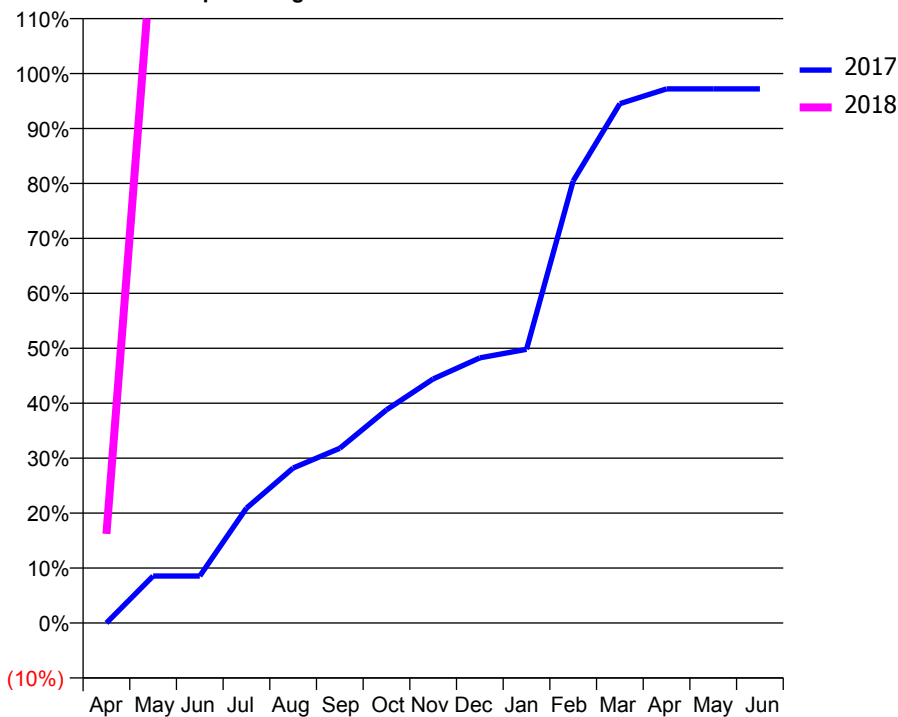
17/18 Contracted general activity (UDA)	74
Carry forward general activity (UDA)	0
17/18 Contracted orthodontic activity (UOA)	0
Carry forward orthodontic activity (UOA)	0
Baseline contract value	£1,856.58

### ACCESS\*

Patients seen in 24 months	Total	Change since previous quarter
Quarter ending March 2017	171	
Quarter ending June 2017	200	↑
Quarter ending September 2017	116	↓
Quarter ending December 2017	59	↓
Quarter ending March 2018	37	↓
<b>Variance since March 2017</b>	<b>(78.4%)</b>	<b>↓</b>

**Access trend analysis**


### ACTIVITY

**Cumulative percentage of contracted UDA delivered 2017 & 2018**


Month	Adjusted Scheduled Activity (UDA)	
	2017	2018
April	0	12
May	38	92
June	38	121
July	93	124
August	125	124
September	141	124
October	172	124
November	197	124
December	214	124
January	221	124
February	357	124
March	420	124
April	432	124
May	432	124
June	432	124

### QUALITY

	Quantity	Base Number	Contract	AT	Region	England
% of FP17s for the same patient ID Re-attending within 3 months - Children	4	77	5.2%	12.4%	12.8%	11.9%
% of FP17s for the same patient ID Re-attending within 3 months - Adults	0	0	N/A	16.8%	16.5%	16.0%
% of FP17s for the same patient ID Re-attending between 3 & 9 months - Children	38	77	49.4%	57.3%	59.7%	58.3%
% of FP17s for the same patient ID Re-attending between 3 & 9 months - Adults	0	0	N/A	50.3%	52.6%	50.3%
% of FP17s for Band 1 Urgent Courses	1	76	1.3%	10.1%	9.1%	9.1%
% of FP17s Relating to Free Repair or Replacements	0	76	0.0%	0.9%	1.0%	0.8%
% of FP17s Relating to Continuations	0	76	0.0%	1.0%	1.2%	1.0%
% of Patients satisfied with the dentistry they have received	0	0	N/A	92.1%	91.6%	91.5%
% of Patients satisfied with the time they had to wait for an appointment	0	0	N/A	88.7%	88.3%	87.9%

\* This is based on patients treated on this contract for their most recent course of treatment. Figures in italics indicate the base number of FP17s or Patient Questionnaire responses are less than 100. N/A is shown where the base number of responses is less than 10 during the period. % is calculated as Quantity/Base number\*100

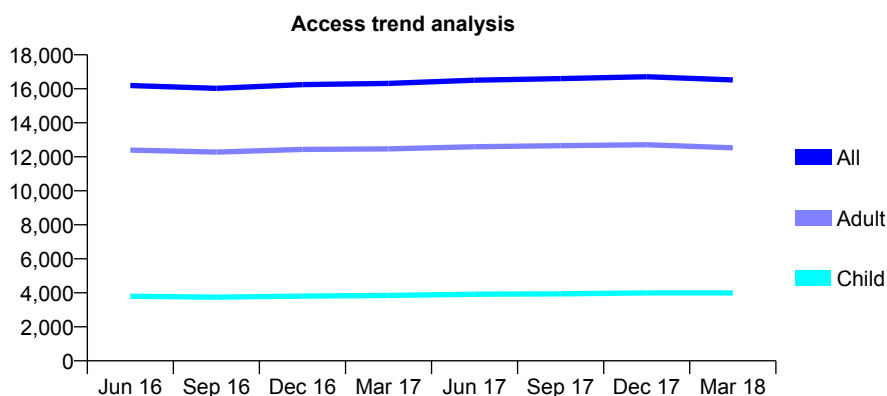
## Q46 - Vital Signs At a Glance Contract Report for 102903/0001 - Year end March 2018

Name or company name	Fogg, Whittingham & Casserley
Contract type name	GDS Contract
Purpose of contract	General and Orthodontic
Contract start date	01/04/2006
Contract end date	

17/18 Contracted general activity (UDA)	39,616
Carry forward general activity (UDA)	-255
17/18 Contracted orthodontic activity (UOA)	1,111
Carry forward orthodontic activity (UOA)	-2
Baseline contract value	£1,190,532.98

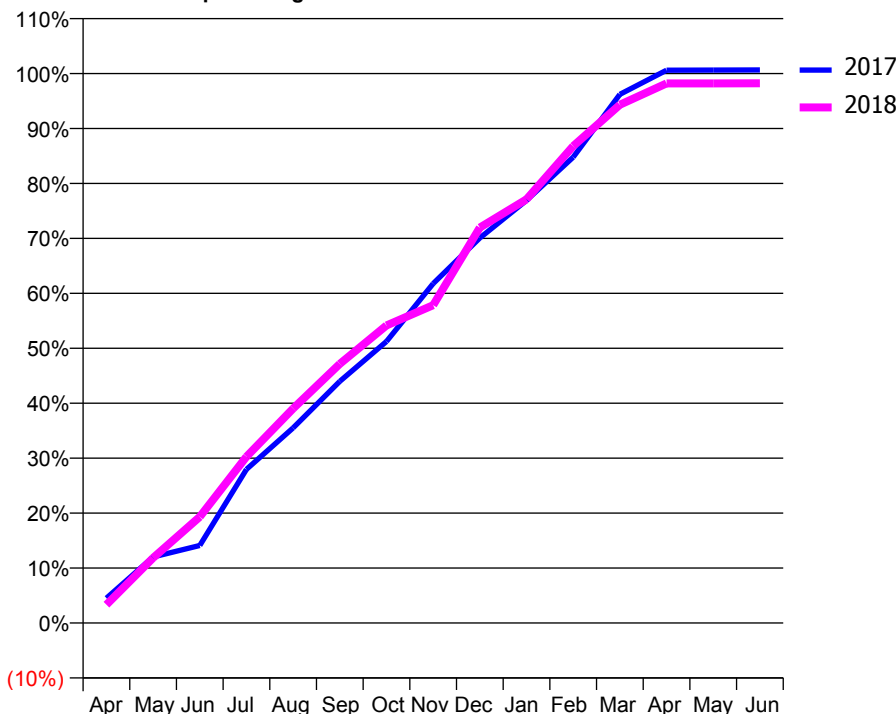
### ACCESS\*

Patients seen in 24 months	Total	Change since previous quarter
Quarter ending March 2017	16,315	
Quarter ending June 2017	16,505	→
Quarter ending September 2017	16,597	→
Quarter ending December 2017	16,708	→
Quarter ending March 2018	16,519	↓
<b>Variance since March 2017</b>	<b>1.3%</b>	<b>→</b>



### ACTIVITY

Cumulative percentage of contracted UDA delivered 2017 & 2018



Month	Adjusted Scheduled Activity (UDA)	
	2017	2018
April	1,792	1,324
May	4,761	4,700
June	5,590	7,658
July	11,076	11,993
August	14,072	15,466
September	17,429	18,682
October	20,300	21,457
November	24,471	22,912
December	27,762	28,512
January	30,472	30,549
February	33,586	34,388
March	38,114	37,365
April	39,856	38,903
May	39,867	38,901
June	39,871	38,912

### QUALITY

	Quantity	Base Number	Contract	AT	Region	England
% of FP17s for the same patient ID Re-attending within 3 months - Children	1,508	6,700	22.5%	12.4%	12.8%	11.9%
% of FP17s for the same patient ID Re-attending within 3 months - Adults	3,378	16,390	20.6%	16.8%	16.5%	16.0%
% of FP17s for the same patient ID Re-attending between 3 & 9 months - Children	3,090	6,700	46.1%	57.3%	59.7%	58.3%
% of FP17s for the same patient ID Re-attending between 3 & 9 months - Adults	6,710	16,390	40.9%	50.3%	52.6%	50.3%
% of FP17s for Band 1 Urgent Courses	2,829	21,025	13.5%	10.1%	9.1%	9.1%
% of FP17s Relating to Free Repair or Replacements	425	21,025	2.0%	0.9%	1.0%	0.8%
% of FP17s Relating to Continuations	163	21,025	0.8%	1.0%	1.2%	1.0%
% of Patients satisfied with the dentistry they have received	7	10	70.0%	92.1%	91.6%	91.5%
% of Patients satisfied with the time they had to wait for an appointment	8	10	80.0%	88.7%	88.3%	87.9%

\* This is based on patients treated on this contract for their most recent course of treatment. Figures in italics indicate the base number of FP17s or Patient Questionnaire responses are less than 100. N/A is shown where the base number of responses is less than 10 during the period. % is calculated as Quantity/Base number\*100

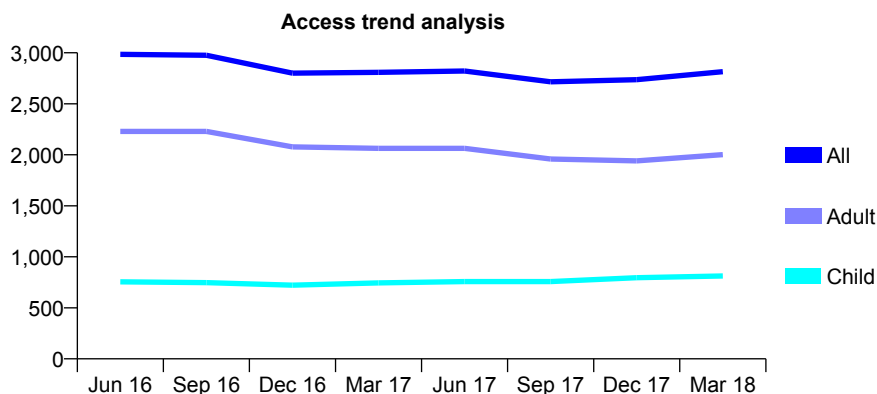
## Q46 - Vital Signs At a Glance Contract Report for 103152/0001 - Year end March 2018

Name or company name	Park House Dental Practice, Ramsbottom
Contract type name	GDS Contract
Purpose of contract	General
Contract start date	26/08/2014
Contract end date	

17/18 Contracted general activity (UDA)	10,000
Carry forward general activity (UDA)	-168
17/18 Contracted orthodontic activity (UOA)	0
Carry forward orthodontic activity (UOA)	0
Baseline contract value	£258,031.86

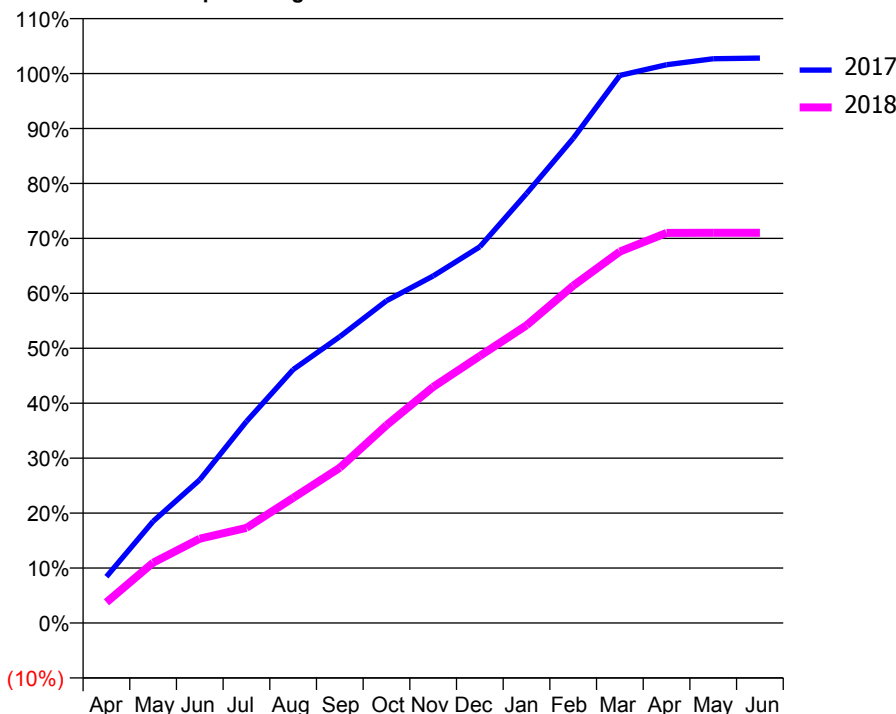
### ACCESS\*

Patients seen in 24 months	Total	Change since previous quarter
Quarter ending March 2017	2,808	
Quarter ending June 2017	2,821	→
Quarter ending September 2017	2,716	↓
Quarter ending December 2017	2,736	→
Quarter ending March 2018	2,815	↑
<b>Variance since March 2017</b>	<b>0.2%</b>	<b>→</b>



### ACTIVITY

Cumulative percentage of contracted UDA delivered 2017 & 2018



Adjusted Scheduled Activity (UDA)

Month	2017	2018
April	708	378
May	1,555	1,097
June	2,190	1,536
July	3,082	1,732
August	3,873	2,277
September	4,378	2,825
October	4,926	3,600
November	5,306	4,298
December	5,751	4,859
January	6,566	5,417
February	7,409	6,138
March	8,371	6,759
April	8,533	7,100
May	8,625	7,101
June	8,635	7,101

### QUALITY

	Quantity	Base Number	Contract	AT	Region	England
% of FP17s for the same patient ID Re-attending within 3 months - Children	63	1,005	6.3%	12.4%	12.8%	11.9%
% of FP17s for the same patient ID Re-attending within 3 months - Adults	195	2,169	9.0%	16.8%	16.5%	16.0%
% of FP17s for the same patient ID Re-attending between 3 & 9 months - Children	542	1,005	53.9%	57.3%	59.7%	58.3%
% of FP17s for the same patient ID Re-attending between 3 & 9 months - Adults	939	2,169	43.3%	50.3%	52.6%	50.3%
% of FP17s for Band 1 Urgent Courses	226	3,210	7.0%	10.1%	9.1%	9.1%
% of FP17s Relating to Free Repair or Replacements	19	3,210	0.6%	0.9%	1.0%	0.8%
% of FP17s Relating to Continuations	36	3,210	1.1%	1.0%	1.2%	1.0%
% of Patients satisfied with the dentistry they have received	0	1	N/A	92.1%	91.6%	91.5%
% of Patients satisfied with the time they had to wait for an appointment	1	1	N/A	88.7%	88.3%	87.9%

\* This is based on patients treated on this contract for their most recent course of treatment. Figures in italics indicate the base number of FP17s or Patient Questionnaire responses are less than 100. N/A is shown where the base number of responses is less than 10 during the period. % is calculated as Quantity/Base number\*100

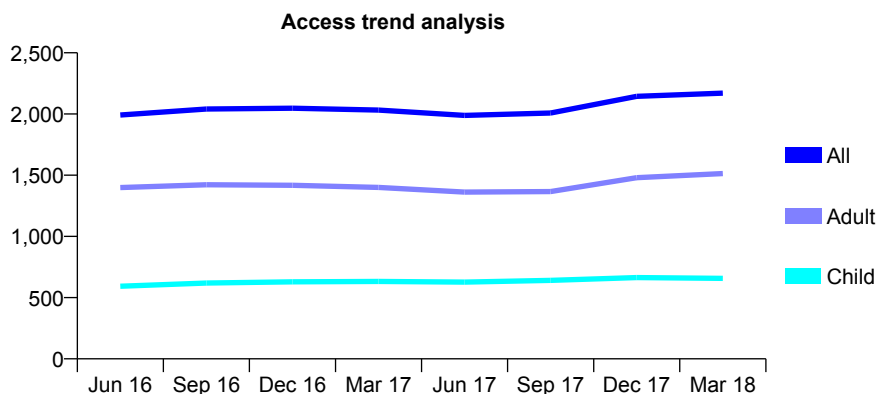
## Q46 - Vital Signs At a Glance Contract Report for 103721/0001 - Year end March 2018

Name or company name	Ocean Dental Ltd
Contract type name	GDS Contract
Purpose of contract	General
Contract start date	01/10/2009
Contract end date	

17/18 Contracted general activity (UDA)	5,600
Carry forward general activity (UDA)	-55
17/18 Contracted orthodontic activity (UOA)	0
Carry forward orthodontic activity (UOA)	0
Baseline contract value	£162,707.48

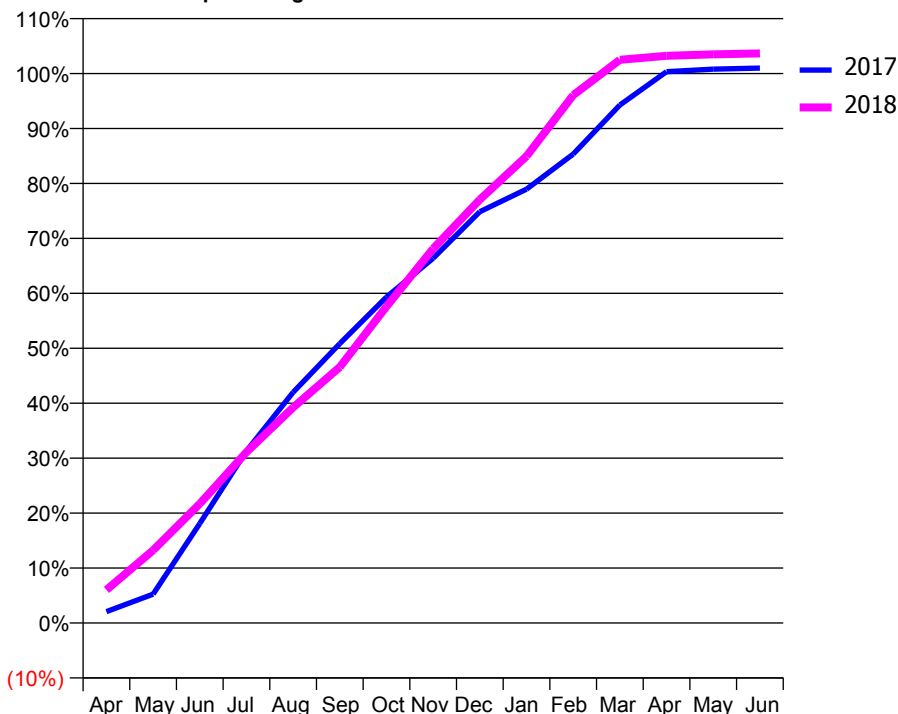
### ACCESS\*

Patients seen in 24 months	Total	Change since previous quarter
Quarter ending March 2017	2,032	
Quarter ending June 2017	1,989	↓
Quarter ending September 2017	2,008	→
Quarter ending December 2017	2,144	↑
Quarter ending March 2018	2,171	→
<b>Variance since March 2017</b>	<b>6.8%</b>	<b>↑</b>



### ACTIVITY

Cumulative percentage of contracted UDA delivered 2017 & 2018



Month	Adjusted Scheduled Activity (UDA)	
	2017	2018
April	116	338
May	294	741
June	1,014	1,216
July	1,754	1,741
August	2,352	2,197
September	2,847	2,609
October	3,322	3,225
November	3,718	3,815
December	4,192	4,315
January	4,422	4,758
February	4,778	5,380
March	5,279	5,740
April	5,619	5,780
May	5,644	5,796
June	5,655	5,805

### QUALITY

	Quantity	Base Number	Contract	AT	Region	England
% of FP17s for the same patient ID Re-attending within 3 months - Children	158	1,046	15.1%	12.4%	12.8%	11.9%
% of FP17s for the same patient ID Re-attending within 3 months - Adults	493	2,207	22.3%	16.8%	16.5%	16.0%
% of FP17s for the same patient ID Re-attending between 3 & 9 months - Children	547	1,046	52.3%	57.3%	59.7%	58.3%
% of FP17s for the same patient ID Re-attending between 3 & 9 months - Adults	785	2,207	35.6%	50.3%	52.6%	50.3%
% of FP17s for Band 1 Urgent Courses	600	3,140	19.1%	10.1%	9.1%	9.1%
% of FP17s Relating to Free Repair or Replacements	22	3,140	0.7%	0.9%	1.0%	0.8%
% of FP17s Relating to Continuations	6	3,140	0.2%	1.0%	1.2%	1.0%
% of Patients satisfied with the dentistry they have received	0	0	N/A	92.1%	91.6%	91.5%
% of Patients satisfied with the time they had to wait for an appointment	0	0	N/A	88.7%	88.3%	87.9%

\* This is based on patients treated on this contract for their most recent course of treatment. Figures in italics indicate the base number of FP17s or Patient Questionnaire responses are less than 100. N/A is shown where the base number of responses is less than 10 during the period. % is calculated as Quantity/Base number\*100

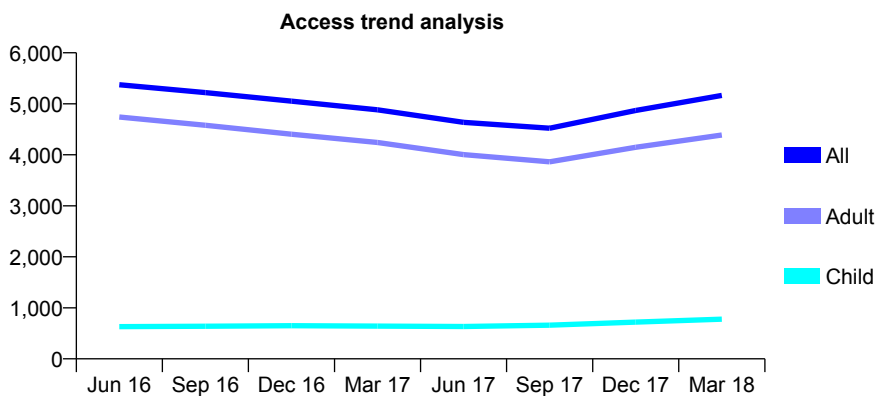
## Q46 - Vital Signs At a Glance Contract Report for 103721/0002 - Year end March 2018

Name or company name	Ocean Dental Ltd
Contract type name	GDS Contract
Purpose of contract	General
Contract start date	01/06/2010
Contract end date	

17/18 Contracted general activity (UDA)	12,000
Carry forward general activity (UDA)	0
17/18 Contracted orthodontic activity (UOA)	0
Carry forward orthodontic activity (UOA)	0
Baseline contract value	£333,328.11

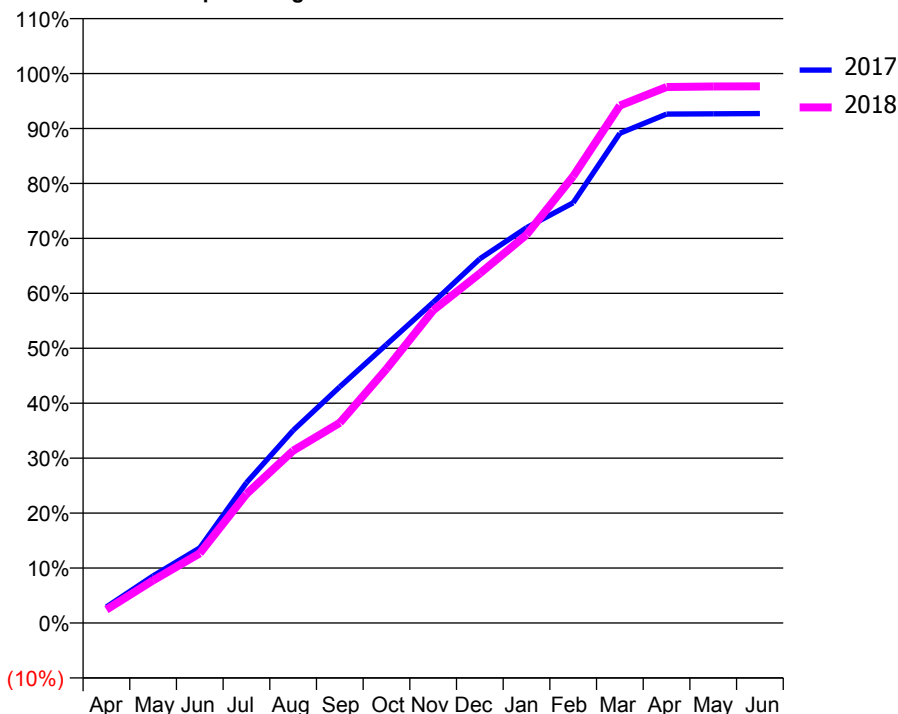
### ACCESS\*

Patients seen in 24 months	Total	Change since previous quarter
Quarter ending March 2017	4,883	
Quarter ending June 2017	4,637	↓
Quarter ending September 2017	4,522	↓
Quarter ending December 2017	4,869	↑
Quarter ending March 2018	5,165	↑
<b>Variance since March 2017</b>	<b>5.8%</b>	<b>↑</b>



### ACTIVITY

Cumulative percentage of contracted UDA delivered 2017 & 2018



Month	Adjusted Scheduled Activity (UDA)	
	2017	2018
April	350	292
May	1,030	932
June	1,640	1,521
July	3,064	2,817
August	4,207	3,765
September	5,160	4,372
October	6,083	5,550
November	7,003	6,826
December	7,955	7,635
January	8,633	8,478
February	9,176	9,758
March	10,694	11,299
April	11,114	11,705
May	11,119	11,716
June	11,125	11,719

### QUALITY

	Quantity	Base Number	Contract	AT	Region	England
% of FP17s for the same patient ID Re-attending within 3 months - Children	109	1,195	9.1%	12.4%	12.8%	11.9%
% of FP17s for the same patient ID Re-attending within 3 months - Adults	602	5,330	11.3%	16.8%	16.5%	16.0%
% of FP17s for the same patient ID Re-attending between 3 & 9 months - Children	672	1,195	56.2%	57.3%	59.7%	58.3%
% of FP17s for the same patient ID Re-attending between 3 & 9 months - Adults	2,254	5,330	42.3%	50.3%	52.6%	50.3%
% of FP17s for Band 1 Urgent Courses	728	6,494	11.2%	10.1%	9.1%	9.1%
% of FP17s Relating to Free Repair or Replacements	34	6,494	0.5%	0.9%	1.0%	0.8%
% of FP17s Relating to Continuations	15	6,494	0.2%	1.0%	1.2%	1.0%
% of Patients satisfied with the dentistry they have received	4	5	N/A	92.1%	91.6%	91.5%
% of Patients satisfied with the time they had to wait for an appointment	5	5	N/A	88.7%	88.3%	87.9%

\* This is based on patients treated on this contract for their most recent course of treatment. Figures in italics indicate the base number of FP17s or Patient Questionnaire responses are less than 100. N/A is shown where the base number of responses is less than 10 during the period. % is calculated as Quantity/Base number\*100



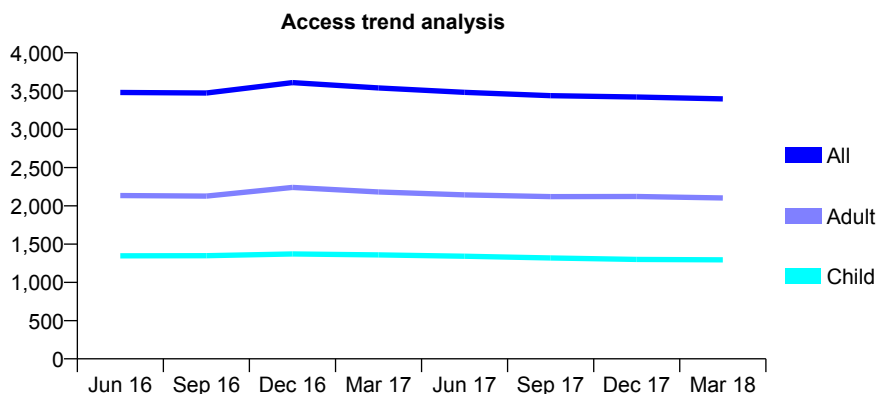
## Q46 - Vital Signs At a Glance Contract Report for 103845/0001 - Year end March 2018

Name or company name	Ian Wood and Partners
Contract type name	GDS Contract
Purpose of contract	General
Contract start date	01/09/2010
Contract end date	

17/18 Contracted general activity (UDA)	9,500
Carry forward general activity (UDA)	0
17/18 Contracted orthodontic activity (UOA)	0
Carry forward orthodontic activity (UOA)	0
Baseline contract value	£240,735.20

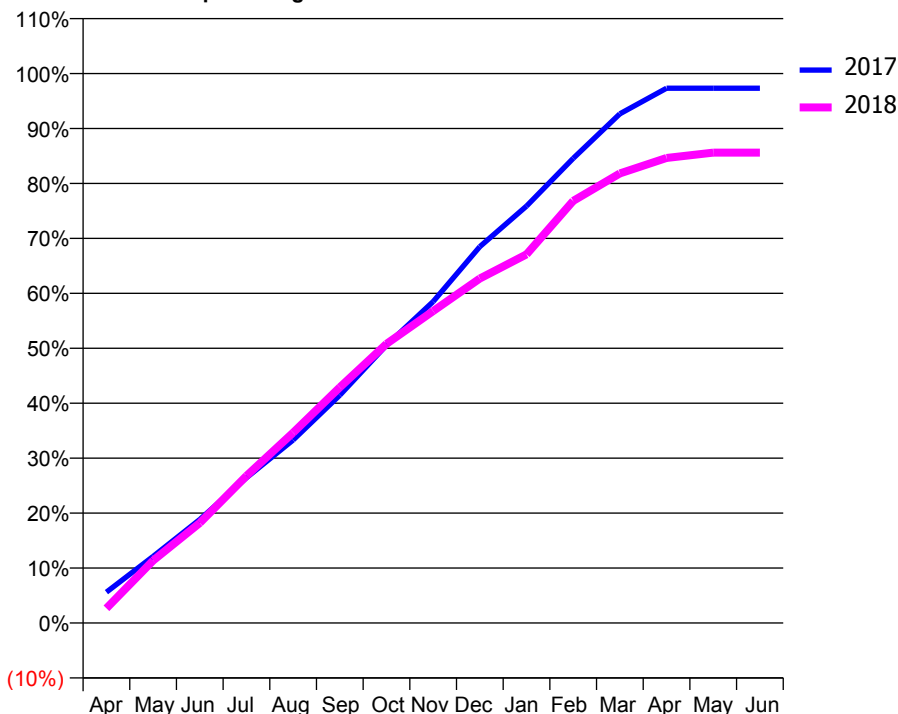
### ACCESS\*

Patients seen in 24 months	Total	Change since previous quarter
Quarter ending March 2017	3,540	
Quarter ending June 2017	3,484	↓
Quarter ending September 2017	3,439	↓
Quarter ending December 2017	3,422	→
Quarter ending March 2018	3,397	→
<b>Variance since March 2017</b>	<b>(4.0%)</b>	<b>↓</b>



### ACTIVITY

Cumulative percentage of contracted UDA delivered 2017 & 2018



Month	Adjusted Scheduled Activity (UDA)	
	2017	2018
April	533	255
May	1,153	1,081
June	1,790	1,729
July	2,511	2,544
August	3,165	3,291
September	3,940	4,075
October	4,803	4,826
November	5,557	5,394
December	6,506	5,956
January	7,207	6,374
February	8,033	7,298
March	8,802	7,774
April	9,246	8,040
May	9,246	8,131
June	9,246	8,131

### QUALITY

	Quantity	Base Number	Contract	AT	Region	England
% of FP17s for the same patient ID Re-attending within 3 months - Children	228	2,109	10.8%	12.4%	12.8%	11.9%
% of FP17s for the same patient ID Re-attending within 3 months - Adults	435	2,635	16.5%	16.8%	16.5%	16.0%
% of FP17s for the same patient ID Re-attending between 3 & 9 months - Children	1,418	2,109	67.2%	57.3%	59.7%	58.3%
% of FP17s for the same patient ID Re-attending between 3 & 9 months - Adults	1,421	2,635	53.9%	50.3%	52.6%	50.3%
% of FP17s for Band 1 Urgent Courses	347	4,741	7.3%	10.1%	9.1%	9.1%
% of FP17s Relating to Free Repair or Replacements	14	4,741	0.3%	0.9%	1.0%	0.8%
% of FP17s Relating to Continuations	101	4,741	2.1%	1.0%	1.2%	1.0%
% of Patients satisfied with the dentistry they have received	2	2	N/A	92.1%	91.6%	91.5%
% of Patients satisfied with the time they had to wait for an appointment	2	2	N/A	88.7%	88.3%	87.9%

\* This is based on patients treated on this contract for their most recent course of treatment. Figures in italics indicate the base number of FP17s or Patient Questionnaire responses are less than 100. N/A is shown where the base number of responses is less than 10 during the period. % is calculated as Quantity/Base number\*100

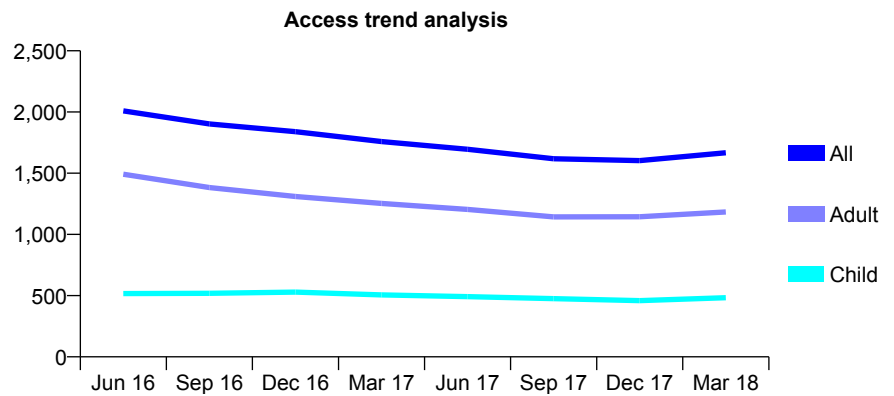
## Q46 - Vital Signs At a Glance Contract Report for 106984/0006 - Year end March 2018

Name or company name	Ravat and Ray Dental Care (Salford) Ltd
Contract type name	GDS Contract
Purpose of contract	General
Contract start date	01/04/2013
Contract end date	

17/18 Contracted general activity (UDA)	7,000
Carry forward general activity (UDA)	-120
17/18 Contracted orthodontic activity (UOA)	0
Carry forward orthodontic activity (UOA)	0
Baseline contract value	£216,067.33

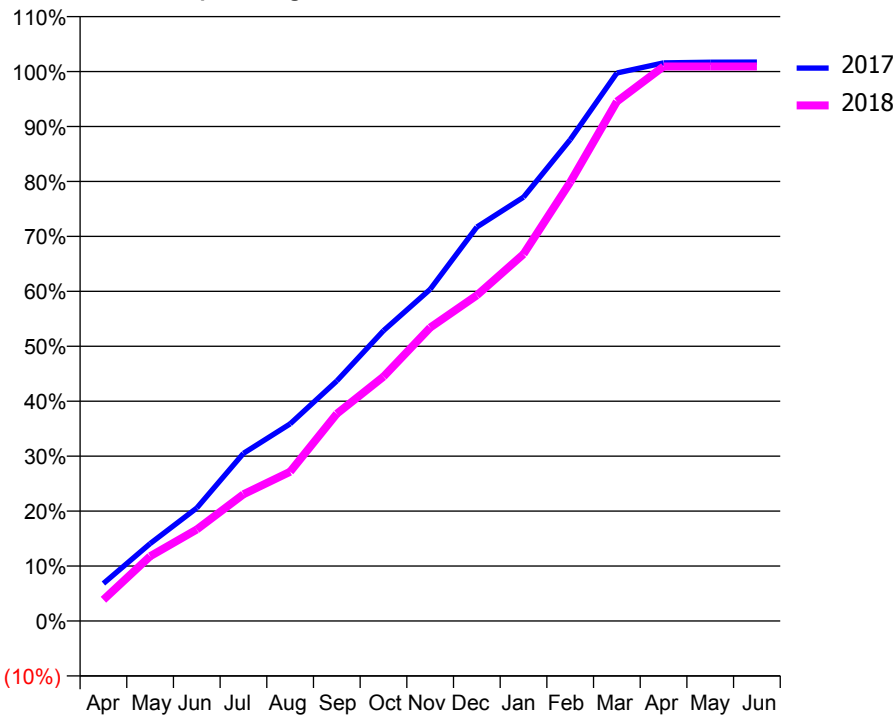
### ACCESS\*

Patients seen in 24 months	Total	Change since previous quarter
Quarter ending March 2017	1,759	
Quarter ending June 2017	1,696	↓
Quarter ending September 2017	1,618	↓
Quarter ending December 2017	1,603	→
Quarter ending March 2018	1,667	↑
<b>Variance since March 2017</b>	<b>(5.2%)</b>	<b>↓</b>



### ACTIVITY

Cumulative percentage of contracted UDA delivered 2017 & 2018



Month	Adjusted Scheduled Activity (UDA)	
	2017	2018
April	478	271
May	986	825
June	1,440	1,165
July	2,137	1,615
August	2,512	1,902
September	3,058	2,640
October	3,699	3,114
November	4,225	3,739
December	5,018	4,149
January	5,399	4,674
February	6,131	5,590
March	6,981	6,618
April	7,109	7,064
May	7,119	7,065
June	7,120	7,065

### QUALITY

	Quantity	Base Number	Contract	AT	Region	England
% of FP17s for the same patient ID Re-attending within 3 months - Children	104	770	13.5%	12.4%	12.8%	11.9%
% of FP17s for the same patient ID Re-attending within 3 months - Adults	268	1,615	16.6%	16.8%	16.5%	16.0%
% of FP17s for the same patient ID Re-attending between 3 & 9 months - Children	489	770	63.5%	57.3%	59.7%	58.3%
% of FP17s for the same patient ID Re-attending between 3 & 9 months - Adults	896	1,615	55.5%	50.3%	52.6%	50.3%
% of FP17s for Band 1 Urgent Courses	153	2,438	6.3%	10.1%	9.1%	9.1%
% of FP17s Relating to Free Repair or Replacements	6	2,438	0.2%	0.9%	1.0%	0.8%
% of FP17s Relating to Continuations	13	2,438	0.5%	1.0%	1.2%	1.0%
% of Patients satisfied with the dentistry they have received	0	0	N/A	92.1%	91.6%	91.5%
% of Patients satisfied with the time they had to wait for an appointment	0	0	N/A	88.7%	88.3%	87.9%

\* This is based on patients treated on this contract for their most recent course of treatment. Figures in italics indicate the base number of FP17s or Patient Questionnaire responses are less than 100. N/A is shown where the base number of responses is less than 10 during the period. % is calculated as Quantity/Base number\*100

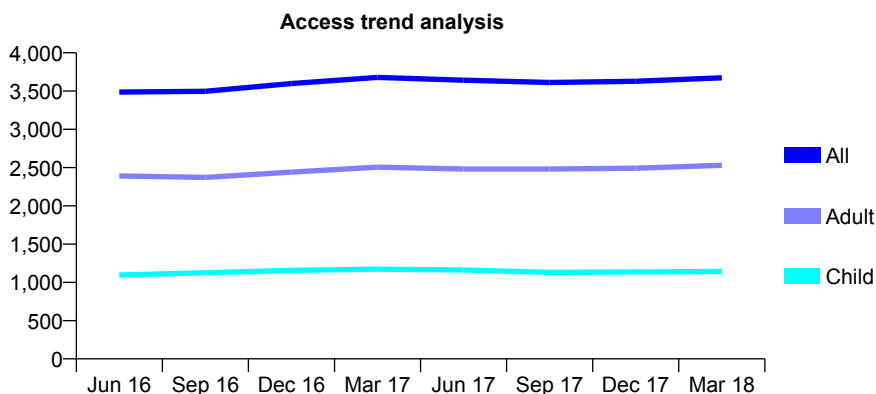
## Q46 - Vital Signs At a Glance Contract Report for 108367/0001 - Year end March 2018

Name or company name	Bell Lane Dental Practice
Contract type name	GDS Contract
Purpose of contract	General and Orthodontic
Contract start date	01/04/2012
Contract end date	

17/18 Contracted general activity (UDA)	12,338
Carry forward general activity (UDA)	-67
17/18 Contracted orthodontic activity (UOA)	1,680
Carry forward orthodontic activity (UOA)	31
Baseline contract value	£566,182.23

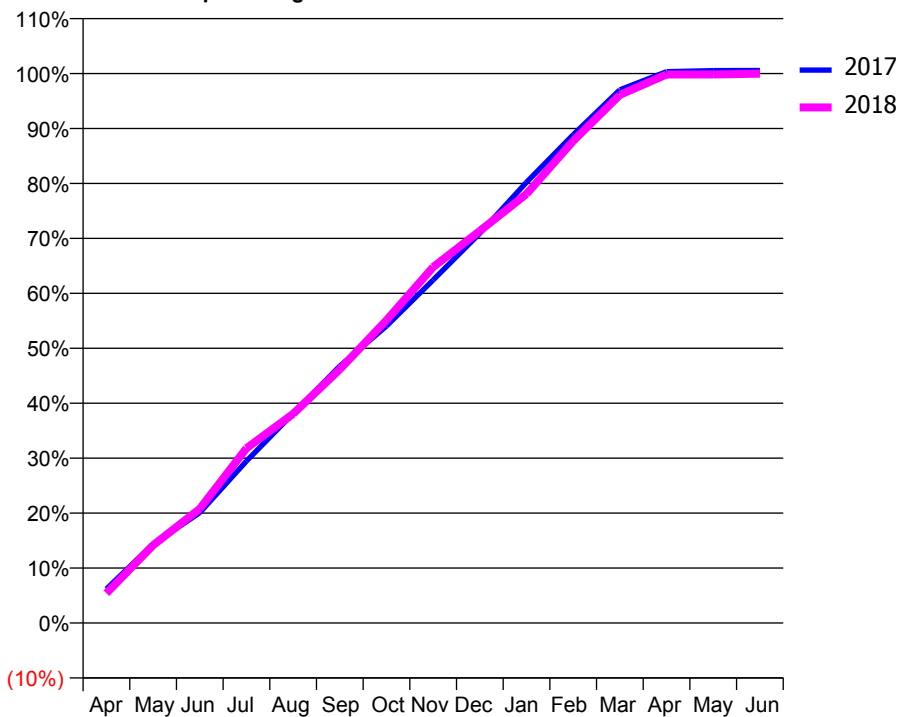
### ACCESS\*

Patients seen in 24 months	Total	Change since previous quarter
Quarter ending March 2017	3,678	
Quarter ending June 2017	3,642	→
Quarter ending September 2017	3,612	→
Quarter ending December 2017	3,628	→
Quarter ending March 2018	3,673	→
<b>Variance since March 2017</b>	<b>(0.1%)</b>	→



### ACTIVITY

Cumulative percentage of contracted UDA delivered 2017 & 2018



Month	Adjusted Scheduled Activity (UDA)	
	2017	2018
April	764	669
May	1,770	1,748
June	2,478	2,564
July	3,635	3,923
August	4,704	4,695
September	5,767	5,698
October	6,669	6,797
November	7,703	7,994
December	8,750	8,805
January	9,896	9,634
February	10,962	10,821
March	11,971	11,857
April	12,379	12,317
May	12,401	12,316
June	12,405	12,333

### QUALITY

	Quantity	Base Number	Contract	AT	Region	England
% of FP17s for the same patient ID Re-attending within 3 months - Children	127	1,808	7.0%	12.4%	12.8%	11.9%
% of FP17s for the same patient ID Re-attending within 3 months - Adults	451	3,403	13.3%	16.8%	16.5%	16.0%
% of FP17s for the same patient ID Re-attending between 3 & 9 months - Children	1,141	1,808	63.1%	57.3%	59.7%	58.3%
% of FP17s for the same patient ID Re-attending between 3 & 9 months - Adults	1,748	3,403	51.4%	50.3%	52.6%	50.3%
% of FP17s for Band 1 Urgent Courses	229	5,059	4.5%	10.1%	9.1%	9.1%
% of FP17s Relating to Free Repair or Replacements	54	5,059	1.1%	0.9%	1.0%	0.8%
% of FP17s Relating to Continuations	101	5,059	2.0%	1.0%	1.2%	1.0%
% of Patients satisfied with the dentistry they have received	2	2	N/A	92.1%	91.6%	91.5%
% of Patients satisfied with the time they had to wait for an appointment	2	2	N/A	88.7%	88.3%	87.9%

\* This is based on patients treated on this contract for their most recent course of treatment. Figures in italics indicate the base number of FP17s or Patient Questionnaire responses are less than 100. N/A is shown where the base number of responses is less than 10 during the period. % is calculated as Quantity/Base number\*100

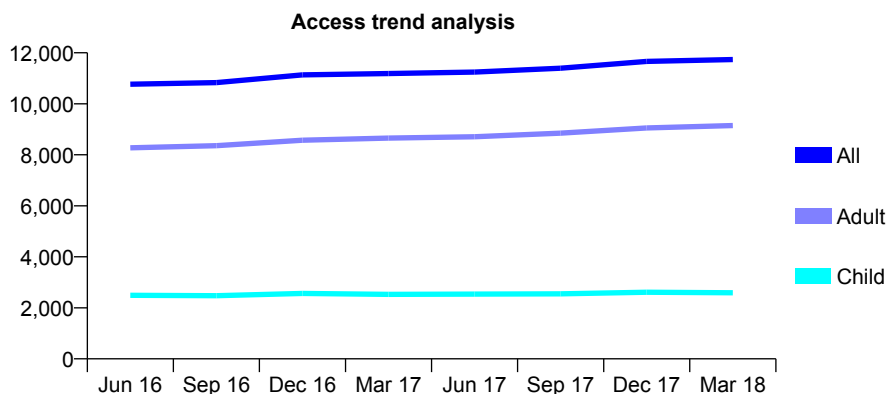
## Q46 - Vital Signs At a Glance Contract Report for 108944/0001 - Year end March 2018

Name or company name	Kenworthy Street Partnership
Contract type name	GDS Contract
Purpose of contract	General
Contract start date	01/04/2011
Contract end date	

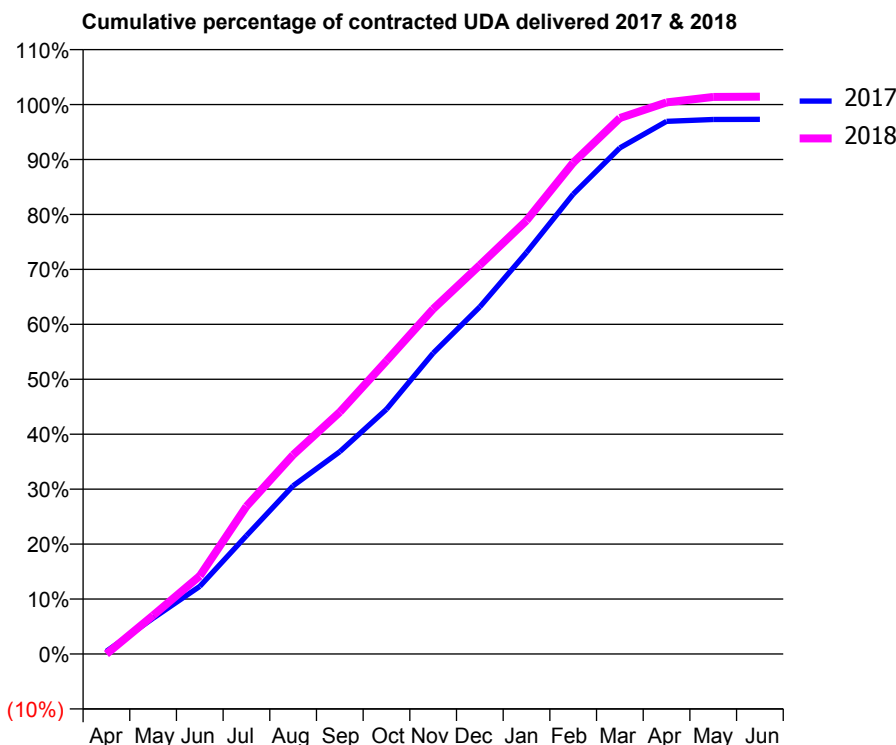
17/18 Contracted general activity (UDA)	33,191
Carry forward general activity (UDA)	894
17/18 Contracted orthodontic activity (UOA)	0
Carry forward orthodontic activity (UOA)	0
Baseline contract value	£1,102,963.91

### ACCESS\*

Patients seen in 24 months	Total	Change since previous quarter
Quarter ending March 2017	11,188	
Quarter ending June 2017	11,246	→
Quarter ending September 2017	11,397	→
Quarter ending December 2017	11,663	↑
Quarter ending March 2018	11,735	→
<b>Variance since March 2017</b>	<b>4.9%</b>	<b>↑</b>



### ACTIVITY



Month	Adjusted Scheduled Activity (UDA)	
	2017	2018
April	162	-4
May	2,164	2,333
June	4,090	4,714
July	7,146	8,921
August	10,158	12,025
September	12,222	14,614
October	14,784	17,709
November	18,175	20,843
December	20,967	23,494
January	24,254	26,178
February	27,773	29,673
March	30,567	32,372
April	32,176	33,320
May	32,283	33,647
June	32,297	33,664

### QUALITY

	Quantity	Base Number	Contract	AT	Region	England
% of FP17s for the same patient ID Re-attending within 3 months - Children	222	3,517	6.3%	12.4%	12.8%	11.9%
% of FP17s for the same patient ID Re-attending within 3 months - Adults	1,471	10,768	13.7%	16.8%	16.5%	16.0%
% of FP17s for the same patient ID Re-attending between 3 & 9 months - Children	1,856	3,517	52.8%	57.3%	59.7%	58.3%
% of FP17s for the same patient ID Re-attending between 3 & 9 months - Adults	3,720	10,768	34.5%	50.3%	52.6%	50.3%
% of FP17s for Band 1 Urgent Courses	1,275	14,095	9.0%	10.1%	9.1%	9.1%
% of FP17s Relating to Free Repair or Replacements	188	14,095	1.3%	0.9%	1.0%	0.8%
% of FP17s Relating to Continuations	211	14,095	1.5%	1.0%	1.2%	1.0%
% of Patients satisfied with the dentistry they have received	7	7	N/A	92.1%	91.6%	91.5%
% of Patients satisfied with the time they had to wait for an appointment	7	7	N/A	88.7%	88.3%	87.9%

\* This is based on patients treated on this contract for their most recent course of treatment. Figures in italics indicate the base number of FP17s or Patient Questionnaire responses are less than 100. N/A is shown where the base number of responses is less than 10 during the period. % is calculated as Quantity/Base number\*100

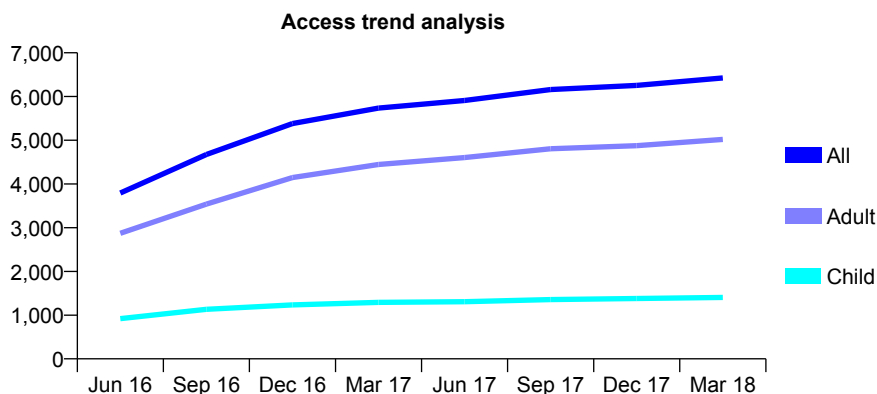
## Q46 - Vital Signs At a Glance Contract Report for 109037/0001 - Year end March 2018

Name or company name	Cheadle Heath Dental Practice
Contract type name	GDS Contract
Purpose of contract	General
Contract start date	01/12/2015
Contract end date	

17/18 Contracted general activity (UDA)	17,500
Carry forward general activity (UDA)	-63
17/18 Contracted orthodontic activity (UOA)	0
Carry forward orthodontic activity (UOA)	0
Baseline contract value	£519,103.14

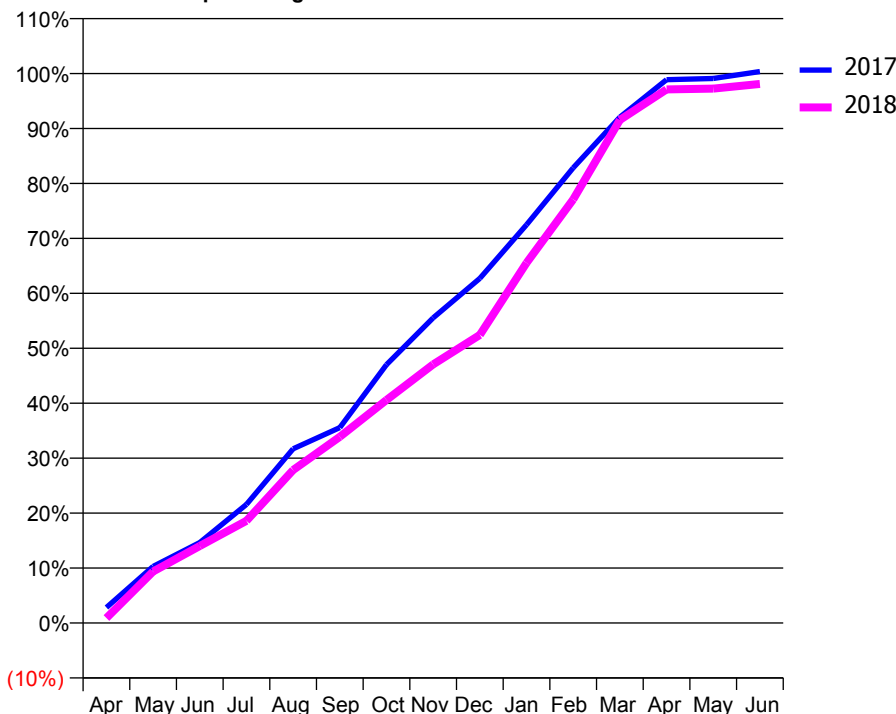
### ACCESS\*

Patients seen in 24 months	Total	Change since previous quarter
Quarter ending March 2017	5,737	
Quarter ending June 2017	5,909	↑
Quarter ending September 2017	6,161	↑
Quarter ending December 2017	6,255	→
Quarter ending March 2018	6,424	↑
<b>Variance since March 2017</b>	<b>12.0%</b>	<b>↑</b>



### ACTIVITY

Cumulative percentage of contracted UDA delivered 2017 & 2018



Month	Adjusted Scheduled Activity (UDA)	
	2017	2018
April	493	157
May	1,805	1,641
June	2,561	2,453
July	3,775	3,253
August	5,547	4,874
September	6,222	5,931
October	8,227	7,104
November	9,719	8,238
December	10,977	9,177
January	12,681	11,467
February	14,495	13,491
March	16,111	16,022
April	17,304	16,992
May	17,341	17,017
June	17,563	17,168

### QUALITY

	Quantity	Base Number	Contract	AT	Region	England
% of FP17s for the same patient ID Re-attending within 3 months - Children	136	2,123	6.4%	12.4%	12.8%	11.9%
% of FP17s for the same patient ID Re-attending within 3 months - Adults	951	7,011	13.6%	16.8%	16.5%	16.0%
% of FP17s for the same patient ID Re-attending between 3 & 9 months - Children	1,131	2,123	53.3%	57.3%	59.7%	58.3%
% of FP17s for the same patient ID Re-attending between 3 & 9 months - Adults	3,228	7,011	46.0%	50.3%	52.6%	50.3%
% of FP17s for Band 1 Urgent Courses	306	8,964	3.4%	10.1%	9.1%	9.1%
% of FP17s Relating to Free Repair or Replacements	74	8,964	0.8%	0.9%	1.0%	0.8%
% of FP17s Relating to Continuations	105	8,964	1.2%	1.0%	1.2%	1.0%
% of Patients satisfied with the dentistry they have received	21	22	95.5%	92.1%	91.6%	91.5%
% of Patients satisfied with the time they had to wait for an appointment	21	22	95.5%	88.7%	88.3%	87.9%

\* This is based on patients treated on this contract for their most recent course of treatment. Figures in italics indicate the base number of FP17s or Patient Questionnaire responses are less than 100. N/A is shown where the base number of responses is less than 10 during the period. % is calculated as Quantity/Base number\*100

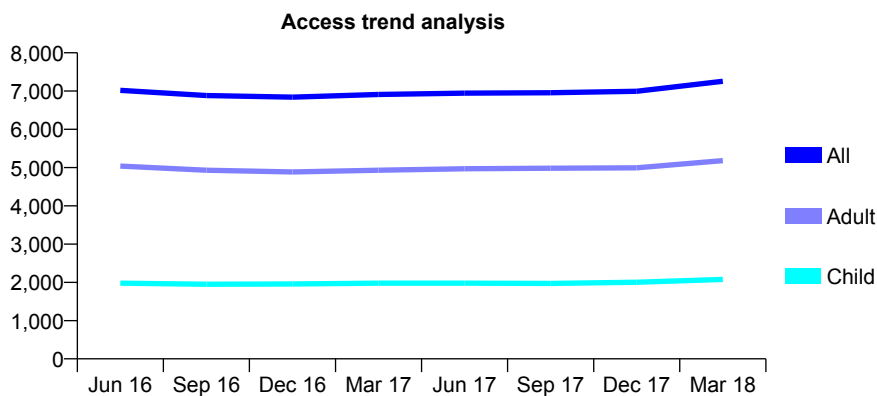
## Q46 - Vital Signs At a Glance Contract Report for 109169/0001 - Year end March 2018

Name or company name	Ash Dental Practice Limited
Contract type name	GDS Contract
Purpose of contract	General
Contract start date	01/07/2010
Contract end date	

17/18 Contracted general activity (UDA)	20,111
Carry forward general activity (UDA)	-103
17/18 Contracted orthodontic activity (UOA)	0
Carry forward orthodontic activity (UOA)	0
Baseline contract value	£620,487.01

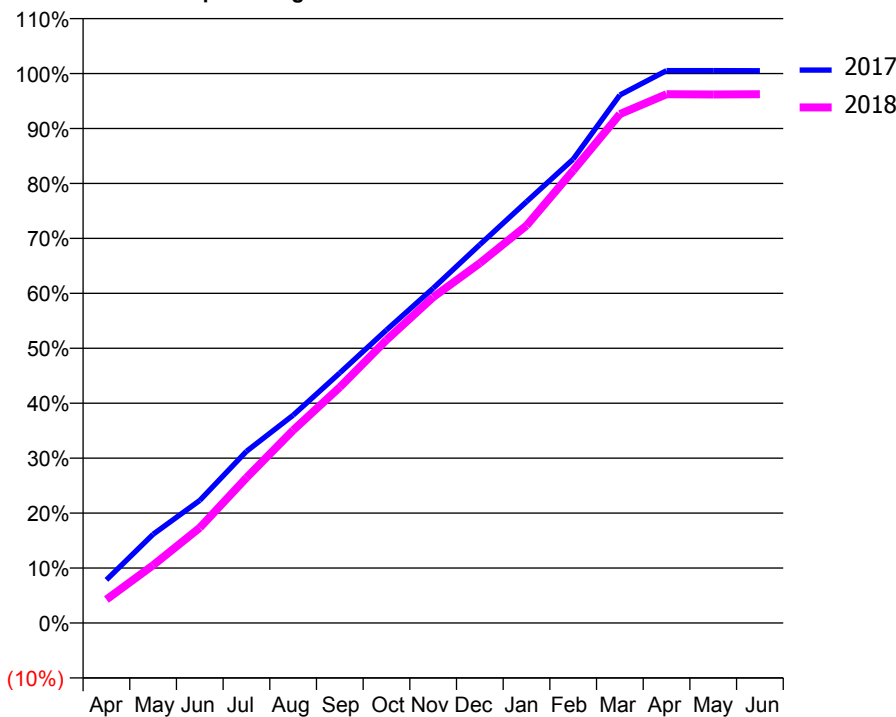
### ACCESS\*

Patients seen in 24 months	Total	Change since previous quarter
Quarter ending March 2017	6,909	
Quarter ending June 2017	6,947	→
Quarter ending September 2017	6,956	→
Quarter ending December 2017	6,994	→
Quarter ending March 2018	7,256	↑
<b>Variance since March 2017</b>	<b>5.0%</b>	<b>↑</b>



### ACTIVITY

Cumulative percentage of contracted UDA delivered 2017 & 2018



Month	Adjusted Scheduled Activity (UDA)	
	2017	2018
April	1,581	861
May	3,247	2,114
June	4,487	3,485
July	6,285	5,317
August	7,604	7,056
September	9,152	8,630
October	10,726	10,360
November	12,250	11,927
December	13,847	13,169
January	15,419	14,544
February	16,978	16,563
March	19,322	18,625
April	20,216	19,352
May	20,216	19,342
June	20,214	19,351

### QUALITY

	Quantity	Base Number	Contract	AT	Region	England
% of FP17s for the same patient ID Re-attending within 3 months - Children	465	3,237	14.4%	12.4%	12.8%	11.9%
% of FP17s for the same patient ID Re-attending within 3 months - Adults	1,482	7,542	19.6%	16.8%	16.5%	16.0%
% of FP17s for the same patient ID Re-attending between 3 & 9 months - Children	1,859	3,237	57.4%	57.3%	59.7%	58.3%
% of FP17s for the same patient ID Re-attending between 3 & 9 months - Adults	3,723	7,542	49.4%	50.3%	52.6%	50.3%
% of FP17s for Band 1 Urgent Courses	1,290	9,297	13.9%	10.1%	9.1%	9.1%
% of FP17s Relating to Free Repair or Replacements	86	9,297	0.9%	0.9%	1.0%	0.8%
% of FP17s Relating to Continuations	1	9,297	0.0%	1.0%	1.2%	1.0%
% of Patients satisfied with the dentistry they have received	1	1	N/A	92.1%	91.6%	91.5%
% of Patients satisfied with the time they had to wait for an appointment	1	1	N/A	88.7%	88.3%	87.9%

\* This is based on patients treated on this contract for their most recent course of treatment. Figures in italics indicate the base number of FP17s or Patient Questionnaire responses are less than 100. N/A is shown where the base number of responses is less than 10 during the period. % is calculated as Quantity/Base number\*100

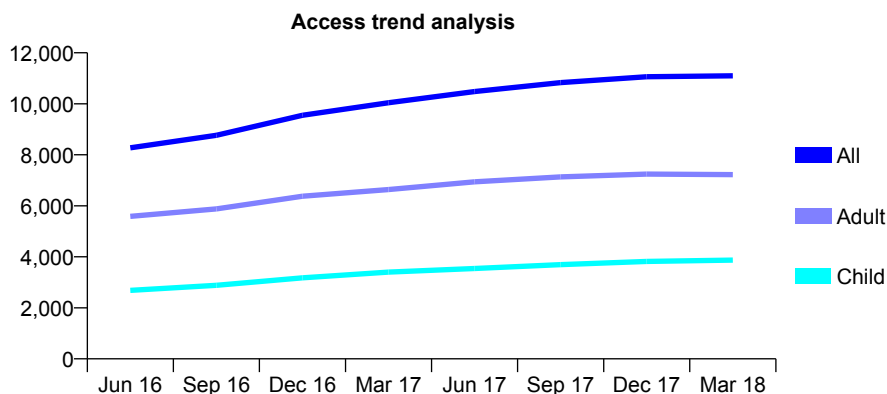
## Q46 - Vital Signs At a Glance Contract Report for 109266/0001 - Year end March 2018

Name or company name	Urgent Dental Care Ltd
Contract type name	GDS Contract
Purpose of contract	General
Contract start date	01/09/2013
Contract end date	

17/18 Contracted general activity (UDA)	27,120
Carry forward general activity (UDA)	0
17/18 Contracted orthodontic activity (UOA)	0
Carry forward orthodontic activity (UOA)	0
Baseline contract value	£794,738.13

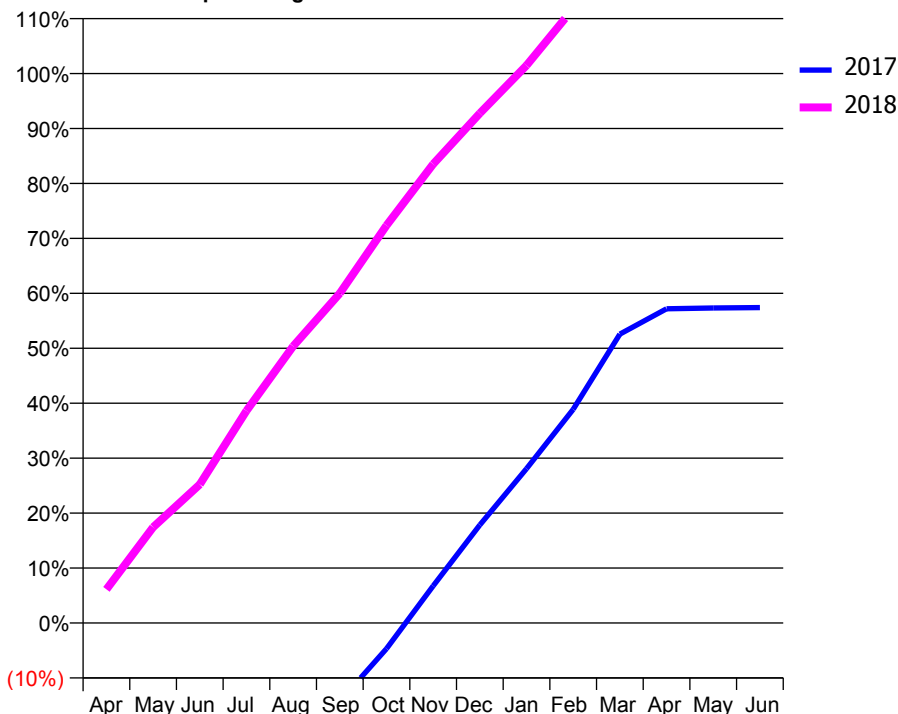
### ACCESS\*

Patients seen in 24 months	Total	Change since previous quarter
Quarter ending March 2017	10,041	
Quarter ending June 2017	10,479	↑
Quarter ending September 2017	10,829	↑
Quarter ending December 2017	11,063	↑
Quarter ending March 2018	11,098	→
<b>Variance since March 2017</b>	<b>10.5%</b>	<b>↑</b>



### ACTIVITY

Cumulative percentage of contracted UDA delivered 2017 & 2018



Month	Adjusted Scheduled Activity (UDA)	
	2017	2018
April	-15,354	1,660
May	-12,498	4,726
June	-10,701	6,841
July	-7,924	10,475
August	-5,718	13,661
September	-3,886	16,271
October	-1,270	19,623
November	1,835	22,651
December	4,840	25,154
January	7,620	27,519
February	10,549	30,317
March	14,260	32,333
April	15,506	33,396
May	15,546	33,403
June	15,567	33,418

### QUALITY

	Quantity	Base Number	Contract	AT	Region	England
% of FP17s for the same patient ID Re-attending within 3 months - Children	653	5,709	11.4%	12.4%	12.8%	11.9%
% of FP17s for the same patient ID Re-attending within 3 months - Adults	1,486	8,945	16.6%	16.8%	16.5%	16.0%
% of FP17s for the same patient ID Re-attending between 3 & 9 months - Children	3,074	5,709	53.8%	57.3%	59.7%	58.3%
% of FP17s for the same patient ID Re-attending between 3 & 9 months - Adults	4,036	8,945	45.1%	50.3%	52.6%	50.3%
% of FP17s for Band 1 Urgent Courses	1,279	14,637	8.7%	10.1%	9.1%	9.1%
% of FP17s Relating to Free Repair or Replacements	124	14,637	0.8%	0.9%	1.0%	0.8%
% of FP17s Relating to Continuations	59	14,637	0.4%	1.0%	1.2%	1.0%
% of Patients satisfied with the dentistry they have received	2	2	N/A	92.1%	91.6%	91.5%
% of Patients satisfied with the time they had to wait for an appointment	2	2	N/A	88.7%	88.3%	87.9%

\* This is based on patients treated on this contract for their most recent course of treatment. Figures in italics indicate the base number of FP17s or Patient Questionnaire responses are less than 100. N/A is shown where the base number of responses is less than 10 during the period. % is calculated as Quantity/Base number\*100



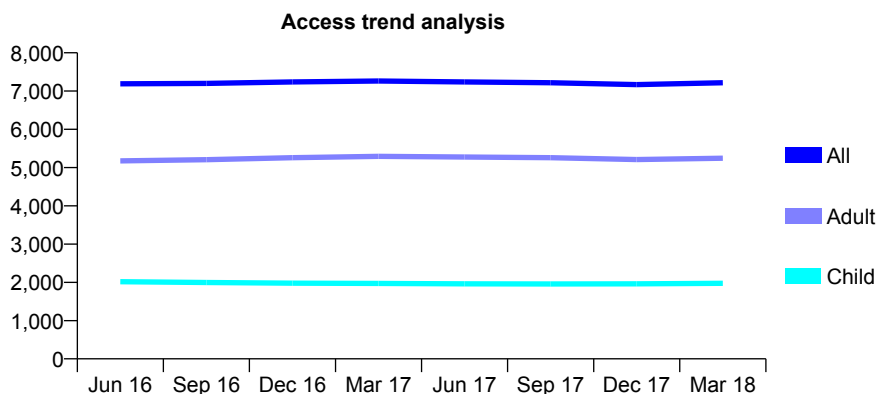
## Q46 - Vital Signs At a Glance Contract Report for 109703/0001 - Year end March 2018

Name or company name	Clarendon Dental Practice
Contract type name	GDS Contract
Purpose of contract	General
Contract start date	01/04/2009
Contract end date	

17/18 Contracted general activity (UDA)	23,600
Carry forward general activity (UDA)	-257
17/18 Contracted orthodontic activity (UOA)	0
Carry forward orthodontic activity (UOA)	0
Baseline contract value	£785,195.92

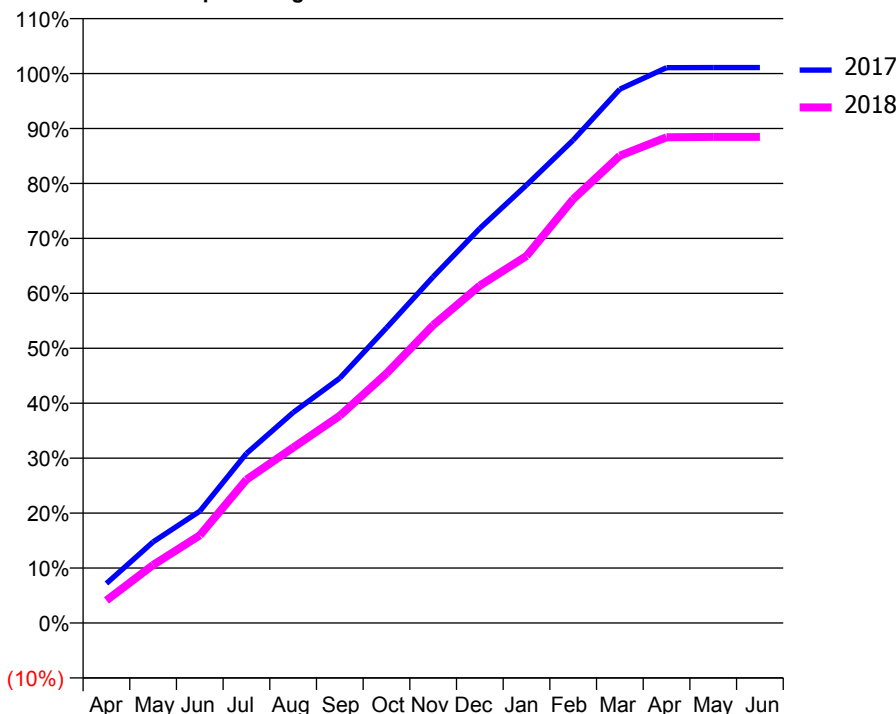
### ACCESS\*

Patients seen in 24 months	Total	Change since previous quarter
Quarter ending March 2017	7,262	
Quarter ending June 2017	7,238	→
Quarter ending September 2017	7,217	→
Quarter ending December 2017	7,170	→
Quarter ending March 2018	7,216	→
<b>Variance since March 2017</b>	<b>(0.6%)</b>	→



### ACTIVITY

Cumulative percentage of contracted UDA delivered 2017 & 2018



### QUALITY

	Quantity	Base Number	Contract	AT	Region	England
% of FP17s for the same patient ID Re-attending within 3 months - Children	182	2,822	6.4%	12.4%	12.8%	11.9%
% of FP17s for the same patient ID Re-attending within 3 months - Adults	824	6,987	11.8%	16.8%	16.5%	16.0%
% of FP17s for the same patient ID Re-attending between 3 & 9 months - Children	1,651	2,822	58.5%	57.3%	59.7%	58.3%
% of FP17s for the same patient ID Re-attending between 3 & 9 months - Adults	3,608	6,987	51.6%	50.3%	52.6%	50.3%
% of FP17s for Band 1 Urgent Courses	893	9,736	9.2%	10.1%	9.1%	9.1%
% of FP17s Relating to Free Repair or Replacements	68	9,736	0.7%	0.9%	1.0%	0.8%
% of FP17s Relating to Continuations	135	9,736	1.4%	1.0%	1.2%	1.0%
% of Patients satisfied with the dentistry they have received	7	7	N/A	92.1%	91.6%	91.5%
% of Patients satisfied with the time they had to wait for an appointment	7	7	N/A	88.7%	88.3%	87.9%

\* This is based on patients treated on this contract for their most recent course of treatment. Figures in italics indicate the base number of FP17s or Patient Questionnaire responses are less than 100. N/A is shown where the base number of responses is less than 10 during the period. % is calculated as Quantity/Base number\*100

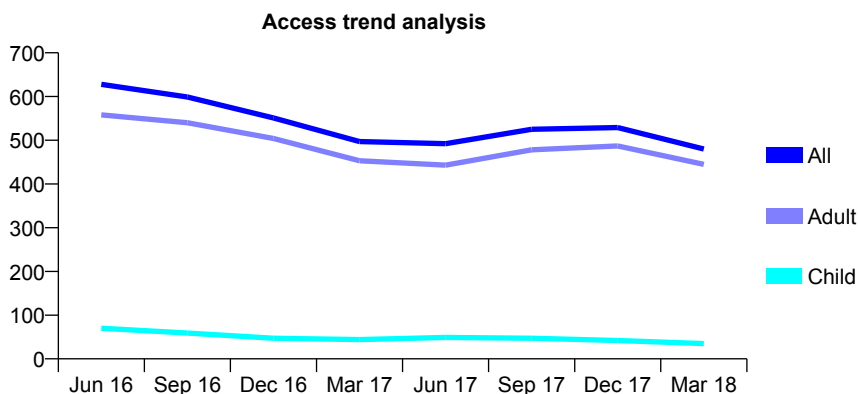
## Q46 - Vital Signs At a Glance Contract Report for 109703/0002 - Year end March 2018

Name or company name	Clarendon Dental Practice
Contract type name	GDS Contract
Purpose of contract	General
Contract start date	01/04/2009
Contract end date	

17/18 Contracted general activity (UDA)	985
Carry forward general activity (UDA)	0
17/18 Contracted orthodontic activity (UOA)	0
Carry forward orthodontic activity (UOA)	0
Baseline contract value	£39,479.65

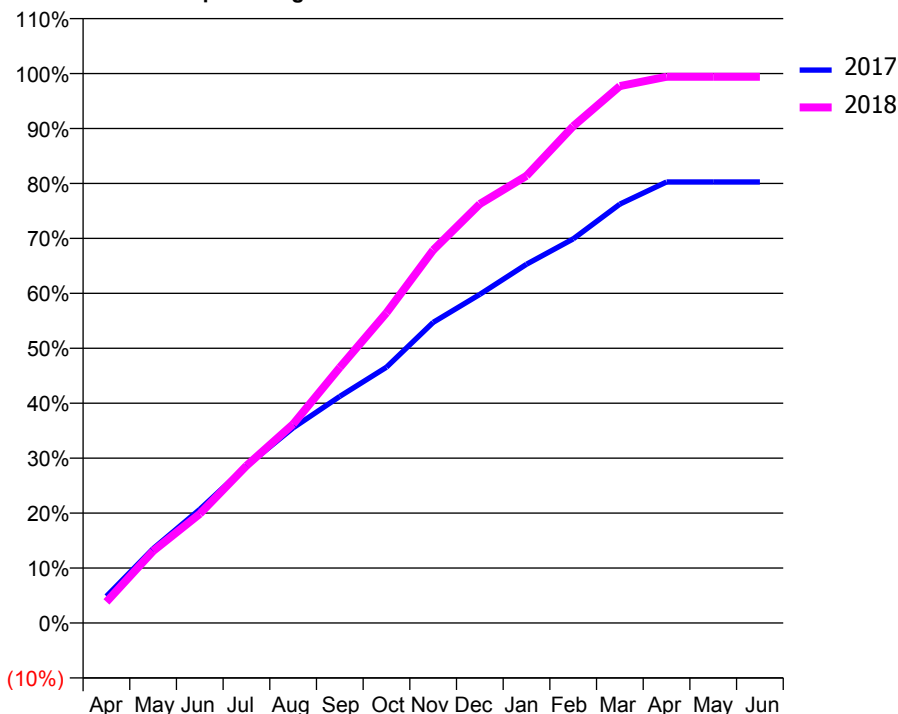
### ACCESS\*

Patients seen in 24 months	Total	Change since previous quarter
Quarter ending March 2017	497	
Quarter ending June 2017	492	↓
Quarter ending September 2017	525	↑
Quarter ending December 2017	529	→
Quarter ending March 2018	480	↓
<b>Variance since March 2017</b>	<b>(3.4%)</b>	<b>↓</b>



### ACTIVITY

Cumulative percentage of contracted UDA delivered 2017 & 2018



Month	Adjusted Scheduled Activity (UDA)	
	2017	2018
April	48	38
May	133	129
June	204	196
July	281	282
August	350	356
September	406	458
October	459	556
November	539	668
December	589	751
January	643	802
February	689	890
March	751	962
April	791	979
May	791	979
June	791	979

### QUALITY

	Quantity	Base Number	Contract	AT	Region	England
% of FP17s for the same patient ID Re-attending within 3 months - Children	5	86	5.8%	12.4%	12.8%	11.9%
% of FP17s for the same patient ID Re-attending within 3 months - Adults	41	750	5.5%	16.8%	16.5%	16.0%
% of FP17s for the same patient ID Re-attending between 3 & 9 months - Children	3	86	3.5%	57.3%	59.7%	58.3%
% of FP17s for the same patient ID Re-attending between 3 & 9 months - Adults	16	750	2.1%	50.3%	52.6%	50.3%
% of FP17s for Band 1 Urgent Courses	802	818	98.0%	10.1%	9.1%	9.1%
% of FP17s Relating to Free Repair or Replacements	0	818	0.0%	0.9%	1.0%	0.8%
% of FP17s Relating to Continuations	0	818	0.0%	1.0%	1.2%	1.0%
% of Patients satisfied with the dentistry they have received	1	1	N/A	92.1%	91.6%	91.5%
% of Patients satisfied with the time they had to wait for an appointment	1	1	N/A	88.7%	88.3%	87.9%

\* This is based on patients treated on this contract for their most recent course of treatment. Figures in italics indicate the base number of FP17s or Patient Questionnaire responses are less than 100. N/A is shown where the base number of responses is less than 10 during the period. % is calculated as Quantity/Base number\*100

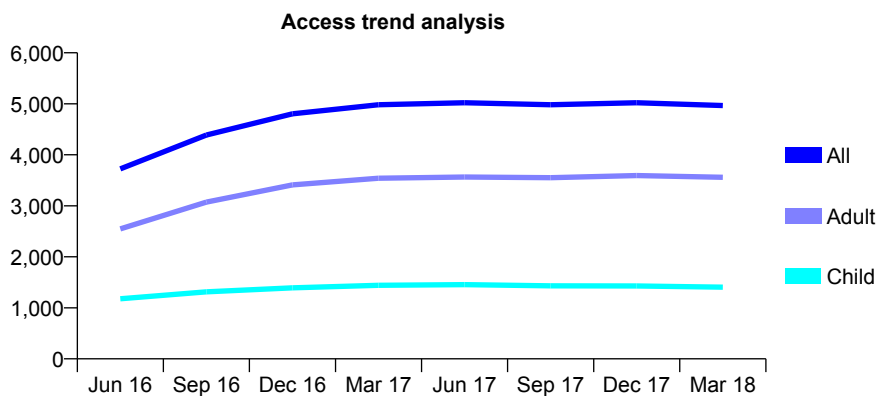
## Q46 - Vital Signs At a Glance Contract Report for 109800/0001 - Year end March 2018

Name or company name	Pinfold Dental Practice
Contract type name	GDS Contract
Purpose of contract	General
Contract start date	01/02/2008
Contract end date	

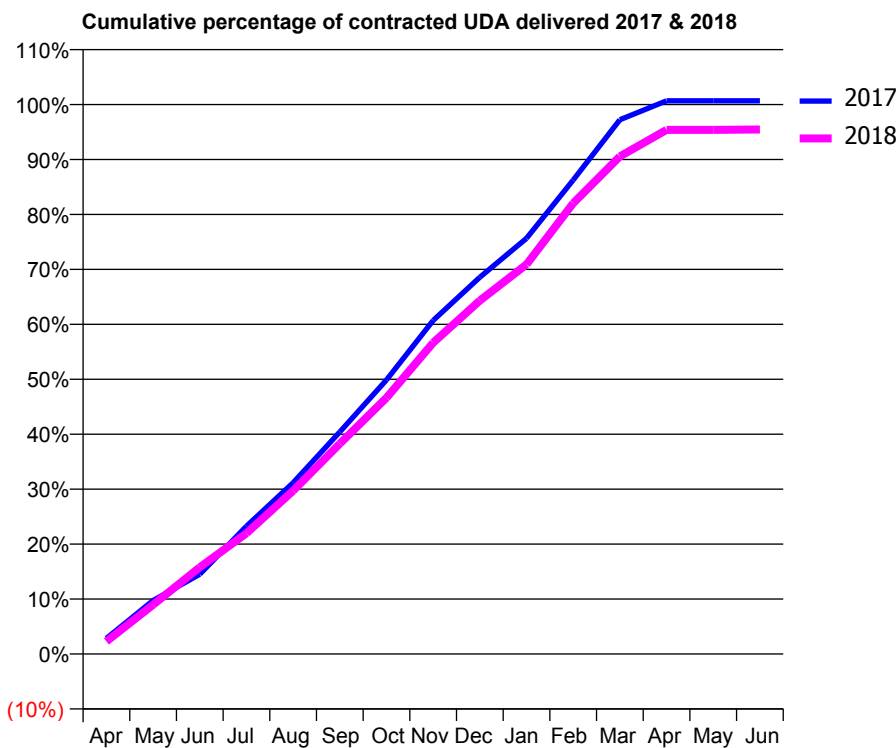
17/18 Contracted general activity (UDA)	19,500
Carry forward general activity (UDA)	134
17/18 Contracted orthodontic activity (UOA)	0
Carry forward orthodontic activity (UOA)	0
Baseline contract value	£599,775.56

### ACCESS\*

Patients seen in 24 months	Total	Change since previous quarter
Quarter ending March 2017	4,982	
Quarter ending June 2017	5,021	→
Quarter ending September 2017	4,983	→
Quarter ending December 2017	5,022	→
Quarter ending March 2018	4,965	↓
<b>Variance since March 2017</b>	<b>(0.3%)</b>	→



### ACTIVITY



Month	Adjusted Scheduled Activity (UDA)	
	2017	2018
April	533	447
May	1,820	1,749
June	2,714	3,078
July	4,346	4,283
August	5,823	5,795
September	7,549	7,467
October	9,318	9,093
November	11,338	11,046
December	12,804	12,545
January	14,130	13,826
February	16,110	15,999
March	18,158	17,658
April	18,802	18,601
May	18,802	18,601
June	18,802	18,612

### QUALITY

	Quantity	Base Number	Contract	AT	Region	England
% of FP17s for the same patient ID Re-attending within 3 months - Children	229	2,103	10.9%	12.4%	12.8%	11.9%
% of FP17s for the same patient ID Re-attending within 3 months - Adults	1,111	5,165	21.5%	16.8%	16.5%	16.0%
% of FP17s for the same patient ID Re-attending between 3 & 9 months - Children	1,183	2,103	56.3%	57.3%	59.7%	58.3%
% of FP17s for the same patient ID Re-attending between 3 & 9 months - Adults	2,549	5,165	49.4%	50.3%	52.6%	50.3%
% of FP17s for Band 1 Urgent Courses	798	7,329	10.9%	10.1%	9.1%	9.1%
% of FP17s Relating to Free Repair or Replacements	74	7,329	1.0%	0.9%	1.0%	0.8%
% of FP17s Relating to Continuations	250	7,329	3.4%	1.0%	1.2%	1.0%
% of Patients satisfied with the dentistry they have received	3	3	N/A	92.1%	91.6%	91.5%
% of Patients satisfied with the time they had to wait for an appointment	2	3	N/A	88.7%	88.3%	87.9%

\* This is based on patients treated on this contract for their most recent course of treatment. Figures in italics indicate the base number of FP17s or Patient Questionnaire responses are less than 100. N/A is shown where the base number of responses is less than 10 during the period. % is calculated as Quantity/Base number\*100

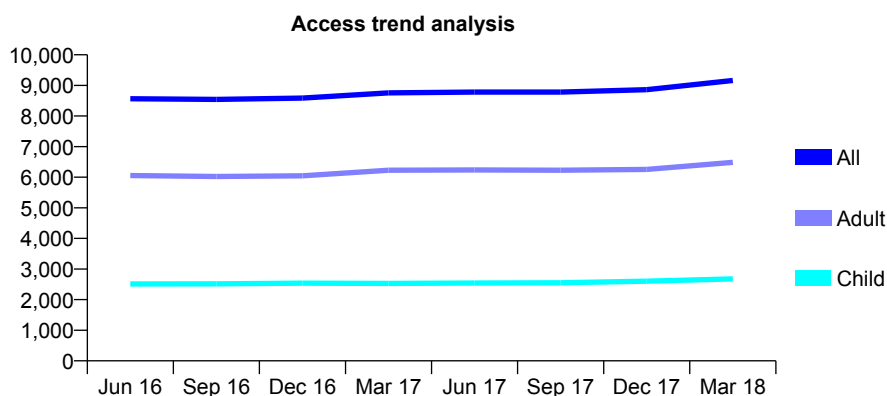
## Q46 - Vital Signs At a Glance Contract Report for 109851/0002 - Year end March 2018

Name or company name	Wood & Woolfstein Dental Surgery
Contract type name	GDS Contract
Purpose of contract	General
Contract start date	01/04/2009
Contract end date	

17/18 Contracted general activity (UDA)	29,704
Carry forward general activity (UDA)	254
17/18 Contracted orthodontic activity (UOA)	0
Carry forward orthodontic activity (UOA)	0
Baseline contract value	£979,858.82

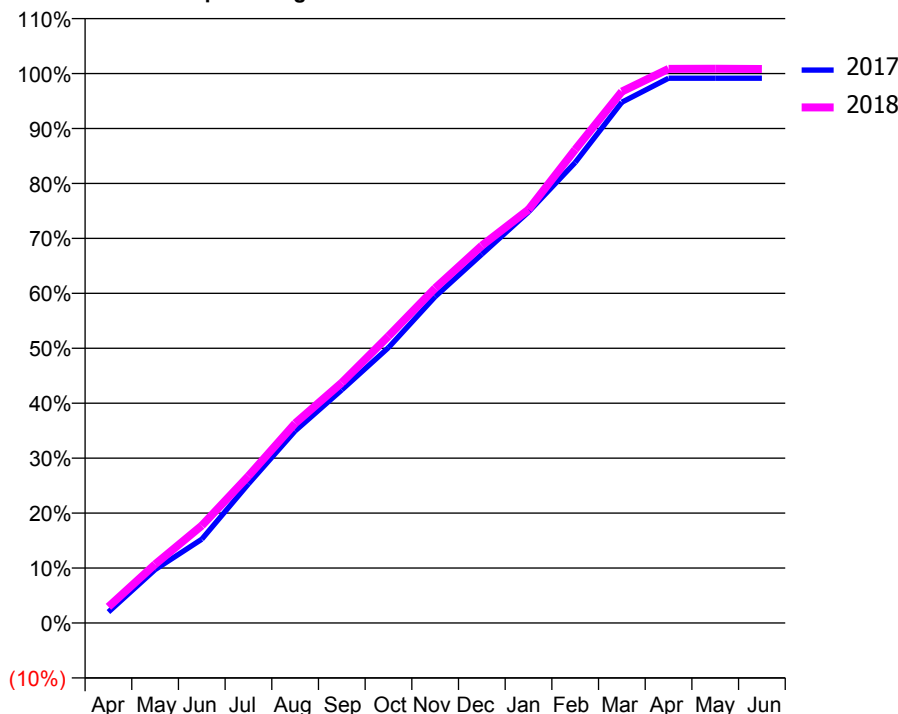
### ACCESS\*

Patients seen in 24 months	Total	Change since previous quarter
Quarter ending March 2017	8,757	
Quarter ending June 2017	8,782	→
Quarter ending September 2017	8,781	→
Quarter ending December 2017	8,860	→
Quarter ending March 2018	9,163	↑
<b>Variance since March 2017</b>	<b>4.6%</b>	<b>↑</b>



### ACTIVITY

Cumulative percentage of contracted UDA delivered 2017 & 2018



Month	Adjusted Scheduled Activity (UDA)	
	2017	2018
April	597	879
May	2,887	3,174
June	4,527	5,266
July	7,520	7,945
August	10,382	10,794
September	12,605	12,996
October	14,892	15,510
November	17,642	18,101
December	19,934	20,402
January	22,218	22,346
February	24,891	25,590
March	28,151	28,726
April	29,447	29,957
May	29,450	29,961
June	29,450	29,949

### QUALITY

	Quantity	Base Number	Contract	AT	Region	England
% of FP17s for the same patient ID Re-attending within 3 months - Children	539	4,773	11.3%	12.4%	12.8%	11.9%
% of FP17s for the same patient ID Re-attending within 3 months - Adults	1,881	10,951	17.2%	16.8%	16.5%	16.0%
% of FP17s for the same patient ID Re-attending between 3 & 9 months - Children	3,256	4,773	68.2%	57.3%	59.7%	58.3%
% of FP17s for the same patient ID Re-attending between 3 & 9 months - Adults	6,957	10,951	63.5%	50.3%	52.6%	50.3%
% of FP17s for Band 1 Urgent Courses	1,091	15,695	7.0%	10.1%	9.1%	9.1%
% of FP17s Relating to Free Repair or Replacements	122	15,695	0.8%	0.9%	1.0%	0.8%
% of FP17s Relating to Continuations	45	15,695	0.3%	1.0%	1.2%	1.0%
% of Patients satisfied with the dentistry they have received	7	7	N/A	92.1%	91.6%	91.5%
% of Patients satisfied with the time they had to wait for an appointment	7	7	N/A	88.7%	88.3%	87.9%

\* This is based on patients treated on this contract for their most recent course of treatment. Figures in italics indicate the base number of FP17s or Patient Questionnaire responses are less than 100. N/A is shown where the base number of responses is less than 10 during the period. % is calculated as Quantity/Base number\*100

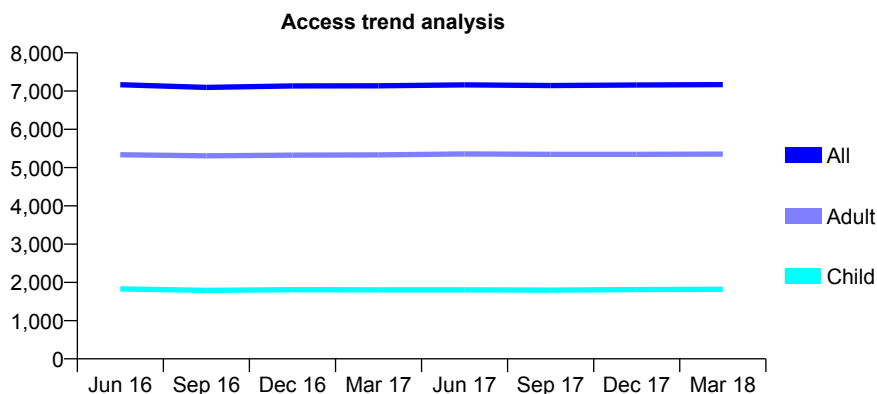
## Q46 - Vital Signs At a Glance Contract Report for 110264/0001 - Year end March 2018

Name or company name	Spring Lane Dental Practice Ltd
Contract type name	Pilot Contract
Purpose of contract	General
Contract start date	07/04/2014
Contract end date	

17/18 Contracted general activity (UDA)	21,657
Carry forward general activity (UDA)	0
17/18 Contracted orthodontic activity (UOA)	0
Carry forward orthodontic activity (UOA)	0
Baseline contract value	£609,131.76

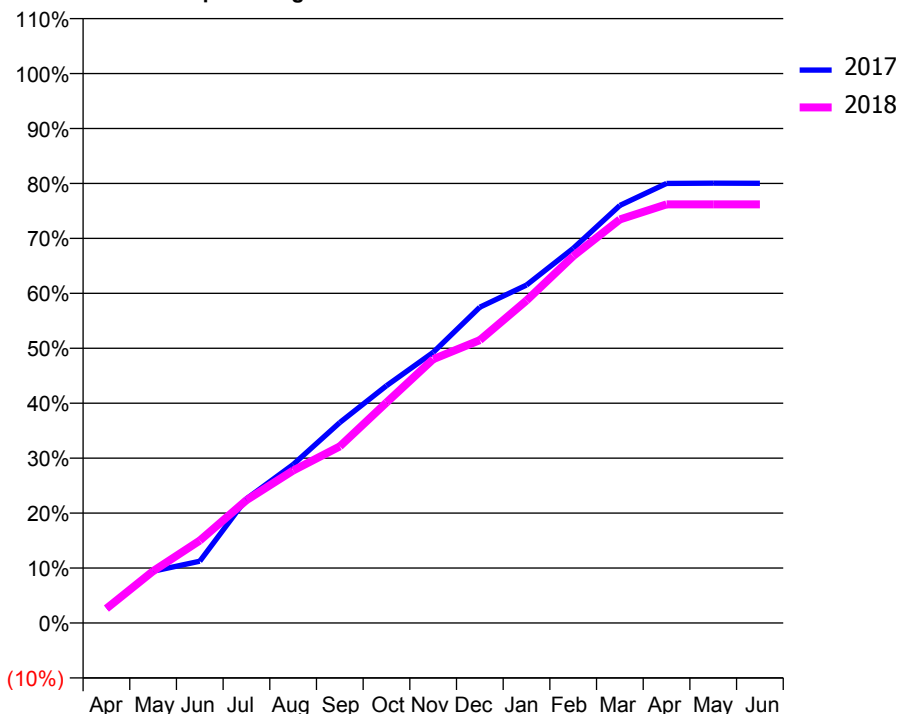
### ACCESS\*

Patients seen in 24 months	Total	Change since previous quarter
Quarter ending March 2017	7,138	
Quarter ending June 2017	7,160	→
Quarter ending September 2017	7,144	→
Quarter ending December 2017	7,157	→
Quarter ending March 2018	7,170	→
<b>Variance since March 2017</b>	<b>0.4%</b>	<b>→</b>



### ACTIVITY

Cumulative percentage of contracted UDA delivered 2017 & 2018



Month	Adjusted Scheduled Activity (UDA)	
	2017	2018
April	585	570
May	2,043	2,048
June	2,435	3,253
July	4,894	4,841
August	6,247	6,008
September	7,904	6,963
October	9,351	8,691
November	10,664	10,397
December	12,445	11,151
January	13,320	12,709
February	14,765	14,461
March	16,456	15,907
April	17,324	16,499
May	17,337	16,499
June	17,330	16,498

### QUALITY

	Quantity	Base Number	Contract	AT	Region	England
% of FP17s for the same patient ID Re-attending within 3 months - Children	102	2,630	3.9%	12.4%	12.8%	11.9%
% of FP17s for the same patient ID Re-attending within 3 months - Adults	700	6,764	10.3%	16.8%	16.5%	16.0%
% of FP17s for the same patient ID Re-attending between 3 & 9 months - Children	1,733	2,630	65.9%	57.3%	59.7%	58.3%
% of FP17s for the same patient ID Re-attending between 3 & 9 months - Adults	3,234	6,764	47.8%	50.3%	52.6%	50.3%
% of FP17s for Band 1 Urgent Courses	400	9,327	4.3%	10.1%	9.1%	9.1%
% of FP17s Relating to Free Repair or Replacements	106	9,327	1.1%	0.9%	1.0%	0.8%
% of FP17s Relating to Continuations	19	9,327	0.2%	1.0%	1.2%	1.0%
% of Patients satisfied with the dentistry they have received	4	5	N/A	92.1%	91.6%	91.5%
% of Patients satisfied with the time they had to wait for an appointment	3	5	N/A	88.7%	88.3%	87.9%

\* This is based on patients treated on this contract for their most recent course of treatment. Figures in italics indicate the base number of FP17s or Patient Questionnaire responses are less than 100. N/A is shown where the base number of responses is less than 10 during the period. % is calculated as Quantity/Base number\*100

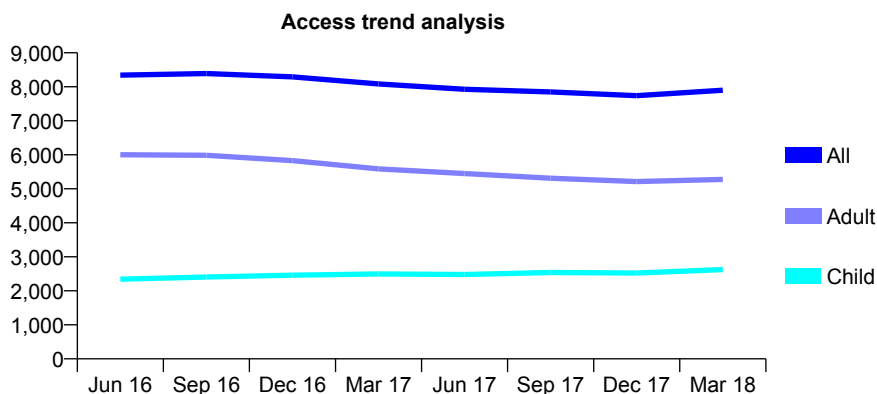
## Q46 - Vital Signs At a Glance Contract Report for 111937/0001 - Year end March 2018

Name or company name	Deane Dental
Contract type name	GDS Contract
Purpose of contract	General
Contract start date	01/04/2011
Contract end date	

17/18 Contracted general activity (UDA)	26,200
Carry forward general activity (UDA)	-524
17/18 Contracted orthodontic activity (UOA)	0
Carry forward orthodontic activity (UOA)	0
Baseline contract value	£689,473.37

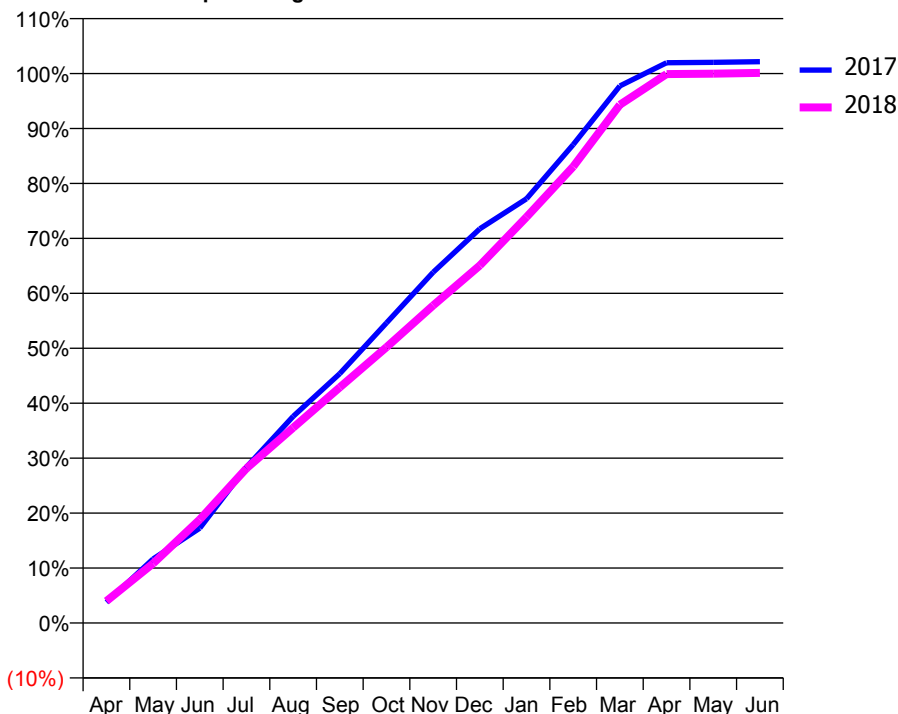
### ACCESS\*

Patients seen in 24 months	Total	Change since previous quarter
Quarter ending March 2017	8,084	
Quarter ending June 2017	7,928	↓
Quarter ending September 2017	7,850	→
Quarter ending December 2017	7,739	↓
Quarter ending March 2018	7,901	↑
<b>Variance since March 2017</b>	<b>(2.3%)</b>	<b>↓</b>



### ACTIVITY

Cumulative percentage of contracted UDA delivered 2017 & 2018



Month	Adjusted Scheduled Activity (UDA)	
	2017	2018
April	986	1,044
May	3,056	2,836
June	4,523	4,938
July	7,434	7,371
August	9,851	9,312
September	11,895	11,238
October	14,310	13,152
November	16,723	15,141
December	18,800	17,047
January	20,230	19,354
February	22,809	21,763
March	25,609	24,708
April	26,713	26,171
May	26,731	26,194
June	26,764	26,227

### QUALITY

	Quantity	Base Number	Contract	AT	Region	England
% of FP17s for the same patient ID Re-attending within 3 months - Children	515	4,202	12.3%	12.4%	12.8%	11.9%
% of FP17s for the same patient ID Re-attending within 3 months - Adults	1,659	7,433	22.3%	16.8%	16.5%	16.0%
% of FP17s for the same patient ID Re-attending between 3 & 9 months - Children	2,438	4,202	58.0%	57.3%	59.7%	58.3%
% of FP17s for the same patient ID Re-attending between 3 & 9 months - Adults	3,514	7,433	47.3%	50.3%	52.6%	50.3%
% of FP17s for Band 1 Urgent Courses	2,296	11,758	19.5%	10.1%	9.1%	9.1%
% of FP17s Relating to Free Repair or Replacements	205	11,758	1.7%	0.9%	1.0%	0.8%
% of FP17s Relating to Continuations	19	11,758	0.2%	1.0%	1.2%	1.0%
% of Patients satisfied with the dentistry they have received	1	1	N/A	92.1%	91.6%	91.5%
% of Patients satisfied with the time they had to wait for an appointment	1	1	N/A	88.7%	88.3%	87.9%

\* This is based on patients treated on this contract for their most recent course of treatment. Figures in italics indicate the base number of FP17s or Patient Questionnaire responses are less than 100. N/A is shown where the base number of responses is less than 10 during the period. % is calculated as Quantity/Base number\*100

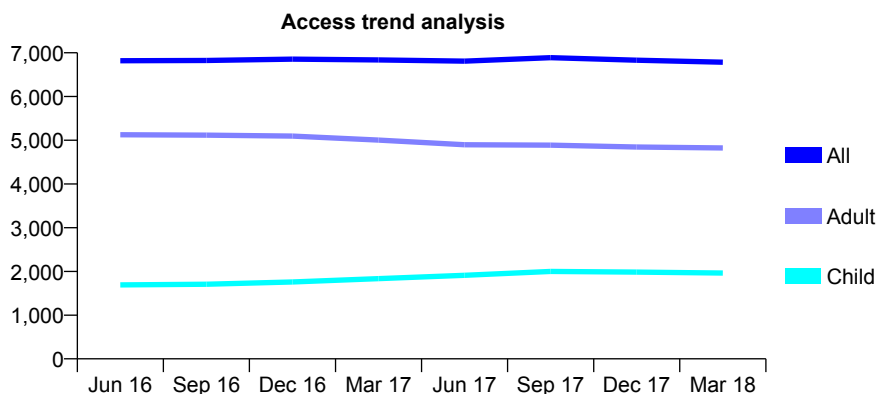
## Q46 - Vital Signs At a Glance Contract Report for 112429/0001 - Year end March 2018

Name or company name	Bolton and Bury Dental Practice Partnership
Contract type name	GDS Contract
Purpose of contract	General
Contract start date	01/03/2013
Contract end date	

17/18 Contracted general activity (UDA)	20,000
Carry forward general activity (UDA)	262
17/18 Contracted orthodontic activity (UOA)	0
Carry forward orthodontic activity (UOA)	0
Baseline contract value	£642,963.87

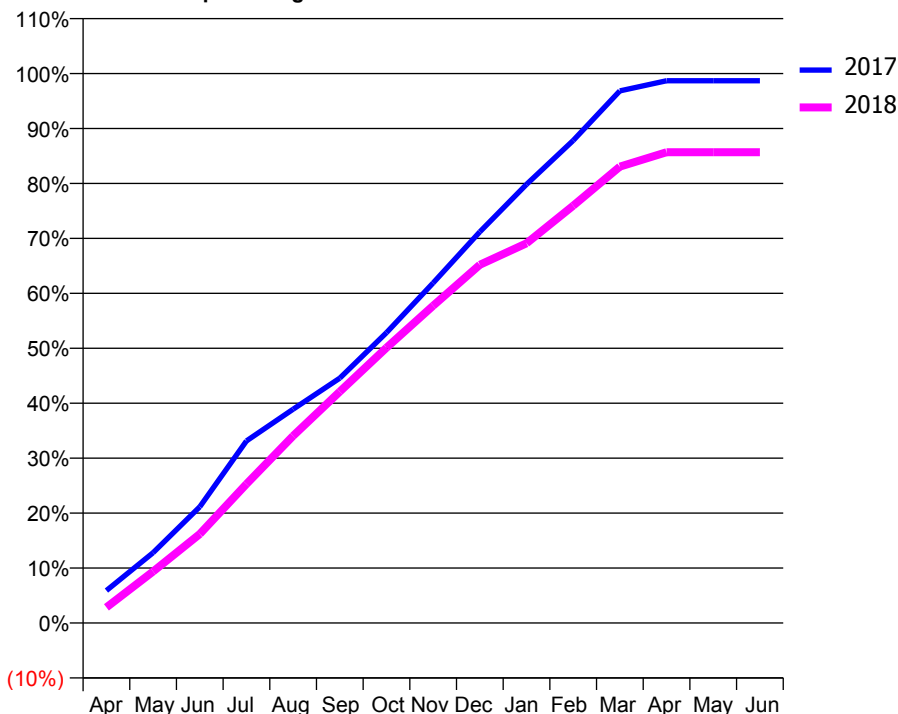
### ACCESS\*

Patients seen in 24 months	Total	Change since previous quarter
Quarter ending March 2017	6,838	
Quarter ending June 2017	6,810	→
Quarter ending September 2017	6,888	→
Quarter ending December 2017	6,831	→
Quarter ending March 2018	6,786	→
<b>Variance since March 2017</b>	<b>(0.8%)</b>	→



### ACTIVITY

Cumulative percentage of contracted UDA delivered 2017 & 2018



Month	Adjusted Scheduled Activity (UDA)	
	2017	2018
April	1,182	569
May	2,561	1,878
June	4,232	3,237
July	6,630	5,062
August	7,781	6,813
September	8,915	8,421
October	10,569	10,018
November	12,379	11,550
December	14,239	13,040
January	15,965	13,821
February	17,560	15,187
March	19,368	16,610
April	19,735	17,134
May	19,737	17,134
June	19,738	17,134

### QUALITY

	Quantity	Base Number	Contract	AT	Region	England
% of FP17s for the same patient ID Re-attending within 3 months - Children	157	2,869	5.5%	12.4%	12.8%	11.9%
% of FP17s for the same patient ID Re-attending within 3 months - Adults	716	5,719	12.5%	16.8%	16.5%	16.0%
% of FP17s for the same patient ID Re-attending between 3 & 9 months - Children	1,804	2,869	62.9%	57.3%	59.7%	58.3%
% of FP17s for the same patient ID Re-attending between 3 & 9 months - Adults	2,532	5,719	44.3%	50.3%	52.6%	50.3%
% of FP17s for Band 1 Urgent Courses	846	8,624	9.8%	10.1%	9.1%	9.1%
% of FP17s Relating to Free Repair or Replacements	70	8,624	0.8%	0.9%	1.0%	0.8%
% of FP17s Relating to Continuations	101	8,624	1.2%	1.0%	1.2%	1.0%
% of Patients satisfied with the dentistry they have received	15	16	93.8%	92.1%	91.6%	91.5%
% of Patients satisfied with the time they had to wait for an appointment	13	16	81.3%	88.7%	88.3%	87.9%

\* This is based on patients treated on this contract for their most recent course of treatment. Figures in italics indicate the base number of FP17s or Patient Questionnaire responses are less than 100. N/A is shown where the base number of responses is less than 10 during the period. % is calculated as Quantity/Base number\*100



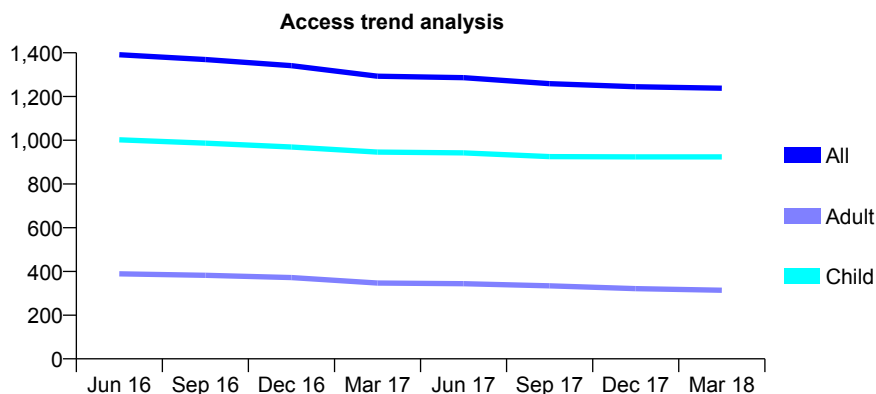
## Q46 - Vital Signs At a Glance Contract Report for 112682/0001 - Year end March 2018

Name or company name	Pemberton Dental Practice
Contract type name	GDS Contract
Purpose of contract	General
Contract start date	01/04/2014
Contract end date	

17/18 Contracted general activity (UDA)	5,500
Carry forward general activity (UDA)	0
17/18 Contracted orthodontic activity (UOA)	0
Carry forward orthodontic activity (UOA)	0
Baseline contract value	£136,368.39

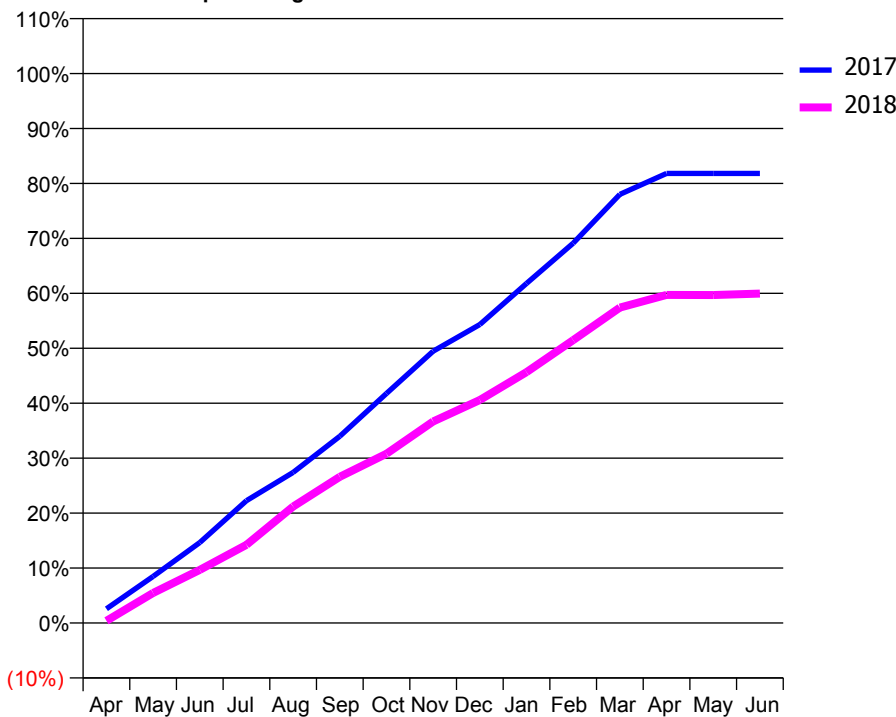
### ACCESS\*

Patients seen in 24 months	Total	Change since previous quarter
Quarter ending March 2017	1,293	
Quarter ending June 2017	1,286	→
Quarter ending September 2017	1,259	↓
Quarter ending December 2017	1,245	↓
Quarter ending March 2018	1,238	→
<b>Variance since March 2017</b>	<b>(4.3%)</b>	<b>↓</b>



### ACTIVITY

Cumulative percentage of contracted UDA delivered 2017 & 2018



Month	Adjusted Scheduled Activity (UDA)	
	2017	2018
April	114	22
May	373	301
June	645	532
July	979	783
August	1,206	1,166
September	1,495	1,463
October	1,839	1,694
November	2,177	2,018
December	2,391	2,232
January	2,719	2,511
February	3,042	2,831
March	3,433	3,157
April	3,600	3,284
May	3,600	3,283
June	3,600	3,297

### QUALITY

	Quantity	Base Number	Contract	AT	Region	England
% of FP17s for the same patient ID Re-attending within 3 months - Children	271	1,658	16.3%	12.4%	12.8%	11.9%
% of FP17s for the same patient ID Re-attending within 3 months - Adults	89	360	24.7%	16.8%	16.5%	16.0%
% of FP17s for the same patient ID Re-attending between 3 & 9 months - Children	1,049	1,658	63.3%	57.3%	59.7%	58.3%
% of FP17s for the same patient ID Re-attending between 3 & 9 months - Adults	202	360	56.1%	50.3%	52.6%	50.3%
% of FP17s for Band 1 Urgent Courses	76	2,021	3.8%	10.1%	9.1%	9.1%
% of FP17s Relating to Free Repair or Replacements	0	2,021	0.0%	0.9%	1.0%	0.8%
% of FP17s Relating to Continuations	1	2,021	0.0%	1.0%	1.2%	1.0%
% of Patients satisfied with the dentistry they have received	1	1	N/A	92.1%	91.6%	91.5%
% of Patients satisfied with the time they had to wait for an appointment	1	1	N/A	88.7%	88.3%	87.9%

\* This is based on patients treated on this contract for their most recent course of treatment. Figures in italics indicate the base number of FP17s or Patient Questionnaire responses are less than 100. N/A is shown where the base number of responses is less than 10 during the period. % is calculated as Quantity/Base number\*100

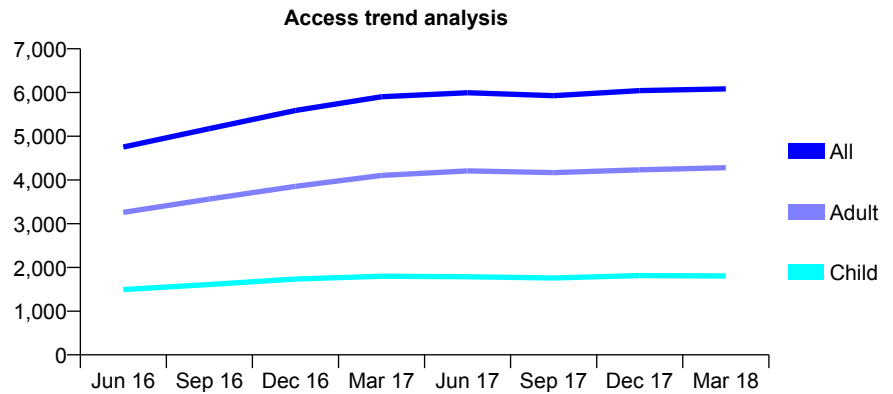
## Q46 - Vital Signs At a Glance Contract Report for 112836/0001 - Year end March 2018

Name or company name	Ripponden Road Dental Practice Partnersh
Contract type name	GDS Contract
Purpose of contract	General
Contract start date	30/07/2015
Contract end date	

17/18 Contracted general activity (UDA)	17,909
Carry forward general activity (UDA)	694
17/18 Contracted orthodontic activity (UOA)	0
Carry forward orthodontic activity (UOA)	0
Baseline contract value	£550,494.30

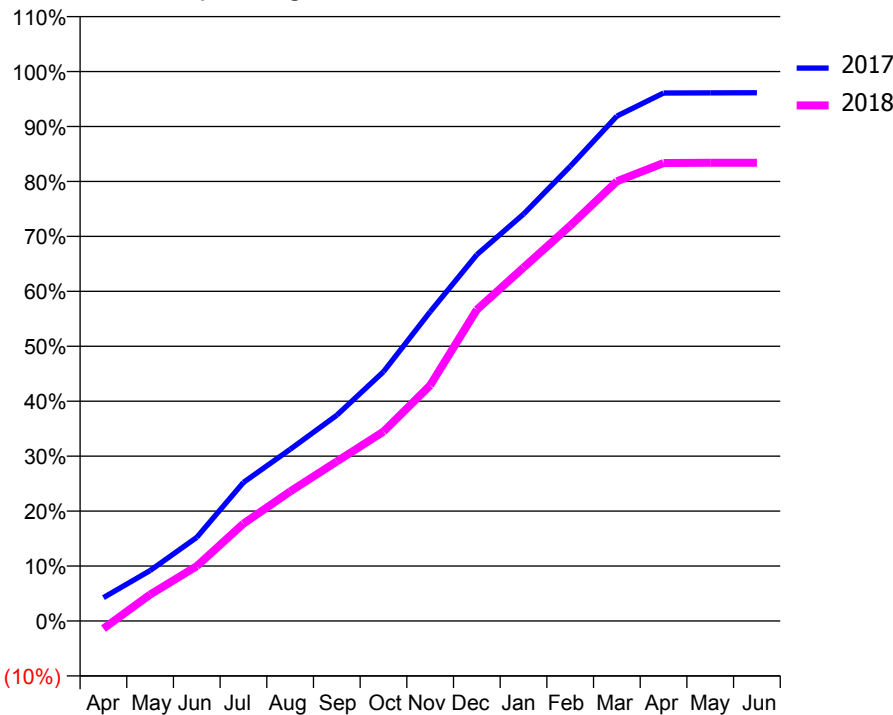
### ACCESS\*

Patients seen in 24 months	Total	Change since previous quarter
Quarter ending March 2017	5,902	
Quarter ending June 2017	5,994	→
Quarter ending September 2017	5,927	↓
Quarter ending December 2017	6,043	→
Quarter ending March 2018	6,084	→
<b>Variance since March 2017</b>	<b>3.1%</b>	<b>↑</b>



### ACTIVITY

Cumulative percentage of contracted UDA delivered 2017 & 2018



Month	Adjusted Scheduled Activity (UDA)	
	2017	2018
April	761	-249
May	1,645	861
June	2,727	1,790
July	4,517	3,174
August	5,597	4,221
September	6,707	5,201
October	8,126	6,172
November	10,082	7,679
December	11,940	10,146
January	13,262	11,518
February	14,816	12,884
March	16,454	14,329
April	17,207	14,925
May	17,214	14,935
June	17,215	14,935

### QUALITY

	Quantity	Base Number	Contract	AT	Region	England
% of FP17s for the same patient ID Re-attending within 3 months - Children	183	2,441	7.5%	12.4%	12.8%	11.9%
% of FP17s for the same patient ID Re-attending within 3 months - Adults	760	5,555	13.7%	16.8%	16.5%	16.0%
% of FP17s for the same patient ID Re-attending between 3 & 9 months - Children	1,461	2,441	59.9%	57.3%	59.7%	58.3%
% of FP17s for the same patient ID Re-attending between 3 & 9 months - Adults	2,977	5,555	53.6%	50.3%	52.6%	50.3%
% of FP17s for Band 1 Urgent Courses	810	7,915	10.2%	10.1%	9.1%	9.1%
% of FP17s Relating to Free Repair or Replacements	28	7,915	0.4%	0.9%	1.0%	0.8%
% of FP17s Relating to Continuations	95	7,915	1.2%	1.0%	1.2%	1.0%
% of Patients satisfied with the dentistry they have received	1	1	N/A	92.1%	91.6%	91.5%
% of Patients satisfied with the time they had to wait for an appointment	1	1	N/A	88.7%	88.3%	87.9%

\* This is based on patients treated on this contract for their most recent course of treatment. Figures in italics indicate the base number of FP17s or Patient Questionnaire responses are less than 100. N/A is shown where the base number of responses is less than 10 during the period. % is calculated as Quantity/Base number\*100

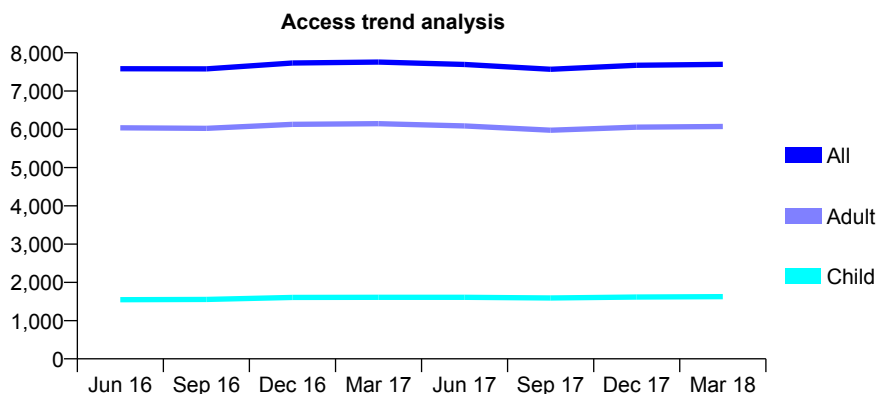
## Q46 - Vital Signs At a Glance Contract Report for 114022/0001 - Year end March 2018

Name or company name	Marjory Lees Dental Centre
Contract type name	GDS Contract
Purpose of contract	General
Contract start date	01/03/2014
Contract end date	

17/18 Contracted general activity (UDA)	24,594
Carry forward general activity (UDA)	187
17/18 Contracted orthodontic activity (UOA)	0
Carry forward orthodontic activity (UOA)	0
Baseline contract value	£909,214.12

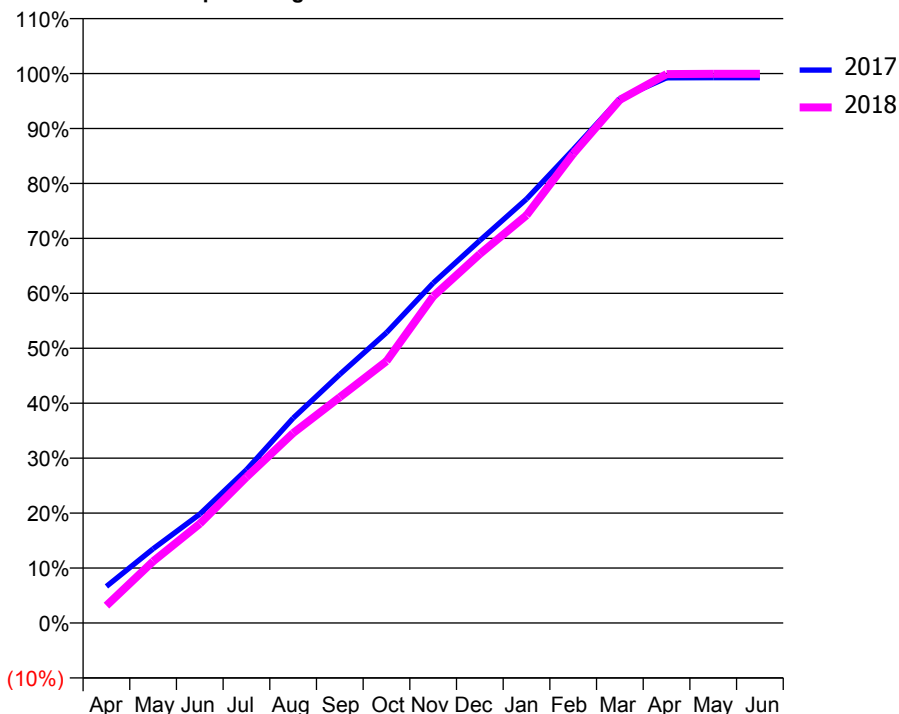
### ACCESS\*

Patients seen in 24 months	Total	Change since previous quarter
Quarter ending March 2017	7,757	
Quarter ending June 2017	7,696	→
Quarter ending September 2017	7,568	↓
Quarter ending December 2017	7,673	→
Quarter ending March 2018	7,699	→
<b>Variance since March 2017</b>	<b>(0.7%)</b>	<b>→</b>



### ACTIVITY

Cumulative percentage of contracted UDA delivered 2017 & 2018



Month	Adjusted Scheduled Activity (UDA)	
	2017	2018
April	1,638	781
May	3,324	2,761
June	4,875	4,442
July	6,862	6,532
August	9,168	8,504
September	11,127	10,105
October	12,993	11,720
November	15,213	14,620
December	17,121	16,519
January	18,977	18,247
February	21,189	20,996
March	23,470	23,418
April	24,403	24,569
May	24,407	24,579
June	24,407	24,579

### QUALITY

	Quantity	Base Number	Contract	AT	Region	England
% of FP17s for the same patient ID Re-attending within 3 months - Children	656	3,906	16.8%	12.4%	12.8%	11.9%
% of FP17s for the same patient ID Re-attending within 3 months - Adults	1,835	10,403	17.6%	16.8%	16.5%	16.0%
% of FP17s for the same patient ID Re-attending between 3 & 9 months - Children	2,639	3,906	67.6%	57.3%	59.7%	58.3%
% of FP17s for the same patient ID Re-attending between 3 & 9 months - Adults	6,185	10,403	59.5%	50.3%	52.6%	50.3%
% of FP17s for Band 1 Urgent Courses	1,112	14,392	7.7%	10.1%	9.1%	9.1%
% of FP17s Relating to Free Repair or Replacements	118	14,392	0.8%	0.9%	1.0%	0.8%
% of FP17s Relating to Continuations	268	14,392	1.9%	1.0%	1.2%	1.0%
% of Patients satisfied with the dentistry they have received	7	7	N/A	92.1%	91.6%	91.5%
% of Patients satisfied with the time they had to wait for an appointment	5	7	N/A	88.7%	88.3%	87.9%

\* This is based on patients treated on this contract for their most recent course of treatment. Figures in italics indicate the base number of FP17s or Patient Questionnaire responses are less than 100. N/A is shown where the base number of responses is less than 10 during the period. % is calculated as Quantity/Base number\*100

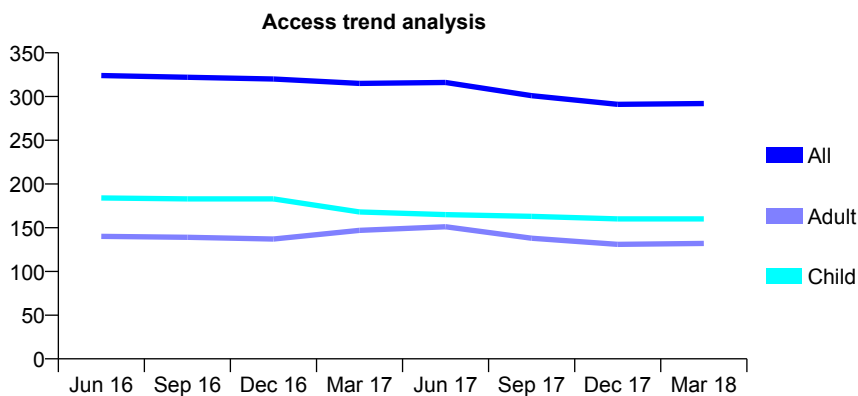
## Q46 - Vital Signs At a Glance Contract Report for 114596/0001 - Year end March 2018

Name or company name	Mr Stephen Scott
Contract type name	GDS Contract
Purpose of contract	General
Contract start date	01/04/2006
Contract end date	

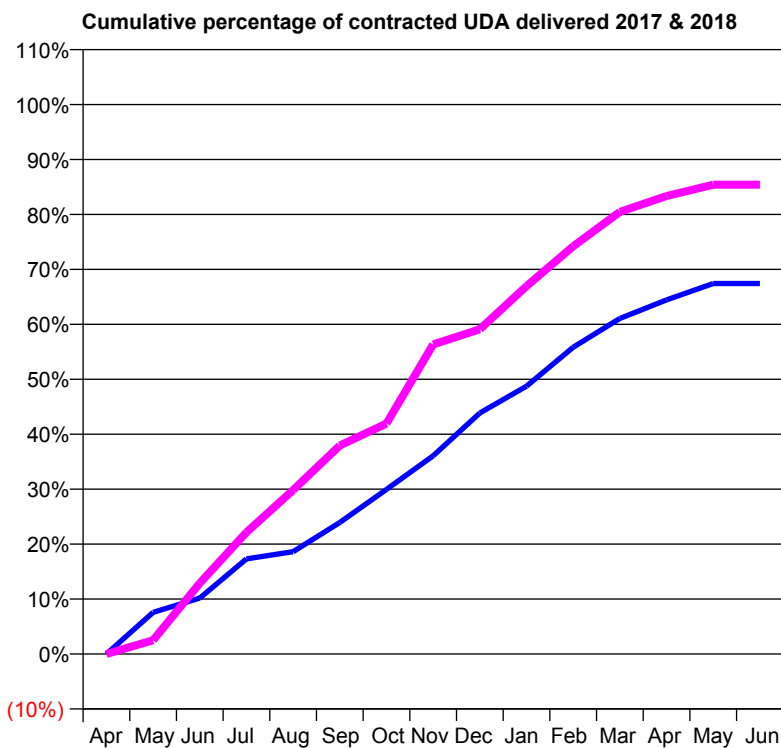
17/18 Contracted general activity (UDA)	975
Carry forward general activity (UDA)	0
17/18 Contracted orthodontic activity (UOA)	0
Carry forward orthodontic activity (UOA)	0
Baseline contract value	£23,322.00

### ACCESS\*

Patients seen in 24 months	Total	Change since previous quarter
Quarter ending March 2017	315	
Quarter ending June 2017	316	→
Quarter ending September 2017	301	↓
Quarter ending December 2017	291	↓
Quarter ending March 2018	292	→
<b>Variance since March 2017</b>	<b>(7.3%)</b>	<b>↓</b>



### ACTIVITY



Month	Adjusted Scheduled Activity (UDA)	
	2017	2018
April	0	0
May	112	24
June	150	126
July	255	216
August	275	291
September	353	370
October	442	409
November	532	549
December	647	576
January	719	653
February	823	723
March	901	784
April	950	813
May	995	833
June	995	833

### QUALITY

	Quantity	Base Number	Contract	AT	Region	England
% of FP17s for the same patient ID Re-attending within 3 months - Children	16	267	6.0%	12.4%	12.8%	11.9%
% of FP17s for the same patient ID Re-attending within 3 months - Adults	43	181	23.8%	16.8%	16.5%	16.0%
% of FP17s for the same patient ID Re-attending between 3 & 9 months - Children	179	267	67.0%	57.3%	59.7%	58.3%
% of FP17s for the same patient ID Re-attending between 3 & 9 months - Adults	85	181	47.0%	50.3%	52.6%	50.3%
% of FP17s for Band 1 Urgent Courses	24	446	5.4%	10.1%	9.1%	9.1%
% of FP17s Relating to Free Repair or Replacements	7	446	1.6%	0.9%	1.0%	0.8%
% of FP17s Relating to Continuations	7	446	1.6%	1.0%	1.2%	1.0%
% of Patients satisfied with the dentistry they have received	0	0	N/A	92.1%	91.6%	91.5%
% of Patients satisfied with the time they had to wait for an appointment	0	0	N/A	88.7%	88.3%	87.9%

\* This is based on patients treated on this contract for their most recent course of treatment. Figures in italics indicate the base number of FP17s or Patient Questionnaire responses are less than 100. N/A is shown where the base number of responses is less than 10 during the period. % is calculated as Quantity/Base number\*100

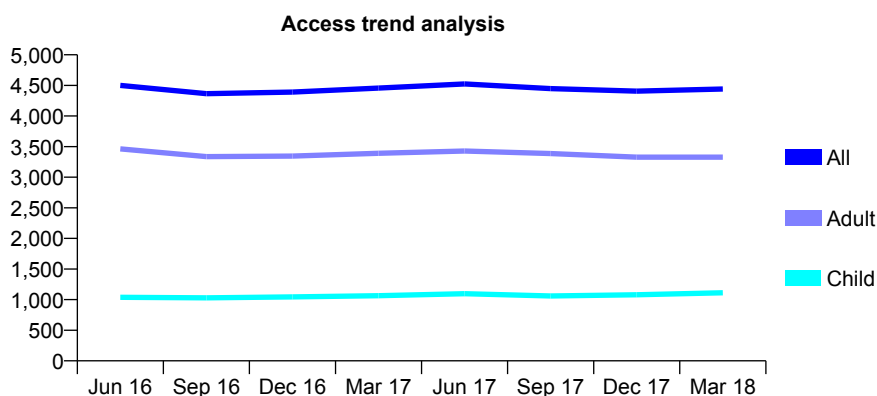
## Q46 - Vital Signs At a Glance Contract Report for 115657/0001 - Year end March 2018

Name or company name	the dental practice
Contract type name	GDS Contract
Purpose of contract	General
Contract start date	01/01/2011
Contract end date	

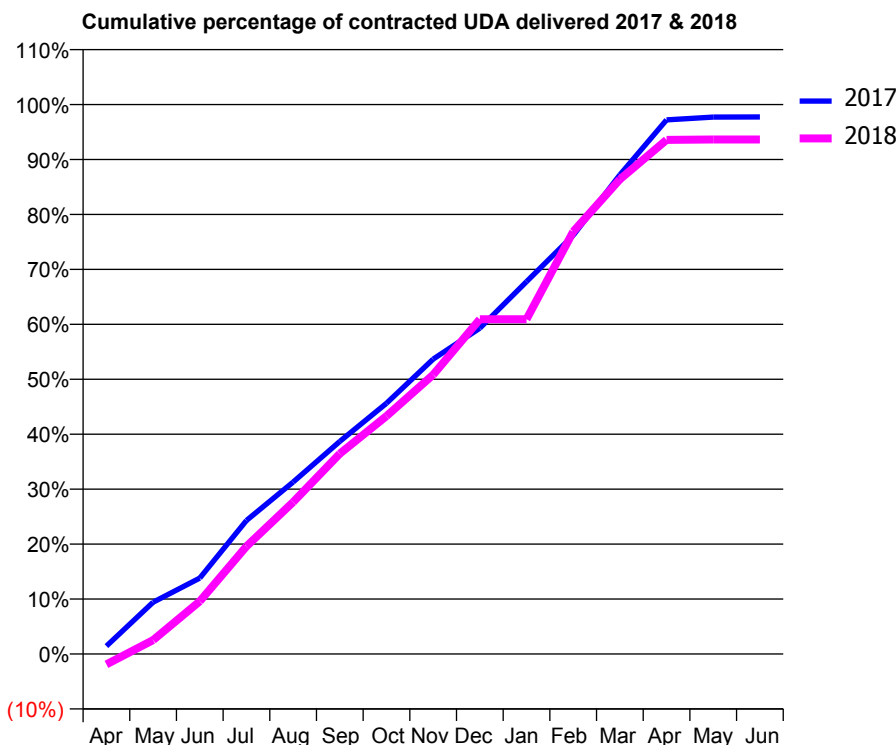
17/18 Contracted general activity (UDA)	15,833
Carry forward general activity (UDA)	360
17/18 Contracted orthodontic activity (UOA)	0
Carry forward orthodontic activity (UOA)	0
Baseline contract value	£502,181.51

### ACCESS\*

Patients seen in 24 months	Total	Change since previous quarter
Quarter ending March 2017	4,456	
Quarter ending June 2017	4,524	→
Quarter ending September 2017	4,447	↓
Quarter ending December 2017	4,407	→
Quarter ending March 2018	4,441	→
<b>Variance since March 2017</b>	<b>(0.3%)</b>	→



### ACTIVITY



Month	Adjusted Scheduled Activity (UDA)	
	2017	2018
April	230	-302
May	1,494	400
June	2,188	1,520
July	3,847	3,101
August	4,955	4,380
September	6,125	5,771
October	7,225	6,856
November	8,497	8,046
December	9,389	9,646
January	10,728	9,646
February	12,061	12,170
March	13,808	13,676
April	15,388	14,814
May	15,472	14,824
June	15,473	14,824

### QUALITY

	Quantity	Base Number	Contract	AT	Region	England
% of FP17s for the same patient ID Re-attending within 3 months - Children	127	1,302	9.8%	12.4%	12.8%	11.9%
% of FP17s for the same patient ID Re-attending within 3 months - Adults	675	3,836	17.6%	16.8%	16.5%	16.0%
% of FP17s for the same patient ID Re-attending between 3 & 9 months - Children	491	1,302	37.7%	57.3%	59.7%	58.3%
% of FP17s for the same patient ID Re-attending between 3 & 9 months - Adults	1,320	3,836	34.4%	50.3%	52.6%	50.3%
% of FP17s for Band 1 Urgent Courses	615	4,955	12.4%	10.1%	9.1%	9.1%
% of FP17s Relating to Free Repair or Replacements	29	4,955	0.6%	0.9%	1.0%	0.8%
% of FP17s Relating to Continuations	55	4,955	1.1%	1.0%	1.2%	1.0%
% of Patients satisfied with the dentistry they have received	1	1	N/A	92.1%	91.6%	91.5%
% of Patients satisfied with the time they had to wait for an appointment	1	1	N/A	88.7%	88.3%	87.9%

\* This is based on patients treated on this contract for their most recent course of treatment. Figures in italics indicate the base number of FP17s or Patient Questionnaire responses are less than 100. N/A is shown where the base number of responses is less than 10 during the period. % is calculated as Quantity/Base number\*100

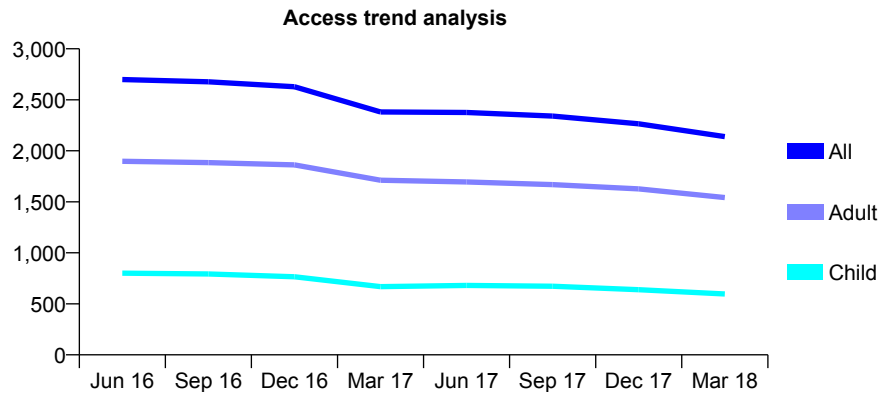
## Q46 - Vital Signs At a Glance Contract Report for 115835/0001 - Year end March 2018

Name or company name	Talking Teeth
Contract type name	GDS Contract
Purpose of contract	General
Contract start date	01/11/2013
Contract end date	

17/18 Contracted general activity (UDA)	6,297
Carry forward general activity (UDA)	-15
17/18 Contracted orthodontic activity (UOA)	0
Carry forward orthodontic activity (UOA)	0
Baseline contract value	£139,771.34

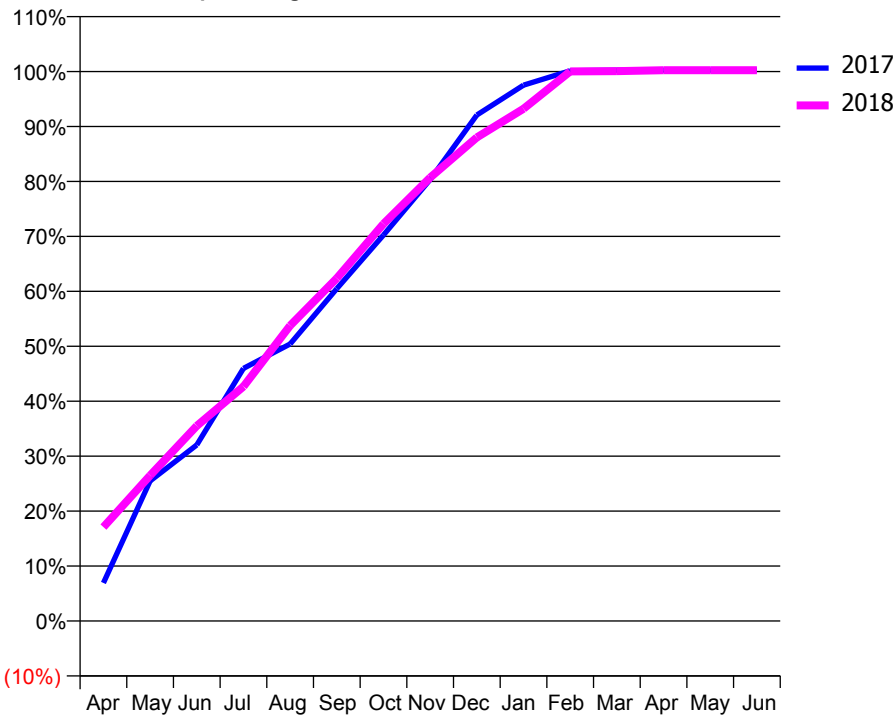
### ACCESS\*

Patients seen in 24 months	Total	Change since previous quarter
Quarter ending March 2017	2,381	
Quarter ending June 2017	2,376	→
Quarter ending September 2017	2,341	↓
Quarter ending December 2017	2,265	↓
Quarter ending March 2018	2,139	↓
<b>Variance since March 2017</b>	<b>(10.2%)</b>	↓



### ACTIVITY

Cumulative percentage of contracted UDA delivered 2017 & 2018



Month	Adjusted Scheduled Activity (UDA)	
	2017	2018
April	436	1,076
May	1,605	1,668
June	2,017	2,236
July	2,895	2,687
August	3,175	3,386
September	3,809	3,928
October	4,423	4,552
November	5,059	5,082
December	5,798	5,541
January	6,141	5,869
February	6,305	6,298
March	6,311	6,300
April	6,312	6,312
May	6,312	6,312
June	6,312	6,312

### QUALITY

	Quantity	Base Number	Contract	AT	Region	England
% of FP17s for the same patient ID Re-attending within 3 months - Children	67	812	8.3%	12.4%	12.8%	11.9%
% of FP17s for the same patient ID Re-attending within 3 months - Adults	242	1,983	12.2%	16.8%	16.5%	16.0%
% of FP17s for the same patient ID Re-attending between 3 & 9 months - Children	434	812	53.4%	57.3%	59.7%	58.3%
% of FP17s for the same patient ID Re-attending between 3 & 9 months - Adults	1,087	1,983	54.8%	50.3%	52.6%	50.3%
% of FP17s for Band 1 Urgent Courses	202	2,796	7.2%	10.1%	9.1%	9.1%
% of FP17s Relating to Free Repair or Replacements	31	2,796	1.1%	0.9%	1.0%	0.8%
% of FP17s Relating to Continuations	7	2,796	0.3%	1.0%	1.2%	1.0%
% of Patients satisfied with the dentistry they have received	0	0	N/A	92.1%	91.6%	91.5%
% of Patients satisfied with the time they had to wait for an appointment	0	0	N/A	88.7%	88.3%	87.9%

\* This is based on patients treated on this contract for their most recent course of treatment. Figures in italics indicate the base number of FP17s or Patient Questionnaire responses are less than 100. N/A is shown where the base number of responses is less than 10 during the period. % is calculated as Quantity/Base number\*100

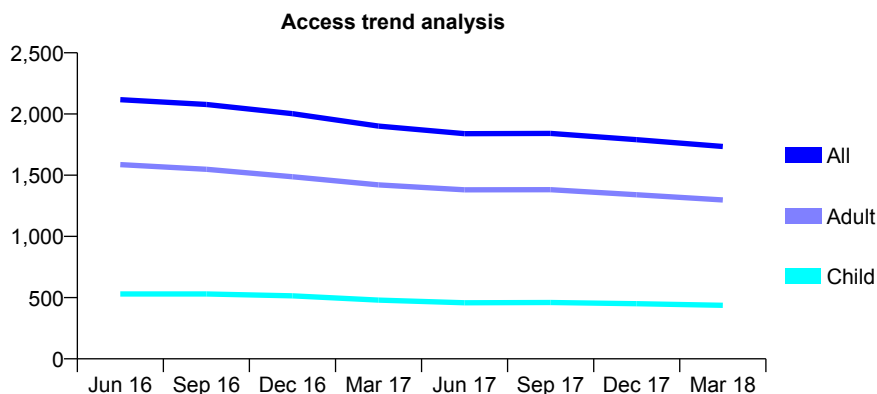
## Q46 - Vital Signs At a Glance Contract Report for 116009/0001 - Year end March 2018

Name or company name	Kathcare Ltd
Contract type name	GDS Contract
Purpose of contract	General
Contract start date	01/04/2010
Contract end date	

17/18 Contracted general activity (UDA)	6,500
Carry forward general activity (UDA)	53
17/18 Contracted orthodontic activity (UOA)	0
Carry forward orthodontic activity (UOA)	0
Baseline contract value	£197,418.44

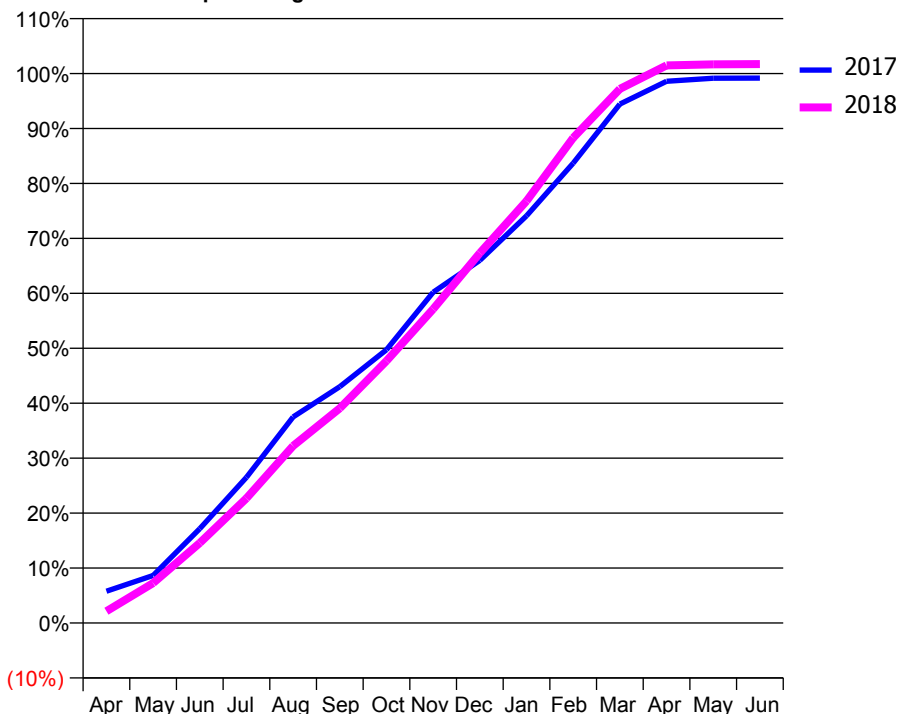
### ACCESS\*

Patients seen in 24 months	Total	Change since previous quarter
Quarter ending March 2017	1,901	
Quarter ending June 2017	1,839	↓
Quarter ending September 2017	1,842	→
Quarter ending December 2017	1,790	↓
Quarter ending March 2018	1,735	↓
<b>Variance since March 2017</b>	<b>(8.7%)</b>	<b>↓</b>



### ACTIVITY

Cumulative percentage of contracted UDA delivered 2017 & 2018



Month	Adjusted Scheduled Activity (UDA)	
	2017	2018
April	377	140
May	563	472
June	1,116	948
July	1,724	1,476
August	2,438	2,095
September	2,796	2,540
October	3,233	3,100
November	3,912	3,714
December	4,290	4,377
January	4,817	4,992
February	5,439	5,739
March	6,138	6,319
April	6,408	6,596
May	6,444	6,608
June	6,447	6,611

### QUALITY

	Quantity	Base Number	Contract	AT	Region	England
% of FP17s for the same patient ID Re-attending within 3 months - Children	90	723	12.4%	12.4%	12.8%	11.9%
% of FP17s for the same patient ID Re-attending within 3 months - Adults	327	1,720	19.0%	16.8%	16.5%	16.0%
% of FP17s for the same patient ID Re-attending between 3 & 9 months - Children	383	723	53.0%	57.3%	59.7%	58.3%
% of FP17s for the same patient ID Re-attending between 3 & 9 months - Adults	730	1,720	42.4%	50.3%	52.6%	50.3%
% of FP17s for Band 1 Urgent Courses	240	2,440	9.8%	10.1%	9.1%	9.1%
% of FP17s Relating to Free Repair or Replacements	10	2,440	0.4%	0.9%	1.0%	0.8%
% of FP17s Relating to Continuations	31	2,440	1.3%	1.0%	1.2%	1.0%
% of Patients satisfied with the dentistry they have received	1	2	N/A	92.1%	91.6%	91.5%
% of Patients satisfied with the time they had to wait for an appointment	2	2	N/A	88.7%	88.3%	87.9%

\* This is based on patients treated on this contract for their most recent course of treatment. Figures in italics indicate the base number of FP17s or Patient Questionnaire responses are less than 100. N/A is shown where the base number of responses is less than 10 during the period. % is calculated as Quantity/Base number\*100



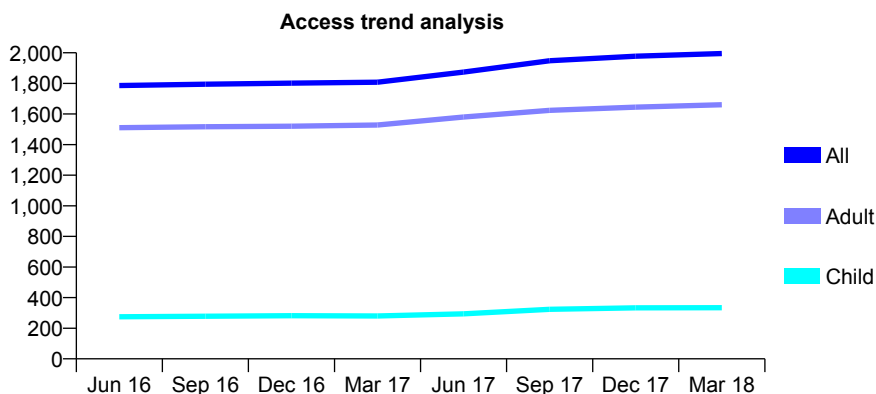
## Q46 - Vital Signs At a Glance Contract Report for 116440/0001 - Year end March 2018

Name or company name	Pracny and Strass Dental Practice
Contract type name	GDS Contract
Purpose of contract	General
Contract start date	01/04/2006
Contract end date	

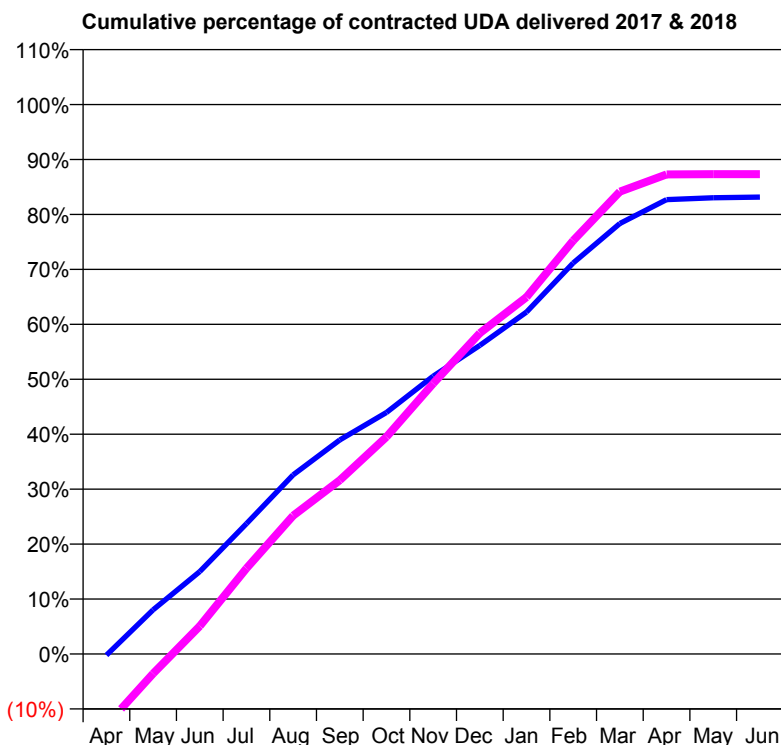
17/18 Contracted general activity (UDA)	7,202
Carry forward general activity (UDA)	1,213
17/18 Contracted orthodontic activity (UOA)	0
Carry forward orthodontic activity (UOA)	0
Baseline contract value	£169,757.23

### ACCESS\*

Patients seen in 24 months	Total	Change since previous quarter
Quarter ending March 2017	1,808	
Quarter ending June 2017	1,874	↑
Quarter ending September 2017	1,948	↑
Quarter ending December 2017	1,978	→
Quarter ending March 2018	1,995	→
<b>Variance since March 2017</b>	<b>10.3%</b>	<b>↑</b>



### ACTIVITY



Month	Adjusted Scheduled Activity (UDA)	
	2017	2018
April	-16	-936
May	580	-258
June	1,081	366
July	1,708	1,123
August	2,347	1,814
September	2,806	2,279
October	3,167	2,846
November	3,642	3,546
December	4,046	4,206
January	4,482	4,679
February	5,126	5,419
March	5,642	6,061
April	5,955	6,285
May	5,980	6,289
June	5,989	6,289

### QUALITY

	Quantity	Base Number	Contract	AT	Region	England
% of FP17s for the same patient ID Re-attending within 3 months - Children	56	538	10.4%	12.4%	12.8%	11.9%
% of FP17s for the same patient ID Re-attending within 3 months - Adults	526	2,991	17.6%	16.8%	16.5%	16.0%
% of FP17s for the same patient ID Re-attending between 3 & 9 months - Children	300	538	55.8%	57.3%	59.7%	58.3%
% of FP17s for the same patient ID Re-attending between 3 & 9 months - Adults	1,760	2,991	58.8%	50.3%	52.6%	50.3%
% of FP17s for Band 1 Urgent Courses	206	3,509	5.9%	10.1%	9.1%	9.1%
% of FP17s Relating to Free Repair or Replacements	35	3,509	1.0%	0.9%	1.0%	0.8%
% of FP17s Relating to Continuations	129	3,509	3.7%	1.0%	1.2%	1.0%
% of Patients satisfied with the dentistry they have received	4	5	N/A	92.1%	91.6%	91.5%
% of Patients satisfied with the time they had to wait for an appointment	4	5	N/A	88.7%	88.3%	87.9%

\* This is based on patients treated on this contract for their most recent course of treatment. Figures in italics indicate the base number of FP17s or Patient Questionnaire responses are less than 100. N/A is shown where the base number of responses is less than 10 during the period. % is calculated as Quantity/Base number\*100

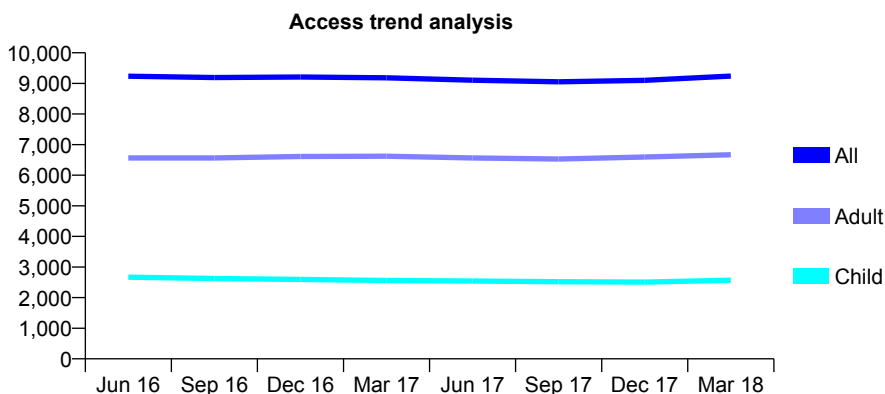
## Q46 - Vital Signs At a Glance Contract Report for 116580/0001 - Year end March 2018

Name or company name	Drake Dental Practice
Contract type name	GDS Contract
Purpose of contract	General
Contract start date	01/04/2014
Contract end date	

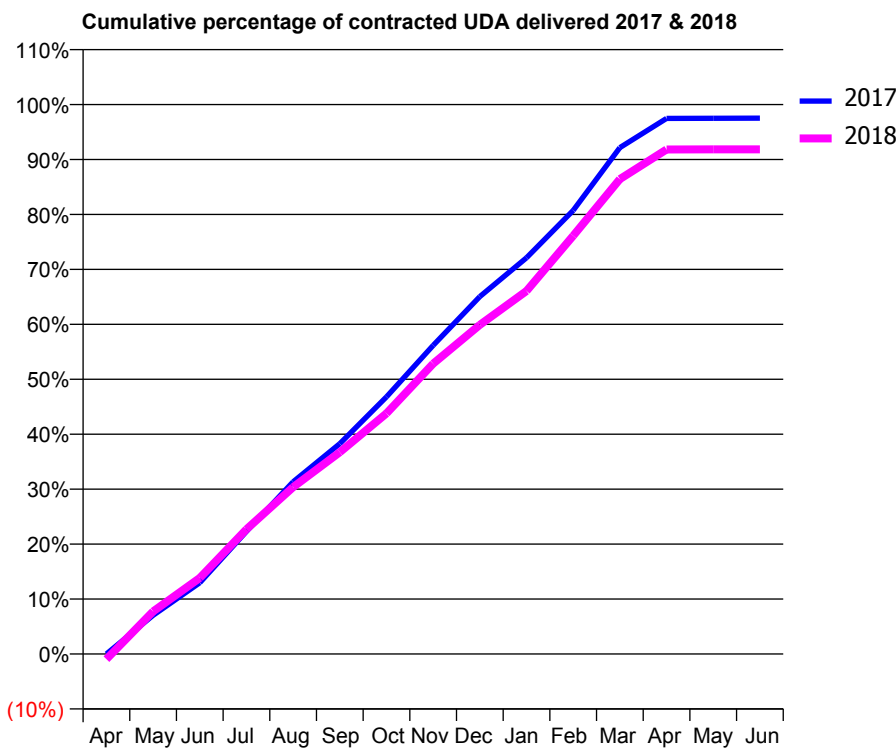
17/18 Contracted general activity (UDA)	32,499
Carry forward general activity (UDA)	803
17/18 Contracted orthodontic activity (UOA)	0
Carry forward orthodontic activity (UOA)	0
Baseline contract value	£832,529.34

### ACCESS\*

Patients seen in 24 months	Total	Change since previous quarter
Quarter ending March 2017	9,184	
Quarter ending June 2017	9,105	→
Quarter ending September 2017	9,051	→
Quarter ending December 2017	9,102	→
Quarter ending March 2018	9,240	→
<b>Variance since March 2017</b>	<b>0.6%</b>	<b>→</b>



### ACTIVITY



Month	Adjusted Scheduled Activity (UDA)	
	2017	2018
April	1	-309
May	2,291	2,518
June	4,216	4,502
July	7,251	7,377
August	10,184	9,867
September	12,441	11,937
October	15,210	14,233
November	18,250	17,171
December	21,143	19,471
January	23,436	21,471
February	26,233	24,738
March	29,950	28,085
April	31,675	29,835
May	31,688	29,846
June	31,696	29,846

### QUALITY

	Quantity	Base Number	Contract	AT	Region	England
% of FP17s for the same patient ID Re-attending within 3 months - Children	472	4,500	10.5%	12.4%	12.8%	11.9%
% of FP17s for the same patient ID Re-attending within 3 months - Adults	1,826	10,642	17.2%	16.8%	16.5%	16.0%
% of FP17s for the same patient ID Re-attending between 3 & 9 months - Children	2,846	4,500	63.2%	57.3%	59.7%	58.3%
% of FP17s for the same patient ID Re-attending between 3 & 9 months - Adults	6,237	10,642	58.6%	50.3%	52.6%	50.3%
% of FP17s for Band 1 Urgent Courses	1,604	15,083	10.6%	10.1%	9.1%	9.1%
% of FP17s Relating to Free Repair or Replacements	92	15,083	0.6%	0.9%	1.0%	0.8%
% of FP17s Relating to Continuations	57	15,083	0.4%	1.0%	1.2%	1.0%
% of Patients satisfied with the dentistry they have received	9	10	90.0%	92.1%	91.6%	91.5%
% of Patients satisfied with the time they had to wait for an appointment	10	10	100.0%	88.7%	88.3%	87.9%

\* This is based on patients treated on this contract for their most recent course of treatment. Figures in italics indicate the base number of FP17s or Patient Questionnaire responses are less than 100. N/A is shown where the base number of responses is less than 10 during the period. % is calculated as Quantity/Base number\*100

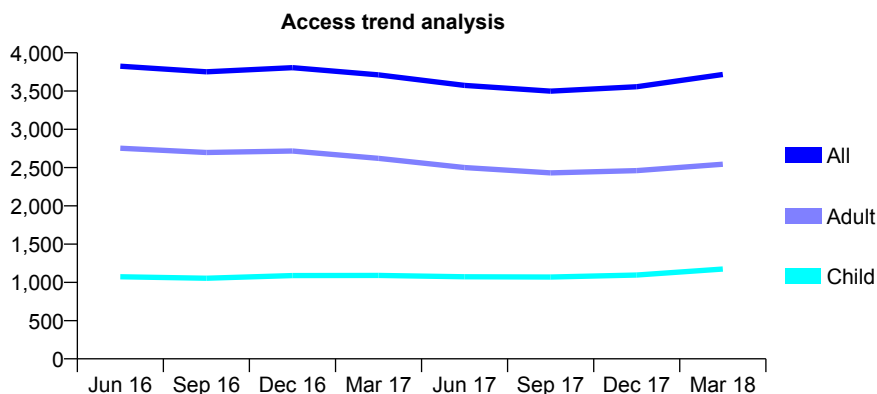
## Q46 - Vital Signs At a Glance Contract Report for 116696/0001 - Year end March 2018

Name or company name	Fallowfield (No.1)Limited
Contract type name	GDS Contract
Purpose of contract	General
Contract start date	01/11/2007
Contract end date	

17/18 Contracted general activity (UDA)	13,084
Carry forward general activity (UDA)	-108
17/18 Contracted orthodontic activity (UOA)	0
Carry forward orthodontic activity (UOA)	0
Baseline contract value	£445,975.69

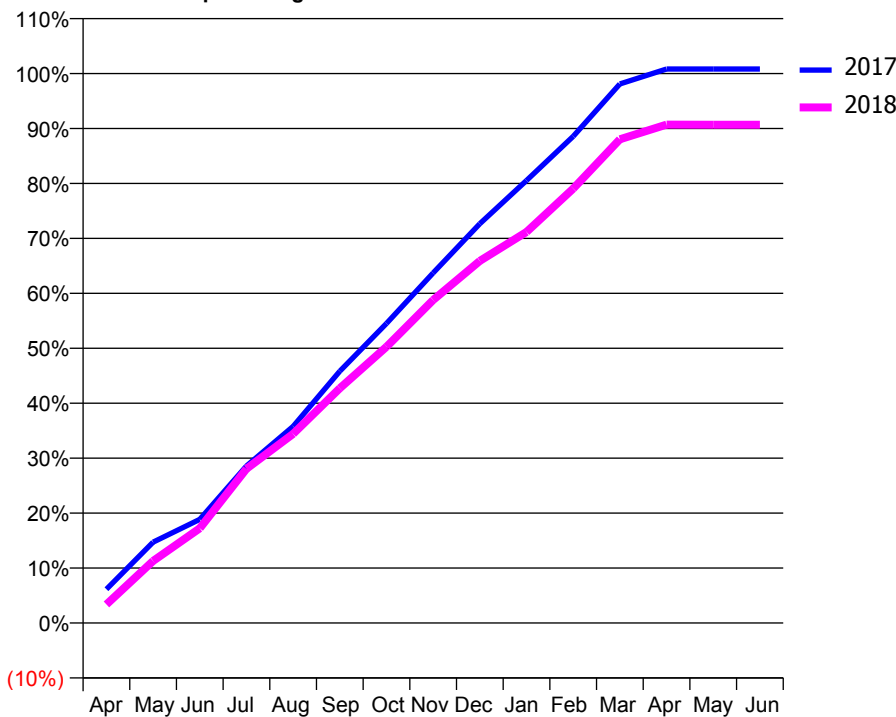
### ACCESS\*

Patients seen in 24 months	Total	Change since previous quarter
Quarter ending March 2017	3,711	
Quarter ending June 2017	3,573	↓
Quarter ending September 2017	3,499	↓
Quarter ending December 2017	3,556	→
Quarter ending March 2018	3,716	↑
<b>Variance since March 2017</b>	<b>0.1%</b>	<b>→</b>



### ACTIVITY

Cumulative percentage of contracted UDA delivered 2017 & 2018



Adjusted Scheduled Activity (UDA)

Month	2017	2018
April	805	443
May	1,924	1,477
June	2,468	2,257
July	3,739	3,672
August	4,682	4,504
September	5,995	5,591
October	7,132	6,578
November	8,337	7,691
December	9,508	8,621
January	10,536	9,312
February	11,587	10,342
March	12,834	11,517
April	13,192	11,865
May	13,192	11,864
June	13,192	11,864

### QUALITY

	Quantity	Base Number	Contract	AT	Region	England
% of FP17s for the same patient ID Re-attending within 3 months - Children	156	1,482	10.5%	12.4%	12.8%	11.9%
% of FP17s for the same patient ID Re-attending within 3 months - Adults	846	3,595	23.5%	16.8%	16.5%	16.0%
% of FP17s for the same patient ID Re-attending between 3 & 9 months - Children	719	1,482	48.5%	57.3%	59.7%	58.3%
% of FP17s for the same patient ID Re-attending between 3 & 9 months - Adults	1,608	3,595	44.7%	50.3%	52.6%	50.3%
% of FP17s for Band 1 Urgent Courses	761	5,080	15.0%	10.1%	9.1%	9.1%
% of FP17s Relating to Free Repair or Replacements	63	5,080	1.2%	0.9%	1.0%	0.8%
% of FP17s Relating to Continuations	95	5,080	1.9%	1.0%	1.2%	1.0%
% of Patients satisfied with the dentistry they have received	1	1	N/A	92.1%	91.6%	91.5%
% of Patients satisfied with the time they had to wait for an appointment	1	1	N/A	88.7%	88.3%	87.9%

\* This is based on patients treated on this contract for their most recent course of treatment. Figures in italics indicate the base number of FP17s or Patient Questionnaire responses are less than 100. N/A is shown where the base number of responses is less than 10 during the period. % is calculated as Quantity/Base number\*100

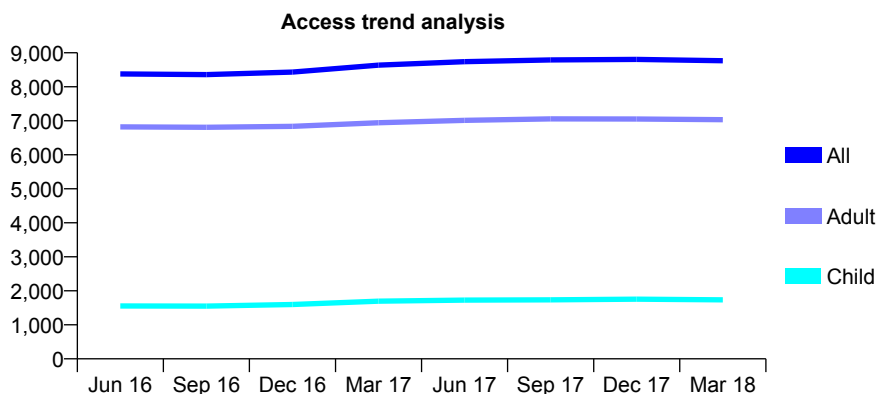
## Q46 - Vital Signs At a Glance Contract Report for 117080/0001 - Year end March 2018

Name or company name	Jefferies Reed & Associates
Contract type name	GDS Contract
Purpose of contract	General
Contract start date	01/04/2006
Contract end date	

17/18 Contracted general activity (UDA)	28,152
Carry forward general activity (UDA)	-117
17/18 Contracted orthodontic activity (UOA)	0
Carry forward orthodontic activity (UOA)	0
Baseline contract value	£852,655.14

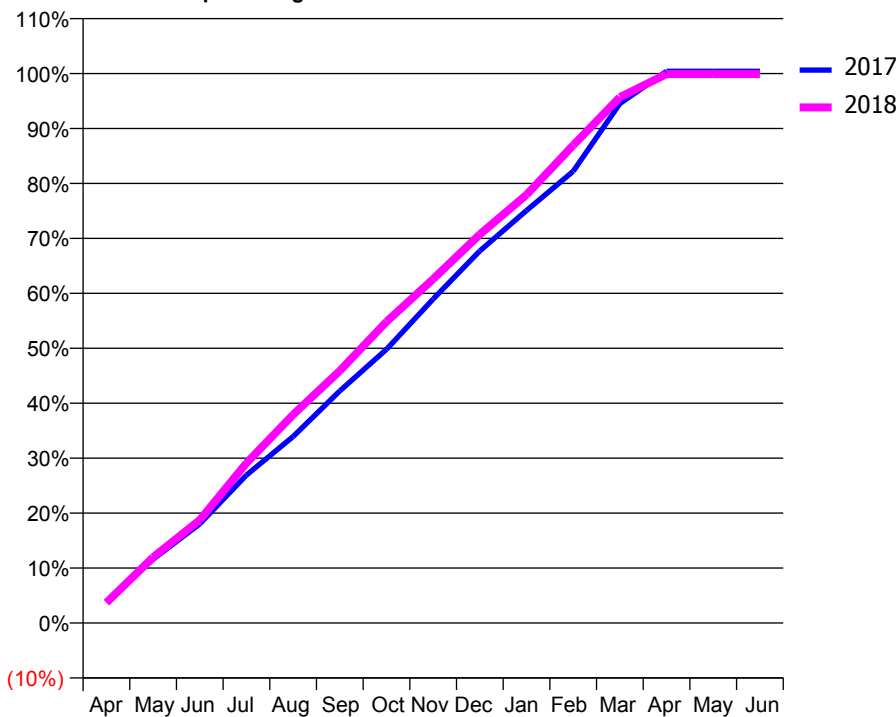
### ACCESS\*

Patients seen in 24 months	Total	Change since previous quarter
Quarter ending March 2017	8,638	
Quarter ending June 2017	8,739	→
Quarter ending September 2017	8,792	→
Quarter ending December 2017	8,805	→
Quarter ending March 2018	8,766	→
<b>Variance since March 2017</b>	<b>1.5%</b>	<b>→</b>



### ACTIVITY

Cumulative percentage of contracted UDA delivered 2017 & 2018



Month	Adjusted Scheduled Activity (UDA)	
	2017	2018
April	1,069	1,040
May	3,271	3,372
June	5,081	5,278
July	7,577	8,192
August	9,553	10,676
September	11,891	12,921
October	14,020	15,436
November	16,600	17,625
December	19,061	19,912
January	21,134	21,939
February	23,141	24,474
March	26,611	26,942
April	28,267	28,121
May	28,269	28,121
June	28,269	28,123

### QUALITY

	Quantity	Base Number	Contract	AT	Region	England
% of FP17s for the same patient ID Re-attending within 3 months - Children	180	2,805	6.4%	12.4%	12.8%	11.9%
% of FP17s for the same patient ID Re-attending within 3 months - Adults	1,664	12,111	13.7%	16.8%	16.5%	16.0%
% of FP17s for the same patient ID Re-attending between 3 & 9 months - Children	1,989	2,805	70.9%	57.3%	59.7%	58.3%
% of FP17s for the same patient ID Re-attending between 3 & 9 months - Adults	8,621	12,111	71.2%	50.3%	52.6%	50.3%
% of FP17s for Band 1 Urgent Courses	676	14,744	4.6%	10.1%	9.1%	9.1%
% of FP17s Relating to Free Repair or Replacements	84	14,744	0.6%	0.9%	1.0%	0.8%
% of FP17s Relating to Continuations	377	14,744	2.6%	1.0%	1.2%	1.0%
% of Patients satisfied with the dentistry they have received	7	7	N/A	92.1%	91.6%	91.5%
% of Patients satisfied with the time they had to wait for an appointment	7	7	N/A	88.7%	88.3%	87.9%

\* This is based on patients treated on this contract for their most recent course of treatment. Figures in italics indicate the base number of FP17s or Patient Questionnaire responses are less than 100. N/A is shown where the base number of responses is less than 10 during the period. % is calculated as Quantity/Base number\*100

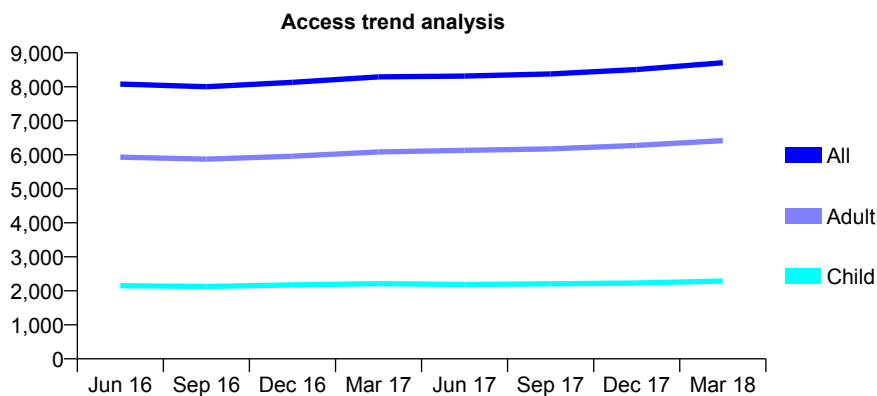
## Q46 - Vital Signs At a Glance Contract Report for 118311/0001 - Year end March 2018

Name or company name	Bryn Street Dental Clinic Ltd
Contract type name	GDS Contract
Purpose of contract	General
Contract start date	01/10/2008
Contract end date	

17/18 Contracted general activity (UDA)	24,515
Carry forward general activity (UDA)	617
17/18 Contracted orthodontic activity (UOA)	0
Carry forward orthodontic activity (UOA)	0
Baseline contract value	£643,002.33

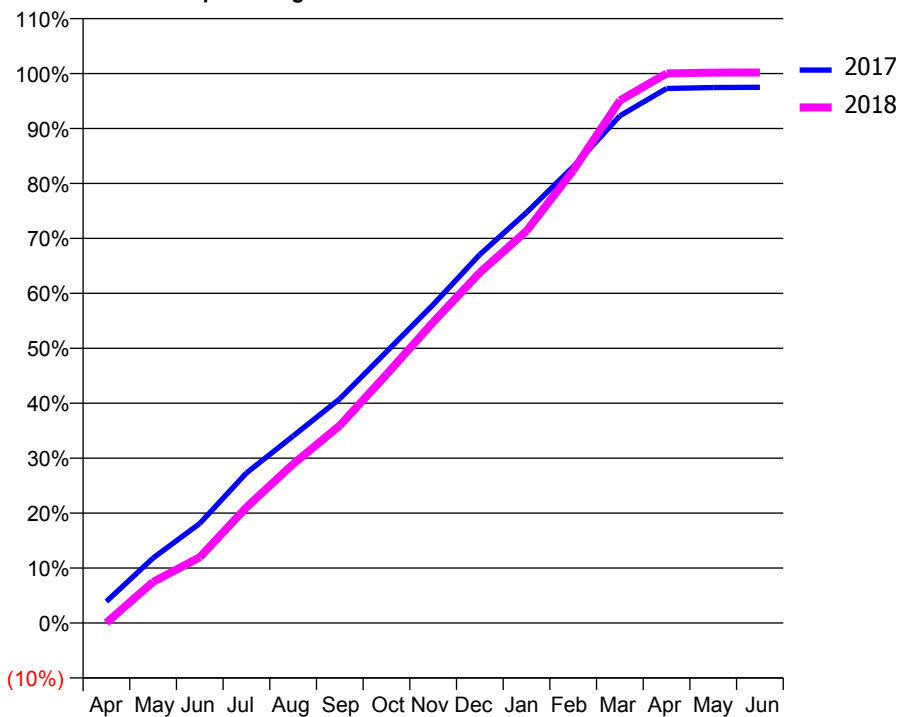
### ACCESS\*

Patients seen in 24 months	Total	Change since previous quarter
Quarter ending March 2017	8,291	
Quarter ending June 2017	8,316	→
Quarter ending September 2017	8,380	→
Quarter ending December 2017	8,508	→
Quarter ending March 2018	8,709	↑
<b>Variance since March 2017</b>	<b>5.0%</b>	<b>↑</b>



### ACTIVITY

Cumulative percentage of contracted UDA delivered 2017 & 2018



Month	Adjusted Scheduled Activity (UDA)	
	2017	2018
April	962	13
May	2,900	1,836
June	4,440	2,933
July	6,698	5,165
August	8,346	7,093
September	10,006	8,812
October	12,105	11,094
November	14,200	13,426
December	16,440	15,638
January	18,315	17,493
February	20,355	20,195
March	22,624	23,314
April	23,846	24,520
May	23,886	24,555
June	23,898	24,560

### QUALITY

	Quantity	Base Number	Contract	AT	Region	England
% of FP17s for the same patient ID Re-attending within 3 months - Children	559	4,020	13.9%	12.4%	12.8%	11.9%
% of FP17s for the same patient ID Re-attending within 3 months - Adults	1,733	9,737	17.8%	16.8%	16.5%	16.0%
% of FP17s for the same patient ID Re-attending between 3 & 9 months - Children	2,480	4,020	61.7%	57.3%	59.7%	58.3%
% of FP17s for the same patient ID Re-attending between 3 & 9 months - Adults	4,751	9,737	48.8%	50.3%	52.6%	50.3%
% of FP17s for Band 1 Urgent Courses	1,670	13,049	12.8%	10.1%	9.1%	9.1%
% of FP17s Relating to Free Repair or Replacements	159	13,049	1.2%	0.9%	1.0%	0.8%
% of FP17s Relating to Continuations	79	13,049	0.6%	1.0%	1.2%	1.0%
% of Patients satisfied with the dentistry they have received	5	5	N/A	92.1%	91.6%	91.5%
% of Patients satisfied with the time they had to wait for an appointment	4	5	N/A	88.7%	88.3%	87.9%

\* This is based on patients treated on this contract for their most recent course of treatment. Figures in italics indicate the base number of FP17s or Patient Questionnaire responses are less than 100. N/A is shown where the base number of responses is less than 10 during the period. % is calculated as Quantity/Base number\*100

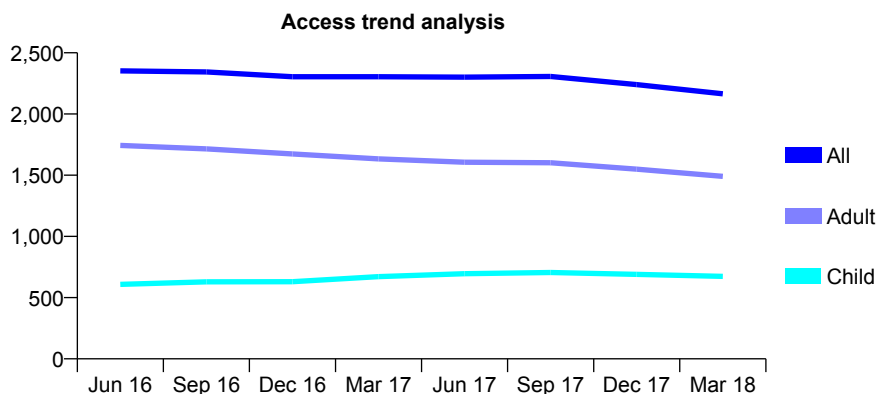
## Q46 - Vital Signs At a Glance Contract Report for 118540/0001 - Year end March 2018

Name or company name	Birchfields Family Dental Care
Contract type name	GDS Contract
Purpose of contract	General
Contract start date	01/07/2012
Contract end date	

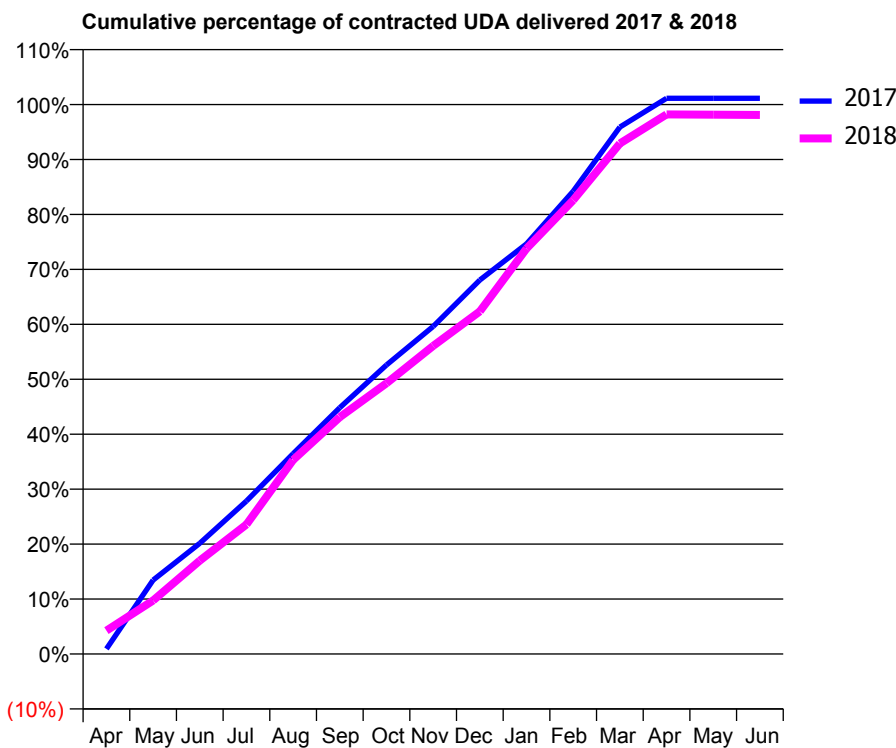
17/18 Contracted general activity (UDA)	7,428
Carry forward general activity (UDA)	-85
17/18 Contracted orthodontic activity (UOA)	0
Carry forward orthodontic activity (UOA)	0
Baseline contract value	£253,171.44

### ACCESS\*

Patients seen in 24 months	Total	Change since previous quarter
Quarter ending March 2017	2,305	
Quarter ending June 2017	2,301	→
Quarter ending September 2017	2,307	→
Quarter ending December 2017	2,240	↓
Quarter ending March 2018	2,165	↓
<b>Variance since March 2017</b>	<b>(6.1%)</b>	<b>↓</b>



### ACTIVITY



Month	Adjusted Scheduled Activity (UDA)	
	2017	2018
April	69	316
May	999	724
June	1,496	1,263
July	2,069	1,751
August	2,708	2,624
September	3,331	3,202
October	3,906	3,660
November	4,429	4,166
December	5,055	4,632
January	5,543	5,481
February	6,255	6,135
March	7,123	6,901
April	7,512	7,294
May	7,513	7,290
June	7,513	7,287

### QUALITY

	Quantity	Base Number	Contract	AT	Region	England
% of FP17s for the same patient ID Re-attending within 3 months - Children	92	1,043	8.8%	12.4%	12.8%	11.9%
% of FP17s for the same patient ID Re-attending within 3 months - Adults	296	2,089	14.2%	16.8%	16.5%	16.0%
% of FP17s for the same patient ID Re-attending between 3 & 9 months - Children	596	1,043	57.1%	57.3%	59.7%	58.3%
% of FP17s for the same patient ID Re-attending between 3 & 9 months - Adults	1,167	2,089	55.9%	50.3%	52.6%	50.3%
% of FP17s for Band 1 Urgent Courses	170	3,161	5.4%	10.1%	9.1%	9.1%
% of FP17s Relating to Free Repair or Replacements	11	3,161	0.3%	0.9%	1.0%	0.8%
% of FP17s Relating to Continuations	46	3,161	1.5%	1.0%	1.2%	1.0%
% of Patients satisfied with the dentistry they have received	2	2	N/A	92.1%	91.6%	91.5%
% of Patients satisfied with the time they had to wait for an appointment	2	2	N/A	88.7%	88.3%	87.9%

\* This is based on patients treated on this contract for their most recent course of treatment. Figures in italics indicate the base number of FP17s or Patient Questionnaire responses are less than 100. N/A is shown where the base number of responses is less than 10 during the period. % is calculated as Quantity/Base number\*100

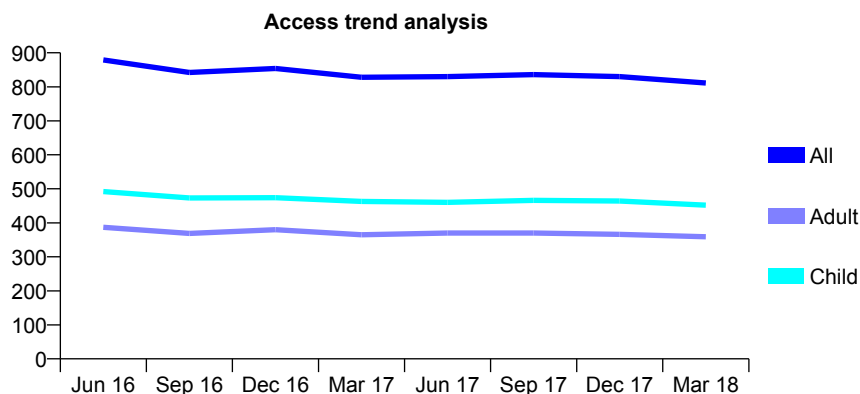
## Q46 - Vital Signs At a Glance Contract Report for 119741/0001 - Year end March 2018

Name or company name	32 Whites - Church Lane
Contract type name	GDS Contract
Purpose of contract	General
Contract start date	01/04/2006
Contract end date	

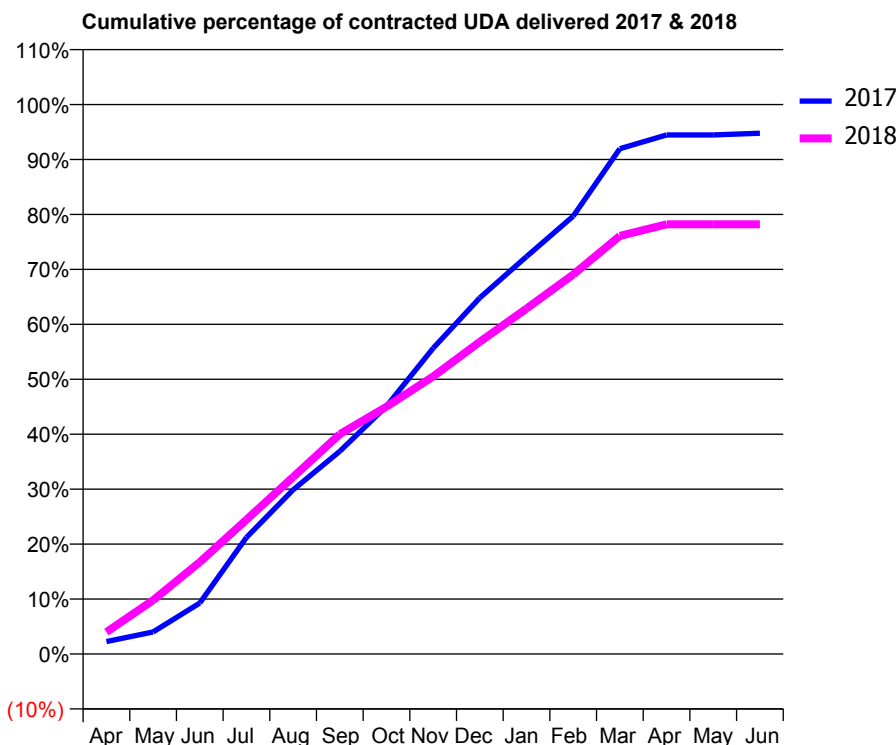
17/18 Contracted general activity (UDA)	2,800
Carry forward general activity (UDA)	0
17/18 Contracted orthodontic activity (UOA)	0
Carry forward orthodontic activity (UOA)	0
Baseline contract value	£60,556.01

### ACCESS\*

Patients seen in 24 months	Total	Change since previous quarter
Quarter ending March 2017	828	
Quarter ending June 2017	830	→
Quarter ending September 2017	836	→
Quarter ending December 2017	830	→
Quarter ending March 2018	811	↓
<b>Variance since March 2017</b>	<b>(2.1%)</b>	<b>↓</b>



### ACTIVITY



Month	Adjusted Scheduled Activity (UDA)	
	2017	2018
April	45	112
May	80	274
June	185	468
July	424	685
August	598	902
September	738	1,120
October	902	1,260
November	1,113	1,414
December	1,297	1,591
January	1,447	1,760
February	1,594	1,933
March	1,839	2,131
April	1,889	2,190
May	1,889	2,190
June	1,895	2,190

### QUALITY

	Quantity	Base Number	Contract	AT	Region	England
% of FP17s for the same patient ID Re-attending within 3 months - Children	31	763	4.1%	12.4%	12.8%	11.9%
% of FP17s for the same patient ID Re-attending within 3 months - Adults	44	502	8.8%	16.8%	16.5%	16.0%
% of FP17s for the same patient ID Re-attending between 3 & 9 months - Children	589	763	77.2%	57.3%	59.7%	58.3%
% of FP17s for the same patient ID Re-attending between 3 & 9 months - Adults	360	502	71.7%	50.3%	52.6%	50.3%
% of FP17s for Band 1 Urgent Courses	8	1,274	0.6%	10.1%	9.1%	9.1%
% of FP17s Relating to Free Repair or Replacements	0	1,274	0.0%	0.9%	1.0%	0.8%
% of FP17s Relating to Continuations	21	1,274	1.6%	1.0%	1.2%	1.0%
% of Patients satisfied with the dentistry they have received	0	0	N/A	92.1%	91.6%	91.5%
% of Patients satisfied with the time they had to wait for an appointment	0	0	N/A	88.7%	88.3%	87.9%

\* This is based on patients treated on this contract for their most recent course of treatment. Figures in italics indicate the base number of FP17s or Patient Questionnaire responses are less than 100. N/A is shown where the base number of responses is less than 10 during the period. % is calculated as Quantity/Base number\*100



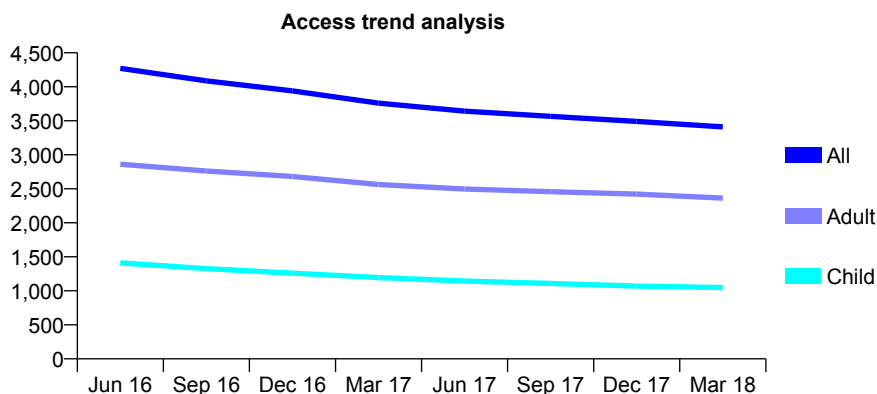
## Q46 - Vital Signs At a Glance Contract Report for 120162/0001 - Year end March 2018

Name or company name	Confidential Solutions Ltd
Contract type name	GDS Contract
Purpose of contract	General
Contract start date	01/12/2013
Contract end date	

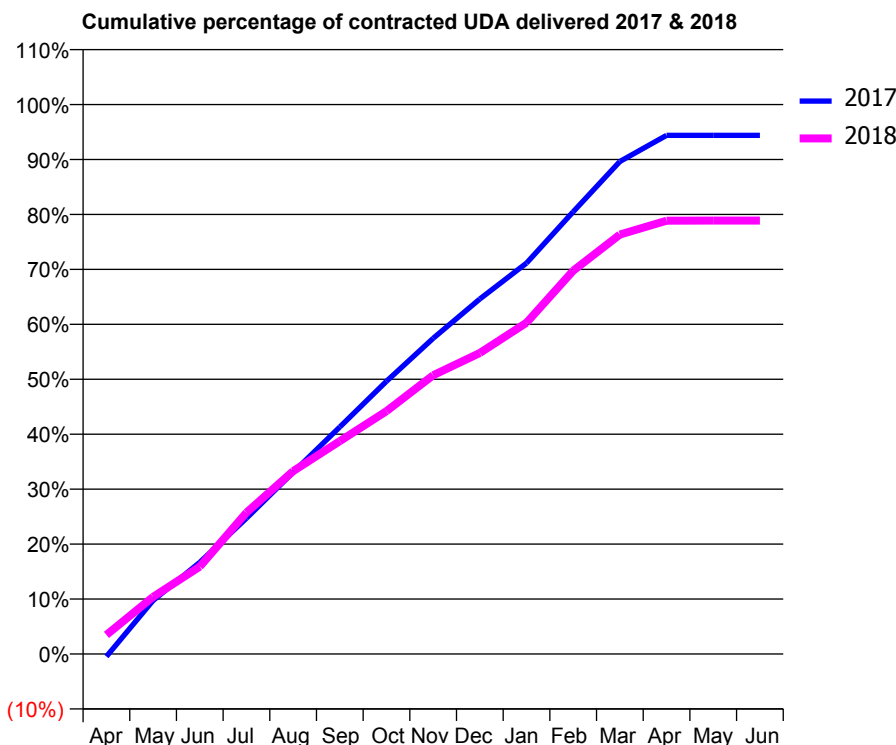
17/18 Contracted general activity (UDA)	12,935
Carry forward general activity (UDA)	0
17/18 Contracted orthodontic activity (UOA)	0
Carry forward orthodontic activity (UOA)	0
Baseline contract value	£310,539.68

### ACCESS\*

Patients seen in 24 months	Total	Change since previous quarter
Quarter ending March 2017	3,760	
Quarter ending June 2017	3,642	↓
Quarter ending September 2017	3,566	↓
Quarter ending December 2017	3,492	↓
Quarter ending March 2018	3,411	↓
<b>Variance since March 2017</b>	<b>(9.3%)</b>	<b>↓</b>



### ACTIVITY



Month	Adjusted Scheduled Activity (UDA)	
	2017	2018
April	-60	449
May	1,260	1,344
June	2,157	2,057
July	3,196	3,330
August	4,275	4,306
September	5,345	5,010
October	6,420	5,718
November	7,431	6,562
December	8,358	7,087
January	9,203	7,799
February	10,410	9,023
March	11,593	9,875
April	12,208	10,201
May	12,209	10,202
June	12,209	10,202

### QUALITY

	Quantity	Base Number	Contract	AT	Region	England
% of FP17s for the same patient ID Re-attending within 3 months - Children	109	1,579	6.9%	12.4%	12.8%	11.9%
% of FP17s for the same patient ID Re-attending within 3 months - Adults	569	3,756	15.1%	16.8%	16.5%	16.0%
% of FP17s for the same patient ID Re-attending between 3 & 9 months - Children	1,001	1,579	63.4%	57.3%	59.7%	58.3%
% of FP17s for the same patient ID Re-attending between 3 & 9 months - Adults	2,436	3,756	64.9%	50.3%	52.6%	50.3%
% of FP17s for Band 1 Urgent Courses	496	5,301	9.4%	10.1%	9.1%	9.1%
% of FP17s Relating to Free Repair or Replacements	50	5,301	0.9%	0.9%	1.0%	0.8%
% of FP17s Relating to Continuations	43	5,301	0.8%	1.0%	1.2%	1.0%
% of Patients satisfied with the dentistry they have received	4	4	N/A	92.1%	91.6%	91.5%
% of Patients satisfied with the time they had to wait for an appointment	4	4	N/A	88.7%	88.3%	87.9%

\* This is based on patients treated on this contract for their most recent course of treatment. Figures in italics indicate the base number of FP17s or Patient Questionnaire responses are less than 100. N/A is shown where the base number of responses is less than 10 during the period. % is calculated as Quantity/Base number\*100

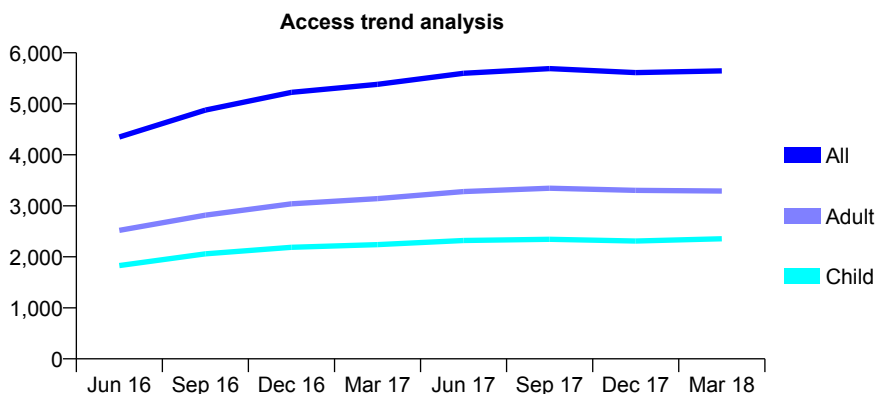
## Q46 - Vital Signs At a Glance Contract Report for 121118/0001 - Year end March 2018

Name or company name	The Tooth Place Limited
Contract type name	GDS Contract
Purpose of contract	General
Contract start date	01/08/2015
Contract end date	

17/18 Contracted general activity (UDA)	16,195
Carry forward general activity (UDA)	5
17/18 Contracted orthodontic activity (UOA)	0
Carry forward orthodontic activity (UOA)	0
Baseline contract value	£545,849.11

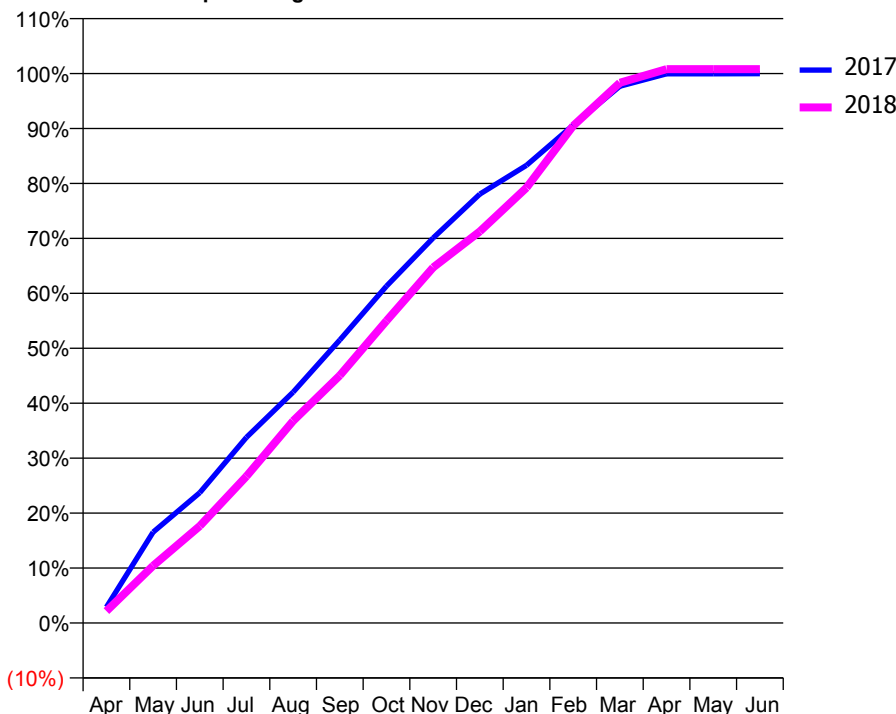
### ACCESS\*

Patients seen in 24 months	Total	Change since previous quarter
Quarter ending March 2017	5,382	
Quarter ending June 2017	5,599	↑
Quarter ending September 2017	5,689	→
Quarter ending December 2017	5,612	↓
Quarter ending March 2018	5,646	→
<b>Variance since March 2017</b>	<b>4.9%</b>	<b>↑</b>



### ACTIVITY

Cumulative percentage of contracted UDA delivered 2017 & 2018



Month	Adjusted Scheduled Activity (UDA)	
	2017	2018
April	471	351
May	2,679	1,686
June	3,840	2,859
July	5,472	4,326
August	6,806	5,955
September	8,342	7,295
October	9,931	8,906
November	11,349	10,478
December	12,642	11,539
January	13,490	12,829
February	14,673	14,654
March	15,821	15,923
April	16,184	16,323
May	16,187	16,323
June	16,190	16,323

### QUALITY

	Quantity	Base Number	Contract	AT	Region	England
% of FP17s for the same patient ID Re-attending within 3 months - Children	366	3,740	9.8%	12.4%	12.8%	11.9%
% of FP17s for the same patient ID Re-attending within 3 months - Adults	1,062	5,110	20.8%	16.8%	16.5%	16.0%
% of FP17s for the same patient ID Re-attending between 3 & 9 months - Children	2,196	3,740	58.7%	57.3%	59.7%	58.3%
% of FP17s for the same patient ID Re-attending between 3 & 9 months - Adults	2,783	5,110	54.5%	50.3%	52.6%	50.3%
% of FP17s for Band 1 Urgent Courses	990	7,587	13.0%	10.1%	9.1%	9.1%
% of FP17s Relating to Free Repair or Replacements	144	7,587	1.9%	0.9%	1.0%	0.8%
% of FP17s Relating to Continuations	94	7,587	1.2%	1.0%	1.2%	1.0%
% of Patients satisfied with the dentistry they have received	4	5	N/A	92.1%	91.6%	91.5%
% of Patients satisfied with the time they had to wait for an appointment	5	5	N/A	88.7%	88.3%	87.9%

\* This is based on patients treated on this contract for their most recent course of treatment. Figures in italics indicate the base number of FP17s or Patient Questionnaire responses are less than 100. N/A is shown where the base number of responses is less than 10 during the period. % is calculated as Quantity/Base number\*100

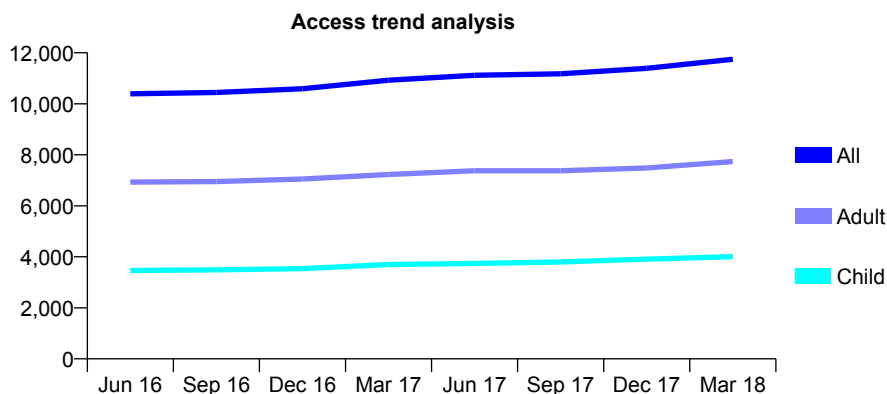
## Q46 - Vital Signs At a Glance Contract Report for 121274/0001 - Year end March 2018

Name or company name	Freshdental Practice Ltd
Contract type name	GDS Contract
Purpose of contract	General
Contract start date	01/04/2011
Contract end date	

17/18 Contracted general activity (UDA)	28,724
Carry forward general activity (UDA)	-574
17/18 Contracted orthodontic activity (UOA)	0
Carry forward orthodontic activity (UOA)	0
Baseline contract value	£727,585.70

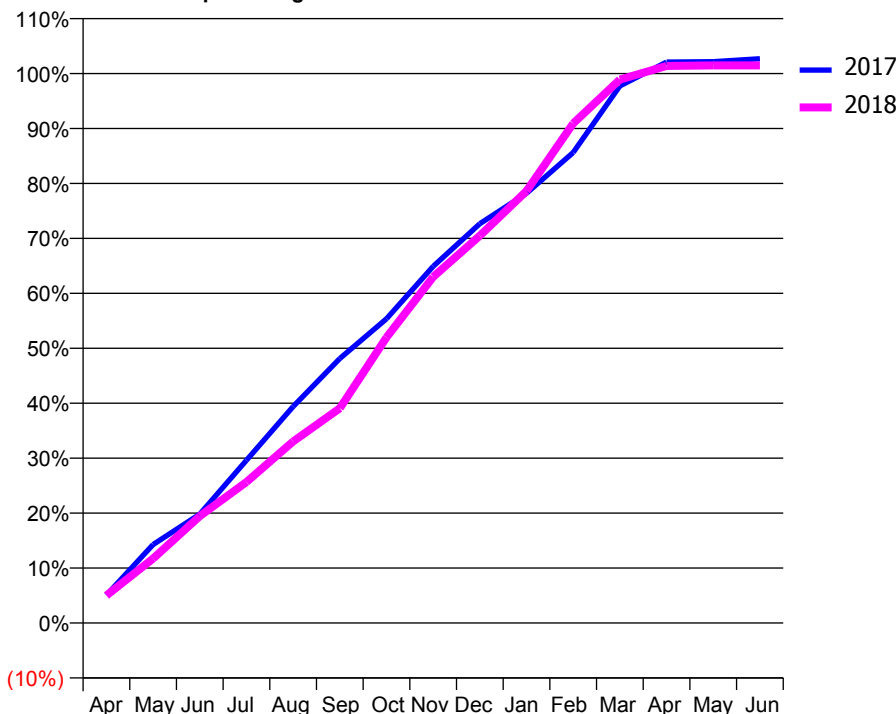
### ACCESS\*

Patients seen in 24 months	Total	Change since previous quarter
Quarter ending March 2017	10,928	
Quarter ending June 2017	11,118	→
Quarter ending September 2017	11,178	→
Quarter ending December 2017	11,390	→
Quarter ending March 2018	11,744	↑
<b>Variance since March 2017</b>	<b>7.5%</b>	<b>↑</b>



### ACTIVITY

Cumulative percentage of contracted UDA delivered 2017 & 2018



Month	Adjusted Scheduled Activity (UDA)	
	2017	2018
April	1,486	1,440
May	4,172	3,370
June	5,791	5,584
July	8,658	7,373
August	11,510	9,489
September	14,062	11,223
October	16,179	14,929
November	18,966	18,095
December	21,236	20,242
January	22,849	22,580
February	25,024	26,113
March	28,556	28,410
April	29,827	29,122
May	29,849	29,149
June	30,003	29,150

### QUALITY

	Quantity	Base Number	Contract	AT	Region	England
% of FP17s for the same patient ID Re-attending within 3 months - Children	688	6,486	10.6%	12.4%	12.8%	11.9%
% of FP17s for the same patient ID Re-attending within 3 months - Adults	1,190	9,891	12.0%	16.8%	16.5%	16.0%
% of FP17s for the same patient ID Re-attending between 3 & 9 months - Children	3,809	6,486	58.7%	57.3%	59.7%	58.3%
% of FP17s for the same patient ID Re-attending between 3 & 9 months - Adults	4,672	9,891	47.2%	50.3%	52.6%	50.3%
% of FP17s for Band 1 Urgent Courses	1,299	14,857	8.7%	10.1%	9.1%	9.1%
% of FP17s Relating to Free Repair or Replacements	63	14,857	0.4%	0.9%	1.0%	0.8%
% of FP17s Relating to Continuations	23	14,857	0.2%	1.0%	1.2%	1.0%
% of Patients satisfied with the dentistry they have received	3	3	N/A	92.1%	91.6%	91.5%
% of Patients satisfied with the time they had to wait for an appointment	3	3	N/A	88.7%	88.3%	87.9%

\* This is based on patients treated on this contract for their most recent course of treatment. Figures in italics indicate the base number of FP17s or Patient Questionnaire responses are less than 100. N/A is shown where the base number of responses is less than 10 during the period. % is calculated as Quantity/Base number\*100

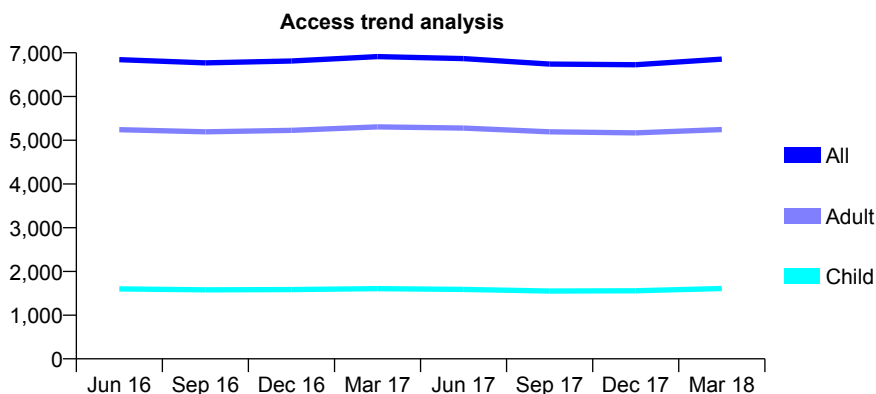
## Q46 - Vital Signs At a Glance Contract Report for 122211/0001 - Year end March 2018

Name or company name	Durgan & Ashworth Dental Care Ltd
Contract type name	GDS Contract
Purpose of contract	General
Contract start date	01/05/2007
Contract end date	

17/18 Contracted general activity (UDA)	19,207
Carry forward general activity (UDA)	434
17/18 Contracted orthodontic activity (UOA)	0
Carry forward orthodontic activity (UOA)	0
Baseline contract value	£636,013.38

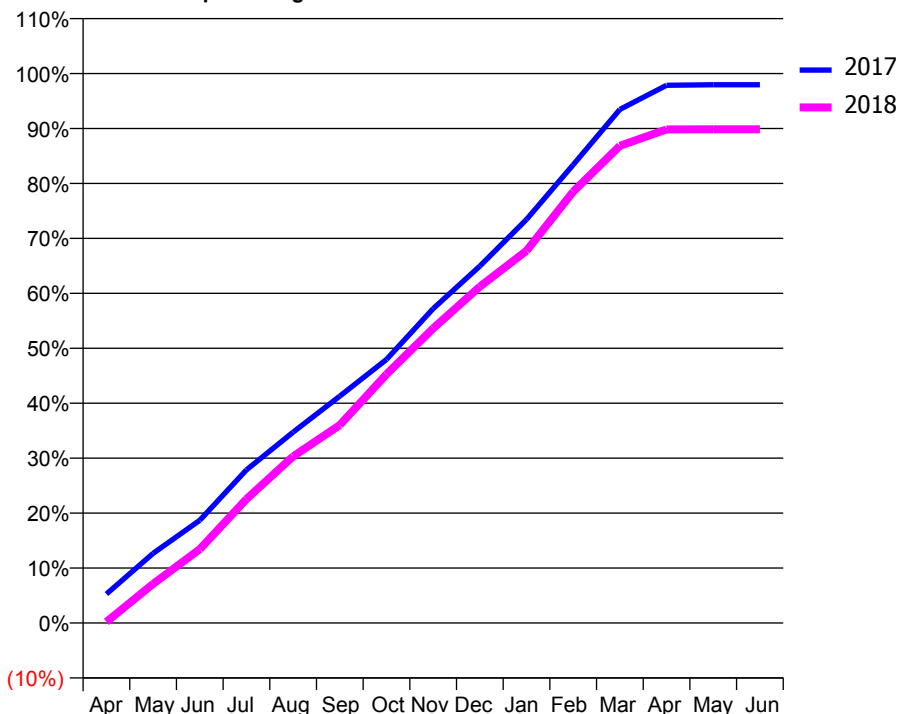
### ACCESS\*

Patients seen in 24 months	Total	Change since previous quarter
Quarter ending March 2017	6,913	
Quarter ending June 2017	6,866	→
Quarter ending September 2017	6,742	↓
Quarter ending December 2017	6,727	→
Quarter ending March 2018	6,854	→
<b>Variance since March 2017</b>	<b>(0.9%)</b>	<b>→</b>



### ACTIVITY

Cumulative percentage of contracted UDA delivered 2017 & 2018



Month	Adjusted Scheduled Activity (UDA)	
	2017	2018
April	1,013	41
May	2,436	1,369
June	3,593	2,580
July	5,353	4,331
August	6,673	5,823
September	7,933	6,921
October	9,211	8,695
November	10,990	10,297
December	12,477	11,758
January	14,104	13,010
February	16,018	15,075
March	17,953	16,677
April	18,798	17,250
May	18,812	17,256
June	18,816	17,257

### QUALITY

	Quantity	Base Number	Contract	AT	Region	England
% of FP17s for the same patient ID Re-attending within 3 months - Children	161	2,258	7.1%	12.4%	12.8%	11.9%
% of FP17s for the same patient ID Re-attending within 3 months - Adults	1,240	7,555	16.4%	16.8%	16.5%	16.0%
% of FP17s for the same patient ID Re-attending between 3 & 9 months - Children	1,278	2,258	56.6%	57.3%	59.7%	58.3%
% of FP17s for the same patient ID Re-attending between 3 & 9 months - Adults	3,871	7,555	51.2%	50.3%	52.6%	50.3%
% of FP17s for Band 1 Urgent Courses	1,046	9,693	10.8%	10.1%	9.1%	9.1%
% of FP17s Relating to Free Repair or Replacements	84	9,693	0.9%	0.9%	1.0%	0.8%
% of FP17s Relating to Continuations	197	9,693	2.0%	1.0%	1.2%	1.0%
% of Patients satisfied with the dentistry they have received	4	4	N/A	92.1%	91.6%	91.5%
% of Patients satisfied with the time they had to wait for an appointment	4	4	N/A	88.7%	88.3%	87.9%

\* This is based on patients treated on this contract for their most recent course of treatment. Figures in italics indicate the base number of FP17s or Patient Questionnaire responses are less than 100. N/A is shown where the base number of responses is less than 10 during the period. % is calculated as Quantity/Base number\*100

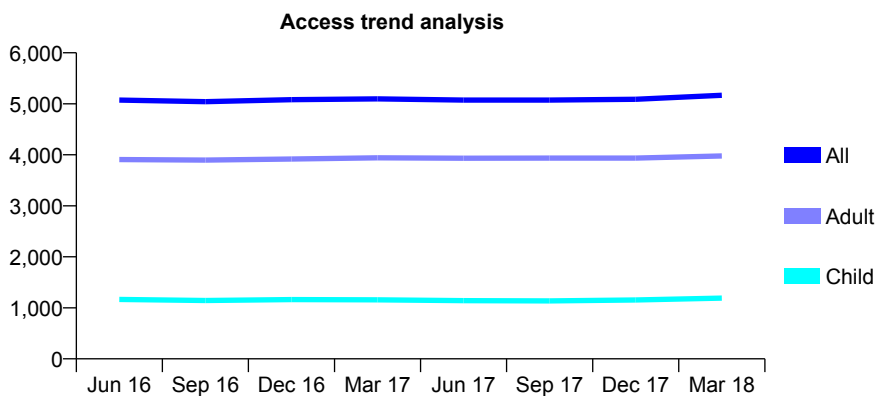
## Q46 - Vital Signs At a Glance Contract Report for 123056/0001 - Year end March 2018

Name or company name	Fletcher Fosbrook Dental Surgery
Contract type name	GDS Contract
Purpose of contract	General
Contract start date	01/04/2013
Contract end date	

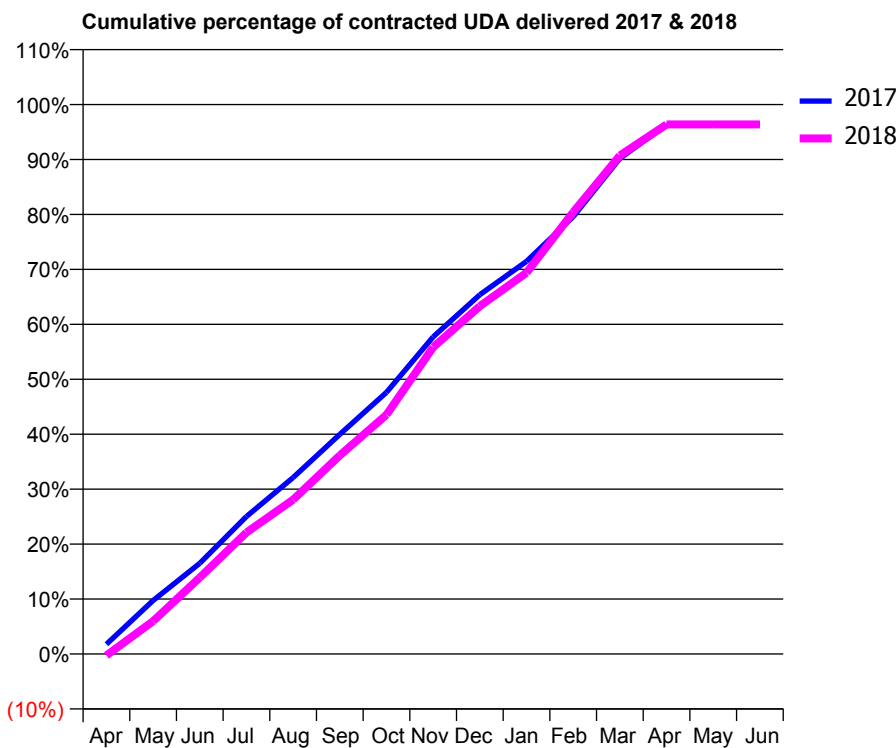
17/18 Contracted general activity (UDA)	12,364
Carry forward general activity (UDA)	433
17/18 Contracted orthodontic activity (UOA)	0
Carry forward orthodontic activity (UOA)	0
Baseline contract value	£344,803.90

### ACCESS\*

Patients seen in 24 months	Total	Change since previous quarter
Quarter ending March 2017	5,098	
Quarter ending June 2017	5,073	→
Quarter ending September 2017	5,073	→
Quarter ending December 2017	5,090	→
Quarter ending March 2018	5,168	→
<b>Variance since March 2017</b>	<b>1.4%</b>	<b>→</b>



### ACTIVITY



Month	Adjusted Scheduled Activity (UDA)	
	2017	2018
April	222	-34
May	1,205	739
June	2,041	1,722
July	3,093	2,735
August	3,970	3,472
September	4,942	4,468
October	5,888	5,385
November	7,135	6,902
December	8,084	7,825
January	8,835	8,579
February	9,840	9,943
March	11,152	11,217
April	11,911	11,915
May	11,920	11,916
June	11,931	11,916

### QUALITY

	Quantity	Base Number	Contract	AT	Region	England
% of FP17s for the same patient ID Re-attending within 3 months - Children	106	1,608	6.6%	12.4%	12.8%	11.9%
% of FP17s for the same patient ID Re-attending within 3 months - Adults	559	5,358	10.4%	16.8%	16.5%	16.0%
% of FP17s for the same patient ID Re-attending between 3 & 9 months - Children	872	1,608	54.2%	57.3%	59.7%	58.3%
% of FP17s for the same patient ID Re-attending between 3 & 9 months - Adults	3,067	5,358	57.2%	50.3%	52.6%	50.3%
% of FP17s for Band 1 Urgent Courses	181	6,887	2.6%	10.1%	9.1%	9.1%
% of FP17s Relating to Free Repair or Replacements	19	6,887	0.3%	0.9%	1.0%	0.8%
% of FP17s Relating to Continuations	103	6,887	1.5%	1.0%	1.2%	1.0%
% of Patients satisfied with the dentistry they have received	2	2	N/A	92.1%	91.6%	91.5%
% of Patients satisfied with the time they had to wait for an appointment	2	2	N/A	88.7%	88.3%	87.9%

\* This is based on patients treated on this contract for their most recent course of treatment. Figures in italics indicate the base number of FP17s or Patient Questionnaire responses are less than 100. N/A is shown where the base number of responses is less than 10 during the period. % is calculated as Quantity/Base number\*100

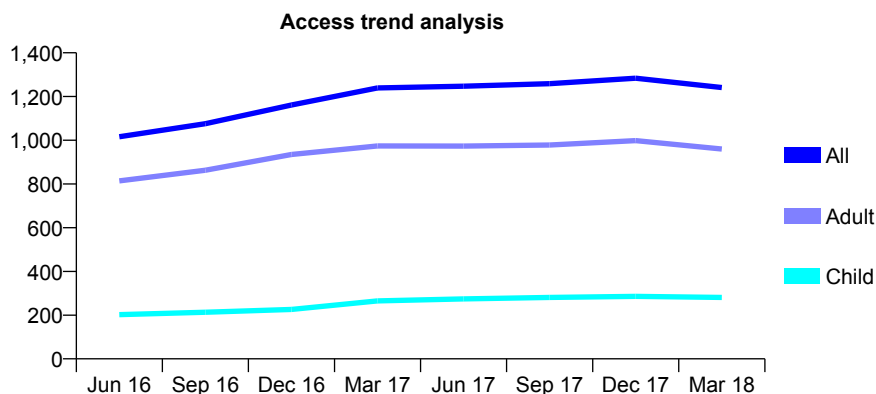
## Q46 - Vital Signs At a Glance Contract Report for 124168/0001 - Year end March 2018

Name or company name	Blackley Dental Surgery
Contract type name	GDS Contract
Purpose of contract	General
Contract start date	01/02/2015
Contract end date	

17/18 Contracted general activity (UDA)	6,208
Carry forward general activity (UDA)	0
17/18 Contracted orthodontic activity (UOA)	0
Carry forward orthodontic activity (UOA)	0
Baseline contract value	£191,460.89

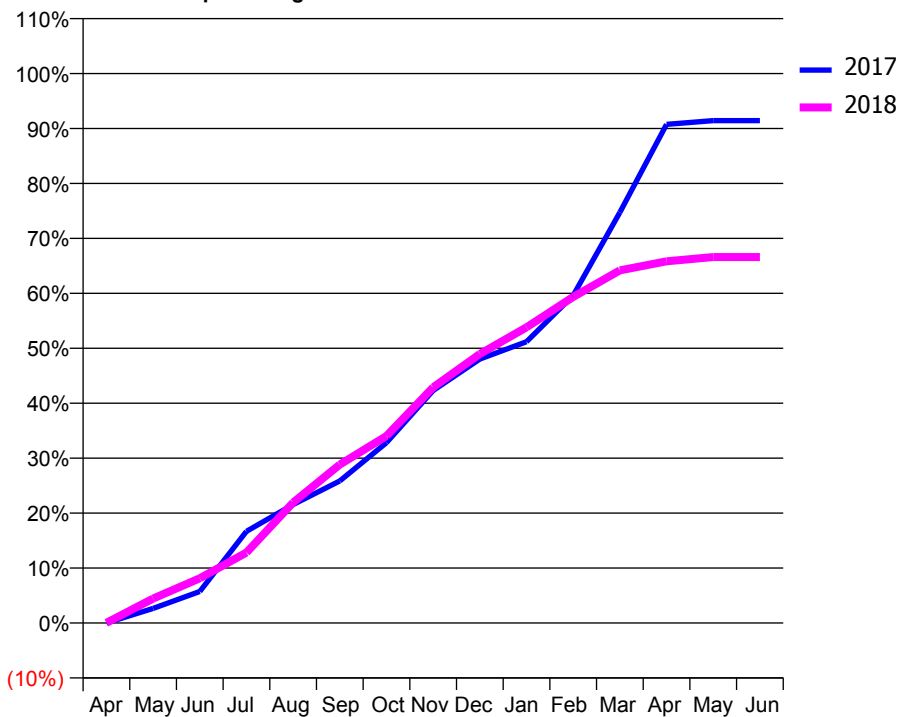
### ACCESS\*

Patients seen in 24 months	Total	Change since previous quarter
Quarter ending March 2017	1,239	
Quarter ending June 2017	1,247	→
Quarter ending September 2017	1,259	→
Quarter ending December 2017	1,284	→
Quarter ending March 2018	1,241	↓
<b>Variance since March 2017</b>	<b>0.2%</b>	<b>→</b>



### ACTIVITY

Cumulative percentage of contracted UDA delivered 2017 & 2018



Month	Adjusted Scheduled Activity (UDA)	
	2017	2018
April	0	3
May	165	276
June	357	506
July	1,035	797
August	1,339	1,362
September	1,605	1,790
October	2,037	2,113
November	2,626	2,663
December	2,983	3,040
January	3,178	3,341
February	3,700	3,684
March	4,639	3,984
April	5,633	4,086
May	5,675	4,135
June	5,676	4,135

### QUALITY

	Quantity	Base Number	Contract	AT	Region	England
% of FP17s for the same patient ID Re-attending within 3 months - Children	35	373	9.4%	12.4%	12.8%	11.9%
% of FP17s for the same patient ID Re-attending within 3 months - Adults	208	1,317	15.8%	16.8%	16.5%	16.0%
% of FP17s for the same patient ID Re-attending between 3 & 9 months - Children	199	373	53.4%	57.3%	59.7%	58.3%
% of FP17s for the same patient ID Re-attending between 3 & 9 months - Adults	717	1,317	54.4%	50.3%	52.6%	50.3%
% of FP17s for Band 1 Urgent Courses	160	1,502	10.7%	10.1%	9.1%	9.1%
% of FP17s Relating to Free Repair or Replacements	28	1,502	1.9%	0.9%	1.0%	0.8%
% of FP17s Relating to Continuations	19	1,502	1.3%	1.0%	1.2%	1.0%
% of Patients satisfied with the dentistry they have received	2	2	N/A	92.1%	91.6%	91.5%
% of Patients satisfied with the time they had to wait for an appointment	2	2	N/A	88.7%	88.3%	87.9%

\* This is based on patients treated on this contract for their most recent course of treatment. Figures in italics indicate the base number of FP17s or Patient Questionnaire responses are less than 100. N/A is shown where the base number of responses is less than 10 during the period. % is calculated as Quantity/Base number\*100

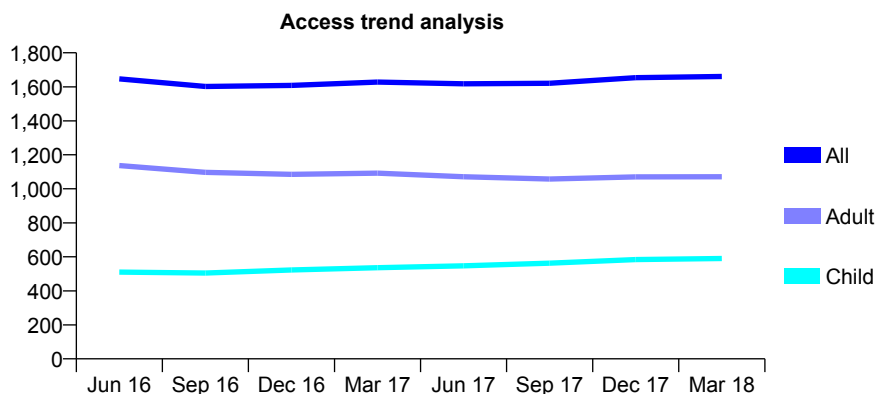
## Q46 - Vital Signs At a Glance Contract Report for 124257/0001 - Year end March 2018

Name or company name	East Road Care Ltd.
Contract type name	GDS Contract
Purpose of contract	General
Contract start date	07/02/2007
Contract end date	

17/18 Contracted general activity (UDA)	6,628
Carry forward general activity (UDA)	-97
17/18 Contracted orthodontic activity (UOA)	0
Carry forward orthodontic activity (UOA)	0
Baseline contract value	£238,515.45

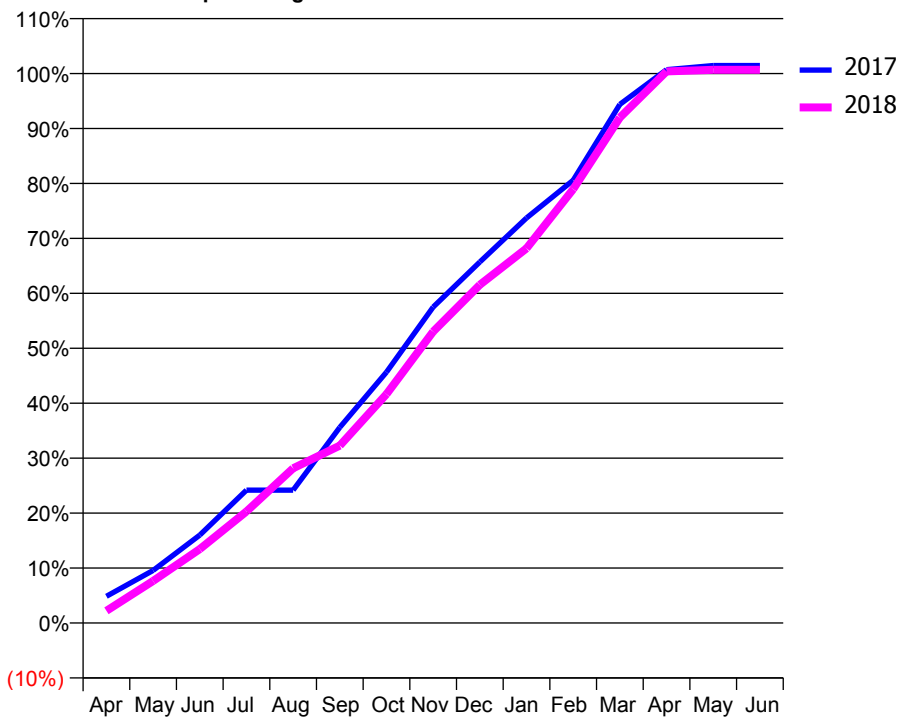
### ACCESS\*

Patients seen in 24 months	Total	Change since previous quarter
Quarter ending March 2017	1,628	
Quarter ending June 2017	1,618	→
Quarter ending September 2017	1,621	→
Quarter ending December 2017	1,654	↑
Quarter ending March 2018	1,661	→
<b>Variance since March 2017</b>	<b>2.0%</b>	<b>↑</b>



### ACTIVITY

Cumulative percentage of contracted UDA delivered 2017 & 2018



Month	Adjusted Scheduled Activity (UDA)	
	2017	2018
April	322	148
May	635	508
June	1,061	892
July	1,602	1,345
August	1,602	1,866
September	2,360	2,141
October	3,026	2,761
November	3,811	3,515
December	4,354	4,080
January	4,886	4,518
February	5,341	5,234
March	6,255	6,097
April	6,674	6,653
May	6,724	6,672
June	6,725	6,672

### QUALITY

	Quantity	Base Number	Contract	AT	Region	England
% of FP17s for the same patient ID Re-attending within 3 months - Children	19	648	2.9%	12.4%	12.8%	11.9%
% of FP17s for the same patient ID Re-attending within 3 months - Adults	99	1,149	8.6%	16.8%	16.5%	16.0%
% of FP17s for the same patient ID Re-attending between 3 & 9 months - Children	291	648	44.9%	57.3%	59.7%	58.3%
% of FP17s for the same patient ID Re-attending between 3 & 9 months - Adults	422	1,149	36.7%	50.3%	52.6%	50.3%
% of FP17s for Band 1 Urgent Courses	297	1,810	16.4%	10.1%	9.1%	9.1%
% of FP17s Relating to Free Repair or Replacements	1	1,810	0.1%	0.9%	1.0%	0.8%
% of FP17s Relating to Continuations	10	1,810	0.6%	1.0%	1.2%	1.0%
% of Patients satisfied with the dentistry they have received	0	0	N/A	92.1%	91.6%	91.5%
% of Patients satisfied with the time they had to wait for an appointment	0	0	N/A	88.7%	88.3%	87.9%

\* This is based on patients treated on this contract for their most recent course of treatment. Figures in italics indicate the base number of FP17s or Patient Questionnaire responses are less than 100. N/A is shown where the base number of responses is less than 10 during the period. % is calculated as Quantity/Base number\*100



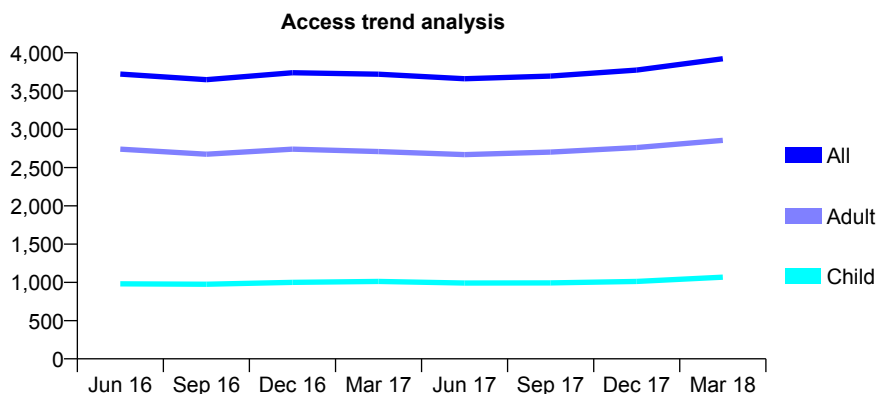
## Q46 - Vital Signs At a Glance Contract Report for 124354/0001 - Year end March 2018

Name or company name	Claremont Dental Practice
Contract type name	GDS Contract
Purpose of contract	General
Contract start date	01/06/2012
Contract end date	

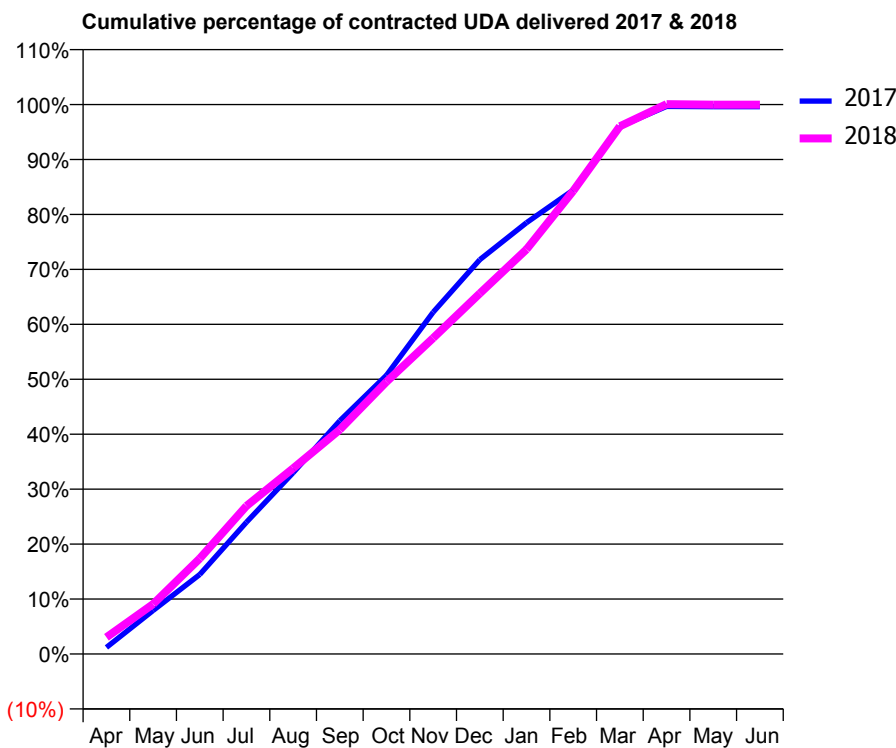
17/18 Contracted general activity (UDA)	12,521
Carry forward general activity (UDA)	49
17/18 Contracted orthodontic activity (UOA)	0
Carry forward orthodontic activity (UOA)	0
Baseline contract value	£329,707.09

### ACCESS\*

Patients seen in 24 months	Total	Change since previous quarter
Quarter ending March 2017	3,721	
Quarter ending June 2017	3,661	↓
Quarter ending September 2017	3,695	→
Quarter ending December 2017	3,774	↑
Quarter ending March 2018	3,923	↑
<b>Variance since March 2017</b>	<b>5.4%</b>	<b>↑</b>



### ACTIVITY



Month	Adjusted Scheduled Activity (UDA)	
	2017	2018
April	151	380
May	993	1,138
June	1,813	2,177
July	3,002	3,374
August	4,131	4,231
September	5,315	5,113
October	6,352	6,204
November	7,788	7,199
December	8,986	8,218
January	9,827	9,220
February	10,572	10,550
March	12,020	12,024
April	12,478	12,530
May	12,470	12,517
June	12,472	12,517

### QUALITY

	Quantity	Base Number	Contract	AT	Region	England
% of FP17s for the same patient ID Re-attending within 3 months - Children	243	1,814	13.4%	12.4%	12.8%	11.9%
% of FP17s for the same patient ID Re-attending within 3 months - Adults	1,051	4,707	22.3%	16.8%	16.5%	16.0%
% of FP17s for the same patient ID Re-attending between 3 & 9 months - Children	1,099	1,814	60.6%	57.3%	59.7%	58.3%
% of FP17s for the same patient ID Re-attending between 3 & 9 months - Adults	2,444	4,707	51.9%	50.3%	52.6%	50.3%
% of FP17s for Band 1 Urgent Courses	924	6,516	14.2%	10.1%	9.1%	9.1%
% of FP17s Relating to Free Repair or Replacements	79	6,516	1.2%	0.9%	1.0%	0.8%
% of FP17s Relating to Continuations	92	6,516	1.4%	1.0%	1.2%	1.0%
% of Patients satisfied with the dentistry they have received	3	3	N/A	92.1%	91.6%	91.5%
% of Patients satisfied with the time they had to wait for an appointment	2	3	N/A	88.7%	88.3%	87.9%

\* This is based on patients treated on this contract for their most recent course of treatment. Figures in italics indicate the base number of FP17s or Patient Questionnaire responses are less than 100. N/A is shown where the base number of responses is less than 10 during the period. % is calculated as Quantity/Base number\*100

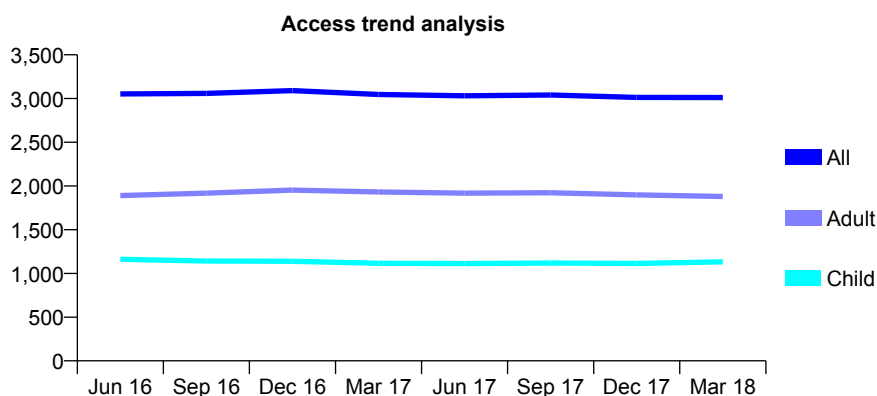
## Q46 - Vital Signs At a Glance Contract Report for 125040/0001 - Year end March 2018

Name or company name	Red Rose Dental Group
Contract type name	GDS Contract
Purpose of contract	General and Orthodontic
Contract start date	01/04/2013
Contract end date	

17/18 Contracted general activity (UDA)	6,575
Carry forward general activity (UDA)	0
17/18 Contracted orthodontic activity (UOA)	5,533
Carry forward orthodontic activity (UOA)	56
Baseline contract value	£565,931.06

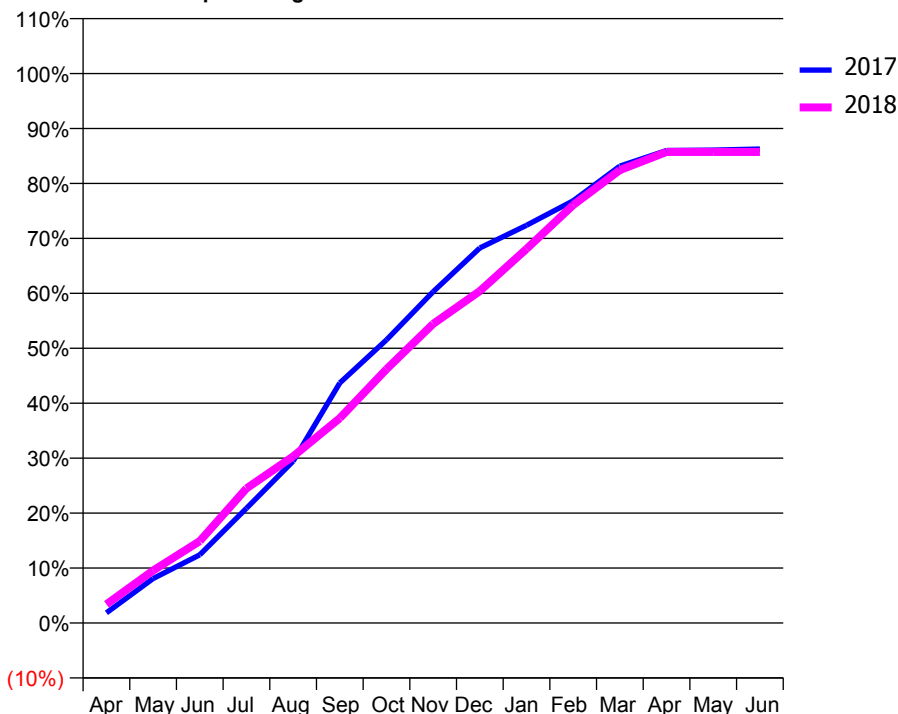
### ACCESS\*

Patients seen in 24 months	Total	Change since previous quarter
Quarter ending March 2017	3,046	
Quarter ending June 2017	3,031	→
Quarter ending September 2017	3,040	→
Quarter ending December 2017	3,012	→
Quarter ending March 2018	3,011	→
<b>Variance since March 2017</b>	<b>(1.1%)</b>	<b>↓</b>



### ACTIVITY

Cumulative percentage of contracted UDA delivered 2017 & 2018



Month	Adjusted Scheduled Activity (UDA)	
	2017	2018
April	122	224
May	533	627
June	816	981
July	1,372	1,611
August	1,936	1,994
September	2,873	2,451
October	3,387	3,036
November	3,965	3,579
December	4,487	3,972
January	4,759	4,476
February	5,053	5,002
March	5,467	5,420
April	5,655	5,637
May	5,659	5,637
June	5,671	5,637

### QUALITY

	Quantity	Base Number	Contract	AT	Region	England
% of FP17s for the same patient ID Re-attending within 3 months - Children	140	2,089	6.7%	12.4%	12.8%	11.9%
% of FP17s for the same patient ID Re-attending within 3 months - Adults	325	2,109	15.4%	16.8%	16.5%	16.0%
% of FP17s for the same patient ID Re-attending between 3 & 9 months - Children	801	2,089	38.3%	57.3%	59.7%	58.3%
% of FP17s for the same patient ID Re-attending between 3 & 9 months - Adults	871	2,109	41.3%	50.3%	52.6%	50.3%
% of FP17s for Band 1 Urgent Courses	233	2,931	7.9%	10.1%	9.1%	9.1%
% of FP17s Relating to Free Repair or Replacements	26	2,931	0.9%	0.9%	1.0%	0.8%
% of FP17s Relating to Continuations	49	2,931	1.7%	1.0%	1.2%	1.0%
% of Patients satisfied with the dentistry they have received	0	0	N/A	92.1%	91.6%	91.5%
% of Patients satisfied with the time they had to wait for an appointment	0	0	N/A	88.7%	88.3%	87.9%

\* This is based on patients treated on this contract for their most recent course of treatment. Figures in italics indicate the base number of FP17s or Patient Questionnaire responses are less than 100. N/A is shown where the base number of responses is less than 10 during the period. % is calculated as Quantity/Base number\*100

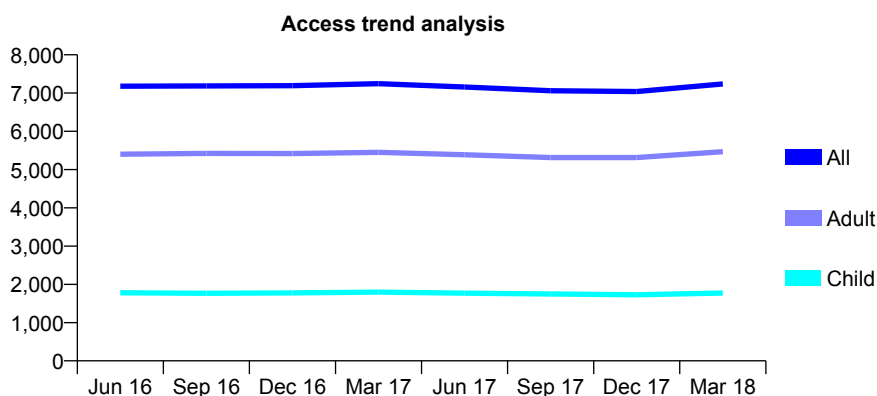
## Q46 - Vital Signs At a Glance Contract Report for 126055/0001 - Year end March 2018

Name or company name	Hamani Healthcare Ltd
Contract type name	GDS Contract
Purpose of contract	General
Contract start date	01/12/2011
Contract end date	

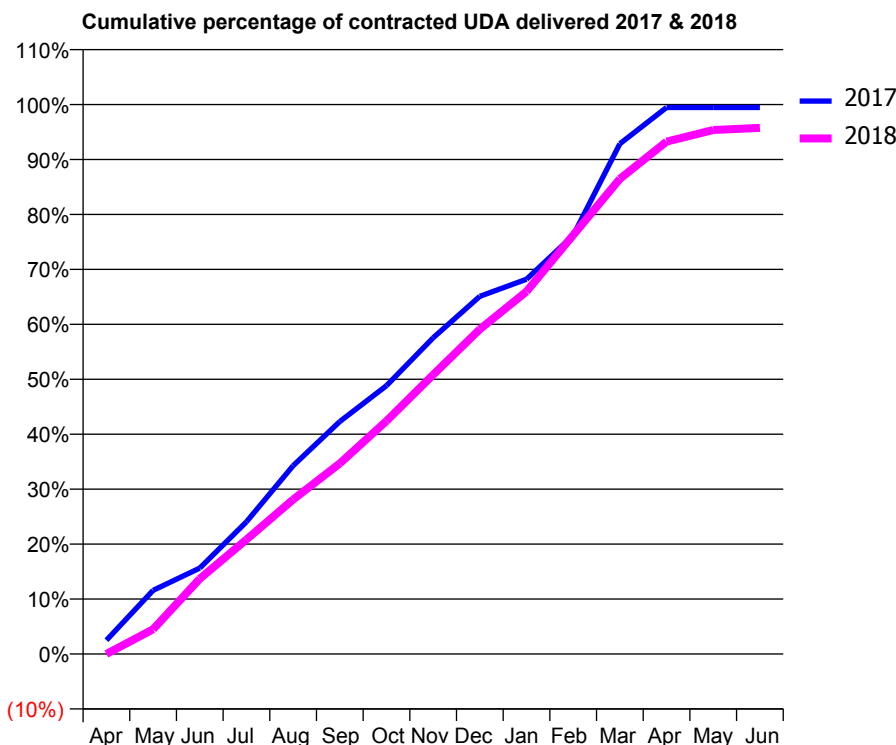
17/18 Contracted general activity (UDA)	23,392
Carry forward general activity (UDA)	126
17/18 Contracted orthodontic activity (UOA)	0
Carry forward orthodontic activity (UOA)	0
Baseline contract value	£579,762.52

### ACCESS\*

Patients seen in 24 months	Total	Change since previous quarter
Quarter ending March 2017	7,247	
Quarter ending June 2017	7,157	↓
Quarter ending September 2017	7,062	↓
Quarter ending December 2017	7,041	→
Quarter ending March 2018	7,239	↑
<b>Variance since March 2017</b>	<b>(0.1%)</b>	→



### ACTIVITY



Month	Adjusted Scheduled Activity (UDA)	
	2017	2018
April	587	3
May	2,708	1,050
June	3,660	3,203
July	5,629	4,873
August	8,017	6,578
September	9,896	8,116
October	11,421	9,921
November	13,460	11,890
December	15,225	13,822
January	15,953	15,429
February	17,824	17,835
March	21,722	20,228
April	23,266	21,815
May	23,266	22,304
June	23,266	22,395

### QUALITY

	Quantity	Base Number	Contract	AT	Region	England
% of FP17s for the same patient ID Re-attending within 3 months - Children	255	2,780	9.2%	12.4%	12.8%	11.9%
% of FP17s for the same patient ID Re-attending within 3 months - Adults	1,082	7,925	13.7%	16.8%	16.5%	16.0%
% of FP17s for the same patient ID Re-attending between 3 & 9 months - Children	1,749	2,780	62.9%	57.3%	59.7%	58.3%
% of FP17s for the same patient ID Re-attending between 3 & 9 months - Adults	4,188	7,925	52.8%	50.3%	52.6%	50.3%
% of FP17s for Band 1 Urgent Courses	502	10,755	4.7%	10.1%	9.1%	9.1%
% of FP17s Relating to Free Repair or Replacements	83	10,755	0.8%	0.9%	1.0%	0.8%
% of FP17s Relating to Continuations	258	10,755	2.4%	1.0%	1.2%	1.0%
% of Patients satisfied with the dentistry they have received	5	5	N/A	92.1%	91.6%	91.5%
% of Patients satisfied with the time they had to wait for an appointment	5	5	N/A	88.7%	88.3%	87.9%

\* This is based on patients treated on this contract for their most recent course of treatment. Figures in italics indicate the base number of FP17s or Patient Questionnaire responses are less than 100. N/A is shown where the base number of responses is less than 10 during the period. % is calculated as Quantity/Base number\*100

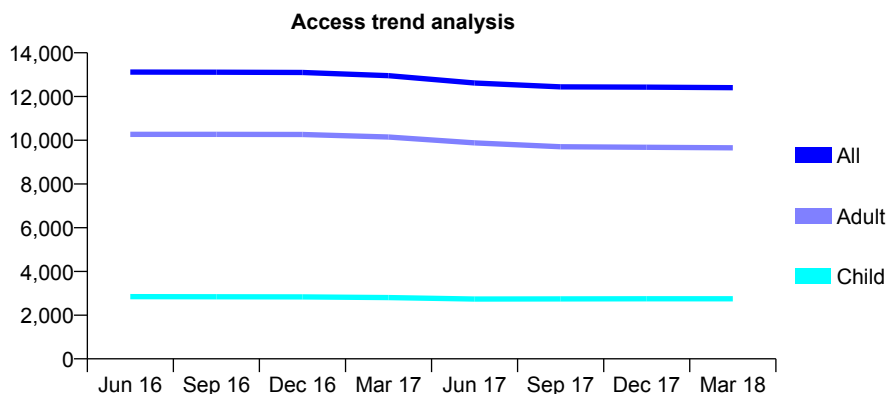
## Q46 - Vital Signs At a Glance Contract Report for 126640/0001 - Year end March 2018

Name or company name	Florence House Dental Practice Partnership
Contract type name	GDS Contract
Purpose of contract	General
Contract start date	01/11/2012
Contract end date	

17/18 Contracted general activity (UDA)	39,318
Carry forward general activity (UDA)	0
17/18 Contracted orthodontic activity (UOA)	0
Carry forward orthodontic activity (UOA)	0
Baseline contract value	£1,119,361.41

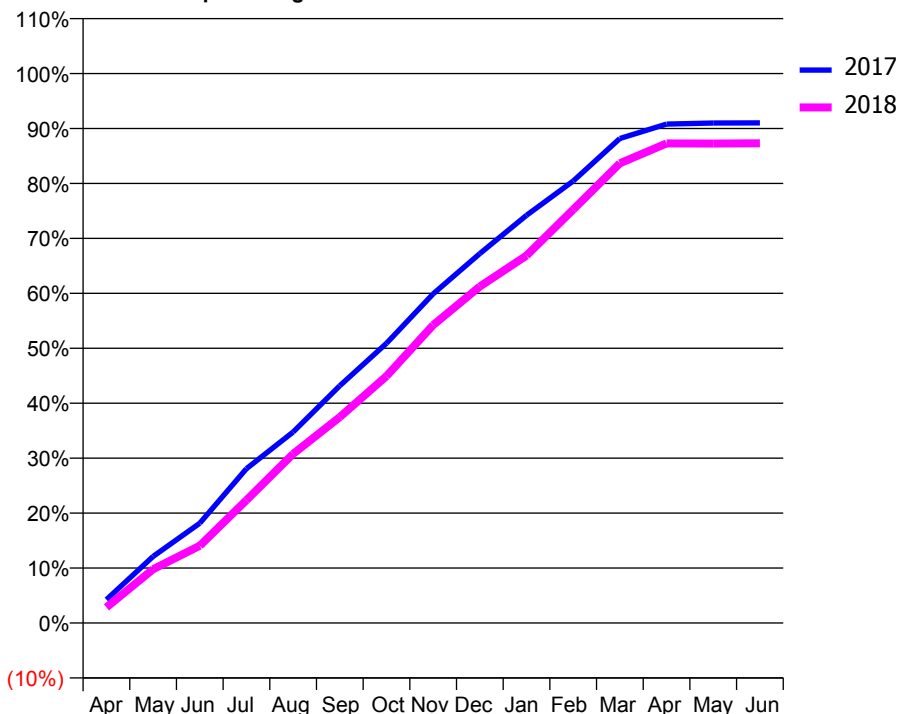
### ACCESS\*

Patients seen in 24 months	Total	Change since previous quarter
Quarter ending March 2017	12,951	
Quarter ending June 2017	12,618	↓
Quarter ending September 2017	12,443	↓
Quarter ending December 2017	12,427	→
Quarter ending March 2018	12,403	→
<b>Variance since March 2017</b>	<b>(4.2%)</b>	<b>↓</b>



### ACTIVITY

Cumulative percentage of contracted UDA delivered 2017 & 2018



Month	Adjusted Scheduled Activity (UDA)	
	2017	2018
April	1,674	1,124
May	4,763	3,854
June	7,137	5,527
July	11,039	8,788
August	13,668	12,100
September	16,976	14,737
October	20,011	17,664
November	23,549	21,322
December	26,433	24,079
January	29,176	26,293
February	31,624	29,582
March	34,666	32,891
April	35,701	34,313
May	35,778	34,309
June	35,786	34,322

### QUALITY

	Quantity	Base Number	Contract	AT	Region	England
% of FP17s for the same patient ID Re-attending within 3 months - Children	247	3,635	6.8%	12.4%	12.8%	11.9%
% of FP17s for the same patient ID Re-attending within 3 months - Adults	1,510	12,104	12.5%	16.8%	16.5%	16.0%
% of FP17s for the same patient ID Re-attending between 3 & 9 months - Children	1,991	3,635	54.8%	57.3%	59.7%	58.3%
% of FP17s for the same patient ID Re-attending between 3 & 9 months - Adults	6,209	12,104	51.3%	50.3%	52.6%	50.3%
% of FP17s for Band 1 Urgent Courses	1,184	15,788	7.5%	10.1%	9.1%	9.1%
% of FP17s Relating to Free Repair or Replacements	118	15,788	0.7%	0.9%	1.0%	0.8%
% of FP17s Relating to Continuations	226	15,788	1.4%	1.0%	1.2%	1.0%
% of Patients satisfied with the dentistry they have received	7	9	N/A	92.1%	91.6%	91.5%
% of Patients satisfied with the time they had to wait for an appointment	7	9	N/A	88.7%	88.3%	87.9%

\* This is based on patients treated on this contract for their most recent course of treatment. Figures in italics indicate the base number of FP17s or Patient Questionnaire responses are less than 100. N/A is shown where the base number of responses is less than 10 during the period. % is calculated as Quantity/Base number\*100

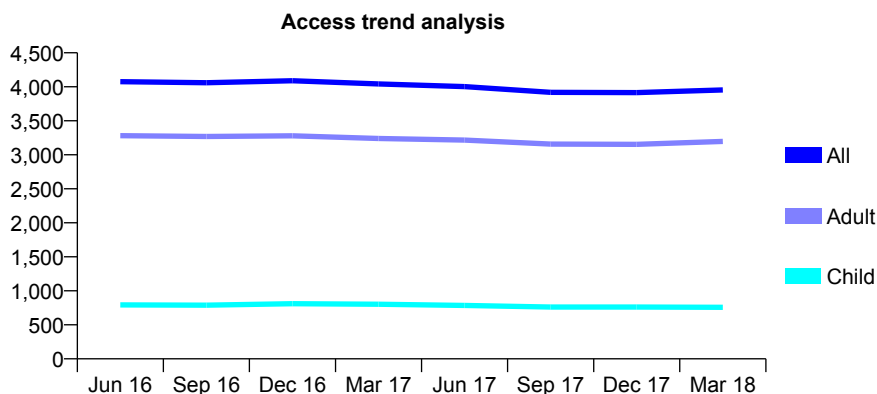
## Q46 - Vital Signs At a Glance Contract Report for 127477/0001 - Year end March 2018

Name or company name	Hollinwood Dental Practice
Contract type name	GDS Contract
Purpose of contract	General
Contract start date	01/04/2012
Contract end date	

17/18 Contracted general activity (UDA)	13,992
Carry forward general activity (UDA)	0
17/18 Contracted orthodontic activity (UOA)	0
Carry forward orthodontic activity (UOA)	0
Baseline contract value	£379,450.23

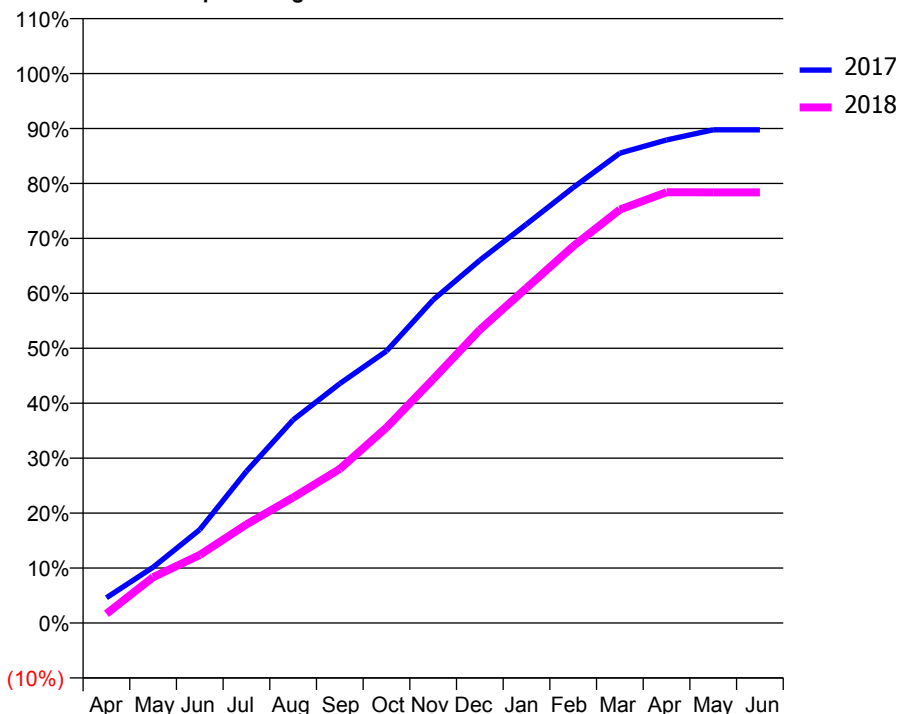
### ACCESS\*

Patients seen in 24 months	Total	Change since previous quarter
Quarter ending March 2017	4,043	
Quarter ending June 2017	4,002	↓
Quarter ending September 2017	3,918	↓
Quarter ending December 2017	3,915	→
Quarter ending March 2018	3,954	→
<b>Variance since March 2017</b>	<b>(2.2%)</b>	<b>↓</b>



### ACTIVITY

Cumulative percentage of contracted UDA delivered 2017 & 2018



Month	Adjusted Scheduled Activity (UDA)	
	2017	2018
April	643	235
May	1,420	1,167
June	2,378	1,735
July	3,863	2,511
August	5,174	3,195
September	6,096	3,923
October	6,925	4,976
November	8,229	6,210
December	9,238	7,470
January	10,159	8,533
February	11,088	9,593
March	11,964	10,527
April	12,301	10,969
May	12,559	10,965
June	12,559	10,965

### QUALITY

	Quantity	Base Number	Contract	AT	Region	England
% of FP17s for the same patient ID Re-attending within 3 months - Children	79	1,142	6.9%	12.4%	12.8%	11.9%
% of FP17s for the same patient ID Re-attending within 3 months - Adults	583	4,473	13.0%	16.8%	16.5%	16.0%
% of FP17s for the same patient ID Re-attending between 3 & 9 months - Children	671	1,142	58.8%	57.3%	59.7%	58.3%
% of FP17s for the same patient ID Re-attending between 3 & 9 months - Adults	2,345	4,473	52.4%	50.3%	52.6%	50.3%
% of FP17s for Band 1 Urgent Courses	494	5,461	9.0%	10.1%	9.1%	9.1%
% of FP17s Relating to Free Repair or Replacements	30	5,461	0.5%	0.9%	1.0%	0.8%
% of FP17s Relating to Continuations	78	5,461	1.4%	1.0%	1.2%	1.0%
% of Patients satisfied with the dentistry they have received	2	2	N/A	92.1%	91.6%	91.5%
% of Patients satisfied with the time they had to wait for an appointment	2	2	N/A	88.7%	88.3%	87.9%

\* This is based on patients treated on this contract for their most recent course of treatment. Figures in italics indicate the base number of FP17s or Patient Questionnaire responses are less than 100. N/A is shown where the base number of responses is less than 10 during the period. % is calculated as Quantity/Base number\*100

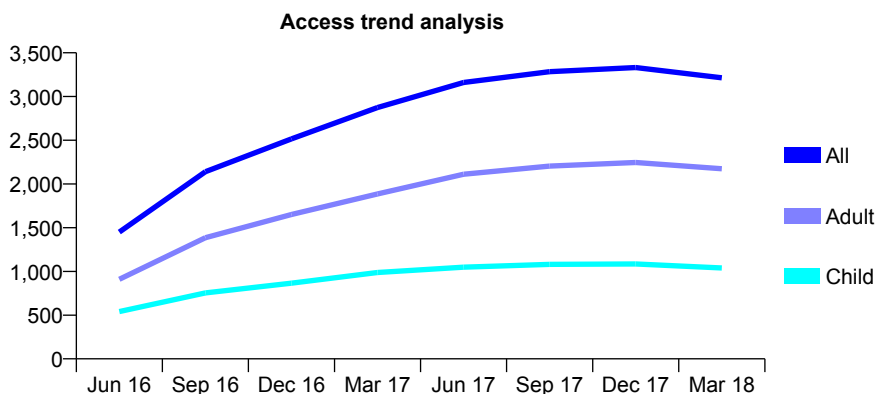
## Q46 - Vital Signs At a Glance Contract Report for 127949/0001 - Year end March 2018

Name or company name	Mrs S Singh & Mr D Singh
Contract type name	GDS Contract
Purpose of contract	General
Contract start date	18/01/2016
Contract end date	

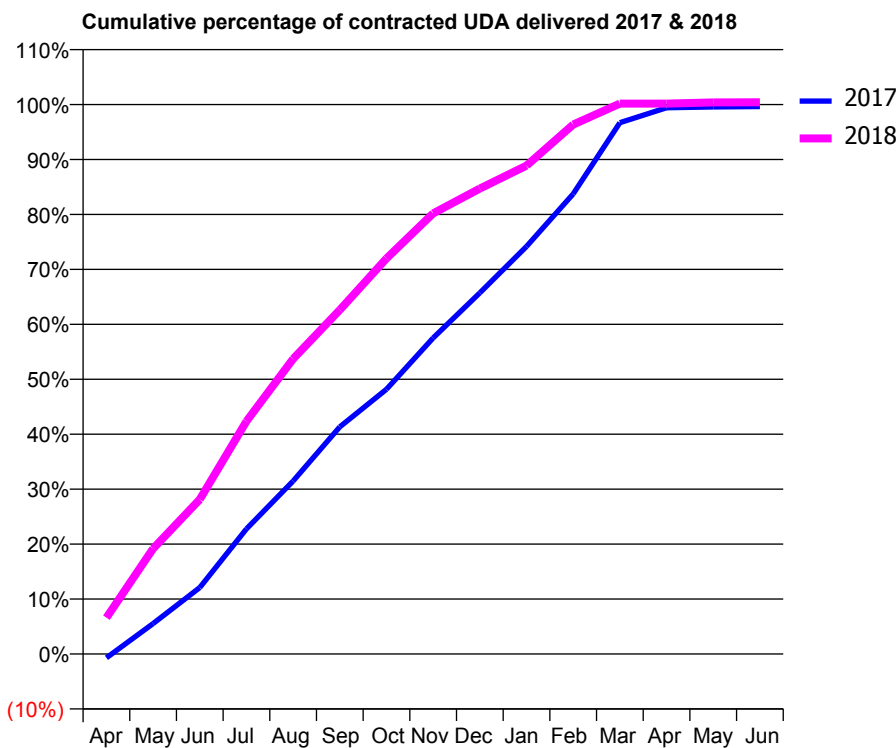
17/18 Contracted general activity (UDA)	10,570
Carry forward general activity (UDA)	-36
17/18 Contracted orthodontic activity (UOA)	0
Carry forward orthodontic activity (UOA)	0
Baseline contract value	£368,210.05

### ACCESS\*

Patients seen in 24 months	Total	Change since previous quarter
Quarter ending March 2017	2,874	
Quarter ending June 2017	3,160	↑
Quarter ending September 2017	3,284	↑
Quarter ending December 2017	3,331	→
Quarter ending March 2018	3,214	↓
<b>Variance since March 2017</b>	<b>11.8%</b>	<b>↑</b>



### ACTIVITY



Month	Adjusted Scheduled Activity (UDA)	
	2017	2018
April	-76	700
May	587	2,027
June	1,279	2,975
July	2,408	4,477
August	3,329	5,678
September	4,369	6,619
October	5,094	7,608
November	6,081	8,476
December	6,948	8,953
January	7,841	9,393
February	8,850	10,185
March	10,220	10,587
April	10,507	10,587
May	10,522	10,611
June	10,531	10,612

### QUALITY

	Quantity	Base Number	Contract	AT	Region	England
% of FP17s for the same patient ID Re-attending within 3 months - Children	141	1,335	10.6%	12.4%	12.8%	11.9%
% of FP17s for the same patient ID Re-attending within 3 months - Adults	568	2,701	21.0%	16.8%	16.5%	16.0%
% of FP17s for the same patient ID Re-attending between 3 & 9 months - Children	825	1,335	61.8%	57.3%	59.7%	58.3%
% of FP17s for the same patient ID Re-attending between 3 & 9 months - Adults	1,342	2,701	49.7%	50.3%	52.6%	50.3%
% of FP17s for Band 1 Urgent Courses	553	3,932	14.1%	10.1%	9.1%	9.1%
% of FP17s Relating to Free Repair or Replacements	44	3,932	1.1%	0.9%	1.0%	0.8%
% of FP17s Relating to Continuations	26	3,932	0.7%	1.0%	1.2%	1.0%
% of Patients satisfied with the dentistry they have received	2	3	N/A	92.1%	91.6%	91.5%
% of Patients satisfied with the time they had to wait for an appointment	2	3	N/A	88.7%	88.3%	87.9%

\* This is based on patients treated on this contract for their most recent course of treatment. Figures in italics indicate the base number of FP17s or Patient Questionnaire responses are less than 100. N/A is shown where the base number of responses is less than 10 during the period. % is calculated as Quantity/Base number\*100

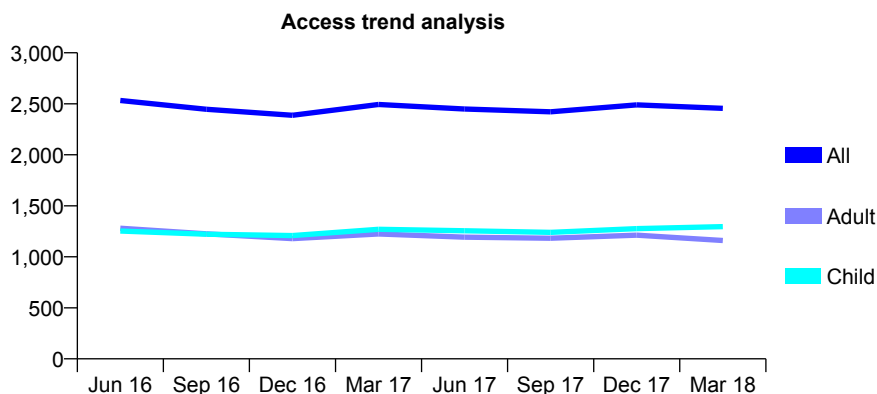
## Q46 - Vital Signs At a Glance Contract Report for 128007/0001 - Year end March 2018

Name or company name	Ashton Road Limited Company
Contract type name	GDS Contract
Purpose of contract	General
Contract start date	06/04/2007
Contract end date	

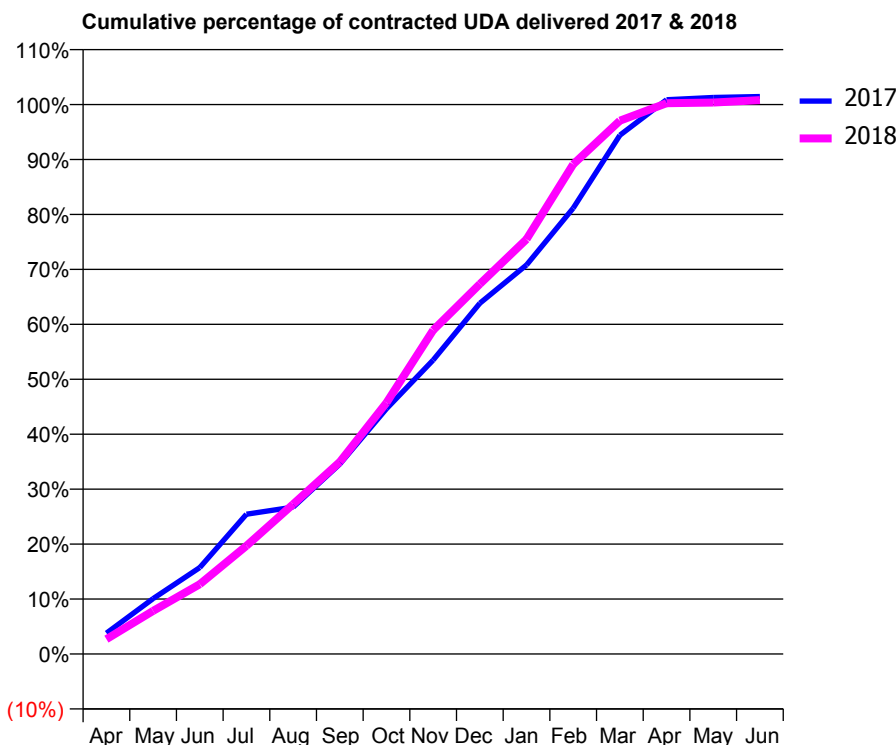
17/18 Contracted general activity (UDA)	8,609
Carry forward general activity (UDA)	-125
17/18 Contracted orthodontic activity (UOA)	0
Carry forward orthodontic activity (UOA)	0
Baseline contract value	£233,458.15

### ACCESS\*

Patients seen in 24 months	Total	Change since previous quarter
Quarter ending March 2017	2,494	
Quarter ending June 2017	2,449	↓
Quarter ending September 2017	2,422	↓
Quarter ending December 2017	2,489	↑
Quarter ending March 2018	2,456	↓
<b>Variance since March 2017</b>	<b>(1.5%)</b>	<b>↓</b>



### ACTIVITY



Month	2017	2018
April	328	233
May	869	677
June	1,356	1,094
July	2,191	1,695
August	2,301	2,347
September	2,976	3,010
October	3,842	3,937
November	4,605	5,074
December	5,495	5,796
January	6,095	6,499
February	6,984	7,673
March	8,127	8,356
April	8,683	8,629
May	8,719	8,641
June	8,734	8,677

### QUALITY

	Quantity	Base Number	Contract	AT	Region	England
% of FP17s for the same patient ID Re-attending within 3 months - Children	110	1,710	6.4%	12.4%	12.8%	11.9%
% of FP17s for the same patient ID Re-attending within 3 months - Adults	139	1,379	10.1%	16.8%	16.5%	16.0%
% of FP17s for the same patient ID Re-attending between 3 & 9 months - Children	848	1,710	49.6%	57.3%	59.7%	58.3%
% of FP17s for the same patient ID Re-attending between 3 & 9 months - Adults	664	1,379	48.2%	50.3%	52.6%	50.3%
% of FP17s for Band 1 Urgent Courses	84	3,056	2.7%	10.1%	9.1%	9.1%
% of FP17s Relating to Free Repair or Replacements	9	3,056	0.3%	0.9%	1.0%	0.8%
% of FP17s Relating to Continuations	20	3,056	0.7%	1.0%	1.2%	1.0%
% of Patients satisfied with the dentistry they have received	2	2	N/A	92.1%	91.6%	91.5%
% of Patients satisfied with the time they had to wait for an appointment	2	2	N/A	88.7%	88.3%	87.9%

\* This is based on patients treated on this contract for their most recent course of treatment. Figures in italics indicate the base number of FP17s or Patient Questionnaire responses are less than 100. N/A is shown where the base number of responses is less than 10 during the period. % is calculated as Quantity/Base number\*100



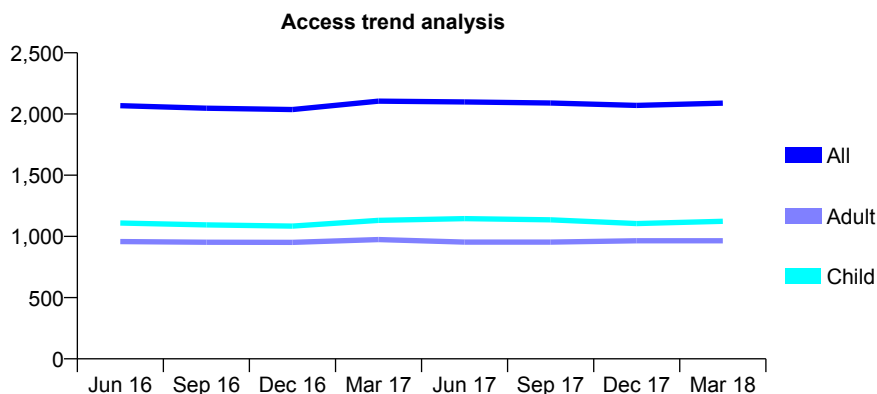
## Q46 - Vital Signs At a Glance Contract Report for 128236/0001 - Year end March 2018

Name or company name	Maple Road Dental Practice
Contract type name	GDS Contract
Purpose of contract	General
Contract start date	01/07/2009
Contract end date	

17/18 Contracted general activity (UDA)	5,704
Carry forward general activity (UDA)	201
17/18 Contracted orthodontic activity (UOA)	0
Carry forward orthodontic activity (UOA)	0
Baseline contract value	£151,076.77

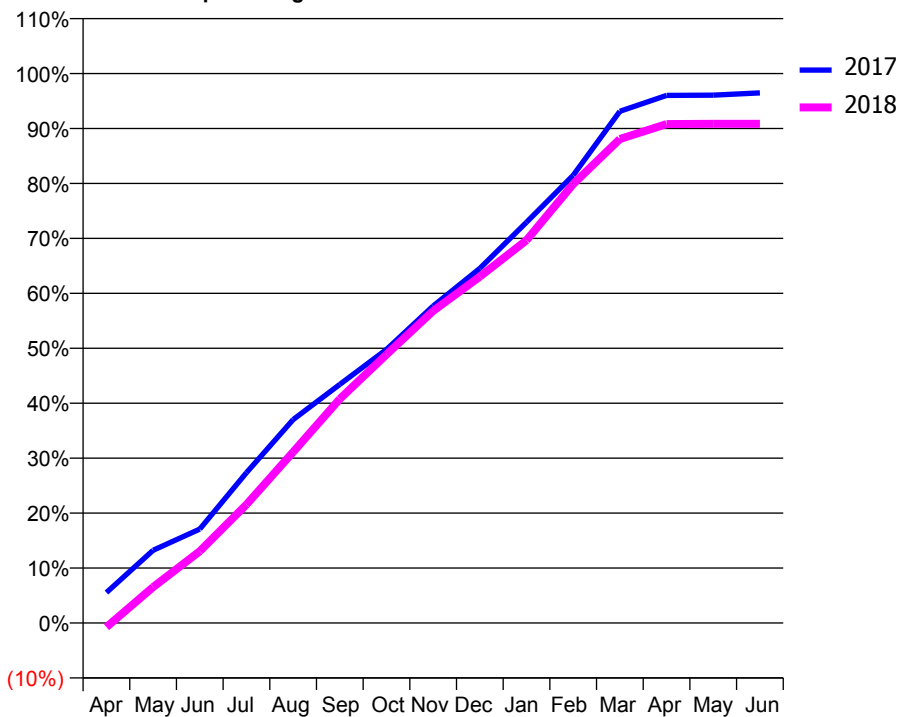
### ACCESS\*

Patients seen in 24 months	Total	Change since previous quarter
Quarter ending March 2017	2,105	
Quarter ending June 2017	2,099	→
Quarter ending September 2017	2,090	→
Quarter ending December 2017	2,070	→
Quarter ending March 2018	2,089	→
<b>Variance since March 2017</b>	<b>(0.8%)</b>	→



### ACTIVITY

Cumulative percentage of contracted UDA delivered 2017 & 2018



Month	Adjusted Scheduled Activity (UDA)	
	2017	2018
April	317	-44
May	755	373
June	975	745
July	1,560	1,229
August	2,112	1,775
September	2,477	2,326
October	2,840	2,787
November	3,291	3,240
December	3,682	3,596
January	4,160	3,974
February	4,648	4,556
March	5,312	5,024
April	5,477	5,180
May	5,479	5,182
June	5,503	5,182

### QUALITY

	Quantity	Base Number	Contract	AT	Region	England
% of FP17s for the same patient ID Re-attending within 3 months - Children	265	2,127	12.5%	12.4%	12.8%	11.9%
% of FP17s for the same patient ID Re-attending within 3 months - Adults	261	1,282	20.4%	16.8%	16.5%	16.0%
% of FP17s for the same patient ID Re-attending between 3 & 9 months - Children	1,455	2,127	68.4%	57.3%	59.7%	58.3%
% of FP17s for the same patient ID Re-attending between 3 & 9 months - Adults	647	1,282	50.5%	50.3%	52.6%	50.3%
% of FP17s for Band 1 Urgent Courses	360	3,395	10.6%	10.1%	9.1%	9.1%
% of FP17s Relating to Free Repair or Replacements	9	3,395	0.3%	0.9%	1.0%	0.8%
% of FP17s Relating to Continuations	2	3,395	0.1%	1.0%	1.2%	1.0%
% of Patients satisfied with the dentistry they have received	1	2	N/A	92.1%	91.6%	91.5%
% of Patients satisfied with the time they had to wait for an appointment	2	2	N/A	88.7%	88.3%	87.9%

\* This is based on patients treated on this contract for their most recent course of treatment. Figures in italics indicate the base number of FP17s or Patient Questionnaire responses are less than 100. N/A is shown where the base number of responses is less than 10 during the period. % is calculated as Quantity/Base number\*100

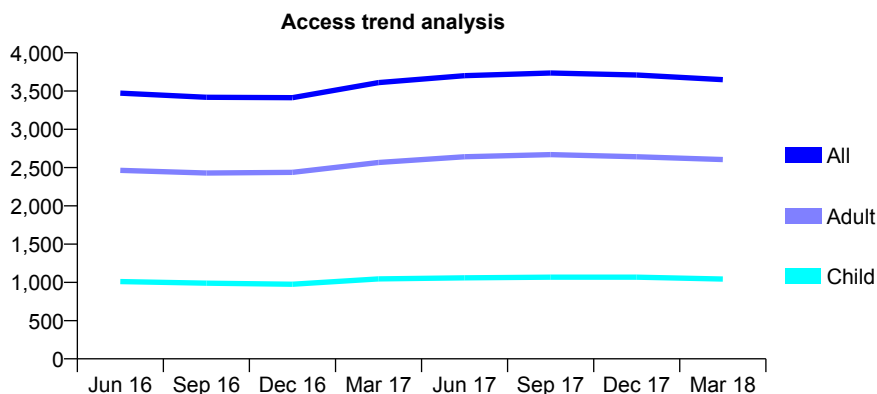
## Q46 - Vital Signs At a Glance Contract Report for 129364/0001 - Year end March 2018

Name or company name	DHS Dental Practices Ltd
Contract type name	GDS Contract
Purpose of contract	General
Contract start date	25/01/2010
Contract end date	

17/18 Contracted general activity (UDA)	13,044
Carry forward general activity (UDA)	-83
17/18 Contracted orthodontic activity (UOA)	0
Carry forward orthodontic activity (UOA)	0
Baseline contract value	£326,098.41

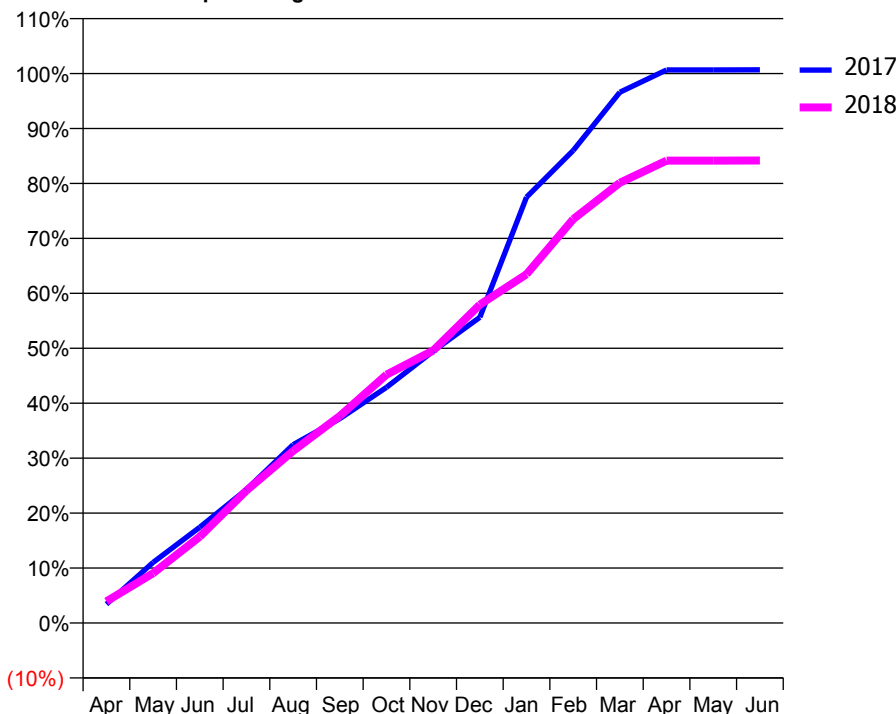
### ACCESS\*

Patients seen in 24 months	Total	Change since previous quarter
Quarter ending March 2017	3,611	
Quarter ending June 2017	3,701	↑
Quarter ending September 2017	3,736	→
Quarter ending December 2017	3,709	→
Quarter ending March 2018	3,648	↓
<b>Variance since March 2017</b>	<b>1.0%</b>	→



### ACTIVITY

Cumulative percentage of contracted UDA delivered 2017 & 2018



Month	Adjusted Scheduled Activity (UDA)	
	2017	2018
April	424	513
May	1,356	1,181
June	2,146	2,050
July	2,990	3,144
August	3,993	4,085
September	4,573	4,916
October	5,275	5,894
November	6,084	6,468
December	6,843	7,559
January	9,533	8,280
February	10,577	9,586
March	11,881	10,452
April	12,381	10,977
May	12,380	10,977
June	12,383	10,979

### QUALITY

	Quantity	Base Number	Contract	AT	Region	England
% of FP17s for the same patient ID Re-attending within 3 months - Children	98	1,412	6.9%	12.4%	12.8%	11.9%
% of FP17s for the same patient ID Re-attending within 3 months - Adults	492	3,440	14.3%	16.8%	16.5%	16.0%
% of FP17s for the same patient ID Re-attending between 3 & 9 months - Children	850	1,412	60.2%	57.3%	59.7%	58.3%
% of FP17s for the same patient ID Re-attending between 3 & 9 months - Adults	1,982	3,440	57.6%	50.3%	52.6%	50.3%
% of FP17s for Band 1 Urgent Courses	528	4,828	10.9%	10.1%	9.1%	9.1%
% of FP17s Relating to Free Repair or Replacements	32	4,828	0.7%	0.9%	1.0%	0.8%
% of FP17s Relating to Continuations	20	4,828	0.4%	1.0%	1.2%	1.0%
% of Patients satisfied with the dentistry they have received	2	2	N/A	92.1%	91.6%	91.5%
% of Patients satisfied with the time they had to wait for an appointment	2	2	N/A	88.7%	88.3%	87.9%

\* This is based on patients treated on this contract for their most recent course of treatment. Figures in italics indicate the base number of FP17s or Patient Questionnaire responses are less than 100. N/A is shown where the base number of responses is less than 10 during the period. % is calculated as Quantity/Base number\*100

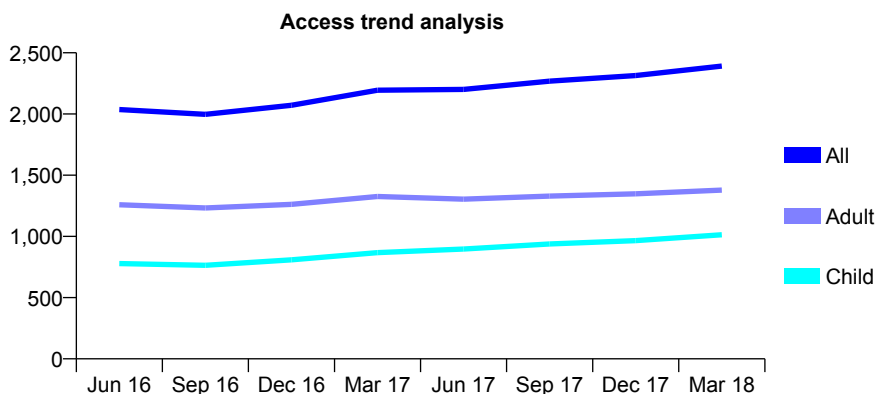
## Q46 - Vital Signs At a Glance Contract Report for 129364/0002 - Year end March 2018

Name or company name	DHS Dental Practices Ltd
Contract type name	GDS Contract
Purpose of contract	General
Contract start date	16/08/2010
Contract end date	

17/18 Contracted general activity (UDA)	6,957
Carry forward general activity (UDA)	-29
17/18 Contracted orthodontic activity (UOA)	0
Carry forward orthodontic activity (UOA)	0
Baseline contract value	£173,554.69

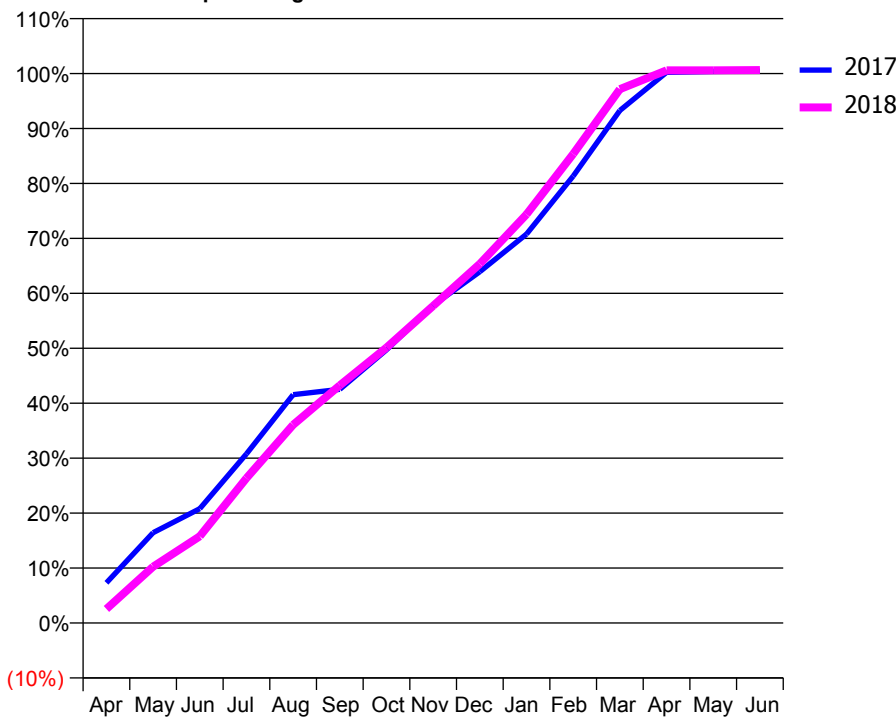
### ACCESS\*

Patients seen in 24 months	Total	Change since previous quarter
Quarter ending March 2017	2,194	
Quarter ending June 2017	2,201	→
Quarter ending September 2017	2,268	↑
Quarter ending December 2017	2,314	↑
Quarter ending March 2018	2,392	↑
<b>Variance since March 2017</b>	<b>9.0%</b>	<b>↑</b>



### ACTIVITY

Cumulative percentage of contracted UDA delivered 2017 & 2018



Adjusted Scheduled Activity (UDA)

Month	2017	2018
April	510	178
May	1,144	713
June	1,448	1,099
July	2,141	1,834
August	2,891	2,510
September	2,958	3,010
October	3,459	3,487
November	4,023	4,015
December	4,448	4,548
January	4,924	5,174
February	5,657	5,938
March	6,490	6,759
April	6,972	6,997
May	6,983	6,998
June	6,986	7,000

### QUALITY

	Quantity	Base Number	Contract	AT	Region	England
% of FP17s for the same patient ID Re-attending within 3 months - Children	116	1,653	7.0%	12.4%	12.8%	11.9%
% of FP17s for the same patient ID Re-attending within 3 months - Adults	231	2,034	11.4%	16.8%	16.5%	16.0%
% of FP17s for the same patient ID Re-attending between 3 & 9 months - Children	1,019	1,653	61.6%	57.3%	59.7%	58.3%
% of FP17s for the same patient ID Re-attending between 3 & 9 months - Adults	1,191	2,034	58.6%	50.3%	52.6%	50.3%
% of FP17s for Band 1 Urgent Courses	258	3,522	7.3%	10.1%	9.1%	9.1%
% of FP17s Relating to Free Repair or Replacements	11	3,522	0.3%	0.9%	1.0%	0.8%
% of FP17s Relating to Continuations	2	3,522	0.1%	1.0%	1.2%	1.0%
% of Patients satisfied with the dentistry they have received	0	0	N/A	92.1%	91.6%	91.5%
% of Patients satisfied with the time they had to wait for an appointment	0	0	N/A	88.7%	88.3%	87.9%

\* This is based on patients treated on this contract for their most recent course of treatment. Figures in italics indicate the base number of FP17s or Patient Questionnaire responses are less than 100. N/A is shown where the base number of responses is less than 10 during the period. % is calculated as Quantity/Base number\*100

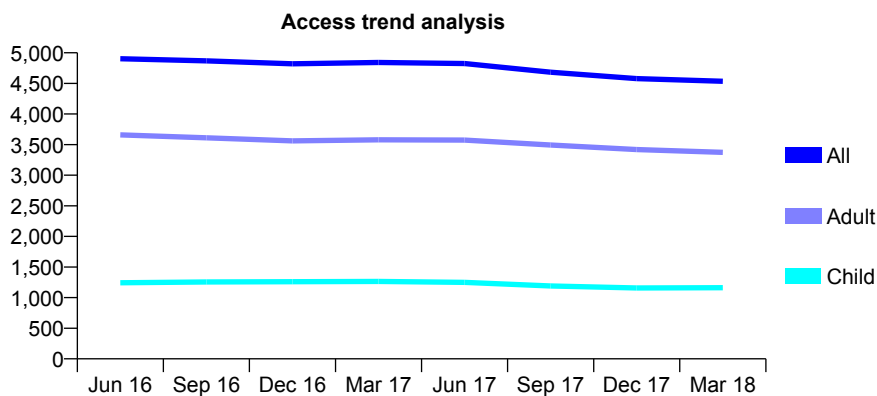
## Q46 - Vital Signs At a Glance Contract Report for 129739/0001 - Year end March 2018

Name or company name	Offerton Fold Dental Practice Ltd
Contract type name	GDS Contract
Purpose of contract	General
Contract start date	01/04/2008
Contract end date	

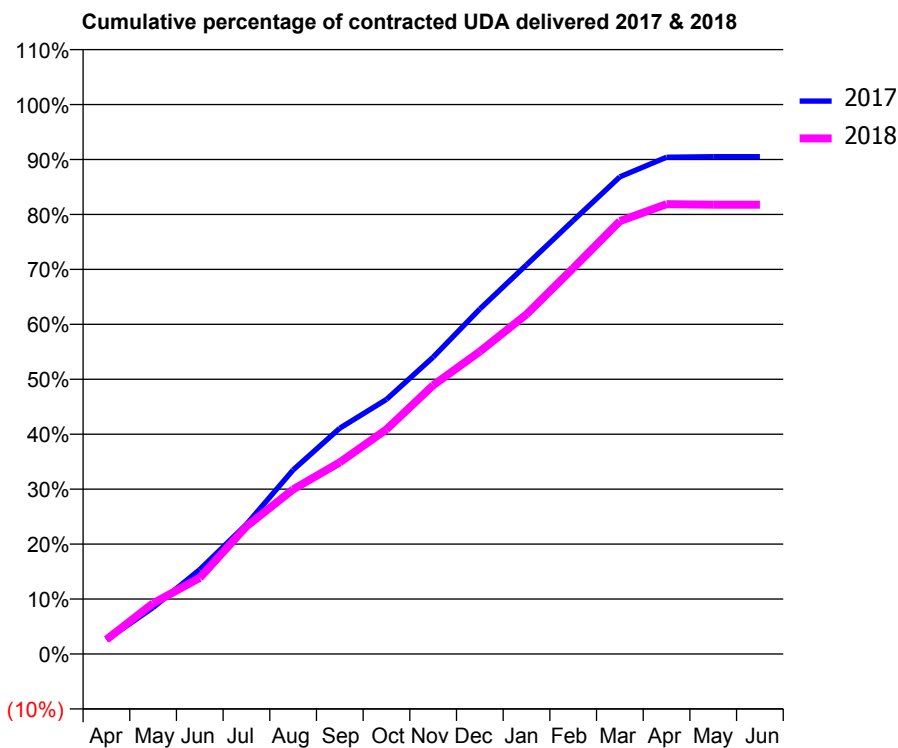
17/18 Contracted general activity (UDA)	14,812
Carry forward general activity (UDA)	0
17/18 Contracted orthodontic activity (UOA)	0
Carry forward orthodontic activity (UOA)	0
Baseline contract value	£508,809.55

### ACCESS\*

Patients seen in 24 months	Total	Change since previous quarter
Quarter ending March 2017	4,842	
Quarter ending June 2017	4,824	→
Quarter ending September 2017	4,684	↓
Quarter ending December 2017	4,578	↓
Quarter ending March 2018	4,535	→
<b>Variance since March 2017</b>	<b>(6.3%)</b>	<b>↓</b>



### ACTIVITY



Month	Adjusted Scheduled Activity (UDA)	
	2017	2018
April	384	389
May	1,253	1,366
June	2,278	2,053
July	3,497	3,441
August	4,962	4,436
September	6,087	5,169
October	6,864	6,056
November	8,003	7,244
December	9,300	8,153
January	10,492	9,156
February	11,684	10,401
March	12,862	11,671
April	13,390	12,124
May	13,406	12,111
June	13,406	12,110

### QUALITY

	Quantity	Base Number	Contract	AT	Region	England
% of FP17s for the same patient ID Re-attending within 3 months - Children	117	1,638	7.1%	12.4%	12.8%	11.9%
% of FP17s for the same patient ID Re-attending within 3 months - Adults	615	4,728	13.0%	16.8%	16.5%	16.0%
% of FP17s for the same patient ID Re-attending between 3 & 9 months - Children	943	1,638	57.6%	57.3%	59.7%	58.3%
% of FP17s for the same patient ID Re-attending between 3 & 9 months - Adults	2,540	4,728	53.7%	50.3%	52.6%	50.3%
% of FP17s for Band 1 Urgent Courses	457	6,371	7.2%	10.1%	9.1%	9.1%
% of FP17s Relating to Free Repair or Replacements	64	6,371	1.0%	0.9%	1.0%	0.8%
% of FP17s Relating to Continuations	87	6,371	1.4%	1.0%	1.2%	1.0%
% of Patients satisfied with the dentistry they have received	2	2	N/A	92.1%	91.6%	91.5%
% of Patients satisfied with the time they had to wait for an appointment	2	2	N/A	88.7%	88.3%	87.9%

\* This is based on patients treated on this contract for their most recent course of treatment. Figures in italics indicate the base number of FP17s or Patient Questionnaire responses are less than 100. N/A is shown where the base number of responses is less than 10 during the period. % is calculated as Quantity/Base number\*100

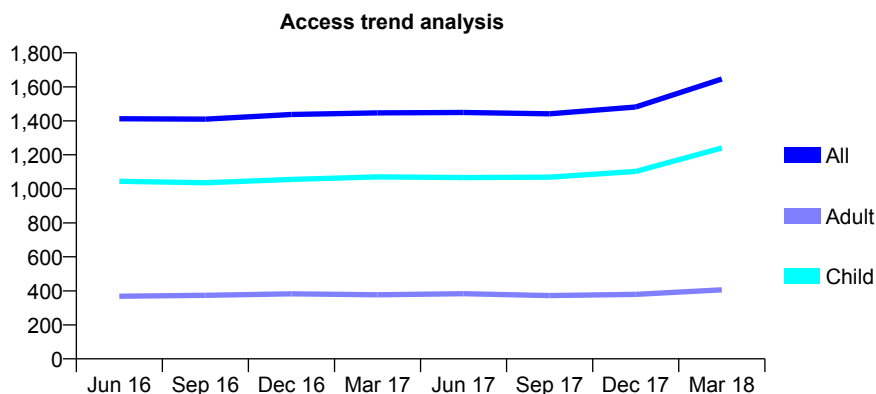
## Q46 - Vital Signs At a Glance Contract Report for 130001/0001 - Year end March 2018

Name or company name	530 Dental Care
Contract type name	GDS Contract
Purpose of contract	General
Contract start date	01/06/2010
Contract end date	

17/18 Contracted general activity (UDA)	4,012
Carry forward general activity (UDA)	-74
17/18 Contracted orthodontic activity (UOA)	0
Carry forward orthodontic activity (UOA)	0
Baseline contract value	£91,674.19

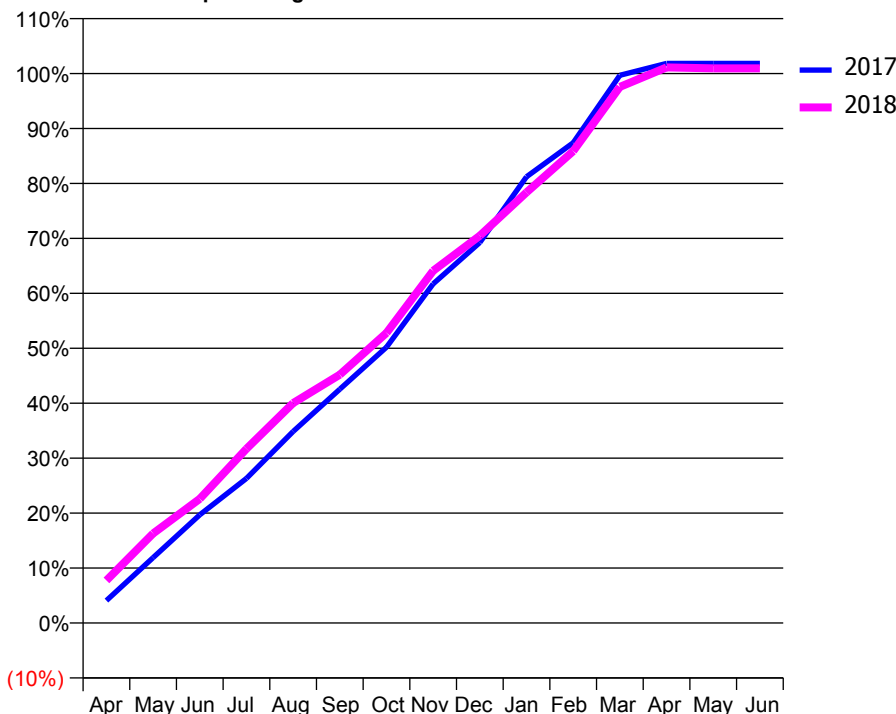
### ACCESS\*

Patients seen in 24 months	Total	Change since previous quarter
Quarter ending March 2017	1,447	
Quarter ending June 2017	1,449	→
Quarter ending September 2017	1,441	→
Quarter ending December 2017	1,481	↑
Quarter ending March 2018	1,646	↑
<b>Variance since March 2017</b>	<b>13.8%</b>	<b>↑</b>



### ACTIVITY

Cumulative percentage of contracted UDA delivered 2017 & 2018



Month	Adjusted Scheduled Activity (UDA)	
	2017	2018
April	164	311
May	477	653
June	790	907
July	1,056	1,272
August	1,398	1,606
September	1,708	1,813
October	2,014	2,118
November	2,476	2,572
December	2,779	2,828
January	3,258	3,144
February	3,506	3,445
March	3,999	3,915
April	4,086	4,056
May	4,086	4,049
June	4,086	4,049

### QUALITY

	Quantity	Base Number	Contract	AT	Region	England
% of FP17s for the same patient ID Re-attending within 3 months - Children	235	2,008	11.7%	12.4%	12.8%	11.9%
% of FP17s for the same patient ID Re-attending within 3 months - Adults	40	347	11.5%	16.8%	16.5%	16.0%
% of FP17s for the same patient ID Re-attending between 3 & 9 months - Children	1,205	2,008	60.0%	57.3%	59.7%	58.3%
% of FP17s for the same patient ID Re-attending between 3 & 9 months - Adults	210	347	60.5%	50.3%	52.6%	50.3%
% of FP17s for Band 1 Urgent Courses	16	2,382	0.7%	10.1%	9.1%	9.1%
% of FP17s Relating to Free Repair or Replacements	0	2,382	0.0%	0.9%	1.0%	0.8%
% of FP17s Relating to Continuations	53	2,382	2.2%	1.0%	1.2%	1.0%
% of Patients satisfied with the dentistry they have received	0	0	N/A	92.1%	91.6%	91.5%
% of Patients satisfied with the time they had to wait for an appointment	0	0	N/A	88.7%	88.3%	87.9%

\* This is based on patients treated on this contract for their most recent course of treatment. Figures in italics indicate the base number of FP17s or Patient Questionnaire responses are less than 100. N/A is shown where the base number of responses is less than 10 during the period. % is calculated as Quantity/Base number\*100

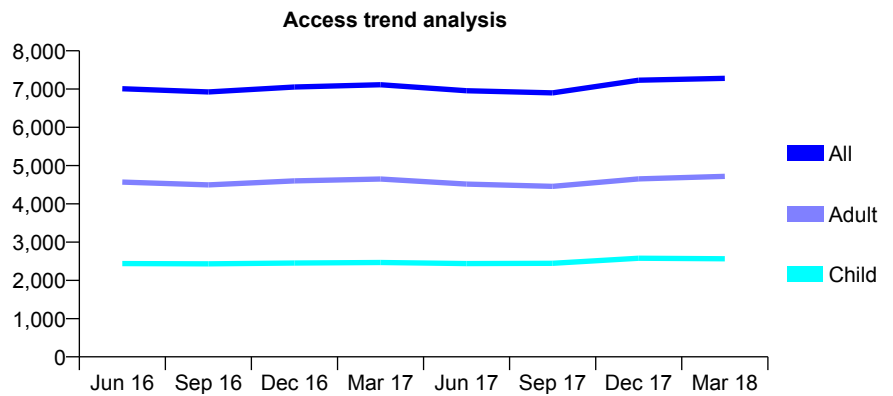
## Q46 - Vital Signs At a Glance Contract Report for 130761/0001 - Year end March 2018

Name or company name	Ravat & Ray Dental Care (Deane) Ltd
Contract type name	GDS Contract
Purpose of contract	General
Contract start date	01/04/2011
Contract end date	

17/18 Contracted general activity (UDA)	18,900
Carry forward general activity (UDA)	-378
17/18 Contracted orthodontic activity (UOA)	0
Carry forward orthodontic activity (UOA)	0
Baseline contract value	£520,307.77

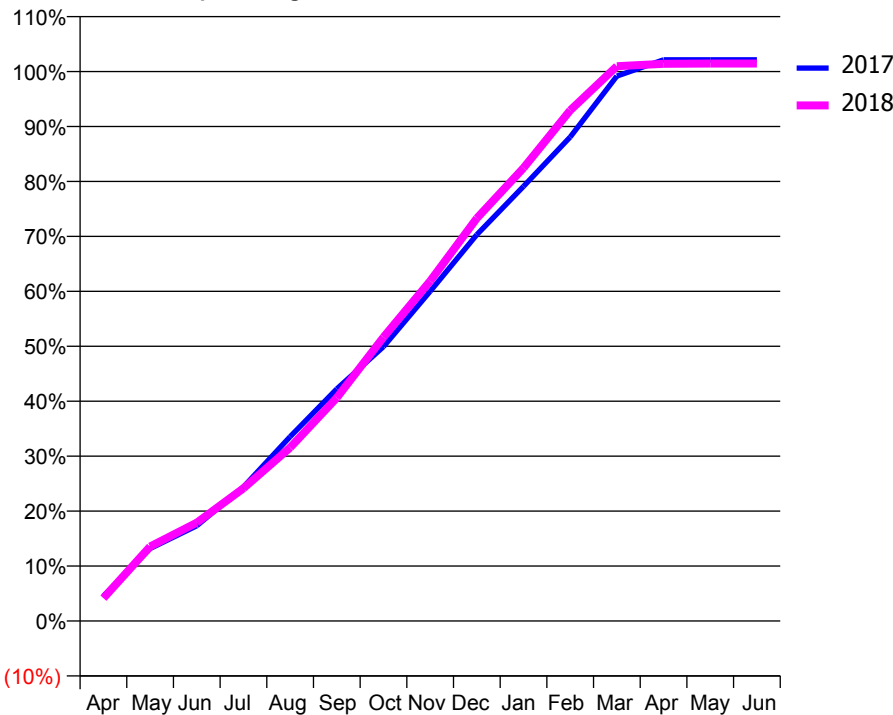
### ACCESS\*

Patients seen in 24 months	Total	Change since previous quarter
Quarter ending March 2017	7,114	
Quarter ending June 2017	6,956	↓
Quarter ending September 2017	6,901	→
Quarter ending December 2017	7,230	↑
Quarter ending March 2018	7,281	→
<b>Variance since March 2017</b>	<b>2.3%</b>	<b>↑</b>



### ACTIVITY

Cumulative percentage of contracted UDA delivered 2017 & 2018



Month	Adjusted Scheduled Activity (UDA)	
	2017	2018
April	860	788
May	2,491	2,563
June	3,275	3,381
July	4,613	4,566
August	6,339	5,965
September	7,982	7,682
October	9,437	9,763
November	11,339	11,692
December	13,291	13,853
January	14,951	15,583
February	16,646	17,565
March	18,741	19,083
April	19,302	19,164
May	19,301	19,173
June	19,301	19,173

### QUALITY

	Quantity	Base Number	Contract	AT	Region	England
% of FP17s for the same patient ID Re-attending within 3 months - Children	502	4,408	11.4%	12.4%	12.8%	11.9%
% of FP17s for the same patient ID Re-attending within 3 months - Adults	816	6,501	12.6%	16.8%	16.5%	16.0%
% of FP17s for the same patient ID Re-attending between 3 & 9 months - Children	2,769	4,408	62.8%	57.3%	59.7%	58.3%
% of FP17s for the same patient ID Re-attending between 3 & 9 months - Adults	3,595	6,501	55.3%	50.3%	52.6%	50.3%
% of FP17s for Band 1 Urgent Courses	1,195	10,686	11.2%	10.1%	9.1%	9.1%
% of FP17s Relating to Free Repair or Replacements	63	10,686	0.6%	0.9%	1.0%	0.8%
% of FP17s Relating to Continuations	2	10,686	0.0%	1.0%	1.2%	1.0%
% of Patients satisfied with the dentistry they have received	2	2	N/A	92.1%	91.6%	91.5%
% of Patients satisfied with the time they had to wait for an appointment	2	2	N/A	88.7%	88.3%	87.9%

\* This is based on patients treated on this contract for their most recent course of treatment. Figures in italics indicate the base number of FP17s or Patient Questionnaire responses are less than 100. N/A is shown where the base number of responses is less than 10 during the period. % is calculated as Quantity/Base number\*100

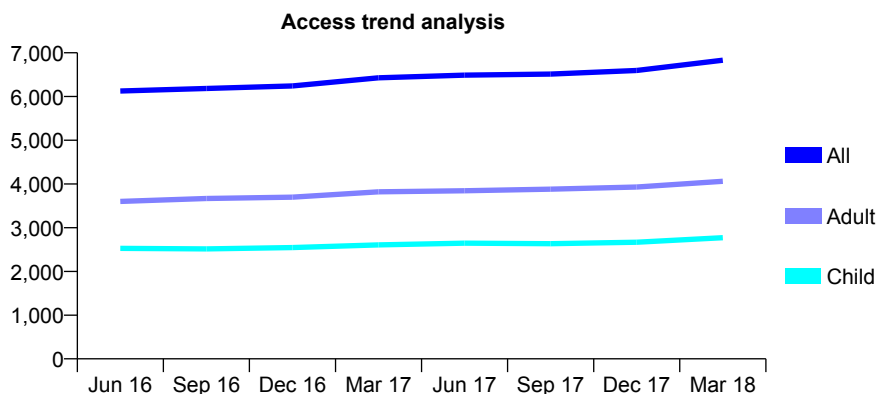
## Q46 - Vital Signs At a Glance Contract Report for 131318/0001 - Year end March 2018

Name or company name	Bennison Dental Practice
Contract type name	GDS Contract
Purpose of contract	General
Contract start date	01/10/2014
Contract end date	

17/18 Contracted general activity (UDA)	21,338
Carry forward general activity (UDA)	-9
17/18 Contracted orthodontic activity (UOA)	0
Carry forward orthodontic activity (UOA)	0
Baseline contract value	£685,194.83

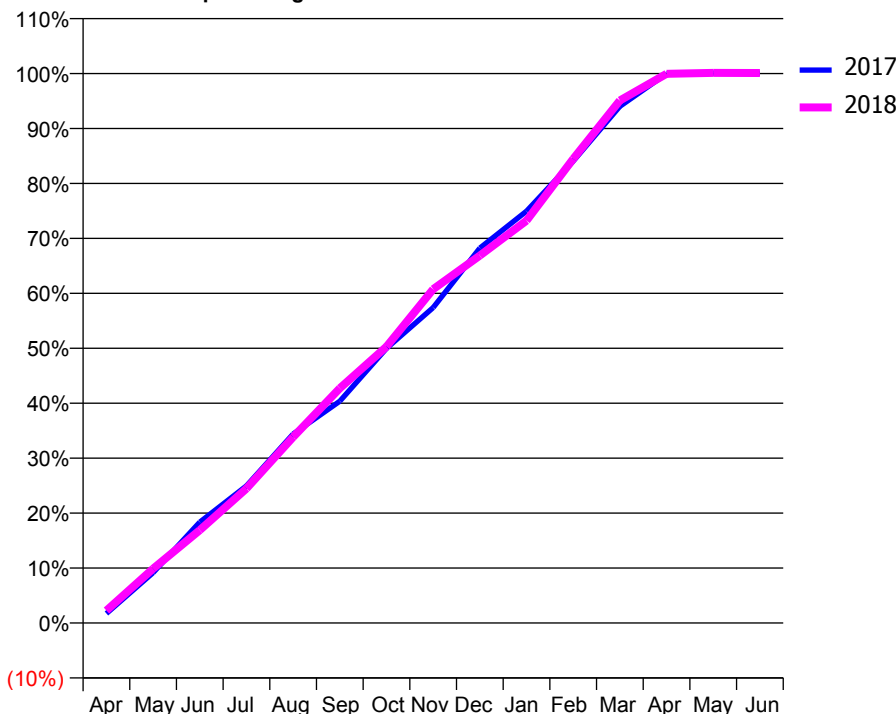
### ACCESS\*

Patients seen in 24 months	Total	Change since previous quarter
Quarter ending March 2017	6,428	
Quarter ending June 2017	6,490	→
Quarter ending September 2017	6,513	→
Quarter ending December 2017	6,595	→
Quarter ending March 2018	6,832	↑
<b>Variance since March 2017</b>	6.3%	↑



### ACTIVITY

Cumulative percentage of contracted UDA delivered 2017 & 2018



Month	Adjusted Scheduled Activity (UDA)	
	2017	2018
April	369	484
May	1,956	2,108
June	3,916	3,609
July	5,324	5,224
August	7,339	7,221
September	8,612	9,117
October	10,664	10,729
November	12,248	12,961
December	14,559	14,268
January	15,991	15,624
February	17,936	18,024
March	20,063	20,292
April	21,333	21,323
May	21,350	21,361
June	21,347	21,359

### QUALITY

	Quantity	Base Number	Contract	AT	Region	England
% of FP17s for the same patient ID Re-attending within 3 months - Children	676	5,084	13.3%	12.4%	12.8%	11.9%
% of FP17s for the same patient ID Re-attending within 3 months - Adults	830	6,057	13.7%	16.8%	16.5%	16.0%
% of FP17s for the same patient ID Re-attending between 3 & 9 months - Children	3,412	5,084	67.1%	57.3%	59.7%	58.3%
% of FP17s for the same patient ID Re-attending between 3 & 9 months - Adults	3,732	6,057	61.6%	50.3%	52.6%	50.3%
% of FP17s for Band 1 Urgent Courses	500	10,028	5.0%	10.1%	9.1%	9.1%
% of FP17s Relating to Free Repair or Replacements	31	10,028	0.3%	0.9%	1.0%	0.8%
% of FP17s Relating to Continuations	3	10,028	0.0%	1.0%	1.2%	1.0%
% of Patients satisfied with the dentistry they have received	3	3	N/A	92.1%	91.6%	91.5%
% of Patients satisfied with the time they had to wait for an appointment	3	3	N/A	88.7%	88.3%	87.9%

\* This is based on patients treated on this contract for their most recent course of treatment. Figures in italics indicate the base number of FP17s or Patient Questionnaire responses are less than 100. N/A is shown where the base number of responses is less than 10 during the period. % is calculated as Quantity/Base number\*100



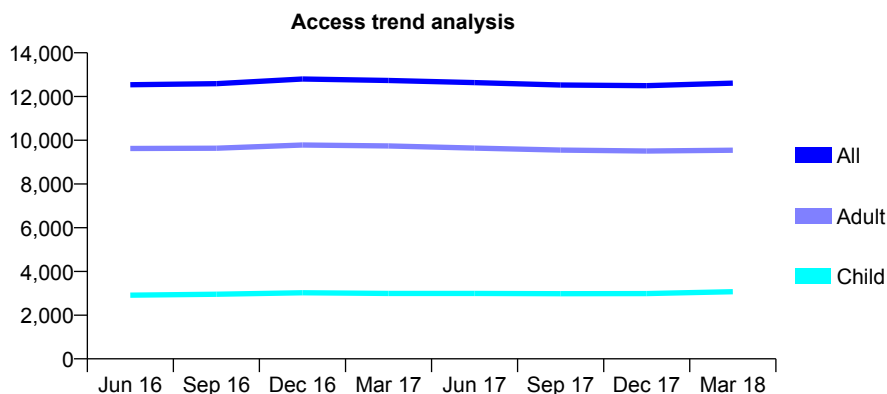
## Q46 - Vital Signs At a Glance Contract Report for 131415/0001 - Year end March 2018

Name or company name	Kinshuck Family Dentistry Ltd
Contract type name	GDS Contract
Purpose of contract	General
Contract start date	01/10/2008
Contract end date	

17/18 Contracted general activity (UDA)	37,000
Carry forward general activity (UDA)	-167
17/18 Contracted orthodontic activity (UOA)	0
Carry forward orthodontic activity (UOA)	0
Baseline contract value	£1,092,593.47

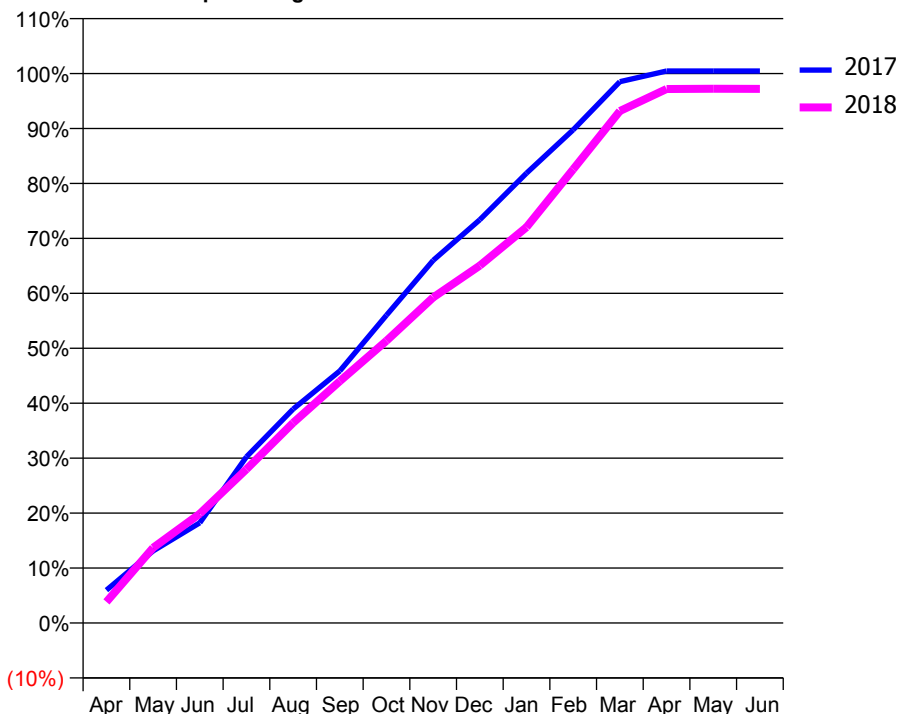
### ACCESS\*

Patients seen in 24 months	Total	Change since previous quarter
Quarter ending March 2017	12,736	
Quarter ending June 2017	12,637	→
Quarter ending September 2017	12,529	→
Quarter ending December 2017	12,497	→
Quarter ending March 2018	12,615	→
<b>Variance since March 2017</b>	<b>(1.0%)</b>	→



### ACTIVITY

**Cumulative percentage of contracted UDA delivered 2017 & 2018**



Month	Adjusted Scheduled Activity (UDA)	
	2017	2018
April	2,214	1,422
May	4,853	5,068
June	6,748	7,360
July	11,195	10,358
August	14,402	13,482
September	16,975	16,283
October	20,725	19,003
November	24,421	21,918
December	27,159	24,068
January	30,292	26,653
February	33,206	30,547
March	36,446	34,473
April	37,166	35,952
May	37,167	35,971
June	37,167	35,966

### QUALITY

	Quantity	Base Number	Contract	AT	Region	England
% of FP17s for the same patient ID Re-attending within 3 months - Children	642	5,430	11.8%	12.4%	12.8%	11.9%
% of FP17s for the same patient ID Re-attending within 3 months - Adults	1,791	14,285	12.5%	16.8%	16.5%	16.0%
% of FP17s for the same patient ID Re-attending between 3 & 9 months - Children	3,418	5,430	62.9%	57.3%	59.7%	58.3%
% of FP17s for the same patient ID Re-attending between 3 & 9 months - Adults	8,810	14,285	61.7%	50.3%	52.6%	50.3%
% of FP17s for Band 1 Urgent Courses	1,324	19,228	6.9%	10.1%	9.1%	9.1%
% of FP17s Relating to Free Repair or Replacements	131	19,228	0.7%	0.9%	1.0%	0.8%
% of FP17s Relating to Continuations	326	19,228	1.7%	1.0%	1.2%	1.0%
% of Patients satisfied with the dentistry they have received	10	10	100.0%	92.1%	91.6%	91.5%
% of Patients satisfied with the time they had to wait for an appointment	10	10	100.0%	88.7%	88.3%	87.9%

\* This is based on patients treated on this contract for their most recent course of treatment. Figures in italics indicate the base number of FP17s or Patient Questionnaire responses are less than 100. N/A is shown where the base number of responses is less than 10 during the period. % is calculated as Quantity/Base number\*100

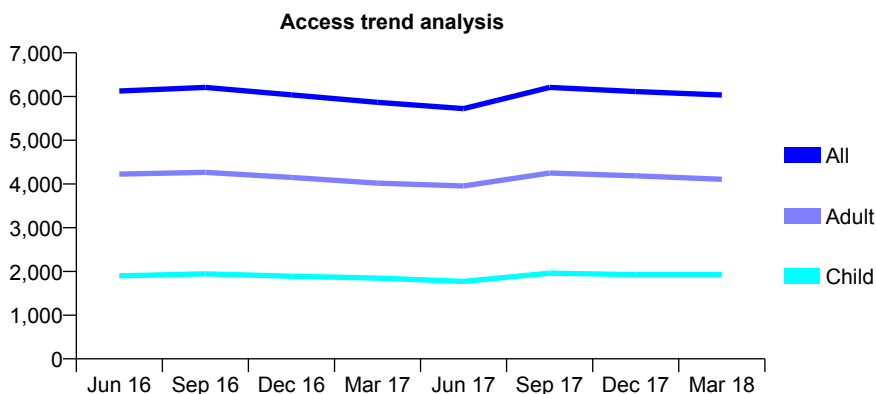
## Q46 - Vital Signs At a Glance Contract Report for 132284/0001 - Year end March 2018

Name or company name	Smile Care (Dental) LTD
Contract type name	GDS Contract
Purpose of contract	General
Contract start date	01/04/2011
Contract end date	

17/18 Contracted general activity (UDA)	20,234
Carry forward general activity (UDA)	2,092
17/18 Contracted orthodontic activity (UOA)	0
Carry forward orthodontic activity (UOA)	0
Baseline contract value	£530,463.39

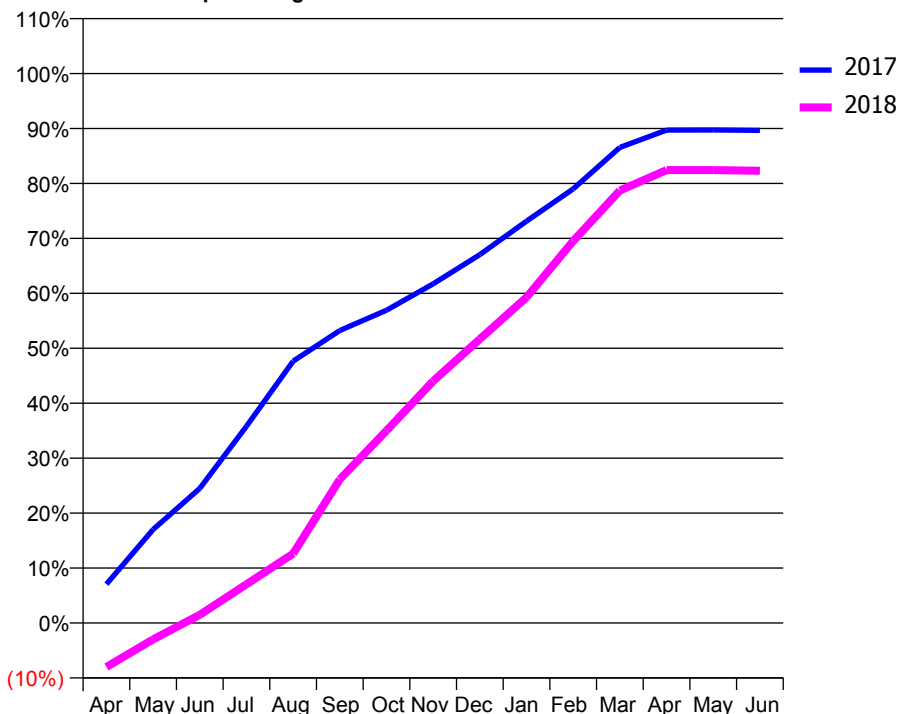
### ACCESS\*

Patients seen in 24 months	Total	Change since previous quarter
Quarter ending March 2017	5,866	
Quarter ending June 2017	5,724	↓
Quarter ending September 2017	6,208	↑
Quarter ending December 2017	6,114	↓
Quarter ending March 2018	6,035	↓
<b>Variance since March 2017</b>	<b>2.9%</b>	<b>↑</b>



### ACTIVITY

Cumulative percentage of contracted UDA delivered 2017 & 2018



Month	Adjusted Scheduled Activity (UDA)	
	2017	2018
April	1,433	-1,625
May	3,444	-608
June	4,957	303
July	7,247	1,426
August	9,641	2,558
September	10,772	5,291
October	11,517	7,082
November	12,487	8,911
December	13,567	10,457
January	14,795	11,992
February	15,983	14,068
March	17,514	15,928
April	18,152	16,677
May	18,157	16,676
June	18,142	16,650

### QUALITY

	Quantity	Base Number	Contract	AT	Region	England
% of FP17s for the same patient ID Re-attending within 3 months - Children	191	2,164	8.8%	12.4%	12.8%	11.9%
% of FP17s for the same patient ID Re-attending within 3 months - Adults	745	4,763	15.6%	16.8%	16.5%	16.0%
% of FP17s for the same patient ID Re-attending between 3 & 9 months - Children	719	2,164	33.2%	57.3%	59.7%	58.3%
% of FP17s for the same patient ID Re-attending between 3 & 9 months - Adults	1,671	4,763	35.1%	50.3%	52.6%	50.3%
% of FP17s for Band 1 Urgent Courses	1,003	6,995	14.3%	10.1%	9.1%	9.1%
% of FP17s Relating to Free Repair or Replacements	40	6,995	0.6%	0.9%	1.0%	0.8%
% of FP17s Relating to Continuations	20	6,995	0.3%	1.0%	1.2%	1.0%
% of Patients satisfied with the dentistry they have received	3	3	N/A	92.1%	91.6%	91.5%
% of Patients satisfied with the time they had to wait for an appointment	2	3	N/A	88.7%	88.3%	87.9%

\* This is based on patients treated on this contract for their most recent course of treatment. Figures in italics indicate the base number of FP17s or Patient Questionnaire responses are less than 100. N/A is shown where the base number of responses is less than 10 during the period. % is calculated as Quantity/Base number\*100

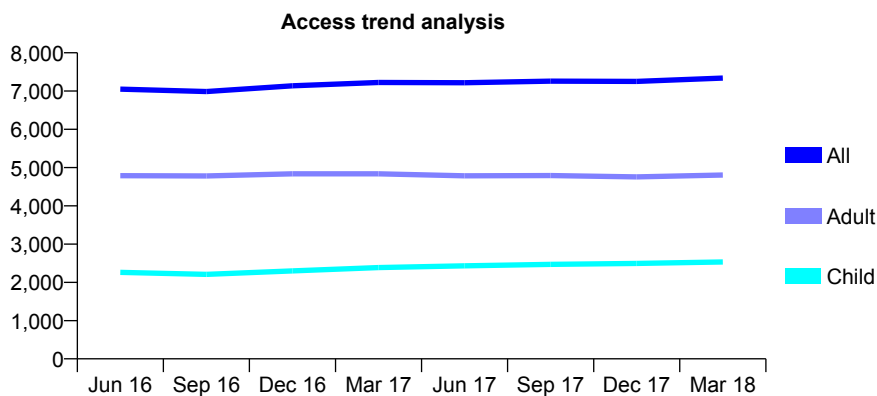
## Q46 - Vital Signs At a Glance Contract Report for 133353/0001 - Year end March 2018

Name or company name	Droylsden Road Dental Practice
Contract type name	GDS Contract
Purpose of contract	General
Contract start date	01/02/2012
Contract end date	

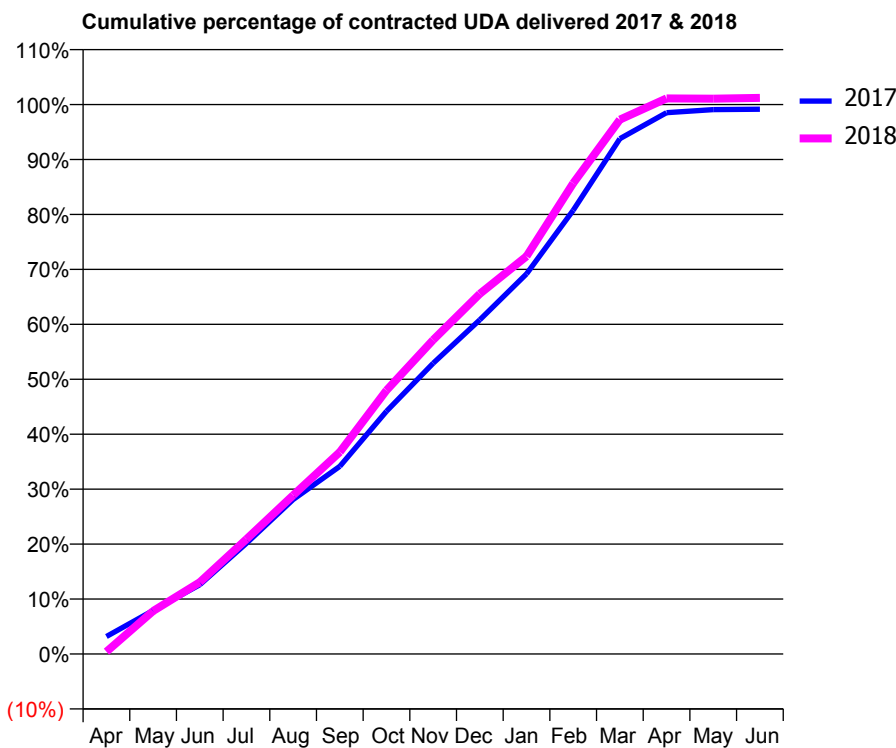
17/18 Contracted general activity (UDA)	21,267
Carry forward general activity (UDA)	181
17/18 Contracted orthodontic activity (UOA)	0
Carry forward orthodontic activity (UOA)	0
Baseline contract value	£693,976.35

### ACCESS\*

Patients seen in 24 months	Total	Change since previous quarter
Quarter ending March 2017	7,223	
Quarter ending June 2017	7,218	→
Quarter ending September 2017	7,261	→
Quarter ending December 2017	7,252	→
Quarter ending March 2018	7,338	→
<b>Variance since March 2017</b>	<b>1.6%</b>	<b>→</b>



### ACTIVITY



Month	Adjusted Scheduled Activity (UDA)	
	2017	2018
April	680	91
May	1,687	1,666
June	2,682	2,777
July	4,285	4,448
August	5,978	6,142
September	7,262	7,817
October	9,396	10,207
November	11,252	12,155
December	12,935	13,941
January	14,712	15,391
February	17,173	18,218
March	19,946	20,680
April	20,950	21,502
May	21,069	21,493
June	21,086	21,523

### QUALITY

	Quantity	Base Number	Contract	AT	Region	England
% of FP17s for the same patient ID Re-attending within 3 months - Children	228	3,340	6.8%	12.4%	12.8%	11.9%
% of FP17s for the same patient ID Re-attending within 3 months - Adults	664	6,010	11.0%	16.8%	16.5%	16.0%
% of FP17s for the same patient ID Re-attending between 3 & 9 months - Children	1,802	3,340	54.0%	57.3%	59.7%	58.3%
% of FP17s for the same patient ID Re-attending between 3 & 9 months - Adults	3,076	6,010	51.2%	50.3%	52.6%	50.3%
% of FP17s for Band 1 Urgent Courses	484	8,703	5.6%	10.1%	9.1%	9.1%
% of FP17s Relating to Free Repair or Replacements	78	8,703	0.9%	0.9%	1.0%	0.8%
% of FP17s Relating to Continuations	31	8,703	0.4%	1.0%	1.2%	1.0%
% of Patients satisfied with the dentistry they have received	3	3	N/A	92.1%	91.6%	91.5%
% of Patients satisfied with the time they had to wait for an appointment	3	3	N/A	88.7%	88.3%	87.9%

\* This is based on patients treated on this contract for their most recent course of treatment. Figures in italics indicate the base number of FP17s or Patient Questionnaire responses are less than 100. N/A is shown where the base number of responses is less than 10 during the period. % is calculated as Quantity/Base number\*100

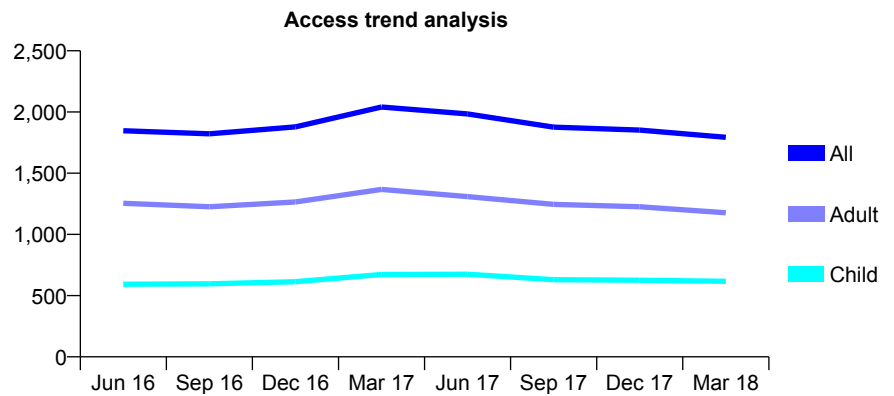
## Q46 - Vital Signs At a Glance Contract Report for 133485/0001 - Year end March 2018

Name or company name	Ethos Dental Care
Contract type name	GDS Contract
Purpose of contract	General
Contract start date	09/03/2015
Contract end date	

17/18 Contracted general activity (UDA)	5,553
Carry forward general activity (UDA)	0
17/18 Contracted orthodontic activity (UOA)	0
Carry forward orthodontic activity (UOA)	0
Baseline contract value	£119,209.49

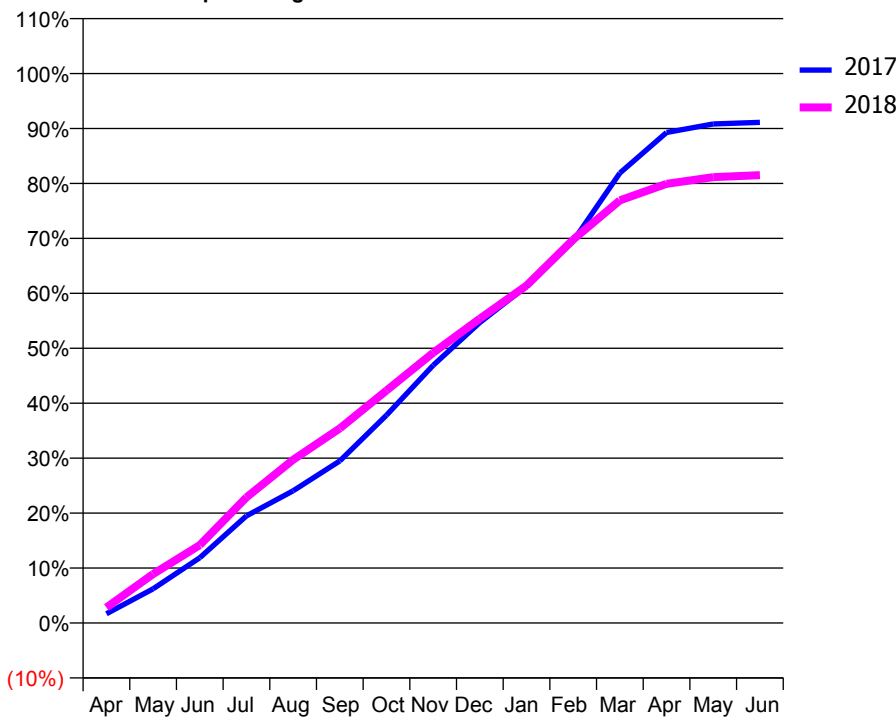
### ACCESS\*

Patients seen in 24 months	Total	Change since previous quarter
Quarter ending March 2017	2,041	
Quarter ending June 2017	1,984	↓
Quarter ending September 2017	1,876	↓
Quarter ending December 2017	1,852	↓
Quarter ending March 2018	1,794	↓
<b>Variance since March 2017</b>	<b>(12.1%)</b>	<b>↓</b>



### ACTIVITY

Cumulative percentage of contracted UDA delivered 2017 & 2018



Month	Adjusted Scheduled Activity (UDA)	
	2017	2018
April	93	157
May	346	495
June	660	788
July	1,082	1,271
August	1,336	1,650
September	1,638	1,966
October	2,100	2,349
November	2,605	2,731
December	3,037	3,075
January	3,404	3,411
February	3,860	3,875
March	4,547	4,271
April	4,957	4,439
May	5,043	4,506
June	5,060	4,526

### QUALITY

	Quantity	Base Number	Contract	AT	Region	England
% of FP17s for the same patient ID Re-attending within 3 months - Children	105	975	10.8%	12.4%	12.8%	11.9%
% of FP17s for the same patient ID Re-attending within 3 months - Adults	219	1,681	13.0%	16.8%	16.5%	16.0%
% of FP17s for the same patient ID Re-attending between 3 & 9 months - Children	560	975	57.4%	57.3%	59.7%	58.3%
% of FP17s for the same patient ID Re-attending between 3 & 9 months - Adults	831	1,681	49.4%	50.3%	52.6%	50.3%
% of FP17s for Band 1 Urgent Courses	245	2,601	9.4%	10.1%	9.1%	9.1%
% of FP17s Relating to Free Repair or Replacements	6	2,601	0.2%	0.9%	1.0%	0.8%
% of FP17s Relating to Continuations	7	2,601	0.3%	1.0%	1.2%	1.0%
% of Patients satisfied with the dentistry they have received	3	3	N/A	92.1%	91.6%	91.5%
% of Patients satisfied with the time they had to wait for an appointment	3	3	N/A	88.7%	88.3%	87.9%

\* This is based on patients treated on this contract for their most recent course of treatment. Figures in italics indicate the base number of FP17s or Patient Questionnaire responses are less than 100. N/A is shown where the base number of responses is less than 10 during the period. % is calculated as Quantity/Base number\*100

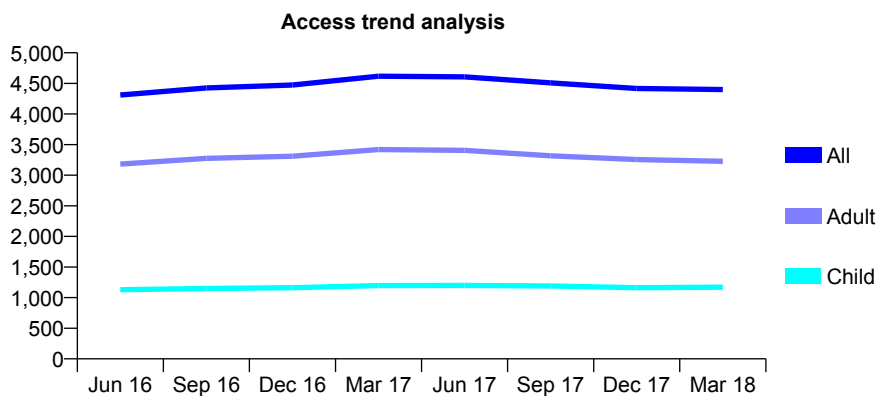
## Q46 - Vital Signs At a Glance Contract Report for 134899/0001 - Year end March 2018

Name or company name	High Lane Partnership
Contract type name	GDS Contract
Purpose of contract	General and Orthodontic
Contract start date	01/06/2015
Contract end date	

17/18 Contracted general activity (UDA)	14,969
Carry forward general activity (UDA)	2
17/18 Contracted orthodontic activity (UOA)	309
Carry forward orthodontic activity (UOA)	-6
Baseline contract value	£437,919.13

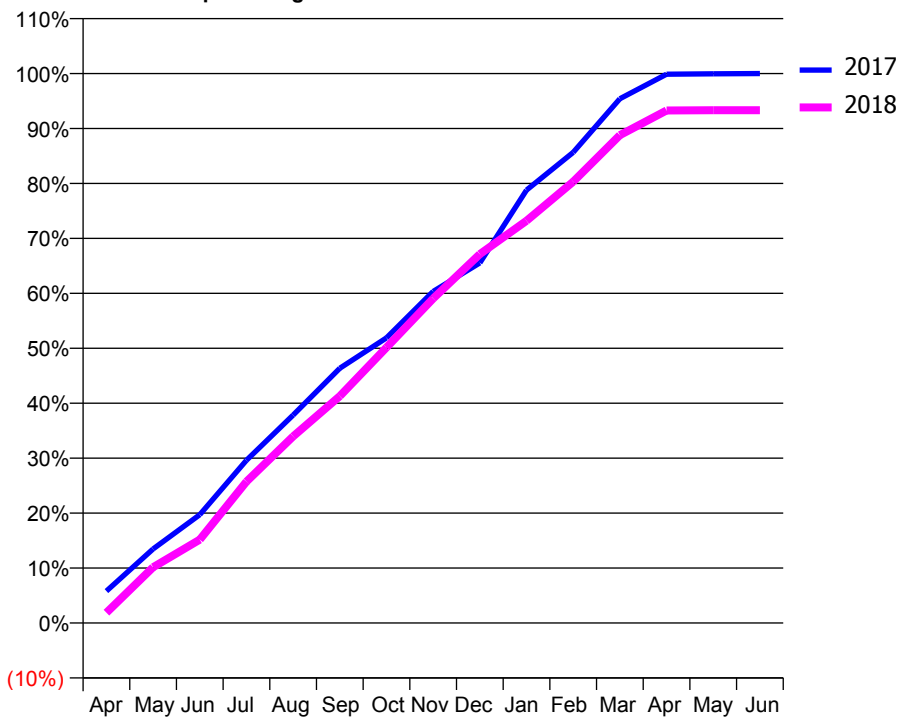
### ACCESS\*

Patients seen in 24 months	Total	Change since previous quarter
Quarter ending March 2017	4,617	
Quarter ending June 2017	4,606	→
Quarter ending September 2017	4,508	↓
Quarter ending December 2017	4,417	↓
Quarter ending March 2018	4,400	→
<b>Variance since March 2017</b>	<b>(4.7%)</b>	<b>↓</b>



### ACTIVITY

Cumulative percentage of contracted UDA delivered 2017 & 2018



Month	Adjusted Scheduled Activity (UDA)	
	2017	2018
April	871	281
May	2,019	1,521
June	2,950	2,271
July	4,432	3,854
August	5,665	5,083
September	6,942	6,182
October	7,768	7,506
November	9,033	8,839
December	9,810	10,048
January	11,791	10,958
February	12,820	12,021
March	14,283	13,289
April	14,949	13,962
May	14,959	13,967
June	14,967	13,967

### QUALITY

	Quantity	Base Number	Contract	AT	Region	England
% of FP17s for the same patient ID Re-attending within 3 months - Children	318	2,168	14.7%	12.4%	12.8%	11.9%
% of FP17s for the same patient ID Re-attending within 3 months - Adults	1,118	5,655	19.8%	16.8%	16.5%	16.0%
% of FP17s for the same patient ID Re-attending between 3 & 9 months - Children	1,441	2,168	66.5%	57.3%	59.7%	58.3%
% of FP17s for the same patient ID Re-attending between 3 & 9 months - Adults	3,683	5,655	65.1%	50.3%	52.6%	50.3%
% of FP17s for Band 1 Urgent Courses	636	7,739	8.2%	10.1%	9.1%	9.1%
% of FP17s Relating to Free Repair or Replacements	165	7,739	2.1%	0.9%	1.0%	0.8%
% of FP17s Relating to Continuations	55	7,739	0.7%	1.0%	1.2%	1.0%
% of Patients satisfied with the dentistry they have received	4	5	N/A	92.1%	91.6%	91.5%
% of Patients satisfied with the time they had to wait for an appointment	4	5	N/A	88.7%	88.3%	87.9%

\* This is based on patients treated on this contract for their most recent course of treatment. Figures in italics indicate the base number of FP17s or Patient Questionnaire responses are less than 100. N/A is shown where the base number of responses is less than 10 during the period. % is calculated as Quantity/Base number\*100

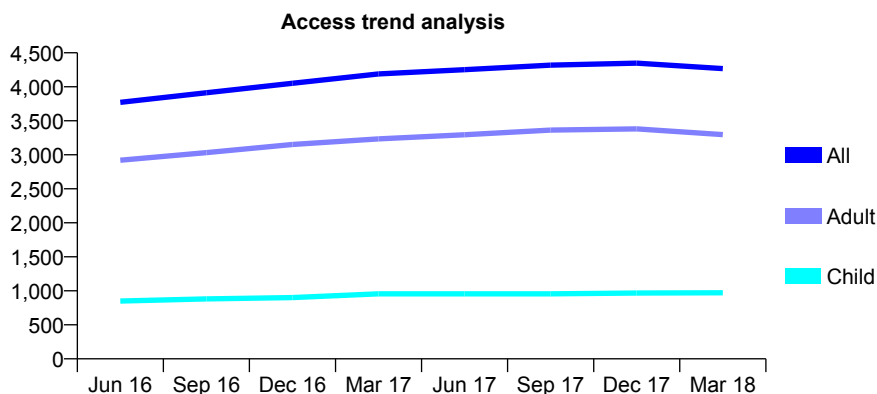
## Q46 - Vital Signs At a Glance Contract Report for 136255/0001 - Year end March 2018

Name or company name	Haughton Green Dental Practice
Contract type name	Pilot Contract
Purpose of contract	General
Contract start date	01/02/2013
Contract end date	

17/18 Contracted general activity (UDA)	13,158
Carry forward general activity (UDA)	0
17/18 Contracted orthodontic activity (UOA)	0
Carry forward orthodontic activity (UOA)	0
Baseline contract value	£370,256.14

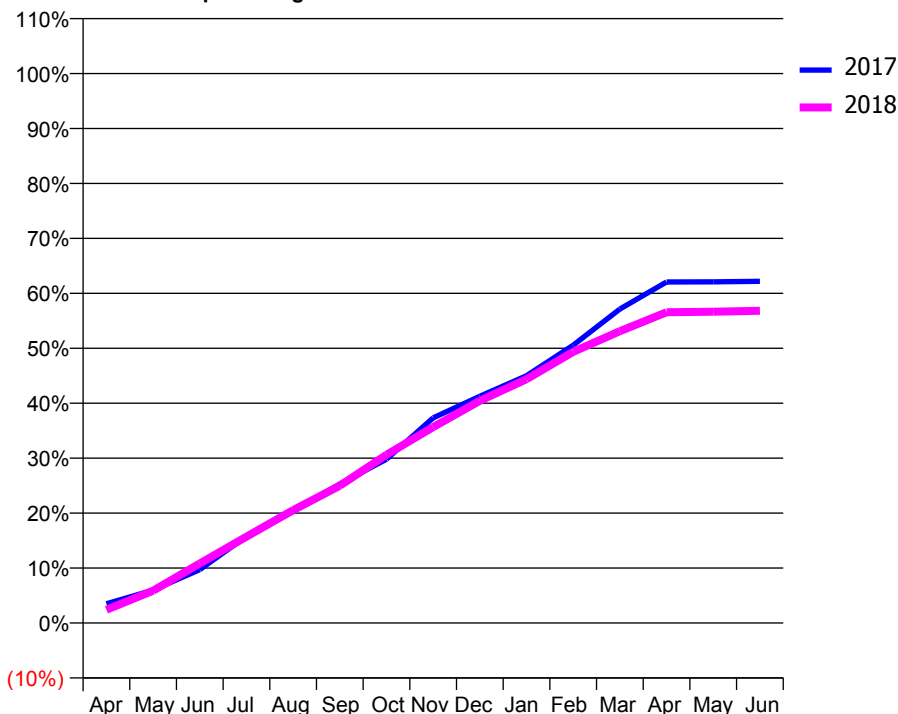
### ACCESS\*

Patients seen in 24 months	Total	Change since previous quarter
Quarter ending March 2017	4,189	
Quarter ending June 2017	4,252	→
Quarter ending September 2017	4,319	→
Quarter ending December 2017	4,349	→
Quarter ending March 2018	4,268	↓
<b>Variance since March 2017</b>	<b>1.9%</b>	<b>→</b>



### ACTIVITY

Cumulative percentage of contracted UDA delivered 2017 & 2018



Month	Adjusted Scheduled Activity (UDA)	
	2017	2018
April	461	317
May	786	776
June	1,279	1,427
July	2,076	2,067
August	2,676	2,702
September	3,329	3,287
October	3,924	4,029
November	4,911	4,692
December	5,431	5,323
January	5,921	5,838
February	6,651	6,492
March	7,518	6,989
April	8,166	7,442
May	8,169	7,455
June	8,182	7,477

### QUALITY

	Quantity	Base Number	Contract	AT	Region	England
% of FP17s for the same patient ID Re-attending within 3 months - Children	48	997	4.8%	12.4%	12.8%	11.9%
% of FP17s for the same patient ID Re-attending within 3 months - Adults	306	2,892	10.6%	16.8%	16.5%	16.0%
% of FP17s for the same patient ID Re-attending between 3 & 9 months - Children	317	997	31.8%	57.3%	59.7%	58.3%
% of FP17s for the same patient ID Re-attending between 3 & 9 months - Adults	497	2,892	17.2%	50.3%	52.6%	50.3%
% of FP17s for Band 1 Urgent Courses	499	3,822	13.1%	10.1%	9.1%	9.1%
% of FP17s Relating to Free Repair or Replacements	6	3,822	0.2%	0.9%	1.0%	0.8%
% of FP17s Relating to Continuations	19	3,822	0.5%	1.0%	1.2%	1.0%
% of Patients satisfied with the dentistry they have received	1	1	N/A	92.1%	91.6%	91.5%
% of Patients satisfied with the time they had to wait for an appointment	0	1	N/A	88.7%	88.3%	87.9%

\* This is based on patients treated on this contract for their most recent course of treatment. Figures in italics indicate the base number of FP17s or Patient Questionnaire responses are less than 100. N/A is shown where the base number of responses is less than 10 during the period. % is calculated as Quantity/Base number\*100

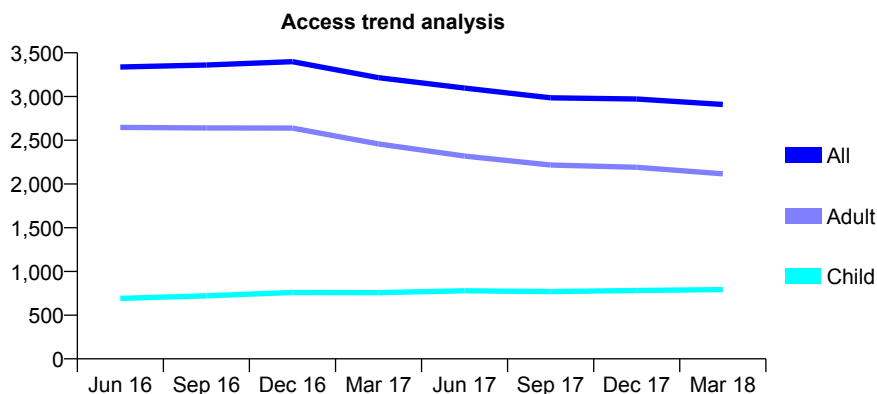
## Q46 - Vital Signs At a Glance Contract Report for 136379/0001 - Year end March 2018

Name or company name	Adrian Jennings Ltd T/A Chorlton Smile Ce
Contract type name	GDS Contract
Purpose of contract	General
Contract start date	01/01/2014
Contract end date	

17/18 Contracted general activity (UDA)	5,680
Carry forward general activity (UDA)	-114
17/18 Contracted orthodontic activity (UOA)	0
Carry forward orthodontic activity (UOA)	0
Baseline contract value	£182,736.97

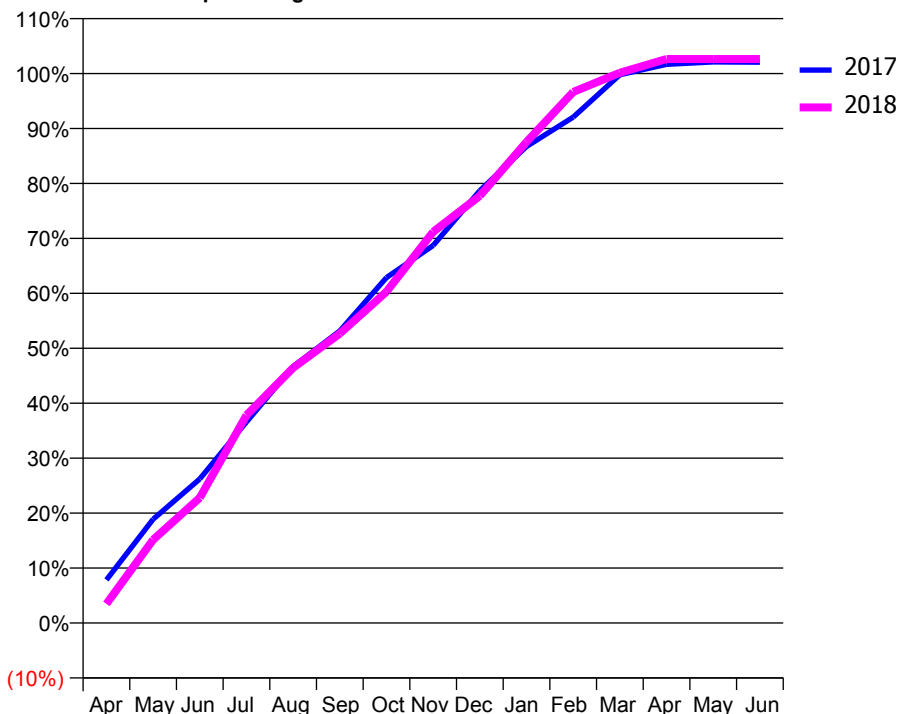
### ACCESS\*

Patients seen in 24 months	Total	Change since previous quarter
Quarter ending March 2017	3,215	
Quarter ending June 2017	3,097	↓
Quarter ending September 2017	2,985	↓
Quarter ending December 2017	2,971	→
Quarter ending March 2018	2,909	↓
<b>Variance since March 2017</b>	<b>(9.5%)</b>	<b>↓</b>



### ACTIVITY

Cumulative percentage of contracted UDA delivered 2017 & 2018



Adjusted Scheduled Activity (UDA)

Month	2017	2018
April	446	198
May	1,073	860
June	1,489	1,295
July	2,078	2,149
August	2,651	2,638
September	3,019	2,991
October	3,570	3,425
November	3,903	4,044
December	4,469	4,415
January	4,926	4,972
February	5,228	5,490
March	5,667	5,688
April	5,774	5,830
May	5,800	5,829
June	5,797	5,829

### QUALITY

	Quantity	Base Number	Contract	AT	Region	England
% of FP17s for the same patient ID Re-attending within 3 months - Children	69	887	7.8%	12.4%	12.8%	11.9%
% of FP17s for the same patient ID Re-attending within 3 months - Adults	169	2,121	8.0%	16.8%	16.5%	16.0%
% of FP17s for the same patient ID Re-attending between 3 & 9 months - Children	324	887	36.5%	57.3%	59.7%	58.3%
% of FP17s for the same patient ID Re-attending between 3 & 9 months - Adults	731	2,121	34.5%	50.3%	52.6%	50.3%
% of FP17s for Band 1 Urgent Courses	239	3,003	8.0%	10.1%	9.1%	9.1%
% of FP17s Relating to Free Repair or Replacements	10	3,003	0.3%	0.9%	1.0%	0.8%
% of FP17s Relating to Continuations	0	3,003	0.0%	1.0%	1.2%	1.0%
% of Patients satisfied with the dentistry they have received	0	0	N/A	92.1%	91.6%	91.5%
% of Patients satisfied with the time they had to wait for an appointment	0	0	N/A	88.7%	88.3%	87.9%

\* This is based on patients treated on this contract for their most recent course of treatment. Figures in italics indicate the base number of FP17s or Patient Questionnaire responses are less than 100. N/A is shown where the base number of responses is less than 10 during the period. % is calculated as Quantity/Base number\*100



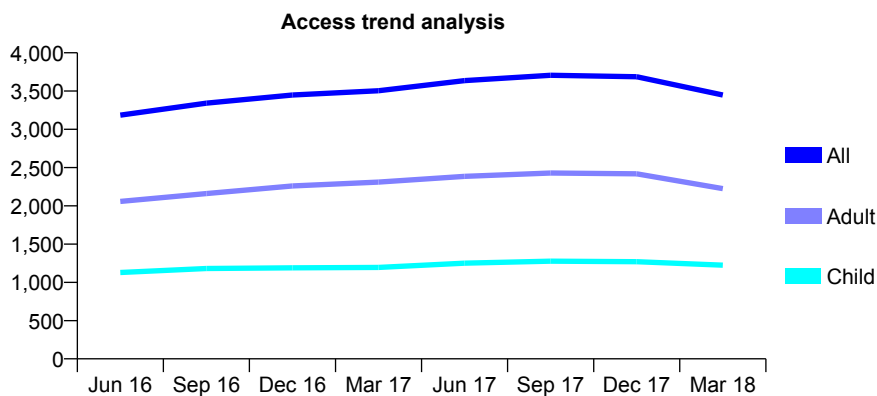
## Q46 - Vital Signs At a Glance Contract Report for 137286/0001 - Year end March 2018

Name or company name	Partners in Progress (UK) Ltd
Contract type name	GDS Contract
Purpose of contract	General
Contract start date	23/04/2009
Contract end date	

17/18 Contracted general activity (UDA)	9,600
Carry forward general activity (UDA)	-192
17/18 Contracted orthodontic activity (UOA)	0
Carry forward orthodontic activity (UOA)	0
Baseline contract value	£271,179.16

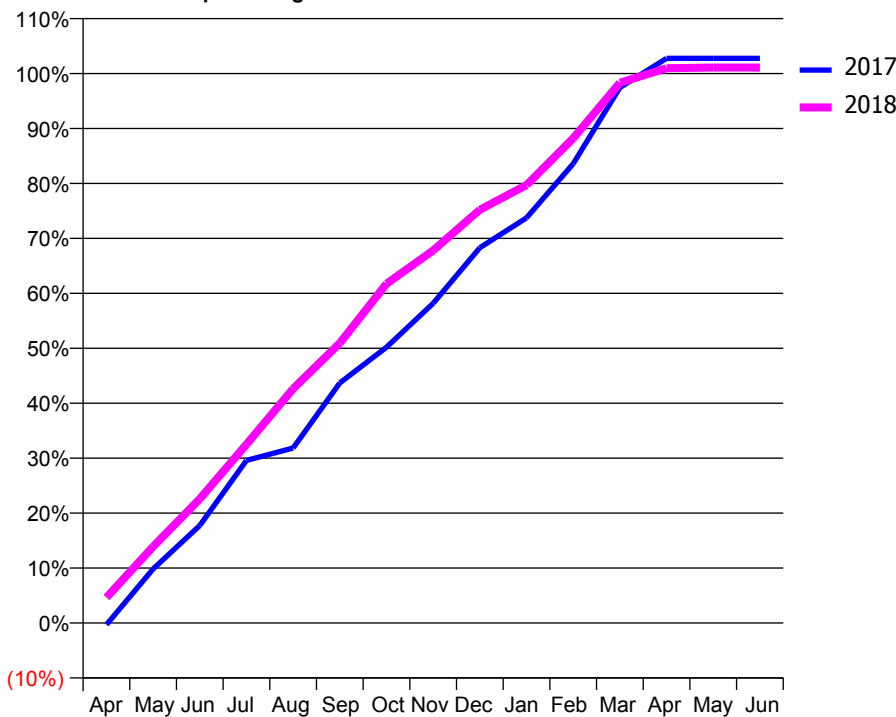
### ACCESS\*

Patients seen in 24 months	Total	Change since previous quarter
Quarter ending March 2017	3,505	
Quarter ending June 2017	3,636	↑
Quarter ending September 2017	3,706	→
Quarter ending December 2017	3,688	→
Quarter ending March 2018	3,448	↓
<b>Variance since March 2017</b>	<b>(1.6%)</b>	<b>↓</b>



### ACTIVITY

Cumulative percentage of contracted UDA delivered 2017 & 2018



Month	Adjusted Scheduled Activity (UDA)	
	2017	2018
April	-31	445
May	944	1,336
June	1,704	2,169
July	2,840	3,123
August	3,058	4,093
September	4,194	4,891
October	4,818	5,928
November	5,585	6,511
December	6,558	7,221
January	7,078	7,652
February	8,023	8,469
March	9,355	9,439
April	9,864	9,692
May	9,864	9,704
June	9,865	9,704

### QUALITY

	Quantity	Base Number	Contract	AT	Region	England
% of FP17s for the same patient ID Re-attending within 3 months - Children	165	1,646	10.0%	12.4%	12.8%	11.9%
% of FP17s for the same patient ID Re-attending within 3 months - Adults	613	2,920	21.0%	16.8%	16.5%	16.0%
% of FP17s for the same patient ID Re-attending between 3 & 9 months - Children	899	1,646	54.6%	57.3%	59.7%	58.3%
% of FP17s for the same patient ID Re-attending between 3 & 9 months - Adults	1,442	2,920	49.4%	50.3%	52.6%	50.3%
% of FP17s for Band 1 Urgent Courses	687	4,446	15.5%	10.1%	9.1%	9.1%
% of FP17s Relating to Free Repair or Replacements	33	4,446	0.7%	0.9%	1.0%	0.8%
% of FP17s Relating to Continuations	68	4,446	1.5%	1.0%	1.2%	1.0%
% of Patients satisfied with the dentistry they have received	1	1	N/A	92.1%	91.6%	91.5%
% of Patients satisfied with the time they had to wait for an appointment	0	1	N/A	88.7%	88.3%	87.9%

\* This is based on patients treated on this contract for their most recent course of treatment. Figures in italics indicate the base number of FP17s or Patient Questionnaire responses are less than 100. N/A is shown where the base number of responses is less than 10 during the period. % is calculated as Quantity/Base number\*100

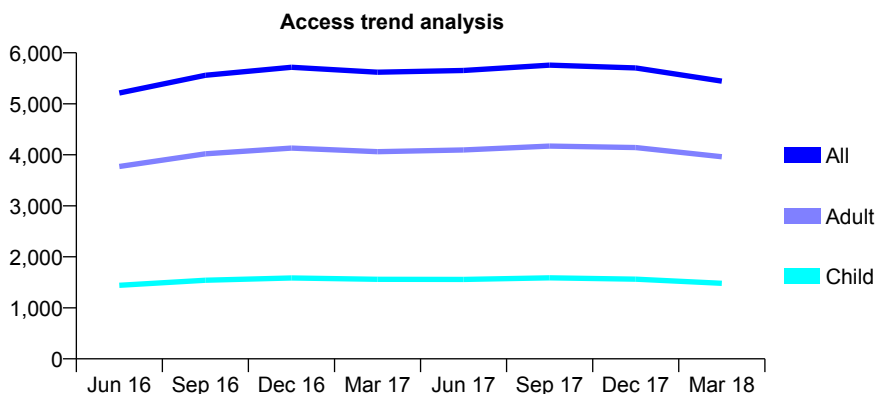
## Q46 - Vital Signs At a Glance Contract Report for 137731/0003 - Year end March 2018

Name or company name	Smile Transformation & Cosmetic Services
Contract type name	GDS Contract
Purpose of contract	General
Contract start date	01/08/2014
Contract end date	

17/18 Contracted general activity (UDA)	17,603
Carry forward general activity (UDA)	-336
17/18 Contracted orthodontic activity (UOA)	0
Carry forward orthodontic activity (UOA)	0
Baseline contract value	£460,214.24

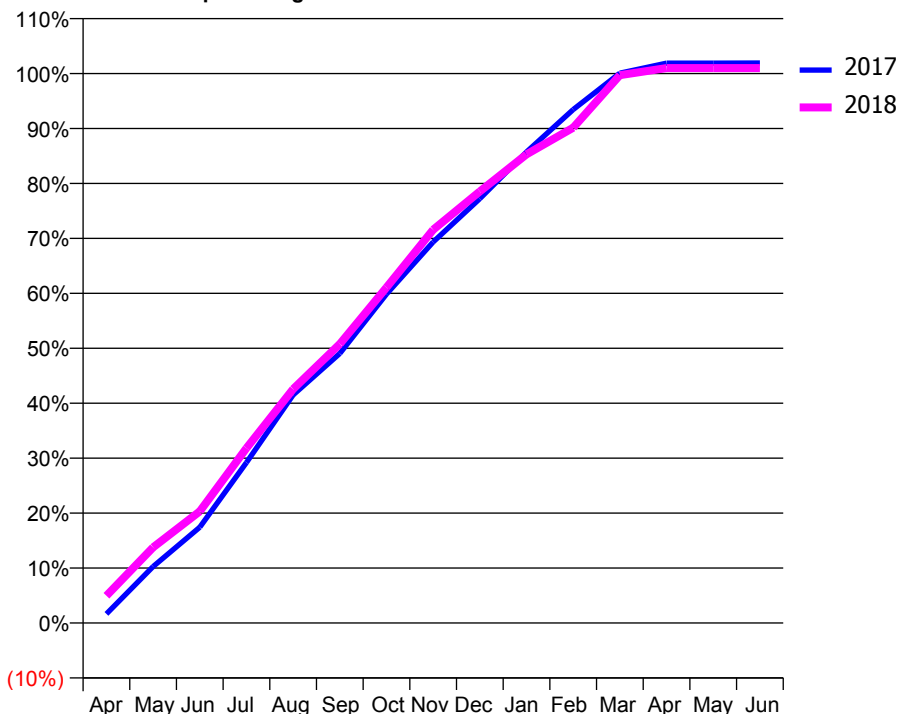
### ACCESS\*

Patients seen in 24 months	Total	Change since previous quarter
Quarter ending March 2017	5,620	
Quarter ending June 2017	5,654	→
Quarter ending September 2017	5,758	→
Quarter ending December 2017	5,704	→
Quarter ending March 2018	5,444	↓
<b>Variance since March 2017</b>	<b>(3.1%)</b>	<b>↓</b>



### ACTIVITY

Cumulative percentage of contracted UDA delivered 2017 & 2018



Month	2017	2018
April	294	875
May	1,811	2,424
June	3,067	3,578
July	5,142	5,601
August	7,308	7,496
September	8,637	8,937
October	10,538	10,750
November	12,204	12,601
December	13,596	13,824
January	15,089	15,012
February	16,450	15,869
March	17,615	17,549
April	17,933	17,775
May	17,936	17,775
June	17,939	17,775

### QUALITY

	Quantity	Base Number	Contract	AT	Region	England
% of FP17s for the same patient ID Re-attending within 3 months - Children	208	2,250	9.2%	12.4%	12.8%	11.9%
% of FP17s for the same patient ID Re-attending within 3 months - Adults	1,056	5,965	17.7%	16.8%	16.5%	16.0%
% of FP17s for the same patient ID Re-attending between 3 & 9 months - Children	1,353	2,250	60.1%	57.3%	59.7%	58.3%
% of FP17s for the same patient ID Re-attending between 3 & 9 months - Adults	3,320	5,965	55.7%	50.3%	52.6%	50.3%
% of FP17s for Band 1 Urgent Courses	1,086	8,174	13.3%	10.1%	9.1%	9.1%
% of FP17s Relating to Free Repair or Replacements	75	8,174	0.9%	0.9%	1.0%	0.8%
% of FP17s Relating to Continuations	39	8,174	0.5%	1.0%	1.2%	1.0%
% of Patients satisfied with the dentistry they have received	5	5	N/A	92.1%	91.6%	91.5%
% of Patients satisfied with the time they had to wait for an appointment	4	5	N/A	88.7%	88.3%	87.9%

\* This is based on patients treated on this contract for their most recent course of treatment. Figures in italics indicate the base number of FP17s or Patient Questionnaire responses are less than 100. N/A is shown where the base number of responses is less than 10 during the period. % is calculated as Quantity/Base number\*100

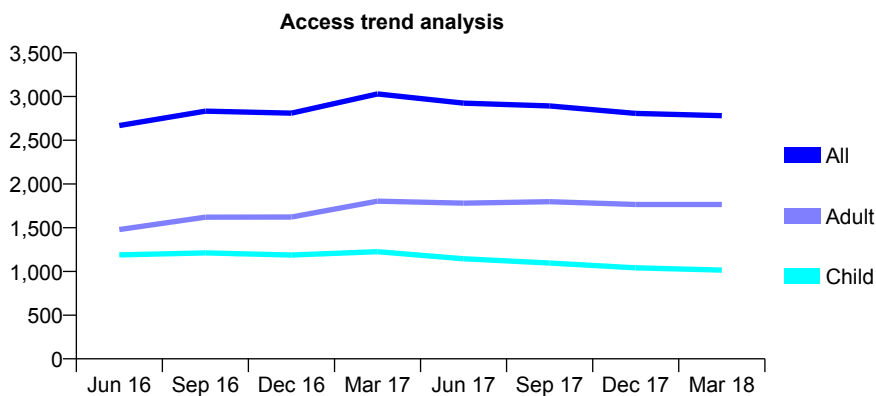
## Q46 - Vital Signs At a Glance Contract Report for 137731/0004 - Year end March 2018

Name or company name	Smile Transformation & Cosmetic Services
Contract type name	GDS Contract
Purpose of contract	General
Contract start date	01/08/2014
Contract end date	

17/18 Contracted general activity (UDA)	8,659
Carry forward general activity (UDA)	-6
17/18 Contracted orthodontic activity (UOA)	0
Carry forward orthodontic activity (UOA)	0
Baseline contract value	£232,529.50

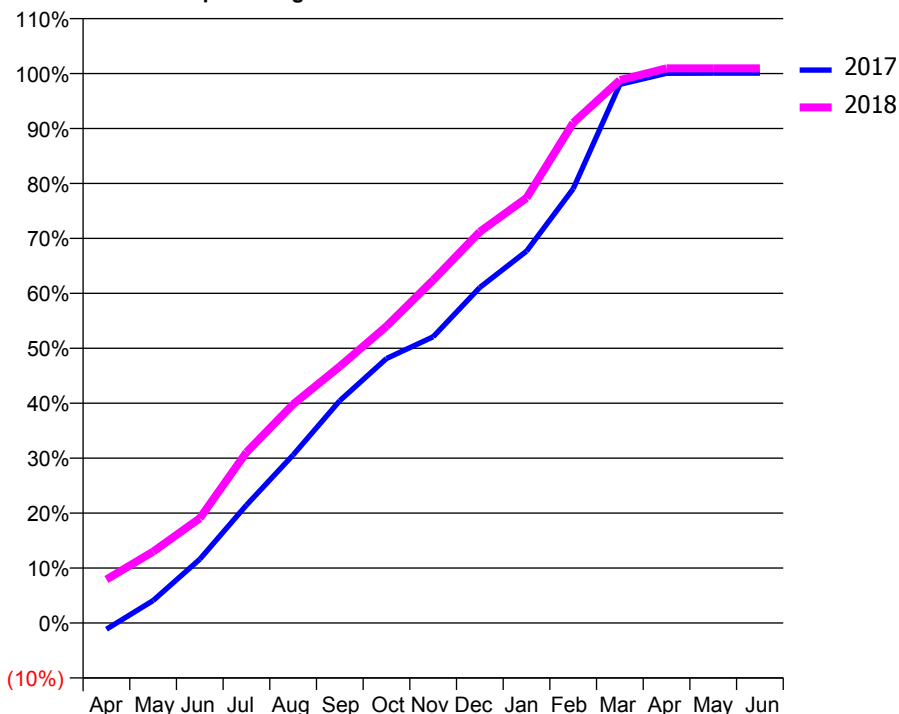
### ACCESS\*

Patients seen in 24 months	Total	Change since previous quarter
Quarter ending March 2017	3,029	
Quarter ending June 2017	2,925	↓
Quarter ending September 2017	2,893	↓
Quarter ending December 2017	2,807	↓
Quarter ending March 2018	2,781	→
<b>Variance since March 2017</b>	<b>(8.2%)</b>	<b>↓</b>



### ACTIVITY

**Cumulative percentage of contracted UDA delivered 2017 & 2018**



Month	Adjusted Scheduled Activity (UDA)	
	2017	2018
April	-100	687
May	353	1,126
June	1,005	1,650
July	1,859	2,691
August	2,649	3,447
September	3,504	4,045
October	4,168	4,676
November	4,510	5,403
December	5,287	6,166
January	5,860	6,698
February	6,842	7,882
March	8,488	8,555
April	8,662	8,740
May	8,665	8,740
June	8,665	8,740

### QUALITY

	Quantity	Base Number	Contract	AT	Region	England
% of FP17s for the same patient ID Re-attending within 3 months - Children	149	1,601	9.3%	12.4%	12.8%	11.9%
% of FP17s for the same patient ID Re-attending within 3 months - Adults	405	2,490	16.3%	16.8%	16.5%	16.0%
% of FP17s for the same patient ID Re-attending between 3 & 9 months - Children	1,013	1,601	63.3%	57.3%	59.7%	58.3%
% of FP17s for the same patient ID Re-attending between 3 & 9 months - Adults	1,296	2,490	52.0%	50.3%	52.6%	50.3%
% of FP17s for Band 1 Urgent Courses	420	4,126	10.2%	10.1%	9.1%	9.1%
% of FP17s Relating to Free Repair or Replacements	37	4,126	0.9%	0.9%	1.0%	0.8%
% of FP17s Relating to Continuations	33	4,126	0.8%	1.0%	1.2%	1.0%
% of Patients satisfied with the dentistry they have received	1	1	N/A	92.1%	91.6%	91.5%
% of Patients satisfied with the time they had to wait for an appointment	1	1	N/A	88.7%	88.3%	87.9%

\* This is based on patients treated on this contract for their most recent course of treatment. Figures in italics indicate the base number of FP17s or Patient Questionnaire responses are less than 100. N/A is shown where the base number of responses is less than 10 during the period. % is calculated as Quantity/Base number\*100

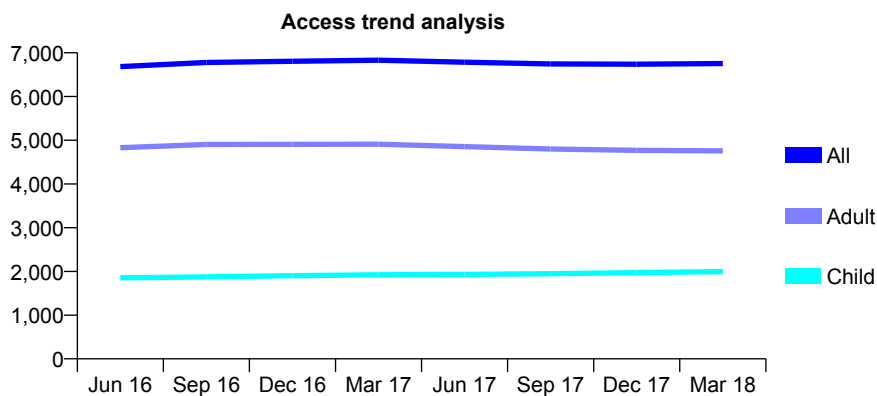
## Q46 - Vital Signs At a Glance Contract Report for 138096/0001 - Year end March 2018

Name or company name	Circle Dental Care Ltd
Contract type name	GDS Contract
Purpose of contract	General
Contract start date	01/08/2009
Contract end date	

17/18 Contracted general activity (UDA)	20,000
Carry forward general activity (UDA)	-296
17/18 Contracted orthodontic activity (UOA)	0
Carry forward orthodontic activity (UOA)	0
Baseline contract value	£489,143.85

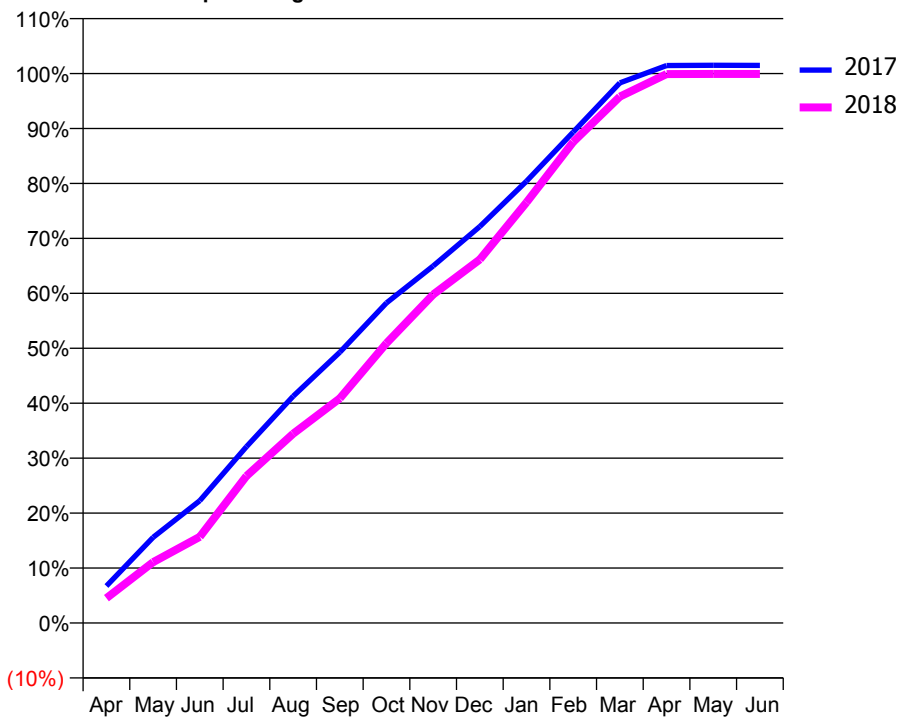
### ACCESS\*

Patients seen in 24 months	Total	Change since previous quarter
Quarter ending March 2017	6,832	
Quarter ending June 2017	6,786	→
Quarter ending September 2017	6,746	→
Quarter ending December 2017	6,740	→
Quarter ending March 2018	6,754	→
<b>Variance since March 2017</b>	<b>(1.1%)</b>	<b>↓</b>



### ACTIVITY

Cumulative percentage of contracted UDA delivered 2017 & 2018



Month	Adjusted Scheduled Activity (UDA)	
	2017	2018
April	1,346	906
May	3,119	2,217
June	4,451	3,137
July	6,417	5,351
August	8,252	6,890
September	9,857	8,174
October	11,652	10,183
November	12,993	11,955
December	14,430	13,231
January	16,082	15,312
February	17,870	17,510
March	19,657	19,159
April	20,290	19,979
May	20,298	19,984
June	20,296	19,985

### QUALITY

	Quantity	Base Number	Contract	AT	Region	England
% of FP17s for the same patient ID Re-attending within 3 months - Children	420	3,201	13.1%	12.4%	12.8%	11.9%
% of FP17s for the same patient ID Re-attending within 3 months - Adults	1,148	6,612	17.4%	16.8%	16.5%	16.0%
% of FP17s for the same patient ID Re-attending between 3 & 9 months - Children	1,722	3,201	53.8%	57.3%	59.7%	58.3%
% of FP17s for the same patient ID Re-attending between 3 & 9 months - Adults	3,341	6,612	50.5%	50.3%	52.6%	50.3%
% of FP17s for Band 1 Urgent Courses	634	8,542	7.4%	10.1%	9.1%	9.1%
% of FP17s Relating to Free Repair or Replacements	19	8,542	0.2%	0.9%	1.0%	0.8%
% of FP17s Relating to Continuations	11	8,542	0.1%	1.0%	1.2%	1.0%
% of Patients satisfied with the dentistry they have received	6	7	N/A	92.1%	91.6%	91.5%
% of Patients satisfied with the time they had to wait for an appointment	6	7	N/A	88.7%	88.3%	87.9%

\* This is based on patients treated on this contract for their most recent course of treatment. Figures in italics indicate the base number of FP17s or Patient Questionnaire responses are less than 100. N/A is shown where the base number of responses is less than 10 during the period. % is calculated as Quantity/Base number\*100

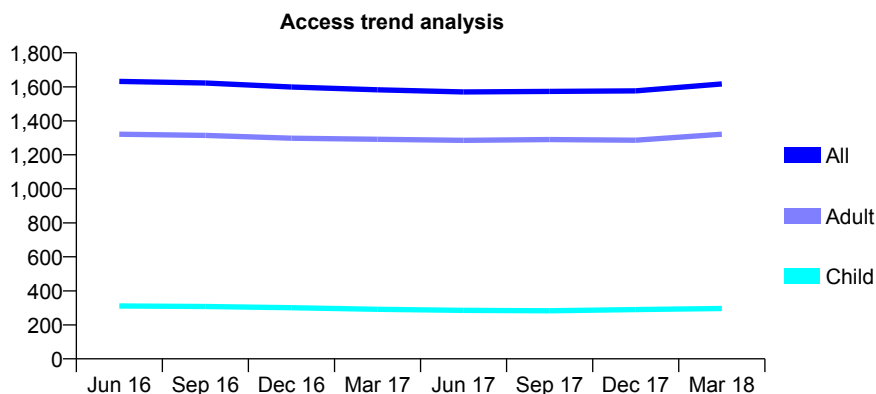
## Q46 - Vital Signs At a Glance Contract Report for 138800/0001 - Year end March 2018

Name or company name	207 Dental Care
Contract type name	GDS Contract
Purpose of contract	General
Contract start date	01/05/2013
Contract end date	

17/18 Contracted general activity (UDA)	4,568
Carry forward general activity (UDA)	4
17/18 Contracted orthodontic activity (UOA)	0
Carry forward orthodontic activity (UOA)	0
Baseline contract value	£114,636.28

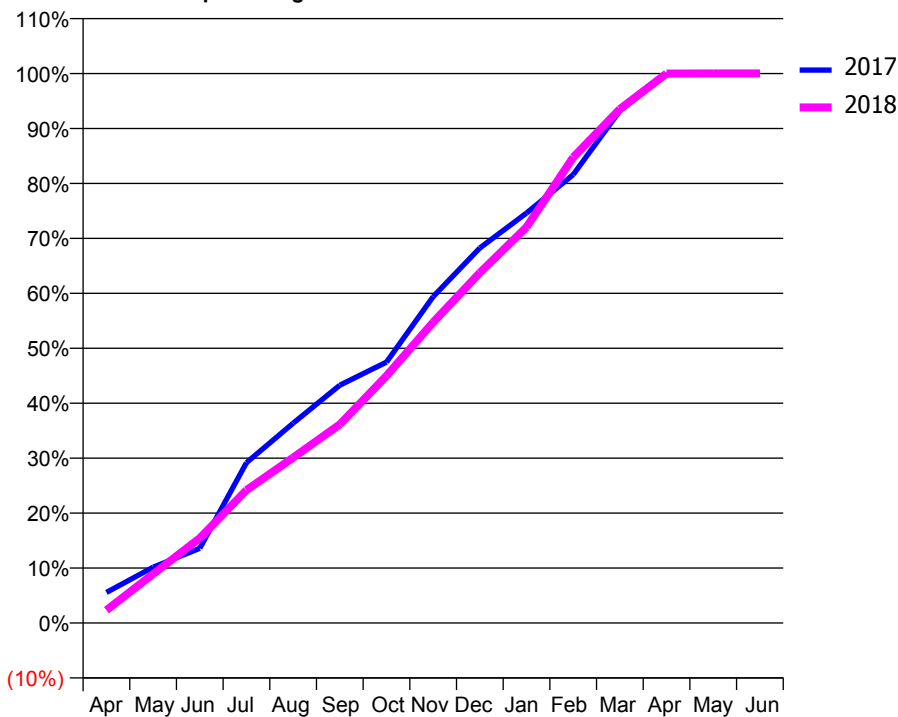
### ACCESS\*

Patients seen in 24 months	Total	Change since previous quarter
Quarter ending March 2017	1,582	
Quarter ending June 2017	1,570	→
Quarter ending September 2017	1,573	→
Quarter ending December 2017	1,576	→
Quarter ending March 2018	1,617	↑
<b>Variance since March 2017</b>	2.2%	↑



### ACTIVITY

Cumulative percentage of contracted UDA delivered 2017 & 2018



Month	Adjusted Scheduled Activity (UDA)	
	2017	2018
April	254	107
May	464	408
June	621	706
July	1,333	1,104
August	1,661	1,375
September	1,977	1,651
October	2,169	2,055
November	2,713	2,501
December	3,117	2,912
January	3,408	3,290
February	3,728	3,871
March	4,259	4,273
April	4,563	4,567
May	4,564	4,568
June	4,564	4,568

### QUALITY

	Quantity	Base Number	Contract	AT	Region	England
% of FP17s for the same patient ID Re-attending within 3 months - Children	8	466	1.7%	12.4%	12.8%	11.9%
% of FP17s for the same patient ID Re-attending within 3 months - Adults	291	2,004	14.5%	16.8%	16.5%	16.0%
% of FP17s for the same patient ID Re-attending between 3 & 9 months - Children	319	466	68.5%	57.3%	59.7%	58.3%
% of FP17s for the same patient ID Re-attending between 3 & 9 months - Adults	1,133	2,004	56.5%	50.3%	52.6%	50.3%
% of FP17s for Band 1 Urgent Courses	227	2,462	9.2%	10.1%	9.1%	9.1%
% of FP17s Relating to Free Repair or Replacements	8	2,462	0.3%	0.9%	1.0%	0.8%
% of FP17s Relating to Continuations	19	2,462	0.8%	1.0%	1.2%	1.0%
% of Patients satisfied with the dentistry they have received	1	1	N/A	92.1%	91.6%	91.5%
% of Patients satisfied with the time they had to wait for an appointment	1	1	N/A	88.7%	88.3%	87.9%

\* This is based on patients treated on this contract for their most recent course of treatment. Figures in italics indicate the base number of FP17s or Patient Questionnaire responses are less than 100. N/A is shown where the base number of responses is less than 10 during the period. % is calculated as Quantity/Base number\*100

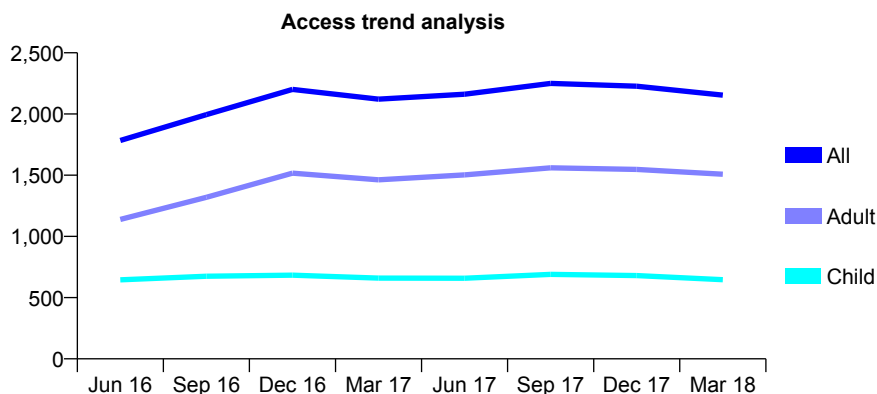
## Q46 - Vital Signs At a Glance Contract Report for 138959/0001 - Year end March 2018

Name or company name	Middleton Dental Care
Contract type name	GDS Contract
Purpose of contract	General
Contract start date	06/07/2012
Contract end date	

17/18 Contracted general activity (UDA)	7,330
Carry forward general activity (UDA)	0
17/18 Contracted orthodontic activity (UOA)	0
Carry forward orthodontic activity (UOA)	0
Baseline contract value	£183,250.90

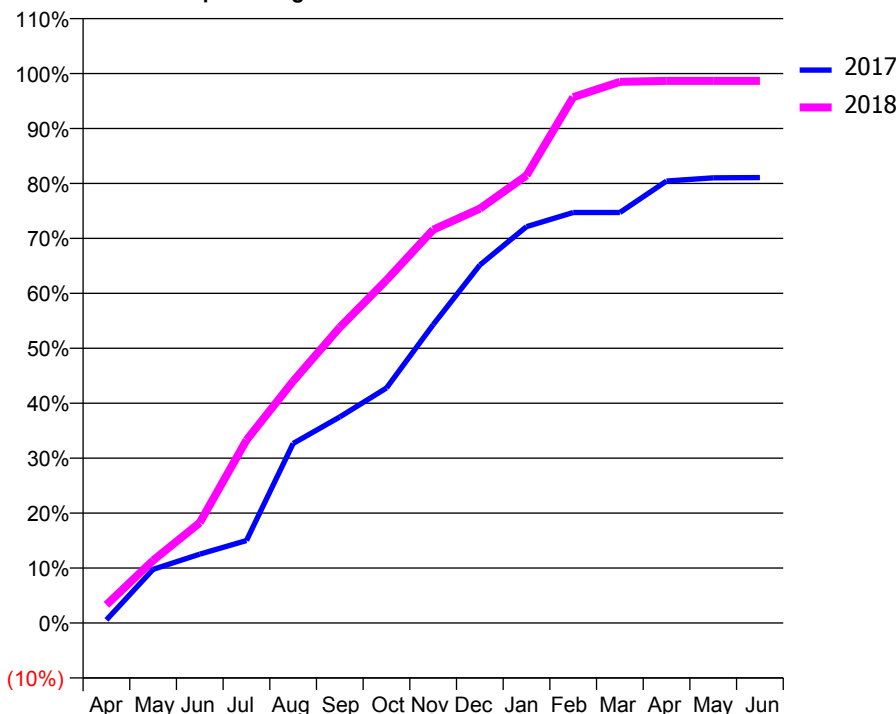
### ACCESS\*

Patients seen in 24 months	Total	Change since previous quarter
Quarter ending March 2017	2,122	
Quarter ending June 2017	2,162	→
Quarter ending September 2017	2,250	↑
Quarter ending December 2017	2,227	↓
Quarter ending March 2018	2,154	↓
<b>Variance since March 2017</b>	<b>1.5%</b>	<b>→</b>



### ACTIVITY

Cumulative percentage of contracted UDA delivered 2017 & 2018



Month	Adjusted Scheduled Activity (UDA)	
	2017	2018
April	42	242
May	716	835
June	919	1,339
July	1,100	2,440
August	2,395	3,225
September	2,750	3,944
October	3,134	4,575
November	3,979	5,247
December	4,775	5,528
January	5,288	5,970
February	5,477	7,015
March	5,477	7,219
April	5,895	7,232
May	5,939	7,232
June	5,941	7,232

### QUALITY

	Quantity	Base Number	Contract	AT	Region	England
% of FP17s for the same patient ID Re-attending within 3 months - Children	98	973	10.1%	12.4%	12.8%	11.9%
% of FP17s for the same patient ID Re-attending within 3 months - Adults	234	1,834	12.8%	16.8%	16.5%	16.0%
% of FP17s for the same patient ID Re-attending between 3 & 9 months - Children	469	973	48.2%	57.3%	59.7%	58.3%
% of FP17s for the same patient ID Re-attending between 3 & 9 months - Adults	837	1,834	45.6%	50.3%	52.6%	50.3%
% of FP17s for Band 1 Urgent Courses	221	2,522	8.8%	10.1%	9.1%	9.1%
% of FP17s Relating to Free Repair or Replacements	8	2,522	0.3%	0.9%	1.0%	0.8%
% of FP17s Relating to Continuations	10	2,522	0.4%	1.0%	1.2%	1.0%
% of Patients satisfied with the dentistry they have received	0	0	N/A	92.1%	91.6%	91.5%
% of Patients satisfied with the time they had to wait for an appointment	0	0	N/A	88.7%	88.3%	87.9%

\* This is based on patients treated on this contract for their most recent course of treatment. Figures in italics indicate the base number of FP17s or Patient Questionnaire responses are less than 100. N/A is shown where the base number of responses is less than 10 during the period. % is calculated as Quantity/Base number\*100

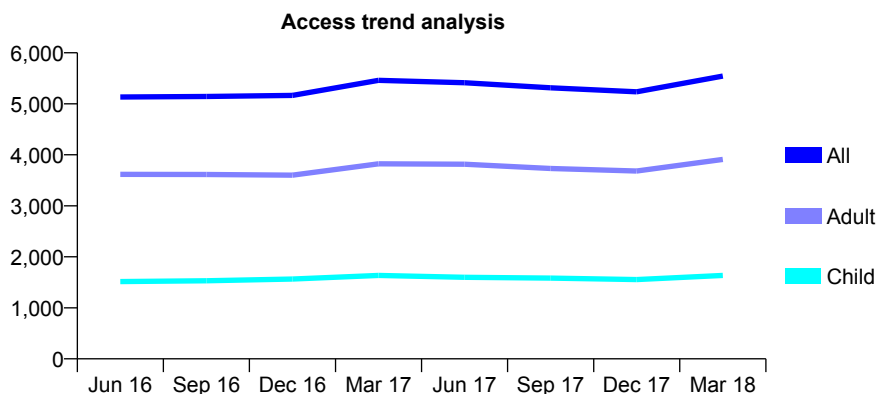
## Q46 - Vital Signs At a Glance Contract Report for 138967/0001 - Year end March 2018

Name or company name	Park House Springhead
Contract type name	GDS Contract
Purpose of contract	General
Contract start date	01/04/2010
Contract end date	

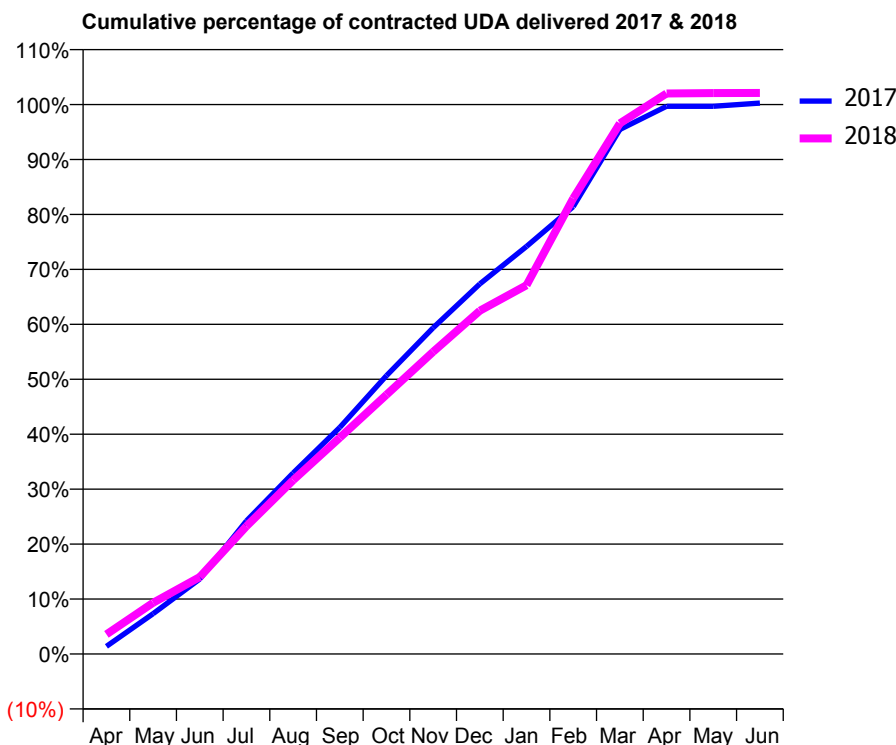
17/18 Contracted general activity (UDA)	15,429
Carry forward general activity (UDA)	-41
17/18 Contracted orthodontic activity (UOA)	0
Carry forward orthodontic activity (UOA)	0
Baseline contract value	£418,406.12

### ACCESS\*

Patients seen in 24 months	Total	Change since previous quarter
Quarter ending March 2017	5,459	
Quarter ending June 2017	5,413	→
Quarter ending September 2017	5,313	↓
Quarter ending December 2017	5,235	↓
Quarter ending March 2018	5,544	↑
<b>Variance since March 2017</b>	<b>1.6%</b>	<b>→</b>



### ACTIVITY



Month	Adjusted Scheduled Activity (UDA)	
	2017	2018
April	216	551
May	1,132	1,440
June	2,108	2,162
July	3,740	3,589
August	5,084	4,879
September	6,362	6,075
October	7,818	7,282
November	9,159	8,485
December	10,391	9,641
January	11,445	10,356
February	12,560	12,792
March	14,727	14,899
April	15,379	15,738
May	15,379	15,750
June	15,470	15,752

### QUALITY

	Quantity	Base Number	Contract	AT	Region	England
% of FP17s for the same patient ID Re-attending within 3 months - Children	149	2,298	6.5%	12.4%	12.8%	11.9%
% of FP17s for the same patient ID Re-attending within 3 months - Adults	718	5,272	13.6%	16.8%	16.5%	16.0%
% of FP17s for the same patient ID Re-attending between 3 & 9 months - Children	1,210	2,298	52.7%	57.3%	59.7%	58.3%
% of FP17s for the same patient ID Re-attending between 3 & 9 months - Adults	2,333	5,272	44.3%	50.3%	52.6%	50.3%
% of FP17s for Band 1 Urgent Courses	713	7,630	9.3%	10.1%	9.1%	9.1%
% of FP17s Relating to Free Repair or Replacements	45	7,630	0.6%	0.9%	1.0%	0.8%
% of FP17s Relating to Continuations	104	7,630	1.4%	1.0%	1.2%	1.0%
% of Patients satisfied with the dentistry they have received	2	2	N/A	92.1%	91.6%	91.5%
% of Patients satisfied with the time they had to wait for an appointment	2	2	N/A	88.7%	88.3%	87.9%

\* This is based on patients treated on this contract for their most recent course of treatment. Figures in italics indicate the base number of FP17s or Patient Questionnaire responses are less than 100. N/A is shown where the base number of responses is less than 10 during the period. % is calculated as Quantity/Base number\*100



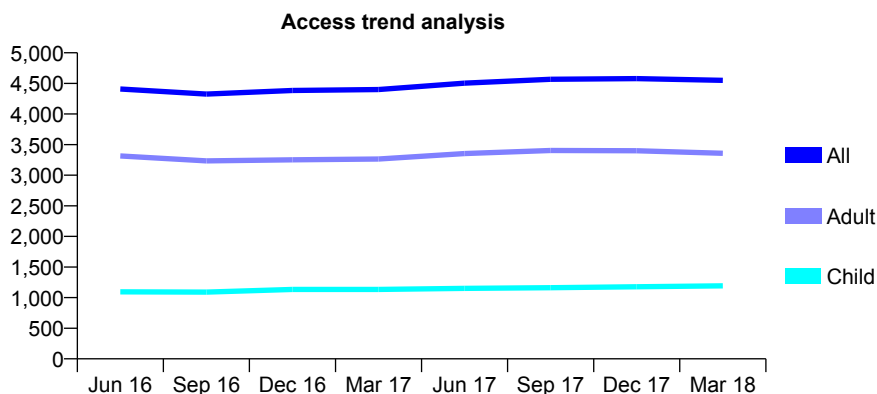
## Q46 - Vital Signs At a Glance Contract Report for 139114/0001 - Year end March 2018

Name or company name	The Ivy Dental Practice Ltd
Contract type name	Pilot Contract
Purpose of contract	General
Contract start date	01/04/2010
Contract end date	

17/18 Contracted general activity (UDA)	18,100
Carry forward general activity (UDA)	0
17/18 Contracted orthodontic activity (UOA)	0
Carry forward orthodontic activity (UOA)	0
Baseline contract value	£619,273.18

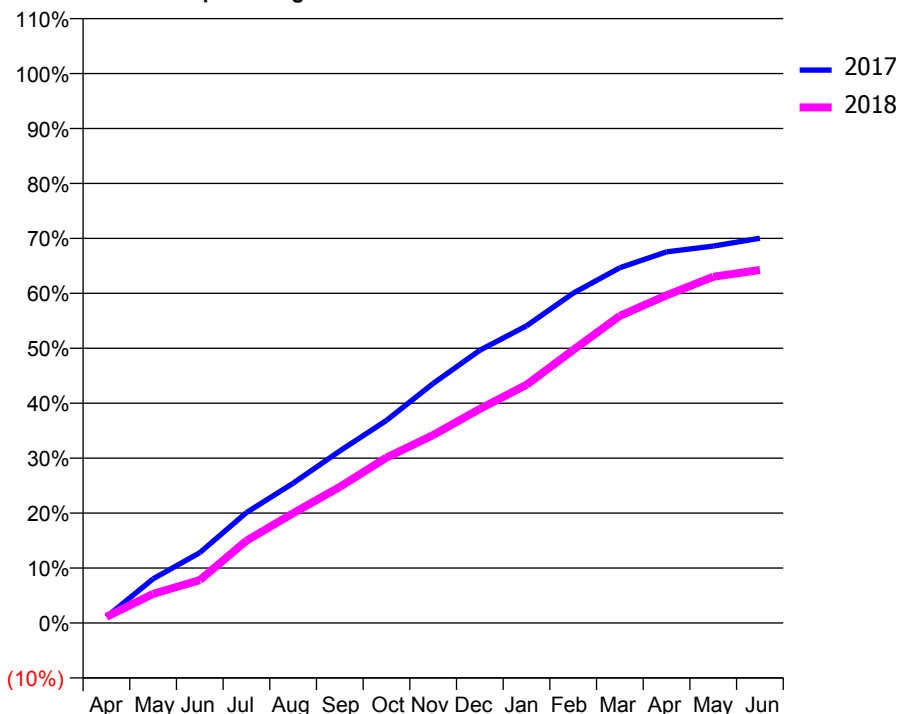
### ACCESS\*

Patients seen in 24 months	Total	Change since previous quarter
Quarter ending March 2017	4,399	
Quarter ending June 2017	4,505	↑
Quarter ending September 2017	4,568	→
Quarter ending December 2017	4,578	→
Quarter ending March 2018	4,551	→
<b>Variance since March 2017</b>	<b>3.5%</b>	<b>↑</b>



### ACTIVITY

Cumulative percentage of contracted UDA delivered 2017 & 2018



Month	Adjusted Scheduled Activity (UDA)	
	2017	2018
April	200	202
May	1,455	959
June	2,315	1,411
July	3,638	2,711
August	4,606	3,617
September	5,666	4,481
October	6,672	5,450
November	7,890	6,190
December	8,985	7,053
January	9,790	7,846
February	10,865	8,992
March	11,705	10,119
April	12,228	10,794
May	12,417	11,404
June	12,672	11,629

### QUALITY

	Quantity	Base Number	Contract	AT	Region	England
% of FP17s for the same patient ID Re-attending within 3 months - Children	133	1,577	8.4%	12.4%	12.8%	11.9%
% of FP17s for the same patient ID Re-attending within 3 months - Adults	497	3,627	13.7%	16.8%	16.5%	16.0%
% of FP17s for the same patient ID Re-attending between 3 & 9 months - Children	854	1,577	54.2%	57.3%	59.7%	58.3%
% of FP17s for the same patient ID Re-attending between 3 & 9 months - Adults	1,418	3,627	39.1%	50.3%	52.6%	50.3%
% of FP17s for Band 1 Urgent Courses	75	5,315	1.4%	10.1%	9.1%	9.1%
% of FP17s Relating to Free Repair or Replacements	79	5,315	1.5%	0.9%	1.0%	0.8%
% of FP17s Relating to Continuations	155	5,315	2.9%	1.0%	1.2%	1.0%
% of Patients satisfied with the dentistry they have received	0	0	N/A	92.1%	91.6%	91.5%
% of Patients satisfied with the time they had to wait for an appointment	0	0	N/A	88.7%	88.3%	87.9%

\* This is based on patients treated on this contract for their most recent course of treatment. Figures in italics indicate the base number of FP17s or Patient Questionnaire responses are less than 100. N/A is shown where the base number of responses is less than 10 during the period. % is calculated as Quantity/Base number\*100

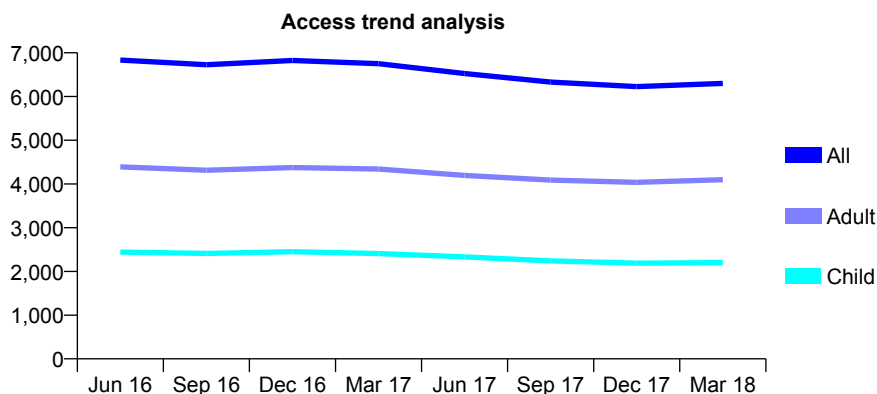
## Q46 - Vital Signs At a Glance Contract Report for 139521/0001 - Year end March 2018

Name or company name	JF Scott Dental Surgeon Partnership
Contract type name	GDS Contract
Purpose of contract	General
Contract start date	31/12/2010
Contract end date	

17/18 Contracted general activity (UDA)	25,437
Carry forward general activity (UDA)	877
17/18 Contracted orthodontic activity (UOA)	0
Carry forward orthodontic activity (UOA)	0
Baseline contract value	£695,379.79

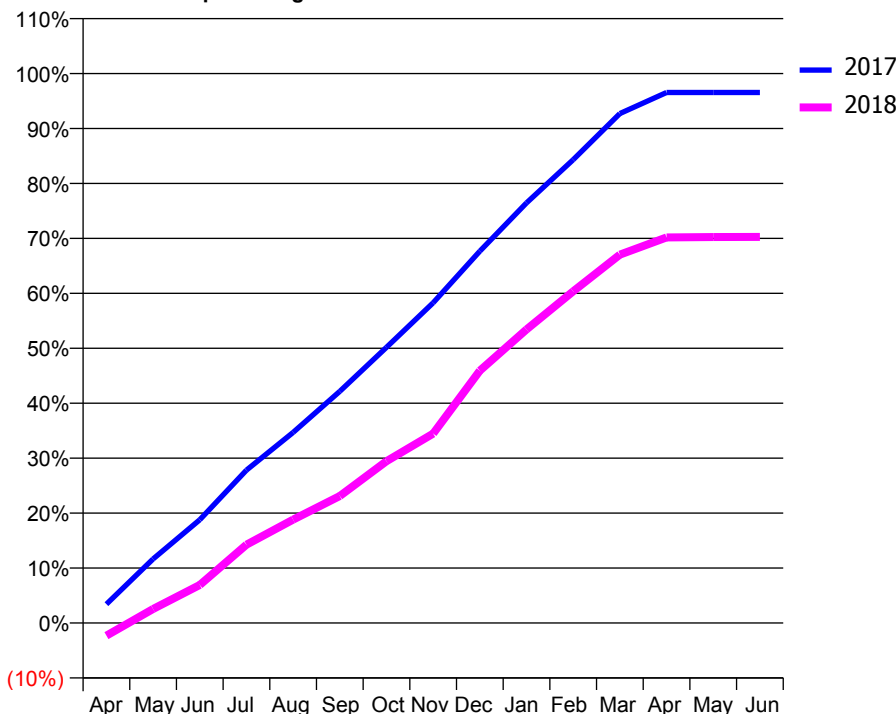
### ACCESS\*

Patients seen in 24 months	Total	Change since previous quarter
Quarter ending March 2017	6,750	
Quarter ending June 2017	6,525	↓
Quarter ending September 2017	6,329	↓
Quarter ending December 2017	6,226	↓
Quarter ending March 2018	6,300	→
<b>Variance since March 2017</b>	<b>(6.7%)</b>	<b>↓</b>



### ACTIVITY

Cumulative percentage of contracted UDA delivered 2017 & 2018



Adjusted Scheduled Activity (UDA)

Month	2017	2018
April	871	-590
May	2,967	649
June	4,783	1,764
July	7,077	3,624
August	8,823	4,786
September	10,723	5,879
October	12,761	7,489
November	14,827	8,768
December	17,212	11,684
January	19,449	13,591
February	21,445	15,357
March	23,580	17,052
April	24,558	17,849
May	24,560	17,865
June	24,560	17,873

### QUALITY

	Quantity	Base Number	Contract	AT	Region	England
% of FP17s for the same patient ID Re-attending within 3 months - Children	229	3,195	7.2%	12.4%	12.8%	11.9%
% of FP17s for the same patient ID Re-attending within 3 months - Adults	766	5,499	13.9%	16.8%	16.5%	16.0%
% of FP17s for the same patient ID Re-attending between 3 & 9 months - Children	1,981	3,195	62.0%	57.3%	59.7%	58.3%
% of FP17s for the same patient ID Re-attending between 3 & 9 months - Adults	3,081	5,499	56.0%	50.3%	52.6%	50.3%
% of FP17s for Band 1 Urgent Courses	818	8,694	9.4%	10.1%	9.1%	9.1%
% of FP17s Relating to Free Repair or Replacements	35	8,694	0.4%	0.9%	1.0%	0.8%
% of FP17s Relating to Continuations	73	8,694	0.8%	1.0%	1.2%	1.0%
% of Patients satisfied with the dentistry they have received	3	3	N/A	92.1%	91.6%	91.5%
% of Patients satisfied with the time they had to wait for an appointment	3	3	N/A	88.7%	88.3%	87.9%

\* This is based on patients treated on this contract for their most recent course of treatment. Figures in italics indicate the base number of FP17s or Patient Questionnaire responses are less than 100. N/A is shown where the base number of responses is less than 10 during the period. % is calculated as Quantity/Base number\*100

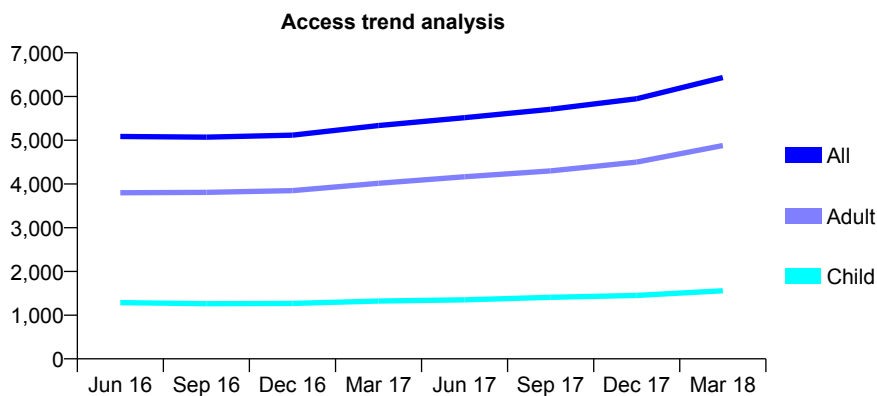
## Q46 - Vital Signs At a Glance Contract Report for 139947/0001 - Year end March 2018

Name or company name	Mr K Hanji
Contract type name	GDS Contract
Purpose of contract	General
Contract start date	01/04/2010
Contract end date	

17/18 Contracted general activity (UDA)	21,839
Carry forward general activity (UDA)	546
17/18 Contracted orthodontic activity (UOA)	0
Carry forward orthodontic activity (UOA)	0
Baseline contract value	£752,646.58

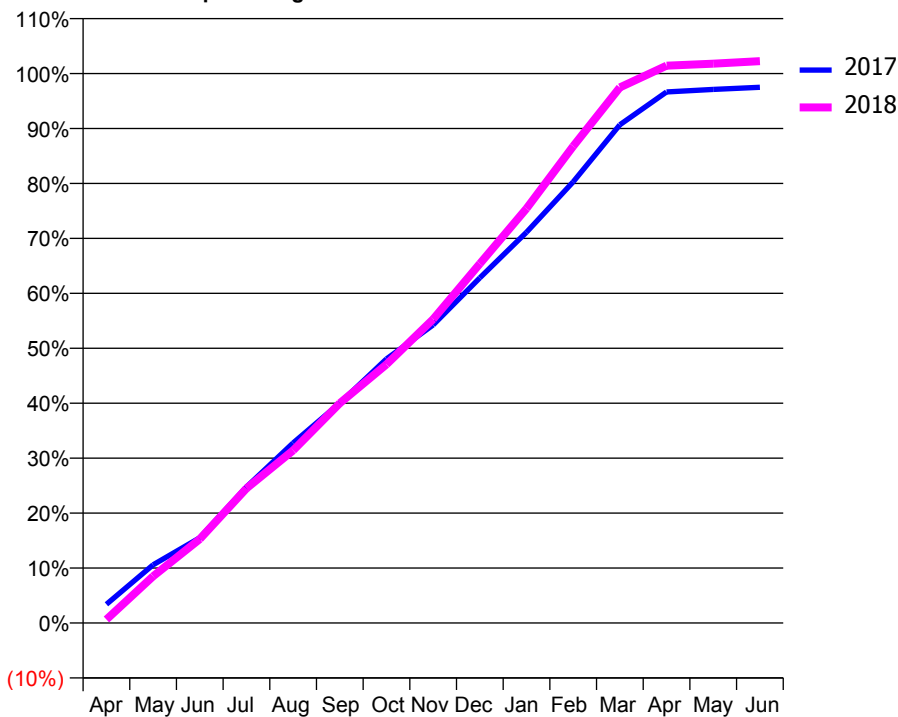
### ACCESS\*

Patients seen in 24 months	Total	Change since previous quarter
Quarter ending March 2017	5,337	
Quarter ending June 2017	5,515	↑
Quarter ending September 2017	5,708	↑
Quarter ending December 2017	5,950	↑
Quarter ending March 2018	6,435	↑
<b>Variance since March 2017</b>	<b>20.6%</b>	<b>↑</b>



### ACTIVITY

Cumulative percentage of contracted UDA delivered 2017 & 2018



Month	Adjusted Scheduled Activity (UDA)	
	2017	2018
April	741	140
May	2,303	1,860
June	3,373	3,336
July	5,388	5,348
August	7,127	6,860
September	8,706	8,737
October	10,451	10,277
November	11,798	12,073
December	13,660	14,279
January	15,468	16,474
February	17,462	18,950
March	19,720	21,287
April	21,020	22,152
May	21,117	22,228
June	21,203	22,330

### QUALITY

	Quantity	Base Number	Contract	AT	Region	England
% of FP17s for the same patient ID Re-attending within 3 months - Children	328	2,475	13.3%	12.4%	12.8%	11.9%
% of FP17s for the same patient ID Re-attending within 3 months - Adults	1,896	7,860	24.1%	16.8%	16.5%	16.0%
% of FP17s for the same patient ID Re-attending between 3 & 9 months - Children	1,308	2,475	52.8%	57.3%	59.7%	58.3%
% of FP17s for the same patient ID Re-attending between 3 & 9 months - Adults	3,680	7,860	46.8%	50.3%	52.6%	50.3%
% of FP17s for Band 1 Urgent Courses	1,416	10,244	13.8%	10.1%	9.1%	9.1%
% of FP17s Relating to Free Repair or Replacements	47	10,244	0.5%	0.9%	1.0%	0.8%
% of FP17s Relating to Continuations	26	10,244	0.3%	1.0%	1.2%	1.0%
% of Patients satisfied with the dentistry they have received	2	2	N/A	92.1%	91.6%	91.5%
% of Patients satisfied with the time they had to wait for an appointment	1	2	N/A	88.7%	88.3%	87.9%

\* This is based on patients treated on this contract for their most recent course of treatment. Figures in italics indicate the base number of FP17s or Patient Questionnaire responses are less than 100. N/A is shown where the base number of responses is less than 10 during the period. % is calculated as Quantity/Base number\*100

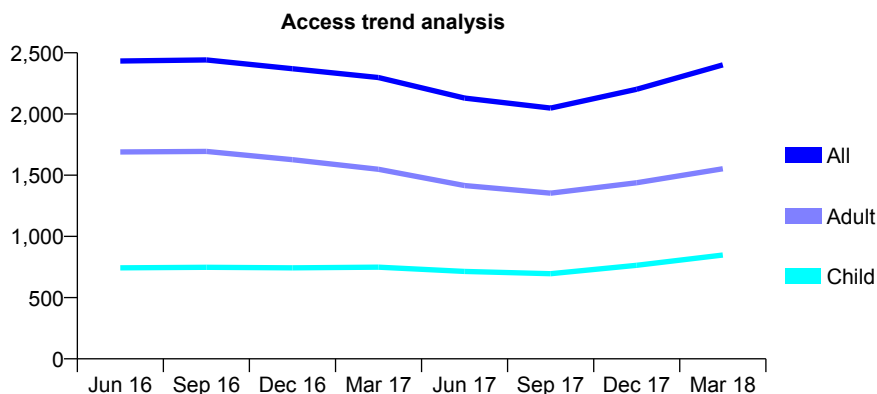
## Q46 - Vital Signs At a Glance Contract Report for 140511/0001 - Year end March 2018

Name or company name	Landridge Dental Surgery
Contract type name	GDS Contract
Purpose of contract	General
Contract start date	01/03/2009
Contract end date	

17/18 Contracted general activity (UDA)	6,699
Carry forward general activity (UDA)	138
17/18 Contracted orthodontic activity (UOA)	0
Carry forward orthodontic activity (UOA)	0
Baseline contract value	£199,452.34

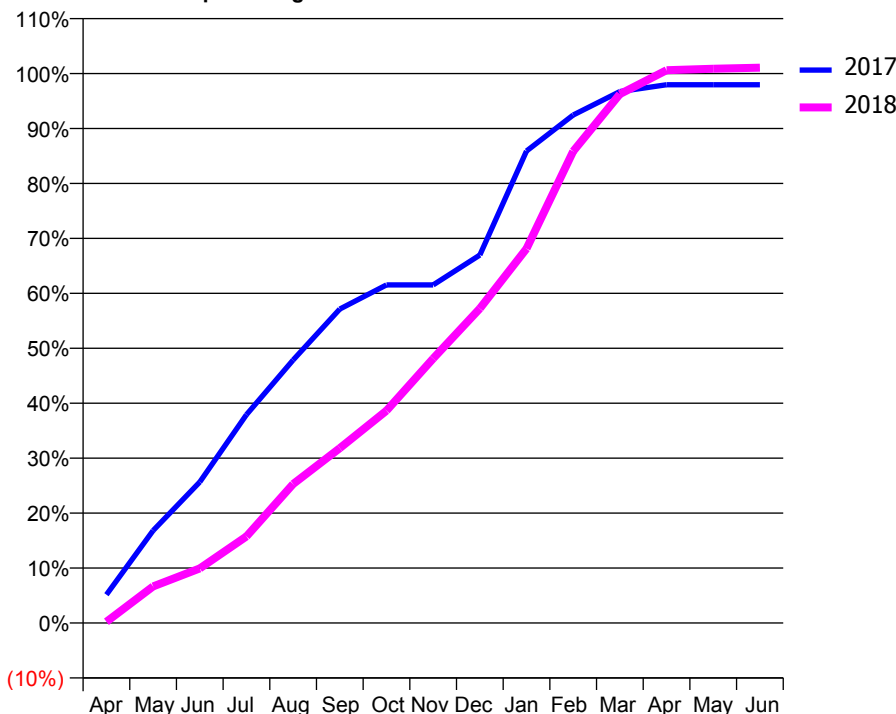
### ACCESS\*

Patients seen in 24 months	Total	Change since previous quarter
Quarter ending March 2017	2,298	
Quarter ending June 2017	2,130	↓
Quarter ending September 2017	2,048	↓
Quarter ending December 2017	2,202	↑
Quarter ending March 2018	2,401	↑
<b>Variance since March 2017</b>	<b>4.5%</b>	<b>↑</b>



### ACTIVITY

Cumulative percentage of contracted UDA delivered 2017 & 2018



Month	Adjusted Scheduled Activity (UDA)	
	2017	2018
April	346	15
May	1,128	446
June	1,719	665
July	2,539	1,056
August	3,206	1,695
September	3,827	2,132
October	4,122	2,589
November	4,122	3,225
December	4,486	3,834
January	5,754	4,565
February	6,193	5,751
March	6,479	6,448
April	6,561	6,740
May	6,561	6,757
June	6,561	6,770

### QUALITY

	Quantity	Base Number	Contract	AT	Region	England
% of FP17s for the same patient ID Re-attending within 3 months - Children	112	1,110	10.1%	12.4%	12.8%	11.9%
% of FP17s for the same patient ID Re-attending within 3 months - Adults	377	1,948	19.4%	16.8%	16.5%	16.0%
% of FP17s for the same patient ID Re-attending between 3 & 9 months - Children	336	1,110	30.3%	57.3%	59.7%	58.3%
% of FP17s for the same patient ID Re-attending between 3 & 9 months - Adults	590	1,948	30.3%	50.3%	52.6%	50.3%
% of FP17s for Band 1 Urgent Courses	464	3,152	14.7%	10.1%	9.1%	9.1%
% of FP17s Relating to Free Repair or Replacements	14	3,152	0.4%	0.9%	1.0%	0.8%
% of FP17s Relating to Continuations	41	3,152	1.3%	1.0%	1.2%	1.0%
% of Patients satisfied with the dentistry they have received	0	1	N/A	92.1%	91.6%	91.5%
% of Patients satisfied with the time they had to wait for an appointment	1	1	N/A	88.7%	88.3%	87.9%

\* This is based on patients treated on this contract for their most recent course of treatment. Figures in italics indicate the base number of FP17s or Patient Questionnaire responses are less than 100. N/A is shown where the base number of responses is less than 10 during the period. % is calculated as Quantity/Base number\*100

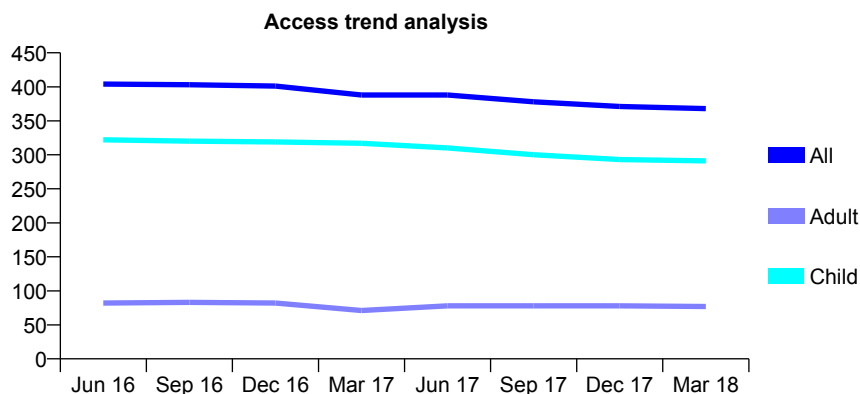
## Q46 - Vital Signs At a Glance Contract Report for 141925/0001 - Year end March 2018

Name or company name	MR MA BROWN
Contract type name	GDS Contract
Purpose of contract	General
Contract start date	01/11/2013
Contract end date	

17/18 Contracted general activity (UDA)	875
Carry forward general activity (UDA)	0
17/18 Contracted orthodontic activity (UOA)	0
Carry forward orthodontic activity (UOA)	0
Baseline contract value	£20,187.36

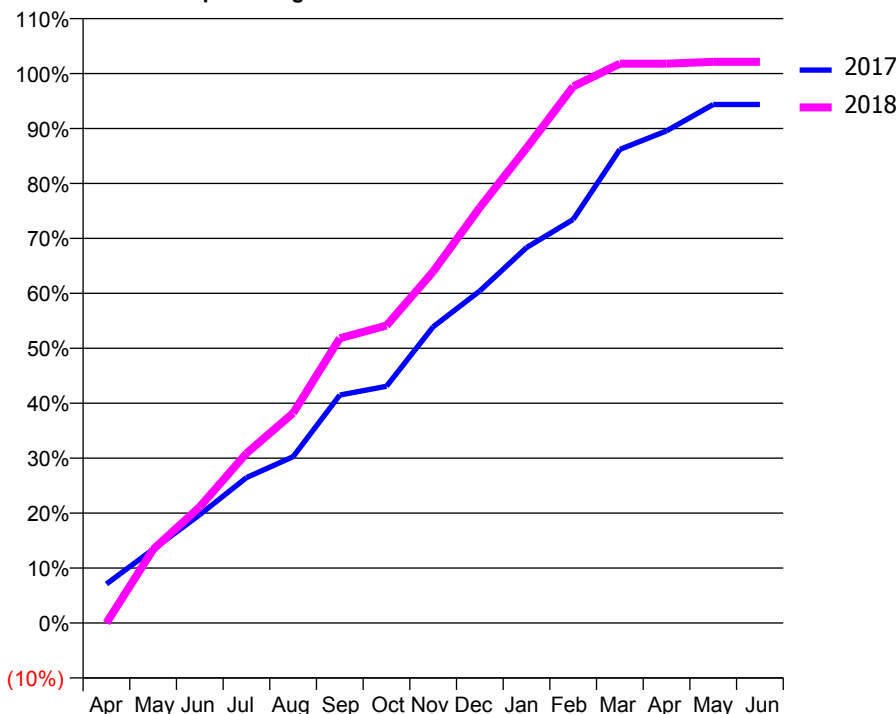
### ACCESS\*

Patients seen in 24 months	Total	Change since previous quarter
Quarter ending March 2017	388	
Quarter ending June 2017	388	→
Quarter ending September 2017	378	↓
Quarter ending December 2017	371	↓
Quarter ending March 2018	368	→
<b>Variance since March 2017</b>	<b>(5.2%)</b>	<b>↓</b>



### ACTIVITY

**Cumulative percentage of contracted UDA delivered 2017 & 2018**



**Adjusted Scheduled Activity (UDA)**

Month	2017	2018
April	62	0
May	117	117
June	173	185
July	232	270
August	265	334
September	363	453
October	377	474
November	472	560
December	529	662
January	598	756
February	643	854
March	754	891
April	784	891
May	826	894
June	826	894

### QUALITY

	Quantity	Base Number	Contract	AT	Region	England
% of FP17s for the same patient ID Re-attending within 3 months - Children	50	576	8.7%	12.4%	12.8%	11.9%
% of FP17s for the same patient ID Re-attending within 3 months - Adults	8	86	9.3%	16.8%	16.5%	16.0%
% of FP17s for the same patient ID Re-attending between 3 & 9 months - Children	424	576	73.6%	57.3%	59.7%	58.3%
% of FP17s for the same patient ID Re-attending between 3 & 9 months - Adults	47	86	54.7%	50.3%	52.6%	50.3%
% of FP17s for Band 1 Urgent Courses	8	623	1.3%	10.1%	9.1%	9.1%
% of FP17s Relating to Free Repair or Replacements	1	623	0.2%	0.9%	1.0%	0.8%
% of FP17s Relating to Continuations	0	623	0.0%	1.0%	1.2%	1.0%
% of Patients satisfied with the dentistry they have received	0	0	N/A	92.1%	91.6%	91.5%
% of Patients satisfied with the time they had to wait for an appointment	0	0	N/A	88.7%	88.3%	87.9%

\* This is based on patients treated on this contract for their most recent course of treatment. Figures in italics indicate the base number of FP17s or Patient Questionnaire responses are less than 100. N/A is shown where the base number of responses is less than 10 during the period. % is calculated as Quantity/Base number\*100

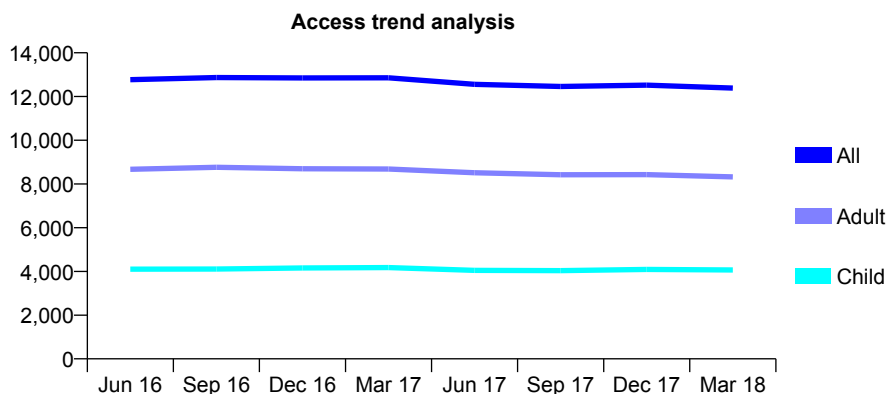
## Q46 - Vital Signs At a Glance Contract Report for 141941/0001 - Year end March 2018

Name or company name	Highfield Dental Practice Ltd
Contract type name	GDS Contract
Purpose of contract	General
Contract start date	01/04/2011
Contract end date	

17/18 Contracted general activity (UDA)	36,596
Carry forward general activity (UDA)	61
17/18 Contracted orthodontic activity (UOA)	0
Carry forward orthodontic activity (UOA)	0
Baseline contract value	£1,008,196.58

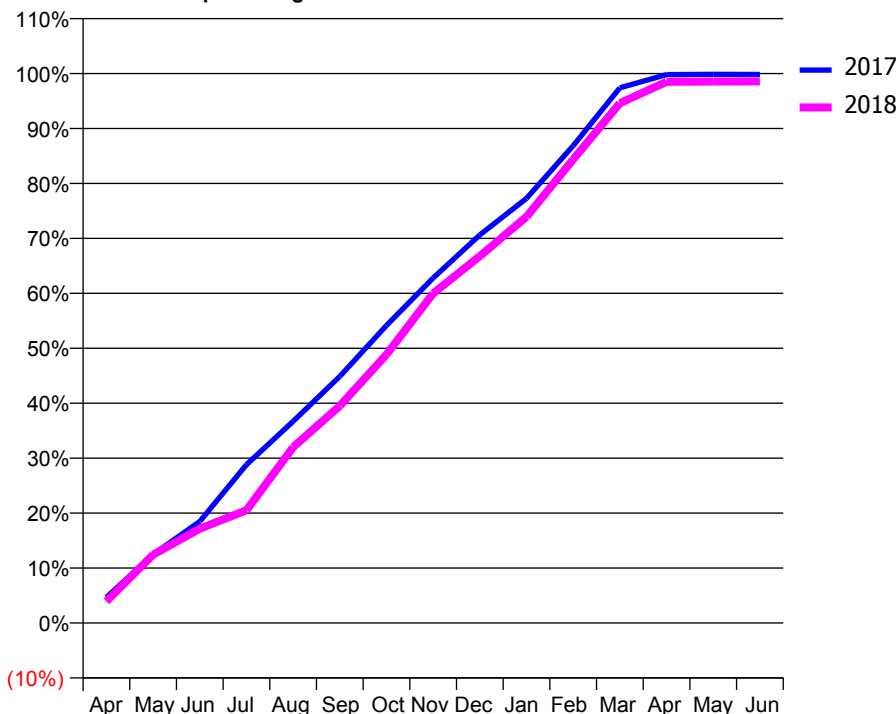
### ACCESS\*

Patients seen in 24 months	Total	Change since previous quarter
Quarter ending March 2017	12,856	
Quarter ending June 2017	12,560	↓
Quarter ending September 2017	12,461	→
Quarter ending December 2017	12,519	→
Quarter ending March 2018	12,384	↓
<b>Variance since March 2017</b>	<b>(3.7%)</b>	<b>↓</b>



### ACTIVITY

Cumulative percentage of contracted UDA delivered 2017 & 2018



Month	Adjusted Scheduled Activity (UDA)	
	2017	2018
April	1,712	1,446
May	4,566	4,555
June	6,765	6,287
July	10,550	7,507
August	13,428	11,706
September	16,422	14,462
October	19,821	17,879
November	22,978	21,944
December	25,850	24,437
January	28,285	27,056
February	31,792	30,870
March	35,647	34,624
April	36,519	36,039
May	36,536	36,061
June	36,535	36,068

### QUALITY

	Quantity	Base Number	Contract	AT	Region	England
% of FP17s for the same patient ID Re-attending within 3 months - Children	608	6,479	9.4%	12.4%	12.8%	11.9%
% of FP17s for the same patient ID Re-attending within 3 months - Adults	2,102	13,331	15.8%	16.8%	16.5%	16.0%
% of FP17s for the same patient ID Re-attending between 3 & 9 months - Children	4,104	6,479	63.3%	57.3%	59.7%	58.3%
% of FP17s for the same patient ID Re-attending between 3 & 9 months - Adults	8,695	13,331	65.2%	50.3%	52.6%	50.3%
% of FP17s for Band 1 Urgent Courses	1,175	19,547	6.0%	10.1%	9.1%	9.1%
% of FP17s Relating to Free Repair or Replacements	282	19,547	1.4%	0.9%	1.0%	0.8%
% of FP17s Relating to Continuations	144	19,547	0.7%	1.0%	1.2%	1.0%
% of Patients satisfied with the dentistry they have received	1	1	N/A	92.1%	91.6%	91.5%
% of Patients satisfied with the time they had to wait for an appointment	1	1	N/A	88.7%	88.3%	87.9%

\* This is based on patients treated on this contract for their most recent course of treatment. Figures in italics indicate the base number of FP17s or Patient Questionnaire responses are less than 100. N/A is shown where the base number of responses is less than 10 during the period. % is calculated as Quantity/Base number\*100

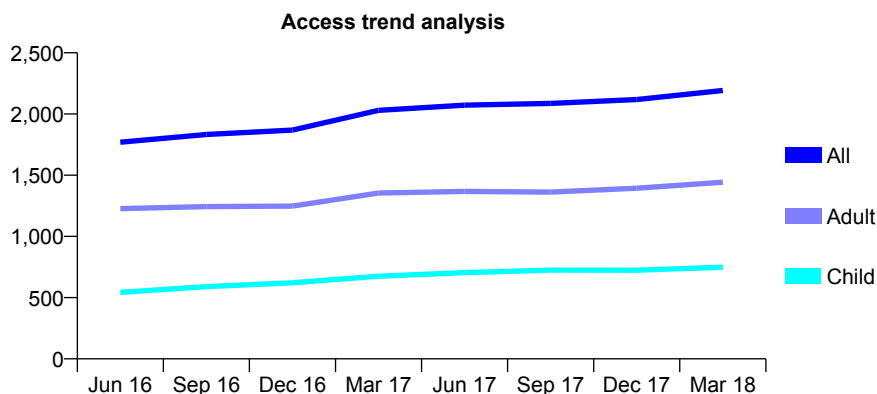
## Q46 - Vital Signs At a Glance Contract Report for 145181/0001 - Year end March 2018

Name or company name	MR MO MALIK
Contract type name	GDS Contract
Purpose of contract	General
Contract start date	01/01/2013
Contract end date	

17/18 Contracted general activity (UDA)	6,345
Carry forward general activity (UDA)	-80
17/18 Contracted orthodontic activity (UOA)	0
Carry forward orthodontic activity (UOA)	0
Baseline contract value	£158,643.55

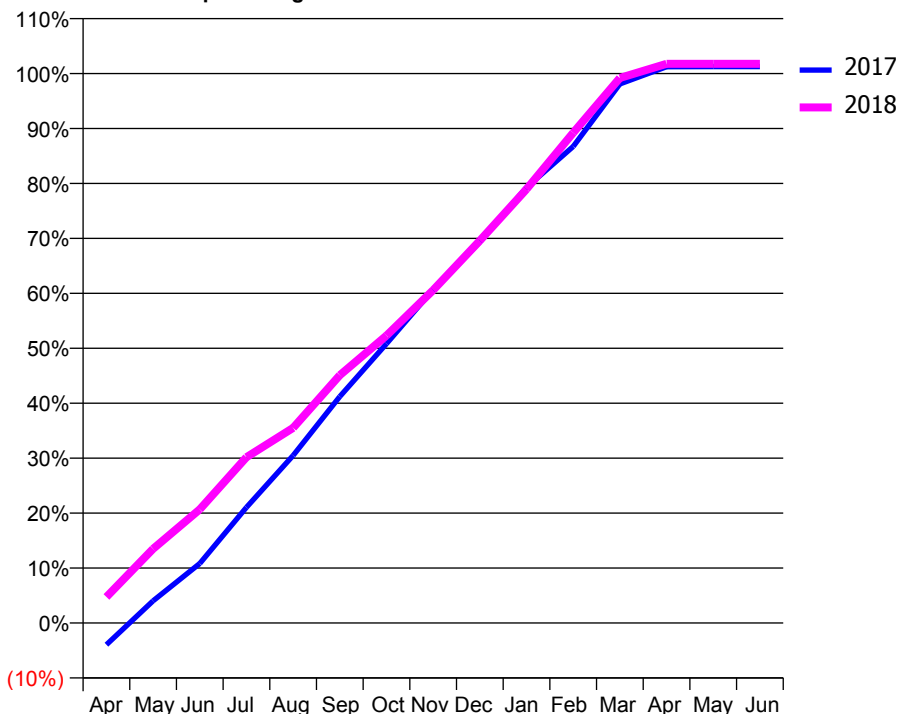
### ACCESS\*

Patients seen in 24 months	Total	Change since previous quarter
Quarter ending March 2017	2,030	
Quarter ending June 2017	2,072	↑
Quarter ending September 2017	2,087	→
Quarter ending December 2017	2,118	→
Quarter ending March 2018	2,192	↑
<b>Variance since March 2017</b>	<b>8.0%</b>	<b>↑</b>



### ACTIVITY

Cumulative percentage of contracted UDA delivered 2017 & 2018



Month	Adjusted Scheduled Activity (UDA)	
	2017	2018
April	-252	301
May	257	857
June	688	1,313
July	1,336	1,915
August	1,935	2,254
September	2,615	2,862
October	3,226	3,319
November	3,851	3,844
December	4,401	4,415
January	5,030	5,009
February	5,502	5,662
March	6,225	6,294
April	6,423	6,457
May	6,425	6,457
June	6,425	6,457

### QUALITY

	Quantity	Base Number	Contract	AT	Region	England
% of FP17s for the same patient ID Re-attending within 3 months - Children	37	754	4.9%	12.4%	12.8%	11.9%
% of FP17s for the same patient ID Re-attending within 3 months - Adults	131	1,349	9.7%	16.8%	16.5%	16.0%
% of FP17s for the same patient ID Re-attending between 3 & 9 months - Children	226	754	30.0%	57.3%	59.7%	58.3%
% of FP17s for the same patient ID Re-attending between 3 & 9 months - Adults	403	1,349	29.9%	50.3%	52.6%	50.3%
% of FP17s for Band 1 Urgent Courses	220	2,089	10.5%	10.1%	9.1%	9.1%
% of FP17s Relating to Free Repair or Replacements	0	2,089	0.0%	0.9%	1.0%	0.8%
% of FP17s Relating to Continuations	0	2,089	0.0%	1.0%	1.2%	1.0%
% of Patients satisfied with the dentistry they have received	4	4	N/A	92.1%	91.6%	91.5%
% of Patients satisfied with the time they had to wait for an appointment	3	4	N/A	88.7%	88.3%	87.9%

\* This is based on patients treated on this contract for their most recent course of treatment. Figures in italics indicate the base number of FP17s or Patient Questionnaire responses are less than 100. N/A is shown where the base number of responses is less than 10 during the period. % is calculated as Quantity/Base number\*100



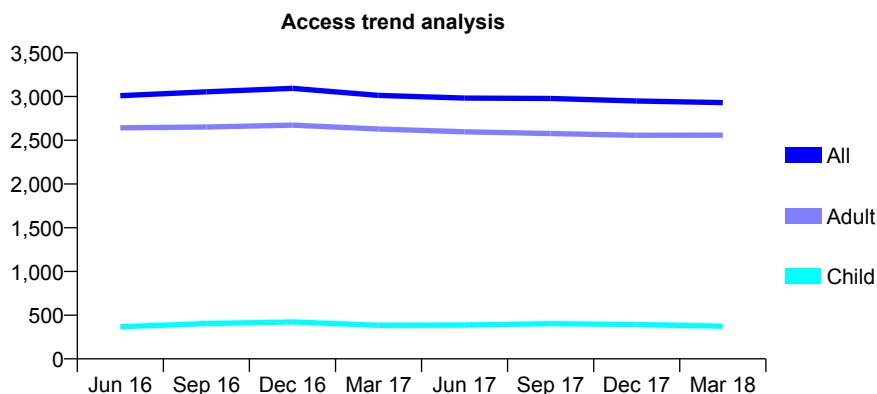
## Q46 - Vital Signs At a Glance Contract Report for 145424/0001 - Year end March 2018

Name or company name	Goose Green Dental Practice
Contract type name	GDS Contract
Purpose of contract	General
Contract start date	24/07/2013
Contract end date	

17/18 Contracted general activity (UDA)	8,214
Carry forward general activity (UDA)	-164
17/18 Contracted orthodontic activity (UOA)	0
Carry forward orthodontic activity (UOA)	0
Baseline contract value	£203,098.97

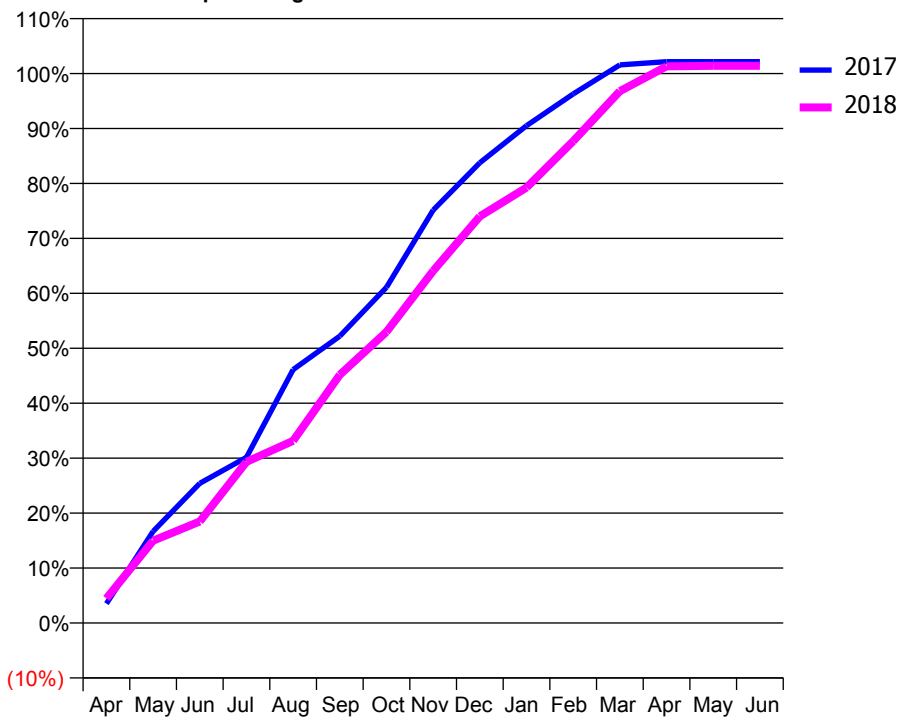
### ACCESS\*

Patients seen in 24 months	Total	Change since previous quarter
Quarter ending March 2017	3,012	
Quarter ending June 2017	2,983	→
Quarter ending September 2017	2,978	→
Quarter ending December 2017	2,949	→
Quarter ending March 2018	2,931	→
<b>Variance since March 2017</b>	<b>(2.7%)</b>	<b>↓</b>



### ACTIVITY

Cumulative percentage of contracted UDA delivered 2017 & 2018



Month	Adjusted Scheduled Activity (UDA)	
	2017	2018
April	291	368
May	1,370	1,231
June	2,089	1,518
July	2,477	2,408
August	3,787	2,724
September	4,289	3,711
October	5,019	4,352
November	6,171	5,264
December	6,880	6,079
January	7,433	6,510
February	7,909	7,203
March	8,343	7,951
April	8,390	8,321
May	8,391	8,329
June	8,391	8,329

### QUALITY

	Quantity	Base Number	Contract	AT	Region	England
% of FP17s for the same patient ID Re-attending within 3 months - Children	10	530	1.9%	12.4%	12.8%	11.9%
% of FP17s for the same patient ID Re-attending within 3 months - Adults	441	3,623	12.2%	16.8%	16.5%	16.0%
% of FP17s for the same patient ID Re-attending between 3 & 9 months - Children	269	530	50.8%	57.3%	59.7%	58.3%
% of FP17s for the same patient ID Re-attending between 3 & 9 months - Adults	1,870	3,623	51.6%	50.3%	52.6%	50.3%
% of FP17s for Band 1 Urgent Courses	272	4,305	6.3%	10.1%	9.1%	9.1%
% of FP17s Relating to Free Repair or Replacements	127	4,305	3.0%	0.9%	1.0%	0.8%
% of FP17s Relating to Continuations	8	4,305	0.2%	1.0%	1.2%	1.0%
% of Patients satisfied with the dentistry they have received	4	4	N/A	92.1%	91.6%	91.5%
% of Patients satisfied with the time they had to wait for an appointment	4	4	N/A	88.7%	88.3%	87.9%

\* This is based on patients treated on this contract for their most recent course of treatment. Figures in italics indicate the base number of FP17s or Patient Questionnaire responses are less than 100. N/A is shown where the base number of responses is less than 10 during the period. % is calculated as Quantity/Base number\*100

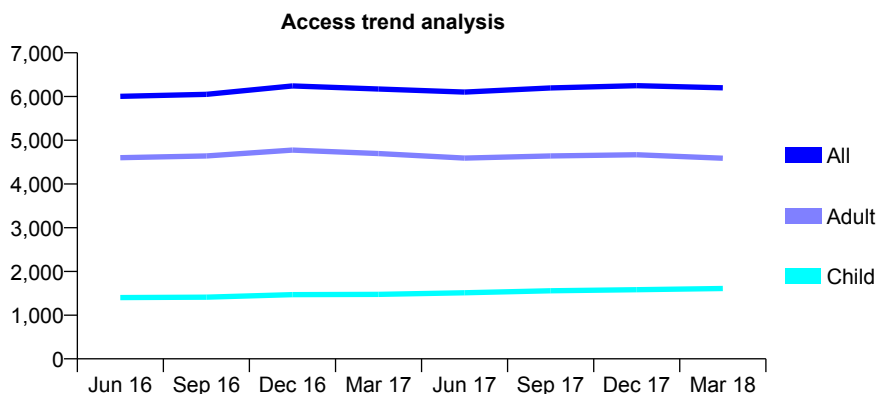
## Q46 - Vital Signs At a Glance Contract Report for 146250/0001 - Year end March 2018

Name or company name	MR MOHAMMED AL-HIMDANI
Contract type name	GDS Contract
Purpose of contract	General
Contract start date	01/10/2009
Contract end date	

17/18 Contracted general activity (UDA)	15,065
Carry forward general activity (UDA)	-301
17/18 Contracted orthodontic activity (UOA)	0
Carry forward orthodontic activity (UOA)	0
Baseline contract value	£472,246.50

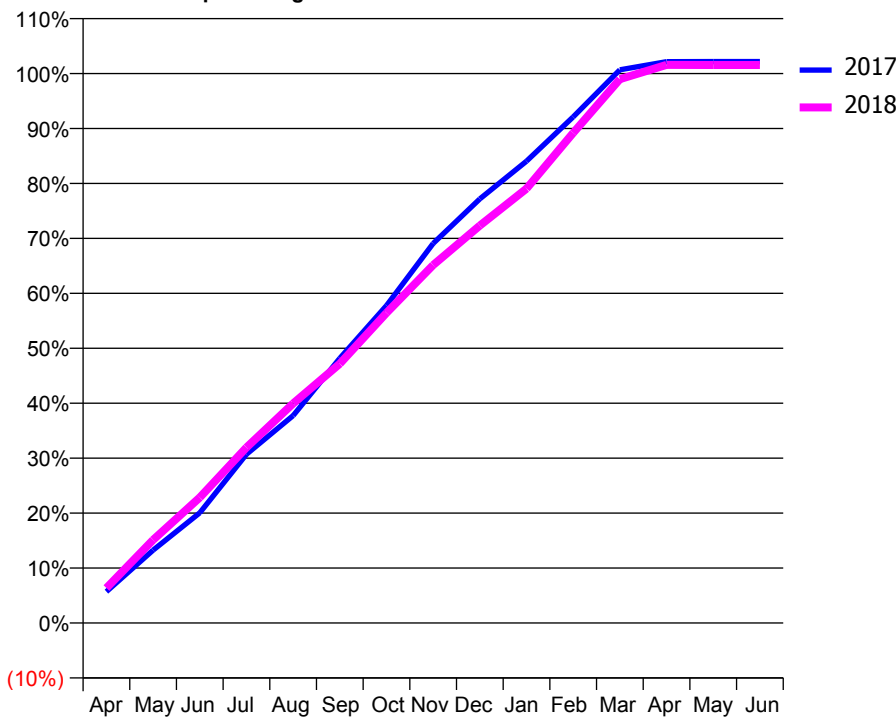
### ACCESS\*

Patients seen in 24 months	Total	Change since previous quarter
Quarter ending March 2017	6,171	
Quarter ending June 2017	6,102	↓
Quarter ending September 2017	6,196	→
Quarter ending December 2017	6,247	→
Quarter ending March 2018	6,200	→
<b>Variance since March 2017</b>	<b>0.5%</b>	<b>→</b>



### ACTIVITY

Cumulative percentage of contracted UDA delivered 2017 & 2018



Adjusted Scheduled Activity (UDA)

Month	2017	2018
April	861	959
May	2,000	2,278
June	3,022	3,441
July	4,626	4,813
August	5,687	6,018
September	7,257	7,110
October	8,702	8,503
November	10,406	9,814
December	11,627	10,896
January	12,661	11,909
February	13,876	13,438
March	15,167	14,909
April	15,389	15,300
May	15,391	15,297
June	15,391	15,297

### QUALITY

	Quantity	Base Number	Contract	AT	Region	England
% of FP17s for the same patient ID Re-attending within 3 months - Children	125	1,927	6.5%	12.4%	12.8%	11.9%
% of FP17s for the same patient ID Re-attending within 3 months - Adults	559	4,669	12.0%	16.8%	16.5%	16.0%
% of FP17s for the same patient ID Re-attending between 3 & 9 months - Children	895	1,927	46.4%	57.3%	59.7%	58.3%
% of FP17s for the same patient ID Re-attending between 3 & 9 months - Adults	1,496	4,669	32.0%	50.3%	52.6%	50.3%
% of FP17s for Band 1 Urgent Courses	694	6,670	10.4%	10.1%	9.1%	9.1%
% of FP17s Relating to Free Repair or Replacements	44	6,670	0.7%	0.9%	1.0%	0.8%
% of FP17s Relating to Continuations	99	6,670	1.5%	1.0%	1.2%	1.0%
% of Patients satisfied with the dentistry they have received	1	1	N/A	92.1%	91.6%	91.5%
% of Patients satisfied with the time they had to wait for an appointment	1	1	N/A	88.7%	88.3%	87.9%

\* This is based on patients treated on this contract for their most recent course of treatment. Figures in italics indicate the base number of FP17s or Patient Questionnaire responses are less than 100. N/A is shown where the base number of responses is less than 10 during the period. % is calculated as Quantity/Base number\*100

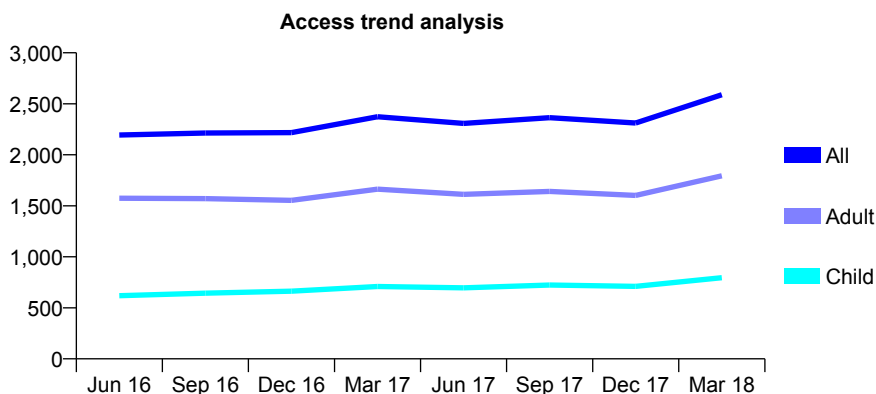
## Q46 - Vital Signs At a Glance Contract Report for 148431/0001 - Year end March 2018

Name or company name	Park House Lees
Contract type name	GDS Contract
Purpose of contract	General
Contract start date	01/04/2013
Contract end date	

17/18 Contracted general activity (UDA)	11,410
Carry forward general activity (UDA)	198
17/18 Contracted orthodontic activity (UOA)	0
Carry forward orthodontic activity (UOA)	0
Baseline contract value	£326,514.94

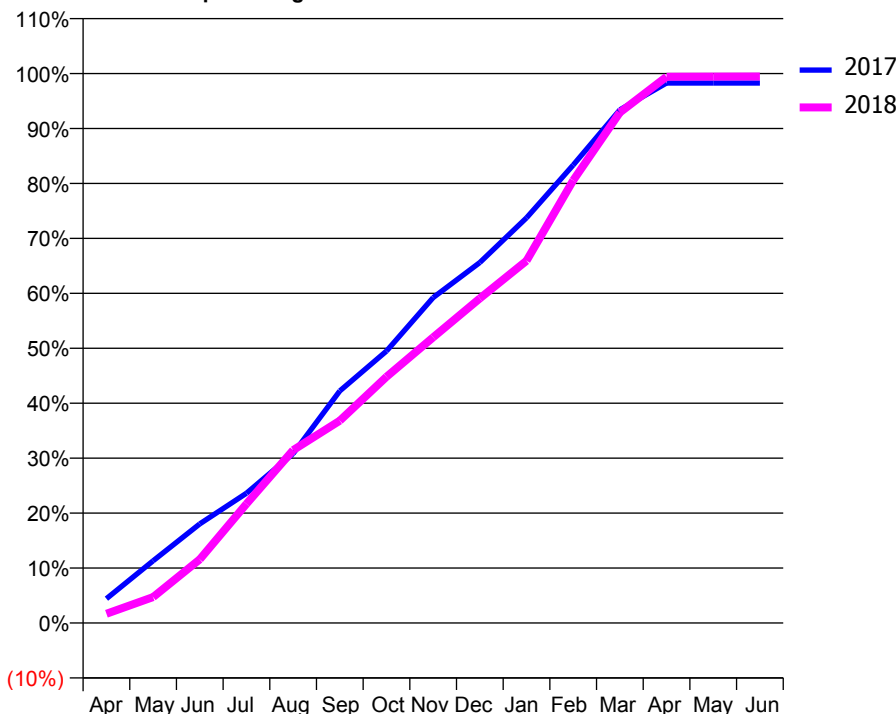
### ACCESS\*

Patients seen in 24 months	Total	Change since previous quarter
Quarter ending March 2017	2,373	
Quarter ending June 2017	2,308	↓
Quarter ending September 2017	2,364	↑
Quarter ending December 2017	2,312	↓
Quarter ending March 2018	2,589	↑
<b>Variance since March 2017</b>	<b>9.1%</b>	<b>↑</b>



### ACTIVITY

Cumulative percentage of contracted UDA delivered 2017 & 2018



Month	2017	2018
April	506	193
May	1,291	539
June	2,058	1,321
July	2,695	2,473
August	3,517	3,591
September	4,819	4,202
October	5,647	5,111
November	6,758	5,933
December	7,485	6,740
January	8,414	7,521
February	9,511	9,192
March	10,656	10,599
April	11,212	11,343
May	11,212	11,344
June	11,212	11,347

### QUALITY

	Quantity	Base Number	Contract	AT	Region	England
% of FP17s for the same patient ID Re-attending within 3 months - Children	92	1,192	7.7%	12.4%	12.8%	11.9%
% of FP17s for the same patient ID Re-attending within 3 months - Adults	295	2,168	13.6%	16.8%	16.5%	16.0%
% of FP17s for the same patient ID Re-attending between 3 & 9 months - Children	659	1,192	55.3%	57.3%	59.7%	58.3%
% of FP17s for the same patient ID Re-attending between 3 & 9 months - Adults	820	2,168	37.8%	50.3%	52.6%	50.3%
% of FP17s for Band 1 Urgent Courses	173	3,420	5.1%	10.1%	9.1%	9.1%
% of FP17s Relating to Free Repair or Replacements	11	3,420	0.3%	0.9%	1.0%	0.8%
% of FP17s Relating to Continuations	56	3,420	1.6%	1.0%	1.2%	1.0%
% of Patients satisfied with the dentistry they have received	1	1	N/A	92.1%	91.6%	91.5%
% of Patients satisfied with the time they had to wait for an appointment	1	1	N/A	88.7%	88.3%	87.9%

\* This is based on patients treated on this contract for their most recent course of treatment. Figures in italics indicate the base number of FP17s or Patient Questionnaire responses are less than 100. N/A is shown where the base number of responses is less than 10 during the period. % is calculated as Quantity/Base number\*100

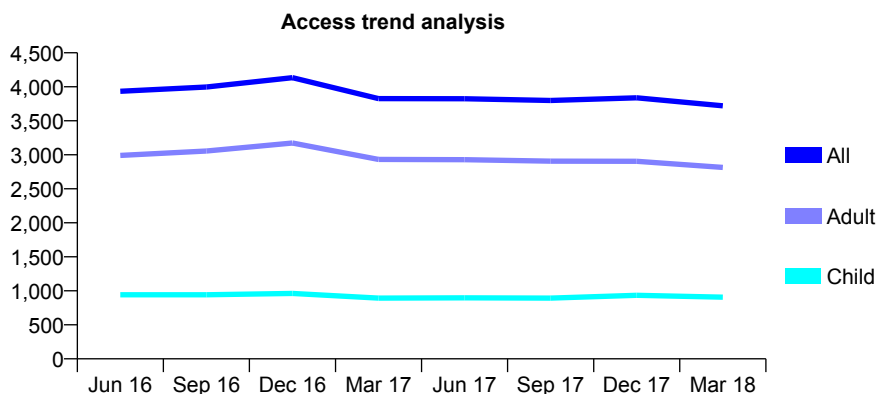
## Q46 - Vital Signs At a Glance Contract Report for 149357/0001 - Year end March 2018

Name or company name	DHS Dental Practices Limited
Contract type name	GDS Contract
Purpose of contract	General
Contract start date	01/11/2010
Contract end date	

17/18 Contracted general activity (UDA)	10,000
Carry forward general activity (UDA)	150
17/18 Contracted orthodontic activity (UOA)	0
Carry forward orthodontic activity (UOA)	0
Baseline contract value	£301,011.60

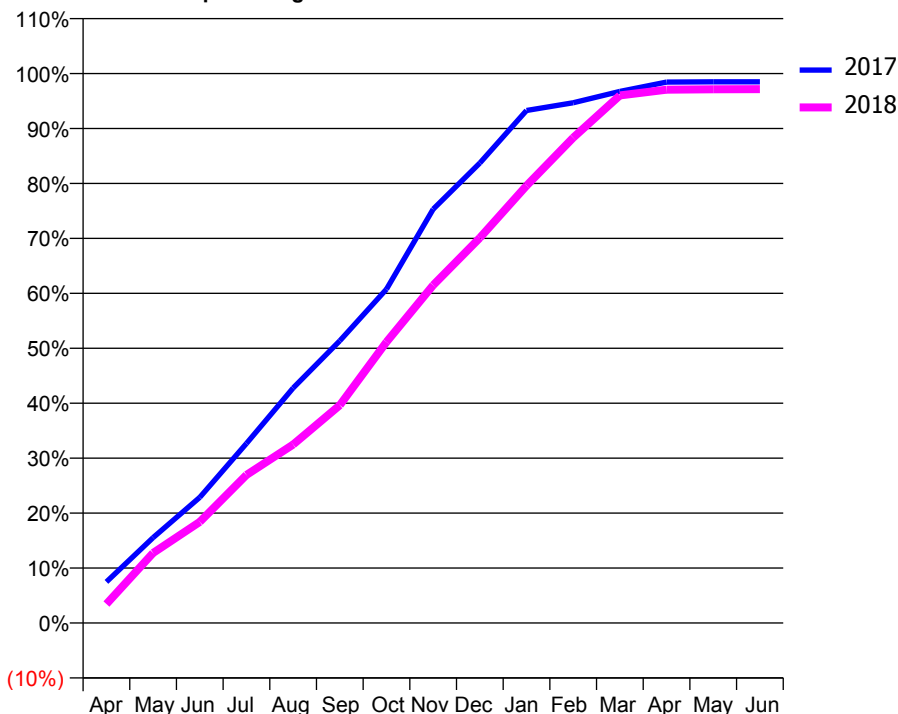
### ACCESS\*

Patients seen in 24 months	Total	Change since previous quarter
Quarter ending March 2017	3,826	
Quarter ending June 2017	3,825	→
Quarter ending September 2017	3,799	→
Quarter ending December 2017	3,838	→
Quarter ending March 2018	3,720	↓
<b>Variance since March 2017</b>	<b>(2.8%)</b>	<b>↓</b>



### ACTIVITY

Cumulative percentage of contracted UDA delivered 2017 & 2018



Month	Adjusted Scheduled Activity (UDA)	
	2017	2018
April	748	347
May	1,554	1,276
June	2,288	1,840
July	3,266	2,695
August	4,276	3,249
September	5,136	3,965
October	6,075	5,114
November	7,531	6,149
December	8,371	7,009
January	9,327	7,959
February	9,468	8,832
March	9,675	9,601
April	9,844	9,706
May	9,848	9,713
June	9,850	9,715

### QUALITY

	Quantity	Base Number	Contract	AT	Region	England
% of FP17s for the same patient ID Re-attending within 3 months - Children	80	1,229	6.5%	12.4%	12.8%	11.9%
% of FP17s for the same patient ID Re-attending within 3 months - Adults	479	3,572	13.4%	16.8%	16.5%	16.0%
% of FP17s for the same patient ID Re-attending between 3 & 9 months - Children	549	1,229	44.7%	57.3%	59.7%	58.3%
% of FP17s for the same patient ID Re-attending between 3 & 9 months - Adults	1,437	3,572	40.2%	50.3%	52.6%	50.3%
% of FP17s for Band 1 Urgent Courses	397	4,742	8.4%	10.1%	9.1%	9.1%
% of FP17s Relating to Free Repair or Replacements	19	4,742	0.4%	0.9%	1.0%	0.8%
% of FP17s Relating to Continuations	64	4,742	1.3%	1.0%	1.2%	1.0%
% of Patients satisfied with the dentistry they have received	3	3	N/A	92.1%	91.6%	91.5%
% of Patients satisfied with the time they had to wait for an appointment	3	3	N/A	88.7%	88.3%	87.9%

\* This is based on patients treated on this contract for their most recent course of treatment. Figures in italics indicate the base number of FP17s or Patient Questionnaire responses are less than 100. N/A is shown where the base number of responses is less than 10 during the period. % is calculated as Quantity/Base number\*100

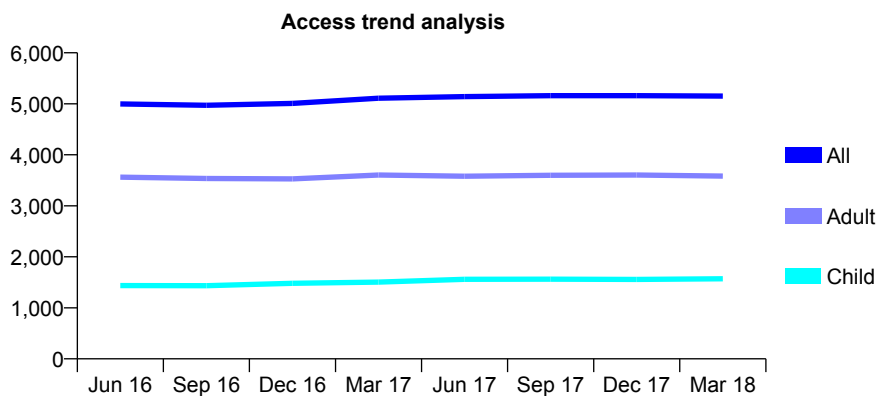
## Q46 - Vital Signs At a Glance Contract Report for 149780/0001 - Year end March 2018

Name or company name	Church Lane Dental Practice
Contract type name	Pilot Contract
Purpose of contract	General
Contract start date	01/12/2011
Contract end date	

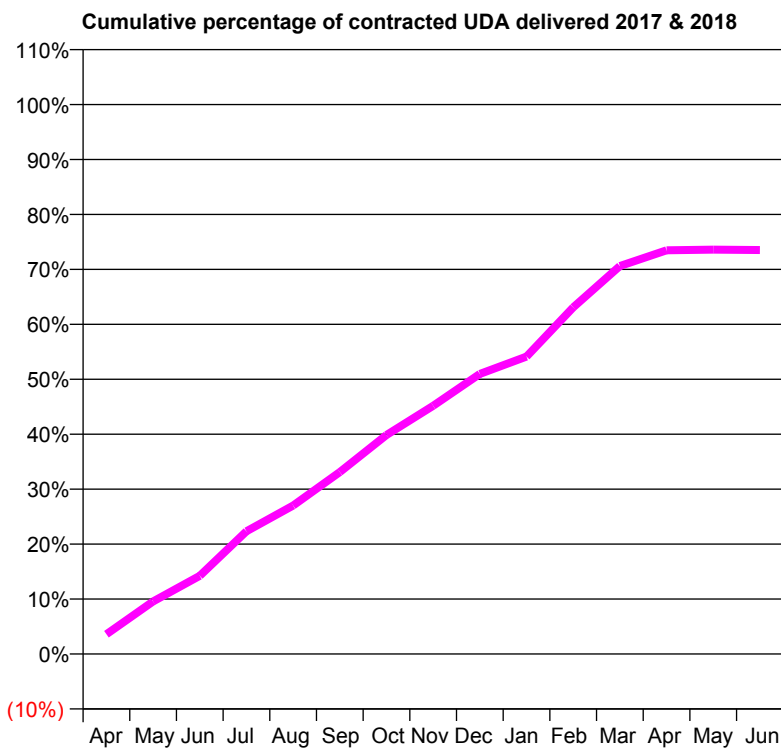
17/18 Contracted general activity (UDA)	18,225
Carry forward general activity (UDA)	0
17/18 Contracted orthodontic activity (UOA)	0
Carry forward orthodontic activity (UOA)	0
Baseline contract value	£591,363.02

### ACCESS\*

Patients seen in 24 months	Total	Change since previous quarter
Quarter ending March 2017	5,110	
Quarter ending June 2017	5,140	→
Quarter ending September 2017	5,160	→
Quarter ending December 2017	5,160	→
Quarter ending March 2018	5,151	→
<b>Variance since March 2017</b>	<b>0.8%</b>	<b>→</b>



### ACTIVITY



Month	Adjusted Scheduled Activity (UDA)	
	2017	2018
April	555	657
May	1,341	1,743
June	2,063	2,595
July	3,428	4,070
August	4,551	4,925
September	5,369	6,035
October	6,180	7,265
November	7,657	8,232
December	8,679	9,291
January	9,822	9,867
February	10,826	11,498
March	12,098	12,869
April	12,945	13,391
May	12,948	13,410
June	12,951	13,398

### QUALITY

	Quantity	Base Number	Contract	AT	Region	England
% of FP17s for the same patient ID Re-attending within 3 months - Children	72	1,716	4.2%	12.4%	12.8%	11.9%
% of FP17s for the same patient ID Re-attending within 3 months - Adults	383	3,533	10.8%	16.8%	16.5%	16.0%
% of FP17s for the same patient ID Re-attending between 3 & 9 months - Children	753	1,716	43.9%	57.3%	59.7%	58.3%
% of FP17s for the same patient ID Re-attending between 3 & 9 months - Adults	1,200	3,533	34.0%	50.3%	52.6%	50.3%
% of FP17s for Band 1 Urgent Courses	67	5,148	1.3%	10.1%	9.1%	9.1%
% of FP17s Relating to Free Repair or Replacements	21	5,148	0.4%	0.9%	1.0%	0.8%
% of FP17s Relating to Continuations	116	5,148	2.3%	1.0%	1.2%	1.0%
% of Patients satisfied with the dentistry they have received	2	2	N/A	92.1%	91.6%	91.5%
% of Patients satisfied with the time they had to wait for an appointment	2	2	N/A	88.7%	88.3%	87.9%

\* This is based on patients treated on this contract for their most recent course of treatment. Figures in italics indicate the base number of FP17s or Patient Questionnaire responses are less than 100. N/A is shown where the base number of responses is less than 10 during the period. % is calculated as Quantity/Base number\*100

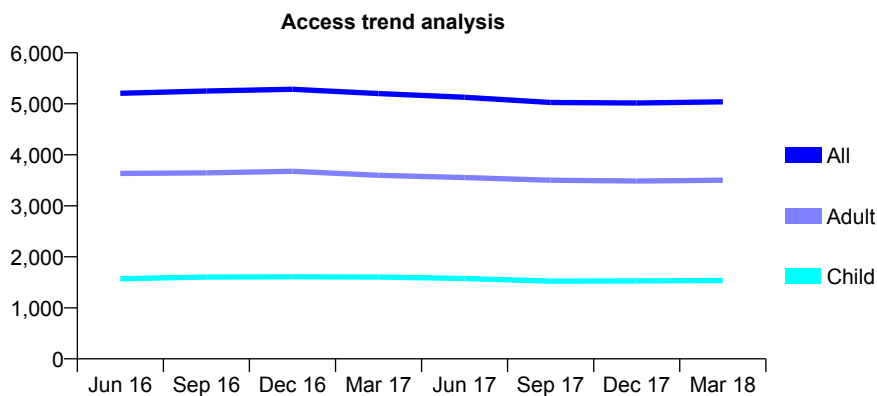
## Q46 - Vital Signs At a Glance Contract Report for 150177/0001 - Year end March 2018

Name or company name	G & L Askins Ltd
Contract type name	GDS Contract
Purpose of contract	General
Contract start date	06/12/2010
Contract end date	

17/18 Contracted general activity (UDA)	16,498
Carry forward general activity (UDA)	111
17/18 Contracted orthodontic activity (UOA)	0
Carry forward orthodontic activity (UOA)	0
Baseline contract value	£409,905.48

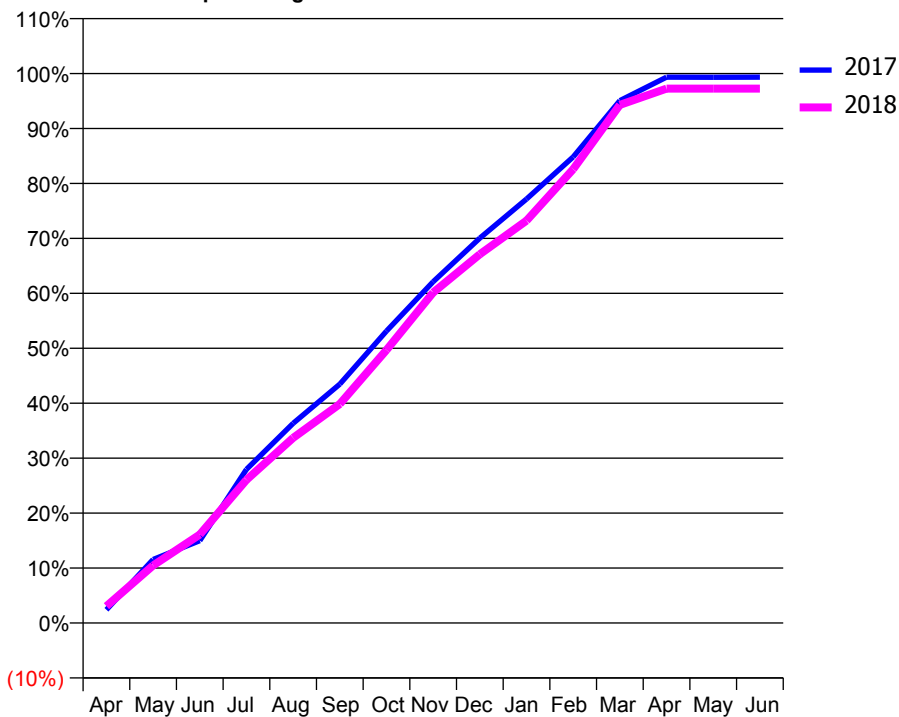
### ACCESS\*

Patients seen in 24 months	Total	Change since previous quarter
Quarter ending March 2017	5,202	
Quarter ending June 2017	5,129	↓
Quarter ending September 2017	5,025	↓
Quarter ending December 2017	5,015	→
Quarter ending March 2018	5,039	→
<b>Variance since March 2017</b>	<b>(3.1%)</b>	<b>↓</b>



### ACTIVITY

**Cumulative percentage of contracted UDA delivered 2017 & 2018**



Month	Adjusted Scheduled Activity (UDA)	
	2017	2018
April	397	506
May	1,906	1,727
June	2,470	2,655
July	4,616	4,296
August	5,995	5,557
September	7,172	6,577
October	8,766	8,197
November	10,249	9,922
December	11,558	11,072
January	12,729	12,080
February	13,996	13,626
March	15,685	15,557
April	16,390	16,046
May	16,383	16,043
June	16,387	16,046

### QUALITY

	Quantity	Base Number	Contract	AT	Region	England
% of FP17s for the same patient ID Re-attending within 3 months - Children	196	2,414	8.1%	12.4%	12.8%	11.9%
% of FP17s for the same patient ID Re-attending within 3 months - Adults	791	5,353	14.8%	16.8%	16.5%	16.0%
% of FP17s for the same patient ID Re-attending between 3 & 9 months - Children	1,557	2,414	64.5%	57.3%	59.7%	58.3%
% of FP17s for the same patient ID Re-attending between 3 & 9 months - Adults	3,123	5,353	58.3%	50.3%	52.6%	50.3%
% of FP17s for Band 1 Urgent Courses	431	7,703	5.6%	10.1%	9.1%	9.1%
% of FP17s Relating to Free Repair or Replacements	69	7,703	0.9%	0.9%	1.0%	0.8%
% of FP17s Relating to Continuations	31	7,703	0.4%	1.0%	1.2%	1.0%
% of Patients satisfied with the dentistry they have received	4	5	N/A	92.1%	91.6%	91.5%
% of Patients satisfied with the time they had to wait for an appointment	4	5	N/A	88.7%	88.3%	87.9%

\* This is based on patients treated on this contract for their most recent course of treatment. Figures in italics indicate the base number of FP17s or Patient Questionnaire responses are less than 100. N/A is shown where the base number of responses is less than 10 during the period. % is calculated as Quantity/Base number\*100

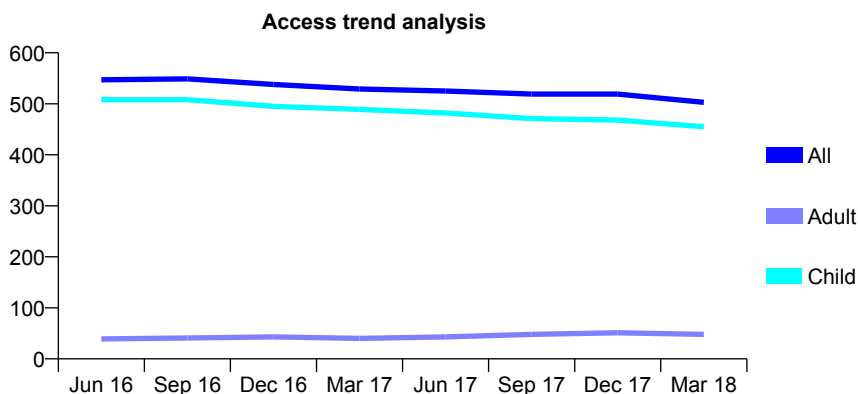
## Q46 - Vital Signs At a Glance Contract Report for 150657/0001 - Year end March 2018

Name or company name	Harwood Dental Care
Contract type name	GDS Contract
Purpose of contract	General
Contract start date	01/09/2013
Contract end date	

17/18 Contracted general activity (UDA)	1,100
Carry forward general activity (UDA)	5
17/18 Contracted orthodontic activity (UOA)	0
Carry forward orthodontic activity (UOA)	0
Baseline contract value	£20,173.24

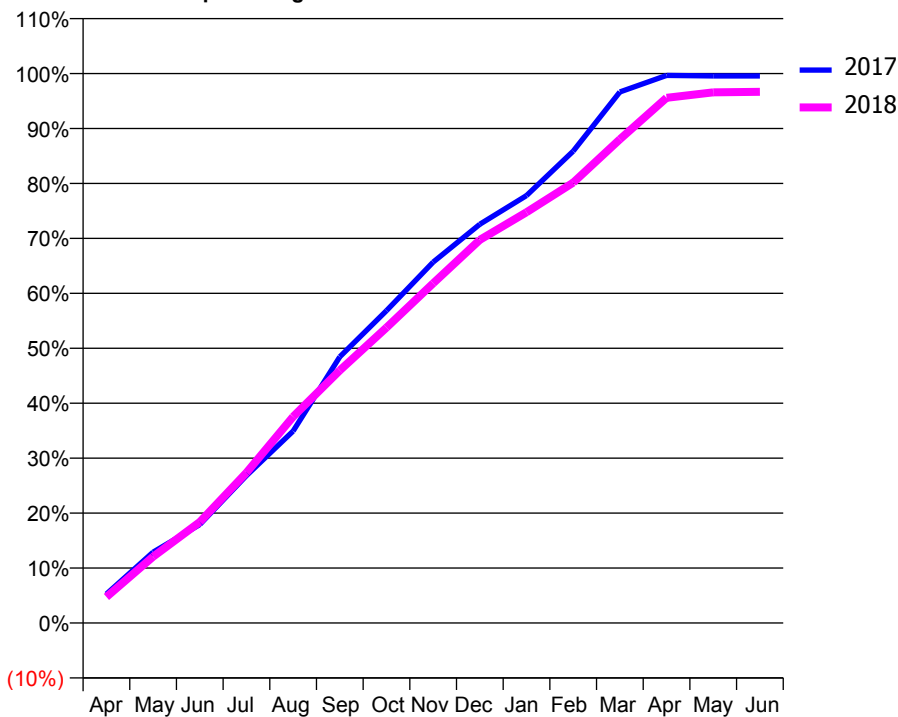
### ACCESS\*

Patients seen in 24 months	Total	Change since previous quarter
Quarter ending March 2017	529	
Quarter ending June 2017	525	→
Quarter ending September 2017	519	↓
Quarter ending December 2017	519	→
Quarter ending March 2018	503	↓
<b>Variance since March 2017</b>	<b>(4.9%)</b>	<b>↓</b>



### ACTIVITY

Cumulative percentage of contracted UDA delivered 2017 & 2018



Month	Adjusted Scheduled Activity (UDA)	
	2017	2018
April	58	52
May	142	133
June	197	202
July	295	301
August	384	413
September	533	506
October	625	591
November	722	680
December	798	767
January	856	822
February	945	882
March	1,063	968
April	1,096	1,051
May	1,095	1,062
June	1,095	1,063

### QUALITY

	Quantity	Base Number	Contract	AT	Region	England
% of FP17s for the same patient ID Re-attending within 3 months - Children	57	724	7.9%	12.4%	12.8%	11.9%
% of FP17s for the same patient ID Re-attending within 3 months - Adults	1	23	4.3%	16.8%	16.5%	16.0%
% of FP17s for the same patient ID Re-attending between 3 & 9 months - Children	537	724	74.2%	57.3%	59.7%	58.3%
% of FP17s for the same patient ID Re-attending between 3 & 9 months - Adults	17	23	73.9%	50.3%	52.6%	50.3%
% of FP17s for Band 1 Urgent Courses	42	799	5.3%	10.1%	9.1%	9.1%
% of FP17s Relating to Free Repair or Replacements	0	799	0.0%	0.9%	1.0%	0.8%
% of FP17s Relating to Continuations	0	799	0.0%	1.0%	1.2%	1.0%
% of Patients satisfied with the dentistry they have received	2	2	N/A	92.1%	91.6%	91.5%
% of Patients satisfied with the time they had to wait for an appointment	2	2	N/A	88.7%	88.3%	87.9%

\* This is based on patients treated on this contract for their most recent course of treatment. Figures in italics indicate the base number of FP17s or Patient Questionnaire responses are less than 100. N/A is shown where the base number of responses is less than 10 during the period. % is calculated as Quantity/Base number\*100



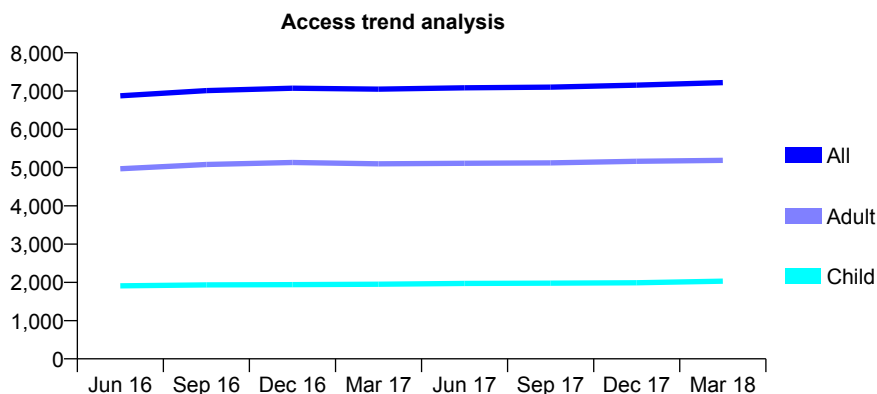
## Q46 - Vital Signs At a Glance Contract Report for 151106/0001 - Year end March 2018

Name or company name	Langley Dental Practice Ltd
Contract type name	GDS Contract
Purpose of contract	General
Contract start date	01/04/2008
Contract end date	

17/18 Contracted general activity (UDA)	20,092
Carry forward general activity (UDA)	123
17/18 Contracted orthodontic activity (UOA)	0
Carry forward orthodontic activity (UOA)	0
Baseline contract value	£570,771.17

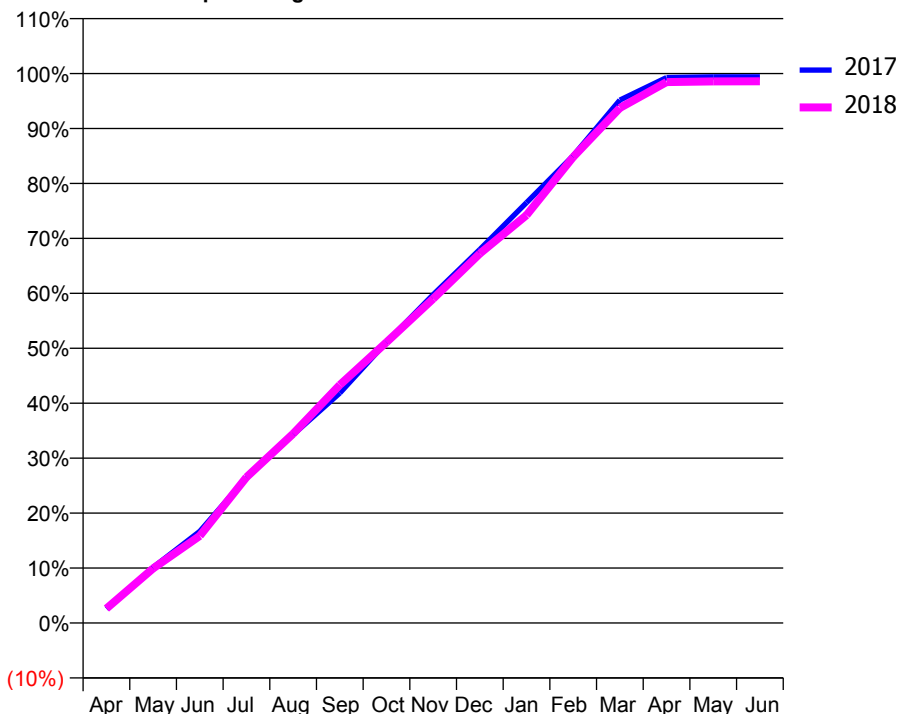
### ACCESS\*

Patients seen in 24 months	Total	Change since previous quarter
Quarter ending March 2017	7,051	
Quarter ending June 2017	7,085	→
Quarter ending September 2017	7,102	→
Quarter ending December 2017	7,153	→
Quarter ending March 2018	7,220	→
<b>Variance since March 2017</b>	<b>2.4%</b>	<b>↑</b>



### ACTIVITY

Cumulative percentage of contracted UDA delivered 2017 & 2018



Month	Adjusted Scheduled Activity (UDA)	
	2017	2018
April	520	531
May	2,036	1,998
June	3,352	3,188
July	5,316	5,333
August	6,887	6,921
September	8,411	8,708
October	10,270	10,268
November	12,008	11,854
December	13,660	13,507
January	15,370	14,910
February	17,085	17,040
March	19,120	18,833
April	19,944	19,776
May	19,967	19,802
June	19,969	19,805

### QUALITY

	Quantity	Base Number	Contract	AT	Region	England
% of FP17s for the same patient ID Re-attending within 3 months - Children	359	3,393	10.6%	12.4%	12.8%	11.9%
% of FP17s for the same patient ID Re-attending within 3 months - Adults	1,001	7,618	13.1%	16.8%	16.5%	16.0%
% of FP17s for the same patient ID Re-attending between 3 & 9 months - Children	2,110	3,393	62.2%	57.3%	59.7%	58.3%
% of FP17s for the same patient ID Re-attending between 3 & 9 months - Adults	4,601	7,618	60.4%	50.3%	52.6%	50.3%
% of FP17s for Band 1 Urgent Courses	645	10,195	6.3%	10.1%	9.1%	9.1%
% of FP17s Relating to Free Repair or Replacements	100	10,195	1.0%	0.9%	1.0%	0.8%
% of FP17s Relating to Continuations	88	10,195	0.9%	1.0%	1.2%	1.0%
% of Patients satisfied with the dentistry they have received	4	4	N/A	92.1%	91.6%	91.5%
% of Patients satisfied with the time they had to wait for an appointment	4	4	N/A	88.7%	88.3%	87.9%

\* This is based on patients treated on this contract for their most recent course of treatment. Figures in italics indicate the base number of FP17s or Patient Questionnaire responses are less than 100. N/A is shown where the base number of responses is less than 10 during the period. % is calculated as Quantity/Base number\*100

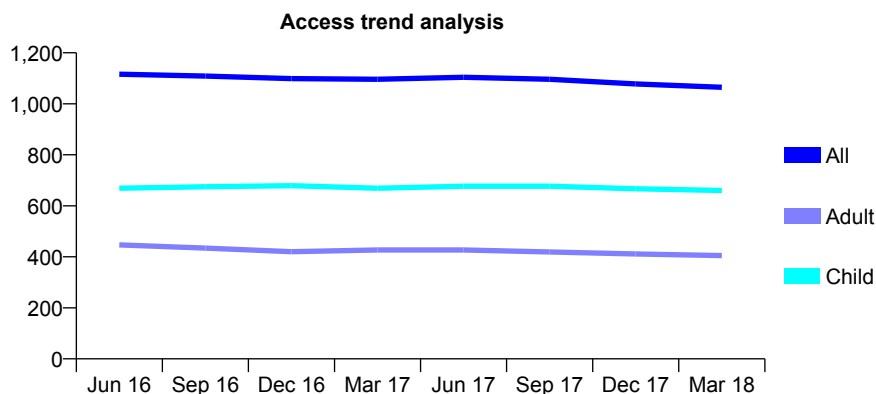
## Q46 - Vital Signs At a Glance Contract Report for 151262/0001 - Year end March 2018

Name or company name	The Cottage Dental Practice
Contract type name	GDS Contract
Purpose of contract	General
Contract start date	01/05/2014
Contract end date	

17/18 Contracted general activity (UDA)	3,600
Carry forward general activity (UDA)	0
17/18 Contracted orthodontic activity (UOA)	0
Carry forward orthodontic activity (UOA)	0
Baseline contract value	£91,619.74

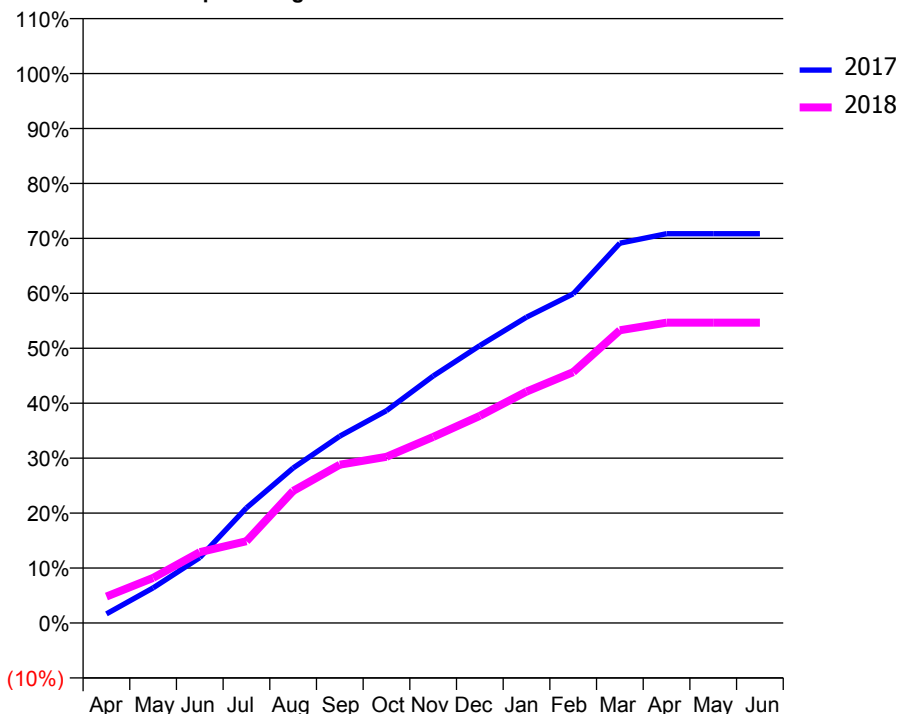
### ACCESS\*

Patients seen in 24 months	Total	Change since previous quarter
Quarter ending March 2017	1,096	
Quarter ending June 2017	1,104	→
Quarter ending September 2017	1,096	→
Quarter ending December 2017	1,078	↓
Quarter ending March 2018	1,065	↓
<b>Variance since March 2017</b>	<b>(2.8%)</b>	<b>↓</b>



### ACTIVITY

Cumulative percentage of contracted UDA delivered 2017 & 2018



Month	Adjusted Scheduled Activity (UDA)	
	2017	2018
April	60	173
May	230	296
June	428	465
July	754	536
August	1,015	866
September	1,225	1,038
October	1,391	1,089
November	1,618	1,219
December	1,817	1,357
January	2,003	1,516
February	2,157	1,644
March	2,488	1,918
April	2,551	1,968
May	2,551	1,968
June	2,551	1,968

### QUALITY

	Quantity	Base Number	Contract	AT	Region	England
% of FP17s for the same patient ID Re-attending within 3 months - Children	59	908	6.5%	12.4%	12.8%	11.9%
% of FP17s for the same patient ID Re-attending within 3 months - Adults	29	363	8.0%	16.8%	16.5%	16.0%
% of FP17s for the same patient ID Re-attending between 3 & 9 months - Children	619	908	68.2%	57.3%	59.7%	58.3%
% of FP17s for the same patient ID Re-attending between 3 & 9 months - Adults	217	363	59.8%	50.3%	52.6%	50.3%
% of FP17s for Band 1 Urgent Courses	53	1,253	4.2%	10.1%	9.1%	9.1%
% of FP17s Relating to Free Repair or Replacements	0	1,253	0.0%	0.9%	1.0%	0.8%
% of FP17s Relating to Continuations	21	1,253	1.7%	1.0%	1.2%	1.0%
% of Patients satisfied with the dentistry they have received	3	3	N/A	92.1%	91.6%	91.5%
% of Patients satisfied with the time they had to wait for an appointment	3	3	N/A	88.7%	88.3%	87.9%

\* This is based on patients treated on this contract for their most recent course of treatment. Figures in italics indicate the base number of FP17s or Patient Questionnaire responses are less than 100. N/A is shown where the base number of responses is less than 10 during the period. % is calculated as Quantity/Base number\*100

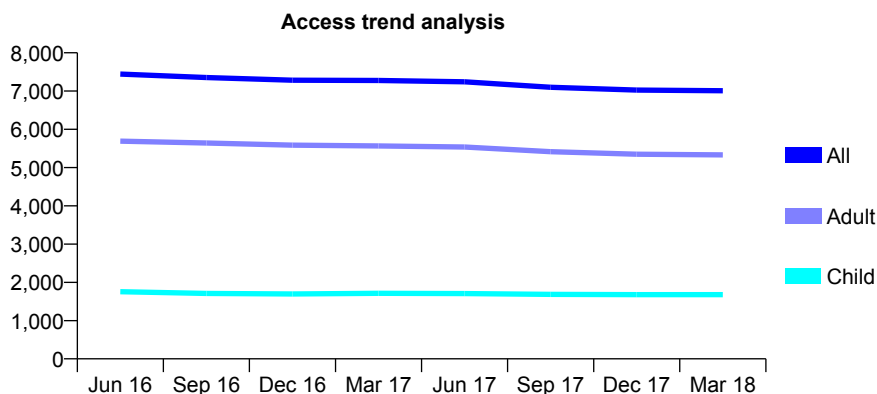
## Q46 - Vital Signs At a Glance Contract Report for 151882/0001 - Year end March 2018

Name or company name	IDH 450 Limited
Contract type name	GDS Contract
Purpose of contract	General
Contract start date	01/10/2008
Contract end date	

17/18 Contracted general activity (UDA)	25,069
Carry forward general activity (UDA)	0
17/18 Contracted orthodontic activity (UOA)	0
Carry forward orthodontic activity (UOA)	0
Baseline contract value	£787,044.59

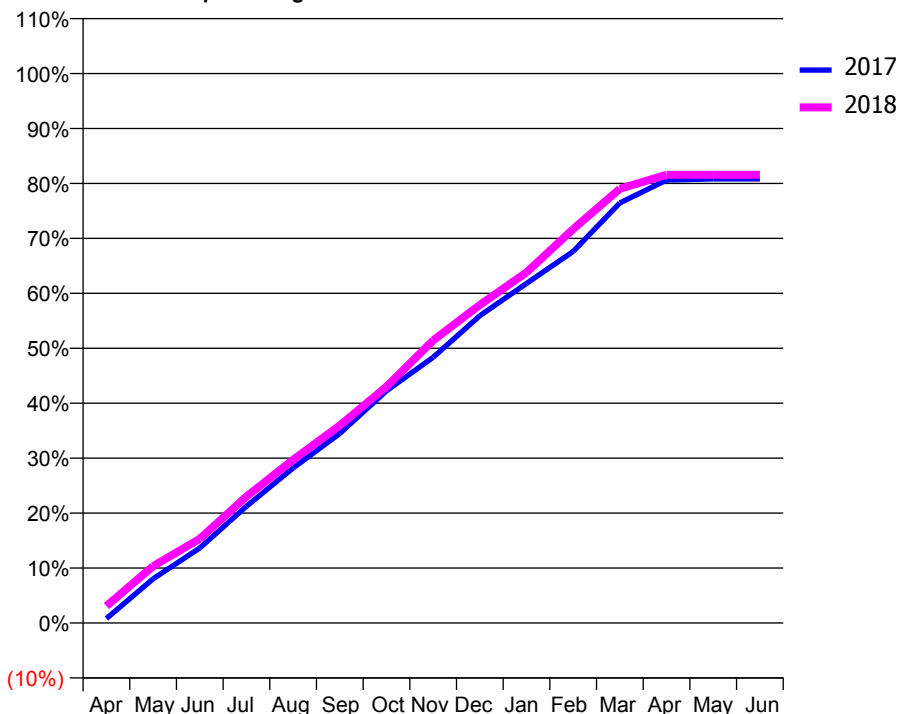
### ACCESS\*

Patients seen in 24 months	Total	Change since previous quarter
Quarter ending March 2017	7,277	
Quarter ending June 2017	7,243	→
Quarter ending September 2017	7,100	↓
Quarter ending December 2017	7,026	↓
Quarter ending March 2018	7,007	→
<b>Variance since March 2017</b>	<b>(3.7%)</b>	<b>↓</b>



### ACTIVITY

Cumulative percentage of contracted UDA delivered 2017 & 2018



Month	Adjusted Scheduled Activity (UDA)	
	2017	2018
April	202	775
May	2,015	2,597
June	3,421	3,843
July	5,324	5,768
August	7,074	7,452
September	8,649	9,010
October	10,596	10,782
November	12,122	12,897
December	14,022	14,511
January	15,492	15,998
February	16,952	17,975
March	19,166	19,810
April	20,207	20,448
May	20,262	20,451
June	20,264	20,451

### QUALITY

	Quantity	Base Number	Contract	AT	Region	England
% of FP17s for the same patient ID Re-attending within 3 months - Children	177	2,255	7.8%	12.4%	12.8%	11.9%
% of FP17s for the same patient ID Re-attending within 3 months - Adults	1,017	7,240	14.0%	16.8%	16.5%	16.0%
% of FP17s for the same patient ID Re-attending between 3 & 9 months - Children	1,171	2,255	51.9%	57.3%	59.7%	58.3%
% of FP17s for the same patient ID Re-attending between 3 & 9 months - Adults	3,862	7,240	53.3%	50.3%	52.6%	50.3%
% of FP17s for Band 1 Urgent Courses	740	9,281	8.0%	10.1%	9.1%	9.1%
% of FP17s Relating to Free Repair or Replacements	113	9,281	1.2%	0.9%	1.0%	0.8%
% of FP17s Relating to Continuations	166	9,281	1.8%	1.0%	1.2%	1.0%
% of Patients satisfied with the dentistry they have received	4	4	N/A	92.1%	91.6%	91.5%
% of Patients satisfied with the time they had to wait for an appointment	2	4	N/A	88.7%	88.3%	87.9%

\* This is based on patients treated on this contract for their most recent course of treatment. Figures in italics indicate the base number of FP17s or Patient Questionnaire responses are less than 100. N/A is shown where the base number of responses is less than 10 during the period. % is calculated as Quantity/Base number\*100

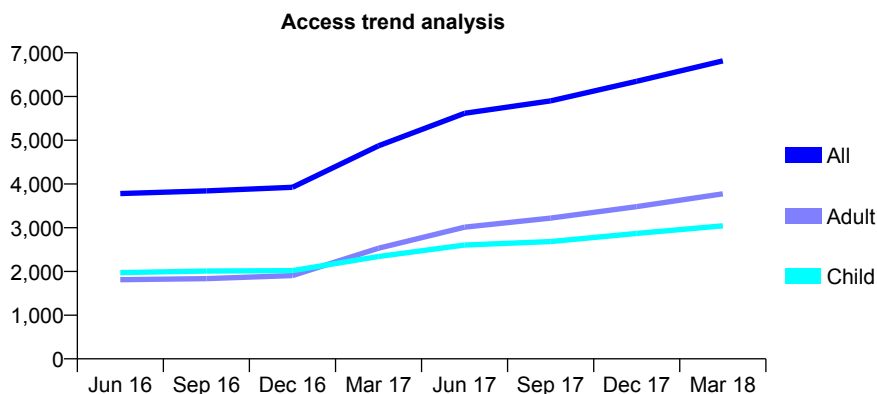
## Q46 - Vital Signs At a Glance Contract Report for 152196/0001 - Year end March 2018

Name or company name	Ahmad and Saleem Partners Ltd
Contract type name	GDS Contract
Purpose of contract	General
Contract start date	01/08/2014
Contract end date	

17/18 Contracted general activity (UDA)	16,459
Carry forward general activity (UDA)	621
17/18 Contracted orthodontic activity (UOA)	0
Carry forward orthodontic activity (UOA)	0
Baseline contract value	£615,682.16

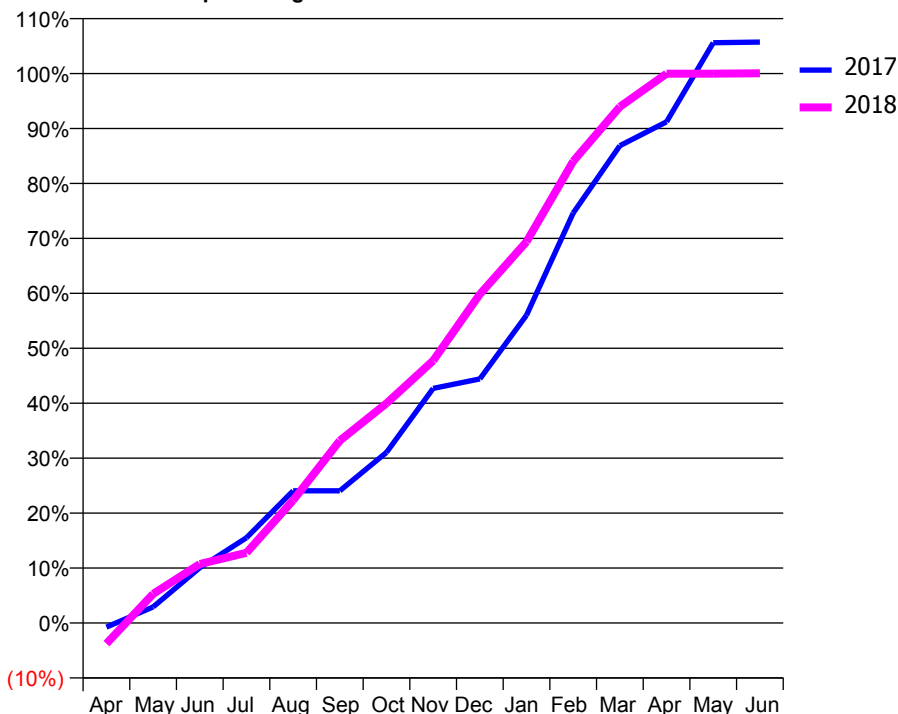
### ACCESS\*

Patients seen in 24 months	Total	Change since previous quarter
Quarter ending March 2017	4,872	
Quarter ending June 2017	5,616	↑
Quarter ending September 2017	5,901	↑
Quarter ending December 2017	6,349	↑
Quarter ending March 2018	6,816	↑
<b>Variance since March 2017</b>	<b>39.9%</b>	<b>↑</b>



### ACTIVITY

**Cumulative percentage of contracted UDA delivered 2017 & 2018**



Month	Adjusted Scheduled Activity (UDA)	
	2017	2018
April	-91	-621
May	352	872
June	1,205	1,769
July	1,860	2,104
August	2,884	3,675
September	2,884	5,461
October	3,725	6,579
November	5,120	7,857
December	5,326	9,846
January	6,716	11,419
February	8,945	13,830
March	10,417	15,464
April	10,937	16,455
May	12,661	16,455
June	12,675	16,467

### QUALITY

	Quantity	Base Number	Contract	AT	Region	England
% of FP17s for the same patient ID Re-attending within 3 months - Children	469	5,358	8.8%	12.4%	12.8%	11.9%
% of FP17s for the same patient ID Re-attending within 3 months - Adults	873	6,280	13.9%	16.8%	16.5%	16.0%
% of FP17s for the same patient ID Re-attending between 3 & 9 months - Children	3,240	5,358	60.5%	57.3%	59.7%	58.3%
% of FP17s for the same patient ID Re-attending between 3 & 9 months - Adults	3,354	6,280	53.4%	50.3%	52.6%	50.3%
% of FP17s for Band 1 Urgent Courses	638	9,302	6.9%	10.1%	9.1%	9.1%
% of FP17s Relating to Free Repair or Replacements	8	9,302	0.1%	0.9%	1.0%	0.8%
% of FP17s Relating to Continuations	95	9,302	1.0%	1.0%	1.2%	1.0%
% of Patients satisfied with the dentistry they have received	3	3	N/A	92.1%	91.6%	91.5%
% of Patients satisfied with the time they had to wait for an appointment	3	3	N/A	88.7%	88.3%	87.9%

\* This is based on patients treated on this contract for their most recent course of treatment. Figures in italics indicate the base number of FP17s or Patient Questionnaire responses are less than 100. N/A is shown where the base number of responses is less than 10 during the period. % is calculated as Quantity/Base number\*100

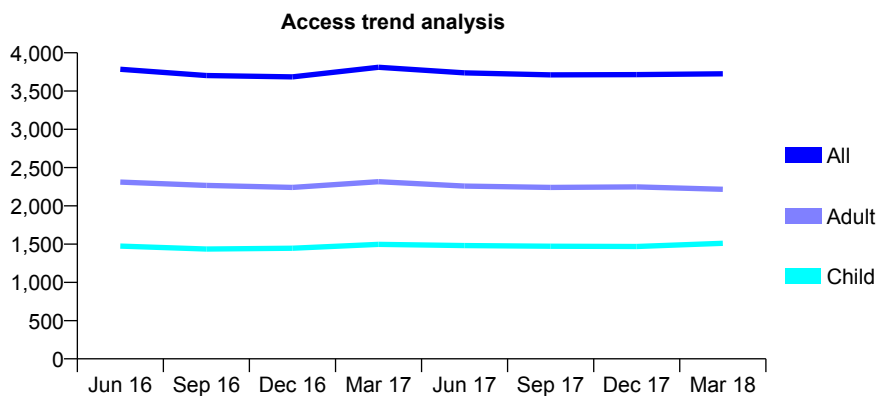
## Q46 - Vital Signs At a Glance Contract Report for 152196/0003 - Year end March 2018

Name or company name	Ahmad and Saleem Partners Ltd
Contract type name	GDS Contract
Purpose of contract	General
Contract start date	01/08/2014
Contract end date	

17/18 Contracted general activity (UDA)	12,721
Carry forward general activity (UDA)	-254
17/18 Contracted orthodontic activity (UOA)	0
Carry forward orthodontic activity (UOA)	0
Baseline contract value	£318,063.92

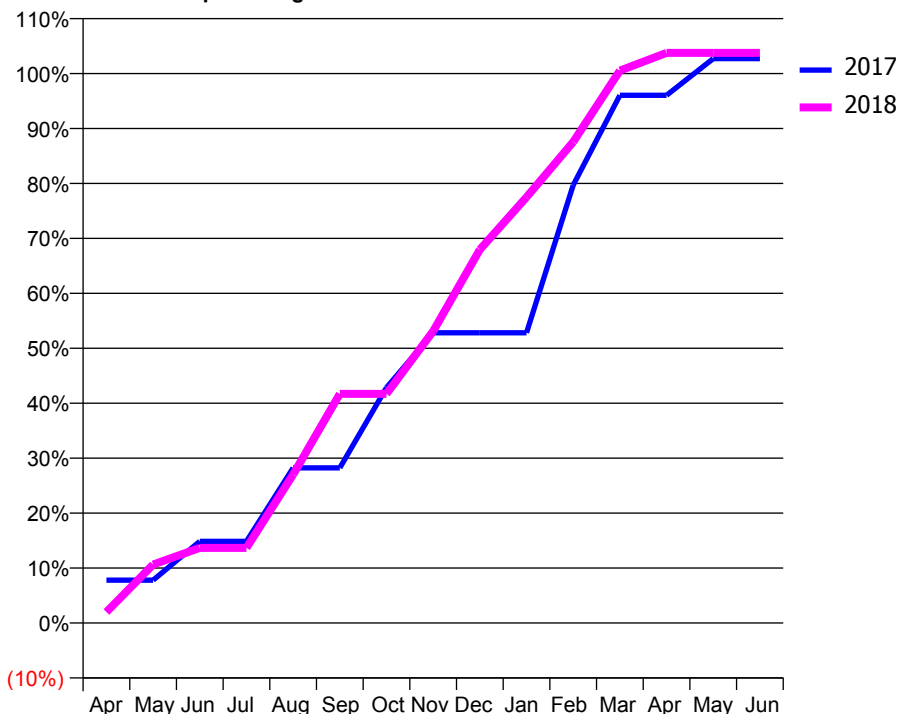
### ACCESS\*

Patients seen in 24 months	Total	Change since previous quarter
Quarter ending March 2017	3,811	
Quarter ending June 2017	3,738	↓
Quarter ending September 2017	3,712	→
Quarter ending December 2017	3,715	→
Quarter ending March 2018	3,726	→
<b>Variance since March 2017</b>	<b>(2.2%)</b>	<b>↓</b>



### ACTIVITY

Cumulative percentage of contracted UDA delivered 2017 & 2018



Month	Adjusted Scheduled Activity (UDA)	
	2017	2018
April	991	254
May	991	1,355
June	1,891	1,738
July	1,891	1,738
August	3,592	3,438
September	3,592	5,306
October	5,449	5,306
November	6,720	6,756
December	6,720	8,645
January	6,720	9,858
February	10,137	11,136
March	12,216	12,789
April	12,216	13,198
May	13,066	13,198
June	13,066	13,199

### QUALITY

	Quantity	Base Number	Contract	AT	Region	England
% of FP17s for the same patient ID Re-attending within 3 months - Children	189	2,812	6.7%	12.4%	12.8%	11.9%
% of FP17s for the same patient ID Re-attending within 3 months - Adults	525	3,553	14.8%	16.8%	16.5%	16.0%
% of FP17s for the same patient ID Re-attending between 3 & 9 months - Children	1,910	2,812	67.9%	57.3%	59.7%	58.3%
% of FP17s for the same patient ID Re-attending between 3 & 9 months - Adults	2,116	3,553	59.6%	50.3%	52.6%	50.3%
% of FP17s for Band 1 Urgent Courses	523	6,076	8.6%	10.1%	9.1%	9.1%
% of FP17s Relating to Free Repair or Replacements	10	6,076	0.2%	0.9%	1.0%	0.8%
% of FP17s Relating to Continuations	34	6,076	0.6%	1.0%	1.2%	1.0%
% of Patients satisfied with the dentistry they have received	0	0	N/A	92.1%	91.6%	91.5%
% of Patients satisfied with the time they had to wait for an appointment	0	0	N/A	88.7%	88.3%	87.9%

\* This is based on patients treated on this contract for their most recent course of treatment. Figures in italics indicate the base number of FP17s or Patient Questionnaire responses are less than 100. N/A is shown where the base number of responses is less than 10 during the period. % is calculated as Quantity/Base number\*100

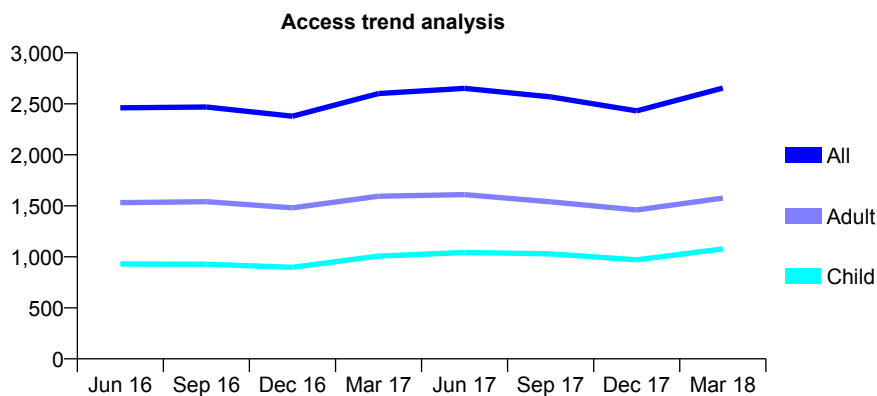
## Q46 - Vital Signs At a Glance Contract Report for 152196/0004 - Year end March 2018

Name or company name	Ahmad and Saleem Partners Ltd
Contract type name	GDS Contract
Purpose of contract	General
Contract start date	01/08/2014
Contract end date	

17/18 Contracted general activity (UDA)	12,000
Carry forward general activity (UDA)	327
17/18 Contracted orthodontic activity (UOA)	0
Carry forward orthodontic activity (UOA)	0
Baseline contract value	£419,850.52

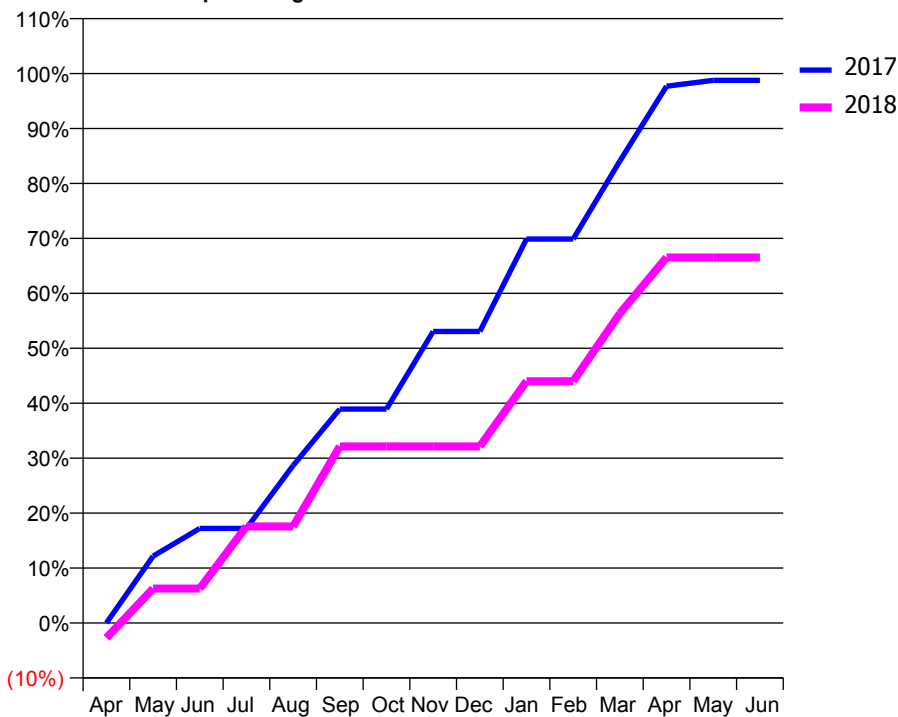
### ACCESS\*

Patients seen in 24 months	Total	Change since previous quarter
Quarter ending March 2017	2,601	
Quarter ending June 2017	2,652	→
Quarter ending September 2017	2,568	↓
Quarter ending December 2017	2,431	↓
Quarter ending March 2018	2,654	↑
<b>Variance since March 2017</b>	<b>2.0%</b>	<b>↑</b>



### ACTIVITY

Cumulative percentage of contracted UDA delivered 2017 & 2018



Month	Adjusted Scheduled Activity (UDA)	
	2017	2018
April	0	-327
May	1,291	754
June	1,825	754
July	1,825	2,110
August	3,041	2,110
September	4,128	3,858
October	4,128	3,858
November	5,625	3,858
December	5,625	3,858
January	7,408	5,282
February	7,408	5,282
March	8,914	6,760
April	10,356	7,985
May	10,471	7,985
June	10,471	7,985

### QUALITY

	Quantity	Base Number	Contract	AT	Region	England
% of FP17s for the same patient ID Re-attending within 3 months - Children	252	2,013	12.5%	12.4%	12.8%	11.9%
% of FP17s for the same patient ID Re-attending within 3 months - Adults	455	2,609	17.4%	16.8%	16.5%	16.0%
% of FP17s for the same patient ID Re-attending between 3 & 9 months - Children	1,247	2,013	61.9%	57.3%	59.7%	58.3%
% of FP17s for the same patient ID Re-attending between 3 & 9 months - Adults	1,487	2,609	57.0%	50.3%	52.6%	50.3%
% of FP17s for Band 1 Urgent Courses	328	4,581	7.2%	10.1%	9.1%	9.1%
% of FP17s Relating to Free Repair or Replacements	5	4,581	0.1%	0.9%	1.0%	0.8%
% of FP17s Relating to Continuations	12	4,581	0.3%	1.0%	1.2%	1.0%
% of Patients satisfied with the dentistry they have received	3	3	N/A	92.1%	91.6%	91.5%
% of Patients satisfied with the time they had to wait for an appointment	3	3	N/A	88.7%	88.3%	87.9%

\* This is based on patients treated on this contract for their most recent course of treatment. Figures in italics indicate the base number of FP17s or Patient Questionnaire responses are less than 100. N/A is shown where the base number of responses is less than 10 during the period. % is calculated as Quantity/Base number\*100

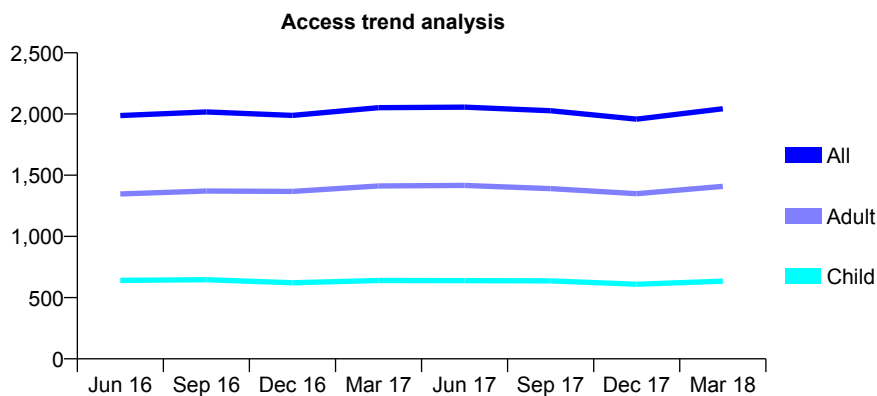
## Q46 - Vital Signs At a Glance Contract Report for 152196/0005 - Year end March 2018

Name or company name	Ahmad and Saleem Partners Ltd
Contract type name	GDS Contract
Purpose of contract	General
Contract start date	01/08/2014
Contract end date	

17/18 Contracted general activity (UDA)	6,000
Carry forward general activity (UDA)	0
17/18 Contracted orthodontic activity (UOA)	0
Carry forward orthodontic activity (UOA)	0
Baseline contract value	£211,394.75

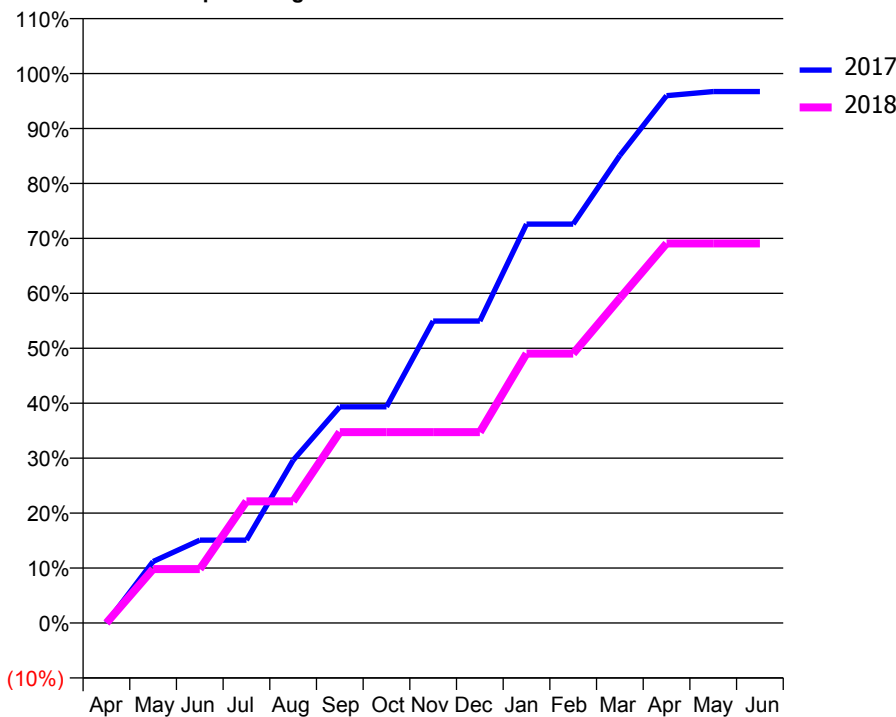
### ACCESS\*

Patients seen in 24 months	Total	Change since previous quarter
Quarter ending March 2017	2,052	
Quarter ending June 2017	2,056	→
Quarter ending September 2017	2,027	↓
Quarter ending December 2017	1,958	↓
Quarter ending March 2018	2,043	↑
<b>Variance since March 2017</b>	<b>(0.4%)</b>	<b>→</b>



### ACTIVITY

Cumulative percentage of contracted UDA delivered 2017 & 2018



Month	Adjusted Scheduled Activity (UDA)	
	2017	2018
April	0	0
May	672	588
June	905	588
July	905	1,329
August	1,777	1,329
September	2,361	2,084
October	2,361	2,084
November	3,297	2,084
December	3,297	2,084
January	4,355	2,942
February	4,355	2,942
March	5,105	3,546
April	5,757	4,144
May	5,804	4,144
June	5,804	4,144

### QUALITY

	Quantity	Base Number	Contract	AT	Region	England
% of FP17s for the same patient ID Re-attending within 3 months - Children	105	1,117	9.4%	12.4%	12.8%	11.9%
% of FP17s for the same patient ID Re-attending within 3 months - Adults	272	2,307	11.8%	16.8%	16.5%	16.0%
% of FP17s for the same patient ID Re-attending between 3 & 9 months - Children	812	1,117	72.7%	57.3%	59.7%	58.3%
% of FP17s for the same patient ID Re-attending between 3 & 9 months - Adults	1,568	2,307	68.0%	50.3%	52.6%	50.3%
% of FP17s for Band 1 Urgent Courses	188	3,417	5.5%	10.1%	9.1%	9.1%
% of FP17s Relating to Free Repair or Replacements	7	3,417	0.2%	0.9%	1.0%	0.8%
% of FP17s Relating to Continuations	12	3,417	0.4%	1.0%	1.2%	1.0%
% of Patients satisfied with the dentistry they have received	1	1	N/A	92.1%	91.6%	91.5%
% of Patients satisfied with the time they had to wait for an appointment	1	1	N/A	88.7%	88.3%	87.9%

\* This is based on patients treated on this contract for their most recent course of treatment. Figures in italics indicate the base number of FP17s or Patient Questionnaire responses are less than 100. N/A is shown where the base number of responses is less than 10 during the period. % is calculated as Quantity/Base number\*100



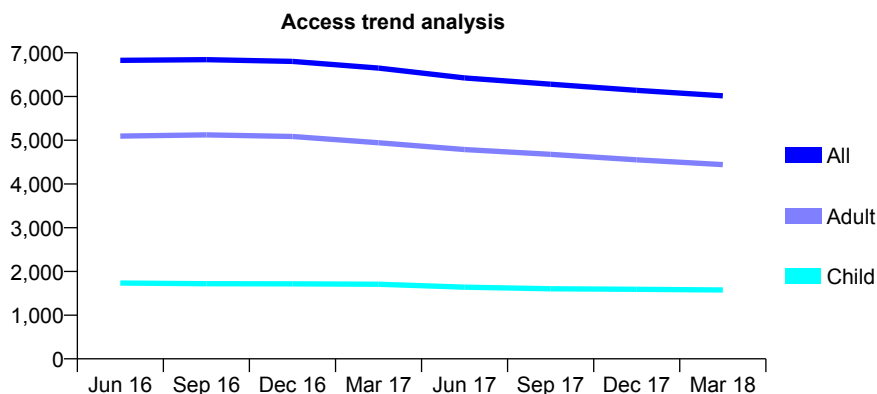
## Q46 - Vital Signs At a Glance Contract Report for 153184/0001 - Year end March 2018

Name or company name	IDH 449 Limited
Contract type name	GDS Contract
Purpose of contract	General
Contract start date	01/04/2008
Contract end date	

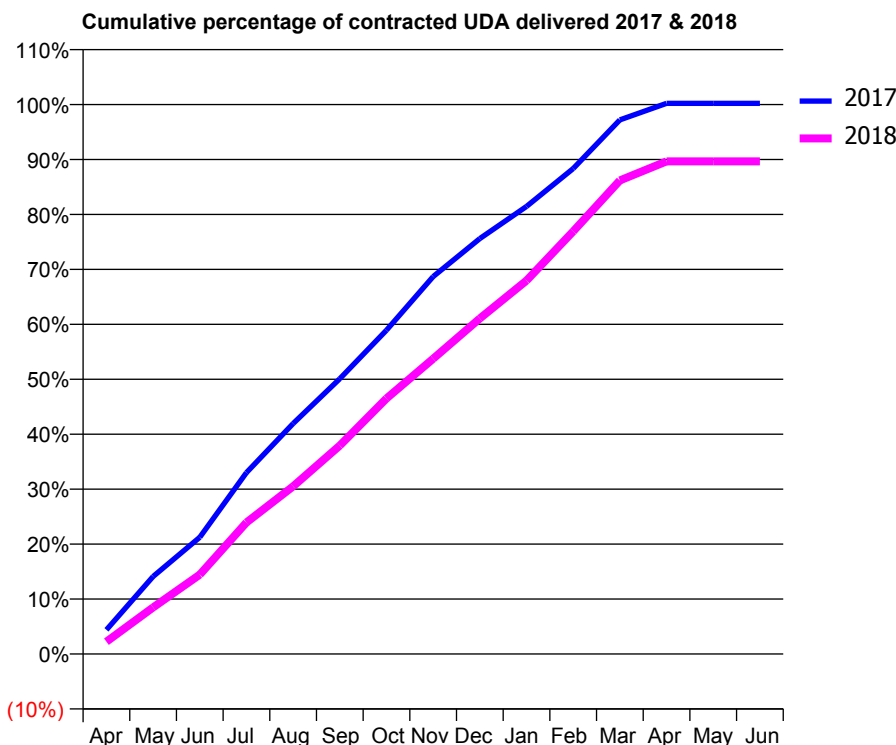
17/18 Contracted general activity (UDA)	18,429
Carry forward general activity (UDA)	-37
17/18 Contracted orthodontic activity (UOA)	0
Carry forward orthodontic activity (UOA)	0
Baseline contract value	£600,878.86

### ACCESS\*

Patients seen in 24 months	Total	Change since previous quarter
Quarter ending March 2017	6,651	
Quarter ending June 2017	6,425	↓
Quarter ending September 2017	6,281	↓
Quarter ending December 2017	6,142	↓
Quarter ending March 2018	6,016	↓
<b>Variance since March 2017</b>	<b>(9.5%)</b>	<b>↓</b>



### ACTIVITY



Month	Adjusted Scheduled Activity (UDA)	
	2017	2018
April	812	414
May	2,599	1,565
June	3,917	2,662
July	6,083	4,414
August	7,732	5,624
September	9,234	6,990
October	10,859	8,571
November	12,658	9,903
December	13,935	11,254
January	15,010	12,523
February	16,281	14,176
March	17,913	15,882
April	18,466	16,523
May	18,466	16,523
June	18,466	16,524

### QUALITY

	Quantity	Base Number	Contract	AT	Region	England
% of FP17s for the same patient ID Re-attending within 3 months - Children	158	2,174	7.3%	12.4%	12.8%	11.9%
% of FP17s for the same patient ID Re-attending within 3 months - Adults	699	5,885	11.9%	16.8%	16.5%	16.0%
% of FP17s for the same patient ID Re-attending between 3 & 9 months - Children	1,132	2,174	52.1%	57.3%	59.7%	58.3%
% of FP17s for the same patient ID Re-attending between 3 & 9 months - Adults	3,056	5,885	51.9%	50.3%	52.6%	50.3%
% of FP17s for Band 1 Urgent Courses	484	8,064	6.0%	10.1%	9.1%	9.1%
% of FP17s Relating to Free Repair or Replacements	31	8,064	0.4%	0.9%	1.0%	0.8%
% of FP17s Relating to Continuations	131	8,064	1.6%	1.0%	1.2%	1.0%
% of Patients satisfied with the dentistry they have received	5	6	N/A	92.1%	91.6%	91.5%
% of Patients satisfied with the time they had to wait for an appointment	4	6	N/A	88.7%	88.3%	87.9%

\* This is based on patients treated on this contract for their most recent course of treatment. Figures in italics indicate the base number of FP17s or Patient Questionnaire responses are less than 100. N/A is shown where the base number of responses is less than 10 during the period. % is calculated as Quantity/Base number\*100

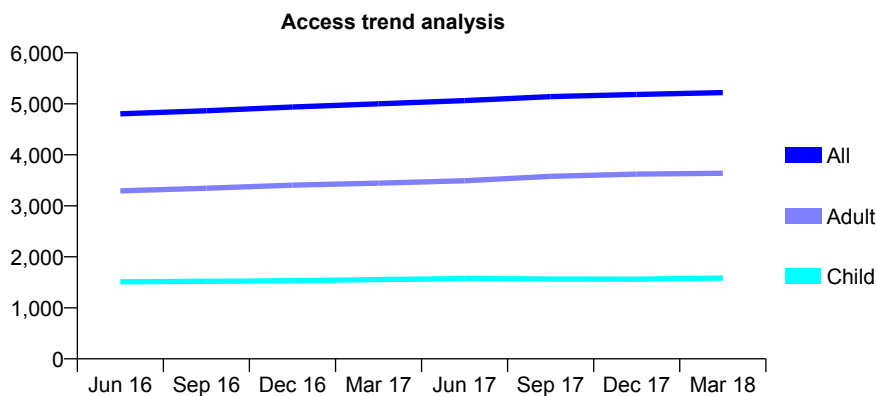
## Q46 - Vital Signs At a Glance Contract Report for 153532/0001 - Year end March 2018

Name or company name	Jakelara Ltd.
Contract type name	GDS Contract
Purpose of contract	General
Contract start date	01/05/2007
Contract end date	

17/18 Contracted general activity (UDA)	18,000
Carry forward general activity (UDA)	0
17/18 Contracted orthodontic activity (UOA)	0
Carry forward orthodontic activity (UOA)	0
Baseline contract value	£553,757.19

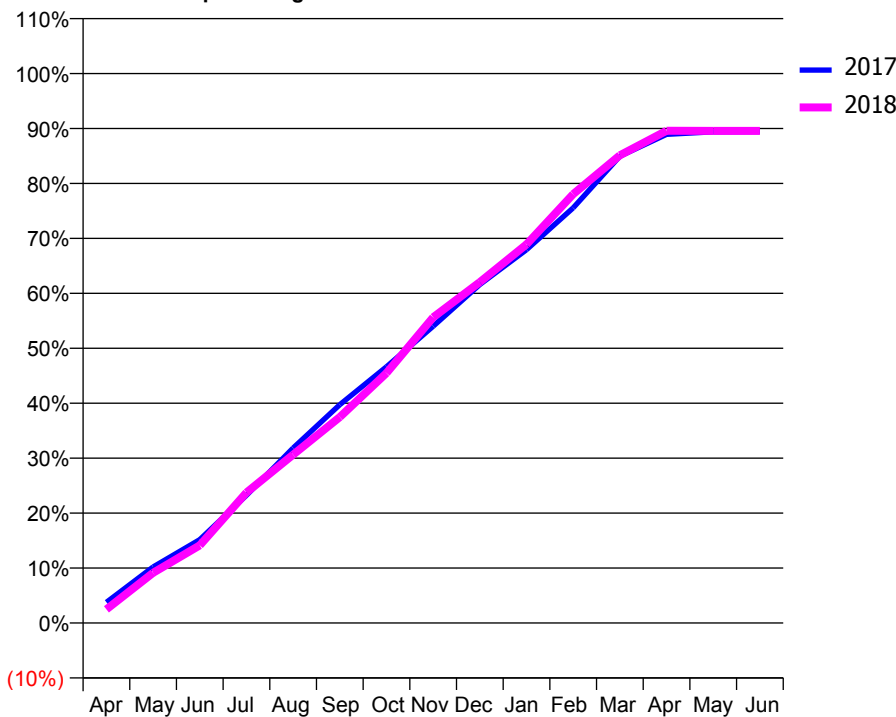
### ACCESS\*

Patients seen in 24 months	Total	Change since previous quarter
Quarter ending March 2017	4,999	
Quarter ending June 2017	5,064	→
Quarter ending September 2017	5,141	→
Quarter ending December 2017	5,182	→
Quarter ending March 2018	5,220	→
<b>Variance since March 2017</b>	<b>4.4%</b>	<b>↑</b>



### ACTIVITY

Cumulative percentage of contracted UDA delivered 2017 & 2018



Month	Adjusted Scheduled Activity (UDA)	
	2017	2018
April	677	449
May	1,836	1,645
June	2,731	2,544
July	4,183	4,276
August	5,731	5,514
September	7,154	6,746
October	8,394	8,186
November	9,720	10,012
December	11,088	11,168
January	12,230	12,402
February	13,601	14,049
March	15,291	15,320
April	16,006	16,123
May	16,090	16,122
June	16,097	16,122

### QUALITY

	Quantity	Base Number	Contract	AT	Region	England
% of FP17s for the same patient ID Re-attending within 3 months - Children	197	1,936	10.2%	12.4%	12.8%	11.9%
% of FP17s for the same patient ID Re-attending within 3 months - Adults	1,195	5,094	23.5%	16.8%	16.5%	16.0%
% of FP17s for the same patient ID Re-attending between 3 & 9 months - Children	948	1,936	49.0%	57.3%	59.7%	58.3%
% of FP17s for the same patient ID Re-attending between 3 & 9 months - Adults	2,295	5,094	45.1%	50.3%	52.6%	50.3%
% of FP17s for Band 1 Urgent Courses	1,080	7,002	15.4%	10.1%	9.1%	9.1%
% of FP17s Relating to Free Repair or Replacements	102	7,002	1.5%	0.9%	1.0%	0.8%
% of FP17s Relating to Continuations	233	7,002	3.3%	1.0%	1.2%	1.0%
% of Patients satisfied with the dentistry they have received	2	2	N/A	92.1%	91.6%	91.5%
% of Patients satisfied with the time they had to wait for an appointment	2	2	N/A	88.7%	88.3%	87.9%

\* This is based on patients treated on this contract for their most recent course of treatment. Figures in italics indicate the base number of FP17s or Patient Questionnaire responses are less than 100. N/A is shown where the base number of responses is less than 10 during the period. % is calculated as Quantity/Base number\*100

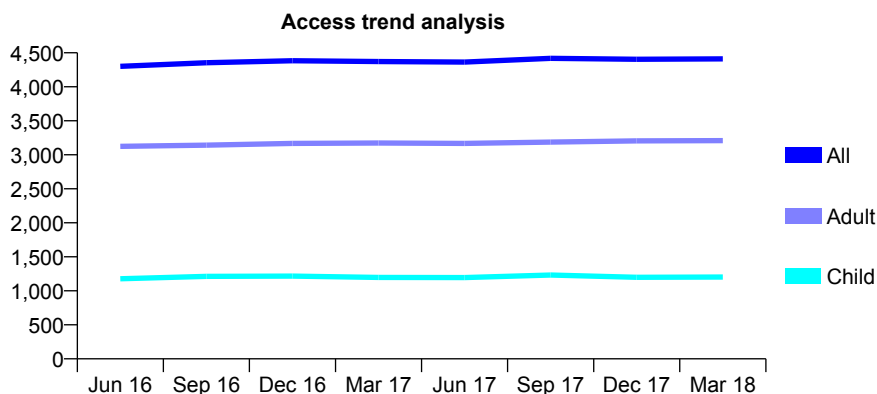
## Q46 - Vital Signs At a Glance Contract Report for 153850/0001 - Year end March 2018

Name or company name	Winton Dental Practice
Contract type name	GDS Contract
Purpose of contract	General
Contract start date	21/05/2010
Contract end date	

17/18 Contracted general activity (UDA)	16,701
Carry forward general activity (UDA)	-326
17/18 Contracted orthodontic activity (UOA)	0
Carry forward orthodontic activity (UOA)	0
Baseline contract value	£419,237.60

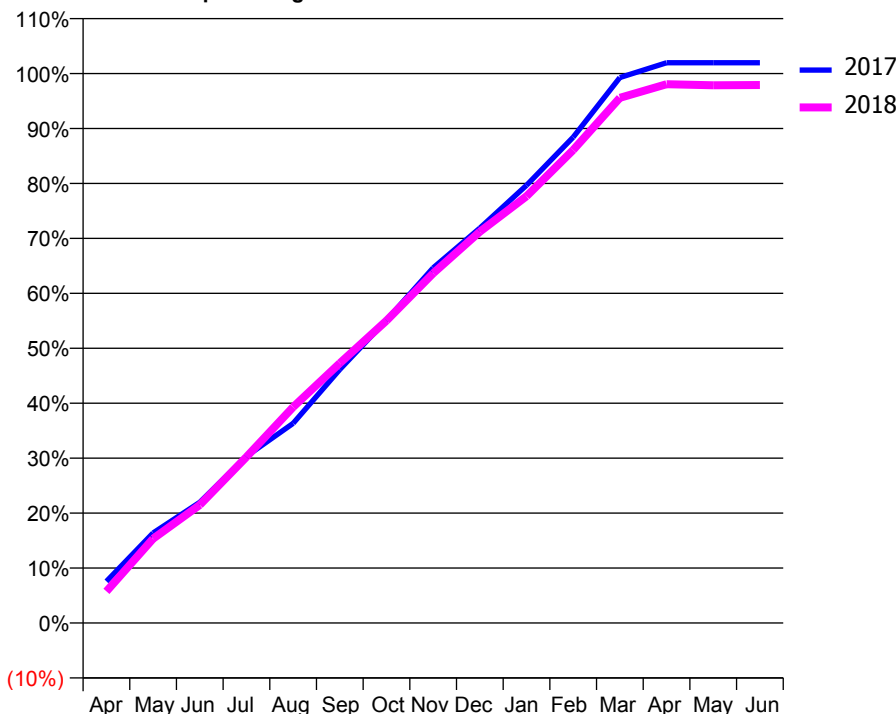
### ACCESS\*

Patients seen in 24 months	Total	Change since previous quarter
Quarter ending March 2017	4,371	
Quarter ending June 2017	4,363	→
Quarter ending September 2017	4,419	→
Quarter ending December 2017	4,404	→
Quarter ending March 2018	4,411	→
<b>Variance since March 2017</b>	<b>0.9%</b>	<b>→</b>



### ACTIVITY

Cumulative percentage of contracted UDA delivered 2017 & 2018



Adjusted Scheduled Activity (UDA)

Month	2017	2018
April	1,265	964
May	2,737	2,564
June	3,668	3,587
July	5,069	5,049
August	6,071	6,564
September	7,705	7,898
October	9,204	9,189
November	10,793	10,627
December	12,001	11,895
January	13,301	12,969
February	14,765	14,376
March	16,578	15,961
April	17,029	16,375
May	17,028	16,343
June	17,027	16,350

### QUALITY

	Quantity	Base Number	Contract	AT	Region	England
% of FP17s for the same patient ID Re-attending within 3 months - Children	225	1,903	11.8%	12.4%	12.8%	11.9%
% of FP17s for the same patient ID Re-attending within 3 months - Adults	943	4,923	19.2%	16.8%	16.5%	16.0%
% of FP17s for the same patient ID Re-attending between 3 & 9 months - Children	1,141	1,903	60.0%	57.3%	59.7%	58.3%
% of FP17s for the same patient ID Re-attending between 3 & 9 months - Adults	2,748	4,923	55.8%	50.3%	52.6%	50.3%
% of FP17s for Band 1 Urgent Courses	1,043	6,810	15.3%	10.1%	9.1%	9.1%
% of FP17s Relating to Free Repair or Replacements	110	6,810	1.6%	0.9%	1.0%	0.8%
% of FP17s Relating to Continuations	47	6,810	0.7%	1.0%	1.2%	1.0%
% of Patients satisfied with the dentistry they have received	2	2	N/A	92.1%	91.6%	91.5%
% of Patients satisfied with the time they had to wait for an appointment	2	2	N/A	88.7%	88.3%	87.9%

\* This is based on patients treated on this contract for their most recent course of treatment. Figures in italics indicate the base number of FP17s or Patient Questionnaire responses are less than 100. N/A is shown where the base number of responses is less than 10 during the period. % is calculated as Quantity/Base number\*100

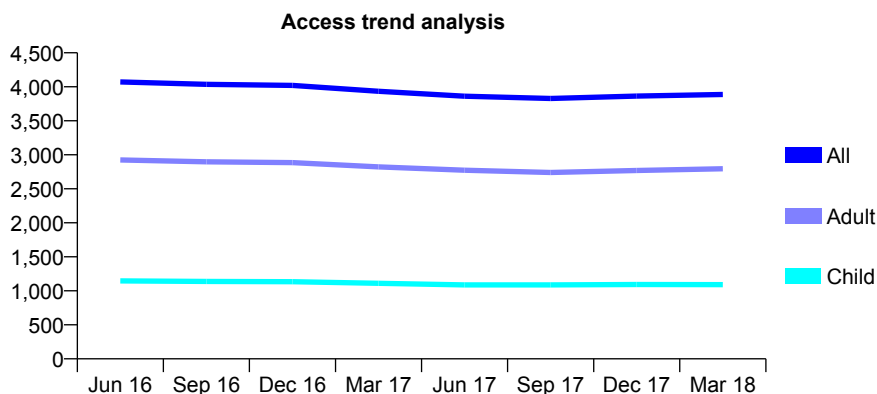
## Q46 - Vital Signs At a Glance Contract Report for 153869/0001 - Year end March 2018

Name or company name	High Street Dental Practice Partnership
Contract type name	GDS Contract
Purpose of contract	General
Contract start date	01/01/2014
Contract end date	

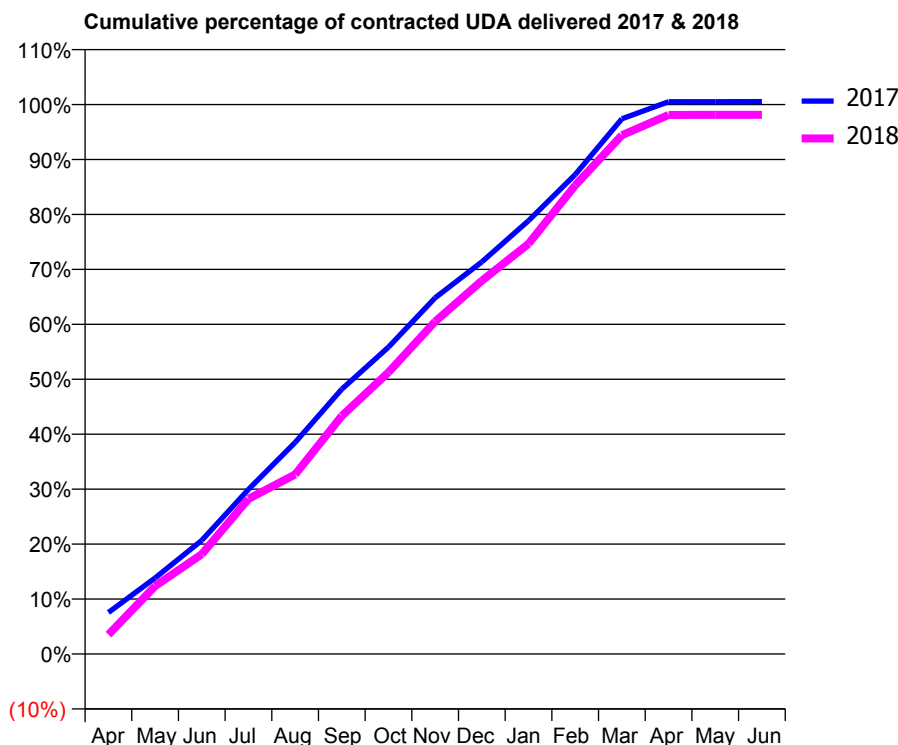
17/18 Contracted general activity (UDA)	13,000
Carry forward general activity (UDA)	-69
17/18 Contracted orthodontic activity (UOA)	0
Carry forward orthodontic activity (UOA)	0
Baseline contract value	£353,273.27

### ACCESS\*

Patients seen in 24 months	Total	Change since previous quarter
Quarter ending March 2017	3,934	
Quarter ending June 2017	3,861	↓
Quarter ending September 2017	3,829	→
Quarter ending December 2017	3,864	→
Quarter ending March 2018	3,887	→
<b>Variance since March 2017</b>	<b>(1.2%)</b>	<b>↓</b>



### ACTIVITY



Month	Adjusted Scheduled Activity (UDA)	
	2017	2018
April	981	458
May	1,801	1,608
June	2,690	2,361
July	3,894	3,669
August	5,005	4,249
September	6,266	5,634
October	7,261	6,665
November	8,428	7,865
December	9,276	8,831
January	10,250	9,704
February	11,341	11,087
March	12,662	12,274
April	13,064	12,753
May	13,066	12,756
June	13,069	12,756

### QUALITY

	Quantity	Base Number	Contract	AT	Region	England
% of FP17s for the same patient ID Re-attending within 3 months - Children	102	1,681	6.1%	12.4%	12.8%	11.9%
% of FP17s for the same patient ID Re-attending within 3 months - Adults	650	4,104	15.8%	16.8%	16.5%	16.0%
% of FP17s for the same patient ID Re-attending between 3 & 9 months - Children	1,174	1,681	69.8%	57.3%	59.7%	58.3%
% of FP17s for the same patient ID Re-attending between 3 & 9 months - Adults	2,447	4,104	59.6%	50.3%	52.6%	50.3%
% of FP17s for Band 1 Urgent Courses	338	5,783	5.8%	10.1%	9.1%	9.1%
% of FP17s Relating to Free Repair or Replacements	47	5,783	0.8%	0.9%	1.0%	0.8%
% of FP17s Relating to Continuations	162	5,783	2.8%	1.0%	1.2%	1.0%
% of Patients satisfied with the dentistry they have received	5	5	N/A	92.1%	91.6%	91.5%
% of Patients satisfied with the time they had to wait for an appointment	4	5	N/A	88.7%	88.3%	87.9%

\* This is based on patients treated on this contract for their most recent course of treatment. Figures in italics indicate the base number of FP17s or Patient Questionnaire responses are less than 100. N/A is shown where the base number of responses is less than 10 during the period. % is calculated as Quantity/Base number\*100

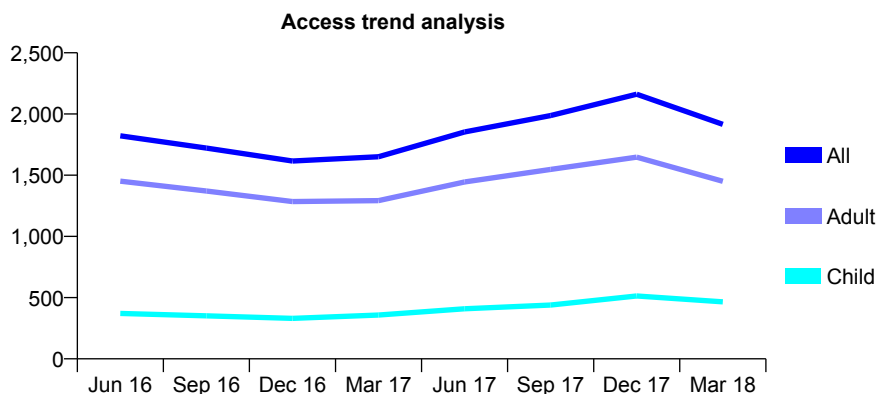
## Q46 - Vital Signs At a Glance Contract Report for 153877/0001 - Year end March 2018

Name or company name	The Glyn House Dental Partnership
Contract type name	GDS Contract
Purpose of contract	General
Contract start date	01/12/2013
Contract end date	

17/18 Contracted general activity (UDA)	6,444
Carry forward general activity (UDA)	65
17/18 Contracted orthodontic activity (UOA)	0
Carry forward orthodontic activity (UOA)	0
Baseline contract value	£210,637.18

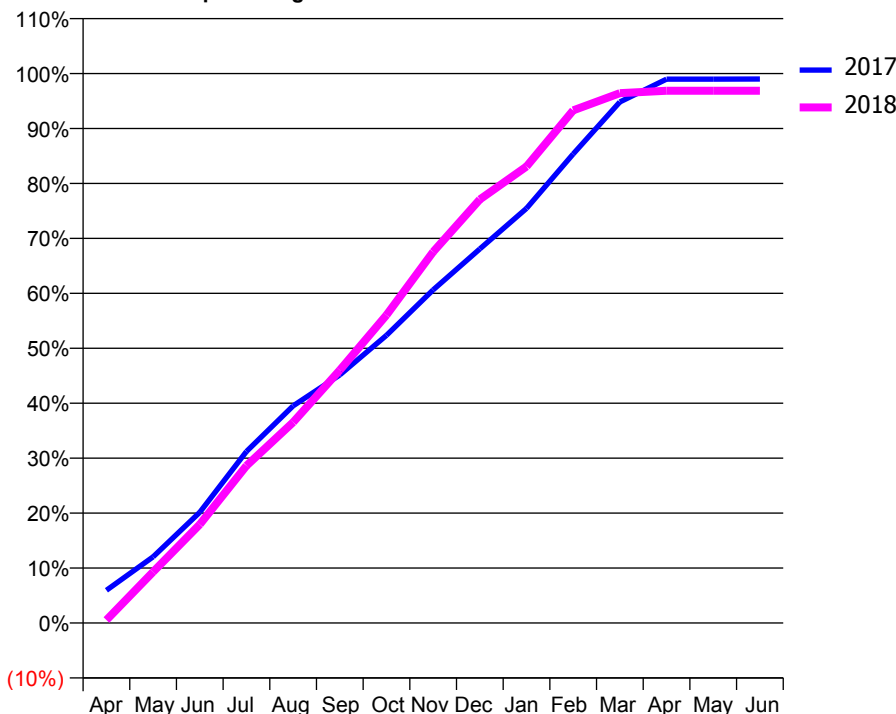
### ACCESS\*

Patients seen in 24 months	Total	Change since previous quarter
Quarter ending March 2017	1,651	
Quarter ending June 2017	1,854	↑
Quarter ending September 2017	1,987	↑
Quarter ending December 2017	2,162	↑
Quarter ending March 2018	1,916	↓
<b>Variance since March 2017</b>	<b>16.1%</b>	<b>↑</b>



### ACTIVITY

Cumulative percentage of contracted UDA delivered 2017 & 2018



Month	Adjusted Scheduled Activity (UDA)	
	2017	2018
April	384	36
May	777	599
June	1,299	1,156
July	2,012	1,844
August	2,547	2,355
September	2,909	2,966
October	3,374	3,612
November	3,907	4,352
December	4,388	4,968
January	4,863	5,353
February	5,500	6,012
March	6,111	6,213
April	6,378	6,242
May	6,378	6,242
June	6,379	6,242

### QUALITY

	Quantity	Base Number	Contract	AT	Region	England
% of FP17s for the same patient ID Re-attending within 3 months - Children	53	758	7.0%	12.4%	12.8%	11.9%
% of FP17s for the same patient ID Re-attending within 3 months - Adults	336	2,533	13.3%	16.8%	16.5%	16.0%
% of FP17s for the same patient ID Re-attending between 3 & 9 months - Children	211	758	27.8%	57.3%	59.7%	58.3%
% of FP17s for the same patient ID Re-attending between 3 & 9 months - Adults	631	2,533	24.9%	50.3%	52.6%	50.3%
% of FP17s for Band 1 Urgent Courses	467	3,169	14.7%	10.1%	9.1%	9.1%
% of FP17s Relating to Free Repair or Replacements	15	3,169	0.5%	0.9%	1.0%	0.8%
% of FP17s Relating to Continuations	0	3,169	0.0%	1.0%	1.2%	1.0%
% of Patients satisfied with the dentistry they have received	2	2	N/A	92.1%	91.6%	91.5%
% of Patients satisfied with the time they had to wait for an appointment	2	2	N/A	88.7%	88.3%	87.9%

\* This is based on patients treated on this contract for their most recent course of treatment. Figures in italics indicate the base number of FP17s or Patient Questionnaire responses are less than 100. N/A is shown where the base number of responses is less than 10 during the period. % is calculated as Quantity/Base number\*100

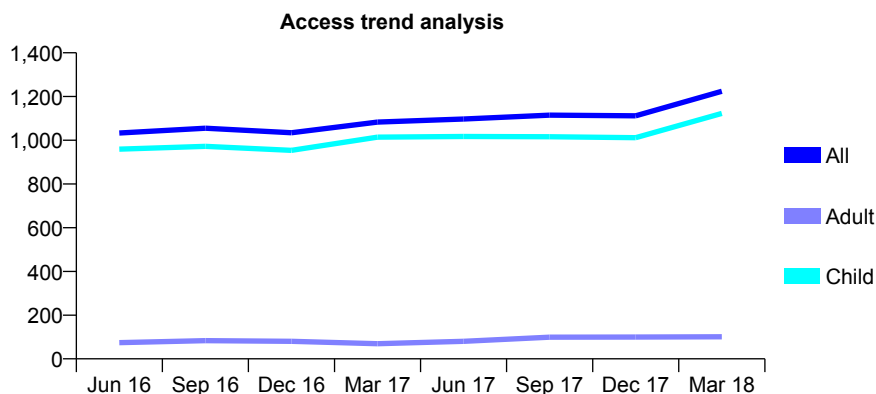
## Q46 - Vital Signs At a Glance Contract Report for 154075/0001 - Year end March 2018

Name or company name	Bloor & Mathieson
Contract type name	GDS Contract
Purpose of contract	General
Contract start date	01/11/2014
Contract end date	

17/18 Contracted general activity (UDA)	2,514
Carry forward general activity (UDA)	0
17/18 Contracted orthodontic activity (UOA)	0
Carry forward orthodontic activity (UOA)	0
Baseline contract value	£54,483.33

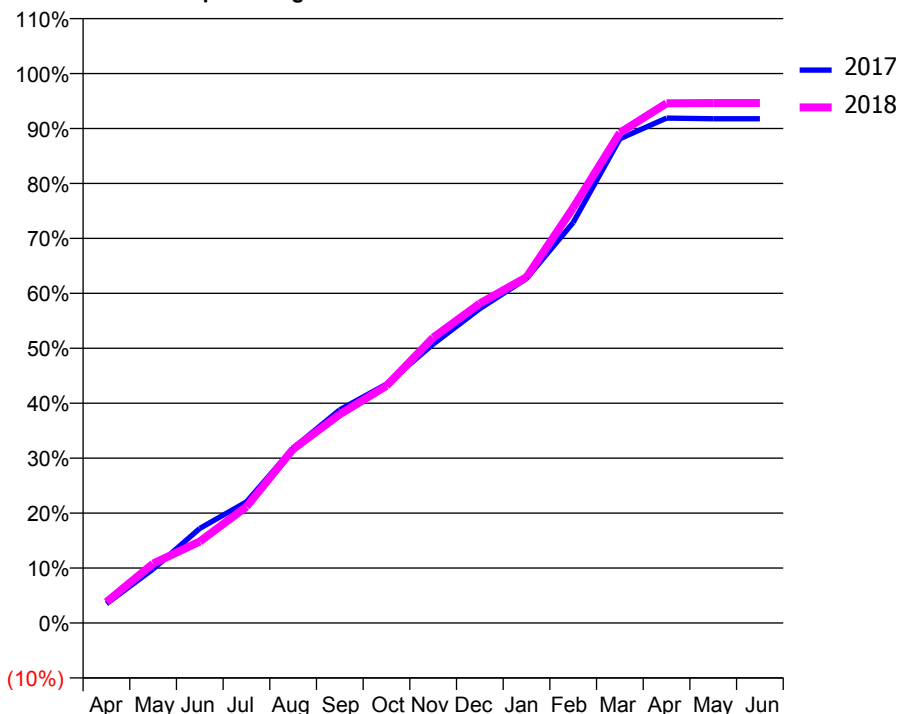
### ACCESS\*

Patients seen in 24 months	Total	Change since previous quarter
Quarter ending March 2017	1,083	
Quarter ending June 2017	1,097	→
Quarter ending September 2017	1,115	→
Quarter ending December 2017	1,112	→
Quarter ending March 2018	1,224	↑
<b>Variance since March 2017</b>	<b>13.0%</b>	<b>↑</b>



### ACTIVITY

Cumulative percentage of contracted UDA delivered 2017 & 2018



Month	Adjusted Scheduled Activity (UDA)	
	2017	2018
April	88	96
May	247	272
June	433	373
July	554	532
August	800	796
September	976	955
October	1,093	1,085
November	1,276	1,306
December	1,438	1,462
January	1,576	1,582
February	1,832	1,900
March	2,215	2,243
April	2,310	2,378
May	2,307	2,379
June	2,307	2,379

### QUALITY

	Quantity	Base Number	Contract	AT	Region	England
% of FP17s for the same patient ID Re-attending within 3 months - Children	101	1,636	6.2%	12.4%	12.8%	11.9%
% of FP17s for the same patient ID Re-attending within 3 months - Adults	0	0	N/A	16.8%	16.5%	16.0%
% of FP17s for the same patient ID Re-attending between 3 & 9 months - Children	952	1,636	58.2%	57.3%	59.7%	58.3%
% of FP17s for the same patient ID Re-attending between 3 & 9 months - Adults	0	0	N/A	50.3%	52.6%	50.3%
% of FP17s for Band 1 Urgent Courses	0	1,671	0.0%	10.1%	9.1%	9.1%
% of FP17s Relating to Free Repair or Replacements	0	1,671	0.0%	0.9%	1.0%	0.8%
% of FP17s Relating to Continuations	0	1,671	0.0%	1.0%	1.2%	1.0%
% of Patients satisfied with the dentistry they have received	1	1	N/A	92.1%	91.6%	91.5%
% of Patients satisfied with the time they had to wait for an appointment	1	1	N/A	88.7%	88.3%	87.9%

\* This is based on patients treated on this contract for their most recent course of treatment. Figures in italics indicate the base number of FP17s or Patient Questionnaire responses are less than 100. N/A is shown where the base number of responses is less than 10 during the period. % is calculated as Quantity/Base number\*100

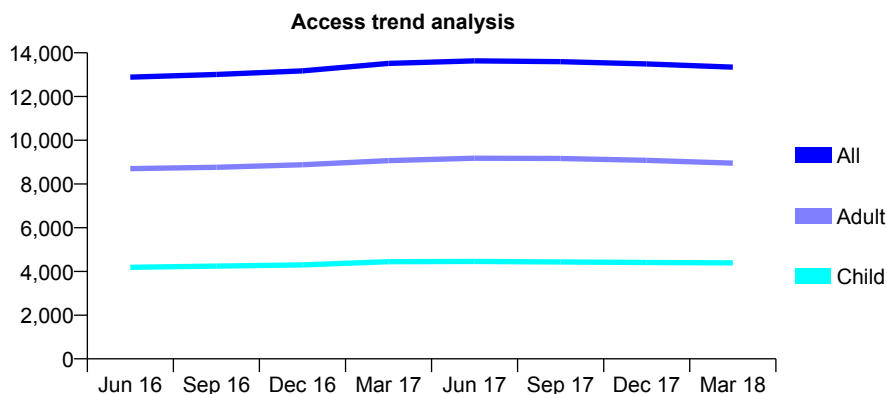
## Q46 - Vital Signs At a Glance Contract Report for 154210/0002 - Year end March 2018

Name or company name	Roch Valley Dental
Contract type name	GDS Contract
Purpose of contract	General
Contract start date	01/12/2009
Contract end date	

17/18 Contracted general activity (UDA)	31,085
Carry forward general activity (UDA)	-73
17/18 Contracted orthodontic activity (UOA)	0
Carry forward orthodontic activity (UOA)	0
Baseline contract value	£777,200.66

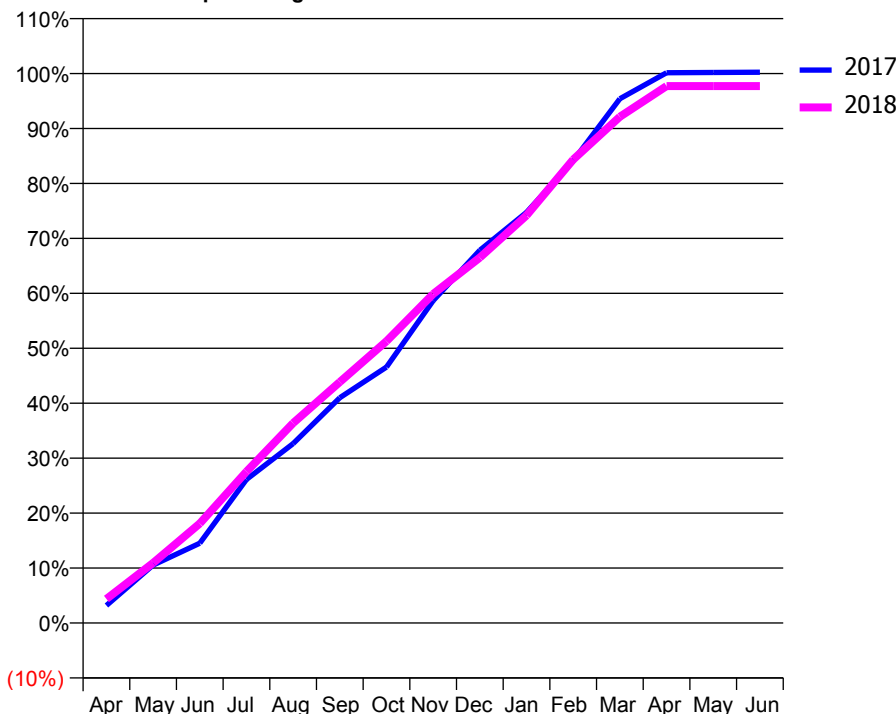
### ACCESS\*

Patients seen in 24 months	Total	Change since previous quarter
Quarter ending March 2017	13,513	
Quarter ending June 2017	13,630	→
Quarter ending September 2017	13,595	→
Quarter ending December 2017	13,491	→
Quarter ending March 2018	13,342	↓
<b>Variance since March 2017</b>	<b>(1.3%)</b>	<b>↓</b>



### ACTIVITY

Cumulative percentage of contracted UDA delivered 2017 & 2018



Month	Adjusted Scheduled Activity (UDA)	
	2017	2018
April	989	1,359
May	3,280	3,395
June	4,518	5,632
July	8,119	8,566
August	10,151	11,311
September	12,746	13,638
October	14,478	15,940
November	18,239	18,617
December	21,084	20,670
January	23,228	23,056
February	26,148	26,216
March	29,655	28,636
April	31,129	30,376
May	31,146	30,373
June	31,158	30,376

### QUALITY

	Quantity	Base Number	Contract	AT	Region	England
% of FP17s for the same patient ID Re-attending within 3 months - Children	1,546	7,595	20.4%	12.4%	12.8%	11.9%
% of FP17s for the same patient ID Re-attending within 3 months - Adults	2,064	10,692	19.3%	16.8%	16.5%	16.0%
% of FP17s for the same patient ID Re-attending between 3 & 9 months - Children	4,016	7,595	52.9%	57.3%	59.7%	58.3%
% of FP17s for the same patient ID Re-attending between 3 & 9 months - Adults	4,323	10,692	40.4%	50.3%	52.6%	50.3%
% of FP17s for Band 1 Urgent Courses	1,677	16,530	10.1%	10.1%	9.1%	9.1%
% of FP17s Relating to Free Repair or Replacements	208	16,530	1.3%	0.9%	1.0%	0.8%
% of FP17s Relating to Continuations	59	16,530	0.4%	1.0%	1.2%	1.0%
% of Patients satisfied with the dentistry they have received	6	7	N/A	92.1%	91.6%	91.5%
% of Patients satisfied with the time they had to wait for an appointment	6	7	N/A	88.7%	88.3%	87.9%

\* This is based on patients treated on this contract for their most recent course of treatment. Figures in italics indicate the base number of FP17s or Patient Questionnaire responses are less than 100. N/A is shown where the base number of responses is less than 10 during the period. % is calculated as Quantity/Base number\*100



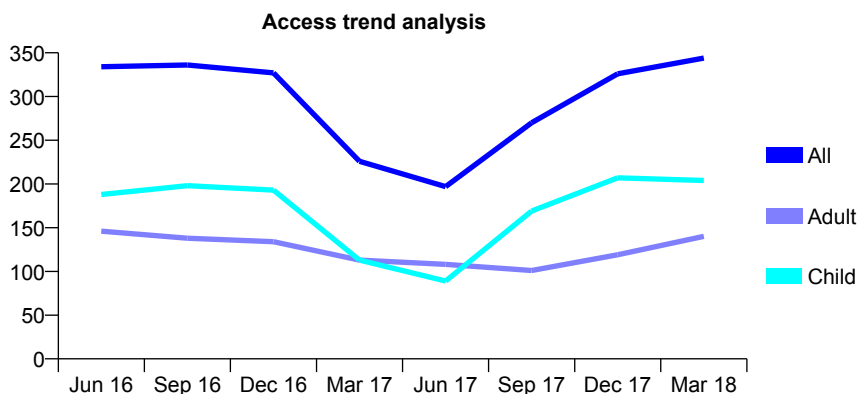
## Q46 - Vital Signs At a Glance Contract Report for 154849/0001 - Year end March 2018

Name or company name	Mr Ravat and Mr Ray
Contract type name	GDS Contract
Purpose of contract	General
Contract start date	01/12/2013
Contract end date	

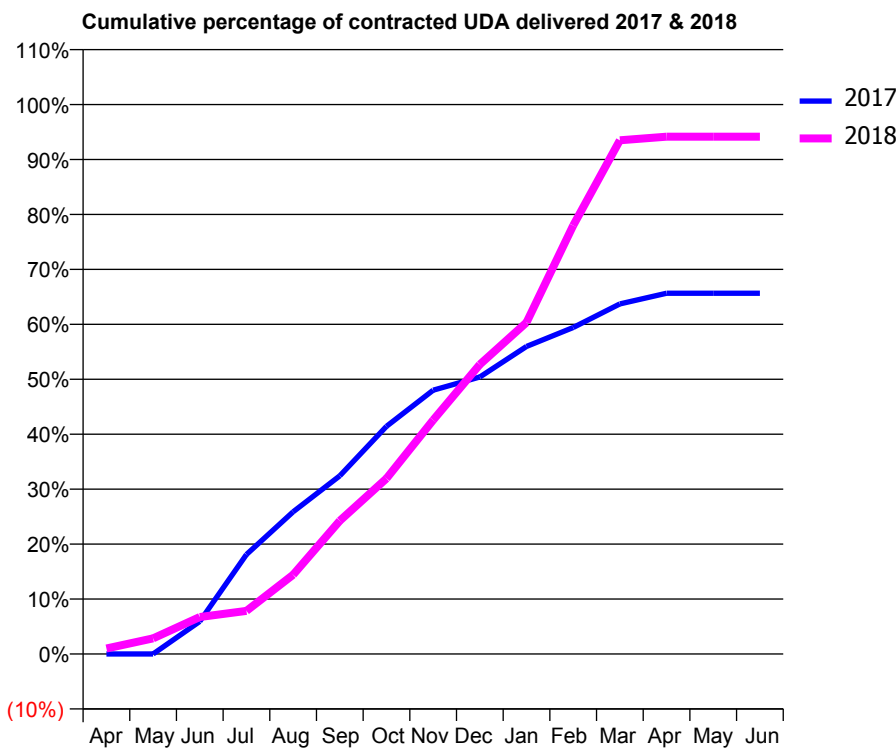
17/18 Contracted general activity (UDA)	1,084
Carry forward general activity (UDA)	2
17/18 Contracted orthodontic activity (UOA)	0
Carry forward orthodontic activity (UOA)	0
Baseline contract value	£26,492.52

### ACCESS\*

Patients seen in 24 months	Total	Change since previous quarter
Quarter ending March 2017	226	
Quarter ending June 2017	197	↓
Quarter ending September 2017	270	↑
Quarter ending December 2017	326	↑
Quarter ending March 2018	344	↑
<b>Variance since March 2017</b>	<b>52.2%</b>	<b>↑</b>



### ACTIVITY



Month	Adjusted Scheduled Activity (UDA)	
	2017	2018
April	0	11
May	0	31
June	64	73
July	196	85
August	281	156
September	352	263
October	449	346
November	520	461
December	547	571
January	607	654
February	644	845
March	691	1,013
April	712	1,020
May	712	1,020
June	712	1,020

### QUALITY

	Quantity	Base Number	Contract	AT	Region	England
% of FP17s for the same patient ID Re-attending within 3 months - Children	15	315	4.8%	12.4%	12.8%	11.9%
% of FP17s for the same patient ID Re-attending within 3 months - Adults	19	199	9.5%	16.8%	16.5%	16.0%
% of FP17s for the same patient ID Re-attending between 3 & 9 months - Children	63	315	20.0%	57.3%	59.7%	58.3%
% of FP17s for the same patient ID Re-attending between 3 & 9 months - Adults	57	199	28.6%	50.3%	52.6%	50.3%
% of FP17s for Band 1 Urgent Courses	27	505	5.3%	10.1%	9.1%	9.1%
% of FP17s Relating to Free Repair or Replacements	4	505	0.8%	0.9%	1.0%	0.8%
% of FP17s Relating to Continuations	1	505	0.2%	1.0%	1.2%	1.0%
% of Patients satisfied with the dentistry they have received	0	0	N/A	92.1%	91.6%	91.5%
% of Patients satisfied with the time they had to wait for an appointment	0	0	N/A	88.7%	88.3%	87.9%

\* This is based on patients treated on this contract for their most recent course of treatment. Figures in italics indicate the base number of FP17s or Patient Questionnaire responses are less than 100. N/A is shown where the base number of responses is less than 10 during the period. % is calculated as Quantity/Base number\*100

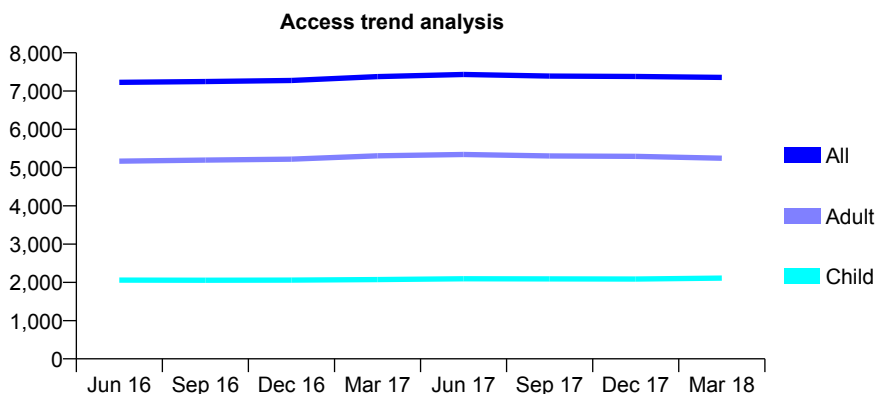
## Q46 - Vital Signs At a Glance Contract Report for 155160/0001 - Year end March 2018

Name or company name	DCO Dental
Contract type name	GDS Contract
Purpose of contract	General
Contract start date	01/01/2009
Contract end date	

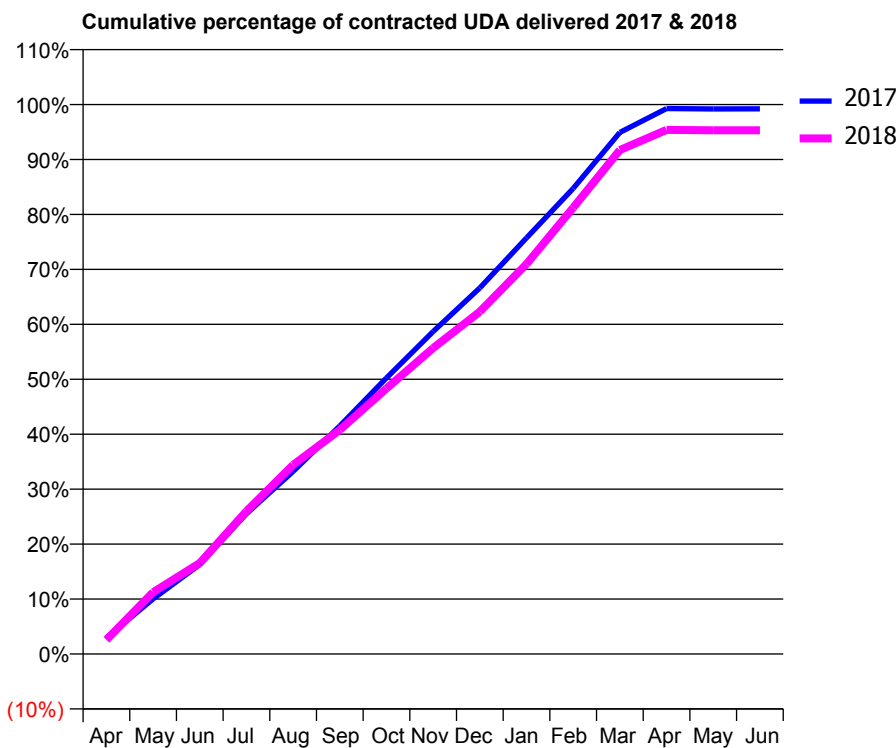
17/18 Contracted general activity (UDA)	20,000
Carry forward general activity (UDA)	159
17/18 Contracted orthodontic activity (UOA)	0
Carry forward orthodontic activity (UOA)	0
Baseline contract value	£494,519.04

### ACCESS\*

Patients seen in 24 months	Total	Change since previous quarter
Quarter ending March 2017	7,377	
Quarter ending June 2017	7,433	→
Quarter ending September 2017	7,393	→
Quarter ending December 2017	7,380	→
Quarter ending March 2018	7,356	→
<b>Variance since March 2017</b>	<b>(0.3%)</b>	→



### ACTIVITY



Month	Adjusted Scheduled Activity (UDA)	
	2017	2018
April	594	517
May	2,008	2,251
June	3,261	3,311
July	5,110	5,203
August	6,648	6,886
September	8,300	8,157
October	10,047	9,665
November	11,739	11,138
December	13,327	12,463
January	15,146	14,194
February	16,944	16,246
March	18,983	18,345
April	19,850	19,075
May	19,839	19,061
June	19,841	19,063

### QUALITY

	Quantity	Base Number	Contract	AT	Region	England
% of FP17s for the same patient ID Re-attending within 3 months - Children	203	3,202	6.3%	12.4%	12.8%	11.9%
% of FP17s for the same patient ID Re-attending within 3 months - Adults	979	6,949	14.1%	16.8%	16.5%	16.0%
% of FP17s for the same patient ID Re-attending between 3 & 9 months - Children	2,025	3,202	63.2%	57.3%	59.7%	58.3%
% of FP17s for the same patient ID Re-attending between 3 & 9 months - Adults	3,440	6,949	49.5%	50.3%	52.6%	50.3%
% of FP17s for Band 1 Urgent Courses	828	9,251	9.0%	10.1%	9.1%	9.1%
% of FP17s Relating to Free Repair or Replacements	53	9,251	0.6%	0.9%	1.0%	0.8%
% of FP17s Relating to Continuations	31	9,251	0.3%	1.0%	1.2%	1.0%
% of Patients satisfied with the dentistry they have received	3	3	N/A	92.1%	91.6%	91.5%
% of Patients satisfied with the time they had to wait for an appointment	2	3	N/A	88.7%	88.3%	87.9%

\* This is based on patients treated on this contract for their most recent course of treatment. Figures in italics indicate the base number of FP17s or Patient Questionnaire responses are less than 100. N/A is shown where the base number of responses is less than 10 during the period. % is calculated as Quantity/Base number\*100

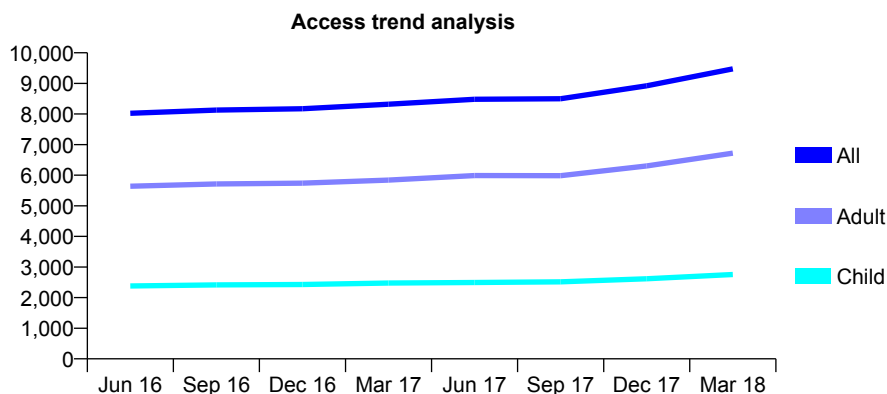
## Q46 - Vital Signs At a Glance Contract Report for 155160/0002 - Year end March 2018

Name or company name	DCO Dental
Contract type name	GDS Contract
Purpose of contract	General
Contract start date	01/08/2009
Contract end date	

17/18 Contracted general activity (UDA)	23,150
Carry forward general activity (UDA)	1,668
17/18 Contracted orthodontic activity (UOA)	0
Carry forward orthodontic activity (UOA)	0
Baseline contract value	£572,405.79

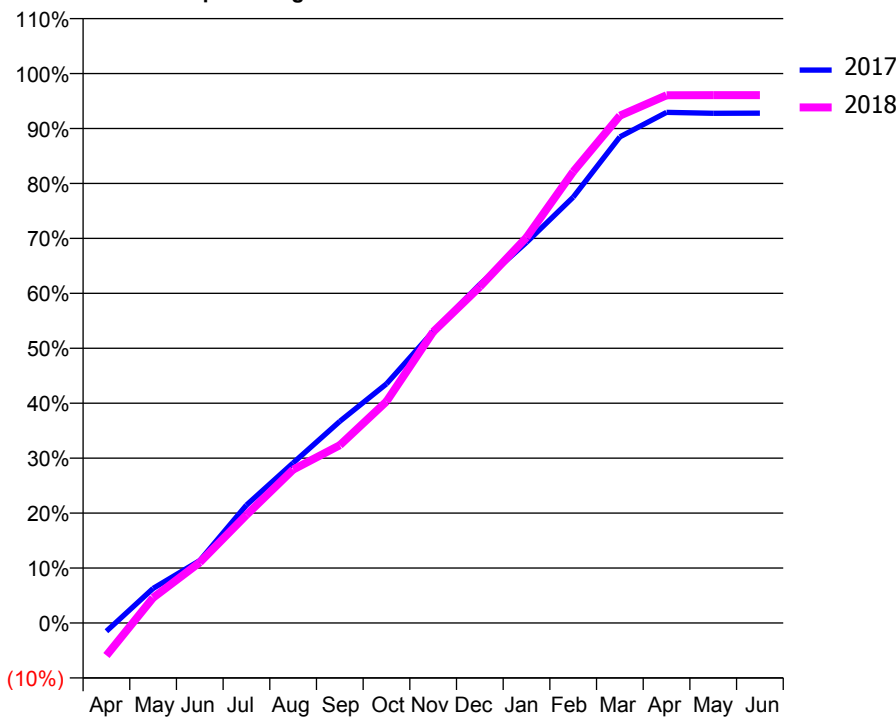
### ACCESS\*

Patients seen in 24 months	Total	Change since previous quarter
Quarter ending March 2017	8,319	
Quarter ending June 2017	8,481	→
Quarter ending September 2017	8,499	→
Quarter ending December 2017	8,922	↑
Quarter ending March 2018	9,476	↑
<b>Variance since March 2017</b>	<b>13.9%</b>	<b>↑</b>



### ACTIVITY

Cumulative percentage of contracted UDA delivered 2017 & 2018



Month	Adjusted Scheduled Activity (UDA)	
	2017	2018
April	-353	-1,374
May	1,458	1,062
June	2,631	2,555
July	4,968	4,555
August	6,742	6,462
September	8,495	7,489
October	10,076	9,333
November	12,284	12,265
December	14,267	14,164
January	16,033	16,242
February	17,940	19,011
March	20,478	21,372
April	21,516	22,233
May	21,477	22,238
June	21,482	22,239

### QUALITY

	Quantity	Base Number	Contract	AT	Region	England
% of FP17s for the same patient ID Re-attending within 3 months - Children	291	4,133	7.0%	12.4%	12.8%	11.9%
% of FP17s for the same patient ID Re-attending within 3 months - Adults	1,330	9,156	14.5%	16.8%	16.5%	16.0%
% of FP17s for the same patient ID Re-attending between 3 & 9 months - Children	2,616	4,133	63.3%	57.3%	59.7%	58.3%
% of FP17s for the same patient ID Re-attending between 3 & 9 months - Adults	4,297	9,156	46.9%	50.3%	52.6%	50.3%
% of FP17s for Band 1 Urgent Courses	894	11,629	7.7%	10.1%	9.1%	9.1%
% of FP17s Relating to Free Repair or Replacements	72	11,629	0.6%	0.9%	1.0%	0.8%
% of FP17s Relating to Continuations	28	11,629	0.2%	1.0%	1.2%	1.0%
% of Patients satisfied with the dentistry they have received	4	4	N/A	92.1%	91.6%	91.5%
% of Patients satisfied with the time they had to wait for an appointment	4	4	N/A	88.7%	88.3%	87.9%

\* This is based on patients treated on this contract for their most recent course of treatment. Figures in italics indicate the base number of FP17s or Patient Questionnaire responses are less than 100. N/A is shown where the base number of responses is less than 10 during the period. % is calculated as Quantity/Base number\*100

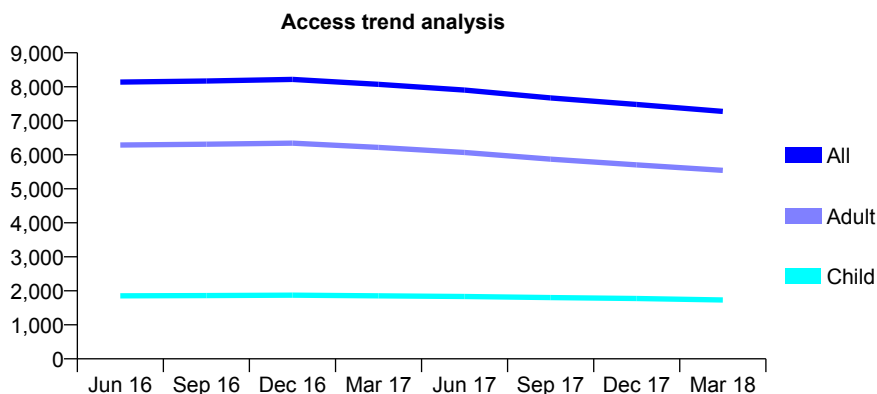
## Q46 - Vital Signs At a Glance Contract Report for 155195/0001 - Year end March 2018

Name or company name	Bolton and Bury Dental Practice
Contract type name	GDS Contract
Purpose of contract	General
Contract start date	01/04/2012
Contract end date	

17/18 Contracted general activity (UDA)	31,932
Carry forward general activity (UDA)	0
17/18 Contracted orthodontic activity (UOA)	0
Carry forward orthodontic activity (UOA)	0
Baseline contract value	£967,040.50

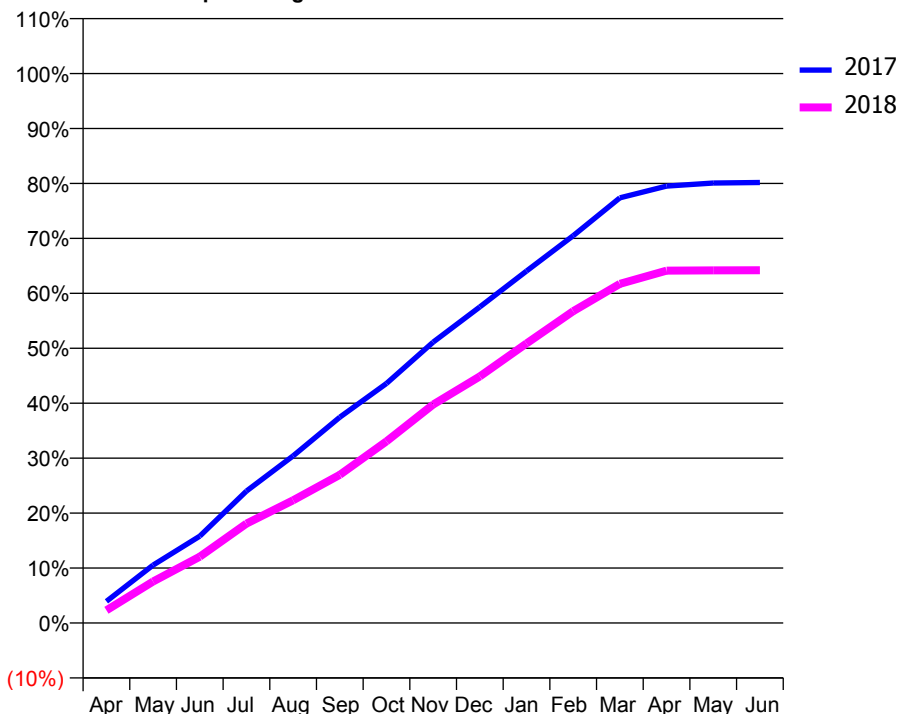
### ACCESS\*

Patients seen in 24 months	Total	Change since previous quarter
Quarter ending March 2017	8,072	
Quarter ending June 2017	7,902	↓
Quarter ending September 2017	7,674	↓
Quarter ending December 2017	7,481	↓
Quarter ending March 2018	7,277	↓
<b>Variance since March 2017</b>	<b>(9.8%)</b>	<b>↓</b>



### ACTIVITY

Cumulative percentage of contracted UDA delivered 2017 & 2018



Month	Adjusted Scheduled Activity (UDA)	
	2017	2018
April	1,257	738
May	3,365	2,411
June	5,048	3,856
July	7,665	5,780
August	9,711	7,134
September	11,959	8,611
October	13,923	10,561
November	16,322	12,694
December	18,370	14,333
January	20,456	16,242
February	22,510	18,121
March	24,706	19,712
April	25,389	20,480
May	25,565	20,494
June	25,602	20,499

### QUALITY

	Quantity	Base Number	Contract	AT	Region	England
% of FP17s for the same patient ID Re-attending within 3 months - Children	131	2,006	6.5%	12.4%	12.8%	11.9%
% of FP17s for the same patient ID Re-attending within 3 months - Adults	928	6,478	14.3%	16.8%	16.5%	16.0%
% of FP17s for the same patient ID Re-attending between 3 & 9 months - Children	793	2,006	39.5%	57.3%	59.7%	58.3%
% of FP17s for the same patient ID Re-attending between 3 & 9 months - Adults	2,935	6,478	45.3%	50.3%	52.6%	50.3%
% of FP17s for Band 1 Urgent Courses	714	8,419	8.5%	10.1%	9.1%	9.1%
% of FP17s Relating to Free Repair or Replacements	42	8,419	0.5%	0.9%	1.0%	0.8%
% of FP17s Relating to Continuations	115	8,419	1.4%	1.0%	1.2%	1.0%
% of Patients satisfied with the dentistry they have received	8	10	80.0%	92.1%	91.6%	91.5%
% of Patients satisfied with the time they had to wait for an appointment	7	10	70.0%	88.7%	88.3%	87.9%

\* This is based on patients treated on this contract for their most recent course of treatment. Figures in italics indicate the base number of FP17s or Patient Questionnaire responses are less than 100. N/A is shown where the base number of responses is less than 10 during the period. % is calculated as Quantity/Base number\*100

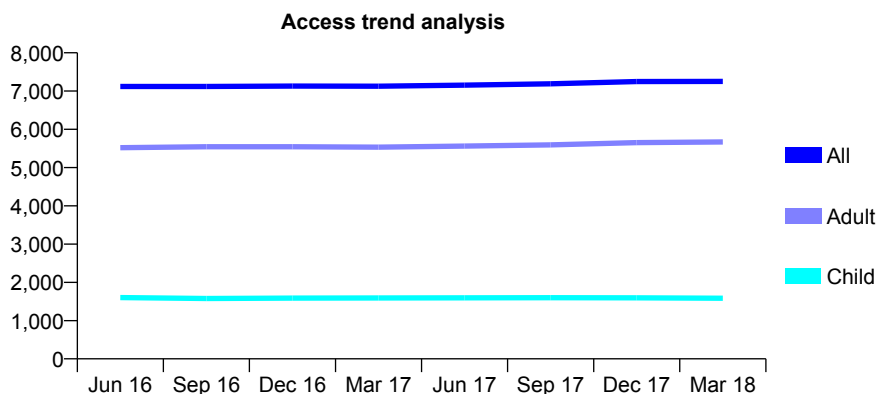
## Q46 - Vital Signs At a Glance Contract Report for 156140/0001 - Year end March 2018

Name or company name	Edgeley Dental Practice
Contract type name	GDS Contract
Purpose of contract	General
Contract start date	22/03/2007
Contract end date	

17/18 Contracted general activity (UDA)	22,636
Carry forward general activity (UDA)	0
17/18 Contracted orthodontic activity (UOA)	0
Carry forward orthodontic activity (UOA)	0
Baseline contract value	£727,921.58

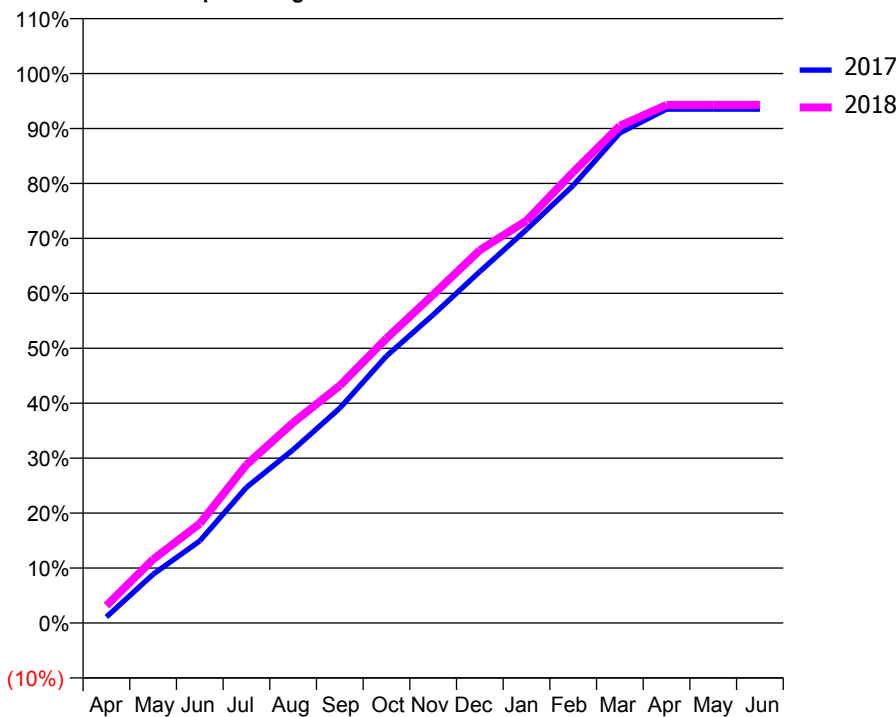
### ACCESS\*

Patients seen in 24 months	Total	Change since previous quarter
Quarter ending March 2017	7,127	
Quarter ending June 2017	7,155	→
Quarter ending September 2017	7,190	→
Quarter ending December 2017	7,249	→
Quarter ending March 2018	7,253	→
<b>Variance since March 2017</b>	<b>1.8%</b>	<b>→</b>



### ACTIVITY

Cumulative percentage of contracted UDA delivered 2017 & 2018



Month	Adjusted Scheduled Activity (UDA)	
	2017	2018
April	249	716
May	2,007	2,624
June	3,380	4,095
July	5,587	6,523
August	7,138	8,254
September	8,849	9,778
October	10,997	11,727
November	12,697	13,528
December	14,478	15,360
January	16,208	16,574
February	18,024	18,575
March	20,190	20,483
April	21,166	21,342
May	21,166	21,342
June	21,166	21,342

### QUALITY

	Quantity	Base Number	Contract	AT	Region	England
% of FP17s for the same patient ID Re-attending within 3 months - Children	204	2,397	8.5%	12.4%	12.8%	11.9%
% of FP17s for the same patient ID Re-attending within 3 months - Adults	1,263	8,947	14.1%	16.8%	16.5%	16.0%
% of FP17s for the same patient ID Re-attending between 3 & 9 months - Children	1,477	2,397	61.6%	57.3%	59.7%	58.3%
% of FP17s for the same patient ID Re-attending between 3 & 9 months - Adults	5,681	8,947	63.5%	50.3%	52.6%	50.3%
% of FP17s for Band 1 Urgent Courses	664	11,304	5.9%	10.1%	9.1%	9.1%
% of FP17s Relating to Free Repair or Replacements	76	11,304	0.7%	0.9%	1.0%	0.8%
% of FP17s Relating to Continuations	273	11,304	2.4%	1.0%	1.2%	1.0%
% of Patients satisfied with the dentistry they have received	2	2	N/A	92.1%	91.6%	91.5%
% of Patients satisfied with the time they had to wait for an appointment	2	2	N/A	88.7%	88.3%	87.9%

\* This is based on patients treated on this contract for their most recent course of treatment. Figures in italics indicate the base number of FP17s or Patient Questionnaire responses are less than 100. N/A is shown where the base number of responses is less than 10 during the period. % is calculated as Quantity/Base number\*100

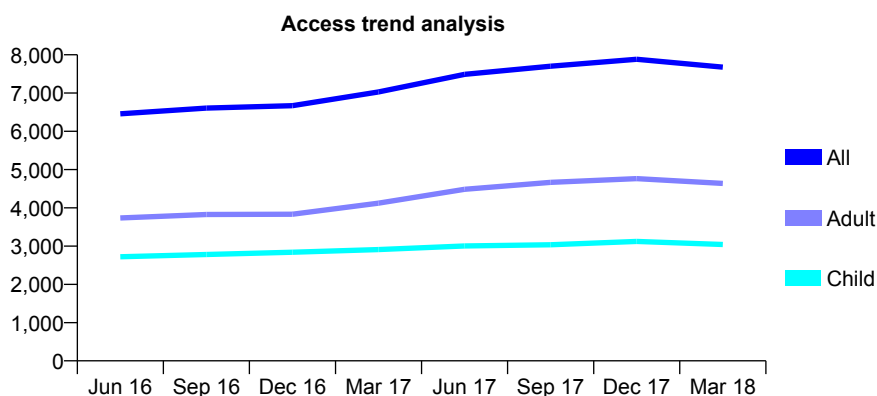
## Q46 - Vital Signs At a Glance Contract Report for 156523/0001 - Year end March 2018

Name or company name	Daylesford Associates Limited
Contract type name	GDS Contract
Purpose of contract	General
Contract start date	22/05/2008
Contract end date	

17/18 Contracted general activity (UDA)	21,288
Carry forward general activity (UDA)	-69
17/18 Contracted orthodontic activity (UOA)	0
Carry forward orthodontic activity (UOA)	0
Baseline contract value	£593,769.76

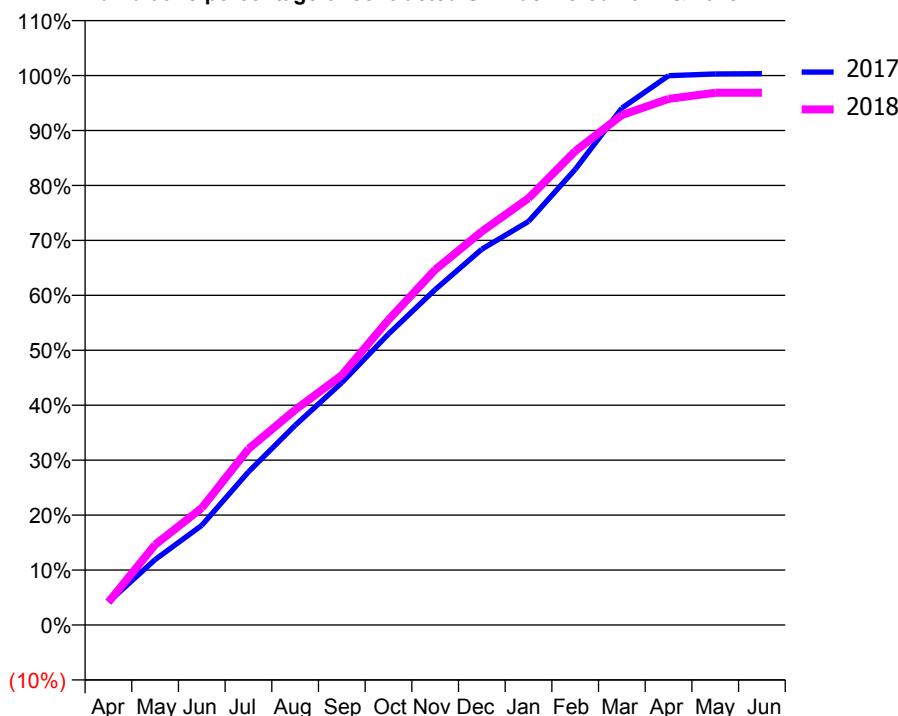
### ACCESS\*

Patients seen in 24 months	Total	Change since previous quarter
Quarter ending March 2017	7,029	
Quarter ending June 2017	7,488	↑
Quarter ending September 2017	7,701	↑
Quarter ending December 2017	7,883	↑
Quarter ending March 2018	7,679	↓
<b>Variance since March 2017</b>	9.2%	↑



### ACTIVITY

Cumulative percentage of contracted UDA delivered 2017 & 2018



Month	Adjusted Scheduled Activity (UDA)	
	2017	2018
April	893	887
May	2,533	3,113
June	3,861	4,535
July	5,933	6,824
August	7,736	8,334
September	9,390	9,680
October	11,274	11,820
November	12,994	13,765
December	14,559	15,247
January	15,633	16,532
February	17,650	18,359
March	20,023	19,757
April	21,283	20,384
May	21,347	20,618
June	21,357	20,618

### QUALITY

	Quantity	Base Number	Contract	AT	Region	England
% of FP17s for the same patient ID Re-attending within 3 months - Children	393	4,452	8.8%	12.4%	12.8%	11.9%
% of FP17s for the same patient ID Re-attending within 3 months - Adults	1,077	5,601	19.2%	16.8%	16.5%	16.0%
% of FP17s for the same patient ID Re-attending between 3 & 9 months - Children	2,505	4,452	56.3%	57.3%	59.7%	58.3%
% of FP17s for the same patient ID Re-attending between 3 & 9 months - Adults	2,144	5,601	38.3%	50.3%	52.6%	50.3%
% of FP17s for Band 1 Urgent Courses	1,600	9,902	16.2%	10.1%	9.1%	9.1%
% of FP17s Relating to Free Repair or Replacements	13	9,902	0.1%	0.9%	1.0%	0.8%
% of FP17s Relating to Continuations	40	9,902	0.4%	1.0%	1.2%	1.0%
% of Patients satisfied with the dentistry they have received	3	5	N/A	92.1%	91.6%	91.5%
% of Patients satisfied with the time they had to wait for an appointment	3	5	N/A	88.7%	88.3%	87.9%

\* This is based on patients treated on this contract for their most recent course of treatment. Figures in italics indicate the base number of FP17s or Patient Questionnaire responses are less than 100. N/A is shown where the base number of responses is less than 10 during the period. % is calculated as Quantity/Base number\*100

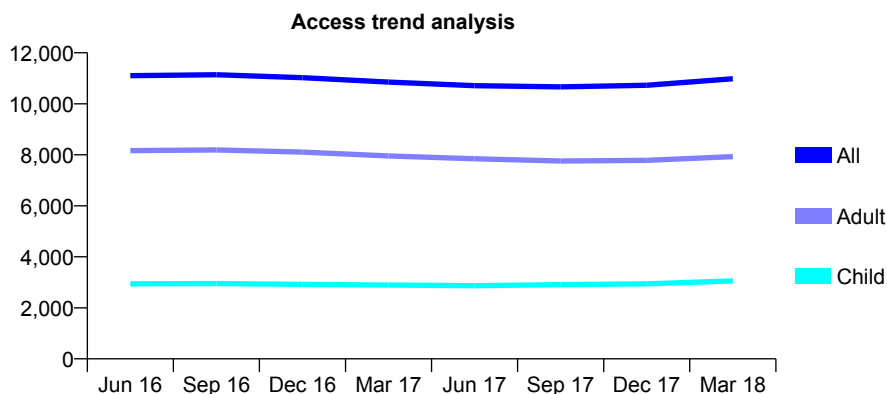
## Q46 - Vital Signs At a Glance Contract Report for 158216/0001 - Year end March 2018

Name or company name	Bredbury Dental Practice Ltd
Contract type name	GDS Contract
Purpose of contract	General
Contract start date	01/04/2008
Contract end date	

17/18 Contracted general activity (UDA)	29,008
Carry forward general activity (UDA)	460
17/18 Contracted orthodontic activity (UOA)	0
Carry forward orthodontic activity (UOA)	0
Baseline contract value	£839,587.18

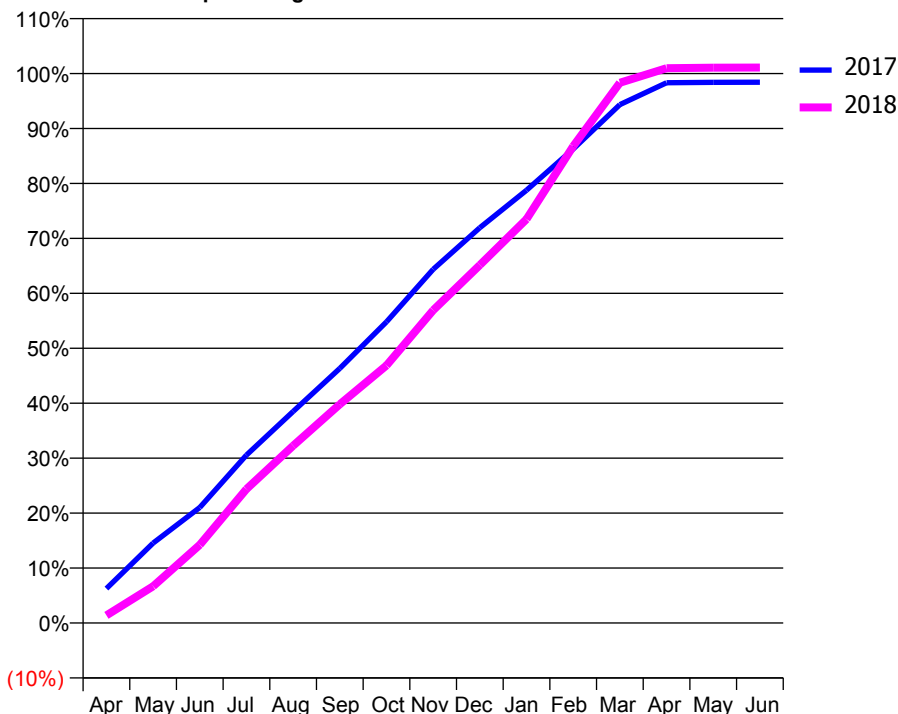
### ACCESS\*

Patients seen in 24 months	Total	Change since previous quarter
Quarter ending March 2017	10,854	
Quarter ending June 2017	10,713	↓
Quarter ending September 2017	10,666	→
Quarter ending December 2017	10,725	→
Quarter ending March 2018	10,981	↑
<b>Variance since March 2017</b>	1.2%	→



### ACTIVITY

Cumulative percentage of contracted UDA delivered 2017 & 2018



Month	Adjusted Scheduled Activity (UDA)	
	2017	2018
April	1,818	402
May	4,219	1,939
June	6,101	4,130
July	8,867	7,068
August	11,167	9,362
September	13,444	11,548
October	15,898	13,597
November	18,675	16,508
December	20,872	18,896
January	22,846	21,321
February	25,022	25,170
March	27,368	28,522
April	28,522	29,286
May	28,541	29,319
June	28,548	29,324

### QUALITY

	Quantity	Base Number	Contract	AT	Region	England
% of FP17s for the same patient ID Re-attending within 3 months - Children	351	4,465	7.9%	12.4%	12.8%	11.9%
% of FP17s for the same patient ID Re-attending within 3 months - Adults	1,001	9,468	10.6%	16.8%	16.5%	16.0%
% of FP17s for the same patient ID Re-attending between 3 & 9 months - Children	2,307	4,465	51.7%	57.3%	59.7%	58.3%
% of FP17s for the same patient ID Re-attending between 3 & 9 months - Adults	4,033	9,468	42.6%	50.3%	52.6%	50.3%
% of FP17s for Band 1 Urgent Courses	639	13,605	4.7%	10.1%	9.1%	9.1%
% of FP17s Relating to Free Repair or Replacements	60	13,605	0.4%	0.9%	1.0%	0.8%
% of FP17s Relating to Continuations	200	13,605	1.5%	1.0%	1.2%	1.0%
% of Patients satisfied with the dentistry they have received	4	4	N/A	92.1%	91.6%	91.5%
% of Patients satisfied with the time they had to wait for an appointment	4	4	N/A	88.7%	88.3%	87.9%

\* This is based on patients treated on this contract for their most recent course of treatment. Figures in italics indicate the base number of FP17s or Patient Questionnaire responses are less than 100. N/A is shown where the base number of responses is less than 10 during the period. % is calculated as Quantity/Base number\*100



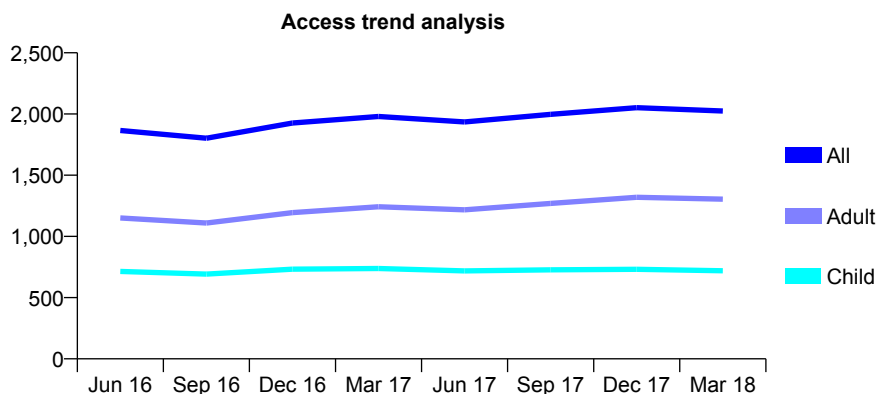
## Q46 - Vital Signs At a Glance Contract Report for 158453/0001 - Year end March 2018

Name or company name	Ravat and Ray Dental Care (Pemberton) Lt
Contract type name	GDS Contract
Purpose of contract	General
Contract start date	01/10/2013
Contract end date	

17/18 Contracted general activity (UDA)	6,500
Carry forward general activity (UDA)	0
17/18 Contracted orthodontic activity (UOA)	0
Carry forward orthodontic activity (UOA)	0
Baseline contract value	£197,833.04

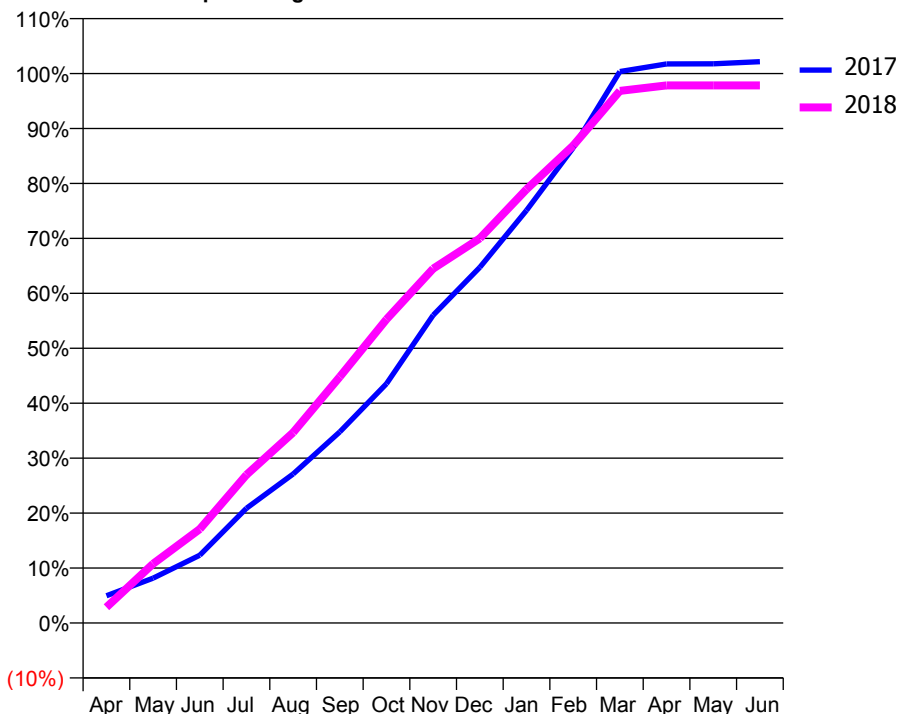
### ACCESS\*

Patients seen in 24 months	Total	Change since previous quarter
Quarter ending March 2017	1,980	
Quarter ending June 2017	1,935	↓
Quarter ending September 2017	1,997	↑
Quarter ending December 2017	2,052	↑
Quarter ending March 2018	2,025	↓
<b>Variance since March 2017</b>	<b>2.3%</b>	<b>↑</b>



### ACTIVITY

Cumulative percentage of contracted UDA delivered 2017 & 2018



Month	Adjusted Scheduled Activity (UDA)	
	2017	2018
April	323	187
May	530	701
June	803	1,111
July	1,358	1,753
August	1,762	2,253
September	2,261	2,913
October	2,831	3,593
November	3,641	4,192
December	4,208	4,549
January	4,882	5,130
February	5,621	5,648
March	6,523	6,294
April	6,612	6,359
May	6,615	6,359
June	6,640	6,359

### QUALITY

	Quantity	Base Number	Contract	AT	Region	England
% of FP17s for the same patient ID Re-attending within 3 months - Children	232	1,349	17.2%	12.4%	12.8%	11.9%
% of FP17s for the same patient ID Re-attending within 3 months - Adults	284	1,862	15.3%	16.8%	16.5%	16.0%
% of FP17s for the same patient ID Re-attending between 3 & 9 months - Children	914	1,349	67.8%	57.3%	59.7%	58.3%
% of FP17s for the same patient ID Re-attending between 3 & 9 months - Adults	1,014	1,862	54.5%	50.3%	52.6%	50.3%
% of FP17s for Band 1 Urgent Courses	336	3,196	10.5%	10.1%	9.1%	9.1%
% of FP17s Relating to Free Repair or Replacements	21	3,196	0.7%	0.9%	1.0%	0.8%
% of FP17s Relating to Continuations	6	3,196	0.2%	1.0%	1.2%	1.0%
% of Patients satisfied with the dentistry they have received	0	0	N/A	92.1%	91.6%	91.5%
% of Patients satisfied with the time they had to wait for an appointment	0	0	N/A	88.7%	88.3%	87.9%

\* This is based on patients treated on this contract for their most recent course of treatment. Figures in italics indicate the base number of FP17s or Patient Questionnaire responses are less than 100. N/A is shown where the base number of responses is less than 10 during the period. % is calculated as Quantity/Base number\*100

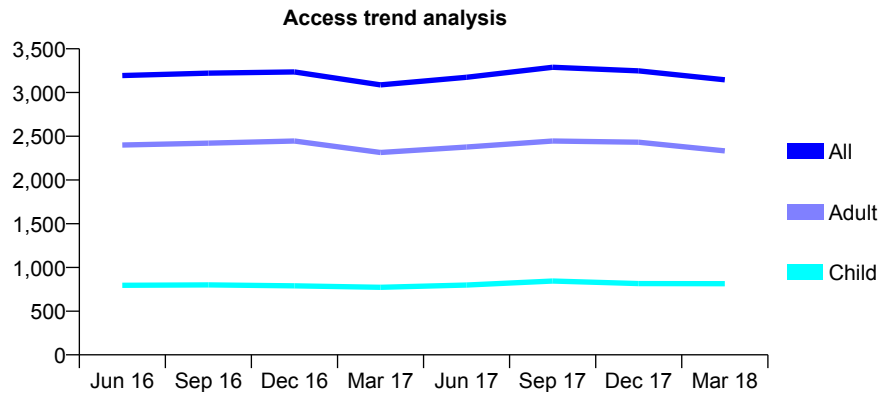
## Q46 - Vital Signs At a Glance Contract Report for 158550/0001 - Year end March 2018

Name or company name	Pearl Smile Limited
Contract type name	GDS Contract
Purpose of contract	General
Contract start date	01/03/2010
Contract end date	

17/18 Contracted general activity (UDA)	9,882
Carry forward general activity (UDA)	-156
17/18 Contracted orthodontic activity (UOA)	0
Carry forward orthodontic activity (UOA)	0
Baseline contract value	£270,245.69

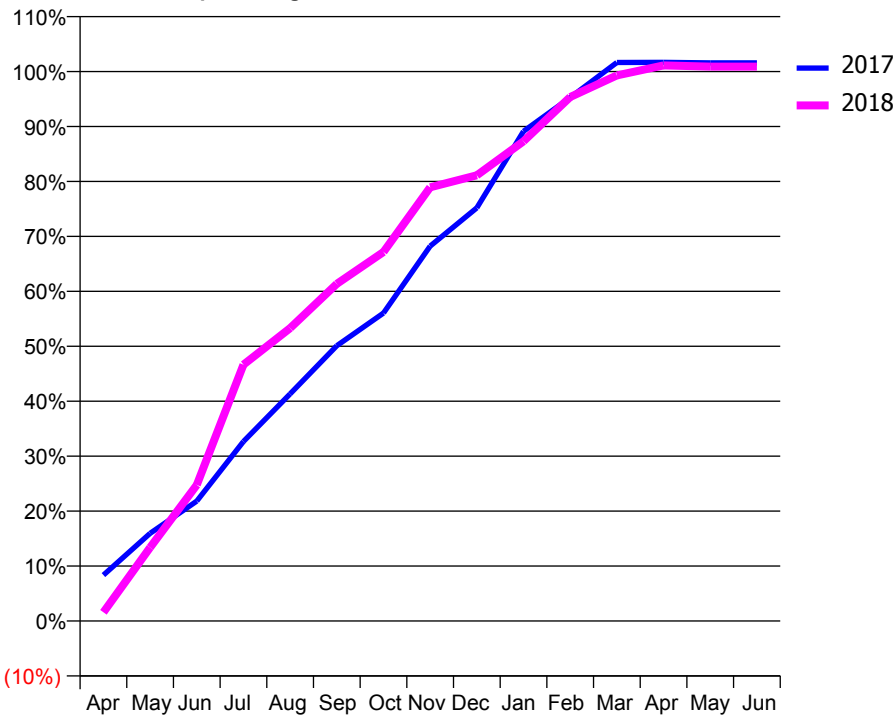
### ACCESS\*

Patients seen in 24 months	Total	Change since previous quarter
Quarter ending March 2017	3,087	
Quarter ending June 2017	3,175	↑
Quarter ending September 2017	3,289	↑
Quarter ending December 2017	3,247	↓
Quarter ending March 2018	3,145	↓
<b>Variance since March 2017</b>	<b>1.9%</b>	→



### ACTIVITY

Cumulative percentage of contracted UDA delivered 2017 & 2018



Month	Adjusted Scheduled Activity (UDA)	
	2017	2018
April	826	156
May	1,577	1,322
June	2,157	2,448
July	3,229	4,610
August	4,086	5,267
September	4,950	6,063
October	5,539	6,637
November	6,742	7,800
December	7,431	8,016
January	8,806	8,628
February	9,413	9,422
March	10,044	9,813
April	10,048	9,992
May	10,038	9,969
June	10,038	9,969

### QUALITY

	Quantity	Base Number	Contract	AT	Region	England
% of FP17s for the same patient ID Re-attending within 3 months - Children	102	1,099	9.3%	12.4%	12.8%	11.9%
% of FP17s for the same patient ID Re-attending within 3 months - Adults	448	2,916	15.4%	16.8%	16.5%	16.0%
% of FP17s for the same patient ID Re-attending between 3 & 9 months - Children	515	1,099	46.9%	57.3%	59.7%	58.3%
% of FP17s for the same patient ID Re-attending between 3 & 9 months - Adults	1,391	2,916	47.7%	50.3%	52.6%	50.3%
% of FP17s for Band 1 Urgent Courses	364	4,078	8.9%	10.1%	9.1%	9.1%
% of FP17s Relating to Free Repair or Replacements	5	4,078	0.1%	0.9%	1.0%	0.8%
% of FP17s Relating to Continuations	3	4,078	0.1%	1.0%	1.2%	1.0%
% of Patients satisfied with the dentistry they have received	3	3	N/A	92.1%	91.6%	91.5%
% of Patients satisfied with the time they had to wait for an appointment	2	3	N/A	88.7%	88.3%	87.9%

\* This is based on patients treated on this contract for their most recent course of treatment. Figures in italics indicate the base number of FP17s or Patient Questionnaire responses are less than 100. N/A is shown where the base number of responses is less than 10 during the period. % is calculated as Quantity/Base number\*100

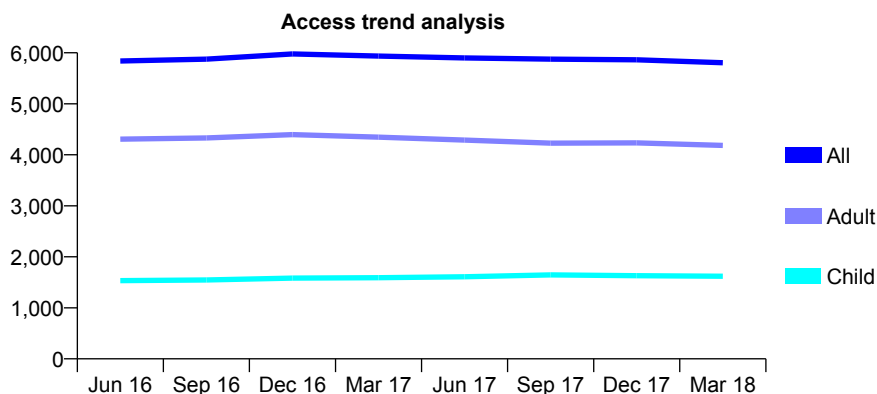
## Q46 - Vital Signs At a Glance Contract Report for 158674/0001 - Year end March 2018

Name or company name	IDH 418 Limited
Contract type name	GDS Contract
Purpose of contract	General
Contract start date	01/10/2008
Contract end date	

17/18 Contracted general activity (UDA)	15,889
Carry forward general activity (UDA)	98
17/18 Contracted orthodontic activity (UOA)	0
Carry forward orthodontic activity (UOA)	0
Baseline contract value	£569,991.07

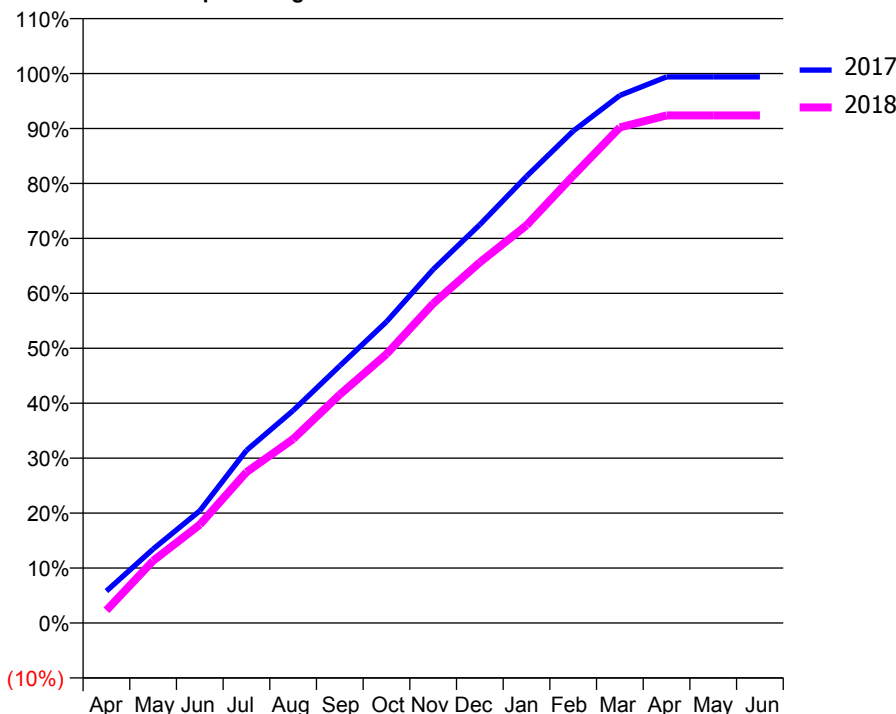
### ACCESS\*

Patients seen in 24 months	Total	Change since previous quarter
Quarter ending March 2017	5,936	
Quarter ending June 2017	5,899	→
Quarter ending September 2017	5,876	→
Quarter ending December 2017	5,863	→
Quarter ending March 2018	5,804	↓
<b>Variance since March 2017</b>	<b>(2.2%)</b>	<b>↓</b>



### ACTIVITY

Cumulative percentage of contracted UDA delivered 2017 & 2018



Month	Adjusted Scheduled Activity (UDA)	
	2017	2018
April	923	367
May	2,139	1,798
June	3,243	2,842
July	4,990	4,362
August	6,143	5,319
September	7,436	6,606
October	8,710	7,775
November	10,222	9,236
December	11,520	10,426
January	12,915	11,501
February	14,226	12,933
March	15,257	14,332
April	15,791	14,677
May	15,791	14,677
June	15,791	14,677

### QUALITY

	Quantity	Base Number	Contract	AT	Region	England
% of FP17s for the same patient ID Re-attending within 3 months - Children	123	2,021	6.1%	12.4%	12.8%	11.9%
% of FP17s for the same patient ID Re-attending within 3 months - Adults	499	4,915	10.2%	16.8%	16.5%	16.0%
% of FP17s for the same patient ID Re-attending between 3 & 9 months - Children	1,006	2,021	49.8%	57.3%	59.7%	58.3%
% of FP17s for the same patient ID Re-attending between 3 & 9 months - Adults	2,276	4,915	46.3%	50.3%	52.6%	50.3%
% of FP17s for Band 1 Urgent Courses	238	6,838	3.5%	10.1%	9.1%	9.1%
% of FP17s Relating to Free Repair or Replacements	74	6,838	1.1%	0.9%	1.0%	0.8%
% of FP17s Relating to Continuations	151	6,838	2.2%	1.0%	1.2%	1.0%
% of Patients satisfied with the dentistry they have received	1	1	N/A	92.1%	91.6%	91.5%
% of Patients satisfied with the time they had to wait for an appointment	1	1	N/A	88.7%	88.3%	87.9%

\* This is based on patients treated on this contract for their most recent course of treatment. Figures in italics indicate the base number of FP17s or Patient Questionnaire responses are less than 100. N/A is shown where the base number of responses is less than 10 during the period. % is calculated as Quantity/Base number\*100

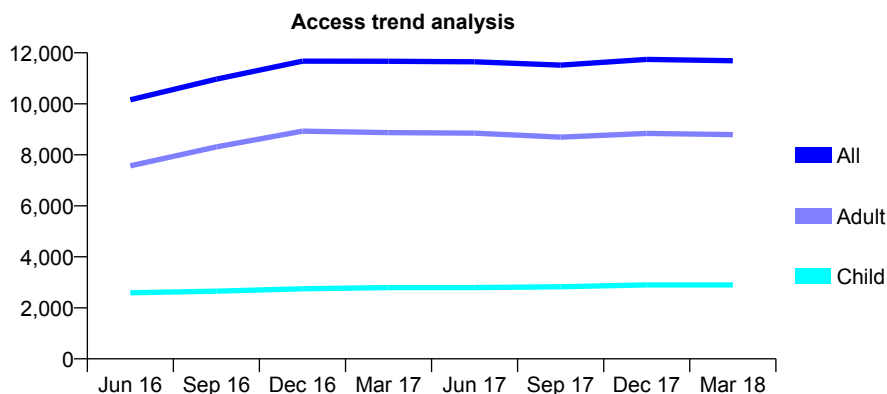
## Q46 - Vital Signs At a Glance Contract Report for 160059/0001 - Year end March 2018

Name or company name	REVIVE DENTAL CARE LIMITED
Contract type name	Pilot Contract
Purpose of contract	General
Contract start date	01/01/2015
Contract end date	

17/18 Contracted general activity (UDA)	28,580
Carry forward general activity (UDA)	0
17/18 Contracted orthodontic activity (UOA)	0
Carry forward orthodontic activity (UOA)	0
Baseline contract value	£1,017,263.31

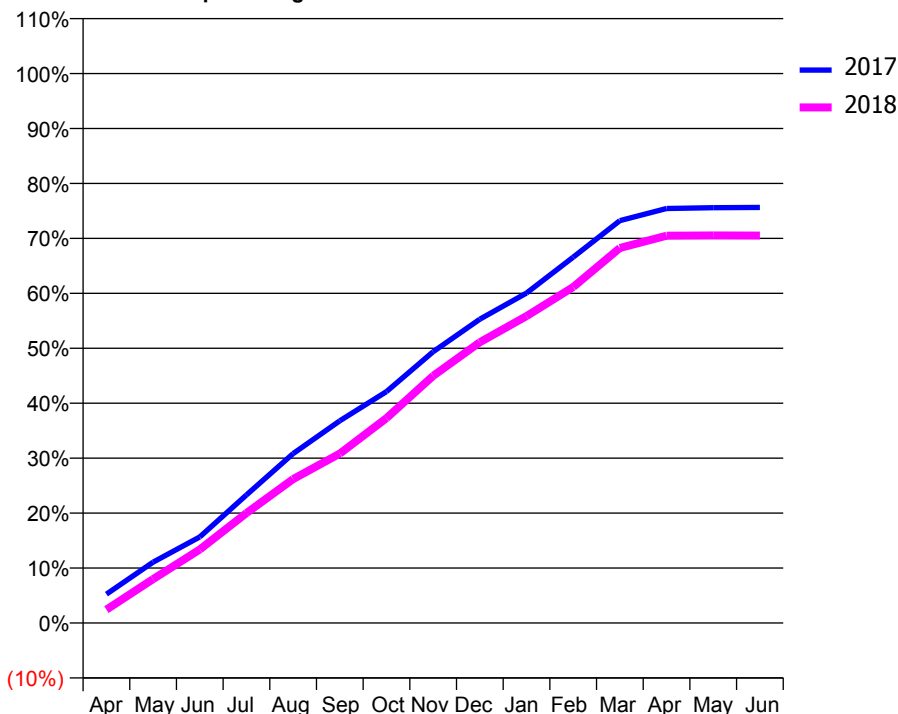
### ACCESS\*

Patients seen in 24 months	Total	Change since previous quarter
Quarter ending March 2017	11,666	
Quarter ending June 2017	11,647	→
Quarter ending September 2017	11,518	↓
Quarter ending December 2017	11,741	→
Quarter ending March 2018	11,691	→
<b>Variance since March 2017</b>	<b>0.2%</b>	<b>→</b>



### ACTIVITY

Cumulative percentage of contracted UDA delivered 2017 & 2018



Month	Adjusted Scheduled Activity (UDA)	
	2017	2018
April	1,502	699
May	3,168	2,282
June	4,478	3,825
July	6,661	5,719
August	8,814	7,484
September	10,516	8,814
October	12,037	10,653
November	14,110	12,854
December	15,800	14,601
January	17,165	15,965
February	19,027	17,471
March	20,930	19,505
April	21,556	20,146
May	21,598	20,155
June	21,614	20,152

### QUALITY

	Quantity	Base Number	Contract	AT	Region	England
% of FP17s for the same patient ID Re-attending within 3 months - Children	232	3,435	6.8%	12.4%	12.8%	11.9%
% of FP17s for the same patient ID Re-attending within 3 months - Adults	1,026	7,961	12.9%	16.8%	16.5%	16.0%
% of FP17s for the same patient ID Re-attending between 3 & 9 months - Children	1,411	3,435	41.1%	57.3%	59.7%	58.3%
% of FP17s for the same patient ID Re-attending between 3 & 9 months - Adults	1,505	7,961	18.9%	50.3%	52.6%	50.3%
% of FP17s for Band 1 Urgent Courses	2,018	11,251	17.9%	10.1%	9.1%	9.1%
% of FP17s Relating to Free Repair or Replacements	18	11,251	0.2%	0.9%	1.0%	0.8%
% of FP17s Relating to Continuations	0	11,251	0.0%	1.0%	1.2%	1.0%
% of Patients satisfied with the dentistry they have received	2	2	N/A	92.1%	91.6%	91.5%
% of Patients satisfied with the time they had to wait for an appointment	2	2	N/A	88.7%	88.3%	87.9%

\* This is based on patients treated on this contract for their most recent course of treatment. Figures in italics indicate the base number of FP17s or Patient Questionnaire responses are less than 100. N/A is shown where the base number of responses is less than 10 during the period. % is calculated as Quantity/Base number\*100

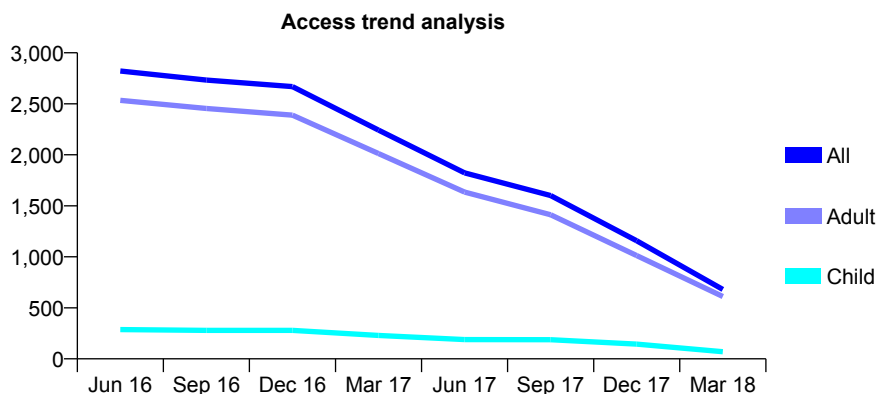
## Q46 - Vital Signs At a Glance Contract Report for 160059/0004 - Year end March 2018

Name or company name	REVIVE DENTAL CARE LIMITED
Contract type name	PDS Contract
Purpose of contract	General
Contract start date	01/01/2015
Contract end date	30/09/2019

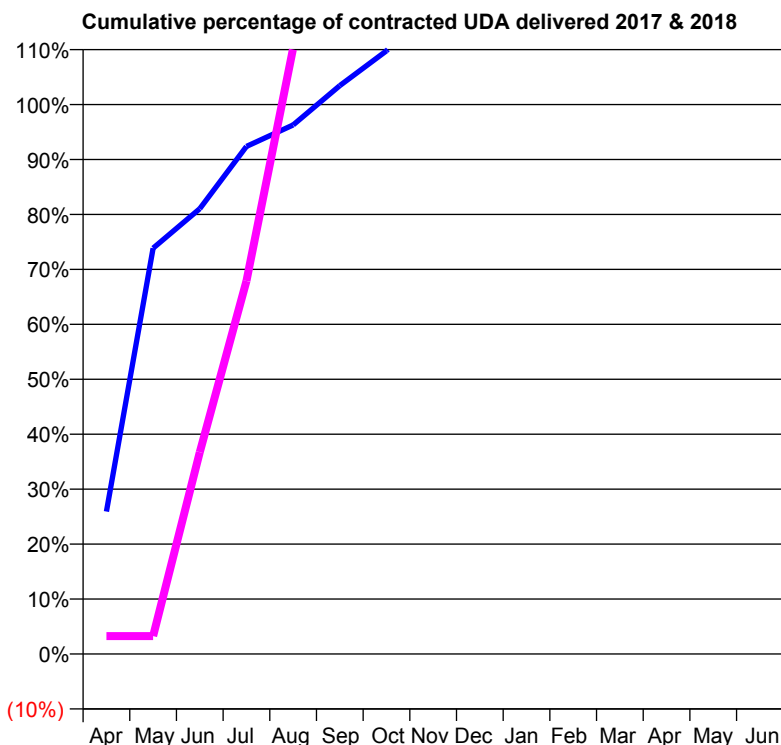
17/18 Contracted general activity (UDA)	918
Carry forward general activity (UDA)	-18
17/18 Contracted orthodontic activity (UOA)	0
Carry forward orthodontic activity (UOA)	0
Baseline contract value	£50,923.99

### ACCESS\*

Patients seen in 24 months	Total	Change since previous quarter
Quarter ending March 2017	2,243	
Quarter ending June 2017	1,823	↓
Quarter ending September 2017	1,600	↓
Quarter ending December 2017	1,157	↓
Quarter ending March 2018	681	↓
<b>Variance since March 2017</b>	<b>(69.6%)</b>	↓



### ACTIVITY



Month	Adjusted Scheduled Activity (UDA)	
	2017	2018
April	238	30
May	678	30
June	744	337
July	848	623
August	884	1,011
September	950	1,394
October	1,008	1,616
November	1,084	1,710
December	1,218	1,710
January	1,270	1,741
February	1,482	1,748
March	1,482	1,751
April	1,497	1,766
May	1,497	1,782
June	1,508	1,782

### QUALITY

	Quantity	Base Number	Contract	AT	Region	England
% of FP17s for the same patient ID Re-attending within 3 months - Children	0	73	0.0%	12.4%	12.8%	11.9%
% of FP17s for the same patient ID Re-attending within 3 months - Adults	32	460	7.0%	16.8%	16.5%	16.0%
% of FP17s for the same patient ID Re-attending between 3 & 9 months - Children	1	73	1.4%	57.3%	59.7%	58.3%
% of FP17s for the same patient ID Re-attending between 3 & 9 months - Adults	8	460	1.7%	50.3%	52.6%	50.3%
% of FP17s for Band 1 Urgent Courses	62	544	11.4%	10.1%	9.1%	9.1%
% of FP17s Relating to Free Repair or Replacements	1	544	0.2%	0.9%	1.0%	0.8%
% of FP17s Relating to Continuations	0	544	0.0%	1.0%	1.2%	1.0%
% of Patients satisfied with the dentistry they have received	0	0	N/A	92.1%	91.6%	91.5%
% of Patients satisfied with the time they had to wait for an appointment	0	0	N/A	88.7%	88.3%	87.9%

\* This is based on patients treated on this contract for their most recent course of treatment. Figures in italics indicate the base number of FP17s or Patient Questionnaire responses are less than 100. N/A is shown where the base number of responses is less than 10 during the period. % is calculated as Quantity/Base number\*100

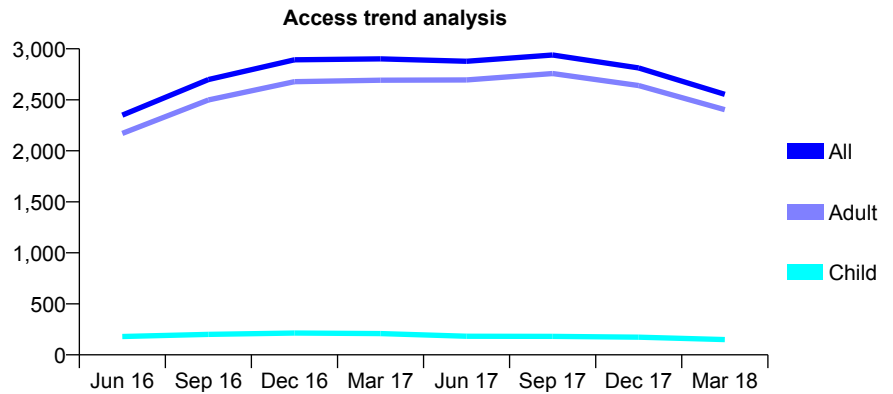
## Q46 - Vital Signs At a Glance Contract Report for 160059/0005 - Year end March 2018

Name or company name	REVIVE DENTAL CARE LIMITED
Contract type name	PDS Contract
Purpose of contract	General
Contract start date	01/01/2015
Contract end date	31/03/2019

17/18 Contracted general activity (UDA)	4,800
Carry forward general activity (UDA)	0
17/18 Contracted orthodontic activity (UOA)	0
Carry forward orthodontic activity (UOA)	0
Baseline contract value	£153,068.62

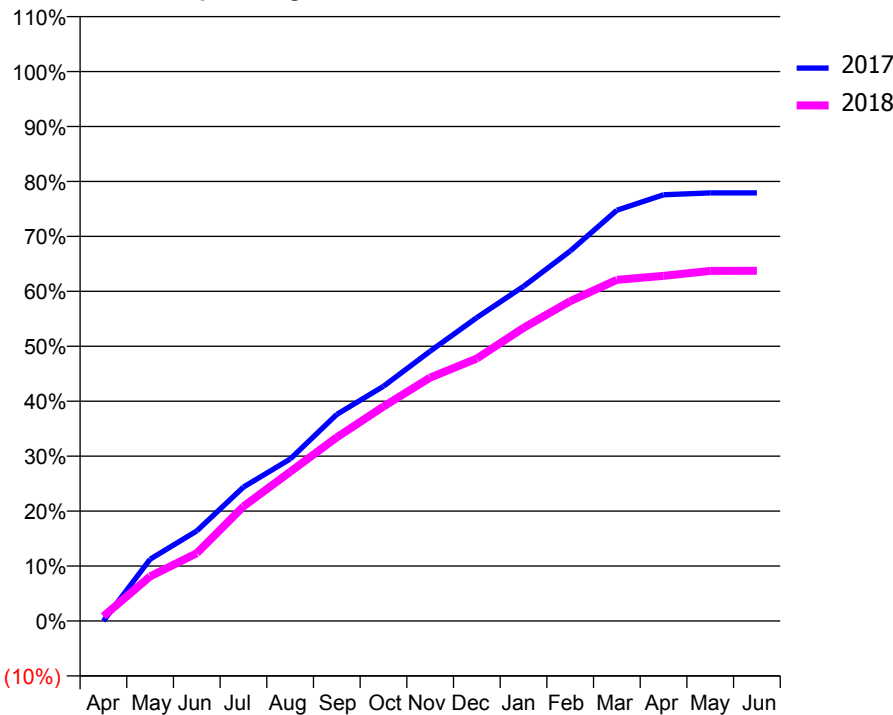
### ACCESS\*

Patients seen in 24 months	Total	Change since previous quarter
Quarter ending March 2017	2,901	
Quarter ending June 2017	2,878	→
Quarter ending September 2017	2,939	↑
Quarter ending December 2017	2,813	↓
Quarter ending March 2018	2,553	↓
<b>Variance since March 2017</b>	<b>(12.0%)</b>	↓



### ACTIVITY

Cumulative percentage of contracted UDA delivered 2017 & 2018



Month	Adjusted Scheduled Activity (UDA)	
	2017	2018
April	0	41
May	540	389
June	787	592
July	1,170	1,001
August	1,414	1,303
September	1,805	1,605
October	2,051	1,874
November	2,357	2,127
December	2,651	2,292
January	2,923	2,561
February	3,232	2,794
March	3,588	2,980
April	3,724	3,015
May	3,740	3,058
June	3,740	3,059

### QUALITY

	Quantity	Base Number	Contract	AT	Region	England
% of FP17s for the same patient ID Re-attending within 3 months - Children	11	189	5.8%	12.4%	12.8%	11.9%
% of FP17s for the same patient ID Re-attending within 3 months - Adults	169	2,422	7.0%	16.8%	16.5%	16.0%
% of FP17s for the same patient ID Re-attending between 3 & 9 months - Children	10	189	5.3%	57.3%	59.7%	58.3%
% of FP17s for the same patient ID Re-attending between 3 & 9 months - Adults	99	2,422	4.1%	50.3%	52.6%	50.3%
% of FP17s for Band 1 Urgent Courses	2,560	2,564	99.8%	10.1%	9.1%	9.1%
% of FP17s Relating to Free Repair or Replacements	1	2,564	0.0%	0.9%	1.0%	0.8%
% of FP17s Relating to Continuations	0	2,564	0.0%	1.0%	1.2%	1.0%
% of Patients satisfied with the dentistry they have received	0	0	N/A	92.1%	91.6%	91.5%
% of Patients satisfied with the time they had to wait for an appointment	0	0	N/A	88.7%	88.3%	87.9%

\* This is based on patients treated on this contract for their most recent course of treatment. Figures in italics indicate the base number of FP17s or Patient Questionnaire responses are less than 100. N/A is shown where the base number of responses is less than 10 during the period. % is calculated as Quantity/Base number\*100

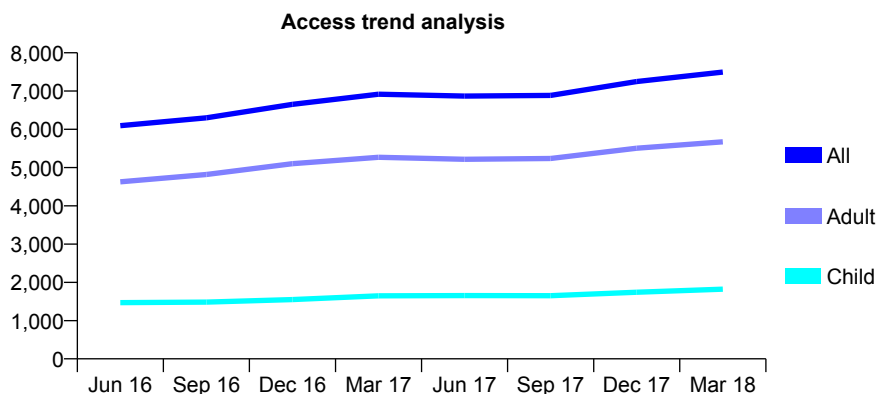
## Q46 - Vital Signs At a Glance Contract Report for 160059/0007 - Year end March 2018

Name or company name	REVIVE DENTAL CARE LIMITED
Contract type name	GDS Contract
Purpose of contract	General
Contract start date	01/01/2015
Contract end date	

17/18 Contracted general activity (UDA)	20,000
Carry forward general activity (UDA)	0
17/18 Contracted orthodontic activity (UOA)	0
Carry forward orthodontic activity (UOA)	0
Baseline contract value	£494,519.04

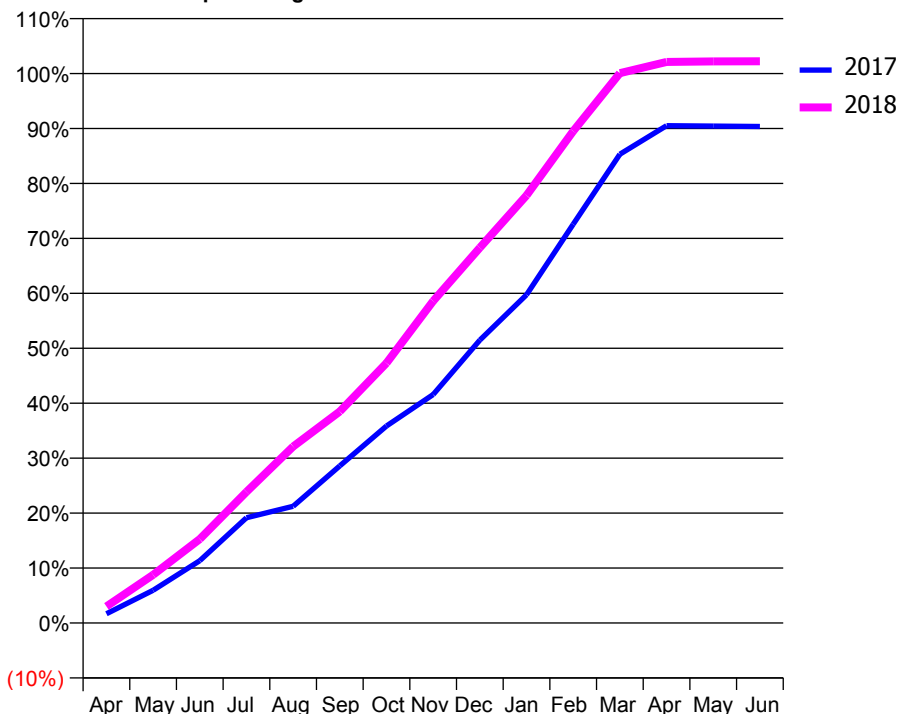
### ACCESS\*

Patients seen in 24 months	Total	Change since previous quarter
Quarter ending March 2017	6,917	
Quarter ending June 2017	6,870	→
Quarter ending September 2017	6,888	→
Quarter ending December 2017	7,248	↑
Quarter ending March 2018	7,495	↑
<b>Variance since March 2017</b>	<b>8.4%</b>	<b>↑</b>



### ACTIVITY

Cumulative percentage of contracted UDA delivered 2017 & 2018



Month	Adjusted Scheduled Activity (UDA)	
	2017	2018
April	335	606
May	1,194	1,756
June	2,271	3,055
July	3,833	4,775
August	4,251	6,424
September	5,720	7,699
October	7,171	9,461
November	8,318	11,716
December	10,295	13,658
January	11,948	15,564
February	14,513	17,903
March	17,063	20,015
April	18,102	20,421
May	18,088	20,438
June	18,072	20,446

### QUALITY

	Quantity	Base Number	Contract	AT	Region	England
% of FP17s for the same patient ID Re-attending within 3 months - Children	199	2,685	7.4%	12.4%	12.8%	11.9%
% of FP17s for the same patient ID Re-attending within 3 months - Adults	1,260	7,362	17.1%	16.8%	16.5%	16.0%
% of FP17s for the same patient ID Re-attending between 3 & 9 months - Children	1,525	2,685	56.8%	57.3%	59.7%	58.3%
% of FP17s for the same patient ID Re-attending between 3 & 9 months - Adults	2,765	7,362	37.6%	50.3%	52.6%	50.3%
% of FP17s for Band 1 Urgent Courses	1,583	9,758	16.2%	10.1%	9.1%	9.1%
% of FP17s Relating to Free Repair or Replacements	120	9,758	1.2%	0.9%	1.0%	0.8%
% of FP17s Relating to Continuations	32	9,758	0.3%	1.0%	1.2%	1.0%
% of Patients satisfied with the dentistry they have received	5	5	N/A	92.1%	91.6%	91.5%
% of Patients satisfied with the time they had to wait for an appointment	4	5	N/A	88.7%	88.3%	87.9%

\* This is based on patients treated on this contract for their most recent course of treatment. Figures in italics indicate the base number of FP17s or Patient Questionnaire responses are less than 100. N/A is shown where the base number of responses is less than 10 during the period. % is calculated as Quantity/Base number\*100



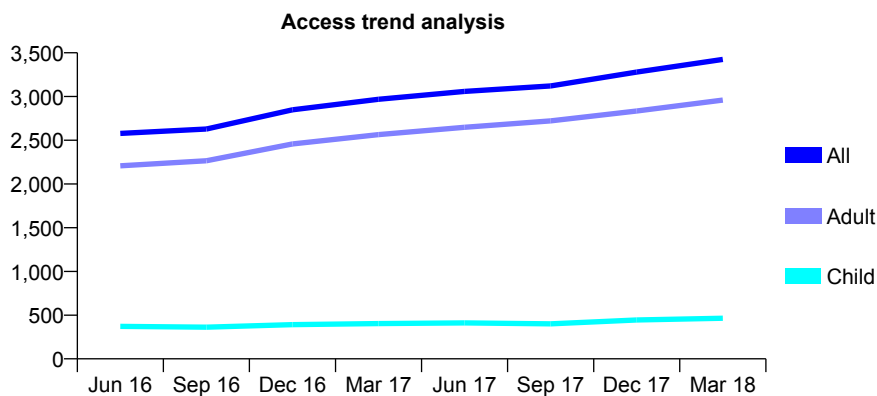
## Q46 - Vital Signs At a Glance Contract Report for 160059/0008 - Year end March 2018

Name or company name	REVIVE DENTAL CARE LIMITED
Contract type name	GDS Contract
Purpose of contract	General
Contract start date	01/01/2015
Contract end date	

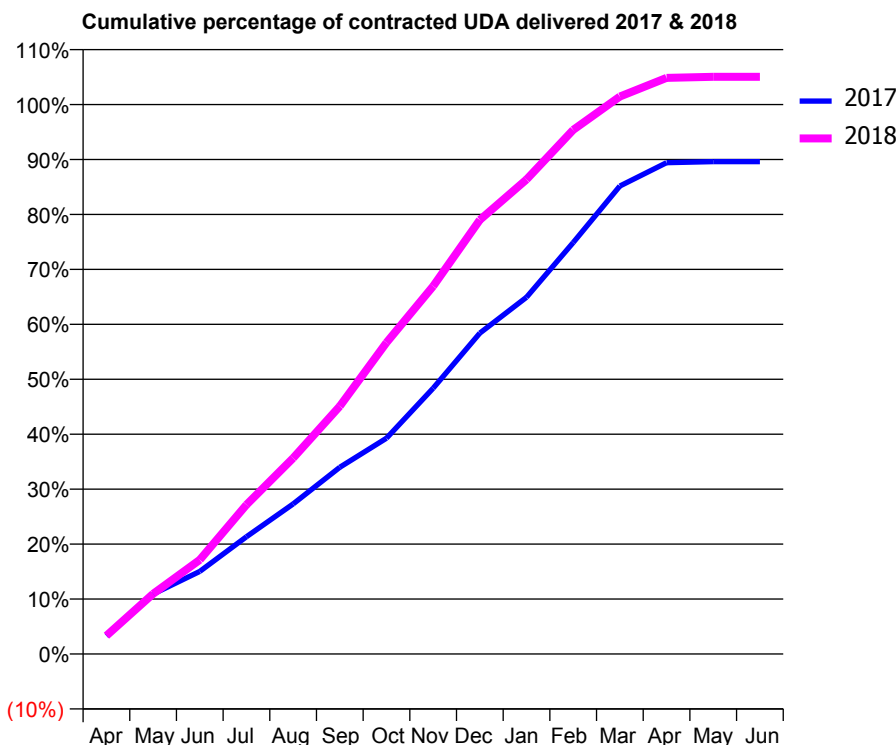
17/18 Contracted general activity (UDA)	8,032
Carry forward general activity (UDA)	0
17/18 Contracted orthodontic activity (UOA)	0
Carry forward orthodontic activity (UOA)	0
Baseline contract value	£268,549.35

### ACCESS\*

Patients seen in 24 months	Total	Change since previous quarter
Quarter ending March 2017	2,968	
Quarter ending June 2017	3,059	↑
Quarter ending September 2017	3,121	↑
Quarter ending December 2017	3,279	↑
Quarter ending March 2018	3,425	↑
<b>Variance since March 2017</b>	<b>15.4%</b>	<b>↑</b>



### ACTIVITY



Month	Adjusted Scheduled Activity (UDA)	
	2017	2018
April	265	268
May	876	880
June	1,208	1,378
July	1,715	2,182
August	2,193	2,865
September	2,730	3,622
October	3,156	4,553
November	3,885	5,376
December	4,691	6,345
January	5,215	6,935
February	6,013	7,661
March	6,841	8,147
April	7,181	8,420
May	7,197	8,437
June	7,196	8,437

### QUALITY

	Quantity	Base Number	Contract	AT	Region	England
% of FP17s for the same patient ID Re-attending within 3 months - Children	71	631	11.3%	12.4%	12.8%	11.9%
% of FP17s for the same patient ID Re-attending within 3 months - Adults	580	3,328	17.4%	16.8%	16.5%	16.0%
% of FP17s for the same patient ID Re-attending between 3 & 9 months - Children	251	631	39.8%	57.3%	59.7%	58.3%
% of FP17s for the same patient ID Re-attending between 3 & 9 months - Adults	890	3,328	26.7%	50.3%	52.6%	50.3%
% of FP17s for Band 1 Urgent Courses	786	3,976	19.8%	10.1%	9.1%	9.1%
% of FP17s Relating to Free Repair or Replacements	9	3,976	0.2%	0.9%	1.0%	0.8%
% of FP17s Relating to Continuations	0	3,976	0.0%	1.0%	1.2%	1.0%
% of Patients satisfied with the dentistry they have received	0	0	N/A	92.1%	91.6%	91.5%
% of Patients satisfied with the time they had to wait for an appointment	0	0	N/A	88.7%	88.3%	87.9%

\* This is based on patients treated on this contract for their most recent course of treatment. Figures in italics indicate the base number of FP17s or Patient Questionnaire responses are less than 100. N/A is shown where the base number of responses is less than 10 during the period. % is calculated as Quantity/Base number\*100

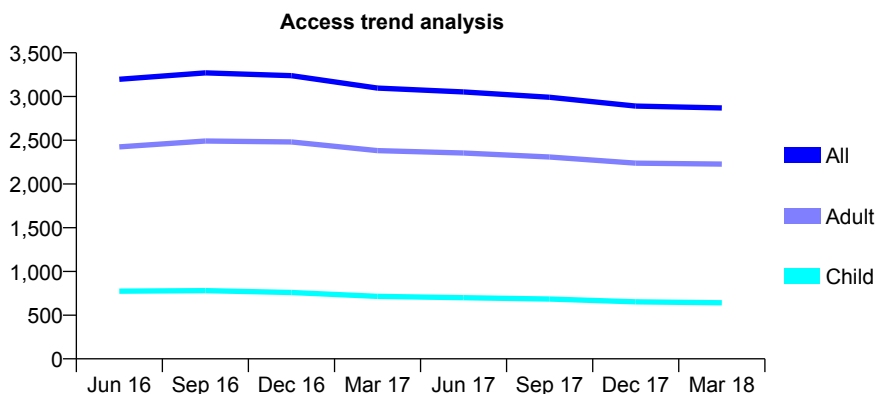
## Q46 - Vital Signs At a Glance Contract Report for 160288/0001 - Year end March 2018

Name or company name	Allan Dental Practice
Contract type name	GDS Contract
Purpose of contract	General
Contract start date	01/09/2012
Contract end date	

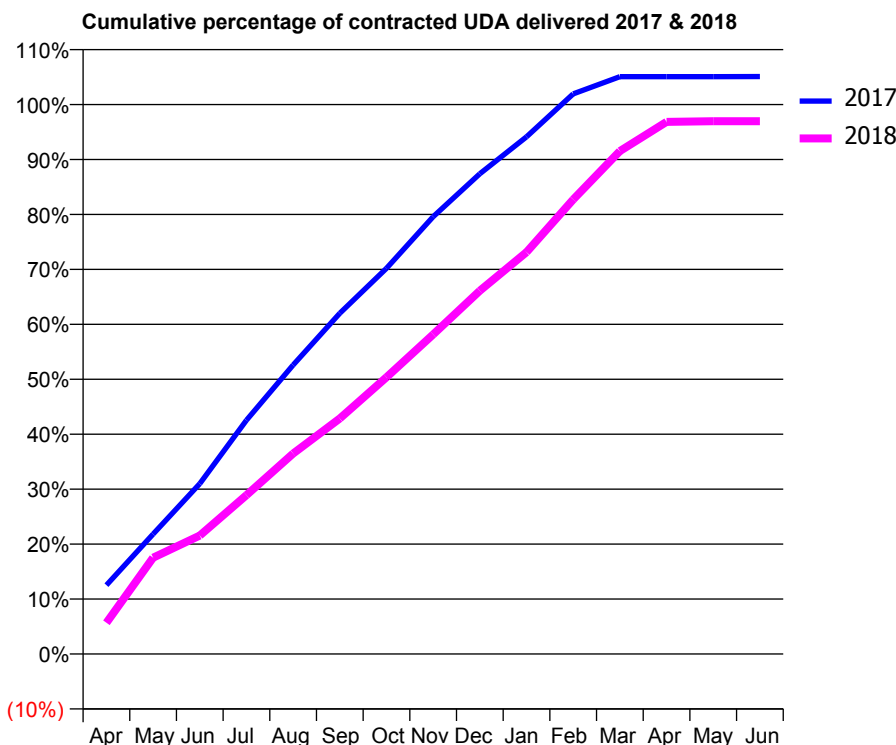
17/18 Contracted general activity (UDA)	9,486
Carry forward general activity (UDA)	-190
17/18 Contracted orthodontic activity (UOA)	0
Carry forward orthodontic activity (UOA)	0
Baseline contract value	£315,320.14

### ACCESS\*

Patients seen in 24 months	Total	Change since previous quarter
Quarter ending March 2017	3,097	
Quarter ending June 2017	3,053	↓
Quarter ending September 2017	2,992	↓
Quarter ending December 2017	2,890	↓
Quarter ending March 2018	2,870	→
<b>Variance since March 2017</b>	<b>(7.3%)</b>	<b>↓</b>



### ACTIVITY



Month	Adjusted Scheduled Activity (UDA)	
	2017	2018
April	1,189	541
May	2,071	1,663
June	2,940	2,044
July	4,037	2,742
August	4,989	3,460
September	5,884	4,066
October	6,659	4,777
November	7,550	5,517
December	8,289	6,271
January	8,927	6,936
February	9,669	7,846
March	9,966	8,683
April	9,967	9,185
May	9,967	9,197
June	9,968	9,197

### QUALITY

	Quantity	Base Number	Contract	AT	Region	England
% of FP17s for the same patient ID Re-attending within 3 months - Children	48	900	5.3%	12.4%	12.8%	11.9%
% of FP17s for the same patient ID Re-attending within 3 months - Adults	368	2,954	12.5%	16.8%	16.5%	16.0%
% of FP17s for the same patient ID Re-attending between 3 & 9 months - Children	581	900	64.6%	57.3%	59.7%	58.3%
% of FP17s for the same patient ID Re-attending between 3 & 9 months - Adults	1,751	2,954	59.3%	50.3%	52.6%	50.3%
% of FP17s for Band 1 Urgent Courses	485	4,016	12.1%	10.1%	9.1%	9.1%
% of FP17s Relating to Free Repair or Replacements	1	4,016	0.0%	0.9%	1.0%	0.8%
% of FP17s Relating to Continuations	13	4,016	0.3%	1.0%	1.2%	1.0%
% of Patients satisfied with the dentistry they have received	3	3	N/A	92.1%	91.6%	91.5%
% of Patients satisfied with the time they had to wait for an appointment	3	3	N/A	88.7%	88.3%	87.9%

\* This is based on patients treated on this contract for their most recent course of treatment. Figures in italics indicate the base number of FP17s or Patient Questionnaire responses are less than 100. N/A is shown where the base number of responses is less than 10 during the period. % is calculated as Quantity/Base number\*100

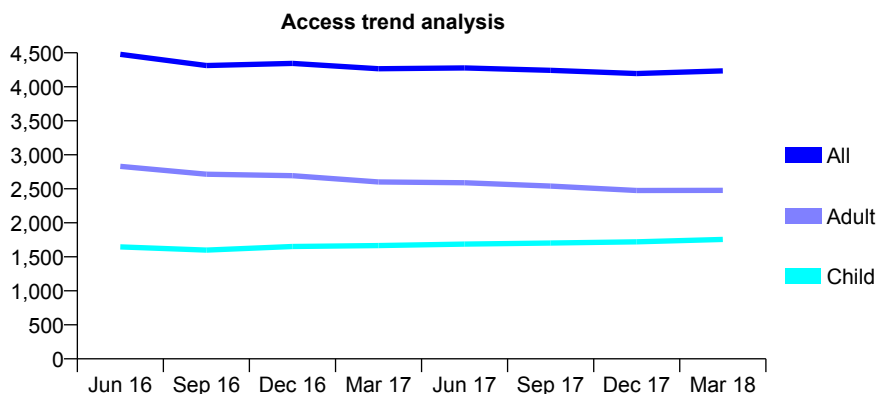
## Q46 - Vital Signs At a Glance Contract Report for 160717/0001 - Year end March 2018

Name or company name	Archway (Manchester) Ltd
Contract type name	GDS Contract
Purpose of contract	General
Contract start date	01/11/2013
Contract end date	

17/18 Contracted general activity (UDA)	11,850
Carry forward general activity (UDA)	309
17/18 Contracted orthodontic activity (UOA)	0
Carry forward orthodontic activity (UOA)	0
Baseline contract value	£433,886.71

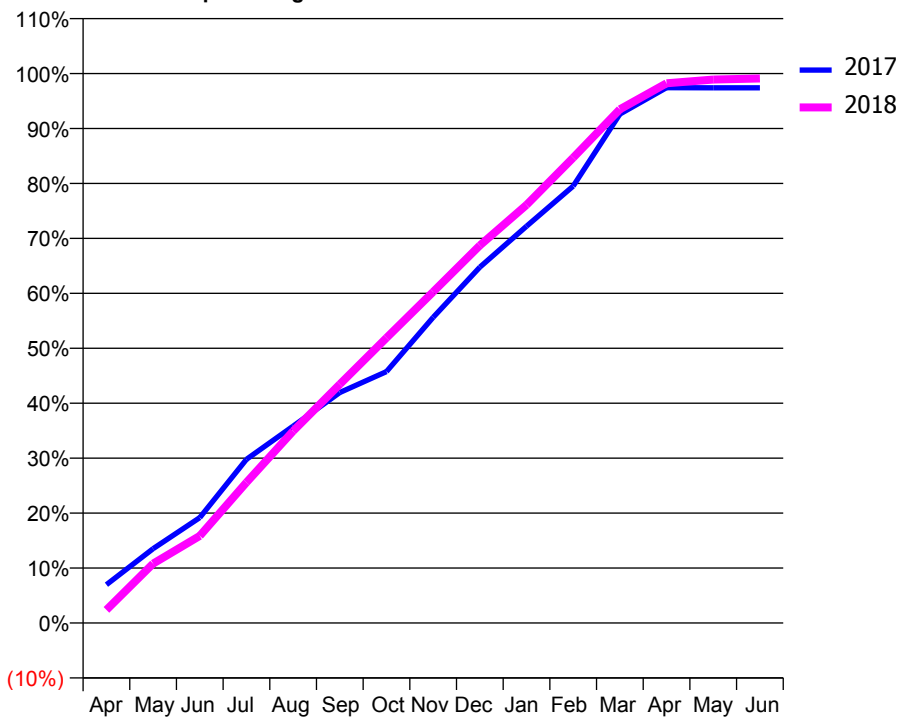
### ACCESS\*

Patients seen in 24 months	Total	Change since previous quarter
Quarter ending March 2017	4,265	
Quarter ending June 2017	4,278	→
Quarter ending September 2017	4,243	→
Quarter ending December 2017	4,196	↓
Quarter ending March 2018	4,234	→
<b>Variance since March 2017</b>	<b>(0.7%)</b>	<b>→</b>



### ACTIVITY

Cumulative percentage of contracted UDA delivered 2017 & 2018



Month	Adjusted Scheduled Activity (UDA)	
	2017	2018
April	827	283
May	1,605	1,282
June	2,273	1,880
July	3,529	3,033
August	4,246	4,138
September	4,971	5,148
October	5,423	6,148
November	6,592	7,143
December	7,675	8,143
January	8,556	9,017
February	9,421	10,036
March	10,975	11,077
April	11,545	11,638
May	11,541	11,720
June	11,541	11,743

### QUALITY

	Quantity	Base Number	Contract	AT	Region	England
% of FP17s for the same patient ID Re-attending within 3 months - Children	493	2,480	19.9%	12.4%	12.8%	11.9%
% of FP17s for the same patient ID Re-attending within 3 months - Adults	630	3,001	21.0%	16.8%	16.5%	16.0%
% of FP17s for the same patient ID Re-attending between 3 & 9 months - Children	1,149	2,480	46.3%	57.3%	59.7%	58.3%
% of FP17s for the same patient ID Re-attending between 3 & 9 months - Adults	1,051	3,001	35.0%	50.3%	52.6%	50.3%
% of FP17s for Band 1 Urgent Courses	459	5,502	8.3%	10.1%	9.1%	9.1%
% of FP17s Relating to Free Repair or Replacements	9	5,502	0.2%	0.9%	1.0%	0.8%
% of FP17s Relating to Continuations	12	5,502	0.2%	1.0%	1.2%	1.0%
% of Patients satisfied with the dentistry they have received	1	1	N/A	92.1%	91.6%	91.5%
% of Patients satisfied with the time they had to wait for an appointment	1	1	N/A	88.7%	88.3%	87.9%

\* This is based on patients treated on this contract for their most recent course of treatment. Figures in italics indicate the base number of FP17s or Patient Questionnaire responses are less than 100. N/A is shown where the base number of responses is less than 10 during the period. % is calculated as Quantity/Base number\*100

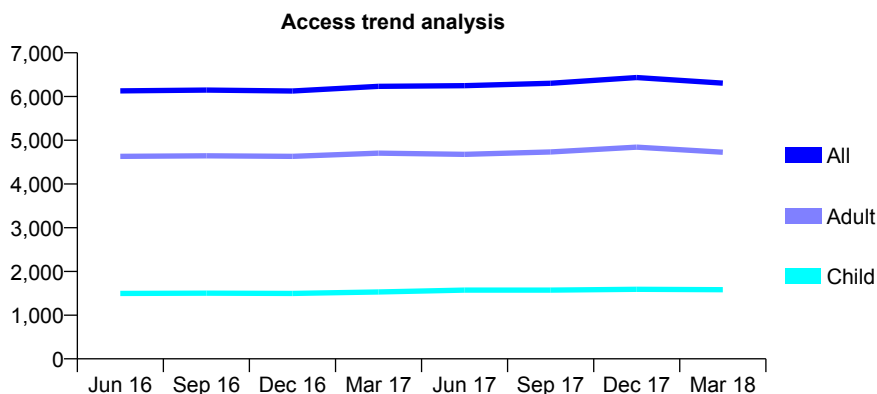
## Q46 - Vital Signs At a Glance Contract Report for 161004/0001 - Year end March 2018

Name or company name	Pearl Smile Limited
Contract type name	GDS Contract
Purpose of contract	General
Contract start date	01/04/2010
Contract end date	

17/18 Contracted general activity (UDA)	20,052
Carry forward general activity (UDA)	-376
17/18 Contracted orthodontic activity (UOA)	0
Carry forward orthodontic activity (UOA)	0
Baseline contract value	£523,985.97

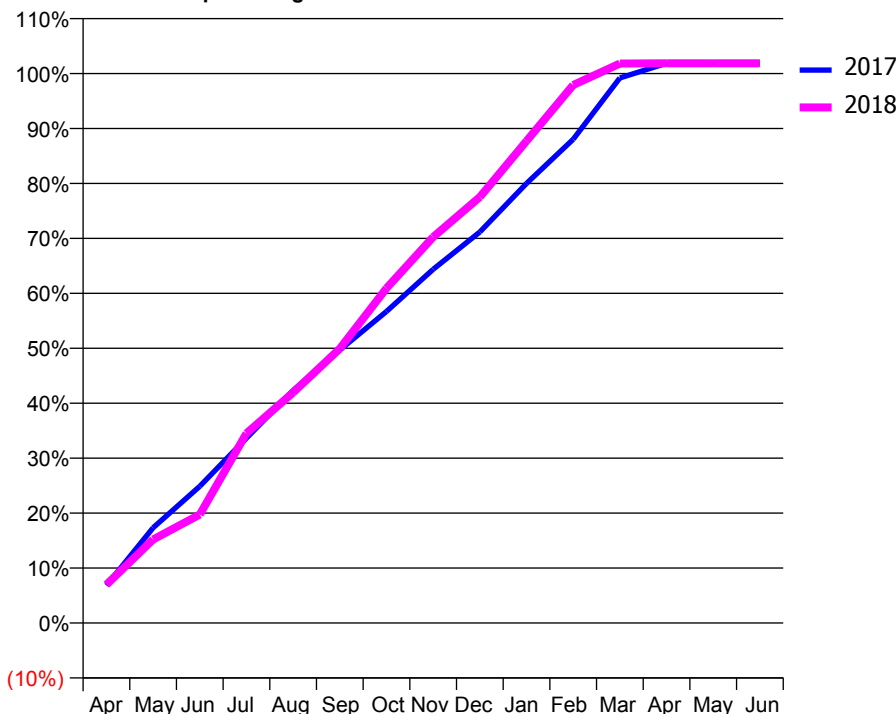
### ACCESS\*

Patients seen in 24 months	Total	Change since previous quarter
Quarter ending March 2017	6,233	
Quarter ending June 2017	6,249	→
Quarter ending September 2017	6,304	→
Quarter ending December 2017	6,434	↑
Quarter ending March 2018	6,305	↓
<b>Variance since March 2017</b>	<b>1.2%</b>	<b>→</b>



### ACTIVITY

Cumulative percentage of contracted UDA delivered 2017 & 2018



Month	Adjusted Scheduled Activity (UDA)	
	2017	2018
April	1,369	1,399
May	3,478	3,049
June	4,988	3,958
July	6,748	6,923
August	8,487	8,411
September	9,963	10,011
October	11,369	12,215
November	12,906	14,083
December	14,271	15,544
January	16,039	17,589
February	17,651	19,632
March	19,889	20,416
April	20,426	20,425
May	20,426	20,426
June	20,428	20,425

### QUALITY

	Quantity	Base Number	Contract	AT	Region	England
% of FP17s for the same patient ID Re-attending within 3 months - Children	360	2,663	13.5%	12.4%	12.8%	11.9%
% of FP17s for the same patient ID Re-attending within 3 months - Adults	896	6,491	13.8%	16.8%	16.5%	16.0%
% of FP17s for the same patient ID Re-attending between 3 & 9 months - Children	1,666	2,663	62.6%	57.3%	59.7%	58.3%
% of FP17s for the same patient ID Re-attending between 3 & 9 months - Adults	3,589	6,491	55.3%	50.3%	52.6%	50.3%
% of FP17s for Band 1 Urgent Courses	544	8,908	6.1%	10.1%	9.1%	9.1%
% of FP17s Relating to Free Repair or Replacements	44	8,908	0.5%	0.9%	1.0%	0.8%
% of FP17s Relating to Continuations	22	8,908	0.2%	1.0%	1.2%	1.0%
% of Patients satisfied with the dentistry they have received	3	3	N/A	92.1%	91.6%	91.5%
% of Patients satisfied with the time they had to wait for an appointment	3	3	N/A	88.7%	88.3%	87.9%

\* This is based on patients treated on this contract for their most recent course of treatment. Figures in italics indicate the base number of FP17s or Patient Questionnaire responses are less than 100. N/A is shown where the base number of responses is less than 10 during the period. % is calculated as Quantity/Base number\*100

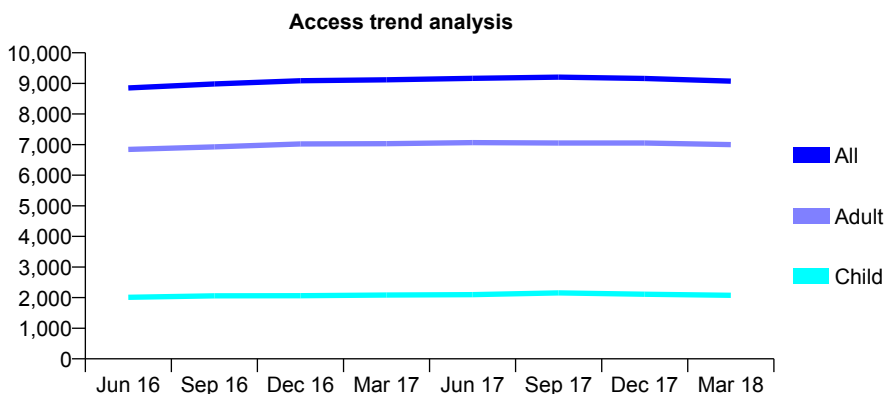
## Q46 - Vital Signs At a Glance Contract Report for 162426/0001 - Year end March 2018

Name or company name	Alemdent Limited
Contract type name	GDS Contract
Purpose of contract	General
Contract start date	01/05/2009
Contract end date	

17/18 Contracted general activity (UDA)	30,215
Carry forward general activity (UDA)	-87
17/18 Contracted orthodontic activity (UOA)	0
Carry forward orthodontic activity (UOA)	0
Baseline contract value	£936,012.92

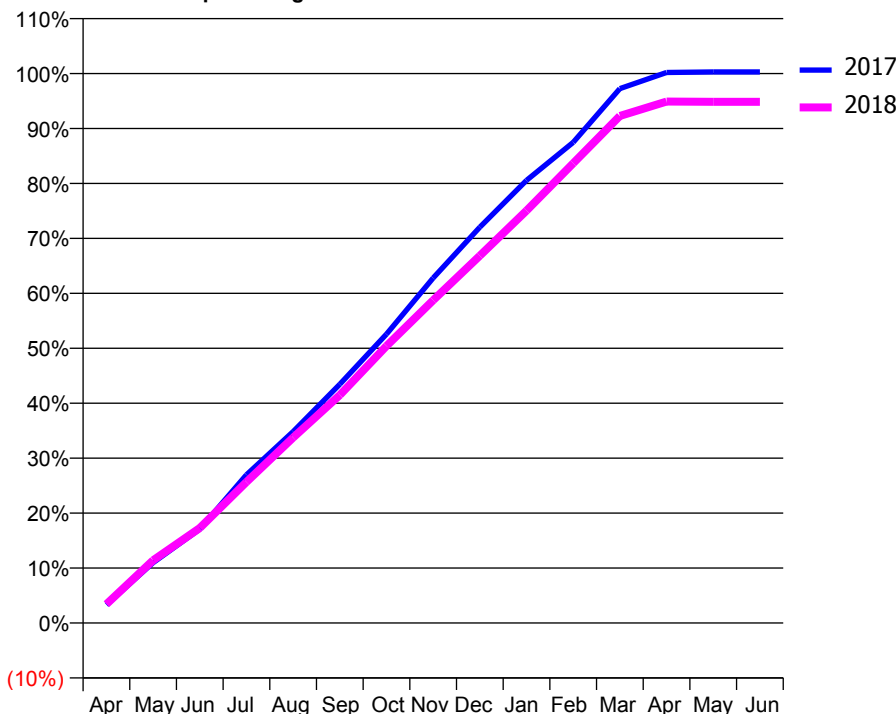
### ACCESS\*

Patients seen in 24 months	Total	Change since previous quarter
Quarter ending March 2017	9,119	
Quarter ending June 2017	9,164	→
Quarter ending September 2017	9,206	→
Quarter ending December 2017	9,162	→
Quarter ending March 2018	9,074	→
<b>Variance since March 2017</b>	<b>(0.5%)</b>	→



### ACTIVITY

Cumulative percentage of contracted UDA delivered 2017 & 2018



Month	Adjusted Scheduled Activity (UDA)	
	2017	2018
April	999	1,040
May	3,316	3,449
June	5,165	5,224
July	8,147	7,754
August	10,524	10,198
September	13,132	12,532
October	15,884	15,232
November	18,973	17,747
December	21,765	20,194
January	24,340	22,675
February	26,431	25,279
March	29,386	27,881
April	30,274	28,669
May	30,302	28,660
June	30,302	28,660

### QUALITY

	Quantity	Base Number	Contract	AT	Region	England
% of FP17s for the same patient ID Re-attending within 3 months - Children	326	3,356	9.7%	12.4%	12.8%	11.9%
% of FP17s for the same patient ID Re-attending within 3 months - Adults	1,205	8,936	13.5%	16.8%	16.5%	16.0%
% of FP17s for the same patient ID Re-attending between 3 & 9 months - Children	2,026	3,356	60.4%	57.3%	59.7%	58.3%
% of FP17s for the same patient ID Re-attending between 3 & 9 months - Adults	4,415	8,936	49.4%	50.3%	52.6%	50.3%
% of FP17s for Band 1 Urgent Courses	771	12,197	6.3%	10.1%	9.1%	9.1%
% of FP17s Relating to Free Repair or Replacements	165	12,197	1.4%	0.9%	1.0%	0.8%
% of FP17s Relating to Continuations	294	12,197	2.4%	1.0%	1.2%	1.0%
% of Patients satisfied with the dentistry they have received	4	4	N/A	92.1%	91.6%	91.5%
% of Patients satisfied with the time they had to wait for an appointment	4	4	N/A	88.7%	88.3%	87.9%

\* This is based on patients treated on this contract for their most recent course of treatment. Figures in italics indicate the base number of FP17s or Patient Questionnaire responses are less than 100. N/A is shown where the base number of responses is less than 10 during the period. % is calculated as Quantity/Base number\*100

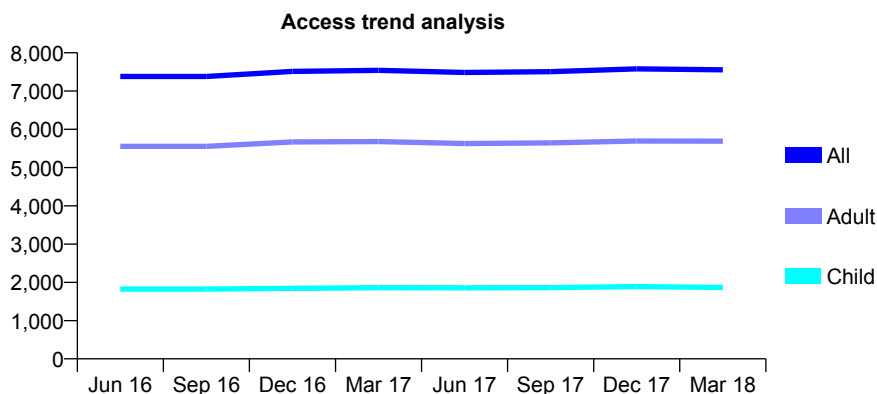
## Q46 - Vital Signs At a Glance Contract Report for 162930/0001 - Year end March 2018

Name or company name	Silverdale Dental Practice
Contract type name	GDS Contract
Purpose of contract	General
Contract start date	01/05/2009
Contract end date	

17/18 Contracted general activity (UDA)	21,652
Carry forward general activity (UDA)	-433
17/18 Contracted orthodontic activity (UOA)	0
Carry forward orthodontic activity (UOA)	0
Baseline contract value	£720,788.28

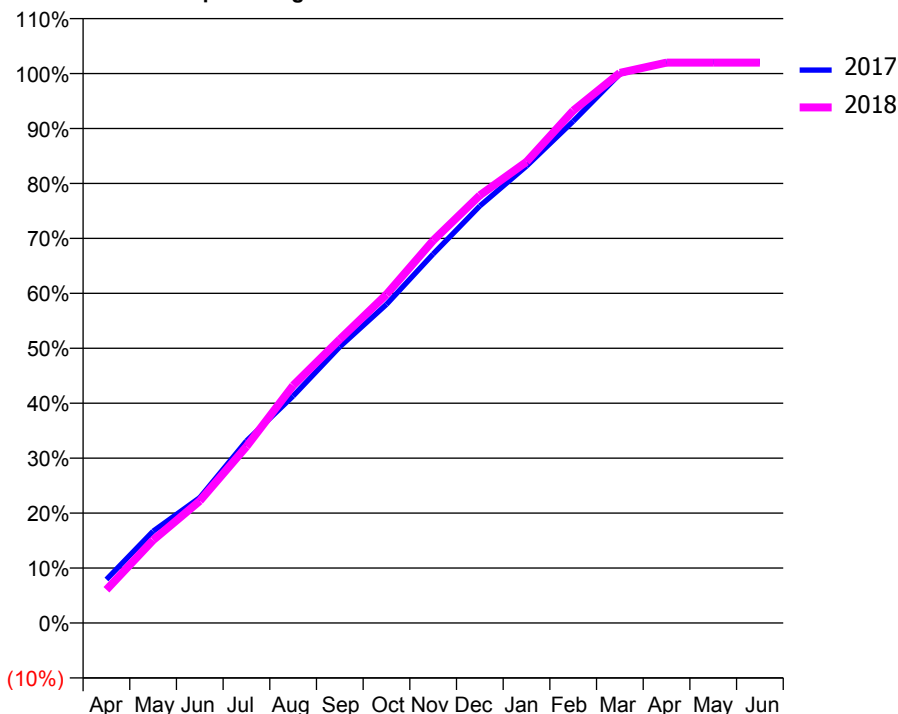
### ACCESS\*

Patients seen in 24 months	Total	Change since previous quarter
Quarter ending March 2017	7,541	
Quarter ending June 2017	7,485	→
Quarter ending September 2017	7,506	→
Quarter ending December 2017	7,581	→
Quarter ending March 2018	7,556	→
<b>Variance since March 2017</b>	<b>0.2%</b>	<b>→</b>



### ACTIVITY

Cumulative percentage of contracted UDA delivered 2017 & 2018



Month	Adjusted Scheduled Activity (UDA)	
	2017	2018
April	1,714	1,312
May	3,615	3,266
June	4,941	4,810
July	7,175	6,956
August	8,948	9,359
September	10,886	11,177
October	12,557	12,951
November	14,539	15,071
December	16,431	16,851
January	18,006	18,172
February	19,768	20,192
March	21,632	21,674
April	22,109	22,080
May	22,112	22,080
June	22,112	22,080

### QUALITY

	Quantity	Base Number	Contract	AT	Region	England
% of FP17s for the same patient ID Re-attending within 3 months - Children	152	2,553	6.0%	12.4%	12.8%	11.9%
% of FP17s for the same patient ID Re-attending within 3 months - Adults	1,017	8,024	12.7%	16.8%	16.5%	16.0%
% of FP17s for the same patient ID Re-attending between 3 & 9 months - Children	1,429	2,553	56.0%	57.3%	59.7%	58.3%
% of FP17s for the same patient ID Re-attending between 3 & 9 months - Adults	4,475	8,024	55.8%	50.3%	52.6%	50.3%
% of FP17s for Band 1 Urgent Courses	925	10,559	8.8%	10.1%	9.1%	9.1%
% of FP17s Relating to Free Repair or Replacements	37	10,559	0.4%	0.9%	1.0%	0.8%
% of FP17s Relating to Continuations	228	10,559	2.2%	1.0%	1.2%	1.0%
% of Patients satisfied with the dentistry they have received	1	2	N/A	92.1%	91.6%	91.5%
% of Patients satisfied with the time they had to wait for an appointment	1	2	N/A	88.7%	88.3%	87.9%

\* This is based on patients treated on this contract for their most recent course of treatment. Figures in italics indicate the base number of FP17s or Patient Questionnaire responses are less than 100. N/A is shown where the base number of responses is less than 10 during the period. % is calculated as Quantity/Base number\*100

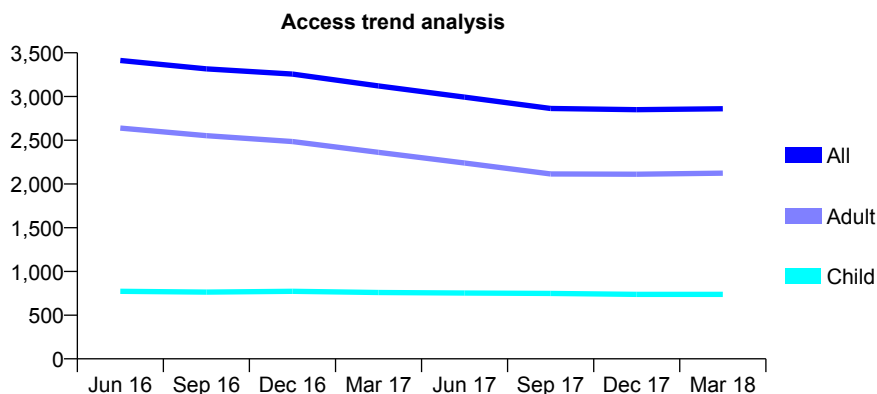
## Q46 - Vital Signs At a Glance Contract Report for 163600/0001 - Year end March 2018

Name or company name	Freedom Dental
Contract type name	GDS Contract
Purpose of contract	General
Contract start date	01/04/2006
Contract end date	

17/18 Contracted general activity (UDA)	9,486
Carry forward general activity (UDA)	41
17/18 Contracted orthodontic activity (UOA)	0
Carry forward orthodontic activity (UOA)	0
Baseline contract value	£283,924.07

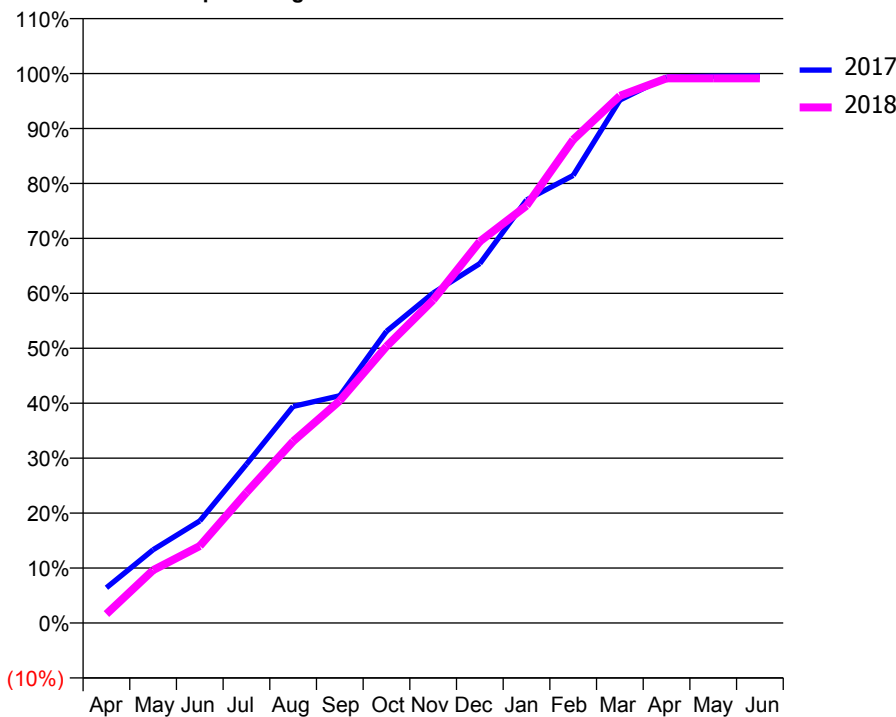
### ACCESS\*

Patients seen in 24 months	Total	Change since previous quarter
Quarter ending March 2017	3,121	
Quarter ending June 2017	2,993	↓
Quarter ending September 2017	2,863	↓
Quarter ending December 2017	2,849	→
Quarter ending March 2018	2,861	→
<b>Variance since March 2017</b>	<b>(8.3%)</b>	<b>↓</b>



### ACTIVITY

Cumulative percentage of contracted UDA delivered 2017 & 2018



Month	Adjusted Scheduled Activity (UDA)	
	2017	2018
April	609	154
May	1,265	913
June	1,762	1,328
July	2,741	2,252
August	3,741	3,137
September	3,924	3,839
October	5,036	4,776
November	5,697	5,575
December	6,205	6,587
January	7,303	7,205
February	7,727	8,345
March	9,027	9,101
April	9,426	9,403
May	9,440	9,402
June	9,445	9,402

### QUALITY

	Quantity	Base Number	Contract	AT	Region	England
% of FP17s for the same patient ID Re-attending within 3 months - Children	94	1,271	7.4%	12.4%	12.8%	11.9%
% of FP17s for the same patient ID Re-attending within 3 months - Adults	471	3,306	14.2%	16.8%	16.5%	16.0%
% of FP17s for the same patient ID Re-attending between 3 & 9 months - Children	797	1,271	62.7%	57.3%	59.7%	58.3%
% of FP17s for the same patient ID Re-attending between 3 & 9 months - Adults	1,977	3,306	59.8%	50.3%	52.6%	50.3%
% of FP17s for Band 1 Urgent Courses	348	4,525	7.7%	10.1%	9.1%	9.1%
% of FP17s Relating to Free Repair or Replacements	8	4,525	0.2%	0.9%	1.0%	0.8%
% of FP17s Relating to Continuations	37	4,525	0.8%	1.0%	1.2%	1.0%
% of Patients satisfied with the dentistry they have received	2	2	N/A	92.1%	91.6%	91.5%
% of Patients satisfied with the time they had to wait for an appointment	2	2	N/A	88.7%	88.3%	87.9%

\* This is based on patients treated on this contract for their most recent course of treatment. Figures in italics indicate the base number of FP17s or Patient Questionnaire responses are less than 100. N/A is shown where the base number of responses is less than 10 during the period. % is calculated as Quantity/Base number\*100



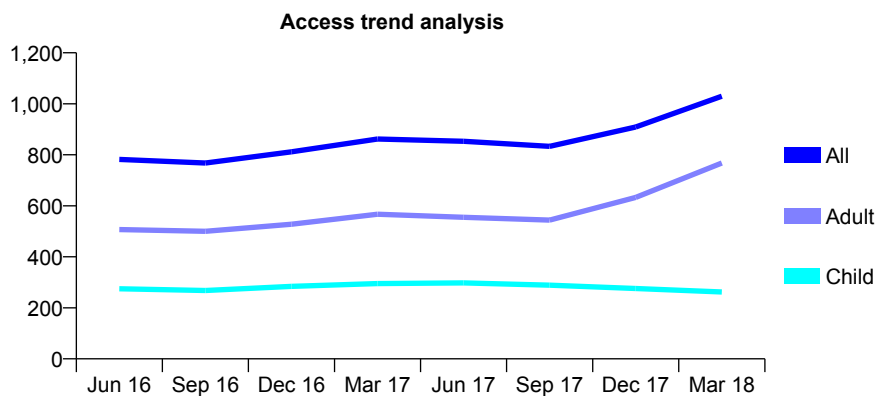
## Q46 - Vital Signs At a Glance Contract Report for 163600/0002 - Year end March 2018

Name or company name	Freedom Dental Adswood
Contract type name	GDS Contract
Purpose of contract	General
Contract start date	01/04/2006
Contract end date	

17/18 Contracted general activity (UDA)	3,500
Carry forward general activity (UDA)	0
17/18 Contracted orthodontic activity (UOA)	0
Carry forward orthodontic activity (UOA)	0
Baseline contract value	£122,823.16

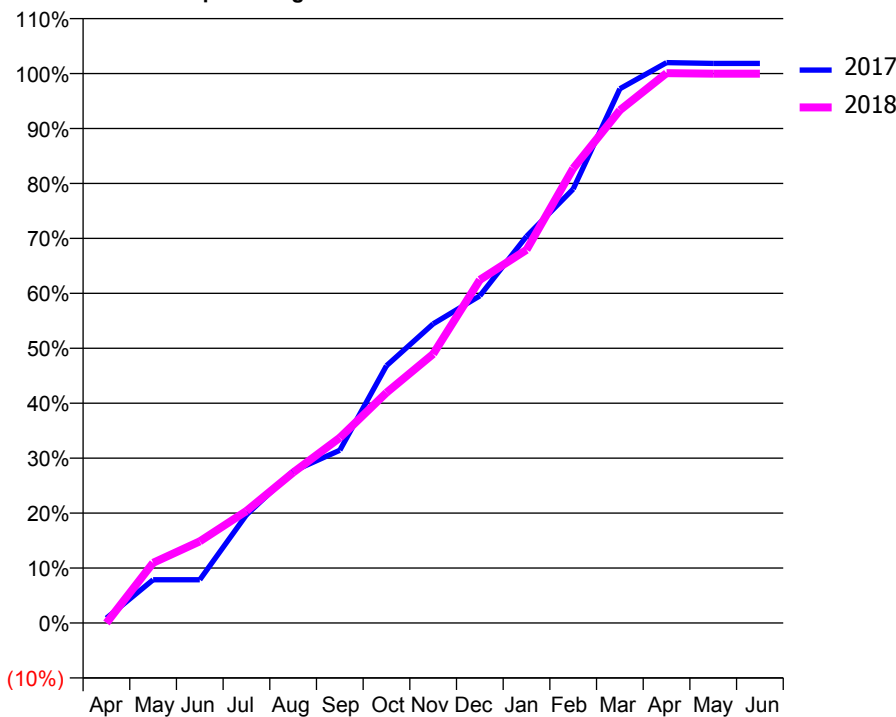
### ACCESS\*

Patients seen in 24 months	Total	Change since previous quarter
Quarter ending March 2017	862	
Quarter ending June 2017	853	↓
Quarter ending September 2017	833	↓
Quarter ending December 2017	909	↑
Quarter ending March 2018	1,030	↑
<b>Variance since March 2017</b>	<b>19.5%</b>	<b>↑</b>



### ACTIVITY

Cumulative percentage of contracted UDA delivered 2017 & 2018



Month	Adjusted Scheduled Activity (UDA)	
	2017	2018
April	31	0
May	276	383
June	276	520
July	690	714
August	967	958
September	1,100	1,180
October	1,639	1,467
November	1,905	1,714
December	2,084	2,186
January	2,463	2,377
February	2,765	2,896
March	3,403	3,266
April	3,569	3,502
May	3,564	3,499
June	3,564	3,499

### QUALITY

	Quantity	Base Number	Contract	AT	Region	England
% of FP17s for the same patient ID Re-attending within 3 months - Children	42	493	8.5%	12.4%	12.8%	11.9%
% of FP17s for the same patient ID Re-attending within 3 months - Adults	105	842	12.5%	16.8%	16.5%	16.0%
% of FP17s for the same patient ID Re-attending between 3 & 9 months - Children	361	493	73.2%	57.3%	59.7%	58.3%
% of FP17s for the same patient ID Re-attending between 3 & 9 months - Adults	302	842	35.9%	50.3%	52.6%	50.3%
% of FP17s for Band 1 Urgent Courses	40	1,384	2.9%	10.1%	9.1%	9.1%
% of FP17s Relating to Free Repair or Replacements	1	1,384	0.1%	0.9%	1.0%	0.8%
% of FP17s Relating to Continuations	1	1,384	0.1%	1.0%	1.2%	1.0%
% of Patients satisfied with the dentistry they have received	0	0	N/A	92.1%	91.6%	91.5%
% of Patients satisfied with the time they had to wait for an appointment	0	0	N/A	88.7%	88.3%	87.9%

\* This is based on patients treated on this contract for their most recent course of treatment. Figures in italics indicate the base number of FP17s or Patient Questionnaire responses are less than 100. N/A is shown where the base number of responses is less than 10 during the period. % is calculated as Quantity/Base number\*100

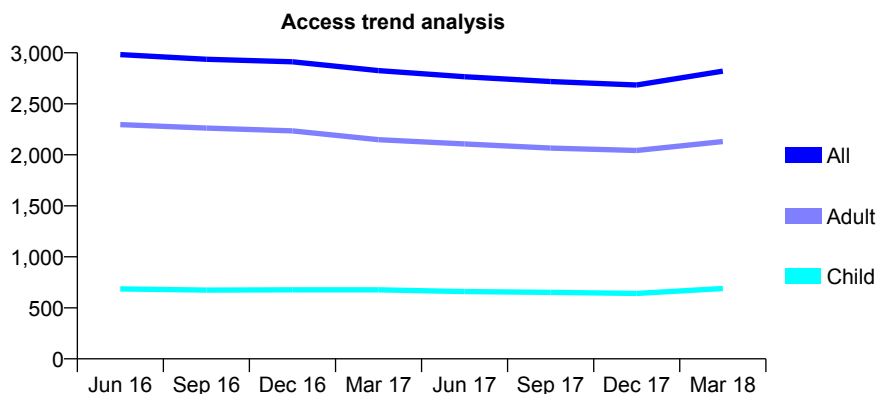
## Q46 - Vital Signs At a Glance Contract Report for 163821/0001 - Year end March 2018

Name or company name	Synergy Dental Clinic Bury Ltd
Contract type name	GDS Contract
Purpose of contract	General
Contract start date	01/04/2014
Contract end date	

17/18 Contracted general activity (UDA)	8,267
Carry forward general activity (UDA)	77
17/18 Contracted orthodontic activity (UOA)	0
Carry forward orthodontic activity (UOA)	0
Baseline contract value	£195,629.54

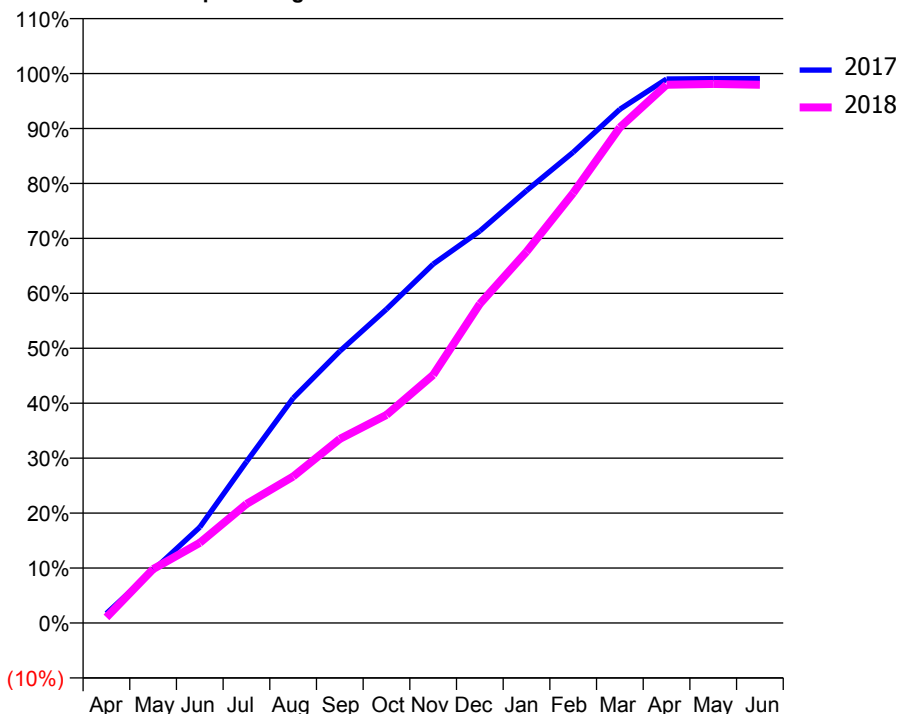
### ACCESS\*

Patients seen in 24 months	Total	Change since previous quarter
Quarter ending March 2017	2,825	
Quarter ending June 2017	2,766	↓
Quarter ending September 2017	2,718	↓
Quarter ending December 2017	2,684	↓
Quarter ending March 2018	2,820	↑
<b>Variance since March 2017</b>	<b>(0.2%)</b>	→



### ACTIVITY

Cumulative percentage of contracted UDA delivered 2017 & 2018



Adjusted Scheduled Activity (UDA)

Month	2017	2018
April	143	85
May	793	811
June	1,441	1,207
July	2,426	1,790
August	3,384	2,203
September	4,089	2,770
October	4,722	3,130
November	5,400	3,732
December	5,898	4,801
January	6,504	5,586
February	7,083	6,470
March	7,728	7,456
April	8,184	8,098
May	8,190	8,109
June	8,190	8,097

### QUALITY

	Quantity	Base Number	Contract	AT	Region	England
% of FP17s for the same patient ID Re-attending within 3 months - Children	59	1,054	5.6%	12.4%	12.8%	11.9%
% of FP17s for the same patient ID Re-attending within 3 months - Adults	302	3,279	9.2%	16.8%	16.5%	16.0%
% of FP17s for the same patient ID Re-attending between 3 & 9 months - Children	749	1,054	71.1%	57.3%	59.7%	58.3%
% of FP17s for the same patient ID Re-attending between 3 & 9 months - Adults	2,189	3,279	66.8%	50.3%	52.6%	50.3%
% of FP17s for Band 1 Urgent Courses	237	4,376	5.4%	10.1%	9.1%	9.1%
% of FP17s Relating to Free Repair or Replacements	6	4,376	0.1%	0.9%	1.0%	0.8%
% of FP17s Relating to Continuations	1	4,376	0.0%	1.0%	1.2%	1.0%
% of Patients satisfied with the dentistry they have received	6	7	N/A	92.1%	91.6%	91.5%
% of Patients satisfied with the time they had to wait for an appointment	6	7	N/A	88.7%	88.3%	87.9%

\* This is based on patients treated on this contract for their most recent course of treatment. Figures in italics indicate the base number of FP17s or Patient Questionnaire responses are less than 100. N/A is shown where the base number of responses is less than 10 during the period. % is calculated as Quantity/Base number\*100

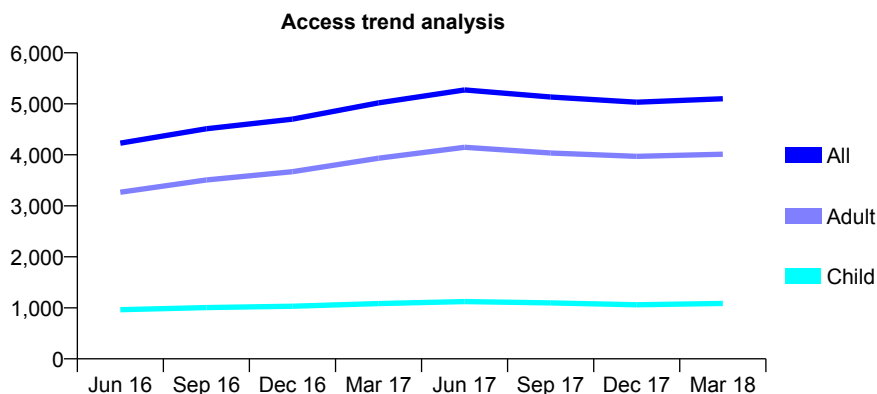
## Q46 - Vital Signs At a Glance Contract Report for 164054/0001 - Year end March 2018

Name or company name	Hope Dental Practice Limited
Contract type name	GDS Contract
Purpose of contract	General
Contract start date	01/06/2015
Contract end date	

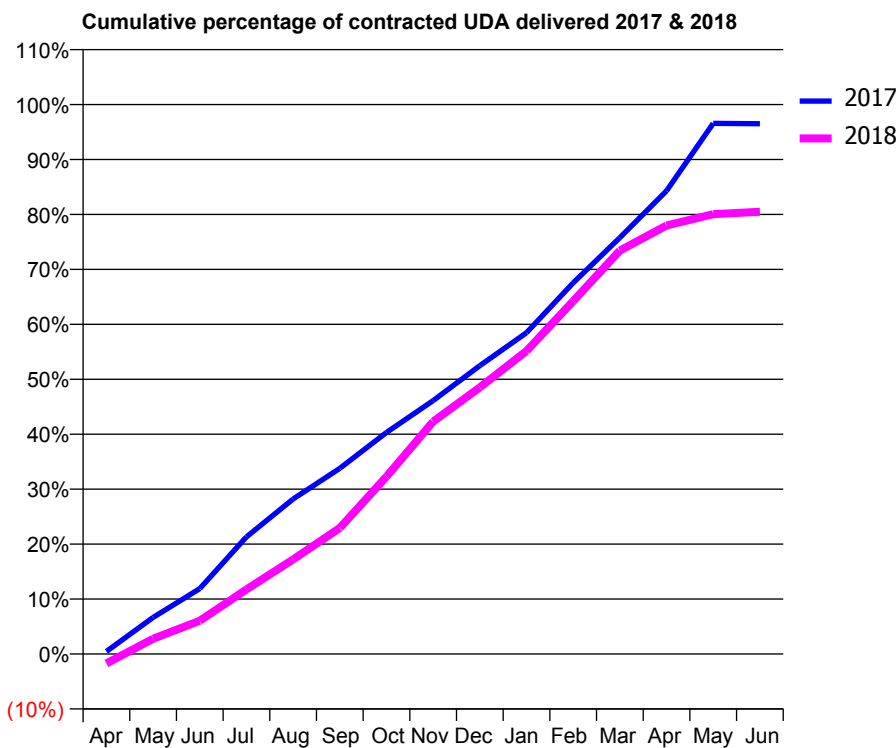
17/18 Contracted general activity (UDA)	17,021
Carry forward general activity (UDA)	596
17/18 Contracted orthodontic activity (UOA)	0
Carry forward orthodontic activity (UOA)	0
Baseline contract value	£602,336.27

### ACCESS\*

Patients seen in 24 months	Total	Change since previous quarter
Quarter ending March 2017	5,018	
Quarter ending June 2017	5,271	↑
Quarter ending September 2017	5,133	↓
Quarter ending December 2017	5,032	↓
Quarter ending March 2018	5,099	→
<b>Variance since March 2017</b>	<b>1.6%</b>	<b>→</b>



### ACTIVITY



Month	Adjusted Scheduled Activity (UDA)	
	2017	2018
April	81	-295
May	1,134	474
June	2,025	1,033
July	3,628	2,003
August	4,802	2,932
September	5,752	3,906
October	6,865	5,497
November	7,850	7,201
December	8,934	8,259
January	9,953	9,386
February	11,497	10,931
March	12,896	12,497
April	14,349	13,273
May	16,439	13,625
June	16,425	13,697

### QUALITY

	Quantity	Base Number	Contract	AT	Region	England
% of FP17s for the same patient ID Re-attending within 3 months - Children	184	1,626	11.3%	12.4%	12.8%	11.9%
% of FP17s for the same patient ID Re-attending within 3 months - Adults	878	5,591	15.7%	16.8%	16.5%	16.0%
% of FP17s for the same patient ID Re-attending between 3 & 9 months - Children	772	1,626	47.5%	57.3%	59.7%	58.3%
% of FP17s for the same patient ID Re-attending between 3 & 9 months - Adults	2,419	5,591	43.3%	50.3%	52.6%	50.3%
% of FP17s for Band 1 Urgent Courses	695	6,037	11.5%	10.1%	9.1%	9.1%
% of FP17s Relating to Free Repair or Replacements	124	6,037	2.1%	0.9%	1.0%	0.8%
% of FP17s Relating to Continuations	33	6,037	0.5%	1.0%	1.2%	1.0%
% of Patients satisfied with the dentistry they have received	2	3	N/A	92.1%	91.6%	91.5%
% of Patients satisfied with the time they had to wait for an appointment	2	3	N/A	88.7%	88.3%	87.9%

\* This is based on patients treated on this contract for their most recent course of treatment. Figures in italics indicate the base number of FP17s or Patient Questionnaire responses are less than 100. N/A is shown where the base number of responses is less than 10 during the period. % is calculated as Quantity/Base number\*100

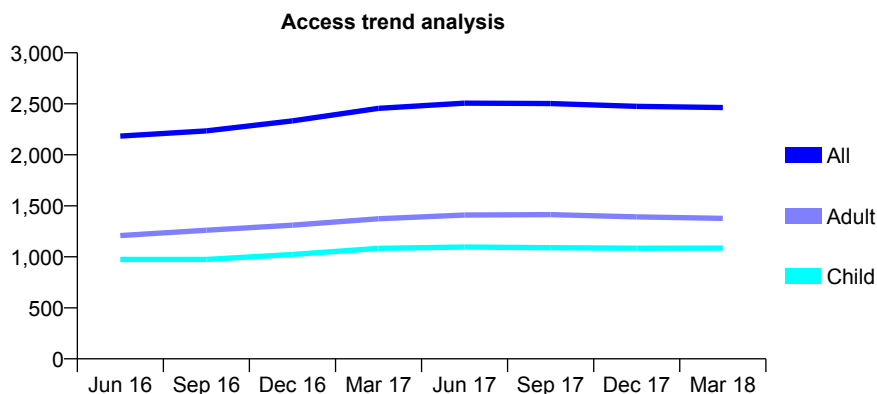
## Q46 - Vital Signs At a Glance Contract Report for 165255/0001 - Year end March 2018

Name or company name	Pritchards Dental Practice Ltd
Contract type name	GDS Contract
Purpose of contract	General
Contract start date	01/10/2013
Contract end date	

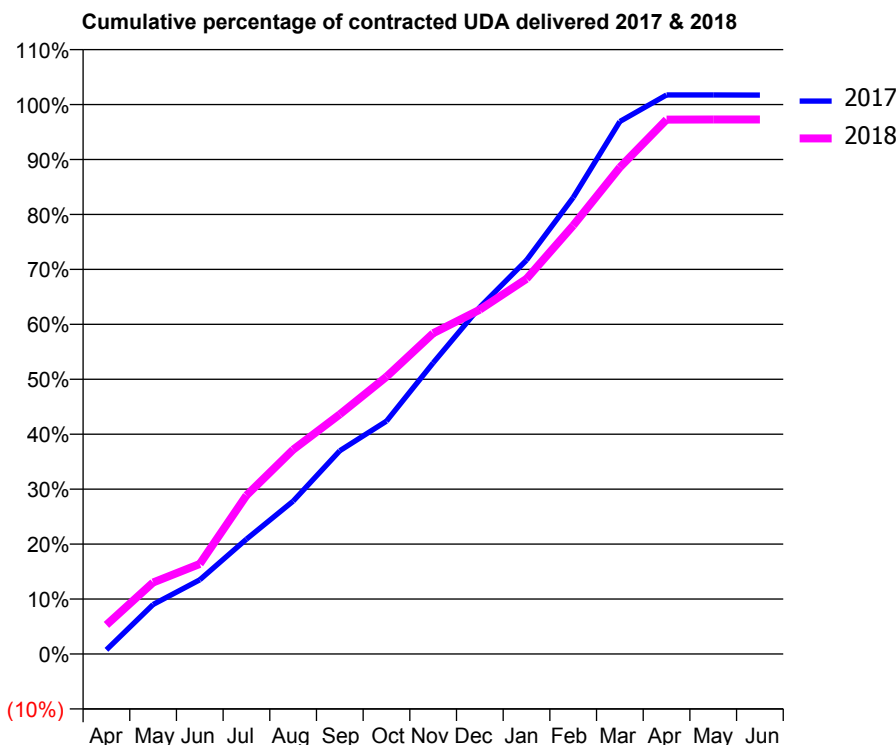
17/18 Contracted general activity (UDA)	6,428
Carry forward general activity (UDA)	-110
17/18 Contracted orthodontic activity (UOA)	0
Carry forward orthodontic activity (UOA)	0
Baseline contract value	£174,320.24

### ACCESS\*

Patients seen in 24 months	Total	Change since previous quarter
Quarter ending March 2017	2,456	
Quarter ending June 2017	2,506	↑
Quarter ending September 2017	2,503	→
Quarter ending December 2017	2,475	↓
Quarter ending March 2018	2,463	→
<b>Variance since March 2017</b>	<b>0.3%</b>	<b>→</b>



### ACTIVITY



Adjusted Scheduled Activity (UDA)		
Month	2017	2018
April	49	341
May	580	837
June	868	1,053
July	1,344	1,855
August	1,788	2,391
September	2,379	2,803
October	2,724	3,244
November	3,407	3,752
December	4,057	4,028
January	4,607	4,389
February	5,340	5,012
March	6,229	5,693
April	6,540	6,252
May	6,539	6,253
June	6,538	6,253

### QUALITY

	Quantity	Base Number	Contract	AT	Region	England
% of FP17s for the same patient ID Re-attending within 3 months - Children	166	1,726	9.6%	12.4%	12.8%	11.9%
% of FP17s for the same patient ID Re-attending within 3 months - Adults	532	2,003	26.6%	16.8%	16.5%	16.0%
% of FP17s for the same patient ID Re-attending between 3 & 9 months - Children	1,061	1,726	61.5%	57.3%	59.7%	58.3%
% of FP17s for the same patient ID Re-attending between 3 & 9 months - Adults	1,005	2,003	50.2%	50.3%	52.6%	50.3%
% of FP17s for Band 1 Urgent Courses	241	3,351	7.2%	10.1%	9.1%	9.1%
% of FP17s Relating to Free Repair or Replacements	11	3,351	0.3%	0.9%	1.0%	0.8%
% of FP17s Relating to Continuations	2	3,351	0.1%	1.0%	1.2%	1.0%
% of Patients satisfied with the dentistry they have received	5	5	N/A	92.1%	91.6%	91.5%
% of Patients satisfied with the time they had to wait for an appointment	5	5	N/A	88.7%	88.3%	87.9%

\* This is based on patients treated on this contract for their most recent course of treatment. Figures in italics indicate the base number of FP17s or Patient Questionnaire responses are less than 100. N/A is shown where the base number of responses is less than 10 during the period. % is calculated as Quantity/Base number\*100

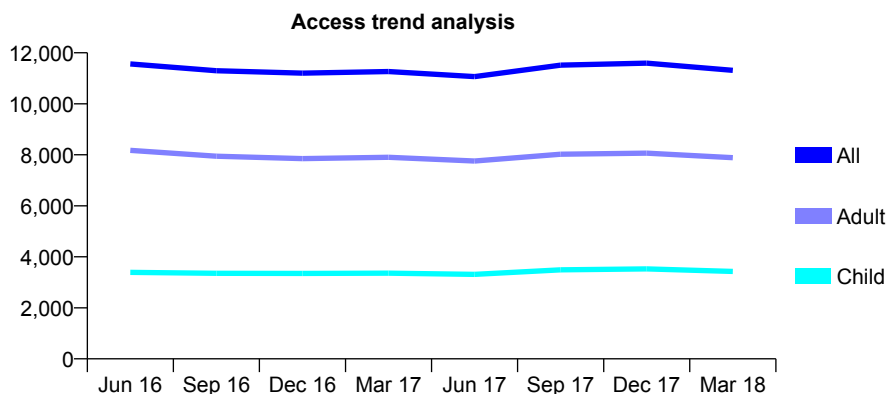
## Q46 - Vital Signs At a Glance Contract Report for 165263/0001 - Year end March 2018

Name or company name	Chariwala Smile Ltd
Contract type name	GDS Contract
Purpose of contract	General
Contract start date	01/11/2013
Contract end date	

17/18 Contracted general activity (UDA)	35,327
Carry forward general activity (UDA)	1,070
17/18 Contracted orthodontic activity (UOA)	0
Carry forward orthodontic activity (UOA)	0
Baseline contract value	£924,844.27

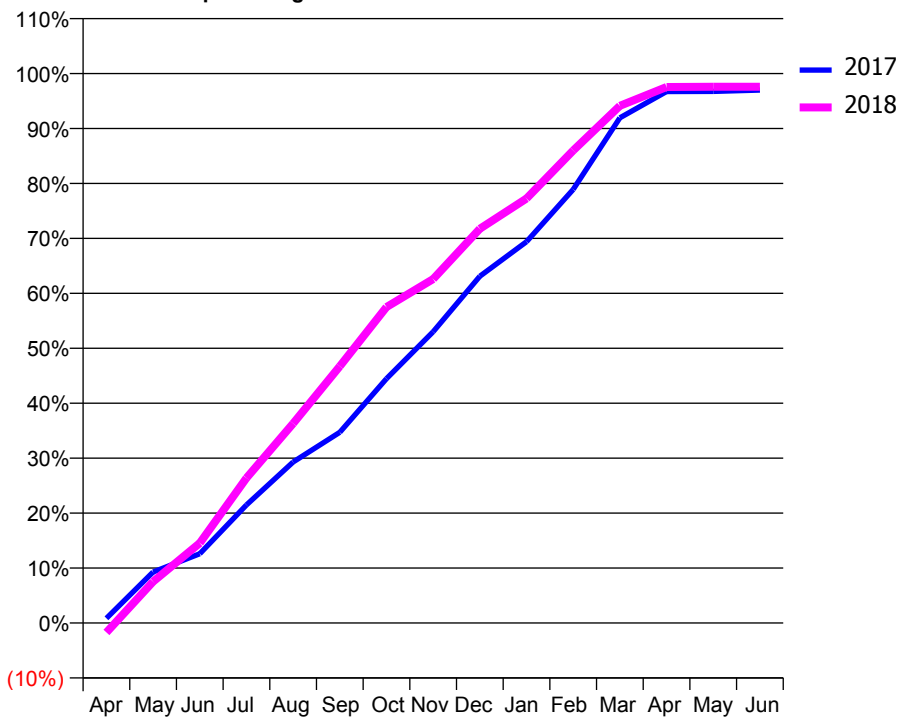
### ACCESS\*

Patients seen in 24 months	Total	Change since previous quarter
Quarter ending March 2017	11,265	
Quarter ending June 2017	11,068	↓
Quarter ending September 2017	11,514	↑
Quarter ending December 2017	11,595	→
Quarter ending March 2018	11,312	↓
<b>Variance since March 2017</b>	<b>0.4%</b>	<b>→</b>



### ACTIVITY

Cumulative percentage of contracted UDA delivered 2017 & 2018



Month	Adjusted Scheduled Activity (UDA)	
	2017	2018
April	306	-616
May	3,276	2,658
June	4,454	5,141
July	7,589	9,321
August	10,347	12,832
September	12,262	16,507
October	15,710	20,314
November	18,725	22,117
December	22,296	25,348
January	24,516	27,295
February	27,874	30,376
March	32,477	33,246
April	34,168	34,457
May	34,178	34,472
June	34,257	34,473

### QUALITY

	Quantity	Base Number	Contract	AT	Region	England
% of FP17s for the same patient ID Re-attending within 3 months - Children	315	5,011	6.3%	12.4%	12.8%	11.9%
% of FP17s for the same patient ID Re-attending within 3 months - Adults	1,640	11,575	14.2%	16.8%	16.5%	16.0%
% of FP17s for the same patient ID Re-attending between 3 & 9 months - Children	3,224	5,011	64.3%	57.3%	59.7%	58.3%
% of FP17s for the same patient ID Re-attending between 3 & 9 months - Adults	6,162	11,575	53.2%	50.3%	52.6%	50.3%
% of FP17s for Band 1 Urgent Courses	1,071	16,464	6.5%	10.1%	9.1%	9.1%
% of FP17s Relating to Free Repair or Replacements	74	16,464	0.4%	0.9%	1.0%	0.8%
% of FP17s Relating to Continuations	266	16,464	1.6%	1.0%	1.2%	1.0%
% of Patients satisfied with the dentistry they have received	5	5	N/A	92.1%	91.6%	91.5%
% of Patients satisfied with the time they had to wait for an appointment	5	5	N/A	88.7%	88.3%	87.9%

\* This is based on patients treated on this contract for their most recent course of treatment. Figures in italics indicate the base number of FP17s or Patient Questionnaire responses are less than 100. N/A is shown where the base number of responses is less than 10 during the period. % is calculated as Quantity/Base number\*100

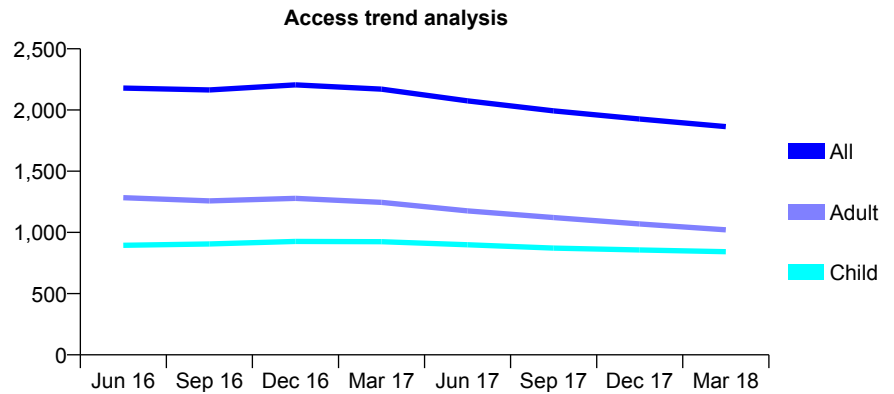
## Q46 - Vital Signs At a Glance Contract Report for 165433/0001 - Year end March 2018

Name or company name	Park House Brinnington
Contract type name	GDS Contract
Purpose of contract	General
Contract start date	01/01/2011
Contract end date	

17/18 Contracted general activity (UDA)	6,500
Carry forward general activity (UDA)	89
17/18 Contracted orthodontic activity (UOA)	0
Carry forward orthodontic activity (UOA)	0
Baseline contract value	£169,020.54

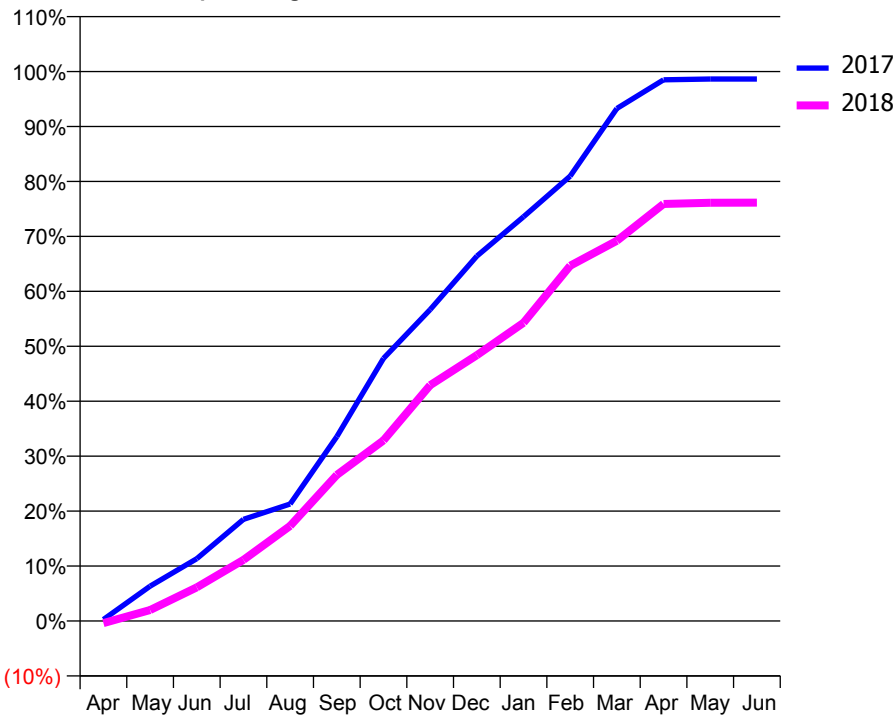
### ACCESS\*

Patients seen in 24 months	Total	Change since previous quarter
Quarter ending March 2017	2,170	
Quarter ending June 2017	2,075	↓
Quarter ending September 2017	1,993	↓
Quarter ending December 2017	1,926	↓
Quarter ending March 2018	1,864	↓
<b>Variance since March 2017</b>	<b>(14.1%)</b>	<b>↓</b>



### ACTIVITY

Cumulative percentage of contracted UDA delivered 2017 & 2018



Month	Adjusted Scheduled Activity (UDA)	
	2017	2018
April	18	-26
May	413	130
June	737	398
July	1,202	724
August	1,384	1,125
September	2,180	1,728
October	3,106	2,137
November	3,685	2,789
December	4,316	3,145
January	4,782	3,527
February	5,263	4,202
March	6,063	4,497
April	6,402	4,933
May	6,411	4,948
June	6,411	4,949

### QUALITY

	Quantity	Base Number	Contract	AT	Region	England
% of FP17s for the same patient ID Re-attending within 3 months - Children	53	845	6.3%	12.4%	12.8%	11.9%
% of FP17s for the same patient ID Re-attending within 3 months - Adults	152	896	17.0%	16.8%	16.5%	16.0%
% of FP17s for the same patient ID Re-attending between 3 & 9 months - Children	322	845	38.1%	57.3%	59.7%	58.3%
% of FP17s for the same patient ID Re-attending between 3 & 9 months - Adults	276	896	30.8%	50.3%	52.6%	50.3%
% of FP17s for Band 1 Urgent Courses	186	1,721	10.8%	10.1%	9.1%	9.1%
% of FP17s Relating to Free Repair or Replacements	18	1,721	1.0%	0.9%	1.0%	0.8%
% of FP17s Relating to Continuations	6	1,721	0.3%	1.0%	1.2%	1.0%
% of Patients satisfied with the dentistry they have received	0	0	N/A	92.1%	91.6%	91.5%
% of Patients satisfied with the time they had to wait for an appointment	0	0	N/A	88.7%	88.3%	87.9%

\* This is based on patients treated on this contract for their most recent course of treatment. Figures in italics indicate the base number of FP17s or Patient Questionnaire responses are less than 100. N/A is shown where the base number of responses is less than 10 during the period. % is calculated as Quantity/Base number\*100

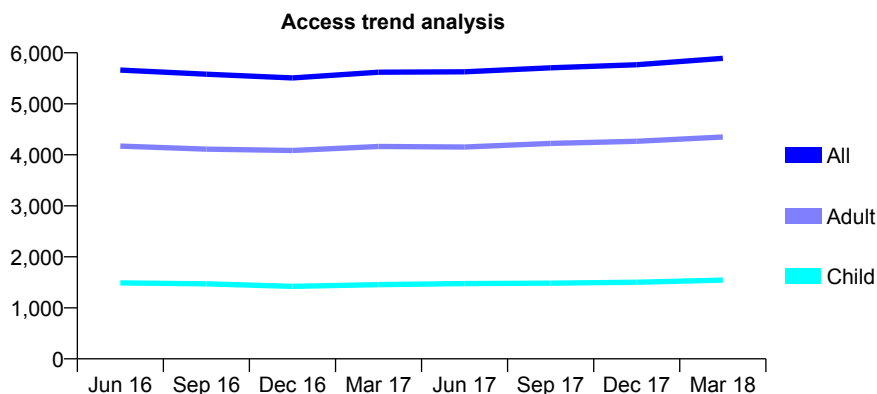
## Q46 - Vital Signs At a Glance Contract Report for 165905/0001 - Year end March 2018

Name or company name	New Moston Dental Centre
Contract type name	GDS Contract
Purpose of contract	General
Contract start date	01/04/2009
Contract end date	

17/18 Contracted general activity (UDA)	19,540
Carry forward general activity (UDA)	1,092
17/18 Contracted orthodontic activity (UOA)	0
Carry forward orthodontic activity (UOA)	0
Baseline contract value	£588,416.48

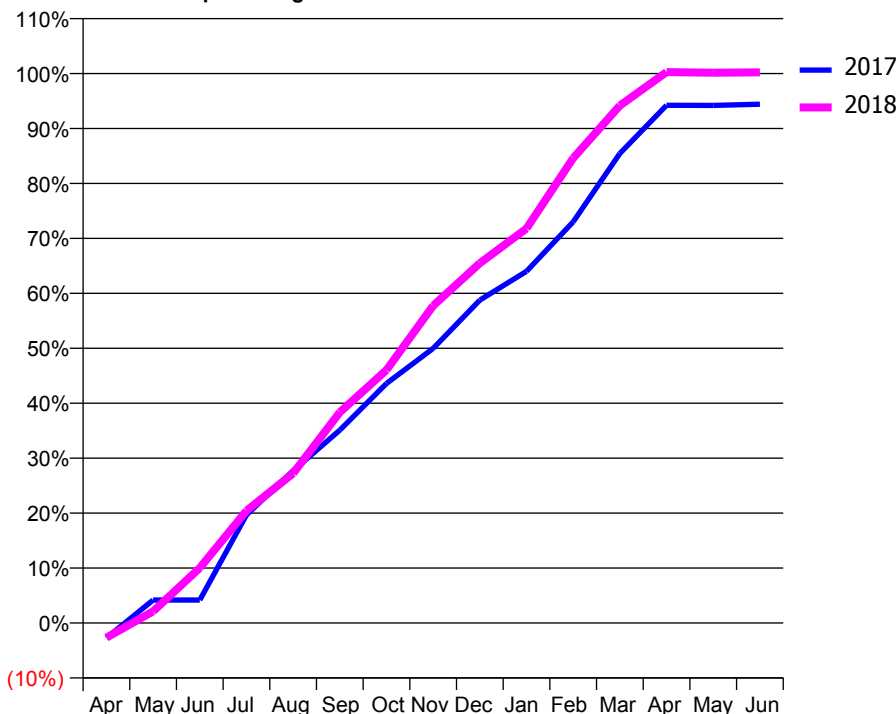
### ACCESS\*

Patients seen in 24 months	Total	Change since previous quarter
Quarter ending March 2017	5,619	
Quarter ending June 2017	5,627	→
Quarter ending September 2017	5,707	→
Quarter ending December 2017	5,767	→
Quarter ending March 2018	5,892	↑
<b>Variance since March 2017</b>	<b>4.9%</b>	<b>↑</b>



### ACTIVITY

Cumulative percentage of contracted UDA delivered 2017 & 2018



Month	Adjusted Scheduled Activity (UDA)	
	2017	2018
April	-535	-524
May	816	413
June	816	1,963
July	3,844	3,990
August	5,418	5,321
September	6,858	7,496
October	8,521	8,996
November	9,767	11,282
December	11,484	12,794
January	12,507	14,029
February	14,266	16,531
March	16,698	18,402
April	18,408	19,589
May	18,406	19,567
June	18,448	19,580

### QUALITY

	Quantity	Base Number	Contract	AT	Region	England
% of FP17s for the same patient ID Re-attending within 3 months - Children	289	2,536	11.4%	12.4%	12.8%	11.9%
% of FP17s for the same patient ID Re-attending within 3 months - Adults	844	6,606	12.8%	16.8%	16.5%	16.0%
% of FP17s for the same patient ID Re-attending between 3 & 9 months - Children	1,541	2,536	60.8%	57.3%	59.7%	58.3%
% of FP17s for the same patient ID Re-attending between 3 & 9 months - Adults	4,029	6,606	61.0%	50.3%	52.6%	50.3%
% of FP17s for Band 1 Urgent Courses	580	9,055	6.4%	10.1%	9.1%	9.1%
% of FP17s Relating to Free Repair or Replacements	50	9,055	0.6%	0.9%	1.0%	0.8%
% of FP17s Relating to Continuations	50	9,055	0.6%	1.0%	1.2%	1.0%
% of Patients satisfied with the dentistry they have received	5	5	N/A	92.1%	91.6%	91.5%
% of Patients satisfied with the time they had to wait for an appointment	5	5	N/A	88.7%	88.3%	87.9%

\* This is based on patients treated on this contract for their most recent course of treatment. Figures in italics indicate the base number of FP17s or Patient Questionnaire responses are less than 100. N/A is shown where the base number of responses is less than 10 during the period. % is calculated as Quantity/Base number\*100



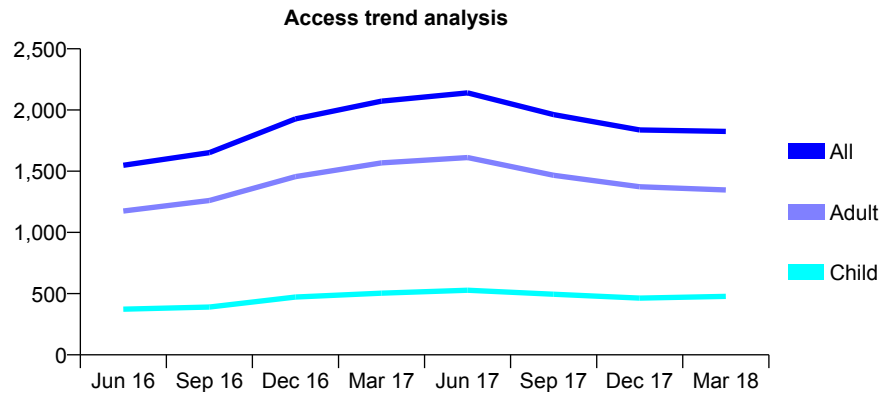
## Q46 - Vital Signs At a Glance Contract Report for 166049/0001 - Year end March 2018

Name or company name	MISS R DHARIWAL
Contract type name	GDS Contract
Purpose of contract	General
Contract start date	01/07/2015
Contract end date	

17/18 Contracted general activity (UDA)	8,633
Carry forward general activity (UDA)	0
17/18 Contracted orthodontic activity (UOA)	0
Carry forward orthodontic activity (UOA)	0
Baseline contract value	£232,963.77

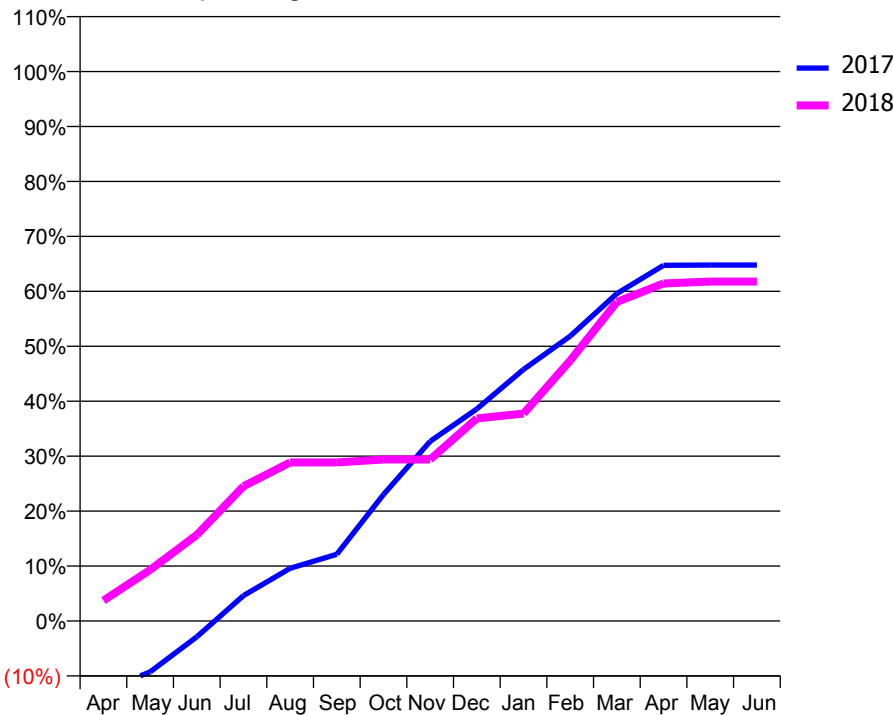
### ACCESS\*

Patients seen in 24 months	Total	Change since previous quarter
Quarter ending March 2017	2,072	
Quarter ending June 2017	2,140	↑
Quarter ending September 2017	1,962	↓
Quarter ending December 2017	1,837	↓
Quarter ending March 2018	1,825	→
<b>Variance since March 2017</b>	<b>(11.9%)</b>	<b>↓</b>



### ACTIVITY

Cumulative percentage of contracted UDA delivered 2017 & 2018



Month	Adjusted Scheduled Activity (UDA)	
	2017	2018
April	-1,099	323
May	-801	803
June	-251	1,352
July	400	2,116
August	829	2,492
September	1,049	2,492
October	1,988	2,538
November	2,823	2,538
December	3,332	3,183
January	3,952	3,259
February	4,475	4,093
March	5,143	5,012
April	5,589	5,303
May	5,592	5,333
June	5,593	5,333

### QUALITY

	Quantity	Base Number	Contract	AT	Region	England
% of FP17s for the same patient ID Re-attending within 3 months - Children	146	831	17.6%	12.4%	12.8%	11.9%
% of FP17s for the same patient ID Re-attending within 3 months - Adults	274	1,747	15.7%	16.8%	16.5%	16.0%
% of FP17s for the same patient ID Re-attending between 3 & 9 months - Children	488	831	58.7%	57.3%	59.7%	58.3%
% of FP17s for the same patient ID Re-attending between 3 & 9 months - Adults	887	1,747	50.8%	50.3%	52.6%	50.3%
% of FP17s for Band 1 Urgent Courses	382	2,587	14.8%	10.1%	9.1%	9.1%
% of FP17s Relating to Free Repair or Replacements	10	2,587	0.4%	0.9%	1.0%	0.8%
% of FP17s Relating to Continuations	11	2,587	0.4%	1.0%	1.2%	1.0%
% of Patients satisfied with the dentistry they have received	0	0	N/A	92.1%	91.6%	91.5%
% of Patients satisfied with the time they had to wait for an appointment	0	0	N/A	88.7%	88.3%	87.9%

\* This is based on patients treated on this contract for their most recent course of treatment. Figures in italics indicate the base number of FP17s or Patient Questionnaire responses are less than 100. N/A is shown where the base number of responses is less than 10 during the period. % is calculated as Quantity/Base number\*100

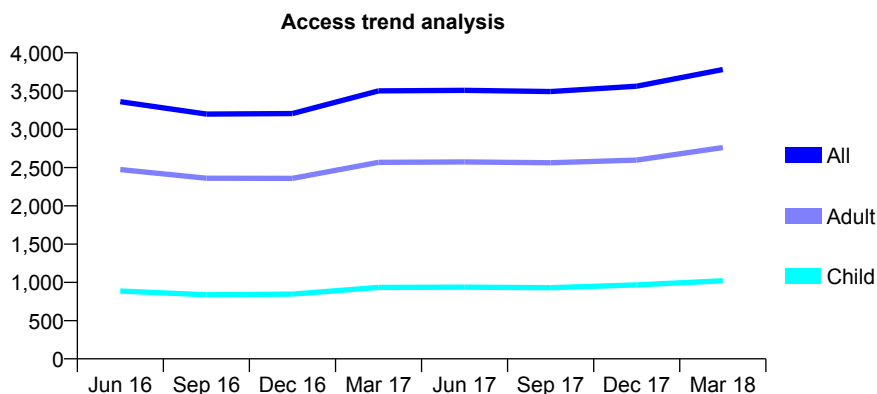
## Q46 - Vital Signs At a Glance Contract Report for 166081/0001 - Year end March 2018

Name or company name	Brooks Bar Dental Practice
Contract type name	GDS Contract
Purpose of contract	General
Contract start date	26/07/2013
Contract end date	

17/18 Contracted general activity (UDA)	14,264
Carry forward general activity (UDA)	-65
17/18 Contracted orthodontic activity (UOA)	0
Carry forward orthodontic activity (UOA)	0
Baseline contract value	£438,836.53

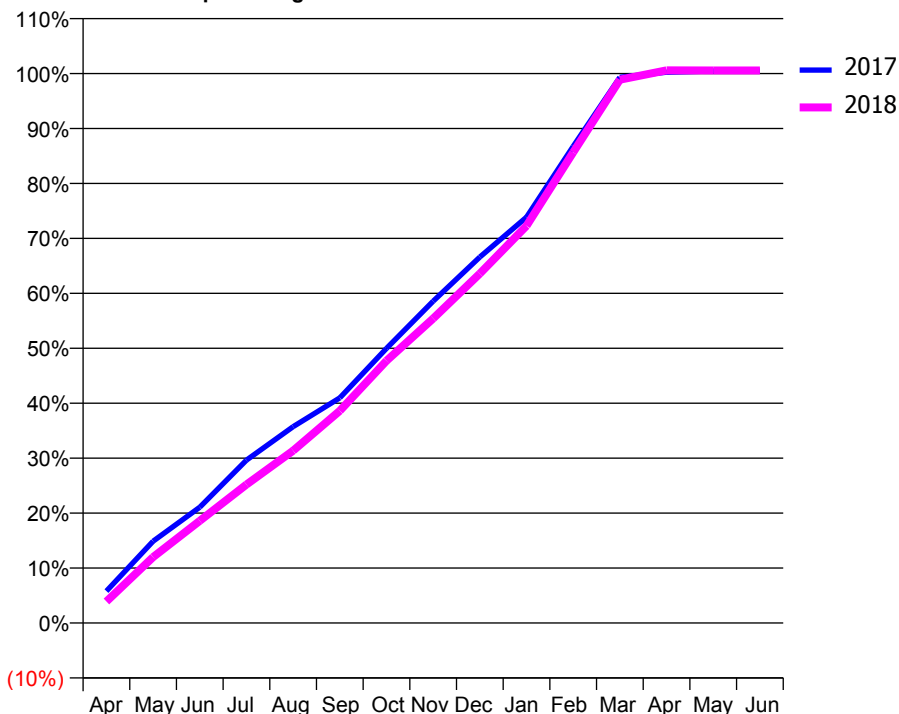
### ACCESS\*

Patients seen in 24 months	Total	Change since previous quarter
Quarter ending March 2017	3,502	
Quarter ending June 2017	3,509	→
Quarter ending September 2017	3,493	→
Quarter ending December 2017	3,564	↑
Quarter ending March 2018	3,782	↑
<b>Variance since March 2017</b>	<b>8.0%</b>	<b>↑</b>



### ACTIVITY

Cumulative percentage of contracted UDA delivered 2017 & 2018



Month	Adjusted Scheduled Activity (UDA)	
	2017	2018
April	828	559
May	2,123	1,712
June	3,006	2,652
July	4,228	3,593
August	5,098	4,474
September	5,843	5,509
October	7,128	6,806
November	8,356	7,906
December	9,499	9,069
January	10,535	10,311
February	12,373	12,216
March	14,165	14,102
April	14,297	14,344
May	14,329	14,343
June	14,329	14,343

### QUALITY

	Quantity	Base Number	Contract	AT	Region	England
% of FP17s for the same patient ID Re-attending within 3 months - Children	44	1,007	4.4%	12.4%	12.8%	11.9%
% of FP17s for the same patient ID Re-attending within 3 months - Adults	246	2,576	9.5%	16.8%	16.5%	16.0%
% of FP17s for the same patient ID Re-attending between 3 & 9 months - Children	315	1,007	31.3%	57.3%	59.7%	58.3%
% of FP17s for the same patient ID Re-attending between 3 & 9 months - Adults	735	2,576	28.5%	50.3%	52.6%	50.3%
% of FP17s for Band 1 Urgent Courses	197	3,616	5.4%	10.1%	9.1%	9.1%
% of FP17s Relating to Free Repair or Replacements	14	3,616	0.4%	0.9%	1.0%	0.8%
% of FP17s Relating to Continuations	48	3,616	1.3%	1.0%	1.2%	1.0%
% of Patients satisfied with the dentistry they have received	2	2	N/A	92.1%	91.6%	91.5%
% of Patients satisfied with the time they had to wait for an appointment	2	2	N/A	88.7%	88.3%	87.9%

\* This is based on patients treated on this contract for their most recent course of treatment. Figures in italics indicate the base number of FP17s or Patient Questionnaire responses are less than 100. N/A is shown where the base number of responses is less than 10 during the period. % is calculated as Quantity/Base number\*100

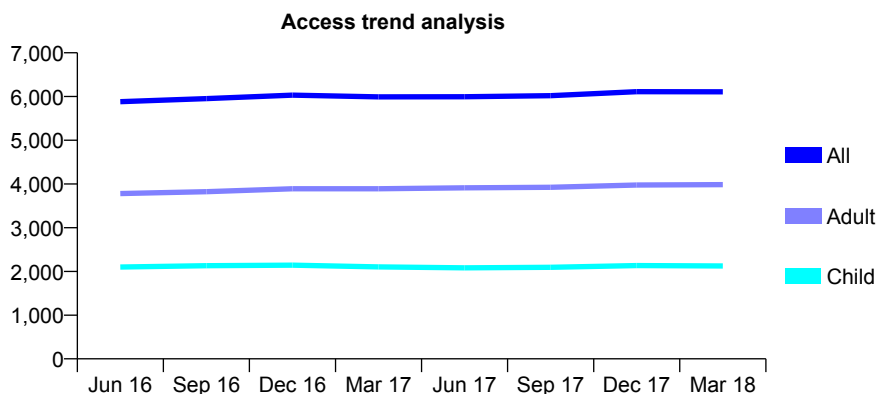
## Q46 - Vital Signs At a Glance Contract Report for 166405/0001 - Year end March 2018

Name or company name	Penny Meadow Dental Care Limited
Contract type name	GDS Contract
Purpose of contract	General
Contract start date	01/01/2014
Contract end date	

17/18 Contracted general activity (UDA)	16,838
Carry forward general activity (UDA)	-165
17/18 Contracted orthodontic activity (UOA)	0
Carry forward orthodontic activity (UOA)	0
Baseline contract value	£473,154.49

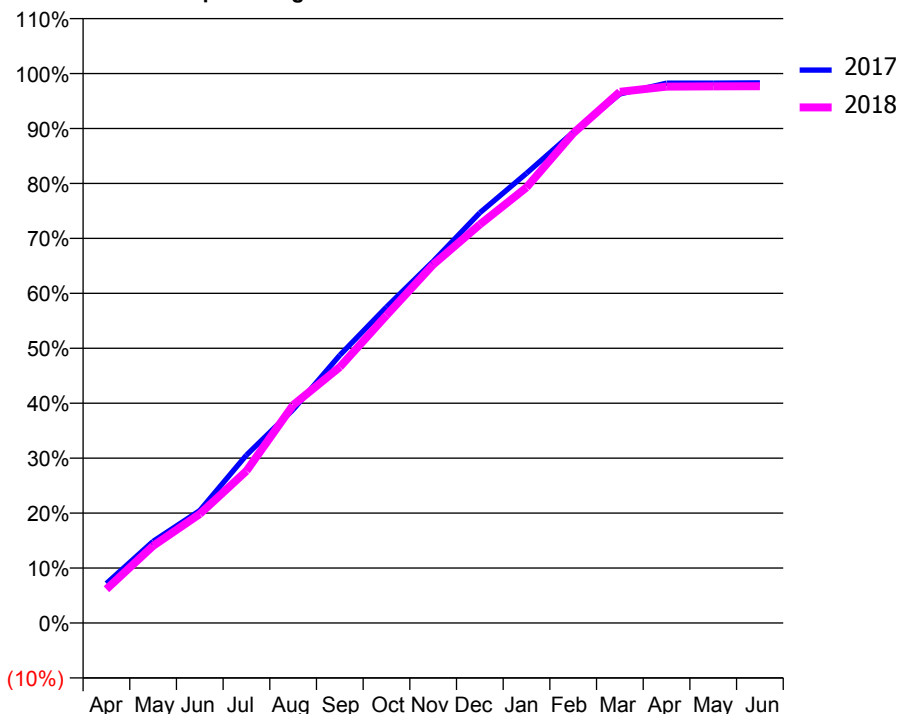
### ACCESS\*

Patients seen in 24 months	Total	Change since previous quarter
Quarter ending March 2017	5,993	
Quarter ending June 2017	5,995	→
Quarter ending September 2017	6,020	→
Quarter ending December 2017	6,111	→
Quarter ending March 2018	6,108	→
<b>Variance since March 2017</b>	<b>1.9%</b>	<b>→</b>



### ACTIVITY

**Cumulative percentage of contracted UDA delivered 2017 & 2018**



Month	Adjusted Scheduled Activity (UDA)	
	2017	2018
April	1,211	1,034
May	2,501	2,366
June	3,448	3,340
July	5,147	4,660
August	6,541	6,677
September	8,206	7,842
October	9,682	9,430
November	11,083	10,981
December	12,573	12,213
January	13,779	13,346
February	15,039	15,006
March	16,210	16,276
April	16,544	16,436
May	16,541	16,443
June	16,552	16,447

### QUALITY

	Quantity	Base Number	Contract	AT	Region	England
% of FP17s for the same patient ID Re-attending within 3 months - Children	238	3,511	6.8%	12.4%	12.8%	11.9%
% of FP17s for the same patient ID Re-attending within 3 months - Adults	630	5,333	11.8%	16.8%	16.5%	16.0%
% of FP17s for the same patient ID Re-attending between 3 & 9 months - Children	2,346	3,511	66.8%	57.3%	59.7%	58.3%
% of FP17s for the same patient ID Re-attending between 3 & 9 months - Adults	2,386	5,333	44.7%	50.3%	52.6%	50.3%
% of FP17s for Band 1 Urgent Courses	849	8,727	9.7%	10.1%	9.1%	9.1%
% of FP17s Relating to Free Repair or Replacements	45	8,727	0.5%	0.9%	1.0%	0.8%
% of FP17s Relating to Continuations	30	8,727	0.3%	1.0%	1.2%	1.0%
% of Patients satisfied with the dentistry they have received	1	1	N/A	92.1%	91.6%	91.5%
% of Patients satisfied with the time they had to wait for an appointment	1	1	N/A	88.7%	88.3%	87.9%

\* This is based on patients treated on this contract for their most recent course of treatment. Figures in italics indicate the base number of FP17s or Patient Questionnaire responses are less than 100. N/A is shown where the base number of responses is less than 10 during the period. % is calculated as Quantity/Base number\*100

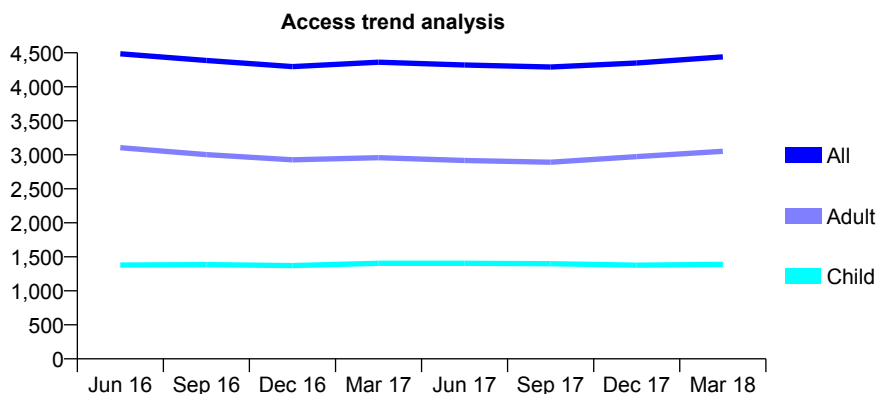
## Q46 - Vital Signs At a Glance Contract Report for 166707/0001 - Year end March 2018

Name or company name	151 Dental Ltd
Contract type name	GDS Contract
Purpose of contract	General
Contract start date	01/08/2007
Contract end date	

17/18 Contracted general activity (UDA)	18,209
Carry forward general activity (UDA)	0
17/18 Contracted orthodontic activity (UOA)	0
Carry forward orthodontic activity (UOA)	0
Baseline contract value	£469,865.69

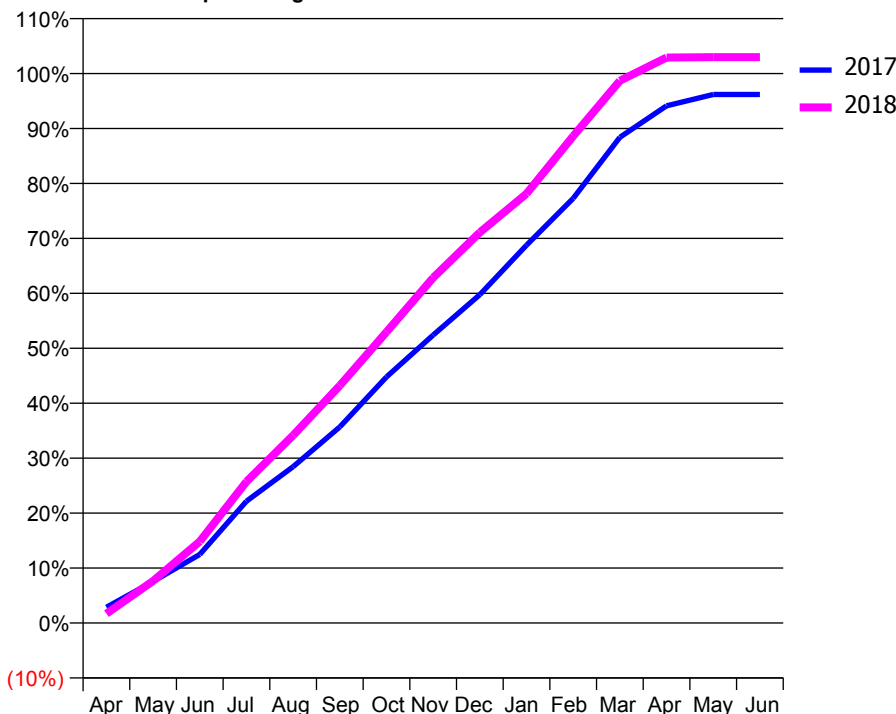
### ACCESS\*

Patients seen in 24 months	Total	Change since previous quarter
Quarter ending March 2017	4,361	
Quarter ending June 2017	4,321	→
Quarter ending September 2017	4,291	→
Quarter ending December 2017	4,350	→
Quarter ending March 2018	4,440	↑
<b>Variance since March 2017</b>	<b>1.8%</b>	<b>→</b>



### ACTIVITY

Cumulative percentage of contracted UDA delivered 2017 & 2018



Month	Adjusted Scheduled Activity (UDA)	
	2017	2018
April	524	311
May	1,377	1,396
June	2,273	2,700
July	4,036	4,688
August	5,183	6,219
September	6,500	7,870
October	8,155	9,644
November	9,542	11,443
December	10,882	12,944
January	12,522	14,227
February	14,069	16,134
March	16,097	17,968
April	17,139	18,736
May	17,515	18,752
June	17,515	18,753

### QUALITY

	Quantity	Base Number	Contract	AT	Region	England
% of FP17s for the same patient ID Re-attending within 3 months - Children	663	2,975	22.3%	12.4%	12.8%	11.9%
% of FP17s for the same patient ID Re-attending within 3 months - Adults	1,122	5,218	21.5%	16.8%	16.5%	16.0%
% of FP17s for the same patient ID Re-attending between 3 & 9 months - Children	1,800	2,975	60.5%	57.3%	59.7%	58.3%
% of FP17s for the same patient ID Re-attending between 3 & 9 months - Adults	2,779	5,218	53.3%	50.3%	52.6%	50.3%
% of FP17s for Band 1 Urgent Courses	759	8,075	9.4%	10.1%	9.1%	9.1%
% of FP17s Relating to Free Repair or Replacements	70	8,075	0.9%	0.9%	1.0%	0.8%
% of FP17s Relating to Continuations	38	8,075	0.5%	1.0%	1.2%	1.0%
% of Patients satisfied with the dentistry they have received	11	11	100.0%	92.1%	91.6%	91.5%
% of Patients satisfied with the time they had to wait for an appointment	11	11	100.0%	88.7%	88.3%	87.9%

\* This is based on patients treated on this contract for their most recent course of treatment. Figures in italics indicate the base number of FP17s or Patient Questionnaire responses are less than 100. N/A is shown where the base number of responses is less than 10 during the period. % is calculated as Quantity/Base number\*100

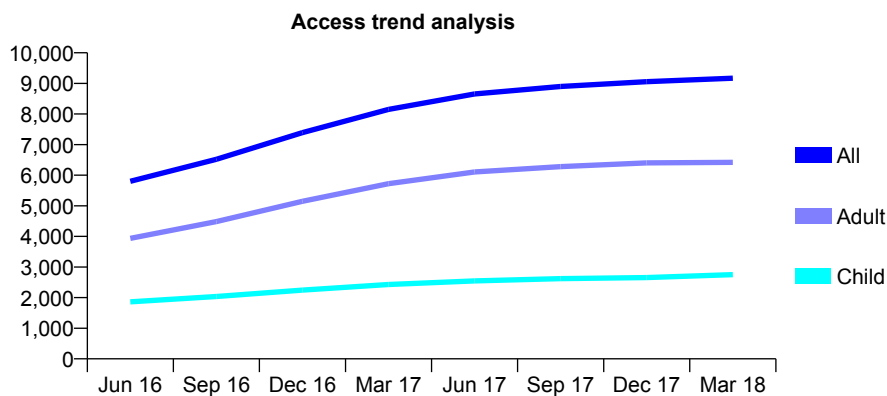
## Q46 - Vital Signs At a Glance Contract Report for 167312/0001 - Year end March 2018

Name or company name	Mellor, Wilkinson and Shokraee
Contract type name	GDS Contract
Purpose of contract	General
Contract start date	01/06/2015
Contract end date	

17/18 Contracted general activity (UDA)	21,353
Carry forward general activity (UDA)	-397
17/18 Contracted orthodontic activity (UOA)	0
Carry forward orthodontic activity (UOA)	0
Baseline contract value	£693,007.07

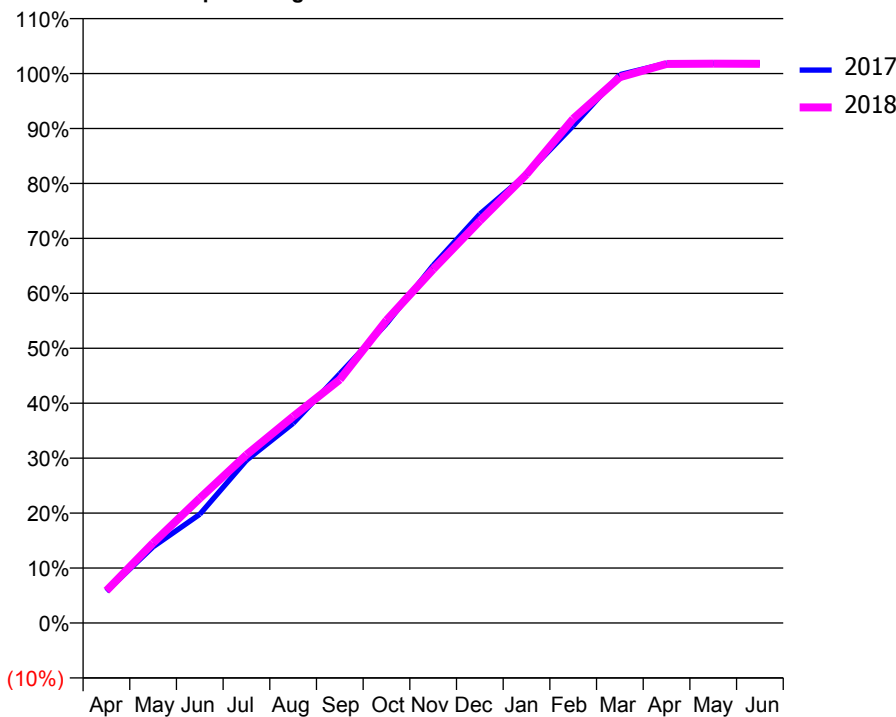
### ACCESS\*

Patients seen in 24 months	Total	Change since previous quarter
Quarter ending March 2017	8,150	
Quarter ending June 2017	8,655	↑
Quarter ending September 2017	8,899	↑
Quarter ending December 2017	9,056	→
Quarter ending March 2018	9,169	→
<b>Variance since March 2017</b>	<b>12.5%</b>	<b>↑</b>



### ACTIVITY

Cumulative percentage of contracted UDA delivered 2017 & 2018



Month	Adjusted Scheduled Activity (UDA)	
	2017	2018
April	1,232	1,258
May	2,961	3,114
June	4,224	4,845
July	6,325	6,536
August	7,758	8,026
September	9,688	9,461
October	11,631	11,764
November	13,898	13,744
December	15,887	15,623
January	17,439	17,434
February	19,319	19,596
March	21,312	21,213
April	21,753	21,726
May	21,750	21,733
June	21,750	21,729

### QUALITY

	Quantity	Base Number	Contract	AT	Region	England
% of FP17s for the same patient ID Re-attending within 3 months - Children	389	4,313	9.0%	12.4%	12.8%	11.9%
% of FP17s for the same patient ID Re-attending within 3 months - Adults	1,190	7,723	15.4%	16.8%	16.5%	16.0%
% of FP17s for the same patient ID Re-attending between 3 & 9 months - Children	2,546	4,313	59.0%	57.3%	59.7%	58.3%
% of FP17s for the same patient ID Re-attending between 3 & 9 months - Adults	3,466	7,723	44.9%	50.3%	52.6%	50.3%
% of FP17s for Band 1 Urgent Courses	1,046	10,079	10.4%	10.1%	9.1%	9.1%
% of FP17s Relating to Free Repair or Replacements	43	10,079	0.4%	0.9%	1.0%	0.8%
% of FP17s Relating to Continuations	115	10,079	1.1%	1.0%	1.2%	1.0%
% of Patients satisfied with the dentistry they have received	4	5	N/A	92.1%	91.6%	91.5%
% of Patients satisfied with the time they had to wait for an appointment	4	5	N/A	88.7%	88.3%	87.9%

\* This is based on patients treated on this contract for their most recent course of treatment. Figures in italics indicate the base number of FP17s or Patient Questionnaire responses are less than 100. N/A is shown where the base number of responses is less than 10 during the period. % is calculated as Quantity/Base number\*100

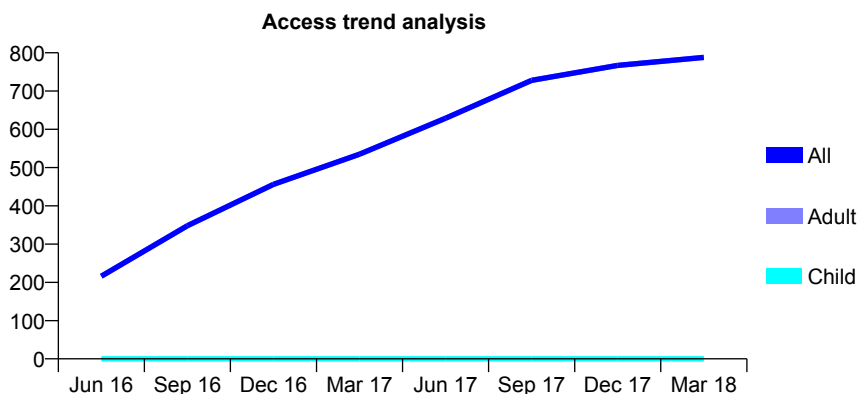
## Q46 - Vital Signs At a Glance Contract Report for 167312/0002 - Year end March 2018

Name or company name	Mellor, Wilkinson and Shokraee
Contract type name	GDS Contract
Purpose of contract	General
Contract start date	01/11/2015
Contract end date	

17/18 Contracted general activity (UDA)	2,000
Carry forward general activity (UDA)	-40
17/18 Contracted orthodontic activity (UOA)	0
Carry forward orthodontic activity (UOA)	0
Baseline contract value	£170,299.38

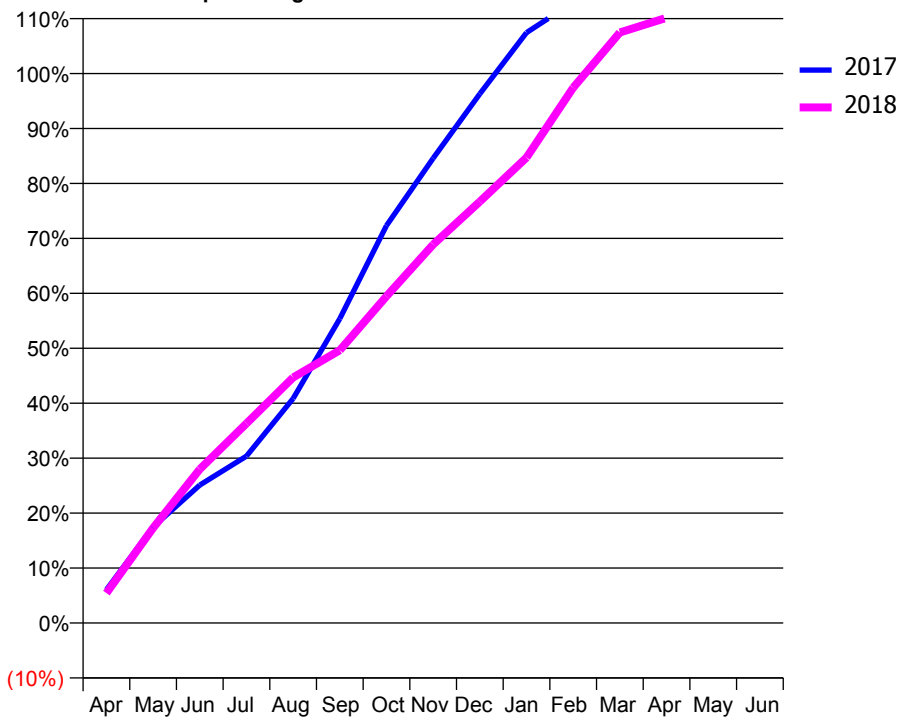
### ACCESS\*

Patients seen in 24 months	Total	Change since previous quarter
Quarter ending March 2017	535	
Quarter ending June 2017	629	↑
Quarter ending September 2017	728	↑
Quarter ending December 2017	767	↑
Quarter ending March 2018	788	↑
<b>Variance since March 2017</b>	<b>47.3%</b>	<b>↑</b>



### ACTIVITY

Cumulative percentage of contracted UDA delivered 2017 & 2018



Month	Adjusted Scheduled Activity (UDA)	
	2017	2018
April	121	109
May	350	346
June	502	560
July	607	726
August	817	894
September	1,108	993
October	1,446	1,189
November	1,692	1,378
December	1,926	1,534
January	2,149	1,694
February	2,259	1,948
March	2,365	2,149
April	2,525	2,203
May	2,553	2,206
June	2,553	2,209

### QUALITY

	Quantity	Base Number	Contract	AT	Region	England
% of FP17s for the same patient ID Re-attending within 3 months - Children	0	0	N/A	12.4%	12.8%	11.9%
% of FP17s for the same patient ID Re-attending within 3 months - Adults	54	708	7.6%	16.8%	16.5%	16.0%
% of FP17s for the same patient ID Re-attending between 3 & 9 months - Children	0	0	N/A	57.3%	59.7%	58.3%
% of FP17s for the same patient ID Re-attending between 3 & 9 months - Adults	77	708	10.9%	50.3%	52.6%	50.3%
% of FP17s for Band 1 Urgent Courses	326	698	46.7%	10.1%	9.1%	9.1%
% of FP17s Relating to Free Repair or Replacements	0	698	0.0%	0.9%	1.0%	0.8%
% of FP17s Relating to Continuations	0	698	0.0%	1.0%	1.2%	1.0%
% of Patients satisfied with the dentistry they have received	1	1	N/A	92.1%	91.6%	91.5%
% of Patients satisfied with the time they had to wait for an appointment	0	1	N/A	88.7%	88.3%	87.9%

\* This is based on patients treated on this contract for their most recent course of treatment. Figures in italics indicate the base number of FP17s or Patient Questionnaire responses are less than 100. N/A is shown where the base number of responses is less than 10 during the period. % is calculated as Quantity/Base number\*100

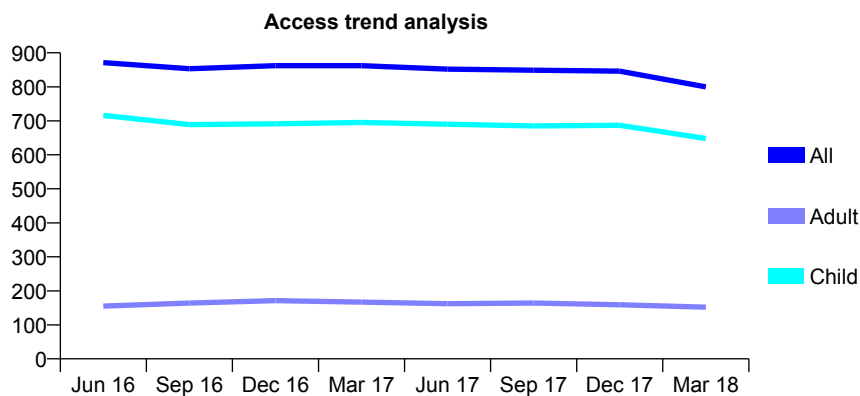
## Q46 - Vital Signs At a Glance Contract Report for 168033/0001 - Year end March 2018

Name or company name	Mossley Dental Care
Contract type name	GDS Contract
Purpose of contract	General
Contract start date	01/02/2013
Contract end date	

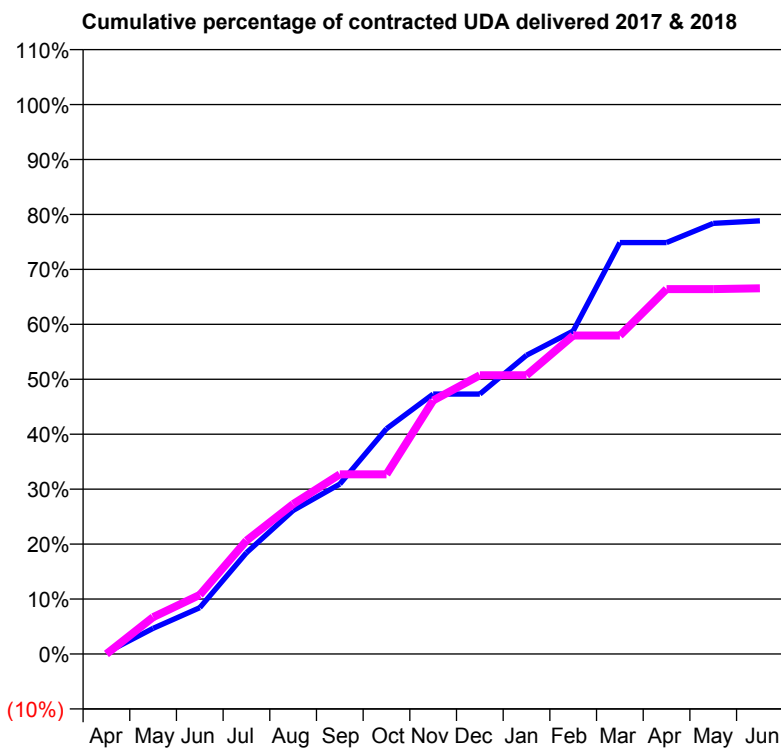
17/18 Contracted general activity (UDA)	2,000
Carry forward general activity (UDA)	0
17/18 Contracted orthodontic activity (UOA)	0
Carry forward orthodontic activity (UOA)	0
Baseline contract value	£56,189.02

### ACCESS\*

Patients seen in 24 months	Total	Change since previous quarter
Quarter ending March 2017	862	
Quarter ending June 2017	852	↓
Quarter ending September 2017	849	→
Quarter ending December 2017	846	→
Quarter ending March 2018	800	↓
<b>Variance since March 2017</b>	<b>(7.2%)</b>	<b>↓</b>



### ACTIVITY



Month	Adjusted Scheduled Activity (UDA)	
	2017	2018
April	5	0
May	93	134
June	169	215
July	368	413
August	523	546
September	619	654
October	820	654
November	946	923
December	946	1,014
January	1,088	1,014
February	1,176	1,159
March	1,498	1,159
April	1,498	1,328
May	1,567	1,328
June	1,576	1,331

### QUALITY

	Quantity	Base Number	Contract	AT	Region	England
% of FP17s for the same patient ID Re-attending within 3 months - Children	40	782	5.1%	12.4%	12.8%	11.9%
% of FP17s for the same patient ID Re-attending within 3 months - Adults	13	112	11.6%	16.8%	16.5%	16.0%
% of FP17s for the same patient ID Re-attending between 3 & 9 months - Children	476	782	60.9%	57.3%	59.7%	58.3%
% of FP17s for the same patient ID Re-attending between 3 & 9 months - Adults	65	112	58.0%	50.3%	52.6%	50.3%
% of FP17s for Band 1 Urgent Courses	42	1,001	4.2%	10.1%	9.1%	9.1%
% of FP17s Relating to Free Repair or Replacements	0	1,001	0.0%	0.9%	1.0%	0.8%
% of FP17s Relating to Continuations	2	1,001	0.2%	1.0%	1.2%	1.0%
% of Patients satisfied with the dentistry they have received	0	1	N/A	92.1%	91.6%	91.5%
% of Patients satisfied with the time they had to wait for an appointment	0	1	N/A	88.7%	88.3%	87.9%

\* This is based on patients treated on this contract for their most recent course of treatment. Figures in italics indicate the base number of FP17s or Patient Questionnaire responses are less than 100. N/A is shown where the base number of responses is less than 10 during the period. % is calculated as Quantity/Base number\*100



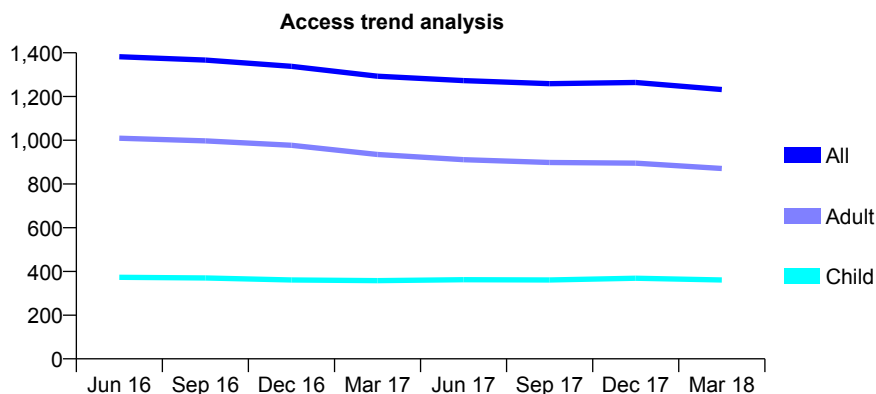
## Q46 - Vital Signs At a Glance Contract Report for 168157/0001 - Year end March 2018

Name or company name	Ravat & Ray Dental Care Bolton
Contract type name	GDS Contract
Purpose of contract	General
Contract start date	28/01/2014
Contract end date	

17/18 Contracted general activity (UDA)	3,981
Carry forward general activity (UDA)	5
17/18 Contracted orthodontic activity (UOA)	0
Carry forward orthodontic activity (UOA)	0
Baseline contract value	£91,229.72

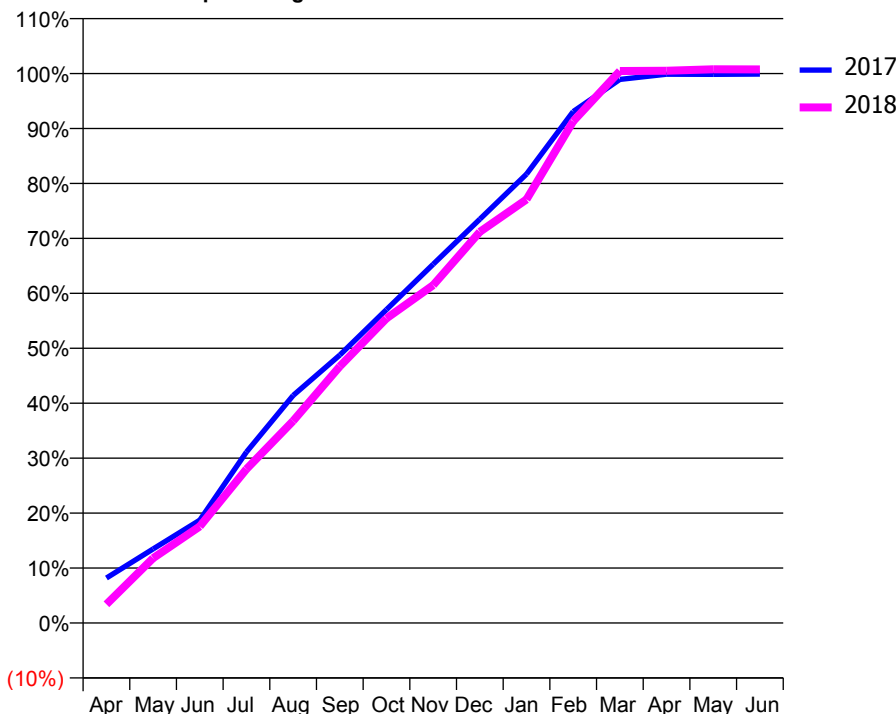
### ACCESS\*

Patients seen in 24 months	Total	Change since previous quarter
Quarter ending March 2017	1,293	
Quarter ending June 2017	1,273	↓
Quarter ending September 2017	1,259	↓
Quarter ending December 2017	1,264	→
Quarter ending March 2018	1,232	↓
<b>Variance since March 2017</b>	<b>(4.7%)</b>	<b>↓</b>



### ACTIVITY

Cumulative percentage of contracted UDA delivered 2017 & 2018



Adjusted Scheduled Activity (UDA)

Month	2017	2018
April	326	136
May	536	470
June	745	700
July	1,239	1,115
August	1,649	1,464
September	1,941	1,860
October	2,271	2,207
November	2,599	2,447
December	2,926	2,834
January	3,252	3,069
February	3,706	3,635
March	3,938	3,999
April	3,975	4,001
May	3,974	4,011
June	3,976	4,010

### QUALITY

	Quantity	Base Number	Contract	AT	Region	England
% of FP17s for the same patient ID Re-attending within 3 months - Children	30	578	5.2%	12.4%	12.8%	11.9%
% of FP17s for the same patient ID Re-attending within 3 months - Adults	134	1,410	9.5%	16.8%	16.5%	16.0%
% of FP17s for the same patient ID Re-attending between 3 & 9 months - Children	396	578	68.5%	57.3%	59.7%	58.3%
% of FP17s for the same patient ID Re-attending between 3 & 9 months - Adults	973	1,410	69.0%	50.3%	52.6%	50.3%
% of FP17s for Band 1 Urgent Courses	92	1,977	4.7%	10.1%	9.1%	9.1%
% of FP17s Relating to Free Repair or Replacements	33	1,977	1.7%	0.9%	1.0%	0.8%
% of FP17s Relating to Continuations	10	1,977	0.5%	1.0%	1.2%	1.0%
% of Patients satisfied with the dentistry they have received	1	1	N/A	92.1%	91.6%	91.5%
% of Patients satisfied with the time they had to wait for an appointment	1	1	N/A	88.7%	88.3%	87.9%

\* This is based on patients treated on this contract for their most recent course of treatment. Figures in italics indicate the base number of FP17s or Patient Questionnaire responses are less than 100. N/A is shown where the base number of responses is less than 10 during the period. % is calculated as Quantity/Base number\*100

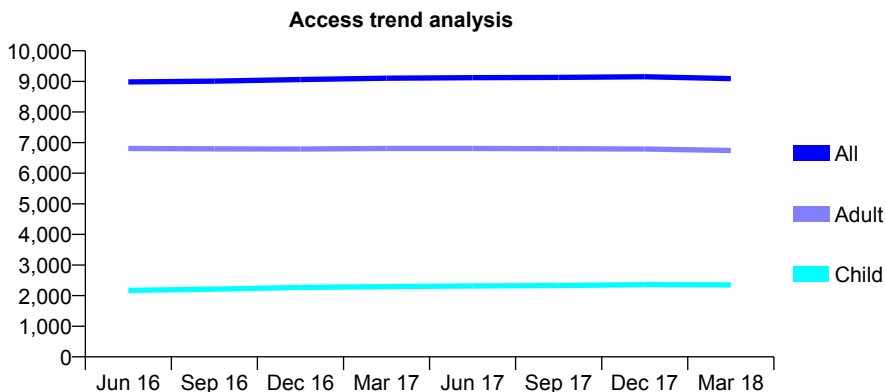
## Q46 - Vital Signs At a Glance Contract Report for 168270/0001 - Year end March 2018

Name or company name	MR KA WITHERS
Contract type name	GDS Contract
Purpose of contract	General
Contract start date	01/07/2010
Contract end date	

17/18 Contracted general activity (UDA)	26,084
Carry forward general activity (UDA)	-517
17/18 Contracted orthodontic activity (UOA)	0
Carry forward orthodontic activity (UOA)	0
Baseline contract value	£770,238.46

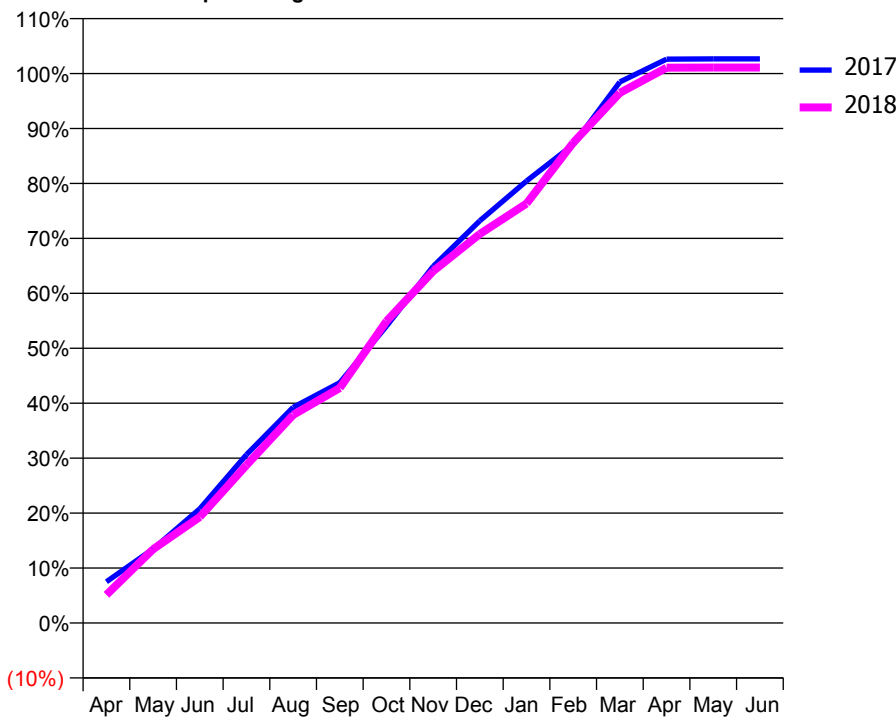
### ACCESS\*

Patients seen in 24 months	Total	Change since previous quarter
Quarter ending March 2017	9,104	
Quarter ending June 2017	9,122	→
Quarter ending September 2017	9,129	→
Quarter ending December 2017	9,151	→
Quarter ending March 2018	9,093	→
<b>Variance since March 2017</b>	<b>(0.1%)</b>	→



### ACTIVITY

Cumulative percentage of contracted UDA delivered 2017 & 2018



Month	Adjusted Scheduled Activity (UDA)	
	2017	2018
April	1,939	1,337
May	3,488	3,502
June	5,372	5,038
July	7,920	7,490
August	10,147	9,880
September	11,310	11,157
October	13,968	14,328
November	16,780	16,698
December	18,929	18,468
January	20,796	19,913
February	22,509	22,798
March	25,457	25,162
April	26,529	26,363
May	26,546	26,366
June	26,547	26,368

### QUALITY

	Quantity	Base Number	Contract	AT	Region	England
% of FP17s for the same patient ID Re-attending within 3 months - Children	295	3,722	7.9%	12.4%	12.8%	11.9%
% of FP17s for the same patient ID Re-attending within 3 months - Adults	1,128	10,119	11.1%	16.8%	16.5%	16.0%
% of FP17s for the same patient ID Re-attending between 3 & 9 months - Children	2,117	3,722	56.9%	57.3%	59.7%	58.3%
% of FP17s for the same patient ID Re-attending between 3 & 9 months - Adults	5,980	10,119	59.1%	50.3%	52.6%	50.3%
% of FP17s for Band 1 Urgent Courses	752	13,979	5.4%	10.1%	9.1%	9.1%
% of FP17s Relating to Free Repair or Replacements	158	13,979	1.1%	0.9%	1.0%	0.8%
% of FP17s Relating to Continuations	95	13,979	0.7%	1.0%	1.2%	1.0%
% of Patients satisfied with the dentistry they have received	7	7	N/A	92.1%	91.6%	91.5%
% of Patients satisfied with the time they had to wait for an appointment	7	7	N/A	88.7%	88.3%	87.9%

\* This is based on patients treated on this contract for their most recent course of treatment. Figures in italics indicate the base number of FP17s or Patient Questionnaire responses are less than 100. N/A is shown where the base number of responses is less than 10 during the period. % is calculated as Quantity/Base number\*100

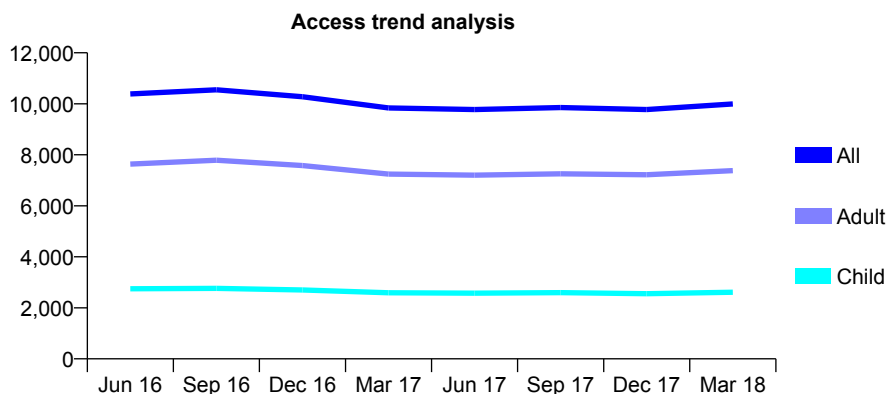
## Q46 - Vital Signs At a Glance Contract Report for 168653/0001 - Year end March 2018

Name or company name	SimplyOne Dental
Contract type name	GDS Contract
Purpose of contract	General
Contract start date	03/09/2014
Contract end date	

17/18 Contracted general activity (UDA)	29,586
Carry forward general activity (UDA)	-475
17/18 Contracted orthodontic activity (UOA)	0
Carry forward orthodontic activity (UOA)	0
Baseline contract value	£832,656.59

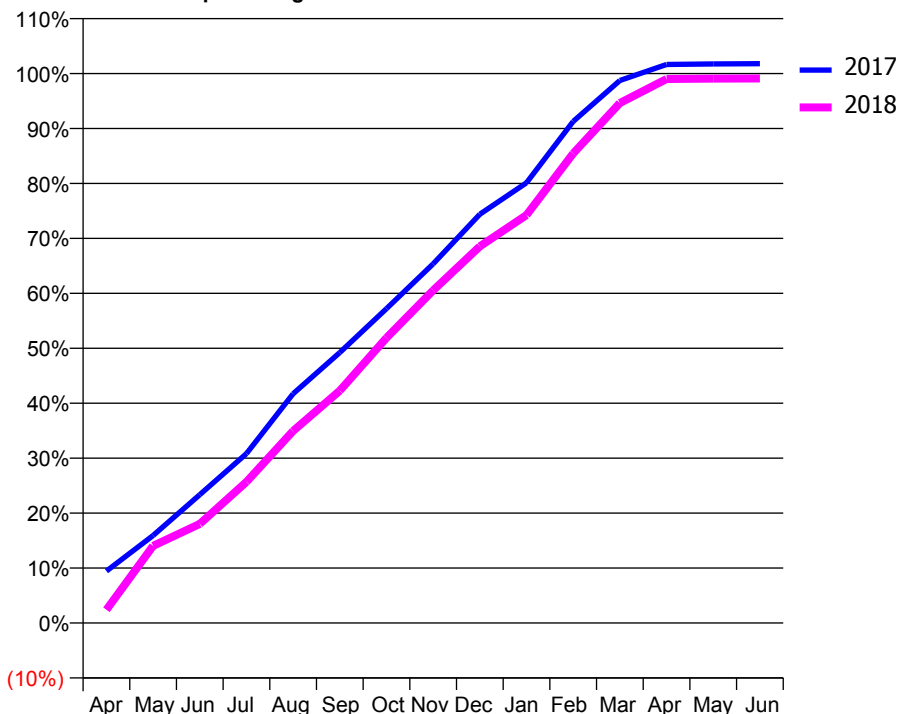
### ACCESS\*

Patients seen in 24 months	Total	Change since previous quarter
Quarter ending March 2017	9,837	
Quarter ending June 2017	9,773	→
Quarter ending September 2017	9,853	→
Quarter ending December 2017	9,776	→
Quarter ending March 2018	9,994	↑
<b>Variance since March 2017</b>	<b>1.6%</b>	<b>→</b>



### ACTIVITY

Cumulative percentage of contracted UDA delivered 2017 & 2018



Month	Adjusted Scheduled Activity (UDA)	
	2017	2018
April	2,552	715
May	4,301	4,156
June	6,300	5,337
July	8,319	7,598
August	11,261	10,343
September	13,282	12,509
October	15,439	15,354
November	17,641	17,908
December	20,073	20,279
January	21,621	21,965
February	24,632	25,281
March	26,643	27,995
April	27,429	29,292
May	27,453	29,307
June	27,467	29,319

### QUALITY

	Quantity	Base Number	Contract	AT	Region	England
% of FP17s for the same patient ID Re-attending within 3 months - Children	261	3,315	7.9%	12.4%	12.8%	11.9%
% of FP17s for the same patient ID Re-attending within 3 months - Adults	1,182	8,489	13.9%	16.8%	16.5%	16.0%
% of FP17s for the same patient ID Re-attending between 3 & 9 months - Children	1,529	3,315	46.1%	57.3%	59.7%	58.3%
% of FP17s for the same patient ID Re-attending between 3 & 9 months - Adults	3,427	8,489	40.4%	50.3%	52.6%	50.3%
% of FP17s for Band 1 Urgent Courses	1,305	11,776	11.1%	10.1%	9.1%	9.1%
% of FP17s Relating to Free Repair or Replacements	76	11,776	0.6%	0.9%	1.0%	0.8%
% of FP17s Relating to Continuations	176	11,776	1.5%	1.0%	1.2%	1.0%
% of Patients satisfied with the dentistry they have received	5	6	N/A	92.1%	91.6%	91.5%
% of Patients satisfied with the time they had to wait for an appointment	6	6	N/A	88.7%	88.3%	87.9%

\* This is based on patients treated on this contract for their most recent course of treatment. Figures in italics indicate the base number of FP17s or Patient Questionnaire responses are less than 100. N/A is shown where the base number of responses is less than 10 during the period. % is calculated as Quantity/Base number\*100

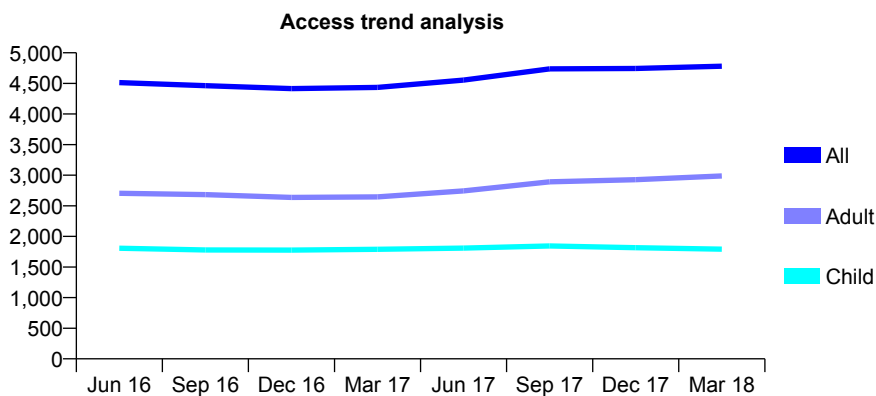
## Q46 - Vital Signs At a Glance Contract Report for 168947/0001 - Year end March 2018

Name or company name	Silverwell Dental Surgery
Contract type name	GDS Contract
Purpose of contract	General
Contract start date	01/06/2010
Contract end date	

17/18 Contracted general activity (UDA)	12,600
Carry forward general activity (UDA)	0
17/18 Contracted orthodontic activity (UOA)	0
Carry forward orthodontic activity (UOA)	0
Baseline contract value	£314,356.70

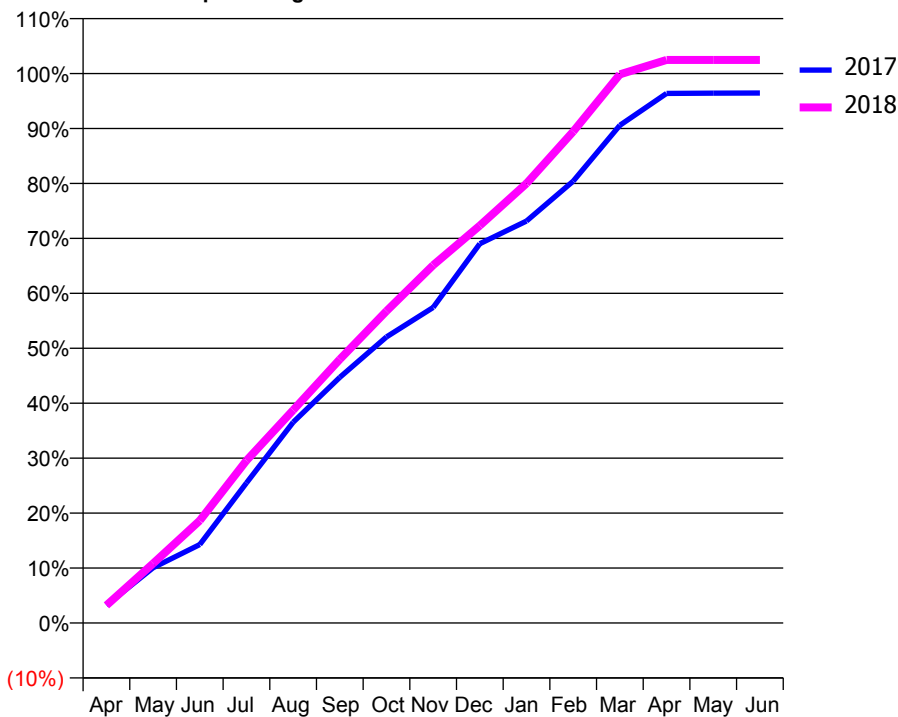
### ACCESS\*

Patients seen in 24 months	Total	Change since previous quarter
Quarter ending March 2017	4,435	
Quarter ending June 2017	4,555	↑
Quarter ending September 2017	4,738	↑
Quarter ending December 2017	4,744	→
Quarter ending March 2018	4,782	→
<b>Variance since March 2017</b>	<b>7.8%</b>	<b>↑</b>



### ACTIVITY

Cumulative percentage of contracted UDA delivered 2017 & 2018



Month	Adjusted Scheduled Activity (UDA)	
	2017	2018
April	408	405
May	1,267	1,364
June	1,798	2,349
July	3,211	3,724
August	4,604	4,883
September	5,633	6,045
October	6,562	7,153
November	7,235	8,206
December	8,697	9,113
January	9,218	10,079
February	10,131	11,269
March	11,412	12,580
April	12,144	12,910
May	12,150	12,911
June	12,151	12,911

### QUALITY

	Quantity	Base Number	Contract	AT	Region	England
% of FP17s for the same patient ID Re-attending within 3 months - Children	263	2,965	8.9%	12.4%	12.8%	11.9%
% of FP17s for the same patient ID Re-attending within 3 months - Adults	562	4,157	13.5%	16.8%	16.5%	16.0%
% of FP17s for the same patient ID Re-attending between 3 & 9 months - Children	1,794	2,965	60.5%	57.3%	59.7%	58.3%
% of FP17s for the same patient ID Re-attending between 3 & 9 months - Adults	2,223	4,157	53.5%	50.3%	52.6%	50.3%
% of FP17s for Band 1 Urgent Courses	393	6,992	5.6%	10.1%	9.1%	9.1%
% of FP17s Relating to Free Repair or Replacements	29	6,992	0.4%	0.9%	1.0%	0.8%
% of FP17s Relating to Continuations	34	6,992	0.5%	1.0%	1.2%	1.0%
% of Patients satisfied with the dentistry they have received	1	2	N/A	92.1%	91.6%	91.5%
% of Patients satisfied with the time they had to wait for an appointment	1	2	N/A	88.7%	88.3%	87.9%

\* This is based on patients treated on this contract for their most recent course of treatment. Figures in italics indicate the base number of FP17s or Patient Questionnaire responses are less than 100. N/A is shown where the base number of responses is less than 10 during the period. % is calculated as Quantity/Base number\*100

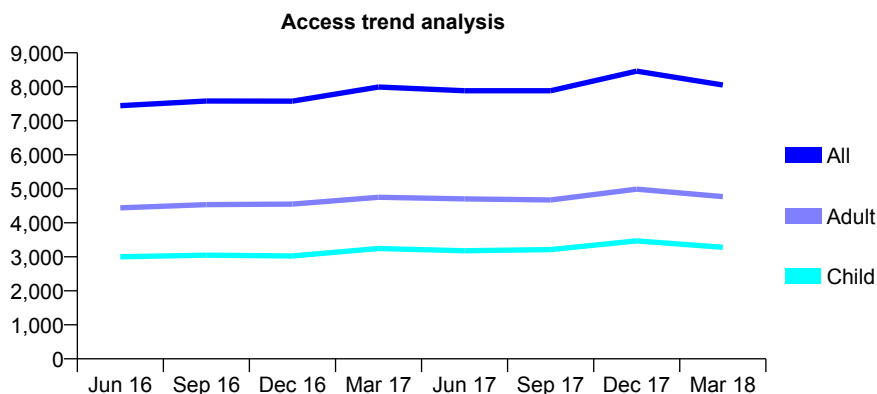
## Q46 - Vital Signs At a Glance Contract Report for 173096/0001 - Year end March 2018

Name or company name	Mr A Hussain
Contract type name	GDS Contract
Purpose of contract	General
Contract start date	01/04/2010
Contract end date	

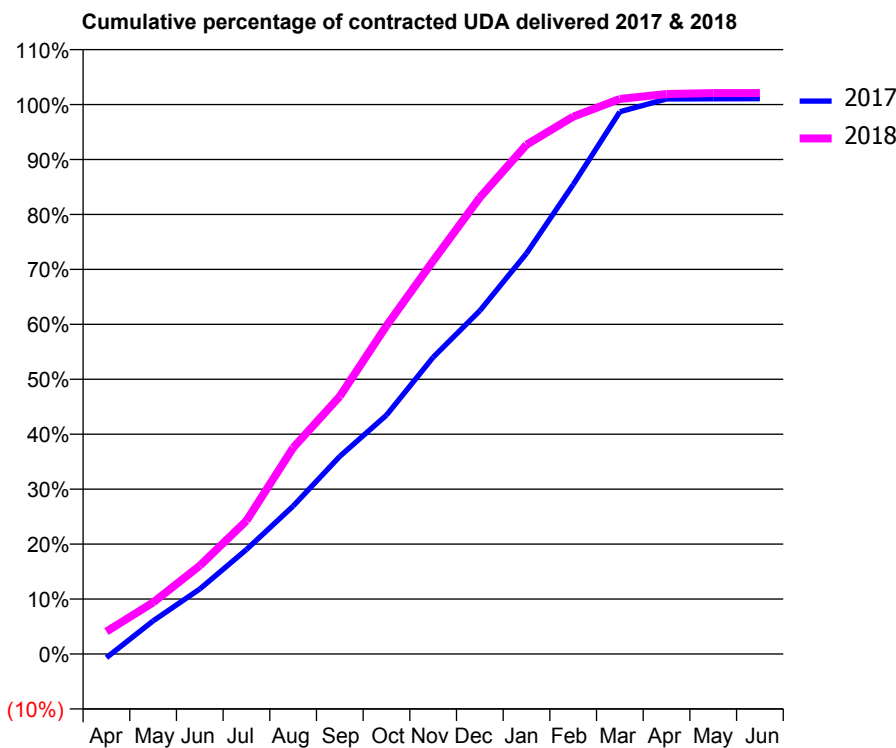
17/18 Contracted general activity (UDA)	22,889
Carry forward general activity (UDA)	-243
17/18 Contracted orthodontic activity (UOA)	0
Carry forward orthodontic activity (UOA)	0
Baseline contract value	£658,473.74

### ACCESS\*

Patients seen in 24 months	Total	Change since previous quarter
Quarter ending March 2017	7,996	
Quarter ending June 2017	7,883	↓
Quarter ending September 2017	7,885	→
Quarter ending December 2017	8,461	↑
Quarter ending March 2018	8,051	↓
<b>Variance since March 2017</b>	<b>0.7%</b>	<b>→</b>



### ACTIVITY



Month	Adjusted Scheduled Activity (UDA)	
	2017	2018
April	-160	934
May	1,380	2,145
June	2,708	3,681
July	4,353	5,553
August	6,165	8,591
September	8,235	10,733
October	9,952	13,675
November	12,364	16,375
December	14,298	19,018
January	16,686	21,214
February	19,554	22,379
March	22,585	23,119
April	23,120	23,327
May	23,128	23,363
June	23,132	23,366

### QUALITY

	Quantity	Base Number	Contract	AT	Region	England
% of FP17s for the same patient ID Re-attending within 3 months - Children	466	4,255	11.0%	12.4%	12.8%	11.9%
% of FP17s for the same patient ID Re-attending within 3 months - Adults	1,256	5,818	21.6%	16.8%	16.5%	16.0%
% of FP17s for the same patient ID Re-attending between 3 & 9 months - Children	1,963	4,255	46.1%	57.3%	59.7%	58.3%
% of FP17s for the same patient ID Re-attending between 3 & 9 months - Adults	2,301	5,818	39.5%	50.3%	52.6%	50.3%
% of FP17s for Band 1 Urgent Courses	1,163	9,953	11.7%	10.1%	9.1%	9.1%
% of FP17s Relating to Free Repair or Replacements	58	9,953	0.6%	0.9%	1.0%	0.8%
% of FP17s Relating to Continuations	230	9,953	2.3%	1.0%	1.2%	1.0%
% of Patients satisfied with the dentistry they have received	5	5	N/A	92.1%	91.6%	91.5%
% of Patients satisfied with the time they had to wait for an appointment	4	5	N/A	88.7%	88.3%	87.9%

\* This is based on patients treated on this contract for their most recent course of treatment. Figures in italics indicate the base number of FP17s or Patient Questionnaire responses are less than 100. N/A is shown where the base number of responses is less than 10 during the period. % is calculated as Quantity/Base number\*100

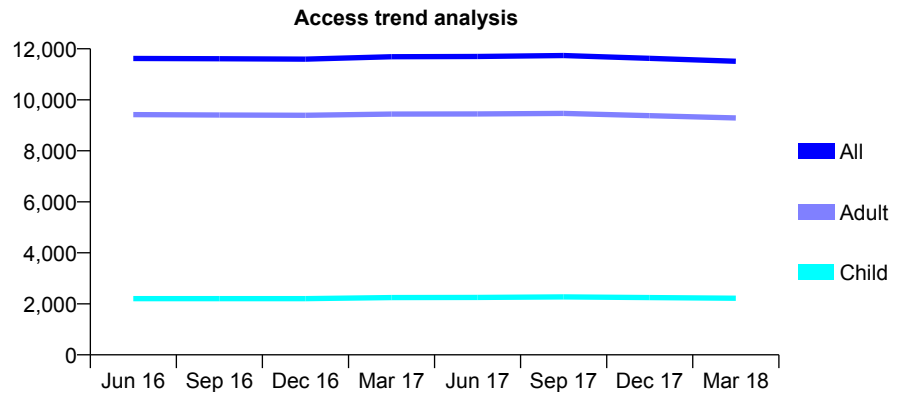
## Q46 - Vital Signs At a Glance Contract Report for 173401/0001 - Year end March 2018

Name or company name	Romiley Dental Practice
Contract type name	GDS Contract
Purpose of contract	General
Contract start date	01/04/2006
Contract end date	

17/18 Contracted general activity (UDA)	32,002
Carry forward general activity (UDA)	0
17/18 Contracted orthodontic activity (UOA)	0
Carry forward orthodontic activity (UOA)	0
Baseline contract value	£774,483.44

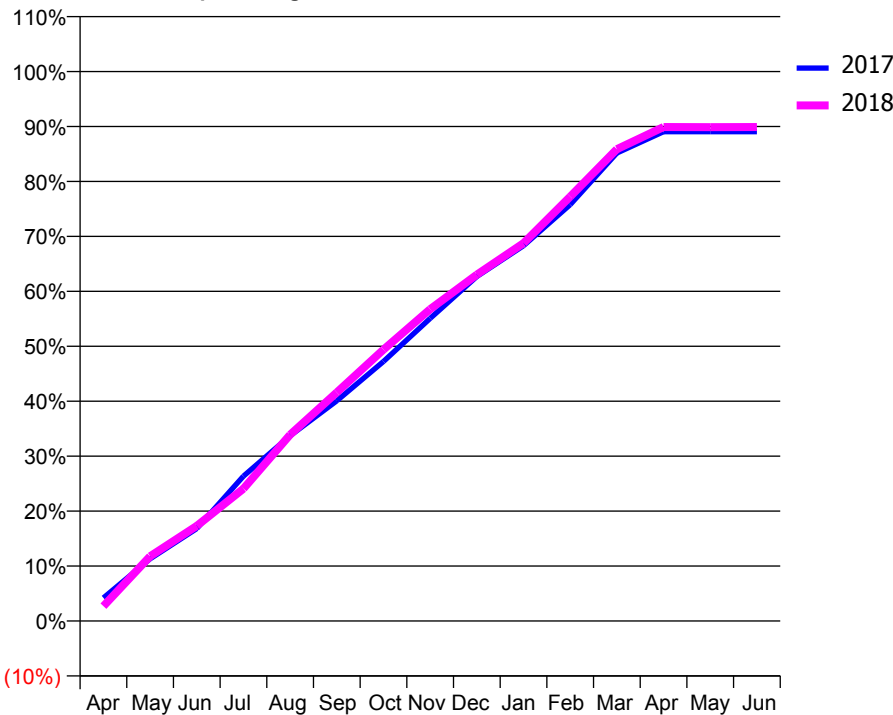
### ACCESS\*

Patients seen in 24 months	Total	Change since previous quarter
Quarter ending March 2017	11,689	
Quarter ending June 2017	11,698	→
Quarter ending September 2017	11,736	→
Quarter ending December 2017	11,625	→
Quarter ending March 2018	11,509	→
<b>Variance since March 2017</b>	<b>(1.5%)</b>	<b>↓</b>



### ACTIVITY

Cumulative percentage of contracted UDA delivered 2017 & 2018



Month	Adjusted Scheduled Activity (UDA)	
	2017	2018
April	1,451	869
May	3,902	3,772
June	5,803	5,540
July	9,098	7,709
August	11,636	10,855
September	13,824	13,314
October	16,297	15,811
November	19,005	18,162
December	21,633	20,170
January	23,567	22,004
February	26,139	24,716
March	29,382	27,477
April	30,722	28,766
May	30,725	28,764
June	30,726	28,765

### QUALITY

	Quantity	Base Number	Contract	AT	Region	England
% of FP17s for the same patient ID Re-attending within 3 months - Children	177	3,065	5.8%	12.4%	12.8%	11.9%
% of FP17s for the same patient ID Re-attending within 3 months - Adults	1,783	13,097	13.6%	16.8%	16.5%	16.0%
% of FP17s for the same patient ID Re-attending between 3 & 9 months - Children	1,760	3,065	57.4%	57.3%	59.7%	58.3%
% of FP17s for the same patient ID Re-attending between 3 & 9 months - Adults	7,339	13,097	56.0%	50.3%	52.6%	50.3%
% of FP17s for Band 1 Urgent Courses	1,141	15,199	7.5%	10.1%	9.1%	9.1%
% of FP17s Relating to Free Repair or Replacements	169	15,199	1.1%	0.9%	1.0%	0.8%
% of FP17s Relating to Continuations	130	15,199	0.9%	1.0%	1.2%	1.0%
% of Patients satisfied with the dentistry they have received	5	7	N/A	92.1%	91.6%	91.5%
% of Patients satisfied with the time they had to wait for an appointment	6	7	N/A	88.7%	88.3%	87.9%

\* This is based on patients treated on this contract for their most recent course of treatment. Figures in italics indicate the base number of FP17s or Patient Questionnaire responses are less than 100. N/A is shown where the base number of responses is less than 10 during the period. % is calculated as Quantity/Base number\*100

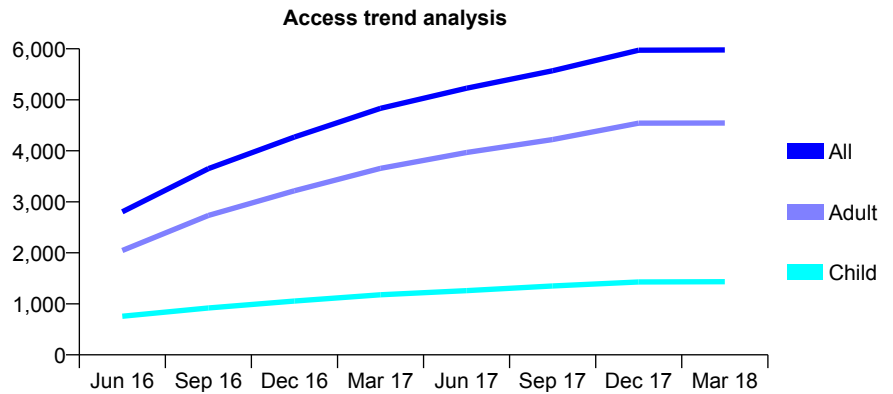
## Q46 - Vital Signs At a Glance Contract Report for 173673/0001 - Year end March 2018

Name or company name	Dr Ambareen Tejani-Sharif
Contract type name	GDS Contract
Purpose of contract	General
Contract start date	01/02/2016
Contract end date	

17/18 Contracted general activity (UDA)	18,526
Carry forward general activity (UDA)	-89
17/18 Contracted orthodontic activity (UOA)	0
Carry forward orthodontic activity (UOA)	0
Baseline contract value	£530,388.92

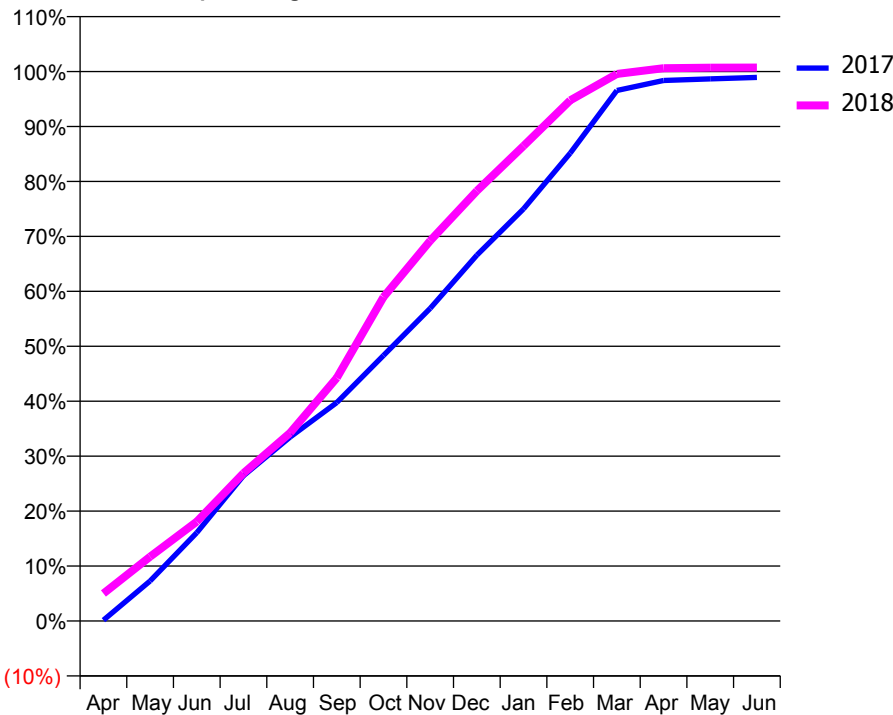
### ACCESS\*

Patients seen in 24 months	Total	Change since previous quarter
Quarter ending March 2017	4,833	
Quarter ending June 2017	5,227	↑
Quarter ending September 2017	5,571	↑
Quarter ending December 2017	5,972	↑
Quarter ending March 2018	5,979	→
<b>Variance since March 2017</b>	<b>23.7%</b>	<b>↑</b>



### ACTIVITY

Cumulative percentage of contracted UDA delivered 2017 & 2018



Month	Adjusted Scheduled Activity (UDA)	
	2017	2018
April	29	928
May	1,349	2,168
June	2,980	3,351
July	4,897	4,984
August	6,203	6,346
September	7,365	8,198
October	8,951	10,923
November	10,542	12,818
December	12,333	14,501
January	13,893	16,017
February	15,771	17,551
March	17,886	18,444
April	18,224	18,636
May	18,279	18,656
June	18,327	18,659

### QUALITY

	Quantity	Base Number	Contract	AT	Region	England
% of FP17s for the same patient ID Re-attending within 3 months - Children	190	1,935	9.8%	12.4%	12.8%	11.9%
% of FP17s for the same patient ID Re-attending within 3 months - Adults	768	5,759	13.3%	16.8%	16.5%	16.0%
% of FP17s for the same patient ID Re-attending between 3 & 9 months - Children	900	1,935	46.5%	57.3%	59.7%	58.3%
% of FP17s for the same patient ID Re-attending between 3 & 9 months - Adults	2,766	5,759	48.0%	50.3%	52.6%	50.3%
% of FP17s for Band 1 Urgent Courses	706	7,567	9.3%	10.1%	9.1%	9.1%
% of FP17s Relating to Free Repair or Replacements	99	7,567	1.3%	0.9%	1.0%	0.8%
% of FP17s Relating to Continuations	156	7,567	2.1%	1.0%	1.2%	1.0%
% of Patients satisfied with the dentistry they have received	3	4	N/A	92.1%	91.6%	91.5%
% of Patients satisfied with the time they had to wait for an appointment	4	4	N/A	88.7%	88.3%	87.9%

\* This is based on patients treated on this contract for their most recent course of treatment. Figures in italics indicate the base number of FP17s or Patient Questionnaire responses are less than 100. N/A is shown where the base number of responses is less than 10 during the period. % is calculated as Quantity/Base number\*100



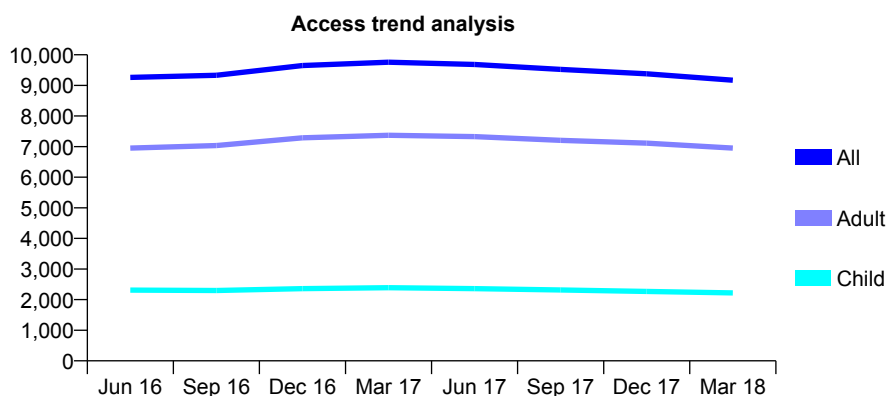
## Q46 - Vital Signs At a Glance Contract Report for 173746/0001 - Year end March 2018

Name or company name	Westhoughton (No1) Ltd
Contract type name	GDS Contract
Purpose of contract	General
Contract start date	01/11/2007
Contract end date	

17/18 Contracted general activity (UDA)	29,940
Carry forward general activity (UDA)	0
17/18 Contracted orthodontic activity (UOA)	0
Carry forward orthodontic activity (UOA)	0
Baseline contract value	£897,082.01

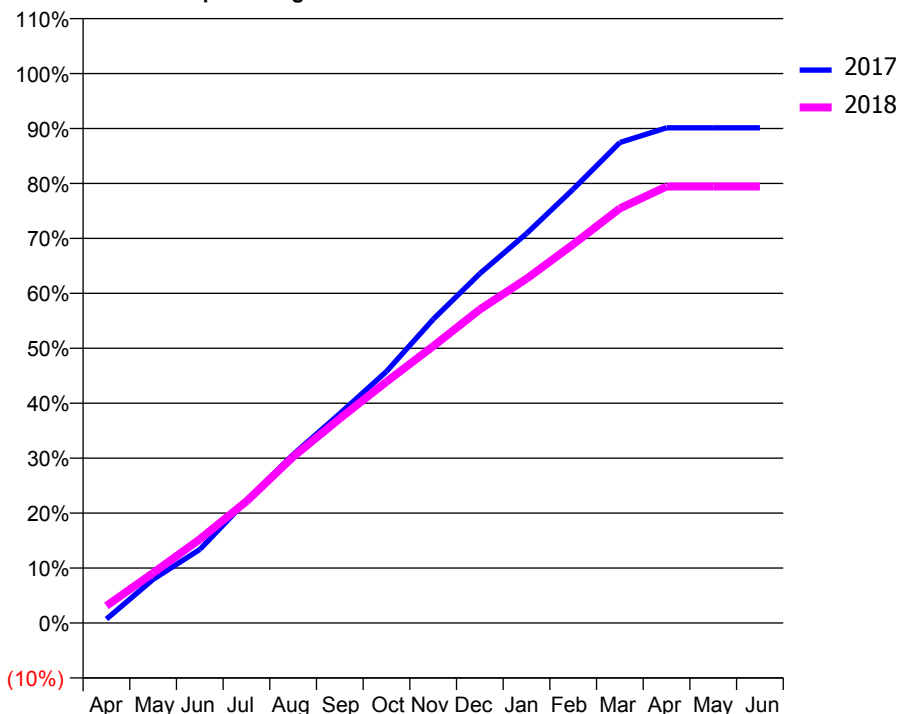
### ACCESS\*

Patients seen in 24 months	Total	Change since previous quarter
Quarter ending March 2017	9,759	
Quarter ending June 2017	9,685	→
Quarter ending September 2017	9,522	↓
Quarter ending December 2017	9,380	↓
Quarter ending March 2018	9,170	↓
<b>Variance since March 2017</b>	<b>(6.0%)</b>	↓



### ACTIVITY

Cumulative percentage of contracted UDA delivered 2017 & 2018



Month	Adjusted Scheduled Activity (UDA)	
	2017	2018
April	211	935
May	2,380	2,727
June	4,007	4,567
July	6,665	6,633
August	9,183	9,054
September	11,409	11,145
October	13,705	13,147
November	16,546	15,083
December	19,042	17,088
January	21,220	18,753
February	23,635	20,631
March	26,183	22,590
April	26,980	23,785
May	26,980	23,782
June	26,979	23,782

### QUALITY

	Quantity	Base Number	Contract	AT	Region	England
% of FP17s for the same patient ID Re-attending within 3 months - Children	284	3,262	8.7%	12.4%	12.8%	11.9%
% of FP17s for the same patient ID Re-attending within 3 months - Adults	1,543	9,449	16.3%	16.8%	16.5%	16.0%
% of FP17s for the same patient ID Re-attending between 3 & 9 months - Children	1,960	3,262	60.1%	57.3%	59.7%	58.3%
% of FP17s for the same patient ID Re-attending between 3 & 9 months - Adults	5,049	9,449	53.4%	50.3%	52.6%	50.3%
% of FP17s for Band 1 Urgent Courses	1,284	12,877	10.0%	10.1%	9.1%	9.1%
% of FP17s Relating to Free Repair or Replacements	170	12,877	1.3%	0.9%	1.0%	0.8%
% of FP17s Relating to Continuations	227	12,877	1.8%	1.0%	1.2%	1.0%
% of Patients satisfied with the dentistry they have received	9	9	N/A	92.1%	91.6%	91.5%
% of Patients satisfied with the time they had to wait for an appointment	9	9	N/A	88.7%	88.3%	87.9%

\* This is based on patients treated on this contract for their most recent course of treatment. Figures in italics indicate the base number of FP17s or Patient Questionnaire responses are less than 100. N/A is shown where the base number of responses is less than 10 during the period. % is calculated as Quantity/Base number\*100

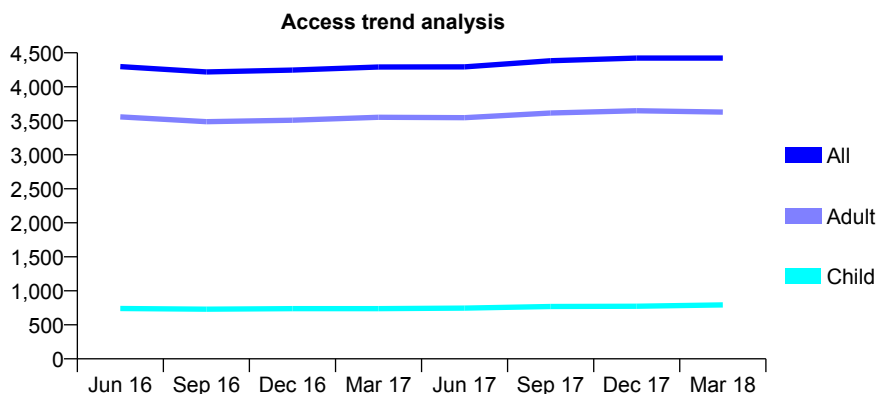
## Q46 - Vital Signs At a Glance Contract Report for 177237/0002 - Year end March 2018

Name or company name	Simon Taylor Dental Practice Ltd
Contract type name	GDS Contract
Purpose of contract	General
Contract start date	01/04/2012
Contract end date	

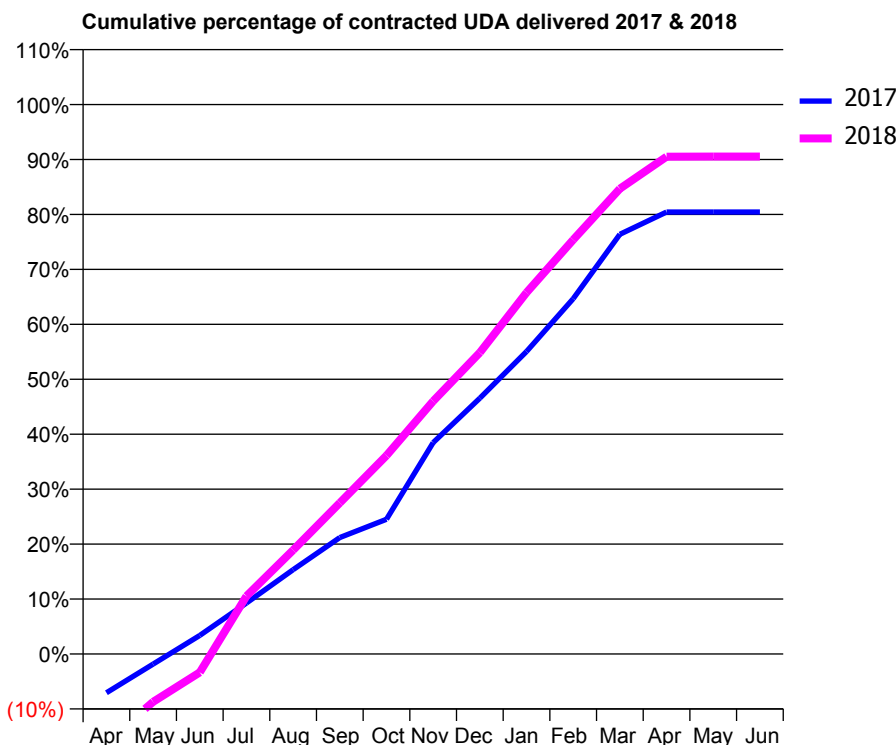
17/18 Contracted general activity (UDA)	13,950
Carry forward general activity (UDA)	2,534
17/18 Contracted orthodontic activity (UOA)	0
Carry forward orthodontic activity (UOA)	0
Baseline contract value	£426,763.44

### ACCESS\*

Patients seen in 24 months	Total	Change since previous quarter
Quarter ending March 2017	4,291	
Quarter ending June 2017	4,294	→
Quarter ending September 2017	4,384	↑
Quarter ending December 2017	4,423	→
Quarter ending March 2018	4,423	→
<b>Variance since March 2017</b>	<b>3.1%</b>	<b>↑</b>



### ACTIVITY



Month	Adjusted Scheduled Activity (UDA)	
	2017	2018
April	-988	-2,248
May	-260	-1,215
June	472	-468
July	1,296	1,471
August	2,140	2,640
September	2,956	3,838
October	3,420	5,039
November	5,366	6,422
December	6,495	7,653
January	7,680	9,175
February	9,021	10,516
March	10,654	11,813
April	11,219	12,625
May	11,220	12,629
June	11,220	12,629

### QUALITY

	Quantity	Base Number	Contract	AT	Region	England
% of FP17s for the same patient ID Re-attending within 3 months - Children	94	1,189	7.9%	12.4%	12.8%	11.9%
% of FP17s for the same patient ID Re-attending within 3 months - Adults	988	5,310	18.6%	16.8%	16.5%	16.0%
% of FP17s for the same patient ID Re-attending between 3 & 9 months - Children	675	1,189	56.8%	57.3%	59.7%	58.3%
% of FP17s for the same patient ID Re-attending between 3 & 9 months - Adults	2,568	5,310	48.4%	50.3%	52.6%	50.3%
% of FP17s for Band 1 Urgent Courses	674	6,271	10.7%	10.1%	9.1%	9.1%
% of FP17s Relating to Free Repair or Replacements	132	6,271	2.1%	0.9%	1.0%	0.8%
% of FP17s Relating to Continuations	131	6,271	2.1%	1.0%	1.2%	1.0%
% of Patients satisfied with the dentistry they have received	6	6	N/A	92.1%	91.6%	91.5%
% of Patients satisfied with the time they had to wait for an appointment	4	6	N/A	88.7%	88.3%	87.9%

\* This is based on patients treated on this contract for their most recent course of treatment. Figures in italics indicate the base number of FP17s or Patient Questionnaire responses are less than 100. N/A is shown where the base number of responses is less than 10 during the period. % is calculated as Quantity/Base number\*100

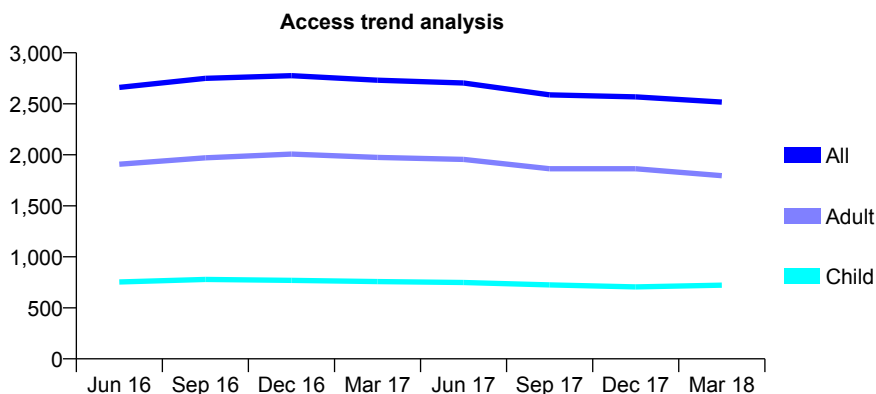
## Q46 - Vital Signs At a Glance Contract Report for 178489/0001 - Year end March 2018

Name or company name	Synergy Dental Clinic Swan Lane Ltd
Contract type name	GDS Contract
Purpose of contract	General
Contract start date	01/02/2015
Contract end date	

17/18 Contracted general activity (UDA)	6,940
Carry forward general activity (UDA)	-139
17/18 Contracted orthodontic activity (UOA)	0
Carry forward orthodontic activity (UOA)	0
Baseline contract value	£188,095.66

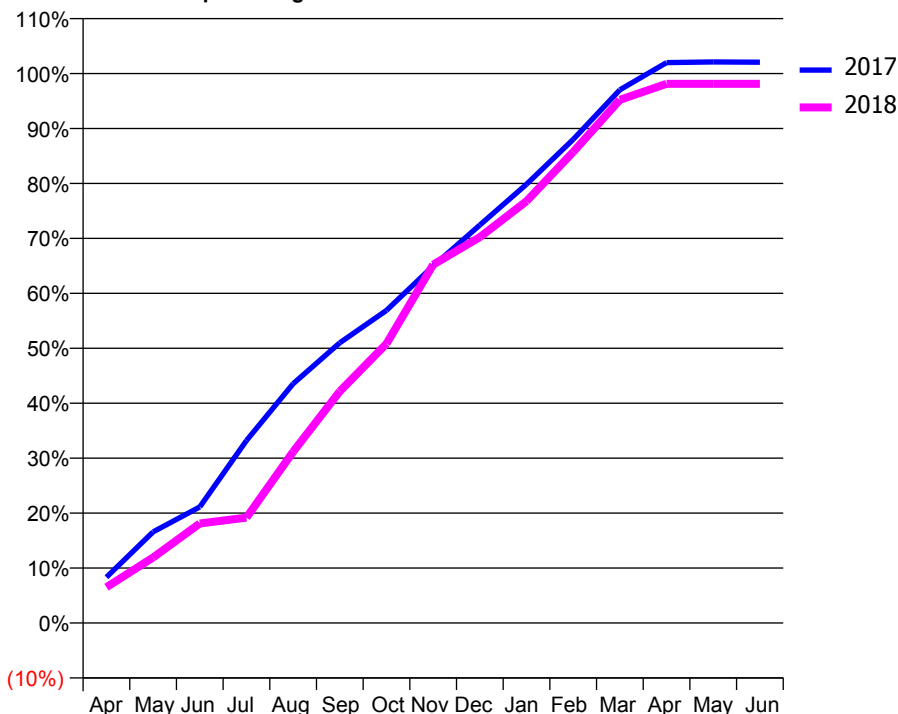
### ACCESS\*

Patients seen in 24 months	Total	Change since previous quarter
Quarter ending March 2017	2,731	
Quarter ending June 2017	2,704	→
Quarter ending September 2017	2,588	↓
Quarter ending December 2017	2,568	→
Quarter ending March 2018	2,517	↓
<b>Variance since March 2017</b>	<b>(7.8%)</b>	<b>↓</b>



### ACTIVITY

Cumulative percentage of contracted UDA delivered 2017 & 2018



Adjusted Scheduled Activity (UDA)

Month	2017	2018
April	620	453
May	1,233	827
June	1,571	1,257
July	2,469	1,332
August	3,239	2,164
September	3,793	2,926
October	4,232	3,527
November	4,833	4,526
December	5,385	4,873
January	5,938	5,328
February	6,545	5,949
March	7,216	6,608
April	7,584	6,810
May	7,593	6,810
June	7,590	6,810

### QUALITY

	Quantity	Base Number	Contract	AT	Region	England
% of FP17s for the same patient ID Re-attending within 3 months - Children	102	1,061	9.6%	12.4%	12.8%	11.9%
% of FP17s for the same patient ID Re-attending within 3 months - Adults	267	2,300	11.6%	16.8%	16.5%	16.0%
% of FP17s for the same patient ID Re-attending between 3 & 9 months - Children	525	1,061	49.5%	57.3%	59.7%	58.3%
% of FP17s for the same patient ID Re-attending between 3 & 9 months - Adults	1,064	2,300	46.3%	50.3%	52.6%	50.3%
% of FP17s for Band 1 Urgent Courses	289	3,322	8.7%	10.1%	9.1%	9.1%
% of FP17s Relating to Free Repair or Replacements	13	3,322	0.4%	0.9%	1.0%	0.8%
% of FP17s Relating to Continuations	9	3,322	0.3%	1.0%	1.2%	1.0%
% of Patients satisfied with the dentistry they have received	2	2	N/A	92.1%	91.6%	91.5%
% of Patients satisfied with the time they had to wait for an appointment	2	2	N/A	88.7%	88.3%	87.9%

\* This is based on patients treated on this contract for their most recent course of treatment. Figures in italics indicate the base number of FP17s or Patient Questionnaire responses are less than 100. N/A is shown where the base number of responses is less than 10 during the period. % is calculated as Quantity/Base number\*100

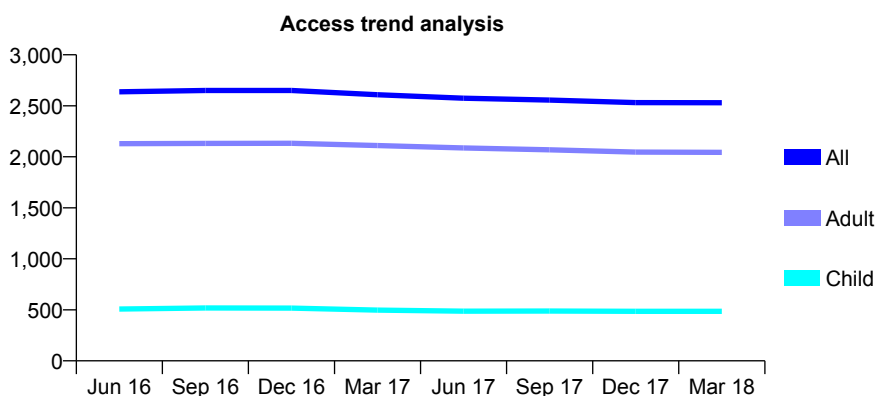
## Q46 - Vital Signs At a Glance Contract Report for 179663/0001 - Year end March 2018

Name or company name	757 Blackburn Road Dental Practice
Contract type name	GDS Contract
Purpose of contract	General
Contract start date	01/04/2012
Contract end date	

17/18 Contracted general activity (UDA)	8,505
Carry forward general activity (UDA)	304
17/18 Contracted orthodontic activity (UOA)	0
Carry forward orthodontic activity (UOA)	0
Baseline contract value	£215,066.70

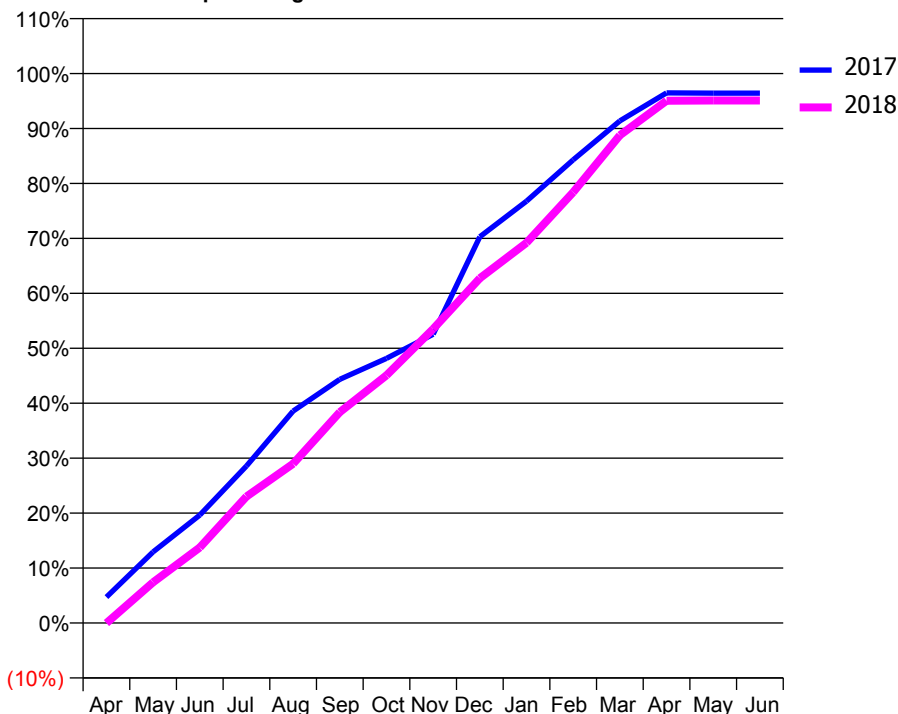
### ACCESS\*

Patients seen in 24 months	Total	Change since previous quarter
Quarter ending March 2017	2,608	
Quarter ending June 2017	2,574	↓
Quarter ending September 2017	2,556	→
Quarter ending December 2017	2,532	→
Quarter ending March 2018	2,530	→
<b>Variance since March 2017</b>	<b>(3.0%)</b>	<b>↓</b>



### ACTIVITY

Cumulative percentage of contracted UDA delivered 2017 & 2018



Month	Adjusted Scheduled Activity (UDA)	
	2017	2018
April	402	-3
May	1,101	631
June	1,671	1,168
July	2,431	1,958
August	3,281	2,465
September	3,772	3,265
October	4,096	3,834
November	4,470	4,553
December	5,979	5,337
January	6,530	5,885
February	7,168	6,668
March	7,773	7,548
April	8,204	8,083
May	8,201	8,086
June	8,201	8,086

### QUALITY

	Quantity	Base Number	Contract	AT	Region	England
% of FP17s for the same patient ID Re-attending within 3 months - Children	46	809	5.7%	12.4%	12.8%	11.9%
% of FP17s for the same patient ID Re-attending within 3 months - Adults	493	3,274	15.1%	16.8%	16.5%	16.0%
% of FP17s for the same patient ID Re-attending between 3 & 9 months - Children	548	809	67.7%	57.3%	59.7%	58.3%
% of FP17s for the same patient ID Re-attending between 3 & 9 months - Adults	1,980	3,274	60.5%	50.3%	52.6%	50.3%
% of FP17s for Band 1 Urgent Courses	321	4,111	7.8%	10.1%	9.1%	9.1%
% of FP17s Relating to Free Repair or Replacements	42	4,111	1.0%	0.9%	1.0%	0.8%
% of FP17s Relating to Continuations	37	4,111	0.9%	1.0%	1.2%	1.0%
% of Patients satisfied with the dentistry they have received	1	2	N/A	92.1%	91.6%	91.5%
% of Patients satisfied with the time they had to wait for an appointment	0	2	N/A	88.7%	88.3%	87.9%

\* This is based on patients treated on this contract for their most recent course of treatment. Figures in italics indicate the base number of FP17s or Patient Questionnaire responses are less than 100. N/A is shown where the base number of responses is less than 10 during the period. % is calculated as Quantity/Base number\*100

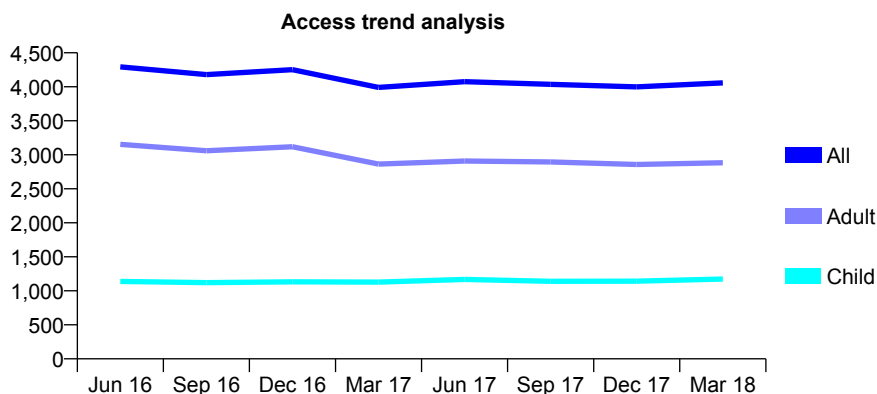
## Q46 - Vital Signs At a Glance Contract Report for 179701/0001 - Year end March 2018

Name or company name	Pearldent Dental Practice
Contract type name	GDS Contract
Purpose of contract	General
Contract start date	01/10/2009
Contract end date	

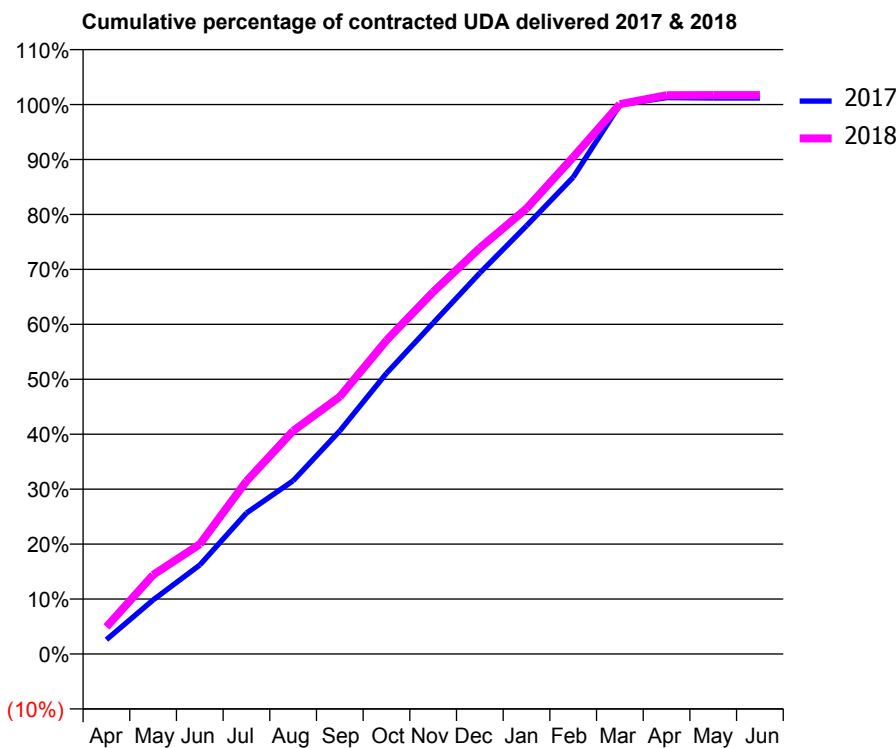
17/18 Contracted general activity (UDA)	9,900
Carry forward general activity (UDA)	-118
17/18 Contracted orthodontic activity (UOA)	0
Carry forward orthodontic activity (UOA)	0
Baseline contract value	£351,315.83

### ACCESS\*

Patients seen in 24 months	Total	Change since previous quarter
Quarter ending March 2017	3,992	
Quarter ending June 2017	4,076	↑
Quarter ending September 2017	4,036	→
Quarter ending December 2017	3,999	→
Quarter ending March 2018	4,057	→
<b>Variance since March 2017</b>	<b>1.6%</b>	<b>→</b>



### ACTIVITY



Month	Adjusted Scheduled Activity (UDA)	
	2017	2018
April	257	488
May	974	1,426
June	1,604	1,977
July	2,540	3,115
August	3,123	4,021
September	4,020	4,636
October	5,058	5,652
November	5,965	6,523
December	6,864	7,317
January	7,715	8,026
February	8,591	8,953
March	9,893	9,905
April	10,025	10,068
May	10,018	10,070
June	10,018	10,070

### QUALITY

	Quantity	Base Number	Contract	AT	Region	England
% of FP17s for the same patient ID Re-attending within 3 months - Children	135	1,979	6.8%	12.4%	12.8%	11.9%
% of FP17s for the same patient ID Re-attending within 3 months - Adults	515	4,531	11.4%	16.8%	16.5%	16.0%
% of FP17s for the same patient ID Re-attending between 3 & 9 months - Children	1,581	1,979	79.9%	57.3%	59.7%	58.3%
% of FP17s for the same patient ID Re-attending between 3 & 9 months - Adults	3,324	4,531	73.4%	50.3%	52.6%	50.3%
% of FP17s for Band 1 Urgent Courses	327	6,192	5.3%	10.1%	9.1%	9.1%
% of FP17s Relating to Free Repair or Replacements	33	6,192	0.5%	0.9%	1.0%	0.8%
% of FP17s Relating to Continuations	20	6,192	0.3%	1.0%	1.2%	1.0%
% of Patients satisfied with the dentistry they have received	3	3	N/A	92.1%	91.6%	91.5%
% of Patients satisfied with the time they had to wait for an appointment	3	3	N/A	88.7%	88.3%	87.9%

\* This is based on patients treated on this contract for their most recent course of treatment. Figures in italics indicate the base number of FP17s or Patient Questionnaire responses are less than 100. N/A is shown where the base number of responses is less than 10 during the period. % is calculated as Quantity/Base number\*100

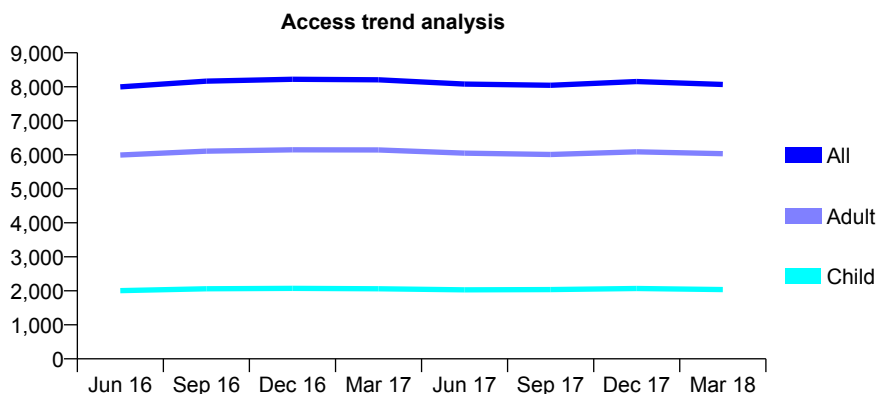
## Q46 - Vital Signs At a Glance Contract Report for 179728/0001 - Year end March 2018

Name or company name	Hadfield Dental Care Ltd
Contract type name	GDS Contract
Purpose of contract	General
Contract start date	01/12/2007
Contract end date	

17/18 Contracted general activity (UDA)	24,325
Carry forward general activity (UDA)	18
17/18 Contracted orthodontic activity (UOA)	0
Carry forward orthodontic activity (UOA)	0
Baseline contract value	£811,018.77

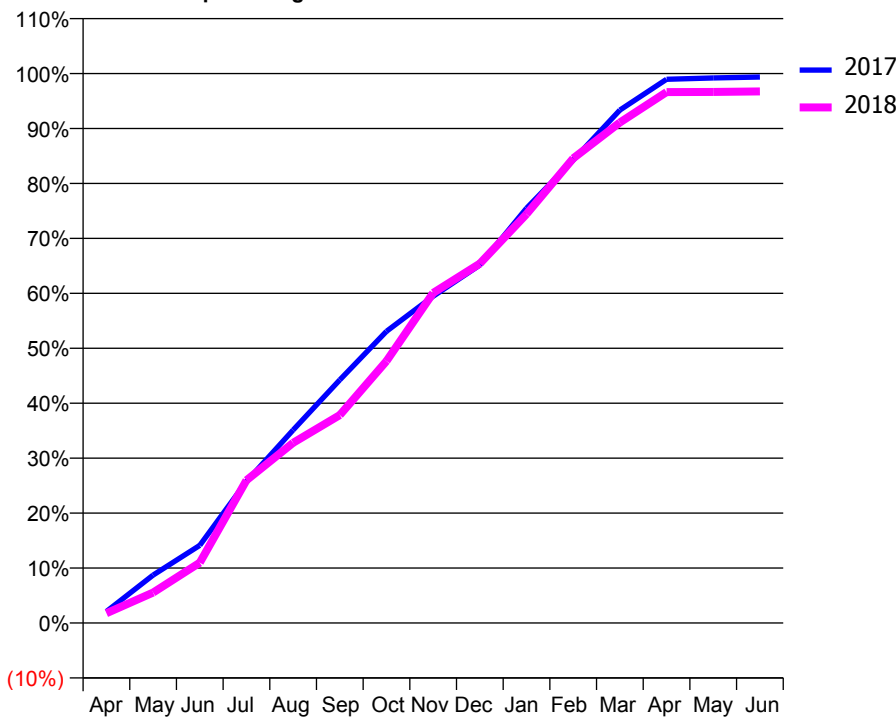
### ACCESS\*

Patients seen in 24 months	Total	Change since previous quarter
Quarter ending March 2017	8,205	
Quarter ending June 2017	8,080	↓
Quarter ending September 2017	8,047	→
Quarter ending December 2017	8,155	→
Quarter ending March 2018	8,069	↓
<b>Variance since March 2017</b>	<b>(1.7%)</b>	<b>↓</b>



### ACTIVITY

Cumulative percentage of contracted UDA delivered 2017 & 2018



Month	Adjusted Scheduled Activity (UDA)	
	2017	2018
April	513	436
May	2,125	1,347
June	3,439	2,670
July	6,264	6,316
August	8,544	7,980
September	10,764	9,203
October	12,912	11,596
November	14,463	14,610
December	15,845	15,912
January	18,363	18,100
February	20,494	20,567
March	22,707	22,156
April	24,069	23,501
May	24,130	23,510
June	24,172	23,529

### QUALITY

	Quantity	Base Number	Contract	AT	Region	England
% of FP17s for the same patient ID Re-attending within 3 months - Children	385	3,671	10.5%	12.4%	12.8%	11.9%
% of FP17s for the same patient ID Re-attending within 3 months - Adults	1,829	10,633	17.2%	16.8%	16.5%	16.0%
% of FP17s for the same patient ID Re-attending between 3 & 9 months - Children	2,598	3,671	70.8%	57.3%	59.7%	58.3%
% of FP17s for the same patient ID Re-attending between 3 & 9 months - Adults	6,854	10,633	64.5%	50.3%	52.6%	50.3%
% of FP17s for Band 1 Urgent Courses	1,470	14,095	10.4%	10.1%	9.1%	9.1%
% of FP17s Relating to Free Repair or Replacements	272	14,095	1.9%	0.9%	1.0%	0.8%
% of FP17s Relating to Continuations	60	14,095	0.4%	1.0%	1.2%	1.0%
% of Patients satisfied with the dentistry they have received	3	3	N/A	92.1%	91.6%	91.5%
% of Patients satisfied with the time they had to wait for an appointment	2	3	N/A	88.7%	88.3%	87.9%

\* This is based on patients treated on this contract for their most recent course of treatment. Figures in italics indicate the base number of FP17s or Patient Questionnaire responses are less than 100. N/A is shown where the base number of responses is less than 10 during the period. % is calculated as Quantity/Base number\*100

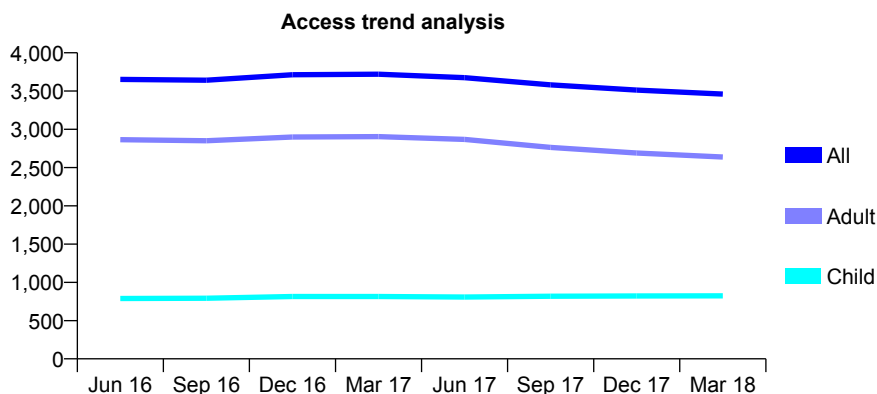
## Q46 - Vital Signs At a Glance Contract Report for 180181/0001 - Year end March 2018

Name or company name	New Cross Dental Care
Contract type name	GDS Contract
Purpose of contract	General
Contract start date	01/04/2010
Contract end date	

17/18 Contracted general activity (UDA)	10,669
Carry forward general activity (UDA)	109
17/18 Contracted orthodontic activity (UOA)	0
Carry forward orthodontic activity (UOA)	0
Baseline contract value	£303,211.25

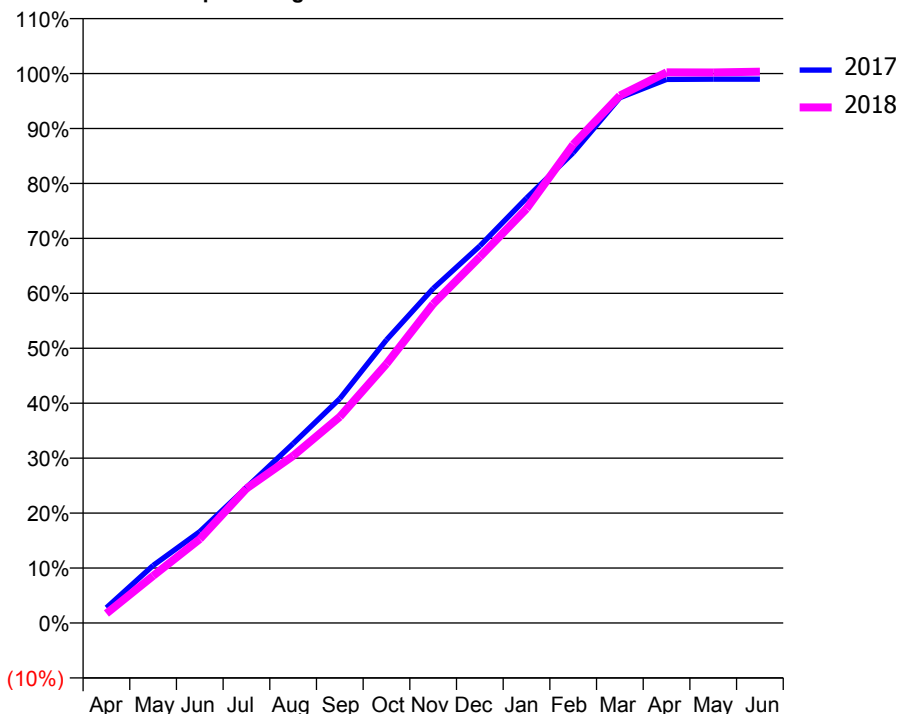
### ACCESS\*

Patients seen in 24 months	Total	Change since previous quarter
Quarter ending March 2017	3,720	
Quarter ending June 2017	3,675	↓
Quarter ending September 2017	3,581	↓
Quarter ending December 2017	3,512	↓
Quarter ending March 2018	3,461	↓
<b>Variance since March 2017</b>	<b>(7.0%)</b>	↓



### ACTIVITY

Cumulative percentage of contracted UDA delivered 2017 & 2018



Month	Adjusted Scheduled Activity (UDA)	
	2017	2018
April	295	186
May	1,117	915
June	1,775	1,629
July	2,631	2,611
August	3,484	3,246
September	4,356	4,003
October	5,498	5,031
November	6,494	6,195
December	7,321	7,108
January	8,251	8,042
February	9,131	9,290
March	10,200	10,242
April	10,555	10,692
May	10,560	10,689
June	10,560	10,704

### QUALITY

	Quantity	Base Number	Contract	AT	Region	England
% of FP17s for the same patient ID Re-attending within 3 months - Children	46	1,114	4.1%	12.4%	12.8%	11.9%
% of FP17s for the same patient ID Re-attending within 3 months - Adults	285	3,067	9.3%	16.8%	16.5%	16.0%
% of FP17s for the same patient ID Re-attending between 3 & 9 months - Children	643	1,114	57.7%	57.3%	59.7%	58.3%
% of FP17s for the same patient ID Re-attending between 3 & 9 months - Adults	1,568	3,067	51.1%	50.3%	52.6%	50.3%
% of FP17s for Band 1 Urgent Courses	134	4,158	3.2%	10.1%	9.1%	9.1%
% of FP17s Relating to Free Repair or Replacements	46	4,158	1.1%	0.9%	1.0%	0.8%
% of FP17s Relating to Continuations	6	4,158	0.1%	1.0%	1.2%	1.0%
% of Patients satisfied with the dentistry they have received	4	5	N/A	92.1%	91.6%	91.5%
% of Patients satisfied with the time they had to wait for an appointment	4	5	N/A	88.7%	88.3%	87.9%

\* This is based on patients treated on this contract for their most recent course of treatment. Figures in italics indicate the base number of FP17s or Patient Questionnaire responses are less than 100. N/A is shown where the base number of responses is less than 10 during the period. % is calculated as Quantity/Base number\*100



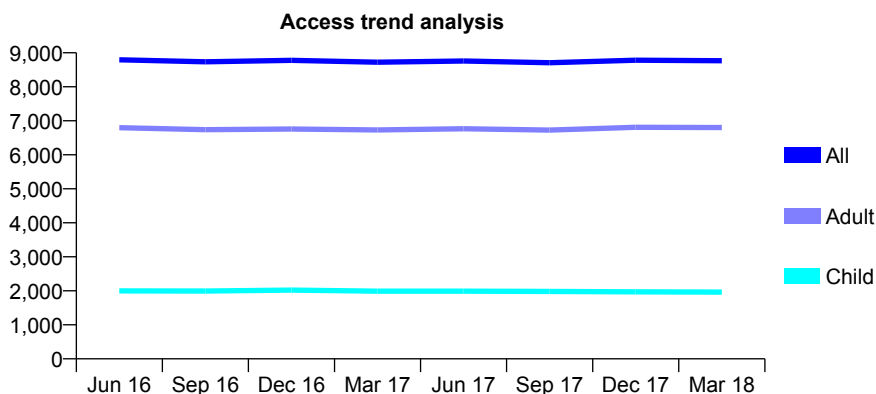
## Q46 - Vital Signs At a Glance Contract Report for 180696/0001 - Year end March 2018

Name or company name	Hyde Dental Practice
Contract type name	GDS Contract
Purpose of contract	General
Contract start date	01/04/2008
Contract end date	

17/18 Contracted general activity (UDA)	26,195
Carry forward general activity (UDA)	-508
17/18 Contracted orthodontic activity (UOA)	0
Carry forward orthodontic activity (UOA)	0
Baseline contract value	£861,436.87

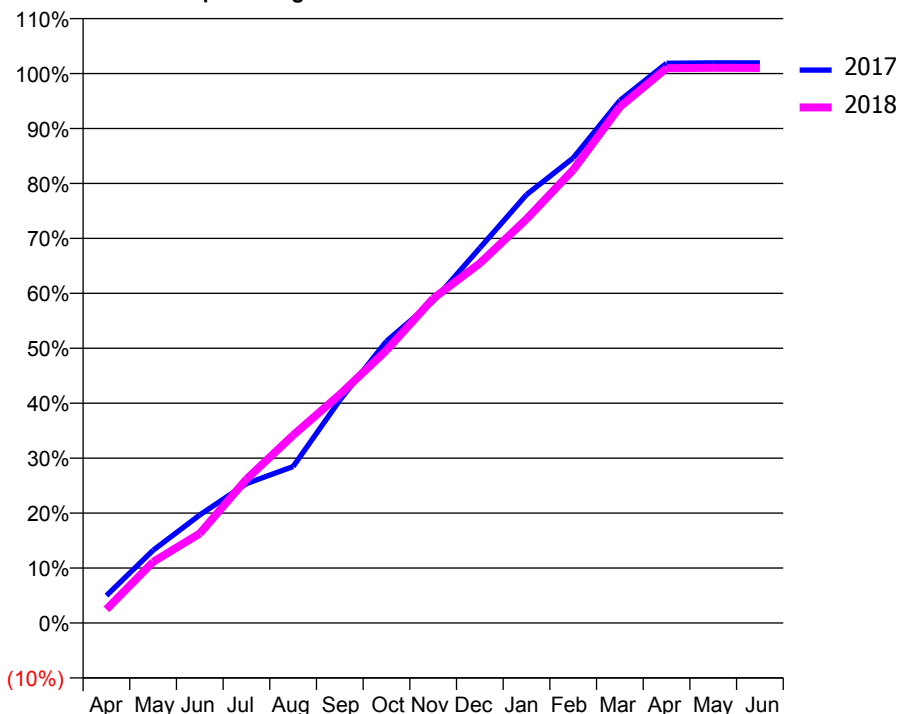
### ACCESS\*

Patients seen in 24 months	Total	Change since previous quarter
Quarter ending March 2017	8,724	
Quarter ending June 2017	8,760	→
Quarter ending September 2017	8,708	→
Quarter ending December 2017	8,782	→
Quarter ending March 2018	8,765	→
<b>Variance since March 2017</b>	<b>0.5%</b>	<b>→</b>



### ACTIVITY

Cumulative percentage of contracted UDA delivered 2017 & 2018



Month	Adjusted Scheduled Activity (UDA)	
	2017	2018
April	1,305	653
May	3,469	2,914
June	5,149	4,271
July	6,643	6,857
August	7,462	8,952
September	10,625	10,891
October	13,432	13,003
November	15,344	15,468
December	17,878	17,148
January	20,419	19,258
February	22,167	21,603
March	24,911	24,605
April	26,680	26,447
May	26,699	26,464
June	26,699	26,463

### QUALITY

	Quantity	Base Number	Contract	AT	Region	England
% of FP17s for the same patient ID Re-attending within 3 months - Children	154	2,668	5.8%	12.4%	12.8%	11.9%
% of FP17s for the same patient ID Re-attending within 3 months - Adults	1,830	10,896	16.8%	16.8%	16.5%	16.0%
% of FP17s for the same patient ID Re-attending between 3 & 9 months - Children	1,552	2,668	58.2%	57.3%	59.7%	58.3%
% of FP17s for the same patient ID Re-attending between 3 & 9 months - Adults	6,316	10,896	58.0%	50.3%	52.6%	50.3%
% of FP17s for Band 1 Urgent Courses	1,711	13,524	12.7%	10.1%	9.1%	9.1%
% of FP17s Relating to Free Repair or Replacements	124	13,524	0.9%	0.9%	1.0%	0.8%
% of FP17s Relating to Continuations	104	13,524	0.8%	1.0%	1.2%	1.0%
% of Patients satisfied with the dentistry they have received	3	4	N/A	92.1%	91.6%	91.5%
% of Patients satisfied with the time they had to wait for an appointment	4	4	N/A	88.7%	88.3%	87.9%

\* This is based on patients treated on this contract for their most recent course of treatment. Figures in italics indicate the base number of FP17s or Patient Questionnaire responses are less than 100. N/A is shown where the base number of responses is less than 10 during the period. % is calculated as Quantity/Base number\*100

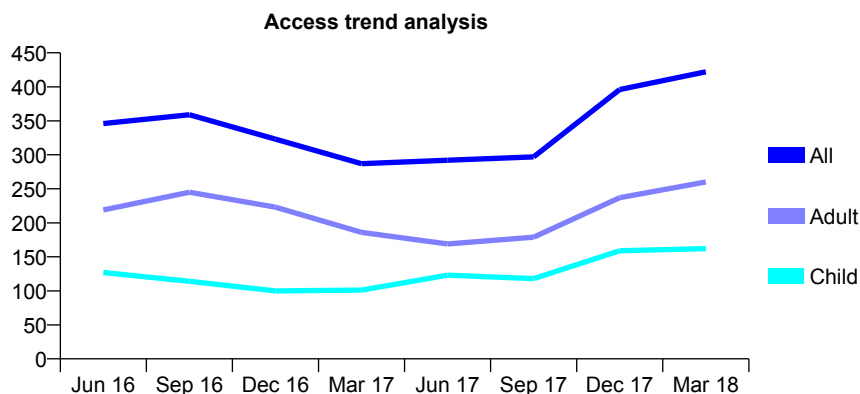
## Q46 - Vital Signs At a Glance Contract Report for 180696/0002 - Year end March 2018

Name or company name	Hyde Dental Practice
Contract type name	GDS Contract
Purpose of contract	General
Contract start date	01/10/2008
Contract end date	

17/18 Contracted general activity (UDA)	1,500
Carry forward general activity (UDA)	-21
17/18 Contracted orthodontic activity (UOA)	0
Carry forward orthodontic activity (UOA)	0
Baseline contract value	£50,088.73

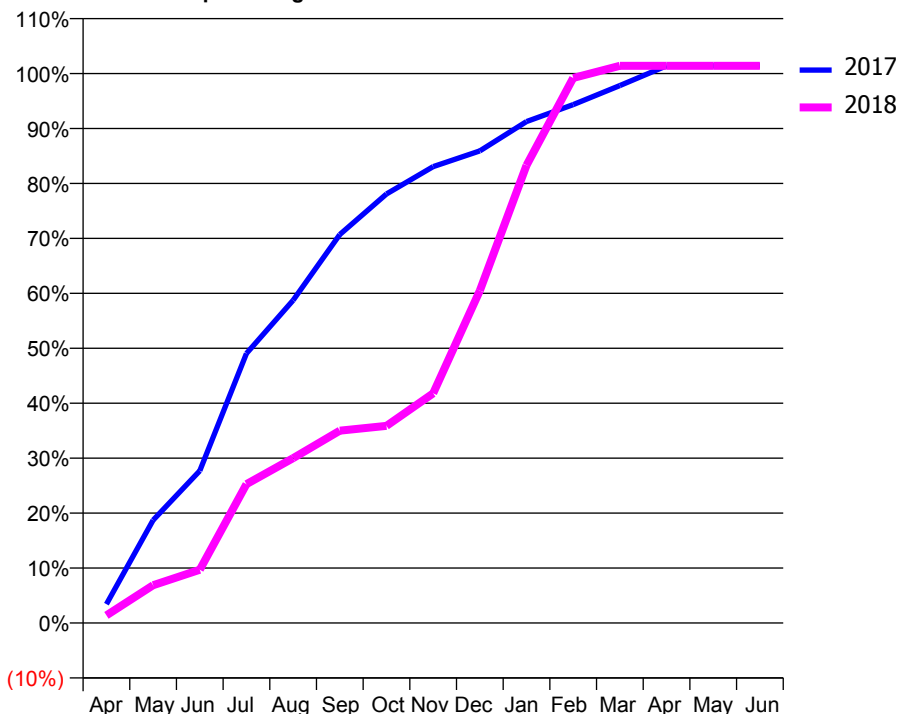
### ACCESS\*

Patients seen in 24 months	Total	Change since previous quarter
Quarter ending March 2017	287	
Quarter ending June 2017	292	→
Quarter ending September 2017	297	→
Quarter ending December 2017	396	↑
Quarter ending March 2018	422	↑
<b>Variance since March 2017</b>	<b>47.0%</b>	<b>↑</b>



### ACTIVITY

Cumulative percentage of contracted UDA delivered 2017 & 2018



Month	Adjusted Scheduled Activity (UDA)	
	2017	2018
April	51	21
May	281	103
June	416	145
July	736	379
August	881	450
September	1,061	525
October	1,171	538
November	1,246	627
December	1,289	907
January	1,369	1,250
February	1,415	1,488
March	1,467	1,521
April	1,521	1,521
May	1,521	1,521
June	1,521	1,521

### QUALITY

	Quantity	Base Number	Contract	AT	Region	England
% of FP17s for the same patient ID Re-attending within 3 months - Children	4	174	2.3%	12.4%	12.8%	11.9%
% of FP17s for the same patient ID Re-attending within 3 months - Adults	20	304	6.6%	16.8%	16.5%	16.0%
% of FP17s for the same patient ID Re-attending between 3 & 9 months - Children	1	174	0.6%	57.3%	59.7%	58.3%
% of FP17s for the same patient ID Re-attending between 3 & 9 months - Adults	3	304	1.0%	50.3%	52.6%	50.3%
% of FP17s for Band 1 Urgent Courses	55	466	11.8%	10.1%	9.1%	9.1%
% of FP17s Relating to Free Repair or Replacements	2	466	0.4%	0.9%	1.0%	0.8%
% of FP17s Relating to Continuations	2	466	0.4%	1.0%	1.2%	1.0%
% of Patients satisfied with the dentistry they have received	0	0	N/A	92.1%	91.6%	91.5%
% of Patients satisfied with the time they had to wait for an appointment	0	0	N/A	88.7%	88.3%	87.9%

\* This is based on patients treated on this contract for their most recent course of treatment. Figures in italics indicate the base number of FP17s or Patient Questionnaire responses are less than 100. N/A is shown where the base number of responses is less than 10 during the period. % is calculated as Quantity/Base number\*100

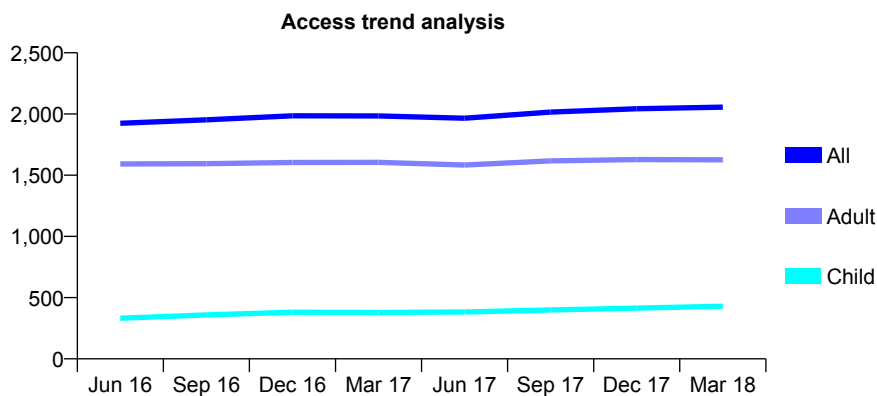
## Q46 - Vital Signs At a Glance Contract Report for 181560/0001 - Year end March 2018

Name or company name	Mr N Patel
Contract type name	GDS Contract
Purpose of contract	General
Contract start date	01/04/2012
Contract end date	

17/18 Contracted general activity (UDA)	7,129
Carry forward general activity (UDA)	-111
17/18 Contracted orthodontic activity (UOA)	0
Carry forward orthodontic activity (UOA)	0
Baseline contract value	£229,527.24

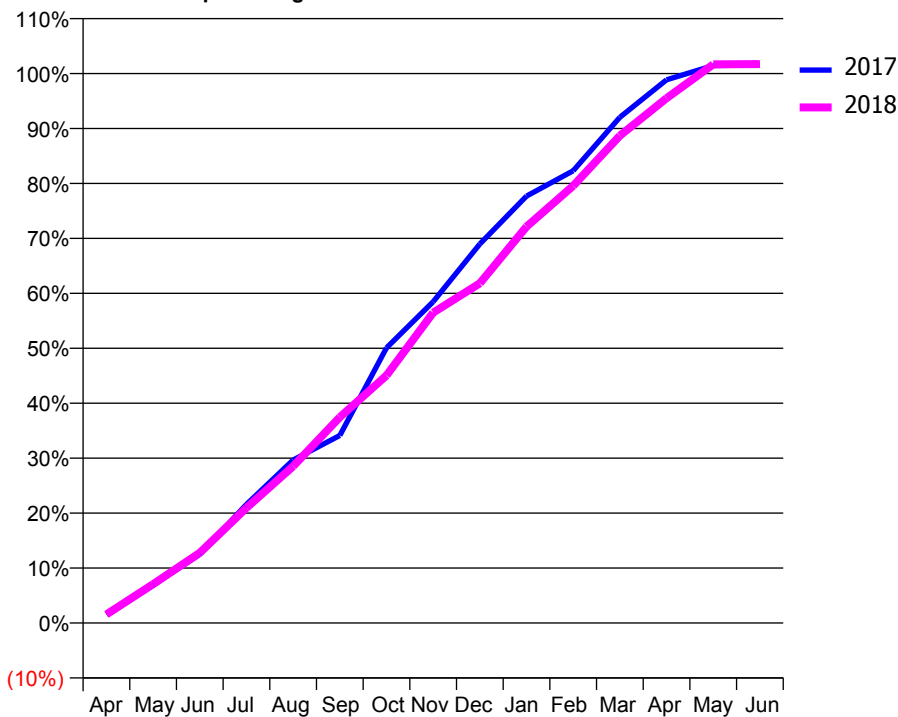
### ACCESS\*

Patients seen in 24 months	Total	Change since previous quarter
Quarter ending March 2017	1,984	
Quarter ending June 2017	1,966	→
Quarter ending September 2017	2,016	↑
Quarter ending December 2017	2,043	→
Quarter ending March 2018	2,056	→
<b>Variance since March 2017</b>	<b>3.6%</b>	<b>↑</b>



### ACTIVITY

Cumulative percentage of contracted UDA delivered 2017 & 2018



Month	Adjusted Scheduled Activity (UDA)	
	2017	2018
April	111	111
May	492	505
June	891	910
July	1,538	1,495
August	2,115	2,033
September	2,433	2,671
October	3,570	3,212
November	4,168	4,026
December	4,917	4,407
January	5,538	5,143
February	5,868	5,671
March	6,561	6,321
April	7,047	6,808
May	7,233	7,248
June	7,240	7,251

### QUALITY

	Quantity	Base Number	Contract	AT	Region	England
% of FP17s for the same patient ID Re-attending within 3 months - Children	35	611	5.7%	12.4%	12.8%	11.9%
% of FP17s for the same patient ID Re-attending within 3 months - Adults	245	2,254	10.9%	16.8%	16.5%	16.0%
% of FP17s for the same patient ID Re-attending between 3 & 9 months - Children	339	611	55.5%	57.3%	59.7%	58.3%
% of FP17s for the same patient ID Re-attending between 3 & 9 months - Adults	1,296	2,254	57.5%	50.3%	52.6%	50.3%
% of FP17s for Band 1 Urgent Courses	125	2,895	4.3%	10.1%	9.1%	9.1%
% of FP17s Relating to Free Repair or Replacements	31	2,895	1.1%	0.9%	1.0%	0.8%
% of FP17s Relating to Continuations	24	2,895	0.8%	1.0%	1.2%	1.0%
% of Patients satisfied with the dentistry they have received	1	1	N/A	92.1%	91.6%	91.5%
% of Patients satisfied with the time they had to wait for an appointment	1	1	N/A	88.7%	88.3%	87.9%

\* This is based on patients treated on this contract for their most recent course of treatment. Figures in italics indicate the base number of FP17s or Patient Questionnaire responses are less than 100. N/A is shown where the base number of responses is less than 10 during the period. % is calculated as Quantity/Base number\*100

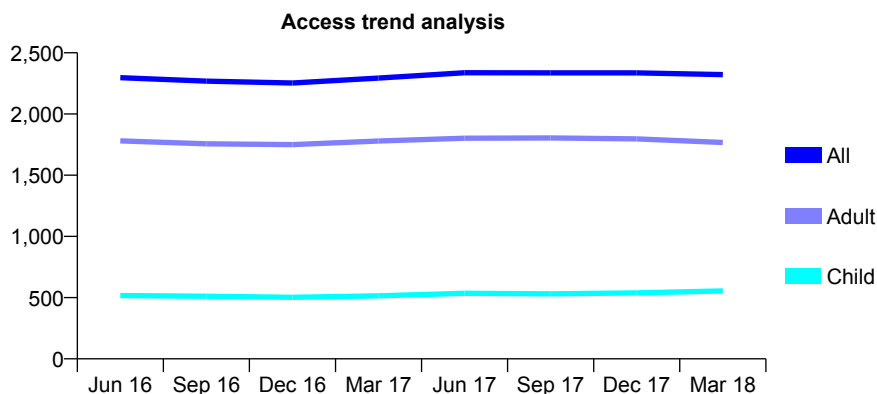
## Q46 - Vital Signs At a Glance Contract Report for 182737/0001 - Year end March 2018

Name or company name	Mrs JL Lapidus
Contract type name	GDS Contract
Purpose of contract	General
Contract start date	22/08/2013
Contract end date	

17/18 Contracted general activity (UDA)	5,564
Carry forward general activity (UDA)	-93
17/18 Contracted orthodontic activity (UOA)	0
Carry forward orthodontic activity (UOA)	0
Baseline contract value	£150,873.81

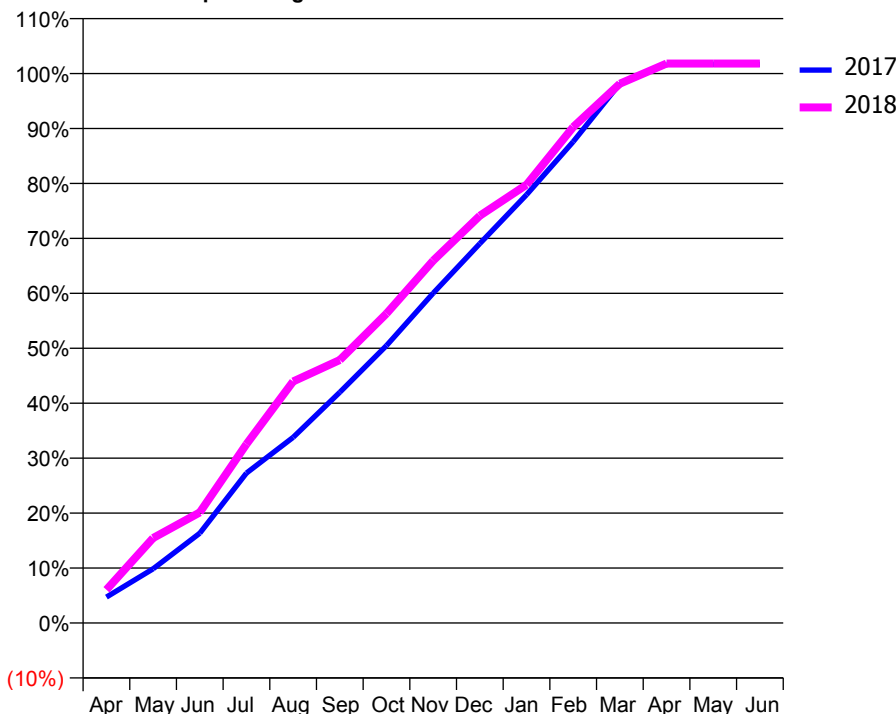
### ACCESS\*

Patients seen in 24 months	Total	Change since previous quarter
Quarter ending March 2017	2,294	
Quarter ending June 2017	2,337	→
Quarter ending September 2017	2,336	→
Quarter ending December 2017	2,336	→
Quarter ending March 2018	2,322	→
<b>Variance since March 2017</b>	<b>1.2%</b>	<b>→</b>



### ACTIVITY

Cumulative percentage of contracted UDA delivered 2017 & 2018



Month	Adjusted Scheduled Activity (UDA)	
	2017	2018
April	262	337
May	549	861
June	910	1,120
July	1,519	1,812
August	1,880	2,446
September	2,337	2,664
October	2,809	3,133
November	3,339	3,669
December	3,842	4,124
January	4,336	4,437
February	4,874	5,022
March	5,462	5,462
April	5,657	5,664
May	5,657	5,664
June	5,657	5,664

### QUALITY

	Quantity	Base Number	Contract	AT	Region	England
% of FP17s for the same patient ID Re-attending within 3 months - Children	42	671	6.3%	12.4%	12.8%	11.9%
% of FP17s for the same patient ID Re-attending within 3 months - Adults	162	2,217	7.3%	16.8%	16.5%	16.0%
% of FP17s for the same patient ID Re-attending between 3 & 9 months - Children	301	671	44.9%	57.3%	59.7%	58.3%
% of FP17s for the same patient ID Re-attending between 3 & 9 months - Adults	1,306	2,217	58.9%	50.3%	52.6%	50.3%
% of FP17s for Band 1 Urgent Courses	52	2,884	1.8%	10.1%	9.1%	9.1%
% of FP17s Relating to Free Repair or Replacements	20	2,884	0.7%	0.9%	1.0%	0.8%
% of FP17s Relating to Continuations	38	2,884	1.3%	1.0%	1.2%	1.0%
% of Patients satisfied with the dentistry they have received	1	1	N/A	92.1%	91.6%	91.5%
% of Patients satisfied with the time they had to wait for an appointment	1	1	N/A	88.7%	88.3%	87.9%

\* This is based on patients treated on this contract for their most recent course of treatment. Figures in italics indicate the base number of FP17s or Patient Questionnaire responses are less than 100. N/A is shown where the base number of responses is less than 10 during the period. % is calculated as Quantity/Base number\*100

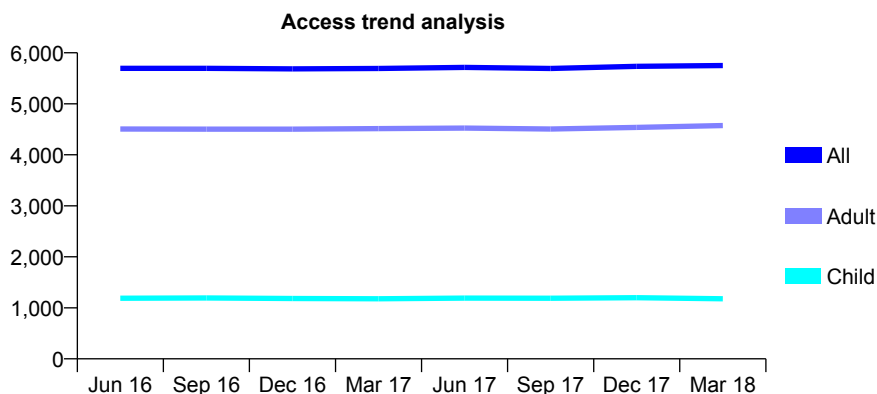
## Q46 - Vital Signs At a Glance Contract Report for 183148/0001 - Year end March 2018

Name or company name	Wood and Associate Dental Care LTD
Contract type name	GDS Contract
Purpose of contract	General
Contract start date	01/08/2007
Contract end date	

17/18 Contracted general activity (UDA)	15,240
Carry forward general activity (UDA)	120
17/18 Contracted orthodontic activity (UOA)	0
Carry forward orthodontic activity (UOA)	0
Baseline contract value	£508,902.97

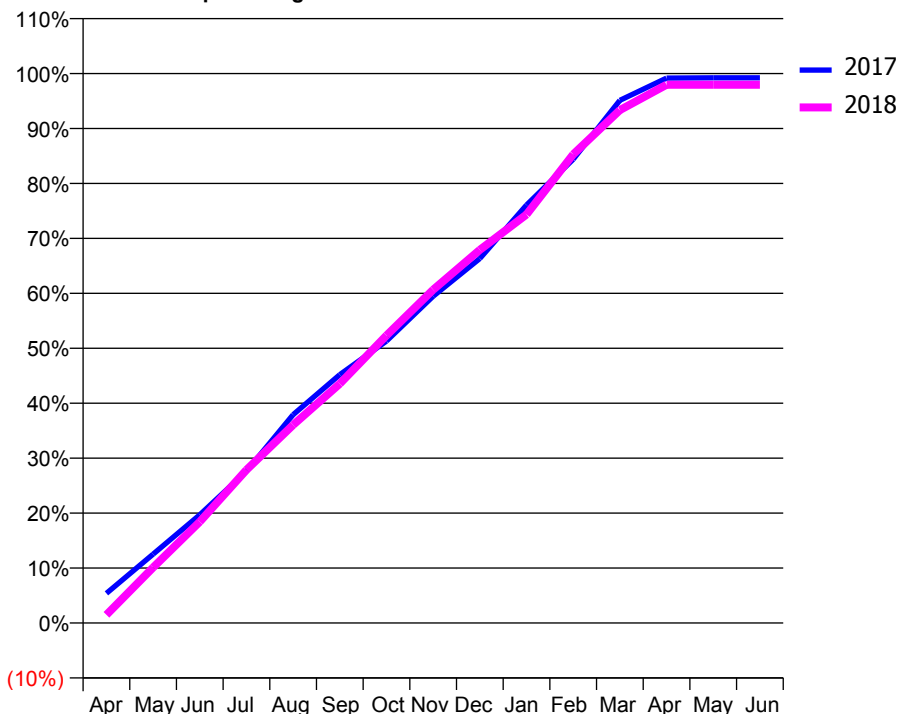
### ACCESS\*

Patients seen in 24 months	Total	Change since previous quarter
Quarter ending March 2017	5,692	
Quarter ending June 2017	5,714	→
Quarter ending September 2017	5,693	→
Quarter ending December 2017	5,735	→
Quarter ending March 2018	5,750	→
<b>Variance since March 2017</b>	<b>1.0%</b>	<b>→</b>



### ACTIVITY

Cumulative percentage of contracted UDA delivered 2017 & 2018



Month	Adjusted Scheduled Activity (UDA)	
	2017	2018
April	823	227
May	1,910	1,540
June	3,002	2,811
July	4,210	4,247
August	5,780	5,495
September	6,890	6,637
October	7,819	7,975
November	9,064	9,244
December	10,110	10,350
January	11,592	11,331
February	12,861	12,997
March	14,497	14,226
April	15,114	14,929
May	15,122	14,929
June	15,122	14,929

### QUALITY

	Quantity	Base Number	Contract	AT	Region	England
% of FP17s for the same patient ID Re-attending within 3 months - Children	147	1,934	7.6%	12.4%	12.8%	11.9%
% of FP17s for the same patient ID Re-attending within 3 months - Adults	785	6,565	12.0%	16.8%	16.5%	16.0%
% of FP17s for the same patient ID Re-attending between 3 & 9 months - Children	1,284	1,934	66.4%	57.3%	59.7%	58.3%
% of FP17s for the same patient ID Re-attending between 3 & 9 months - Adults	3,604	6,565	54.9%	50.3%	52.6%	50.3%
% of FP17s for Band 1 Urgent Courses	771	8,602	9.0%	10.1%	9.1%	9.1%
% of FP17s Relating to Free Repair or Replacements	52	8,602	0.6%	0.9%	1.0%	0.8%
% of FP17s Relating to Continuations	107	8,602	1.2%	1.0%	1.2%	1.0%
% of Patients satisfied with the dentistry they have received	8	8	N/A	92.1%	91.6%	91.5%
% of Patients satisfied with the time they had to wait for an appointment	8	8	N/A	88.7%	88.3%	87.9%

\* This is based on patients treated on this contract for their most recent course of treatment. Figures in italics indicate the base number of FP17s or Patient Questionnaire responses are less than 100. N/A is shown where the base number of responses is less than 10 during the period. % is calculated as Quantity/Base number\*100

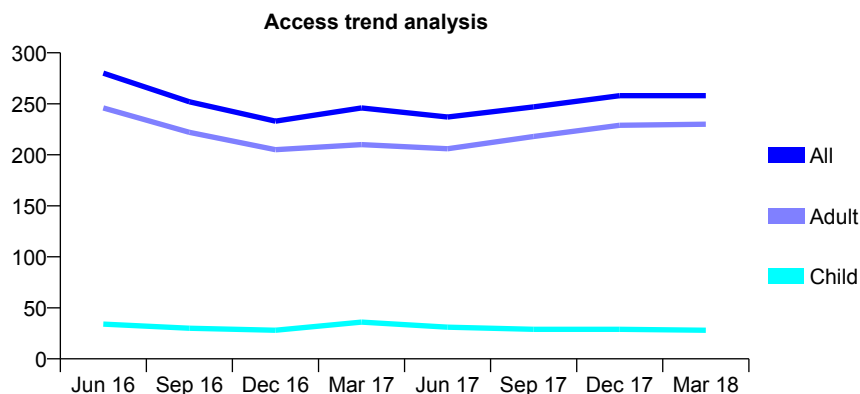
## Q46 - Vital Signs At a Glance Contract Report for 183148/0002 - Year end March 2018

Name or company name	Wood and Associate Dental Care LTD
Contract type name	GDS Contract
Purpose of contract	General
Contract start date	01/04/2012
Contract end date	

17/18 Contracted general activity (UDA)	1,000
Carry forward general activity (UDA)	-20
17/18 Contracted orthodontic activity (UOA)	0
Carry forward orthodontic activity (UOA)	0
Baseline contract value	£33,392.47

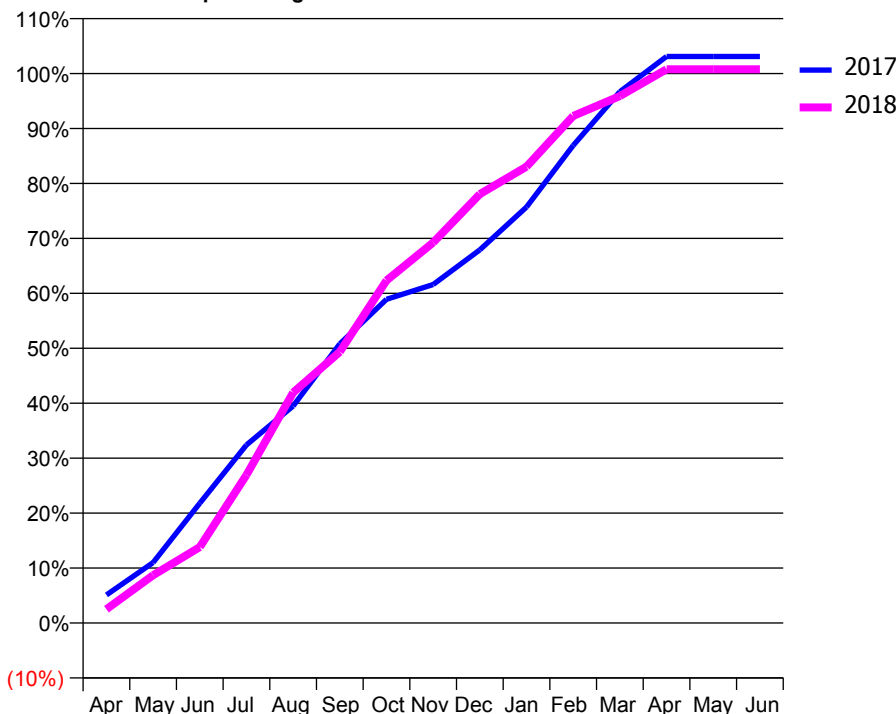
### ACCESS\*

Patients seen in 24 months	Total	Change since previous quarter
Quarter ending March 2017	246	
Quarter ending June 2017	237	↓
Quarter ending September 2017	247	↑
Quarter ending December 2017	258	↑
Quarter ending March 2018	258	→
<b>Variance since March 2017</b>	<b>4.9%</b>	<b>↑</b>



### ACTIVITY

Cumulative percentage of contracted UDA delivered 2017 & 2018



Adjusted Scheduled Activity (UDA)

Month	2017	2018
April	51	25
May	110	87
June	218	138
July	324	269
August	395	419
September	508	493
October	589	623
November	616	692
December	679	781
January	757	831
February	869	923
March	967	959
April	1,031	1,008
May	1,031	1,008
June	1,031	1,008

### QUALITY

	Quantity	Base Number	Contract	AT	Region	England
% of FP17s for the same patient ID Re-attending within 3 months - Children	0	20	0.0%	12.4%	12.8%	11.9%
% of FP17s for the same patient ID Re-attending within 3 months - Adults	4	230	1.7%	16.8%	16.5%	16.0%
% of FP17s for the same patient ID Re-attending between 3 & 9 months - Children	0	20	0.0%	57.3%	59.7%	58.3%
% of FP17s for the same patient ID Re-attending between 3 & 9 months - Adults	3	230	1.3%	50.3%	52.6%	50.3%
% of FP17s for Band 1 Urgent Courses	4	248	1.6%	10.1%	9.1%	9.1%
% of FP17s Relating to Free Repair or Replacements	0	248	0.0%	0.9%	1.0%	0.8%
% of FP17s Relating to Continuations	0	248	0.0%	1.0%	1.2%	1.0%
% of Patients satisfied with the dentistry they have received	0	0	N/A	92.1%	91.6%	91.5%
% of Patients satisfied with the time they had to wait for an appointment	0	0	N/A	88.7%	88.3%	87.9%

\* This is based on patients treated on this contract for their most recent course of treatment. Figures in italics indicate the base number of FP17s or Patient Questionnaire responses are less than 100. N/A is shown where the base number of responses is less than 10 during the period. % is calculated as Quantity/Base number\*100

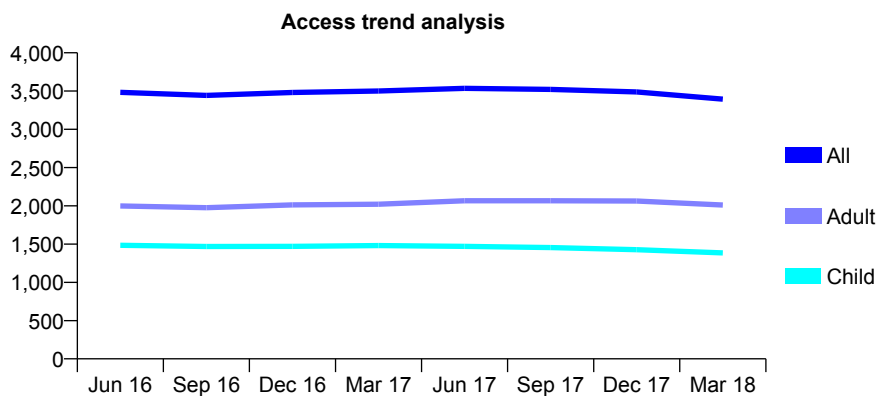
## Q46 - Vital Signs At a Glance Contract Report for 184551/0001 - Year end March 2018

Name or company name	Bamford Dental Practice
Contract type name	GDS Contract
Purpose of contract	General and Orthodontic
Contract start date	01/04/2006
Contract end date	

17/18 Contracted general activity (UDA)	9,554
Carry forward general activity (UDA)	39
17/18 Contracted orthodontic activity (UOA)	3,597
Carry forward orthodontic activity (UOA)	74
Baseline contract value	£502,614.76

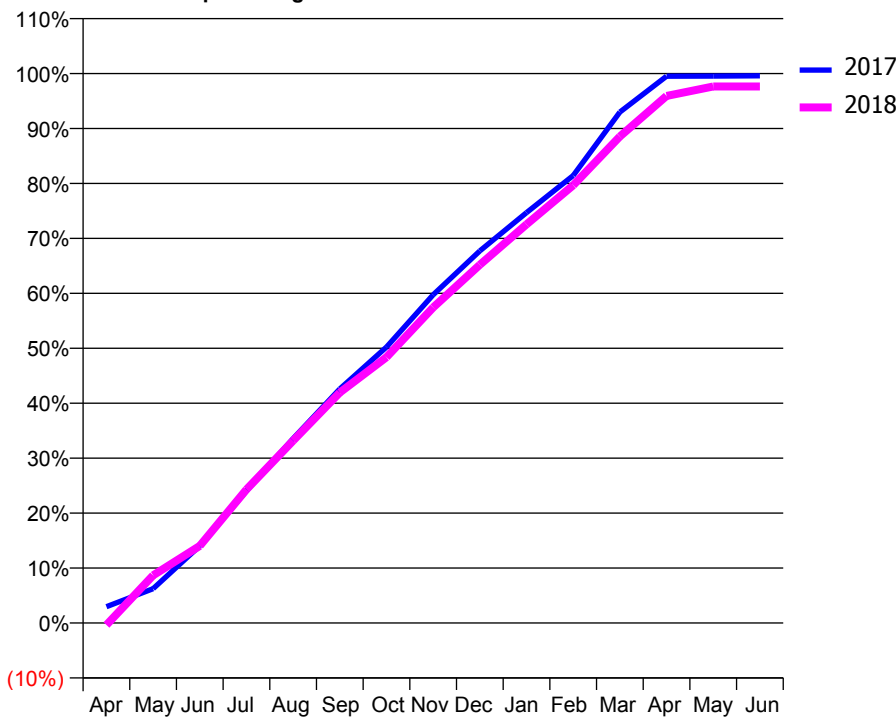
### ACCESS\*

Patients seen in 24 months	Total	Change since previous quarter
Quarter ending March 2017	3,501	
Quarter ending June 2017	3,536	→
Quarter ending September 2017	3,521	→
Quarter ending December 2017	3,488	→
Quarter ending March 2018	3,395	↓
<b>Variance since March 2017</b>	<b>(3.0%)</b>	<b>↓</b>



### ACTIVITY

Cumulative percentage of contracted UDA delivered 2017 & 2018



Month	Adjusted Scheduled Activity (UDA)	
	2017	2018
April	285	-36
May	597	829
June	1,342	1,341
July	2,299	2,321
August	3,208	3,170
September	4,071	4,007
October	4,797	4,623
November	5,707	5,488
December	6,470	6,229
January	7,136	6,930
February	7,780	7,610
March	8,883	8,458
April	9,507	9,163
May	9,510	9,329
June	9,515	9,329

### QUALITY

	Quantity	Base Number	Contract	AT	Region	England
% of FP17s for the same patient ID Re-attending within 3 months - Children	204	2,607	7.8%	12.4%	12.8%	11.9%
% of FP17s for the same patient ID Re-attending within 3 months - Adults	412	2,890	14.3%	16.8%	16.5%	16.0%
% of FP17s for the same patient ID Re-attending between 3 & 9 months - Children	1,555	2,607	59.6%	57.3%	59.7%	58.3%
% of FP17s for the same patient ID Re-attending between 3 & 9 months - Adults	1,777	2,890	61.5%	50.3%	52.6%	50.3%
% of FP17s for Band 1 Urgent Courses	126	5,191	2.4%	10.1%	9.1%	9.1%
% of FP17s Relating to Free Repair or Replacements	21	5,191	0.4%	0.9%	1.0%	0.8%
% of FP17s Relating to Continuations	92	5,191	1.8%	1.0%	1.2%	1.0%
% of Patients satisfied with the dentistry they have received	1	1	N/A	92.1%	91.6%	91.5%
% of Patients satisfied with the time they had to wait for an appointment	1	1	N/A	88.7%	88.3%	87.9%

\* This is based on patients treated on this contract for their most recent course of treatment. Figures in italics indicate the base number of FP17s or Patient Questionnaire responses are less than 100. N/A is shown where the base number of responses is less than 10 during the period. % is calculated as Quantity/Base number\*100



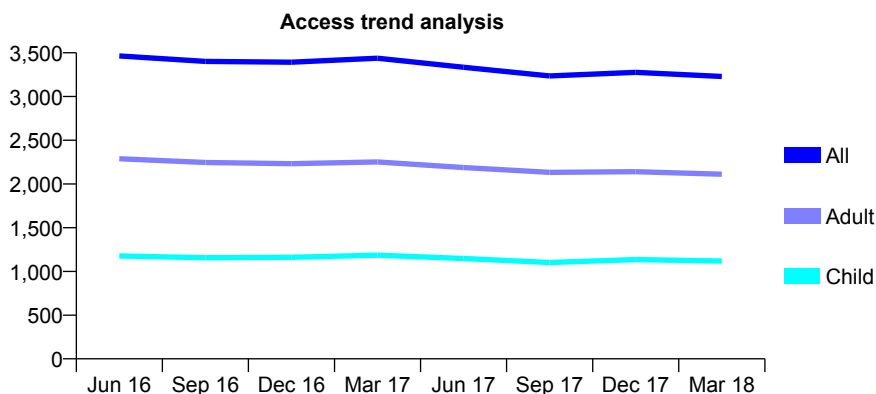
## Q46 - Vital Signs At a Glance Contract Report for 189510/0001 - Year end March 2018

Name or company name	Ravat and Ray Dental Care (Chadderton) L
Contract type name	GDS Contract
Purpose of contract	General
Contract start date	01/10/2013
Contract end date	

17/18 Contracted general activity (UDA)	11,056
Carry forward general activity (UDA)	-221
17/18 Contracted orthodontic activity (UOA)	0
Carry forward orthodontic activity (UOA)	0
Baseline contract value	£328,810.08

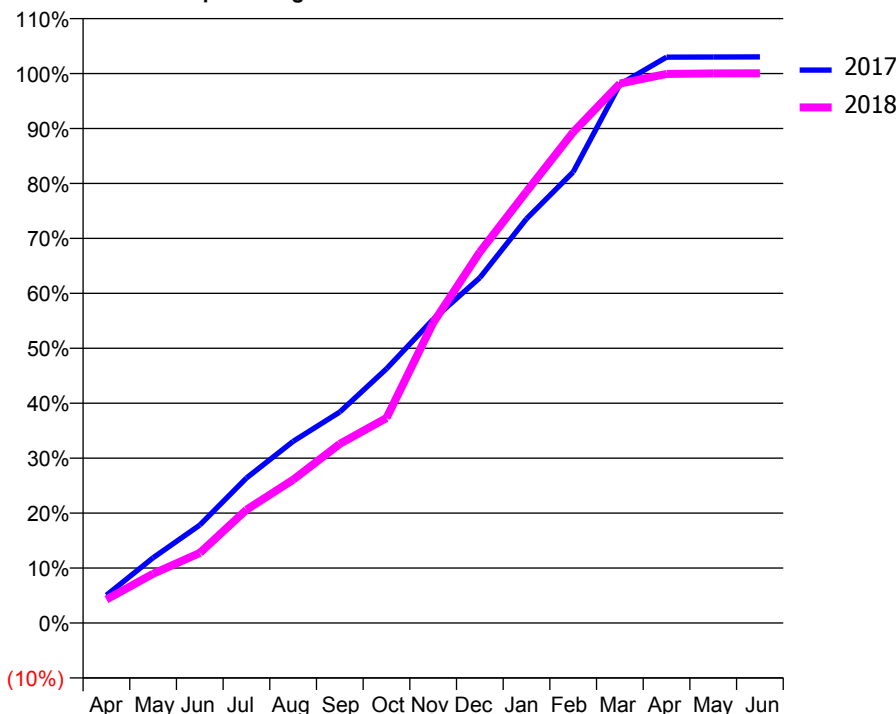
### ACCESS\*

Patients seen in 24 months	Total	Change since previous quarter
Quarter ending March 2017	3,438	
Quarter ending June 2017	3,335	↓
Quarter ending September 2017	3,235	↓
Quarter ending December 2017	3,276	→
Quarter ending March 2018	3,230	↓
<b>Variance since March 2017</b>	<b>(6.1%)</b>	<b>↓</b>



### ACTIVITY

Cumulative percentage of contracted UDA delivered 2017 & 2018



Month	Adjusted Scheduled Activity (UDA)	
	2017	2018
April	559	474
May	1,313	992
June	1,970	1,409
July	2,917	2,279
August	3,656	2,883
September	4,246	3,606
October	5,115	4,124
November	6,109	6,042
December	6,946	7,465
January	8,133	8,680
February	9,075	9,877
March	10,837	10,854
April	11,385	11,047
May	11,389	11,059
June	11,391	11,060

### QUALITY

	Quantity	Base Number	Contract	AT	Region	England
% of FP17s for the same patient ID Re-attending within 3 months - Children	286	1,901	15.0%	12.4%	12.8%	11.9%
% of FP17s for the same patient ID Re-attending within 3 months - Adults	614	3,111	19.7%	16.8%	16.5%	16.0%
% of FP17s for the same patient ID Re-attending between 3 & 9 months - Children	1,128	1,901	59.3%	57.3%	59.7%	58.3%
% of FP17s for the same patient ID Re-attending between 3 & 9 months - Adults	1,580	3,111	50.8%	50.3%	52.6%	50.3%
% of FP17s for Band 1 Urgent Courses	540	4,940	10.9%	10.1%	9.1%	9.1%
% of FP17s Relating to Free Repair or Replacements	28	4,940	0.6%	0.9%	1.0%	0.8%
% of FP17s Relating to Continuations	7	4,940	0.1%	1.0%	1.2%	1.0%
% of Patients satisfied with the dentistry they have received	3	3	N/A	92.1%	91.6%	91.5%
% of Patients satisfied with the time they had to wait for an appointment	2	3	N/A	88.7%	88.3%	87.9%

\* This is based on patients treated on this contract for their most recent course of treatment. Figures in italics indicate the base number of FP17s or Patient Questionnaire responses are less than 100. N/A is shown where the base number of responses is less than 10 during the period. % is calculated as Quantity/Base number\*100

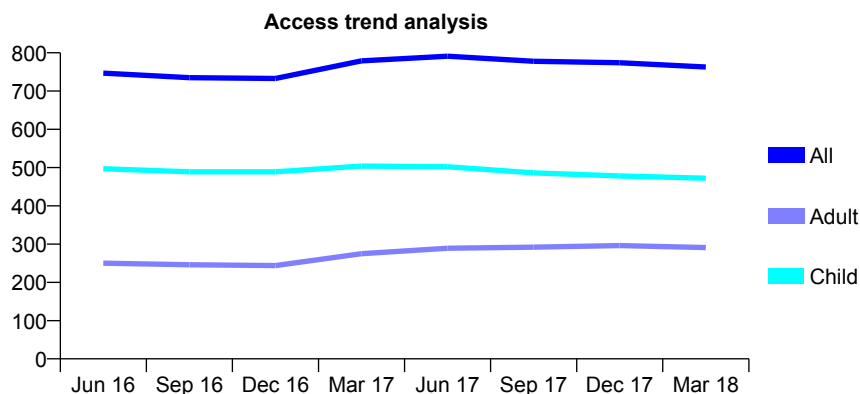
## Q46 - Vital Signs At a Glance Contract Report for 189723/0001 - Year end March 2018

Name or company name	Stretford Road Dental Practice
Contract type name	GDS Contract
Purpose of contract	General
Contract start date	12/08/2013
Contract end date	

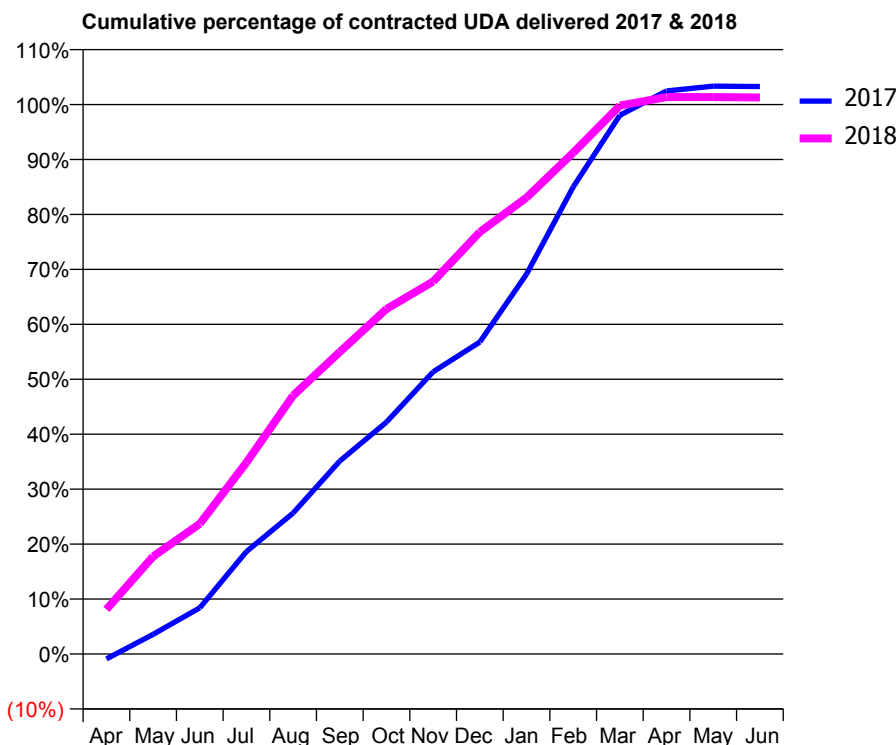
17/18 Contracted general activity (UDA)	1,828
Carry forward general activity (UDA)	-37
17/18 Contracted orthodontic activity (UOA)	0
Carry forward orthodontic activity (UOA)	0
Baseline contract value	£45,199.03

### ACCESS\*

Patients seen in 24 months	Total	Change since previous quarter
Quarter ending March 2017	779	
Quarter ending June 2017	791	→
Quarter ending September 2017	778	↓
Quarter ending December 2017	774	→
Quarter ending March 2018	763	↓
<b>Variance since March 2017</b>	<b>(2.1%)</b>	<b>↓</b>



### ACTIVITY



Month	Adjusted Scheduled Activity (UDA)	
	2017	2018
April	-17	148
May	65	325
June	154	433
July	341	637
August	469	860
September	642	1,005
October	772	1,148
November	939	1,239
December	1,038	1,404
January	1,264	1,518
February	1,554	1,668
March	1,792	1,824
April	1,873	1,853
May	1,889	1,853
June	1,888	1,851

### QUALITY

	Quantity	Base Number	Contract	AT	Region	England
% of FP17s for the same patient ID Re-attending within 3 months - Children	109	783	13.9%	12.4%	12.8%	11.9%
% of FP17s for the same patient ID Re-attending within 3 months - Adults	61	318	19.2%	16.8%	16.5%	16.0%
% of FP17s for the same patient ID Re-attending between 3 & 9 months - Children	509	783	65.0%	57.3%	59.7%	58.3%
% of FP17s for the same patient ID Re-attending between 3 & 9 months - Adults	147	318	46.2%	50.3%	52.6%	50.3%
% of FP17s for Band 1 Urgent Courses	83	1,080	7.7%	10.1%	9.1%	9.1%
% of FP17s Relating to Free Repair or Replacements	0	1,080	0.0%	0.9%	1.0%	0.8%
% of FP17s Relating to Continuations	1	1,080	0.1%	1.0%	1.2%	1.0%
% of Patients satisfied with the dentistry they have received	0	0	N/A	92.1%	91.6%	91.5%
% of Patients satisfied with the time they had to wait for an appointment	0	0	N/A	88.7%	88.3%	87.9%

\* This is based on patients treated on this contract for their most recent course of treatment. Figures in italics indicate the base number of FP17s or Patient Questionnaire responses are less than 100. N/A is shown where the base number of responses is less than 10 during the period. % is calculated as Quantity/Base number\*100

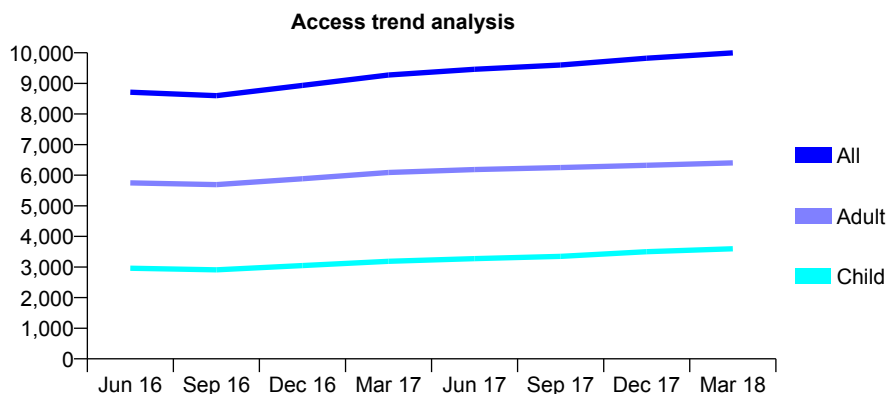
## Q46 - Vital Signs At a Glance Contract Report for 190322/0001 - Year end March 2018

Name or company name	Moston Dental Surgery
Contract type name	GDS Contract
Purpose of contract	General
Contract start date	08/10/2010
Contract end date	

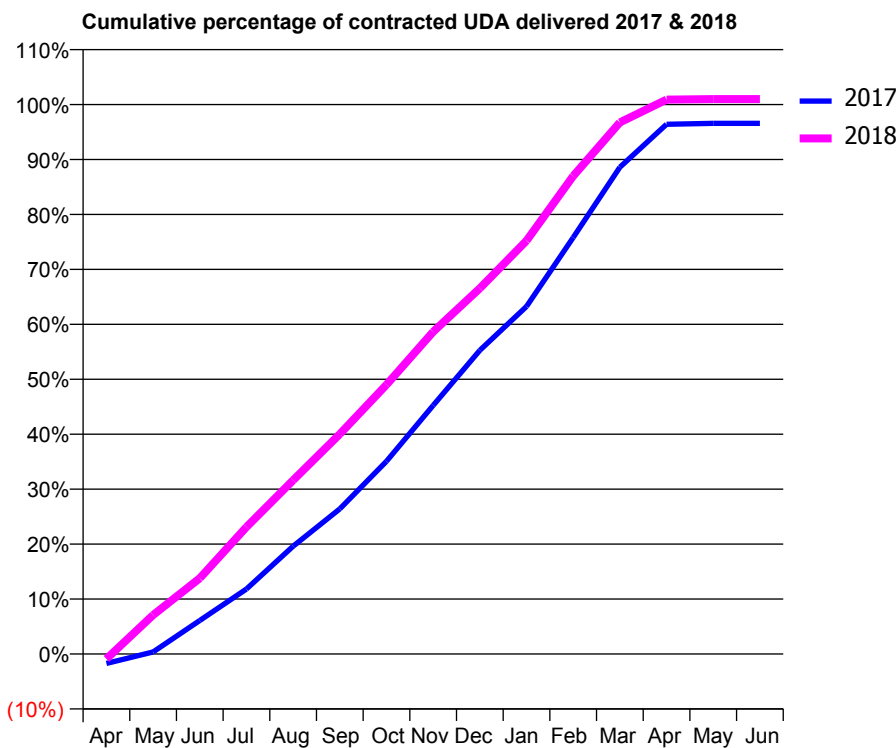
17/18 Contracted general activity (UDA)	30,673
Carry forward general activity (UDA)	1,050
17/18 Contracted orthodontic activity (UOA)	0
Carry forward orthodontic activity (UOA)	0
Baseline contract value	£750,891.46

### ACCESS\*

Patients seen in 24 months	Total	Change since previous quarter
Quarter ending March 2017	9,276	
Quarter ending June 2017	9,462	↑
Quarter ending September 2017	9,601	→
Quarter ending December 2017	9,825	↑
Quarter ending March 2018	9,997	→
<b>Variance since March 2017</b>	<b>7.8%</b>	<b>↑</b>



### ACTIVITY



Month	Adjusted Scheduled Activity (UDA)	
	2017	2018
April	-534	-280
May	116	2,180
June	1,868	4,233
July	3,629	7,091
August	6,021	9,702
September	8,105	12,281
October	10,762	15,029
November	13,876	17,987
December	16,954	20,413
January	19,400	23,068
February	23,253	26,681
March	27,170	29,675
April	29,566	30,943
May	29,623	30,975
June	29,623	30,977

### QUALITY

	Quantity	Base Number	Contract	AT	Region	England
% of FP17s for the same patient ID Re-attending within 3 months - Children	219	3,802	5.8%	12.4%	12.8%	11.9%
% of FP17s for the same patient ID Re-attending within 3 months - Adults	589	6,176	9.5%	16.8%	16.5%	16.0%
% of FP17s for the same patient ID Re-attending between 3 & 9 months - Children	1,520	3,802	40.0%	57.3%	59.7%	58.3%
% of FP17s for the same patient ID Re-attending between 3 & 9 months - Adults	2,249	6,176	36.4%	50.3%	52.6%	50.3%
% of FP17s for Band 1 Urgent Courses	325	9,765	3.3%	10.1%	9.1%	9.1%
% of FP17s Relating to Free Repair or Replacements	80	9,765	0.8%	0.9%	1.0%	0.8%
% of FP17s Relating to Continuations	147	9,765	1.5%	1.0%	1.2%	1.0%
% of Patients satisfied with the dentistry they have received	4	6	N/A	92.1%	91.6%	91.5%
% of Patients satisfied with the time they had to wait for an appointment	6	6	N/A	88.7%	88.3%	87.9%

\* This is based on patients treated on this contract for their most recent course of treatment. Figures in italics indicate the base number of FP17s or Patient Questionnaire responses are less than 100. N/A is shown where the base number of responses is less than 10 during the period. % is calculated as Quantity/Base number\*100

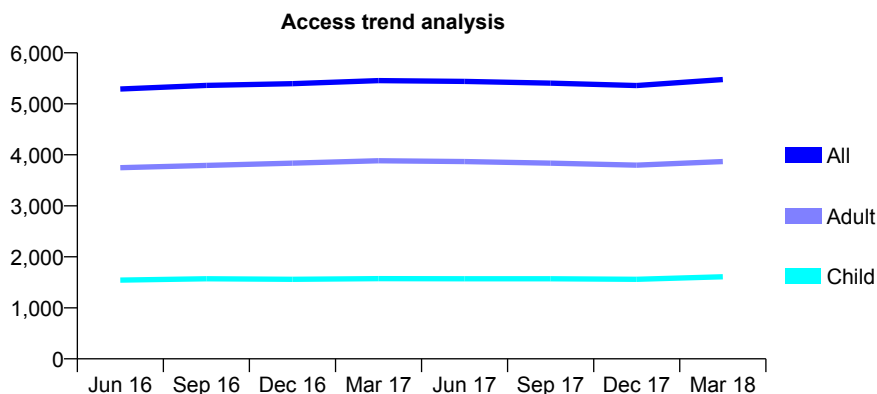
## Q46 - Vital Signs At a Glance Contract Report for 190470/0004 - Year end March 2018

Name or company name	G.k.A (1996) Ltd
Contract type name	GDS Contract
Purpose of contract	General
Contract start date	01/04/2008
Contract end date	

17/18 Contracted general activity (UDA)	15,529
Carry forward general activity (UDA)	129
17/18 Contracted orthodontic activity (UOA)	0
Carry forward orthodontic activity (UOA)	0
Baseline contract value	£478,445.75

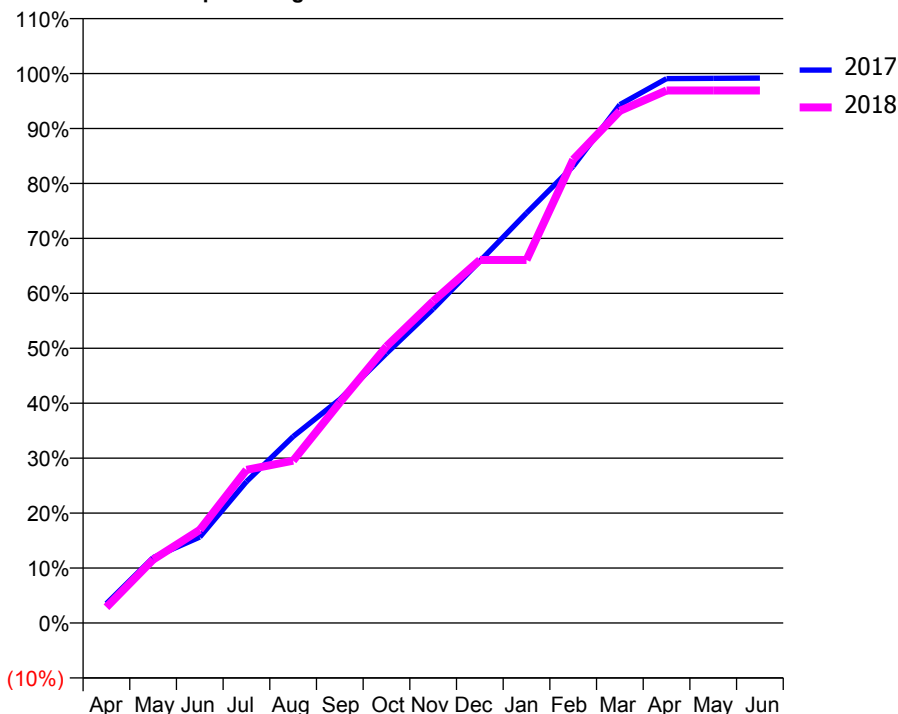
### ACCESS\*

Patients seen in 24 months	Total	Change since previous quarter
Quarter ending March 2017	5,456	
Quarter ending June 2017	5,439	→
Quarter ending September 2017	5,406	→
Quarter ending December 2017	5,358	→
Quarter ending March 2018	5,475	↑
<b>Variance since March 2017</b>	<b>0.3%</b>	<b>→</b>



### ACTIVITY

Cumulative percentage of contracted UDA delivered 2017 & 2018



Month	Adjusted Scheduled Activity (UDA)	
	2017	2018
April	547	445
May	1,850	1,791
June	2,431	2,633
July	3,995	4,327
August	5,271	4,586
September	6,322	6,232
October	7,621	7,816
November	8,876	9,093
December	10,225	10,261
January	11,585	10,261
February	12,910	13,096
March	14,649	14,471
April	15,384	15,048
May	15,390	15,051
June	15,400	15,050

### QUALITY

	Quantity	Base Number	Contract	AT	Region	England
% of FP17s for the same patient ID Re-attending within 3 months - Children	158	2,135	7.4%	12.4%	12.8%	11.9%
% of FP17s for the same patient ID Re-attending within 3 months - Adults	742	4,986	14.9%	16.8%	16.5%	16.0%
% of FP17s for the same patient ID Re-attending between 3 & 9 months - Children	1,165	2,135	54.6%	57.3%	59.7%	58.3%
% of FP17s for the same patient ID Re-attending between 3 & 9 months - Adults	2,426	4,986	48.7%	50.3%	52.6%	50.3%
% of FP17s for Band 1 Urgent Courses	497	7,102	7.0%	10.1%	9.1%	9.1%
% of FP17s Relating to Free Repair or Replacements	86	7,102	1.2%	0.9%	1.0%	0.8%
% of FP17s Relating to Continuations	66	7,102	0.9%	1.0%	1.2%	1.0%
% of Patients satisfied with the dentistry they have received	2	3	N/A	92.1%	91.6%	91.5%
% of Patients satisfied with the time they had to wait for an appointment	2	3	N/A	88.7%	88.3%	87.9%

\* This is based on patients treated on this contract for their most recent course of treatment. Figures in italics indicate the base number of FP17s or Patient Questionnaire responses are less than 100. N/A is shown where the base number of responses is less than 10 during the period. % is calculated as Quantity/Base number\*100

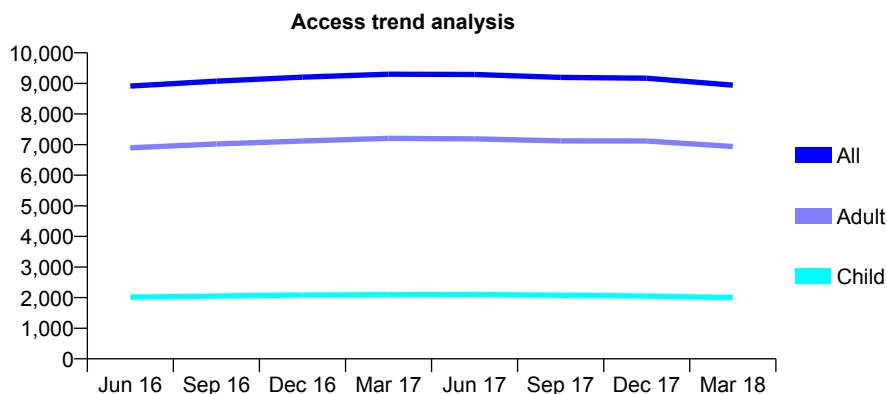
## Q46 - Vital Signs At a Glance Contract Report for 190470/0005 - Year end March 2018

Name or company name	G.k.A (1996) Ltd
Contract type name	GDS Contract
Purpose of contract	General
Contract start date	01/04/2008
Contract end date	

17/18 Contracted general activity (UDA)	23,132
Carry forward general activity (UDA)	123
17/18 Contracted orthodontic activity (UOA)	0
Carry forward orthodontic activity (UOA)	0
Baseline contract value	£686,934.79

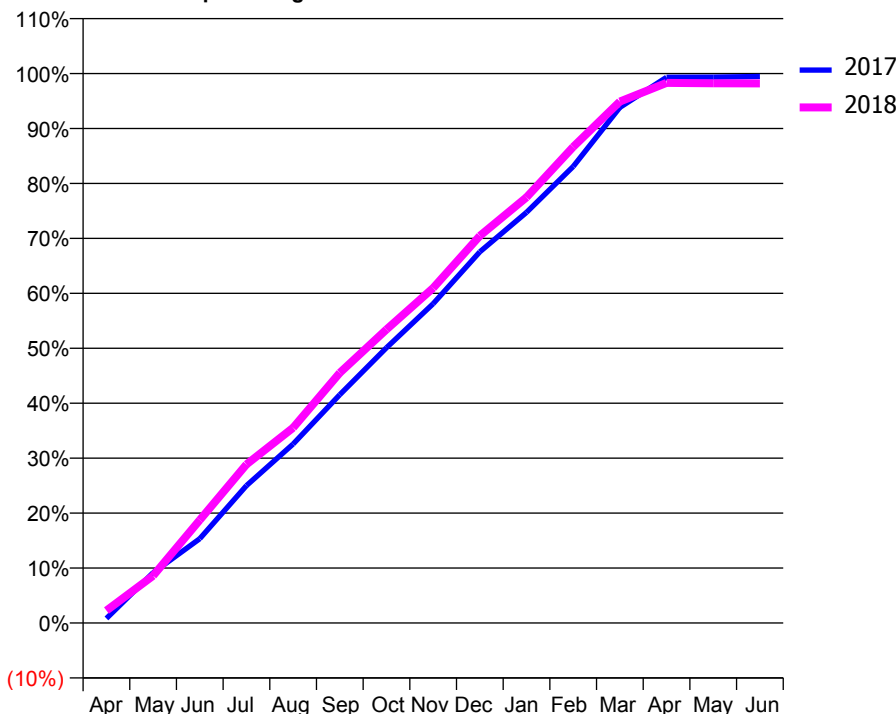
### ACCESS\*

Patients seen in 24 months	Total	Change since previous quarter
Quarter ending March 2017	9,299	
Quarter ending June 2017	9,292	→
Quarter ending September 2017	9,196	↓
Quarter ending December 2017	9,168	→
Quarter ending March 2018	8,943	↓
<b>Variance since March 2017</b>	<b>(3.8%)</b>	<b>↓</b>



### ACTIVITY

**Cumulative percentage of contracted UDA delivered 2017 & 2018**



Month	Adjusted Scheduled Activity (UDA)	
	2017	2018
April	196	526
May	2,119	1,990
June	3,552	4,335
July	5,785	6,676
August	7,539	8,219
September	9,612	10,536
October	11,591	12,358
November	13,442	14,106
December	15,626	16,296
January	17,285	17,920
February	19,216	20,043
March	21,705	21,949
April	22,976	22,737
May	22,977	22,720
June	23,009	22,716

### QUALITY

	Quantity	Base Number	Contract	AT	Region	England
% of FP17s for the same patient ID Re-attending within 3 months - Children	346	2,945	11.7%	12.4%	12.8%	11.9%
% of FP17s for the same patient ID Re-attending within 3 months - Adults	1,706	9,745	17.5%	16.8%	16.5%	16.0%
% of FP17s for the same patient ID Re-attending between 3 & 9 months - Children	1,467	2,945	49.8%	57.3%	59.7%	58.3%
% of FP17s for the same patient ID Re-attending between 3 & 9 months - Adults	4,595	9,745	47.2%	50.3%	52.6%	50.3%
% of FP17s for Band 1 Urgent Courses	758	12,477	6.1%	10.1%	9.1%	9.1%
% of FP17s Relating to Free Repair or Replacements	202	12,477	1.6%	0.9%	1.0%	0.8%
% of FP17s Relating to Continuations	147	12,477	1.2%	1.0%	1.2%	1.0%
% of Patients satisfied with the dentistry they have received	3	3	N/A	92.1%	91.6%	91.5%
% of Patients satisfied with the time they had to wait for an appointment	3	3	N/A	88.7%	88.3%	87.9%

\* This is based on patients treated on this contract for their most recent course of treatment. Figures in italics indicate the base number of FP17s or Patient Questionnaire responses are less than 100. N/A is shown where the base number of responses is less than 10 during the period. % is calculated as Quantity/Base number\*100

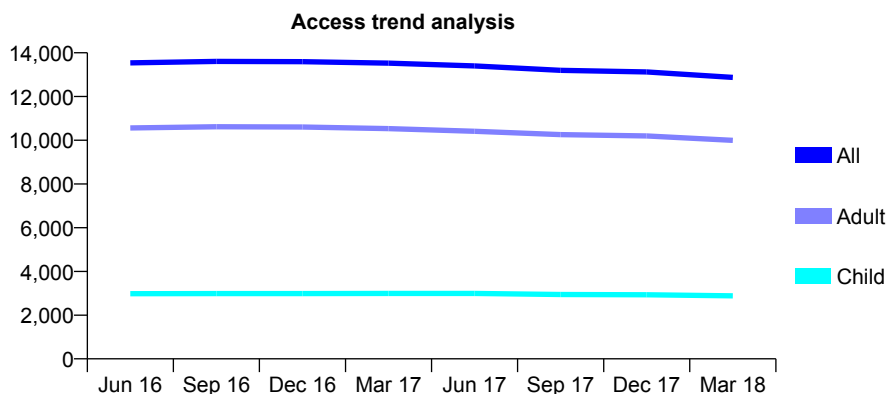
## Q46 - Vital Signs At a Glance Contract Report for 190470/0007 - Year end March 2018

Name or company name	G.k.A (1996) Ltd
Contract type name	GDS Contract
Purpose of contract	General and Orthodontic
Contract start date	01/05/2009
Contract end date	

17/18 Contracted general activity (UDA)	40,268
Carry forward general activity (UDA)	533
17/18 Contracted orthodontic activity (UOA)	2,541
Carry forward orthodontic activity (UOA)	20
Baseline contract value	£1,292,765.85

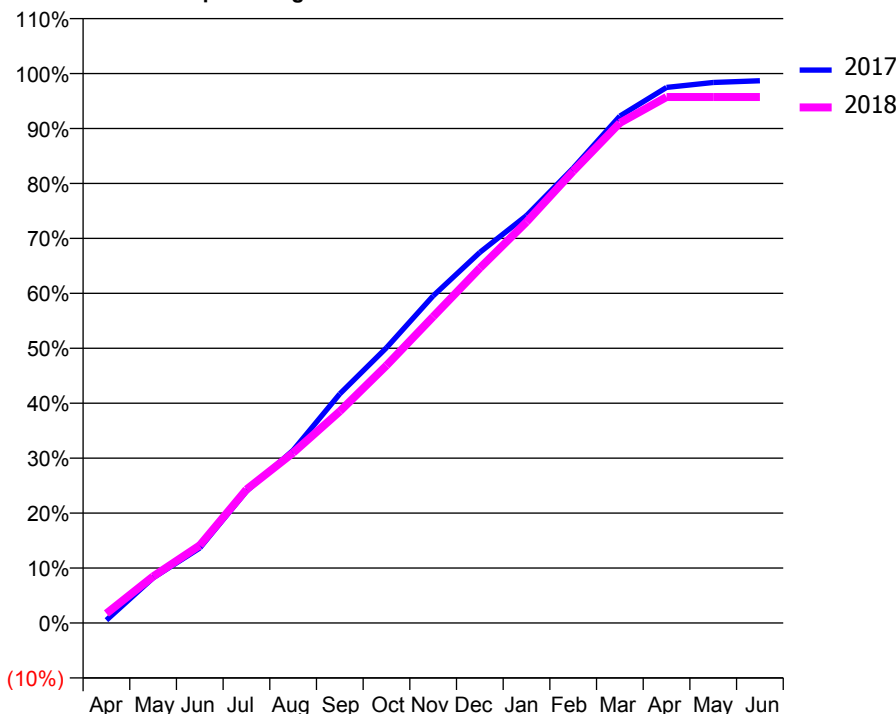
### ACCESS\*

Patients seen in 24 months	Total	Change since previous quarter
Quarter ending March 2017	13,525	
Quarter ending June 2017	13,402	→
Quarter ending September 2017	13,200	↓
Quarter ending December 2017	13,126	→
Quarter ending March 2018	12,875	↓
<b>Variance since March 2017</b>	<b>(4.8%)</b>	<b>↓</b>



### ACTIVITY

Cumulative percentage of contracted UDA delivered 2017 & 2018



Month	Adjusted Scheduled Activity (UDA)	
	2017	2018
April	209	702
May	3,306	3,410
June	5,494	5,688
July	9,658	9,787
August	12,659	12,470
September	16,790	15,514
October	20,175	18,871
November	23,976	22,455
December	27,163	26,009
January	29,857	29,389
February	33,332	33,114
March	37,149	36,652
April	39,253	38,543
May	39,613	38,547
June	39,735	38,546

### QUALITY

	Quantity	Base Number	Contract	AT	Region	England
% of FP17s for the same patient ID Re-attending within 3 months - Children	591	4,374	13.5%	12.4%	12.8%	11.9%
% of FP17s for the same patient ID Re-attending within 3 months - Adults	2,719	14,208	19.1%	16.8%	16.5%	16.0%
% of FP17s for the same patient ID Re-attending between 3 & 9 months - Children	2,127	4,374	48.6%	57.3%	59.7%	58.3%
% of FP17s for the same patient ID Re-attending between 3 & 9 months - Adults	6,670	14,208	46.9%	50.3%	52.6%	50.3%
% of FP17s for Band 1 Urgent Courses	1,803	17,924	10.1%	10.1%	9.1%	9.1%
% of FP17s Relating to Free Repair or Replacements	364	17,924	2.0%	0.9%	1.0%	0.8%
% of FP17s Relating to Continuations	242	17,924	1.4%	1.0%	1.2%	1.0%
% of Patients satisfied with the dentistry they have received	5	5	N/A	92.1%	91.6%	91.5%
% of Patients satisfied with the time they had to wait for an appointment	5	5	N/A	88.7%	88.3%	87.9%

\* This is based on patients treated on this contract for their most recent course of treatment. Figures in italics indicate the base number of FP17s or Patient Questionnaire responses are less than 100. N/A is shown where the base number of responses is less than 10 during the period. % is calculated as Quantity/Base number\*100

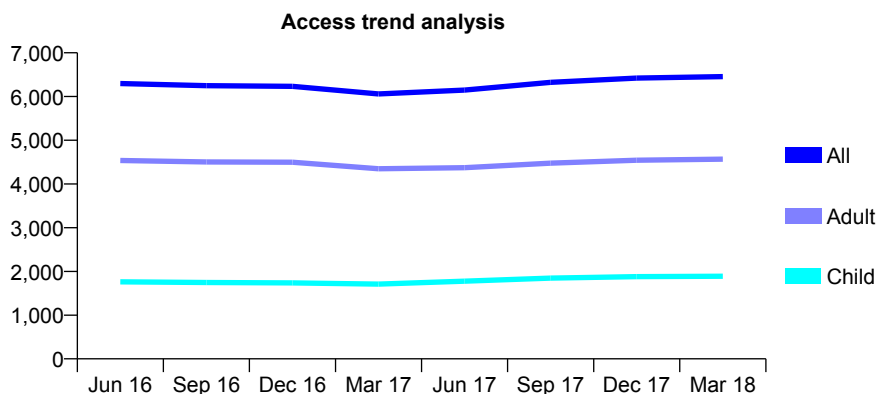
## Q46 - Vital Signs At a Glance Contract Report for 191515/0001 - Year end March 2018

Name or company name	Birch Dental Practice
Contract type name	GDS Contract
Purpose of contract	General
Contract start date	01/05/2014
Contract end date	

17/18 Contracted general activity (UDA)	20,344
Carry forward general activity (UDA)	166
17/18 Contracted orthodontic activity (UOA)	0
Carry forward orthodontic activity (UOA)	0
Baseline contract value	£631,002.86

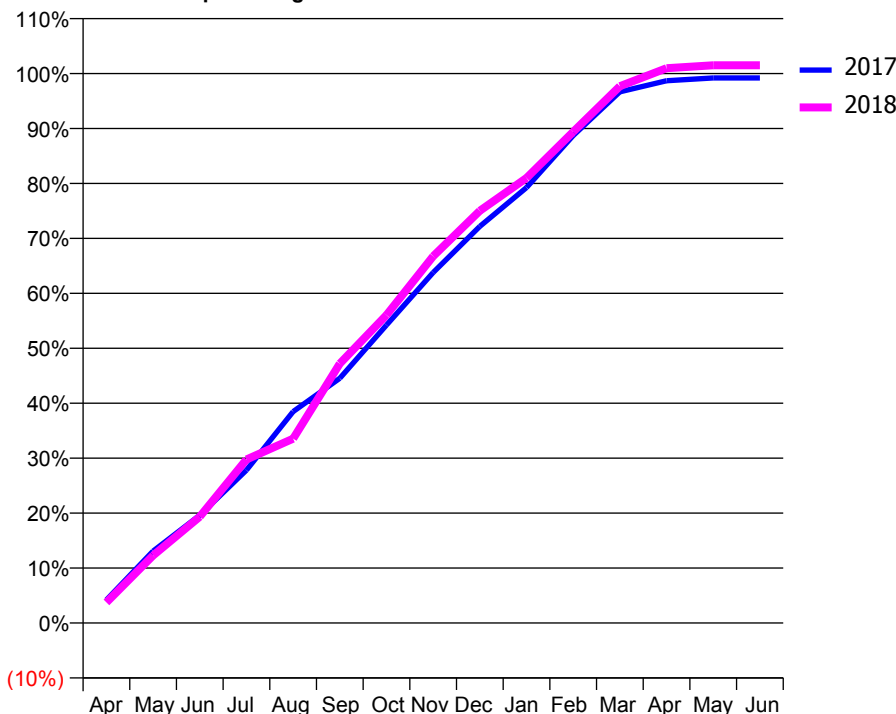
### ACCESS\*

Patients seen in 24 months	Total	Change since previous quarter
Quarter ending March 2017	6,059	
Quarter ending June 2017	6,149	→
Quarter ending September 2017	6,323	↑
Quarter ending December 2017	6,422	→
Quarter ending March 2018	6,457	→
<b>Variance since March 2017</b>	<b>6.6%</b>	<b>↑</b>



### ACTIVITY

Cumulative percentage of contracted UDA delivered 2017 & 2018



Month	Adjusted Scheduled Activity (UDA)	
	2017	2018
April	857	764
May	2,663	2,501
June	3,989	3,937
July	5,660	6,053
August	7,826	6,826
September	9,063	9,603
October	11,029	11,404
November	12,978	13,577
December	14,685	15,264
January	16,121	16,477
February	18,046	18,184
March	19,666	19,876
April	20,075	20,542
May	20,178	20,646
June	20,178	20,646

### QUALITY

	Quantity	Base Number	Contract	AT	Region	England
% of FP17s for the same patient ID Re-attending within 3 months - Children	210	2,094	10.0%	12.4%	12.8%	11.9%
% of FP17s for the same patient ID Re-attending within 3 months - Adults	1,097	5,065	21.7%	16.8%	16.5%	16.0%
% of FP17s for the same patient ID Re-attending between 3 & 9 months - Children	636	2,094	30.4%	57.3%	59.7%	58.3%
% of FP17s for the same patient ID Re-attending between 3 & 9 months - Adults	1,388	5,065	27.4%	50.3%	52.6%	50.3%
% of FP17s for Band 1 Urgent Courses	756	6,427	11.8%	10.1%	9.1%	9.1%
% of FP17s Relating to Free Repair or Replacements	44	6,427	0.7%	0.9%	1.0%	0.8%
% of FP17s Relating to Continuations	175	6,427	2.7%	1.0%	1.2%	1.0%
% of Patients satisfied with the dentistry they have received	2	3	N/A	92.1%	91.6%	91.5%
% of Patients satisfied with the time they had to wait for an appointment	1	3	N/A	88.7%	88.3%	87.9%

\* This is based on patients treated on this contract for their most recent course of treatment. Figures in italics indicate the base number of FP17s or Patient Questionnaire responses are less than 100. N/A is shown where the base number of responses is less than 10 during the period. % is calculated as Quantity/Base number\*100



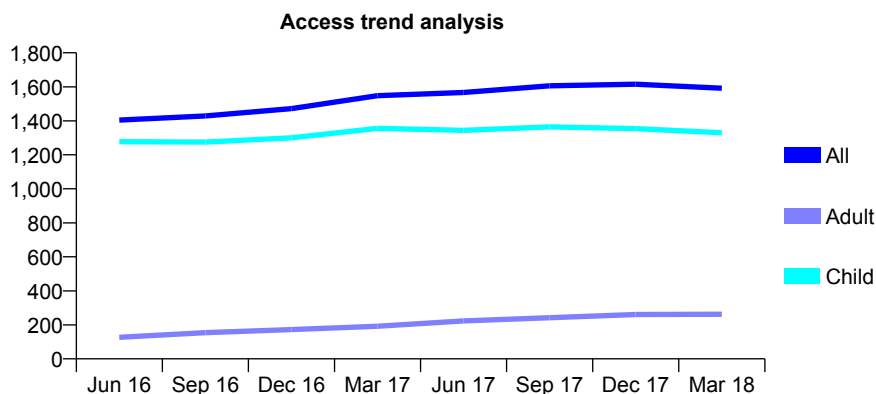
## Q46 - Vital Signs At a Glance Contract Report for 191574/0001 - Year end March 2018

Name or company name	Steven Bate
Contract type name	GDS Contract
Purpose of contract	General
Contract start date	01/08/2015
Contract end date	

17/18 Contracted general activity (UDA)	4,200
Carry forward general activity (UDA)	-80
17/18 Contracted orthodontic activity (UOA)	0
Carry forward orthodontic activity (UOA)	0
Baseline contract value	£119,137.39

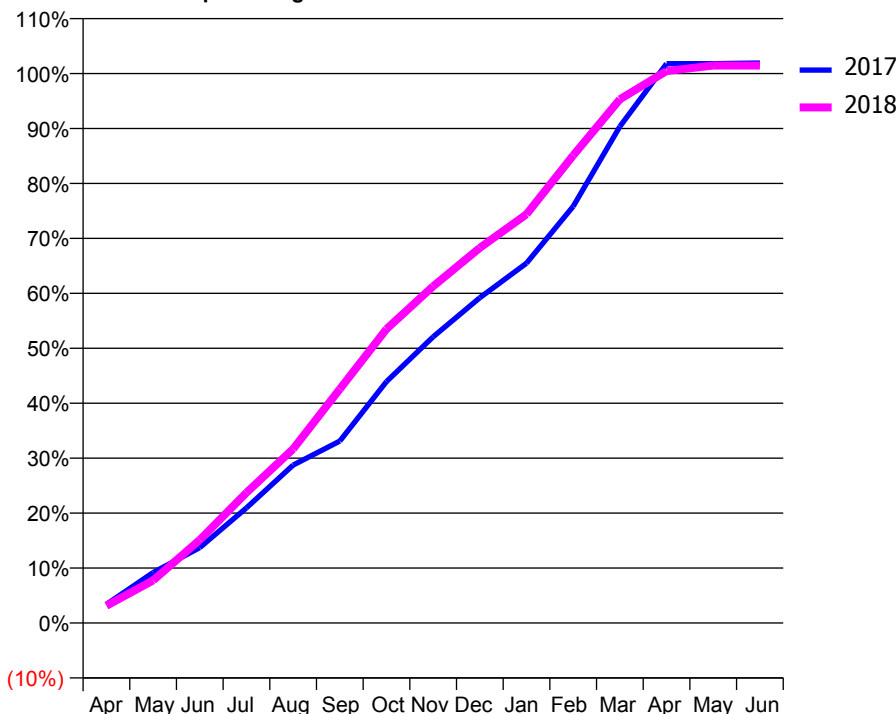
### ACCESS\*

Patients seen in 24 months	Total	Change since previous quarter
Quarter ending March 2017	1,548	
Quarter ending June 2017	1,567	→
Quarter ending September 2017	1,606	↑
Quarter ending December 2017	1,615	→
Quarter ending March 2018	1,592	↓
<b>Variance since March 2017</b>	<b>2.8%</b>	<b>↑</b>



### ACTIVITY

Cumulative percentage of contracted UDA delivered 2017 & 2018



Month	Adjusted Scheduled Activity (UDA)	
	2017	2018
April	143	132
May	385	326
June	576	636
July	880	996
August	1,207	1,330
September	1,391	1,788
October	1,846	2,247
November	2,188	2,574
December	2,486	2,868
January	2,750	3,124
February	3,185	3,574
March	3,795	4,003
April	4,275	4,219
May	4,275	4,261
June	4,280	4,261

### QUALITY

	Quantity	Base Number	Contract	AT	Region	England
% of FP17s for the same patient ID Re-attending within 3 months - Children	451	2,867	15.7%	12.4%	12.8%	11.9%
% of FP17s for the same patient ID Re-attending within 3 months - Adults	23	258	8.9%	16.8%	16.5%	16.0%
% of FP17s for the same patient ID Re-attending between 3 & 9 months - Children	2,022	2,867	70.5%	57.3%	59.7%	58.3%
% of FP17s for the same patient ID Re-attending between 3 & 9 months - Adults	191	258	74.0%	50.3%	52.6%	50.3%
% of FP17s for Band 1 Urgent Courses	93	3,037	3.1%	10.1%	9.1%	9.1%
% of FP17s Relating to Free Repair or Replacements	8	3,037	0.3%	0.9%	1.0%	0.8%
% of FP17s Relating to Continuations	5	3,037	0.2%	1.0%	1.2%	1.0%
% of Patients satisfied with the dentistry they have received	3	3	N/A	92.1%	91.6%	91.5%
% of Patients satisfied with the time they had to wait for an appointment	2	3	N/A	88.7%	88.3%	87.9%

\* This is based on patients treated on this contract for their most recent course of treatment. Figures in italics indicate the base number of FP17s or Patient Questionnaire responses are less than 100. N/A is shown where the base number of responses is less than 10 during the period. % is calculated as Quantity/Base number\*100

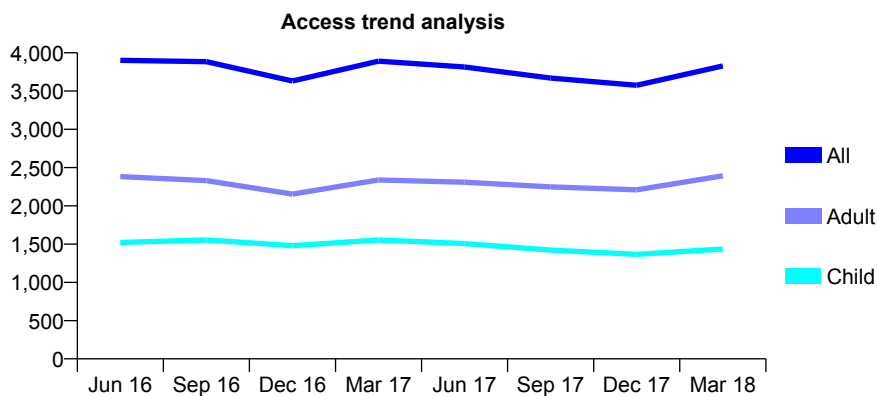
## Q46 - Vital Signs At a Glance Contract Report for 191809/0001 - Year end March 2018

Name or company name	Swinton Practice Ltd
Contract type name	GDS Contract
Purpose of contract	General
Contract start date	01/07/2010
Contract end date	

17/18 Contracted general activity (UDA)	12,066
Carry forward general activity (UDA)	-220
17/18 Contracted orthodontic activity (UOA)	0
Carry forward orthodontic activity (UOA)	0
Baseline contract value	£319,584.87

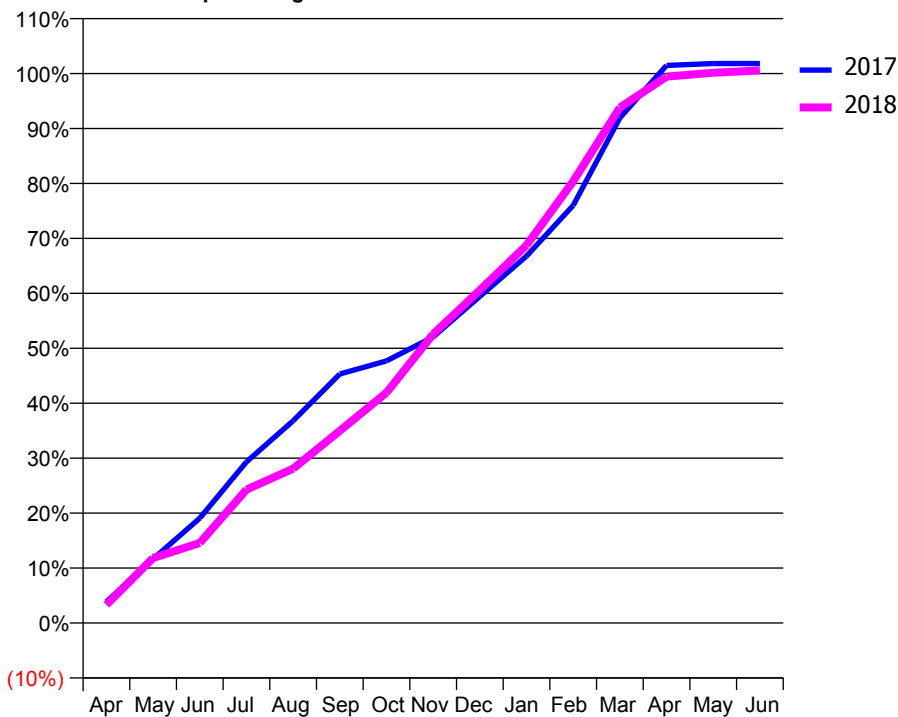
### ACCESS\*

Patients seen in 24 months	Total	Change since previous quarter
Quarter ending March 2017	3,891	
Quarter ending June 2017	3,814	↓
Quarter ending September 2017	3,669	↓
Quarter ending December 2017	3,576	↓
Quarter ending March 2018	3,829	↑
<b>Variance since March 2017</b>	<b>(1.6%)</b>	<b>↓</b>



### ACTIVITY

Cumulative percentage of contracted UDA delivered 2017 & 2018



Month	Adjusted Scheduled Activity (UDA)	
	2017	2018
April	468	400
May	1,406	1,427
June	2,302	1,758
July	3,539	2,930
August	4,441	3,390
September	5,469	4,219
October	5,756	5,058
November	6,282	6,343
December	7,172	7,309
January	8,057	8,294
February	9,168	9,701
March	11,094	11,318
April	12,243	11,998
May	12,286	12,083
June	12,286	12,131

### QUALITY

	Quantity	Base Number	Contract	AT	Region	England
% of FP17s for the same patient ID Re-attending within 3 months - Children	104	1,756	5.9%	12.4%	12.8%	11.9%
% of FP17s for the same patient ID Re-attending within 3 months - Adults	235	2,756	8.5%	16.8%	16.5%	16.0%
% of FP17s for the same patient ID Re-attending between 3 & 9 months - Children	765	1,756	43.6%	57.3%	59.7%	58.3%
% of FP17s for the same patient ID Re-attending between 3 & 9 months - Adults	791	2,756	28.7%	50.3%	52.6%	50.3%
% of FP17s for Band 1 Urgent Courses	226	4,351	5.2%	10.1%	9.1%	9.1%
% of FP17s Relating to Free Repair or Replacements	18	4,351	0.4%	0.9%	1.0%	0.8%
% of FP17s Relating to Continuations	45	4,351	1.0%	1.0%	1.2%	1.0%
% of Patients satisfied with the dentistry they have received	1	1	N/A	92.1%	91.6%	91.5%
% of Patients satisfied with the time they had to wait for an appointment	1	1	N/A	88.7%	88.3%	87.9%

\* This is based on patients treated on this contract for their most recent course of treatment. Figures in italics indicate the base number of FP17s or Patient Questionnaire responses are less than 100. N/A is shown where the base number of responses is less than 10 during the period. % is calculated as Quantity/Base number\*100

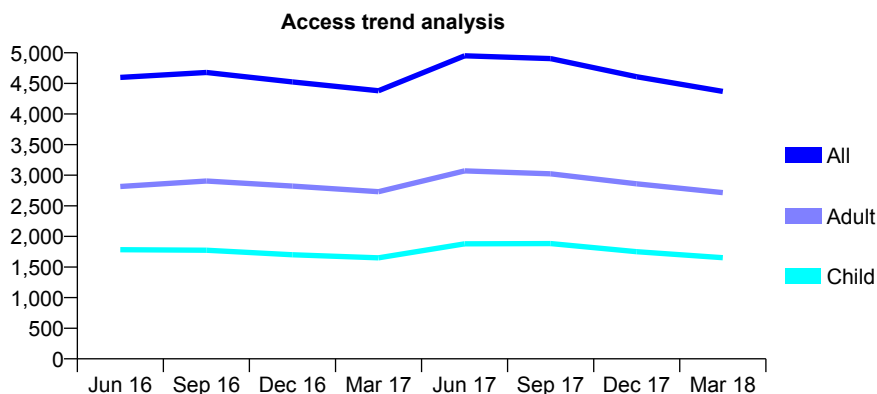
## Q46 - Vital Signs At a Glance Contract Report for 191809/0002 - Year end March 2018

Name or company name	Swinton Practice Ltd
Contract type name	GDS Contract
Purpose of contract	General
Contract start date	01/07/2010
Contract end date	

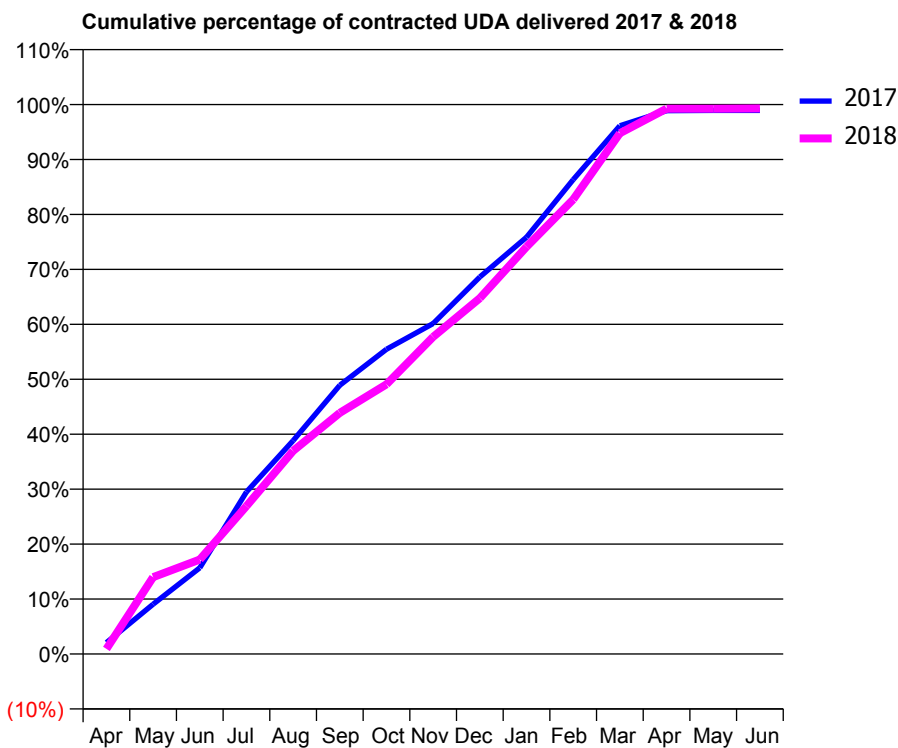
17/18 Contracted general activity (UDA)	14,721
Carry forward general activity (UDA)	160
17/18 Contracted orthodontic activity (UOA)	0
Carry forward orthodontic activity (UOA)	0
Baseline contract value	£354,724.37

### ACCESS\*

Patients seen in 24 months	Total	Change since previous quarter
Quarter ending March 2017	4,381	
Quarter ending June 2017	4,950	↑
Quarter ending September 2017	4,906	→
Quarter ending December 2017	4,610	↓
Quarter ending March 2018	4,369	↓
<b>Variance since March 2017</b>	<b>(0.3%)</b>	→



### ACTIVITY



Month	Adjusted Scheduled Activity (UDA)	
	2017	2018
April	306	136
May	1,335	2,059
June	2,310	2,531
July	4,342	3,965
August	5,718	5,442
September	7,201	6,462
October	8,165	7,227
November	8,853	8,496
December	10,099	9,532
January	11,166	10,907
February	12,709	12,177
March	14,151	13,950
April	14,556	14,608
May	14,561	14,610
June	14,561	14,617

### QUALITY

	Quantity	Base Number	Contract	AT	Region	England
% of FP17s for the same patient ID Re-attending within 3 months - Children	236	2,530	9.3%	12.4%	12.8%	11.9%
% of FP17s for the same patient ID Re-attending within 3 months - Adults	382	3,610	10.6%	16.8%	16.5%	16.0%
% of FP17s for the same patient ID Re-attending between 3 & 9 months - Children	1,165	2,530	46.0%	57.3%	59.7%	58.3%
% of FP17s for the same patient ID Re-attending between 3 & 9 months - Adults	1,274	3,610	35.3%	50.3%	52.6%	50.3%
% of FP17s for Band 1 Urgent Courses	457	6,283	7.3%	10.1%	9.1%	9.1%
% of FP17s Relating to Free Repair or Replacements	14	6,283	0.2%	0.9%	1.0%	0.8%
% of FP17s Relating to Continuations	19	6,283	0.3%	1.0%	1.2%	1.0%
% of Patients satisfied with the dentistry they have received	4	4	N/A	92.1%	91.6%	91.5%
% of Patients satisfied with the time they had to wait for an appointment	4	4	N/A	88.7%	88.3%	87.9%

\* This is based on patients treated on this contract for their most recent course of treatment. Figures in italics indicate the base number of FP17s or Patient Questionnaire responses are less than 100. N/A is shown where the base number of responses is less than 10 during the period. % is calculated as Quantity/Base number\*100

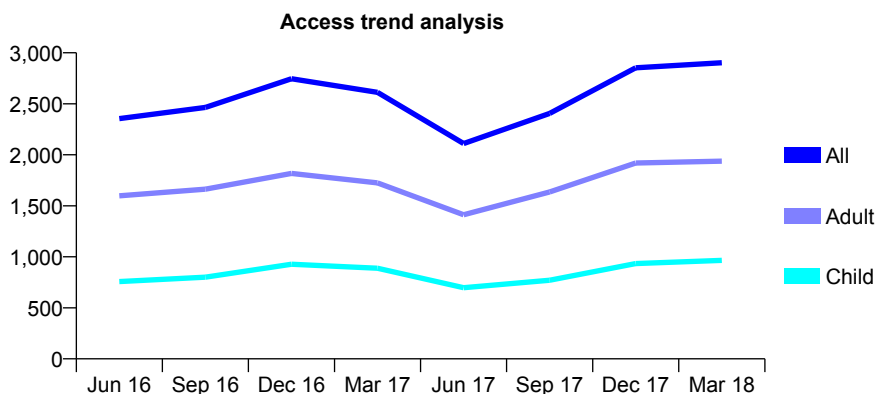
## Q46 - Vital Signs At a Glance Contract Report for 191809/0003 - Year end March 2018

Name or company name	Swinton Practice Ltd
Contract type name	GDS Contract
Purpose of contract	General
Contract start date	01/07/2010
Contract end date	

17/18 Contracted general activity (UDA)	7,840
Carry forward general activity (UDA)	135
17/18 Contracted orthodontic activity (UOA)	0
Carry forward orthodontic activity (UOA)	0
Baseline contract value	£167,715.21

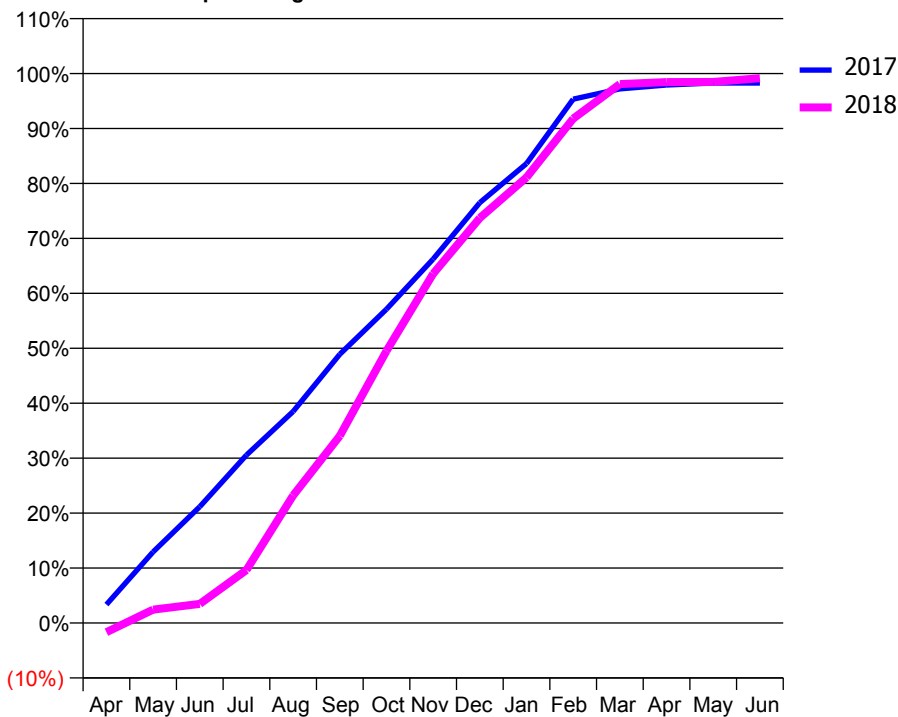
### ACCESS\*

Patients seen in 24 months	Total	Change since previous quarter
Quarter ending March 2017	2,613	
Quarter ending June 2017	2,111	↓
Quarter ending September 2017	2,406	↑
Quarter ending December 2017	2,853	↑
Quarter ending March 2018	2,903	→
<b>Variance since March 2017</b>	<b>11.1%</b>	<b>↑</b>



### ACTIVITY

Cumulative percentage of contracted UDA delivered 2017 & 2018



Month	Adjusted Scheduled Activity (UDA)	
	2017	2018
April	264	-132
May	1,015	191
June	1,660	273
July	2,396	756
August	3,018	1,820
September	3,835	2,670
October	4,477	3,882
November	5,192	4,983
December	5,998	5,778
January	6,555	6,358
February	7,473	7,196
March	7,620	7,690
April	7,675	7,718
May	7,705	7,719
June	7,705	7,772

### QUALITY

	Quantity	Base Number	Contract	AT	Region	England
% of FP17s for the same patient ID Re-attending within 3 months - Children	46	1,050	4.4%	12.4%	12.8%	11.9%
% of FP17s for the same patient ID Re-attending within 3 months - Adults	152	2,111	7.2%	16.8%	16.5%	16.0%
% of FP17s for the same patient ID Re-attending between 3 & 9 months - Children	193	1,050	18.4%	57.3%	59.7%	58.3%
% of FP17s for the same patient ID Re-attending between 3 & 9 months - Adults	421	2,111	19.9%	50.3%	52.6%	50.3%
% of FP17s for Band 1 Urgent Courses	218	3,179	6.9%	10.1%	9.1%	9.1%
% of FP17s Relating to Free Repair or Replacements	7	3,179	0.2%	0.9%	1.0%	0.8%
% of FP17s Relating to Continuations	11	3,179	0.3%	1.0%	1.2%	1.0%
% of Patients satisfied with the dentistry they have received	2	2	N/A	92.1%	91.6%	91.5%
% of Patients satisfied with the time they had to wait for an appointment	2	2	N/A	88.7%	88.3%	87.9%

\* This is based on patients treated on this contract for their most recent course of treatment. Figures in italics indicate the base number of FP17s or Patient Questionnaire responses are less than 100. N/A is shown where the base number of responses is less than 10 during the period. % is calculated as Quantity/Base number\*100

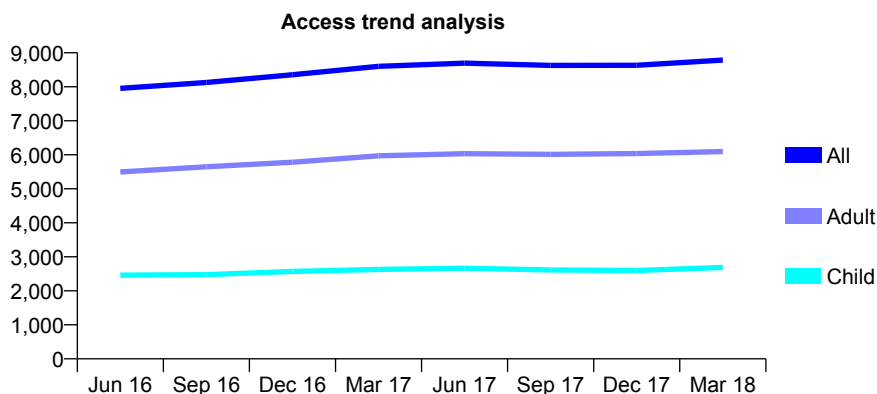
## Q46 - Vital Signs At a Glance Contract Report for 192007/0001 - Year end March 2018

Name or company name	M60 Dental Care, Mrs D Doyle
Contract type name	GDS Contract
Purpose of contract	General
Contract start date	01/10/2014
Contract end date	

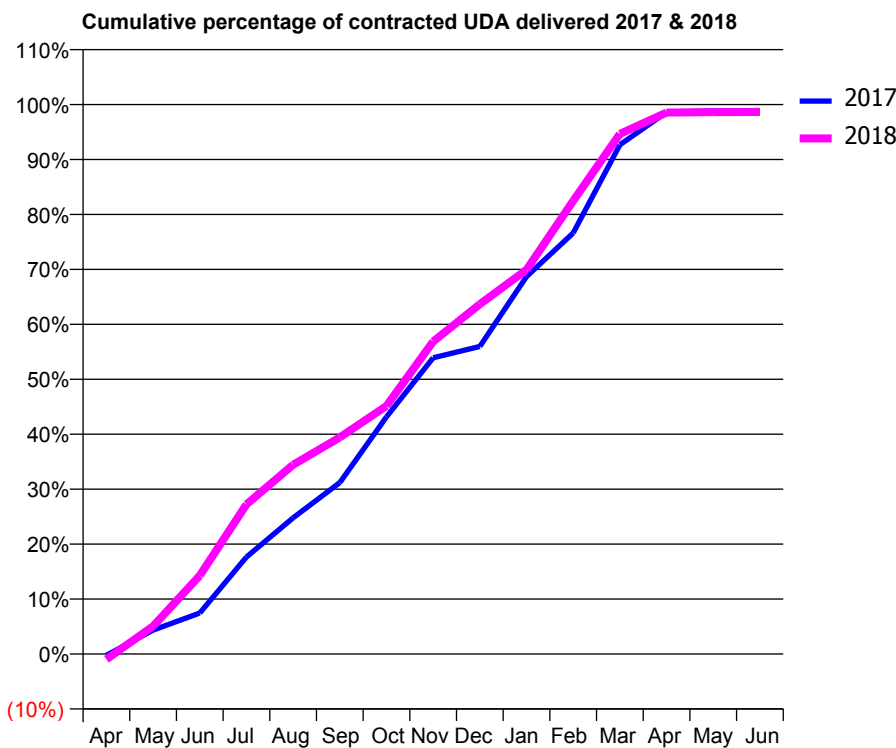
17/18 Contracted general activity (UDA)	24,397
Carry forward general activity (UDA)	269
17/18 Contracted orthodontic activity (UOA)	0
Carry forward orthodontic activity (UOA)	0
Baseline contract value	£664,702.67

### ACCESS\*

Patients seen in 24 months	Total	Change since previous quarter
Quarter ending March 2017	8,600	
Quarter ending June 2017	8,697	→
Quarter ending September 2017	8,630	→
Quarter ending December 2017	8,634	→
Quarter ending March 2018	8,786	→
<b>Variance since March 2017</b>	<b>2.2%</b>	<b>↑</b>



### ACTIVITY



Month	Adjusted Scheduled Activity (UDA)	
	2017	2018
April	-63	-241
May	1,063	1,233
June	1,819	3,481
July	4,306	6,648
August	6,049	8,402
September	7,611	9,618
October	10,529	11,013
November	13,152	13,874
December	13,653	15,533
January	16,757	17,057
February	18,693	20,123
March	22,604	23,093
April	24,060	24,042
May	24,111	24,059
June	24,128	24,062

### QUALITY

	Quantity	Base Number	Contract	AT	Region	England
% of FP17s for the same patient ID Re-attending within 3 months - Children	310	4,192	7.4%	12.4%	12.8%	11.9%
% of FP17s for the same patient ID Re-attending within 3 months - Adults	1,194	8,434	14.2%	16.8%	16.5%	16.0%
% of FP17s for the same patient ID Re-attending between 3 & 9 months - Children	2,622	4,192	62.5%	57.3%	59.7%	58.3%
% of FP17s for the same patient ID Re-attending between 3 & 9 months - Adults	4,148	8,434	49.2%	50.3%	52.6%	50.3%
% of FP17s for Band 1 Urgent Courses	1,009	12,487	8.1%	10.1%	9.1%	9.1%
% of FP17s Relating to Free Repair or Replacements	109	12,487	0.9%	0.9%	1.0%	0.8%
% of FP17s Relating to Continuations	188	12,487	1.5%	1.0%	1.2%	1.0%
% of Patients satisfied with the dentistry they have received	20	21	95.2%	92.1%	91.6%	91.5%
% of Patients satisfied with the time they had to wait for an appointment	19	21	90.5%	88.7%	88.3%	87.9%

\* This is based on patients treated on this contract for their most recent course of treatment. Figures in italics indicate the base number of FP17s or Patient Questionnaire responses are less than 100. N/A is shown where the base number of responses is less than 10 during the period. % is calculated as Quantity/Base number\*100

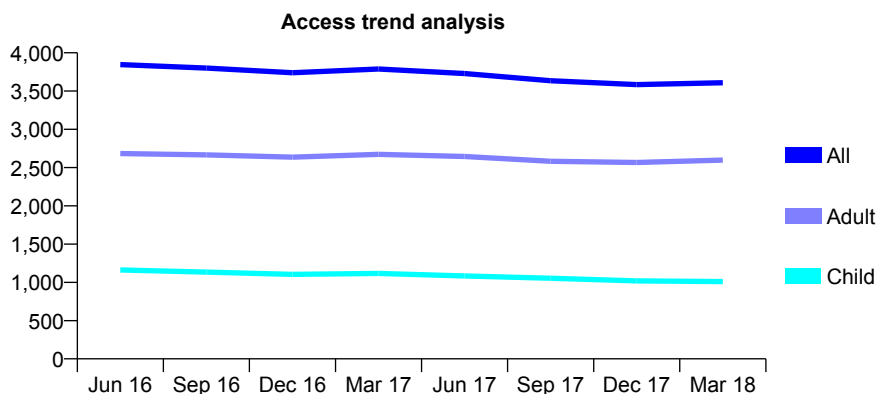
## Q46 - Vital Signs At a Glance Contract Report for 193453/0001 - Year end March 2018

Name or company name	ICS Dental Ltd
Contract type name	GDS Contract
Purpose of contract	General
Contract start date	01/12/2013
Contract end date	

17/18 Contracted general activity (UDA)	8,000
Carry forward general activity (UDA)	-113
17/18 Contracted orthodontic activity (UOA)	0
Carry forward orthodontic activity (UOA)	0
Baseline contract value	£223,859.53

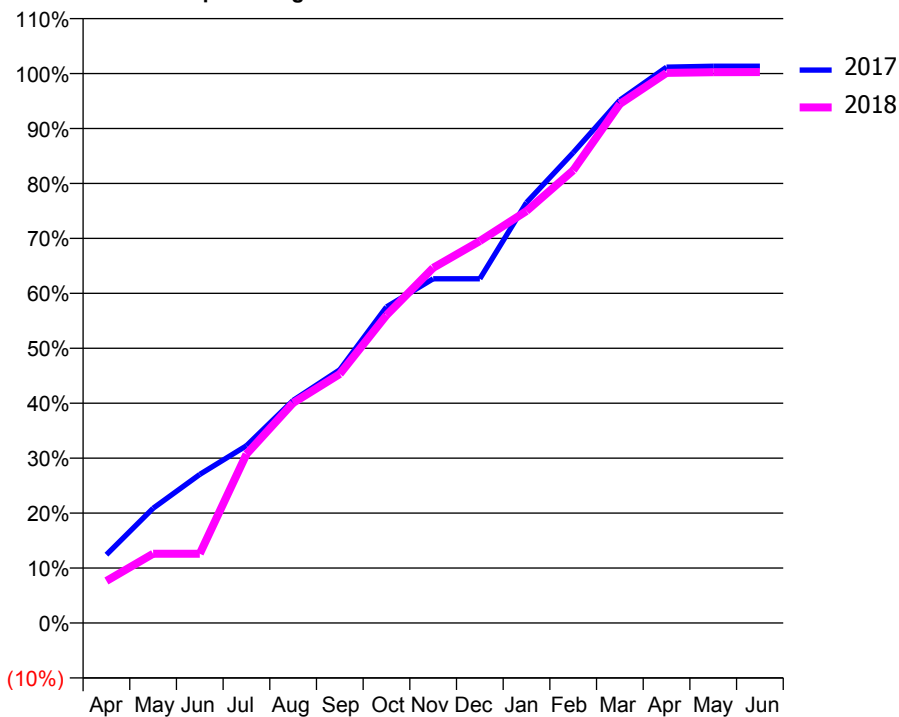
### ACCESS\*

Patients seen in 24 months	Total	Change since previous quarter
Quarter ending March 2017	3,789	
Quarter ending June 2017	3,729	↓
Quarter ending September 2017	3,635	↓
Quarter ending December 2017	3,584	↓
Quarter ending March 2018	3,608	→
<b>Variance since March 2017</b>	<b>(4.8%)</b>	<b>↓</b>



### ACTIVITY

Cumulative percentage of contracted UDA delivered 2017 & 2018



Month	Adjusted Scheduled Activity (UDA)	
	2017	2018
April	1,057	612
May	1,774	1,008
June	2,298	1,008
July	2,742	2,459
August	3,442	3,205
September	3,916	3,625
October	4,888	4,482
November	5,323	5,171
December	5,323	5,561
January	6,502	5,997
February	7,272	6,589
March	8,085	7,558
April	8,594	8,008
May	8,609	8,019
June	8,609	8,021

### QUALITY

	Quantity	Base Number	Contract	AT	Region	England
% of FP17s for the same patient ID Re-attending within 3 months - Children	177	1,917	9.2%	12.4%	12.8%	11.9%
% of FP17s for the same patient ID Re-attending within 3 months - Adults	430	3,498	12.3%	16.8%	16.5%	16.0%
% of FP17s for the same patient ID Re-attending between 3 & 9 months - Children	1,371	1,917	71.5%	57.3%	59.7%	58.3%
% of FP17s for the same patient ID Re-attending between 3 & 9 months - Adults	1,572	3,498	44.9%	50.3%	52.6%	50.3%
% of FP17s for Band 1 Urgent Courses	356	4,421	8.1%	10.1%	9.1%	9.1%
% of FP17s Relating to Free Repair or Replacements	16	4,421	0.4%	0.9%	1.0%	0.8%
% of FP17s Relating to Continuations	12	4,421	0.3%	1.0%	1.2%	1.0%
% of Patients satisfied with the dentistry they have received	3	3	N/A	92.1%	91.6%	91.5%
% of Patients satisfied with the time they had to wait for an appointment	2	3	N/A	88.7%	88.3%	87.9%

\* This is based on patients treated on this contract for their most recent course of treatment. Figures in italics indicate the base number of FP17s or Patient Questionnaire responses are less than 100. N/A is shown where the base number of responses is less than 10 during the period. % is calculated as Quantity/Base number\*100

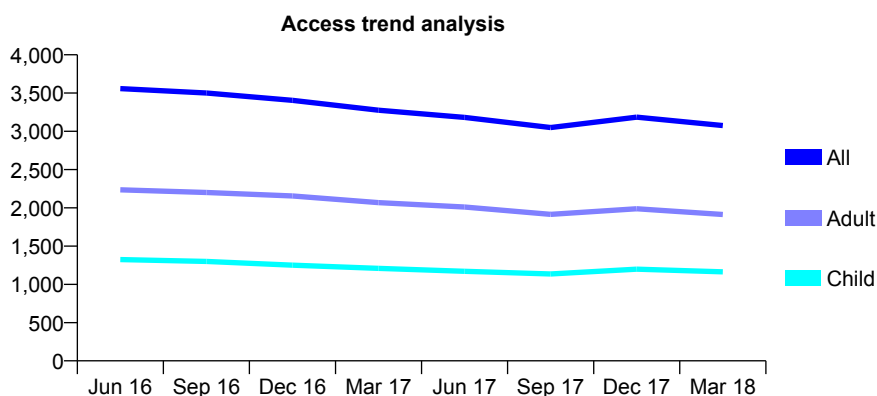
## Q46 - Vital Signs At a Glance Contract Report for 194093/0001 - Year end March 2018

Name or company name	Ravat and Ray Dental Care (Fitton Hill) Ltd
Contract type name	GDS Contract
Purpose of contract	General
Contract start date	01/10/2013
Contract end date	

17/18 Contracted general activity (UDA)	10,000
Carry forward general activity (UDA)	-157
17/18 Contracted orthodontic activity (UOA)	0
Carry forward orthodontic activity (UOA)	0
Baseline contract value	£303,720.69

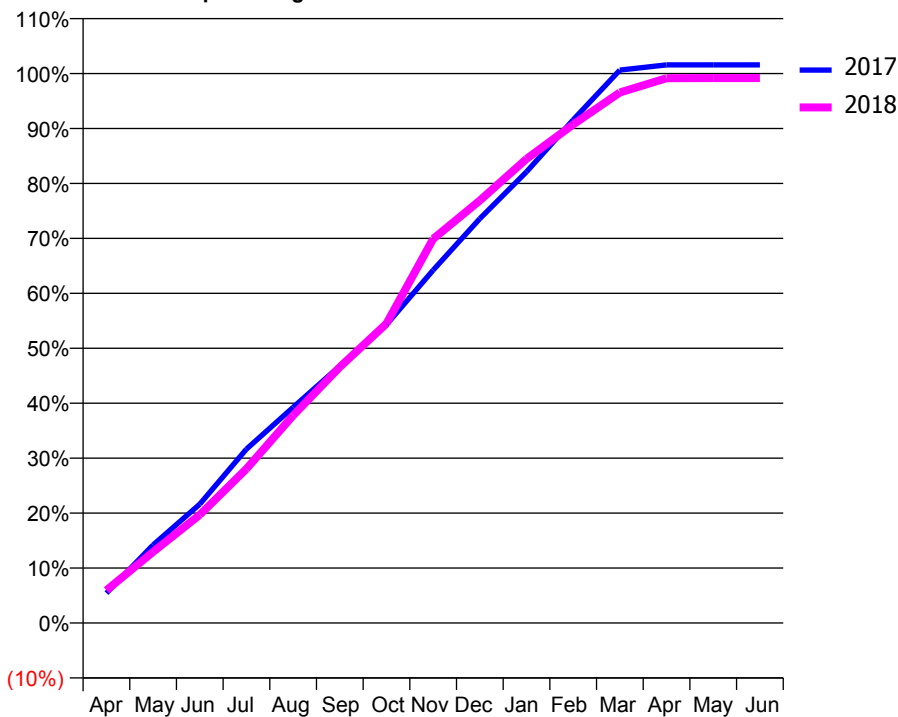
### ACCESS\*

Patients seen in 24 months	Total	Change since previous quarter
Quarter ending March 2017	3,276	
Quarter ending June 2017	3,182	↓
Quarter ending September 2017	3,050	↓
Quarter ending December 2017	3,186	↑
Quarter ending March 2018	3,076	↓
<b>Variance since March 2017</b>	<b>(6.1%)</b>	<b>↓</b>



### ACTIVITY

Cumulative percentage of contracted UDA delivered 2017 & 2018



Month	Adjusted Scheduled Activity (UDA)	
	2017	2018
April	545	596
May	1,421	1,296
June	2,162	1,969
July	3,167	2,807
August	3,926	3,777
September	4,678	4,659
October	5,431	5,450
November	6,421	6,989
December	7,359	7,689
January	8,212	8,446
February	9,156	9,072
March	10,062	9,654
April	10,156	9,915
May	10,157	9,916
June	10,157	9,916

### QUALITY

	Quantity	Base Number	Contract	AT	Region	England
% of FP17s for the same patient ID Re-attending within 3 months - Children	303	1,780	17.0%	12.4%	12.8%	11.9%
% of FP17s for the same patient ID Re-attending within 3 months - Adults	585	2,754	21.2%	16.8%	16.5%	16.0%
% of FP17s for the same patient ID Re-attending between 3 & 9 months - Children	935	1,780	52.5%	57.3%	59.7%	58.3%
% of FP17s for the same patient ID Re-attending between 3 & 9 months - Adults	1,493	2,754	54.2%	50.3%	52.6%	50.3%
% of FP17s for Band 1 Urgent Courses	592	4,610	12.8%	10.1%	9.1%	9.1%
% of FP17s Relating to Free Repair or Replacements	12	4,610	0.3%	0.9%	1.0%	0.8%
% of FP17s Relating to Continuations	2	4,610	0.0%	1.0%	1.2%	1.0%
% of Patients satisfied with the dentistry they have received	2	2	N/A	92.1%	91.6%	91.5%
% of Patients satisfied with the time they had to wait for an appointment	2	2	N/A	88.7%	88.3%	87.9%

\* This is based on patients treated on this contract for their most recent course of treatment. Figures in italics indicate the base number of FP17s or Patient Questionnaire responses are less than 100. N/A is shown where the base number of responses is less than 10 during the period. % is calculated as Quantity/Base number\*100



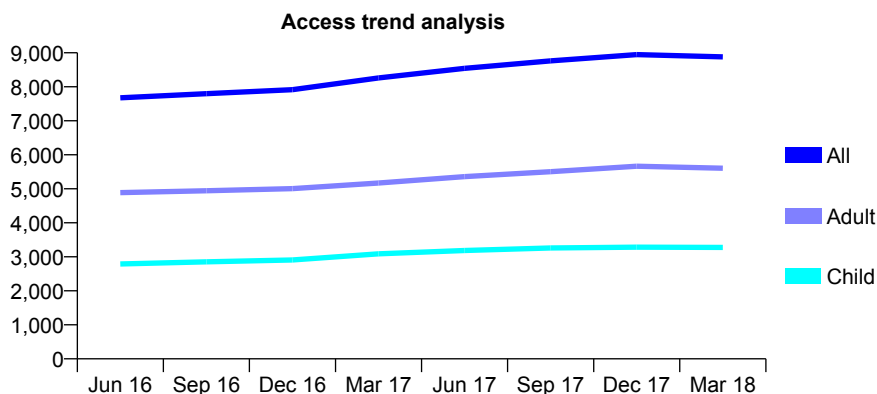
## Q46 - Vital Signs At a Glance Contract Report for 194875/0001 - Year end March 2018

Name or company name	Park House Dental Practice
Contract type name	GDS Contract
Purpose of contract	General
Contract start date	01/09/2012
Contract end date	

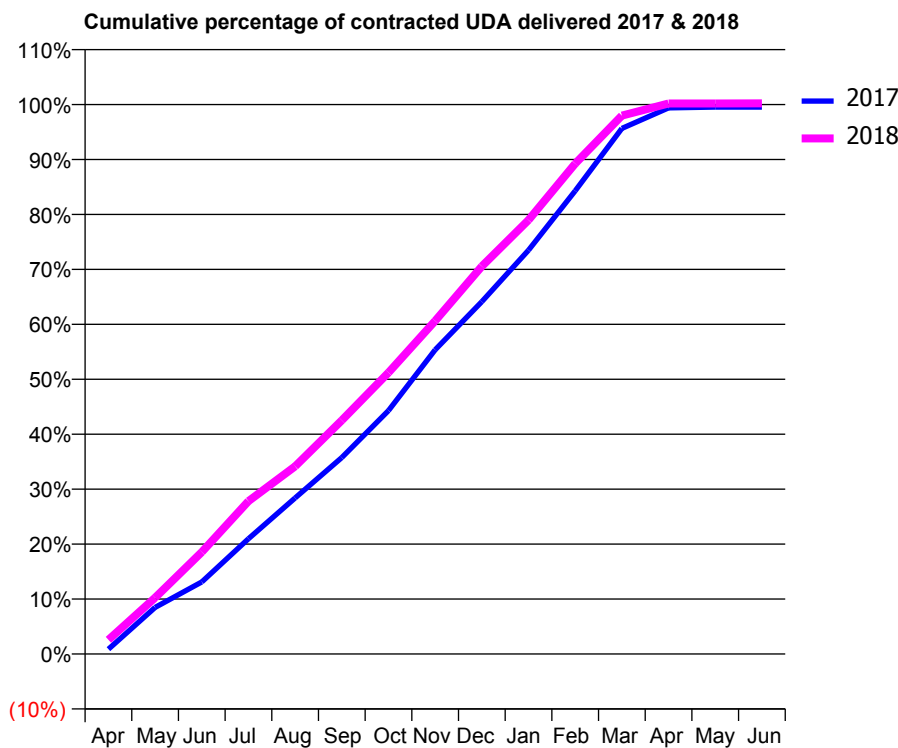
17/18 Contracted general activity (UDA)	24,208
Carry forward general activity (UDA)	114
17/18 Contracted orthodontic activity (UOA)	0
Carry forward orthodontic activity (UOA)	0
Baseline contract value	£725,800.07

### ACCESS\*

Patients seen in 24 months	Total	Change since previous quarter
Quarter ending March 2017	8,259	
Quarter ending June 2017	8,545	↑
Quarter ending September 2017	8,764	↑
Quarter ending December 2017	8,949	↑
Quarter ending March 2018	8,881	→
<b>Variance since March 2017</b>	<b>7.5%</b>	<b>↑</b>



### ACTIVITY



Month	Adjusted Scheduled Activity (UDA)	
	2017	2018
April	217	626
May	2,052	2,484
June	3,174	4,493
July	5,078	6,736
August	6,876	8,268
September	8,656	10,293
October	10,723	12,400
November	13,404	14,676
December	15,525	17,078
January	17,793	19,121
February	20,404	21,605
March	23,154	23,721
April	24,056	24,254
May	24,092	24,255
June	24,094	24,261

### QUALITY

	Quantity	Base Number	Contract	AT	Region	England
% of FP17s for the same patient ID Re-attending within 3 months - Children	582	4,854	12.0%	12.4%	12.8%	11.9%
% of FP17s for the same patient ID Re-attending within 3 months - Adults	1,393	7,038	19.8%	16.8%	16.5%	16.0%
% of FP17s for the same patient ID Re-attending between 3 & 9 months - Children	2,557	4,854	52.7%	57.3%	59.7%	58.3%
% of FP17s for the same patient ID Re-attending between 3 & 9 months - Adults	2,551	7,038	36.2%	50.3%	52.6%	50.3%
% of FP17s for Band 1 Urgent Courses	1,509	11,803	12.8%	10.1%	9.1%	9.1%
% of FP17s Relating to Free Repair or Replacements	34	11,803	0.3%	0.9%	1.0%	0.8%
% of FP17s Relating to Continuations	118	11,803	1.0%	1.0%	1.2%	1.0%
% of Patients satisfied with the dentistry they have received	8	8	N/A	92.1%	91.6%	91.5%
% of Patients satisfied with the time they had to wait for an appointment	6	8	N/A	88.7%	88.3%	87.9%

\* This is based on patients treated on this contract for their most recent course of treatment. Figures in italics indicate the base number of FP17s or Patient Questionnaire responses are less than 100. N/A is shown where the base number of responses is less than 10 during the period. % is calculated as Quantity/Base number\*100

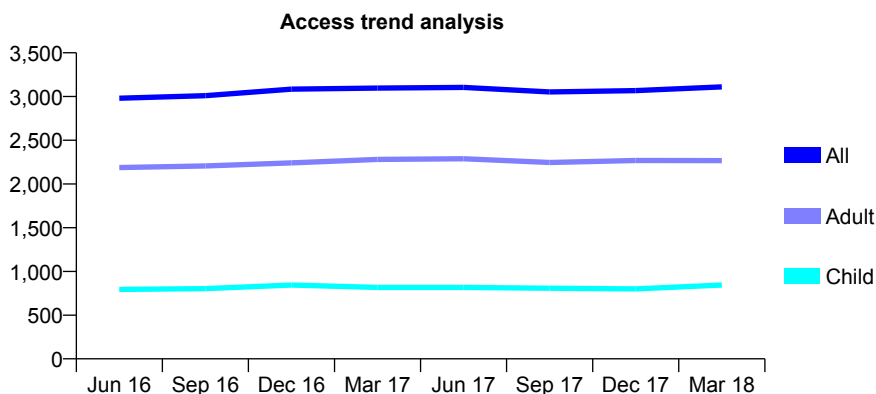
## Q46 - Vital Signs At a Glance Contract Report for 194964/0001 - Year end March 2018

Name or company name	Atherton Dental Centre
Contract type name	GDS Contract
Purpose of contract	General
Contract start date	01/11/2013
Contract end date	

17/18 Contracted general activity (UDA)	8,583
Carry forward general activity (UDA)	-123
17/18 Contracted orthodontic activity (UOA)	0
Carry forward orthodontic activity (UOA)	0
Baseline contract value	£248,619.73

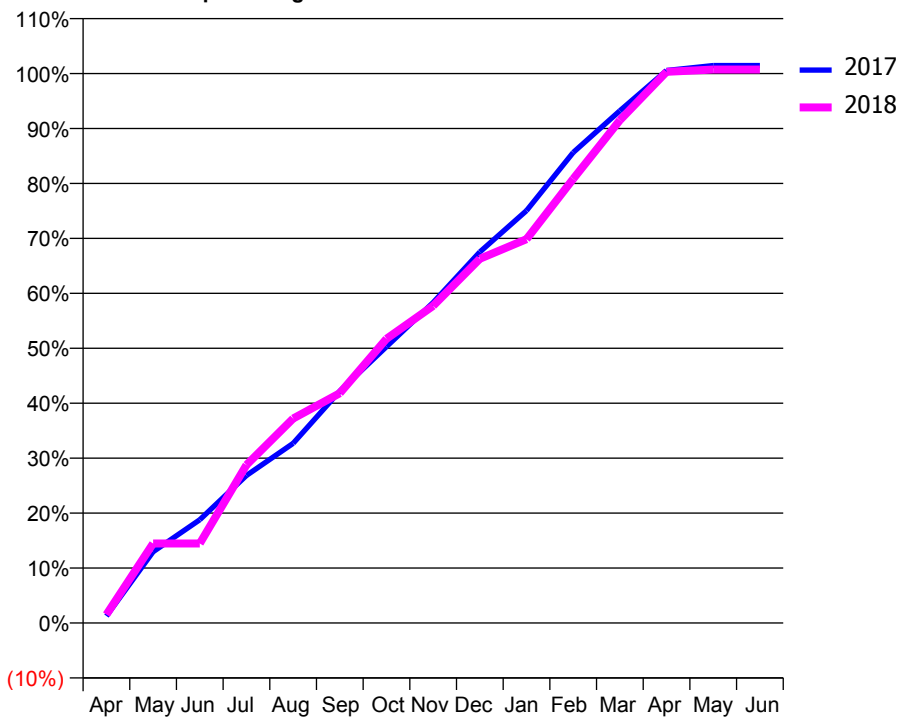
### ACCESS\*

Patients seen in 24 months	Total	Change since previous quarter
Quarter ending March 2017	3,097	
Quarter ending June 2017	3,105	→
Quarter ending September 2017	3,052	↓
Quarter ending December 2017	3,068	→
Quarter ending March 2018	3,111	→
<b>Variance since March 2017</b>	<b>0.5%</b>	<b>→</b>



### ACTIVITY

Cumulative percentage of contracted UDA delivered 2017 & 2018



Month	Adjusted Scheduled Activity (UDA)	
	2017	2018
April	109	132
May	1,114	1,242
June	1,614	1,242
July	2,304	2,469
August	2,806	3,194
September	3,623	3,590
October	4,317	4,439
November	5,005	4,955
December	5,795	5,689
January	6,442	5,995
February	7,350	6,937
March	8,001	7,852
April	8,629	8,610
May	8,706	8,644
June	8,706	8,644

### QUALITY

	Quantity	Base Number	Contract	AT	Region	England
% of FP17s for the same patient ID Re-attending within 3 months - Children	102	1,121	9.1%	12.4%	12.8%	11.9%
% of FP17s for the same patient ID Re-attending within 3 months - Adults	432	2,699	16.0%	16.8%	16.5%	16.0%
% of FP17s for the same patient ID Re-attending between 3 & 9 months - Children	550	1,121	49.1%	57.3%	59.7%	58.3%
% of FP17s for the same patient ID Re-attending between 3 & 9 months - Adults	1,080	2,699	40.0%	50.3%	52.6%	50.3%
% of FP17s for Band 1 Urgent Courses	674	3,858	17.5%	10.1%	9.1%	9.1%
% of FP17s Relating to Free Repair or Replacements	16	3,858	0.4%	0.9%	1.0%	0.8%
% of FP17s Relating to Continuations	49	3,858	1.3%	1.0%	1.2%	1.0%
% of Patients satisfied with the dentistry they have received	1	1	N/A	92.1%	91.6%	91.5%
% of Patients satisfied with the time they had to wait for an appointment	1	1	N/A	88.7%	88.3%	87.9%

\* This is based on patients treated on this contract for their most recent course of treatment. Figures in italics indicate the base number of FP17s or Patient Questionnaire responses are less than 100. N/A is shown where the base number of responses is less than 10 during the period. % is calculated as Quantity/Base number\*100

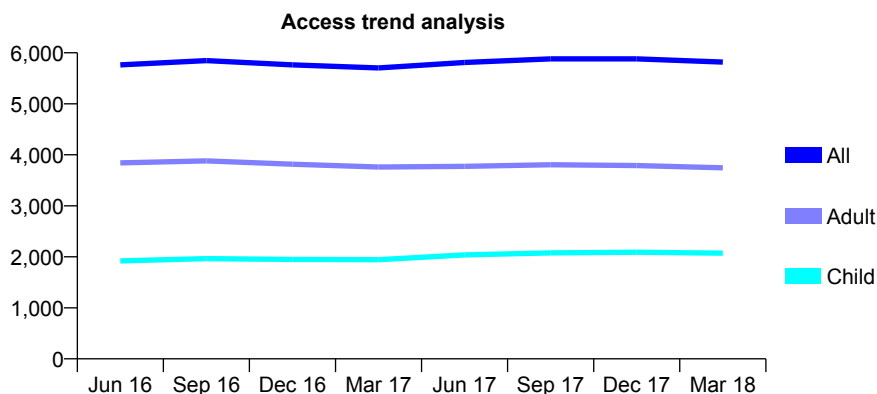
## Q46 - Vital Signs At a Glance Contract Report for 195839/0004 - Year end March 2018

Name or company name	Derby St Dentist Ltd
Contract type name	GDS Contract
Purpose of contract	General
Contract start date	01/07/2013
Contract end date	

17/18 Contracted general activity (UDA)	18,033
Carry forward general activity (UDA)	-113
17/18 Contracted orthodontic activity (UOA)	0
Carry forward orthodontic activity (UOA)	0
Baseline contract value	£465,213.05

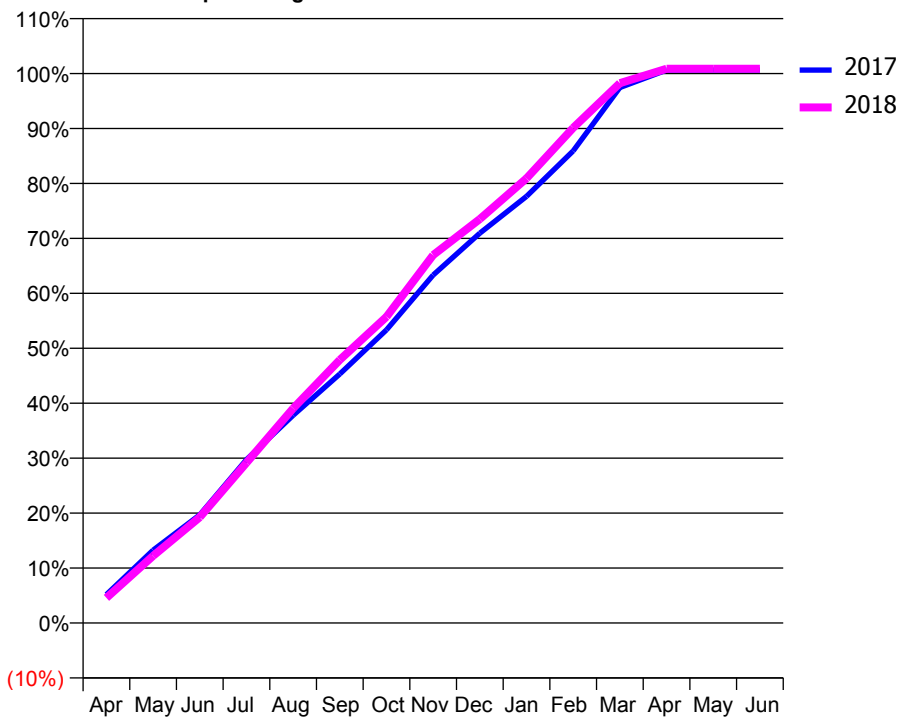
### ACCESS\*

Patients seen in 24 months	Total	Change since previous quarter
Quarter ending March 2017	5,703	
Quarter ending June 2017	5,811	→
Quarter ending September 2017	5,882	→
Quarter ending December 2017	5,880	→
Quarter ending March 2018	5,817	↓
<b>Variance since March 2017</b>	<b>2.0%</b>	<b>→</b>



### ACTIVITY

Cumulative percentage of contracted UDA delivered 2017 & 2018



Month	Adjusted Scheduled Activity (UDA)	
	2017	2018
April	950	825
May	2,431	2,202
June	3,609	3,473
July	5,454	5,260
August	6,927	7,042
September	8,309	8,635
October	9,781	10,050
November	11,607	12,076
December	13,008	13,259
January	14,235	14,591
February	15,751	16,249
March	17,862	17,715
April	18,446	18,188
May	18,446	18,188
June	18,446	18,188

### QUALITY

	Quantity	Base Number	Contract	AT	Region	England
% of FP17s for the same patient ID Re-attending within 3 months - Children	119	3,572	3.3%	12.4%	12.8%	11.9%
% of FP17s for the same patient ID Re-attending within 3 months - Adults	386	5,528	7.0%	16.8%	16.5%	16.0%
% of FP17s for the same patient ID Re-attending between 3 & 9 months - Children	2,605	3,572	72.9%	57.3%	59.7%	58.3%
% of FP17s for the same patient ID Re-attending between 3 & 9 months - Adults	3,538	5,528	64.0%	50.3%	52.6%	50.3%
% of FP17s for Band 1 Urgent Courses	494	9,093	5.4%	10.1%	9.1%	9.1%
% of FP17s Relating to Free Repair or Replacements	15	9,093	0.2%	0.9%	1.0%	0.8%
% of FP17s Relating to Continuations	27	9,093	0.3%	1.0%	1.2%	1.0%
% of Patients satisfied with the dentistry they have received	5	6	N/A	92.1%	91.6%	91.5%
% of Patients satisfied with the time they had to wait for an appointment	6	6	N/A	88.7%	88.3%	87.9%

\* This is based on patients treated on this contract for their most recent course of treatment. Figures in italics indicate the base number of FP17s or Patient Questionnaire responses are less than 100. N/A is shown where the base number of responses is less than 10 during the period. % is calculated as Quantity/Base number\*100

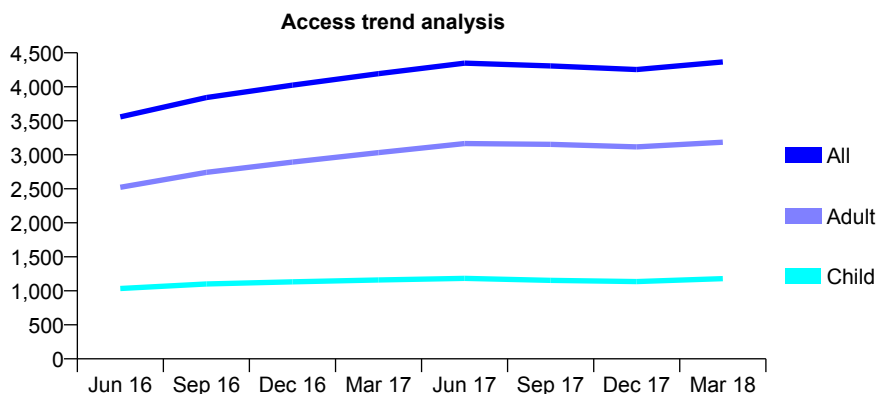
## Q46 - Vital Signs At a Glance Contract Report for 197858/0001 - Year end March 2018

Name or company name	Ram Dental Ltd
Contract type name	GDS Contract
Purpose of contract	General
Contract start date	01/07/2015
Contract end date	

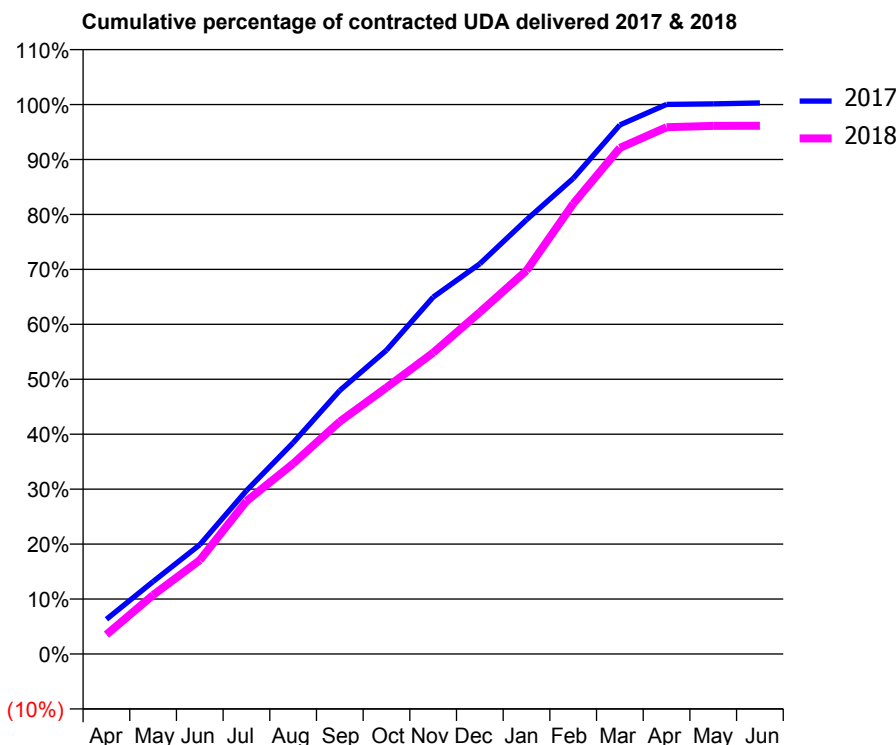
17/18 Contracted general activity (UDA)	15,554
Carry forward general activity (UDA)	-144
17/18 Contracted orthodontic activity (UOA)	0
Carry forward orthodontic activity (UOA)	0
Baseline contract value	£478,515.84

### ACCESS\*

Patients seen in 24 months	Total	Change since previous quarter
Quarter ending March 2017	4,193	
Quarter ending June 2017	4,348	↑
Quarter ending September 2017	4,306	→
Quarter ending December 2017	4,254	↓
Quarter ending March 2018	4,365	↑
<b>Variance since March 2017</b>	<b>4.1%</b>	<b>↑</b>



### ACTIVITY



Month	Adjusted Scheduled Activity (UDA)	
	2017	2018
April	984	547
May	2,053	1,671
June	3,093	2,654
July	4,627	4,328
August	5,981	5,389
September	7,460	6,582
October	8,601	7,542
November	10,103	8,530
December	11,046	9,675
January	12,293	10,855
February	13,463	12,745
March	14,976	14,325
April	15,558	14,910
May	15,572	14,949
June	15,599	14,952

### QUALITY

	Quantity	Base Number	Contract	AT	Region	England
% of FP17s for the same patient ID Re-attending within 3 months - Children	143	1,930	7.4%	12.4%	12.8%	11.9%
% of FP17s for the same patient ID Re-attending within 3 months - Adults	738	4,544	16.2%	16.8%	16.5%	16.0%
% of FP17s for the same patient ID Re-attending between 3 & 9 months - Children	1,378	1,930	71.4%	57.3%	59.7%	58.3%
% of FP17s for the same patient ID Re-attending between 3 & 9 months - Adults	2,512	4,544	55.3%	50.3%	52.6%	50.3%
% of FP17s for Band 1 Urgent Courses	714	6,493	11.0%	10.1%	9.1%	9.1%
% of FP17s Relating to Free Repair or Replacements	29	6,493	0.4%	0.9%	1.0%	0.8%
% of FP17s Relating to Continuations	52	6,493	0.8%	1.0%	1.2%	1.0%
% of Patients satisfied with the dentistry they have received	2	2	N/A	92.1%	91.6%	91.5%
% of Patients satisfied with the time they had to wait for an appointment	2	2	N/A	88.7%	88.3%	87.9%

\* This is based on patients treated on this contract for their most recent course of treatment. Figures in italics indicate the base number of FP17s or Patient Questionnaire responses are less than 100. N/A is shown where the base number of responses is less than 10 during the period. % is calculated as Quantity/Base number\*100

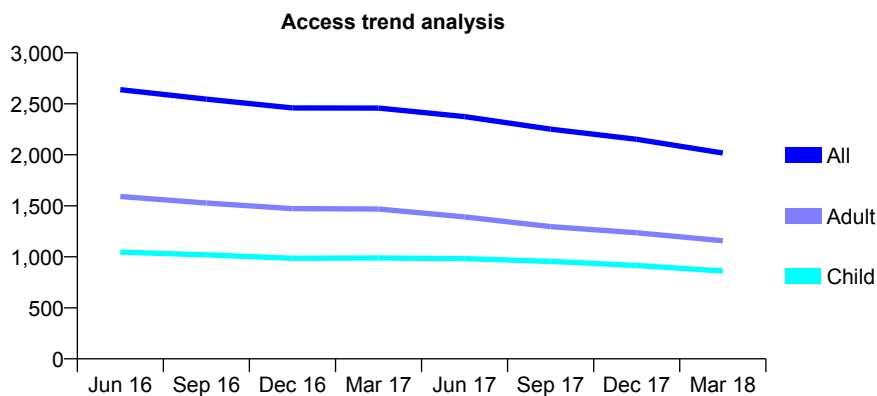
## Q46 - Vital Signs At a Glance Contract Report for 198129/0001 - Year end March 2018

Name or company name	Synergy Dental Clinic Bolton Ltd
Contract type name	GDS Contract
Purpose of contract	General
Contract start date	01/09/2013
Contract end date	

17/18 Contracted general activity (UDA)	5,890
Carry forward general activity (UDA)	0
17/18 Contracted orthodontic activity (UOA)	0
Carry forward orthodontic activity (UOA)	0
Baseline contract value	£146,154.21

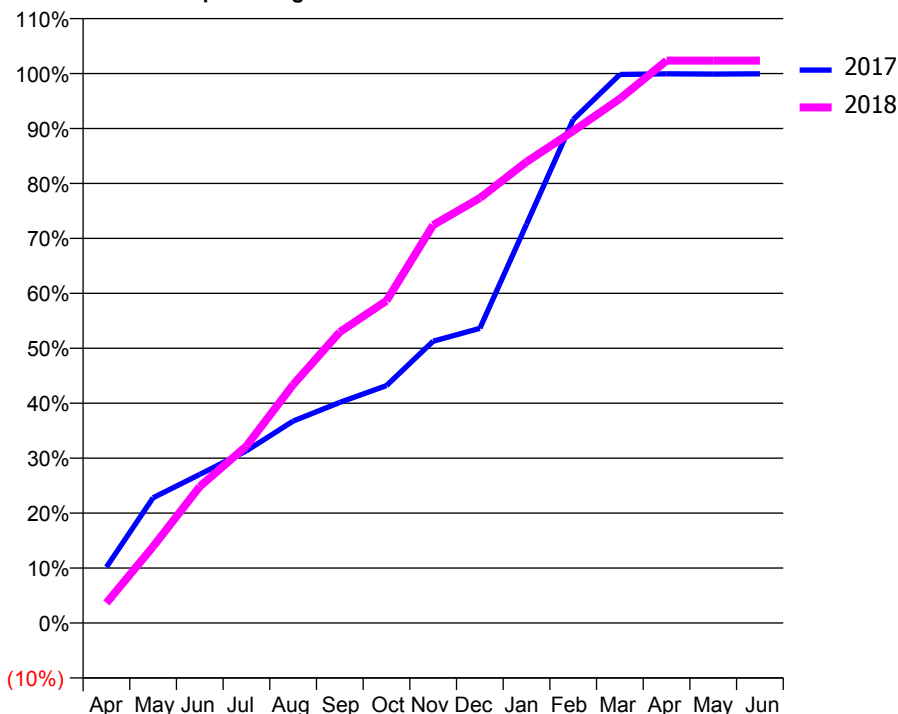
### ACCESS\*

Patients seen in 24 months	Total	Change since previous quarter
Quarter ending March 2017	2,458	
Quarter ending June 2017	2,374	↓
Quarter ending September 2017	2,251	↓
Quarter ending December 2017	2,152	↓
Quarter ending March 2018	2,018	↓
<b>Variance since March 2017</b>	<b>(17.9%)</b>	↓



### ACTIVITY

Cumulative percentage of contracted UDA delivered 2017 & 2018



Month	Adjusted Scheduled Activity (UDA)	
	2017	2018
April	651	215
May	1,456	820
June	1,728	1,462
July	2,002	1,898
August	2,348	2,555
September	2,564	3,120
October	2,759	3,454
November	3,275	4,266
December	3,424	4,555
January	4,634	4,943
February	5,851	5,273
March	6,375	5,619
April	6,382	6,028
May	6,379	6,028
June	6,382	6,028

### QUALITY

	Quantity	Base Number	Contract	AT	Region	England
% of FP17s for the same patient ID Re-attending within 3 months - Children	89	1,233	7.2%	12.4%	12.8%	11.9%
% of FP17s for the same patient ID Re-attending within 3 months - Adults	169	1,335	12.7%	16.8%	16.5%	16.0%
% of FP17s for the same patient ID Re-attending between 3 & 9 months - Children	778	1,233	63.1%	57.3%	59.7%	58.3%
% of FP17s for the same patient ID Re-attending between 3 & 9 months - Adults	722	1,335	54.1%	50.3%	52.6%	50.3%
% of FP17s for Band 1 Urgent Courses	132	2,670	4.9%	10.1%	9.1%	9.1%
% of FP17s Relating to Free Repair or Replacements	6	2,670	0.2%	0.9%	1.0%	0.8%
% of FP17s Relating to Continuations	1	2,670	0.0%	1.0%	1.2%	1.0%
% of Patients satisfied with the dentistry they have received	1	1	N/A	92.1%	91.6%	91.5%
% of Patients satisfied with the time they had to wait for an appointment	0	1	N/A	88.7%	88.3%	87.9%

\* This is based on patients treated on this contract for their most recent course of treatment. Figures in italics indicate the base number of FP17s or Patient Questionnaire responses are less than 100. N/A is shown where the base number of responses is less than 10 during the period. % is calculated as Quantity/Base number\*100

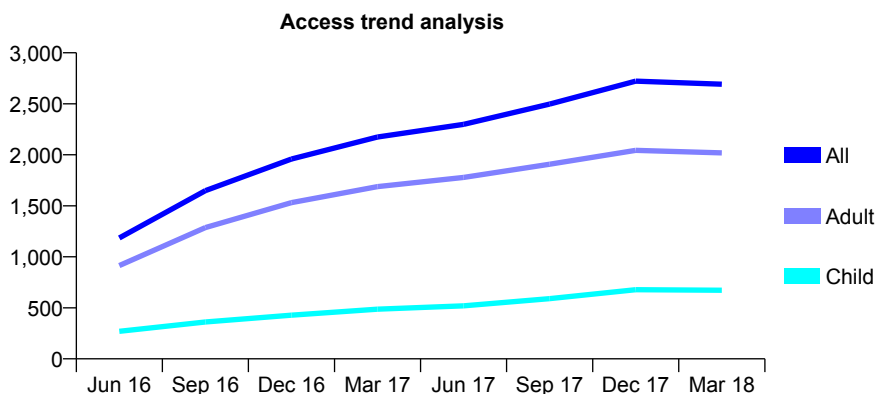
## Q46 - Vital Signs At a Glance Contract Report for 198315/0001 - Year end March 2018

Name or company name	Mrs S Riaz
Contract type name	GDS Contract
Purpose of contract	General
Contract start date	18/01/2016
Contract end date	

17/18 Contracted general activity (UDA)	7,201
Carry forward general activity (UDA)	-19
17/18 Contracted orthodontic activity (UOA)	0
Carry forward orthodontic activity (UOA)	0
Baseline contract value	£195,265.40

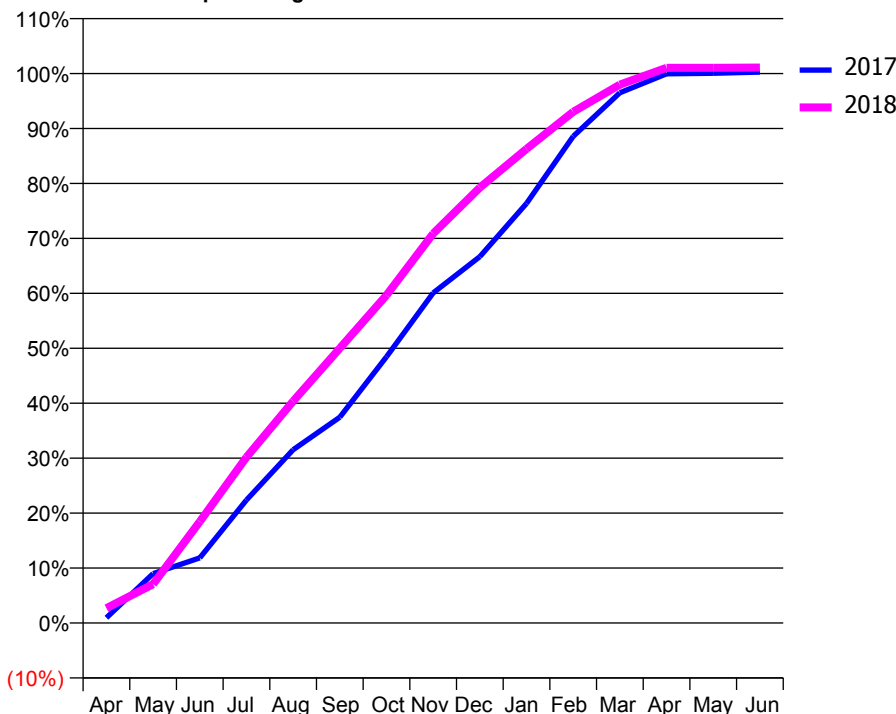
### ACCESS\*

Patients seen in 24 months	Total	Change since previous quarter
Quarter ending March 2017	2,175	
Quarter ending June 2017	2,299	↑
Quarter ending September 2017	2,498	↑
Quarter ending December 2017	2,722	↑
Quarter ending March 2018	2,692	↓
<b>Variance since March 2017</b>	<b>23.8%</b>	<b>↑</b>



### ACTIVITY

Cumulative percentage of contracted UDA delivered 2017 & 2018



Month	Adjusted Scheduled Activity (UDA)	
	2017	2018
April	68	195
May	648	510
June	854	1,329
July	1,612	2,172
August	2,272	2,907
September	2,697	3,600
October	3,489	4,297
November	4,326	5,103
December	4,801	5,706
January	5,499	6,213
February	6,378	6,699
March	6,948	7,055
April	7,197	7,275
May	7,204	7,275
June	7,220	7,278

### QUALITY

	Quantity	Base Number	Contract	AT	Region	England
% of FP17s for the same patient ID Re-attending within 3 months - Children	148	1,136	13.0%	12.4%	12.8%	11.9%
% of FP17s for the same patient ID Re-attending within 3 months - Adults	355	2,438	14.6%	16.8%	16.5%	16.0%
% of FP17s for the same patient ID Re-attending between 3 & 9 months - Children	584	1,136	51.4%	57.3%	59.7%	58.3%
% of FP17s for the same patient ID Re-attending between 3 & 9 months - Adults	1,231	2,438	50.5%	50.3%	52.6%	50.3%
% of FP17s for Band 1 Urgent Courses	157	3,529	4.4%	10.1%	9.1%	9.1%
% of FP17s Relating to Free Repair or Replacements	31	3,529	0.9%	0.9%	1.0%	0.8%
% of FP17s Relating to Continuations	39	3,529	1.1%	1.0%	1.2%	1.0%
% of Patients satisfied with the dentistry they have received	2	2	N/A	92.1%	91.6%	91.5%
% of Patients satisfied with the time they had to wait for an appointment	2	2	N/A	88.7%	88.3%	87.9%

\* This is based on patients treated on this contract for their most recent course of treatment. Figures in italics indicate the base number of FP17s or Patient Questionnaire responses are less than 100. N/A is shown where the base number of responses is less than 10 during the period. % is calculated as Quantity/Base number\*100

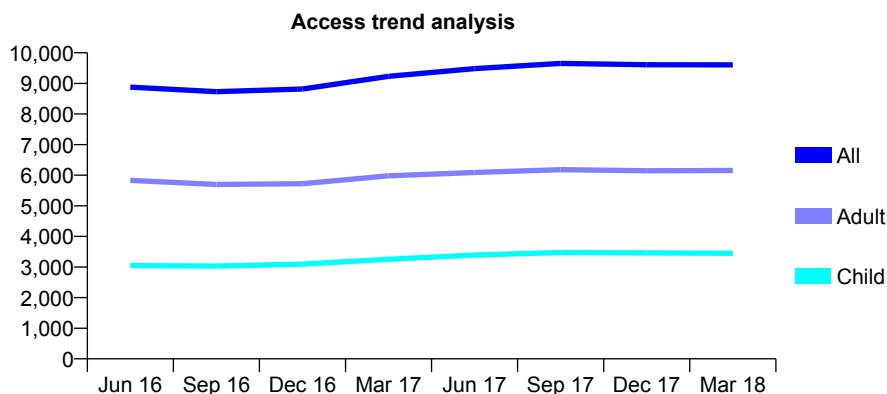
## Q46 - Vital Signs At a Glance Contract Report for 198889/0001 - Year end March 2018

Name or company name	Kings Dental Centre
Contract type name	GDS Contract
Purpose of contract	General
Contract start date	15/04/2014
Contract end date	

17/18 Contracted general activity (UDA)	24,916
Carry forward general activity (UDA)	547
17/18 Contracted orthodontic activity (UOA)	0
Carry forward orthodontic activity (UOA)	0
Baseline contract value	£818,117.86

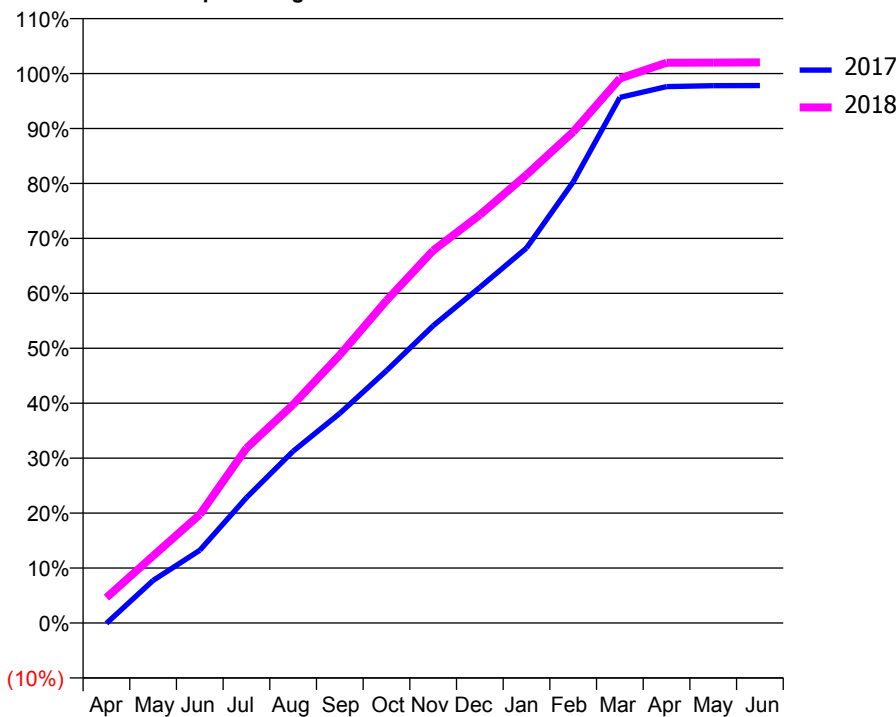
### ACCESS\*

Patients seen in 24 months	Total	Change since previous quarter
Quarter ending March 2017	9,233	
Quarter ending June 2017	9,483	↑
Quarter ending September 2017	9,655	→
Quarter ending December 2017	9,611	→
Quarter ending March 2018	9,604	→
<b>Variance since March 2017</b>	<b>4.0%</b>	<b>↑</b>



### ACTIVITY

Cumulative percentage of contracted UDA delivered 2017 & 2018



Month	Adjusted Scheduled Activity (UDA)	
	2017	2018
April	-22	1,155
May	1,930	3,042
June	3,299	4,918
July	5,688	7,930
August	7,789	9,906
September	9,509	12,155
October	11,442	14,621
November	13,478	16,891
December	15,220	18,506
January	17,005	20,322
February	20,001	22,274
March	23,832	24,689
April	24,321	25,401
May	24,366	25,412
June	24,369	25,419

### QUALITY

	Quantity	Base Number	Contract	AT	Region	England
% of FP17s for the same patient ID Re-attending within 3 months - Children	437	3,831	11.4%	12.4%	12.8%	11.9%
% of FP17s for the same patient ID Re-attending within 3 months - Adults	1,201	6,700	17.9%	16.8%	16.5%	16.0%
% of FP17s for the same patient ID Re-attending between 3 & 9 months - Children	1,460	3,831	38.1%	57.3%	59.7%	58.3%
% of FP17s for the same patient ID Re-attending between 3 & 9 months - Adults	2,263	6,700	33.8%	50.3%	52.6%	50.3%
% of FP17s for Band 1 Urgent Courses	1,196	10,581	11.3%	10.1%	9.1%	9.1%
% of FP17s Relating to Free Repair or Replacements	83	10,581	0.8%	0.9%	1.0%	0.8%
% of FP17s Relating to Continuations	67	10,581	0.6%	1.0%	1.2%	1.0%
% of Patients satisfied with the dentistry they have received	3	4	N/A	92.1%	91.6%	91.5%
% of Patients satisfied with the time they had to wait for an appointment	3	4	N/A	88.7%	88.3%	87.9%

\* This is based on patients treated on this contract for their most recent course of treatment. Figures in italics indicate the base number of FP17s or Patient Questionnaire responses are less than 100. N/A is shown where the base number of responses is less than 10 during the period. % is calculated as Quantity/Base number\*100



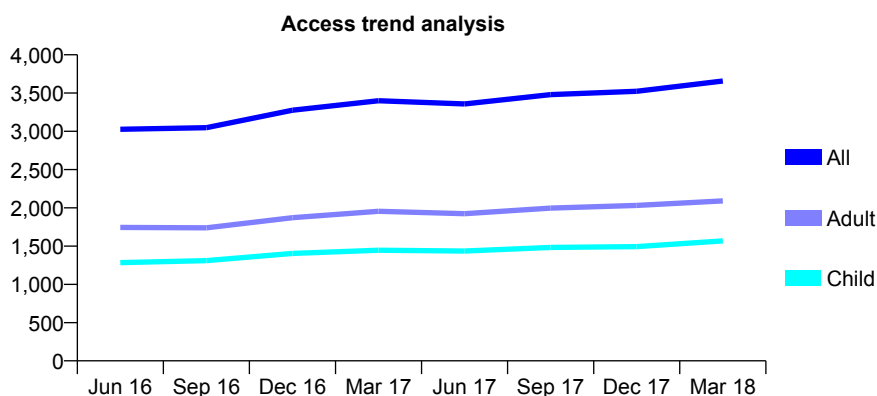
## Q46 - Vital Signs At a Glance Contract Report for 199664/0001 - Year end March 2018

Name or company name	Charlestown Dental Practice Ltd
Contract type name	GDS Contract
Purpose of contract	General
Contract start date	01/10/2010
Contract end date	

17/18 Contracted general activity (UDA)	10,000
Carry forward general activity (UDA)	-45
17/18 Contracted orthodontic activity (UOA)	0
Carry forward orthodontic activity (UOA)	0
Baseline contract value	£279,510.77

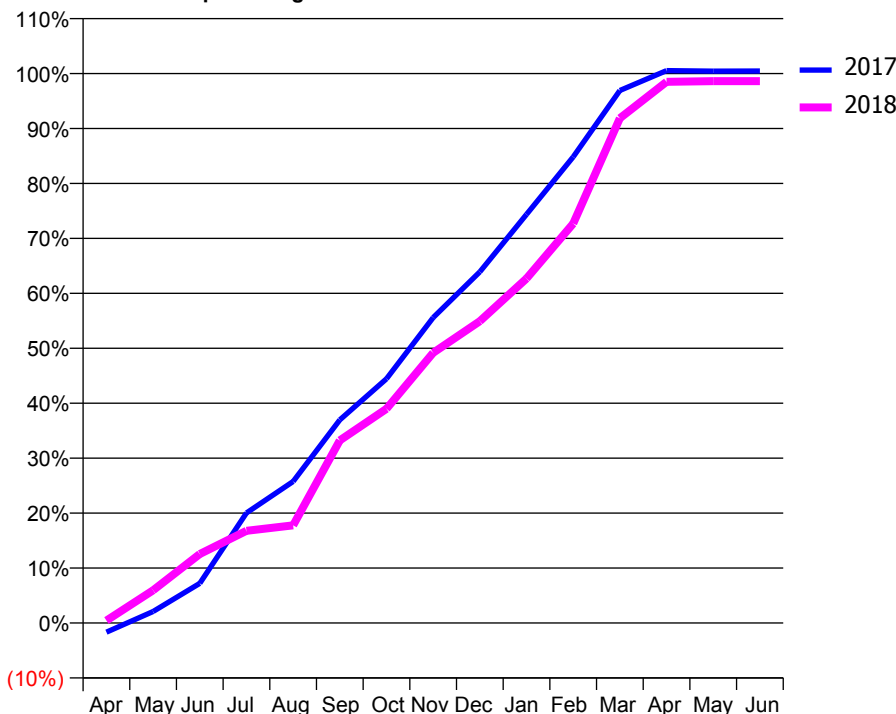
### ACCESS\*

Patients seen in 24 months	Total	Change since previous quarter
Quarter ending March 2017	3,400	
Quarter ending June 2017	3,358	↓
Quarter ending September 2017	3,479	↑
Quarter ending December 2017	3,524	→
Quarter ending March 2018	3,657	↑
<b>Variance since March 2017</b>	<b>7.6%</b>	<b>↑</b>



### ACTIVITY

Cumulative percentage of contracted UDA delivered 2017 & 2018



Month	Adjusted Scheduled Activity (UDA)	
	2017	2018
April	-168	45
May	210	596
June	722	1,256
July	2,004	1,678
August	2,576	1,778
September	3,697	3,324
October	4,445	3,898
November	5,558	4,917
December	6,390	5,492
January	7,437	6,270
February	8,484	7,270
March	9,692	9,187
April	10,052	9,850
May	10,044	9,862
June	10,045	9,862

### QUALITY

	Quantity	Base Number	Contract	AT	Region	England
% of FP17s for the same patient ID Re-attending within 3 months - Children	233	2,072	11.2%	12.4%	12.8%	11.9%
% of FP17s for the same patient ID Re-attending within 3 months - Adults	420	2,270	18.5%	16.8%	16.5%	16.0%
% of FP17s for the same patient ID Re-attending between 3 & 9 months - Children	1,013	2,072	48.9%	57.3%	59.7%	58.3%
% of FP17s for the same patient ID Re-attending between 3 & 9 months - Adults	738	2,270	32.5%	50.3%	52.6%	50.3%
% of FP17s for Band 1 Urgent Courses	619	3,434	18.0%	10.1%	9.1%	9.1%
% of FP17s Relating to Free Repair or Replacements	6	3,434	0.2%	0.9%	1.0%	0.8%
% of FP17s Relating to Continuations	9	3,434	0.3%	1.0%	1.2%	1.0%
% of Patients satisfied with the dentistry they have received	3	3	N/A	92.1%	91.6%	91.5%
% of Patients satisfied with the time they had to wait for an appointment	3	3	N/A	88.7%	88.3%	87.9%

\* This is based on patients treated on this contract for their most recent course of treatment. Figures in italics indicate the base number of FP17s or Patient Questionnaire responses are less than 100. N/A is shown where the base number of responses is less than 10 during the period. % is calculated as Quantity/Base number\*100

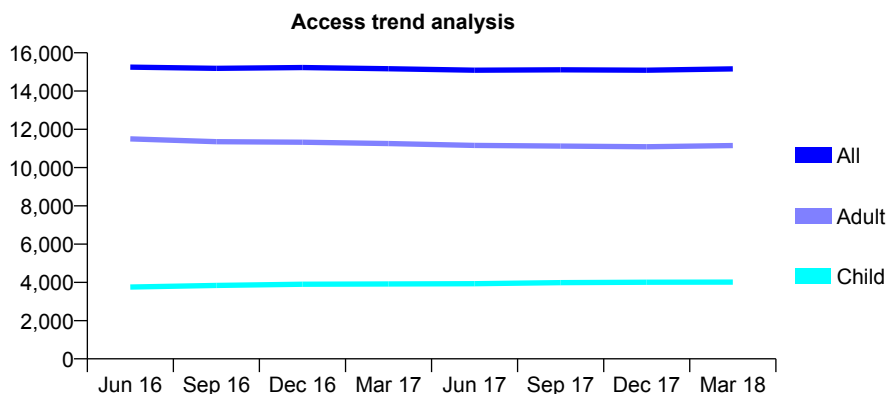
## Q46 - Vital Signs At a Glance Contract Report for 199893/0001 - Year end March 2018

Name or company name	Wallace, Thomas, Hobson & Emmett Ltd
Contract type name	GDS Contract
Purpose of contract	General
Contract start date	01/04/2008
Contract end date	

17/18 Contracted general activity (UDA)	43,279
Carry forward general activity (UDA)	-515
17/18 Contracted orthodontic activity (UOA)	0
Carry forward orthodontic activity (UOA)	0
Baseline contract value	£1,440,774.27

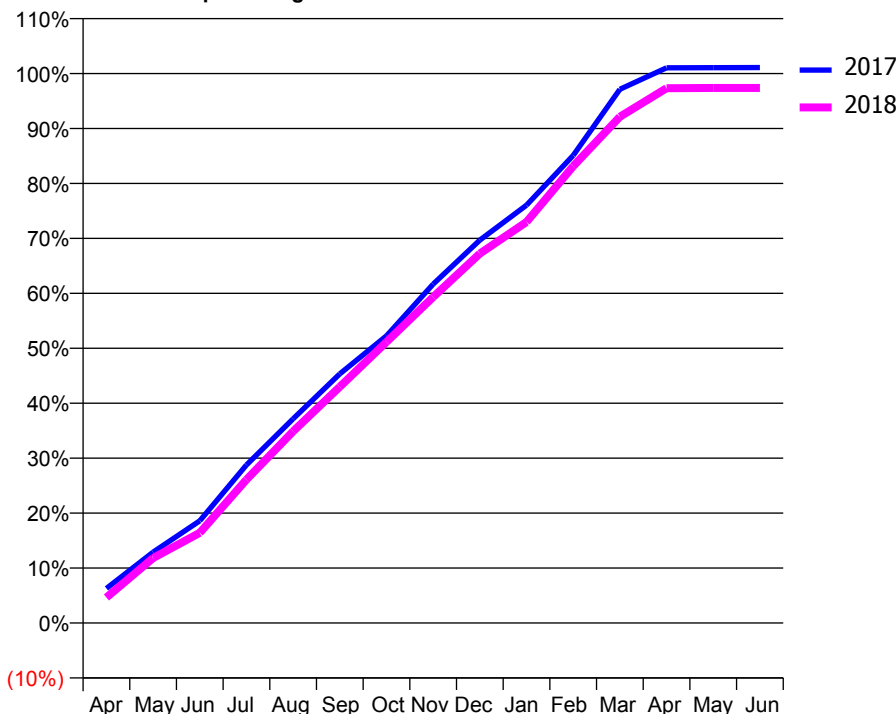
### ACCESS\*

Patients seen in 24 months	Total	Change since previous quarter
Quarter ending March 2017	15,169	
Quarter ending June 2017	15,088	→
Quarter ending September 2017	15,109	→
Quarter ending December 2017	15,093	→
Quarter ending March 2018	15,163	→
<b>Variance since March 2017</b>	<b>(0.0%)</b>	→



### ACTIVITY

Cumulative percentage of contracted UDA delivered 2017 & 2018



Month	Adjusted Scheduled Activity (UDA)	
	2017	2018
April	2,723	2,006
May	5,581	5,117
June	8,047	7,101
July	12,447	11,296
August	16,085	15,102
September	19,622	18,602
October	22,617	22,132
November	26,694	25,677
December	30,154	29,095
January	32,914	31,581
February	36,829	35,972
March	42,032	39,876
April	43,731	42,122
May	43,738	42,140
June	43,752	42,142

### QUALITY

	Quantity	Base Number	Contract	AT	Region	England
% of FP17s for the same patient ID Re-attending within 3 months - Children	733	6,607	11.1%	12.4%	12.8%	11.9%
% of FP17s for the same patient ID Re-attending within 3 months - Adults	2,344	16,868	13.9%	16.8%	16.5%	16.0%
% of FP17s for the same patient ID Re-attending between 3 & 9 months - Children	3,886	6,607	58.8%	57.3%	59.7%	58.3%
% of FP17s for the same patient ID Re-attending between 3 & 9 months - Adults	9,850	16,868	58.4%	50.3%	52.6%	50.3%
% of FP17s for Band 1 Urgent Courses	2,306	23,766	9.7%	10.1%	9.1%	9.1%
% of FP17s Relating to Free Repair or Replacements	177	23,766	0.7%	0.9%	1.0%	0.8%
% of FP17s Relating to Continuations	26	23,766	0.1%	1.0%	1.2%	1.0%
% of Patients satisfied with the dentistry they have received	10	10	100.0%	92.1%	91.6%	91.5%
% of Patients satisfied with the time they had to wait for an appointment	10	10	100.0%	88.7%	88.3%	87.9%

\* This is based on patients treated on this contract for their most recent course of treatment. Figures in italics indicate the base number of FP17s or Patient Questionnaire responses are less than 100. N/A is shown where the base number of responses is less than 10 during the period. % is calculated as Quantity/Base number\*100

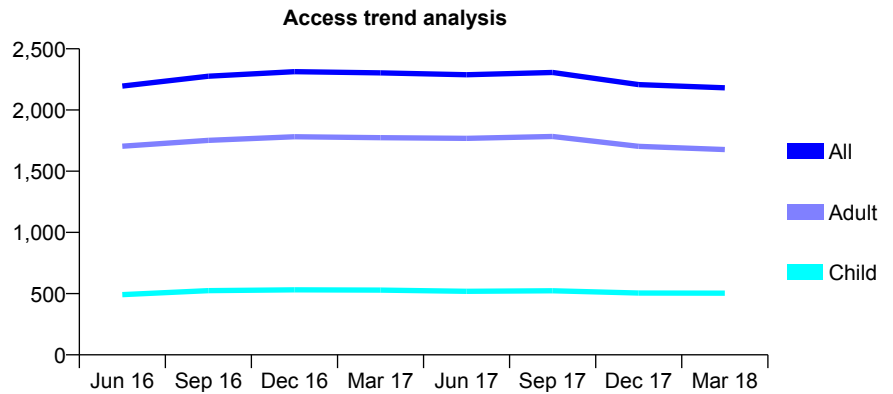
## Q46 - Vital Signs At a Glance Contract Report for 213497/0001 - Year end March 2018

Name or company name	Viqar Ashraf and Neil Larah
Contract type name	GDS Contract
Purpose of contract	General
Contract start date	01/04/2006
Contract end date	

17/18 Contracted general activity (UDA)	7,800
Carry forward general activity (UDA)	0
17/18 Contracted orthodontic activity (UOA)	0
Carry forward orthodontic activity (UOA)	0
Baseline contract value	£203,485.41

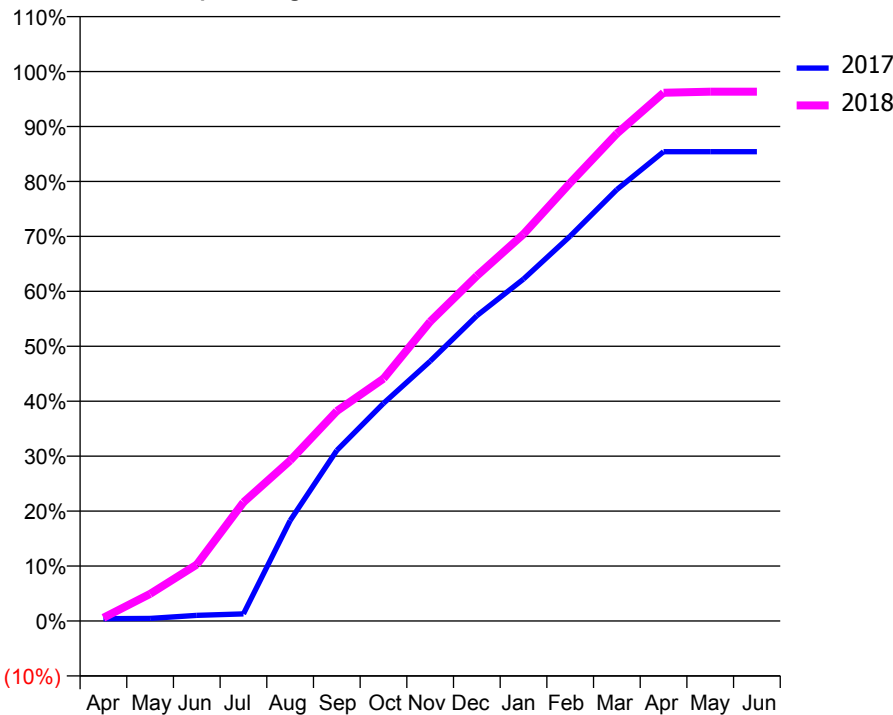
### ACCESS\*

Patients seen in 24 months	Total	Change since previous quarter
Quarter ending March 2017	2,303	
Quarter ending June 2017	2,288	→
Quarter ending September 2017	2,307	→
Quarter ending December 2017	2,208	↓
Quarter ending March 2018	2,181	↓
<b>Variance since March 2017</b>	<b>(5.3%)</b>	<b>↓</b>



### ACTIVITY

Cumulative percentage of contracted UDA delivered 2017 & 2018



Month	Adjusted Scheduled Activity (UDA)	
	2017	2018
April	37	46
May	41	385
June	90	801
July	113	1,685
August	1,609	2,278
September	2,733	2,980
October	3,485	3,440
November	4,161	4,251
December	4,889	4,900
January	5,476	5,492
February	6,164	6,220
March	6,909	6,919
April	7,515	7,499
May	7,515	7,514
June	7,515	7,514

### QUALITY

	Quantity	Base Number	Contract	AT	Region	England
% of FP17s for the same patient ID Re-attending within 3 months - Children	20	681	2.9%	12.4%	12.8%	11.9%
% of FP17s for the same patient ID Re-attending within 3 months - Adults	264	2,328	11.3%	16.8%	16.5%	16.0%
% of FP17s for the same patient ID Re-attending between 3 & 9 months - Children	409	681	60.1%	57.3%	59.7%	58.3%
% of FP17s for the same patient ID Re-attending between 3 & 9 months - Adults	1,308	2,328	56.2%	50.3%	52.6%	50.3%
% of FP17s for Band 1 Urgent Courses	34	2,966	1.1%	10.1%	9.1%	9.1%
% of FP17s Relating to Free Repair or Replacements	9	2,966	0.3%	0.9%	1.0%	0.8%
% of FP17s Relating to Continuations	46	2,966	1.6%	1.0%	1.2%	1.0%
% of Patients satisfied with the dentistry they have received	1	1	N/A	92.1%	91.6%	91.5%
% of Patients satisfied with the time they had to wait for an appointment	1	1	N/A	88.7%	88.3%	87.9%

\* This is based on patients treated on this contract for their most recent course of treatment. Figures in italics indicate the base number of FP17s or Patient Questionnaire responses are less than 100. N/A is shown where the base number of responses is less than 10 during the period. % is calculated as Quantity/Base number\*100

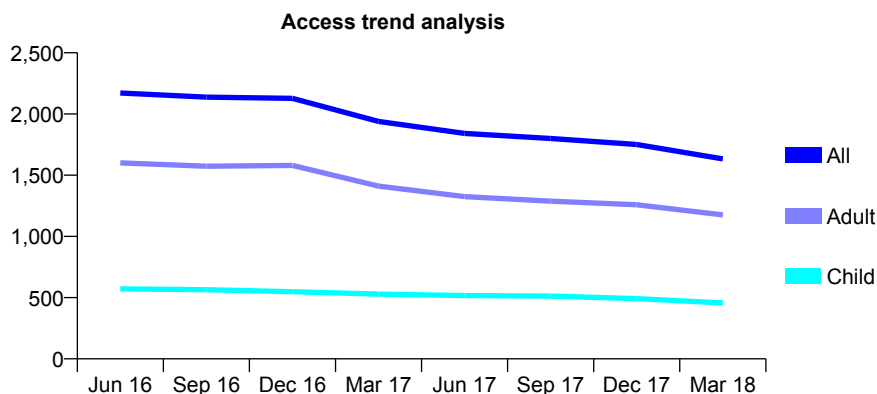
## Q46 - Vital Signs At a Glance Contract Report for 214043/0001 - Year end March 2018

Name or company name	Mr M Mahmood
Contract type name	GDS Contract
Purpose of contract	General
Contract start date	01/04/2006
Contract end date	

17/18 Contracted general activity (UDA)	5,526
Carry forward general activity (UDA)	-57
17/18 Contracted orthodontic activity (UOA)	0
Carry forward orthodontic activity (UOA)	0
Baseline contract value	£166,174.97

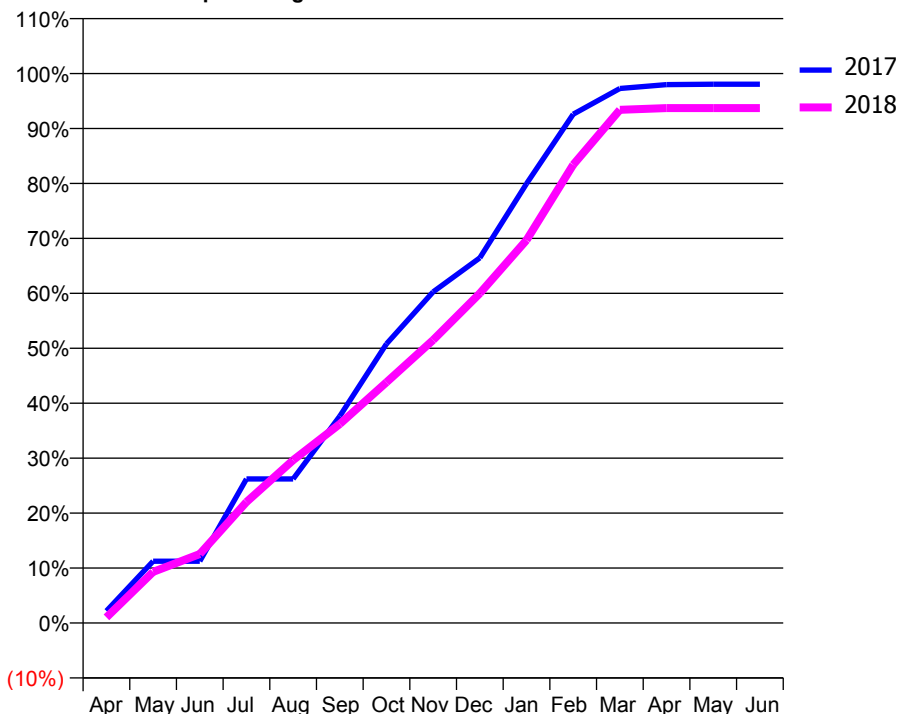
### ACCESS\*

Patients seen in 24 months	Total	Change since previous quarter
Quarter ending March 2017	1,940	
Quarter ending June 2017	1,842	↓
Quarter ending September 2017	1,800	↓
Quarter ending December 2017	1,751	↓
Quarter ending March 2018	1,633	↓
<b>Variance since March 2017</b>	<b>(15.8%)</b>	<b>↓</b>



### ACTIVITY

Cumulative percentage of contracted UDA delivered 2017 & 2018



Month	Adjusted Scheduled Activity (UDA)	
	2017	2018
April	122	57
May	622	515
June	622	695
July	1,449	1,217
August	1,449	1,638
September	2,081	2,002
October	2,807	2,421
November	3,330	2,847
December	3,672	3,316
January	4,418	3,850
February	5,116	4,609
March	5,376	5,161
April	5,414	5,179
May	5,418	5,179
June	5,418	5,179

### QUALITY

	Quantity	Base Number	Contract	AT	Region	England
% of FP17s for the same patient ID Re-attending within 3 months - Children	19	555	3.4%	12.4%	12.8%	11.9%
% of FP17s for the same patient ID Re-attending within 3 months - Adults	138	1,412	9.8%	16.8%	16.5%	16.0%
% of FP17s for the same patient ID Re-attending between 3 & 9 months - Children	221	555	39.8%	57.3%	59.7%	58.3%
% of FP17s for the same patient ID Re-attending between 3 & 9 months - Adults	482	1,412	34.1%	50.3%	52.6%	50.3%
% of FP17s for Band 1 Urgent Courses	223	1,946	11.5%	10.1%	9.1%	9.1%
% of FP17s Relating to Free Repair or Replacements	25	1,946	1.3%	0.9%	1.0%	0.8%
% of FP17s Relating to Continuations	9	1,946	0.5%	1.0%	1.2%	1.0%
% of Patients satisfied with the dentistry they have received	0	0	N/A	92.1%	91.6%	91.5%
% of Patients satisfied with the time they had to wait for an appointment	0	0	N/A	88.7%	88.3%	87.9%

\* This is based on patients treated on this contract for their most recent course of treatment. Figures in italics indicate the base number of FP17s or Patient Questionnaire responses are less than 100. N/A is shown where the base number of responses is less than 10 during the period. % is calculated as Quantity/Base number\*100

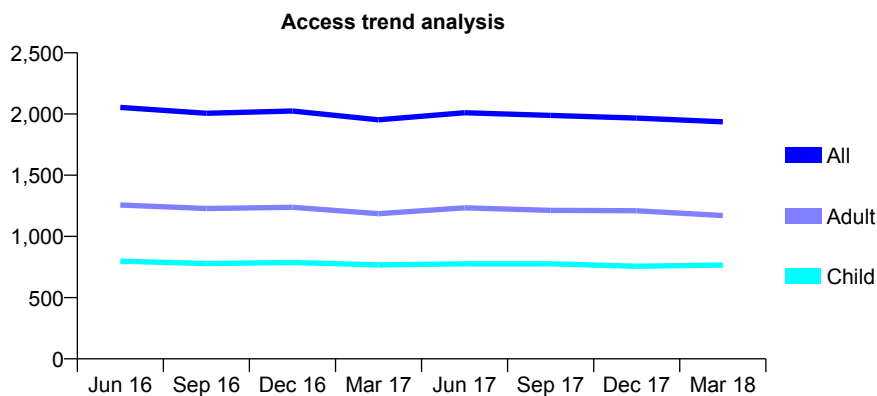
## Q46 - Vital Signs At a Glance Contract Report for 214361/0001 - Year end March 2018

Name or company name	Ms Archana Prasad
Contract type name	GDS Contract
Purpose of contract	General
Contract start date	01/04/2006
Contract end date	

17/18 Contracted general activity (UDA)	4,825
Carry forward general activity (UDA)	-29
17/18 Contracted orthodontic activity (UOA)	0
Carry forward orthodontic activity (UOA)	0
Baseline contract value	£139,724.11

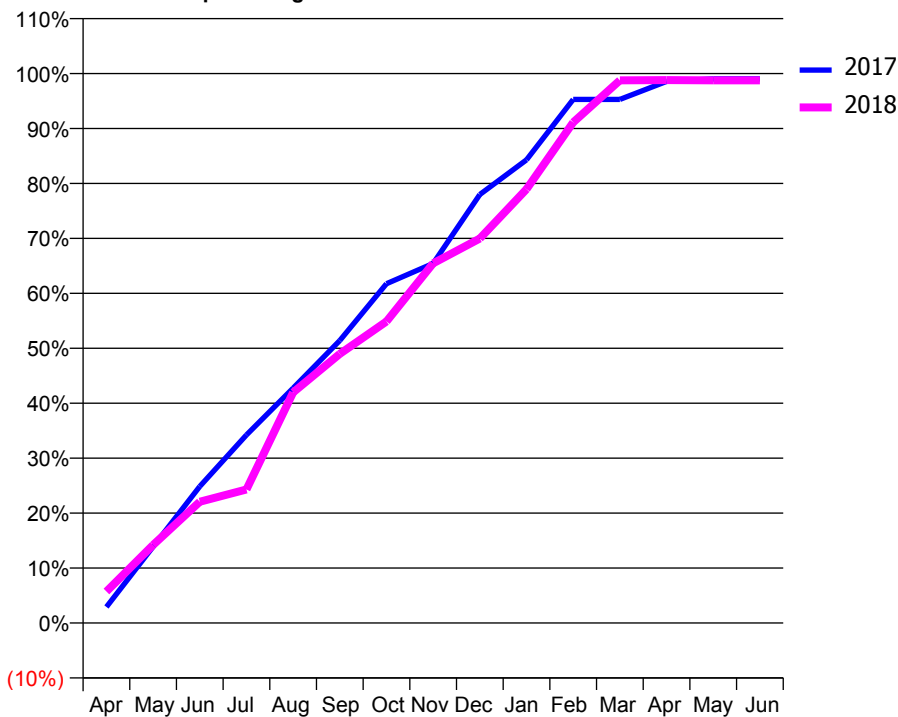
### ACCESS\*

Patients seen in 24 months	Total	Change since previous quarter
Quarter ending March 2017	1,953	
Quarter ending June 2017	2,010	↑
Quarter ending September 2017	1,989	↓
Quarter ending December 2017	1,967	↓
Quarter ending March 2018	1,936	↓
<b>Variance since March 2017</b>	<b>(0.9%)</b>	→



### ACTIVITY

Cumulative percentage of contracted UDA delivered 2017 & 2018



Month	Adjusted Scheduled Activity (UDA)	
	2017	2018
April	141	277
May	670	686
June	1,199	1,065
July	1,652	1,173
August	2,062	2,026
September	2,480	2,363
October	2,979	2,648
November	3,157	3,158
December	3,762	3,376
January	4,068	3,810
February	4,597	4,397
March	4,597	4,764
April	4,756	4,767
May	4,778	4,764
June	4,778	4,764

### QUALITY

	Quantity	Base Number	Contract	AT	Region	England
% of FP17s for the same patient ID Re-attending within 3 months - Children	120	1,325	9.1%	12.4%	12.8%	11.9%
% of FP17s for the same patient ID Re-attending within 3 months - Adults	216	1,699	12.7%	16.8%	16.5%	16.0%
% of FP17s for the same patient ID Re-attending between 3 & 9 months - Children	838	1,325	63.2%	57.3%	59.7%	58.3%
% of FP17s for the same patient ID Re-attending between 3 & 9 months - Adults	933	1,699	54.9%	50.3%	52.6%	50.3%
% of FP17s for Band 1 Urgent Courses	273	2,917	9.4%	10.1%	9.1%	9.1%
% of FP17s Relating to Free Repair or Replacements	5	2,917	0.2%	0.9%	1.0%	0.8%
% of FP17s Relating to Continuations	50	2,917	1.7%	1.0%	1.2%	1.0%
% of Patients satisfied with the dentistry they have received	2	2	N/A	92.1%	91.6%	91.5%
% of Patients satisfied with the time they had to wait for an appointment	2	2	N/A	88.7%	88.3%	87.9%

\* This is based on patients treated on this contract for their most recent course of treatment. Figures in italics indicate the base number of FP17s or Patient Questionnaire responses are less than 100. N/A is shown where the base number of responses is less than 10 during the period. % is calculated as Quantity/Base number\*100

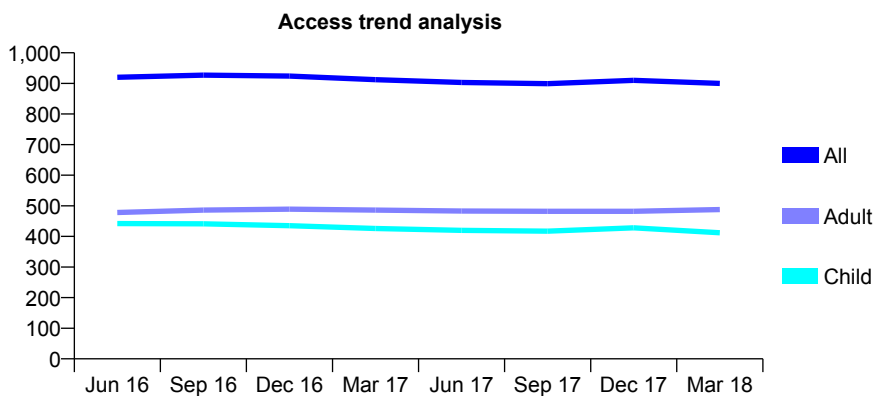
## Q46 - Vital Signs At a Glance Contract Report for 215597/0001 - Year end March 2018

Name or company name	MR S LAZARUS
Contract type name	GDS Contract
Purpose of contract	General
Contract start date	01/04/2006
Contract end date	

17/18 Contracted general activity (UDA)	2,420
Carry forward general activity (UDA)	79
17/18 Contracted orthodontic activity (UOA)	0
Carry forward orthodontic activity (UOA)	0
Baseline contract value	£58,196.55

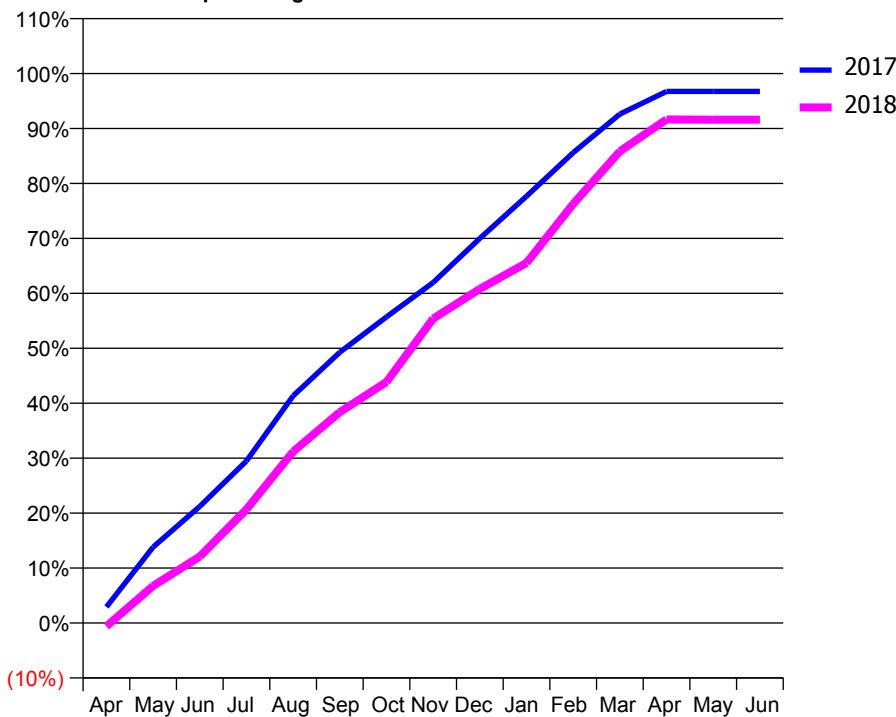
### ACCESS\*

Patients seen in 24 months	Total	Change since previous quarter
Quarter ending March 2017	912	
Quarter ending June 2017	903	→
Quarter ending September 2017	899	→
Quarter ending December 2017	910	→
Quarter ending March 2018	900	↓
<b>Variance since March 2017</b>	<b>(1.3%)</b>	<b>↓</b>



### ACTIVITY

Cumulative percentage of contracted UDA delivered 2017 & 2018



### QUALITY

	Quantity	Base Number	Contract	AT	Region	England
% of FP17s for the same patient ID Re-attending within 3 months - Children	27	620	4.4%	12.4%	12.8%	11.9%
% of FP17s for the same patient ID Re-attending within 3 months - Adults	81	694	11.7%	16.8%	16.5%	16.0%
% of FP17s for the same patient ID Re-attending between 3 & 9 months - Children	430	620	69.4%	57.3%	59.7%	58.3%
% of FP17s for the same patient ID Re-attending between 3 & 9 months - Adults	446	694	64.3%	50.3%	52.6%	50.3%
% of FP17s for Band 1 Urgent Courses	43	1,307	3.3%	10.1%	9.1%	9.1%
% of FP17s Relating to Free Repair or Replacements	0	1,307	0.0%	0.9%	1.0%	0.8%
% of FP17s Relating to Continuations	1	1,307	0.1%	1.0%	1.2%	1.0%
% of Patients satisfied with the dentistry they have received	0	0	N/A	92.1%	91.6%	91.5%
% of Patients satisfied with the time they had to wait for an appointment	0	0	N/A	88.7%	88.3%	87.9%

\* This is based on patients treated on this contract for their most recent course of treatment. Figures in italics indicate the base number of FP17s or Patient Questionnaire responses are less than 100. N/A is shown where the base number of responses is less than 10 during the period. % is calculated as Quantity/Base number\*100

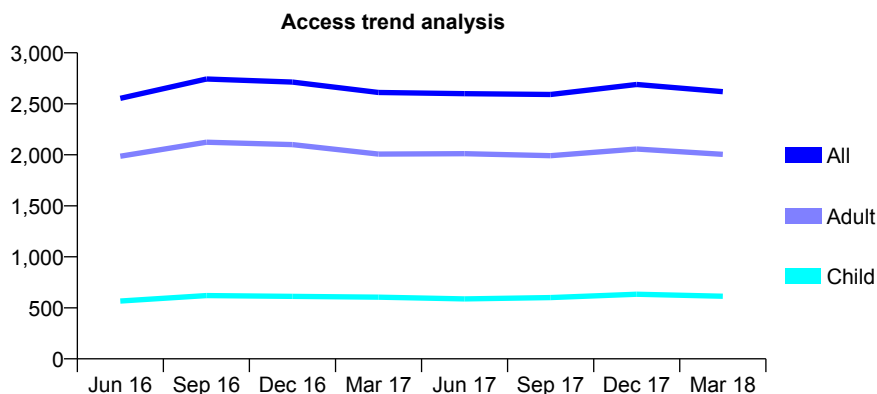
## Q46 - Vital Signs At a Glance Contract Report for 215643/0001 - Year end March 2018

Name or company name	MR MOHAMMED AL-HIMDANI
Contract type name	GDS Contract
Purpose of contract	General
Contract start date	01/04/2006
Contract end date	

17/18 Contracted general activity (UDA)	7,422
Carry forward general activity (UDA)	-93
17/18 Contracted orthodontic activity (UOA)	0
Carry forward orthodontic activity (UOA)	0
Baseline contract value	£243,595.48

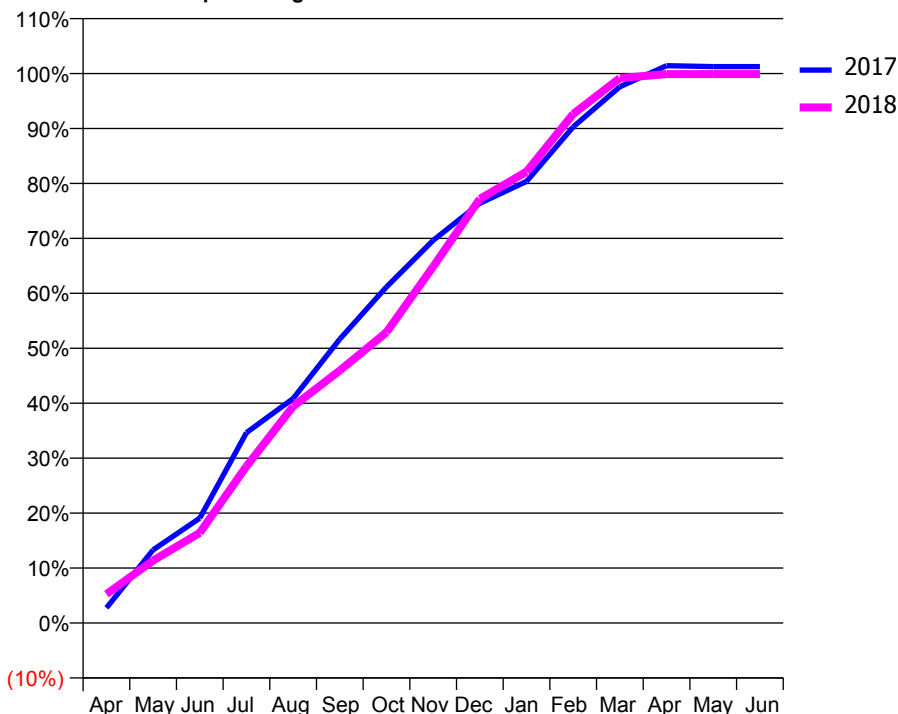
### ACCESS\*

Patients seen in 24 months	Total	Change since previous quarter
Quarter ending March 2017	2,611	
Quarter ending June 2017	2,599	→
Quarter ending September 2017	2,591	→
Quarter ending December 2017	2,690	↑
Quarter ending March 2018	2,619	↓
<b>Variance since March 2017</b>	<b>0.3%</b>	<b>→</b>



### ACTIVITY

Cumulative percentage of contracted UDA delivered 2017 & 2018



Month	Adjusted Scheduled Activity (UDA)	
	2017	2018
April	204	389
May	987	844
June	1,417	1,218
July	2,571	2,116
August	3,033	2,927
September	3,836	3,410
October	4,540	3,928
November	5,168	4,813
December	5,669	5,728
January	5,964	6,096
February	6,702	6,875
March	7,242	7,360
April	7,527	7,415
May	7,515	7,415
June	7,515	7,415

### QUALITY

	Quantity	Base Number	Contract	AT	Region	England
% of FP17s for the same patient ID Re-attending within 3 months - Children	35	679	5.2%	12.4%	12.8%	11.9%
% of FP17s for the same patient ID Re-attending within 3 months - Adults	244	2,342	10.4%	16.8%	16.5%	16.0%
% of FP17s for the same patient ID Re-attending between 3 & 9 months - Children	258	679	38.0%	57.3%	59.7%	58.3%
% of FP17s for the same patient ID Re-attending between 3 & 9 months - Adults	1,051	2,342	44.9%	50.3%	52.6%	50.3%
% of FP17s for Band 1 Urgent Courses	128	2,933	4.4%	10.1%	9.1%	9.1%
% of FP17s Relating to Free Repair or Replacements	30	2,933	1.0%	0.9%	1.0%	0.8%
% of FP17s Relating to Continuations	75	2,933	2.6%	1.0%	1.2%	1.0%
% of Patients satisfied with the dentistry they have received	2	2	N/A	92.1%	91.6%	91.5%
% of Patients satisfied with the time they had to wait for an appointment	2	2	N/A	88.7%	88.3%	87.9%

\* This is based on patients treated on this contract for their most recent course of treatment. Figures in italics indicate the base number of FP17s or Patient Questionnaire responses are less than 100. N/A is shown where the base number of responses is less than 10 during the period. % is calculated as Quantity/Base number\*100



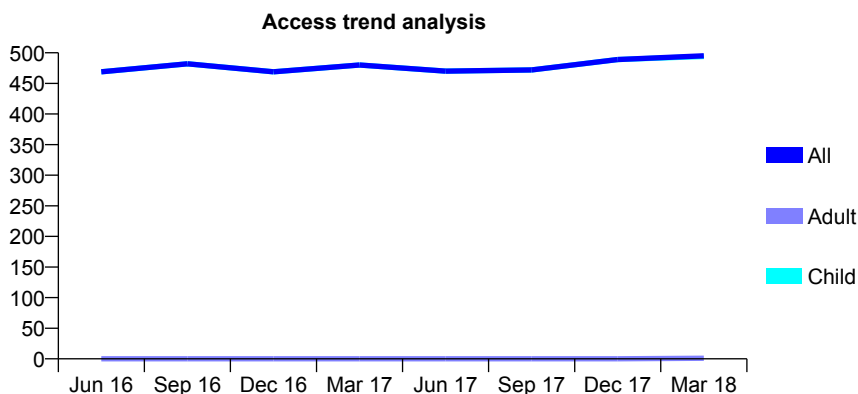
## Q46 - Vital Signs At a Glance Contract Report for 222402/0001 - Year end March 2018

Name or company name	MR P PONG
Contract type name	GDS Contract
Purpose of contract	General
Contract start date	01/04/2006
Contract end date	

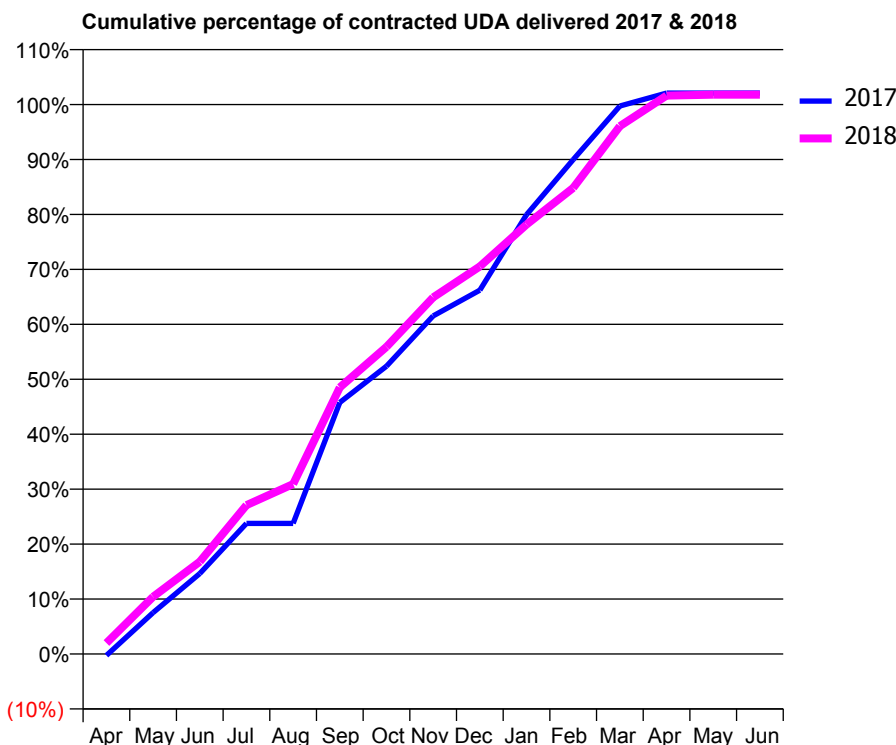
17/18 Contracted general activity (UDA)	1,756
Carry forward general activity (UDA)	-35
17/18 Contracted orthodontic activity (UOA)	0
Carry forward orthodontic activity (UOA)	0
Baseline contract value	£40,086.89

### ACCESS\*

Patients seen in 24 months	Total	Change since previous quarter
Quarter ending March 2017	480	
Quarter ending June 2017	470	↓
Quarter ending September 2017	472	→
Quarter ending December 2017	489	↑
Quarter ending March 2018	495	→
<b>Variance since March 2017</b>	<b>3.1%</b>	<b>↑</b>



### ACTIVITY



Month	Adjusted Scheduled Activity (UDA)	
	2017	2018
April	-5	35
May	132	183
June	257	295
July	417	476
August	417	543
September	804	852
October	920	981
November	1,080	1,140
December	1,163	1,239
January	1,404	1,372
February	1,580	1,490
March	1,751	1,687
April	1,793	1,784
May	1,793	1,787
June	1,793	1,787

### QUALITY

	Quantity	Base Number	Contract	AT	Region	England
% of FP17s for the same patient ID Re-attending within 3 months - Children	23	906	2.5%	12.4%	12.8%	11.9%
% of FP17s for the same patient ID Re-attending within 3 months - Adults	0	0	N/A	16.8%	16.5%	16.0%
% of FP17s for the same patient ID Re-attending between 3 & 9 months - Children	723	906	79.8%	57.3%	59.7%	58.3%
% of FP17s for the same patient ID Re-attending between 3 & 9 months - Adults	0	0	N/A	50.3%	52.6%	50.3%
% of FP17s for Band 1 Urgent Courses	16	929	1.7%	10.1%	9.1%	9.1%
% of FP17s Relating to Free Repair or Replacements	0	929	0.0%	0.9%	1.0%	0.8%
% of FP17s Relating to Continuations	0	929	0.0%	1.0%	1.2%	1.0%
% of Patients satisfied with the dentistry they have received	0	0	N/A	92.1%	91.6%	91.5%
% of Patients satisfied with the time they had to wait for an appointment	0	0	N/A	88.7%	88.3%	87.9%

\* This is based on patients treated on this contract for their most recent course of treatment. Figures in italics indicate the base number of FP17s or Patient Questionnaire responses are less than 100. N/A is shown where the base number of responses is less than 10 during the period. % is calculated as Quantity/Base number\*100

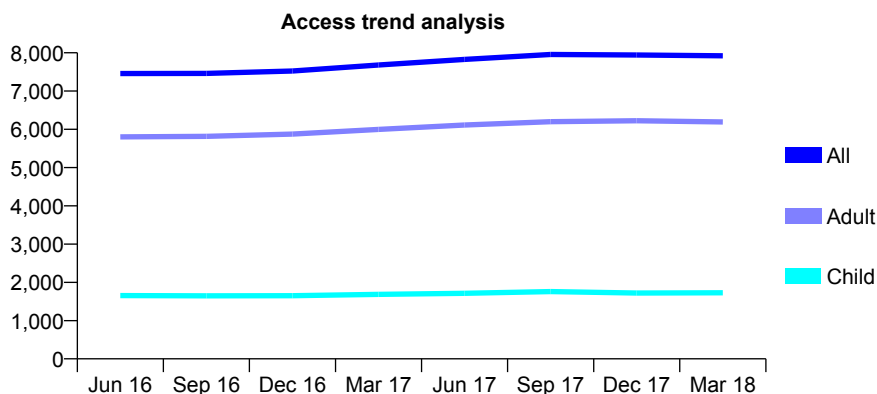
## Q46 - Vital Signs At a Glance Contract Report for 224944/0003 - Year end March 2018

Name or company name	Isa Usman & Donald McGrath
Contract type name	GDS Contract
Purpose of contract	General
Contract start date	01/06/2011
Contract end date	

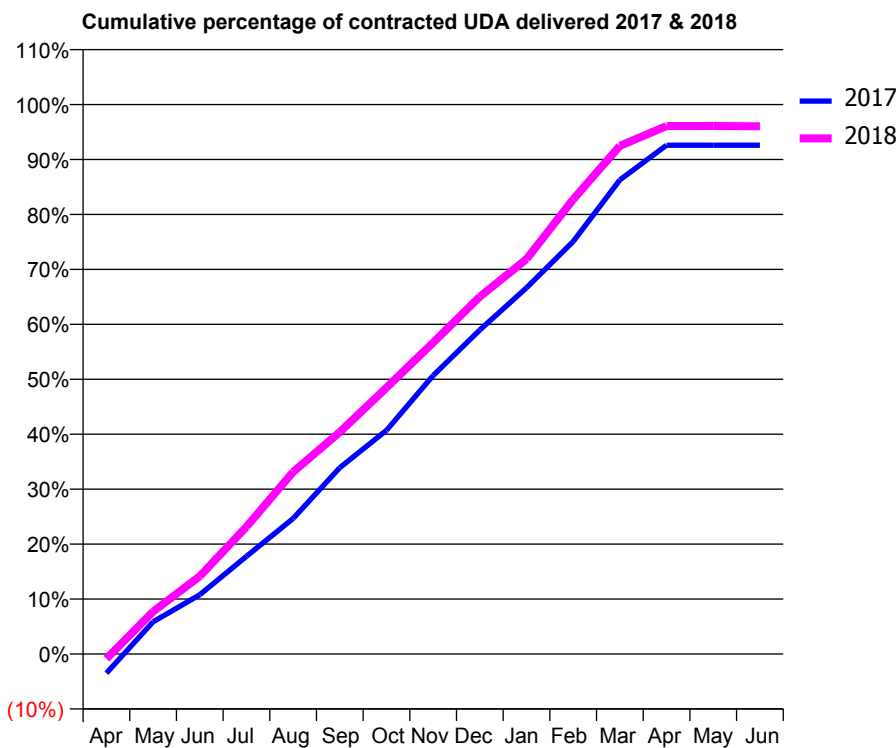
17/18 Contracted general activity (UDA)	27,600
Carry forward general activity (UDA)	1,104
17/18 Contracted orthodontic activity (UOA)	0
Carry forward orthodontic activity (UOA)	0
Baseline contract value	£896,429.84

### ACCESS\*

Patients seen in 24 months	Total	Change since previous quarter
Quarter ending March 2017	7,681	
Quarter ending June 2017	7,827	→
Quarter ending September 2017	7,957	→
Quarter ending December 2017	7,943	→
Quarter ending March 2018	7,920	→
<b>Variance since March 2017</b>	<b>3.1%</b>	<b>↑</b>



### ACTIVITY



Month	Adjusted Scheduled Activity (UDA)	
	2017	2018
April	-965	-243
May	1,618	2,132
June	2,976	3,908
July	4,906	6,390
August	6,807	9,143
September	9,358	11,150
October	11,235	13,378
November	13,988	15,645
December	16,279	17,946
January	18,392	19,832
February	20,719	22,835
March	23,817	25,523
April	25,553	26,517
May	25,553	26,520
June	25,555	26,508

### QUALITY

	Quantity	Base Number	Contract	AT	Region	England
% of FP17s for the same patient ID Re-attending within 3 months - Children	230	2,822	8.2%	12.4%	12.8%	11.9%
% of FP17s for the same patient ID Re-attending within 3 months - Adults	1,558	9,707	16.1%	16.8%	16.5%	16.0%
% of FP17s for the same patient ID Re-attending between 3 & 9 months - Children	1,622	2,822	57.5%	57.3%	59.7%	58.3%
% of FP17s for the same patient ID Re-attending between 3 & 9 months - Adults	5,889	9,707	60.7%	50.3%	52.6%	50.3%
% of FP17s for Band 1 Urgent Courses	893	12,345	7.2%	10.1%	9.1%	9.1%
% of FP17s Relating to Free Repair or Replacements	166	12,345	1.3%	0.9%	1.0%	0.8%
% of FP17s Relating to Continuations	107	12,345	0.9%	1.0%	1.2%	1.0%
% of Patients satisfied with the dentistry they have received	8	8	N/A	92.1%	91.6%	91.5%
% of Patients satisfied with the time they had to wait for an appointment	8	8	N/A	88.7%	88.3%	87.9%

\* This is based on patients treated on this contract for their most recent course of treatment. Figures in italics indicate the base number of FP17s or Patient Questionnaire responses are less than 100. N/A is shown where the base number of responses is less than 10 during the period. % is calculated as Quantity/Base number\*100

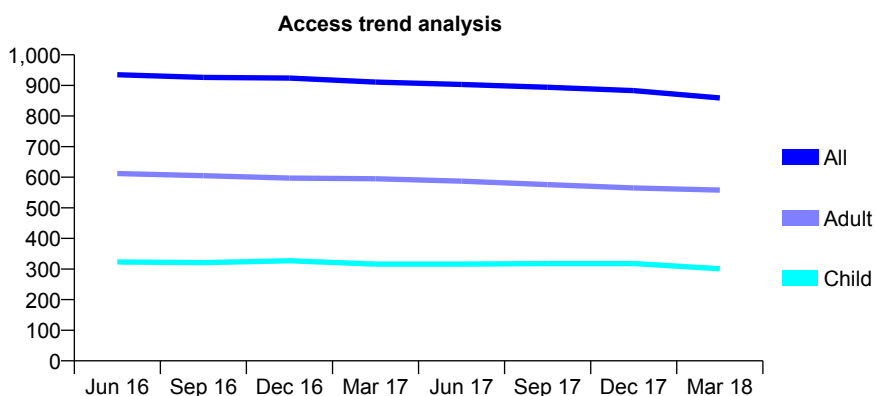
## Q46 - Vital Signs At a Glance Contract Report for 226815/0001 - Year end March 2018

Name or company name	Mr Bilal Sheikh
Contract type name	GDS Contract
Purpose of contract	General
Contract start date	01/04/2006
Contract end date	

17/18 Contracted general activity (UDA)	2,772
Carry forward general activity (UDA)	61
17/18 Contracted orthodontic activity (UOA)	0
Carry forward orthodontic activity (UOA)	0
Baseline contract value	£118,585.87

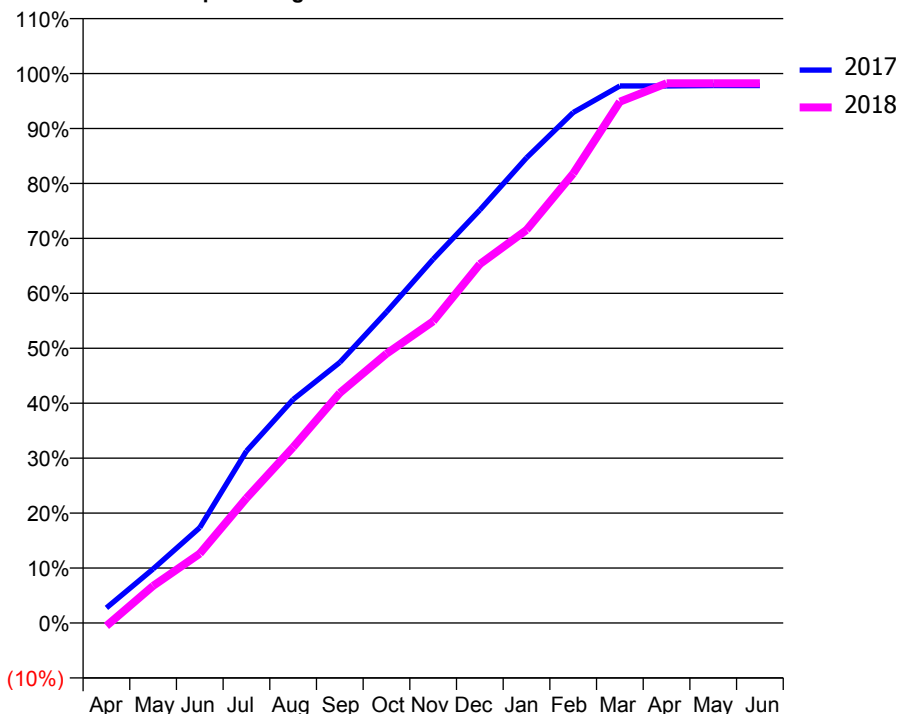
### ACCESS\*

Patients seen in 24 months	Total	Change since previous quarter
Quarter ending March 2017	911	
Quarter ending June 2017	903	→
Quarter ending September 2017	894	→
Quarter ending December 2017	883	↓
Quarter ending March 2018	859	↓
<b>Variance since March 2017</b>	<b>(5.7%)</b>	<b>↓</b>



### ACTIVITY

Cumulative percentage of contracted UDA delivered 2017 & 2018



Month	Adjusted Scheduled Activity (UDA)	
	2017	2018
April	76	-15
May	273	187
June	481	350
July	867	630
August	1,128	887
September	1,315	1,160
October	1,569	1,358
November	1,835	1,522
December	2,083	1,810
January	2,347	1,983
February	2,575	2,267
March	2,709	2,630
April	2,709	2,723
May	2,711	2,723
June	2,711	2,723

### QUALITY

	Quantity	Base Number	Contract	AT	Region	England
% of FP17s for the same patient ID Re-attending within 3 months - Children	43	423	10.2%	12.4%	12.8%	11.9%
% of FP17s for the same patient ID Re-attending within 3 months - Adults	97	712	13.6%	16.8%	16.5%	16.0%
% of FP17s for the same patient ID Re-attending between 3 & 9 months - Children	173	423	40.9%	57.3%	59.7%	58.3%
% of FP17s for the same patient ID Re-attending between 3 & 9 months - Adults	252	712	35.4%	50.3%	52.6%	50.3%
% of FP17s for Band 1 Urgent Courses	105	1,182	8.9%	10.1%	9.1%	9.1%
% of FP17s Relating to Free Repair or Replacements	5	1,182	0.4%	0.9%	1.0%	0.8%
% of FP17s Relating to Continuations	6	1,182	0.5%	1.0%	1.2%	1.0%
% of Patients satisfied with the dentistry they have received	0	0	N/A	92.1%	91.6%	91.5%
% of Patients satisfied with the time they had to wait for an appointment	0	0	N/A	88.7%	88.3%	87.9%

\* This is based on patients treated on this contract for their most recent course of treatment. Figures in italics indicate the base number of FP17s or Patient Questionnaire responses are less than 100. N/A is shown where the base number of responses is less than 10 during the period. % is calculated as Quantity/Base number\*100

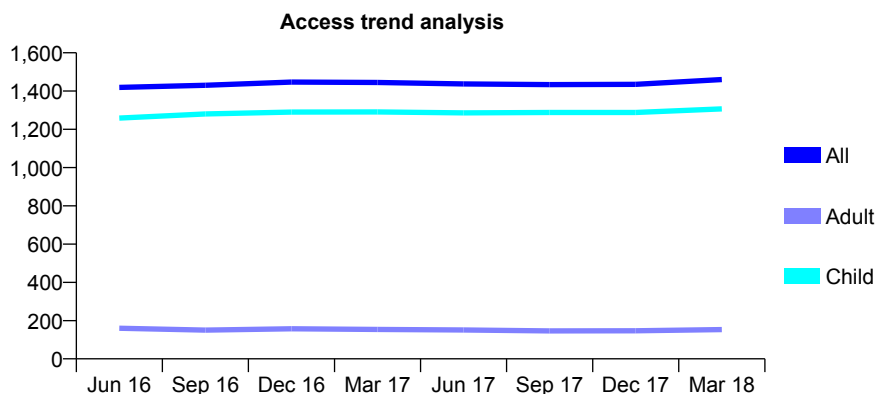
## Q46 - Vital Signs At a Glance Contract Report for 232971/0001 - Year end March 2018

Name or company name	MISS S HODGSON
Contract type name	GDS Contract
Purpose of contract	General
Contract start date	01/04/2006
Contract end date	

17/18 Contracted general activity (UDA)	3,396
Carry forward general activity (UDA)	0
17/18 Contracted orthodontic activity (UOA)	0
Carry forward orthodontic activity (UOA)	0
Baseline contract value	£83,969.33

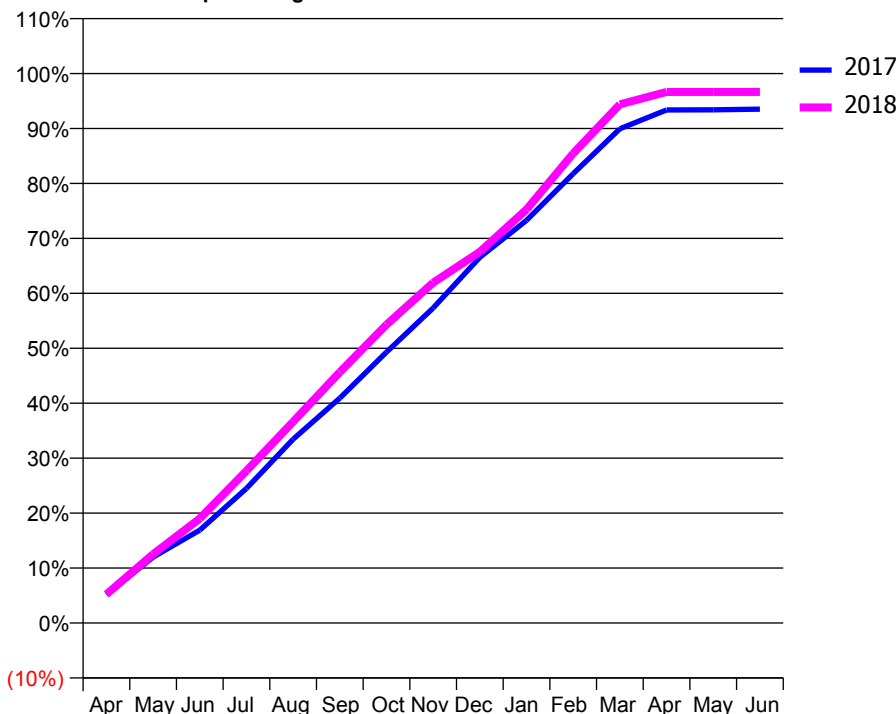
### ACCESS\*

Patients seen in 24 months	Total	Change since previous quarter
Quarter ending March 2017	1,445	
Quarter ending June 2017	1,437	→
Quarter ending September 2017	1,434	→
Quarter ending December 2017	1,435	→
Quarter ending March 2018	1,460	→
<b>Variance since March 2017</b>	<b>1.0%</b>	<b>→</b>



### ACTIVITY

Cumulative percentage of contracted UDA delivered 2017 & 2018



Adjusted Scheduled Activity (UDA)

Month	2017	2018
April	175	178
May	407	426
June	574	646
July	832	941
August	1,136	1,244
September	1,390	1,550
October	1,674	1,844
November	1,947	2,104
December	2,260	2,294
January	2,489	2,556
February	2,777	2,902
March	3,054	3,205
April	3,170	3,282
May	3,171	3,282
June	3,175	3,282

### QUALITY

	Quantity	Base Number	Contract	AT	Region	England
% of FP17s for the same patient ID Re-attending within 3 months - Children	205	2,283	9.0%	12.4%	12.8%	11.9%
% of FP17s for the same patient ID Re-attending within 3 months - Adults	6	77	7.8%	16.8%	16.5%	16.0%
% of FP17s for the same patient ID Re-attending between 3 & 9 months - Children	1,560	2,283	68.3%	57.3%	59.7%	58.3%
% of FP17s for the same patient ID Re-attending between 3 & 9 months - Adults	57	77	74.0%	50.3%	52.6%	50.3%
% of FP17s for Band 1 Urgent Courses	114	2,325	4.9%	10.1%	9.1%	9.1%
% of FP17s Relating to Free Repair or Replacements	0	2,325	0.0%	0.9%	1.0%	0.8%
% of FP17s Relating to Continuations	0	2,325	0.0%	1.0%	1.2%	1.0%
% of Patients satisfied with the dentistry they have received	0	0	N/A	92.1%	91.6%	91.5%
% of Patients satisfied with the time they had to wait for an appointment	0	0	N/A	88.7%	88.3%	87.9%

\* This is based on patients treated on this contract for their most recent course of treatment. Figures in italics indicate the base number of FP17s or Patient Questionnaire responses are less than 100. N/A is shown where the base number of responses is less than 10 during the period. % is calculated as Quantity/Base number\*100

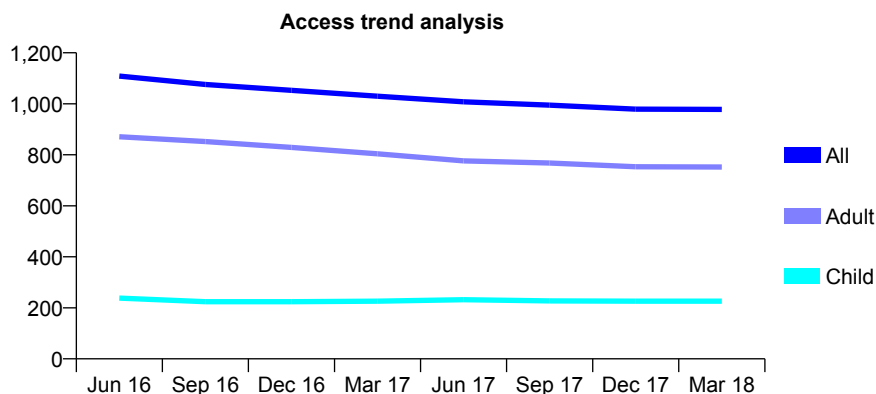
## Q46 - Vital Signs At a Glance Contract Report for 235881/0001 - Year end March 2018

Name or company name	MR S HELM
Contract type name	GDS Contract
Purpose of contract	General
Contract start date	01/04/2006
Contract end date	

17/18 Contracted general activity (UDA)	4,200
Carry forward general activity (UDA)	0
17/18 Contracted orthodontic activity (UOA)	0
Carry forward orthodontic activity (UOA)	0
Baseline contract value	£136,772.49

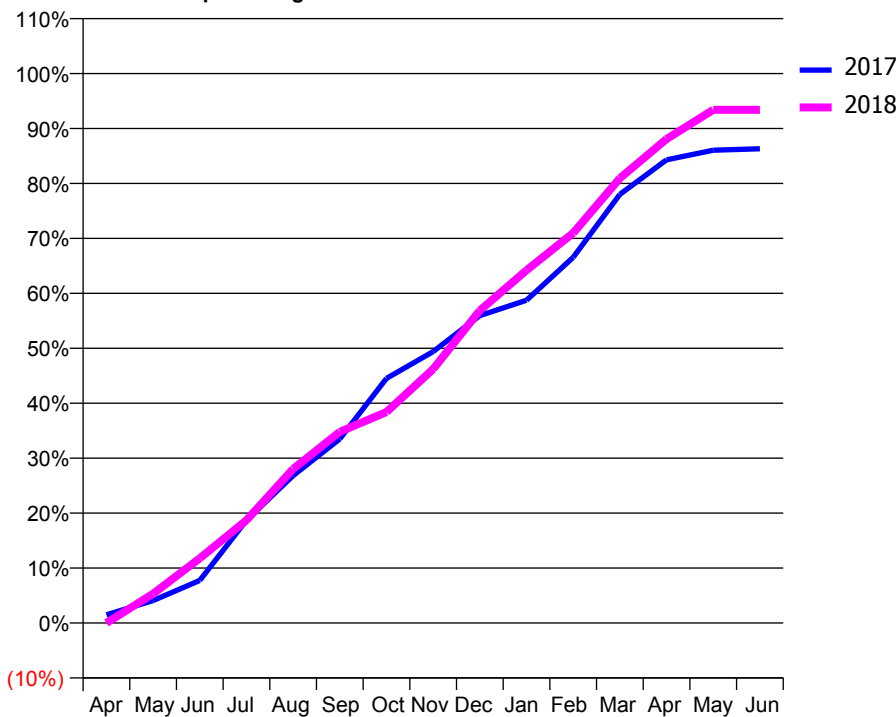
### ACCESS\*

Patients seen in 24 months	Total	Change since previous quarter
Quarter ending March 2017	1,030	
Quarter ending June 2017	1,008	↓
Quarter ending September 2017	995	↓
Quarter ending December 2017	979	↓
Quarter ending March 2018	978	→
<b>Variance since March 2017</b>	<b>(5.0%)</b>	<b>↓</b>



### ACTIVITY

Cumulative percentage of contracted UDA delivered 2017 & 2018



Month	Adjusted Scheduled Activity (UDA)	
	2017	2018
April	72	0
May	198	224
June	374	495
July	902	786
August	1,294	1,178
September	1,615	1,461
October	2,147	1,613
November	2,381	1,941
December	2,698	2,388
January	2,832	2,696
February	3,209	2,981
March	3,761	3,399
April	4,065	3,699
May	4,148	3,923
June	4,162	3,923

### QUALITY

	Quantity	Base Number	Contract	AT	Region	England
% of FP17s for the same patient ID Re-attending within 3 months - Children	31	288	10.8%	12.4%	12.8%	11.9%
% of FP17s for the same patient ID Re-attending within 3 months - Adults	180	969	18.6%	16.8%	16.5%	16.0%
% of FP17s for the same patient ID Re-attending between 3 & 9 months - Children	131	288	45.5%	57.3%	59.7%	58.3%
% of FP17s for the same patient ID Re-attending between 3 & 9 months - Adults	370	969	38.2%	50.3%	52.6%	50.3%
% of FP17s for Band 1 Urgent Courses	216	1,317	16.4%	10.1%	9.1%	9.1%
% of FP17s Relating to Free Repair or Replacements	17	1,317	1.3%	0.9%	1.0%	0.8%
% of FP17s Relating to Continuations	12	1,317	0.9%	1.0%	1.2%	1.0%
% of Patients satisfied with the dentistry they have received	0	0	N/A	92.1%	91.6%	91.5%
% of Patients satisfied with the time they had to wait for an appointment	0	0	N/A	88.7%	88.3%	87.9%

\* This is based on patients treated on this contract for their most recent course of treatment. Figures in italics indicate the base number of FP17s or Patient Questionnaire responses are less than 100. N/A is shown where the base number of responses is less than 10 during the period. % is calculated as Quantity/Base number\*100

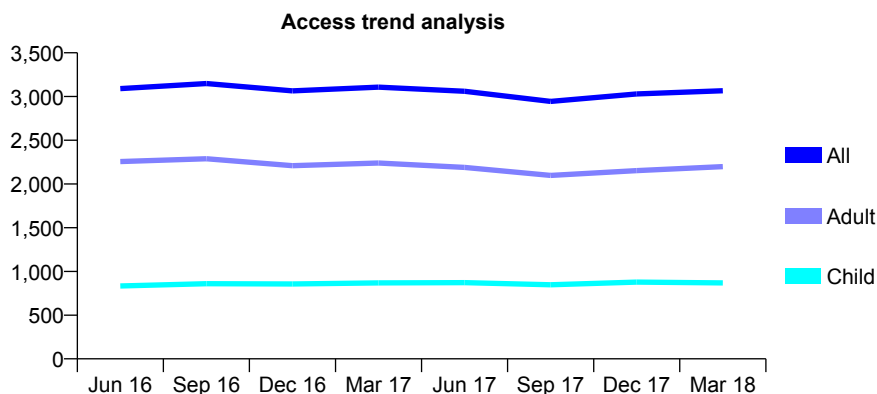
## Q46 - Vital Signs At a Glance Contract Report for 238422/0002 - Year end March 2018

Name or company name	MR A HOLLAND
Contract type name	GDS Contract
Purpose of contract	General
Contract start date	01/04/2006
Contract end date	

17/18 Contracted general activity (UDA)	8,912
Carry forward general activity (UDA)	34
17/18 Contracted orthodontic activity (UOA)	0
Carry forward orthodontic activity (UOA)	0
Baseline contract value	£277,166.67

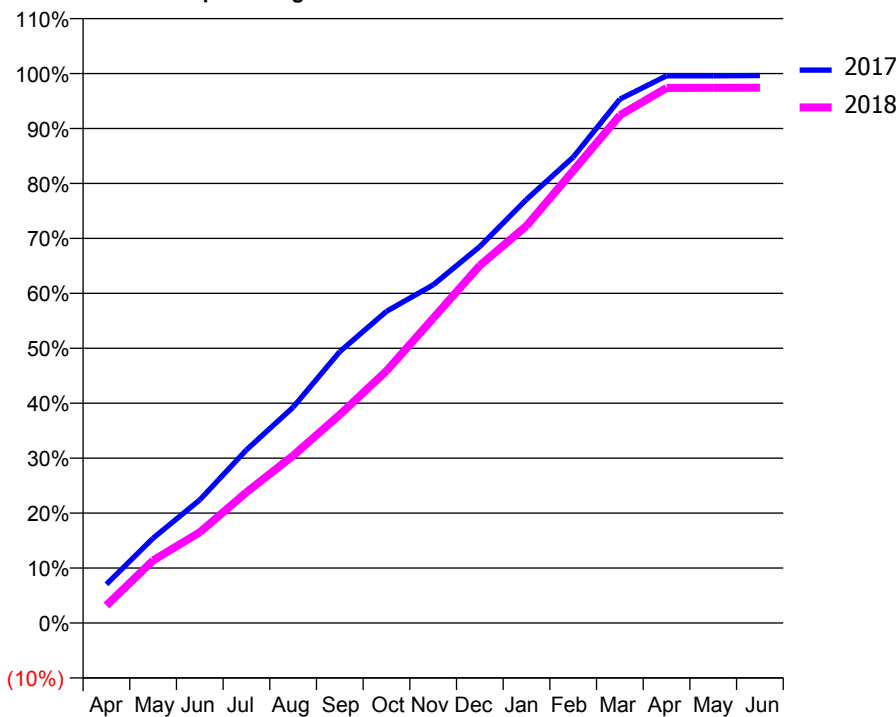
### ACCESS\*

Patients seen in 24 months	Total	Change since previous quarter
Quarter ending March 2017	3,108	
Quarter ending June 2017	3,060	↓
Quarter ending September 2017	2,944	↓
Quarter ending December 2017	3,030	↑
Quarter ending March 2018	3,066	→
<b>Variance since March 2017</b>	<b>(1.4%)</b>	<b>↓</b>



### ACTIVITY

Cumulative percentage of contracted UDA delivered 2017 & 2018



Month	Adjusted Scheduled Activity (UDA)	
	2017	2018
April	628	285
May	1,376	1,016
June	1,997	1,472
July	2,807	2,121
August	3,501	2,715
September	4,402	3,378
October	5,055	4,089
November	5,484	4,942
December	6,106	5,800
January	6,870	6,441
February	7,555	7,335
March	8,496	8,235
April	8,875	8,677
May	8,875	8,681
June	8,878	8,682

### QUALITY

	Quantity	Base Number	Contract	AT	Region	England
% of FP17s for the same patient ID Re-attending within 3 months - Children	160	1,226	13.1%	12.4%	12.8%	11.9%
% of FP17s for the same patient ID Re-attending within 3 months - Adults	544	2,780	19.6%	16.8%	16.5%	16.0%
% of FP17s for the same patient ID Re-attending between 3 & 9 months - Children	581	1,226	47.4%	57.3%	59.7%	58.3%
% of FP17s for the same patient ID Re-attending between 3 & 9 months - Adults	897	2,780	32.3%	50.3%	52.6%	50.3%
% of FP17s for Band 1 Urgent Courses	834	4,036	20.7%	10.1%	9.1%	9.1%
% of FP17s Relating to Free Repair or Replacements	40	4,036	1.0%	0.9%	1.0%	0.8%
% of FP17s Relating to Continuations	34	4,036	0.8%	1.0%	1.2%	1.0%
% of Patients satisfied with the dentistry they have received	4	4	N/A	92.1%	91.6%	91.5%
% of Patients satisfied with the time they had to wait for an appointment	4	4	N/A	88.7%	88.3%	87.9%

\* This is based on patients treated on this contract for their most recent course of treatment. Figures in italics indicate the base number of FP17s or Patient Questionnaire responses are less than 100. N/A is shown where the base number of responses is less than 10 during the period. % is calculated as Quantity/Base number\*100

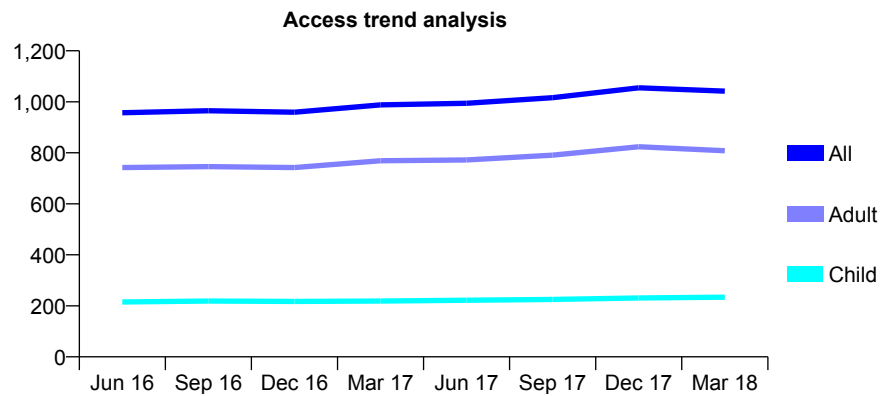
## Q46 - Vital Signs At a Glance Contract Report for 238422/0003 - Year end March 2018

Name or company name	MR A HOLLAND
Contract type name	GDS Contract
Purpose of contract	General
Contract start date	01/04/2006
Contract end date	

17/18 Contracted general activity (UDA)	2,713
Carry forward general activity (UDA)	39
17/18 Contracted orthodontic activity (UOA)	0
Carry forward orthodontic activity (UOA)	0
Baseline contract value	£88,328.58

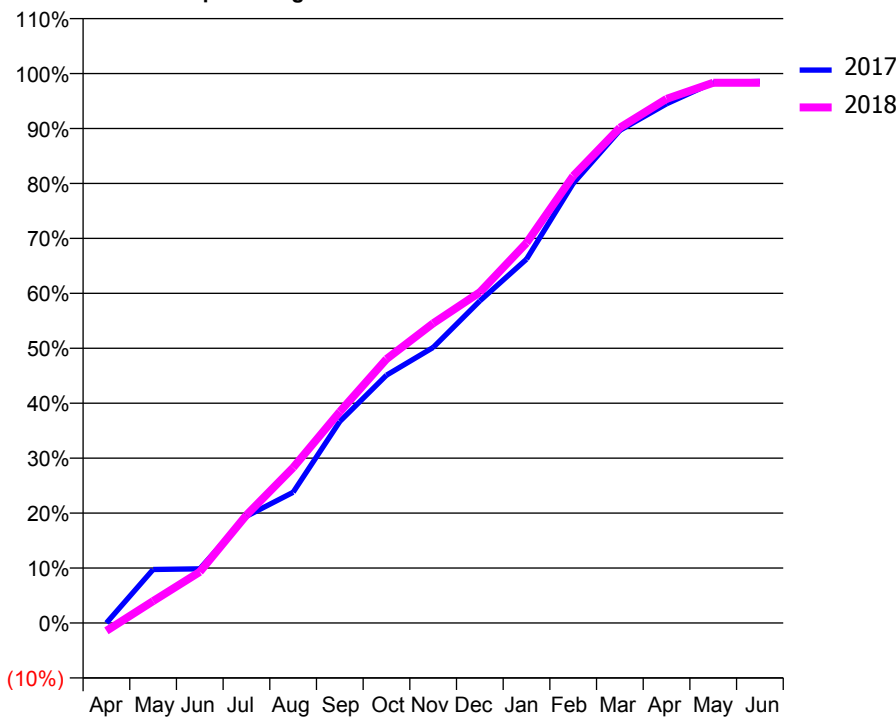
### ACCESS\*

Patients seen in 24 months	Total	Change since previous quarter
Quarter ending March 2017	988	
Quarter ending June 2017	994	→
Quarter ending September 2017	1,016	↑
Quarter ending December 2017	1,055	↑
Quarter ending March 2018	1,042	↓
<b>Variance since March 2017</b>	<b>5.5%</b>	<b>↑</b>



### ACTIVITY

Cumulative percentage of contracted UDA delivered 2017 & 2018



Month	Adjusted Scheduled Activity (UDA)	
	2017	2018
April	0	-39
May	264	109
June	267	252
July	527	533
August	646	767
September	995	1,043
October	1,224	1,303
November	1,360	1,479
December	1,590	1,633
January	1,796	1,876
February	2,170	2,207
March	2,433	2,446
April	2,563	2,588
May	2,668	2,668
June	2,674	2,668

### QUALITY

	Quantity	Base Number	Contract	AT	Region	England
% of FP17s for the same patient ID Re-attending within 3 months - Children	10	290	3.4%	12.4%	12.8%	11.9%
% of FP17s for the same patient ID Re-attending within 3 months - Adults	91	850	10.7%	16.8%	16.5%	16.0%
% of FP17s for the same patient ID Re-attending between 3 & 9 months - Children	147	290	50.7%	57.3%	59.7%	58.3%
% of FP17s for the same patient ID Re-attending between 3 & 9 months - Adults	252	850	29.6%	50.3%	52.6%	50.3%
% of FP17s for Band 1 Urgent Courses	266	1,136	23.4%	10.1%	9.1%	9.1%
% of FP17s Relating to Free Repair or Replacements	4	1,136	0.4%	0.9%	1.0%	0.8%
% of FP17s Relating to Continuations	3	1,136	0.3%	1.0%	1.2%	1.0%
% of Patients satisfied with the dentistry they have received	0	0	N/A	92.1%	91.6%	91.5%
% of Patients satisfied with the time they had to wait for an appointment	0	0	N/A	88.7%	88.3%	87.9%

\* This is based on patients treated on this contract for their most recent course of treatment. Figures in italics indicate the base number of FP17s or Patient Questionnaire responses are less than 100. N/A is shown where the base number of responses is less than 10 during the period. % is calculated as Quantity/Base number\*100



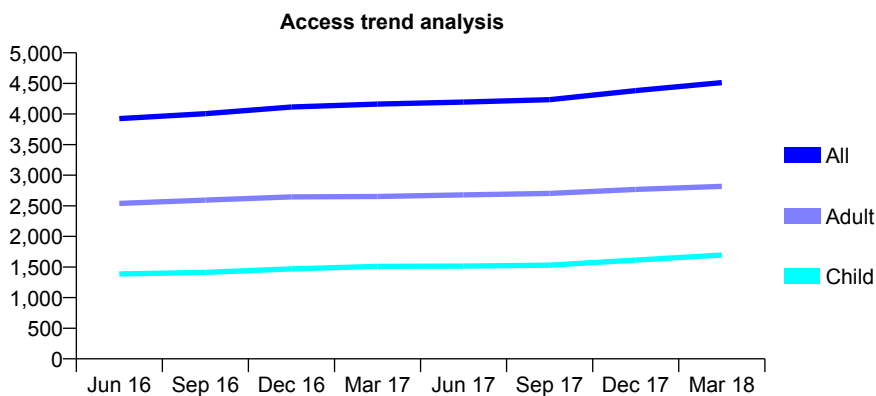
## Q46 - Vital Signs At a Glance Contract Report for 238821/0001 - Year end March 2018

Name or company name	MR AS HASNAIN
Contract type name	GDS Contract
Purpose of contract	General
Contract start date	01/04/2006
Contract end date	

17/18 Contracted general activity (UDA)	13,879
Carry forward general activity (UDA)	324
17/18 Contracted orthodontic activity (UOA)	0
Carry forward orthodontic activity (UOA)	0
Baseline contract value	£472,117.53

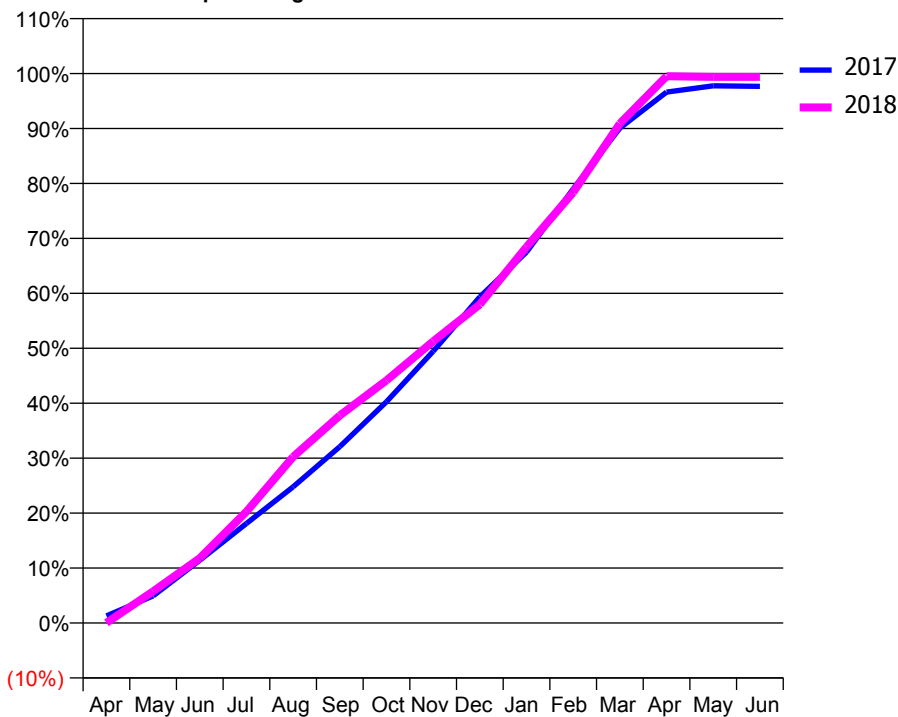
### ACCESS\*

Patients seen in 24 months	Total	Change since previous quarter
Quarter ending March 2017	4,162	
Quarter ending June 2017	4,194	→
Quarter ending September 2017	4,234	→
Quarter ending December 2017	4,382	↑
Quarter ending March 2018	4,514	↑
<b>Variance since March 2017</b>	<b>8.5%</b>	<b>↑</b>



### ACTIVITY

Cumulative percentage of contracted UDA delivered 2017 & 2018



Month	Adjusted Scheduled Activity (UDA)	
	2017	2018
April	180	4
May	687	799
June	1,583	1,638
July	2,514	2,815
August	3,440	4,200
September	4,454	5,241
October	5,588	6,129
November	6,861	7,117
December	8,237	8,047
January	9,367	9,498
February	10,964	10,875
March	12,501	12,614
April	13,410	13,810
May	13,567	13,792
June	13,555	13,792

### QUALITY

	Quantity	Base Number	Contract	AT	Region	England
% of FP17s for the same patient ID Re-attending within 3 months - Children	222	2,073	10.7%	12.4%	12.8%	11.9%
% of FP17s for the same patient ID Re-attending within 3 months - Adults	420	2,917	14.4%	16.8%	16.5%	16.0%
% of FP17s for the same patient ID Re-attending between 3 & 9 months - Children	784	2,073	37.8%	57.3%	59.7%	58.3%
% of FP17s for the same patient ID Re-attending between 3 & 9 months - Adults	859	2,917	29.4%	50.3%	52.6%	50.3%
% of FP17s for Band 1 Urgent Courses	474	4,586	10.3%	10.1%	9.1%	9.1%
% of FP17s Relating to Free Repair or Replacements	0	4,586	0.0%	0.9%	1.0%	0.8%
% of FP17s Relating to Continuations	1	4,586	0.0%	1.0%	1.2%	1.0%
% of Patients satisfied with the dentistry they have received	2	2	N/A	92.1%	91.6%	91.5%
% of Patients satisfied with the time they had to wait for an appointment	1	2	N/A	88.7%	88.3%	87.9%

\* This is based on patients treated on this contract for their most recent course of treatment. Figures in italics indicate the base number of FP17s or Patient Questionnaire responses are less than 100. N/A is shown where the base number of responses is less than 10 during the period. % is calculated as Quantity/Base number\*100

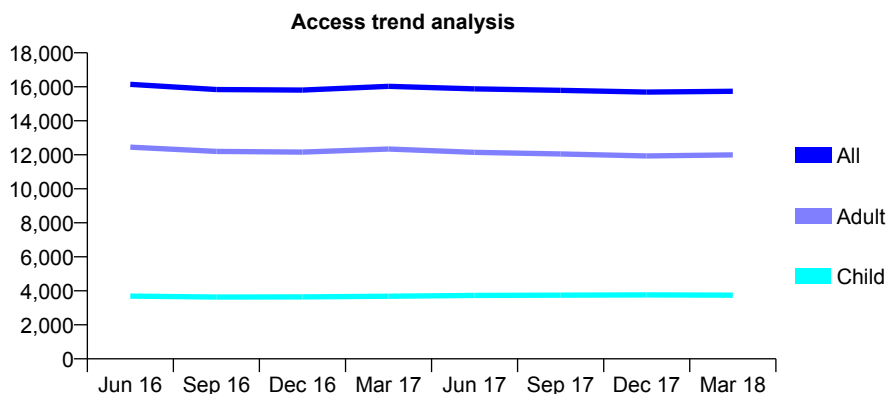
## Q46 - Vital Signs At a Glance Contract Report for 239615/0001 - Year end March 2018

Name or company name	MR RS SINGH
Contract type name	GDS Contract
Purpose of contract	General and Orthodontic
Contract start date	01/04/2006
Contract end date	

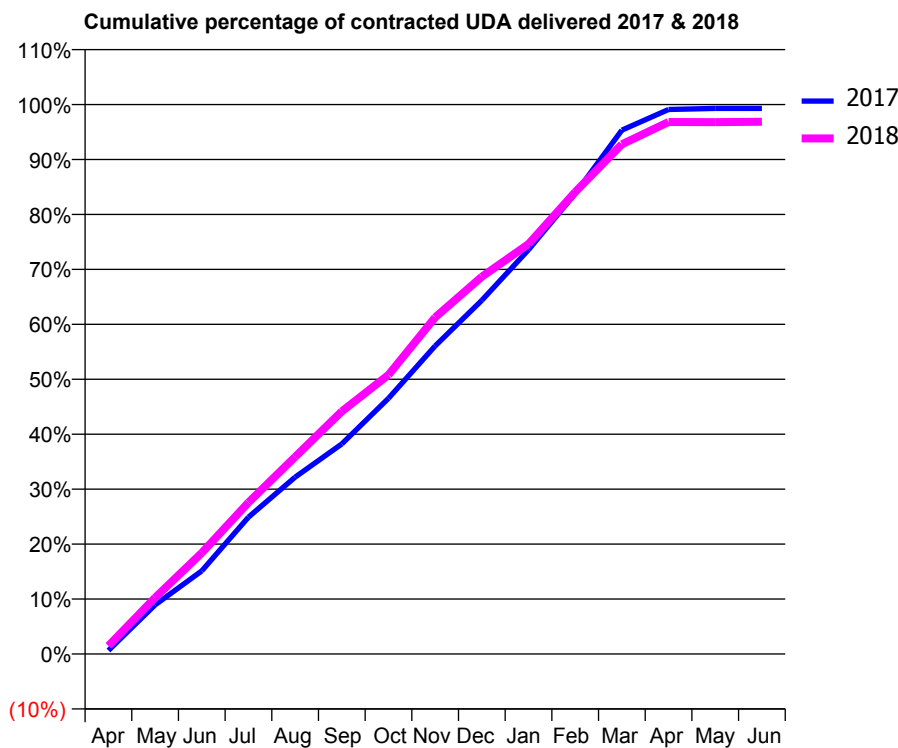
17/18 Contracted general activity (UDA)	39,521
Carry forward general activity (UDA)	280
17/18 Contracted orthodontic activity (UOA)	1,091
Carry forward orthodontic activity (UOA)	-22
Baseline contract value	£1,387,591.65

### ACCESS\*

Patients seen in 24 months	Total	Change since previous quarter
Quarter ending March 2017	16,024	
Quarter ending June 2017	15,879	→
Quarter ending September 2017	15,795	→
Quarter ending December 2017	15,687	→
Quarter ending March 2018	15,740	→
<b>Variance since March 2017</b>	<b>(1.8%)</b>	<b>↓</b>



### ACTIVITY



Month	Adjusted Scheduled Activity (UDA)	
	2017	2018
April	256	585
May	3,537	4,049
June	5,982	7,275
July	9,848	10,901
August	12,726	14,179
September	15,105	17,455
October	18,392	20,075
November	22,159	24,212
December	25,439	27,134
January	29,073	29,488
February	33,110	33,224
March	37,677	36,659
April	39,163	38,257
May	39,240	38,256
June	39,241	38,283

### QUALITY

	Quantity	Base Number	Contract	AT	Region	England
% of FP17s for the same patient ID Re-attending within 3 months - Children	413	4,421	9.3%	12.4%	12.8%	11.9%
% of FP17s for the same patient ID Re-attending within 3 months - Adults	2,880	15,474	18.6%	16.8%	16.5%	16.0%
% of FP17s for the same patient ID Re-attending between 3 & 9 months - Children	1,740	4,421	39.4%	57.3%	59.7%	58.3%
% of FP17s for the same patient ID Re-attending between 3 & 9 months - Adults	7,003	15,474	45.3%	50.3%	52.6%	50.3%
% of FP17s for Band 1 Urgent Courses	1,218	19,213	6.3%	10.1%	9.1%	9.1%
% of FP17s Relating to Free Repair or Replacements	142	19,213	0.7%	0.9%	1.0%	0.8%
% of FP17s Relating to Continuations	101	19,213	0.5%	1.0%	1.2%	1.0%
% of Patients satisfied with the dentistry they have received	8	8	N/A	92.1%	91.6%	91.5%
% of Patients satisfied with the time they had to wait for an appointment	7	8	N/A	88.7%	88.3%	87.9%

\* This is based on patients treated on this contract for their most recent course of treatment. Figures in italics indicate the base number of FP17s or Patient Questionnaire responses are less than 100. N/A is shown where the base number of responses is less than 10 during the period. % is calculated as Quantity/Base number\*100

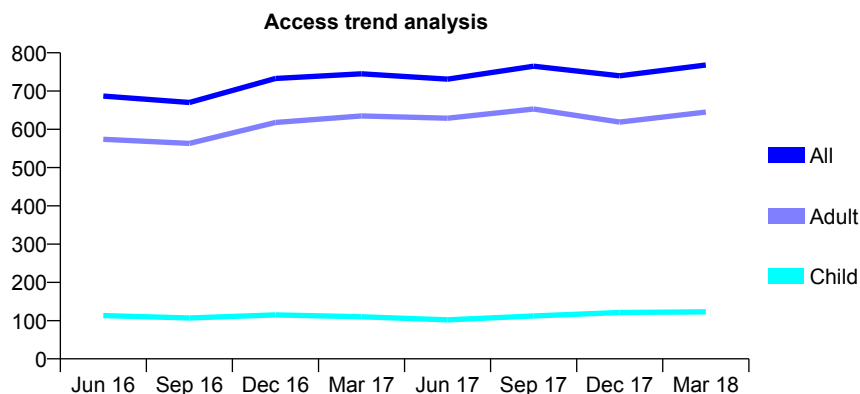
## Q46 - Vital Signs At a Glance Contract Report for 239615/0006 - Year end March 2018

Name or company name	MR RS SINGH
Contract type name	PDS Contract
Purpose of contract	General
Contract start date	01/05/2010
Contract end date	31/03/2019

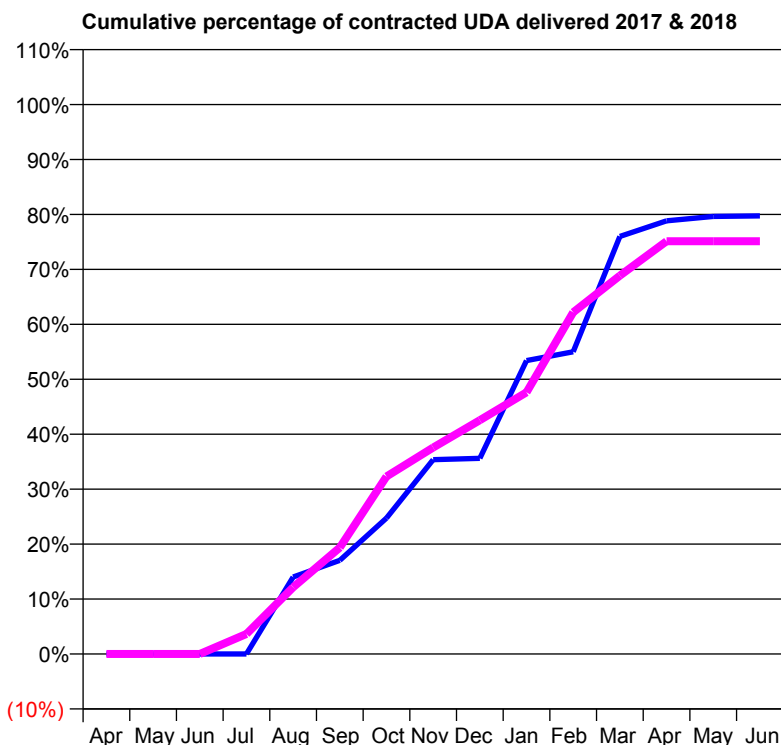
17/18 Contracted general activity (UDA)	1,344
Carry forward general activity (UDA)	0
17/18 Contracted orthodontic activity (UOA)	0
Carry forward orthodontic activity (UOA)	0
Baseline contract value	£90,922.03

### ACCESS\*

Patients seen in 24 months	Total	Change since previous quarter
Quarter ending March 2017	745	
Quarter ending June 2017	731	↓
Quarter ending September 2017	765	↑
Quarter ending December 2017	740	↓
Quarter ending March 2018	768	↑
<b>Variance since March 2017</b>	<b>3.1%</b>	<b>↑</b>



### ACTIVITY



Month	Adjusted Scheduled Activity (UDA)	
	2017	2018
April	0	0
May	0	0
June	0	0
July	0	49
August	188	163
September	229	260
October	332	434
November	475	505
December	479	572
January	718	640
February	739	836
March	1,021	926
April	1,060	1,010
May	1,070	1,010
June	1,072	1,010

### QUALITY

	Quantity	Base Number	Contract	AT	Region	England
% of FP17s for the same patient ID Re-attending within 3 months - Children	1	231	0.4%	12.4%	12.8%	11.9%
% of FP17s for the same patient ID Re-attending within 3 months - Adults	7	820	0.9%	16.8%	16.5%	16.0%
% of FP17s for the same patient ID Re-attending between 3 & 9 months - Children	0	231	0.0%	57.3%	59.7%	58.3%
% of FP17s for the same patient ID Re-attending between 3 & 9 months - Adults	2	820	0.2%	50.3%	52.6%	50.3%
% of FP17s for Band 1 Urgent Courses	980	991	98.9%	10.1%	9.1%	9.1%
% of FP17s Relating to Free Repair or Replacements	0	991	0.0%	0.9%	1.0%	0.8%
% of FP17s Relating to Continuations	0	991	0.0%	1.0%	1.2%	1.0%
% of Patients satisfied with the dentistry they have received	0	0	N/A	92.1%	91.6%	91.5%
% of Patients satisfied with the time they had to wait for an appointment	0	0	N/A	88.7%	88.3%	87.9%

\* This is based on patients treated on this contract for their most recent course of treatment. Figures in italics indicate the base number of FP17s or Patient Questionnaire responses are less than 100. N/A is shown where the base number of responses is less than 10 during the period. % is calculated as Quantity/Base number\*100

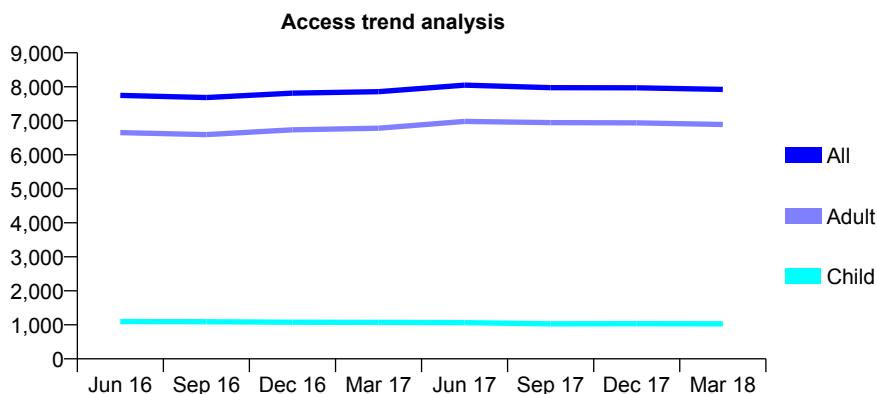
## Q46 - Vital Signs At a Glance Contract Report for 243698/0001 - Year end March 2018

Name or company name	Manchester DP Ltd
Contract type name	GDS Contract
Purpose of contract	General
Contract start date	01/04/2006
Contract end date	

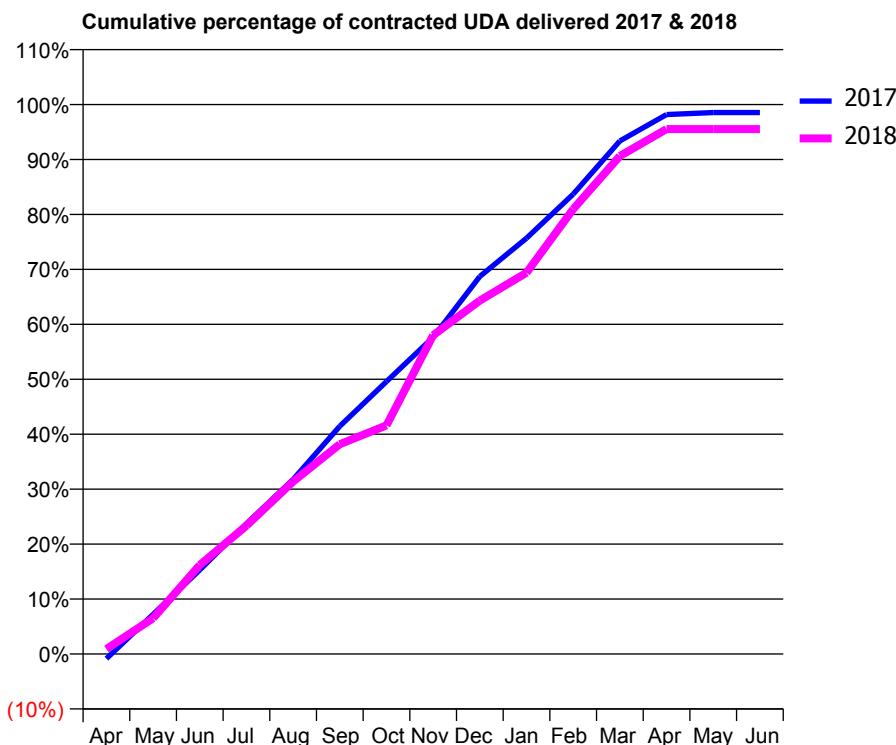
17/18 Contracted general activity (UDA)	26,900
Carry forward general activity (UDA)	395
17/18 Contracted orthodontic activity (UOA)	0
Carry forward orthodontic activity (UOA)	0
Baseline contract value	£812,529.02

### ACCESS\*

Patients seen in 24 months	Total	Change since previous quarter
Quarter ending March 2017	7,855	
Quarter ending June 2017	8,048	↑
Quarter ending September 2017	7,975	→
Quarter ending December 2017	7,972	→
Quarter ending March 2018	7,922	→
<b>Variance since March 2017</b>	<b>0.9%</b>	<b>→</b>



### ACTIVITY



Month	Adjusted Scheduled Activity (UDA)	
	2017	2018
April	-234	245
May	1,942	1,751
June	4,118	4,354
July	6,381	6,282
August	8,546	8,446
September	11,154	10,270
October	13,337	11,192
November	15,506	15,604
December	18,486	17,302
January	20,358	18,668
February	22,512	21,781
March	25,117	24,377
April	26,405	25,695
May	26,504	25,696
June	26,505	25,699

### QUALITY

	Quantity	Base Number	Contract	AT	Region	England
% of FP17s for the same patient ID Re-attending within 3 months - Children	141	1,652	8.5%	12.4%	12.8%	11.9%
% of FP17s for the same patient ID Re-attending within 3 months - Adults	1,483	9,343	15.9%	16.8%	16.5%	16.0%
% of FP17s for the same patient ID Re-attending between 3 & 9 months - Children	989	1,652	59.9%	57.3%	59.7%	58.3%
% of FP17s for the same patient ID Re-attending between 3 & 9 months - Adults	4,511	9,343	48.3%	50.3%	52.6%	50.3%
% of FP17s for Band 1 Urgent Courses	1,382	9,794	14.1%	10.1%	9.1%	9.1%
% of FP17s Relating to Free Repair or Replacements	143	9,794	1.5%	0.9%	1.0%	0.8%
% of FP17s Relating to Continuations	82	9,794	0.8%	1.0%	1.2%	1.0%
% of Patients satisfied with the dentistry they have received	1	2	N/A	92.1%	91.6%	91.5%
% of Patients satisfied with the time they had to wait for an appointment	1	2	N/A	88.7%	88.3%	87.9%

\* This is based on patients treated on this contract for their most recent course of treatment. Figures in italics indicate the base number of FP17s or Patient Questionnaire responses are less than 100. N/A is shown where the base number of responses is less than 10 during the period. % is calculated as Quantity/Base number\*100

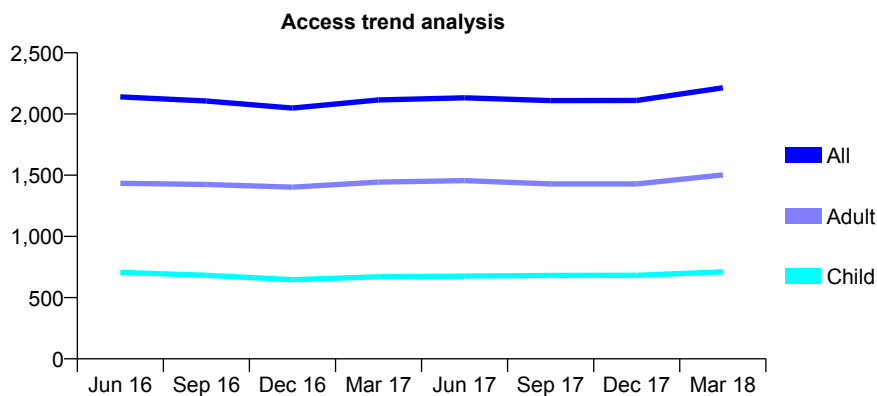
## Q46 - Vital Signs At a Glance Contract Report for 243698/0002 - Year end March 2018

Name or company name	MR A SALEEM PARTNERSHIP
Contract type name	GDS Contract
Purpose of contract	General
Contract start date	10/10/2008
Contract end date	

17/18 Contracted general activity (UDA)	6,803
Carry forward general activity (UDA)	154
17/18 Contracted orthodontic activity (UOA)	0
Carry forward orthodontic activity (UOA)	0
Baseline contract value	£181,160.66

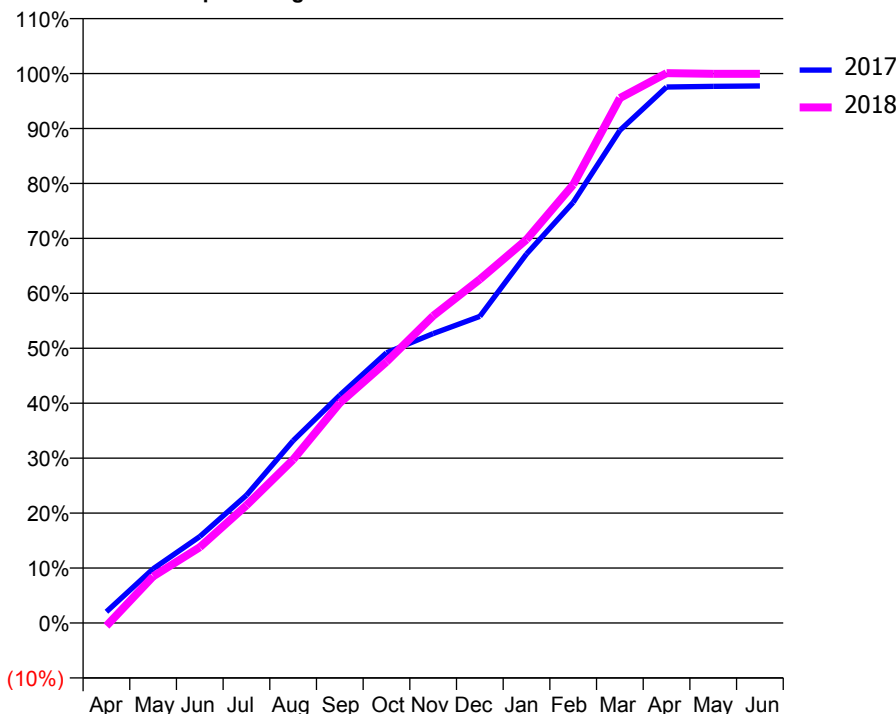
### ACCESS\*

Patients seen in 24 months	Total	Change since previous quarter
Quarter ending March 2017	2,115	
Quarter ending June 2017	2,132	→
Quarter ending September 2017	2,110	↓
Quarter ending December 2017	2,111	→
Quarter ending March 2018	2,214	↑
<b>Variance since March 2017</b>	<b>4.7%</b>	<b>↑</b>



### ACTIVITY

Cumulative percentage of contracted UDA delivered 2017 & 2018



Adjusted Scheduled Activity (UDA)

Month	2017	2018
April	140	-37
May	670	578
June	1,071	938
July	1,583	1,456
August	2,258	2,024
September	2,821	2,725
October	3,346	3,233
November	3,583	3,802
December	3,796	4,254
January	4,568	4,748
February	5,208	5,428
March	6,099	6,498
April	6,636	6,807
May	6,645	6,800
June	6,649	6,800

### QUALITY

	Quantity	Base Number	Contract	AT	Region	England
% of FP17s for the same patient ID Re-attending within 3 months - Children	74	1,196	6.2%	12.4%	12.8%	11.9%
% of FP17s for the same patient ID Re-attending within 3 months - Adults	348	2,318	15.0%	16.8%	16.5%	16.0%
% of FP17s for the same patient ID Re-attending between 3 & 9 months - Children	773	1,196	64.6%	57.3%	59.7%	58.3%
% of FP17s for the same patient ID Re-attending between 3 & 9 months - Adults	1,214	2,318	52.4%	50.3%	52.6%	50.3%
% of FP17s for Band 1 Urgent Courses	243	3,500	6.9%	10.1%	9.1%	9.1%
% of FP17s Relating to Free Repair or Replacements	8	3,500	0.2%	0.9%	1.0%	0.8%
% of FP17s Relating to Continuations	35	3,500	1.0%	1.0%	1.2%	1.0%
% of Patients satisfied with the dentistry they have received	2	2	N/A	92.1%	91.6%	91.5%
% of Patients satisfied with the time they had to wait for an appointment	2	2	N/A	88.7%	88.3%	87.9%

\* This is based on patients treated on this contract for their most recent course of treatment. Figures in italics indicate the base number of FP17s or Patient Questionnaire responses are less than 100. N/A is shown where the base number of responses is less than 10 during the period. % is calculated as Quantity/Base number\*100

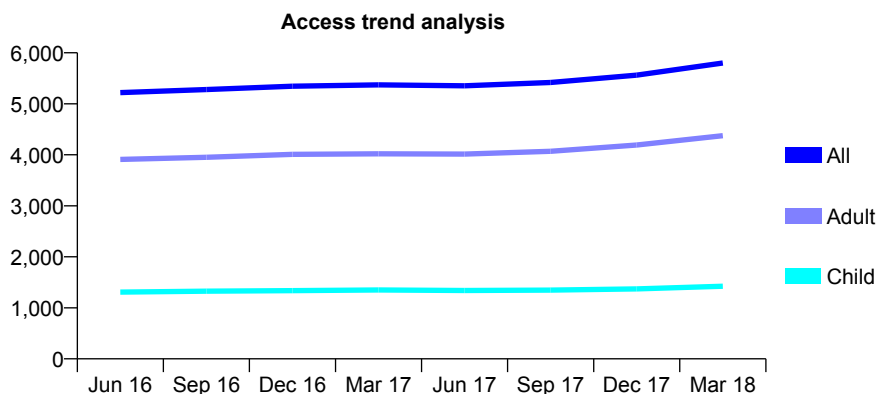
## Q46 - Vital Signs At a Glance Contract Report for 245372/0005 - Year end March 2018

Name or company name	Seedat, Ahmed and Hashmi
Contract type name	GDS Contract
Purpose of contract	General
Contract start date	18/12/2008
Contract end date	

17/18 Contracted general activity (UDA)	20,000
Carry forward general activity (UDA)	0
17/18 Contracted orthodontic activity (UOA)	0
Carry forward orthodontic activity (UOA)	0
Baseline contract value	£494,519.04

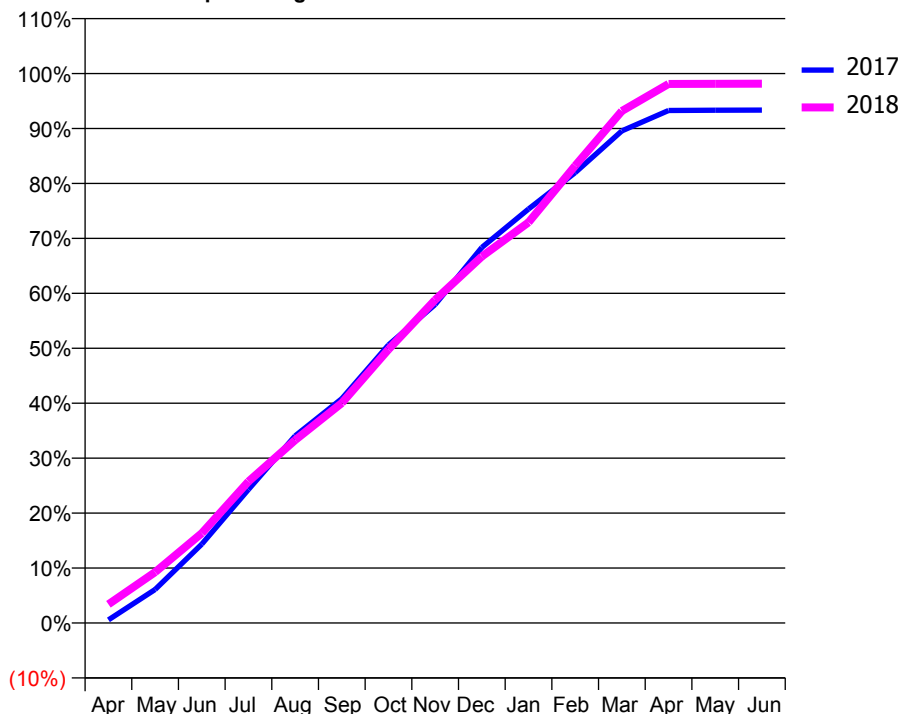
### ACCESS\*

Patients seen in 24 months	Total	Change since previous quarter
Quarter ending March 2017	5,370	
Quarter ending June 2017	5,354	→
Quarter ending September 2017	5,419	→
Quarter ending December 2017	5,563	↑
Quarter ending March 2018	5,800	↑
<b>Variance since March 2017</b>	<b>8.0%</b>	<b>↑</b>



### ACTIVITY

Cumulative percentage of contracted UDA delivered 2017 & 2018



Month	Adjusted Scheduled Activity (UDA)	
	2017	2018
April	114	682
May	1,220	1,851
June	2,871	3,269
July	4,863	5,150
August	6,810	6,655
September	8,168	8,005
October	10,122	9,955
November	11,590	11,763
December	13,671	13,340
January	15,065	14,580
February	16,393	16,642
March	17,912	18,635
April	18,653	19,620
May	18,663	19,624
June	18,669	19,628

### QUALITY

	Quantity	Base Number	Contract	AT	Region	England
% of FP17s for the same patient ID Re-attending within 3 months - Children	243	2,655	9.2%	12.4%	12.8%	11.9%
% of FP17s for the same patient ID Re-attending within 3 months - Adults	654	6,643	9.8%	16.8%	16.5%	16.0%
% of FP17s for the same patient ID Re-attending between 3 & 9 months - Children	1,831	2,655	69.0%	57.3%	59.7%	58.3%
% of FP17s for the same patient ID Re-attending between 3 & 9 months - Adults	4,304	6,643	64.8%	50.3%	52.6%	50.3%
% of FP17s for Band 1 Urgent Courses	386	9,390	4.1%	10.1%	9.1%	9.1%
% of FP17s Relating to Free Repair or Replacements	65	9,390	0.7%	0.9%	1.0%	0.8%
% of FP17s Relating to Continuations	26	9,390	0.3%	1.0%	1.2%	1.0%
% of Patients satisfied with the dentistry they have received	1	1	N/A	92.1%	91.6%	91.5%
% of Patients satisfied with the time they had to wait for an appointment	1	1	N/A	88.7%	88.3%	87.9%

\* This is based on patients treated on this contract for their most recent course of treatment. Figures in italics indicate the base number of FP17s or Patient Questionnaire responses are less than 100. N/A is shown where the base number of responses is less than 10 during the period. % is calculated as Quantity/Base number\*100

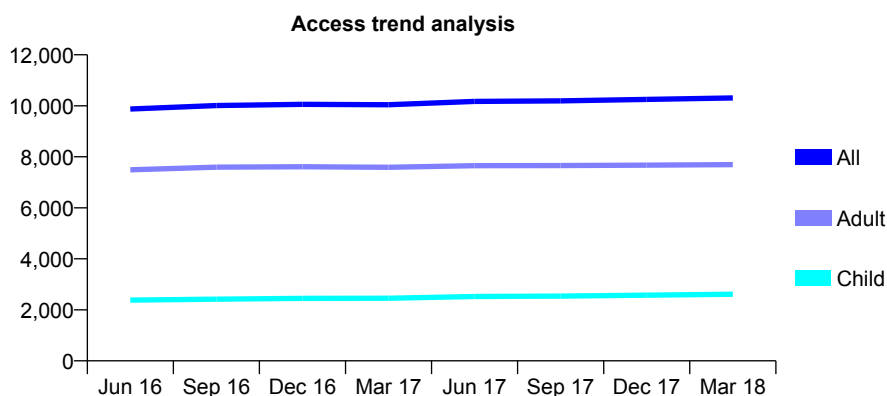
## Q46 - Vital Signs At a Glance Contract Report for 245372/0006 - Year end March 2018

Name or company name	MR KK SARANGI
Contract type name	GDS Contract
Purpose of contract	General
Contract start date	01/04/2011
Contract end date	

17/18 Contracted general activity (UDA)	29,210
Carry forward general activity (UDA)	0
17/18 Contracted orthodontic activity (UOA)	0
Carry forward orthodontic activity (UOA)	0
Baseline contract value	£722,245.86

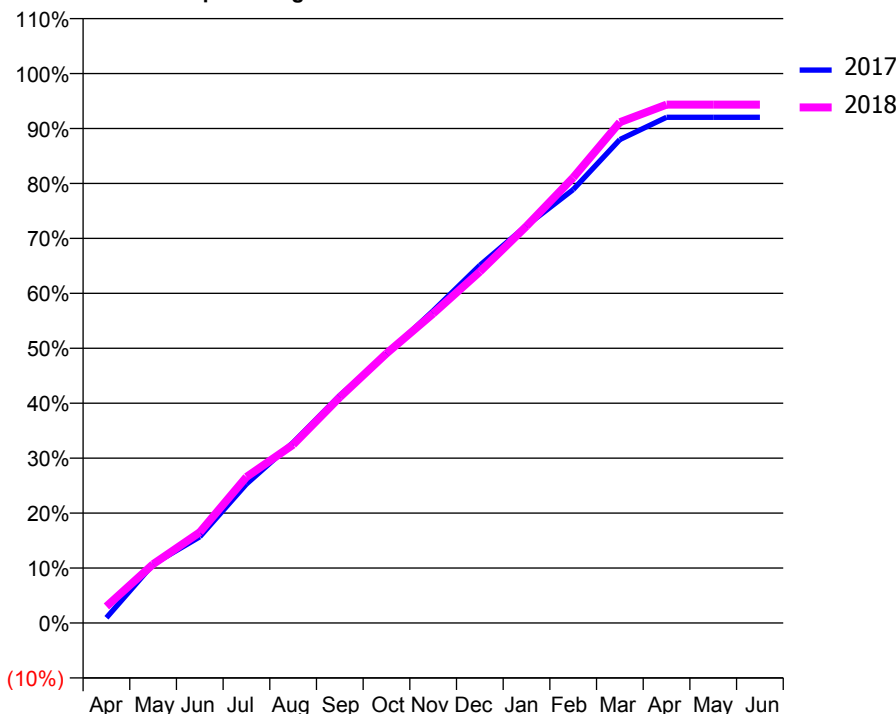
### ACCESS\*

Patients seen in 24 months	Total	Change since previous quarter
Quarter ending March 2017	10,042	
Quarter ending June 2017	10,175	→
Quarter ending September 2017	10,196	→
Quarter ending December 2017	10,249	→
Quarter ending March 2018	10,306	→
<b>Variance since March 2017</b>	2.6%	↑



### ACTIVITY

Cumulative percentage of contracted UDA delivered 2017 & 2018



Month	Adjusted Scheduled Activity (UDA)	
	2017	2018
April	279	882
May	3,126	3,130
June	4,582	4,820
July	7,391	7,764
August	9,594	9,477
September	12,099	12,005
October	14,289	14,327
November	16,599	16,451
December	19,016	18,678
January	21,125	21,098
February	23,038	23,679
March	25,699	26,621
April	26,886	27,558
May	26,884	27,558
June	26,884	27,558

### QUALITY

	Quantity	Base Number	Contract	AT	Region	England
% of FP17s for the same patient ID Re-attending within 3 months - Children	252	4,147	6.1%	12.4%	12.8%	11.9%
% of FP17s for the same patient ID Re-attending within 3 months - Adults	1,535	12,108	12.7%	16.8%	16.5%	16.0%
% of FP17s for the same patient ID Re-attending between 3 & 9 months - Children	2,801	4,147	67.5%	57.3%	59.7%	58.3%
% of FP17s for the same patient ID Re-attending between 3 & 9 months - Adults	7,674	12,108	63.4%	50.3%	52.6%	50.3%
% of FP17s for Band 1 Urgent Courses	825	16,151	5.1%	10.1%	9.1%	9.1%
% of FP17s Relating to Free Repair or Replacements	153	16,151	0.9%	0.9%	1.0%	0.8%
% of FP17s Relating to Continuations	247	16,151	1.5%	1.0%	1.2%	1.0%
% of Patients satisfied with the dentistry they have received	6	6	N/A	92.1%	91.6%	91.5%
% of Patients satisfied with the time they had to wait for an appointment	4	6	N/A	88.7%	88.3%	87.9%

\* This is based on patients treated on this contract for their most recent course of treatment. Figures in italics indicate the base number of FP17s or Patient Questionnaire responses are less than 100. N/A is shown where the base number of responses is less than 10 during the period. % is calculated as Quantity/Base number\*100



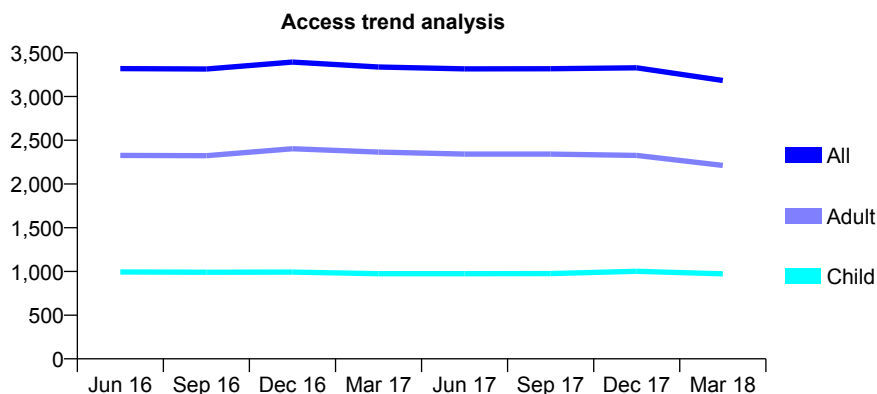
## Q46 - Vital Signs At a Glance Contract Report for 245658/0001 - Year end March 2018

Name or company name	MR K HAMEED
Contract type name	GDS Contract
Purpose of contract	General
Contract start date	01/04/2006
Contract end date	

17/18 Contracted general activity (UDA)	8,433
Carry forward general activity (UDA)	-42
17/18 Contracted orthodontic activity (UOA)	0
Carry forward orthodontic activity (UOA)	0
Baseline contract value	£230,671.97

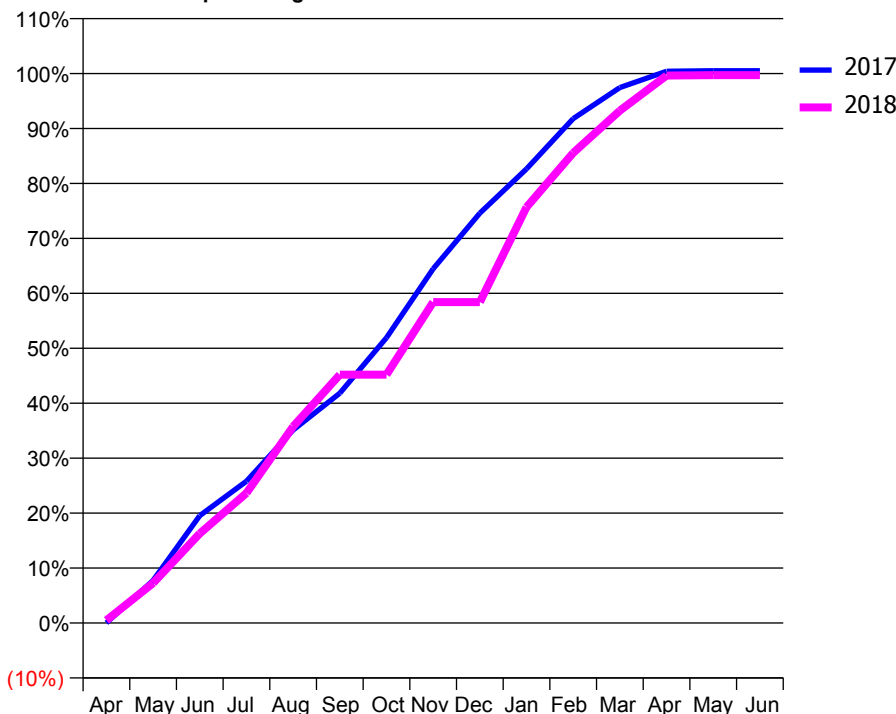
### ACCESS\*

Patients seen in 24 months	Total	Change since previous quarter
Quarter ending March 2017	3,338	
Quarter ending June 2017	3,316	→
Quarter ending September 2017	3,318	→
Quarter ending December 2017	3,328	→
Quarter ending March 2018	3,184	↓
<b>Variance since March 2017</b>	<b>(4.6%)</b>	<b>↓</b>



### ACTIVITY

Cumulative percentage of contracted UDA delivered 2017 & 2018



Adjusted Scheduled Activity (UDA)

Month	2017	2018
April	3	42
May	654	612
June	1,648	1,373
July	2,177	1,994
August	2,962	3,015
September	3,527	3,811
October	4,378	3,811
November	5,436	4,924
December	6,289	4,924
January	6,969	6,382
February	7,742	7,215
March	8,218	7,863
April	8,467	8,402
May	8,475	8,407
June	8,475	8,407

### QUALITY

	Quantity	Base Number	Contract	AT	Region	England
% of FP17s for the same patient ID Re-attending within 3 months - Children	131	1,547	8.5%	12.4%	12.8%	11.9%
% of FP17s for the same patient ID Re-attending within 3 months - Adults	524	3,007	17.4%	16.8%	16.5%	16.0%
% of FP17s for the same patient ID Re-attending between 3 & 9 months - Children	1,003	1,547	64.8%	57.3%	59.7%	58.3%
% of FP17s for the same patient ID Re-attending between 3 & 9 months - Adults	1,549	3,007	51.5%	50.3%	52.6%	50.3%
% of FP17s for Band 1 Urgent Courses	349	4,795	7.3%	10.1%	9.1%	9.1%
% of FP17s Relating to Free Repair or Replacements	2	4,795	0.0%	0.9%	1.0%	0.8%
% of FP17s Relating to Continuations	96	4,795	2.0%	1.0%	1.2%	1.0%
% of Patients satisfied with the dentistry they have received	4	4	N/A	92.1%	91.6%	91.5%
% of Patients satisfied with the time they had to wait for an appointment	4	4	N/A	88.7%	88.3%	87.9%

\* This is based on patients treated on this contract for their most recent course of treatment. Figures in italics indicate the base number of FP17s or Patient Questionnaire responses are less than 100. N/A is shown where the base number of responses is less than 10 during the period. % is calculated as Quantity/Base number\*100

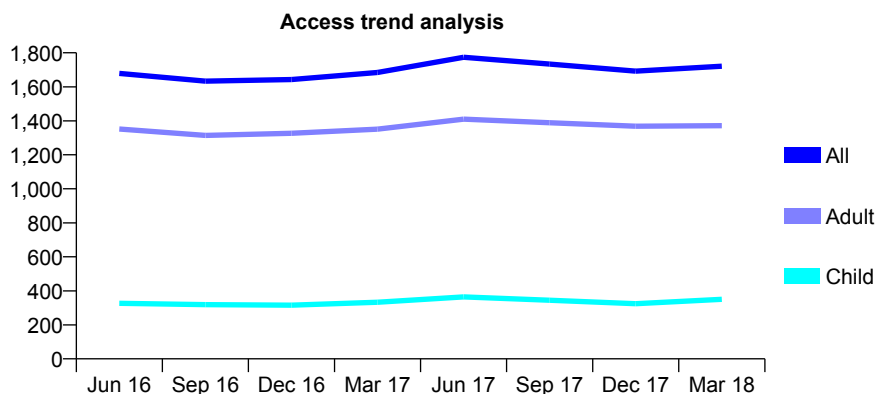
## Q46 - Vital Signs At a Glance Contract Report for 246441/0001 - Year end March 2018

Name or company name	MR R KEIGHOBADI
Contract type name	GDS Contract
Purpose of contract	General
Contract start date	01/04/2006
Contract end date	

17/18 Contracted general activity (UDA)	5,431
Carry forward general activity (UDA)	-1
17/18 Contracted orthodontic activity (UOA)	0
Carry forward orthodontic activity (UOA)	0
Baseline contract value	£143,245.99

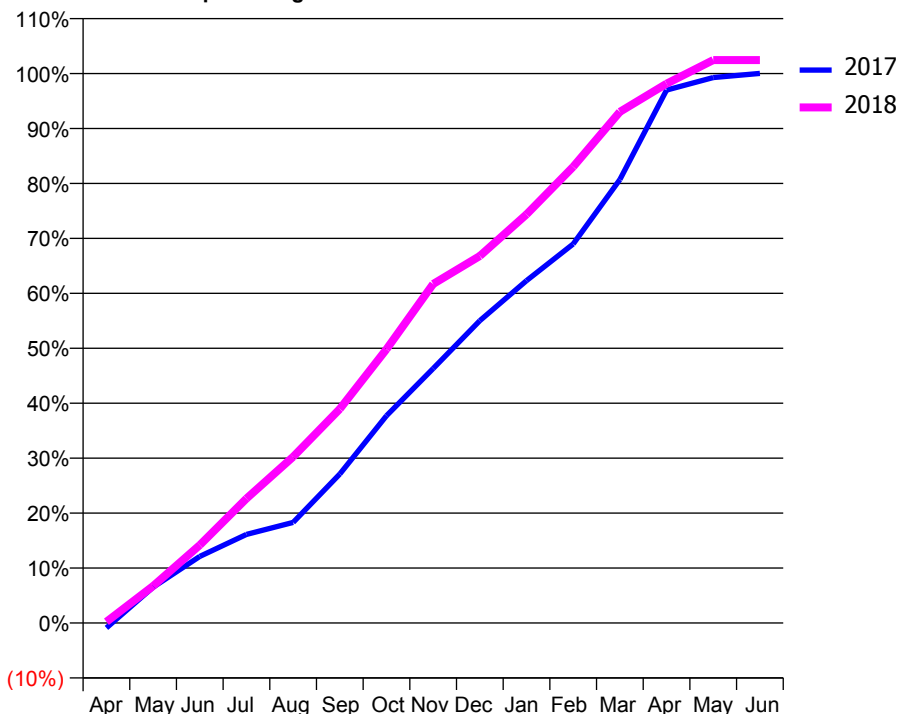
### ACCESS\*

Patients seen in 24 months	Total	Change since previous quarter
Quarter ending March 2017	1,684	
Quarter ending June 2017	1,774	↑
Quarter ending September 2017	1,734	↓
Quarter ending December 2017	1,692	↓
Quarter ending March 2018	1,721	→
<b>Variance since March 2017</b>	<b>2.2%</b>	<b>↑</b>



### ACTIVITY

Cumulative percentage of contracted UDA delivered 2017 & 2018



Month	Adjusted Scheduled Activity (UDA)	
	2017	2018
April	-49	13
May	354	365
June	658	770
July	875	1,231
August	994	1,642
September	1,473	2,116
October	2,049	2,707
November	2,516	3,351
December	2,988	3,627
January	3,383	4,039
February	3,747	4,509
March	4,383	5,052
April	5,267	5,330
May	5,390	5,563
June	5,432	5,563

### QUALITY

	Quantity	Base Number	Contract	AT	Region	England
% of FP17s for the same patient ID Re-attending within 3 months - Children	26	457	5.7%	12.4%	12.8%	11.9%
% of FP17s for the same patient ID Re-attending within 3 months - Adults	292	1,752	16.7%	16.8%	16.5%	16.0%
% of FP17s for the same patient ID Re-attending between 3 & 9 months - Children	118	457	25.8%	57.3%	59.7%	58.3%
% of FP17s for the same patient ID Re-attending between 3 & 9 months - Adults	613	1,752	35.0%	50.3%	52.6%	50.3%
% of FP17s for Band 1 Urgent Courses	276	2,041	13.5%	10.1%	9.1%	9.1%
% of FP17s Relating to Free Repair or Replacements	7	2,041	0.3%	0.9%	1.0%	0.8%
% of FP17s Relating to Continuations	10	2,041	0.5%	1.0%	1.2%	1.0%
% of Patients satisfied with the dentistry they have received	2	3	N/A	92.1%	91.6%	91.5%
% of Patients satisfied with the time they had to wait for an appointment	3	3	N/A	88.7%	88.3%	87.9%

\* This is based on patients treated on this contract for their most recent course of treatment. Figures in italics indicate the base number of FP17s or Patient Questionnaire responses are less than 100. N/A is shown where the base number of responses is less than 10 during the period. % is calculated as Quantity/Base number\*100

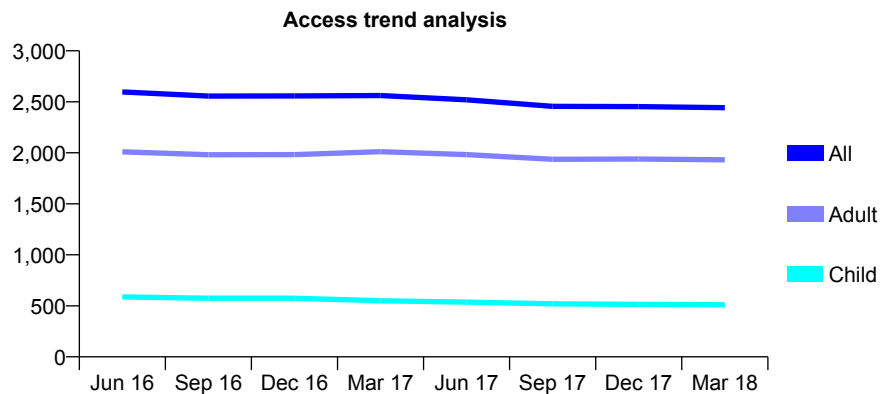
## Q46 - Vital Signs At a Glance Contract Report for 253081/0001 - Year end March 2018

Name or company name	MISS GM Zverblis
Contract type name	GDS Contract
Purpose of contract	General
Contract start date	01/04/2006
Contract end date	

17/18 Contracted general activity (UDA)	8,542
Carry forward general activity (UDA)	-96
17/18 Contracted orthodontic activity (UOA)	0
Carry forward orthodontic activity (UOA)	0
Baseline contract value	£211,209.07

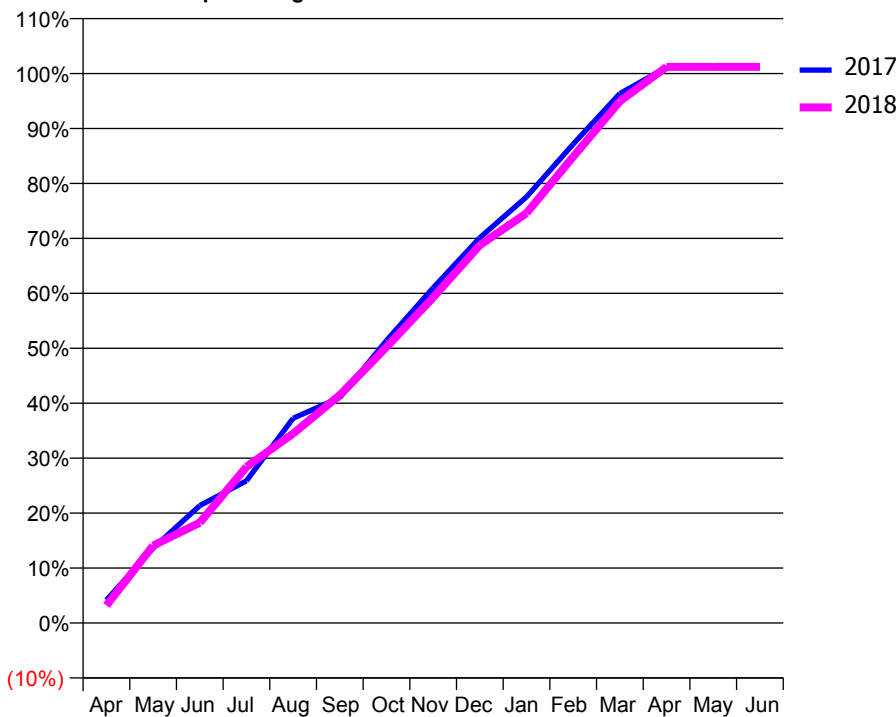
### ACCESS\*

Patients seen in 24 months	Total	Change since previous quarter
Quarter ending March 2017	2,561	
Quarter ending June 2017	2,519	↓
Quarter ending September 2017	2,456	↓
Quarter ending December 2017	2,453	→
Quarter ending March 2018	2,442	→
<b>Variance since March 2017</b>	<b>(4.6%)</b>	<b>↓</b>



### ACTIVITY

Cumulative percentage of contracted UDA delivered 2017 & 2018



Month	Adjusted Scheduled Activity (UDA)	
	2017	2018
April	356	273
May	1,163	1,203
June	1,824	1,560
July	2,210	2,429
August	3,183	2,945
September	3,504	3,543
October	4,391	4,289
November	5,210	5,060
December	5,989	5,874
January	6,623	6,370
February	7,445	7,247
March	8,229	8,110
April	8,636	8,645
May	8,638	8,645
June	8,638	8,645

### QUALITY

	Quantity	Base Number	Contract	AT	Region	England
% of FP17s for the same patient ID Re-attending within 3 months - Children	37	761	4.9%	12.4%	12.8%	11.9%
% of FP17s for the same patient ID Re-attending within 3 months - Adults	625	3,260	19.2%	16.8%	16.5%	16.0%
% of FP17s for the same patient ID Re-attending between 3 & 9 months - Children	503	761	66.1%	57.3%	59.7%	58.3%
% of FP17s for the same patient ID Re-attending between 3 & 9 months - Adults	1,821	3,260	55.9%	50.3%	52.6%	50.3%
% of FP17s for Band 1 Urgent Courses	335	4,050	8.3%	10.1%	9.1%	9.1%
% of FP17s Relating to Free Repair or Replacements	57	4,050	1.4%	0.9%	1.0%	0.8%
% of FP17s Relating to Continuations	53	4,050	1.3%	1.0%	1.2%	1.0%
% of Patients satisfied with the dentistry they have received	0	0	N/A	92.1%	91.6%	91.5%
% of Patients satisfied with the time they had to wait for an appointment	0	0	N/A	88.7%	88.3%	87.9%

\* This is based on patients treated on this contract for their most recent course of treatment. Figures in italics indicate the base number of FP17s or Patient Questionnaire responses are less than 100. N/A is shown where the base number of responses is less than 10 during the period. % is calculated as Quantity/Base number\*100

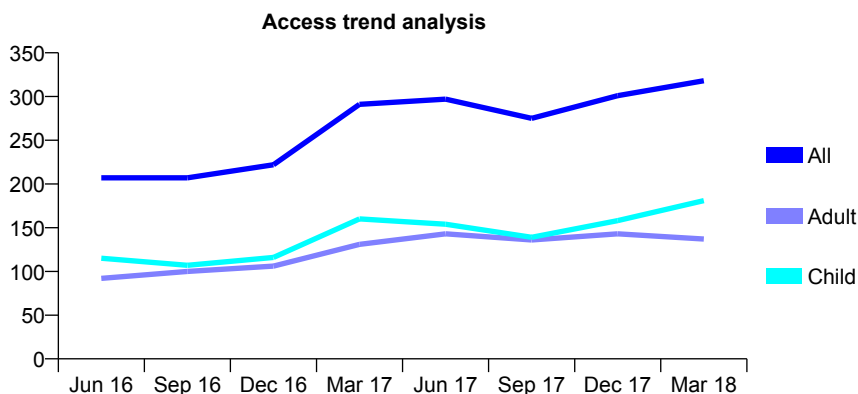
## Q46 - Vital Signs At a Glance Contract Report for 253081/0003 - Year end March 2018

Name or company name	MISS GM Zverblis
Contract type name	GDS Contract
Purpose of contract	General
Contract start date	14/09/2015
Contract end date	

17/18 Contracted general activity (UDA)	730
Carry forward general activity (UDA)	0
17/18 Contracted orthodontic activity (UOA)	0
Carry forward orthodontic activity (UOA)	0
Baseline contract value	£18,049.94

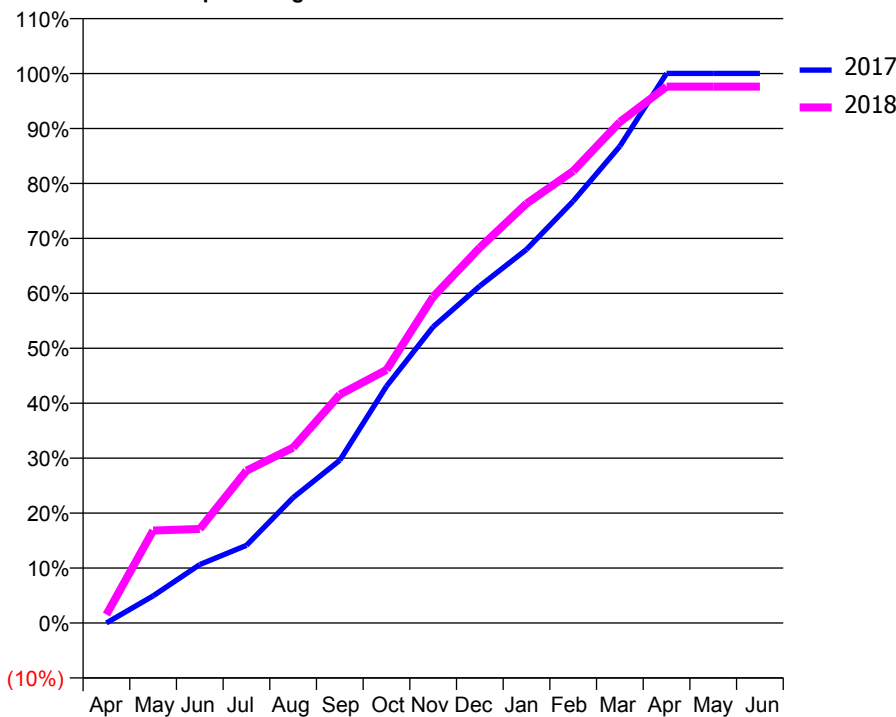
### ACCESS\*

Patients seen in 24 months	Total	Change since previous quarter
Quarter ending March 2017	291	
Quarter ending June 2017	297	↑
Quarter ending September 2017	275	↓
Quarter ending December 2017	301	↑
Quarter ending March 2018	318	↑
<b>Variance since March 2017</b>	<b>9.3%</b>	<b>↑</b>



### ACTIVITY

Cumulative percentage of contracted UDA delivered 2017 & 2018



Month	Adjusted Scheduled Activity (UDA)	
	2017	2018
April	0	11
May	36	123
June	78	125
July	103	202
August	167	233
September	216	304
October	315	336
November	394	433
December	448	499
January	496	557
February	560	600
March	633	666
April	730	713
May	730	713
June	730	713

### QUALITY

	Quantity	Base Number	Contract	AT	Region	England
% of FP17s for the same patient ID Re-attending within 3 months - Children	8	265	3.0%	12.4%	12.8%	11.9%
% of FP17s for the same patient ID Re-attending within 3 months - Adults	12	205	5.9%	16.8%	16.5%	16.0%
% of FP17s for the same patient ID Re-attending between 3 & 9 months - Children	65	265	24.5%	57.3%	59.7%	58.3%
% of FP17s for the same patient ID Re-attending between 3 & 9 months - Adults	49	205	23.9%	50.3%	52.6%	50.3%
% of FP17s for Band 1 Urgent Courses	33	451	7.3%	10.1%	9.1%	9.1%
% of FP17s Relating to Free Repair or Replacements	1	451	0.2%	0.9%	1.0%	0.8%
% of FP17s Relating to Continuations	0	451	0.0%	1.0%	1.2%	1.0%
% of Patients satisfied with the dentistry they have received	0	0	N/A	92.1%	91.6%	91.5%
% of Patients satisfied with the time they had to wait for an appointment	0	0	N/A	88.7%	88.3%	87.9%

\* This is based on patients treated on this contract for their most recent course of treatment. Figures in italics indicate the base number of FP17s or Patient Questionnaire responses are less than 100. N/A is shown where the base number of responses is less than 10 during the period. % is calculated as Quantity/Base number\*100

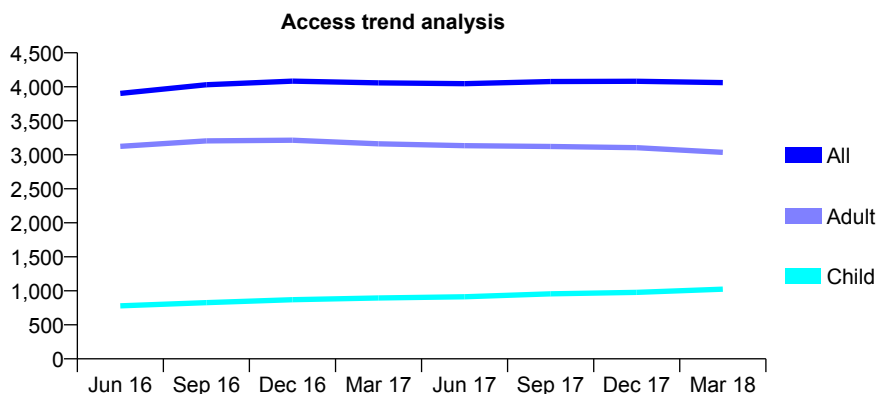
## Q46 - Vital Signs At a Glance Contract Report for 258873/0001 - Year end March 2018

Name or company name	MR VK AGGARWAL
Contract type name	GDS Contract
Purpose of contract	General
Contract start date	01/04/2012
Contract end date	

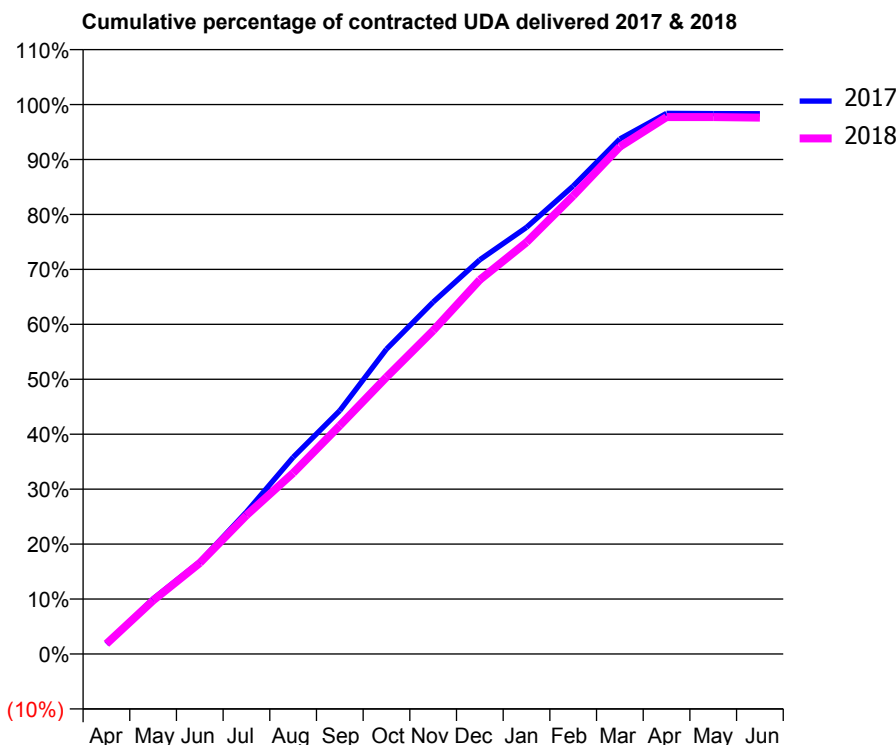
17/18 Contracted general activity (UDA)	13,233
Carry forward general activity (UDA)	223
17/18 Contracted orthodontic activity (UOA)	0
Carry forward orthodontic activity (UOA)	0
Baseline contract value	£327,198.52

### ACCESS\*

Patients seen in 24 months	Total	Change since previous quarter
Quarter ending March 2017	4,058	
Quarter ending June 2017	4,046	→
Quarter ending September 2017	4,077	→
Quarter ending December 2017	4,082	→
Quarter ending March 2018	4,061	→
<b>Variance since March 2017</b>	<b>0.1%</b>	<b>→</b>



### ACTIVITY



Month	Adjusted Scheduled Activity (UDA)	
	2017	2018
April	238	244
May	1,329	1,289
June	2,220	2,191
July	3,421	3,341
August	4,737	4,359
September	5,862	5,503
October	7,343	6,668
November	8,475	7,790
December	9,495	9,013
January	10,275	9,916
February	11,270	11,036
March	12,402	12,216
April	13,019	12,929
May	13,013	12,931
June	13,010	12,918

### QUALITY

	Quantity	Base Number	Contract	AT	Region	England
% of FP17s for the same patient ID Re-attending within 3 months - Children	188	1,754	10.7%	12.4%	12.8%	11.9%
% of FP17s for the same patient ID Re-attending within 3 months - Adults	620	4,863	12.7%	16.8%	16.5%	16.0%
% of FP17s for the same patient ID Re-attending between 3 & 9 months - Children	1,134	1,754	64.7%	57.3%	59.7%	58.3%
% of FP17s for the same patient ID Re-attending between 3 & 9 months - Adults	3,355	4,863	69.0%	50.3%	52.6%	50.3%
% of FP17s for Band 1 Urgent Courses	407	6,603	6.2%	10.1%	9.1%	9.1%
% of FP17s Relating to Free Repair or Replacements	135	6,603	2.0%	0.9%	1.0%	0.8%
% of FP17s Relating to Continuations	57	6,603	0.9%	1.0%	1.2%	1.0%
% of Patients satisfied with the dentistry they have received	25	26	96.2%	92.1%	91.6%	91.5%
% of Patients satisfied with the time they had to wait for an appointment	25	26	96.2%	88.7%	88.3%	87.9%

\* This is based on patients treated on this contract for their most recent course of treatment. Figures in italics indicate the base number of FP17s or Patient Questionnaire responses are less than 100. N/A is shown where the base number of responses is less than 10 during the period. % is calculated as Quantity/Base number\*100

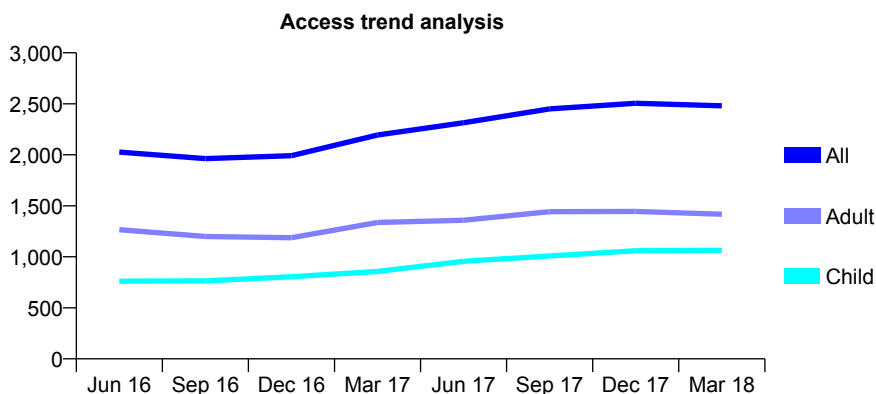
## Q46 - Vital Signs At a Glance Contract Report for 261963/0001 - Year end March 2018

Name or company name	MISS A AHMED
Contract type name	GDS Contract
Purpose of contract	General
Contract start date	01/04/2006
Contract end date	

17/18 Contracted general activity (UDA)	6,625
Carry forward general activity (UDA)	-1
17/18 Contracted orthodontic activity (UOA)	0
Carry forward orthodontic activity (UOA)	0
Baseline contract value	£200,324.04

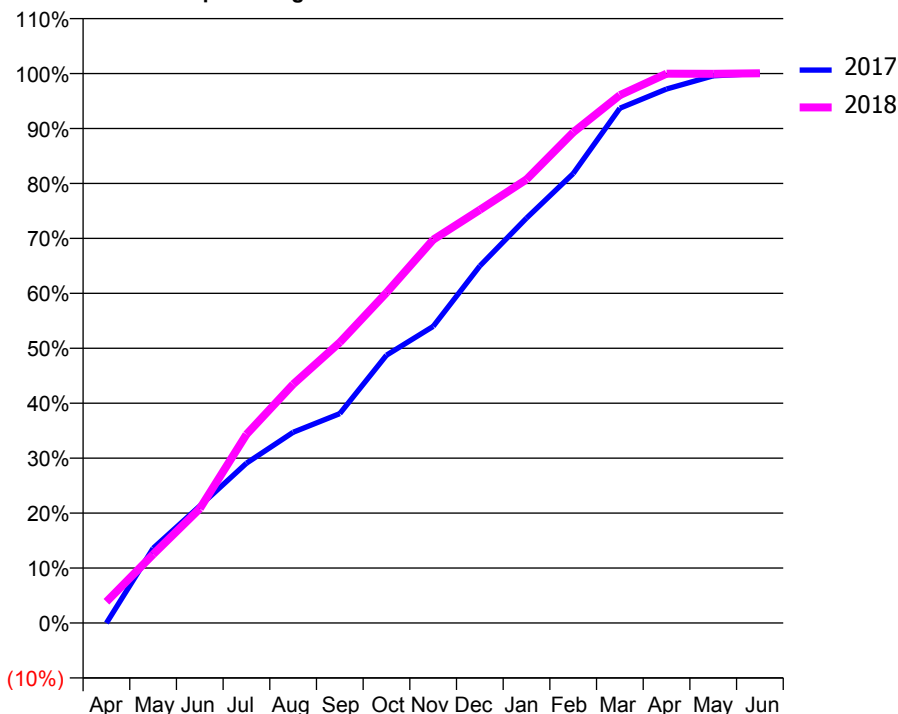
### ACCESS\*

Patients seen in 24 months	Total	Change since previous quarter
Quarter ending March 2017	2,194	
Quarter ending June 2017	2,315	↑
Quarter ending September 2017	2,450	↑
Quarter ending December 2017	2,505	↑
Quarter ending March 2018	2,480	→
<b>Variance since March 2017</b>	<b>13.0%</b>	<b>↑</b>



### ACTIVITY

Cumulative percentage of contracted UDA delivered 2017 & 2018



Month	Adjusted Scheduled Activity (UDA)	
	2017	2018
April	-3	257
May	901	827
June	1,411	1,378
July	1,928	2,275
August	2,300	2,878
September	2,525	3,384
October	3,229	3,983
November	3,577	4,622
December	4,304	4,981
January	4,881	5,348
February	5,419	5,916
March	6,207	6,363
April	6,439	6,623
May	6,598	6,622
June	6,626	6,628

### QUALITY

	Quantity	Base Number	Contract	AT	Region	England
% of FP17s for the same patient ID Re-attending within 3 months - Children	196	1,683	11.6%	12.4%	12.8%	11.9%
% of FP17s for the same patient ID Re-attending within 3 months - Adults	290	2,012	14.4%	16.8%	16.5%	16.0%
% of FP17s for the same patient ID Re-attending between 3 & 9 months - Children	973	1,683	57.8%	57.3%	59.7%	58.3%
% of FP17s for the same patient ID Re-attending between 3 & 9 months - Adults	1,172	2,012	58.3%	50.3%	52.6%	50.3%
% of FP17s for Band 1 Urgent Courses	243	3,683	6.6%	10.1%	9.1%	9.1%
% of FP17s Relating to Free Repair or Replacements	6	3,683	0.2%	0.9%	1.0%	0.8%
% of FP17s Relating to Continuations	10	3,683	0.3%	1.0%	1.2%	1.0%
% of Patients satisfied with the dentistry they have received	2	2	N/A	92.1%	91.6%	91.5%
% of Patients satisfied with the time they had to wait for an appointment	2	2	N/A	88.7%	88.3%	87.9%

\* This is based on patients treated on this contract for their most recent course of treatment. Figures in italics indicate the base number of FP17s or Patient Questionnaire responses are less than 100. N/A is shown where the base number of responses is less than 10 during the period. % is calculated as Quantity/Base number\*100

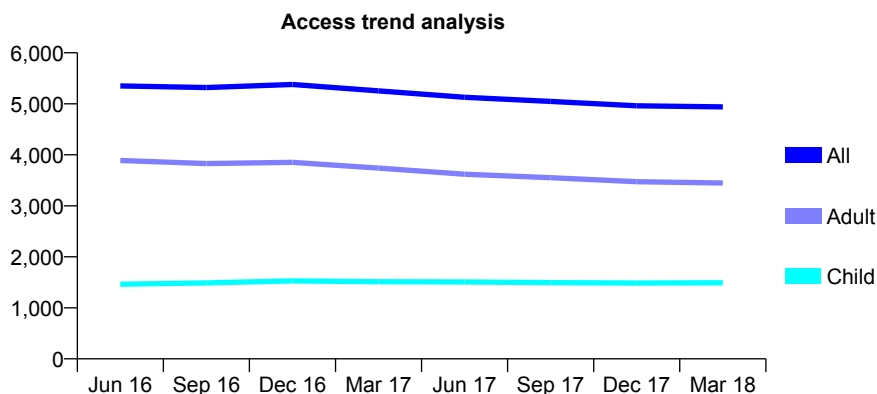
## Q46 - Vital Signs At a Glance Contract Report for 295183/0001 - Year end March 2018

Name or company name	MR CC LIU
Contract type name	GDS Contract
Purpose of contract	General
Contract start date	01/03/2014
Contract end date	

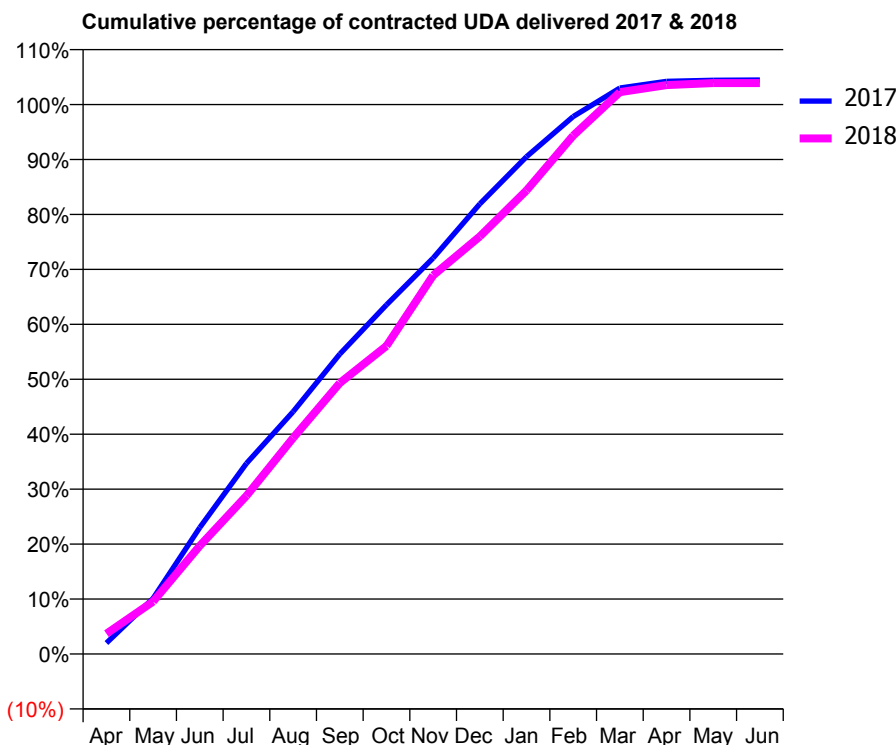
17/18 Contracted general activity (UDA)	15,034
Carry forward general activity (UDA)	-301
17/18 Contracted orthodontic activity (UOA)	0
Carry forward orthodontic activity (UOA)	0
Baseline contract value	£436,663.49

### ACCESS\*

Patients seen in 24 months	Total	Change since previous quarter
Quarter ending March 2017	5,253	
Quarter ending June 2017	5,128	↓
Quarter ending September 2017	5,047	↓
Quarter ending December 2017	4,960	↓
Quarter ending March 2018	4,939	→
<b>Variance since March 2017</b>	<b>(6.0%)</b>	<b>↓</b>



### ACTIVITY



Month	Adjusted Scheduled Activity (UDA)	
	2017	2018
April	301	557
May	1,521	1,435
June	3,462	2,962
July	5,215	4,330
August	6,632	5,912
September	8,205	7,415
October	9,554	8,429
November	10,834	10,361
December	12,314	11,424
January	13,605	12,684
February	14,705	14,183
March	15,487	15,372
April	15,669	15,566
May	15,698	15,619
June	15,704	15,619

### QUALITY

	Quantity	Base Number	Contract	AT	Region	England
% of FP17s for the same patient ID Re-attending within 3 months - Children	124	1,818	6.8%	12.4%	12.8%	11.9%
% of FP17s for the same patient ID Re-attending within 3 months - Adults	545	3,869	14.1%	16.8%	16.5%	16.0%
% of FP17s for the same patient ID Re-attending between 3 & 9 months - Children	791	1,818	43.5%	57.3%	59.7%	58.3%
% of FP17s for the same patient ID Re-attending between 3 & 9 months - Adults	1,560	3,869	40.3%	50.3%	52.6%	50.3%
% of FP17s for Band 1 Urgent Courses	703	5,701	12.3%	10.1%	9.1%	9.1%
% of FP17s Relating to Free Repair or Replacements	4	5,701	0.1%	0.9%	1.0%	0.8%
% of FP17s Relating to Continuations	0	5,701	0.0%	1.0%	1.2%	1.0%
% of Patients satisfied with the dentistry they have received	0	1	N/A	92.1%	91.6%	91.5%
% of Patients satisfied with the time they had to wait for an appointment	1	1	N/A	88.7%	88.3%	87.9%

\* This is based on patients treated on this contract for their most recent course of treatment. Figures in italics indicate the base number of FP17s or Patient Questionnaire responses are less than 100. N/A is shown where the base number of responses is less than 10 during the period. % is calculated as Quantity/Base number\*100



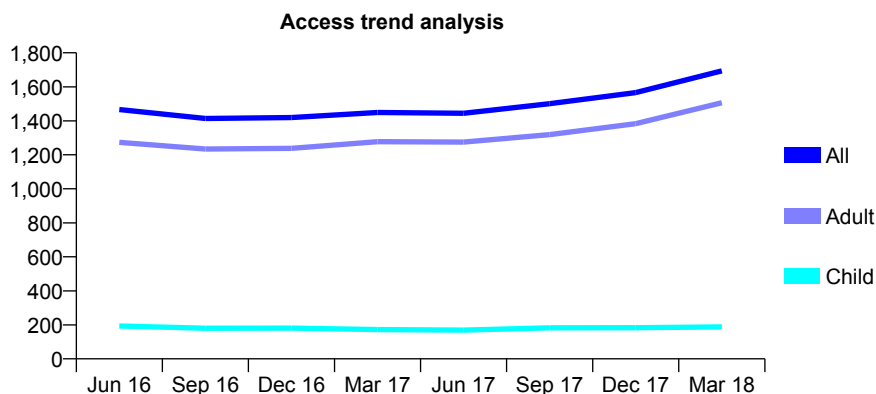
## Q46 - Vital Signs At a Glance Contract Report for 305294/0001 - Year end March 2018

Name or company name	MR DC MOSS
Contract type name	GDS Contract
Purpose of contract	General
Contract start date	01/04/2006
Contract end date	

17/18 Contracted general activity (UDA)	6,720
Carry forward general activity (UDA)	205
17/18 Contracted orthodontic activity (UOA)	0
Carry forward orthodontic activity (UOA)	0
Baseline contract value	£185,067.54

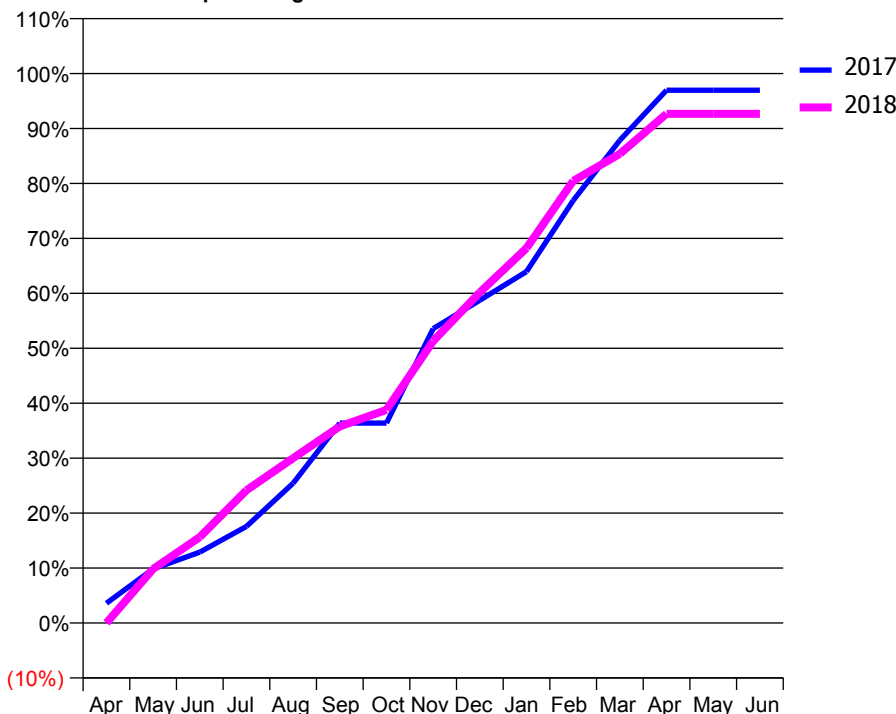
### ACCESS\*

Patients seen in 24 months	Total	Change since previous quarter
Quarter ending March 2017	1,449	
Quarter ending June 2017	1,444	→
Quarter ending September 2017	1,501	↑
Quarter ending December 2017	1,566	↑
Quarter ending March 2018	1,694	↑
<b>Variance since March 2017</b>	<b>16.9%</b>	<b>↑</b>



### ACTIVITY

Cumulative percentage of contracted UDA delivered 2017 & 2018



Month	Adjusted Scheduled Activity (UDA)	
	2017	2018
April	242	1
May	661	662
June	866	1,051
July	1,181	1,623
August	1,710	2,017
September	2,446	2,404
October	2,446	2,606
November	3,600	3,449
December	3,948	4,044
January	4,298	4,585
February	5,167	5,407
March	5,904	5,737
April	6,515	6,226
May	6,515	6,226
June	6,515	6,226

### QUALITY

	Quantity	Base Number	Contract	AT	Region	England
% of FP17s for the same patient ID Re-attending within 3 months - Children	6	226	2.7%	12.4%	12.8%	11.9%
% of FP17s for the same patient ID Re-attending within 3 months - Adults	113	1,614	7.0%	16.8%	16.5%	16.0%
% of FP17s for the same patient ID Re-attending between 3 & 9 months - Children	116	226	51.3%	57.3%	59.7%	58.3%
% of FP17s for the same patient ID Re-attending between 3 & 9 months - Adults	683	1,614	42.3%	50.3%	52.6%	50.3%
% of FP17s for Band 1 Urgent Courses	1	1,887	0.1%	10.1%	9.1%	9.1%
% of FP17s Relating to Free Repair or Replacements	11	1,887	0.6%	0.9%	1.0%	0.8%
% of FP17s Relating to Continuations	41	1,887	2.2%	1.0%	1.2%	1.0%
% of Patients satisfied with the dentistry they have received	0	0	N/A	92.1%	91.6%	91.5%
% of Patients satisfied with the time they had to wait for an appointment	0	0	N/A	88.7%	88.3%	87.9%

\* This is based on patients treated on this contract for their most recent course of treatment. Figures in italics indicate the base number of FP17s or Patient Questionnaire responses are less than 100. N/A is shown where the base number of responses is less than 10 during the period. % is calculated as Quantity/Base number\*100

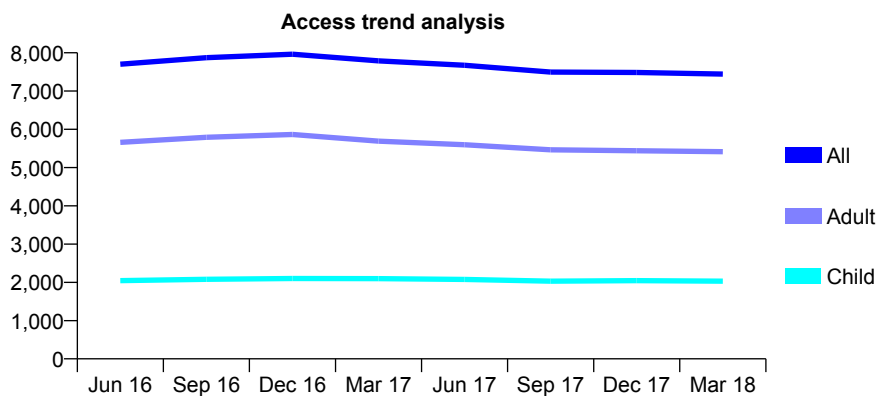
## Q46 - Vital Signs At a Glance Contract Report for 309788/0001 - Year end March 2018

Name or company name	Crown Dental Practice Partnership
Contract type name	GDS Contract
Purpose of contract	General
Contract start date	01/04/2006
Contract end date	

17/18 Contracted general activity (UDA)	22,972
Carry forward general activity (UDA)	759
17/18 Contracted orthodontic activity (UOA)	0
Carry forward orthodontic activity (UOA)	0
Baseline contract value	£773,269.68

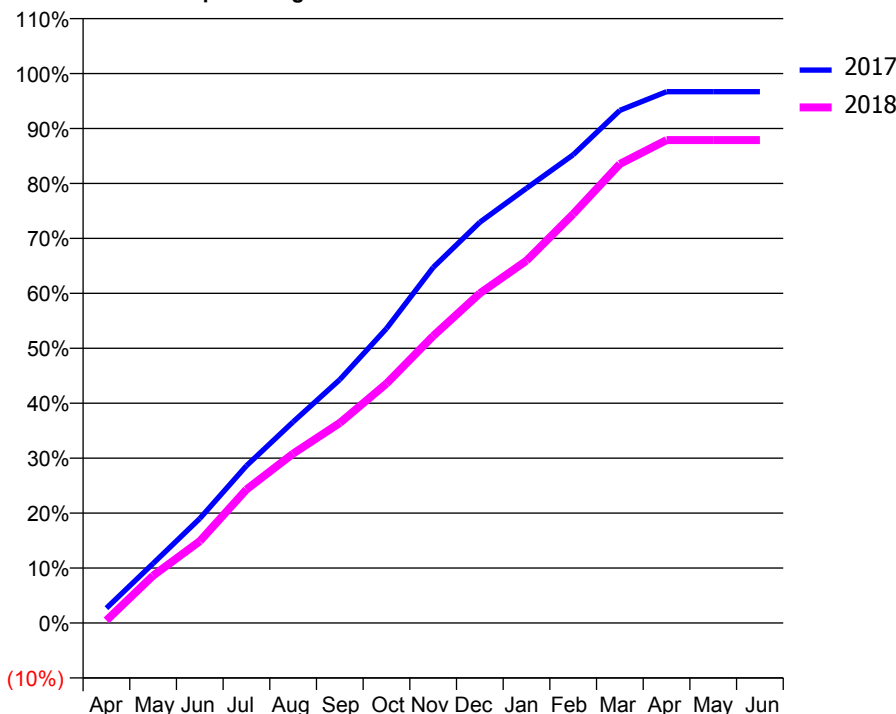
### ACCESS\*

Patients seen in 24 months	Total	Change since previous quarter
Quarter ending March 2017	7,788	
Quarter ending June 2017	7,673	↓
Quarter ending September 2017	7,495	↓
Quarter ending December 2017	7,486	→
Quarter ending March 2018	7,443	→
<b>Variance since March 2017</b>	<b>(4.4%)</b>	<b>↓</b>



### ACTIVITY

Cumulative percentage of contracted UDA delivered 2017 & 2018



Month	Adjusted Scheduled Activity (UDA)	
	2017	2018
April	620	111
May	2,489	1,982
June	4,366	3,422
July	6,577	5,583
August	8,409	7,082
September	10,178	8,362
October	12,312	10,008
November	14,865	12,002
December	16,752	13,782
January	18,178	15,146
February	19,574	17,099
March	21,432	19,188
April	22,211	20,190
May	22,213	20,188
June	22,213	20,189

### QUALITY

	Quantity	Base Number	Contract	AT	Region	England
% of FP17s for the same patient ID Re-attending within 3 months - Children	185	2,509	7.4%	12.4%	12.8%	11.9%
% of FP17s for the same patient ID Re-attending within 3 months - Adults	1,008	6,542	15.4%	16.8%	16.5%	16.0%
% of FP17s for the same patient ID Re-attending between 3 & 9 months - Children	1,243	2,509	49.5%	57.3%	59.7%	58.3%
% of FP17s for the same patient ID Re-attending between 3 & 9 months - Adults	2,947	6,542	45.0%	50.3%	52.6%	50.3%
% of FP17s for Band 1 Urgent Courses	1,251	9,091	13.8%	10.1%	9.1%	9.1%
% of FP17s Relating to Free Repair or Replacements	100	9,091	1.1%	0.9%	1.0%	0.8%
% of FP17s Relating to Continuations	128	9,091	1.4%	1.0%	1.2%	1.0%
% of Patients satisfied with the dentistry they have received	2	2	N/A	92.1%	91.6%	91.5%
% of Patients satisfied with the time they had to wait for an appointment	2	2	N/A	88.7%	88.3%	87.9%

\* This is based on patients treated on this contract for their most recent course of treatment. Figures in italics indicate the base number of FP17s or Patient Questionnaire responses are less than 100. N/A is shown where the base number of responses is less than 10 during the period. % is calculated as Quantity/Base number\*100

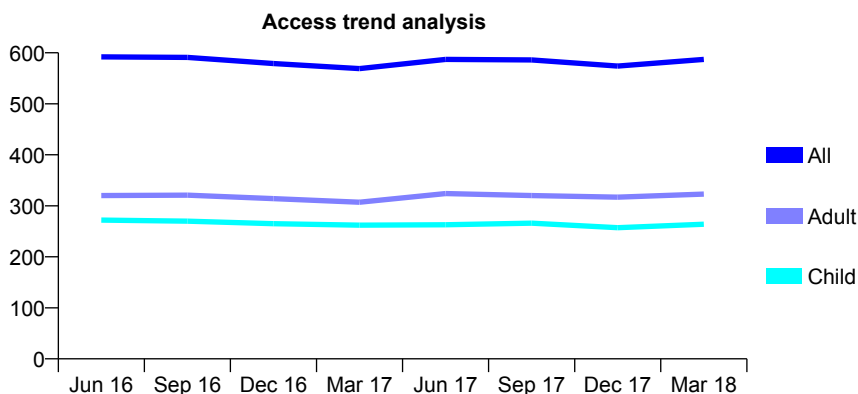
## Q46 - Vital Signs At a Glance Contract Report for 319546/0001 - Year end March 2018

Name or company name	MR PA HIND
Contract type name	GDS Contract
Purpose of contract	General and Orthodontic
Contract start date	01/04/2006
Contract end date	

17/18 Contracted general activity (UDA)	1,800
Carry forward general activity (UDA)	0
17/18 Contracted orthodontic activity (UOA)	180
Carry forward orthodontic activity (UOA)	0
Baseline contract value	£52,875.00

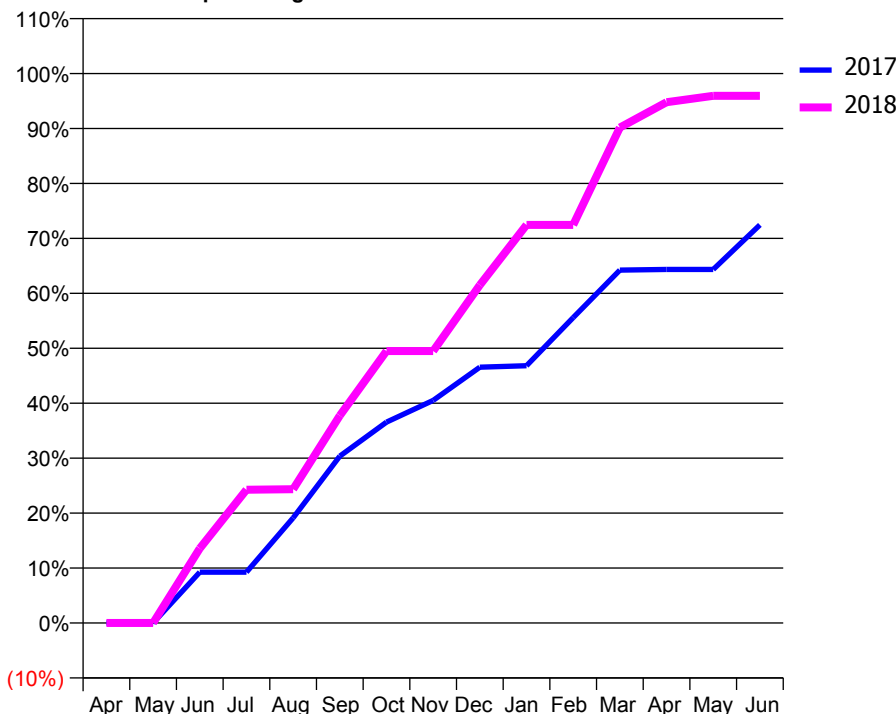
### ACCESS\*

Patients seen in 24 months	Total	Change since previous quarter
Quarter ending March 2017	569	
Quarter ending June 2017	587	↑
Quarter ending September 2017	586	→
Quarter ending December 2017	574	↓
Quarter ending March 2018	587	↑
<b>Variance since March 2017</b>	<b>3.2%</b>	<b>↑</b>



### ACTIVITY

Cumulative percentage of contracted UDA delivered 2017 & 2018



Adjusted Scheduled Activity (UDA)

Month	2017	2018
April	0	0
May	0	0
June	209	244
July	209	436
August	432	438
September	686	679
October	826	891
November	915	891
December	1,052	1,107
January	1,058	1,304
February	1,256	1,304
March	1,451	1,623
April	1,454	1,706
May	1,454	1,727
June	1,637	1,727

### QUALITY

	Quantity	Base Number	Contract	AT	Region	England
% of FP17s for the same patient ID Re-attending within 3 months - Children	67	494	13.6%	12.4%	12.8%	11.9%
% of FP17s for the same patient ID Re-attending within 3 months - Adults	58	476	12.2%	16.8%	16.5%	16.0%
% of FP17s for the same patient ID Re-attending between 3 & 9 months - Children	292	494	59.1%	57.3%	59.7%	58.3%
% of FP17s for the same patient ID Re-attending between 3 & 9 months - Adults	244	476	51.3%	50.3%	52.6%	50.3%
% of FP17s for Band 1 Urgent Courses	5	923	0.5%	10.1%	9.1%	9.1%
% of FP17s Relating to Free Repair or Replacements	0	923	0.0%	0.9%	1.0%	0.8%
% of FP17s Relating to Continuations	1	923	0.1%	1.0%	1.2%	1.0%
% of Patients satisfied with the dentistry they have received	0	0	N/A	92.1%	91.6%	91.5%
% of Patients satisfied with the time they had to wait for an appointment	0	0	N/A	88.7%	88.3%	87.9%

\* This is based on patients treated on this contract for their most recent course of treatment. Figures in italics indicate the base number of FP17s or Patient Questionnaire responses are less than 100. N/A is shown where the base number of responses is less than 10 during the period. % is calculated as Quantity/Base number\*100

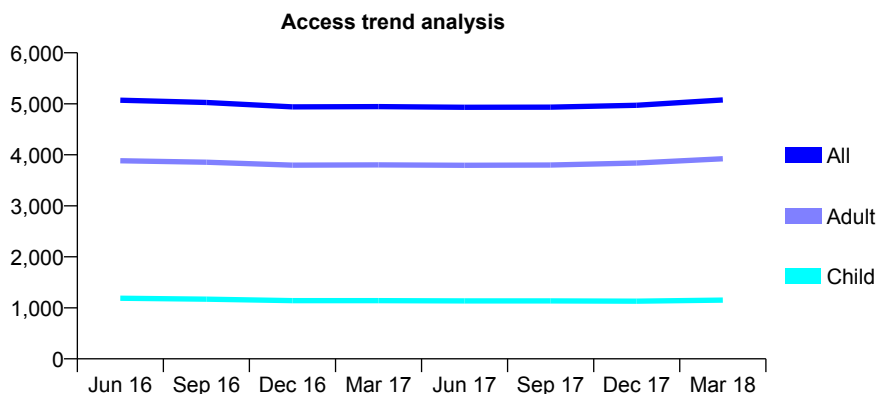
## Q46 - Vital Signs At a Glance Contract Report for 321508/0001 - Year end March 2018

Name or company name	MR M MILNE
Contract type name	GDS Contract
Purpose of contract	General
Contract start date	01/04/2006
Contract end date	

17/18 Contracted general activity (UDA)	15,470
Carry forward general activity (UDA)	325
17/18 Contracted orthodontic activity (UOA)	0
Carry forward orthodontic activity (UOA)	0
Baseline contract value	£539,885.23

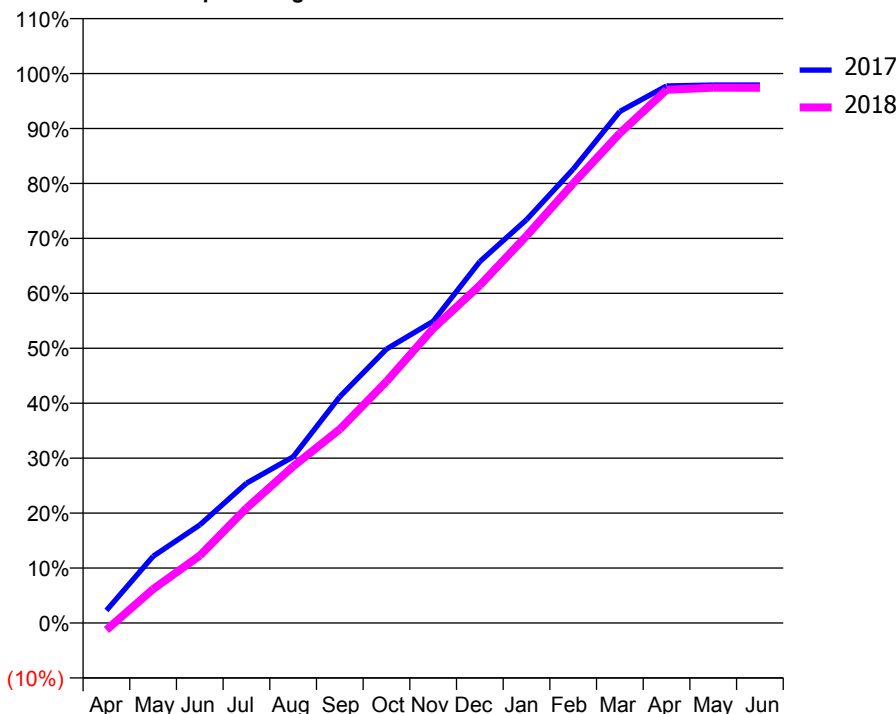
### ACCESS\*

Patients seen in 24 months	Total	Change since previous quarter
Quarter ending March 2017	4,945	
Quarter ending June 2017	4,931	→
Quarter ending September 2017	4,935	→
Quarter ending December 2017	4,971	→
Quarter ending March 2018	5,075	↑
<b>Variance since March 2017</b>	<b>2.6%</b>	<b>↑</b>



### ACTIVITY

Cumulative percentage of contracted UDA delivered 2017 & 2018



Adjusted Scheduled Activity (UDA)

Month	2017	2018
April	354	-197
May	1,879	956
June	2,760	1,898
July	3,937	3,234
August	4,679	4,411
September	6,372	5,457
October	7,712	6,801
November	8,494	8,290
December	10,175	9,507
January	11,355	10,901
February	12,776	12,374
March	14,404	13,790
April	15,119	15,012
May	15,145	15,069
June	15,145	15,068

### QUALITY

	Quantity	Base Number	Contract	AT	Region	England
% of FP17s for the same patient ID Re-attending within 3 months - Children	166	1,528	10.9%	12.4%	12.8%	11.9%
% of FP17s for the same patient ID Re-attending within 3 months - Adults	1,390	5,869	23.7%	16.8%	16.5%	16.0%
% of FP17s for the same patient ID Re-attending between 3 & 9 months - Children	601	1,528	39.3%	57.3%	59.7%	58.3%
% of FP17s for the same patient ID Re-attending between 3 & 9 months - Adults	2,426	5,869	41.3%	50.3%	52.6%	50.3%
% of FP17s for Band 1 Urgent Courses	841	7,565	11.1%	10.1%	9.1%	9.1%
% of FP17s Relating to Free Repair or Replacements	64	7,565	0.8%	0.9%	1.0%	0.8%
% of FP17s Relating to Continuations	175	7,565	2.3%	1.0%	1.2%	1.0%
% of Patients satisfied with the dentistry they have received	6	6	N/A	92.1%	91.6%	91.5%
% of Patients satisfied with the time they had to wait for an appointment	4	6	N/A	88.7%	88.3%	87.9%

\* This is based on patients treated on this contract for their most recent course of treatment. Figures in italics indicate the base number of FP17s or Patient Questionnaire responses are less than 100. N/A is shown where the base number of responses is less than 10 during the period. % is calculated as Quantity/Base number\*100

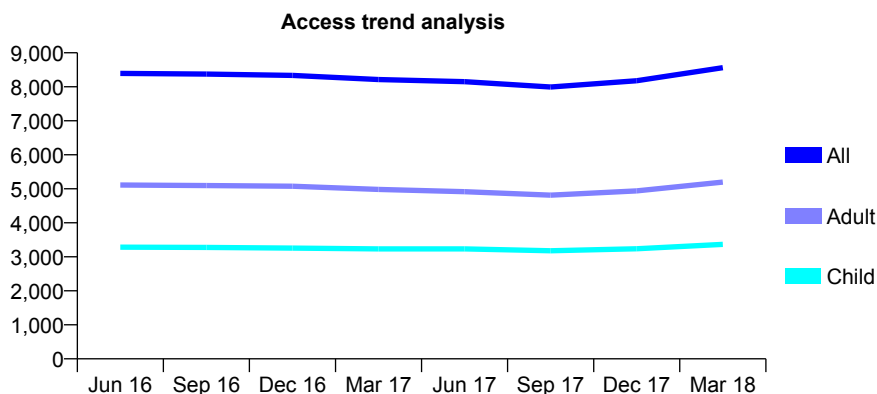
## Q46 - Vital Signs At a Glance Contract Report for 322946/0001 - Year end March 2018

Name or company name	MR MA SOMERVILLE
Contract type name	GDS Contract
Purpose of contract	General
Contract start date	01/04/2006
Contract end date	

17/18 Contracted general activity (UDA)	22,740
Carry forward general activity (UDA)	-455
17/18 Contracted orthodontic activity (UOA)	0
Carry forward orthodontic activity (UOA)	0
Baseline contract value	£686,543.10

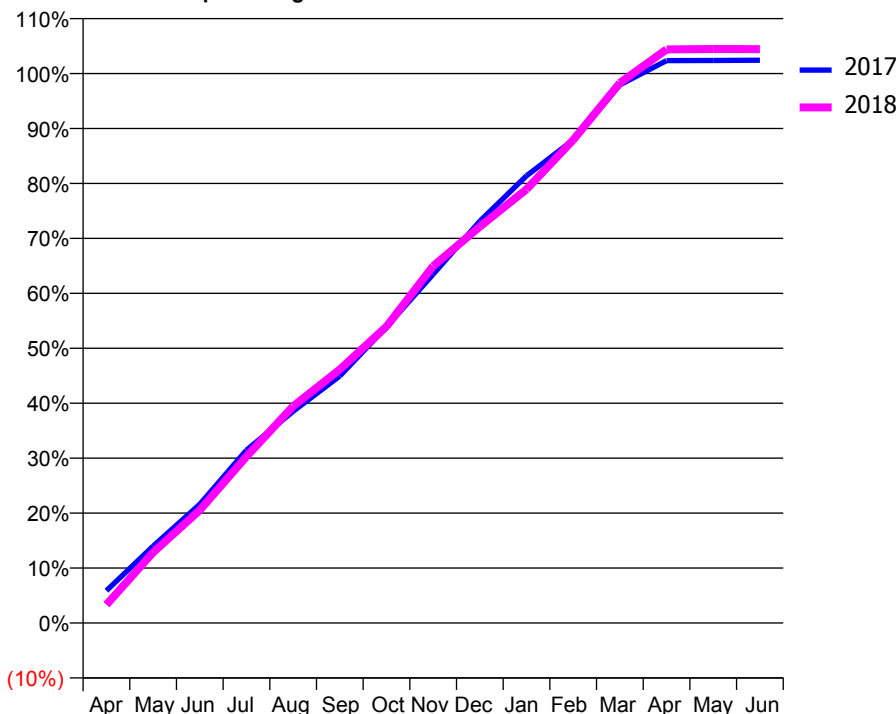
### ACCESS\*

Patients seen in 24 months	Total	Change since previous quarter
Quarter ending March 2017	8,214	
Quarter ending June 2017	8,150	→
Quarter ending September 2017	7,994	↓
Quarter ending December 2017	8,179	↑
Quarter ending March 2018	8,562	↑
<b>Variance since March 2017</b>	<b>4.2%</b>	<b>↑</b>



### ACTIVITY

Cumulative percentage of contracted UDA delivered 2017 & 2018



Month	Adjusted Scheduled Activity (UDA)	
	2017	2018
April	1,339	757
May	3,179	2,923
June	4,915	4,670
July	7,154	6,890
August	8,758	8,971
September	10,222	10,494
October	12,252	12,272
November	14,431	14,771
December	16,631	16,405
January	18,503	17,949
February	19,989	19,988
March	22,271	22,350
April	23,274	23,736
May	23,279	23,751
June	23,289	23,748

### QUALITY

	Quantity	Base Number	Contract	AT	Region	England
% of FP17s for the same patient ID Re-attending within 3 months - Children	587	4,878	12.0%	12.4%	12.8%	11.9%
% of FP17s for the same patient ID Re-attending within 3 months - Adults	1,851	7,284	25.4%	16.8%	16.5%	16.0%
% of FP17s for the same patient ID Re-attending between 3 & 9 months - Children	2,411	4,878	49.4%	57.3%	59.7%	58.3%
% of FP17s for the same patient ID Re-attending between 3 & 9 months - Adults	2,888	7,284	39.6%	50.3%	52.6%	50.3%
% of FP17s for Band 1 Urgent Courses	1,551	10,868	14.3%	10.1%	9.1%	9.1%
% of FP17s Relating to Free Repair or Replacements	71	10,868	0.7%	0.9%	1.0%	0.8%
% of FP17s Relating to Continuations	46	10,868	0.4%	1.0%	1.2%	1.0%
% of Patients satisfied with the dentistry they have received	5	6	N/A	92.1%	91.6%	91.5%
% of Patients satisfied with the time they had to wait for an appointment	1	6	N/A	88.7%	88.3%	87.9%

\* This is based on patients treated on this contract for their most recent course of treatment. Figures in italics indicate the base number of FP17s or Patient Questionnaire responses are less than 100. N/A is shown where the base number of responses is less than 10 during the period. % is calculated as Quantity/Base number\*100

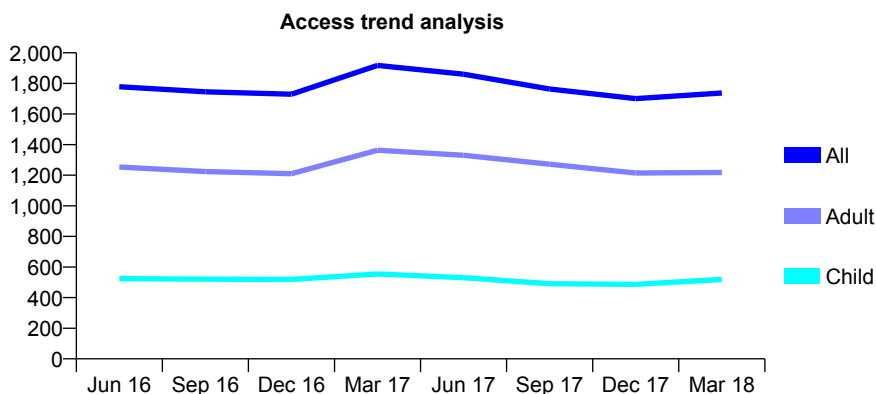
## Q46 - Vital Signs At a Glance Contract Report for 323756/0001 - Year end March 2018

Name or company name	Mr M Mahmood
Contract type name	GDS Contract
Purpose of contract	General
Contract start date	01/04/2006
Contract end date	

17/18 Contracted general activity (UDA)	4,610
Carry forward general activity (UDA)	-52
17/18 Contracted orthodontic activity (UOA)	0
Carry forward orthodontic activity (UOA)	0
Baseline contract value	£114,545.65

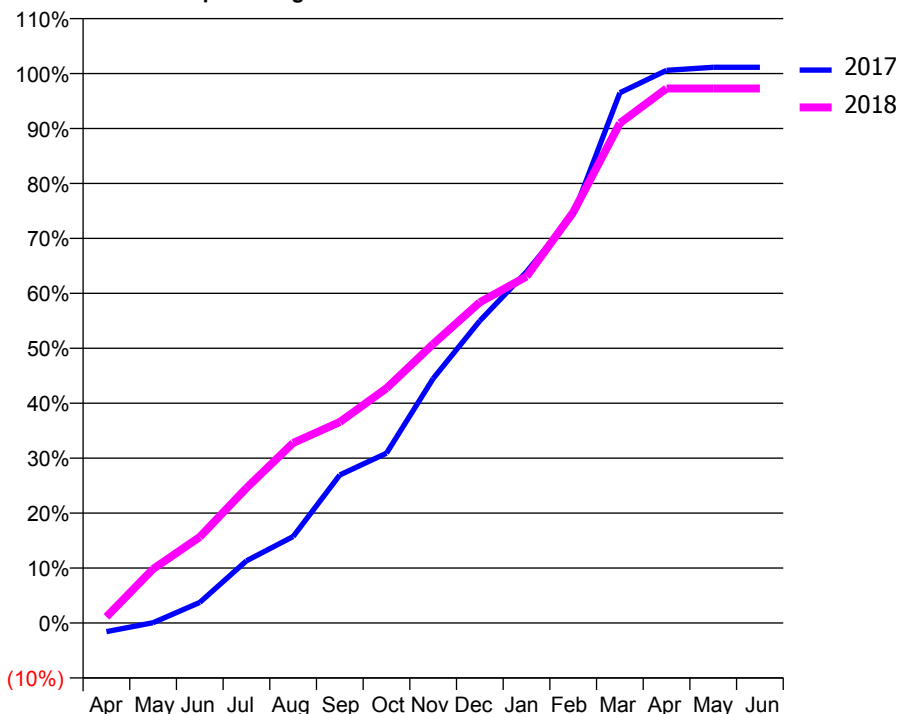
### ACCESS\*

Patients seen in 24 months	Total	Change since previous quarter
Quarter ending March 2017	1,918	
Quarter ending June 2017	1,860	↓
Quarter ending September 2017	1,763	↓
Quarter ending December 2017	1,701	↓
Quarter ending March 2018	1,737	↑
<b>Variance since March 2017</b>	<b>(9.4%)</b>	<b>↓</b>



### ACTIVITY

Cumulative percentage of contracted UDA delivered 2017 & 2018



Month	Adjusted Scheduled Activity (UDA)	
	2017	2018
April	-74	52
May	2	454
June	172	722
July	522	1,132
August	725	1,511
September	1,243	1,686
October	1,424	1,970
November	2,051	2,341
December	2,536	2,692
January	2,947	2,906
February	3,426	3,446
March	4,448	4,193
April	4,636	4,485
May	4,662	4,485
June	4,662	4,485

### QUALITY

	Quantity	Base Number	Contract	AT	Region	England
% of FP17s for the same patient ID Re-attending within 3 months - Children	26	539	4.8%	12.4%	12.8%	11.9%
% of FP17s for the same patient ID Re-attending within 3 months - Adults	245	1,503	16.3%	16.8%	16.5%	16.0%
% of FP17s for the same patient ID Re-attending between 3 & 9 months - Children	227	539	42.1%	57.3%	59.7%	58.3%
% of FP17s for the same patient ID Re-attending between 3 & 9 months - Adults	546	1,503	36.3%	50.3%	52.6%	50.3%
% of FP17s for Band 1 Urgent Courses	363	2,071	17.5%	10.1%	9.1%	9.1%
% of FP17s Relating to Free Repair or Replacements	10	2,071	0.5%	0.9%	1.0%	0.8%
% of FP17s Relating to Continuations	9	2,071	0.4%	1.0%	1.2%	1.0%
% of Patients satisfied with the dentistry they have received	0	0	N/A	92.1%	91.6%	91.5%
% of Patients satisfied with the time they had to wait for an appointment	0	0	N/A	88.7%	88.3%	87.9%

\* This is based on patients treated on this contract for their most recent course of treatment. Figures in italics indicate the base number of FP17s or Patient Questionnaire responses are less than 100. N/A is shown where the base number of responses is less than 10 during the period. % is calculated as Quantity/Base number\*100

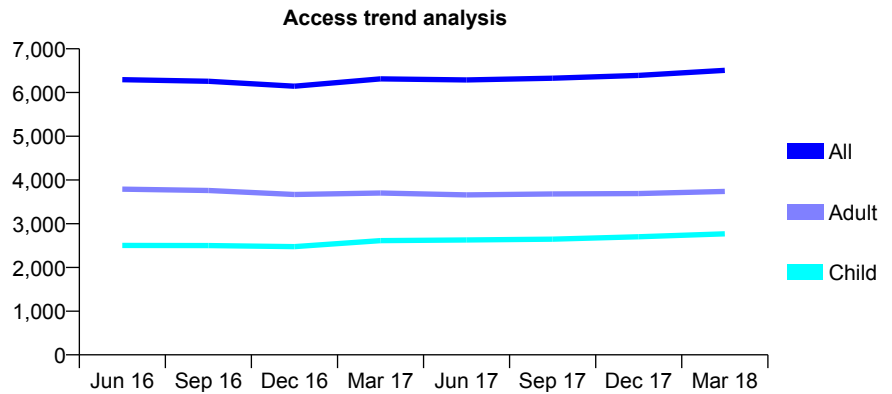
## Q46 - Vital Signs At a Glance Contract Report for 323772/0001 - Year end March 2018

Name or company name	MRS S KAYANI
Contract type name	GDS Contract
Purpose of contract	General
Contract start date	01/04/2006
Contract end date	

17/18 Contracted general activity (UDA)	25,832
Carry forward general activity (UDA)	82
17/18 Contracted orthodontic activity (UOA)	0
Carry forward orthodontic activity (UOA)	0
Baseline contract value	£643,228.32

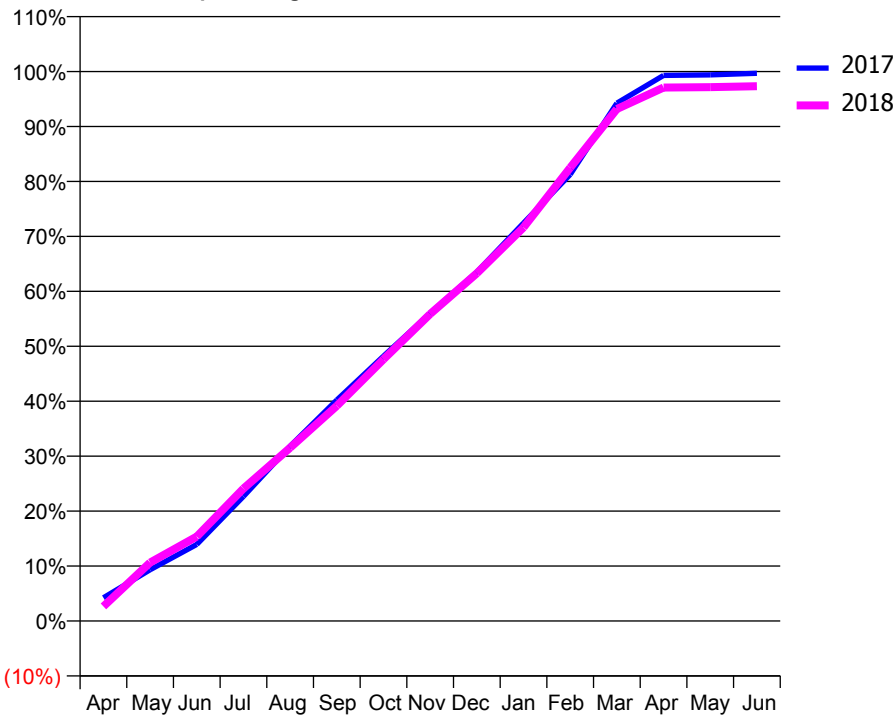
### ACCESS\*

Patients seen in 24 months	Total	Change since previous quarter
Quarter ending March 2017	6,311	
Quarter ending June 2017	6,288	→
Quarter ending September 2017	6,326	→
Quarter ending December 2017	6,390	→
Quarter ending March 2018	6,506	→
<b>Variance since March 2017</b>	<b>3.1%</b>	<b>↑</b>



### ACTIVITY

Cumulative percentage of contracted UDA delivered 2017 & 2018



Month	Adjusted Scheduled Activity (UDA)	
	2017	2018
April	1,097	685
May	2,413	2,751
June	3,603	3,971
July	5,860	6,228
August	8,222	8,144
September	10,388	10,113
October	12,450	12,303
November	14,462	14,435
December	16,407	16,348
January	18,710	18,503
February	20,988	21,310
March	24,346	24,071
April	25,647	25,079
May	25,673	25,097
June	25,750	25,139

### QUALITY

	Quantity	Base Number	Contract	AT	Region	England
% of FP17s for the same patient ID Re-attending within 3 months - Children	858	5,004	17.1%	12.4%	12.8%	11.9%
% of FP17s for the same patient ID Re-attending within 3 months - Adults	1,393	5,629	24.7%	16.8%	16.5%	16.0%
% of FP17s for the same patient ID Re-attending between 3 & 9 months - Children	2,743	5,004	54.8%	57.3%	59.7%	58.3%
% of FP17s for the same patient ID Re-attending between 3 & 9 months - Adults	2,475	5,629	44.0%	50.3%	52.6%	50.3%
% of FP17s for Band 1 Urgent Courses	1,120	10,569	10.6%	10.1%	9.1%	9.1%
% of FP17s Relating to Free Repair or Replacements	48	10,569	0.5%	0.9%	1.0%	0.8%
% of FP17s Relating to Continuations	33	10,569	0.3%	1.0%	1.2%	1.0%
% of Patients satisfied with the dentistry they have received	4	5	N/A	92.1%	91.6%	91.5%
% of Patients satisfied with the time they had to wait for an appointment	4	5	N/A	88.7%	88.3%	87.9%

\* This is based on patients treated on this contract for their most recent course of treatment. Figures in italics indicate the base number of FP17s or Patient Questionnaire responses are less than 100. N/A is shown where the base number of responses is less than 10 during the period. % is calculated as Quantity/Base number\*100



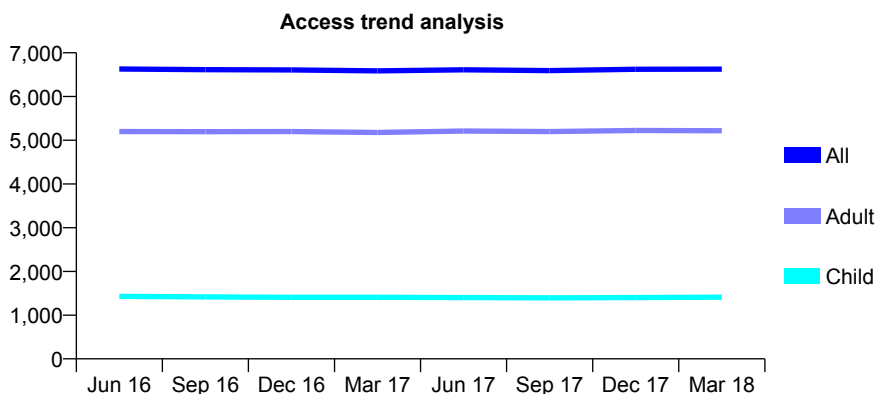
## Q46 - Vital Signs At a Glance Contract Report for 324264/0001 - Year end March 2018

Name or company name	MR MD RUSSELL
Contract type name	GDS Contract
Purpose of contract	General
Contract start date	01/04/2006
Contract end date	

17/18 Contracted general activity (UDA)	19,026
Carry forward general activity (UDA)	-381
17/18 Contracted orthodontic activity (UOA)	0
Carry forward orthodontic activity (UOA)	0
Baseline contract value	£542,700.09

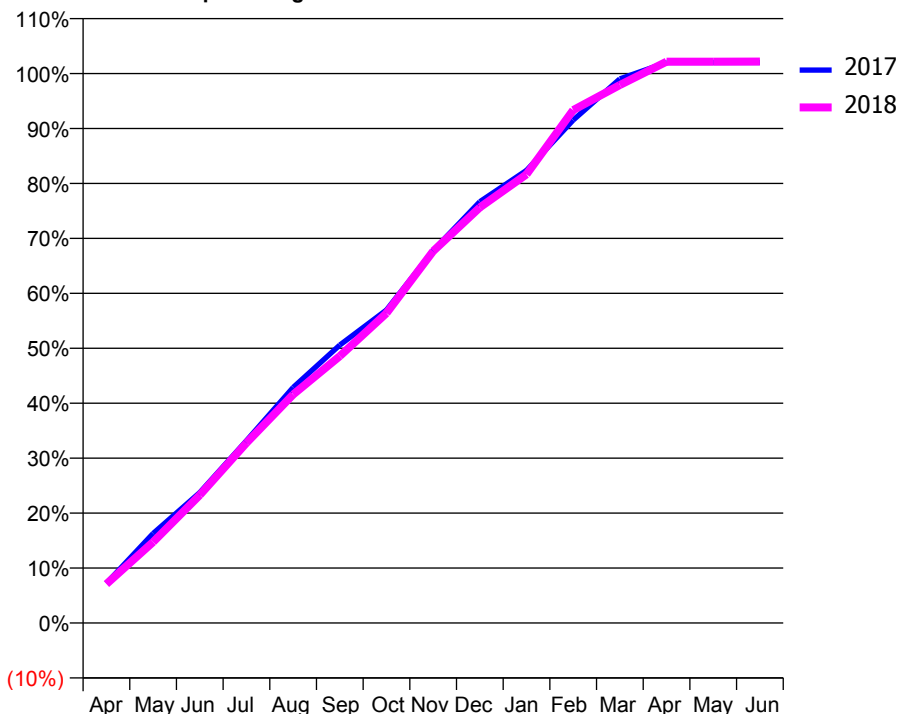
### ACCESS\*

Patients seen in 24 months	Total	Change since previous quarter
Quarter ending March 2017	6,586	
Quarter ending June 2017	6,612	→
Quarter ending September 2017	6,593	→
Quarter ending December 2017	6,622	→
Quarter ending March 2018	6,627	→
<b>Variance since March 2017</b>	<b>0.6%</b>	<b>→</b>



### ACTIVITY

Cumulative percentage of contracted UDA delivered 2017 & 2018



### QUALITY

	Quantity	Base Number	Contract	AT	Region	England
% of FP17s for the same patient ID Re-attending within 3 months - Children	277	2,502	11.1%	12.4%	12.8%	11.9%
% of FP17s for the same patient ID Re-attending within 3 months - Adults	1,165	8,721	13.4%	16.8%	16.5%	16.0%
% of FP17s for the same patient ID Re-attending between 3 & 9 months - Children	1,677	2,502	67.0%	57.3%	59.7%	58.3%
% of FP17s for the same patient ID Re-attending between 3 & 9 months - Adults	5,958	8,721	68.3%	50.3%	52.6%	50.3%
% of FP17s for Band 1 Urgent Courses	510	11,322	4.5%	10.1%	9.1%	9.1%
% of FP17s Relating to Free Repair or Replacements	58	11,322	0.5%	0.9%	1.0%	0.8%
% of FP17s Relating to Continuations	117	11,322	1.0%	1.0%	1.2%	1.0%
% of Patients satisfied with the dentistry they have received	16	19	84.2%	92.1%	91.6%	91.5%
% of Patients satisfied with the time they had to wait for an appointment	18	19	94.7%	88.7%	88.3%	87.9%

\* This is based on patients treated on this contract for their most recent course of treatment. Figures in italics indicate the base number of FP17s or Patient Questionnaire responses are less than 100. N/A is shown where the base number of responses is less than 10 during the period. % is calculated as Quantity/Base number\*100

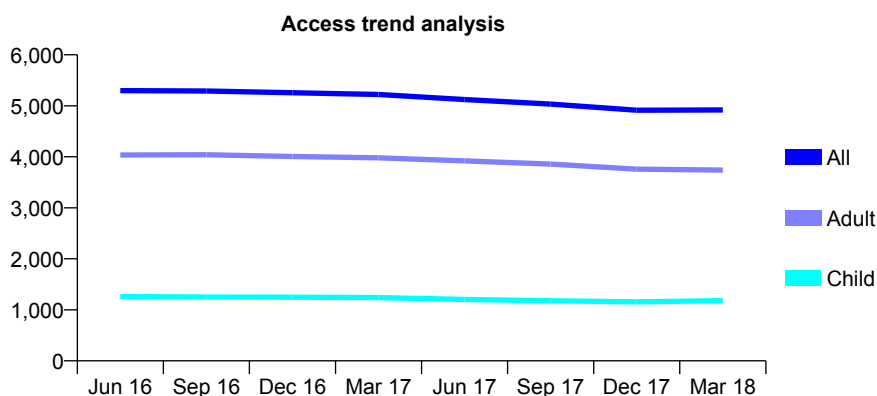
## Q46 - Vital Signs At a Glance Contract Report for 324582/0001 - Year end March 2018

Name or company name	Mushtaq and Uddin
Contract type name	GDS Contract
Purpose of contract	General
Contract start date	01/04/2006
Contract end date	

17/18 Contracted general activity (UDA)	15,979
Carry forward general activity (UDA)	-24
17/18 Contracted orthodontic activity (UOA)	0
Carry forward orthodontic activity (UOA)	0
Baseline contract value	£466,710.89

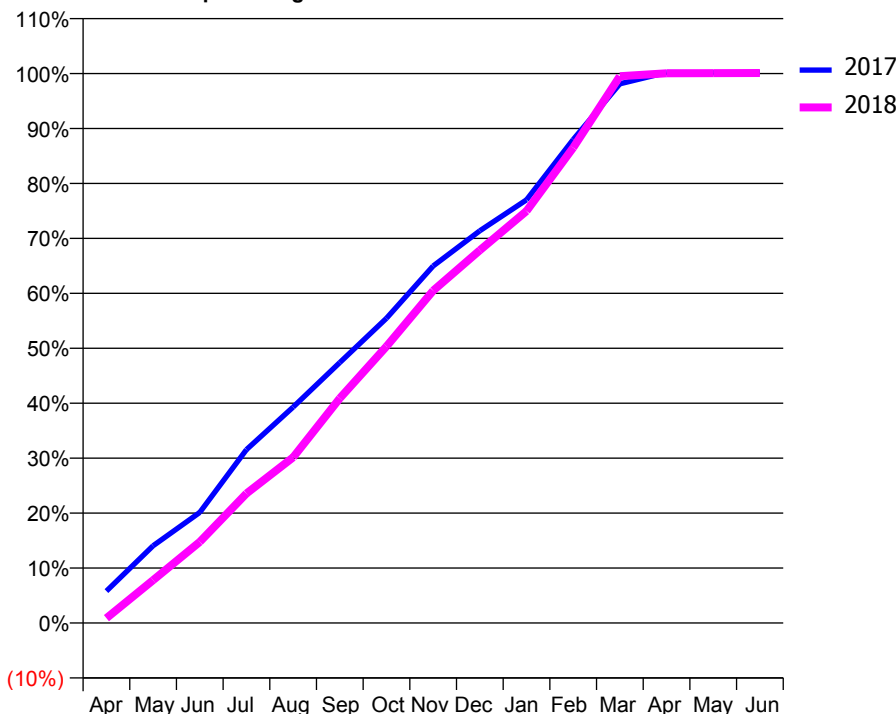
### ACCESS\*

Patients seen in 24 months	Total	Change since previous quarter
Quarter ending March 2017	5,222	
Quarter ending June 2017	5,124	↓
Quarter ending September 2017	5,034	↓
Quarter ending December 2017	4,914	↓
Quarter ending March 2018	4,920	→
<b>Variance since March 2017</b>	<b>(5.8%)</b>	<b>↓</b>



### ACTIVITY

Cumulative percentage of contracted UDA delivered 2017 & 2018



Month	Adjusted Scheduled Activity (UDA)	
	2017	2018
April	930	143
May	2,247	1,247
June	3,218	2,359
July	5,041	3,767
August	6,282	4,816
September	7,573	6,538
October	8,864	8,042
November	10,382	9,664
December	11,407	10,840
January	12,304	11,981
February	14,060	13,822
March	15,678	15,901
April	16,009	15,985
May	16,001	15,989
June	16,003	15,992

### QUALITY

	Quantity	Base Number	Contract	AT	Region	England
% of FP17s for the same patient ID Re-attending within 3 months - Children	278	2,115	13.1%	12.4%	12.8%	11.9%
% of FP17s for the same patient ID Re-attending within 3 months - Adults	844	5,385	15.7%	16.8%	16.5%	16.0%
% of FP17s for the same patient ID Re-attending between 3 & 9 months - Children	1,368	2,115	64.7%	57.3%	59.7%	58.3%
% of FP17s for the same patient ID Re-attending between 3 & 9 months - Adults	3,508	5,385	65.1%	50.3%	52.6%	50.3%
% of FP17s for Band 1 Urgent Courses	670	7,402	9.1%	10.1%	9.1%	9.1%
% of FP17s Relating to Free Repair or Replacements	115	7,402	1.6%	0.9%	1.0%	0.8%
% of FP17s Relating to Continuations	19	7,402	0.3%	1.0%	1.2%	1.0%
% of Patients satisfied with the dentistry they have received	1	2	N/A	92.1%	91.6%	91.5%
% of Patients satisfied with the time they had to wait for an appointment	1	2	N/A	88.7%	88.3%	87.9%

\* This is based on patients treated on this contract for their most recent course of treatment. Figures in italics indicate the base number of FP17s or Patient Questionnaire responses are less than 100. N/A is shown where the base number of responses is less than 10 during the period. % is calculated as Quantity/Base number\*100

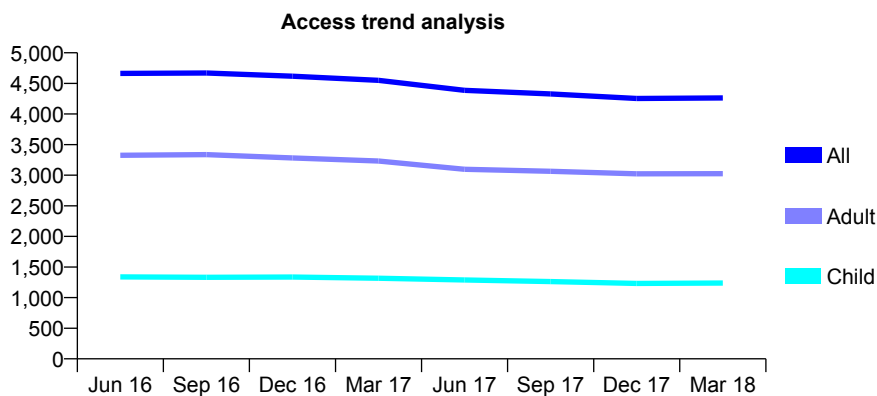
## Q46 - Vital Signs At a Glance Contract Report for 325120/0001 - Year end March 2018

Name or company name	MR JC SLATTERY
Contract type name	GDS Contract
Purpose of contract	General
Contract start date	01/04/2006
Contract end date	

17/18 Contracted general activity (UDA)	14,365
Carry forward general activity (UDA)	-26
17/18 Contracted orthodontic activity (UOA)	0
Carry forward orthodontic activity (UOA)	0
Baseline contract value	£389,495.53

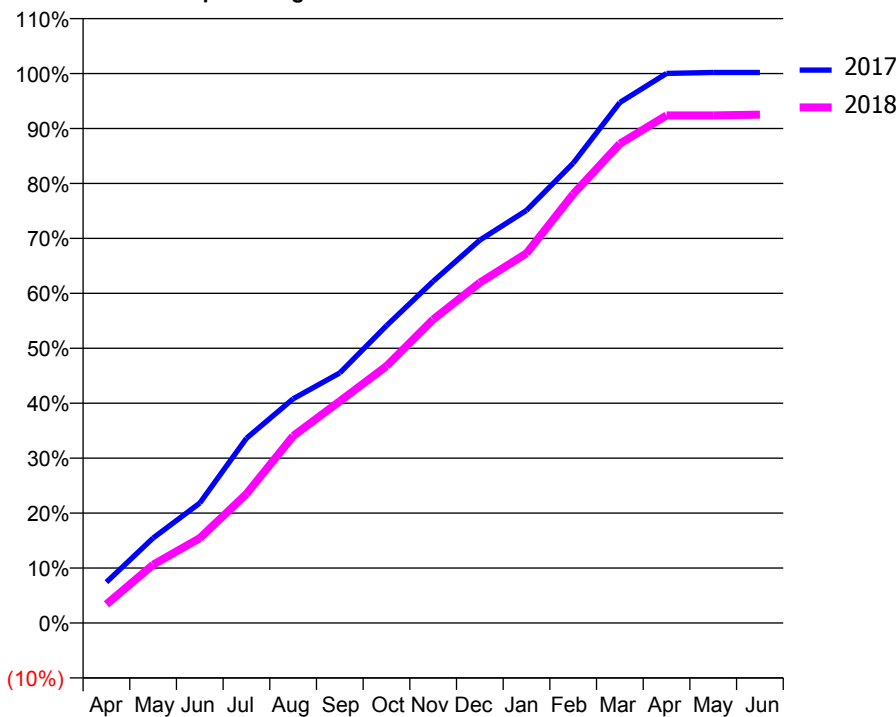
### ACCESS\*

Patients seen in 24 months	Total	Change since previous quarter
Quarter ending March 2017	4,550	
Quarter ending June 2017	4,387	↓
Quarter ending September 2017	4,327	↓
Quarter ending December 2017	4,254	↓
Quarter ending March 2018	4,263	→
<b>Variance since March 2017</b>	<b>(6.3%)</b>	<b>↓</b>



### ACTIVITY

Cumulative percentage of contracted UDA delivered 2017 & 2018



Month	Adjusted Scheduled Activity (UDA)	
	2017	2018
April	1,068	490
May	2,221	1,524
June	3,134	2,220
July	4,831	3,376
August	5,862	4,888
September	6,538	5,799
October	7,772	6,717
November	8,933	7,935
December	10,010	8,898
January	10,787	9,664
February	12,022	11,214
March	13,608	12,529
April	14,368	13,268
May	14,391	13,268
June	14,391	13,289

### QUALITY

	Quantity	Base Number	Contract	AT	Region	England
% of FP17s for the same patient ID Re-attending within 3 months - Children	150	1,601	9.4%	12.4%	12.8%	11.9%
% of FP17s for the same patient ID Re-attending within 3 months - Adults	543	3,789	14.3%	16.8%	16.5%	16.0%
% of FP17s for the same patient ID Re-attending between 3 & 9 months - Children	871	1,601	54.4%	57.3%	59.7%	58.3%
% of FP17s for the same patient ID Re-attending between 3 & 9 months - Adults	1,748	3,789	46.1%	50.3%	52.6%	50.3%
% of FP17s for Band 1 Urgent Courses	723	5,407	13.4%	10.1%	9.1%	9.1%
% of FP17s Relating to Free Repair or Replacements	33	5,407	0.6%	0.9%	1.0%	0.8%
% of FP17s Relating to Continuations	159	5,407	2.9%	1.0%	1.2%	1.0%
% of Patients satisfied with the dentistry they have received	3	4	N/A	92.1%	91.6%	91.5%
% of Patients satisfied with the time they had to wait for an appointment	3	4	N/A	88.7%	88.3%	87.9%

\* This is based on patients treated on this contract for their most recent course of treatment. Figures in italics indicate the base number of FP17s or Patient Questionnaire responses are less than 100. N/A is shown where the base number of responses is less than 10 during the period. % is calculated as Quantity/Base number\*100

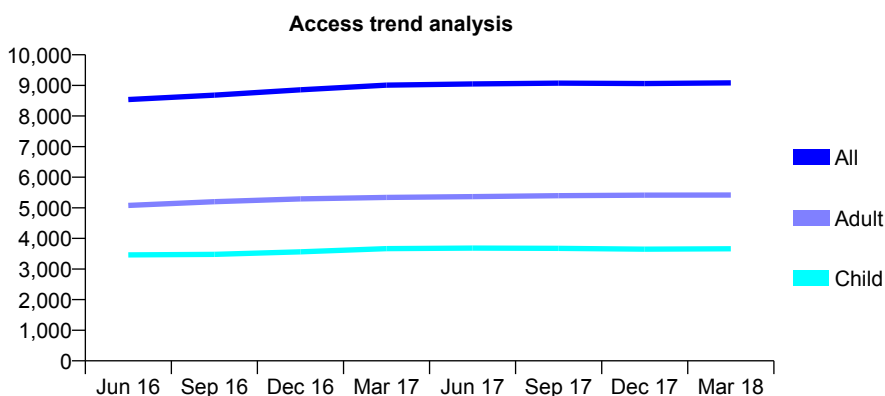
## Q46 - Vital Signs At a Glance Contract Report for 326453/0001 - Year end March 2018

Name or company name	Dr I Saleem & Colleagues Dental Practice
Contract type name	GDS Contract
Purpose of contract	General
Contract start date	01/04/2006
Contract end date	

17/18 Contracted general activity (UDA)	20,139
Carry forward general activity (UDA)	17
17/18 Contracted orthodontic activity (UOA)	0
Carry forward orthodontic activity (UOA)	0
Baseline contract value	£686,149.67

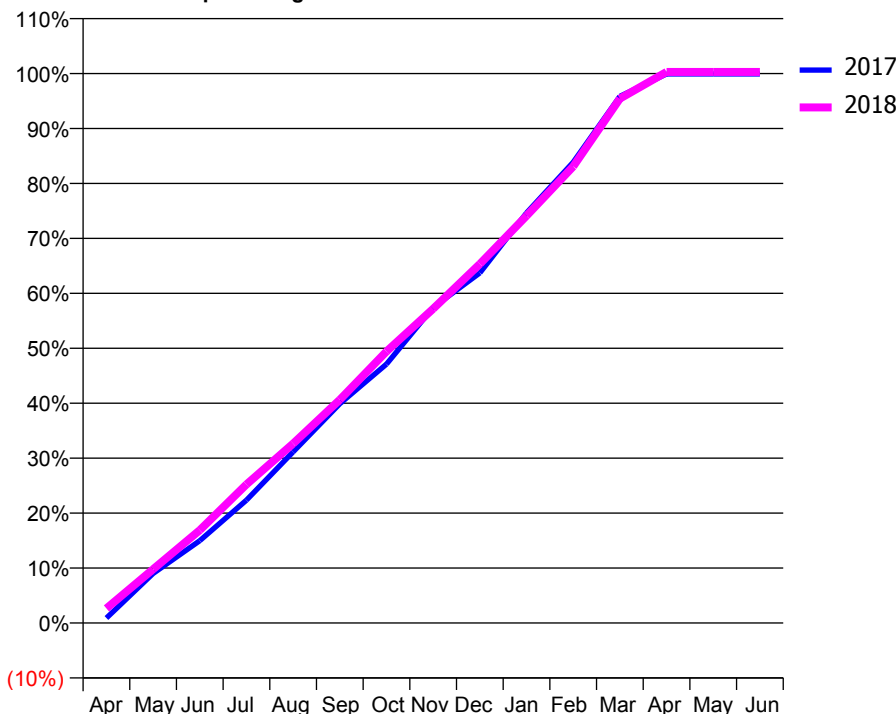
### ACCESS\*

Patients seen in 24 months	Total	Change since previous quarter
Quarter ending March 2017	9,008	
Quarter ending June 2017	9,046	→
Quarter ending September 2017	9,072	→
Quarter ending December 2017	9,062	→
Quarter ending March 2018	9,082	→
<b>Variance since March 2017</b>	<b>0.8%</b>	<b>→</b>



### ACTIVITY

Cumulative percentage of contracted UDA delivered 2017 & 2018



Month	Adjusted Scheduled Activity (UDA)	
	2017	2018
April	183	534
May	1,817	1,972
June	3,017	3,402
July	4,503	5,082
August	6,273	6,574
September	8,037	8,185
October	9,486	9,950
November	11,564	11,517
December	12,831	13,160
January	15,031	14,924
February	16,889	16,729
March	19,299	19,220
April	20,122	20,198
May	20,122	20,198
June	20,122	20,198

### QUALITY

	Quantity	Base Number	Contract	AT	Region	England
% of FP17s for the same patient ID Re-attending within 3 months - Children	83	4,451	1.9%	12.4%	12.8%	11.9%
% of FP17s for the same patient ID Re-attending within 3 months - Adults	274	5,507	5.0%	16.8%	16.5%	16.0%
% of FP17s for the same patient ID Re-attending between 3 & 9 months - Children	2,389	4,451	53.7%	57.3%	59.7%	58.3%
% of FP17s for the same patient ID Re-attending between 3 & 9 months - Adults	2,448	5,507	44.5%	50.3%	52.6%	50.3%
% of FP17s for Band 1 Urgent Courses	281	9,201	3.1%	10.1%	9.1%	9.1%
% of FP17s Relating to Free Repair or Replacements	1	9,201	0.0%	0.9%	1.0%	0.8%
% of FP17s Relating to Continuations	26	9,201	0.3%	1.0%	1.2%	1.0%
% of Patients satisfied with the dentistry they have received	1	2	N/A	92.1%	91.6%	91.5%
% of Patients satisfied with the time they had to wait for an appointment	1	2	N/A	88.7%	88.3%	87.9%

\* This is based on patients treated on this contract for their most recent course of treatment. Figures in italics indicate the base number of FP17s or Patient Questionnaire responses are less than 100. N/A is shown where the base number of responses is less than 10 during the period. % is calculated as Quantity/Base number\*100

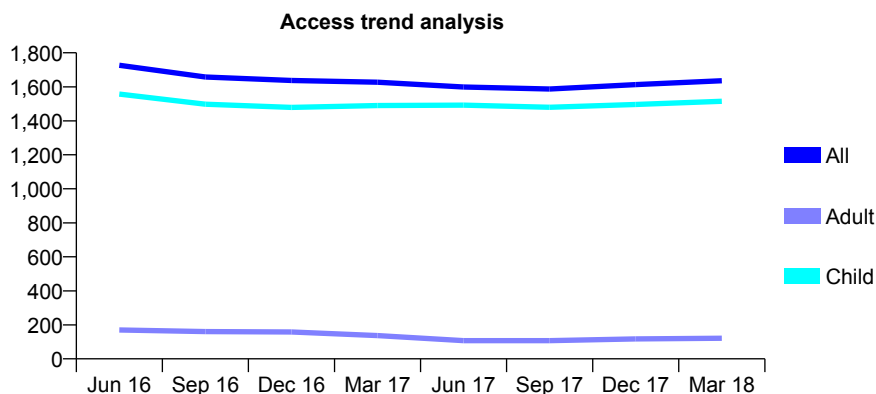
## Q46 - Vital Signs At a Glance Contract Report for 329622/0001 - Year end March 2018

Name or company name	MR SD HOWARTH
Contract type name	GDS Contract
Purpose of contract	General
Contract start date	01/04/2006
Contract end date	

17/18 Contracted general activity (UDA)	3,000
Carry forward general activity (UDA)	-60
17/18 Contracted orthodontic activity (UOA)	0
Carry forward orthodontic activity (UOA)	0
Baseline contract value	£74,177.86

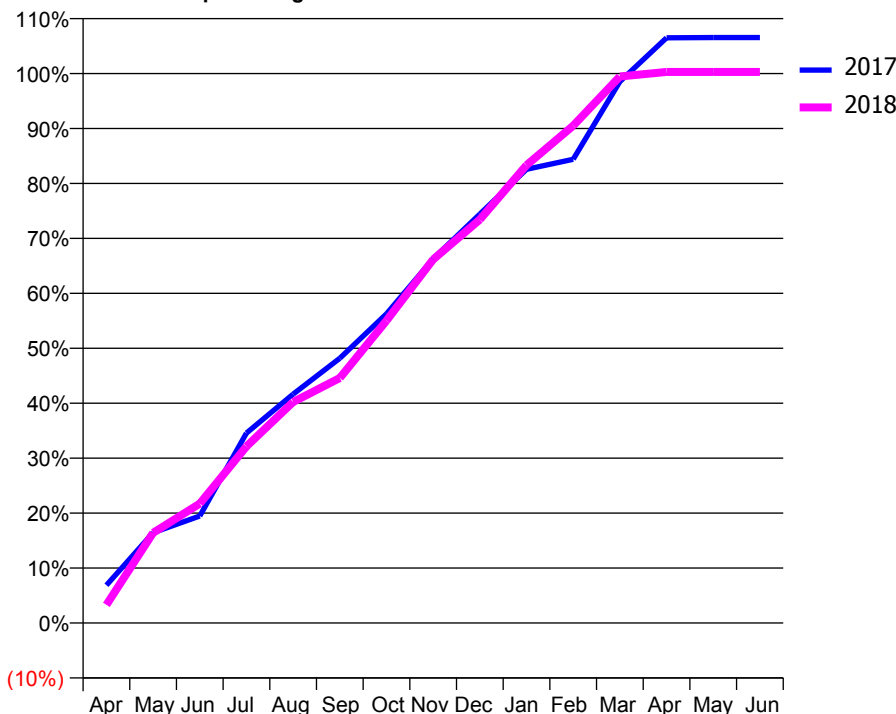
### ACCESS\*

Patients seen in 24 months	Total	Change since previous quarter
Quarter ending March 2017	1,627	
Quarter ending June 2017	1,599	↓
Quarter ending September 2017	1,587	→
Quarter ending December 2017	1,613	→
Quarter ending March 2018	1,636	→
<b>Variance since March 2017</b>	<b>0.6%</b>	<b>→</b>



### ACTIVITY

**Cumulative percentage of contracted UDA delivered 2017 & 2018**



Month	Adjusted Scheduled Activity (UDA)	
	2017	2018
April	206	99
May	493	493
June	584	652
July	1,037	964
August	1,250	1,207
September	1,446	1,338
October	1,688	1,650
November	1,988	1,985
December	2,233	2,203
January	2,477	2,499
February	2,531	2,715
March	2,956	2,984
April	3,195	3,009
May	3,196	3,009
June	3,196	3,009

### QUALITY

	Quantity	Base Number	Contract	AT	Region	England
% of FP17s for the same patient ID Re-attending within 3 months - Children	218	2,553	8.5%	12.4%	12.8%	11.9%
% of FP17s for the same patient ID Re-attending within 3 months - Adults	0	0	N/A	16.8%	16.5%	16.0%
% of FP17s for the same patient ID Re-attending between 3 & 9 months - Children	1,696	2,553	66.4%	57.3%	59.7%	58.3%
% of FP17s for the same patient ID Re-attending between 3 & 9 months - Adults	0	0	N/A	50.3%	52.6%	50.3%
% of FP17s for Band 1 Urgent Courses	129	2,381	5.4%	10.1%	9.1%	9.1%
% of FP17s Relating to Free Repair or Replacements	0	2,381	0.0%	0.9%	1.0%	0.8%
% of FP17s Relating to Continuations	0	2,381	0.0%	1.0%	1.2%	1.0%
% of Patients satisfied with the dentistry they have received	1	1	N/A	92.1%	91.6%	91.5%
% of Patients satisfied with the time they had to wait for an appointment	1	1	N/A	88.7%	88.3%	87.9%

\* This is based on patients treated on this contract for their most recent course of treatment. Figures in italics indicate the base number of FP17s or Patient Questionnaire responses are less than 100. N/A is shown where the base number of responses is less than 10 during the period. % is calculated as Quantity/Base number\*100

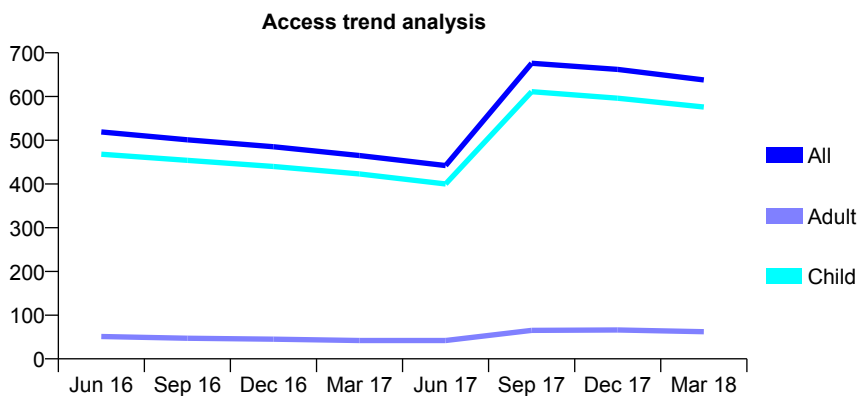
## Q46 - Vital Signs At a Glance Contract Report for 333379/0001 - Year end March 2018

Name or company name	MR AK JAIN
Contract type name	GDS Contract
Purpose of contract	General
Contract start date	01/04/2006
Contract end date	

17/18 Contracted general activity (UDA)	1,535
Carry forward general activity (UDA)	28
17/18 Contracted orthodontic activity (UOA)	0
Carry forward orthodontic activity (UOA)	0
Baseline contract value	£37,954.34

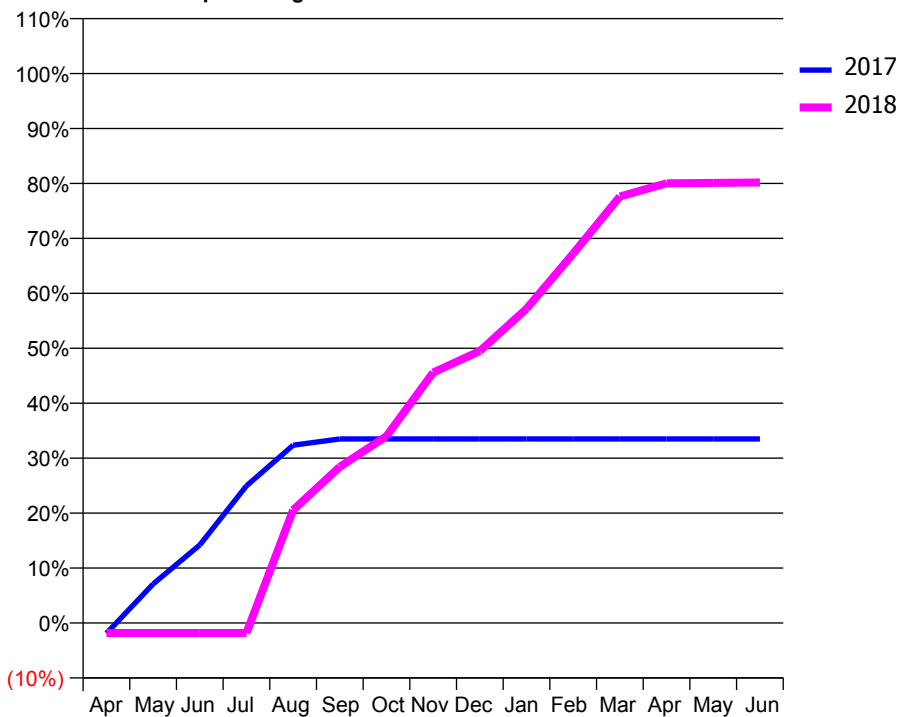
### ACCESS\*

Patients seen in 24 months	Total	Change since previous quarter
Quarter ending March 2017	465	
Quarter ending June 2017	442	↓
Quarter ending September 2017	676	↑
Quarter ending December 2017	662	↓
Quarter ending March 2018	638	↓
<b>Variance since March 2017</b>	<b>37.2%</b>	<b>↑</b>



### ACTIVITY

Cumulative percentage of contracted UDA delivered 2017 & 2018



Month	Adjusted Scheduled Activity (UDA)	
	2017	2018
April	-25	-28
May	93	-28
June	186	-28
July	327	-28
August	424	316
September	439	436
October	439	522
November	439	700
December	439	760
January	439	878
February	439	1,032
March	439	1,191
April	439	1,228
May	439	1,229
June	439	1,230

### QUALITY

	Quantity	Base Number	Contract	AT	Region	England
% of FP17s for the same patient ID Re-attending within 3 months - Children	76	1,561	4.9%	12.4%	12.8%	11.9%
% of FP17s for the same patient ID Re-attending within 3 months - Adults	1	60	1.7%	16.8%	16.5%	16.0%
% of FP17s for the same patient ID Re-attending between 3 & 9 months - Children	1,061	1,561	68.0%	57.3%	59.7%	58.3%
% of FP17s for the same patient ID Re-attending between 3 & 9 months - Adults	47	60	78.3%	50.3%	52.6%	50.3%
% of FP17s for Band 1 Urgent Courses	17	1,023	1.7%	10.1%	9.1%	9.1%
% of FP17s Relating to Free Repair or Replacements	0	1,023	0.0%	0.9%	1.0%	0.8%
% of FP17s Relating to Continuations	0	1,023	0.0%	1.0%	1.2%	1.0%
% of Patients satisfied with the dentistry they have received	1	1	N/A	92.1%	91.6%	91.5%
% of Patients satisfied with the time they had to wait for an appointment	1	1	N/A	88.7%	88.3%	87.9%

\* This is based on patients treated on this contract for their most recent course of treatment. Figures in italics indicate the base number of FP17s or Patient Questionnaire responses are less than 100. N/A is shown where the base number of responses is less than 10 during the period. % is calculated as Quantity/Base number\*100

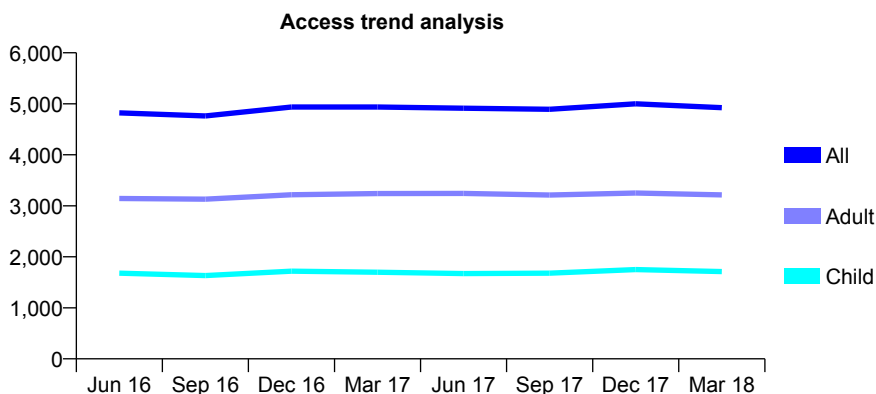
## Q46 - Vital Signs At a Glance Contract Report for 336815/0001 - Year end March 2018

Name or company name	MR S PATEL
Contract type name	GDS Contract
Purpose of contract	General
Contract start date	18/03/2010
Contract end date	

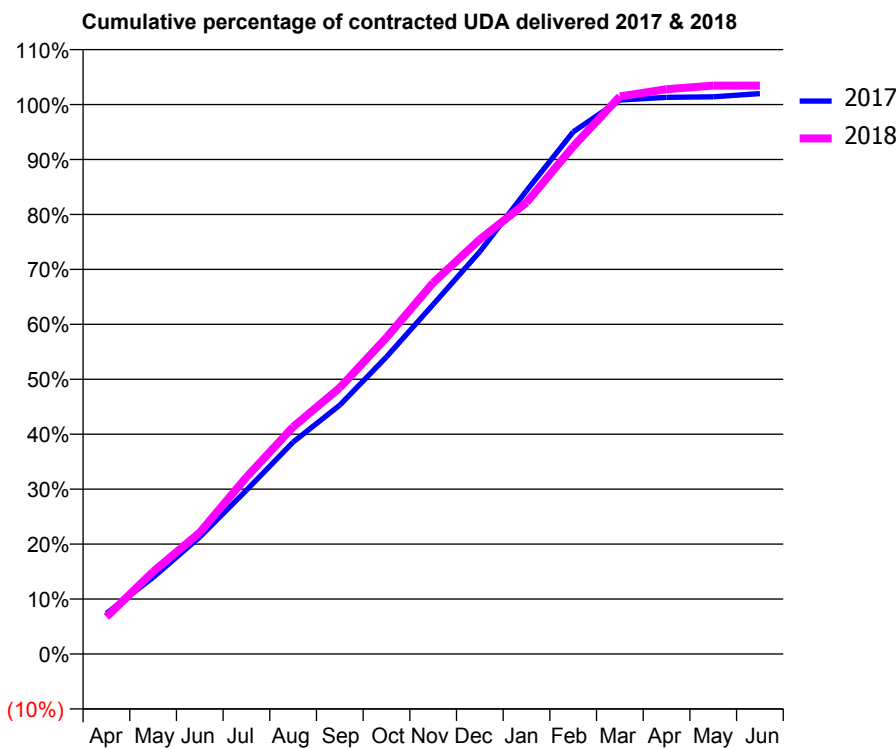
17/18 Contracted general activity (UDA)	11,938
Carry forward general activity (UDA)	-235
17/18 Contracted orthodontic activity (UOA)	0
Carry forward orthodontic activity (UOA)	0
Baseline contract value	£330,900.75

### ACCESS\*

Patients seen in 24 months	Total	Change since previous quarter
Quarter ending March 2017	4,938	
Quarter ending June 2017	4,915	→
Quarter ending September 2017	4,894	→
Quarter ending December 2017	5,000	↑
Quarter ending March 2018	4,925	↓
<b>Variance since March 2017</b>	<b>(0.3%)</b>	<b>→</b>



### ACTIVITY



Month	Adjusted Scheduled Activity (UDA)	
	2017	2018
April	882	807
May	1,664	1,788
June	2,543	2,639
July	3,558	3,842
August	4,604	4,936
September	5,407	5,786
October	6,457	6,875
November	7,595	8,066
December	8,741	9,009
January	10,067	9,806
February	11,344	11,028
March	12,037	12,114
April	12,094	12,271
May	12,106	12,348
June	12,173	12,349

### QUALITY

	Quantity	Base Number	Contract	AT	Region	England
% of FP17s for the same patient ID Re-attending within 3 months - Children	276	3,056	9.0%	12.4%	12.8%	11.9%
% of FP17s for the same patient ID Re-attending within 3 months - Adults	1,017	5,486	18.5%	16.8%	16.5%	16.0%
% of FP17s for the same patient ID Re-attending between 3 & 9 months - Children	1,908	3,056	62.4%	57.3%	59.7%	58.3%
% of FP17s for the same patient ID Re-attending between 3 & 9 months - Adults	2,960	5,486	54.0%	50.3%	52.6%	50.3%
% of FP17s for Band 1 Urgent Courses	929	7,301	12.7%	10.1%	9.1%	9.1%
% of FP17s Relating to Free Repair or Replacements	22	7,301	0.3%	0.9%	1.0%	0.8%
% of FP17s Relating to Continuations	8	7,301	0.1%	1.0%	1.2%	1.0%
% of Patients satisfied with the dentistry they have received	1	2	N/A	92.1%	91.6%	91.5%
% of Patients satisfied with the time they had to wait for an appointment	1	2	N/A	88.7%	88.3%	87.9%

\* This is based on patients treated on this contract for their most recent course of treatment. Figures in italics indicate the base number of FP17s or Patient Questionnaire responses are less than 100. N/A is shown where the base number of responses is less than 10 during the period. % is calculated as Quantity/Base number\*100



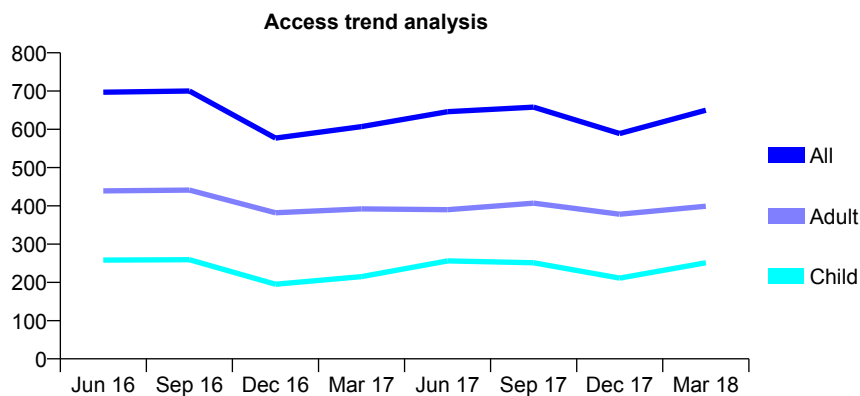
## Q46 - Vital Signs At a Glance Contract Report for 336815/0002 - Year end March 2018

Name or company name	MR S PATEL
Contract type name	GDS Contract
Purpose of contract	General
Contract start date	18/03/2010
Contract end date	

17/18 Contracted general activity (UDA)	1,900
Carry forward general activity (UDA)	-13
17/18 Contracted orthodontic activity (UOA)	0
Carry forward orthodontic activity (UOA)	0
Baseline contract value	£44,958.11

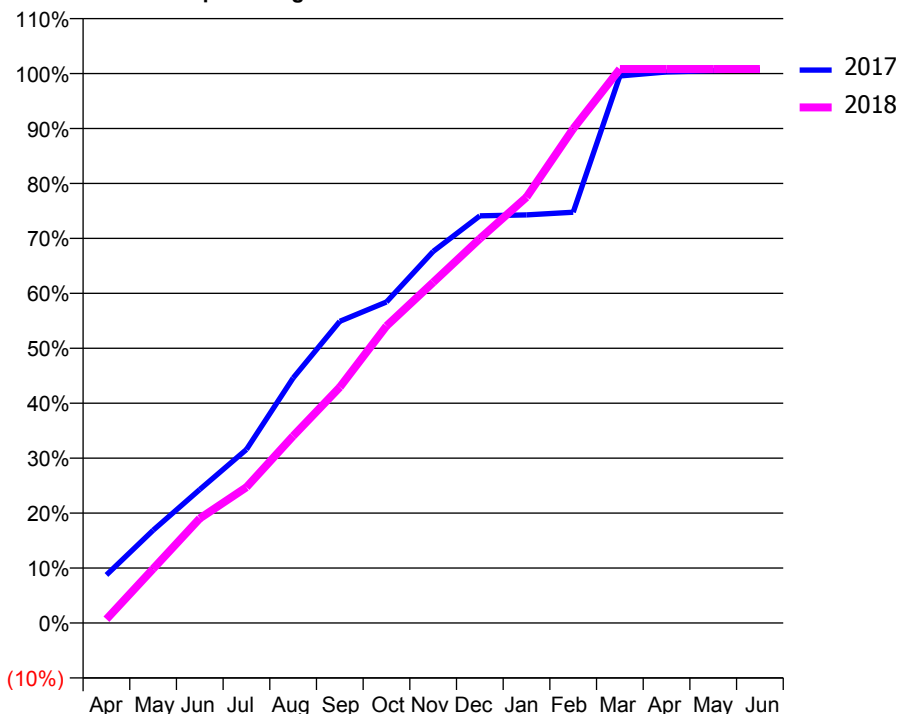
### ACCESS\*

Patients seen in 24 months	Total	Change since previous quarter
Quarter ending March 2017	607	
Quarter ending June 2017	646	↑
Quarter ending September 2017	658	→
Quarter ending December 2017	589	↓
Quarter ending March 2018	650	↑
<b>Variance since March 2017</b>	<b>7.1%</b>	<b>↑</b>



### ACTIVITY

Cumulative percentage of contracted UDA delivered 2017 & 2018



Month	Adjusted Scheduled Activity (UDA)	
	2017	2018
April	166	13
May	321	187
June	462	362
July	600	470
August	847	647
September	1,043	815
October	1,110	1,027
November	1,285	1,178
December	1,408	1,329
January	1,411	1,473
February	1,420	1,709
March	1,892	1,915
April	1,906	1,915
May	1,910	1,915
June	1,913	1,915

### QUALITY

	Quantity	Base Number	Contract	AT	Region	England
% of FP17s for the same patient ID Re-attending within 3 months - Children	16	455	3.5%	12.4%	12.8%	11.9%
% of FP17s for the same patient ID Re-attending within 3 months - Adults	48	695	6.9%	16.8%	16.5%	16.0%
% of FP17s for the same patient ID Re-attending between 3 & 9 months - Children	76	455	16.7%	57.3%	59.7%	58.3%
% of FP17s for the same patient ID Re-attending between 3 & 9 months - Adults	100	695	14.4%	50.3%	52.6%	50.3%
% of FP17s for Band 1 Urgent Courses	142	1,132	12.5%	10.1%	9.1%	9.1%
% of FP17s Relating to Free Repair or Replacements	4	1,132	0.4%	0.9%	1.0%	0.8%
% of FP17s Relating to Continuations	1	1,132	0.1%	1.0%	1.2%	1.0%
% of Patients satisfied with the dentistry they have received	0	0	N/A	92.1%	91.6%	91.5%
% of Patients satisfied with the time they had to wait for an appointment	0	0	N/A	88.7%	88.3%	87.9%

\* This is based on patients treated on this contract for their most recent course of treatment. Figures in italics indicate the base number of FP17s or Patient Questionnaire responses are less than 100. N/A is shown where the base number of responses is less than 10 during the period. % is calculated as Quantity/Base number\*100

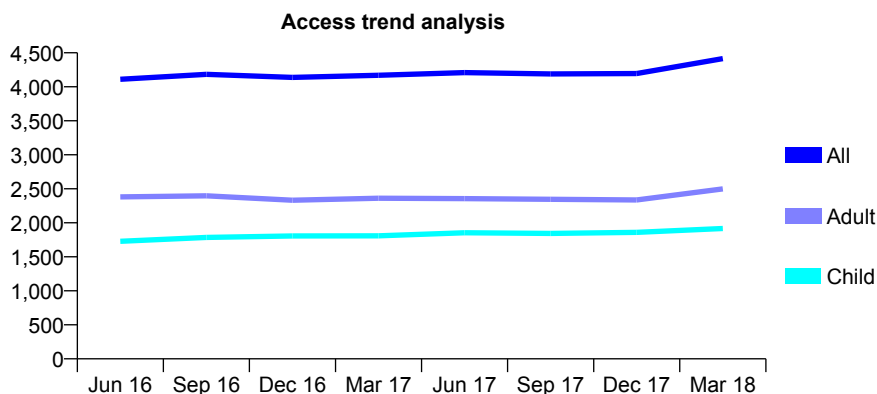
## Q46 - Vital Signs At a Glance Contract Report for 339881/0001 - Year end March 2018

Name or company name	MR S MIRTORABI
Contract type name	GDS Contract
Purpose of contract	General
Contract start date	01/04/2006
Contract end date	

17/18 Contracted general activity (UDA)	10,570
Carry forward general activity (UDA)	-110
17/18 Contracted orthodontic activity (UOA)	0
Carry forward orthodontic activity (UOA)	0
Baseline contract value	£338,208.99

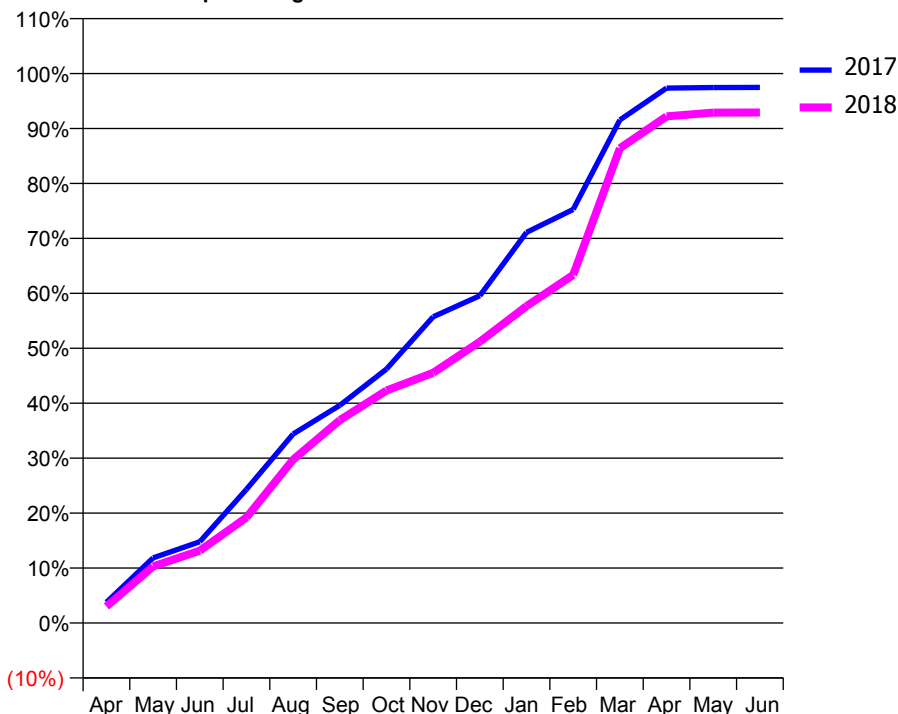
### ACCESS\*

Patients seen in 24 months	Total	Change since previous quarter
Quarter ending March 2017	4,169	
Quarter ending June 2017	4,208	→
Quarter ending September 2017	4,190	→
Quarter ending December 2017	4,196	→
Quarter ending March 2018	4,415	↑
<b>Variance since March 2017</b>	<b>5.9%</b>	<b>↑</b>



### ACTIVITY

Cumulative percentage of contracted UDA delivered 2017 & 2018



Month	Adjusted Scheduled Activity (UDA)	
	2017	2018
April	398	318
May	1,252	1,089
June	1,564	1,391
July	2,570	2,030
August	3,637	3,142
September	4,188	3,904
October	4,884	4,472
November	5,890	4,814
December	6,296	5,412
January	7,513	6,096
February	7,954	6,696
March	9,676	9,132
April	10,289	9,746
May	10,301	9,818
June	10,302	9,821

### QUALITY

	Quantity	Base Number	Contract	AT	Region	England
% of FP17s for the same patient ID Re-attending within 3 months - Children	235	2,814	8.4%	12.4%	12.8%	11.9%
% of FP17s for the same patient ID Re-attending within 3 months - Adults	294	2,708	10.9%	16.8%	16.5%	16.0%
% of FP17s for the same patient ID Re-attending between 3 & 9 months - Children	1,536	2,814	54.6%	57.3%	59.7%	58.3%
% of FP17s for the same patient ID Re-attending between 3 & 9 months - Adults	974	2,708	36.0%	50.3%	52.6%	50.3%
% of FP17s for Band 1 Urgent Courses	268	4,449	6.0%	10.1%	9.1%	9.1%
% of FP17s Relating to Free Repair or Replacements	11	4,449	0.2%	0.9%	1.0%	0.8%
% of FP17s Relating to Continuations	56	4,449	1.3%	1.0%	1.2%	1.0%
% of Patients satisfied with the dentistry they have received	0	0	N/A	92.1%	91.6%	91.5%
% of Patients satisfied with the time they had to wait for an appointment	0	0	N/A	88.7%	88.3%	87.9%

\* This is based on patients treated on this contract for their most recent course of treatment. Figures in italics indicate the base number of FP17s or Patient Questionnaire responses are less than 100. N/A is shown where the base number of responses is less than 10 during the period. % is calculated as Quantity/Base number\*100

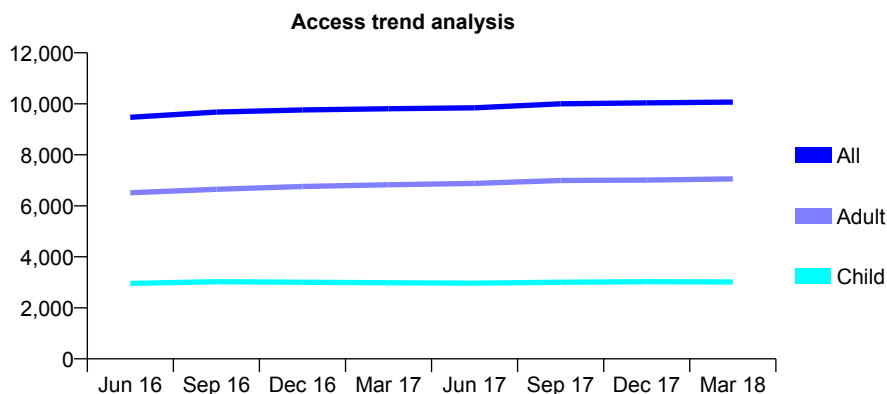
## Q46 - Vital Signs At a Glance Contract Report for 342327/0001 - Year end March 2018

Name or company name	MR MK MUSHTAQ
Contract type name	GDS Contract
Purpose of contract	General
Contract start date	01/04/2006
Contract end date	

17/18 Contracted general activity (UDA)	22,660
Carry forward general activity (UDA)	-279
17/18 Contracted orthodontic activity (UOA)	0
Carry forward orthodontic activity (UOA)	0
Baseline contract value	£607,172.87

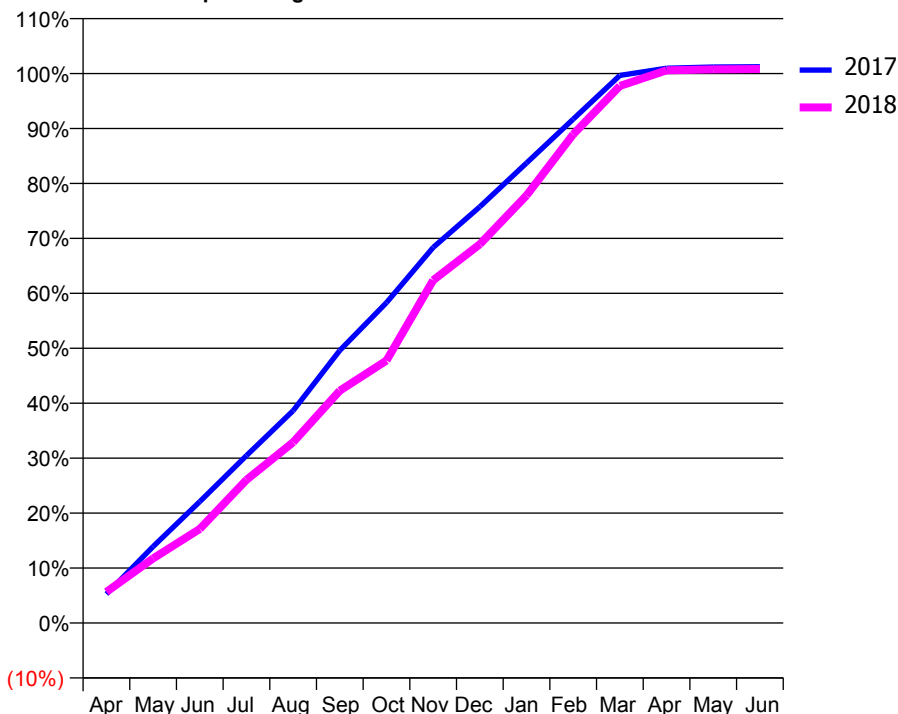
### ACCESS\*

Patients seen in 24 months	Total	Change since previous quarter
Quarter ending March 2017	9,807	
Quarter ending June 2017	9,844	→
Quarter ending September 2017	9,998	→
Quarter ending December 2017	10,037	→
Quarter ending March 2018	10,070	→
<b>Variance since March 2017</b>	<b>2.7%</b>	<b>↑</b>



### ACTIVITY

Cumulative percentage of contracted UDA delivered 2017 & 2018



Month	Adjusted Scheduled Activity (UDA)	
	2017	2018
April	1,196	1,284
May	3,153	2,666
June	5,005	3,882
July	6,906	5,905
August	8,759	7,451
September	11,240	9,584
October	13,214	10,827
November	15,490	14,136
December	17,165	15,621
January	18,969	17,631
February	20,778	20,153
March	22,581	22,148
April	22,880	22,793
May	22,926	22,829
June	22,939	22,844

### QUALITY

	Quantity	Base Number	Contract	AT	Region	England
% of FP17s for the same patient ID Re-attending within 3 months - Children	234	4,047	5.8%	12.4%	12.8%	11.9%
% of FP17s for the same patient ID Re-attending within 3 months - Adults	1,193	8,625	13.8%	16.8%	16.5%	16.0%
% of FP17s for the same patient ID Re-attending between 3 & 9 months - Children	2,188	4,047	54.1%	57.3%	59.7%	58.3%
% of FP17s for the same patient ID Re-attending between 3 & 9 months - Adults	3,836	8,625	44.5%	50.3%	52.6%	50.3%
% of FP17s for Band 1 Urgent Courses	1,066	11,706	9.1%	10.1%	9.1%	9.1%
% of FP17s Relating to Free Repair or Replacements	145	11,706	1.2%	0.9%	1.0%	0.8%
% of FP17s Relating to Continuations	75	11,706	0.6%	1.0%	1.2%	1.0%
% of Patients satisfied with the dentistry they have received	5	6	N/A	92.1%	91.6%	91.5%
% of Patients satisfied with the time they had to wait for an appointment	4	6	N/A	88.7%	88.3%	87.9%

\* This is based on patients treated on this contract for their most recent course of treatment. Figures in italics indicate the base number of FP17s or Patient Questionnaire responses are less than 100. N/A is shown where the base number of responses is less than 10 during the period. % is calculated as Quantity/Base number\*100

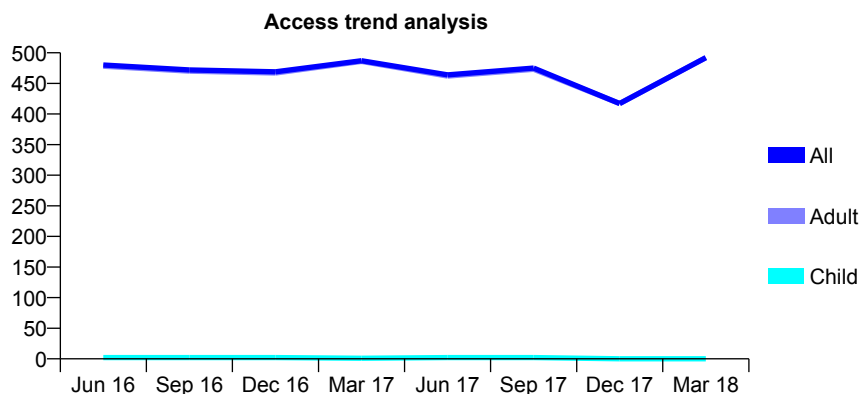
## Q46 - Vital Signs At a Glance Contract Report for 342327/0002 - Year end March 2018

Name or company name	MR MK MUSHTAQ
Contract type name	PDS Contract
Purpose of contract	General
Contract start date	01/04/2013
Contract end date	31/03/2019

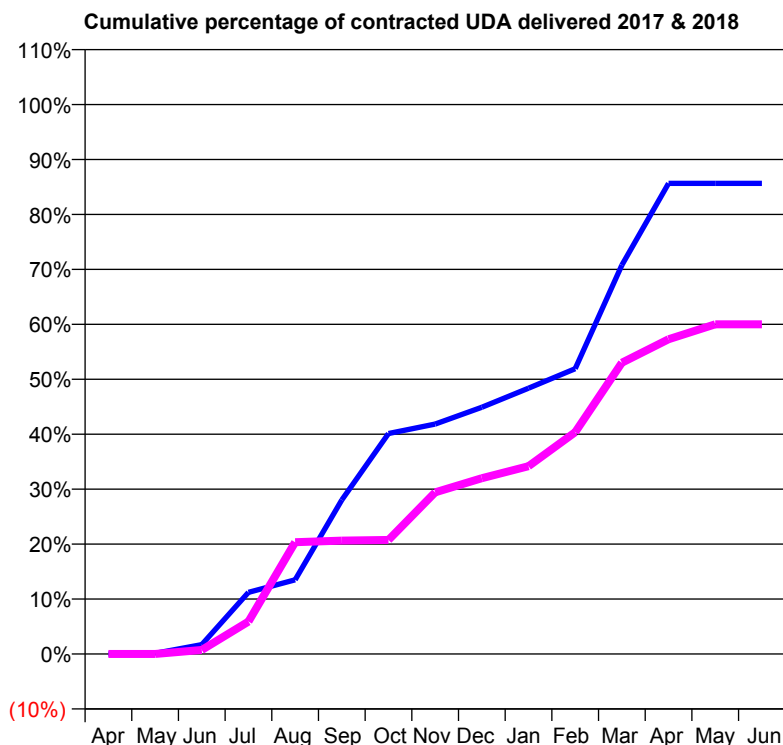
17/18 Contracted general activity (UDA)	700
Carry forward general activity (UDA)	0
17/18 Contracted orthodontic activity (UOA)	0
Carry forward orthodontic activity (UOA)	0
Baseline contract value	£59,773.58

### ACCESS\*

Patients seen in 24 months	Total	Change since previous quarter
Quarter ending March 2017	487	
Quarter ending June 2017	464	↓
Quarter ending September 2017	475	↑
Quarter ending December 2017	417	↓
Quarter ending March 2018	492	↑
<b>Variance since March 2017</b>	1.0%	→



### ACTIVITY



Month	Adjusted Scheduled Activity (UDA)	
	2017	2018
April	0	0
May	1	0
June	12	5
July	79	41
August	95	142
September	196	144
October	281	145
November	293	206
December	314	224
January	339	239
February	363	283
March	495	371
April	600	401
May	600	420
June	600	420

### QUALITY

	Quantity	Base Number	Contract	AT	Region	England
% of FP17s for the same patient ID Re-attending within 3 months - Children	0	1	0.0%	12.4%	12.8%	11.9%
% of FP17s for the same patient ID Re-attending within 3 months - Adults	6	357	1.7%	16.8%	16.5%	16.0%
% of FP17s for the same patient ID Re-attending between 3 & 9 months - Children	0	1	0.0%	57.3%	59.7%	58.3%
% of FP17s for the same patient ID Re-attending between 3 & 9 months - Adults	23	357	6.4%	50.3%	52.6%	50.3%
% of FP17s for Band 1 Urgent Courses	11	326	3.4%	10.1%	9.1%	9.1%
% of FP17s Relating to Free Repair or Replacements	0	326	0.0%	0.9%	1.0%	0.8%
% of FP17s Relating to Continuations	0	326	0.0%	1.0%	1.2%	1.0%
% of Patients satisfied with the dentistry they have received	0	0	N/A	92.1%	91.6%	91.5%
% of Patients satisfied with the time they had to wait for an appointment	0	0	N/A	88.7%	88.3%	87.9%

\* This is based on patients treated on this contract for their most recent course of treatment. Figures in italics indicate the base number of FP17s or Patient Questionnaire responses are less than 100. N/A is shown where the base number of responses is less than 10 during the period. % is calculated as Quantity/Base number\*100

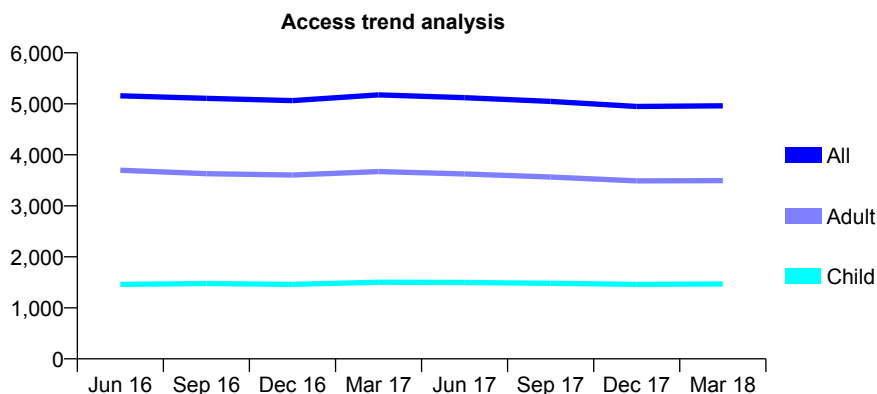
## Q46 - Vital Signs At a Glance Contract Report for 356956/0001 - Year end March 2018

Name or company name	MF Dental Partners
Contract type name	GDS Contract
Purpose of contract	General
Contract start date	18/09/2007
Contract end date	

17/18 Contracted general activity (UDA)	10,000
Carry forward general activity (UDA)	20
17/18 Contracted orthodontic activity (UOA)	0
Carry forward orthodontic activity (UOA)	0
Baseline contract value	£256,725.25

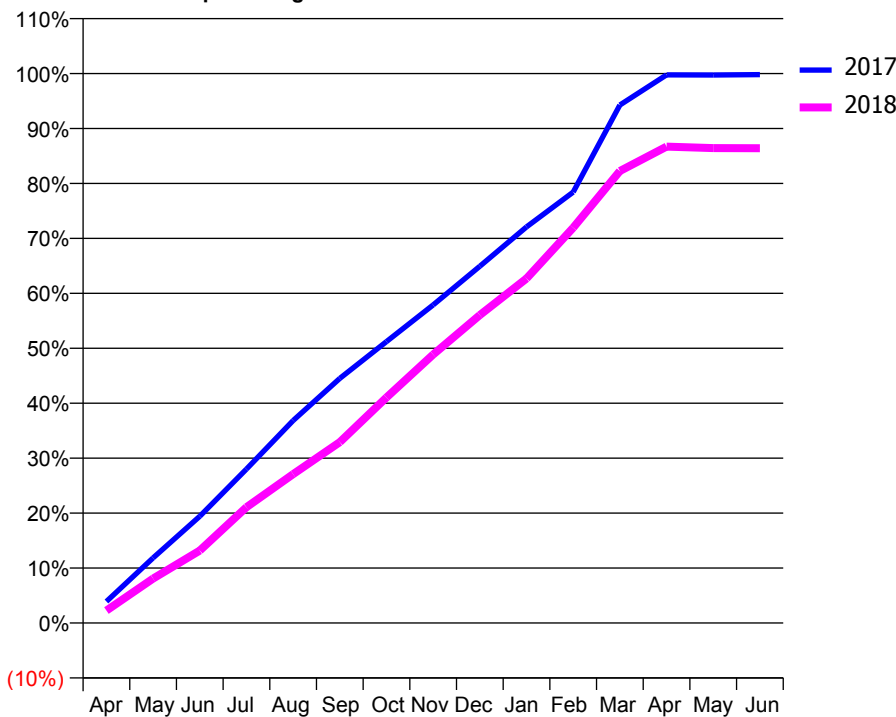
### ACCESS\*

Patients seen in 24 months	Total	Change since previous quarter
Quarter ending March 2017	5,175	
Quarter ending June 2017	5,121	↓
Quarter ending September 2017	5,046	↓
Quarter ending December 2017	4,948	↓
Quarter ending March 2018	4,960	→
<b>Variance since March 2017</b>	<b>(4.2%)</b>	<b>↓</b>



### ACTIVITY

Cumulative percentage of contracted UDA delivered 2017 & 2018



Month	Adjusted Scheduled Activity (UDA)	
	2017	2018
April	393	227
May	1,185	808
June	1,943	1,320
July	2,802	2,108
August	3,684	2,708
September	4,451	3,291
October	5,120	4,104
November	5,790	4,886
December	6,494	5,605
January	7,207	6,269
February	7,842	7,194
March	9,426	8,226
April	9,975	8,669
May	9,973	8,643
June	9,980	8,641

### QUALITY

	Quantity	Base Number	Contract	AT	Region	England
% of FP17s for the same patient ID Re-attending within 3 months - Children	170	2,200	7.7%	12.4%	12.8%	11.9%
% of FP17s for the same patient ID Re-attending within 3 months - Adults	410	4,594	8.9%	16.8%	16.5%	16.0%
% of FP17s for the same patient ID Re-attending between 3 & 9 months - Children	1,395	2,200	63.4%	57.3%	59.7%	58.3%
% of FP17s for the same patient ID Re-attending between 3 & 9 months - Adults	2,806	4,594	61.1%	50.3%	52.6%	50.3%
% of FP17s for Band 1 Urgent Courses	208	5,101	4.1%	10.1%	9.1%	9.1%
% of FP17s Relating to Free Repair or Replacements	10	5,101	0.2%	0.9%	1.0%	0.8%
% of FP17s Relating to Continuations	2	5,101	0.0%	1.0%	1.2%	1.0%
% of Patients satisfied with the dentistry they have received	2	3	N/A	92.1%	91.6%	91.5%
% of Patients satisfied with the time they had to wait for an appointment	2	3	N/A	88.7%	88.3%	87.9%

\* This is based on patients treated on this contract for their most recent course of treatment. Figures in italics indicate the base number of FP17s or Patient Questionnaire responses are less than 100. N/A is shown where the base number of responses is less than 10 during the period. % is calculated as Quantity/Base number\*100

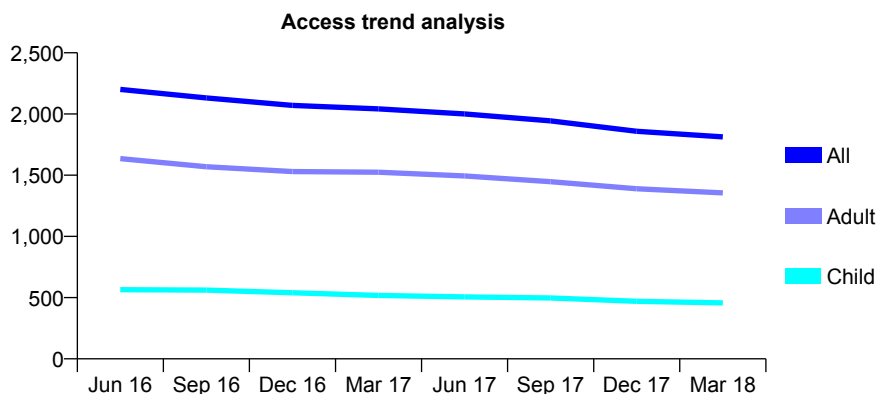
## Q46 - Vital Signs At a Glance Contract Report for 356956/0002 - Year end March 2018

Name or company name	MF Dental Partners
Contract type name	GDS Contract
Purpose of contract	General
Contract start date	01/08/2013
Contract end date	

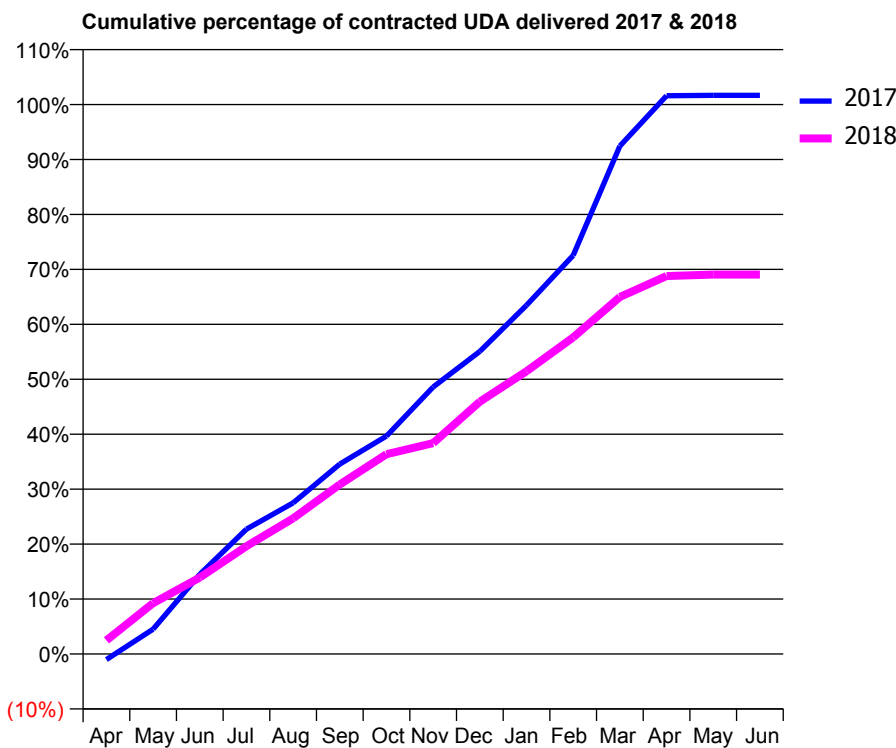
17/18 Contracted general activity (UDA)	5,388
Carry forward general activity (UDA)	-90
17/18 Contracted orthodontic activity (UOA)	0
Carry forward orthodontic activity (UOA)	0
Baseline contract value	£148,965.39

### ACCESS\*

Patients seen in 24 months	Total	Change since previous quarter
Quarter ending March 2017	2,042	
Quarter ending June 2017	2,000	↓
Quarter ending September 2017	1,944	↓
Quarter ending December 2017	1,859	↓
Quarter ending March 2018	1,813	↓
<b>Variance since March 2017</b>	<b>(11.2%)</b>	<b>↓</b>



### ACTIVITY



Month	Adjusted Scheduled Activity (UDA)	
	2017	2018
April	-56	134
May	243	498
June	781	750
July	1,225	1,057
August	1,483	1,330
September	1,863	1,662
October	2,137	1,959
November	2,618	2,068
December	2,967	2,475
January	3,420	2,772
February	3,909	3,105
March	4,981	3,501
April	5,474	3,706
May	5,478	3,720
June	5,478	3,720

### QUALITY

	Quantity	Base Number	Contract	AT	Region	England
% of FP17s for the same patient ID Re-attending within 3 months - Children	37	505	7.3%	12.4%	12.8%	11.9%
% of FP17s for the same patient ID Re-attending within 3 months - Adults	167	1,487	11.2%	16.8%	16.5%	16.0%
% of FP17s for the same patient ID Re-attending between 3 & 9 months - Children	281	505	55.6%	57.3%	59.7%	58.3%
% of FP17s for the same patient ID Re-attending between 3 & 9 months - Adults	879	1,487	59.1%	50.3%	52.6%	50.3%
% of FP17s for Band 1 Urgent Courses	118	1,923	6.1%	10.1%	9.1%	9.1%
% of FP17s Relating to Free Repair or Replacements	17	1,923	0.9%	0.9%	1.0%	0.8%
% of FP17s Relating to Continuations	2	1,923	0.1%	1.0%	1.2%	1.0%
% of Patients satisfied with the dentistry they have received	1	1	N/A	92.1%	91.6%	91.5%
% of Patients satisfied with the time they had to wait for an appointment	1	1	N/A	88.7%	88.3%	87.9%

\* This is based on patients treated on this contract for their most recent course of treatment. Figures in italics indicate the base number of FP17s or Patient Questionnaire responses are less than 100. N/A is shown where the base number of responses is less than 10 during the period. % is calculated as Quantity/Base number\*100

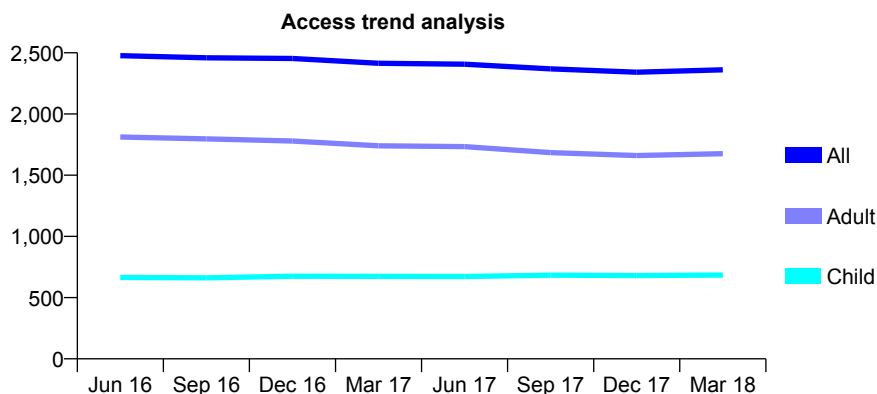
## Q46 - Vital Signs At a Glance Contract Report for 358975/0001 - Year end March 2018

Name or company name	MISS P STOREY
Contract type name	GDS Contract
Purpose of contract	General
Contract start date	06/05/2011
Contract end date	

17/18 Contracted general activity (UDA)	6,504
Carry forward general activity (UDA)	-9
17/18 Contracted orthodontic activity (UOA)	0
Carry forward orthodontic activity (UOA)	0
Baseline contract value	£183,119.63

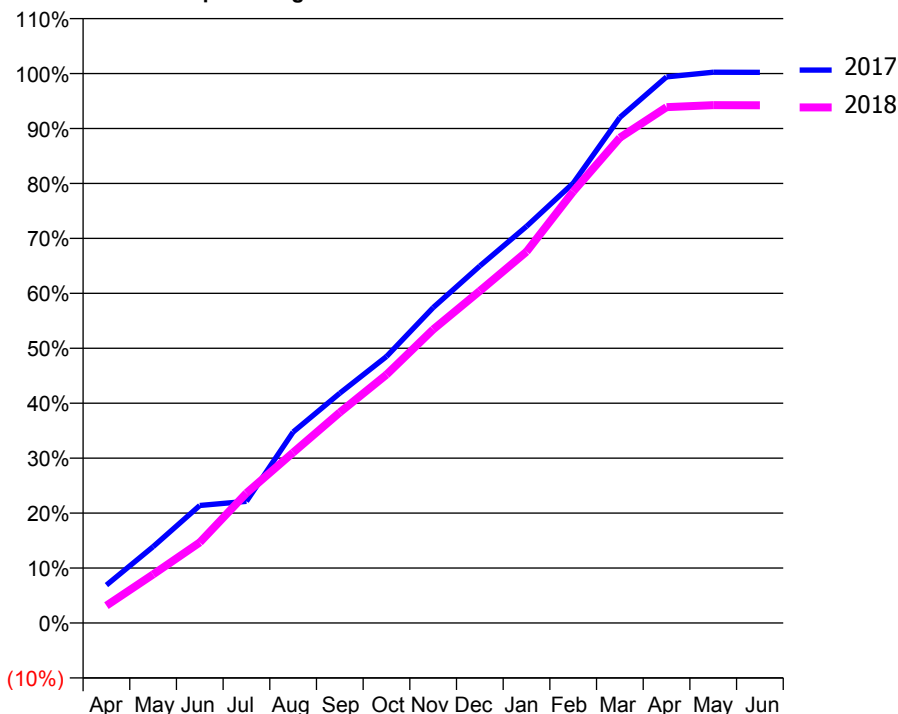
### ACCESS\*

Patients seen in 24 months	Total	Change since previous quarter
Quarter ending March 2017	2,414	
Quarter ending June 2017	2,407	→
Quarter ending September 2017	2,369	↓
Quarter ending December 2017	2,341	↓
Quarter ending March 2018	2,361	→
<b>Variance since March 2017</b>	<b>(2.2%)</b>	<b>↓</b>



### ACTIVITY

Cumulative percentage of contracted UDA delivered 2017 & 2018



Adjusted Scheduled Activity (UDA)

Month	2017	2018
April	449	206
May	904	576
June	1,392	954
July	1,441	1,538
August	2,261	2,017
September	2,720	2,493
October	3,155	2,940
November	3,733	3,475
December	4,225	3,931
January	4,695	4,394
February	5,206	5,107
March	5,985	5,744
April	6,464	6,106
May	6,519	6,129
June	6,518	6,128

### QUALITY

	Quantity	Base Number	Contract	AT	Region	England
% of FP17s for the same patient ID Re-attending within 3 months - Children	52	985	5.3%	12.4%	12.8%	11.9%
% of FP17s for the same patient ID Re-attending within 3 months - Adults	318	2,692	11.8%	16.8%	16.5%	16.0%
% of FP17s for the same patient ID Re-attending between 3 & 9 months - Children	628	985	63.8%	57.3%	59.7%	58.3%
% of FP17s for the same patient ID Re-attending between 3 & 9 months - Adults	1,764	2,692	65.5%	50.3%	52.6%	50.3%
% of FP17s for Band 1 Urgent Courses	306	3,643	8.4%	10.1%	9.1%	9.1%
% of FP17s Relating to Free Repair or Replacements	14	3,643	0.4%	0.9%	1.0%	0.8%
% of FP17s Relating to Continuations	0	3,643	0.0%	1.0%	1.2%	1.0%
% of Patients satisfied with the dentistry they have received	0	0	N/A	92.1%	91.6%	91.5%
% of Patients satisfied with the time they had to wait for an appointment	0	0	N/A	88.7%	88.3%	87.9%

\* This is based on patients treated on this contract for their most recent course of treatment. Figures in italics indicate the base number of FP17s or Patient Questionnaire responses are less than 100. N/A is shown where the base number of responses is less than 10 during the period. % is calculated as Quantity/Base number\*100



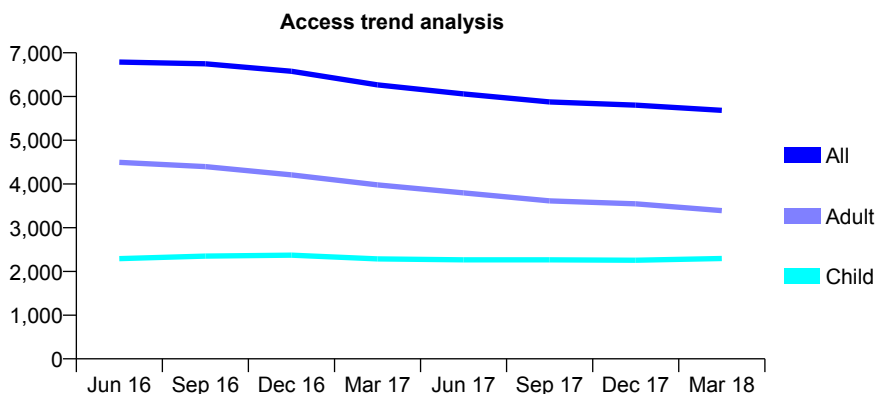
## Q46 - Vital Signs At a Glance Contract Report for 367931/0001 - Year end March 2018

Name or company name	MS T KHAN
Contract type name	GDS Contract
Purpose of contract	General
Contract start date	01/08/2007
Contract end date	

17/18 Contracted general activity (UDA)	15,309
Carry forward general activity (UDA)	-100
17/18 Contracted orthodontic activity (UOA)	0
Carry forward orthodontic activity (UOA)	0
Baseline contract value	£429,601.44

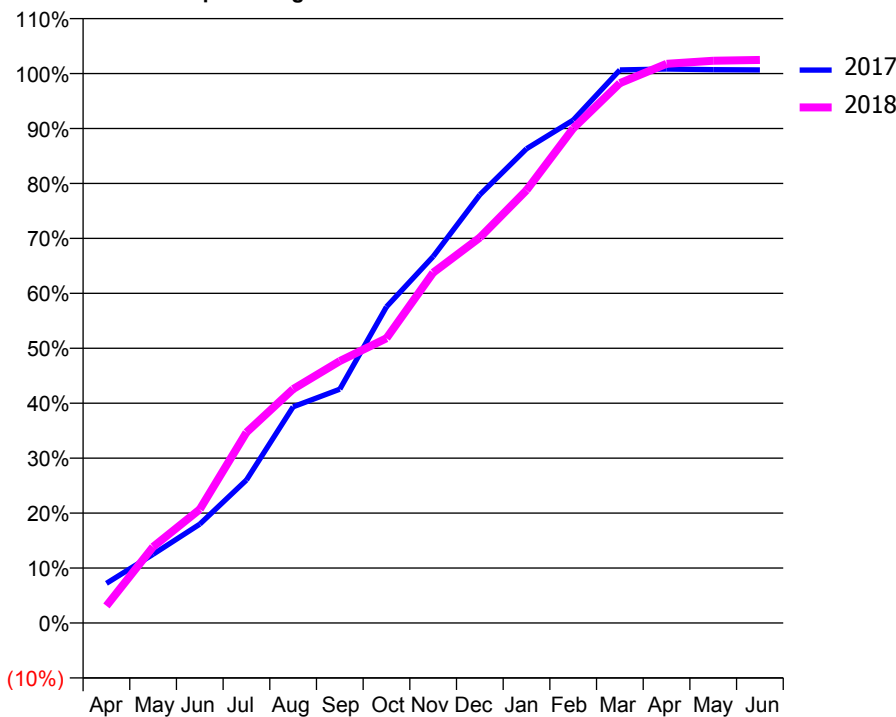
### ACCESS\*

Patients seen in 24 months	Total	Change since previous quarter
Quarter ending March 2017	6,265	
Quarter ending June 2017	6,059	↓
Quarter ending September 2017	5,876	↓
Quarter ending December 2017	5,802	↓
Quarter ending March 2018	5,685	↓
<b>Variance since March 2017</b>	<b>(9.3%)</b>	<b>↓</b>



### ACTIVITY

Cumulative percentage of contracted UDA delivered 2017 & 2018



Month	Adjusted Scheduled Activity (UDA)	
	2017	2018
April	1,106	477
May	1,914	2,124
June	2,756	3,166
July	3,985	5,312
August	6,022	6,517
September	6,514	7,299
October	8,810	7,933
November	10,211	9,760
December	11,931	10,739
January	13,211	12,058
February	14,010	13,779
March	15,410	15,039
April	15,433	15,579
May	15,415	15,666
June	15,409	15,685

### QUALITY

	Quantity	Base Number	Contract	AT	Region	England
% of FP17s for the same patient ID Re-attending within 3 months - Children	232	2,718	8.5%	12.4%	12.8%	11.9%
% of FP17s for the same patient ID Re-attending within 3 months - Adults	764	4,328	17.7%	16.8%	16.5%	16.0%
% of FP17s for the same patient ID Re-attending between 3 & 9 months - Children	1,162	2,718	42.8%	57.3%	59.7%	58.3%
% of FP17s for the same patient ID Re-attending between 3 & 9 months - Adults	1,833	4,328	42.4%	50.3%	52.6%	50.3%
% of FP17s for Band 1 Urgent Courses	879	7,399	11.9%	10.1%	9.1%	9.1%
% of FP17s Relating to Free Repair or Replacements	88	7,399	1.2%	0.9%	1.0%	0.8%
% of FP17s Relating to Continuations	25	7,399	0.3%	1.0%	1.2%	1.0%
% of Patients satisfied with the dentistry they have received	1	1	N/A	92.1%	91.6%	91.5%
% of Patients satisfied with the time they had to wait for an appointment	0	1	N/A	88.7%	88.3%	87.9%

\* This is based on patients treated on this contract for their most recent course of treatment. Figures in italics indicate the base number of FP17s or Patient Questionnaire responses are less than 100. N/A is shown where the base number of responses is less than 10 during the period. % is calculated as Quantity/Base number\*100

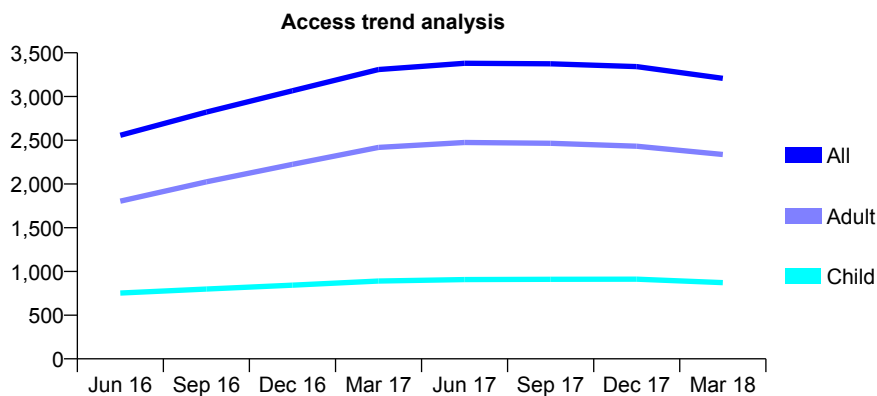
## Q46 - Vital Signs At a Glance Contract Report for 367931/0003 - Year end March 2018

Name or company name	MS T KHAN
Contract type name	GDS Contract
Purpose of contract	General
Contract start date	01/06/2015
Contract end date	

17/18 Contracted general activity (UDA)	8,521
Carry forward general activity (UDA)	-170
17/18 Contracted orthodontic activity (UOA)	0
Carry forward orthodontic activity (UOA)	0
Baseline contract value	£208,598.64

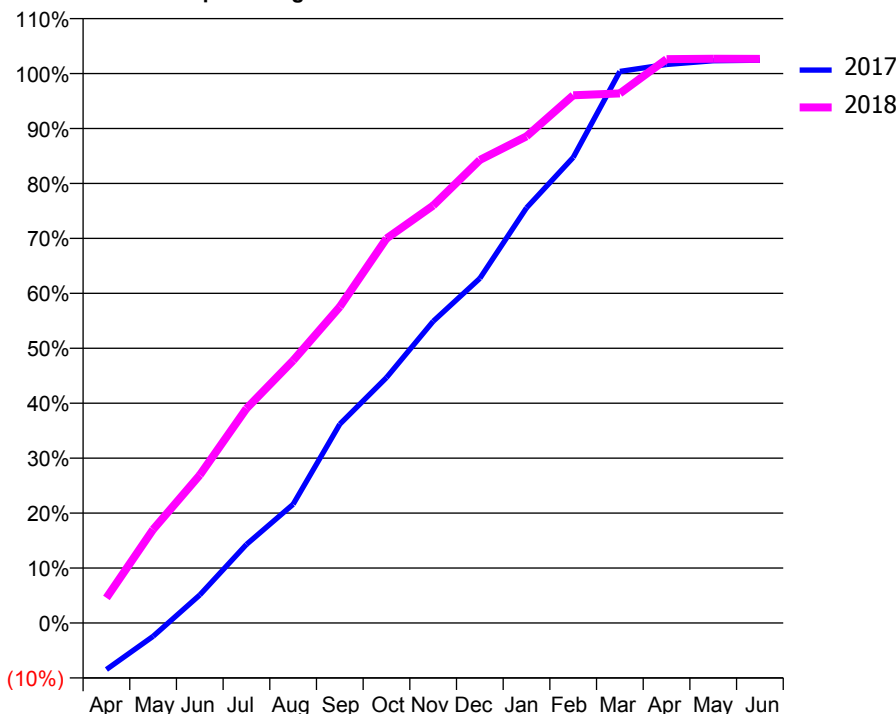
### ACCESS\*

Patients seen in 24 months	Total	Change since previous quarter
Quarter ending March 2017	3,308	
Quarter ending June 2017	3,381	↑
Quarter ending September 2017	3,374	→
Quarter ending December 2017	3,342	→
Quarter ending March 2018	3,208	↓
<b>Variance since March 2017</b>	<b>(3.0%)</b>	<b>↓</b>



### ACTIVITY

Cumulative percentage of contracted UDA delivered 2017 & 2018



Month	Adjusted Scheduled Activity (UDA)	
	2017	2018
April	-723	389
May	-207	1,450
June	435	2,295
July	1,219	3,325
August	1,842	4,070
September	3,085	4,903
October	3,806	5,963
November	4,679	6,474
December	5,344	7,180
January	6,438	7,545
February	7,220	8,182
March	8,553	8,211
April	8,661	8,744
May	8,719	8,750
June	8,727	8,748

### QUALITY

	Quantity	Base Number	Contract	AT	Region	England
% of FP17s for the same patient ID Re-attending within 3 months - Children	93	1,121	8.3%	12.4%	12.8%	11.9%
% of FP17s for the same patient ID Re-attending within 3 months - Adults	455	2,542	17.9%	16.8%	16.5%	16.0%
% of FP17s for the same patient ID Re-attending between 3 & 9 months - Children	593	1,121	52.9%	57.3%	59.7%	58.3%
% of FP17s for the same patient ID Re-attending between 3 & 9 months - Adults	1,340	2,542	52.7%	50.3%	52.6%	50.3%
% of FP17s for Band 1 Urgent Courses	239	3,800	6.3%	10.1%	9.1%	9.1%
% of FP17s Relating to Free Repair or Replacements	42	3,800	1.1%	0.9%	1.0%	0.8%
% of FP17s Relating to Continuations	6	3,800	0.2%	1.0%	1.2%	1.0%
% of Patients satisfied with the dentistry they have received	1	1	N/A	92.1%	91.6%	91.5%
% of Patients satisfied with the time they had to wait for an appointment	0	1	N/A	88.7%	88.3%	87.9%

\* This is based on patients treated on this contract for their most recent course of treatment. Figures in italics indicate the base number of FP17s or Patient Questionnaire responses are less than 100. N/A is shown where the base number of responses is less than 10 during the period. % is calculated as Quantity/Base number\*100

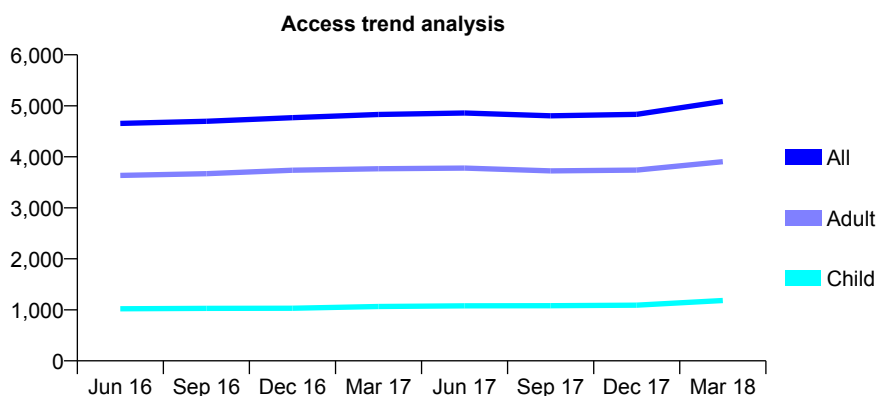
## Q46 - Vital Signs At a Glance Contract Report for 383392/0001 - Year end March 2018

Name or company name	MR BS GREWAL
Contract type name	GDS Contract
Purpose of contract	General
Contract start date	01/09/2013
Contract end date	

17/18 Contracted general activity (UDA)	11,195
Carry forward general activity (UDA)	14
17/18 Contracted orthodontic activity (UOA)	0
Carry forward orthodontic activity (UOA)	0
Baseline contract value	£394,513.17

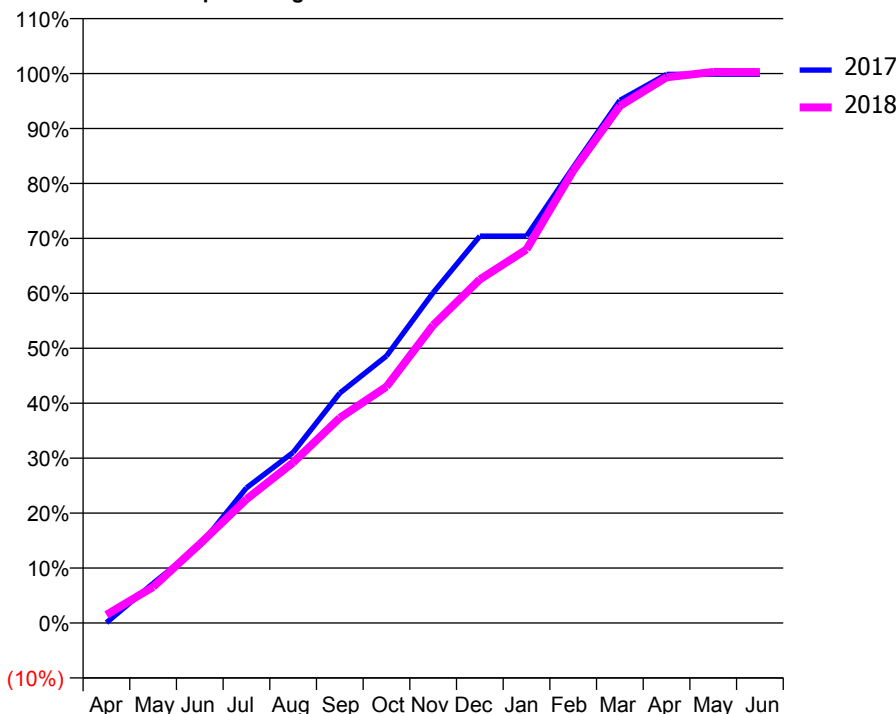
### ACCESS\*

Patients seen in 24 months	Total	Change since previous quarter
Quarter ending March 2017	4,830	
Quarter ending June 2017	4,858	→
Quarter ending September 2017	4,805	↓
Quarter ending December 2017	4,833	→
Quarter ending March 2018	5,086	↑
<b>Variance since March 2017</b>	<b>5.3%</b>	<b>↑</b>



### ACTIVITY

Cumulative percentage of contracted UDA delivered 2017 & 2018



Month	Adjusted Scheduled Activity (UDA)	
	2017	2018
April	7	168
May	808	734
June	1,577	1,609
July	2,752	2,523
August	3,475	3,269
September	4,685	4,179
October	5,440	4,816
November	6,732	6,067
December	7,883	7,000
January	7,883	7,610
February	9,284	9,213
March	10,649	10,535
April	11,178	11,117
May	11,181	11,226
June	11,181	11,223

### QUALITY

	Quantity	Base Number	Contract	AT	Region	England
% of FP17s for the same patient ID Re-attending within 3 months - Children	129	1,769	7.3%	12.4%	12.8%	11.9%
% of FP17s for the same patient ID Re-attending within 3 months - Adults	505	5,148	9.8%	16.8%	16.5%	16.0%
% of FP17s for the same patient ID Re-attending between 3 & 9 months - Children	1,063	1,769	60.1%	57.3%	59.7%	58.3%
% of FP17s for the same patient ID Re-attending between 3 & 9 months - Adults	2,987	5,148	58.0%	50.3%	52.6%	50.3%
% of FP17s for Band 1 Urgent Courses	362	6,368	5.7%	10.1%	9.1%	9.1%
% of FP17s Relating to Free Repair or Replacements	19	6,368	0.3%	0.9%	1.0%	0.8%
% of FP17s Relating to Continuations	10	6,368	0.2%	1.0%	1.2%	1.0%
% of Patients satisfied with the dentistry they have received	2	3	N/A	92.1%	91.6%	91.5%
% of Patients satisfied with the time they had to wait for an appointment	2	3	N/A	88.7%	88.3%	87.9%

\* This is based on patients treated on this contract for their most recent course of treatment. Figures in italics indicate the base number of FP17s or Patient Questionnaire responses are less than 100. N/A is shown where the base number of responses is less than 10 during the period. % is calculated as Quantity/Base number\*100

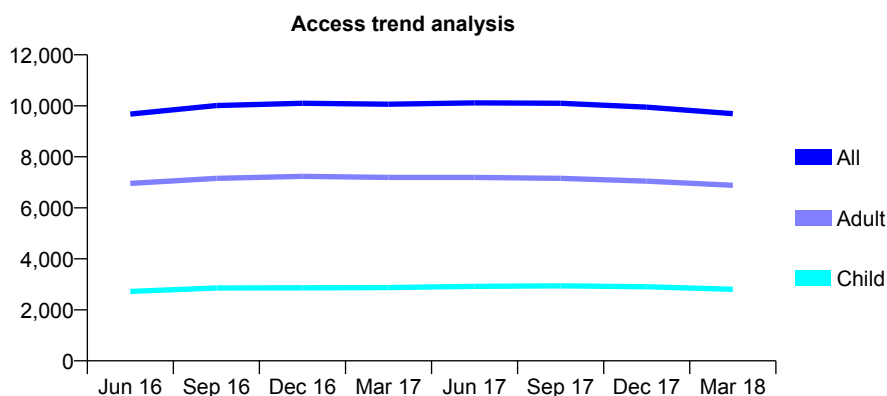
## Q46 - Vital Signs At a Glance Contract Report for 392286/0003 - Year end March 2018

Name or company name	MR HL SHOWMAN
Contract type name	GDS Contract
Purpose of contract	General
Contract start date	04/06/2012
Contract end date	

17/18 Contracted general activity (UDA)	30,792
Carry forward general activity (UDA)	0
17/18 Contracted orthodontic activity (UOA)	0
Carry forward orthodontic activity (UOA)	0
Baseline contract value	£835,011.89

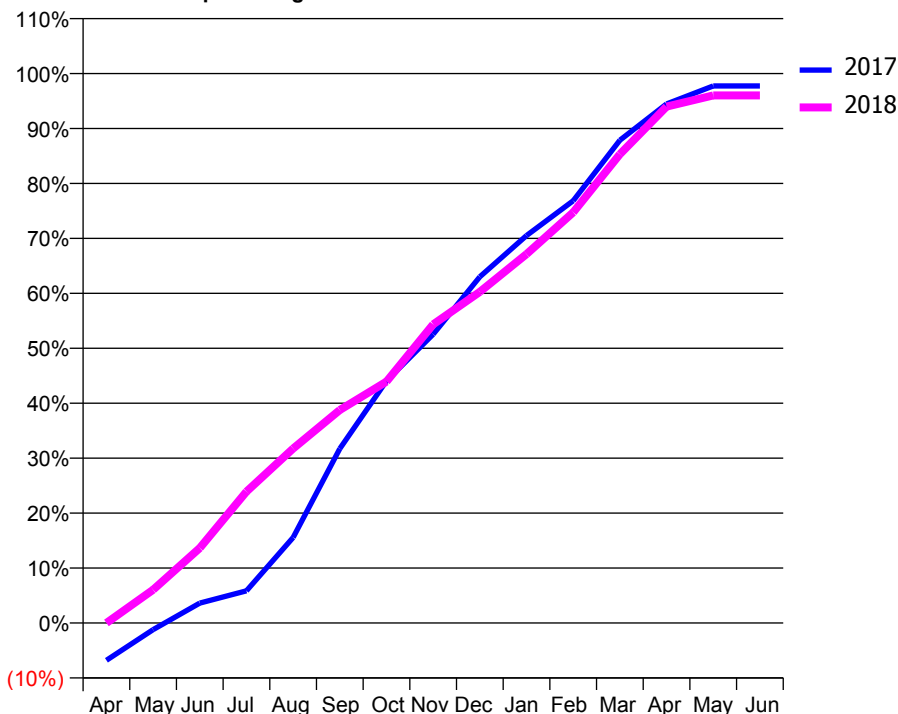
### ACCESS\*

Patients seen in 24 months	Total	Change since previous quarter
Quarter ending March 2017	10,063	
Quarter ending June 2017	10,114	→
Quarter ending September 2017	10,098	→
Quarter ending December 2017	9,950	↓
Quarter ending March 2018	9,693	↓
<b>Variance since March 2017</b>	<b>(3.7%)</b>	<b>↓</b>



### ACTIVITY

Cumulative percentage of contracted UDA delivered 2017 & 2018



Month	Adjusted Scheduled Activity (UDA)	
	2017	2018
April	-2,099	0
May	-374	1,867
June	1,120	4,206
July	1,802	7,365
August	4,790	9,775
September	9,769	11,934
October	13,564	13,531
November	16,183	16,736
December	19,405	18,560
January	21,708	20,674
February	23,661	23,008
March	27,053	26,271
April	29,084	28,939
May	30,093	29,561
June	30,096	29,567

### QUALITY

	Quantity	Base Number	Contract	AT	Region	England
% of FP17s for the same patient ID Re-attending within 3 months - Children	193	3,334	5.8%	12.4%	12.8%	11.9%
% of FP17s for the same patient ID Re-attending within 3 months - Adults	963	7,589	12.7%	16.8%	16.5%	16.0%
% of FP17s for the same patient ID Re-attending between 3 & 9 months - Children	1,658	3,334	49.7%	57.3%	59.7%	58.3%
% of FP17s for the same patient ID Re-attending between 3 & 9 months - Adults	3,381	7,589	44.6%	50.3%	52.6%	50.3%
% of FP17s for Band 1 Urgent Courses	954	11,111	8.6%	10.1%	9.1%	9.1%
% of FP17s Relating to Free Repair or Replacements	166	11,111	1.5%	0.9%	1.0%	0.8%
% of FP17s Relating to Continuations	78	11,111	0.7%	1.0%	1.2%	1.0%
% of Patients satisfied with the dentistry they have received	5	5	N/A	92.1%	91.6%	91.5%
% of Patients satisfied with the time they had to wait for an appointment	5	5	N/A	88.7%	88.3%	87.9%

\* This is based on patients treated on this contract for their most recent course of treatment. Figures in italics indicate the base number of FP17s or Patient Questionnaire responses are less than 100. N/A is shown where the base number of responses is less than 10 during the period. % is calculated as Quantity/Base number\*100

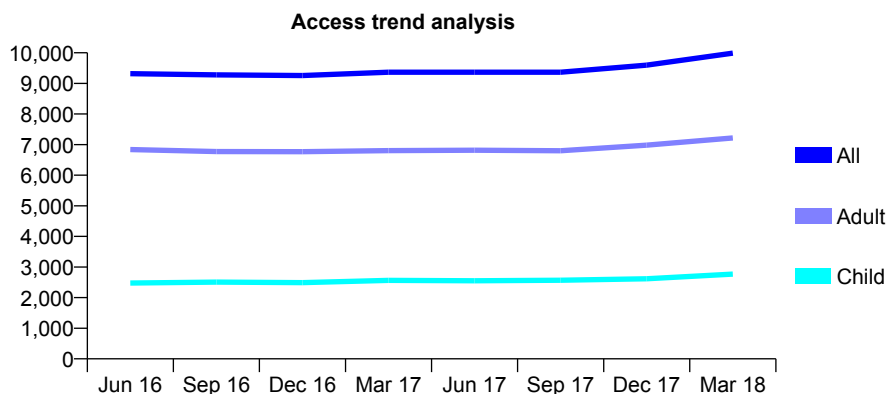
## Q46 - Vital Signs At a Glance Contract Report for 392286/0004 - Year end March 2018

Name or company name	SimplyOne Dental Droylsden
Contract type name	GDS Contract
Purpose of contract	General
Contract start date	04/06/2012
Contract end date	

17/18 Contracted general activity (UDA)	26,930
Carry forward general activity (UDA)	642
17/18 Contracted orthodontic activity (UOA)	0
Carry forward orthodontic activity (UOA)	0
Baseline contract value	£757,840.31

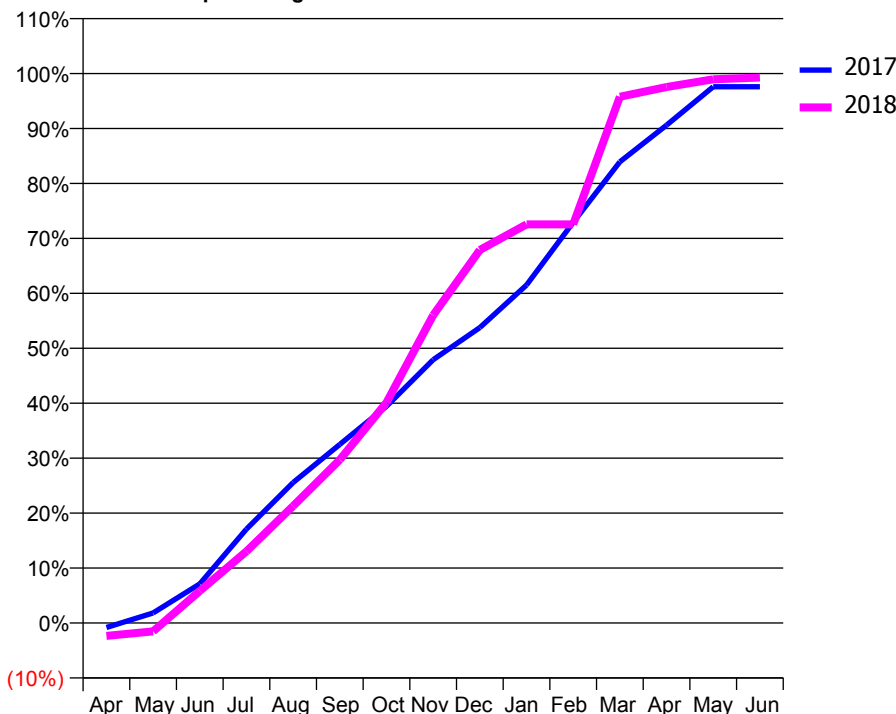
### ACCESS\*

Patients seen in 24 months	Total	Change since previous quarter
Quarter ending March 2017	9,367	
Quarter ending June 2017	9,368	→
Quarter ending September 2017	9,368	→
Quarter ending December 2017	9,599	↑
Quarter ending March 2018	9,988	↑
<b>Variance since March 2017</b>	<b>6.6%</b>	<b>↑</b>



### ACTIVITY

Cumulative percentage of contracted UDA delivered 2017 & 2018



Month	Adjusted Scheduled Activity (UDA)	
	2017	2018
April	-247	-640
May	542	-413
June	2,103	1,569
July	5,046	3,513
August	7,550	5,736
September	9,599	7,999
October	11,647	10,809
November	14,148	15,084
December	15,876	18,279
January	18,165	19,539
February	21,533	19,539
March	24,781	25,788
April	26,756	26,266
May	28,817	26,647
June	28,821	26,731

### QUALITY

	Quantity	Base Number	Contract	AT	Region	England
% of FP17s for the same patient ID Re-attending within 3 months - Children	165	3,176	5.2%	12.4%	12.8%	11.9%
% of FP17s for the same patient ID Re-attending within 3 months - Adults	1,109	8,847	12.5%	16.8%	16.5%	16.0%
% of FP17s for the same patient ID Re-attending between 3 & 9 months - Children	1,486	3,176	46.8%	57.3%	59.7%	58.3%
% of FP17s for the same patient ID Re-attending between 3 & 9 months - Adults	3,469	8,847	39.2%	50.3%	52.6%	50.3%
% of FP17s for Band 1 Urgent Courses	1,051	10,949	9.6%	10.1%	9.1%	9.1%
% of FP17s Relating to Free Repair or Replacements	59	10,949	0.5%	0.9%	1.0%	0.8%
% of FP17s Relating to Continuations	211	10,949	1.9%	1.0%	1.2%	1.0%
% of Patients satisfied with the dentistry they have received	6	6	N/A	92.1%	91.6%	91.5%
% of Patients satisfied with the time they had to wait for an appointment	6	6	N/A	88.7%	88.3%	87.9%

\* This is based on patients treated on this contract for their most recent course of treatment. Figures in italics indicate the base number of FP17s or Patient Questionnaire responses are less than 100. N/A is shown where the base number of responses is less than 10 during the period. % is calculated as Quantity/Base number\*100

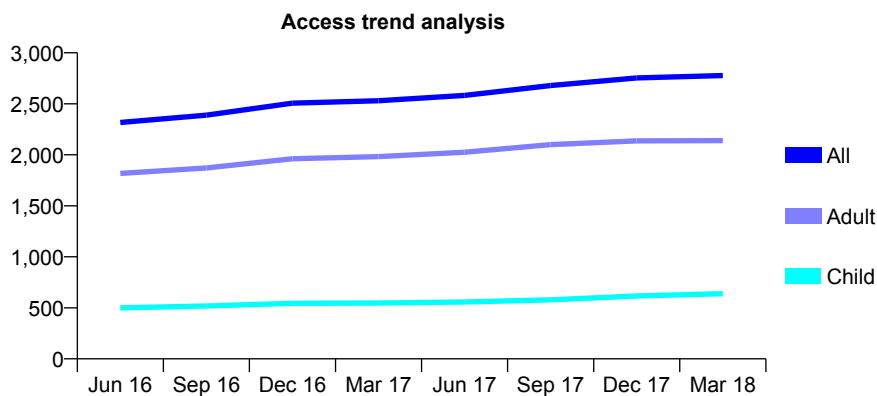
## Q46 - Vital Signs At a Glance Contract Report for 398144/0001 - Year end March 2018

Name or company name	Mr G Harper
Contract type name	GDS Contract
Purpose of contract	General
Contract start date	16/01/2015
Contract end date	

17/18 Contracted general activity (UDA)	6,319
Carry forward general activity (UDA)	-53
17/18 Contracted orthodontic activity (UOA)	0
Carry forward orthodontic activity (UOA)	0
Baseline contract value	£177,072.15

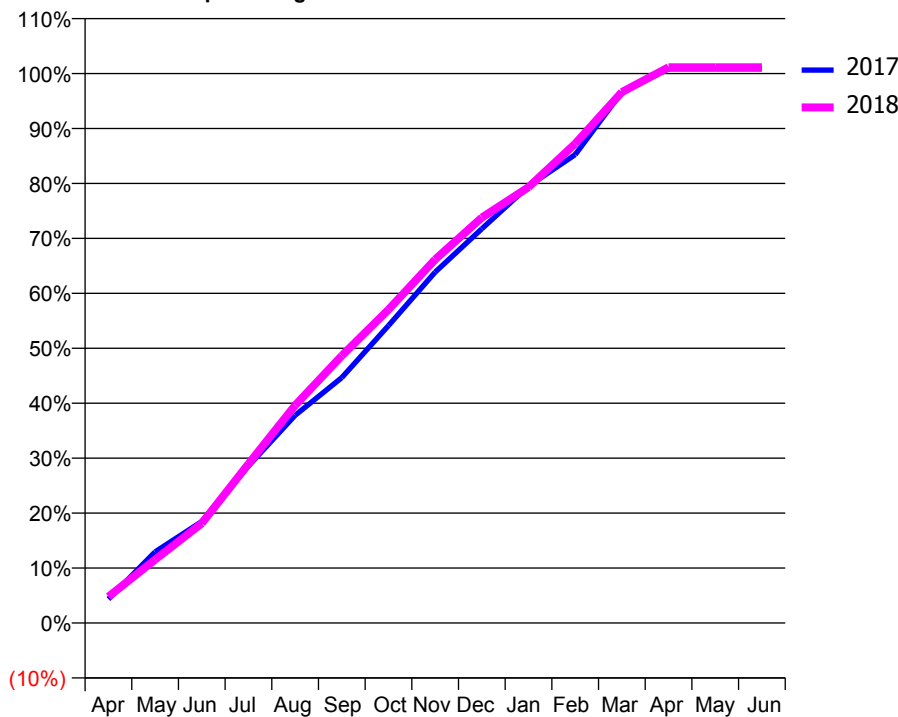
### ACCESS\*

Patients seen in 24 months	Total	Change since previous quarter
Quarter ending March 2017	2,530	
Quarter ending June 2017	2,583	↑
Quarter ending September 2017	2,679	↑
Quarter ending December 2017	2,753	↑
Quarter ending March 2018	2,777	→
<b>Variance since March 2017</b>	<b>9.8%</b>	<b>↑</b>



### ACTIVITY

Cumulative percentage of contracted UDA delivered 2017 & 2018



Month	Adjusted Scheduled Activity (UDA)	
	2017	2018
April	276	303
May	818	729
June	1,168	1,146
July	1,806	1,830
August	2,389	2,504
September	2,822	3,074
October	3,420	3,604
November	4,035	4,181
December	4,534	4,663
January	5,024	5,011
February	5,386	5,512
March	6,106	6,106
April	6,372	6,390
May	6,372	6,390
June	6,372	6,390

### QUALITY

	Quantity	Base Number	Contract	AT	Region	England
% of FP17s for the same patient ID Re-attending within 3 months - Children	71	1,043	6.8%	12.4%	12.8%	11.9%
% of FP17s for the same patient ID Re-attending within 3 months - Adults	465	3,420	13.6%	16.8%	16.5%	16.0%
% of FP17s for the same patient ID Re-attending between 3 & 9 months - Children	648	1,043	62.1%	57.3%	59.7%	58.3%
% of FP17s for the same patient ID Re-attending between 3 & 9 months - Adults	1,990	3,420	58.2%	50.3%	52.6%	50.3%
% of FP17s for Band 1 Urgent Courses	217	3,491	6.2%	10.1%	9.1%	9.1%
% of FP17s Relating to Free Repair or Replacements	40	3,491	1.1%	0.9%	1.0%	0.8%
% of FP17s Relating to Continuations	35	3,491	1.0%	1.0%	1.2%	1.0%
% of Patients satisfied with the dentistry they have received	4	4	N/A	92.1%	91.6%	91.5%
% of Patients satisfied with the time they had to wait for an appointment	4	4	N/A	88.7%	88.3%	87.9%

\* This is based on patients treated on this contract for their most recent course of treatment. Figures in italics indicate the base number of FP17s or Patient Questionnaire responses are less than 100. N/A is shown where the base number of responses is less than 10 during the period. % is calculated as Quantity/Base number\*100

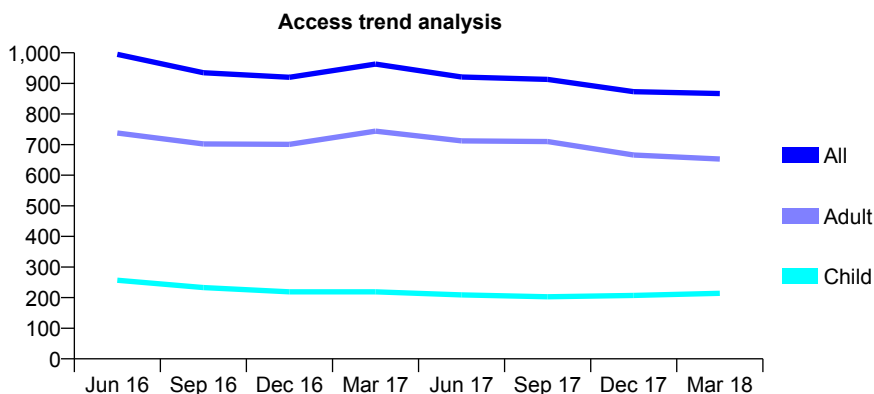
## Q46 - Vital Signs At a Glance Contract Report for 560197/0003 - Year end March 2018

Name or company name	MR GT PHILOBBOS
Contract type name	GDS Contract
Purpose of contract	General
Contract start date	14/07/2008
Contract end date	

17/18 Contracted general activity (UDA)	4,314
Carry forward general activity (UDA)	0
17/18 Contracted orthodontic activity (UOA)	0
Carry forward orthodontic activity (UOA)	0
Baseline contract value	£121,278.66

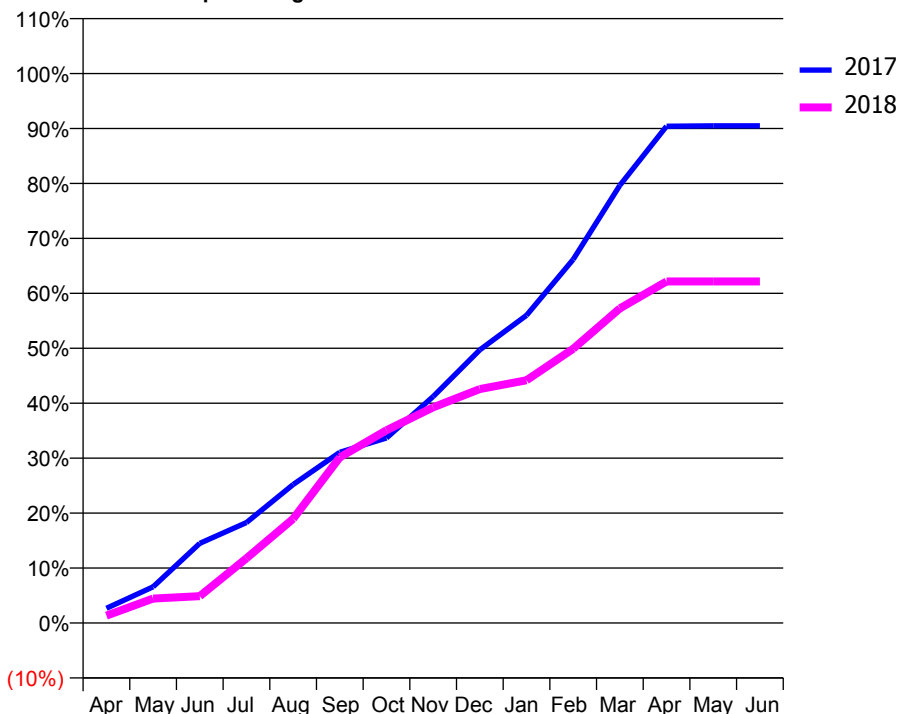
### ACCESS\*

Patients seen in 24 months	Total	Change since previous quarter
Quarter ending March 2017	963	
Quarter ending June 2017	921	↓
Quarter ending September 2017	913	→
Quarter ending December 2017	873	↓
Quarter ending March 2018	867	→
<b>Variance since March 2017</b>	<b>(10.0%)</b>	<b>↓</b>



### ACTIVITY

Cumulative percentage of contracted UDA delivered 2017 & 2018



Month	Adjusted Scheduled Activity (UDA)	
	2017	2018
April	116	58
May	284	192
June	626	211
July	789	508
August	1,087	818
September	1,341	1,301
October	1,452	1,513
November	1,779	1,693
December	2,145	1,837
January	2,415	1,906
February	2,854	2,153
March	3,436	2,471
April	3,900	2,681
May	3,903	2,681
June	3,903	2,681

### QUALITY

	Quantity	Base Number	Contract	AT	Region	England
% of FP17s for the same patient ID Re-attending within 3 months - Children	22	244	9.0%	12.4%	12.8%	11.9%
% of FP17s for the same patient ID Re-attending within 3 months - Adults	120	719	16.7%	16.8%	16.5%	16.0%
% of FP17s for the same patient ID Re-attending between 3 & 9 months - Children	89	244	36.5%	57.3%	59.7%	58.3%
% of FP17s for the same patient ID Re-attending between 3 & 9 months - Adults	285	719	39.6%	50.3%	52.6%	50.3%
% of FP17s for Band 1 Urgent Courses	76	899	8.5%	10.1%	9.1%	9.1%
% of FP17s Relating to Free Repair or Replacements	0	899	0.0%	0.9%	1.0%	0.8%
% of FP17s Relating to Continuations	23	899	2.6%	1.0%	1.2%	1.0%
% of Patients satisfied with the dentistry they have received	1	1	N/A	92.1%	91.6%	91.5%
% of Patients satisfied with the time they had to wait for an appointment	1	1	N/A	88.7%	88.3%	87.9%

\* This is based on patients treated on this contract for their most recent course of treatment. Figures in italics indicate the base number of FP17s or Patient Questionnaire responses are less than 100. N/A is shown where the base number of responses is less than 10 during the period. % is calculated as Quantity/Base number\*100



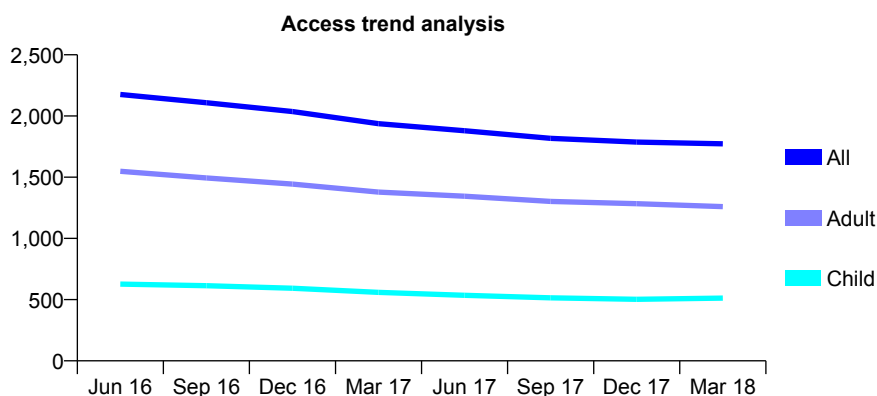
## Q46 - Vital Signs At a Glance Contract Report for 565121/0001 - Year end March 2018

Name or company name	MR C POTTS
Contract type name	GDS Contract
Purpose of contract	General
Contract start date	01/04/2006
Contract end date	

17/18 Contracted general activity (UDA)	8,118
Carry forward general activity (UDA)	-31
17/18 Contracted orthodontic activity (UOA)	0
Carry forward orthodontic activity (UOA)	0
Baseline contract value	£267,783.18

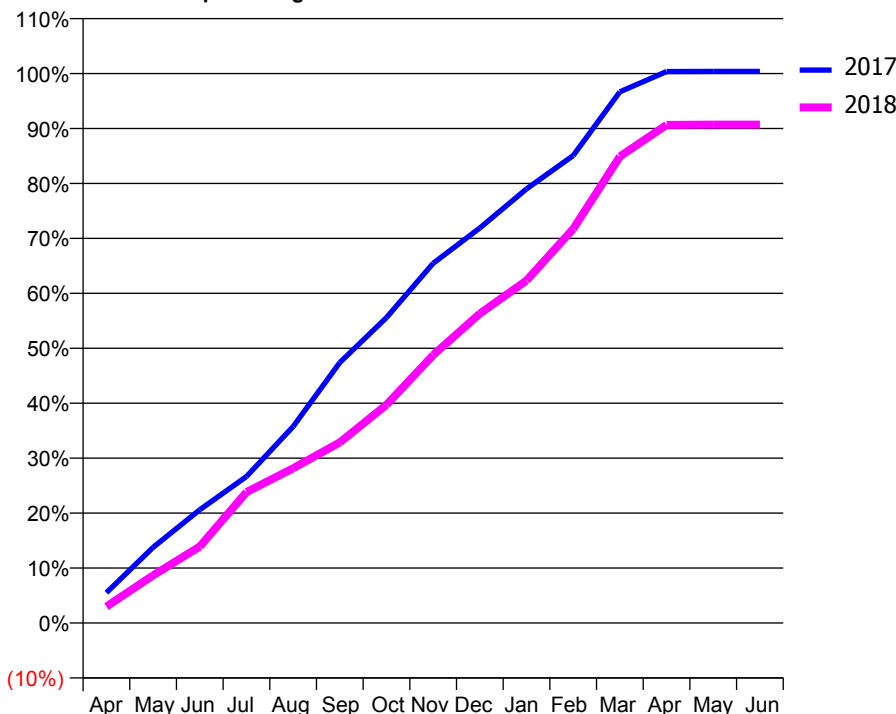
### ACCESS\*

Patients seen in 24 months	Total	Change since previous quarter
Quarter ending March 2017	1,937	
Quarter ending June 2017	1,880	↓
Quarter ending September 2017	1,817	↓
Quarter ending December 2017	1,787	↓
Quarter ending March 2018	1,773	→
<b>Variance since March 2017</b>	<b>(8.5%)</b>	<b>↓</b>



### ACTIVITY

Cumulative percentage of contracted UDA delivered 2017 & 2018



Adjusted Scheduled Activity (UDA)

Month	2017	2018
April	449	243
May	1,118	704
June	1,674	1,131
July	2,164	1,933
August	2,903	2,285
September	3,849	2,669
October	4,513	3,224
November	5,314	3,959
December	5,836	4,572
January	6,412	5,060
February	6,905	5,823
March	7,848	6,893
April	8,148	7,360
May	8,149	7,364
June	8,149	7,364

### QUALITY

	Quantity	Base Number	Contract	AT	Region	England
% of FP17s for the same patient ID Re-attending within 3 months - Children	110	1,056	10.4%	12.4%	12.8%	11.9%
% of FP17s for the same patient ID Re-attending within 3 months - Adults	340	2,380	14.3%	16.8%	16.5%	16.0%
% of FP17s for the same patient ID Re-attending between 3 & 9 months - Children	807	1,056	76.4%	57.3%	59.7%	58.3%
% of FP17s for the same patient ID Re-attending between 3 & 9 months - Adults	1,761	2,380	74.0%	50.3%	52.6%	50.3%
% of FP17s for Band 1 Urgent Courses	145	3,476	4.2%	10.1%	9.1%	9.1%
% of FP17s Relating to Free Repair or Replacements	21	3,476	0.6%	0.9%	1.0%	0.8%
% of FP17s Relating to Continuations	8	3,476	0.2%	1.0%	1.2%	1.0%
% of Patients satisfied with the dentistry they have received	5	5	N/A	92.1%	91.6%	91.5%
% of Patients satisfied with the time they had to wait for an appointment	4	5	N/A	88.7%	88.3%	87.9%

\* This is based on patients treated on this contract for their most recent course of treatment. Figures in italics indicate the base number of FP17s or Patient Questionnaire responses are less than 100. N/A is shown where the base number of responses is less than 10 during the period. % is calculated as Quantity/Base number\*100

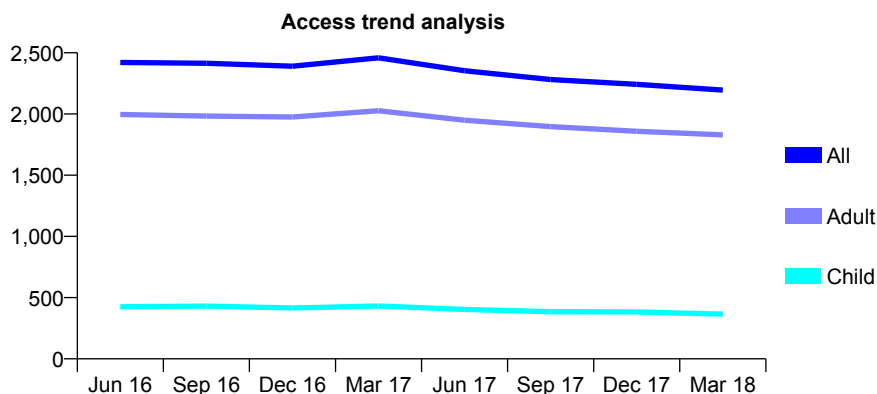
## Q46 - Vital Signs At a Glance Contract Report for 566896/0001 - Year end March 2018

Name or company name	Heyside Dental Practice Partnership
Contract type name	GDS Contract
Purpose of contract	General
Contract start date	01/04/2006
Contract end date	

17/18 Contracted general activity (UDA)	7,830
Carry forward general activity (UDA)	0
17/18 Contracted orthodontic activity (UOA)	0
Carry forward orthodontic activity (UOA)	0
Baseline contract value	£212,324.77

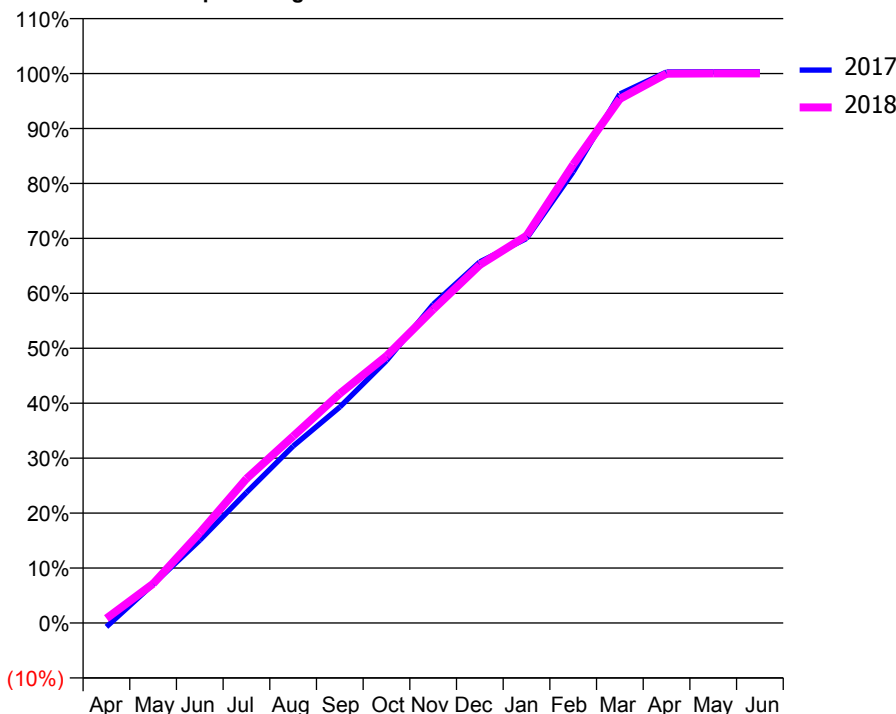
### ACCESS\*

Patients seen in 24 months	Total	Change since previous quarter
Quarter ending March 2017	2,459	
Quarter ending June 2017	2,353	↓
Quarter ending September 2017	2,282	↓
Quarter ending December 2017	2,242	↓
Quarter ending March 2018	2,195	↓
<b>Variance since March 2017</b>	<b>(10.7%)</b>	<b>↓</b>



### ACTIVITY

Cumulative percentage of contracted UDA delivered 2017 & 2018



Month	Adjusted Scheduled Activity (UDA)	
	2017	2018
April	-56	66
May	552	560
June	1,178	1,286
July	1,859	2,057
August	2,521	2,661
September	3,076	3,270
October	3,738	3,806
November	4,541	4,469
December	5,147	5,102
January	5,479	5,519
February	6,429	6,533
March	7,539	7,469
April	7,852	7,828
May	7,855	7,831
June	7,855	7,831

### QUALITY

	Quantity	Base Number	Contract	AT	Region	England
% of FP17s for the same patient ID Re-attending within 3 months - Children	23	614	3.7%	12.4%	12.8%	11.9%
% of FP17s for the same patient ID Re-attending within 3 months - Adults	255	2,804	9.1%	16.8%	16.5%	16.0%
% of FP17s for the same patient ID Re-attending between 3 & 9 months - Children	412	614	67.1%	57.3%	59.7%	58.3%
% of FP17s for the same patient ID Re-attending between 3 & 9 months - Adults	1,712	2,804	61.1%	50.3%	52.6%	50.3%
% of FP17s for Band 1 Urgent Courses	91	3,432	2.7%	10.1%	9.1%	9.1%
% of FP17s Relating to Free Repair or Replacements	17	3,432	0.5%	0.9%	1.0%	0.8%
% of FP17s Relating to Continuations	13	3,432	0.4%	1.0%	1.2%	1.0%
% of Patients satisfied with the dentistry they have received	3	3	N/A	92.1%	91.6%	91.5%
% of Patients satisfied with the time they had to wait for an appointment	3	3	N/A	88.7%	88.3%	87.9%

\* This is based on patients treated on this contract for their most recent course of treatment. Figures in italics indicate the base number of FP17s or Patient Questionnaire responses are less than 100. N/A is shown where the base number of responses is less than 10 during the period. % is calculated as Quantity/Base number\*100

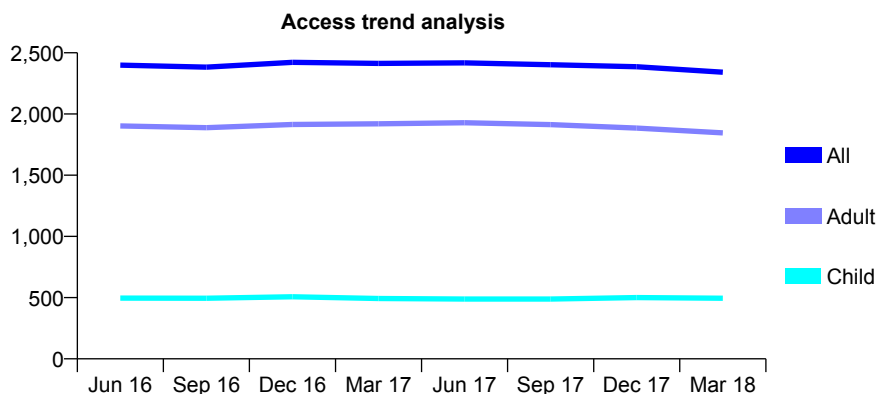
## Q46 - Vital Signs At a Glance Contract Report for 567450/0002 - Year end March 2018

Name or company name	Brooklands Dental Surgery
Contract type name	GDS Contract
Purpose of contract	General
Contract start date	01/04/2006
Contract end date	

17/18 Contracted general activity (UDA)	6,150
Carry forward general activity (UDA)	-123
17/18 Contracted orthodontic activity (UOA)	0
Carry forward orthodontic activity (UOA)	0
Baseline contract value	£152,064.62

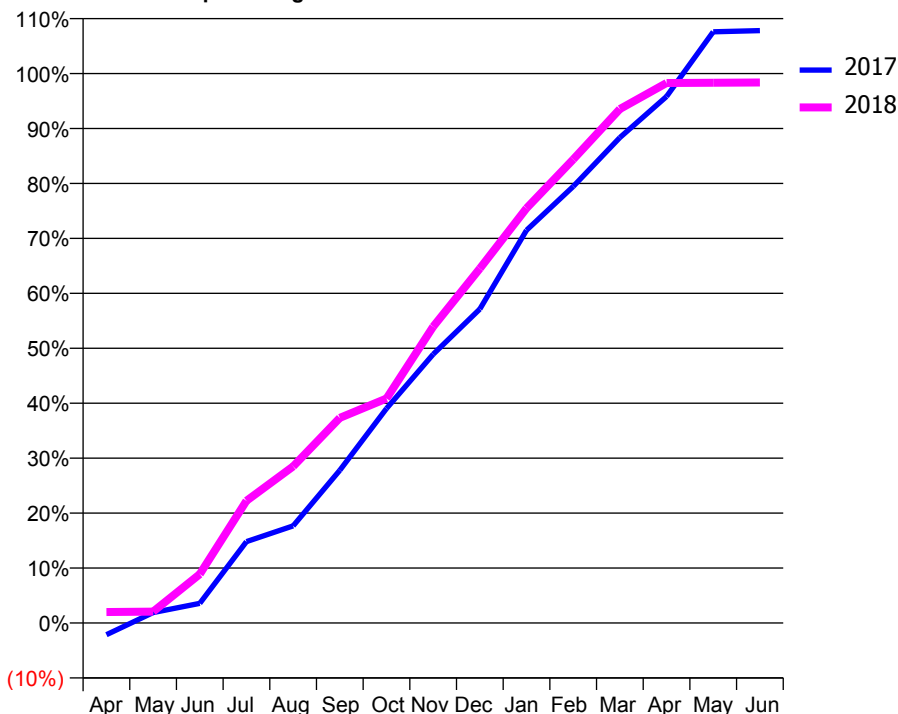
### ACCESS\*

Patients seen in 24 months	Total	Change since previous quarter
Quarter ending March 2017	2,413	
Quarter ending June 2017	2,418	→
Quarter ending September 2017	2,402	→
Quarter ending December 2017	2,386	→
Quarter ending March 2018	2,341	↓
<b>Variance since March 2017</b>	<b>(3.0%)</b>	<b>↓</b>



### ACTIVITY

Cumulative percentage of contracted UDA delivered 2017 & 2018



Month	Adjusted Scheduled Activity (UDA)	
	2017	2018
April	-132	123
May	118	127
June	220	547
July	911	1,367
August	1,087	1,753
September	1,710	2,296
October	2,400	2,513
November	3,008	3,317
December	3,514	3,967
January	4,395	4,642
February	4,886	5,188
March	5,433	5,753
April	5,893	6,044
May	6,616	6,046
June	6,630	6,049

### QUALITY

	Quantity	Base Number	Contract	AT	Region	England
% of FP17s for the same patient ID Re-attending within 3 months - Children	27	726	3.7%	12.4%	12.8%	11.9%
% of FP17s for the same patient ID Re-attending within 3 months - Adults	322	2,807	11.5%	16.8%	16.5%	16.0%
% of FP17s for the same patient ID Re-attending between 3 & 9 months - Children	426	726	58.7%	57.3%	59.7%	58.3%
% of FP17s for the same patient ID Re-attending between 3 & 9 months - Adults	1,709	2,807	60.9%	50.3%	52.6%	50.3%
% of FP17s for Band 1 Urgent Courses	245	3,187	7.7%	10.1%	9.1%	9.1%
% of FP17s Relating to Free Repair or Replacements	15	3,187	0.5%	0.9%	1.0%	0.8%
% of FP17s Relating to Continuations	3	3,187	0.1%	1.0%	1.2%	1.0%
% of Patients satisfied with the dentistry they have received	2	2	N/A	92.1%	91.6%	91.5%
% of Patients satisfied with the time they had to wait for an appointment	2	2	N/A	88.7%	88.3%	87.9%

\* This is based on patients treated on this contract for their most recent course of treatment. Figures in italics indicate the base number of FP17s or Patient Questionnaire responses are less than 100. N/A is shown where the base number of responses is less than 10 during the period. % is calculated as Quantity/Base number\*100

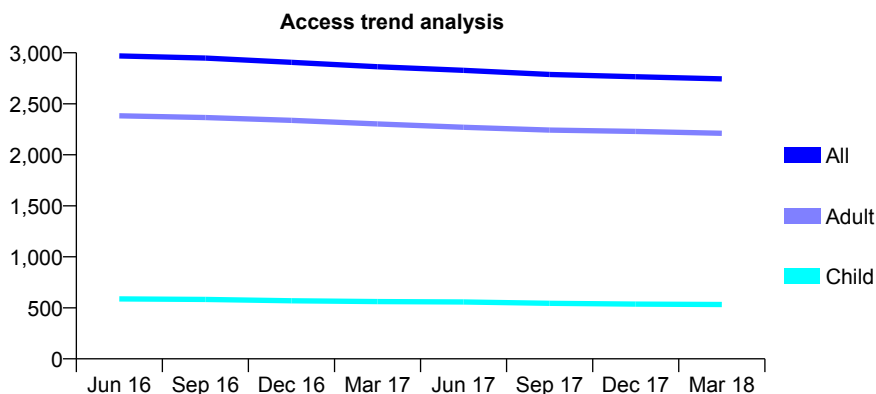
## Q46 - Vital Signs At a Glance Contract Report for 568139/0001 - Year end March 2018

Name or company name	Drs Fern & Poltawski
Contract type name	GDS Contract
Purpose of contract	General
Contract start date	01/04/2006
Contract end date	

17/18 Contracted general activity (UDA)	7,056
Carry forward general activity (UDA)	0
17/18 Contracted orthodontic activity (UOA)	0
Carry forward orthodontic activity (UOA)	0
Baseline contract value	£161,850.51

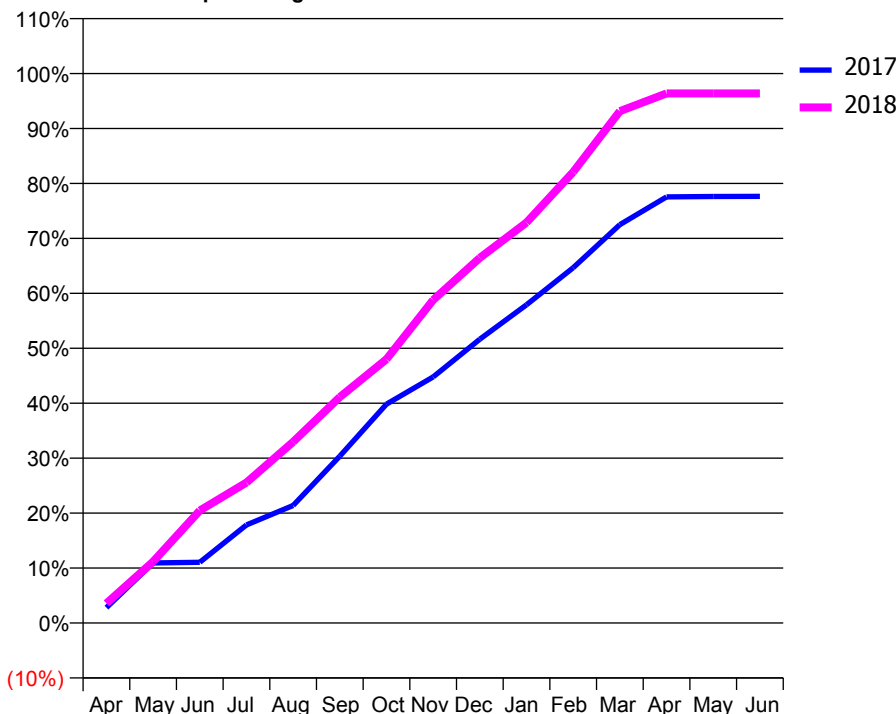
### ACCESS\*

Patients seen in 24 months	Total	Change since previous quarter
Quarter ending March 2017	2,863	
Quarter ending June 2017	2,828	↓
Quarter ending September 2017	2,787	↓
Quarter ending December 2017	2,765	→
Quarter ending March 2018	2,744	→
<b>Variance since March 2017</b>	<b>(4.2%)</b>	<b>↓</b>



### ACTIVITY

Cumulative percentage of contracted UDA delivered 2017 & 2018



Month	Adjusted Scheduled Activity (UDA)	
	2017	2018
April	255	252
May	994	788
June	1,003	1,444
July	1,622	1,804
August	1,943	2,327
September	2,758	2,902
October	3,620	3,387
November	4,069	4,148
December	4,692	4,689
January	5,261	5,143
February	5,874	5,792
March	6,586	6,572
April	7,045	6,800
May	7,052	6,800
June	7,053	6,800

### QUALITY

	Quantity	Base Number	Contract	AT	Region	England
% of FP17s for the same patient ID Re-attending within 3 months - Children	61	766	8.0%	12.4%	12.8%	11.9%
% of FP17s for the same patient ID Re-attending within 3 months - Adults	462	3,287	14.1%	16.8%	16.5%	16.0%
% of FP17s for the same patient ID Re-attending between 3 & 9 months - Children	473	766	61.7%	57.3%	59.7%	58.3%
% of FP17s for the same patient ID Re-attending between 3 & 9 months - Adults	1,878	3,287	57.1%	50.3%	52.6%	50.3%
% of FP17s for Band 1 Urgent Courses	994	3,975	25.0%	10.1%	9.1%	9.1%
% of FP17s Relating to Free Repair or Replacements	26	3,975	0.7%	0.9%	1.0%	0.8%
% of FP17s Relating to Continuations	96	3,975	2.4%	1.0%	1.2%	1.0%
% of Patients satisfied with the dentistry they have received	9	9	N/A	92.1%	91.6%	91.5%
% of Patients satisfied with the time they had to wait for an appointment	9	9	N/A	88.7%	88.3%	87.9%

\* This is based on patients treated on this contract for their most recent course of treatment. Figures in italics indicate the base number of FP17s or Patient Questionnaire responses are less than 100. N/A is shown where the base number of responses is less than 10 during the period. % is calculated as Quantity/Base number\*100

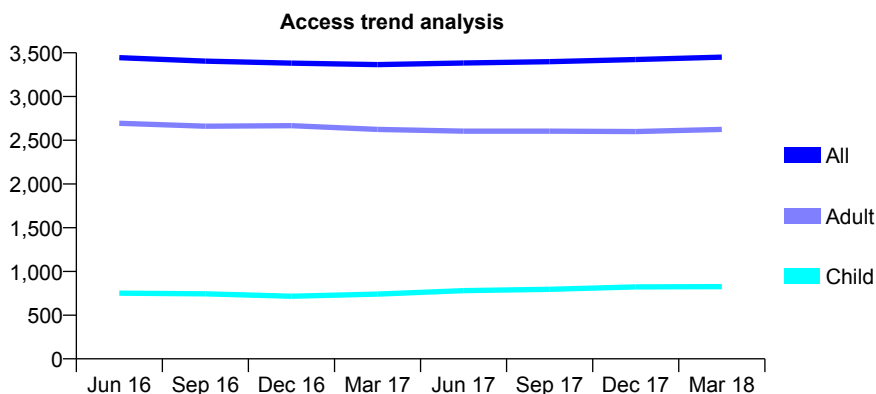
## Q46 - Vital Signs At a Glance Contract Report for 571261/0001 - Year end March 2018

Name or company name	MR EN WOODIER
Contract type name	GDS Contract
Purpose of contract	General
Contract start date	01/04/2006
Contract end date	

17/18 Contracted general activity (UDA)	12,668
Carry forward general activity (UDA)	158
17/18 Contracted orthodontic activity (UOA)	0
Carry forward orthodontic activity (UOA)	0
Baseline contract value	£377,190.15

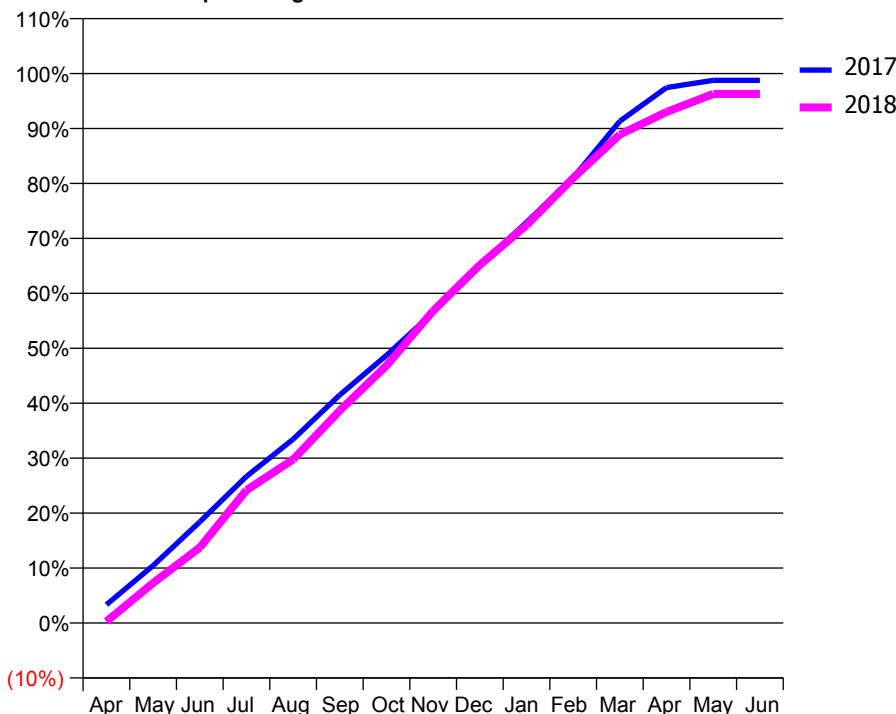
### ACCESS\*

Patients seen in 24 months	Total	Change since previous quarter
Quarter ending March 2017	3,365	
Quarter ending June 2017	3,384	→
Quarter ending September 2017	3,399	→
Quarter ending December 2017	3,423	→
Quarter ending March 2018	3,450	→
<b>Variance since March 2017</b>	<b>2.5%</b>	<b>↑</b>



### ACTIVITY

Cumulative percentage of contracted UDA delivered 2017 & 2018



Month	Adjusted Scheduled Activity (UDA)	
	2017	2018
April	422	37
May	1,323	923
June	2,331	1,741
July	3,379	3,063
August	4,239	3,771
September	5,259	4,897
October	6,170	5,936
November	7,162	7,198
December	8,243	8,256
January	9,239	9,170
February	10,265	10,261
March	11,571	11,262
April	12,345	11,782
May	12,510	12,195
June	12,510	12,195

### QUALITY

	Quantity	Base Number	Contract	AT	Region	England
% of FP17s for the same patient ID Re-attending within 3 months - Children	107	1,000	10.7%	12.4%	12.8%	11.9%
% of FP17s for the same patient ID Re-attending within 3 months - Adults	724	3,320	21.8%	16.8%	16.5%	16.0%
% of FP17s for the same patient ID Re-attending between 3 & 9 months - Children	379	1,000	37.9%	57.3%	59.7%	58.3%
% of FP17s for the same patient ID Re-attending between 3 & 9 months - Adults	1,310	3,320	39.5%	50.3%	52.6%	50.3%
% of FP17s for Band 1 Urgent Courses	334	4,367	7.6%	10.1%	9.1%	9.1%
% of FP17s Relating to Free Repair or Replacements	198	4,367	4.5%	0.9%	1.0%	0.8%
% of FP17s Relating to Continuations	151	4,367	3.5%	1.0%	1.2%	1.0%
% of Patients satisfied with the dentistry they have received	1	2	N/A	92.1%	91.6%	91.5%
% of Patients satisfied with the time they had to wait for an appointment	1	2	N/A	88.7%	88.3%	87.9%

\* This is based on patients treated on this contract for their most recent course of treatment. Figures in italics indicate the base number of FP17s or Patient Questionnaire responses are less than 100. N/A is shown where the base number of responses is less than 10 during the period. % is calculated as Quantity/Base number\*100

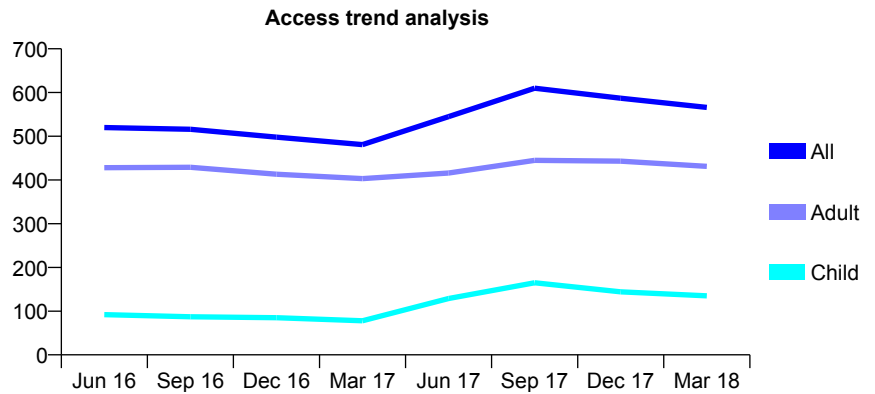
## Q46 - Vital Signs At a Glance Contract Report for 571938/0001 - Year end March 2018

Name or company name	MR DT BADROCK
Contract type name	GDS Contract
Purpose of contract	General
Contract start date	01/04/2006
Contract end date	

17/18 Contracted general activity (UDA)	2,062
Carry forward general activity (UDA)	0
17/18 Contracted orthodontic activity (UOA)	0
Carry forward orthodontic activity (UOA)	0
Baseline contract value	£51,561.95

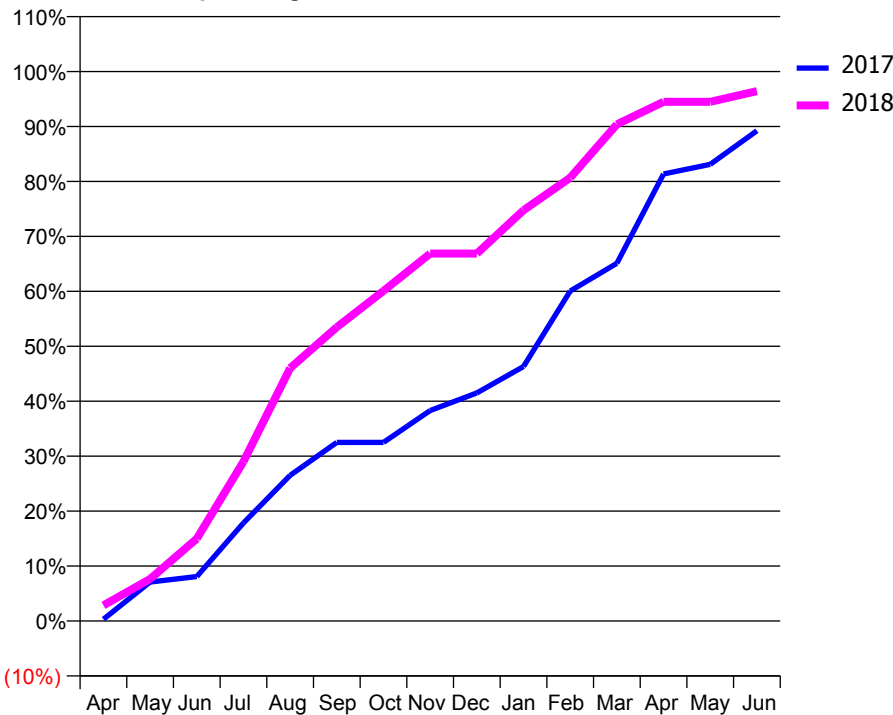
### ACCESS\*

Patients seen in 24 months	Total	Change since previous quarter
Quarter ending March 2017	481	
Quarter ending June 2017	545	↑
Quarter ending September 2017	610	↑
Quarter ending December 2017	587	↓
Quarter ending March 2018	566	↓
<b>Variance since March 2017</b>	<b>17.7%</b>	<b>↑</b>



### ACTIVITY

Cumulative percentage of contracted UDA delivered 2017 & 2018



Month	Adjusted Scheduled Activity (UDA)	
	2017	2018
April	7	59
May	147	158
June	167	309
July	368	598
August	547	949
September	670	1,103
October	670	1,239
November	790	1,379
December	856	1,379
January	955	1,541
February	1,238	1,663
March	1,342	1,864
April	1,678	1,948
May	1,714	1,948
June	1,840	1,988

### QUALITY

	Quantity	Base Number	Contract	AT	Region	England
% of FP17s for the same patient ID Re-attending within 3 months - Children	8	183	4.4%	12.4%	12.8%	11.9%
% of FP17s for the same patient ID Re-attending within 3 months - Adults	56	458	12.2%	16.8%	16.5%	16.0%
% of FP17s for the same patient ID Re-attending between 3 & 9 months - Children	23	183	12.6%	57.3%	59.7%	58.3%
% of FP17s for the same patient ID Re-attending between 3 & 9 months - Adults	108	458	23.6%	50.3%	52.6%	50.3%
% of FP17s for Band 1 Urgent Courses	83	586	14.2%	10.1%	9.1%	9.1%
% of FP17s Relating to Free Repair or Replacements	11	586	1.9%	0.9%	1.0%	0.8%
% of FP17s Relating to Continuations	8	586	1.4%	1.0%	1.2%	1.0%
% of Patients satisfied with the dentistry they have received	1	1	N/A	92.1%	91.6%	91.5%
% of Patients satisfied with the time they had to wait for an appointment	1	1	N/A	88.7%	88.3%	87.9%

\* This is based on patients treated on this contract for their most recent course of treatment. Figures in italics indicate the base number of FP17s or Patient Questionnaire responses are less than 100. N/A is shown where the base number of responses is less than 10 during the period. % is calculated as Quantity/Base number\*100

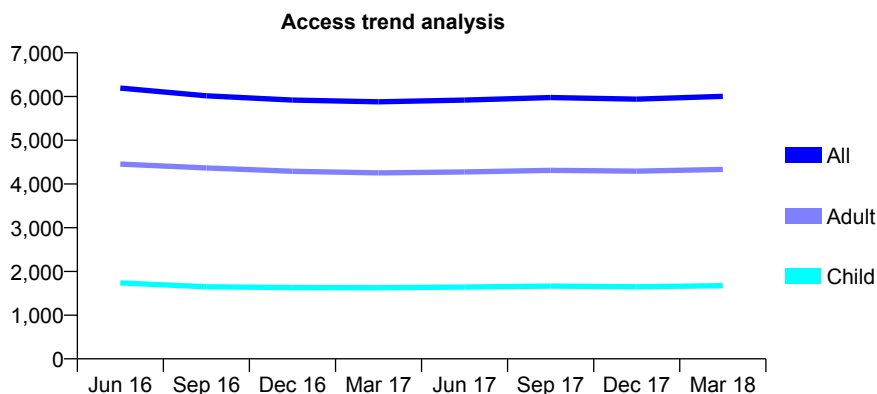
## Q46 - Vital Signs At a Glance Contract Report for 572411/0001 - Year end March 2018

Name or company name	MR DM VALLANCE
Contract type name	GDS Contract
Purpose of contract	General
Contract start date	01/04/2006
Contract end date	

17/18 Contracted general activity (UDA)	20,324
Carry forward general activity (UDA)	2,124
17/18 Contracted orthodontic activity (UOA)	0
Carry forward orthodontic activity (UOA)	0
Baseline contract value	£560,101.91

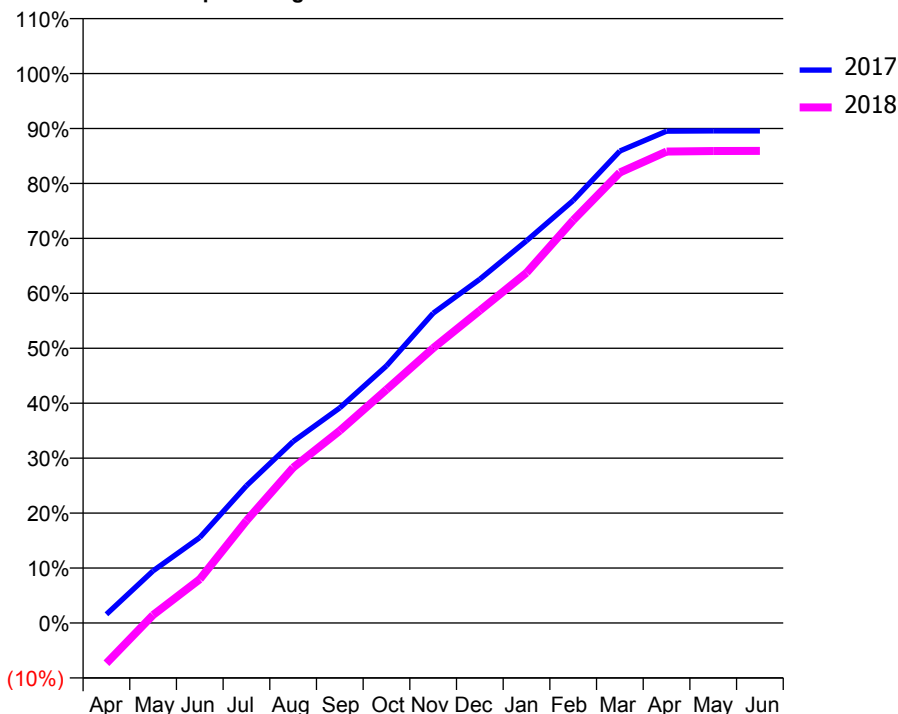
### ACCESS\*

Patients seen in 24 months	Total	Change since previous quarter
Quarter ending March 2017	5,880	
Quarter ending June 2017	5,919	→
Quarter ending September 2017	5,976	→
Quarter ending December 2017	5,941	→
Quarter ending March 2018	6,004	→
<b>Variance since March 2017</b>	<b>2.1%</b>	<b>↑</b>



### ACTIVITY

Cumulative percentage of contracted UDA delivered 2017 & 2018



Month	Adjusted Scheduled Activity (UDA)	
	2017	2018
April	325	-1,492
May	1,931	297
June	3,162	1,622
July	5,078	3,784
August	6,715	5,748
September	7,958	7,116
October	9,509	8,634
November	11,457	10,169
December	12,716	11,559
January	14,138	12,955
February	15,629	14,896
March	17,458	16,663
April	18,190	17,437
May	18,200	17,457
June	18,200	17,461

### QUALITY

	Quantity	Base Number	Contract	AT	Region	England
% of FP17s for the same patient ID Re-attending within 3 months - Children	176	2,645	6.7%	12.4%	12.8%	11.9%
% of FP17s for the same patient ID Re-attending within 3 months - Adults	773	6,023	12.8%	16.8%	16.5%	16.0%
% of FP17s for the same patient ID Re-attending between 3 & 9 months - Children	1,708	2,645	64.6%	57.3%	59.7%	58.3%
% of FP17s for the same patient ID Re-attending between 3 & 9 months - Adults	3,271	6,023	54.3%	50.3%	52.6%	50.3%
% of FP17s for Band 1 Urgent Courses	566	8,665	6.5%	10.1%	9.1%	9.1%
% of FP17s Relating to Free Repair or Replacements	86	8,665	1.0%	0.9%	1.0%	0.8%
% of FP17s Relating to Continuations	162	8,665	1.9%	1.0%	1.2%	1.0%
% of Patients satisfied with the dentistry they have received	3	3	N/A	92.1%	91.6%	91.5%
% of Patients satisfied with the time they had to wait for an appointment	2	3	N/A	88.7%	88.3%	87.9%

\* This is based on patients treated on this contract for their most recent course of treatment. Figures in italics indicate the base number of FP17s or Patient Questionnaire responses are less than 100. N/A is shown where the base number of responses is less than 10 during the period. % is calculated as Quantity/Base number\*100



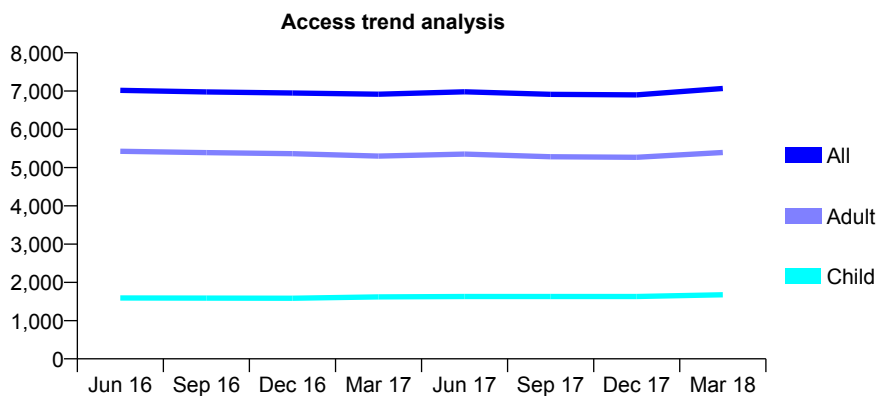
## Q46 - Vital Signs At a Glance Contract Report for 572411/0002 - Year end March 2018

Name or company name	MR DM VALLANCE
Contract type name	GDS Contract
Purpose of contract	General
Contract start date	01/04/2006
Contract end date	

17/18 Contracted general activity (UDA)	20,269
Carry forward general activity (UDA)	2,117
17/18 Contracted orthodontic activity (UOA)	0
Carry forward orthodontic activity (UOA)	0
Baseline contract value	£556,536.29

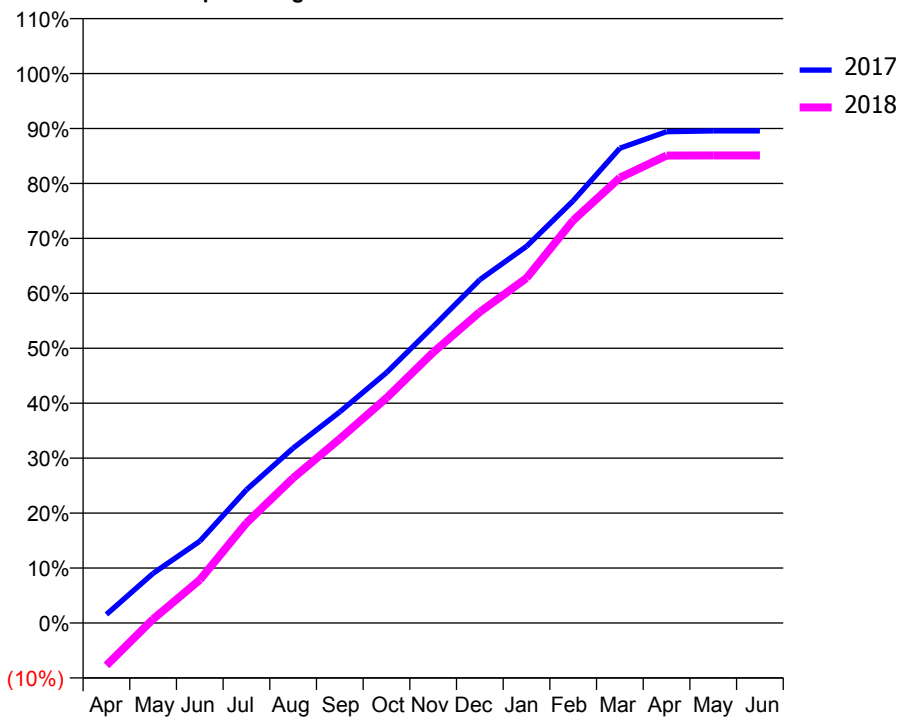
### ACCESS\*

Patients seen in 24 months	Total	Change since previous quarter
Quarter ending March 2017	6,919	
Quarter ending June 2017	6,981	→
Quarter ending September 2017	6,913	→
Quarter ending December 2017	6,900	→
Quarter ending March 2018	7,068	↑
<b>Variance since March 2017</b>	<b>2.2%</b>	<b>↑</b>



### ACTIVITY

Cumulative percentage of contracted UDA delivered 2017 & 2018



Adjusted Scheduled Activity (UDA)

Month	2017	2018
April	318	-1,567
May	1,834	144
June	3,017	1,590
July	4,914	3,694
August	6,450	5,347
September	7,791	6,793
October	9,235	8,302
November	10,930	9,984
December	12,663	11,472
January	13,895	12,722
February	15,574	14,853
March	17,512	16,426
April	18,125	17,242
May	18,152	17,246
June	18,152	17,248

### QUALITY

	Quantity	Base Number	Contract	AT	Region	England
% of FP17s for the same patient ID Re-attending within 3 months - Children	200	2,524	7.9%	12.4%	12.8%	11.9%
% of FP17s for the same patient ID Re-attending within 3 months - Adults	904	6,818	13.3%	16.8%	16.5%	16.0%
% of FP17s for the same patient ID Re-attending between 3 & 9 months - Children	1,462	2,524	57.9%	57.3%	59.7%	58.3%
% of FP17s for the same patient ID Re-attending between 3 & 9 months - Adults	3,050	6,818	44.7%	50.3%	52.6%	50.3%
% of FP17s for Band 1 Urgent Courses	818	9,459	8.6%	10.1%	9.1%	9.1%
% of FP17s Relating to Free Repair or Replacements	77	9,459	0.8%	0.9%	1.0%	0.8%
% of FP17s Relating to Continuations	146	9,459	1.5%	1.0%	1.2%	1.0%
% of Patients satisfied with the dentistry they have received	7	7	N/A	92.1%	91.6%	91.5%
% of Patients satisfied with the time they had to wait for an appointment	7	7	N/A	88.7%	88.3%	87.9%

\* This is based on patients treated on this contract for their most recent course of treatment. Figures in italics indicate the base number of FP17s or Patient Questionnaire responses are less than 100. N/A is shown where the base number of responses is less than 10 during the period. % is calculated as Quantity/Base number\*100

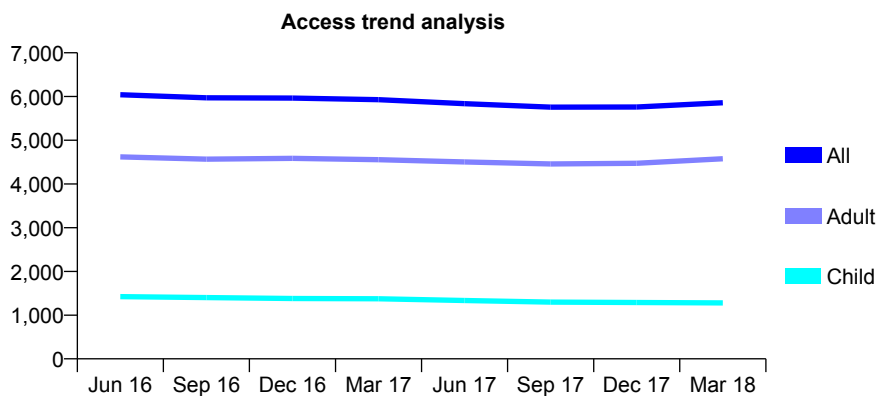
## Q46 - Vital Signs At a Glance Contract Report for 572713/0001 - Year end March 2018

Name or company name	MR SJ WARD
Contract type name	GDS Contract
Purpose of contract	General
Contract start date	01/04/2006
Contract end date	

17/18 Contracted general activity (UDA)	17,573
Carry forward general activity (UDA)	156
17/18 Contracted orthodontic activity (UOA)	0
Carry forward orthodontic activity (UOA)	0
Baseline contract value	£580,084.42

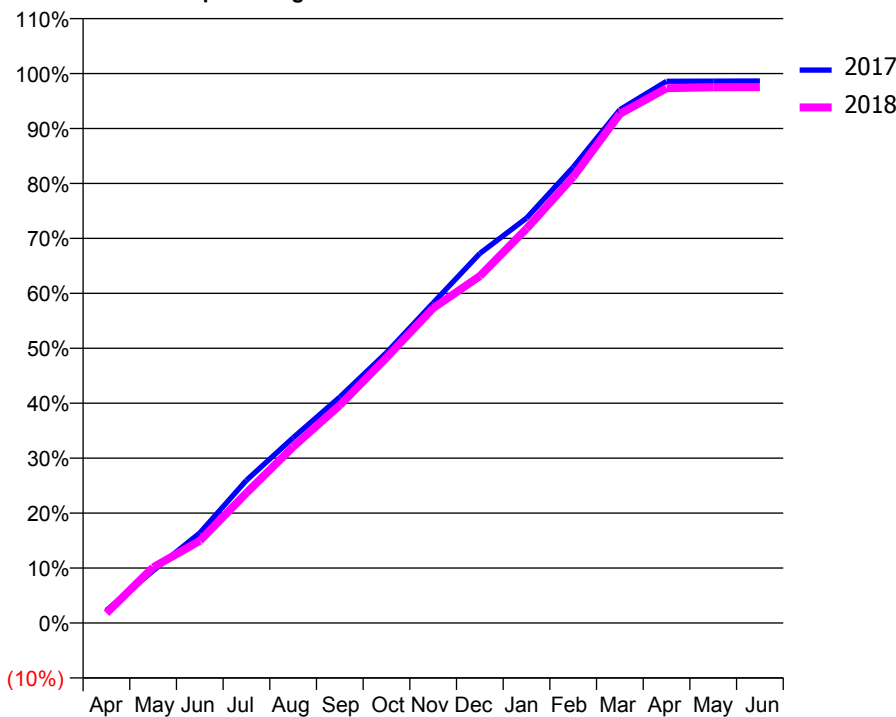
### ACCESS\*

Patients seen in 24 months	Total	Change since previous quarter
Quarter ending March 2017	5,929	
Quarter ending June 2017	5,837	↓
Quarter ending September 2017	5,756	↓
Quarter ending December 2017	5,761	→
Quarter ending March 2018	5,859	→
<b>Variance since March 2017</b>	<b>(1.2%)</b>	<b>↓</b>



### ACTIVITY

Cumulative percentage of contracted UDA delivered 2017 & 2018



Month	Adjusted Scheduled Activity (UDA)	
	2017	2018
April	403	316
May	1,672	1,781
June	2,880	2,631
July	4,566	4,159
August	5,926	5,636
September	7,227	6,964
October	8,646	8,490
November	10,236	10,072
December	11,821	11,095
January	12,948	12,612
February	14,578	14,267
March	16,415	16,282
April	17,324	17,103
May	17,328	17,131
June	17,331	17,138

### QUALITY

	Quantity	Base Number	Contract	AT	Region	England
% of FP17s for the same patient ID Re-attending within 3 months - Children	131	1,896	6.9%	12.4%	12.8%	11.9%
% of FP17s for the same patient ID Re-attending within 3 months - Adults	1,159	7,174	16.2%	16.8%	16.5%	16.0%
% of FP17s for the same patient ID Re-attending between 3 & 9 months - Children	824	1,896	43.5%	57.3%	59.7%	58.3%
% of FP17s for the same patient ID Re-attending between 3 & 9 months - Adults	3,558	7,174	49.6%	50.3%	52.6%	50.3%
% of FP17s for Band 1 Urgent Courses	708	9,019	7.9%	10.1%	9.1%	9.1%
% of FP17s Relating to Free Repair or Replacements	83	9,019	0.9%	0.9%	1.0%	0.8%
% of FP17s Relating to Continuations	166	9,019	1.8%	1.0%	1.2%	1.0%
% of Patients satisfied with the dentistry they have received	5	5	N/A	92.1%	91.6%	91.5%
% of Patients satisfied with the time they had to wait for an appointment	4	5	N/A	88.7%	88.3%	87.9%

\* This is based on patients treated on this contract for their most recent course of treatment. Figures in italics indicate the base number of FP17s or Patient Questionnaire responses are less than 100. N/A is shown where the base number of responses is less than 10 during the period. % is calculated as Quantity/Base number\*100

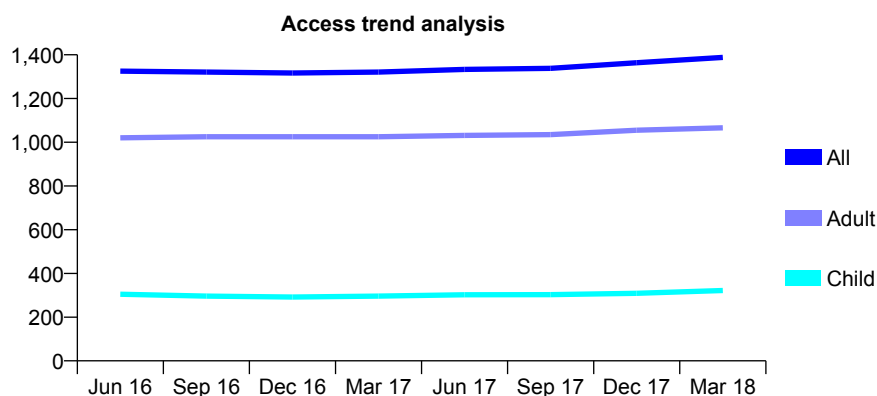
## Q46 - Vital Signs At a Glance Contract Report for 576050/0001 - Year end March 2018

Name or company name	MR AJ STOGGALL
Contract type name	GDS Contract
Purpose of contract	General
Contract start date	01/04/2006
Contract end date	

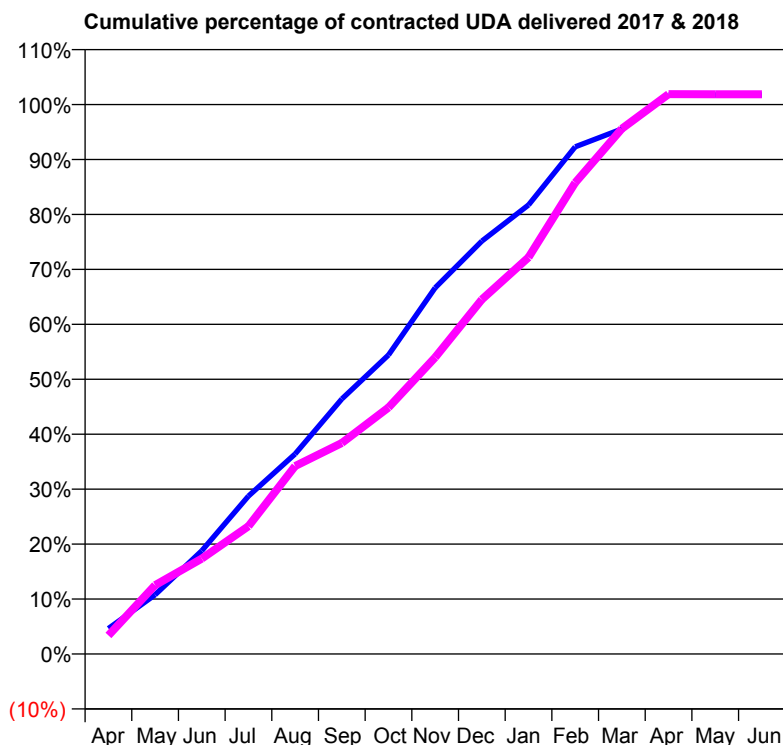
17/18 Contracted general activity (UDA)	4,712
Carry forward general activity (UDA)	-81
17/18 Contracted orthodontic activity (UOA)	0
Carry forward orthodontic activity (UOA)	0
Baseline contract value	£180,694.68

### ACCESS\*

Patients seen in 24 months	Total	Change since previous quarter
Quarter ending March 2017	1,321	
Quarter ending June 2017	1,333	→
Quarter ending September 2017	1,338	→
Quarter ending December 2017	1,364	→
Quarter ending March 2018	1,388	→
<b>Variance since March 2017</b>	<b>5.1%</b>	<b>↑</b>



### ACTIVITY



Month	Adjusted Scheduled Activity (UDA)	
	2017	2018
April	219	159
May	508	590
June	886	818
July	1,355	1,096
August	1,716	1,612
September	2,187	1,809
October	2,564	2,114
November	3,141	2,544
December	3,541	3,040
January	3,851	3,401
February	4,349	4,041
March	4,502	4,504
April	4,793	4,801
May	4,793	4,800
June	4,793	4,800

### QUALITY

	Quantity	Base Number	Contract	AT	Region	England
% of FP17s for the same patient ID Re-attending within 3 months - Children	30	537	5.6%	12.4%	12.8%	11.9%
% of FP17s for the same patient ID Re-attending within 3 months - Adults	264	1,736	15.2%	16.8%	16.5%	16.0%
% of FP17s for the same patient ID Re-attending between 3 & 9 months - Children	331	537	61.6%	57.3%	59.7%	58.3%
% of FP17s for the same patient ID Re-attending between 3 & 9 months - Adults	1,040	1,736	59.9%	50.3%	52.6%	50.3%
% of FP17s for Band 1 Urgent Courses	191	2,301	8.3%	10.1%	9.1%	9.1%
% of FP17s Relating to Free Repair or Replacements	26	2,301	1.1%	0.9%	1.0%	0.8%
% of FP17s Relating to Continuations	35	2,301	1.5%	1.0%	1.2%	1.0%
% of Patients satisfied with the dentistry they have received	2	2	N/A	92.1%	91.6%	91.5%
% of Patients satisfied with the time they had to wait for an appointment	2	2	N/A	88.7%	88.3%	87.9%

\* This is based on patients treated on this contract for their most recent course of treatment. Figures in italics indicate the base number of FP17s or Patient Questionnaire responses are less than 100. N/A is shown where the base number of responses is less than 10 during the period. % is calculated as Quantity/Base number\*100

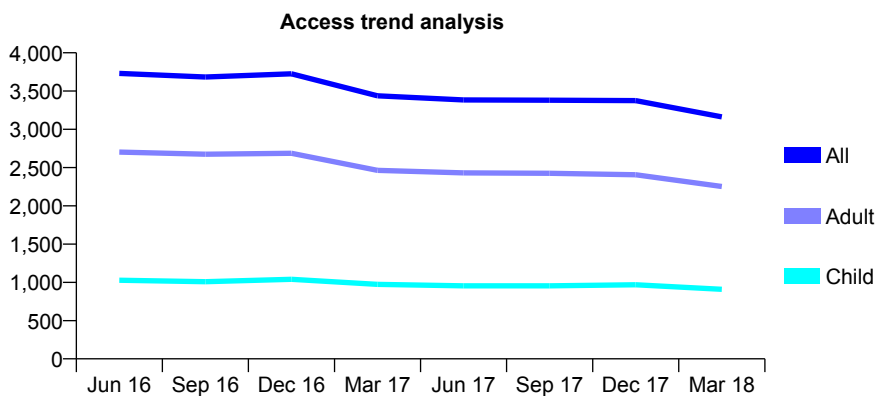
## Q46 - Vital Signs At a Glance Contract Report for 610801/0001 - Year end March 2018

Name or company name	MRS KM SHAH
Contract type name	GDS Contract
Purpose of contract	General
Contract start date	21/10/2010
Contract end date	

17/18 Contracted general activity (UDA)	10,334
Carry forward general activity (UDA)	-172
17/18 Contracted orthodontic activity (UOA)	0
Carry forward orthodontic activity (UOA)	0
Baseline contract value	£254,983.57

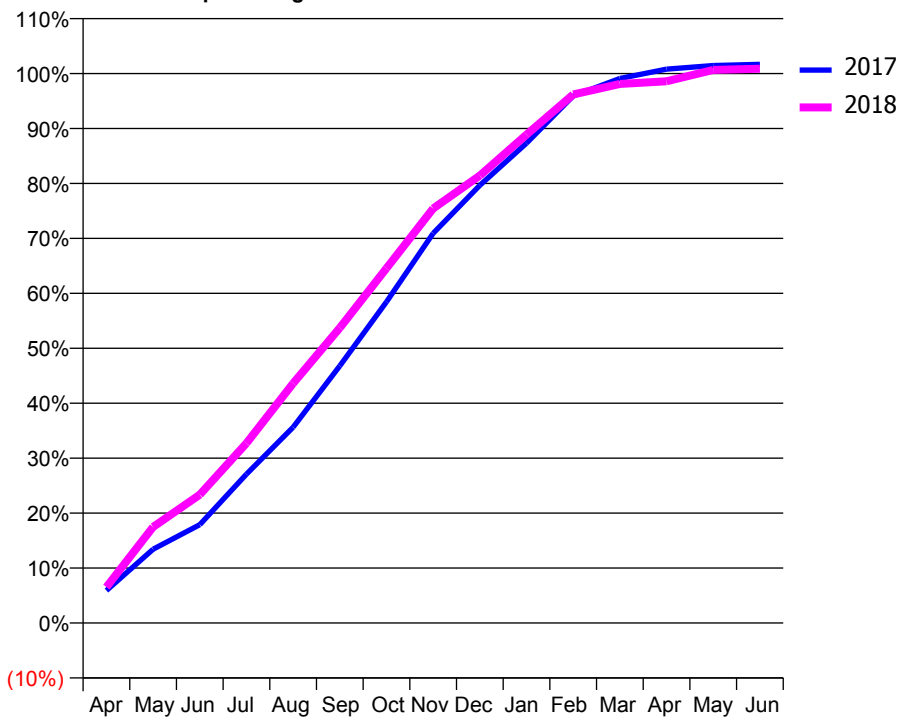
### ACCESS\*

Patients seen in 24 months	Total	Change since previous quarter
Quarter ending March 2017	3,438	
Quarter ending June 2017	3,384	↓
Quarter ending September 2017	3,381	→
Quarter ending December 2017	3,375	→
Quarter ending March 2018	3,162	↓
<b>Variance since March 2017</b>	<b>(8.0%)</b>	<b>↓</b>



### ACTIVITY

Cumulative percentage of contracted UDA delivered 2017 & 2018



Month	Adjusted Scheduled Activity (UDA)	
	2017	2018
April	611	676
May	1,388	1,806
June	1,850	2,413
July	2,800	3,382
August	3,684	4,508
September	4,835	5,552
October	6,041	6,672
November	7,328	7,795
December	8,231	8,414
January	9,023	9,184
February	9,912	9,938
March	10,240	10,139
April	10,415	10,189
May	10,483	10,401
June	10,506	10,424

### QUALITY

	Quantity	Base Number	Contract	AT	Region	England
% of FP17s for the same patient ID Re-attending within 3 months - Children	201	1,495	13.4%	12.4%	12.8%	11.9%
% of FP17s for the same patient ID Re-attending within 3 months - Adults	489	3,108	15.7%	16.8%	16.5%	16.0%
% of FP17s for the same patient ID Re-attending between 3 & 9 months - Children	919	1,495	61.5%	57.3%	59.7%	58.3%
% of FP17s for the same patient ID Re-attending between 3 & 9 months - Adults	1,672	3,108	53.8%	50.3%	52.6%	50.3%
% of FP17s for Band 1 Urgent Courses	194	4,572	4.2%	10.1%	9.1%	9.1%
% of FP17s Relating to Free Repair or Replacements	25	4,572	0.5%	0.9%	1.0%	0.8%
% of FP17s Relating to Continuations	63	4,572	1.4%	1.0%	1.2%	1.0%
% of Patients satisfied with the dentistry they have received	4	4	N/A	92.1%	91.6%	91.5%
% of Patients satisfied with the time they had to wait for an appointment	4	4	N/A	88.7%	88.3%	87.9%

\* This is based on patients treated on this contract for their most recent course of treatment. Figures in italics indicate the base number of FP17s or Patient Questionnaire responses are less than 100. N/A is shown where the base number of responses is less than 10 during the period. % is calculated as Quantity/Base number\*100

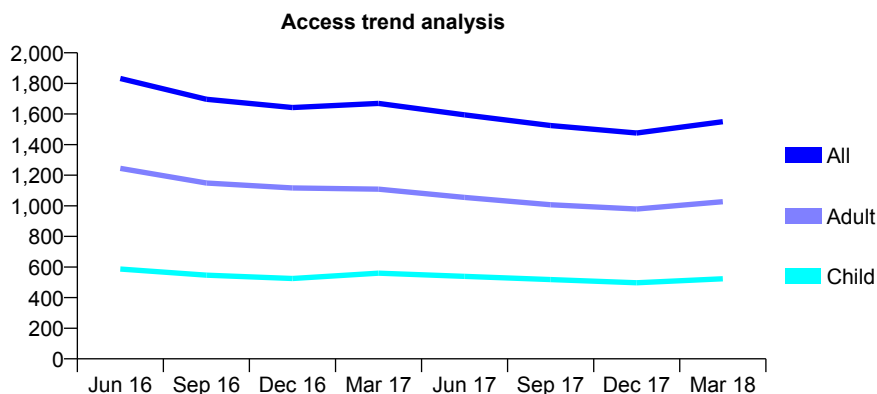
## Q46 - Vital Signs At a Glance Contract Report for 613347/0001 - Year end March 2018

Name or company name	MISS AT SARWAR
Contract type name	GDS Contract
Purpose of contract	General
Contract start date	30/06/2014
Contract end date	

17/18 Contracted general activity (UDA)	5,753
Carry forward general activity (UDA)	-115
17/18 Contracted orthodontic activity (UOA)	0
Carry forward orthodontic activity (UOA)	0
Baseline contract value	£140,836.53

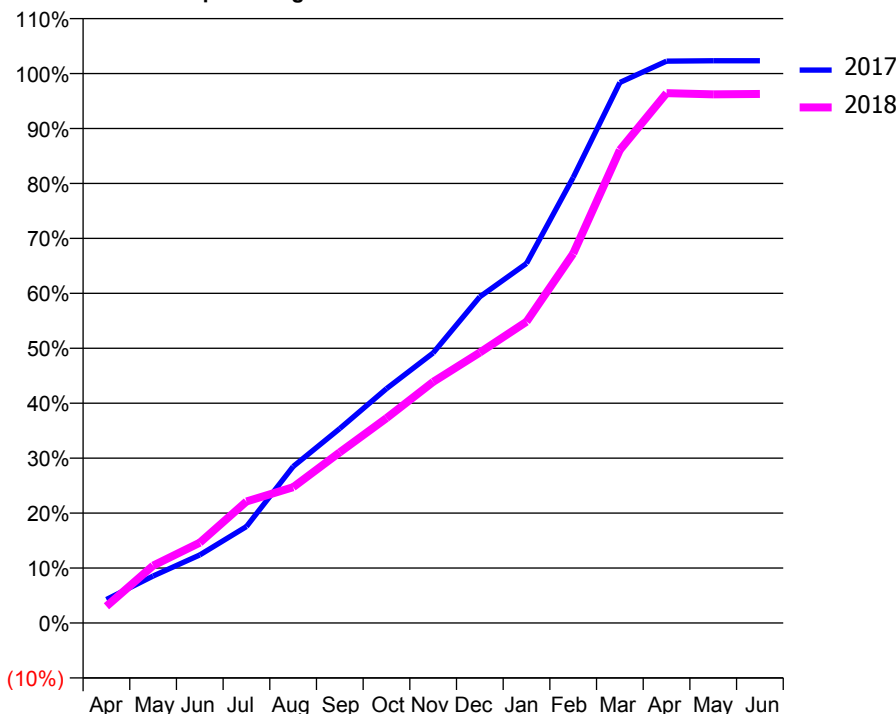
### ACCESS\*

Patients seen in 24 months	Total	Change since previous quarter
Quarter ending March 2017	1,669	
Quarter ending June 2017	1,594	↓
Quarter ending September 2017	1,525	↓
Quarter ending December 2017	1,476	↓
Quarter ending March 2018	1,550	↑
<b>Variance since March 2017</b>	<b>(7.1%)</b>	<b>↓</b>



### ACTIVITY

Cumulative percentage of contracted UDA delivered 2017 & 2018



Month	Adjusted Scheduled Activity (UDA)	
	2017	2018
April	246	175
May	492	601
June	712	842
July	1,010	1,273
August	1,638	1,422
September	2,036	1,787
October	2,453	2,145
November	2,827	2,525
December	3,415	2,833
January	3,765	3,154
February	4,666	3,868
March	5,658	4,953
April	5,883	5,547
May	5,886	5,535
June	5,886	5,538

### QUALITY

	Quantity	Base Number	Contract	AT	Region	England
% of FP17s for the same patient ID Re-attending within 3 months - Children	55	803	6.8%	12.4%	12.8%	11.9%
% of FP17s for the same patient ID Re-attending within 3 months - Adults	201	1,429	14.1%	16.8%	16.5%	16.0%
% of FP17s for the same patient ID Re-attending between 3 & 9 months - Children	537	803	66.9%	57.3%	59.7%	58.3%
% of FP17s for the same patient ID Re-attending between 3 & 9 months - Adults	816	1,429	57.1%	50.3%	52.6%	50.3%
% of FP17s for Band 1 Urgent Courses	164	2,329	7.0%	10.1%	9.1%	9.1%
% of FP17s Relating to Free Repair or Replacements	32	2,329	1.4%	0.9%	1.0%	0.8%
% of FP17s Relating to Continuations	11	2,329	0.5%	1.0%	1.2%	1.0%
% of Patients satisfied with the dentistry they have received	0	0	N/A	92.1%	91.6%	91.5%
% of Patients satisfied with the time they had to wait for an appointment	0	0	N/A	88.7%	88.3%	87.9%

\* This is based on patients treated on this contract for their most recent course of treatment. Figures in italics indicate the base number of FP17s or Patient Questionnaire responses are less than 100. N/A is shown where the base number of responses is less than 10 during the period. % is calculated as Quantity/Base number\*100

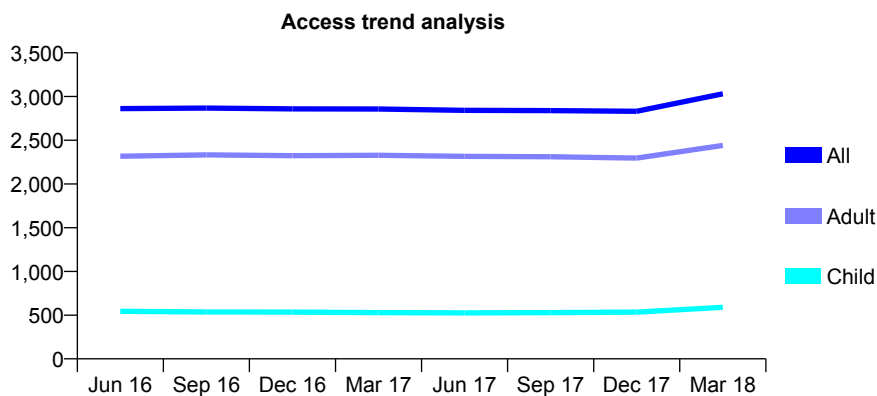
## Q46 - Vital Signs At a Glance Contract Report for 620319/0001 - Year end March 2018

Name or company name	Mr A Joubert
Contract type name	GDS Contract
Purpose of contract	General
Contract start date	01/04/2006
Contract end date	

17/18 Contracted general activity (UDA)	10,354
Carry forward general activity (UDA)	31
17/18 Contracted orthodontic activity (UOA)	0
Carry forward orthodontic activity (UOA)	0
Baseline contract value	£208,093.76

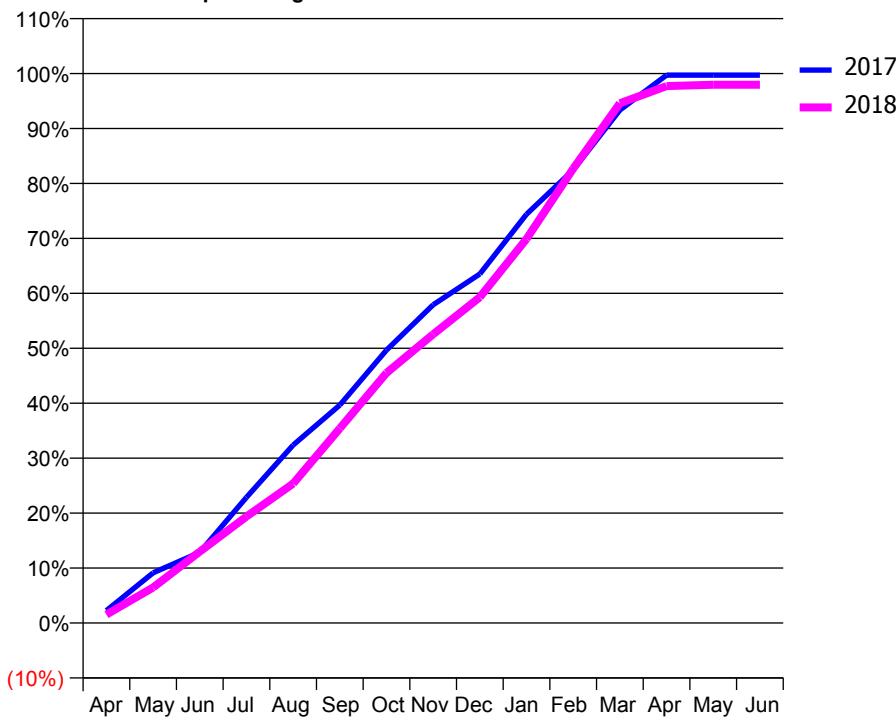
### ACCESS\*

Patients seen in 24 months	Total	Change since previous quarter
Quarter ending March 2017	2,857	
Quarter ending June 2017	2,842	→
Quarter ending September 2017	2,839	→
Quarter ending December 2017	2,831	→
Quarter ending March 2018	3,031	↑
<b>Variance since March 2017</b>	<b>6.1%</b>	<b>↑</b>



### ACTIVITY

**Cumulative percentage of contracted UDA delivered 2017 & 2018**



Month	Adjusted Scheduled Activity (UDA)	
	2017	2018
April	234	160
May	945	669
June	1,333	1,346
July	2,369	2,007
August	3,353	2,626
September	4,107	3,667
October	5,141	4,712
November	5,995	5,441
December	6,576	6,139
January	7,703	7,238
February	8,536	8,562
March	9,664	9,792
April	10,323	10,117
May	10,323	10,141
June	10,323	10,141

### QUALITY

	Quantity	Base Number	Contract	AT	Region	England
% of FP17s for the same patient ID Re-attending within 3 months - Children	78	1,032	7.6%	12.4%	12.8%	11.9%
% of FP17s for the same patient ID Re-attending within 3 months - Adults	798	4,452	17.9%	16.8%	16.5%	16.0%
% of FP17s for the same patient ID Re-attending between 3 & 9 months - Children	737	1,032	71.4%	57.3%	59.7%	58.3%
% of FP17s for the same patient ID Re-attending between 3 & 9 months - Adults	2,833	4,452	63.6%	50.3%	52.6%	50.3%
% of FP17s for Band 1 Urgent Courses	335	5,287	6.3%	10.1%	9.1%	9.1%
% of FP17s Relating to Free Repair or Replacements	70	5,287	1.3%	0.9%	1.0%	0.8%
% of FP17s Relating to Continuations	124	5,287	2.3%	1.0%	1.2%	1.0%
% of Patients satisfied with the dentistry they have received	6	6	N/A	92.1%	91.6%	91.5%
% of Patients satisfied with the time they had to wait for an appointment	6	6	N/A	88.7%	88.3%	87.9%

\* This is based on patients treated on this contract for their most recent course of treatment. Figures in italics indicate the base number of FP17s or Patient Questionnaire responses are less than 100. N/A is shown where the base number of responses is less than 10 during the period. % is calculated as Quantity/Base number\*100

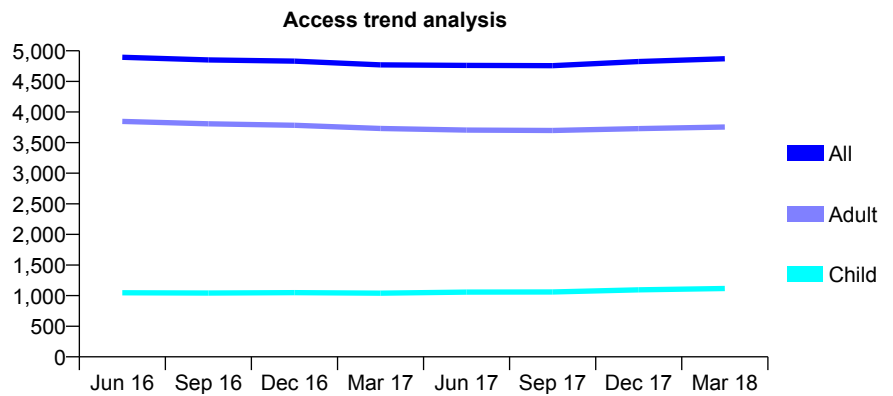
## Q46 - Vital Signs At a Glance Contract Report for 620343/0001 - Year end March 2018

Name or company name	MR SD WALMSLEY
Contract type name	GDS Contract
Purpose of contract	General
Contract start date	01/04/2006
Contract end date	

17/18 Contracted general activity (UDA)	13,145
Carry forward general activity (UDA)	0
17/18 Contracted orthodontic activity (UOA)	0
Carry forward orthodontic activity (UOA)	0
Baseline contract value	£369,358.90

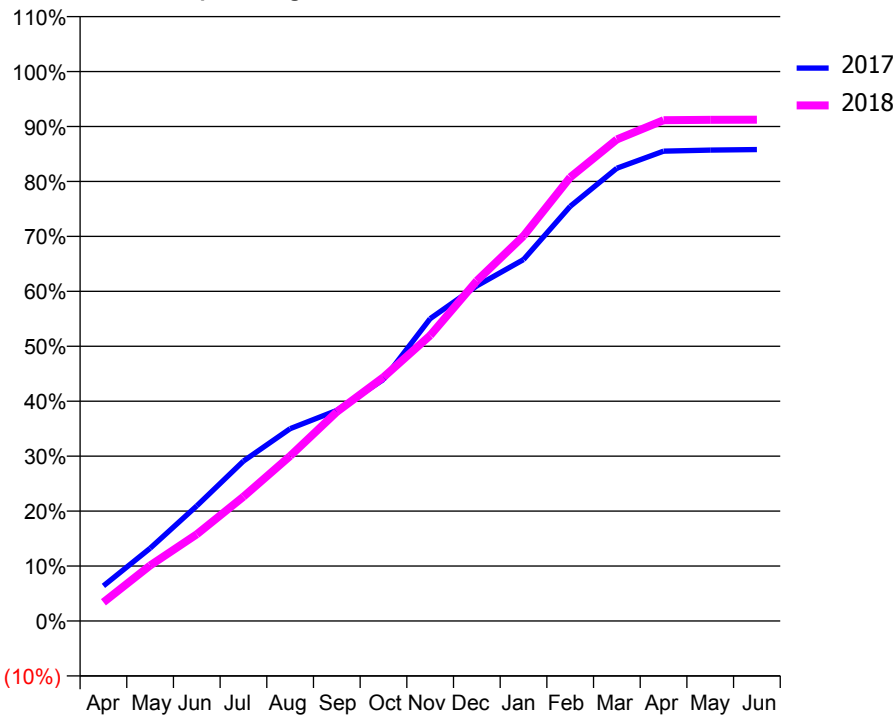
### ACCESS\*

Patients seen in 24 months	Total	Change since previous quarter
Quarter ending March 2017	4,771	
Quarter ending June 2017	4,762	→
Quarter ending September 2017	4,758	→
Quarter ending December 2017	4,824	→
Quarter ending March 2018	4,870	→
<b>Variance since March 2017</b>	<b>2.1%</b>	<b>↑</b>



### ACTIVITY

Cumulative percentage of contracted UDA delivered 2017 & 2018



Month	Adjusted Scheduled Activity (UDA)	
	2017	2018
April	841	449
May	1,740	1,330
June	2,754	2,075
July	3,827	2,973
August	4,603	3,947
September	5,039	5,003
October	5,778	5,833
November	7,232	6,831
December	8,019	8,138
January	8,645	9,212
February	9,919	10,614
March	10,830	11,521
April	11,241	11,979
May	11,266	11,990
June	11,278	11,992

### QUALITY

	Quantity	Base Number	Contract	AT	Region	England
% of FP17s for the same patient ID Re-attending within 3 months - Children	57	1,427	4.0%	12.4%	12.8%	11.9%
% of FP17s for the same patient ID Re-attending within 3 months - Adults	451	4,405	10.2%	16.8%	16.5%	16.0%
% of FP17s for the same patient ID Re-attending between 3 & 9 months - Children	670	1,427	47.0%	57.3%	59.7%	58.3%
% of FP17s for the same patient ID Re-attending between 3 & 9 months - Adults	1,874	4,405	42.5%	50.3%	52.6%	50.3%
% of FP17s for Band 1 Urgent Courses	293	5,859	5.0%	10.1%	9.1%	9.1%
% of FP17s Relating to Free Repair or Replacements	23	5,859	0.4%	0.9%	1.0%	0.8%
% of FP17s Relating to Continuations	65	5,859	1.1%	1.0%	1.2%	1.0%
% of Patients satisfied with the dentistry they have received	3	3	N/A	92.1%	91.6%	91.5%
% of Patients satisfied with the time they had to wait for an appointment	3	3	N/A	88.7%	88.3%	87.9%

\* This is based on patients treated on this contract for their most recent course of treatment. Figures in italics indicate the base number of FP17s or Patient Questionnaire responses are less than 100. N/A is shown where the base number of responses is less than 10 during the period. % is calculated as Quantity/Base number\*100



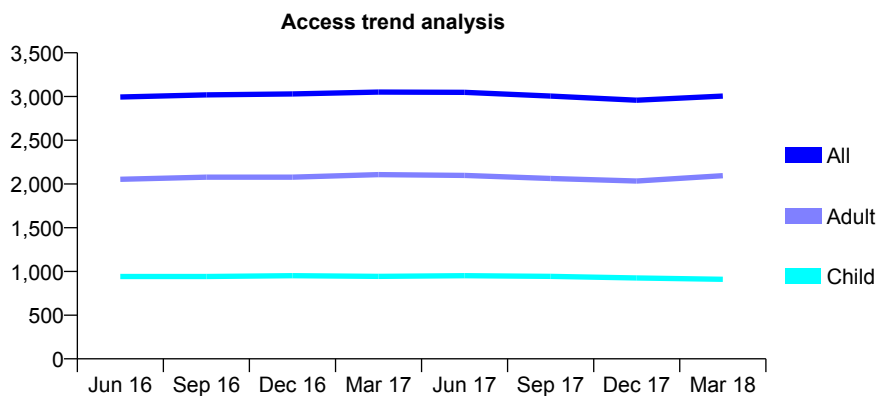
## Q46 - Vital Signs At a Glance Contract Report for 628549/0002 - Year end March 2018

Name or company name	Taylor and Gibb
Contract type name	GDS Contract
Purpose of contract	General
Contract start date	02/03/2012
Contract end date	

17/18 Contracted general activity (UDA)	8,698
Carry forward general activity (UDA)	-174
17/18 Contracted orthodontic activity (UOA)	0
Carry forward orthodontic activity (UOA)	0
Baseline contract value	£217,444.53

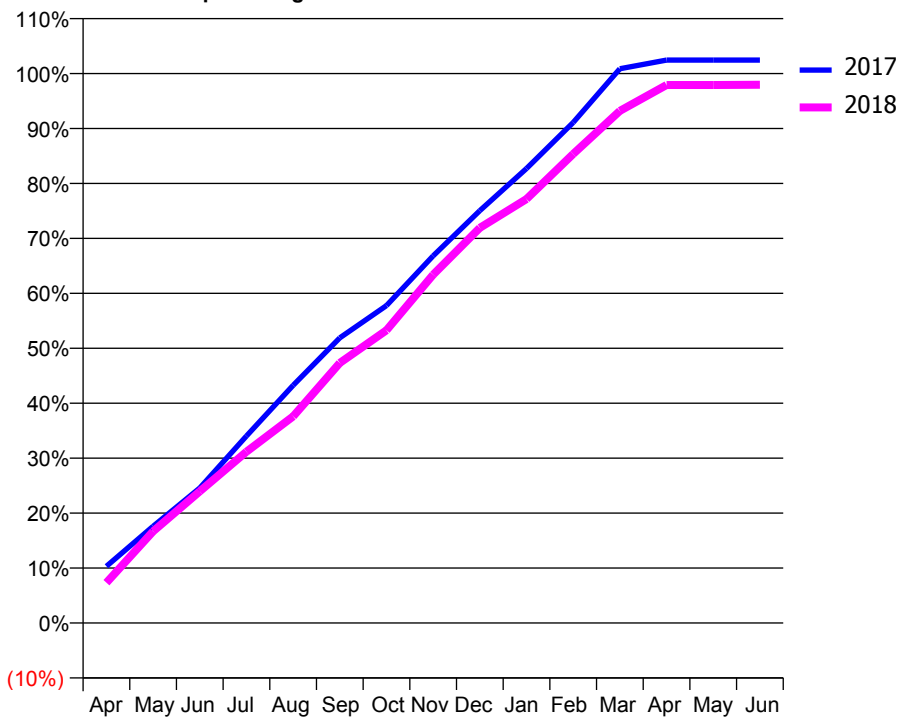
### ACCESS\*

Patients seen in 24 months	Total	Change since previous quarter
Quarter ending March 2017	3,051	
Quarter ending June 2017	3,048	→
Quarter ending September 2017	3,005	↓
Quarter ending December 2017	2,958	↓
Quarter ending March 2018	3,005	→
<b>Variance since March 2017</b>	<b>(1.5%)</b>	<b>↓</b>



### ACTIVITY

Cumulative percentage of contracted UDA delivered 2017 & 2018



Month	Adjusted Scheduled Activity (UDA)	
	2017	2018
April	899	639
May	1,532	1,451
June	2,137	2,084
July	2,961	2,711
August	3,762	3,270
September	4,514	4,117
October	5,025	4,633
November	5,812	5,513
December	6,527	6,255
January	7,195	6,711
February	7,923	7,424
March	8,773	8,107
April	8,910	8,516
May	8,910	8,516
June	8,911	8,520

### QUALITY

	Quantity	Base Number	Contract	AT	Region	England
% of FP17s for the same patient ID Re-attending within 3 months - Children	120	1,337	9.0%	12.4%	12.8%	11.9%
% of FP17s for the same patient ID Re-attending within 3 months - Adults	413	2,751	15.0%	16.8%	16.5%	16.0%
% of FP17s for the same patient ID Re-attending between 3 & 9 months - Children	837	1,337	62.6%	57.3%	59.7%	58.3%
% of FP17s for the same patient ID Re-attending between 3 & 9 months - Adults	1,467	2,751	53.3%	50.3%	52.6%	50.3%
% of FP17s for Band 1 Urgent Courses	322	4,114	7.8%	10.1%	9.1%	9.1%
% of FP17s Relating to Free Repair or Replacements	110	4,114	2.7%	0.9%	1.0%	0.8%
% of FP17s Relating to Continuations	16	4,114	0.4%	1.0%	1.2%	1.0%
% of Patients satisfied with the dentistry they have received	0	0	N/A	92.1%	91.6%	91.5%
% of Patients satisfied with the time they had to wait for an appointment	0	0	N/A	88.7%	88.3%	87.9%

\* This is based on patients treated on this contract for their most recent course of treatment. Figures in italics indicate the base number of FP17s or Patient Questionnaire responses are less than 100. N/A is shown where the base number of responses is less than 10 during the period. % is calculated as Quantity/Base number\*100

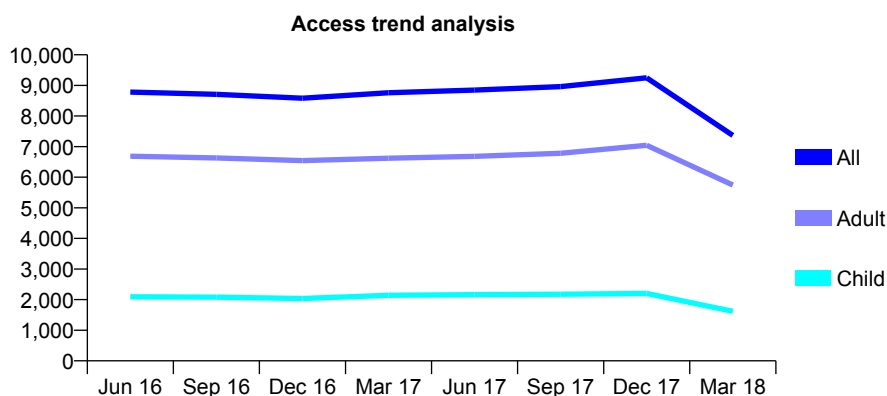
## Q46 - Vital Signs At a Glance Contract Report for 631205/0003 - Year end March 2018

Name or company name	Shaw Family Dental Practice Partnership
Contract type name	GDS Contract
Purpose of contract	General
Contract start date	01/04/2006
Contract end date	31/12/2017

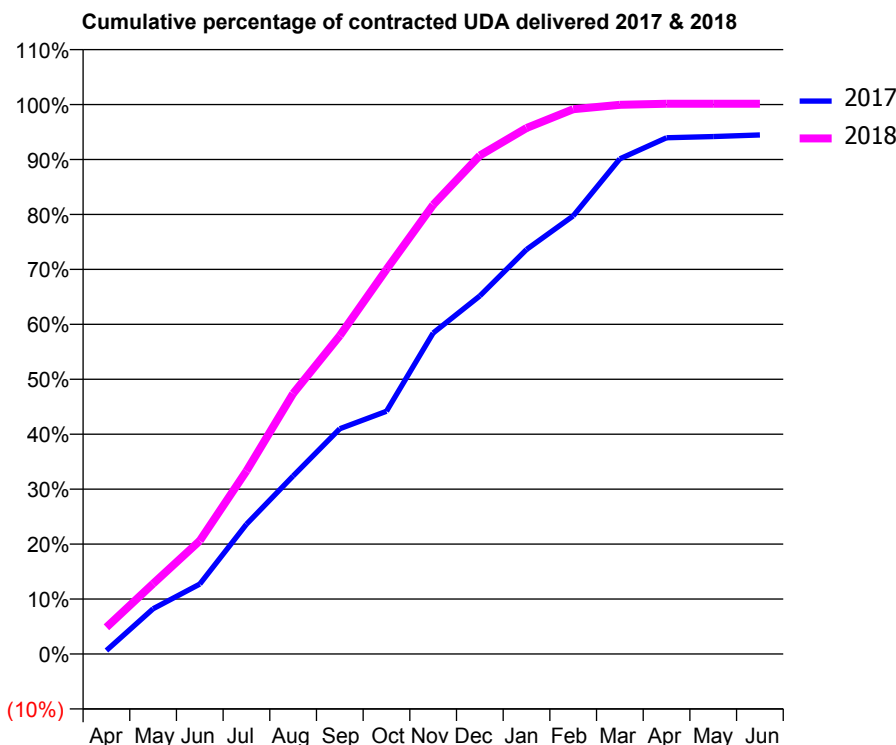
17/18 Contracted general activity (UDA)	22,136
Carry forward general activity (UDA)	0
17/18 Contracted orthodontic activity (UOA)	0
Carry forward orthodontic activity (UOA)	0
Baseline contract value	£797,619.23

### ACCESS\*

Patients seen in 24 months	Total	Change since previous quarter
Quarter ending March 2017	8,762	
Quarter ending June 2017	8,846	→
Quarter ending September 2017	8,960	→
Quarter ending December 2017	9,249	↑
Quarter ending March 2018	7,366	↓
<b>Variance since March 2017</b>	<b>(15.9%)</b>	<b>↓</b>



### ACTIVITY



Month	Adjusted Scheduled Activity (UDA)	
	2017	2018
April	191	1,077
May	2,435	2,832
June	3,756	4,562
July	6,974	7,374
August	9,565	10,494
September	12,102	12,824
October	13,038	15,493
November	17,240	18,094
December	19,236	20,084
January	21,724	21,190
February	23,529	21,945
March	26,600	22,125
April	27,728	22,164
May	27,791	22,167
June	27,875	22,167

### QUALITY

	Quantity	Base Number	Contract	AT	Region	England
% of FP17s for the same patient ID Re-attending within 3 months - Children	197	2,492	7.9%	12.4%	12.8%	11.9%
% of FP17s for the same patient ID Re-attending within 3 months - Adults	1,040	7,172	14.5%	16.8%	16.5%	16.0%
% of FP17s for the same patient ID Re-attending between 3 & 9 months - Children	1,384	2,492	55.5%	57.3%	59.7%	58.3%
% of FP17s for the same patient ID Re-attending between 3 & 9 months - Adults	2,900	7,172	40.4%	50.3%	52.6%	50.3%
% of FP17s for Band 1 Urgent Courses	552	9,127	6.0%	10.1%	9.1%	9.1%
% of FP17s Relating to Free Repair or Replacements	71	9,127	0.8%	0.9%	1.0%	0.8%
% of FP17s Relating to Continuations	193	9,127	2.1%	1.0%	1.2%	1.0%
% of Patients satisfied with the dentistry they have received	5	7	N/A	92.1%	91.6%	91.5%
% of Patients satisfied with the time they had to wait for an appointment	5	7	N/A	88.7%	88.3%	87.9%

\* This is based on patients treated on this contract for their most recent course of treatment. Figures in italics indicate the base number of FP17s or Patient Questionnaire responses are less than 100. N/A is shown where the base number of responses is less than 10 during the period. % is calculated as Quantity/Base number\*100

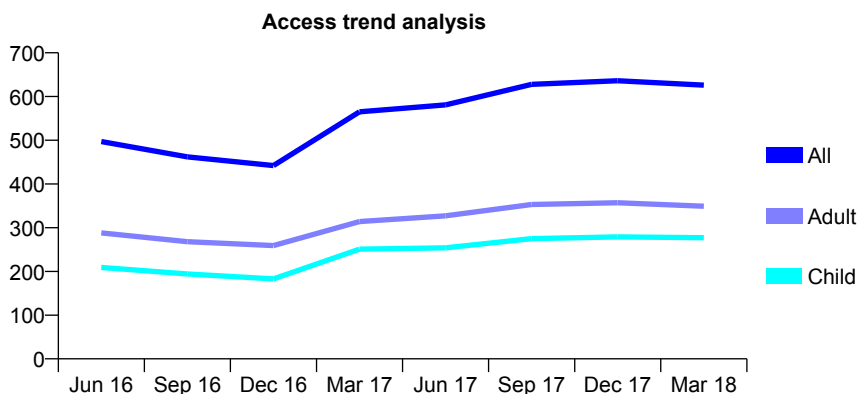
## Q46 - Vital Signs At a Glance Contract Report for 632015/0001 - Year end March 2018

Name or company name	Dr M Kapenda
Contract type name	GDS Contract
Purpose of contract	General
Contract start date	01/04/2006
Contract end date	

17/18 Contracted general activity (UDA)	1,880
Carry forward general activity (UDA)	0
17/18 Contracted orthodontic activity (UOA)	0
Carry forward orthodontic activity (UOA)	0
Baseline contract value	£52,819.95

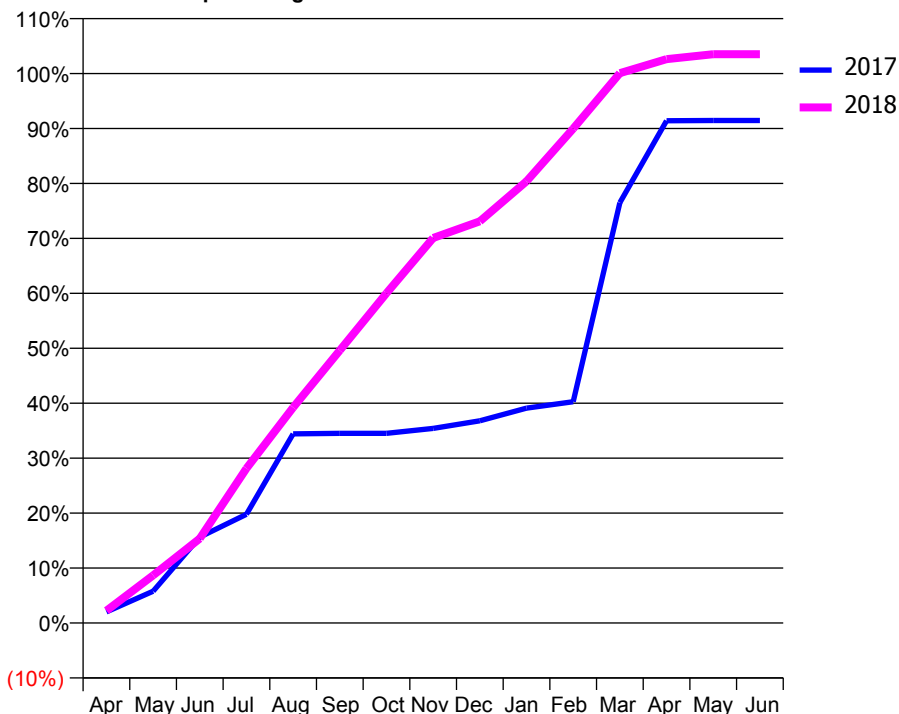
### ACCESS\*

Patients seen in 24 months	Total	Change since previous quarter
Quarter ending March 2017	565	
Quarter ending June 2017	581	↑
Quarter ending September 2017	628	↑
Quarter ending December 2017	636	→
Quarter ending March 2018	626	↓
<b>Variance since March 2017</b>	<b>10.8%</b>	<b>↑</b>



### ACTIVITY

Cumulative percentage of contracted UDA delivered 2017 & 2018



Month	Adjusted Scheduled Activity (UDA)	
	2017	2018
April	38	42
May	109	163
June	294	289
July	372	529
August	647	737
September	649	933
October	649	1,128
November	666	1,317
December	692	1,374
January	735	1,511
February	757	1,692
March	1,438	1,881
April	1,718	1,929
May	1,719	1,946
June	1,719	1,946

### QUALITY

	Quantity	Base Number	Contract	AT	Region	England
% of FP17s for the same patient ID Re-attending within 3 months - Children	18	324	5.6%	12.4%	12.8%	11.9%
% of FP17s for the same patient ID Re-attending within 3 months - Adults	86	488	17.6%	16.8%	16.5%	16.0%
% of FP17s for the same patient ID Re-attending between 3 & 9 months - Children	128	324	39.5%	57.3%	59.7%	58.3%
% of FP17s for the same patient ID Re-attending between 3 & 9 months - Adults	195	488	40.0%	50.3%	52.6%	50.3%
% of FP17s for Band 1 Urgent Courses	46	716	6.4%	10.1%	9.1%	9.1%
% of FP17s Relating to Free Repair or Replacements	1	716	0.1%	0.9%	1.0%	0.8%
% of FP17s Relating to Continuations	3	716	0.4%	1.0%	1.2%	1.0%
% of Patients satisfied with the dentistry they have received	0	0	N/A	92.1%	91.6%	91.5%
% of Patients satisfied with the time they had to wait for an appointment	0	0	N/A	88.7%	88.3%	87.9%

\* This is based on patients treated on this contract for their most recent course of treatment. Figures in italics indicate the base number of FP17s or Patient Questionnaire responses are less than 100. N/A is shown where the base number of responses is less than 10 during the period. % is calculated as Quantity/Base number\*100

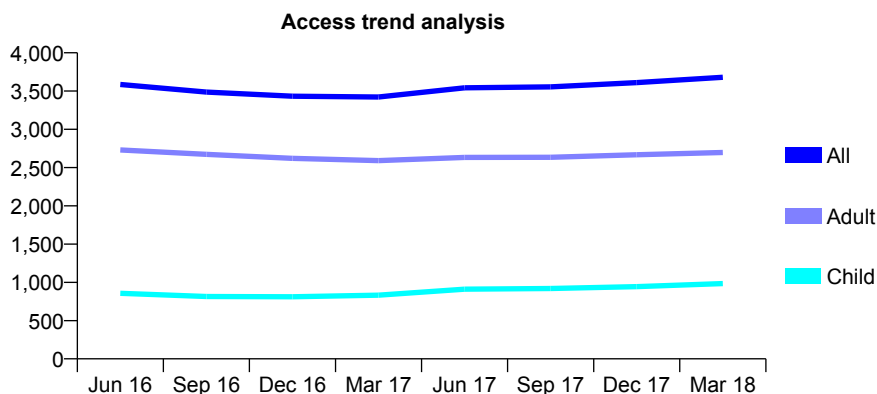
## Q46 - Vital Signs At a Glance Contract Report for 632279/0001 - Year end March 2018

Name or company name	Mr U Sharif
Contract type name	GDS Contract
Purpose of contract	General
Contract start date	01/04/2006
Contract end date	

17/18 Contracted general activity (UDA)	12,087
Carry forward general activity (UDA)	426
17/18 Contracted orthodontic activity (UOA)	0
Carry forward orthodontic activity (UOA)	0
Baseline contract value	£410,248.15

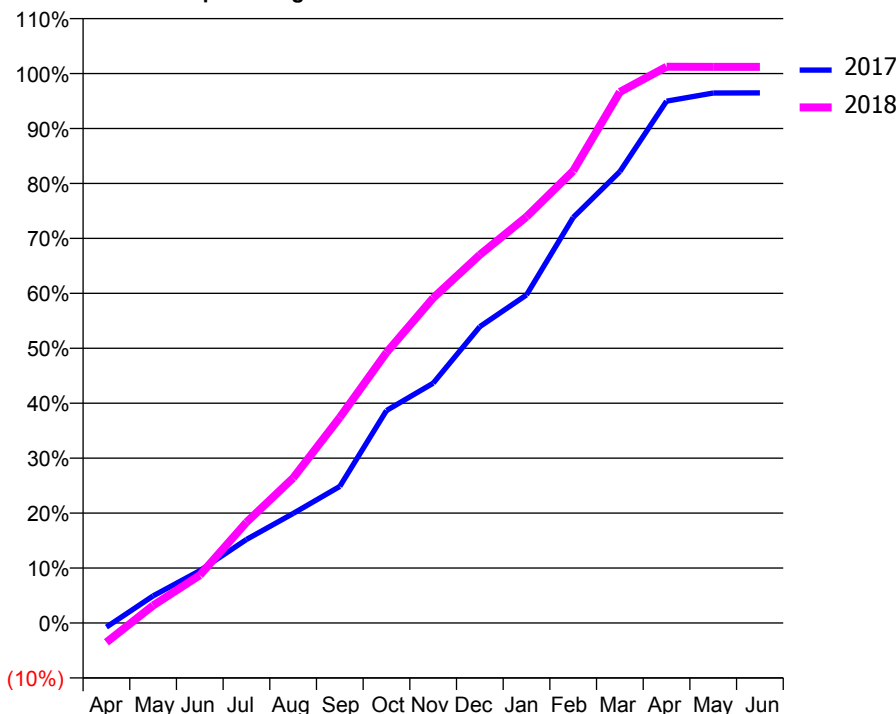
### ACCESS\*

Patients seen in 24 months	Total	Change since previous quarter
Quarter ending March 2017	3,423	
Quarter ending June 2017	3,543	↑
Quarter ending September 2017	3,555	→
Quarter ending December 2017	3,611	→
Quarter ending March 2018	3,681	→
<b>Variance since March 2017</b>	<b>7.5%</b>	<b>↑</b>



### ACTIVITY

Cumulative percentage of contracted UDA delivered 2017 & 2018



Month	Adjusted Scheduled Activity (UDA)	
	2017	2018
April	-94	-426
May	597	385
June	1,151	1,052
July	1,839	2,216
August	2,410	3,189
September	3,005	4,520
October	4,675	5,949
November	5,274	7,149
December	6,519	8,101
January	7,218	8,937
February	8,921	9,944
March	9,930	11,683
April	11,479	12,237
May	11,658	12,233
June	11,661	12,233

### QUALITY

	Quantity	Base Number	Contract	AT	Region	England
% of FP17s for the same patient ID Re-attending within 3 months - Children	137	1,287	10.6%	12.4%	12.8%	11.9%
% of FP17s for the same patient ID Re-attending within 3 months - Adults	866	3,545	24.4%	16.8%	16.5%	16.0%
% of FP17s for the same patient ID Re-attending between 3 & 9 months - Children	426	1,287	33.1%	57.3%	59.7%	58.3%
% of FP17s for the same patient ID Re-attending between 3 & 9 months - Adults	1,082	3,545	30.5%	50.3%	52.6%	50.3%
% of FP17s for Band 1 Urgent Courses	560	4,458	12.6%	10.1%	9.1%	9.1%
% of FP17s Relating to Free Repair or Replacements	72	4,458	1.6%	0.9%	1.0%	0.8%
% of FP17s Relating to Continuations	180	4,458	4.0%	1.0%	1.2%	1.0%
% of Patients satisfied with the dentistry they have received	6	7	N/A	92.1%	91.6%	91.5%
% of Patients satisfied with the time they had to wait for an appointment	6	7	N/A	88.7%	88.3%	87.9%

\* This is based on patients treated on this contract for their most recent course of treatment. Figures in italics indicate the base number of FP17s or Patient Questionnaire responses are less than 100. N/A is shown where the base number of responses is less than 10 during the period. % is calculated as Quantity/Base number\*100

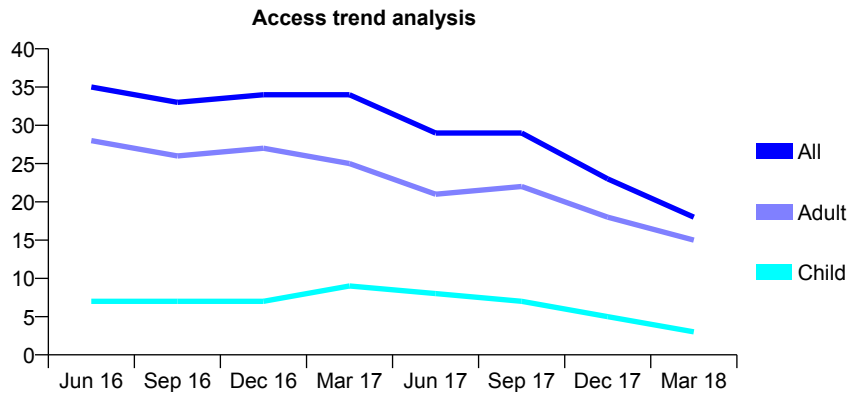
## Q46 - Vital Signs At a Glance Contract Report for 632686/0001 - Year end March 2018

Name or company name	MR M HAFFNER
Contract type name	GDS Contract
Purpose of contract	General
Contract start date	01/04/2006
Contract end date	

17/18 Contracted general activity (UDA)	100
Carry forward general activity (UDA)	0
17/18 Contracted orthodontic activity (UOA)	0
Carry forward orthodontic activity (UOA)	0
Baseline contract value	£1,930.57

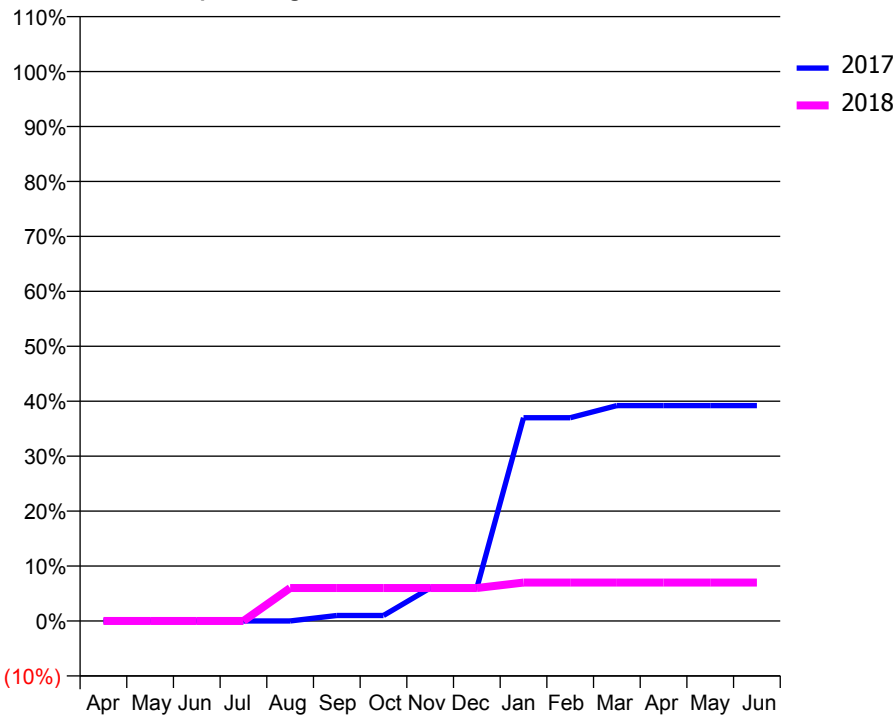
### ACCESS\*

Patients seen in 24 months	Total	Change since previous quarter
Quarter ending March 2017	34	
Quarter ending June 2017	29	↓
Quarter ending September 2017	29	→
Quarter ending December 2017	23	↓
Quarter ending March 2018	18	↓
<b>Variance since March 2017</b>	<b>(47.1%)</b>	<b>↓</b>



### ACTIVITY

Cumulative percentage of contracted UDA delivered 2017 & 2018



Month	Adjusted Scheduled Activity (UDA)	
	2017	2018
April	0	0
May	0	0
June	0	0
July	0	0
August	0	6
September	1	6
October	1	6
November	6	6
December	6	6
January	37	7
February	37	7
March	39	7
April	39	7
May	39	7
June	39	7

### QUALITY

	Quantity	Base Number	Contract	AT	Region	England
% of FP17s for the same patient ID Re-attending within 3 months - Children	0	3	0.0%	12.4%	12.8%	11.9%
% of FP17s for the same patient ID Re-attending within 3 months - Adults	1	7	14.3%	16.8%	16.5%	16.0%
% of FP17s for the same patient ID Re-attending between 3 & 9 months - Children	0	3	0.0%	57.3%	59.7%	58.3%
% of FP17s for the same patient ID Re-attending between 3 & 9 months - Adults	3	7	42.9%	50.3%	52.6%	50.3%
% of FP17s for Band 1 Urgent Courses	1	8	12.5%	10.1%	9.1%	9.1%
% of FP17s Relating to Free Repair or Replacements	0	8	0.0%	0.9%	1.0%	0.8%
% of FP17s Relating to Continuations	0	8	0.0%	1.0%	1.2%	1.0%
% of Patients satisfied with the dentistry they have received	0	0	N/A	92.1%	91.6%	91.5%
% of Patients satisfied with the time they had to wait for an appointment	0	0	N/A	88.7%	88.3%	87.9%

\* This is based on patients treated on this contract for their most recent course of treatment. Figures in italics indicate the base number of FP17s or Patient Questionnaire responses are less than 100. N/A is shown where the base number of responses is less than 10 during the period. % is calculated as Quantity/Base number\*100

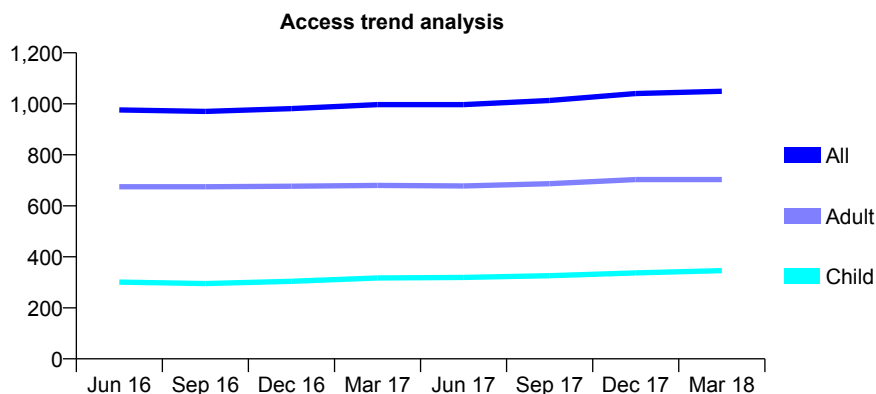
## Q46 - Vital Signs At a Glance Contract Report for 635529/0001 - Year end March 2018

Name or company name	MR DI LLEWELLYN
Contract type name	GDS Contract
Purpose of contract	General
Contract start date	01/04/2006
Contract end date	

17/18 Contracted general activity (UDA)	3,000
Carry forward general activity (UDA)	-49
17/18 Contracted orthodontic activity (UOA)	0
Carry forward orthodontic activity (UOA)	0
Baseline contract value	£98,244.63

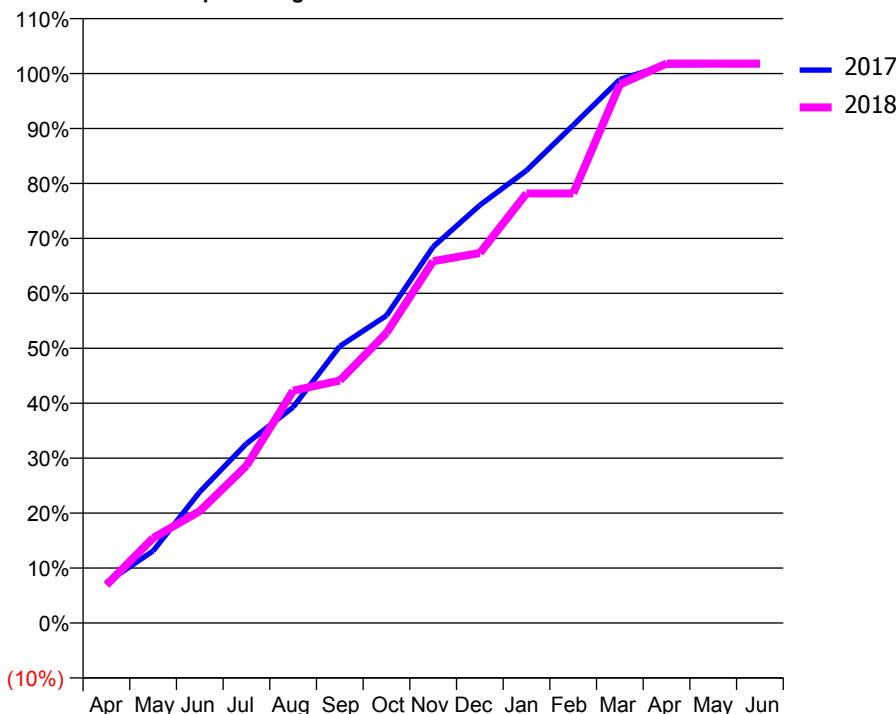
### ACCESS\*

Patients seen in 24 months	Total	Change since previous quarter
Quarter ending March 2017	997	
Quarter ending June 2017	997	→
Quarter ending September 2017	1,013	→
Quarter ending December 2017	1,040	↑
Quarter ending March 2018	1,049	→
<b>Variance since March 2017</b>	<b>5.2%</b>	<b>↑</b>



### ACTIVITY

Cumulative percentage of contracted UDA delivered 2017 & 2018



Month	Adjusted Scheduled Activity (UDA)	
	2017	2018
April	221	208
May	393	464
June	716	611
July	980	859
August	1,179	1,269
September	1,511	1,324
October	1,678	1,584
November	2,054	1,976
December	2,281	2,020
January	2,470	2,345
February	2,718	2,345
March	2,967	2,940
April	3,047	3,054
May	3,049	3,054
June	3,049	3,054

### QUALITY

	Quantity	Base Number	Contract	AT	Region	England
% of FP17s for the same patient ID Re-attending within 3 months - Children	34	453	7.5%	12.4%	12.8%	11.9%
% of FP17s for the same patient ID Re-attending within 3 months - Adults	132	792	16.7%	16.8%	16.5%	16.0%
% of FP17s for the same patient ID Re-attending between 3 & 9 months - Children	247	453	54.5%	57.3%	59.7%	58.3%
% of FP17s for the same patient ID Re-attending between 3 & 9 months - Adults	234	792	29.5%	50.3%	52.6%	50.3%
% of FP17s for Band 1 Urgent Courses	52	1,247	4.2%	10.1%	9.1%	9.1%
% of FP17s Relating to Free Repair or Replacements	0	1,247	0.0%	0.9%	1.0%	0.8%
% of FP17s Relating to Continuations	11	1,247	0.9%	1.0%	1.2%	1.0%
% of Patients satisfied with the dentistry they have received	0	0	N/A	92.1%	91.6%	91.5%
% of Patients satisfied with the time they had to wait for an appointment	0	0	N/A	88.7%	88.3%	87.9%

\* This is based on patients treated on this contract for their most recent course of treatment. Figures in italics indicate the base number of FP17s or Patient Questionnaire responses are less than 100. N/A is shown where the base number of responses is less than 10 during the period. % is calculated as Quantity/Base number\*100

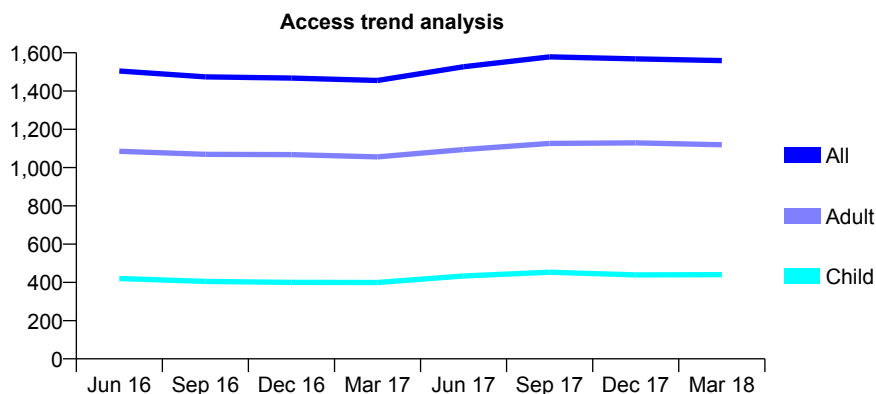
## Q46 - Vital Signs At a Glance Contract Report for 638927/0001 - Year end March 2018

Name or company name	MR IA MIRZA
Contract type name	GDS Contract
Purpose of contract	General
Contract start date	01/04/2006
Contract end date	

17/18 Contracted general activity (UDA)	6,277
Carry forward general activity (UDA)	-44
17/18 Contracted orthodontic activity (UOA)	0
Carry forward orthodontic activity (UOA)	0
Baseline contract value	£201,891.10

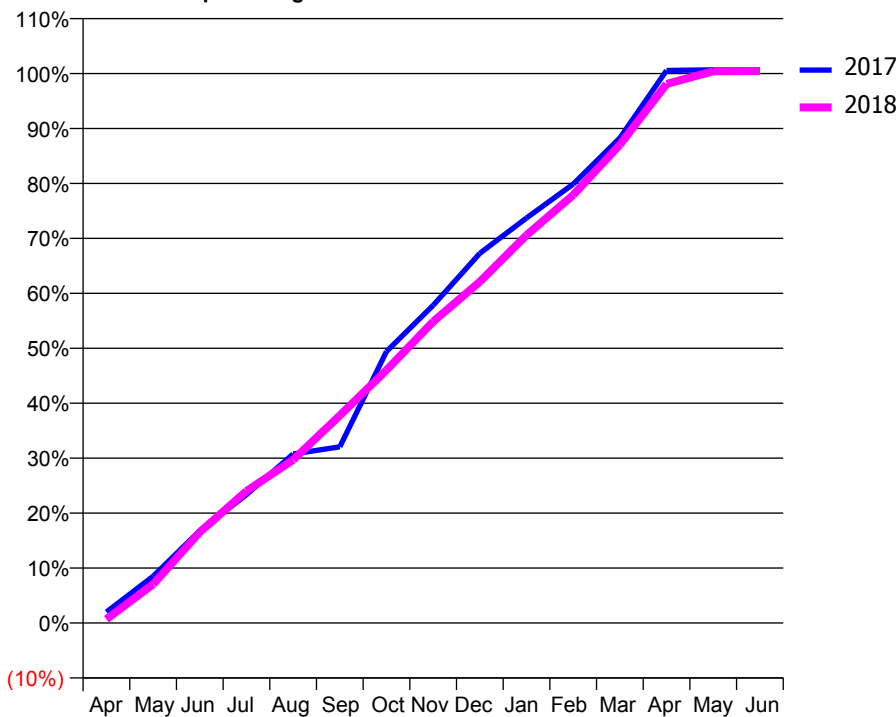
### ACCESS\*

Patients seen in 24 months	Total	Change since previous quarter
Quarter ending March 2017	1,455	
Quarter ending June 2017	1,527	↑
Quarter ending September 2017	1,579	↑
Quarter ending December 2017	1,568	→
Quarter ending March 2018	1,559	→
<b>Variance since March 2017</b>	<b>7.1%</b>	<b>↑</b>



### ACTIVITY

Cumulative percentage of contracted UDA delivered 2017 & 2018



Month	Adjusted Scheduled Activity (UDA)	
	2017	2018
April	126	44
May	534	443
June	1,054	1,039
July	1,465	1,508
August	1,930	1,863
September	2,014	2,370
October	3,102	2,889
November	3,629	3,443
December	4,223	3,898
January	4,627	4,431
February	5,014	4,889
March	5,540	5,464
April	6,311	6,158
May	6,319	6,303
June	6,321	6,306

### QUALITY

	Quantity	Base Number	Contract	AT	Region	England
% of FP17s for the same patient ID Re-attending within 3 months - Children	58	689	8.4%	12.4%	12.8%	11.9%
% of FP17s for the same patient ID Re-attending within 3 months - Adults	284	1,703	16.7%	16.8%	16.5%	16.0%
% of FP17s for the same patient ID Re-attending between 3 & 9 months - Children	340	689	49.3%	57.3%	59.7%	58.3%
% of FP17s for the same patient ID Re-attending between 3 & 9 months - Adults	826	1,703	48.5%	50.3%	52.6%	50.3%
% of FP17s for Band 1 Urgent Courses	286	2,392	12.0%	10.1%	9.1%	9.1%
% of FP17s Relating to Free Repair or Replacements	24	2,392	1.0%	0.9%	1.0%	0.8%
% of FP17s Relating to Continuations	13	2,392	0.5%	1.0%	1.2%	1.0%
% of Patients satisfied with the dentistry they have received	1	1	N/A	92.1%	91.6%	91.5%
% of Patients satisfied with the time they had to wait for an appointment	1	1	N/A	88.7%	88.3%	87.9%

\* This is based on patients treated on this contract for their most recent course of treatment. Figures in italics indicate the base number of FP17s or Patient Questionnaire responses are less than 100. N/A is shown where the base number of responses is less than 10 during the period. % is calculated as Quantity/Base number\*100



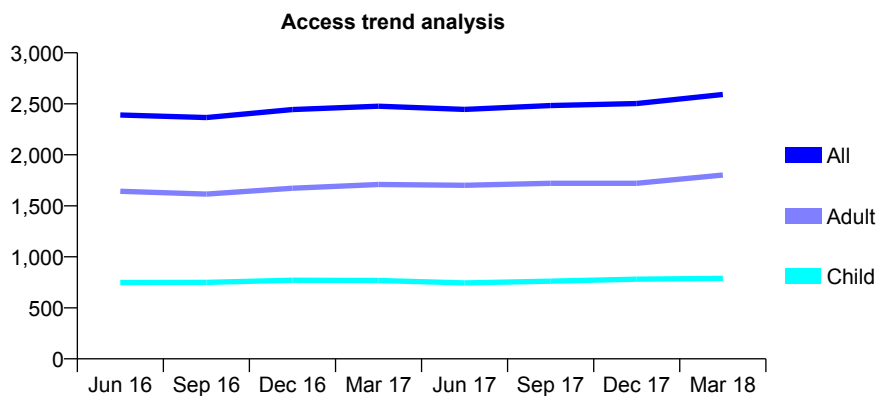
## Q46 - Vital Signs At a Glance Contract Report for 639125/0001 - Year end March 2018

Name or company name	MR ND SLATTERY
Contract type name	GDS Contract
Purpose of contract	General
Contract start date	01/04/2006
Contract end date	

17/18 Contracted general activity (UDA)	9,042
Carry forward general activity (UDA)	-113
17/18 Contracted orthodontic activity (UOA)	0
Carry forward orthodontic activity (UOA)	0
Baseline contract value	£405,881.87

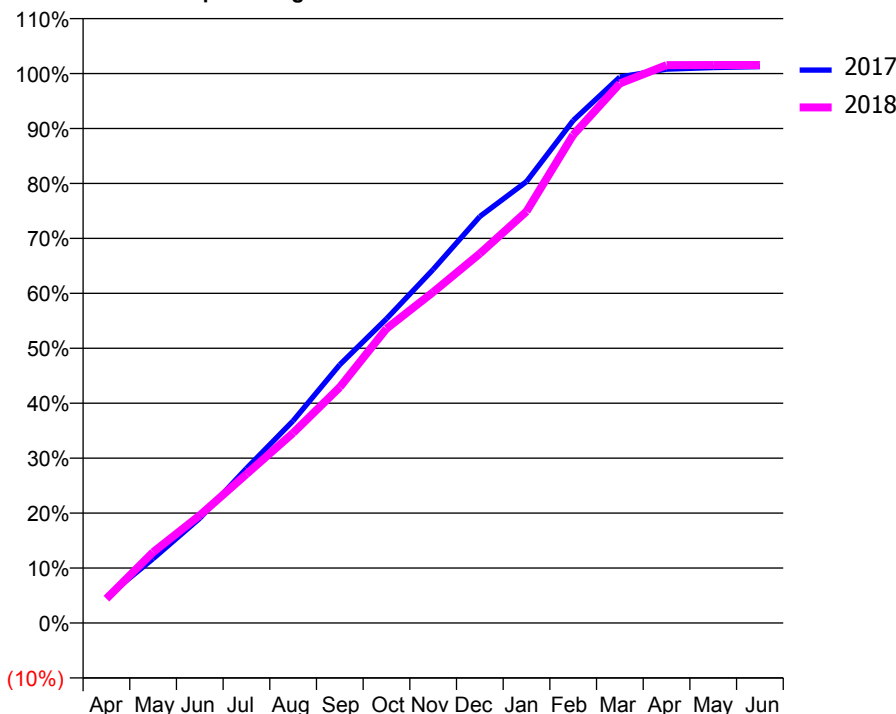
### ACCESS\*

Patients seen in 24 months	Total	Change since previous quarter
Quarter ending March 2017	2,477	
Quarter ending June 2017	2,445	↓
Quarter ending September 2017	2,483	→
Quarter ending December 2017	2,502	→
Quarter ending March 2018	2,591	↑
<b>Variance since March 2017</b>	<b>4.6%</b>	<b>↑</b>



### ACTIVITY

Cumulative percentage of contracted UDA delivered 2017 & 2018



Month	Adjusted Scheduled Activity (UDA)	
	2017	2018
April	427	401
May	1,059	1,167
June	1,724	1,771
July	2,544	2,449
August	3,327	3,129
September	4,252	3,881
October	5,006	4,845
November	5,818	5,445
December	6,688	6,078
January	7,265	6,772
February	8,270	8,032
March	8,985	8,878
April	9,113	9,180
May	9,140	9,181
June	9,155	9,181

### QUALITY

	Quantity	Base Number	Contract	AT	Region	England
% of FP17s for the same patient ID Re-attending within 3 months - Children	129	1,416	9.1%	12.4%	12.8%	11.9%
% of FP17s for the same patient ID Re-attending within 3 months - Adults	282	2,554	11.0%	16.8%	16.5%	16.0%
% of FP17s for the same patient ID Re-attending between 3 & 9 months - Children	969	1,416	68.4%	57.3%	59.7%	58.3%
% of FP17s for the same patient ID Re-attending between 3 & 9 months - Adults	1,432	2,554	56.1%	50.3%	52.6%	50.3%
% of FP17s for Band 1 Urgent Courses	51	4,014	1.3%	10.1%	9.1%	9.1%
% of FP17s Relating to Free Repair or Replacements	19	4,014	0.5%	0.9%	1.0%	0.8%
% of FP17s Relating to Continuations	19	4,014	0.5%	1.0%	1.2%	1.0%
% of Patients satisfied with the dentistry they have received	1	1	N/A	92.1%	91.6%	91.5%
% of Patients satisfied with the time they had to wait for an appointment	1	1	N/A	88.7%	88.3%	87.9%

\* This is based on patients treated on this contract for their most recent course of treatment. Figures in italics indicate the base number of FP17s or Patient Questionnaire responses are less than 100. N/A is shown where the base number of responses is less than 10 during the period. % is calculated as Quantity/Base number\*100

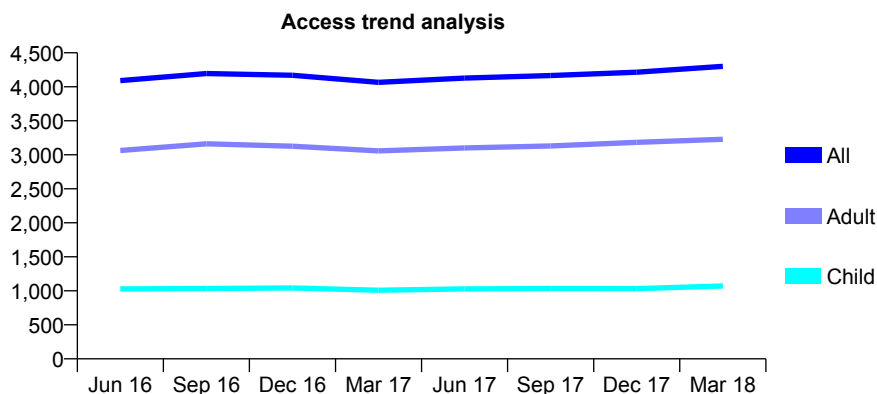
## Q46 - Vital Signs At a Glance Contract Report for 643394/0001 - Year end March 2018

Name or company name	MR M GREEN
Contract type name	GDS Contract
Purpose of contract	General
Contract start date	01/04/2006
Contract end date	

17/18 Contracted general activity (UDA)	11,651
Carry forward general activity (UDA)	-14
17/18 Contracted orthodontic activity (UOA)	0
Carry forward orthodontic activity (UOA)	0
Baseline contract value	£334,537.23

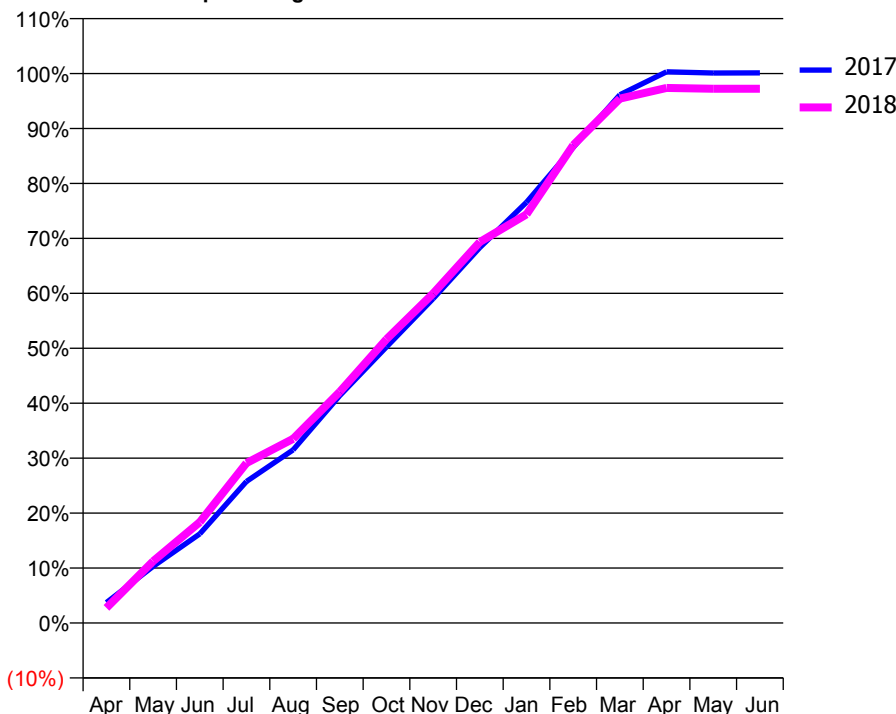
### ACCESS\*

Patients seen in 24 months	Total	Change since previous quarter
Quarter ending March 2017	4,065	
Quarter ending June 2017	4,129	→
Quarter ending September 2017	4,166	→
Quarter ending December 2017	4,215	→
Quarter ending March 2018	4,300	↑
<b>Variance since March 2017</b>	<b>5.8%</b>	<b>↑</b>



### ACTIVITY

Cumulative percentage of contracted UDA delivered 2017 & 2018



Month	Adjusted Scheduled Activity (UDA)	
	2017	2018
April	435	321
May	1,201	1,312
June	1,891	2,138
July	3,001	3,392
August	3,670	3,907
September	4,823	4,904
October	5,854	6,017
November	6,879	6,986
December	7,960	8,079
January	8,921	8,664
February	10,084	10,133
March	11,202	11,117
April	11,686	11,344
May	11,662	11,327
June	11,665	11,327

### QUALITY

	Quantity	Base Number	Contract	AT	Region	England
% of FP17s for the same patient ID Re-attending within 3 months - Children	202	2,051	9.8%	12.4%	12.8%	11.9%
% of FP17s for the same patient ID Re-attending within 3 months - Adults	806	4,741	17.0%	16.8%	16.5%	16.0%
% of FP17s for the same patient ID Re-attending between 3 & 9 months - Children	1,195	2,051	58.3%	57.3%	59.7%	58.3%
% of FP17s for the same patient ID Re-attending between 3 & 9 months - Adults	1,676	4,741	35.4%	50.3%	52.6%	50.3%
% of FP17s for Band 1 Urgent Courses	941	6,719	14.0%	10.1%	9.1%	9.1%
% of FP17s Relating to Free Repair or Replacements	37	6,719	0.6%	0.9%	1.0%	0.8%
% of FP17s Relating to Continuations	107	6,719	1.6%	1.0%	1.2%	1.0%
% of Patients satisfied with the dentistry they have received	3	3	N/A	92.1%	91.6%	91.5%
% of Patients satisfied with the time they had to wait for an appointment	3	3	N/A	88.7%	88.3%	87.9%

\* This is based on patients treated on this contract for their most recent course of treatment. Figures in italics indicate the base number of FP17s or Patient Questionnaire responses are less than 100. N/A is shown where the base number of responses is less than 10 during the period. % is calculated as Quantity/Base number\*100

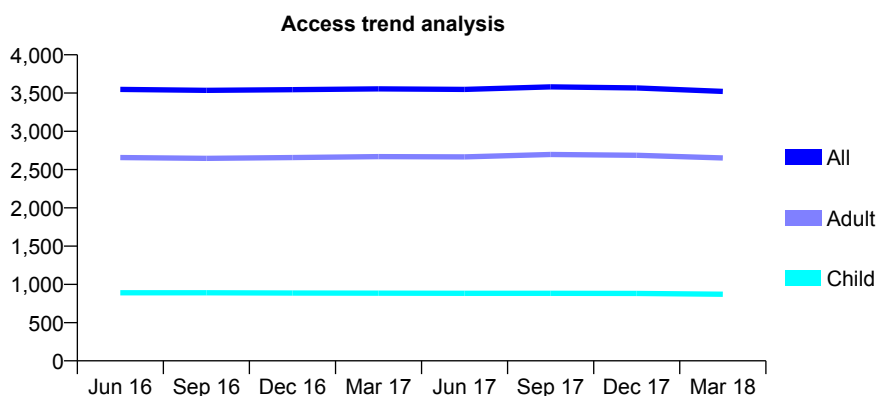
## Q46 - Vital Signs At a Glance Contract Report for 643408/0001 - Year end March 2018

Name or company name	MR DP LUSTMAN
Contract type name	GDS Contract
Purpose of contract	General
Contract start date	01/04/2006
Contract end date	

17/18 Contracted general activity (UDA)	11,485
Carry forward general activity (UDA)	0
17/18 Contracted orthodontic activity (UOA)	0
Carry forward orthodontic activity (UOA)	0
Baseline contract value	£287,169.28

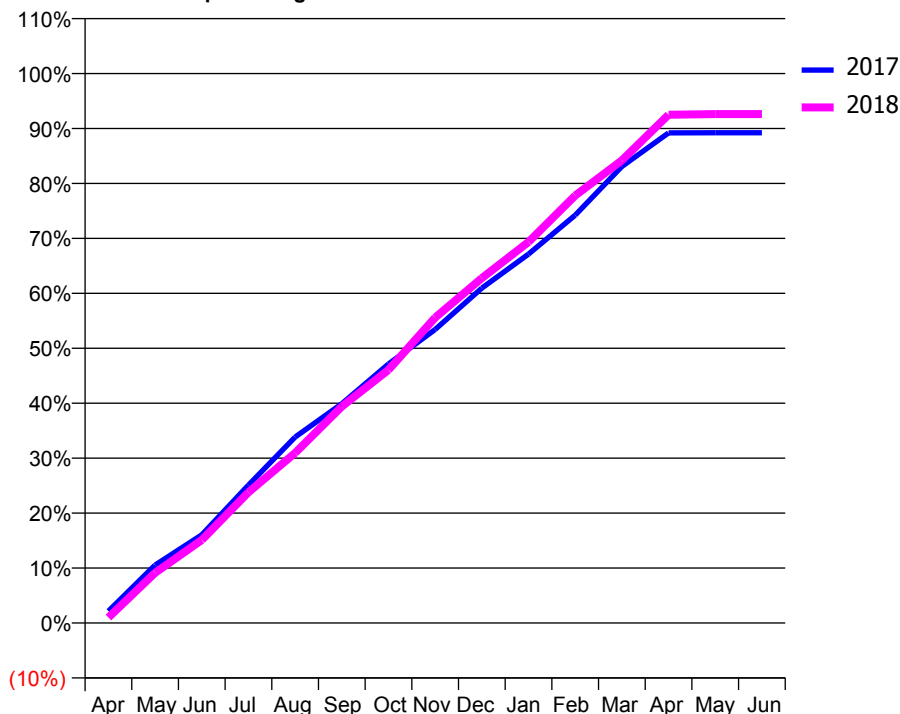
### ACCESS\*

Patients seen in 24 months	Total	Change since previous quarter
Quarter ending March 2017	3,554	
Quarter ending June 2017	3,548	→
Quarter ending September 2017	3,580	→
Quarter ending December 2017	3,567	→
Quarter ending March 2018	3,521	↓
<b>Variance since March 2017</b>	<b>(0.9%)</b>	→



### ACTIVITY

Cumulative percentage of contracted UDA delivered 2017 & 2018



Month	Adjusted Scheduled Activity (UDA)	
	2017	2018
April	249	116
May	1,211	1,050
June	1,844	1,736
July	2,883	2,733
August	3,887	3,555
September	4,584	4,526
October	5,414	5,290
November	6,137	6,383
December	6,999	7,209
January	7,710	7,963
February	8,524	8,934
March	9,543	9,670
April	10,245	10,624
May	10,246	10,637
June	10,246	10,637

### QUALITY

	Quantity	Base Number	Contract	AT	Region	England
% of FP17s for the same patient ID Re-attending within 3 months - Children	141	1,372	10.3%	12.4%	12.8%	11.9%
% of FP17s for the same patient ID Re-attending within 3 months - Adults	630	3,929	16.0%	16.8%	16.5%	16.0%
% of FP17s for the same patient ID Re-attending between 3 & 9 months - Children	832	1,372	60.6%	57.3%	59.7%	58.3%
% of FP17s for the same patient ID Re-attending between 3 & 9 months - Adults	2,308	3,929	58.7%	50.3%	52.6%	50.3%
% of FP17s for Band 1 Urgent Courses	385	5,430	7.1%	10.1%	9.1%	9.1%
% of FP17s Relating to Free Repair or Replacements	35	5,430	0.6%	0.9%	1.0%	0.8%
% of FP17s Relating to Continuations	107	5,430	2.0%	1.0%	1.2%	1.0%
% of Patients satisfied with the dentistry they have received	3	3	N/A	92.1%	91.6%	91.5%
% of Patients satisfied with the time they had to wait for an appointment	3	3	N/A	88.7%	88.3%	87.9%

\* This is based on patients treated on this contract for their most recent course of treatment. Figures in italics indicate the base number of FP17s or Patient Questionnaire responses are less than 100. N/A is shown where the base number of responses is less than 10 during the period. % is calculated as Quantity/Base number\*100

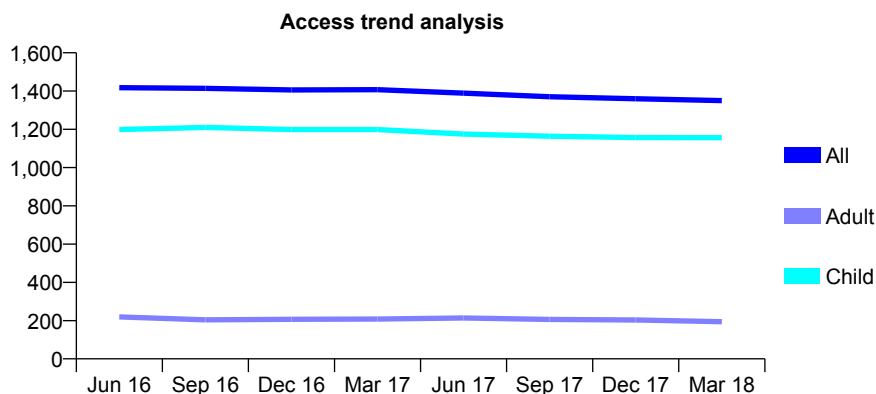
## Q46 - Vital Signs At a Glance Contract Report for 643548/0001 - Year end March 2018

Name or company name	MR RW SIMKINS
Contract type name	GDS Contract
Purpose of contract	General
Contract start date	01/04/2006
Contract end date	

17/18 Contracted general activity (UDA)	5,300
Carry forward general activity (UDA)	0
17/18 Contracted orthodontic activity (UOA)	0
Carry forward orthodontic activity (UOA)	0
Baseline contract value	£132,651.99

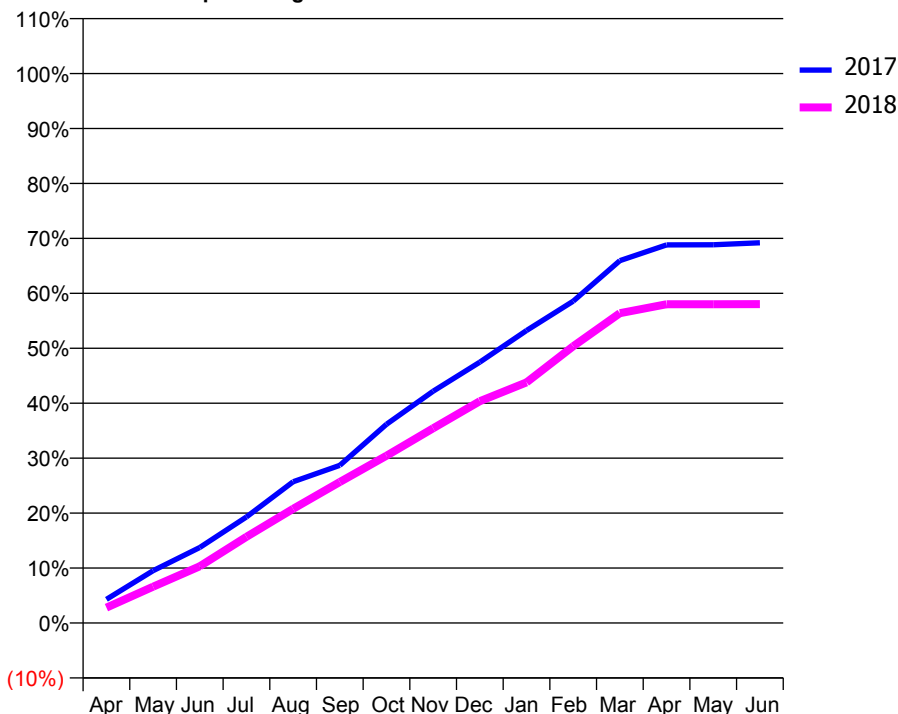
### ACCESS\*

Patients seen in 24 months	Total	Change since previous quarter
Quarter ending March 2017	1,407	
Quarter ending June 2017	1,389	↓
Quarter ending September 2017	1,370	↓
Quarter ending December 2017	1,360	→
Quarter ending March 2018	1,350	→
<b>Variance since March 2017</b>	<b>(4.1%)</b>	<b>↓</b>



### ACTIVITY

Cumulative percentage of contracted UDA delivered 2017 & 2018



Month	Adjusted Scheduled Activity (UDA)	
	2017	2018
April	229	149
May	505	350
June	729	548
July	1,023	832
August	1,362	1,102
September	1,521	1,360
October	1,916	1,614
November	2,237	1,878
December	2,516	2,139
January	2,822	2,321
February	3,104	2,669
March	3,495	2,989
April	3,647	3,074
May	3,649	3,074
June	3,668	3,075

### QUALITY

	Quantity	Base Number	Contract	AT	Region	England
% of FP17s for the same patient ID Re-attending within 3 months - Children	217	1,950	11.1%	12.4%	12.8%	11.9%
% of FP17s for the same patient ID Re-attending within 3 months - Adults	10	85	11.8%	16.8%	16.5%	16.0%
% of FP17s for the same patient ID Re-attending between 3 & 9 months - Children	1,266	1,950	64.9%	57.3%	59.7%	58.3%
% of FP17s for the same patient ID Re-attending between 3 & 9 months - Adults	53	85	62.4%	50.3%	52.6%	50.3%
% of FP17s for Band 1 Urgent Courses	117	1,992	5.9%	10.1%	9.1%	9.1%
% of FP17s Relating to Free Repair or Replacements	0	1,992	0.0%	0.9%	1.0%	0.8%
% of FP17s Relating to Continuations	0	1,992	0.0%	1.0%	1.2%	1.0%
% of Patients satisfied with the dentistry they have received	0	0	N/A	92.1%	91.6%	91.5%
% of Patients satisfied with the time they had to wait for an appointment	0	0	N/A	88.7%	88.3%	87.9%

\* This is based on patients treated on this contract for their most recent course of treatment. Figures in italics indicate the base number of FP17s or Patient Questionnaire responses are less than 100. N/A is shown where the base number of responses is less than 10 during the period. % is calculated as Quantity/Base number\*100

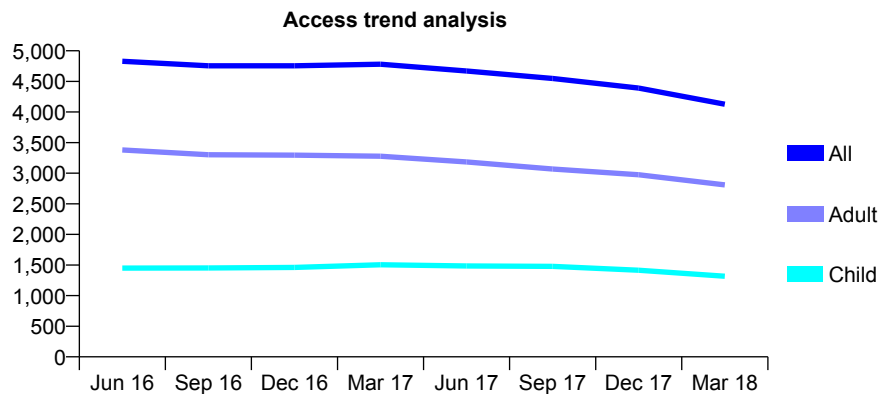
## Q46 - Vital Signs At a Glance Contract Report for 643602/0001 - Year end March 2018

Name or company name	MR EF FISHER
Contract type name	GDS Contract
Purpose of contract	General
Contract start date	30/10/2006
Contract end date	

17/18 Contracted general activity (UDA)	15,273
Carry forward general activity (UDA)	0
17/18 Contracted orthodontic activity (UOA)	0
Carry forward orthodontic activity (UOA)	0
Baseline contract value	£394,922.58

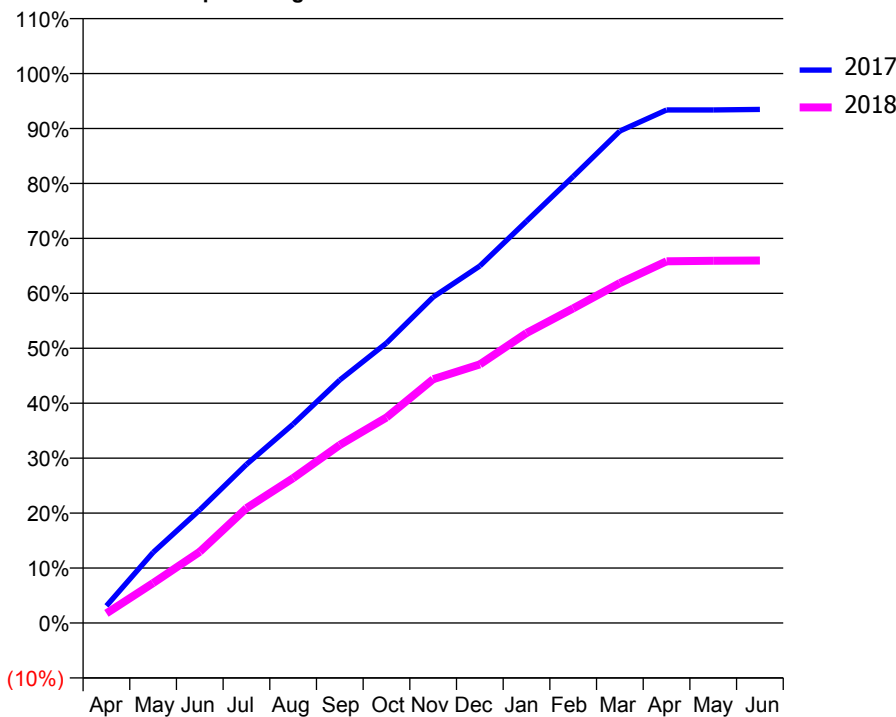
### ACCESS\*

Patients seen in 24 months	Total	Change since previous quarter
Quarter ending March 2017	4,782	
Quarter ending June 2017	4,670	↓
Quarter ending September 2017	4,547	↓
Quarter ending December 2017	4,390	↓
Quarter ending March 2018	4,128	↓
<b>Variance since March 2017</b>	<b>(13.7%)</b>	<b>↓</b>



### ACTIVITY

Cumulative percentage of contracted UDA delivered 2017 & 2018



Month	Adjusted Scheduled Activity (UDA)	
	2017	2018
April	475	267
May	1,962	1,108
June	3,146	1,983
July	4,407	3,193
August	5,529	4,026
September	6,755	4,950
October	7,781	5,714
November	9,062	6,776
December	9,922	7,189
January	11,170	8,060
February	12,410	8,745
March	13,675	9,449
April	14,261	10,052
May	14,261	10,069
June	14,277	10,075

### QUALITY

	Quantity	Base Number	Contract	AT	Region	England
% of FP17s for the same patient ID Re-attending within 3 months - Children	126	1,456	8.7%	12.4%	12.8%	11.9%
% of FP17s for the same patient ID Re-attending within 3 months - Adults	716	3,381	21.2%	16.8%	16.5%	16.0%
% of FP17s for the same patient ID Re-attending between 3 & 9 months - Children	768	1,456	52.7%	57.3%	59.7%	58.3%
% of FP17s for the same patient ID Re-attending between 3 & 9 months - Adults	1,626	3,381	48.1%	50.3%	52.6%	50.3%
% of FP17s for Band 1 Urgent Courses	874	4,915	17.8%	10.1%	9.1%	9.1%
% of FP17s Relating to Free Repair or Replacements	109	4,915	2.2%	0.9%	1.0%	0.8%
% of FP17s Relating to Continuations	147	4,915	3.0%	1.0%	1.2%	1.0%
% of Patients satisfied with the dentistry they have received	3	3	N/A	92.1%	91.6%	91.5%
% of Patients satisfied with the time they had to wait for an appointment	2	3	N/A	88.7%	88.3%	87.9%

\* This is based on patients treated on this contract for their most recent course of treatment. Figures in italics indicate the base number of FP17s or Patient Questionnaire responses are less than 100. N/A is shown where the base number of responses is less than 10 during the period. % is calculated as Quantity/Base number\*100

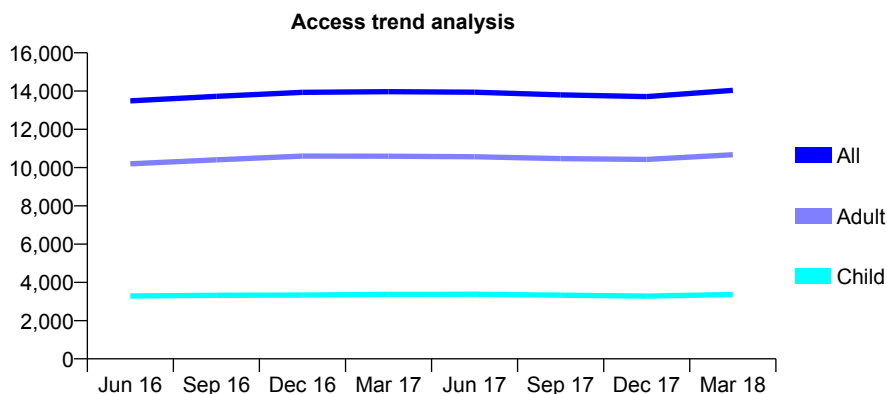
## Q46 - Vital Signs At a Glance Contract Report for 649864/0001 - Year end March 2018

Name or company name	MR AH BELL
Contract type name	GDS Contract
Purpose of contract	General
Contract start date	01/04/2006
Contract end date	

17/18 Contracted general activity (UDA)	36,956
Carry forward general activity (UDA)	-349
17/18 Contracted orthodontic activity (UOA)	0
Carry forward orthodontic activity (UOA)	0
Baseline contract value	£1,120,211.13

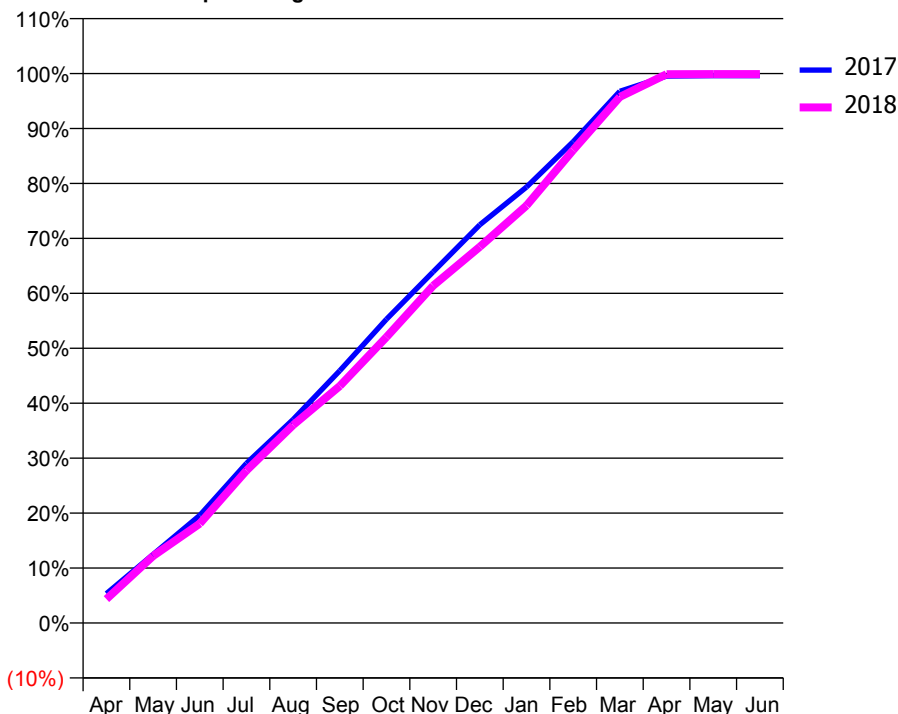
### ACCESS\*

Patients seen in 24 months	Total	Change since previous quarter
Quarter ending March 2017	13,968	
Quarter ending June 2017	13,939	→
Quarter ending September 2017	13,798	↓
Quarter ending December 2017	13,707	→
Quarter ending March 2018	14,034	↑
<b>Variance since March 2017</b>	<b>0.5%</b>	<b>→</b>



### ACTIVITY

**Cumulative percentage of contracted UDA delivered 2017 & 2018**



Month	Adjusted Scheduled Activity (UDA)	
	2017	2018
April	1,979	1,611
May	4,615	4,510
June	7,240	6,686
July	10,736	10,252
August	13,688	13,317
September	16,976	15,945
October	20,431	19,230
November	23,619	22,685
December	26,786	25,305
January	29,324	28,072
February	32,370	31,803
March	35,756	35,388
April	36,781	36,905
May	36,810	36,917
June	36,810	36,917

### QUALITY

	Quantity	Base Number	Contract	AT	Region	England
% of FP17s for the same patient ID Re-attending within 3 months - Children	530	5,026	10.5%	12.4%	12.8%	11.9%
% of FP17s for the same patient ID Re-attending within 3 months - Adults	1,714	13,662	12.5%	16.8%	16.5%	16.0%
% of FP17s for the same patient ID Re-attending between 3 & 9 months - Children	2,669	5,026	53.1%	57.3%	59.7%	58.3%
% of FP17s for the same patient ID Re-attending between 3 & 9 months - Adults	6,645	13,662	48.6%	50.3%	52.6%	50.3%
% of FP17s for Band 1 Urgent Courses	2,120	18,890	11.2%	10.1%	9.1%	9.1%
% of FP17s Relating to Free Repair or Replacements	168	18,890	0.9%	0.9%	1.0%	0.8%
% of FP17s Relating to Continuations	270	18,890	1.4%	1.0%	1.2%	1.0%
% of Patients satisfied with the dentistry they have received	10	10	100.0%	92.1%	91.6%	91.5%
% of Patients satisfied with the time they had to wait for an appointment	9	10	90.0%	88.7%	88.3%	87.9%

\* This is based on patients treated on this contract for their most recent course of treatment. Figures in italics indicate the base number of FP17s or Patient Questionnaire responses are less than 100. N/A is shown where the base number of responses is less than 10 during the period. % is calculated as Quantity/Base number\*100

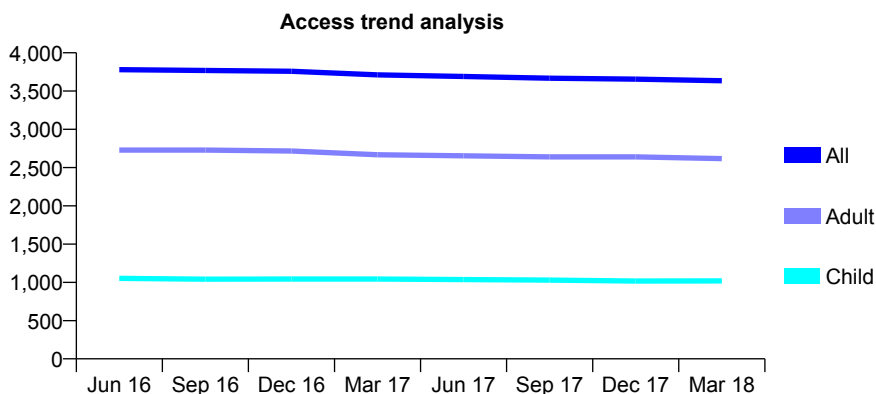
## Q46 - Vital Signs At a Glance Contract Report for 653675/0001 - Year end March 2018

Name or company name	MR WA JACK
Contract type name	GDS Contract
Purpose of contract	General
Contract start date	01/04/2006
Contract end date	

17/18 Contracted general activity (UDA)	9,559
Carry forward general activity (UDA)	-78
17/18 Contracted orthodontic activity (UOA)	0
Carry forward orthodontic activity (UOA)	0
Baseline contract value	£308,202.15

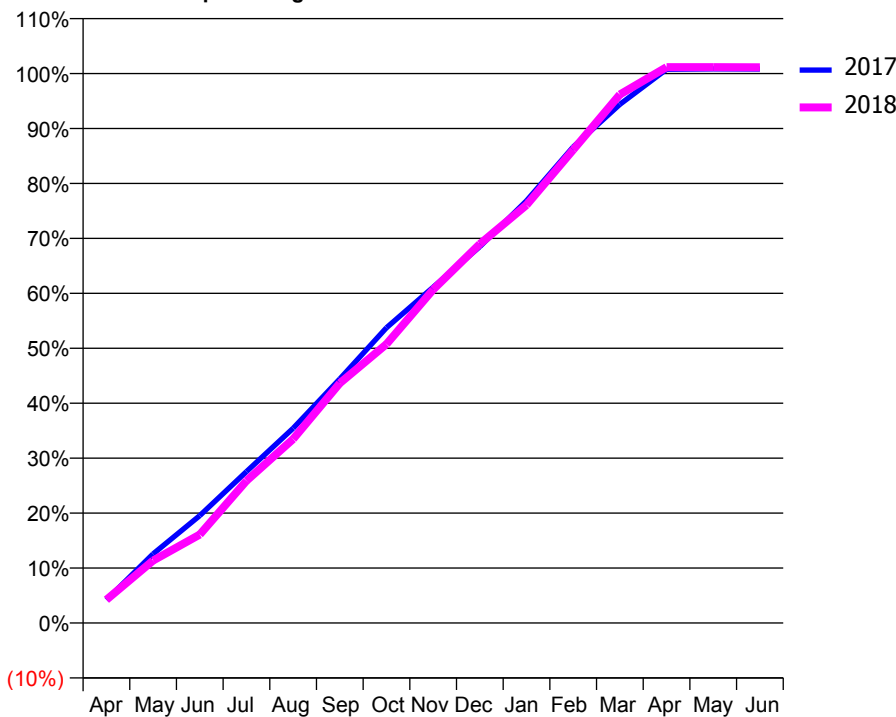
### ACCESS\*

Patients seen in 24 months	Total	Change since previous quarter
Quarter ending March 2017	3,712	
Quarter ending June 2017	3,691	→
Quarter ending September 2017	3,668	→
Quarter ending December 2017	3,656	→
Quarter ending March 2018	3,635	→
<b>Variance since March 2017</b>	<b>(2.1%)</b>	<b>↓</b>



### ACTIVITY

Cumulative percentage of contracted UDA delivered 2017 & 2018



Month	Adjusted Scheduled Activity (UDA)	
	2017	2018
April	402	405
May	1,203	1,086
June	1,869	1,538
July	2,635	2,474
August	3,389	3,199
September	4,246	4,171
October	5,137	4,851
November	5,841	5,799
December	6,546	6,594
January	7,346	7,271
February	8,282	8,231
March	9,023	9,194
April	9,634	9,669
May	9,639	9,669
June	9,637	9,667

### QUALITY

	Quantity	Base Number	Contract	AT	Region	England
% of FP17s for the same patient ID Re-attending within 3 months - Children	125	1,252	10.0%	12.4%	12.8%	11.9%
% of FP17s for the same patient ID Re-attending within 3 months - Adults	725	3,212	22.6%	16.8%	16.5%	16.0%
% of FP17s for the same patient ID Re-attending between 3 & 9 months - Children	404	1,252	32.3%	57.3%	59.7%	58.3%
% of FP17s for the same patient ID Re-attending between 3 & 9 months - Adults	921	3,212	28.7%	50.3%	52.6%	50.3%
% of FP17s for Band 1 Urgent Courses	836	4,150	20.1%	10.1%	9.1%	9.1%
% of FP17s Relating to Free Repair or Replacements	70	4,150	1.7%	0.9%	1.0%	0.8%
% of FP17s Relating to Continuations	35	4,150	0.8%	1.0%	1.2%	1.0%
% of Patients satisfied with the dentistry they have received	2	2	N/A	92.1%	91.6%	91.5%
% of Patients satisfied with the time they had to wait for an appointment	2	2	N/A	88.7%	88.3%	87.9%

\* This is based on patients treated on this contract for their most recent course of treatment. Figures in italics indicate the base number of FP17s or Patient Questionnaire responses are less than 100. N/A is shown where the base number of responses is less than 10 during the period. % is calculated as Quantity/Base number\*100



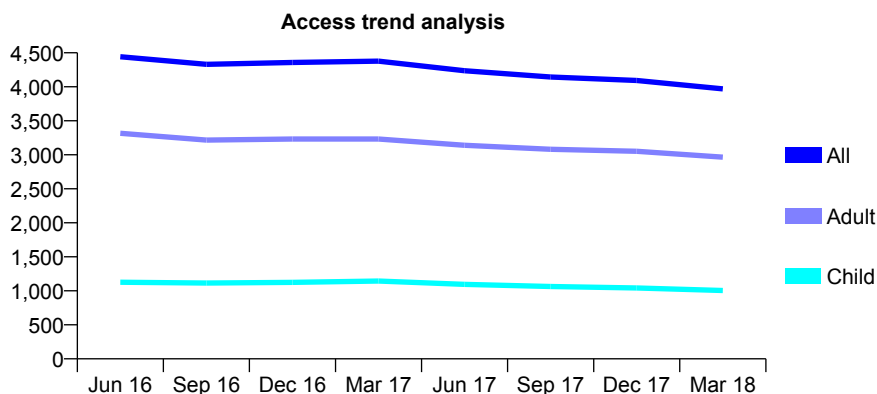
## Q46 - Vital Signs At a Glance Contract Report for 654159/0001 - Year end March 2018

Name or company name	MISS SA GREEN
Contract type name	GDS Contract
Purpose of contract	General
Contract start date	01/04/2006
Contract end date	

17/18 Contracted general activity (UDA)	11,993
Carry forward general activity (UDA)	17
17/18 Contracted orthodontic activity (UOA)	0
Carry forward orthodontic activity (UOA)	0
Baseline contract value	£331,523.81

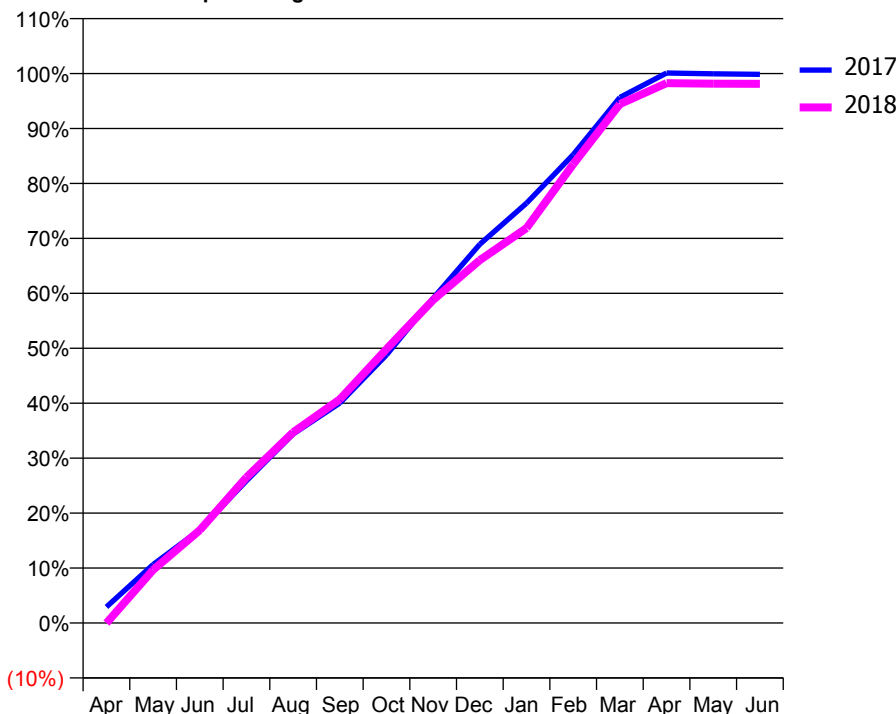
### ACCESS\*

Patients seen in 24 months	Total	Change since previous quarter
Quarter ending March 2017	4,377	
Quarter ending June 2017	4,236	↓
Quarter ending September 2017	4,145	↓
Quarter ending December 2017	4,094	↓
Quarter ending March 2018	3,969	↓
<b>Variance since March 2017</b>	<b>(9.3%)</b>	<b>↓</b>



### ACTIVITY

Cumulative percentage of contracted UDA delivered 2017 & 2018



Month	Adjusted Scheduled Activity (UDA)	
	2017	2018
April	352	-4
May	1,276	1,160
June	2,037	2,026
July	3,105	3,179
August	4,125	4,165
September	4,802	4,883
October	5,851	5,979
November	7,089	7,050
December	8,267	7,919
January	9,162	8,618
February	10,224	10,014
March	11,471	11,324
April	12,005	11,782
May	11,985	11,770
June	11,976	11,769

### QUALITY

	Quantity	Base Number	Contract	AT	Region	England
% of FP17s for the same patient ID Re-attending within 3 months - Children	196	1,564	12.5%	12.4%	12.8%	11.9%
% of FP17s for the same patient ID Re-attending within 3 months - Adults	602	3,875	15.5%	16.8%	16.5%	16.0%
% of FP17s for the same patient ID Re-attending between 3 & 9 months - Children	751	1,564	48.0%	57.3%	59.7%	58.3%
% of FP17s for the same patient ID Re-attending between 3 & 9 months - Adults	1,481	3,875	38.2%	50.3%	52.6%	50.3%
% of FP17s for Band 1 Urgent Courses	621	5,420	11.5%	10.1%	9.1%	9.1%
% of FP17s Relating to Free Repair or Replacements	69	5,420	1.3%	0.9%	1.0%	0.8%
% of FP17s Relating to Continuations	128	5,420	2.4%	1.0%	1.2%	1.0%
% of Patients satisfied with the dentistry they have received	2	2	N/A	92.1%	91.6%	91.5%
% of Patients satisfied with the time they had to wait for an appointment	2	2	N/A	88.7%	88.3%	87.9%

\* This is based on patients treated on this contract for their most recent course of treatment. Figures in italics indicate the base number of FP17s or Patient Questionnaire responses are less than 100. N/A is shown where the base number of responses is less than 10 during the period. % is calculated as Quantity/Base number\*100

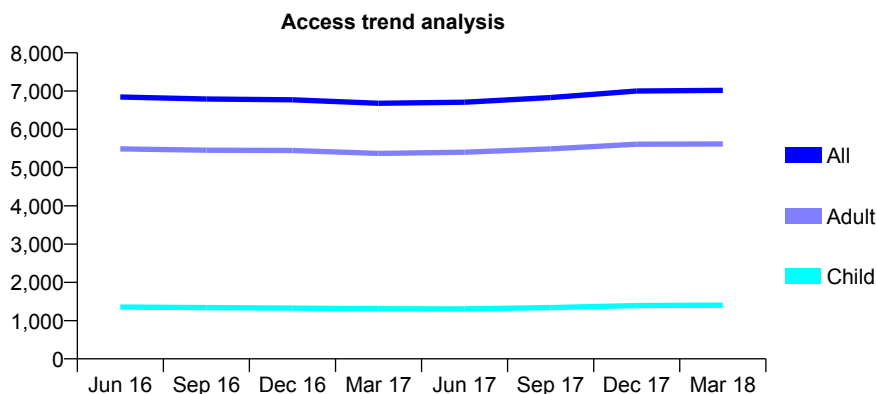
## Q46 - Vital Signs At a Glance Contract Report for 654388/0001 - Year end March 2018

Name or company name	MR RJ DUNCALF
Contract type name	GDS Contract
Purpose of contract	General
Contract start date	01/04/2006
Contract end date	

17/18 Contracted general activity (UDA)	18,070
Carry forward general activity (UDA)	-361
17/18 Contracted orthodontic activity (UOA)	0
Carry forward orthodontic activity (UOA)	0
Baseline contract value	£453,053.68

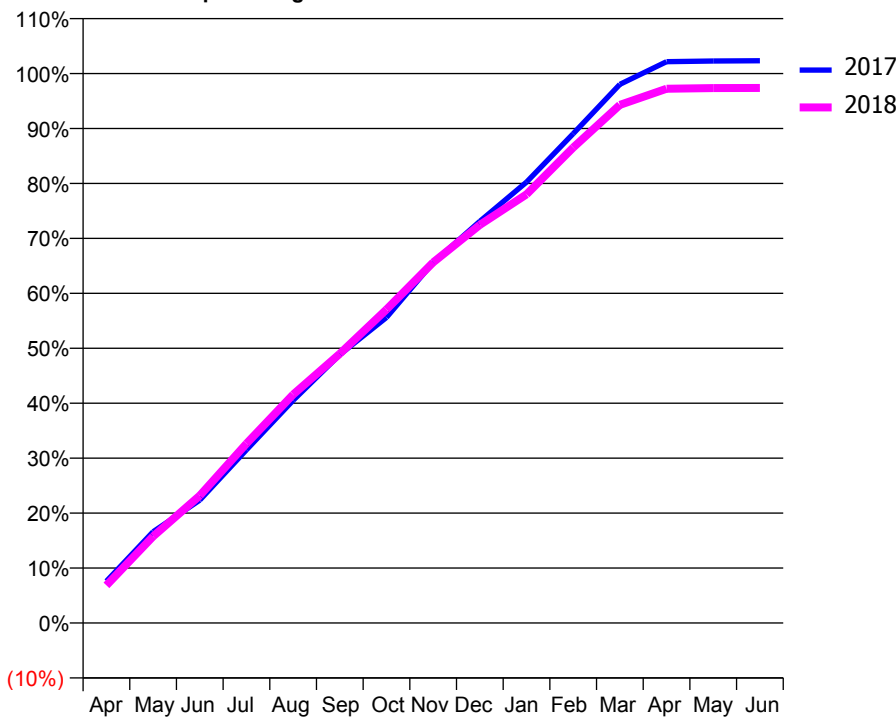
### ACCESS\*

Patients seen in 24 months	Total	Change since previous quarter
Quarter ending March 2017	6,679	
Quarter ending June 2017	6,709	→
Quarter ending September 2017	6,829	→
Quarter ending December 2017	7,001	↑
Quarter ending March 2018	7,020	→
<b>Variance since March 2017</b>	<b>5.1%</b>	<b>↑</b>



### ACTIVITY

Cumulative percentage of contracted UDA delivered 2017 & 2018



Month	Adjusted Scheduled Activity (UDA)	
	2017	2018
April	1,376	1,238
May	3,002	2,848
June	4,040	4,190
July	5,695	5,900
August	7,320	7,513
September	8,825	8,854
October	10,049	10,313
November	11,854	11,861
December	13,210	13,091
January	14,501	14,097
February	16,092	15,633
March	17,711	17,037
April	18,461	17,567
May	18,479	17,590
June	18,491	17,593

### QUALITY

	Quantity	Base Number	Contract	AT	Region	England
% of FP17s for the same patient ID Re-attending within 3 months - Children	271	2,468	11.0%	12.4%	12.8%	11.9%
% of FP17s for the same patient ID Re-attending within 3 months - Adults	1,118	8,331	13.4%	16.8%	16.5%	16.0%
% of FP17s for the same patient ID Re-attending between 3 & 9 months - Children	1,385	2,468	56.1%	57.3%	59.7%	58.3%
% of FP17s for the same patient ID Re-attending between 3 & 9 months - Adults	5,049	8,331	60.6%	50.3%	52.6%	50.3%
% of FP17s for Band 1 Urgent Courses	885	10,754	8.2%	10.1%	9.1%	9.1%
% of FP17s Relating to Free Repair or Replacements	92	10,754	0.9%	0.9%	1.0%	0.8%
% of FP17s Relating to Continuations	233	10,754	2.2%	1.0%	1.2%	1.0%
% of Patients satisfied with the dentistry they have received	11	11	100.0%	92.1%	91.6%	91.5%
% of Patients satisfied with the time they had to wait for an appointment	11	11	100.0%	88.7%	88.3%	87.9%

\* This is based on patients treated on this contract for their most recent course of treatment. Figures in italics indicate the base number of FP17s or Patient Questionnaire responses are less than 100. N/A is shown where the base number of responses is less than 10 during the period. % is calculated as Quantity/Base number\*100

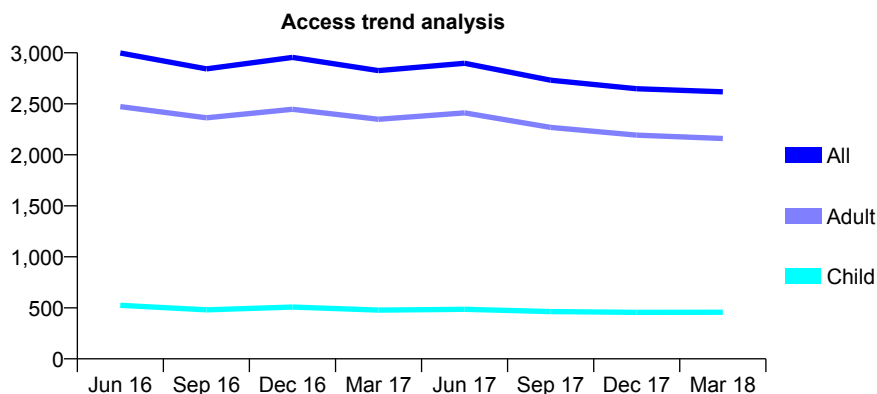
## Q46 - Vital Signs At a Glance Contract Report for 656577/0001 - Year end March 2018

Name or company name	MR C CARRE
Contract type name	GDS Contract
Purpose of contract	General
Contract start date	01/04/2006
Contract end date	

17/18 Contracted general activity (UDA)	9,963
Carry forward general activity (UDA)	0
17/18 Contracted orthodontic activity (UOA)	0
Carry forward orthodontic activity (UOA)	0
Baseline contract value	£246,344.67

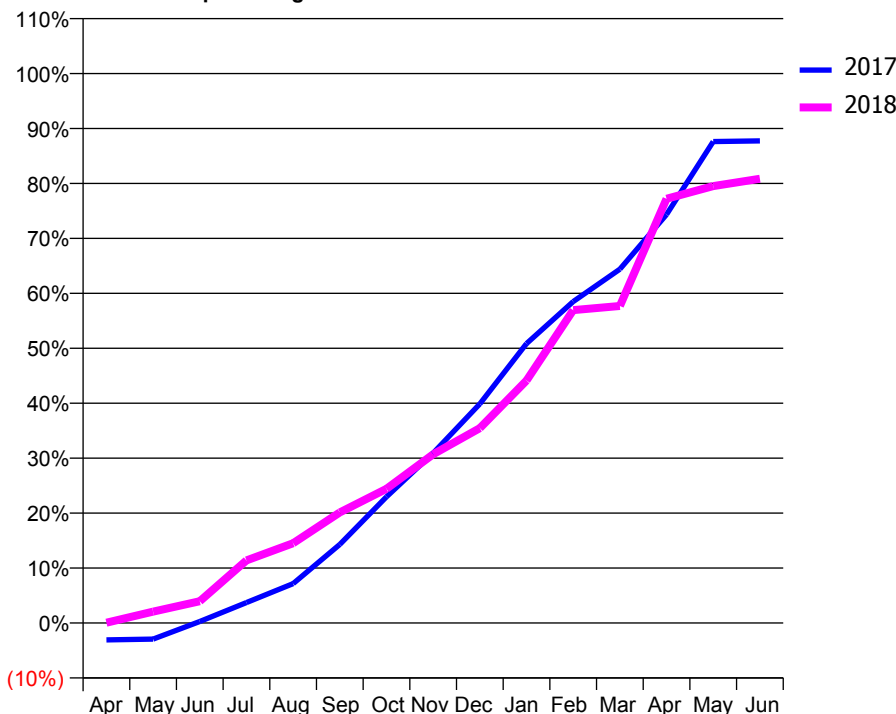
### ACCESS\*

Patients seen in 24 months	Total	Change since previous quarter
Quarter ending March 2017	2,826	
Quarter ending June 2017	2,897	↑
Quarter ending September 2017	2,732	↓
Quarter ending December 2017	2,648	↓
Quarter ending March 2018	2,617	↓
<b>Variance since March 2017</b>	<b>(7.4%)</b>	<b>↓</b>



### ACTIVITY

Cumulative percentage of contracted UDA delivered 2017 & 2018



Month	Adjusted Scheduled Activity (UDA)	
	2017	2018
April	-309	5
May	-293	208
June	28	395
July	370	1,136
August	716	1,447
September	1,425	2,005
October	2,288	2,434
November	3,081	3,059
December	3,973	3,533
January	5,067	4,396
February	5,827	5,672
March	6,415	5,748
April	7,407	7,691
May	8,729	7,921
June	8,741	8,054

### QUALITY

	Quantity	Base Number	Contract	AT	Region	England
% of FP17s for the same patient ID Re-attending within 3 months - Children	15	462	3.2%	12.4%	12.8%	11.9%
% of FP17s for the same patient ID Re-attending within 3 months - Adults	446	2,529	17.6%	16.8%	16.5%	16.0%
% of FP17s for the same patient ID Re-attending between 3 & 9 months - Children	130	462	28.1%	57.3%	59.7%	58.3%
% of FP17s for the same patient ID Re-attending between 3 & 9 months - Adults	905	2,529	35.8%	50.3%	52.6%	50.3%
% of FP17s for Band 1 Urgent Courses	76	2,965	2.6%	10.1%	9.1%	9.1%
% of FP17s Relating to Free Repair or Replacements	23	2,965	0.8%	0.9%	1.0%	0.8%
% of FP17s Relating to Continuations	53	2,965	1.8%	1.0%	1.2%	1.0%
% of Patients satisfied with the dentistry they have received	5	5	N/A	92.1%	91.6%	91.5%
% of Patients satisfied with the time they had to wait for an appointment	5	5	N/A	88.7%	88.3%	87.9%

\* This is based on patients treated on this contract for their most recent course of treatment. Figures in italics indicate the base number of FP17s or Patient Questionnaire responses are less than 100. N/A is shown where the base number of responses is less than 10 during the period. % is calculated as Quantity/Base number\*100

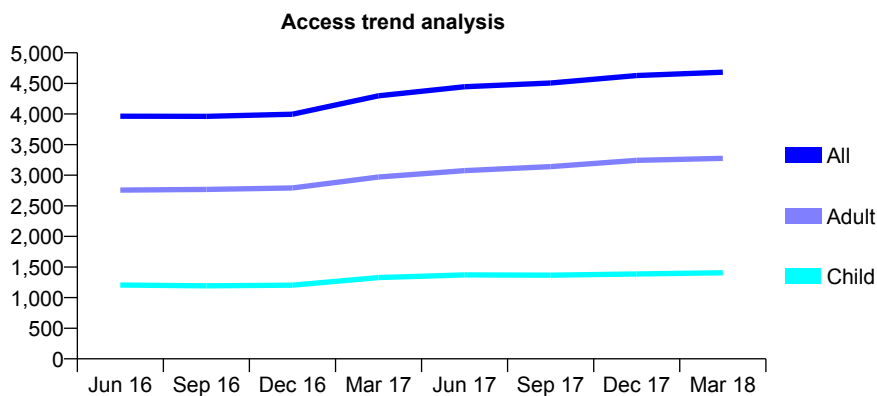
## Q46 - Vital Signs At a Glance Contract Report for 676616/0001 - Year end March 2018

Name or company name	MR RJ DORRINGTON
Contract type name	Pilot Contract
Purpose of contract	General and Orthodontic
Contract start date	01/04/2006
Contract end date	

17/18 Contracted general activity (UDA)	13,620
Carry forward general activity (UDA)	0
17/18 Contracted orthodontic activity (UOA)	1,482
Carry forward orthodontic activity (UOA)	0
Baseline contract value	£405,264.28

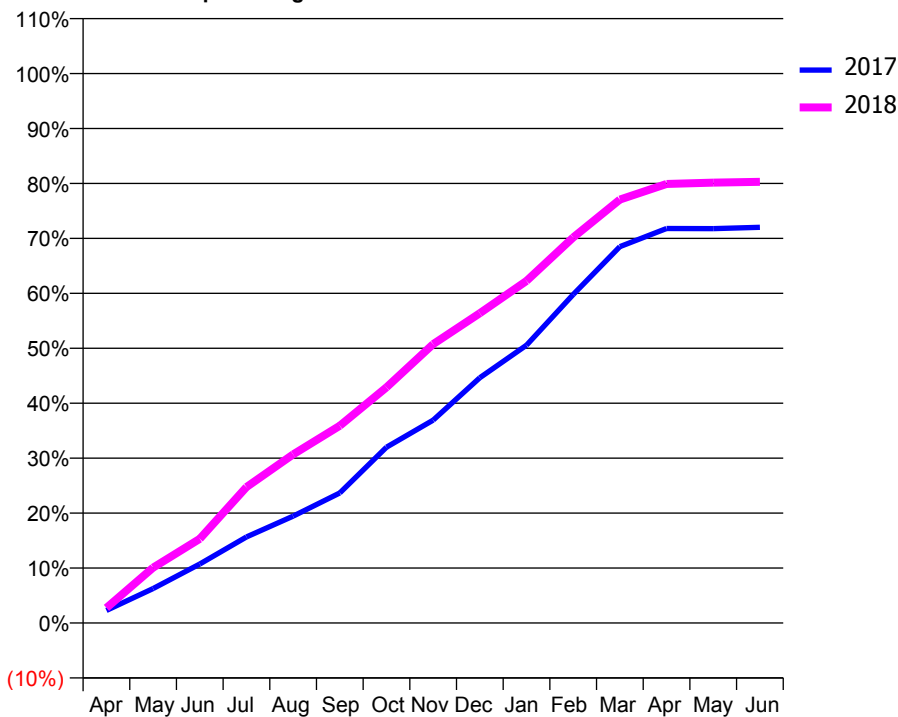
### ACCESS\*

Patients seen in 24 months	Total	Change since previous quarter
Quarter ending March 2017	4,297	
Quarter ending June 2017	4,446	↑
Quarter ending September 2017	4,507	→
Quarter ending December 2017	4,629	↑
Quarter ending March 2018	4,683	→
<b>Variance since March 2017</b>	<b>9.0%</b>	<b>↑</b>



### ACTIVITY

Cumulative percentage of contracted UDA delivered 2017 & 2018



Adjusted Scheduled Activity (UDA)

Month	2017	2018
April	311	376
May	854	1,375
June	1,462	2,086
July	2,134	3,369
August	2,649	4,180
September	3,223	4,889
October	4,357	5,843
November	5,030	6,913
December	6,081	7,680
January	6,887	8,481
February	8,142	9,556
March	9,329	10,496
April	9,778	10,883
May	9,776	10,916
June	9,809	10,934

### QUALITY

	Quantity	Base Number	Contract	AT	Region	England
% of FP17s for the same patient ID Re-attending within 3 months - Children	202	2,102	9.6%	12.4%	12.8%	11.9%
% of FP17s for the same patient ID Re-attending within 3 months - Adults	647	3,936	16.4%	16.8%	16.5%	16.0%
% of FP17s for the same patient ID Re-attending between 3 & 9 months - Children	966	2,102	46.0%	57.3%	59.7%	58.3%
% of FP17s for the same patient ID Re-attending between 3 & 9 months - Adults	1,410	3,936	35.8%	50.3%	52.6%	50.3%
% of FP17s for Band 1 Urgent Courses	233	5,750	4.1%	10.1%	9.1%	9.1%
% of FP17s Relating to Free Repair or Replacements	104	5,750	1.8%	0.9%	1.0%	0.8%
% of FP17s Relating to Continuations	12	5,750	0.2%	1.0%	1.2%	1.0%
% of Patients satisfied with the dentistry they have received	2	2	N/A	92.1%	91.6%	91.5%
% of Patients satisfied with the time they had to wait for an appointment	2	2	N/A	88.7%	88.3%	87.9%

\* This is based on patients treated on this contract for their most recent course of treatment. Figures in italics indicate the base number of FP17s or Patient Questionnaire responses are less than 100. N/A is shown where the base number of responses is less than 10 during the period. % is calculated as Quantity/Base number\*100

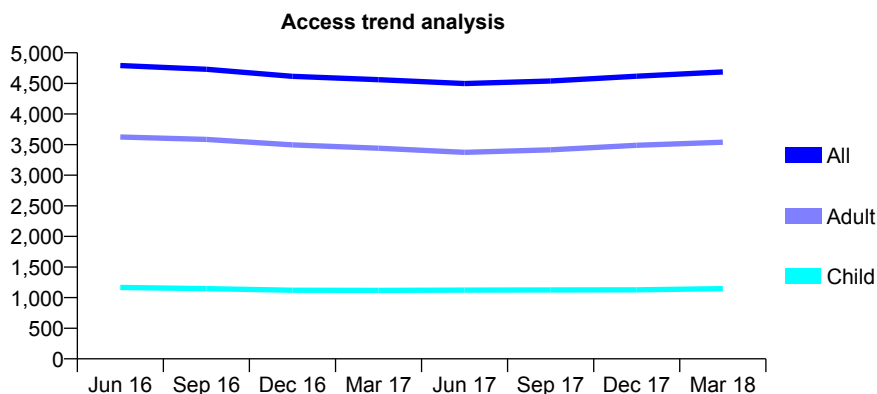
## Q46 - Vital Signs At a Glance Contract Report for 678821/0001 - Year end March 2018

Name or company name	MR DB SINGH
Contract type name	GDS Contract
Purpose of contract	General
Contract start date	01/04/2006
Contract end date	

17/18 Contracted general activity (UDA)	16,876
Carry forward general activity (UDA)	8
17/18 Contracted orthodontic activity (UOA)	0
Carry forward orthodontic activity (UOA)	0
Baseline contract value	£543,857.74

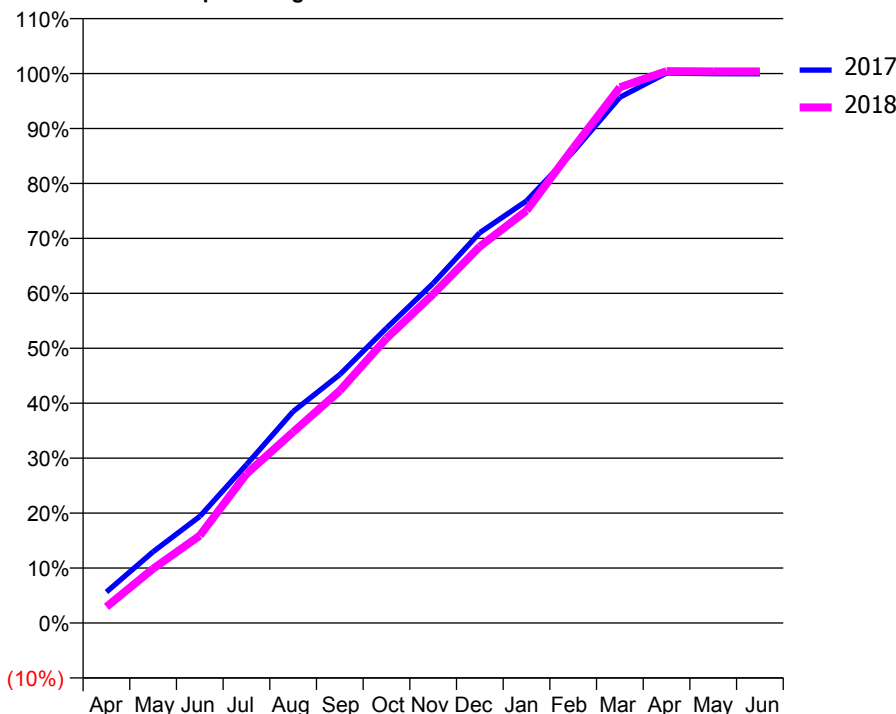
### ACCESS\*

Patients seen in 24 months	Total	Change since previous quarter
Quarter ending March 2017	4,560	
Quarter ending June 2017	4,497	↓
Quarter ending September 2017	4,539	→
Quarter ending December 2017	4,617	→
Quarter ending March 2018	4,688	→
<b>Variance since March 2017</b>	<b>2.8%</b>	<b>↑</b>



### ACTIVITY

Cumulative percentage of contracted UDA delivered 2017 & 2018



Month	Adjusted Scheduled Activity (UDA)	
	2017	2018
April	951	497
May	2,191	1,671
June	3,274	2,686
July	4,861	4,582
August	6,496	5,867
September	7,633	7,136
October	9,058	8,740
November	10,434	10,101
December	11,990	11,564
January	12,964	12,664
February	14,473	14,586
March	16,147	16,451
April	16,890	16,948
May	16,869	16,941
June	16,868	16,941

### QUALITY

	Quantity	Base Number	Contract	AT	Region	England
% of FP17s for the same patient ID Re-attending within 3 months - Children	115	1,800	6.4%	12.4%	12.8%	11.9%
% of FP17s for the same patient ID Re-attending within 3 months - Adults	470	5,114	9.2%	16.8%	16.5%	16.0%
% of FP17s for the same patient ID Re-attending between 3 & 9 months - Children	1,105	1,800	61.4%	57.3%	59.7%	58.3%
% of FP17s for the same patient ID Re-attending between 3 & 9 months - Adults	3,003	5,114	58.7%	50.3%	52.6%	50.3%
% of FP17s for Band 1 Urgent Courses	505	6,830	7.4%	10.1%	9.1%	9.1%
% of FP17s Relating to Free Repair or Replacements	28	6,830	0.4%	0.9%	1.0%	0.8%
% of FP17s Relating to Continuations	27	6,830	0.4%	1.0%	1.2%	1.0%
% of Patients satisfied with the dentistry they have received	4	4	N/A	92.1%	91.6%	91.5%
% of Patients satisfied with the time they had to wait for an appointment	4	4	N/A	88.7%	88.3%	87.9%

\* This is based on patients treated on this contract for their most recent course of treatment. Figures in italics indicate the base number of FP17s or Patient Questionnaire responses are less than 100. N/A is shown where the base number of responses is less than 10 during the period. % is calculated as Quantity/Base number\*100

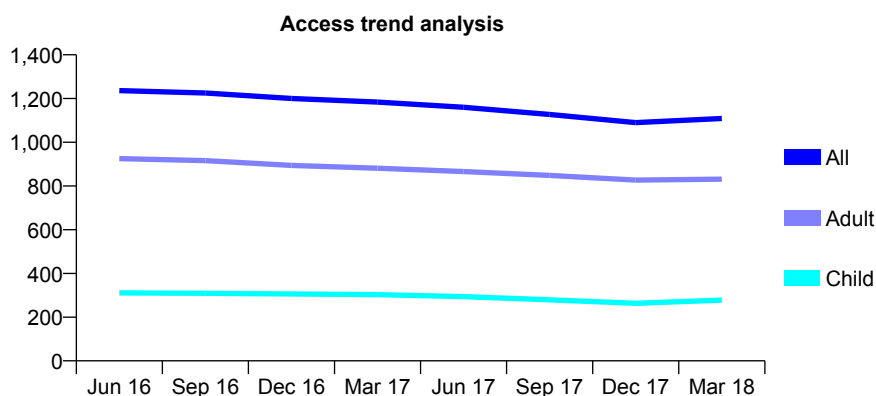
## Q46 - Vital Signs At a Glance Contract Report for 679224/0001 - Year end March 2018

Name or company name	Mr V Singla
Contract type name	GDS Contract
Purpose of contract	General and Orthodontic
Contract start date	01/04/2006
Contract end date	

17/18 Contracted general activity (UDA)	3,916
Carry forward general activity (UDA)	-29
17/18 Contracted orthodontic activity (UOA)	523
Carry forward orthodontic activity (UOA)	-10
Baseline contract value	£152,768.19

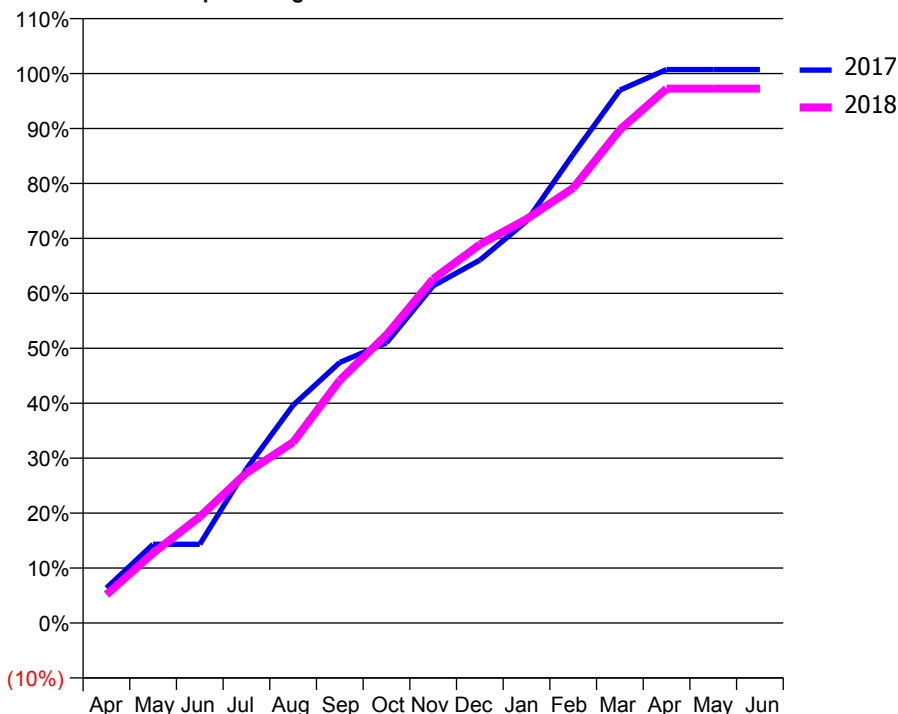
### ACCESS\*

Patients seen in 24 months	Total	Change since previous quarter
Quarter ending March 2017	1,184	
Quarter ending June 2017	1,160	↓
Quarter ending September 2017	1,127	↓
Quarter ending December 2017	1,090	↓
Quarter ending March 2018	1,109	→
<b>Variance since March 2017</b>	<b>(6.3%)</b>	<b>↓</b>



### ACTIVITY

Cumulative percentage of contracted UDA delivered 2017 & 2018



Month	Adjusted Scheduled Activity (UDA)	
	2017	2018
April	250	203
May	561	500
June	561	757
July	1,099	1,071
August	1,552	1,289
September	1,857	1,731
October	1,997	2,054
November	2,403	2,452
December	2,586	2,698
January	2,864	2,879
February	3,339	3,101
March	3,798	3,516
April	3,945	3,808
May	3,945	3,808
June	3,945	3,808

### QUALITY

	Quantity	Base Number	Contract	AT	Region	England
% of FP17s for the same patient ID Re-attending within 3 months - Children	131	568	23.1%	12.4%	12.8%	11.9%
% of FP17s for the same patient ID Re-attending within 3 months - Adults	160	1,091	14.7%	16.8%	16.5%	16.0%
% of FP17s for the same patient ID Re-attending between 3 & 9 months - Children	240	568	42.3%	57.3%	59.7%	58.3%
% of FP17s for the same patient ID Re-attending between 3 & 9 months - Adults	605	1,091	55.5%	50.3%	52.6%	50.3%
% of FP17s for Band 1 Urgent Courses	163	1,581	10.3%	10.1%	9.1%	9.1%
% of FP17s Relating to Free Repair or Replacements	2	1,581	0.1%	0.9%	1.0%	0.8%
% of FP17s Relating to Continuations	6	1,581	0.4%	1.0%	1.2%	1.0%
% of Patients satisfied with the dentistry they have received	8	9	N/A	92.1%	91.6%	91.5%
% of Patients satisfied with the time they had to wait for an appointment	9	9	N/A	88.7%	88.3%	87.9%

\* This is based on patients treated on this contract for their most recent course of treatment. Figures in italics indicate the base number of FP17s or Patient Questionnaire responses are less than 100. N/A is shown where the base number of responses is less than 10 during the period. % is calculated as Quantity/Base number\*100

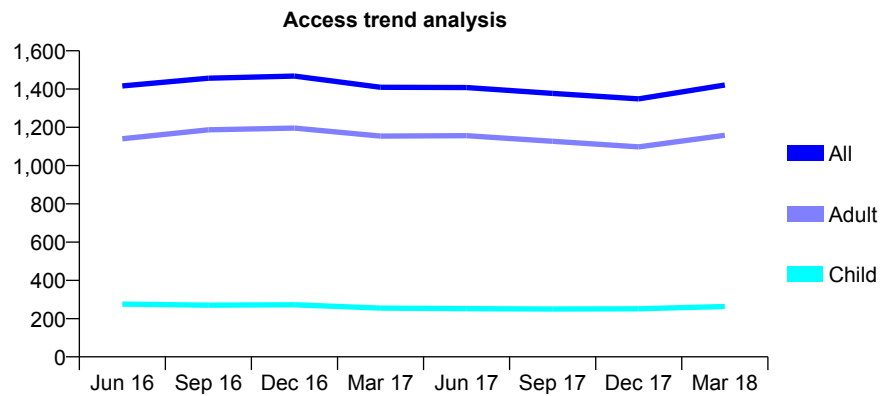
## Q46 - Vital Signs At a Glance Contract Report for 682365/0013 - Year end March 2018

Name or company name	MR QM JAFFRI
Contract type name	GDS Contract
Purpose of contract	General
Contract start date	01/01/2015
Contract end date	

17/18 Contracted general activity (UDA)	4,694
Carry forward general activity (UDA)	570
17/18 Contracted orthodontic activity (UOA)	0
Carry forward orthodontic activity (UOA)	0
Baseline contract value	£112,839.67

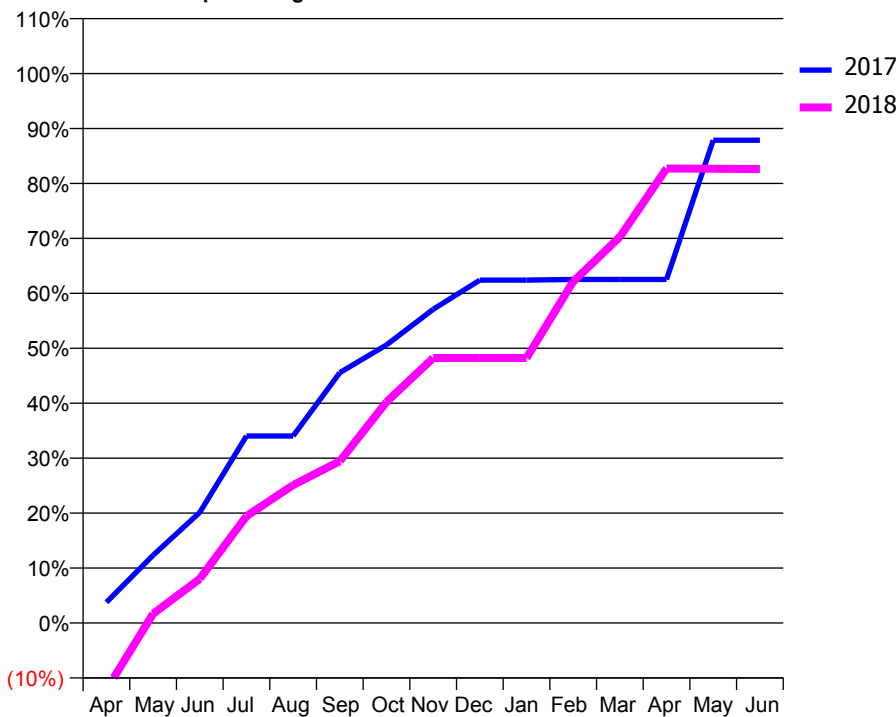
### ACCESS\*

Patients seen in 24 months	Total	Change since previous quarter
Quarter ending March 2017	1,409	
Quarter ending June 2017	1,408	→
Quarter ending September 2017	1,377	↓
Quarter ending December 2017	1,349	↓
Quarter ending March 2018	1,421	↑
<b>Variance since March 2017</b>	<b>0.9%</b>	<b>→</b>



### ACTIVITY

Cumulative percentage of contracted UDA delivered 2017 & 2018



Month	Adjusted Scheduled Activity (UDA)	
	2017	2018
April	177	-570
May	579	79
June	945	377
July	1,598	913
August	1,598	1,178
September	2,139	1,382
October	2,376	1,889
November	2,680	2,263
December	2,929	2,263
January	2,929	2,263
February	2,935	2,917
March	2,935	3,298
April	2,935	3,883
May	4,124	3,881
June	4,124	3,878

### QUALITY

	Quantity	Base Number	Contract	AT	Region	England
% of FP17s for the same patient ID Re-attending within 3 months - Children	32	487	6.6%	12.4%	12.8%	11.9%
% of FP17s for the same patient ID Re-attending within 3 months - Adults	200	2,041	9.8%	16.8%	16.5%	16.0%
% of FP17s for the same patient ID Re-attending between 3 & 9 months - Children	323	487	66.3%	57.3%	59.7%	58.3%
% of FP17s for the same patient ID Re-attending between 3 & 9 months - Adults	1,411	2,041	69.1%	50.3%	52.6%	50.3%
% of FP17s for Band 1 Urgent Courses	147	2,187	6.7%	10.1%	9.1%	9.1%
% of FP17s Relating to Free Repair or Replacements	15	2,187	0.7%	0.9%	1.0%	0.8%
% of FP17s Relating to Continuations	3	2,187	0.1%	1.0%	1.2%	1.0%
% of Patients satisfied with the dentistry they have received	2	2	N/A	92.1%	91.6%	91.5%
% of Patients satisfied with the time they had to wait for an appointment	2	2	N/A	88.7%	88.3%	87.9%

\* This is based on patients treated on this contract for their most recent course of treatment. Figures in italics indicate the base number of FP17s or Patient Questionnaire responses are less than 100. N/A is shown where the base number of responses is less than 10 during the period. % is calculated as Quantity/Base number\*100



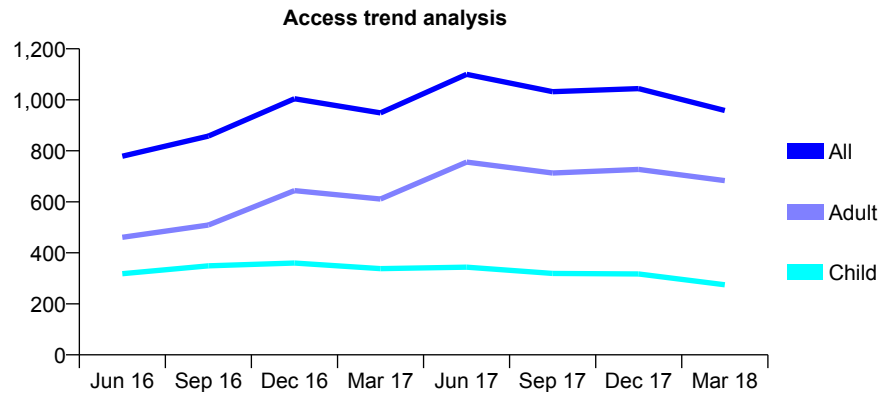
## Q46 - Vital Signs At a Glance Contract Report for 683728/0001 - Year end March 2018

Name or company name	MR N KHALID
Contract type name	GDS Contract
Purpose of contract	General
Contract start date	01/11/2014
Contract end date	

17/18 Contracted general activity (UDA)	4,751
Carry forward general activity (UDA)	168
17/18 Contracted orthodontic activity (UOA)	0
Carry forward orthodontic activity (UOA)	0
Baseline contract value	£158,828.83

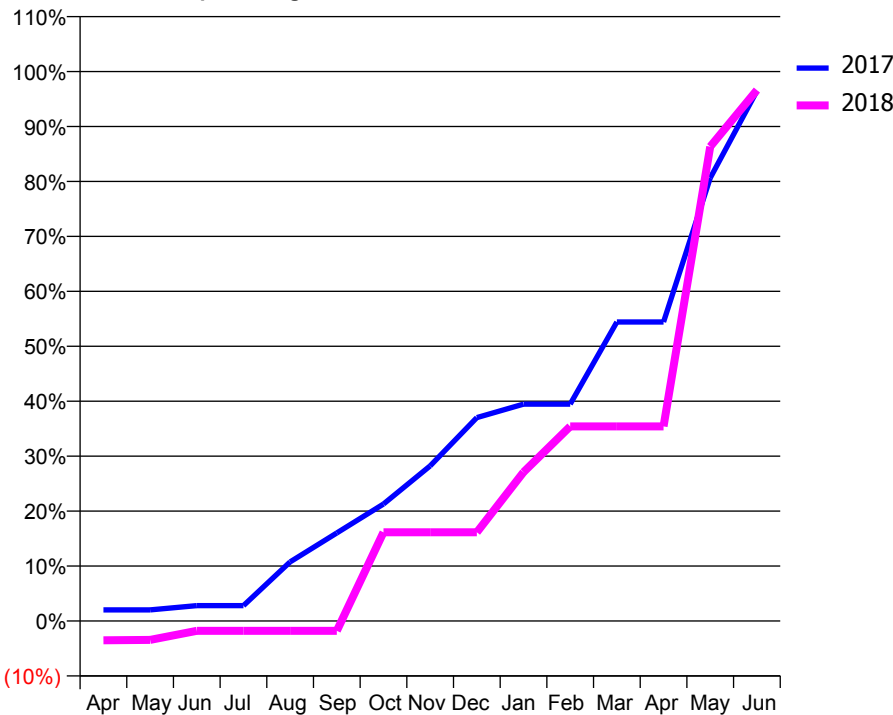
### ACCESS\*

Patients seen in 24 months	Total	Change since previous quarter
Quarter ending March 2017	949	
Quarter ending June 2017	1,100	↑
Quarter ending September 2017	1,032	↓
Quarter ending December 2017	1,044	→
Quarter ending March 2018	958	↓
<b>Variance since March 2017</b>	<b>0.9%</b>	<b>→</b>



### ACTIVITY

Cumulative percentage of contracted UDA delivered 2017 & 2018



Month	Adjusted Scheduled Activity (UDA)	
	2017	2018
April	96	-168
May	96	-164
June	133	-86
July	133	-86
August	511	-86
September	762	-86
October	1,011	768
November	1,342	768
December	1,759	768
January	1,875	1,287
February	1,875	1,683
March	2,585	1,683
April	2,585	1,683
May	3,831	4,101
June	4,583	4,590

### QUALITY

	Quantity	Base Number	Contract	AT	Region	England
% of FP17s for the same patient ID Re-attending within 3 months - Children	12	312	3.8%	12.4%	12.8%	11.9%
% of FP17s for the same patient ID Re-attending within 3 months - Adults	66	647	10.2%	16.8%	16.5%	16.0%
% of FP17s for the same patient ID Re-attending between 3 & 9 months - Children	137	312	43.9%	57.3%	59.7%	58.3%
% of FP17s for the same patient ID Re-attending between 3 & 9 months - Adults	198	647	30.6%	50.3%	52.6%	50.3%
% of FP17s for Band 1 Urgent Courses	53	1,116	4.7%	10.1%	9.1%	9.1%
% of FP17s Relating to Free Repair or Replacements	0	1,116	0.0%	0.9%	1.0%	0.8%
% of FP17s Relating to Continuations	5	1,116	0.4%	1.0%	1.2%	1.0%
% of Patients satisfied with the dentistry they have received	5	7	N/A	92.1%	91.6%	91.5%
% of Patients satisfied with the time they had to wait for an appointment	5	7	N/A	88.7%	88.3%	87.9%

\* This is based on patients treated on this contract for their most recent course of treatment. Figures in italics indicate the base number of FP17s or Patient Questionnaire responses are less than 100. N/A is shown where the base number of responses is less than 10 during the period. % is calculated as Quantity/Base number\*100

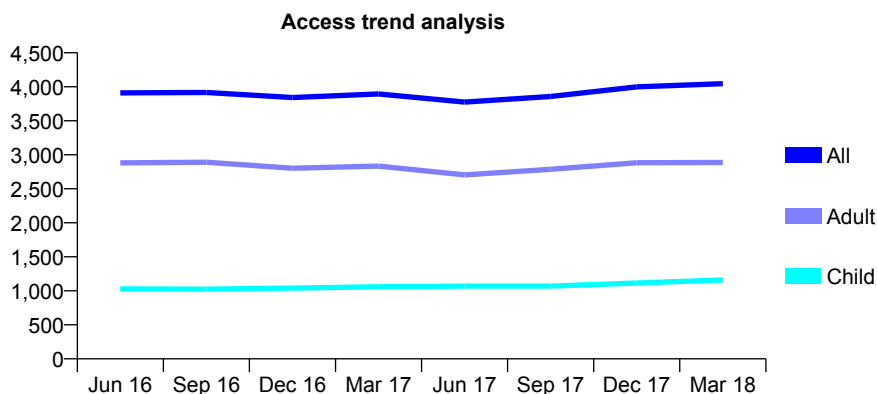
## Q46 - Vital Signs At a Glance Contract Report for 683833/0001 - Year end March 2018

Name or company name	MR N ARIF
Contract type name	GDS Contract
Purpose of contract	General
Contract start date	19/12/2012
Contract end date	

17/18 Contracted general activity (UDA)	9,892
Carry forward general activity (UDA)	-158
17/18 Contracted orthodontic activity (UOA)	0
Carry forward orthodontic activity (UOA)	0
Baseline contract value	£236,556.11

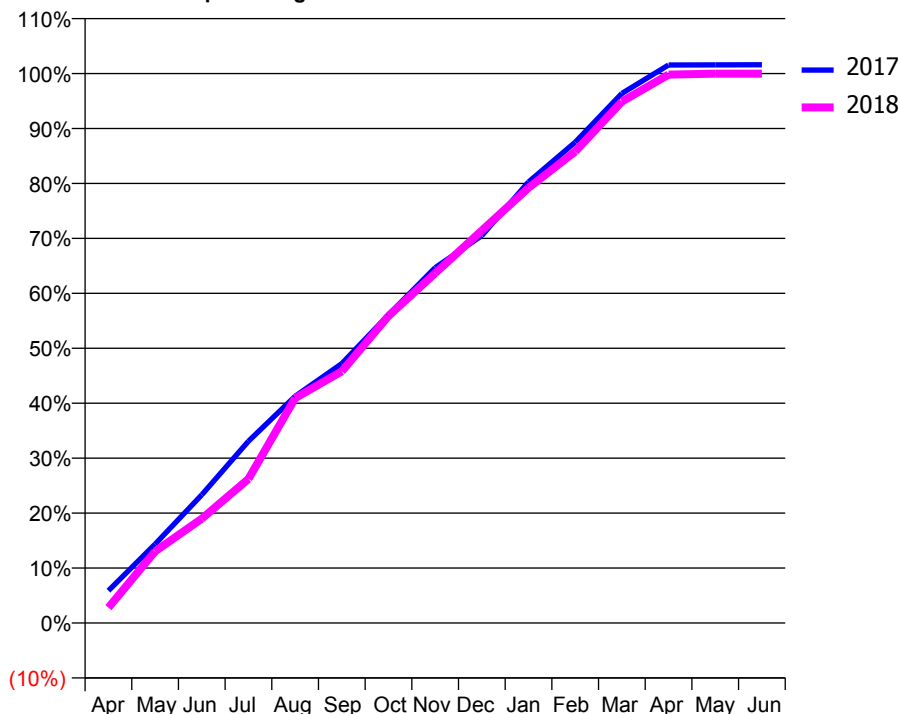
### ACCESS\*

Patients seen in 24 months	Total	Change since previous quarter
Quarter ending March 2017	3,895	
Quarter ending June 2017	3,775	↓
Quarter ending September 2017	3,857	↑
Quarter ending December 2017	3,999	↑
Quarter ending March 2018	4,047	→
<b>Variance since March 2017</b>	<b>3.9%</b>	<b>↑</b>



### ACTIVITY

Cumulative percentage of contracted UDA delivered 2017 & 2018



Month	Adjusted Scheduled Activity (UDA)	
	2017	2018
April	582	276
May	1,420	1,289
June	2,307	1,878
July	3,273	2,594
August	4,083	4,049
September	4,670	4,530
October	5,549	5,527
November	6,397	6,298
December	6,976	7,065
January	7,940	7,833
February	8,655	8,487
March	9,533	9,387
April	10,045	9,872
May	10,046	9,888
June	10,050	9,888

### QUALITY

	Quantity	Base Number	Contract	AT	Region	England
% of FP17s for the same patient ID Re-attending within 3 months - Children	70	1,683	4.2%	12.4%	12.8%	11.9%
% of FP17s for the same patient ID Re-attending within 3 months - Adults	446	3,338	13.4%	16.8%	16.5%	16.0%
% of FP17s for the same patient ID Re-attending between 3 & 9 months - Children	1,056	1,683	62.7%	57.3%	59.7%	58.3%
% of FP17s for the same patient ID Re-attending between 3 & 9 months - Adults	1,385	3,338	41.5%	50.3%	52.6%	50.3%
% of FP17s for Band 1 Urgent Courses	294	4,991	5.9%	10.1%	9.1%	9.1%
% of FP17s Relating to Free Repair or Replacements	18	4,991	0.4%	0.9%	1.0%	0.8%
% of FP17s Relating to Continuations	59	4,991	1.2%	1.0%	1.2%	1.0%
% of Patients satisfied with the dentistry they have received	2	4	N/A	92.1%	91.6%	91.5%
% of Patients satisfied with the time they had to wait for an appointment	4	4	N/A	88.7%	88.3%	87.9%

\* This is based on patients treated on this contract for their most recent course of treatment. Figures in italics indicate the base number of FP17s or Patient Questionnaire responses are less than 100. N/A is shown where the base number of responses is less than 10 during the period. % is calculated as Quantity/Base number\*100

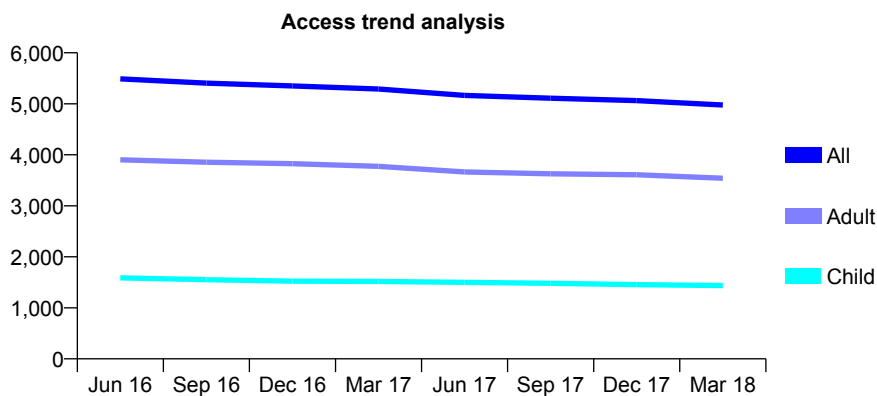
## Q46 - Vital Signs At a Glance Contract Report for 684422/0001 - Year end March 2018

Name or company name	MISS R AGGARWAL
Contract type name	GDS Contract
Purpose of contract	General
Contract start date	01/04/2006
Contract end date	

17/18 Contracted general activity (UDA)	16,100
Carry forward general activity (UDA)	145
17/18 Contracted orthodontic activity (UOA)	0
Carry forward orthodontic activity (UOA)	0
Baseline contract value	£454,076.81

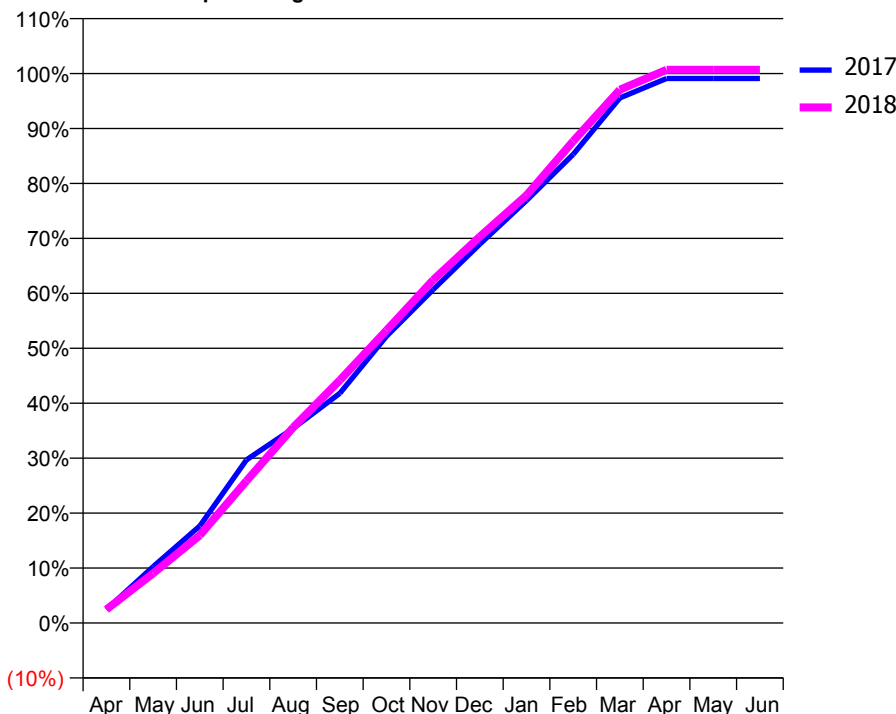
### ACCESS\*

Patients seen in 24 months	Total	Change since previous quarter
Quarter ending March 2017	5,291	
Quarter ending June 2017	5,164	↓
Quarter ending September 2017	5,109	↓
Quarter ending December 2017	5,062	→
Quarter ending March 2018	4,977	↓
<b>Variance since March 2017</b>	<b>(5.9%)</b>	<b>↓</b>



### ACTIVITY

Cumulative percentage of contracted UDA delivered 2017 & 2018



Month	Adjusted Scheduled Activity (UDA)	
	2017	2018
April	395	396
May	1,649	1,454
June	2,842	2,569
July	4,780	4,164
August	5,702	5,729
September	6,730	7,113
October	8,403	8,575
November	9,771	10,049
December	11,100	11,322
January	12,381	12,531
February	13,730	14,117
March	15,386	15,627
April	15,954	16,208
May	15,955	16,208
June	15,955	16,209

### QUALITY

	Quantity	Base Number	Contract	AT	Region	England
% of FP17s for the same patient ID Re-attending within 3 months - Children	144	2,349	6.1%	12.4%	12.8%	11.9%
% of FP17s for the same patient ID Re-attending within 3 months - Adults	567	5,431	10.4%	16.8%	16.5%	16.0%
% of FP17s for the same patient ID Re-attending between 3 & 9 months - Children	1,627	2,349	69.3%	57.3%	59.7%	58.3%
% of FP17s for the same patient ID Re-attending between 3 & 9 months - Adults	3,675	5,431	67.7%	50.3%	52.6%	50.3%
% of FP17s for Band 1 Urgent Courses	225	7,754	2.9%	10.1%	9.1%	9.1%
% of FP17s Relating to Free Repair or Replacements	129	7,754	1.7%	0.9%	1.0%	0.8%
% of FP17s Relating to Continuations	71	7,754	0.9%	1.0%	1.2%	1.0%
% of Patients satisfied with the dentistry they have received	5	5	N/A	92.1%	91.6%	91.5%
% of Patients satisfied with the time they had to wait for an appointment	5	5	N/A	88.7%	88.3%	87.9%

\* This is based on patients treated on this contract for their most recent course of treatment. Figures in italics indicate the base number of FP17s or Patient Questionnaire responses are less than 100. N/A is shown where the base number of responses is less than 10 during the period. % is calculated as Quantity/Base number\*100

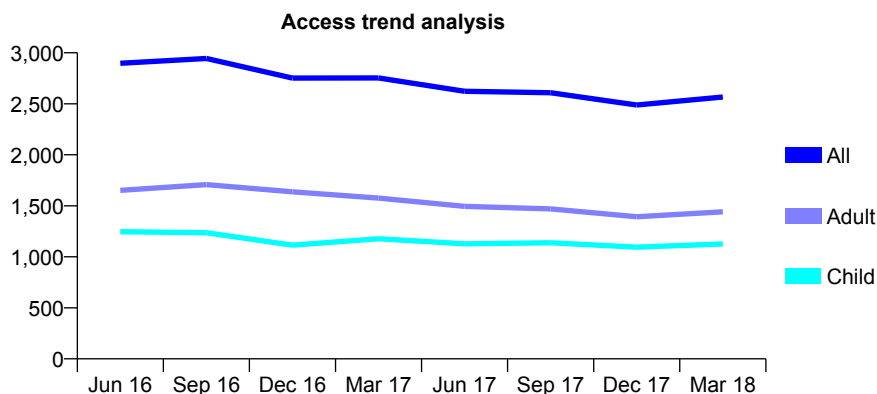
## Q46 - Vital Signs At a Glance Contract Report for 685259/0001 - Year end March 2018

Name or company name	MR N MOHAMMAD
Contract type name	GDS Contract
Purpose of contract	General
Contract start date	01/04/2006
Contract end date	

17/18 Contracted general activity (UDA)	6,949
Carry forward general activity (UDA)	0
17/18 Contracted orthodontic activity (UOA)	0
Carry forward orthodontic activity (UOA)	0
Baseline contract value	£191,977.21

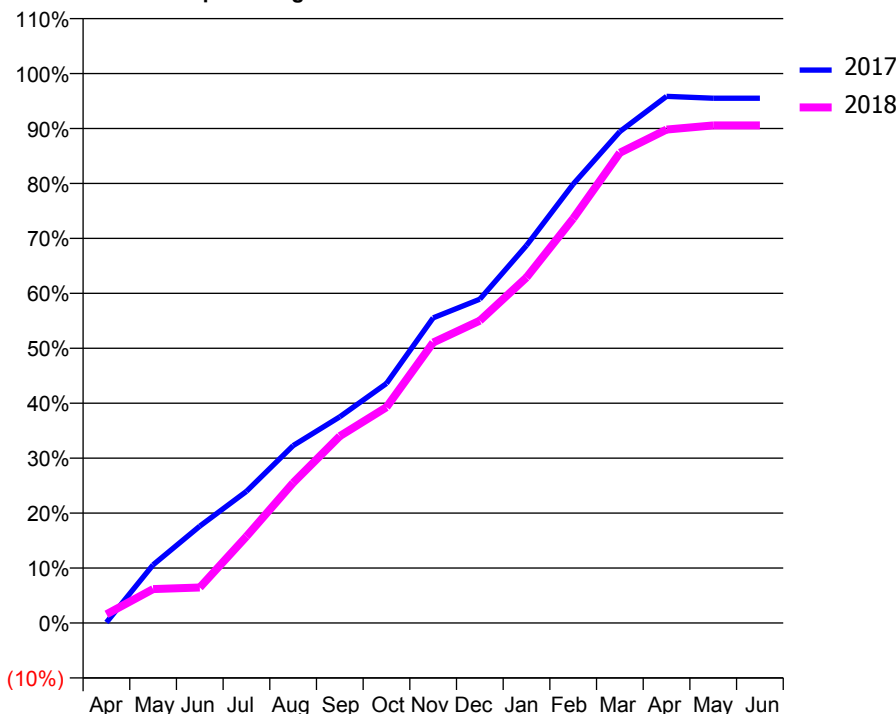
### ACCESS\*

Patients seen in 24 months	Total	Change since previous quarter
Quarter ending March 2017	2,753	
Quarter ending June 2017	2,623	↓
Quarter ending September 2017	2,608	→
Quarter ending December 2017	2,488	↓
Quarter ending March 2018	2,567	↑
<b>Variance since March 2017</b>	<b>(6.8%)</b>	<b>↓</b>



### ACTIVITY

Cumulative percentage of contracted UDA delivered 2017 & 2018



Month	Adjusted Scheduled Activity (UDA)	
	2017	2018
April	8	111
May	735	430
June	1,224	450
July	1,665	1,095
August	2,243	1,773
September	2,608	2,364
October	3,029	2,729
November	3,860	3,547
December	4,095	3,824
January	4,776	4,370
February	5,550	5,116
March	6,214	5,946
April	6,660	6,240
May	6,636	6,292
June	6,636	6,292

### QUALITY

	Quantity	Base Number	Contract	AT	Region	England
% of FP17s for the same patient ID Re-attending within 3 months - Children	129	1,840	7.0%	12.4%	12.8%	11.9%
% of FP17s for the same patient ID Re-attending within 3 months - Adults	207	2,143	9.7%	16.8%	16.5%	16.0%
% of FP17s for the same patient ID Re-attending between 3 & 9 months - Children	1,048	1,840	57.0%	57.3%	59.7%	58.3%
% of FP17s for the same patient ID Re-attending between 3 & 9 months - Adults	1,158	2,143	54.0%	50.3%	52.6%	50.3%
% of FP17s for Band 1 Urgent Courses	259	3,885	6.7%	10.1%	9.1%	9.1%
% of FP17s Relating to Free Repair or Replacements	11	3,885	0.3%	0.9%	1.0%	0.8%
% of FP17s Relating to Continuations	7	3,885	0.2%	1.0%	1.2%	1.0%
% of Patients satisfied with the dentistry they have received	2	2	N/A	92.1%	91.6%	91.5%
% of Patients satisfied with the time they had to wait for an appointment	2	2	N/A	88.7%	88.3%	87.9%

\* This is based on patients treated on this contract for their most recent course of treatment. Figures in italics indicate the base number of FP17s or Patient Questionnaire responses are less than 100. N/A is shown where the base number of responses is less than 10 during the period. % is calculated as Quantity/Base number\*100

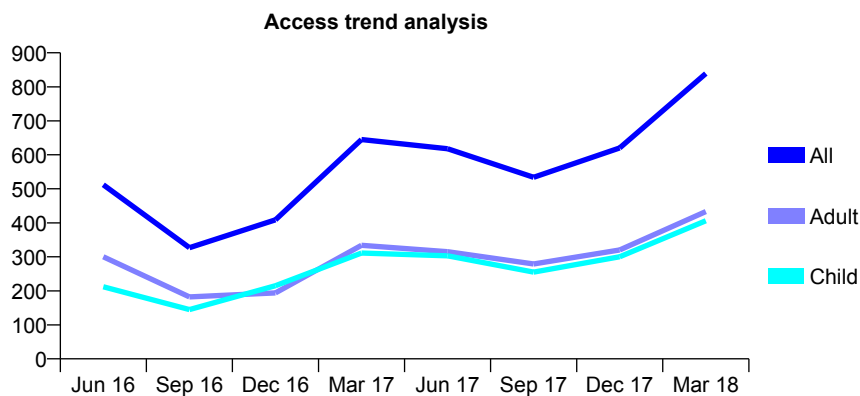
## Q46 - Vital Signs At a Glance Contract Report for 685259/0002 - Year end March 2018

Name or company name	MR N MOHAMMAD
Contract type name	GDS Contract
Purpose of contract	General
Contract start date	04/02/2008
Contract end date	

17/18 Contracted general activity (UDA)	1,900
Carry forward general activity (UDA)	0
17/18 Contracted orthodontic activity (UOA)	0
Carry forward orthodontic activity (UOA)	0
Baseline contract value	£44,958.11

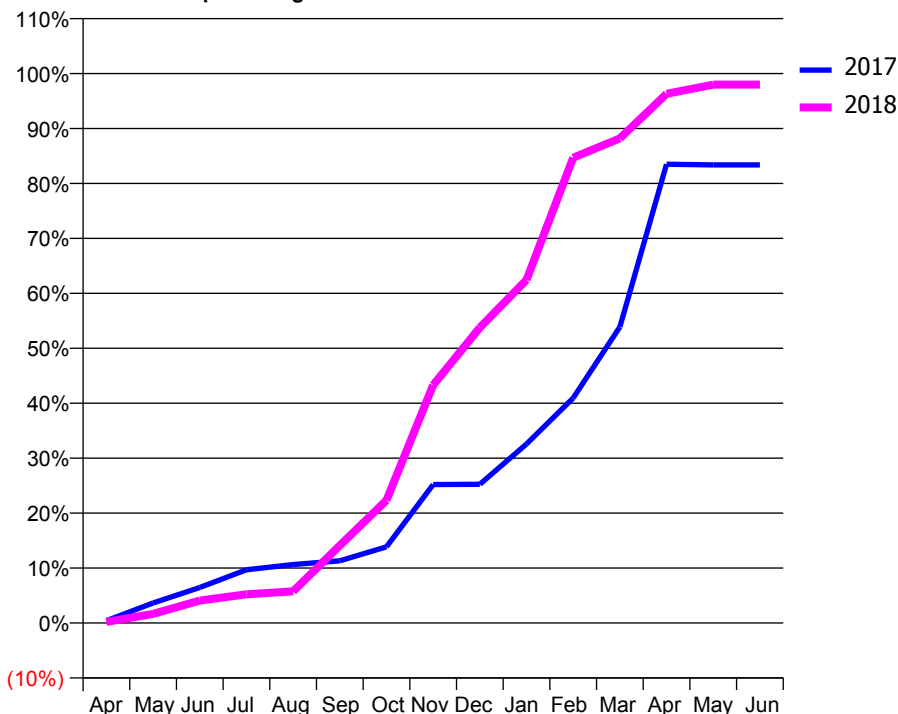
### ACCESS\*

Patients seen in 24 months	Total	Change since previous quarter
Quarter ending March 2017	645	
Quarter ending June 2017	618	↓
Quarter ending September 2017	534	↓
Quarter ending December 2017	620	↑
Quarter ending March 2018	839	↑
<b>Variance since March 2017</b>	<b>30.1%</b>	<b>↑</b>



### ACTIVITY

Cumulative percentage of contracted UDA delivered 2017 & 2018



Month	Adjusted Scheduled Activity (UDA)	
	2017	2018
April	8	4
May	69	32
June	123	78
July	184	99
August	202	109
September	215	268
October	264	425
November	479	823
December	480	1,021
January	619	1,186
February	778	1,609
March	1,024	1,676
April	1,586	1,830
May	1,584	1,862
June	1,584	1,862

### QUALITY

	Quantity	Base Number	Contract	AT	Region	England
% of FP17s for the same patient ID Re-attending within 3 months - Children	19	599	3.2%	12.4%	12.8%	11.9%
% of FP17s for the same patient ID Re-attending within 3 months - Adults	22	598	3.7%	16.8%	16.5%	16.0%
% of FP17s for the same patient ID Re-attending between 3 & 9 months - Children	70	599	11.7%	57.3%	59.7%	58.3%
% of FP17s for the same patient ID Re-attending between 3 & 9 months - Adults	48	598	8.0%	50.3%	52.6%	50.3%
% of FP17s for Band 1 Urgent Courses	93	989	9.4%	10.1%	9.1%	9.1%
% of FP17s Relating to Free Repair or Replacements	0	989	0.0%	0.9%	1.0%	0.8%
% of FP17s Relating to Continuations	1	989	0.1%	1.0%	1.2%	1.0%
% of Patients satisfied with the dentistry they have received	0	0	N/A	92.1%	91.6%	91.5%
% of Patients satisfied with the time they had to wait for an appointment	0	0	N/A	88.7%	88.3%	87.9%

\* This is based on patients treated on this contract for their most recent course of treatment. Figures in italics indicate the base number of FP17s or Patient Questionnaire responses are less than 100. N/A is shown where the base number of responses is less than 10 during the period. % is calculated as Quantity/Base number\*100

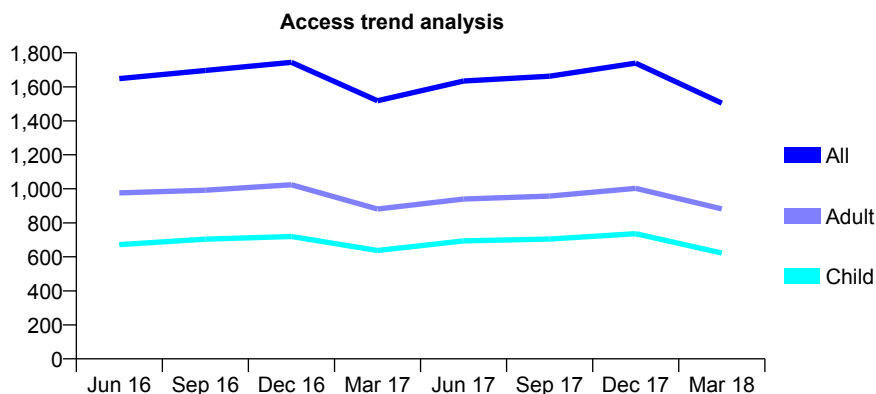
## Q46 - Vital Signs At a Glance Contract Report for 685259/0003 - Year end March 2018

Name or company name	MR N MOHAMMAD
Contract type name	GDS Contract
Purpose of contract	General
Contract start date	01/08/2008
Contract end date	

17/18 Contracted general activity (UDA)	4,000
Carry forward general activity (UDA)	80
17/18 Contracted orthodontic activity (UOA)	0
Carry forward orthodontic activity (UOA)	0
Baseline contract value	£108,699.46

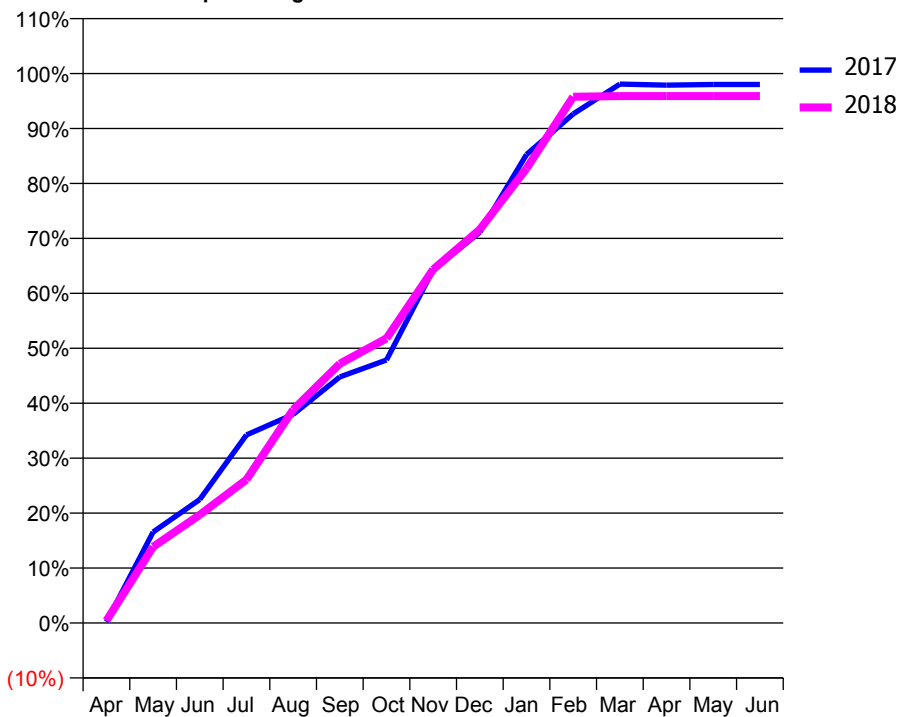
### ACCESS\*

Patients seen in 24 months	Total	Change since previous quarter
Quarter ending March 2017	1,518	
Quarter ending June 2017	1,634	↑
Quarter ending September 2017	1,662	→
Quarter ending December 2017	1,739	↑
Quarter ending March 2018	1,504	↓
<b>Variance since March 2017</b>	<b>(0.9%)</b>	→



### ACTIVITY

Cumulative percentage of contracted UDA delivered 2017 & 2018



Adjusted Scheduled Activity (UDA)

Month	2017	2018
April	8	17
May	663	555
June	899	787
July	1,369	1,044
August	1,519	1,553
September	1,791	1,887
October	1,914	2,072
November	2,571	2,574
December	2,844	2,865
January	3,410	3,309
February	3,706	3,830
March	3,923	3,835
April	3,916	3,835
May	3,920	3,835
June	3,920	3,835

### QUALITY

	Quantity	Base Number	Contract	AT	Region	England
% of FP17s for the same patient ID Re-attending within 3 months - Children	73	1,108	6.6%	12.4%	12.8%	11.9%
% of FP17s for the same patient ID Re-attending within 3 months - Adults	150	1,496	10.0%	16.8%	16.5%	16.0%
% of FP17s for the same patient ID Re-attending between 3 & 9 months - Children	568	1,108	51.3%	57.3%	59.7%	58.3%
% of FP17s for the same patient ID Re-attending between 3 & 9 months - Adults	728	1,496	48.7%	50.3%	52.6%	50.3%
% of FP17s for Band 1 Urgent Courses	228	2,604	8.8%	10.1%	9.1%	9.1%
% of FP17s Relating to Free Repair or Replacements	9	2,604	0.3%	0.9%	1.0%	0.8%
% of FP17s Relating to Continuations	0	2,604	0.0%	1.0%	1.2%	1.0%
% of Patients satisfied with the dentistry they have received	1	1	N/A	92.1%	91.6%	91.5%
% of Patients satisfied with the time they had to wait for an appointment	1	1	N/A	88.7%	88.3%	87.9%

\* This is based on patients treated on this contract for their most recent course of treatment. Figures in italics indicate the base number of FP17s or Patient Questionnaire responses are less than 100. N/A is shown where the base number of responses is less than 10 during the period. % is calculated as Quantity/Base number\*100

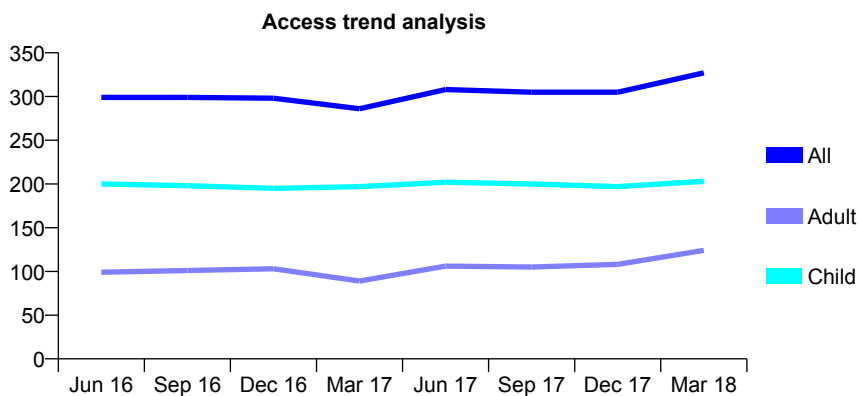
## Q46 - Vital Signs At a Glance Contract Report for 686522/0001 - Year end March 2018

Name or company name	MR AC BRISTOW
Contract type name	GDS Contract
Purpose of contract	General
Contract start date	01/04/2006
Contract end date	

17/18 Contracted general activity (UDA)	750
Carry forward general activity (UDA)	0
17/18 Contracted orthodontic activity (UOA)	0
Carry forward orthodontic activity (UOA)	0
Baseline contract value	£15,192.42

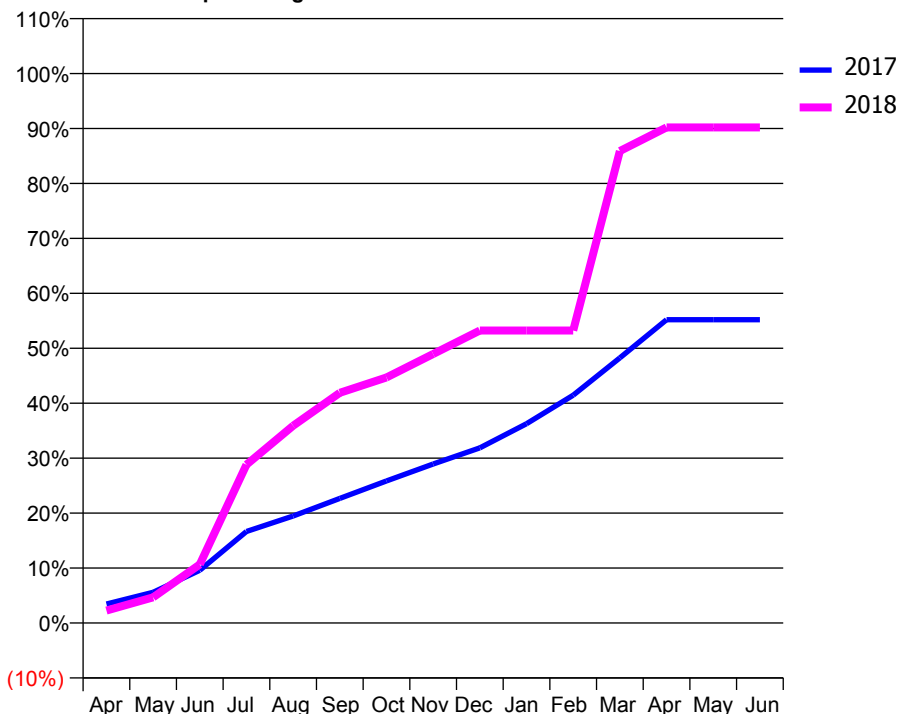
### ACCESS\*

Patients seen in 24 months	Total	Change since previous quarter
Quarter ending March 2017	286	
Quarter ending June 2017	308	↑
Quarter ending September 2017	305	→
Quarter ending December 2017	305	→
Quarter ending March 2018	327	↑
<b>Variance since March 2017</b>	<b>14.3%</b>	<b>↑</b>



### ACTIVITY

Cumulative percentage of contracted UDA delivered 2017 & 2018



Adjusted Scheduled Activity (UDA)

Month	2017	2018
April	26	17
May	42	35
June	72	80
July	125	216
August	146	269
September	170	314
October	194	335
November	217	367
December	239	399
January	272	399
February	311	399
March	362	644
April	414	676
May	414	676
June	414	676

### QUALITY

	Quantity	Base Number	Contract	AT	Region	England
% of FP17s for the same patient ID Re-attending within 3 months - Children	14	285	4.9%	12.4%	12.8%	11.9%
% of FP17s for the same patient ID Re-attending within 3 months - Adults	5	130	3.8%	16.8%	16.5%	16.0%
% of FP17s for the same patient ID Re-attending between 3 & 9 months - Children	149	285	52.3%	57.3%	59.7%	58.3%
% of FP17s for the same patient ID Re-attending between 3 & 9 months - Adults	33	130	25.4%	50.3%	52.6%	50.3%
% of FP17s for Band 1 Urgent Courses	12	414	2.9%	10.1%	9.1%	9.1%
% of FP17s Relating to Free Repair or Replacements	0	414	0.0%	0.9%	1.0%	0.8%
% of FP17s Relating to Continuations	3	414	0.7%	1.0%	1.2%	1.0%
% of Patients satisfied with the dentistry they have received	0	0	N/A	92.1%	91.6%	91.5%
% of Patients satisfied with the time they had to wait for an appointment	0	0	N/A	88.7%	88.3%	87.9%

\* This is based on patients treated on this contract for their most recent course of treatment. Figures in italics indicate the base number of FP17s or Patient Questionnaire responses are less than 100. N/A is shown where the base number of responses is less than 10 during the period. % is calculated as Quantity/Base number\*100



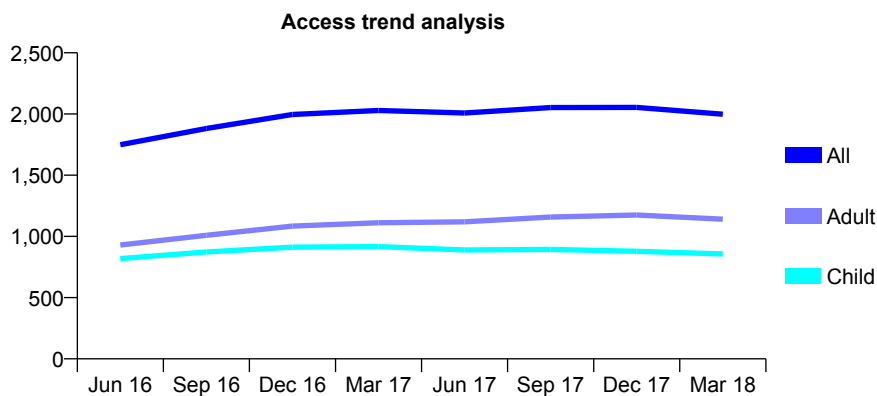
## Q46 - Vital Signs At a Glance Contract Report for 688673/0001 - Year end March 2018

Name or company name	MRS S CHOUDHURY
Contract type name	GDS Contract
Purpose of contract	General
Contract start date	01/02/2015
Contract end date	

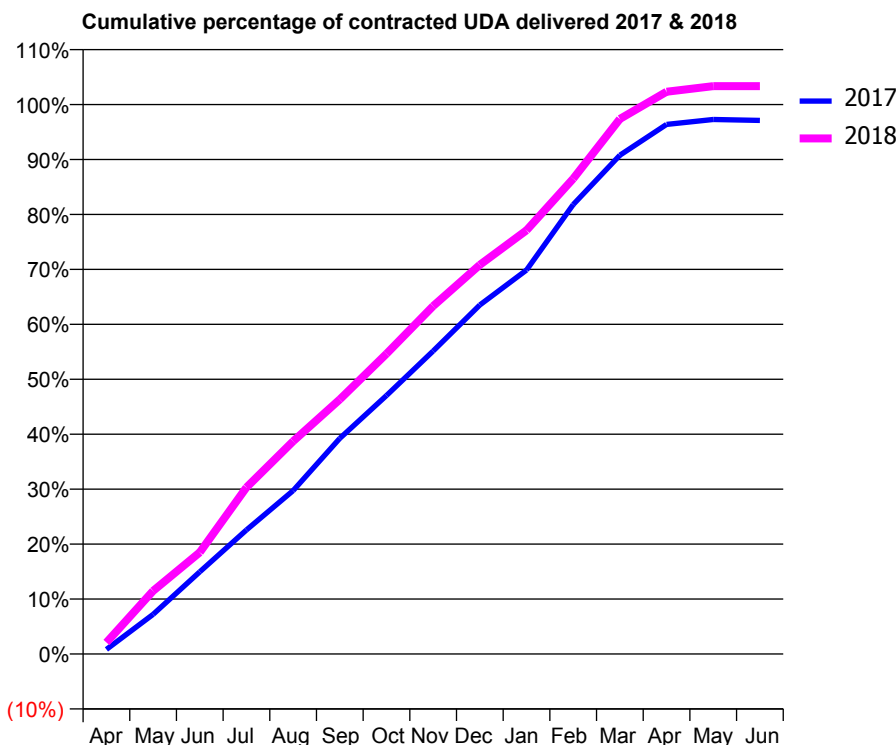
17/18 Contracted general activity (UDA)	6,323
Carry forward general activity (UDA)	0
17/18 Contracted orthodontic activity (UOA)	0
Carry forward orthodontic activity (UOA)	0
Baseline contract value	£166,936.70

### ACCESS\*

Patients seen in 24 months	Total	Change since previous quarter
Quarter ending March 2017	2,029	
Quarter ending June 2017	2,008	↓
Quarter ending September 2017	2,053	↑
Quarter ending December 2017	2,054	→
Quarter ending March 2018	1,998	↓
<b>Variance since March 2017</b>	<b>(1.5%)</b>	<b>↓</b>



### ACTIVITY



Month	Adjusted Scheduled Activity (UDA)	
	2017	2018
April	53	133
May	456	727
June	947	1,169
July	1,427	1,917
August	1,880	2,449
September	2,481	2,930
October	2,975	3,455
November	3,486	4,004
December	4,017	4,478
January	4,419	4,875
February	5,172	5,469
March	5,739	6,157
April	6,093	6,469
May	6,150	6,534
June	6,140	6,534

### QUALITY

	Quantity	Base Number	Contract	AT	Region	England
% of FP17s for the same patient ID Re-attending within 3 months - Children	102	1,250	8.2%	12.4%	12.8%	11.9%
% of FP17s for the same patient ID Re-attending within 3 months - Adults	303	1,587	19.1%	16.8%	16.5%	16.0%
% of FP17s for the same patient ID Re-attending between 3 & 9 months - Children	735	1,250	58.8%	57.3%	59.7%	58.3%
% of FP17s for the same patient ID Re-attending between 3 & 9 months - Adults	706	1,587	44.5%	50.3%	52.6%	50.3%
% of FP17s for Band 1 Urgent Courses	138	2,845	4.9%	10.1%	9.1%	9.1%
% of FP17s Relating to Free Repair or Replacements	6	2,845	0.2%	0.9%	1.0%	0.8%
% of FP17s Relating to Continuations	45	2,845	1.6%	1.0%	1.2%	1.0%
% of Patients satisfied with the dentistry they have received	7	7	N/A	92.1%	91.6%	91.5%
% of Patients satisfied with the time they had to wait for an appointment	6	7	N/A	88.7%	88.3%	87.9%

\* This is based on patients treated on this contract for their most recent course of treatment. Figures in italics indicate the base number of FP17s or Patient Questionnaire responses are less than 100. N/A is shown where the base number of responses is less than 10 during the period. % is calculated as Quantity/Base number\*100

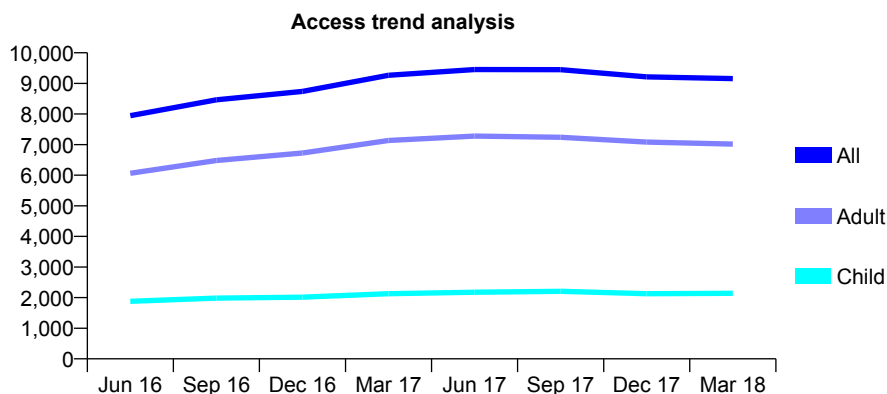
## Q46 - Vital Signs At a Glance Contract Report for 709522/0001 - Year end March 2018

Name or company name	MR SJ PATEL
Contract type name	GDS Contract
Purpose of contract	General
Contract start date	01/02/2015
Contract end date	

17/18 Contracted general activity (UDA)	27,224
Carry forward general activity (UDA)	-325
17/18 Contracted orthodontic activity (UOA)	0
Carry forward orthodontic activity (UOA)	0
Baseline contract value	£818,811.51

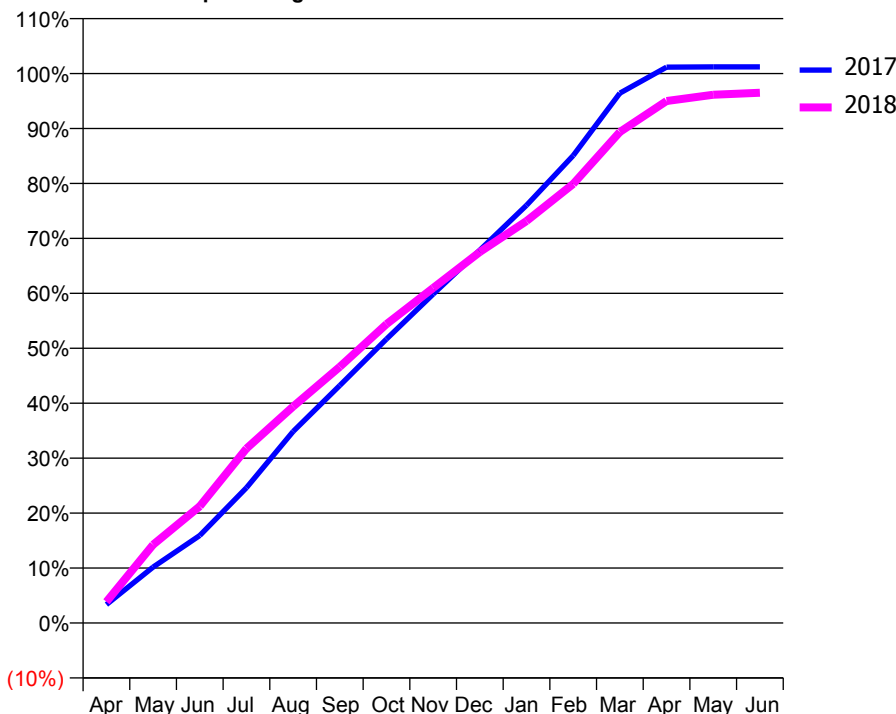
### ACCESS\*

Patients seen in 24 months	Total	Change since previous quarter
Quarter ending March 2017	9,264	
Quarter ending June 2017	9,452	↑
Quarter ending September 2017	9,447	→
Quarter ending December 2017	9,213	↓
Quarter ending March 2018	9,157	→
<b>Variance since March 2017</b>	<b>(1.2%)</b>	<b>↓</b>



### ACTIVITY

Cumulative percentage of contracted UDA delivered 2017 & 2018



Month	Adjusted Scheduled Activity (UDA)	
	2017	2018
April	914	1,057
May	2,769	3,883
June	4,334	5,786
July	6,701	8,644
August	9,489	10,724
September	11,772	12,694
October	14,070	14,806
November	16,294	16,598
December	18,476	18,381
January	20,693	19,918
February	23,158	21,748
March	26,251	24,326
April	27,541	25,862
May	27,550	26,171
June	27,549	26,267

### QUALITY

	Quantity	Base Number	Contract	AT	Region	England
% of FP17s for the same patient ID Re-attending within 3 months - Children	206	2,990	6.9%	12.4%	12.8%	11.9%
% of FP17s for the same patient ID Re-attending within 3 months - Adults	1,330	9,278	14.3%	16.8%	16.5%	16.0%
% of FP17s for the same patient ID Re-attending between 3 & 9 months - Children	1,530	2,990	51.2%	57.3%	59.7%	58.3%
% of FP17s for the same patient ID Re-attending between 3 & 9 months - Adults	4,602	9,278	49.6%	50.3%	52.6%	50.3%
% of FP17s for Band 1 Urgent Courses	942	12,386	7.6%	10.1%	9.1%	9.1%
% of FP17s Relating to Free Repair or Replacements	101	12,386	0.8%	0.9%	1.0%	0.8%
% of FP17s Relating to Continuations	167	12,386	1.3%	1.0%	1.2%	1.0%
% of Patients satisfied with the dentistry they have received	3	4	N/A	92.1%	91.6%	91.5%
% of Patients satisfied with the time they had to wait for an appointment	3	4	N/A	88.7%	88.3%	87.9%

\* This is based on patients treated on this contract for their most recent course of treatment. Figures in italics indicate the base number of FP17s or Patient Questionnaire responses are less than 100. N/A is shown where the base number of responses is less than 10 during the period. % is calculated as Quantity/Base number\*100

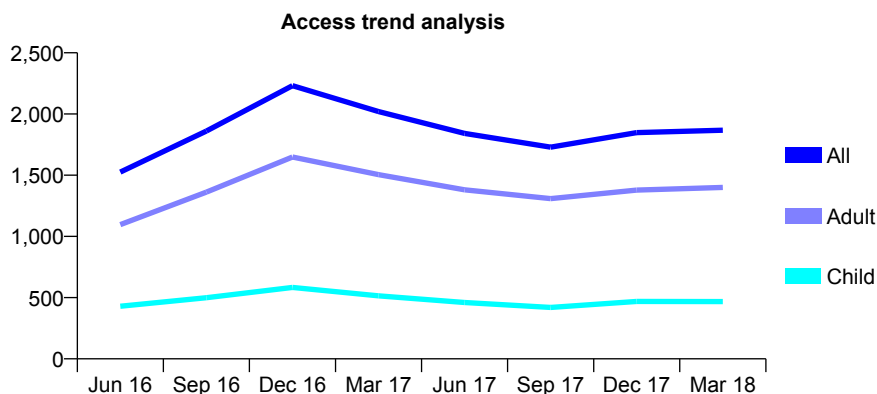
## Q46 - Vital Signs At a Glance Contract Report for 709522/0002 - Year end March 2018

Name or company name	MR SJ PATEL
Contract type name	GDS Contract
Purpose of contract	General
Contract start date	01/02/2015
Contract end date	

17/18 Contracted general activity (UDA)	6,300
Carry forward general activity (UDA)	-60
17/18 Contracted orthodontic activity (UOA)	0
Carry forward orthodontic activity (UOA)	0
Baseline contract value	£155,773.50

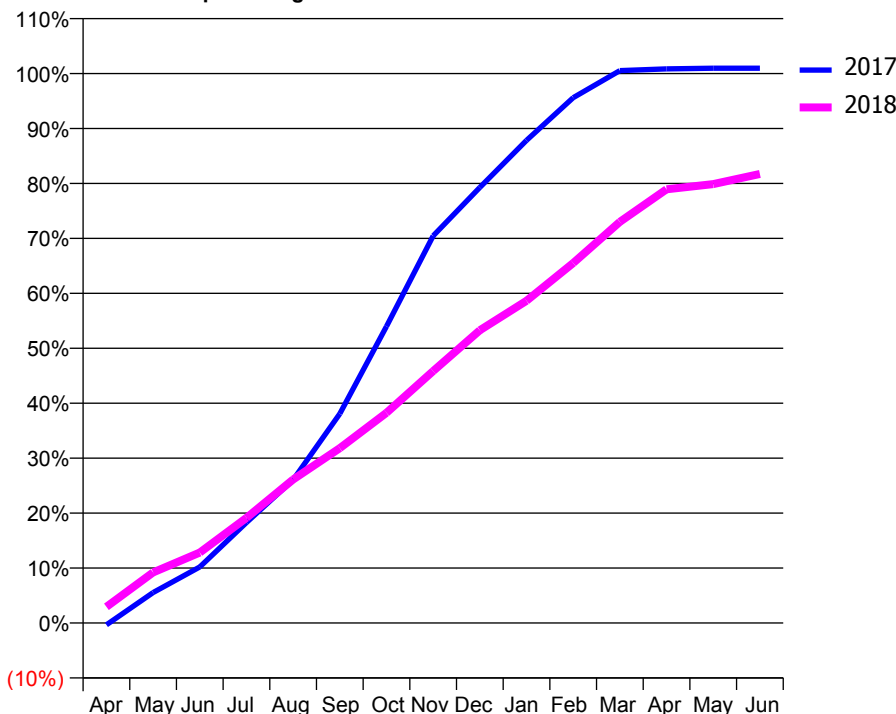
### ACCESS\*

Patients seen in 24 months	Total	Change since previous quarter
Quarter ending March 2017	2,020	
Quarter ending June 2017	1,841	↓
Quarter ending September 2017	1,729	↓
Quarter ending December 2017	1,848	↑
Quarter ending March 2018	1,868	→
<b>Variance since March 2017</b>	<b>(7.5%)</b>	<b>↓</b>



### ACTIVITY

Cumulative percentage of contracted UDA delivered 2017 & 2018



Month	Adjusted Scheduled Activity (UDA)	
	2017	2018
April	-23	185
May	350	581
June	643	808
July	1,153	1,205
August	1,642	1,645
September	2,400	2,005
October	3,400	2,411
November	4,438	2,888
December	4,993	3,357
January	5,534	3,694
February	6,023	4,128
March	6,333	4,600
April	6,353	4,973
May	6,360	5,033
June	6,360	5,148

### QUALITY

	Quantity	Base Number	Contract	AT	Region	England
% of FP17s for the same patient ID Re-attending within 3 months - Children	23	580	4.0%	12.4%	12.8%	11.9%
% of FP17s for the same patient ID Re-attending within 3 months - Adults	106	1,571	6.7%	16.8%	16.5%	16.0%
% of FP17s for the same patient ID Re-attending between 3 & 9 months - Children	222	580	38.3%	57.3%	59.7%	58.3%
% of FP17s for the same patient ID Re-attending between 3 & 9 months - Adults	527	1,571	33.5%	50.3%	52.6%	50.3%
% of FP17s for Band 1 Urgent Courses	163	2,365	6.9%	10.1%	9.1%	9.1%
% of FP17s Relating to Free Repair or Replacements	12	2,365	0.5%	0.9%	1.0%	0.8%
% of FP17s Relating to Continuations	41	2,365	1.7%	1.0%	1.2%	1.0%
% of Patients satisfied with the dentistry they have received	0	0	N/A	92.1%	91.6%	91.5%
% of Patients satisfied with the time they had to wait for an appointment	0	0	N/A	88.7%	88.3%	87.9%

\* This is based on patients treated on this contract for their most recent course of treatment. Figures in italics indicate the base number of FP17s or Patient Questionnaire responses are less than 100. N/A is shown where the base number of responses is less than 10 during the period. % is calculated as Quantity/Base number\*100

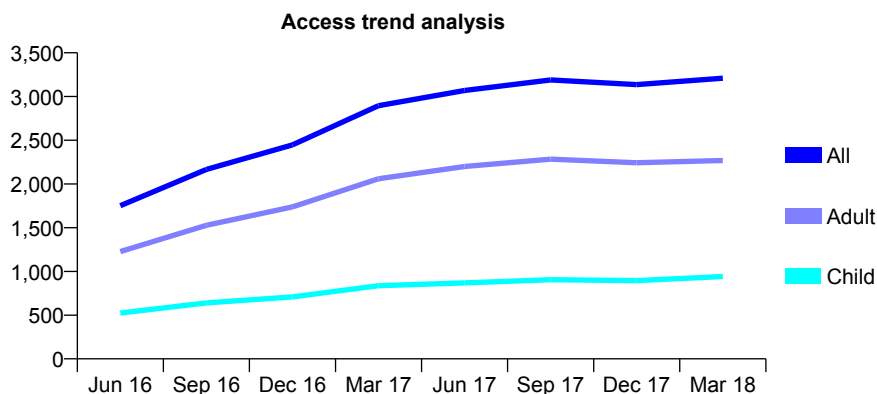
## Q46 - Vital Signs At a Glance Contract Report for 718483/0001 - Year end March 2018

Name or company name	MRS R MEHRA
Contract type name	GDS Contract
Purpose of contract	General
Contract start date	01/11/2015
Contract end date	

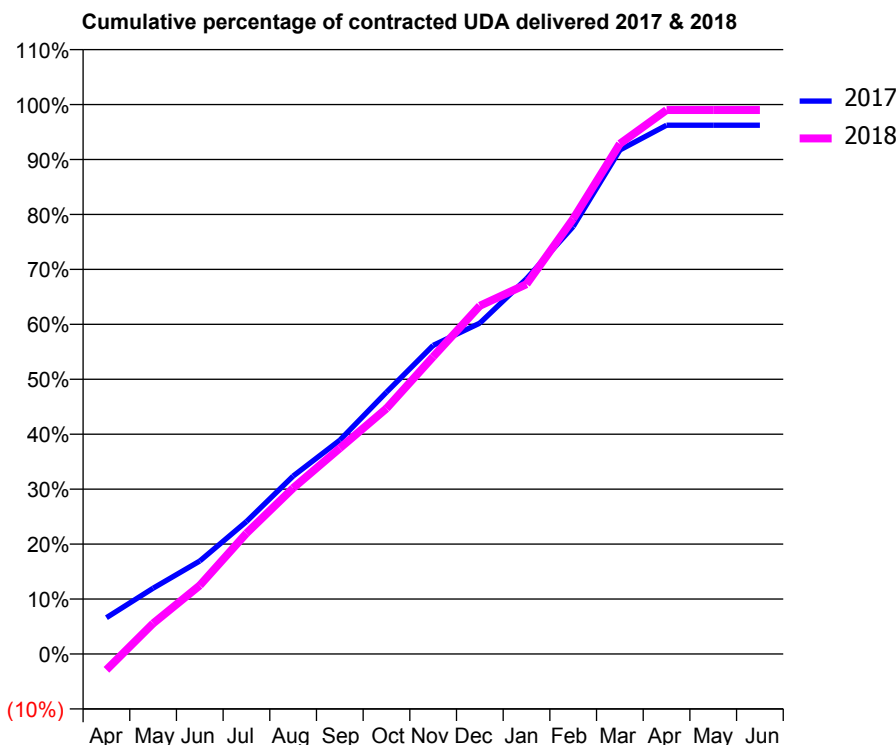
17/18 Contracted general activity (UDA)	9,767
Carry forward general activity (UDA)	357
17/18 Contracted orthodontic activity (UOA)	0
Carry forward orthodontic activity (UOA)	0
Baseline contract value	£274,441.12

### ACCESS\*

Patients seen in 24 months	Total	Change since previous quarter
Quarter ending March 2017	2,896	
Quarter ending June 2017	3,069	↑
Quarter ending September 2017	3,189	↑
Quarter ending December 2017	3,137	↓
Quarter ending March 2018	3,210	↑
<b>Variance since March 2017</b>	<b>10.8%</b>	<b>↑</b>



### ACTIVITY



Month	Adjusted Scheduled Activity (UDA)	
	2017	2018
April	646	-283
May	1,169	543
June	1,653	1,220
July	2,355	2,147
August	3,164	2,950
September	3,801	3,658
October	4,654	4,366
November	5,487	5,285
December	5,881	6,189
January	6,670	6,573
February	7,598	7,735
March	8,959	9,069
April	9,398	9,669
May	9,398	9,669
June	9,398	9,669

### QUALITY

	Quantity	Base Number	Contract	AT	Region	England
% of FP17s for the same patient ID Re-attending within 3 months - Children	191	1,175	16.3%	12.4%	12.8%	11.9%
% of FP17s for the same patient ID Re-attending within 3 months - Adults	912	3,231	28.2%	16.8%	16.5%	16.0%
% of FP17s for the same patient ID Re-attending between 3 & 9 months - Children	446	1,175	38.0%	57.3%	59.7%	58.3%
% of FP17s for the same patient ID Re-attending between 3 & 9 months - Adults	1,133	3,231	35.1%	50.3%	52.6%	50.3%
% of FP17s for Band 1 Urgent Courses	922	4,433	20.8%	10.1%	9.1%	9.1%
% of FP17s Relating to Free Repair or Replacements	147	4,433	3.3%	0.9%	1.0%	0.8%
% of FP17s Relating to Continuations	64	4,433	1.4%	1.0%	1.2%	1.0%
% of Patients satisfied with the dentistry they have received	2	3	N/A	92.1%	91.6%	91.5%
% of Patients satisfied with the time they had to wait for an appointment	3	3	N/A	88.7%	88.3%	87.9%

\* This is based on patients treated on this contract for their most recent course of treatment. Figures in italics indicate the base number of FP17s or Patient Questionnaire responses are less than 100. N/A is shown where the base number of responses is less than 10 during the period. % is calculated as Quantity/Base number\*100

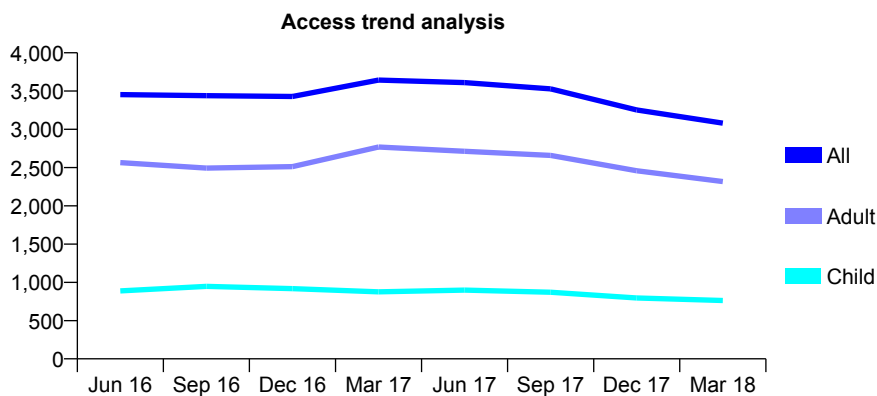
## Q46 - Vital Signs At a Glance Contract Report for 729930/0001 - Year end March 2018

Name or company name	MR RW BROWN
Contract type name	GDS Contract
Purpose of contract	General
Contract start date	01/04/2006
Contract end date	

17/18 Contracted general activity (UDA)	11,431
Carry forward general activity (UDA)	-144
17/18 Contracted orthodontic activity (UOA)	0
Carry forward orthodontic activity (UOA)	0
Baseline contract value	£445,743.89

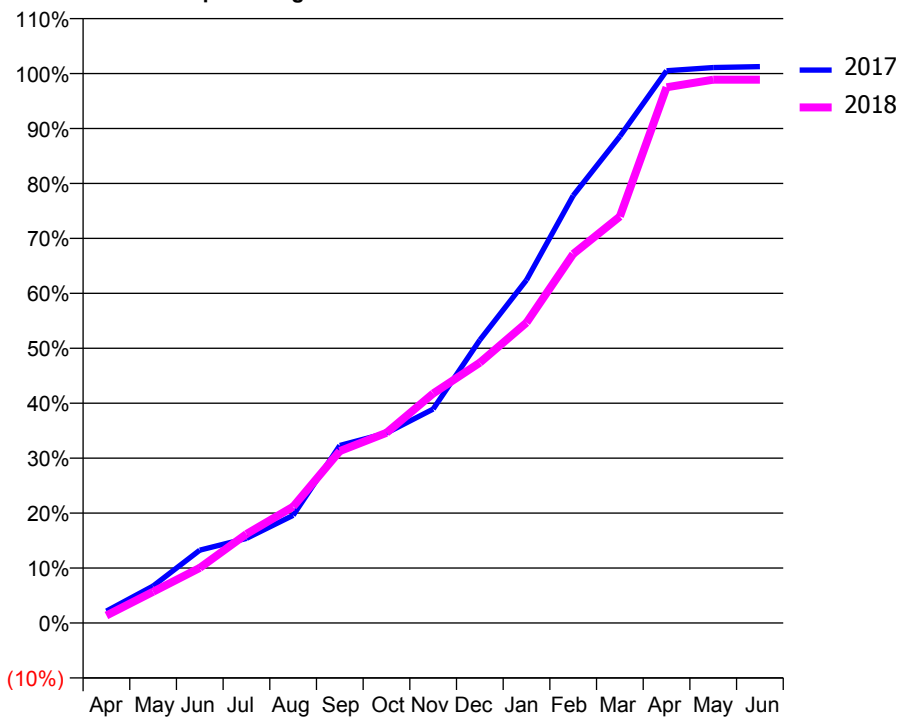
### ACCESS\*

Patients seen in 24 months	Total	Change since previous quarter
Quarter ending March 2017	3,644	
Quarter ending June 2017	3,610	→
Quarter ending September 2017	3,529	↓
Quarter ending December 2017	3,254	↓
Quarter ending March 2018	3,080	↓
<b>Variance since March 2017</b>	<b>(15.5%)</b>	↓



### ACTIVITY

Cumulative percentage of contracted UDA delivered 2017 & 2018



Month	Adjusted Scheduled Activity (UDA)	
	2017	2018
April	247	158
May	769	650
June	1,515	1,148
July	1,761	1,852
August	2,240	2,420
September	3,695	3,577
October	3,953	3,958
November	4,450	4,774
December	5,886	5,416
January	7,136	6,248
February	8,892	7,677
March	10,123	8,457
April	11,487	11,144
May	11,554	11,302
June	11,575	11,302

### QUALITY

	Quantity	Base Number	Contract	AT	Region	England
% of FP17s for the same patient ID Re-attending within 3 months - Children	7	587	1.2%	12.4%	12.8%	11.9%
% of FP17s for the same patient ID Re-attending within 3 months - Adults	30	1,353	2.2%	16.8%	16.5%	16.0%
% of FP17s for the same patient ID Re-attending between 3 & 9 months - Children	108	587	18.4%	57.3%	59.7%	58.3%
% of FP17s for the same patient ID Re-attending between 3 & 9 months - Adults	161	1,353	11.9%	50.3%	52.6%	50.3%
% of FP17s for Band 1 Urgent Courses	8	2,131	0.4%	10.1%	9.1%	9.1%
% of FP17s Relating to Free Repair or Replacements	0	2,131	0.0%	0.9%	1.0%	0.8%
% of FP17s Relating to Continuations	2	2,131	0.1%	1.0%	1.2%	1.0%
% of Patients satisfied with the dentistry they have received	1	1	N/A	92.1%	91.6%	91.5%
% of Patients satisfied with the time they had to wait for an appointment	0	1	N/A	88.7%	88.3%	87.9%

\* This is based on patients treated on this contract for their most recent course of treatment. Figures in italics indicate the base number of FP17s or Patient Questionnaire responses are less than 100. N/A is shown where the base number of responses is less than 10 during the period. % is calculated as Quantity/Base number\*100

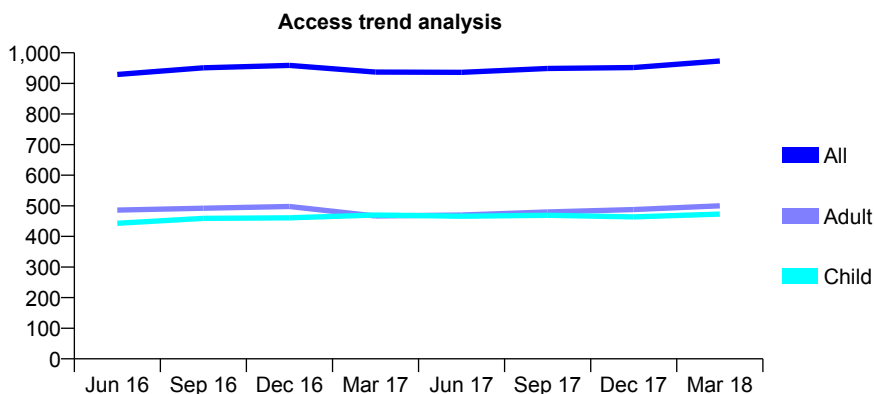
## Q46 - Vital Signs At a Glance Contract Report for 731005/0001 - Year end March 2018

Name or company name	MR JA COOPER
Contract type name	GDS Contract
Purpose of contract	General
Contract start date	01/04/2006
Contract end date	

17/18 Contracted general activity (UDA)	3,737
Carry forward general activity (UDA)	-75
17/18 Contracted orthodontic activity (UOA)	0
Carry forward orthodontic activity (UOA)	0
Baseline contract value	£117,375.86

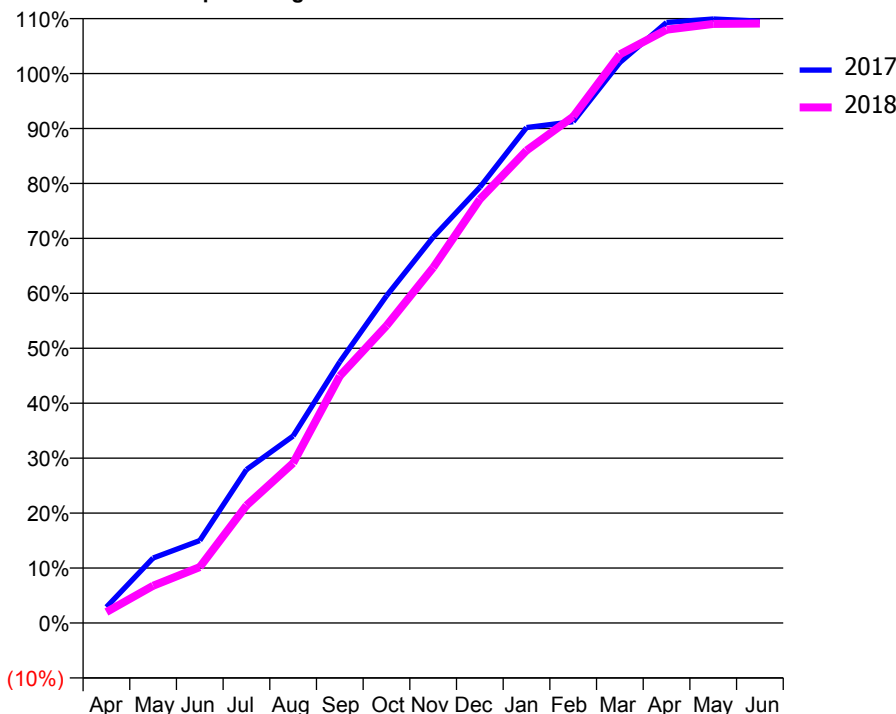
### ACCESS\*

Patients seen in 24 months	Total	Change since previous quarter
Quarter ending March 2017	937	
Quarter ending June 2017	936	→
Quarter ending September 2017	949	→
Quarter ending December 2017	952	→
Quarter ending March 2018	973	↑
<b>Variance since March 2017</b>	<b>3.8%</b>	<b>↑</b>



### ACTIVITY

Cumulative percentage of contracted UDA delivered 2017 & 2018



Month	Adjusted Scheduled Activity (UDA)	
	2017	2018
April	109	75
May	442	254
June	561	381
July	1,043	799
August	1,272	1,087
September	1,776	1,680
October	2,225	2,021
November	2,624	2,417
December	2,963	2,881
January	3,369	3,213
February	3,409	3,443
March	3,812	3,867
April	4,084	4,035
May	4,108	4,074
June	4,093	4,077

### QUALITY

	Quantity	Base Number	Contract	AT	Region	England
% of FP17s for the same patient ID Re-attending within 3 months - Children	124	844	14.7%	12.4%	12.8%	11.9%
% of FP17s for the same patient ID Re-attending within 3 months - Adults	179	690	25.9%	16.8%	16.5%	16.0%
% of FP17s for the same patient ID Re-attending between 3 & 9 months - Children	467	844	55.3%	57.3%	59.7%	58.3%
% of FP17s for the same patient ID Re-attending between 3 & 9 months - Adults	224	690	32.5%	50.3%	52.6%	50.3%
% of FP17s for Band 1 Urgent Courses	250	1,484	16.8%	10.1%	9.1%	9.1%
% of FP17s Relating to Free Repair or Replacements	0	1,484	0.0%	0.9%	1.0%	0.8%
% of FP17s Relating to Continuations	0	1,484	0.0%	1.0%	1.2%	1.0%
% of Patients satisfied with the dentistry they have received	1	1	N/A	92.1%	91.6%	91.5%
% of Patients satisfied with the time they had to wait for an appointment	1	1	N/A	88.7%	88.3%	87.9%

\* This is based on patients treated on this contract for their most recent course of treatment. Figures in italics indicate the base number of FP17s or Patient Questionnaire responses are less than 100. N/A is shown where the base number of responses is less than 10 during the period. % is calculated as Quantity/Base number\*100

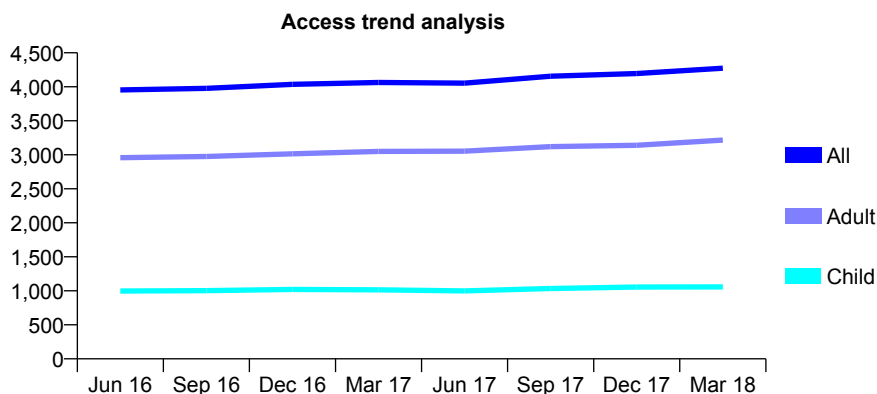
## Q46 - Vital Signs At a Glance Contract Report for 732192/0003 - Year end March 2018

Name or company name	Red Rose Dental Group
Contract type name	GDS Contract
Purpose of contract	General
Contract start date	01/04/2006
Contract end date	

17/18 Contracted general activity (UDA)	11,959
Carry forward general activity (UDA)	156
17/18 Contracted orthodontic activity (UOA)	0
Carry forward orthodontic activity (UOA)	0
Baseline contract value	£357,993.61

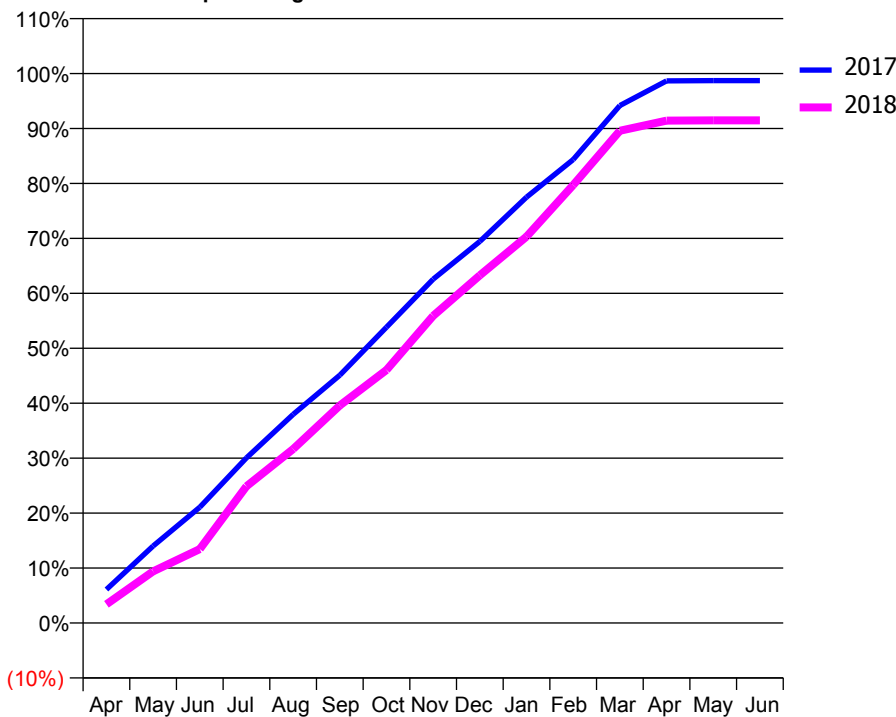
### ACCESS\*

Patients seen in 24 months	Total	Change since previous quarter
Quarter ending March 2017	4,064	
Quarter ending June 2017	4,053	→
Quarter ending September 2017	4,155	↑
Quarter ending December 2017	4,196	→
Quarter ending March 2018	4,274	→
<b>Variance since March 2017</b>	<b>5.2%</b>	<b>↑</b>



### ACTIVITY

Cumulative percentage of contracted UDA delivered 2017 & 2018



Month	Adjusted Scheduled Activity (UDA)	
	2017	2018
April	731	408
May	1,677	1,124
June	2,520	1,608
July	3,593	2,976
August	4,541	3,787
September	5,393	4,733
October	6,438	5,506
November	7,484	6,686
December	8,303	7,567
January	9,268	8,408
February	10,088	9,532
March	11,260	10,713
April	11,799	10,935
May	11,803	10,940
June	11,803	10,940

### QUALITY

	Quantity	Base Number	Contract	AT	Region	England
% of FP17s for the same patient ID Re-attending within 3 months - Children	130	1,624	8.0%	12.4%	12.8%	11.9%
% of FP17s for the same patient ID Re-attending within 3 months - Adults	614	4,200	14.6%	16.8%	16.5%	16.0%
% of FP17s for the same patient ID Re-attending between 3 & 9 months - Children	893	1,624	55.0%	57.3%	59.7%	58.3%
% of FP17s for the same patient ID Re-attending between 3 & 9 months - Adults	1,527	4,200	36.4%	50.3%	52.6%	50.3%
% of FP17s for Band 1 Urgent Courses	540	5,673	9.5%	10.1%	9.1%	9.1%
% of FP17s Relating to Free Repair or Replacements	55	5,673	1.0%	0.9%	1.0%	0.8%
% of FP17s Relating to Continuations	109	5,673	1.9%	1.0%	1.2%	1.0%
% of Patients satisfied with the dentistry they have received	2	2	N/A	92.1%	91.6%	91.5%
% of Patients satisfied with the time they had to wait for an appointment	2	2	N/A	88.7%	88.3%	87.9%

\* This is based on patients treated on this contract for their most recent course of treatment. Figures in italics indicate the base number of FP17s or Patient Questionnaire responses are less than 100. N/A is shown where the base number of responses is less than 10 during the period. % is calculated as Quantity/Base number\*100



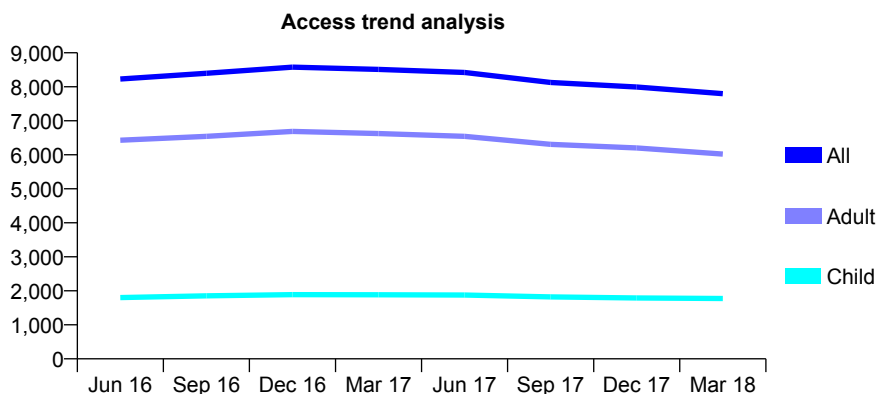
## Q46 - Vital Signs At a Glance Contract Report for 732192/0004 - Year end March 2018

Name or company name	Red Rose Dental Group
Contract type name	GDS Contract
Purpose of contract	General
Contract start date	01/10/2007
Contract end date	

17/18 Contracted general activity (UDA)	21,384
Carry forward general activity (UDA)	378
17/18 Contracted orthodontic activity (UOA)	0
Carry forward orthodontic activity (UOA)	0
Baseline contract value	£640,131.34

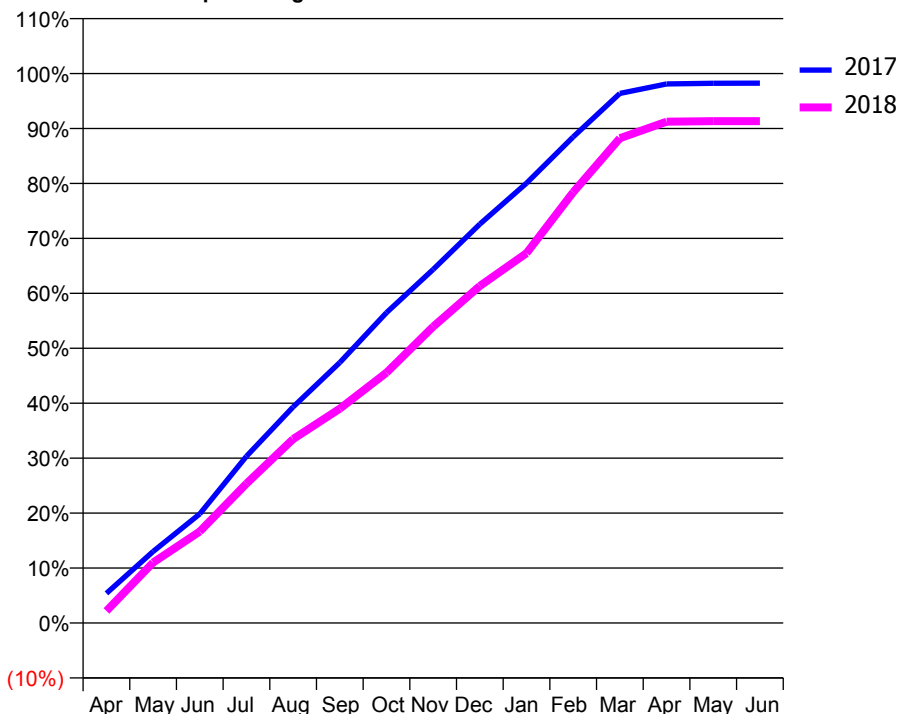
### ACCESS\*

Patients seen in 24 months	Total	Change since previous quarter
Quarter ending March 2017	8,513	
Quarter ending June 2017	8,421	↓
Quarter ending September 2017	8,129	↓
Quarter ending December 2017	7,995	↓
Quarter ending March 2018	7,797	↓
<b>Variance since March 2017</b>	<b>(8.4%)</b>	<b>↓</b>



### ACTIVITY

Cumulative percentage of contracted UDA delivered 2017 & 2018



Month	Adjusted Scheduled Activity (UDA)	
	2017	2018
April	1,153	468
May	2,786	2,354
June	4,248	3,565
July	6,488	5,426
August	8,410	7,160
September	10,135	8,340
October	12,078	9,743
November	13,762	11,531
December	15,524	13,116
January	17,115	14,392
February	18,915	16,766
March	20,608	18,863
April	20,975	19,510
May	21,001	19,531
June	21,006	19,532

### QUALITY

	Quantity	Base Number	Contract	AT	Region	England
% of FP17s for the same patient ID Re-attending within 3 months - Children	191	2,312	8.3%	12.4%	12.8%	11.9%
% of FP17s for the same patient ID Re-attending within 3 months - Adults	1,201	7,608	15.8%	16.8%	16.5%	16.0%
% of FP17s for the same patient ID Re-attending between 3 & 9 months - Children	1,202	2,312	52.0%	57.3%	59.7%	58.3%
% of FP17s for the same patient ID Re-attending between 3 & 9 months - Adults	3,864	7,608	50.8%	50.3%	52.6%	50.3%
% of FP17s for Band 1 Urgent Courses	938	9,967	9.4%	10.1%	9.1%	9.1%
% of FP17s Relating to Free Repair or Replacements	97	9,967	1.0%	0.9%	1.0%	0.8%
% of FP17s Relating to Continuations	282	9,967	2.8%	1.0%	1.2%	1.0%
% of Patients satisfied with the dentistry they have received	4	5	N/A	92.1%	91.6%	91.5%
% of Patients satisfied with the time they had to wait for an appointment	5	5	N/A	88.7%	88.3%	87.9%

\* This is based on patients treated on this contract for their most recent course of treatment. Figures in italics indicate the base number of FP17s or Patient Questionnaire responses are less than 100. N/A is shown where the base number of responses is less than 10 during the period. % is calculated as Quantity/Base number\*100

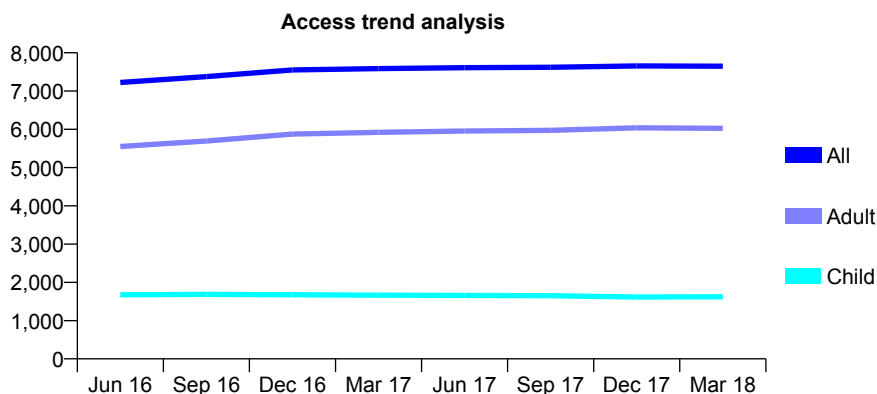
## Q46 - Vital Signs At a Glance Contract Report for 732494/0001 - Year end March 2018

Name or company name	518 Dental
Contract type name	GDS Contract
Purpose of contract	General
Contract start date	01/04/2006
Contract end date	

17/18 Contracted general activity (UDA)	21,547
Carry forward general activity (UDA)	-290
17/18 Contracted orthodontic activity (UOA)	0
Carry forward orthodontic activity (UOA)	0
Baseline contract value	£544,085.41

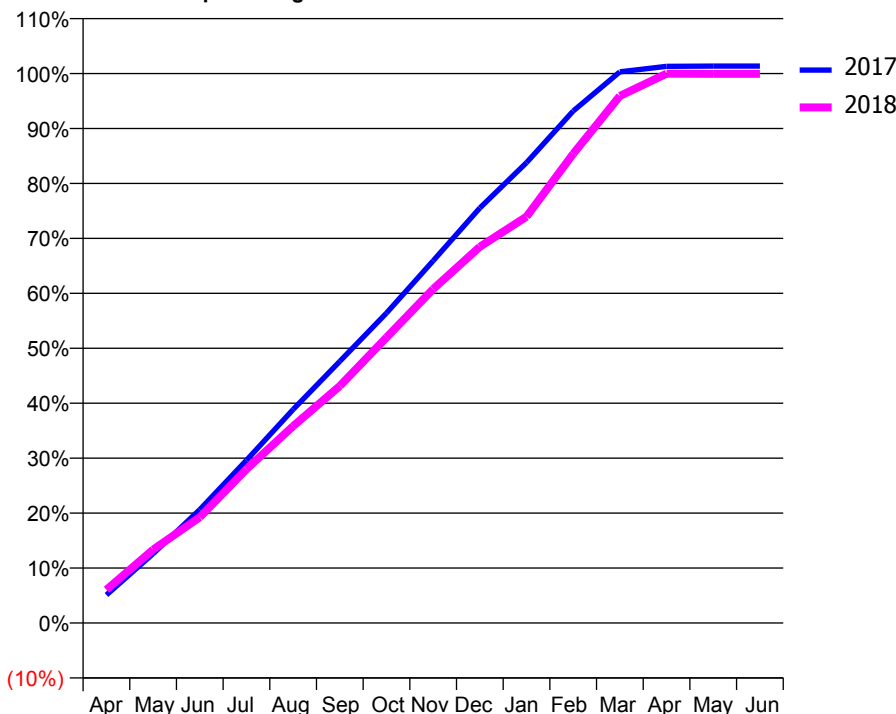
### ACCESS\*

Patients seen in 24 months	Total	Change since previous quarter
Quarter ending March 2017	7,588	
Quarter ending June 2017	7,613	→
Quarter ending September 2017	7,622	→
Quarter ending December 2017	7,656	→
Quarter ending March 2018	7,648	→
<b>Variance since March 2017</b>	<b>0.8%</b>	<b>→</b>



### ACTIVITY

Cumulative percentage of contracted UDA delivered 2017 & 2018



Month	Adjusted Scheduled Activity (UDA)	
	2017	2018
April	1,103	1,303
May	2,715	2,879
June	4,445	4,151
July	6,384	6,033
August	8,372	7,721
September	10,260	9,292
October	12,156	11,197
November	14,203	13,095
December	16,275	14,751
January	18,052	15,935
February	20,074	18,397
March	21,615	20,669
April	21,829	21,541
May	21,836	21,536
June	21,837	21,536

### QUALITY

	Quantity	Base Number	Contract	AT	Region	England
% of FP17s for the same patient ID Re-attending within 3 months - Children	657	3,440	19.1%	12.4%	12.8%	11.9%
% of FP17s for the same patient ID Re-attending within 3 months - Adults	1,010	8,581	11.8%	16.8%	16.5%	16.0%
% of FP17s for the same patient ID Re-attending between 3 & 9 months - Children	2,264	3,440	65.8%	57.3%	59.7%	58.3%
% of FP17s for the same patient ID Re-attending between 3 & 9 months - Adults	5,235	8,581	61.0%	50.3%	52.6%	50.3%
% of FP17s for Band 1 Urgent Courses	420	12,316	3.4%	10.1%	9.1%	9.1%
% of FP17s Relating to Free Repair or Replacements	81	12,316	0.7%	0.9%	1.0%	0.8%
% of FP17s Relating to Continuations	32	12,316	0.3%	1.0%	1.2%	1.0%
% of Patients satisfied with the dentistry they have received	7	8	N/A	92.1%	91.6%	91.5%
% of Patients satisfied with the time they had to wait for an appointment	8	8	N/A	88.7%	88.3%	87.9%

\* This is based on patients treated on this contract for their most recent course of treatment. Figures in italics indicate the base number of FP17s or Patient Questionnaire responses are less than 100. N/A is shown where the base number of responses is less than 10 during the period. % is calculated as Quantity/Base number\*100

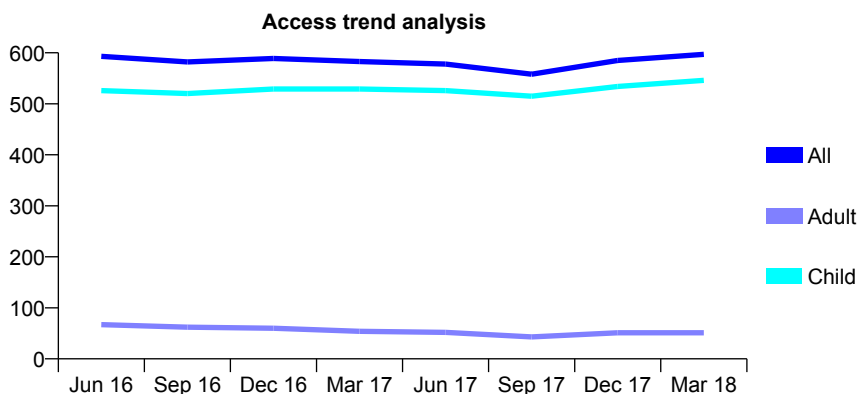
## Q46 - Vital Signs At a Glance Contract Report for 732710/0001 - Year end March 2018

Name or company name	MRS DE SLOANE
Contract type name	GDS Contract
Purpose of contract	General
Contract start date	01/04/2006
Contract end date	

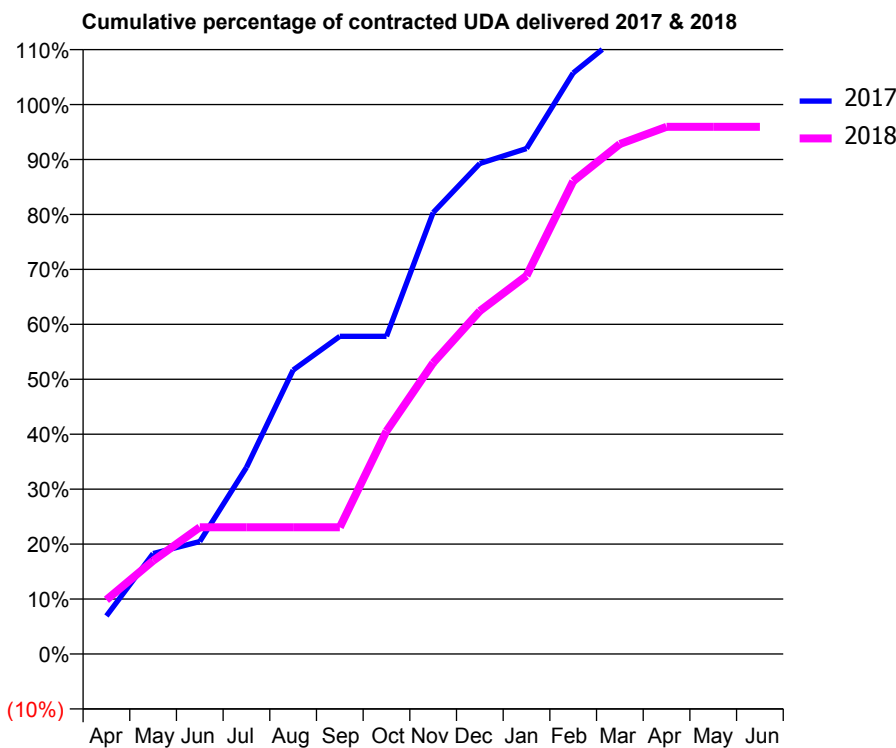
17/18 Contracted general activity (UDA)	923
Carry forward general activity (UDA)	-18
17/18 Contracted orthodontic activity (UOA)	0
Carry forward orthodontic activity (UOA)	0
Baseline contract value	£23,086.67

### ACCESS\*

Patients seen in 24 months	Total	Change since previous quarter
Quarter ending March 2017	583	
Quarter ending June 2017	578	→
Quarter ending September 2017	558	↓
Quarter ending December 2017	585	↑
Quarter ending March 2018	597	↑
<b>Variance since March 2017</b>	<b>2.4%</b>	<b>↑</b>



### ACTIVITY



Month	Adjusted Scheduled Activity (UDA)	
	2017	2018
April	64	91
May	169	157
June	189	213
July	313	213
August	477	213
September	534	213
October	534	374
November	742	489
December	824	576
January	849	635
February	976	794
March	1,039	857
April	1,159	886
May	1,159	886
June	1,159	886

### QUALITY

	Quantity	Base Number	Contract	AT	Region	England
% of FP17s for the same patient ID Re-attending within 3 months - Children	49	897	5.5%	12.4%	12.8%	11.9%
% of FP17s for the same patient ID Re-attending within 3 months - Adults	1	27	3.7%	16.8%	16.5%	16.0%
% of FP17s for the same patient ID Re-attending between 3 & 9 months - Children	655	897	73.0%	57.3%	59.7%	58.3%
% of FP17s for the same patient ID Re-attending between 3 & 9 months - Adults	21	27	77.8%	50.3%	52.6%	50.3%
% of FP17s for Band 1 Urgent Courses	37	860	4.3%	10.1%	9.1%	9.1%
% of FP17s Relating to Free Repair or Replacements	0	860	0.0%	0.9%	1.0%	0.8%
% of FP17s Relating to Continuations	0	860	0.0%	1.0%	1.2%	1.0%
% of Patients satisfied with the dentistry they have received	0	0	N/A	92.1%	91.6%	91.5%
% of Patients satisfied with the time they had to wait for an appointment	0	0	N/A	88.7%	88.3%	87.9%

\* This is based on patients treated on this contract for their most recent course of treatment. Figures in italics indicate the base number of FP17s or Patient Questionnaire responses are less than 100. N/A is shown where the base number of responses is less than 10 during the period. % is calculated as Quantity/Base number\*100

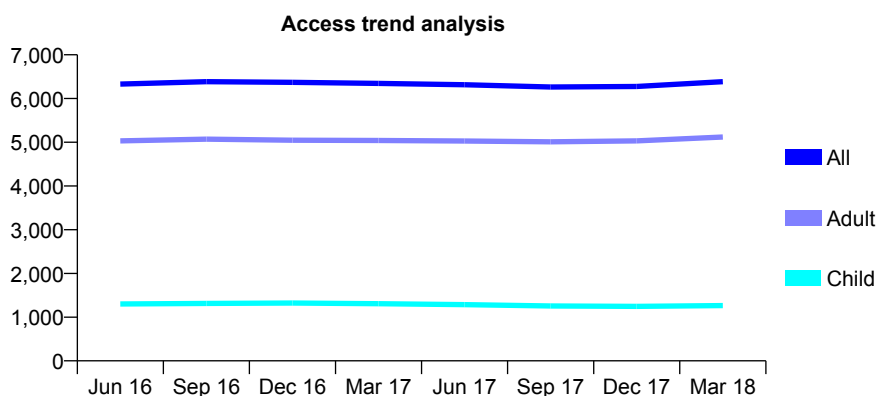
## Q46 - Vital Signs At a Glance Contract Report for 738395/0001 - Year end March 2018

Name or company name	MR DM HARPER
Contract type name	GDS Contract
Purpose of contract	General and Orthodontic
Contract start date	01/04/2006
Contract end date	

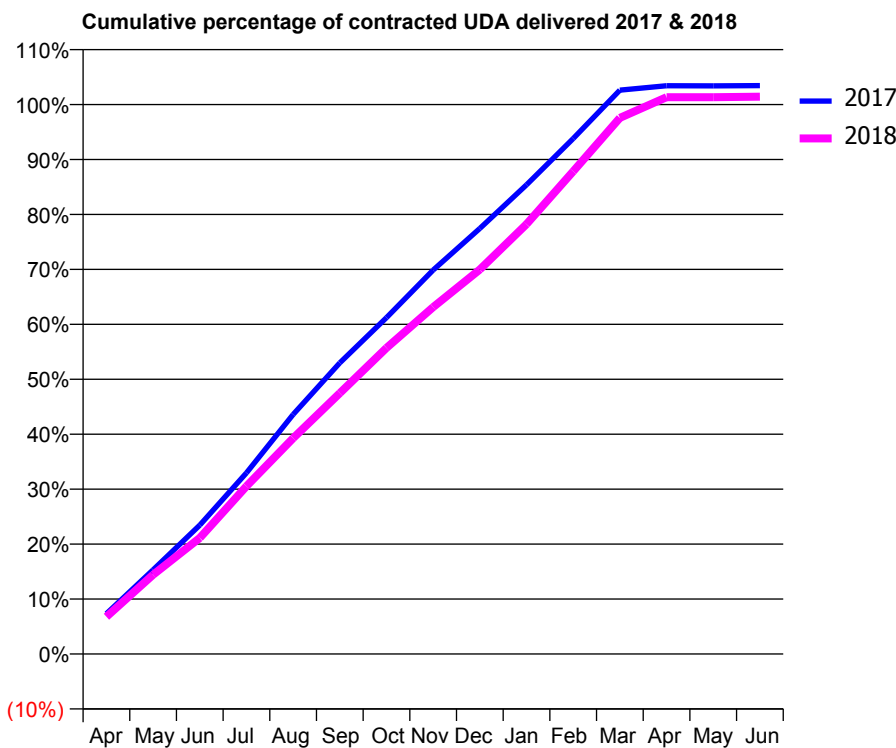
17/18 Contracted general activity (UDA)	18,039
Carry forward general activity (UDA)	-361
17/18 Contracted orthodontic activity (UOA)	0
Carry forward orthodontic activity (UOA)	0
Baseline contract value	£570,749.63

### ACCESS\*

Patients seen in 24 months	Total	Change since previous quarter
Quarter ending March 2017	6,346	
Quarter ending June 2017	6,314	→
Quarter ending September 2017	6,263	→
Quarter ending December 2017	6,276	→
Quarter ending March 2018	6,384	→
<b>Variance since March 2017</b>	<b>0.6%</b>	<b>→</b>



### ACTIVITY



Month	Adjusted Scheduled Activity (UDA)	
	2017	2018
April	1,333	1,225
May	2,780	2,604
June	4,255	3,809
July	5,979	5,510
August	7,908	7,086
September	9,609	8,563
October	11,102	10,050
November	12,676	11,389
December	14,050	12,622
January	15,488	14,111
February	17,014	15,843
March	18,614	17,599
April	18,757	18,279
May	18,755	18,277
June	18,763	18,295

### QUALITY

	Quantity	Base Number	Contract	AT	Region	England
% of FP17s for the same patient ID Re-attending within 3 months - Children	118	2,021	5.8%	12.4%	12.8%	11.9%
% of FP17s for the same patient ID Re-attending within 3 months - Adults	1,162	7,777	14.9%	16.8%	16.5%	16.0%
% of FP17s for the same patient ID Re-attending between 3 & 9 months - Children	1,382	2,021	68.4%	57.3%	59.7%	58.3%
% of FP17s for the same patient ID Re-attending between 3 & 9 months - Adults	4,475	7,777	57.5%	50.3%	52.6%	50.3%
% of FP17s for Band 1 Urgent Courses	1,194	9,996	11.9%	10.1%	9.1%	9.1%
% of FP17s Relating to Free Repair or Replacements	96	9,996	1.0%	0.9%	1.0%	0.8%
% of FP17s Relating to Continuations	33	9,996	0.3%	1.0%	1.2%	1.0%
% of Patients satisfied with the dentistry they have received	10	10	100.0%	92.1%	91.6%	91.5%
% of Patients satisfied with the time they had to wait for an appointment	7	10	70.0%	88.7%	88.3%	87.9%

\* This is based on patients treated on this contract for their most recent course of treatment. Figures in italics indicate the base number of FP17s or Patient Questionnaire responses are less than 100. N/A is shown where the base number of responses is less than 10 during the period. % is calculated as Quantity/Base number\*100

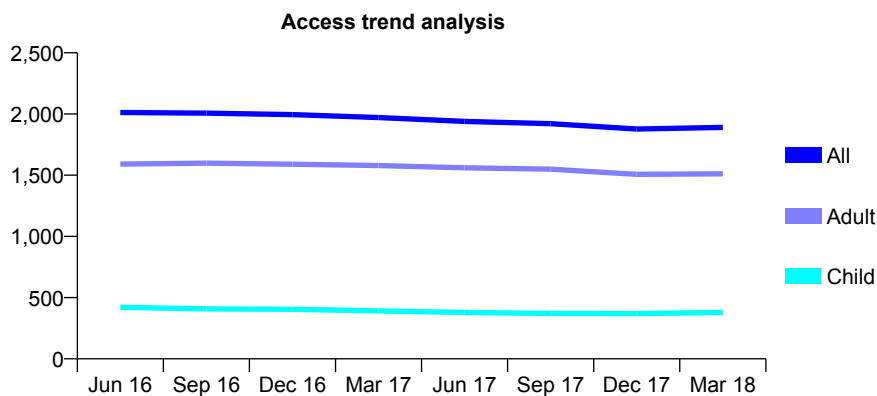
## Q46 - Vital Signs At a Glance Contract Report for 738689/0001 - Year end March 2018

Name or company name	MR ID HASKINS
Contract type name	GDS Contract
Purpose of contract	General
Contract start date	01/04/2006
Contract end date	

17/18 Contracted general activity (UDA)	5,000
Carry forward general activity (UDA)	-100
17/18 Contracted orthodontic activity (UOA)	0
Carry forward orthodontic activity (UOA)	0
Baseline contract value	£116,681.78

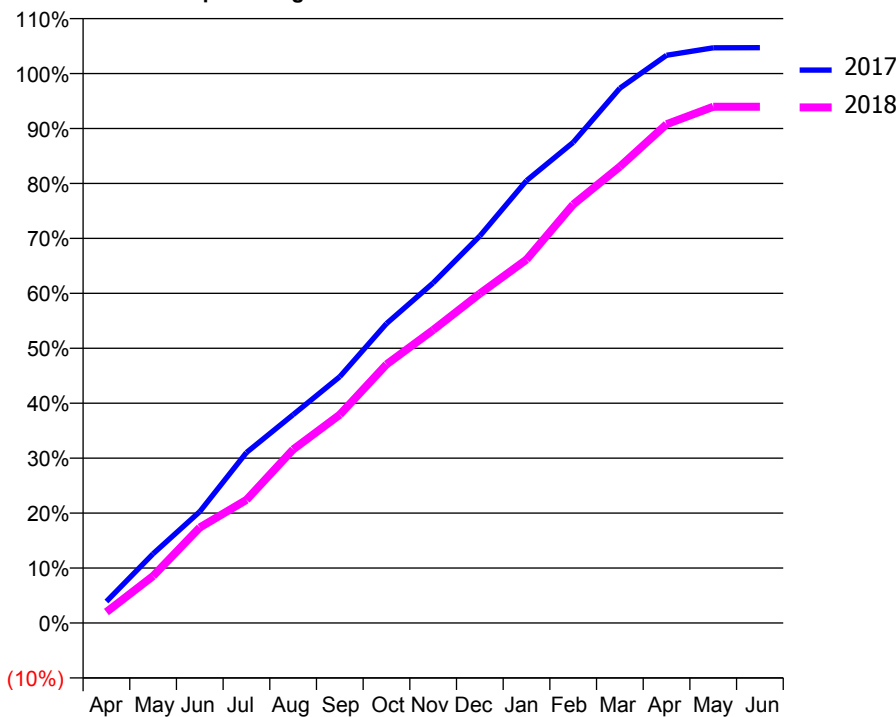
### ACCESS\*

Patients seen in 24 months	Total	Change since previous quarter
Quarter ending March 2017	1,971	
Quarter ending June 2017	1,939	↓
Quarter ending September 2017	1,921	→
Quarter ending December 2017	1,877	↓
Quarter ending March 2018	1,890	→
<b>Variance since March 2017</b>	<b>(4.1%)</b>	<b>↓</b>



### ACTIVITY

**Cumulative percentage of contracted UDA delivered 2017 & 2018**



**Adjusted Scheduled Activity (UDA)**

Month	2017	2018
April	196	100
May	630	427
June	1,014	870
July	1,551	1,120
August	1,896	1,579
September	2,241	1,895
October	2,725	2,354
November	3,094	2,666
December	3,521	2,997
January	4,025	3,306
February	4,373	3,808
March	4,867	4,153
April	5,166	4,539
May	5,234	4,697
June	5,235	4,697

### QUALITY

	Quantity	Base Number	Contract	AT	Region	England
% of FP17s for the same patient ID Re-attending within 3 months - Children	21	522	4.0%	12.4%	12.8%	11.9%
% of FP17s for the same patient ID Re-attending within 3 months - Adults	411	2,272	18.1%	16.8%	16.5%	16.0%
% of FP17s for the same patient ID Re-attending between 3 & 9 months - Children	332	522	63.6%	57.3%	59.7%	58.3%
% of FP17s for the same patient ID Re-attending between 3 & 9 months - Adults	1,332	2,272	58.6%	50.3%	52.6%	50.3%
% of FP17s for Band 1 Urgent Courses	207	2,845	7.3%	10.1%	9.1%	9.1%
% of FP17s Relating to Free Repair or Replacements	69	2,845	2.4%	0.9%	1.0%	0.8%
% of FP17s Relating to Continuations	45	2,845	1.6%	1.0%	1.2%	1.0%
% of Patients satisfied with the dentistry they have received	0	0	N/A	92.1%	91.6%	91.5%
% of Patients satisfied with the time they had to wait for an appointment	0	0	N/A	88.7%	88.3%	87.9%

\* This is based on patients treated on this contract for their most recent course of treatment. Figures in italics indicate the base number of FP17s or Patient Questionnaire responses are less than 100. N/A is shown where the base number of responses is less than 10 during the period. % is calculated as Quantity/Base number\*100

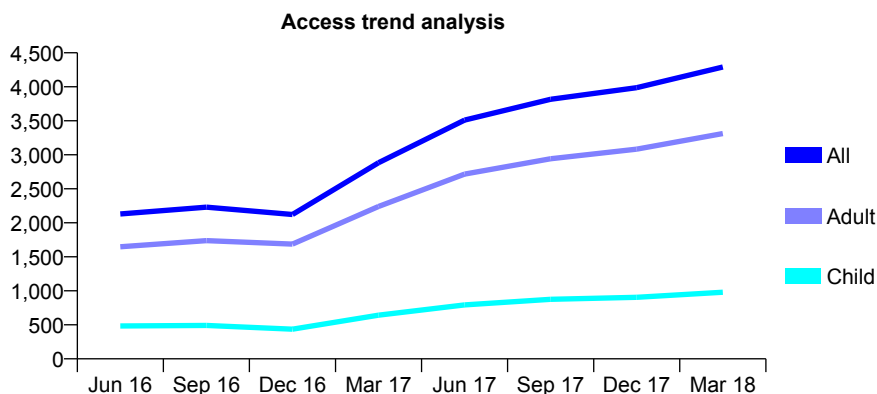
## Q46 - Vital Signs At a Glance Contract Report for 739650/0001 - Year end March 2018

Name or company name	Ms G Midha
Contract type name	GDS Contract
Purpose of contract	General
Contract start date	01/04/2006
Contract end date	

17/18 Contracted general activity (UDA)	16,034
Carry forward general activity (UDA)	0
17/18 Contracted orthodontic activity (UOA)	0
Carry forward orthodontic activity (UOA)	0
Baseline contract value	£373,367.78

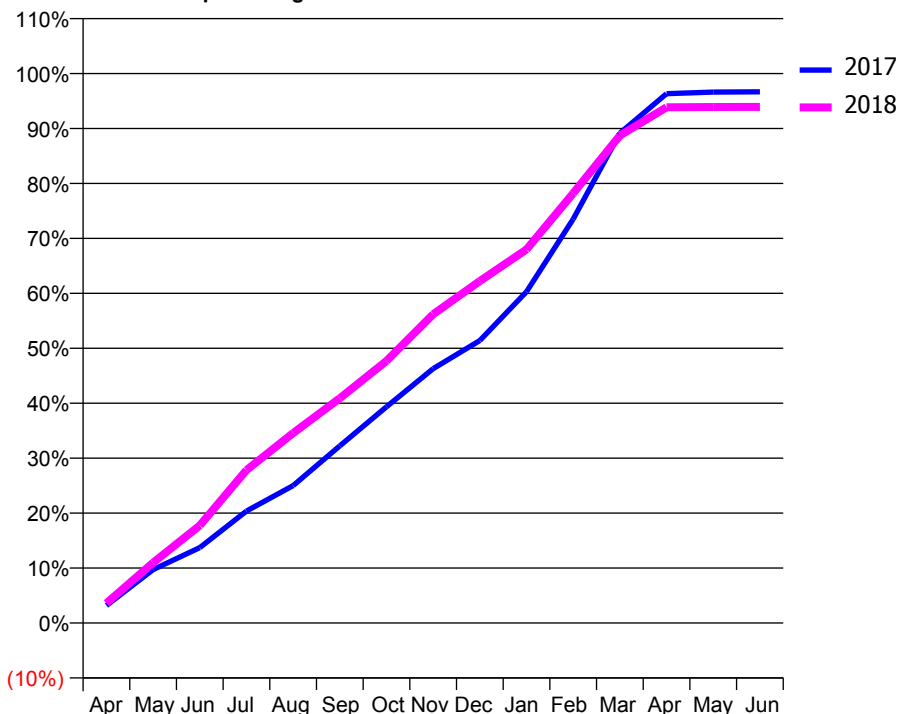
### ACCESS\*

Patients seen in 24 months	Total	Change since previous quarter
Quarter ending March 2017	2,883	
Quarter ending June 2017	3,511	↑
Quarter ending September 2017	3,817	↑
Quarter ending December 2017	3,988	↑
Quarter ending March 2018	4,291	↑
<b>Variance since March 2017</b>	<b>48.8%</b>	<b>↑</b>



### ACTIVITY

Cumulative percentage of contracted UDA delivered 2017 & 2018



Month	Adjusted Scheduled Activity (UDA)	
	2017	2018
April	323	577
May	985	1,762
June	1,391	2,844
July	2,064	4,461
August	2,535	5,542
September	3,267	6,560
October	3,988	7,647
November	4,693	9,008
December	5,210	9,980
January	6,111	10,900
February	7,451	12,537
March	9,037	14,224
April	9,765	15,049
May	9,794	15,055
June	9,798	15,059

### QUALITY

	Quantity	Base Number	Contract	AT	Region	England
% of FP17s for the same patient ID Re-attending within 3 months - Children	153	1,396	11.0%	12.4%	12.8%	11.9%
% of FP17s for the same patient ID Re-attending within 3 months - Adults	1,261	5,349	23.6%	16.8%	16.5%	16.0%
% of FP17s for the same patient ID Re-attending between 3 & 9 months - Children	568	1,396	40.7%	57.3%	59.7%	58.3%
% of FP17s for the same patient ID Re-attending between 3 & 9 months - Adults	2,105	5,349	39.4%	50.3%	52.6%	50.3%
% of FP17s for Band 1 Urgent Courses	1,278	6,789	18.8%	10.1%	9.1%	9.1%
% of FP17s Relating to Free Repair or Replacements	73	6,789	1.1%	0.9%	1.0%	0.8%
% of FP17s Relating to Continuations	89	6,789	1.3%	1.0%	1.2%	1.0%
% of Patients satisfied with the dentistry they have received	1	1	N/A	92.1%	91.6%	91.5%
% of Patients satisfied with the time they had to wait for an appointment	1	1	N/A	88.7%	88.3%	87.9%

\* This is based on patients treated on this contract for their most recent course of treatment. Figures in italics indicate the base number of FP17s or Patient Questionnaire responses are less than 100. N/A is shown where the base number of responses is less than 10 during the period. % is calculated as Quantity/Base number\*100

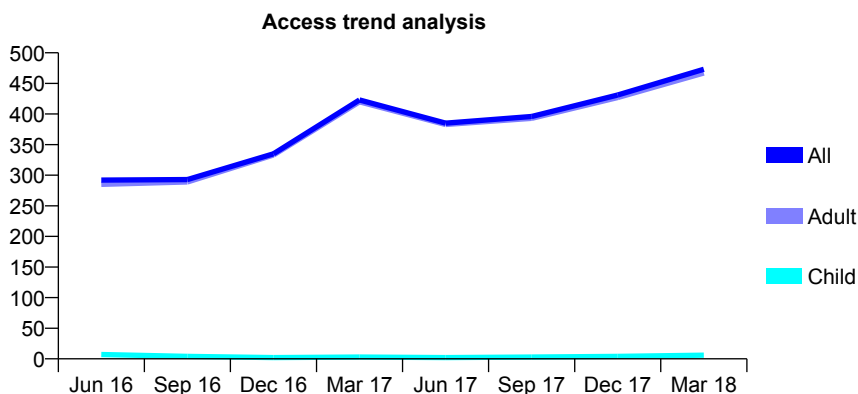
## Q46 - Vital Signs At a Glance Contract Report for 741582/0001 - Year end March 2018

Name or company name	Red Rose Dental Group
Contract type name	PDS Contract
Purpose of contract	General
Contract start date	01/09/2007
Contract end date	31/03/2019

17/18 Contracted general activity (UDA)	1,392
Carry forward general activity (UDA)	0
17/18 Contracted orthodontic activity (UOA)	0
Carry forward orthodontic activity (UOA)	0
Baseline contract value	£253,524.27

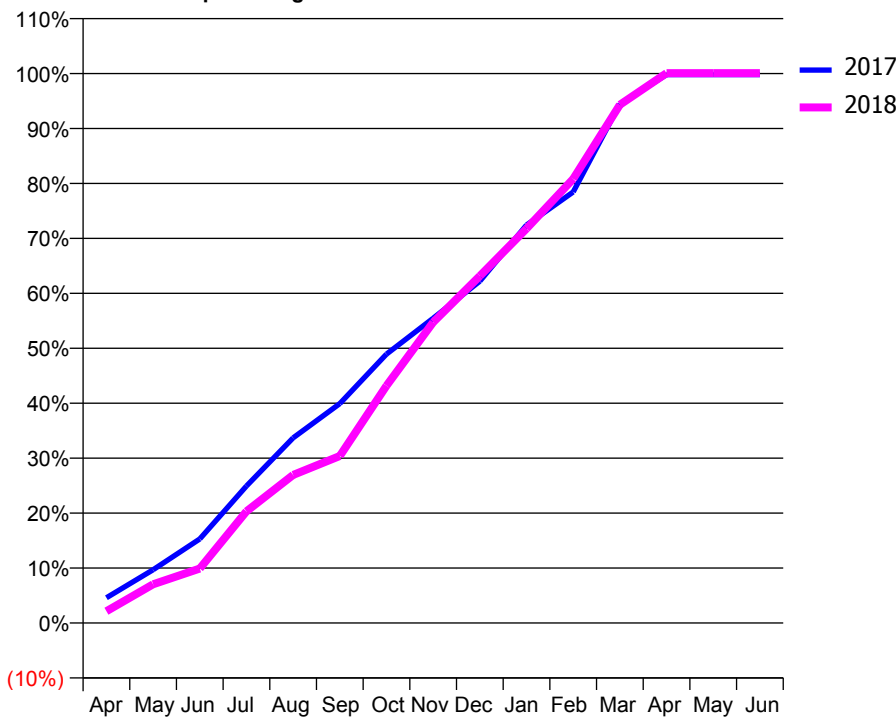
### ACCESS\*

Patients seen in 24 months	Total	Change since previous quarter
Quarter ending March 2017	423	
Quarter ending June 2017	385	↓
Quarter ending September 2017	396	↑
Quarter ending December 2017	431	↑
Quarter ending March 2018	473	↑
<b>Variance since March 2017</b>	<b>11.8%</b>	<b>↑</b>



### ACTIVITY

Cumulative percentage of contracted UDA delivered 2017 & 2018



Month	Adjusted Scheduled Activity (UDA)	
	2017	2018
April	64	30
May	135	98
June	213	138
July	347	283
August	469	375
September	556	423
October	681	601
November	772	762
December	866	879
January	1,008	999
February	1,092	1,125
March	1,315	1,313
April	1,389	1,393
May	1,389	1,393
June	1,389	1,393

### QUALITY

	Quantity	Base Number	Contract	AT	Region	England
% of FP17s for the same patient ID Re-attending within 3 months - Children	0	5	0.0%	12.4%	12.8%	11.9%
% of FP17s for the same patient ID Re-attending within 3 months - Adults	16	521	3.1%	16.8%	16.5%	16.0%
% of FP17s for the same patient ID Re-attending between 3 & 9 months - Children	0	5	0.0%	57.3%	59.7%	58.3%
% of FP17s for the same patient ID Re-attending between 3 & 9 months - Adults	2	521	0.4%	50.3%	52.6%	50.3%
% of FP17s for Band 1 Urgent Courses	0	526	0.0%	10.1%	9.1%	9.1%
% of FP17s Relating to Free Repair or Replacements	0	526	0.0%	0.9%	1.0%	0.8%
% of FP17s Relating to Continuations	0	526	0.0%	1.0%	1.2%	1.0%
% of Patients satisfied with the dentistry they have received	0	0	N/A	92.1%	91.6%	91.5%
% of Patients satisfied with the time they had to wait for an appointment	0	0	N/A	88.7%	88.3%	87.9%

\* This is based on patients treated on this contract for their most recent course of treatment. Figures in italics indicate the base number of FP17s or Patient Questionnaire responses are less than 100. N/A is shown where the base number of responses is less than 10 during the period. % is calculated as Quantity/Base number\*100



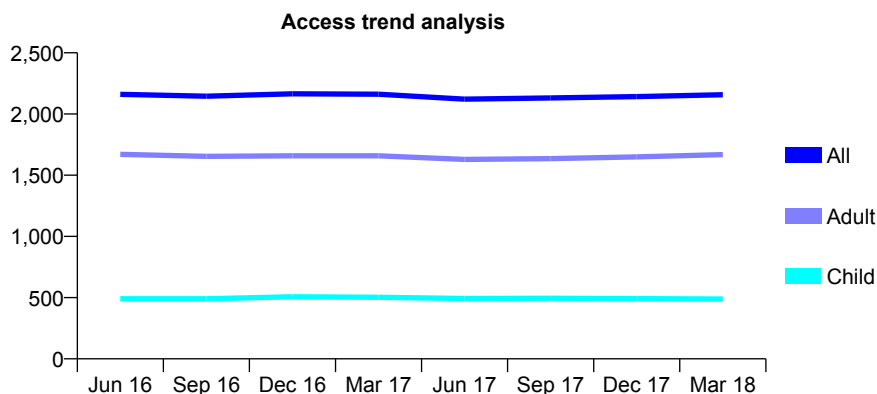
## Q46 - Vital Signs At a Glance Contract Report for 742422/0001 - Year end March 2018

Name or company name	MRS JM MASON
Contract type name	GDS Contract
Purpose of contract	General
Contract start date	01/04/2006
Contract end date	

17/18 Contracted general activity (UDA)	7,226
Carry forward general activity (UDA)	-148
17/18 Contracted orthodontic activity (UOA)	0
Carry forward orthodontic activity (UOA)	0
Baseline contract value	£174,372.63

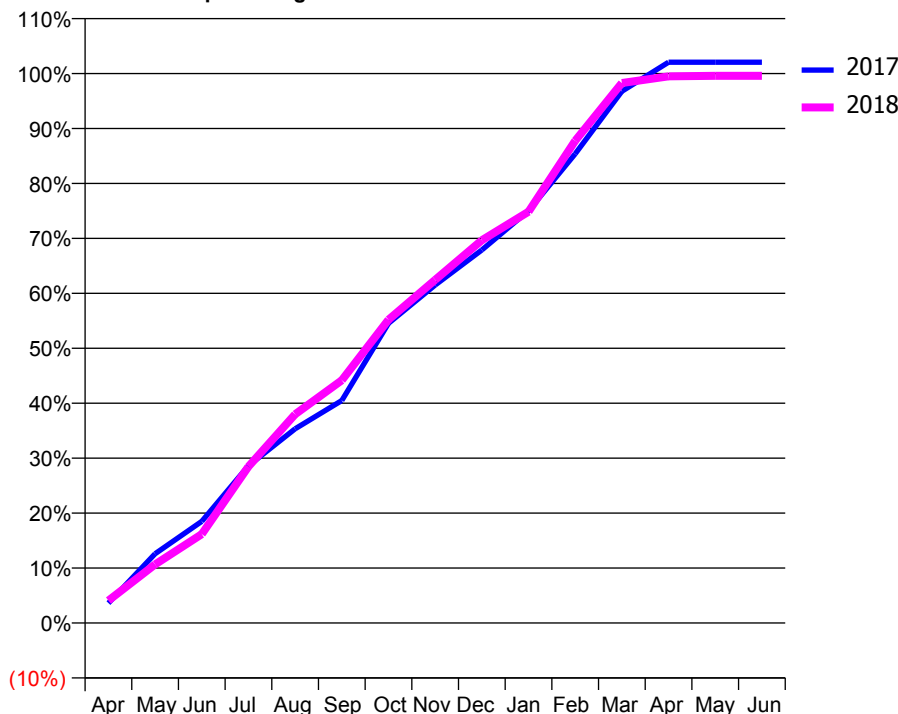
### ACCESS\*

Patients seen in 24 months	Total	Change since previous quarter
Quarter ending March 2017	2,162	
Quarter ending June 2017	2,122	↓
Quarter ending September 2017	2,131	→
Quarter ending December 2017	2,142	→
Quarter ending March 2018	2,157	→
<b>Variance since March 2017</b>	<b>(0.2%)</b>	→



### ACTIVITY

Cumulative percentage of contracted UDA delivered 2017 & 2018



Month	Adjusted Scheduled Activity (UDA)	
	2017	2018
April	262	296
May	912	771
June	1,336	1,170
July	2,069	2,057
August	2,553	2,745
September	2,925	3,193
October	3,940	3,989
November	4,444	4,513
December	4,906	5,033
January	5,422	5,410
February	6,170	6,342
March	6,992	7,102
April	7,374	7,189
May	7,374	7,195
June	7,374	7,195

### QUALITY

	Quantity	Base Number	Contract	AT	Region	England
% of FP17s for the same patient ID Re-attending within 3 months - Children	68	794	8.6%	12.4%	12.8%	11.9%
% of FP17s for the same patient ID Re-attending within 3 months - Adults	284	2,343	12.1%	16.8%	16.5%	16.0%
% of FP17s for the same patient ID Re-attending between 3 & 9 months - Children	448	794	56.4%	57.3%	59.7%	58.3%
% of FP17s for the same patient ID Re-attending between 3 & 9 months - Adults	1,190	2,343	50.8%	50.3%	52.6%	50.3%
% of FP17s for Band 1 Urgent Courses	246	3,029	8.1%	10.1%	9.1%	9.1%
% of FP17s Relating to Free Repair or Replacements	89	3,029	2.9%	0.9%	1.0%	0.8%
% of FP17s Relating to Continuations	24	3,029	0.8%	1.0%	1.2%	1.0%
% of Patients satisfied with the dentistry they have received	3	3	N/A	92.1%	91.6%	91.5%
% of Patients satisfied with the time they had to wait for an appointment	2	3	N/A	88.7%	88.3%	87.9%

\* This is based on patients treated on this contract for their most recent course of treatment. Figures in italics indicate the base number of FP17s or Patient Questionnaire responses are less than 100. N/A is shown where the base number of responses is less than 10 during the period. % is calculated as Quantity/Base number\*100

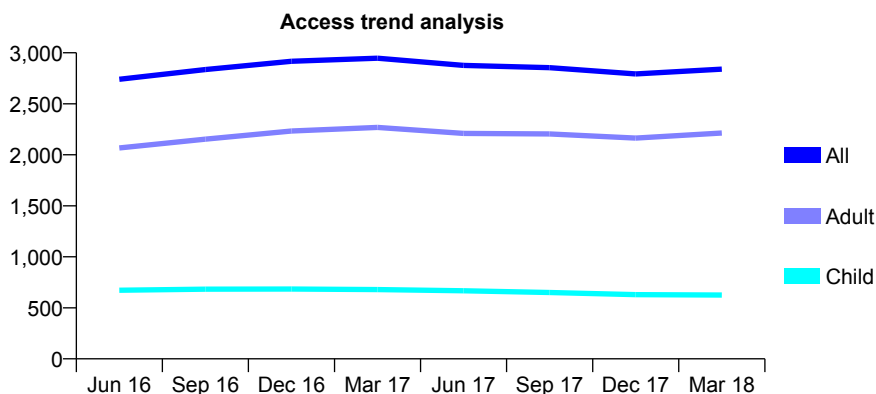
## Q46 - Vital Signs At a Glance Contract Report for 746428/0001 - Year end March 2018

Name or company name	MR EH BURKE
Contract type name	GDS Contract
Purpose of contract	General
Contract start date	01/03/2015
Contract end date	

17/18 Contracted general activity (UDA)	8,718
Carry forward general activity (UDA)	1,138
17/18 Contracted orthodontic activity (UOA)	0
Carry forward orthodontic activity (UOA)	0
Baseline contract value	£277,413.01

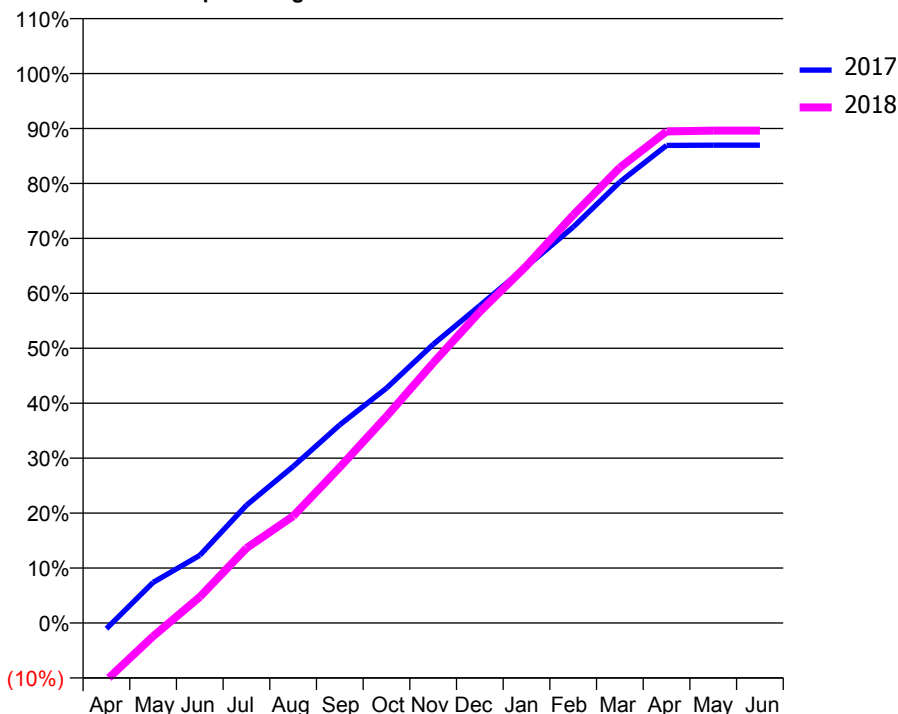
### ACCESS\*

Patients seen in 24 months	Total	Change since previous quarter
Quarter ending March 2017	2,947	
Quarter ending June 2017	2,877	↓
Quarter ending September 2017	2,854	→
Quarter ending December 2017	2,793	↓
Quarter ending March 2018	2,840	→
<b>Variance since March 2017</b>	<b>(3.6%)</b>	<b>↓</b>



### ACTIVITY

Cumulative percentage of contracted UDA delivered 2017 & 2018



Adjusted Scheduled Activity (UDA)

Month	2017	2018
April	-91	-908
May	644	-212
June	1,074	413
July	1,870	1,188
August	2,482	1,696
September	3,146	2,473
October	3,727	3,278
November	4,420	4,126
December	5,037	4,939
January	5,658	5,666
February	6,283	6,474
March	6,998	7,225
April	7,577	7,799
May	7,580	7,811
June	7,580	7,811

### QUALITY

	Quantity	Base Number	Contract	AT	Region	England
% of FP17s for the same patient ID Re-attending within 3 months - Children	69	1,100	6.3%	12.4%	12.8%	11.9%
% of FP17s for the same patient ID Re-attending within 3 months - Adults	522	3,418	15.3%	16.8%	16.5%	16.0%
% of FP17s for the same patient ID Re-attending between 3 & 9 months - Children	794	1,100	72.2%	57.3%	59.7%	58.3%
% of FP17s for the same patient ID Re-attending between 3 & 9 months - Adults	1,989	3,418	58.2%	50.3%	52.6%	50.3%
% of FP17s for Band 1 Urgent Courses	228	4,455	5.1%	10.1%	9.1%	9.1%
% of FP17s Relating to Free Repair or Replacements	23	4,455	0.5%	0.9%	1.0%	0.8%
% of FP17s Relating to Continuations	65	4,455	1.5%	1.0%	1.2%	1.0%
% of Patients satisfied with the dentistry they have received	1	1	N/A	92.1%	91.6%	91.5%
% of Patients satisfied with the time they had to wait for an appointment	1	1	N/A	88.7%	88.3%	87.9%

\* This is based on patients treated on this contract for their most recent course of treatment. Figures in italics indicate the base number of FP17s or Patient Questionnaire responses are less than 100. N/A is shown where the base number of responses is less than 10 during the period. % is calculated as Quantity/Base number\*100

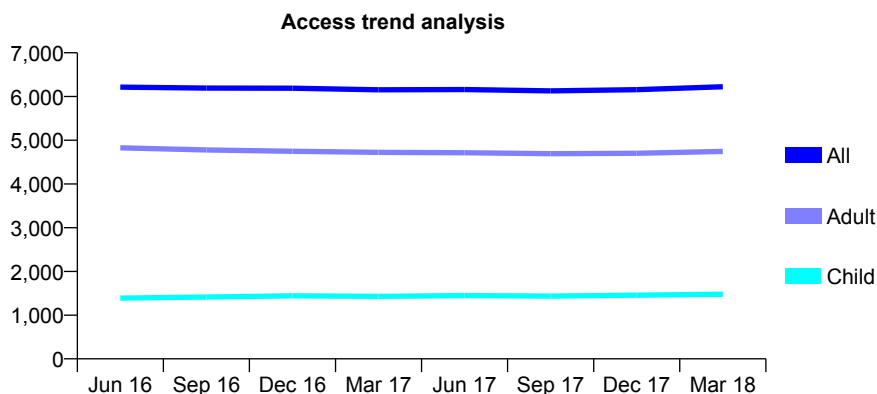
## Q46 - Vital Signs At a Glance Contract Report for 749389/0001 - Year end March 2018

Name or company name	MR PJ HUGHES
Contract type name	GDS Contract
Purpose of contract	General
Contract start date	01/02/2008
Contract end date	

17/18 Contracted general activity (UDA)	15,643
Carry forward general activity (UDA)	-49
17/18 Contracted orthodontic activity (UOA)	0
Carry forward orthodontic activity (UOA)	0
Baseline contract value	£424,212.82

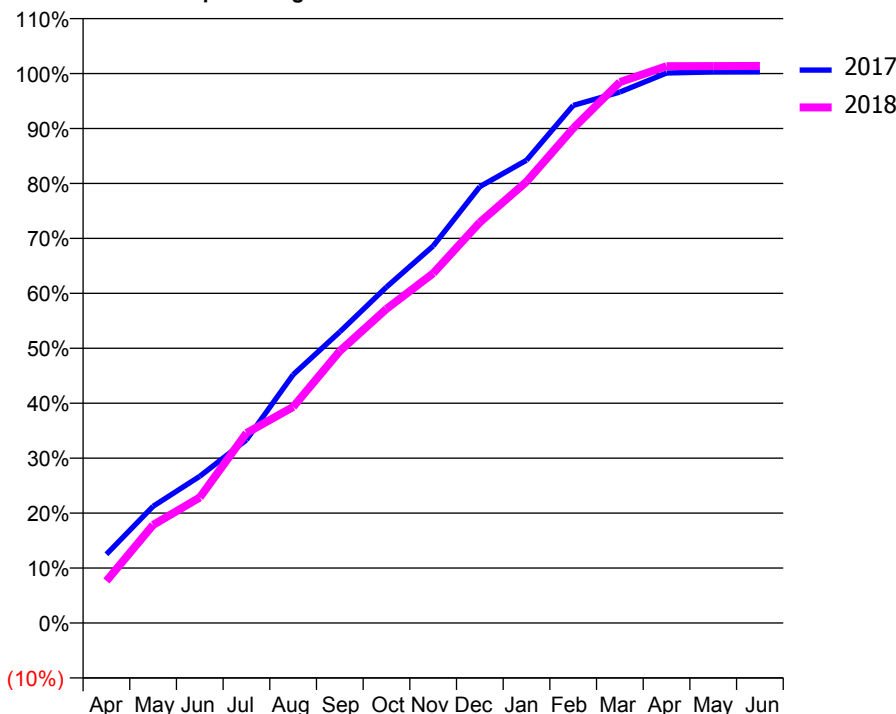
### ACCESS\*

Patients seen in 24 months	Total	Change since previous quarter
Quarter ending March 2017	6,153	
Quarter ending June 2017	6,161	→
Quarter ending September 2017	6,130	→
Quarter ending December 2017	6,157	→
Quarter ending March 2018	6,224	→
<b>Variance since March 2017</b>	<b>1.2%</b>	<b>→</b>



### ACTIVITY

Cumulative percentage of contracted UDA delivered 2017 & 2018



Month	Adjusted Scheduled Activity (UDA)	
	2017	2018
April	1,955	1,198
May	3,325	2,793
June	4,178	3,574
July	5,216	5,409
August	7,069	6,151
September	8,290	7,741
October	9,563	8,940
November	10,733	9,954
December	12,422	11,406
January	13,176	12,564
February	14,734	14,081
March	15,114	15,399
April	15,655	15,852
May	15,689	15,856
June	15,692	15,859

### QUALITY

	Quantity	Base Number	Contract	AT	Region	England
% of FP17s for the same patient ID Re-attending within 3 months - Children	111	2,292	4.8%	12.4%	12.8%	11.9%
% of FP17s for the same patient ID Re-attending within 3 months - Adults	982	7,101	13.8%	16.8%	16.5%	16.0%
% of FP17s for the same patient ID Re-attending between 3 & 9 months - Children	1,495	2,292	65.2%	57.3%	59.7%	58.3%
% of FP17s for the same patient ID Re-attending between 3 & 9 months - Adults	3,501	7,101	49.3%	50.3%	52.6%	50.3%
% of FP17s for Band 1 Urgent Courses	511	9,461	5.4%	10.1%	9.1%	9.1%
% of FP17s Relating to Free Repair or Replacements	175	9,461	1.8%	0.9%	1.0%	0.8%
% of FP17s Relating to Continuations	99	9,461	1.0%	1.0%	1.2%	1.0%
% of Patients satisfied with the dentistry they have received	1	1	N/A	92.1%	91.6%	91.5%
% of Patients satisfied with the time they had to wait for an appointment	1	1	N/A	88.7%	88.3%	87.9%

\* This is based on patients treated on this contract for their most recent course of treatment. Figures in italics indicate the base number of FP17s or Patient Questionnaire responses are less than 100. N/A is shown where the base number of responses is less than 10 during the period. % is calculated as Quantity/Base number\*100

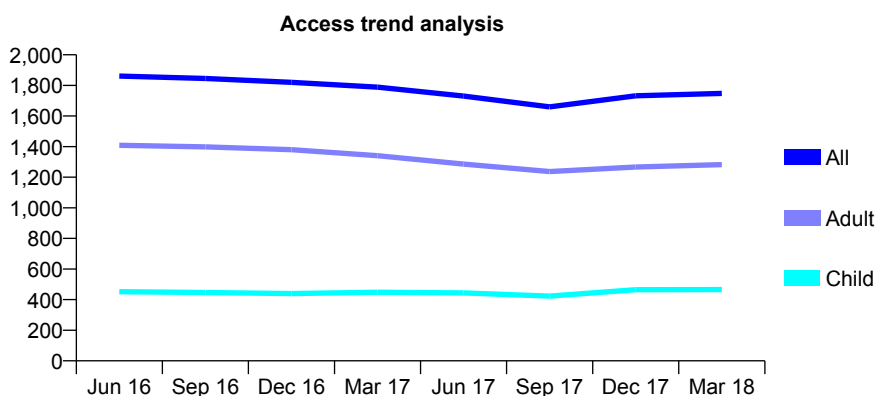
## Q46 - Vital Signs At a Glance Contract Report for 749656/0004 - Year end March 2018

Name or company name	MR R HUNTER-JAMES
Contract type name	GDS Contract
Purpose of contract	General
Contract start date	01/04/2006
Contract end date	

17/18 Contracted general activity (UDA)	5,777
Carry forward general activity (UDA)	0
17/18 Contracted orthodontic activity (UOA)	0
Carry forward orthodontic activity (UOA)	0
Baseline contract value	£156,236.33

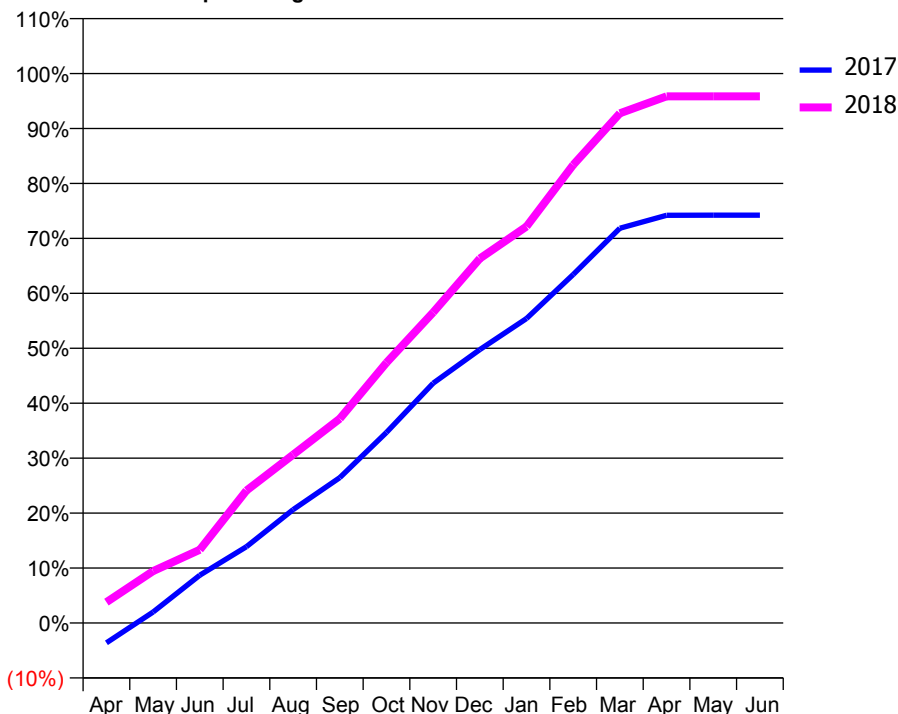
### ACCESS\*

Patients seen in 24 months	Total	Change since previous quarter
Quarter ending March 2017	1,789	
Quarter ending June 2017	1,730	↓
Quarter ending September 2017	1,660	↓
Quarter ending December 2017	1,732	↑
Quarter ending March 2018	1,748	→
<b>Variance since March 2017</b>	<b>(2.3%)</b>	<b>↓</b>



### ACTIVITY

Cumulative percentage of contracted UDA delivered 2017 & 2018



Month	Adjusted Scheduled Activity (UDA)	
	2017	2018
April	-210	219
May	116	546
June	503	771
July	803	1,393
August	1,192	1,770
September	1,529	2,148
October	2,005	2,737
November	2,522	3,265
December	2,875	3,832
January	3,202	4,169
February	3,663	4,817
March	4,151	5,359
April	4,287	5,537
May	4,288	5,537
June	4,288	5,537

### QUALITY

	Quantity	Base Number	Contract	AT	Region	England
% of FP17s for the same patient ID Re-attending within 3 months - Children	56	619	9.0%	12.4%	12.8%	11.9%
% of FP17s for the same patient ID Re-attending within 3 months - Adults	243	1,603	15.2%	16.8%	16.5%	16.0%
% of FP17s for the same patient ID Re-attending between 3 & 9 months - Children	267	619	43.1%	57.3%	59.7%	58.3%
% of FP17s for the same patient ID Re-attending between 3 & 9 months - Adults	534	1,603	33.3%	50.3%	52.6%	50.3%
% of FP17s for Band 1 Urgent Courses	227	2,243	10.1%	10.1%	9.1%	9.1%
% of FP17s Relating to Free Repair or Replacements	5	2,243	0.2%	0.9%	1.0%	0.8%
% of FP17s Relating to Continuations	15	2,243	0.7%	1.0%	1.2%	1.0%
% of Patients satisfied with the dentistry they have received	0	0	N/A	92.1%	91.6%	91.5%
% of Patients satisfied with the time they had to wait for an appointment	0	0	N/A	88.7%	88.3%	87.9%

\* This is based on patients treated on this contract for their most recent course of treatment. Figures in italics indicate the base number of FP17s or Patient Questionnaire responses are less than 100. N/A is shown where the base number of responses is less than 10 during the period. % is calculated as Quantity/Base number\*100

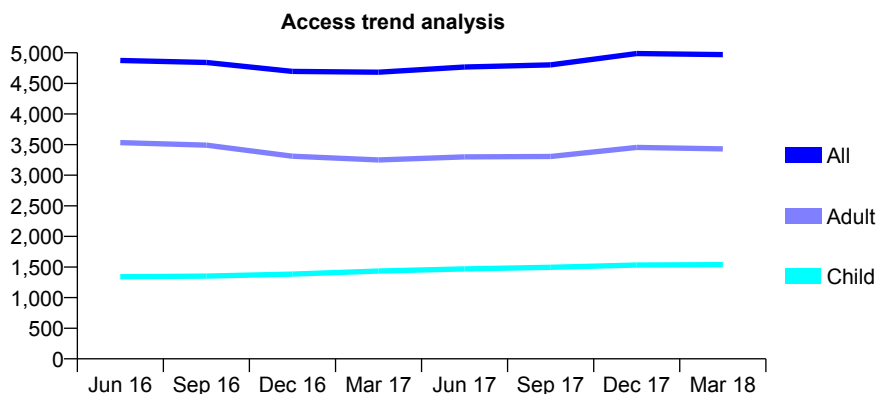
## Q46 - Vital Signs At a Glance Contract Report for 755931/0003 - Year end March 2018

Name or company name	MISS R DHARIWAL
Contract type name	GDS Contract
Purpose of contract	General
Contract start date	07/12/2009
Contract end date	

17/18 Contracted general activity (UDA)	13,345
Carry forward general activity (UDA)	-267
17/18 Contracted orthodontic activity (UOA)	0
Carry forward orthodontic activity (UOA)	0
Baseline contract value	£329,967.85

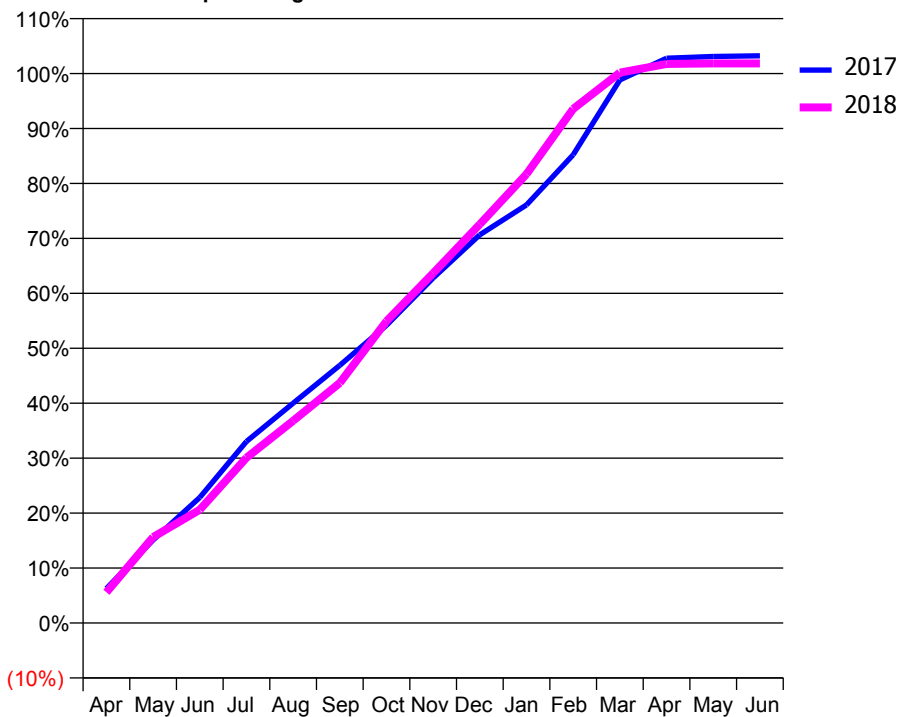
### ACCESS\*

Patients seen in 24 months	Total	Change since previous quarter
Quarter ending March 2017	4,683	
Quarter ending June 2017	4,769	→
Quarter ending September 2017	4,802	→
Quarter ending December 2017	4,987	↑
Quarter ending March 2018	4,970	→
<b>Variance since March 2017</b>	<b>6.1%</b>	<b>↑</b>



### ACTIVITY

Cumulative percentage of contracted UDA delivered 2017 & 2018



Month	Adjusted Scheduled Activity (UDA)	
	2017	2018
April	837	746
May	2,016	2,088
June	3,050	2,750
July	4,410	4,014
August	5,339	4,913
September	6,257	5,830
October	7,229	7,329
November	8,381	8,497
December	9,428	9,683
January	10,155	10,901
February	11,371	12,485
March	13,190	13,366
April	13,715	13,578
May	13,757	13,589
June	13,774	13,589

### QUALITY

	Quantity	Base Number	Contract	AT	Region	England
% of FP17s for the same patient ID Re-attending within 3 months - Children	717	3,123	23.0%	12.4%	12.8%	11.9%
% of FP17s for the same patient ID Re-attending within 3 months - Adults	470	3,791	12.4%	16.8%	16.5%	16.0%
% of FP17s for the same patient ID Re-attending between 3 & 9 months - Children	1,692	3,123	54.2%	57.3%	59.7%	58.3%
% of FP17s for the same patient ID Re-attending between 3 & 9 months - Adults	1,338	3,791	35.3%	50.3%	52.6%	50.3%
% of FP17s for Band 1 Urgent Courses	589	6,763	8.7%	10.1%	9.1%	9.1%
% of FP17s Relating to Free Repair or Replacements	27	6,763	0.4%	0.9%	1.0%	0.8%
% of FP17s Relating to Continuations	117	6,763	1.7%	1.0%	1.2%	1.0%
% of Patients satisfied with the dentistry they have received	1	1	N/A	92.1%	91.6%	91.5%
% of Patients satisfied with the time they had to wait for an appointment	0	1	N/A	88.7%	88.3%	87.9%

\* This is based on patients treated on this contract for their most recent course of treatment. Figures in italics indicate the base number of FP17s or Patient Questionnaire responses are less than 100. N/A is shown where the base number of responses is less than 10 during the period. % is calculated as Quantity/Base number\*100

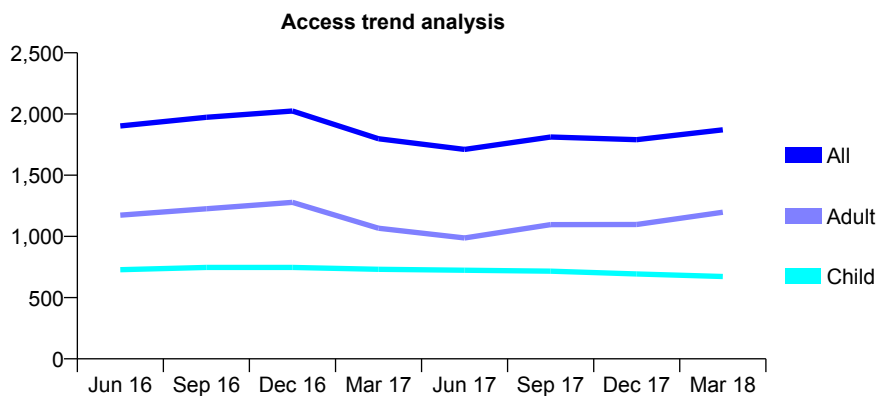
## Q46 - Vital Signs At a Glance Contract Report for 755931/0006 - Year end March 2018

Name or company name	MISS R DHARIWAL
Contract type name	GDS Contract
Purpose of contract	General
Contract start date	01/02/2012
Contract end date	

17/18 Contracted general activity (UDA)	4,340
Carry forward general activity (UDA)	-22
17/18 Contracted orthodontic activity (UOA)	0
Carry forward orthodontic activity (UOA)	0
Baseline contract value	£107,316.46

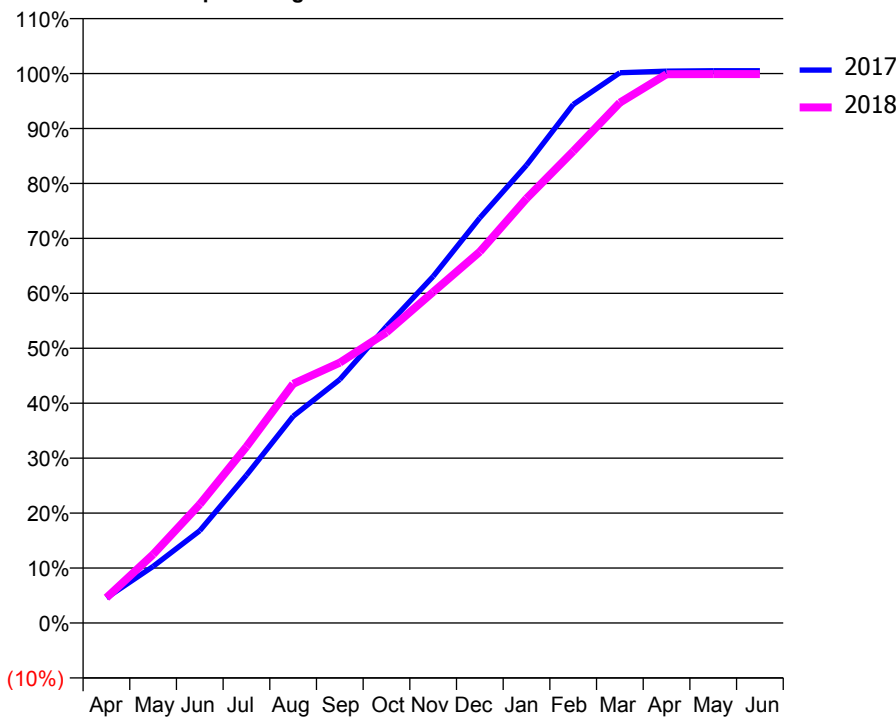
### ACCESS\*

Patients seen in 24 months	Total	Change since previous quarter
Quarter ending March 2017	1,798	
Quarter ending June 2017	1,711	↓
Quarter ending September 2017	1,812	↑
Quarter ending December 2017	1,790	↓
Quarter ending March 2018	1,871	↑
<b>Variance since March 2017</b>	<b>4.1%</b>	<b>↑</b>



### ACTIVITY

Cumulative percentage of contracted UDA delivered 2017 & 2018



Month	Adjusted Scheduled Activity (UDA)	
	2017	2018
April	199	199
May	447	542
June	730	937
July	1,168	1,393
August	1,633	1,889
September	1,924	2,056
October	2,343	2,296
November	2,738	2,614
December	3,200	2,932
January	3,616	3,353
February	4,095	3,725
March	4,346	4,110
April	4,359	4,335
May	4,362	4,336
June	4,362	4,336

### QUALITY

	Quantity	Base Number	Contract	AT	Region	England
% of FP17s for the same patient ID Re-attending within 3 months - Children	64	892	7.2%	12.4%	12.8%	11.9%
% of FP17s for the same patient ID Re-attending within 3 months - Adults	130	1,193	10.9%	16.8%	16.5%	16.0%
% of FP17s for the same patient ID Re-attending between 3 & 9 months - Children	477	892	53.5%	57.3%	59.7%	58.3%
% of FP17s for the same patient ID Re-attending between 3 & 9 months - Adults	413	1,193	34.6%	50.3%	52.6%	50.3%
% of FP17s for Band 1 Urgent Courses	333	2,192	15.2%	10.1%	9.1%	9.1%
% of FP17s Relating to Free Repair or Replacements	8	2,192	0.4%	0.9%	1.0%	0.8%
% of FP17s Relating to Continuations	1	2,192	0.0%	1.0%	1.2%	1.0%
% of Patients satisfied with the dentistry they have received	0	0	N/A	92.1%	91.6%	91.5%
% of Patients satisfied with the time they had to wait for an appointment	0	0	N/A	88.7%	88.3%	87.9%

\* This is based on patients treated on this contract for their most recent course of treatment. Figures in italics indicate the base number of FP17s or Patient Questionnaire responses are less than 100. N/A is shown where the base number of responses is less than 10 during the period. % is calculated as Quantity/Base number\*100

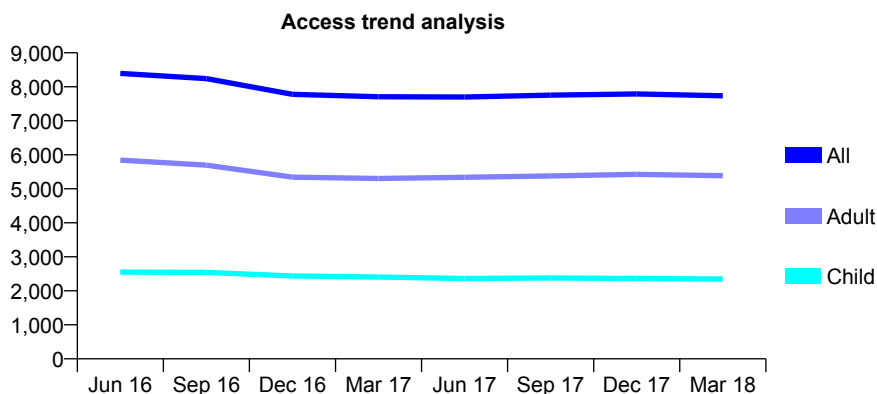
## Q46 - Vital Signs At a Glance Contract Report for 755931/0008 - Year end March 2018

Name or company name	MISS R DHARIWAL
Contract type name	GDS Contract
Purpose of contract	General
Contract start date	01/02/2014
Contract end date	

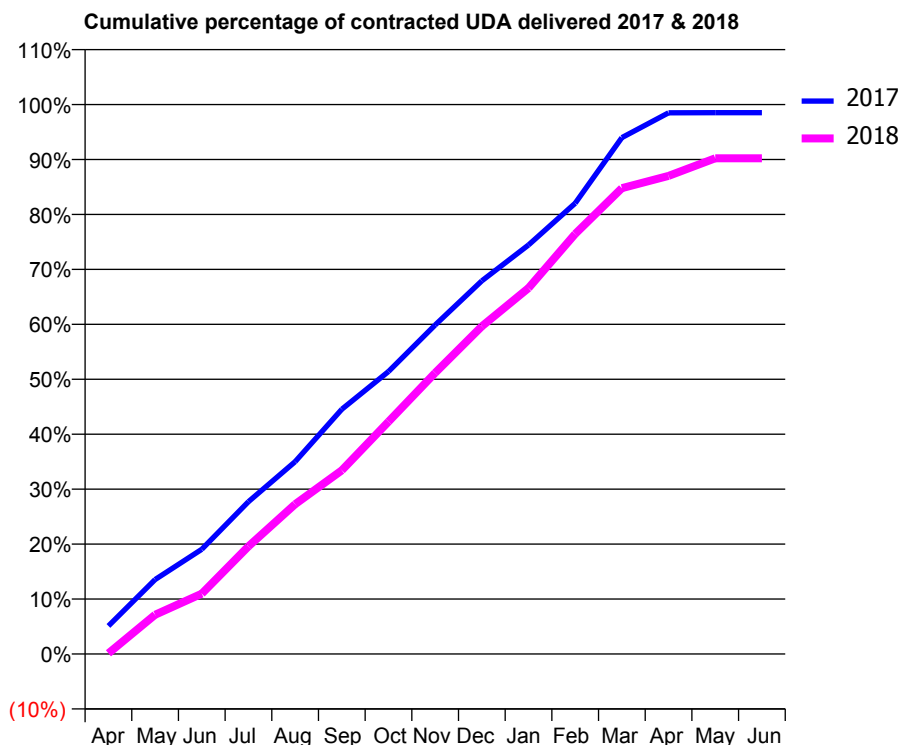
17/18 Contracted general activity (UDA)	22,713
Carry forward general activity (UDA)	338
17/18 Contracted orthodontic activity (UOA)	0
Carry forward orthodontic activity (UOA)	0
Baseline contract value	£638,345.05

### ACCESS\*

Patients seen in 24 months	Total	Change since previous quarter
Quarter ending March 2017	7,708	
Quarter ending June 2017	7,701	→
Quarter ending September 2017	7,756	→
Quarter ending December 2017	7,790	→
Quarter ending March 2018	7,735	→
<b>Variance since March 2017</b>	<b>0.4%</b>	<b>→</b>



### ACTIVITY



Month	Adjusted Scheduled Activity (UDA)	
	2017	2018
April	1,161	31
May	3,078	1,625
June	4,331	2,494
July	6,300	4,453
August	7,953	6,195
September	10,118	7,591
October	11,674	9,607
November	13,602	11,623
December	15,425	13,548
January	16,907	15,128
February	18,630	17,366
March	21,342	19,256
April	22,370	19,761
May	22,375	20,488
June	22,375	20,489

### QUALITY

	Quantity	Base Number	Contract	AT	Region	England
% of FP17s for the same patient ID Re-attending within 3 months - Children	377	3,501	10.8%	12.4%	12.8%	11.9%
% of FP17s for the same patient ID Re-attending within 3 months - Adults	1,356	7,140	19.0%	16.8%	16.5%	16.0%
% of FP17s for the same patient ID Re-attending between 3 & 9 months - Children	1,933	3,501	55.2%	57.3%	59.7%	58.3%
% of FP17s for the same patient ID Re-attending between 3 & 9 months - Adults	2,525	7,140	35.4%	50.3%	52.6%	50.3%
% of FP17s for Band 1 Urgent Courses	2,245	10,767	20.9%	10.1%	9.1%	9.1%
% of FP17s Relating to Free Repair or Replacements	23	10,767	0.2%	0.9%	1.0%	0.8%
% of FP17s Relating to Continuations	29	10,767	0.3%	1.0%	1.2%	1.0%
% of Patients satisfied with the dentistry they have received	4	4	N/A	92.1%	91.6%	91.5%
% of Patients satisfied with the time they had to wait for an appointment	4	4	N/A	88.7%	88.3%	87.9%

\* This is based on patients treated on this contract for their most recent course of treatment. Figures in italics indicate the base number of FP17s or Patient Questionnaire responses are less than 100. N/A is shown where the base number of responses is less than 10 during the period. % is calculated as Quantity/Base number\*100



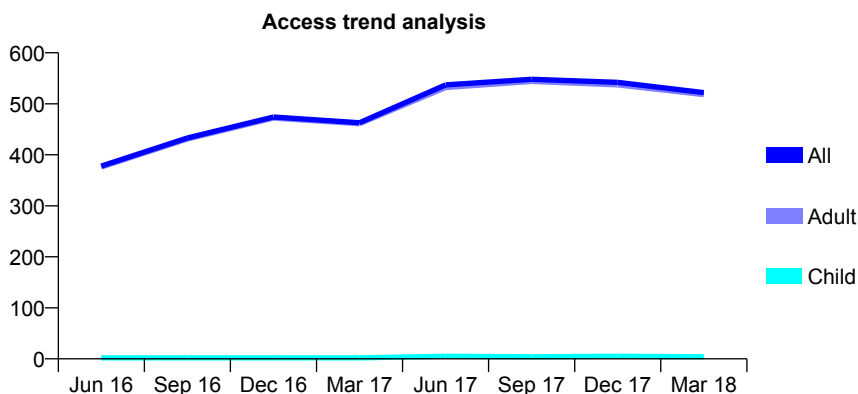
## Q46 - Vital Signs At a Glance Contract Report for 755982/0001 - Year end March 2018

Name or company name	Al-Kassab / Sapong
Contract type name	GDS Contract
Purpose of contract	General
Contract start date	01/04/2006
Contract end date	

17/18 Contracted general activity (UDA)	1,461
Carry forward general activity (UDA)	-8
17/18 Contracted orthodontic activity (UOA)	0
Carry forward orthodontic activity (UOA)	0
Baseline contract value	£83,550.62

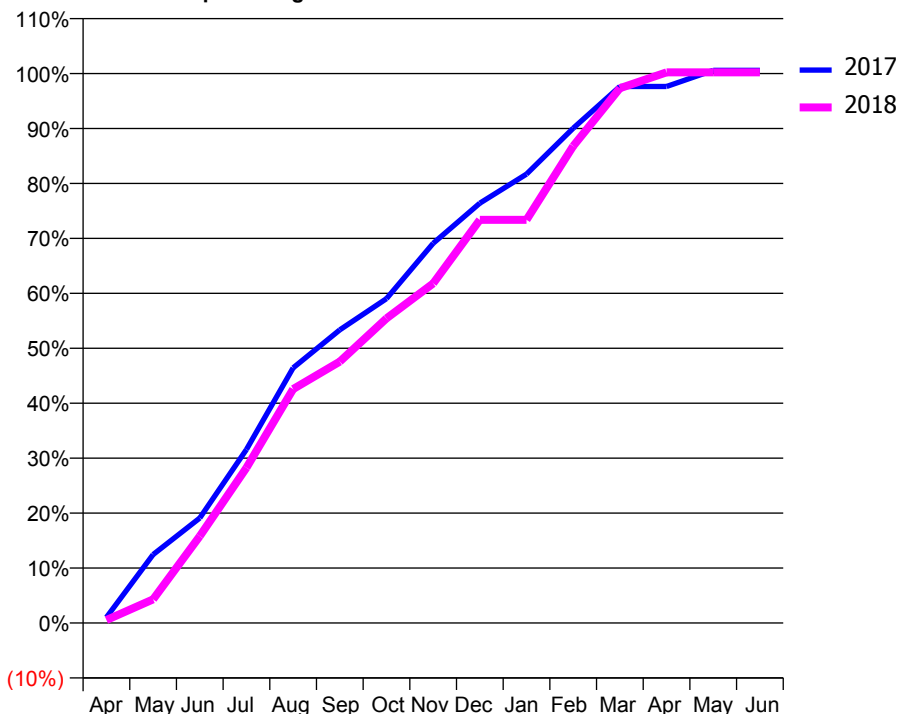
### ACCESS\*

Patients seen in 24 months	Total	Change since previous quarter
Quarter ending March 2017	463	
Quarter ending June 2017	537	↑
Quarter ending September 2017	548	↑
Quarter ending December 2017	542	↓
Quarter ending March 2018	522	↓
<b>Variance since March 2017</b>	<b>12.7%</b>	<b>↑</b>



### ACTIVITY

Cumulative percentage of contracted UDA delivered 2017 & 2018



Month	Adjusted Scheduled Activity (UDA)	
	2017	2018
April	15	8
May	182	63
June	279	231
July	461	413
August	678	622
September	779	695
October	862	810
November	1,009	903
December	1,116	1,072
January	1,193	1,072
February	1,315	1,268
March	1,426	1,422
April	1,426	1,464
May	1,469	1,464
June	1,469	1,464

### QUALITY

	Quantity	Base Number	Contract	AT	Region	England
% of FP17s for the same patient ID Re-attending within 3 months - Children	0	5	0.0%	12.4%	12.8%	11.9%
% of FP17s for the same patient ID Re-attending within 3 months - Adults	4	543	0.7%	16.8%	16.5%	16.0%
% of FP17s for the same patient ID Re-attending between 3 & 9 months - Children	0	5	0.0%	57.3%	59.7%	58.3%
% of FP17s for the same patient ID Re-attending between 3 & 9 months - Adults	6	543	1.1%	50.3%	52.6%	50.3%
% of FP17s for Band 1 Urgent Courses	0	547	0.0%	10.1%	9.1%	9.1%
% of FP17s Relating to Free Repair or Replacements	0	547	0.0%	0.9%	1.0%	0.8%
% of FP17s Relating to Continuations	0	547	0.0%	1.0%	1.2%	1.0%
% of Patients satisfied with the dentistry they have received	0	0	N/A	92.1%	91.6%	91.5%
% of Patients satisfied with the time they had to wait for an appointment	0	0	N/A	88.7%	88.3%	87.9%

\* This is based on patients treated on this contract for their most recent course of treatment. Figures in italics indicate the base number of FP17s or Patient Questionnaire responses are less than 100. N/A is shown where the base number of responses is less than 10 during the period. % is calculated as Quantity/Base number\*100

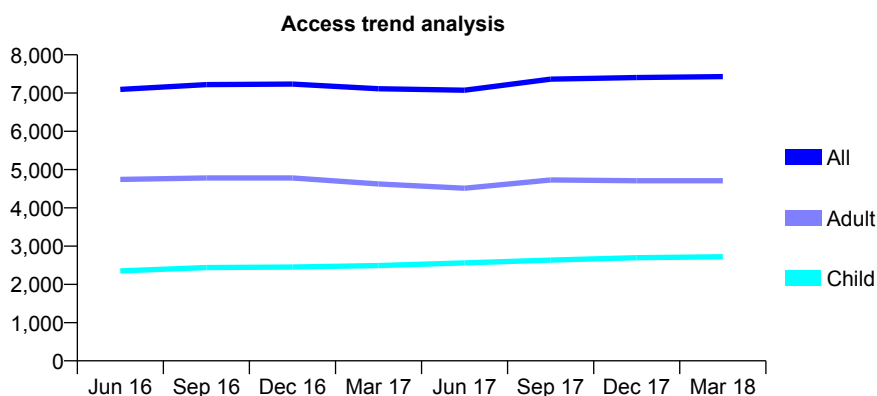
## Q46 - Vital Signs At a Glance Contract Report for 757799/0001 - Year end March 2018

Name or company name	MR N JAVEID
Contract type name	GDS Contract
Purpose of contract	General
Contract start date	02/06/2010
Contract end date	

17/18 Contracted general activity (UDA)	31,087
Carry forward general activity (UDA)	-611
17/18 Contracted orthodontic activity (UOA)	0
Carry forward orthodontic activity (UOA)	0
Baseline contract value	£1,050,787.67

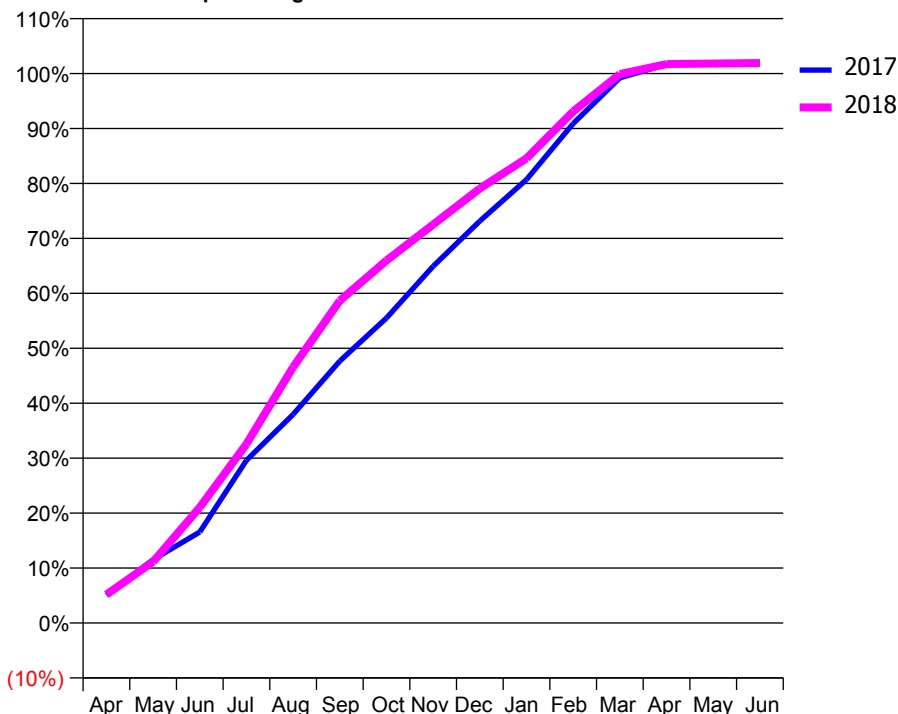
### ACCESS\*

Patients seen in 24 months	Total	Change since previous quarter
Quarter ending March 2017	7,114	
Quarter ending June 2017	7,074	→
Quarter ending September 2017	7,363	↑
Quarter ending December 2017	7,404	→
Quarter ending March 2018	7,429	→
<b>Variance since March 2017</b>	<b>4.4%</b>	<b>↑</b>



### ACTIVITY

Cumulative percentage of contracted UDA delivered 2017 & 2018



Month	Adjusted Scheduled Activity (UDA)	
	2017	2018
April	1,573	1,612
May	3,589	3,464
June	5,151	6,543
July	9,206	10,125
August	11,804	14,480
September	14,822	18,237
October	17,253	20,506
November	20,187	22,544
December	22,739	24,578
January	25,086	26,288
February	28,258	28,945
March	30,841	31,058
April	31,608	31,616
May	31,692	31,654
June	31,698	31,682

### QUALITY

	Quantity	Base Number	Contract	AT	Region	England
% of FP17s for the same patient ID Re-attending within 3 months - Children	398	3,562	11.2%	12.4%	12.8%	11.9%
% of FP17s for the same patient ID Re-attending within 3 months - Adults	1,104	5,515	20.0%	16.8%	16.5%	16.0%
% of FP17s for the same patient ID Re-attending between 3 & 9 months - Children	1,519	3,562	42.6%	57.3%	59.7%	58.3%
% of FP17s for the same patient ID Re-attending between 3 & 9 months - Adults	1,581	5,515	28.7%	50.3%	52.6%	50.3%
% of FP17s for Band 1 Urgent Courses	1,374	9,062	15.2%	10.1%	9.1%	9.1%
% of FP17s Relating to Free Repair or Replacements	35	9,062	0.4%	0.9%	1.0%	0.8%
% of FP17s Relating to Continuations	24	9,062	0.3%	1.0%	1.2%	1.0%
% of Patients satisfied with the dentistry they have received	0	0	N/A	92.1%	91.6%	91.5%
% of Patients satisfied with the time they had to wait for an appointment	0	0	N/A	88.7%	88.3%	87.9%

\* This is based on patients treated on this contract for their most recent course of treatment. Figures in italics indicate the base number of FP17s or Patient Questionnaire responses are less than 100. N/A is shown where the base number of responses is less than 10 during the period. % is calculated as Quantity/Base number\*100

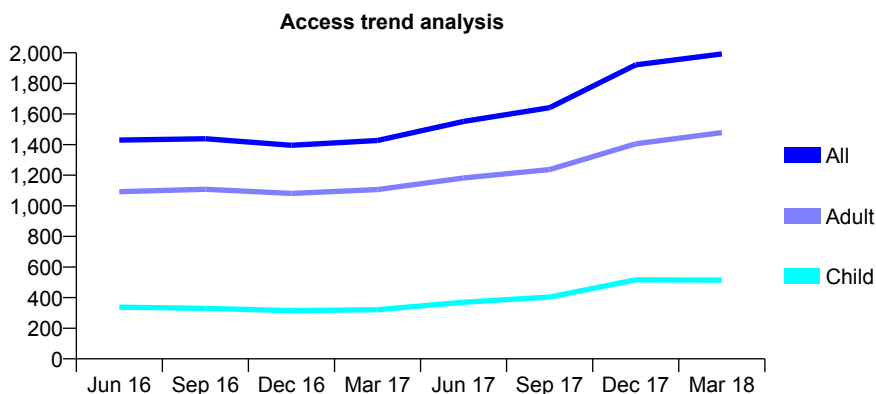
## Q46 - Vital Signs At a Glance Contract Report for 760927/0002 - Year end March 2018

Name or company name	MRS DL CAIL
Contract type name	GDS Contract
Purpose of contract	General
Contract start date	01/04/2006
Contract end date	

17/18 Contracted general activity (UDA)	5,376
Carry forward general activity (UDA)	0
17/18 Contracted orthodontic activity (UOA)	0
Carry forward orthodontic activity (UOA)	0
Baseline contract value	£119,306.10

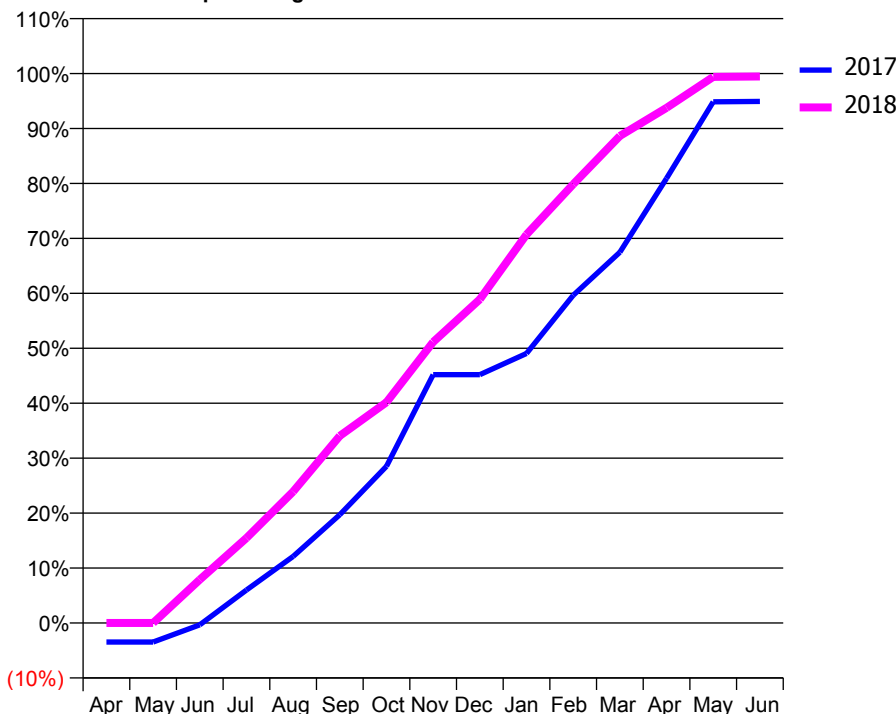
### ACCESS\*

Patients seen in 24 months	Total	Change since previous quarter
Quarter ending March 2017	1,427	
Quarter ending June 2017	1,552	↑
Quarter ending September 2017	1,641	↑
Quarter ending December 2017	1,921	↑
Quarter ending March 2018	1,993	↑
<b>Variance since March 2017</b>	<b>39.7%</b>	<b>↑</b>



### ACTIVITY

**Cumulative percentage of contracted UDA delivered 2017 & 2018**



Month	Adjusted Scheduled Activity (UDA)	
	2017	2018
April	-187	0
May	-187	0
June	-19	424
July	322	832
August	652	1,286
September	1,060	1,830
October	1,533	2,159
November	2,429	2,749
December	2,429	3,166
January	2,638	3,801
February	3,205	4,292
March	3,628	4,765
April	4,350	5,041
May	5,098	5,342
June	5,102	5,347

### QUALITY

	Quantity	Base Number	Contract	AT	Region	England
% of FP17s for the same patient ID Re-attending within 3 months - Children	42	666	6.3%	12.4%	12.8%	11.9%
% of FP17s for the same patient ID Re-attending within 3 months - Adults	151	1,724	8.8%	16.8%	16.5%	16.0%
% of FP17s for the same patient ID Re-attending between 3 & 9 months - Children	191	666	28.7%	57.3%	59.7%	58.3%
% of FP17s for the same patient ID Re-attending between 3 & 9 months - Adults	610	1,724	35.4%	50.3%	52.6%	50.3%
% of FP17s for Band 1 Urgent Courses	52	2,147	2.4%	10.1%	9.1%	9.1%
% of FP17s Relating to Free Repair or Replacements	17	2,147	0.8%	0.9%	1.0%	0.8%
% of FP17s Relating to Continuations	13	2,147	0.6%	1.0%	1.2%	1.0%
% of Patients satisfied with the dentistry they have received	3	4	N/A	92.1%	91.6%	91.5%
% of Patients satisfied with the time they had to wait for an appointment	2	4	N/A	88.7%	88.3%	87.9%

\* This is based on patients treated on this contract for their most recent course of treatment. Figures in italics indicate the base number of FP17s or Patient Questionnaire responses are less than 100. N/A is shown where the base number of responses is less than 10 during the period. % is calculated as Quantity/Base number\*100

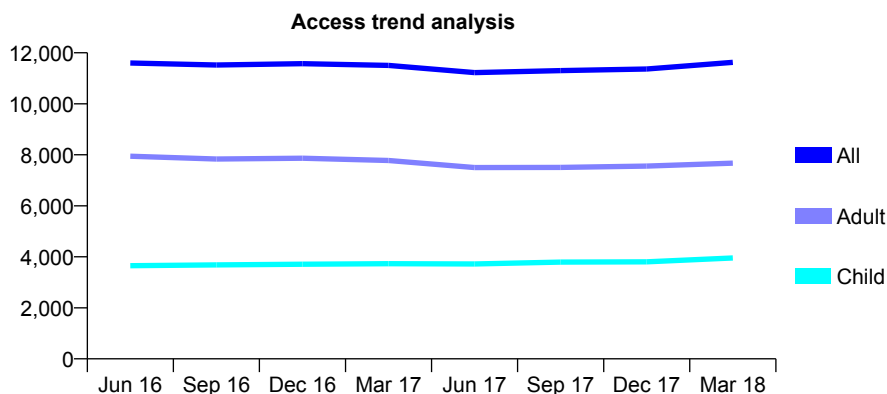
## Q46 - Vital Signs At a Glance Contract Report for 764582/0001 - Year end March 2018

Name or company name	MRS SC ROCHFORD
Contract type name	GDS Contract
Purpose of contract	General
Contract start date	01/04/2006
Contract end date	

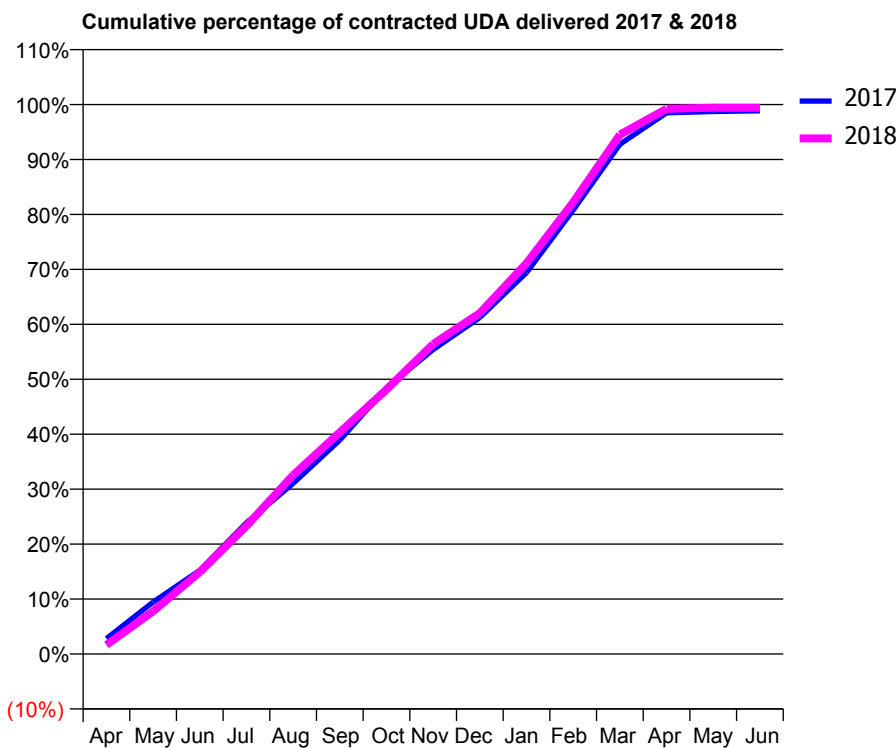
17/18 Contracted general activity (UDA)	33,180
Carry forward general activity (UDA)	384
17/18 Contracted orthodontic activity (UOA)	0
Carry forward orthodontic activity (UOA)	0
Baseline contract value	£828,720.06

### ACCESS\*

Patients seen in 24 months	Total	Change since previous quarter
Quarter ending March 2017	11,505	
Quarter ending June 2017	11,221	↓
Quarter ending September 2017	11,301	→
Quarter ending December 2017	11,364	→
Quarter ending March 2018	11,627	↑
<b>Variance since March 2017</b>	<b>1.1%</b>	<b>→</b>



### ACTIVITY



Month	Adjusted Scheduled Activity (UDA)	
	2017	2018
April	931	555
May	3,132	2,581
June	5,051	4,948
July	7,927	7,737
August	10,299	10,800
September	12,917	13,384
October	16,078	15,973
November	18,384	18,719
December	20,315	20,587
January	23,033	23,593
February	26,808	27,276
March	30,779	31,355
April	32,679	32,919
May	32,762	32,982
June	32,796	32,982

### QUALITY

	Quantity	Base Number	Contract	AT	Region	England
% of FP17s for the same patient ID Re-attending within 3 months - Children	509	5,485	9.3%	12.4%	12.8%	11.9%
% of FP17s for the same patient ID Re-attending within 3 months - Adults	1,775	9,508	18.7%	16.8%	16.5%	16.0%
% of FP17s for the same patient ID Re-attending between 3 & 9 months - Children	2,497	5,485	45.5%	57.3%	59.7%	58.3%
% of FP17s for the same patient ID Re-attending between 3 & 9 months - Adults	3,391	9,508	35.7%	50.3%	52.6%	50.3%
% of FP17s for Band 1 Urgent Courses	1,710	14,895	11.5%	10.1%	9.1%	9.1%
% of FP17s Relating to Free Repair or Replacements	147	14,895	1.0%	0.9%	1.0%	0.8%
% of FP17s Relating to Continuations	61	14,895	0.4%	1.0%	1.2%	1.0%
% of Patients satisfied with the dentistry they have received	3	3	N/A	92.1%	91.6%	91.5%
% of Patients satisfied with the time they had to wait for an appointment	3	3	N/A	88.7%	88.3%	87.9%

\* This is based on patients treated on this contract for their most recent course of treatment. Figures in italics indicate the base number of FP17s or Patient Questionnaire responses are less than 100. N/A is shown where the base number of responses is less than 10 during the period. % is calculated as Quantity/Base number\*100

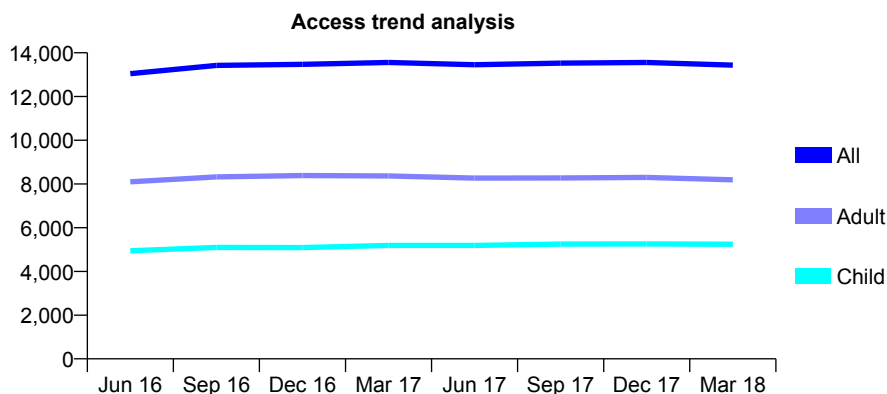
## Q46 - Vital Signs At a Glance Contract Report for 764582/0002 - Year end March 2018

Name or company name	MRS SC ROCHFORD
Contract type name	GDS Contract
Purpose of contract	General
Contract start date	01/04/2006
Contract end date	

17/18 Contracted general activity (UDA)	41,734
Carry forward general activity (UDA)	695
17/18 Contracted orthodontic activity (UOA)	0
Carry forward orthodontic activity (UOA)	0
Baseline contract value	£1,098,161.50

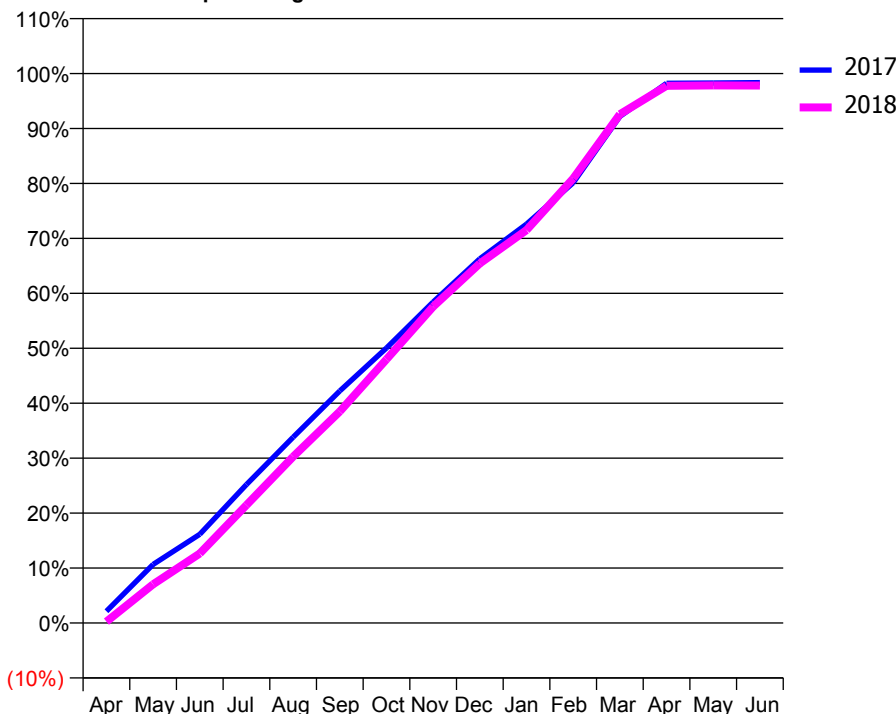
### ACCESS\*

Patients seen in 24 months	Total	Change since previous quarter
Quarter ending March 2017	13,555	
Quarter ending June 2017	13,456	→
Quarter ending September 2017	13,525	→
Quarter ending December 2017	13,557	→
Quarter ending March 2018	13,435	→
<b>Variance since March 2017</b>	<b>(0.9%)</b>	→



### ACTIVITY

Cumulative percentage of contracted UDA delivered 2017 & 2018



Month	Adjusted Scheduled Activity (UDA)	
	2017	2018
April	895	107
May	4,447	2,939
June	6,735	5,283
July	10,515	8,953
August	14,111	12,635
September	17,629	16,063
October	20,883	20,029
November	24,385	24,025
December	27,660	27,311
January	30,299	29,843
February	33,432	33,761
March	38,466	38,646
April	40,990	40,797
May	41,015	40,825
June	41,039	40,819

### QUALITY

	Quantity	Base Number	Contract	AT	Region	England
% of FP17s for the same patient ID Re-attending within 3 months - Children	685	7,336	9.3%	12.4%	12.8%	11.9%
% of FP17s for the same patient ID Re-attending within 3 months - Adults	1,793	10,641	16.8%	16.8%	16.5%	16.0%
% of FP17s for the same patient ID Re-attending between 3 & 9 months - Children	3,303	7,336	45.0%	57.3%	59.7%	58.3%
% of FP17s for the same patient ID Re-attending between 3 & 9 months - Adults	4,427	10,641	41.6%	50.3%	52.6%	50.3%
% of FP17s for Band 1 Urgent Courses	2,025	17,918	11.3%	10.1%	9.1%	9.1%
% of FP17s Relating to Free Repair or Replacements	93	17,918	0.5%	0.9%	1.0%	0.8%
% of FP17s Relating to Continuations	71	17,918	0.4%	1.0%	1.2%	1.0%
% of Patients satisfied with the dentistry they have received	6	7	N/A	92.1%	91.6%	91.5%
% of Patients satisfied with the time they had to wait for an appointment	7	7	N/A	88.7%	88.3%	87.9%

\* This is based on patients treated on this contract for their most recent course of treatment. Figures in italics indicate the base number of FP17s or Patient Questionnaire responses are less than 100. N/A is shown where the base number of responses is less than 10 during the period. % is calculated as Quantity/Base number\*100

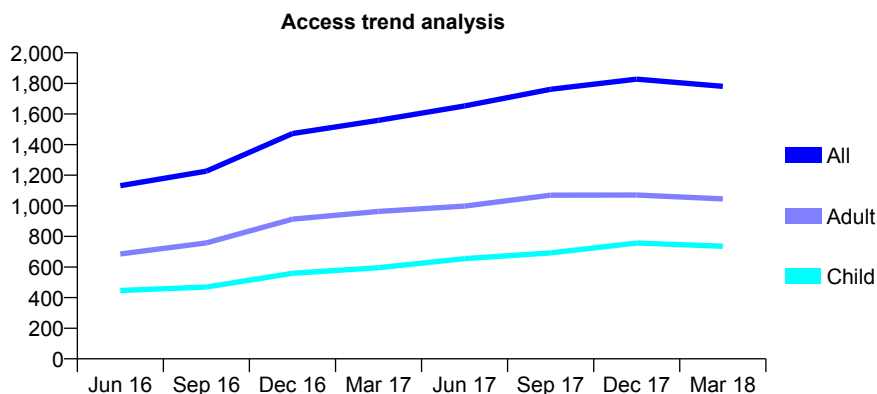
## Q46 - Vital Signs At a Glance Contract Report for 764582/0005 - Year end March 2018

Name or company name	MRS SC ROCHFORD
Contract type name	GDS Contract
Purpose of contract	General
Contract start date	01/12/2015
Contract end date	

17/18 Contracted general activity (UDA)	5,611
Carry forward general activity (UDA)	107
17/18 Contracted orthodontic activity (UOA)	0
Carry forward orthodontic activity (UOA)	0
Baseline contract value	£184,065.62

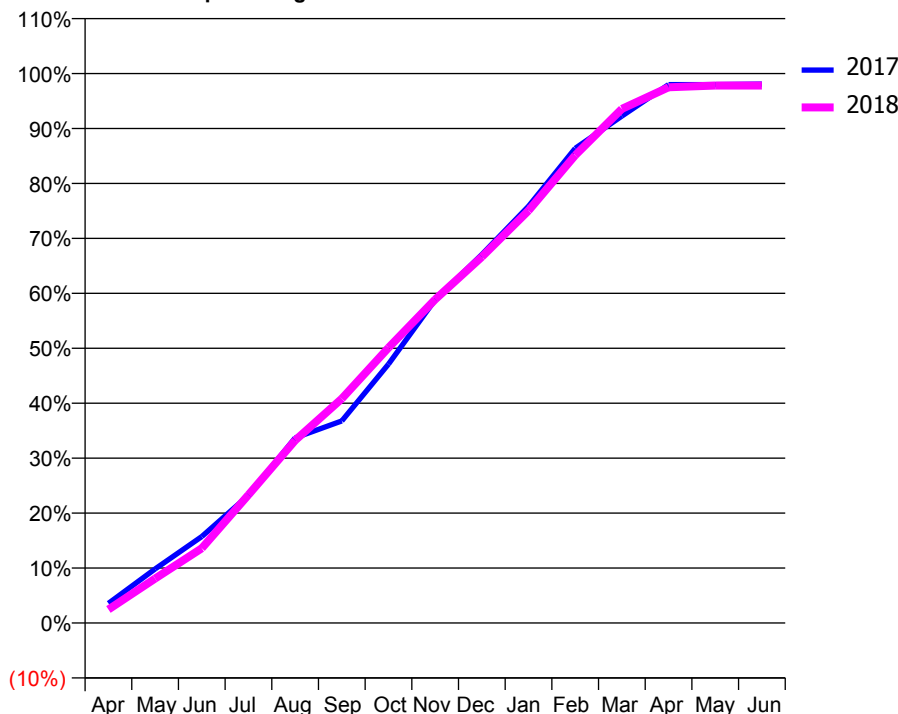
### ACCESS\*

Patients seen in 24 months	Total	Change since previous quarter
Quarter ending March 2017	1,559	
Quarter ending June 2017	1,653	↑
Quarter ending September 2017	1,762	↑
Quarter ending December 2017	1,828	↑
Quarter ending March 2018	1,781	↓
<b>Variance since March 2017</b>	<b>14.2%</b>	<b>↑</b>



### ACTIVITY

Cumulative percentage of contracted UDA delivered 2017 & 2018



Month	Adjusted Scheduled Activity (UDA)	
	2017	2018
April	201	139
May	553	454
June	883	763
July	1,304	1,309
August	1,891	1,865
September	2,064	2,291
October	2,643	2,811
November	3,301	3,304
December	3,763	3,739
January	4,255	4,210
February	4,847	4,775
March	5,176	5,250
April	5,498	5,470
May	5,498	5,489
June	5,504	5,489

### QUALITY

	Quantity	Base Number	Contract	AT	Region	England
% of FP17s for the same patient ID Re-attending within 3 months - Children	40	1,069	3.7%	12.4%	12.8%	11.9%
% of FP17s for the same patient ID Re-attending within 3 months - Adults	136	1,412	9.6%	16.8%	16.5%	16.0%
% of FP17s for the same patient ID Re-attending between 3 & 9 months - Children	345	1,069	32.3%	57.3%	59.7%	58.3%
% of FP17s for the same patient ID Re-attending between 3 & 9 months - Adults	418	1,412	29.6%	50.3%	52.6%	50.3%
% of FP17s for Band 1 Urgent Courses	283	2,466	11.5%	10.1%	9.1%	9.1%
% of FP17s Relating to Free Repair or Replacements	19	2,466	0.8%	0.9%	1.0%	0.8%
% of FP17s Relating to Continuations	11	2,466	0.4%	1.0%	1.2%	1.0%
% of Patients satisfied with the dentistry they have received	1	1	N/A	92.1%	91.6%	91.5%
% of Patients satisfied with the time they had to wait for an appointment	1	1	N/A	88.7%	88.3%	87.9%

\* This is based on patients treated on this contract for their most recent course of treatment. Figures in italics indicate the base number of FP17s or Patient Questionnaire responses are less than 100. N/A is shown where the base number of responses is less than 10 during the period. % is calculated as Quantity/Base number\*100

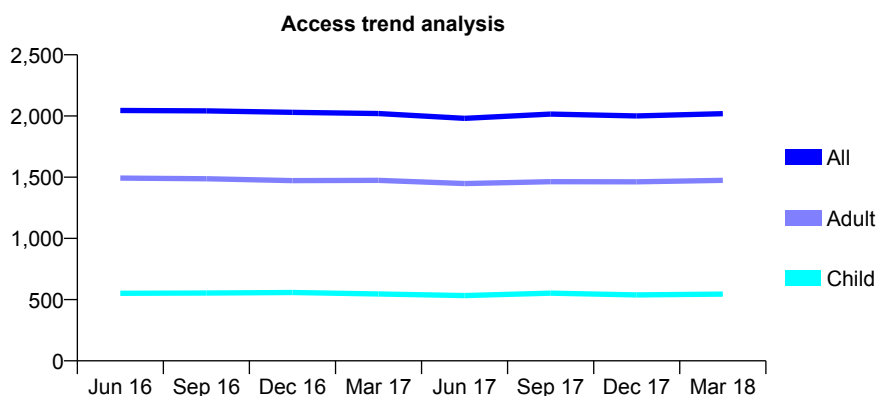
## Q46 - Vital Signs At a Glance Contract Report for 765635/0001 - Year end March 2018

Name or company name	MR R ROKNI
Contract type name	GDS Contract
Purpose of contract	General
Contract start date	01/04/2006
Contract end date	

17/18 Contracted general activity (UDA)	11,289
Carry forward general activity (UDA)	41
17/18 Contracted orthodontic activity (UOA)	0
Carry forward orthodontic activity (UOA)	0
Baseline contract value	£291,624.10

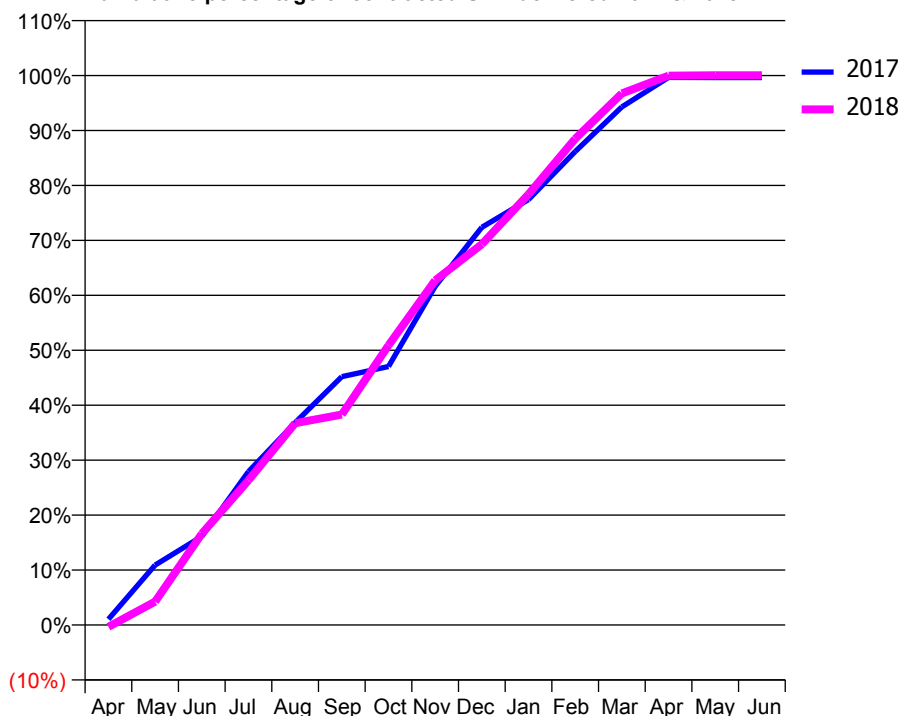
### ACCESS\*

Patients seen in 24 months	Total	Change since previous quarter
Quarter ending March 2017	2,020	
Quarter ending June 2017	1,981	↓
Quarter ending September 2017	2,016	→
Quarter ending December 2017	2,001	→
Quarter ending March 2018	2,019	→
<b>Variance since March 2017</b>	<b>(0.0%)</b>	→



### ACTIVITY

Cumulative percentage of contracted UDA delivered 2017 & 2018



Month	Adjusted Scheduled Activity (UDA)	
	2017	2018
April	119	-41
May	1,232	481
June	1,821	1,874
July	3,151	2,975
August	4,158	4,145
September	5,101	4,324
October	5,310	5,745
November	6,958	7,081
December	8,172	7,824
January	8,740	8,851
February	9,726	9,989
March	10,645	10,921
April	11,249	11,284
May	11,248	11,293
June	11,248	11,293

### QUALITY

	Quantity	Base Number	Contract	AT	Region	England
% of FP17s for the same patient ID Re-attending within 3 months - Children	101	811	12.5%	12.4%	12.8%	11.9%
% of FP17s for the same patient ID Re-attending within 3 months - Adults	581	2,192	26.5%	16.8%	16.5%	16.0%
% of FP17s for the same patient ID Re-attending between 3 & 9 months - Children	440	811	54.3%	57.3%	59.7%	58.3%
% of FP17s for the same patient ID Re-attending between 3 & 9 months - Adults	967	2,192	44.1%	50.3%	52.6%	50.3%
% of FP17s for Band 1 Urgent Courses	395	3,023	13.1%	10.1%	9.1%	9.1%
% of FP17s Relating to Free Repair or Replacements	4	3,023	0.1%	0.9%	1.0%	0.8%
% of FP17s Relating to Continuations	31	3,023	1.0%	1.0%	1.2%	1.0%
% of Patients satisfied with the dentistry they have received	3	3	N/A	92.1%	91.6%	91.5%
% of Patients satisfied with the time they had to wait for an appointment	3	3	N/A	88.7%	88.3%	87.9%

\* This is based on patients treated on this contract for their most recent course of treatment. Figures in italics indicate the base number of FP17s or Patient Questionnaire responses are less than 100. N/A is shown where the base number of responses is less than 10 during the period. % is calculated as Quantity/Base number\*100



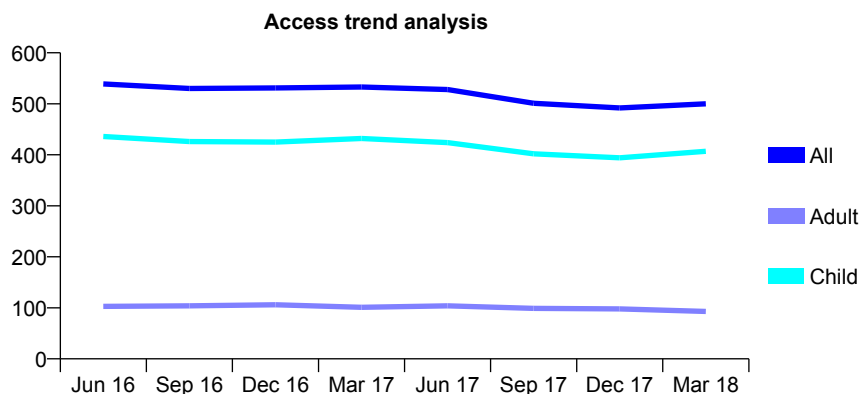
## Q46 - Vital Signs At a Glance Contract Report for 766224/0001 - Year end March 2018

Name or company name	MR SM KHONSARY
Contract type name	GDS Contract
Purpose of contract	General
Contract start date	01/04/2006
Contract end date	

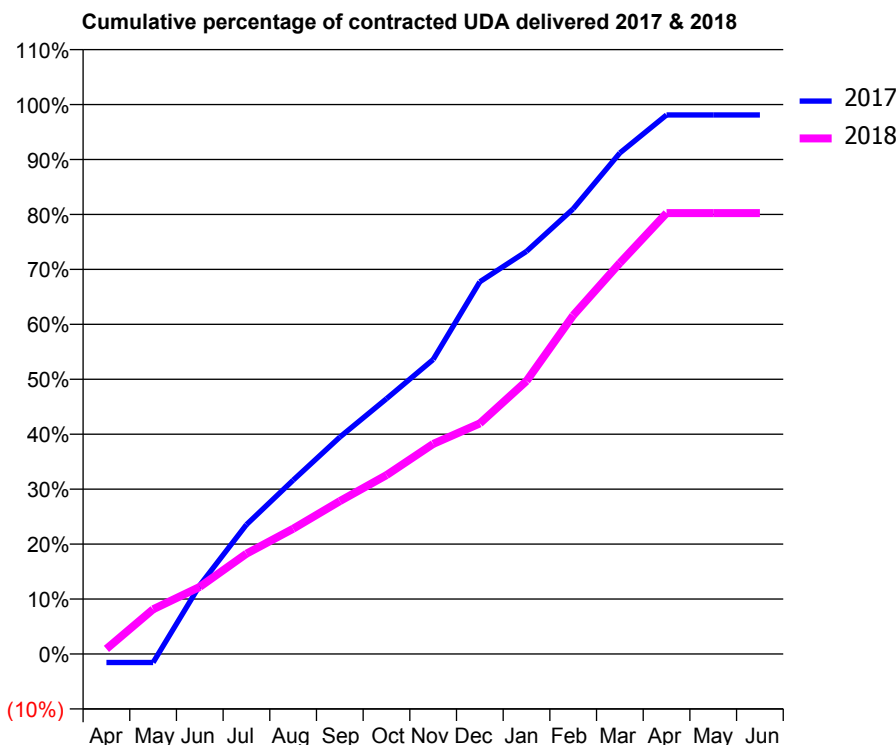
17/18 Contracted general activity (UDA)	1,720
Carry forward general activity (UDA)	33
17/18 Contracted orthodontic activity (UOA)	0
Carry forward orthodontic activity (UOA)	0
Baseline contract value	£43,014.56

### ACCESS\*

Patients seen in 24 months	Total	Change since previous quarter
Quarter ending March 2017	533	
Quarter ending June 2017	528	→
Quarter ending September 2017	501	↓
Quarter ending December 2017	492	↓
Quarter ending March 2018	500	→
<b>Variance since March 2017</b>	<b>(6.2%)</b>	<b>↓</b>



### ACTIVITY



Month	Adjusted Scheduled Activity (UDA)	
	2017	2018
April	-27	16
May	-27	140
June	215	210
July	405	314
August	544	392
September	679	478
October	799	560
November	922	658
December	1,165	722
January	1,260	855
February	1,393	1,060
March	1,568	1,224
April	1,687	1,380
May	1,687	1,380
June	1,687	1,380

### QUALITY

	Quantity	Base Number	Contract	AT	Region	England
% of FP17s for the same patient ID Re-attending within 3 months - Children	65	651	10.0%	12.4%	12.8%	11.9%
% of FP17s for the same patient ID Re-attending within 3 months - Adults	10	34	29.4%	16.8%	16.5%	16.0%
% of FP17s for the same patient ID Re-attending between 3 & 9 months - Children	410	651	63.0%	57.3%	59.7%	58.3%
% of FP17s for the same patient ID Re-attending between 3 & 9 months - Adults	17	34	50.0%	50.3%	52.6%	50.3%
% of FP17s for Band 1 Urgent Courses	5	708	0.7%	10.1%	9.1%	9.1%
% of FP17s Relating to Free Repair or Replacements	0	708	0.0%	0.9%	1.0%	0.8%
% of FP17s Relating to Continuations	9	708	1.3%	1.0%	1.2%	1.0%
% of Patients satisfied with the dentistry they have received	0	0	N/A	92.1%	91.6%	91.5%
% of Patients satisfied with the time they had to wait for an appointment	0	0	N/A	88.7%	88.3%	87.9%

\* This is based on patients treated on this contract for their most recent course of treatment. Figures in italics indicate the base number of FP17s or Patient Questionnaire responses are less than 100. N/A is shown where the base number of responses is less than 10 during the period. % is calculated as Quantity/Base number\*100

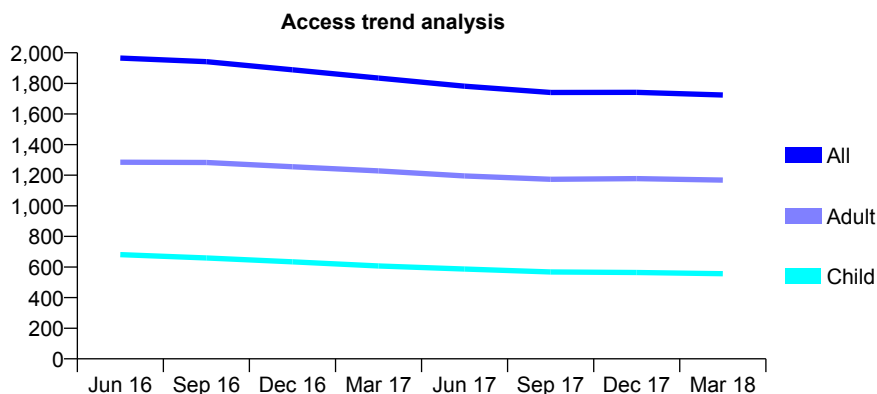
## Q46 - Vital Signs At a Glance Contract Report for 766224/0002 - Year end March 2018

Name or company name	MR SM KHONSARY
Contract type name	GDS Contract
Purpose of contract	General
Contract start date	01/07/2012
Contract end date	

17/18 Contracted general activity (UDA)	5,633
Carry forward general activity (UDA)	6
17/18 Contracted orthodontic activity (UOA)	0
Carry forward orthodontic activity (UOA)	0
Baseline contract value	£157,846.98

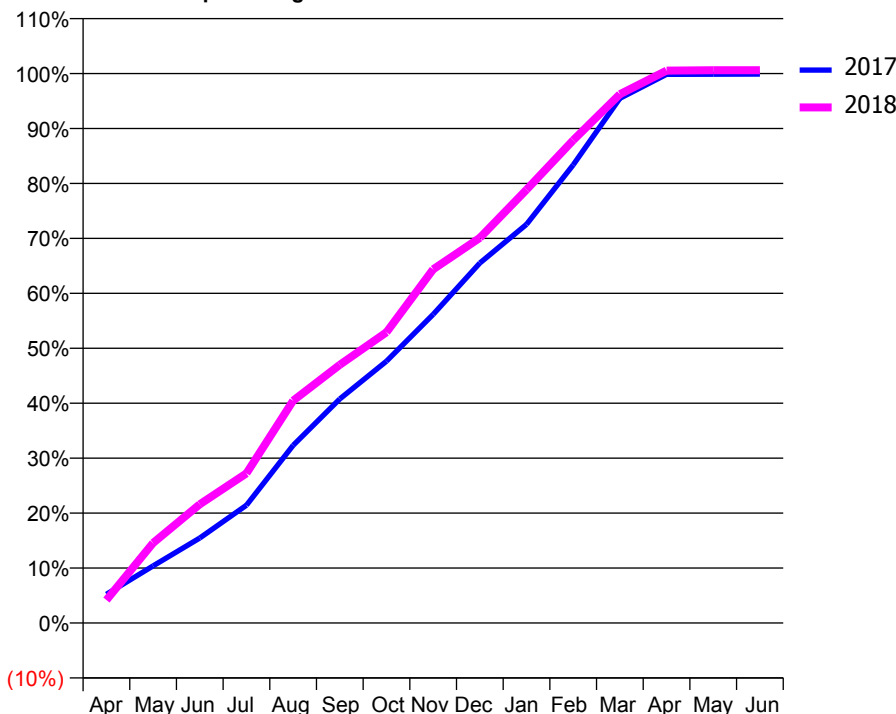
### ACCESS\*

Patients seen in 24 months	Total	Change since previous quarter
Quarter ending March 2017	1,835	
Quarter ending June 2017	1,782	↓
Quarter ending September 2017	1,741	↓
Quarter ending December 2017	1,742	→
Quarter ending March 2018	1,724	↓
<b>Variance since March 2017</b>	<b>(6.0%)</b>	↓



### ACTIVITY

Cumulative percentage of contracted UDA delivered 2017 & 2018



Month	Adjusted Scheduled Activity (UDA)	
	2017	2018
April	295	236
May	585	821
June	871	1,218
July	1,208	1,534
August	1,822	2,279
September	2,297	2,647
October	2,684	2,980
November	3,163	3,626
December	3,690	3,948
January	4,087	4,442
February	4,697	4,949
March	5,378	5,421
April	5,624	5,663
May	5,625	5,667
June	5,627	5,667

### QUALITY

	Quantity	Base Number	Contract	AT	Region	England
% of FP17s for the same patient ID Re-attending within 3 months - Children	58	946	6.1%	12.4%	12.8%	11.9%
% of FP17s for the same patient ID Re-attending within 3 months - Adults	220	1,939	11.3%	16.8%	16.5%	16.0%
% of FP17s for the same patient ID Re-attending between 3 & 9 months - Children	684	946	72.3%	57.3%	59.7%	58.3%
% of FP17s for the same patient ID Re-attending between 3 & 9 months - Adults	1,421	1,939	73.3%	50.3%	52.6%	50.3%
% of FP17s for Band 1 Urgent Courses	123	2,853	4.3%	10.1%	9.1%	9.1%
% of FP17s Relating to Free Repair or Replacements	0	2,853	0.0%	0.9%	1.0%	0.8%
% of FP17s Relating to Continuations	43	2,853	1.5%	1.0%	1.2%	1.0%
% of Patients satisfied with the dentistry they have received	3	3	N/A	92.1%	91.6%	91.5%
% of Patients satisfied with the time they had to wait for an appointment	3	3	N/A	88.7%	88.3%	87.9%

\* This is based on patients treated on this contract for their most recent course of treatment. Figures in italics indicate the base number of FP17s or Patient Questionnaire responses are less than 100. N/A is shown where the base number of responses is less than 10 during the period. % is calculated as Quantity/Base number\*100

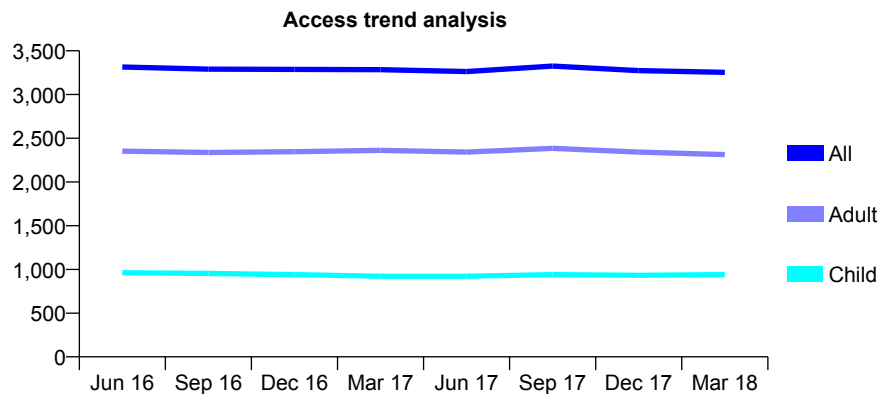
## Q46 - Vital Signs At a Glance Contract Report for 769126/0001 - Year end March 2018

Name or company name	Mr Q Iqbal
Contract type name	GDS Contract
Purpose of contract	General
Contract start date	10/09/2012
Contract end date	

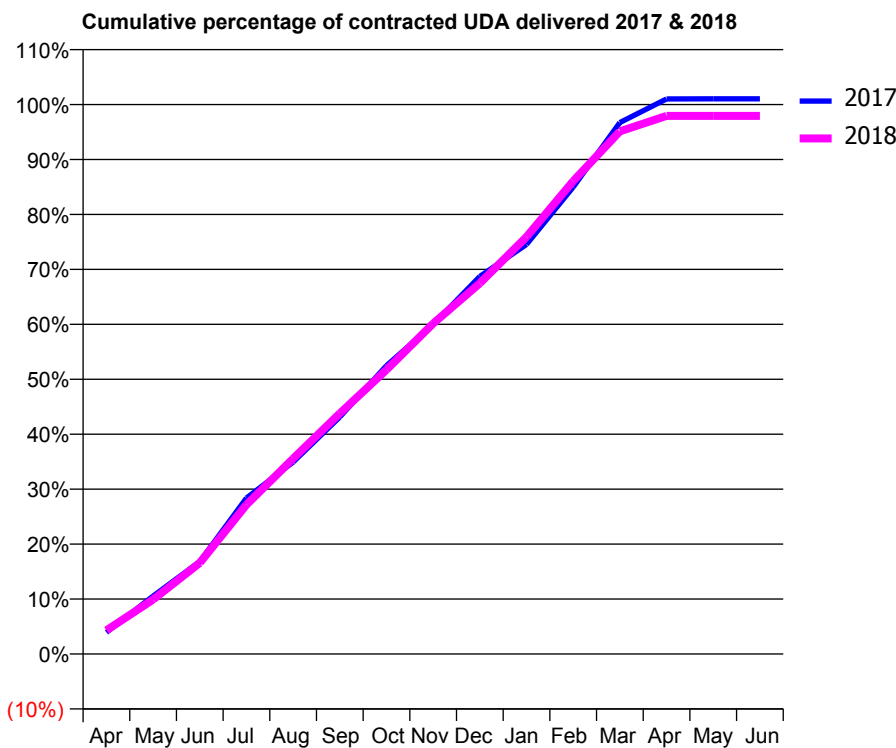
17/18 Contracted general activity (UDA)	10,336
Carry forward general activity (UDA)	-108
17/18 Contracted orthodontic activity (UOA)	0
Carry forward orthodontic activity (UOA)	0
Baseline contract value	£280,739.86

### ACCESS\*

Patients seen in 24 months	Total	Change since previous quarter
Quarter ending March 2017	3,284	
Quarter ending June 2017	3,263	→
Quarter ending September 2017	3,325	→
Quarter ending December 2017	3,274	↓
Quarter ending March 2018	3,253	→
<b>Variance since March 2017</b>	<b>(0.9%)</b>	<b>→</b>



### ACTIVITY



Month	Adjusted Scheduled Activity (UDA)	
	2017	2018
April	407	445
May	1,090	1,024
June	1,738	1,715
July	2,933	2,808
August	3,611	3,675
September	4,459	4,525
October	5,423	5,345
November	6,200	6,217
December	7,102	6,974
January	7,705	7,847
February	8,782	8,896
March	9,995	9,832
April	10,440	10,122
May	10,444	10,122
June	10,444	10,122

### QUALITY

	Quantity	Base Number	Contract	AT	Region	England
% of FP17s for the same patient ID Re-attending within 3 months - Children	118	1,517	7.8%	12.4%	12.8%	11.9%
% of FP17s for the same patient ID Re-attending within 3 months - Adults	461	3,431	13.4%	16.8%	16.5%	16.0%
% of FP17s for the same patient ID Re-attending between 3 & 9 months - Children	1,017	1,517	67.0%	57.3%	59.7%	58.3%
% of FP17s for the same patient ID Re-attending between 3 & 9 months - Adults	2,003	3,431	58.4%	50.3%	52.6%	50.3%
% of FP17s for Band 1 Urgent Courses	380	4,897	7.8%	10.1%	9.1%	9.1%
% of FP17s Relating to Free Repair or Replacements	36	4,897	0.7%	0.9%	1.0%	0.8%
% of FP17s Relating to Continuations	43	4,897	0.9%	1.0%	1.2%	1.0%
% of Patients satisfied with the dentistry they have received	1	1	N/A	92.1%	91.6%	91.5%
% of Patients satisfied with the time they had to wait for an appointment	1	1	N/A	88.7%	88.3%	87.9%

\* This is based on patients treated on this contract for their most recent course of treatment. Figures in italics indicate the base number of FP17s or Patient Questionnaire responses are less than 100. N/A is shown where the base number of responses is less than 10 during the period. % is calculated as Quantity/Base number\*100

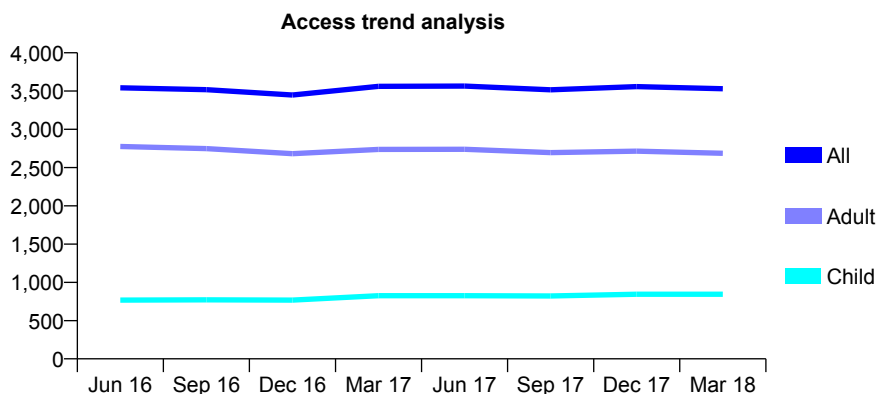
## Q46 - Vital Signs At a Glance Contract Report for 769126/0002 - Year end March 2018

Name or company name	MISS S AHMAD
Contract type name	GDS Contract
Purpose of contract	General
Contract start date	15/07/2013
Contract end date	

17/18 Contracted general activity (UDA)	13,017
Carry forward general activity (UDA)	-137
17/18 Contracted orthodontic activity (UOA)	0
Carry forward orthodontic activity (UOA)	0
Baseline contract value	£325,356.09

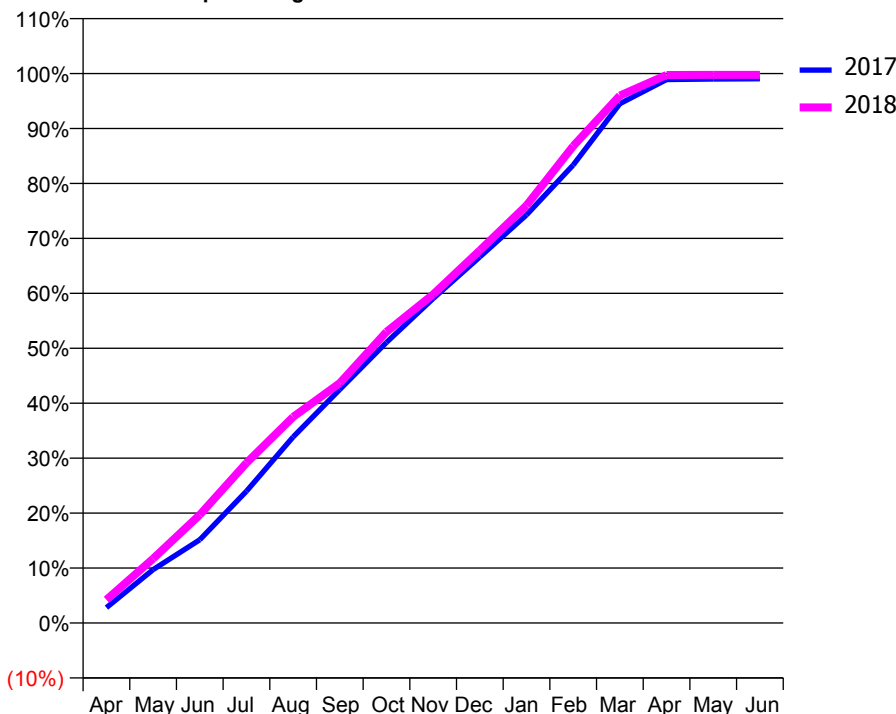
### ACCESS\*

Patients seen in 24 months	Total	Change since previous quarter
Quarter ending March 2017	3,562	
Quarter ending June 2017	3,565	→
Quarter ending September 2017	3,517	↓
Quarter ending December 2017	3,559	→
Quarter ending March 2018	3,531	→
<b>Variance since March 2017</b>	<b>(0.9%)</b>	<b>→</b>



### ACTIVITY

Cumulative percentage of contracted UDA delivered 2017 & 2018



Month	Adjusted Scheduled Activity (UDA)	
	2017	2018
April	366	552
May	1,267	1,523
June	1,972	2,564
July	3,123	3,792
August	4,409	4,883
September	5,532	5,685
October	6,647	6,898
November	7,687	7,786
December	8,672	8,828
January	9,669	9,892
February	10,850	11,297
March	12,301	12,494
April	12,875	12,982
May	12,888	12,986
June	12,894	12,985

### QUALITY

	Quantity	Base Number	Contract	AT	Region	England
% of FP17s for the same patient ID Re-attending within 3 months - Children	160	1,452	11.0%	12.4%	12.8%	11.9%
% of FP17s for the same patient ID Re-attending within 3 months - Adults	806	4,608	17.5%	16.8%	16.5%	16.0%
% of FP17s for the same patient ID Re-attending between 3 & 9 months - Children	956	1,452	65.8%	57.3%	59.7%	58.3%
% of FP17s for the same patient ID Re-attending between 3 & 9 months - Adults	2,951	4,608	64.0%	50.3%	52.6%	50.3%
% of FP17s for Band 1 Urgent Courses	649	5,989	10.8%	10.1%	9.1%	9.1%
% of FP17s Relating to Free Repair or Replacements	127	5,989	2.1%	0.9%	1.0%	0.8%
% of FP17s Relating to Continuations	110	5,989	1.8%	1.0%	1.2%	1.0%
% of Patients satisfied with the dentistry they have received	8	8	N/A	92.1%	91.6%	91.5%
% of Patients satisfied with the time they had to wait for an appointment	8	8	N/A	88.7%	88.3%	87.9%

\* This is based on patients treated on this contract for their most recent course of treatment. Figures in italics indicate the base number of FP17s or Patient Questionnaire responses are less than 100. N/A is shown where the base number of responses is less than 10 during the period. % is calculated as Quantity/Base number\*100

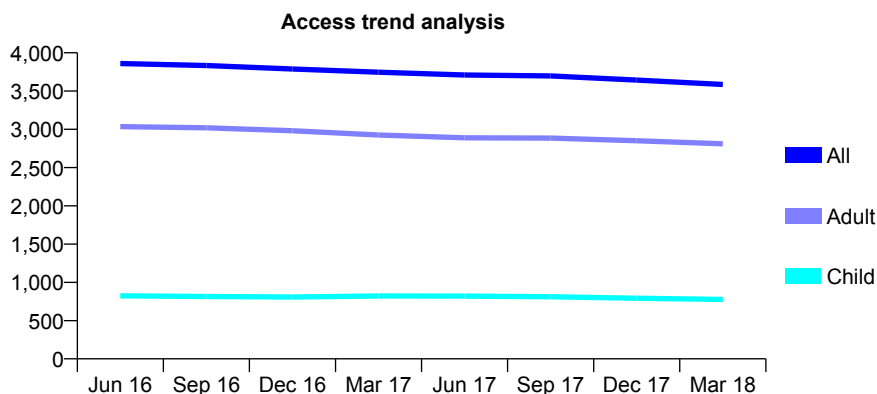
## Q46 - Vital Signs At a Glance Contract Report for 769339/0001 - Year end March 2018

Name or company name	MS H LUPSON
Contract type name	GDS Contract
Purpose of contract	General
Contract start date	01/04/2006
Contract end date	

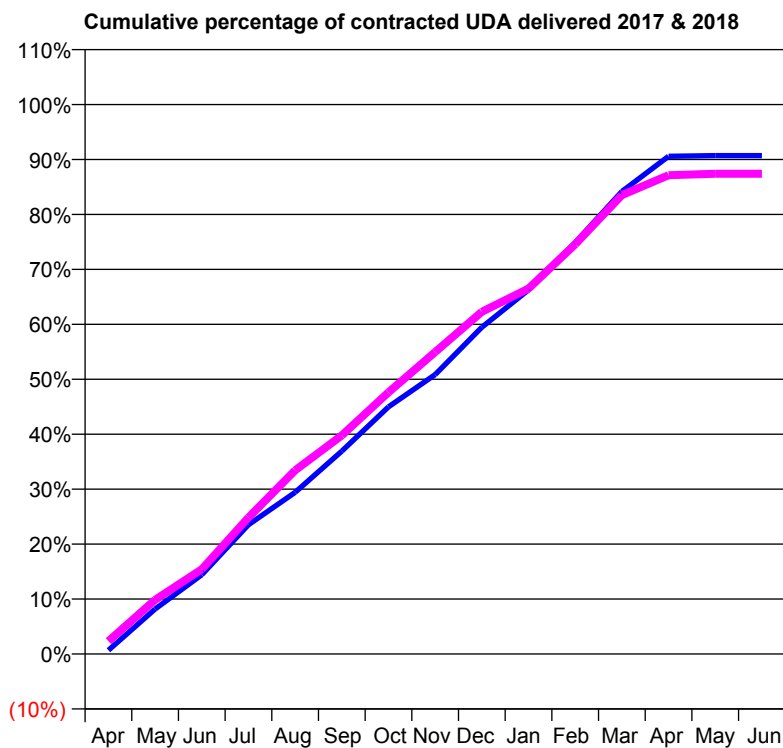
17/18 Contracted general activity (UDA)	12,042
Carry forward general activity (UDA)	0
17/18 Contracted orthodontic activity (UOA)	0
Carry forward orthodontic activity (UOA)	0
Baseline contract value	£291,471.15

### ACCESS\*

Patients seen in 24 months	Total	Change since previous quarter
Quarter ending March 2017	3,746	
Quarter ending June 2017	3,709	→
Quarter ending September 2017	3,698	→
Quarter ending December 2017	3,643	↓
Quarter ending March 2018	3,586	↓
<b>Variance since March 2017</b>	<b>(4.3%)</b>	<b>↓</b>



### ACTIVITY



Month	Adjusted Scheduled Activity (UDA)	
	2017	2018
April	85	283
May	986	1,189
June	1,738	1,857
July	2,833	2,990
August	3,544	4,026
September	4,447	4,790
October	5,416	5,734
November	6,124	6,617
December	7,161	7,501
January	7,980	8,009
February	9,016	8,979
March	10,134	10,058
April	10,908	10,492
May	10,922	10,524
June	10,922	10,524

### QUALITY

	Quantity	Base Number	Contract	AT	Region	England
% of FP17s for the same patient ID Re-attending within 3 months - Children	89	1,308	6.8%	12.4%	12.8%	11.9%
% of FP17s for the same patient ID Re-attending within 3 months - Adults	848	4,897	17.3%	16.8%	16.5%	16.0%
% of FP17s for the same patient ID Re-attending between 3 & 9 months - Children	985	1,308	75.3%	57.3%	59.7%	58.3%
% of FP17s for the same patient ID Re-attending between 3 & 9 months - Adults	3,024	4,897	61.8%	50.3%	52.6%	50.3%
% of FP17s for Band 1 Urgent Courses	448	6,109	7.3%	10.1%	9.1%	9.1%
% of FP17s Relating to Free Repair or Replacements	80	6,109	1.3%	0.9%	1.0%	0.8%
% of FP17s Relating to Continuations	68	6,109	1.1%	1.0%	1.2%	1.0%
% of Patients satisfied with the dentistry they have received	4	4	N/A	92.1%	91.6%	91.5%
% of Patients satisfied with the time they had to wait for an appointment	4	4	N/A	88.7%	88.3%	87.9%

\* This is based on patients treated on this contract for their most recent course of treatment. Figures in italics indicate the base number of FP17s or Patient Questionnaire responses are less than 100. N/A is shown where the base number of responses is less than 10 during the period. % is calculated as Quantity/Base number\*100

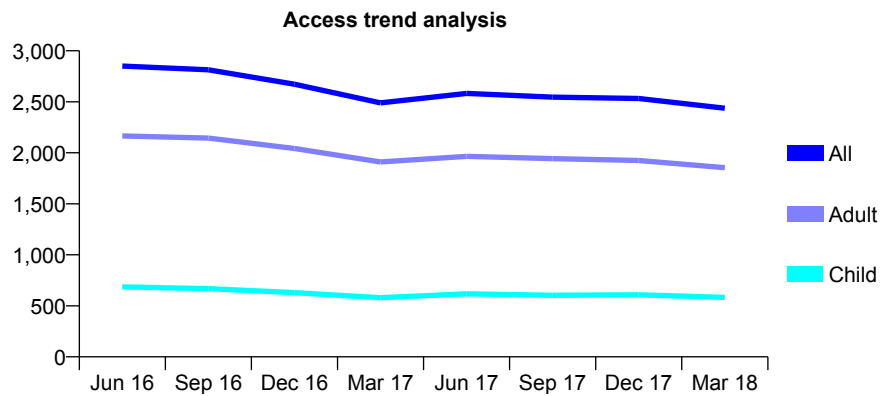
## Q46 - Vital Signs At a Glance Contract Report for 770795/0001 - Year end March 2018

Name or company name	MR AR ULLATHORNE
Contract type name	GDS Contract
Purpose of contract	General and Orthodontic
Contract start date	01/12/2013
Contract end date	

17/18 Contracted general activity (UDA)	10,925
Carry forward general activity (UDA)	4,963
17/18 Contracted orthodontic activity (UOA)	380
Carry forward orthodontic activity (UOA)	355
Baseline contract value	£304,458.85

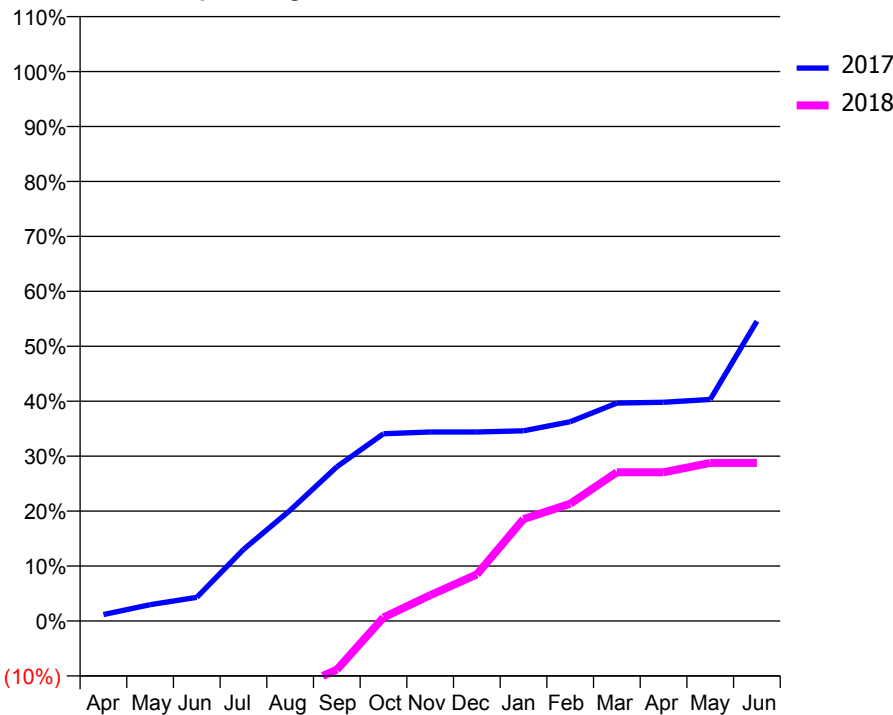
### ACCESS\*

Patients seen in 24 months	Total	Change since previous quarter
Quarter ending March 2017	2,490	
Quarter ending June 2017	2,582	↑
Quarter ending September 2017	2,546	↓
Quarter ending December 2017	2,533	→
Quarter ending March 2018	2,437	↓
<b>Variance since March 2017</b>	<b>(2.1%)</b>	<b>↓</b>



### ACTIVITY

Cumulative percentage of contracted UDA delivered 2017 & 2018



Month	Adjusted Scheduled Activity (UDA)	
	2017	2018
April	129	-4,784
May	325	-4,097
June	470	-3,245
July	1,421	-2,310
August	2,202	-1,374
September	3,065	-971
October	3,724	70
November	3,758	512
December	3,758	926
January	3,783	2,026
February	3,963	2,331
March	4,333	2,957
April	4,349	2,957
May	4,405	3,143
June	5,962	3,143

### QUALITY

	Quantity	Base Number	Contract	AT	Region	England
% of FP17s for the same patient ID Re-attending within 3 months - Children	72	1,083	6.6%	12.4%	12.8%	11.9%
% of FP17s for the same patient ID Re-attending within 3 months - Adults	460	3,042	15.1%	16.8%	16.5%	16.0%
% of FP17s for the same patient ID Re-attending between 3 & 9 months - Children	449	1,083	41.5%	57.3%	59.7%	58.3%
% of FP17s for the same patient ID Re-attending between 3 & 9 months - Adults	1,259	3,042	41.4%	50.3%	52.6%	50.3%
% of FP17s for Band 1 Urgent Courses	349	3,185	11.0%	10.1%	9.1%	9.1%
% of FP17s Relating to Free Repair or Replacements	20	3,185	0.6%	0.9%	1.0%	0.8%
% of FP17s Relating to Continuations	25	3,185	0.8%	1.0%	1.2%	1.0%
% of Patients satisfied with the dentistry they have received	2	2	N/A	92.1%	91.6%	91.5%
% of Patients satisfied with the time they had to wait for an appointment	2	2	N/A	88.7%	88.3%	87.9%

\* This is based on patients treated on this contract for their most recent course of treatment. Figures in italics indicate the base number of FP17s or Patient Questionnaire responses are less than 100. N/A is shown where the base number of responses is less than 10 during the period. % is calculated as Quantity/Base number\*100

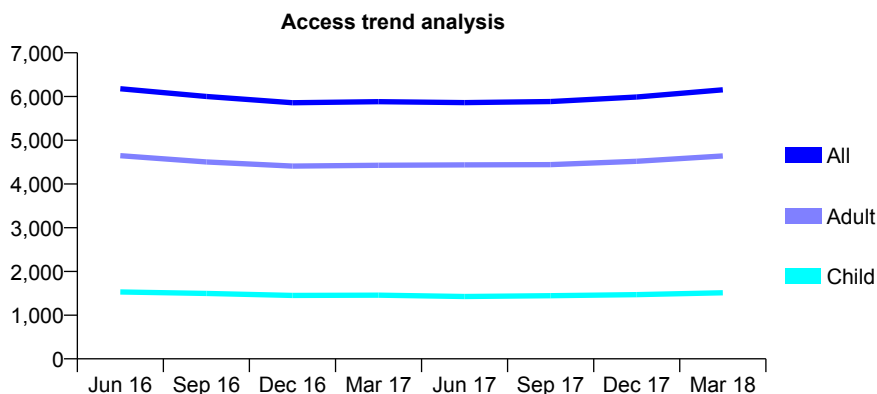
## Q46 - Vital Signs At a Glance Contract Report for 770973/0001 - Year end March 2018

Name or company name	MR CD AINSWORTH
Contract type name	GDS Contract
Purpose of contract	General
Contract start date	01/04/2006
Contract end date	

17/18 Contracted general activity (UDA)	20,430
Carry forward general activity (UDA)	0
17/18 Contracted orthodontic activity (UOA)	0
Carry forward orthodontic activity (UOA)	0
Baseline contract value	£622,585.02

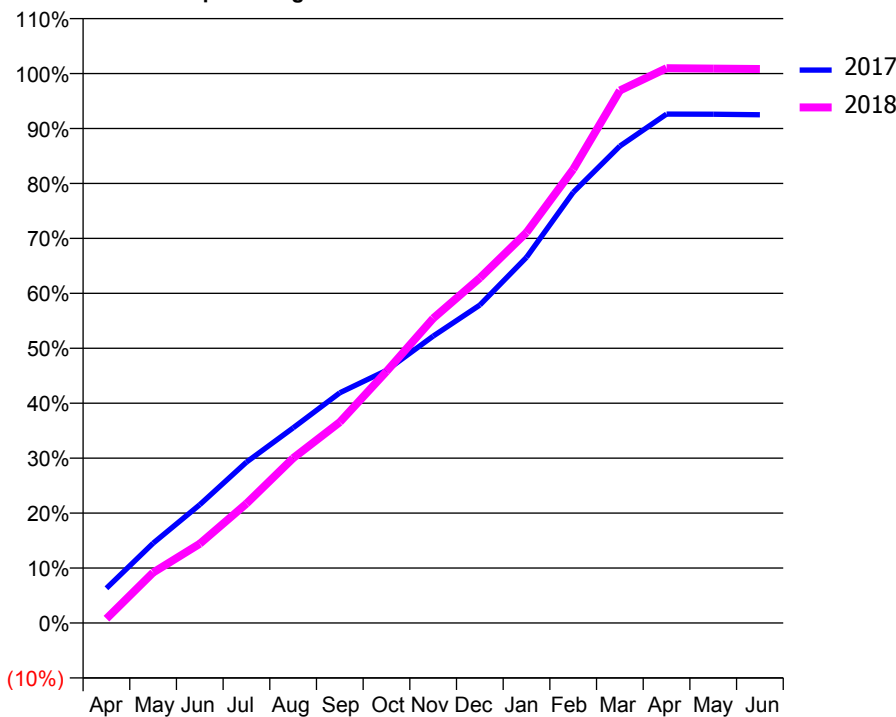
### ACCESS\*

Patients seen in 24 months	Total	Change since previous quarter
Quarter ending March 2017	5,883	
Quarter ending June 2017	5,862	→
Quarter ending September 2017	5,886	→
Quarter ending December 2017	5,989	→
Quarter ending March 2018	6,154	↑
<b>Variance since March 2017</b>	<b>4.6%</b>	<b>↑</b>



### ACTIVITY

Cumulative percentage of contracted UDA delivered 2017 & 2018



Month	Adjusted Scheduled Activity (UDA)	
	2017	2018
April	1,293	159
May	2,966	1,876
June	4,402	2,948
July	5,983	4,437
August	7,258	6,131
September	8,558	7,470
October	9,391	9,354
November	10,668	11,325
December	11,820	12,829
January	13,596	14,520
February	16,013	16,870
March	17,733	19,799
April	18,923	20,627
May	18,915	20,612
June	18,897	20,598

### QUALITY

	Quantity	Base Number	Contract	AT	Region	England
% of FP17s for the same patient ID Re-attending within 3 months - Children	272	2,428	11.2%	12.4%	12.8%	11.9%
% of FP17s for the same patient ID Re-attending within 3 months - Adults	1,102	6,863	16.1%	16.8%	16.5%	16.0%
% of FP17s for the same patient ID Re-attending between 3 & 9 months - Children	1,345	2,428	55.4%	57.3%	59.7%	58.3%
% of FP17s for the same patient ID Re-attending between 3 & 9 months - Adults	3,470	6,863	50.6%	50.3%	52.6%	50.3%
% of FP17s for Band 1 Urgent Courses	1,193	9,160	13.0%	10.1%	9.1%	9.1%
% of FP17s Relating to Free Repair or Replacements	78	9,160	0.9%	0.9%	1.0%	0.8%
% of FP17s Relating to Continuations	51	9,160	0.6%	1.0%	1.2%	1.0%
% of Patients satisfied with the dentistry they have received	1	1	N/A	92.1%	91.6%	91.5%
% of Patients satisfied with the time they had to wait for an appointment	1	1	N/A	88.7%	88.3%	87.9%

\* This is based on patients treated on this contract for their most recent course of treatment. Figures in italics indicate the base number of FP17s or Patient Questionnaire responses are less than 100. N/A is shown where the base number of responses is less than 10 during the period. % is calculated as Quantity/Base number\*100



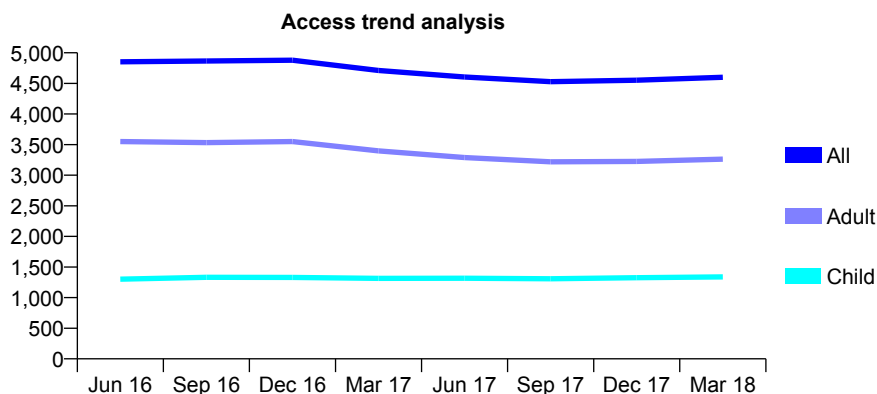
## Q46 - Vital Signs At a Glance Contract Report for 772194/0002 - Year end March 2018

Name or company name	MR B AMOZANDEH
Contract type name	GDS Contract
Purpose of contract	General
Contract start date	01/06/2008
Contract end date	

17/18 Contracted general activity (UDA)	19,610
Carry forward general activity (UDA)	-392
17/18 Contracted orthodontic activity (UOA)	0
Carry forward orthodontic activity (UOA)	0
Baseline contract value	£551,629.84

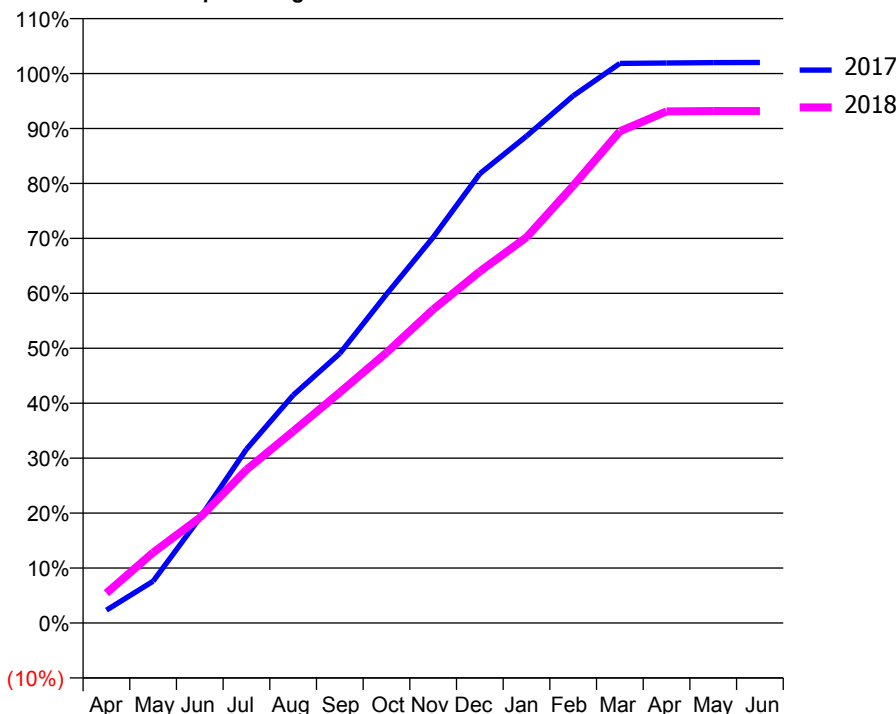
### ACCESS\*

Patients seen in 24 months	Total	Change since previous quarter
Quarter ending March 2017	4,711	
Quarter ending June 2017	4,605	↓
Quarter ending September 2017	4,529	↓
Quarter ending December 2017	4,552	→
Quarter ending March 2018	4,600	→
<b>Variance since March 2017</b>	<b>(2.4%)</b>	<b>↓</b>



### ACTIVITY

Cumulative percentage of contracted UDA delivered 2017 & 2018



Month	Adjusted Scheduled Activity (UDA)	
	2017	2018
April	460	1,067
May	1,490	2,516
June	3,747	3,757
July	6,201	5,470
August	8,129	6,843
September	9,621	8,232
October	11,733	9,647
November	13,766	11,191
December	16,035	12,544
January	17,376	13,767
February	18,815	15,604
March	19,971	17,547
April	19,986	18,258
May	20,000	18,270
June	20,004	18,270

### QUALITY

	Quantity	Base Number	Contract	AT	Region	England
% of FP17s for the same patient ID Re-attending within 3 months - Children	236	2,109	11.2%	12.4%	12.8%	11.9%
% of FP17s for the same patient ID Re-attending within 3 months - Adults	974	5,011	19.4%	16.8%	16.5%	16.0%
% of FP17s for the same patient ID Re-attending between 3 & 9 months - Children	1,311	2,109	62.2%	57.3%	59.7%	58.3%
% of FP17s for the same patient ID Re-attending between 3 & 9 months - Adults	2,706	5,011	54.0%	50.3%	52.6%	50.3%
% of FP17s for Band 1 Urgent Courses	781	7,306	10.7%	10.1%	9.1%	9.1%
% of FP17s Relating to Free Repair or Replacements	50	7,306	0.7%	0.9%	1.0%	0.8%
% of FP17s Relating to Continuations	48	7,306	0.7%	1.0%	1.2%	1.0%
% of Patients satisfied with the dentistry they have received	4	4	N/A	92.1%	91.6%	91.5%
% of Patients satisfied with the time they had to wait for an appointment	4	4	N/A	88.7%	88.3%	87.9%

\* This is based on patients treated on this contract for their most recent course of treatment. Figures in italics indicate the base number of FP17s or Patient Questionnaire responses are less than 100. N/A is shown where the base number of responses is less than 10 during the period. % is calculated as Quantity/Base number\*100

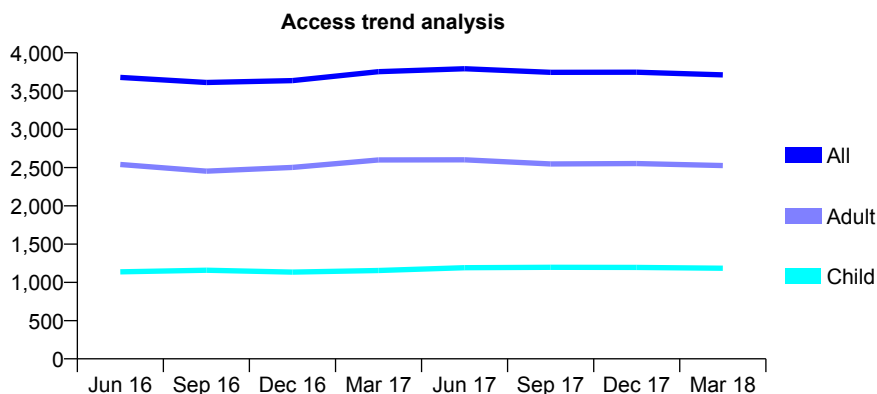
## Q46 - Vital Signs At a Glance Contract Report for 772895/0001 - Year end March 2018

Name or company name	MR CE CRAWFORD
Contract type name	GDS Contract
Purpose of contract	General
Contract start date	13/10/2009
Contract end date	

17/18 Contracted general activity (UDA)	6,773
Carry forward general activity (UDA)	-135
17/18 Contracted orthodontic activity (UOA)	0
Carry forward orthodontic activity (UOA)	0
Baseline contract value	£167,468.88

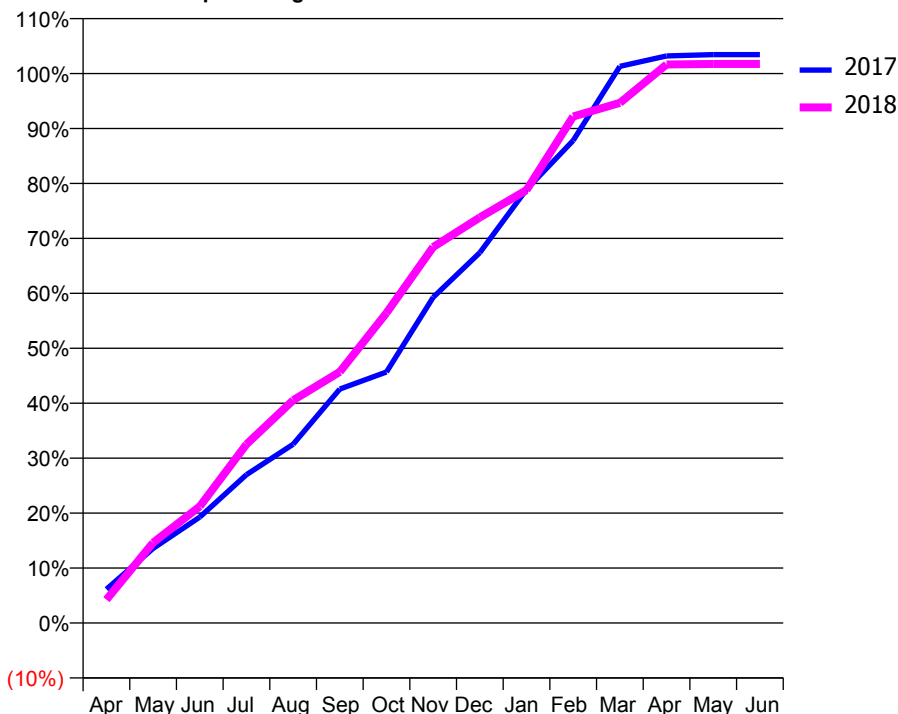
### ACCESS\*

Patients seen in 24 months	Total	Change since previous quarter
Quarter ending March 2017	3,754	
Quarter ending June 2017	3,792	→
Quarter ending September 2017	3,744	↓
Quarter ending December 2017	3,747	→
Quarter ending March 2018	3,711	→
<b>Variance since March 2017</b>	<b>(1.1%)</b>	<b>↓</b>



### ACTIVITY

Cumulative percentage of contracted UDA delivered 2017 & 2018



Adjusted Scheduled Activity (UDA)

Month	2017	2018
April	417	289
May	920	990
June	1,306	1,438
July	1,829	2,203
August	2,204	2,745
September	2,883	3,096
October	3,094	3,823
November	4,015	4,634
December	4,565	4,999
January	5,344	5,337
February	5,947	6,243
March	6,862	6,410
April	6,989	6,884
May	7,006	6,890
June	7,006	6,890

### QUALITY

	Quantity	Base Number	Contract	AT	Region	England
% of FP17s for the same patient ID Re-attending within 3 months - Children	130	1,823	7.1%	12.4%	12.8%	11.9%
% of FP17s for the same patient ID Re-attending within 3 months - Adults	248	2,690	9.2%	16.8%	16.5%	16.0%
% of FP17s for the same patient ID Re-attending between 3 & 9 months - Children	1,194	1,823	65.5%	57.3%	59.7%	58.3%
% of FP17s for the same patient ID Re-attending between 3 & 9 months - Adults	1,565	2,690	58.2%	50.3%	52.6%	50.3%
% of FP17s for Band 1 Urgent Courses	244	3,736	6.5%	10.1%	9.1%	9.1%
% of FP17s Relating to Free Repair or Replacements	10	3,736	0.3%	0.9%	1.0%	0.8%
% of FP17s Relating to Continuations	37	3,736	1.0%	1.0%	1.2%	1.0%
% of Patients satisfied with the dentistry they have received	1	1	N/A	92.1%	91.6%	91.5%
% of Patients satisfied with the time they had to wait for an appointment	1	1	N/A	88.7%	88.3%	87.9%

\* This is based on patients treated on this contract for their most recent course of treatment. Figures in italics indicate the base number of FP17s or Patient Questionnaire responses are less than 100. N/A is shown where the base number of responses is less than 10 during the period. % is calculated as Quantity/Base number\*100

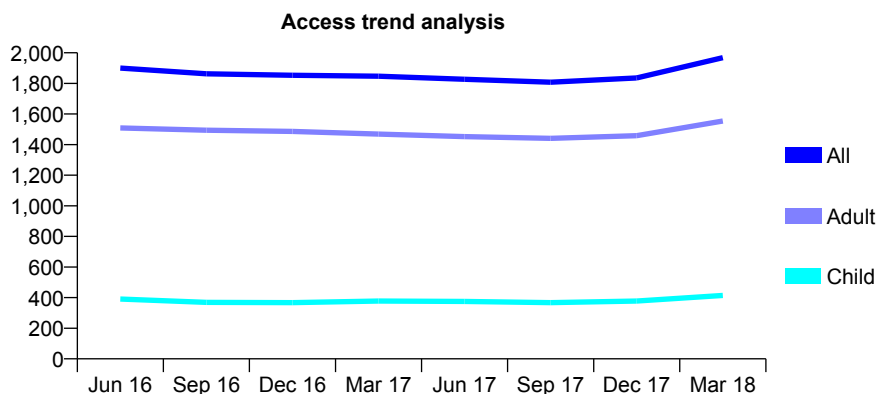
## Q46 - Vital Signs At a Glance Contract Report for 772968/0001 - Year end March 2018

Name or company name	MISS SN HUSSAIN
Contract type name	GDS Contract
Purpose of contract	General
Contract start date	19/04/2011
Contract end date	

17/18 Contracted general activity (UDA)	4,906
Carry forward general activity (UDA)	0
17/18 Contracted orthodontic activity (UOA)	0
Carry forward orthodontic activity (UOA)	0
Baseline contract value	£120,554.08

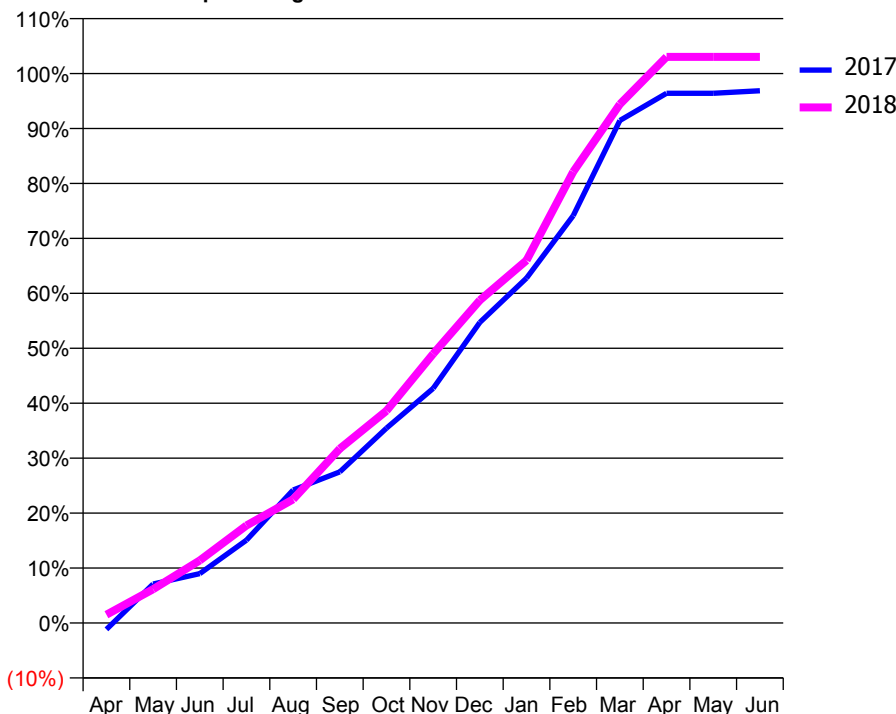
### ACCESS\*

Patients seen in 24 months	Total	Change since previous quarter
Quarter ending March 2017	1,847	
Quarter ending June 2017	1,827	↓
Quarter ending September 2017	1,808	↓
Quarter ending December 2017	1,836	→
Quarter ending March 2018	1,968	↑
<b>Variance since March 2017</b>	<b>6.6%</b>	<b>↑</b>



### ACTIVITY

Cumulative percentage of contracted UDA delivered 2017 & 2018



Month	Adjusted Scheduled Activity (UDA)	
	2017	2018
April	-57	74
May	348	302
June	441	559
July	740	871
August	1,187	1,104
September	1,349	1,557
October	1,740	1,895
November	2,094	2,403
December	2,684	2,882
January	3,079	3,238
February	3,637	4,028
March	4,486	4,632
April	4,729	5,054
May	4,729	5,054
June	4,752	5,054

### QUALITY

	Quantity	Base Number	Contract	AT	Region	England
% of FP17s for the same patient ID Re-attending within 3 months - Children	85	718	11.8%	12.4%	12.8%	11.9%
% of FP17s for the same patient ID Re-attending within 3 months - Adults	448	2,671	16.8%	16.8%	16.5%	16.0%
% of FP17s for the same patient ID Re-attending between 3 & 9 months - Children	474	718	66.0%	57.3%	59.7%	58.3%
% of FP17s for the same patient ID Re-attending between 3 & 9 months - Adults	1,637	2,671	61.3%	50.3%	52.6%	50.3%
% of FP17s for Band 1 Urgent Courses	218	2,556	8.5%	10.1%	9.1%	9.1%
% of FP17s Relating to Free Repair or Replacements	51	2,556	2.0%	0.9%	1.0%	0.8%
% of FP17s Relating to Continuations	20	2,556	0.8%	1.0%	1.2%	1.0%
% of Patients satisfied with the dentistry they have received	3	4	N/A	92.1%	91.6%	91.5%
% of Patients satisfied with the time they had to wait for an appointment	3	4	N/A	88.7%	88.3%	87.9%

\* This is based on patients treated on this contract for their most recent course of treatment. Figures in italics indicate the base number of FP17s or Patient Questionnaire responses are less than 100. N/A is shown where the base number of responses is less than 10 during the period. % is calculated as Quantity/Base number\*100

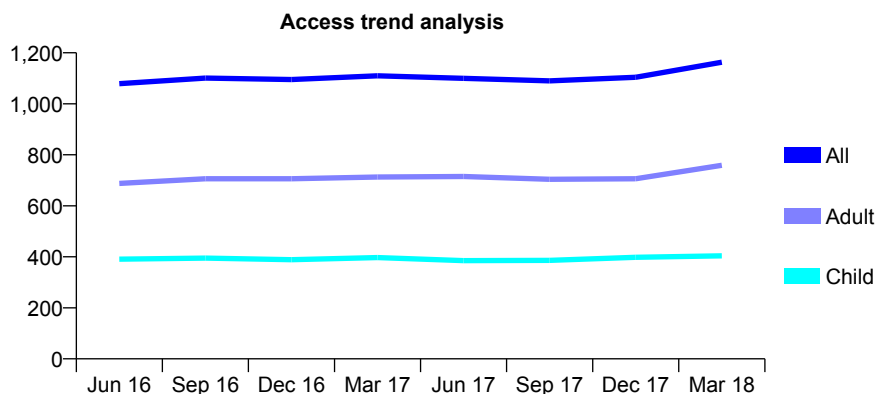
## Q46 - Vital Signs At a Glance Contract Report for 772968/0003 - Year end March 2018

Name or company name	MISS SN HUSSAIN
Contract type name	GDS Contract
Purpose of contract	General
Contract start date	01/01/2015
Contract end date	

17/18 Contracted general activity (UDA)	2,213
Carry forward general activity (UDA)	-44
17/18 Contracted orthodontic activity (UOA)	0
Carry forward orthodontic activity (UOA)	0
Baseline contract value	£60,997.95

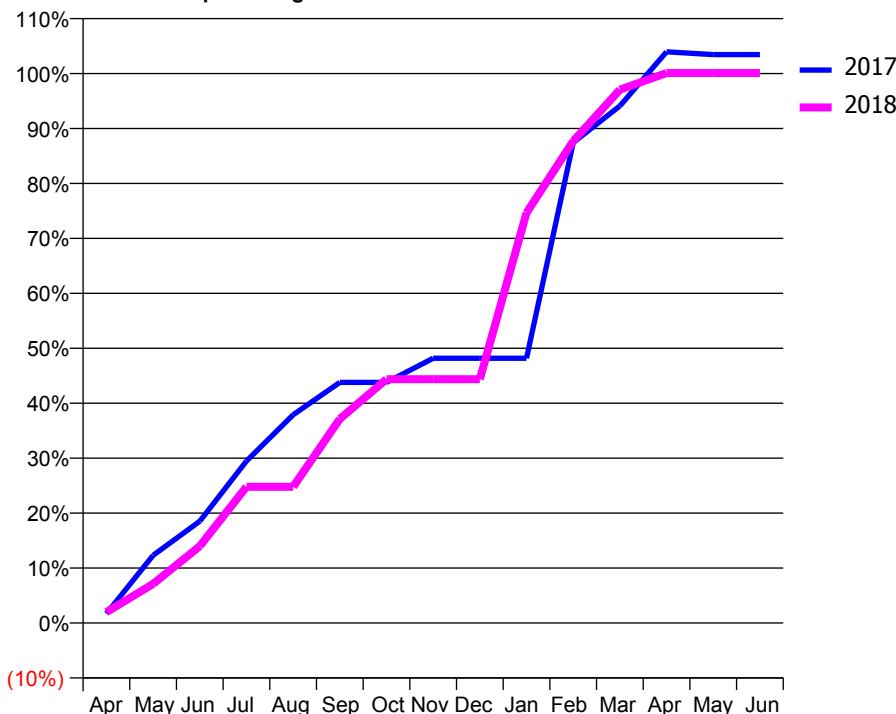
### ACCESS\*

Patients seen in 24 months	Total	Change since previous quarter
Quarter ending March 2017	1,110	
Quarter ending June 2017	1,100	→
Quarter ending September 2017	1,090	→
Quarter ending December 2017	1,104	→
Quarter ending March 2018	1,163	↑
<b>Variance since March 2017</b>	<b>4.8%</b>	<b>↑</b>



### ACTIVITY

Cumulative percentage of contracted UDA delivered 2017 & 2018



Adjusted Scheduled Activity (UDA)

Month	2017	2018
April	38	44
May	273	158
June	410	310
July	652	549
August	838	549
September	969	822
October	969	982
November	1,066	982
December	1,066	982
January	1,066	1,652
February	1,934	1,940
March	2,082	2,148
April	2,300	2,215
May	2,289	2,215
June	2,289	2,215

### QUALITY

	Quantity	Base Number	Contract	AT	Region	England
% of FP17s for the same patient ID Re-attending within 3 months - Children	73	747	9.8%	12.4%	12.8%	11.9%
% of FP17s for the same patient ID Re-attending within 3 months - Adults	209	1,268	16.5%	16.8%	16.5%	16.0%
% of FP17s for the same patient ID Re-attending between 3 & 9 months - Children	506	747	67.7%	57.3%	59.7%	58.3%
% of FP17s for the same patient ID Re-attending between 3 & 9 months - Adults	769	1,268	60.6%	50.3%	52.6%	50.3%
% of FP17s for Band 1 Urgent Courses	121	1,332	9.1%	10.1%	9.1%	9.1%
% of FP17s Relating to Free Repair or Replacements	3	1,332	0.2%	0.9%	1.0%	0.8%
% of FP17s Relating to Continuations	5	1,332	0.4%	1.0%	1.2%	1.0%
% of Patients satisfied with the dentistry they have received	2	3	N/A	92.1%	91.6%	91.5%
% of Patients satisfied with the time they had to wait for an appointment	3	3	N/A	88.7%	88.3%	87.9%

\* This is based on patients treated on this contract for their most recent course of treatment. Figures in italics indicate the base number of FP17s or Patient Questionnaire responses are less than 100. N/A is shown where the base number of responses is less than 10 during the period. % is calculated as Quantity/Base number\*100

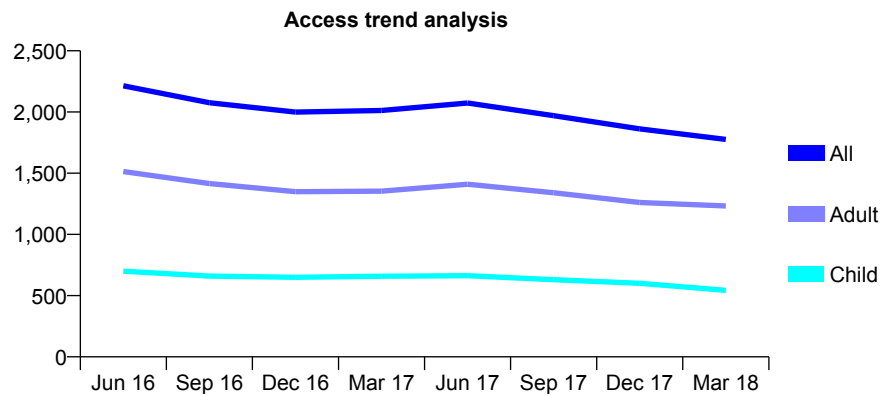
## Q46 - Vital Signs At a Glance Contract Report for 773174/0001 - Year end March 2018

Name or company name	MR S AHMED
Contract type name	GDS Contract
Purpose of contract	General
Contract start date	01/04/2006
Contract end date	

17/18 Contracted general activity (UDA)	8,304
Carry forward general activity (UDA)	0
17/18 Contracted orthodontic activity (UOA)	0
Carry forward orthodontic activity (UOA)	0
Baseline contract value	£278,860.67

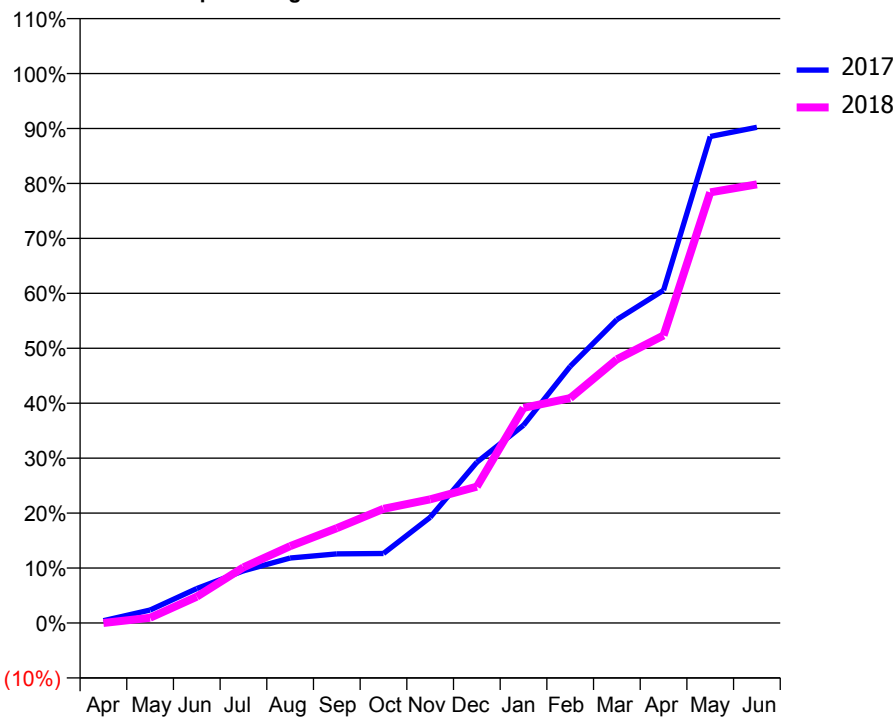
### ACCESS\*

Patients seen in 24 months	Total	Change since previous quarter
Quarter ending March 2017	2,012	
Quarter ending June 2017	2,073	↑
Quarter ending September 2017	1,970	↓
Quarter ending December 2017	1,862	↓
Quarter ending March 2018	1,776	↓
<b>Variance since March 2017</b>	<b>(11.7%)</b>	<b>↓</b>



### ACTIVITY

Cumulative percentage of contracted UDA delivered 2017 & 2018



Month	Adjusted Scheduled Activity (UDA)	
	2017	2018
April	34	0
May	196	80
June	522	399
July	790	841
August	982	1,162
September	1,044	1,434
October	1,051	1,725
November	1,598	1,868
December	2,430	2,061
January	2,990	3,251
February	3,878	3,398
March	4,586	3,984
April	5,028	4,346
May	7,351	6,509
June	7,492	6,629

### QUALITY

	Quantity	Base Number	Contract	AT	Region	England
% of FP17s for the same patient ID Re-attending within 3 months - Children	29	458	6.3%	12.4%	12.8%	11.9%
% of FP17s for the same patient ID Re-attending within 3 months - Adults	170	1,155	14.7%	16.8%	16.5%	16.0%
% of FP17s for the same patient ID Re-attending between 3 & 9 months - Children	107	458	23.4%	57.3%	59.7%	58.3%
% of FP17s for the same patient ID Re-attending between 3 & 9 months - Adults	259	1,155	22.4%	50.3%	52.6%	50.3%
% of FP17s for Band 1 Urgent Courses	116	1,639	7.1%	10.1%	9.1%	9.1%
% of FP17s Relating to Free Repair or Replacements	17	1,639	1.0%	0.9%	1.0%	0.8%
% of FP17s Relating to Continuations	0	1,639	0.0%	1.0%	1.2%	1.0%
% of Patients satisfied with the dentistry they have received	3	4	N/A	92.1%	91.6%	91.5%
% of Patients satisfied with the time they had to wait for an appointment	2	4	N/A	88.7%	88.3%	87.9%

\* This is based on patients treated on this contract for their most recent course of treatment. Figures in italics indicate the base number of FP17s or Patient Questionnaire responses are less than 100. N/A is shown where the base number of responses is less than 10 during the period. % is calculated as Quantity/Base number\*100

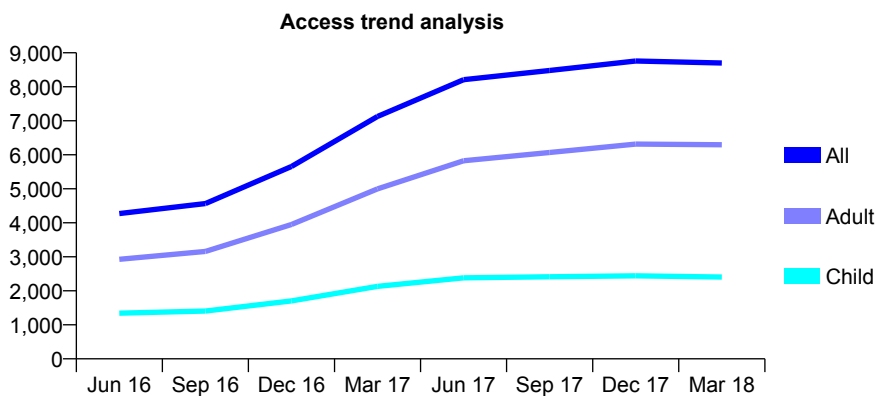
## Q46 - Vital Signs At a Glance Contract Report for 780871/0001 - Year end March 2018

Name or company name	MR R KHAN
Contract type name	GDS Contract
Purpose of contract	General
Contract start date	01/04/2006
Contract end date	

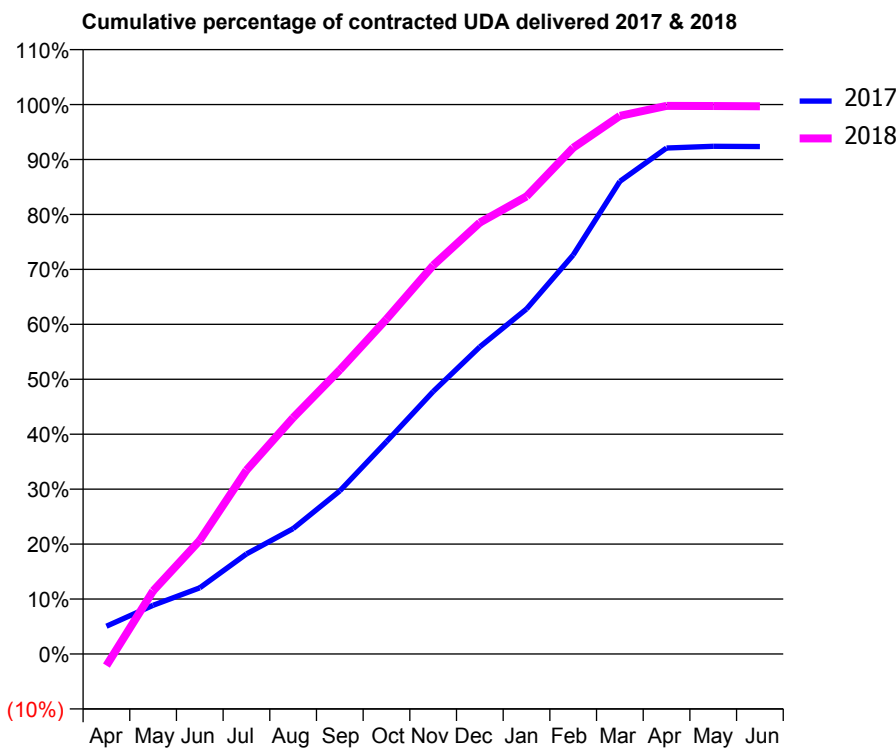
17/18 Contracted general activity (UDA)	24,622
Carry forward general activity (UDA)	1,877
17/18 Contracted orthodontic activity (UOA)	0
Carry forward orthodontic activity (UOA)	0
Baseline contract value	£703,974.18

### ACCESS\*

Patients seen in 24 months	Total	Change since previous quarter
Quarter ending March 2017	7,127	
Quarter ending June 2017	8,209	↑
Quarter ending September 2017	8,482	↑
Quarter ending December 2017	8,760	↑
Quarter ending March 2018	8,699	→
<b>Variance since March 2017</b>	<b>22.1%</b>	<b>↑</b>



### ACTIVITY



Month	Adjusted Scheduled Activity (UDA)	
	2017	2018
April	1,247	-525
May	2,183	2,830
June	2,966	5,094
July	4,483	8,235
August	5,621	10,592
September	7,309	12,732
October	9,512	15,006
November	11,760	17,412
December	13,763	19,330
January	15,461	20,506
February	17,882	22,685
March	21,180	24,113
April	22,671	24,559
May	22,753	24,555
June	22,739	24,543

### QUALITY

	Quantity	Base Number	Contract	AT	Region	England
% of FP17s for the same patient ID Re-attending within 3 months - Children	250	3,214	7.8%	12.4%	12.8%	11.9%
% of FP17s for the same patient ID Re-attending within 3 months - Adults	1,184	8,508	13.9%	16.8%	16.5%	16.0%
% of FP17s for the same patient ID Re-attending between 3 & 9 months - Children	1,816	3,214	56.5%	57.3%	59.7%	58.3%
% of FP17s for the same patient ID Re-attending between 3 & 9 months - Adults	4,263	8,508	50.1%	50.3%	52.6%	50.3%
% of FP17s for Band 1 Urgent Courses	1,210	11,278	10.7%	10.1%	9.1%	9.1%
% of FP17s Relating to Free Repair or Replacements	123	11,278	1.1%	0.9%	1.0%	0.8%
% of FP17s Relating to Continuations	40	11,278	0.4%	1.0%	1.2%	1.0%
% of Patients satisfied with the dentistry they have received	5	5	N/A	92.1%	91.6%	91.5%
% of Patients satisfied with the time they had to wait for an appointment	5	5	N/A	88.7%	88.3%	87.9%

\* This is based on patients treated on this contract for their most recent course of treatment. Figures in italics indicate the base number of FP17s or Patient Questionnaire responses are less than 100. N/A is shown where the base number of responses is less than 10 during the period. % is calculated as Quantity/Base number\*100

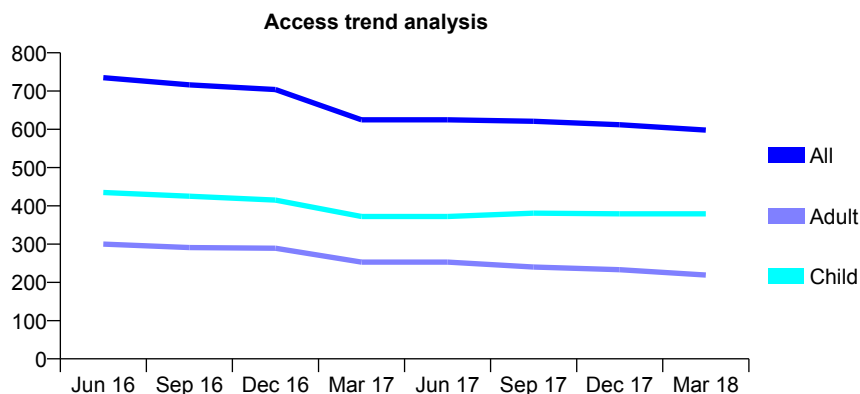
## Q46 - Vital Signs At a Glance Contract Report for 803375/0001 - Year end March 2018

Name or company name	MISS SR WOOLF
Contract type name	GDS Contract
Purpose of contract	General
Contract start date	01/04/2006
Contract end date	

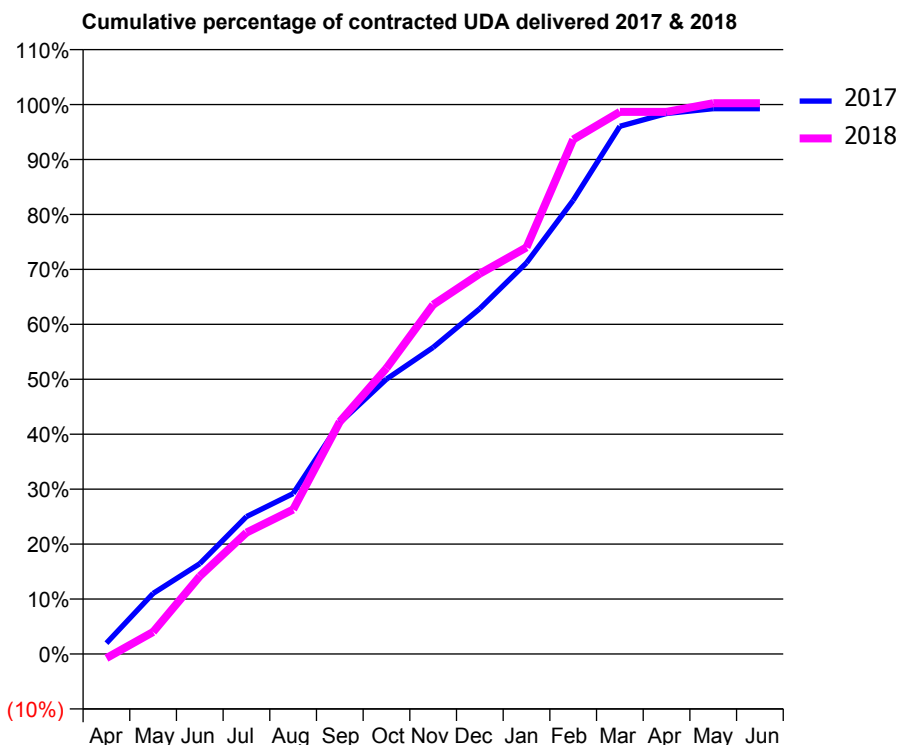
17/18 Contracted general activity (UDA)	1,715
Carry forward general activity (UDA)	13
17/18 Contracted orthodontic activity (UOA)	0
Carry forward orthodontic activity (UOA)	0
Baseline contract value	£65,046.85

### ACCESS\*

Patients seen in 24 months	Total	Change since previous quarter
Quarter ending March 2017	625	
Quarter ending June 2017	625	→
Quarter ending September 2017	621	→
Quarter ending December 2017	612	↓
Quarter ending March 2018	598	↓
<b>Variance since March 2017</b>	<b>(4.3%)</b>	<b>↓</b>



### ACTIVITY



Month	Adjusted Scheduled Activity (UDA)	
	2017	2018
April	34	-13
May	189	69
June	282	243
July	429	379
August	501	451
September	722	725
October	858	892
November	957	1,090
December	1,078	1,187
January	1,221	1,269
February	1,416	1,606
March	1,647	1,692
April	1,687	1,692
May	1,702	1,719
June	1,702	1,719

### QUALITY

	Quantity	Base Number	Contract	AT	Region	England
% of FP17s for the same patient ID Re-attending within 3 months - Children	54	478	11.3%	12.4%	12.8%	11.9%
% of FP17s for the same patient ID Re-attending within 3 months - Adults	28	198	14.1%	16.8%	16.5%	16.0%
% of FP17s for the same patient ID Re-attending between 3 & 9 months - Children	215	478	45.0%	57.3%	59.7%	58.3%
% of FP17s for the same patient ID Re-attending between 3 & 9 months - Adults	50	198	25.3%	50.3%	52.6%	50.3%
% of FP17s for Band 1 Urgent Courses	0	668	0.0%	10.1%	9.1%	9.1%
% of FP17s Relating to Free Repair or Replacements	0	668	0.0%	0.9%	1.0%	0.8%
% of FP17s Relating to Continuations	30	668	4.5%	1.0%	1.2%	1.0%
% of Patients satisfied with the dentistry they have received	5	5	N/A	92.1%	91.6%	91.5%
% of Patients satisfied with the time they had to wait for an appointment	5	5	N/A	88.7%	88.3%	87.9%

\* This is based on patients treated on this contract for their most recent course of treatment. Figures in italics indicate the base number of FP17s or Patient Questionnaire responses are less than 100. N/A is shown where the base number of responses is less than 10 during the period. % is calculated as Quantity/Base number\*100



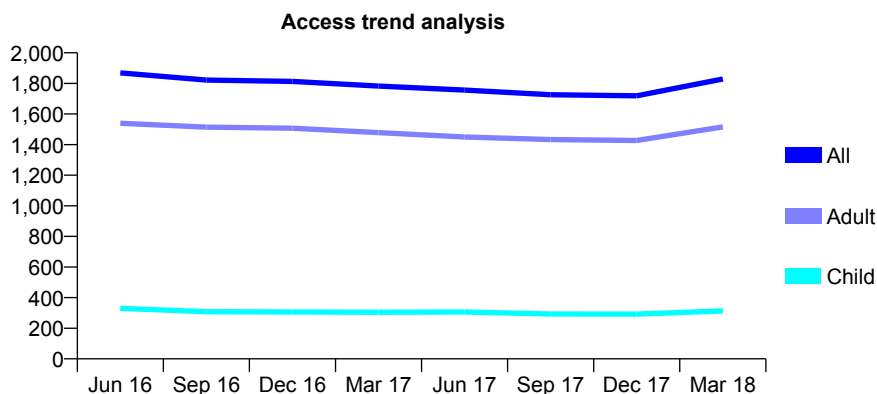
## Q46 - Vital Signs At a Glance Contract Report for 819883/0002 - Year end March 2018

Name or company name	Joubert & Taylor
Contract type name	GDS Contract
Purpose of contract	General
Contract start date	01/04/2006
Contract end date	

17/18 Contracted general activity (UDA)	6,065
Carry forward general activity (UDA)	0
17/18 Contracted orthodontic activity (UOA)	0
Carry forward orthodontic activity (UOA)	0
Baseline contract value	£140,493.94

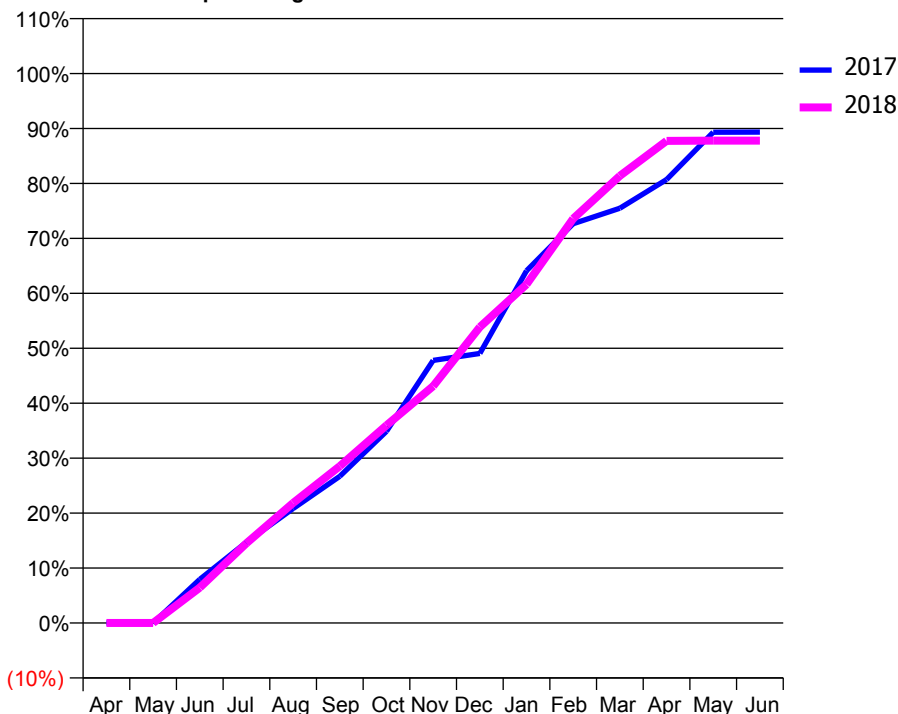
### ACCESS\*

Patients seen in 24 months	Total	Change since previous quarter
Quarter ending March 2017	1,783	
Quarter ending June 2017	1,756	↓
Quarter ending September 2017	1,726	↓
Quarter ending December 2017	1,719	→
Quarter ending March 2018	1,829	↑
<b>Variance since March 2017</b>	<b>2.6%</b>	<b>↑</b>



### ACTIVITY

**Cumulative percentage of contracted UDA delivered 2017 & 2018**



Month	Adjusted Scheduled Activity (UDA)	
	2017	2018
April	0	0
May	0	0
June	482	391
July	892	881
August	1,263	1,325
September	1,619	1,732
October	2,115	2,181
November	2,898	2,614
December	2,975	3,266
January	3,888	3,737
February	4,408	4,463
March	4,578	4,936
April	4,894	5,322
May	5,417	5,325
June	5,418	5,325

### QUALITY

	Quantity	Base Number	Contract	AT	Region	England
% of FP17s for the same patient ID Re-attending within 3 months - Children	45	485	9.3%	12.4%	12.8%	11.9%
% of FP17s for the same patient ID Re-attending within 3 months - Adults	455	2,593	17.5%	16.8%	16.5%	16.0%
% of FP17s for the same patient ID Re-attending between 3 & 9 months - Children	300	485	61.9%	57.3%	59.7%	58.3%
% of FP17s for the same patient ID Re-attending between 3 & 9 months - Adults	1,608	2,593	62.0%	50.3%	52.6%	50.3%
% of FP17s for Band 1 Urgent Courses	346	2,859	12.1%	10.1%	9.1%	9.1%
% of FP17s Relating to Free Repair or Replacements	10	2,859	0.3%	0.9%	1.0%	0.8%
% of FP17s Relating to Continuations	7	2,859	0.2%	1.0%	1.2%	1.0%
% of Patients satisfied with the dentistry they have received	5	5	N/A	92.1%	91.6%	91.5%
% of Patients satisfied with the time they had to wait for an appointment	5	5	N/A	88.7%	88.3%	87.9%

\* This is based on patients treated on this contract for their most recent course of treatment. Figures in italics indicate the base number of FP17s or Patient Questionnaire responses are less than 100. N/A is shown where the base number of responses is less than 10 during the period. % is calculated as Quantity/Base number\*100

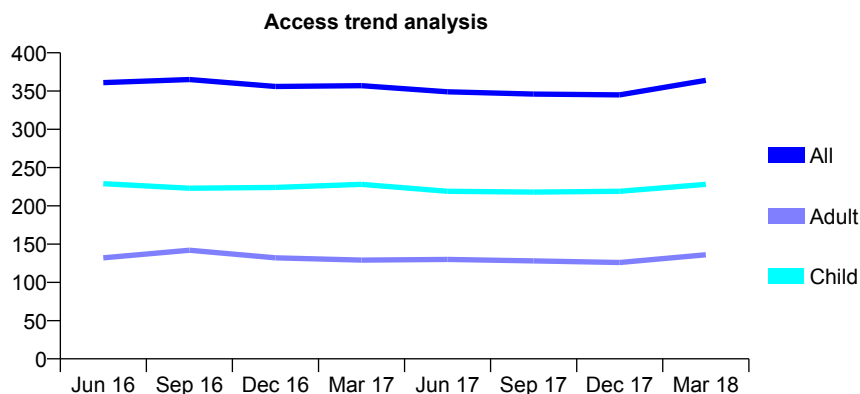
## Q46 - Vital Signs At a Glance Contract Report for 824372/0001 - Year end March 2018

Name or company name	MRS LR DOVER
Contract type name	GDS Contract
Purpose of contract	General and Orthodontic
Contract start date	01/04/2006
Contract end date	

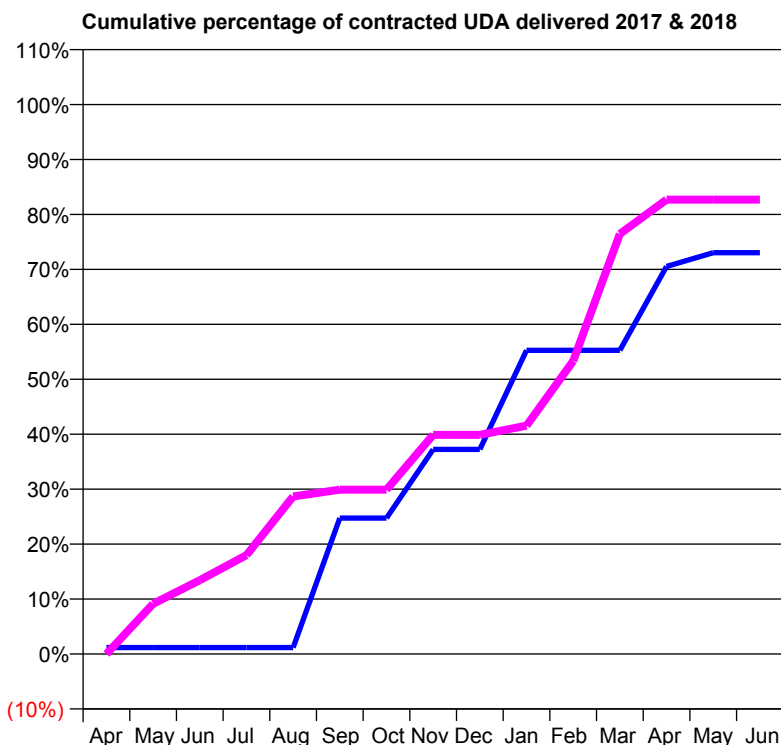
17/18 Contracted general activity (UDA)	722
Carry forward general activity (UDA)	0
17/18 Contracted orthodontic activity (UOA)	377
Carry forward orthodontic activity (UOA)	5
Baseline contract value	£34,169.26

### ACCESS\*

Patients seen in 24 months	Total	Change since previous quarter
Quarter ending March 2017	357	
Quarter ending June 2017	349	↓
Quarter ending September 2017	346	→
Quarter ending December 2017	345	→
Quarter ending March 2018	364	↑
<b>Variance since March 2017</b>	<b>2.0%</b>	<b>→</b>



### ACTIVITY



Month	Adjusted Scheduled Activity (UDA)	
	2017	2018
April	9	0
May	9	66
June	9	97
July	9	130
August	9	207
September	188	216
October	188	216
November	283	288
December	283	288
January	420	300
February	420	385
March	420	552
April	536	597
May	555	597
June	555	597

### QUALITY

	Quantity	Base Number	Contract	AT	Region	England
% of FP17s for the same patient ID Re-attending within 3 months - Children	22	321	6.9%	12.4%	12.8%	11.9%
% of FP17s for the same patient ID Re-attending within 3 months - Adults	19	150	12.7%	16.8%	16.5%	16.0%
% of FP17s for the same patient ID Re-attending between 3 & 9 months - Children	138	321	43.0%	57.3%	59.7%	58.3%
% of FP17s for the same patient ID Re-attending between 3 & 9 months - Adults	62	150	41.3%	50.3%	52.6%	50.3%
% of FP17s for Band 1 Urgent Courses	0	372	0.0%	10.1%	9.1%	9.1%
% of FP17s Relating to Free Repair or Replacements	0	372	0.0%	0.9%	1.0%	0.8%
% of FP17s Relating to Continuations	14	372	3.8%	1.0%	1.2%	1.0%
% of Patients satisfied with the dentistry they have received	0	0	N/A	92.1%	91.6%	91.5%
% of Patients satisfied with the time they had to wait for an appointment	0	0	N/A	88.7%	88.3%	87.9%

\* This is based on patients treated on this contract for their most recent course of treatment. Figures in italics indicate the base number of FP17s or Patient Questionnaire responses are less than 100. N/A is shown where the base number of responses is less than 10 during the period. % is calculated as Quantity/Base number\*100

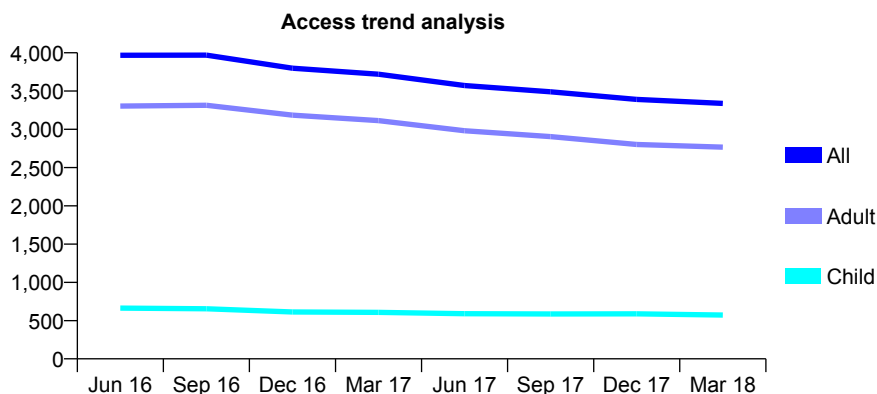
## Q46 - Vital Signs At a Glance Contract Report for 825093/0002 - Year end March 2018

Name or company name	MR MA NASEEM
Contract type name	GDS Contract
Purpose of contract	General
Contract start date	01/04/2006
Contract end date	

17/18 Contracted general activity (UDA)	13,932
Carry forward general activity (UDA)	-198
17/18 Contracted orthodontic activity (UOA)	0
Carry forward orthodontic activity (UOA)	0
Baseline contract value	£327,111.28

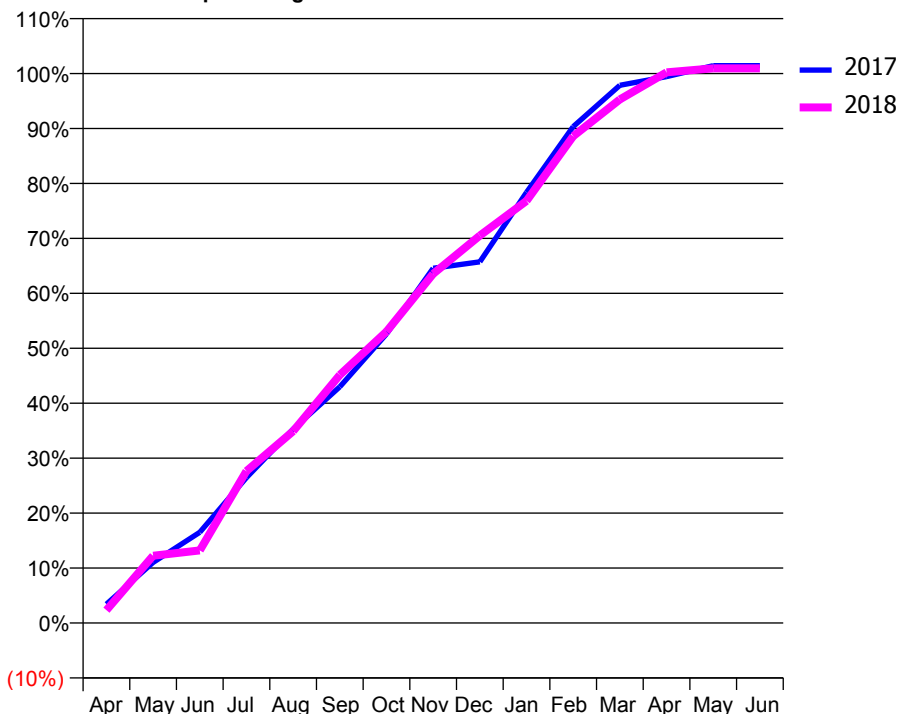
### ACCESS\*

Patients seen in 24 months	Total	Change since previous quarter
Quarter ending March 2017	3,721	
Quarter ending June 2017	3,572	↓
Quarter ending September 2017	3,490	↓
Quarter ending December 2017	3,390	↓
Quarter ending March 2018	3,339	↓
<b>Variance since March 2017</b>	<b>(10.3%)</b>	<b>↓</b>



### ACTIVITY

Cumulative percentage of contracted UDA delivered 2017 & 2018



Month	Adjusted Scheduled Activity (UDA)	
	2017	2018
April	477	327
May	1,536	1,705
June	2,301	1,841
July	3,686	3,853
August	4,917	4,863
September	5,991	6,290
October	7,328	7,389
November	8,995	8,854
December	9,155	9,824
January	10,919	10,702
February	12,585	12,341
March	13,633	13,275
April	13,854	13,962
May	14,130	14,062
June	14,130	14,062

### QUALITY

	Quantity	Base Number	Contract	AT	Region	England
% of FP17s for the same patient ID Re-attending within 3 months - Children	56	826	6.8%	12.4%	12.8%	11.9%
% of FP17s for the same patient ID Re-attending within 3 months - Adults	689	4,087	16.9%	16.8%	16.5%	16.0%
% of FP17s for the same patient ID Re-attending between 3 & 9 months - Children	533	826	64.5%	57.3%	59.7%	58.3%
% of FP17s for the same patient ID Re-attending between 3 & 9 months - Adults	2,488	4,087	60.9%	50.3%	52.6%	50.3%
% of FP17s for Band 1 Urgent Courses	34	5,046	0.7%	10.1%	9.1%	9.1%
% of FP17s Relating to Free Repair or Replacements	92	5,046	1.8%	0.9%	1.0%	0.8%
% of FP17s Relating to Continuations	98	5,046	1.9%	1.0%	1.2%	1.0%
% of Patients satisfied with the dentistry they have received	15	15	100.0%	92.1%	91.6%	91.5%
% of Patients satisfied with the time they had to wait for an appointment	14	15	93.3%	88.7%	88.3%	87.9%

\* This is based on patients treated on this contract for their most recent course of treatment. Figures in italics indicate the base number of FP17s or Patient Questionnaire responses are less than 100. N/A is shown where the base number of responses is less than 10 during the period. % is calculated as Quantity/Base number\*100

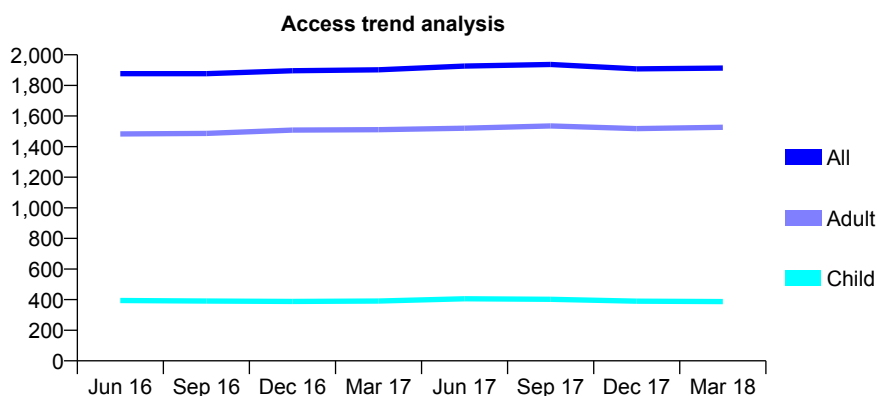
## Q46 - Vital Signs At a Glance Contract Report for 830690/0001 - Year end March 2018

Name or company name	MR MF MOHAMMED
Contract type name	GDS Contract
Purpose of contract	General
Contract start date	07/04/2006
Contract end date	

17/18 Contracted general activity (UDA)	5,878
Carry forward general activity (UDA)	-115
17/18 Contracted orthodontic activity (UOA)	0
Carry forward orthodontic activity (UOA)	0
Baseline contract value	£184,852.89

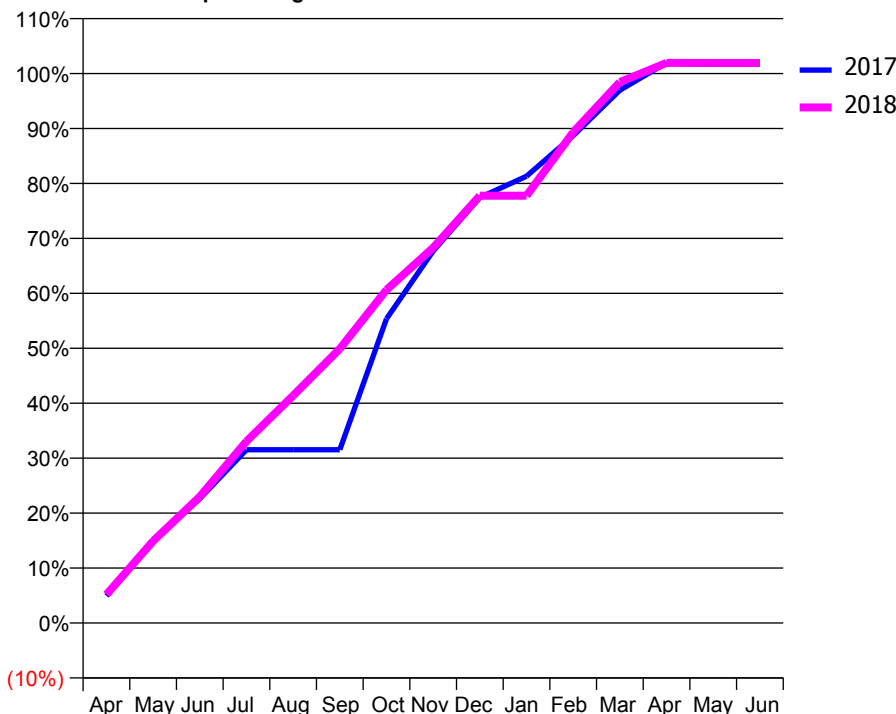
### ACCESS\*

Patients seen in 24 months	Total	Change since previous quarter
Quarter ending March 2017	1,902	
Quarter ending June 2017	1,926	→
Quarter ending September 2017	1,937	→
Quarter ending December 2017	1,908	↓
Quarter ending March 2018	1,913	→
<b>Variance since March 2017</b>	<b>0.6%</b>	<b>→</b>



### ACTIVITY

Cumulative percentage of contracted UDA delivered 2017 & 2018



Month	Adjusted Scheduled Activity (UDA)	
	2017	2018
April	290	305
May	871	877
June	1,331	1,352
July	1,853	1,944
August	1,853	2,433
September	1,853	2,933
October	3,255	3,564
November	3,978	4,015
December	4,551	4,571
January	4,780	4,571
February	5,213	5,250
March	5,699	5,786
April	5,993	5,991
May	5,993	5,990
June	5,993	5,990

### QUALITY

	Quantity	Base Number	Contract	AT	Region	England
% of FP17s for the same patient ID Re-attending within 3 months - Children	125	688	18.2%	12.4%	12.8%	11.9%
% of FP17s for the same patient ID Re-attending within 3 months - Adults	275	1,996	13.8%	16.8%	16.5%	16.0%
% of FP17s for the same patient ID Re-attending between 3 & 9 months - Children	367	688	53.3%	57.3%	59.7%	58.3%
% of FP17s for the same patient ID Re-attending between 3 & 9 months - Adults	1,013	1,996	50.8%	50.3%	52.6%	50.3%
% of FP17s for Band 1 Urgent Courses	141	2,675	5.3%	10.1%	9.1%	9.1%
% of FP17s Relating to Free Repair or Replacements	50	2,675	1.9%	0.9%	1.0%	0.8%
% of FP17s Relating to Continuations	47	2,675	1.8%	1.0%	1.2%	1.0%
% of Patients satisfied with the dentistry they have received	1	1	N/A	92.1%	91.6%	91.5%
% of Patients satisfied with the time they had to wait for an appointment	1	1	N/A	88.7%	88.3%	87.9%

\* This is based on patients treated on this contract for their most recent course of treatment. Figures in italics indicate the base number of FP17s or Patient Questionnaire responses are less than 100. N/A is shown where the base number of responses is less than 10 during the period. % is calculated as Quantity/Base number\*100

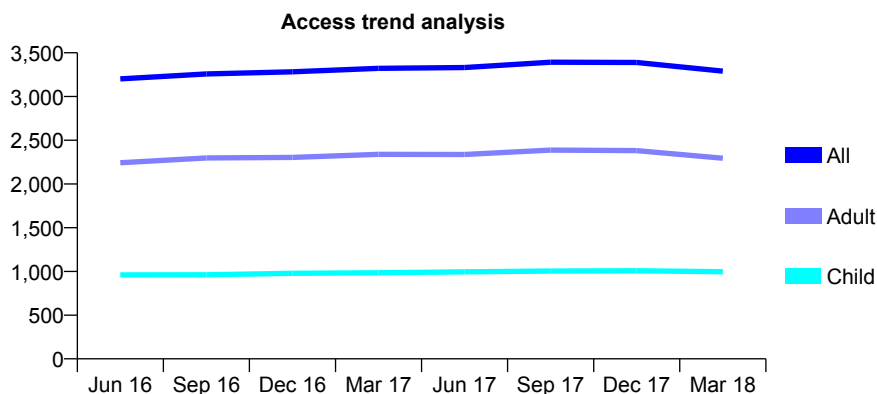
## Q46 - Vital Signs At a Glance Contract Report for 830690/0002 - Year end March 2018

Name or company name	MR MF MOHAMMED
Contract type name	GDS Contract
Purpose of contract	General
Contract start date	01/10/2008
Contract end date	

17/18 Contracted general activity (UDA)	8,000
Carry forward general activity (UDA)	-145
17/18 Contracted orthodontic activity (UOA)	0
Carry forward orthodontic activity (UOA)	0
Baseline contract value	£217,398.94

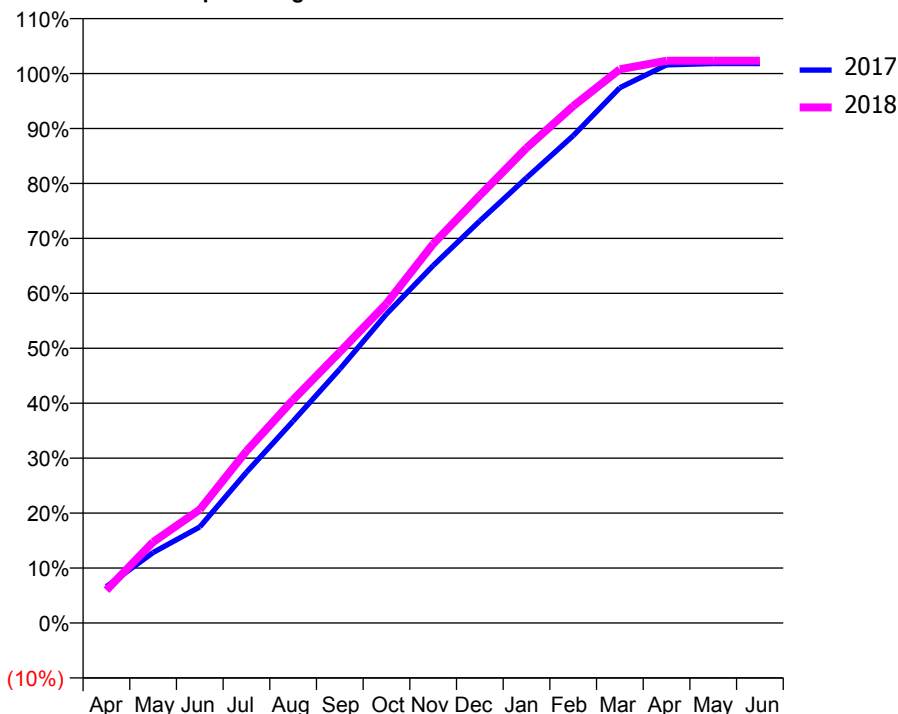
### ACCESS\*

Patients seen in 24 months	Total	Change since previous quarter
Quarter ending March 2017	3,323	
Quarter ending June 2017	3,332	→
Quarter ending September 2017	3,392	→
Quarter ending December 2017	3,389	→
Quarter ending March 2018	3,290	↓
<b>Variance since March 2017</b>	<b>(1.0%)</b>	→



### ACTIVITY

Cumulative percentage of contracted UDA delivered 2017 & 2018



Month	Adjusted Scheduled Activity (UDA)	
	2017	2018
April	530	478
May	1,026	1,179
June	1,399	1,651
July	2,196	2,503
August	2,940	3,251
September	3,697	3,947
October	4,500	4,650
November	5,203	5,517
December	5,854	6,226
January	6,481	6,916
February	7,096	7,525
March	7,793	8,061
April	8,126	8,185
May	8,145	8,185
June	8,145	8,185

### QUALITY

	Quantity	Base Number	Contract	AT	Region	England
% of FP17s for the same patient ID Re-attending within 3 months - Children	108	1,510	7.2%	12.4%	12.8%	11.9%
% of FP17s for the same patient ID Re-attending within 3 months - Adults	381	3,033	12.6%	16.8%	16.5%	16.0%
% of FP17s for the same patient ID Re-attending between 3 & 9 months - Children	890	1,510	58.9%	57.3%	59.7%	58.3%
% of FP17s for the same patient ID Re-attending between 3 & 9 months - Adults	1,660	3,033	54.7%	50.3%	52.6%	50.3%
% of FP17s for Band 1 Urgent Courses	429	4,415	9.7%	10.1%	9.1%	9.1%
% of FP17s Relating to Free Repair or Replacements	56	4,415	1.3%	0.9%	1.0%	0.8%
% of FP17s Relating to Continuations	38	4,415	0.9%	1.0%	1.2%	1.0%
% of Patients satisfied with the dentistry they have received	1	1	N/A	92.1%	91.6%	91.5%
% of Patients satisfied with the time they had to wait for an appointment	1	1	N/A	88.7%	88.3%	87.9%

\* This is based on patients treated on this contract for their most recent course of treatment. Figures in italics indicate the base number of FP17s or Patient Questionnaire responses are less than 100. N/A is shown where the base number of responses is less than 10 during the period. % is calculated as Quantity/Base number\*100

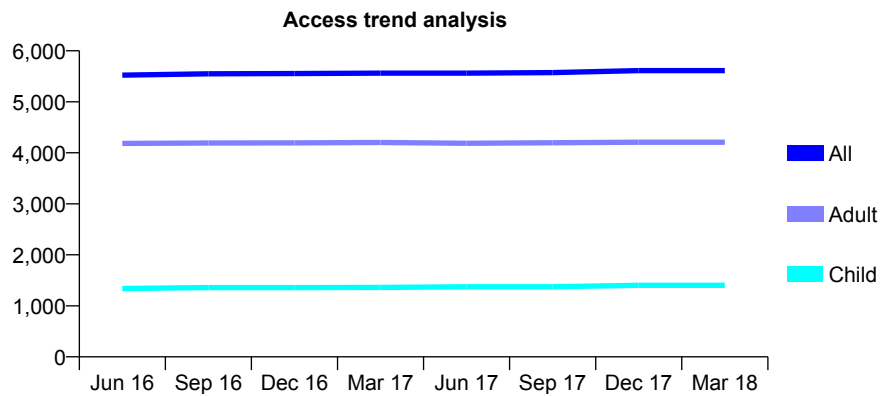
## Q46 - Vital Signs At a Glance Contract Report for 830739/0001 - Year end March 2018

Name or company name	MR AC MOSS
Contract type name	GDS Contract
Purpose of contract	General
Contract start date	01/04/2006
Contract end date	

17/18 Contracted general activity (UDA)	15,000
Carry forward general activity (UDA)	-300
17/18 Contracted orthodontic activity (UOA)	0
Carry forward orthodontic activity (UOA)	0
Baseline contract value	£406,393.20

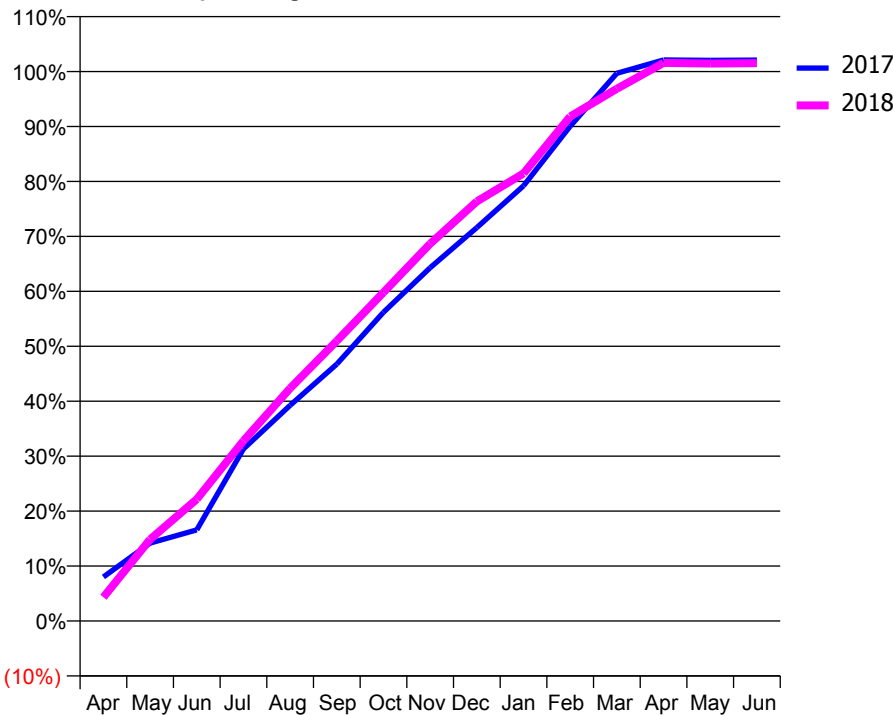
### ACCESS\*

Patients seen in 24 months	Total	Change since previous quarter
Quarter ending March 2017	5,562	
Quarter ending June 2017	5,562	→
Quarter ending September 2017	5,573	→
Quarter ending December 2017	5,612	→
Quarter ending March 2018	5,611	→
<b>Variance since March 2017</b>	<b>0.9%</b>	<b>→</b>



### ACTIVITY

Cumulative percentage of contracted UDA delivered 2017 & 2018



Month	Adjusted Scheduled Activity (UDA)	
	2017	2018
April	1,204	649
May	2,128	2,229
June	2,489	3,326
July	4,697	4,920
August	5,886	6,355
September	7,012	7,644
October	8,430	8,972
November	9,643	10,299
December	10,740	11,452
January	11,880	12,219
February	13,505	13,770
March	14,952	14,528
April	15,316	15,237
May	15,304	15,219
June	15,312	15,227

### QUALITY

	Quantity	Base Number	Contract	AT	Region	England
% of FP17s for the same patient ID Re-attending within 3 months - Children	137	2,122	6.5%	12.4%	12.8%	11.9%
% of FP17s for the same patient ID Re-attending within 3 months - Adults	711	5,717	12.4%	16.8%	16.5%	16.0%
% of FP17s for the same patient ID Re-attending between 3 & 9 months - Children	1,420	2,122	66.9%	57.3%	59.7%	58.3%
% of FP17s for the same patient ID Re-attending between 3 & 9 months - Adults	3,452	5,717	60.4%	50.3%	52.6%	50.3%
% of FP17s for Band 1 Urgent Courses	436	8,017	5.4%	10.1%	9.1%	9.1%
% of FP17s Relating to Free Repair or Replacements	63	8,017	0.8%	0.9%	1.0%	0.8%
% of FP17s Relating to Continuations	31	8,017	0.4%	1.0%	1.2%	1.0%
% of Patients satisfied with the dentistry they have received	4	4	N/A	92.1%	91.6%	91.5%
% of Patients satisfied with the time they had to wait for an appointment	4	4	N/A	88.7%	88.3%	87.9%

\* This is based on patients treated on this contract for their most recent course of treatment. Figures in italics indicate the base number of FP17s or Patient Questionnaire responses are less than 100. N/A is shown where the base number of responses is less than 10 during the period. % is calculated as Quantity/Base number\*100

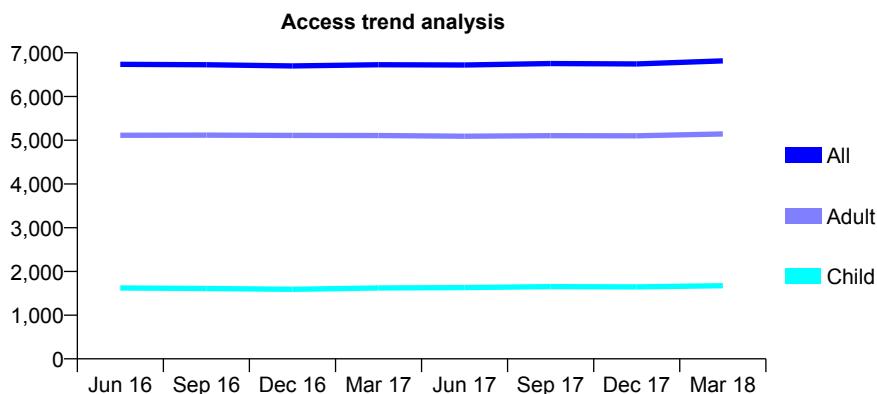
## Q46 - Vital Signs At a Glance Contract Report for 839183/0001 - Year end March 2018

Name or company name	MR TP BARNETT
Contract type name	GDS Contract
Purpose of contract	General
Contract start date	01/04/2006
Contract end date	

17/18 Contracted general activity (UDA)	25,728
Carry forward general activity (UDA)	768
17/18 Contracted orthodontic activity (UOA)	0
Carry forward orthodontic activity (UOA)	0
Baseline contract value	£739,669.34

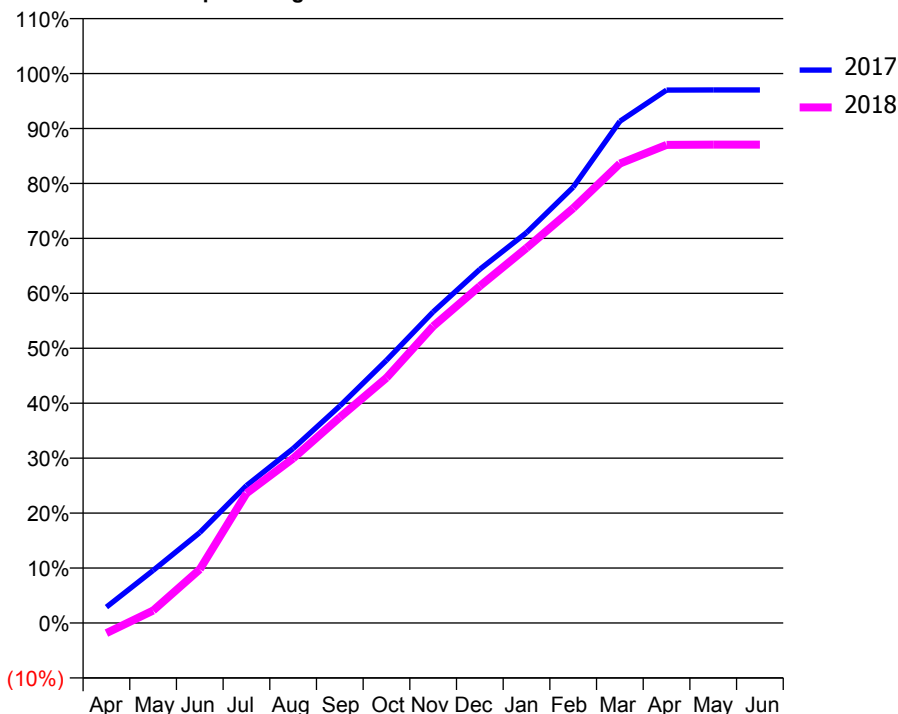
### ACCESS\*

Patients seen in 24 months	Total	Change since previous quarter
Quarter ending March 2017	6,726	
Quarter ending June 2017	6,722	→
Quarter ending September 2017	6,754	→
Quarter ending December 2017	6,745	→
Quarter ending March 2018	6,815	→
<b>Variance since March 2017</b>	<b>1.3%</b>	<b>→</b>



### ACTIVITY

Cumulative percentage of contracted UDA delivered 2017 & 2018



Month	Adjusted Scheduled Activity (UDA)	
	2017	2018
April	749	-477
May	2,464	584
June	4,235	2,515
July	6,435	6,072
August	8,172	7,709
September	10,163	9,628
October	12,302	11,480
November	14,567	13,896
December	16,561	15,777
January	18,279	17,561
February	20,410	19,418
March	23,489	21,512
April	24,953	22,386
May	24,959	22,399
June	24,960	22,400

### QUALITY

	Quantity	Base Number	Contract	AT	Region	England
% of FP17s for the same patient ID Re-attending within 3 months - Children	417	2,850	14.6%	12.4%	12.8%	11.9%
% of FP17s for the same patient ID Re-attending within 3 months - Adults	1,478	8,179	18.1%	16.8%	16.5%	16.0%
% of FP17s for the same patient ID Re-attending between 3 & 9 months - Children	1,715	2,850	60.2%	57.3%	59.7%	58.3%
% of FP17s for the same patient ID Re-attending between 3 & 9 months - Adults	4,777	8,179	58.4%	50.3%	52.6%	50.3%
% of FP17s for Band 1 Urgent Courses	889	11,002	8.1%	10.1%	9.1%	9.1%
% of FP17s Relating to Free Repair or Replacements	208	11,002	1.9%	0.9%	1.0%	0.8%
% of FP17s Relating to Continuations	172	11,002	1.6%	1.0%	1.2%	1.0%
% of Patients satisfied with the dentistry they have received	4	4	N/A	92.1%	91.6%	91.5%
% of Patients satisfied with the time they had to wait for an appointment	4	4	N/A	88.7%	88.3%	87.9%

\* This is based on patients treated on this contract for their most recent course of treatment. Figures in italics indicate the base number of FP17s or Patient Questionnaire responses are less than 100. N/A is shown where the base number of responses is less than 10 during the period. % is calculated as Quantity/Base number\*100



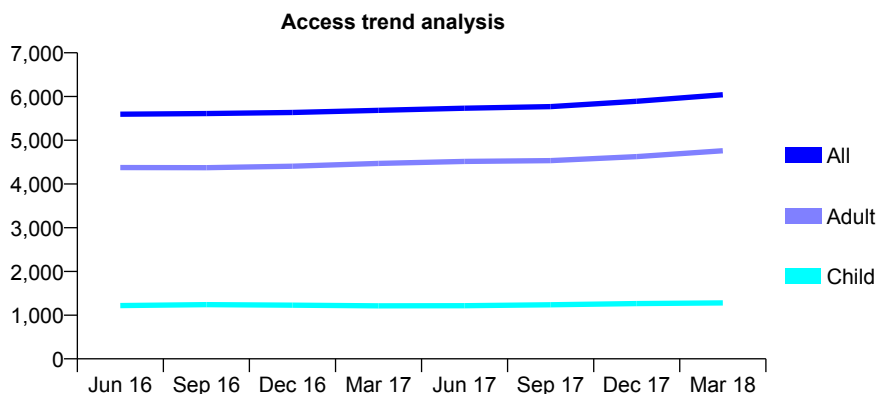
## Q46 - Vital Signs At a Glance Contract Report for 839191/0001 - Year end March 2018

Name or company name	Mr S Karim-Shoshtari
Contract type name	GDS Contract
Purpose of contract	General
Contract start date	01/04/2006
Contract end date	

17/18 Contracted general activity (UDA)	17,403
Carry forward general activity (UDA)	164
17/18 Contracted orthodontic activity (UOA)	0
Carry forward orthodontic activity (UOA)	0
Baseline contract value	£391,120.80

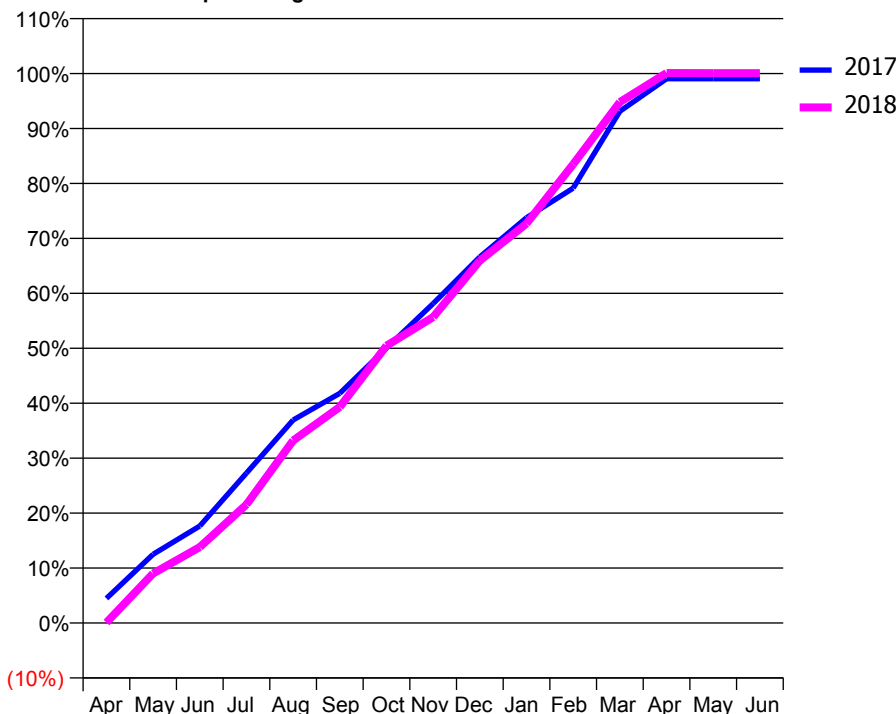
### ACCESS\*

Patients seen in 24 months	Total	Change since previous quarter
Quarter ending March 2017	5,683	
Quarter ending June 2017	5,732	→
Quarter ending September 2017	5,770	→
Quarter ending December 2017	5,890	↑
Quarter ending March 2018	6,041	↑
<b>Variance since March 2017</b>	<b>6.3%</b>	<b>↑</b>



### ACTIVITY

Cumulative percentage of contracted UDA delivered 2017 & 2018



Month	Adjusted Scheduled Activity (UDA)	
	2017	2018
April	779	14
May	2,178	1,571
June	3,072	2,405
July	4,749	3,751
August	6,428	5,778
September	7,274	6,842
October	8,710	8,784
November	10,115	9,692
December	11,596	11,478
January	12,838	12,652
February	13,773	14,528
March	16,205	16,497
April	17,239	17,417
May	17,239	17,415
June	17,239	17,415

### QUALITY

	Quantity	Base Number	Contract	AT	Region	England
% of FP17s for the same patient ID Re-attending within 3 months - Children	439	2,126	20.6%	12.4%	12.8%	11.9%
% of FP17s for the same patient ID Re-attending within 3 months - Adults	793	6,492	12.2%	16.8%	16.5%	16.0%
% of FP17s for the same patient ID Re-attending between 3 & 9 months - Children	1,078	2,126	50.7%	57.3%	59.7%	58.3%
% of FP17s for the same patient ID Re-attending between 3 & 9 months - Adults	3,170	6,492	48.8%	50.3%	52.6%	50.3%
% of FP17s for Band 1 Urgent Courses	301	8,507	3.5%	10.1%	9.1%	9.1%
% of FP17s Relating to Free Repair or Replacements	74	8,507	0.9%	0.9%	1.0%	0.8%
% of FP17s Relating to Continuations	59	8,507	0.7%	1.0%	1.2%	1.0%
% of Patients satisfied with the dentistry they have received	3	3	N/A	92.1%	91.6%	91.5%
% of Patients satisfied with the time they had to wait for an appointment	3	3	N/A	88.7%	88.3%	87.9%

\* This is based on patients treated on this contract for their most recent course of treatment. Figures in italics indicate the base number of FP17s or Patient Questionnaire responses are less than 100. N/A is shown where the base number of responses is less than 10 during the period. % is calculated as Quantity/Base number\*100

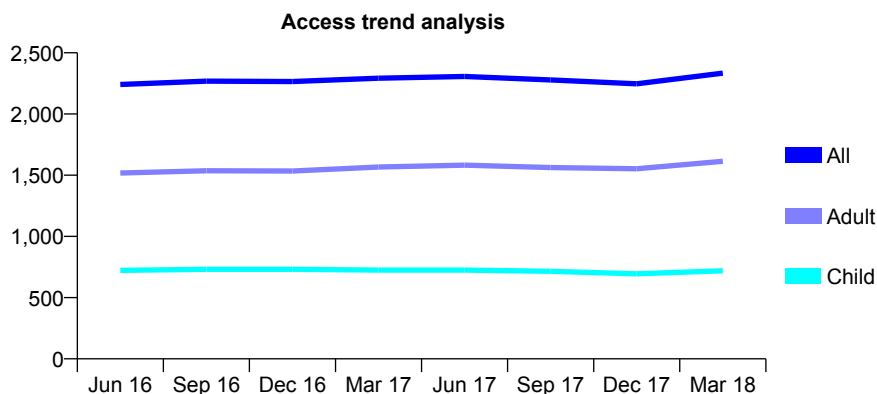
## Q46 - Vital Signs At a Glance Contract Report for 840068/0001 - Year end March 2018

Name or company name	MR S LOMAS
Contract type name	GDS Contract
Purpose of contract	General
Contract start date	01/04/2006
Contract end date	

17/18 Contracted general activity (UDA)	7,003
Carry forward general activity (UDA)	37
17/18 Contracted orthodontic activity (UOA)	0
Carry forward orthodontic activity (UOA)	0
Baseline contract value	£184,929.93

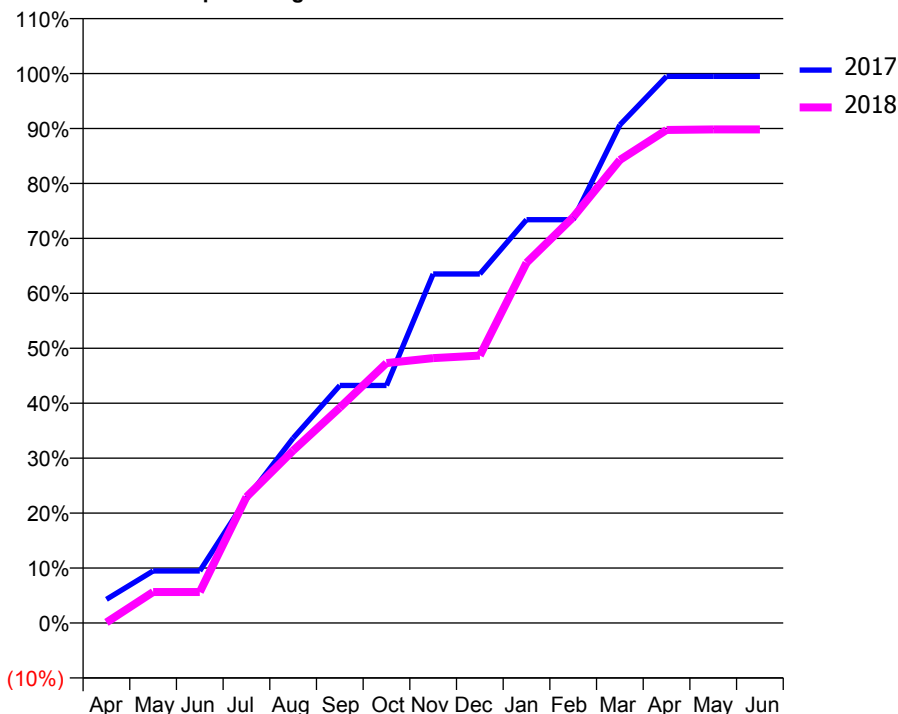
### ACCESS\*

Patients seen in 24 months	Total	Change since previous quarter
Quarter ending March 2017	2,292	
Quarter ending June 2017	2,307	→
Quarter ending September 2017	2,278	↓
Quarter ending December 2017	2,247	↓
Quarter ending March 2018	2,334	↑
<b>Variance since March 2017</b>	<b>1.8%</b>	<b>→</b>



### ACTIVITY

Cumulative percentage of contracted UDA delivered 2017 & 2018



Month	Adjusted Scheduled Activity (UDA)	
	2017	2018
April	302	8
May	663	396
June	663	396
July	1,583	1,607
August	2,356	2,199
September	3,027	2,746
October	3,027	3,313
November	4,448	3,377
December	4,448	3,409
January	5,140	4,592
February	5,140	5,172
March	6,348	5,902
April	6,966	6,284
May	6,966	6,290
June	6,966	6,290

### QUALITY

	Quantity	Base Number	Contract	AT	Region	England
% of FP17s for the same patient ID Re-attending within 3 months - Children	64	1,132	5.7%	12.4%	12.8%	11.9%
% of FP17s for the same patient ID Re-attending within 3 months - Adults	311	2,641	11.8%	16.8%	16.5%	16.0%
% of FP17s for the same patient ID Re-attending between 3 & 9 months - Children	795	1,132	70.2%	57.3%	59.7%	58.3%
% of FP17s for the same patient ID Re-attending between 3 & 9 months - Adults	1,841	2,641	69.7%	50.3%	52.6%	50.3%
% of FP17s for Band 1 Urgent Courses	152	3,640	4.2%	10.1%	9.1%	9.1%
% of FP17s Relating to Free Repair or Replacements	28	3,640	0.8%	0.9%	1.0%	0.8%
% of FP17s Relating to Continuations	60	3,640	1.6%	1.0%	1.2%	1.0%
% of Patients satisfied with the dentistry they have received	0	0	N/A	92.1%	91.6%	91.5%
% of Patients satisfied with the time they had to wait for an appointment	0	0	N/A	88.7%	88.3%	87.9%

\* This is based on patients treated on this contract for their most recent course of treatment. Figures in italics indicate the base number of FP17s or Patient Questionnaire responses are less than 100. N/A is shown where the base number of responses is less than 10 during the period. % is calculated as Quantity/Base number\*100

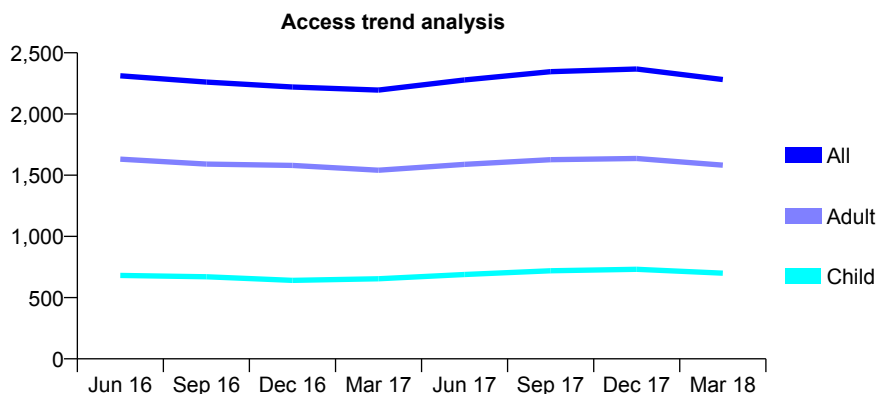
## Q46 - Vital Signs At a Glance Contract Report for 840696/0001 - Year end March 2018

Name or company name	MR MJ KELLY
Contract type name	GDS Contract
Purpose of contract	General and Orthodontic
Contract start date	01/04/2006
Contract end date	

17/18 Contracted general activity (UDA)	7,750
Carry forward general activity (UDA)	0
17/18 Contracted orthodontic activity (UOA)	3,035
Carry forward orthodontic activity (UOA)	75
Baseline contract value	£413,059.09

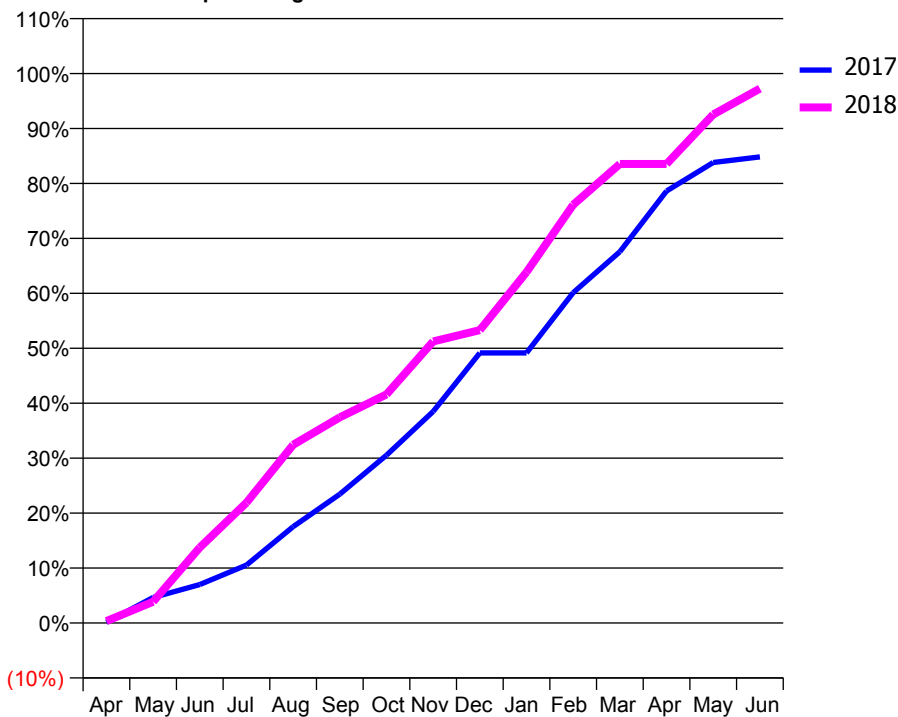
### ACCESS\*

Patients seen in 24 months	Total	Change since previous quarter
Quarter ending March 2017	2,195	
Quarter ending June 2017	2,278	↑
Quarter ending September 2017	2,346	↑
Quarter ending December 2017	2,368	→
Quarter ending March 2018	2,282	↓
<b>Variance since March 2017</b>	<b>4.0%</b>	<b>↑</b>



### ACTIVITY

Cumulative percentage of contracted UDA delivered 2017 & 2018



Month	Adjusted Scheduled Activity (UDA)	
	2017	2018
April	10	28
May	360	300
June	543	1,065
July	817	1,697
August	1,358	2,514
September	1,818	2,902
October	2,367	3,225
November	2,983	3,970
December	3,810	4,130
January	3,810	4,949
February	4,659	5,899
March	5,236	6,474
April	6,093	6,474
May	6,496	7,172
June	6,575	7,537

### QUALITY

	Quantity	Base Number	Contract	AT	Region	England
% of FP17s for the same patient ID Re-attending within 3 months - Children	112	1,348	8.3%	12.4%	12.8%	11.9%
% of FP17s for the same patient ID Re-attending within 3 months - Adults	443	2,222	19.9%	16.8%	16.5%	16.0%
% of FP17s for the same patient ID Re-attending between 3 & 9 months - Children	401	1,348	29.7%	57.3%	59.7%	58.3%
% of FP17s for the same patient ID Re-attending between 3 & 9 months - Adults	959	2,222	43.2%	50.3%	52.6%	50.3%
% of FP17s for Band 1 Urgent Courses	43	3,059	1.4%	10.1%	9.1%	9.1%
% of FP17s Relating to Free Repair or Replacements	32	3,059	1.0%	0.9%	1.0%	0.8%
% of FP17s Relating to Continuations	175	3,059	5.7%	1.0%	1.2%	1.0%
% of Patients satisfied with the dentistry they have received	1	1	N/A	92.1%	91.6%	91.5%
% of Patients satisfied with the time they had to wait for an appointment	1	1	N/A	88.7%	88.3%	87.9%

\* This is based on patients treated on this contract for their most recent course of treatment. Figures in italics indicate the base number of FP17s or Patient Questionnaire responses are less than 100. N/A is shown where the base number of responses is less than 10 during the period. % is calculated as Quantity/Base number\*100

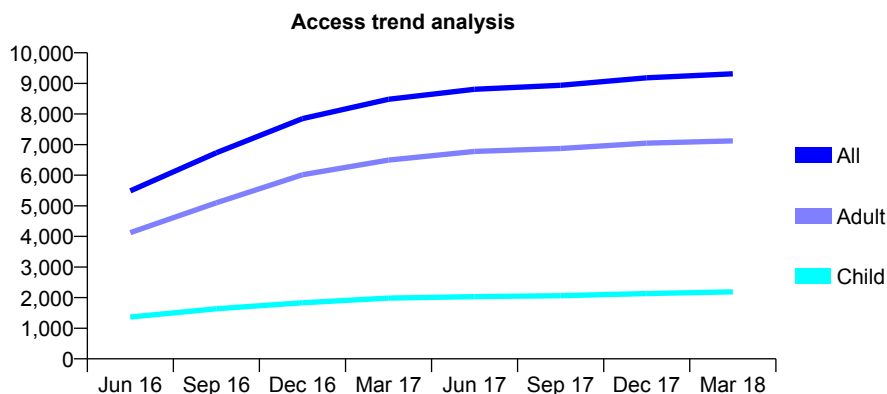
## Q46 - Vital Signs At a Glance Contract Report for 847216/0003 - Year end March 2018

Name or company name	MR AJ JOUBERT
Contract type name	GDS Contract
Purpose of contract	General
Contract start date	01/12/2015
Contract end date	

17/18 Contracted general activity (UDA)	27,629
Carry forward general activity (UDA)	-36
17/18 Contracted orthodontic activity (UOA)	0
Carry forward orthodontic activity (UOA)	0
Baseline contract value	£745,782.57

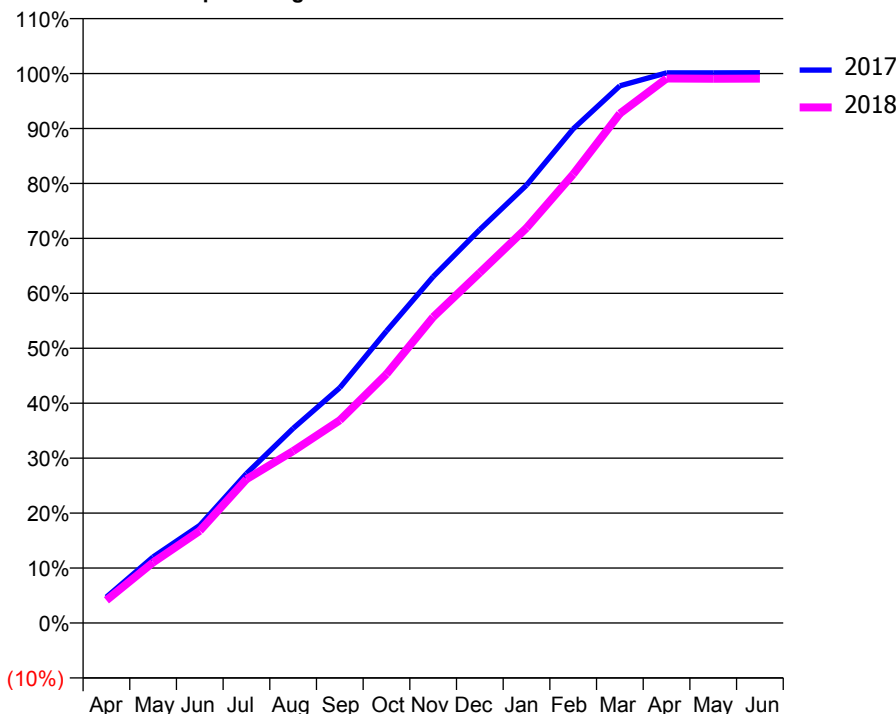
### ACCESS\*

Patients seen in 24 months	Total	Change since previous quarter
Quarter ending March 2017	8,482	
Quarter ending June 2017	8,810	↑
Quarter ending September 2017	8,938	→
Quarter ending December 2017	9,183	↑
Quarter ending March 2018	9,314	→
<b>Variance since March 2017</b>	<b>9.8%</b>	<b>↑</b>



### ACTIVITY

Cumulative percentage of contracted UDA delivered 2017 & 2018



Month	Adjusted Scheduled Activity (UDA)	
	2017	2018
April	1,303	1,142
May	3,319	3,044
June	4,912	4,635
July	7,515	7,228
August	9,787	8,649
September	11,830	10,193
October	14,680	12,514
November	17,415	15,384
December	19,785	17,617
January	22,015	19,863
February	24,842	22,561
March	27,011	25,613
April	27,663	27,376
May	27,657	27,364
June	27,665	27,370

### QUALITY

	Quantity	Base Number	Contract	AT	Region	England
% of FP17s for the same patient ID Re-attending within 3 months - Children	281	2,950	9.5%	12.4%	12.8%	11.9%
% of FP17s for the same patient ID Re-attending within 3 months - Adults	1,922	10,189	18.9%	16.8%	16.5%	16.0%
% of FP17s for the same patient ID Re-attending between 3 & 9 months - Children	1,518	2,950	51.5%	57.3%	59.7%	58.3%
% of FP17s for the same patient ID Re-attending between 3 & 9 months - Adults	5,060	10,189	49.7%	50.3%	52.6%	50.3%
% of FP17s for Band 1 Urgent Courses	1,756	13,593	12.9%	10.1%	9.1%	9.1%
% of FP17s Relating to Free Repair or Replacements	187	13,593	1.4%	0.9%	1.0%	0.8%
% of FP17s Relating to Continuations	123	13,593	0.9%	1.0%	1.2%	1.0%
% of Patients satisfied with the dentistry they have received	5	5	N/A	92.1%	91.6%	91.5%
% of Patients satisfied with the time they had to wait for an appointment	4	5	N/A	88.7%	88.3%	87.9%

\* This is based on patients treated on this contract for their most recent course of treatment. Figures in italics indicate the base number of FP17s or Patient Questionnaire responses are less than 100. N/A is shown where the base number of responses is less than 10 during the period. % is calculated as Quantity/Base number\*100

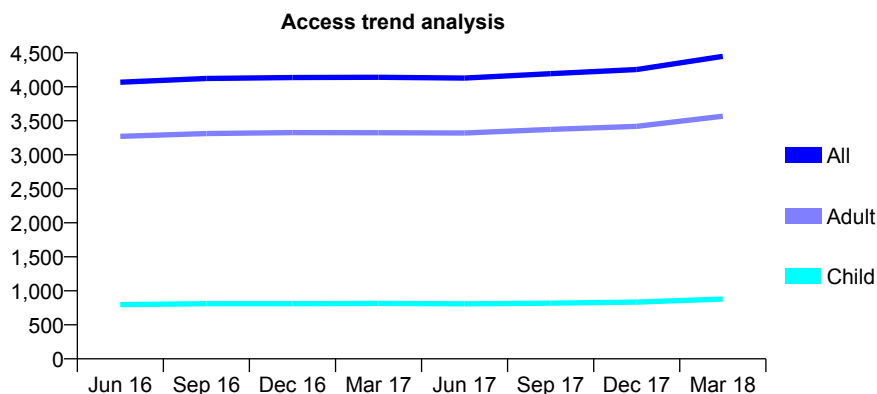
## Q46 - Vital Signs At a Glance Contract Report for 856916/0001 - Year end March 2018

Name or company name	MR MA BUTT
Contract type name	GDS Contract
Purpose of contract	General
Contract start date	01/11/2009
Contract end date	

17/18 Contracted general activity (UDA)	10,518
Carry forward general activity (UDA)	-207
17/18 Contracted orthodontic activity (UOA)	0
Carry forward orthodontic activity (UOA)	0
Baseline contract value	£307,631.27

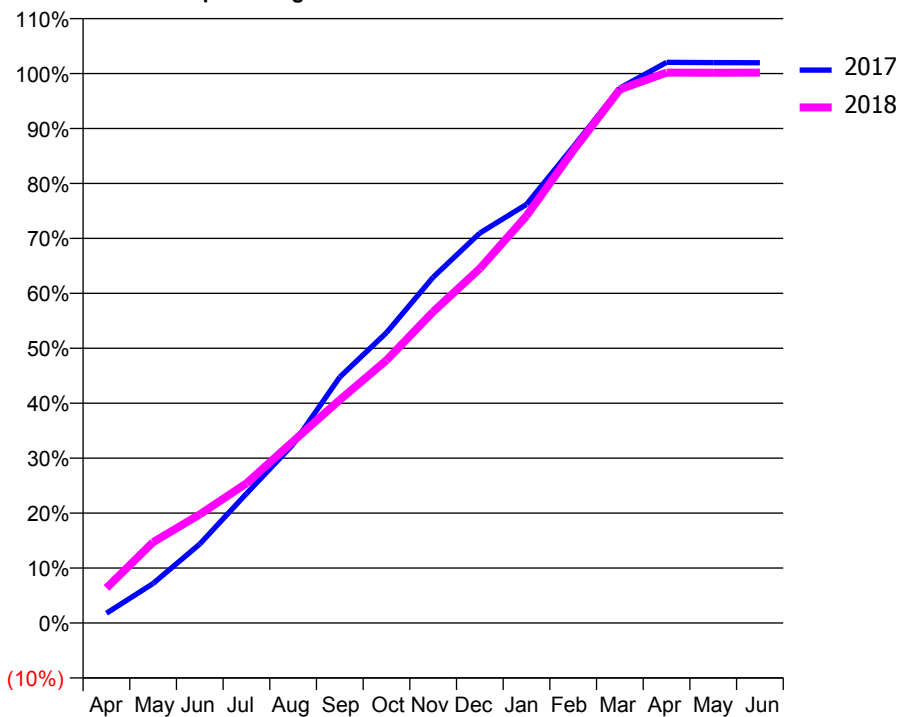
### ACCESS\*

Patients seen in 24 months	Total	Change since previous quarter
Quarter ending March 2017	4,140	
Quarter ending June 2017	4,129	→
Quarter ending September 2017	4,193	→
Quarter ending December 2017	4,253	→
Quarter ending March 2018	4,448	↑
<b>Variance since March 2017</b>	<b>7.4%</b>	<b>↑</b>



### ACTIVITY

Cumulative percentage of contracted UDA delivered 2017 & 2018



Month	Adjusted Scheduled Activity (UDA)	
	2017	2018
April	186	671
May	757	1,548
June	1,512	2,078
July	2,478	2,674
August	3,422	3,477
September	4,707	4,270
October	5,557	5,030
November	6,620	5,958
December	7,464	6,785
January	8,014	7,795
February	9,114	9,041
March	10,238	10,215
April	10,731	10,536
May	10,727	10,531
June	10,725	10,534

### QUALITY

	Quantity	Base Number	Contract	AT	Region	England
% of FP17s for the same patient ID Re-attending within 3 months - Children	110	1,381	8.0%	12.4%	12.8%	11.9%
% of FP17s for the same patient ID Re-attending within 3 months - Adults	777	5,078	15.3%	16.8%	16.5%	16.0%
% of FP17s for the same patient ID Re-attending between 3 & 9 months - Children	817	1,381	59.2%	57.3%	59.7%	58.3%
% of FP17s for the same patient ID Re-attending between 3 & 9 months - Adults	2,240	5,078	44.1%	50.3%	52.6%	50.3%
% of FP17s for Band 1 Urgent Courses	828	5,549	14.9%	10.1%	9.1%	9.1%
% of FP17s Relating to Free Repair or Replacements	91	5,549	1.6%	0.9%	1.0%	0.8%
% of FP17s Relating to Continuations	36	5,549	0.6%	1.0%	1.2%	1.0%
% of Patients satisfied with the dentistry they have received	4	4	N/A	92.1%	91.6%	91.5%
% of Patients satisfied with the time they had to wait for an appointment	4	4	N/A	88.7%	88.3%	87.9%

\* This is based on patients treated on this contract for their most recent course of treatment. Figures in italics indicate the base number of FP17s or Patient Questionnaire responses are less than 100. N/A is shown where the base number of responses is less than 10 during the period. % is calculated as Quantity/Base number\*100

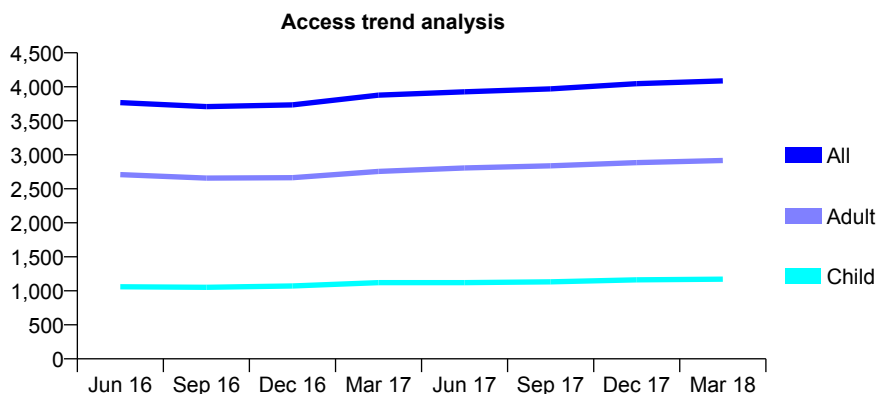
## Q46 - Vital Signs At a Glance Contract Report for 859273/0001 - Year end March 2018

Name or company name	MR R JOYE
Contract type name	GDS Contract
Purpose of contract	General
Contract start date	11/12/2012
Contract end date	

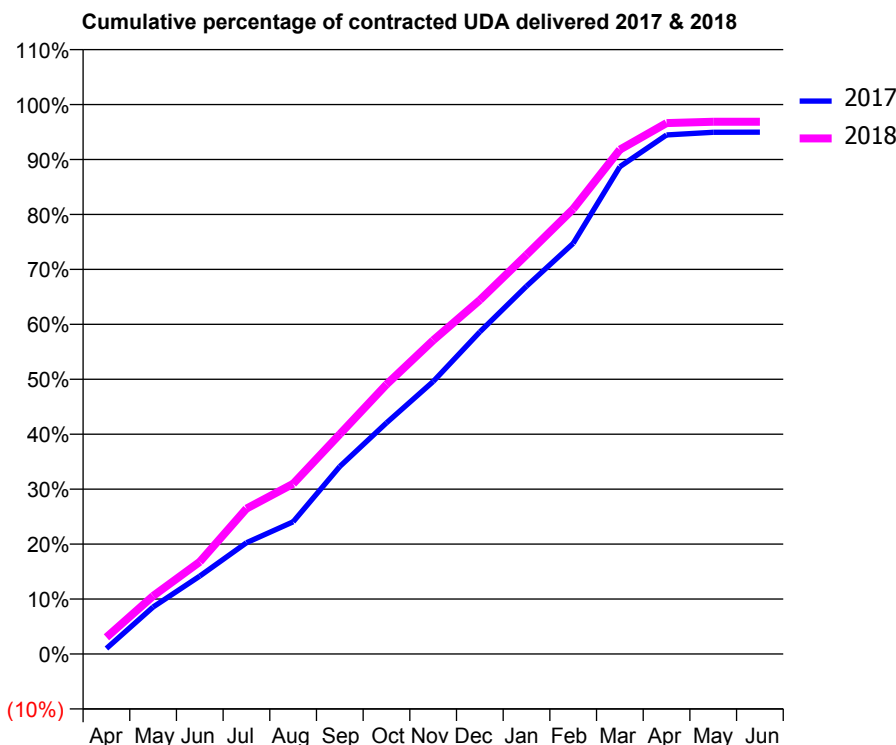
17/18 Contracted general activity (UDA)	11,795
Carry forward general activity (UDA)	0
17/18 Contracted orthodontic activity (UOA)	0
Carry forward orthodontic activity (UOA)	0
Baseline contract value	£334,569.24

### ACCESS\*

Patients seen in 24 months	Total	Change since previous quarter
Quarter ending March 2017	3,877	
Quarter ending June 2017	3,926	→
Quarter ending September 2017	3,970	→
Quarter ending December 2017	4,047	→
Quarter ending March 2018	4,087	→
<b>Variance since March 2017</b>	<b>5.4%</b>	<b>↑</b>



### ACTIVITY



Month	Adjusted Scheduled Activity (UDA)	
	2017	2018
April	119	359
May	1,009	1,248
June	1,673	1,979
July	2,388	3,120
August	2,838	3,654
September	4,027	4,719
October	4,963	5,787
November	5,848	6,734
December	6,913	7,597
January	7,896	8,568
February	8,815	9,552
March	10,461	10,826
April	11,141	11,397
May	11,198	11,424
June	11,202	11,426

### QUALITY

	Quantity	Base Number	Contract	AT	Region	England
% of FP17s for the same patient ID Re-attending within 3 months - Children	143	1,872	7.6%	12.4%	12.8%	11.9%
% of FP17s for the same patient ID Re-attending within 3 months - Adults	579	4,119	14.1%	16.8%	16.5%	16.0%
% of FP17s for the same patient ID Re-attending between 3 & 9 months - Children	1,280	1,872	68.4%	57.3%	59.7%	58.3%
% of FP17s for the same patient ID Re-attending between 3 & 9 months - Adults	2,294	4,119	55.7%	50.3%	52.6%	50.3%
% of FP17s for Band 1 Urgent Courses	449	5,944	7.6%	10.1%	9.1%	9.1%
% of FP17s Relating to Free Repair or Replacements	58	5,944	1.0%	0.9%	1.0%	0.8%
% of FP17s Relating to Continuations	83	5,944	1.4%	1.0%	1.2%	1.0%
% of Patients satisfied with the dentistry they have received	1	1	N/A	92.1%	91.6%	91.5%
% of Patients satisfied with the time they had to wait for an appointment	1	1	N/A	88.7%	88.3%	87.9%

\* This is based on patients treated on this contract for their most recent course of treatment. Figures in italics indicate the base number of FP17s or Patient Questionnaire responses are less than 100. N/A is shown where the base number of responses is less than 10 during the period. % is calculated as Quantity/Base number\*100

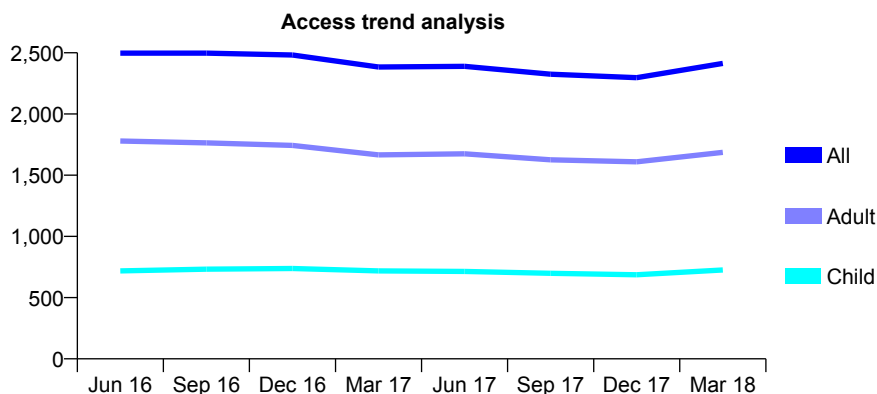
## Q46 - Vital Signs At a Glance Contract Report for 860441/0001 - Year end March 2018

Name or company name	Deansgate Dental
Contract type name	GDS Contract
Purpose of contract	General
Contract start date	21/10/2011
Contract end date	

17/18 Contracted general activity (UDA)	9,756
Carry forward general activity (UDA)	330
17/18 Contracted orthodontic activity (UOA)	0
Carry forward orthodontic activity (UOA)	0
Baseline contract value	£280,215.20

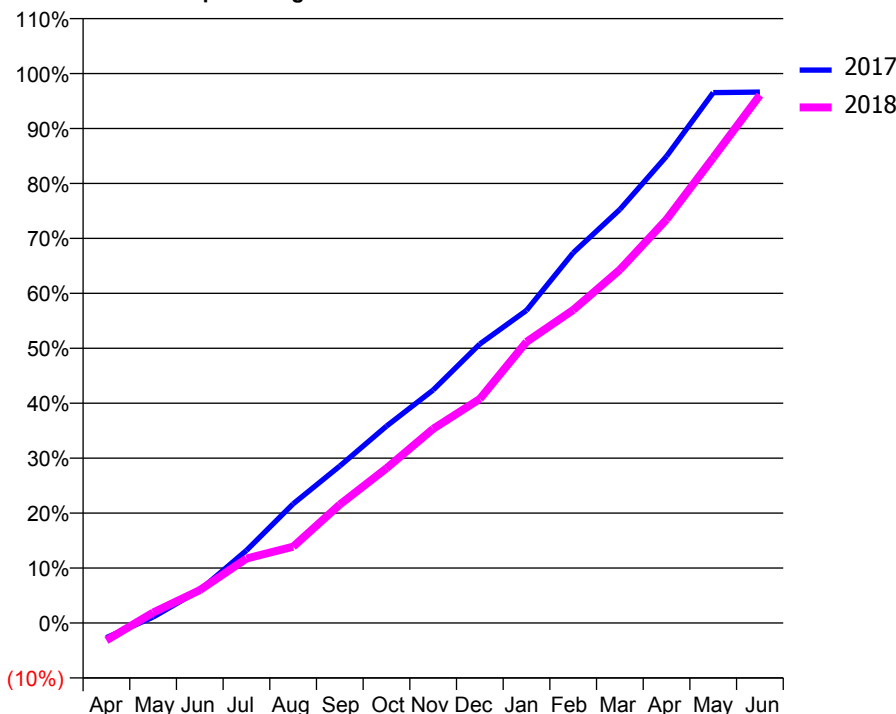
### ACCESS\*

Patients seen in 24 months	Total	Change since previous quarter
Quarter ending March 2017	2,384	
Quarter ending June 2017	2,389	→
Quarter ending September 2017	2,325	↓
Quarter ending December 2017	2,297	↓
Quarter ending March 2018	2,413	↑
<b>Variance since March 2017</b>	1.2%	→



### ACTIVITY

Cumulative percentage of contracted UDA delivered 2017 & 2018



Adjusted Scheduled Activity (UDA)

Month	2017	2018
April	-262	-309
May	105	185
June	584	583
July	1,289	1,146
August	2,115	1,356
September	2,787	2,104
October	3,495	2,748
November	4,138	3,449
December	4,953	3,978
January	5,551	4,992
February	6,572	5,558
March	7,342	6,273
April	8,287	7,165
May	9,417	8,261
June	9,426	9,372

### QUALITY

	Quantity	Base Number	Contract	AT	Region	England
% of FP17s for the same patient ID Re-attending within 3 months - Children	95	949	10.0%	12.4%	12.8%	11.9%
% of FP17s for the same patient ID Re-attending within 3 months - Adults	347	2,270	15.3%	16.8%	16.5%	16.0%
% of FP17s for the same patient ID Re-attending between 3 & 9 months - Children	506	949	53.3%	57.3%	59.7%	58.3%
% of FP17s for the same patient ID Re-attending between 3 & 9 months - Adults	1,198	2,270	52.8%	50.3%	52.6%	50.3%
% of FP17s for Band 1 Urgent Courses	243	3,109	7.8%	10.1%	9.1%	9.1%
% of FP17s Relating to Free Repair or Replacements	29	3,109	0.9%	0.9%	1.0%	0.8%
% of FP17s Relating to Continuations	0	3,109	0.0%	1.0%	1.2%	1.0%
% of Patients satisfied with the dentistry they have received	1	1	N/A	92.1%	91.6%	91.5%
% of Patients satisfied with the time they had to wait for an appointment	1	1	N/A	88.7%	88.3%	87.9%

\* This is based on patients treated on this contract for their most recent course of treatment. Figures in italics indicate the base number of FP17s or Patient Questionnaire responses are less than 100. N/A is shown where the base number of responses is less than 10 during the period. % is calculated as Quantity/Base number\*100



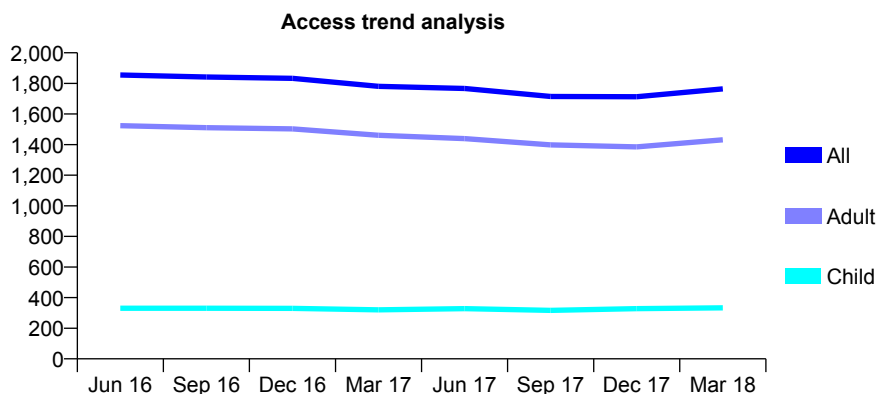
## Q46 - Vital Signs At a Glance Contract Report for 867128/0001 - Year end March 2018

Name or company name	MRS A PATIL
Contract type name	GDS Contract
Purpose of contract	General
Contract start date	01/10/2013
Contract end date	

17/18 Contracted general activity (UDA)	6,207
Carry forward general activity (UDA)	-124
17/18 Contracted orthodontic activity (UOA)	0
Carry forward orthodontic activity (UOA)	0
Baseline contract value	£198,254.04

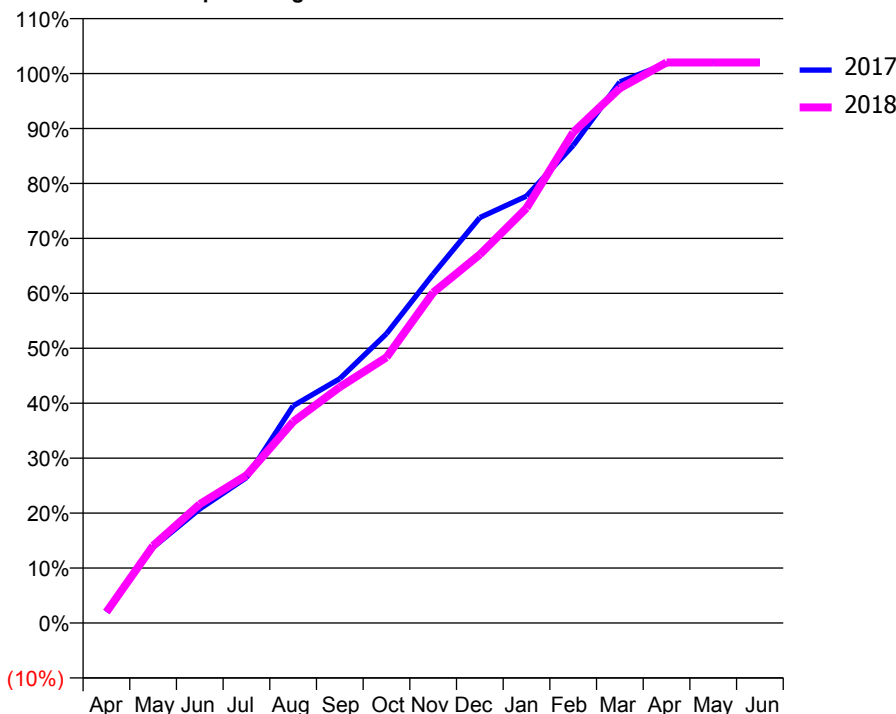
### ACCESS\*

Patients seen in 24 months	Total	Change since previous quarter
Quarter ending March 2017	1,781	
Quarter ending June 2017	1,767	→
Quarter ending September 2017	1,715	↓
Quarter ending December 2017	1,713	→
Quarter ending March 2018	1,764	↑
<b>Variance since March 2017</b>	<b>(1.0%)</b>	→



### ACTIVITY

Cumulative percentage of contracted UDA delivered 2017 & 2018



Adjusted Scheduled Activity (UDA)

Month	2017	2018
April	124	124
May	855	872
June	1,288	1,343
July	1,643	1,668
August	2,453	2,274
September	2,760	2,666
October	3,268	3,001
November	3,940	3,733
December	4,580	4,163
January	4,822	4,686
February	5,395	5,543
March	6,112	6,040
April	6,321	6,332
May	6,337	6,332
June	6,337	6,332

### QUALITY

	Quantity	Base Number	Contract	AT	Region	England
% of FP17s for the same patient ID Re-attending within 3 months - Children	30	569	5.3%	12.4%	12.8%	11.9%
% of FP17s for the same patient ID Re-attending within 3 months - Adults	285	2,250	12.7%	16.8%	16.5%	16.0%
% of FP17s for the same patient ID Re-attending between 3 & 9 months - Children	400	569	70.3%	57.3%	59.7%	58.3%
% of FP17s for the same patient ID Re-attending between 3 & 9 months - Adults	1,357	2,250	60.3%	50.3%	52.6%	50.3%
% of FP17s for Band 1 Urgent Courses	220	2,871	7.7%	10.1%	9.1%	9.1%
% of FP17s Relating to Free Repair or Replacements	49	2,871	1.7%	0.9%	1.0%	0.8%
% of FP17s Relating to Continuations	20	2,871	0.7%	1.0%	1.2%	1.0%
% of Patients satisfied with the dentistry they have received	2	2	N/A	92.1%	91.6%	91.5%
% of Patients satisfied with the time they had to wait for an appointment	2	2	N/A	88.7%	88.3%	87.9%

\* This is based on patients treated on this contract for their most recent course of treatment. Figures in italics indicate the base number of FP17s or Patient Questionnaire responses are less than 100. N/A is shown where the base number of responses is less than 10 during the period. % is calculated as Quantity/Base number\*100

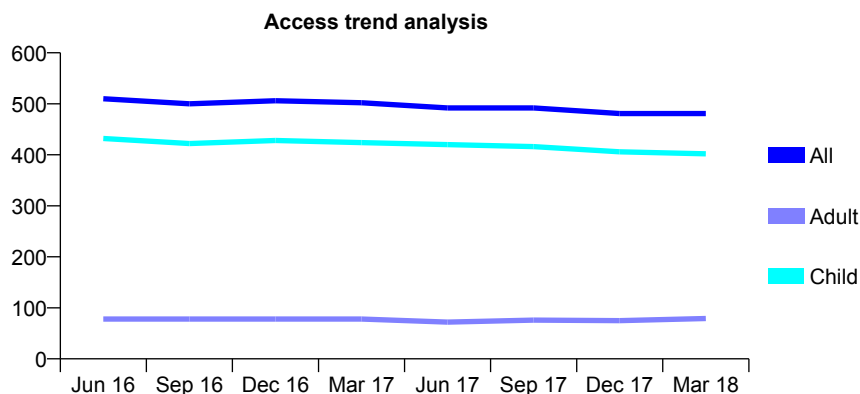
## Q46 - Vital Signs At a Glance Contract Report for 869651/0001 - Year end March 2018

Name or company name	Dr N Shah
Contract type name	GDS Contract
Purpose of contract	General
Contract start date	01/04/2006
Contract end date	

17/18 Contracted general activity (UDA)	1,147
Carry forward general activity (UDA)	4
17/18 Contracted orthodontic activity (UOA)	0
Carry forward orthodontic activity (UOA)	0
Baseline contract value	£24,878.35

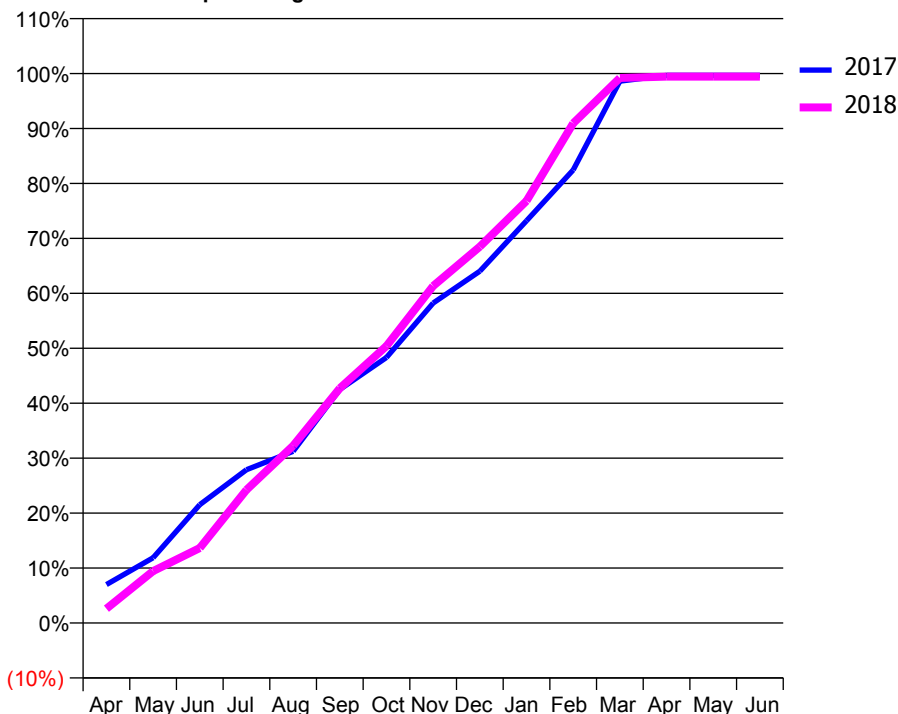
### ACCESS\*

Patients seen in 24 months	Total	Change since previous quarter
Quarter ending March 2017	502	
Quarter ending June 2017	492	↓
Quarter ending September 2017	492	→
Quarter ending December 2017	481	↓
Quarter ending March 2018	481	→
<b>Variance since March 2017</b>	<b>(4.2%)</b>	<b>↓</b>



### ACTIVITY

**Cumulative percentage of contracted UDA delivered 2017 & 2018**



Month	Adjusted Scheduled Activity (UDA)	
	2017	2018
April	80	30
May	136	108
June	247	157
July	320	278
August	358	370
September	487	490
October	554	578
November	668	703
December	734	786
January	840	881
February	946	1,043
March	1,131	1,138
April	1,143	1,141
May	1,143	1,141
June	1,143	1,141

### QUALITY

	Quantity	Base Number	Contract	AT	Region	England
% of FP17s for the same patient ID Re-attending within 3 months - Children	34	659	5.2%	12.4%	12.8%	11.9%
% of FP17s for the same patient ID Re-attending within 3 months - Adults	9	66	13.6%	16.8%	16.5%	16.0%
% of FP17s for the same patient ID Re-attending between 3 & 9 months - Children	457	659	69.3%	57.3%	59.7%	58.3%
% of FP17s for the same patient ID Re-attending between 3 & 9 months - Adults	33	66	50.0%	50.3%	52.6%	50.3%
% of FP17s for Band 1 Urgent Courses	13	715	1.8%	10.1%	9.1%	9.1%
% of FP17s Relating to Free Repair or Replacements	0	715	0.0%	0.9%	1.0%	0.8%
% of FP17s Relating to Continuations	0	715	0.0%	1.0%	1.2%	1.0%
% of Patients satisfied with the dentistry they have received	0	0	N/A	92.1%	91.6%	91.5%
% of Patients satisfied with the time they had to wait for an appointment	0	0	N/A	88.7%	88.3%	87.9%

\* This is based on patients treated on this contract for their most recent course of treatment. Figures in italics indicate the base number of FP17s or Patient Questionnaire responses are less than 100. N/A is shown where the base number of responses is less than 10 during the period. % is calculated as Quantity/Base number\*100

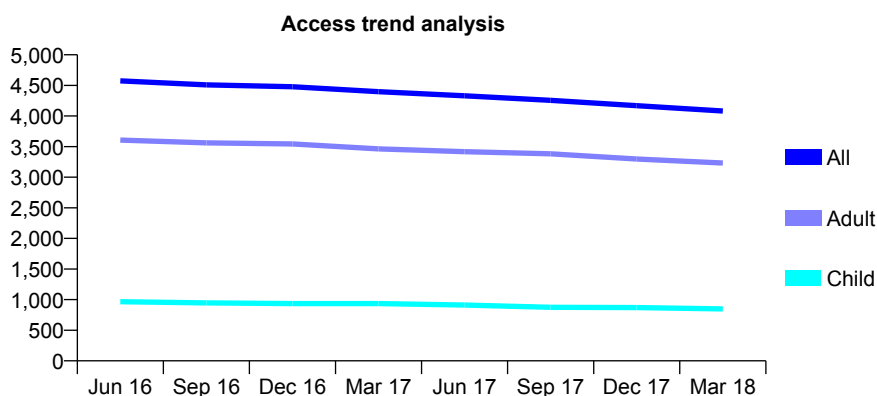
## Q46 - Vital Signs At a Glance Contract Report for 869813/0001 - Year end March 2018

Name or company name	MR GJ FIELDING
Contract type name	GDS Contract
Purpose of contract	General
Contract start date	01/04/2006
Contract end date	

17/18 Contracted general activity (UDA)	9,002
Carry forward general activity (UDA)	361
17/18 Contracted orthodontic activity (UOA)	0
Carry forward orthodontic activity (UOA)	0
Baseline contract value	£226,556.96

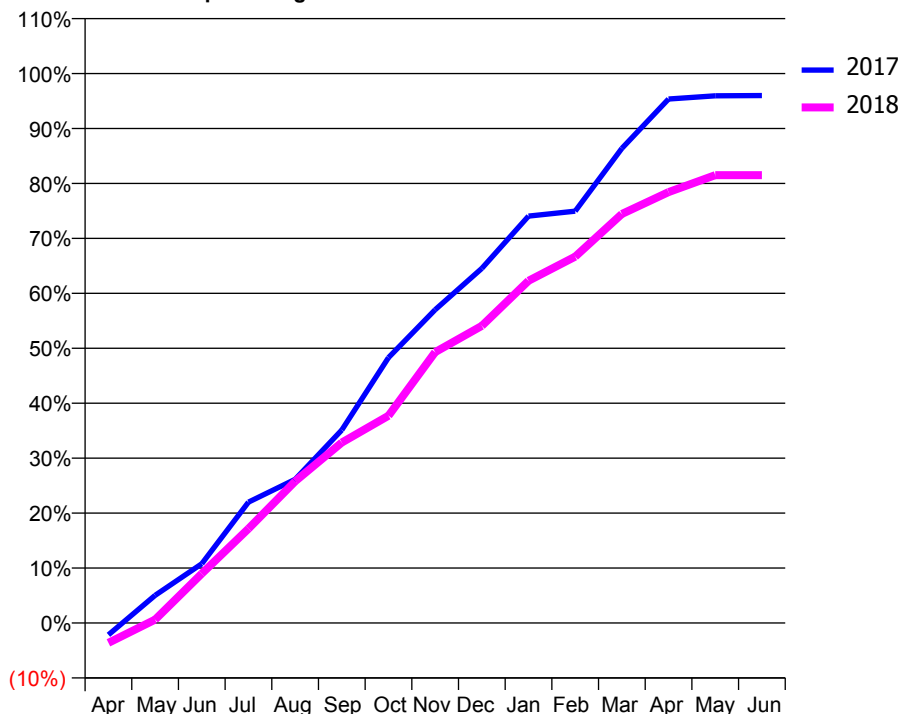
### ACCESS\*

Patients seen in 24 months	Total	Change since previous quarter
Quarter ending March 2017	4,398	
Quarter ending June 2017	4,330	↓
Quarter ending September 2017	4,257	↓
Quarter ending December 2017	4,168	↓
Quarter ending March 2018	4,081	↓
<b>Variance since March 2017</b>	<b>(7.2%)</b>	↓



### ACTIVITY

**Cumulative percentage of contracted UDA delivered 2017 & 2018**



Month	Adjusted Scheduled Activity (UDA)	
	2017	2018
April	-197	-326
May	452	56
June	970	809
July	1,979	1,545
August	2,355	2,321
September	3,163	2,956
October	4,349	3,395
November	5,132	4,437
December	5,810	4,869
January	6,666	5,607
February	6,748	6,002
March	7,775	6,700
April	8,584	7,060
May	8,637	7,336
June	8,641	7,336

### QUALITY

	Quantity	Base Number	Contract	AT	Region	England
% of FP17s for the same patient ID Re-attending within 3 months - Children	32	1,039	3.1%	12.4%	12.8%	11.9%
% of FP17s for the same patient ID Re-attending within 3 months - Adults	429	3,482	12.3%	16.8%	16.5%	16.0%
% of FP17s for the same patient ID Re-attending between 3 & 9 months - Children	570	1,039	54.9%	57.3%	59.7%	58.3%
% of FP17s for the same patient ID Re-attending between 3 & 9 months - Adults	1,361	3,482	39.1%	50.3%	52.6%	50.3%
% of FP17s for Band 1 Urgent Courses	502	4,375	11.5%	10.1%	9.1%	9.1%
% of FP17s Relating to Free Repair or Replacements	19	4,375	0.4%	0.9%	1.0%	0.8%
% of FP17s Relating to Continuations	19	4,375	0.4%	1.0%	1.2%	1.0%
% of Patients satisfied with the dentistry they have received	1	1	N/A	92.1%	91.6%	91.5%
% of Patients satisfied with the time they had to wait for an appointment	1	1	N/A	88.7%	88.3%	87.9%

\* This is based on patients treated on this contract for their most recent course of treatment. Figures in italics indicate the base number of FP17s or Patient Questionnaire responses are less than 100. N/A is shown where the base number of responses is less than 10 during the period. % is calculated as Quantity/Base number\*100

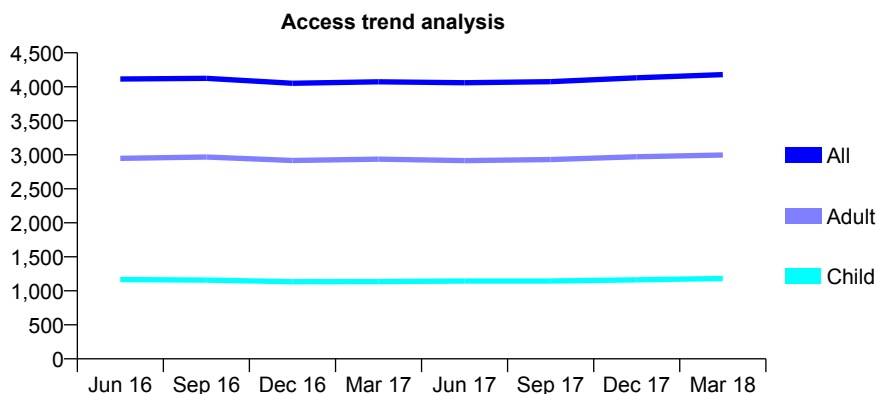
## Q46 - Vital Signs At a Glance Contract Report for 886483/0001 - Year end March 2018

Name or company name	MR S HAFIZ
Contract type name	GDS Contract
Purpose of contract	General
Contract start date	01/04/2012
Contract end date	

17/18 Contracted general activity (UDA)	11,970
Carry forward general activity (UDA)	-162
17/18 Contracted orthodontic activity (UOA)	0
Carry forward orthodontic activity (UOA)	0
Baseline contract value	£397,719.89

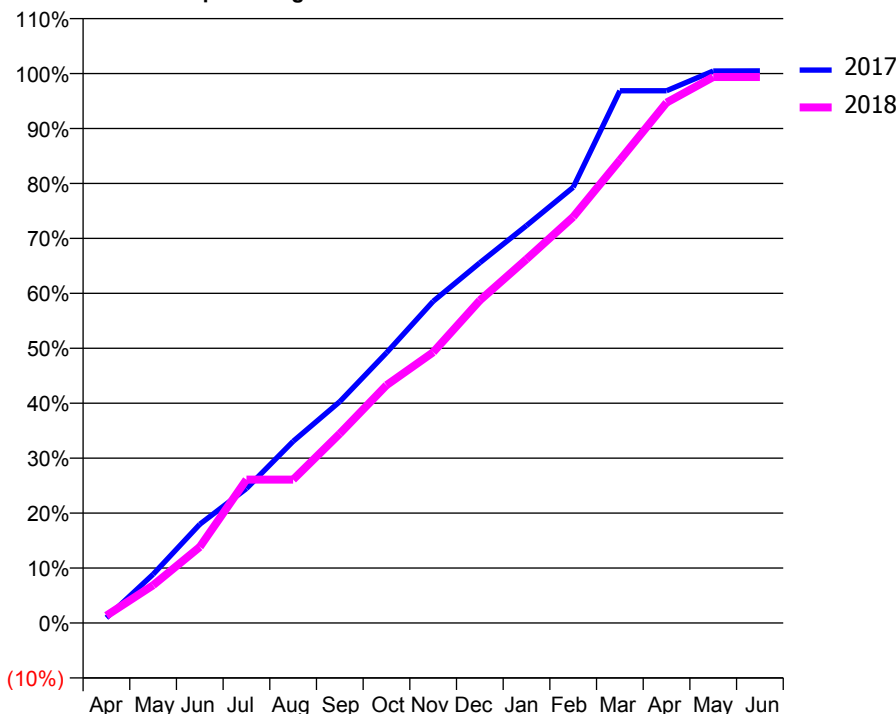
### ACCESS\*

Patients seen in 24 months	Total	Change since previous quarter
Quarter ending March 2017	4,073	
Quarter ending June 2017	4,059	→
Quarter ending September 2017	4,075	→
Quarter ending December 2017	4,133	→
Quarter ending March 2018	4,179	→
<b>Variance since March 2017</b>	<b>2.6%</b>	<b>↑</b>



### ACTIVITY

Cumulative percentage of contracted UDA delivered 2017 & 2018



Adjusted Scheduled Activity (UDA)

Month	2017	2018
April	116	162
May	1,062	824
June	2,152	1,657
July	2,931	3,125
August	3,957	3,125
September	4,822	4,127
October	5,888	5,181
November	7,008	5,898
December	7,847	7,029
January	8,656	7,924
February	9,490	8,845
March	11,594	10,085
April	11,594	11,337
May	12,025	11,894
June	12,028	11,894

### QUALITY

	Quantity	Base Number	Contract	AT	Region	England
% of FP17s for the same patient ID Re-attending within 3 months - Children	87	1,395	6.2%	12.4%	12.8%	11.9%
% of FP17s for the same patient ID Re-attending within 3 months - Adults	221	3,240	6.8%	16.8%	16.5%	16.0%
% of FP17s for the same patient ID Re-attending between 3 & 9 months - Children	632	1,395	45.3%	57.3%	59.7%	58.3%
% of FP17s for the same patient ID Re-attending between 3 & 9 months - Adults	1,579	3,240	48.7%	50.3%	52.6%	50.3%
% of FP17s for Band 1 Urgent Courses	221	5,070	4.4%	10.1%	9.1%	9.1%
% of FP17s Relating to Free Repair or Replacements	4	5,070	0.1%	0.9%	1.0%	0.8%
% of FP17s Relating to Continuations	15	5,070	0.3%	1.0%	1.2%	1.0%
% of Patients satisfied with the dentistry they have received	4	5	N/A	92.1%	91.6%	91.5%
% of Patients satisfied with the time they had to wait for an appointment	4	5	N/A	88.7%	88.3%	87.9%

\* This is based on patients treated on this contract for their most recent course of treatment. Figures in italics indicate the base number of FP17s or Patient Questionnaire responses are less than 100. N/A is shown where the base number of responses is less than 10 during the period. % is calculated as Quantity/Base number\*100

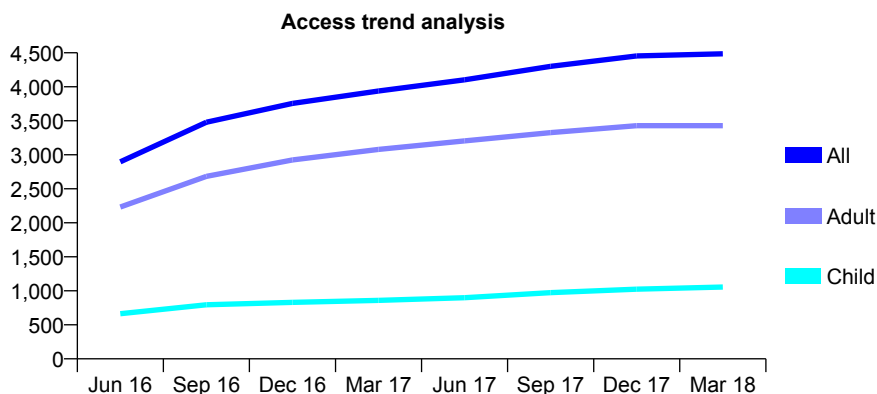
## Q46 - Vital Signs At a Glance Contract Report for 897515/0001 - Year end March 2018

Name or company name	MR SW LAI
Contract type name	GDS Contract
Purpose of contract	General
Contract start date	01/12/2015
Contract end date	

17/18 Contracted general activity (UDA)	13,768
Carry forward general activity (UDA)	-234
17/18 Contracted orthodontic activity (UOA)	0
Carry forward orthodontic activity (UOA)	0
Baseline contract value	£345,139.27

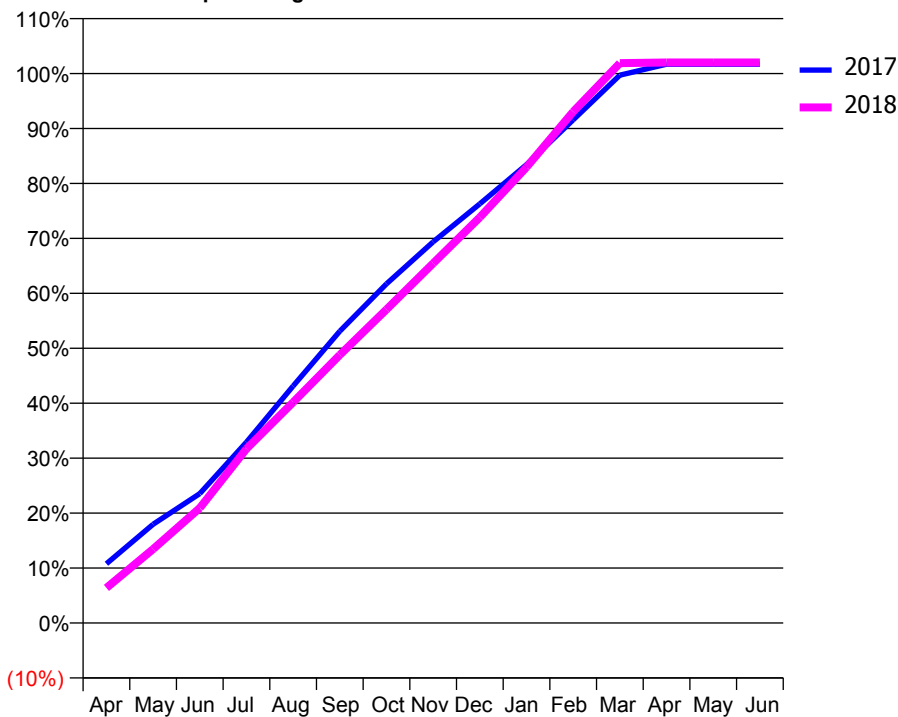
### ACCESS\*

Patients seen in 24 months	Total	Change since previous quarter
Quarter ending March 2017	3,939	
Quarter ending June 2017	4,103	↑
Quarter ending September 2017	4,300	↑
Quarter ending December 2017	4,454	↑
Quarter ending March 2018	4,485	→
<b>Variance since March 2017</b>	<b>13.9%</b>	<b>↑</b>



### ACTIVITY

Cumulative percentage of contracted UDA delivered 2017 & 2018



Month	Adjusted Scheduled Activity (UDA)	
	2017	2018
April	1,484	879
May	2,473	1,853
June	3,242	2,880
July	4,533	4,366
August	5,937	5,530
September	7,312	6,718
October	8,498	7,855
November	9,551	9,014
December	10,502	10,165
January	11,487	11,420
February	12,608	12,811
March	13,727	14,028
April	14,001	14,043
May	14,002	14,043
June	14,002	14,043

### QUALITY

	Quantity	Base Number	Contract	AT	Region	England
% of FP17s for the same patient ID Re-attending within 3 months - Children	122	1,796	6.8%	12.4%	12.8%	11.9%
% of FP17s for the same patient ID Re-attending within 3 months - Adults	739	5,697	13.0%	16.8%	16.5%	16.0%
% of FP17s for the same patient ID Re-attending between 3 & 9 months - Children	1,115	1,796	62.1%	57.3%	59.7%	58.3%
% of FP17s for the same patient ID Re-attending between 3 & 9 months - Adults	3,556	5,697	62.4%	50.3%	52.6%	50.3%
% of FP17s for Band 1 Urgent Courses	287	7,348	3.9%	10.1%	9.1%	9.1%
% of FP17s Relating to Free Repair or Replacements	69	7,348	0.9%	0.9%	1.0%	0.8%
% of FP17s Relating to Continuations	55	7,348	0.7%	1.0%	1.2%	1.0%
% of Patients satisfied with the dentistry they have received	6	7	N/A	92.1%	91.6%	91.5%
% of Patients satisfied with the time they had to wait for an appointment	5	7	N/A	88.7%	88.3%	87.9%

\* This is based on patients treated on this contract for their most recent course of treatment. Figures in italics indicate the base number of FP17s or Patient Questionnaire responses are less than 100. N/A is shown where the base number of responses is less than 10 during the period. % is calculated as Quantity/Base number\*100

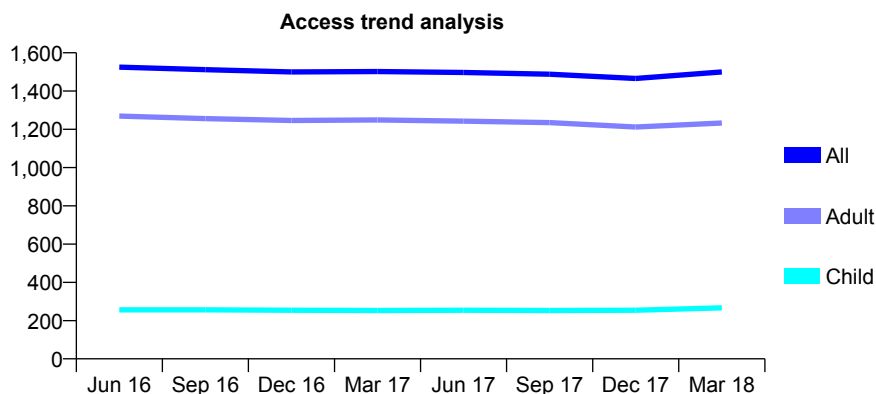
## Q46 - Vital Signs At a Glance Contract Report for 898457/0002 - Year end March 2018

Name or company name	MR ND MCLEAN
Contract type name	GDS Contract
Purpose of contract	General
Contract start date	01/04/2006
Contract end date	

17/18 Contracted general activity (UDA)	5,215
Carry forward general activity (UDA)	103
17/18 Contracted orthodontic activity (UOA)	0
Carry forward orthodontic activity (UOA)	0
Baseline contract value	£128,945.83

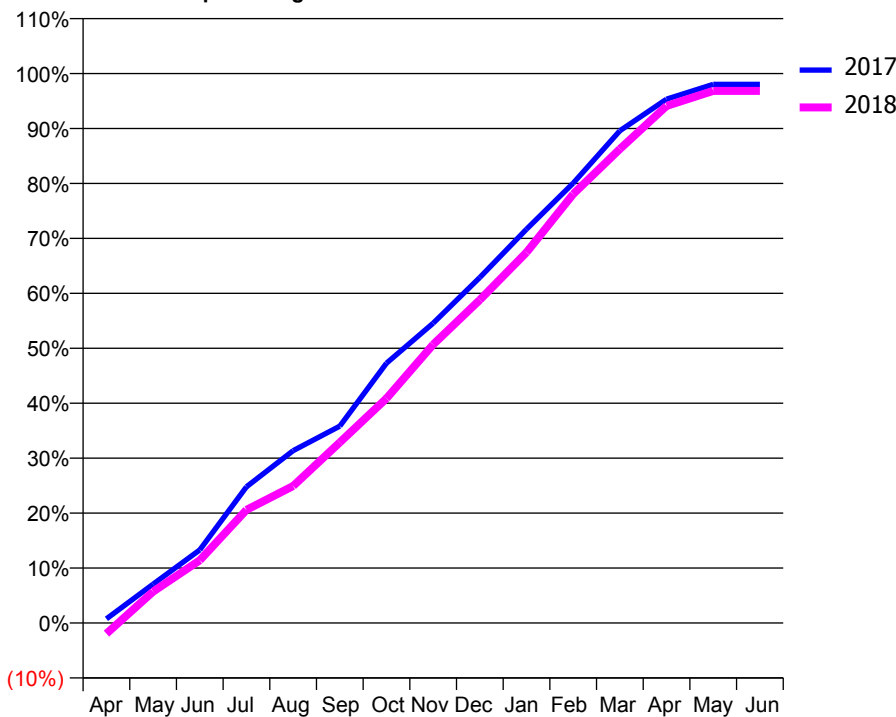
### ACCESS\*

Patients seen in 24 months	Total	Change since previous quarter
Quarter ending March 2017	1,502	
Quarter ending June 2017	1,497	→
Quarter ending September 2017	1,488	→
Quarter ending December 2017	1,466	↓
Quarter ending March 2018	1,500	↑
<b>Variance since March 2017</b>	<b>(0.1%)</b>	<b>→</b>



### ACTIVITY

Cumulative percentage of contracted UDA delivered 2017 & 2018



Adjusted Scheduled Activity (UDA)

Month	2017	2018
April	40	-102
May	369	298
June	694	595
July	1,292	1,074
August	1,636	1,300
September	1,869	1,714
October	2,466	2,132
November	2,846	2,644
December	3,280	3,067
January	3,738	3,517
February	4,175	4,071
March	4,672	4,499
April	4,972	4,907
May	5,112	5,050
June	5,112	5,050

### QUALITY

	Quantity	Base Number	Contract	AT	Region	England
% of FP17s for the same patient ID Re-attending within 3 months - Children	23	431	5.3%	12.4%	12.8%	11.9%
% of FP17s for the same patient ID Re-attending within 3 months - Adults	505	2,298	22.0%	16.8%	16.5%	16.0%
% of FP17s for the same patient ID Re-attending between 3 & 9 months - Children	301	431	69.8%	57.3%	59.7%	58.3%
% of FP17s for the same patient ID Re-attending between 3 & 9 months - Adults	1,402	2,298	61.0%	50.3%	52.6%	50.3%
% of FP17s for Band 1 Urgent Courses	445	2,820	15.8%	10.1%	9.1%	9.1%
% of FP17s Relating to Free Repair or Replacements	123	2,820	4.4%	0.9%	1.0%	0.8%
% of FP17s Relating to Continuations	41	2,820	1.5%	1.0%	1.2%	1.0%
% of Patients satisfied with the dentistry they have received	6	6	N/A	92.1%	91.6%	91.5%
% of Patients satisfied with the time they had to wait for an appointment	6	6	N/A	88.7%	88.3%	87.9%

\* This is based on patients treated on this contract for their most recent course of treatment. Figures in italics indicate the base number of FP17s or Patient Questionnaire responses are less than 100. N/A is shown where the base number of responses is less than 10 during the period. % is calculated as Quantity/Base number\*100

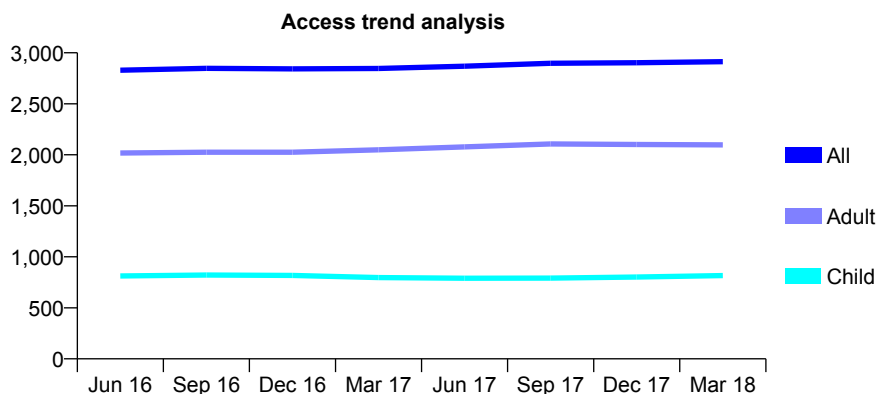
## Q46 - Vital Signs At a Glance Contract Report for 907359/0001 - Year end March 2018

Name or company name	MR MP GEORGESON
Contract type name	GDS Contract
Purpose of contract	General and Orthodontic
Contract start date	01/04/2006
Contract end date	

17/18 Contracted general activity (UDA)	8,950
Carry forward general activity (UDA)	-63
17/18 Contracted orthodontic activity (UOA)	1,361
Carry forward orthodontic activity (UOA)	-27
Baseline contract value	£297,817.57

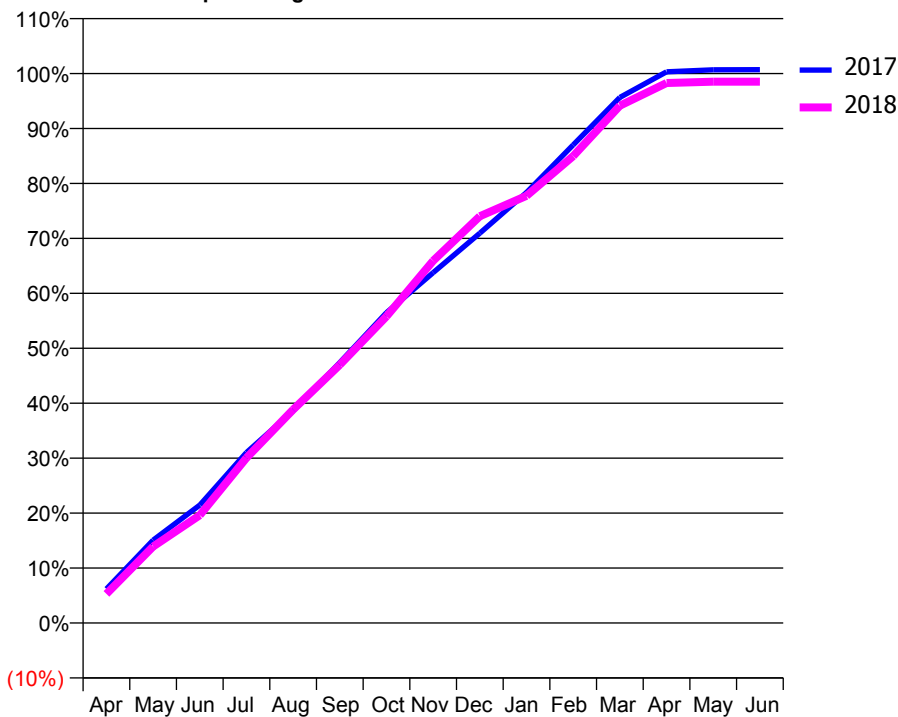
### ACCESS\*

Patients seen in 24 months	Total	Change since previous quarter
Quarter ending March 2017	2,846	
Quarter ending June 2017	2,868	→
Quarter ending September 2017	2,897	→
Quarter ending December 2017	2,903	→
Quarter ending March 2018	2,913	→
<b>Variance since March 2017</b>	<b>2.4%</b>	<b>↑</b>



### ACTIVITY

Cumulative percentage of contracted UDA delivered 2017 & 2018



Month	Adjusted Scheduled Activity (UDA)	
	2017	2018
April	554	475
May	1,351	1,245
June	1,920	1,756
July	2,777	2,690
August	3,456	3,476
September	4,244	4,206
October	5,055	4,993
November	5,706	5,900
December	6,349	6,626
January	7,012	6,958
February	7,786	7,606
March	8,561	8,426
April	8,978	8,796
May	9,010	8,816
June	9,013	8,817

### QUALITY

	Quantity	Base Number	Contract	AT	Region	England
% of FP17s for the same patient ID Re-attending within 3 months - Children	130	1,314	9.9%	12.4%	12.8%	11.9%
% of FP17s for the same patient ID Re-attending within 3 months - Adults	595	3,104	19.2%	16.8%	16.5%	16.0%
% of FP17s for the same patient ID Re-attending between 3 & 9 months - Children	660	1,314	50.2%	57.3%	59.7%	58.3%
% of FP17s for the same patient ID Re-attending between 3 & 9 months - Adults	1,629	3,104	52.5%	50.3%	52.6%	50.3%
% of FP17s for Band 1 Urgent Courses	394	4,242	9.3%	10.1%	9.1%	9.1%
% of FP17s Relating to Free Repair or Replacements	82	4,242	1.9%	0.9%	1.0%	0.8%
% of FP17s Relating to Continuations	18	4,242	0.4%	1.0%	1.2%	1.0%
% of Patients satisfied with the dentistry they have received	1	1	N/A	92.1%	91.6%	91.5%
% of Patients satisfied with the time they had to wait for an appointment	1	1	N/A	88.7%	88.3%	87.9%

\* This is based on patients treated on this contract for their most recent course of treatment. Figures in italics indicate the base number of FP17s or Patient Questionnaire responses are less than 100. N/A is shown where the base number of responses is less than 10 during the period. % is calculated as Quantity/Base number\*100



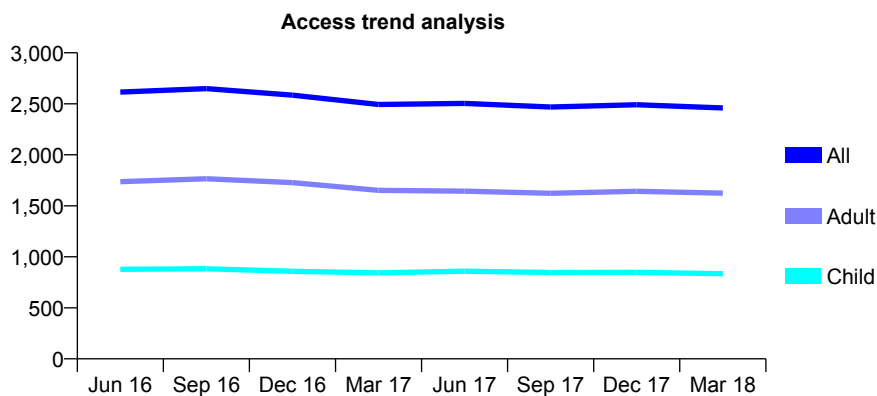
## Q46 - Vital Signs At a Glance Contract Report for 908673/0001 - Year end March 2018

Name or company name	DR PV MCCRORY
Contract type name	GDS Contract
Purpose of contract	General
Contract start date	01/04/2006
Contract end date	

17/18 Contracted general activity (UDA)	7,000
Carry forward general activity (UDA)	-99
17/18 Contracted orthodontic activity (UOA)	0
Carry forward orthodontic activity (UOA)	0
Baseline contract value	£213,964.02

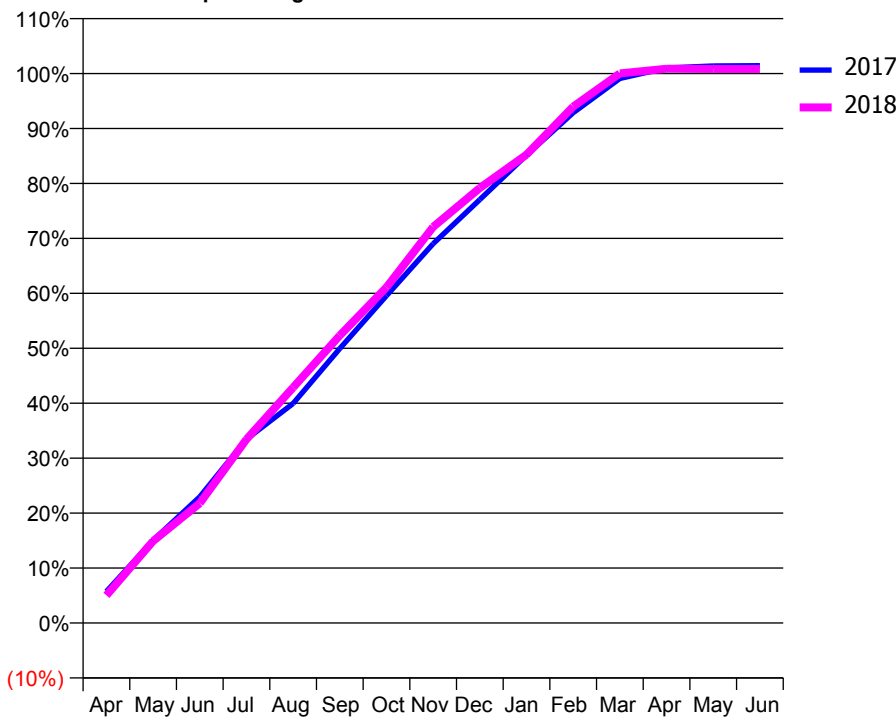
### ACCESS\*

Patients seen in 24 months	Total	Change since previous quarter
Quarter ending March 2017	2,493	
Quarter ending June 2017	2,504	→
Quarter ending September 2017	2,469	↓
Quarter ending December 2017	2,491	→
Quarter ending March 2018	2,459	↓
<b>Variance since March 2017</b>	<b>(1.4%)</b>	<b>↓</b>



### ACTIVITY

Cumulative percentage of contracted UDA delivered 2017 & 2018



Month	Adjusted Scheduled Activity (UDA)	
	2017	2018
April	401	352
May	1,055	1,045
June	1,608	1,527
July	2,342	2,340
August	2,797	3,001
September	3,497	3,663
October	4,170	4,277
November	4,831	5,045
December	5,394	5,542
January	5,961	5,966
February	6,501	6,578
March	6,936	7,001
April	7,070	7,060
May	7,096	7,058
June	7,099	7,058

### QUALITY

	Quantity	Base Number	Contract	AT	Region	England
% of FP17s for the same patient ID Re-attending within 3 months - Children	80	1,238	6.5%	12.4%	12.8%	11.9%
% of FP17s for the same patient ID Re-attending within 3 months - Adults	183	1,885	9.7%	16.8%	16.5%	16.0%
% of FP17s for the same patient ID Re-attending between 3 & 9 months - Children	775	1,238	62.6%	57.3%	59.7%	58.3%
% of FP17s for the same patient ID Re-attending between 3 & 9 months - Adults	895	1,885	47.5%	50.3%	52.6%	50.3%
% of FP17s for Band 1 Urgent Courses	350	3,086	11.3%	10.1%	9.1%	9.1%
% of FP17s Relating to Free Repair or Replacements	19	3,086	0.6%	0.9%	1.0%	0.8%
% of FP17s Relating to Continuations	9	3,086	0.3%	1.0%	1.2%	1.0%
% of Patients satisfied with the dentistry they have received	3	3	N/A	92.1%	91.6%	91.5%
% of Patients satisfied with the time they had to wait for an appointment	3	3	N/A	88.7%	88.3%	87.9%

\* This is based on patients treated on this contract for their most recent course of treatment. Figures in italics indicate the base number of FP17s or Patient Questionnaire responses are less than 100. N/A is shown where the base number of responses is less than 10 during the period. % is calculated as Quantity/Base number\*100

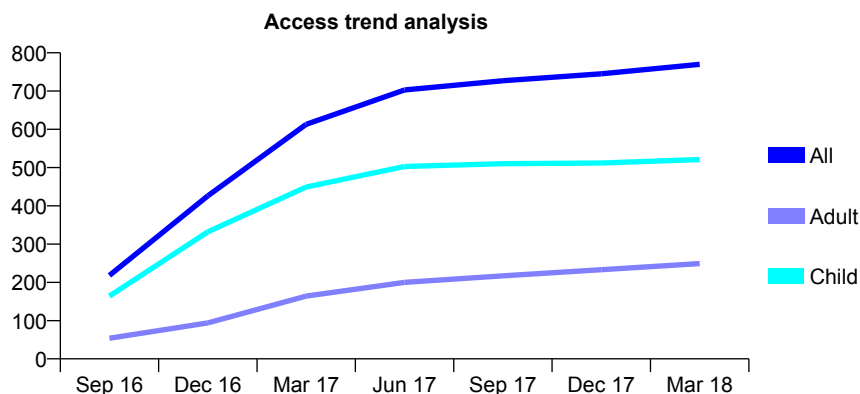
## Q46 - Vital Signs At a Glance Contract Report for 909580/0002 - Year end March 2018

Name or company name	P&J Noble Dental Practice
Contract type name	GDS Contract
Purpose of contract	General and Orthodontic
Contract start date	01/04/2007
Contract end date	

17/18 Contracted general activity (UDA)	1,706
Carry forward general activity (UDA)	0
17/18 Contracted orthodontic activity (UOA)	293
Carry forward orthodontic activity (UOA)	0
Baseline contract value	£66,407.32

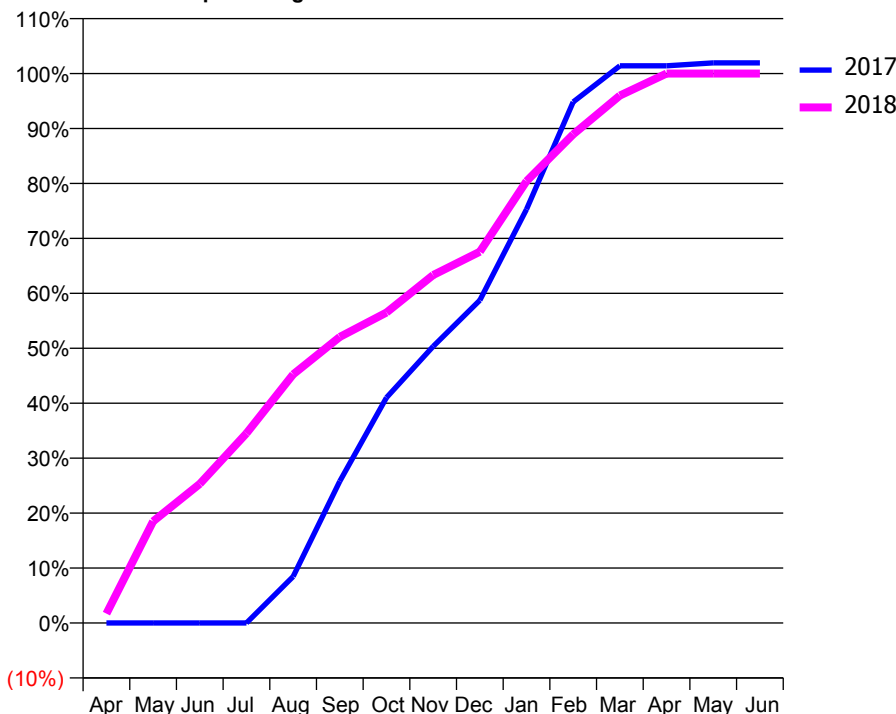
### ACCESS\*

Patients seen in 24 months	Total	Change since previous quarter
Quarter ending March 2017	613	
Quarter ending June 2017	703	↑
Quarter ending September 2017	727	↑
Quarter ending December 2017	745	↑
Quarter ending March 2018	770	↑
<b>Variance since March 2017</b>	<b>25.6%</b>	<b>↑</b>



### ACTIVITY

Cumulative percentage of contracted UDA delivered 2017 & 2018



Month	Adjusted Scheduled Activity (UDA)	
	2017	2018
April	0	29
May	0	316
June	0	432
July	0	589
August	96	772
September	294	888
October	468	964
November	574	1,080
December	670	1,153
January	859	1,372
February	1,082	1,517
March	1,157	1,637
April	1,157	1,706
May	1,163	1,706
June	1,163	1,706

### QUALITY

	Quantity	Base Number	Contract	AT	Region	England
% of FP17s for the same patient ID Re-attending within 3 months - Children	149	1,054	14.1%	12.4%	12.8%	11.9%
% of FP17s for the same patient ID Re-attending within 3 months - Adults	5	236	2.1%	16.8%	16.5%	16.0%
% of FP17s for the same patient ID Re-attending between 3 & 9 months - Children	717	1,054	68.0%	57.3%	59.7%	58.3%
% of FP17s for the same patient ID Re-attending between 3 & 9 months - Adults	139	236	58.9%	50.3%	52.6%	50.3%
% of FP17s for Band 1 Urgent Courses	39	1,318	3.0%	10.1%	9.1%	9.1%
% of FP17s Relating to Free Repair or Replacements	1	1,318	0.1%	0.9%	1.0%	0.8%
% of FP17s Relating to Continuations	0	1,318	0.0%	1.0%	1.2%	1.0%
% of Patients satisfied with the dentistry they have received	0	0	N/A	92.1%	91.6%	91.5%
% of Patients satisfied with the time they had to wait for an appointment	0	0	N/A	88.7%	88.3%	87.9%

\* This is based on patients treated on this contract for their most recent course of treatment. Figures in italics indicate the base number of FP17s or Patient Questionnaire responses are less than 100. N/A is shown where the base number of responses is less than 10 during the period. % is calculated as Quantity/Base number\*100

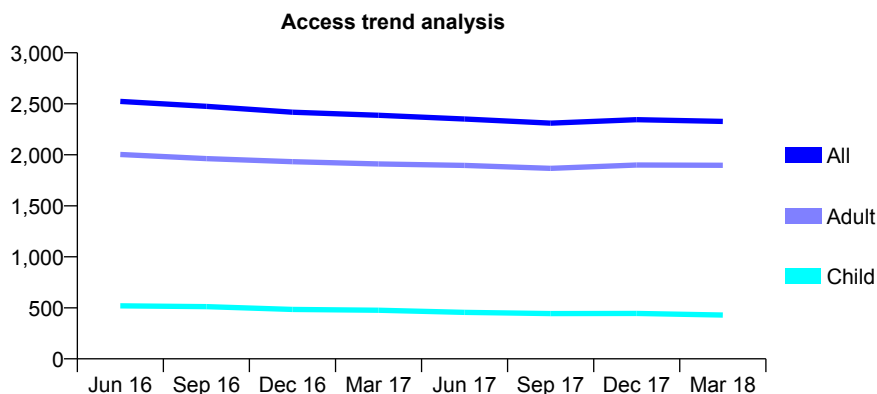
## Q46 - Vital Signs At a Glance Contract Report for 910104/0002 - Year end March 2018

Name or company name	MR DJ GRIFFITHS
Contract type name	GDS Contract
Purpose of contract	General
Contract start date	02/01/2007
Contract end date	

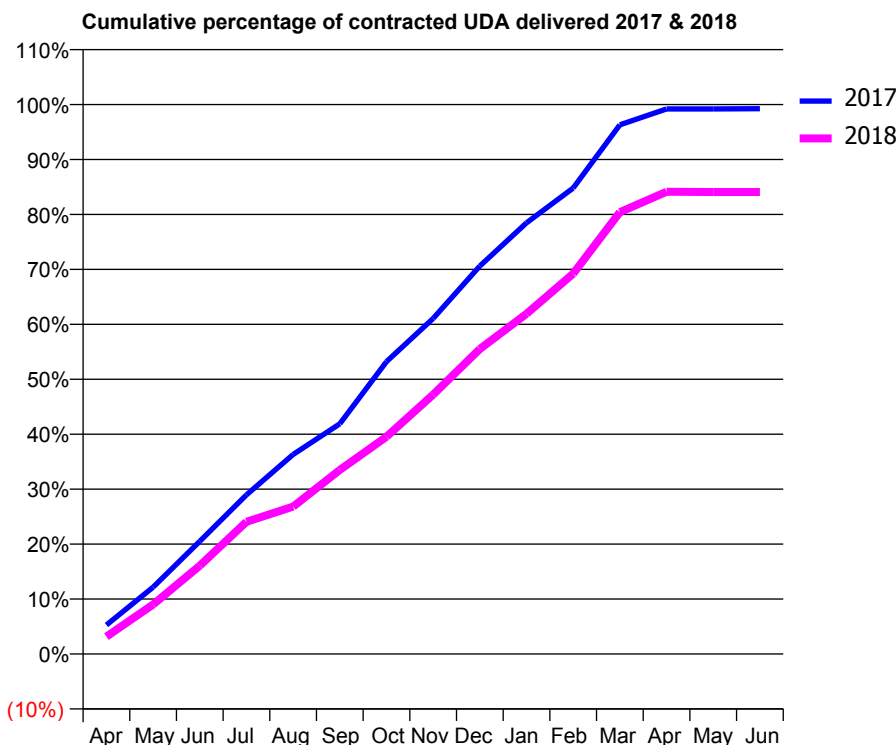
17/18 Contracted general activity (UDA)	8,178
Carry forward general activity (UDA)	63
17/18 Contracted orthodontic activity (UOA)	0
Carry forward orthodontic activity (UOA)	0
Baseline contract value	£178,886.03

### ACCESS\*

Patients seen in 24 months	Total	Change since previous quarter
Quarter ending March 2017	2,388	
Quarter ending June 2017	2,351	↓
Quarter ending September 2017	2,311	↓
Quarter ending December 2017	2,345	→
Quarter ending March 2018	2,327	→
<b>Variance since March 2017</b>	<b>(2.6%)</b>	<b>↓</b>



### ACTIVITY



Month	Adjusted Scheduled Activity (UDA)	
	2017	2018
April	431	258
May	995	737
June	1,678	1,314
July	2,368	1,968
August	2,970	2,194
September	3,426	2,741
October	4,352	3,233
November	4,995	3,862
December	5,775	4,539
January	6,418	5,064
February	6,936	5,661
March	7,876	6,576
April	8,111	6,879
May	8,112	6,876
June	8,115	6,876

### QUALITY

	Quantity	Base Number	Contract	AT	Region	England
% of FP17s for the same patient ID Re-attending within 3 months - Children	51	701	7.3%	12.4%	12.8%	11.9%
% of FP17s for the same patient ID Re-attending within 3 months - Adults	370	2,829	13.1%	16.8%	16.5%	16.0%
% of FP17s for the same patient ID Re-attending between 3 & 9 months - Children	459	701	65.5%	57.3%	59.7%	58.3%
% of FP17s for the same patient ID Re-attending between 3 & 9 months - Adults	1,528	2,829	54.0%	50.3%	52.6%	50.3%
% of FP17s for Band 1 Urgent Courses	205	3,549	5.8%	10.1%	9.1%	9.1%
% of FP17s Relating to Free Repair or Replacements	113	3,549	3.2%	0.9%	1.0%	0.8%
% of FP17s Relating to Continuations	14	3,549	0.4%	1.0%	1.2%	1.0%
% of Patients satisfied with the dentistry they have received	2	2	N/A	92.1%	91.6%	91.5%
% of Patients satisfied with the time they had to wait for an appointment	1	2	N/A	88.7%	88.3%	87.9%

\* This is based on patients treated on this contract for their most recent course of treatment. Figures in italics indicate the base number of FP17s or Patient Questionnaire responses are less than 100. N/A is shown where the base number of responses is less than 10 during the period. % is calculated as Quantity/Base number\*100

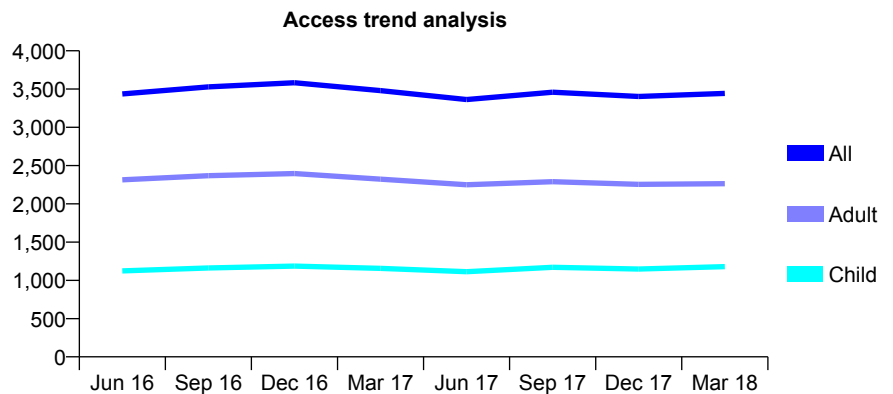
## Q46 - Vital Signs At a Glance Contract Report for 910864/0001 - Year end March 2018

Name or company name	MR D END
Contract type name	GDS Contract
Purpose of contract	General and Orthodontic
Contract start date	01/04/2006
Contract end date	

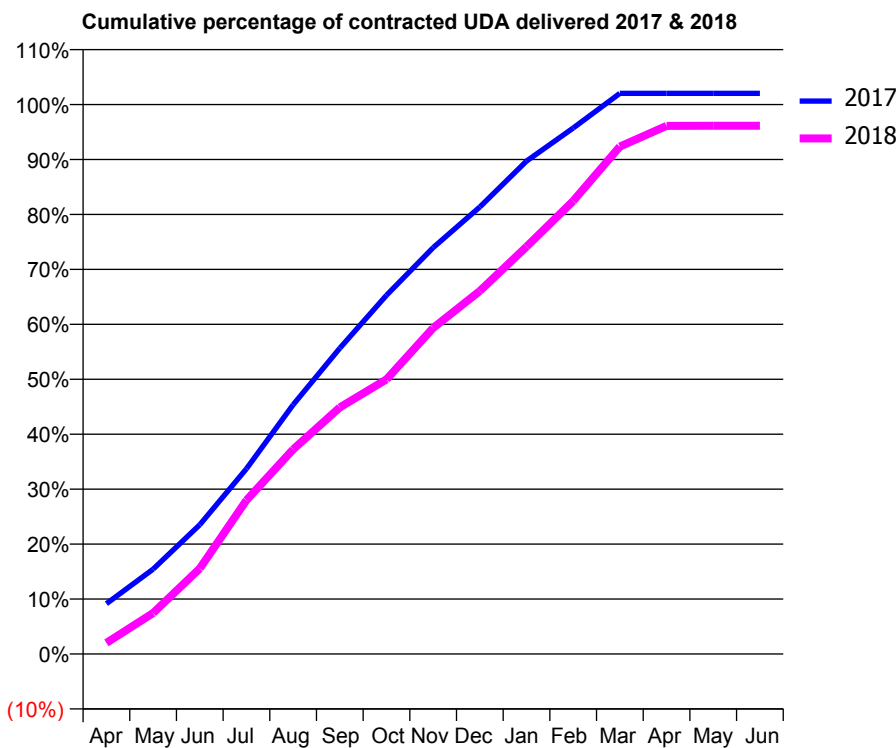
17/18 Contracted general activity (UDA)	9,584
Carry forward general activity (UDA)	-195
17/18 Contracted orthodontic activity (UOA)	400
Carry forward orthodontic activity (UOA)	-8
Baseline contract value	£330,734.26

### ACCESS\*

Patients seen in 24 months	Total	Change since previous quarter
Quarter ending March 2017	3,480	
Quarter ending June 2017	3,363	↓
Quarter ending September 2017	3,459	↑
Quarter ending December 2017	3,403	↓
Quarter ending March 2018	3,443	→
<b>Variance since March 2017</b>	<b>(1.1%)</b>	<b>↓</b>



### ACTIVITY



Month	Adjusted Scheduled Activity (UDA)	
	2017	2018
April	878	195
May	1,480	715
June	2,254	1,492
July	3,231	2,682
August	4,347	3,569
September	5,334	4,302
October	6,257	4,789
November	7,087	5,687
December	7,796	6,332
January	8,597	7,104
February	9,174	7,902
March	9,779	8,850
April	9,779	9,212
May	9,779	9,214
June	9,779	9,214

### QUALITY

	Quantity	Base Number	Contract	AT	Region	England
% of FP17s for the same patient ID Re-attending within 3 months - Children	88	1,115	7.9%	12.4%	12.8%	11.9%
% of FP17s for the same patient ID Re-attending within 3 months - Adults	280	2,133	13.1%	16.8%	16.5%	16.0%
% of FP17s for the same patient ID Re-attending between 3 & 9 months - Children	293	1,115	26.3%	57.3%	59.7%	58.3%
% of FP17s for the same patient ID Re-attending between 3 & 9 months - Adults	623	2,133	29.2%	50.3%	52.6%	50.3%
% of FP17s for Band 1 Urgent Courses	1	3,337	0.0%	10.1%	9.1%	9.1%
% of FP17s Relating to Free Repair or Replacements	3	3,337	0.1%	0.9%	1.0%	0.8%
% of FP17s Relating to Continuations	20	3,337	0.6%	1.0%	1.2%	1.0%
% of Patients satisfied with the dentistry they have received	1	2	N/A	92.1%	91.6%	91.5%
% of Patients satisfied with the time they had to wait for an appointment	2	2	N/A	88.7%	88.3%	87.9%

\* This is based on patients treated on this contract for their most recent course of treatment. Figures in italics indicate the base number of FP17s or Patient Questionnaire responses are less than 100. N/A is shown where the base number of responses is less than 10 during the period. % is calculated as Quantity/Base number\*100

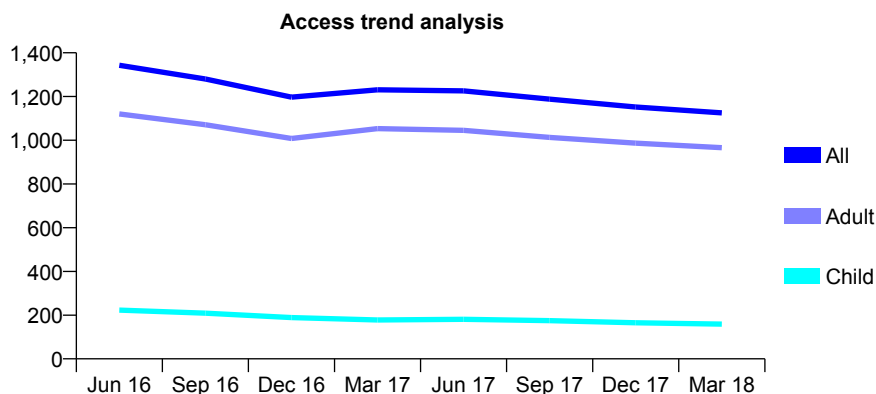
## Q46 - Vital Signs At a Glance Contract Report for 913995/0001 - Year end March 2018

Name or company name	MR JJ KEAVNEY
Contract type name	GDS Contract
Purpose of contract	General
Contract start date	01/04/2006
Contract end date	

17/18 Contracted general activity (UDA)	7,018
Carry forward general activity (UDA)	0
17/18 Contracted orthodontic activity (UOA)	0
Carry forward orthodontic activity (UOA)	0
Baseline contract value	£231,545.02

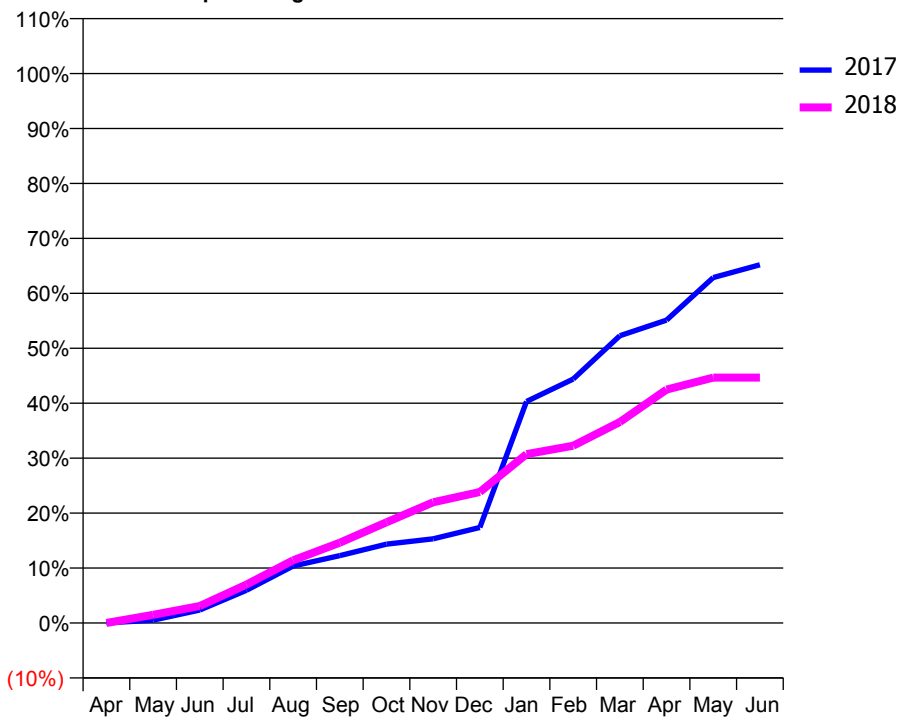
### ACCESS\*

Patients seen in 24 months	Total	Change since previous quarter
Quarter ending March 2017	1,231	
Quarter ending June 2017	1,226	→
Quarter ending September 2017	1,188	↓
Quarter ending December 2017	1,152	↓
Quarter ending March 2018	1,125	↓
<b>Variance since March 2017</b>	<b>(8.6%)</b>	<b>↓</b>



### ACTIVITY

Cumulative percentage of contracted UDA delivered 2017 & 2018



Month	Adjusted Scheduled Activity (UDA)	
	2017	2018
April	1	0
May	37	105
June	165	217
July	418	491
August	727	802
September	862	1,026
October	1,007	1,286
November	1,076	1,542
December	1,221	1,672
January	2,829	2,156
February	3,116	2,264
March	3,670	2,568
April	3,869	2,981
May	4,412	3,134
June	4,575	3,134

### QUALITY

	Quantity	Base Number	Contract	AT	Region	England
% of FP17s for the same patient ID Re-attending within 3 months - Children	15	201	7.5%	12.4%	12.8%	11.9%
% of FP17s for the same patient ID Re-attending within 3 months - Adults	241	1,172	20.6%	16.8%	16.5%	16.0%
% of FP17s for the same patient ID Re-attending between 3 & 9 months - Children	93	201	46.3%	57.3%	59.7%	58.3%
% of FP17s for the same patient ID Re-attending between 3 & 9 months - Adults	560	1,172	47.8%	50.3%	52.6%	50.3%
% of FP17s for Band 1 Urgent Courses	143	1,297	11.0%	10.1%	9.1%	9.1%
% of FP17s Relating to Free Repair or Replacements	21	1,297	1.6%	0.9%	1.0%	0.8%
% of FP17s Relating to Continuations	24	1,297	1.9%	1.0%	1.2%	1.0%
% of Patients satisfied with the dentistry they have received	0	0	N/A	92.1%	91.6%	91.5%
% of Patients satisfied with the time they had to wait for an appointment	0	0	N/A	88.7%	88.3%	87.9%

\* This is based on patients treated on this contract for their most recent course of treatment. Figures in italics indicate the base number of FP17s or Patient Questionnaire responses are less than 100. N/A is shown where the base number of responses is less than 10 during the period. % is calculated as Quantity/Base number\*100

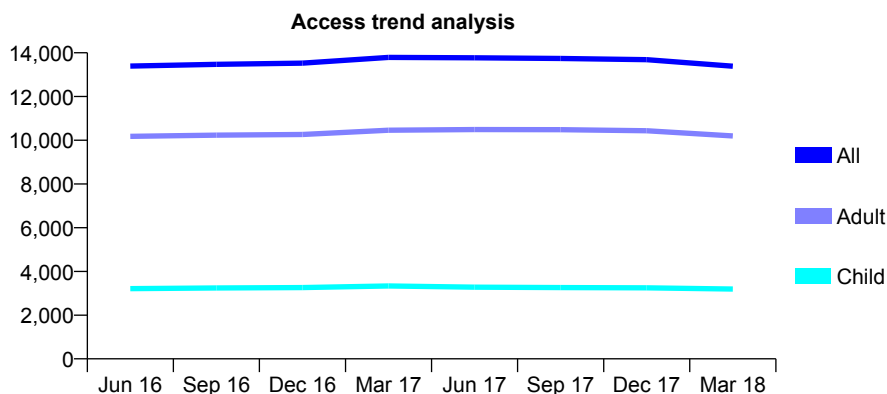
## Q46 - Vital Signs At a Glance Contract Report for 918059/0001 - Year end March 2018

Name or company name	MR JP BECKER-LE CERF
Contract type name	GDS Contract
Purpose of contract	General
Contract start date	01/04/2006
Contract end date	

17/18 Contracted general activity (UDA)	39,600
Carry forward general activity (UDA)	979
17/18 Contracted orthodontic activity (UOA)	0
Carry forward orthodontic activity (UOA)	0
Baseline contract value	£1,172,558.77

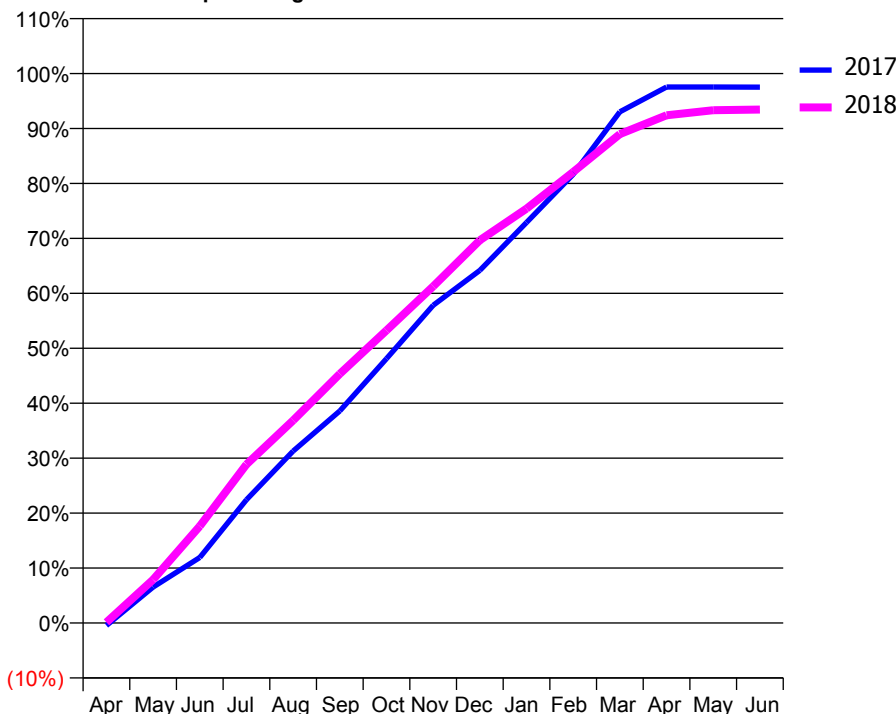
### ACCESS\*

Patients seen in 24 months	Total	Change since previous quarter
Quarter ending March 2017	13,787	
Quarter ending June 2017	13,770	→
Quarter ending September 2017	13,739	→
Quarter ending December 2017	13,687	→
Quarter ending March 2018	13,386	↓
<b>Variance since March 2017</b>	<b>(2.9%)</b>	<b>↓</b>



### ACTIVITY

Cumulative percentage of contracted UDA delivered 2017 & 2018



Adjusted Scheduled Activity (UDA)

Month	2017	2018
April	-186	58
May	2,586	3,128
June	4,726	6,984
July	8,887	11,428
August	12,389	14,603
September	15,288	17,958
October	19,053	21,089
November	22,898	24,264
December	25,414	27,584
January	28,865	29,860
February	32,327	32,509
March	36,841	35,234
April	38,629	36,590
May	38,630	36,958
June	38,621	37,004

### QUALITY

	Quantity	Base Number	Contract	AT	Region	England
% of FP17s for the same patient ID Re-attending within 3 months - Children	1,003	5,606	17.9%	12.4%	12.8%	11.9%
% of FP17s for the same patient ID Re-attending within 3 months - Adults	2,087	12,255	17.0%	16.8%	16.5%	16.0%
% of FP17s for the same patient ID Re-attending between 3 & 9 months - Children	3,053	5,606	54.5%	57.3%	59.7%	58.3%
% of FP17s for the same patient ID Re-attending between 3 & 9 months - Adults	5,339	12,255	43.6%	50.3%	52.6%	50.3%
% of FP17s for Band 1 Urgent Courses	1,670	17,818	9.4%	10.1%	9.1%	9.1%
% of FP17s Relating to Free Repair or Replacements	242	17,818	1.4%	0.9%	1.0%	0.8%
% of FP17s Relating to Continuations	465	17,818	2.6%	1.0%	1.2%	1.0%
% of Patients satisfied with the dentistry they have received	11	11	100.0%	92.1%	91.6%	91.5%
% of Patients satisfied with the time they had to wait for an appointment	11	11	100.0%	88.7%	88.3%	87.9%

\* This is based on patients treated on this contract for their most recent course of treatment. Figures in italics indicate the base number of FP17s or Patient Questionnaire responses are less than 100. N/A is shown where the base number of responses is less than 10 during the period. % is calculated as Quantity/Base number\*100

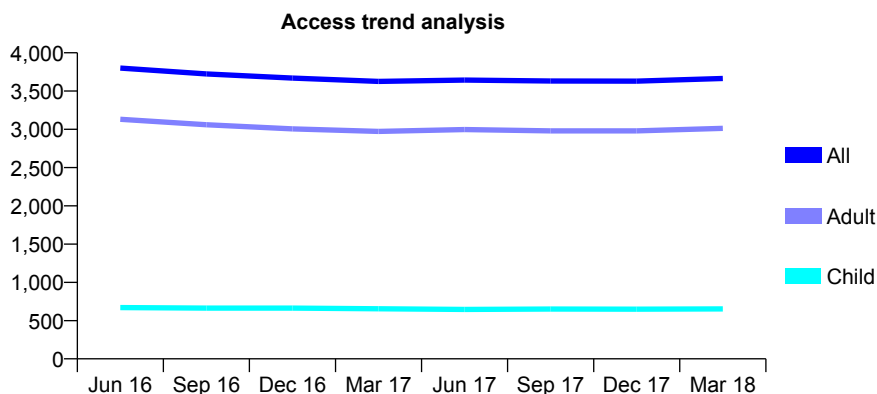
## Q46 - Vital Signs At a Glance Contract Report for 918113/0001 - Year end March 2018

Name or company name	MR JA LEE
Contract type name	GDS Contract
Purpose of contract	General
Contract start date	01/04/2006
Contract end date	

17/18 Contracted general activity (UDA)	10,653
Carry forward general activity (UDA)	-213
17/18 Contracted orthodontic activity (UOA)	0
Carry forward orthodontic activity (UOA)	0
Baseline contract value	£331,326.44

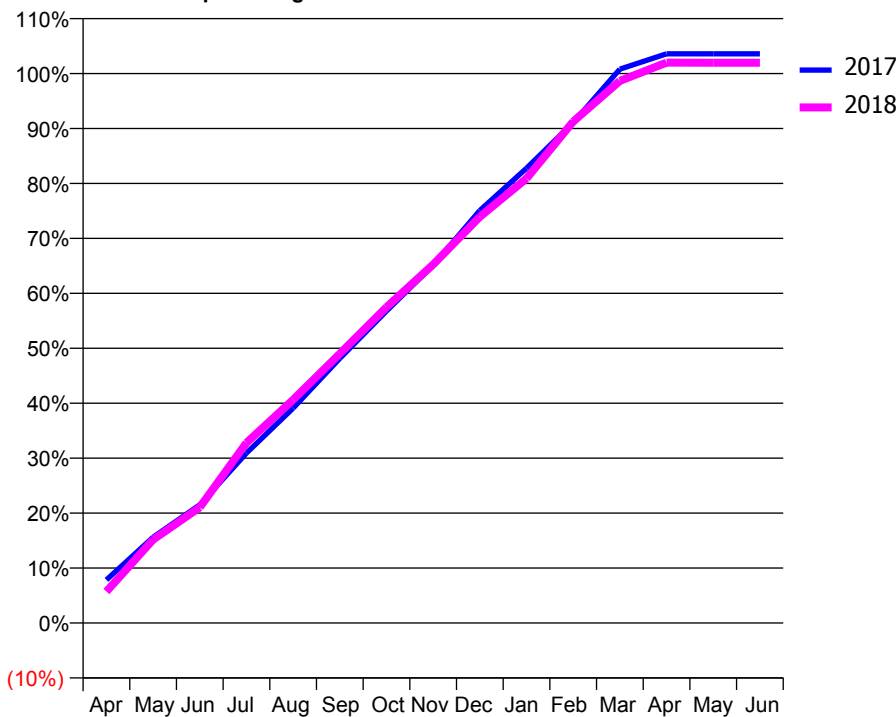
### ACCESS\*

Patients seen in 24 months	Total	Change since previous quarter
Quarter ending March 2017	3,627	
Quarter ending June 2017	3,643	→
Quarter ending September 2017	3,631	→
Quarter ending December 2017	3,629	→
Quarter ending March 2018	3,665	→
<b>Variance since March 2017</b>	<b>1.0%</b>	<b>→</b>



### ACTIVITY

Cumulative percentage of contracted UDA delivered 2017 & 2018



Month	Adjusted Scheduled Activity (UDA)	
	2017	2018
April	836	610
May	1,663	1,618
June	2,292	2,242
July	3,294	3,494
August	4,166	4,328
September	5,131	5,220
October	6,049	6,123
November	6,938	6,951
December	7,996	7,875
January	8,817	8,619
February	9,700	9,722
March	10,737	10,511
April	11,034	10,864
May	11,034	10,863
June	11,034	10,863

### QUALITY

	Quantity	Base Number	Contract	AT	Region	England
% of FP17s for the same patient ID Re-attending within 3 months - Children	149	1,179	12.6%	12.4%	12.8%	11.9%
% of FP17s for the same patient ID Re-attending within 3 months - Adults	783	4,142	18.9%	16.8%	16.5%	16.0%
% of FP17s for the same patient ID Re-attending between 3 & 9 months - Children	734	1,179	62.3%	57.3%	59.7%	58.3%
% of FP17s for the same patient ID Re-attending between 3 & 9 months - Adults	1,751	4,142	42.3%	50.3%	52.6%	50.3%
% of FP17s for Band 1 Urgent Courses	789	5,317	14.8%	10.1%	9.1%	9.1%
% of FP17s Relating to Free Repair or Replacements	159	5,317	3.0%	0.9%	1.0%	0.8%
% of FP17s Relating to Continuations	33	5,317	0.6%	1.0%	1.2%	1.0%
% of Patients satisfied with the dentistry they have received	3	5	N/A	92.1%	91.6%	91.5%
% of Patients satisfied with the time they had to wait for an appointment	3	5	N/A	88.7%	88.3%	87.9%

\* This is based on patients treated on this contract for their most recent course of treatment. Figures in italics indicate the base number of FP17s or Patient Questionnaire responses are less than 100. N/A is shown where the base number of responses is less than 10 during the period. % is calculated as Quantity/Base number\*100



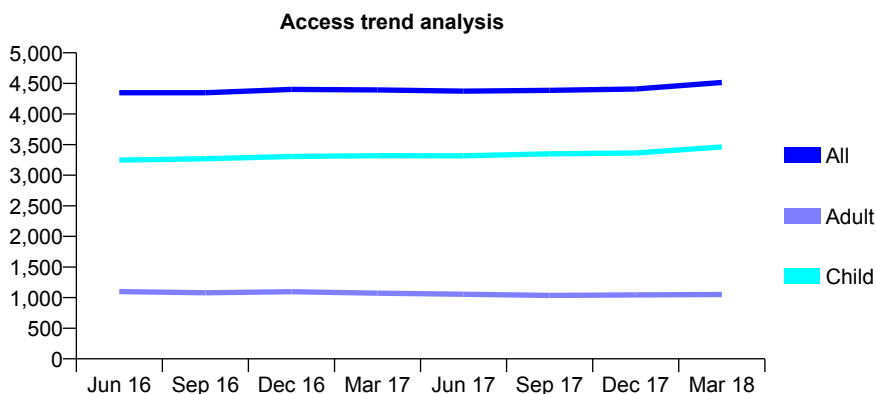
## Q46 - Vital Signs At a Glance Contract Report for 919160/0002 - Year end March 2018

Name or company name	MR CH HEWITT
Contract type name	GDS Contract
Purpose of contract	General and Orthodontic
Contract start date	01/02/2011
Contract end date	

17/18 Contracted general activity (UDA)	14,632
Carry forward general activity (UDA)	0
17/18 Contracted orthodontic activity (UOA)	1,564
Carry forward orthodontic activity (UOA)	54
Baseline contract value	£467,616.97

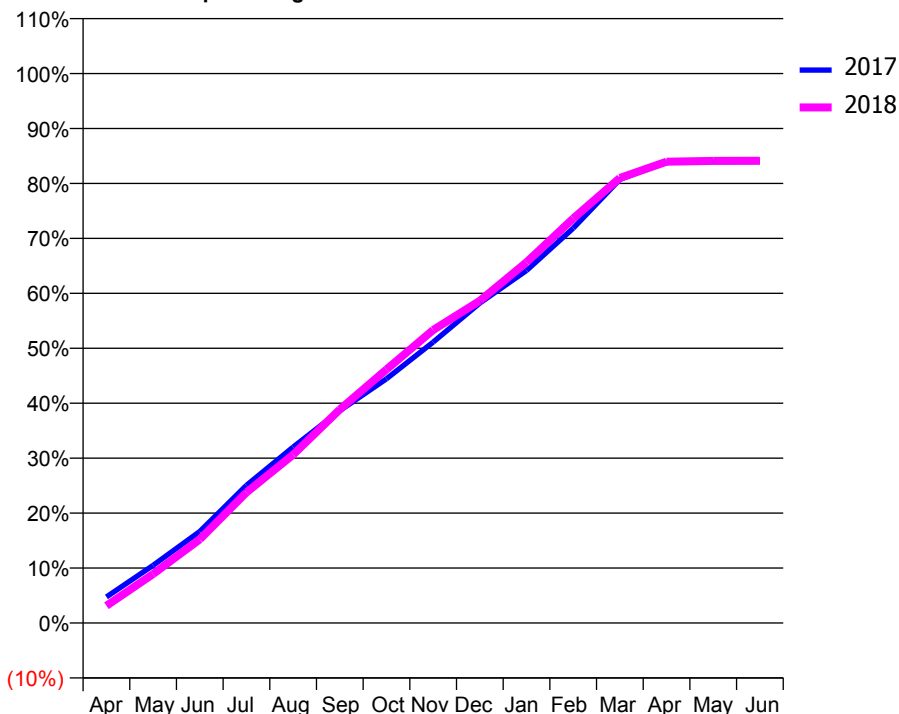
### ACCESS\*

Patients seen in 24 months	Total	Change since previous quarter
Quarter ending March 2017	4,394	
Quarter ending June 2017	4,373	→
Quarter ending September 2017	4,386	→
Quarter ending December 2017	4,408	→
Quarter ending March 2018	4,516	↑
<b>Variance since March 2017</b>	<b>2.8%</b>	<b>↑</b>



### ACTIVITY

Cumulative percentage of contracted UDA delivered 2017 & 2018



Month	Adjusted Scheduled Activity (UDA)	
	2017	2018
April	696	459
May	1,536	1,306
June	2,439	2,229
July	3,667	3,479
August	4,684	4,483
September	5,654	5,686
October	6,502	6,752
November	7,481	7,801
December	8,521	8,582
January	9,386	9,605
February	10,513	10,773
March	11,810	11,850
April	12,284	12,285
May	12,285	12,306
June	12,287	12,307

### QUALITY

	Quantity	Base Number	Contract	AT	Region	England
% of FP17s for the same patient ID Re-attending within 3 months - Children	977	6,211	15.7%	12.4%	12.8%	11.9%
% of FP17s for the same patient ID Re-attending within 3 months - Adults	288	1,234	23.3%	16.8%	16.5%	16.0%
% of FP17s for the same patient ID Re-attending between 3 & 9 months - Children	3,682	6,211	59.3%	57.3%	59.7%	58.3%
% of FP17s for the same patient ID Re-attending between 3 & 9 months - Adults	628	1,234	50.9%	50.3%	52.6%	50.3%
% of FP17s for Band 1 Urgent Courses	629	7,264	8.7%	10.1%	9.1%	9.1%
% of FP17s Relating to Free Repair or Replacements	0	7,264	0.0%	0.9%	1.0%	0.8%
% of FP17s Relating to Continuations	0	7,264	0.0%	1.0%	1.2%	1.0%
% of Patients satisfied with the dentistry they have received	1	1	N/A	92.1%	91.6%	91.5%
% of Patients satisfied with the time they had to wait for an appointment	1	1	N/A	88.7%	88.3%	87.9%

\* This is based on patients treated on this contract for their most recent course of treatment. Figures in italics indicate the base number of FP17s or Patient Questionnaire responses are less than 100. N/A is shown where the base number of responses is less than 10 during the period. % is calculated as Quantity/Base number\*100

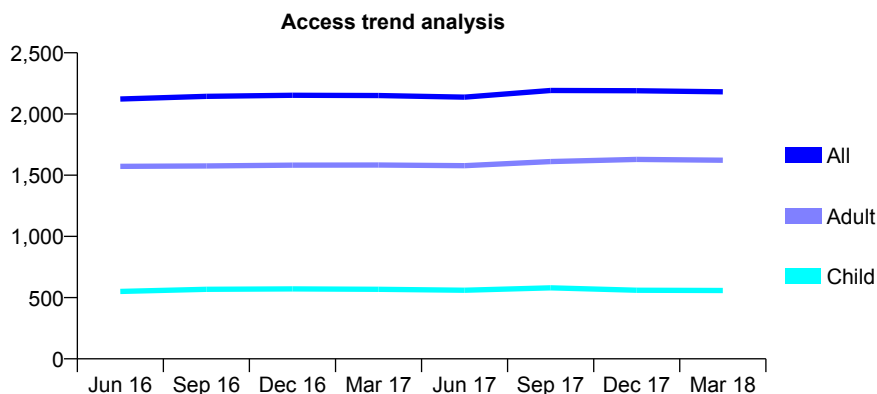
## Q46 - Vital Signs At a Glance Contract Report for 919926/0001 - Year end March 2018

Name or company name	MR DP FLATTERY
Contract type name	GDS Contract
Purpose of contract	General
Contract start date	29/04/2010
Contract end date	

17/18 Contracted general activity (UDA)	5,922
Carry forward general activity (UDA)	-19
17/18 Contracted orthodontic activity (UOA)	0
Carry forward orthodontic activity (UOA)	0
Baseline contract value	£146,427.09

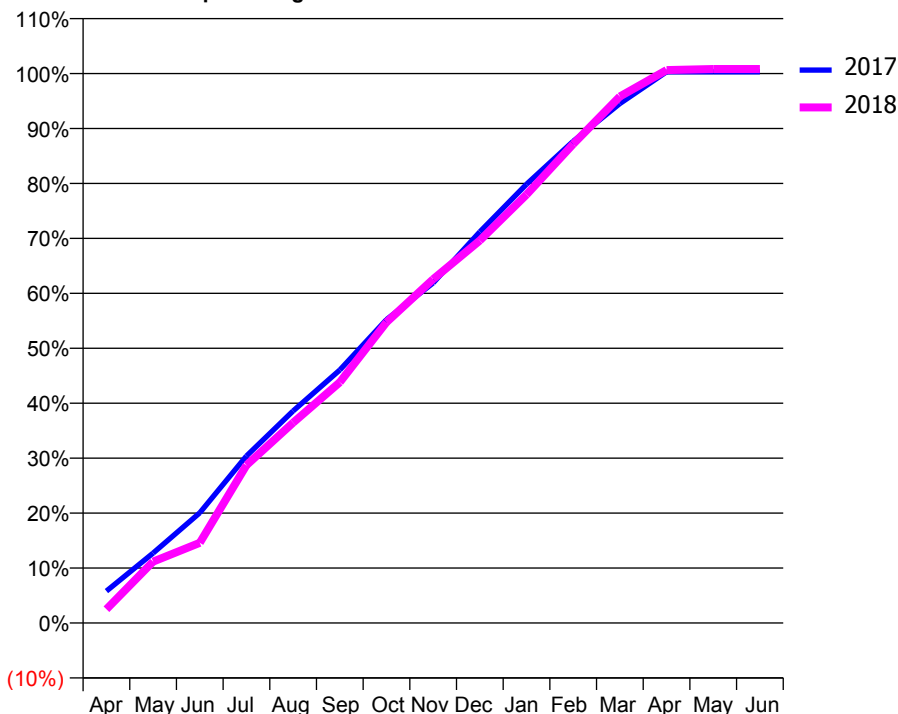
### ACCESS\*

Patients seen in 24 months	Total	Change since previous quarter
Quarter ending March 2017	2,151	
Quarter ending June 2017	2,138	→
Quarter ending September 2017	2,192	↑
Quarter ending December 2017	2,190	→
Quarter ending March 2018	2,181	→
<b>Variance since March 2017</b>	<b>1.4%</b>	<b>→</b>



### ACTIVITY

Cumulative percentage of contracted UDA delivered 2017 & 2018



Month	Adjusted Scheduled Activity (UDA)	
	2017	2018
April	344	149
May	753	662
June	1,188	864
July	1,799	1,701
August	2,285	2,159
September	2,727	2,594
October	3,270	3,242
November	3,665	3,706
December	4,215	4,123
January	4,729	4,617
February	5,192	5,162
March	5,598	5,674
April	5,940	5,958
May	5,940	5,970
June	5,941	5,970

### QUALITY

	Quantity	Base Number	Contract	AT	Region	England
% of FP17s for the same patient ID Re-attending within 3 months - Children	58	912	6.4%	12.4%	12.8%	11.9%
% of FP17s for the same patient ID Re-attending within 3 months - Adults	444	2,747	16.2%	16.8%	16.5%	16.0%
% of FP17s for the same patient ID Re-attending between 3 & 9 months - Children	596	912	65.4%	57.3%	59.7%	58.3%
% of FP17s for the same patient ID Re-attending between 3 & 9 months - Adults	1,659	2,747	60.4%	50.3%	52.6%	50.3%
% of FP17s for Band 1 Urgent Courses	191	3,599	5.3%	10.1%	9.1%	9.1%
% of FP17s Relating to Free Repair or Replacements	13	3,599	0.4%	0.9%	1.0%	0.8%
% of FP17s Relating to Continuations	120	3,599	3.3%	1.0%	1.2%	1.0%
% of Patients satisfied with the dentistry they have received	4	4	N/A	92.1%	91.6%	91.5%
% of Patients satisfied with the time they had to wait for an appointment	4	4	N/A	88.7%	88.3%	87.9%

\* This is based on patients treated on this contract for their most recent course of treatment. Figures in italics indicate the base number of FP17s or Patient Questionnaire responses are less than 100. N/A is shown where the base number of responses is less than 10 during the period. % is calculated as Quantity/Base number\*100

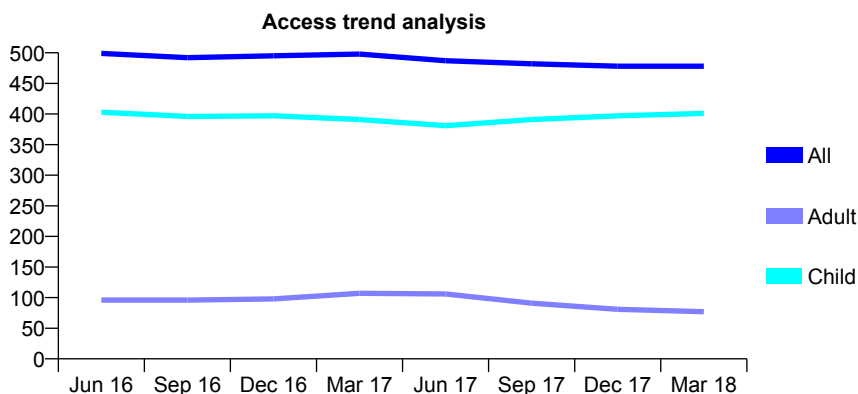
## Q46 - Vital Signs At a Glance Contract Report for 919942/0001 - Year end March 2018

Name or company name	MR N NAEEM
Contract type name	GDS Contract
Purpose of contract	General
Contract start date	01/04/2006
Contract end date	

17/18 Contracted general activity (UDA)	1,500
Carry forward general activity (UDA)	-9
17/18 Contracted orthodontic activity (UOA)	0
Carry forward orthodontic activity (UOA)	0
Baseline contract value	£35,770.90

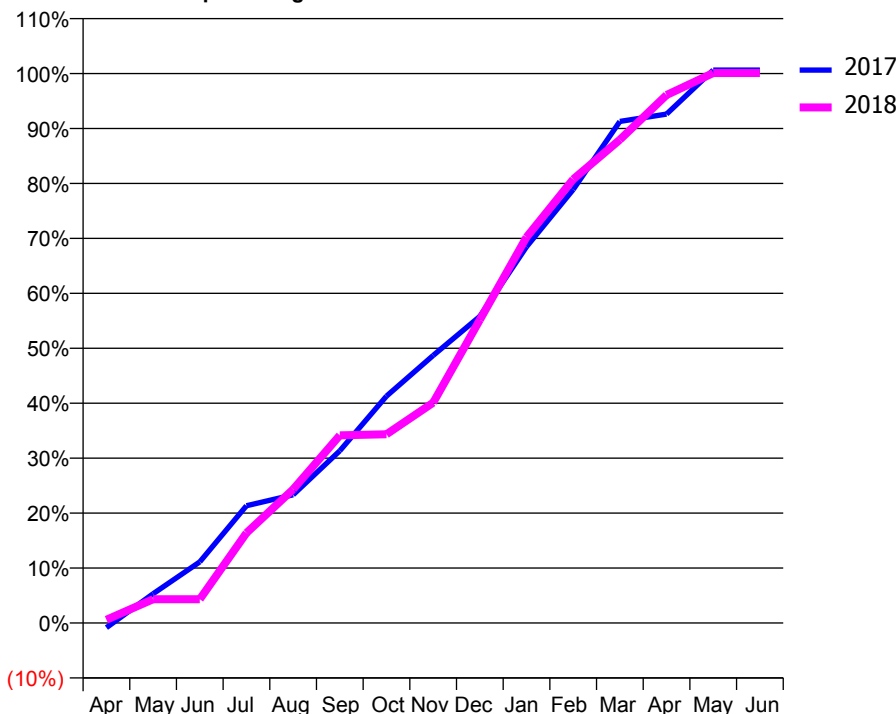
### ACCESS\*

Patients seen in 24 months	Total	Change since previous quarter
Quarter ending March 2017	498	
Quarter ending June 2017	487	↓
Quarter ending September 2017	482	↓
Quarter ending December 2017	478	→
Quarter ending March 2018	478	→
<b>Variance since March 2017</b>	<b>(4.0%)</b>	<b>↓</b>



### ACTIVITY

Cumulative percentage of contracted UDA delivered 2017 & 2018



Adjusted Scheduled Activity (UDA)

Month	2017	2018
April	-13	9
May	80	65
June	167	65
July	320	246
August	350	365
September	470	512
October	619	515
November	730	601
December	837	827
January	1,027	1,053
February	1,183	1,211
March	1,369	1,319
April	1,389	1,441
May	1,509	1,501
June	1,509	1,501

### QUALITY

	Quantity	Base Number	Contract	AT	Region	England
% of FP17s for the same patient ID Re-attending within 3 months - Children	223	1,011	22.1%	12.4%	12.8%	11.9%
% of FP17s for the same patient ID Re-attending within 3 months - Adults	13	79	16.5%	16.8%	16.5%	16.0%
% of FP17s for the same patient ID Re-attending between 3 & 9 months - Children	667	1,011	66.0%	57.3%	59.7%	58.3%
% of FP17s for the same patient ID Re-attending between 3 & 9 months - Adults	47	79	59.5%	50.3%	52.6%	50.3%
% of FP17s for Band 1 Urgent Courses	2	1,080	0.2%	10.1%	9.1%	9.1%
% of FP17s Relating to Free Repair or Replacements	0	1,080	0.0%	0.9%	1.0%	0.8%
% of FP17s Relating to Continuations	0	1,080	0.0%	1.0%	1.2%	1.0%
% of Patients satisfied with the dentistry they have received	1	1	N/A	92.1%	91.6%	91.5%
% of Patients satisfied with the time they had to wait for an appointment	1	1	N/A	88.7%	88.3%	87.9%

\* This is based on patients treated on this contract for their most recent course of treatment. Figures in italics indicate the base number of FP17s or Patient Questionnaire responses are less than 100. N/A is shown where the base number of responses is less than 10 during the period. % is calculated as Quantity/Base number\*100

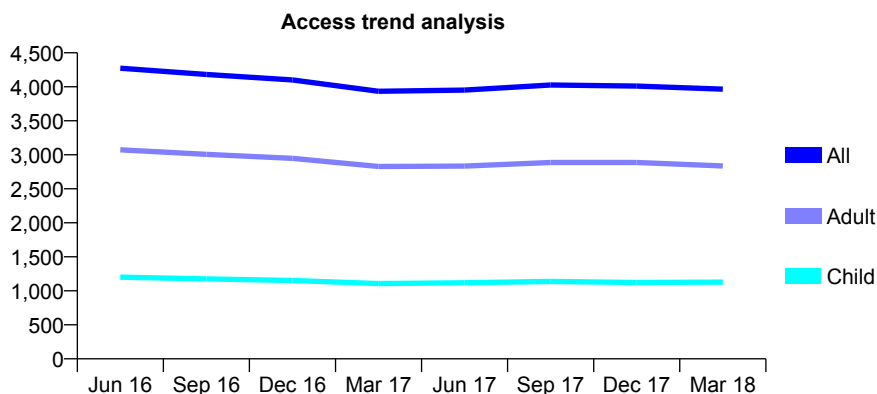
## Q46 - Vital Signs At a Glance Contract Report for 920037/0001 - Year end March 2018

Name or company name	MR C EDWARDS
Contract type name	GDS Contract
Purpose of contract	General
Contract start date	01/04/2012
Contract end date	

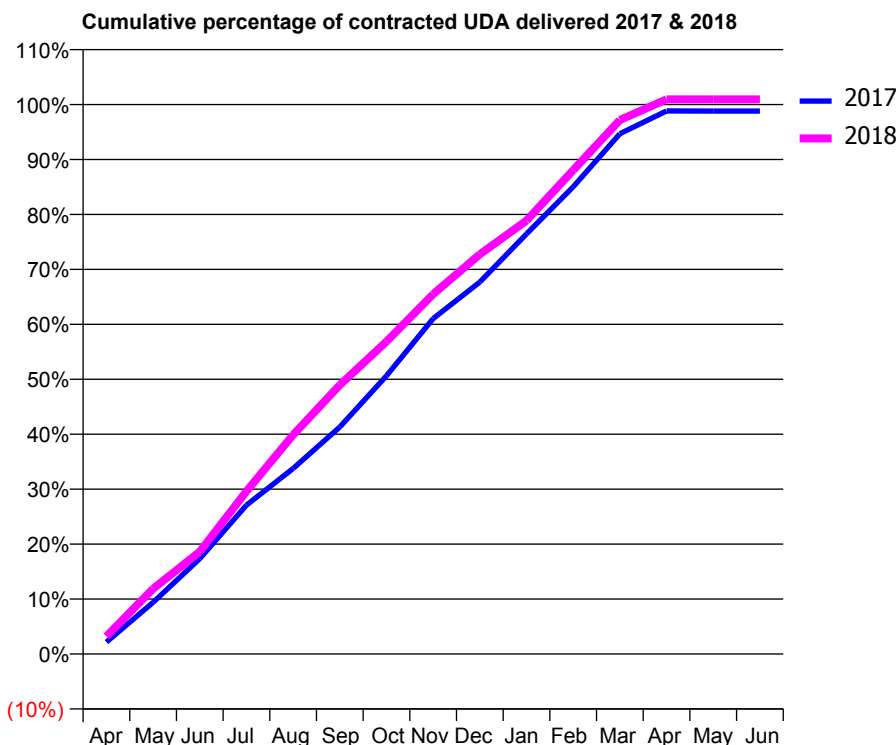
17/18 Contracted general activity (UDA)	12,979
Carry forward general activity (UDA)	146
17/18 Contracted orthodontic activity (UOA)	0
Carry forward orthodontic activity (UOA)	0
Baseline contract value	£392,462.24

### ACCESS\*

Patients seen in 24 months	Total	Change since previous quarter
Quarter ending March 2017	3,935	
Quarter ending June 2017	3,952	→
Quarter ending September 2017	4,027	→
Quarter ending December 2017	4,010	→
Quarter ending March 2018	3,965	↓
<b>Variance since March 2017</b>	<b>0.8%</b>	<b>→</b>



### ACTIVITY



Month	Adjusted Scheduled Activity (UDA)	
	2017	2018
April	265	417
May	1,149	1,542
June	2,119	2,418
July	3,309	3,844
August	4,122	5,177
September	5,044	6,354
October	6,181	7,380
November	7,452	8,499
December	8,264	9,440
January	9,335	10,237
February	10,380	11,429
March	11,559	12,613
April	12,064	13,100
May	12,063	13,101
June	12,063	13,100

### QUALITY

	Quantity	Base Number	Contract	AT	Region	England
% of FP17s for the same patient ID Re-attending within 3 months - Children	178	1,916	9.3%	12.4%	12.8%	11.9%
% of FP17s for the same patient ID Re-attending within 3 months - Adults	723	4,415	16.4%	16.8%	16.5%	16.0%
% of FP17s for the same patient ID Re-attending between 3 & 9 months - Children	1,306	1,916	68.2%	57.3%	59.7%	58.3%
% of FP17s for the same patient ID Re-attending between 3 & 9 months - Adults	2,521	4,415	57.1%	50.3%	52.6%	50.3%
% of FP17s for Band 1 Urgent Courses	655	6,356	10.3%	10.1%	9.1%	9.1%
% of FP17s Relating to Free Repair or Replacements	31	6,356	0.5%	0.9%	1.0%	0.8%
% of FP17s Relating to Continuations	9	6,356	0.1%	1.0%	1.2%	1.0%
% of Patients satisfied with the dentistry they have received	1	1	N/A	92.1%	91.6%	91.5%
% of Patients satisfied with the time they had to wait for an appointment	1	1	N/A	88.7%	88.3%	87.9%

\* This is based on patients treated on this contract for their most recent course of treatment. Figures in italics indicate the base number of FP17s or Patient Questionnaire responses are less than 100. N/A is shown where the base number of responses is less than 10 during the period. % is calculated as Quantity/Base number\*100

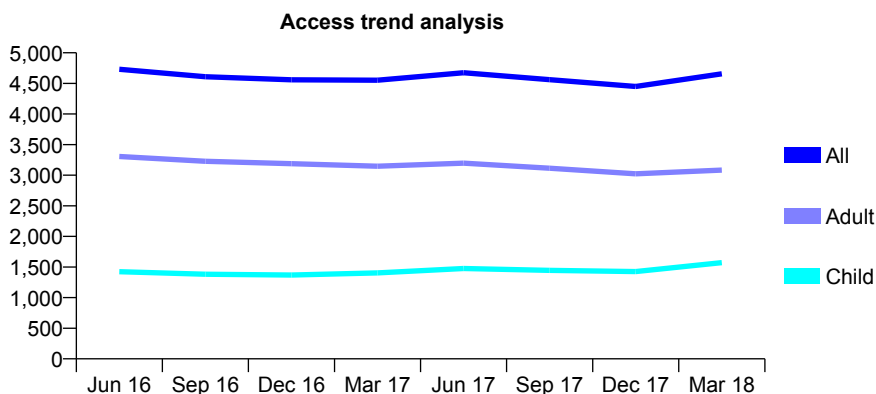
## Q46 - Vital Signs At a Glance Contract Report for 920932/0001 - Year end March 2018

Name or company name	272 Dental Care
Contract type name	GDS Contract
Purpose of contract	General
Contract start date	01/04/2006
Contract end date	

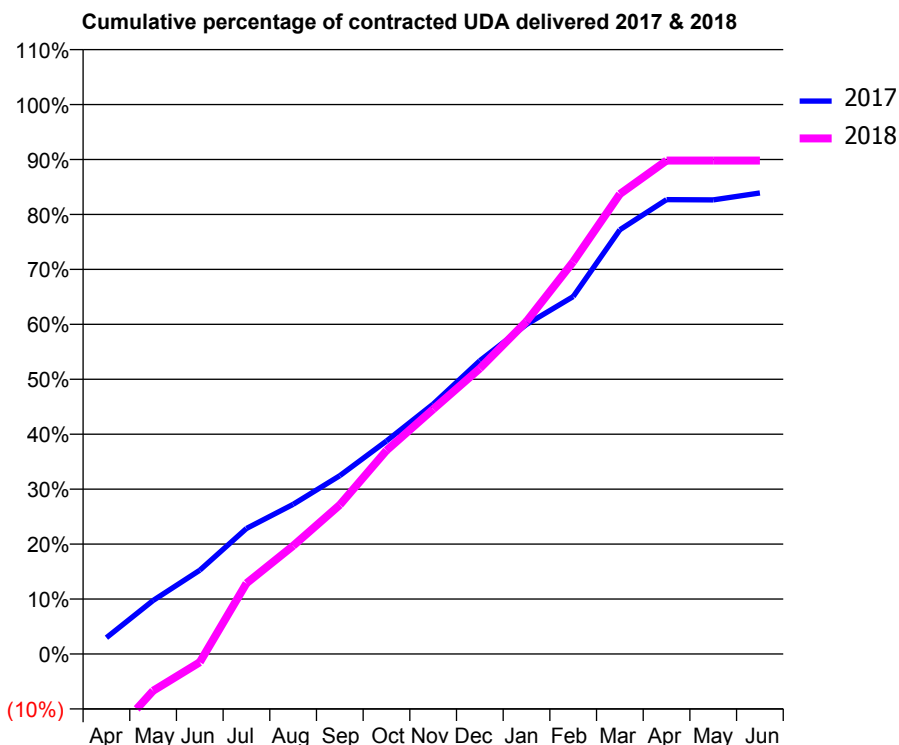
17/18 Contracted general activity (UDA)	16,128
Carry forward general activity (UDA)	2,598
17/18 Contracted orthodontic activity (UOA)	0
Carry forward orthodontic activity (UOA)	0
Baseline contract value	£392,855.34

### ACCESS\*

Patients seen in 24 months	Total	Change since previous quarter
Quarter ending March 2017	4,553	
Quarter ending June 2017	4,675	↑
Quarter ending September 2017	4,561	↓
Quarter ending December 2017	4,449	↓
Quarter ending March 2018	4,656	↑
<b>Variance since March 2017</b>	<b>2.3%</b>	<b>↑</b>



### ACTIVITY



Month	Adjusted Scheduled Activity (UDA)	
	2017	2018
April	480	-2,598
May	1,571	-1,082
June	2,460	-245
July	3,686	2,075
August	4,393	3,177
September	5,234	4,376
October	6,253	5,973
November	7,338	7,182
December	8,609	8,380
January	9,675	9,763
February	10,490	11,511
March	12,450	13,499
April	13,335	14,483
May	13,330	14,483
June	13,530	14,483

### QUALITY

	Quantity	Base Number	Contract	AT	Region	England
% of FP17s for the same patient ID Re-attending within 3 months - Children	125	2,274	5.5%	12.4%	12.8%	11.9%
% of FP17s for the same patient ID Re-attending within 3 months - Adults	429	4,034	10.6%	16.8%	16.5%	16.0%
% of FP17s for the same patient ID Re-attending between 3 & 9 months - Children	1,076	2,274	47.3%	57.3%	59.7%	58.3%
% of FP17s for the same patient ID Re-attending between 3 & 9 months - Adults	1,955	4,034	48.5%	50.3%	52.6%	50.3%
% of FP17s for Band 1 Urgent Courses	276	6,407	4.3%	10.1%	9.1%	9.1%
% of FP17s Relating to Free Repair or Replacements	56	6,407	0.9%	0.9%	1.0%	0.8%
% of FP17s Relating to Continuations	55	6,407	0.9%	1.0%	1.2%	1.0%
% of Patients satisfied with the dentistry they have received	2	2	N/A	92.1%	91.6%	91.5%
% of Patients satisfied with the time they had to wait for an appointment	2	2	N/A	88.7%	88.3%	87.9%

\* This is based on patients treated on this contract for their most recent course of treatment. Figures in italics indicate the base number of FP17s or Patient Questionnaire responses are less than 100. N/A is shown where the base number of responses is less than 10 during the period. % is calculated as Quantity/Base number\*100

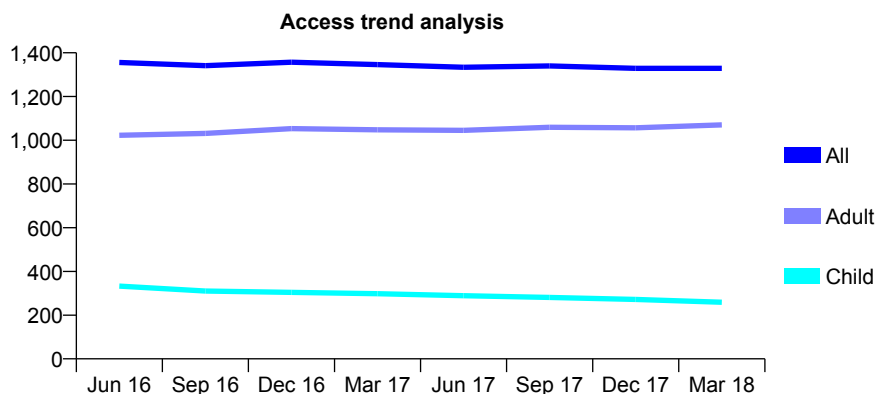
## Q46 - Vital Signs At a Glance Contract Report for 921203/0001 - Year end March 2018

Name or company name	MRS KV DISS
Contract type name	GDS Contract
Purpose of contract	General
Contract start date	01/04/2006
Contract end date	

17/18 Contracted general activity (UDA)	3,718
Carry forward general activity (UDA)	-73
17/18 Contracted orthodontic activity (UOA)	0
Carry forward orthodontic activity (UOA)	0
Baseline contract value	£91,931.09

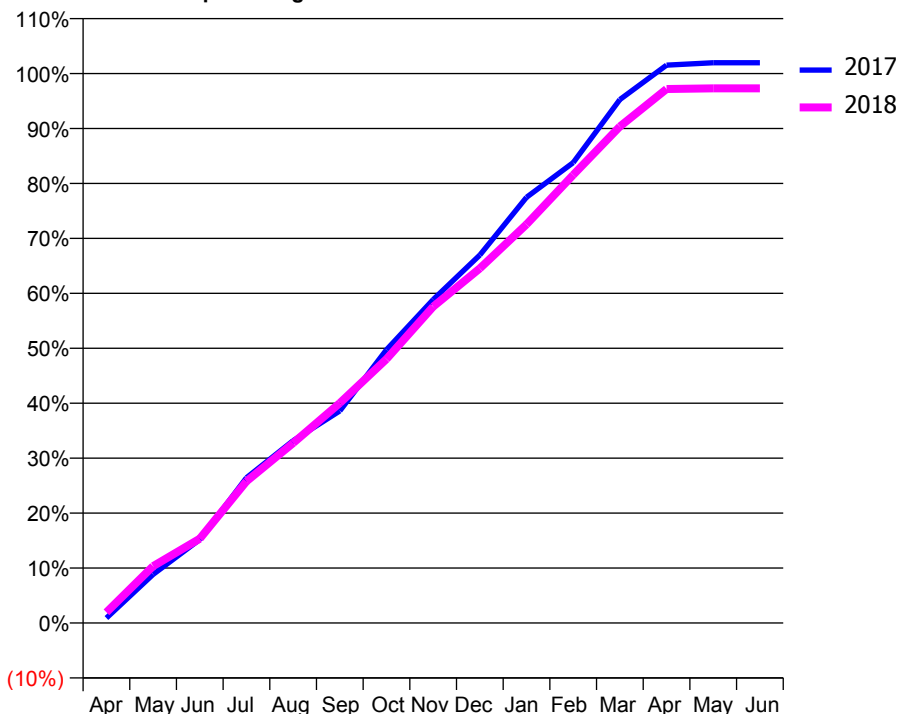
### ACCESS\*

Patients seen in 24 months	Total	Change since previous quarter
Quarter ending March 2017	1,346	
Quarter ending June 2017	1,334	→
Quarter ending September 2017	1,340	→
Quarter ending December 2017	1,329	→
Quarter ending March 2018	1,329	→
<b>Variance since March 2017</b>	<b>(1.3%)</b>	<b>↓</b>



### ACTIVITY

Cumulative percentage of contracted UDA delivered 2017 & 2018



Month	Adjusted Scheduled Activity (UDA)	
	2017	2018
April	33	73
May	329	385
June	565	571
July	983	958
August	1,233	1,218
September	1,435	1,488
October	1,849	1,786
November	2,188	2,141
December	2,490	2,399
January	2,881	2,697
February	3,115	3,032
March	3,541	3,360
April	3,775	3,613
May	3,791	3,618
June	3,791	3,618

### QUALITY

	Quantity	Base Number	Contract	AT	Region	England
% of FP17s for the same patient ID Re-attending within 3 months - Children	23	422	5.5%	12.4%	12.8%	11.9%
% of FP17s for the same patient ID Re-attending within 3 months - Adults	335	1,829	18.3%	16.8%	16.5%	16.0%
% of FP17s for the same patient ID Re-attending between 3 & 9 months - Children	304	422	72.0%	57.3%	59.7%	58.3%
% of FP17s for the same patient ID Re-attending between 3 & 9 months - Adults	1,099	1,829	60.1%	50.3%	52.6%	50.3%
% of FP17s for Band 1 Urgent Courses	221	2,271	9.7%	10.1%	9.1%	9.1%
% of FP17s Relating to Free Repair or Replacements	43	2,271	1.9%	0.9%	1.0%	0.8%
% of FP17s Relating to Continuations	19	2,271	0.8%	1.0%	1.2%	1.0%
% of Patients satisfied with the dentistry they have received	1	1	N/A	92.1%	91.6%	91.5%
% of Patients satisfied with the time they had to wait for an appointment	1	1	N/A	88.7%	88.3%	87.9%

\* This is based on patients treated on this contract for their most recent course of treatment. Figures in italics indicate the base number of FP17s or Patient Questionnaire responses are less than 100. N/A is shown where the base number of responses is less than 10 during the period. % is calculated as Quantity/Base number\*100

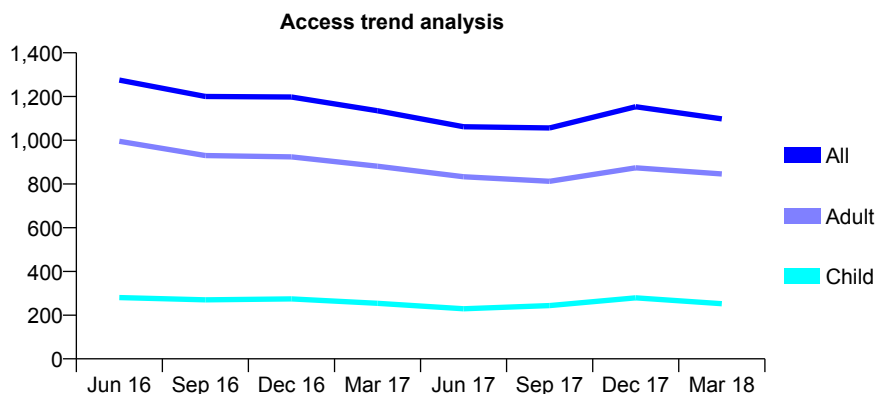
## Q46 - Vital Signs At a Glance Contract Report for 927066/0001 - Year end March 2018

Name or company name	MR K SEDEHIZADEH
Contract type name	GDS Contract
Purpose of contract	General
Contract start date	01/04/2006
Contract end date	

17/18 Contracted general activity (UDA)	4,078
Carry forward general activity (UDA)	-42
17/18 Contracted orthodontic activity (UOA)	0
Carry forward orthodontic activity (UOA)	0
Baseline contract value	£129,349.74

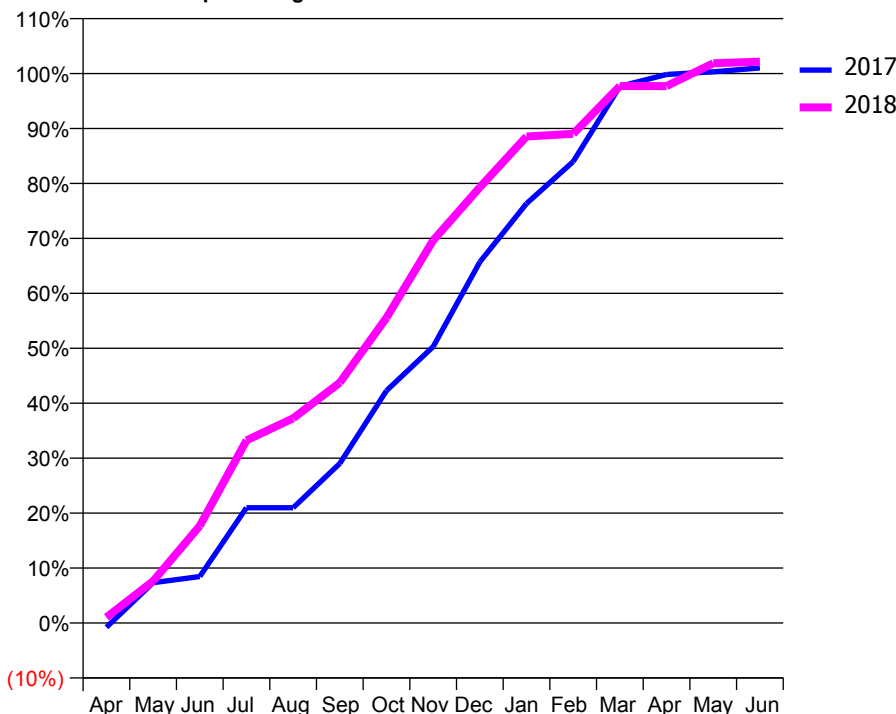
### ACCESS\*

Patients seen in 24 months	Total	Change since previous quarter
Quarter ending March 2017	1,135	
Quarter ending June 2017	1,062	↓
Quarter ending September 2017	1,056	→
Quarter ending December 2017	1,153	↑
Quarter ending March 2018	1,098	↓
<b>Variance since March 2017</b>	<b>(3.3%)</b>	<b>↓</b>



### ACTIVITY

Cumulative percentage of contracted UDA delivered 2017 & 2018



Month	Adjusted Scheduled Activity (UDA)	
	2017	2018
April	-32	42
May	299	311
June	345	721
July	856	1,355
August	856	1,520
September	1,184	1,783
October	1,724	2,266
November	2,051	2,839
December	2,680	3,234
January	3,113	3,610
February	3,425	3,630
March	3,983	3,984
April	4,071	3,984
May	4,091	4,154
June	4,120	4,166

### QUALITY

	Quantity	Base Number	Contract	AT	Region	England
% of FP17s for the same patient ID Re-attending within 3 months - Children	50	385	13.0%	12.4%	12.8%	11.9%
% of FP17s for the same patient ID Re-attending within 3 months - Adults	195	1,000	19.5%	16.8%	16.5%	16.0%
% of FP17s for the same patient ID Re-attending between 3 & 9 months - Children	162	385	42.1%	57.3%	59.7%	58.3%
% of FP17s for the same patient ID Re-attending between 3 & 9 months - Adults	320	1,000	32.0%	50.3%	52.6%	50.3%
% of FP17s for Band 1 Urgent Courses	211	1,372	15.4%	10.1%	9.1%	9.1%
% of FP17s Relating to Free Repair or Replacements	10	1,372	0.7%	0.9%	1.0%	0.8%
% of FP17s Relating to Continuations	20	1,372	1.5%	1.0%	1.2%	1.0%
% of Patients satisfied with the dentistry they have received	3	3	N/A	92.1%	91.6%	91.5%
% of Patients satisfied with the time they had to wait for an appointment	3	3	N/A	88.7%	88.3%	87.9%

\* This is based on patients treated on this contract for their most recent course of treatment. Figures in italics indicate the base number of FP17s or Patient Questionnaire responses are less than 100. N/A is shown where the base number of responses is less than 10 during the period. % is calculated as Quantity/Base number\*100



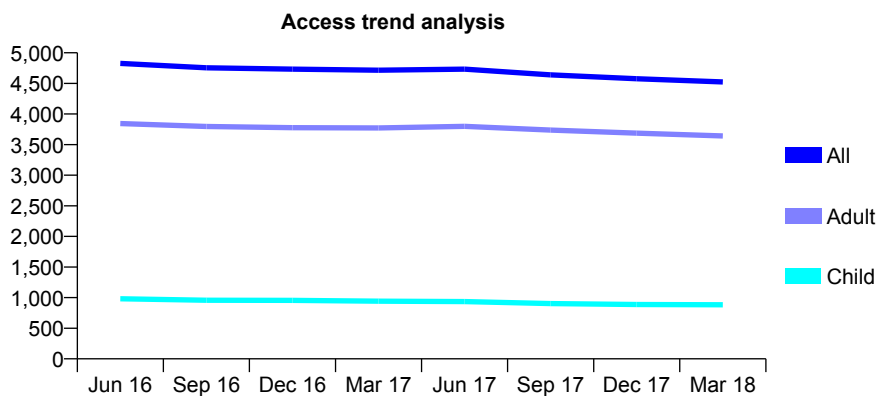
## Q46 - Vital Signs At a Glance Contract Report for 931594/0001 - Year end March 2018

Name or company name	MISS SL WATSON
Contract type name	GDS Contract
Purpose of contract	General
Contract start date	01/04/2006
Contract end date	

17/18 Contracted general activity (UDA)	14,492
Carry forward general activity (UDA)	0
17/18 Contracted orthodontic activity (UOA)	0
Carry forward orthodontic activity (UOA)	0
Baseline contract value	£342,936.84

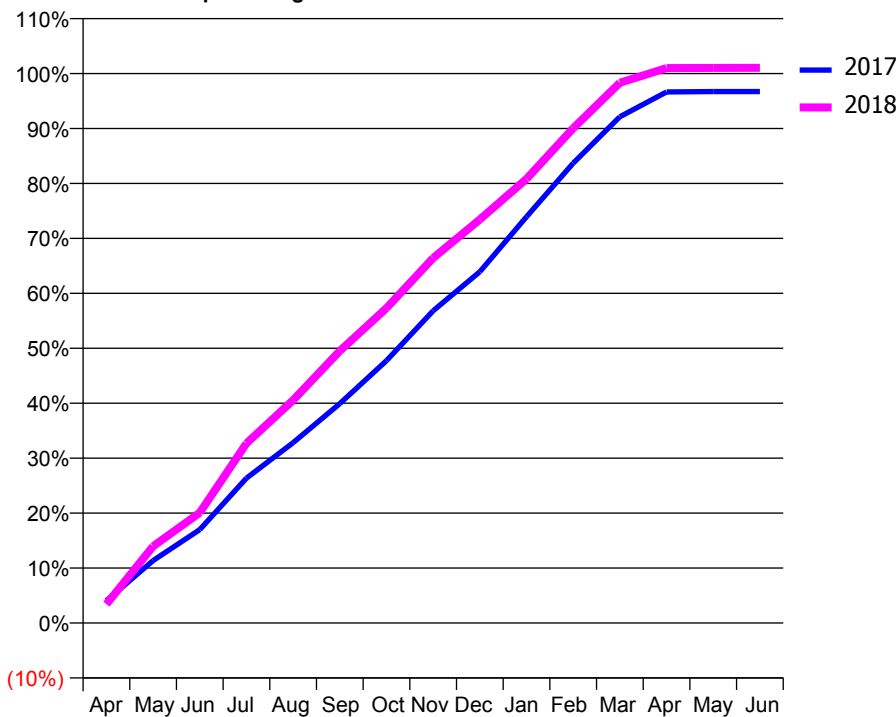
### ACCESS\*

Patients seen in 24 months	Total	Change since previous quarter
Quarter ending March 2017	4,715	
Quarter ending June 2017	4,734	→
Quarter ending September 2017	4,640	↓
Quarter ending December 2017	4,576	↓
Quarter ending March 2018	4,524	↓
<b>Variance since March 2017</b>	<b>(4.1%)</b>	↓



### ACTIVITY

Cumulative percentage of contracted UDA delivered 2017 & 2018



Month	Adjusted Scheduled Activity (UDA)	
	2017	2018
April	588	496
May	1,647	2,023
June	2,464	2,910
July	3,821	4,738
August	4,755	5,879
September	5,785	7,175
October	6,920	8,304
November	8,233	9,628
December	9,265	10,644
January	10,714	11,712
February	12,127	13,050
March	13,351	14,248
April	14,005	14,636
May	14,018	14,639
June	14,018	14,642

### QUALITY

	Quantity	Base Number	Contract	AT	Region	England
% of FP17s for the same patient ID Re-attending within 3 months - Children	127	1,365	9.3%	12.4%	12.8%	11.9%
% of FP17s for the same patient ID Re-attending within 3 months - Adults	1,212	5,897	20.6%	16.8%	16.5%	16.0%
% of FP17s for the same patient ID Re-attending between 3 & 9 months - Children	767	1,365	56.2%	57.3%	59.7%	58.3%
% of FP17s for the same patient ID Re-attending between 3 & 9 months - Adults	2,970	5,897	50.4%	50.3%	52.6%	50.3%
% of FP17s for Band 1 Urgent Courses	802	7,156	11.2%	10.1%	9.1%	9.1%
% of FP17s Relating to Free Repair or Replacements	155	7,156	2.2%	0.9%	1.0%	0.8%
% of FP17s Relating to Continuations	142	7,156	2.0%	1.0%	1.2%	1.0%
% of Patients satisfied with the dentistry they have received	5	5	N/A	92.1%	91.6%	91.5%
% of Patients satisfied with the time they had to wait for an appointment	4	5	N/A	88.7%	88.3%	87.9%

\* This is based on patients treated on this contract for their most recent course of treatment. Figures in italics indicate the base number of FP17s or Patient Questionnaire responses are less than 100. N/A is shown where the base number of responses is less than 10 during the period. % is calculated as Quantity/Base number\*100

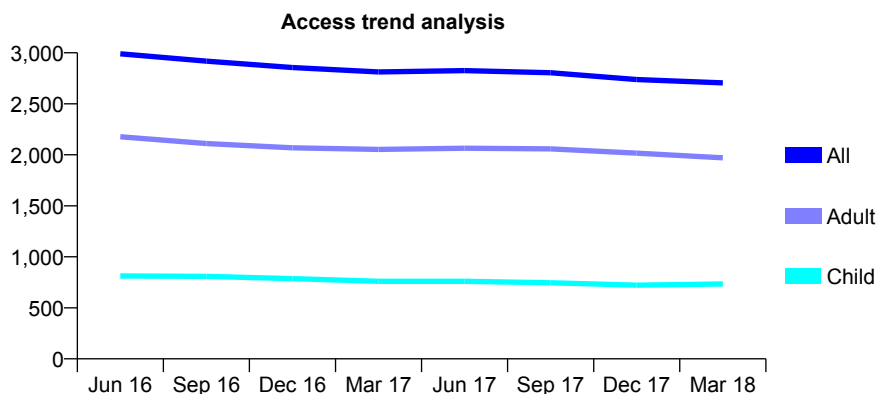
## Q46 - Vital Signs At a Glance Contract Report for 932841/0001 - Year end March 2018

Name or company name	MR HR HABIBI
Contract type name	GDS Contract
Purpose of contract	General
Contract start date	01/04/2006
Contract end date	

17/18 Contracted general activity (UDA)	9,416
Carry forward general activity (UDA)	-76
17/18 Contracted orthodontic activity (UOA)	0
Carry forward orthodontic activity (UOA)	0
Baseline contract value	£306,878.49

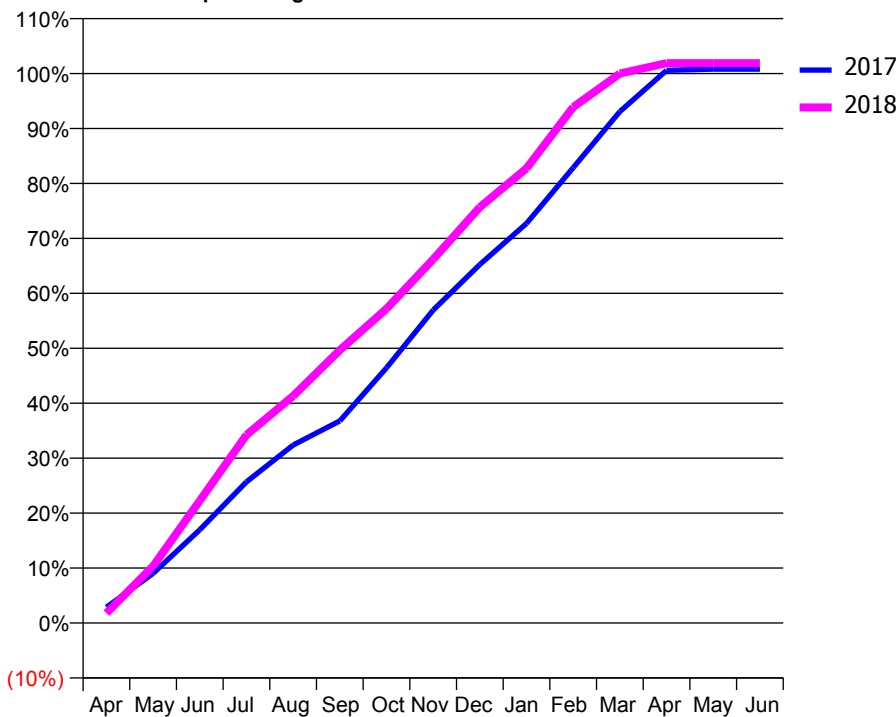
### ACCESS\*

Patients seen in 24 months	Total	Change since previous quarter
Quarter ending March 2017	2,813	
Quarter ending June 2017	2,825	→
Quarter ending September 2017	2,804	→
Quarter ending December 2017	2,738	↓
Quarter ending March 2018	2,705	↓
<b>Variance since March 2017</b>	<b>(3.8%)</b>	<b>↓</b>



### ACTIVITY

Cumulative percentage of contracted UDA delivered 2017 & 2018



Month	Adjusted Scheduled Activity (UDA)	
	2017	2018
April	272	170
May	850	974
June	1,599	2,097
July	2,418	3,222
August	3,049	3,890
September	3,464	4,676
October	4,372	5,385
November	5,361	6,233
December	6,143	7,125
January	6,847	7,790
February	7,802	8,840
March	8,765	9,415
April	9,471	9,594
May	9,492	9,594
June	9,492	9,594

### QUALITY

	Quantity	Base Number	Contract	AT	Region	England
% of FP17s for the same patient ID Re-attending within 3 months - Children	81	961	8.4%	12.4%	12.8%	11.9%
% of FP17s for the same patient ID Re-attending within 3 months - Adults	680	3,014	22.6%	16.8%	16.5%	16.0%
% of FP17s for the same patient ID Re-attending between 3 & 9 months - Children	486	961	50.6%	57.3%	59.7%	58.3%
% of FP17s for the same patient ID Re-attending between 3 & 9 months - Adults	1,449	3,014	48.1%	50.3%	52.6%	50.3%
% of FP17s for Band 1 Urgent Courses	441	3,773	11.7%	10.1%	9.1%	9.1%
% of FP17s Relating to Free Repair or Replacements	54	3,773	1.4%	0.9%	1.0%	0.8%
% of FP17s Relating to Continuations	115	3,773	3.0%	1.0%	1.2%	1.0%
% of Patients satisfied with the dentistry they have received	5	5	N/A	92.1%	91.6%	91.5%
% of Patients satisfied with the time they had to wait for an appointment	5	5	N/A	88.7%	88.3%	87.9%

\* This is based on patients treated on this contract for their most recent course of treatment. Figures in italics indicate the base number of FP17s or Patient Questionnaire responses are less than 100. N/A is shown where the base number of responses is less than 10 during the period. % is calculated as Quantity/Base number\*100

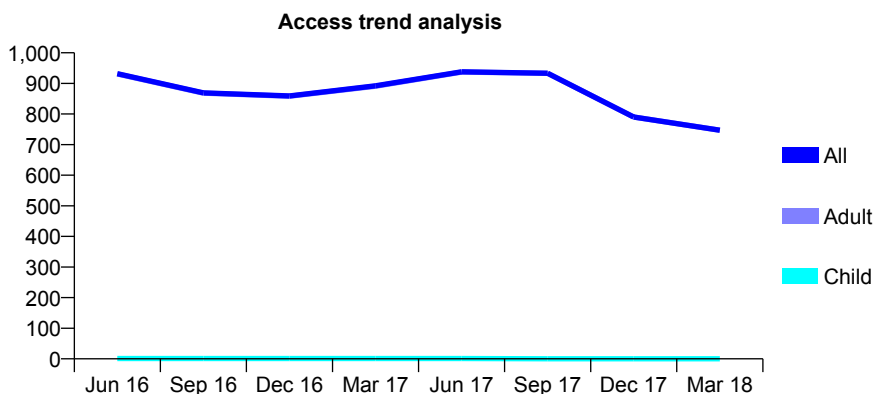
## Q46 - Vital Signs At a Glance Contract Report for 935581/0001 - Year end March 2018

Name or company name	MR MH AL-SHARKAWI
Contract type name	GDS Contract
Purpose of contract	General
Contract start date	01/04/2006
Contract end date	

17/18 Contracted general activity (UDA)	2,987
Carry forward general activity (UDA)	57
17/18 Contracted orthodontic activity (UOA)	0
Carry forward orthodontic activity (UOA)	0
Baseline contract value	£99,375.04

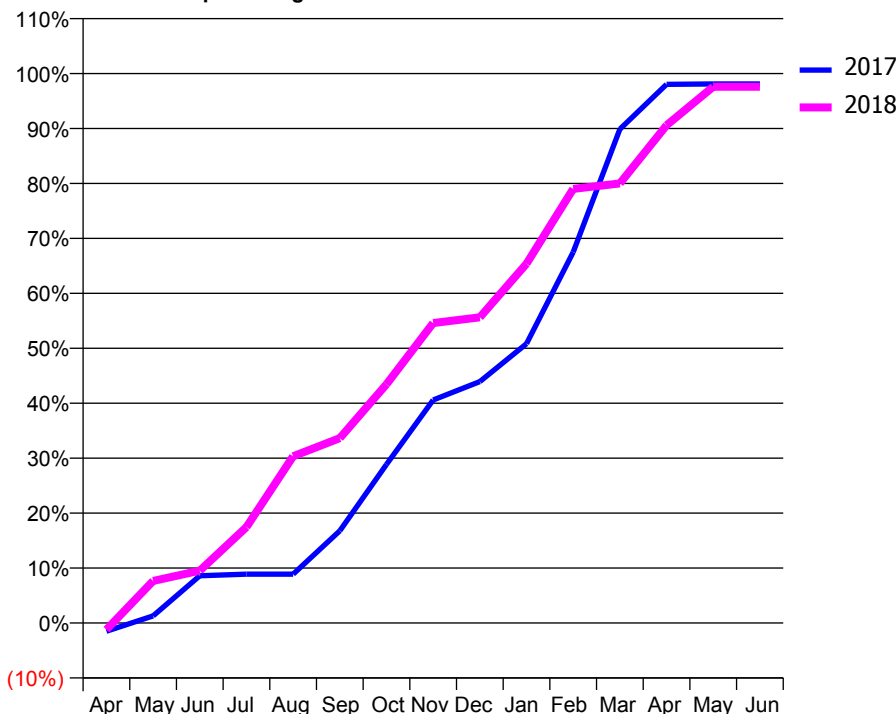
### ACCESS\*

Patients seen in 24 months	Total	Change since previous quarter
Quarter ending March 2017	892	
Quarter ending June 2017	938	↑
Quarter ending September 2017	933	→
Quarter ending December 2017	790	↓
Quarter ending March 2018	747	↓
<b>Variance since March 2017</b>	<b>(16.3%)</b>	<b>↓</b>



### ACTIVITY

Cumulative percentage of contracted UDA delivered 2017 & 2018



Month	Adjusted Scheduled Activity (UDA)	
	2017	2018
April	-45	-37
May	39	229
June	257	284
July	266	522
August	266	906
September	501	1,005
October	862	1,298
November	1,213	1,630
December	1,312	1,662
January	1,518	1,953
February	2,016	2,359
March	2,684	2,389
April	2,928	2,706
May	2,930	2,915
June	2,930	2,915

### QUALITY

	Quantity	Base Number	Contract	AT	Region	England
% of FP17s for the same patient ID Re-attending within 3 months - Children	0	0	N/A	12.4%	12.8%	11.9%
% of FP17s for the same patient ID Re-attending within 3 months - Adults	50	618	8.1%	16.8%	16.5%	16.0%
% of FP17s for the same patient ID Re-attending between 3 & 9 months - Children	0	0	N/A	57.3%	59.7%	58.3%
% of FP17s for the same patient ID Re-attending between 3 & 9 months - Adults	50	618	8.1%	50.3%	52.6%	50.3%
% of FP17s for Band 1 Urgent Courses	70	640	10.9%	10.1%	9.1%	9.1%
% of FP17s Relating to Free Repair or Replacements	0	640	0.0%	0.9%	1.0%	0.8%
% of FP17s Relating to Continuations	0	640	0.0%	1.0%	1.2%	1.0%
% of Patients satisfied with the dentistry they have received	1	1	N/A	92.1%	91.6%	91.5%
% of Patients satisfied with the time they had to wait for an appointment	1	1	N/A	88.7%	88.3%	87.9%

\* This is based on patients treated on this contract for their most recent course of treatment. Figures in italics indicate the base number of FP17s or Patient Questionnaire responses are less than 100. N/A is shown where the base number of responses is less than 10 during the period. % is calculated as Quantity/Base number\*100

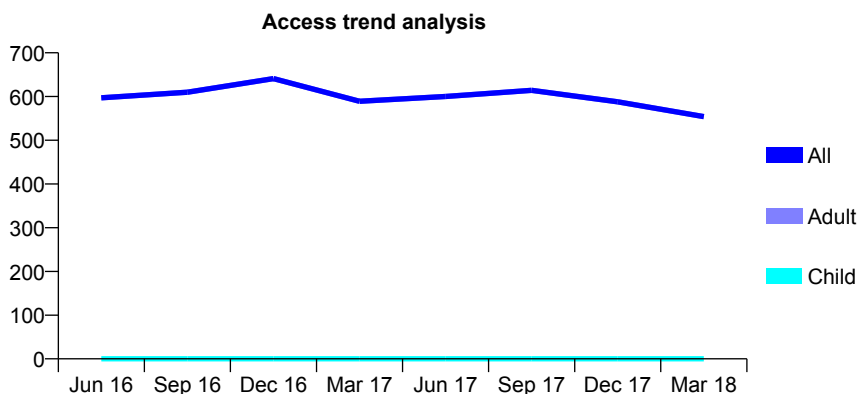
## Q46 - Vital Signs At a Glance Contract Report for 935581/0004 - Year end March 2018

Name or company name	MR MH AL-SHARKAWI
Contract type name	GDS Contract
Purpose of contract	General
Contract start date	01/05/2010
Contract end date	

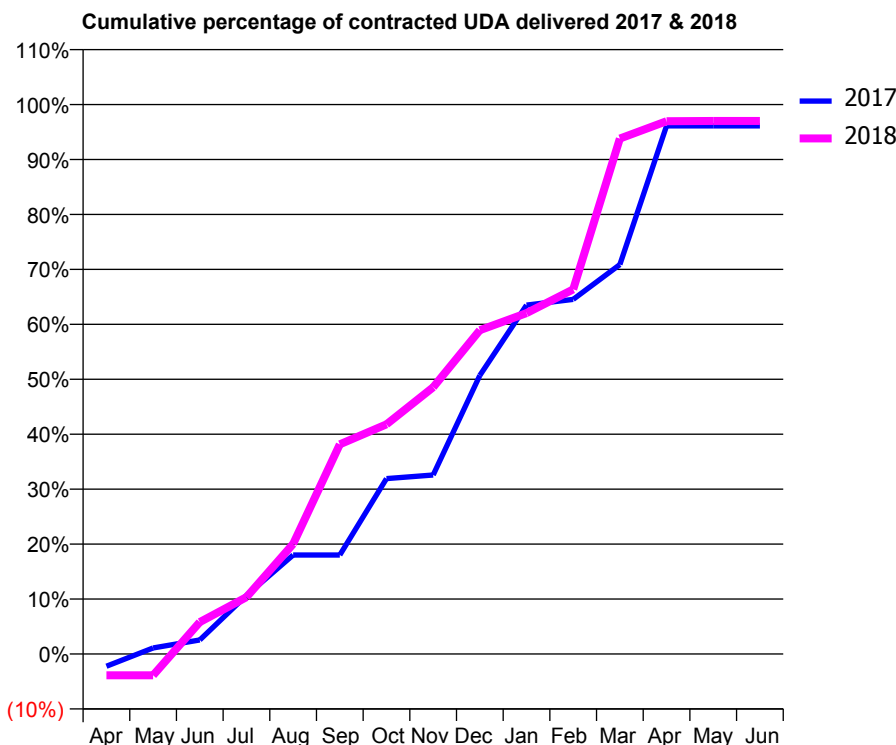
17/18 Contracted general activity (UDA)	2,000
Carry forward general activity (UDA)	78
17/18 Contracted orthodontic activity (UOA)	0
Carry forward orthodontic activity (UOA)	0
Baseline contract value	£54,426.93

### ACCESS\*

Patients seen in 24 months	Total	Change since previous quarter
Quarter ending March 2017	589	
Quarter ending June 2017	600	→
Quarter ending September 2017	614	↑
Quarter ending December 2017	588	↓
Quarter ending March 2018	554	↓
<b>Variance since March 2017</b>	<b>(5.9%)</b>	<b>↓</b>



### ACTIVITY



Month	Adjusted Scheduled Activity (UDA)	
	2017	2018
April	-45	-78
May	22	-78
June	51	116
July	213	207
August	360	401
September	360	763
October	639	836
November	652	971
December	1,014	1,179
January	1,270	1,241
February	1,291	1,327
March	1,417	1,876
April	1,922	1,939
May	1,922	1,940
June	1,922	1,940

### QUALITY

	Quantity	Base Number	Contract	AT	Region	England
% of FP17s for the same patient ID Re-attending within 3 months - Children	0	0	N/A	12.4%	12.8%	11.9%
% of FP17s for the same patient ID Re-attending within 3 months - Adults	12	463	2.6%	16.8%	16.5%	16.0%
% of FP17s for the same patient ID Re-attending between 3 & 9 months - Children	0	0	N/A	57.3%	59.7%	58.3%
% of FP17s for the same patient ID Re-attending between 3 & 9 months - Adults	21	463	4.5%	50.3%	52.6%	50.3%
% of FP17s for Band 1 Urgent Courses	42	412	10.2%	10.1%	9.1%	9.1%
% of FP17s Relating to Free Repair or Replacements	0	412	0.0%	0.9%	1.0%	0.8%
% of FP17s Relating to Continuations	0	412	0.0%	1.0%	1.2%	1.0%
% of Patients satisfied with the dentistry they have received	1	1	N/A	92.1%	91.6%	91.5%
% of Patients satisfied with the time they had to wait for an appointment	1	1	N/A	88.7%	88.3%	87.9%

\* This is based on patients treated on this contract for their most recent course of treatment. Figures in italics indicate the base number of FP17s or Patient Questionnaire responses are less than 100. N/A is shown where the base number of responses is less than 10 during the period. % is calculated as Quantity/Base number\*100

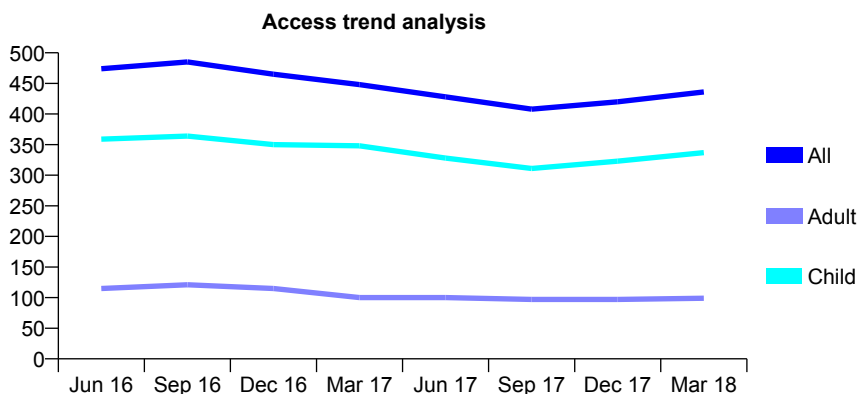
## Q46 - Vital Signs At a Glance Contract Report for 951366/0001 - Year end March 2018

Name or company name	MR T IDREES
Contract type name	GDS Contract
Purpose of contract	General
Contract start date	01/10/2009
Contract end date	

17/18 Contracted general activity (UDA)	1,140
Carry forward general activity (UDA)	77
17/18 Contracted orthodontic activity (UOA)	0
Carry forward orthodontic activity (UOA)	0
Baseline contract value	£28,441.28

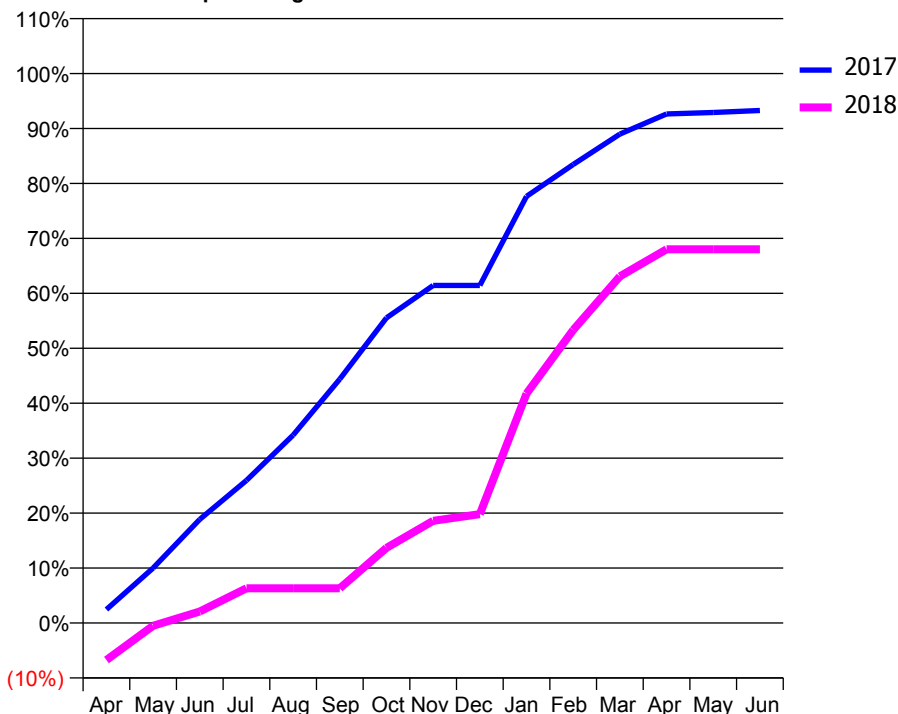
### ACCESS\*

Patients seen in 24 months	Total	Change since previous quarter
Quarter ending March 2017	448	
Quarter ending June 2017	428	↓
Quarter ending September 2017	408	↓
Quarter ending December 2017	420	↑
Quarter ending March 2018	436	↑
<b>Variance since March 2017</b>	<b>(2.7%)</b>	<b>↓</b>



### ACTIVITY

Cumulative percentage of contracted UDA delivered 2017 & 2018



Month	Adjusted Scheduled Activity (UDA)	
	2017	2018
April	28	-77
May	114	-6
June	215	24
July	296	72
August	390	72
September	506	72
October	633	156
November	700	212
December	700	226
January	885	476
February	951	608
March	1,014	719
April	1,056	775
May	1,059	775
June	1,063	775

### QUALITY

	Quantity	Base Number	Contract	AT	Region	England
% of FP17s for the same patient ID Re-attending within 3 months - Children	31	563	5.5%	12.4%	12.8%	11.9%
% of FP17s for the same patient ID Re-attending within 3 months - Adults	1	83	1.2%	16.8%	16.5%	16.0%
% of FP17s for the same patient ID Re-attending between 3 & 9 months - Children	345	563	61.3%	57.3%	59.7%	58.3%
% of FP17s for the same patient ID Re-attending between 3 & 9 months - Adults	49	83	59.0%	50.3%	52.6%	50.3%
% of FP17s for Band 1 Urgent Courses	4	629	0.6%	10.1%	9.1%	9.1%
% of FP17s Relating to Free Repair or Replacements	0	629	0.0%	0.9%	1.0%	0.8%
% of FP17s Relating to Continuations	0	629	0.0%	1.0%	1.2%	1.0%
% of Patients satisfied with the dentistry they have received	0	0	N/A	92.1%	91.6%	91.5%
% of Patients satisfied with the time they had to wait for an appointment	0	0	N/A	88.7%	88.3%	87.9%

\* This is based on patients treated on this contract for their most recent course of treatment. Figures in italics indicate the base number of FP17s or Patient Questionnaire responses are less than 100. N/A is shown where the base number of responses is less than 10 during the period. % is calculated as Quantity/Base number\*100

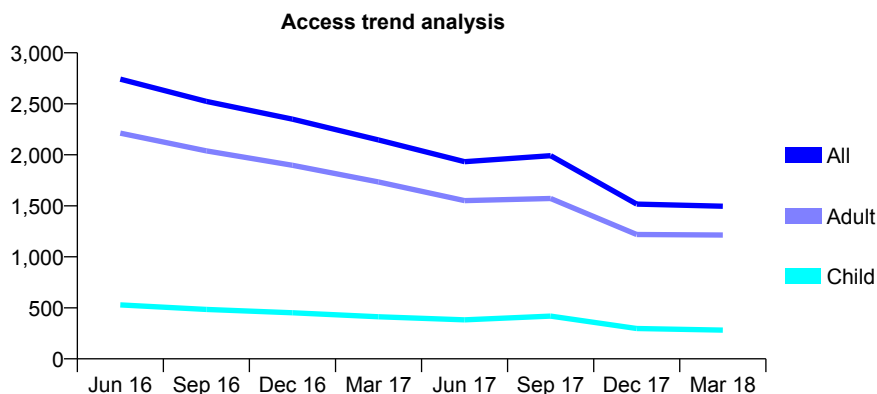
## Q46 - Vital Signs At a Glance Contract Report for 951404/0001 - Year end March 2018

Name or company name	St Ann Partnership
Contract type name	GDS Contract
Purpose of contract	General
Contract start date	01/04/2006
Contract end date	

17/18 Contracted general activity (UDA)	3,896
Carry forward general activity (UDA)	0
17/18 Contracted orthodontic activity (UOA)	0
Carry forward orthodontic activity (UOA)	0
Baseline contract value	£95,376.17

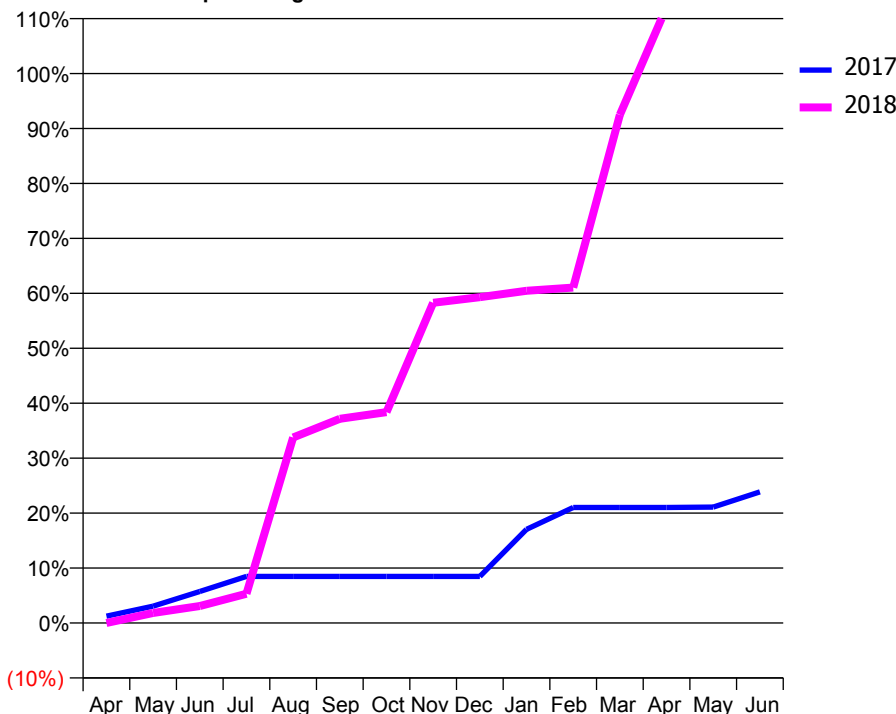
### ACCESS\*

Patients seen in 24 months	Total	Change since previous quarter
Quarter ending March 2017	2,146	
Quarter ending June 2017	1,933	↓
Quarter ending September 2017	1,991	↑
Quarter ending December 2017	1,517	↓
Quarter ending March 2018	1,496	↓
<b>Variance since March 2017</b>	<b>(30.3%)</b>	<b>↓</b>



### ACTIVITY

Cumulative percentage of contracted UDA delivered 2017 & 2018



Adjusted Scheduled Activity (UDA)

Month	2017	2018
April	97	0
May	238	71
June	446	121
July	661	207
August	661	1,315
September	661	1,448
October	661	1,495
November	661	2,271
December	661	2,310
January	1,329	2,356
February	1,639	2,378
March	1,639	3,604
April	1,639	4,366
May	1,644	4,395
June	1,860	4,395

### QUALITY

	Quantity	Base Number	Contract	AT	Region	England
% of FP17s for the same patient ID Re-attending within 3 months - Children	31	431	7.2%	12.4%	12.8%	11.9%
% of FP17s for the same patient ID Re-attending within 3 months - Adults	141	1,706	8.3%	16.8%	16.5%	16.0%
% of FP17s for the same patient ID Re-attending between 3 & 9 months - Children	118	431	27.4%	57.3%	59.7%	58.3%
% of FP17s for the same patient ID Re-attending between 3 & 9 months - Adults	487	1,706	28.5%	50.3%	52.6%	50.3%
% of FP17s for Band 1 Urgent Courses	154	2,446	6.3%	10.1%	9.1%	9.1%
% of FP17s Relating to Free Repair or Replacements	20	2,446	0.8%	0.9%	1.0%	0.8%
% of FP17s Relating to Continuations	2	2,446	0.1%	1.0%	1.2%	1.0%
% of Patients satisfied with the dentistry they have received	1	1	N/A	92.1%	91.6%	91.5%
% of Patients satisfied with the time they had to wait for an appointment	1	1	N/A	88.7%	88.3%	87.9%

\* This is based on patients treated on this contract for their most recent course of treatment. Figures in italics indicate the base number of FP17s or Patient Questionnaire responses are less than 100. N/A is shown where the base number of responses is less than 10 during the period. % is calculated as Quantity/Base number\*100

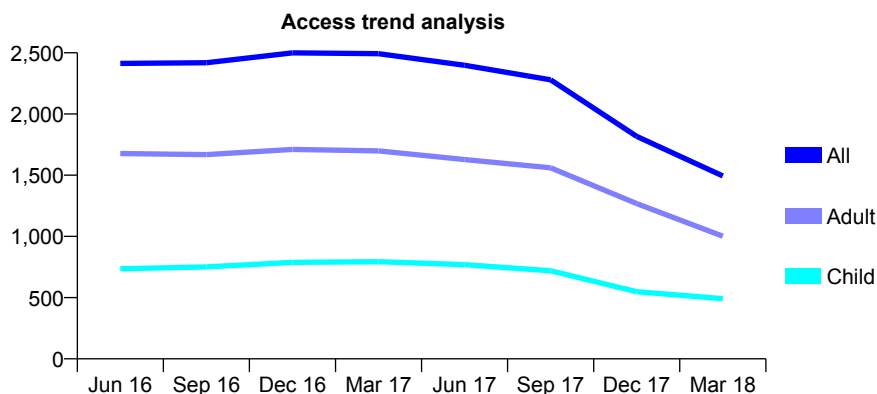
## Q46 - Vital Signs At a Glance Contract Report for 959588/0001 - Year end March 2018

Name or company name	MR A KHAN
Contract type name	GDS Contract
Purpose of contract	General
Contract start date	01/04/2006
Contract end date	

17/18 Contracted general activity (UDA)	4,721
Carry forward general activity (UDA)	34
17/18 Contracted orthodontic activity (UOA)	0
Carry forward orthodontic activity (UOA)	0
Baseline contract value	£140,887.90

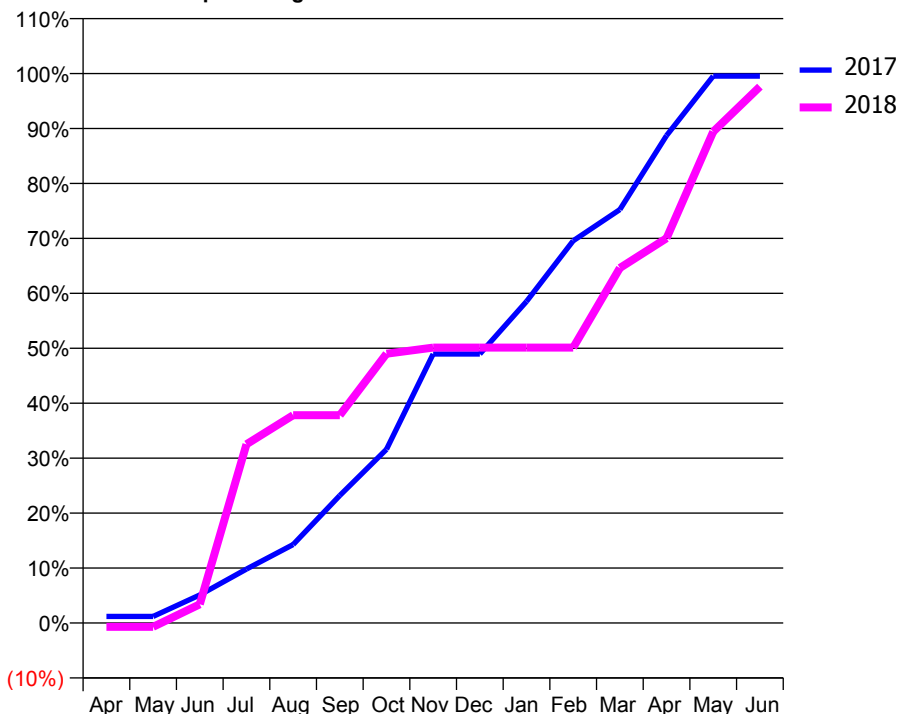
### ACCESS\*

Patients seen in 24 months	Total	Change since previous quarter
Quarter ending March 2017	2,493	
Quarter ending June 2017	2,398	↓
Quarter ending September 2017	2,279	↓
Quarter ending December 2017	1,817	↓
Quarter ending March 2018	1,494	↓
<b>Variance since March 2017</b>	<b>(40.1%)</b>	<b>↓</b>



### ACTIVITY

Cumulative percentage of contracted UDA delivered 2017 & 2018



Month	Adjusted Scheduled Activity (UDA)	
	2017	2018
April	85	-34
May	85	-34
June	361	161
July	694	1,536
August	1,010	1,786
September	1,644	1,786
October	2,238	2,314
November	3,467	2,366
December	3,467	2,366
January	4,145	2,366
February	4,926	2,366
March	5,328	3,051
April	6,281	3,305
May	7,047	4,221
June	7,047	4,608

### QUALITY

	Quantity	Base Number	Contract	AT	Region	England
% of FP17s for the same patient ID Re-attending within 3 months - Children	116	855	13.6%	12.4%	12.8%	11.9%
% of FP17s for the same patient ID Re-attending within 3 months - Adults	161	1,273	12.6%	16.8%	16.5%	16.0%
% of FP17s for the same patient ID Re-attending between 3 & 9 months - Children	345	855	40.4%	57.3%	59.7%	58.3%
% of FP17s for the same patient ID Re-attending between 3 & 9 months - Adults	519	1,273	40.8%	50.3%	52.6%	50.3%
% of FP17s for Band 1 Urgent Courses	164	1,782	9.2%	10.1%	9.1%	9.1%
% of FP17s Relating to Free Repair or Replacements	15	1,782	0.8%	0.9%	1.0%	0.8%
% of FP17s Relating to Continuations	9	1,782	0.5%	1.0%	1.2%	1.0%
% of Patients satisfied with the dentistry they have received	0	1	N/A	92.1%	91.6%	91.5%
% of Patients satisfied with the time they had to wait for an appointment	0	1	N/A	88.7%	88.3%	87.9%

\* This is based on patients treated on this contract for their most recent course of treatment. Figures in italics indicate the base number of FP17s or Patient Questionnaire responses are less than 100. N/A is shown where the base number of responses is less than 10 during the period. % is calculated as Quantity/Base number\*100



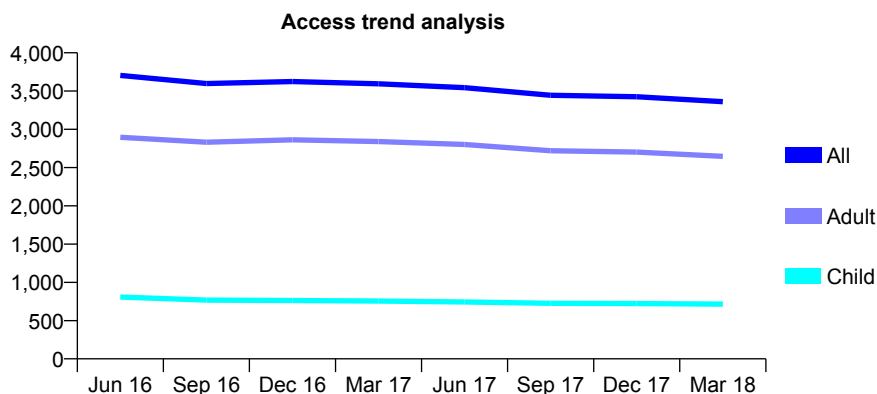
## Q46 - Vital Signs At a Glance Contract Report for 959782/0003 - Year end March 2018

Name or company name	MR J MUSA
Contract type name	GDS Contract
Purpose of contract	General
Contract start date	01/09/2013
Contract end date	

17/18 Contracted general activity (UDA)	14,431
Carry forward general activity (UDA)	0
17/18 Contracted orthodontic activity (UOA)	0
Carry forward orthodontic activity (UOA)	0
Baseline contract value	£389,100.09

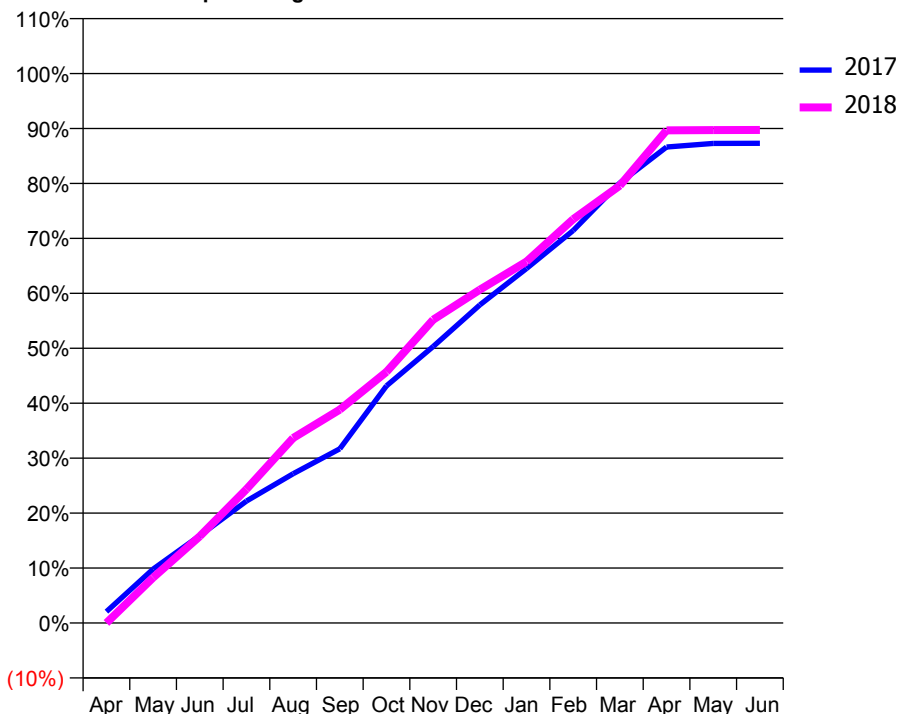
### ACCESS\*

Patients seen in 24 months	Total	Change since previous quarter
Quarter ending March 2017	3,595	
Quarter ending June 2017	3,544	↓
Quarter ending September 2017	3,445	↓
Quarter ending December 2017	3,426	→
Quarter ending March 2018	3,362	↓
<b>Variance since March 2017</b>	<b>(6.5%)</b>	<b>↓</b>



### ACTIVITY

Cumulative percentage of contracted UDA delivered 2017 & 2018



Month	Adjusted Scheduled Activity (UDA)	
	2017	2018
April	298	0
May	1,418	1,193
June	2,297	2,279
July	3,204	3,514
August	3,919	4,859
September	4,576	5,603
October	6,230	6,598
November	7,263	7,966
December	8,352	8,755
January	9,311	9,491
February	10,308	10,605
March	11,558	11,489
April	12,501	12,938
May	12,596	12,945
June	12,599	12,948

### QUALITY

	Quantity	Base Number	Contract	AT	Region	England
% of FP17s for the same patient ID Re-attending within 3 months - Children	132	1,103	12.0%	12.4%	12.8%	11.9%
% of FP17s for the same patient ID Re-attending within 3 months - Adults	933	4,304	21.7%	16.8%	16.5%	16.0%
% of FP17s for the same patient ID Re-attending between 3 & 9 months - Children	665	1,103	60.3%	57.3%	59.7%	58.3%
% of FP17s for the same patient ID Re-attending between 3 & 9 months - Adults	2,422	4,304	56.3%	50.3%	52.6%	50.3%
% of FP17s for Band 1 Urgent Courses	396	5,620	7.0%	10.1%	9.1%	9.1%
% of FP17s Relating to Free Repair or Replacements	198	5,620	3.5%	0.9%	1.0%	0.8%
% of FP17s Relating to Continuations	70	5,620	1.2%	1.0%	1.2%	1.0%
% of Patients satisfied with the dentistry they have received	6	6	N/A	92.1%	91.6%	91.5%
% of Patients satisfied with the time they had to wait for an appointment	6	6	N/A	88.7%	88.3%	87.9%

\* This is based on patients treated on this contract for their most recent course of treatment. Figures in italics indicate the base number of FP17s or Patient Questionnaire responses are less than 100. N/A is shown where the base number of responses is less than 10 during the period. % is calculated as Quantity/Base number\*100

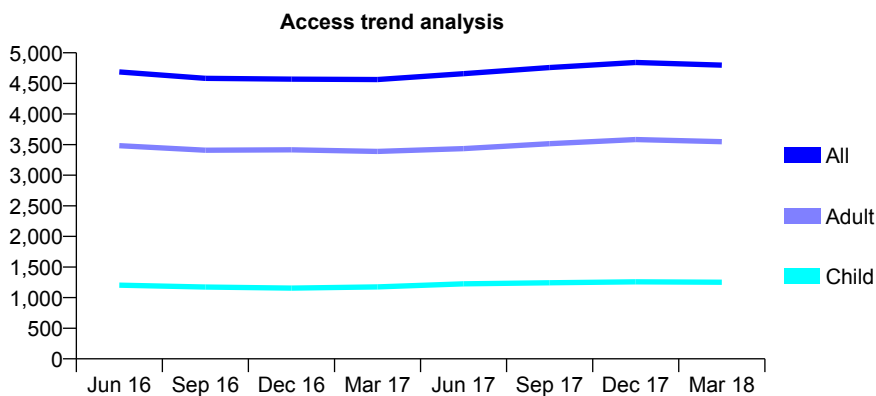
## Q46 - Vital Signs At a Glance Contract Report for 959782/0004 - Year end March 2018

Name or company name	MR J MUSA
Contract type name	GDS Contract
Purpose of contract	General
Contract start date	01/09/2013
Contract end date	

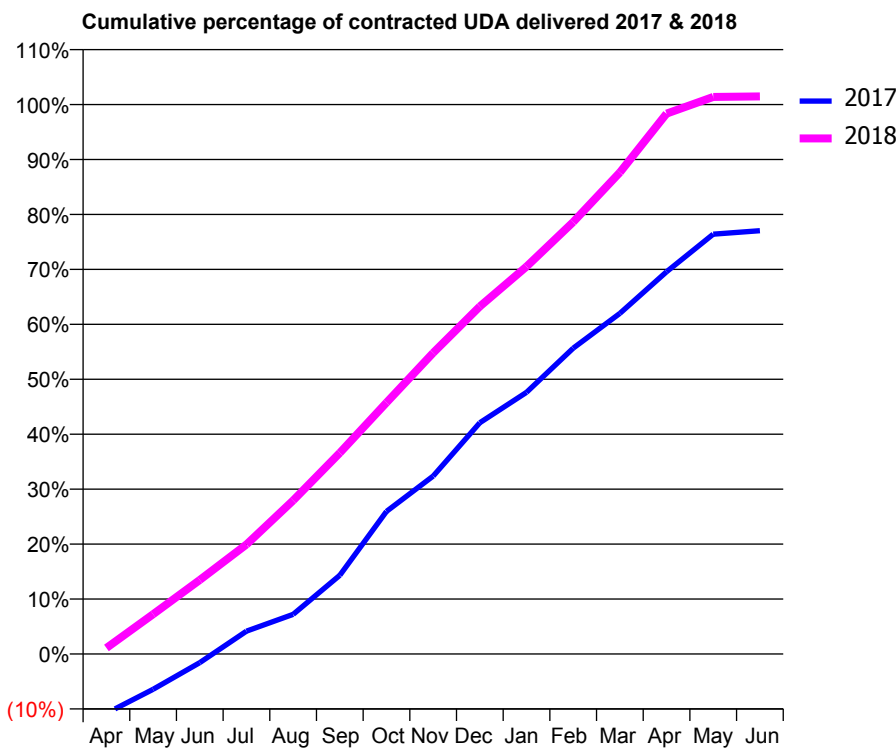
17/18 Contracted general activity (UDA)	13,500
Carry forward general activity (UDA)	0
17/18 Contracted orthodontic activity (UOA)	0
Carry forward orthodontic activity (UOA)	0
Baseline contract value	£331,560.00

### ACCESS\*

Patients seen in 24 months	Total	Change since previous quarter
Quarter ending March 2017	4,564	
Quarter ending June 2017	4,660	↑
Quarter ending September 2017	4,759	↑
Quarter ending December 2017	4,841	→
Quarter ending March 2018	4,799	→
<b>Variance since March 2017</b>	<b>5.1%</b>	<b>↑</b>



### ACTIVITY



Month	Adjusted Scheduled Activity (UDA)	
	2017	2018
April	-1,827	148
May	-1,090	977
June	-268	1,818
July	705	2,690
August	1,221	3,772
September	2,422	4,942
October	4,388	6,178
November	5,474	7,399
December	7,113	8,538
January	8,047	9,520
February	9,406	10,611
March	10,476	11,831
April	11,757	13,275
May	12,913	13,685
June	13,017	13,697

### QUALITY

	Quantity	Base Number	Contract	AT	Region	England
% of FP17s for the same patient ID Re-attending within 3 months - Children	180	2,024	8.9%	12.4%	12.8%	11.9%
% of FP17s for the same patient ID Re-attending within 3 months - Adults	650	5,314	12.2%	16.8%	16.5%	16.0%
% of FP17s for the same patient ID Re-attending between 3 & 9 months - Children	1,212	2,024	59.9%	57.3%	59.7%	58.3%
% of FP17s for the same patient ID Re-attending between 3 & 9 months - Adults	3,318	5,314	62.4%	50.3%	52.6%	50.3%
% of FP17s for Band 1 Urgent Courses	442	7,072	6.3%	10.1%	9.1%	9.1%
% of FP17s Relating to Free Repair or Replacements	119	7,072	1.7%	0.9%	1.0%	0.8%
% of FP17s Relating to Continuations	31	7,072	0.4%	1.0%	1.2%	1.0%
% of Patients satisfied with the dentistry they have received	2	2	N/A	92.1%	91.6%	91.5%
% of Patients satisfied with the time they had to wait for an appointment	2	2	N/A	88.7%	88.3%	87.9%

\* This is based on patients treated on this contract for their most recent course of treatment. Figures in italics indicate the base number of FP17s or Patient Questionnaire responses are less than 100. N/A is shown where the base number of responses is less than 10 during the period. % is calculated as Quantity/Base number\*100

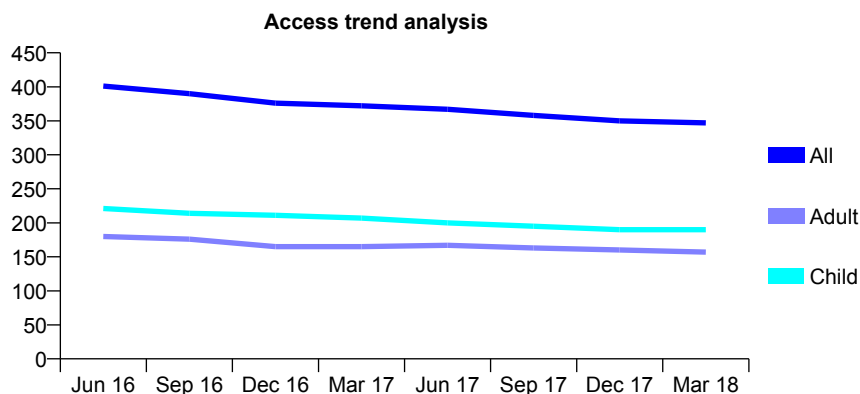
## Q46 - Vital Signs At a Glance Contract Report for 960888/0001 - Year end March 2018

Name or company name	MR SW ANDERTON
Contract type name	GDS Contract
Purpose of contract	General
Contract start date	01/12/2007
Contract end date	

17/18 Contracted general activity (UDA)	1,700
Carry forward general activity (UDA)	0
17/18 Contracted orthodontic activity (UOA)	0
Carry forward orthodontic activity (UOA)	0
Baseline contract value	£35,773.86

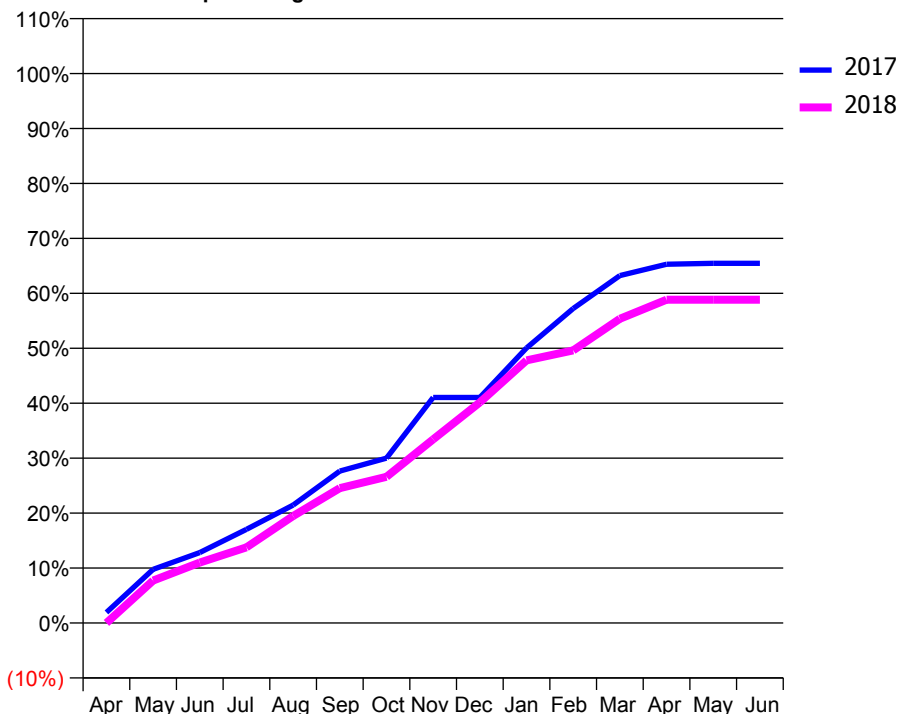
### ACCESS\*

Patients seen in 24 months	Total	Change since previous quarter
Quarter ending March 2017	372	
Quarter ending June 2017	367	↓
Quarter ending September 2017	358	↓
Quarter ending December 2017	350	↓
Quarter ending March 2018	347	→
<b>Variance since March 2017</b>	<b>(6.7%)</b>	<b>↓</b>



### ACTIVITY

**Cumulative percentage of contracted UDA delivered 2017 & 2018**



**Adjusted Scheduled Activity (UDA)**

Month	2017	2018
April	33	0
May	166	131
June	218	187
July	290	234
August	365	331
September	470	417
October	510	452
November	698	568
December	698	682
January	851	812
February	973	843
March	1,075	941
April	1,110	1,000
May	1,113	1,000
June	1,113	1,000

### QUALITY

	Quantity	Base Number	Contract	AT	Region	England
% of FP17s for the same patient ID Re-attending within 3 months - Children	8	332	2.4%	12.4%	12.8%	11.9%
% of FP17s for the same patient ID Re-attending within 3 months - Adults	18	173	10.4%	16.8%	16.5%	16.0%
% of FP17s for the same patient ID Re-attending between 3 & 9 months - Children	260	332	78.3%	57.3%	59.7%	58.3%
% of FP17s for the same patient ID Re-attending between 3 & 9 months - Adults	122	173	70.5%	50.3%	52.6%	50.3%
% of FP17s for Band 1 Urgent Courses	2	508	0.4%	10.1%	9.1%	9.1%
% of FP17s Relating to Free Repair or Replacements	0	508	0.0%	0.9%	1.0%	0.8%
% of FP17s Relating to Continuations	0	508	0.0%	1.0%	1.2%	1.0%
% of Patients satisfied with the dentistry they have received	0	0	N/A	92.1%	91.6%	91.5%
% of Patients satisfied with the time they had to wait for an appointment	0	0	N/A	88.7%	88.3%	87.9%

\* This is based on patients treated on this contract for their most recent course of treatment. Figures in italics indicate the base number of FP17s or Patient Questionnaire responses are less than 100. N/A is shown where the base number of responses is less than 10 during the period. % is calculated as Quantity/Base number\*100

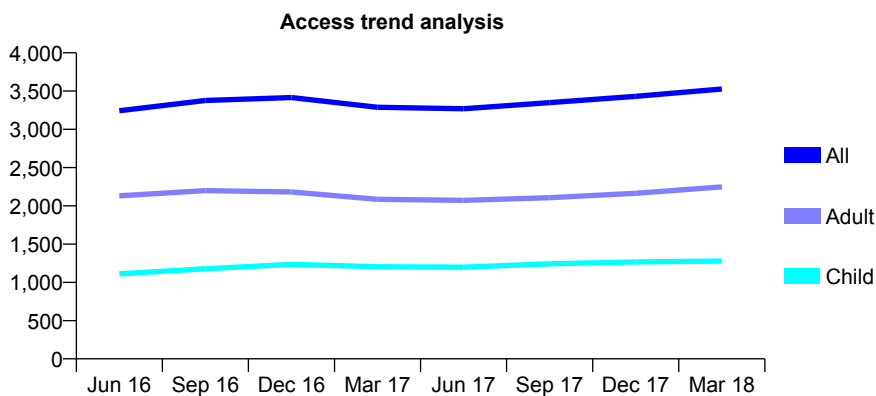
## Q46 - Vital Signs At a Glance Contract Report for 962872/0001 - Year end March 2018

Name or company name	MR SC LI
Contract type name	GDS Contract
Purpose of contract	General
Contract start date	01/10/2011
Contract end date	

17/18 Contracted general activity (UDA)	10,303
Carry forward general activity (UDA)	274
17/18 Contracted orthodontic activity (UOA)	0
Carry forward orthodontic activity (UOA)	0
Baseline contract value	£369,675.03

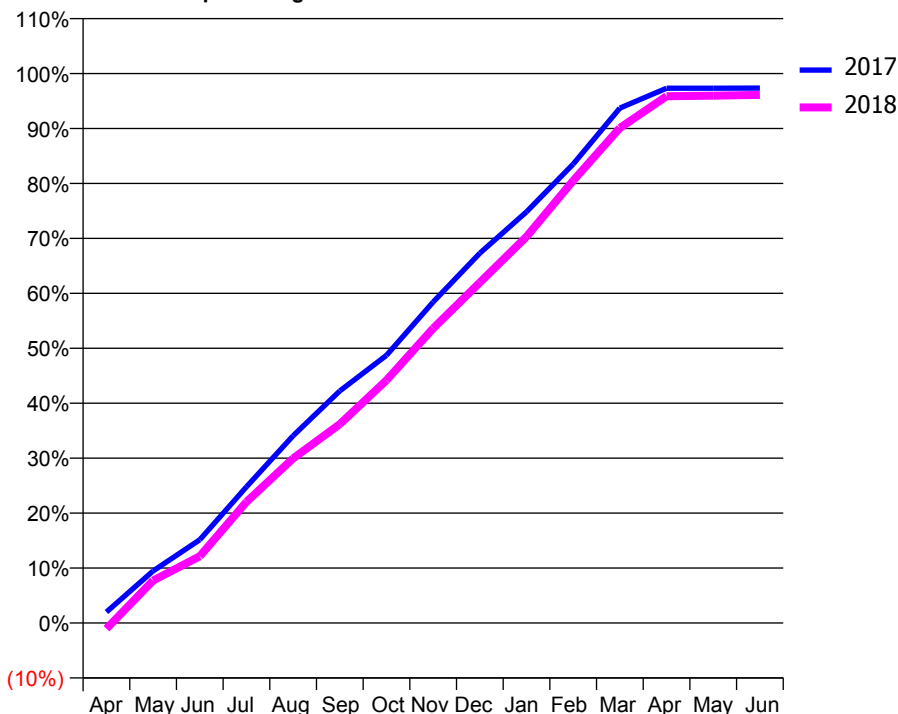
### ACCESS\*

Patients seen in 24 months	Total	Change since previous quarter
Quarter ending March 2017	3,288	
Quarter ending June 2017	3,269	→
Quarter ending September 2017	3,349	↑
Quarter ending December 2017	3,431	↑
Quarter ending March 2018	3,526	↑
<b>Variance since March 2017</b>	<b>7.2%</b>	<b>↑</b>



### ACTIVITY

Cumulative percentage of contracted UDA delivered 2017 & 2018



Month	Adjusted Scheduled Activity (UDA)	
	2017	2018
April	207	-109
May	977	797
June	1,560	1,251
July	2,553	2,272
August	3,512	3,086
September	4,352	3,729
October	5,020	4,552
November	6,019	5,525
December	6,935	6,384
January	7,709	7,245
February	8,604	8,294
March	9,655	9,283
April	10,028	9,877
May	10,028	9,888
June	10,029	9,902

### QUALITY

	Quantity	Base Number	Contract	AT	Region	England
% of FP17s for the same patient ID Re-attending within 3 months - Children	169	1,956	8.6%	12.4%	12.8%	11.9%
% of FP17s for the same patient ID Re-attending within 3 months - Adults	446	3,371	13.2%	16.8%	16.5%	16.0%
% of FP17s for the same patient ID Re-attending between 3 & 9 months - Children	1,242	1,956	63.5%	57.3%	59.7%	58.3%
% of FP17s for the same patient ID Re-attending between 3 & 9 months - Adults	1,921	3,371	57.0%	50.3%	52.6%	50.3%
% of FP17s for Band 1 Urgent Courses	404	5,367	7.5%	10.1%	9.1%	9.1%
% of FP17s Relating to Free Repair or Replacements	24	5,367	0.4%	0.9%	1.0%	0.8%
% of FP17s Relating to Continuations	16	5,367	0.3%	1.0%	1.2%	1.0%
% of Patients satisfied with the dentistry they have received	4	4	N/A	92.1%	91.6%	91.5%
% of Patients satisfied with the time they had to wait for an appointment	4	4	N/A	88.7%	88.3%	87.9%

\* This is based on patients treated on this contract for their most recent course of treatment. Figures in italics indicate the base number of FP17s or Patient Questionnaire responses are less than 100. N/A is shown where the base number of responses is less than 10 during the period. % is calculated as Quantity/Base number\*100

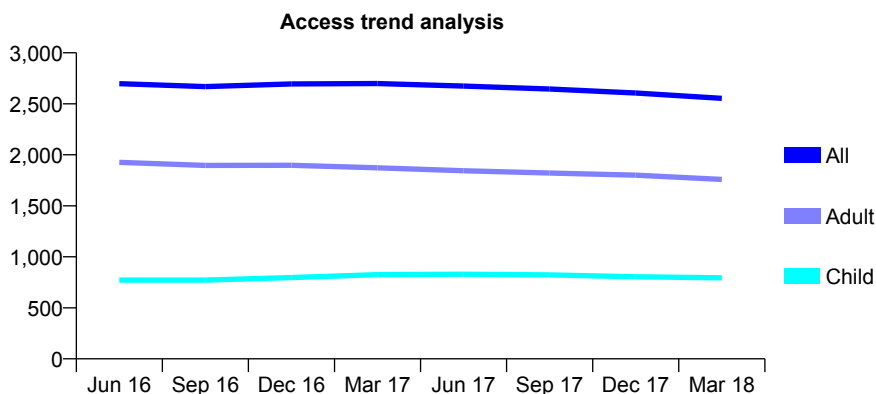
## Q46 - Vital Signs At a Glance Contract Report for 967378/0001 - Year end March 2018

Name or company name	MRS A VITKUNIENE
Contract type name	GDS Contract
Purpose of contract	General
Contract start date	01/04/2006
Contract end date	

17/18 Contracted general activity (UDA)	8,185
Carry forward general activity (UDA)	-23
17/18 Contracted orthodontic activity (UOA)	0
Carry forward orthodontic activity (UOA)	0
Baseline contract value	£221,172.52

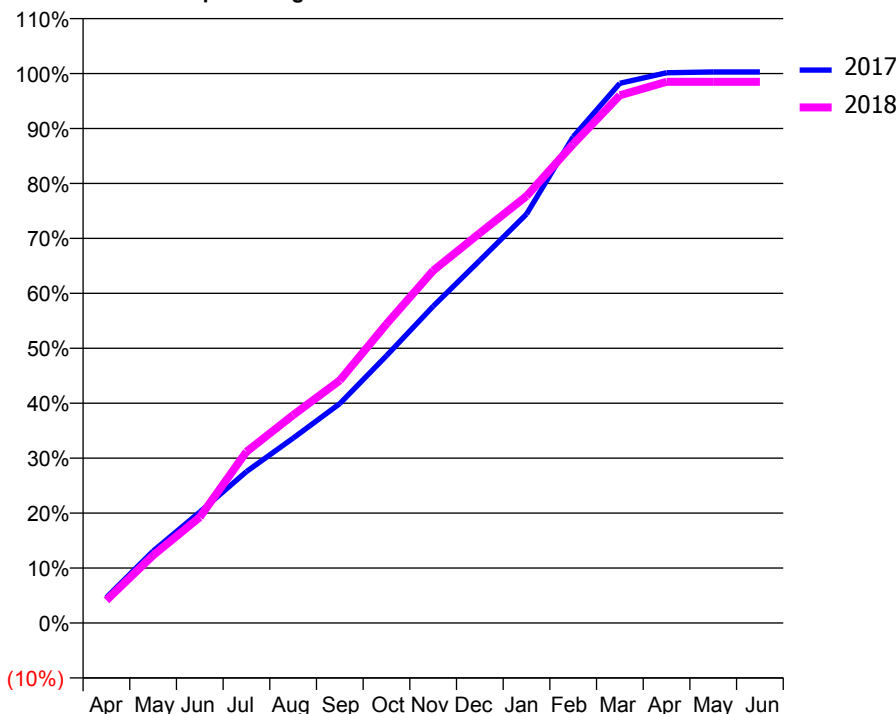
### ACCESS\*

Patients seen in 24 months	Total	Change since previous quarter
Quarter ending March 2017	2,699	
Quarter ending June 2017	2,674	→
Quarter ending September 2017	2,645	↓
Quarter ending December 2017	2,606	↓
Quarter ending March 2018	2,553	↓
<b>Variance since March 2017</b>	<b>(5.4%)</b>	<b>↓</b>



### ACTIVITY

Cumulative percentage of contracted UDA delivered 2017 & 2018



Month	Adjusted Scheduled Activity (UDA)	
	2017	2018
April	380	338
May	1,071	1,008
June	1,653	1,576
July	2,256	2,551
August	2,753	3,097
September	3,269	3,613
October	3,981	4,454
November	4,718	5,249
December	5,401	5,808
January	6,090	6,360
February	7,244	7,134
March	8,039	7,860
April	8,196	8,062
May	8,208	8,062
June	8,208	8,062

### QUALITY

	Quantity	Base Number	Contract	AT	Region	England
% of FP17s for the same patient ID Re-attending within 3 months - Children	95	858	11.1%	12.4%	12.8%	11.9%
% of FP17s for the same patient ID Re-attending within 3 months - Adults	470	1,917	24.5%	16.8%	16.5%	16.0%
% of FP17s for the same patient ID Re-attending between 3 & 9 months - Children	278	858	32.4%	57.3%	59.7%	58.3%
% of FP17s for the same patient ID Re-attending between 3 & 9 months - Adults	482	1,917	25.1%	50.3%	52.6%	50.3%
% of FP17s for Band 1 Urgent Courses	720	2,787	25.8%	10.1%	9.1%	9.1%
% of FP17s Relating to Free Repair or Replacements	20	2,787	0.7%	0.9%	1.0%	0.8%
% of FP17s Relating to Continuations	13	2,787	0.5%	1.0%	1.2%	1.0%
% of Patients satisfied with the dentistry they have received	0	0	N/A	92.1%	91.6%	91.5%
% of Patients satisfied with the time they had to wait for an appointment	0	0	N/A	88.7%	88.3%	87.9%

\* This is based on patients treated on this contract for their most recent course of treatment. Figures in italics indicate the base number of FP17s or Patient Questionnaire responses are less than 100. N/A is shown where the base number of responses is less than 10 during the period. % is calculated as Quantity/Base number\*100

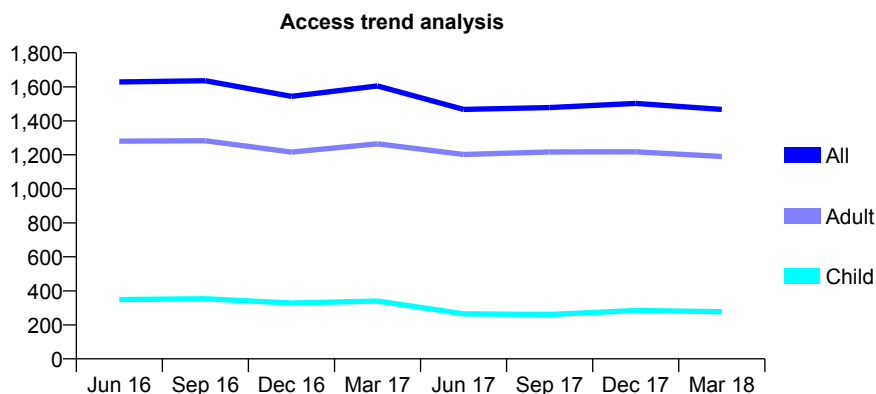
## Q46 - Vital Signs At a Glance Contract Report for 982830/0001 - Year end March 2018

Name or company name	MR GT BENNETT
Contract type name	GDS Contract
Purpose of contract	General
Contract start date	01/04/2006
Contract end date	

17/18 Contracted general activity (UDA)	6,562
Carry forward general activity (UDA)	0
17/18 Contracted orthodontic activity (UOA)	0
Carry forward orthodontic activity (UOA)	0
Baseline contract value	£164,069.99

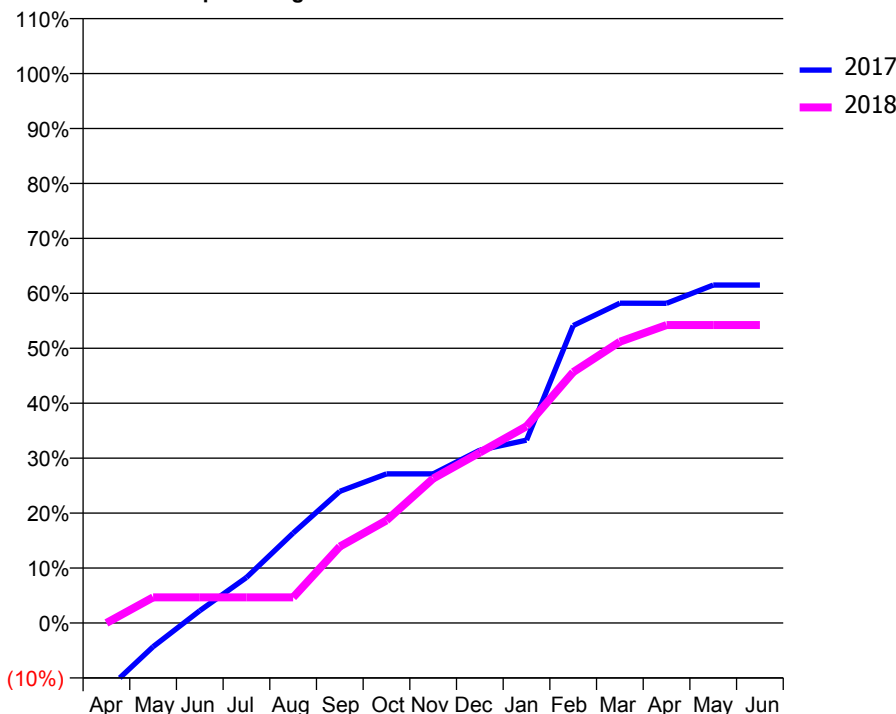
### ACCESS\*

Patients seen in 24 months	Total	Change since previous quarter
Quarter ending March 2017	1,605	
Quarter ending June 2017	1,467	↓
Quarter ending September 2017	1,478	→
Quarter ending December 2017	1,502	→
Quarter ending March 2018	1,467	↓
<b>Variance since March 2017</b>	<b>(8.6%)</b>	<b>↓</b>



### ACTIVITY

Cumulative percentage of contracted UDA delivered 2017 & 2018



Month	Adjusted Scheduled Activity (UDA)	
	2017	2018
April	-807	0
May	-284	306
June	147	306
July	544	306
August	1,074	306
September	1,573	913
October	1,781	1,225
November	1,781	1,726
December	2,064	2,036
January	2,184	2,349
February	3,552	2,996
March	3,820	3,360
April	3,817	3,558
May	4,037	3,558
June	4,037	3,558

### QUALITY

	Quantity	Base Number	Contract	AT	Region	England
% of FP17s for the same patient ID Re-attending within 3 months - Children	2	239	0.8%	12.4%	12.8%	11.9%
% of FP17s for the same patient ID Re-attending within 3 months - Adults	113	1,117	10.1%	16.8%	16.5%	16.0%
% of FP17s for the same patient ID Re-attending between 3 & 9 months - Children	48	239	20.1%	57.3%	59.7%	58.3%
% of FP17s for the same patient ID Re-attending between 3 & 9 months - Adults	277	1,117	24.8%	50.3%	52.6%	50.3%
% of FP17s for Band 1 Urgent Courses	131	1,293	10.1%	10.1%	9.1%	9.1%
% of FP17s Relating to Free Repair or Replacements	8	1,293	0.6%	0.9%	1.0%	0.8%
% of FP17s Relating to Continuations	25	1,293	1.9%	1.0%	1.2%	1.0%
% of Patients satisfied with the dentistry they have received	3	3	N/A	92.1%	91.6%	91.5%
% of Patients satisfied with the time they had to wait for an appointment	3	3	N/A	88.7%	88.3%	87.9%

\* This is based on patients treated on this contract for their most recent course of treatment. Figures in italics indicate the base number of FP17s or Patient Questionnaire responses are less than 100. N/A is shown where the base number of responses is less than 10 during the period. % is calculated as Quantity/Base number\*100

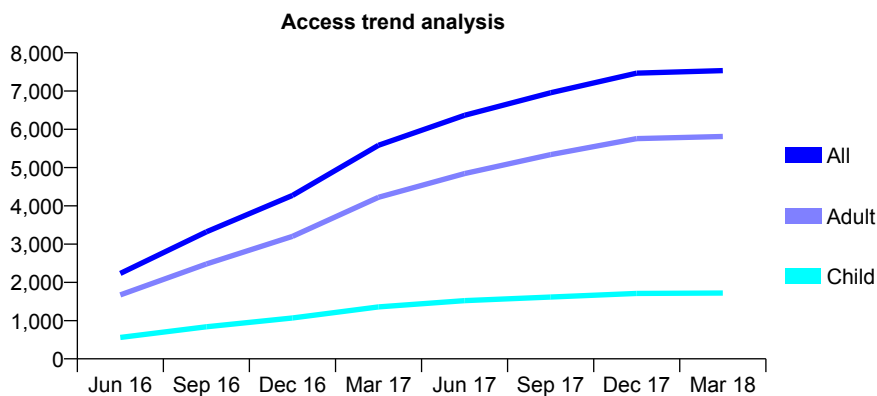
## Q46 - Vital Signs At a Glance Contract Report for 990744/0002 - Year end March 2018

Name or company name	Griffin Dental Partnership Ltd
Contract type name	GDS Contract
Purpose of contract	General
Contract start date	01/01/2016
Contract end date	

17/18 Contracted general activity (UDA)	23,529
Carry forward general activity (UDA)	3,065
17/18 Contracted orthodontic activity (UOA)	0
Carry forward orthodontic activity (UOA)	0
Baseline contract value	£800,670.05

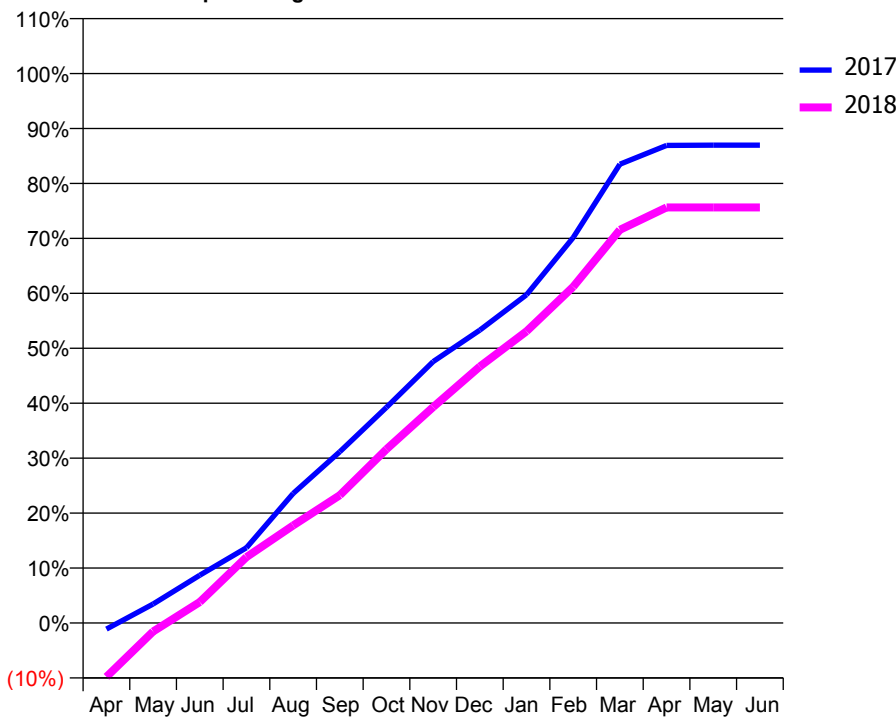
### ACCESS\*

Patients seen in 24 months	Total	Change since previous quarter
Quarter ending March 2017	5,581	
Quarter ending June 2017	6,366	↑
Quarter ending September 2017	6,956	↑
Quarter ending December 2017	7,467	↑
Quarter ending March 2018	7,535	→
<b>Variance since March 2017</b>	<b>35.0%</b>	<b>↑</b>



### ACTIVITY

**Cumulative percentage of contracted UDA delivered 2017 & 2018**



Month	Adjusted Scheduled Activity (UDA)	
	2017	2018
April	-267	-2,310
May	816	-368
June	2,045	897
July	3,224	2,821
August	5,545	4,176
September	7,337	5,472
October	9,238	7,440
November	11,192	9,246
December	12,543	10,983
January	14,053	12,488
February	16,503	14,398
March	19,644	16,837
April	20,452	17,793
May	20,464	17,796
June	20,464	17,796

### QUALITY

	Quantity	Base Number	Contract	AT	Region	England
% of FP17s for the same patient ID Re-attending within 3 months - Children	125	1,545	8.1%	12.4%	12.8%	11.9%
% of FP17s for the same patient ID Re-attending within 3 months - Adults	865	5,522	15.7%	16.8%	16.5%	16.0%
% of FP17s for the same patient ID Re-attending between 3 & 9 months - Children	414	1,545	26.8%	57.3%	59.7%	58.3%
% of FP17s for the same patient ID Re-attending between 3 & 9 months - Adults	1,388	5,522	25.1%	50.3%	52.6%	50.3%
% of FP17s for Band 1 Urgent Courses	993	7,110	14.0%	10.1%	9.1%	9.1%
% of FP17s Relating to Free Repair or Replacements	60	7,110	0.8%	0.9%	1.0%	0.8%
% of FP17s Relating to Continuations	28	7,110	0.4%	1.0%	1.2%	1.0%
% of Patients satisfied with the dentistry they have received	3	3	N/A	92.1%	91.6%	91.5%
% of Patients satisfied with the time they had to wait for an appointment	3	3	N/A	88.7%	88.3%	87.9%

\* This is based on patients treated on this contract for their most recent course of treatment. Figures in italics indicate the base number of FP17s or Patient Questionnaire responses are less than 100. N/A is shown where the base number of responses is less than 10 during the period. % is calculated as Quantity/Base number\*100