

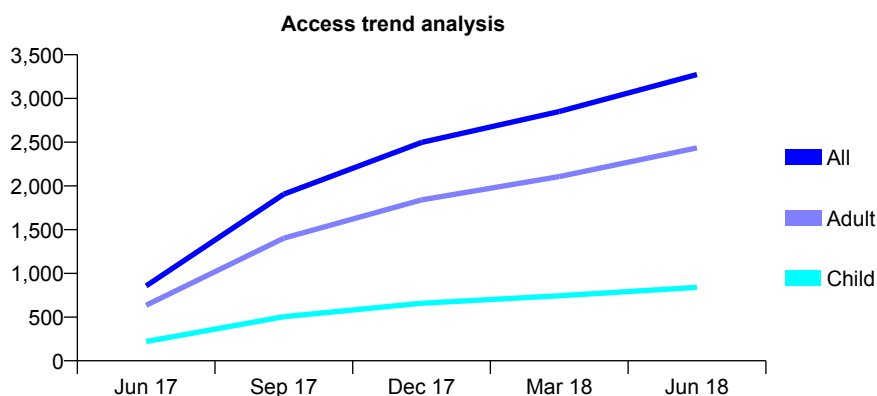
Q52 - Vital Signs At a Glance Contract Report for 100432/0000 - June 2018

Name or company name	Great Horton DentCare Limited
Contract type name	PDS Contract
Purpose of contract	General
Contract start date	01/05/2017
Contract end date	30/04/2020

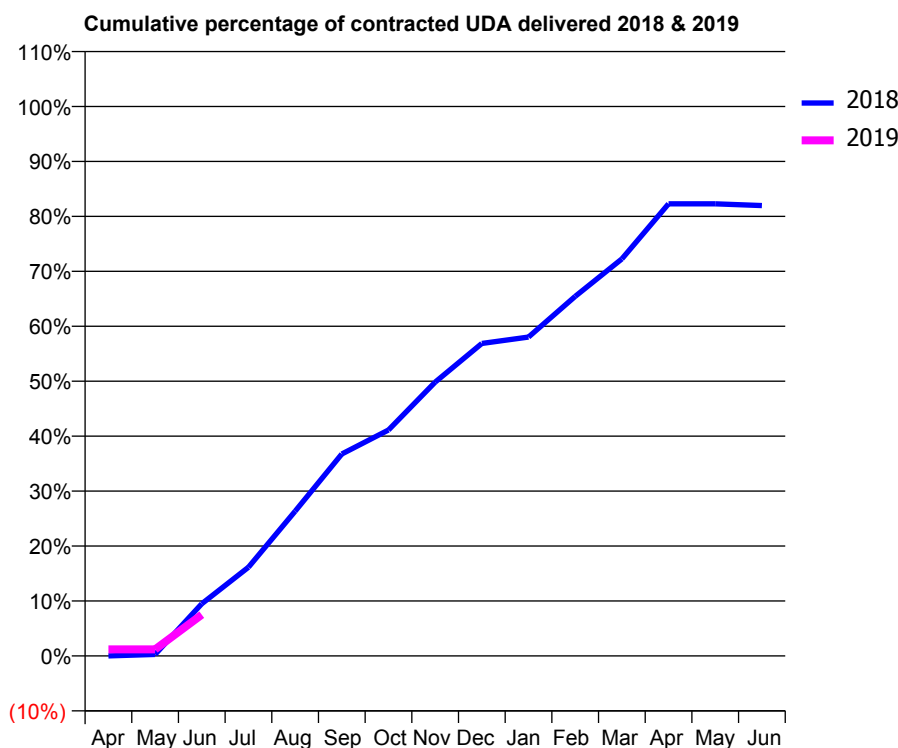
18/19 Contracted general activity (UDA)	14,166
Carry forward general activity (UDA)	0
18/19 Contracted orthodontic activity (UOA)	0
Carry forward orthodontic activity (UOA)	0
Baseline contract value	£388,495.10

ACCESS*

Patients seen in 24 months	Total	Change since previous quarter
Quarter ending June 2017	856	
Quarter ending September 2017	1,906	↑
Quarter ending December 2017	2,498	↑
Quarter ending March 2018	2,851	↑
Quarter ending June 2018	3,273	↑
Variance since June 2017	282.4%	↑



ACTIVITY



Month	Adjusted Scheduled Activity (UDA)	
	2018	2019
April	0	172
May	37	172
June	1,284	1,064
July	2,183	
August	3,559	
September	4,965	
October	5,555	
November	6,732	
December	7,680	
January	7,840	
February	8,840	
March	9,760	
April	11,112	
May	11,112	
June	11,071	

QUALITY

	Quantity	Base Number	Contract	AT	Region	England
% of FP17s for the same patient ID Re-attending within 3 months - Children	18	221	8.1%	10.0%	12.0%	11.5%
% of FP17s for the same patient ID Re-attending within 3 months - Adults	77	818	9.4%	13.8%	15.7%	15.4%
% of FP17s for the same patient ID Re-attending between 3 & 9 months - Children	95	221	43.0%	61.7%	60.3%	58.9%
% of FP17s for the same patient ID Re-attending between 3 & 9 months - Adults	430	818	52.6%	56.1%	54.0%	51.6%
% of FP17s for Band 1 Urgent Courses	27	489	5.5%	7.1%	8.9%	8.9%
% of FP17s Relating to Free Repair or Replacements	6	489	1.2%	0.9%	1.0%	0.8%
% of FP17s Relating to Continuations	5	489	1.0%	1.0%	1.1%	0.9%
% of Patients satisfied with the dentistry they have received	4	4	N/A	92.6%	93.4%	93.2%
% of Patients satisfied with the time they had to wait for an appointment	4	4	N/A	88.0%	89.4%	88.8%

* This is based on patients treated on this contract for their most recent course of treatment. Figures in italics indicate the base number of FP17s or Patient Questionnaire responses are less than 100. N/A is shown where the base number of responses is less than 10 during the period. % is calculated as Quantity/Base number*100

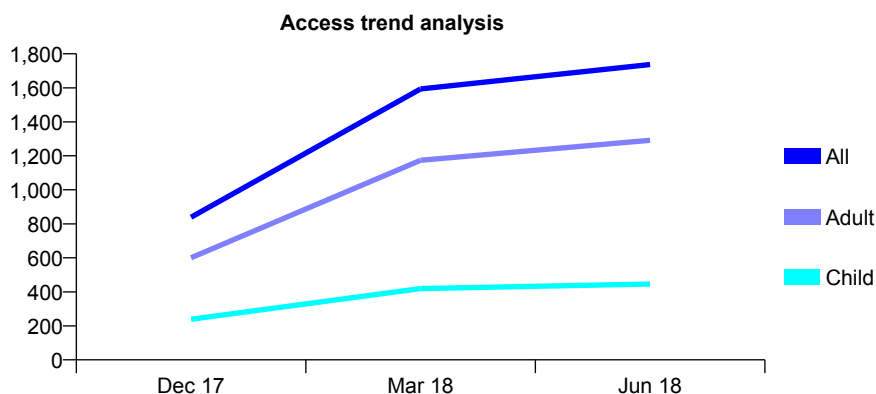
Q52 - Vital Signs At a Glance Contract Report for 100490/0000 - June 2018

Name or company name	Imtiaz Khajwal & Mohammed Bala
Contract type name	GDS Contract
Purpose of contract	General
Contract start date	01/09/2017
Contract end date	

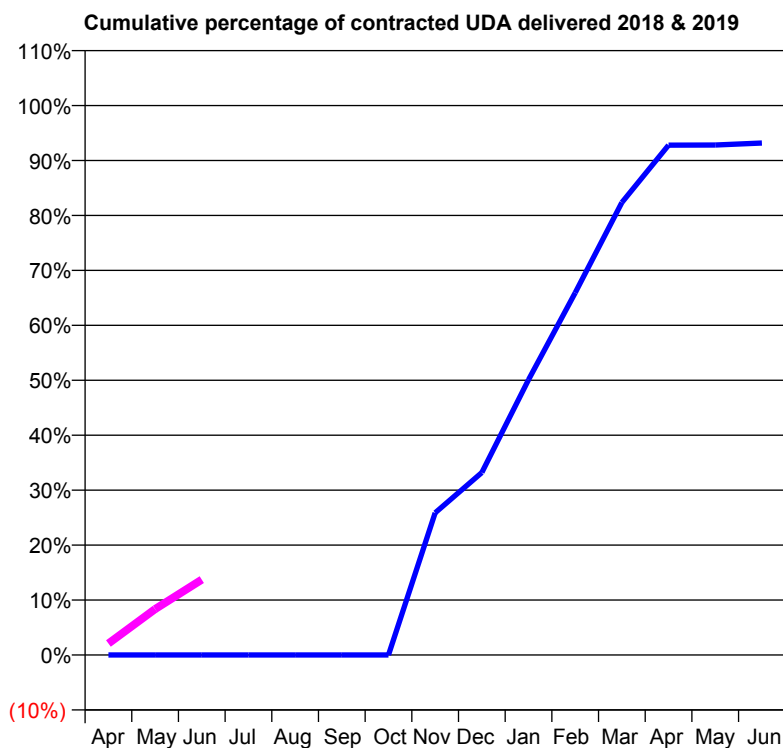
18/19 Contracted general activity (UDA)	6,899
Carry forward general activity (UDA)	0
18/19 Contracted orthodontic activity (UOA)	0
Carry forward orthodontic activity (UOA)	0
Baseline contract value	£197,610.02

ACCESS*

Patients seen in 24 months	Total	Change since previous quarter
Quarter ending June 2017	0	
Quarter ending September 2017	0	
Quarter ending December 2017	839	↑
Quarter ending March 2018	1,593	↑
Quarter ending June 2018	1,737	↑
Variance since June 2017	N/A	



ACTIVITY



Month	Adjusted Scheduled Activity (UDA)	
	2018	2019
April	0	145
May	0	577
June	0	946
July	0	
August	0	
September	0	
October	0	
November	1,042	
December	1,337	
January	2,016	
February	2,652	
March	3,314	
April	3,734	
May	3,735	
June	3,749	

QUALITY

	Quantity	Base Number	Contract	AT	Region	England
% of FP17s for the same patient ID Re-attending within 3 months - Children	14	205	6.8%	10.0%	12.0%	11.5%
% of FP17s for the same patient ID Re-attending within 3 months - Adults	60	513	11.7%	13.8%	15.7%	15.4%
% of FP17s for the same patient ID Re-attending between 3 & 9 months - Children	128	205	62.4%	61.7%	60.3%	58.9%
% of FP17s for the same patient ID Re-attending between 3 & 9 months - Adults	278	513	54.2%	56.1%	54.0%	51.6%
% of FP17s for Band 1 Urgent Courses	27	546	4.9%	7.1%	8.9%	8.9%
% of FP17s Relating to Free Repair or Replacements	1	546	0.2%	0.9%	1.0%	0.8%
% of FP17s Relating to Continuations	2	546	0.4%	1.0%	1.1%	0.9%
% of Patients satisfied with the dentistry they have received	0	0	N/A	92.6%	93.4%	93.2%
% of Patients satisfied with the time they had to wait for an appointment	0	0	N/A	88.0%	89.4%	88.8%

* This is based on patients treated on this contract for their most recent course of treatment. Figures in italics indicate the base number of FP17s or Patient Questionnaire responses are less than 100. N/A is shown where the base number of responses is less than 10 during the period. % is calculated as Quantity/Base number*100

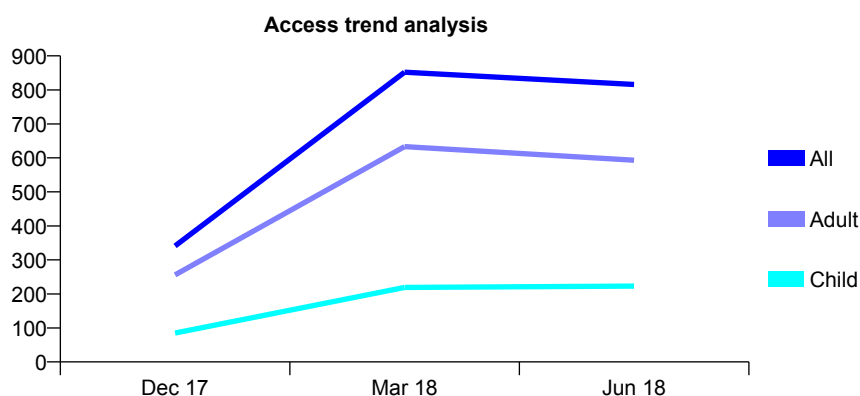
Q52 - Vital Signs At a Glance Contract Report for 100529/0000 - June 2018

Name or company name	MRS M HAMER
Contract type name	GDS Contract
Purpose of contract	General
Contract start date	01/10/2017
Contract end date	31/03/2019

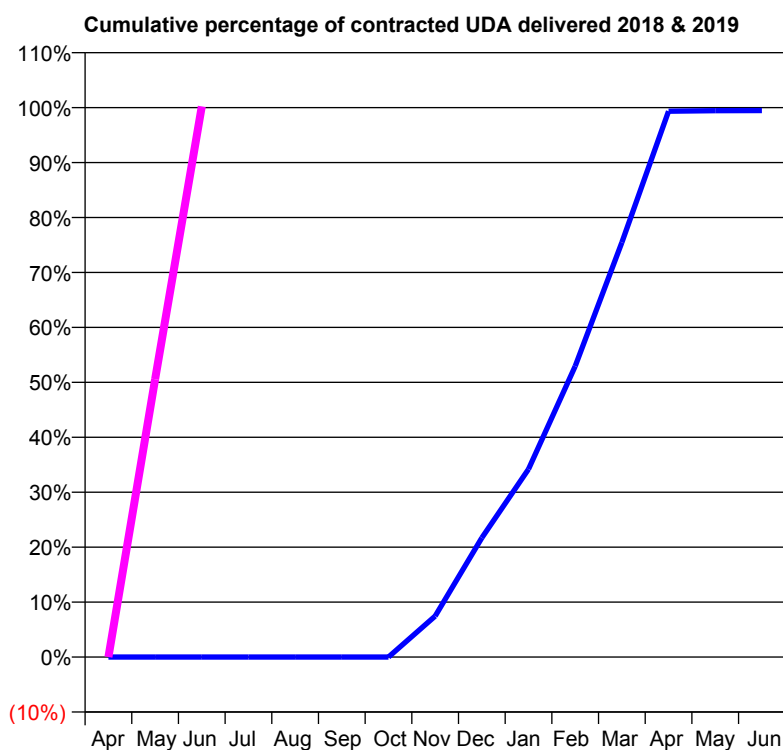
18/19 Contracted general activity (UDA)	400
Carry forward general activity (UDA)	0
18/19 Contracted orthodontic activity (UOA)	0
Carry forward orthodontic activity (UOA)	0
Baseline contract value	£11,320.83

ACCESS*

Patients seen in 24 months	Total	Change since previous quarter
Quarter ending June 2017	0	
Quarter ending September 2017	0	
Quarter ending December 2017	341	↑
Quarter ending March 2018	852	↑
Quarter ending June 2018	816	↓
Variance since June 2017	N/A	



ACTIVITY



Month	Adjusted Scheduled Activity (UDA)	
	2018	2019
April	0	0
May	0	202
June	0	401
July	0	
August	0	
September	0	
October	0	
November	186	
December	543	
January	855	
February	1,323	
March	1,886	
April	2,484	
May	2,486	
June	2,487	

QUALITY

	Quantity	Base Number	Contract	AT	Region	England
% of FP17s for the same patient ID Re-attending within 3 months - Children	6	121	5.0%	10.0%	12.0%	11.5%
% of FP17s for the same patient ID Re-attending within 3 months - Adults	33	308	10.7%	13.8%	15.7%	15.4%
% of FP17s for the same patient ID Re-attending between 3 & 9 months - Children	39	121	32.2%	61.7%	60.3%	58.9%
% of FP17s for the same patient ID Re-attending between 3 & 9 months - Adults	99	308	32.1%	56.1%	54.0%	51.6%
% of FP17s for Band 1 Urgent Courses	14	201	7.0%	7.1%	8.9%	8.9%
% of FP17s Relating to Free Repair or Replacements	0	201	0.0%	0.9%	1.0%	0.8%
% of FP17s Relating to Continuations	1	201	0.5%	1.0%	1.1%	0.9%
% of Patients satisfied with the dentistry they have received	0	0	N/A	92.6%	93.4%	93.2%
% of Patients satisfied with the time they had to wait for an appointment	0	0	N/A	88.0%	89.4%	88.8%

* This is based on patients treated on this contract for their most recent course of treatment. Figures in italics indicate the base number of FP17s or Patient Questionnaire responses are less than 100. N/A is shown where the base number of responses is less than 10 during the period. % is calculated as Quantity/Base number*100

Q52 - Vital Signs At a Glance Contract Report for 100612/0000 - June 2018


Name or company name	C.J. Harker & Associates Ltd
Contract type name	PDS Contract
Purpose of contract	General
Contract start date	01/04/2018
Contract end date	31/03/2019

18/19 Contracted general activity (UDA)	6,000
Carry forward general activity (UDA)	0
18/19 Contracted orthodontic activity (UOA)	0
Carry forward orthodontic activity (UOA)	0
Baseline contract value	£169,800.00

ACCESS*

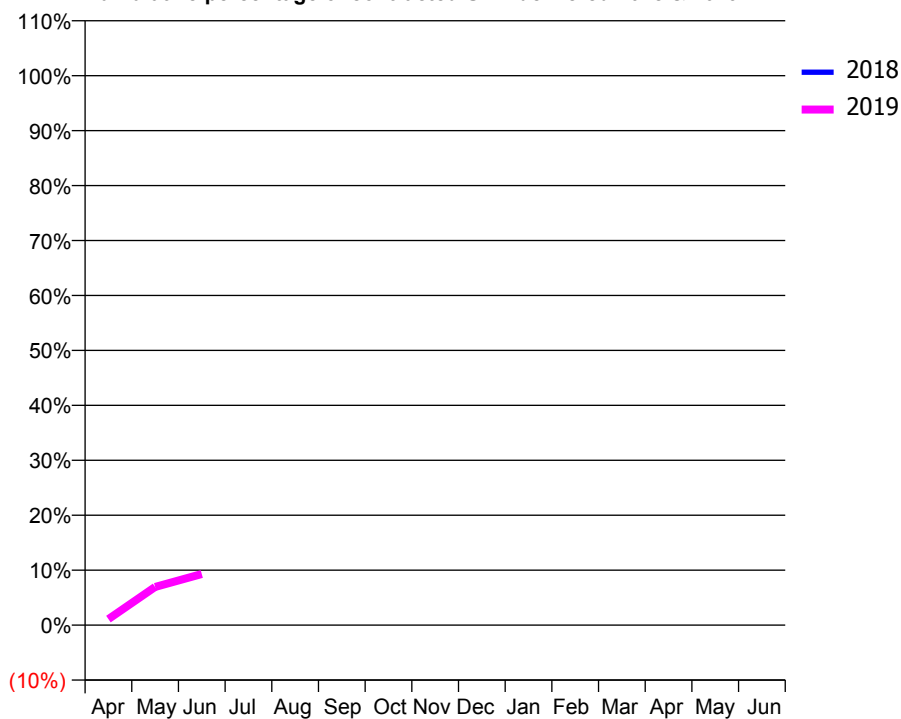
Patients seen in 24 months	Total	Change since previous quarter
Quarter ending June 2017	0	
Quarter ending September 2017	0	
Quarter ending December 2017	0	
Quarter ending March 2018	0	
Quarter ending June 2018	321	↑
Variance since June 2017	N/A	

Access trend analysis



ACTIVITY

Cumulative percentage of contracted UDA delivered 2018 & 2019



Adjusted Scheduled Activity (UDA)

Month	2018	2019
April	0	66
May	0	418
June	0	559
July	0	
August	0	
September	0	
October	0	
November	0	
December	0	
January	0	
February	0	
March	0	
April	0	
May	0	
June	0	

QUALITY

	Quantity	Base Number	Contract	AT	Region	England
% of FP17s for the same patient ID Re-attending within 3 months - Children	0	98	0.0%	10.0%	12.0%	11.5%
% of FP17s for the same patient ID Re-attending within 3 months - Adults	1	234	0.4%	13.8%	15.7%	15.4%
% of FP17s for the same patient ID Re-attending between 3 & 9 months - Children	0	98	0.0%	61.7%	60.3%	58.9%
% of FP17s for the same patient ID Re-attending between 3 & 9 months - Adults	0	234	0.0%	56.1%	54.0%	51.6%
% of FP17s for Band 1 Urgent Courses	14	332	4.2%	7.1%	8.9%	8.9%
% of FP17s Relating to Free Repair or Replacements	0	332	0.0%	0.9%	1.0%	0.8%
% of FP17s Relating to Continuations	1	332	0.3%	1.0%	1.1%	0.9%
% of Patients satisfied with the dentistry they have received	1	1	N/A	92.6%	93.4%	93.2%
% of Patients satisfied with the time they had to wait for an appointment	1	1	N/A	88.0%	89.4%	88.8%

* This is based on patients treated on this contract for their most recent course of treatment. Figures in italics indicate the base number of FP17s or Patient Questionnaire responses are less than 100. N/A is shown where the base number of responses is less than 10 during the period. % is calculated as Quantity/Base number*100

Q52 - Vital Signs At a Glance Contract Report for 100613/0000 - June 2018


Name or company name	C.J. Harker & Associates Ltd
Contract type name	PDS Contract
Purpose of contract	General
Contract start date	01/04/2018
Contract end date	31/03/2019

18/19 Contracted general activity (UDA)	2,000
Carry forward general activity (UDA)	0
18/19 Contracted orthodontic activity (UOA)	0
Carry forward orthodontic activity (UOA)	0
Baseline contract value	£56,600.00

ACCESS*

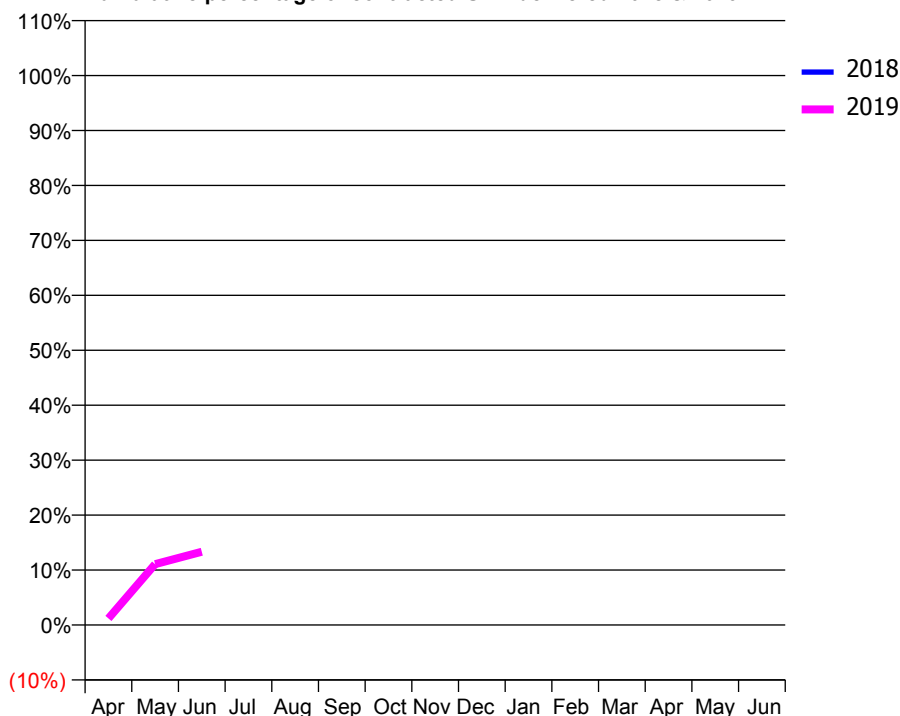
Patients seen in 24 months	Total	Change since previous quarter
Quarter ending June 2017	0	
Quarter ending September 2017	0	
Quarter ending December 2017	0	
Quarter ending March 2018	0	
Quarter ending June 2018	153	↑
Variance since June 2017	N/A	

Access trend analysis



ACTIVITY

Cumulative percentage of contracted UDA delivered 2018 & 2019



Adjusted Scheduled Activity (UDA)

Month	2018	2019
April	0	24
May	0	221
June	0	267
July	0	
August	0	
September	0	
October	0	
November	0	
December	0	
January	0	
February	0	
March	0	
April	0	
May	0	
June	0	

QUALITY

	Quantity	Base Number	Contract	AT	Region	England
% of FP17s for the same patient ID Re-attending within 3 months - Children	0	43	0.0%	10.0%	12.0%	11.5%
% of FP17s for the same patient ID Re-attending within 3 months - Adults	1	95	1.1%	13.8%	15.7%	15.4%
% of FP17s for the same patient ID Re-attending between 3 & 9 months - Children	0	43	0.0%	61.7%	60.3%	58.9%
% of FP17s for the same patient ID Re-attending between 3 & 9 months - Adults	0	95	0.0%	56.1%	54.0%	51.6%
% of FP17s for Band 1 Urgent Courses	8	138	5.8%	7.1%	8.9%	8.9%
% of FP17s Relating to Free Repair or Replacements	1	138	0.7%	0.9%	1.0%	0.8%
% of FP17s Relating to Continuations	0	138	0.0%	1.0%	1.1%	0.9%
% of Patients satisfied with the dentistry they have received	0	0	N/A	92.6%	93.4%	93.2%
% of Patients satisfied with the time they had to wait for an appointment	0	0	N/A	88.0%	89.4%	88.8%

* This is based on patients treated on this contract for their most recent course of treatment. Figures in italics indicate the base number of FP17s or Patient Questionnaire responses are less than 100. N/A is shown where the base number of responses is less than 10 during the period. % is calculated as Quantity/Base number*100

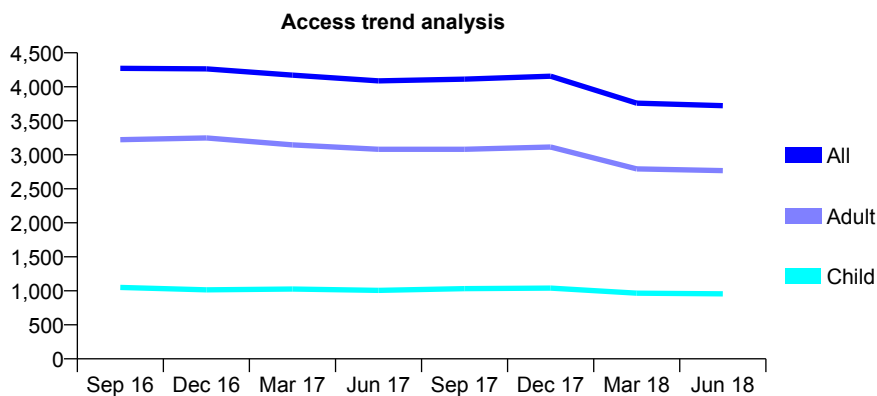
Q52 - Vital Signs At a Glance Contract Report for 101281/0009 - June 2018

Name or company name	OASIS DENTAL CARE LTD
Contract type name	GDS Contract
Purpose of contract	General
Contract start date	01/04/2006
Contract end date	

18/19 Contracted general activity (UDA)	15,000
Carry forward general activity (UDA)	0
18/19 Contracted orthodontic activity (UOA)	0
Carry forward orthodontic activity (UOA)	0
Baseline contract value	£357,721.54

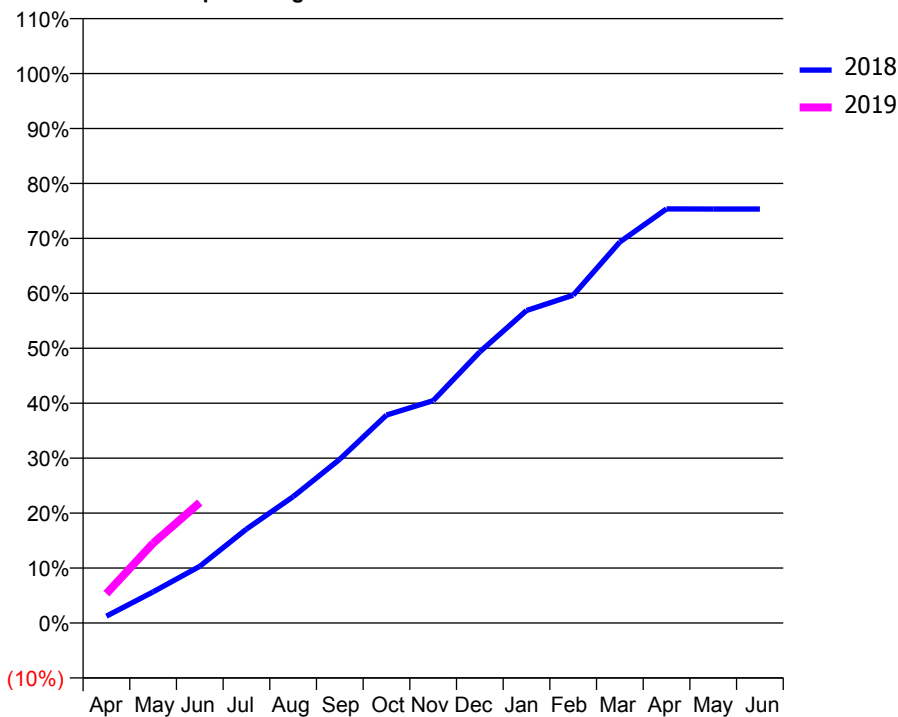
ACCESS*

Patients seen in 24 months	Total	Change since previous quarter
Quarter ending June 2017	4,087	
Quarter ending September 2017	4,113	→
Quarter ending December 2017	4,155	→
Quarter ending March 2018	3,759	↓
Quarter ending June 2018	3,723	→
Variance since June 2017	(8.9%)	↓



ACTIVITY

Cumulative percentage of contracted UDA delivered 2018 & 2019



Adjusted Scheduled Activity (UDA)		
Month	2018	2019
April	188	802
May	849	2,177
June	1,548	3,289
July	2,564	
August	3,451	
September	4,472	
October	5,677	
November	6,068	
December	7,401	
January	8,532	
February	8,949	
March	10,403	
April	11,305	
May	11,302	
June	11,302	

QUALITY

	Quantity	Base Number	Contract	AT	Region	England
% of FP17s for the same patient ID Re-attending within 3 months - Children	19	337	5.6%	10.0%	12.0%	11.5%
% of FP17s for the same patient ID Re-attending within 3 months - Adults	95	1,015	9.4%	13.8%	15.7%	15.4%
% of FP17s for the same patient ID Re-attending between 3 & 9 months - Children	164	337	48.7%	61.7%	60.3%	58.9%
% of FP17s for the same patient ID Re-attending between 3 & 9 months - Adults	470	1,015	46.3%	56.1%	54.0%	51.6%
% of FP17s for Band 1 Urgent Courses	36	1,126	3.2%	7.1%	8.9%	8.9%
% of FP17s Relating to Free Repair or Replacements	35	1,126	3.1%	0.9%	1.0%	0.8%
% of FP17s Relating to Continuations	24	1,126	2.1%	1.0%	1.1%	0.9%
% of Patients satisfied with the dentistry they have received	2	4	N/A	92.6%	93.4%	93.2%
% of Patients satisfied with the time they had to wait for an appointment	4	4	N/A	88.0%	89.4%	88.8%

* This is based on patients treated on this contract for their most recent course of treatment. Figures in italics indicate the base number of FP17s or Patient Questionnaire responses are less than 100. N/A is shown where the base number of responses is less than 10 during the period. % is calculated as Quantity/Base number*100

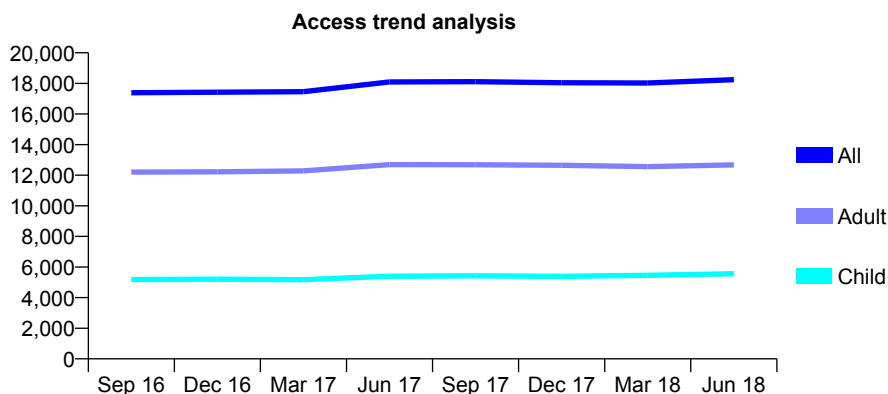
Q52 - Vital Signs At a Glance Contract Report for 101281/0012 - June 2018

Name or company name	OASIS DENTAL CARE LTD
Contract type name	GDS Contract
Purpose of contract	General
Contract start date	01/04/2006
Contract end date	

18/19 Contracted general activity (UDA)	49,069
Carry forward general activity (UDA)	0
18/19 Contracted orthodontic activity (UOA)	0
Carry forward orthodontic activity (UOA)	0
Baseline contract value	£1,413,926.06

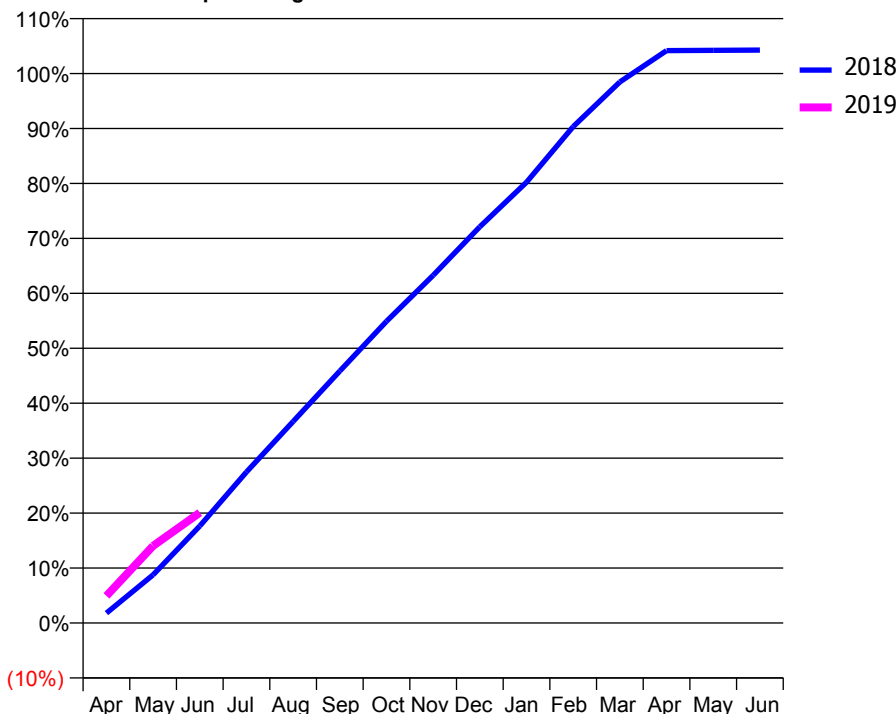
ACCESS*

Patients seen in 24 months	Total	Change since previous quarter
Quarter ending June 2017	18,094	
Quarter ending September 2017	18,114	→
Quarter ending December 2017	18,043	→
Quarter ending March 2018	18,022	→
Quarter ending June 2018	18,241	→
Variance since June 2017	0.8%	→



ACTIVITY

Cumulative percentage of contracted UDA delivered 2018 & 2019



Adjusted Scheduled Activity (UDA)

Month	2018	2019
April	890	2,425
May	4,317	6,894
June	8,685	9,854
July	13,532	
August	18,057	
September	22,575	
October	27,028	
November	31,148	
December	35,499	
January	39,480	
February	44,464	
March	48,468	
April	51,272	
May	51,296	
June	51,320	

QUALITY

	Quantity	Base Number	Contract	AT	Region	England
% of FP17s for the same patient ID Re-attending within 3 months - Children	177	2,332	7.6%	10.0%	12.0%	11.5%
% of FP17s for the same patient ID Re-attending within 3 months - Adults	572	4,693	12.2%	13.8%	15.7%	15.4%
% of FP17s for the same patient ID Re-attending between 3 & 9 months - Children	1,460	2,332	62.6%	61.7%	60.3%	58.9%
% of FP17s for the same patient ID Re-attending between 3 & 9 months - Adults	2,772	4,693	59.1%	56.1%	54.0%	51.6%
% of FP17s for Band 1 Urgent Courses	288	5,472	5.3%	7.1%	8.9%	8.9%
% of FP17s Relating to Free Repair or Replacements	31	5,472	0.6%	0.9%	1.0%	0.8%
% of FP17s Relating to Continuations	15	5,472	0.3%	1.0%	1.1%	0.9%
% of Patients satisfied with the dentistry they have received	7	7	N/A	92.6%	93.4%	93.2%
% of Patients satisfied with the time they had to wait for an appointment	6	7	N/A	88.0%	89.4%	88.8%

* This is based on patients treated on this contract for their most recent course of treatment. Figures in italics indicate the base number of FP17s or Patient Questionnaire responses are less than 100. N/A is shown where the base number of responses is less than 10 during the period. % is calculated as Quantity/Base number*100

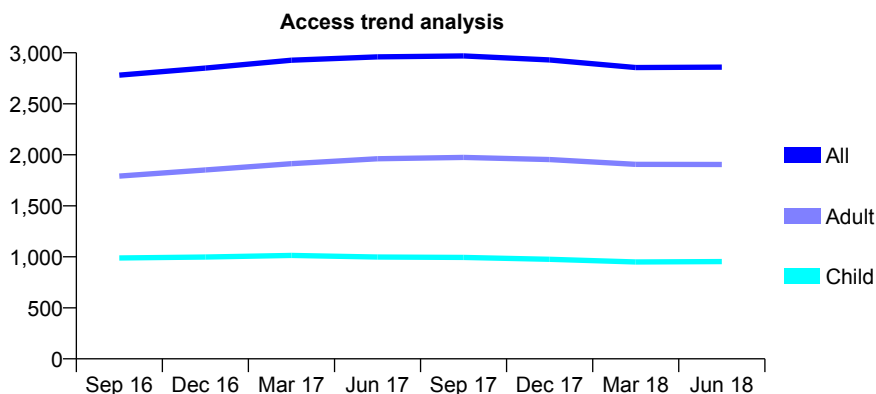
Q52 - Vital Signs At a Glance Contract Report for 101281/0013 - June 2018

Name or company name	OASIS DENTAL CARE LTD
Contract type name	GDS Contract
Purpose of contract	General
Contract start date	01/04/2006
Contract end date	

18/19 Contracted general activity (UDA)	8,210
Carry forward general activity (UDA)	0
18/19 Contracted orthodontic activity (UOA)	0
Carry forward orthodontic activity (UOA)	0
Baseline contract value	£224,953.56

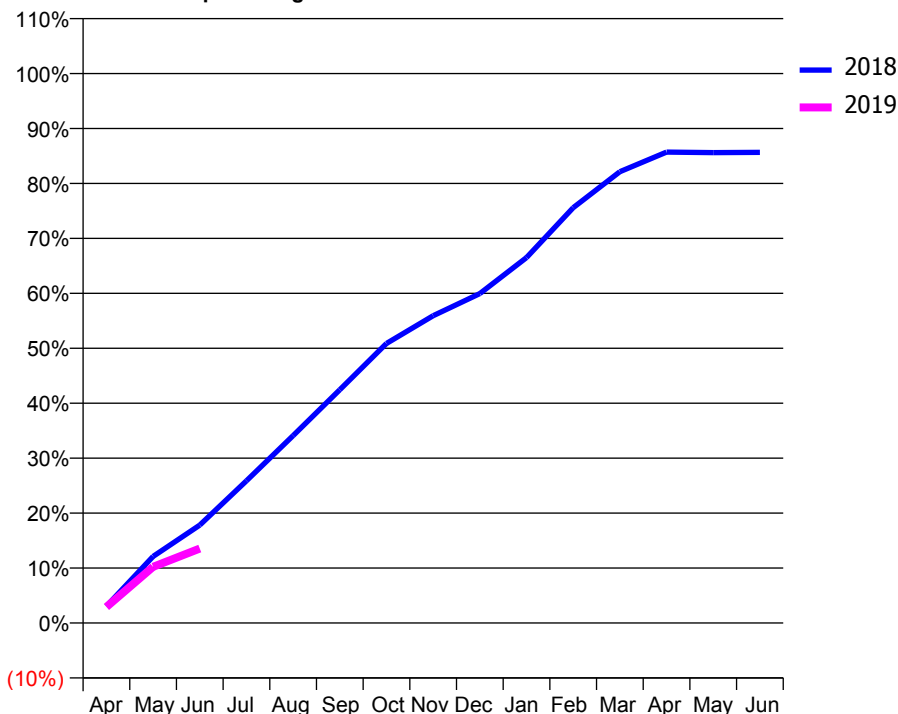
ACCESS*

Patients seen in 24 months	Total	Change since previous quarter
Quarter ending June 2017	2,960	
Quarter ending September 2017	2,969	→
Quarter ending December 2017	2,930	↓
Quarter ending March 2018	2,856	↓
Quarter ending June 2018	2,859	→
Variance since June 2017	(3.4%)	↓



ACTIVITY

Cumulative percentage of contracted UDA delivered 2018 & 2019



Adjusted Scheduled Activity (UDA)

Month	2018	2019
April	252	240
May	994	839
June	1,463	1,112
July	2,125	
August	2,799	
September	3,485	
October	4,178	
November	4,592	
December	4,922	
January	5,459	
February	6,205	
March	6,743	
April	7,036	
May	7,028	
June	7,031	

QUALITY

	Quantity	Base Number	Contract	AT	Region	England
% of FP17s for the same patient ID Re-attending within 3 months - Children	11	330	3.3%	10.0%	12.0%	11.5%
% of FP17s for the same patient ID Re-attending within 3 months - Adults	39	579	6.7%	13.8%	15.7%	15.4%
% of FP17s for the same patient ID Re-attending between 3 & 9 months - Children	237	330	71.8%	61.7%	60.3%	58.9%
% of FP17s for the same patient ID Re-attending between 3 & 9 months - Adults	382	579	66.0%	56.1%	54.0%	51.6%
% of FP17s for Band 1 Urgent Courses	19	757	2.5%	7.1%	8.9%	8.9%
% of FP17s Relating to Free Repair or Replacements	3	757	0.4%	0.9%	1.0%	0.8%
% of FP17s Relating to Continuations	1	757	0.1%	1.0%	1.1%	0.9%
% of Patients satisfied with the dentistry they have received	2	2	N/A	92.6%	93.4%	93.2%
% of Patients satisfied with the time they had to wait for an appointment	1	2	N/A	88.0%	89.4%	88.8%

* This is based on patients treated on this contract for their most recent course of treatment. Figures in italics indicate the base number of FP17s or Patient Questionnaire responses are less than 100. N/A is shown where the base number of responses is less than 10 during the period. % is calculated as Quantity/Base number*100

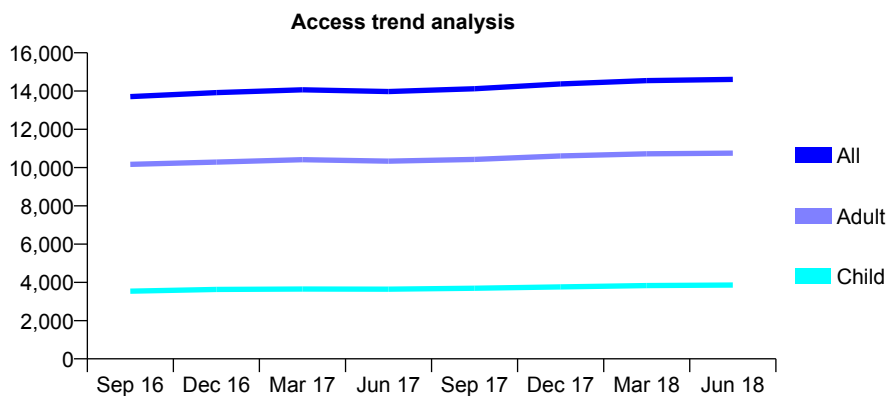
Q52 - Vital Signs At a Glance Contract Report for 101281/0016 - June 2018

Name or company name	OASIS DENTAL CARE LTD
Contract type name	PDS Contract
Purpose of contract	General
Contract start date	01/04/2006
Contract end date	31/03/2021

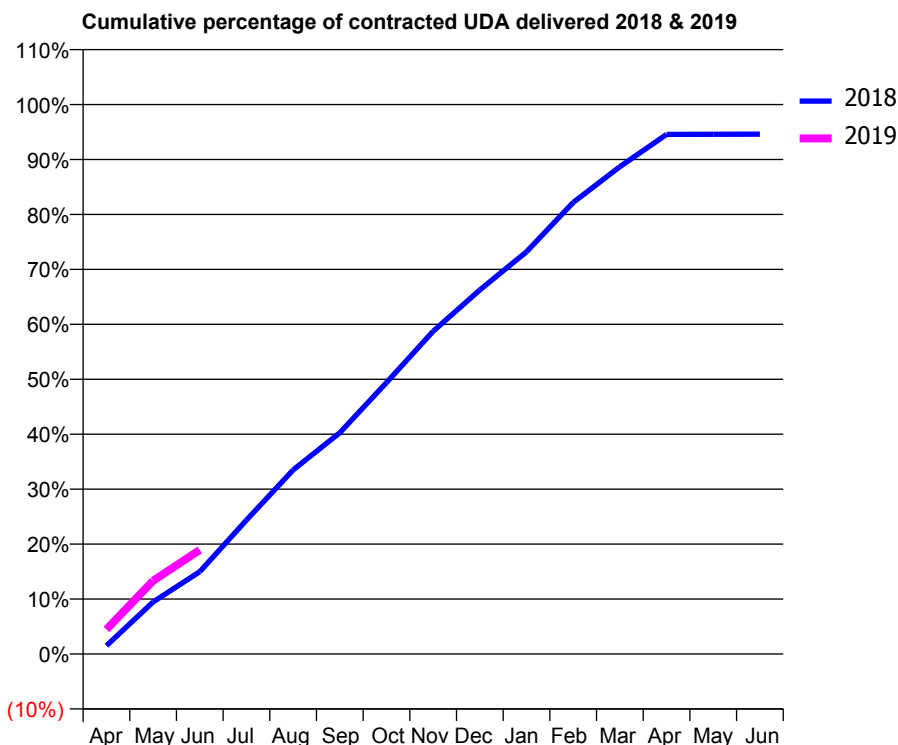
18/19 Contracted general activity (UDA)	44,534
Carry forward general activity (UDA)	0
18/19 Contracted orthodontic activity (UOA)	0
Carry forward orthodontic activity (UOA)	0
Baseline contract value	£1,269,194.43

ACCESS*

Patients seen in 24 months	Total	Change since previous quarter
Quarter ending June 2017	13,975	
Quarter ending September 2017	14,119	→
Quarter ending December 2017	14,370	→
Quarter ending March 2018	14,544	→
Quarter ending June 2018	14,609	→
Variance since June 2017	4.5%	↑



ACTIVITY



Month	Adjusted Scheduled Activity (UDA)	
	2018	2019
April	680	1,995
May	4,219	5,942
June	6,675	8,434
July	10,857	
August	14,918	
September	17,935	
October	21,998	
November	26,157	
December	29,510	
January	32,598	
February	36,600	
March	39,491	
April	42,114	
May	42,120	
June	42,135	

QUALITY

	Quantity	Base Number	Contract	AT	Region	England
% of FP17s for the same patient ID Re-attending within 3 months - Children	139	1,641	8.5%	10.0%	12.0%	11.5%
% of FP17s for the same patient ID Re-attending within 3 months - Adults	599	4,377	13.7%	13.8%	15.7%	15.4%
% of FP17s for the same patient ID Re-attending between 3 & 9 months - Children	1,094	1,641	66.7%	61.7%	60.3%	58.9%
% of FP17s for the same patient ID Re-attending between 3 & 9 months - Adults	2,884	4,377	65.9%	56.1%	54.0%	51.6%
% of FP17s for Band 1 Urgent Courses	233	4,741	4.9%	7.1%	8.9%	8.9%
% of FP17s Relating to Free Repair or Replacements	50	4,741	1.1%	0.9%	1.0%	0.8%
% of FP17s Relating to Continuations	75	4,741	1.6%	1.0%	1.1%	0.9%
% of Patients satisfied with the dentistry they have received	9	10	90.0%	92.6%	93.4%	93.2%
% of Patients satisfied with the time they had to wait for an appointment	9	10	90.0%	88.0%	89.4%	88.8%

* This is based on patients treated on this contract for their most recent course of treatment. Figures in italics indicate the base number of FP17s or Patient Questionnaire responses are less than 100. N/A is shown where the base number of responses is less than 10 during the period. % is calculated as Quantity/Base number*100

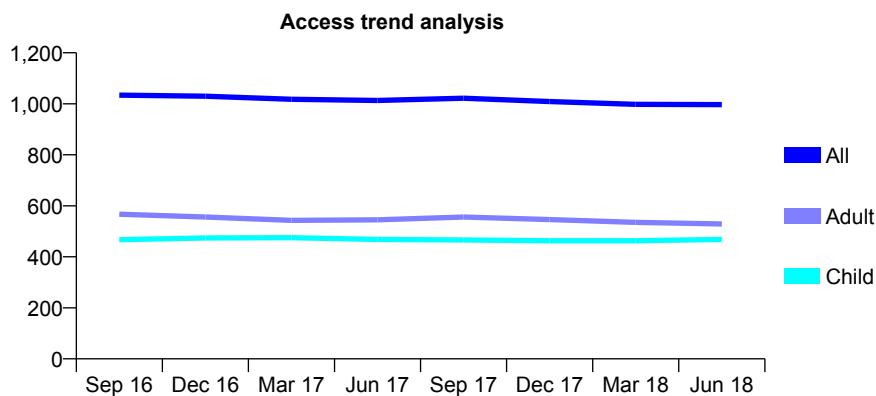
Q52 - Vital Signs At a Glance Contract Report for 101281/0024 - June 2018

Name or company name	OASIS DENTAL CARE LTD
Contract type name	GDS Contract
Purpose of contract	General
Contract start date	01/04/2006
Contract end date	

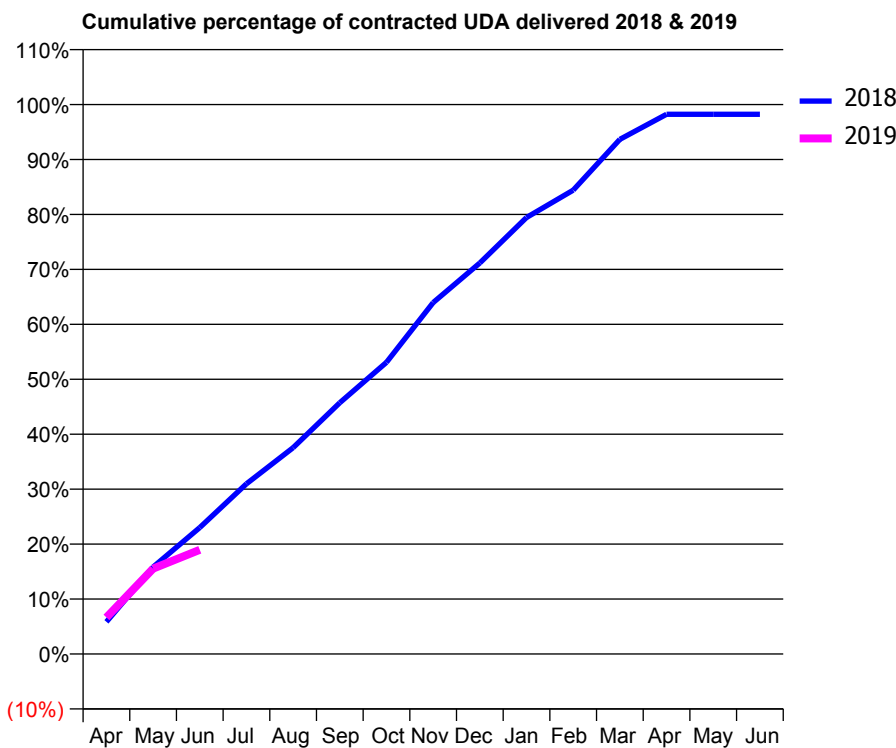
18/19 Contracted general activity (UDA)	2,579
Carry forward general activity (UDA)	0
18/19 Contracted orthodontic activity (UOA)	0
Carry forward orthodontic activity (UOA)	0
Baseline contract value	£63,227.28

ACCESS*

Patients seen in 24 months	Total	Change since previous quarter
Quarter ending June 2017	1,013	
Quarter ending September 2017	1,022	→
Quarter ending December 2017	1,009	↓
Quarter ending March 2018	998	↓
Quarter ending June 2018	997	→
Variance since June 2017	(1.6%)	↓



ACTIVITY



Adjusted Scheduled Activity (UDA)		
Month	2018	2019
April	151	172
May	408	401
June	593	489
July	799	
August	968	
September	1,180	
October	1,369	
November	1,649	
December	1,836	
January	2,049	
February	2,177	
March	2,415	
April	2,533	
May	2,533	
June	2,533	

QUALITY

	Quantity	Base Number	Contract	AT	Region	England
% of FP17s for the same patient ID Re-attending within 3 months - Children	7	207	3.4%	10.0%	12.0%	11.5%
% of FP17s for the same patient ID Re-attending within 3 months - Adults	20	195	10.3%	13.8%	15.7%	15.4%
% of FP17s for the same patient ID Re-attending between 3 & 9 months - Children	170	207	82.1%	61.7%	60.3%	58.9%
% of FP17s for the same patient ID Re-attending between 3 & 9 months - Adults	144	195	73.8%	56.1%	54.0%	51.6%
% of FP17s for Band 1 Urgent Courses	10	347	2.9%	7.1%	8.9%	8.9%
% of FP17s Relating to Free Repair or Replacements	1	347	0.3%	0.9%	1.0%	0.8%
% of FP17s Relating to Continuations	1	347	0.3%	1.0%	1.1%	0.9%
% of Patients satisfied with the dentistry they have received	0	0	N/A	92.6%	93.4%	93.2%
% of Patients satisfied with the time they had to wait for an appointment	0	0	N/A	88.0%	89.4%	88.8%

* This is based on patients treated on this contract for their most recent course of treatment. Figures in italics indicate the base number of FP17s or Patient Questionnaire responses are less than 100. N/A is shown where the base number of responses is less than 10 during the period. % is calculated as Quantity/Base number*100

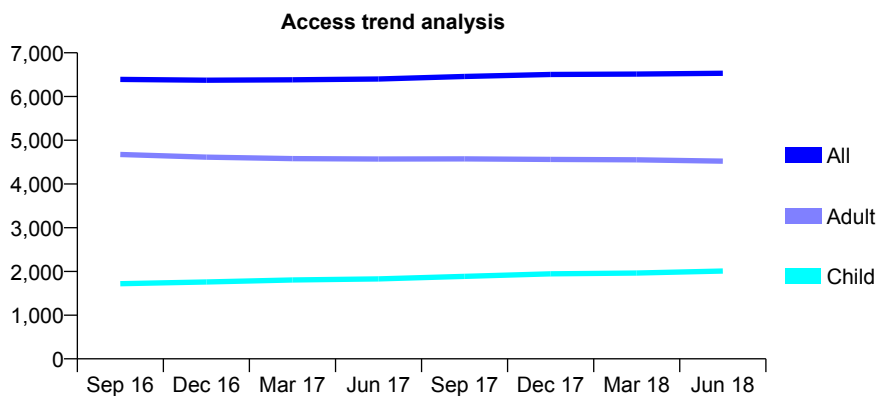
Q52 - Vital Signs At a Glance Contract Report for 101281/0030 - June 2018

Name or company name	OASIS DENTAL CARE LTD
Contract type name	GDS Contract
Purpose of contract	General
Contract start date	01/04/2006
Contract end date	

18/19 Contracted general activity (UDA)	20,500
Carry forward general activity (UDA)	0
18/19 Contracted orthodontic activity (UOA)	0
Carry forward orthodontic activity (UOA)	0
Baseline contract value	£593,237.75

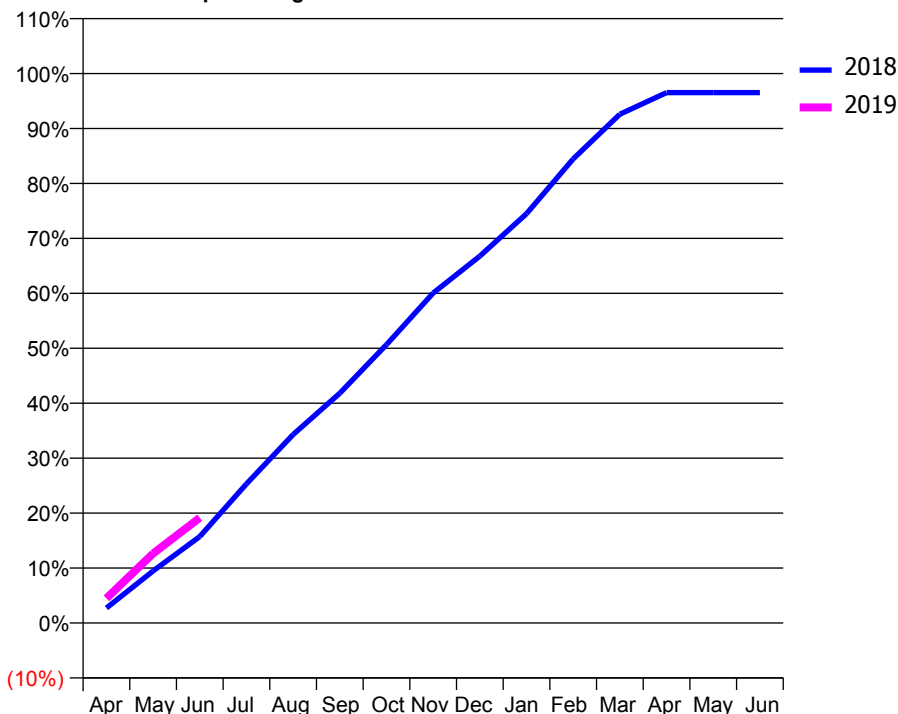
ACCESS*

Patients seen in 24 months	Total	Change since previous quarter
Quarter ending June 2017	6,401	
Quarter ending September 2017	6,460	→
Quarter ending December 2017	6,504	→
Quarter ending March 2018	6,515	→
Quarter ending June 2018	6,531	→
Variance since June 2017	2.0%	↑



ACTIVITY

Cumulative percentage of contracted UDA delivered 2018 & 2019



Adjusted Scheduled Activity (UDA)

Month	2018	2019
April	558	922
May	1,942	2,595
June	3,228	3,926
July	5,191	
August	7,030	
September	8,572	
October	10,385	
November	12,308	
December	13,688	
January	15,268	
February	17,312	
March	18,983	
April	19,787	
May	19,787	
June	19,789	

QUALITY

	Quantity	Base Number	Contract	AT	Region	England
% of FP17s for the same patient ID Re-attending within 3 months - Children	74	848	8.7%	10.0%	12.0%	11.5%
% of FP17s for the same patient ID Re-attending within 3 months - Adults	243	1,855	13.1%	13.8%	15.7%	15.4%
% of FP17s for the same patient ID Re-attending between 3 & 9 months - Children	563	848	66.4%	61.7%	60.3%	58.9%
% of FP17s for the same patient ID Re-attending between 3 & 9 months - Adults	1,329	1,855	71.6%	56.1%	54.0%	51.6%
% of FP17s for Band 1 Urgent Courses	109	2,313	4.7%	7.1%	8.9%	8.9%
% of FP17s Relating to Free Repair or Replacements	14	2,313	0.6%	0.9%	1.0%	0.8%
% of FP17s Relating to Continuations	14	2,313	0.6%	1.0%	1.1%	0.9%
% of Patients satisfied with the dentistry they have received	3	3	N/A	92.6%	93.4%	93.2%
% of Patients satisfied with the time they had to wait for an appointment	3	3	N/A	88.0%	89.4%	88.8%

* This is based on patients treated on this contract for their most recent course of treatment. Figures in italics indicate the base number of FP17s or Patient Questionnaire responses are less than 100. N/A is shown where the base number of responses is less than 10 during the period. % is calculated as Quantity/Base number*100

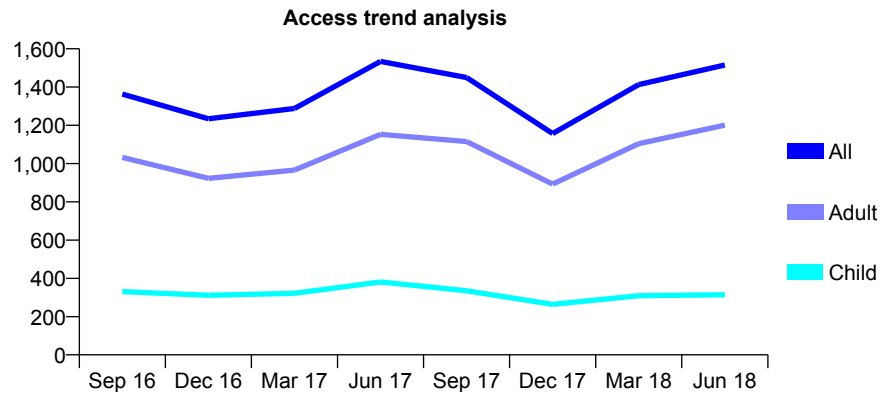
Q52 - Vital Signs At a Glance Contract Report for 101281/0184 - June 2018

Name or company name	OASIS DENTAL CARE LTD
Contract type name	PDS Contract
Purpose of contract	General
Contract start date	22/09/2008
Contract end date	21/09/2018

18/19 Contracted general activity (UDA)	2,613
Carry forward general activity (UDA)	0
18/19 Contracted orthodontic activity (UOA)	0
Carry forward orthodontic activity (UOA)	0
Baseline contract value	£82,611.59

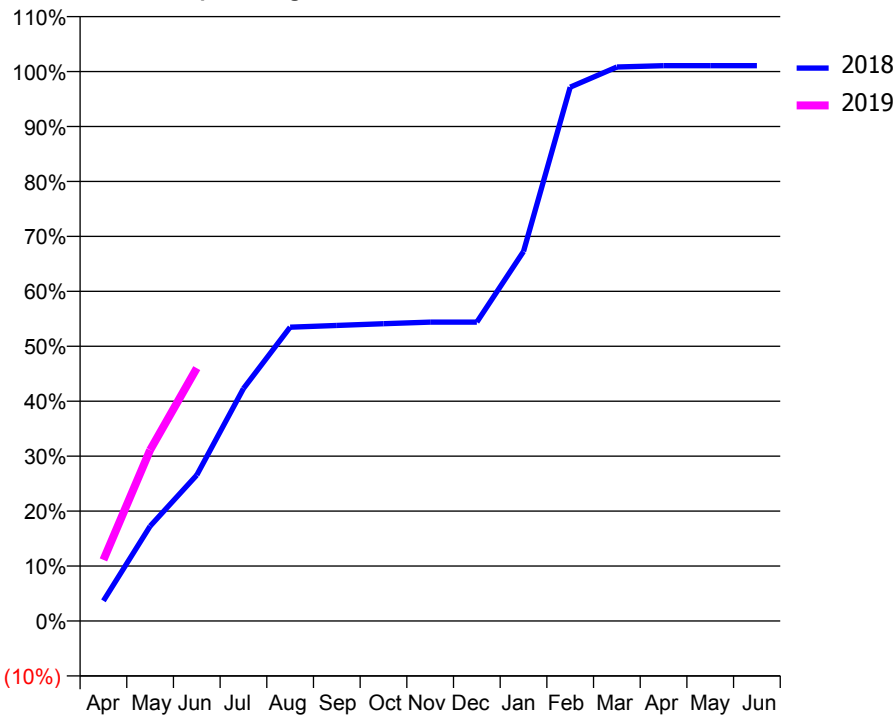
ACCESS*

Patients seen in 24 months	Total	Change since previous quarter
Quarter ending June 2017	1,534	
Quarter ending September 2017	1,450	↓
Quarter ending December 2017	1,157	↓
Quarter ending March 2018	1,413	↑
Quarter ending June 2018	1,515	↑
Variance since June 2017	(1.2%)	↓



ACTIVITY

Cumulative percentage of contracted UDA delivered 2018 & 2019



Month	Adjusted Scheduled Activity (UDA)	
	2018	2019
April	202	291
May	950	813
June	1,460	1,203
July	2,327	
August	2,941	
September	2,958	
October	2,976	
November	2,991	
December	2,991	
January	3,700	
February	5,344	
March	5,545	
April	5,558	
May	5,558	
June	5,558	

QUALITY

	Quantity	Base Number	Contract	AT	Region	England
% of FP17s for the same patient ID Re-attending within 3 months - Children	0	68	0.0%	10.0%	12.0%	11.5%
% of FP17s for the same patient ID Re-attending within 3 months - Adults	25	353	7.1%	13.8%	15.7%	15.4%
% of FP17s for the same patient ID Re-attending between 3 & 9 months - Children	11	68	16.2%	61.7%	60.3%	58.9%
% of FP17s for the same patient ID Re-attending between 3 & 9 months - Adults	49	353	13.9%	56.1%	54.0%	51.6%
% of FP17s for Band 1 Urgent Courses	28	419	6.7%	7.1%	8.9%	8.9%
% of FP17s Relating to Free Repair or Replacements	4	419	1.0%	0.9%	1.0%	0.8%
% of FP17s Relating to Continuations	6	419	1.4%	1.0%	1.1%	0.9%
% of Patients satisfied with the dentistry they have received	0	0	N/A	92.6%	93.4%	93.2%
% of Patients satisfied with the time they had to wait for an appointment	0	0	N/A	88.0%	89.4%	88.8%

* This is based on patients treated on this contract for their most recent course of treatment. Figures in italics indicate the base number of FP17s or Patient Questionnaire responses are less than 100. N/A is shown where the base number of responses is less than 10 during the period. % is calculated as Quantity/Base number*100

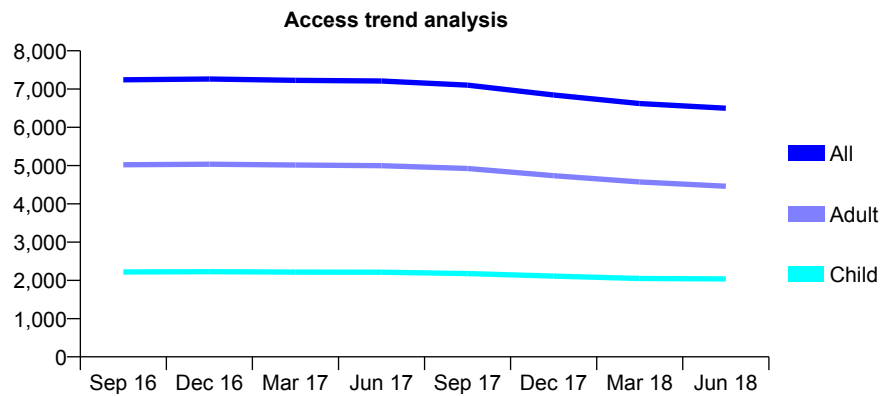
Q52 - Vital Signs At a Glance Contract Report for 101338/0051 - June 2018

Name or company name	Whitecross Dental Care Limited
Contract type name	GDS Contract
Purpose of contract	General
Contract start date	02/07/2007
Contract end date	

18/19 Contracted general activity (UDA)	22,200
Carry forward general activity (UDA)	0
18/19 Contracted orthodontic activity (UOA)	0
Carry forward orthodontic activity (UOA)	0
Baseline contract value	£601,158.54

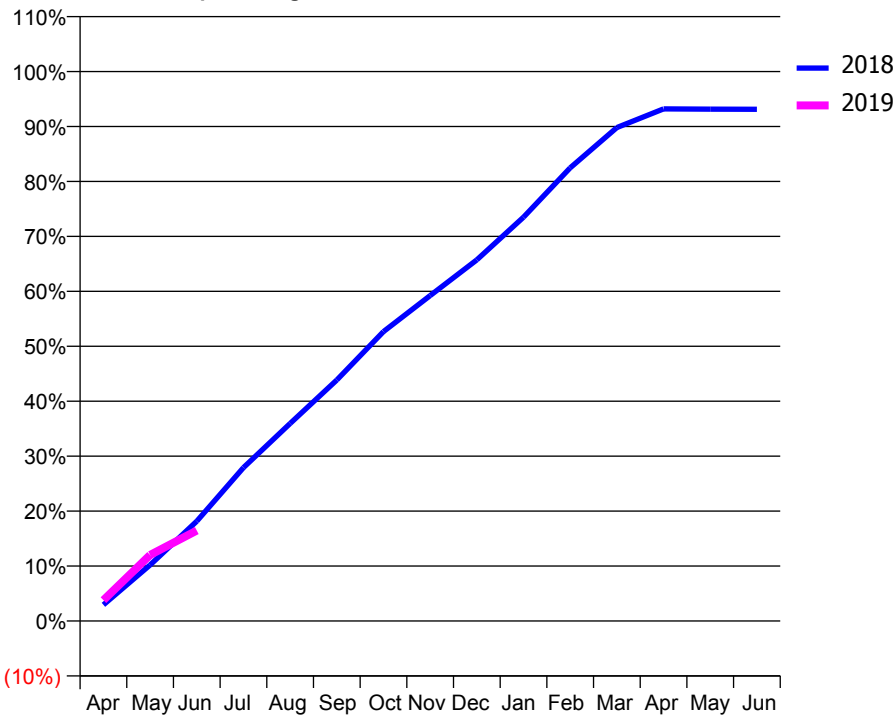
ACCESS*

Patients seen in 24 months	Total	Change since previous quarter
Quarter ending June 2017	7,210	
Quarter ending September 2017	7,101	↓
Quarter ending December 2017	6,845	↓
Quarter ending March 2018	6,620	↓
Quarter ending June 2018	6,499	↓
Variance since June 2017	(9.9%)	↓



ACTIVITY

Cumulative percentage of contracted UDA delivered 2018 & 2019



Month	Adjusted Scheduled Activity (UDA)	
	2018	2019
April	653	841
May	2,266	2,670
June	4,031	3,654
July	6,201	
August	7,979	
September	9,736	
October	11,693	
November	13,150	
December	14,590	
January	16,316	
February	18,309	
March	19,937	
April	20,689	
May	20,680	
June	20,676	

QUALITY

	Quantity	Base Number	Contract	AT	Region	England
% of FP17s for the same patient ID Re-attending within 3 months - Children	30	516	5.8%	10.0%	12.0%	11.5%
% of FP17s for the same patient ID Re-attending within 3 months - Adults	123	1,083	11.4%	13.8%	15.7%	15.4%
% of FP17s for the same patient ID Re-attending between 3 & 9 months - Children	223	516	43.2%	61.7%	60.3%	58.9%
% of FP17s for the same patient ID Re-attending between 3 & 9 months - Adults	557	1,083	51.4%	56.1%	54.0%	51.6%
% of FP17s for Band 1 Urgent Courses	116	1,367	8.5%	7.1%	8.9%	8.9%
% of FP17s Relating to Free Repair or Replacements	13	1,367	1.0%	0.9%	1.0%	0.8%
% of FP17s Relating to Continuations	14	1,367	1.0%	1.0%	1.1%	0.9%
% of Patients satisfied with the dentistry they have received	1	1	N/A	92.6%	93.4%	93.2%
% of Patients satisfied with the time they had to wait for an appointment	0	1	N/A	88.0%	89.4%	88.8%

* This is based on patients treated on this contract for their most recent course of treatment. Figures in italics indicate the base number of FP17s or Patient Questionnaire responses are less than 100. N/A is shown where the base number of responses is less than 10 during the period. % is calculated as Quantity/Base number*100

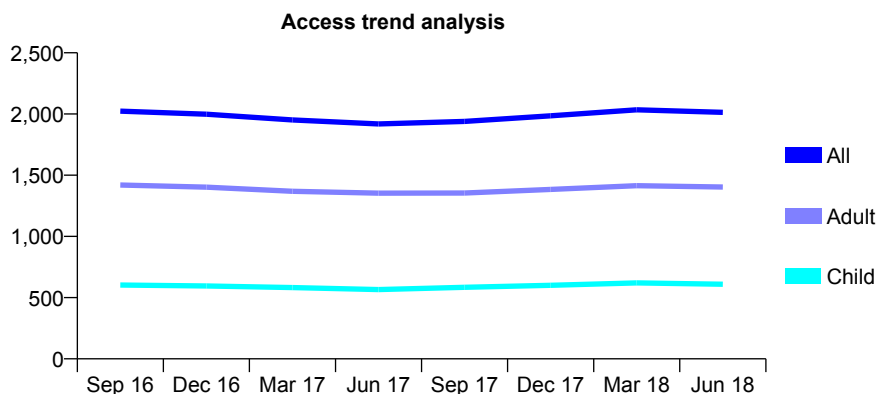
Q52 - Vital Signs At a Glance Contract Report for 101338/0052 - June 2018

Name or company name	Whitecross Dental Care Limited
Contract type name	GDS Contract
Purpose of contract	General
Contract start date	02/07/2007
Contract end date	

18/19 Contracted general activity (UDA)	7,500
Carry forward general activity (UDA)	0
18/19 Contracted orthodontic activity (UOA)	0
Carry forward orthodontic activity (UOA)	0
Baseline contract value	£203,094.10

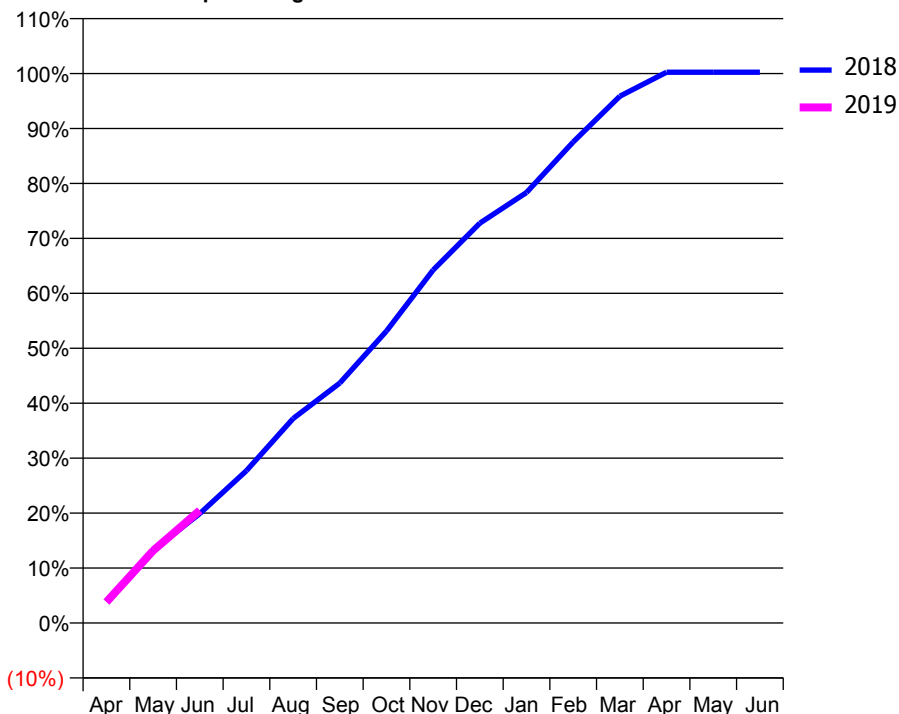
ACCESS*

Patients seen in 24 months	Total	Change since previous quarter
Quarter ending June 2017	1,919	
Quarter ending September 2017	1,939	→
Quarter ending December 2017	1,985	↑
Quarter ending March 2018	2,034	↑
Quarter ending June 2018	2,014	→
Variance since June 2017	5.0%	↑



ACTIVITY

Cumulative percentage of contracted UDA delivered 2018 & 2019



Adjusted Scheduled Activity (UDA)

Month	2018	2019
April	300	287
May	995	987
June	1,493	1,537
July	2,080	
August	2,790	
September	3,275	
October	3,985	
November	4,819	
December	5,457	
January	5,877	
February	6,565	
March	7,190	
April	7,518	
May	7,518	
June	7,518	

QUALITY

	Quantity	Base Number	Contract	AT	Region	England
% of FP17s for the same patient ID Re-attending within 3 months - Children	10	274	3.6%	10.0%	12.0%	11.5%
% of FP17s for the same patient ID Re-attending within 3 months - Adults	57	533	10.7%	13.8%	15.7%	15.4%
% of FP17s for the same patient ID Re-attending between 3 & 9 months - Children	189	274	69.0%	61.7%	60.3%	58.9%
% of FP17s for the same patient ID Re-attending between 3 & 9 months - Adults	342	533	64.2%	56.1%	54.0%	51.6%
% of FP17s for Band 1 Urgent Courses	22	699	3.1%	7.1%	8.9%	8.9%
% of FP17s Relating to Free Repair or Replacements	0	699	0.0%	0.9%	1.0%	0.8%
% of FP17s Relating to Continuations	2	699	0.3%	1.0%	1.1%	0.9%
% of Patients satisfied with the dentistry they have received	0	1	N/A	92.6%	93.4%	93.2%
% of Patients satisfied with the time they had to wait for an appointment	0	1	N/A	88.0%	89.4%	88.8%

* This is based on patients treated on this contract for their most recent course of treatment. Figures in italics indicate the base number of FP17s or Patient Questionnaire responses are less than 100. N/A is shown where the base number of responses is less than 10 during the period. % is calculated as Quantity/Base number*100

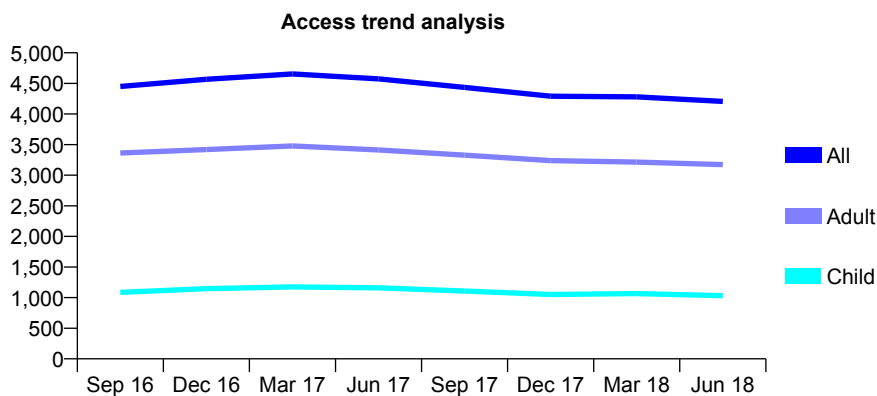
Q52 - Vital Signs At a Glance Contract Report for 101338/0053 - June 2018

Name or company name	Whitecross Dental Care Limited
Contract type name	GDS Contract
Purpose of contract	General
Contract start date	02/07/2007
Contract end date	

18/19 Contracted general activity (UDA)	15,300
Carry forward general activity (UDA)	0
18/19 Contracted orthodontic activity (UOA)	0
Carry forward orthodontic activity (UOA)	0
Baseline contract value	£418,982.92

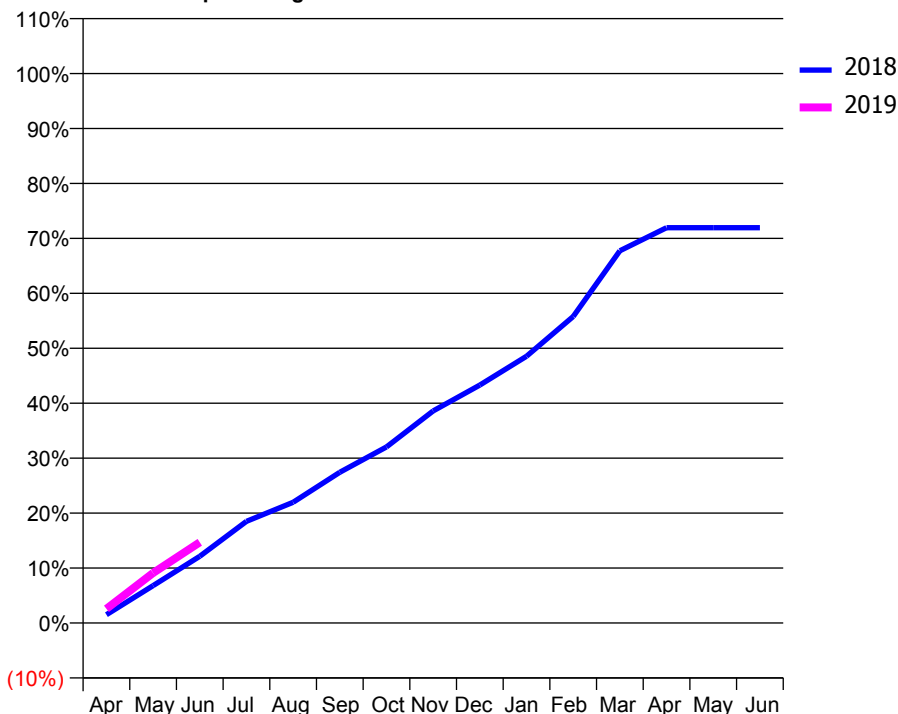
ACCESS*

Patients seen in 24 months	Total	Change since previous quarter
Quarter ending June 2017	4,573	
Quarter ending September 2017	4,434	↓
Quarter ending December 2017	4,290	↓
Quarter ending March 2018	4,281	→
Quarter ending June 2018	4,206	↓
Variance since June 2017	(8.0%)	↓



ACTIVITY

Cumulative percentage of contracted UDA delivered 2018 & 2019



Month	Adjusted Scheduled Activity (UDA)	
	2018	2019
April	231	394
May	1,045	1,395
June	1,865	2,248
July	2,839	
August	3,371	
September	4,212	
October	4,917	
November	5,922	
December	6,647	
January	7,450	
February	8,558	
March	10,395	
April	11,040	
May	11,039	
June	11,038	

QUALITY

	Quantity	Base Number	Contract	AT	Region	England
% of FP17s for the same patient ID Re-attending within 3 months - Children	21	276	7.6%	10.0%	12.0%	11.5%
% of FP17s for the same patient ID Re-attending within 3 months - Adults	110	929	11.8%	13.8%	15.7%	15.4%
% of FP17s for the same patient ID Re-attending between 3 & 9 months - Children	100	276	36.2%	61.7%	60.3%	58.9%
% of FP17s for the same patient ID Re-attending between 3 & 9 months - Adults	428	929	46.1%	56.1%	54.0%	51.6%
% of FP17s for Band 1 Urgent Courses	61	1,012	6.0%	7.1%	8.9%	8.9%
% of FP17s Relating to Free Repair or Replacements	3	1,012	0.3%	0.9%	1.0%	0.8%
% of FP17s Relating to Continuations	22	1,012	2.2%	1.0%	1.1%	0.9%
% of Patients satisfied with the dentistry they have received	0	0	N/A	92.6%	93.4%	93.2%
% of Patients satisfied with the time they had to wait for an appointment	0	0	N/A	88.0%	89.4%	88.8%

* This is based on patients treated on this contract for their most recent course of treatment. Figures in italics indicate the base number of FP17s or Patient Questionnaire responses are less than 100. N/A is shown where the base number of responses is less than 10 during the period. % is calculated as Quantity/Base number*100

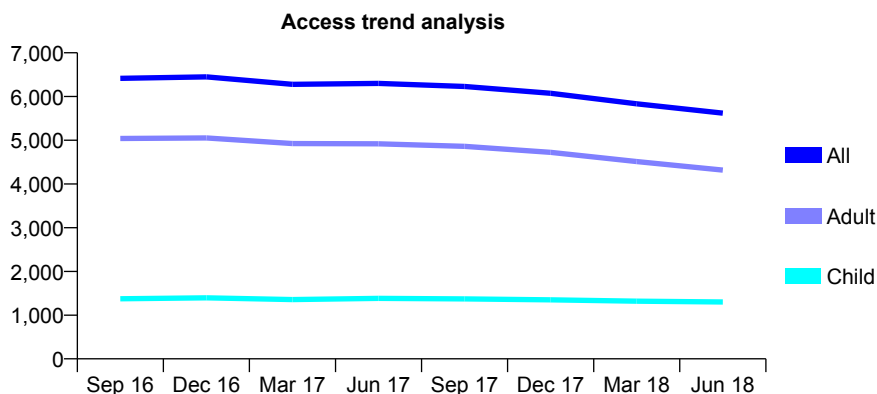
Q52 - Vital Signs At a Glance Contract Report for 101338/0054 - June 2018

Name or company name	Whitecross Dental Care Limited
Contract type name	GDS Contract
Purpose of contract	General
Contract start date	02/07/2007
Contract end date	

18/19 Contracted general activity (UDA)	20,000
Carry forward general activity (UDA)	0
18/19 Contracted orthodontic activity (UOA)	0
Carry forward orthodontic activity (UOA)	0
Baseline contract value	£541,584.26

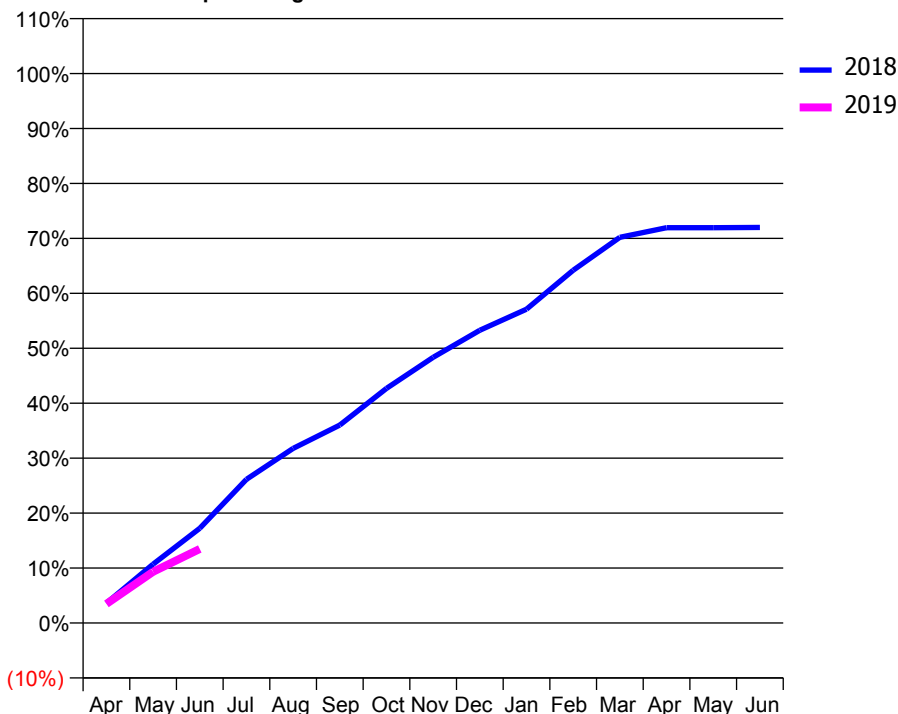
ACCESS*

Patients seen in 24 months	Total	Change since previous quarter
Quarter ending June 2017	6,301	
Quarter ending September 2017	6,231	↓
Quarter ending December 2017	6,073	↓
Quarter ending March 2018	5,832	↓
Quarter ending June 2018	5,620	↓
Variance since June 2017	(10.8%)	↓



ACTIVITY

Cumulative percentage of contracted UDA delivered 2018 & 2019



Adjusted Scheduled Activity (UDA)

Month	2018	2019
April	730	699
May	2,150	1,868
June	3,457	2,697
July	5,244	
August	6,375	
September	7,226	
October	8,563	
November	9,696	
December	10,684	
January	11,457	
February	12,876	
March	14,079	
April	14,427	
May	14,428	
June	14,436	

QUALITY

	Quantity	Base Number	Contract	AT	Region	England
% of FP17s for the same patient ID Re-attending within 3 months - Children	20	407	4.9%	10.0%	12.0%	11.5%
% of FP17s for the same patient ID Re-attending within 3 months - Adults	112	1,043	10.7%	13.8%	15.7%	15.4%
% of FP17s for the same patient ID Re-attending between 3 & 9 months - Children	205	407	50.4%	61.7%	60.3%	58.9%
% of FP17s for the same patient ID Re-attending between 3 & 9 months - Adults	564	1,043	54.1%	56.1%	54.0%	51.6%
% of FP17s for Band 1 Urgent Courses	62	1,281	4.8%	7.1%	8.9%	8.9%
% of FP17s Relating to Free Repair or Replacements	4	1,281	0.3%	0.9%	1.0%	0.8%
% of FP17s Relating to Continuations	16	1,281	1.2%	1.0%	1.1%	0.9%
% of Patients satisfied with the dentistry they have received	4	4	N/A	92.6%	93.4%	93.2%
% of Patients satisfied with the time they had to wait for an appointment	4	4	N/A	88.0%	89.4%	88.8%

* This is based on patients treated on this contract for their most recent course of treatment. Figures in italics indicate the base number of FP17s or Patient Questionnaire responses are less than 100. N/A is shown where the base number of responses is less than 10 during the period. % is calculated as Quantity/Base number*100

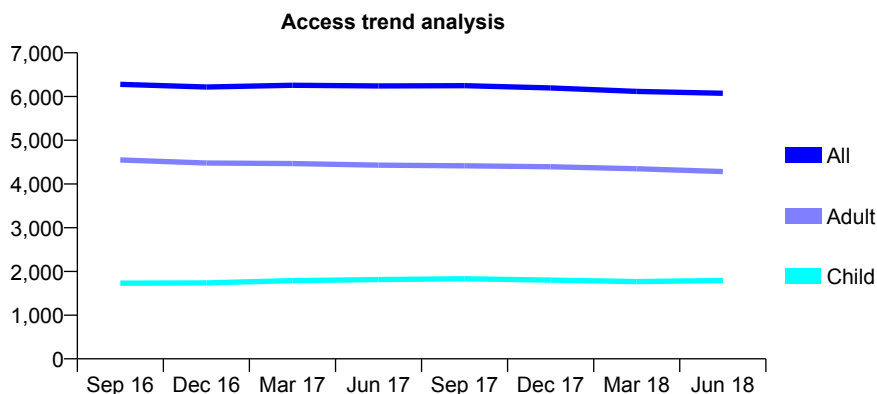
Q52 - Vital Signs At a Glance Contract Report for 101338/0055 - June 2018

Name or company name	Whitecross Dental Care Limited
Contract type name	GDS Contract
Purpose of contract	General
Contract start date	02/07/2007
Contract end date	

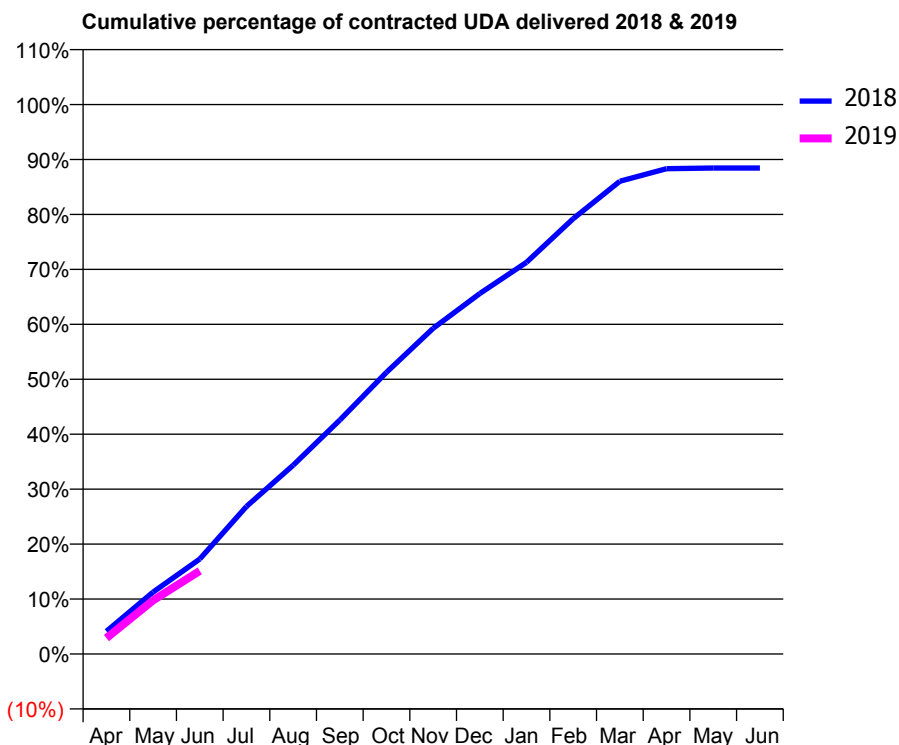
18/19 Contracted general activity (UDA)	19,000
Carry forward general activity (UDA)	0
18/19 Contracted orthodontic activity (UOA)	0
Carry forward orthodontic activity (UOA)	0
Baseline contract value	£514,505.05

ACCESS*

Patients seen in 24 months	Total	Change since previous quarter
Quarter ending June 2017	6,243	
Quarter ending September 2017	6,247	→
Quarter ending December 2017	6,195	→
Quarter ending March 2018	6,118	↓
Quarter ending June 2018	6,075	→
Variance since June 2017	(2.7%)	↓



ACTIVITY



Month	Adjusted Scheduled Activity (UDA)	
	2018	2019
April	788	550
May	2,143	1,856
June	3,285	2,873
July	5,102	
August	6,526	
September	8,091	
October	9,742	
November	11,261	
December	12,464	
January	13,546	
February	15,051	
March	16,346	
April	16,779	
May	16,806	
June	16,806	

QUALITY

	Quantity	Base Number	Contract	AT	Region	England
% of FP17s for the same patient ID Re-attending within 3 months - Children	30	553	5.4%	10.0%	12.0%	11.5%
% of FP17s for the same patient ID Re-attending within 3 months - Adults	142	1,105	12.9%	13.8%	15.7%	15.4%
% of FP17s for the same patient ID Re-attending between 3 & 9 months - Children	299	553	54.1%	61.7%	60.3%	58.9%
% of FP17s for the same patient ID Re-attending between 3 & 9 months - Adults	590	1,105	53.4%	56.1%	54.0%	51.6%
% of FP17s for Band 1 Urgent Courses	123	1,442	8.5%	7.1%	8.9%	8.9%
% of FP17s Relating to Free Repair or Replacements	10	1,442	0.7%	0.9%	1.0%	0.8%
% of FP17s Relating to Continuations	12	1,442	0.8%	1.0%	1.1%	0.9%
% of Patients satisfied with the dentistry they have received	6	6	N/A	92.6%	93.4%	93.2%
% of Patients satisfied with the time they had to wait for an appointment	6	6	N/A	88.0%	89.4%	88.8%

* This is based on patients treated on this contract for their most recent course of treatment. Figures in italics indicate the base number of FP17s or Patient Questionnaire responses are less than 100. N/A is shown where the base number of responses is less than 10 during the period. % is calculated as Quantity/Base number*100

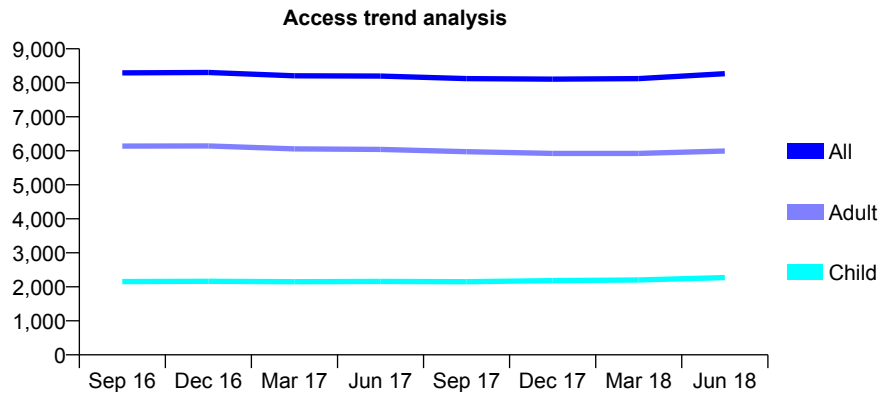
Q52 - Vital Signs At a Glance Contract Report for 101338/0056 - June 2018

Name or company name	Whitecross Dental Care Limited
Contract type name	GDS Contract
Purpose of contract	General
Contract start date	02/07/2007
Contract end date	

18/19 Contracted general activity (UDA)	25,300
Carry forward general activity (UDA)	0
18/19 Contracted orthodontic activity (UOA)	0
Carry forward orthodontic activity (UOA)	0
Baseline contract value	£685,104.08

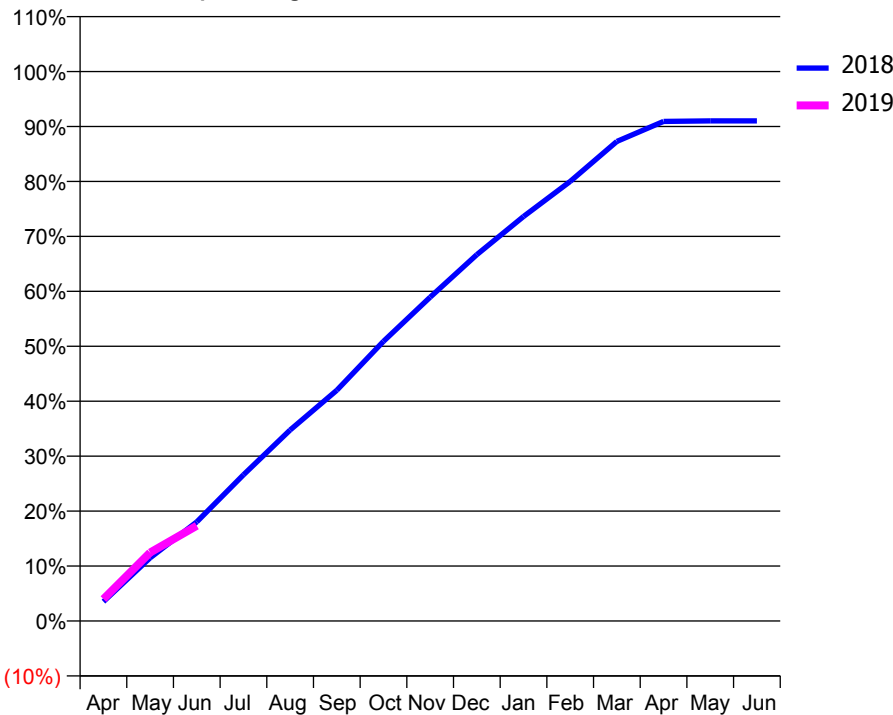
ACCESS*

Patients seen in 24 months	Total	Change since previous quarter
Quarter ending June 2017	8,199	
Quarter ending September 2017	8,124	→
Quarter ending December 2017	8,109	→
Quarter ending March 2018	8,124	→
Quarter ending June 2018	8,268	→
Variance since June 2017	0.8%	→



ACTIVITY

Cumulative percentage of contracted UDA delivered 2018 & 2019



Month	Adjusted Scheduled Activity (UDA)	
	2018	2019
April	896	1,012
May	2,906	3,153
June	4,563	4,389
July	6,734	
August	8,795	
September	10,623	
October	12,880	
November	14,907	
December	16,868	
January	18,624	
February	20,241	
March	22,083	
April	23,003	
May	23,028	
June	23,028	

QUALITY

	Quantity	Base Number	Contract	AT	Region	England
% of FP17s for the same patient ID Re-attending within 3 months - Children	30	715	4.2%	10.0%	12.0%	11.5%
% of FP17s for the same patient ID Re-attending within 3 months - Adults	190	1,700	11.2%	13.8%	15.7%	15.4%
% of FP17s for the same patient ID Re-attending between 3 & 9 months - Children	387	715	54.1%	61.7%	60.3%	58.9%
% of FP17s for the same patient ID Re-attending between 3 & 9 months - Adults	898	1,700	52.8%	56.1%	54.0%	51.6%
% of FP17s for Band 1 Urgent Courses	73	1,996	3.7%	7.1%	8.9%	8.9%
% of FP17s Relating to Free Repair or Replacements	12	1,996	0.6%	0.9%	1.0%	0.8%
% of FP17s Relating to Continuations	41	1,996	2.1%	1.0%	1.1%	0.9%
% of Patients satisfied with the dentistry they have received	3	3	N/A	92.6%	93.4%	93.2%
% of Patients satisfied with the time they had to wait for an appointment	3	3	N/A	88.0%	89.4%	88.8%

* This is based on patients treated on this contract for their most recent course of treatment. Figures in italics indicate the base number of FP17s or Patient Questionnaire responses are less than 100. N/A is shown where the base number of responses is less than 10 during the period. % is calculated as Quantity/Base number*100

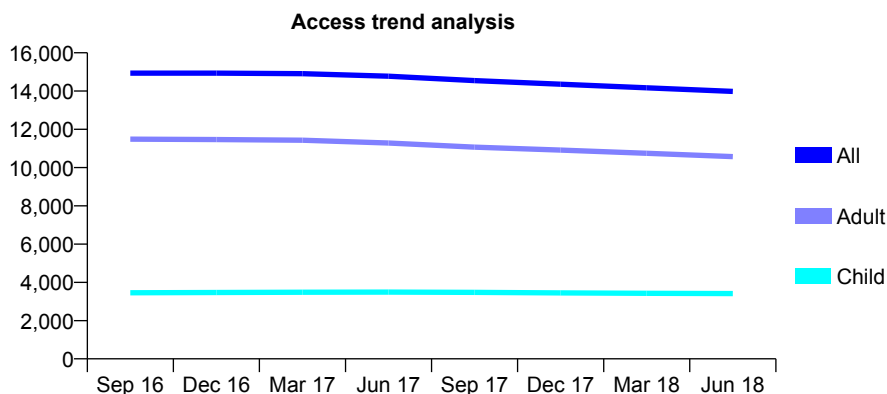
Q52 - Vital Signs At a Glance Contract Report for 101338/0067 - June 2018

Name or company name	Whitecross Dental Care Limited
Contract type name	GDS Contract
Purpose of contract	General
Contract start date	01/07/2008
Contract end date	

18/19 Contracted general activity (UDA)	40,509
Carry forward general activity (UDA)	0
18/19 Contracted orthodontic activity (UOA)	0
Carry forward orthodontic activity (UOA)	0
Baseline contract value	£1,096,951.84

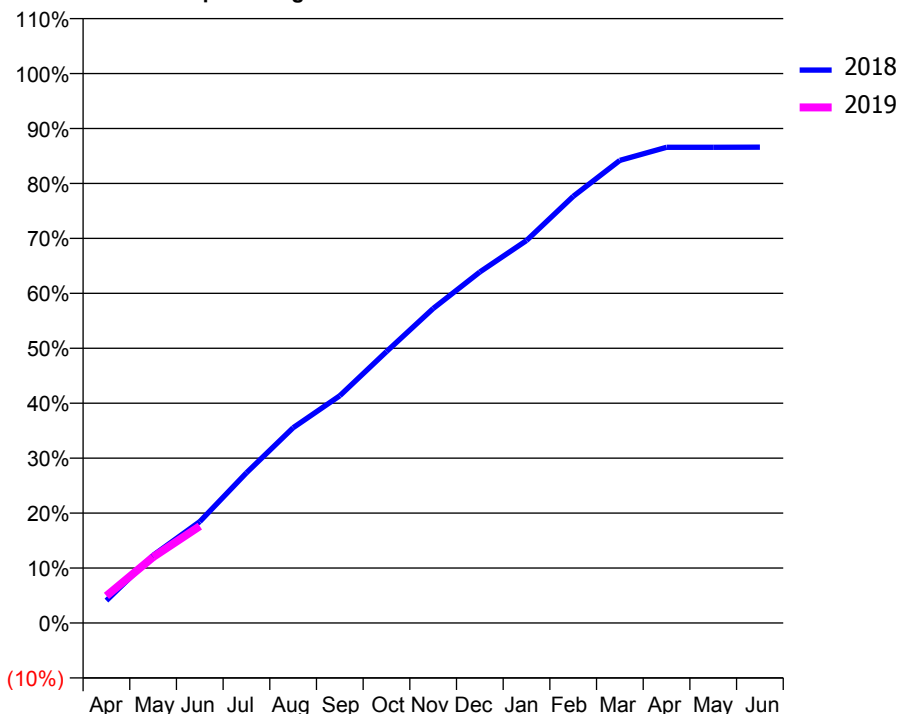
ACCESS*

Patients seen in 24 months	Total	Change since previous quarter
Quarter ending June 2017	14,775	
Quarter ending September 2017	14,543	↓
Quarter ending December 2017	14,361	↓
Quarter ending March 2018	14,172	↓
Quarter ending June 2018	13,982	↓
Variance since June 2017	(5.4%)	↓



ACTIVITY

Cumulative percentage of contracted UDA delivered 2018 & 2019



Adjusted Scheduled Activity (UDA)

Month	2018	2019
April	1,658	1,996
May	4,986	4,861
June	7,479	7,140
July	11,076	
August	14,394	
September	16,755	
October	20,012	
November	23,187	
December	25,879	
January	28,202	
February	31,457	
March	34,110	
April	35,073	
May	35,071	
June	35,076	

QUALITY

	Quantity	Base Number	Contract	AT	Region	England
% of FP17s for the same patient ID Re-attending within 3 months - Children	62	1,185	5.2%	10.0%	12.0%	11.5%
% of FP17s for the same patient ID Re-attending within 3 months - Adults	302	3,376	8.9%	13.8%	15.7%	15.4%
% of FP17s for the same patient ID Re-attending between 3 & 9 months - Children	708	1,185	59.7%	61.7%	60.3%	58.9%
% of FP17s for the same patient ID Re-attending between 3 & 9 months - Adults	2,255	3,376	66.8%	56.1%	54.0%	51.6%
% of FP17s for Band 1 Urgent Courses	241	4,030	6.0%	7.1%	8.9%	8.9%
% of FP17s Relating to Free Repair or Replacements	20	4,030	0.5%	0.9%	1.0%	0.8%
% of FP17s Relating to Continuations	34	4,030	0.8%	1.0%	1.1%	0.9%
% of Patients satisfied with the dentistry they have received	13	13	100.0%	92.6%	93.4%	93.2%
% of Patients satisfied with the time they had to wait for an appointment	13	13	100.0%	88.0%	89.4%	88.8%

* This is based on patients treated on this contract for their most recent course of treatment. Figures in italics indicate the base number of FP17s or Patient Questionnaire responses are less than 100. N/A is shown where the base number of responses is less than 10 during the period. % is calculated as Quantity/Base number*100

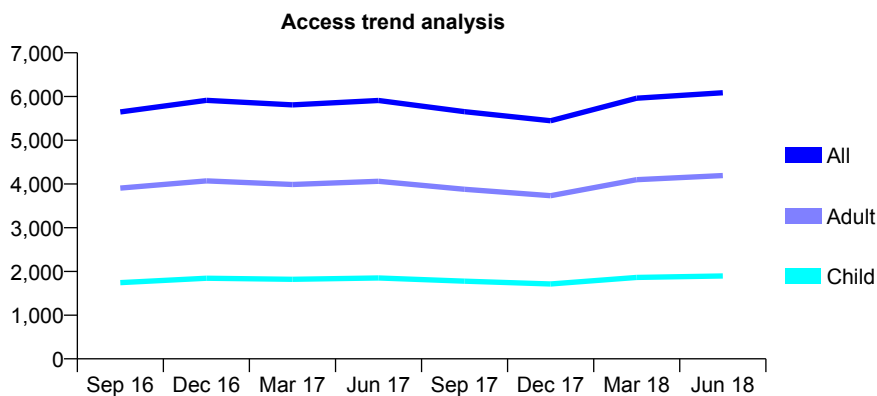
Q52 - Vital Signs At a Glance Contract Report for 101338/0074 - June 2018

Name or company name	Whitecross Dental Care Limited
Contract type name	GDS Contract
Purpose of contract	General
Contract start date	09/12/2008
Contract end date	

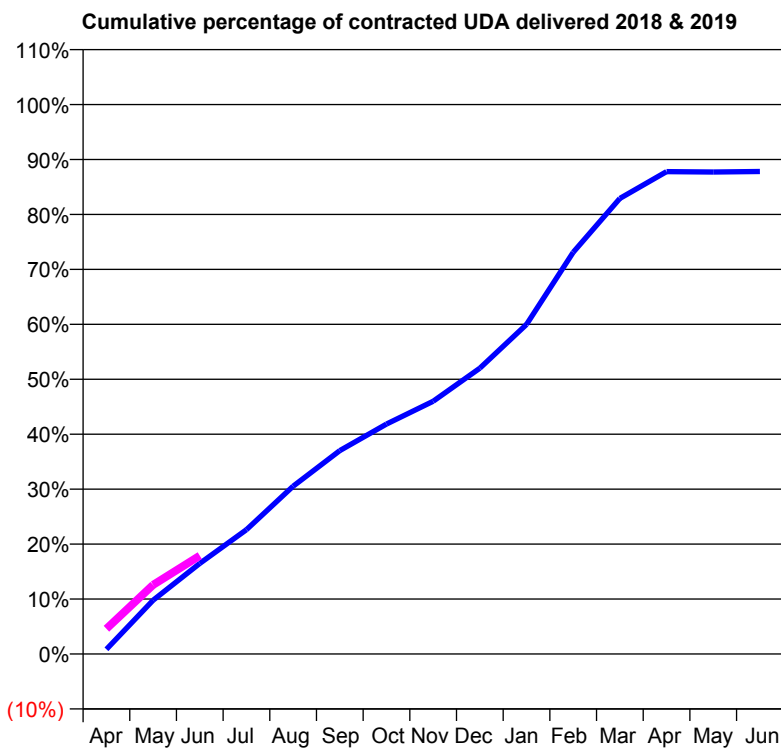
18/19 Contracted general activity (UDA)	18,433
Carry forward general activity (UDA)	0
18/19 Contracted orthodontic activity (UOA)	0
Carry forward orthodontic activity (UOA)	0
Baseline contract value	£543,497.35

ACCESS*

Patients seen in 24 months	Total	Change since previous quarter
Quarter ending June 2017	5,911	
Quarter ending September 2017	5,654	↓
Quarter ending December 2017	5,447	↓
Quarter ending March 2018	5,960	↑
Quarter ending June 2018	6,088	↑
Variance since June 2017	3.0%	↑



ACTIVITY



Month	Adjusted Scheduled Activity (UDA)	
	2018	2019
April	158	846
May	1,806	2,319
June	3,040	3,298
July	4,172	
August	5,628	
September	6,824	
October	7,715	
November	8,480	
December	9,590	
January	11,053	
February	13,476	
March	15,285	
April	16,180	
May	16,170	
June	16,187	

QUALITY

	Quantity	Base Number	Contract	AT	Region	England
% of FP17s for the same patient ID Re-attending within 3 months - Children	44	625	7.0%	10.0%	12.0%	11.5%
% of FP17s for the same patient ID Re-attending within 3 months - Adults	144	1,209	11.9%	13.8%	15.7%	15.4%
% of FP17s for the same patient ID Re-attending between 3 & 9 months - Children	316	625	50.6%	61.7%	60.3%	58.9%
% of FP17s for the same patient ID Re-attending between 3 & 9 months - Adults	526	1,209	43.5%	56.1%	54.0%	51.6%
% of FP17s for Band 1 Urgent Courses	118	1,457	8.1%	7.1%	8.9%	8.9%
% of FP17s Relating to Free Repair or Replacements	6	1,457	0.4%	0.9%	1.0%	0.8%
% of FP17s Relating to Continuations	18	1,457	1.2%	1.0%	1.1%	0.9%
% of Patients satisfied with the dentistry they have received	2	2	N/A	92.6%	93.4%	93.2%
% of Patients satisfied with the time they had to wait for an appointment	2	2	N/A	88.0%	89.4%	88.8%

* This is based on patients treated on this contract for their most recent course of treatment. Figures in italics indicate the base number of FP17s or Patient Questionnaire responses are less than 100. N/A is shown where the base number of responses is less than 10 during the period. % is calculated as Quantity/Base number*100

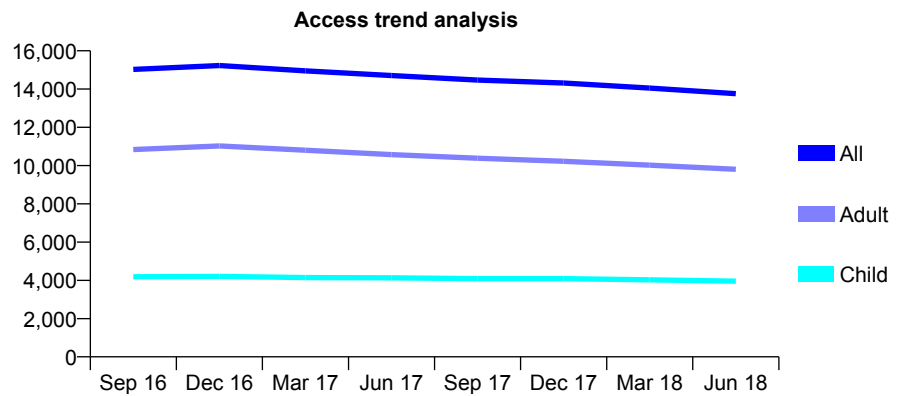
Q52 - Vital Signs At a Glance Contract Report for 101338/0079 - June 2018

Name or company name	Whitecross Dental Care Limited
Contract type name	GDS Contract
Purpose of contract	General
Contract start date	01/04/2009
Contract end date	

18/19 Contracted general activity (UDA)	44,400
Carry forward general activity (UDA)	0
18/19 Contracted orthodontic activity (UOA)	0
Carry forward orthodontic activity (UOA)	0
Baseline contract value	£1,202,317.06

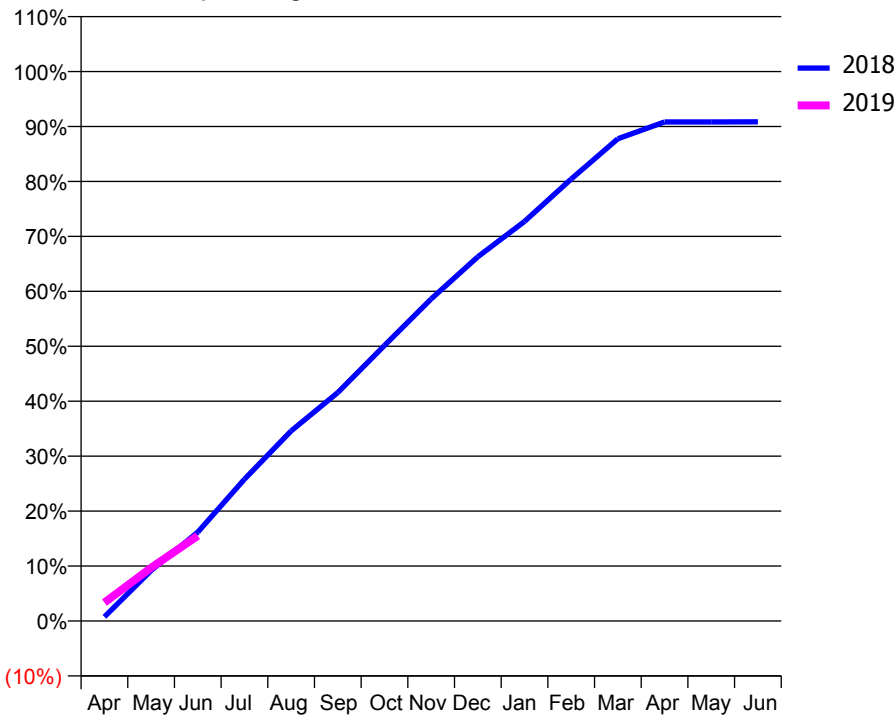
ACCESS*

Patients seen in 24 months	Total	Change since previous quarter
Quarter ending June 2017	14,705	
Quarter ending September 2017	14,471	↓
Quarter ending December 2017	14,313	↓
Quarter ending March 2018	14,049	↓
Quarter ending June 2018	13,758	↓
Variance since June 2017	(6.4%)	↓



ACTIVITY

Cumulative percentage of contracted UDA delivered 2018 & 2019



Month	Adjusted Scheduled Activity (UDA)	
	2018	2019
April	342	1,496
May	4,083	4,306
June	7,178	6,895
July	11,457	
August	15,357	
September	18,460	
October	22,265	
November	26,026	
December	29,428	
January	32,289	
February	35,717	
March	38,969	
April	40,320	
May	40,327	
June	40,330	

QUALITY

	Quantity	Base Number	Contract	AT	Region	England
% of FP17s for the same patient ID Re-attending within 3 months - Children	60	1,067	5.6%	10.0%	12.0%	11.5%
% of FP17s for the same patient ID Re-attending within 3 months - Adults	275	2,489	11.0%	13.8%	15.7%	15.4%
% of FP17s for the same patient ID Re-attending between 3 & 9 months - Children	580	1,067	54.4%	61.7%	60.3%	58.9%
% of FP17s for the same patient ID Re-attending between 3 & 9 months - Adults	1,316	2,489	52.9%	56.1%	54.0%	51.6%
% of FP17s for Band 1 Urgent Courses	235	3,031	7.8%	7.1%	8.9%	8.9%
% of FP17s Relating to Free Repair or Replacements	24	3,031	0.8%	0.9%	1.0%	0.8%
% of FP17s Relating to Continuations	46	3,031	1.5%	1.0%	1.1%	0.9%
% of Patients satisfied with the dentistry they have received	9	9	N/A	92.6%	93.4%	93.2%
% of Patients satisfied with the time they had to wait for an appointment	8	9	N/A	88.0%	89.4%	88.8%

* This is based on patients treated on this contract for their most recent course of treatment. Figures in italics indicate the base number of FP17s or Patient Questionnaire responses are less than 100. N/A is shown where the base number of responses is less than 10 during the period. % is calculated as Quantity/Base number*100

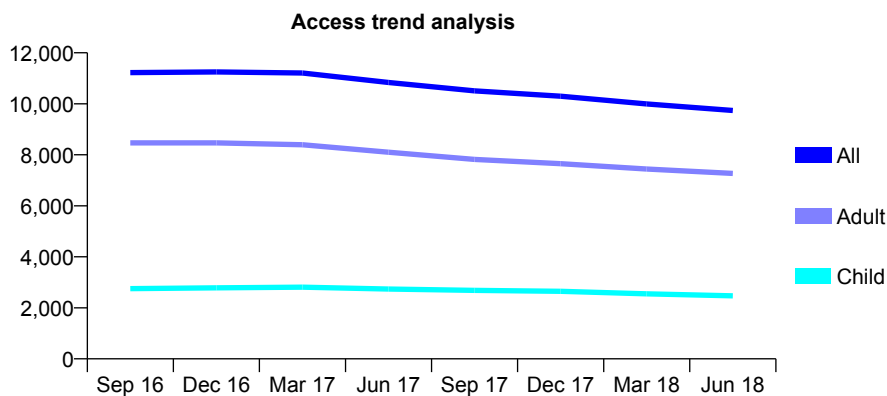
Q52 - Vital Signs At a Glance Contract Report for 101338/0080 - June 2018

Name or company name	Whitecross Dental Care Limited
Contract type name	GDS Contract
Purpose of contract	General
Contract start date	01/04/2009
Contract end date	

18/19 Contracted general activity (UDA)	30,442
Carry forward general activity (UDA)	0
18/19 Contracted orthodontic activity (UOA)	0
Carry forward orthodontic activity (UOA)	0
Baseline contract value	£819,828.72

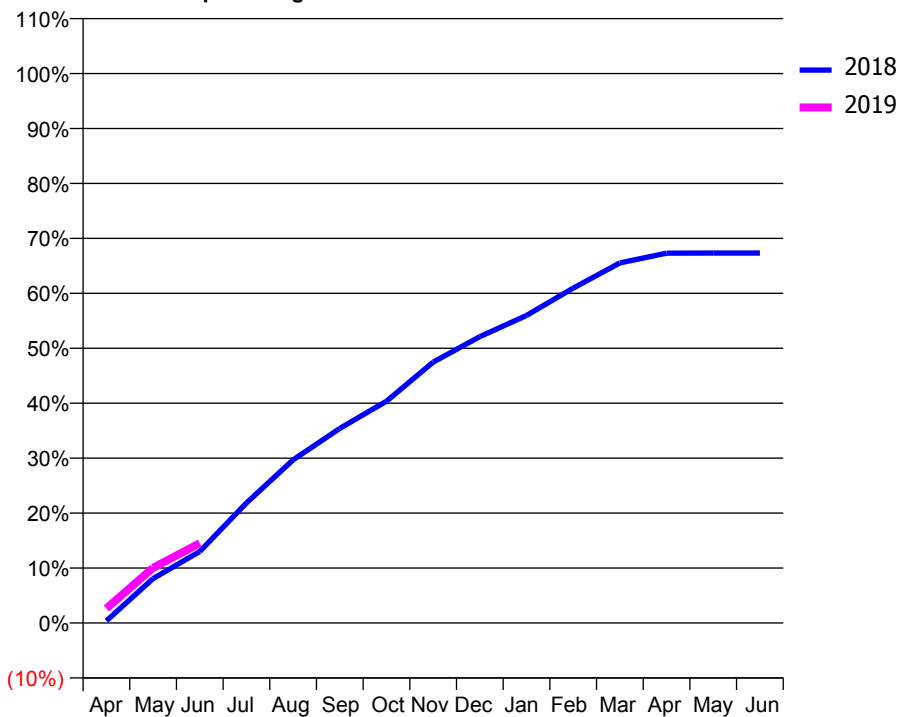
ACCESS*

Patients seen in 24 months	Total	Change since previous quarter
Quarter ending June 2017	10,835	
Quarter ending September 2017	10,506	↓
Quarter ending December 2017	10,300	↓
Quarter ending March 2018	9,993	↓
Quarter ending June 2018	9,741	↓
Variance since June 2017	(10.1%)	↓



ACTIVITY

Cumulative percentage of contracted UDA delivered 2018 & 2019



Month	Adjusted Scheduled Activity (UDA)	
	2018	2019
April	118	812
May	2,465	3,063
June	3,967	4,419
July	6,655	
August	9,038	
September	10,780	
October	12,290	
November	14,452	
December	15,863	
January	17,040	
February	18,556	
March	19,953	
April	20,491	
May	20,494	
June	20,494	

QUALITY

	Quantity	Base Number	Contract	AT	Region	England
% of FP17s for the same patient ID Re-attending within 3 months - Children	21	626	3.4%	10.0%	12.0%	11.5%
% of FP17s for the same patient ID Re-attending within 3 months - Adults	182	1,905	9.6%	13.8%	15.7%	15.4%
% of FP17s for the same patient ID Re-attending between 3 & 9 months - Children	262	626	41.9%	61.7%	60.3%	58.9%
% of FP17s for the same patient ID Re-attending between 3 & 9 months - Adults	838	1,905	44.0%	56.1%	54.0%	51.6%
% of FP17s for Band 1 Urgent Courses	64	2,277	2.8%	7.1%	8.9%	8.9%
% of FP17s Relating to Free Repair or Replacements	25	2,277	1.1%	0.9%	1.0%	0.8%
% of FP17s Relating to Continuations	54	2,277	2.4%	1.0%	1.1%	0.9%
% of Patients satisfied with the dentistry they have received	2	3	N/A	92.6%	93.4%	93.2%
% of Patients satisfied with the time they had to wait for an appointment	1	3	N/A	88.0%	89.4%	88.8%

* This is based on patients treated on this contract for their most recent course of treatment. Figures in italics indicate the base number of FP17s or Patient Questionnaire responses are less than 100. N/A is shown where the base number of responses is less than 10 during the period. % is calculated as Quantity/Base number*100

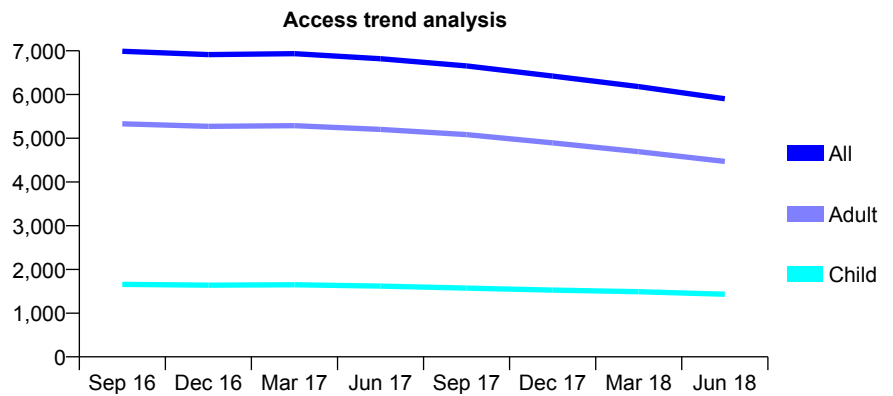
Q52 - Vital Signs At a Glance Contract Report for 101338/0081 - June 2018

Name or company name	Petrie Tucker & Partners Ltd
Contract type name	GDS Contract
Purpose of contract	General
Contract start date	01/04/2009
Contract end date	

18/19 Contracted general activity (UDA)	16,300
Carry forward general activity (UDA)	0
18/19 Contracted orthodontic activity (UOA)	0
Carry forward orthodontic activity (UOA)	0
Baseline contract value	£441,391.17

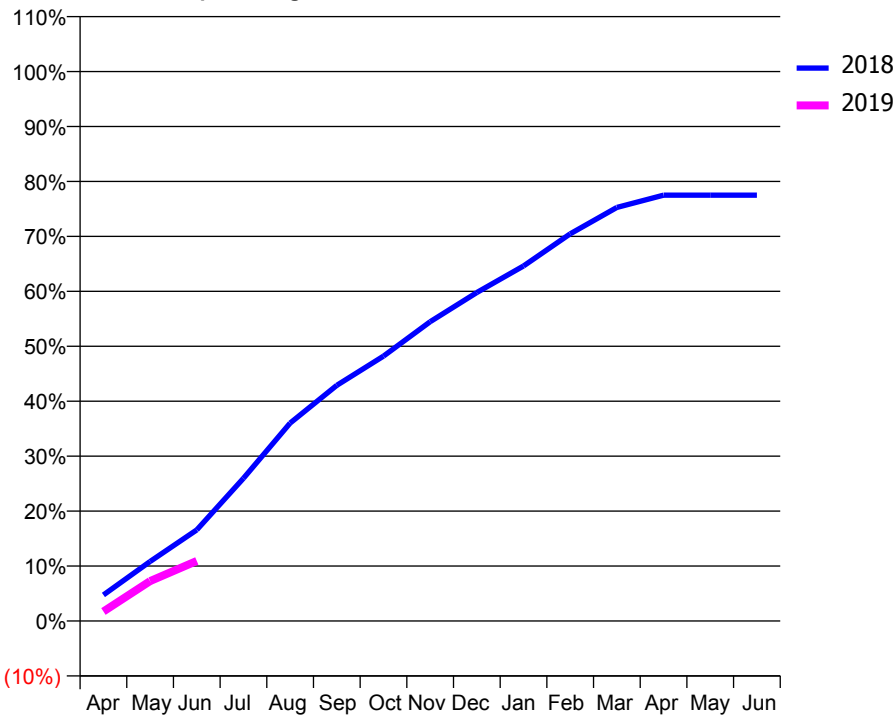
ACCESS*

Patients seen in 24 months	Total	Change since previous quarter
Quarter ending June 2017	6,819	
Quarter ending September 2017	6,655	↓
Quarter ending December 2017	6,422	↓
Quarter ending March 2018	6,182	↓
Quarter ending June 2018	5,903	↓
Variance since June 2017	(13.4%)	↓



ACTIVITY

Cumulative percentage of contracted UDA delivered 2018 & 2019



Month	Adjusted Scheduled Activity (UDA)	
	2018	2019
April	772	283
May	1,765	1,184
June	2,705	1,783
July	4,233	
August	5,870	
September	6,992	
October	7,859	
November	8,878	
December	9,743	
January	10,530	
February	11,483	
March	12,269	
April	12,633	
May	12,632	
June	12,632	

QUALITY

	Quantity	Base Number	Contract	AT	Region	England
% of FP17s for the same patient ID Re-attending within 3 months - Children	9	336	2.7%	10.0%	12.0%	11.5%
% of FP17s for the same patient ID Re-attending within 3 months - Adults	76	831	9.1%	13.8%	15.7%	15.4%
% of FP17s for the same patient ID Re-attending between 3 & 9 months - Children	165	336	49.1%	61.7%	60.3%	58.9%
% of FP17s for the same patient ID Re-attending between 3 & 9 months - Adults	374	831	45.0%	56.1%	54.0%	51.6%
% of FP17s for Band 1 Urgent Courses	63	970	6.5%	7.1%	8.9%	8.9%
% of FP17s Relating to Free Repair or Replacements	4	970	0.4%	0.9%	1.0%	0.8%
% of FP17s Relating to Continuations	10	970	1.0%	1.0%	1.1%	0.9%
% of Patients satisfied with the dentistry they have received	7	7	N/A	92.6%	93.4%	93.2%
% of Patients satisfied with the time they had to wait for an appointment	6	7	N/A	88.0%	89.4%	88.8%

* This is based on patients treated on this contract for their most recent course of treatment. Figures in italics indicate the base number of FP17s or Patient Questionnaire responses are less than 100. N/A is shown where the base number of responses is less than 10 during the period. % is calculated as Quantity/Base number*100

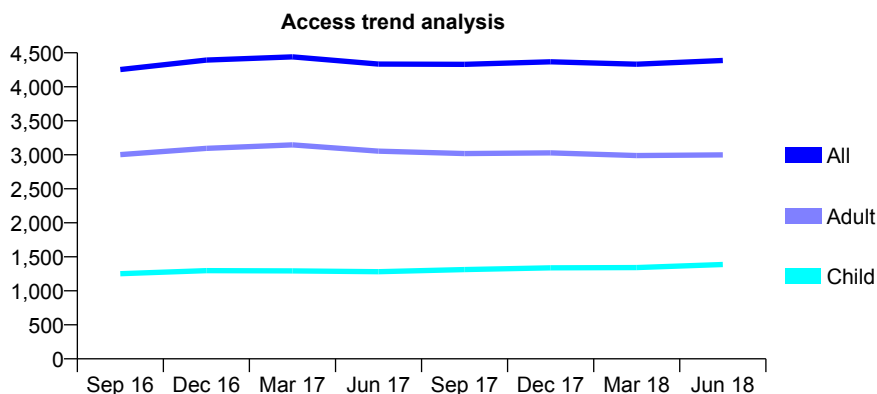
Q52 - Vital Signs At a Glance Contract Report for 101338/0098 - June 2018

Name or company name	Whitecross Dental Care Limited
Contract type name	GDS Contract
Purpose of contract	General
Contract start date	01/09/2009
Contract end date	

18/19 Contracted general activity (UDA)	16,371
Carry forward general activity (UDA)	0
18/19 Contracted orthodontic activity (UOA)	0
Carry forward orthodontic activity (UOA)	0
Baseline contract value	£415,021.35

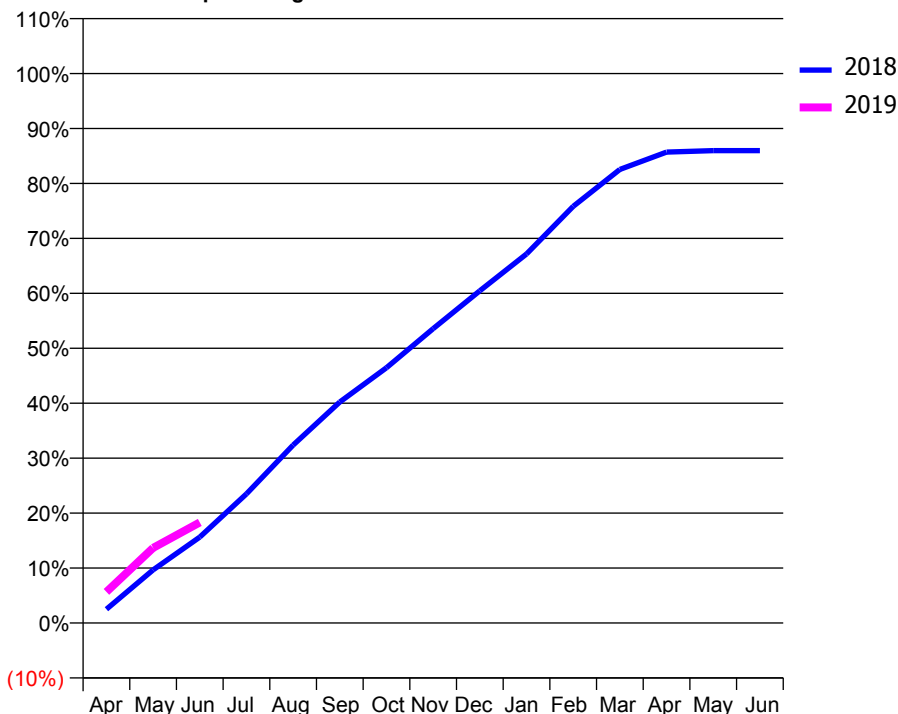
ACCESS*

Patients seen in 24 months	Total	Change since previous quarter
Quarter ending June 2017	4,335	
Quarter ending September 2017	4,330	→
Quarter ending December 2017	4,367	→
Quarter ending March 2018	4,333	→
Quarter ending June 2018	4,387	→
Variance since June 2017	1.2%	→



ACTIVITY

Cumulative percentage of contracted UDA delivered 2018 & 2019



Month	Adjusted Scheduled Activity (UDA)	
	2018	2019
April	412	928
May	1,585	2,240
June	2,560	2,998
July	3,848	
August	5,303	
September	6,583	
October	7,608	
November	8,768	
December	9,900	
January	10,996	
February	12,412	
March	13,513	
April	14,030	
May	14,075	
June	14,075	

QUALITY

	Quantity	Base Number	Contract	AT	Region	England
% of FP17s for the same patient ID Re-attending within 3 months - Children	33	496	6.7%	10.0%	12.0%	11.5%
% of FP17s for the same patient ID Re-attending within 3 months - Adults	113	992	11.4%	13.8%	15.7%	15.4%
% of FP17s for the same patient ID Re-attending between 3 & 9 months - Children	290	496	58.5%	61.7%	60.3%	58.9%
% of FP17s for the same patient ID Re-attending between 3 & 9 months - Adults	569	992	57.4%	56.1%	54.0%	51.6%
% of FP17s for Band 1 Urgent Courses	94	1,243	7.6%	7.1%	8.9%	8.9%
% of FP17s Relating to Free Repair or Replacements	11	1,243	0.9%	0.9%	1.0%	0.8%
% of FP17s Relating to Continuations	18	1,243	1.4%	1.0%	1.1%	0.9%
% of Patients satisfied with the dentistry they have received	3	3	N/A	92.6%	93.4%	93.2%
% of Patients satisfied with the time they had to wait for an appointment	3	3	N/A	88.0%	89.4%	88.8%

* This is based on patients treated on this contract for their most recent course of treatment. Figures in italics indicate the base number of FP17s or Patient Questionnaire responses are less than 100. N/A is shown where the base number of responses is less than 10 during the period. % is calculated as Quantity/Base number*100

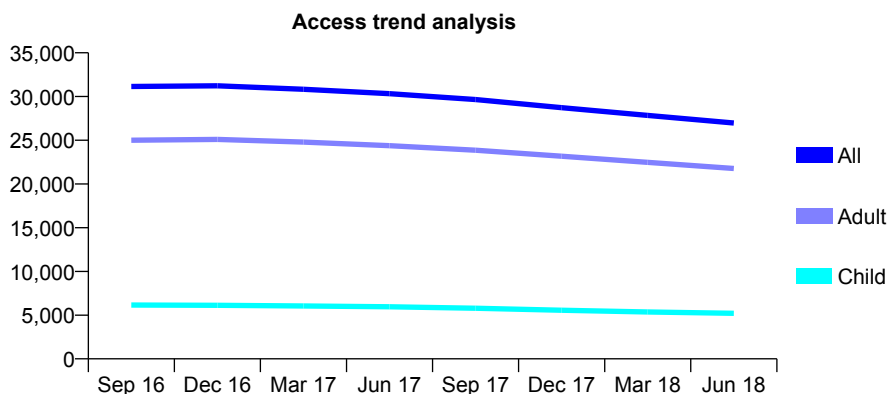
Q52 - Vital Signs At a Glance Contract Report for 101338/0104 - June 2018

Name or company name	Whitecross Dental Care Limited
Contract type name	GDS Contract
Purpose of contract	General
Contract start date	01/10/2009
Contract end date	

18/19 Contracted general activity (UDA)	85,709
Carry forward general activity (UDA)	0
18/19 Contracted orthodontic activity (UOA)	0
Carry forward orthodontic activity (UOA)	0
Baseline contract value	£2,392,631.56

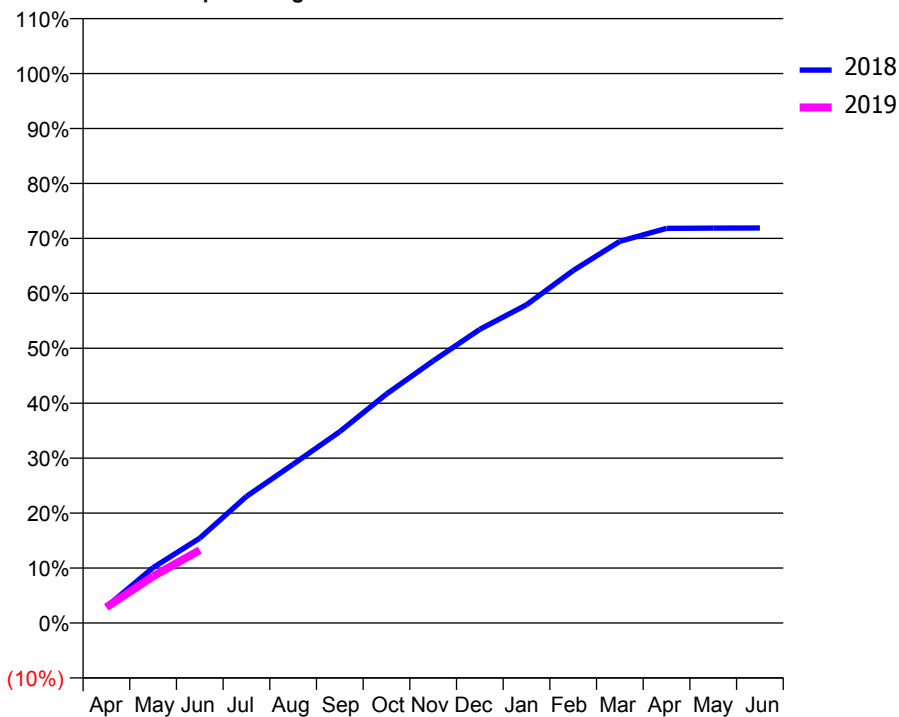
ACCESS*

Patients seen in 24 months	Total	Change since previous quarter
Quarter ending June 2017	30,321	
Quarter ending September 2017	29,655	↓
Quarter ending December 2017	28,729	↓
Quarter ending March 2018	27,838	↓
Quarter ending June 2018	26,972	↓
Variance since June 2017	(11.0%)	↓



ACTIVITY

Cumulative percentage of contracted UDA delivered 2018 & 2019



Month	Adjusted Scheduled Activity (UDA)	
	2018	2019
April	2,534	2,458
May	8,650	7,281
June	13,248	11,369
July	19,759	
August	24,771	
September	29,860	
October	35,713	
November	40,889	
December	45,812	
January	49,642	
February	54,988	
March	59,528	
April	61,552	
May	61,606	
June	61,616	

QUALITY

	Quantity	Base Number	Contract	AT	Region	England
% of FP17s for the same patient ID Re-attending within 3 months - Children	42	1,264	3.3%	10.0%	12.0%	11.5%
% of FP17s for the same patient ID Re-attending within 3 months - Adults	613	5,617	10.9%	13.8%	15.7%	15.4%
% of FP17s for the same patient ID Re-attending between 3 & 9 months - Children	413	1,264	32.7%	61.7%	60.3%	58.9%
% of FP17s for the same patient ID Re-attending between 3 & 9 months - Adults	2,081	5,617	37.0%	56.1%	54.0%	51.6%
% of FP17s for Band 1 Urgent Courses	632	5,915	10.7%	7.1%	8.9%	8.9%
% of FP17s Relating to Free Repair or Replacements	46	5,915	0.8%	0.9%	1.0%	0.8%
% of FP17s Relating to Continuations	66	5,915	1.1%	1.0%	1.1%	0.9%
% of Patients satisfied with the dentistry they have received	20	20	100.0%	92.6%	93.4%	93.2%
% of Patients satisfied with the time they had to wait for an appointment	17	20	85.0%	88.0%	89.4%	88.8%

* This is based on patients treated on this contract for their most recent course of treatment. Figures in italics indicate the base number of FP17s or Patient Questionnaire responses are less than 100. N/A is shown where the base number of responses is less than 10 during the period. % is calculated as Quantity/Base number*100

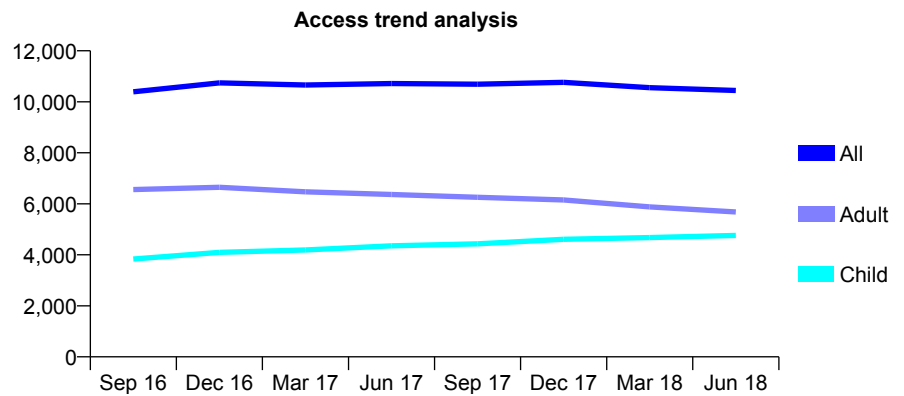
Q52 - Vital Signs At a Glance Contract Report for 101338/0138 - June 2018

Name or company name	Whitecross Dental Care Limited
Contract type name	GDS Contract
Purpose of contract	General
Contract start date	01/06/2012
Contract end date	

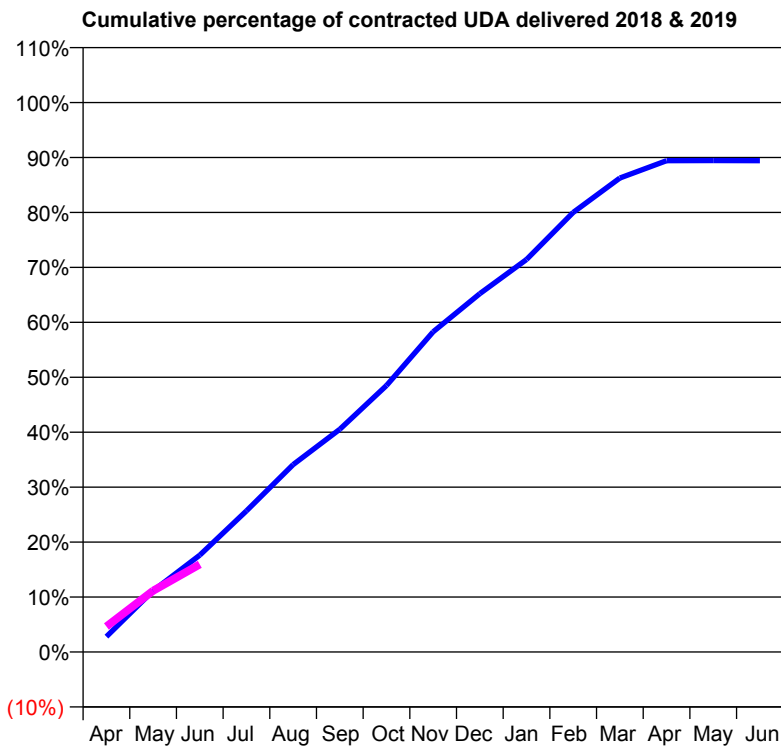
18/19 Contracted general activity (UDA)	28,509
Carry forward general activity (UDA)	0
18/19 Contracted orthodontic activity (UOA)	0
Carry forward orthodontic activity (UOA)	0
Baseline contract value	£951,742.08

ACCESS*

Patients seen in 24 months	Total	Change since previous quarter
Quarter ending June 2017	10,716	
Quarter ending September 2017	10,688	→
Quarter ending December 2017	10,761	→
Quarter ending March 2018	10,555	↓
Quarter ending June 2018	10,442	↓
Variance since June 2017	(2.6%)	↓



ACTIVITY



Adjusted Scheduled Activity (UDA)		
Month	2018	2019
April	797	1,324
May	3,182	3,181
June	5,029	4,548
July	7,321	
August	9,720	
September	11,556	
October	13,824	
November	16,615	
December	18,593	
January	20,364	
February	22,803	
March	24,593	
April	25,492	
May	25,494	
June	25,493	

QUALITY

	Quantity	Base Number	Contract	AT	Region	England
% of FP17s for the same patient ID Re-attending within 3 months - Children	80	1,409	5.7%	10.0%	12.0%	11.5%
% of FP17s for the same patient ID Re-attending within 3 months - Adults	191	1,476	12.9%	13.8%	15.7%	15.4%
% of FP17s for the same patient ID Re-attending between 3 & 9 months - Children	584	1,409	41.4%	61.7%	60.3%	58.9%
% of FP17s for the same patient ID Re-attending between 3 & 9 months - Adults	703	1,476	47.6%	56.1%	54.0%	51.6%
% of FP17s for Band 1 Urgent Courses	250	2,495	10.0%	7.1%	8.9%	8.9%
% of FP17s Relating to Free Repair or Replacements	4	2,495	0.2%	0.9%	1.0%	0.8%
% of FP17s Relating to Continuations	24	2,495	1.0%	1.0%	1.1%	0.9%
% of Patients satisfied with the dentistry they have received	5	5	N/A	92.6%	93.4%	93.2%
% of Patients satisfied with the time they had to wait for an appointment	3	5	N/A	88.0%	89.4%	88.8%

* This is based on patients treated on this contract for their most recent course of treatment. Figures in italics indicate the base number of FP17s or Patient Questionnaire responses are less than 100. N/A is shown where the base number of responses is less than 10 during the period. % is calculated as Quantity/Base number*100

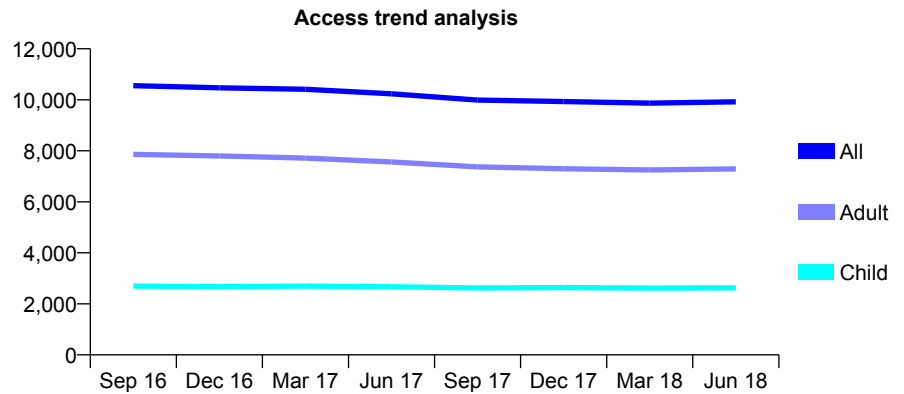
Q52 - Vital Signs At a Glance Contract Report for 101338/0139 - June 2018

Name or company name	Whitecross Dental Care Limited
Contract type name	GDS Contract
Purpose of contract	General
Contract start date	01/06/2012
Contract end date	

18/19 Contracted general activity (UDA)	28,439
Carry forward general activity (UDA)	0
18/19 Contracted orthodontic activity (UOA)	0
Carry forward orthodontic activity (UOA)	0
Baseline contract value	£824,853.04

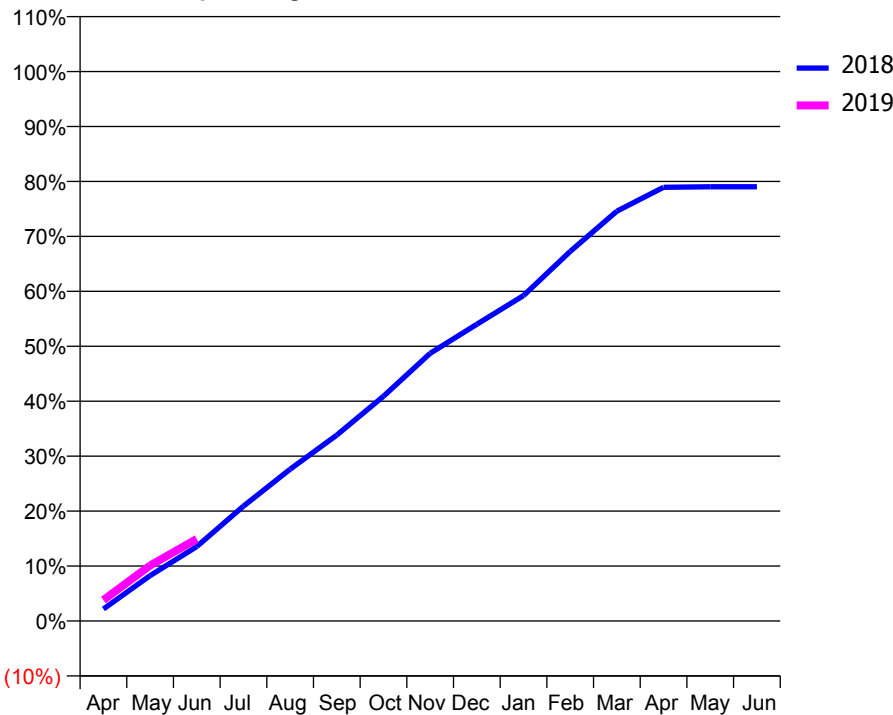
ACCESS*

Patients seen in 24 months	Total	Change since previous quarter
Quarter ending June 2017	10,236	
Quarter ending September 2017	9,988	↓
Quarter ending December 2017	9,934	→
Quarter ending March 2018	9,868	→
Quarter ending June 2018	9,920	→
Variance since June 2017	(3.1%)	↓



ACTIVITY

Cumulative percentage of contracted UDA delivered 2018 & 2019



Month	Adjusted Scheduled Activity (UDA)	
	2018	2019
April	626	1,087
May	2,349	2,874
June	3,855	4,244
July	5,947	
August	7,859	
September	9,626	
October	11,634	
November	13,852	
December	15,360	
January	16,843	
February	19,124	
March	21,211	
April	22,445	
May	22,473	
June	22,473	

QUALITY

	Quantity	Base Number	Contract	AT	Region	England
% of FP17s for the same patient ID Re-attending within 3 months - Children	55	852	6.5%	10.0%	12.0%	11.5%
% of FP17s for the same patient ID Re-attending within 3 months - Adults	201	2,153	9.3%	13.8%	15.7%	15.4%
% of FP17s for the same patient ID Re-attending between 3 & 9 months - Children	460	852	54.0%	61.7%	60.3%	58.9%
% of FP17s for the same patient ID Re-attending between 3 & 9 months - Adults	1,097	2,153	51.0%	56.1%	54.0%	51.6%
% of FP17s for Band 1 Urgent Courses	157	2,390	6.6%	7.1%	8.9%	8.9%
% of FP17s Relating to Free Repair or Replacements	10	2,390	0.4%	0.9%	1.0%	0.8%
% of FP17s Relating to Continuations	23	2,390	1.0%	1.0%	1.1%	0.9%
% of Patients satisfied with the dentistry they have received	3	3	N/A	92.6%	93.4%	93.2%
% of Patients satisfied with the time they had to wait for an appointment	2	3	N/A	88.0%	89.4%	88.8%

* This is based on patients treated on this contract for their most recent course of treatment. Figures in italics indicate the base number of FP17s or Patient Questionnaire responses are less than 100. N/A is shown where the base number of responses is less than 10 during the period. % is calculated as Quantity/Base number*100

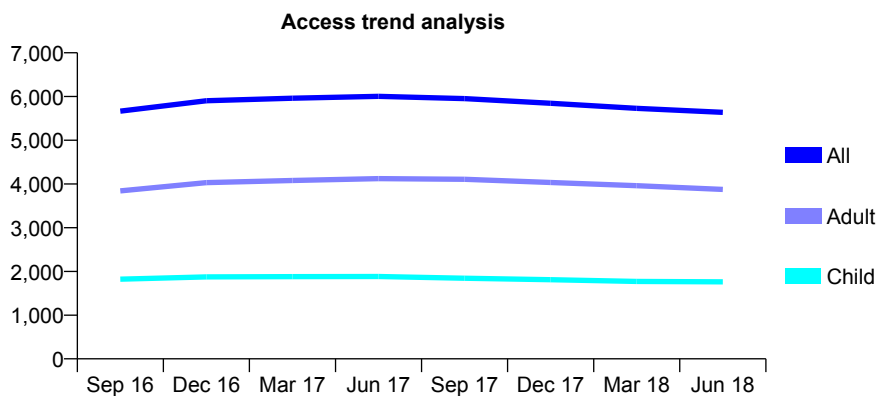
Q52 - Vital Signs At a Glance Contract Report for 101338/0140 - June 2018

Name or company name	Whitecross Dental Care Limited
Contract type name	GDS Contract
Purpose of contract	General
Contract start date	01/06/2012
Contract end date	

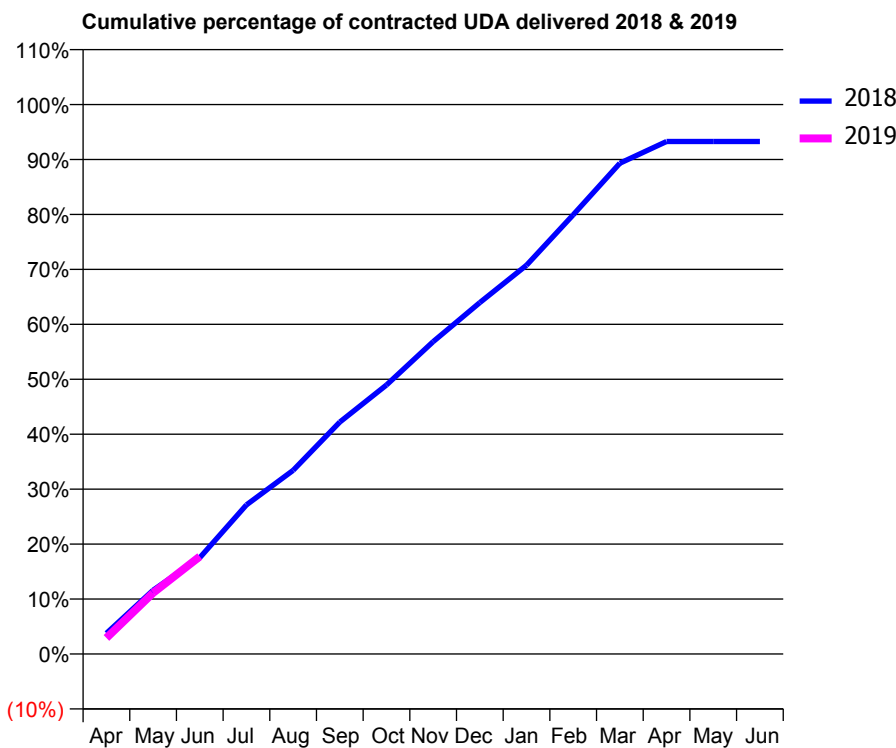
18/19 Contracted general activity (UDA)	16,508
Carry forward general activity (UDA)	0
18/19 Contracted orthodontic activity (UOA)	0
Carry forward orthodontic activity (UOA)	0
Baseline contract value	£479,688.54

ACCESS*

Patients seen in 24 months	Total	Change since previous quarter
Quarter ending June 2017	6,005	
Quarter ending September 2017	5,953	→
Quarter ending December 2017	5,845	↓
Quarter ending March 2018	5,731	↓
Quarter ending June 2018	5,637	↓
Variance since June 2017	(6.1%)	↓



ACTIVITY



Adjusted Scheduled Activity (UDA)		
Month	2018	2019
April	623	482
May	1,918	1,835
June	2,892	2,930
July	4,481	
August	5,518	
September	6,969	
October	8,084	
November	9,383	
December	10,558	
January	11,681	
February	13,193	
March	14,742	
April	15,397	
May	15,398	
June	15,398	

QUALITY

	Quantity	Base Number	Contract	AT	Region	England
% of FP17s for the same patient ID Re-attending within 3 months - Children	41	607	6.8%	10.0%	12.0%	11.5%
% of FP17s for the same patient ID Re-attending within 3 months - Adults	155	1,261	12.3%	13.8%	15.7%	15.4%
% of FP17s for the same patient ID Re-attending between 3 & 9 months - Children	384	607	63.3%	61.7%	60.3%	58.9%
% of FP17s for the same patient ID Re-attending between 3 & 9 months - Adults	721	1,261	57.2%	56.1%	54.0%	51.6%
% of FP17s for Band 1 Urgent Courses	92	1,585	5.8%	7.1%	8.9%	8.9%
% of FP17s Relating to Free Repair or Replacements	5	1,585	0.3%	0.9%	1.0%	0.8%
% of FP17s Relating to Continuations	25	1,585	1.6%	1.0%	1.1%	0.9%
% of Patients satisfied with the dentistry they have received	3	3	N/A	92.6%	93.4%	93.2%
% of Patients satisfied with the time they had to wait for an appointment	3	3	N/A	88.0%	89.4%	88.8%

* This is based on patients treated on this contract for their most recent course of treatment. Figures in italics indicate the base number of FP17s or Patient Questionnaire responses are less than 100. N/A is shown where the base number of responses is less than 10 during the period. % is calculated as Quantity/Base number*100

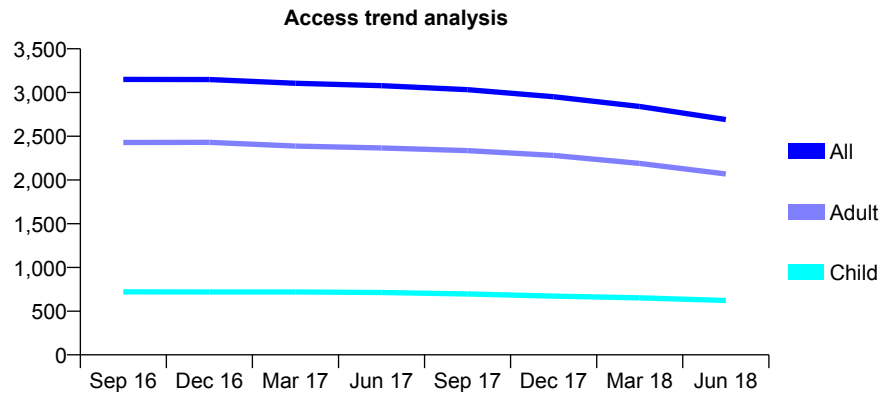
Q52 - Vital Signs At a Glance Contract Report for 101338/0141 - June 2018

Name or company name	Whitecross Dental Care Limited
Contract type name	GDS Contract
Purpose of contract	General
Contract start date	01/06/2012
Contract end date	

18/19 Contracted general activity (UDA)	10,500
Carry forward general activity (UDA)	0
18/19 Contracted orthodontic activity (UOA)	0
Carry forward orthodontic activity (UOA)	0
Baseline contract value	£287,498.36

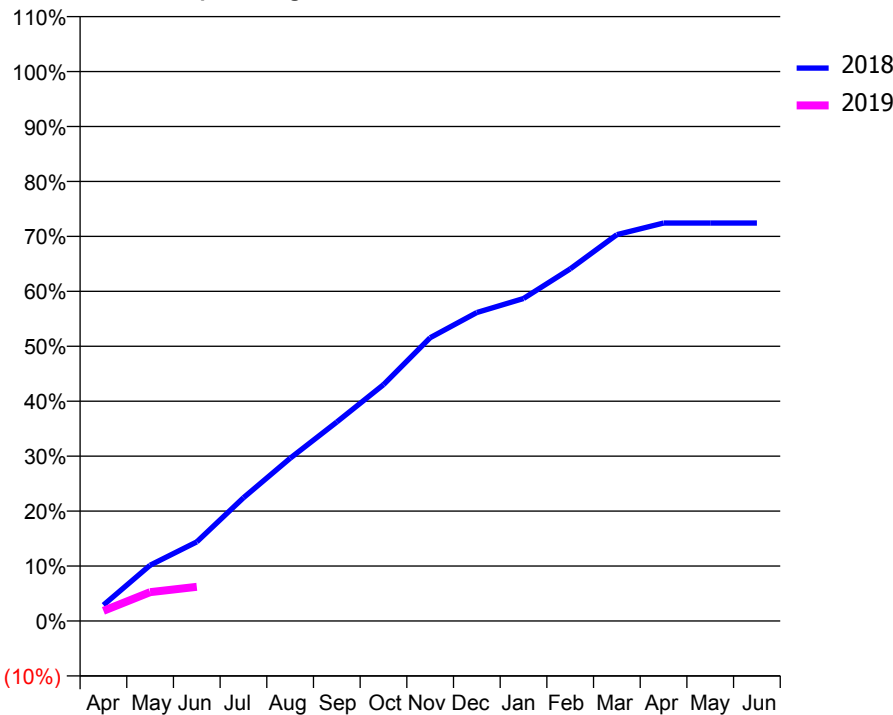
ACCESS*

Patients seen in 24 months	Total	Change since previous quarter
Quarter ending June 2017	3,079	
Quarter ending September 2017	3,032	↓
Quarter ending December 2017	2,952	↓
Quarter ending March 2018	2,841	↓
Quarter ending June 2018	2,691	↓
Variance since June 2017	(12.6%)	↓



ACTIVITY

Cumulative percentage of contracted UDA delivered 2018 & 2019



Month	Adjusted Scheduled Activity (UDA)	
	2018	2019
April	304	194
May	1,067	552
June	1,513	654
July	2,355	
August	3,111	
September	3,802	
October	4,515	
November	5,413	
December	5,895	
January	6,161	
February	6,727	
March	7,382	
April	7,605	
May	7,605	
June	7,605	

QUALITY

	Quantity	Base Number	Contract	AT	Region	England
% of FP17s for the same patient ID Re-attending within 3 months - Children	9	124	7.3%	10.0%	12.0%	11.5%
% of FP17s for the same patient ID Re-attending within 3 months - Adults	50	365	13.7%	13.8%	15.7%	15.4%
% of FP17s for the same patient ID Re-attending between 3 & 9 months - Children	51	124	41.1%	61.7%	60.3%	58.9%
% of FP17s for the same patient ID Re-attending between 3 & 9 months - Adults	185	365	50.7%	56.1%	54.0%	51.6%
% of FP17s for Band 1 Urgent Courses	36	389	9.3%	7.1%	8.9%	8.9%
% of FP17s Relating to Free Repair or Replacements	2	389	0.5%	0.9%	1.0%	0.8%
% of FP17s Relating to Continuations	7	389	1.8%	1.0%	1.1%	0.9%
% of Patients satisfied with the dentistry they have received	2	3	N/A	92.6%	93.4%	93.2%
% of Patients satisfied with the time they had to wait for an appointment	2	3	N/A	88.0%	89.4%	88.8%

* This is based on patients treated on this contract for their most recent course of treatment. Figures in italics indicate the base number of FP17s or Patient Questionnaire responses are less than 100. N/A is shown where the base number of responses is less than 10 during the period. % is calculated as Quantity/Base number*100

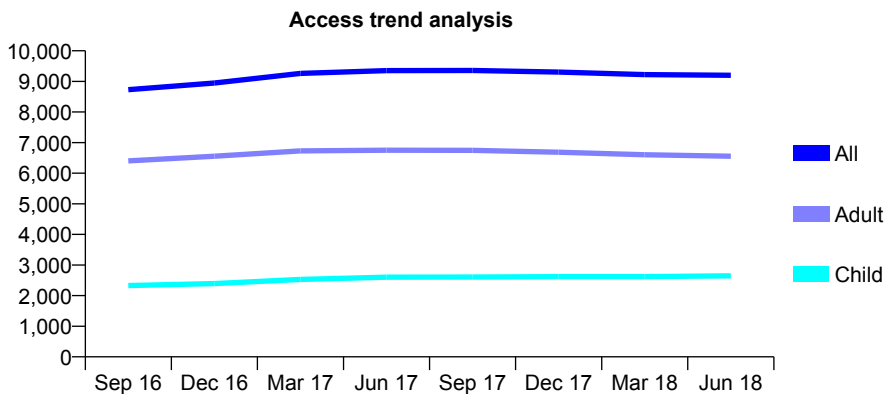
Q52 - Vital Signs At a Glance Contract Report for 101338/0142 - June 2018

Name or company name	Whitecross Dental Care Limited
Contract type name	GDS Contract
Purpose of contract	General
Contract start date	01/06/2012
Contract end date	

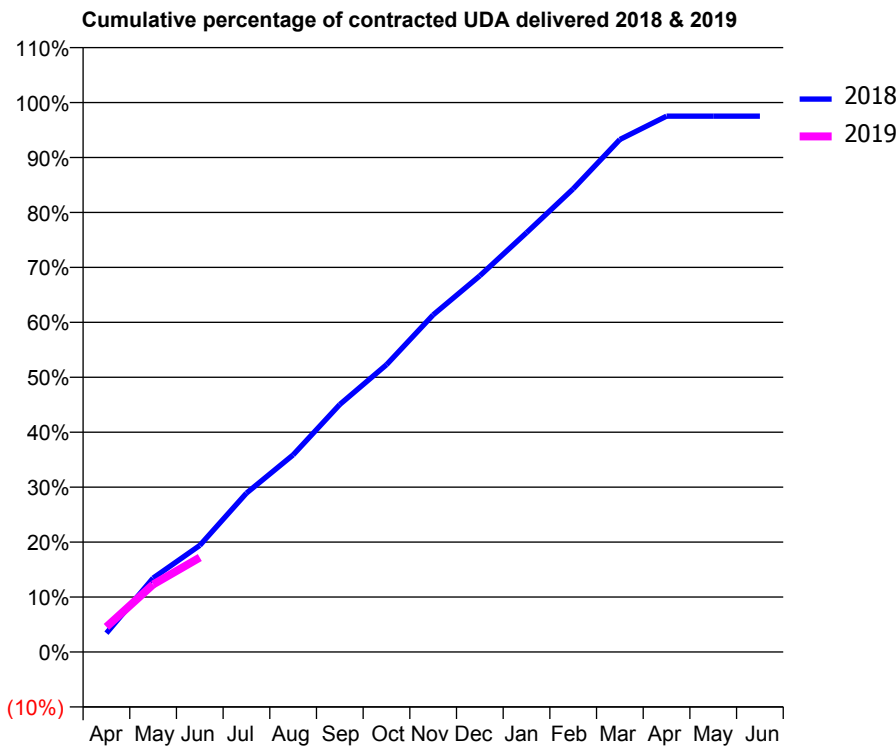
18/19 Contracted general activity (UDA)	27,824
Carry forward general activity (UDA)	0
18/19 Contracted orthodontic activity (UOA)	0
Carry forward orthodontic activity (UOA)	0
Baseline contract value	£776,889.17

ACCESS*

Patients seen in 24 months	Total	Change since previous quarter
Quarter ending June 2017	9,353	
Quarter ending September 2017	9,357	→
Quarter ending December 2017	9,307	→
Quarter ending March 2018	9,221	→
Quarter ending June 2018	9,200	→
Variance since June 2017	(1.6%)	↓



ACTIVITY



Month	Adjusted Scheduled Activity (UDA)	
	2018	2019
April	957	1,272
May	3,756	3,420
June	5,411	4,782
July	8,071	
August	10,010	
September	12,569	
October	14,592	
November	17,125	
December	19,108	
January	21,298	
February	23,524	
March	26,030	
April	27,216	
May	27,217	
June	27,217	

QUALITY

	Quantity	Base Number	Contract	AT	Region	England
% of FP17s for the same patient ID Re-attending within 3 months - Children	44	1,050	4.2%	10.0%	12.0%	11.5%
% of FP17s for the same patient ID Re-attending within 3 months - Adults	226	2,228	10.1%	13.8%	15.7%	15.4%
% of FP17s for the same patient ID Re-attending between 3 & 9 months - Children	734	1,050	69.9%	61.7%	60.3%	58.9%
% of FP17s for the same patient ID Re-attending between 3 & 9 months - Adults	1,329	2,228	59.6%	56.1%	54.0%	51.6%
% of FP17s for Band 1 Urgent Courses	103	2,724	3.8%	7.1%	8.9%	8.9%
% of FP17s Relating to Free Repair or Replacements	17	2,724	0.6%	0.9%	1.0%	0.8%
% of FP17s Relating to Continuations	52	2,724	1.9%	1.0%	1.1%	0.9%
% of Patients satisfied with the dentistry they have received	11	13	84.6%	92.6%	93.4%	93.2%
% of Patients satisfied with the time they had to wait for an appointment	10	13	76.9%	88.0%	89.4%	88.8%

* This is based on patients treated on this contract for their most recent course of treatment. Figures in italics indicate the base number of FP17s or Patient Questionnaire responses are less than 100. N/A is shown where the base number of responses is less than 10 during the period. % is calculated as Quantity/Base number*100

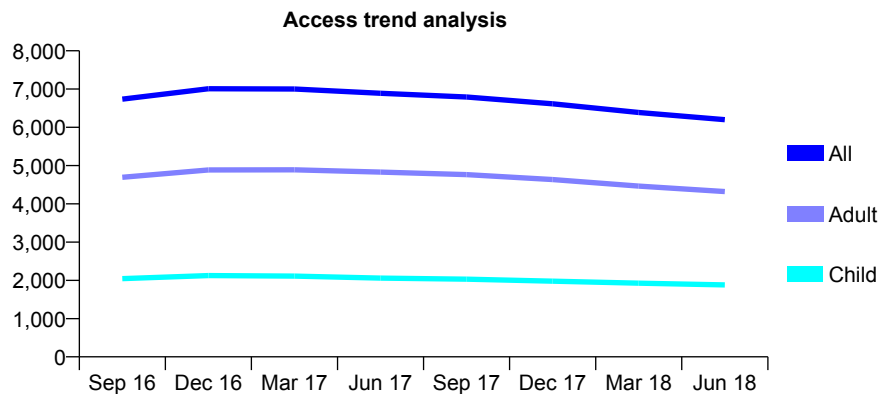
Q52 - Vital Signs At a Glance Contract Report for 101338/0143 - June 2018

Name or company name	Whitecross Dental Care Limited
Contract type name	GDS Contract
Purpose of contract	General
Contract start date	01/07/2012
Contract end date	

18/19 Contracted general activity (UDA)	20,788
Carry forward general activity (UDA)	0
18/19 Contracted orthodontic activity (UOA)	0
Carry forward orthodontic activity (UOA)	0
Baseline contract value	£737,055.62

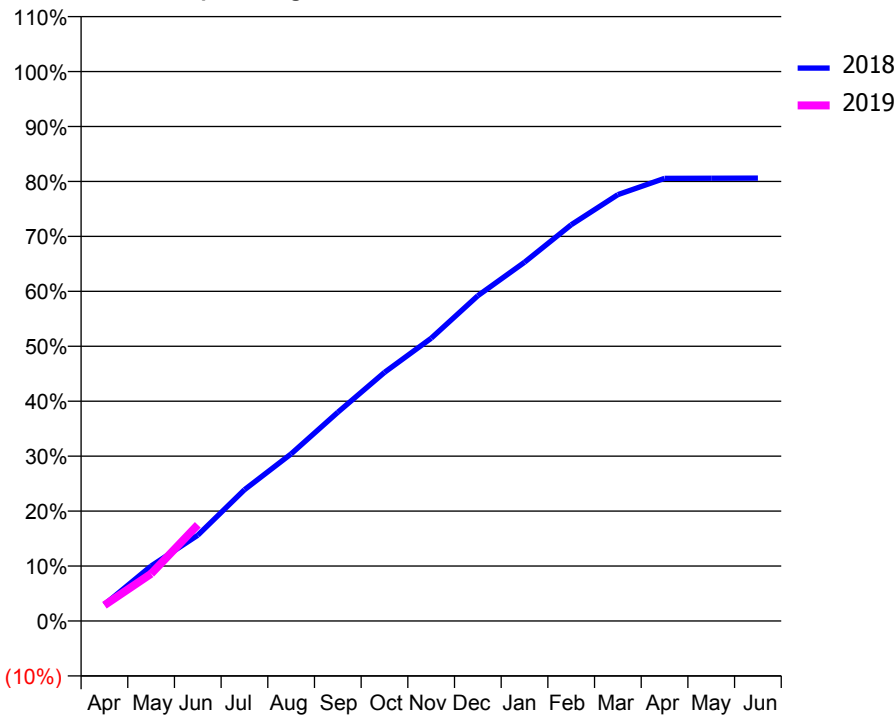
ACCESS*

Patients seen in 24 months	Total	Change since previous quarter
Quarter ending June 2017	6,891	
Quarter ending September 2017	6,792	↓
Quarter ending December 2017	6,613	↓
Quarter ending March 2018	6,387	↓
Quarter ending June 2018	6,199	↓
Variance since June 2017	(10.0%)	↓



ACTIVITY

Cumulative percentage of contracted UDA delivered 2018 & 2019



Month	Adjusted Scheduled Activity (UDA)	
	2018	2019
April	625	600
May	2,079	1,790
June	3,246	3,640
July	4,967	
August	6,322	
September	7,895	
October	9,406	
November	10,698	
December	12,308	
January	13,572	
February	14,988	
March	16,129	
April	16,747	
May	16,750	
June	16,755	

QUALITY

	Quantity	Base Number	Contract	AT	Region	England
% of FP17s for the same patient ID Re-attending within 3 months - Children	29	568	5.1%	10.0%	12.0%	11.5%
% of FP17s for the same patient ID Re-attending within 3 months - Adults	100	1,171	8.5%	13.8%	15.7%	15.4%
% of FP17s for the same patient ID Re-attending between 3 & 9 months - Children	261	568	46.0%	61.7%	60.3%	58.9%
% of FP17s for the same patient ID Re-attending between 3 & 9 months - Adults	551	1,171	47.1%	56.1%	54.0%	51.6%
% of FP17s for Band 1 Urgent Courses	63	1,560	4.0%	7.1%	8.9%	8.9%
% of FP17s Relating to Free Repair or Replacements	6	1,560	0.4%	0.9%	1.0%	0.8%
% of FP17s Relating to Continuations	16	1,560	1.0%	1.0%	1.1%	0.9%
% of Patients satisfied with the dentistry they have received	3	5	N/A	92.6%	93.4%	93.2%
% of Patients satisfied with the time they had to wait for an appointment	2	5	N/A	88.0%	89.4%	88.8%

* This is based on patients treated on this contract for their most recent course of treatment. Figures in italics indicate the base number of FP17s or Patient Questionnaire responses are less than 100. N/A is shown where the base number of responses is less than 10 during the period. % is calculated as Quantity/Base number*100

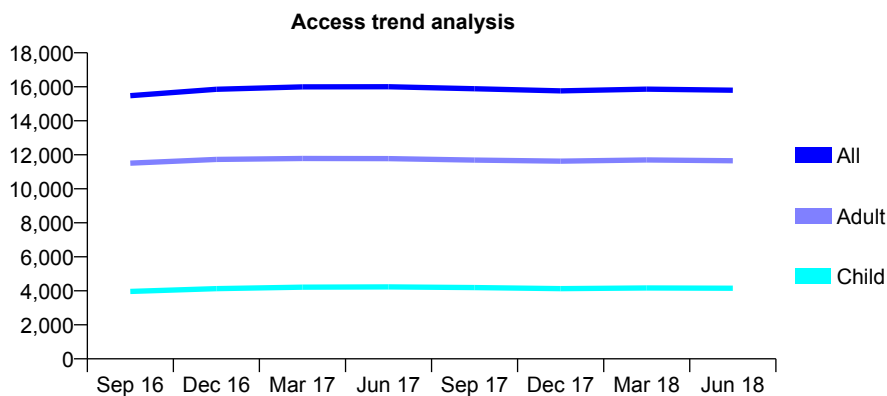
Q52 - Vital Signs At a Glance Contract Report for 101370/0081 - June 2018

Name or company name	Petrie Tucker & Partners Ltd
Contract type name	GDS Contract
Purpose of contract	General
Contract start date	01/04/2007
Contract end date	

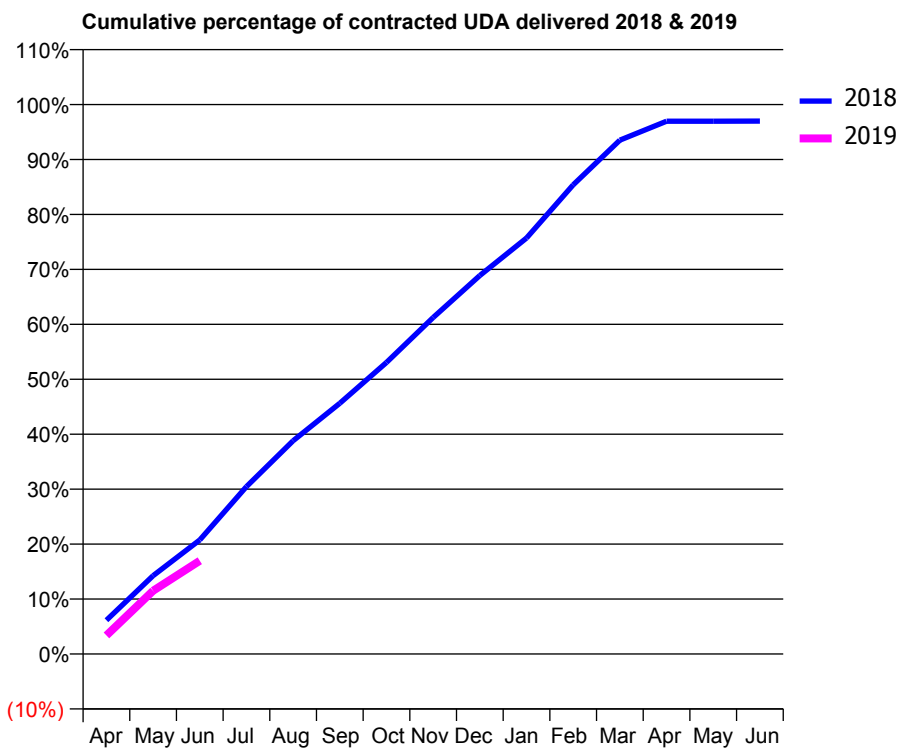
18/19 Contracted general activity (UDA)	48,026
Carry forward general activity (UDA)	0
18/19 Contracted orthodontic activity (UOA)	0
Carry forward orthodontic activity (UOA)	0
Baseline contract value	£1,439,035.93

ACCESS*

Patients seen in 24 months	Total	Change since previous quarter
Quarter ending June 2017	16,007	
Quarter ending September 2017	15,884	→
Quarter ending December 2017	15,763	→
Quarter ending March 2018	15,865	→
Quarter ending June 2018	15,799	→
Variance since June 2017	(1.3%)	↓



ACTIVITY



Month	Adjusted Scheduled Activity (UDA)	
	2018	2019
April	2,958	1,631
May	6,848	5,527
June	9,976	8,155
July	14,628	
August	18,644	
September	21,911	
October	25,482	
November	29,412	
December	33,078	
January	36,358	
February	41,005	
March	44,907	
April	46,560	
May	46,571	
June	46,576	

QUALITY

	Quantity	Base Number	Contract	AT	Region	England
% of FP17s for the same patient ID Re-attending within 3 months - Children	136	1,589	8.6%	10.0%	12.0%	11.5%
% of FP17s for the same patient ID Re-attending within 3 months - Adults	452	3,815	11.8%	13.8%	15.7%	15.4%
% of FP17s for the same patient ID Re-attending between 3 & 9 months - Children	1,051	1,589	66.1%	61.7%	60.3%	58.9%
% of FP17s for the same patient ID Re-attending between 3 & 9 months - Adults	2,090	3,815	54.8%	56.1%	54.0%	51.6%
% of FP17s for Band 1 Urgent Courses	337	4,508	7.5%	7.1%	8.9%	8.9%
% of FP17s Relating to Free Repair or Replacements	41	4,508	0.9%	0.9%	1.0%	0.8%
% of FP17s Relating to Continuations	60	4,508	1.3%	1.0%	1.1%	0.9%
% of Patients satisfied with the dentistry they have received	13	14	92.9%	92.6%	93.4%	93.2%
% of Patients satisfied with the time they had to wait for an appointment	13	14	92.9%	88.0%	89.4%	88.8%

* This is based on patients treated on this contract for their most recent course of treatment. Figures in italics indicate the base number of FP17s or Patient Questionnaire responses are less than 100. N/A is shown where the base number of responses is less than 10 during the period. % is calculated as Quantity/Base number*100

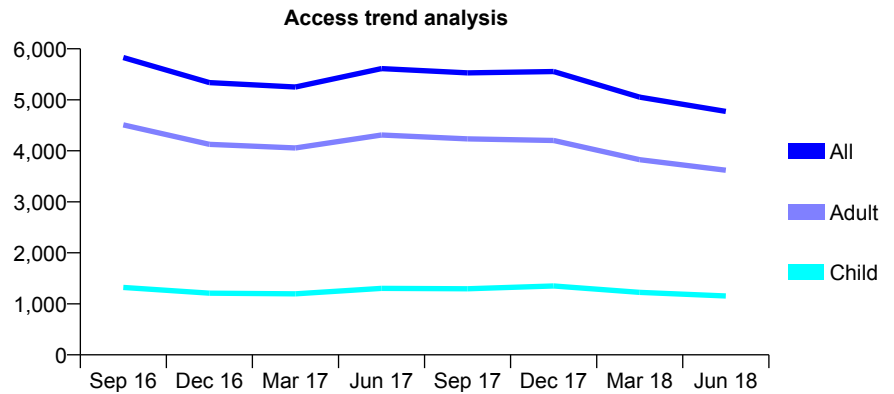
Q52 - Vital Signs At a Glance Contract Report for 101435/0095 - June 2018

Name or company name	IDH Limited
Contract type name	GDS Contract
Purpose of contract	General
Contract start date	01/04/2008
Contract end date	

18/19 Contracted general activity (UDA)	17,548
Carry forward general activity (UDA)	0
18/19 Contracted orthodontic activity (UOA)	0
Carry forward orthodontic activity (UOA)	0
Baseline contract value	£457,360.96

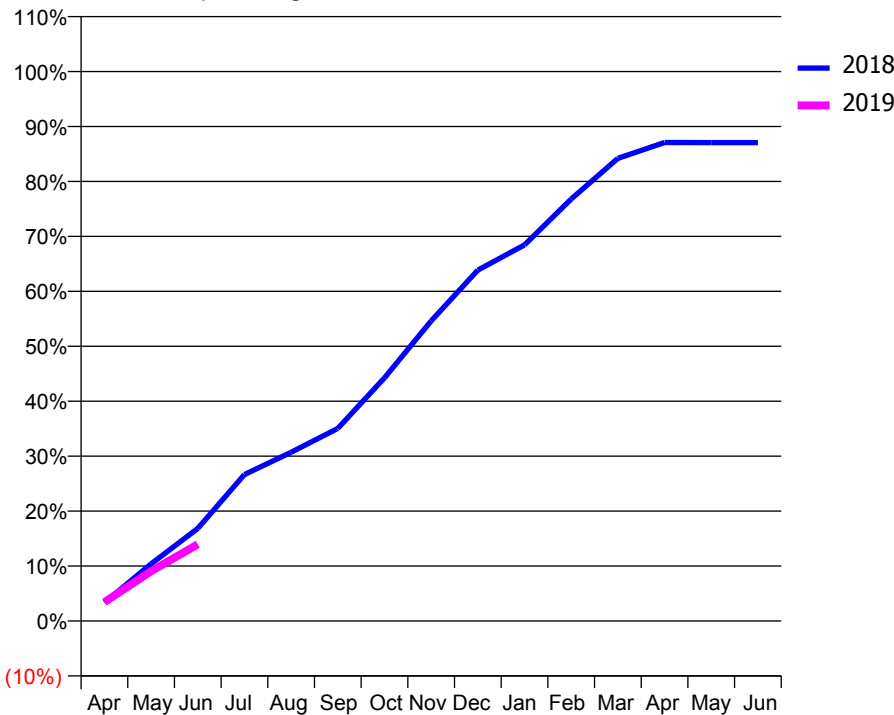
ACCESS*

Patients seen in 24 months	Total	Change since previous quarter
Quarter ending June 2017	5,611	
Quarter ending September 2017	5,529	↓
Quarter ending December 2017	5,554	→
Quarter ending March 2018	5,052	↓
Quarter ending June 2018	4,773	↓
Variance since June 2017	(14.9%)	↓



ACTIVITY

Cumulative percentage of contracted UDA delivered 2018 & 2019



Month	Adjusted Scheduled Activity (UDA)	
	2018	2019
April	588	603
May	1,825	1,591
June	2,957	2,451
July	4,677	
August	5,390	
September	6,150	
October	7,765	
November	9,582	
December	11,207	
January	12,010	
February	13,477	
March	14,774	
April	15,280	
May	15,279	
June	15,279	

QUALITY

	Quantity	Base Number	Contract	AT	Region	England
% of FP17s for the same patient ID Re-attending within 3 months - Children	20	343	5.8%	10.0%	12.0%	11.5%
% of FP17s for the same patient ID Re-attending within 3 months - Adults	107	978	10.9%	13.8%	15.7%	15.4%
% of FP17s for the same patient ID Re-attending between 3 & 9 months - Children	190	343	55.4%	61.7%	60.3%	58.9%
% of FP17s for the same patient ID Re-attending between 3 & 9 months - Adults	531	978	54.3%	56.1%	54.0%	51.6%
% of FP17s for Band 1 Urgent Courses	86	1,134	7.6%	7.1%	8.9%	8.9%
% of FP17s Relating to Free Repair or Replacements	7	1,134	0.6%	0.9%	1.0%	0.8%
% of FP17s Relating to Continuations	17	1,134	1.5%	1.0%	1.1%	0.9%
% of Patients satisfied with the dentistry they have received	4	4	N/A	92.6%	93.4%	93.2%
% of Patients satisfied with the time they had to wait for an appointment	4	4	N/A	88.0%	89.4%	88.8%

* This is based on patients treated on this contract for their most recent course of treatment. Figures in italics indicate the base number of FP17s or Patient Questionnaire responses are less than 100. N/A is shown where the base number of responses is less than 10 during the period. % is calculated as Quantity/Base number*100

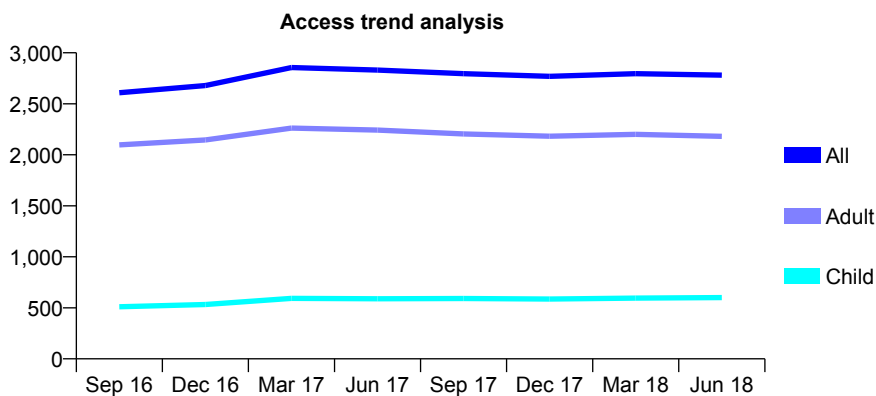
Q52 - Vital Signs At a Glance Contract Report for 103462/0001 - June 2018

Name or company name	Xen Smiles Ltd
Contract type name	GDS Contract
Purpose of contract	General
Contract start date	03/05/2011
Contract end date	

18/19 Contracted general activity (UDA)	11,000
Carry forward general activity (UDA)	0
18/19 Contracted orthodontic activity (UOA)	0
Carry forward orthodontic activity (UOA)	0
Baseline contract value	£251,172.67

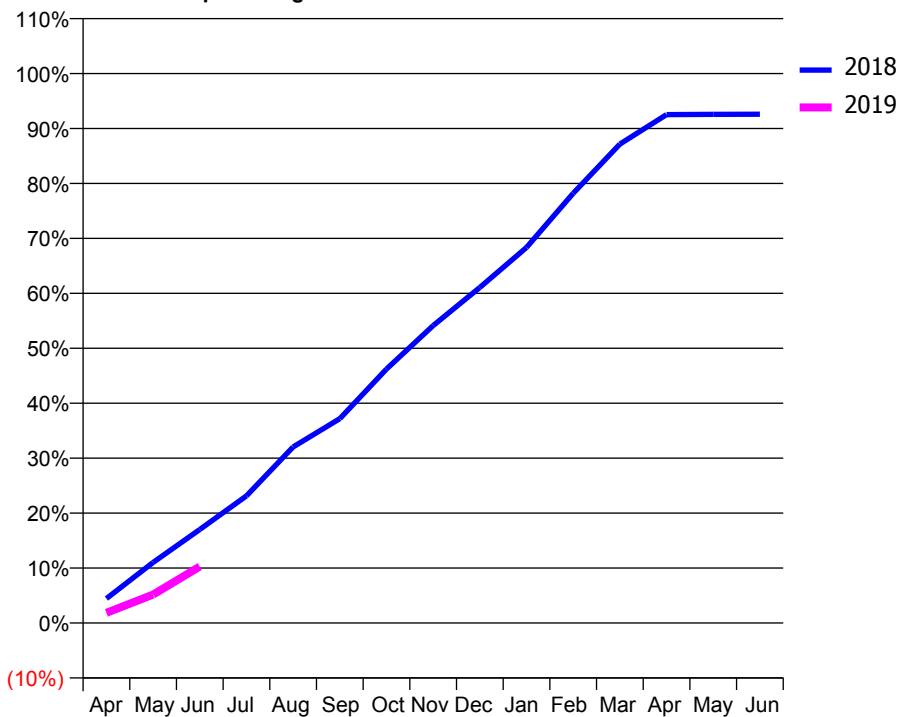
ACCESS*

Patients seen in 24 months	Total	Change since previous quarter
Quarter ending June 2017	2,831	
Quarter ending September 2017	2,796	↓
Quarter ending December 2017	2,769	→
Quarter ending March 2018	2,795	→
Quarter ending June 2018	2,781	→
Variance since June 2017	(1.8%)	↓



ACTIVITY

Cumulative percentage of contracted UDA delivered 2018 & 2019



Month	Adjusted Scheduled Activity (UDA)	
	2018	2019
April	490	204
May	1,214	571
June	1,874	1,132
July	2,545	
August	3,524	
September	4,091	
October	5,085	
November	5,953	
December	6,717	
January	7,517	
February	8,603	
March	9,586	
April	10,177	
May	10,183	
June	10,184	

QUALITY

	Quantity	Base Number	Contract	AT	Region	England
% of FP17s for the same patient ID Re-attending within 3 months - Children	11	144	7.6%	10.0%	12.0%	11.5%
% of FP17s for the same patient ID Re-attending within 3 months - Adults	104	603	17.2%	13.8%	15.7%	15.4%
% of FP17s for the same patient ID Re-attending between 3 & 9 months - Children	86	144	59.7%	61.7%	60.3%	58.9%
% of FP17s for the same patient ID Re-attending between 3 & 9 months - Adults	385	603	63.8%	56.1%	54.0%	51.6%
% of FP17s for Band 1 Urgent Courses	38	580	6.6%	7.1%	8.9%	8.9%
% of FP17s Relating to Free Repair or Replacements	18	580	3.1%	0.9%	1.0%	0.8%
% of FP17s Relating to Continuations	16	580	2.8%	1.0%	1.1%	0.9%
% of Patients satisfied with the dentistry they have received	2	2	N/A	92.6%	93.4%	93.2%
% of Patients satisfied with the time they had to wait for an appointment	2	2	N/A	88.0%	89.4%	88.8%

* This is based on patients treated on this contract for their most recent course of treatment. Figures in italics indicate the base number of FP17s or Patient Questionnaire responses are less than 100. N/A is shown where the base number of responses is less than 10 during the period. % is calculated as Quantity/Base number*100

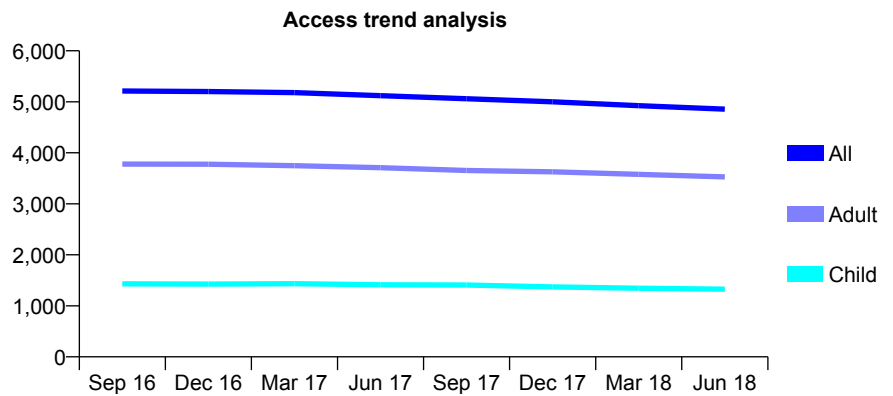
Q52 - Vital Signs At a Glance Contract Report for 106771/0001 - June 2018

Name or company name	Shell Drake Drive Dental Practice Partnershi
Contract type name	GDS Contract
Purpose of contract	General
Contract start date	29/04/2011
Contract end date	

18/19 Contracted general activity (UDA)	16,400
Carry forward general activity (UDA)	0
18/19 Contracted orthodontic activity (UOA)	0
Carry forward orthodontic activity (UOA)	0
Baseline contract value	£443,571.00

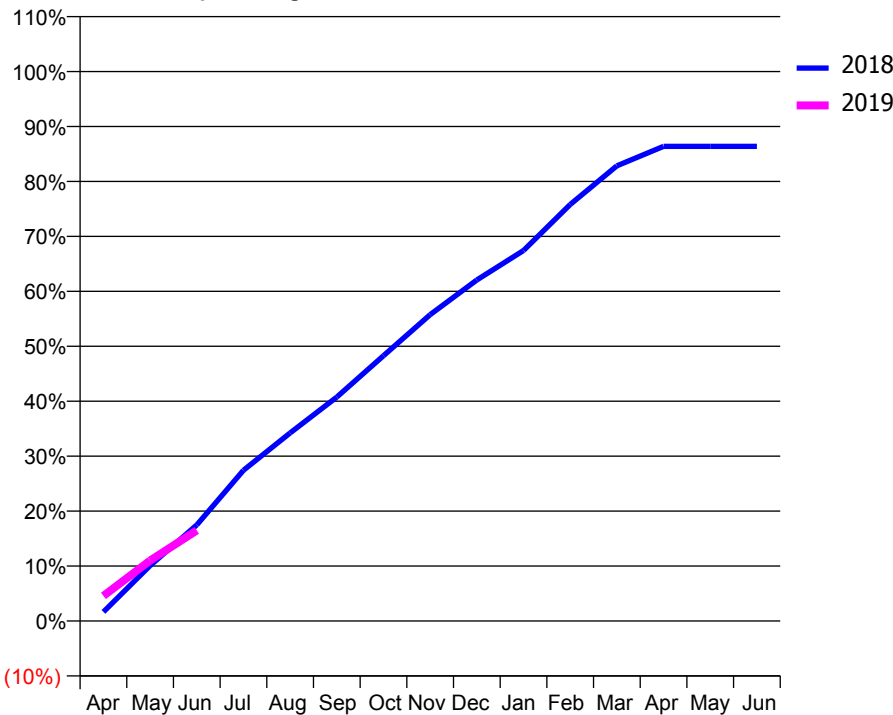
ACCESS*

Patients seen in 24 months	Total	Change since previous quarter
Quarter ending June 2017	5,121	
Quarter ending September 2017	5,061	↓
Quarter ending December 2017	4,999	↓
Quarter ending March 2018	4,923	↓
Quarter ending June 2018	4,857	↓
Variance since June 2017	(5.2%)	↓



ACTIVITY

Cumulative percentage of contracted UDA delivered 2018 & 2019



Month	Adjusted Scheduled Activity (UDA)	
	2018	2019
April	273	749
May	1,653	1,805
June	2,866	2,705
July	4,499	
August	5,615	
September	6,683	
October	7,916	
November	9,144	
December	10,180	
January	11,059	
February	12,430	
March	13,586	
April	14,165	
May	14,166	
June	14,166	

QUALITY

	Quantity	Base Number	Contract	AT	Region	England
% of FP17s for the same patient ID Re-attending within 3 months - Children	29	504	5.8%	10.0%	12.0%	11.5%
% of FP17s for the same patient ID Re-attending within 3 months - Adults	115	1,137	10.1%	13.8%	15.7%	15.4%
% of FP17s for the same patient ID Re-attending between 3 & 9 months - Children	346	504	68.7%	61.7%	60.3%	58.9%
% of FP17s for the same patient ID Re-attending between 3 & 9 months - Adults	778	1,137	68.4%	56.1%	54.0%	51.6%
% of FP17s for Band 1 Urgent Courses	41	1,369	3.0%	7.1%	8.9%	8.9%
% of FP17s Relating to Free Repair or Replacements	9	1,369	0.7%	0.9%	1.0%	0.8%
% of FP17s Relating to Continuations	29	1,369	2.1%	1.0%	1.1%	0.9%
% of Patients satisfied with the dentistry they have received	4	4	N/A	92.6%	93.4%	93.2%
% of Patients satisfied with the time they had to wait for an appointment	4	4	N/A	88.0%	89.4%	88.8%

* This is based on patients treated on this contract for their most recent course of treatment. Figures in italics indicate the base number of FP17s or Patient Questionnaire responses are less than 100. N/A is shown where the base number of responses is less than 10 during the period. % is calculated as Quantity/Base number*100

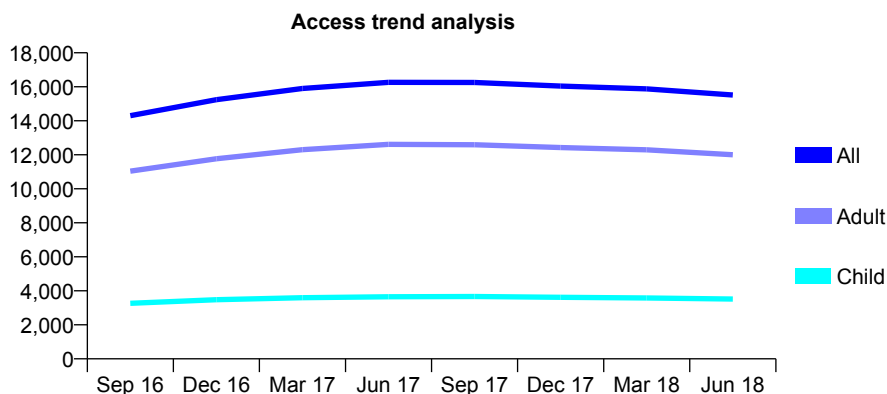
Q52 - Vital Signs At a Glance Contract Report for 107840/0001 - June 2018

Name or company name	The Avondale Dental Practice Partnership
Contract type name	GDS Contract
Purpose of contract	General
Contract start date	01/07/2015
Contract end date	

18/19 Contracted general activity (UDA)	45,480
Carry forward general activity (UDA)	0
18/19 Contracted orthodontic activity (UOA)	0
Carry forward orthodontic activity (UOA)	0
Baseline contract value	£1,481,362.54

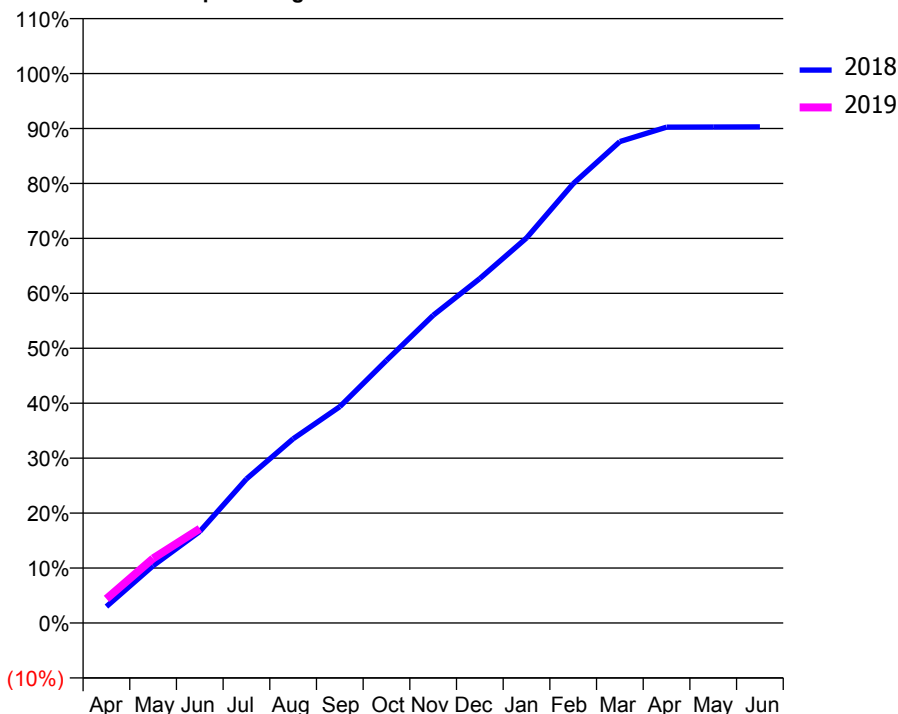
ACCESS*

Patients seen in 24 months	Total	Change since previous quarter
Quarter ending June 2017	16,265	
Quarter ending September 2017	16,256	→
Quarter ending December 2017	16,042	↓
Quarter ending March 2018	15,876	↓
Quarter ending June 2018	15,516	↓
Variance since June 2017	(4.6%)	↓



ACTIVITY

Cumulative percentage of contracted UDA delivered 2018 & 2019



Month	Adjusted Scheduled Activity (UDA)	
	2018	2019
April	1,368	2,006
May	4,744	5,351
June	7,577	7,806
July	11,923	
August	15,246	
September	17,906	
October	21,741	
November	25,468	
December	28,518	
January	31,871	
February	36,365	
March	39,850	
April	41,036	
May	41,046	
June	41,057	

QUALITY

	Quantity	Base Number	Contract	AT	Region	England
% of FP17s for the same patient ID Re-attending within 3 months - Children	36	1,064	3.4%	10.0%	12.0%	11.5%
% of FP17s for the same patient ID Re-attending within 3 months - Adults	405	3,393	11.9%	13.8%	15.7%	15.4%
% of FP17s for the same patient ID Re-attending between 3 & 9 months - Children	654	1,064	61.5%	61.7%	60.3%	58.9%
% of FP17s for the same patient ID Re-attending between 3 & 9 months - Adults	1,779	3,393	52.4%	56.1%	54.0%	51.6%
% of FP17s for Band 1 Urgent Courses	287	3,790	7.6%	7.1%	8.9%	8.9%
% of FP17s Relating to Free Repair or Replacements	16	3,790	0.4%	0.9%	1.0%	0.8%
% of FP17s Relating to Continuations	53	3,790	1.4%	1.0%	1.1%	0.9%
% of Patients satisfied with the dentistry they have received	6	6	N/A	92.6%	93.4%	93.2%
% of Patients satisfied with the time they had to wait for an appointment	5	6	N/A	88.0%	89.4%	88.8%

* This is based on patients treated on this contract for their most recent course of treatment. Figures in italics indicate the base number of FP17s or Patient Questionnaire responses are less than 100. N/A is shown where the base number of responses is less than 10 during the period. % is calculated as Quantity/Base number*100

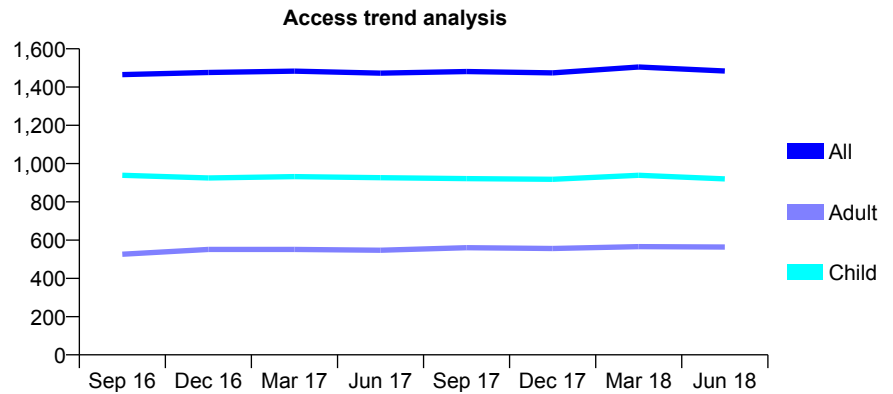
Q52 - Vital Signs At a Glance Contract Report for 112003/0001 - June 2018

Name or company name	King Lane Dental Care
Contract type name	GDS Contract
Purpose of contract	General
Contract start date	12/10/2006
Contract end date	

18/19 Contracted general activity (UDA)	3,725
Carry forward general activity (UDA)	0
18/19 Contracted orthodontic activity (UOA)	0
Carry forward orthodontic activity (UOA)	0
Baseline contract value	£128,292.19

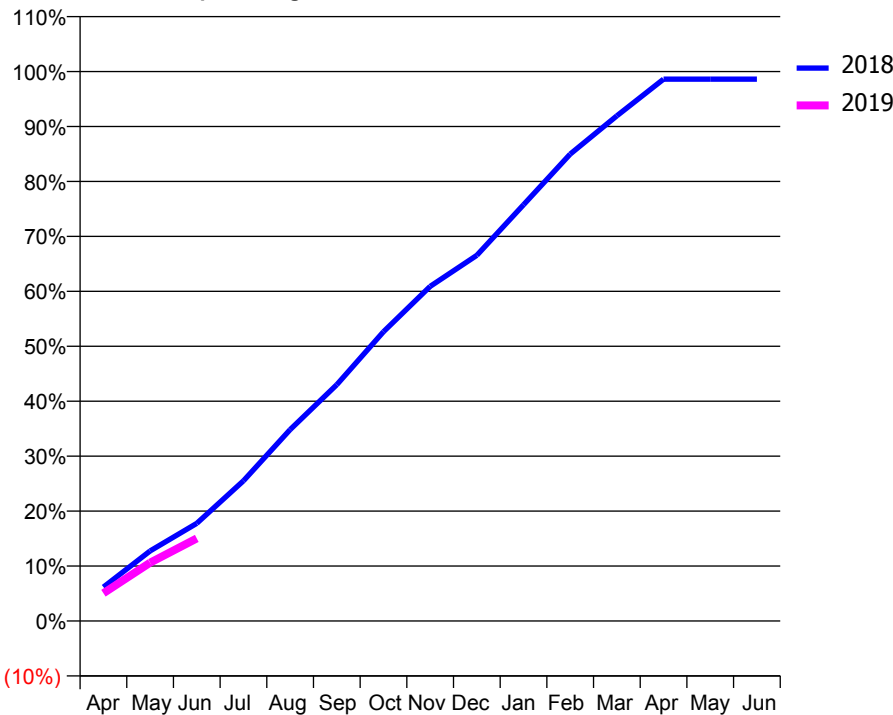
ACCESS*

Patients seen in 24 months	Total	Change since previous quarter
Quarter ending June 2017	1,473	
Quarter ending September 2017	1,481	→
Quarter ending December 2017	1,474	→
Quarter ending March 2018	1,505	↑
Quarter ending June 2018	1,484	↓
Variance since June 2017	0.7%	→



ACTIVITY

Cumulative percentage of contracted UDA delivered 2018 & 2019



Month	Adjusted Scheduled Activity (UDA)	
	2018	2019
April	230	188
May	475	395
June	662	560
July	951	
August	1,297	
September	1,602	
October	1,961	
November	2,268	
December	2,479	
January	2,821	
February	3,165	
March	3,425	
April	3,673	
May	3,673	
June	3,673	

QUALITY

	Quantity	Base Number	Contract	AT	Region	England
% of FP17s for the same patient ID Re-attending within 3 months - Children	42	367	11.4%	10.0%	12.0%	11.5%
% of FP17s for the same patient ID Re-attending within 3 months - Adults	17	155	11.0%	13.8%	15.7%	15.4%
% of FP17s for the same patient ID Re-attending between 3 & 9 months - Children	252	367	68.7%	61.7%	60.3%	58.9%
% of FP17s for the same patient ID Re-attending between 3 & 9 months - Adults	85	155	54.8%	56.1%	54.0%	51.6%
% of FP17s for Band 1 Urgent Courses	19	412	4.6%	7.1%	8.9%	8.9%
% of FP17s Relating to Free Repair or Replacements	0	412	0.0%	0.9%	1.0%	0.8%
% of FP17s Relating to Continuations	0	412	0.0%	1.0%	1.1%	0.9%
% of Patients satisfied with the dentistry they have received	0	0	N/A	92.6%	93.4%	93.2%
% of Patients satisfied with the time they had to wait for an appointment	0	0	N/A	88.0%	89.4%	88.8%

* This is based on patients treated on this contract for their most recent course of treatment. Figures in italics indicate the base number of FP17s or Patient Questionnaire responses are less than 100. N/A is shown where the base number of responses is less than 10 during the period. % is calculated as Quantity/Base number*100

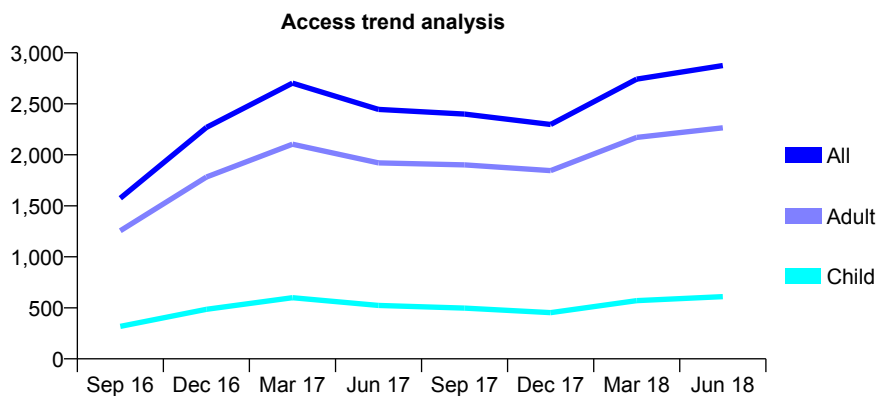
Q52 - Vital Signs At a Glance Contract Report for 112941/0001 - June 2018

Name or company name	The Caulfield Dental Surgery Partnership
Contract type name	GDS Contract
Purpose of contract	General
Contract start date	01/10/2015
Contract end date	

18/19 Contracted general activity (UDA)	8,000
Carry forward general activity (UDA)	0
18/19 Contracted orthodontic activity (UOA)	0
Carry forward orthodontic activity (UOA)	0
Baseline contract value	£232,944.68

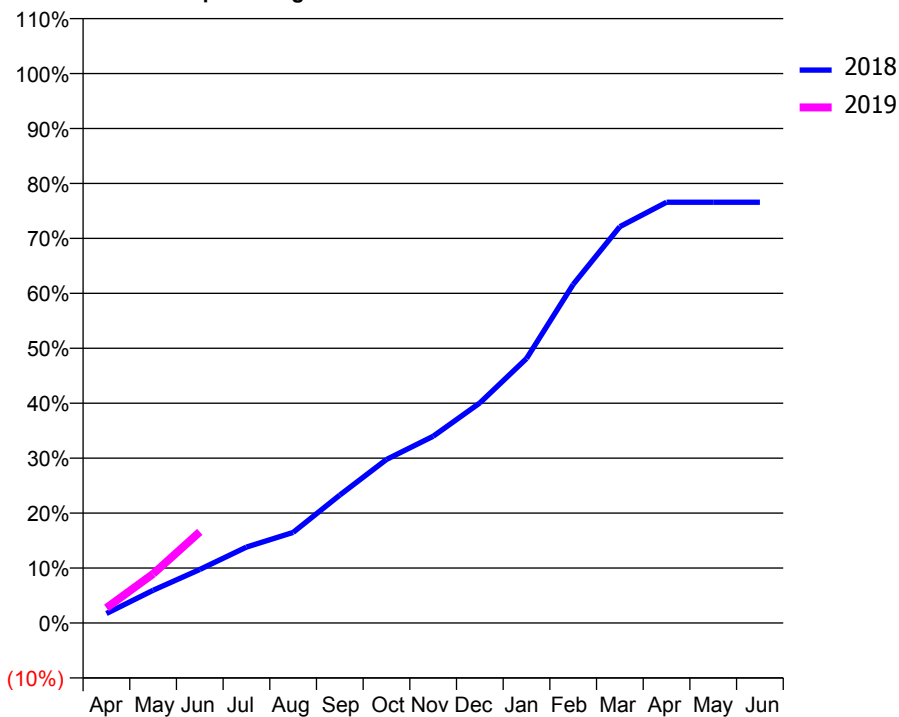
ACCESS*

Patients seen in 24 months	Total	Change since previous quarter
Quarter ending June 2017	2,445	
Quarter ending September 2017	2,399	↓
Quarter ending December 2017	2,298	↓
Quarter ending March 2018	2,742	↑
Quarter ending June 2018	2,875	↑
Variance since June 2017	17.6%	↑



ACTIVITY

Cumulative percentage of contracted UDA delivered 2018 & 2019



Adjusted Scheduled Activity (UDA)		
Month	2018	2019
April	139	220
May	476	716
June	779	1,327
July	1,106	
August	1,319	
September	1,863	
October	2,381	
November	2,718	
December	3,205	
January	3,851	
February	4,930	
March	5,770	
April	6,126	
May	6,126	
June	6,126	

QUALITY

	Quantity	Base Number	Contract	AT	Region	England
% of FP17s for the same patient ID Re-attending within 3 months - Children	4	181	2.2%	10.0%	12.0%	11.5%
% of FP17s for the same patient ID Re-attending within 3 months - Adults	71	682	10.4%	13.8%	15.7%	15.4%
% of FP17s for the same patient ID Re-attending between 3 & 9 months - Children	53	181	29.3%	61.7%	60.3%	58.9%
% of FP17s for the same patient ID Re-attending between 3 & 9 months - Adults	284	682	41.6%	56.1%	54.0%	51.6%
% of FP17s for Band 1 Urgent Courses	46	698	6.6%	7.1%	8.9%	8.9%
% of FP17s Relating to Free Repair or Replacements	3	698	0.4%	0.9%	1.0%	0.8%
% of FP17s Relating to Continuations	8	698	1.1%	1.0%	1.1%	0.9%
% of Patients satisfied with the dentistry they have received	0	0	N/A	92.6%	93.4%	93.2%
% of Patients satisfied with the time they had to wait for an appointment	0	0	N/A	88.0%	89.4%	88.8%

* This is based on patients treated on this contract for their most recent course of treatment. Figures in italics indicate the base number of FP17s or Patient Questionnaire responses are less than 100. N/A is shown where the base number of responses is less than 10 during the period. % is calculated as Quantity/Base number*100

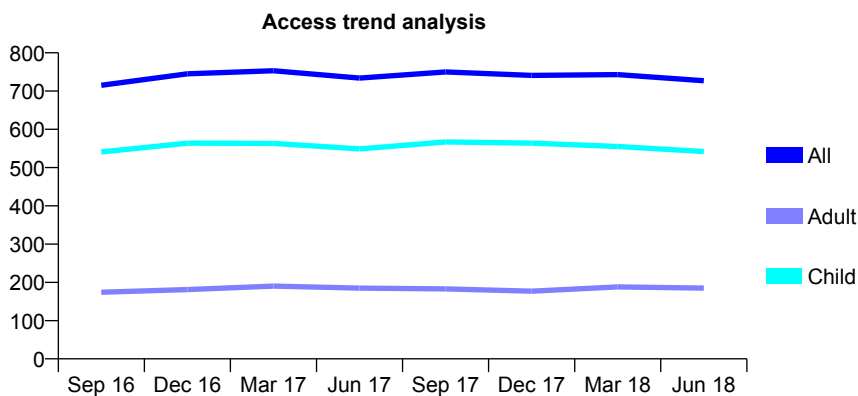
Q52 - Vital Signs At a Glance Contract Report for 117161/0001 - June 2018

Name or company name	Wells Road Dental Surgery Ltd
Contract type name	GDS Contract
Purpose of contract	General
Contract start date	01/09/2008
Contract end date	

18/19 Contracted general activity (UDA)	1,300
Carry forward general activity (UDA)	0
18/19 Contracted orthodontic activity (UOA)	0
Carry forward orthodontic activity (UOA)	0
Baseline contract value	£35,505.65

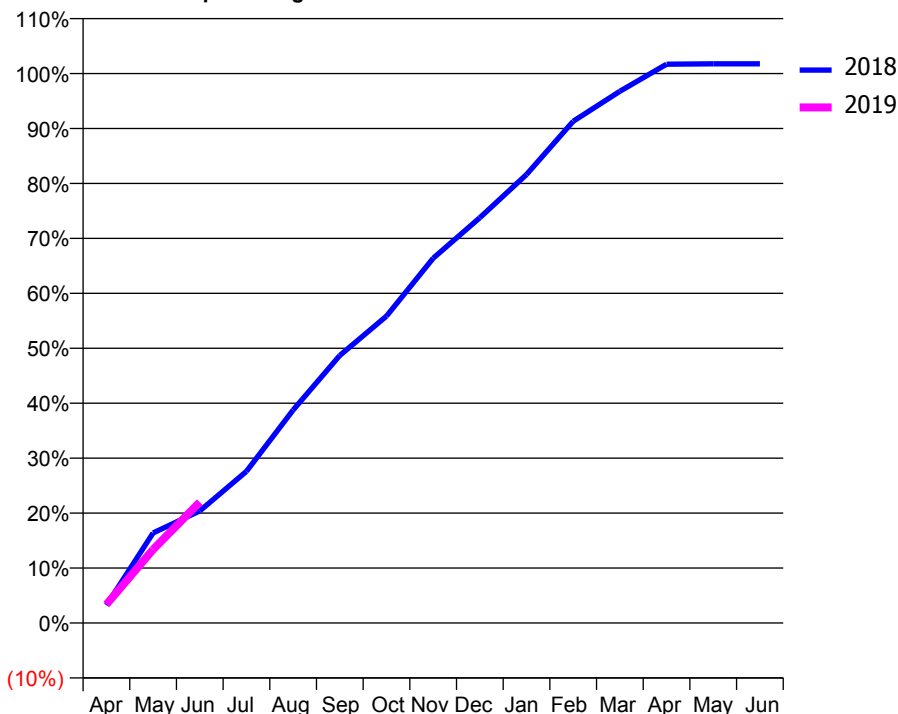
ACCESS*

Patients seen in 24 months	Total	Change since previous quarter
Quarter ending June 2017	734	
Quarter ending September 2017	750	↑
Quarter ending December 2017	741	↓
Quarter ending March 2018	743	→
Quarter ending June 2018	727	↓
Variance since June 2017	(1.0%)	→



ACTIVITY

Cumulative percentage of contracted UDA delivered 2018 & 2019



Adjusted Scheduled Activity (UDA)

Month	2018	2019
April	42	44
May	213	174
June	265	286
July	359	
August	504	
September	633	
October	726	
November	863	
December	959	
January	1,061	
February	1,187	
March	1,258	
April	1,322	
May	1,323	
June	1,323	

QUALITY

	Quantity	Base Number	Contract	AT	Region	England
% of FP17s for the same patient ID Re-attending within 3 months - Children	10	210	4.8%	10.0%	12.0%	11.5%
% of FP17s for the same patient ID Re-attending within 3 months - Adults	1	54	1.9%	13.8%	15.7%	15.4%
% of FP17s for the same patient ID Re-attending between 3 & 9 months - Children	154	210	73.3%	61.7%	60.3%	58.9%
% of FP17s for the same patient ID Re-attending between 3 & 9 months - Adults	44	54	81.5%	56.1%	54.0%	51.6%
% of FP17s for Band 1 Urgent Courses	0	208	0.0%	7.1%	8.9%	8.9%
% of FP17s Relating to Free Repair or Replacements	0	208	0.0%	0.9%	1.0%	0.8%
% of FP17s Relating to Continuations	0	208	0.0%	1.0%	1.1%	0.9%
% of Patients satisfied with the dentistry they have received	3	3	N/A	92.6%	93.4%	93.2%
% of Patients satisfied with the time they had to wait for an appointment	3	3	N/A	88.0%	89.4%	88.8%

* This is based on patients treated on this contract for their most recent course of treatment. Figures in italics indicate the base number of FP17s or Patient Questionnaire responses are less than 100. N/A is shown where the base number of responses is less than 10 during the period. % is calculated as Quantity/Base number*100

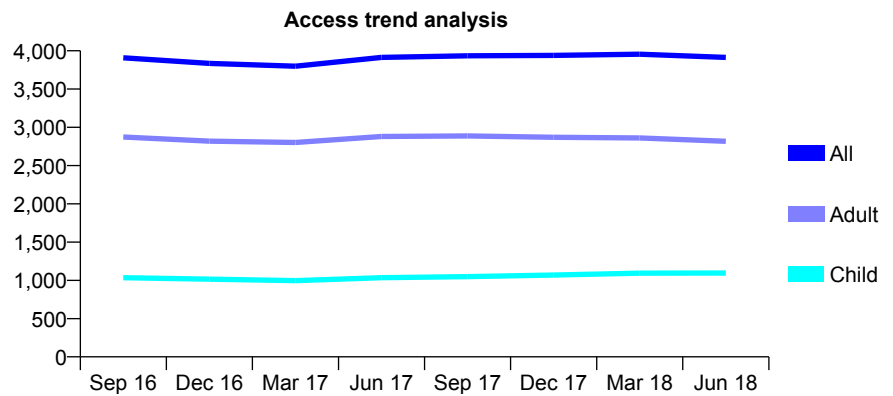
Q52 - Vital Signs At a Glance Contract Report for 117358/0001 - June 2018

Name or company name	Kirkburton Dental Care Ltd
Contract type name	GDS Contract
Purpose of contract	General
Contract start date	01/04/2009
Contract end date	

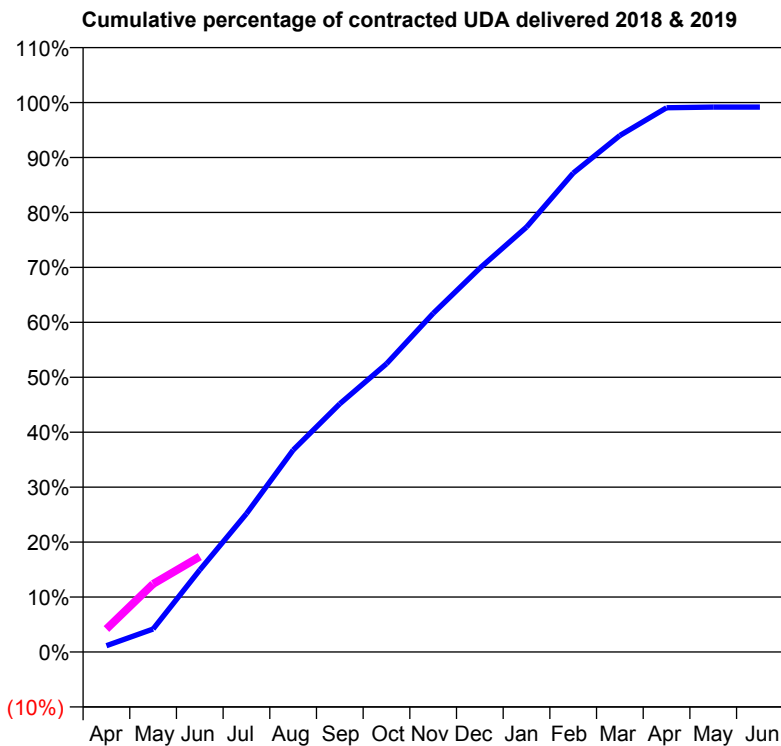
18/19 Contracted general activity (UDA)	12,000
Carry forward general activity (UDA)	0
18/19 Contracted orthodontic activity (UOA)	0
Carry forward orthodontic activity (UOA)	0
Baseline contract value	£363,606.30

ACCESS*

Patients seen in 24 months	Total	Change since previous quarter
Quarter ending June 2017	3,914	
Quarter ending September 2017	3,935	→
Quarter ending December 2017	3,939	→
Quarter ending March 2018	3,955	→
Quarter ending June 2018	3,914	↓
Variance since June 2017	0.0%	→



ACTIVITY



Month	Adjusted Scheduled Activity (UDA)	
	2018	2019
April	139	502
May	502	1,487
June	1,792	2,083
July	3,020	
August	4,410	
September	5,421	
October	6,294	
November	7,395	
December	8,381	
January	9,280	
February	10,458	
March	11,281	
April	11,887	
May	11,899	
June	11,899	

QUALITY

	Quantity	Base Number	Contract	AT	Region	England
% of FP17s for the same patient ID Re-attending within 3 months - Children	24	419	5.7%	10.0%	12.0%	11.5%
% of FP17s for the same patient ID Re-attending within 3 months - Adults	157	1,043	15.1%	13.8%	15.7%	15.4%
% of FP17s for the same patient ID Re-attending between 3 & 9 months - Children	297	419	70.9%	61.7%	60.3%	58.9%
% of FP17s for the same patient ID Re-attending between 3 & 9 months - Adults	705	1,043	67.6%	56.1%	54.0%	51.6%
% of FP17s for Band 1 Urgent Courses	68	1,128	6.0%	7.1%	8.9%	8.9%
% of FP17s Relating to Free Repair or Replacements	36	1,128	3.2%	0.9%	1.0%	0.8%
% of FP17s Relating to Continuations	17	1,128	1.5%	1.0%	1.1%	0.9%
% of Patients satisfied with the dentistry they have received	4	4	N/A	92.6%	93.4%	93.2%
% of Patients satisfied with the time they had to wait for an appointment	4	4	N/A	88.0%	89.4%	88.8%

* This is based on patients treated on this contract for their most recent course of treatment. Figures in italics indicate the base number of FP17s or Patient Questionnaire responses are less than 100. N/A is shown where the base number of responses is less than 10 during the period. % is calculated as Quantity/Base number*100

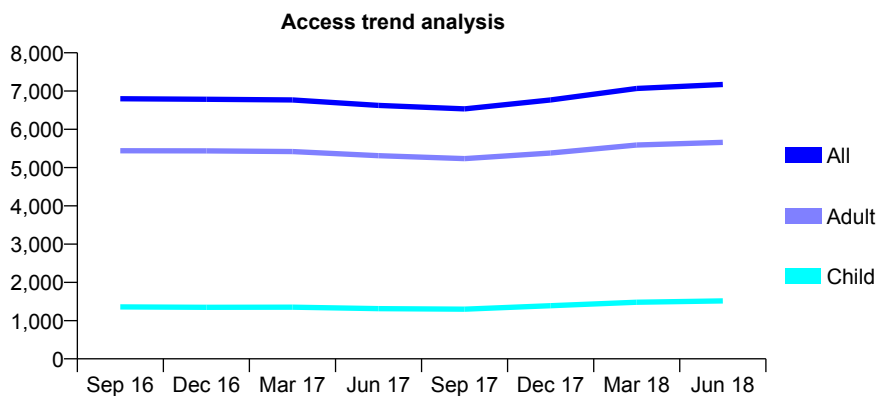
Q52 - Vital Signs At a Glance Contract Report for 118060/0004 - June 2018

Name or company name	Genix Healthcare Ltd
Contract type name	GDS Contract
Purpose of contract	General
Contract start date	01/10/2006
Contract end date	

18/19 Contracted general activity (UDA)	18,700
Carry forward general activity (UDA)	0
18/19 Contracted orthodontic activity (UOA)	0
Carry forward orthodontic activity (UOA)	0
Baseline contract value	£551,985.86

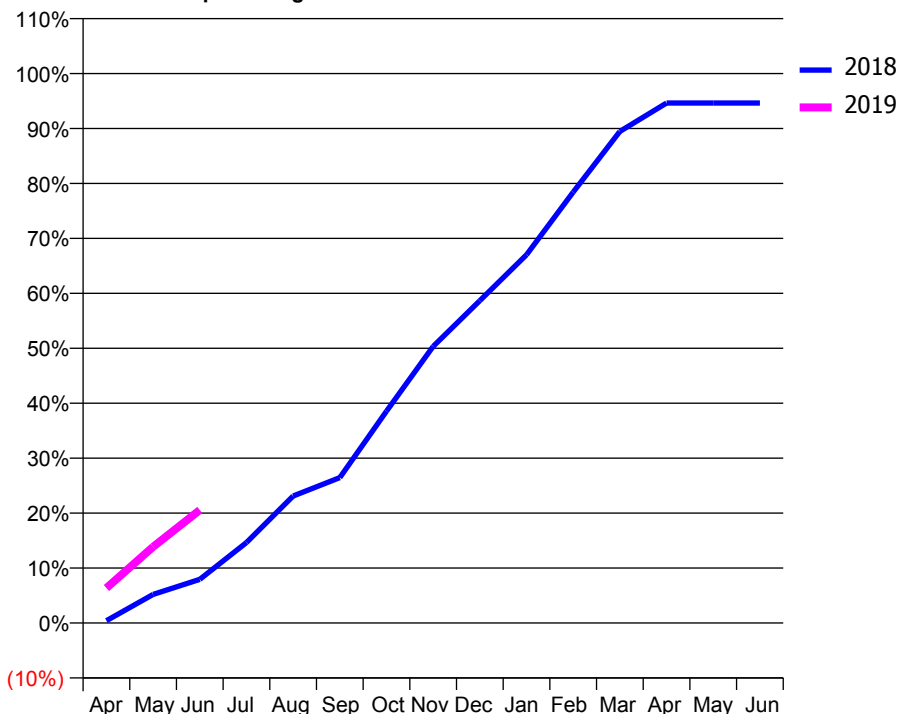
ACCESS*

Patients seen in 24 months	Total	Change since previous quarter
Quarter ending June 2017	6,624	
Quarter ending September 2017	6,533	↓
Quarter ending December 2017	6,768	↑
Quarter ending March 2018	7,067	↑
Quarter ending June 2018	7,172	→
Variance since June 2017	8.3%	↑



ACTIVITY

Cumulative percentage of contracted UDA delivered 2018 & 2019



Month	Adjusted Scheduled Activity (UDA)	
	2018	2019
April	81	1,190
May	974	2,592
June	1,486	3,844
July	2,738	
August	4,323	
September	4,949	
October	7,208	
November	9,416	
December	10,972	
January	12,529	
February	14,664	
March	16,731	
April	17,696	
May	17,696	
June	17,696	

QUALITY

	Quantity	Base Number	Contract	AT	Region	England
% of FP17s for the same patient ID Re-attending within 3 months - Children	56	646	8.7%	10.0%	12.0%	11.5%
% of FP17s for the same patient ID Re-attending within 3 months - Adults	319	2,022	15.8%	13.8%	15.7%	15.4%
% of FP17s for the same patient ID Re-attending between 3 & 9 months - Children	384	646	59.4%	61.7%	60.3%	58.9%
% of FP17s for the same patient ID Re-attending between 3 & 9 months - Adults	1,136	2,022	56.2%	56.1%	54.0%	51.6%
% of FP17s for Band 1 Urgent Courses	169	2,226	7.6%	7.1%	8.9%	8.9%
% of FP17s Relating to Free Repair or Replacements	42	2,226	1.9%	0.9%	1.0%	0.8%
% of FP17s Relating to Continuations	5	2,226	0.2%	1.0%	1.1%	0.9%
% of Patients satisfied with the dentistry they have received	5	6	N/A	92.6%	93.4%	93.2%
% of Patients satisfied with the time they had to wait for an appointment	6	6	N/A	88.0%	89.4%	88.8%

* This is based on patients treated on this contract for their most recent course of treatment. Figures in italics indicate the base number of FP17s or Patient Questionnaire responses are less than 100. N/A is shown where the base number of responses is less than 10 during the period. % is calculated as Quantity/Base number*100

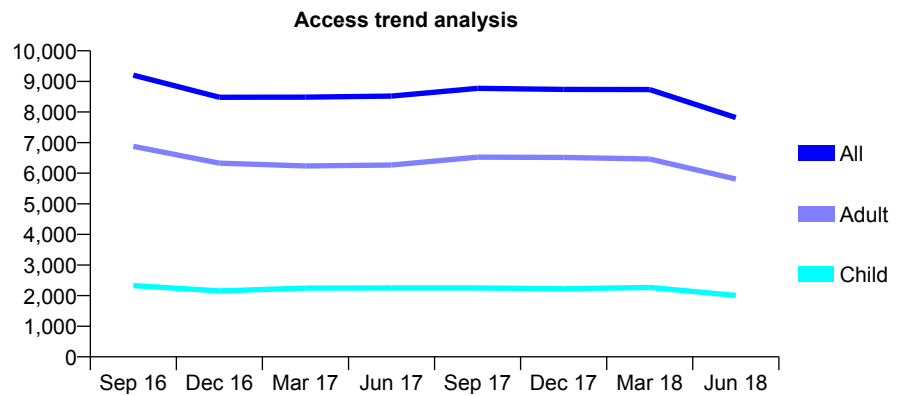
Q52 - Vital Signs At a Glance Contract Report for 118060/0009 - June 2018

Name or company name	Genix Healthcare Ltd
Contract type name	GDS Contract
Purpose of contract	General
Contract start date	01/01/2007
Contract end date	

18/19 Contracted general activity (UDA)	23,667
Carry forward general activity (UDA)	0
18/19 Contracted orthodontic activity (UOA)	0
Carry forward orthodontic activity (UOA)	0
Baseline contract value	£578,342.06

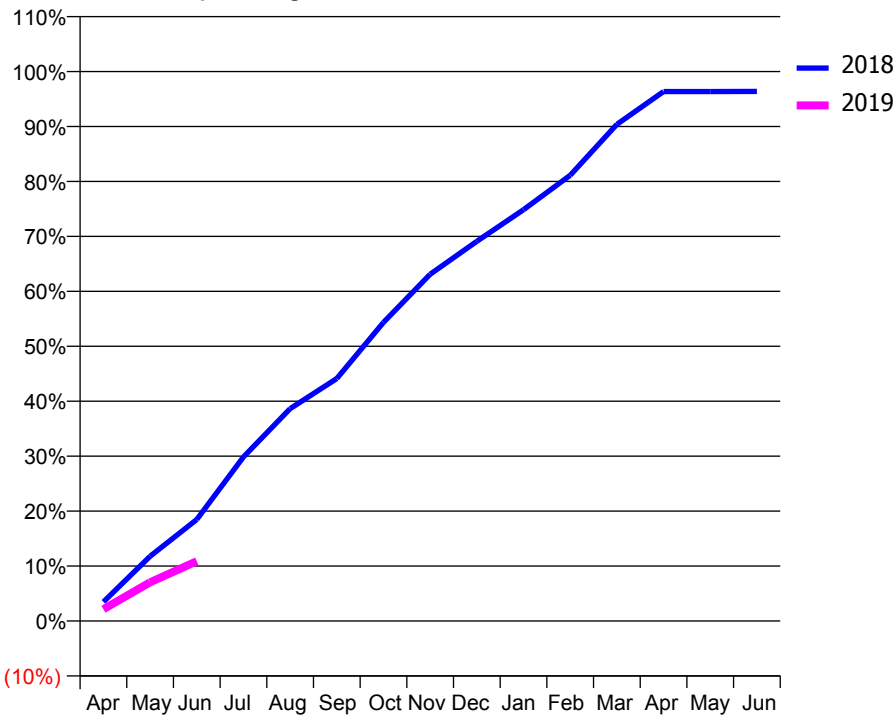
ACCESS*

Patients seen in 24 months	Total	Change since previous quarter
Quarter ending June 2017	8,521	
Quarter ending September 2017	8,774	↑
Quarter ending December 2017	8,740	→
Quarter ending March 2018	8,733	→
Quarter ending June 2018	7,817	↓
Variance since June 2017	(8.3%)	↓



ACTIVITY

Cumulative percentage of contracted UDA delivered 2018 & 2019



Month	Adjusted Scheduled Activity (UDA)	
	2018	2019
April	822	508
May	2,786	1,668
June	4,375	2,577
July	7,068	
August	9,144	
September	10,443	
October	12,862	
November	14,938	
December	16,353	
January	17,715	
February	19,199	
March	21,389	
April	22,801	
May	22,801	
June	22,809	

QUALITY

	Quantity	Base Number	Contract	AT	Region	England
% of FP17s for the same patient ID Re-attending within 3 months - Children	45	636	7.1%	10.0%	12.0%	11.5%
% of FP17s for the same patient ID Re-attending within 3 months - Adults	165	1,609	10.3%	13.8%	15.7%	15.4%
% of FP17s for the same patient ID Re-attending between 3 & 9 months - Children	358	636	56.3%	61.7%	60.3%	58.9%
% of FP17s for the same patient ID Re-attending between 3 & 9 months - Adults	1,016	1,609	63.1%	56.1%	54.0%	51.6%
% of FP17s for Band 1 Urgent Courses	92	1,599	5.8%	7.1%	8.9%	8.9%
% of FP17s Relating to Free Repair or Replacements	18	1,599	1.1%	0.9%	1.0%	0.8%
% of FP17s Relating to Continuations	13	1,599	0.8%	1.0%	1.1%	0.9%
% of Patients satisfied with the dentistry they have received	4	6	N/A	92.6%	93.4%	93.2%
% of Patients satisfied with the time they had to wait for an appointment	5	6	N/A	88.0%	89.4%	88.8%

* This is based on patients treated on this contract for their most recent course of treatment. Figures in italics indicate the base number of FP17s or Patient Questionnaire responses are less than 100. N/A is shown where the base number of responses is less than 10 during the period. % is calculated as Quantity/Base number*100

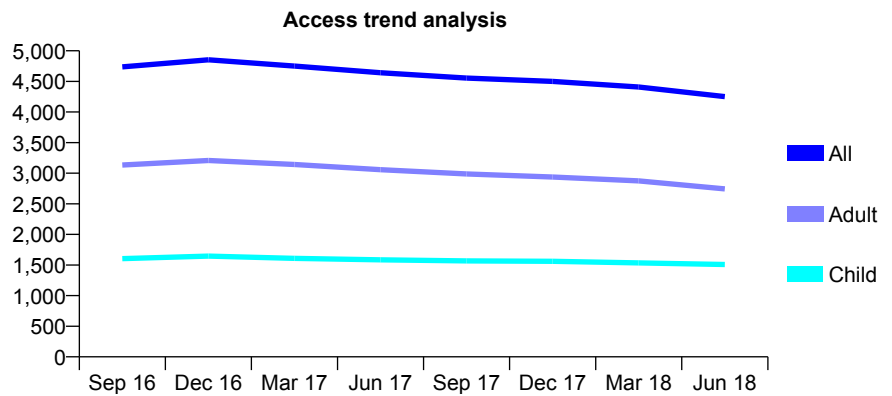
Q52 - Vital Signs At a Glance Contract Report for 118060/0012 - June 2018

Name or company name	Genix Healthcare Ltd
Contract type name	GDS Contract
Purpose of contract	General
Contract start date	01/04/2007
Contract end date	

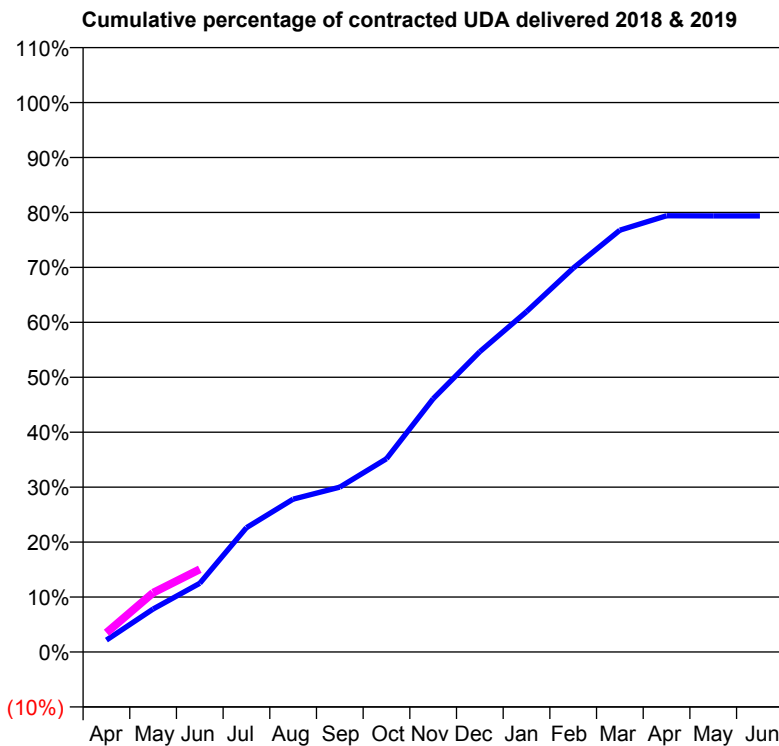
18/19 Contracted general activity (UDA)	14,018
Carry forward general activity (UDA)	0
18/19 Contracted orthodontic activity (UOA)	0
Carry forward orthodontic activity (UOA)	0
Baseline contract value	£350,493.82

ACCESS*

Patients seen in 24 months	Total	Change since previous quarter
Quarter ending June 2017	4,642	
Quarter ending September 2017	4,554	↓
Quarter ending December 2017	4,500	↓
Quarter ending March 2018	4,408	↓
Quarter ending June 2018	4,251	↓
Variance since June 2017	(8.4%)	↓



ACTIVITY



Month	Adjusted Scheduled Activity (UDA)	
	2018	2019
April	305	491
May	1,097	1,511
June	1,754	2,111
July	3,171	
August	3,900	
September	4,206	
October	4,932	
November	6,462	
December	7,661	
January	8,683	
February	9,791	
March	10,762	
April	11,127	
May	11,126	
June	11,127	

QUALITY

	Quantity	Base Number	Contract	AT	Region	England
% of FP17s for the same patient ID Re-attending within 3 months - Children	37	386	9.6%	10.0%	12.0%	11.5%
% of FP17s for the same patient ID Re-attending within 3 months - Adults	133	685	19.4%	13.8%	15.7%	15.4%
% of FP17s for the same patient ID Re-attending between 3 & 9 months - Children	167	386	43.3%	61.7%	60.3%	58.9%
% of FP17s for the same patient ID Re-attending between 3 & 9 months - Adults	324	685	47.3%	56.1%	54.0%	51.6%
% of FP17s for Band 1 Urgent Courses	66	937	7.0%	7.1%	8.9%	8.9%
% of FP17s Relating to Free Repair or Replacements	5	937	0.5%	0.9%	1.0%	0.8%
% of FP17s Relating to Continuations	10	937	1.1%	1.0%	1.1%	0.9%
% of Patients satisfied with the dentistry they have received	3	3	N/A	92.6%	93.4%	93.2%
% of Patients satisfied with the time they had to wait for an appointment	1	3	N/A	88.0%	89.4%	88.8%

* This is based on patients treated on this contract for their most recent course of treatment. Figures in italics indicate the base number of FP17s or Patient Questionnaire responses are less than 100. N/A is shown where the base number of responses is less than 10 during the period. % is calculated as Quantity/Base number*100

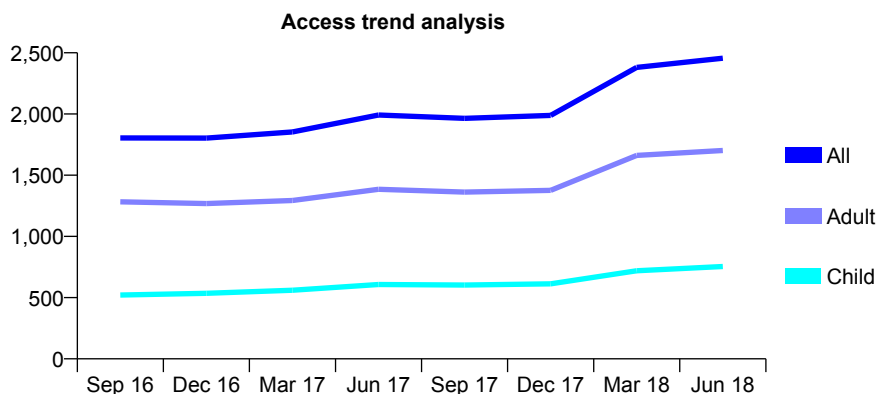
Q52 - Vital Signs At a Glance Contract Report for 118060/0015 - June 2018

Name or company name	Genix Healthcare Ltd
Contract type name	GDS Contract
Purpose of contract	General
Contract start date	01/04/2008
Contract end date	

18/19 Contracted general activity (UDA)	6,000
Carry forward general activity (UDA)	0
18/19 Contracted orthodontic activity (UOA)	0
Carry forward orthodontic activity (UOA)	0
Baseline contract value	£158,153.39

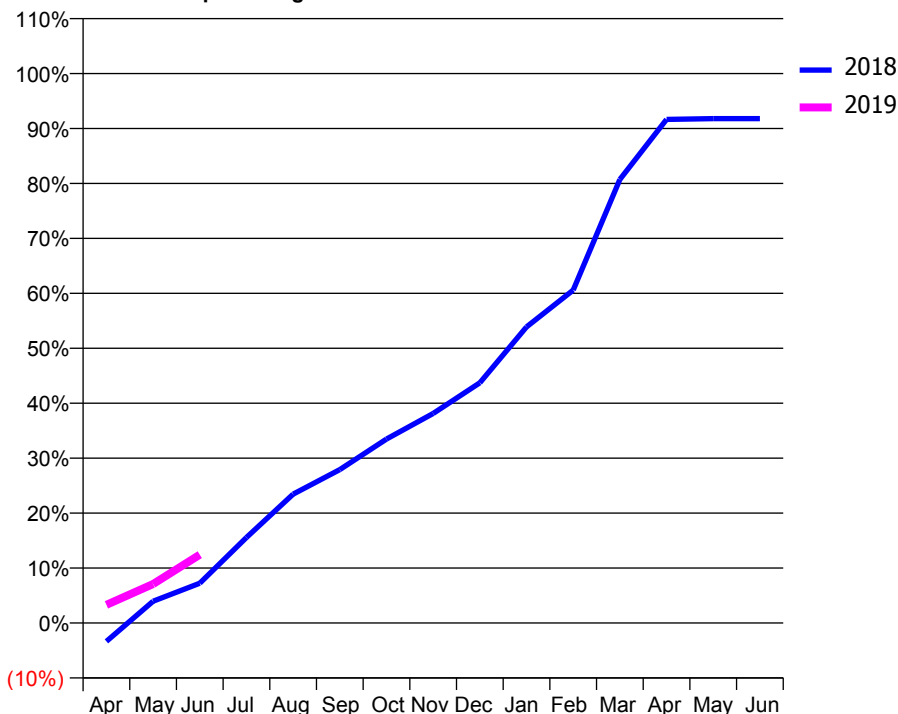
ACCESS*

Patients seen in 24 months	Total	Change since previous quarter
Quarter ending June 2017	1,992	
Quarter ending September 2017	1,965	↓
Quarter ending December 2017	1,989	→
Quarter ending March 2018	2,381	↑
Quarter ending June 2018	2,456	↑
Variance since June 2017	23.3%	↑



ACTIVITY

Cumulative percentage of contracted UDA delivered 2018 & 2019



Month	Adjusted Scheduled Activity (UDA)	
	2018	2019
April	-201	199
May	238	425
June	435	746
July	933	
August	1,408	
September	1,675	
October	2,009	
November	2,289	
December	2,623	
January	3,233	
February	3,634	
March	4,843	
April	5,499	
May	5,508	
June	5,508	

QUALITY

	Quantity	Base Number	Contract	AT	Region	England
% of FP17s for the same patient ID Re-attending within 3 months - Children	9	177	5.1%	10.0%	12.0%	11.5%
% of FP17s for the same patient ID Re-attending within 3 months - Adults	93	484	19.2%	13.8%	15.7%	15.4%
% of FP17s for the same patient ID Re-attending between 3 & 9 months - Children	75	177	42.4%	61.7%	60.3%	58.9%
% of FP17s for the same patient ID Re-attending between 3 & 9 months - Adults	190	484	39.3%	56.1%	54.0%	51.6%
% of FP17s for Band 1 Urgent Courses	43	372	11.6%	7.1%	8.9%	8.9%
% of FP17s Relating to Free Repair or Replacements	0	372	0.0%	0.9%	1.0%	0.8%
% of FP17s Relating to Continuations	1	372	0.3%	1.0%	1.1%	0.9%
% of Patients satisfied with the dentistry they have received	1	1	N/A	92.6%	93.4%	93.2%
% of Patients satisfied with the time they had to wait for an appointment	1	1	N/A	88.0%	89.4%	88.8%

* This is based on patients treated on this contract for their most recent course of treatment. Figures in italics indicate the base number of FP17s or Patient Questionnaire responses are less than 100. N/A is shown where the base number of responses is less than 10 during the period. % is calculated as Quantity/Base number*100

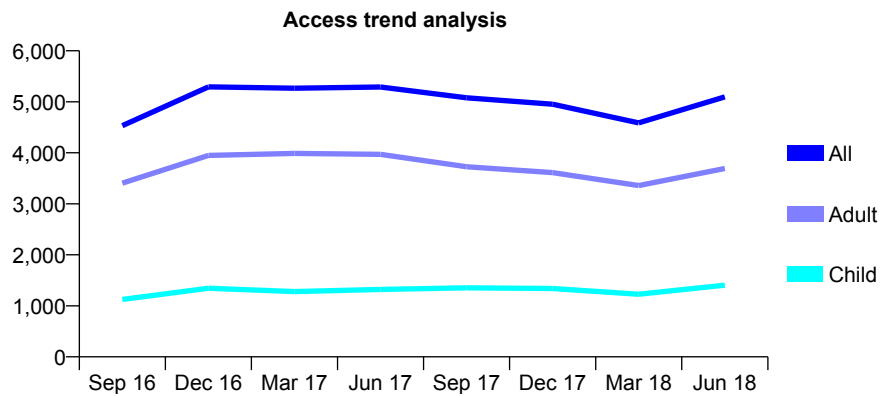
Q52 - Vital Signs At a Glance Contract Report for 118060/0018 - June 2018

Name or company name	Genix Healthcare Ltd
Contract type name	GDS Contract
Purpose of contract	General
Contract start date	01/11/2009
Contract end date	

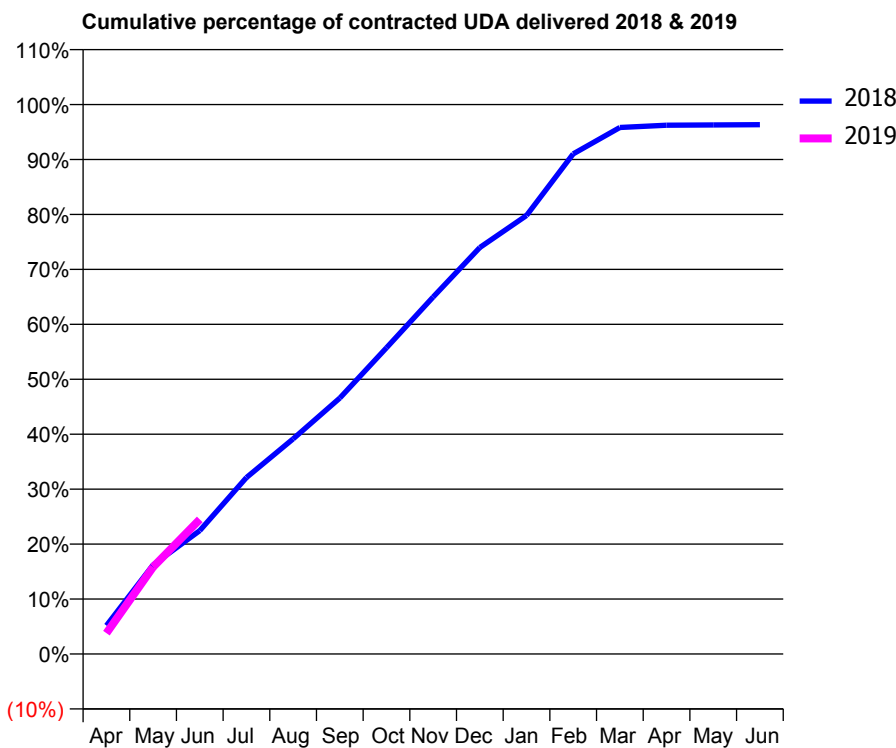
18/19 Contracted general activity (UDA)	14,000
Carry forward general activity (UDA)	0
18/19 Contracted orthodontic activity (UOA)	0
Carry forward orthodontic activity (UOA)	0
Baseline contract value	£349,278.81

ACCESS*

Patients seen in 24 months	Total	Change since previous quarter
Quarter ending June 2017	5,291	
Quarter ending September 2017	5,078	↓
Quarter ending December 2017	4,953	↓
Quarter ending March 2018	4,586	↓
Quarter ending June 2018	5,098	↑
Variance since June 2017	(3.6%)	↓



ACTIVITY



Month	Adjusted Scheduled Activity (UDA)	
	2018	2019
April	724	531
May	2,270	2,216
June	3,144	3,431
July	4,496	
August	5,483	
September	6,522	
October	7,803	
November	9,097	
December	10,356	
January	11,171	
February	12,742	
March	13,414	
April	13,472	
May	13,479	
June	13,486	

QUALITY

	Quantity	Base Number	Contract	AT	Region	England
% of FP17s for the same patient ID Re-attending within 3 months - Children	22	602	3.7%	10.0%	12.0%	11.5%
% of FP17s for the same patient ID Re-attending within 3 months - Adults	111	1,492	7.4%	13.8%	15.7%	15.4%
% of FP17s for the same patient ID Re-attending between 3 & 9 months - Children	271	602	45.0%	61.7%	60.3%	58.9%
% of FP17s for the same patient ID Re-attending between 3 & 9 months - Adults	735	1,492	49.3%	56.1%	54.0%	51.6%
% of FP17s for Band 1 Urgent Courses	241	2,065	11.7%	7.1%	8.9%	8.9%
% of FP17s Relating to Free Repair or Replacements	81	2,065	3.9%	0.9%	1.0%	0.8%
% of FP17s Relating to Continuations	5	2,065	0.2%	1.0%	1.1%	0.9%
% of Patients satisfied with the dentistry they have received	1	1	N/A	92.6%	93.4%	93.2%
% of Patients satisfied with the time they had to wait for an appointment	1	1	N/A	88.0%	89.4%	88.8%

* This is based on patients treated on this contract for their most recent course of treatment. Figures in italics indicate the base number of FP17s or Patient Questionnaire responses are less than 100. N/A is shown where the base number of responses is less than 10 during the period. % is calculated as Quantity/Base number*100

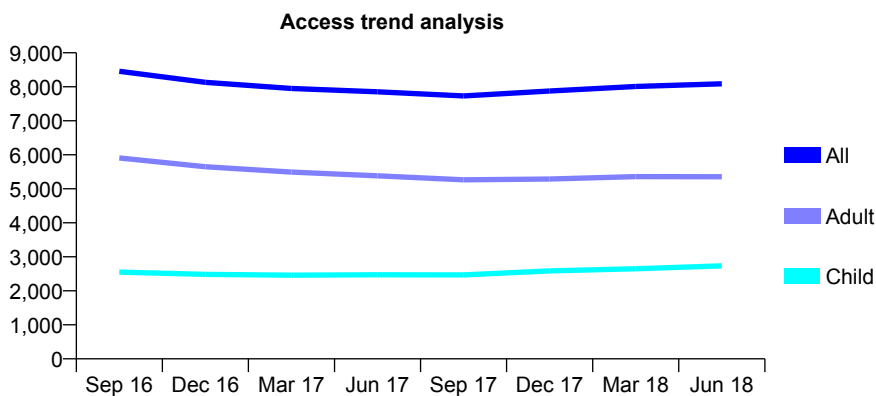
Q52 - Vital Signs At a Glance Contract Report for 118060/0031 - June 2018

Name or company name	Genix Healthcare Ltd
Contract type name	GDS Contract
Purpose of contract	General
Contract start date	01/07/2012
Contract end date	

18/19 Contracted general activity (UDA)	26,800
Carry forward general activity (UDA)	0
18/19 Contracted orthodontic activity (UOA)	0
Carry forward orthodontic activity (UOA)	0
Baseline contract value	£744,522.86

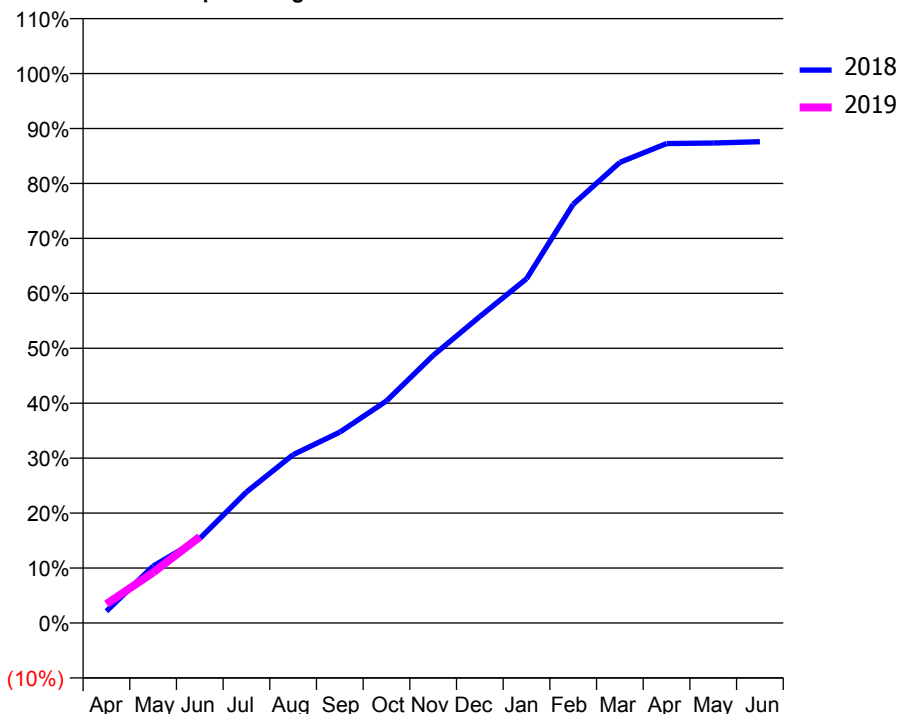
ACCESS*

Patients seen in 24 months	Total	Change since previous quarter
Quarter ending June 2017	7,854	
Quarter ending September 2017	7,733	↓
Quarter ending December 2017	7,877	→
Quarter ending March 2018	8,008	→
Quarter ending June 2018	8,090	→
Variance since June 2017	3.0%	↑



ACTIVITY

Cumulative percentage of contracted UDA delivered 2018 & 2019



Adjusted Scheduled Activity (UDA)		
Month	2018	2019
April	573	925
May	2,773	2,464
June	4,122	4,203
July	6,391	
August	8,210	
September	9,312	
October	10,829	
November	13,053	
December	14,946	
January	16,791	
February	20,424	
March	22,465	
April	23,383	
May	23,410	
June	23,474	

QUALITY

	Quantity	Base Number	Contract	AT	Region	England
% of FP17s for the same patient ID Re-attending within 3 months - Children	83	847	9.8%	10.0%	12.0%	11.5%
% of FP17s for the same patient ID Re-attending within 3 months - Adults	290	1,558	18.6%	13.8%	15.7%	15.4%
% of FP17s for the same patient ID Re-attending between 3 & 9 months - Children	395	847	46.6%	61.7%	60.3%	58.9%
% of FP17s for the same patient ID Re-attending between 3 & 9 months - Adults	701	1,558	45.0%	56.1%	54.0%	51.6%
% of FP17s for Band 1 Urgent Courses	201	1,991	10.1%	7.1%	8.9%	8.9%
% of FP17s Relating to Free Repair or Replacements	7	1,991	0.4%	0.9%	1.0%	0.8%
% of FP17s Relating to Continuations	9	1,991	0.5%	1.0%	1.1%	0.9%
% of Patients satisfied with the dentistry they have received	6	9	N/A	92.6%	93.4%	93.2%
% of Patients satisfied with the time they had to wait for an appointment	7	9	N/A	88.0%	89.4%	88.8%

* This is based on patients treated on this contract for their most recent course of treatment. Figures in italics indicate the base number of FP17s or Patient Questionnaire responses are less than 100. N/A is shown where the base number of responses is less than 10 during the period. % is calculated as Quantity/Base number*100

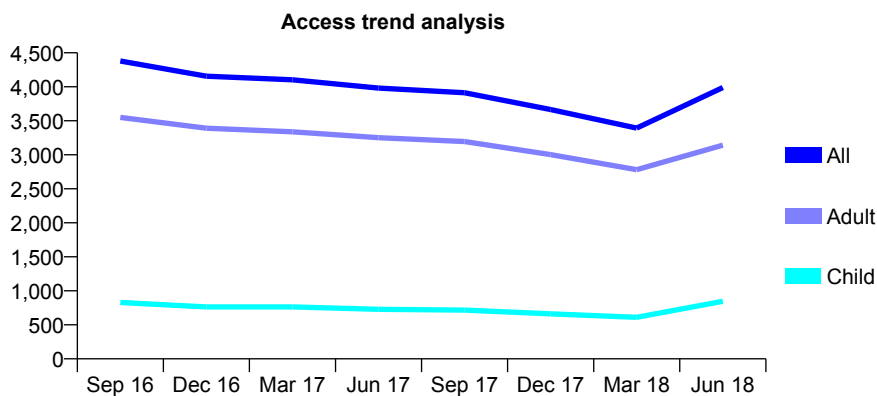
Q52 - Vital Signs At a Glance Contract Report for 121487/0001 - June 2018

Name or company name	Greengates Dental Care
Contract type name	GDS Contract
Purpose of contract	General
Contract start date	01/11/2013
Contract end date	

18/19 Contracted general activity (UDA)	15,000
Carry forward general activity (UDA)	0
18/19 Contracted orthodontic activity (UOA)	0
Carry forward orthodontic activity (UOA)	0
Baseline contract value	£377,197.18

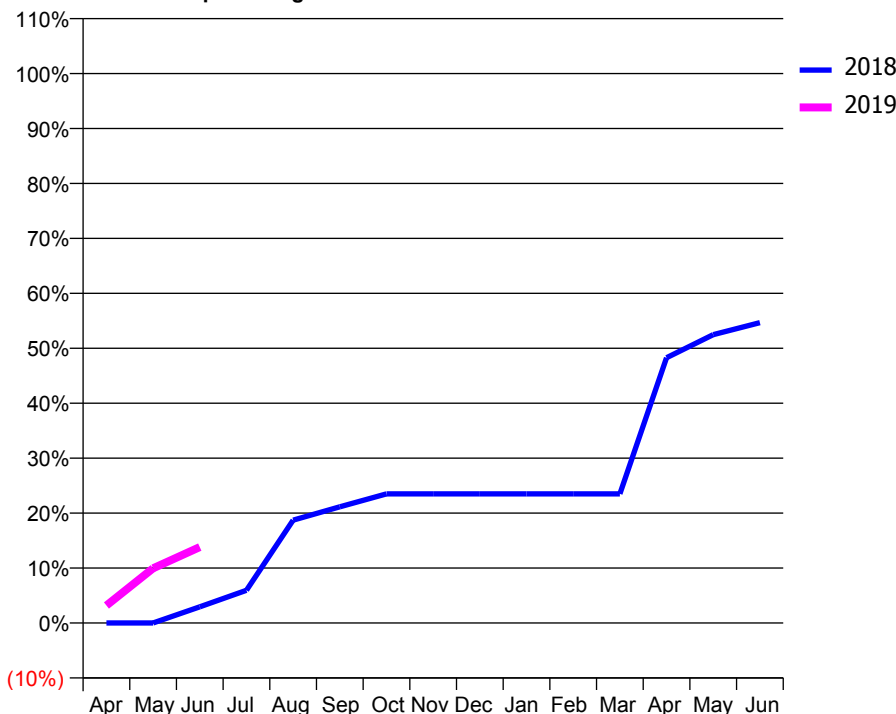
ACCESS*

Patients seen in 24 months	Total	Change since previous quarter
Quarter ending June 2017	3,981	
Quarter ending September 2017	3,913	↓
Quarter ending December 2017	3,665	↓
Quarter ending March 2018	3,393	↓
Quarter ending June 2018	3,989	↑
Variance since June 2017	0.2%	→



ACTIVITY

Cumulative percentage of contracted UDA delivered 2018 & 2019



Month	Adjusted Scheduled Activity (UDA)	
	2018	2019
April	0	477
May	0	1,495
June	442	2,075
July	892	
August	2,808	
September	3,173	
October	3,524	
November	3,524	
December	3,524	
January	3,524	
February	3,524	
March	3,524	
April	7,242	
May	7,870	
June	8,199	

QUALITY

	Quantity	Base Number	Contract	AT	Region	England
% of FP17s for the same patient ID Re-attending within 3 months - Children	70	803	8.7%	10.0%	12.0%	11.5%
% of FP17s for the same patient ID Re-attending within 3 months - Adults	354	2,797	12.7%	13.8%	15.7%	15.4%
% of FP17s for the same patient ID Re-attending between 3 & 9 months - Children	279	803	34.7%	61.7%	60.3%	58.9%
% of FP17s for the same patient ID Re-attending between 3 & 9 months - Adults	1,123	2,797	40.2%	56.1%	54.0%	51.6%
% of FP17s for Band 1 Urgent Courses	79	1,131	7.0%	7.1%	8.9%	8.9%
% of FP17s Relating to Free Repair or Replacements	11	1,131	1.0%	0.9%	1.0%	0.8%
% of FP17s Relating to Continuations	4	1,131	0.4%	1.0%	1.1%	0.9%
% of Patients satisfied with the dentistry they have received	6	6	N/A	92.6%	93.4%	93.2%
% of Patients satisfied with the time they had to wait for an appointment	5	6	N/A	88.0%	89.4%	88.8%

* This is based on patients treated on this contract for their most recent course of treatment. Figures in italics indicate the base number of FP17s or Patient Questionnaire responses are less than 100. N/A is shown where the base number of responses is less than 10 during the period. % is calculated as Quantity/Base number*100

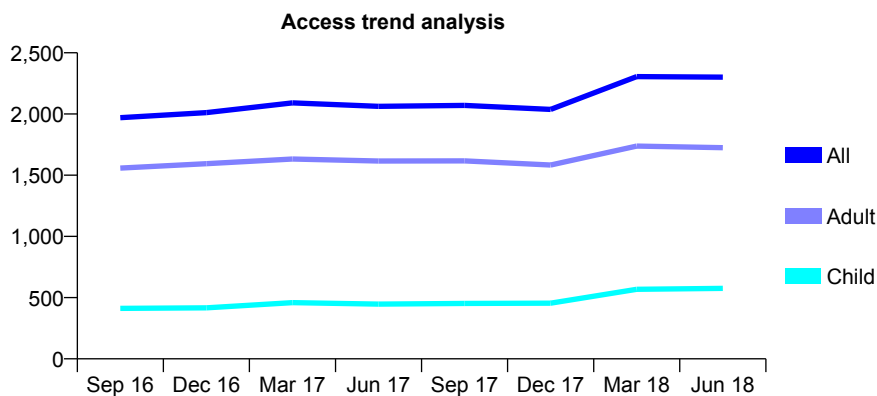
Q52 - Vital Signs At a Glance Contract Report for 122432/0001 - June 2018

Name or company name	BANV Aesthetics Limited
Contract type name	GDS Contract
Purpose of contract	General
Contract start date	09/02/2012
Contract end date	

18/19 Contracted general activity (UDA)	7,559
Carry forward general activity (UDA)	0
18/19 Contracted orthodontic activity (UOA)	0
Carry forward orthodontic activity (UOA)	0
Baseline contract value	£201,051.46

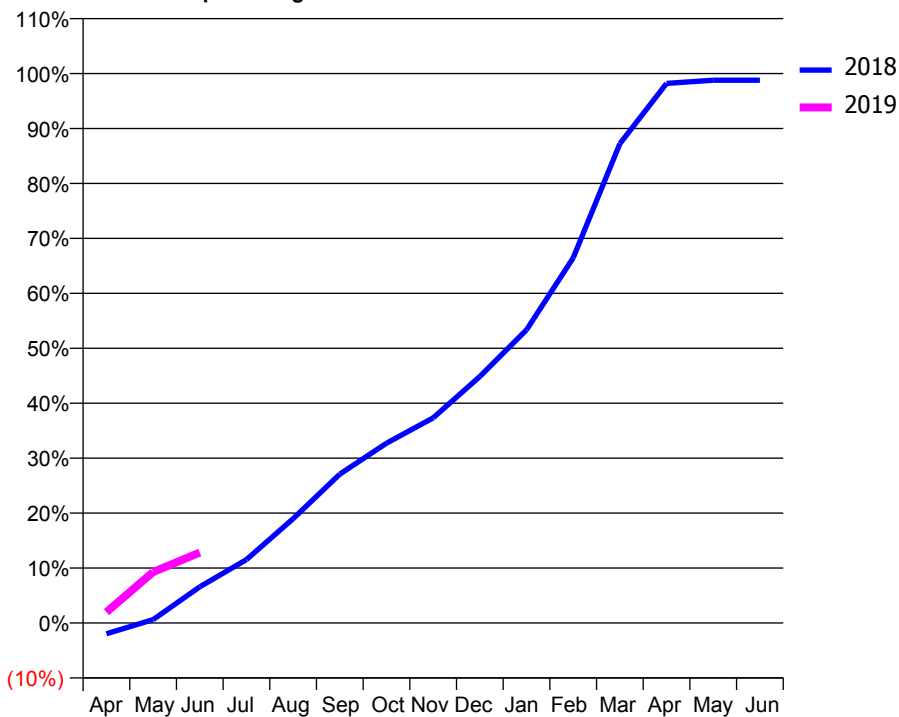
ACCESS*

Patients seen in 24 months	Total	Change since previous quarter
Quarter ending June 2017	2,063	
Quarter ending September 2017	2,070	→
Quarter ending December 2017	2,038	↓
Quarter ending March 2018	2,306	↑
Quarter ending June 2018	2,301	→
Variance since June 2017	11.5%	↑



ACTIVITY

Cumulative percentage of contracted UDA delivered 2018 & 2019



Adjusted Scheduled Activity (UDA)		
Month	2018	2019
April	-150	149
May	47	701
June	498	969
July	873	
August	1,436	
September	2,048	
October	2,474	
November	2,822	
December	3,390	
January	4,032	
February	5,024	
March	6,594	
April	7,422	
May	7,467	
June	7,467	

QUALITY

	Quantity	Base Number	Contract	AT	Region	England
% of FP17s for the same patient ID Re-attending within 3 months - Children	16	164	9.8%	10.0%	12.0%	11.5%
% of FP17s for the same patient ID Re-attending within 3 months - Adults	57	414	13.8%	13.8%	15.7%	15.4%
% of FP17s for the same patient ID Re-attending between 3 & 9 months - Children	63	164	38.4%	61.7%	60.3%	58.9%
% of FP17s for the same patient ID Re-attending between 3 & 9 months - Adults	116	414	28.0%	56.1%	54.0%	51.6%
% of FP17s for Band 1 Urgent Courses	22	312	7.1%	7.1%	8.9%	8.9%
% of FP17s Relating to Free Repair or Replacements	0	312	0.0%	0.9%	1.0%	0.8%
% of FP17s Relating to Continuations	3	312	1.0%	1.0%	1.1%	0.9%
% of Patients satisfied with the dentistry they have received	2	2	N/A	92.6%	93.4%	93.2%
% of Patients satisfied with the time they had to wait for an appointment	2	2	N/A	88.0%	89.4%	88.8%

* This is based on patients treated on this contract for their most recent course of treatment. Figures in italics indicate the base number of FP17s or Patient Questionnaire responses are less than 100. N/A is shown where the base number of responses is less than 10 during the period. % is calculated as Quantity/Base number*100

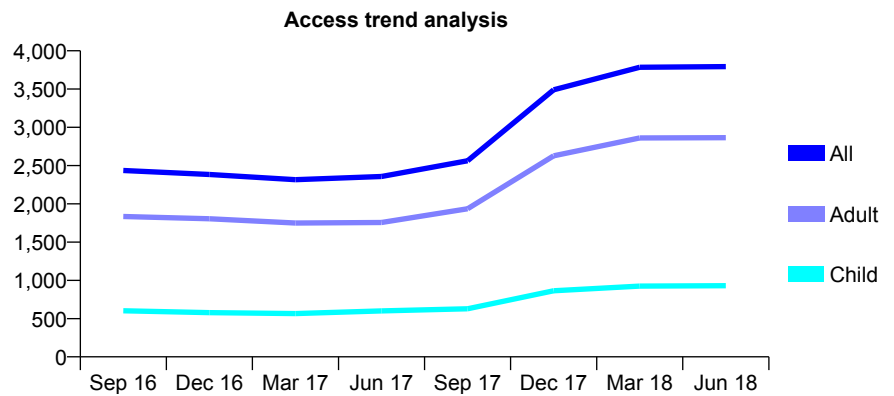
Q52 - Vital Signs At a Glance Contract Report for 122742/0001 - June 2018

Name or company name	Indigo Dental Ltd
Contract type name	GDS Contract
Purpose of contract	General
Contract start date	01/10/2013
Contract end date	

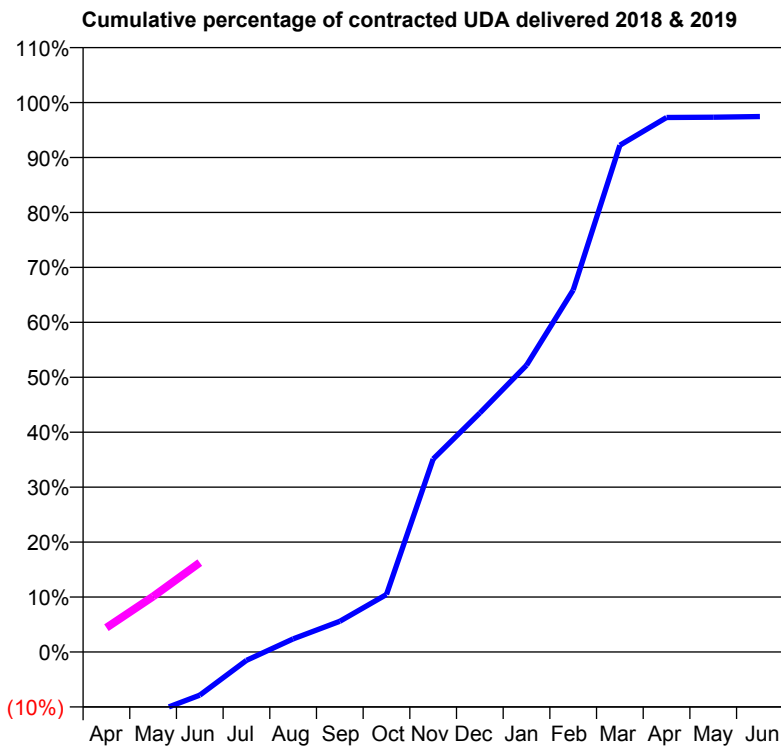
18/19 Contracted general activity (UDA)	10,020
Carry forward general activity (UDA)	0
18/19 Contracted orthodontic activity (UOA)	0
Carry forward orthodontic activity (UOA)	0
Baseline contract value	£263,625.27

ACCESS*

Patients seen in 24 months	Total	Change since previous quarter
Quarter ending June 2017	2,357	
Quarter ending September 2017	2,563	↑
Quarter ending December 2017	3,491	↑
Quarter ending March 2018	3,785	↑
Quarter ending June 2018	3,794	→
Variance since June 2017	61.0%	↑



ACTIVITY



Month	Adjusted Scheduled Activity (UDA)	
	2018	2019
April	-1,655	443
May	-1,113	1,013
June	-790	1,630
July	-155	
August	240	
September	560	
October	1,050	
November	3,521	
December	4,359	
January	5,229	
February	6,600	
March	9,241	
April	9,746	
May	9,752	
June	9,764	

QUALITY

	Quantity	Base Number	Contract	AT	Region	England
% of FP17s for the same patient ID Re-attending within 3 months - Children	18	272	6.6%	10.0%	12.0%	11.5%
% of FP17s for the same patient ID Re-attending within 3 months - Adults	86	737	11.7%	13.8%	15.7%	15.4%
% of FP17s for the same patient ID Re-attending between 3 & 9 months - Children	175	272	64.3%	61.7%	60.3%	58.9%
% of FP17s for the same patient ID Re-attending between 3 & 9 months - Adults	440	737	59.7%	56.1%	54.0%	51.6%
% of FP17s for Band 1 Urgent Courses	47	846	5.6%	7.1%	8.9%	8.9%
% of FP17s Relating to Free Repair or Replacements	3	846	0.4%	0.9%	1.0%	0.8%
% of FP17s Relating to Continuations	4	846	0.5%	1.0%	1.1%	0.9%
% of Patients satisfied with the dentistry they have received	2	2	N/A	92.6%	93.4%	93.2%
% of Patients satisfied with the time they had to wait for an appointment	2	2	N/A	88.0%	89.4%	88.8%

* This is based on patients treated on this contract for their most recent course of treatment. Figures in italics indicate the base number of FP17s or Patient Questionnaire responses are less than 100. N/A is shown where the base number of responses is less than 10 during the period. % is calculated as Quantity/Base number*100

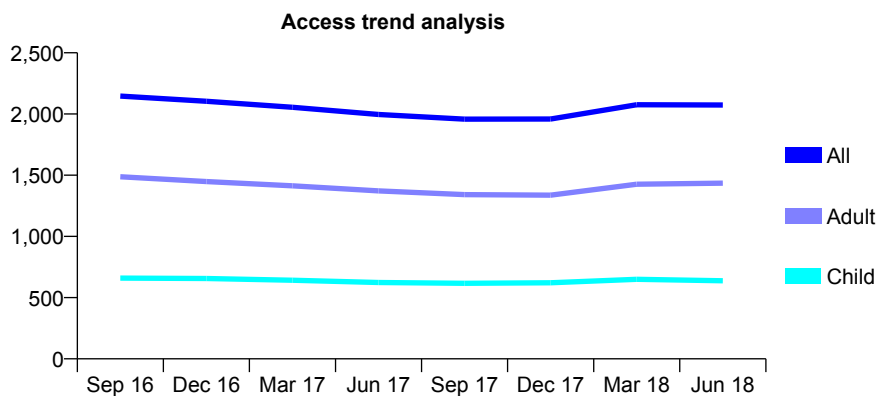
Q52 - Vital Signs At a Glance Contract Report for 123811/0001 - June 2018

Name or company name	Carnegie Dental Clinic Ltd
Contract type name	GDS Contract
Purpose of contract	General
Contract start date	02/07/2007
Contract end date	

18/19 Contracted general activity (UDA)	8,152
Carry forward general activity (UDA)	0
18/19 Contracted orthodontic activity (UOA)	0
Carry forward orthodontic activity (UOA)	0
Baseline contract value	£219,190.46

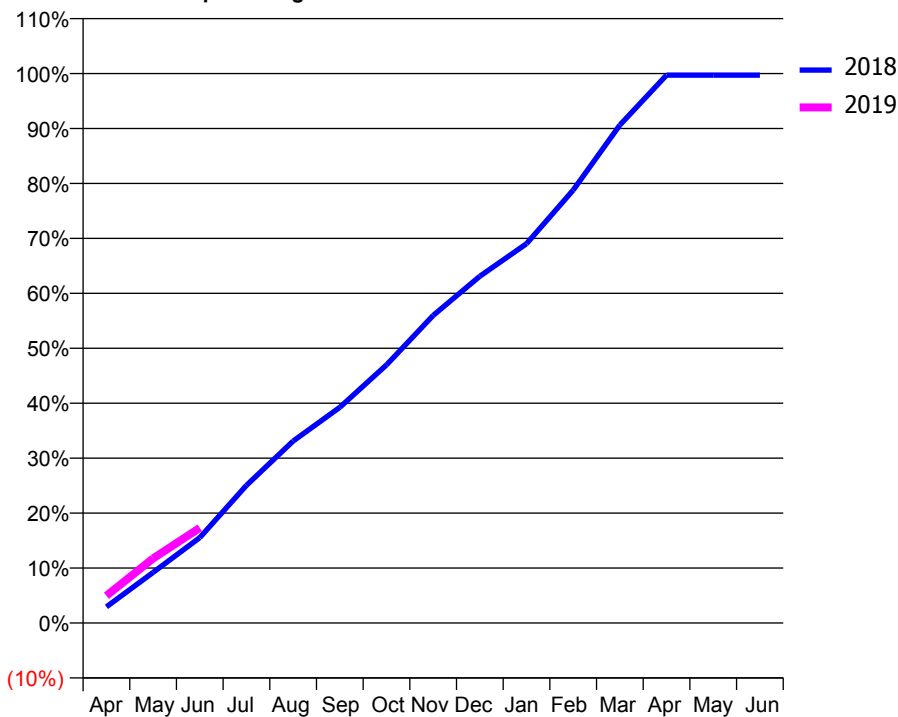
ACCESS*

Patients seen in 24 months	Total	Change since previous quarter
Quarter ending June 2017	1,996	
Quarter ending September 2017	1,958	↓
Quarter ending December 2017	1,959	→
Quarter ending March 2018	2,076	↑
Quarter ending June 2018	2,073	→
Variance since June 2017	3.9%	↑



ACTIVITY

Cumulative percentage of contracted UDA delivered 2018 & 2019



Month	Adjusted Scheduled Activity (UDA)	
	2018	2019
April	241	405
May	751	958
June	1,266	1,411
July	2,042	
August	2,699	
September	3,200	
October	3,829	
November	4,562	
December	5,144	
January	5,627	
February	6,423	
March	7,387	
April	8,127	
May	8,127	
June	8,128	

QUALITY

	Quantity	Base Number	Contract	AT	Region	England
% of FP17s for the same patient ID Re-attending within 3 months - Children	27	311	8.7%	10.0%	12.0%	11.5%
% of FP17s for the same patient ID Re-attending within 3 months - Adults	89	593	15.0%	13.8%	15.7%	15.4%
% of FP17s for the same patient ID Re-attending between 3 & 9 months - Children	235	311	75.6%	61.7%	60.3%	58.9%
% of FP17s for the same patient ID Re-attending between 3 & 9 months - Adults	360	593	60.7%	56.1%	54.0%	51.6%
% of FP17s for Band 1 Urgent Courses	72	684	10.5%	7.1%	8.9%	8.9%
% of FP17s Relating to Free Repair or Replacements	6	684	0.9%	0.9%	1.0%	0.8%
% of FP17s Relating to Continuations	4	684	0.6%	1.0%	1.1%	0.9%
% of Patients satisfied with the dentistry they have received	0	0	N/A	92.6%	93.4%	93.2%
% of Patients satisfied with the time they had to wait for an appointment	0	0	N/A	88.0%	89.4%	88.8%

* This is based on patients treated on this contract for their most recent course of treatment. Figures in italics indicate the base number of FP17s or Patient Questionnaire responses are less than 100. N/A is shown where the base number of responses is less than 10 during the period. % is calculated as Quantity/Base number*100

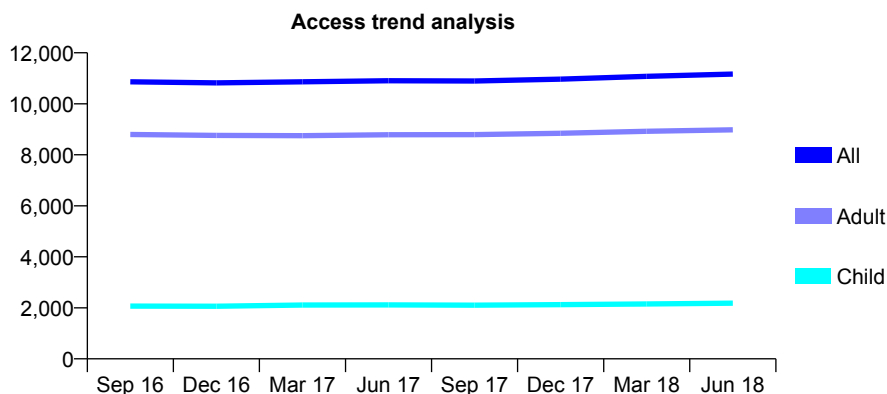
Q52 - Vital Signs At a Glance Contract Report for 125237/0001 - June 2018

Name or company name	Horbury Dental Care Limited
Contract type name	GDS Contract
Purpose of contract	General
Contract start date	01/04/2011
Contract end date	

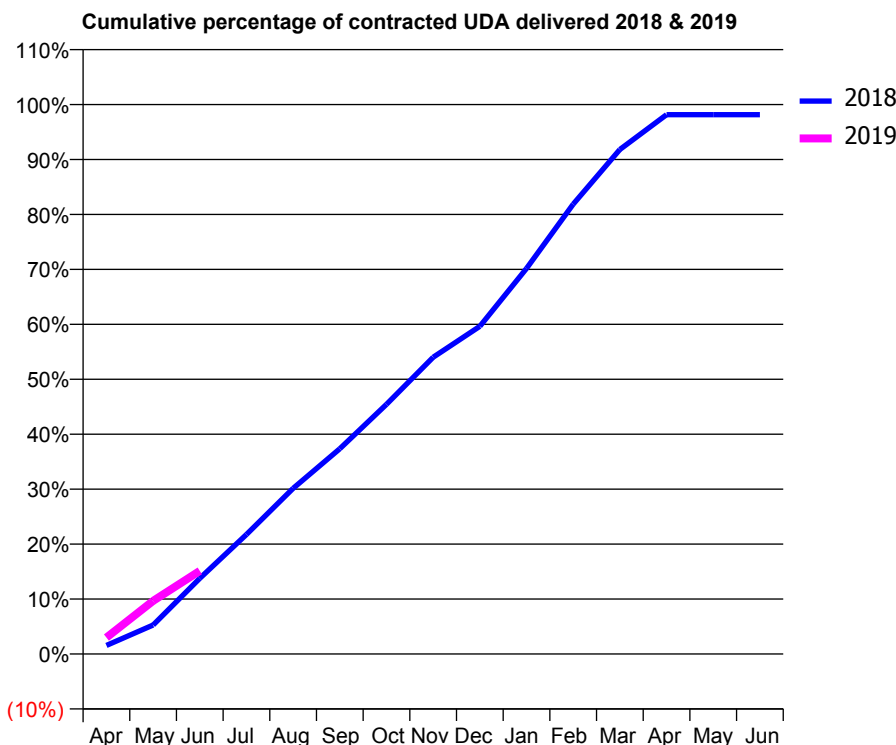
18/19 Contracted general activity (UDA)	30,037
Carry forward general activity (UDA)	0
18/19 Contracted orthodontic activity (UOA)	0
Carry forward orthodontic activity (UOA)	0
Baseline contract value	£1,141,755.59

ACCESS*

Patients seen in 24 months	Total	Change since previous quarter
Quarter ending June 2017	10,903	
Quarter ending September 2017	10,895	→
Quarter ending December 2017	10,966	→
Quarter ending March 2018	11,075	→
Quarter ending June 2018	11,166	→
Variance since June 2017	2.4%	↑



ACTIVITY



Month	Adjusted Scheduled Activity (UDA)	
	2018	2019
April	469	904
May	1,584	2,903
June	4,137	4,548
July	6,536	
August	9,060	
September	11,220	
October	13,648	
November	16,219	
December	17,910	
January	21,080	
February	24,587	
March	27,576	
April	29,484	
May	29,483	
June	29,483	

QUALITY

	Quantity	Base Number	Contract	AT	Region	England
% of FP17s for the same patient ID Re-attending within 3 months - Children	52	795	6.5%	10.0%	12.0%	11.5%
% of FP17s for the same patient ID Re-attending within 3 months - Adults	336	2,796	12.0%	13.8%	15.7%	15.4%
% of FP17s for the same patient ID Re-attending between 3 & 9 months - Children	551	795	69.3%	61.7%	60.3%	58.9%
% of FP17s for the same patient ID Re-attending between 3 & 9 months - Adults	1,296	2,796	46.4%	56.1%	54.0%	51.6%
% of FP17s for Band 1 Urgent Courses	154	2,632	5.9%	7.1%	8.9%	8.9%
% of FP17s Relating to Free Repair or Replacements	30	2,632	1.1%	0.9%	1.0%	0.8%
% of FP17s Relating to Continuations	43	2,632	1.6%	1.0%	1.1%	0.9%
% of Patients satisfied with the dentistry they have received	9	9	N/A	92.6%	93.4%	93.2%
% of Patients satisfied with the time they had to wait for an appointment	8	9	N/A	88.0%	89.4%	88.8%

* This is based on patients treated on this contract for their most recent course of treatment. Figures in italics indicate the base number of FP17s or Patient Questionnaire responses are less than 100. N/A is shown where the base number of responses is less than 10 during the period. % is calculated as Quantity/Base number*100

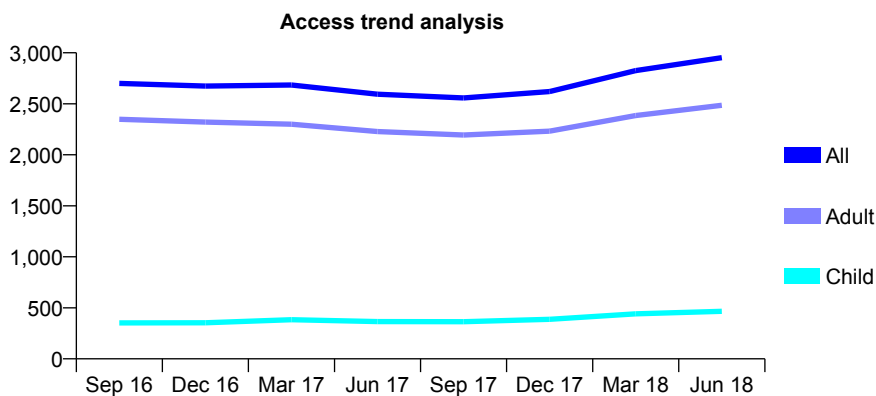
Q52 - Vital Signs At a Glance Contract Report for 128031/0001 - June 2018

Name or company name	JIGL Ltd
Contract type name	GDS Contract
Purpose of contract	General
Contract start date	01/01/2011
Contract end date	

18/19 Contracted general activity (UDA)	8,000
Carry forward general activity (UDA)	0
18/19 Contracted orthodontic activity (UOA)	0
Carry forward orthodontic activity (UOA)	0
Baseline contract value	£257,288.72

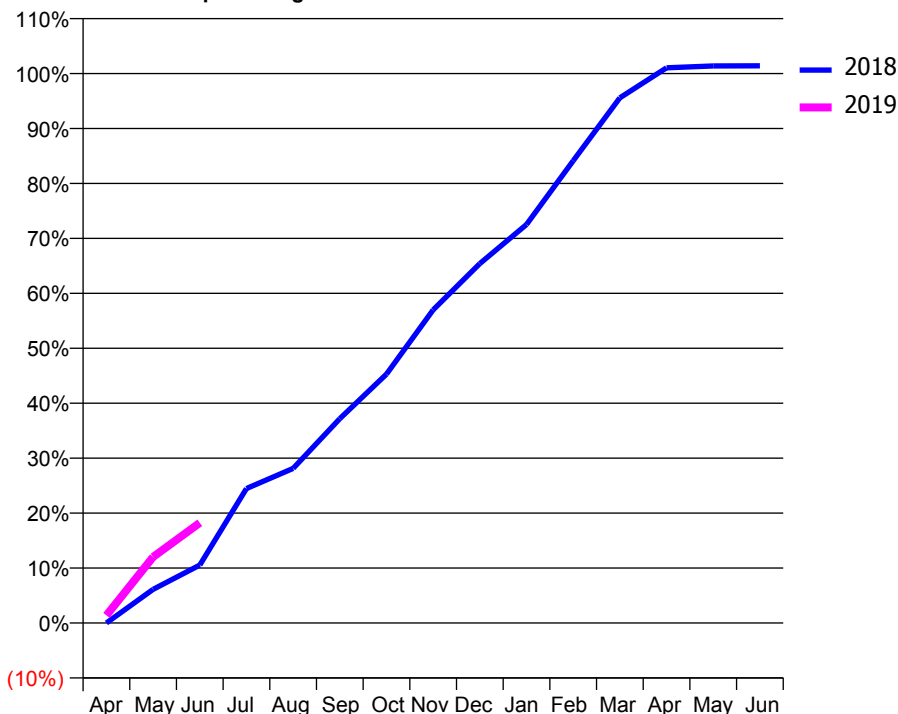
ACCESS*

Patients seen in 24 months	Total	Change since previous quarter
Quarter ending June 2017	2,594	
Quarter ending September 2017	2,558	↓
Quarter ending December 2017	2,620	↑
Quarter ending March 2018	2,826	↑
Quarter ending June 2018	2,952	↑
Variance since June 2017	13.8%	↑



ACTIVITY

Cumulative percentage of contracted UDA delivered 2018 & 2019



Month	Adjusted Scheduled Activity (UDA)	
	2018	2019
April	0	112
May	490	962
June	844	1,460
July	1,959	
August	2,251	
September	2,975	
October	3,624	
November	4,559	
December	5,233	
January	5,801	
February	6,730	
March	7,646	
April	8,083	
May	8,111	
June	8,112	

QUALITY

	Quantity	Base Number	Contract	AT	Region	England
% of FP17s for the same patient ID Re-attending within 3 months - Children	9	164	5.5%	10.0%	12.0%	11.5%
% of FP17s for the same patient ID Re-attending within 3 months - Adults	90	903	10.0%	13.8%	15.7%	15.4%
% of FP17s for the same patient ID Re-attending between 3 & 9 months - Children	94	164	57.3%	61.7%	60.3%	58.9%
% of FP17s for the same patient ID Re-attending between 3 & 9 months - Adults	490	903	54.3%	56.1%	54.0%	51.6%
% of FP17s for Band 1 Urgent Courses	79	820	9.6%	7.1%	8.9%	8.9%
% of FP17s Relating to Free Repair or Replacements	4	820	0.5%	0.9%	1.0%	0.8%
% of FP17s Relating to Continuations	4	820	0.5%	1.0%	1.1%	0.9%
% of Patients satisfied with the dentistry they have received	0	0	N/A	92.6%	93.4%	93.2%
% of Patients satisfied with the time they had to wait for an appointment	0	0	N/A	88.0%	89.4%	88.8%

* This is based on patients treated on this contract for their most recent course of treatment. Figures in italics indicate the base number of FP17s or Patient Questionnaire responses are less than 100. N/A is shown where the base number of responses is less than 10 during the period. % is calculated as Quantity/Base number*100

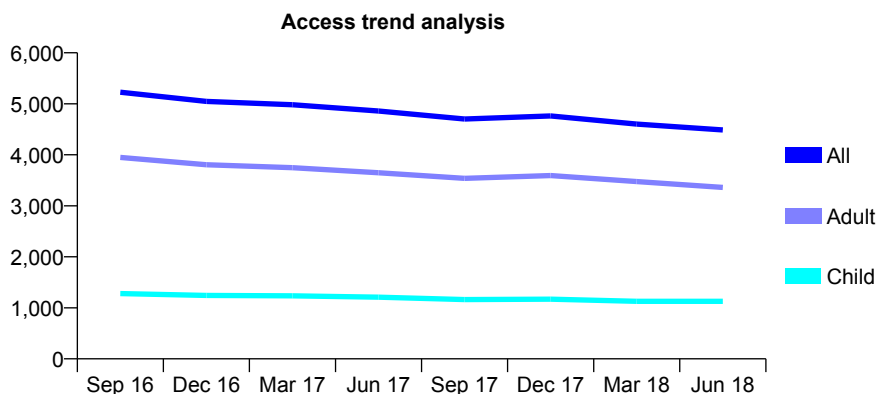
Q52 - Vital Signs At a Glance Contract Report for 128260/0001 - June 2018

Name or company name	Elland Practice Ltd
Contract type name	GDS Contract
Purpose of contract	General
Contract start date	01/08/2008
Contract end date	

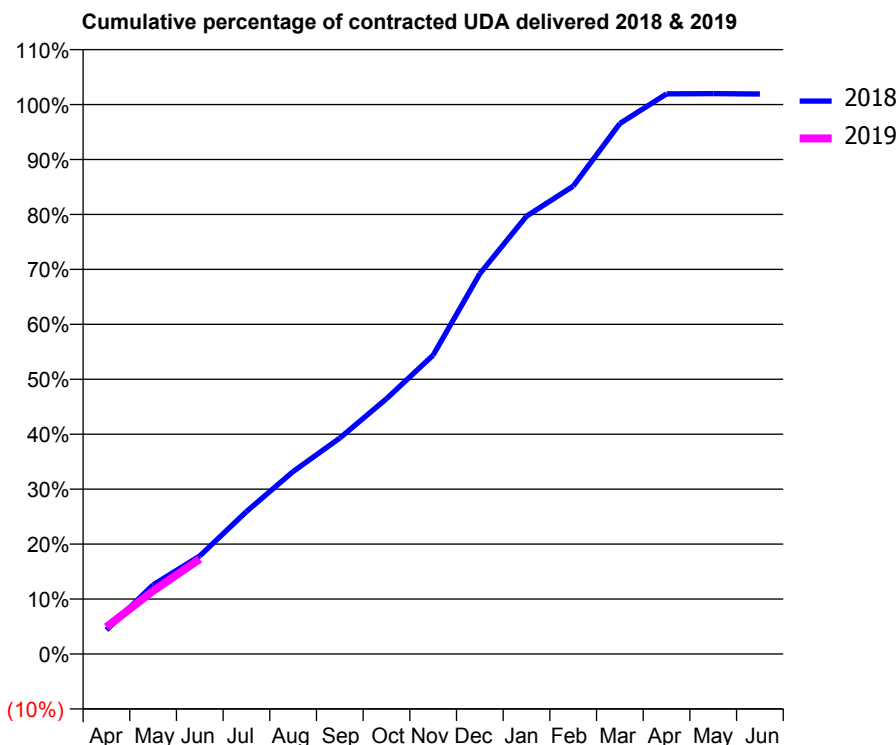
18/19 Contracted general activity (UDA)	16,466
Carry forward general activity (UDA)	0
18/19 Contracted orthodontic activity (UOA)	0
Carry forward orthodontic activity (UOA)	0
Baseline contract value	£466,219.36

ACCESS*

Patients seen in 24 months	Total	Change since previous quarter
Quarter ending June 2017	4,858	
Quarter ending September 2017	4,701	↓
Quarter ending December 2017	4,763	→
Quarter ending March 2018	4,602	↓
Quarter ending June 2018	4,488	↓
Variance since June 2017	(7.6%)	↓



ACTIVITY



Month	Adjusted Scheduled Activity (UDA)	
	2018	2019
April	723	810
May	2,071	1,892
June	2,939	2,848
July	4,270	
August	5,467	
September	6,470	
October	7,651	
November	8,956	
December	11,398	
January	13,122	
February	14,021	
March	15,898	
April	16,786	
May	16,793	
June	16,781	

QUALITY

	Quantity	Base Number	Contract	AT	Region	England
% of FP17s for the same patient ID Re-attending within 3 months - Children	43	536	8.0%	10.0%	12.0%	11.5%
% of FP17s for the same patient ID Re-attending within 3 months - Adults	186	1,417	13.1%	13.8%	15.7%	15.4%
% of FP17s for the same patient ID Re-attending between 3 & 9 months - Children	398	536	74.3%	61.7%	60.3%	58.9%
% of FP17s for the same patient ID Re-attending between 3 & 9 months - Adults	1,023	1,417	72.2%	56.1%	54.0%	51.6%
% of FP17s for Band 1 Urgent Courses	53	1,496	3.5%	7.1%	8.9%	8.9%
% of FP17s Relating to Free Repair or Replacements	10	1,496	0.7%	0.9%	1.0%	0.8%
% of FP17s Relating to Continuations	15	1,496	1.0%	1.0%	1.1%	0.9%
% of Patients satisfied with the dentistry they have received	4	4	N/A	92.6%	93.4%	93.2%
% of Patients satisfied with the time they had to wait for an appointment	3	4	N/A	88.0%	89.4%	88.8%

* This is based on patients treated on this contract for their most recent course of treatment. Figures in italics indicate the base number of FP17s or Patient Questionnaire responses are less than 100. N/A is shown where the base number of responses is less than 10 during the period. % is calculated as Quantity/Base number*100

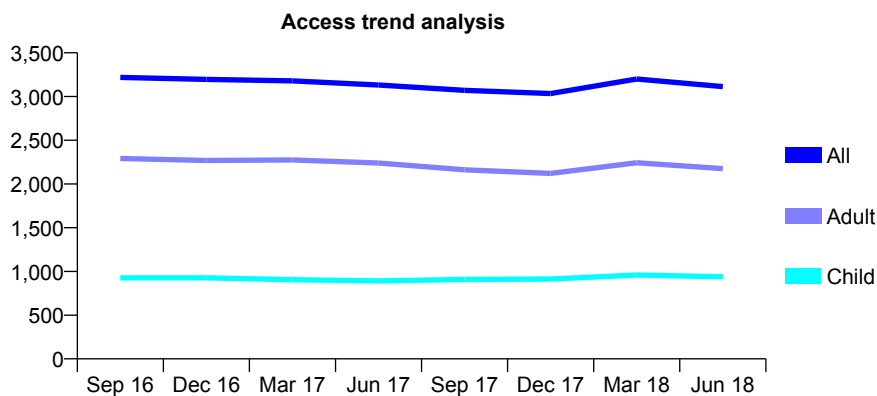
Q52 - Vital Signs At a Glance Contract Report for 129542/0001 - June 2018

Name or company name	Dental Care Centre Ltd
Contract type name	PDS Contract
Purpose of contract	General
Contract start date	01/07/2007
Contract end date	31/03/2019

18/19 Contracted general activity (UDA)	9,341
Carry forward general activity (UDA)	0
18/19 Contracted orthodontic activity (UOA)	0
Carry forward orthodontic activity (UOA)	0
Baseline contract value	£351,058.35

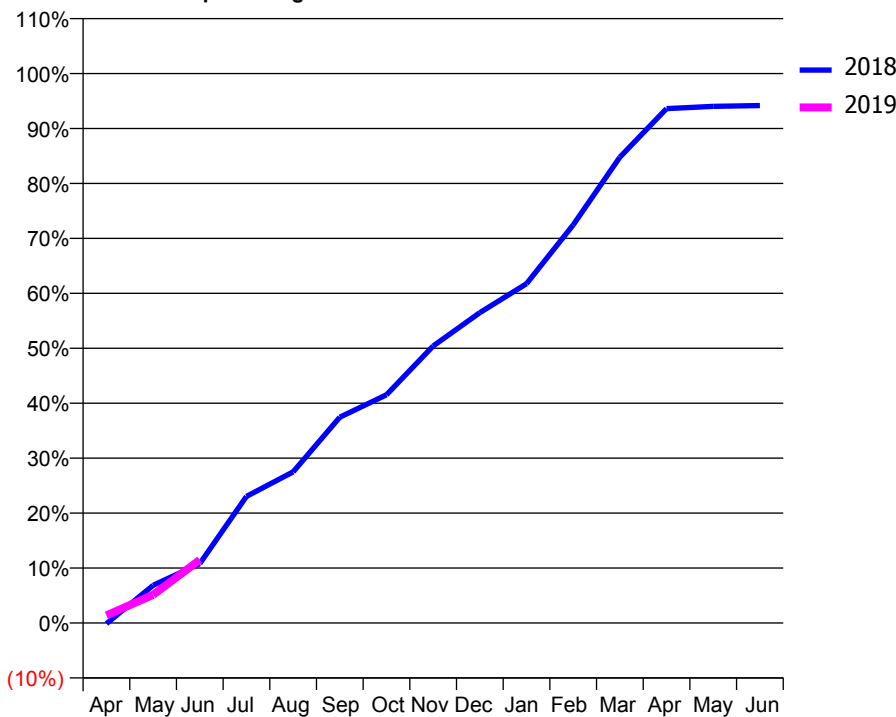
ACCESS*

Patients seen in 24 months	Total	Change since previous quarter
Quarter ending June 2017	3,132	
Quarter ending September 2017	3,070	↓
Quarter ending December 2017	3,034	↓
Quarter ending March 2018	3,201	↑
Quarter ending June 2018	3,114	↓
Variance since June 2017	(0.6%)	→



ACTIVITY

Cumulative percentage of contracted UDA delivered 2018 & 2019



Month	Adjusted Scheduled Activity (UDA)	
	2018	2019
April	-13	130
May	663	479
June	1,045	1,073
July	2,226	
August	2,657	
September	3,619	
October	4,012	
November	4,871	
December	5,456	
January	5,965	
February	7,000	
March	8,190	
April	9,043	
May	9,085	
June	9,098	

QUALITY

	Quantity	Base Number	Contract	AT	Region	England
% of FP17s for the same patient ID Re-attending within 3 months - Children	41	341	12.0%	10.0%	12.0%	11.5%
% of FP17s for the same patient ID Re-attending within 3 months - Adults	147	726	20.2%	13.8%	15.7%	15.4%
% of FP17s for the same patient ID Re-attending between 3 & 9 months - Children	223	341	65.4%	61.7%	60.3%	58.9%
% of FP17s for the same patient ID Re-attending between 3 & 9 months - Adults	351	726	48.3%	56.1%	54.0%	51.6%
% of FP17s for Band 1 Urgent Courses	102	654	15.6%	7.1%	8.9%	8.9%
% of FP17s Relating to Free Repair or Replacements	5	654	0.8%	0.9%	1.0%	0.8%
% of FP17s Relating to Continuations	11	654	1.7%	1.0%	1.1%	0.9%
% of Patients satisfied with the dentistry they have received	1	1	N/A	92.6%	93.4%	93.2%
% of Patients satisfied with the time they had to wait for an appointment	1	1	N/A	88.0%	89.4%	88.8%

* This is based on patients treated on this contract for their most recent course of treatment. Figures in italics indicate the base number of FP17s or Patient Questionnaire responses are less than 100. N/A is shown where the base number of responses is less than 10 during the period. % is calculated as Quantity/Base number*100

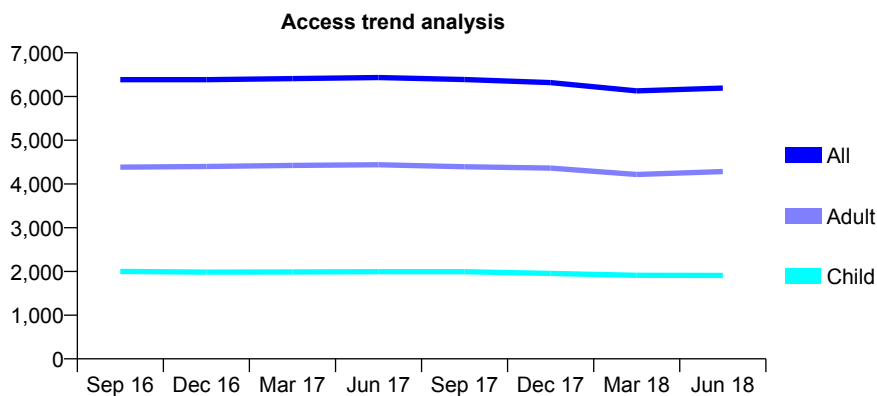
Q52 - Vital Signs At a Glance Contract Report for 129941/0001 - June 2018

Name or company name	Eclipse (Batley) Ltd
Contract type name	GDS Contract
Purpose of contract	General
Contract start date	06/04/2013
Contract end date	

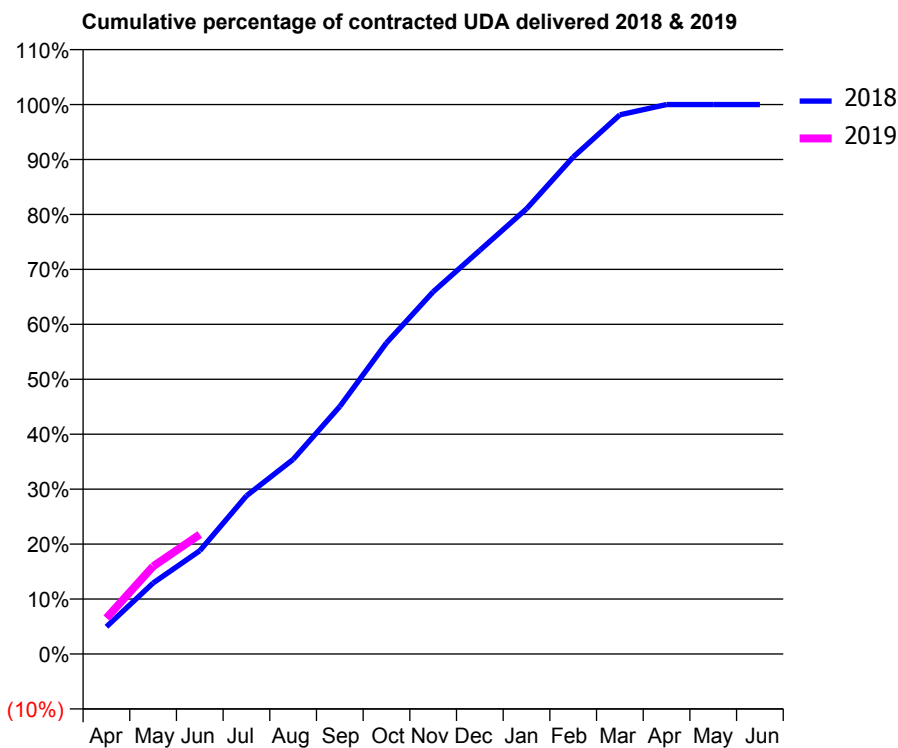
18/19 Contracted general activity (UDA)	19,148
Carry forward general activity (UDA)	0
18/19 Contracted orthodontic activity (UOA)	0
Carry forward orthodontic activity (UOA)	0
Baseline contract value	£612,534.00

ACCESS*

Patients seen in 24 months	Total	Change since previous quarter
Quarter ending June 2017	6,433	
Quarter ending September 2017	6,387	→
Quarter ending December 2017	6,317	↓
Quarter ending March 2018	6,129	↓
Quarter ending June 2018	6,192	→
Variance since June 2017	(3.7%)	↓



ACTIVITY



Month	Adjusted Scheduled Activity (UDA)	
	2018	2019
April	950	1,250
May	2,474	3,057
June	3,597	4,167
July	5,512	
August	6,780	
September	8,625	
October	10,844	
November	12,623	
December	14,070	
January	15,512	
February	17,316	
March	18,788	
April	19,144	
May	19,146	
June	19,146	

QUALITY

	Quantity	Base Number	Contract	AT	Region	England
% of FP17s for the same patient ID Re-attending within 3 months - Children	64	814	7.9%	10.0%	12.0%	11.5%
% of FP17s for the same patient ID Re-attending within 3 months - Adults	162	1,470	11.0%	13.8%	15.7%	15.4%
% of FP17s for the same patient ID Re-attending between 3 & 9 months - Children	551	814	67.7%	61.7%	60.3%	58.9%
% of FP17s for the same patient ID Re-attending between 3 & 9 months - Adults	929	1,470	63.2%	56.1%	54.0%	51.6%
% of FP17s for Band 1 Urgent Courses	131	2,069	6.3%	7.1%	8.9%	8.9%
% of FP17s Relating to Free Repair or Replacements	9	2,069	0.4%	0.9%	1.0%	0.8%
% of FP17s Relating to Continuations	4	2,069	0.2%	1.0%	1.1%	0.9%
% of Patients satisfied with the dentistry they have received	15	15	100.0%	92.6%	93.4%	93.2%
% of Patients satisfied with the time they had to wait for an appointment	13	15	86.7%	88.0%	89.4%	88.8%

* This is based on patients treated on this contract for their most recent course of treatment. Figures in italics indicate the base number of FP17s or Patient Questionnaire responses are less than 100. N/A is shown where the base number of responses is less than 10 during the period. % is calculated as Quantity/Base number*100

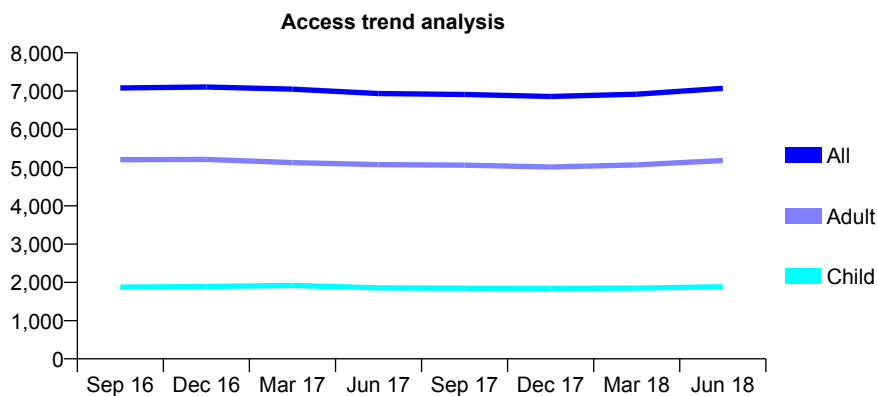
Q52 - Vital Signs At a Glance Contract Report for 131105/0001 - June 2018

Name or company name	Stable Court Dental Surgery Limited
Contract type name	GDS Contract
Purpose of contract	General
Contract start date	12/11/2012
Contract end date	

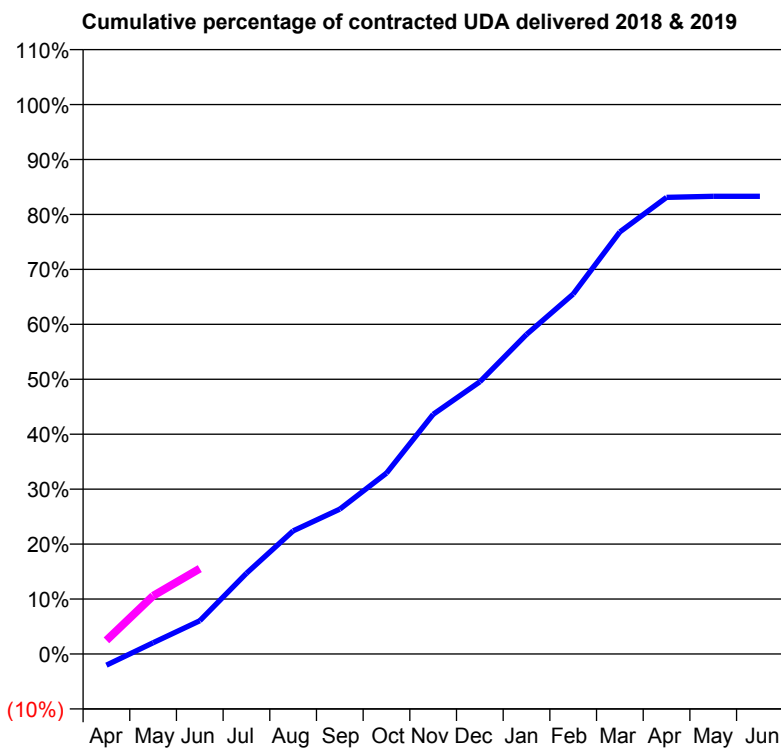
18/19 Contracted general activity (UDA)	18,488
Carry forward general activity (UDA)	0
18/19 Contracted orthodontic activity (UOA)	0
Carry forward orthodontic activity (UOA)	0
Baseline contract value	£645,624.79

ACCESS*

Patients seen in 24 months	Total	Change since previous quarter
Quarter ending June 2017	6,935	
Quarter ending September 2017	6,910	→
Quarter ending December 2017	6,858	→
Quarter ending March 2018	6,918	→
Quarter ending June 2018	7,070	↑
Variance since June 2017	1.9%	→



ACTIVITY



Month	Adjusted Scheduled Activity (UDA)	
	2018	2019
April	-381	462
May	381	1,958
June	1,118	2,872
July	2,717	
August	4,144	
September	4,875	
October	6,087	
November	8,067	
December	9,159	
January	10,752	
February	12,111	
March	14,200	
April	15,362	
May	15,398	
June	15,401	

QUALITY

	Quantity	Base Number	Contract	AT	Region	England
% of FP17s for the same patient ID Re-attending within 3 months - Children	63	748	8.4%	10.0%	12.0%	11.5%
% of FP17s for the same patient ID Re-attending within 3 months - Adults	304	2,021	15.0%	13.8%	15.7%	15.4%
% of FP17s for the same patient ID Re-attending between 3 & 9 months - Children	482	748	64.4%	61.7%	60.3%	58.9%
% of FP17s for the same patient ID Re-attending between 3 & 9 months - Adults	1,182	2,021	58.5%	56.1%	54.0%	51.6%
% of FP17s for Band 1 Urgent Courses	163	1,961	8.3%	7.1%	8.9%	8.9%
% of FP17s Relating to Free Repair or Replacements	6	1,961	0.3%	0.9%	1.0%	0.8%
% of FP17s Relating to Continuations	15	1,961	0.8%	1.0%	1.1%	0.9%
% of Patients satisfied with the dentistry they have received	2	3	N/A	92.6%	93.4%	93.2%
% of Patients satisfied with the time they had to wait for an appointment	3	3	N/A	88.0%	89.4%	88.8%

* This is based on patients treated on this contract for their most recent course of treatment. Figures in italics indicate the base number of FP17s or Patient Questionnaire responses are less than 100. N/A is shown where the base number of responses is less than 10 during the period. % is calculated as Quantity/Base number*100

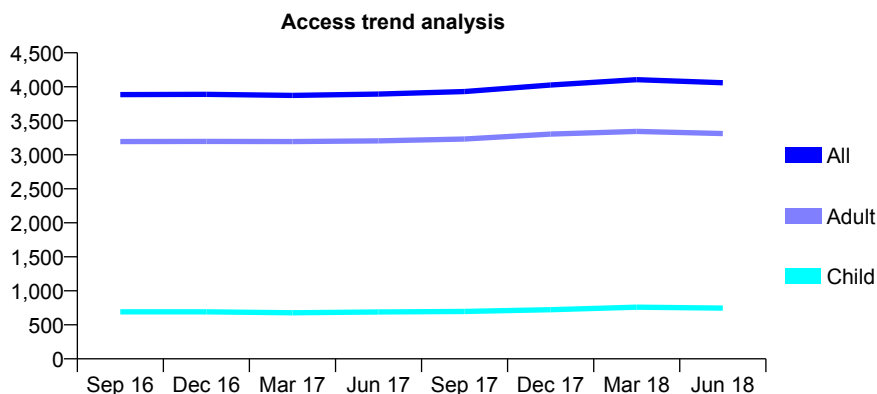
Q52 - Vital Signs At a Glance Contract Report for 131687/0001 - June 2018

Name or company name	Ellis Dental Practice Limited
Contract type name	GDS Contract
Purpose of contract	General
Contract start date	07/04/2010
Contract end date	

18/19 Contracted general activity (UDA)	12,327
Carry forward general activity (UDA)	0
18/19 Contracted orthodontic activity (UOA)	0
Carry forward orthodontic activity (UOA)	0
Baseline contract value	£365,791.53

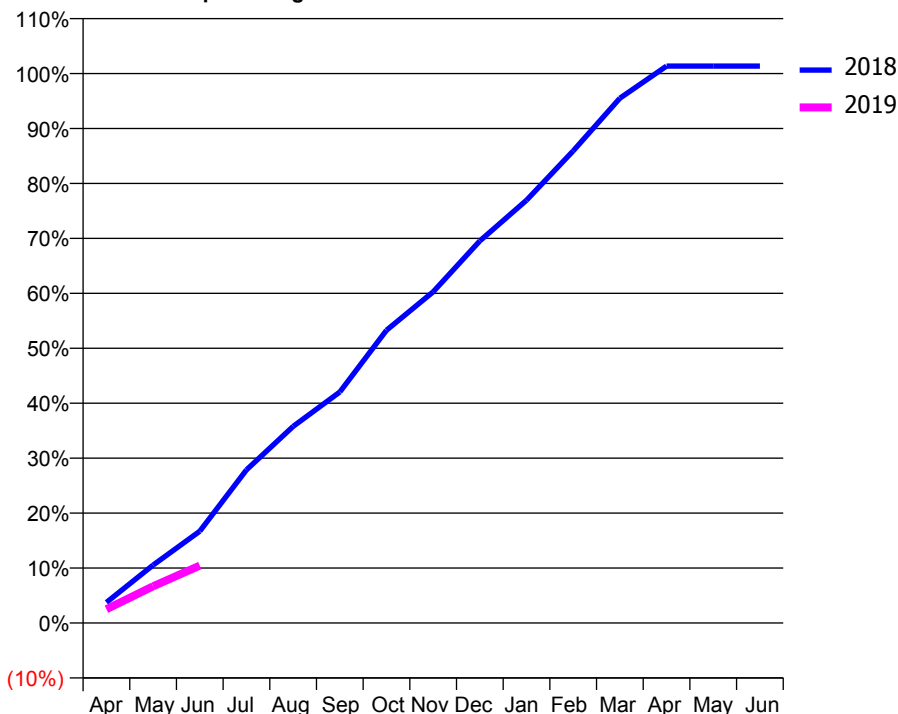
ACCESS*

Patients seen in 24 months	Total	Change since previous quarter
Quarter ending June 2017	3,894	
Quarter ending September 2017	3,930	→
Quarter ending December 2017	4,027	↑
Quarter ending March 2018	4,104	→
Quarter ending June 2018	4,059	↓
Variance since June 2017	4.2%	↑



ACTIVITY

Cumulative percentage of contracted UDA delivered 2018 & 2019



Month	Adjusted Scheduled Activity (UDA)	
	2018	2019
April	463	311
May	1,301	825
June	2,058	1,289
July	3,437	
August	4,410	
September	5,182	
October	6,568	
November	7,429	
December	8,571	
January	9,485	
February	10,590	
March	11,773	
April	12,493	
May	12,493	
June	12,494	

QUALITY

	Quantity	Base Number	Contract	AT	Region	England
% of FP17s for the same patient ID Re-attending within 3 months - Children	9	203	4.4%	10.0%	12.0%	11.5%
% of FP17s for the same patient ID Re-attending within 3 months - Adults	141	860	16.4%	13.8%	15.7%	15.4%
% of FP17s for the same patient ID Re-attending between 3 & 9 months - Children	139	203	68.5%	61.7%	60.3%	58.9%
% of FP17s for the same patient ID Re-attending between 3 & 9 months - Adults	496	860	57.7%	56.1%	54.0%	51.6%
% of FP17s for Band 1 Urgent Courses	65	735	8.8%	7.1%	8.9%	8.9%
% of FP17s Relating to Free Repair or Replacements	15	735	2.0%	0.9%	1.0%	0.8%
% of FP17s Relating to Continuations	22	735	3.0%	1.0%	1.1%	0.9%
% of Patients satisfied with the dentistry they have received	4	4	N/A	92.6%	93.4%	93.2%
% of Patients satisfied with the time they had to wait for an appointment	4	4	N/A	88.0%	89.4%	88.8%

* This is based on patients treated on this contract for their most recent course of treatment. Figures in italics indicate the base number of FP17s or Patient Questionnaire responses are less than 100. N/A is shown where the base number of responses is less than 10 during the period. % is calculated as Quantity/Base number*100

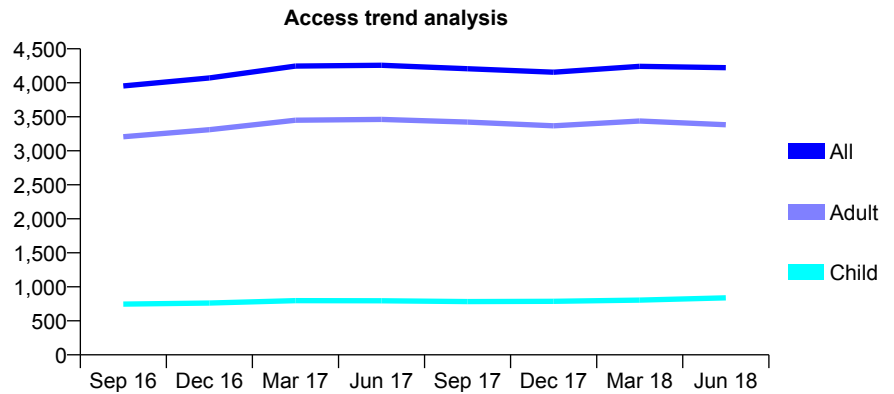
Q52 - Vital Signs At a Glance Contract Report for 132926/0001 - June 2018

Name or company name	The Leeds Dental Team Limited
Contract type name	GDS Contract
Purpose of contract	General
Contract start date	01/12/2007
Contract end date	

18/19 Contracted general activity (UDA)	11,617
Carry forward general activity (UDA)	0
18/19 Contracted orthodontic activity (UOA)	0
Carry forward orthodontic activity (UOA)	0
Baseline contract value	£316,886.23

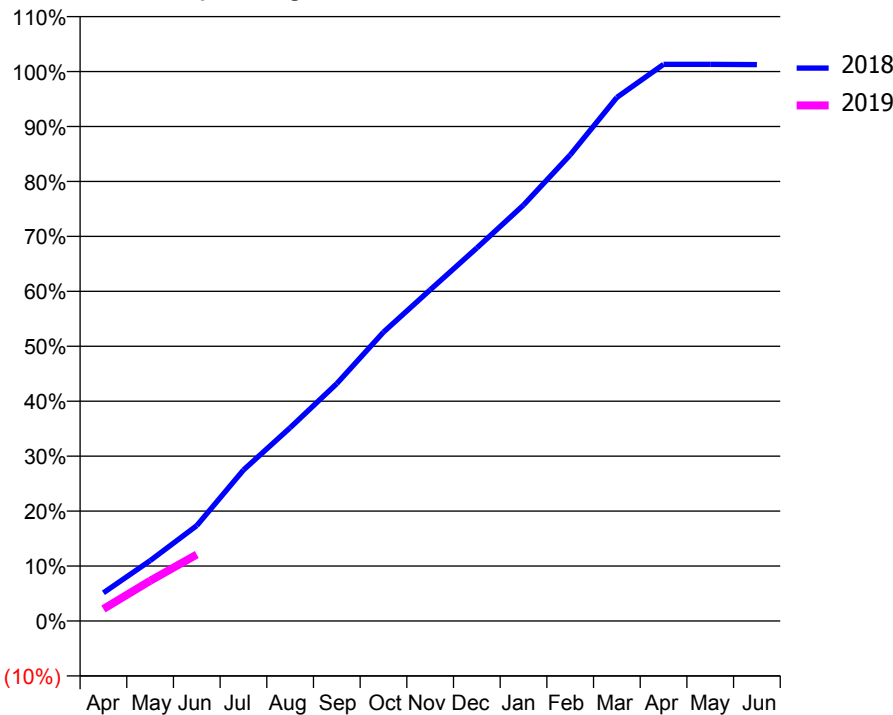
ACCESS*

Patients seen in 24 months	Total	Change since previous quarter
Quarter ending June 2017	4,258	
Quarter ending September 2017	4,207	↓
Quarter ending December 2017	4,156	↓
Quarter ending March 2018	4,242	↑
Quarter ending June 2018	4,222	→
Variance since June 2017	(0.8%)	→



ACTIVITY

Cumulative percentage of contracted UDA delivered 2018 & 2019



Month	Adjusted Scheduled Activity (UDA)	
	2018	2019
April	596	254
May	1,276	849
June	2,016	1,404
July	3,194	
August	4,086	
September	5,020	
October	6,106	
November	7,001	
December	7,885	
January	8,795	
February	9,855	
March	11,069	
April	11,767	
May	11,767	
June	11,764	

QUALITY

	Quantity	Base Number	Contract	AT	Region	England
% of FP17s for the same patient ID Re-attending within 3 months - Children	15	296	5.1%	10.0%	12.0%	11.5%
% of FP17s for the same patient ID Re-attending within 3 months - Adults	208	947	22.0%	13.8%	15.7%	15.4%
% of FP17s for the same patient ID Re-attending between 3 & 9 months - Children	169	296	57.1%	61.7%	60.3%	58.9%
% of FP17s for the same patient ID Re-attending between 3 & 9 months - Adults	421	947	44.5%	56.1%	54.0%	51.6%
% of FP17s for Band 1 Urgent Courses	72	826	8.7%	7.1%	8.9%	8.9%
% of FP17s Relating to Free Repair or Replacements	13	826	1.6%	0.9%	1.0%	0.8%
% of FP17s Relating to Continuations	13	826	1.6%	1.0%	1.1%	0.9%
% of Patients satisfied with the dentistry they have received	2	3	N/A	92.6%	93.4%	93.2%
% of Patients satisfied with the time they had to wait for an appointment	2	3	N/A	88.0%	89.4%	88.8%

* This is based on patients treated on this contract for their most recent course of treatment. Figures in italics indicate the base number of FP17s or Patient Questionnaire responses are less than 100. N/A is shown where the base number of responses is less than 10 during the period. % is calculated as Quantity/Base number*100

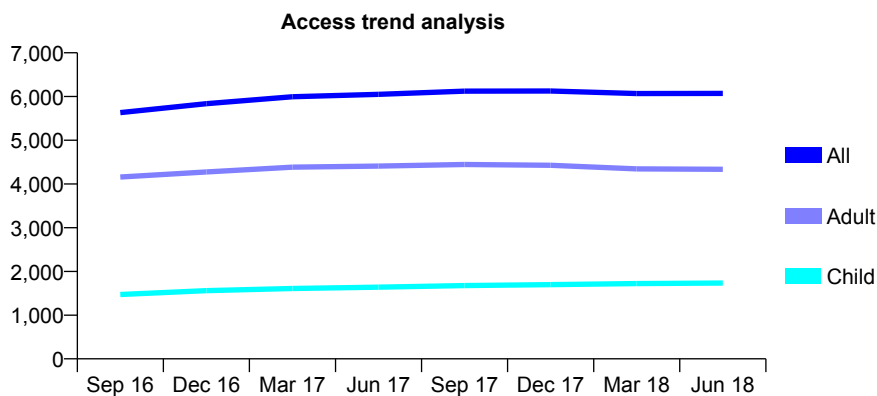
Q52 - Vital Signs At a Glance Contract Report for 133981/0001 - June 2018

Name or company name	Farsley Dental Practice Limited
Contract type name	GDS Contract
Purpose of contract	General
Contract start date	01/04/2008
Contract end date	

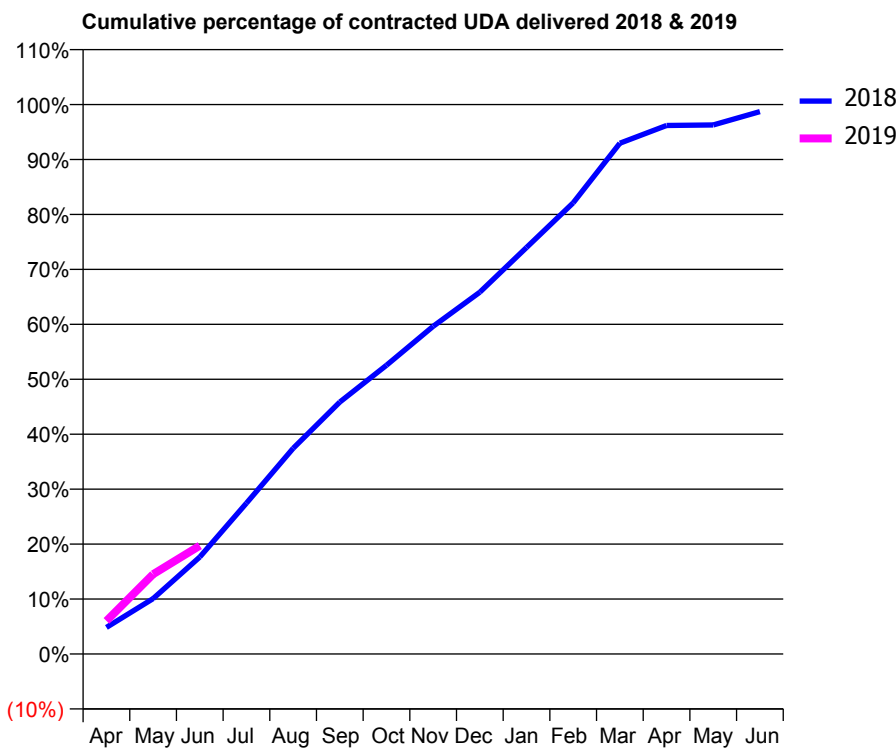
18/19 Contracted general activity (UDA)	17,651
Carry forward general activity (UDA)	0
18/19 Contracted orthodontic activity (UOA)	0
Carry forward orthodontic activity (UOA)	0
Baseline contract value	£538,236.28

ACCESS*

Patients seen in 24 months	Total	Change since previous quarter
Quarter ending June 2017	6,050	
Quarter ending September 2017	6,122	→
Quarter ending December 2017	6,126	→
Quarter ending March 2018	6,068	→
Quarter ending June 2018	6,072	→
Variance since June 2017	0.4%	→



ACTIVITY



Month	Adjusted Scheduled Activity (UDA)	
	2018	2019
April	853	1,064
May	1,779	2,563
June	3,118	3,480
July	4,847	
August	6,609	
September	8,092	
October	9,276	
November	10,528	
December	11,622	
January	13,056	
February	14,491	
March	16,408	
April	16,978	
May	16,995	
June	17,424	

QUALITY

	Quantity	Base Number	Contract	AT	Region	England
% of FP17s for the same patient ID Re-attending within 3 months - Children	39	674	5.8%	10.0%	12.0%	11.5%
% of FP17s for the same patient ID Re-attending within 3 months - Adults	189	1,719	11.0%	13.8%	15.7%	15.4%
% of FP17s for the same patient ID Re-attending between 3 & 9 months - Children	446	674	66.2%	61.7%	60.3%	58.9%
% of FP17s for the same patient ID Re-attending between 3 & 9 months - Adults	1,148	1,719	66.8%	56.1%	54.0%	51.6%
% of FP17s for Band 1 Urgent Courses	137	1,809	7.6%	7.1%	8.9%	8.9%
% of FP17s Relating to Free Repair or Replacements	11	1,809	0.6%	0.9%	1.0%	0.8%
% of FP17s Relating to Continuations	2	1,809	0.1%	1.0%	1.1%	0.9%
% of Patients satisfied with the dentistry they have received	2	3	N/A	92.6%	93.4%	93.2%
% of Patients satisfied with the time they had to wait for an appointment	2	3	N/A	88.0%	89.4%	88.8%

* This is based on patients treated on this contract for their most recent course of treatment. Figures in italics indicate the base number of FP17s or Patient Questionnaire responses are less than 100. N/A is shown where the base number of responses is less than 10 during the period. % is calculated as Quantity/Base number*100

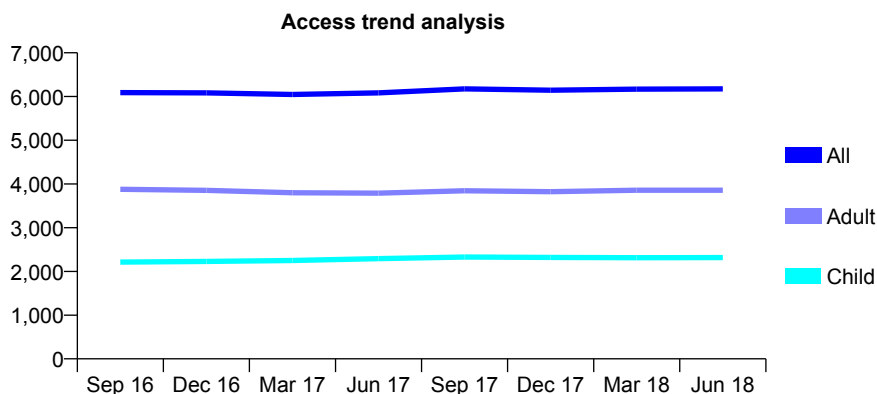
Q52 - Vital Signs At a Glance Contract Report for 135658/0001 - June 2018

Name or company name	Fartown Limited
Contract type name	GDS Contract
Purpose of contract	General
Contract start date	01/05/2013
Contract end date	

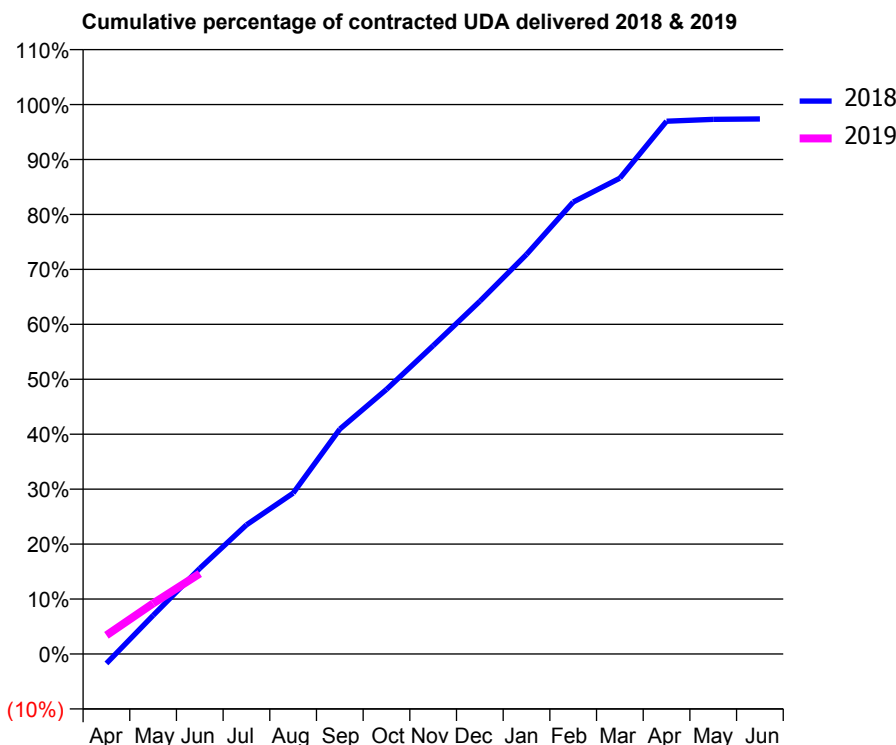
18/19 Contracted general activity (UDA)	21,000
Carry forward general activity (UDA)	0
18/19 Contracted orthodontic activity (UOA)	0
Carry forward orthodontic activity (UOA)	0
Baseline contract value	£588,300.48

ACCESS*

Patients seen in 24 months	Total	Change since previous quarter
Quarter ending June 2017	6,082	
Quarter ending September 2017	6,174	→
Quarter ending December 2017	6,143	→
Quarter ending March 2018	6,170	→
Quarter ending June 2018	6,174	→
Variance since June 2017	1.5%	→



ACTIVITY



Adjusted Scheduled Activity (UDA)		
Month	2018	2019
April	-367	715
May	1,477	1,932
June	3,275	3,075
July	4,938	
August	6,150	
September	8,592	
October	10,115	
November	11,783	
December	13,481	
January	15,273	
February	17,275	
March	18,188	
April	20,363	
May	20,430	
June	20,449	

QUALITY

	Quantity	Base Number	Contract	AT	Region	England
% of FP17s for the same patient ID Re-attending within 3 months - Children	63	919	6.9%	10.0%	12.0%	11.5%
% of FP17s for the same patient ID Re-attending within 3 months - Adults	294	1,554	18.9%	13.8%	15.7%	15.4%
% of FP17s for the same patient ID Re-attending between 3 & 9 months - Children	506	919	55.1%	61.7%	60.3%	58.9%
% of FP17s for the same patient ID Re-attending between 3 & 9 months - Adults	765	1,554	49.2%	56.1%	54.0%	51.6%
% of FP17s for Band 1 Urgent Courses	198	1,492	13.3%	7.1%	8.9%	8.9%
% of FP17s Relating to Free Repair or Replacements	3	1,492	0.2%	0.9%	1.0%	0.8%
% of FP17s Relating to Continuations	5	1,492	0.3%	1.0%	1.1%	0.9%
% of Patients satisfied with the dentistry they have received	0	0	N/A	92.6%	93.4%	93.2%
% of Patients satisfied with the time they had to wait for an appointment	0	0	N/A	88.0%	89.4%	88.8%

* This is based on patients treated on this contract for their most recent course of treatment. Figures in italics indicate the base number of FP17s or Patient Questionnaire responses are less than 100. N/A is shown where the base number of responses is less than 10 during the period. % is calculated as Quantity/Base number*100

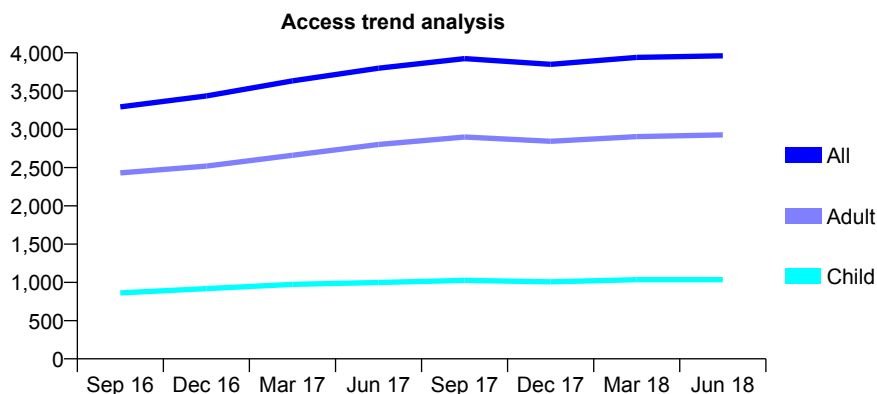
Q52 - Vital Signs At a Glance Contract Report for 138401/0001 - June 2018

Name or company name	Beechwood Dental Practice Ltd
Contract type name	GDS Contract
Purpose of contract	General
Contract start date	01/01/2011
Contract end date	

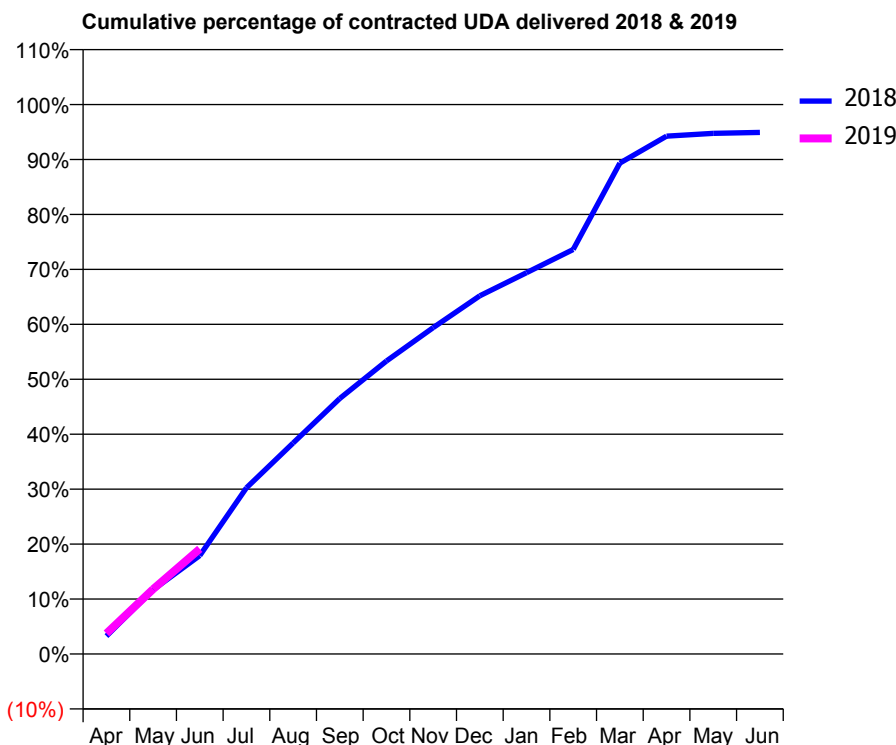
18/19 Contracted general activity (UDA)	12,770
Carry forward general activity (UDA)	0
18/19 Contracted orthodontic activity (UOA)	0
Carry forward orthodontic activity (UOA)	0
Baseline contract value	£379,252.38

ACCESS*

Patients seen in 24 months	Total	Change since previous quarter
Quarter ending June 2017	3,798	
Quarter ending September 2017	3,925	↑
Quarter ending December 2017	3,850	↓
Quarter ending March 2018	3,939	↑
Quarter ending June 2018	3,961	→
Variance since June 2017	4.3%	↑



ACTIVITY



Month	Adjusted Scheduled Activity (UDA)	
	2018	2019
April	417	479
May	1,494	1,509
June	2,289	2,442
July	3,861	
August	4,904	
September	5,939	
October	6,810	
November	7,585	
December	8,324	
January	8,861	
February	9,400	
March	11,409	
April	12,034	
May	12,100	
June	12,121	

QUALITY

	Quantity	Base Number	Contract	AT	Region	England
% of FP17s for the same patient ID Re-attending within 3 months - Children	40	328	12.2%	10.0%	12.0%	11.5%
% of FP17s for the same patient ID Re-attending within 3 months - Adults	226	949	23.8%	13.8%	15.7%	15.4%
% of FP17s for the same patient ID Re-attending between 3 & 9 months - Children	126	328	38.4%	61.7%	60.3%	58.9%
% of FP17s for the same patient ID Re-attending between 3 & 9 months - Adults	311	949	32.8%	56.1%	54.0%	51.6%
% of FP17s for Band 1 Urgent Courses	130	1,053	12.3%	7.1%	8.9%	8.9%
% of FP17s Relating to Free Repair or Replacements	47	1,053	4.5%	0.9%	1.0%	0.8%
% of FP17s Relating to Continuations	12	1,053	1.1%	1.0%	1.1%	0.9%
% of Patients satisfied with the dentistry they have received	2	2	N/A	92.6%	93.4%	93.2%
% of Patients satisfied with the time they had to wait for an appointment	2	2	N/A	88.0%	89.4%	88.8%

* This is based on patients treated on this contract for their most recent course of treatment. Figures in italics indicate the base number of FP17s or Patient Questionnaire responses are less than 100. N/A is shown where the base number of responses is less than 10 during the period. % is calculated as Quantity/Base number*100

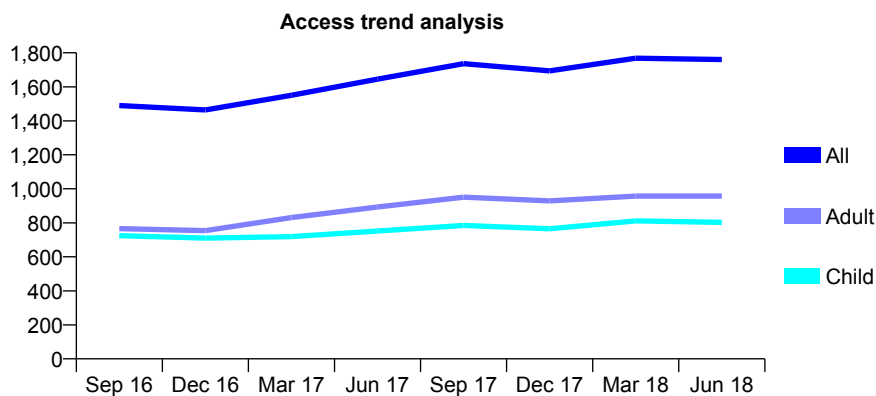
Q52 - Vital Signs At a Glance Contract Report for 138509/0002 - June 2018

Name or company name	Marlborough Road Dental Practice
Contract type name	GDS Contract
Purpose of contract	General
Contract start date	07/09/2010
Contract end date	

18/19 Contracted general activity (UDA)	6,000
Carry forward general activity (UDA)	0
18/19 Contracted orthodontic activity (UOA)	0
Carry forward orthodontic activity (UOA)	0
Baseline contract value	£173,651.23

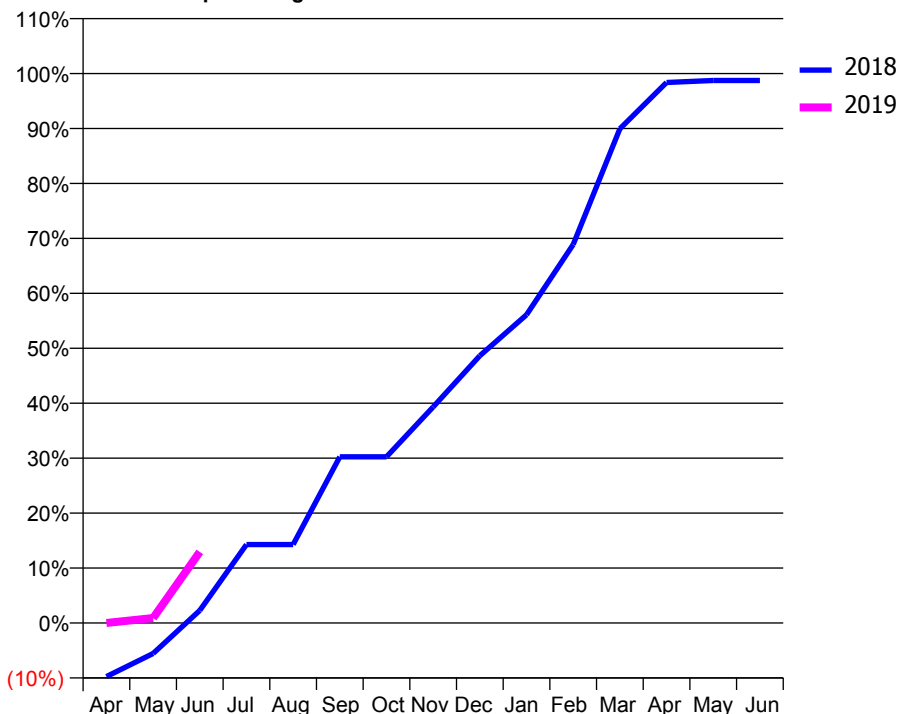
ACCESS*

Patients seen in 24 months	Total	Change since previous quarter
Quarter ending June 2017	1,645	
Quarter ending September 2017	1,736	↑
Quarter ending December 2017	1,694	↓
Quarter ending March 2018	1,768	↑
Quarter ending June 2018	1,760	→
Variance since June 2017	7.0%	↑



ACTIVITY

Cumulative percentage of contracted UDA delivered 2018 & 2019



Adjusted Scheduled Activity (UDA)

Month	2018	2019
April	-663	0
May	-378	55
June	155	777
July	968	
August	968	
September	2,051	
October	2,051	
November	2,666	
December	3,298	
January	3,804	
February	4,671	
March	6,100	
April	6,670	
May	6,695	
June	6,695	

QUALITY

	Quantity	Base Number	Contract	AT	Region	England
% of FP17s for the same patient ID Re-attending within 3 months - Children	52	403	12.9%	10.0%	12.0%	11.5%
% of FP17s for the same patient ID Re-attending within 3 months - Adults	39	270	14.4%	13.8%	15.7%	15.4%
% of FP17s for the same patient ID Re-attending between 3 & 9 months - Children	287	403	71.2%	61.7%	60.3%	58.9%
% of FP17s for the same patient ID Re-attending between 3 & 9 months - Adults	193	270	71.5%	56.1%	54.0%	51.6%
% of FP17s for Band 1 Urgent Courses	27	397	6.8%	7.1%	8.9%	8.9%
% of FP17s Relating to Free Repair or Replacements	1	397	0.3%	0.9%	1.0%	0.8%
% of FP17s Relating to Continuations	4	397	1.0%	1.0%	1.1%	0.9%
% of Patients satisfied with the dentistry they have received	0	0	N/A	92.6%	93.4%	93.2%
% of Patients satisfied with the time they had to wait for an appointment	0	0	N/A	88.0%	89.4%	88.8%

* This is based on patients treated on this contract for their most recent course of treatment. Figures in italics indicate the base number of FP17s or Patient Questionnaire responses are less than 100. N/A is shown where the base number of responses is less than 10 during the period. % is calculated as Quantity/Base number*100

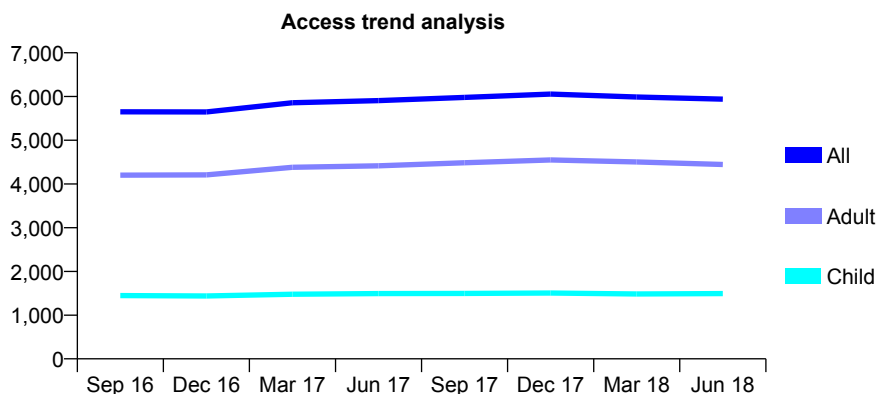
Q52 - Vital Signs At a Glance Contract Report for 138924/0001 - June 2018

Name or company name	Clayton Dental Practice Ltd
Contract type name	PDS Contract
Purpose of contract	General
Contract start date	01/01/2012
Contract end date	31/12/2021

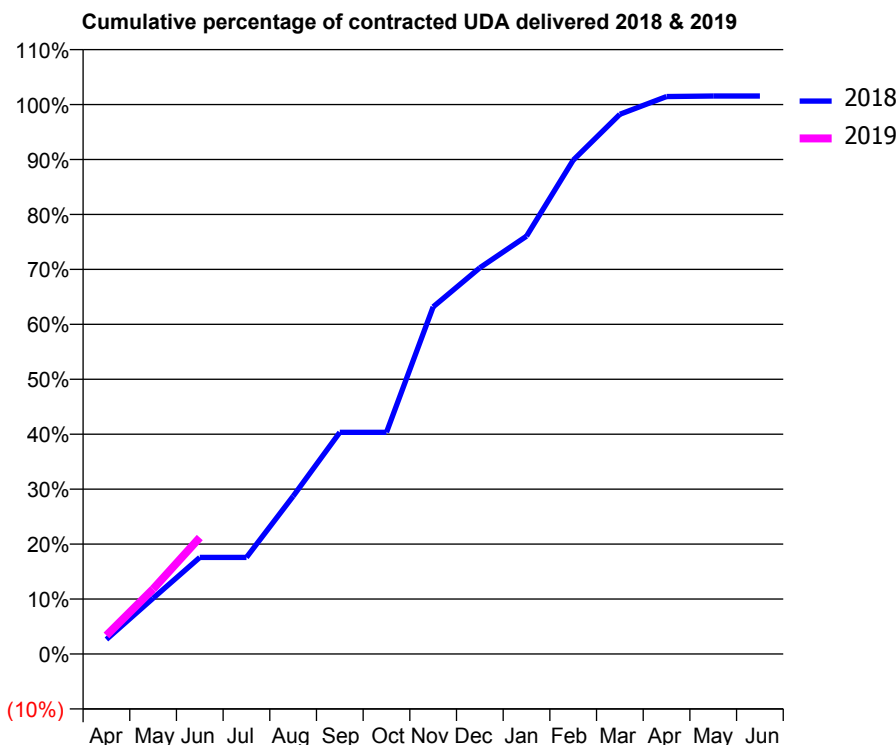
18/19 Contracted general activity (UDA)	15,103
Carry forward general activity (UDA)	0
18/19 Contracted orthodontic activity (UOA)	0
Carry forward orthodontic activity (UOA)	0
Baseline contract value	£476,604.23

ACCESS*

Patients seen in 24 months	Total	Change since previous quarter
Quarter ending June 2017	5,908	
Quarter ending September 2017	5,981	→
Quarter ending December 2017	6,056	→
Quarter ending March 2018	5,988	↓
Quarter ending June 2018	5,940	→
Variance since June 2017	0.5%	→



ACTIVITY



Month	Adjusted Scheduled Activity (UDA)	
	2018	2019
April	402	510
May	1,534	1,788
June	2,656	3,200
July	2,656	
August	4,338	
September	6,092	
October	6,092	
November	9,542	
December	10,615	
January	11,486	
February	13,573	
March	14,835	
April	15,321	
May	15,337	
June	15,336	

QUALITY

	Quantity	Base Number	Contract	AT	Region	England
% of FP17s for the same patient ID Re-attending within 3 months - Children	43	512	8.4%	10.0%	12.0%	11.5%
% of FP17s for the same patient ID Re-attending within 3 months - Adults	179	1,303	13.7%	13.8%	15.7%	15.4%
% of FP17s for the same patient ID Re-attending between 3 & 9 months - Children	287	512	56.1%	61.7%	60.3%	58.9%
% of FP17s for the same patient ID Re-attending between 3 & 9 months - Adults	602	1,303	46.2%	56.1%	54.0%	51.6%
% of FP17s for Band 1 Urgent Courses	70	1,567	4.5%	7.1%	8.9%	8.9%
% of FP17s Relating to Free Repair or Replacements	28	1,567	1.8%	0.9%	1.0%	0.8%
% of FP17s Relating to Continuations	9	1,567	0.6%	1.0%	1.1%	0.9%
% of Patients satisfied with the dentistry they have received	5	6	N/A	92.6%	93.4%	93.2%
% of Patients satisfied with the time they had to wait for an appointment	5	6	N/A	88.0%	89.4%	88.8%

* This is based on patients treated on this contract for their most recent course of treatment. Figures in italics indicate the base number of FP17s or Patient Questionnaire responses are less than 100. N/A is shown where the base number of responses is less than 10 during the period. % is calculated as Quantity/Base number*100

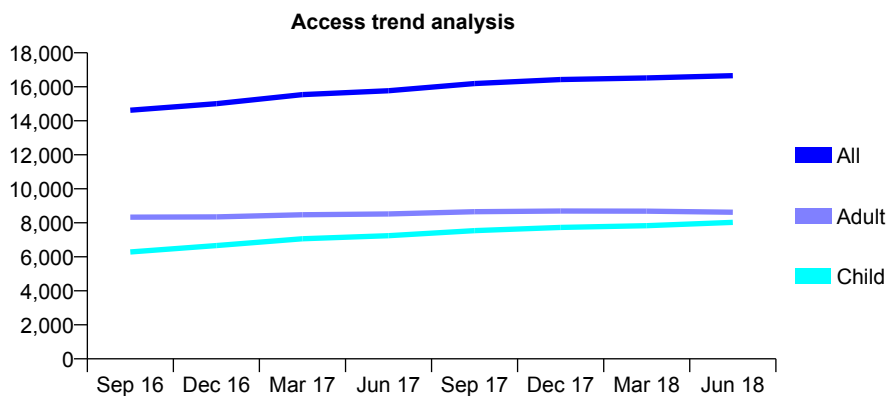
Q52 - Vital Signs At a Glance Contract Report for 139599/0001 - June 2018

Name or company name	Allerton Dental Limited
Contract type name	GDS Contract
Purpose of contract	General
Contract start date	01/08/2014
Contract end date	

18/19 Contracted general activity (UDA)	43,917
Carry forward general activity (UDA)	0
18/19 Contracted orthodontic activity (UOA)	0
Carry forward orthodontic activity (UOA)	0
Baseline contract value	£1,172,977.69

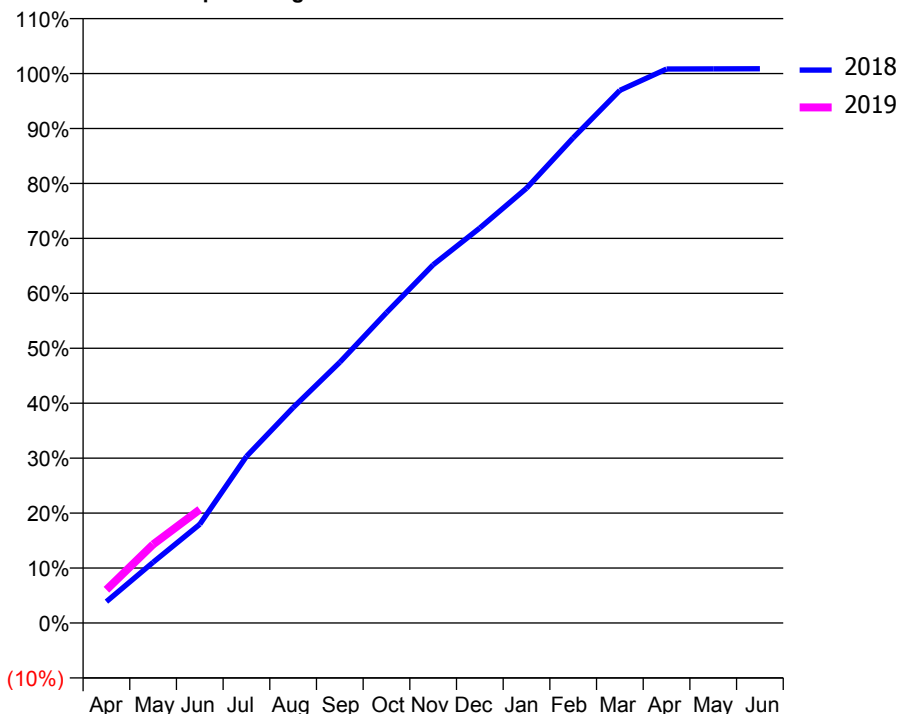
ACCESS*

Patients seen in 24 months	Total	Change since previous quarter
Quarter ending June 2017	15,766	
Quarter ending September 2017	16,192	↑
Quarter ending December 2017	16,427	→
Quarter ending March 2018	16,519	→
Quarter ending June 2018	16,653	→
Variance since June 2017	5.6%	↑



ACTIVITY

Cumulative percentage of contracted UDA delivered 2018 & 2019



Month	Adjusted Scheduled Activity (UDA)	
	2018	2019
April	1,733	2,657
May	4,921	6,287
June	8,002	9,073
July	13,505	
August	17,456	
September	21,131	
October	25,156	
November	29,034	
December	32,011	
January	35,239	
February	39,318	
March	43,171	
April	44,898	
May	44,909	
June	44,914	

QUALITY

	Quantity	Base Number	Contract	AT	Region	England
% of FP17s for the same patient ID Re-attending within 3 months - Children	178	2,973	6.0%	10.0%	12.0%	11.5%
% of FP17s for the same patient ID Re-attending within 3 months - Adults	295	2,853	10.3%	13.8%	15.7%	15.4%
% of FP17s for the same patient ID Re-attending between 3 & 9 months - Children	1,693	2,973	56.9%	61.7%	60.3%	58.9%
% of FP17s for the same patient ID Re-attending between 3 & 9 months - Adults	1,835	2,853	64.3%	56.1%	54.0%	51.6%
% of FP17s for Band 1 Urgent Courses	265	4,942	5.4%	7.1%	8.9%	8.9%
% of FP17s Relating to Free Repair or Replacements	29	4,942	0.6%	0.9%	1.0%	0.8%
% of FP17s Relating to Continuations	13	4,942	0.3%	1.0%	1.1%	0.9%
% of Patients satisfied with the dentistry they have received	17	18	94.4%	92.6%	93.4%	93.2%
% of Patients satisfied with the time they had to wait for an appointment	14	18	77.8%	88.0%	89.4%	88.8%

* This is based on patients treated on this contract for their most recent course of treatment. Figures in italics indicate the base number of FP17s or Patient Questionnaire responses are less than 100. N/A is shown where the base number of responses is less than 10 during the period. % is calculated as Quantity/Base number*100

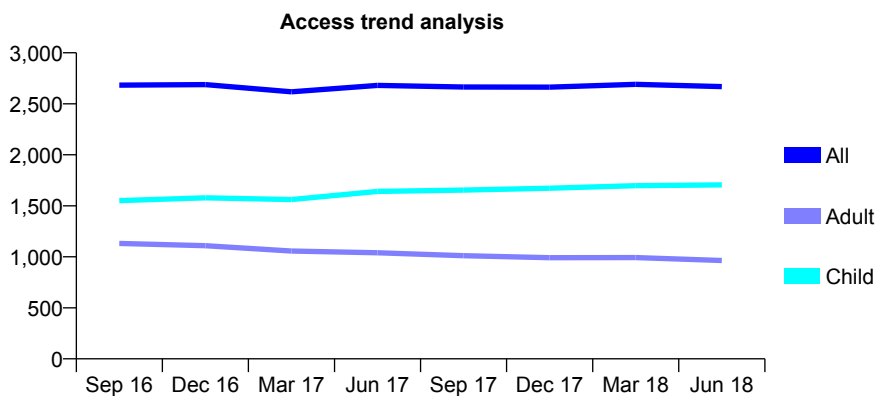
Q52 - Vital Signs At a Glance Contract Report for 140155/0001 - June 2018

Name or company name	S & S Care Limited
Contract type name	GDS Contract
Purpose of contract	General
Contract start date	01/11/2009
Contract end date	

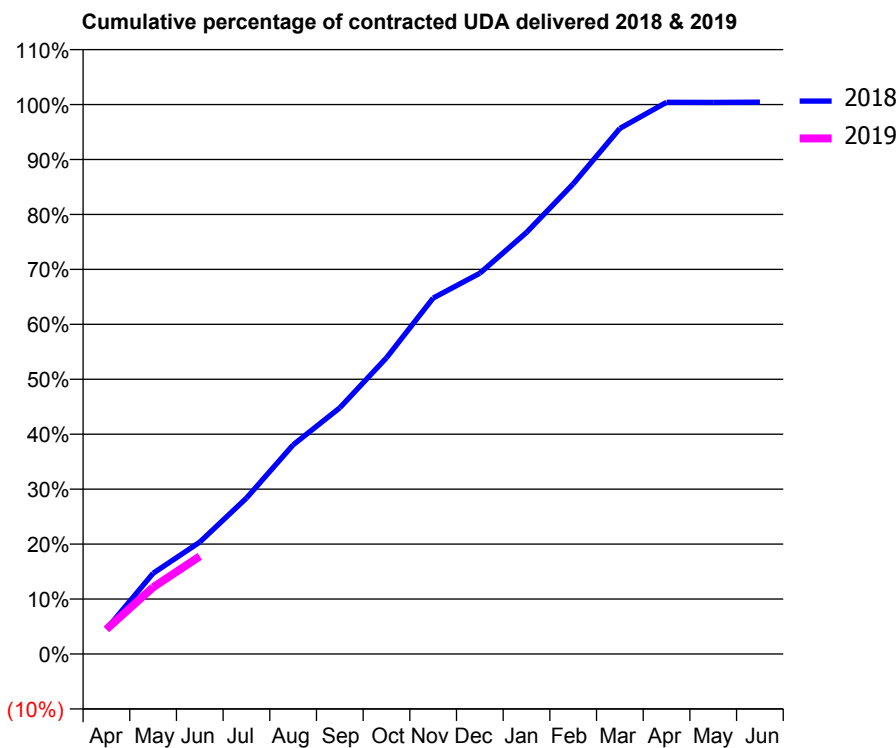
18/19 Contracted general activity (UDA)	6,546
Carry forward general activity (UDA)	0
18/19 Contracted orthodontic activity (UOA)	0
Carry forward orthodontic activity (UOA)	0
Baseline contract value	£247,803.82

ACCESS*

Patients seen in 24 months	Total	Change since previous quarter
Quarter ending June 2017	2,681	
Quarter ending September 2017	2,665	→
Quarter ending December 2017	2,663	→
Quarter ending March 2018	2,691	→
Quarter ending June 2018	2,669	→
Variance since June 2017	(0.4%)	→



ACTIVITY



Adjusted Scheduled Activity (UDA)		
Month	2018	2019
April	296	295
May	963	794
June	1,334	1,164
July	1,858	
August	2,492	
September	2,934	
October	3,529	
November	4,241	
December	4,536	
January	5,022	
February	5,600	
March	6,261	
April	6,572	
May	6,571	
June	6,574	

QUALITY

	Quantity	Base Number	Contract	AT	Region	England
% of FP17s for the same patient ID Re-attending within 3 months - Children	85	802	10.6%	10.0%	12.0%	11.5%
% of FP17s for the same patient ID Re-attending within 3 months - Adults	16	177	9.0%	13.8%	15.7%	15.4%
% of FP17s for the same patient ID Re-attending between 3 & 9 months - Children	524	802	65.3%	61.7%	60.3%	58.9%
% of FP17s for the same patient ID Re-attending between 3 & 9 months - Adults	108	177	61.0%	56.1%	54.0%	51.6%
% of FP17s for Band 1 Urgent Courses	29	790	3.7%	7.1%	8.9%	8.9%
% of FP17s Relating to Free Repair or Replacements	1	790	0.1%	0.9%	1.0%	0.8%
% of FP17s Relating to Continuations	0	790	0.0%	1.0%	1.1%	0.9%
% of Patients satisfied with the dentistry they have received	0	0	N/A	92.6%	93.4%	93.2%
% of Patients satisfied with the time they had to wait for an appointment	0	0	N/A	88.0%	89.4%	88.8%

* This is based on patients treated on this contract for their most recent course of treatment. Figures in italics indicate the base number of FP17s or Patient Questionnaire responses are less than 100. N/A is shown where the base number of responses is less than 10 during the period. % is calculated as Quantity/Base number*100

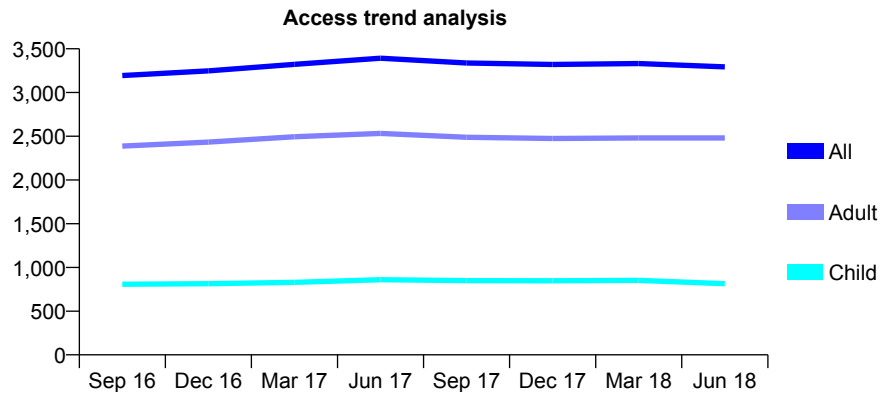
Q52 - Vital Signs At a Glance Contract Report for 140686/0001 - June 2018

Name or company name	C.J. Harker & Associates Ltd
Contract type name	GDS Contract
Purpose of contract	General
Contract start date	01/05/2008
Contract end date	

18/19 Contracted general activity (UDA)	7,582
Carry forward general activity (UDA)	0
18/19 Contracted orthodontic activity (UOA)	0
Carry forward orthodontic activity (UOA)	0
Baseline contract value	£190,274.52

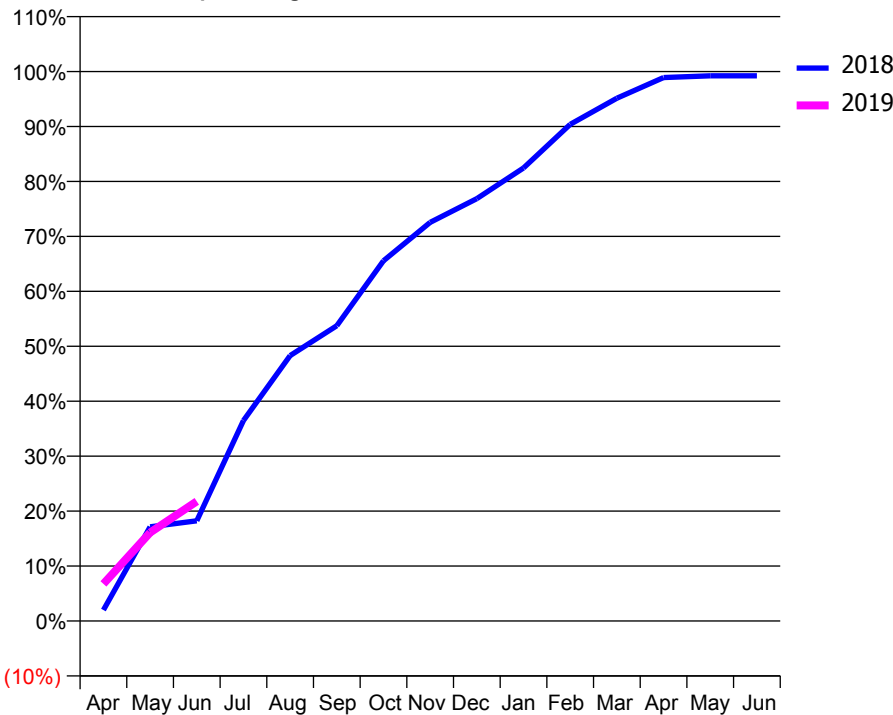
ACCESS*

Patients seen in 24 months	Total	Change since previous quarter
Quarter ending June 2017	3,393	
Quarter ending September 2017	3,337	↓
Quarter ending December 2017	3,321	→
Quarter ending March 2018	3,332	→
Quarter ending June 2018	3,294	↓
Variance since June 2017	(2.9%)	↓



ACTIVITY

Cumulative percentage of contracted UDA delivered 2018 & 2019



Month	Adjusted Scheduled Activity (UDA)	
	2018	2019
April	152	512
May	1,300	1,220
June	1,382	1,652
July	2,767	
August	3,663	
September	4,075	
October	4,970	
November	5,500	
December	5,828	
January	6,252	
February	6,852	
March	7,213	
April	7,498	
May	7,522	
June	7,522	

QUALITY

	Quantity	Base Number	Contract	AT	Region	England
% of FP17s for the same patient ID Re-attending within 3 months - Children	11	298	3.7%	10.0%	12.0%	11.5%
% of FP17s for the same patient ID Re-attending within 3 months - Adults	63	778	8.1%	13.8%	15.7%	15.4%
% of FP17s for the same patient ID Re-attending between 3 & 9 months - Children	176	298	59.1%	61.7%	60.3%	58.9%
% of FP17s for the same patient ID Re-attending between 3 & 9 months - Adults	262	778	33.7%	56.1%	54.0%	51.6%
% of FP17s for Band 1 Urgent Courses	41	870	4.7%	7.1%	8.9%	8.9%
% of FP17s Relating to Free Repair or Replacements	2	870	0.2%	0.9%	1.0%	0.8%
% of FP17s Relating to Continuations	10	870	1.1%	1.0%	1.1%	0.9%
% of Patients satisfied with the dentistry they have received	2	2	N/A	92.6%	93.4%	93.2%
% of Patients satisfied with the time they had to wait for an appointment	2	2	N/A	88.0%	89.4%	88.8%

* This is based on patients treated on this contract for their most recent course of treatment. Figures in italics indicate the base number of FP17s or Patient Questionnaire responses are less than 100. N/A is shown where the base number of responses is less than 10 during the period. % is calculated as Quantity/Base number*100

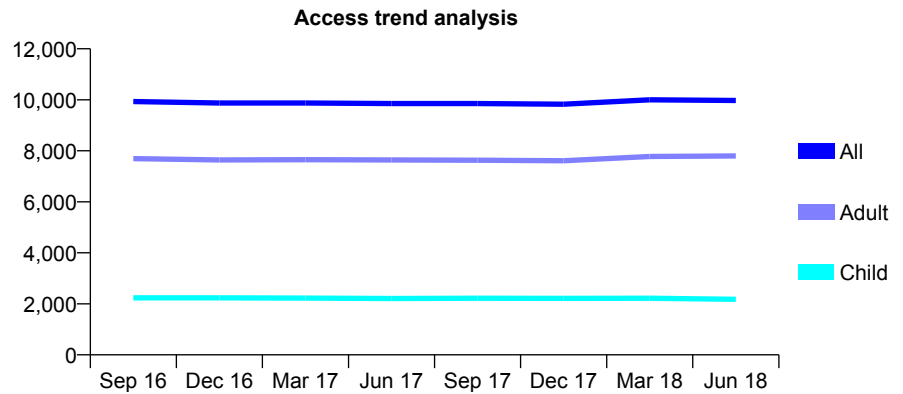
Q52 - Vital Signs At a Glance Contract Report for 140686/0002 - June 2018

Name or company name	C.J. Harker & Associates Ltd
Contract type name	GDS Contract
Purpose of contract	General
Contract start date	01/05/2008
Contract end date	

18/19 Contracted general activity (UDA)	24,843
Carry forward general activity (UDA)	0
18/19 Contracted orthodontic activity (UOA)	0
Carry forward orthodontic activity (UOA)	0
Baseline contract value	£695,554.18

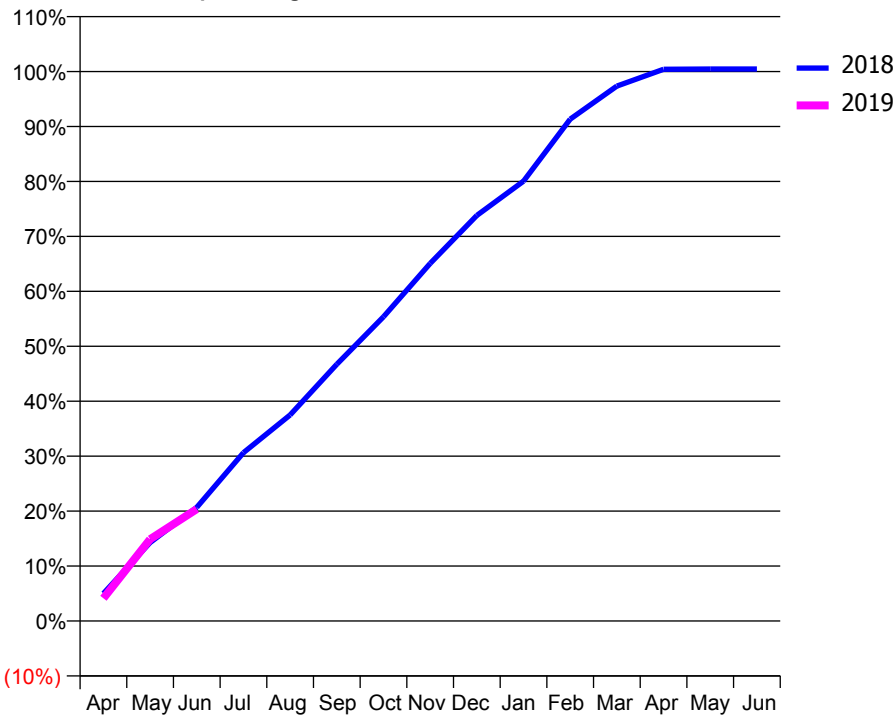
ACCESS*

Patients seen in 24 months	Total	Change since previous quarter
Quarter ending June 2017	9,855	
Quarter ending September 2017	9,855	→
Quarter ending December 2017	9,826	→
Quarter ending March 2018	10,000	→
Quarter ending June 2018	9,976	→
Variance since June 2017	1.2%	→



ACTIVITY

Cumulative percentage of contracted UDA delivered 2018 & 2019



Month	Adjusted Scheduled Activity (UDA)	
	2018	2019
April	1,247	1,027
May	3,547	3,700
June	5,142	5,064
July	7,613	
August	9,314	
September	11,607	
October	13,754	
November	16,166	
December	18,334	
January	19,884	
February	22,691	
March	24,186	
April	24,945	
May	24,956	
June	24,955	

QUALITY

	Quantity	Base Number	Contract	AT	Region	England
% of FP17s for the same patient ID Re-attending within 3 months - Children	37	806	4.6%	10.0%	12.0%	11.5%
% of FP17s for the same patient ID Re-attending within 3 months - Adults	254	2,479	10.2%	13.8%	15.7%	15.4%
% of FP17s for the same patient ID Re-attending between 3 & 9 months - Children	546	806	67.7%	61.7%	60.3%	58.9%
% of FP17s for the same patient ID Re-attending between 3 & 9 months - Adults	1,149	2,479	46.3%	56.1%	54.0%	51.6%
% of FP17s for Band 1 Urgent Courses	178	2,776	6.4%	7.1%	8.9%	8.9%
% of FP17s Relating to Free Repair or Replacements	16	2,776	0.6%	0.9%	1.0%	0.8%
% of FP17s Relating to Continuations	28	2,776	1.0%	1.0%	1.1%	0.9%
% of Patients satisfied with the dentistry they have received	6	7	N/A	92.6%	93.4%	93.2%
% of Patients satisfied with the time they had to wait for an appointment	7	7	N/A	88.0%	89.4%	88.8%

* This is based on patients treated on this contract for their most recent course of treatment. Figures in italics indicate the base number of FP17s or Patient Questionnaire responses are less than 100. N/A is shown where the base number of responses is less than 10 during the period. % is calculated as Quantity/Base number*100

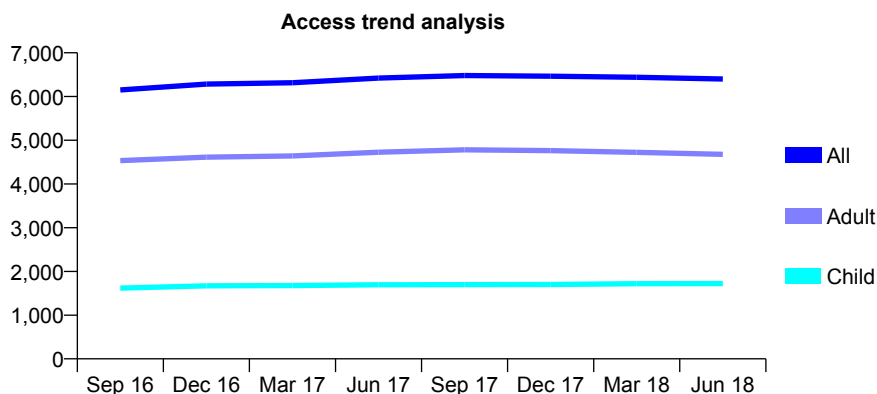
Q52 - Vital Signs At a Glance Contract Report for 141976/0001 - June 2018

Name or company name	Dalton Dental Care
Contract type name	GDS Contract
Purpose of contract	General
Contract start date	01/05/2008
Contract end date	

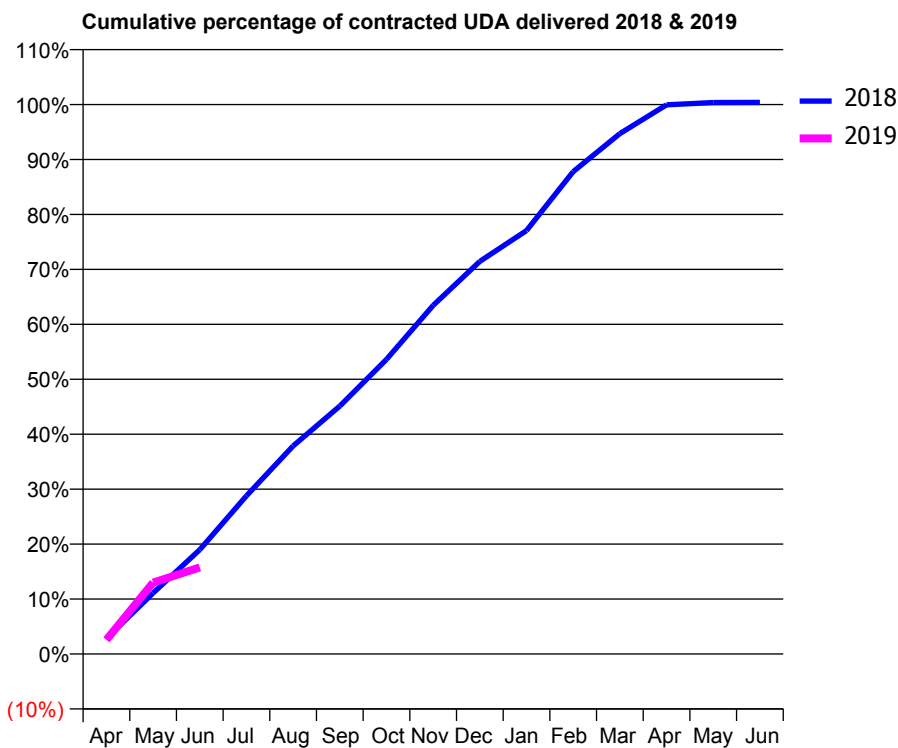
18/19 Contracted general activity (UDA)	18,170
Carry forward general activity (UDA)	0
18/19 Contracted orthodontic activity (UOA)	0
Carry forward orthodontic activity (UOA)	0
Baseline contract value	£558,959.99

ACCESS*

Patients seen in 24 months	Total	Change since previous quarter
Quarter ending June 2017	6,422	
Quarter ending September 2017	6,479	→
Quarter ending December 2017	6,465	→
Quarter ending March 2018	6,440	→
Quarter ending June 2018	6,401	→
Variance since June 2017	(0.3%)	→



ACTIVITY



Month	Adjusted Scheduled Activity (UDA)	
	2018	2019
April	514	470
May	2,018	2,362
June	3,451	2,866
July	5,232	
August	6,882	
September	8,200	
October	9,741	
November	11,528	
December	12,983	
January	14,003	
February	15,950	
March	17,209	
April	18,162	
May	18,235	
June	18,238	

QUALITY

	Quantity	Base Number	Contract	AT	Region	England
% of FP17s for the same patient ID Re-attending within 3 months - Children	44	587	7.5%	10.0%	12.0%	11.5%
% of FP17s for the same patient ID Re-attending within 3 months - Adults	167	1,493	11.2%	13.8%	15.7%	15.4%
% of FP17s for the same patient ID Re-attending between 3 & 9 months - Children	355	587	60.5%	61.7%	60.3%	58.9%
% of FP17s for the same patient ID Re-attending between 3 & 9 months - Adults	958	1,493	64.2%	56.1%	54.0%	51.6%
% of FP17s for Band 1 Urgent Courses	80	1,543	5.2%	7.1%	8.9%	8.9%
% of FP17s Relating to Free Repair or Replacements	6	1,543	0.4%	0.9%	1.0%	0.8%
% of FP17s Relating to Continuations	24	1,543	1.6%	1.0%	1.1%	0.9%
% of Patients satisfied with the dentistry they have received	2	3	N/A	92.6%	93.4%	93.2%
% of Patients satisfied with the time they had to wait for an appointment	2	3	N/A	88.0%	89.4%	88.8%

* This is based on patients treated on this contract for their most recent course of treatment. Figures in italics indicate the base number of FP17s or Patient Questionnaire responses are less than 100. N/A is shown where the base number of responses is less than 10 during the period. % is calculated as Quantity/Base number*100

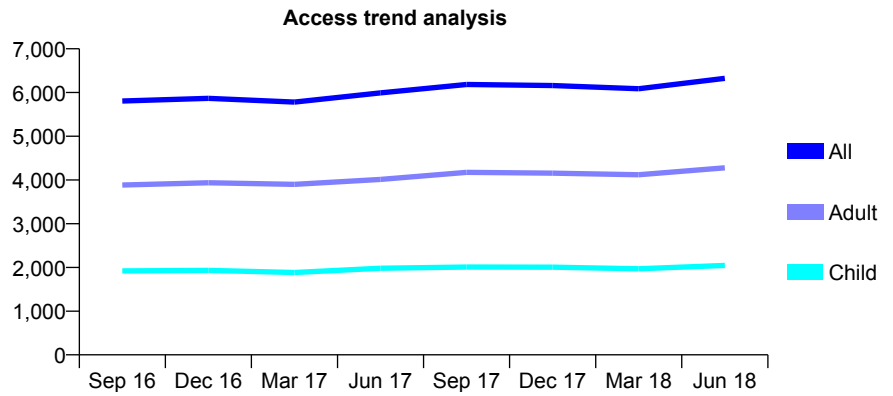
Q52 - Vital Signs At a Glance Contract Report for 143170/0001 - June 2018

Name or company name	Joe Kelly & Associates Ltd
Contract type name	GDS Contract
Purpose of contract	General and Orthodontic
Contract start date	01/11/2011
Contract end date	

18/19 Contracted general activity (UDA)	13,120
Carry forward general activity (UDA)	0
18/19 Contracted orthodontic activity (UOA)	880
Carry forward orthodontic activity (UOA)	0
Baseline contract value	£469,399.60

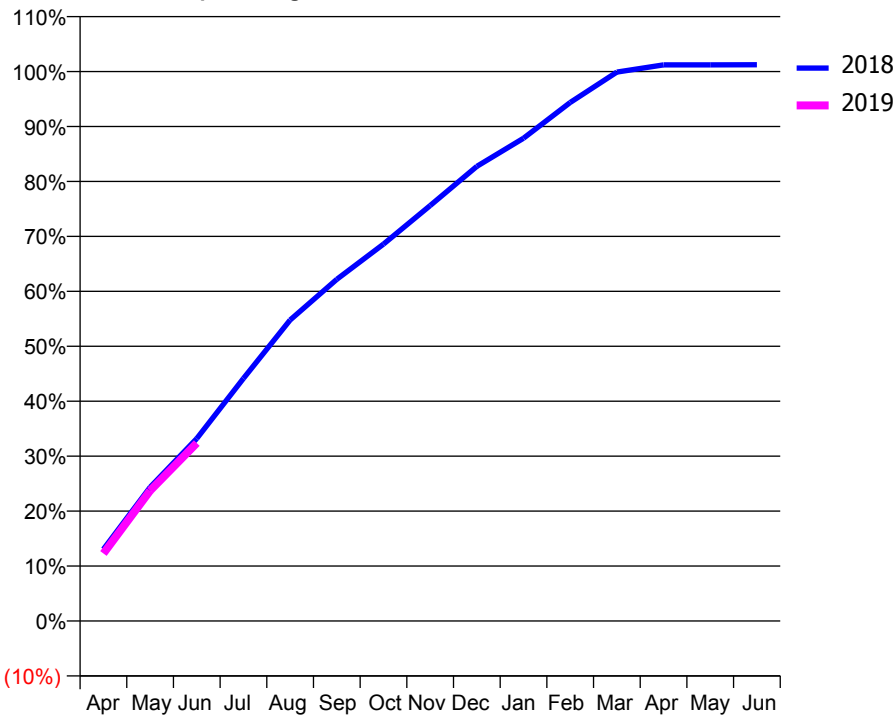
ACCESS*

Patients seen in 24 months	Total	Change since previous quarter
Quarter ending June 2017	5,993	
Quarter ending September 2017	6,185	↑
Quarter ending December 2017	6,161	→
Quarter ending March 2018	6,088	↓
Quarter ending June 2018	6,323	↑
Variance since June 2017	5.5%	↑



ACTIVITY

Cumulative percentage of contracted UDA delivered 2018 & 2019



Month	Adjusted Scheduled Activity (UDA)	
	2018	2019
April	1,716	1,612
May	3,195	3,111
June	4,356	4,247
July	5,793	
August	7,189	
September	8,158	
October	9,000	
November	9,919	
December	10,855	
January	11,527	
February	12,381	
March	13,106	
April	13,278	
May	13,279	
June	13,282	

QUALITY

	Quantity	Base Number	Contract	AT	Region	England
% of FP17s for the same patient ID Re-attending within 3 months - Children	93	1,053	8.8%	10.0%	12.0%	11.5%
% of FP17s for the same patient ID Re-attending within 3 months - Adults	158	1,574	10.0%	13.8%	15.7%	15.4%
% of FP17s for the same patient ID Re-attending between 3 & 9 months - Children	547	1,053	51.9%	61.7%	60.3%	58.9%
% of FP17s for the same patient ID Re-attending between 3 & 9 months - Adults	558	1,574	35.5%	56.1%	54.0%	51.6%
% of FP17s for Band 1 Urgent Courses	87	2,480	3.5%	7.1%	8.9%	8.9%
% of FP17s Relating to Free Repair or Replacements	0	2,480	0.0%	0.9%	1.0%	0.8%
% of FP17s Relating to Continuations	11	2,480	0.4%	1.0%	1.1%	0.9%
% of Patients satisfied with the dentistry they have received	2	2	N/A	92.6%	93.4%	93.2%
% of Patients satisfied with the time they had to wait for an appointment	2	2	N/A	88.0%	89.4%	88.8%

* This is based on patients treated on this contract for their most recent course of treatment. Figures in italics indicate the base number of FP17s or Patient Questionnaire responses are less than 100. N/A is shown where the base number of responses is less than 10 during the period. % is calculated as Quantity/Base number*100

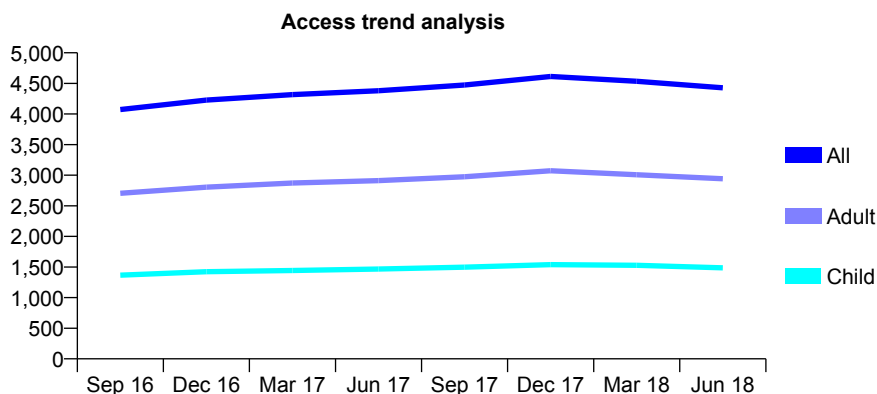
Q52 - Vital Signs At a Glance Contract Report for 143839/0001 - June 2018

Name or company name	Belle Isle Family Dental Practice
Contract type name	GDS Contract
Purpose of contract	General and Orthodontic
Contract start date	01/12/2014
Contract end date	

18/19 Contracted general activity (UDA)	14,200
Carry forward general activity (UDA)	0
18/19 Contracted orthodontic activity (UOA)	694
Carry forward orthodontic activity (UOA)	0
Baseline contract value	£435,346.35

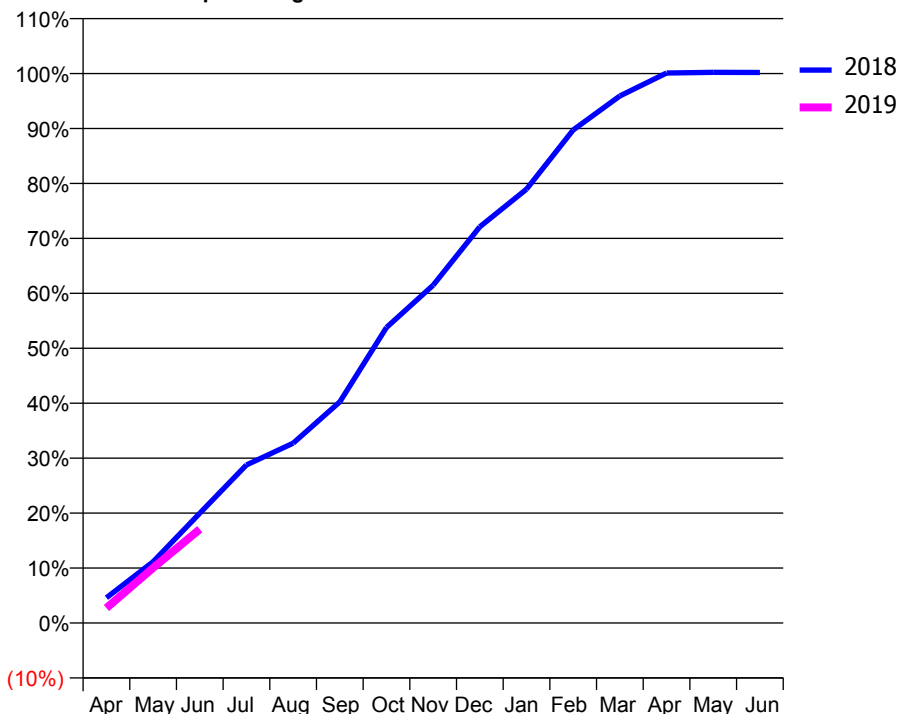
ACCESS*

Patients seen in 24 months	Total	Change since previous quarter
Quarter ending June 2017	4,380	
Quarter ending September 2017	4,473	↑
Quarter ending December 2017	4,614	↑
Quarter ending March 2018	4,535	↓
Quarter ending June 2018	4,428	↓
Variance since June 2017	1.1%	→



ACTIVITY

Cumulative percentage of contracted UDA delivered 2018 & 2019



Month	Adjusted Scheduled Activity (UDA)	
	2018	2019
April	653	388
May	1,584	1,424
June	2,839	2,424
July	4,085	
August	4,646	
September	5,716	
October	7,637	
November	8,729	
December	10,238	
January	11,210	
February	12,740	
March	13,619	
April	14,212	
May	14,231	
June	14,228	

QUALITY

	Quantity	Base Number	Contract	AT	Region	England
% of FP17s for the same patient ID Re-attending within 3 months - Children	36	488	7.4%	10.0%	12.0%	11.5%
% of FP17s for the same patient ID Re-attending within 3 months - Adults	99	902	11.0%	13.8%	15.7%	15.4%
% of FP17s for the same patient ID Re-attending between 3 & 9 months - Children	297	488	60.9%	61.7%	60.3%	58.9%
% of FP17s for the same patient ID Re-attending between 3 & 9 months - Adults	529	902	58.6%	56.1%	54.0%	51.6%
% of FP17s for Band 1 Urgent Courses	68	1,088	6.3%	7.1%	8.9%	8.9%
% of FP17s Relating to Free Repair or Replacements	6	1,088	0.6%	0.9%	1.0%	0.8%
% of FP17s Relating to Continuations	1	1,088	0.1%	1.0%	1.1%	0.9%
% of Patients satisfied with the dentistry they have received	1	1	N/A	92.6%	93.4%	93.2%
% of Patients satisfied with the time they had to wait for an appointment	1	1	N/A	88.0%	89.4%	88.8%

* This is based on patients treated on this contract for their most recent course of treatment. Figures in italics indicate the base number of FP17s or Patient Questionnaire responses are less than 100. N/A is shown where the base number of responses is less than 10 during the period. % is calculated as Quantity/Base number*100

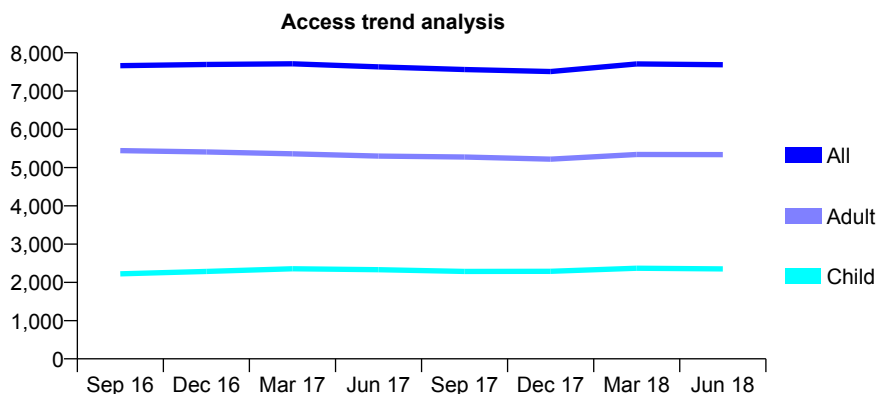
Q52 - Vital Signs At a Glance Contract Report for 144983/0001 - June 2018

Name or company name	Hick Lane Dental Surgery Ltd.
Contract type name	GDS Contract
Purpose of contract	General
Contract start date	01/10/2008
Contract end date	

18/19 Contracted general activity (UDA)	22,549
Carry forward general activity (UDA)	0
18/19 Contracted orthodontic activity (UOA)	0
Carry forward orthodontic activity (UOA)	0
Baseline contract value	£685,538.24

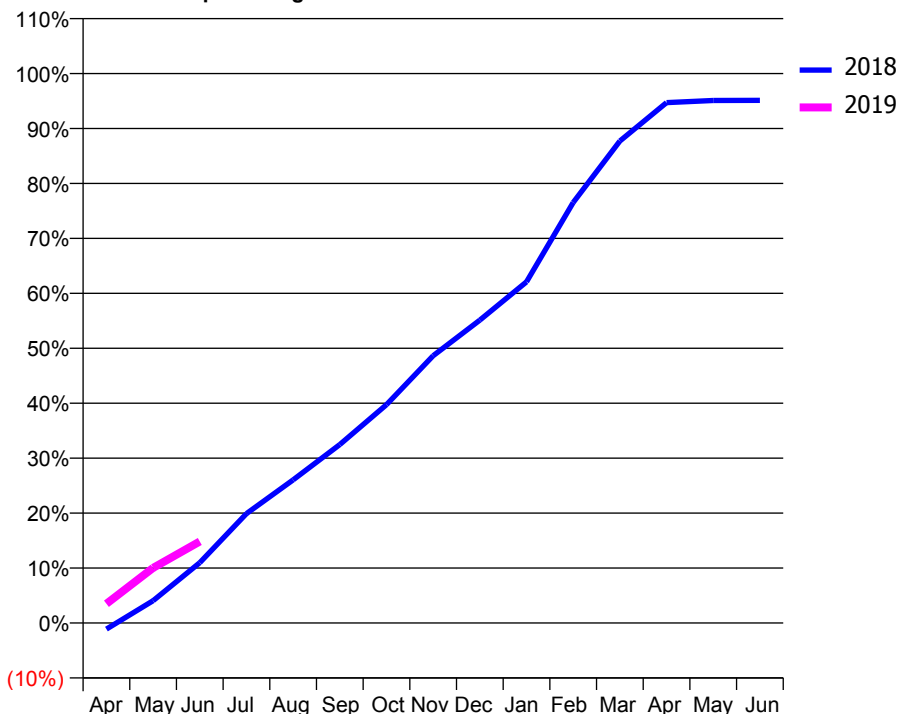
ACCESS*

Patients seen in 24 months	Total	Change since previous quarter
Quarter ending June 2017	7,631	
Quarter ending September 2017	7,561	→
Quarter ending December 2017	7,510	→
Quarter ending March 2018	7,710	↑
Quarter ending June 2018	7,689	→
Variance since June 2017	0.8%	→



ACTIVITY

Cumulative percentage of contracted UDA delivered 2018 & 2019



Month	Adjusted Scheduled Activity (UDA)	
	2018	2019
April	-256	789
May	919	2,261
June	2,476	3,345
July	4,491	
August	5,876	
September	7,322	
October	8,961	
November	10,968	
December	12,432	
January	13,998	
February	17,258	
March	19,780	
April	21,352	
May	21,440	
June	21,446	

QUALITY

	Quantity	Base Number	Contract	AT	Region	England
% of FP17s for the same patient ID Re-attending within 3 months - Children	49	795	6.2%	10.0%	12.0%	11.5%
% of FP17s for the same patient ID Re-attending within 3 months - Adults	238	1,765	13.5%	13.8%	15.7%	15.4%
% of FP17s for the same patient ID Re-attending between 3 & 9 months - Children	484	795	60.9%	61.7%	60.3%	58.9%
% of FP17s for the same patient ID Re-attending between 3 & 9 months - Adults	1,086	1,765	61.5%	56.1%	54.0%	51.6%
% of FP17s for Band 1 Urgent Courses	207	1,956	10.6%	7.1%	8.9%	8.9%
% of FP17s Relating to Free Repair or Replacements	32	1,956	1.6%	0.9%	1.0%	0.8%
% of FP17s Relating to Continuations	23	1,956	1.2%	1.0%	1.1%	0.9%
% of Patients satisfied with the dentistry they have received	5	5	N/A	92.6%	93.4%	93.2%
% of Patients satisfied with the time they had to wait for an appointment	4	5	N/A	88.0%	89.4%	88.8%

* This is based on patients treated on this contract for their most recent course of treatment. Figures in italics indicate the base number of FP17s or Patient Questionnaire responses are less than 100. N/A is shown where the base number of responses is less than 10 during the period. % is calculated as Quantity/Base number*100

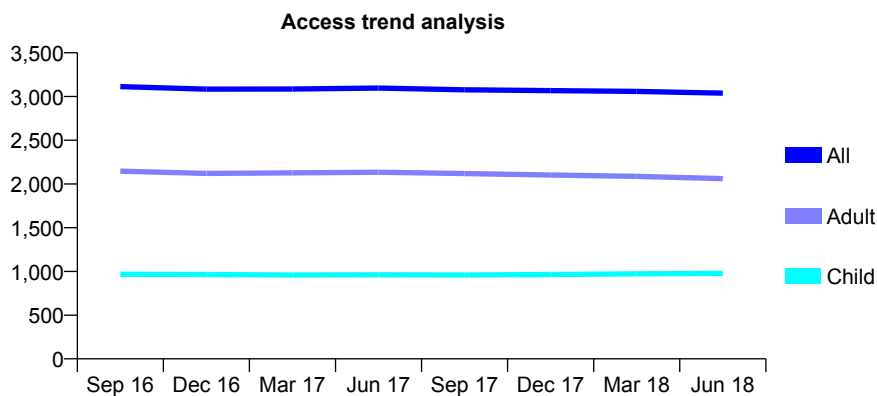
Q52 - Vital Signs At a Glance Contract Report for 145203/0001 - June 2018

Name or company name	Ross Dental Surgeons Ltd
Contract type name	GDS Contract
Purpose of contract	General
Contract start date	01/11/2008
Contract end date	

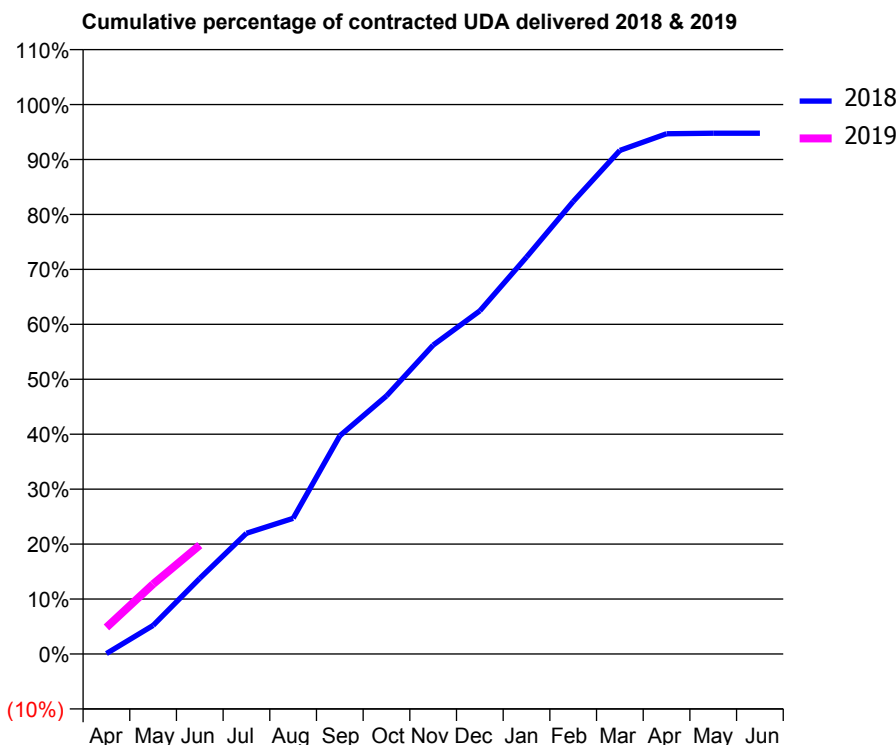
18/19 Contracted general activity (UDA)	6,100
Carry forward general activity (UDA)	0
18/19 Contracted orthodontic activity (UOA)	0
Carry forward orthodontic activity (UOA)	0
Baseline contract value	£160,664.95

ACCESS*

Patients seen in 24 months	Total	Change since previous quarter
Quarter ending June 2017	3,096	
Quarter ending September 2017	3,077	→
Quarter ending December 2017	3,067	→
Quarter ending March 2018	3,059	→
Quarter ending June 2018	3,038	→
Variance since June 2017	(1.9%)	↓



ACTIVITY



Month	Adjusted Scheduled Activity (UDA)	
	2018	2019
April	5	295
May	318	777
June	839	1,209
July	1,340	
August	1,506	
September	2,422	
October	2,866	
November	3,428	
December	3,809	
January	4,405	
February	5,023	
March	5,591	
April	5,776	
May	5,782	
June	5,782	

QUALITY

	Quantity	Base Number	Contract	AT	Region	England
% of FP17s for the same patient ID Re-attending within 3 months - Children	27	408	6.6%	10.0%	12.0%	11.5%
% of FP17s for the same patient ID Re-attending within 3 months - Adults	81	808	10.0%	13.8%	15.7%	15.4%
% of FP17s for the same patient ID Re-attending between 3 & 9 months - Children	322	408	78.9%	61.7%	60.3%	58.9%
% of FP17s for the same patient ID Re-attending between 3 & 9 months - Adults	528	808	65.3%	56.1%	54.0%	51.6%
% of FP17s for Band 1 Urgent Courses	29	808	3.6%	7.1%	8.9%	8.9%
% of FP17s Relating to Free Repair or Replacements	1	808	0.1%	0.9%	1.0%	0.8%
% of FP17s Relating to Continuations	5	808	0.6%	1.0%	1.1%	0.9%
% of Patients satisfied with the dentistry they have received	2	2	N/A	92.6%	93.4%	93.2%
% of Patients satisfied with the time they had to wait for an appointment	2	2	N/A	88.0%	89.4%	88.8%

* This is based on patients treated on this contract for their most recent course of treatment. Figures in italics indicate the base number of FP17s or Patient Questionnaire responses are less than 100. N/A is shown where the base number of responses is less than 10 during the period. % is calculated as Quantity/Base number*100

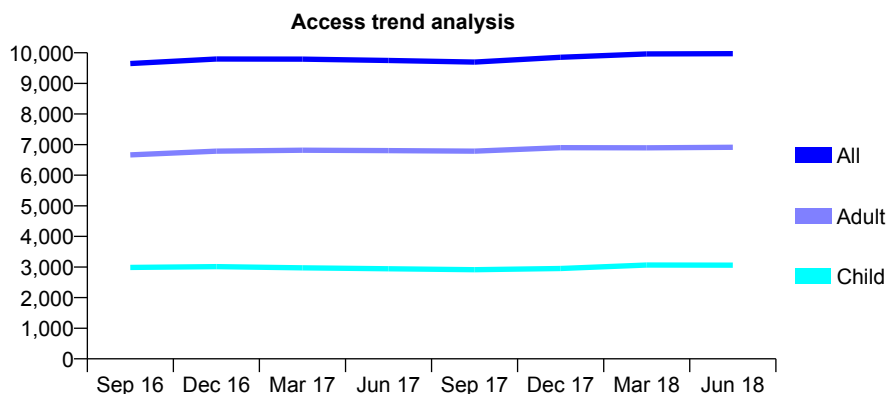
Q52 - Vital Signs At a Glance Contract Report for 145211/0001 - June 2018

Name or company name	Shaw & Associates Dental Surgeons Ltd
Contract type name	GDS Contract
Purpose of contract	General
Contract start date	01/04/2010
Contract end date	

18/19 Contracted general activity (UDA)	31,000
Carry forward general activity (UDA)	0
18/19 Contracted orthodontic activity (UOA)	0
Carry forward orthodontic activity (UOA)	0
Baseline contract value	£1,016,673.18

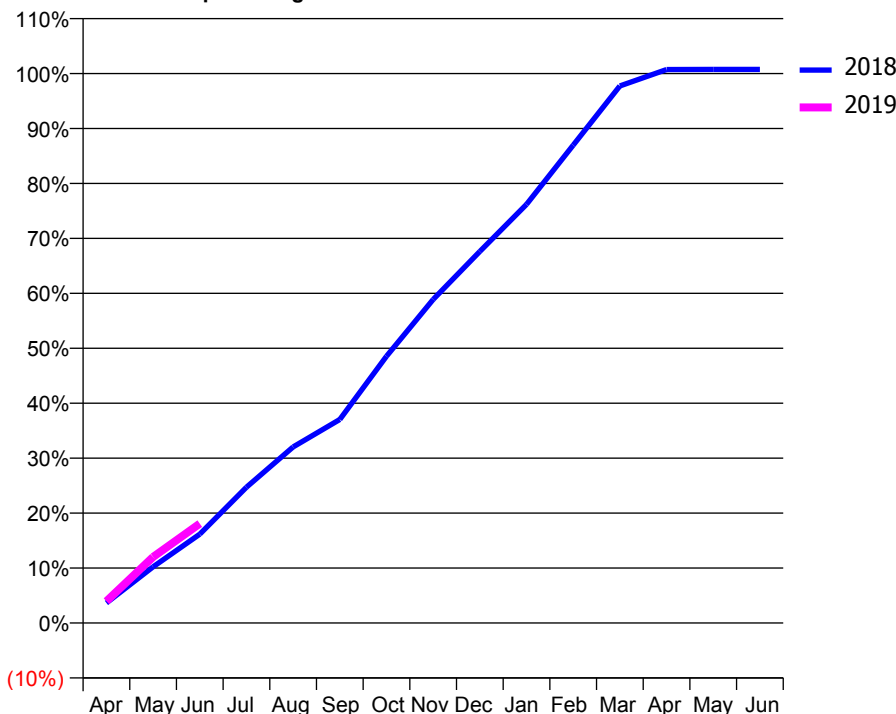
ACCESS*

Patients seen in 24 months	Total	Change since previous quarter
Quarter ending June 2017	9,749	
Quarter ending September 2017	9,697	→
Quarter ending December 2017	9,852	→
Quarter ending March 2018	9,963	→
Quarter ending June 2018	9,973	→
Variance since June 2017	2.3%	↑



ACTIVITY

Cumulative percentage of contracted UDA delivered 2018 & 2019



Adjusted Scheduled Activity (UDA)

Month	2018	2019
April	1,131	1,234
May	3,171	3,725
June	5,013	5,612
July	7,661	
August	9,933	
September	11,487	
October	15,051	
November	18,252	
December	20,962	
January	23,619	
February	26,960	
March	30,300	
April	31,223	
May	31,227	
June	31,227	

QUALITY

	Quantity	Base Number	Contract	AT	Region	England
% of FP17s for the same patient ID Re-attending within 3 months - Children	123	1,291	9.5%	10.0%	12.0%	11.5%
% of FP17s for the same patient ID Re-attending within 3 months - Adults	295	2,624	11.2%	13.8%	15.7%	15.4%
% of FP17s for the same patient ID Re-attending between 3 & 9 months - Children	899	1,291	69.6%	61.7%	60.3%	58.9%
% of FP17s for the same patient ID Re-attending between 3 & 9 months - Adults	1,907	2,624	72.7%	56.1%	54.0%	51.6%
% of FP17s for Band 1 Urgent Courses	169	3,408	5.0%	7.1%	8.9%	8.9%
% of FP17s Relating to Free Repair or Replacements	36	3,408	1.1%	0.9%	1.0%	0.8%
% of FP17s Relating to Continuations	26	3,408	0.8%	1.0%	1.1%	0.9%
% of Patients satisfied with the dentistry they have received	7	7	N/A	92.6%	93.4%	93.2%
% of Patients satisfied with the time they had to wait for an appointment	7	7	N/A	88.0%	89.4%	88.8%

* This is based on patients treated on this contract for their most recent course of treatment. Figures in italics indicate the base number of FP17s or Patient Questionnaire responses are less than 100. N/A is shown where the base number of responses is less than 10 during the period. % is calculated as Quantity/Base number*100

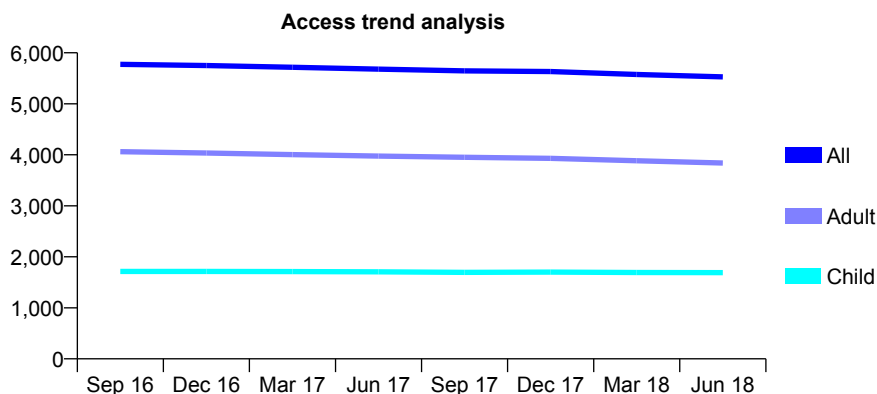
Q52 - Vital Signs At a Glance Contract Report for 145211/0002 - June 2018

Name or company name	Shaw & Associates Dental Surgeons Ltd
Contract type name	GDS Contract
Purpose of contract	General
Contract start date	09/08/2010
Contract end date	

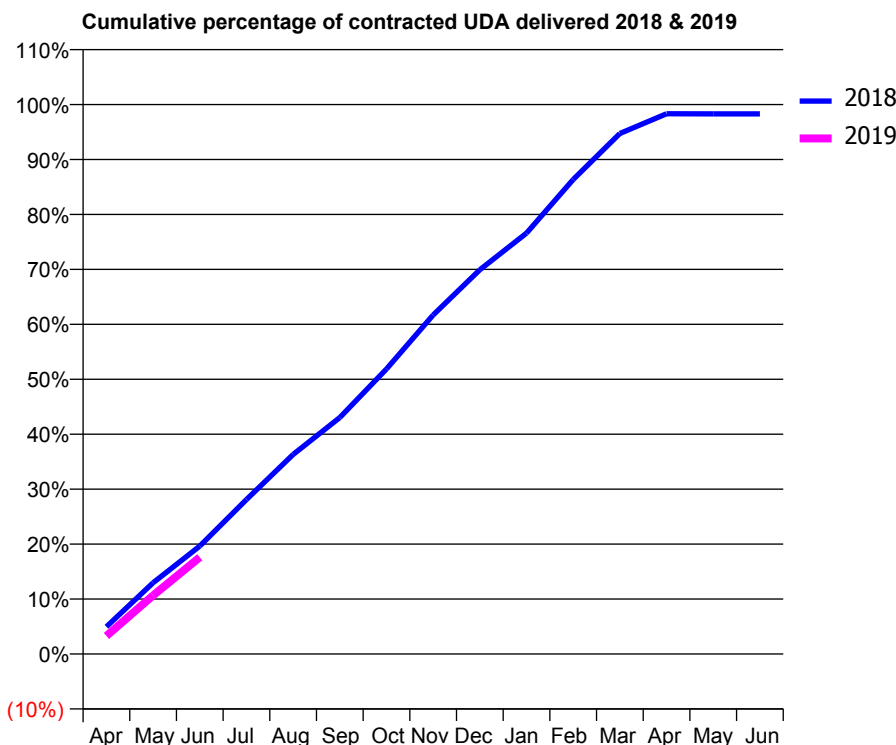
18/19 Contracted general activity (UDA)	19,532
Carry forward general activity (UDA)	0
18/19 Contracted orthodontic activity (UOA)	0
Carry forward orthodontic activity (UOA)	0
Baseline contract value	£507,101.25

ACCESS*

Patients seen in 24 months	Total	Change since previous quarter
Quarter ending June 2017	5,680	
Quarter ending September 2017	5,646	→
Quarter ending December 2017	5,632	→
Quarter ending March 2018	5,576	→
Quarter ending June 2018	5,528	→
Variance since June 2017	(2.7%)	↓



ACTIVITY



Adjusted Scheduled Activity (UDA)		
Month	2018	2019
April	971	640
May	2,534	2,083
June	3,838	3,441
July	5,491	
August	7,094	
September	8,404	
October	10,134	
November	12,051	
December	13,658	
January	14,961	
February	16,865	
March	18,501	
April	19,204	
May	19,200	
June	19,200	

QUALITY

	Quantity	Base Number	Contract	AT	Region	England
% of FP17s for the same patient ID Re-attending within 3 months - Children	84	676	12.4%	10.0%	12.0%	11.5%
% of FP17s for the same patient ID Re-attending within 3 months - Adults	178	1,453	12.3%	13.8%	15.7%	15.4%
% of FP17s for the same patient ID Re-attending between 3 & 9 months - Children	425	676	62.9%	61.7%	60.3%	58.9%
% of FP17s for the same patient ID Re-attending between 3 & 9 months - Adults	971	1,453	66.8%	56.1%	54.0%	51.6%
% of FP17s for Band 1 Urgent Courses	93	1,754	5.3%	7.1%	8.9%	8.9%
% of FP17s Relating to Free Repair or Replacements	9	1,754	0.5%	0.9%	1.0%	0.8%
% of FP17s Relating to Continuations	16	1,754	0.9%	1.0%	1.1%	0.9%
% of Patients satisfied with the dentistry they have received	5	5	N/A	92.6%	93.4%	93.2%
% of Patients satisfied with the time they had to wait for an appointment	5	5	N/A	88.0%	89.4%	88.8%

* This is based on patients treated on this contract for their most recent course of treatment. Figures in italics indicate the base number of FP17s or Patient Questionnaire responses are less than 100. N/A is shown where the base number of responses is less than 10 during the period. % is calculated as Quantity/Base number*100

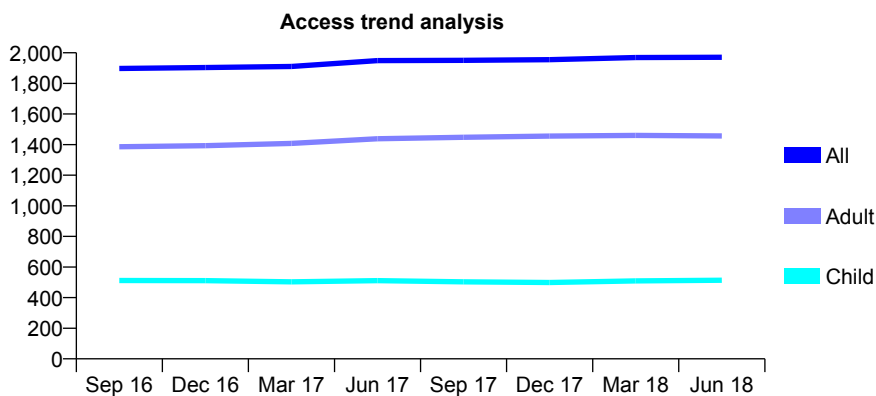
Q52 - Vital Signs At a Glance Contract Report for 145823/0001 - June 2018

Name or company name	Newsome Practice limited
Contract type name	GDS Contract
Purpose of contract	General
Contract start date	07/03/2012
Contract end date	

18/19 Contracted general activity (UDA)	7,162
Carry forward general activity (UDA)	0
18/19 Contracted orthodontic activity (UOA)	0
Carry forward orthodontic activity (UOA)	0
Baseline contract value	£192,311.09

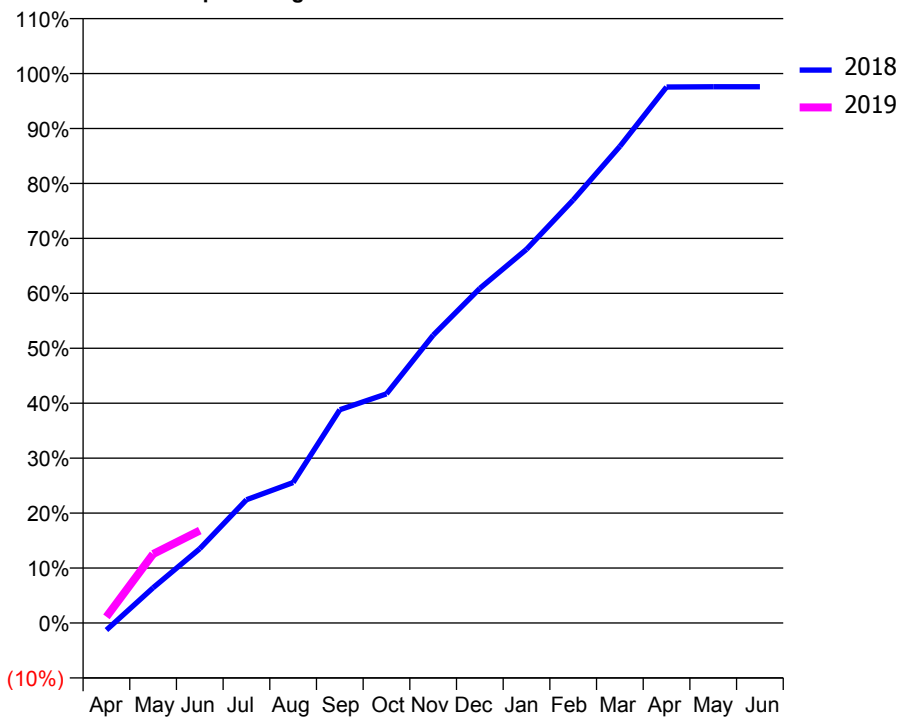
ACCESS*

Patients seen in 24 months	Total	Change since previous quarter
Quarter ending June 2017	1,949	
Quarter ending September 2017	1,951	→
Quarter ending December 2017	1,955	→
Quarter ending March 2018	1,969	→
Quarter ending June 2018	1,971	→
Variance since June 2017	1.1%	→



ACTIVITY

Cumulative percentage of contracted UDA delivered 2018 & 2019



Month	Adjusted Scheduled Activity (UDA)	
	2018	2019
April	-93	80
May	459	899
June	970	1,205
July	1,606	
August	1,832	
September	2,780	
October	2,987	
November	3,752	
December	4,361	
January	4,871	
February	5,514	
March	6,212	
April	6,986	
May	6,990	
June	6,990	

QUALITY

	Quantity	Base Number	Contract	AT	Region	England
% of FP17s for the same patient ID Re-attending within 3 months - Children	15	250	6.0%	10.0%	12.0%	11.5%
% of FP17s for the same patient ID Re-attending within 3 months - Adults	99	693	14.3%	13.8%	15.7%	15.4%
% of FP17s for the same patient ID Re-attending between 3 & 9 months - Children	159	250	63.6%	61.7%	60.3%	58.9%
% of FP17s for the same patient ID Re-attending between 3 & 9 months - Adults	423	693	61.0%	56.1%	54.0%	51.6%
% of FP17s for Band 1 Urgent Courses	21	625	3.4%	7.1%	8.9%	8.9%
% of FP17s Relating to Free Repair or Replacements	10	625	1.6%	0.9%	1.0%	0.8%
% of FP17s Relating to Continuations	5	625	0.8%	1.0%	1.1%	0.9%
% of Patients satisfied with the dentistry they have received	3	3	N/A	92.6%	93.4%	93.2%
% of Patients satisfied with the time they had to wait for an appointment	3	3	N/A	88.0%	89.4%	88.8%

* This is based on patients treated on this contract for their most recent course of treatment. Figures in italics indicate the base number of FP17s or Patient Questionnaire responses are less than 100. N/A is shown where the base number of responses is less than 10 during the period. % is calculated as Quantity/Base number*100

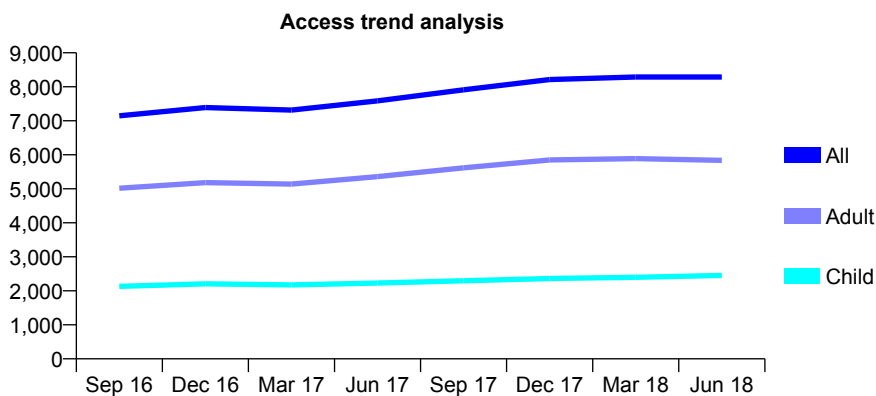
Q52 - Vital Signs At a Glance Contract Report for 148156/0002 - June 2018

Name or company name	Premier Dental Limited
Contract type name	GDS Contract
Purpose of contract	General
Contract start date	01/12/2008
Contract end date	

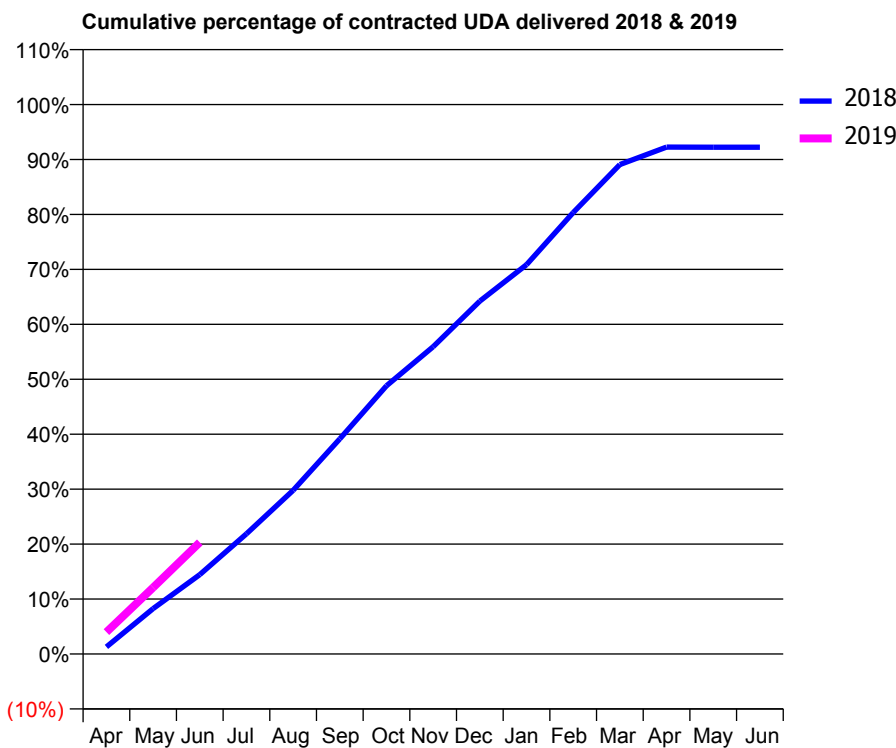
18/19 Contracted general activity (UDA)	22,574
Carry forward general activity (UDA)	0
18/19 Contracted orthodontic activity (UOA)	0
Carry forward orthodontic activity (UOA)	0
Baseline contract value	£687,045.26

ACCESS*

Patients seen in 24 months	Total	Change since previous quarter
Quarter ending June 2017	7,588	
Quarter ending September 2017	7,912	↑
Quarter ending December 2017	8,212	↑
Quarter ending March 2018	8,289	→
Quarter ending June 2018	8,289	→
Variance since June 2017	9.2%	↑



ACTIVITY



Adjusted Scheduled Activity (UDA)		
Month	2018	2019
April	294	900
May	1,863	2,730
June	3,264	4,589
July	4,938	
August	6,725	
September	8,837	
October	11,017	
November	12,623	
December	14,497	
January	15,996	
February	18,136	
March	20,106	
April	20,824	
May	20,820	
June	20,817	

QUALITY

	Quantity	Base Number	Contract	AT	Region	England
% of FP17s for the same patient ID Re-attending within 3 months - Children	30	860	3.5%	10.0%	12.0%	11.5%
% of FP17s for the same patient ID Re-attending within 3 months - Adults	151	1,627	9.3%	13.8%	15.7%	15.4%
% of FP17s for the same patient ID Re-attending between 3 & 9 months - Children	497	860	57.8%	61.7%	60.3%	58.9%
% of FP17s for the same patient ID Re-attending between 3 & 9 months - Adults	899	1,627	55.3%	56.1%	54.0%	51.6%
% of FP17s for Band 1 Urgent Courses	71	2,226	3.2%	7.1%	8.9%	8.9%
% of FP17s Relating to Free Repair or Replacements	4	2,226	0.2%	0.9%	1.0%	0.8%
% of FP17s Relating to Continuations	27	2,226	1.2%	1.0%	1.1%	0.9%
% of Patients satisfied with the dentistry they have received	1	1	N/A	92.6%	93.4%	93.2%
% of Patients satisfied with the time they had to wait for an appointment	1	1	N/A	88.0%	89.4%	88.8%

* This is based on patients treated on this contract for their most recent course of treatment. Figures in italics indicate the base number of FP17s or Patient Questionnaire responses are less than 100. N/A is shown where the base number of responses is less than 10 during the period. % is calculated as Quantity/Base number*100

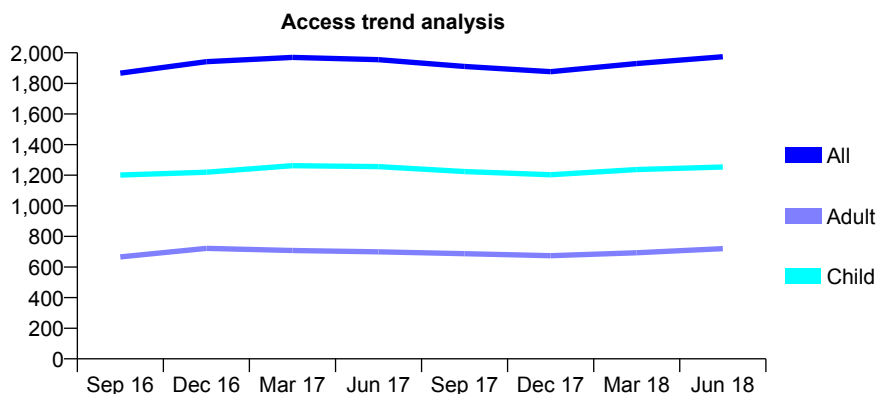
Q52 - Vital Signs At a Glance Contract Report for 149888/0001 - June 2018

Name or company name	CVDC Ltd
Contract type name	GDS Contract
Purpose of contract	General
Contract start date	01/12/2014
Contract end date	

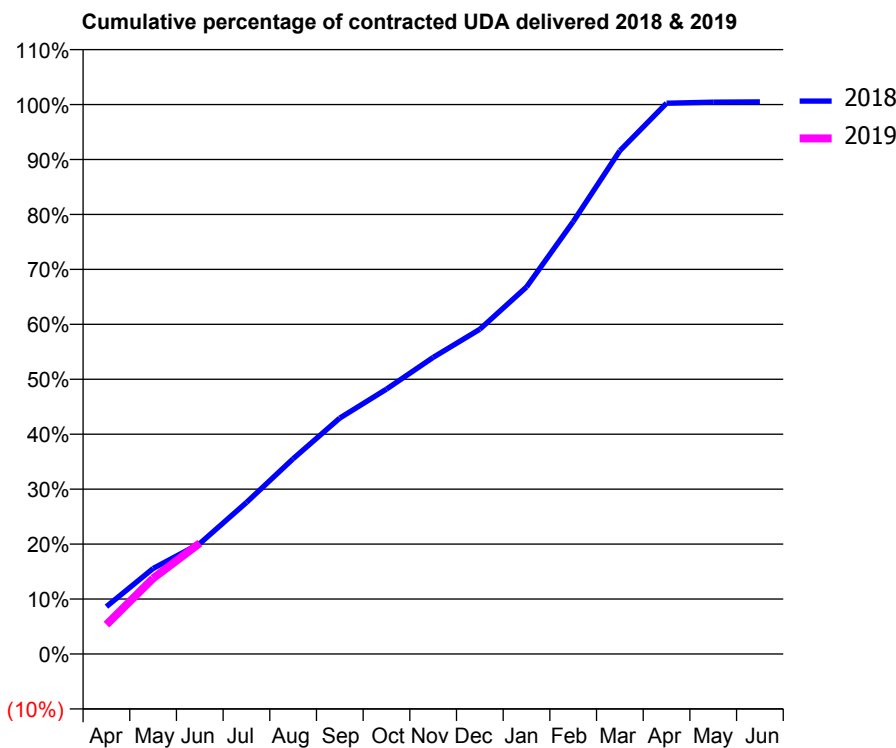
18/19 Contracted general activity (UDA)	5,000
Carry forward general activity (UDA)	0
18/19 Contracted orthodontic activity (UOA)	0
Carry forward orthodontic activity (UOA)	0
Baseline contract value	£117,704.09

ACCESS*

Patients seen in 24 months	Total	Change since previous quarter
Quarter ending June 2017	1,955	
Quarter ending September 2017	1,911	↓
Quarter ending December 2017	1,877	↓
Quarter ending March 2018	1,930	↑
Quarter ending June 2018	1,974	↑
Variance since June 2017	1.0%	→



ACTIVITY



Month	Adjusted Scheduled Activity (UDA)	
	2018	2019
April	431	268
May	779	689
June	1,005	1,009
July	1,379	
August	1,776	
September	2,147	
October	2,410	
November	2,700	
December	2,955	
January	3,340	
February	3,934	
March	4,580	
April	5,012	
May	5,022	
June	5,024	

QUALITY

	Quantity	Base Number	Contract	AT	Region	England
% of FP17s for the same patient ID Re-attending within 3 months - Children	40	464	8.6%	10.0%	12.0%	11.5%
% of FP17s for the same patient ID Re-attending within 3 months - Adults	47	245	19.2%	13.8%	15.7%	15.4%
% of FP17s for the same patient ID Re-attending between 3 & 9 months - Children	284	464	61.2%	61.7%	60.3%	58.9%
% of FP17s for the same patient ID Re-attending between 3 & 9 months - Adults	108	245	44.1%	56.1%	54.0%	51.6%
% of FP17s for Band 1 Urgent Courses	32	556	5.8%	7.1%	8.9%	8.9%
% of FP17s Relating to Free Repair or Replacements	0	556	0.0%	0.9%	1.0%	0.8%
% of FP17s Relating to Continuations	0	556	0.0%	1.0%	1.1%	0.9%
% of Patients satisfied with the dentistry they have received	0	1	N/A	92.6%	93.4%	93.2%
% of Patients satisfied with the time they had to wait for an appointment	1	1	N/A	88.0%	89.4%	88.8%

* This is based on patients treated on this contract for their most recent course of treatment. Figures in italics indicate the base number of FP17s or Patient Questionnaire responses are less than 100. N/A is shown where the base number of responses is less than 10 during the period. % is calculated as Quantity/Base number*100

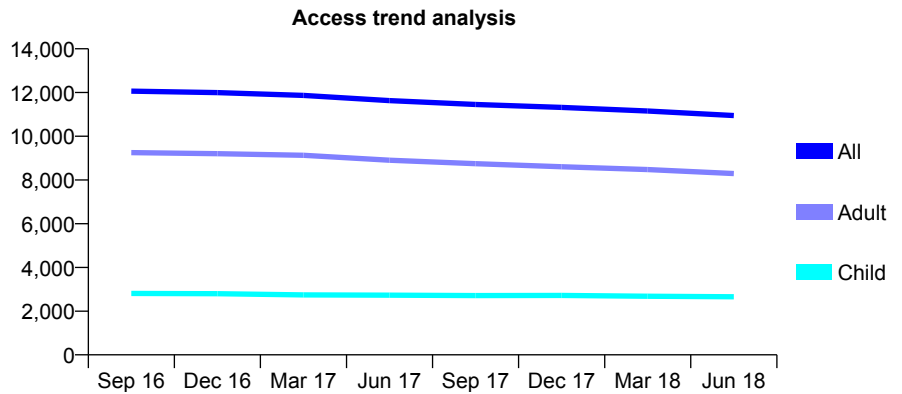
Q52 - Vital Signs At a Glance Contract Report for 151181/0001 - June 2018

Name or company name	Jackro Healthcare Services Ltd
Contract type name	GDS Contract
Purpose of contract	General
Contract start date	01/03/2008
Contract end date	

18/19 Contracted general activity (UDA)	30,000
Carry forward general activity (UDA)	0
18/19 Contracted orthodontic activity (UOA)	0
Carry forward orthodontic activity (UOA)	0
Baseline contract value	£1,022,186.96

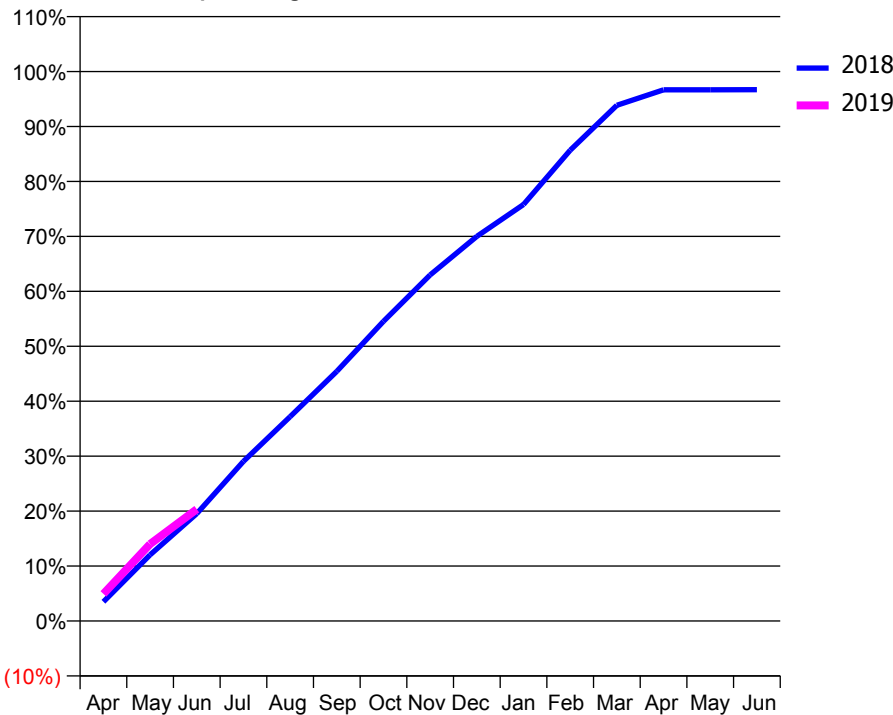
ACCESS*

Patients seen in 24 months	Total	Change since previous quarter
Quarter ending June 2017	11,628	
Quarter ending September 2017	11,456	↓
Quarter ending December 2017	11,318	↓
Quarter ending March 2018	11,157	↓
Quarter ending June 2018	10,949	↓
Variance since June 2017	(5.8%)	↓



ACTIVITY

Cumulative percentage of contracted UDA delivered 2018 & 2019



Month	Adjusted Scheduled Activity (UDA)	
	2018	2019
April	1,051	1,482
May	3,618	4,207
June	5,865	6,101
July	8,717	
August	11,157	
September	13,634	
October	16,365	
November	18,895	
December	21,002	
January	22,742	
February	25,701	
March	28,152	
April	29,002	
May	29,002	
June	29,005	

QUALITY

	Quantity	Base Number	Contract	AT	Region	England
% of FP17s for the same patient ID Re-attending within 3 months - Children	43	1,007	4.3%	10.0%	12.0%	11.5%
% of FP17s for the same patient ID Re-attending within 3 months - Adults	263	2,650	9.9%	13.8%	15.7%	15.4%
% of FP17s for the same patient ID Re-attending between 3 & 9 months - Children	678	1,007	67.3%	61.7%	60.3%	58.9%
% of FP17s for the same patient ID Re-attending between 3 & 9 months - Adults	1,584	2,650	59.8%	56.1%	54.0%	51.6%
% of FP17s for Band 1 Urgent Courses	165	3,222	5.1%	7.1%	8.9%	8.9%
% of FP17s Relating to Free Repair or Replacements	34	3,222	1.1%	0.9%	1.0%	0.8%
% of FP17s Relating to Continuations	33	3,222	1.0%	1.0%	1.1%	0.9%
% of Patients satisfied with the dentistry they have received	14	14	100.0%	92.6%	93.4%	93.2%
% of Patients satisfied with the time they had to wait for an appointment	11	14	78.6%	88.0%	89.4%	88.8%

* This is based on patients treated on this contract for their most recent course of treatment. Figures in italics indicate the base number of FP17s or Patient Questionnaire responses are less than 100. N/A is shown where the base number of responses is less than 10 during the period. % is calculated as Quantity/Base number*100

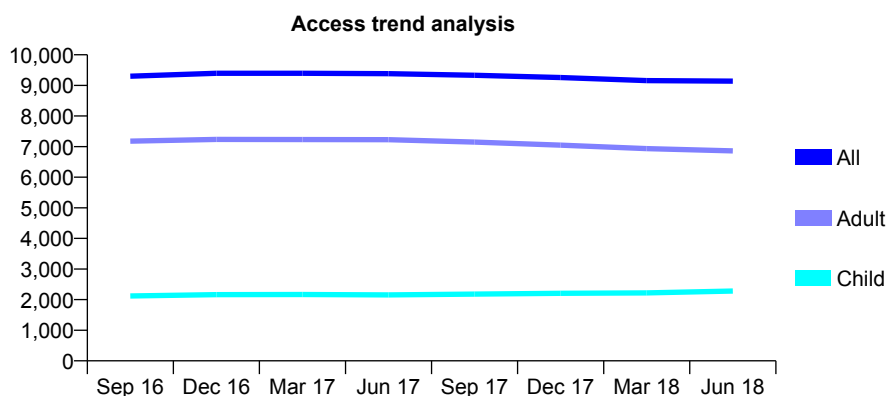
Q52 - Vital Signs At a Glance Contract Report for 151211/0001 - June 2018

Name or company name	Milne, Spencer & Harris Dental Surgeons
Contract type name	GDS Contract
Purpose of contract	General and Orthodontic
Contract start date	01/04/2010
Contract end date	

18/19 Contracted general activity (UDA)	22,000
Carry forward general activity (UDA)	0
18/19 Contracted orthodontic activity (UOA)	650
Carry forward orthodontic activity (UOA)	0
Baseline contract value	£765,471.51

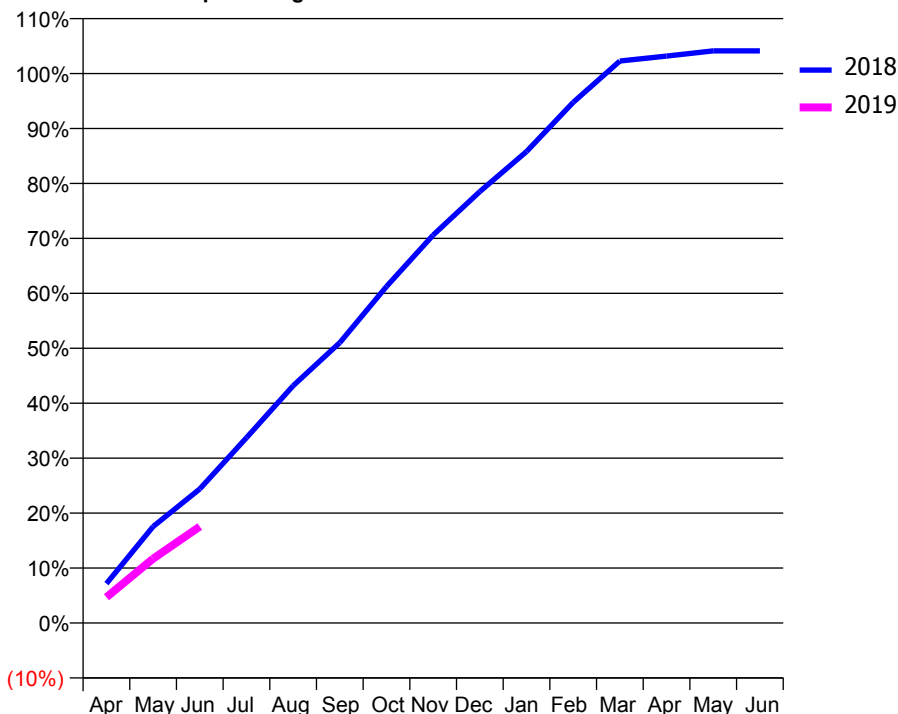
ACCESS*

Patients seen in 24 months	Total	Change since previous quarter
Quarter ending June 2017	9,383	
Quarter ending September 2017	9,329	→
Quarter ending December 2017	9,255	→
Quarter ending March 2018	9,158	↓
Quarter ending June 2018	9,141	→
Variance since June 2017	(2.6%)	↓



ACTIVITY

Cumulative percentage of contracted UDA delivered 2018 & 2019



Month	Adjusted Scheduled Activity (UDA)	
	2018	2019
April	1,577	1,031
May	3,864	2,576
June	5,370	3,865
July	7,419	
August	9,502	
September	11,224	
October	13,475	
November	15,532	
December	17,276	
January	18,875	
February	20,847	
March	22,499	
April	22,695	
May	22,907	
June	22,907	

QUALITY

	Quantity	Base Number	Contract	AT	Region	England
% of FP17s for the same patient ID Re-attending within 3 months - Children	49	696	7.0%	10.0%	12.0%	11.5%
% of FP17s for the same patient ID Re-attending within 3 months - Adults	182	1,608	11.3%	13.8%	15.7%	15.4%
% of FP17s for the same patient ID Re-attending between 3 & 9 months - Children	375	696	53.9%	61.7%	60.3%	58.9%
% of FP17s for the same patient ID Re-attending between 3 & 9 months - Adults	679	1,608	42.2%	56.1%	54.0%	51.6%
% of FP17s for Band 1 Urgent Courses	163	2,072	7.9%	7.1%	8.9%	8.9%
% of FP17s Relating to Free Repair or Replacements	26	2,072	1.3%	0.9%	1.0%	0.8%
% of FP17s Relating to Continuations	27	2,072	1.3%	1.0%	1.1%	0.9%
% of Patients satisfied with the dentistry they have received	8	9	N/A	92.6%	93.4%	93.2%
% of Patients satisfied with the time they had to wait for an appointment	6	9	N/A	88.0%	89.4%	88.8%

* This is based on patients treated on this contract for their most recent course of treatment. Figures in italics indicate the base number of FP17s or Patient Questionnaire responses are less than 100. N/A is shown where the base number of responses is less than 10 during the period. % is calculated as Quantity/Base number*100

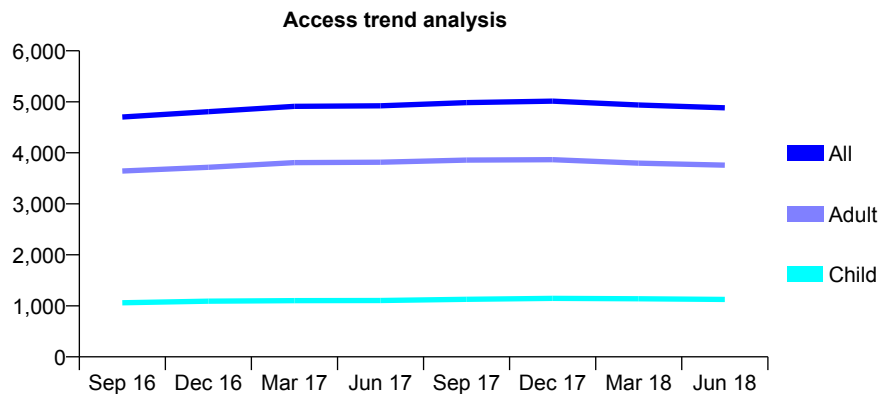
Q52 - Vital Signs At a Glance Contract Report for 151211/0002 - June 2018

Name or company name	Milne, Spencer & Harris Dental Surgeons
Contract type name	GDS Contract
Purpose of contract	General and Orthodontic
Contract start date	01/04/2010
Contract end date	

18/19 Contracted general activity (UDA)	11,795
Carry forward general activity (UDA)	0
18/19 Contracted orthodontic activity (UOA)	441
Carry forward orthodontic activity (UOA)	0
Baseline contract value	£404,820.33

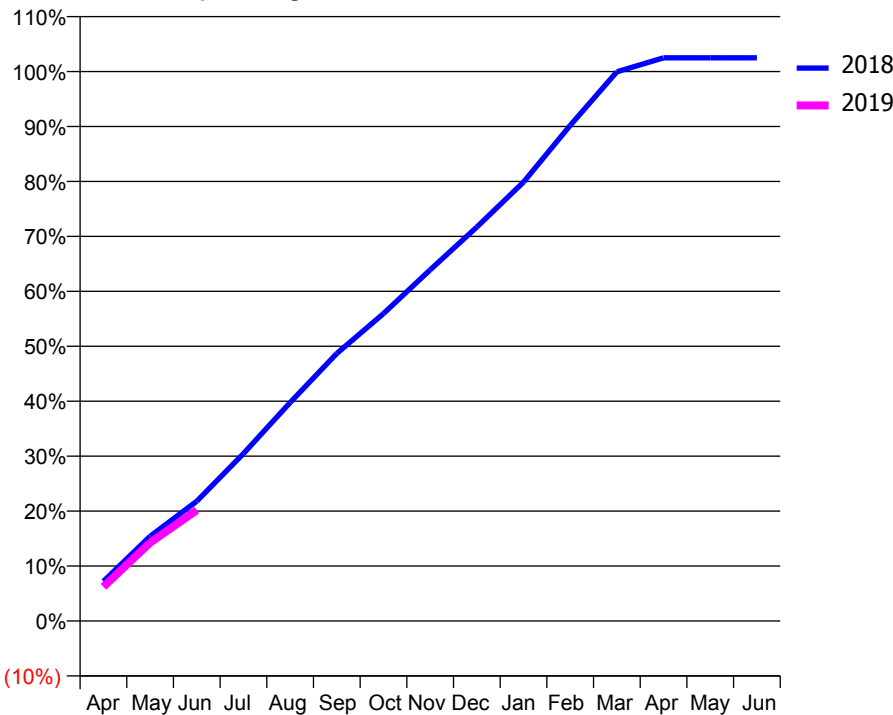
ACCESS*

Patients seen in 24 months	Total	Change since previous quarter
Quarter ending June 2017	4,921	
Quarter ending September 2017	4,984	→
Quarter ending December 2017	5,013	→
Quarter ending March 2018	4,936	↓
Quarter ending June 2018	4,883	↓
Variance since June 2017	(0.8%)	→



ACTIVITY

Cumulative percentage of contracted UDA delivered 2018 & 2019



Month	Adjusted Scheduled Activity (UDA)	
	2018	2019
April	850	735
May	1,818	1,682
June	2,570	2,379
July	3,593	
August	4,690	
September	5,743	
October	6,599	
November	7,536	
December	8,456	
January	9,421	
February	10,639	
March	11,789	
April	12,090	
May	12,090	
June	12,090	

QUALITY

	Quantity	Base Number	Contract	AT	Region	England
% of FP17s for the same patient ID Re-attending within 3 months - Children	46	439	10.5%	10.0%	12.0%	11.5%
% of FP17s for the same patient ID Re-attending within 3 months - Adults	116	959	12.1%	13.8%	15.7%	15.4%
% of FP17s for the same patient ID Re-attending between 3 & 9 months - Children	246	439	56.0%	61.7%	60.3%	58.9%
% of FP17s for the same patient ID Re-attending between 3 & 9 months - Adults	266	959	27.7%	56.1%	54.0%	51.6%
% of FP17s for Band 1 Urgent Courses	84	1,286	6.5%	7.1%	8.9%	8.9%
% of FP17s Relating to Free Repair or Replacements	19	1,286	1.5%	0.9%	1.0%	0.8%
% of FP17s Relating to Continuations	26	1,286	2.0%	1.0%	1.1%	0.9%
% of Patients satisfied with the dentistry they have received	1	1	N/A	92.6%	93.4%	93.2%
% of Patients satisfied with the time they had to wait for an appointment	1	1	N/A	88.0%	89.4%	88.8%

* This is based on patients treated on this contract for their most recent course of treatment. Figures in italics indicate the base number of FP17s or Patient Questionnaire responses are less than 100. N/A is shown where the base number of responses is less than 10 during the period. % is calculated as Quantity/Base number*100

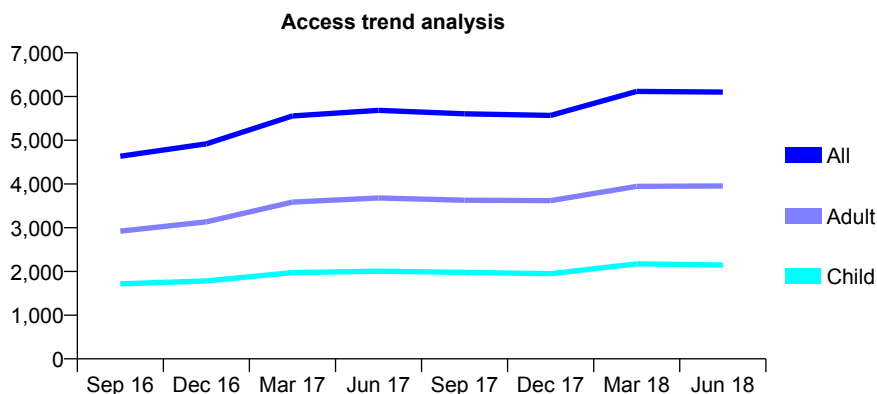
Q52 - Vital Signs At a Glance Contract Report for 151386/0002 - June 2018

Name or company name	The Centre of Advanced Dentistry Yorkshire
Contract type name	GDS Contract
Purpose of contract	General
Contract start date	01/07/2015
Contract end date	

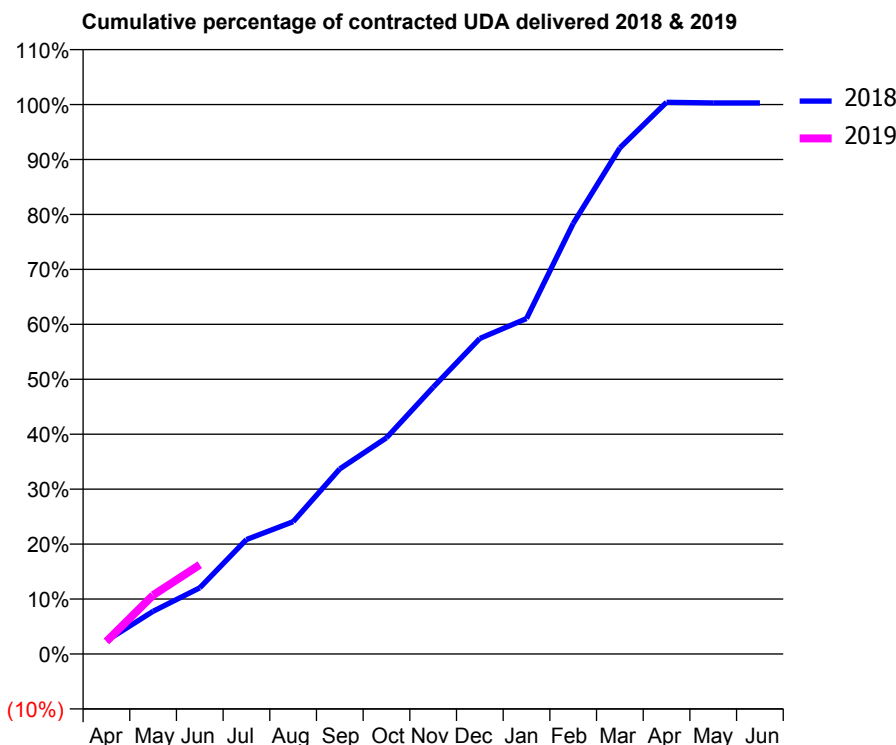
18/19 Contracted general activity (UDA)	21,059
Carry forward general activity (UDA)	0
18/19 Contracted orthodontic activity (UOA)	0
Carry forward orthodontic activity (UOA)	0
Baseline contract value	£494,869.54

ACCESS*

Patients seen in 24 months	Total	Change since previous quarter
Quarter ending June 2017	5,685	
Quarter ending September 2017	5,606	↓
Quarter ending December 2017	5,567	→
Quarter ending March 2018	6,118	↑
Quarter ending June 2018	6,101	→
Variance since June 2017	7.3%	↑



ACTIVITY



Adjusted Scheduled Activity (UDA)		
Month	2018	2019
April	506	483
May	1,636	2,257
June	2,538	3,420
July	4,385	
August	5,074	
September	7,094	
October	8,287	
November	10,224	
December	12,096	
January	12,856	
February	16,498	
March	19,398	
April	21,145	
May	21,117	
June	21,117	

QUALITY

	Quantity	Base Number	Contract	AT	Region	England
% of FP17s for the same patient ID Re-attending within 3 months - Children	64	655	9.8%	10.0%	12.0%	11.5%
% of FP17s for the same patient ID Re-attending within 3 months - Adults	252	1,326	19.0%	13.8%	15.7%	15.4%
% of FP17s for the same patient ID Re-attending between 3 & 9 months - Children	320	655	48.9%	61.7%	60.3%	58.9%
% of FP17s for the same patient ID Re-attending between 3 & 9 months - Adults	558	1,326	42.1%	56.1%	54.0%	51.6%
% of FP17s for Band 1 Urgent Courses	159	1,570	10.1%	7.1%	8.9%	8.9%
% of FP17s Relating to Free Repair or Replacements	13	1,570	0.8%	0.9%	1.0%	0.8%
% of FP17s Relating to Continuations	12	1,570	0.8%	1.0%	1.1%	0.9%
% of Patients satisfied with the dentistry they have received	5	5	N/A	92.6%	93.4%	93.2%
% of Patients satisfied with the time they had to wait for an appointment	5	5	N/A	88.0%	89.4%	88.8%

* This is based on patients treated on this contract for their most recent course of treatment. Figures in italics indicate the base number of FP17s or Patient Questionnaire responses are less than 100. N/A is shown where the base number of responses is less than 10 during the period. % is calculated as Quantity/Base number*100

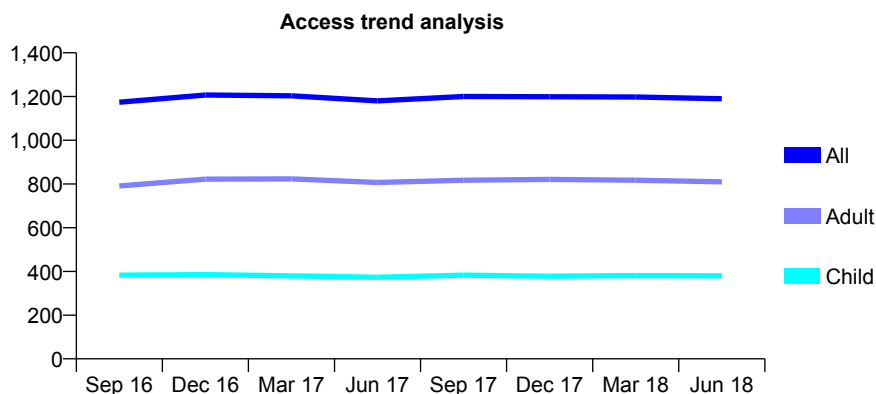
Q52 - Vital Signs At a Glance Contract Report for 151823/0001 - June 2018

Name or company name	Brighthouse Dental Team Ltd
Contract type name	GDS Contract
Purpose of contract	General
Contract start date	26/10/2013
Contract end date	

18/19 Contracted general activity (UDA)	3,400
Carry forward general activity (UDA)	0
18/19 Contracted orthodontic activity (UOA)	0
Carry forward orthodontic activity (UOA)	0
Baseline contract value	£90,967.54

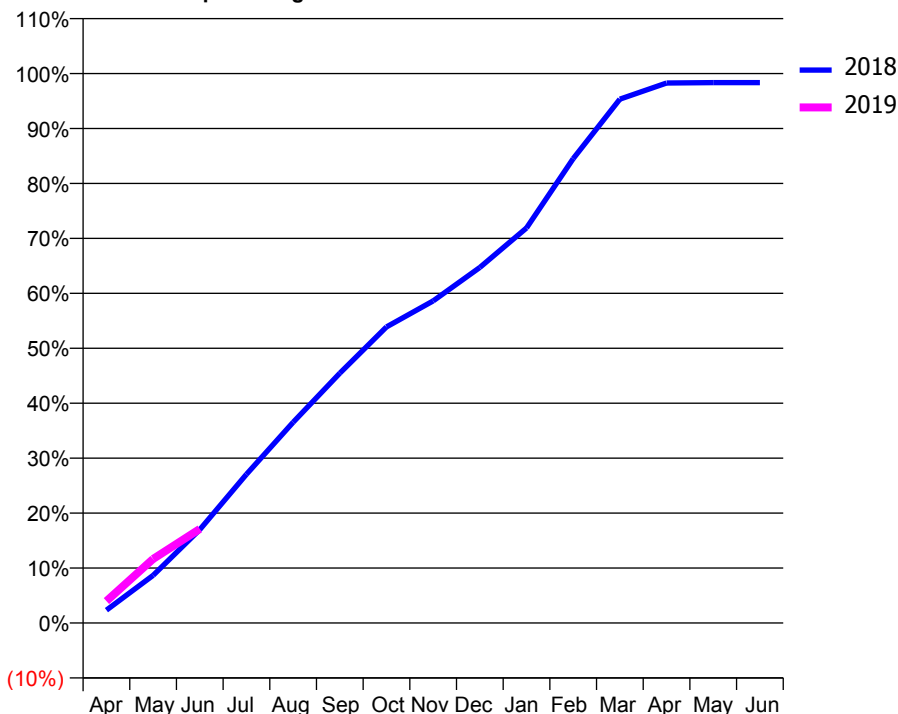
ACCESS*

Patients seen in 24 months	Total	Change since previous quarter
Quarter ending June 2017	1,180	
Quarter ending September 2017	1,200	→
Quarter ending December 2017	1,199	→
Quarter ending March 2018	1,198	→
Quarter ending June 2018	1,190	→
Variance since June 2017	0.8%	→



ACTIVITY

Cumulative percentage of contracted UDA delivered 2018 & 2019



Month	Adjusted Scheduled Activity (UDA)	
	2018	2019
April	79	136
May	295	397
June	578	582
July	920	
August	1,242	
September	1,545	
October	1,832	
November	1,993	
December	2,200	
January	2,444	
February	2,873	
March	3,241	
April	3,341	
May	3,343	
June	3,343	

QUALITY

	Quantity	Base Number	Contract	AT	Region	England
% of FP17s for the same patient ID Re-attending within 3 months - Children	13	130	10.0%	10.0%	12.0%	11.5%
% of FP17s for the same patient ID Re-attending within 3 months - Adults	79	335	23.6%	13.8%	15.7%	15.4%
% of FP17s for the same patient ID Re-attending between 3 & 9 months - Children	94	130	72.3%	61.7%	60.3%	58.9%
% of FP17s for the same patient ID Re-attending between 3 & 9 months - Adults	199	335	59.4%	56.1%	54.0%	51.6%
% of FP17s for Band 1 Urgent Courses	27	402	6.7%	7.1%	8.9%	8.9%
% of FP17s Relating to Free Repair or Replacements	2	402	0.5%	0.9%	1.0%	0.8%
% of FP17s Relating to Continuations	2	402	0.5%	1.0%	1.1%	0.9%
% of Patients satisfied with the dentistry they have received	1	1	N/A	92.6%	93.4%	93.2%
% of Patients satisfied with the time they had to wait for an appointment	1	1	N/A	88.0%	89.4%	88.8%

* This is based on patients treated on this contract for their most recent course of treatment. Figures in italics indicate the base number of FP17s or Patient Questionnaire responses are less than 100. N/A is shown where the base number of responses is less than 10 during the period. % is calculated as Quantity/Base number*100

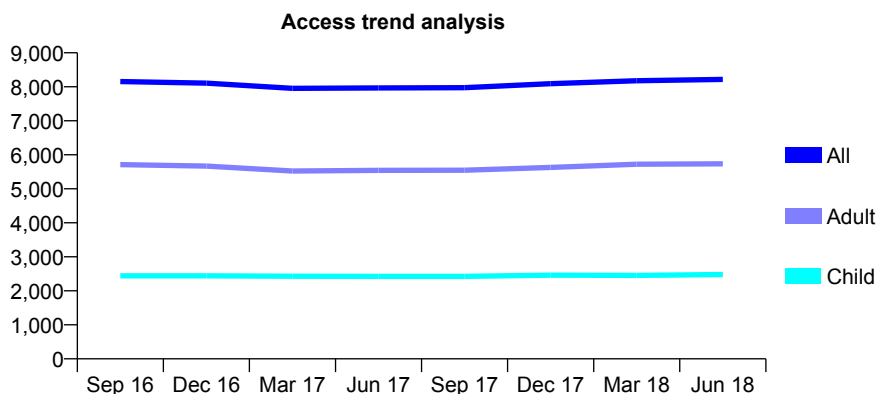
Q52 - Vital Signs At a Glance Contract Report for 154520/0001 - June 2018

Name or company name	K S Hunjan Associates Limited
Contract type name	GDS Contract
Purpose of contract	General
Contract start date	01/04/2010
Contract end date	

18/19 Contracted general activity (UDA)	25,000
Carry forward general activity (UDA)	0
18/19 Contracted orthodontic activity (UOA)	0
Carry forward orthodontic activity (UOA)	0
Baseline contract value	£794,294.18

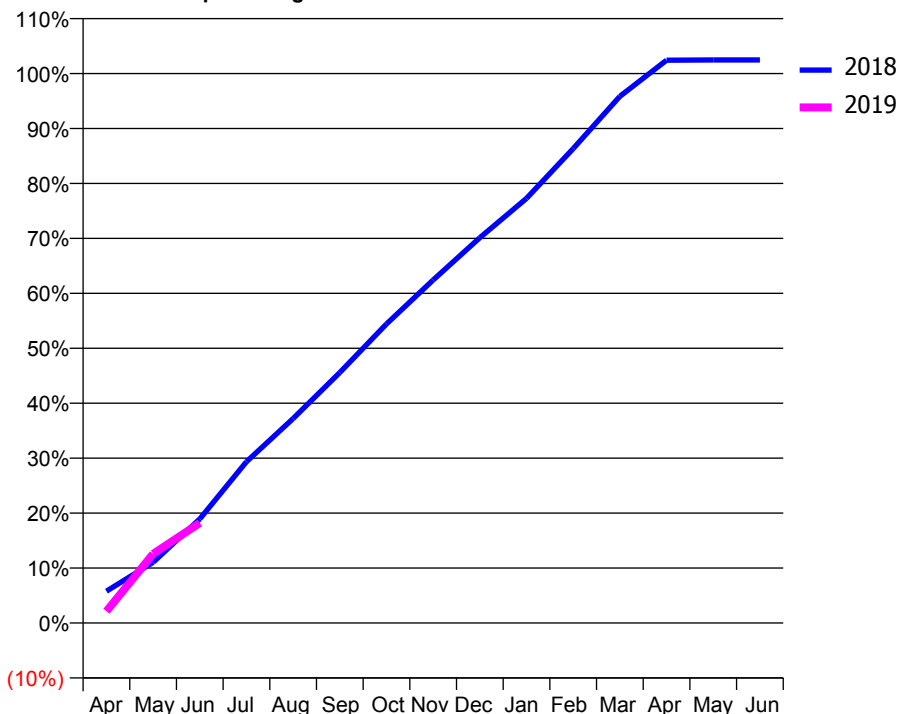
ACCESS*

Patients seen in 24 months	Total	Change since previous quarter
Quarter ending June 2017	7,968	
Quarter ending September 2017	7,976	→
Quarter ending December 2017	8,093	→
Quarter ending March 2018	8,177	→
Quarter ending June 2018	8,216	→
Variance since June 2017	3.1%	↑



ACTIVITY

Cumulative percentage of contracted UDA delivered 2018 & 2019



Month	Adjusted Scheduled Activity (UDA)	
	2018	2019
April	1,447	537
May	2,764	3,148
June	4,736	4,553
July	7,336	
August	9,303	
September	11,396	
October	13,607	
November	15,604	
December	17,528	
January	19,320	
February	21,583	
March	23,961	
April	25,603	
May	25,617	
June	25,616	

QUALITY

	Quantity	Base Number	Contract	AT	Region	England
% of FP17s for the same patient ID Re-attending within 3 months - Children	88	986	8.9%	10.0%	12.0%	11.5%
% of FP17s for the same patient ID Re-attending within 3 months - Adults	377	2,207	17.1%	13.8%	15.7%	15.4%
% of FP17s for the same patient ID Re-attending between 3 & 9 months - Children	641	986	65.0%	61.7%	60.3%	58.9%
% of FP17s for the same patient ID Re-attending between 3 & 9 months - Adults	1,341	2,207	60.8%	56.1%	54.0%	51.6%
% of FP17s for Band 1 Urgent Courses	216	2,331	9.3%	7.1%	8.9%	8.9%
% of FP17s Relating to Free Repair or Replacements	19	2,331	0.8%	0.9%	1.0%	0.8%
% of FP17s Relating to Continuations	25	2,331	1.1%	1.0%	1.1%	0.9%
% of Patients satisfied with the dentistry they have received	6	7	N/A	92.6%	93.4%	93.2%
% of Patients satisfied with the time they had to wait for an appointment	7	7	N/A	88.0%	89.4%	88.8%

* This is based on patients treated on this contract for their most recent course of treatment. Figures in italics indicate the base number of FP17s or Patient Questionnaire responses are less than 100. N/A is shown where the base number of responses is less than 10 during the period. % is calculated as Quantity/Base number*100

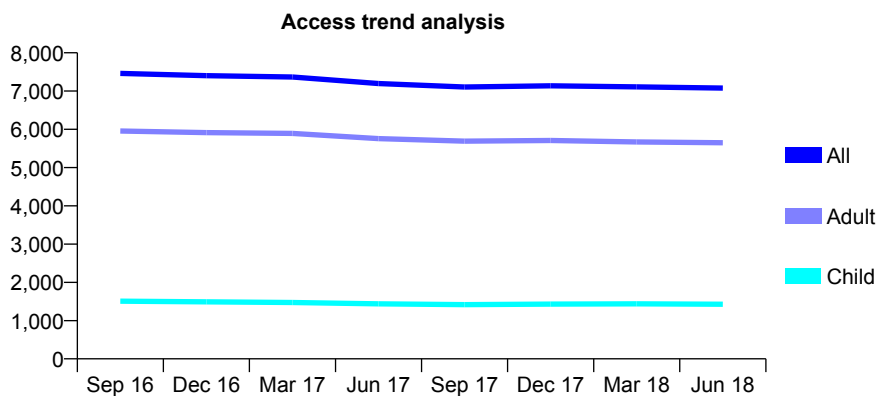
Q52 - Vital Signs At a Glance Contract Report for 154660/0001 - June 2018

Name or company name	Northgate Practice Limited
Contract type name	GDS Contract
Purpose of contract	General
Contract start date	01/06/2011
Contract end date	

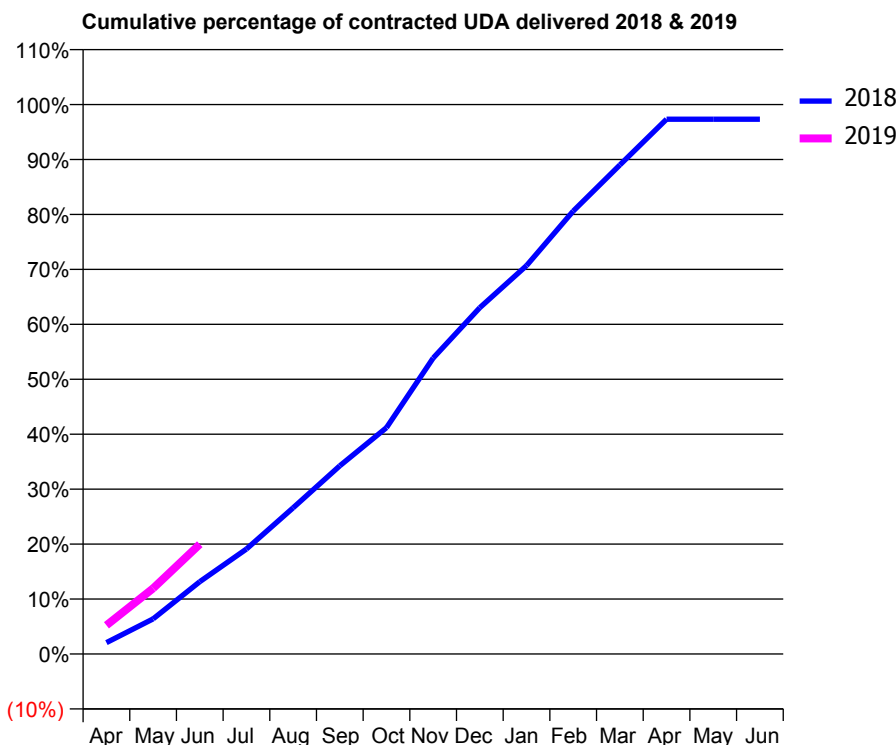
18/19 Contracted general activity (UDA)	20,000
Carry forward general activity (UDA)	0
18/19 Contracted orthodontic activity (UOA)	0
Carry forward orthodontic activity (UOA)	0
Baseline contract value	£772,098.49

ACCESS*

Patients seen in 24 months	Total	Change since previous quarter
Quarter ending June 2017	7,197	
Quarter ending September 2017	7,107	↓
Quarter ending December 2017	7,138	→
Quarter ending March 2018	7,108	→
Quarter ending June 2018	7,078	→
Variance since June 2017	(1.7%)	↓



ACTIVITY



Month	Adjusted Scheduled Activity (UDA)	
	2018	2019
April	415	1,046
May	1,278	2,392
June	2,632	3,999
July	3,820	
August	5,320	
September	6,852	
October	8,240	
November	10,774	
December	12,605	
January	14,137	
February	16,119	
March	17,798	
April	19,464	
May	19,464	
June	19,464	

QUALITY

	Quantity	Base Number	Contract	AT	Region	England
% of FP17s for the same patient ID Re-attending within 3 months - Children	40	628	6.4%	10.0%	12.0%	11.5%
% of FP17s for the same patient ID Re-attending within 3 months - Adults	308	2,346	13.1%	13.8%	15.7%	15.4%
% of FP17s for the same patient ID Re-attending between 3 & 9 months - Children	446	628	71.0%	61.7%	60.3%	58.9%
% of FP17s for the same patient ID Re-attending between 3 & 9 months - Adults	1,484	2,346	63.3%	56.1%	54.0%	51.6%
% of FP17s for Band 1 Urgent Courses	109	2,207	4.9%	7.1%	8.9%	8.9%
% of FP17s Relating to Free Repair or Replacements	32	2,207	1.4%	0.9%	1.0%	0.8%
% of FP17s Relating to Continuations	39	2,207	1.8%	1.0%	1.1%	0.9%
% of Patients satisfied with the dentistry they have received	6	6	N/A	92.6%	93.4%	93.2%
% of Patients satisfied with the time they had to wait for an appointment	5	6	N/A	88.0%	89.4%	88.8%

* This is based on patients treated on this contract for their most recent course of treatment. Figures in italics indicate the base number of FP17s or Patient Questionnaire responses are less than 100. N/A is shown where the base number of responses is less than 10 during the period. % is calculated as Quantity/Base number*100

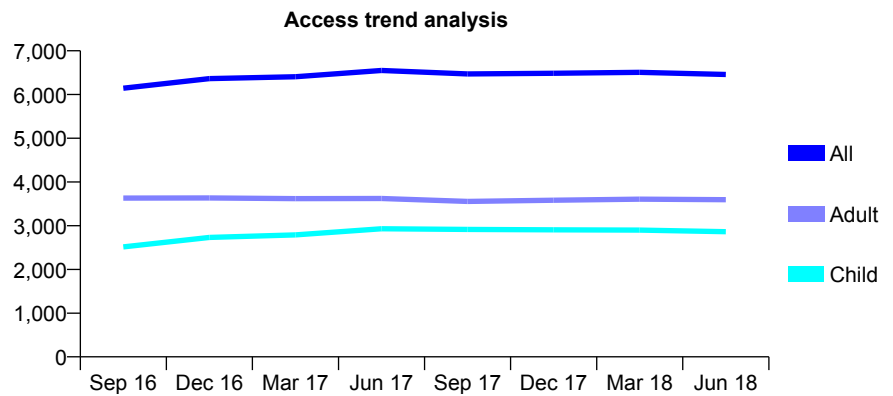
Q52 - Vital Signs At a Glance Contract Report for 156809/0001 - June 2018

Name or company name	Thornhill Dental Surgery Ltd
Contract type name	GDS Contract
Purpose of contract	General
Contract start date	01/10/2012
Contract end date	

18/19 Contracted general activity (UDA)	20,625
Carry forward general activity (UDA)	0
18/19 Contracted orthodontic activity (UOA)	0
Carry forward orthodontic activity (UOA)	0
Baseline contract value	£735,263.21

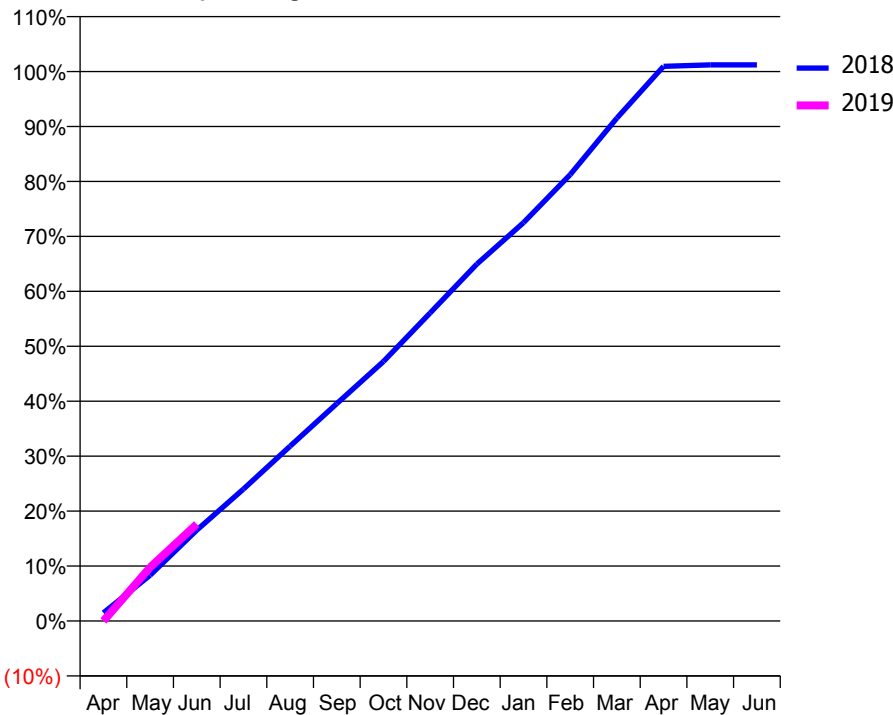
ACCESS*

Patients seen in 24 months	Total	Change since previous quarter
Quarter ending June 2017	6,550	
Quarter ending September 2017	6,470	↓
Quarter ending December 2017	6,486	→
Quarter ending March 2018	6,506	→
Quarter ending June 2018	6,458	→
Variance since June 2017	(1.4%)	↓



ACTIVITY

Cumulative percentage of contracted UDA delivered 2018 & 2019



Month	Adjusted Scheduled Activity (UDA)	
	2018	2019
April	308	0
May	1,720	2,012
June	3,413	3,637
July	4,951	
August	6,565	
September	8,158	
October	9,741	
November	11,562	
December	13,398	
January	14,951	
February	16,756	
March	18,878	
April	20,818	
May	20,875	
June	20,872	

QUALITY

	Quantity	Base Number	Contract	AT	Region	England
% of FP17s for the same patient ID Re-attending within 3 months - Children	108	1,591	6.8%	10.0%	12.0%	11.5%
% of FP17s for the same patient ID Re-attending within 3 months - Adults	133	1,432	9.3%	13.8%	15.7%	15.4%
% of FP17s for the same patient ID Re-attending between 3 & 9 months - Children	1,281	1,591	80.5%	61.7%	60.3%	58.9%
% of FP17s for the same patient ID Re-attending between 3 & 9 months - Adults	925	1,432	64.6%	56.1%	54.0%	51.6%
% of FP17s for Band 1 Urgent Courses	71	1,988	3.6%	7.1%	8.9%	8.9%
% of FP17s Relating to Free Repair or Replacements	18	1,988	0.9%	0.9%	1.0%	0.8%
% of FP17s Relating to Continuations	6	1,988	0.3%	1.0%	1.1%	0.9%
% of Patients satisfied with the dentistry they have received	15	18	83.3%	92.6%	93.4%	93.2%
% of Patients satisfied with the time they had to wait for an appointment	17	18	94.4%	88.0%	89.4%	88.8%

* This is based on patients treated on this contract for their most recent course of treatment. Figures in italics indicate the base number of FP17s or Patient Questionnaire responses are less than 100. N/A is shown where the base number of responses is less than 10 during the period. % is calculated as Quantity/Base number*100

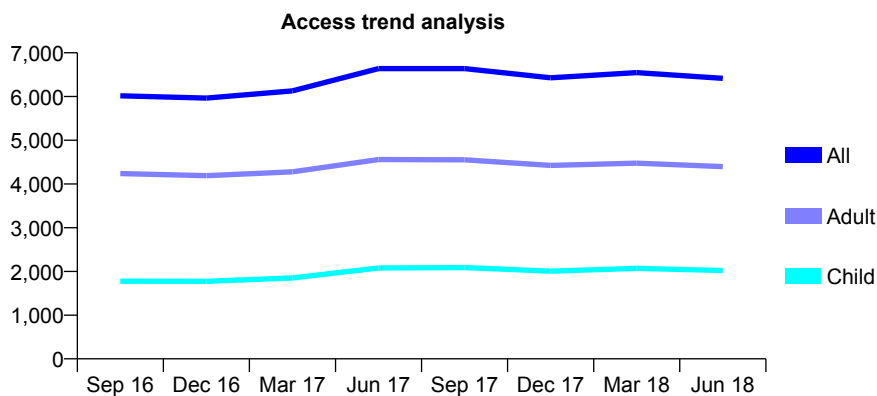
Q52 - Vital Signs At a Glance Contract Report for 158267/0001 - June 2018

Name or company name	WALRUS DENTAL CARE LTD
Contract type name	GDS Contract
Purpose of contract	General
Contract start date	01/10/2009
Contract end date	

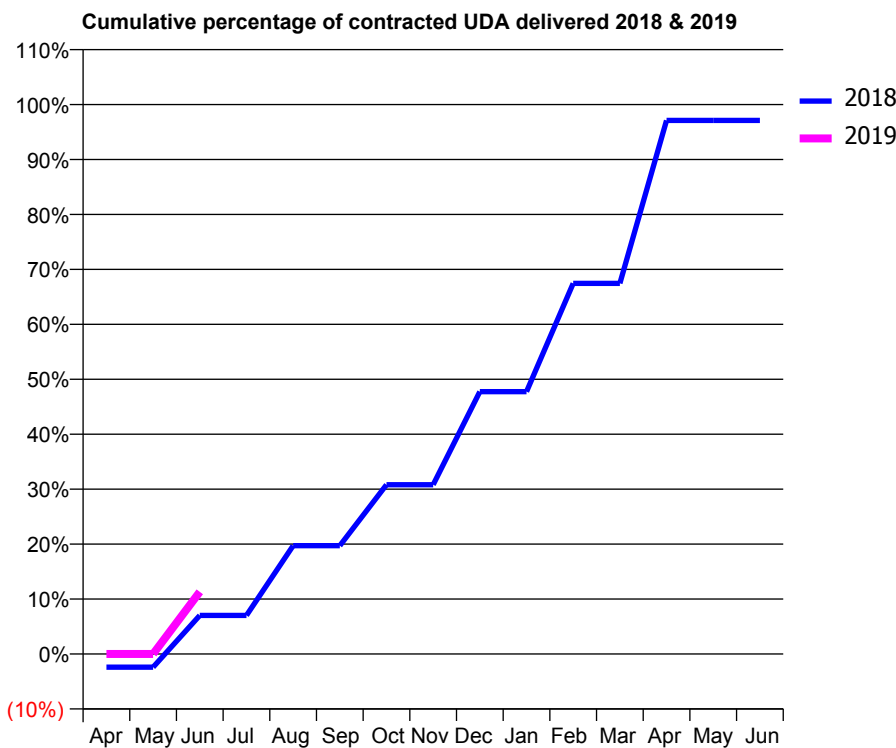
18/19 Contracted general activity (UDA)	21,877
Carry forward general activity (UDA)	0
18/19 Contracted orthodontic activity (UOA)	0
Carry forward orthodontic activity (UOA)	0
Baseline contract value	£622,701.14

ACCESS*

Patients seen in 24 months	Total	Change since previous quarter
Quarter ending June 2017	6,638	
Quarter ending September 2017	6,640	→
Quarter ending December 2017	6,429	↓
Quarter ending March 2018	6,546	→
Quarter ending June 2018	6,417	↓
Variance since June 2017	(3.3%)	↓



ACTIVITY



Adjusted Scheduled Activity (UDA)		
Month	2018	2019
April	-527	0
May	-527	0
June	1,535	2,476
July	1,535	
August	4,311	
September	4,311	
October	6,739	
November	6,739	
December	10,446	
January	10,446	
February	14,757	
March	14,757	
April	21,245	
May	21,245	
June	21,242	

QUALITY

	Quantity	Base Number	Contract	AT	Region	England
% of FP17s for the same patient ID Re-attending within 3 months - Children	111	1,010	11.0%	10.0%	12.0%	11.5%
% of FP17s for the same patient ID Re-attending within 3 months - Adults	248	1,869	13.3%	13.8%	15.7%	15.4%
% of FP17s for the same patient ID Re-attending between 3 & 9 months - Children	533	1,010	52.8%	61.7%	60.3%	58.9%
% of FP17s for the same patient ID Re-attending between 3 & 9 months - Adults	988	1,869	52.9%	56.1%	54.0%	51.6%
% of FP17s for Band 1 Urgent Courses	70	951	7.4%	7.1%	8.9%	8.9%
% of FP17s Relating to Free Repair or Replacements	8	951	0.8%	0.9%	1.0%	0.8%
% of FP17s Relating to Continuations	1	951	0.1%	1.0%	1.1%	0.9%
% of Patients satisfied with the dentistry they have received	0	0	N/A	92.6%	93.4%	93.2%
% of Patients satisfied with the time they had to wait for an appointment	0	0	N/A	88.0%	89.4%	88.8%

* This is based on patients treated on this contract for their most recent course of treatment. Figures in italics indicate the base number of FP17s or Patient Questionnaire responses are less than 100. N/A is shown where the base number of responses is less than 10 during the period. % is calculated as Quantity/Base number*100

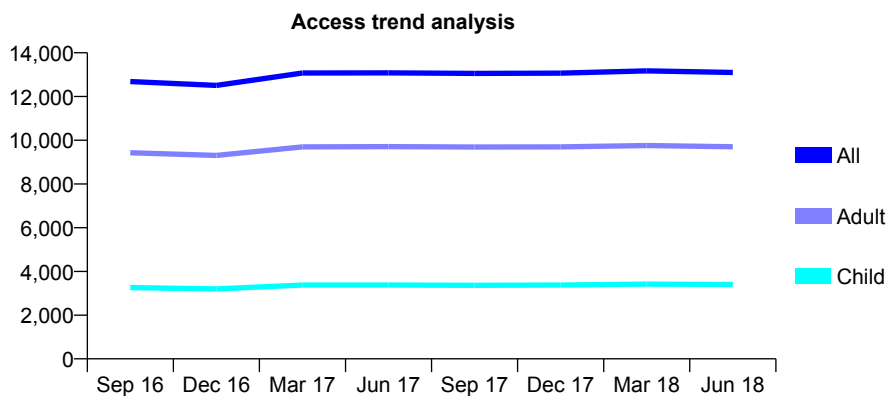
Q52 - Vital Signs At a Glance Contract Report for 159492/0001 - June 2018

Name or company name	James Taylor & Partners Ltd
Contract type name	GDS Contract
Purpose of contract	General
Contract start date	01/11/2010
Contract end date	

18/19 Contracted general activity (UDA)	42,343
Carry forward general activity (UDA)	0
18/19 Contracted orthodontic activity (UOA)	0
Carry forward orthodontic activity (UOA)	0
Baseline contract value	£1,148,024.02

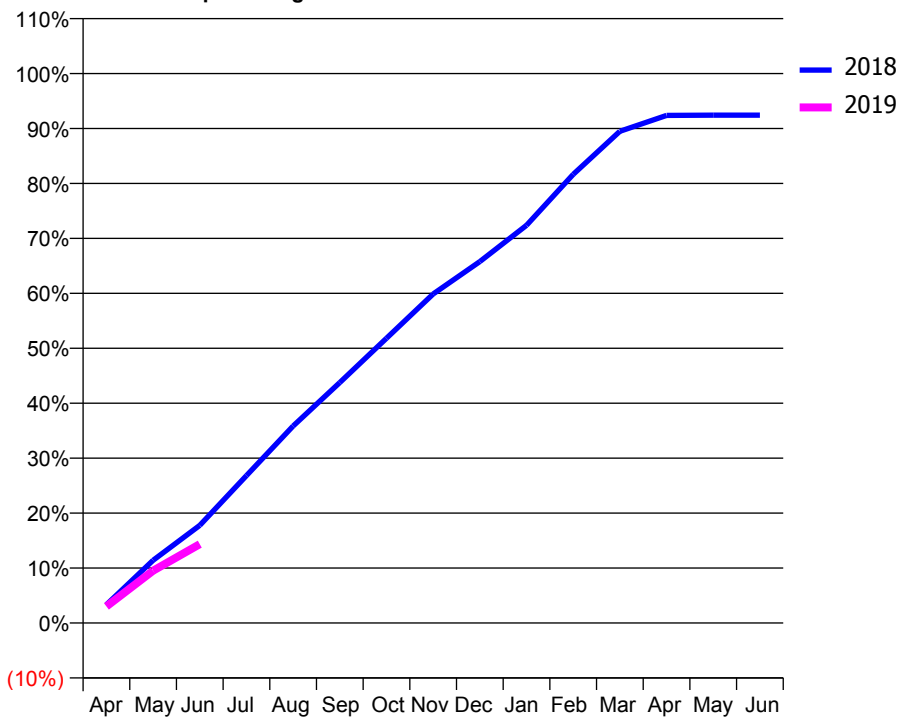
ACCESS*

Patients seen in 24 months	Total	Change since previous quarter
Quarter ending June 2017	13,080	
Quarter ending September 2017	13,057	→
Quarter ending December 2017	13,070	→
Quarter ending March 2018	13,175	→
Quarter ending June 2018	13,101	→
Variance since June 2017	0.2%	→



ACTIVITY

Cumulative percentage of contracted UDA delivered 2018 & 2019



Month	Adjusted Scheduled Activity (UDA)	
	2018	2019
April	1,416	1,283
May	4,835	4,028
June	7,525	6,079
July	11,355	
August	15,182	
September	18,533	
October	21,944	
November	25,354	
December	27,847	
January	30,648	
February	34,574	
March	37,888	
April	39,109	
May	39,130	
June	39,129	

QUALITY

	Quantity	Base Number	Contract	AT	Region	England
% of FP17s for the same patient ID Re-attending within 3 months - Children	87	1,182	7.4%	10.0%	12.0%	11.5%
% of FP17s for the same patient ID Re-attending within 3 months - Adults	394	3,211	12.3%	13.8%	15.7%	15.4%
% of FP17s for the same patient ID Re-attending between 3 & 9 months - Children	812	1,182	68.7%	61.7%	60.3%	58.9%
% of FP17s for the same patient ID Re-attending between 3 & 9 months - Adults	1,942	3,211	60.5%	56.1%	54.0%	51.6%
% of FP17s for Band 1 Urgent Courses	186	3,361	5.5%	7.1%	8.9%	8.9%
% of FP17s Relating to Free Repair or Replacements	18	3,361	0.5%	0.9%	1.0%	0.8%
% of FP17s Relating to Continuations	27	3,361	0.8%	1.0%	1.1%	0.9%
% of Patients satisfied with the dentistry they have received	9	9	N/A	92.6%	93.4%	93.2%
% of Patients satisfied with the time they had to wait for an appointment	8	9	N/A	88.0%	89.4%	88.8%

* This is based on patients treated on this contract for their most recent course of treatment. Figures in italics indicate the base number of FP17s or Patient Questionnaire responses are less than 100. N/A is shown where the base number of responses is less than 10 during the period. % is calculated as Quantity/Base number*100

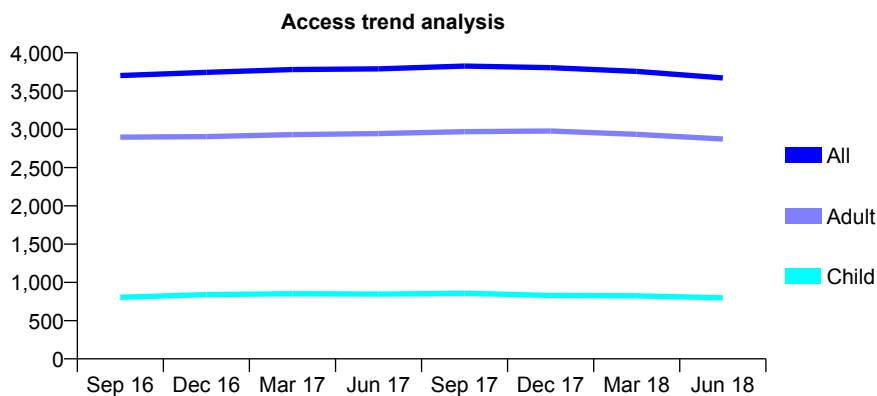
Q52 - Vital Signs At a Glance Contract Report for 159778/0001 - June 2018

Name or company name	Yorkshire Smiles Limited
Contract type name	GDS Contract
Purpose of contract	General
Contract start date	01/07/2012
Contract end date	

18/19 Contracted general activity (UDA)	16,750
Carry forward general activity (UDA)	0
18/19 Contracted orthodontic activity (UOA)	0
Carry forward orthodontic activity (UOA)	0
Baseline contract value	£480,286.44

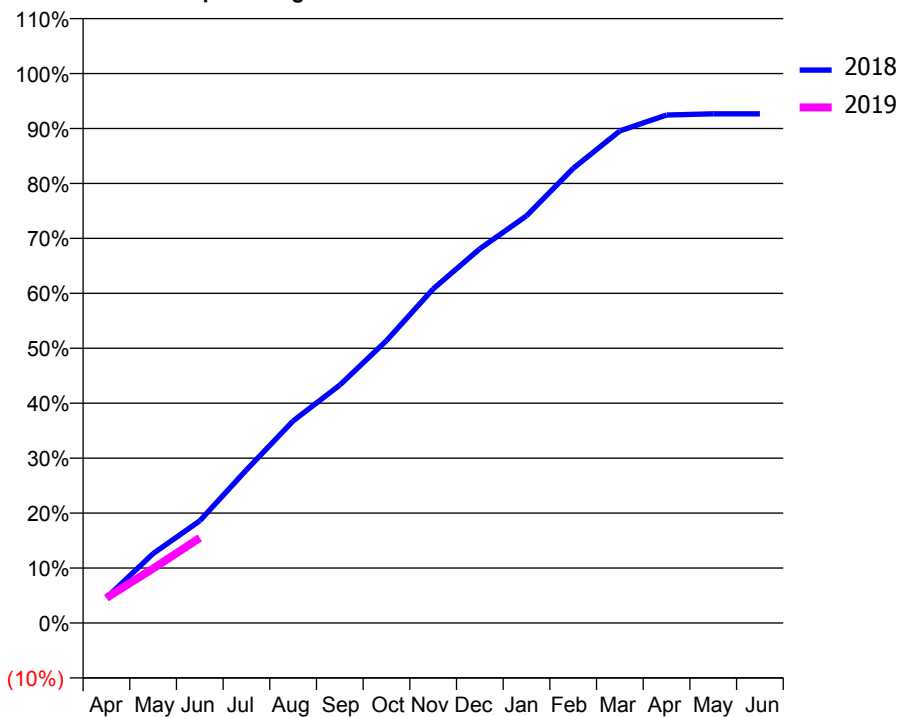
ACCESS*

Patients seen in 24 months	Total	Change since previous quarter
Quarter ending June 2017	3,790	
Quarter ending September 2017	3,826	→
Quarter ending December 2017	3,806	→
Quarter ending March 2018	3,757	↓
Quarter ending June 2018	3,671	↓
Variance since June 2017	(3.1%)	↓



ACTIVITY

Cumulative percentage of contracted UDA delivered 2018 & 2019



Month	Adjusted Scheduled Activity (UDA)	
	2018	2019
April	771	767
May	2,117	1,661
June	3,117	2,594
July	4,669	
August	6,159	
September	7,253	
October	8,609	
November	10,184	
December	11,409	
January	12,411	
February	13,857	
March	14,999	
April	15,484	
May	15,520	
June	15,520	

QUALITY

	Quantity	Base Number	Contract	AT	Region	England
% of FP17s for the same patient ID Re-attending within 3 months - Children	26	267	9.7%	10.0%	12.0%	11.5%
% of FP17s for the same patient ID Re-attending within 3 months - Adults	170	1,006	16.9%	13.8%	15.7%	15.4%
% of FP17s for the same patient ID Re-attending between 3 & 9 months - Children	164	267	61.4%	61.7%	60.3%	58.9%
% of FP17s for the same patient ID Re-attending between 3 & 9 months - Adults	634	1,006	63.0%	56.1%	54.0%	51.6%
% of FP17s for Band 1 Urgent Courses	80	1,075	7.4%	7.1%	8.9%	8.9%
% of FP17s Relating to Free Repair or Replacements	10	1,075	0.9%	0.9%	1.0%	0.8%
% of FP17s Relating to Continuations	45	1,075	4.2%	1.0%	1.1%	0.9%
% of Patients satisfied with the dentistry they have received	4	4	N/A	92.6%	93.4%	93.2%
% of Patients satisfied with the time they had to wait for an appointment	4	4	N/A	88.0%	89.4%	88.8%

* This is based on patients treated on this contract for their most recent course of treatment. Figures in italics indicate the base number of FP17s or Patient Questionnaire responses are less than 100. N/A is shown where the base number of responses is less than 10 during the period. % is calculated as Quantity/Base number*100

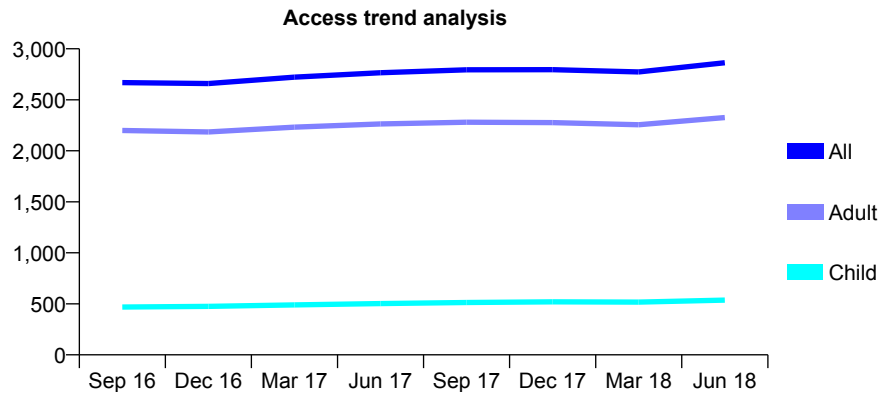
Q52 - Vital Signs At a Glance Contract Report for 160962/0001 - June 2018

Name or company name	Chris Anderson Dental Surgeon Limited
Contract type name	GDS Contract
Purpose of contract	General
Contract start date	01/05/2012
Contract end date	

18/19 Contracted general activity (UDA)	5,910
Carry forward general activity (UDA)	0
18/19 Contracted orthodontic activity (UOA)	0
Carry forward orthodontic activity (UOA)	0
Baseline contract value	£176,241.90

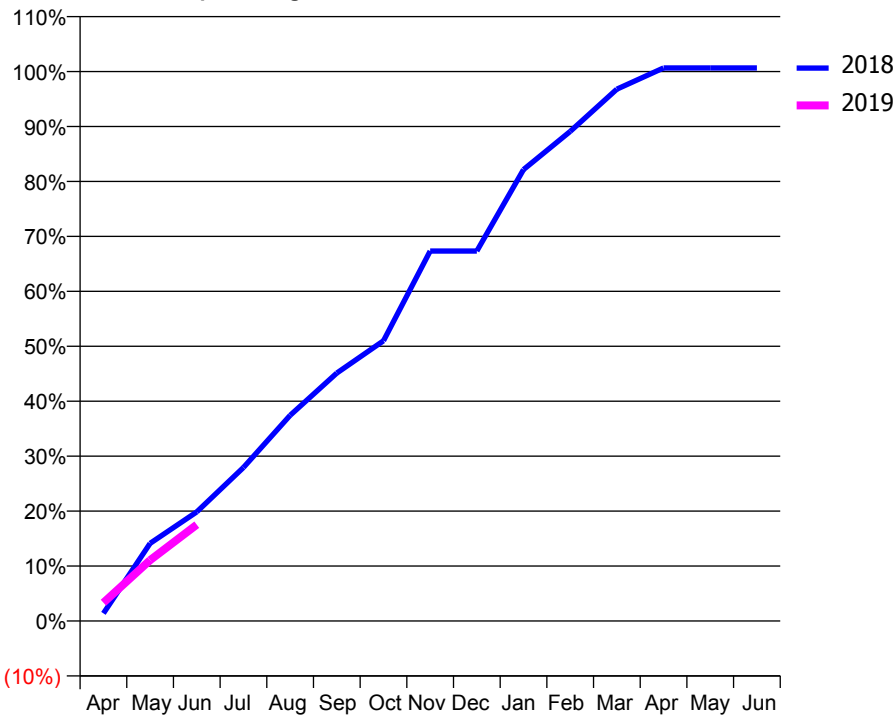
ACCESS*

Patients seen in 24 months	Total	Change since previous quarter
Quarter ending June 2017	2,766	
Quarter ending September 2017	2,794	→
Quarter ending December 2017	2,796	→
Quarter ending March 2018	2,773	→
Quarter ending June 2018	2,863	↑
Variance since June 2017	3.5%	↑



ACTIVITY

Cumulative percentage of contracted UDA delivered 2018 & 2019



Month	Adjusted Scheduled Activity (UDA)	
	2018	2019
April	83	197
May	836	655
June	1,174	1,037
July	1,651	
August	2,212	
September	2,667	
October	3,013	
November	3,980	
December	3,980	
January	4,856	
February	5,266	
March	5,720	
April	5,948	
May	5,948	
June	5,948	

QUALITY

	Quantity	Base Number	Contract	AT	Region	England
% of FP17s for the same patient ID Re-attending within 3 months - Children	6	165	3.6%	10.0%	12.0%	11.5%
% of FP17s for the same patient ID Re-attending within 3 months - Adults	53	680	7.8%	13.8%	15.7%	15.4%
% of FP17s for the same patient ID Re-attending between 3 & 9 months - Children	69	165	41.8%	61.7%	60.3%	58.9%
% of FP17s for the same patient ID Re-attending between 3 & 9 months - Adults	340	680	50.0%	56.1%	54.0%	51.6%
% of FP17s for Band 1 Urgent Courses	19	445	4.3%	7.1%	8.9%	8.9%
% of FP17s Relating to Free Repair or Replacements	2	445	0.4%	0.9%	1.0%	0.8%
% of FP17s Relating to Continuations	5	445	1.1%	1.0%	1.1%	0.9%
% of Patients satisfied with the dentistry they have received	3	3	N/A	92.6%	93.4%	93.2%
% of Patients satisfied with the time they had to wait for an appointment	3	3	N/A	88.0%	89.4%	88.8%

* This is based on patients treated on this contract for their most recent course of treatment. Figures in italics indicate the base number of FP17s or Patient Questionnaire responses are less than 100. N/A is shown where the base number of responses is less than 10 during the period. % is calculated as Quantity/Base number*100

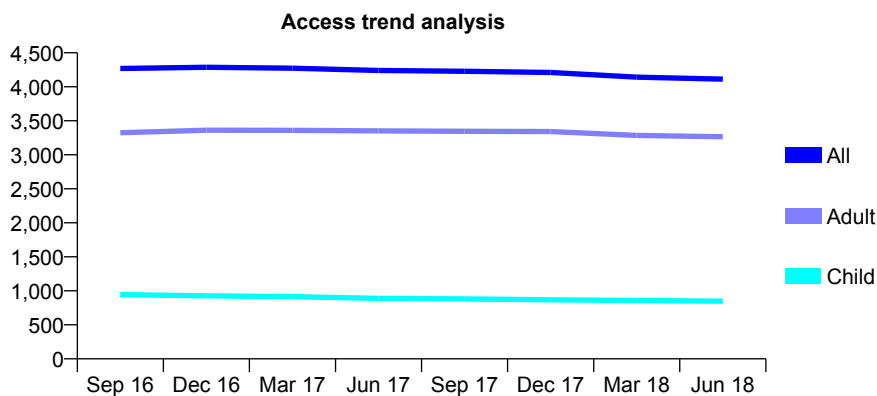
Q52 - Vital Signs At a Glance Contract Report for 161071/0001 - June 2018

Name or company name	Nichols and Fisher Dental Care
Contract type name	GDS Contract
Purpose of contract	General
Contract start date	01/08/2006
Contract end date	

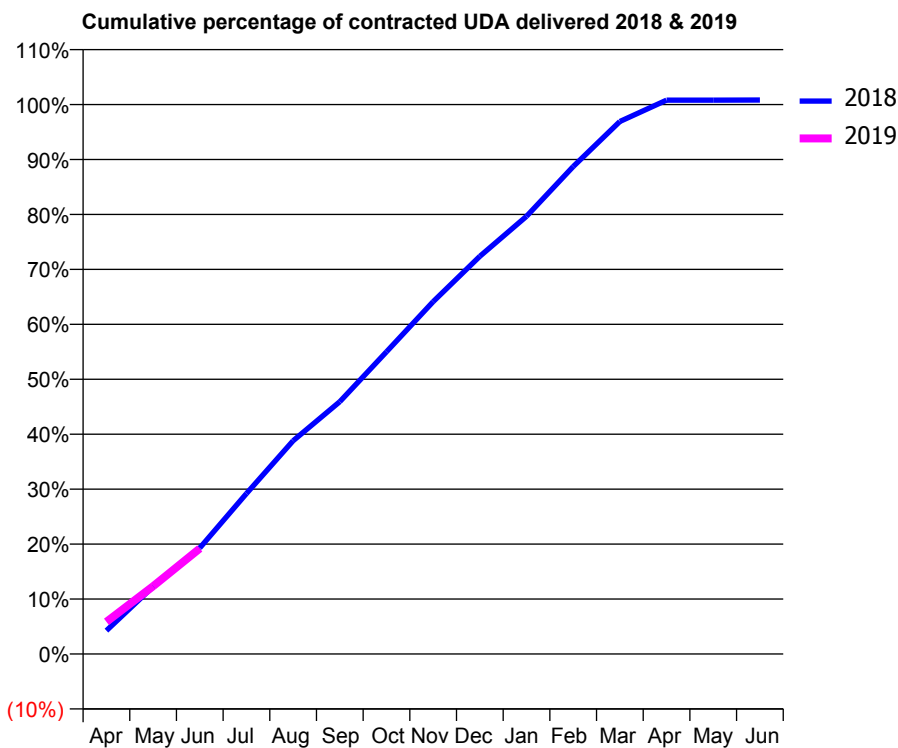
18/19 Contracted general activity (UDA)	11,228
Carry forward general activity (UDA)	0
18/19 Contracted orthodontic activity (UOA)	0
Carry forward orthodontic activity (UOA)	0
Baseline contract value	£388,671.60

ACCESS*

Patients seen in 24 months	Total	Change since previous quarter
Quarter ending June 2017	4,241	
Quarter ending September 2017	4,228	→
Quarter ending December 2017	4,210	→
Quarter ending March 2018	4,142	↓
Quarter ending June 2018	4,113	→
Variance since June 2017	(3.0%)	↓



ACTIVITY



Month	Adjusted Scheduled Activity (UDA)	
	2018	2019
April	479	658
May	1,378	1,385
June	2,167	2,156
July	3,278	
August	4,357	
September	5,156	
October	6,175	
November	7,201	
December	8,126	
January	8,943	
February	9,960	
March	10,881	
April	11,316	
May	11,318	
June	11,320	

QUALITY

	Quantity	Base Number	Contract	AT	Region	England
% of FP17s for the same patient ID Re-attending within 3 months - Children	17	320	5.3%	10.0%	12.0%	11.5%
% of FP17s for the same patient ID Re-attending within 3 months - Adults	124	874	14.2%	13.8%	15.7%	15.4%
% of FP17s for the same patient ID Re-attending between 3 & 9 months - Children	215	320	67.2%	61.7%	60.3%	58.9%
% of FP17s for the same patient ID Re-attending between 3 & 9 months - Adults	366	874	41.9%	56.1%	54.0%	51.6%
% of FP17s for Band 1 Urgent Courses	69	1,028	6.7%	7.1%	8.9%	8.9%
% of FP17s Relating to Free Repair or Replacements	20	1,028	1.9%	0.9%	1.0%	0.8%
% of FP17s Relating to Continuations	26	1,028	2.5%	1.0%	1.1%	0.9%
% of Patients satisfied with the dentistry they have received	1	1	N/A	92.6%	93.4%	93.2%
% of Patients satisfied with the time they had to wait for an appointment	1	1	N/A	88.0%	89.4%	88.8%

* This is based on patients treated on this contract for their most recent course of treatment. Figures in italics indicate the base number of FP17s or Patient Questionnaire responses are less than 100. N/A is shown where the base number of responses is less than 10 during the period. % is calculated as Quantity/Base number*100

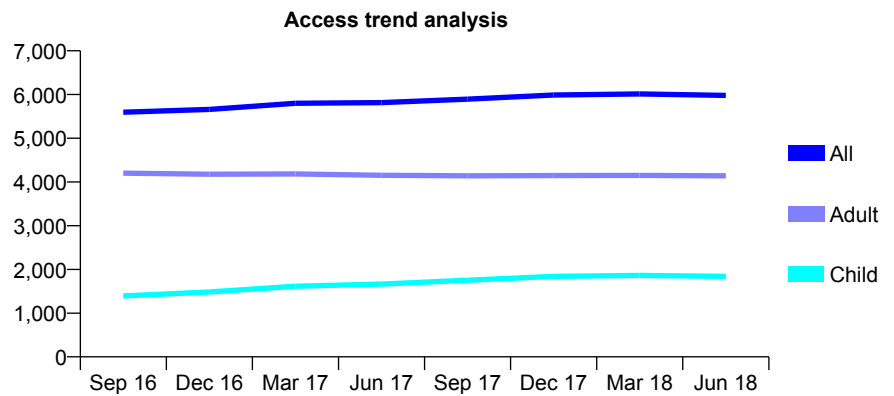
Q52 - Vital Signs At a Glance Contract Report for 161942/0001 - June 2018

Name or company name	Greenhead Dental Practice Limited
Contract type name	GDS Contract
Purpose of contract	General
Contract start date	01/11/2008
Contract end date	

18/19 Contracted general activity (UDA)	18,600
Carry forward general activity (UDA)	0
18/19 Contracted orthodontic activity (UOA)	0
Carry forward orthodontic activity (UOA)	0
Baseline contract value	£478,563.77

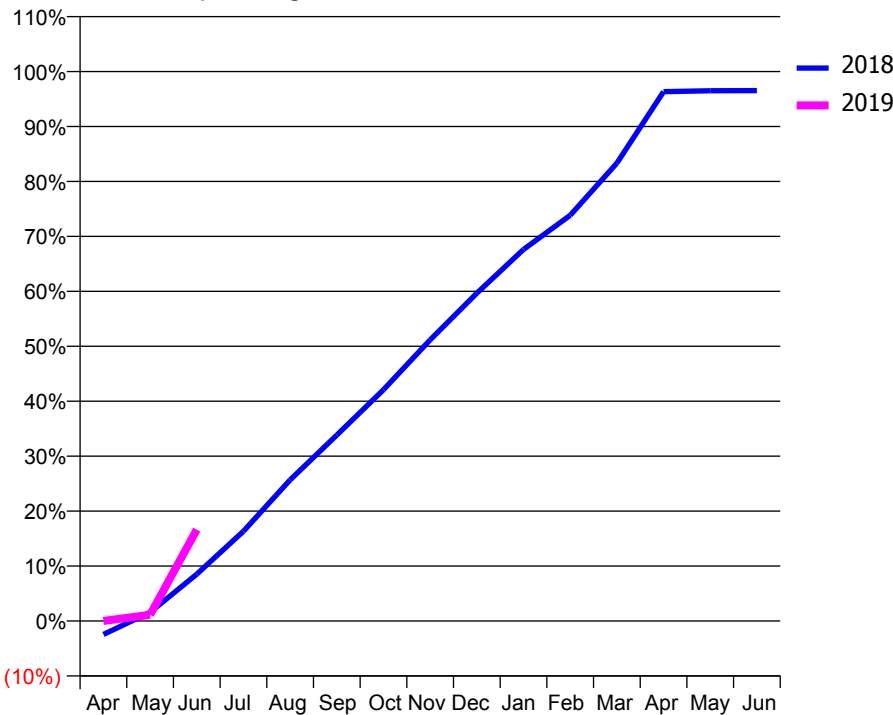
ACCESS*

Patients seen in 24 months	Total	Change since previous quarter
Quarter ending June 2017	5,816	
Quarter ending September 2017	5,894	→
Quarter ending December 2017	5,990	→
Quarter ending March 2018	6,014	→
Quarter ending June 2018	5,981	→
Variance since June 2017	2.8%	↑



ACTIVITY

Cumulative percentage of contracted UDA delivered 2018 & 2019



Month	Adjusted Scheduled Activity (UDA)	
	2018	2019
April	-459	0
May	296	208
June	1,589	3,096
July	3,042	
August	4,778	
September	6,295	
October	7,828	
November	9,518	
December	11,098	
January	12,578	
February	13,731	
March	15,496	
April	17,915	
May	17,950	
June	17,952	

QUALITY

	Quantity	Base Number	Contract	AT	Region	England
% of FP17s for the same patient ID Re-attending within 3 months - Children	73	954	7.7%	10.0%	12.0%	11.5%
% of FP17s for the same patient ID Re-attending within 3 months - Adults	285	2,114	13.5%	13.8%	15.7%	15.4%
% of FP17s for the same patient ID Re-attending between 3 & 9 months - Children	647	954	67.8%	61.7%	60.3%	58.9%
% of FP17s for the same patient ID Re-attending between 3 & 9 months - Adults	1,416	2,114	67.0%	56.1%	54.0%	51.6%
% of FP17s for Band 1 Urgent Courses	57	1,840	3.1%	7.1%	8.9%	8.9%
% of FP17s Relating to Free Repair or Replacements	19	1,840	1.0%	0.9%	1.0%	0.8%
% of FP17s Relating to Continuations	16	1,840	0.9%	1.0%	1.1%	0.9%
% of Patients satisfied with the dentistry they have received	3	3	N/A	92.6%	93.4%	93.2%
% of Patients satisfied with the time they had to wait for an appointment	2	3	N/A	88.0%	89.4%	88.8%

* This is based on patients treated on this contract for their most recent course of treatment. Figures in italics indicate the base number of FP17s or Patient Questionnaire responses are less than 100. N/A is shown where the base number of responses is less than 10 during the period. % is calculated as Quantity/Base number*100

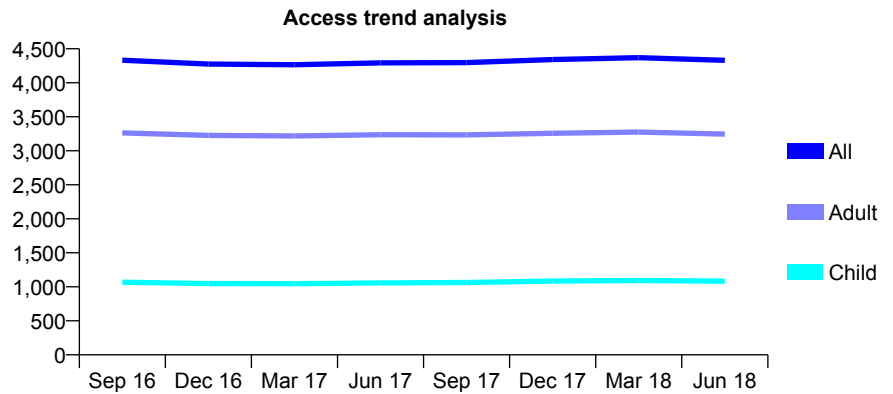
Q52 - Vital Signs At a Glance Contract Report for 162892/0001 - June 2018

Name or company name	Royd House Dental Practice Limited
Contract type name	GDS Contract
Purpose of contract	General
Contract start date	01/04/2007
Contract end date	

18/19 Contracted general activity (UDA)	12,786
Carry forward general activity (UDA)	0
18/19 Contracted orthodontic activity (UOA)	0
Carry forward orthodontic activity (UOA)	0
Baseline contract value	£298,449.16

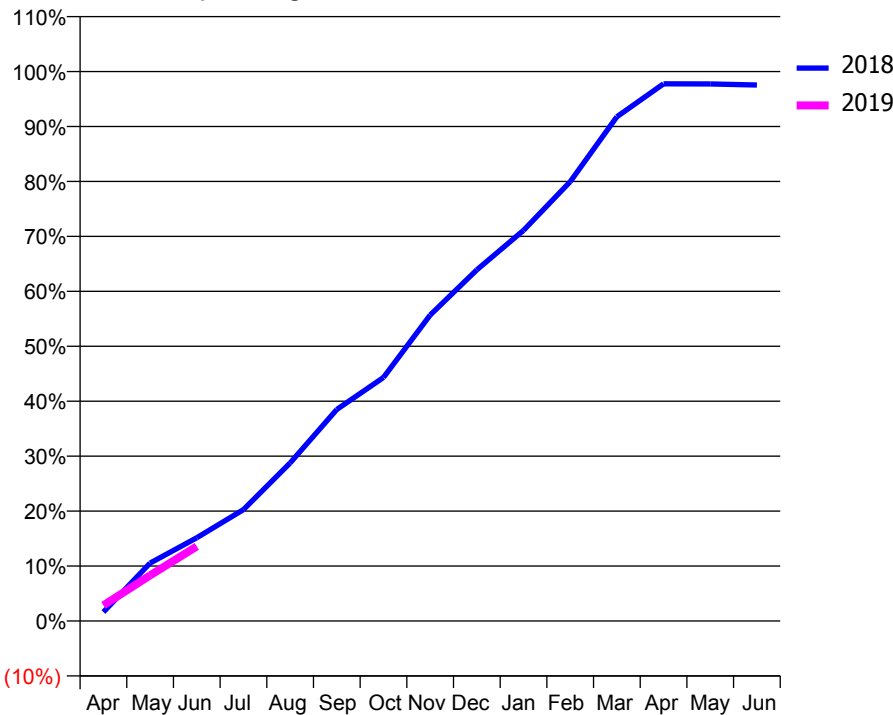
ACCESS*

Patients seen in 24 months	Total	Change since previous quarter
Quarter ending June 2017	4,294	
Quarter ending September 2017	4,298	→
Quarter ending December 2017	4,343	→
Quarter ending March 2018	4,369	→
Quarter ending June 2018	4,330	→
Variance since June 2017	0.8%	→



ACTIVITY

Cumulative percentage of contracted UDA delivered 2018 & 2019



Month	Adjusted Scheduled Activity (UDA)	
	2018	2019
April	208	366
May	1,349	1,062
June	1,938	1,737
July	2,592	
August	3,678	
September	4,922	
October	5,668	
November	7,119	
December	8,170	
January	9,089	
February	10,222	
March	11,733	
April	12,499	
May	12,495	
June	12,470	

QUALITY

	Quantity	Base Number	Contract	AT	Region	England
% of FP17s for the same patient ID Re-attending within 3 months - Children	19	397	4.8%	10.0%	12.0%	11.5%
% of FP17s for the same patient ID Re-attending within 3 months - Adults	167	1,211	13.8%	13.8%	15.7%	15.4%
% of FP17s for the same patient ID Re-attending between 3 & 9 months - Children	296	397	74.6%	61.7%	60.3%	58.9%
% of FP17s for the same patient ID Re-attending between 3 & 9 months - Adults	867	1,211	71.6%	56.1%	54.0%	51.6%
% of FP17s for Band 1 Urgent Courses	32	882	3.6%	7.1%	8.9%	8.9%
% of FP17s Relating to Free Repair or Replacements	14	882	1.6%	0.9%	1.0%	0.8%
% of FP17s Relating to Continuations	4	882	0.5%	1.0%	1.1%	0.9%
% of Patients satisfied with the dentistry they have received	6	6	N/A	92.6%	93.4%	93.2%
% of Patients satisfied with the time they had to wait for an appointment	6	6	N/A	88.0%	89.4%	88.8%

* This is based on patients treated on this contract for their most recent course of treatment. Figures in italics indicate the base number of FP17s or Patient Questionnaire responses are less than 100. N/A is shown where the base number of responses is less than 10 during the period. % is calculated as Quantity/Base number*100

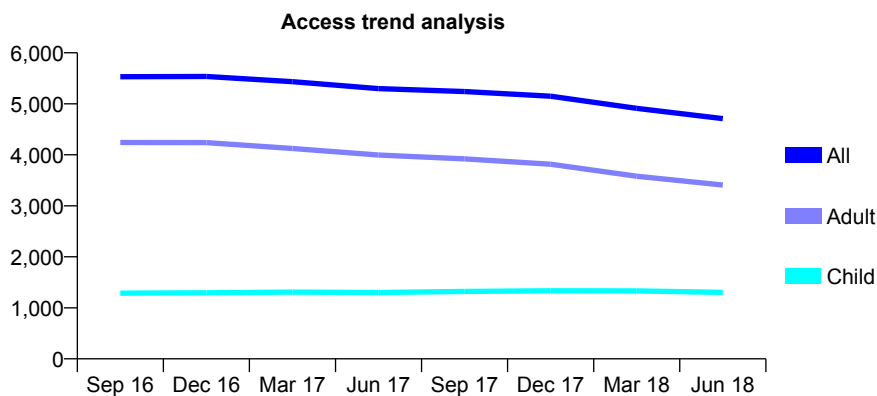
Q52 - Vital Signs At a Glance Contract Report for 162965/0001 - June 2018

Name or company name	Clarendon Dental Spa (Leeds) Ltd
Contract type name	GDS Contract
Purpose of contract	General
Contract start date	01/10/2008
Contract end date	

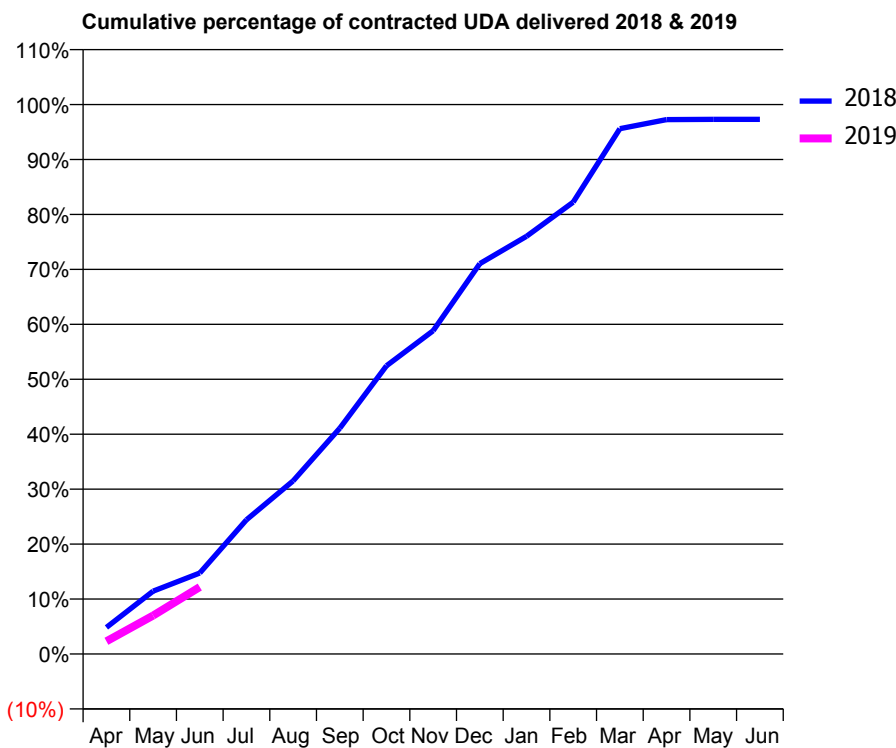
18/19 Contracted general activity (UDA)	13,200
Carry forward general activity (UDA)	0
18/19 Contracted orthodontic activity (UOA)	0
Carry forward orthodontic activity (UOA)	0
Baseline contract value	£347,668.40

ACCESS*

Patients seen in 24 months	Total	Change since previous quarter
Quarter ending June 2017	5,297	
Quarter ending September 2017	5,240	↓
Quarter ending December 2017	5,150	↓
Quarter ending March 2018	4,912	↓
Quarter ending June 2018	4,711	↓
Variance since June 2017	(11.1%)	↓



ACTIVITY



Month	Adjusted Scheduled Activity (UDA)	
	2018	2019
April	638	305
May	1,509	924
June	1,945	1,609
July	3,224	
August	4,160	
September	5,424	
October	6,925	
November	7,765	
December	9,377	
January	10,036	
February	10,853	
March	12,619	
April	12,838	
May	12,845	
June	12,845	

QUALITY

	Quantity	Base Number	Contract	AT	Region	England
% of FP17s for the same patient ID Re-attending within 3 months - Children	22	297	7.4%	10.0%	12.0%	11.5%
% of FP17s for the same patient ID Re-attending within 3 months - Adults	116	710	16.3%	13.8%	15.7%	15.4%
% of FP17s for the same patient ID Re-attending between 3 & 9 months - Children	204	297	68.7%	61.7%	60.3%	58.9%
% of FP17s for the same patient ID Re-attending between 3 & 9 months - Adults	413	710	58.2%	56.1%	54.0%	51.6%
% of FP17s for Band 1 Urgent Courses	104	873	11.9%	7.1%	8.9%	8.9%
% of FP17s Relating to Free Repair or Replacements	9	873	1.0%	0.9%	1.0%	0.8%
% of FP17s Relating to Continuations	5	873	0.6%	1.0%	1.1%	0.9%
% of Patients satisfied with the dentistry they have received	2	2	N/A	92.6%	93.4%	93.2%
% of Patients satisfied with the time they had to wait for an appointment	2	2	N/A	88.0%	89.4%	88.8%

* This is based on patients treated on this contract for their most recent course of treatment. Figures in italics indicate the base number of FP17s or Patient Questionnaire responses are less than 100. N/A is shown where the base number of responses is less than 10 during the period. % is calculated as Quantity/Base number*100

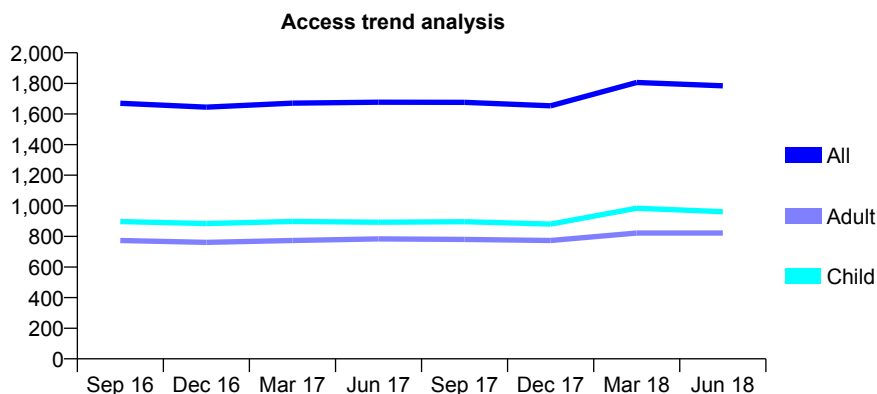
Q52 - Vital Signs At a Glance Contract Report for 164240/0001 - June 2018

Name or company name	Acorn Villas Dental Practice
Contract type name	GDS Contract
Purpose of contract	General
Contract start date	01/04/2013
Contract end date	

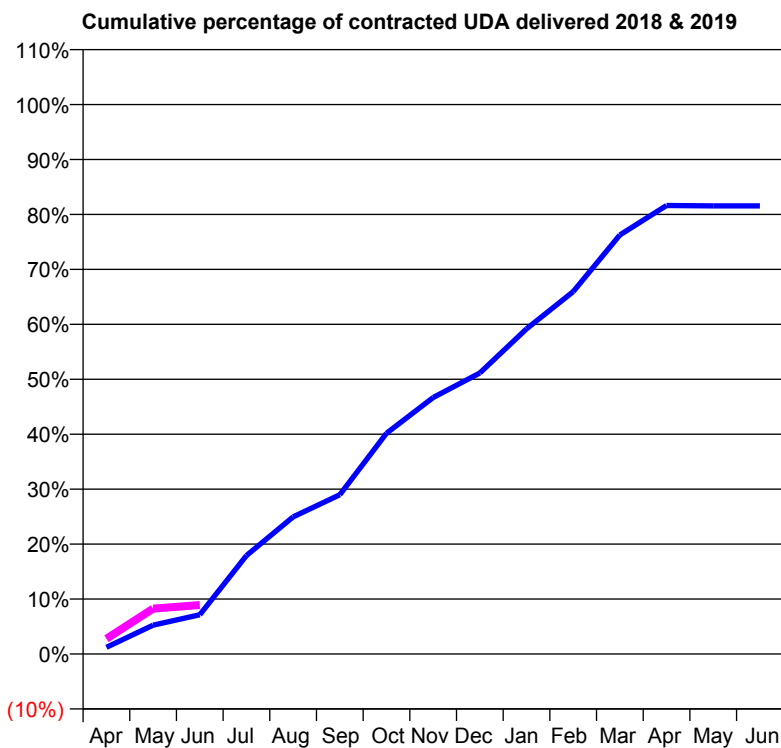
18/19 Contracted general activity (UDA)	5,926
Carry forward general activity (UDA)	0
18/19 Contracted orthodontic activity (UOA)	0
Carry forward orthodontic activity (UOA)	0
Baseline contract value	£165,140.39

ACCESS*

Patients seen in 24 months	Total	Change since previous quarter
Quarter ending June 2017	1,677	
Quarter ending September 2017	1,676	→
Quarter ending December 2017	1,654	↓
Quarter ending March 2018	1,806	↑
Quarter ending June 2018	1,784	↓
Variance since June 2017	6.4%	↑



ACTIVITY



Adjusted Scheduled Activity (UDA)		
Month	2018	2019
April	73	164
May	311	490
June	423	528
July	1,062	
August	1,478	
September	1,718	
October	2,381	
November	2,767	
December	3,031	
January	3,507	
February	3,908	
March	4,519	
April	4,836	
May	4,833	
June	4,833	

QUALITY

	Quantity	Base Number	Contract	AT	Region	England
% of FP17s for the same patient ID Re-attending within 3 months - Children	25	326	7.7%	10.0%	12.0%	11.5%
% of FP17s for the same patient ID Re-attending within 3 months - Adults	21	198	10.6%	13.8%	15.7%	15.4%
% of FP17s for the same patient ID Re-attending between 3 & 9 months - Children	225	326	69.0%	61.7%	60.3%	58.9%
% of FP17s for the same patient ID Re-attending between 3 & 9 months - Adults	110	198	55.6%	56.1%	54.0%	51.6%
% of FP17s for Band 1 Urgent Courses	14	339	4.1%	7.1%	8.9%	8.9%
% of FP17s Relating to Free Repair or Replacements	0	339	0.0%	0.9%	1.0%	0.8%
% of FP17s Relating to Continuations	0	339	0.0%	1.0%	1.1%	0.9%
% of Patients satisfied with the dentistry they have received	0	0	N/A	92.6%	93.4%	93.2%
% of Patients satisfied with the time they had to wait for an appointment	0	0	N/A	88.0%	89.4%	88.8%

* This is based on patients treated on this contract for their most recent course of treatment. Figures in italics indicate the base number of FP17s or Patient Questionnaire responses are less than 100. N/A is shown where the base number of responses is less than 10 during the period. % is calculated as Quantity/Base number*100

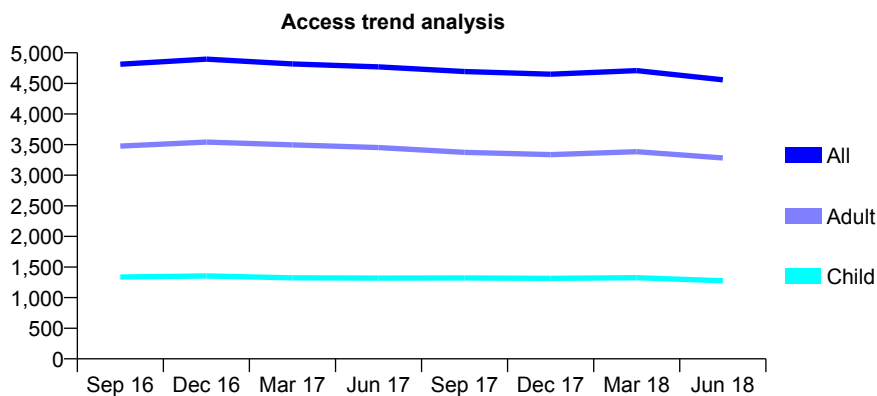
Q52 - Vital Signs At a Glance Contract Report for 164631/0001 - June 2018

Name or company name	Armley Dental Practice Partnership
Contract type name	GDS Contract
Purpose of contract	General
Contract start date	01/05/2013
Contract end date	

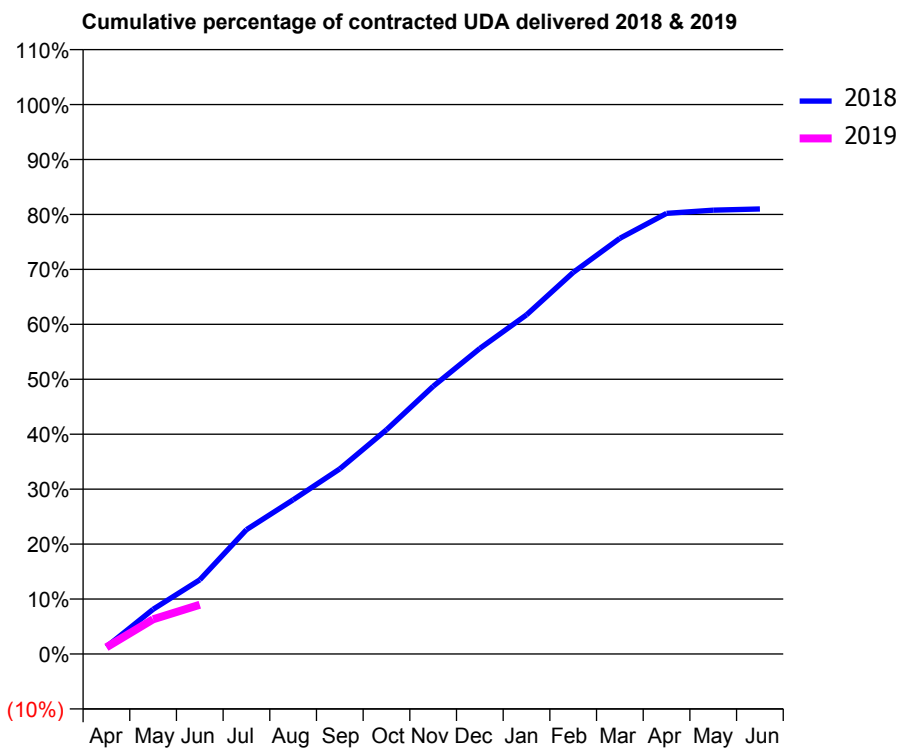
18/19 Contracted general activity (UDA)	15,981
Carry forward general activity (UDA)	0
18/19 Contracted orthodontic activity (UOA)	0
Carry forward orthodontic activity (UOA)	0
Baseline contract value	£583,862.12

ACCESS*

Patients seen in 24 months	Total	Change since previous quarter
Quarter ending June 2017	4,771	
Quarter ending September 2017	4,694	↓
Quarter ending December 2017	4,650	→
Quarter ending March 2018	4,710	→
Quarter ending June 2018	4,558	↓
Variance since June 2017	(4.5%)	↓



ACTIVITY



Month	Adjusted Scheduled Activity (UDA)	
	2018	2019
April	213	196
May	1,301	1,011
June	2,159	1,433
July	3,618	
August	4,486	
September	5,384	
October	6,519	
November	7,787	
December	8,887	
January	9,865	
February	11,098	
March	12,090	
April	12,814	
May	12,909	
June	12,942	

QUALITY

	Quantity	Base Number	Contract	AT	Region	England
% of FP17s for the same patient ID Re-attending within 3 months - Children	20	225	8.9%	10.0%	12.0%	11.5%
% of FP17s for the same patient ID Re-attending within 3 months - Adults	87	657	13.2%	13.8%	15.7%	15.4%
% of FP17s for the same patient ID Re-attending between 3 & 9 months - Children	124	225	55.1%	61.7%	60.3%	58.9%
% of FP17s for the same patient ID Re-attending between 3 & 9 months - Adults	275	657	41.9%	56.1%	54.0%	51.6%
% of FP17s for Band 1 Urgent Courses	53	607	8.7%	7.1%	8.9%	8.9%
% of FP17s Relating to Free Repair or Replacements	9	607	1.5%	0.9%	1.0%	0.8%
% of FP17s Relating to Continuations	15	607	2.5%	1.0%	1.1%	0.9%
% of Patients satisfied with the dentistry they have received	1	1	N/A	92.6%	93.4%	93.2%
% of Patients satisfied with the time they had to wait for an appointment	1	1	N/A	88.0%	89.4%	88.8%

* This is based on patients treated on this contract for their most recent course of treatment. Figures in italics indicate the base number of FP17s or Patient Questionnaire responses are less than 100. N/A is shown where the base number of responses is less than 10 during the period. % is calculated as Quantity/Base number*100

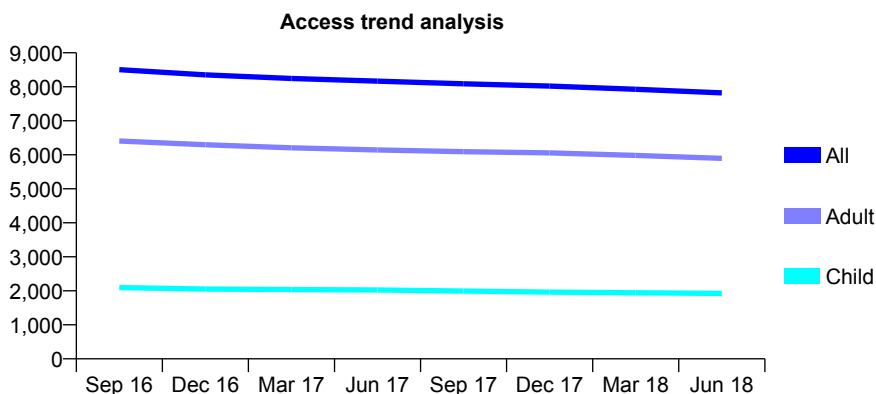
Q52 - Vital Signs At a Glance Contract Report for 165360/0001 - June 2018

Name or company name	Meltham Dental Care Ltd
Contract type name	GDS Contract
Purpose of contract	General
Contract start date	01/04/2010
Contract end date	

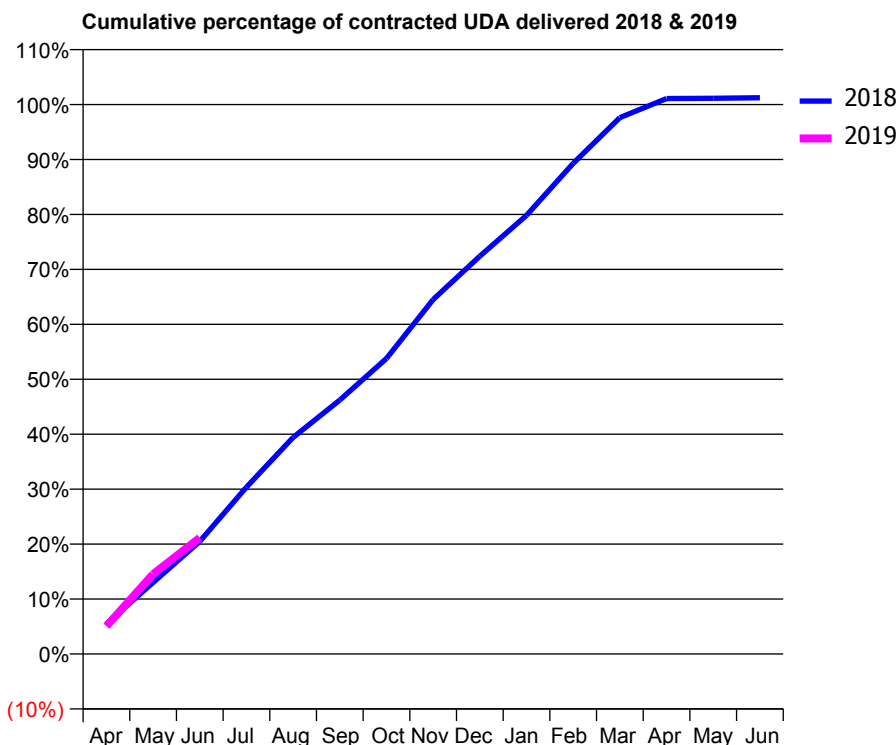
18/19 Contracted general activity (UDA)	28,778
Carry forward general activity (UDA)	0
18/19 Contracted orthodontic activity (UOA)	0
Carry forward orthodontic activity (UOA)	0
Baseline contract value	£837,970.20

ACCESS*

Patients seen in 24 months	Total	Change since previous quarter
Quarter ending June 2017	8,167	
Quarter ending September 2017	8,088	→
Quarter ending December 2017	8,022	→
Quarter ending March 2018	7,928	↓
Quarter ending June 2018	7,821	↓
Variance since June 2017	(4.2%)	↓



ACTIVITY



Month	Adjusted Scheduled Activity (UDA)	
	2018	2019
April	1,579	1,457
May	3,749	4,187
June	5,900	6,089
July	8,742	
August	11,343	
September	13,303	
October	15,479	
November	18,569	
December	20,838	
January	22,972	
February	25,695	
March	28,095	
April	29,092	
May	29,104	
June	29,134	

QUALITY

	Quantity	Base Number	Contract	AT	Region	England
% of FP17s for the same patient ID Re-attending within 3 months - Children	69	881	7.8%	10.0%	12.0%	11.5%
% of FP17s for the same patient ID Re-attending within 3 months - Adults	473	2,659	17.8%	13.8%	15.7%	15.4%
% of FP17s for the same patient ID Re-attending between 3 & 9 months - Children	706	881	80.1%	61.7%	60.3%	58.9%
% of FP17s for the same patient ID Re-attending between 3 & 9 months - Adults	1,893	2,659	71.2%	56.1%	54.0%	51.6%
% of FP17s for Band 1 Urgent Courses	179	3,073	5.8%	7.1%	8.9%	8.9%
% of FP17s Relating to Free Repair or Replacements	24	3,073	0.8%	0.9%	1.0%	0.8%
% of FP17s Relating to Continuations	25	3,073	0.8%	1.0%	1.1%	0.9%
% of Patients satisfied with the dentistry they have received	8	8	N/A	92.6%	93.4%	93.2%
% of Patients satisfied with the time they had to wait for an appointment	8	8	N/A	88.0%	89.4%	88.8%

* This is based on patients treated on this contract for their most recent course of treatment. Figures in italics indicate the base number of FP17s or Patient Questionnaire responses are less than 100. N/A is shown where the base number of responses is less than 10 during the period. % is calculated as Quantity/Base number*100

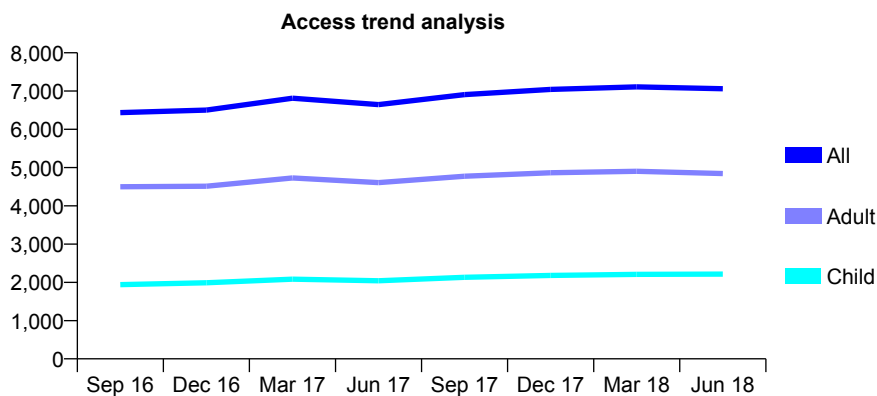
Q52 - Vital Signs At a Glance Contract Report for 166391/0001 - June 2018

Name or company name	Horsforth Smile Clinic Ltd
Contract type name	GDS Contract
Purpose of contract	General
Contract start date	01/01/2014
Contract end date	

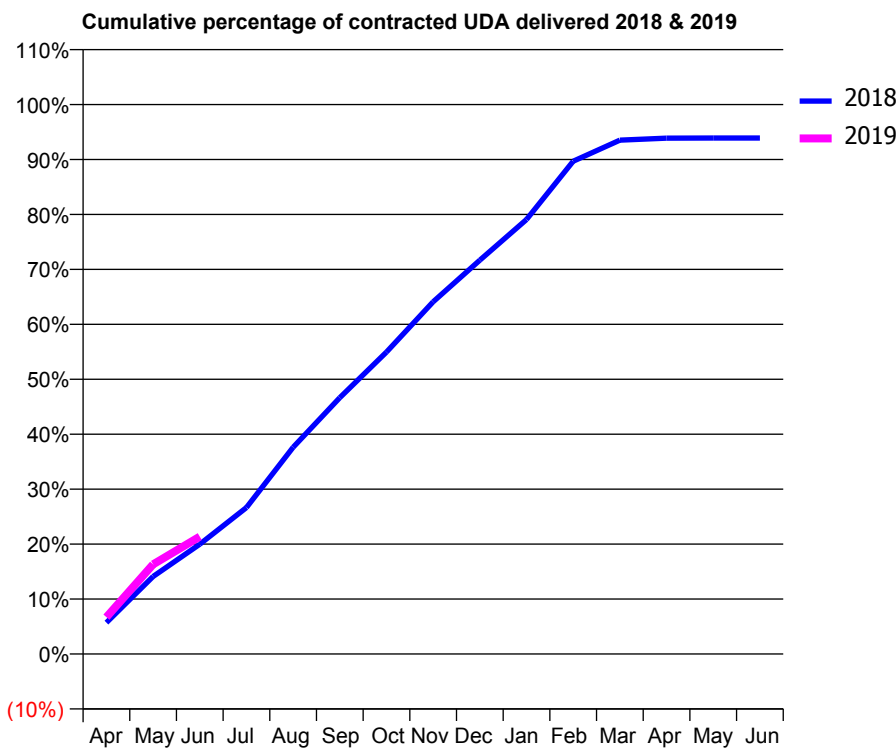
18/19 Contracted general activity (UDA)	15,597
Carry forward general activity (UDA)	0
18/19 Contracted orthodontic activity (UOA)	0
Carry forward orthodontic activity (UOA)	0
Baseline contract value	£382,117.25

ACCESS*

Patients seen in 24 months	Total	Change since previous quarter
Quarter ending June 2017	6,646	
Quarter ending September 2017	6,907	↑
Quarter ending December 2017	7,044	→
Quarter ending March 2018	7,109	→
Quarter ending June 2018	7,060	→
Variance since June 2017	6.2%	↑



ACTIVITY



Month	Adjusted Scheduled Activity (UDA)	
	2018	2019
April	892	1,046
May	2,201	2,546
June	3,119	3,333
July	4,160	
August	5,869	
September	7,275	
October	8,571	
November	9,997	
December	11,177	
January	12,334	
February	13,987	
March	14,585	
April	14,642	
May	14,645	
June	14,645	

QUALITY

	Quantity	Base Number	Contract	AT	Region	England
% of FP17s for the same patient ID Re-attending within 3 months - Children	51	750	6.8%	10.0%	12.0%	11.5%
% of FP17s for the same patient ID Re-attending within 3 months - Adults	189	1,434	13.2%	13.8%	15.7%	15.4%
% of FP17s for the same patient ID Re-attending between 3 & 9 months - Children	437	750	58.3%	61.7%	60.3%	58.9%
% of FP17s for the same patient ID Re-attending between 3 & 9 months - Adults	874	1,434	60.9%	56.1%	54.0%	51.6%
% of FP17s for Band 1 Urgent Courses	146	1,913	7.6%	7.1%	8.9%	8.9%
% of FP17s Relating to Free Repair or Replacements	12	1,913	0.6%	0.9%	1.0%	0.8%
% of FP17s Relating to Continuations	1	1,913	0.1%	1.0%	1.1%	0.9%
% of Patients satisfied with the dentistry they have received	7	8	N/A	92.6%	93.4%	93.2%
% of Patients satisfied with the time they had to wait for an appointment	7	8	N/A	88.0%	89.4%	88.8%

* This is based on patients treated on this contract for their most recent course of treatment. Figures in italics indicate the base number of FP17s or Patient Questionnaire responses are less than 100. N/A is shown where the base number of responses is less than 10 during the period. % is calculated as Quantity/Base number*100

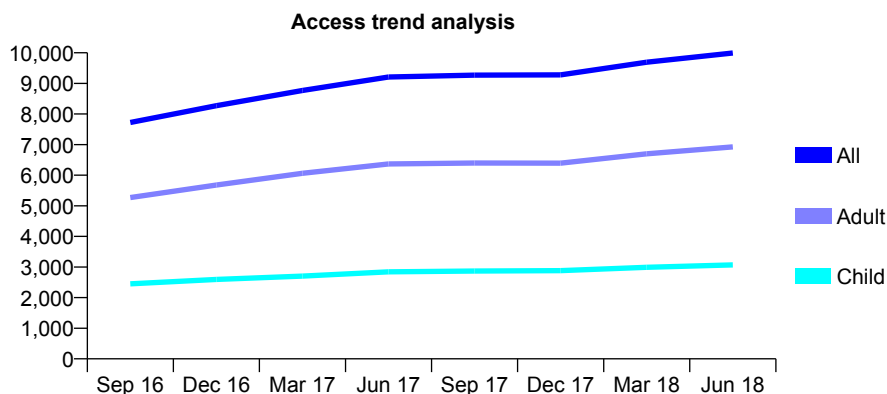
Q52 - Vital Signs At a Glance Contract Report for 166561/0001 - June 2018

Name or company name	Wakefield Road Surgery Partnership
Contract type name	GDS Contract
Purpose of contract	General
Contract start date	01/07/2015
Contract end date	

18/19 Contracted general activity (UDA)	32,261
Carry forward general activity (UDA)	0
18/19 Contracted orthodontic activity (UOA)	0
Carry forward orthodontic activity (UOA)	0
Baseline contract value	£1,075,493.78

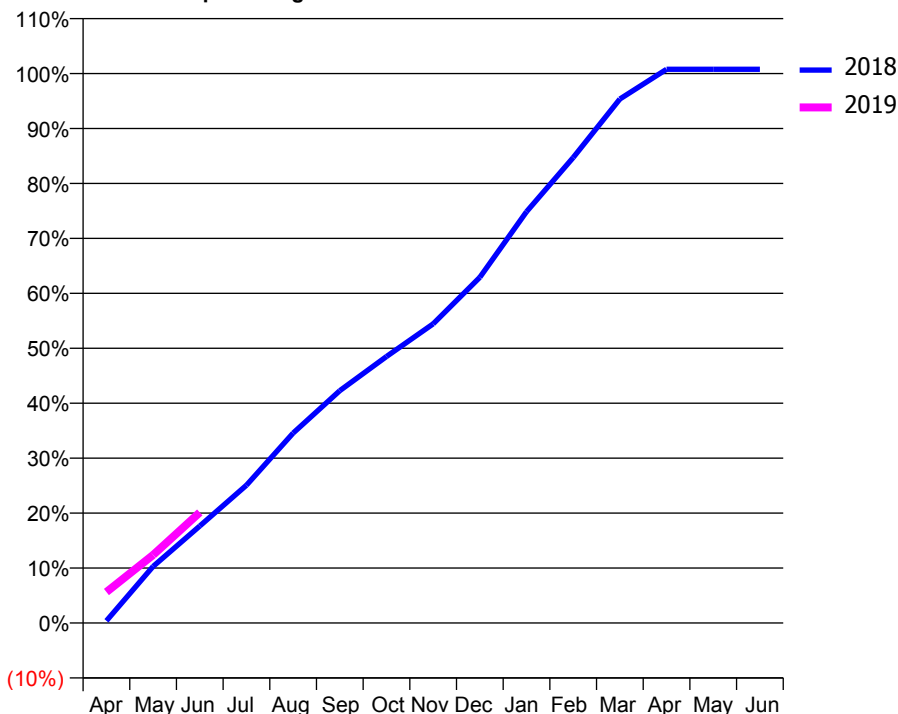
ACCESS*

Patients seen in 24 months	Total	Change since previous quarter
Quarter ending June 2017	9,211	
Quarter ending September 2017	9,268	→
Quarter ending December 2017	9,277	→
Quarter ending March 2018	9,692	↑
Quarter ending June 2018	9,995	↑
Variance since June 2017	8.5%	↑



ACTIVITY

Cumulative percentage of contracted UDA delivered 2018 & 2019



Adjusted Scheduled Activity (UDA)

Month	2018	2019
April	132	1,821
May	3,354	3,997
June	5,747	6,490
July	8,160	
August	11,247	
September	13,761	
October	15,779	
November	17,715	
December	20,474	
January	24,355	
February	27,567	
March	31,035	
April	32,797	
May	32,797	
June	32,797	

QUALITY

	Quantity	Base Number	Contract	AT	Region	England
% of FP17s for the same patient ID Re-attending within 3 months - Children	68	1,175	5.8%	10.0%	12.0%	11.5%
% of FP17s for the same patient ID Re-attending within 3 months - Adults	211	2,320	9.1%	13.8%	15.7%	15.4%
% of FP17s for the same patient ID Re-attending between 3 & 9 months - Children	714	1,175	60.8%	61.7%	60.3%	58.9%
% of FP17s for the same patient ID Re-attending between 3 & 9 months - Adults	1,336	2,320	57.6%	56.1%	54.0%	51.6%
% of FP17s for Band 1 Urgent Courses	131	2,832	4.6%	7.1%	8.9%	8.9%
% of FP17s Relating to Free Repair or Replacements	6	2,832	0.2%	0.9%	1.0%	0.8%
% of FP17s Relating to Continuations	1	2,832	0.0%	1.0%	1.1%	0.9%
% of Patients satisfied with the dentistry they have received	4	6	N/A	92.6%	93.4%	93.2%
% of Patients satisfied with the time they had to wait for an appointment	5	6	N/A	88.0%	89.4%	88.8%

* This is based on patients treated on this contract for their most recent course of treatment. Figures in italics indicate the base number of FP17s or Patient Questionnaire responses are less than 100. N/A is shown where the base number of responses is less than 10 during the period. % is calculated as Quantity/Base number*100

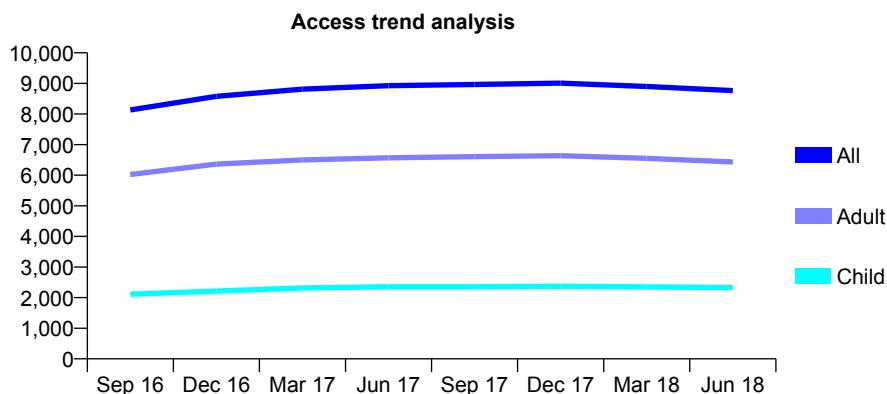
Q52 - Vital Signs At a Glance Contract Report for 167053/0001 - June 2018

Name or company name	Stainbeck Dental Surgery
Contract type name	GDS Contract
Purpose of contract	General
Contract start date	17/10/2014
Contract end date	

18/19 Contracted general activity (UDA)	23,990
Carry forward general activity (UDA)	0
18/19 Contracted orthodontic activity (UOA)	0
Carry forward orthodontic activity (UOA)	0
Baseline contract value	£746,182.77

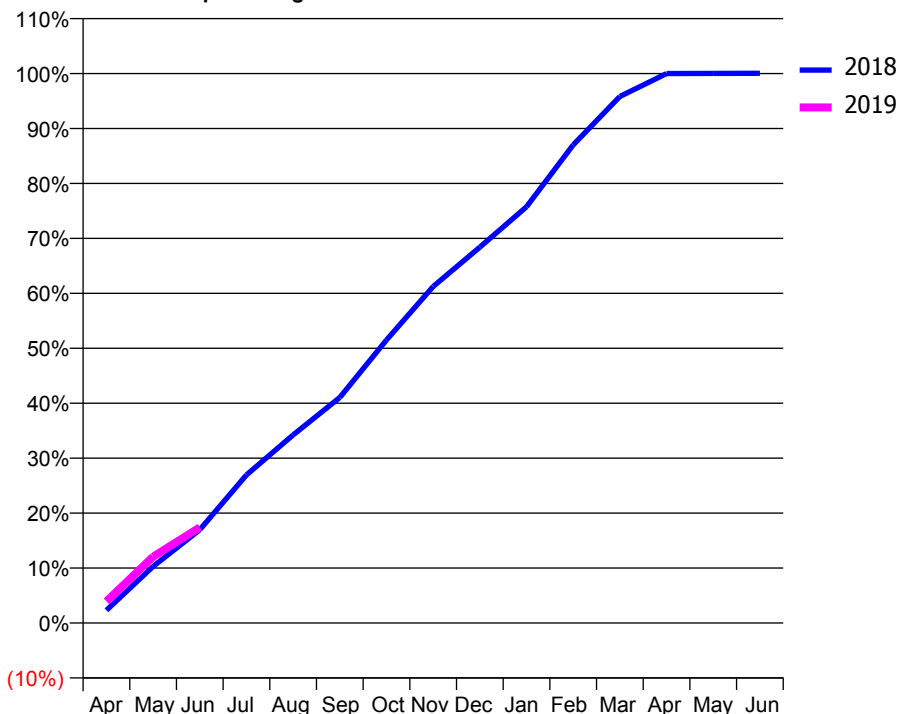
ACCESS*

Patients seen in 24 months	Total	Change since previous quarter
Quarter ending June 2017	8,925	
Quarter ending September 2017	8,966	→
Quarter ending December 2017	9,010	→
Quarter ending March 2018	8,900	↓
Quarter ending June 2018	8,764	↓
Variance since June 2017	(1.8%)	↓



ACTIVITY

Cumulative percentage of contracted UDA delivered 2018 & 2019



Adjusted Scheduled Activity (UDA)

Month	2018	2019
April	559	944
May	2,472	2,896
June	4,074	4,177
July	6,466	
August	8,210	
September	9,847	
October	12,354	
November	14,691	
December	16,411	
January	18,175	
February	20,874	
March	22,985	
April	23,991	
May	23,995	
June	23,999	

QUALITY

	Quantity	Base Number	Contract	AT	Region	England
% of FP17s for the same patient ID Re-attending within 3 months - Children	37	756	4.9%	10.0%	12.0%	11.5%
% of FP17s for the same patient ID Re-attending within 3 months - Adults	259	1,870	13.9%	13.8%	15.7%	15.4%
% of FP17s for the same patient ID Re-attending between 3 & 9 months - Children	458	756	60.6%	61.7%	60.3%	58.9%
% of FP17s for the same patient ID Re-attending between 3 & 9 months - Adults	1,081	1,870	57.8%	56.1%	54.0%	51.6%
% of FP17s for Band 1 Urgent Courses	165	2,210	7.5%	7.1%	8.9%	8.9%
% of FP17s Relating to Free Repair or Replacements	19	2,210	0.9%	0.9%	1.0%	0.8%
% of FP17s Relating to Continuations	39	2,210	1.8%	1.0%	1.1%	0.9%
% of Patients satisfied with the dentistry they have received	20	20	100.0%	92.6%	93.4%	93.2%
% of Patients satisfied with the time they had to wait for an appointment	17	20	85.0%	88.0%	89.4%	88.8%

* This is based on patients treated on this contract for their most recent course of treatment. Figures in italics indicate the base number of FP17s or Patient Questionnaire responses are less than 100. N/A is shown where the base number of responses is less than 10 during the period. % is calculated as Quantity/Base number*100

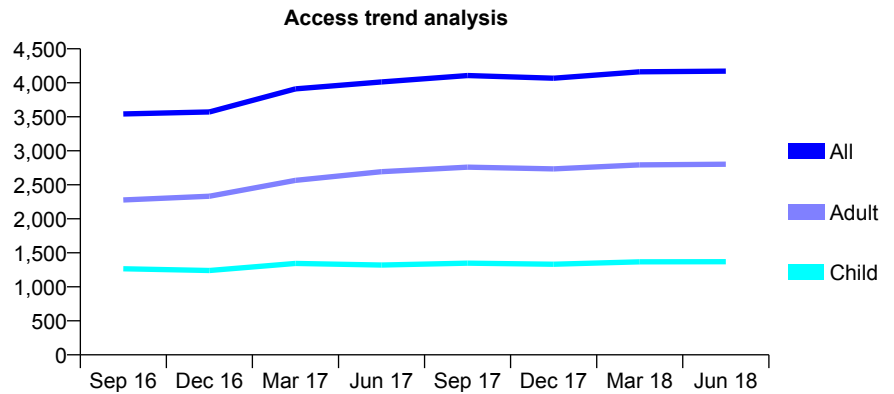
Q52 - Vital Signs At a Glance Contract Report for 167614/0001 - June 2018

Name or company name	Heaton Dental Care Limited
Contract type name	GDS Contract
Purpose of contract	General
Contract start date	06/04/2015
Contract end date	

18/19 Contracted general activity (UDA)	10,649
Carry forward general activity (UDA)	0
18/19 Contracted orthodontic activity (UOA)	0
Carry forward orthodontic activity (UOA)	0
Baseline contract value	£293,873.52

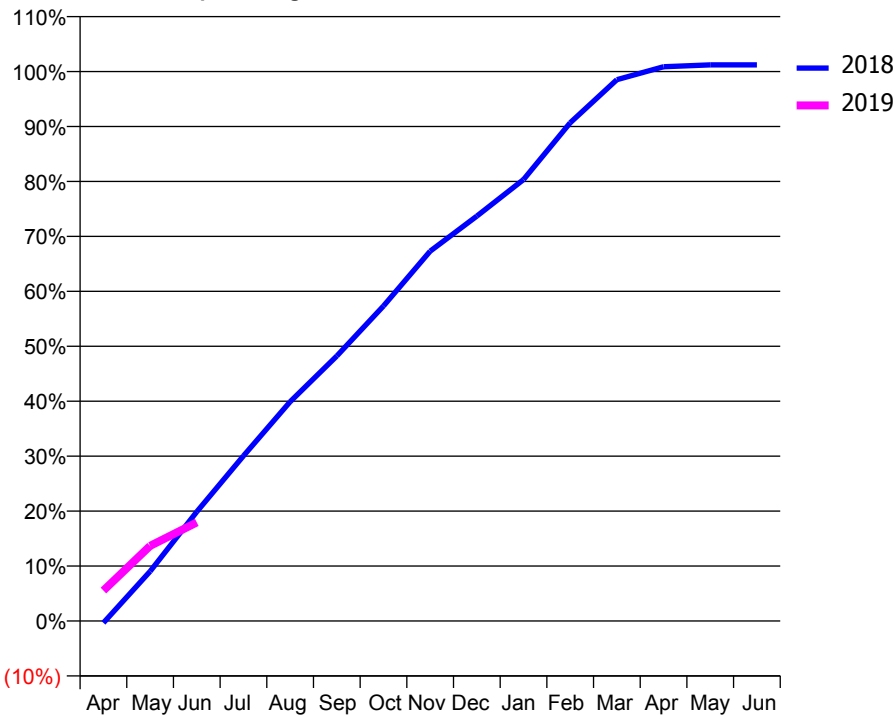
ACCESS*

Patients seen in 24 months	Total	Change since previous quarter
Quarter ending June 2017	4,013	
Quarter ending September 2017	4,107	↑
Quarter ending December 2017	4,068	→
Quarter ending March 2018	4,161	↑
Quarter ending June 2018	4,172	→
Variance since June 2017	4.0%	↑



ACTIVITY

Cumulative percentage of contracted UDA delivered 2018 & 2019



Month	Adjusted Scheduled Activity (UDA)	
	2018	2019
April	-40	590
May	1,019	1,456
June	2,242	1,911
July	3,388	
August	4,499	
September	5,440	
October	6,464	
November	7,589	
December	8,310	
January	9,060	
February	10,223	
March	11,107	
April	11,374	
May	11,413	
June	11,413	

QUALITY

	Quantity	Base Number	Contract	AT	Region	England
% of FP17s for the same patient ID Re-attending within 3 months - Children	22	509	4.3%	10.0%	12.0%	11.5%
% of FP17s for the same patient ID Re-attending within 3 months - Adults	68	801	8.5%	13.8%	15.7%	15.4%
% of FP17s for the same patient ID Re-attending between 3 & 9 months - Children	332	509	65.2%	61.7%	60.3%	58.9%
% of FP17s for the same patient ID Re-attending between 3 & 9 months - Adults	527	801	65.8%	56.1%	54.0%	51.6%
% of FP17s for Band 1 Urgent Courses	8	912	0.9%	7.1%	8.9%	8.9%
% of FP17s Relating to Free Repair or Replacements	1	912	0.1%	0.9%	1.0%	0.8%
% of FP17s Relating to Continuations	0	912	0.0%	1.0%	1.1%	0.9%
% of Patients satisfied with the dentistry they have received	1	1	N/A	92.6%	93.4%	93.2%
% of Patients satisfied with the time they had to wait for an appointment	1	1	N/A	88.0%	89.4%	88.8%

* This is based on patients treated on this contract for their most recent course of treatment. Figures in italics indicate the base number of FP17s or Patient Questionnaire responses are less than 100. N/A is shown where the base number of responses is less than 10 during the period. % is calculated as Quantity/Base number*100

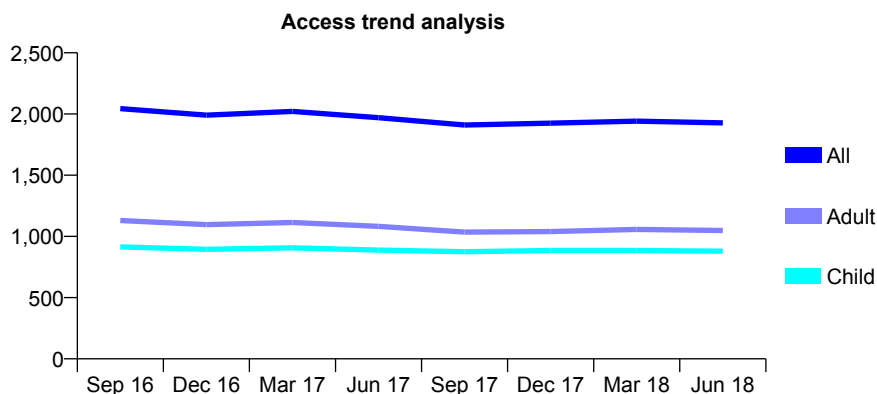
Q52 - Vital Signs At a Glance Contract Report for 168025/0001 - June 2018

Name or company name	Summerville Road Dental Practice
Contract type name	GDS Contract
Purpose of contract	General
Contract start date	01/10/2013
Contract end date	

18/19 Contracted general activity (UDA)	6,736
Carry forward general activity (UDA)	0
18/19 Contracted orthodontic activity (UOA)	0
Carry forward orthodontic activity (UOA)	0
Baseline contract value	£183,862.62

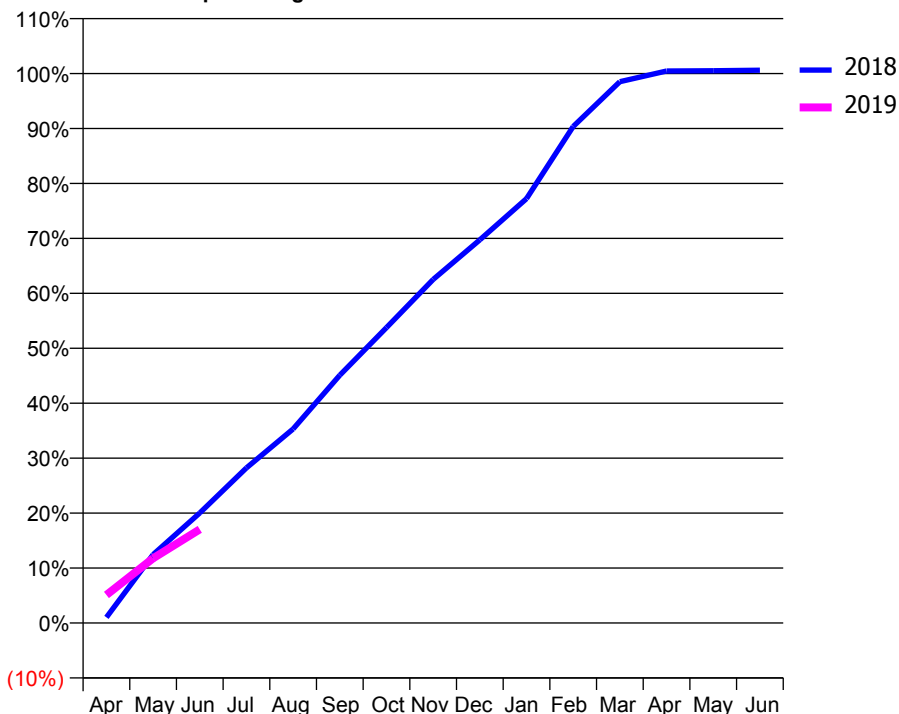
ACCESS*

Patients seen in 24 months	Total	Change since previous quarter
Quarter ending June 2017	1,970	
Quarter ending September 2017	1,910	↓
Quarter ending December 2017	1,925	→
Quarter ending March 2018	1,942	→
Quarter ending June 2018	1,928	→
Variance since June 2017	(2.1%)	↓



ACTIVITY

Cumulative percentage of contracted UDA delivered 2018 & 2019



Adjusted Scheduled Activity (UDA)

Month	2018	2019
April	69	344
May	840	793
June	1,350	1,149
July	1,902	
August	2,380	
September	3,039	
October	3,622	
November	4,211	
December	4,697	
January	5,202	
February	6,087	
March	6,636	
April	6,766	
May	6,769	
June	6,776	

QUALITY

	Quantity	Base Number	Contract	AT	Region	England
% of FP17s for the same patient ID Re-attending within 3 months - Children	30	273	11.0%	10.0%	12.0%	11.5%
% of FP17s for the same patient ID Re-attending within 3 months - Adults	60	277	21.7%	13.8%	15.7%	15.4%
% of FP17s for the same patient ID Re-attending between 3 & 9 months - Children	173	273	63.4%	61.7%	60.3%	58.9%
% of FP17s for the same patient ID Re-attending between 3 & 9 months - Adults	115	277	41.5%	56.1%	54.0%	51.6%
% of FP17s for Band 1 Urgent Courses	68	485	14.0%	7.1%	8.9%	8.9%
% of FP17s Relating to Free Repair or Replacements	0	485	0.0%	0.9%	1.0%	0.8%
% of FP17s Relating to Continuations	0	485	0.0%	1.0%	1.1%	0.9%
% of Patients satisfied with the dentistry they have received	1	1	N/A	92.6%	93.4%	93.2%
% of Patients satisfied with the time they had to wait for an appointment	1	1	N/A	88.0%	89.4%	88.8%

* This is based on patients treated on this contract for their most recent course of treatment. Figures in italics indicate the base number of FP17s or Patient Questionnaire responses are less than 100. N/A is shown where the base number of responses is less than 10 during the period. % is calculated as Quantity/Base number*100

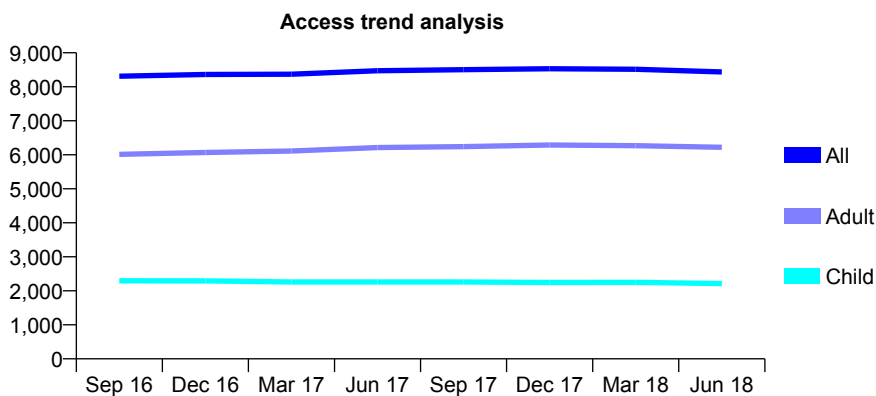
Q52 - Vital Signs At a Glance Contract Report for 168785/0001 - June 2018

Name or company name	Bedford & Associates Limited
Contract type name	GDS Contract
Purpose of contract	General
Contract start date	01/11/2013
Contract end date	

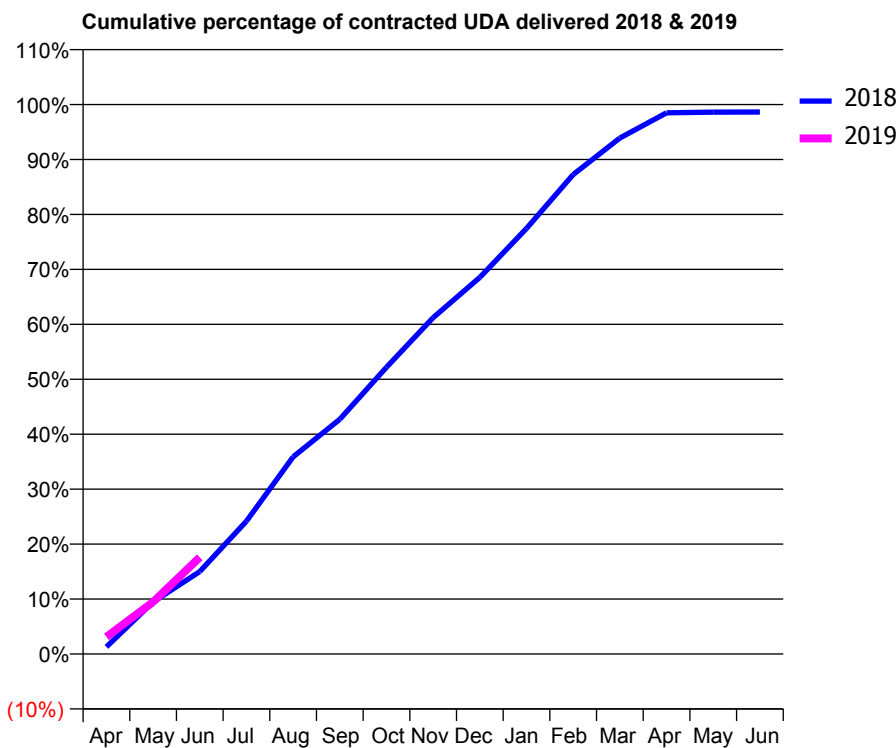
18/19 Contracted general activity (UDA)	23,757
Carry forward general activity (UDA)	0
18/19 Contracted orthodontic activity (UOA)	0
Carry forward orthodontic activity (UOA)	0
Baseline contract value	£637,607.68

ACCESS*

Patients seen in 24 months	Total	Change since previous quarter
Quarter ending June 2017	8,472	
Quarter ending September 2017	8,504	→
Quarter ending December 2017	8,532	→
Quarter ending March 2018	8,517	→
Quarter ending June 2018	8,436	→
Variance since June 2017	(0.4%)	→



ACTIVITY



Month	Adjusted Scheduled Activity (UDA)	
	2018	2019
April	314	739
May	2,286	2,252
June	3,620	4,180
July	5,830	
August	8,655	
September	10,302	
October	12,587	
November	14,762	
December	16,528	
January	18,677	
February	21,042	
March	22,642	
April	23,750	
May	23,777	
June	23,788	

QUALITY

	Quantity	Base Number	Contract	AT	Region	England
% of FP17s for the same patient ID Re-attending within 3 months - Children	59	731	8.1%	10.0%	12.0%	11.5%
% of FP17s for the same patient ID Re-attending within 3 months - Adults	268	1,850	14.5%	13.8%	15.7%	15.4%
% of FP17s for the same patient ID Re-attending between 3 & 9 months - Children	437	731	59.8%	61.7%	60.3%	58.9%
% of FP17s for the same patient ID Re-attending between 3 & 9 months - Adults	984	1,850	53.2%	56.1%	54.0%	51.6%
% of FP17s for Band 1 Urgent Courses	189	2,056	9.2%	7.1%	8.9%	8.9%
% of FP17s Relating to Free Repair or Replacements	41	2,056	2.0%	0.9%	1.0%	0.8%
% of FP17s Relating to Continuations	14	2,056	0.7%	1.0%	1.1%	0.9%
% of Patients satisfied with the dentistry they have received	2	2	N/A	92.6%	93.4%	93.2%
% of Patients satisfied with the time they had to wait for an appointment	1	2	N/A	88.0%	89.4%	88.8%

* This is based on patients treated on this contract for their most recent course of treatment. Figures in italics indicate the base number of FP17s or Patient Questionnaire responses are less than 100. N/A is shown where the base number of responses is less than 10 during the period. % is calculated as Quantity/Base number*100

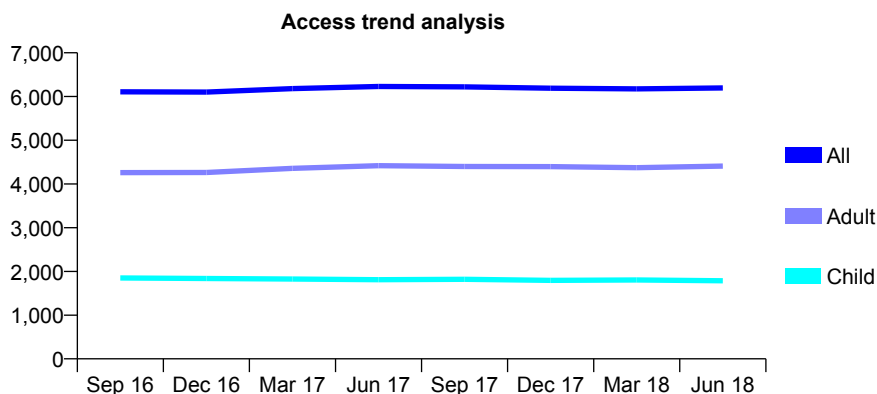
Q52 - Vital Signs At a Glance Contract Report for 168904/0001 - June 2018

Name or company name	Mount Dental Surgery Limited
Contract type name	GDS Contract
Purpose of contract	General
Contract start date	01/04/2010
Contract end date	

18/19 Contracted general activity (UDA)	17,579
Carry forward general activity (UDA)	0
18/19 Contracted orthodontic activity (UOA)	0
Carry forward orthodontic activity (UOA)	0
Baseline contract value	£544,845.22

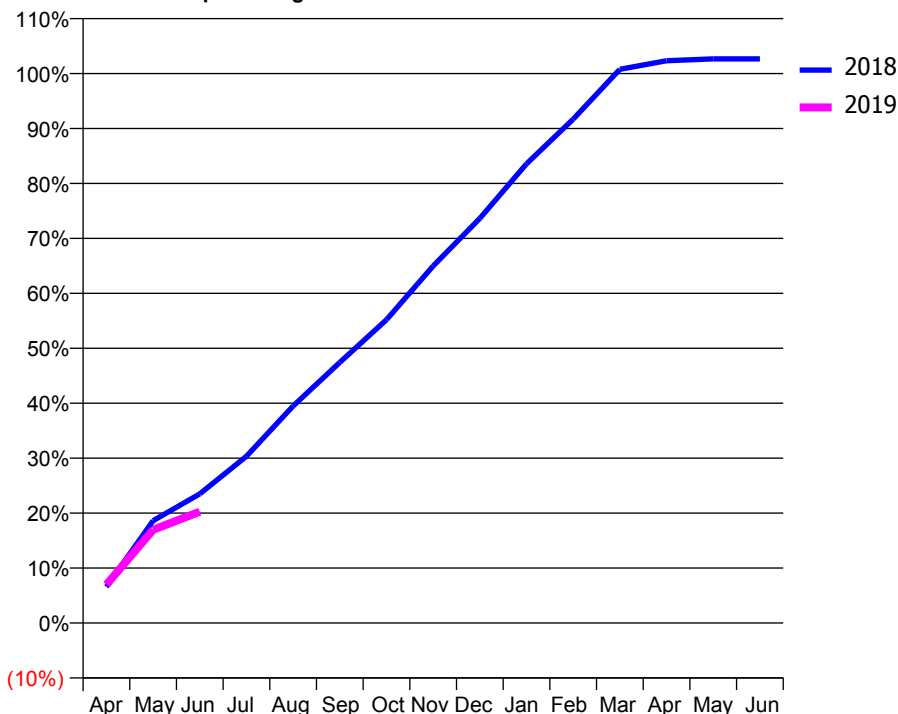
ACCESS*

Patients seen in 24 months	Total	Change since previous quarter
Quarter ending June 2017	6,229	
Quarter ending September 2017	6,220	→
Quarter ending December 2017	6,191	→
Quarter ending March 2018	6,175	→
Quarter ending June 2018	6,196	→
Variance since June 2017	(0.5%)	→



ACTIVITY

Cumulative percentage of contracted UDA delivered 2018 & 2019



Month	Adjusted Scheduled Activity (UDA)	
	2018	2019
April	1,192	1,226
May	3,371	2,984
June	4,250	3,559
July	5,489	
August	7,143	
September	8,580	
October	9,987	
November	11,755	
December	13,321	
January	15,116	
February	16,586	
March	18,231	
April	18,513	
May	18,573	
June	18,574	

QUALITY

	Quantity	Base Number	Contract	AT	Region	England
% of FP17s for the same patient ID Re-attending within 3 months - Children	59	563	10.5%	10.0%	12.0%	11.5%
% of FP17s for the same patient ID Re-attending within 3 months - Adults	145	1,088	13.3%	13.8%	15.7%	15.4%
% of FP17s for the same patient ID Re-attending between 3 & 9 months - Children	271	563	48.1%	61.7%	60.3%	58.9%
% of FP17s for the same patient ID Re-attending between 3 & 9 months - Adults	472	1,088	43.4%	56.1%	54.0%	51.6%
% of FP17s for Band 1 Urgent Courses	134	1,506	8.9%	7.1%	8.9%	8.9%
% of FP17s Relating to Free Repair or Replacements	0	1,506	0.0%	0.9%	1.0%	0.8%
% of FP17s Relating to Continuations	5	1,506	0.3%	1.0%	1.1%	0.9%
% of Patients satisfied with the dentistry they have received	4	4	N/A	92.6%	93.4%	93.2%
% of Patients satisfied with the time they had to wait for an appointment	4	4	N/A	88.0%	89.4%	88.8%

* This is based on patients treated on this contract for their most recent course of treatment. Figures in italics indicate the base number of FP17s or Patient Questionnaire responses are less than 100. N/A is shown where the base number of responses is less than 10 during the period. % is calculated as Quantity/Base number*100

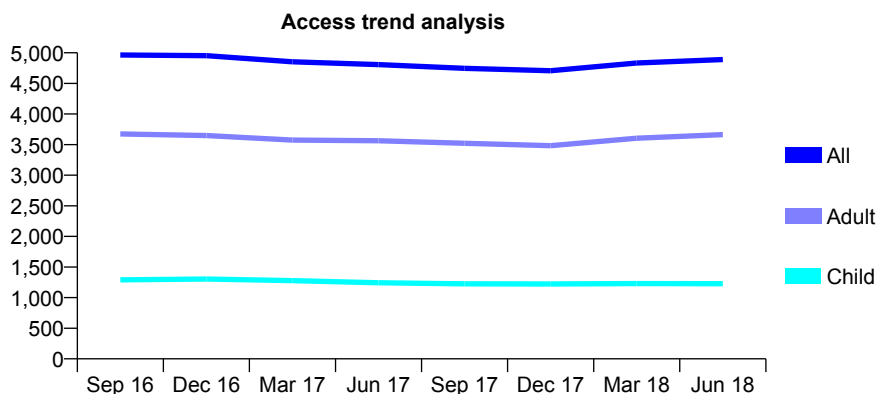
Q52 - Vital Signs At a Glance Contract Report for 169188/0001 - June 2018

Name or company name	Thornton Dental Limited
Contract type name	GDS Contract
Purpose of contract	General
Contract start date	01/08/2014
Contract end date	

18/19 Contracted general activity (UDA)	14,479
Carry forward general activity (UDA)	0
18/19 Contracted orthodontic activity (UOA)	0
Carry forward orthodontic activity (UOA)	0
Baseline contract value	£348,587.74

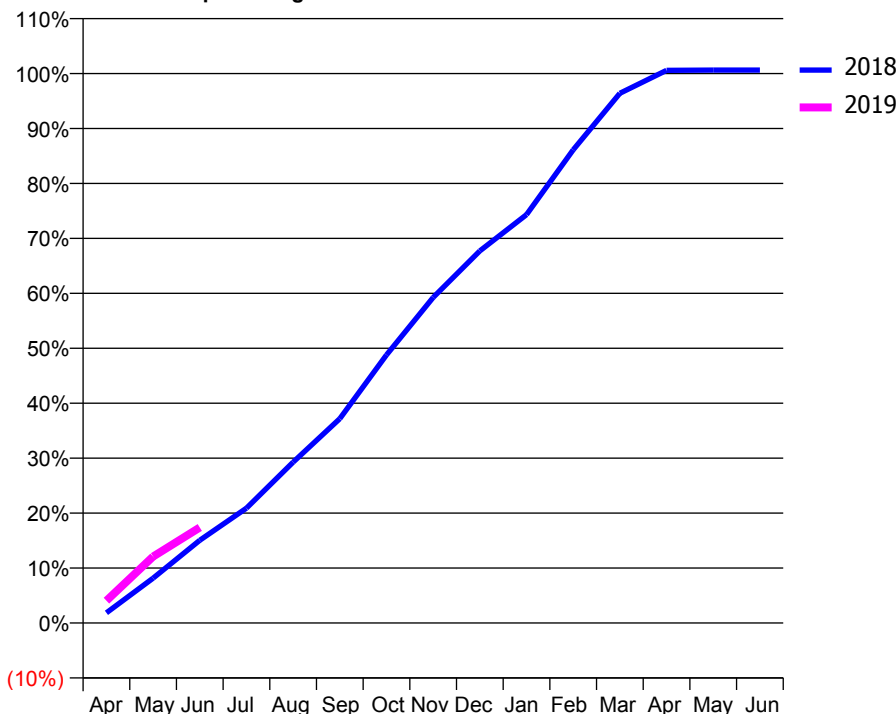
ACCESS*

Patients seen in 24 months	Total	Change since previous quarter
Quarter ending June 2017	4,808	
Quarter ending September 2017	4,747	↓
Quarter ending December 2017	4,706	→
Quarter ending March 2018	4,834	↑
Quarter ending June 2018	4,891	→
Variance since June 2017	1.7%	→



ACTIVITY

Cumulative percentage of contracted UDA delivered 2018 & 2019



Adjusted Scheduled Activity (UDA)

Month	2018	2019
April	269	590
May	1,182	1,752
June	2,180	2,519
July	3,027	
August	4,238	
September	5,383	
October	7,063	
November	8,578	
December	9,804	
January	10,761	
February	12,469	
March	13,958	
April	14,561	
May	14,569	
June	14,570	

QUALITY

	Quantity	Base Number	Contract	AT	Region	England
% of FP17s for the same patient ID Re-attending within 3 months - Children	51	458	11.1%	10.0%	12.0%	11.5%
% of FP17s for the same patient ID Re-attending within 3 months - Adults	156	1,252	12.5%	13.8%	15.7%	15.4%
% of FP17s for the same patient ID Re-attending between 3 & 9 months - Children	317	458	69.2%	61.7%	60.3%	58.9%
% of FP17s for the same patient ID Re-attending between 3 & 9 months - Adults	829	1,252	66.2%	56.1%	54.0%	51.6%
% of FP17s for Band 1 Urgent Courses	125	1,422	8.8%	7.1%	8.9%	8.9%
% of FP17s Relating to Free Repair or Replacements	9	1,422	0.6%	0.9%	1.0%	0.8%
% of FP17s Relating to Continuations	10	1,422	0.7%	1.0%	1.1%	0.9%
% of Patients satisfied with the dentistry they have received	0	0	N/A	92.6%	93.4%	93.2%
% of Patients satisfied with the time they had to wait for an appointment	0	0	N/A	88.0%	89.4%	88.8%

* This is based on patients treated on this contract for their most recent course of treatment. Figures in italics indicate the base number of FP17s or Patient Questionnaire responses are less than 100. N/A is shown where the base number of responses is less than 10 during the period. % is calculated as Quantity/Base number*100

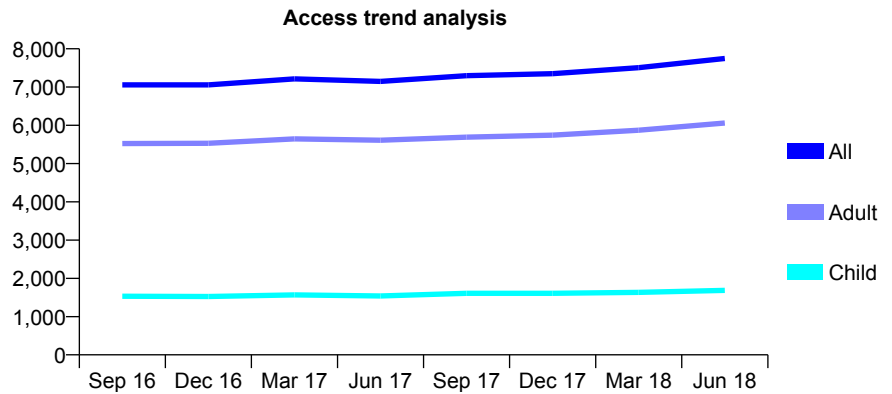
Q52 - Vital Signs At a Glance Contract Report for 172340/0001 - June 2018

Name or company name	S C Milnes Ltd
Contract type name	GDS Contract
Purpose of contract	General
Contract start date	01/06/2009
Contract end date	

18/19 Contracted general activity (UDA)	21,455
Carry forward general activity (UDA)	0
18/19 Contracted orthodontic activity (UOA)	0
Carry forward orthodontic activity (UOA)	0
Baseline contract value	£679,441.94

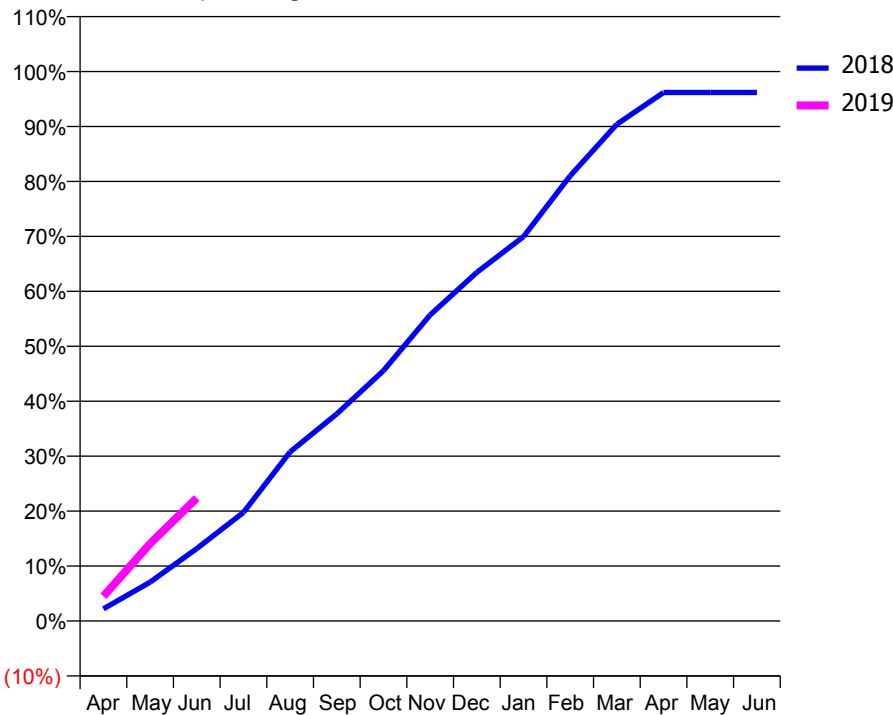
ACCESS*

Patients seen in 24 months	Total	Change since previous quarter
Quarter ending June 2017	7,148	
Quarter ending September 2017	7,298	↑
Quarter ending December 2017	7,350	→
Quarter ending March 2018	7,506	↑
Quarter ending June 2018	7,747	↑
Variance since June 2017	8.4%	↑



ACTIVITY

Cumulative percentage of contracted UDA delivered 2018 & 2019



Adjusted Scheduled Activity (UDA)		
Month	2018	2019
April	475	965
May	1,517	3,021
June	2,830	4,803
July	4,242	
August	6,605	
September	8,089	
October	9,777	
November	11,952	
December	13,612	
January	15,008	
February	17,381	
March	19,397	
April	20,635	
May	20,635	
June	20,635	

QUALITY

	Quantity	Base Number	Contract	AT	Region	England
% of FP17s for the same patient ID Re-attending within 3 months - Children	38	668	5.7%	10.0%	12.0%	11.5%
% of FP17s for the same patient ID Re-attending within 3 months - Adults	244	2,529	9.6%	13.8%	15.7%	15.4%
% of FP17s for the same patient ID Re-attending between 3 & 9 months - Children	389	668	58.2%	61.7%	60.3%	58.9%
% of FP17s for the same patient ID Re-attending between 3 & 9 months - Adults	1,601	2,529	63.3%	56.1%	54.0%	51.6%
% of FP17s for Band 1 Urgent Courses	105	2,571	4.1%	7.1%	8.9%	8.9%
% of FP17s Relating to Free Repair or Replacements	19	2,571	0.7%	0.9%	1.0%	0.8%
% of FP17s Relating to Continuations	10	2,571	0.4%	1.0%	1.1%	0.9%
% of Patients satisfied with the dentistry they have received	19	19	100.0%	92.6%	93.4%	93.2%
% of Patients satisfied with the time they had to wait for an appointment	15	19	78.9%	88.0%	89.4%	88.8%

* This is based on patients treated on this contract for their most recent course of treatment. Figures in italics indicate the base number of FP17s or Patient Questionnaire responses are less than 100. N/A is shown where the base number of responses is less than 10 during the period. % is calculated as Quantity/Base number*100

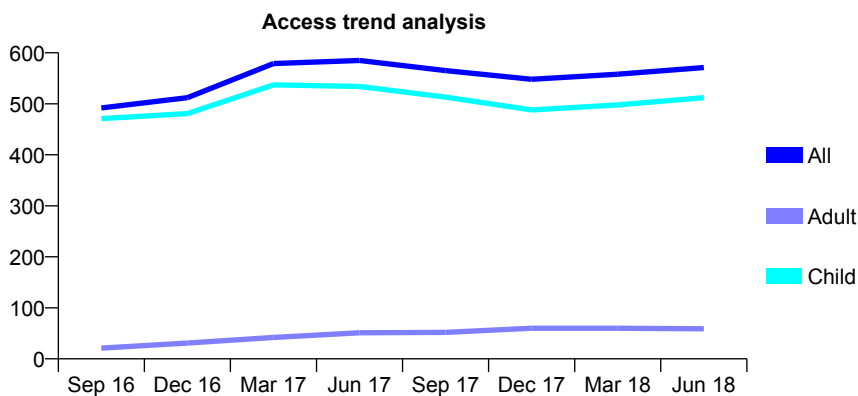
Q52 - Vital Signs At a Glance Contract Report for 173649/0001 - June 2018

Name or company name	The Dental Studio
Contract type name	GDS Contract
Purpose of contract	General
Contract start date	01/06/2015
Contract end date	

18/19 Contracted general activity (UDA)	1,030
Carry forward general activity (UDA)	0
18/19 Contracted orthodontic activity (UOA)	0
Carry forward orthodontic activity (UOA)	0
Baseline contract value	£22,854.52

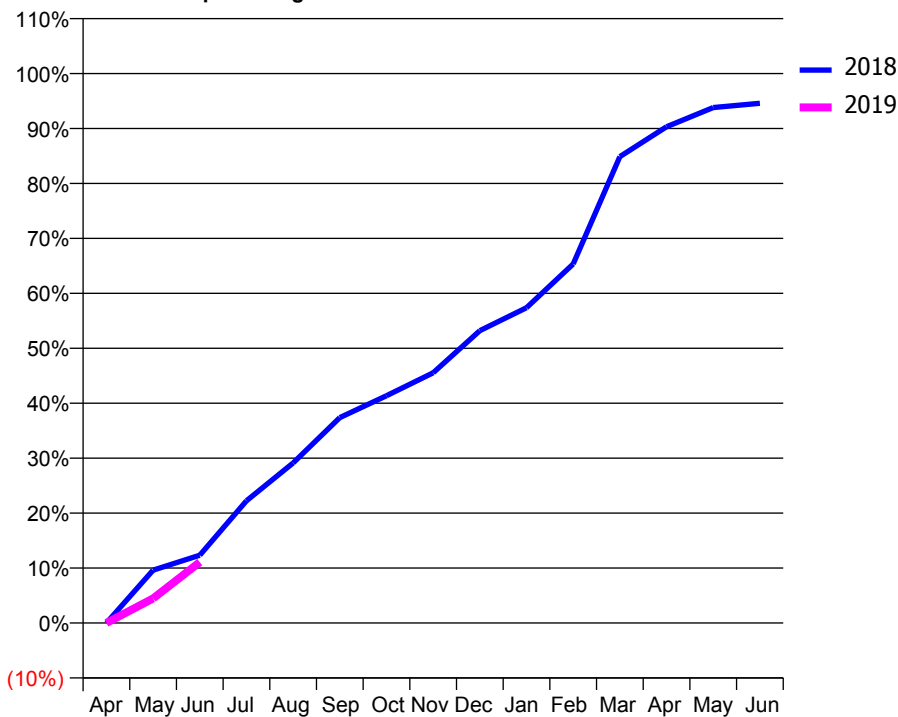
ACCESS*

Patients seen in 24 months	Total	Change since previous quarter
Quarter ending June 2017	585	
Quarter ending September 2017	565	↓
Quarter ending December 2017	548	↓
Quarter ending March 2018	558	→
Quarter ending June 2018	571	↑
Variance since June 2017	(2.4%)	↓



ACTIVITY

Cumulative percentage of contracted UDA delivered 2018 & 2019



Adjusted Scheduled Activity (UDA)

Month	2018	2019
April	0	0
May	99	46
June	127	114
July	229	
August	300	
September	385	
October	426	
November	469	
December	548	
January	591	
February	673	
March	874	
April	930	
May	966	
June	974	

QUALITY

	Quantity	Base Number	Contract	AT	Region	England
% of FP17s for the same patient ID Re-attending within 3 months - Children	9	171	5.3%	10.0%	12.0%	11.5%
% of FP17s for the same patient ID Re-attending within 3 months - Adults	0	0	N/A	13.8%	15.7%	15.4%
% of FP17s for the same patient ID Re-attending between 3 & 9 months - Children	87	171	50.9%	61.7%	60.3%	58.9%
% of FP17s for the same patient ID Re-attending between 3 & 9 months - Adults	0	0	N/A	56.1%	54.0%	51.6%
% of FP17s for Band 1 Urgent Courses	0	92	0.0%	7.1%	8.9%	8.9%
% of FP17s Relating to Free Repair or Replacements	0	92	0.0%	0.9%	1.0%	0.8%
% of FP17s Relating to Continuations	0	92	0.0%	1.0%	1.1%	0.9%
% of Patients satisfied with the dentistry they have received	0	0	N/A	92.6%	93.4%	93.2%
% of Patients satisfied with the time they had to wait for an appointment	0	0	N/A	88.0%	89.4%	88.8%

* This is based on patients treated on this contract for their most recent course of treatment. Figures in italics indicate the base number of FP17s or Patient Questionnaire responses are less than 100. N/A is shown where the base number of responses is less than 10 during the period. % is calculated as Quantity/Base number*100

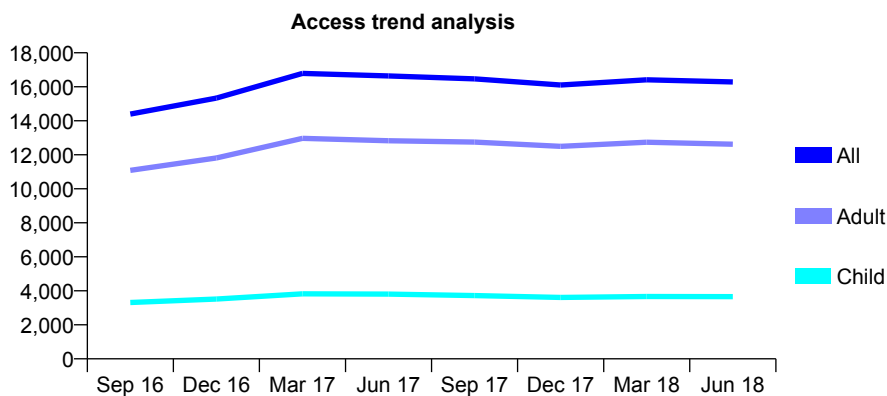
Q52 - Vital Signs At a Glance Contract Report for 173681/0001 - June 2018

Name or company name	Mulli Limited
Contract type name	GDS Contract
Purpose of contract	General
Contract start date	01/05/2015
Contract end date	

18/19 Contracted general activity (UDA)	55,056
Carry forward general activity (UDA)	0
18/19 Contracted orthodontic activity (UOA)	0
Carry forward orthodontic activity (UOA)	0
Baseline contract value	£1,604,866.37

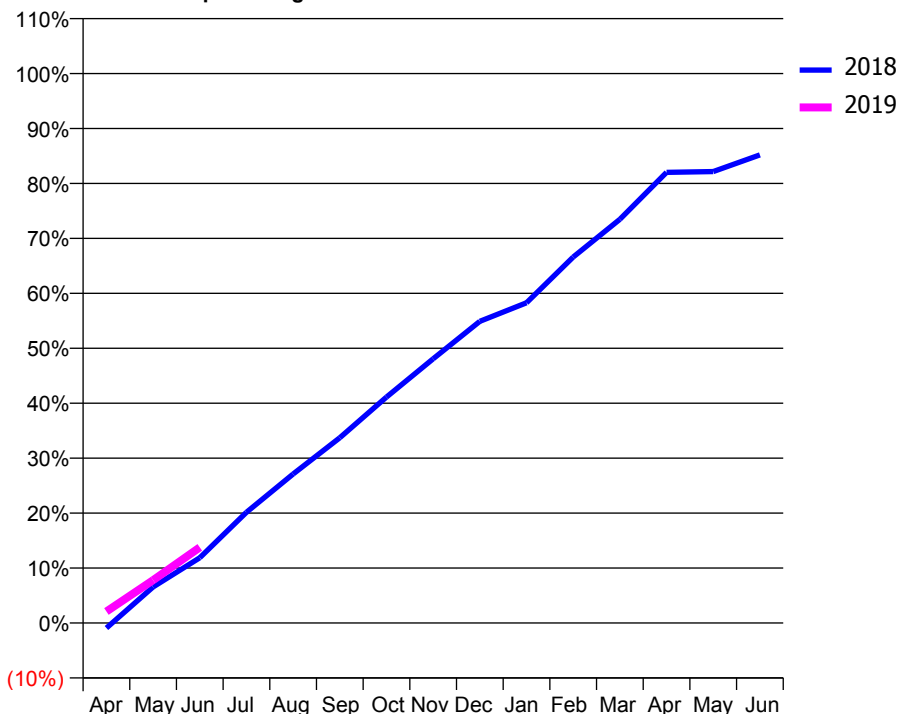
ACCESS*

Patients seen in 24 months	Total	Change since previous quarter
Quarter ending June 2017	16,638	
Quarter ending September 2017	16,467	↓
Quarter ending December 2017	16,107	↓
Quarter ending March 2018	16,414	→
Quarter ending June 2018	16,283	→
Variance since June 2017	(2.1%)	↓



ACTIVITY

Cumulative percentage of contracted UDA delivered 2018 & 2019



Month	Adjusted Scheduled Activity (UDA)	
	2018	2019
April	-508	1,160
May	3,608	4,292
June	6,535	7,576
July	11,098	
August	14,936	
September	18,568	
October	22,636	
November	26,469	
December	30,229	
January	32,085	
February	36,661	
March	40,452	
April	45,146	
May	45,232	
June	46,899	

QUALITY

	Quantity	Base Number	Contract	AT	Region	England
% of FP17s for the same patient ID Re-attending within 3 months - Children	80	1,195	6.7%	10.0%	12.0%	11.5%
% of FP17s for the same patient ID Re-attending within 3 months - Adults	604	4,658	13.0%	13.8%	15.7%	15.4%
% of FP17s for the same patient ID Re-attending between 3 & 9 months - Children	720	1,195	60.3%	61.7%	60.3%	58.9%
% of FP17s for the same patient ID Re-attending between 3 & 9 months - Adults	2,843	4,658	61.0%	56.1%	54.0%	51.6%
% of FP17s for Band 1 Urgent Courses	408	3,696	11.0%	7.1%	8.9%	8.9%
% of FP17s Relating to Free Repair or Replacements	66	3,696	1.8%	0.9%	1.0%	0.8%
% of FP17s Relating to Continuations	25	3,696	0.7%	1.0%	1.1%	0.9%
% of Patients satisfied with the dentistry they have received	7	9	N/A	92.6%	93.4%	93.2%
% of Patients satisfied with the time they had to wait for an appointment	7	9	N/A	88.0%	89.4%	88.8%

* This is based on patients treated on this contract for their most recent course of treatment. Figures in italics indicate the base number of FP17s or Patient Questionnaire responses are less than 100. N/A is shown where the base number of responses is less than 10 during the period. % is calculated as Quantity/Base number*100

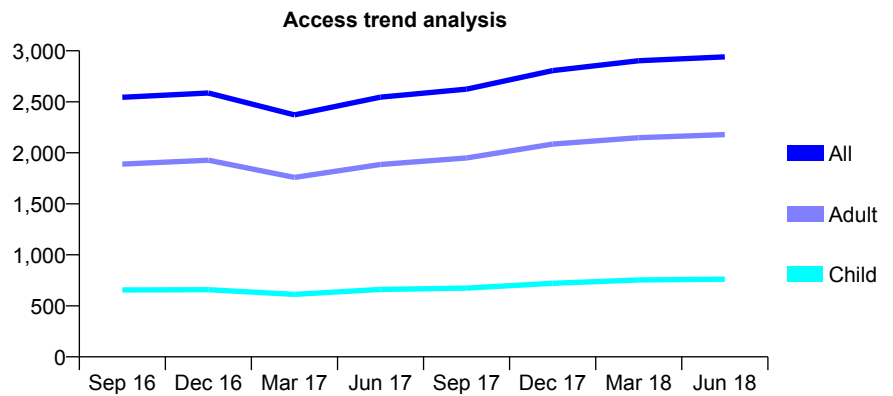
Q52 - Vital Signs At a Glance Contract Report for 173681/0002 - June 2018

Name or company name	Mulli Limited
Contract type name	GDS Contract
Purpose of contract	General
Contract start date	01/05/2015
Contract end date	

18/19 Contracted general activity (UDA)	8,500
Carry forward general activity (UDA)	0
18/19 Contracted orthodontic activity (UOA)	0
Carry forward orthodontic activity (UOA)	0
Baseline contract value	£258,010.18

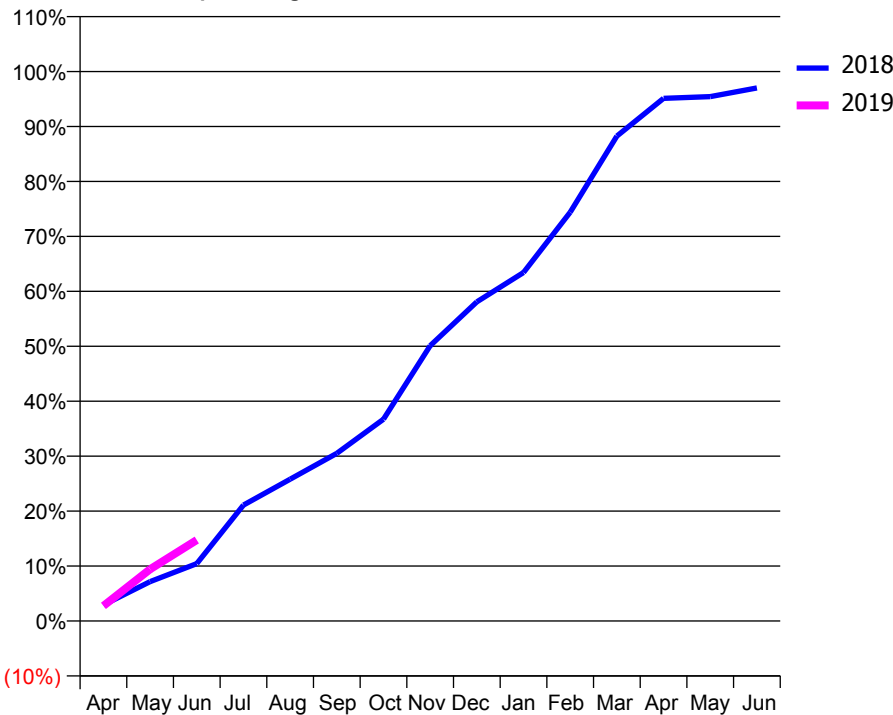
ACCESS*

Patients seen in 24 months	Total	Change since previous quarter
Quarter ending June 2017	2,546	
Quarter ending September 2017	2,624	↑
Quarter ending December 2017	2,806	↑
Quarter ending March 2018	2,902	↑
Quarter ending June 2018	2,940	→
Variance since June 2017	15.5%	↑



ACTIVITY

Cumulative percentage of contracted UDA delivered 2018 & 2019



Month	Adjusted Scheduled Activity (UDA)	
	2018	2019
April	248	235
May	610	802
June	887	1,253
July	1,794	
August	2,193	
September	2,594	
October	3,122	
November	4,259	
December	4,937	
January	5,391	
February	6,323	
March	7,500	
April	8,084	
May	8,111	
June	8,245	

QUALITY

	Quantity	Base Number	Contract	AT	Region	England
% of FP17s for the same patient ID Re-attending within 3 months - Children	20	283	7.1%	10.0%	12.0%	11.5%
% of FP17s for the same patient ID Re-attending within 3 months - Adults	104	830	12.5%	13.8%	15.7%	15.4%
% of FP17s for the same patient ID Re-attending between 3 & 9 months - Children	177	283	62.5%	61.7%	60.3%	58.9%
% of FP17s for the same patient ID Re-attending between 3 & 9 months - Adults	539	830	64.9%	56.1%	54.0%	51.6%
% of FP17s for Band 1 Urgent Courses	36	785	4.6%	7.1%	8.9%	8.9%
% of FP17s Relating to Free Repair or Replacements	9	785	1.1%	0.9%	1.0%	0.8%
% of FP17s Relating to Continuations	11	785	1.4%	1.0%	1.1%	0.9%
% of Patients satisfied with the dentistry they have received	0	0	N/A	92.6%	93.4%	93.2%
% of Patients satisfied with the time they had to wait for an appointment	0	0	N/A	88.0%	89.4%	88.8%

* This is based on patients treated on this contract for their most recent course of treatment. Figures in italics indicate the base number of FP17s or Patient Questionnaire responses are less than 100. N/A is shown where the base number of responses is less than 10 during the period. % is calculated as Quantity/Base number*100

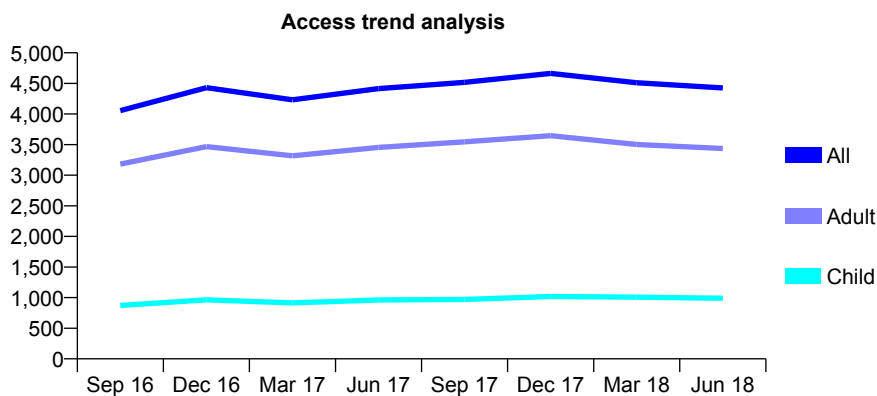
Q52 - Vital Signs At a Glance Contract Report for 173681/0003 - June 2018

Name or company name	Mulli Limited
Contract type name	GDS Contract
Purpose of contract	General
Contract start date	01/05/2015
Contract end date	

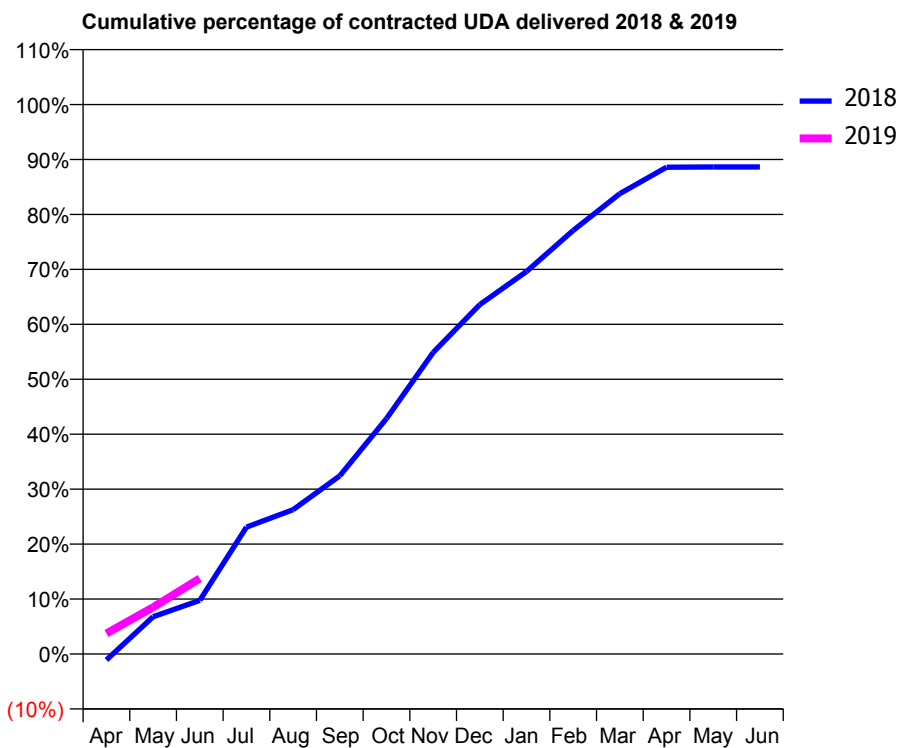
18/19 Contracted general activity (UDA)	15,309
Carry forward general activity (UDA)	0
18/19 Contracted orthodontic activity (UOA)	0
Carry forward orthodontic activity (UOA)	0
Baseline contract value	£404,562.99

ACCESS*

Patients seen in 24 months	Total	Change since previous quarter
Quarter ending June 2017	4,416	
Quarter ending September 2017	4,517	↑
Quarter ending December 2017	4,663	↑
Quarter ending March 2018	4,511	↓
Quarter ending June 2018	4,427	↓
Variance since June 2017	0.2%	→



ACTIVITY



Month	Adjusted Scheduled Activity (UDA)	
	2018	2019
April	-167	575
May	1,038	1,302
June	1,494	2,105
July	3,537	
August	4,020	
September	4,964	
October	6,559	
November	8,402	
December	9,735	
January	10,656	
February	11,802	
March	12,825	
April	13,562	
May	13,569	
June	13,568	

QUALITY

	Quantity	Base Number	Contract	AT	Region	England
% of FP17s for the same patient ID Re-attending within 3 months - Children	16	327	4.9%	10.0%	12.0%	11.5%
% of FP17s for the same patient ID Re-attending within 3 months - Adults	153	1,212	12.6%	13.8%	15.7%	15.4%
% of FP17s for the same patient ID Re-attending between 3 & 9 months - Children	195	327	59.6%	61.7%	60.3%	58.9%
% of FP17s for the same patient ID Re-attending between 3 & 9 months - Adults	754	1,212	62.2%	56.1%	54.0%	51.6%
% of FP17s for Band 1 Urgent Courses	45	1,159	3.9%	7.1%	8.9%	8.9%
% of FP17s Relating to Free Repair or Replacements	21	1,159	1.8%	0.9%	1.0%	0.8%
% of FP17s Relating to Continuations	1	1,159	0.1%	1.0%	1.1%	0.9%
% of Patients satisfied with the dentistry they have received	2	2	N/A	92.6%	93.4%	93.2%
% of Patients satisfied with the time they had to wait for an appointment	1	2	N/A	88.0%	89.4%	88.8%

* This is based on patients treated on this contract for their most recent course of treatment. Figures in italics indicate the base number of FP17s or Patient Questionnaire responses are less than 100. N/A is shown where the base number of responses is less than 10 during the period. % is calculated as Quantity/Base number*100

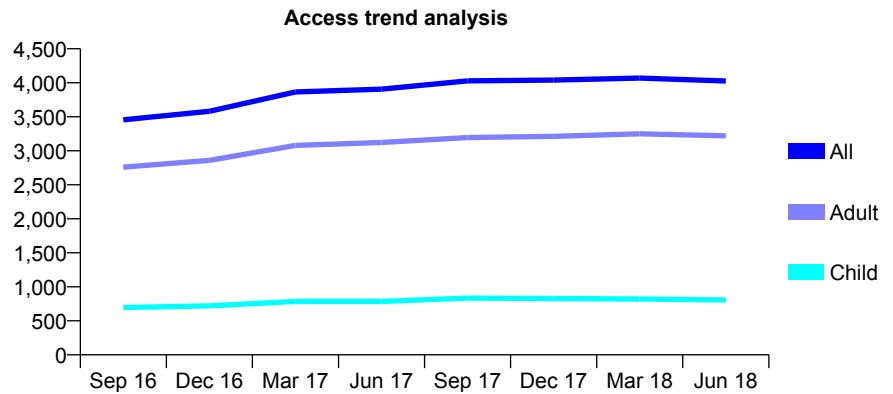
Q52 - Vital Signs At a Glance Contract Report for 173681/0004 - June 2018

Name or company name	Mulli Limited
Contract type name	GDS Contract
Purpose of contract	General
Contract start date	01/05/2015
Contract end date	

18/19 Contracted general activity (UDA)	13,781
Carry forward general activity (UDA)	0
18/19 Contracted orthodontic activity (UOA)	0
Carry forward orthodontic activity (UOA)	0
Baseline contract value	£315,515.16

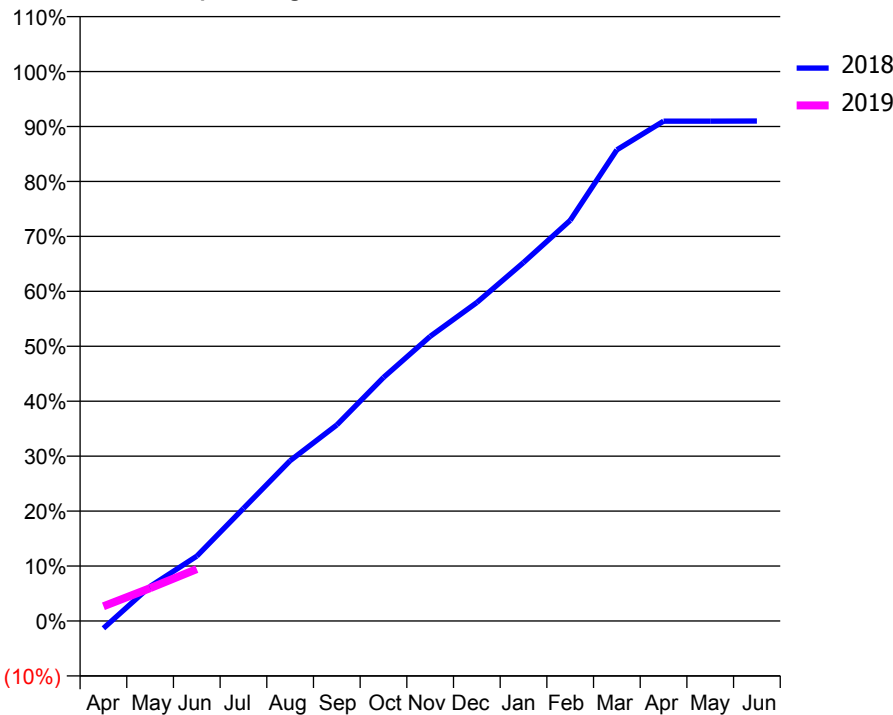
ACCESS*

Patients seen in 24 months	Total	Change since previous quarter
Quarter ending June 2017	3,907	
Quarter ending September 2017	4,029	↑
Quarter ending December 2017	4,040	→
Quarter ending March 2018	4,070	→
Quarter ending June 2018	4,026	↓
Variance since June 2017	3.0%	↑



ACTIVITY

Cumulative percentage of contracted UDA delivered 2018 & 2019



Month	Adjusted Scheduled Activity (UDA)	
	2018	2019
April	-185	370
May	867	824
June	1,628	1,303
July	2,824	
August	4,022	
September	4,919	
October	6,108	
November	7,140	
December	7,987	
January	8,991	
February	10,048	
March	11,816	
April	12,535	
May	12,535	
June	12,540	

QUALITY

	Quantity	Base Number	Contract	AT	Region	England
% of FP17s for the same patient ID Re-attending within 3 months - Children	12	183	6.6%	10.0%	12.0%	11.5%
% of FP17s for the same patient ID Re-attending within 3 months - Adults	142	856	16.6%	13.8%	15.7%	15.4%
% of FP17s for the same patient ID Re-attending between 3 & 9 months - Children	127	183	69.4%	61.7%	60.3%	58.9%
% of FP17s for the same patient ID Re-attending between 3 & 9 months - Adults	535	856	62.5%	56.1%	54.0%	51.6%
% of FP17s for Band 1 Urgent Courses	91	713	12.8%	7.1%	8.9%	8.9%
% of FP17s Relating to Free Repair or Replacements	12	713	1.7%	0.9%	1.0%	0.8%
% of FP17s Relating to Continuations	9	713	1.3%	1.0%	1.1%	0.9%
% of Patients satisfied with the dentistry they have received	3	3	N/A	92.6%	93.4%	93.2%
% of Patients satisfied with the time they had to wait for an appointment	3	3	N/A	88.0%	89.4%	88.8%

* This is based on patients treated on this contract for their most recent course of treatment. Figures in italics indicate the base number of FP17s or Patient Questionnaire responses are less than 100. N/A is shown where the base number of responses is less than 10 during the period. % is calculated as Quantity/Base number*100

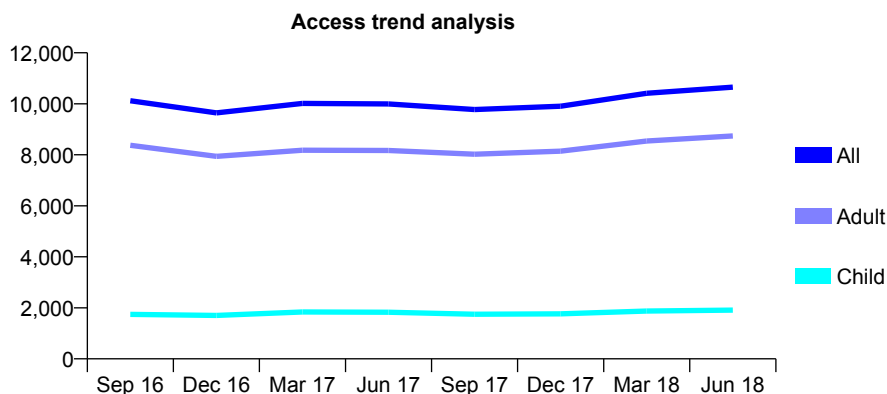
Q52 - Vital Signs At a Glance Contract Report for 174831/0001 - June 2018

Name or company name	TOVEY LITTLE DENTAL CENTRE LTD
Contract type name	GDS Contract
Purpose of contract	General
Contract start date	01/04/2011
Contract end date	

18/19 Contracted general activity (UDA)	30,005
Carry forward general activity (UDA)	0
18/19 Contracted orthodontic activity (UOA)	0
Carry forward orthodontic activity (UOA)	0
Baseline contract value	£978,129.68

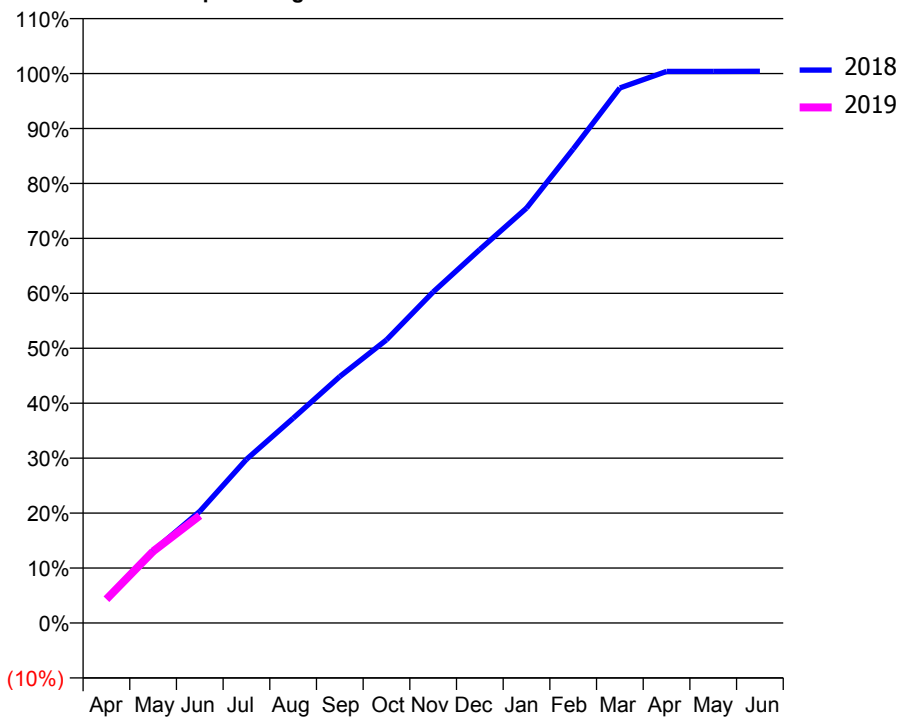
ACCESS*

Patients seen in 24 months	Total	Change since previous quarter
Quarter ending June 2017	9,997	
Quarter ending September 2017	9,775	↓
Quarter ending December 2017	9,908	→
Quarter ending March 2018	10,415	↑
Quarter ending June 2018	10,654	↑
Variance since June 2017	6.6%	↑



ACTIVITY

Cumulative percentage of contracted UDA delivered 2018 & 2019



Month	Adjusted Scheduled Activity (UDA)	
	2018	2019
April	1,339	1,303
May	3,938	3,911
June	6,101	5,863
July	8,941	
August	11,178	
September	13,459	
October	15,462	
November	18,074	
December	20,395	
January	22,658	
February	25,884	
March	29,216	
April	30,117	
May	30,120	
June	30,123	

QUALITY

	Quantity	Base Number	Contract	AT	Region	England
% of FP17s for the same patient ID Re-attending within 3 months - Children	65	775	8.4%	10.0%	12.0%	11.5%
% of FP17s for the same patient ID Re-attending within 3 months - Adults	368	2,924	12.6%	13.8%	15.7%	15.4%
% of FP17s for the same patient ID Re-attending between 3 & 9 months - Children	471	775	60.8%	61.7%	60.3%	58.9%
% of FP17s for the same patient ID Re-attending between 3 & 9 months - Adults	1,349	2,924	46.1%	56.1%	54.0%	51.6%
% of FP17s for Band 1 Urgent Courses	159	2,930	5.4%	7.1%	8.9%	8.9%
% of FP17s Relating to Free Repair or Replacements	31	2,930	1.1%	0.9%	1.0%	0.8%
% of FP17s Relating to Continuations	43	2,930	1.5%	1.0%	1.1%	0.9%
% of Patients satisfied with the dentistry they have received	8	9	N/A	92.6%	93.4%	93.2%
% of Patients satisfied with the time they had to wait for an appointment	7	9	N/A	88.0%	89.4%	88.8%

* This is based on patients treated on this contract for their most recent course of treatment. Figures in italics indicate the base number of FP17s or Patient Questionnaire responses are less than 100. N/A is shown where the base number of responses is less than 10 during the period. % is calculated as Quantity/Base number*100

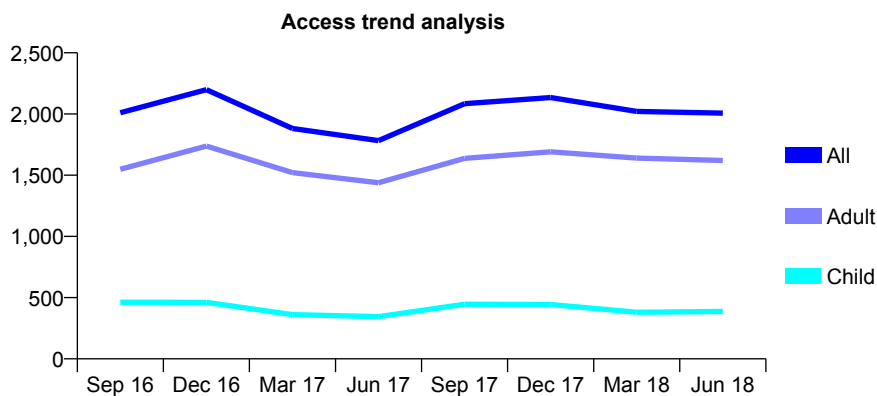
Q52 - Vital Signs At a Glance Contract Report for 174831/0002 - June 2018

Name or company name	TOVEY LITTLE DENTAL CENTRE LTD
Contract type name	GDS Contract
Purpose of contract	General
Contract start date	01/04/2011
Contract end date	

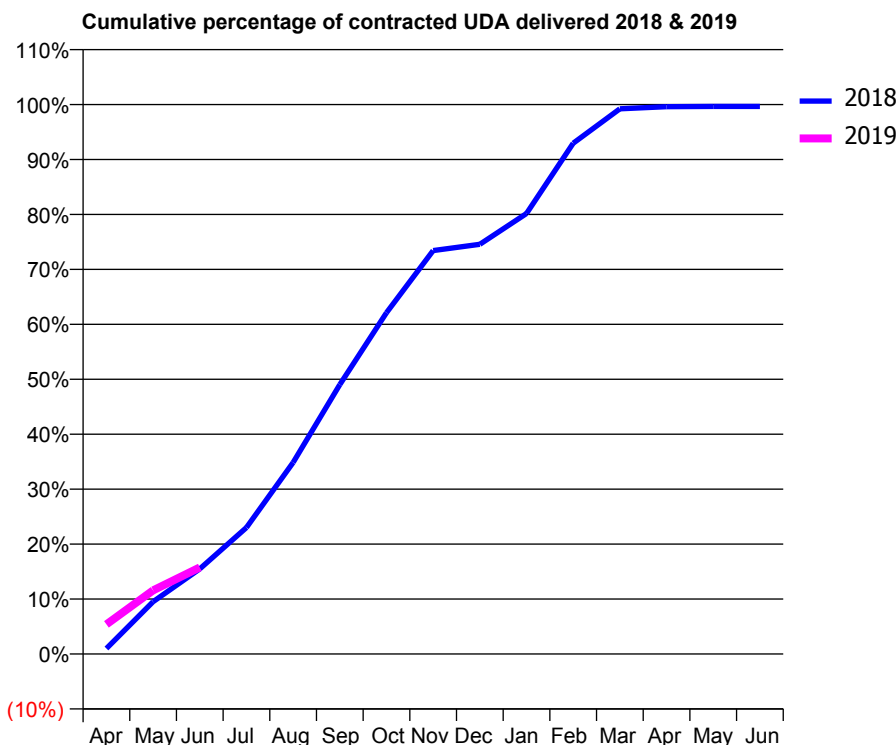
18/19 Contracted general activity (UDA)	6,000
Carry forward general activity (UDA)	0
18/19 Contracted orthodontic activity (UOA)	0
Carry forward orthodontic activity (UOA)	0
Baseline contract value	£173,919.14

ACCESS*

Patients seen in 24 months	Total	Change since previous quarter
Quarter ending June 2017	1,783	
Quarter ending September 2017	2,084	↑
Quarter ending December 2017	2,135	↑
Quarter ending March 2018	2,021	↓
Quarter ending June 2018	2,007	→
Variance since June 2017	12.6%	↑



ACTIVITY



Month	Adjusted Scheduled Activity (UDA)	
	2018	2019
April	61	324
May	572	695
June	929	946
July	1,381	
August	2,092	
September	2,942	
October	3,727	
November	4,406	
December	4,474	
January	4,810	
February	5,577	
March	5,952	
April	5,976	
May	5,979	
June	5,979	

QUALITY

	Quantity	Base Number	Contract	AT	Region	England
% of FP17s for the same patient ID Re-attending within 3 months - Children	3	106	2.8%	10.0%	12.0%	11.5%
% of FP17s for the same patient ID Re-attending within 3 months - Adults	19	389	4.9%	13.8%	15.7%	15.4%
% of FP17s for the same patient ID Re-attending between 3 & 9 months - Children	57	106	53.8%	61.7%	60.3%	58.9%
% of FP17s for the same patient ID Re-attending between 3 & 9 months - Adults	100	389	25.7%	56.1%	54.0%	51.6%
% of FP17s for Band 1 Urgent Courses	16	478	3.3%	7.1%	8.9%	8.9%
% of FP17s Relating to Free Repair or Replacements	4	478	0.8%	0.9%	1.0%	0.8%
% of FP17s Relating to Continuations	4	478	0.8%	1.0%	1.1%	0.9%
% of Patients satisfied with the dentistry they have received	0	0	N/A	92.6%	93.4%	93.2%
% of Patients satisfied with the time they had to wait for an appointment	0	0	N/A	88.0%	89.4%	88.8%

* This is based on patients treated on this contract for their most recent course of treatment. Figures in italics indicate the base number of FP17s or Patient Questionnaire responses are less than 100. N/A is shown where the base number of responses is less than 10 during the period. % is calculated as Quantity/Base number*100

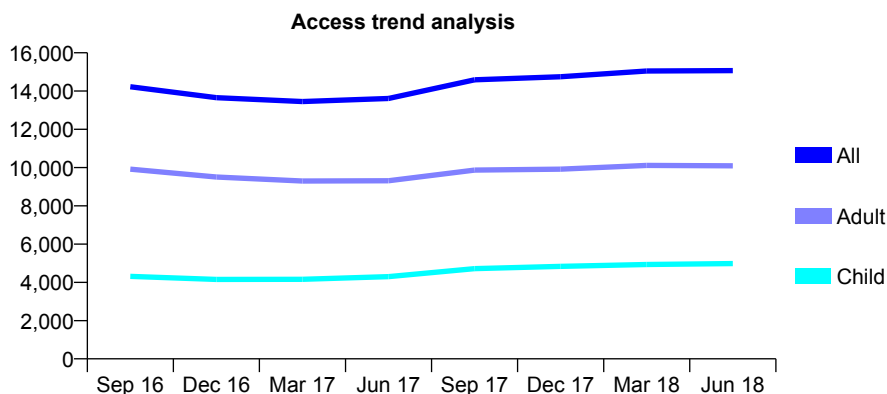
Q52 - Vital Signs At a Glance Contract Report for 177725/0001 - June 2018

Name or company name	MCM Dental Services Ltd
Contract type name	GDS Contract
Purpose of contract	General
Contract start date	03/10/2007
Contract end date	

18/19 Contracted general activity (UDA)	47,000
Carry forward general activity (UDA)	0
18/19 Contracted orthodontic activity (UOA)	0
Carry forward orthodontic activity (UOA)	0
Baseline contract value	£1,426,724.38

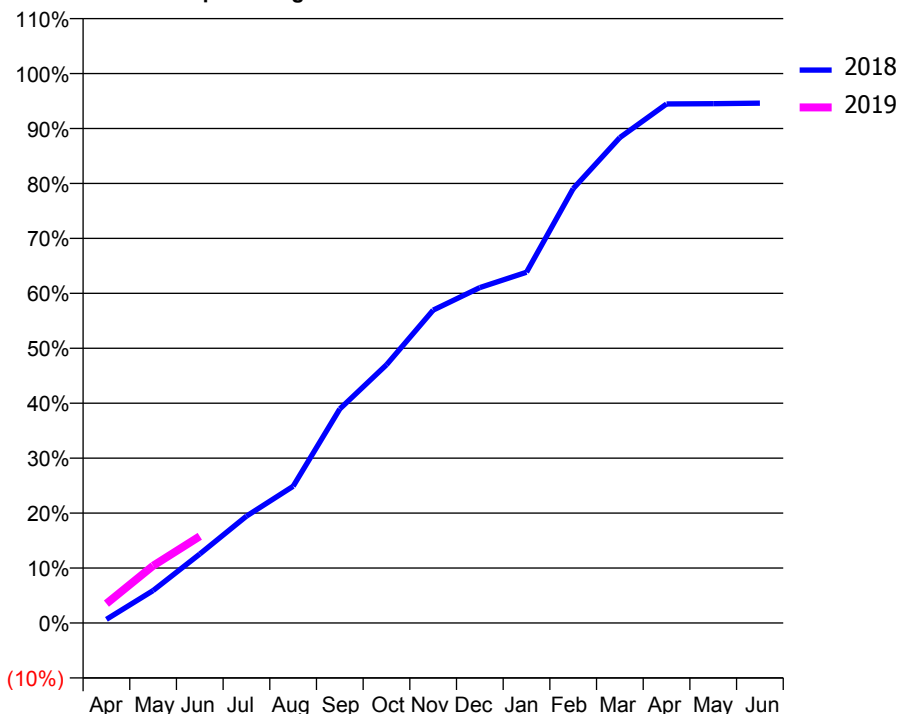
ACCESS*

Patients seen in 24 months	Total	Change since previous quarter
Quarter ending June 2017	13,612	
Quarter ending September 2017	14,589	↑
Quarter ending December 2017	14,750	→
Quarter ending March 2018	15,045	↑
Quarter ending June 2018	15,069	→
Variance since June 2017	10.7%	↑



ACTIVITY

Cumulative percentage of contracted UDA delivered 2018 & 2019



Month	Adjusted Scheduled Activity (UDA)	
	2018	2019
April	315	1,658
May	2,773	4,900
June	5,901	7,423
July	9,147	
August	11,700	
September	18,307	
October	22,087	
November	26,760	
December	28,687	
January	29,998	
February	37,153	
March	41,518	
April	44,398	
May	44,424	
June	44,462	

QUALITY

	Quantity	Base Number	Contract	AT	Region	England
% of FP17s for the same patient ID Re-attending within 3 months - Children	152	1,747	8.7%	10.0%	12.0%	11.5%
% of FP17s for the same patient ID Re-attending within 3 months - Adults	512	3,147	16.3%	13.8%	15.7%	15.4%
% of FP17s for the same patient ID Re-attending between 3 & 9 months - Children	1,151	1,747	65.9%	61.7%	60.3%	58.9%
% of FP17s for the same patient ID Re-attending between 3 & 9 months - Adults	1,840	3,147	58.5%	56.1%	54.0%	51.6%
% of FP17s for Band 1 Urgent Courses	390	3,710	10.5%	7.1%	8.9%	8.9%
% of FP17s Relating to Free Repair or Replacements	36	3,710	1.0%	0.9%	1.0%	0.8%
% of FP17s Relating to Continuations	24	3,710	0.6%	1.0%	1.1%	0.9%
% of Patients satisfied with the dentistry they have received	8	9	N/A	92.6%	93.4%	93.2%
% of Patients satisfied with the time they had to wait for an appointment	9	9	N/A	88.0%	89.4%	88.8%

* This is based on patients treated on this contract for their most recent course of treatment. Figures in italics indicate the base number of FP17s or Patient Questionnaire responses are less than 100. N/A is shown where the base number of responses is less than 10 during the period. % is calculated as Quantity/Base number*100

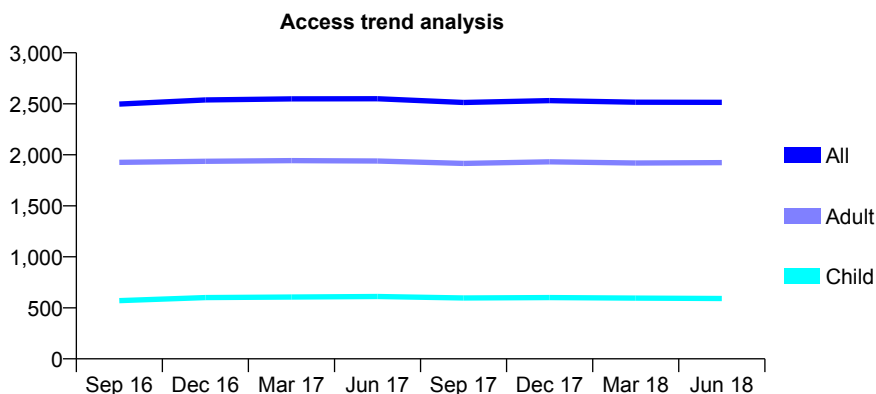
Q52 - Vital Signs At a Glance Contract Report for 180904/0002 - June 2018

Name or company name	Perfect Smile Clinic (UK) Ltd
Contract type name	GDS Contract
Purpose of contract	General
Contract start date	01/03/2011
Contract end date	

18/19 Contracted general activity (UDA)	8,080
Carry forward general activity (UDA)	0
18/19 Contracted orthodontic activity (UOA)	0
Carry forward orthodontic activity (UOA)	0
Baseline contract value	£225,757.63

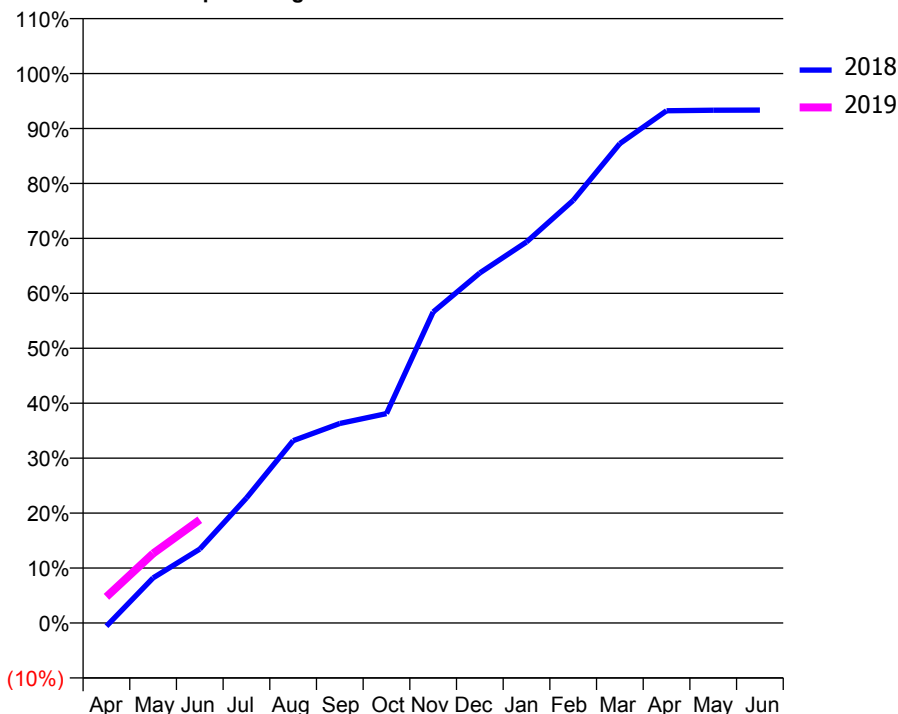
ACCESS*

Patients seen in 24 months	Total	Change since previous quarter
Quarter ending June 2017	2,550	
Quarter ending September 2017	2,513	↓
Quarter ending December 2017	2,532	→
Quarter ending March 2018	2,516	→
Quarter ending June 2018	2,515	→
Variance since June 2017	(1.4%)	↓



ACTIVITY

Cumulative percentage of contracted UDA delivered 2018 & 2019



Month	Adjusted Scheduled Activity (UDA)	
	2018	2019
April	-49	385
May	664	1,022
June	1,088	1,519
July	1,838	
August	2,681	
September	2,934	
October	3,079	
November	4,574	
December	5,147	
January	5,602	
February	6,215	
March	7,050	
April	7,532	
May	7,540	
June	7,542	

QUALITY

	Quantity	Base Number	Contract	AT	Region	England
% of FP17s for the same patient ID Re-attending within 3 months - Children	19	270	7.0%	10.0%	12.0%	11.5%
% of FP17s for the same patient ID Re-attending within 3 months - Adults	130	829	15.7%	13.8%	15.7%	15.4%
% of FP17s for the same patient ID Re-attending between 3 & 9 months - Children	202	270	74.8%	61.7%	60.3%	58.9%
% of FP17s for the same patient ID Re-attending between 3 & 9 months - Adults	496	829	59.8%	56.1%	54.0%	51.6%
% of FP17s for Band 1 Urgent Courses	70	862	8.1%	7.1%	8.9%	8.9%
% of FP17s Relating to Free Repair or Replacements	20	862	2.3%	0.9%	1.0%	0.8%
% of FP17s Relating to Continuations	13	862	1.5%	1.0%	1.1%	0.9%
% of Patients satisfied with the dentistry they have received	1	1	N/A	92.6%	93.4%	93.2%
% of Patients satisfied with the time they had to wait for an appointment	1	1	N/A	88.0%	89.4%	88.8%

* This is based on patients treated on this contract for their most recent course of treatment. Figures in italics indicate the base number of FP17s or Patient Questionnaire responses are less than 100. N/A is shown where the base number of responses is less than 10 during the period. % is calculated as Quantity/Base number*100

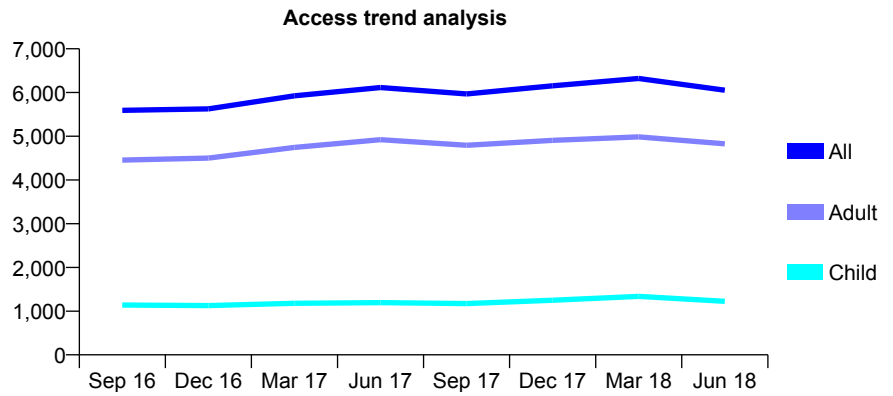
Q52 - Vital Signs At a Glance Contract Report for 181234/0001 - June 2018

Name or company name	Glen Lea Dental Suite
Contract type name	GDS Contract
Purpose of contract	General
Contract start date	01/06/2012
Contract end date	

18/19 Contracted general activity (UDA)	14,835
Carry forward general activity (UDA)	0
18/19 Contracted orthodontic activity (UOA)	0
Carry forward orthodontic activity (UOA)	0
Baseline contract value	£429,803.57

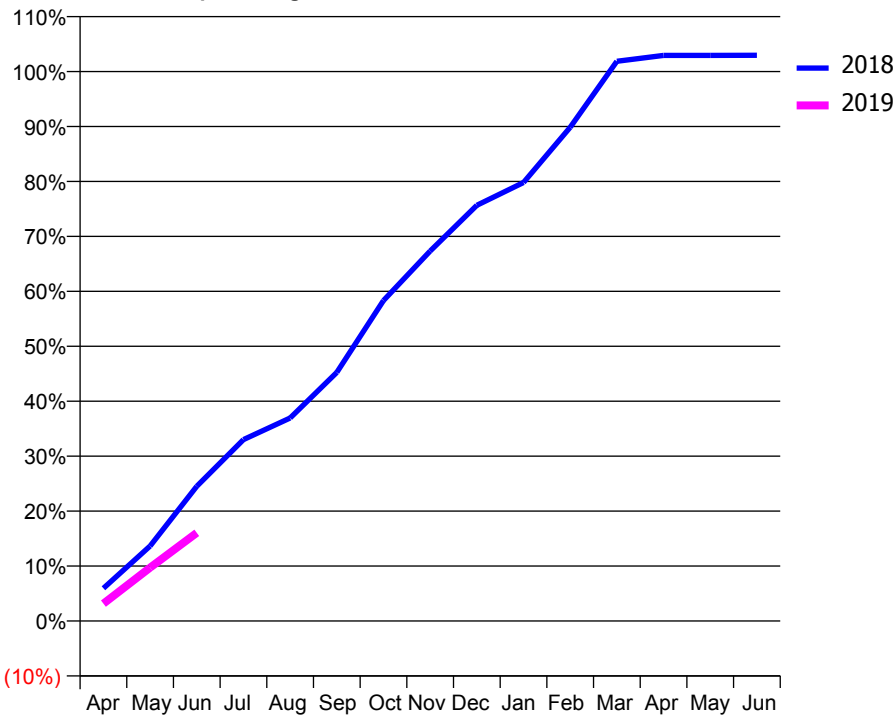
ACCESS*

Patients seen in 24 months	Total	Change since previous quarter
Quarter ending June 2017	6,113	
Quarter ending September 2017	5,967	↓
Quarter ending December 2017	6,154	↑
Quarter ending March 2018	6,322	↑
Quarter ending June 2018	6,053	↓
Variance since June 2017	(1.0%)	→



ACTIVITY

Cumulative percentage of contracted UDA delivered 2018 & 2019



Month	Adjusted Scheduled Activity (UDA)	
	2018	2019
April	885	470
May	2,027	1,441
June	3,639	2,380
July	4,896	
August	5,480	
September	6,712	
October	8,653	
November	9,987	
December	11,223	
January	11,837	
February	13,331	
March	15,111	
April	15,268	
May	15,268	
June	15,273	

QUALITY

	Quantity	Base Number	Contract	AT	Region	England
% of FP17s for the same patient ID Re-attending within 3 months - Children	5	283	1.8%	10.0%	12.0%	11.5%
% of FP17s for the same patient ID Re-attending within 3 months - Adults	121	1,200	10.1%	13.8%	15.7%	15.4%
% of FP17s for the same patient ID Re-attending between 3 & 9 months - Children	106	283	37.5%	61.7%	60.3%	58.9%
% of FP17s for the same patient ID Re-attending between 3 & 9 months - Adults	383	1,200	31.9%	56.1%	54.0%	51.6%
% of FP17s for Band 1 Urgent Courses	95	1,151	8.3%	7.1%	8.9%	8.9%
% of FP17s Relating to Free Repair or Replacements	0	1,151	0.0%	0.9%	1.0%	0.8%
% of FP17s Relating to Continuations	18	1,151	1.6%	1.0%	1.1%	0.9%
% of Patients satisfied with the dentistry they have received	22	23	95.7%	92.6%	93.4%	93.2%
% of Patients satisfied with the time they had to wait for an appointment	23	23	100.0%	88.0%	89.4%	88.8%

* This is based on patients treated on this contract for their most recent course of treatment. Figures in italics indicate the base number of FP17s or Patient Questionnaire responses are less than 100. N/A is shown where the base number of responses is less than 10 during the period. % is calculated as Quantity/Base number*100

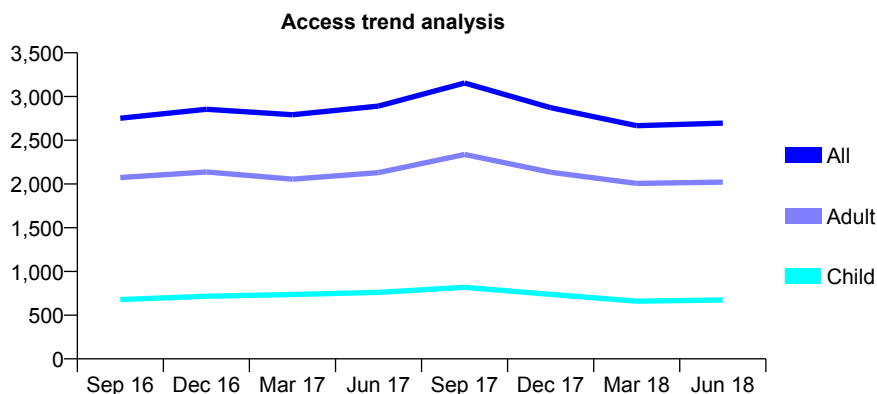
Q52 - Vital Signs At a Glance Contract Report for 181234/0002 - June 2018

Name or company name	Glen Lea Dental Suite
Contract type name	GDS Contract
Purpose of contract	General
Contract start date	01/06/2012
Contract end date	

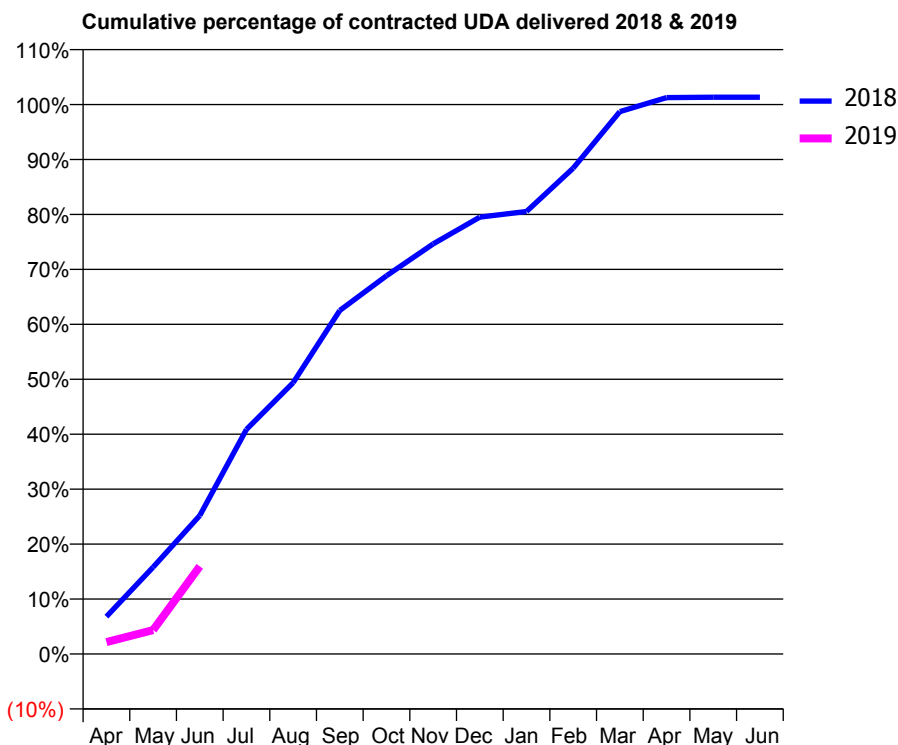
18/19 Contracted general activity (UDA)	7,000
Carry forward general activity (UDA)	0
18/19 Contracted orthodontic activity (UOA)	0
Carry forward orthodontic activity (UOA)	0
Baseline contract value	£174,639.40

ACCESS*

Patients seen in 24 months	Total	Change since previous quarter
Quarter ending June 2017	2,891	
Quarter ending September 2017	3,155	↑
Quarter ending December 2017	2,872	↓
Quarter ending March 2018	2,666	↓
Quarter ending June 2018	2,696	→
Variance since June 2017	(6.7%)	↓



ACTIVITY



Month	Adjusted Scheduled Activity (UDA)	
	2018	2019
April	477	151
May	1,106	306
June	1,764	1,117
July	2,862	
August	3,456	
September	4,376	
October	4,818	
November	5,224	
December	5,565	
January	5,637	
February	6,190	
March	6,909	
April	7,088	
May	7,093	
June	7,093	

QUALITY

	Quantity	Base Number	Contract	AT	Region	England
% of FP17s for the same patient ID Re-attending within 3 months - Children	6	213	2.8%	10.0%	12.0%	11.5%
% of FP17s for the same patient ID Re-attending within 3 months - Adults	23	508	4.5%	13.8%	15.7%	15.4%
% of FP17s for the same patient ID Re-attending between 3 & 9 months - Children	42	213	19.7%	61.7%	60.3%	58.9%
% of FP17s for the same patient ID Re-attending between 3 & 9 months - Adults	104	508	20.5%	56.1%	54.0%	51.6%
% of FP17s for Band 1 Urgent Courses	43	589	7.3%	7.1%	8.9%	8.9%
% of FP17s Relating to Free Repair or Replacements	2	589	0.3%	0.9%	1.0%	0.8%
% of FP17s Relating to Continuations	4	589	0.7%	1.0%	1.1%	0.9%
% of Patients satisfied with the dentistry they have received	13	13	100.0%	92.6%	93.4%	93.2%
% of Patients satisfied with the time they had to wait for an appointment	13	13	100.0%	88.0%	89.4%	88.8%

* This is based on patients treated on this contract for their most recent course of treatment. Figures in italics indicate the base number of FP17s or Patient Questionnaire responses are less than 100. N/A is shown where the base number of responses is less than 10 during the period. % is calculated as Quantity/Base number*100

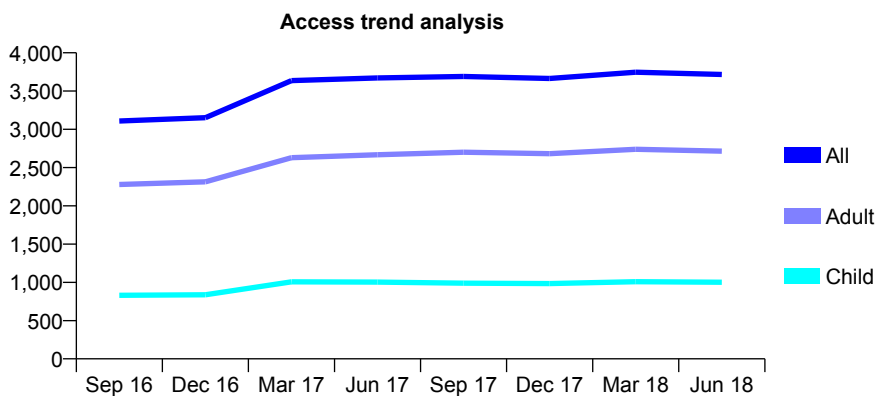
Q52 - Vital Signs At a Glance Contract Report for 181463/0001 - June 2018

Name or company name	Dhinsa Dental Limited
Contract type name	GDS Contract
Purpose of contract	General
Contract start date	01/04/2009
Contract end date	

18/19 Contracted general activity (UDA)	11,550
Carry forward general activity (UDA)	0
18/19 Contracted orthodontic activity (UOA)	0
Carry forward orthodontic activity (UOA)	0
Baseline contract value	£276,205.35

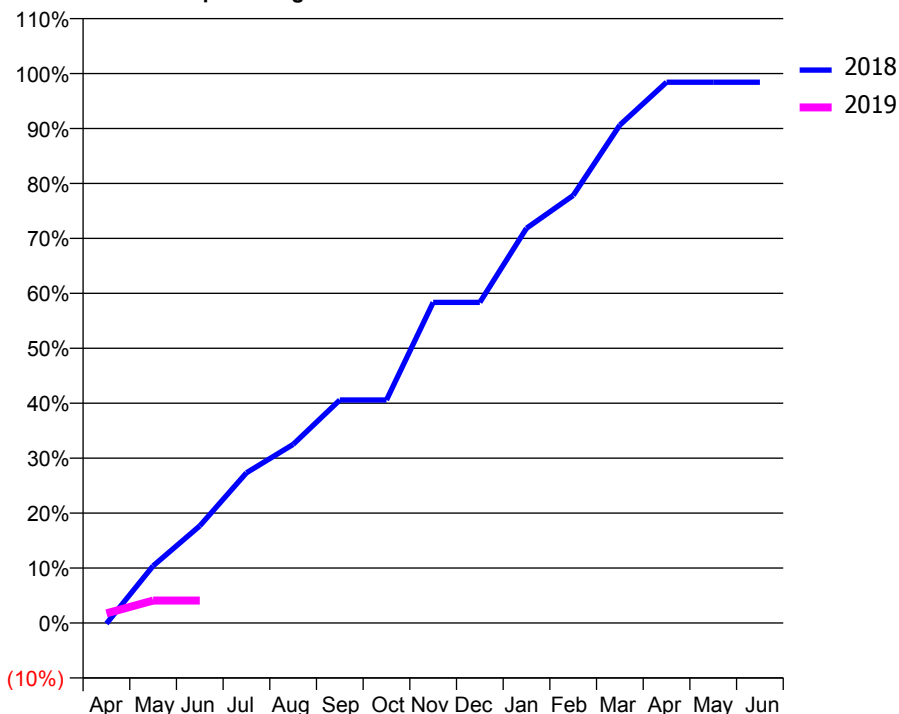
ACCESS*

Patients seen in 24 months	Total	Change since previous quarter
Quarter ending June 2017	3,671	
Quarter ending September 2017	3,690	→
Quarter ending December 2017	3,665	→
Quarter ending March 2018	3,747	↑
Quarter ending June 2018	3,716	→
Variance since June 2017	1.2%	→



ACTIVITY

Cumulative percentage of contracted UDA delivered 2018 & 2019



Adjusted Scheduled Activity (UDA)

Month	2018	2019
April	-16	202
May	1,202	471
June	2,042	471
July	3,157	
August	3,753	
September	4,686	
October	4,686	
November	6,739	
December	6,739	
January	8,297	
February	8,986	
March	10,466	
April	11,366	
May	11,366	
June	11,366	

QUALITY

	Quantity	Base Number	Contract	AT	Region	England
% of FP17s for the same patient ID Re-attending within 3 months - Children	10	196	5.1%	10.0%	12.0%	11.5%
% of FP17s for the same patient ID Re-attending within 3 months - Adults	45	414	10.9%	13.8%	15.7%	15.4%
% of FP17s for the same patient ID Re-attending between 3 & 9 months - Children	135	196	68.9%	61.7%	60.3%	58.9%
% of FP17s for the same patient ID Re-attending between 3 & 9 months - Adults	204	414	49.3%	56.1%	54.0%	51.6%
% of FP17s for Band 1 Urgent Courses	10	264	3.8%	7.1%	8.9%	8.9%
% of FP17s Relating to Free Repair or Replacements	1	264	0.4%	0.9%	1.0%	0.8%
% of FP17s Relating to Continuations	6	264	2.3%	1.0%	1.1%	0.9%
% of Patients satisfied with the dentistry they have received	1	2	N/A	92.6%	93.4%	93.2%
% of Patients satisfied with the time they had to wait for an appointment	1	2	N/A	88.0%	89.4%	88.8%

* This is based on patients treated on this contract for their most recent course of treatment. Figures in italics indicate the base number of FP17s or Patient Questionnaire responses are less than 100. N/A is shown where the base number of responses is less than 10 during the period. % is calculated as Quantity/Base number*100

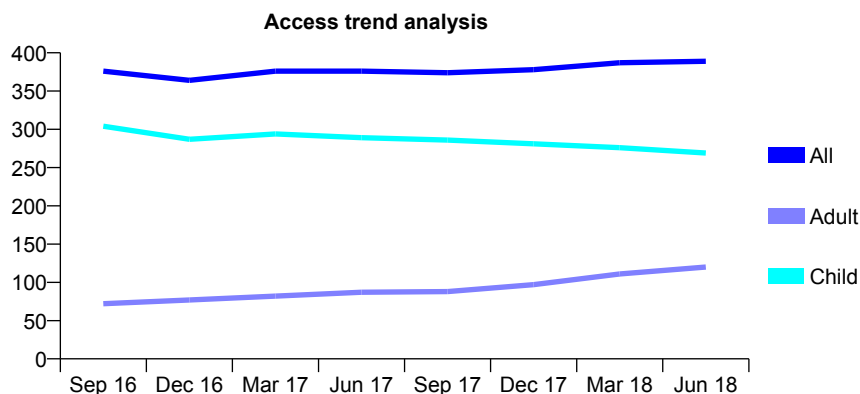
Q52 - Vital Signs At a Glance Contract Report for 182192/0001 - June 2018

Name or company name	Baldon Dental Centre Ltd
Contract type name	GDS Contract
Purpose of contract	General
Contract start date	01/11/2008
Contract end date	

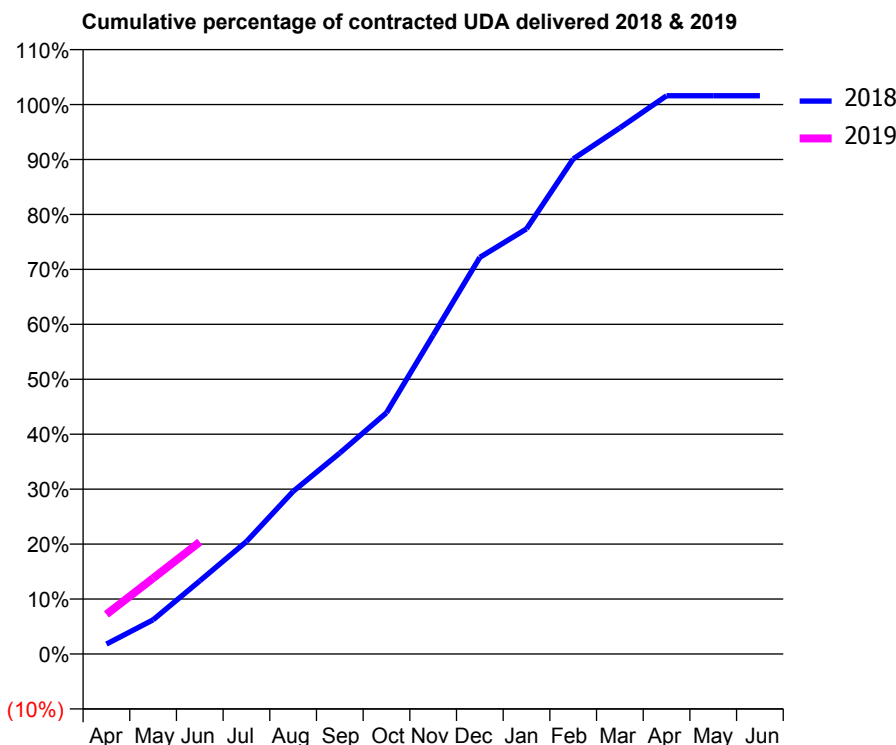
18/19 Contracted general activity (UDA)	835
Carry forward general activity (UDA)	0
18/19 Contracted orthodontic activity (UOA)	0
Carry forward orthodontic activity (UOA)	0
Baseline contract value	£24,228.48

ACCESS*

Patients seen in 24 months	Total	Change since previous quarter
Quarter ending June 2017	376	
Quarter ending September 2017	374	→
Quarter ending December 2017	378	→
Quarter ending March 2018	387	↑
Quarter ending June 2018	389	→
Variance since June 2017	3.5%	↑



ACTIVITY



Month	Adjusted Scheduled Activity (UDA)	
	2018	2019
April	15	60
May	52	115
June	111	170
July	171	
August	247	
September	305	
October	367	
November	485	
December	603	
January	646	
February	752	
March	799	
April	848	
May	848	
June	848	

QUALITY

	Quantity	Base Number	Contract	AT	Region	England
% of FP17s for the same patient ID Re-attending within 3 months - Children	8	108	7.4%	10.0%	12.0%	11.5%
% of FP17s for the same patient ID Re-attending within 3 months - Adults	0	19	0.0%	13.8%	15.7%	15.4%
% of FP17s for the same patient ID Re-attending between 3 & 9 months - Children	74	108	68.5%	61.7%	60.3%	58.9%
% of FP17s for the same patient ID Re-attending between 3 & 9 months - Adults	12	19	63.2%	56.1%	54.0%	51.6%
% of FP17s for Band 1 Urgent Courses	7	108	6.5%	7.1%	8.9%	8.9%
% of FP17s Relating to Free Repair or Replacements	0	108	0.0%	0.9%	1.0%	0.8%
% of FP17s Relating to Continuations	0	108	0.0%	1.0%	1.1%	0.9%
% of Patients satisfied with the dentistry they have received	0	0	N/A	92.6%	93.4%	93.2%
% of Patients satisfied with the time they had to wait for an appointment	0	0	N/A	88.0%	89.4%	88.8%

* This is based on patients treated on this contract for their most recent course of treatment. Figures in italics indicate the base number of FP17s or Patient Questionnaire responses are less than 100. N/A is shown where the base number of responses is less than 10 during the period. % is calculated as Quantity/Base number*100

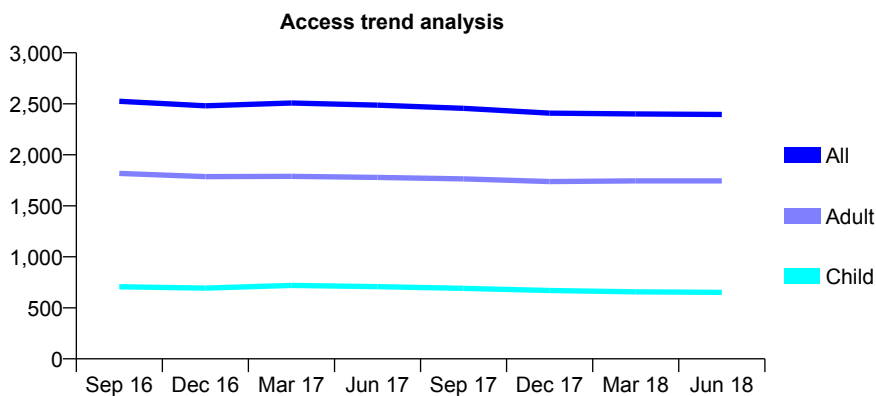
Q52 - Vital Signs At a Glance Contract Report for 183180/0001 - June 2018

Name or company name	Airedale Dental Practice
Contract type name	GDS Contract
Purpose of contract	General
Contract start date	01/03/2013
Contract end date	

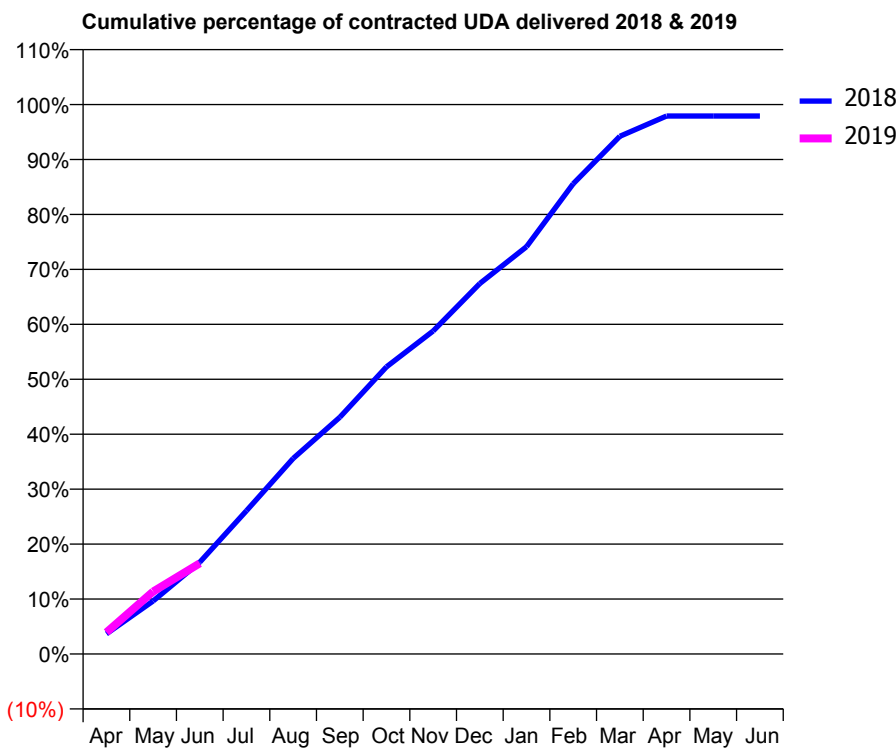
18/19 Contracted general activity (UDA)	8,800
Carry forward general activity (UDA)	0
18/19 Contracted orthodontic activity (UOA)	0
Carry forward orthodontic activity (UOA)	0
Baseline contract value	£281,407.59

ACCESS*

Patients seen in 24 months	Total	Change since previous quarter
Quarter ending June 2017	2,487	
Quarter ending September 2017	2,455	↓
Quarter ending December 2017	2,408	↓
Quarter ending March 2018	2,401	→
Quarter ending June 2018	2,395	→
Variance since June 2017	(3.7%)	↓



ACTIVITY



Adjusted Scheduled Activity (UDA)		
Month	2018	2019
April	324	348
May	850	1,001
June	1,470	1,452
July	2,295	
August	3,132	
September	3,791	
October	4,600	
November	5,174	
December	5,934	
January	6,522	
February	7,530	
March	8,290	
April	8,616	
May	8,616	
June	8,616	

QUALITY

	Quantity	Base Number	Contract	AT	Region	England
% of FP17s for the same patient ID Re-attending within 3 months - Children	29	221	13.1%	10.0%	12.0%	11.5%
% of FP17s for the same patient ID Re-attending within 3 months - Adults	85	561	15.2%	13.8%	15.7%	15.4%
% of FP17s for the same patient ID Re-attending between 3 & 9 months - Children	106	221	48.0%	61.7%	60.3%	58.9%
% of FP17s for the same patient ID Re-attending between 3 & 9 months - Adults	311	561	55.4%	56.1%	54.0%	51.6%
% of FP17s for Band 1 Urgent Courses	42	651	6.5%	7.1%	8.9%	8.9%
% of FP17s Relating to Free Repair or Replacements	9	651	1.4%	0.9%	1.0%	0.8%
% of FP17s Relating to Continuations	1	651	0.2%	1.0%	1.1%	0.9%
% of Patients satisfied with the dentistry they have received	2	3	N/A	92.6%	93.4%	93.2%
% of Patients satisfied with the time they had to wait for an appointment	3	3	N/A	88.0%	89.4%	88.8%

* This is based on patients treated on this contract for their most recent course of treatment. Figures in italics indicate the base number of FP17s or Patient Questionnaire responses are less than 100. N/A is shown where the base number of responses is less than 10 during the period. % is calculated as Quantity/Base number*100

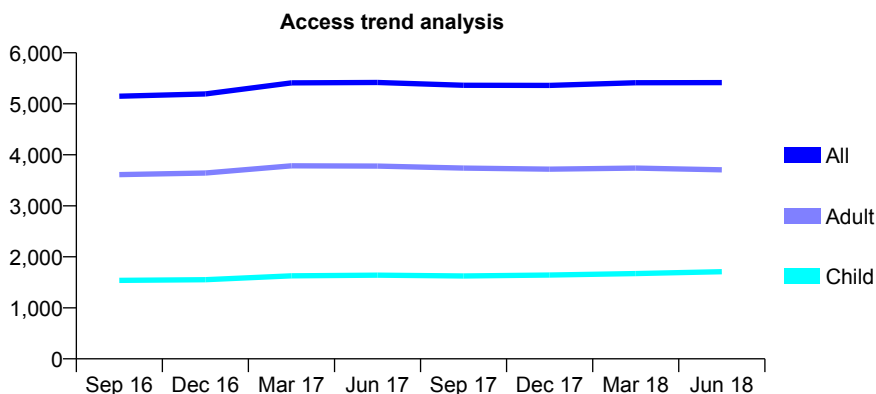
Q52 - Vital Signs At a Glance Contract Report for 183857/0001 - June 2018

Name or company name	Windmill Dental
Contract type name	GDS Contract
Purpose of contract	General
Contract start date	01/03/2010
Contract end date	

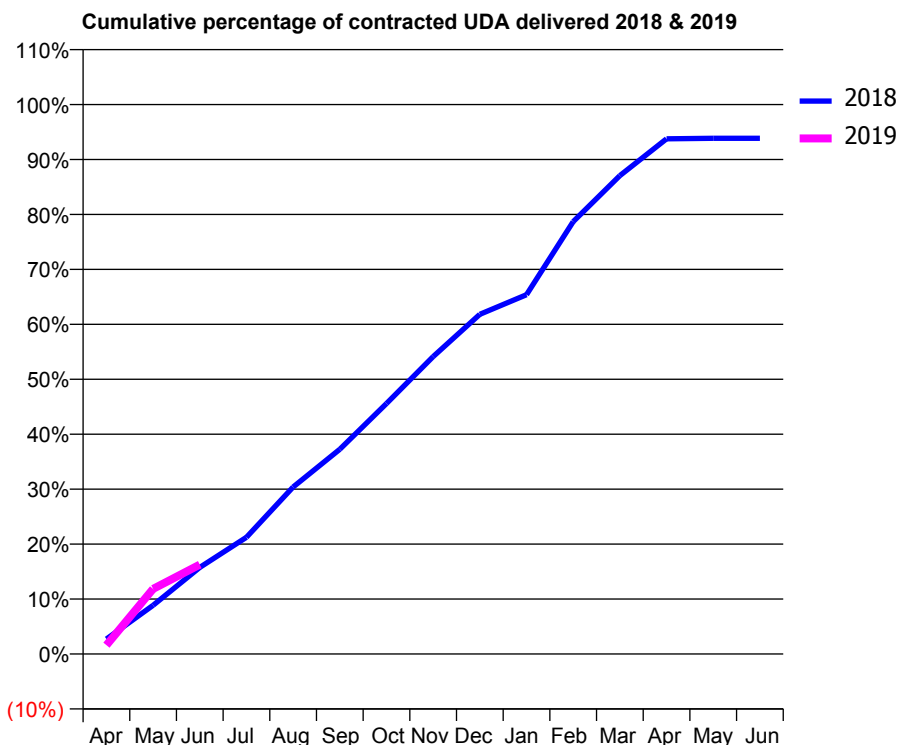
18/19 Contracted general activity (UDA)	14,000
Carry forward general activity (UDA)	0
18/19 Contracted orthodontic activity (UOA)	0
Carry forward orthodontic activity (UOA)	0
Baseline contract value	£379,650.88

ACCESS*

Patients seen in 24 months	Total	Change since previous quarter
Quarter ending June 2017	5,419	
Quarter ending September 2017	5,364	↓
Quarter ending December 2017	5,361	→
Quarter ending March 2018	5,413	→
Quarter ending June 2018	5,415	→
Variance since June 2017	(0.1%)	→



ACTIVITY



Month	Adjusted Scheduled Activity (UDA)	
	2018	2019
April	381	225
May	1,242	1,659
June	2,205	2,277
July	2,975	
August	4,256	
September	5,216	
October	6,380	
November	7,579	
December	8,655	
January	9,153	
February	11,016	
March	12,189	
April	13,127	
May	13,139	
June	13,138	

QUALITY

	Quantity	Base Number	Contract	AT	Region	England
% of FP17s for the same patient ID Re-attending within 3 months - Children	29	629	4.6%	10.0%	12.0%	11.5%
% of FP17s for the same patient ID Re-attending within 3 months - Adults	131	1,265	10.4%	13.8%	15.7%	15.4%
% of FP17s for the same patient ID Re-attending between 3 & 9 months - Children	401	629	63.8%	61.7%	60.3%	58.9%
% of FP17s for the same patient ID Re-attending between 3 & 9 months - Adults	768	1,265	60.7%	56.1%	54.0%	51.6%
% of FP17s for Band 1 Urgent Courses	64	1,312	4.9%	7.1%	8.9%	8.9%
% of FP17s Relating to Free Repair or Replacements	10	1,312	0.8%	0.9%	1.0%	0.8%
% of FP17s Relating to Continuations	4	1,312	0.3%	1.0%	1.1%	0.9%
% of Patients satisfied with the dentistry they have received	1	1	N/A	92.6%	93.4%	93.2%
% of Patients satisfied with the time they had to wait for an appointment	1	1	N/A	88.0%	89.4%	88.8%

* This is based on patients treated on this contract for their most recent course of treatment. Figures in italics indicate the base number of FP17s or Patient Questionnaire responses are less than 100. N/A is shown where the base number of responses is less than 10 during the period. % is calculated as Quantity/Base number*100

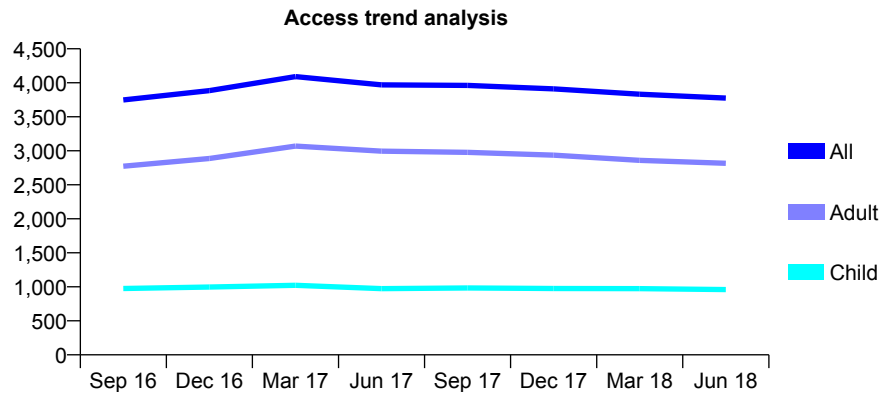
Q52 - Vital Signs At a Glance Contract Report for 184659/0001 - June 2018

Name or company name	Humber & Yorkshire CDA Limited
Contract type name	GDS Contract
Purpose of contract	General
Contract start date	12/11/2009
Contract end date	

18/19 Contracted general activity (UDA)	9,485
Carry forward general activity (UDA)	0
18/19 Contracted orthodontic activity (UOA)	0
Carry forward orthodontic activity (UOA)	0
Baseline contract value	£271,179.20

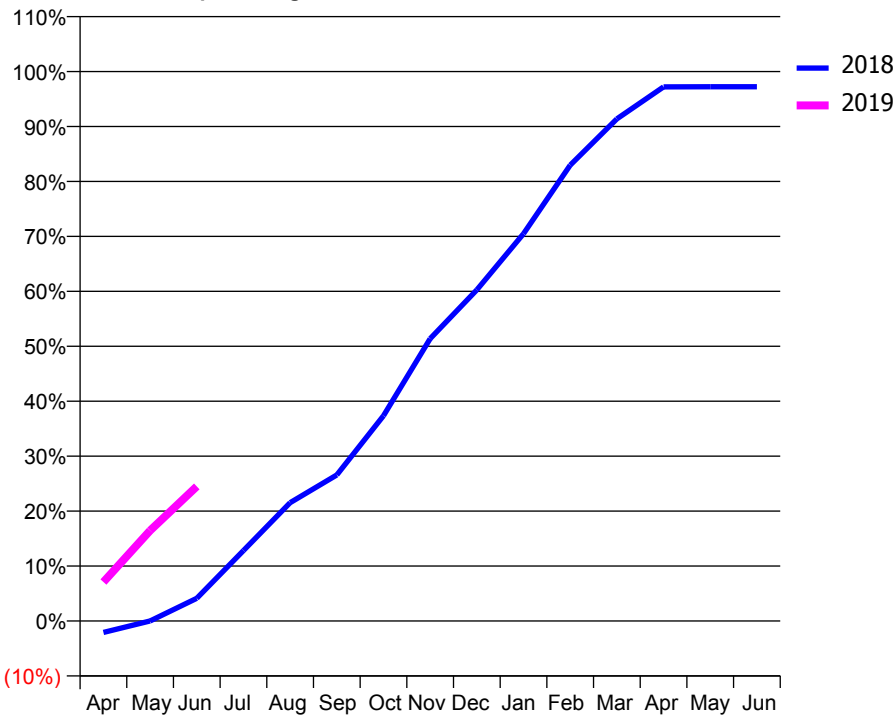
ACCESS*

Patients seen in 24 months	Total	Change since previous quarter
Quarter ending June 2017	3,969	
Quarter ending September 2017	3,961	→
Quarter ending December 2017	3,911	↓
Quarter ending March 2018	3,832	↓
Quarter ending June 2018	3,776	↓
Variance since June 2017	(4.9%)	↓



ACTIVITY

Cumulative percentage of contracted UDA delivered 2018 & 2019



Month	Adjusted Scheduled Activity (UDA)	
	2018	2019
April	-198	674
May	0	1,562
June	393	2,325
July	1,216	
August	2,043	
September	2,523	
October	3,544	
November	4,875	
December	5,715	
January	6,686	
February	7,868	
March	8,668	
April	9,220	
May	9,221	
June	9,221	

QUALITY

	Quantity	Base Number	Contract	AT	Region	England
% of FP17s for the same patient ID Re-attending within 3 months - Children	20	420	4.8%	10.0%	12.0%	11.5%
% of FP17s for the same patient ID Re-attending within 3 months - Adults	155	1,030	15.0%	13.8%	15.7%	15.4%
% of FP17s for the same patient ID Re-attending between 3 & 9 months - Children	268	420	63.8%	61.7%	60.3%	58.9%
% of FP17s for the same patient ID Re-attending between 3 & 9 months - Adults	545	1,030	52.9%	56.1%	54.0%	51.6%
% of FP17s for Band 1 Urgent Courses	118	1,172	10.1%	7.1%	8.9%	8.9%
% of FP17s Relating to Free Repair or Replacements	10	1,172	0.9%	0.9%	1.0%	0.8%
% of FP17s Relating to Continuations	10	1,172	0.9%	1.0%	1.1%	0.9%
% of Patients satisfied with the dentistry they have received	1	1	N/A	92.6%	93.4%	93.2%
% of Patients satisfied with the time they had to wait for an appointment	1	1	N/A	88.0%	89.4%	88.8%

* This is based on patients treated on this contract for their most recent course of treatment. Figures in italics indicate the base number of FP17s or Patient Questionnaire responses are less than 100. N/A is shown where the base number of responses is less than 10 during the period. % is calculated as Quantity/Base number*100

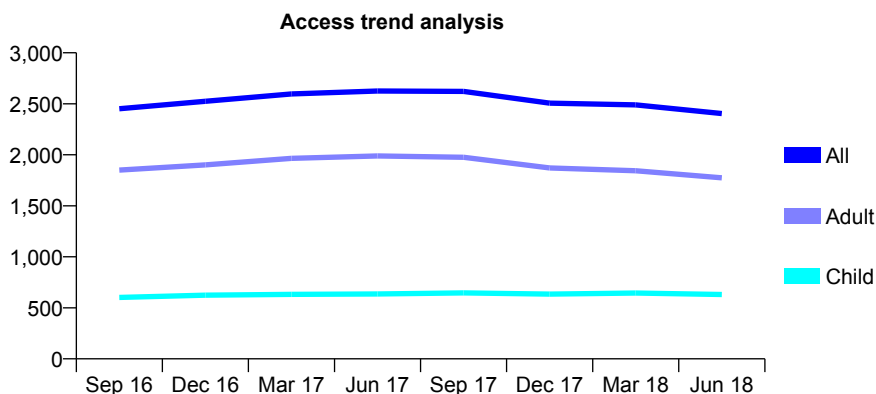
Q52 - Vital Signs At a Glance Contract Report for 184772/0001 - June 2018

Name or company name	Ripponden Dental Care Ltd
Contract type name	GDS Contract
Purpose of contract	General
Contract start date	09/09/2015
Contract end date	

18/19 Contracted general activity (UDA)	7,100
Carry forward general activity (UDA)	0
18/19 Contracted orthodontic activity (UOA)	0
Carry forward orthodontic activity (UOA)	0
Baseline contract value	£190,804.98

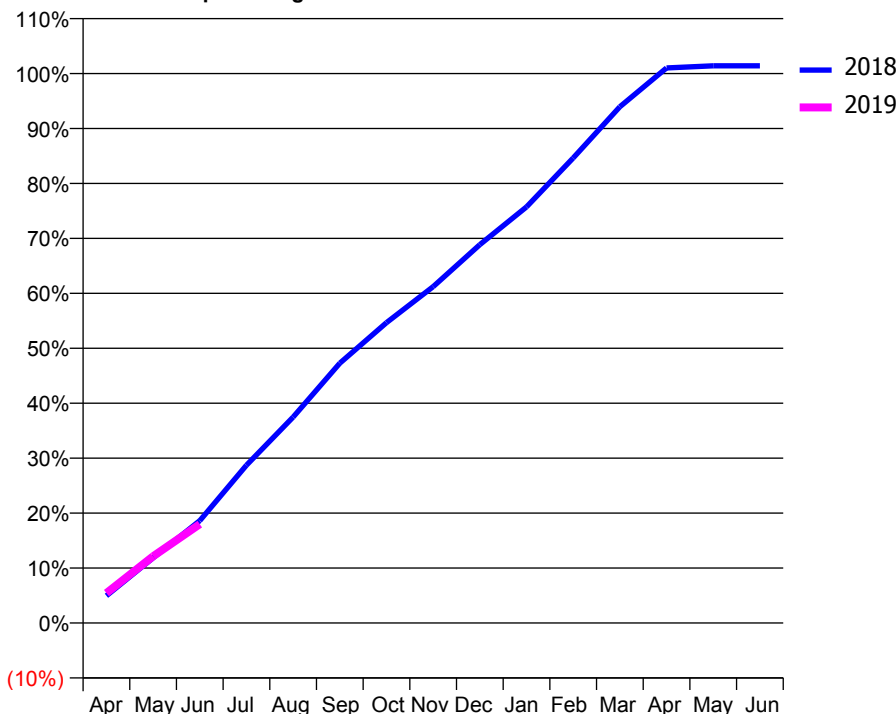
ACCESS*

Patients seen in 24 months	Total	Change since previous quarter
Quarter ending June 2017	2,625	
Quarter ending September 2017	2,622	→
Quarter ending December 2017	2,506	↓
Quarter ending March 2018	2,489	→
Quarter ending June 2018	2,405	↓
Variance since June 2017	(8.4%)	↓



ACTIVITY

Cumulative percentage of contracted UDA delivered 2018 & 2019



Month	Adjusted Scheduled Activity (UDA)	
	2018	2019
April	353	387
May	841	863
June	1,323	1,278
July	2,040	
August	2,661	
September	3,358	
October	3,882	
November	4,346	
December	4,890	
January	5,376	
February	6,009	
March	6,670	
April	7,172	
May	7,200	
June	7,200	

QUALITY

	Quantity	Base Number	Contract	AT	Region	England
% of FP17s for the same patient ID Re-attending within 3 months - Children	11	227	4.8%	10.0%	12.0%	11.5%
% of FP17s for the same patient ID Re-attending within 3 months - Adults	87	651	13.4%	13.8%	15.7%	15.4%
% of FP17s for the same patient ID Re-attending between 3 & 9 months - Children	139	227	61.2%	61.7%	60.3%	58.9%
% of FP17s for the same patient ID Re-attending between 3 & 9 months - Adults	420	651	64.5%	56.1%	54.0%	51.6%
% of FP17s for Band 1 Urgent Courses	53	683	7.8%	7.1%	8.9%	8.9%
% of FP17s Relating to Free Repair or Replacements	8	683	1.2%	0.9%	1.0%	0.8%
% of FP17s Relating to Continuations	3	683	0.4%	1.0%	1.1%	0.9%
% of Patients satisfied with the dentistry they have received	2	2	N/A	92.6%	93.4%	93.2%
% of Patients satisfied with the time they had to wait for an appointment	2	2	N/A	88.0%	89.4%	88.8%

* This is based on patients treated on this contract for their most recent course of treatment. Figures in italics indicate the base number of FP17s or Patient Questionnaire responses are less than 100. N/A is shown where the base number of responses is less than 10 during the period. % is calculated as Quantity/Base number*100

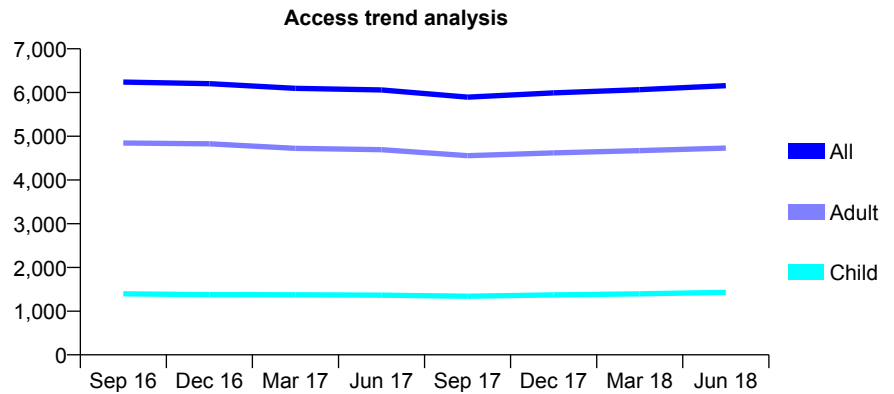
Q52 - Vital Signs At a Glance Contract Report for 184810/0001 - June 2018

Name or company name	S K Exel Dental Limited
Contract type name	GDS Contract
Purpose of contract	General
Contract start date	01/12/2009
Contract end date	

18/19 Contracted general activity (UDA)	19,460
Carry forward general activity (UDA)	0
18/19 Contracted orthodontic activity (UOA)	0
Carry forward orthodontic activity (UOA)	0
Baseline contract value	£624,803.15

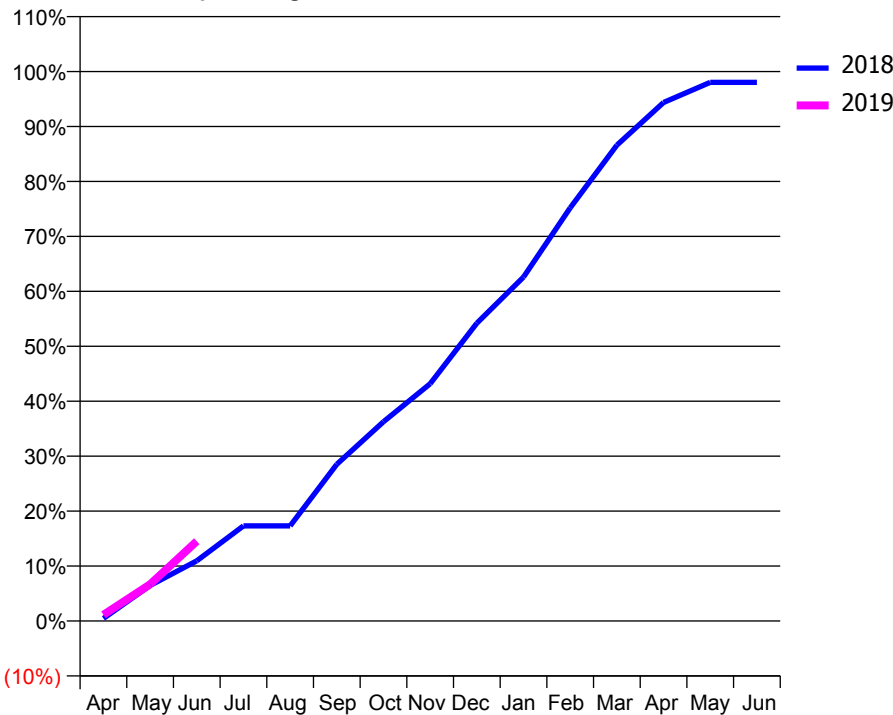
ACCESS*

Patients seen in 24 months	Total	Change since previous quarter
Quarter ending June 2017	6,058	
Quarter ending September 2017	5,894	↓
Quarter ending December 2017	5,991	→
Quarter ending March 2018	6,066	→
Quarter ending June 2018	6,157	→
Variance since June 2017	1.6%	→



ACTIVITY

Cumulative percentage of contracted UDA delivered 2018 & 2019



Month	Adjusted Scheduled Activity (UDA)	
	2018	2019
April	90	218
May	1,260	1,301
June	2,133	2,827
July	3,371	
August	3,371	
September	5,553	
October	7,057	
November	8,402	
December	10,545	
January	12,181	
February	14,631	
March	16,852	
April	18,365	
May	19,076	
June	19,078	

QUALITY

	Quantity	Base Number	Contract	AT	Region	England
% of FP17s for the same patient ID Re-attending within 3 months - Children	72	702	10.3%	10.0%	12.0%	11.5%
% of FP17s for the same patient ID Re-attending within 3 months - Adults	331	1,784	18.6%	13.8%	15.7%	15.4%
% of FP17s for the same patient ID Re-attending between 3 & 9 months - Children	433	702	61.7%	61.7%	60.3%	58.9%
% of FP17s for the same patient ID Re-attending between 3 & 9 months - Adults	832	1,784	46.6%	56.1%	54.0%	51.6%
% of FP17s for Band 1 Urgent Courses	201	1,518	13.2%	7.1%	8.9%	8.9%
% of FP17s Relating to Free Repair or Replacements	16	1,518	1.1%	0.9%	1.0%	0.8%
% of FP17s Relating to Continuations	11	1,518	0.7%	1.0%	1.1%	0.9%
% of Patients satisfied with the dentistry they have received	4	5	N/A	92.6%	93.4%	93.2%
% of Patients satisfied with the time they had to wait for an appointment	3	5	N/A	88.0%	89.4%	88.8%

* This is based on patients treated on this contract for their most recent course of treatment. Figures in italics indicate the base number of FP17s or Patient Questionnaire responses are less than 100. N/A is shown where the base number of responses is less than 10 during the period. % is calculated as Quantity/Base number*100

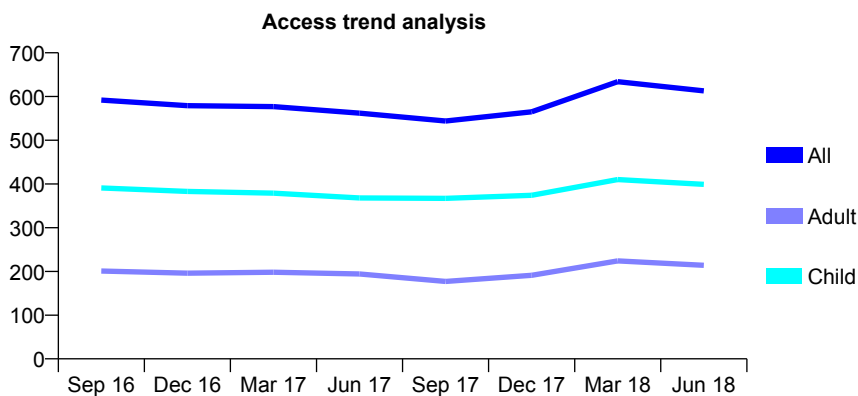
Q52 - Vital Signs At a Glance Contract Report for 185213/0001 - June 2018

Name or company name	Eastleigh Dental Care
Contract type name	GDS Contract
Purpose of contract	General
Contract start date	01/08/2012
Contract end date	

18/19 Contracted general activity (UDA)	1,773
Carry forward general activity (UDA)	0
18/19 Contracted orthodontic activity (UOA)	0
Carry forward orthodontic activity (UOA)	0
Baseline contract value	£52,791.33

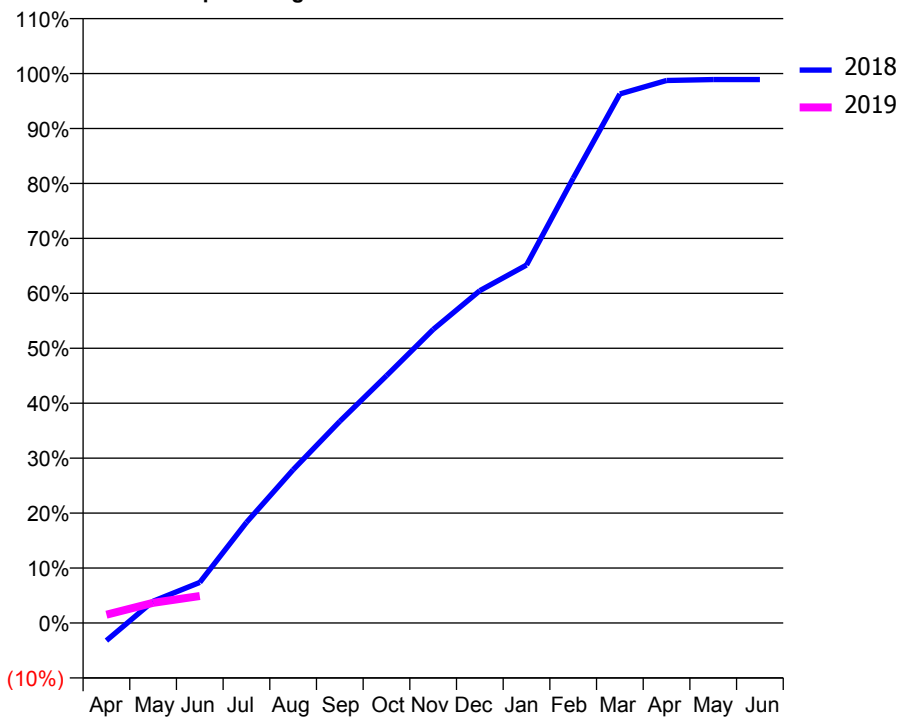
ACCESS*

Patients seen in 24 months	Total	Change since previous quarter
Quarter ending June 2017	562	
Quarter ending September 2017	544	↓
Quarter ending December 2017	565	↑
Quarter ending March 2018	634	↑
Quarter ending June 2018	613	↓
Variance since June 2017	9.1%	↑



ACTIVITY

Cumulative percentage of contracted UDA delivered 2018 & 2019



Adjusted Scheduled Activity (UDA)

Month	2018	2019
April	-57	27
May	70	65
June	131	87
July	325	
August	495	
September	651	
October	798	
November	947	
December	1,073	
January	1,155	
February	1,435	
March	1,707	
April	1,751	
May	1,754	
June	1,754	

QUALITY

	Quantity	Base Number	Contract	AT	Region	England
% of FP17s for the same patient ID Re-attending within 3 months - Children	3	79	3.8%	10.0%	12.0%	11.5%
% of FP17s for the same patient ID Re-attending within 3 months - Adults	3	17	17.6%	13.8%	15.7%	15.4%
% of FP17s for the same patient ID Re-attending between 3 & 9 months - Children	61	79	77.2%	61.7%	60.3%	58.9%
% of FP17s for the same patient ID Re-attending between 3 & 9 months - Adults	12	17	70.6%	56.1%	54.0%	51.6%
% of FP17s for Band 1 Urgent Courses	1	62	1.6%	7.1%	8.9%	8.9%
% of FP17s Relating to Free Repair or Replacements	0	62	0.0%	0.9%	1.0%	0.8%
% of FP17s Relating to Continuations	0	62	0.0%	1.0%	1.1%	0.9%
% of Patients satisfied with the dentistry they have received	0	0	N/A	92.6%	93.4%	93.2%
% of Patients satisfied with the time they had to wait for an appointment	0	0	N/A	88.0%	89.4%	88.8%

* This is based on patients treated on this contract for their most recent course of treatment. Figures in italics indicate the base number of FP17s or Patient Questionnaire responses are less than 100. N/A is shown where the base number of responses is less than 10 during the period. % is calculated as Quantity/Base number*100

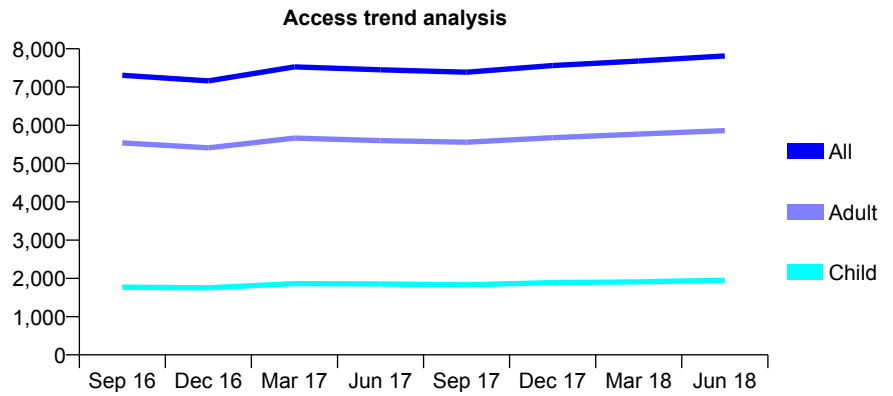
Q52 - Vital Signs At a Glance Contract Report for 187399/0001 - June 2018

Name or company name	M & B Practices Ltd
Contract type name	GDS Contract
Purpose of contract	General
Contract start date	01/11/2011
Contract end date	

18/19 Contracted general activity (UDA)	24,700
Carry forward general activity (UDA)	0
18/19 Contracted orthodontic activity (UOA)	0
Carry forward orthodontic activity (UOA)	0
Baseline contract value	£590,243.73

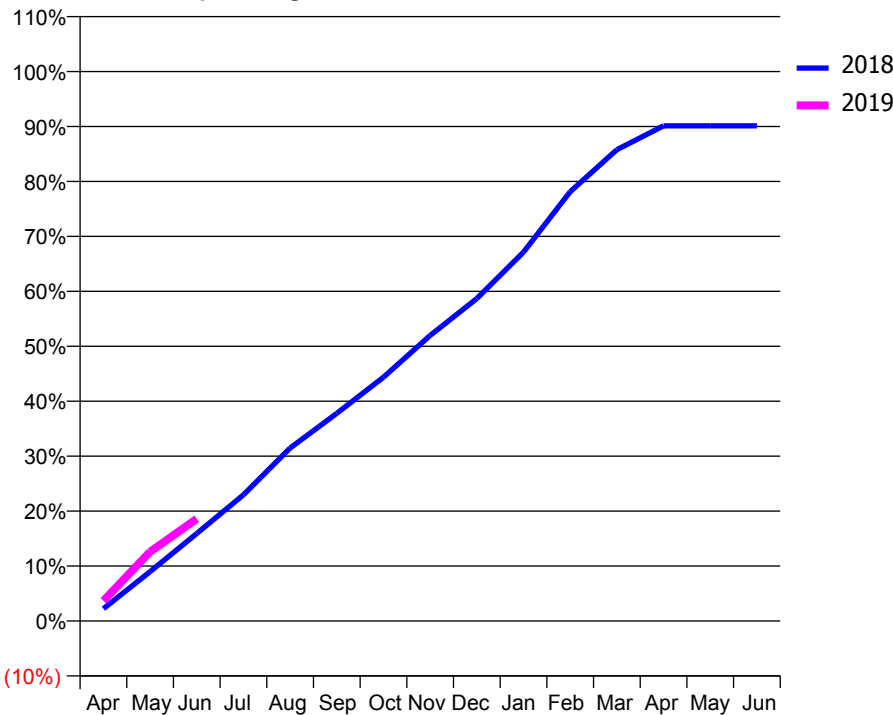
ACCESS*

Patients seen in 24 months	Total	Change since previous quarter
Quarter ending June 2017	7,452	
Quarter ending September 2017	7,389	→
Quarter ending December 2017	7,563	↑
Quarter ending March 2018	7,682	→
Quarter ending June 2018	7,814	→
Variance since June 2017	4.9%	↑



ACTIVITY

Cumulative percentage of contracted UDA delivered 2018 & 2019



Month	Adjusted Scheduled Activity (UDA)	
	2018	2019
April	554	905
May	2,219	3,113
June	3,936	4,593
July	5,672	
August	7,775	
September	9,337	
October	10,961	
November	12,836	
December	14,499	
January	16,582	
February	19,297	
March	21,188	
April	22,258	
May	22,259	
June	22,258	

QUALITY

	Quantity	Base Number	Contract	AT	Region	England
% of FP17s for the same patient ID Re-attending within 3 months - Children	46	599	7.7%	10.0%	12.0%	11.5%
% of FP17s for the same patient ID Re-attending within 3 months - Adults	251	1,749	14.4%	13.8%	15.7%	15.4%
% of FP17s for the same patient ID Re-attending between 3 & 9 months - Children	334	599	55.8%	61.7%	60.3%	58.9%
% of FP17s for the same patient ID Re-attending between 3 & 9 months - Adults	925	1,749	52.9%	56.1%	54.0%	51.6%
% of FP17s for Band 1 Urgent Courses	194	1,970	9.8%	7.1%	8.9%	8.9%
% of FP17s Relating to Free Repair or Replacements	13	1,970	0.7%	0.9%	1.0%	0.8%
% of FP17s Relating to Continuations	9	1,970	0.5%	1.0%	1.1%	0.9%
% of Patients satisfied with the dentistry they have received	3	3	N/A	92.6%	93.4%	93.2%
% of Patients satisfied with the time they had to wait for an appointment	3	3	N/A	88.0%	89.4%	88.8%

* This is based on patients treated on this contract for their most recent course of treatment. Figures in italics indicate the base number of FP17s or Patient Questionnaire responses are less than 100. N/A is shown where the base number of responses is less than 10 during the period. % is calculated as Quantity/Base number*100

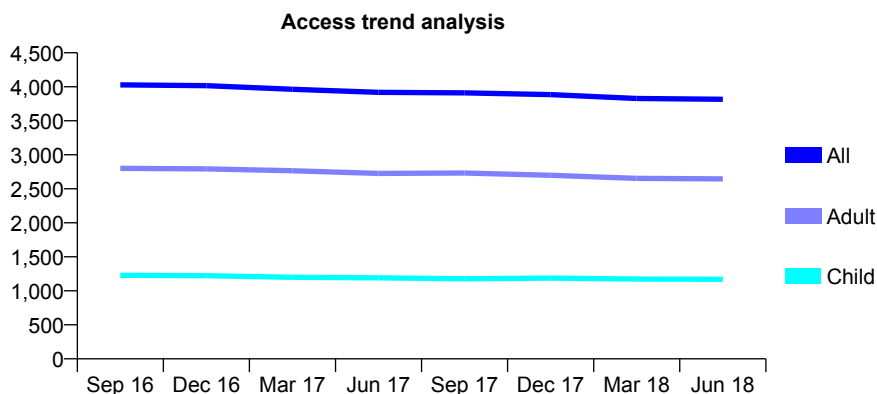
Q52 - Vital Signs At a Glance Contract Report for 188700/0001 - June 2018

Name or company name	Honden Limited
Contract type name	GDS Contract
Purpose of contract	General
Contract start date	01/09/2011
Contract end date	

18/19 Contracted general activity (UDA)	10,800
Carry forward general activity (UDA)	0
18/19 Contracted orthodontic activity (UOA)	0
Carry forward orthodontic activity (UOA)	0
Baseline contract value	£321,683.46

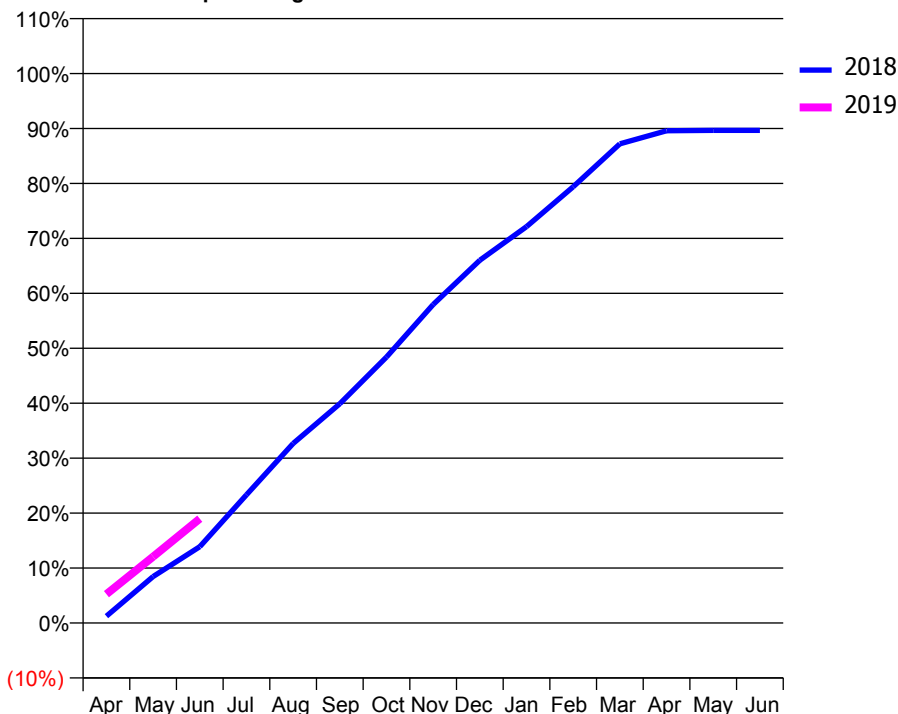
ACCESS*

Patients seen in 24 months	Total	Change since previous quarter
Quarter ending June 2017	3,919	
Quarter ending September 2017	3,910	→
Quarter ending December 2017	3,886	→
Quarter ending March 2018	3,828	↓
Quarter ending June 2018	3,816	→
Variance since June 2017	(2.6%)	↓



ACTIVITY

Cumulative percentage of contracted UDA delivered 2018 & 2019



Adjusted Scheduled Activity (UDA)

Month	2018	2019
April	135	567
May	913	1,303
June	1,502	2,051
July	2,520	
August	3,530	
September	4,309	
October	5,226	
November	6,259	
December	7,130	
January	7,791	
February	8,573	
March	9,419	
April	9,676	
May	9,683	
June	9,683	

QUALITY

	Quantity	Base Number	Contract	AT	Region	England
% of FP17s for the same patient ID Re-attending within 3 months - Children	29	464	6.3%	10.0%	12.0%	11.5%
% of FP17s for the same patient ID Re-attending within 3 months - Adults	119	1,035	11.5%	13.8%	15.7%	15.4%
% of FP17s for the same patient ID Re-attending between 3 & 9 months - Children	311	464	67.0%	61.7%	60.3%	58.9%
% of FP17s for the same patient ID Re-attending between 3 & 9 months - Adults	676	1,035	65.3%	56.1%	54.0%	51.6%
% of FP17s for Band 1 Urgent Courses	64	1,344	4.8%	7.1%	8.9%	8.9%
% of FP17s Relating to Free Repair or Replacements	13	1,344	1.0%	0.9%	1.0%	0.8%
% of FP17s Relating to Continuations	27	1,344	2.0%	1.0%	1.1%	0.9%
% of Patients satisfied with the dentistry they have received	3	3	N/A	92.6%	93.4%	93.2%
% of Patients satisfied with the time they had to wait for an appointment	3	3	N/A	88.0%	89.4%	88.8%

* This is based on patients treated on this contract for their most recent course of treatment. Figures in italics indicate the base number of FP17s or Patient Questionnaire responses are less than 100. N/A is shown where the base number of responses is less than 10 during the period. % is calculated as Quantity/Base number*100

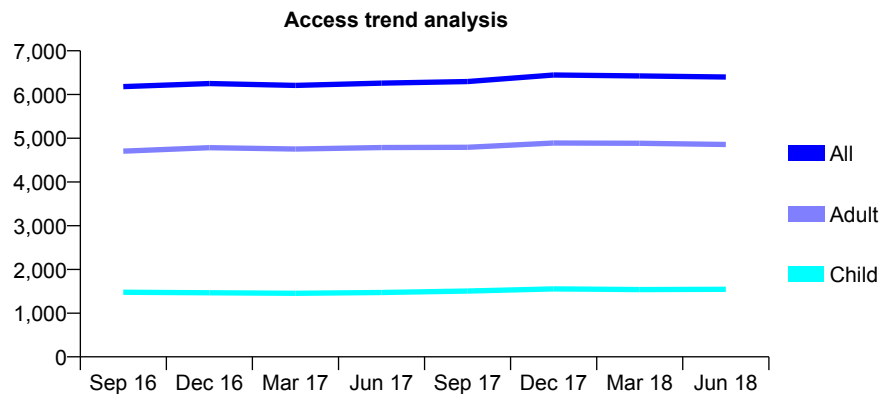
Q52 - Vital Signs At a Glance Contract Report for 190268/0001 - June 2018

Name or company name	Bailiff Bridge Dental Practice
Contract type name	GDS Contract
Purpose of contract	General
Contract start date	01/07/2007
Contract end date	

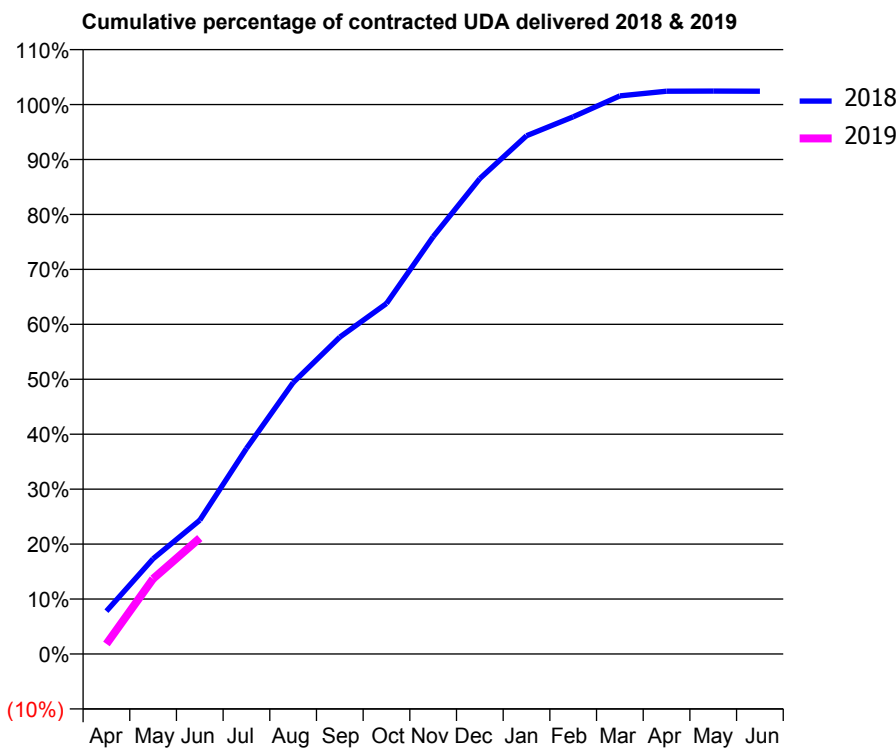
18/19 Contracted general activity (UDA)	20,000
Carry forward general activity (UDA)	0
18/19 Contracted orthodontic activity (UOA)	0
Carry forward orthodontic activity (UOA)	0
Baseline contract value	£513,441.02

ACCESS*

Patients seen in 24 months	Total	Change since previous quarter
Quarter ending June 2017	6,259	
Quarter ending September 2017	6,298	→
Quarter ending December 2017	6,445	↑
Quarter ending March 2018	6,424	→
Quarter ending June 2018	6,402	→
Variance since June 2017	2.3%	↑



ACTIVITY



Month	Adjusted Scheduled Activity (UDA)	
	2018	2019
April	1,562	368
May	3,467	2,741
June	4,869	4,220
July	7,484	
August	9,878	
September	11,532	
October	12,755	
November	15,189	
December	17,305	
January	18,862	
February	19,553	
March	20,316	
April	20,486	
May	20,486	
June	20,484	

QUALITY

	Quantity	Base Number	Contract	AT	Region	England
% of FP17s for the same patient ID Re-attending within 3 months - Children	53	644	8.2%	10.0%	12.0%	11.5%
% of FP17s for the same patient ID Re-attending within 3 months - Adults	136	1,626	8.4%	13.8%	15.7%	15.4%
% of FP17s for the same patient ID Re-attending between 3 & 9 months - Children	457	644	71.0%	61.7%	60.3%	58.9%
% of FP17s for the same patient ID Re-attending between 3 & 9 months - Adults	1,249	1,626	76.8%	56.1%	54.0%	51.6%
% of FP17s for Band 1 Urgent Courses	72	2,124	3.4%	7.1%	8.9%	8.9%
% of FP17s Relating to Free Repair or Replacements	23	2,124	1.1%	0.9%	1.0%	0.8%
% of FP17s Relating to Continuations	14	2,124	0.7%	1.0%	1.1%	0.9%
% of Patients satisfied with the dentistry they have received	8	8	N/A	92.6%	93.4%	93.2%
% of Patients satisfied with the time they had to wait for an appointment	8	8	N/A	88.0%	89.4%	88.8%

* This is based on patients treated on this contract for their most recent course of treatment. Figures in italics indicate the base number of FP17s or Patient Questionnaire responses are less than 100. N/A is shown where the base number of responses is less than 10 during the period. % is calculated as Quantity/Base number*100

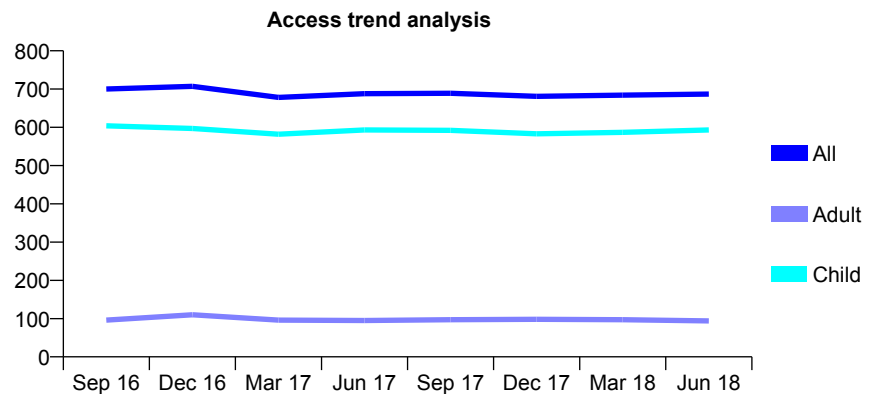
Q52 - Vital Signs At a Glance Contract Report for 190284/0001 - June 2018

Name or company name	Hebden Bridge Dental Care Ltd.
Contract type name	GDS Contract
Purpose of contract	General
Contract start date	01/11/2014
Contract end date	

18/19 Contracted general activity (UDA)	1,500
Carry forward general activity (UDA)	0
18/19 Contracted orthodontic activity (UOA)	0
Carry forward orthodontic activity (UOA)	0
Baseline contract value	£38,414.39

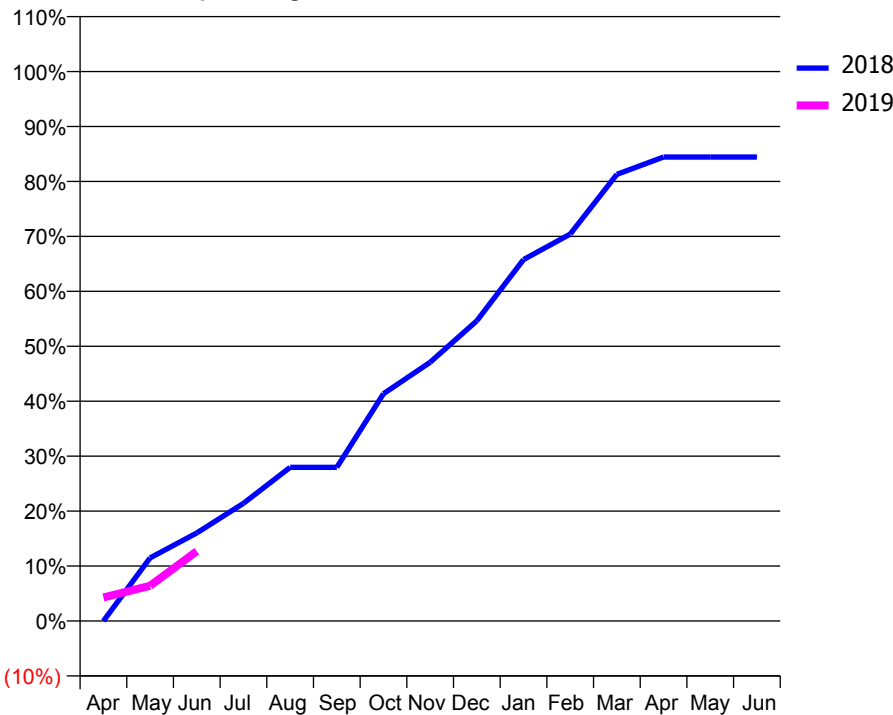
ACCESS*

Patients seen in 24 months	Total	Change since previous quarter
Quarter ending June 2017	688	
Quarter ending September 2017	689	→
Quarter ending December 2017	681	↓
Quarter ending March 2018	684	→
Quarter ending June 2018	687	→
Variance since June 2017	(0.1%)	→



ACTIVITY

Cumulative percentage of contracted UDA delivered 2018 & 2019



Month	Adjusted Scheduled Activity (UDA)	
	2018	2019
April	0	64
May	172	96
June	240	190
July	321	
August	419	
September	419	
October	620	
November	706	
December	820	
January	987	
February	1,056	
March	1,219	
April	1,266	
May	1,266	
June	1,266	

QUALITY

	Quantity	Base Number	Contract	AT	Region	England
% of FP17s for the same patient ID Re-attending within 3 months - Children	10	154	6.5%	10.0%	12.0%	11.5%
% of FP17s for the same patient ID Re-attending within 3 months - Adults	2	7	28.6%	13.8%	15.7%	15.4%
% of FP17s for the same patient ID Re-attending between 3 & 9 months - Children	87	154	56.5%	61.7%	60.3%	58.9%
% of FP17s for the same patient ID Re-attending between 3 & 9 months - Adults	4	7	57.1%	56.1%	54.0%	51.6%
% of FP17s for Band 1 Urgent Courses	2	124	1.6%	7.1%	8.9%	8.9%
% of FP17s Relating to Free Repair or Replacements	0	124	0.0%	0.9%	1.0%	0.8%
% of FP17s Relating to Continuations	2	124	1.6%	1.0%	1.1%	0.9%
% of Patients satisfied with the dentistry they have received	0	0	N/A	92.6%	93.4%	93.2%
% of Patients satisfied with the time they had to wait for an appointment	0	0	N/A	88.0%	89.4%	88.8%

* This is based on patients treated on this contract for their most recent course of treatment. Figures in italics indicate the base number of FP17s or Patient Questionnaire responses are less than 100. N/A is shown where the base number of responses is less than 10 during the period. % is calculated as Quantity/Base number*100

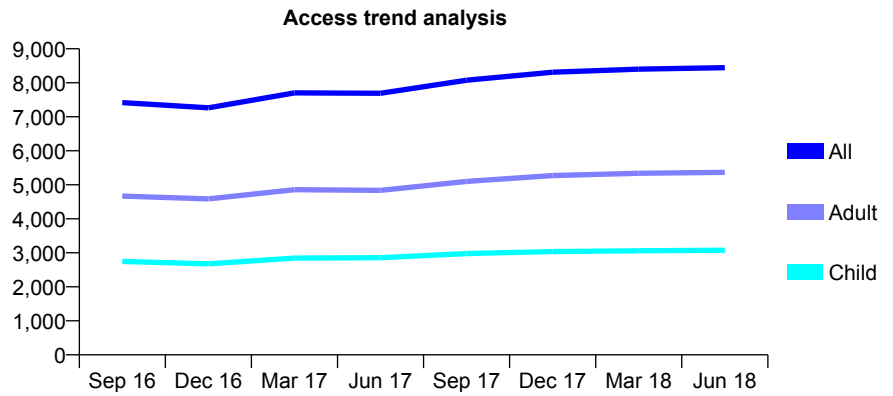
Q52 - Vital Signs At a Glance Contract Report for 190551/0001 - June 2018

Name or company name	Dentistry@ltd
Contract type name	GDS Contract
Purpose of contract	General
Contract start date	11/05/2009
Contract end date	

18/19 Contracted general activity (UDA)	24,801
Carry forward general activity (UDA)	0
18/19 Contracted orthodontic activity (UOA)	0
Carry forward orthodontic activity (UOA)	0
Baseline contract value	£840,372.91

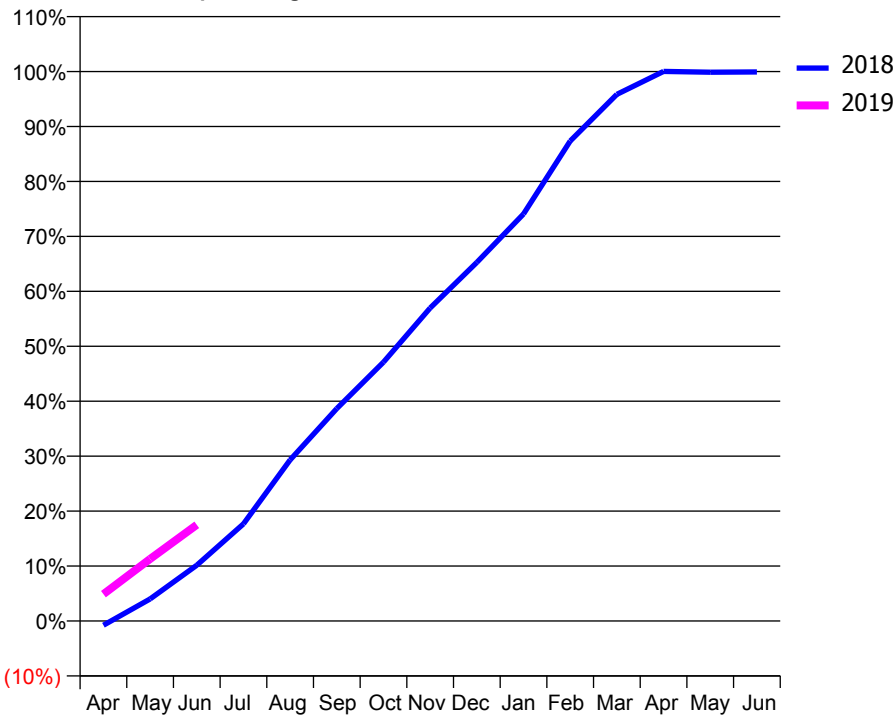
ACCESS*

Patients seen in 24 months	Total	Change since previous quarter
Quarter ending June 2017	7,694	
Quarter ending September 2017	8,077	↑
Quarter ending December 2017	8,311	↑
Quarter ending March 2018	8,400	→
Quarter ending June 2018	8,444	→
Variance since June 2017	9.7%	↑



ACTIVITY

Cumulative percentage of contracted UDA delivered 2018 & 2019



Adjusted Scheduled Activity (UDA)		
Month	2018	2019
April	-198	1,211
May	994	2,802
June	2,518	4,341
July	4,387	
August	7,275	
September	9,591	
October	11,683	
November	14,125	
December	16,189	
January	18,372	
February	21,661	
March	23,773	
April	24,807	
May	24,770	
June	24,781	

QUALITY

	Quantity	Base Number	Contract	AT	Region	England
% of FP17s for the same patient ID Re-attending within 3 months - Children	119	1,315	9.0%	10.0%	12.0%	11.5%
% of FP17s for the same patient ID Re-attending within 3 months - Adults	198	1,652	12.0%	13.8%	15.7%	15.4%
% of FP17s for the same patient ID Re-attending between 3 & 9 months - Children	946	1,315	71.9%	61.7%	60.3%	58.9%
% of FP17s for the same patient ID Re-attending between 3 & 9 months - Adults	947	1,652	57.3%	56.1%	54.0%	51.6%
% of FP17s for Band 1 Urgent Courses	167	2,295	7.3%	7.1%	8.9%	8.9%
% of FP17s Relating to Free Repair or Replacements	32	2,295	1.4%	0.9%	1.0%	0.8%
% of FP17s Relating to Continuations	4	2,295	0.2%	1.0%	1.1%	0.9%
% of Patients satisfied with the dentistry they have received	3	3	N/A	92.6%	93.4%	93.2%
% of Patients satisfied with the time they had to wait for an appointment	3	3	N/A	88.0%	89.4%	88.8%

* This is based on patients treated on this contract for their most recent course of treatment. Figures in italics indicate the base number of FP17s or Patient Questionnaire responses are less than 100. N/A is shown where the base number of responses is less than 10 during the period. % is calculated as Quantity/Base number*100

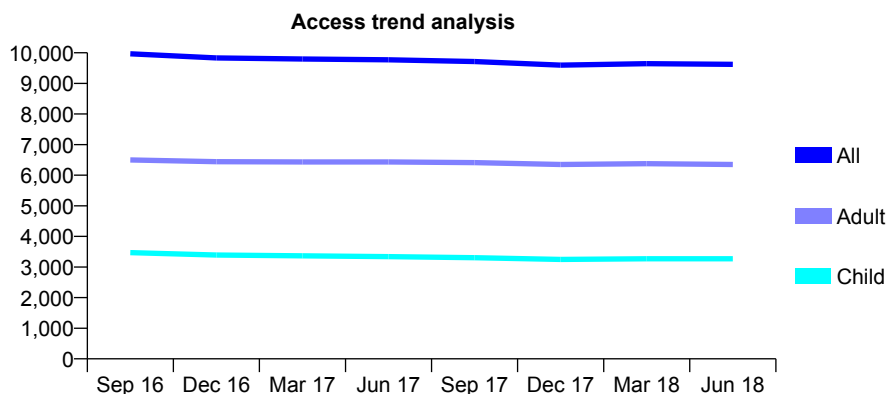
Q52 - Vital Signs At a Glance Contract Report for 190748/0001 - June 2018

Name or company name	A & S Dental Surgeons Ltd
Contract type name	GDS Contract
Purpose of contract	General
Contract start date	01/03/2011
Contract end date	

18/19 Contracted general activity (UDA)	29,000
Carry forward general activity (UDA)	0
18/19 Contracted orthodontic activity (UOA)	0
Carry forward orthodontic activity (UOA)	0
Baseline contract value	£1,128,540.67

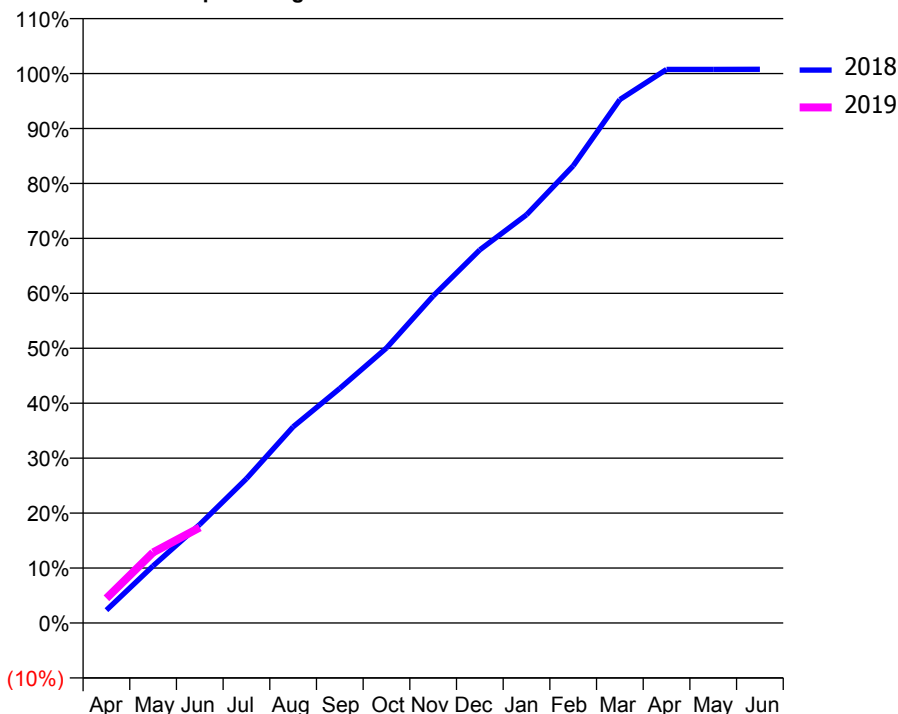
ACCESS*

Patients seen in 24 months	Total	Change since previous quarter
Quarter ending June 2017	9,773	
Quarter ending September 2017	9,716	→
Quarter ending December 2017	9,598	↓
Quarter ending March 2018	9,644	→
Quarter ending June 2018	9,621	→
Variance since June 2017	(1.6%)	↓



ACTIVITY

Cumulative percentage of contracted UDA delivered 2018 & 2019



Month	Adjusted Scheduled Activity (UDA)	
	2018	2019
April	682	1,304
May	3,014	3,728
June	5,204	5,045
July	7,615	
August	10,356	
September	12,385	
October	14,515	
November	17,258	
December	19,694	
January	21,543	
February	24,130	
March	27,627	
April	29,216	
May	29,219	
June	29,221	

QUALITY

	Quantity	Base Number	Contract	AT	Region	England
% of FP17s for the same patient ID Re-attending within 3 months - Children	73	1,318	5.5%	10.0%	12.0%	11.5%
% of FP17s for the same patient ID Re-attending within 3 months - Adults	212	2,198	9.6%	13.8%	15.7%	15.4%
% of FP17s for the same patient ID Re-attending between 3 & 9 months - Children	948	1,318	71.9%	61.7%	60.3%	58.9%
% of FP17s for the same patient ID Re-attending between 3 & 9 months - Adults	1,377	2,198	62.6%	56.1%	54.0%	51.6%
% of FP17s for Band 1 Urgent Courses	174	2,720	6.4%	7.1%	8.9%	8.9%
% of FP17s Relating to Free Repair or Replacements	13	2,720	0.5%	0.9%	1.0%	0.8%
% of FP17s Relating to Continuations	11	2,720	0.4%	1.0%	1.1%	0.9%
% of Patients satisfied with the dentistry they have received	1	1	N/A	92.6%	93.4%	93.2%
% of Patients satisfied with the time they had to wait for an appointment	1	1	N/A	88.0%	89.4%	88.8%

* This is based on patients treated on this contract for their most recent course of treatment. Figures in italics indicate the base number of FP17s or Patient Questionnaire responses are less than 100. N/A is shown where the base number of responses is less than 10 during the period. % is calculated as Quantity/Base number*100

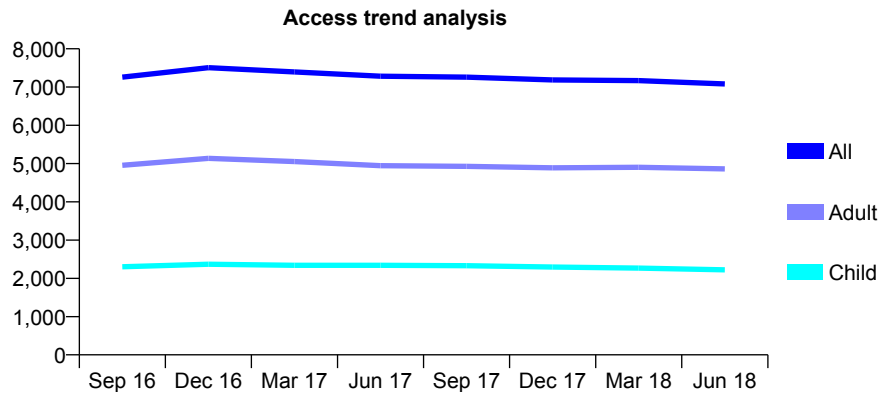
Q52 - Vital Signs At a Glance Contract Report for 190810/0001 - June 2018

Name or company name	Church Street Dental Partnership
Contract type name	GDS Contract
Purpose of contract	General
Contract start date	01/12/2014
Contract end date	

18/19 Contracted general activity (UDA)	20,511
Carry forward general activity (UDA)	0
18/19 Contracted orthodontic activity (UOA)	0
Carry forward orthodontic activity (UOA)	0
Baseline contract value	£622,525.77

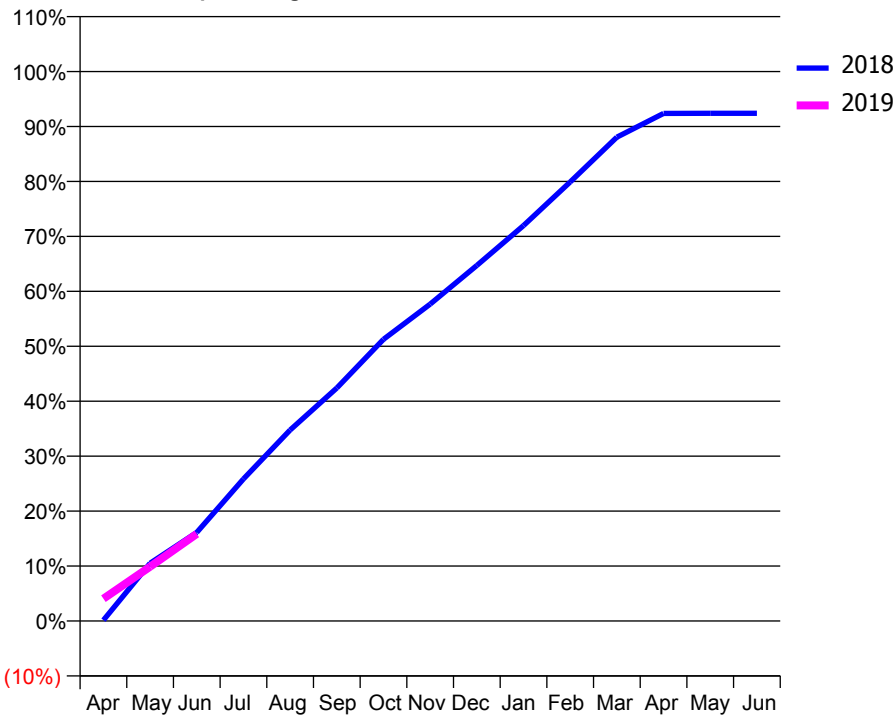
ACCESS*

Patients seen in 24 months	Total	Change since previous quarter
Quarter ending June 2017	7,284	
Quarter ending September 2017	7,259	→
Quarter ending December 2017	7,187	→
Quarter ending March 2018	7,169	→
Quarter ending June 2018	7,083	↓
Variance since June 2017	(2.8%)	↓



ACTIVITY

Cumulative percentage of contracted UDA delivered 2018 & 2019



Month	Adjusted Scheduled Activity (UDA)	
	2018	2019
April	31	832
May	2,155	2,028
June	3,308	3,252
July	5,306	
August	7,131	
September	8,697	
October	10,516	
November	11,827	
December	13,274	
January	14,759	
February	16,389	
March	18,060	
April	18,948	
May	18,952	
June	18,952	

QUALITY

	Quantity	Base Number	Contract	AT	Region	England
% of FP17s for the same patient ID Re-attending within 3 months - Children	57	784	7.3%	10.0%	12.0%	11.5%
% of FP17s for the same patient ID Re-attending within 3 months - Adults	123	1,431	8.6%	13.8%	15.7%	15.4%
% of FP17s for the same patient ID Re-attending between 3 & 9 months - Children	542	784	69.1%	61.7%	60.3%	58.9%
% of FP17s for the same patient ID Re-attending between 3 & 9 months - Adults	873	1,431	61.0%	56.1%	54.0%	51.6%
% of FP17s for Band 1 Urgent Courses	32	1,850	1.7%	7.1%	8.9%	8.9%
% of FP17s Relating to Free Repair or Replacements	5	1,850	0.3%	0.9%	1.0%	0.8%
% of FP17s Relating to Continuations	0	1,850	0.0%	1.0%	1.1%	0.9%
% of Patients satisfied with the dentistry they have received	2	2	N/A	92.6%	93.4%	93.2%
% of Patients satisfied with the time they had to wait for an appointment	1	2	N/A	88.0%	89.4%	88.8%

* This is based on patients treated on this contract for their most recent course of treatment. Figures in italics indicate the base number of FP17s or Patient Questionnaire responses are less than 100. N/A is shown where the base number of responses is less than 10 during the period. % is calculated as Quantity/Base number*100

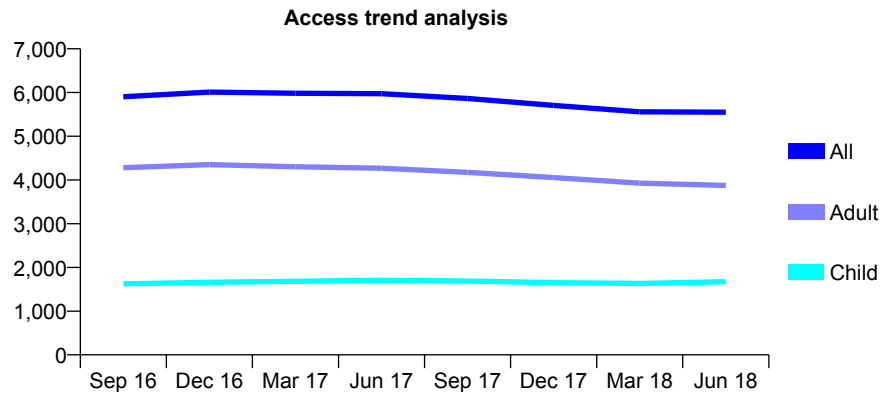
Q52 - Vital Signs At a Glance Contract Report for 192554/0001 - June 2018

Name or company name	The Crossgates Lane and Chapeltown Roa
Contract type name	GDS Contract
Purpose of contract	General
Contract start date	01/05/2013
Contract end date	

18/19 Contracted general activity (UDA)	17,895
Carry forward general activity (UDA)	0
18/19 Contracted orthodontic activity (UOA)	0
Carry forward orthodontic activity (UOA)	0
Baseline contract value	£578,556.19

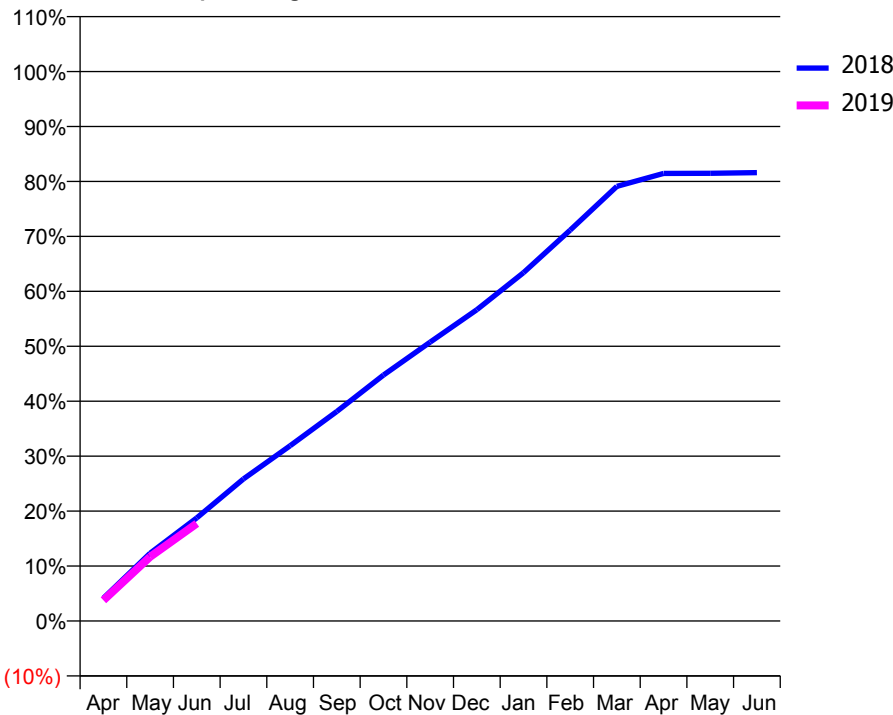
ACCESS*

Patients seen in 24 months	Total	Change since previous quarter
Quarter ending June 2017	5,975	
Quarter ending September 2017	5,863	↓
Quarter ending December 2017	5,706	↓
Quarter ending March 2018	5,560	↓
Quarter ending June 2018	5,549	→
Variance since June 2017	(7.1%)	↓



ACTIVITY

Cumulative percentage of contracted UDA delivered 2018 & 2019



Month	Adjusted Scheduled Activity (UDA)	
	2018	2019
April	745	676
May	2,210	2,090
June	3,360	3,179
July	4,628	
August	5,706	
September	6,823	
October	8,009	
November	9,083	
December	10,137	
January	11,343	
February	12,728	
March	14,155	
April	14,574	
May	14,580	
June	14,601	

QUALITY

	Quantity	Base Number	Contract	AT	Region	England
% of FP17s for the same patient ID Re-attending within 3 months - Children	30	533	5.6%	10.0%	12.0%	11.5%
% of FP17s for the same patient ID Re-attending within 3 months - Adults	103	1,080	9.5%	13.8%	15.7%	15.4%
% of FP17s for the same patient ID Re-attending between 3 & 9 months - Children	250	533	46.9%	61.7%	60.3%	58.9%
% of FP17s for the same patient ID Re-attending between 3 & 9 months - Adults	526	1,080	48.7%	56.1%	54.0%	51.6%
% of FP17s for Band 1 Urgent Courses	68	1,433	4.7%	7.1%	8.9%	8.9%
% of FP17s Relating to Free Repair or Replacements	4	1,433	0.3%	0.9%	1.0%	0.8%
% of FP17s Relating to Continuations	6	1,433	0.4%	1.0%	1.1%	0.9%
% of Patients satisfied with the dentistry they have received	2	2	N/A	92.6%	93.4%	93.2%
% of Patients satisfied with the time they had to wait for an appointment	2	2	N/A	88.0%	89.4%	88.8%

* This is based on patients treated on this contract for their most recent course of treatment. Figures in italics indicate the base number of FP17s or Patient Questionnaire responses are less than 100. N/A is shown where the base number of responses is less than 10 during the period. % is calculated as Quantity/Base number*100

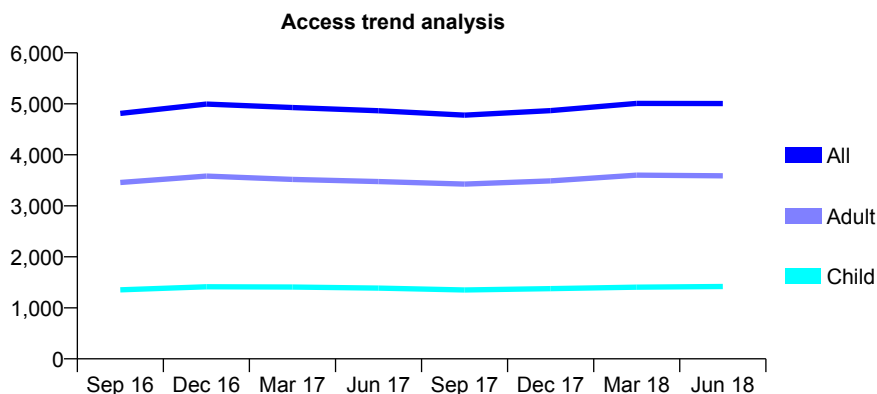
Q52 - Vital Signs At a Glance Contract Report for 192554/0002 - June 2018

Name or company name	The Crossgates Lane and Chapeltown Roa
Contract type name	GDS Contract
Purpose of contract	General
Contract start date	01/05/2013
Contract end date	

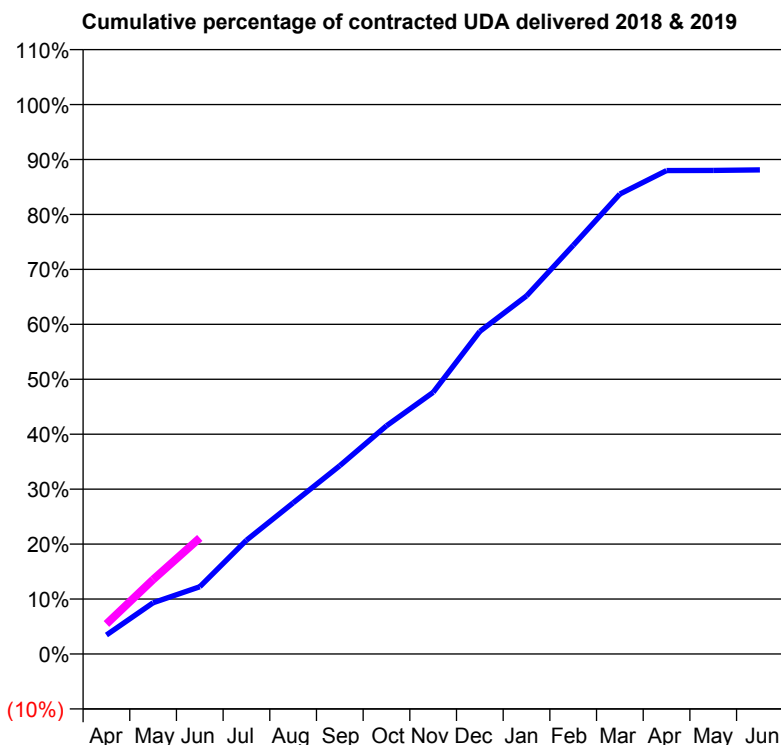
18/19 Contracted general activity (UDA)	17,479
Carry forward general activity (UDA)	0
18/19 Contracted orthodontic activity (UOA)	0
Carry forward orthodontic activity (UOA)	0
Baseline contract value	£537,139.51

ACCESS*

Patients seen in 24 months	Total	Change since previous quarter
Quarter ending June 2017	4,863	
Quarter ending September 2017	4,777	↓
Quarter ending December 2017	4,867	→
Quarter ending March 2018	5,007	↑
Quarter ending June 2018	5,004	→
Variance since June 2017	2.9%	↑



ACTIVITY



Month	Adjusted Scheduled Activity (UDA)	
	2018	2019
April	605	959
May	1,633	2,368
June	2,139	3,694
July	3,619	
August	4,806	
September	5,990	
October	7,260	
November	8,324	
December	10,263	
January	11,391	
February	13,000	
March	14,632	
April	15,376	
May	15,380	
June	15,397	

QUALITY

	Quantity	Base Number	Contract	AT	Region	England
% of FP17s for the same patient ID Re-attending within 3 months - Children	36	553	6.5%	10.0%	12.0%	11.5%
% of FP17s for the same patient ID Re-attending within 3 months - Adults	172	1,332	12.9%	13.8%	15.7%	15.4%
% of FP17s for the same patient ID Re-attending between 3 & 9 months - Children	276	553	49.9%	61.7%	60.3%	58.9%
% of FP17s for the same patient ID Re-attending between 3 & 9 months - Adults	805	1,332	60.4%	56.1%	54.0%	51.6%
% of FP17s for Band 1 Urgent Courses	90	1,587	5.7%	7.1%	8.9%	8.9%
% of FP17s Relating to Free Repair or Replacements	5	1,587	0.3%	0.9%	1.0%	0.8%
% of FP17s Relating to Continuations	29	1,587	1.8%	1.0%	1.1%	0.9%
% of Patients satisfied with the dentistry they have received	5	6	N/A	92.6%	93.4%	93.2%
% of Patients satisfied with the time they had to wait for an appointment	6	6	N/A	88.0%	89.4%	88.8%

* This is based on patients treated on this contract for their most recent course of treatment. Figures in italics indicate the base number of FP17s or Patient Questionnaire responses are less than 100. N/A is shown where the base number of responses is less than 10 during the period. % is calculated as Quantity/Base number*100

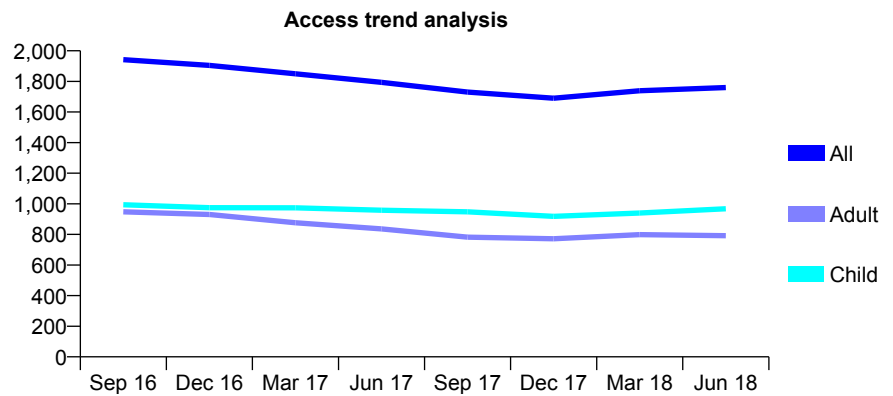
Q52 - Vital Signs At a Glance Contract Report for 193356/0001 - June 2018

Name or company name	Guiseley Dental care
Contract type name	GDS Contract
Purpose of contract	General
Contract start date	01/08/2012
Contract end date	

18/19 Contracted general activity (UDA)	4,400
Carry forward general activity (UDA)	0
18/19 Contracted orthodontic activity (UOA)	0
Carry forward orthodontic activity (UOA)	0
Baseline contract value	£112,207.45

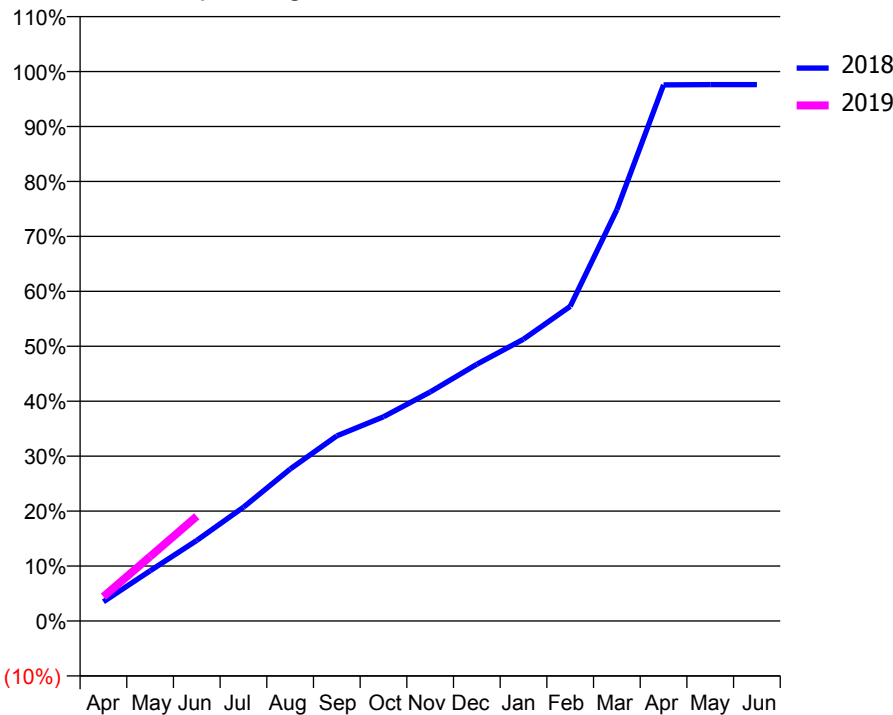
ACCESS*

Patients seen in 24 months	Total	Change since previous quarter
Quarter ending June 2017	1,794	
Quarter ending September 2017	1,730	↓
Quarter ending December 2017	1,690	↓
Quarter ending March 2018	1,739	↑
Quarter ending June 2018	1,760	→
Variance since June 2017	(1.9%)	↓



ACTIVITY

Cumulative percentage of contracted UDA delivered 2018 & 2019



Month	Adjusted Scheduled Activity (UDA)	
	2018	2019
April	154	195
May	402	516
June	645	839
July	912	
August	1,217	
September	1,483	
October	1,635	
November	1,834	
December	2,056	
January	2,257	
February	2,519	
March	3,293	
April	4,292	
May	4,295	
June	4,295	

QUALITY

	Quantity	Base Number	Contract	AT	Region	England
% of FP17s for the same patient ID Re-attending within 3 months - Children	28	532	5.3%	10.0%	12.0%	11.5%
% of FP17s for the same patient ID Re-attending within 3 months - Adults	86	440	19.5%	13.8%	15.7%	15.4%
% of FP17s for the same patient ID Re-attending between 3 & 9 months - Children	391	532	73.5%	61.7%	60.3%	58.9%
% of FP17s for the same patient ID Re-attending between 3 & 9 months - Adults	286	440	65.0%	56.1%	54.0%	51.6%
% of FP17s for Band 1 Urgent Courses	26	592	4.4%	7.1%	8.9%	8.9%
% of FP17s Relating to Free Repair or Replacements	3	592	0.5%	0.9%	1.0%	0.8%
% of FP17s Relating to Continuations	4	592	0.7%	1.0%	1.1%	0.9%
% of Patients satisfied with the dentistry they have received	2	2	N/A	92.6%	93.4%	93.2%
% of Patients satisfied with the time they had to wait for an appointment	2	2	N/A	88.0%	89.4%	88.8%

* This is based on patients treated on this contract for their most recent course of treatment. Figures in italics indicate the base number of FP17s or Patient Questionnaire responses are less than 100. N/A is shown where the base number of responses is less than 10 during the period. % is calculated as Quantity/Base number*100

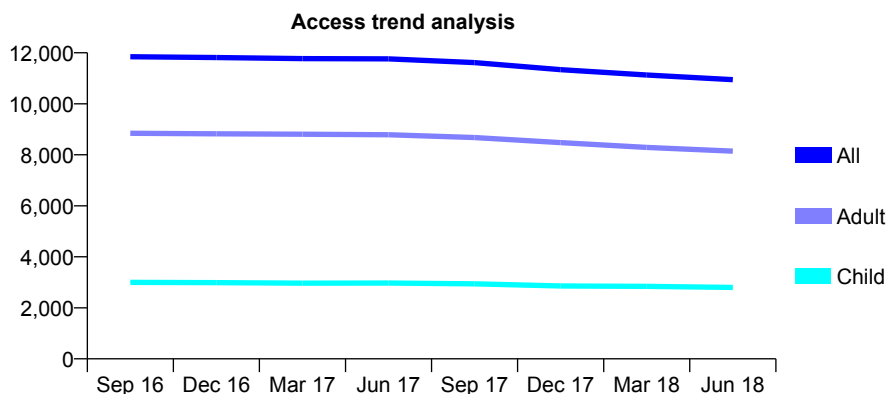
Q52 - Vital Signs At a Glance Contract Report for 193429/0002 - June 2018

Name or company name	Wood Dental Ltd
Contract type name	GDS Contract
Purpose of contract	General
Contract start date	01/10/2011
Contract end date	

18/19 Contracted general activity (UDA)	26,945
Carry forward general activity (UDA)	0
18/19 Contracted orthodontic activity (UOA)	0
Carry forward orthodontic activity (UOA)	0
Baseline contract value	£912,860.16

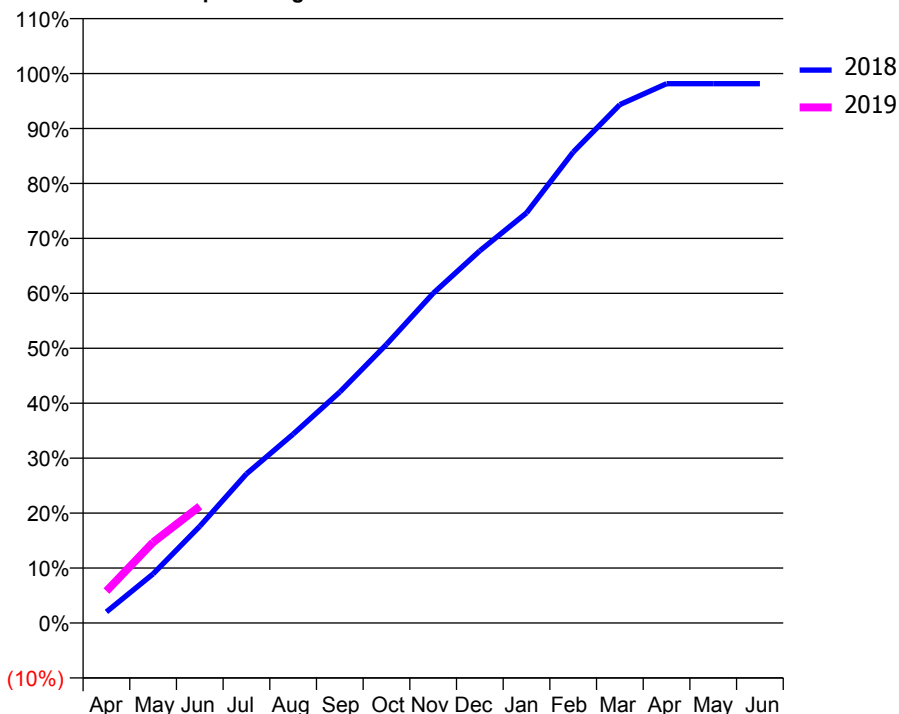
ACCESS*

Patients seen in 24 months	Total	Change since previous quarter
Quarter ending June 2017	11,762	
Quarter ending September 2017	11,618	↓
Quarter ending December 2017	11,339	↓
Quarter ending March 2018	11,132	↓
Quarter ending June 2018	10,944	↓
Variance since June 2017	(7.0%)	↓



ACTIVITY

Cumulative percentage of contracted UDA delivered 2018 & 2019



Adjusted Scheduled Activity (UDA)

Month	2018	2019
April	549	1,569
May	2,411	3,958
June	4,743	5,722
July	7,314	
August	9,264	
September	11,328	
October	13,662	
November	16,166	
December	18,253	
January	20,108	
February	23,094	
March	25,420	
April	26,447	
May	26,447	
June	26,448	

QUALITY

	Quantity	Base Number	Contract	AT	Region	England
% of FP17s for the same patient ID Re-attending within 3 months - Children	49	952	5.1%	10.0%	12.0%	11.5%
% of FP17s for the same patient ID Re-attending within 3 months - Adults	253	2,520	10.0%	13.8%	15.7%	15.4%
% of FP17s for the same patient ID Re-attending between 3 & 9 months - Children	630	952	66.2%	61.7%	60.3%	58.9%
% of FP17s for the same patient ID Re-attending between 3 & 9 months - Adults	1,337	2,520	53.1%	56.1%	54.0%	51.6%
% of FP17s for Band 1 Urgent Courses	195	2,945	6.6%	7.1%	8.9%	8.9%
% of FP17s Relating to Free Repair or Replacements	22	2,945	0.7%	0.9%	1.0%	0.8%
% of FP17s Relating to Continuations	9	2,945	0.3%	1.0%	1.1%	0.9%
% of Patients satisfied with the dentistry they have received	9	9	N/A	92.6%	93.4%	93.2%
% of Patients satisfied with the time they had to wait for an appointment	7	9	N/A	88.0%	89.4%	88.8%

* This is based on patients treated on this contract for their most recent course of treatment. Figures in italics indicate the base number of FP17s or Patient Questionnaire responses are less than 100. N/A is shown where the base number of responses is less than 10 during the period. % is calculated as Quantity/Base number*100

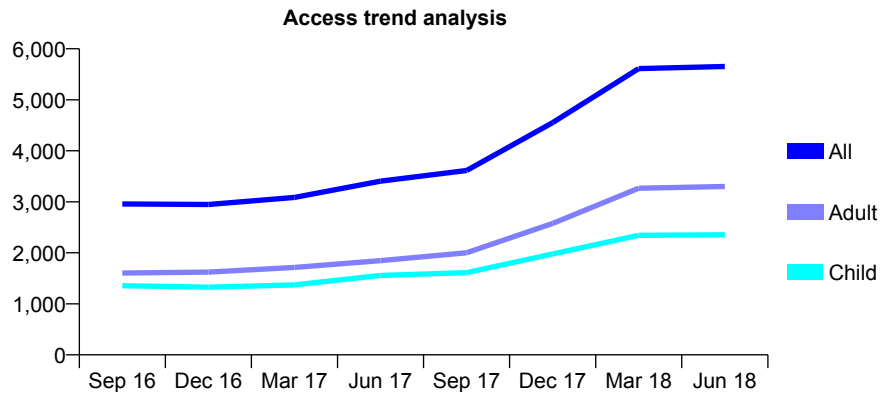
Q52 - Vital Signs At a Glance Contract Report for 194301/0002 - June 2018

Name or company name	Ravat & Ray Dental Care Bradford
Contract type name	GDS Contract
Purpose of contract	General
Contract start date	07/09/2015
Contract end date	

18/19 Contracted general activity (UDA)	19,528
Carry forward general activity (UDA)	0
18/19 Contracted orthodontic activity (UOA)	0
Carry forward orthodontic activity (UOA)	0
Baseline contract value	£556,240.33

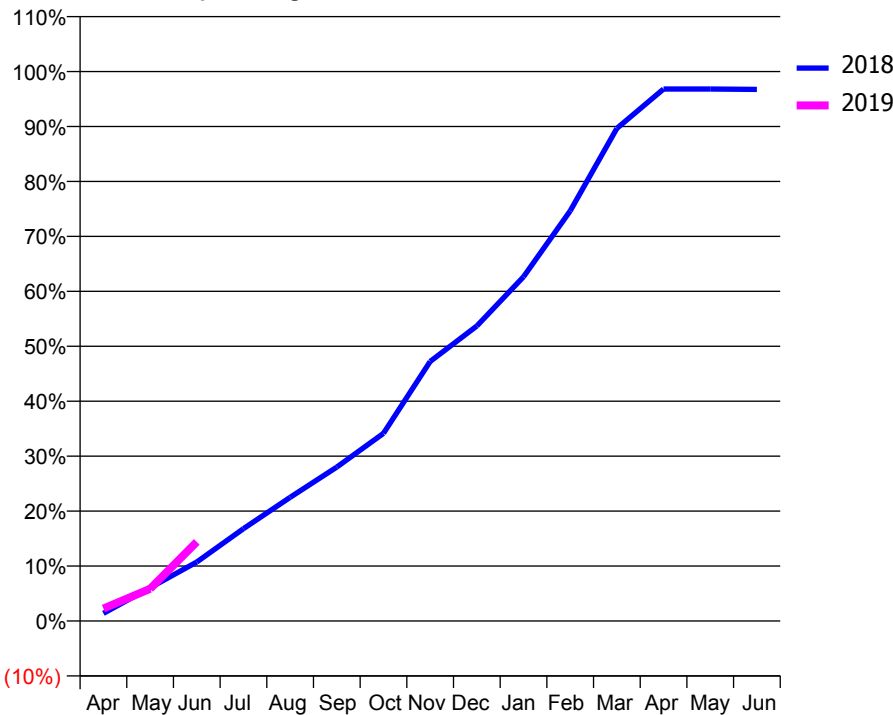
ACCESS*

Patients seen in 24 months	Total	Change since previous quarter
Quarter ending June 2017	3,405	
Quarter ending September 2017	3,614	↑
Quarter ending December 2017	4,553	↑
Quarter ending March 2018	5,612	↑
Quarter ending June 2018	5,653	→
Variance since June 2017	66.0%	↑



ACTIVITY

Cumulative percentage of contracted UDA delivered 2018 & 2019



Month	2018	2019
April	271	442
May	1,181	1,144
June	2,096	2,810
July	3,280	
August	4,393	
September	5,471	
October	6,672	
November	9,222	
December	10,486	
January	12,235	
February	14,576	
March	17,509	
April	18,907	
May	18,904	
June	18,892	

QUALITY

	Quantity	Base Number	Contract	AT	Region	England
% of FP17s for the same patient ID Re-attending within 3 months - Children	171	1,096	15.6%	10.0%	12.0%	11.5%
% of FP17s for the same patient ID Re-attending within 3 months - Adults	194	1,094	17.7%	13.8%	15.7%	15.4%
% of FP17s for the same patient ID Re-attending between 3 & 9 months - Children	714	1,096	65.1%	61.7%	60.3%	58.9%
% of FP17s for the same patient ID Re-attending between 3 & 9 months - Adults	616	1,094	56.3%	56.1%	54.0%	51.6%
% of FP17s for Band 1 Urgent Courses	126	1,559	8.1%	7.1%	8.9%	8.9%
% of FP17s Relating to Free Repair or Replacements	0	1,559	0.0%	0.9%	1.0%	0.8%
% of FP17s Relating to Continuations	0	1,559	0.0%	1.0%	1.1%	0.9%
% of Patients satisfied with the dentistry they have received	2	2	N/A	92.6%	93.4%	93.2%
% of Patients satisfied with the time they had to wait for an appointment	1	2	N/A	88.0%	89.4%	88.8%

* This is based on patients treated on this contract for their most recent course of treatment. Figures in italics indicate the base number of FP17s or Patient Questionnaire responses are less than 100. N/A is shown where the base number of responses is less than 10 during the period. % is calculated as Quantity/Base number*100

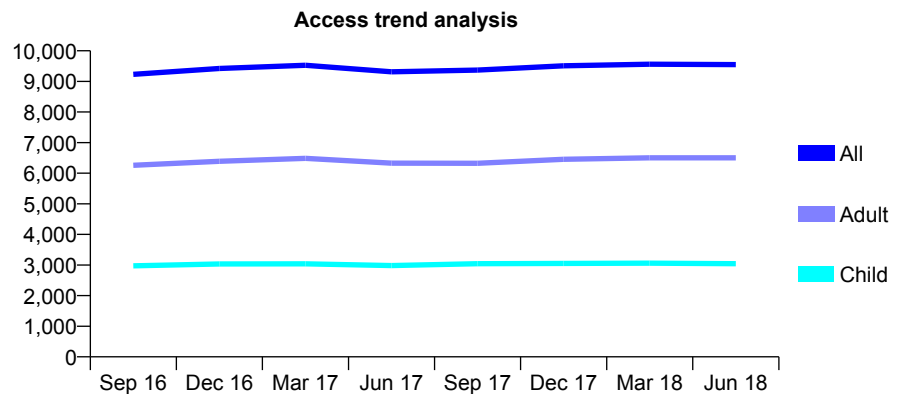
Q52 - Vital Signs At a Glance Contract Report for 195480/0001 - June 2018

Name or company name	Azam & Associates Healthcare Ltd
Contract type name	GDS Contract
Purpose of contract	General
Contract start date	01/05/2010
Contract end date	

18/19 Contracted general activity (UDA)	29,187
Carry forward general activity (UDA)	0
18/19 Contracted orthodontic activity (UOA)	0
Carry forward orthodontic activity (UOA)	0
Baseline contract value	£829,089.22

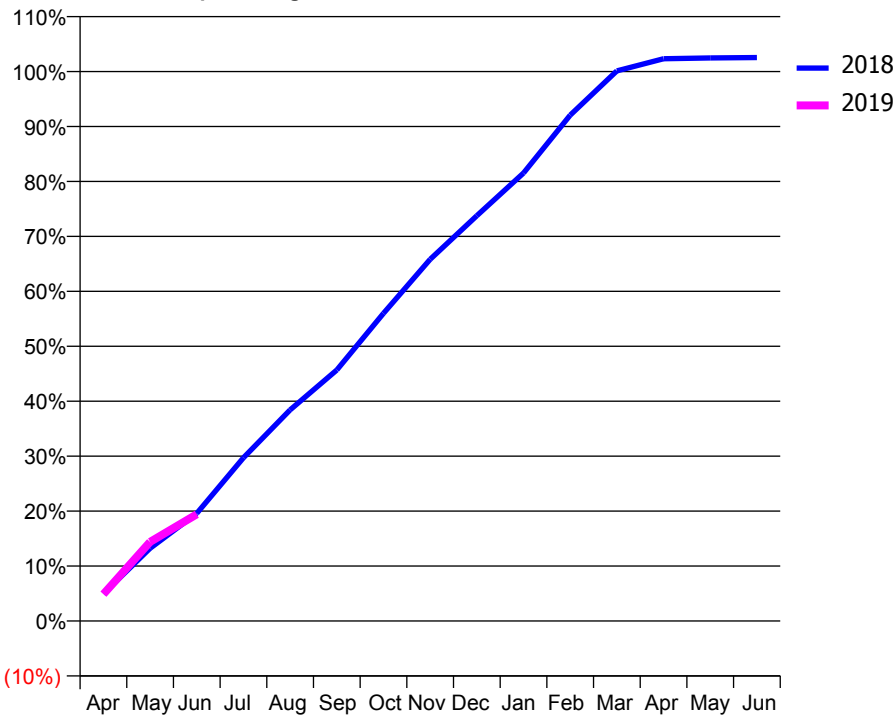
ACCESS*

Patients seen in 24 months	Total	Change since previous quarter
Quarter ending June 2017	9,313	
Quarter ending September 2017	9,369	→
Quarter ending December 2017	9,508	→
Quarter ending March 2018	9,563	→
Quarter ending June 2018	9,547	→
Variance since June 2017	2.5%	↑



ACTIVITY

Cumulative percentage of contracted UDA delivered 2018 & 2019



Adjusted Scheduled Activity (UDA)		
Month	2018	2019
April	1,450	1,428
May	3,864	4,207
June	5,722	5,670
July	8,672	
August	11,217	
September	13,333	
October	16,344	
November	19,213	
December	21,530	
January	23,793	
February	26,866	
March	29,218	
April	29,863	
May	29,910	
June	29,931	

QUALITY

	Quantity	Base Number	Contract	AT	Region	England
% of FP17s for the same patient ID Re-attending within 3 months - Children	102	1,001	10.2%	10.0%	12.0%	11.5%
% of FP17s for the same patient ID Re-attending within 3 months - Adults	390	2,019	19.3%	13.8%	15.7%	15.4%
% of FP17s for the same patient ID Re-attending between 3 & 9 months - Children	538	1,001	53.7%	61.7%	60.3%	58.9%
% of FP17s for the same patient ID Re-attending between 3 & 9 months - Adults	951	2,019	47.1%	56.1%	54.0%	51.6%
% of FP17s for Band 1 Urgent Courses	344	2,668	12.9%	7.1%	8.9%	8.9%
% of FP17s Relating to Free Repair or Replacements	25	2,668	0.9%	0.9%	1.0%	0.8%
% of FP17s Relating to Continuations	13	2,668	0.5%	1.0%	1.1%	0.9%
% of Patients satisfied with the dentistry they have received	7	8	N/A	92.6%	93.4%	93.2%
% of Patients satisfied with the time they had to wait for an appointment	6	8	N/A	88.0%	89.4%	88.8%

* This is based on patients treated on this contract for their most recent course of treatment. Figures in italics indicate the base number of FP17s or Patient Questionnaire responses are less than 100. N/A is shown where the base number of responses is less than 10 during the period. % is calculated as Quantity/Base number*100

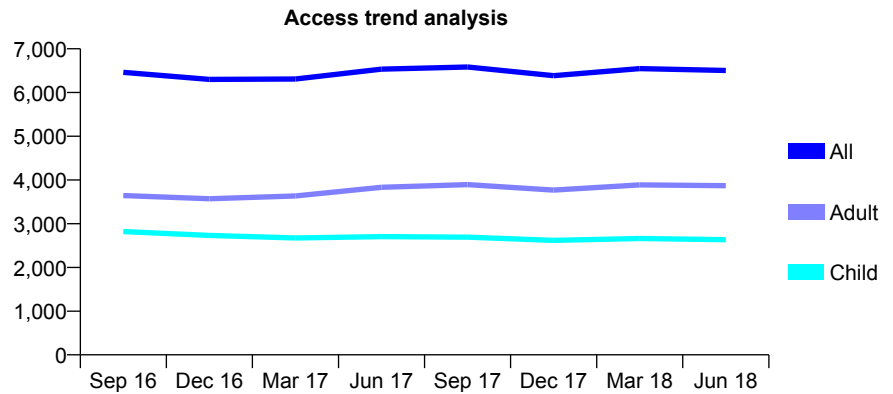
Q52 - Vital Signs At a Glance Contract Report for 195545/0001 - June 2018

Name or company name	Mistry & Power
Contract type name	GDS Contract
Purpose of contract	General
Contract start date	03/10/2011
Contract end date	

18/19 Contracted general activity (UDA)	16,513
Carry forward general activity (UDA)	0
18/19 Contracted orthodontic activity (UOA)	0
Carry forward orthodontic activity (UOA)	0
Baseline contract value	£551,426.71

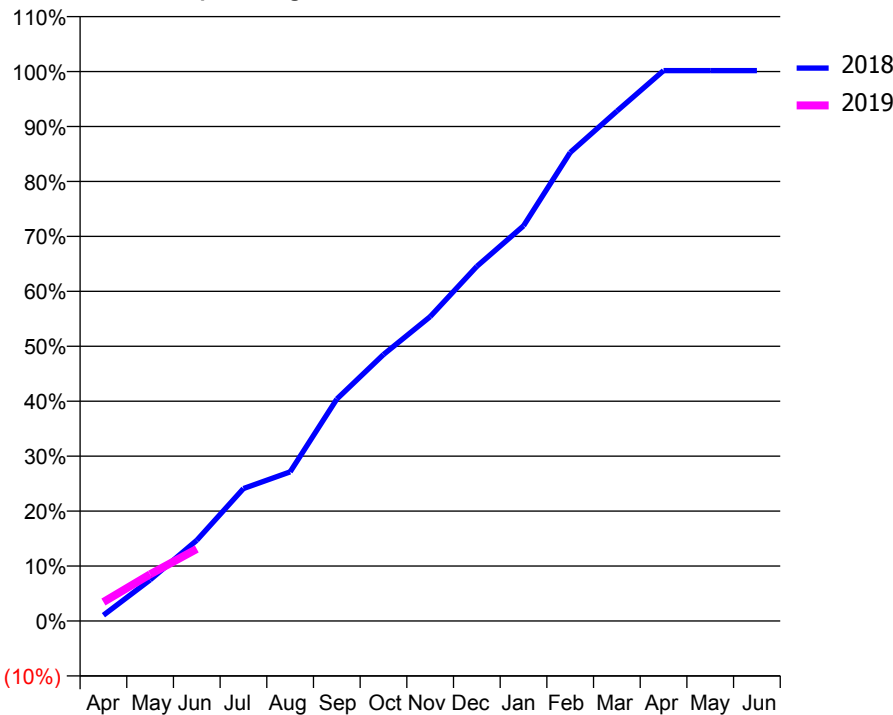
ACCESS*

Patients seen in 24 months	Total	Change since previous quarter
Quarter ending June 2017	6,535	
Quarter ending September 2017	6,584	→
Quarter ending December 2017	6,386	↓
Quarter ending March 2018	6,547	↑
Quarter ending June 2018	6,503	→
Variance since June 2017	(0.5%)	→



ACTIVITY

Cumulative percentage of contracted UDA delivered 2018 & 2019



Month	Adjusted Scheduled Activity (UDA)	
	2018	2019
April	183	571
May	1,291	1,403
June	2,535	2,167
July	4,165	
August	4,686	
September	6,976	
October	8,376	
November	9,563	
December	11,144	
January	12,418	
February	14,721	
March	16,022	
April	17,296	
May	17,296	
June	17,296	

QUALITY

	Quantity	Base Number	Contract	AT	Region	England
% of FP17s for the same patient ID Re-attending within 3 months - Children	37	879	4.2%	10.0%	12.0%	11.5%
% of FP17s for the same patient ID Re-attending within 3 months - Adults	100	1,002	10.0%	13.8%	15.7%	15.4%
% of FP17s for the same patient ID Re-attending between 3 & 9 months - Children	527	879	60.0%	61.7%	60.3%	58.9%
% of FP17s for the same patient ID Re-attending between 3 & 9 months - Adults	479	1,002	47.8%	56.1%	54.0%	51.6%
% of FP17s for Band 1 Urgent Courses	52	1,156	4.5%	7.1%	8.9%	8.9%
% of FP17s Relating to Free Repair or Replacements	2	1,156	0.2%	0.9%	1.0%	0.8%
% of FP17s Relating to Continuations	17	1,156	1.5%	1.0%	1.1%	0.9%
% of Patients satisfied with the dentistry they have received	2	2	N/A	92.6%	93.4%	93.2%
% of Patients satisfied with the time they had to wait for an appointment	2	2	N/A	88.0%	89.4%	88.8%

* This is based on patients treated on this contract for their most recent course of treatment. Figures in italics indicate the base number of FP17s or Patient Questionnaire responses are less than 100. N/A is shown where the base number of responses is less than 10 during the period. % is calculated as Quantity/Base number*100

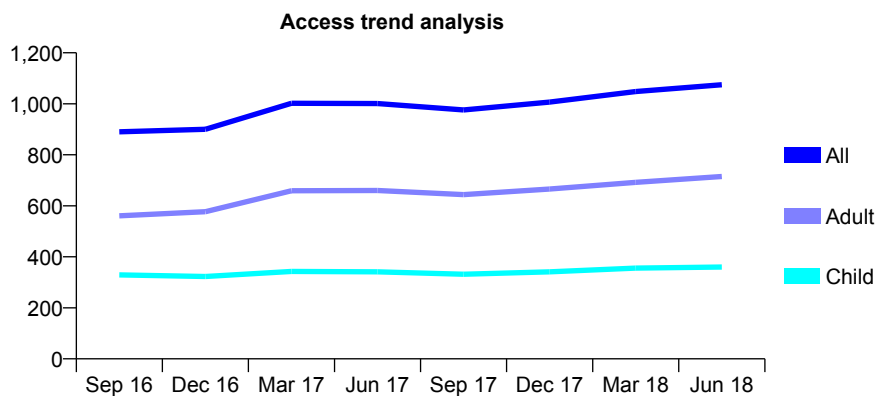
Q52 - Vital Signs At a Glance Contract Report for 195650/0001 - June 2018

Name or company name	MRS FY MARTIN
Contract type name	GDS Contract
Purpose of contract	General
Contract start date	01/04/2015
Contract end date	

18/19 Contracted general activity (UDA)	3,000
Carry forward general activity (UDA)	0
18/19 Contracted orthodontic activity (UOA)	0
Carry forward orthodontic activity (UOA)	0
Baseline contract value	£78,125.89

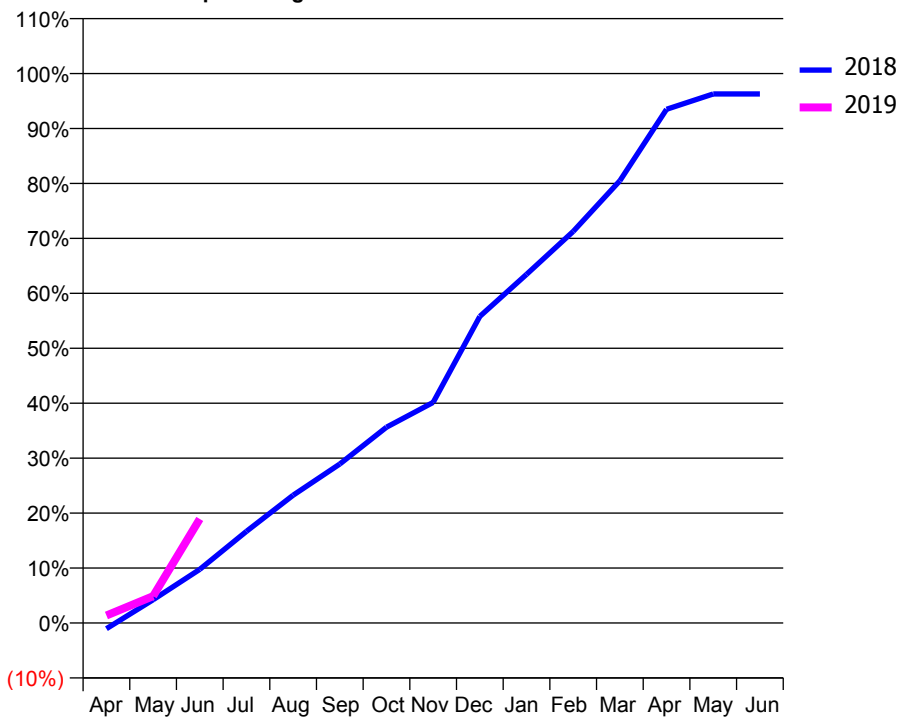
ACCESS*

Patients seen in 24 months	Total	Change since previous quarter
Quarter ending June 2017	1,001	
Quarter ending September 2017	976	↓
Quarter ending December 2017	1,007	↑
Quarter ending March 2018	1,048	↑
Quarter ending June 2018	1,075	↑
Variance since June 2017	7.4%	↑



ACTIVITY

Cumulative percentage of contracted UDA delivered 2018 & 2019



Adjusted Scheduled Activity (UDA)		
Month	2018	2019
April	-31	41
May	127	146
June	293	568
July	500	
August	698	
September	868	
October	1,069	
November	1,204	
December	1,674	
January	1,904	
February	2,138	
March	2,415	
April	2,805	
May	2,889	
June	2,889	

QUALITY

	Quantity	Base Number	Contract	AT	Region	England
% of FP17s for the same patient ID Re-attending within 3 months - Children	22	185	11.9%	10.0%	12.0%	11.5%
% of FP17s for the same patient ID Re-attending within 3 months - Adults	45	283	15.9%	13.8%	15.7%	15.4%
% of FP17s for the same patient ID Re-attending between 3 & 9 months - Children	104	185	56.2%	61.7%	60.3%	58.9%
% of FP17s for the same patient ID Re-attending between 3 & 9 months - Adults	105	283	37.1%	56.1%	54.0%	51.6%
% of FP17s for Band 1 Urgent Courses	16	272	5.9%	7.1%	8.9%	8.9%
% of FP17s Relating to Free Repair or Replacements	3	272	1.1%	0.9%	1.0%	0.8%
% of FP17s Relating to Continuations	5	272	1.8%	1.0%	1.1%	0.9%
% of Patients satisfied with the dentistry they have received	0	0	N/A	92.6%	93.4%	93.2%
% of Patients satisfied with the time they had to wait for an appointment	0	0	N/A	88.0%	89.4%	88.8%

* This is based on patients treated on this contract for their most recent course of treatment. Figures in italics indicate the base number of FP17s or Patient Questionnaire responses are less than 100. N/A is shown where the base number of responses is less than 10 during the period. % is calculated as Quantity/Base number*100

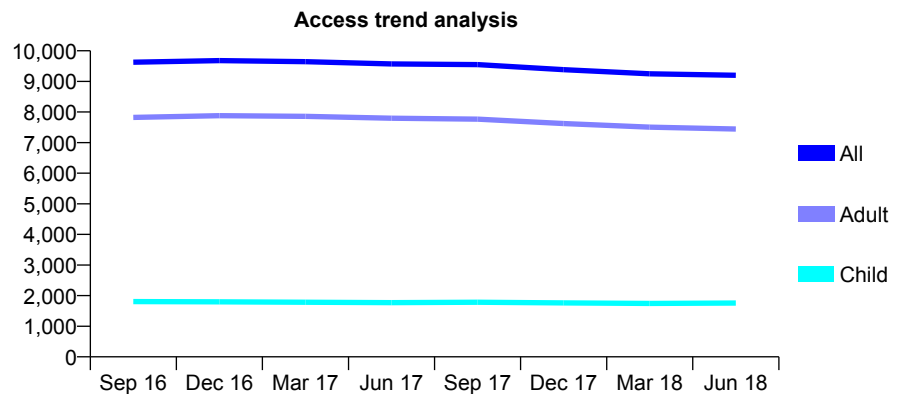
Q52 - Vital Signs At a Glance Contract Report for 197262/0001 - June 2018

Name or company name	Hirst & O'Donnell Limited
Contract type name	GDS Contract
Purpose of contract	General
Contract start date	01/05/2009
Contract end date	

18/19 Contracted general activity (UDA)	27,000
Carry forward general activity (UDA)	0
18/19 Contracted orthodontic activity (UOA)	0
Carry forward orthodontic activity (UOA)	0
Baseline contract value	£823,448.27

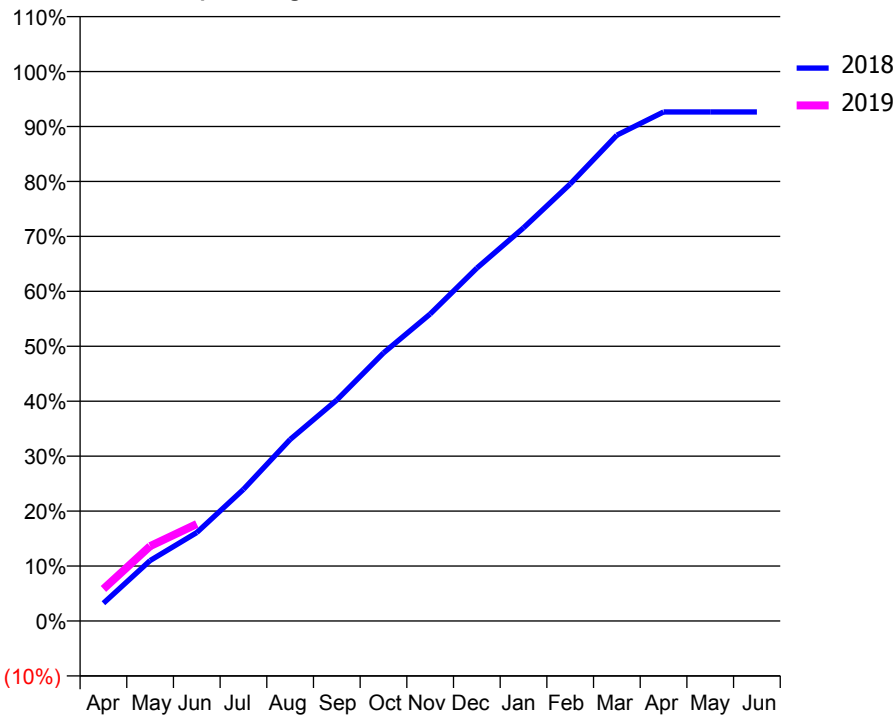
ACCESS*

Patients seen in 24 months	Total	Change since previous quarter
Quarter ending June 2017	9,571	
Quarter ending September 2017	9,551	→
Quarter ending December 2017	9,385	↓
Quarter ending March 2018	9,248	↓
Quarter ending June 2018	9,200	→
Variance since June 2017	(3.9%)	↓



ACTIVITY

Cumulative percentage of contracted UDA delivered 2018 & 2019



Month	Adjusted Scheduled Activity (UDA)	
	2018	2019
April	877	1,573
May	2,969	3,682
June	4,350	4,765
July	6,467	
August	8,920	
September	10,858	
October	13,170	
November	15,087	
December	17,341	
January	19,320	
February	21,474	
March	23,874	
April	25,013	
May	25,010	
June	25,010	

QUALITY

	Quantity	Base Number	Contract	AT	Region	England
% of FP17s for the same patient ID Re-attending within 3 months - Children	32	682	4.7%	10.0%	12.0%	11.5%
% of FP17s for the same patient ID Re-attending within 3 months - Adults	237	2,235	10.6%	13.8%	15.7%	15.4%
% of FP17s for the same patient ID Re-attending between 3 & 9 months - Children	500	682	73.3%	61.7%	60.3%	58.9%
% of FP17s for the same patient ID Re-attending between 3 & 9 months - Adults	1,167	2,235	52.2%	56.1%	54.0%	51.6%
% of FP17s for Band 1 Urgent Courses	167	2,428	6.9%	7.1%	8.9%	8.9%
% of FP17s Relating to Free Repair or Replacements	15	2,428	0.6%	0.9%	1.0%	0.8%
% of FP17s Relating to Continuations	24	2,428	1.0%	1.0%	1.1%	0.9%
% of Patients satisfied with the dentistry they have received	6	6	N/A	92.6%	93.4%	93.2%
% of Patients satisfied with the time they had to wait for an appointment	4	6	N/A	88.0%	89.4%	88.8%

* This is based on patients treated on this contract for their most recent course of treatment. Figures in italics indicate the base number of FP17s or Patient Questionnaire responses are less than 100. N/A is shown where the base number of responses is less than 10 during the period. % is calculated as Quantity/Base number*100

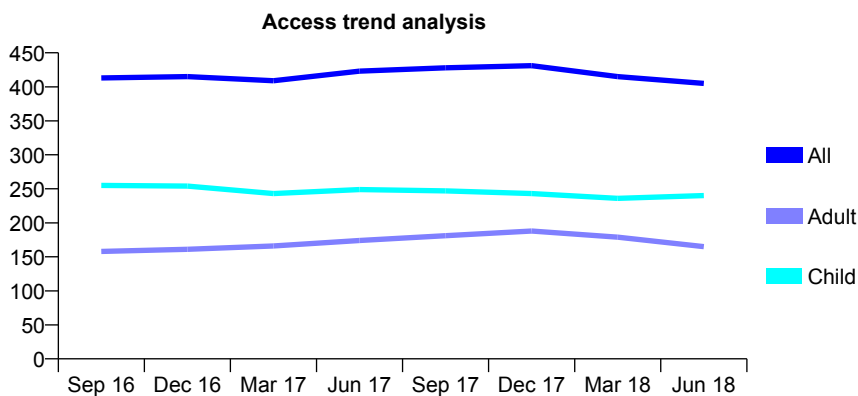
Q52 - Vital Signs At a Glance Contract Report for 197564/0001 - June 2018

Name or company name	Baldon Dental Service Limited
Contract type name	GDS Contract
Purpose of contract	General
Contract start date	02/07/2007
Contract end date	

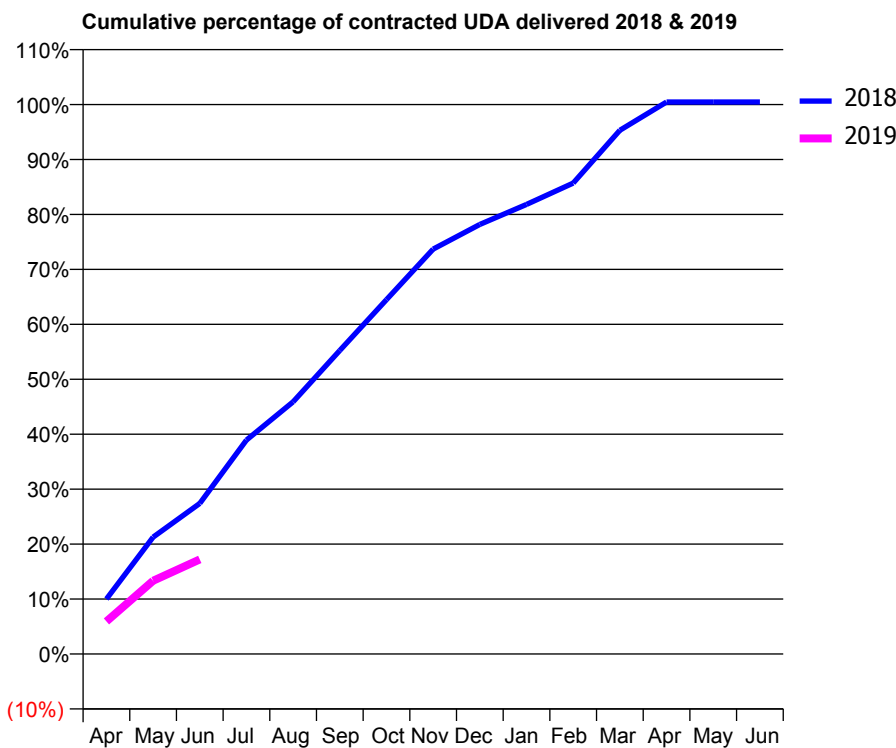
18/19 Contracted general activity (UDA)	719
Carry forward general activity (UDA)	0
18/19 Contracted orthodontic activity (UOA)	0
Carry forward orthodontic activity (UOA)	0
Baseline contract value	£20,892.97

ACCESS*

Patients seen in 24 months	Total	Change since previous quarter
Quarter ending June 2017	423	
Quarter ending September 2017	428	→
Quarter ending December 2017	431	→
Quarter ending March 2018	415	↓
Quarter ending June 2018	405	↓
Variance since June 2017	(4.3%)	↓



ACTIVITY



Adjusted Scheduled Activity (UDA)		
Month	2018	2019
April	72	43
May	153	96
June	197	124
July	280	
August	330	
September	397	
October	464	
November	530	
December	562	
January	588	
February	616	
March	685	
April	722	
May	722	
June	722	

QUALITY

	Quantity	Base Number	Contract	AT	Region	England
% of FP17s for the same patient ID Re-attending within 3 months - Children	2	103	1.9%	10.0%	12.0%	11.5%
% of FP17s for the same patient ID Re-attending within 3 months - Adults	0	33	0.0%	13.8%	15.7%	15.4%
% of FP17s for the same patient ID Re-attending between 3 & 9 months - Children	80	103	77.7%	61.7%	60.3%	58.9%
% of FP17s for the same patient ID Re-attending between 3 & 9 months - Adults	20	33	60.6%	56.1%	54.0%	51.6%
% of FP17s for Band 1 Urgent Courses	4	105	3.8%	7.1%	8.9%	8.9%
% of FP17s Relating to Free Repair or Replacements	0	105	0.0%	0.9%	1.0%	0.8%
% of FP17s Relating to Continuations	0	105	0.0%	1.0%	1.1%	0.9%
% of Patients satisfied with the dentistry they have received	0	0	N/A	92.6%	93.4%	93.2%
% of Patients satisfied with the time they had to wait for an appointment	0	0	N/A	88.0%	89.4%	88.8%

* This is based on patients treated on this contract for their most recent course of treatment. Figures in italics indicate the base number of FP17s or Patient Questionnaire responses are less than 100. N/A is shown where the base number of responses is less than 10 during the period. % is calculated as Quantity/Base number*100

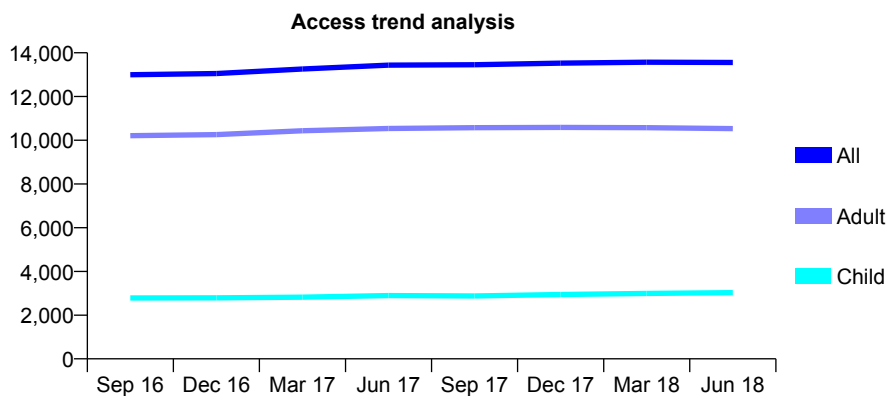
Q52 - Vital Signs At a Glance Contract Report for 197890/0001 - June 2018

Name or company name	Armstrong & Haire Ltd
Contract type name	GDS Contract
Purpose of contract	General
Contract start date	01/11/2010
Contract end date	

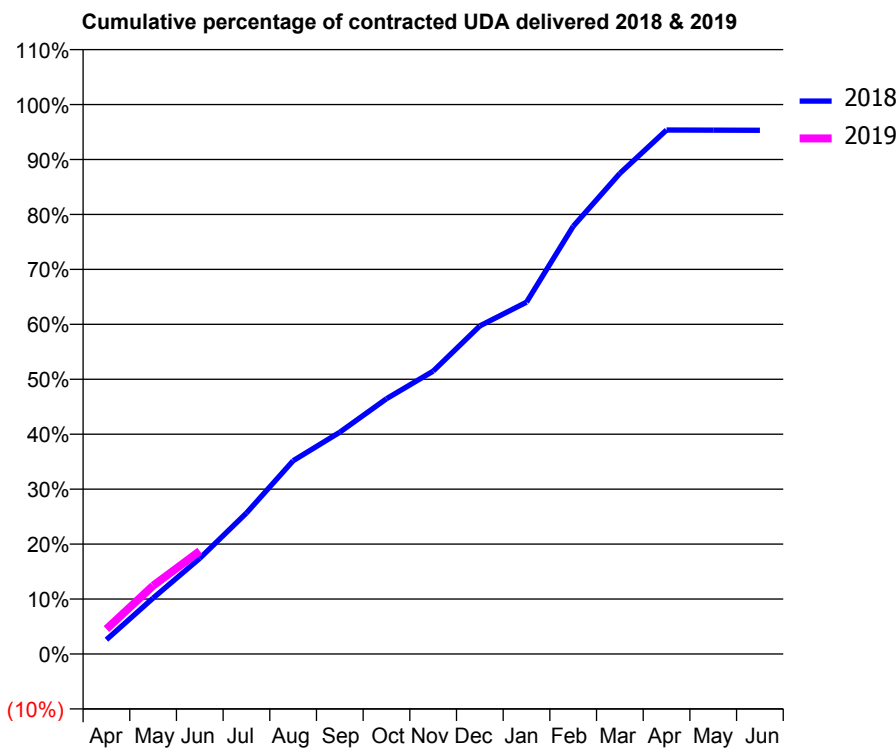
18/19 Contracted general activity (UDA)	37,582
Carry forward general activity (UDA)	0
18/19 Contracted orthodontic activity (UOA)	0
Carry forward orthodontic activity (UOA)	0
Baseline contract value	£1,121,531.15

ACCESS*

Patients seen in 24 months	Total	Change since previous quarter
Quarter ending June 2017	13,434	
Quarter ending September 2017	13,451	→
Quarter ending December 2017	13,528	→
Quarter ending March 2018	13,567	→
Quarter ending June 2018	13,556	→
Variance since June 2017	0.9%	→



ACTIVITY



Month	Adjusted Scheduled Activity (UDA)	
	2018	2019
April	978	1,712
May	3,823	4,676
June	6,545	7,041
July	9,644	
August	13,223	
September	15,170	
October	17,458	
November	19,346	
December	22,438	
January	24,066	
February	29,253	
March	32,871	
April	35,835	
May	35,830	
June	35,820	

QUALITY

	Quantity	Base Number	Contract	AT	Region	England
% of FP17s for the same patient ID Re-attending within 3 months - Children	106	1,118	9.5%	10.0%	12.0%	11.5%
% of FP17s for the same patient ID Re-attending within 3 months - Adults	643	3,900	16.5%	13.8%	15.7%	15.4%
% of FP17s for the same patient ID Re-attending between 3 & 9 months - Children	659	1,118	58.9%	61.7%	60.3%	58.9%
% of FP17s for the same patient ID Re-attending between 3 & 9 months - Adults	2,342	3,900	60.1%	56.1%	54.0%	51.6%
% of FP17s for Band 1 Urgent Courses	254	4,153	6.1%	7.1%	8.9%	8.9%
% of FP17s Relating to Free Repair or Replacements	43	4,153	1.0%	0.9%	1.0%	0.8%
% of FP17s Relating to Continuations	71	4,153	1.7%	1.0%	1.1%	0.9%
% of Patients satisfied with the dentistry they have received	6	6	N/A	92.6%	93.4%	93.2%
% of Patients satisfied with the time they had to wait for an appointment	6	6	N/A	88.0%	89.4%	88.8%

* This is based on patients treated on this contract for their most recent course of treatment. Figures in italics indicate the base number of FP17s or Patient Questionnaire responses are less than 100. N/A is shown where the base number of responses is less than 10 during the period. % is calculated as Quantity/Base number*100

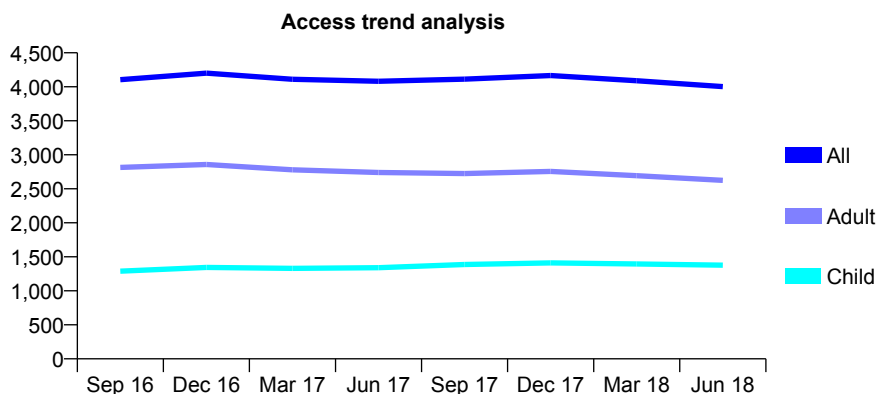
Q52 - Vital Signs At a Glance Contract Report for 198625/0001 - June 2018

Name or company name	J H Sager Ltd
Contract type name	GDS Contract
Purpose of contract	General
Contract start date	01/04/2009
Contract end date	

18/19 Contracted general activity (UDA)	14,400
Carry forward general activity (UDA)	0
18/19 Contracted orthodontic activity (UOA)	0
Carry forward orthodontic activity (UOA)	0
Baseline contract value	£393,838.06

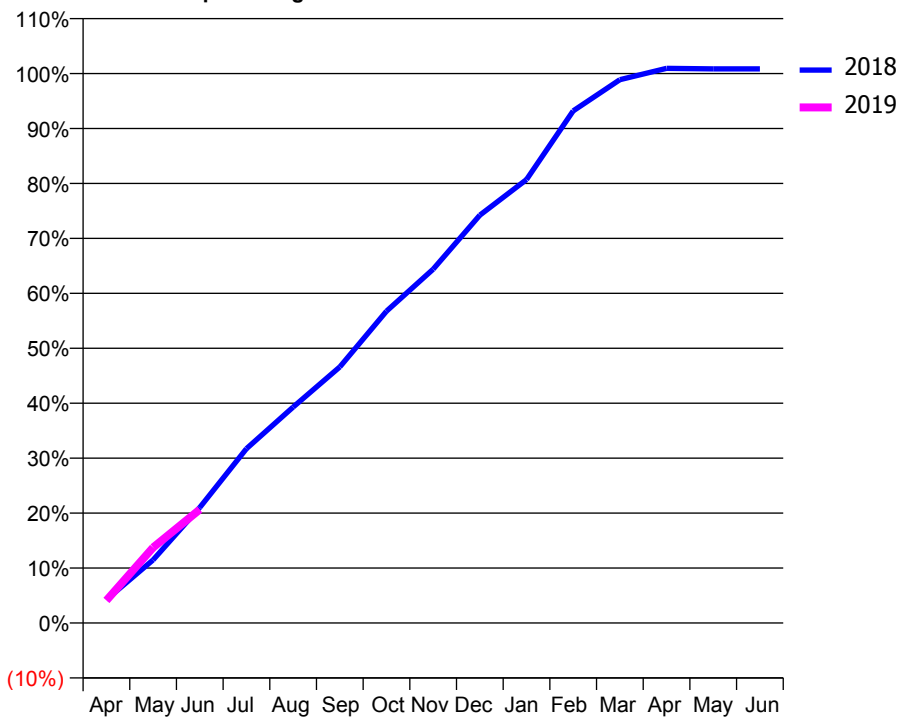
ACCESS*

Patients seen in 24 months	Total	Change since previous quarter
Quarter ending June 2017	4,082	
Quarter ending September 2017	4,112	→
Quarter ending December 2017	4,166	→
Quarter ending March 2018	4,090	↓
Quarter ending June 2018	4,003	↓
Variance since June 2017	(1.9%)	↓



ACTIVITY

Cumulative percentage of contracted UDA delivered 2018 & 2019



Month	Adjusted Scheduled Activity (UDA)	
	2018	2019
April	613	591
May	1,655	1,979
June	3,029	2,976
July	4,570	
August	5,658	
September	6,712	
October	8,172	
November	9,274	
December	10,686	
January	11,622	
February	13,419	
March	14,240	
April	14,537	
May	14,521	
June	14,521	

QUALITY

	Quantity	Base Number	Contract	AT	Region	England
% of FP17s for the same patient ID Re-attending within 3 months - Children	33	375	8.8%	10.0%	12.0%	11.5%
% of FP17s for the same patient ID Re-attending within 3 months - Adults	155	774	20.0%	13.8%	15.7%	15.4%
% of FP17s for the same patient ID Re-attending between 3 & 9 months - Children	184	375	49.1%	61.7%	60.3%	58.9%
% of FP17s for the same patient ID Re-attending between 3 & 9 months - Adults	423	774	54.7%	56.1%	54.0%	51.6%
% of FP17s for Band 1 Urgent Courses	127	1,057	12.0%	7.1%	8.9%	8.9%
% of FP17s Relating to Free Repair or Replacements	21	1,057	2.0%	0.9%	1.0%	0.8%
% of FP17s Relating to Continuations	4	1,057	0.4%	1.0%	1.1%	0.9%
% of Patients satisfied with the dentistry they have received	2	2	N/A	92.6%	93.4%	93.2%
% of Patients satisfied with the time they had to wait for an appointment	1	2	N/A	88.0%	89.4%	88.8%

* This is based on patients treated on this contract for their most recent course of treatment. Figures in italics indicate the base number of FP17s or Patient Questionnaire responses are less than 100. N/A is shown where the base number of responses is less than 10 during the period. % is calculated as Quantity/Base number*100

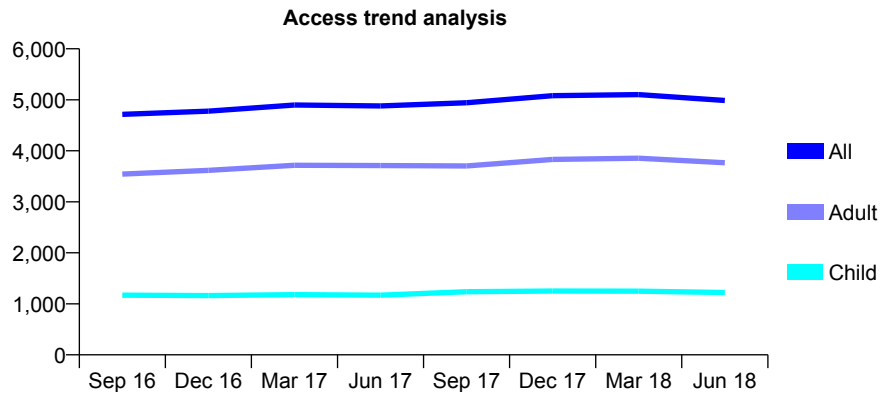
Q52 - Vital Signs At a Glance Contract Report for 202401/0004 - June 2018

Name or company name	MR RS NICHOLSON
Contract type name	GDS Contract
Purpose of contract	General
Contract start date	03/04/2007
Contract end date	

18/19 Contracted general activity (UDA)	12,193
Carry forward general activity (UDA)	0
18/19 Contracted orthodontic activity (UOA)	0
Carry forward orthodontic activity (UOA)	0
Baseline contract value	£328,699.73

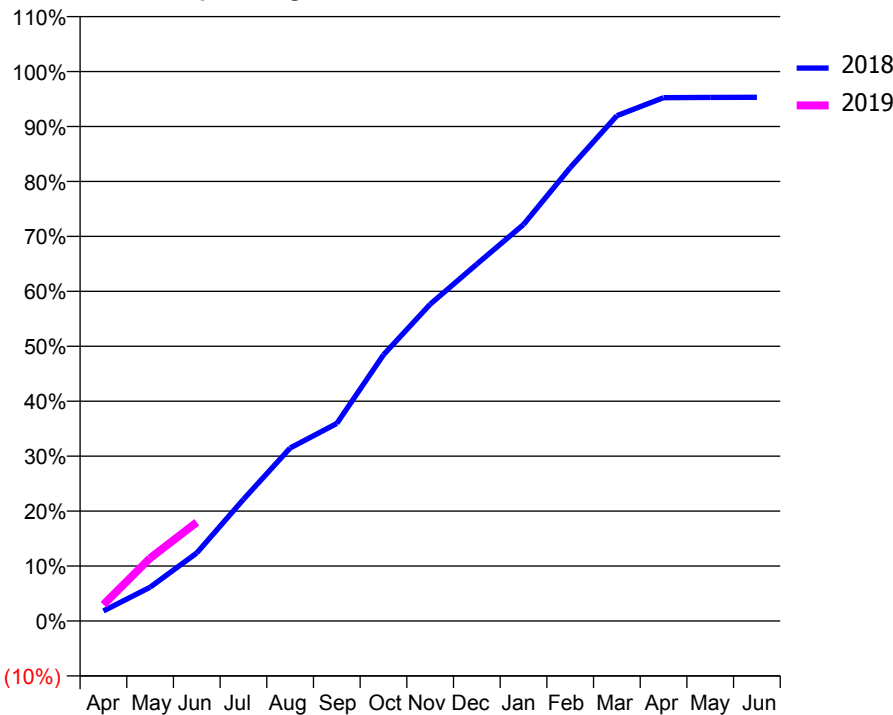
ACCESS*

Patients seen in 24 months	Total	Change since previous quarter
Quarter ending June 2017	4,881	
Quarter ending September 2017	4,942	→
Quarter ending December 2017	5,082	↑
Quarter ending March 2018	5,103	→
Quarter ending June 2018	4,988	↓
Variance since June 2017	2.2%	↑



ACTIVITY

Cumulative percentage of contracted UDA delivered 2018 & 2019



Month	Adjusted Scheduled Activity (UDA)	
	2018	2019
April	222	361
May	751	1,396
June	1,510	2,192
July	2,699	
August	3,839	
September	4,382	
October	5,906	
November	7,030	
December	7,920	
January	8,797	
February	10,057	
March	11,214	
April	11,611	
May	11,619	
June	11,622	

QUALITY

	Quantity	Base Number	Contract	AT	Region	England
% of FP17s for the same patient ID Re-attending within 3 months - Children	28	327	8.6%	10.0%	12.0%	11.5%
% of FP17s for the same patient ID Re-attending within 3 months - Adults	89	974	9.1%	13.8%	15.7%	15.4%
% of FP17s for the same patient ID Re-attending between 3 & 9 months - Children	154	327	47.1%	61.7%	60.3%	58.9%
% of FP17s for the same patient ID Re-attending between 3 & 9 months - Adults	555	974	57.0%	56.1%	54.0%	51.6%
% of FP17s for Band 1 Urgent Courses	26	1,119	2.3%	7.1%	8.9%	8.9%
% of FP17s Relating to Free Repair or Replacements	4	1,119	0.4%	0.9%	1.0%	0.8%
% of FP17s Relating to Continuations	24	1,119	2.1%	1.0%	1.1%	0.9%
% of Patients satisfied with the dentistry they have received	2	2	N/A	92.6%	93.4%	93.2%
% of Patients satisfied with the time they had to wait for an appointment	1	2	N/A	88.0%	89.4%	88.8%

* This is based on patients treated on this contract for their most recent course of treatment. Figures in italics indicate the base number of FP17s or Patient Questionnaire responses are less than 100. N/A is shown where the base number of responses is less than 10 during the period. % is calculated as Quantity/Base number*100

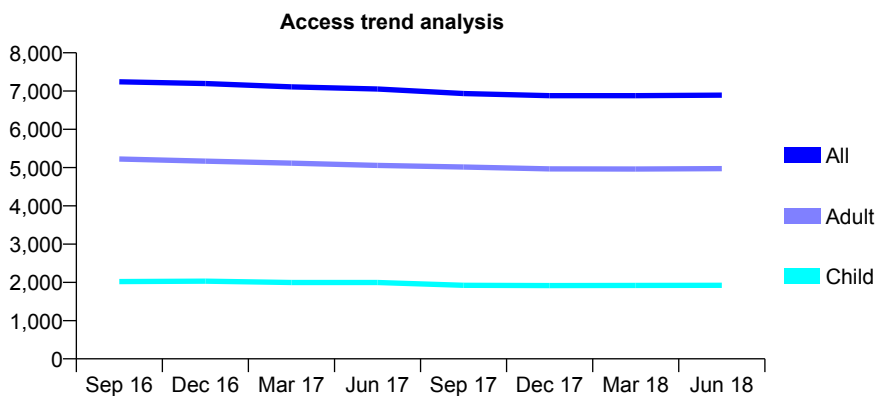
Q52 - Vital Signs At a Glance Contract Report for 204412/0002 - June 2018

Name or company name	Junction Dental Practice
Contract type name	GDS Contract
Purpose of contract	General
Contract start date	16/04/2006
Contract end date	

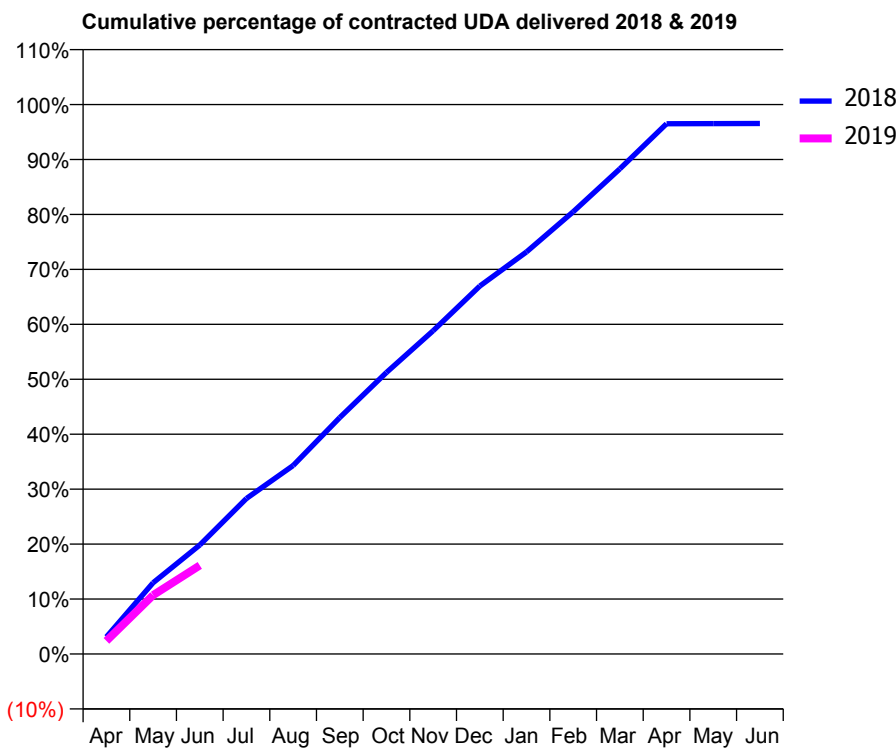
18/19 Contracted general activity (UDA)	24,569
Carry forward general activity (UDA)	0
18/19 Contracted orthodontic activity (UOA)	0
Carry forward orthodontic activity (UOA)	0
Baseline contract value	£667,656.53

ACCESS*

Patients seen in 24 months	Total	Change since previous quarter
Quarter ending June 2017	7,052	
Quarter ending September 2017	6,935	↓
Quarter ending December 2017	6,879	→
Quarter ending March 2018	6,880	→
Quarter ending June 2018	6,892	→
Variance since June 2017	(2.3%)	↓



ACTIVITY



Month	Adjusted Scheduled Activity (UDA)	
	2018	2019
April	768	588
May	3,187	2,630
June	4,876	3,961
July	6,957	
August	8,430	
September	10,574	
October	12,587	
November	14,456	
December	16,452	
January	17,978	
February	19,772	
March	21,692	
April	23,706	
May	23,715	
June	23,723	

QUALITY

	Quantity	Base Number	Contract	AT	Region	England
% of FP17s for the same patient ID Re-attending within 3 months - Children	46	898	5.1%	10.0%	12.0%	11.5%
% of FP17s for the same patient ID Re-attending within 3 months - Adults	146	1,879	7.8%	13.8%	15.7%	15.4%
% of FP17s for the same patient ID Re-attending between 3 & 9 months - Children	589	898	65.6%	61.7%	60.3%	58.9%
% of FP17s for the same patient ID Re-attending between 3 & 9 months - Adults	1,197	1,879	63.7%	56.1%	54.0%	51.6%
% of FP17s for Band 1 Urgent Courses	68	1,962	3.5%	7.1%	8.9%	8.9%
% of FP17s Relating to Free Repair or Replacements	15	1,962	0.8%	0.9%	1.0%	0.8%
% of FP17s Relating to Continuations	8	1,962	0.4%	1.0%	1.1%	0.9%
% of Patients satisfied with the dentistry they have received	1	1	N/A	92.6%	93.4%	93.2%
% of Patients satisfied with the time they had to wait for an appointment	1	1	N/A	88.0%	89.4%	88.8%

* This is based on patients treated on this contract for their most recent course of treatment. Figures in italics indicate the base number of FP17s or Patient Questionnaire responses are less than 100. N/A is shown where the base number of responses is less than 10 during the period. % is calculated as Quantity/Base number*100

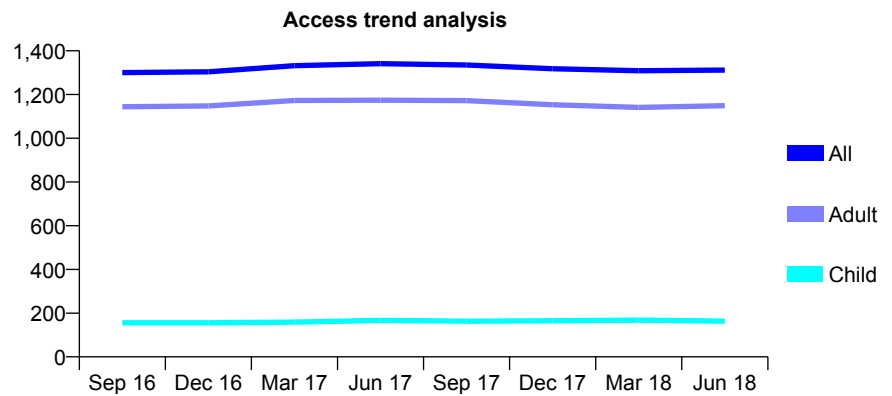
Q52 - Vital Signs At a Glance Contract Report for 208574/0001 - June 2018

Name or company name	MR AR DENBIGH-WHITE
Contract type name	GDS Contract
Purpose of contract	General
Contract start date	01/04/2006
Contract end date	

18/19 Contracted general activity (UDA)	4,698
Carry forward general activity (UDA)	0
18/19 Contracted orthodontic activity (UOA)	0
Carry forward orthodontic activity (UOA)	0
Baseline contract value	£124,912.76

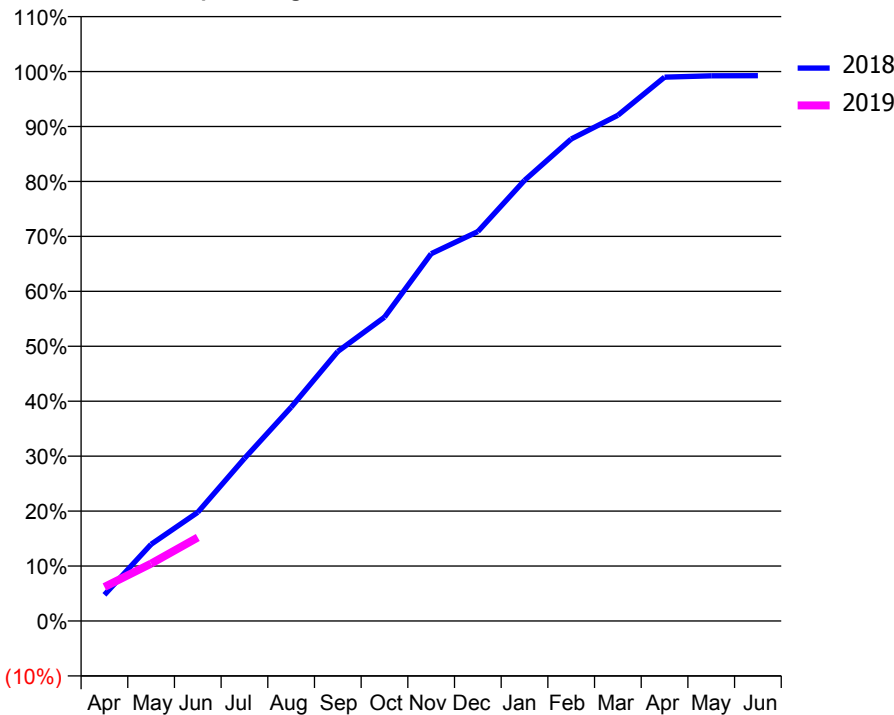
ACCESS*

Patients seen in 24 months	Total	Change since previous quarter
Quarter ending June 2017	1,341	
Quarter ending September 2017	1,335	→
Quarter ending December 2017	1,318	↓
Quarter ending March 2018	1,309	→
Quarter ending June 2018	1,312	→
Variance since June 2017	(2.2%)	↓



ACTIVITY

Cumulative percentage of contracted UDA delivered 2018 & 2019



Month	Adjusted Scheduled Activity (UDA)	
	2018	2019
April	224	291
May	656	491
June	930	715
July	1,390	
August	1,828	
September	2,305	
October	2,598	
November	3,141	
December	3,329	
January	3,768	
February	4,121	
March	4,323	
April	4,649	
May	4,661	
June	4,662	

QUALITY

	Quantity	Base Number	Contract	AT	Region	England
% of FP17s for the same patient ID Re-attending within 3 months - Children	3	64	4.7%	10.0%	12.0%	11.5%
% of FP17s for the same patient ID Re-attending within 3 months - Adults	53	344	15.4%	13.8%	15.7%	15.4%
% of FP17s for the same patient ID Re-attending between 3 & 9 months - Children	38	64	59.4%	61.7%	60.3%	58.9%
% of FP17s for the same patient ID Re-attending between 3 & 9 months - Adults	153	344	44.5%	56.1%	54.0%	51.6%
% of FP17s for Band 1 Urgent Courses	34	277	12.3%	7.1%	8.9%	8.9%
% of FP17s Relating to Free Repair or Replacements	15	277	5.4%	0.9%	1.0%	0.8%
% of FP17s Relating to Continuations	9	277	3.2%	1.0%	1.1%	0.9%
% of Patients satisfied with the dentistry they have received	2	2	N/A	92.6%	93.4%	93.2%
% of Patients satisfied with the time they had to wait for an appointment	2	2	N/A	88.0%	89.4%	88.8%

* This is based on patients treated on this contract for their most recent course of treatment. Figures in italics indicate the base number of FP17s or Patient Questionnaire responses are less than 100. N/A is shown where the base number of responses is less than 10 during the period. % is calculated as Quantity/Base number*100

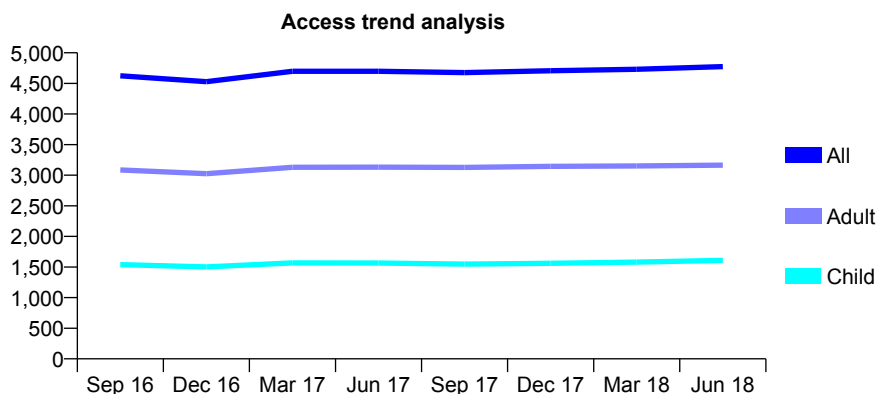
Q52 - Vital Signs At a Glance Contract Report for 215651/0001 - June 2018

Name or company name	MRS AA RAYNER
Contract type name	PDS Contract
Purpose of contract	General
Contract start date	01/04/2006
Contract end date	31/03/2021

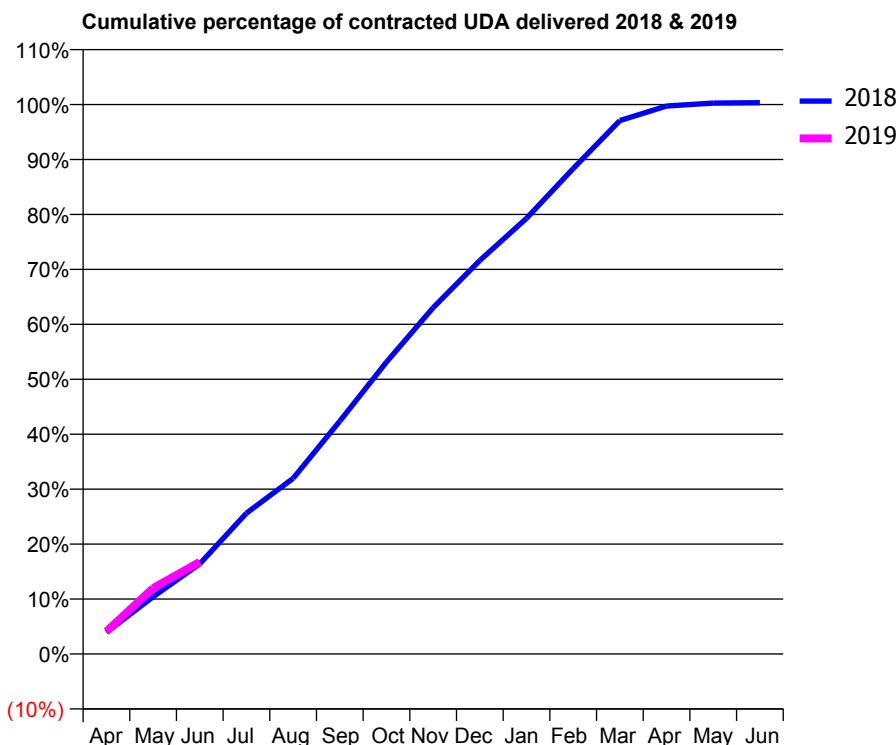
18/19 Contracted general activity (UDA)	9,185
Carry forward general activity (UDA)	0
18/19 Contracted orthodontic activity (UOA)	0
Carry forward orthodontic activity (UOA)	0
Baseline contract value	£204,965.10

ACCESS*

Patients seen in 24 months	Total	Change since previous quarter
Quarter ending June 2017	4,698	
Quarter ending September 2017	4,676	→
Quarter ending December 2017	4,707	→
Quarter ending March 2018	4,732	→
Quarter ending June 2018	4,774	→
Variance since June 2017	1.6%	→



ACTIVITY



Month	Adjusted Scheduled Activity (UDA)	
	2018	2019
April	381	378
May	1,009	1,102
June	1,590	1,539
July	2,484	
August	3,097	
September	4,105	
October	5,146	
November	6,104	
December	6,936	
January	7,678	
February	8,555	
March	9,400	
April	9,656	
May	9,710	
June	9,716	

QUALITY

	Quantity	Base Number	Contract	AT	Region	England
% of FP17s for the same patient ID Re-attending within 3 months - Children	67	578	11.6%	10.0%	12.0%	11.5%
% of FP17s for the same patient ID Re-attending within 3 months - Adults	127	893	14.2%	13.8%	15.7%	15.4%
% of FP17s for the same patient ID Re-attending between 3 & 9 months - Children	322	578	55.7%	61.7%	60.3%	58.9%
% of FP17s for the same patient ID Re-attending between 3 & 9 months - Adults	390	893	43.7%	56.1%	54.0%	51.6%
% of FP17s for Band 1 Urgent Courses	86	859	10.0%	7.1%	8.9%	8.9%
% of FP17s Relating to Free Repair or Replacements	5	859	0.6%	0.9%	1.0%	0.8%
% of FP17s Relating to Continuations	15	859	1.7%	1.0%	1.1%	0.9%
% of Patients satisfied with the dentistry they have received	9	10	90.0%	92.6%	93.4%	93.2%
% of Patients satisfied with the time they had to wait for an appointment	8	10	80.0%	88.0%	89.4%	88.8%

* This is based on patients treated on this contract for their most recent course of treatment. Figures in italics indicate the base number of FP17s or Patient Questionnaire responses are less than 100. N/A is shown where the base number of responses is less than 10 during the period. % is calculated as Quantity/Base number*100

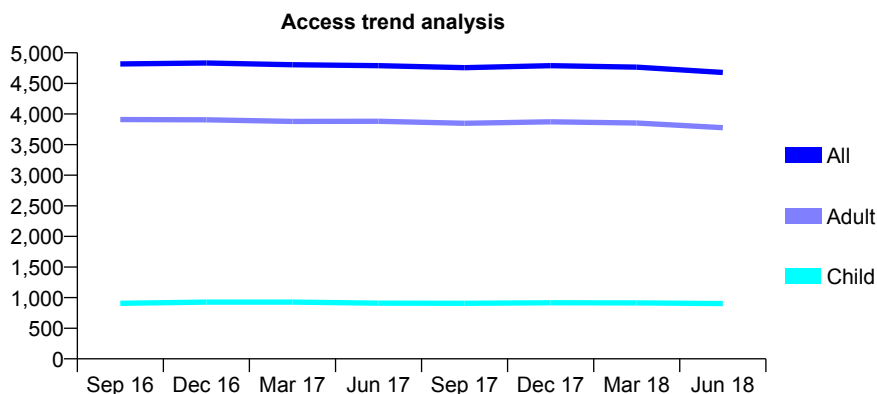
Q52 - Vital Signs At a Glance Contract Report for 215651/0002 - June 2018

Name or company name	MRS AA RAYNER
Contract type name	Pilot Contract
Purpose of contract	General
Contract start date	01/04/2006
Contract end date	31/03/2021

18/19 Contracted general activity (UDA)	11,957
Carry forward general activity (UDA)	0
18/19 Contracted orthodontic activity (UOA)	0
Carry forward orthodontic activity (UOA)	0
Baseline contract value	£327,920.92

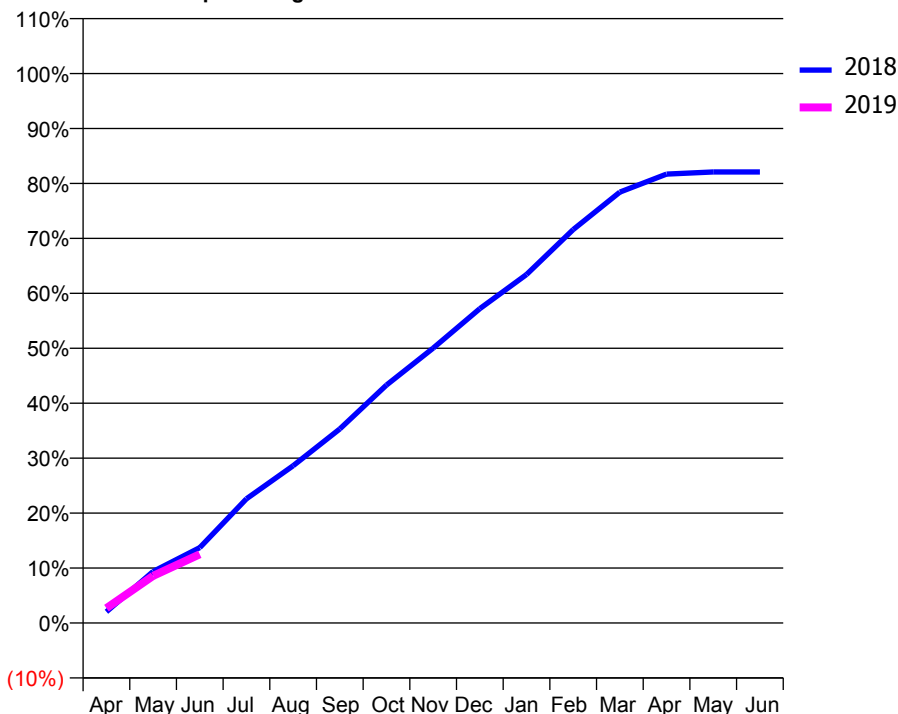
ACCESS*

Patients seen in 24 months	Total	Change since previous quarter
Quarter ending June 2017	4,790	
Quarter ending September 2017	4,756	→
Quarter ending December 2017	4,789	→
Quarter ending March 2018	4,765	→
Quarter ending June 2018	4,678	↓
Variance since June 2017	(2.3%)	↓



ACTIVITY

Cumulative percentage of contracted UDA delivered 2018 & 2019



Adjusted Scheduled Activity (UDA)

Month	2018	2019
April	245	325
May	1,122	1,025
June	1,640	1,494
July	2,703	
August	3,423	
September	4,224	
October	5,179	
November	5,981	
December	6,841	
January	7,582	
February	8,560	
March	9,377	
April	9,767	
May	9,814	
June	9,815	

QUALITY

	Quantity	Base Number	Contract	AT	Region	England
% of FP17s for the same patient ID Re-attending within 3 months - Children	19	208	9.1%	10.0%	12.0%	11.5%
% of FP17s for the same patient ID Re-attending within 3 months - Adults	85	818	10.4%	13.8%	15.7%	15.4%
% of FP17s for the same patient ID Re-attending between 3 & 9 months - Children	92	208	44.2%	61.7%	60.3%	58.9%
% of FP17s for the same patient ID Re-attending between 3 & 9 months - Adults	300	818	36.7%	56.1%	54.0%	51.6%
% of FP17s for Band 1 Urgent Courses	52	773	6.7%	7.1%	8.9%	8.9%
% of FP17s Relating to Free Repair or Replacements	7	773	0.9%	0.9%	1.0%	0.8%
% of FP17s Relating to Continuations	7	773	0.9%	1.0%	1.1%	0.9%
% of Patients satisfied with the dentistry they have received	6	7	N/A	92.6%	93.4%	93.2%
% of Patients satisfied with the time they had to wait for an appointment	7	7	N/A	88.0%	89.4%	88.8%

* This is based on patients treated on this contract for their most recent course of treatment. Figures in italics indicate the base number of FP17s or Patient Questionnaire responses are less than 100. N/A is shown where the base number of responses is less than 10 during the period. % is calculated as Quantity/Base number*100

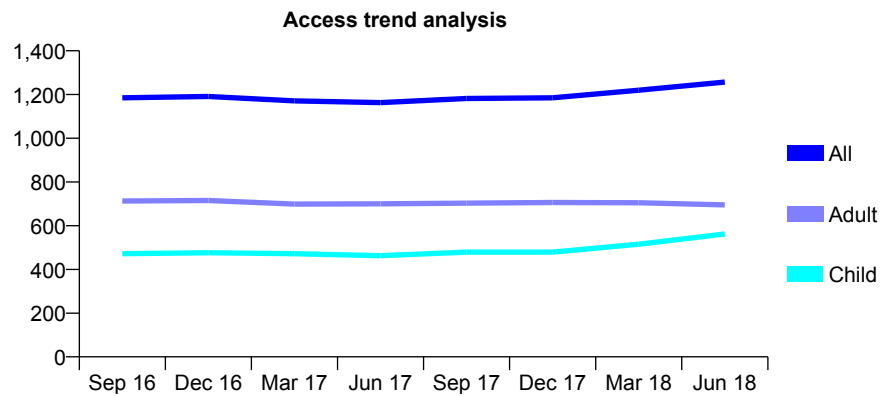
Q52 - Vital Signs At a Glance Contract Report for 222526/0001 - June 2018

Name or company name	MR MR HANSON
Contract type name	GDS Contract
Purpose of contract	General
Contract start date	01/04/2006
Contract end date	

18/19 Contracted general activity (UDA)	4,896
Carry forward general activity (UDA)	0
18/19 Contracted orthodontic activity (UOA)	0
Carry forward orthodontic activity (UOA)	0
Baseline contract value	£146,786.97

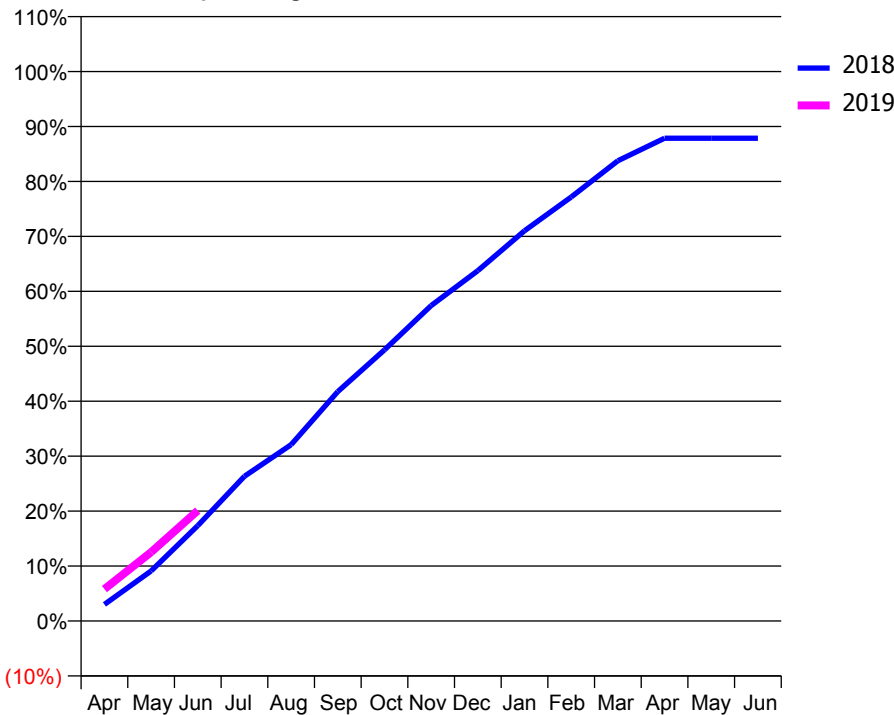
ACCESS*

Patients seen in 24 months	Total	Change since previous quarter
Quarter ending June 2017	1,163	
Quarter ending September 2017	1,182	→
Quarter ending December 2017	1,185	→
Quarter ending March 2018	1,220	↑
Quarter ending June 2018	1,257	↑
Variance since June 2017	8.1%	↑



ACTIVITY

Cumulative percentage of contracted UDA delivered 2018 & 2019



Adjusted Scheduled Activity (UDA)		
Month	2018	2019
April	148	284
May	446	613
June	851	984
July	1,290	
August	1,572	
September	2,044	
October	2,416	
November	2,811	
December	3,122	
January	3,477	
February	3,777	
March	4,101	
April	4,302	
May	4,302	
June	4,302	

QUALITY

	Quantity	Base Number	Contract	AT	Region	England
% of FP17s for the same patient ID Re-attending within 3 months - Children	41	358	11.5%	10.0%	12.0%	11.5%
% of FP17s for the same patient ID Re-attending within 3 months - Adults	31	248	12.5%	13.8%	15.7%	15.4%
% of FP17s for the same patient ID Re-attending between 3 & 9 months - Children	230	358	64.2%	61.7%	60.3%	58.9%
% of FP17s for the same patient ID Re-attending between 3 & 9 months - Adults	173	248	69.8%	56.1%	54.0%	51.6%
% of FP17s for Band 1 Urgent Courses	17	510	3.3%	7.1%	8.9%	8.9%
% of FP17s Relating to Free Repair or Replacements	0	510	0.0%	0.9%	1.0%	0.8%
% of FP17s Relating to Continuations	1	510	0.2%	1.0%	1.1%	0.9%
% of Patients satisfied with the dentistry they have received	0	0	N/A	92.6%	93.4%	93.2%
% of Patients satisfied with the time they had to wait for an appointment	0	0	N/A	88.0%	89.4%	88.8%

* This is based on patients treated on this contract for their most recent course of treatment. Figures in italics indicate the base number of FP17s or Patient Questionnaire responses are less than 100. N/A is shown where the base number of responses is less than 10 during the period. % is calculated as Quantity/Base number*100

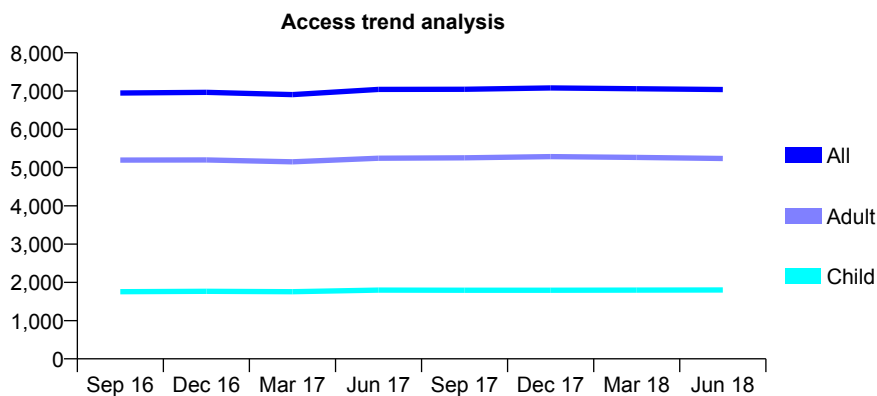
Q52 - Vital Signs At a Glance Contract Report for 224804/0001 - June 2018

Name or company name	MRS SJ WEBSTER
Contract type name	GDS Contract
Purpose of contract	General
Contract start date	01/04/2006
Contract end date	

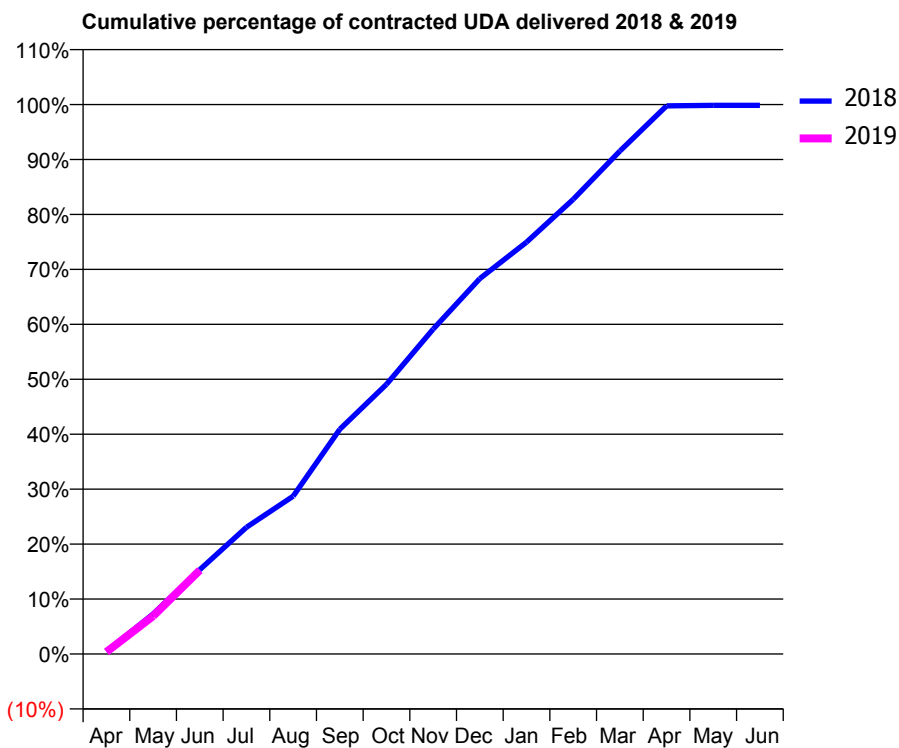
18/19 Contracted general activity (UDA)	19,900
Carry forward general activity (UDA)	0
18/19 Contracted orthodontic activity (UOA)	0
Carry forward orthodontic activity (UOA)	0
Baseline contract value	£594,428.26

ACCESS*

Patients seen in 24 months	Total	Change since previous quarter
Quarter ending June 2017	7,043	
Quarter ending September 2017	7,048	→
Quarter ending December 2017	7,081	→
Quarter ending March 2018	7,062	→
Quarter ending June 2018	7,039	→
Variance since June 2017	(0.1%)	→



ACTIVITY



Month	Adjusted Scheduled Activity (UDA)	
	2018	2019
April	94	77
May	1,453	1,374
June	3,054	3,034
July	4,590	
August	5,714	
September	8,138	
October	9,769	
November	11,767	
December	13,595	
January	14,914	
February	16,467	
March	18,214	
April	19,851	
May	19,868	
June	19,870	

QUALITY

	Quantity	Base Number	Contract	AT	Region	England
% of FP17s for the same patient ID Re-attending within 3 months - Children	38	771	4.9%	10.0%	12.0%	11.5%
% of FP17s for the same patient ID Re-attending within 3 months - Adults	278	2,093	13.3%	13.8%	15.7%	15.4%
% of FP17s for the same patient ID Re-attending between 3 & 9 months - Children	567	771	73.5%	61.7%	60.3%	58.9%
% of FP17s for the same patient ID Re-attending between 3 & 9 months - Adults	1,401	2,093	66.9%	56.1%	54.0%	51.6%
% of FP17s for Band 1 Urgent Courses	92	1,969	4.7%	7.1%	8.9%	8.9%
% of FP17s Relating to Free Repair or Replacements	15	1,969	0.8%	0.9%	1.0%	0.8%
% of FP17s Relating to Continuations	6	1,969	0.3%	1.0%	1.1%	0.9%
% of Patients satisfied with the dentistry they have received	3	4	N/A	92.6%	93.4%	93.2%
% of Patients satisfied with the time they had to wait for an appointment	3	4	N/A	88.0%	89.4%	88.8%

* This is based on patients treated on this contract for their most recent course of treatment. Figures in italics indicate the base number of FP17s or Patient Questionnaire responses are less than 100. N/A is shown where the base number of responses is less than 10 during the period. % is calculated as Quantity/Base number*100

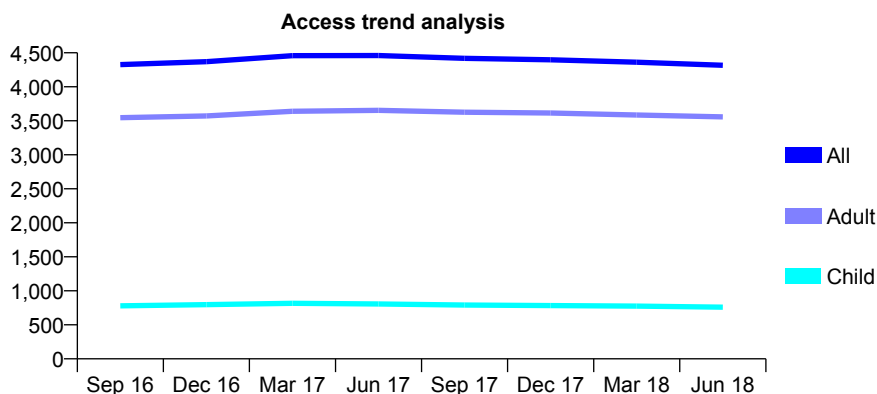
Q52 - Vital Signs At a Glance Contract Report for 224839/0001 - June 2018

Name or company name	Mr JD Alker & Mr JF Slater
Contract type name	GDS Contract
Purpose of contract	General
Contract start date	01/04/2006
Contract end date	

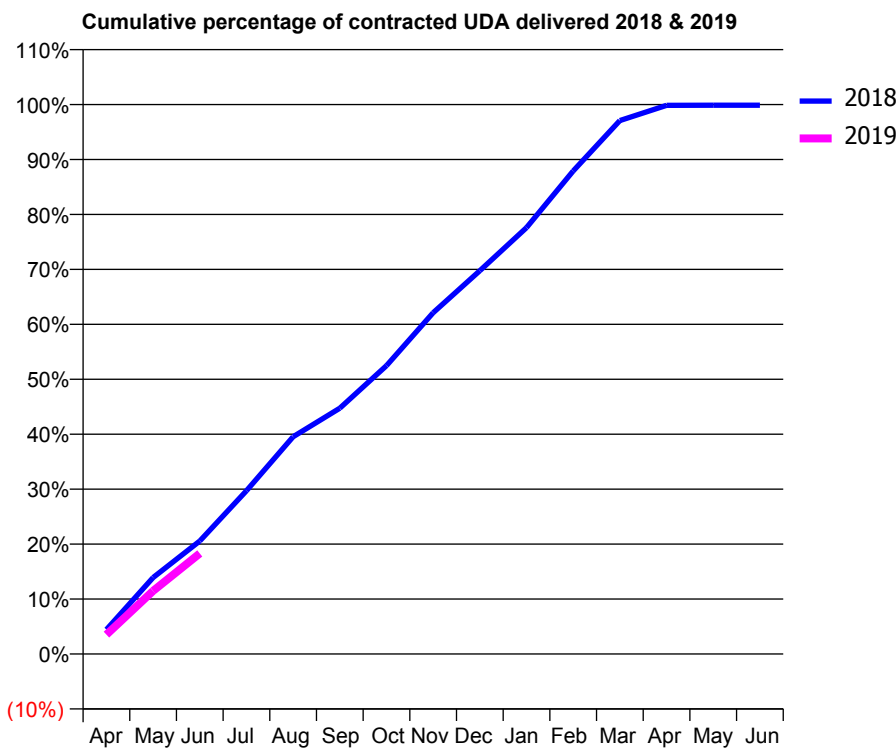
18/19 Contracted general activity (UDA)	14,253
Carry forward general activity (UDA)	0
18/19 Contracted orthodontic activity (UOA)	0
Carry forward orthodontic activity (UOA)	0
Baseline contract value	£423,177.39

ACCESS*

Patients seen in 24 months	Total	Change since previous quarter
Quarter ending June 2017	4,460	
Quarter ending September 2017	4,418	→
Quarter ending December 2017	4,397	→
Quarter ending March 2018	4,361	→
Quarter ending June 2018	4,317	↓
Variance since June 2017	(3.2%)	↓



ACTIVITY



Month	Adjusted Scheduled Activity (UDA)	
	2018	2019
April	634	502
May	1,984	1,636
June	2,932	2,610
July	4,236	
August	5,636	
September	6,377	
October	7,481	
November	8,854	
December	9,941	
January	11,060	
February	12,531	
March	13,838	
April	14,232	
May	14,235	
June	14,235	

QUALITY

	Quantity	Base Number	Contract	AT	Region	England
% of FP17s for the same patient ID Re-attending within 3 months - Children	17	245	6.9%	10.0%	12.0%	11.5%
% of FP17s for the same patient ID Re-attending within 3 months - Adults	165	1,267	13.0%	13.8%	15.7%	15.4%
% of FP17s for the same patient ID Re-attending between 3 & 9 months - Children	171	245	69.8%	61.7%	60.3%	58.9%
% of FP17s for the same patient ID Re-attending between 3 & 9 months - Adults	886	1,267	69.9%	56.1%	54.0%	51.6%
% of FP17s for Band 1 Urgent Courses	56	1,330	4.2%	7.1%	8.9%	8.9%
% of FP17s Relating to Free Repair or Replacements	24	1,330	1.8%	0.9%	1.0%	0.8%
% of FP17s Relating to Continuations	12	1,330	0.9%	1.0%	1.1%	0.9%
% of Patients satisfied with the dentistry they have received	4	4	N/A	92.6%	93.4%	93.2%
% of Patients satisfied with the time they had to wait for an appointment	3	4	N/A	88.0%	89.4%	88.8%

* This is based on patients treated on this contract for their most recent course of treatment. Figures in italics indicate the base number of FP17s or Patient Questionnaire responses are less than 100. N/A is shown where the base number of responses is less than 10 during the period. % is calculated as Quantity/Base number*100

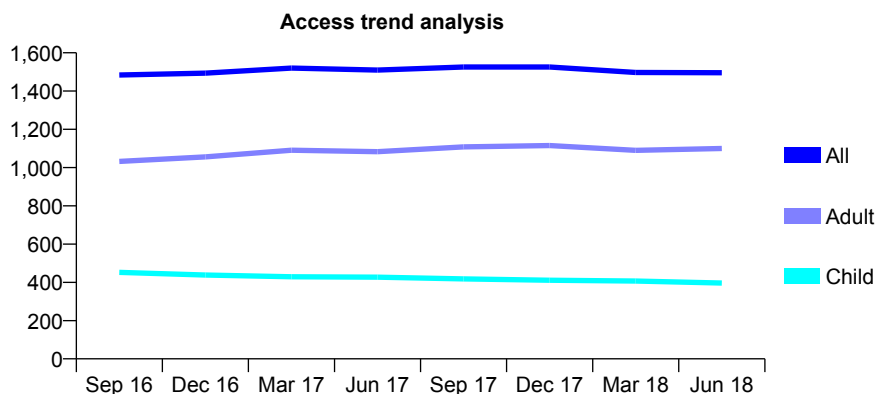
Q52 - Vital Signs At a Glance Contract Report for 228672/0001 - June 2018

Name or company name	MRS GI AUSTIN
Contract type name	GDS Contract
Purpose of contract	General
Contract start date	01/04/2006
Contract end date	

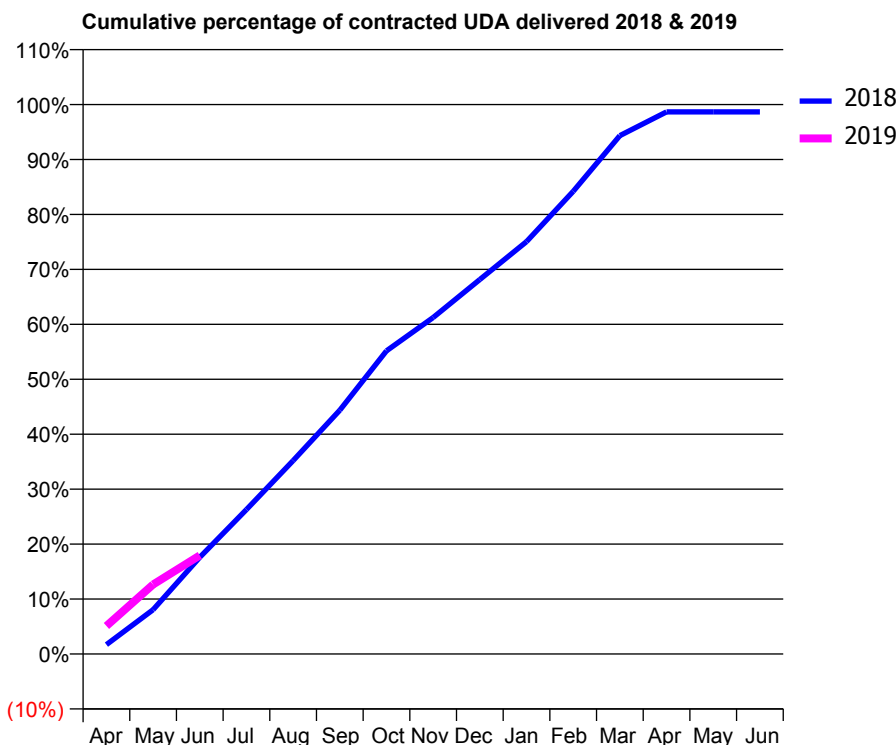
18/19 Contracted general activity (UDA)	5,297
Carry forward general activity (UDA)	0
18/19 Contracted orthodontic activity (UOA)	0
Carry forward orthodontic activity (UOA)	0
Baseline contract value	£149,442.73

ACCESS*

Patients seen in 24 months	Total	Change since previous quarter
Quarter ending June 2017	1,510	
Quarter ending September 2017	1,526	→
Quarter ending December 2017	1,526	→
Quarter ending March 2018	1,497	↓
Quarter ending June 2018	1,496	→
Variance since June 2017	(0.9%)	→



ACTIVITY



Adjusted Scheduled Activity (UDA)		
Month	2018	2019
April	90	270
May	428	671
June	932	951
July	1,393	
August	1,864	
September	2,351	
October	2,922	
November	3,243	
December	3,610	
January	3,975	
February	4,459	
March	4,997	
April	5,226	
May	5,226	
June	5,226	

QUALITY

	Quantity	Base Number	Contract	AT	Region	England
% of FP17s for the same patient ID Re-attending within 3 months - Children	15	182	8.2%	10.0%	12.0%	11.5%
% of FP17s for the same patient ID Re-attending within 3 months - Adults	70	370	18.9%	13.8%	15.7%	15.4%
% of FP17s for the same patient ID Re-attending between 3 & 9 months - Children	149	182	81.9%	61.7%	60.3%	58.9%
% of FP17s for the same patient ID Re-attending between 3 & 9 months - Adults	187	370	50.5%	56.1%	54.0%	51.6%
% of FP17s for Band 1 Urgent Courses	9	463	1.9%	7.1%	8.9%	8.9%
% of FP17s Relating to Free Repair or Replacements	29	463	6.3%	0.9%	1.0%	0.8%
% of FP17s Relating to Continuations	13	463	2.8%	1.0%	1.1%	0.9%
% of Patients satisfied with the dentistry they have received	1	1	N/A	92.6%	93.4%	93.2%
% of Patients satisfied with the time they had to wait for an appointment	1	1	N/A	88.0%	89.4%	88.8%

* This is based on patients treated on this contract for their most recent course of treatment. Figures in italics indicate the base number of FP17s or Patient Questionnaire responses are less than 100. N/A is shown where the base number of responses is less than 10 during the period. % is calculated as Quantity/Base number*100

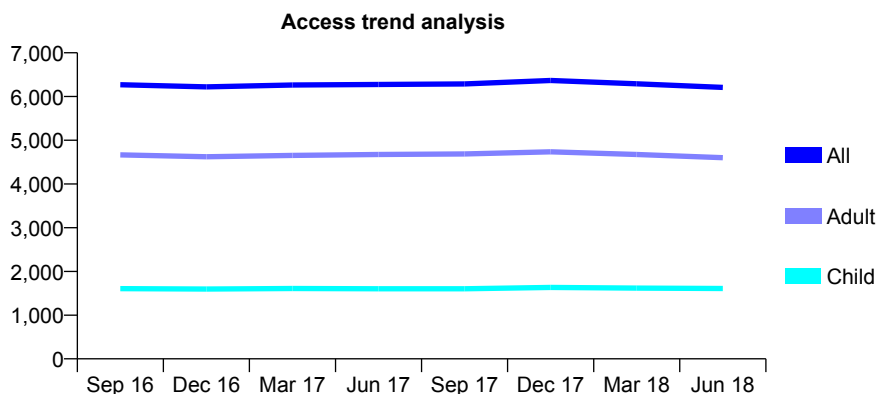
Q52 - Vital Signs At a Glance Contract Report for 230200/0001 - June 2018

Name or company name	MR SJ GARDNER
Contract type name	GDS Contract
Purpose of contract	General
Contract start date	01/04/2006
Contract end date	

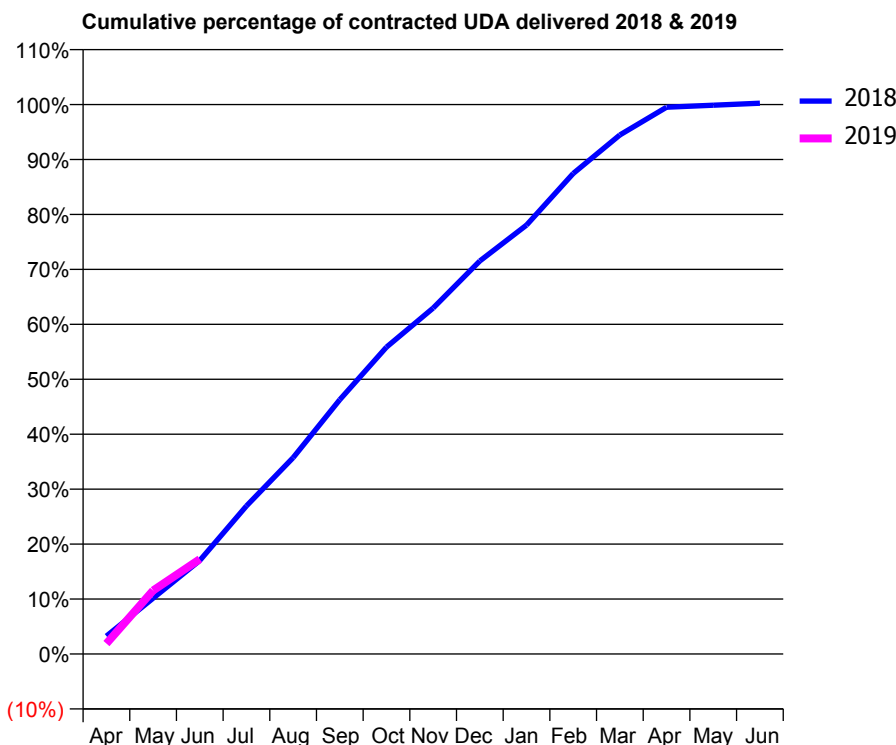
18/19 Contracted general activity (UDA)	17,700
Carry forward general activity (UDA)	0
18/19 Contracted orthodontic activity (UOA)	0
Carry forward orthodontic activity (UOA)	0
Baseline contract value	£538,252.86

ACCESS*

Patients seen in 24 months	Total	Change since previous quarter
Quarter ending June 2017	6,277	
Quarter ending September 2017	6,288	→
Quarter ending December 2017	6,368	→
Quarter ending March 2018	6,291	↓
Quarter ending June 2018	6,209	↓
Variance since June 2017	(1.1%)	↓



ACTIVITY



Month	Adjusted Scheduled Activity (UDA)	
	2018	2019
April	576	339
May	1,797	2,045
June	3,015	3,058
July	4,771	
August	6,326	
September	8,192	
October	9,885	
November	11,143	
December	12,659	
January	13,814	
February	15,480	
March	16,718	
April	17,614	
May	17,676	
June	17,741	

QUALITY

	Quantity	Base Number	Contract	AT	Region	England
% of FP17s for the same patient ID Re-attending within 3 months - Children	50	550	9.1%	10.0%	12.0%	11.5%
% of FP17s for the same patient ID Re-attending within 3 months - Adults	361	1,719	21.0%	13.8%	15.7%	15.4%
% of FP17s for the same patient ID Re-attending between 3 & 9 months - Children	265	550	48.2%	61.7%	60.3%	58.9%
% of FP17s for the same patient ID Re-attending between 3 & 9 months - Adults	957	1,719	55.7%	56.1%	54.0%	51.6%
% of FP17s for Band 1 Urgent Courses	206	1,705	12.1%	7.1%	8.9%	8.9%
% of FP17s Relating to Free Repair or Replacements	25	1,705	1.5%	0.9%	1.0%	0.8%
% of FP17s Relating to Continuations	24	1,705	1.4%	1.0%	1.1%	0.9%
% of Patients satisfied with the dentistry they have received	7	7	N/A	92.6%	93.4%	93.2%
% of Patients satisfied with the time they had to wait for an appointment	7	7	N/A	88.0%	89.4%	88.8%

* This is based on patients treated on this contract for their most recent course of treatment. Figures in italics indicate the base number of FP17s or Patient Questionnaire responses are less than 100. N/A is shown where the base number of responses is less than 10 during the period. % is calculated as Quantity/Base number*100

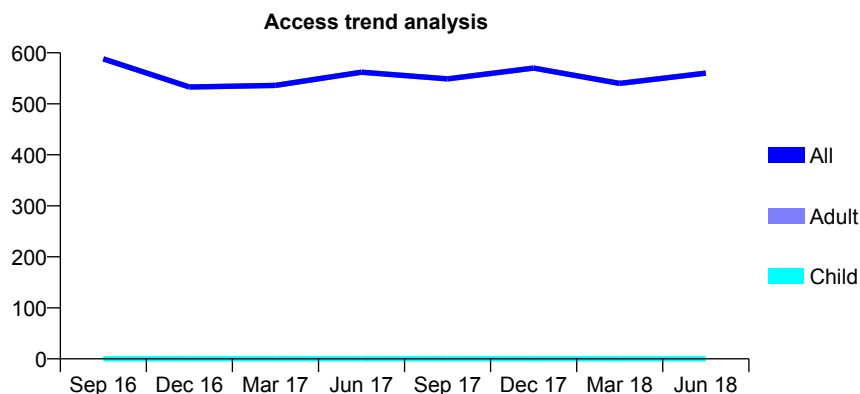
Q52 - Vital Signs At a Glance Contract Report for 230200/0002 - June 2018

Name or company name	MR SJ GARDNER
Contract type name	GDS Contract
Purpose of contract	General
Contract start date	01/04/2006
Contract end date	

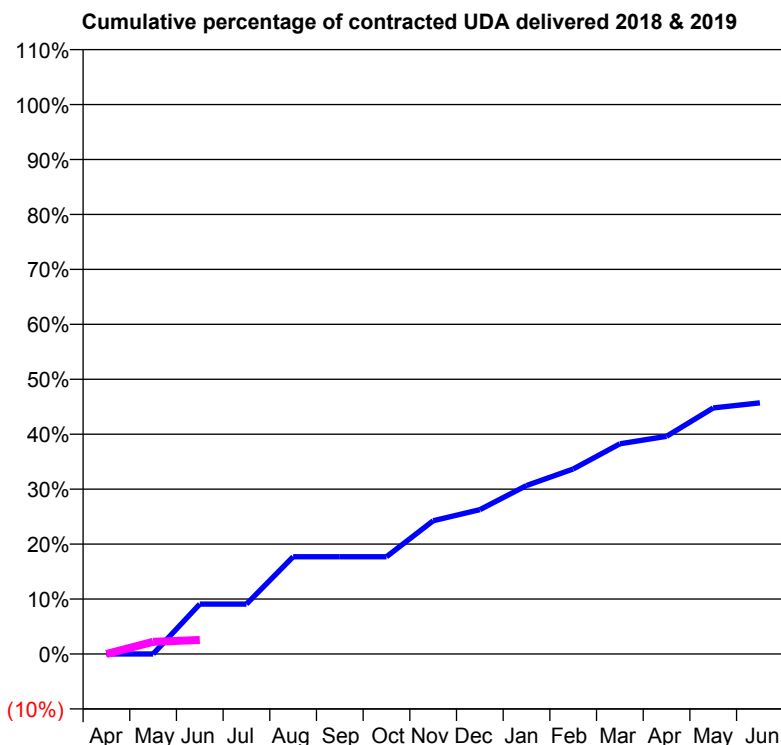
18/19 Contracted general activity (UDA)	1,738
Carry forward general activity (UDA)	0
18/19 Contracted orthodontic activity (UOA)	0
Carry forward orthodontic activity (UOA)	0
Baseline contract value	£107,245.92

ACCESS*

Patients seen in 24 months	Total	Change since previous quarter
Quarter ending June 2017	562	
Quarter ending September 2017	549	↓
Quarter ending December 2017	570	↑
Quarter ending March 2018	540	↓
Quarter ending June 2018	560	↑
Variance since June 2017	(0.4%)	→



ACTIVITY



Adjusted Scheduled Activity (UDA)		
Month	2018	2019
April	0	0
May	0	38
June	158	44
July	158	
August	308	
September	308	
October	308	
November	421	
December	456	
January	533	
February	585	
March	665	
April	688	
May	778	
June	794	

QUALITY

	Quantity	Base Number	Contract	AT	Region	England
% of FP17s for the same patient ID Re-attending within 3 months - Children	0	0	N/A	10.0%	12.0%	11.5%
% of FP17s for the same patient ID Re-attending within 3 months - Adults	6	100	6.0%	13.8%	15.7%	15.4%
% of FP17s for the same patient ID Re-attending between 3 & 9 months - Children	0	0	N/A	61.7%	60.3%	58.9%
% of FP17s for the same patient ID Re-attending between 3 & 9 months - Adults	9	100	9.0%	56.1%	54.0%	51.6%
% of FP17s for Band 1 Urgent Courses	7	10	70.0%	7.1%	8.9%	8.9%
% of FP17s Relating to Free Repair or Replacements	0	10	0.0%	0.9%	1.0%	0.8%
% of FP17s Relating to Continuations	0	10	0.0%	1.0%	1.1%	0.9%
% of Patients satisfied with the dentistry they have received	0	0	N/A	92.6%	93.4%	93.2%
% of Patients satisfied with the time they had to wait for an appointment	0	0	N/A	88.0%	89.4%	88.8%

* This is based on patients treated on this contract for their most recent course of treatment. Figures in italics indicate the base number of FP17s or Patient Questionnaire responses are less than 100. N/A is shown where the base number of responses is less than 10 during the period. % is calculated as Quantity/Base number*100

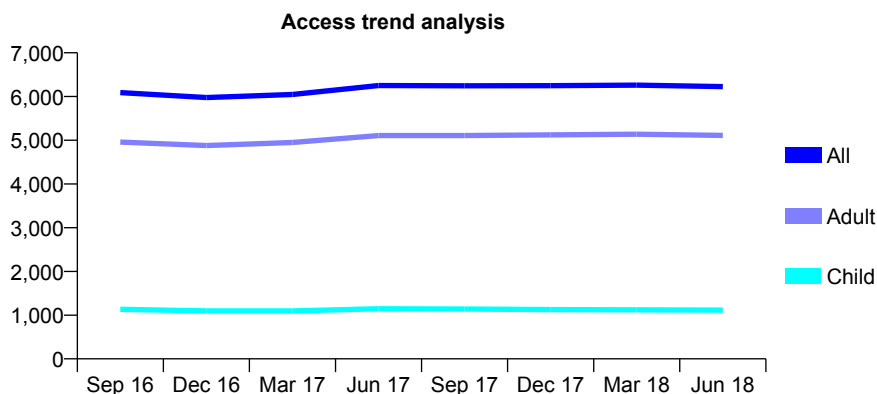
Q52 - Vital Signs At a Glance Contract Report for 231010/0001 - June 2018

Name or company name	MR WS MALACH
Contract type name	Pilot Contract
Purpose of contract	General
Contract start date	01/04/2006
Contract end date	31/03/2021

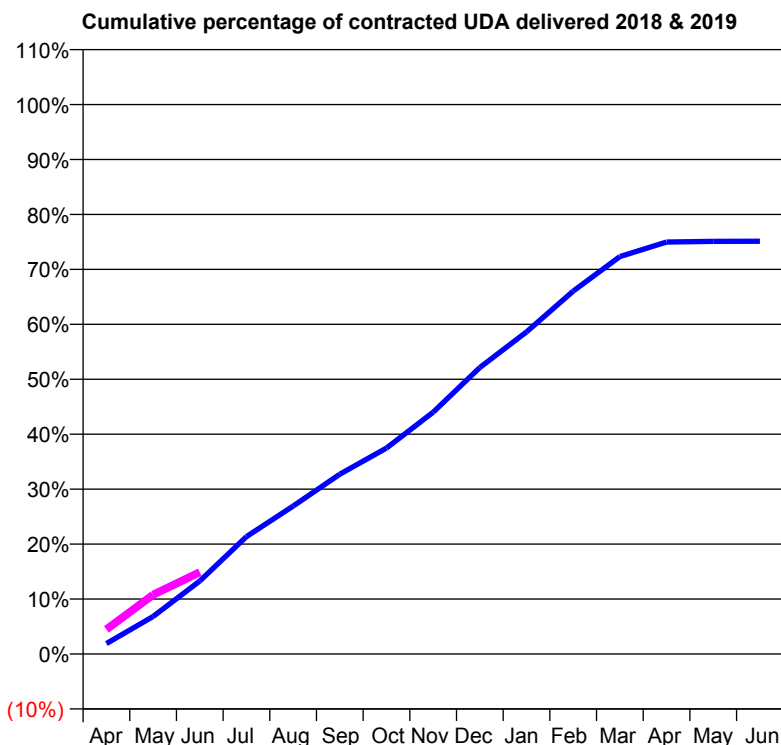
18/19 Contracted general activity (UDA)	21,490
Carry forward general activity (UDA)	0
18/19 Contracted orthodontic activity (UOA)	0
Carry forward orthodontic activity (UOA)	0
Baseline contract value	£631,492.96

ACCESS*

Patients seen in 24 months	Total	Change since previous quarter
Quarter ending June 2017	6,250	
Quarter ending September 2017	6,245	→
Quarter ending December 2017	6,249	→
Quarter ending March 2018	6,260	→
Quarter ending June 2018	6,226	→
Variance since June 2017	(0.4%)	→



ACTIVITY



Month	Adjusted Scheduled Activity (UDA)	
	2018	2019
April	411	963
May	1,470	2,318
June	2,853	3,199
July	4,593	
August	5,786	
September	7,033	
October	8,053	
November	9,457	
December	11,203	
January	12,596	
February	14,194	
March	15,543	
April	16,110	
May	16,140	
June	16,141	

QUALITY

	Quantity	Base Number	Contract	AT	Region	England
% of FP17s for the same patient ID Re-attending within 3 months - Children	44	402	10.9%	10.0%	12.0%	11.5%
% of FP17s for the same patient ID Re-attending within 3 months - Adults	210	1,579	13.3%	13.8%	15.7%	15.4%
% of FP17s for the same patient ID Re-attending between 3 & 9 months - Children	222	402	55.2%	61.7%	60.3%	58.9%
% of FP17s for the same patient ID Re-attending between 3 & 9 months - Adults	852	1,579	54.0%	56.1%	54.0%	51.6%
% of FP17s for Band 1 Urgent Courses	15	1,631	0.9%	7.1%	8.9%	8.9%
% of FP17s Relating to Free Repair or Replacements	33	1,631	2.0%	0.9%	1.0%	0.8%
% of FP17s Relating to Continuations	18	1,631	1.1%	1.0%	1.1%	0.9%
% of Patients satisfied with the dentistry they have received	6	6	N/A	92.6%	93.4%	93.2%
% of Patients satisfied with the time they had to wait for an appointment	6	6	N/A	88.0%	89.4%	88.8%

* This is based on patients treated on this contract for their most recent course of treatment. Figures in italics indicate the base number of FP17s or Patient Questionnaire responses are less than 100. N/A is shown where the base number of responses is less than 10 during the period. % is calculated as Quantity/Base number*100

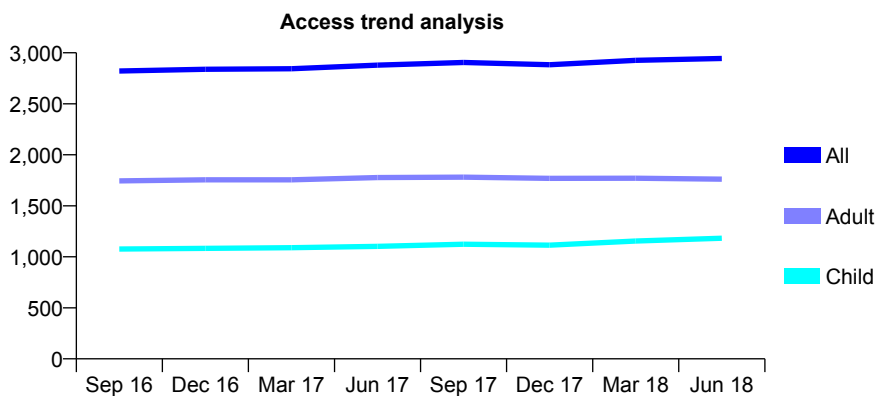
Q52 - Vital Signs At a Glance Contract Report for 233013/0003 - June 2018

Name or company name	MR IS BOYD
Contract type name	GDS Contract
Purpose of contract	General
Contract start date	01/07/2009
Contract end date	

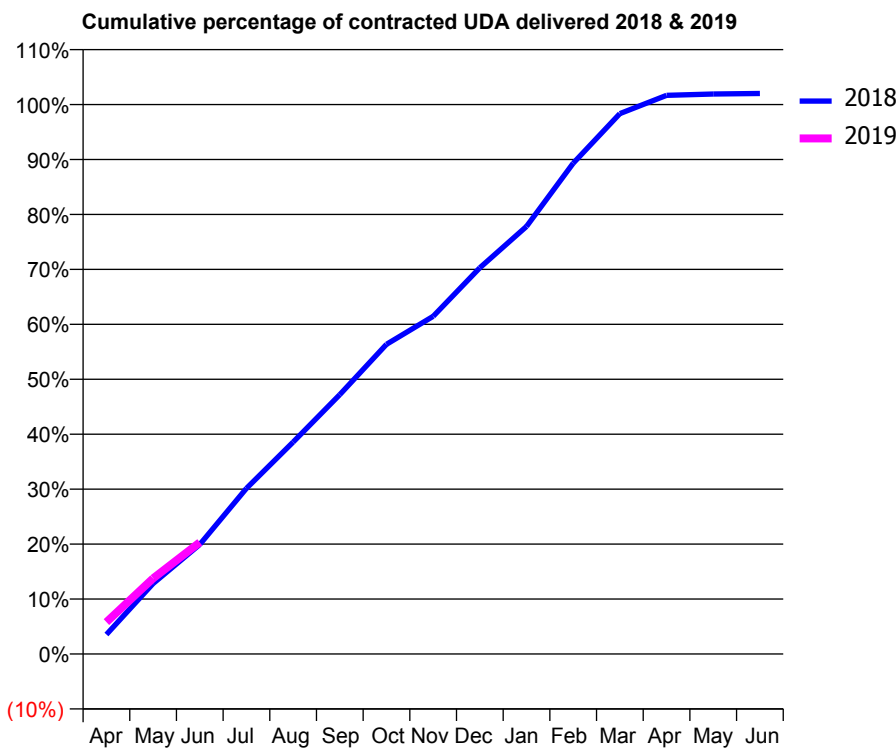
18/19 Contracted general activity (UDA)	8,600
Carry forward general activity (UDA)	0
18/19 Contracted orthodontic activity (UOA)	0
Carry forward orthodontic activity (UOA)	0
Baseline contract value	£268,050.59

ACCESS*

Patients seen in 24 months	Total	Change since previous quarter
Quarter ending June 2017	2,879	
Quarter ending September 2017	2,905	→
Quarter ending December 2017	2,883	→
Quarter ending March 2018	2,926	→
Quarter ending June 2018	2,945	→
Variance since June 2017	2.3%	↑



ACTIVITY



Month	Adjusted Scheduled Activity (UDA)	
	2018	2019
April	306	499
May	1,102	1,184
June	1,715	1,748
July	2,593	
August	3,316	
September	4,059	
October	4,846	
November	5,285	
December	6,045	
January	6,692	
February	7,682	
March	8,458	
April	8,744	
May	8,765	
June	8,772	

QUALITY

	Quantity	Base Number	Contract	AT	Region	England
% of FP17s for the same patient ID Re-attending within 3 months - Children	25	431	5.8%	10.0%	12.0%	11.5%
% of FP17s for the same patient ID Re-attending within 3 months - Adults	94	761	12.4%	13.8%	15.7%	15.4%
% of FP17s for the same patient ID Re-attending between 3 & 9 months - Children	289	431	67.1%	61.7%	60.3%	58.9%
% of FP17s for the same patient ID Re-attending between 3 & 9 months - Adults	568	761	74.6%	56.1%	54.0%	51.6%
% of FP17s for Band 1 Urgent Courses	44	1,017	4.3%	7.1%	8.9%	8.9%
% of FP17s Relating to Free Repair or Replacements	3	1,017	0.3%	0.9%	1.0%	0.8%
% of FP17s Relating to Continuations	11	1,017	1.1%	1.0%	1.1%	0.9%
% of Patients satisfied with the dentistry they have received	3	3	N/A	92.6%	93.4%	93.2%
% of Patients satisfied with the time they had to wait for an appointment	3	3	N/A	88.0%	89.4%	88.8%

* This is based on patients treated on this contract for their most recent course of treatment. Figures in italics indicate the base number of FP17s or Patient Questionnaire responses are less than 100. N/A is shown where the base number of responses is less than 10 during the period. % is calculated as Quantity/Base number*100

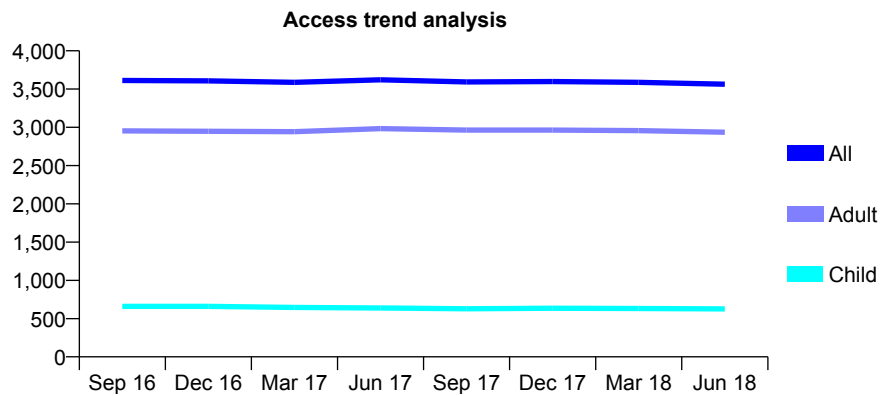
Q52 - Vital Signs At a Glance Contract Report for 235989/0001 - June 2018

Name or company name	MR MJ CLARKE
Contract type name	GDS Contract
Purpose of contract	General
Contract start date	01/04/2006
Contract end date	

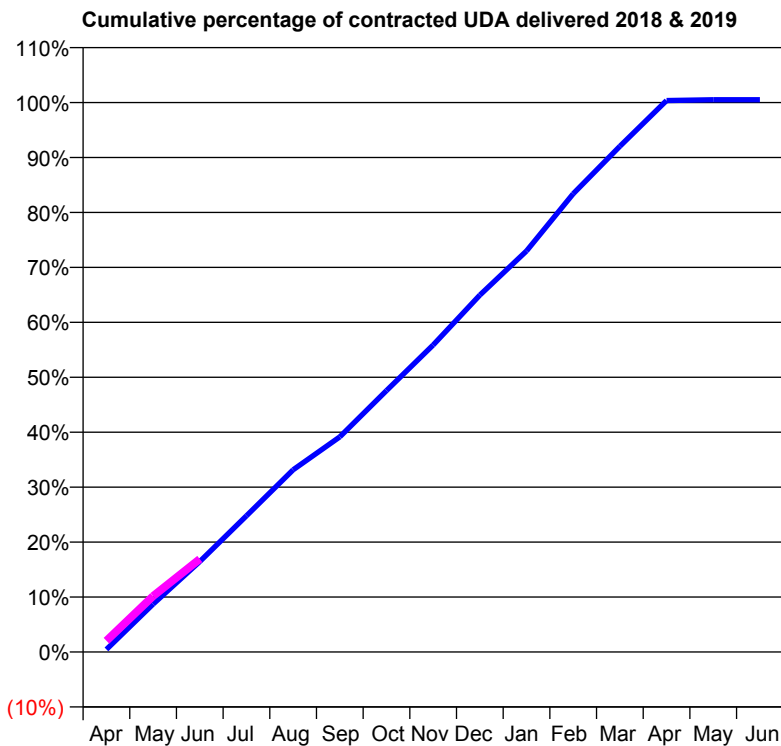
18/19 Contracted general activity (UDA)	10,826
Carry forward general activity (UDA)	0
18/19 Contracted orthodontic activity (UOA)	0
Carry forward orthodontic activity (UOA)	0
Baseline contract value	£291,994.65

ACCESS*

Patients seen in 24 months	Total	Change since previous quarter
Quarter ending June 2017	3,621	
Quarter ending September 2017	3,593	→
Quarter ending December 2017	3,598	→
Quarter ending March 2018	3,587	→
Quarter ending June 2018	3,563	→
Variance since June 2017	(1.6%)	↓



ACTIVITY



Month	Adjusted Scheduled Activity (UDA)	
	2018	2019
April	50	222
May	944	1,103
June	1,782	1,833
July	2,684	
August	3,590	
September	4,240	
October	5,150	
November	6,050	
December	7,032	
January	7,901	
February	9,029	
March	9,964	
April	10,865	
May	10,881	
June	10,881	

QUALITY

	Quantity	Base Number	Contract	AT	Region	England
% of FP17s for the same patient ID Re-attending within 3 months - Children	13	229	5.7%	10.0%	12.0%	11.5%
% of FP17s for the same patient ID Re-attending within 3 months - Adults	219	1,177	18.6%	13.8%	15.7%	15.4%
% of FP17s for the same patient ID Re-attending between 3 & 9 months - Children	150	229	65.5%	61.7%	60.3%	58.9%
% of FP17s for the same patient ID Re-attending between 3 & 9 months - Adults	664	1,177	56.4%	56.1%	54.0%	51.6%
% of FP17s for Band 1 Urgent Courses	58	1,043	5.6%	7.1%	8.9%	8.9%
% of FP17s Relating to Free Repair or Replacements	17	1,043	1.6%	0.9%	1.0%	0.8%
% of FP17s Relating to Continuations	41	1,043	3.9%	1.0%	1.1%	0.9%
% of Patients satisfied with the dentistry they have received	2	2	N/A	92.6%	93.4%	93.2%
% of Patients satisfied with the time they had to wait for an appointment	2	2	N/A	88.0%	89.4%	88.8%

* This is based on patients treated on this contract for their most recent course of treatment. Figures in italics indicate the base number of FP17s or Patient Questionnaire responses are less than 100. N/A is shown where the base number of responses is less than 10 during the period. % is calculated as Quantity/Base number*100

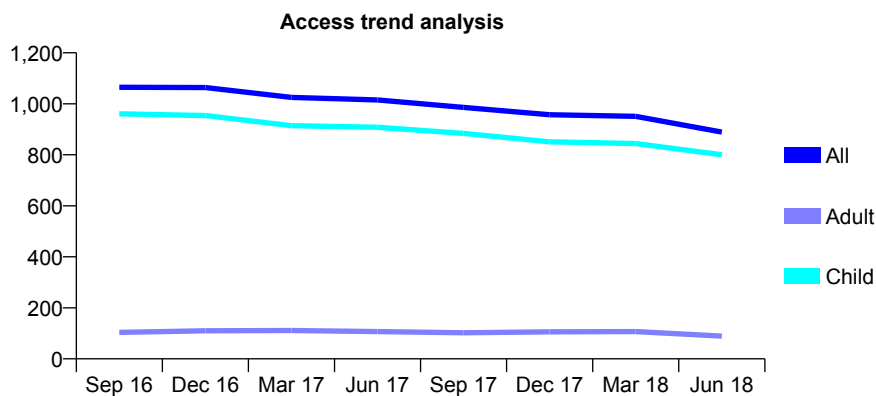
Q52 - Vital Signs At a Glance Contract Report for 237787/0001 - June 2018

Name or company name	MRS PK GREWAL
Contract type name	GDS Contract
Purpose of contract	General
Contract start date	01/04/2006
Contract end date	

18/19 Contracted general activity (UDA)	1,790
Carry forward general activity (UDA)	0
18/19 Contracted orthodontic activity (UOA)	0
Carry forward orthodontic activity (UOA)	0
Baseline contract value	£39,763.14

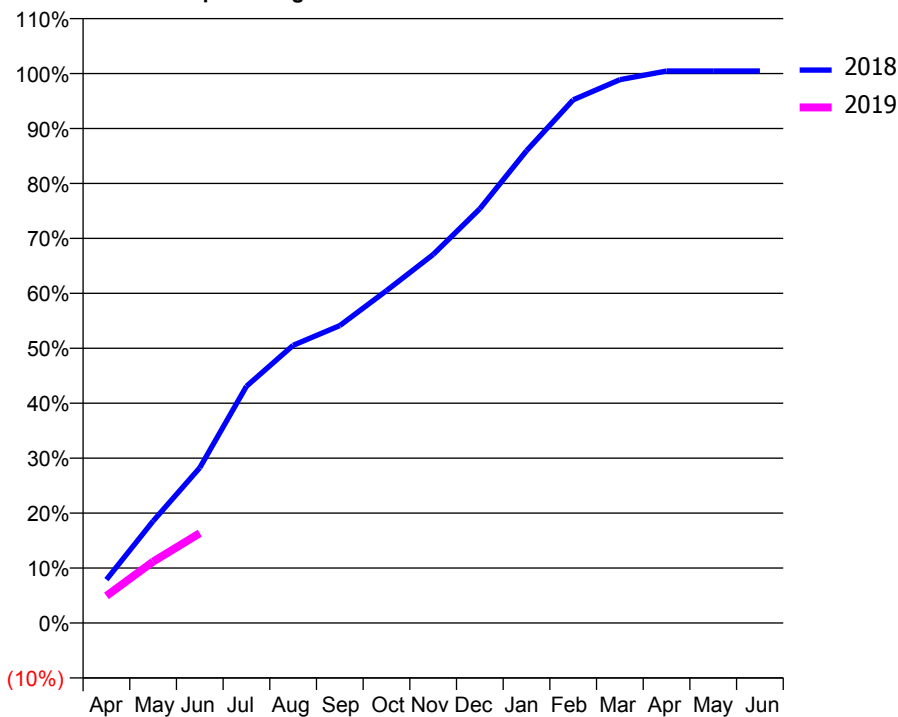
ACCESS*

Patients seen in 24 months	Total	Change since previous quarter
Quarter ending June 2017	1,015	
Quarter ending September 2017	986	↓
Quarter ending December 2017	957	↓
Quarter ending March 2018	951	→
Quarter ending June 2018	889	↓
Variance since June 2017	(12.4%)	↓



ACTIVITY

Cumulative percentage of contracted UDA delivered 2018 & 2019



Adjusted Scheduled Activity (UDA)

Month	2018	2019
April	141	89
May	332	200
June	506	293
July	771	
August	904	
September	969	
October	1,083	
November	1,200	
December	1,349	
January	1,538	
February	1,704	
March	1,770	
April	1,798	
May	1,798	
June	1,798	

QUALITY

	Quantity	Base Number	Contract	AT	Region	England
% of FP17s for the same patient ID Re-attending within 3 months - Children	17	253	6.7%	10.0%	12.0%	11.5%
% of FP17s for the same patient ID Re-attending within 3 months - Adults	1	14	7.1%	13.8%	15.7%	15.4%
% of FP17s for the same patient ID Re-attending between 3 & 9 months - Children	186	253	73.5%	61.7%	60.3%	58.9%
% of FP17s for the same patient ID Re-attending between 3 & 9 months - Adults	10	14	71.4%	56.1%	54.0%	51.6%
% of FP17s for Band 1 Urgent Courses	8	244	3.3%	7.1%	8.9%	8.9%
% of FP17s Relating to Free Repair or Replacements	0	244	0.0%	0.9%	1.0%	0.8%
% of FP17s Relating to Continuations	0	244	0.0%	1.0%	1.1%	0.9%
% of Patients satisfied with the dentistry they have received	0	0	N/A	92.6%	93.4%	93.2%
% of Patients satisfied with the time they had to wait for an appointment	0	0	N/A	88.0%	89.4%	88.8%

* This is based on patients treated on this contract for their most recent course of treatment. Figures in italics indicate the base number of FP17s or Patient Questionnaire responses are less than 100. N/A is shown where the base number of responses is less than 10 during the period. % is calculated as Quantity/Base number*100

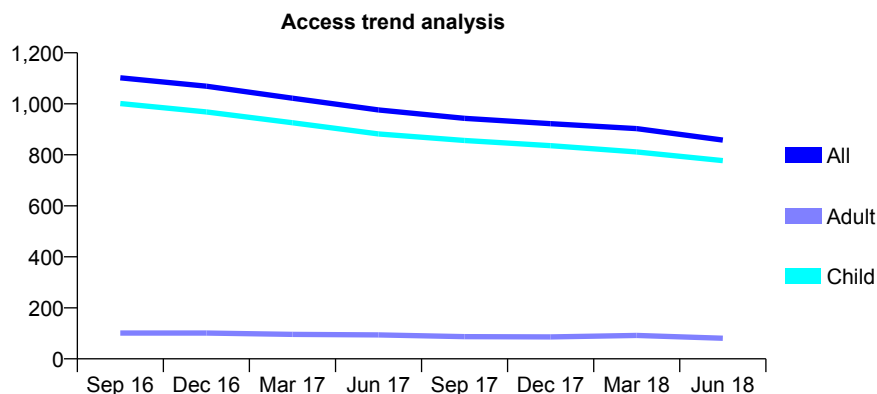
Q52 - Vital Signs At a Glance Contract Report for 239224/0001 - June 2018

Name or company name	MRS SJ JARDINE
Contract type name	GDS Contract
Purpose of contract	General
Contract start date	01/04/2006
Contract end date	

18/19 Contracted general activity (UDA)	2,200
Carry forward general activity (UDA)	0
18/19 Contracted orthodontic activity (UOA)	0
Carry forward orthodontic activity (UOA)	0
Baseline contract value	£47,469.31

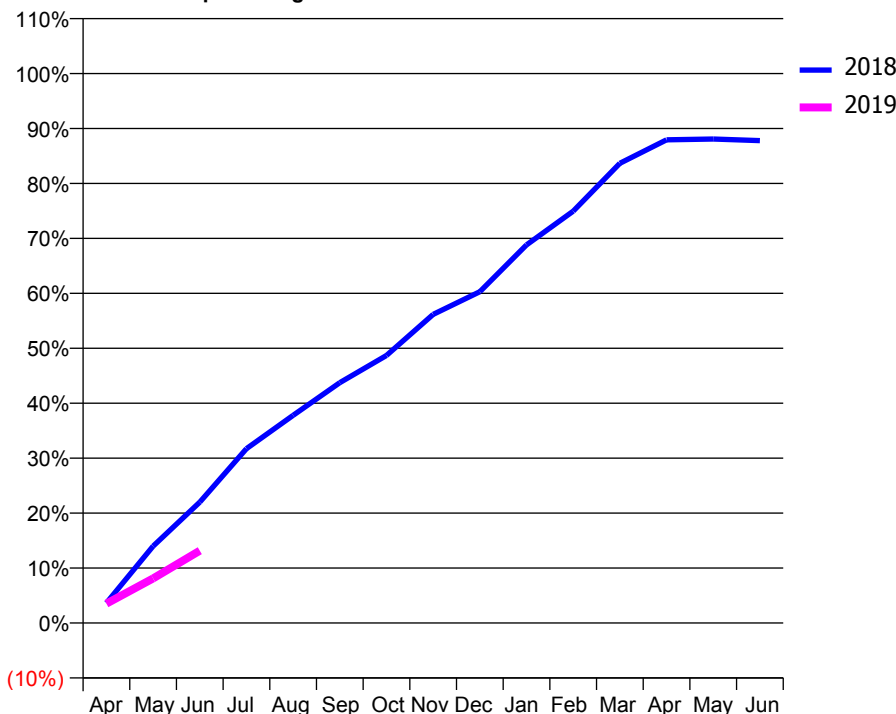
ACCESS*

Patients seen in 24 months	Total	Change since previous quarter
Quarter ending June 2017	976	
Quarter ending September 2017	943	↓
Quarter ending December 2017	922	↓
Quarter ending March 2018	903	↓
Quarter ending June 2018	858	↓
Variance since June 2017	(12.1%)	↓



ACTIVITY

Cumulative percentage of contracted UDA delivered 2018 & 2019



Adjusted Scheduled Activity (UDA)

Month	2018	2019
April	81	78
May	308	179
June	484	290
July	698	
August	831	
September	962	
October	1,071	
November	1,235	
December	1,327	
January	1,514	
February	1,649	
March	1,841	
April	1,935	
May	1,938	
June	1,931	

QUALITY

	Quantity	Base Number	Contract	AT	Region	England
% of FP17s for the same patient ID Re-attending within 3 months - Children	31	306	10.1%	10.0%	12.0%	11.5%
% of FP17s for the same patient ID Re-attending within 3 months - Adults	0	0	N/A	13.8%	15.7%	15.4%
% of FP17s for the same patient ID Re-attending between 3 & 9 months - Children	228	306	74.5%	61.7%	60.3%	58.9%
% of FP17s for the same patient ID Re-attending between 3 & 9 months - Adults	0	0	N/A	56.1%	54.0%	51.6%
% of FP17s for Band 1 Urgent Courses	4	233	1.7%	7.1%	8.9%	8.9%
% of FP17s Relating to Free Repair or Replacements	0	233	0.0%	0.9%	1.0%	0.8%
% of FP17s Relating to Continuations	0	233	0.0%	1.0%	1.1%	0.9%
% of Patients satisfied with the dentistry they have received	1	1	N/A	92.6%	93.4%	93.2%
% of Patients satisfied with the time they had to wait for an appointment	1	1	N/A	88.0%	89.4%	88.8%

* This is based on patients treated on this contract for their most recent course of treatment. Figures in italics indicate the base number of FP17s or Patient Questionnaire responses are less than 100. N/A is shown where the base number of responses is less than 10 during the period. % is calculated as Quantity/Base number*100

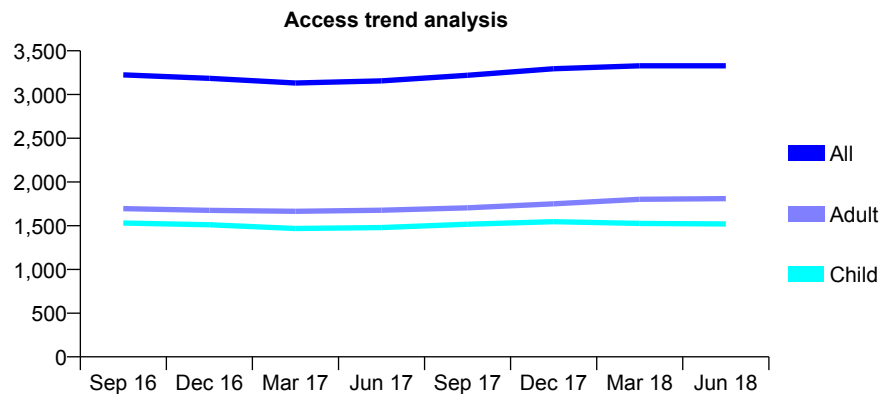
Q52 - Vital Signs At a Glance Contract Report for 250619/0001 - June 2018

Name or company name	MR SH BASHIR
Contract type name	PDS Contract
Purpose of contract	General
Contract start date	01/04/2006
Contract end date	31/03/2021

18/19 Contracted general activity (UDA)	8,413
Carry forward general activity (UDA)	0
18/19 Contracted orthodontic activity (UOA)	0
Carry forward orthodontic activity (UOA)	0
Baseline contract value	£225,721.13

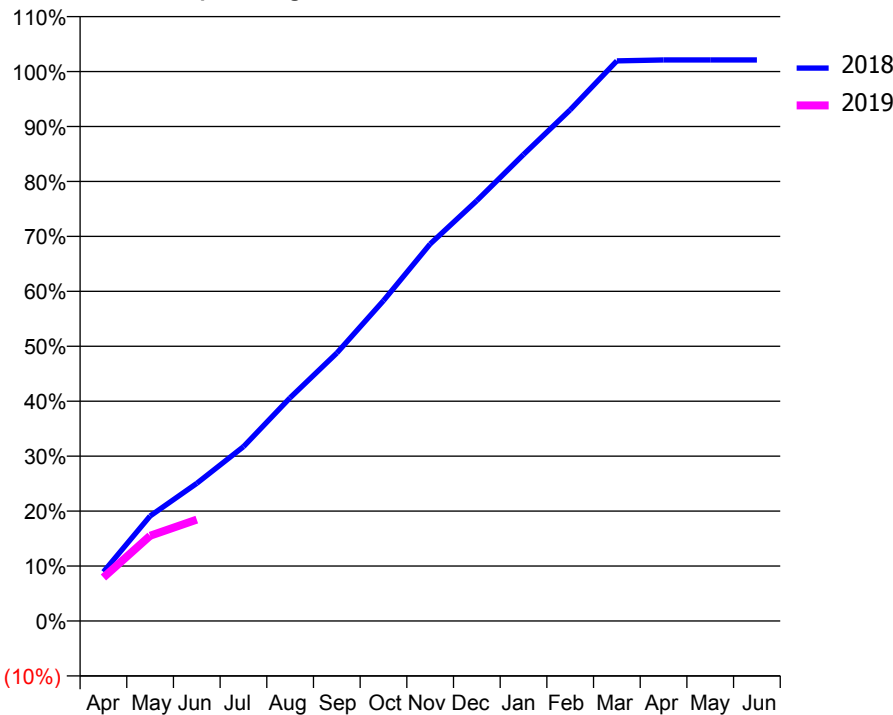
ACCESS*

Patients seen in 24 months	Total	Change since previous quarter
Quarter ending June 2017	3,156	
Quarter ending September 2017	3,220	↑
Quarter ending December 2017	3,295	↑
Quarter ending March 2018	3,328	→
Quarter ending June 2018	3,328	→
Variance since June 2017	5.4%	↑



ACTIVITY

Cumulative percentage of contracted UDA delivered 2018 & 2019



Adjusted Scheduled Activity (UDA)		
Month	2018	2019
April	753	666
May	1,608	1,305
June	2,107	1,553
July	2,669	
August	3,418	
September	4,102	
October	4,905	
November	5,772	
December	6,436	
January	7,143	
February	7,827	
March	8,575	
April	8,590	
May	8,590	
June	8,590	

QUALITY

	Quantity	Base Number	Contract	AT	Region	England
% of FP17s for the same patient ID Re-attending within 3 months - Children	10	523	1.9%	10.0%	12.0%	11.5%
% of FP17s for the same patient ID Re-attending within 3 months - Adults	42	493	8.5%	13.8%	15.7%	15.4%
% of FP17s for the same patient ID Re-attending between 3 & 9 months - Children	415	523	79.3%	61.7%	60.3%	58.9%
% of FP17s for the same patient ID Re-attending between 3 & 9 months - Adults	336	493	68.2%	56.1%	54.0%	51.6%
% of FP17s for Band 1 Urgent Courses	22	1,003	2.2%	7.1%	8.9%	8.9%
% of FP17s Relating to Free Repair or Replacements	6	1,003	0.6%	0.9%	1.0%	0.8%
% of FP17s Relating to Continuations	2	1,003	0.2%	1.0%	1.1%	0.9%
% of Patients satisfied with the dentistry they have received	2	2	N/A	92.6%	93.4%	93.2%
% of Patients satisfied with the time they had to wait for an appointment	2	2	N/A	88.0%	89.4%	88.8%

* This is based on patients treated on this contract for their most recent course of treatment. Figures in italics indicate the base number of FP17s or Patient Questionnaire responses are less than 100. N/A is shown where the base number of responses is less than 10 during the period. % is calculated as Quantity/Base number*100

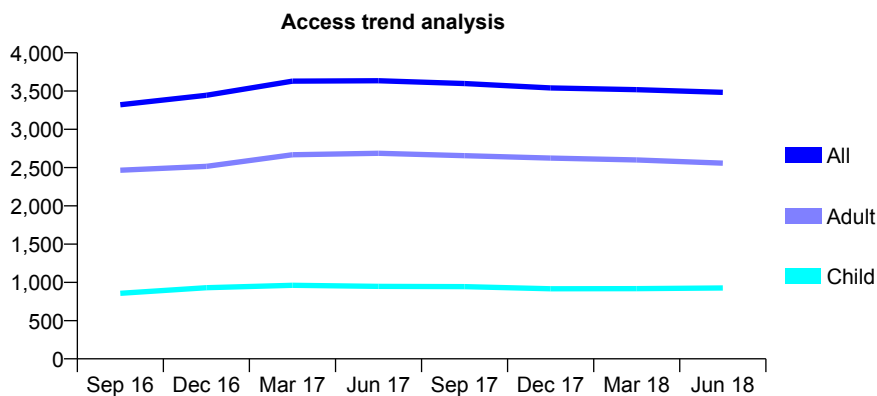
Q52 - Vital Signs At a Glance Contract Report for 263095/0001 - June 2018

Name or company name	MISS F SHAKOOR
Contract type name	GDS Contract
Purpose of contract	General
Contract start date	01/05/2012
Contract end date	

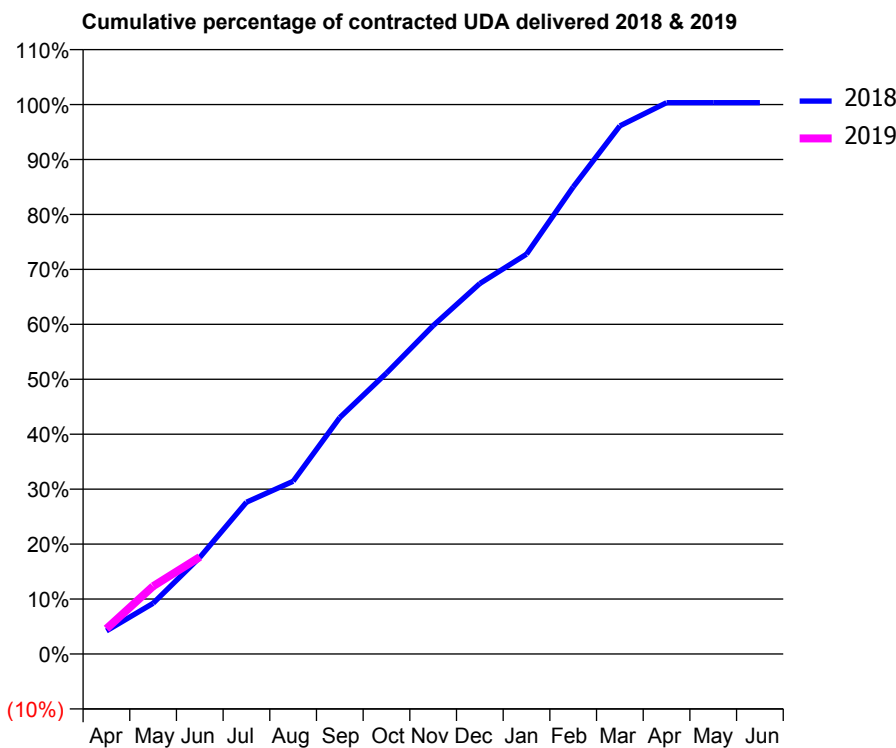
18/19 Contracted general activity (UDA)	11,600
Carry forward general activity (UDA)	0
18/19 Contracted orthodontic activity (UOA)	0
Carry forward orthodontic activity (UOA)	0
Baseline contract value	£368,921.62

ACCESS*

Patients seen in 24 months	Total	Change since previous quarter
Quarter ending June 2017	3,634	
Quarter ending September 2017	3,598	→
Quarter ending December 2017	3,540	↓
Quarter ending March 2018	3,518	→
Quarter ending June 2018	3,484	→
Variance since June 2017	(4.1%)	↓



ACTIVITY



Month	Adjusted Scheduled Activity (UDA)	
	2018	2019
April	488	534
May	1,071	1,432
June	2,040	2,048
July	3,206	
August	3,646	
September	4,992	
October	5,930	
November	6,931	
December	7,820	
January	8,442	
February	9,860	
March	11,148	
April	11,639	
May	11,639	
June	11,639	

QUALITY

	Quantity	Base Number	Contract	AT	Region	England
% of FP17s for the same patient ID Re-attending within 3 months - Children	9	351	2.6%	10.0%	12.0%	11.5%
% of FP17s for the same patient ID Re-attending within 3 months - Adults	104	924	11.3%	13.8%	15.7%	15.4%
% of FP17s for the same patient ID Re-attending between 3 & 9 months - Children	238	351	67.8%	61.7%	60.3%	58.9%
% of FP17s for the same patient ID Re-attending between 3 & 9 months - Adults	688	924	74.5%	56.1%	54.0%	51.6%
% of FP17s for Band 1 Urgent Courses	31	1,116	2.8%	7.1%	8.9%	8.9%
% of FP17s Relating to Free Repair or Replacements	7	1,116	0.6%	0.9%	1.0%	0.8%
% of FP17s Relating to Continuations	8	1,116	0.7%	1.0%	1.1%	0.9%
% of Patients satisfied with the dentistry they have received	2	3	N/A	92.6%	93.4%	93.2%
% of Patients satisfied with the time they had to wait for an appointment	2	3	N/A	88.0%	89.4%	88.8%

* This is based on patients treated on this contract for their most recent course of treatment. Figures in italics indicate the base number of FP17s or Patient Questionnaire responses are less than 100. N/A is shown where the base number of responses is less than 10 during the period. % is calculated as Quantity/Base number*100

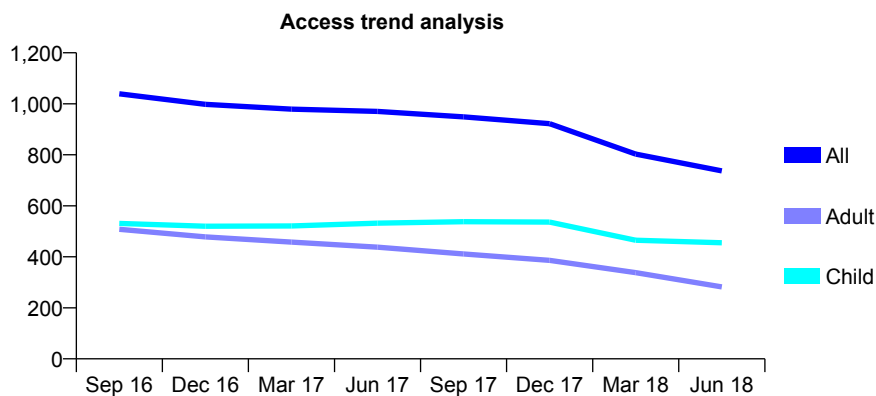
Q52 - Vital Signs At a Glance Contract Report for 269794/0001 - June 2018

Name or company name	MR MP BROWN
Contract type name	GDS Contract
Purpose of contract	General
Contract start date	02/02/2009
Contract end date	

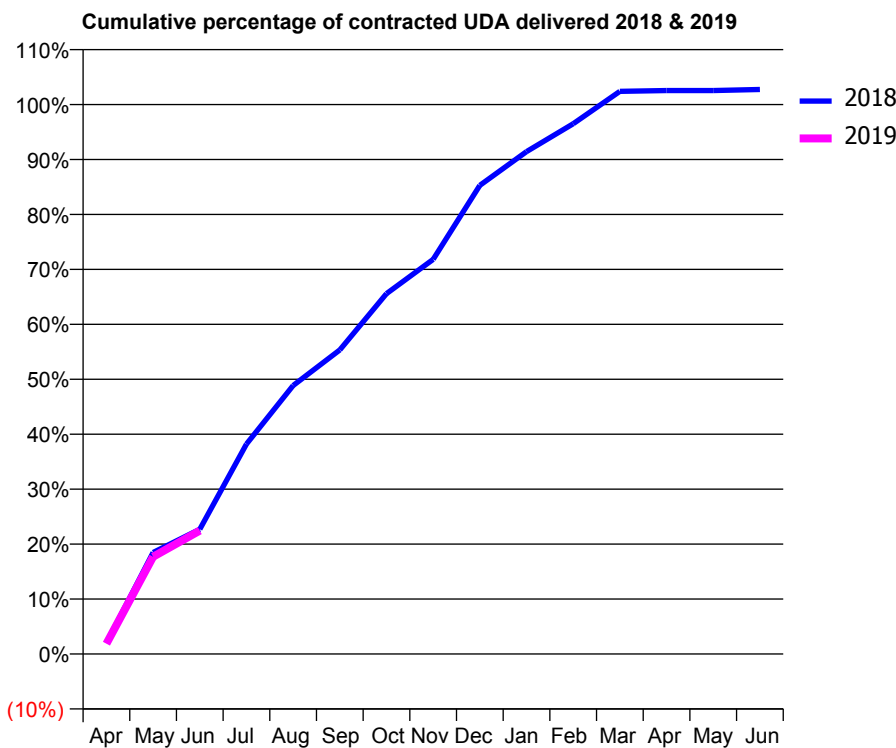
18/19 Contracted general activity (UDA)	1,436
Carry forward general activity (UDA)	0
18/19 Contracted orthodontic activity (UOA)	0
Carry forward orthodontic activity (UOA)	0
Baseline contract value	£48,983.70

ACCESS*

Patients seen in 24 months	Total	Change since previous quarter
Quarter ending June 2017	970	
Quarter ending September 2017	949	↓
Quarter ending December 2017	922	↓
Quarter ending March 2018	803	↓
Quarter ending June 2018	737	↓
Variance since June 2017	(24.0%)	↓



ACTIVITY



Adjusted Scheduled Activity (UDA)		
Month	2018	2019
April	29	27
May	265	254
June	326	322
July	549	
August	702	
September	795	
October	942	
November	1,031	
December	1,225	
January	1,313	
February	1,386	
March	1,470	
April	1,472	
May	1,472	
June	1,475	

QUALITY

	Quantity	Base Number	Contract	AT	Region	England
% of FP17s for the same patient ID Re-attending within 3 months - Children	10	195	5.1%	10.0%	12.0%	11.5%
% of FP17s for the same patient ID Re-attending within 3 months - Adults	1	31	3.2%	13.8%	15.7%	15.4%
% of FP17s for the same patient ID Re-attending between 3 & 9 months - Children	136	195	69.7%	61.7%	60.3%	58.9%
% of FP17s for the same patient ID Re-attending between 3 & 9 months - Adults	21	31	67.7%	56.1%	54.0%	51.6%
% of FP17s for Band 1 Urgent Courses	7	223	3.1%	7.1%	8.9%	8.9%
% of FP17s Relating to Free Repair or Replacements	0	223	0.0%	0.9%	1.0%	0.8%
% of FP17s Relating to Continuations	2	223	0.9%	1.0%	1.1%	0.9%
% of Patients satisfied with the dentistry they have received	0	0	N/A	92.6%	93.4%	93.2%
% of Patients satisfied with the time they had to wait for an appointment	0	0	N/A	88.0%	89.4%	88.8%

* This is based on patients treated on this contract for their most recent course of treatment. Figures in italics indicate the base number of FP17s or Patient Questionnaire responses are less than 100. N/A is shown where the base number of responses is less than 10 during the period. % is calculated as Quantity/Base number*100

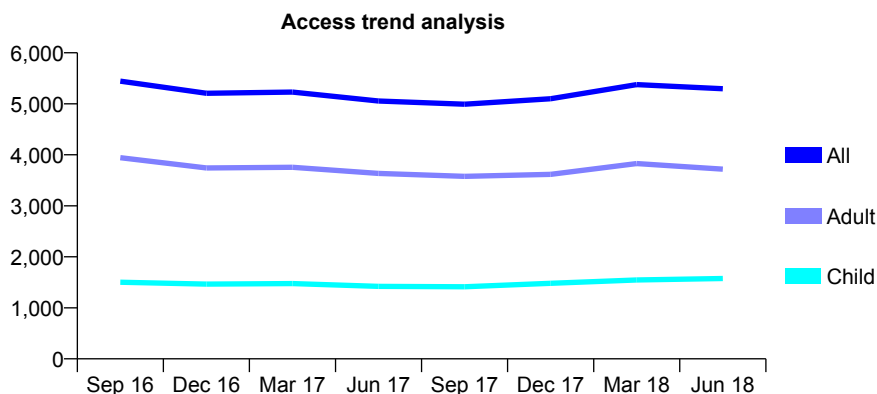
Q52 - Vital Signs At a Glance Contract Report for 269883/0002 - June 2018

Name or company name	MR MA MANZOOR
Contract type name	GDS Contract
Purpose of contract	General
Contract start date	01/12/2012
Contract end date	

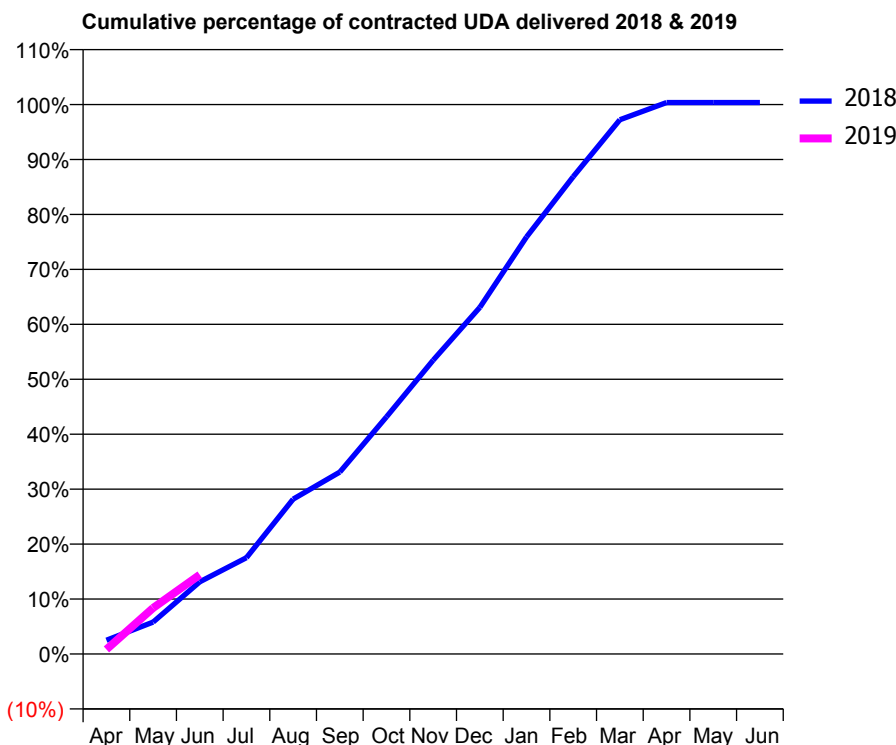
18/19 Contracted general activity (UDA)	17,225
Carry forward general activity (UDA)	0
18/19 Contracted orthodontic activity (UOA)	0
Carry forward orthodontic activity (UOA)	0
Baseline contract value	£468,490.39

ACCESS*

Patients seen in 24 months	Total	Change since previous quarter
Quarter ending June 2017	5,055	
Quarter ending September 2017	4,993	↓
Quarter ending December 2017	5,099	↑
Quarter ending March 2018	5,377	↑
Quarter ending June 2018	5,296	↓
Variance since June 2017	4.8%	↑



ACTIVITY



Month	Adjusted Scheduled Activity (UDA)	
	2018	2019
April	432	143
May	1,002	1,444
June	2,262	2,485
July	3,020	
August	4,855	
September	5,704	
October	7,432	
November	9,211	
December	10,867	
January	13,074	
February	14,960	
March	16,747	
April	17,286	
May	17,287	
June	17,287	

QUALITY

	Quantity	Base Number	Contract	AT	Region	England
% of FP17s for the same patient ID Re-attending within 3 months - Children	31	489	6.3%	10.0%	12.0%	11.5%
% of FP17s for the same patient ID Re-attending within 3 months - Adults	148	1,107	13.4%	13.8%	15.7%	15.4%
% of FP17s for the same patient ID Re-attending between 3 & 9 months - Children	308	489	63.0%	61.7%	60.3%	58.9%
% of FP17s for the same patient ID Re-attending between 3 & 9 months - Adults	740	1,107	66.8%	56.1%	54.0%	51.6%
% of FP17s for Band 1 Urgent Courses	75	1,356	5.5%	7.1%	8.9%	8.9%
% of FP17s Relating to Free Repair or Replacements	4	1,356	0.3%	0.9%	1.0%	0.8%
% of FP17s Relating to Continuations	2	1,356	0.1%	1.0%	1.1%	0.9%
% of Patients satisfied with the dentistry they have received	3	5	N/A	92.6%	93.4%	93.2%
% of Patients satisfied with the time they had to wait for an appointment	2	5	N/A	88.0%	89.4%	88.8%

* This is based on patients treated on this contract for their most recent course of treatment. Figures in italics indicate the base number of FP17s or Patient Questionnaire responses are less than 100. N/A is shown where the base number of responses is less than 10 during the period. % is calculated as Quantity/Base number*100

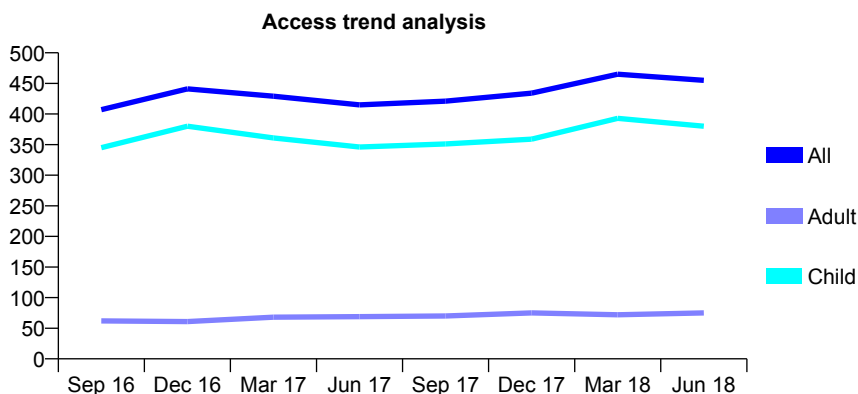
Q52 - Vital Signs At a Glance Contract Report for 271209/0001 - June 2018

Name or company name	MR PJ MOORE
Contract type name	GDS Contract
Purpose of contract	General
Contract start date	15/09/2006
Contract end date	

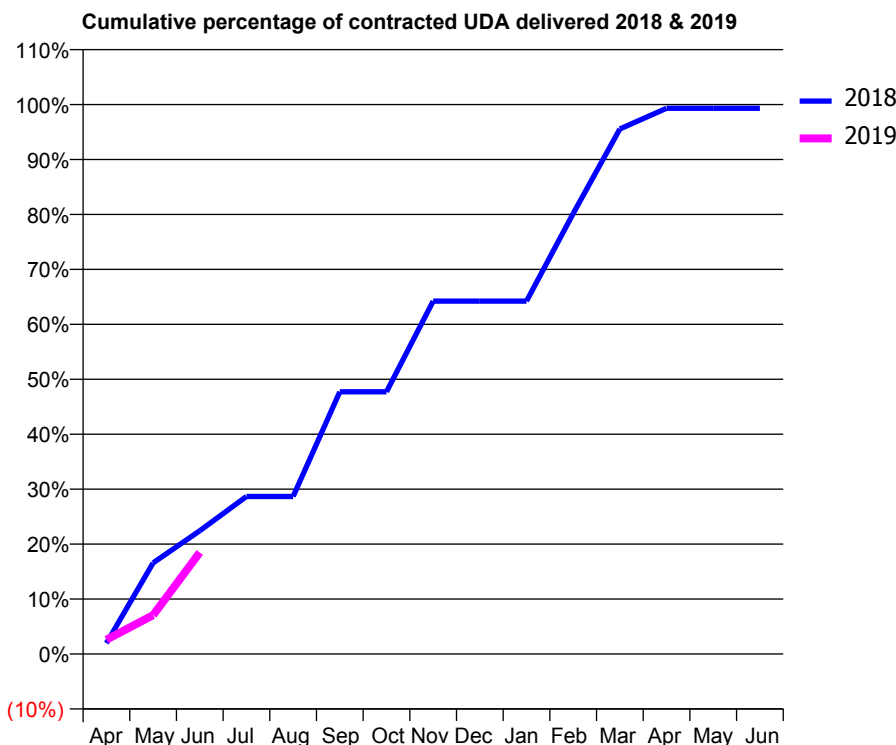
18/19 Contracted general activity (UDA)	806
Carry forward general activity (UDA)	0
18/19 Contracted orthodontic activity (UOA)	0
Carry forward orthodontic activity (UOA)	0
Baseline contract value	£24,257.90

ACCESS*

Patients seen in 24 months	Total	Change since previous quarter
Quarter ending June 2017	415	
Quarter ending September 2017	421	→
Quarter ending December 2017	434	↑
Quarter ending March 2018	465	↑
Quarter ending June 2018	455	↓
Variance since June 2017	9.6%	↑



ACTIVITY



Month	Adjusted Scheduled Activity (UDA)	
	2018	2019
April	16	21
May	134	57
June	181	149
July	231	
August	231	
September	385	
October	385	
November	518	
December	518	
January	518	
February	646	
March	770	
April	800	
May	800	
June	800	

QUALITY

	Quantity	Base Number	Contract	AT	Region	England
% of FP17s for the same patient ID Re-attending within 3 months - Children	9	134	6.7%	10.0%	12.0%	11.5%
% of FP17s for the same patient ID Re-attending within 3 months - Adults	1	12	8.3%	13.8%	15.7%	15.4%
% of FP17s for the same patient ID Re-attending between 3 & 9 months - Children	48	134	35.8%	61.7%	60.3%	58.9%
% of FP17s for the same patient ID Re-attending between 3 & 9 months - Adults	3	12	25.0%	56.1%	54.0%	51.6%
% of FP17s for Band 1 Urgent Courses	5	118	4.2%	7.1%	8.9%	8.9%
% of FP17s Relating to Free Repair or Replacements	0	118	0.0%	0.9%	1.0%	0.8%
% of FP17s Relating to Continuations	0	118	0.0%	1.0%	1.1%	0.9%
% of Patients satisfied with the dentistry they have received	1	1	N/A	92.6%	93.4%	93.2%
% of Patients satisfied with the time they had to wait for an appointment	1	1	N/A	88.0%	89.4%	88.8%

* This is based on patients treated on this contract for their most recent course of treatment. Figures in italics indicate the base number of FP17s or Patient Questionnaire responses are less than 100. N/A is shown where the base number of responses is less than 10 during the period. % is calculated as Quantity/Base number*100

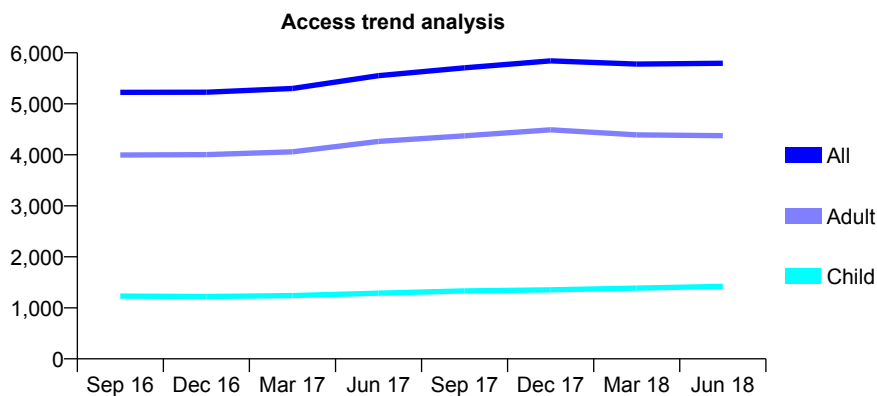
Q52 - Vital Signs At a Glance Contract Report for 305359/0001 - June 2018

Name or company name	Whingate Dental Care
Contract type name	GDS Contract
Purpose of contract	General
Contract start date	01/04/2006
Contract end date	

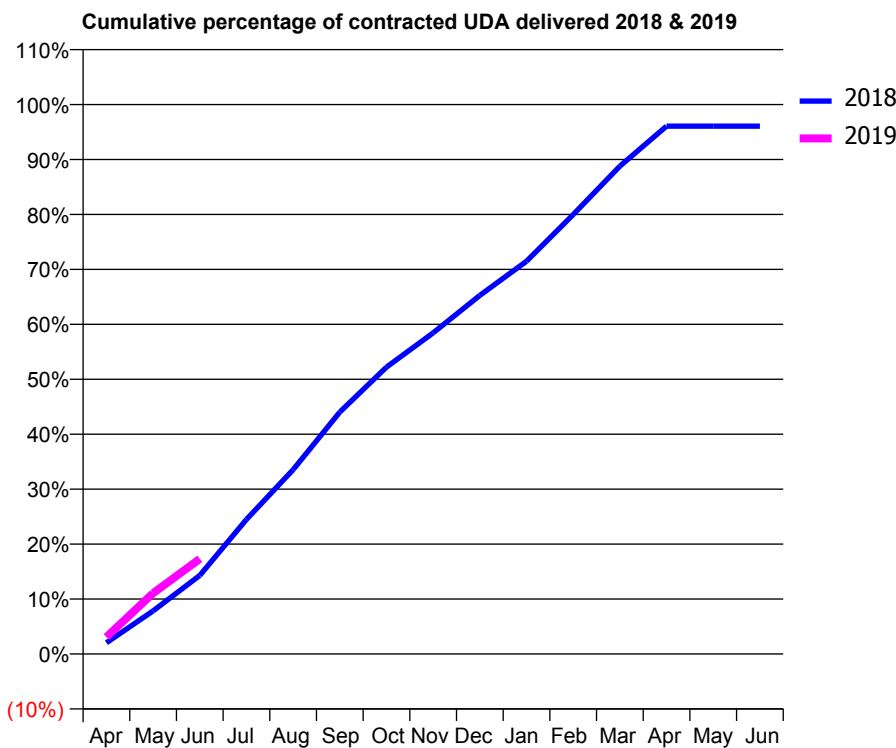
18/19 Contracted general activity (UDA)	19,060
Carry forward general activity (UDA)	0
18/19 Contracted orthodontic activity (UOA)	0
Carry forward orthodontic activity (UOA)	0
Baseline contract value	£548,445.14

ACCESS*

Patients seen in 24 months	Total	Change since previous quarter
Quarter ending June 2017	5,551	
Quarter ending September 2017	5,705	↑
Quarter ending December 2017	5,841	↑
Quarter ending March 2018	5,780	↓
Quarter ending June 2018	5,796	→
Variance since June 2017	4.4%	↑



ACTIVITY



Month	Adjusted Scheduled Activity (UDA)	
	2018	2019
April	393	590
May	1,494	2,110
June	2,728	3,301
July	4,669	
August	6,393	
September	8,390	
October	9,953	
November	11,140	
December	12,441	
January	13,623	
February	15,241	
March	16,924	
April	18,309	
May	18,309	
June	18,309	

QUALITY

	Quantity	Base Number	Contract	AT	Region	England
% of FP17s for the same patient ID Re-attending within 3 months - Children	56	549	10.2%	10.0%	12.0%	11.5%
% of FP17s for the same patient ID Re-attending within 3 months - Adults	191	1,485	12.9%	13.8%	15.7%	15.4%
% of FP17s for the same patient ID Re-attending between 3 & 9 months - Children	241	549	43.9%	61.7%	60.3%	58.9%
% of FP17s for the same patient ID Re-attending between 3 & 9 months - Adults	788	1,485	53.1%	56.1%	54.0%	51.6%
% of FP17s for Band 1 Urgent Courses	83	1,501	5.5%	7.1%	8.9%	8.9%
% of FP17s Relating to Free Repair or Replacements	16	1,501	1.1%	0.9%	1.0%	0.8%
% of FP17s Relating to Continuations	45	1,501	3.0%	1.0%	1.1%	0.9%
% of Patients satisfied with the dentistry they have received	12	15	80.0%	92.6%	93.4%	93.2%
% of Patients satisfied with the time they had to wait for an appointment	12	15	80.0%	88.0%	89.4%	88.8%

* This is based on patients treated on this contract for their most recent course of treatment. Figures in italics indicate the base number of FP17s or Patient Questionnaire responses are less than 100. N/A is shown where the base number of responses is less than 10 during the period. % is calculated as Quantity/Base number*100

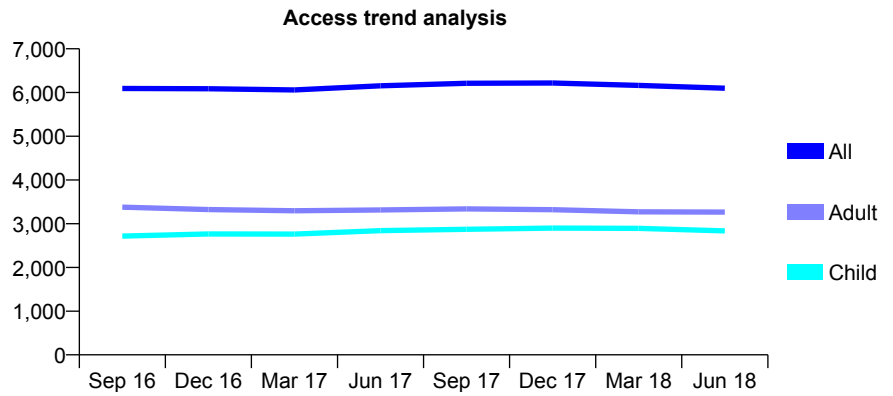
Q52 - Vital Signs At a Glance Contract Report for 306231/0003 - June 2018

Name or company name	MR KS HUNJAN
Contract type name	PDS Contract
Purpose of contract	General
Contract start date	01/04/2006
Contract end date	31/03/2021

18/19 Contracted general activity (UDA)	15,382
Carry forward general activity (UDA)	0
18/19 Contracted orthodontic activity (UOA)	0
Carry forward orthodontic activity (UOA)	0
Baseline contract value	£542,030.85

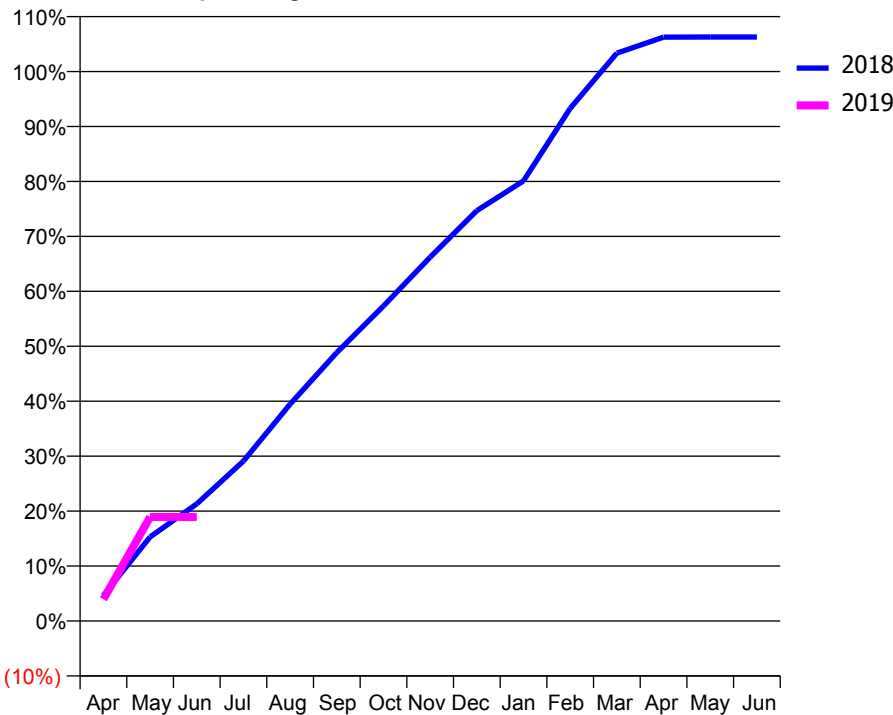
ACCESS*

Patients seen in 24 months	Total	Change since previous quarter
Quarter ending June 2017	6,153	
Quarter ending September 2017	6,212	→
Quarter ending December 2017	6,219	→
Quarter ending March 2018	6,162	→
Quarter ending June 2018	6,099	↓
Variance since June 2017	(0.9%)	→



ACTIVITY

Cumulative percentage of contracted UDA delivered 2018 & 2019



Adjusted Scheduled Activity (UDA)		
Month	2018	2019
April	720	610
May	2,354	2,913
June	3,279	2,913
July	4,476	
August	6,070	
September	7,517	
October	8,818	
November	10,186	
December	11,486	
January	12,320	
February	14,350	
March	15,895	
April	16,343	
May	16,349	
June	16,349	

QUALITY

	Quantity	Base Number	Contract	AT	Region	England
% of FP17s for the same patient ID Re-attending within 3 months - Children	33	976	3.4%	10.0%	12.0%	11.5%
% of FP17s for the same patient ID Re-attending within 3 months - Adults	77	1,020	7.5%	13.8%	15.7%	15.4%
% of FP17s for the same patient ID Re-attending between 3 & 9 months - Children	680	976	69.7%	61.7%	60.3%	58.9%
% of FP17s for the same patient ID Re-attending between 3 & 9 months - Adults	617	1,020	60.5%	56.1%	54.0%	51.6%
% of FP17s for Band 1 Urgent Courses	63	1,693	3.7%	7.1%	8.9%	8.9%
% of FP17s Relating to Free Repair or Replacements	0	1,693	0.0%	0.9%	1.0%	0.8%
% of FP17s Relating to Continuations	9	1,693	0.5%	1.0%	1.1%	0.9%
% of Patients satisfied with the dentistry they have received	2	2	N/A	92.6%	93.4%	93.2%
% of Patients satisfied with the time they had to wait for an appointment	1	2	N/A	88.0%	89.4%	88.8%

* This is based on patients treated on this contract for their most recent course of treatment. Figures in italics indicate the base number of FP17s or Patient Questionnaire responses are less than 100. N/A is shown where the base number of responses is less than 10 during the period. % is calculated as Quantity/Base number*100

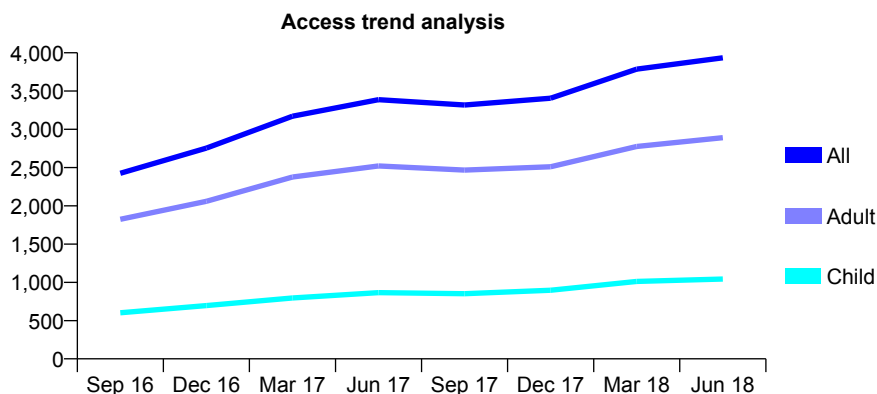
Q52 - Vital Signs At a Glance Contract Report for 318760/0001 - June 2018

Name or company name	MR A HUSSAIN
Contract type name	GDS Contract
Purpose of contract	General
Contract start date	01/04/2006
Contract end date	

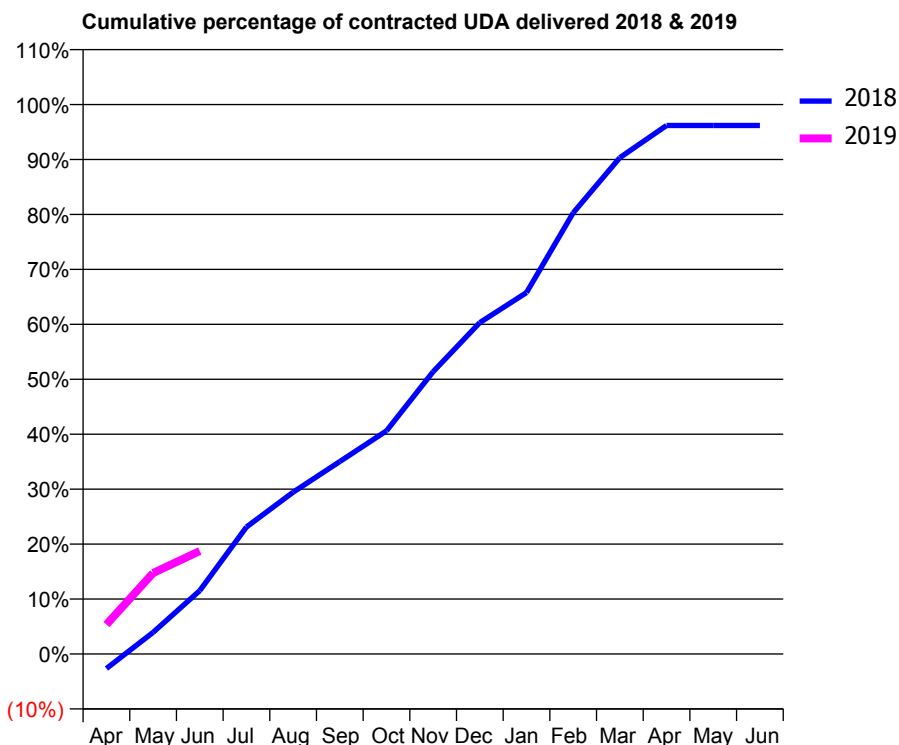
18/19 Contracted general activity (UDA)	11,280
Carry forward general activity (UDA)	0
18/19 Contracted orthodontic activity (UOA)	0
Carry forward orthodontic activity (UOA)	0
Baseline contract value	£362,184.82

ACCESS*

Patients seen in 24 months	Total	Change since previous quarter
Quarter ending June 2017	3,387	
Quarter ending September 2017	3,318	↓
Quarter ending December 2017	3,406	↑
Quarter ending March 2018	3,787	↑
Quarter ending June 2018	3,934	↑
Variance since June 2017	16.1%	↑



ACTIVITY



Month	Adjusted Scheduled Activity (UDA)	
	2018	2019
April	-299	605
May	444	1,663
June	1,302	2,116
July	2,608	
August	3,321	
September	3,952	
October	4,581	
November	5,797	
December	6,804	
January	7,421	
February	9,056	
March	10,190	
April	10,848	
May	10,848	
June	10,848	

QUALITY

	Quantity	Base Number	Contract	AT	Region	England
% of FP17s for the same patient ID Re-attending within 3 months - Children	26	340	7.6%	10.0%	12.0%	11.5%
% of FP17s for the same patient ID Re-attending within 3 months - Adults	133	983	13.5%	13.8%	15.7%	15.4%
% of FP17s for the same patient ID Re-attending between 3 & 9 months - Children	192	340	56.5%	61.7%	60.3%	58.9%
% of FP17s for the same patient ID Re-attending between 3 & 9 months - Adults	535	983	54.4%	56.1%	54.0%	51.6%
% of FP17s for Band 1 Urgent Courses	118	1,099	10.7%	7.1%	8.9%	8.9%
% of FP17s Relating to Free Repair or Replacements	8	1,099	0.7%	0.9%	1.0%	0.8%
% of FP17s Relating to Continuations	10	1,099	0.9%	1.0%	1.1%	0.9%
% of Patients satisfied with the dentistry they have received	2	3	N/A	92.6%	93.4%	93.2%
% of Patients satisfied with the time they had to wait for an appointment	2	3	N/A	88.0%	89.4%	88.8%

* This is based on patients treated on this contract for their most recent course of treatment. Figures in italics indicate the base number of FP17s or Patient Questionnaire responses are less than 100. N/A is shown where the base number of responses is less than 10 during the period. % is calculated as Quantity/Base number*100

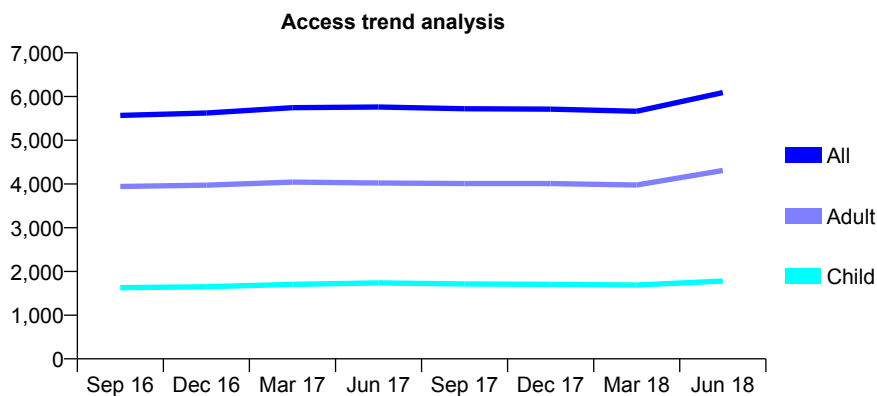
Q52 - Vital Signs At a Glance Contract Report for 318809/0001 - June 2018

Name or company name	Marker & Associates Dental Practice
Contract type name	GDS Contract
Purpose of contract	General
Contract start date	01/04/2006
Contract end date	

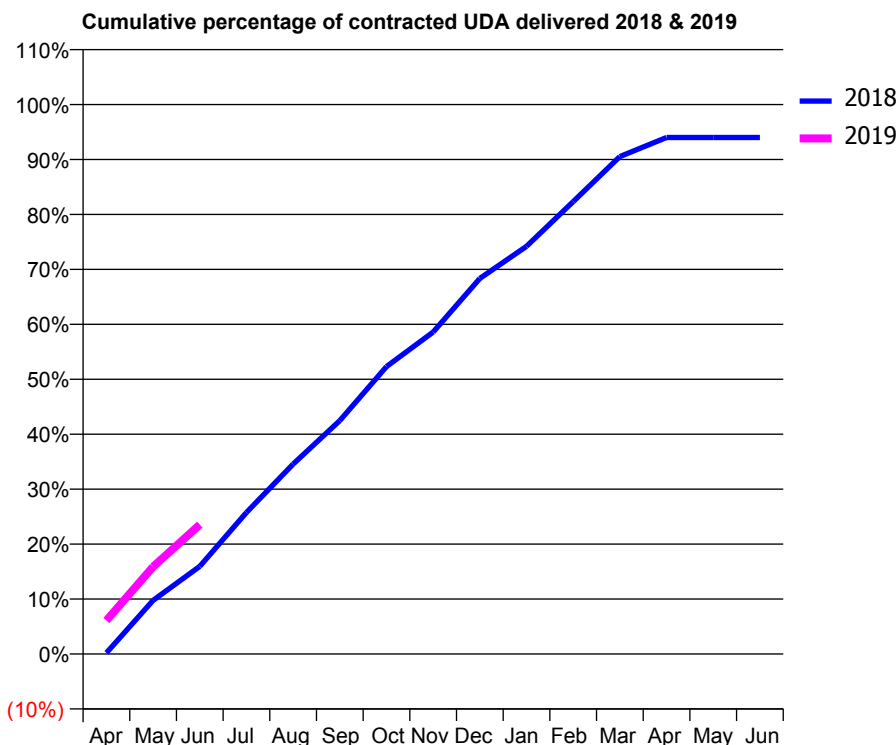
18/19 Contracted general activity (UDA)	19,000
Carry forward general activity (UDA)	0
18/19 Contracted orthodontic activity (UOA)	0
Carry forward orthodontic activity (UOA)	0
Baseline contract value	£603,208.90

ACCESS*

Patients seen in 24 months	Total	Change since previous quarter
Quarter ending June 2017	5,761	
Quarter ending September 2017	5,722	→
Quarter ending December 2017	5,712	→
Quarter ending March 2018	5,662	→
Quarter ending June 2018	6,090	↑
Variance since June 2017	5.7%	↑



ACTIVITY



Month	Adjusted Scheduled Activity (UDA)	
	2018	2019
April	38	1,159
May	1,855	3,019
June	3,030	4,476
July	4,894	
August	6,570	
September	8,072	
October	9,938	
November	11,135	
December	12,987	
January	14,099	
February	15,641	
March	17,198	
April	17,860	
May	17,860	
June	17,860	

QUALITY

	Quantity	Base Number	Contract	AT	Region	England
% of FP17s for the same patient ID Re-attending within 3 months - Children	59	781	7.6%	10.0%	12.0%	11.5%
% of FP17s for the same patient ID Re-attending within 3 months - Adults	241	1,786	13.5%	13.8%	15.7%	15.4%
% of FP17s for the same patient ID Re-attending between 3 & 9 months - Children	473	781	60.6%	61.7%	60.3%	58.9%
% of FP17s for the same patient ID Re-attending between 3 & 9 months - Adults	975	1,786	54.6%	56.1%	54.0%	51.6%
% of FP17s for Band 1 Urgent Courses	125	2,223	5.6%	7.1%	8.9%	8.9%
% of FP17s Relating to Free Repair or Replacements	14	2,223	0.6%	0.9%	1.0%	0.8%
% of FP17s Relating to Continuations	23	2,223	1.0%	1.0%	1.1%	0.9%
% of Patients satisfied with the dentistry they have received	5	5	N/A	92.6%	93.4%	93.2%
% of Patients satisfied with the time they had to wait for an appointment	4	5	N/A	88.0%	89.4%	88.8%

* This is based on patients treated on this contract for their most recent course of treatment. Figures in italics indicate the base number of FP17s or Patient Questionnaire responses are less than 100. N/A is shown where the base number of responses is less than 10 during the period. % is calculated as Quantity/Base number*100

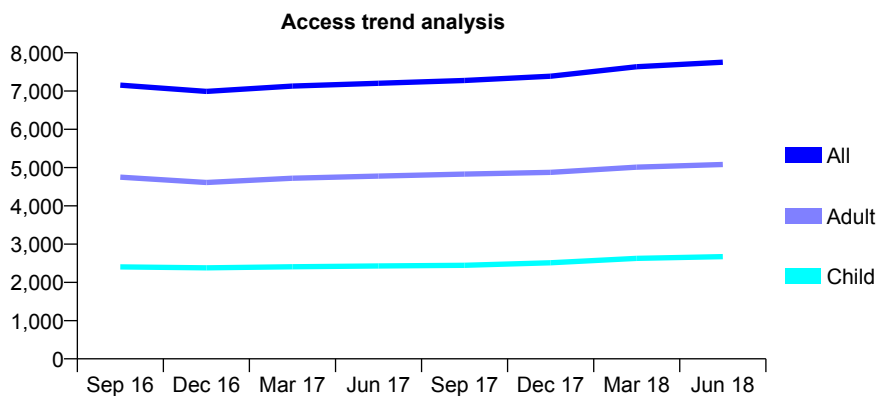
Q52 - Vital Signs At a Glance Contract Report for 320854/0001 - June 2018

Name or company name	PR Jones & Associates
Contract type name	GDS Contract
Purpose of contract	General
Contract start date	01/04/2006
Contract end date	

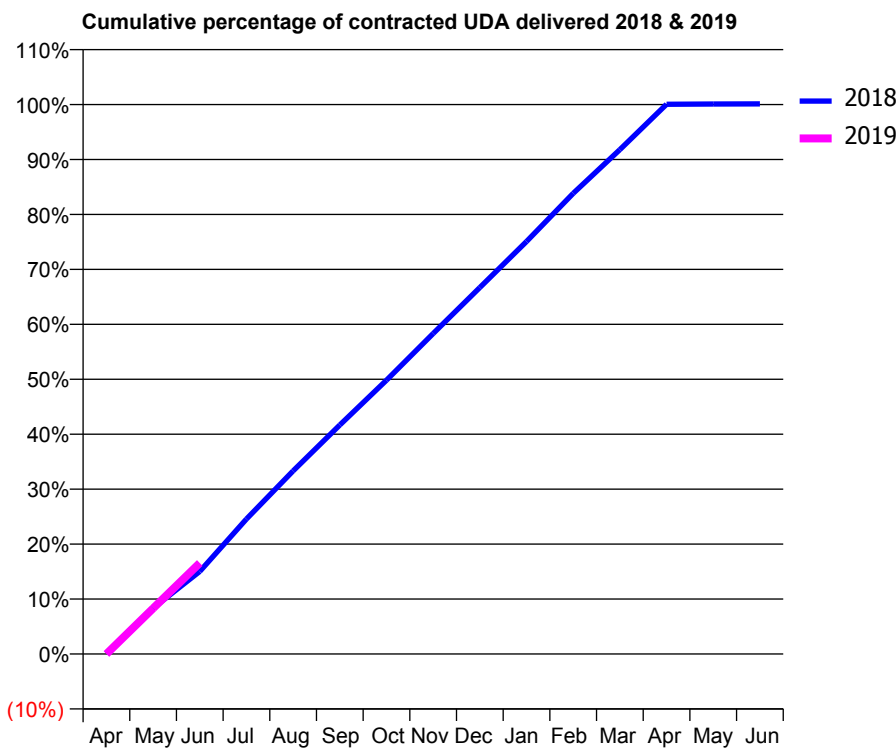
18/19 Contracted general activity (UDA)	17,816
Carry forward general activity (UDA)	0
18/19 Contracted orthodontic activity (UOA)	0
Carry forward orthodontic activity (UOA)	0
Baseline contract value	£486,467.48

ACCESS*

Patients seen in 24 months	Total	Change since previous quarter
Quarter ending June 2017	7,205	
Quarter ending September 2017	7,275	→
Quarter ending December 2017	7,387	→
Quarter ending March 2018	7,637	↑
Quarter ending June 2018	7,753	→
Variance since June 2017	7.6%	↑



ACTIVITY



Adjusted Scheduled Activity (UDA)		
Month	2018	2019
April	14	0
May	1,488	1,479
June	2,676	2,950
July	4,378	
August	5,940	
September	7,425	
October	8,880	
November	10,391	
December	11,882	
January	13,373	
February	14,933	
March	16,355	
April	17,824	
May	17,831	
June	17,838	

QUALITY

	Quantity	Base Number	Contract	AT	Region	England
% of FP17s for the same patient ID Re-attending within 3 months - Children	157	1,082	14.5%	10.0%	12.0%	11.5%
% of FP17s for the same patient ID Re-attending within 3 months - Adults	207	1,531	13.5%	13.8%	15.7%	15.4%
% of FP17s for the same patient ID Re-attending between 3 & 9 months - Children	616	1,082	56.9%	61.7%	60.3%	58.9%
% of FP17s for the same patient ID Re-attending between 3 & 9 months - Adults	739	1,531	48.3%	56.1%	54.0%	51.6%
% of FP17s for Band 1 Urgent Courses	69	1,666	4.1%	7.1%	8.9%	8.9%
% of FP17s Relating to Free Repair or Replacements	7	1,666	0.4%	0.9%	1.0%	0.8%
% of FP17s Relating to Continuations	22	1,666	1.3%	1.0%	1.1%	0.9%
% of Patients satisfied with the dentistry they have received	5	5	N/A	92.6%	93.4%	93.2%
% of Patients satisfied with the time they had to wait for an appointment	4	5	N/A	88.0%	89.4%	88.8%

* This is based on patients treated on this contract for their most recent course of treatment. Figures in italics indicate the base number of FP17s or Patient Questionnaire responses are less than 100. N/A is shown where the base number of responses is less than 10 during the period. % is calculated as Quantity/Base number*100

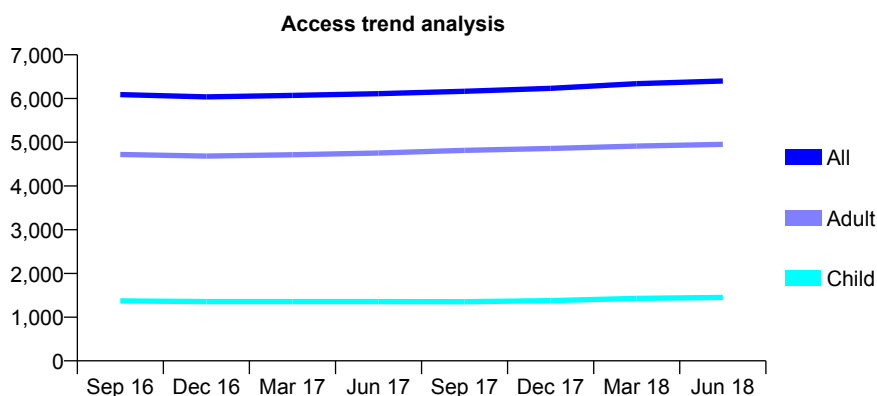
Q52 - Vital Signs At a Glance Contract Report for 322903/0001 - June 2018

Name or company name	MR MA SPEIGHT
Contract type name	GDS Contract
Purpose of contract	General
Contract start date	01/04/2006
Contract end date	

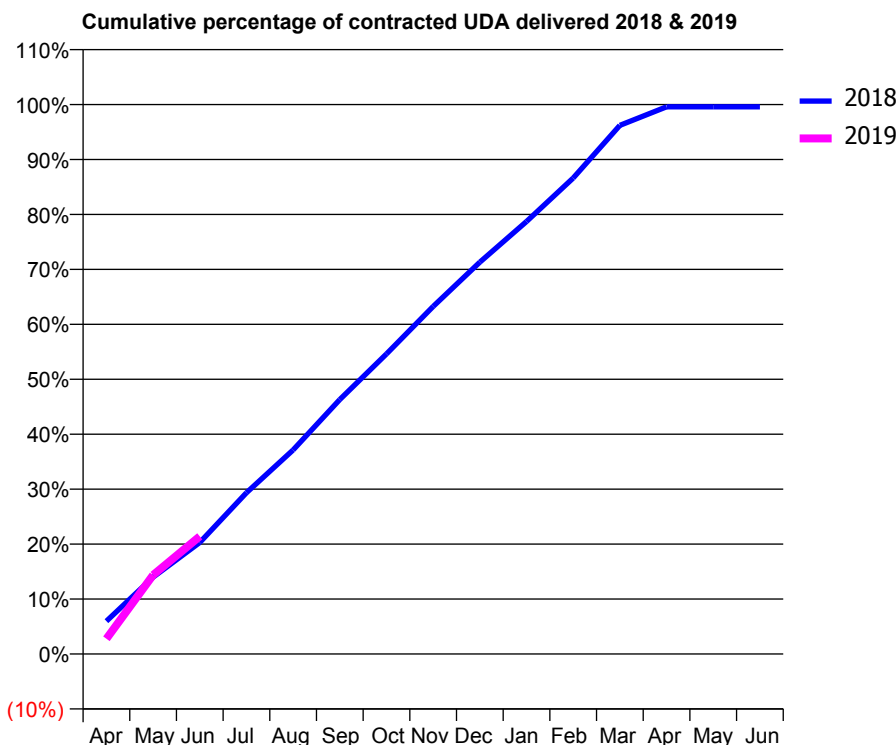
18/19 Contracted general activity (UDA)	15,171
Carry forward general activity (UDA)	0
18/19 Contracted orthodontic activity (UOA)	0
Carry forward orthodontic activity (UOA)	0
Baseline contract value	£458,186.53

ACCESS*

Patients seen in 24 months	Total	Change since previous quarter
Quarter ending June 2017	6,110	
Quarter ending September 2017	6,167	→
Quarter ending December 2017	6,234	→
Quarter ending March 2018	6,340	→
Quarter ending June 2018	6,402	→
Variance since June 2017	4.8%	↑



ACTIVITY



Month	Adjusted Scheduled Activity (UDA)	
	2018	2019
April	907	423
May	2,123	2,182
June	3,079	3,250
July	4,453	
August	5,635	
September	7,026	
October	8,285	
November	9,596	
December	10,819	
January	11,941	
February	13,140	
March	14,594	
April	15,107	
May	15,107	
June	15,107	

QUALITY

	Quantity	Base Number	Contract	AT	Region	England
% of FP17s for the same patient ID Re-attending within 3 months - Children	25	523	4.8%	10.0%	12.0%	11.5%
% of FP17s for the same patient ID Re-attending within 3 months - Adults	189	1,686	11.2%	13.8%	15.7%	15.4%
% of FP17s for the same patient ID Re-attending between 3 & 9 months - Children	312	523	59.7%	61.7%	60.3%	58.9%
% of FP17s for the same patient ID Re-attending between 3 & 9 months - Adults	826	1,686	49.0%	56.1%	54.0%	51.6%
% of FP17s for Band 1 Urgent Courses	162	1,907	8.5%	7.1%	8.9%	8.9%
% of FP17s Relating to Free Repair or Replacements	5	1,907	0.3%	0.9%	1.0%	0.8%
% of FP17s Relating to Continuations	32	1,907	1.7%	1.0%	1.1%	0.9%
% of Patients satisfied with the dentistry they have received	3	3	N/A	92.6%	93.4%	93.2%
% of Patients satisfied with the time they had to wait for an appointment	3	3	N/A	88.0%	89.4%	88.8%

* This is based on patients treated on this contract for their most recent course of treatment. Figures in italics indicate the base number of FP17s or Patient Questionnaire responses are less than 100. N/A is shown where the base number of responses is less than 10 during the period. % is calculated as Quantity/Base number*100

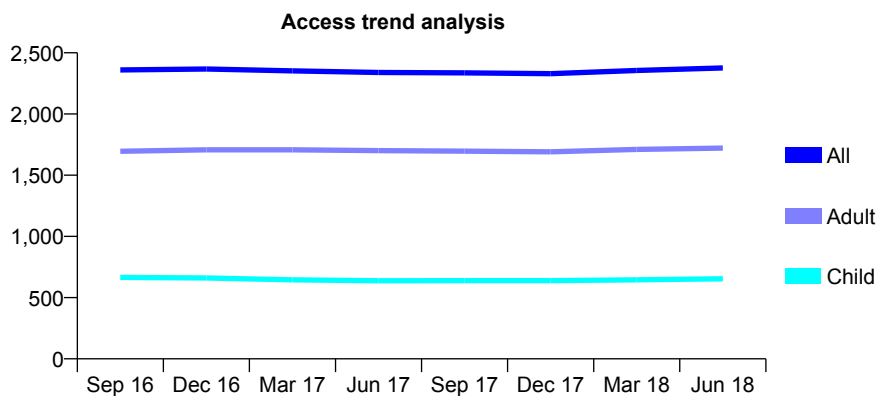
Q52 - Vital Signs At a Glance Contract Report for 324345/0001 - June 2018

Name or company name	MR SP AGABEG
Contract type name	GDS Contract
Purpose of contract	General
Contract start date	01/04/2006
Contract end date	

18/19 Contracted general activity (UDA)	6,799
Carry forward general activity (UDA)	0
18/19 Contracted orthodontic activity (UOA)	0
Carry forward orthodontic activity (UOA)	0
Baseline contract value	£186,459.82

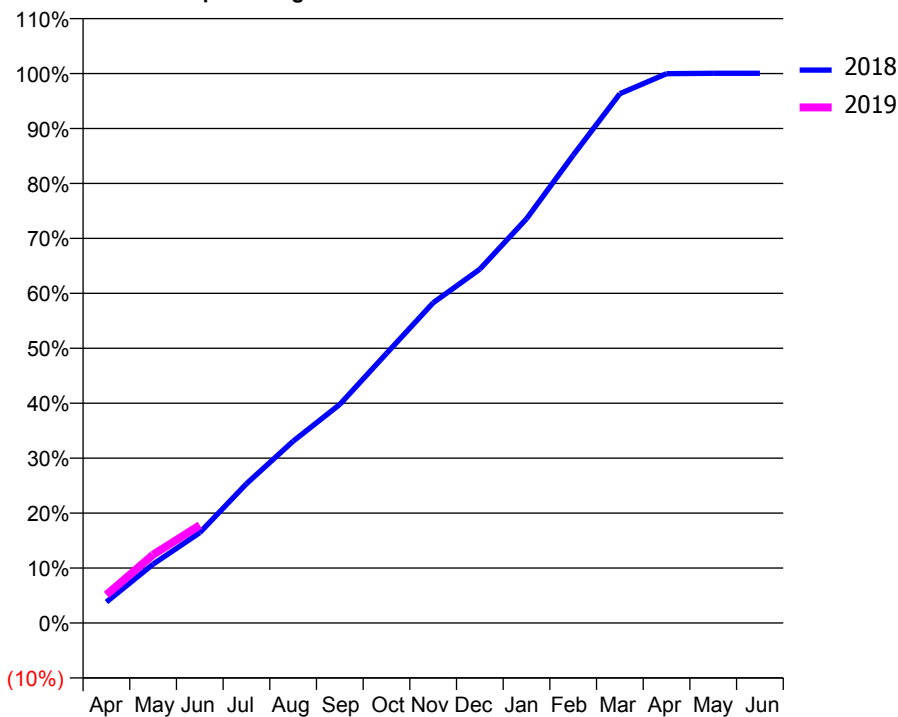
ACCESS*

Patients seen in 24 months	Total	Change since previous quarter
Quarter ending June 2017	2,339	
Quarter ending September 2017	2,336	→
Quarter ending December 2017	2,330	→
Quarter ending March 2018	2,356	→
Quarter ending June 2018	2,376	→
Variance since June 2017	1.6%	→



ACTIVITY

Cumulative percentage of contracted UDA delivered 2018 & 2019



Month	Adjusted Scheduled Activity (UDA)	
	2018	2019
April	260	349
May	728	845
June	1,118	1,210
July	1,723	
August	2,250	
September	2,706	
October	3,336	
November	3,962	
December	4,378	
January	5,001	
February	5,789	
March	6,549	
April	6,797	
May	6,801	
June	6,802	

QUALITY

	Quantity	Base Number	Contract	AT	Region	England
% of FP17s for the same patient ID Re-attending within 3 months - Children	19	211	9.0%	10.0%	12.0%	11.5%
% of FP17s for the same patient ID Re-attending within 3 months - Adults	61	522	11.7%	13.8%	15.7%	15.4%
% of FP17s for the same patient ID Re-attending between 3 & 9 months - Children	108	211	51.2%	61.7%	60.3%	58.9%
% of FP17s for the same patient ID Re-attending between 3 & 9 months - Adults	306	522	58.6%	56.1%	54.0%	51.6%
% of FP17s for Band 1 Urgent Courses	45	626	7.2%	7.1%	8.9%	8.9%
% of FP17s Relating to Free Repair or Replacements	2	626	0.3%	0.9%	1.0%	0.8%
% of FP17s Relating to Continuations	8	626	1.3%	1.0%	1.1%	0.9%
% of Patients satisfied with the dentistry they have received	1	1	N/A	92.6%	93.4%	93.2%
% of Patients satisfied with the time they had to wait for an appointment	1	1	N/A	88.0%	89.4%	88.8%

* This is based on patients treated on this contract for their most recent course of treatment. Figures in italics indicate the base number of FP17s or Patient Questionnaire responses are less than 100. N/A is shown where the base number of responses is less than 10 during the period. % is calculated as Quantity/Base number*100

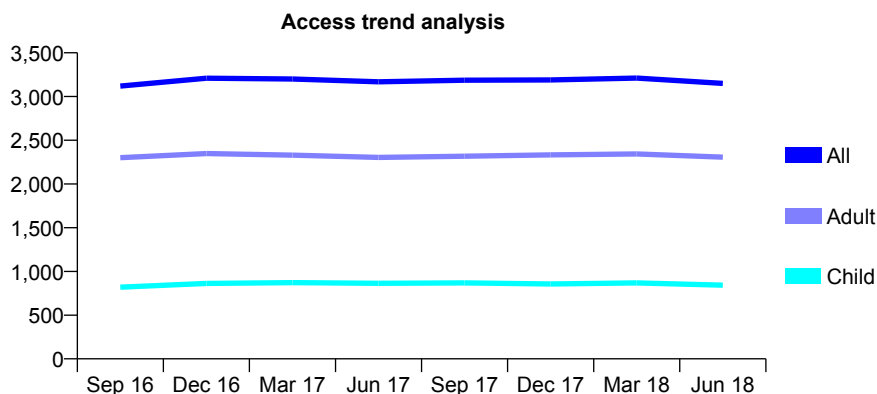
Q52 - Vital Signs At a Glance Contract Report for 324345/0003 - June 2018

Name or company name	MR SP AGABEG
Contract type name	GDS Contract
Purpose of contract	General
Contract start date	01/04/2006
Contract end date	

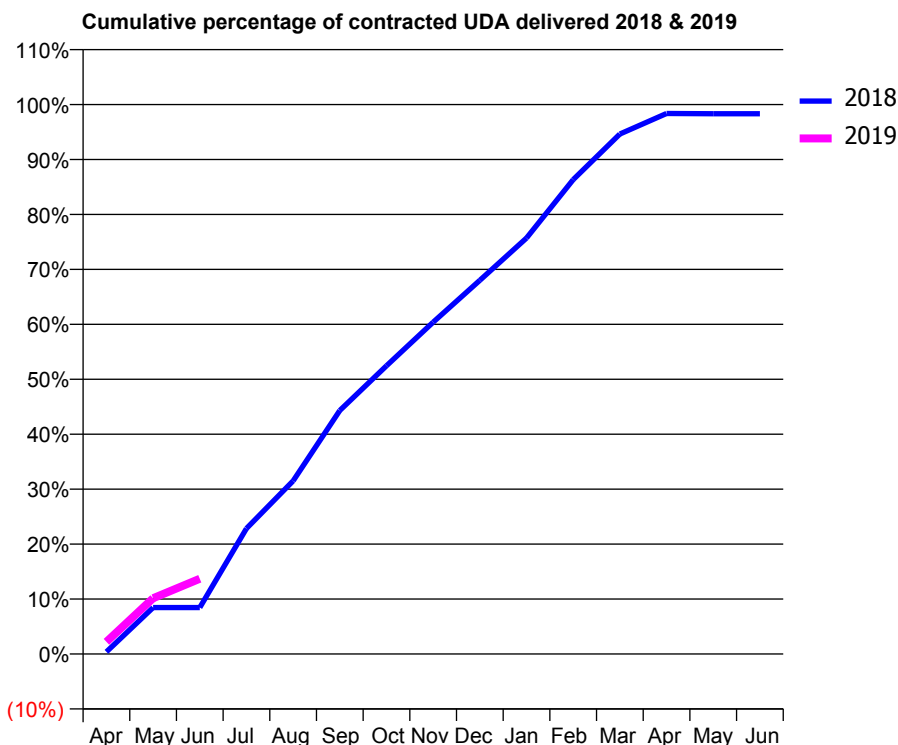
18/19 Contracted general activity (UDA)	10,289
Carry forward general activity (UDA)	0
18/19 Contracted orthodontic activity (UOA)	0
Carry forward orthodontic activity (UOA)	0
Baseline contract value	£308,494.27

ACCESS*

Patients seen in 24 months	Total	Change since previous quarter
Quarter ending June 2017	3,168	
Quarter ending September 2017	3,187	→
Quarter ending December 2017	3,189	→
Quarter ending March 2018	3,211	→
Quarter ending June 2018	3,150	↓
Variance since June 2017	(0.6%)	→



ACTIVITY



Adjusted Scheduled Activity (UDA)		
Month	2018	2019
April	41	229
May	870	1,045
June	870	1,410
July	2,351	
August	3,242	
September	4,560	
October	5,396	
November	6,213	
December	6,999	
January	7,788	
February	8,882	
March	9,736	
April	10,120	
May	10,115	
June	10,115	

QUALITY

	Quantity	Base Number	Contract	AT	Region	England
% of FP17s for the same patient ID Re-attending within 3 months - Children	14	191	7.3%	10.0%	12.0%	11.5%
% of FP17s for the same patient ID Re-attending within 3 months - Adults	115	610	18.9%	13.8%	15.7%	15.4%
% of FP17s for the same patient ID Re-attending between 3 & 9 months - Children	107	191	56.0%	61.7%	60.3%	58.9%
% of FP17s for the same patient ID Re-attending between 3 & 9 months - Adults	322	610	52.8%	56.1%	54.0%	51.6%
% of FP17s for Band 1 Urgent Courses	61	690	8.8%	7.1%	8.9%	8.9%
% of FP17s Relating to Free Repair or Replacements	1	690	0.1%	0.9%	1.0%	0.8%
% of FP17s Relating to Continuations	12	690	1.7%	1.0%	1.1%	0.9%
% of Patients satisfied with the dentistry they have received	6	6	N/A	92.6%	93.4%	93.2%
% of Patients satisfied with the time they had to wait for an appointment	6	6	N/A	88.0%	89.4%	88.8%

* This is based on patients treated on this contract for their most recent course of treatment. Figures in italics indicate the base number of FP17s or Patient Questionnaire responses are less than 100. N/A is shown where the base number of responses is less than 10 during the period. % is calculated as Quantity/Base number*100

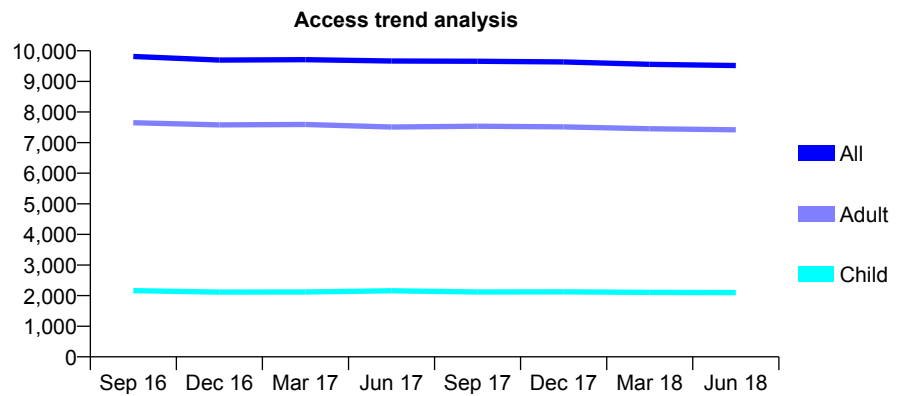
Q52 - Vital Signs At a Glance Contract Report for 325430/0001 - June 2018

Name or company name	MR P BANERJEE
Contract type name	GDS Contract
Purpose of contract	General
Contract start date	01/04/2006
Contract end date	

18/19 Contracted general activity (UDA)	24,893
Carry forward general activity (UDA)	0
18/19 Contracted orthodontic activity (UOA)	0
Carry forward orthodontic activity (UOA)	0
Baseline contract value	£798,788.58

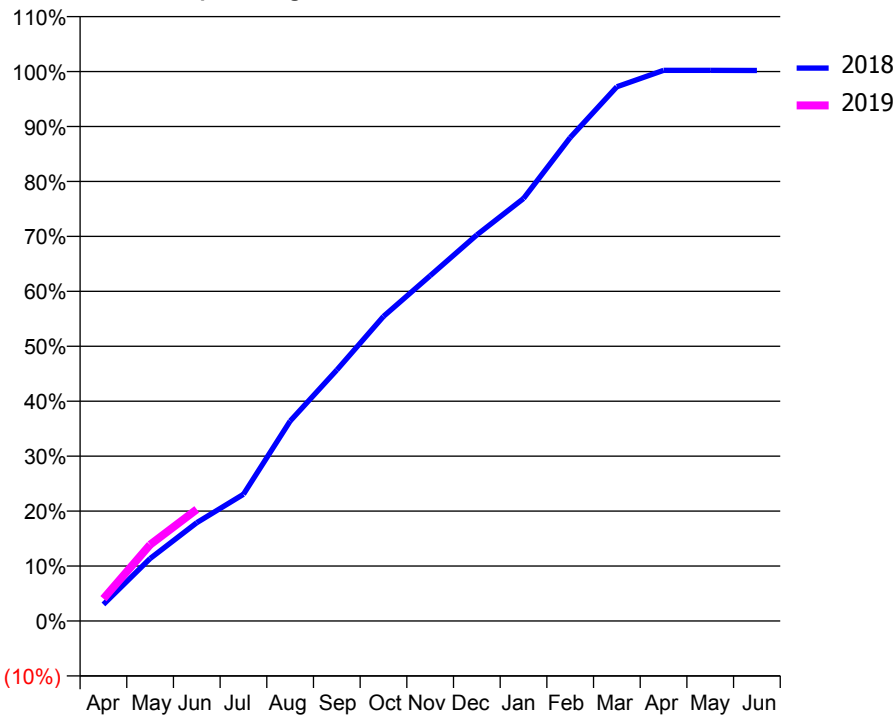
ACCESS*

Patients seen in 24 months	Total	Change since previous quarter
Quarter ending June 2017	9,666	
Quarter ending September 2017	9,658	→
Quarter ending December 2017	9,637	→
Quarter ending March 2018	9,559	→
Quarter ending June 2018	9,517	→
Variance since June 2017	(1.5%)	↓



ACTIVITY

Cumulative percentage of contracted UDA delivered 2018 & 2019



Month	Adjusted Scheduled Activity (UDA)	
	2018	2019
April	750	1,011
May	2,829	3,460
June	4,457	5,059
July	5,741	
August	9,055	
September	11,372	
October	13,797	
November	15,641	
December	17,493	
January	19,137	
February	21,904	
March	24,201	
April	24,946	
May	24,944	
June	24,942	

QUALITY

	Quantity	Base Number	Contract	AT	Region	England
% of FP17s for the same patient ID Re-attending within 3 months - Children	43	802	5.4%	10.0%	12.0%	11.5%
% of FP17s for the same patient ID Re-attending within 3 months - Adults	261	2,526	10.3%	13.8%	15.7%	15.4%
% of FP17s for the same patient ID Re-attending between 3 & 9 months - Children	585	802	72.9%	61.7%	60.3%	58.9%
% of FP17s for the same patient ID Re-attending between 3 & 9 months - Adults	1,743	2,526	69.0%	56.1%	54.0%	51.6%
% of FP17s for Band 1 Urgent Courses	151	2,916	5.2%	7.1%	8.9%	8.9%
% of FP17s Relating to Free Repair or Replacements	8	2,916	0.3%	0.9%	1.0%	0.8%
% of FP17s Relating to Continuations	32	2,916	1.1%	1.0%	1.1%	0.9%
% of Patients satisfied with the dentistry they have received	13	13	100.0%	92.6%	93.4%	93.2%
% of Patients satisfied with the time they had to wait for an appointment	10	13	76.9%	88.0%	89.4%	88.8%

* This is based on patients treated on this contract for their most recent course of treatment. Figures in italics indicate the base number of FP17s or Patient Questionnaire responses are less than 100. N/A is shown where the base number of responses is less than 10 during the period. % is calculated as Quantity/Base number*100

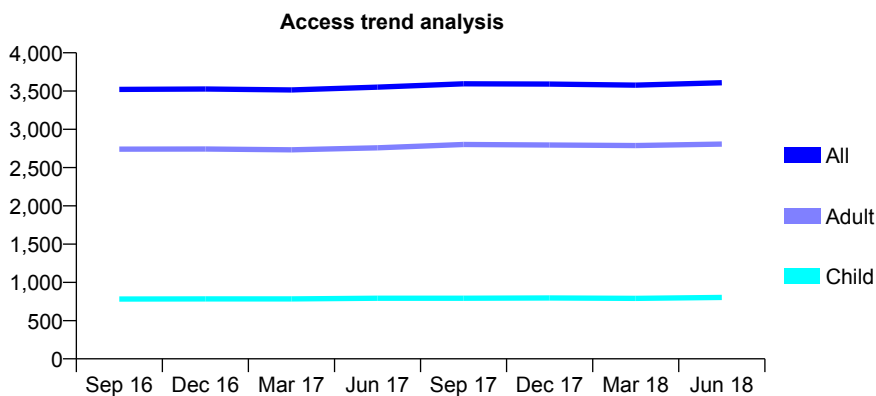
Q52 - Vital Signs At a Glance Contract Report for 328693/0001 - June 2018

Name or company name	MISS TM BLACK
Contract type name	GDS Contract
Purpose of contract	General
Contract start date	01/04/2006
Contract end date	

18/19 Contracted general activity (UDA)	11,650
Carry forward general activity (UDA)	0
18/19 Contracted orthodontic activity (UOA)	0
Carry forward orthodontic activity (UOA)	0
Baseline contract value	£380,830.65

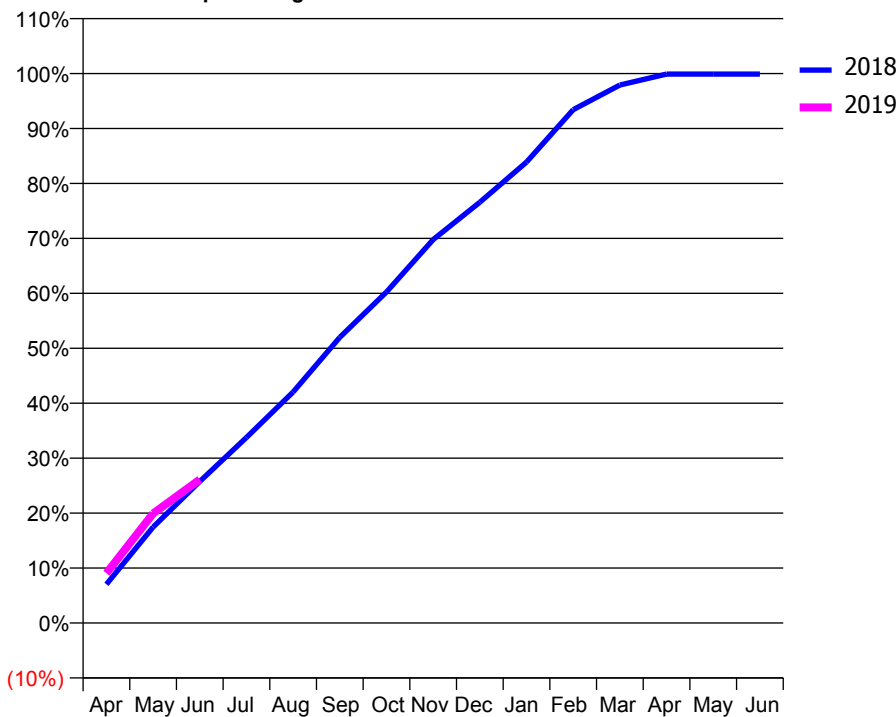
ACCESS*

Patients seen in 24 months	Total	Change since previous quarter
Quarter ending June 2017	3,551	
Quarter ending September 2017	3,594	→
Quarter ending December 2017	3,591	→
Quarter ending March 2018	3,578	→
Quarter ending June 2018	3,609	→
Variance since June 2017	1.6%	→



ACTIVITY

Cumulative percentage of contracted UDA delivered 2018 & 2019



Adjusted Scheduled Activity (UDA)

Month	2018	2019
April	820	1,057
May	2,034	2,323
June	3,002	3,043
July	3,935	
August	4,898	
September	6,056	
October	7,018	
November	8,129	
December	8,921	
January	9,773	
February	10,884	
March	11,407	
April	11,639	
May	11,639	
June	11,639	

QUALITY

	Quantity	Base Number	Contract	AT	Region	England
% of FP17s for the same patient ID Re-attending within 3 months - Children	9	400	2.3%	10.0%	12.0%	11.5%
% of FP17s for the same patient ID Re-attending within 3 months - Adults	224	1,365	16.4%	13.8%	15.7%	15.4%
% of FP17s for the same patient ID Re-attending between 3 & 9 months - Children	317	400	79.3%	61.7%	60.3%	58.9%
% of FP17s for the same patient ID Re-attending between 3 & 9 months - Adults	835	1,365	61.2%	56.1%	54.0%	51.6%
% of FP17s for Band 1 Urgent Courses	56	1,641	3.4%	7.1%	8.9%	8.9%
% of FP17s Relating to Free Repair or Replacements	40	1,641	2.4%	0.9%	1.0%	0.8%
% of FP17s Relating to Continuations	40	1,641	2.4%	1.0%	1.1%	0.9%
% of Patients satisfied with the dentistry they have received	3	3	N/A	92.6%	93.4%	93.2%
% of Patients satisfied with the time they had to wait for an appointment	2	3	N/A	88.0%	89.4%	88.8%

* This is based on patients treated on this contract for their most recent course of treatment. Figures in italics indicate the base number of FP17s or Patient Questionnaire responses are less than 100. N/A is shown where the base number of responses is less than 10 during the period. % is calculated as Quantity/Base number*100

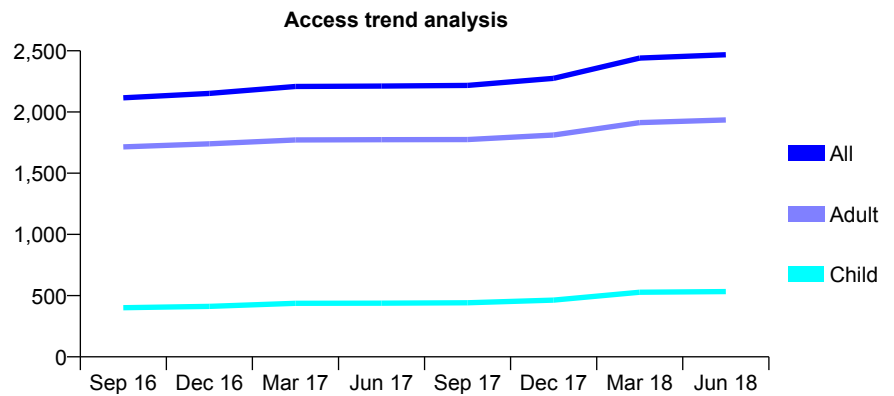
Q52 - Vital Signs At a Glance Contract Report for 356786/0001 - June 2018

Name or company name	MS V DHARMAR
Contract type name	GDS Contract
Purpose of contract	General
Contract start date	21/05/2012
Contract end date	

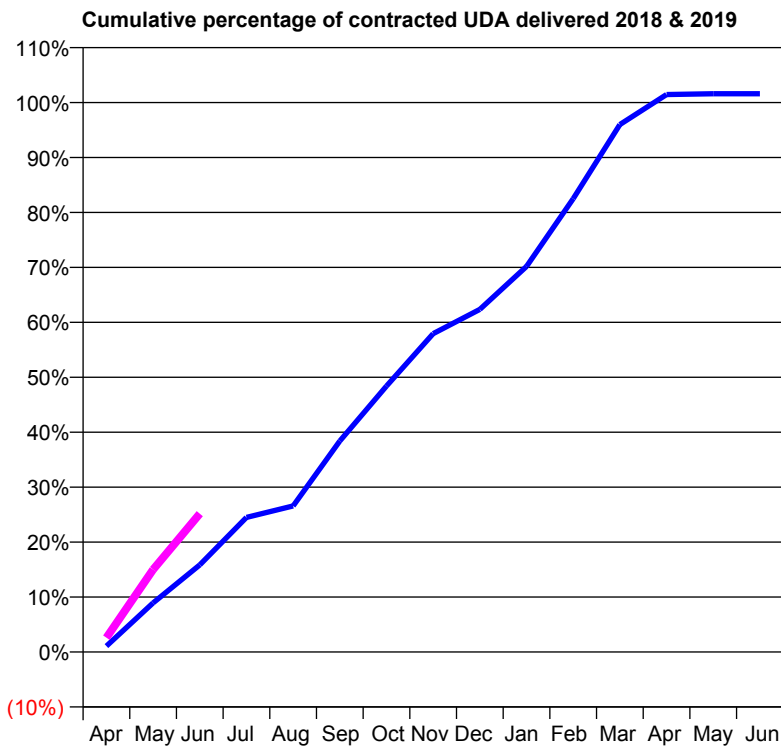
18/19 Contracted general activity (UDA)	4,000
Carry forward general activity (UDA)	0
18/19 Contracted orthodontic activity (UOA)	0
Carry forward orthodontic activity (UOA)	0
Baseline contract value	£79,674.65

ACCESS*

Patients seen in 24 months	Total	Change since previous quarter
Quarter ending June 2017	2,212	
Quarter ending September 2017	2,217	→
Quarter ending December 2017	2,275	↑
Quarter ending March 2018	2,441	↑
Quarter ending June 2018	2,468	→
Variance since June 2017	11.6%	↑



ACTIVITY



Adjusted Scheduled Activity (UDA)		
Month	2018	2019
April	89	104
May	737	600
June	1,307	1,007
July	2,018	
August	2,191	
September	3,164	
October	3,988	
November	4,774	
December	5,137	
January	5,782	
February	6,799	
March	7,909	
April	8,360	
May	8,371	
June	8,372	

QUALITY

	Quantity	Base Number	Contract	AT	Region	England
% of FP17s for the same patient ID Re-attending within 3 months - Children	11	138	8.0%	10.0%	12.0%	11.5%
% of FP17s for the same patient ID Re-attending within 3 months - Adults	55	629	8.7%	13.8%	15.7%	15.4%
% of FP17s for the same patient ID Re-attending between 3 & 9 months - Children	101	138	73.2%	61.7%	60.3%	58.9%
% of FP17s for the same patient ID Re-attending between 3 & 9 months - Adults	474	629	75.4%	56.1%	54.0%	51.6%
% of FP17s for Band 1 Urgent Courses	21	533	3.9%	7.1%	8.9%	8.9%
% of FP17s Relating to Free Repair or Replacements	3	533	0.6%	0.9%	1.0%	0.8%
% of FP17s Relating to Continuations	4	533	0.8%	1.0%	1.1%	0.9%
% of Patients satisfied with the dentistry they have received	3	3	N/A	92.6%	93.4%	93.2%
% of Patients satisfied with the time they had to wait for an appointment	3	3	N/A	88.0%	89.4%	88.8%

* This is based on patients treated on this contract for their most recent course of treatment. Figures in italics indicate the base number of FP17s or Patient Questionnaire responses are less than 100. N/A is shown where the base number of responses is less than 10 during the period. % is calculated as Quantity/Base number*100

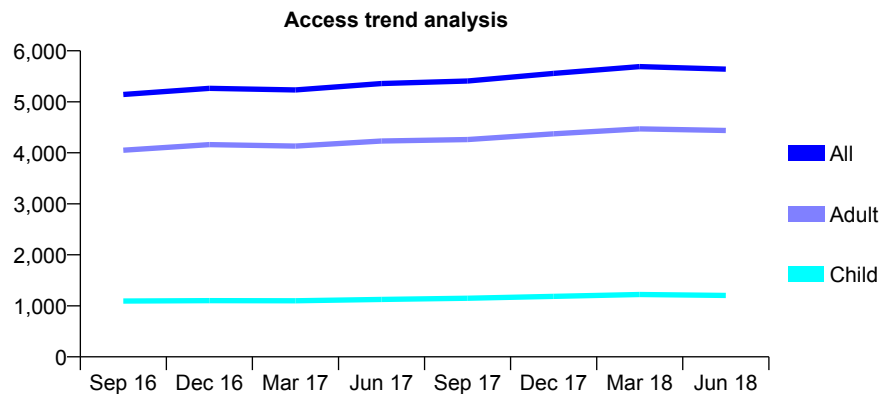
Q52 - Vital Signs At a Glance Contract Report for 358789/0001 - June 2018

Name or company name	MR BS PANESAR
Contract type name	GDS Contract
Purpose of contract	General
Contract start date	01/01/2014
Contract end date	

18/19 Contracted general activity (UDA)	17,078
Carry forward general activity (UDA)	0
18/19 Contracted orthodontic activity (UOA)	0
Carry forward orthodontic activity (UOA)	0
Baseline contract value	£467,072.22

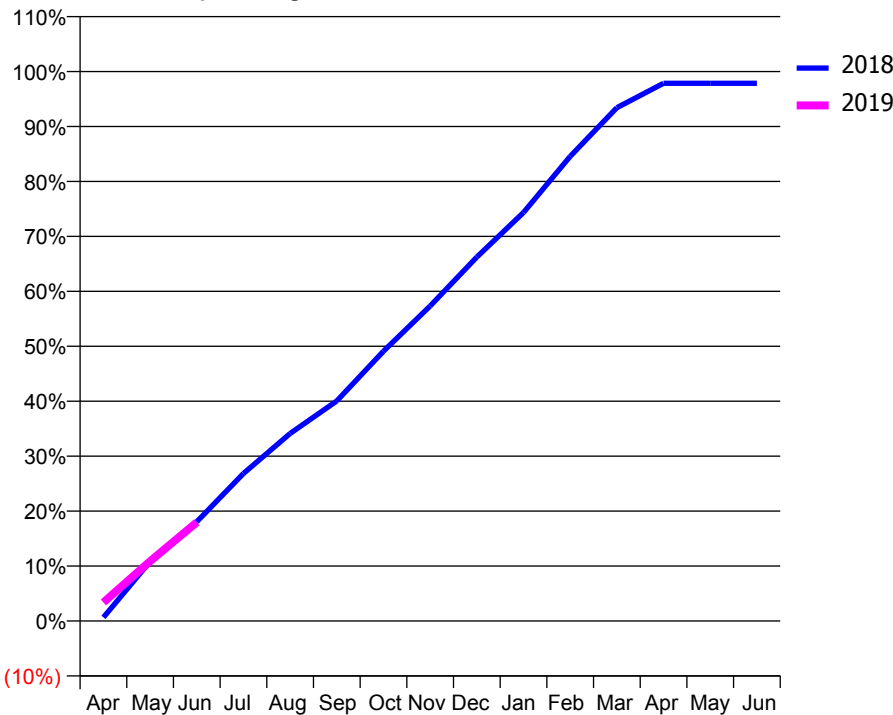
ACCESS*

Patients seen in 24 months	Total	Change since previous quarter
Quarter ending June 2017	5,358	
Quarter ending September 2017	5,409	→
Quarter ending December 2017	5,558	↑
Quarter ending March 2018	5,689	↑
Quarter ending June 2018	5,640	→
Variance since June 2017	5.3%	↑



ACTIVITY

Cumulative percentage of contracted UDA delivered 2018 & 2019



Month	Adjusted Scheduled Activity (UDA)	
	2018	2019
April	112	578
May	1,850	1,859
June	3,085	3,069
July	4,586	
August	5,830	
September	6,839	
October	8,384	
November	9,792	
December	11,314	
January	12,694	
February	14,439	
March	15,953	
April	16,711	
May	16,711	
June	16,711	

QUALITY

	Quantity	Base Number	Contract	AT	Region	England
% of FP17s for the same patient ID Re-attending within 3 months - Children	39	401	9.7%	10.0%	12.0%	11.5%
% of FP17s for the same patient ID Re-attending within 3 months - Adults	185	1,535	12.1%	13.8%	15.7%	15.4%
% of FP17s for the same patient ID Re-attending between 3 & 9 months - Children	223	401	55.6%	61.7%	60.3%	58.9%
% of FP17s for the same patient ID Re-attending between 3 & 9 months - Adults	964	1,535	62.8%	56.1%	54.0%	51.6%
% of FP17s for Band 1 Urgent Courses	95	1,614	5.9%	7.1%	8.9%	8.9%
% of FP17s Relating to Free Repair or Replacements	19	1,614	1.2%	0.9%	1.0%	0.8%
% of FP17s Relating to Continuations	37	1,614	2.3%	1.0%	1.1%	0.9%
% of Patients satisfied with the dentistry they have received	4	4	N/A	92.6%	93.4%	93.2%
% of Patients satisfied with the time they had to wait for an appointment	4	4	N/A	88.0%	89.4%	88.8%

* This is based on patients treated on this contract for their most recent course of treatment. Figures in italics indicate the base number of FP17s or Patient Questionnaire responses are less than 100. N/A is shown where the base number of responses is less than 10 during the period. % is calculated as Quantity/Base number*100

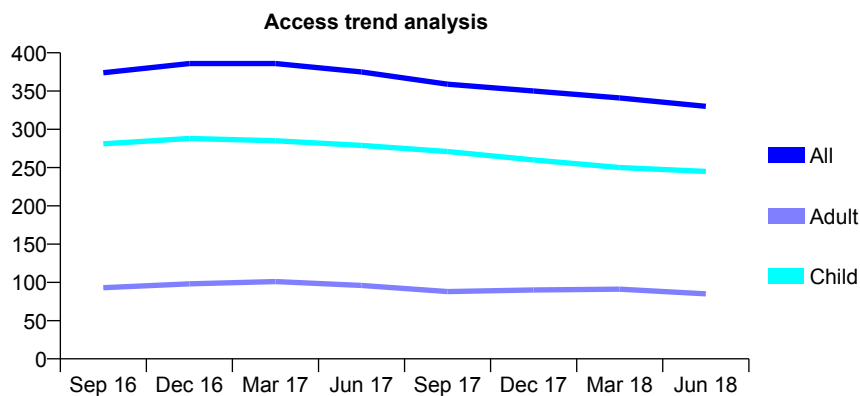
Q52 - Vital Signs At a Glance Contract Report for 359548/0002 - June 2018

Name or company name	MR CW TAYLOR
Contract type name	GDS Contract
Purpose of contract	General
Contract start date	01/12/2012
Contract end date	

18/19 Contracted general activity (UDA)	1,096
Carry forward general activity (UDA)	0
18/19 Contracted orthodontic activity (UOA)	0
Carry forward orthodontic activity (UOA)	0
Baseline contract value	£30,814.95

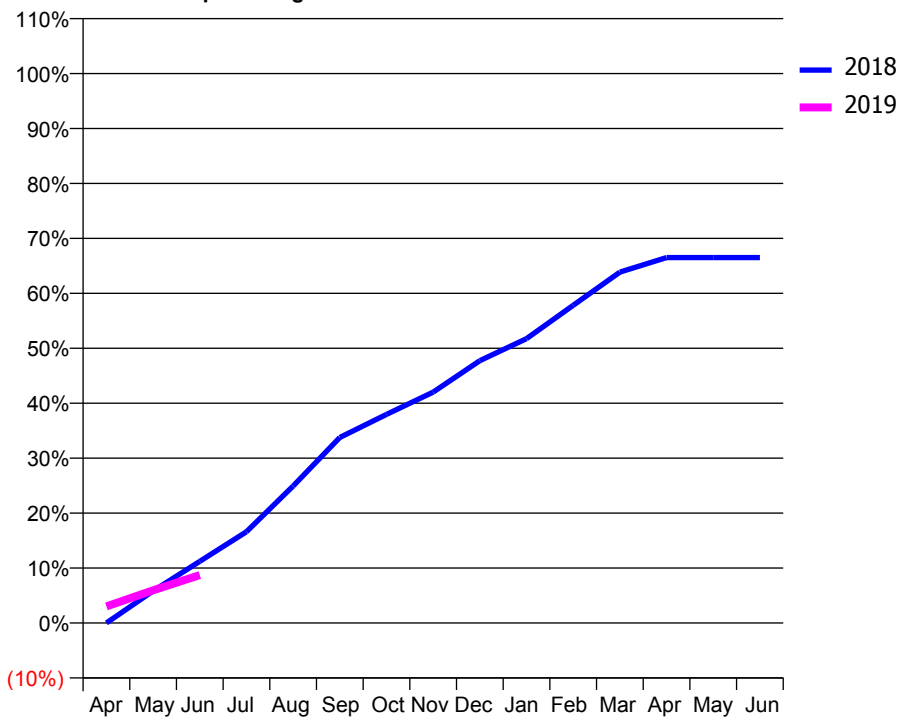
ACCESS*

Patients seen in 24 months	Total	Change since previous quarter
Quarter ending June 2017	375	
Quarter ending September 2017	359	↓
Quarter ending December 2017	350	↓
Quarter ending March 2018	341	↓
Quarter ending June 2018	330	↓
Variance since June 2017	(12.0%)	↓



ACTIVITY

Cumulative percentage of contracted UDA delivered 2018 & 2019



Month	Adjusted Scheduled Activity (UDA)	
	2018	2019
April	0	33
May	64	65
June	123	96
July	182	
August	273	
September	370	
October	416	
November	460	
December	523	
January	567	
February	634	
March	700	
April	729	
May	729	
June	729	

QUALITY

	Quantity	Base Number	Contract	AT	Region	England
% of FP17s for the same patient ID Re-attending within 3 months - Children	5	87	5.7%	10.0%	12.0%	11.5%
% of FP17s for the same patient ID Re-attending within 3 months - Adults	0	17	0.0%	13.8%	15.7%	15.4%
% of FP17s for the same patient ID Re-attending between 3 & 9 months - Children	61	87	70.1%	61.7%	60.3%	58.9%
% of FP17s for the same patient ID Re-attending between 3 & 9 months - Adults	13	17	76.5%	56.1%	54.0%	51.6%
% of FP17s for Band 1 Urgent Courses	3	77	3.9%	7.1%	8.9%	8.9%
% of FP17s Relating to Free Repair or Replacements	0	77	0.0%	0.9%	1.0%	0.8%
% of FP17s Relating to Continuations	0	77	0.0%	1.0%	1.1%	0.9%
% of Patients satisfied with the dentistry they have received	0	0	N/A	92.6%	93.4%	93.2%
% of Patients satisfied with the time they had to wait for an appointment	0	0	N/A	88.0%	89.4%	88.8%

* This is based on patients treated on this contract for their most recent course of treatment. Figures in italics indicate the base number of FP17s or Patient Questionnaire responses are less than 100. N/A is shown where the base number of responses is less than 10 during the period. % is calculated as Quantity/Base number*100

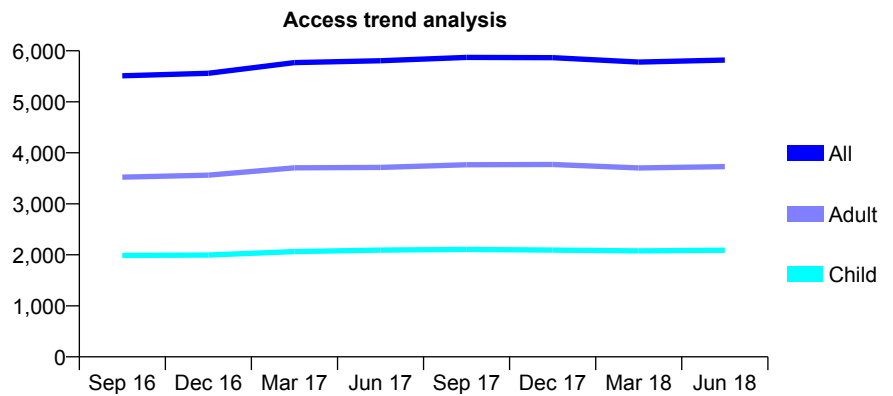
Q52 - Vital Signs At a Glance Contract Report for 366307/0001 - June 2018

Name or company name	MR GR JONES
Contract type name	GDS Contract
Purpose of contract	General
Contract start date	01/11/2007
Contract end date	

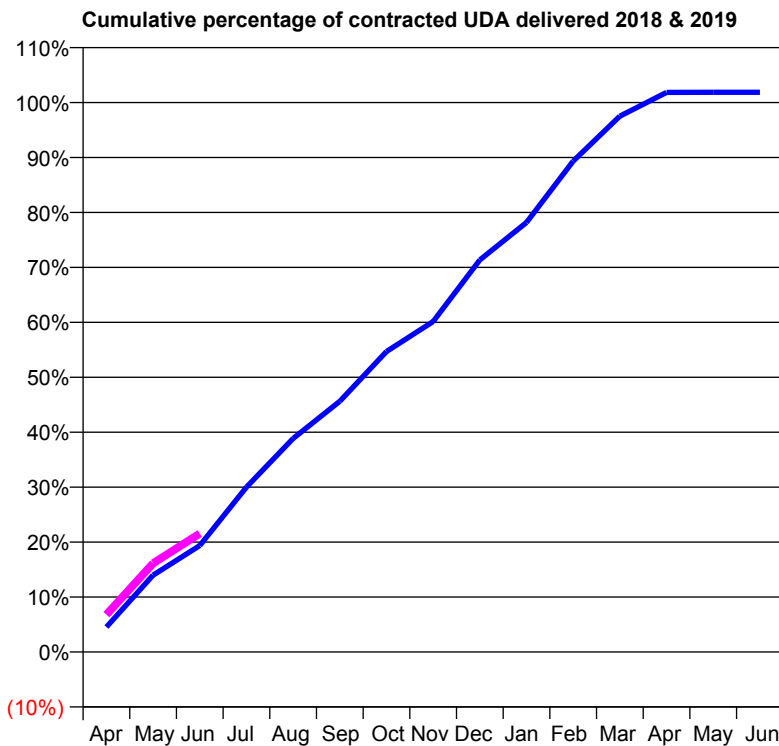
18/19 Contracted general activity (UDA)	14,014
Carry forward general activity (UDA)	0
18/19 Contracted orthodontic activity (UOA)	0
Carry forward orthodontic activity (UOA)	0
Baseline contract value	£431,360.73

ACCESS*

Patients seen in 24 months	Total	Change since previous quarter
Quarter ending June 2017	5,806	
Quarter ending September 2017	5,871	→
Quarter ending December 2017	5,865	→
Quarter ending March 2018	5,780	↓
Quarter ending June 2018	5,818	→
Variance since June 2017	0.2%	→



ACTIVITY



Month	Adjusted Scheduled Activity (UDA)	
	2018	2019
April	639	955
May	1,960	2,264
June	2,714	3,023
July	4,206	
August	5,448	
September	6,397	
October	7,662	
November	8,428	
December	10,001	
January	10,955	
February	12,520	
March	13,665	
April	14,273	
May	14,274	
June	14,274	

QUALITY

	Quantity	Base Number	Contract	AT	Region	England
% of FP17s for the same patient ID Re-attending within 3 months - Children	57	753	7.6%	10.0%	12.0%	11.5%
% of FP17s for the same patient ID Re-attending within 3 months - Adults	159	1,245	12.8%	13.8%	15.7%	15.4%
% of FP17s for the same patient ID Re-attending between 3 & 9 months - Children	524	753	69.6%	61.7%	60.3%	58.9%
% of FP17s for the same patient ID Re-attending between 3 & 9 months - Adults	768	1,245	61.7%	56.1%	54.0%	51.6%
% of FP17s for Band 1 Urgent Courses	111	1,604	6.9%	7.1%	8.9%	8.9%
% of FP17s Relating to Free Repair or Replacements	6	1,604	0.4%	0.9%	1.0%	0.8%
% of FP17s Relating to Continuations	4	1,604	0.2%	1.0%	1.1%	0.9%
% of Patients satisfied with the dentistry they have received	3	4	N/A	92.6%	93.4%	93.2%
% of Patients satisfied with the time they had to wait for an appointment	3	4	N/A	88.0%	89.4%	88.8%

* This is based on patients treated on this contract for their most recent course of treatment. Figures in italics indicate the base number of FP17s or Patient Questionnaire responses are less than 100. N/A is shown where the base number of responses is less than 10 during the period. % is calculated as Quantity/Base number*100

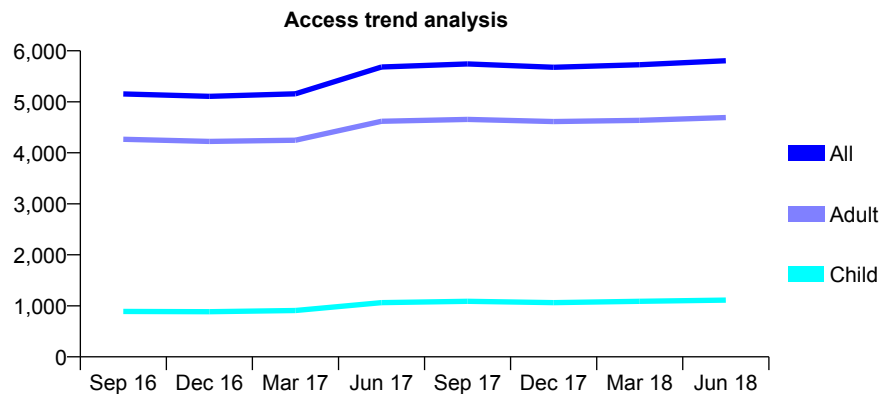
Q52 - Vital Signs At a Glance Contract Report for 367869/0001 - June 2018

Name or company name	MR T RAHMAN
Contract type name	GDS Contract
Purpose of contract	General
Contract start date	10/09/2013
Contract end date	

18/19 Contracted general activity (UDA)	20,660
Carry forward general activity (UDA)	0
18/19 Contracted orthodontic activity (UOA)	0
Carry forward orthodontic activity (UOA)	0
Baseline contract value	£470,600.56

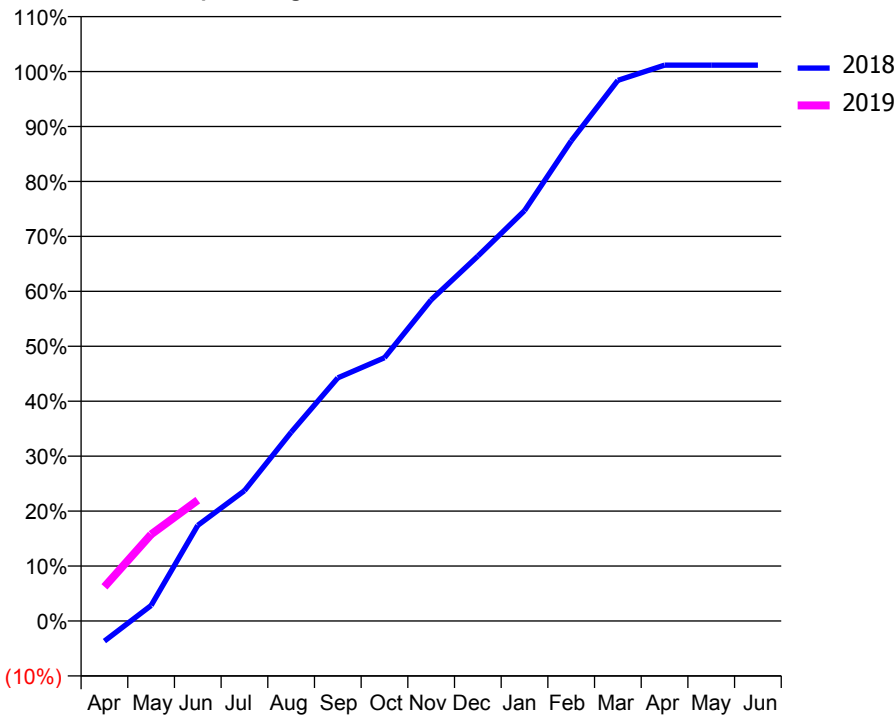
ACCESS*

Patients seen in 24 months	Total	Change since previous quarter
Quarter ending June 2017	5,683	
Quarter ending September 2017	5,743	→
Quarter ending December 2017	5,676	↓
Quarter ending March 2018	5,726	→
Quarter ending June 2018	5,804	→
Variance since June 2017	2.1%	↑



ACTIVITY

Cumulative percentage of contracted UDA delivered 2018 & 2019



Month	Adjusted Scheduled Activity (UDA)	
	2018	2019
April	-760	1,287
May	584	3,257
June	3,598	4,542
July	4,901	
August	7,095	
September	9,143	
October	9,899	
November	12,075	
December	13,722	
January	15,427	
February	18,049	
March	20,326	
April	20,900	
May	20,899	
June	20,899	

QUALITY

	Quantity	Base Number	Contract	AT	Region	England
% of FP17s for the same patient ID Re-attending within 3 months - Children	15	466	3.2%	10.0%	12.0%	11.5%
% of FP17s for the same patient ID Re-attending within 3 months - Adults	221	1,882	11.7%	13.8%	15.7%	15.4%
% of FP17s for the same patient ID Re-attending between 3 & 9 months - Children	335	466	71.9%	61.7%	60.3%	58.9%
% of FP17s for the same patient ID Re-attending between 3 & 9 months - Adults	1,225	1,882	65.1%	56.1%	54.0%	51.6%
% of FP17s for Band 1 Urgent Courses	117	2,088	5.6%	7.1%	8.9%	8.9%
% of FP17s Relating to Free Repair or Replacements	13	2,088	0.6%	0.9%	1.0%	0.8%
% of FP17s Relating to Continuations	5	2,088	0.2%	1.0%	1.1%	0.9%
% of Patients satisfied with the dentistry they have received	6	6	N/A	92.6%	93.4%	93.2%
% of Patients satisfied with the time they had to wait for an appointment	6	6	N/A	88.0%	89.4%	88.8%

* This is based on patients treated on this contract for their most recent course of treatment. Figures in italics indicate the base number of FP17s or Patient Questionnaire responses are less than 100. N/A is shown where the base number of responses is less than 10 during the period. % is calculated as Quantity/Base number*100

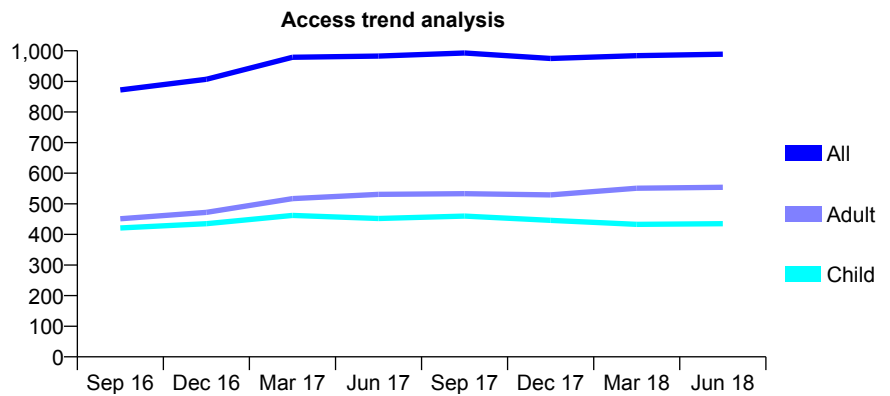
Q52 - Vital Signs At a Glance Contract Report for 367893/0001 - June 2018

Name or company name	MRS KM PUNIA
Contract type name	GDS Contract
Purpose of contract	General
Contract start date	01/12/2014
Contract end date	

18/19 Contracted general activity (UDA)	3,000
Carry forward general activity (UDA)	0
18/19 Contracted orthodontic activity (UOA)	0
Carry forward orthodontic activity (UOA)	0
Baseline contract value	£87,527.76

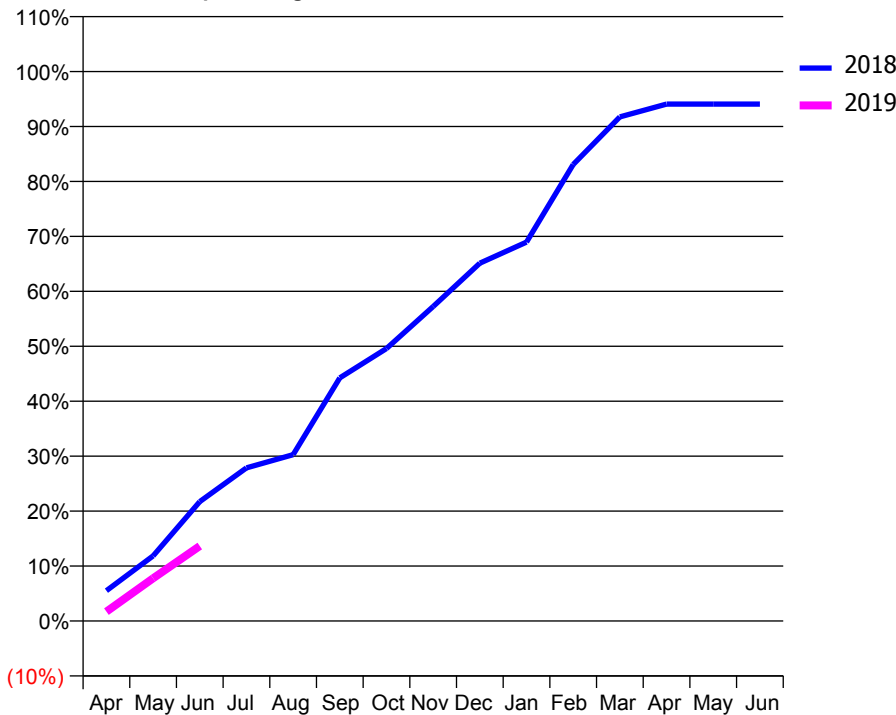
ACCESS*

Patients seen in 24 months	Total	Change since previous quarter
Quarter ending June 2017	983	
Quarter ending September 2017	993	→
Quarter ending December 2017	975	↓
Quarter ending March 2018	984	→
Quarter ending June 2018	989	→
Variance since June 2017	0.6%	→



ACTIVITY

Cumulative percentage of contracted UDA delivered 2018 & 2019



Adjusted Scheduled Activity (UDA)		
Month	2018	2019
April	165	51
May	356	233
June	652	410
July	836	
August	908	
September	1,328	
October	1,488	
November	1,717	
December	1,954	
January	2,068	
February	2,492	
March	2,752	
April	2,822	
May	2,822	
June	2,822	

QUALITY

	Quantity	Base Number	Contract	AT	Region	England
% of FP17s for the same patient ID Re-attending within 3 months - Children	7	155	4.5%	10.0%	12.0%	11.5%
% of FP17s for the same patient ID Re-attending within 3 months - Adults	18	152	11.8%	13.8%	15.7%	15.4%
% of FP17s for the same patient ID Re-attending between 3 & 9 months - Children	114	155	73.5%	61.7%	60.3%	58.9%
% of FP17s for the same patient ID Re-attending between 3 & 9 months - Adults	99	152	65.1%	56.1%	54.0%	51.6%
% of FP17s for Band 1 Urgent Courses	9	267	3.4%	7.1%	8.9%	8.9%
% of FP17s Relating to Free Repair or Replacements	1	267	0.4%	0.9%	1.0%	0.8%
% of FP17s Relating to Continuations	3	267	1.1%	1.0%	1.1%	0.9%
% of Patients satisfied with the dentistry they have received	1	1	N/A	92.6%	93.4%	93.2%
% of Patients satisfied with the time they had to wait for an appointment	1	1	N/A	88.0%	89.4%	88.8%

* This is based on patients treated on this contract for their most recent course of treatment. Figures in italics indicate the base number of FP17s or Patient Questionnaire responses are less than 100. N/A is shown where the base number of responses is less than 10 during the period. % is calculated as Quantity/Base number*100

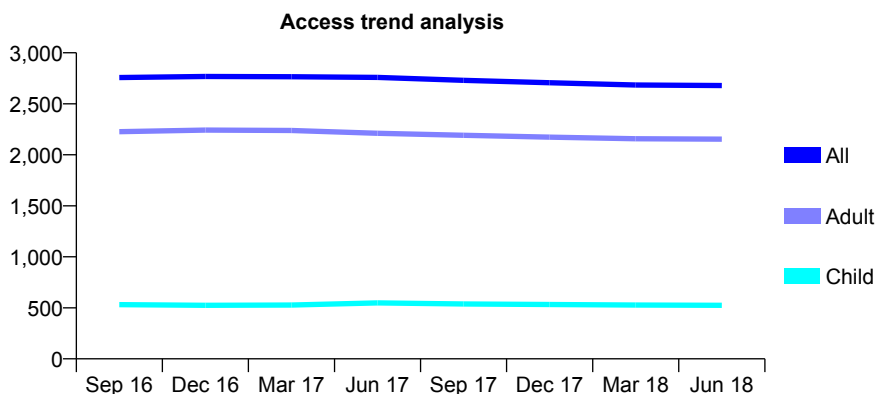
Q52 - Vital Signs At a Glance Contract Report for 560758/0001 - June 2018

Name or company name	MRS MA O'SULLIVAN
Contract type name	GDS Contract
Purpose of contract	General
Contract start date	01/04/2006
Contract end date	

18/19 Contracted general activity (UDA)	6,350
Carry forward general activity (UDA)	0
18/19 Contracted orthodontic activity (UOA)	0
Carry forward orthodontic activity (UOA)	0
Baseline contract value	£172,140.36

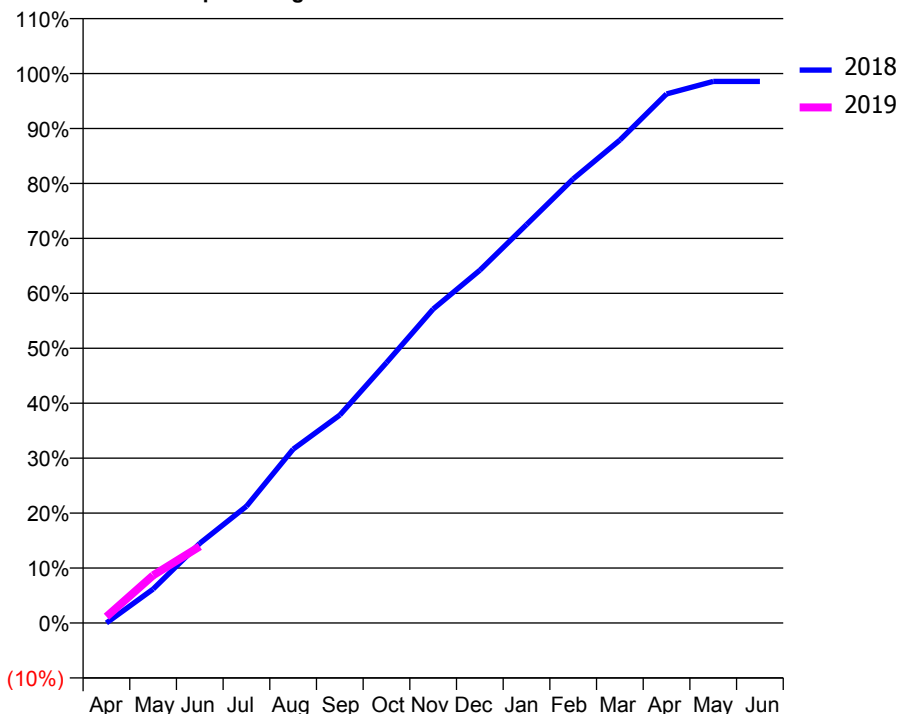
ACCESS*

Patients seen in 24 months	Total	Change since previous quarter
Quarter ending June 2017	2,759	
Quarter ending September 2017	2,730	↓
Quarter ending December 2017	2,706	→
Quarter ending March 2018	2,684	→
Quarter ending June 2018	2,679	→
Variance since June 2017	(2.9%)	↓



ACTIVITY

Cumulative percentage of contracted UDA delivered 2018 & 2019



Adjusted Scheduled Activity (UDA)

Month	2018	2019
April	0	74
May	392	551
June	920	885
July	1,350	
August	2,008	
September	2,403	
October	3,008	
November	3,629	
December	4,076	
January	4,604	
February	5,133	
March	5,581	
April	6,114	
May	6,258	
June	6,258	

QUALITY

	Quantity	Base Number	Contract	AT	Region	England
% of FP17s for the same patient ID Re-attending within 3 months - Children	17	185	9.2%	10.0%	12.0%	11.5%
% of FP17s for the same patient ID Re-attending within 3 months - Adults	109	671	16.2%	13.8%	15.7%	15.4%
% of FP17s for the same patient ID Re-attending between 3 & 9 months - Children	105	185	56.8%	61.7%	60.3%	58.9%
% of FP17s for the same patient ID Re-attending between 3 & 9 months - Adults	299	671	44.6%	56.1%	54.0%	51.6%
% of FP17s for Band 1 Urgent Courses	69	579	11.9%	7.1%	8.9%	8.9%
% of FP17s Relating to Free Repair or Replacements	7	579	1.2%	0.9%	1.0%	0.8%
% of FP17s Relating to Continuations	5	579	0.9%	1.0%	1.1%	0.9%
% of Patients satisfied with the dentistry they have received	7	7	N/A	92.6%	93.4%	93.2%
% of Patients satisfied with the time they had to wait for an appointment	7	7	N/A	88.0%	89.4%	88.8%

* This is based on patients treated on this contract for their most recent course of treatment. Figures in italics indicate the base number of FP17s or Patient Questionnaire responses are less than 100. N/A is shown where the base number of responses is less than 10 during the period. % is calculated as Quantity/Base number*100

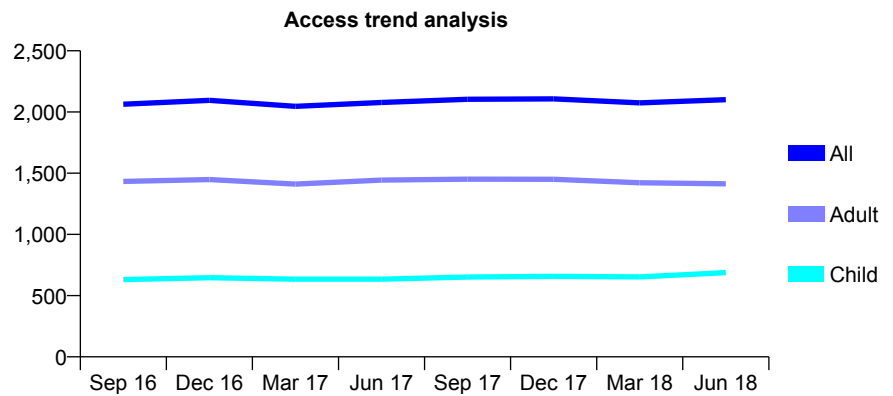
Q52 - Vital Signs At a Glance Contract Report for 569712/0001 - June 2018

Name or company name	MR NM SYKES
Contract type name	GDS Contract
Purpose of contract	General
Contract start date	01/04/2006
Contract end date	

18/19 Contracted general activity (UDA)	7,500
Carry forward general activity (UDA)	0
18/19 Contracted orthodontic activity (UOA)	0
Carry forward orthodontic activity (UOA)	0
Baseline contract value	£226,958.80

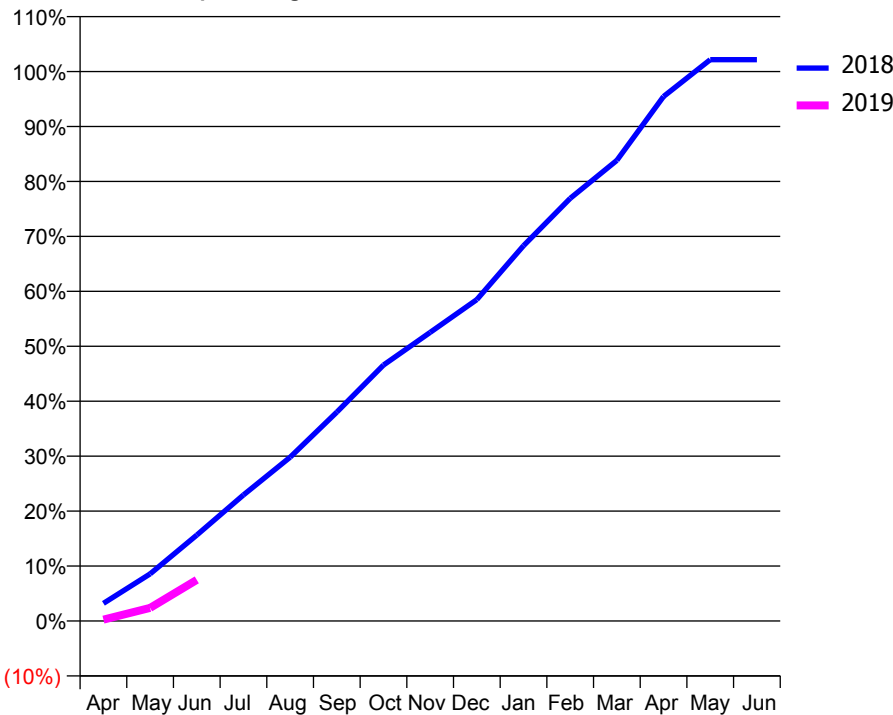
ACCESS*

Patients seen in 24 months	Total	Change since previous quarter
Quarter ending June 2017	2,078	
Quarter ending September 2017	2,104	→
Quarter ending December 2017	2,107	→
Quarter ending March 2018	2,075	↓
Quarter ending June 2018	2,101	→
Variance since June 2017	1.1%	→



ACTIVITY

Cumulative percentage of contracted UDA delivered 2018 & 2019



Adjusted Scheduled Activity (UDA)		
Month	2018	2019
April	240	19
May	643	179
June	1,173	562
July	1,721	
August	2,235	
September	2,851	
October	3,493	
November	3,940	
December	4,387	
January	5,122	
February	5,769	
March	6,288	
April	7,160	
May	7,662	
June	7,662	

QUALITY

	Quantity	Base Number	Contract	AT	Region	England
% of FP17s for the same patient ID Re-attending within 3 months - Children	30	256	11.7%	10.0%	12.0%	11.5%
% of FP17s for the same patient ID Re-attending within 3 months - Adults	101	496	20.4%	13.8%	15.7%	15.4%
% of FP17s for the same patient ID Re-attending between 3 & 9 months - Children	128	256	50.0%	61.7%	60.3%	58.9%
% of FP17s for the same patient ID Re-attending between 3 & 9 months - Adults	238	496	48.0%	56.1%	54.0%	51.6%
% of FP17s for Band 1 Urgent Courses	16	257	6.2%	7.1%	8.9%	8.9%
% of FP17s Relating to Free Repair or Replacements	11	257	4.3%	0.9%	1.0%	0.8%
% of FP17s Relating to Continuations	0	257	0.0%	1.0%	1.1%	0.9%
% of Patients satisfied with the dentistry they have received	0	0	N/A	92.6%	93.4%	93.2%
% of Patients satisfied with the time they had to wait for an appointment	0	0	N/A	88.0%	89.4%	88.8%

* This is based on patients treated on this contract for their most recent course of treatment. Figures in italics indicate the base number of FP17s or Patient Questionnaire responses are less than 100. N/A is shown where the base number of responses is less than 10 during the period. % is calculated as Quantity/Base number*100

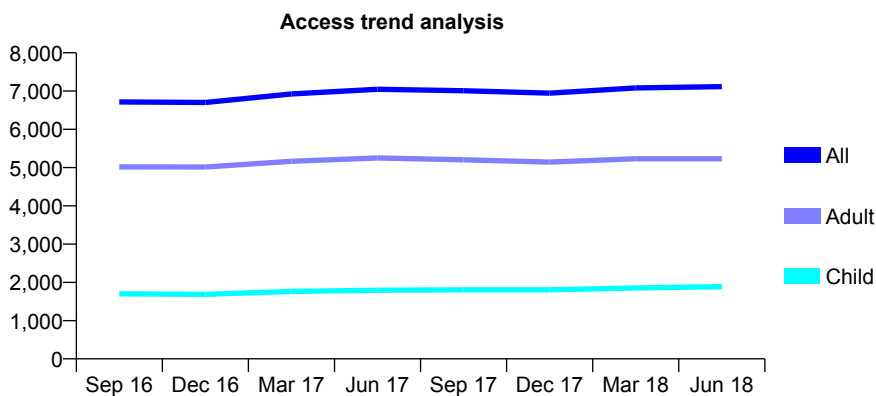
Q52 - Vital Signs At a Glance Contract Report for 575208/0002 - June 2018

Name or company name	MRS JC O'SULLIVAN
Contract type name	GDS Contract
Purpose of contract	General
Contract start date	01/04/2008
Contract end date	

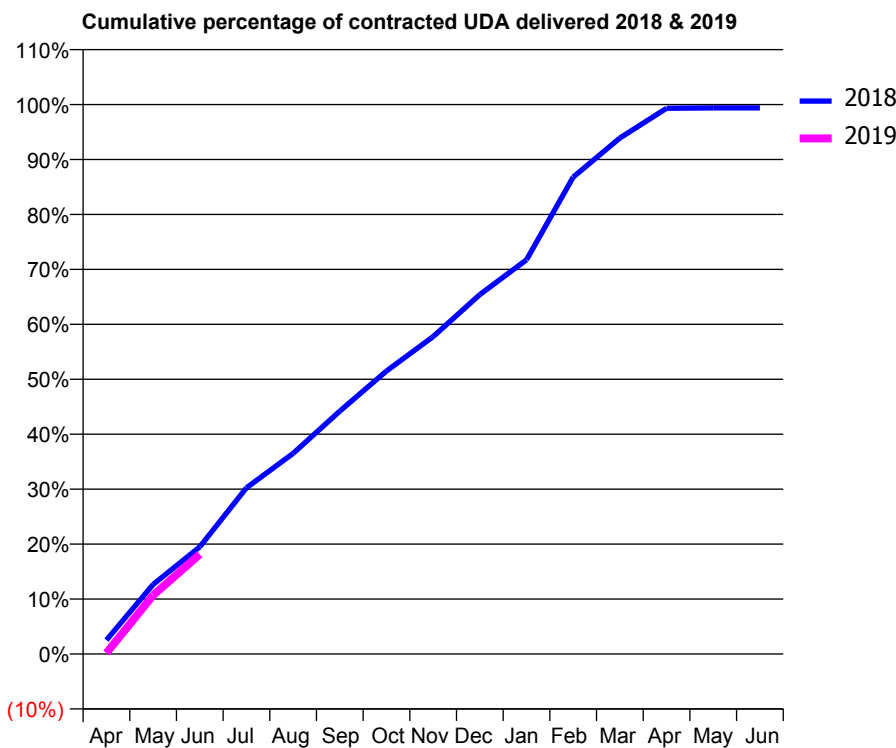
18/19 Contracted general activity (UDA)	18,414
Carry forward general activity (UDA)	0
18/19 Contracted orthodontic activity (UOA)	0
Carry forward orthodontic activity (UOA)	0
Baseline contract value	£659,130.02

ACCESS*

Patients seen in 24 months	Total	Change since previous quarter
Quarter ending June 2017	7,045	
Quarter ending September 2017	7,007	→
Quarter ending December 2017	6,946	→
Quarter ending March 2018	7,081	→
Quarter ending June 2018	7,118	→
Variance since June 2017	1.0%	→



ACTIVITY



Month	Adjusted Scheduled Activity (UDA)	
	2018	2019
April	468	35
May	2,328	1,969
June	3,589	3,342
July	5,570	
August	6,725	
September	8,138	
October	9,486	
November	10,635	
December	12,043	
January	13,209	
February	15,980	
March	17,289	
April	18,289	
May	18,302	
June	18,302	

QUALITY

	Quantity	Base Number	Contract	AT	Region	England
% of FP17s for the same patient ID Re-attending within 3 months - Children	41	739	5.5%	10.0%	12.0%	11.5%
% of FP17s for the same patient ID Re-attending within 3 months - Adults	355	2,157	16.5%	13.8%	15.7%	15.4%
% of FP17s for the same patient ID Re-attending between 3 & 9 months - Children	513	739	69.4%	61.7%	60.3%	58.9%
% of FP17s for the same patient ID Re-attending between 3 & 9 months - Adults	1,387	2,157	64.3%	56.1%	54.0%	51.6%
% of FP17s for Band 1 Urgent Courses	158	2,138	7.4%	7.1%	8.9%	8.9%
% of FP17s Relating to Free Repair or Replacements	19	2,138	0.9%	0.9%	1.0%	0.8%
% of FP17s Relating to Continuations	56	2,138	2.6%	1.0%	1.1%	0.9%
% of Patients satisfied with the dentistry they have received	3	3	N/A	92.6%	93.4%	93.2%
% of Patients satisfied with the time they had to wait for an appointment	3	3	N/A	88.0%	89.4%	88.8%

* This is based on patients treated on this contract for their most recent course of treatment. Figures in italics indicate the base number of FP17s or Patient Questionnaire responses are less than 100. N/A is shown where the base number of responses is less than 10 during the period. % is calculated as Quantity/Base number*100

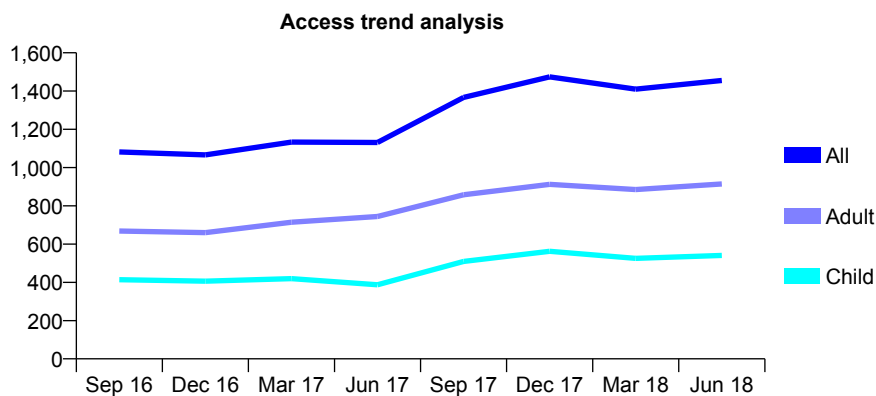
Q52 - Vital Signs At a Glance Contract Report for 623520/0001 - June 2018

Name or company name	N Kaushal, D Kaushal & Chana
Contract type name	GDS Contract
Purpose of contract	General
Contract start date	01/04/2006
Contract end date	

18/19 Contracted general activity (UDA)	4,347
Carry forward general activity (UDA)	0
18/19 Contracted orthodontic activity (UOA)	0
Carry forward orthodontic activity (UOA)	0
Baseline contract value	£123,757.33

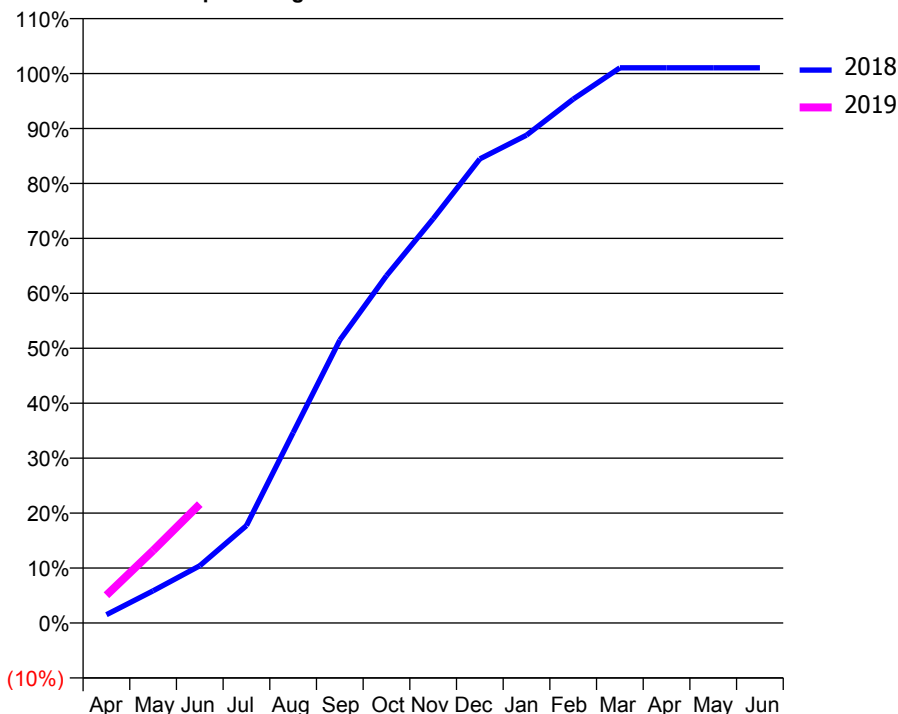
ACCESS*

Patients seen in 24 months	Total	Change since previous quarter
Quarter ending June 2017	1,131	
Quarter ending September 2017	1,367	↑
Quarter ending December 2017	1,474	↑
Quarter ending March 2018	1,410	↓
Quarter ending June 2018	1,455	↑
Variance since June 2017	28.6%	↑



ACTIVITY

Cumulative percentage of contracted UDA delivered 2018 & 2019



Month	Adjusted Scheduled Activity (UDA)	
	2018	2019
April	78	220
May	300	573
June	535	940
July	909	
August	1,777	
September	2,640	
October	3,241	
November	3,773	
December	4,331	
January	4,552	
February	4,889	
March	5,181	
April	5,181	
May	5,181	
June	5,181	

QUALITY

	Quantity	Base Number	Contract	AT	Region	England
% of FP17s for the same patient ID Re-attending within 3 months - Children	0	99	0.0%	10.0%	12.0%	11.5%
% of FP17s for the same patient ID Re-attending within 3 months - Adults	2	133	1.5%	13.8%	15.7%	15.4%
% of FP17s for the same patient ID Re-attending between 3 & 9 months - Children	36	99	36.4%	61.7%	60.3%	58.9%
% of FP17s for the same patient ID Re-attending between 3 & 9 months - Adults	45	133	33.8%	56.1%	54.0%	51.6%
% of FP17s for Band 1 Urgent Courses	1	232	0.4%	7.1%	8.9%	8.9%
% of FP17s Relating to Free Repair or Replacements	0	232	0.0%	0.9%	1.0%	0.8%
% of FP17s Relating to Continuations	0	232	0.0%	1.0%	1.1%	0.9%
% of Patients satisfied with the dentistry they have received	1	2	N/A	92.6%	93.4%	93.2%
% of Patients satisfied with the time they had to wait for an appointment	1	2	N/A	88.0%	89.4%	88.8%

* This is based on patients treated on this contract for their most recent course of treatment. Figures in italics indicate the base number of FP17s or Patient Questionnaire responses are less than 100. N/A is shown where the base number of responses is less than 10 during the period. % is calculated as Quantity/Base number*100

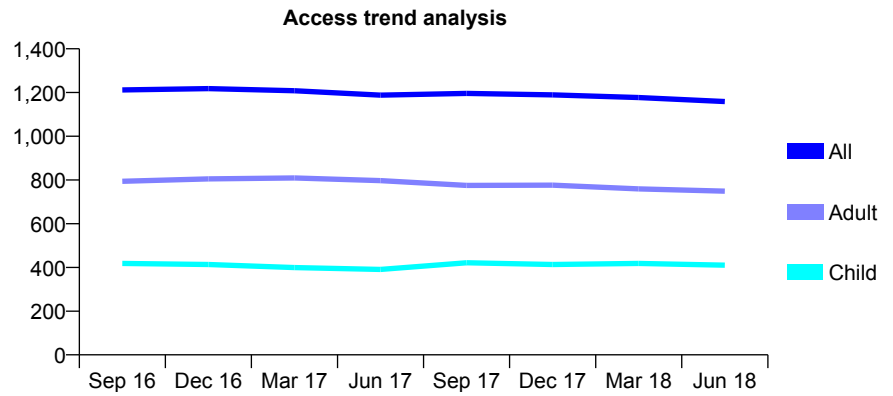
Q52 - Vital Signs At a Glance Contract Report for 623520/0002 - June 2018

Name or company name	MR GS CHANA
Contract type name	GDS Contract
Purpose of contract	General
Contract start date	01/04/2006
Contract end date	

18/19 Contracted general activity (UDA)	4,150
Carry forward general activity (UDA)	0
18/19 Contracted orthodontic activity (UOA)	0
Carry forward orthodontic activity (UOA)	0
Baseline contract value	£124,521.68

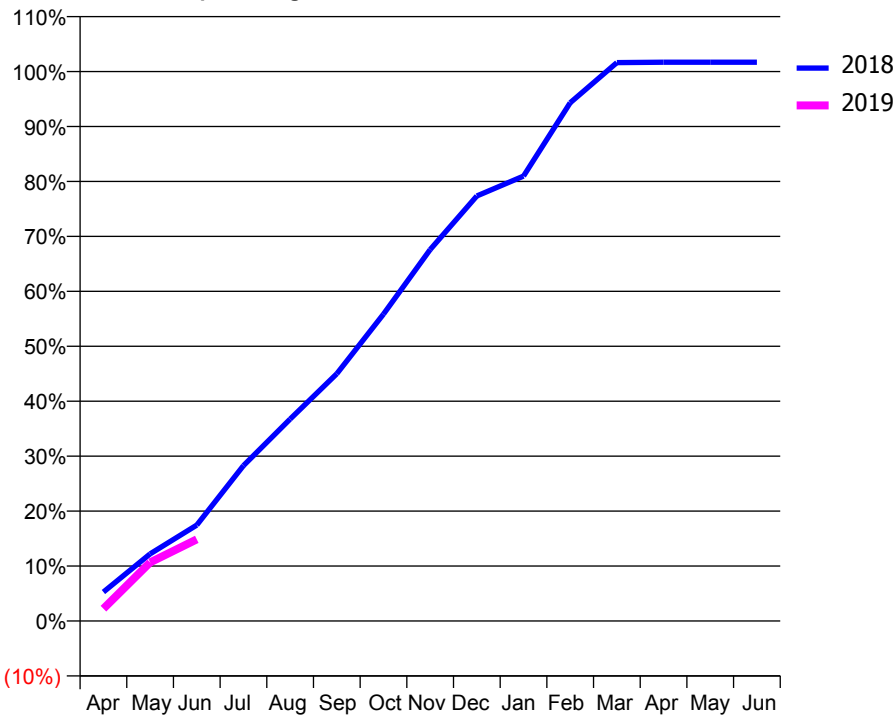
ACCESS*

Patients seen in 24 months	Total	Change since previous quarter
Quarter ending June 2017	1,188	
Quarter ending September 2017	1,196	→
Quarter ending December 2017	1,189	→
Quarter ending March 2018	1,177	↓
Quarter ending June 2018	1,159	↓
Variance since June 2017	(2.4%)	↓



ACTIVITY

Cumulative percentage of contracted UDA delivered 2018 & 2019



Month	Adjusted Scheduled Activity (UDA)	
	2018	2019
April	219	93
May	507	443
June	725	617
July	1,174	
August	1,525	
September	1,868	
October	2,318	
November	2,805	
December	3,210	
January	3,360	
February	3,914	
March	4,217	
April	4,220	
May	4,220	
June	4,220	

QUALITY

	Quantity	Base Number	Contract	AT	Region	England
% of FP17s for the same patient ID Re-attending within 3 months - Children	1	59	1.7%	10.0%	12.0%	11.5%
% of FP17s for the same patient ID Re-attending within 3 months - Adults	3	84	3.6%	13.8%	15.7%	15.4%
% of FP17s for the same patient ID Re-attending between 3 & 9 months - Children	14	59	23.7%	61.7%	60.3%	58.9%
% of FP17s for the same patient ID Re-attending between 3 & 9 months - Adults	16	84	19.0%	56.1%	54.0%	51.6%
% of FP17s for Band 1 Urgent Courses	0	142	0.0%	7.1%	8.9%	8.9%
% of FP17s Relating to Free Repair or Replacements	0	142	0.0%	0.9%	1.0%	0.8%
% of FP17s Relating to Continuations	0	142	0.0%	1.0%	1.1%	0.9%
% of Patients satisfied with the dentistry they have received	0	0	N/A	92.6%	93.4%	93.2%
% of Patients satisfied with the time they had to wait for an appointment	0	0	N/A	88.0%	89.4%	88.8%

* This is based on patients treated on this contract for their most recent course of treatment. Figures in italics indicate the base number of FP17s or Patient Questionnaire responses are less than 100. N/A is shown where the base number of responses is less than 10 during the period. % is calculated as Quantity/Base number*100

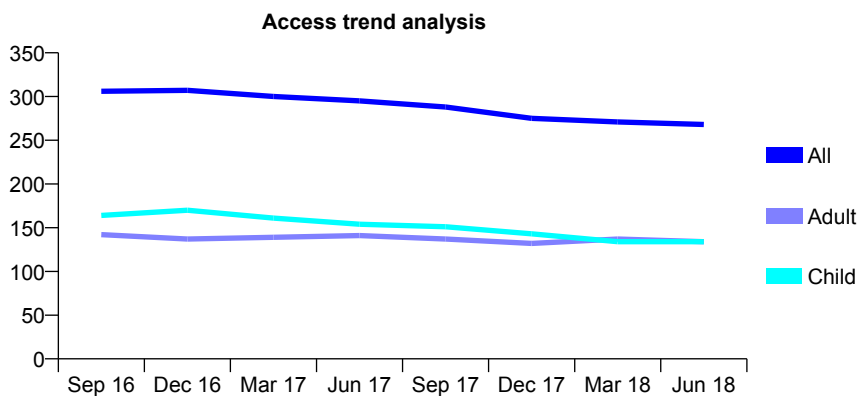
Q52 - Vital Signs At a Glance Contract Report for 631191/0001 - June 2018

Name or company name	MRS MJ MILLINGTON-SMITH
Contract type name	GDS Contract
Purpose of contract	General
Contract start date	01/04/2006
Contract end date	

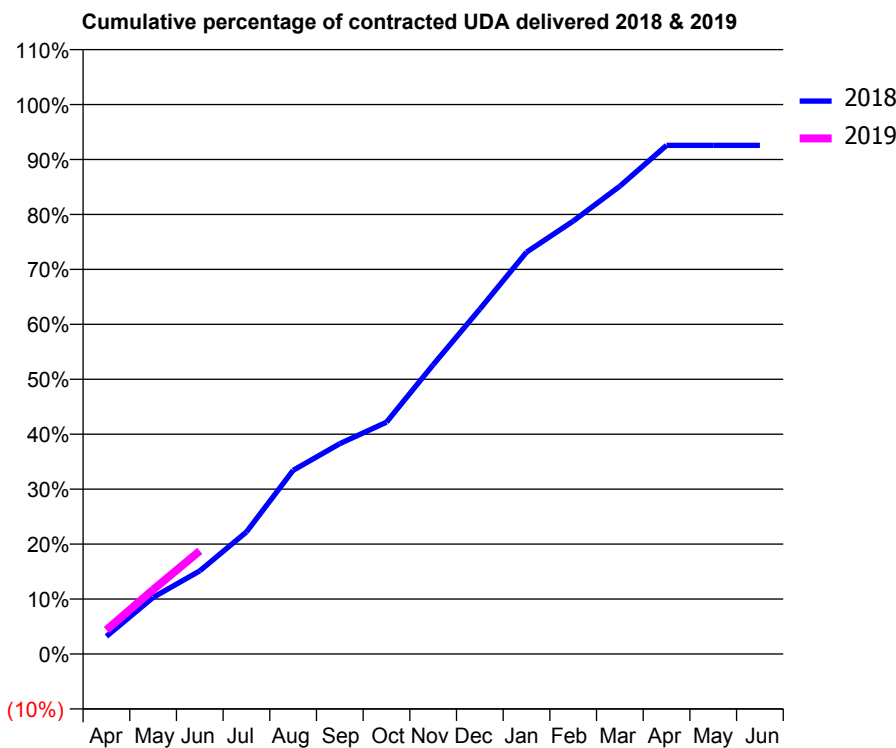
18/19 Contracted general activity (UDA)	850
Carry forward general activity (UDA)	0
18/19 Contracted orthodontic activity (UOA)	0
Carry forward orthodontic activity (UOA)	0
Baseline contract value	£26,513.55

ACCESS*

Patients seen in 24 months	Total	Change since previous quarter
Quarter ending June 2017	295	
Quarter ending September 2017	288	↓
Quarter ending December 2017	275	↓
Quarter ending March 2018	271	↓
Quarter ending June 2018	268	↓
Variance since June 2017	(9.2%)	↓



ACTIVITY



Adjusted Scheduled Activity (UDA)		
Month	2018	2019
April	27	37
May	88	100
June	129	160
July	189	
August	284	
September	325	
October	359	
November	448	
December	534	
January	622	
February	670	
March	724	
April	787	
May	787	
June	787	

QUALITY

	Quantity	Base Number	Contract	AT	Region	England
% of FP17s for the same patient ID Re-attending within 3 months - Children	3	66	4.5%	10.0%	12.0%	11.5%
% of FP17s for the same patient ID Re-attending within 3 months - Adults	11	51	21.6%	13.8%	15.7%	15.4%
% of FP17s for the same patient ID Re-attending between 3 & 9 months - Children	53	66	80.3%	61.7%	60.3%	58.9%
% of FP17s for the same patient ID Re-attending between 3 & 9 months - Adults	34	51	66.7%	56.1%	54.0%	51.6%
% of FP17s for Band 1 Urgent Courses	3	90	3.3%	7.1%	8.9%	8.9%
% of FP17s Relating to Free Repair or Replacements	0	90	0.0%	0.9%	1.0%	0.8%
% of FP17s Relating to Continuations	0	90	0.0%	1.0%	1.1%	0.9%
% of Patients satisfied with the dentistry they have received	0	0	N/A	92.6%	93.4%	93.2%
% of Patients satisfied with the time they had to wait for an appointment	0	0	N/A	88.0%	89.4%	88.8%

* This is based on patients treated on this contract for their most recent course of treatment. Figures in italics indicate the base number of FP17s or Patient Questionnaire responses are less than 100. N/A is shown where the base number of responses is less than 10 during the period. % is calculated as Quantity/Base number*100

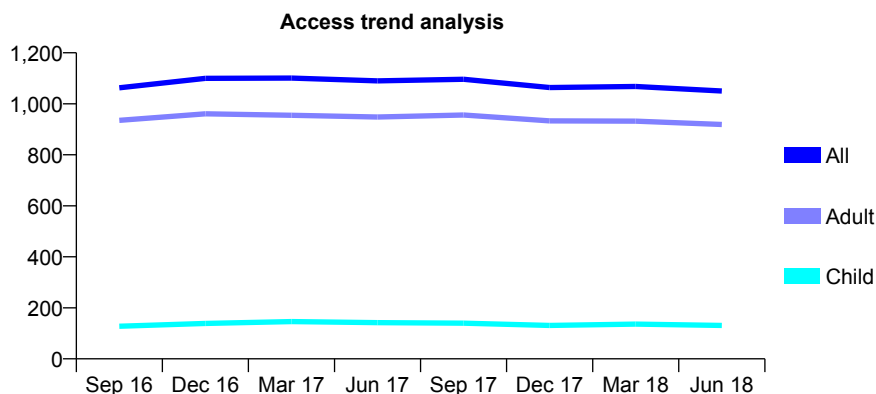
Q52 - Vital Signs At a Glance Contract Report for 631507/0001 - June 2018

Name or company name	MR JC RAYNER
Contract type name	GDS Contract
Purpose of contract	General
Contract start date	01/04/2006
Contract end date	

18/19 Contracted general activity (UDA)	2,718
Carry forward general activity (UDA)	0
18/19 Contracted orthodontic activity (UOA)	0
Carry forward orthodontic activity (UOA)	0
Baseline contract value	£54,248.45

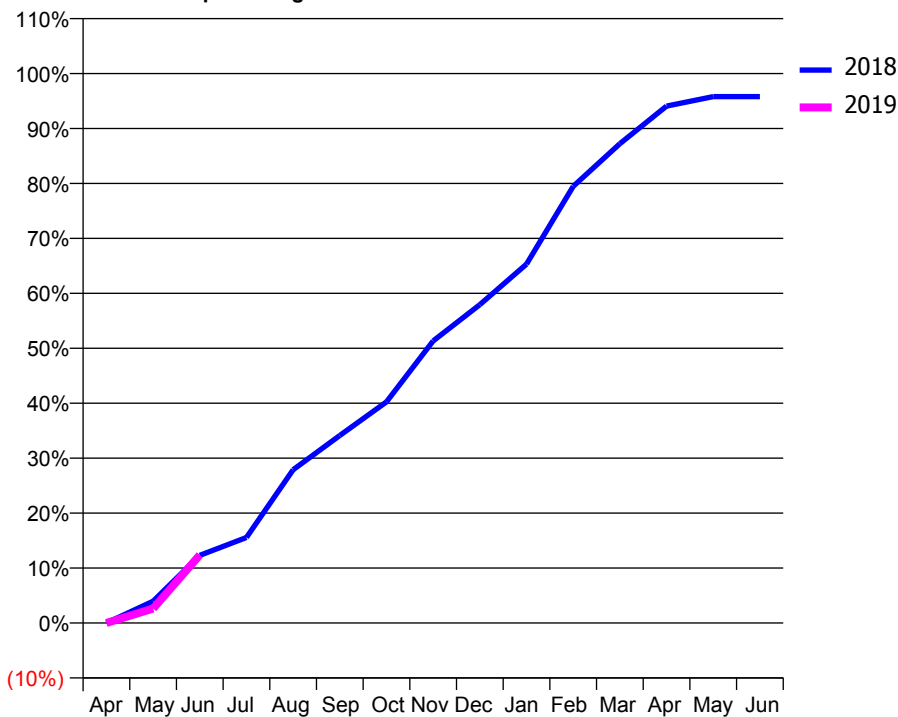
ACCESS*

Patients seen in 24 months	Total	Change since previous quarter
Quarter ending June 2017	1,090	
Quarter ending September 2017	1,096	→
Quarter ending December 2017	1,064	↓
Quarter ending March 2018	1,068	→
Quarter ending June 2018	1,050	↓
Variance since June 2017	(3.7%)	↓



ACTIVITY

Cumulative percentage of contracted UDA delivered 2018 & 2019



Month	Adjusted Scheduled Activity (UDA)	
	2018	2019
April	0	0
May	108	72
June	335	337
July	423	
August	758	
September	928	
October	1,094	
November	1,396	
December	1,575	
January	1,775	
February	2,160	
March	2,371	
April	2,557	
May	2,604	
June	2,604	

QUALITY

	Quantity	Base Number	Contract	AT	Region	England
% of FP17s for the same patient ID Re-attending within 3 months - Children	8	36	22.2%	10.0%	12.0%	11.5%
% of FP17s for the same patient ID Re-attending within 3 months - Adults	37	238	15.5%	13.8%	15.7%	15.4%
% of FP17s for the same patient ID Re-attending between 3 & 9 months - Children	16	36	44.4%	61.7%	60.3%	58.9%
% of FP17s for the same patient ID Re-attending between 3 & 9 months - Adults	97	238	40.8%	56.1%	54.0%	51.6%
% of FP17s for Band 1 Urgent Courses	13	162	8.0%	7.1%	8.9%	8.9%
% of FP17s Relating to Free Repair or Replacements	0	162	0.0%	0.9%	1.0%	0.8%
% of FP17s Relating to Continuations	5	162	3.1%	1.0%	1.1%	0.9%
% of Patients satisfied with the dentistry they have received	4	4	N/A	92.6%	93.4%	93.2%
% of Patients satisfied with the time they had to wait for an appointment	4	4	N/A	88.0%	89.4%	88.8%

* This is based on patients treated on this contract for their most recent course of treatment. Figures in italics indicate the base number of FP17s or Patient Questionnaire responses are less than 100. N/A is shown where the base number of responses is less than 10 during the period. % is calculated as Quantity/Base number*100

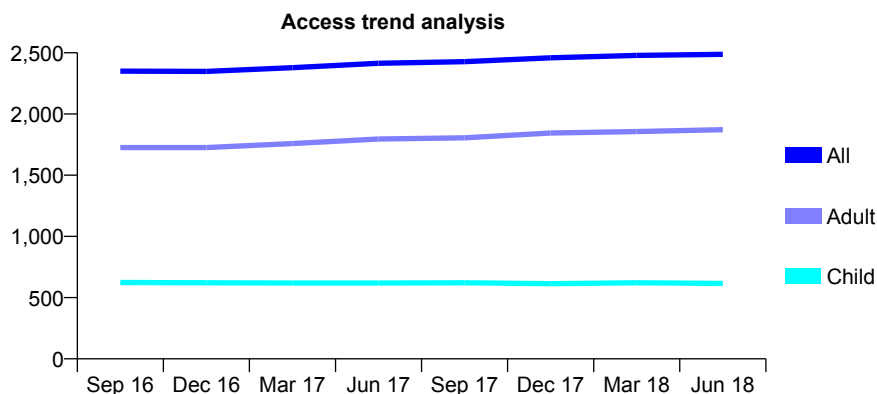
Q52 - Vital Signs At a Glance Contract Report for 632643/0001 - June 2018

Name or company name	MR PA BRIDGE
Contract type name	GDS Contract
Purpose of contract	General
Contract start date	01/04/2006
Contract end date	

18/19 Contracted general activity (UDA)	9,046
Carry forward general activity (UDA)	0
18/19 Contracted orthodontic activity (UOA)	0
Carry forward orthodontic activity (UOA)	0
Baseline contract value	£235,337.84

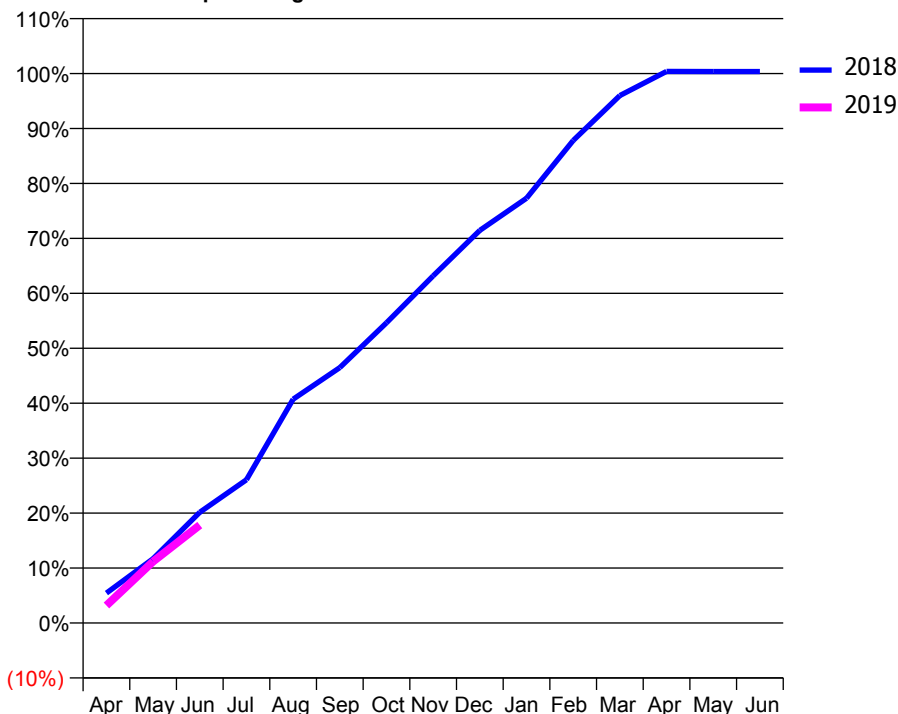
ACCESS*

Patients seen in 24 months	Total	Change since previous quarter
Quarter ending June 2017	2,415	
Quarter ending September 2017	2,428	→
Quarter ending December 2017	2,459	→
Quarter ending March 2018	2,479	→
Quarter ending June 2018	2,488	→
Variance since June 2017	3.0%	↑



ACTIVITY

Cumulative percentage of contracted UDA delivered 2018 & 2019



Month	Adjusted Scheduled Activity (UDA)	
	2018	2019
April	493	288
May	1,060	1,014
June	1,823	1,613
July	2,360	
August	3,685	
September	4,205	
October	4,943	
November	5,715	
December	6,464	
January	6,993	
February	7,944	
March	8,682	
April	9,080	
May	9,079	
June	9,079	

QUALITY

	Quantity	Base Number	Contract	AT	Region	England
% of FP17s for the same patient ID Re-attending within 3 months - Children	22	216	10.2%	10.0%	12.0%	11.5%
% of FP17s for the same patient ID Re-attending within 3 months - Adults	120	747	16.1%	13.8%	15.7%	15.4%
% of FP17s for the same patient ID Re-attending between 3 & 9 months - Children	153	216	70.8%	61.7%	60.3%	58.9%
% of FP17s for the same patient ID Re-attending between 3 & 9 months - Adults	518	747	69.3%	56.1%	54.0%	51.6%
% of FP17s for Band 1 Urgent Courses	65	800	8.1%	7.1%	8.9%	8.9%
% of FP17s Relating to Free Repair or Replacements	5	800	0.6%	0.9%	1.0%	0.8%
% of FP17s Relating to Continuations	9	800	1.1%	1.0%	1.1%	0.9%
% of Patients satisfied with the dentistry they have received	6	7	N/A	92.6%	93.4%	93.2%
% of Patients satisfied with the time they had to wait for an appointment	7	7	N/A	88.0%	89.4%	88.8%

* This is based on patients treated on this contract for their most recent course of treatment. Figures in italics indicate the base number of FP17s or Patient Questionnaire responses are less than 100. N/A is shown where the base number of responses is less than 10 during the period. % is calculated as Quantity/Base number*100

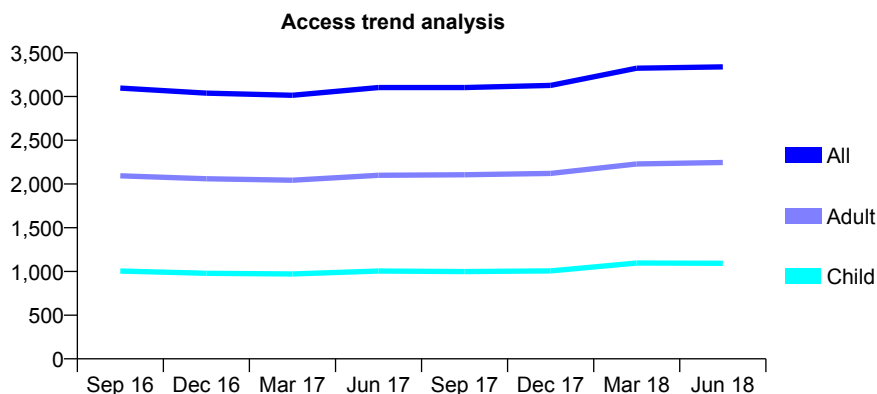
Q52 - Vital Signs At a Glance Contract Report for 643637/0001 - June 2018

Name or company name	MR A VANIA
Contract type name	GDS Contract
Purpose of contract	General
Contract start date	01/04/2006
Contract end date	

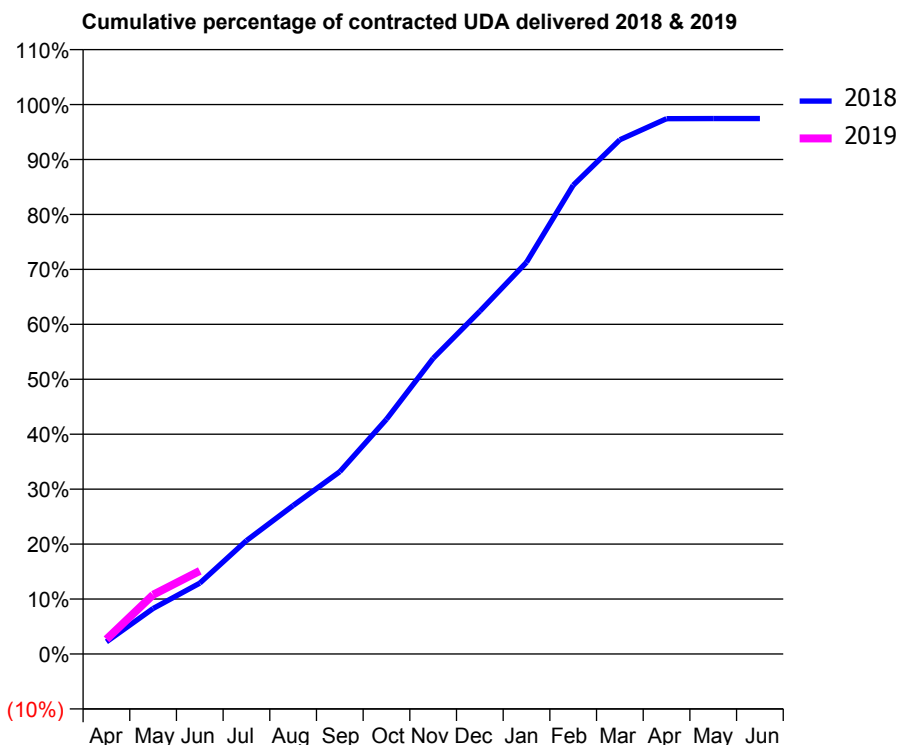
18/19 Contracted general activity (UDA)	11,017
Carry forward general activity (UDA)	0
18/19 Contracted orthodontic activity (UOA)	0
Carry forward orthodontic activity (UOA)	0
Baseline contract value	£341,781.20

ACCESS*

Patients seen in 24 months	Total	Change since previous quarter
Quarter ending June 2017	3,103	
Quarter ending September 2017	3,103	→
Quarter ending December 2017	3,127	→
Quarter ending March 2018	3,324	↑
Quarter ending June 2018	3,339	→
Variance since June 2017	7.6%	↑



ACTIVITY



Month	Adjusted Scheduled Activity (UDA)	
	2018	2019
April	250	296
May	934	1,189
June	1,453	1,668
July	2,326	
August	3,047	
September	3,741	
October	4,817	
November	6,067	
December	7,033	
January	8,035	
February	9,618	
March	10,550	
April	10,983	
May	10,984	
June	10,984	

QUALITY

	Quantity	Base Number	Contract	AT	Region	England
% of FP17s for the same patient ID Re-attending within 3 months - Children	86	498	17.3%	10.0%	12.0%	11.5%
% of FP17s for the same patient ID Re-attending within 3 months - Adults	154	703	21.9%	13.8%	15.7%	15.4%
% of FP17s for the same patient ID Re-attending between 3 & 9 months - Children	353	498	70.9%	61.7%	60.3%	58.9%
% of FP17s for the same patient ID Re-attending between 3 & 9 months - Adults	423	703	60.2%	56.1%	54.0%	51.6%
% of FP17s for Band 1 Urgent Courses	133	986	13.5%	7.1%	8.9%	8.9%
% of FP17s Relating to Free Repair or Replacements	9	986	0.9%	0.9%	1.0%	0.8%
% of FP17s Relating to Continuations	7	986	0.7%	1.0%	1.1%	0.9%
% of Patients satisfied with the dentistry they have received	0	0	N/A	92.6%	93.4%	93.2%
% of Patients satisfied with the time they had to wait for an appointment	0	0	N/A	88.0%	89.4%	88.8%

* This is based on patients treated on this contract for their most recent course of treatment. Figures in italics indicate the base number of FP17s or Patient Questionnaire responses are less than 100. N/A is shown where the base number of responses is less than 10 during the period. % is calculated as Quantity/Base number*100

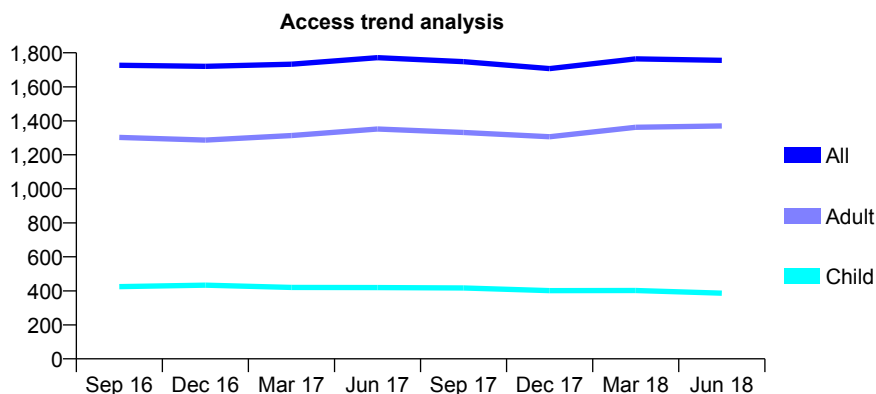
Q52 - Vital Signs At a Glance Contract Report for 650889/0001 - June 2018

Name or company name	MR SO ODAI
Contract type name	GDS Contract
Purpose of contract	General
Contract start date	01/04/2006
Contract end date	

18/19 Contracted general activity (UDA)	4,288
Carry forward general activity (UDA)	0
18/19 Contracted orthodontic activity (UOA)	0
Carry forward orthodontic activity (UOA)	0
Baseline contract value	£115,290.51

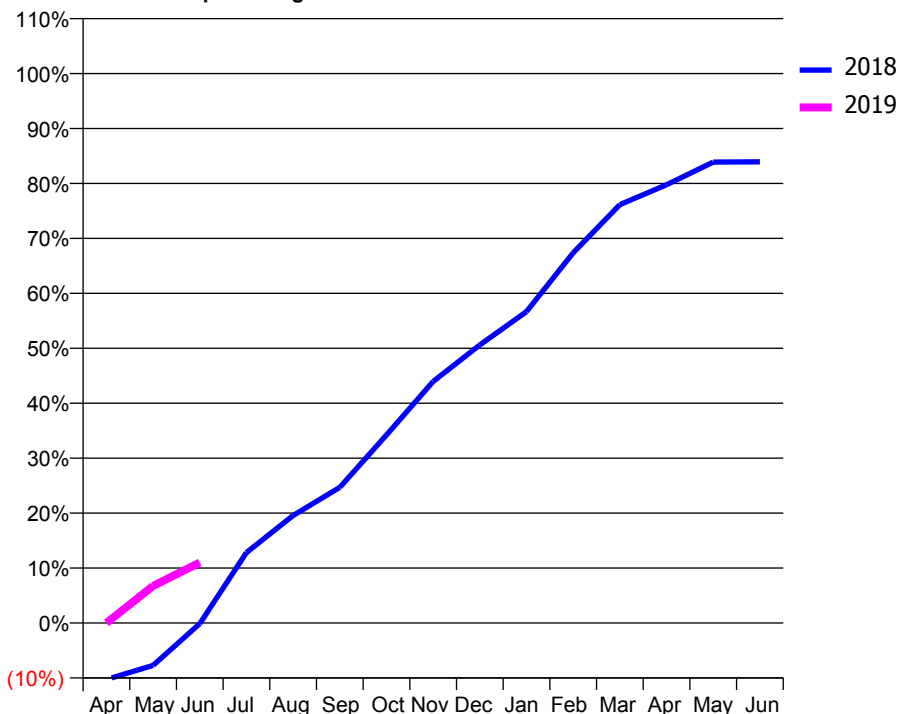
ACCESS*

Patients seen in 24 months	Total	Change since previous quarter
Quarter ending June 2017	1,771	
Quarter ending September 2017	1,748	↓
Quarter ending December 2017	1,707	↓
Quarter ending March 2018	1,764	↑
Quarter ending June 2018	1,756	→
Variance since June 2017	(0.8%)	→



ACTIVITY

Cumulative percentage of contracted UDA delivered 2018 & 2019



Adjusted Scheduled Activity (UDA)

Month	2018	2019
April	-481	0
May	-361	290
June	-6	472
July	599	
August	914	
September	1,154	
October	1,599	
November	2,054	
December	2,365	
January	2,648	
February	3,148	
March	3,557	
April	3,726	
May	3,919	
June	3,921	

QUALITY

	Quantity	Base Number	Contract	AT	Region	England
% of FP17s for the same patient ID Re-attending within 3 months - Children	7	81	8.6%	10.0%	12.0%	11.5%
% of FP17s for the same patient ID Re-attending within 3 months - Adults	64	357	17.9%	13.8%	15.7%	15.4%
% of FP17s for the same patient ID Re-attending between 3 & 9 months - Children	46	81	56.8%	61.7%	60.3%	58.9%
% of FP17s for the same patient ID Re-attending between 3 & 9 months - Adults	195	357	54.6%	56.1%	54.0%	51.6%
% of FP17s for Band 1 Urgent Courses	26	288	9.0%	7.1%	8.9%	8.9%
% of FP17s Relating to Free Repair or Replacements	3	288	1.0%	0.9%	1.0%	0.8%
% of FP17s Relating to Continuations	5	288	1.7%	1.0%	1.1%	0.9%
% of Patients satisfied with the dentistry they have received	4	4	N/A	92.6%	93.4%	93.2%
% of Patients satisfied with the time they had to wait for an appointment	4	4	N/A	88.0%	89.4%	88.8%

* This is based on patients treated on this contract for their most recent course of treatment. Figures in italics indicate the base number of FP17s or Patient Questionnaire responses are less than 100. N/A is shown where the base number of responses is less than 10 during the period. % is calculated as Quantity/Base number*100

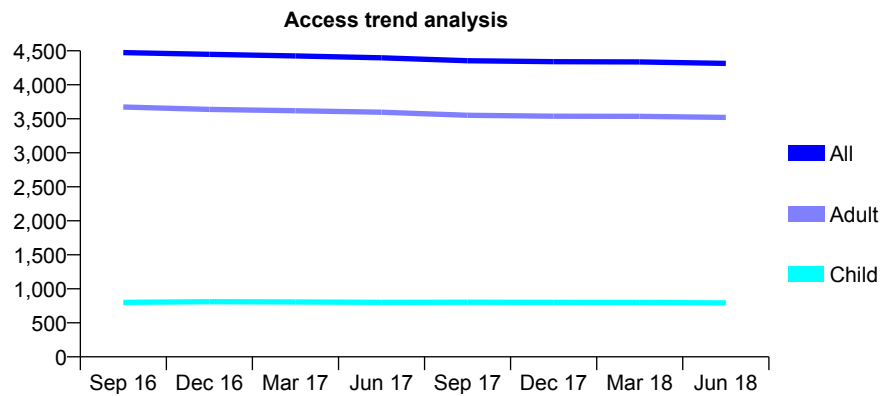
Q52 - Vital Signs At a Glance Contract Report for 650986/0001 - June 2018

Name or company name	MISS JE COTTERILL
Contract type name	GDS Contract
Purpose of contract	General
Contract start date	01/04/2006
Contract end date	

18/19 Contracted general activity (UDA)	12,927
Carry forward general activity (UDA)	0
18/19 Contracted orthodontic activity (UOA)	0
Carry forward orthodontic activity (UOA)	0
Baseline contract value	£318,103.71

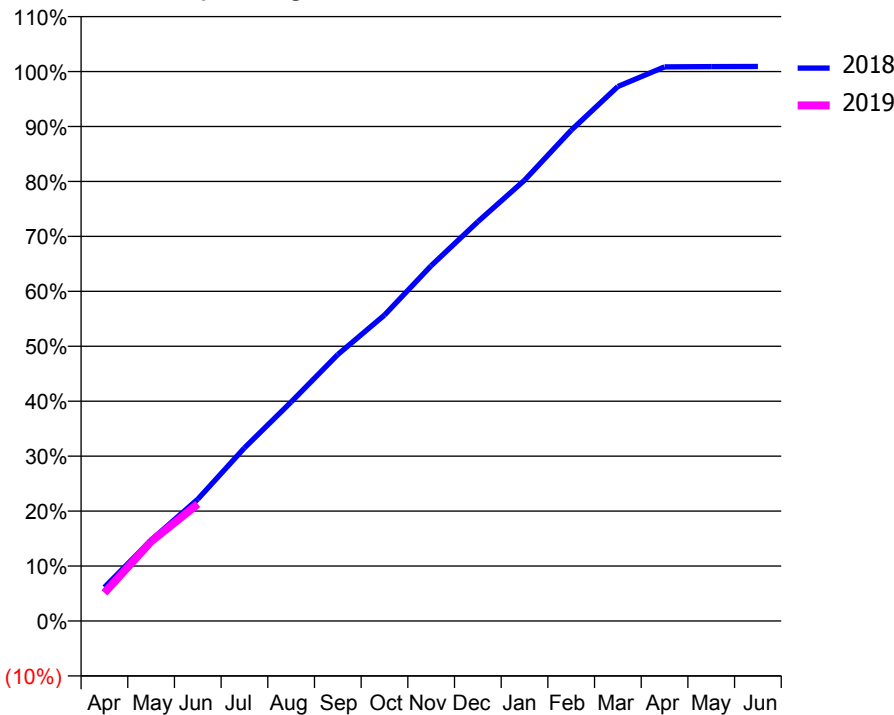
ACCESS*

Patients seen in 24 months	Total	Change since previous quarter
Quarter ending June 2017	4,397	
Quarter ending September 2017	4,354	→
Quarter ending December 2017	4,340	→
Quarter ending March 2018	4,336	→
Quarter ending June 2018	4,315	→
Variance since June 2017	(1.9%)	↓



ACTIVITY

Cumulative percentage of contracted UDA delivered 2018 & 2019



Month	Adjusted Scheduled Activity (UDA)	
	2018	2019
April	791	665
May	1,901	1,871
June	2,866	2,753
July	4,072	
August	5,152	
September	6,269	
October	7,197	
November	8,358	
December	9,395	
January	10,369	
February	11,545	
March	12,574	
April	13,036	
May	13,043	
June	13,046	

QUALITY

	Quantity	Base Number	Contract	AT	Region	England
% of FP17s for the same patient ID Re-attending within 3 months - Children	12	335	3.6%	10.0%	12.0%	11.5%
% of FP17s for the same patient ID Re-attending within 3 months - Adults	212	1,529	13.9%	13.8%	15.7%	15.4%
% of FP17s for the same patient ID Re-attending between 3 & 9 months - Children	249	335	74.3%	61.7%	60.3%	58.9%
% of FP17s for the same patient ID Re-attending between 3 & 9 months - Adults	1,086	1,529	71.0%	56.1%	54.0%	51.6%
% of FP17s for Band 1 Urgent Courses	93	1,625	5.7%	7.1%	8.9%	8.9%
% of FP17s Relating to Free Repair or Replacements	28	1,625	1.7%	0.9%	1.0%	0.8%
% of FP17s Relating to Continuations	14	1,625	0.9%	1.0%	1.1%	0.9%
% of Patients satisfied with the dentistry they have received	6	6	N/A	92.6%	93.4%	93.2%
% of Patients satisfied with the time they had to wait for an appointment	6	6	N/A	88.0%	89.4%	88.8%

* This is based on patients treated on this contract for their most recent course of treatment. Figures in italics indicate the base number of FP17s or Patient Questionnaire responses are less than 100. N/A is shown where the base number of responses is less than 10 during the period. % is calculated as Quantity/Base number*100

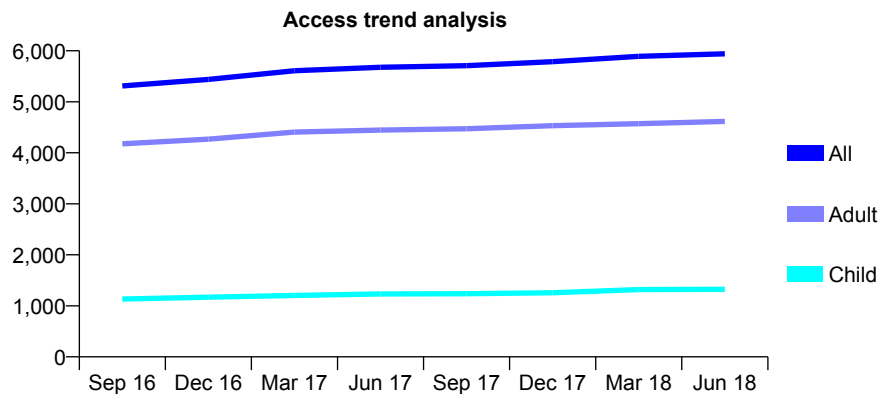
Q52 - Vital Signs At a Glance Contract Report for 658049/0001 - June 2018

Name or company name	MISS KM HAYES-SINCLAIR
Contract type name	GDS Contract
Purpose of contract	General
Contract start date	01/12/2010
Contract end date	

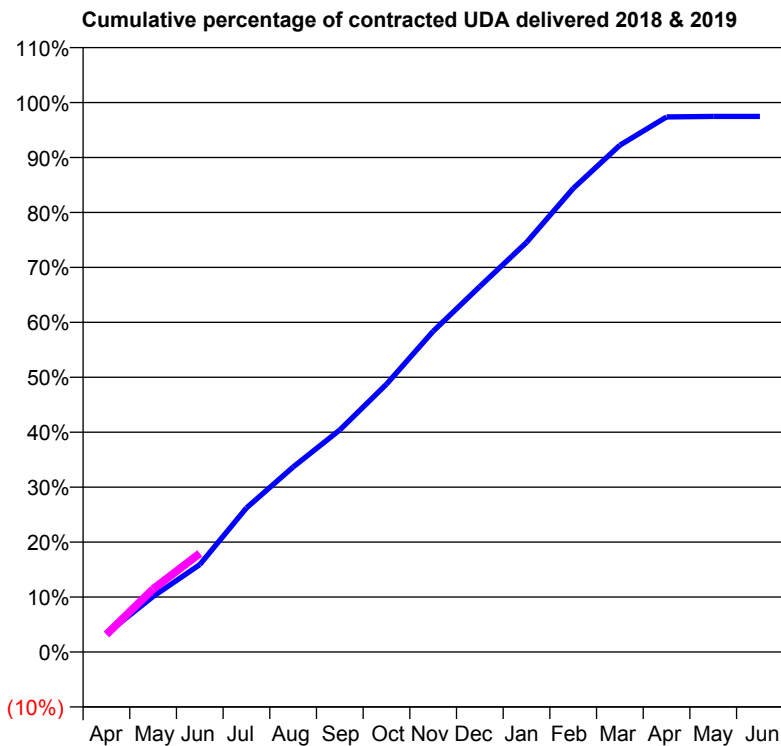
18/19 Contracted general activity (UDA)	16,775
Carry forward general activity (UDA)	0
18/19 Contracted orthodontic activity (UOA)	0
Carry forward orthodontic activity (UOA)	0
Baseline contract value	£526,049.93

ACCESS*

Patients seen in 24 months	Total	Change since previous quarter
Quarter ending June 2017	5,678	
Quarter ending September 2017	5,709	→
Quarter ending December 2017	5,788	→
Quarter ending March 2018	5,892	→
Quarter ending June 2018	5,940	→
Variance since June 2017	4.6%	↑



ACTIVITY



Month	Adjusted Scheduled Activity (UDA)	
	2018	2019
April	558	533
May	1,695	1,922
June	2,669	3,009
July	4,399	
August	5,649	
September	6,781	
October	8,178	
November	9,794	
December	11,159	
January	12,503	
February	14,154	
March	15,470	
April	16,334	
May	16,352	
June	16,352	

QUALITY

	Quantity	Base Number	Contract	AT	Region	England
% of FP17s for the same patient ID Re-attending within 3 months - Children	78	526	14.8%	10.0%	12.0%	11.5%
% of FP17s for the same patient ID Re-attending within 3 months - Adults	245	1,329	18.4%	13.8%	15.7%	15.4%
% of FP17s for the same patient ID Re-attending between 3 & 9 months - Children	329	526	62.5%	61.7%	60.3%	58.9%
% of FP17s for the same patient ID Re-attending between 3 & 9 months - Adults	345	1,329	26.0%	56.1%	54.0%	51.6%
% of FP17s for Band 1 Urgent Courses	121	1,482	8.2%	7.1%	8.9%	8.9%
% of FP17s Relating to Free Repair or Replacements	15	1,482	1.0%	0.9%	1.0%	0.8%
% of FP17s Relating to Continuations	79	1,482	5.3%	1.0%	1.1%	0.9%
% of Patients satisfied with the dentistry they have received	5	6	N/A	92.6%	93.4%	93.2%
% of Patients satisfied with the time they had to wait for an appointment	5	6	N/A	88.0%	89.4%	88.8%

* This is based on patients treated on this contract for their most recent course of treatment. Figures in italics indicate the base number of FP17s or Patient Questionnaire responses are less than 100. N/A is shown where the base number of responses is less than 10 during the period. % is calculated as Quantity/Base number*100

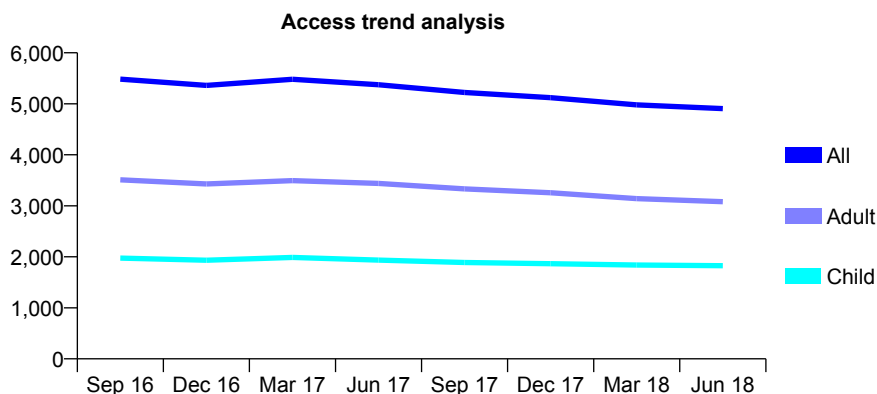
Q52 - Vital Signs At a Glance Contract Report for 658308/0002 - June 2018

Name or company name	Perfect Smile Clinic (UK) ltd
Contract type name	GDS Contract
Purpose of contract	General
Contract start date	01/11/2009
Contract end date	

18/19 Contracted general activity (UDA)	15,500
Carry forward general activity (UDA)	0
18/19 Contracted orthodontic activity (UOA)	0
Carry forward orthodontic activity (UOA)	0
Baseline contract value	£387,873.68

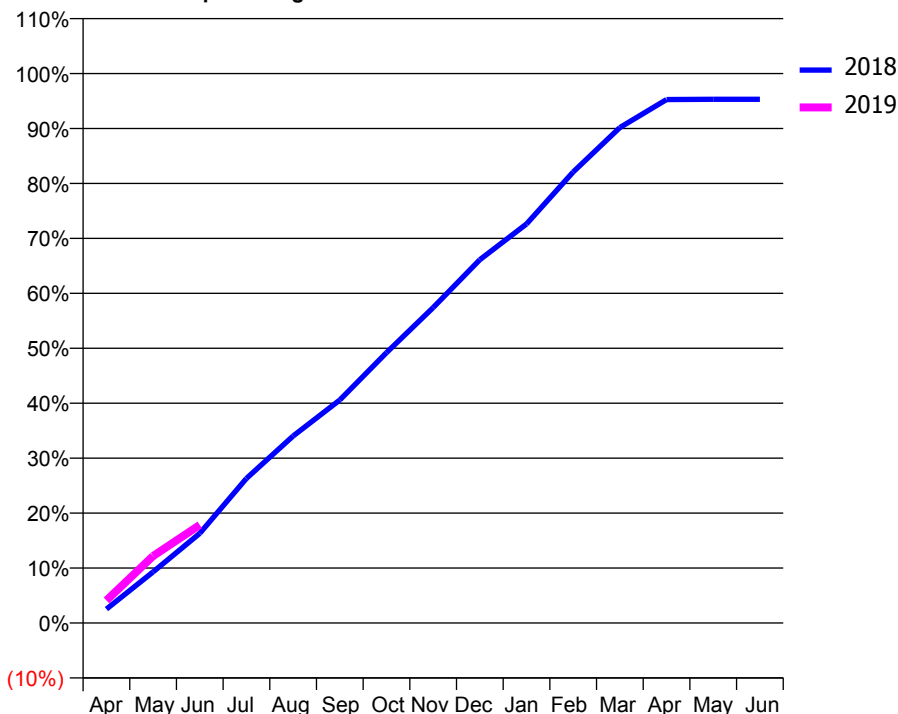
ACCESS*

Patients seen in 24 months	Total	Change since previous quarter
Quarter ending June 2017	5,374	
Quarter ending September 2017	5,222	↓
Quarter ending December 2017	5,120	↓
Quarter ending March 2018	4,978	↓
Quarter ending June 2018	4,907	↓
Variance since June 2017	(8.7%)	↓



ACTIVITY

Cumulative percentage of contracted UDA delivered 2018 & 2019



Month	Adjusted Scheduled Activity (UDA)	
	2018	2019
April	392	637
May	1,443	1,890
June	2,531	2,765
July	4,081	
August	5,277	
September	6,292	
October	7,625	
November	8,897	
December	10,247	
January	11,257	
February	12,724	
March	13,976	
April	14,766	
May	14,771	
June	14,773	

QUALITY

	Quantity	Base Number	Contract	AT	Region	England
% of FP17s for the same patient ID Re-attending within 3 months - Children	56	818	6.8%	10.0%	12.0%	11.5%
% of FP17s for the same patient ID Re-attending within 3 months - Adults	192	1,104	17.4%	13.8%	15.7%	15.4%
% of FP17s for the same patient ID Re-attending between 3 & 9 months - Children	555	818	67.8%	61.7%	60.3%	58.9%
% of FP17s for the same patient ID Re-attending between 3 & 9 months - Adults	662	1,104	60.0%	56.1%	54.0%	51.6%
% of FP17s for Band 1 Urgent Courses	116	1,563	7.4%	7.1%	8.9%	8.9%
% of FP17s Relating to Free Repair or Replacements	14	1,563	0.9%	0.9%	1.0%	0.8%
% of FP17s Relating to Continuations	12	1,563	0.8%	1.0%	1.1%	0.9%
% of Patients satisfied with the dentistry they have received	0	0	N/A	92.6%	93.4%	93.2%
% of Patients satisfied with the time they had to wait for an appointment	0	0	N/A	88.0%	89.4%	88.8%

* This is based on patients treated on this contract for their most recent course of treatment. Figures in italics indicate the base number of FP17s or Patient Questionnaire responses are less than 100. N/A is shown where the base number of responses is less than 10 during the period. % is calculated as Quantity/Base number*100

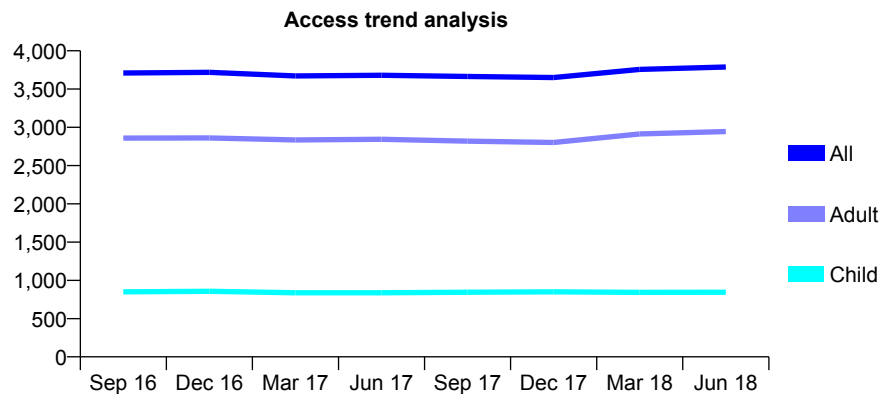
Q52 - Vital Signs At a Glance Contract Report for 659878/0001 - June 2018

Name or company name	MR JE COOPER
Contract type name	GDS Contract
Purpose of contract	General
Contract start date	01/04/2006
Contract end date	

18/19 Contracted general activity (UDA)	15,984
Carry forward general activity (UDA)	0
18/19 Contracted orthodontic activity (UOA)	0
Carry forward orthodontic activity (UOA)	0
Baseline contract value	£398,066.49

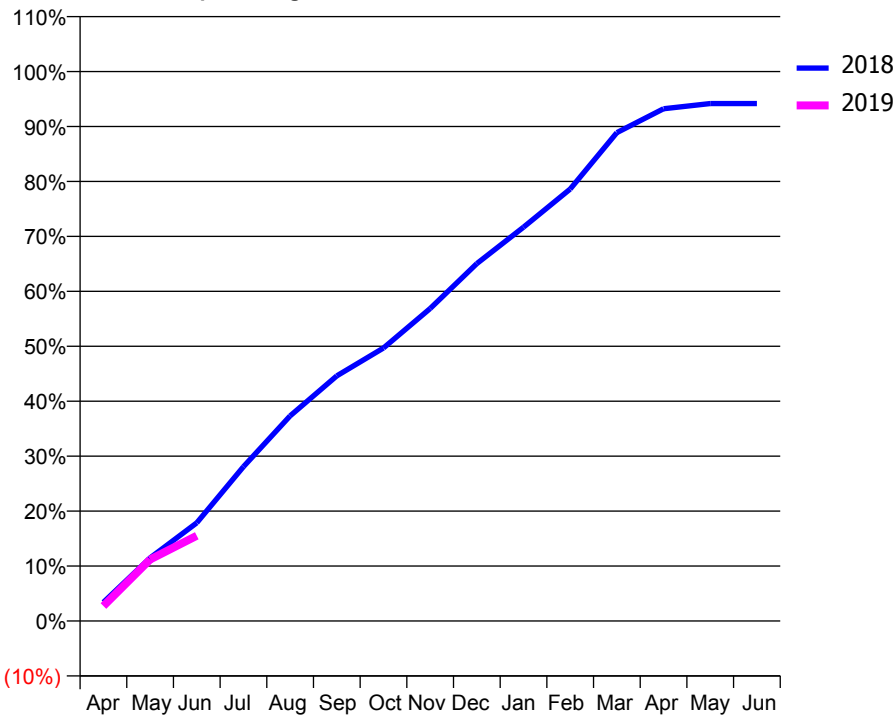
ACCESS*

Patients seen in 24 months	Total	Change since previous quarter
Quarter ending June 2017	3,681	
Quarter ending September 2017	3,664	→
Quarter ending December 2017	3,651	→
Quarter ending March 2018	3,756	↑
Quarter ending June 2018	3,788	→
Variance since June 2017	2.9%	↑



ACTIVITY

Cumulative percentage of contracted UDA delivered 2018 & 2019



Month	Adjusted Scheduled Activity (UDA)	
	2018	2019
April	547	438
May	1,836	1,792
June	2,858	2,480
July	4,488	
August	5,968	
September	7,133	
October	7,942	
November	9,091	
December	10,397	
January	11,458	
February	12,564	
March	14,206	
April	14,902	
May	15,052	
June	15,052	

QUALITY

	Quantity	Base Number	Contract	AT	Region	England
% of FP17s for the same patient ID Re-attending within 3 months - Children	19	266	7.1%	10.0%	12.0%	11.5%
% of FP17s for the same patient ID Re-attending within 3 months - Adults	116	1,027	11.3%	13.8%	15.7%	15.4%
% of FP17s for the same patient ID Re-attending between 3 & 9 months - Children	169	266	63.5%	61.7%	60.3%	58.9%
% of FP17s for the same patient ID Re-attending between 3 & 9 months - Adults	622	1,027	60.6%	56.1%	54.0%	51.6%
% of FP17s for Band 1 Urgent Courses	33	1,033	3.2%	7.1%	8.9%	8.9%
% of FP17s Relating to Free Repair or Replacements	12	1,033	1.2%	0.9%	1.0%	0.8%
% of FP17s Relating to Continuations	7	1,033	0.7%	1.0%	1.1%	0.9%
% of Patients satisfied with the dentistry they have received	2	2	N/A	92.6%	93.4%	93.2%
% of Patients satisfied with the time they had to wait for an appointment	2	2	N/A	88.0%	89.4%	88.8%

* This is based on patients treated on this contract for their most recent course of treatment. Figures in italics indicate the base number of FP17s or Patient Questionnaire responses are less than 100. N/A is shown where the base number of responses is less than 10 during the period. % is calculated as Quantity/Base number*100

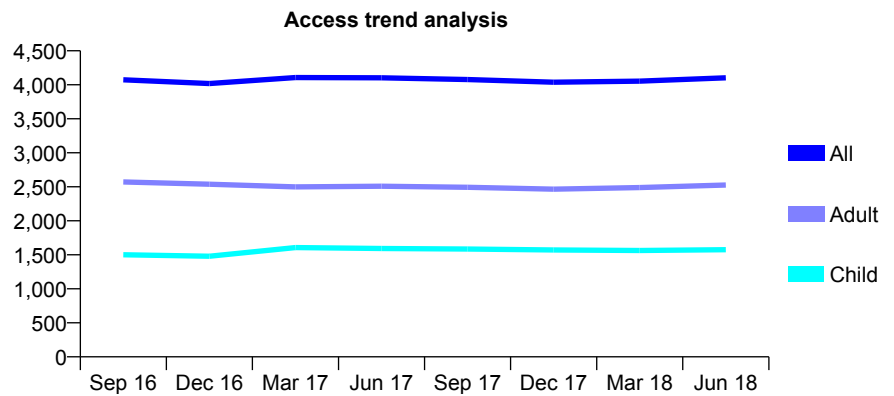
Q52 - Vital Signs At a Glance Contract Report for 673714/0001 - June 2018

Name or company name	MR NV O'DONOVAN
Contract type name	GDS Contract
Purpose of contract	General
Contract start date	01/11/2007
Contract end date	

18/19 Contracted general activity (UDA)	13,607
Carry forward general activity (UDA)	0
18/19 Contracted orthodontic activity (UOA)	0
Carry forward orthodontic activity (UOA)	0
Baseline contract value	£385,078.10

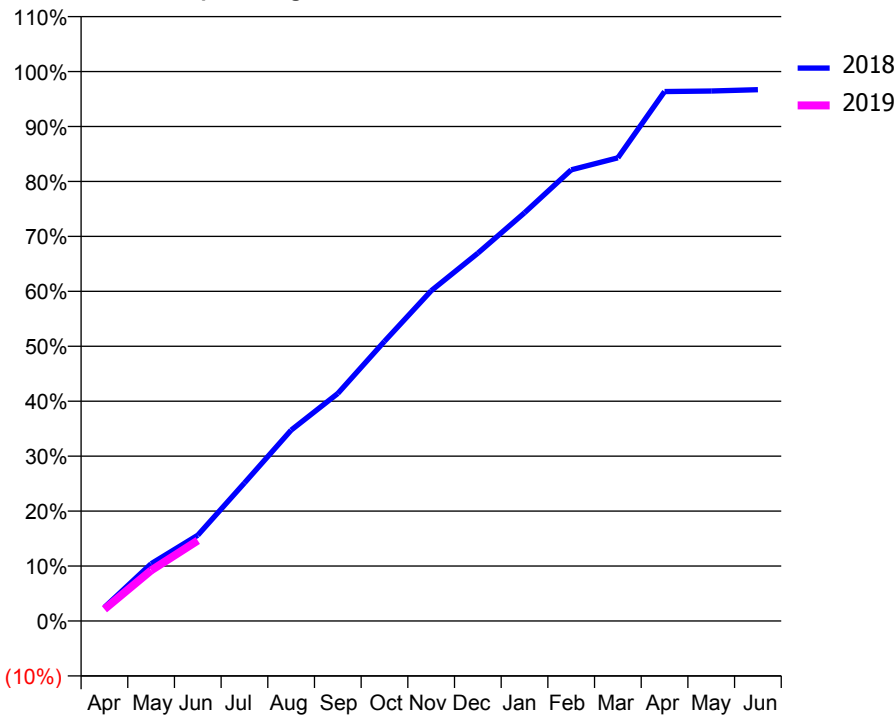
ACCESS*

Patients seen in 24 months	Total	Change since previous quarter
Quarter ending June 2017	4,102	
Quarter ending September 2017	4,078	→
Quarter ending December 2017	4,038	→
Quarter ending March 2018	4,053	→
Quarter ending June 2018	4,102	→
Variance since June 2017	0.0%	→



ACTIVITY

Cumulative percentage of contracted UDA delivered 2018 & 2019



Month	Adjusted Scheduled Activity (UDA)	
	2018	2019
April	293	292
May	1,227	1,253
June	1,841	1,992
July	2,963	
August	4,094	
September	4,882	
October	5,999	
November	7,083	
December	7,891	
January	8,757	
February	9,680	
March	9,938	
April	11,357	
May	11,368	
June	11,397	

QUALITY

	Quantity	Base Number	Contract	AT	Region	England
% of FP17s for the same patient ID Re-attending within 3 months - Children	23	693	3.3%	10.0%	12.0%	11.5%
% of FP17s for the same patient ID Re-attending within 3 months - Adults	92	1,064	8.6%	13.8%	15.7%	15.4%
% of FP17s for the same patient ID Re-attending between 3 & 9 months - Children	387	693	55.8%	61.7%	60.3%	58.9%
% of FP17s for the same patient ID Re-attending between 3 & 9 months - Adults	616	1,064	57.9%	56.1%	54.0%	51.6%
% of FP17s for Band 1 Urgent Courses	38	1,086	3.5%	7.1%	8.9%	8.9%
% of FP17s Relating to Free Repair or Replacements	2	1,086	0.2%	0.9%	1.0%	0.8%
% of FP17s Relating to Continuations	7	1,086	0.6%	1.0%	1.1%	0.9%
% of Patients satisfied with the dentistry they have received	2	2	N/A	92.6%	93.4%	93.2%
% of Patients satisfied with the time they had to wait for an appointment	2	2	N/A	88.0%	89.4%	88.8%

* This is based on patients treated on this contract for their most recent course of treatment. Figures in italics indicate the base number of FP17s or Patient Questionnaire responses are less than 100. N/A is shown where the base number of responses is less than 10 during the period. % is calculated as Quantity/Base number*100

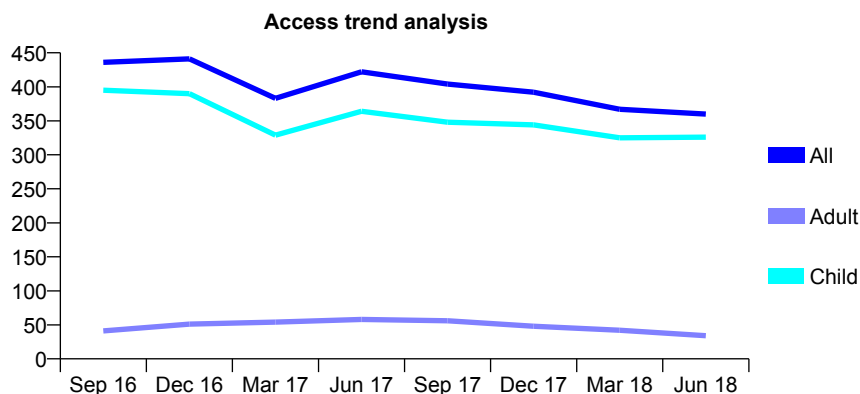
Q52 - Vital Signs At a Glance Contract Report for 673854/0001 - June 2018

Name or company name	MR MR PARROTT
Contract type name	GDS Contract
Purpose of contract	General
Contract start date	01/04/2006
Contract end date	

18/19 Contracted general activity (UDA)	734
Carry forward general activity (UDA)	0
18/19 Contracted orthodontic activity (UOA)	0
Carry forward orthodontic activity (UOA)	0
Baseline contract value	£17,831.14

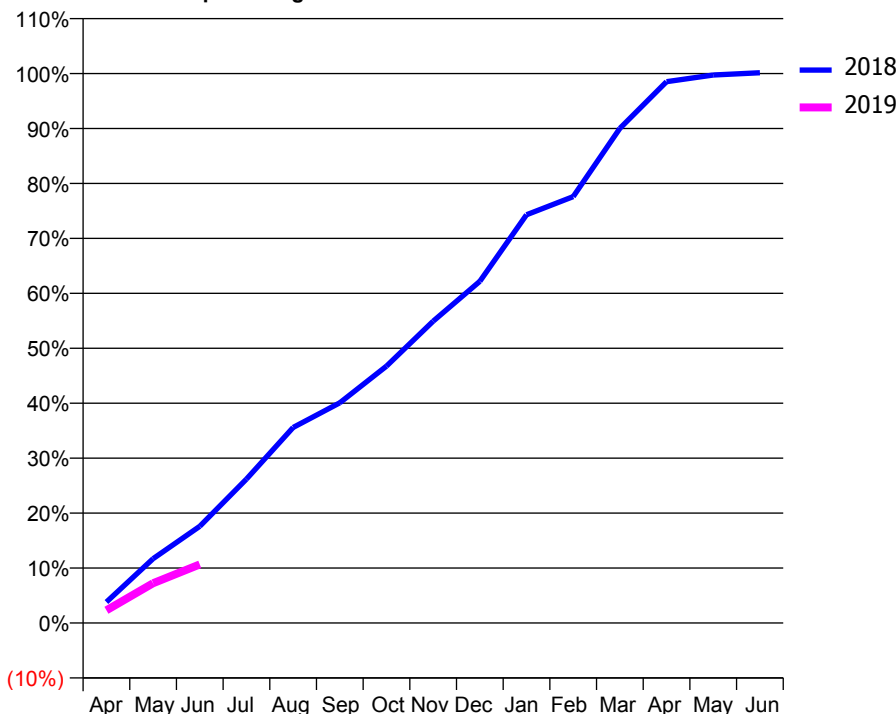
ACCESS*

Patients seen in 24 months	Total	Change since previous quarter
Quarter ending June 2017	422	
Quarter ending September 2017	404	↓
Quarter ending December 2017	392	↓
Quarter ending March 2018	367	↓
Quarter ending June 2018	360	↓
Variance since June 2017	(14.7%)	↓



ACTIVITY

Cumulative percentage of contracted UDA delivered 2018 & 2019



Adjusted Scheduled Activity (UDA)

Month	2018	2019
April	28	17
May	86	53
June	129	78
July	192	
August	261	
September	294	
October	343	
November	403	
December	456	
January	545	
February	570	
March	661	
April	723	
May	732	
June	735	

QUALITY

	Quantity	Base Number	Contract	AT	Region	England
% of FP17s for the same patient ID Re-attending within 3 months - Children	6	102	5.9%	10.0%	12.0%	11.5%
% of FP17s for the same patient ID Re-attending within 3 months - Adults	0	4	0.0%	13.8%	15.7%	15.4%
% of FP17s for the same patient ID Re-attending between 3 & 9 months - Children	72	102	70.6%	61.7%	60.3%	58.9%
% of FP17s for the same patient ID Re-attending between 3 & 9 months - Adults	2	4	50.0%	56.1%	54.0%	51.6%
% of FP17s for Band 1 Urgent Courses	1	46	2.2%	7.1%	8.9%	8.9%
% of FP17s Relating to Free Repair or Replacements	0	46	0.0%	0.9%	1.0%	0.8%
% of FP17s Relating to Continuations	0	46	0.0%	1.0%	1.1%	0.9%
% of Patients satisfied with the dentistry they have received	0	0	N/A	92.6%	93.4%	93.2%
% of Patients satisfied with the time they had to wait for an appointment	0	0	N/A	88.0%	89.4%	88.8%

* This is based on patients treated on this contract for their most recent course of treatment. Figures in italics indicate the base number of FP17s or Patient Questionnaire responses are less than 100. N/A is shown where the base number of responses is less than 10 during the period. % is calculated as Quantity/Base number*100

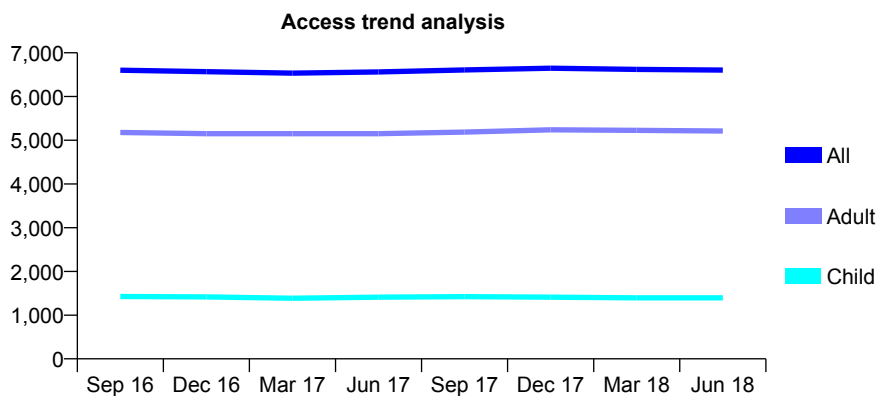
Q52 - Vital Signs At a Glance Contract Report for 674761/0001 - June 2018

Name or company name	MR M YOUNAS
Contract type name	GDS Contract
Purpose of contract	General
Contract start date	01/09/2011
Contract end date	

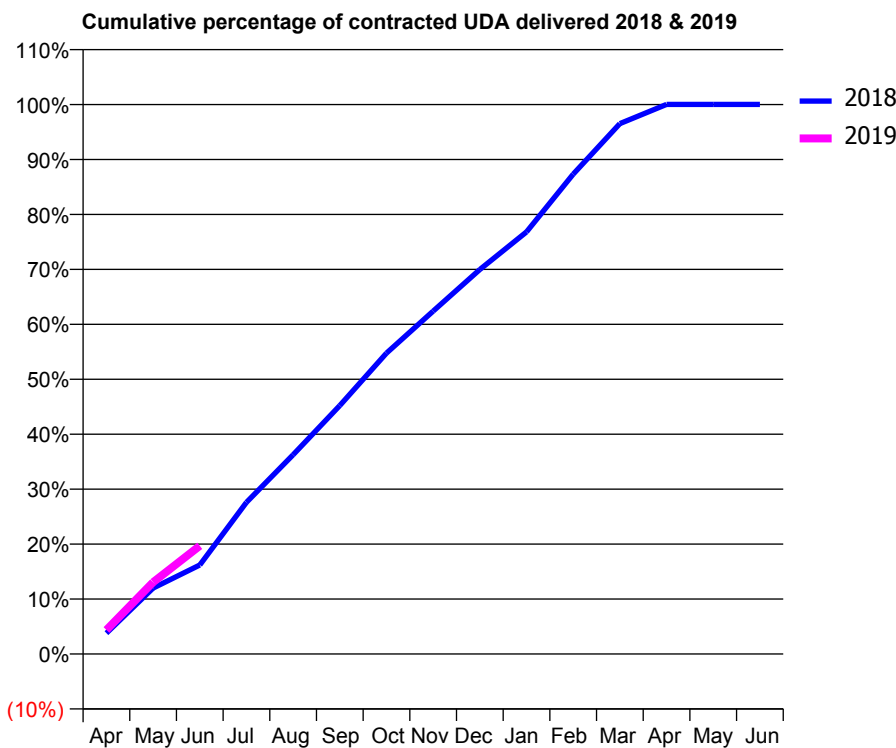
18/19 Contracted general activity (UDA)	20,390
Carry forward general activity (UDA)	0
18/19 Contracted orthodontic activity (UOA)	0
Carry forward orthodontic activity (UOA)	0
Baseline contract value	£589,517.08

ACCESS*

Patients seen in 24 months	Total	Change since previous quarter
Quarter ending June 2017	6,563	
Quarter ending September 2017	6,609	→
Quarter ending December 2017	6,649	→
Quarter ending March 2018	6,621	→
Quarter ending June 2018	6,606	→
Variance since June 2017	0.7%	→



ACTIVITY



Month	Adjusted Scheduled Activity (UDA)	
	2018	2019
April	773	892
May	2,449	2,665
June	3,300	4,016
July	5,630	
August	7,397	
September	9,221	
October	11,168	
November	12,724	
December	14,266	
January	15,664	
February	17,803	
March	19,678	
April	20,393	
May	20,394	
June	20,394	

QUALITY

	Quantity	Base Number	Contract	AT	Region	England
% of FP17s for the same patient ID Re-attending within 3 months - Children	38	537	7.1%	10.0%	12.0%	11.5%
% of FP17s for the same patient ID Re-attending within 3 months - Adults	259	1,854	14.0%	13.8%	15.7%	15.4%
% of FP17s for the same patient ID Re-attending between 3 & 9 months - Children	378	537	70.4%	61.7%	60.3%	58.9%
% of FP17s for the same patient ID Re-attending between 3 & 9 months - Adults	1,114	1,854	60.1%	56.1%	54.0%	51.6%
% of FP17s for Band 1 Urgent Courses	150	2,074	7.2%	7.1%	8.9%	8.9%
% of FP17s Relating to Free Repair or Replacements	18	2,074	0.9%	0.9%	1.0%	0.8%
% of FP17s Relating to Continuations	34	2,074	1.6%	1.0%	1.1%	0.9%
% of Patients satisfied with the dentistry they have received	6	6	N/A	92.6%	93.4%	93.2%
% of Patients satisfied with the time they had to wait for an appointment	6	6	N/A	88.0%	89.4%	88.8%

* This is based on patients treated on this contract for their most recent course of treatment. Figures in italics indicate the base number of FP17s or Patient Questionnaire responses are less than 100. N/A is shown where the base number of responses is less than 10 during the period. % is calculated as Quantity/Base number*100

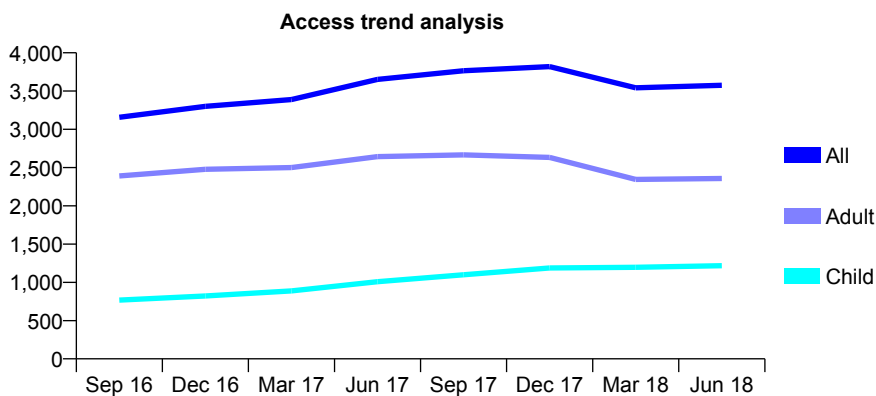
Q52 - Vital Signs At a Glance Contract Report for 676470/0002 - June 2018

Name or company name	MR EA SARKER
Contract type name	GDS Contract
Purpose of contract	General
Contract start date	01/04/2006
Contract end date	

18/19 Contracted general activity (UDA)	9,500
Carry forward general activity (UDA)	0
18/19 Contracted orthodontic activity (UOA)	0
Carry forward orthodontic activity (UOA)	0
Baseline contract value	£249,699.87

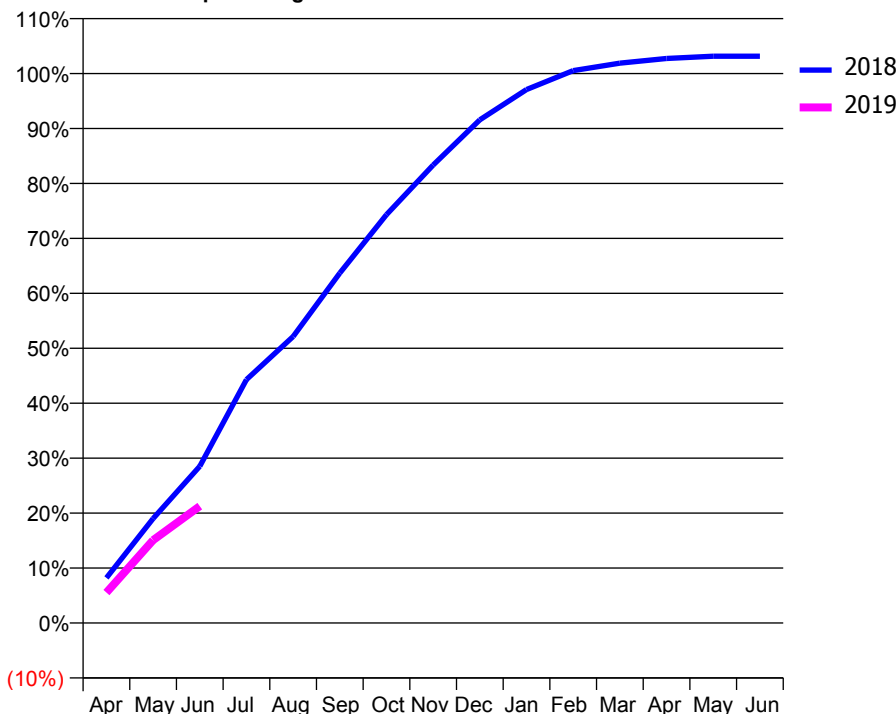
ACCESS*

Patients seen in 24 months	Total	Change since previous quarter
Quarter ending June 2017	3,653	
Quarter ending September 2017	3,765	↑
Quarter ending December 2017	3,820	→
Quarter ending March 2018	3,542	↓
Quarter ending June 2018	3,575	→
Variance since June 2017	(2.1%)	↓



ACTIVITY

Cumulative percentage of contracted UDA delivered 2018 & 2019



Adjusted Scheduled Activity (UDA)

Month	2018	2019
April	781	526
May	1,805	1,434
June	2,711	2,022
July	4,208	
August	4,954	
September	6,051	
October	7,061	
November	7,918	
December	8,699	
January	9,222	
February	9,550	
March	9,679	
April	9,759	
May	9,799	
June	9,799	

QUALITY

	Quantity	Base Number	Contract	AT	Region	England
% of FP17s for the same patient ID Re-attending within 3 months - Children	20	260	7.7%	10.0%	12.0%	11.5%
% of FP17s for the same patient ID Re-attending within 3 months - Adults	53	427	12.4%	13.8%	15.7%	15.4%
% of FP17s for the same patient ID Re-attending between 3 & 9 months - Children	70	260	26.9%	61.7%	60.3%	58.9%
% of FP17s for the same patient ID Re-attending between 3 & 9 months - Adults	104	427	24.4%	56.1%	54.0%	51.6%
% of FP17s for Band 1 Urgent Courses	22	647	3.4%	7.1%	8.9%	8.9%
% of FP17s Relating to Free Repair or Replacements	5	647	0.8%	0.9%	1.0%	0.8%
% of FP17s Relating to Continuations	7	647	1.1%	1.0%	1.1%	0.9%
% of Patients satisfied with the dentistry they have received	3	4	N/A	92.6%	93.4%	93.2%
% of Patients satisfied with the time they had to wait for an appointment	1	4	N/A	88.0%	89.4%	88.8%

* This is based on patients treated on this contract for their most recent course of treatment. Figures in italics indicate the base number of FP17s or Patient Questionnaire responses are less than 100. N/A is shown where the base number of responses is less than 10 during the period. % is calculated as Quantity/Base number*100

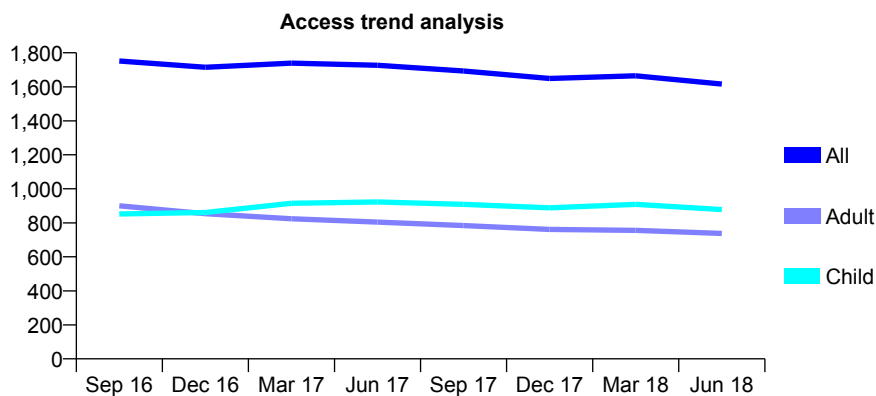
Q52 - Vital Signs At a Glance Contract Report for 676640/0002 - June 2018

Name or company name	MR KS HAMID
Contract type name	GDS Contract
Purpose of contract	General
Contract start date	16/07/2014
Contract end date	

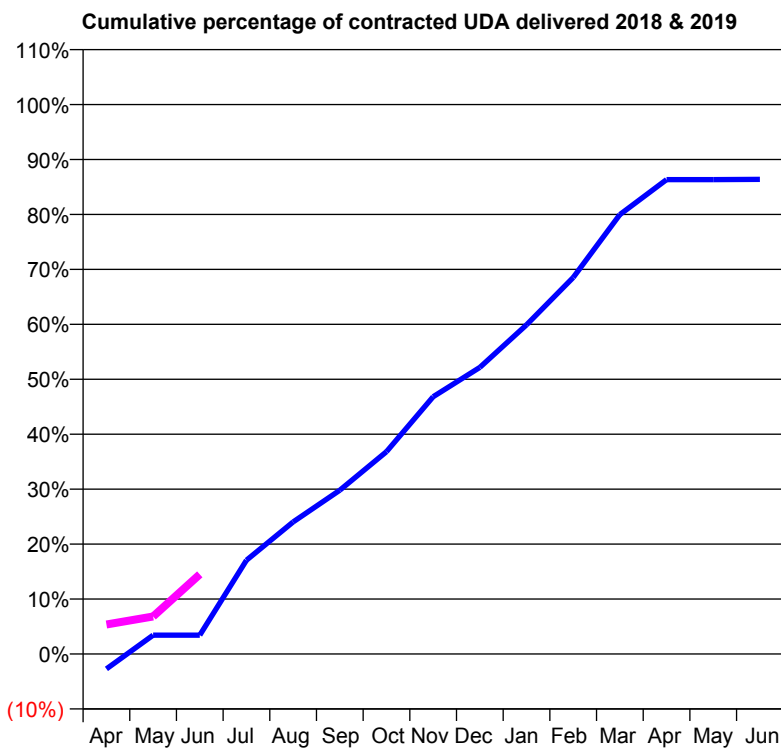
18/19 Contracted general activity (UDA)	6,500
Carry forward general activity (UDA)	0
18/19 Contracted orthodontic activity (UOA)	0
Carry forward orthodontic activity (UOA)	0
Baseline contract value	£148,768.90

ACCESS*

Patients seen in 24 months	Total	Change since previous quarter
Quarter ending June 2017	1,727	
Quarter ending September 2017	1,693	↓
Quarter ending December 2017	1,649	↓
Quarter ending March 2018	1,665	→
Quarter ending June 2018	1,616	↓
Variance since June 2017	(6.4%)	↓



ACTIVITY



Adjusted Scheduled Activity (UDA)		
Month	2018	2019
April	-177	350
May	223	444
June	223	943
July	1,110	
August	1,562	
September	1,938	
October	2,394	
November	3,043	
December	3,390	
January	3,893	
February	4,453	
March	5,198	
April	5,612	
May	5,612	
June	5,614	

QUALITY

	Quantity	Base Number	Contract	AT	Region	England
% of FP17s for the same patient ID Re-attending within 3 months - Children	25	311	8.0%	10.0%	12.0%	11.5%
% of FP17s for the same patient ID Re-attending within 3 months - Adults	83	269	30.9%	13.8%	15.7%	15.4%
% of FP17s for the same patient ID Re-attending between 3 & 9 months - Children	154	311	49.5%	61.7%	60.3%	58.9%
% of FP17s for the same patient ID Re-attending between 3 & 9 months - Adults	127	269	47.2%	56.1%	54.0%	51.6%
% of FP17s for Band 1 Urgent Courses	36	411	8.8%	7.1%	8.9%	8.9%
% of FP17s Relating to Free Repair or Replacements	13	411	3.2%	0.9%	1.0%	0.8%
% of FP17s Relating to Continuations	20	411	4.9%	1.0%	1.1%	0.9%
% of Patients satisfied with the dentistry they have received	1	1	N/A	92.6%	93.4%	93.2%
% of Patients satisfied with the time they had to wait for an appointment	1	1	N/A	88.0%	89.4%	88.8%

* This is based on patients treated on this contract for their most recent course of treatment. Figures in italics indicate the base number of FP17s or Patient Questionnaire responses are less than 100. N/A is shown where the base number of responses is less than 10 during the period. % is calculated as Quantity/Base number*100

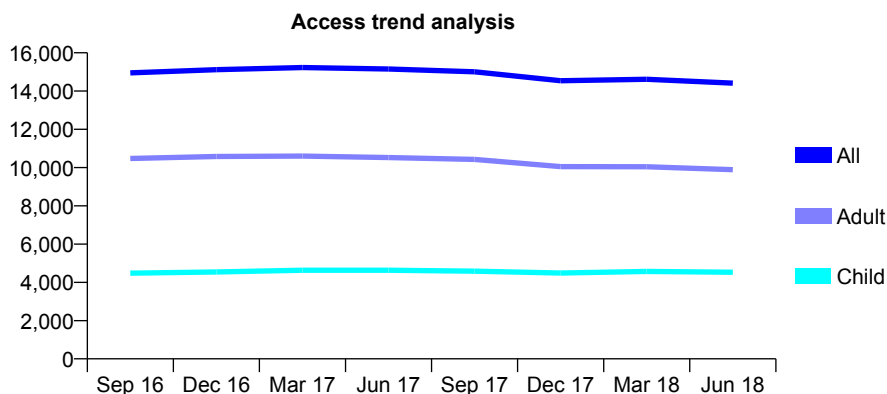
Q52 - Vital Signs At a Glance Contract Report for 680559/0001 - June 2018

Name or company name	MR SS KHAN
Contract type name	PDS Contract
Purpose of contract	General
Contract start date	01/04/2006
Contract end date	31/03/2021

18/19 Contracted general activity (UDA)	55,890
Carry forward general activity (UDA)	0
18/19 Contracted orthodontic activity (UOA)	0
Carry forward orthodontic activity (UOA)	0
Baseline contract value	£1,463,745.51

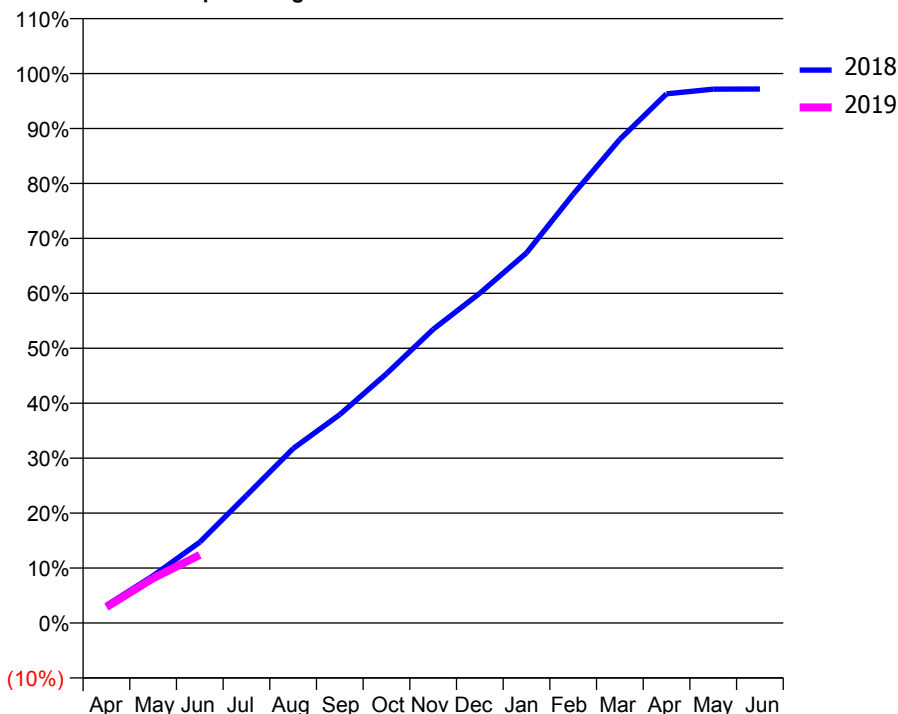
ACCESS*

Patients seen in 24 months	Total	Change since previous quarter
Quarter ending June 2017	15,154	
Quarter ending September 2017	15,008	→
Quarter ending December 2017	14,536	↓
Quarter ending March 2018	14,618	→
Quarter ending June 2018	14,415	↓
Variance since June 2017	(4.9%)	↓



ACTIVITY

Cumulative percentage of contracted UDA delivered 2018 & 2019



Month	Adjusted Scheduled Activity (UDA)	
	2018	2019
April	1,800	1,617
May	4,811	4,545
June	8,229	6,929
July	12,979	
August	17,745	
September	21,200	
October	25,353	
November	29,875	
December	33,548	
January	37,647	
February	43,610	
March	49,194	
April	53,820	
May	54,292	
June	54,314	

QUALITY

	Quantity	Base Number	Contract	AT	Region	England
% of FP17s for the same patient ID Re-attending within 3 months - Children	135	1,556	8.7%	10.0%	12.0%	11.5%
% of FP17s for the same patient ID Re-attending within 3 months - Adults	528	3,225	16.4%	13.8%	15.7%	15.4%
% of FP17s for the same patient ID Re-attending between 3 & 9 months - Children	947	1,556	60.9%	61.7%	60.3%	58.9%
% of FP17s for the same patient ID Re-attending between 3 & 9 months - Adults	1,775	3,225	55.0%	56.1%	54.0%	51.6%
% of FP17s for Band 1 Urgent Courses	292	3,389	8.6%	7.1%	8.9%	8.9%
% of FP17s Relating to Free Repair or Replacements	52	3,389	1.5%	0.9%	1.0%	0.8%
% of FP17s Relating to Continuations	12	3,389	0.4%	1.0%	1.1%	0.9%
% of Patients satisfied with the dentistry they have received	8	8	N/A	92.6%	93.4%	93.2%
% of Patients satisfied with the time they had to wait for an appointment	7	8	N/A	88.0%	89.4%	88.8%

* This is based on patients treated on this contract for their most recent course of treatment. Figures in italics indicate the base number of FP17s or Patient Questionnaire responses are less than 100. N/A is shown where the base number of responses is less than 10 during the period. % is calculated as Quantity/Base number*100

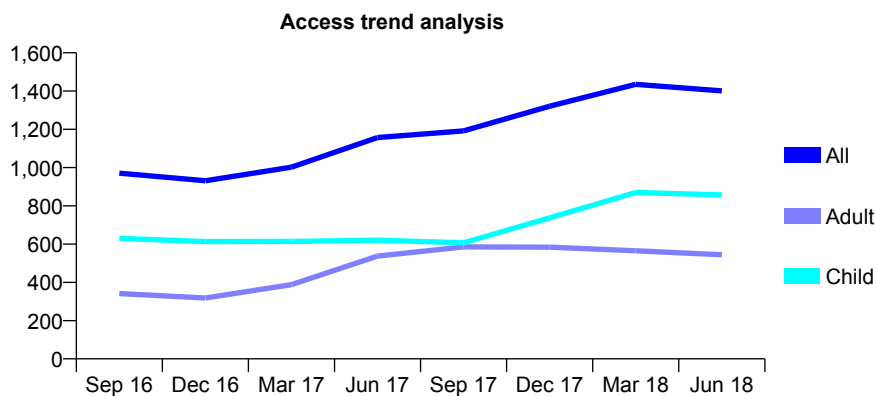
Q52 - Vital Signs At a Glance Contract Report for 693391/0001 - June 2018

Name or company name	MR O FAROOQ
Contract type name	GDS Contract
Purpose of contract	General
Contract start date	01/01/2014
Contract end date	

18/19 Contracted general activity (UDA)	3,360
Carry forward general activity (UDA)	0
18/19 Contracted orthodontic activity (UOA)	0
Carry forward orthodontic activity (UOA)	0
Baseline contract value	£96,206.83

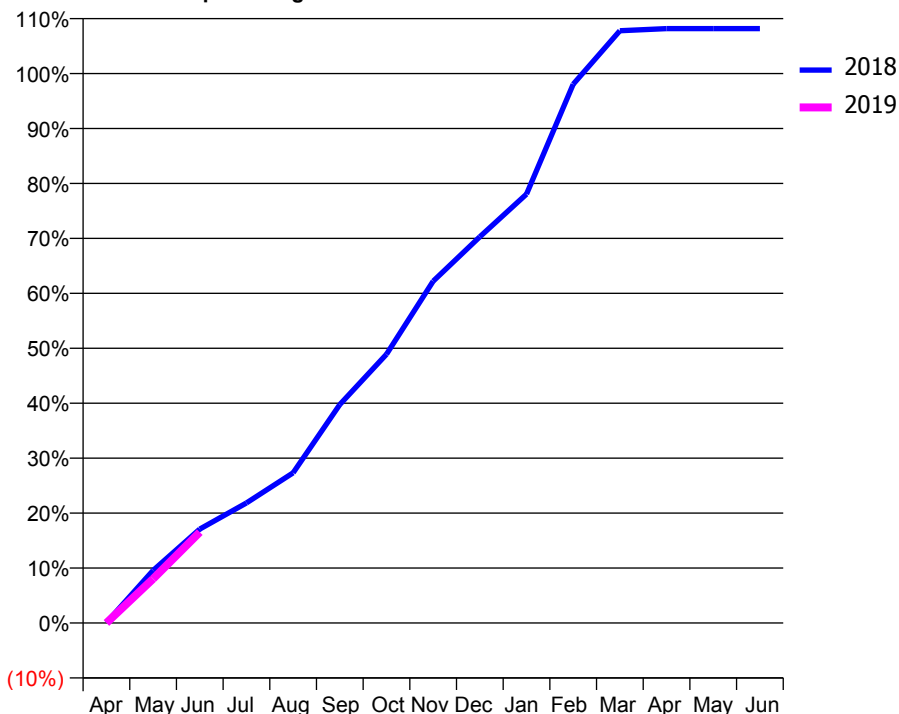
ACCESS*

Patients seen in 24 months	Total	Change since previous quarter
Quarter ending June 2017	1,157	
Quarter ending September 2017	1,192	↑
Quarter ending December 2017	1,321	↑
Quarter ending March 2018	1,435	↑
Quarter ending June 2018	1,401	↓
Variance since June 2017	21.1%	↑



ACTIVITY

Cumulative percentage of contracted UDA delivered 2018 & 2019



Month	Adjusted Scheduled Activity (UDA)	
	2018	2019
April	4	0
May	396	270
June	708	556
July	905	
August	1,132	
September	1,647	
October	2,025	
November	2,576	
December	2,910	
January	3,232	
February	4,060	
March	4,463	
April	4,479	
May	4,479	
June	4,479	

QUALITY

	Quantity	Base Number	Contract	AT	Region	England
% of FP17s for the same patient ID Re-attending within 3 months - Children	0	195	0.0%	10.0%	12.0%	11.5%
% of FP17s for the same patient ID Re-attending within 3 months - Adults	1	59	1.7%	13.8%	15.7%	15.4%
% of FP17s for the same patient ID Re-attending between 3 & 9 months - Children	157	195	80.5%	61.7%	60.3%	58.9%
% of FP17s for the same patient ID Re-attending between 3 & 9 months - Adults	54	59	91.5%	56.1%	54.0%	51.6%
% of FP17s for Band 1 Urgent Courses	0	246	0.0%	7.1%	8.9%	8.9%
% of FP17s Relating to Free Repair or Replacements	0	246	0.0%	0.9%	1.0%	0.8%
% of FP17s Relating to Continuations	0	246	0.0%	1.0%	1.1%	0.9%
% of Patients satisfied with the dentistry they have received	0	0	N/A	92.6%	93.4%	93.2%
% of Patients satisfied with the time they had to wait for an appointment	0	0	N/A	88.0%	89.4%	88.8%

* This is based on patients treated on this contract for their most recent course of treatment. Figures in italics indicate the base number of FP17s or Patient Questionnaire responses are less than 100. N/A is shown where the base number of responses is less than 10 during the period. % is calculated as Quantity/Base number*100

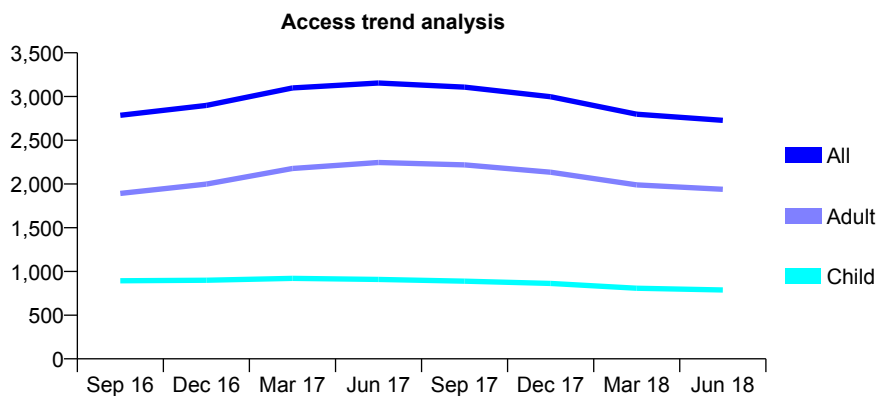
Q52 - Vital Signs At a Glance Contract Report for 693456/0001 - June 2018

Name or company name	MR OE MOHAMMED
Contract type name	GDS Contract
Purpose of contract	General
Contract start date	01/04/2015
Contract end date	

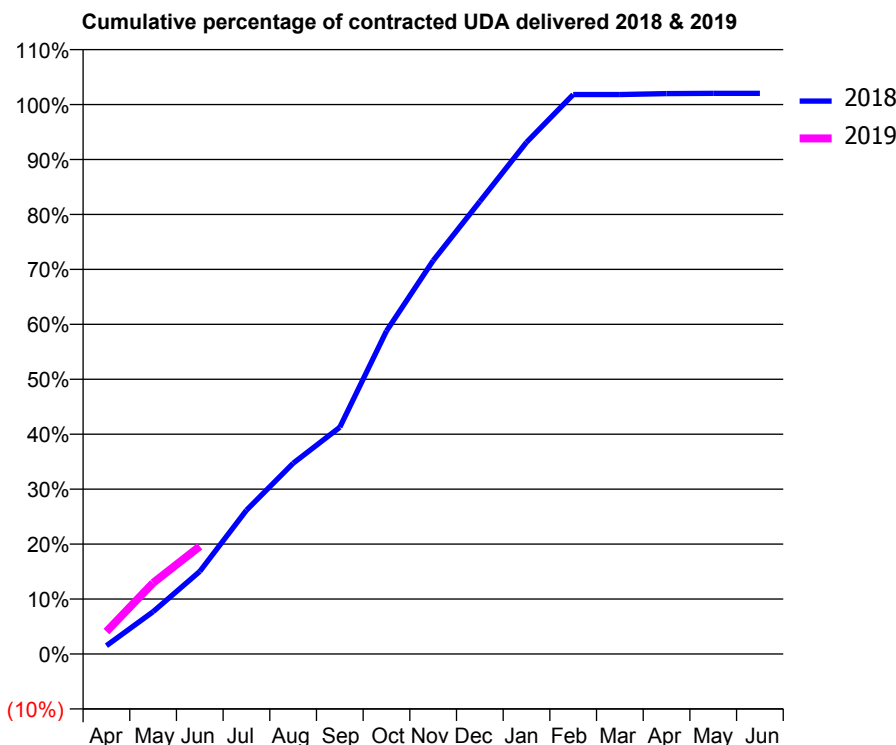
18/19 Contracted general activity (UDA)	8,350
Carry forward general activity (UDA)	0
18/19 Contracted orthodontic activity (UOA)	0
Carry forward orthodontic activity (UOA)	0
Baseline contract value	£239,988.22

ACCESS*

Patients seen in 24 months	Total	Change since previous quarter
Quarter ending June 2017	3,154	
Quarter ending September 2017	3,107	↓
Quarter ending December 2017	2,997	↓
Quarter ending March 2018	2,798	↓
Quarter ending June 2018	2,727	↓
Variance since June 2017	(13.5%)	↓



ACTIVITY



Month	Adjusted Scheduled Activity (UDA)	
	2018	2019
April	138	341
May	704	1,081
June	1,372	1,636
July	2,391	
August	3,169	
September	3,767	
October	5,368	
November	6,537	
December	7,520	
January	8,504	
February	9,296	
March	9,296	
April	9,313	
May	9,316	
June	9,316	

QUALITY

	Quantity	Base Number	Contract	AT	Region	England
% of FP17s for the same patient ID Re-attending within 3 months - Children	4	283	1.4%	10.0%	12.0%	11.5%
% of FP17s for the same patient ID Re-attending within 3 months - Adults	24	419	5.7%	13.8%	15.7%	15.4%
% of FP17s for the same patient ID Re-attending between 3 & 9 months - Children	182	283	64.3%	61.7%	60.3%	58.9%
% of FP17s for the same patient ID Re-attending between 3 & 9 months - Adults	253	419	60.4%	56.1%	54.0%	51.6%
% of FP17s for Band 1 Urgent Courses	11	696	1.6%	7.1%	8.9%	8.9%
% of FP17s Relating to Free Repair or Replacements	1	696	0.1%	0.9%	1.0%	0.8%
% of FP17s Relating to Continuations	0	696	0.0%	1.0%	1.1%	0.9%
% of Patients satisfied with the dentistry they have received	0	0	N/A	92.6%	93.4%	93.2%
% of Patients satisfied with the time they had to wait for an appointment	0	0	N/A	88.0%	89.4%	88.8%

* This is based on patients treated on this contract for their most recent course of treatment. Figures in italics indicate the base number of FP17s or Patient Questionnaire responses are less than 100. N/A is shown where the base number of responses is less than 10 during the period. % is calculated as Quantity/Base number*100

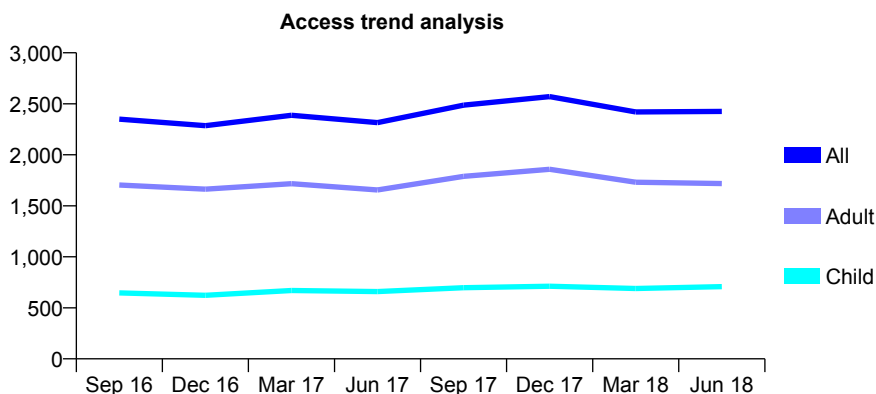
Q52 - Vital Signs At a Glance Contract Report for 712256/0001 - June 2018

Name or company name	MR NT SALEEM
Contract type name	PDS Contract
Purpose of contract	General
Contract start date	02/03/2011
Contract end date	01/03/2021

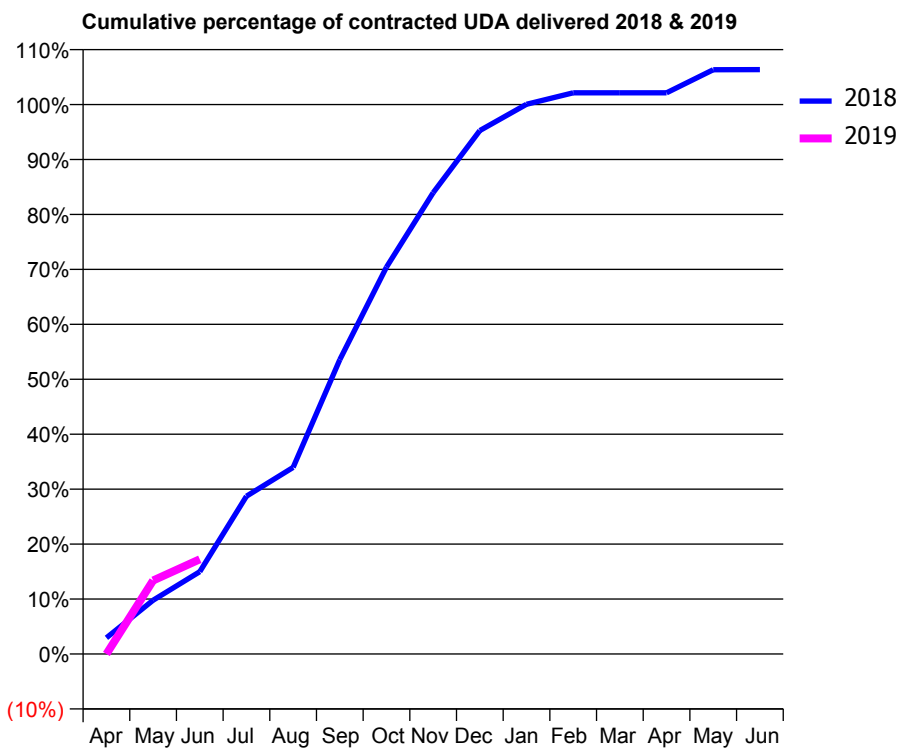
18/19 Contracted general activity (UDA)	6,000
Carry forward general activity (UDA)	0
18/19 Contracted orthodontic activity (UOA)	0
Carry forward orthodontic activity (UOA)	0
Baseline contract value	£195,848.96

ACCESS*

Patients seen in 24 months	Total	Change since previous quarter
Quarter ending June 2017	2,316	
Quarter ending September 2017	2,487	↑
Quarter ending December 2017	2,570	↑
Quarter ending March 2018	2,420	↓
Quarter ending June 2018	2,426	→
Variance since June 2017	4.7%	↑



ACTIVITY



Month	Adjusted Scheduled Activity (UDA)	
	2018	2019
April	177	0
May	588	803
June	899	1,035
July	1,723	
August	2,038	
September	3,214	
October	4,225	
November	5,037	
December	5,716	
January	6,002	
February	6,127	
March	6,127	
April	6,127	
May	6,379	
June	6,381	

QUALITY

	Quantity	Base Number	Contract	AT	Region	England
% of FP17s for the same patient ID Re-attending within 3 months - Children	31	306	10.1%	10.0%	12.0%	11.5%
% of FP17s for the same patient ID Re-attending within 3 months - Adults	32	325	9.8%	13.8%	15.7%	15.4%
% of FP17s for the same patient ID Re-attending between 3 & 9 months - Children	173	306	56.5%	61.7%	60.3%	58.9%
% of FP17s for the same patient ID Re-attending between 3 & 9 months - Adults	145	325	44.6%	56.1%	54.0%	51.6%
% of FP17s for Band 1 Urgent Courses	76	446	17.0%	7.1%	8.9%	8.9%
% of FP17s Relating to Free Repair or Replacements	4	446	0.9%	0.9%	1.0%	0.8%
% of FP17s Relating to Continuations	1	446	0.2%	1.0%	1.1%	0.9%
% of Patients satisfied with the dentistry they have received	2	2	N/A	92.6%	93.4%	93.2%
% of Patients satisfied with the time they had to wait for an appointment	2	2	N/A	88.0%	89.4%	88.8%

* This is based on patients treated on this contract for their most recent course of treatment. Figures in italics indicate the base number of FP17s or Patient Questionnaire responses are less than 100. N/A is shown where the base number of responses is less than 10 during the period. % is calculated as Quantity/Base number*100

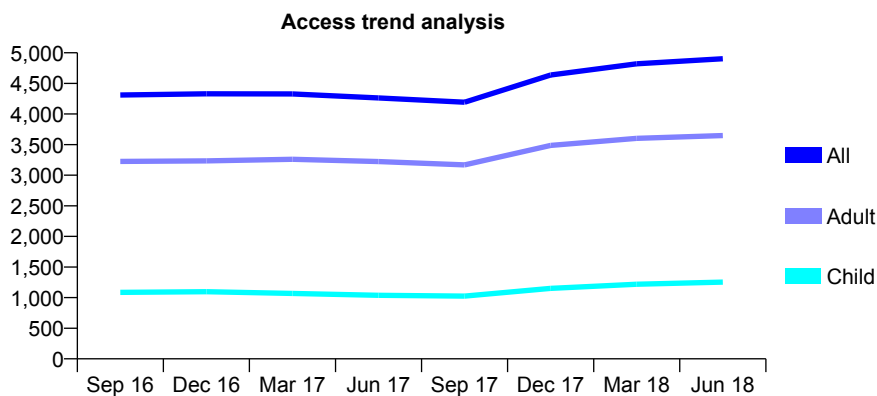
Q52 - Vital Signs At a Glance Contract Report for 712256/0002 - June 2018

Name or company name	MR NT SALEEM
Contract type name	PDS Contract
Purpose of contract	General
Contract start date	02/09/2013
Contract end date	01/09/2023

18/19 Contracted general activity (UDA)	11,668
Carry forward general activity (UDA)	0
18/19 Contracted orthodontic activity (UOA)	0
Carry forward orthodontic activity (UOA)	0
Baseline contract value	£299,773.49

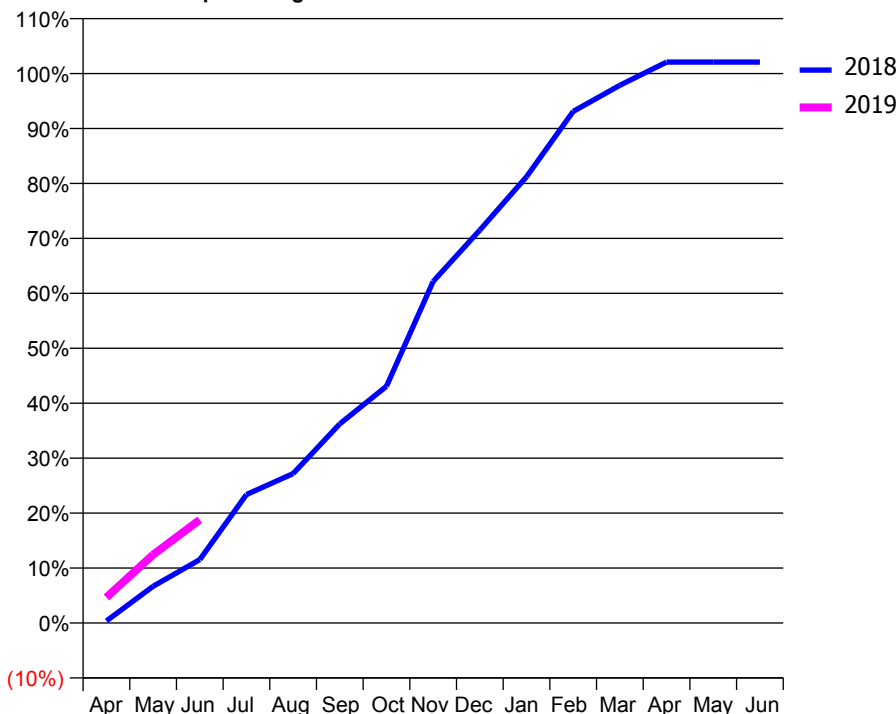
ACCESS*

Patients seen in 24 months	Total	Change since previous quarter
Quarter ending June 2017	4,262	
Quarter ending September 2017	4,193	↓
Quarter ending December 2017	4,638	↑
Quarter ending March 2018	4,820	↑
Quarter ending June 2018	4,903	→
Variance since June 2017	15.0%	↑



ACTIVITY

Cumulative percentage of contracted UDA delivered 2018 & 2019



Adjusted Scheduled Activity (UDA)

Month	2018	2019
April	43	544
May	779	1,450
June	1,347	2,193
July	2,728	
August	3,173	
September	4,229	
October	5,027	
November	7,252	
December	8,342	
January	9,475	
February	10,862	
March	11,419	
April	11,910	
May	11,910	
June	11,910	

QUALITY

	Quantity	Base Number	Contract	AT	Region	England
% of FP17s for the same patient ID Re-attending within 3 months - Children	42	365	11.5%	10.0%	12.0%	11.5%
% of FP17s for the same patient ID Re-attending within 3 months - Adults	100	873	11.5%	13.8%	15.7%	15.4%
% of FP17s for the same patient ID Re-attending between 3 & 9 months - Children	197	365	54.0%	61.7%	60.3%	58.9%
% of FP17s for the same patient ID Re-attending between 3 & 9 months - Adults	474	873	54.3%	56.1%	54.0%	51.6%
% of FP17s for Band 1 Urgent Courses	46	1,010	4.6%	7.1%	8.9%	8.9%
% of FP17s Relating to Free Repair or Replacements	18	1,010	1.8%	0.9%	1.0%	0.8%
% of FP17s Relating to Continuations	8	1,010	0.8%	1.0%	1.1%	0.9%
% of Patients satisfied with the dentistry they have received	2	2	N/A	92.6%	93.4%	93.2%
% of Patients satisfied with the time they had to wait for an appointment	2	2	N/A	88.0%	89.4%	88.8%

* This is based on patients treated on this contract for their most recent course of treatment. Figures in italics indicate the base number of FP17s or Patient Questionnaire responses are less than 100. N/A is shown where the base number of responses is less than 10 during the period. % is calculated as Quantity/Base number*100

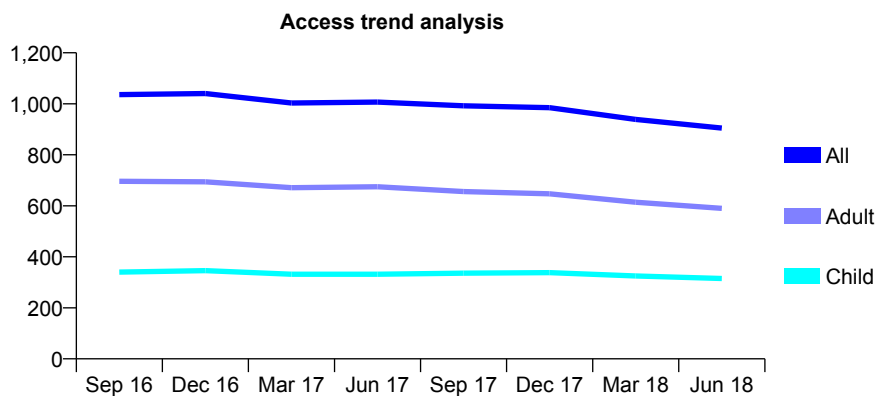
Q52 - Vital Signs At a Glance Contract Report for 715492/0001 - June 2018

Name or company name	MR N TIBREWAL
Contract type name	GDS Contract
Purpose of contract	General
Contract start date	03/12/2012
Contract end date	

18/19 Contracted general activity (UDA)	2,000
Carry forward general activity (UDA)	0
18/19 Contracted orthodontic activity (UOA)	0
Carry forward orthodontic activity (UOA)	0
Baseline contract value	£52,376.02

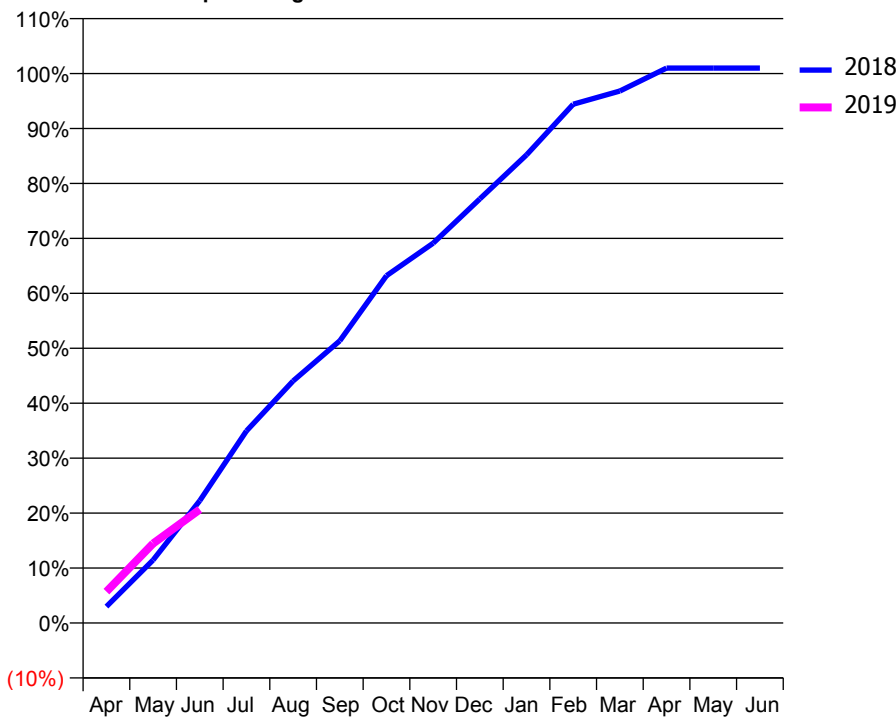
ACCESS*

Patients seen in 24 months	Total	Change since previous quarter
Quarter ending June 2017	1,007	
Quarter ending September 2017	992	↓
Quarter ending December 2017	985	→
Quarter ending March 2018	939	↓
Quarter ending June 2018	905	↓
Variance since June 2017	(10.1%)	↓



ACTIVITY

Cumulative percentage of contracted UDA delivered 2018 & 2019



Adjusted Scheduled Activity (UDA)		
Month	2018	2019
April	60	114
May	229	289
June	445	413
July	699	
August	881	
September	1,027	
October	1,264	
November	1,383	
December	1,543	
January	1,704	
February	1,888	
March	1,936	
April	2,020	
May	2,020	
June	2,020	

QUALITY

	Quantity	Base Number	Contract	AT	Region	England
% of FP17s for the same patient ID Re-attending within 3 months - Children	3	80	3.8%	10.0%	12.0%	11.5%
% of FP17s for the same patient ID Re-attending within 3 months - Adults	13	167	7.8%	13.8%	15.7%	15.4%
% of FP17s for the same patient ID Re-attending between 3 & 9 months - Children	33	80	41.3%	61.7%	60.3%	58.9%
% of FP17s for the same patient ID Re-attending between 3 & 9 months - Adults	79	167	47.3%	56.1%	54.0%	51.6%
% of FP17s for Band 1 Urgent Courses	12	208	5.8%	7.1%	8.9%	8.9%
% of FP17s Relating to Free Repair or Replacements	0	208	0.0%	0.9%	1.0%	0.8%
% of FP17s Relating to Continuations	1	208	0.5%	1.0%	1.1%	0.9%
% of Patients satisfied with the dentistry they have received	1	1	N/A	92.6%	93.4%	93.2%
% of Patients satisfied with the time they had to wait for an appointment	1	1	N/A	88.0%	89.4%	88.8%

* This is based on patients treated on this contract for their most recent course of treatment. Figures in italics indicate the base number of FP17s or Patient Questionnaire responses are less than 100. N/A is shown where the base number of responses is less than 10 during the period. % is calculated as Quantity/Base number*100

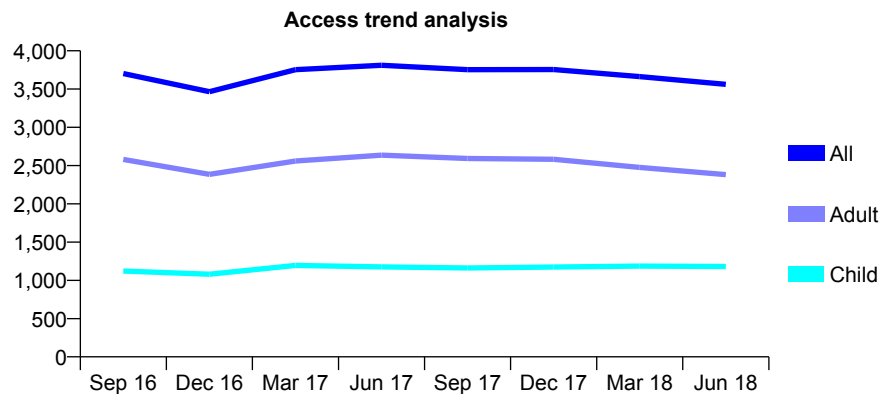
Q52 - Vital Signs At a Glance Contract Report for 719188/0001 - June 2018

Name or company name	MR K RISHI
Contract type name	GDS Contract
Purpose of contract	General
Contract start date	25/09/2012
Contract end date	

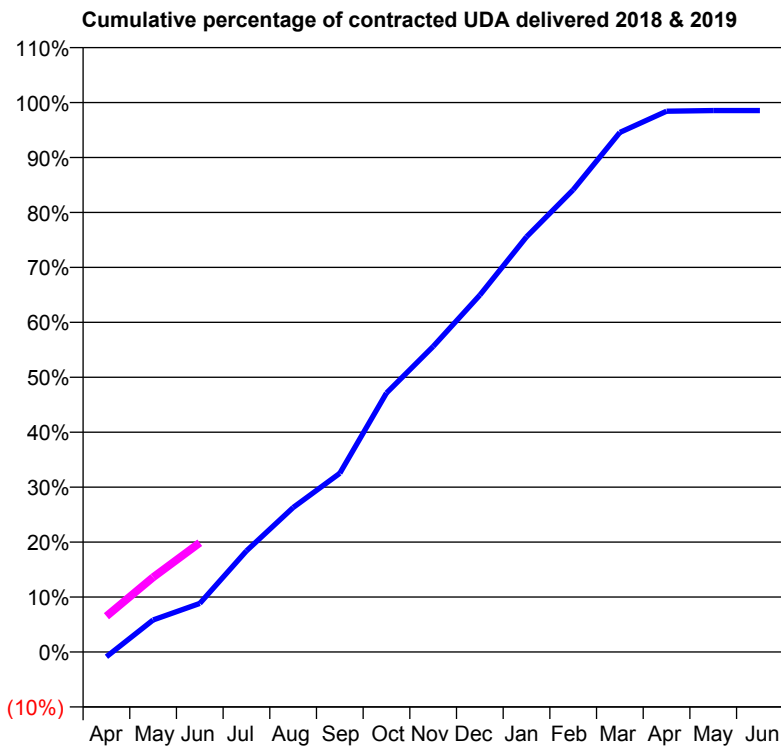
18/19 Contracted general activity (UDA)	10,303
Carry forward general activity (UDA)	0
18/19 Contracted orthodontic activity (UOA)	0
Carry forward orthodontic activity (UOA)	0
Baseline contract value	£317,346.64

ACCESS*

Patients seen in 24 months	Total	Change since previous quarter
Quarter ending June 2017	3,811	
Quarter ending September 2017	3,754	↓
Quarter ending December 2017	3,755	→
Quarter ending March 2018	3,662	↓
Quarter ending June 2018	3,562	↓
Variance since June 2017	(6.5%)	↓



ACTIVITY



Adjusted Scheduled Activity (UDA)		
Month	2018	2019
April	-97	672
May	634	1,402
June	961	2,050
July	1,999	
August	2,858	
September	3,536	
October	5,123	
November	6,043	
December	7,057	
January	8,209	
February	9,139	
March	10,275	
April	10,695	
May	10,707	
June	10,707	

QUALITY

	Quantity	Base Number	Contract	AT	Region	England
% of FP17s for the same patient ID Re-attending within 3 months - Children	32	458	7.0%	10.0%	12.0%	11.5%
% of FP17s for the same patient ID Re-attending within 3 months - Adults	136	874	15.6%	13.8%	15.7%	15.4%
% of FP17s for the same patient ID Re-attending between 3 & 9 months - Children	345	458	75.3%	61.7%	60.3%	58.9%
% of FP17s for the same patient ID Re-attending between 3 & 9 months - Adults	629	874	72.0%	56.1%	54.0%	51.6%
% of FP17s for Band 1 Urgent Courses	3	997	0.3%	7.1%	8.9%	8.9%
% of FP17s Relating to Free Repair or Replacements	3	997	0.3%	0.9%	1.0%	0.8%
% of FP17s Relating to Continuations	10	997	1.0%	1.0%	1.1%	0.9%
% of Patients satisfied with the dentistry they have received	0	0	N/A	92.6%	93.4%	93.2%
% of Patients satisfied with the time they had to wait for an appointment	0	0	N/A	88.0%	89.4%	88.8%

* This is based on patients treated on this contract for their most recent course of treatment. Figures in italics indicate the base number of FP17s or Patient Questionnaire responses are less than 100. N/A is shown where the base number of responses is less than 10 during the period. % is calculated as Quantity/Base number*100

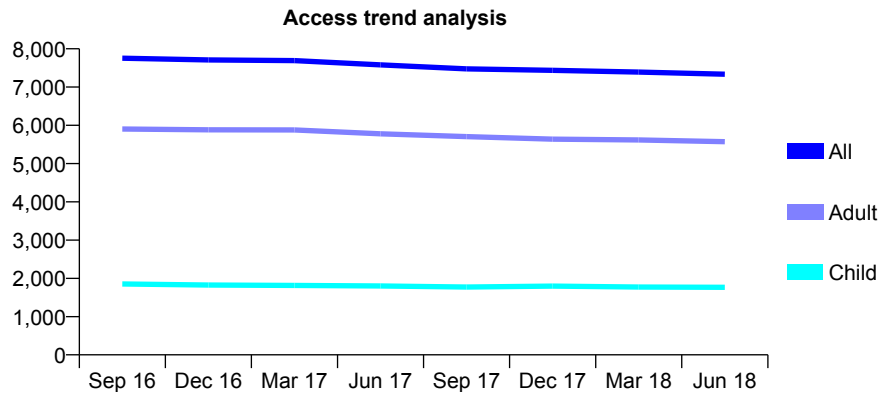
Q52 - Vital Signs At a Glance Contract Report for 721980/0004 - June 2018

Name or company name	MR A HUSSAIN
Contract type name	GDS Contract
Purpose of contract	General
Contract start date	02/07/2007
Contract end date	

18/19 Contracted general activity (UDA)	22,272
Carry forward general activity (UDA)	0
18/19 Contracted orthodontic activity (UOA)	0
Carry forward orthodontic activity (UOA)	0
Baseline contract value	£653,887.17

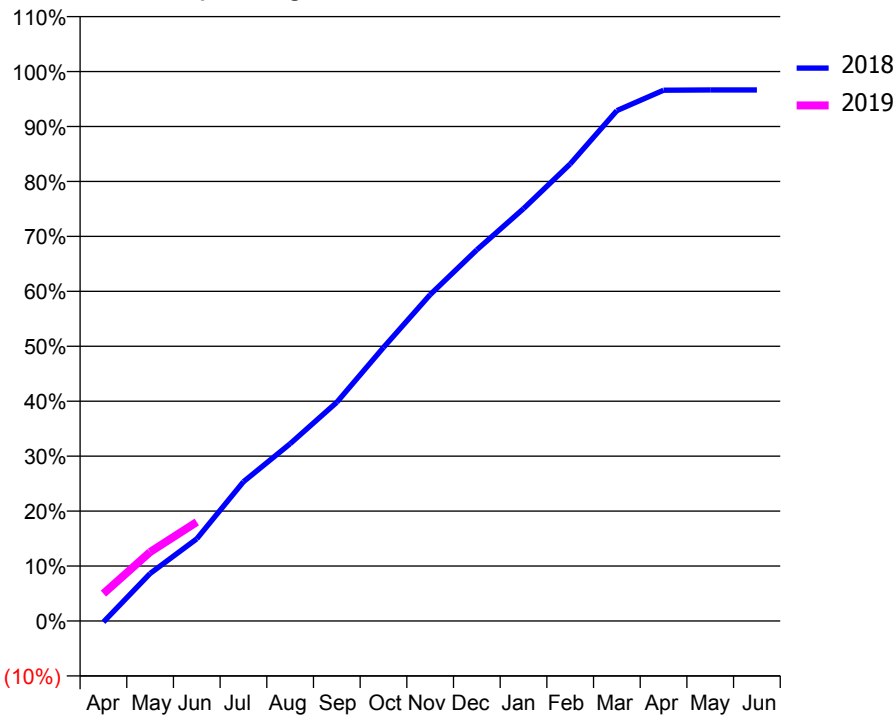
ACCESS*

Patients seen in 24 months	Total	Change since previous quarter
Quarter ending June 2017	7,579	
Quarter ending September 2017	7,477	↓
Quarter ending December 2017	7,436	→
Quarter ending March 2018	7,392	→
Quarter ending June 2018	7,337	→
Variance since June 2017	(3.2%)	↓



ACTIVITY

Cumulative percentage of contracted UDA delivered 2018 & 2019



Month	Adjusted Scheduled Activity (UDA)	
	2018	2019
April	-47	1,109
May	1,929	2,798
June	3,331	4,015
July	5,646	
August	7,186	
September	8,868	
October	11,088	
November	13,226	
December	15,042	
January	16,713	
February	18,525	
March	20,684	
April	21,515	
May	21,523	
June	21,527	

QUALITY

	Quantity	Base Number	Contract	AT	Region	England
% of FP17s for the same patient ID Re-attending within 3 months - Children	59	575	10.3%	10.0%	12.0%	11.5%
% of FP17s for the same patient ID Re-attending within 3 months - Adults	306	1,815	16.9%	13.8%	15.7%	15.4%
% of FP17s for the same patient ID Re-attending between 3 & 9 months - Children	355	575	61.7%	61.7%	60.3%	58.9%
% of FP17s for the same patient ID Re-attending between 3 & 9 months - Adults	1,074	1,815	59.2%	56.1%	54.0%	51.6%
% of FP17s for Band 1 Urgent Courses	74	1,964	3.8%	7.1%	8.9%	8.9%
% of FP17s Relating to Free Repair or Replacements	39	1,964	2.0%	0.9%	1.0%	0.8%
% of FP17s Relating to Continuations	46	1,964	2.3%	1.0%	1.1%	0.9%
% of Patients satisfied with the dentistry they have received	4	4	N/A	92.6%	93.4%	93.2%
% of Patients satisfied with the time they had to wait for an appointment	4	4	N/A	88.0%	89.4%	88.8%

* This is based on patients treated on this contract for their most recent course of treatment. Figures in italics indicate the base number of FP17s or Patient Questionnaire responses are less than 100. N/A is shown where the base number of responses is less than 10 during the period. % is calculated as Quantity/Base number*100

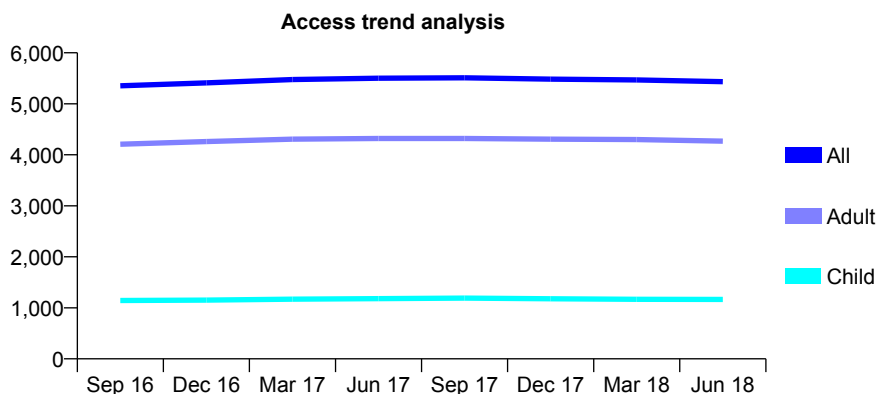
Q52 - Vital Signs At a Glance Contract Report for 721980/0006 - June 2018

Name or company name	MR A HUSSAIN
Contract type name	GDS Contract
Purpose of contract	General
Contract start date	02/07/2007
Contract end date	

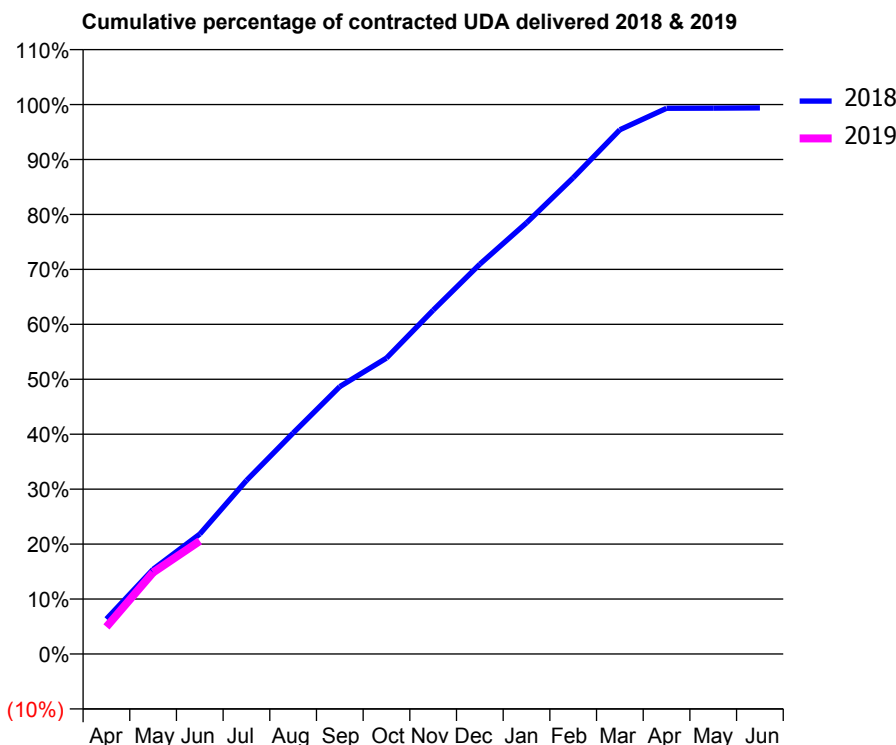
18/19 Contracted general activity (UDA)	15,185
Carry forward general activity (UDA)	0
18/19 Contracted orthodontic activity (UOA)	0
Carry forward orthodontic activity (UOA)	0
Baseline contract value	£456,212.14

ACCESS*

Patients seen in 24 months	Total	Change since previous quarter
Quarter ending June 2017	5,501	
Quarter ending September 2017	5,510	→
Quarter ending December 2017	5,484	→
Quarter ending March 2018	5,467	→
Quarter ending June 2018	5,433	→
Variance since June 2017	(1.2%)	↓



ACTIVITY



Month	Adjusted Scheduled Activity (UDA)	
	2018	2019
April	967	749
May	2,342	2,253
June	3,316	3,123
July	4,797	
August	6,107	
September	7,391	
October	8,179	
November	9,503	
December	10,771	
January	11,914	
February	13,159	
March	14,488	
April	15,081	
May	15,085	
June	15,091	

QUALITY

	Quantity	Base Number	Contract	AT	Region	England
% of FP17s for the same patient ID Re-attending within 3 months - Children	51	444	11.5%	10.0%	12.0%	11.5%
% of FP17s for the same patient ID Re-attending within 3 months - Adults	220	1,529	14.4%	13.8%	15.7%	15.4%
% of FP17s for the same patient ID Re-attending between 3 & 9 months - Children	280	444	63.1%	61.7%	60.3%	58.9%
% of FP17s for the same patient ID Re-attending between 3 & 9 months - Adults	945	1,529	61.8%	56.1%	54.0%	51.6%
% of FP17s for Band 1 Urgent Courses	76	1,666	4.6%	7.1%	8.9%	8.9%
% of FP17s Relating to Free Repair or Replacements	42	1,666	2.5%	0.9%	1.0%	0.8%
% of FP17s Relating to Continuations	25	1,666	1.5%	1.0%	1.1%	0.9%
% of Patients satisfied with the dentistry they have received	2	2	N/A	92.6%	93.4%	93.2%
% of Patients satisfied with the time they had to wait for an appointment	2	2	N/A	88.0%	89.4%	88.8%

* This is based on patients treated on this contract for their most recent course of treatment. Figures in italics indicate the base number of FP17s or Patient Questionnaire responses are less than 100. N/A is shown where the base number of responses is less than 10 during the period. % is calculated as Quantity/Base number*100

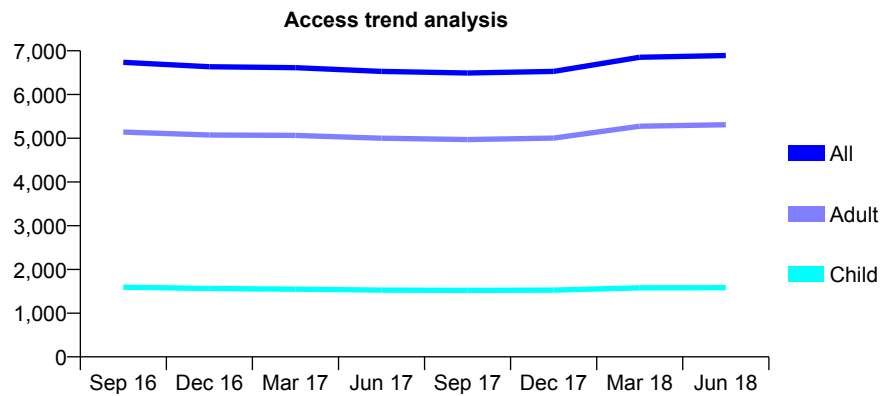
Q52 - Vital Signs At a Glance Contract Report for 721980/0007 - June 2018

Name or company name	MR A HUSSAIN
Contract type name	GDS Contract
Purpose of contract	General
Contract start date	02/07/2007
Contract end date	

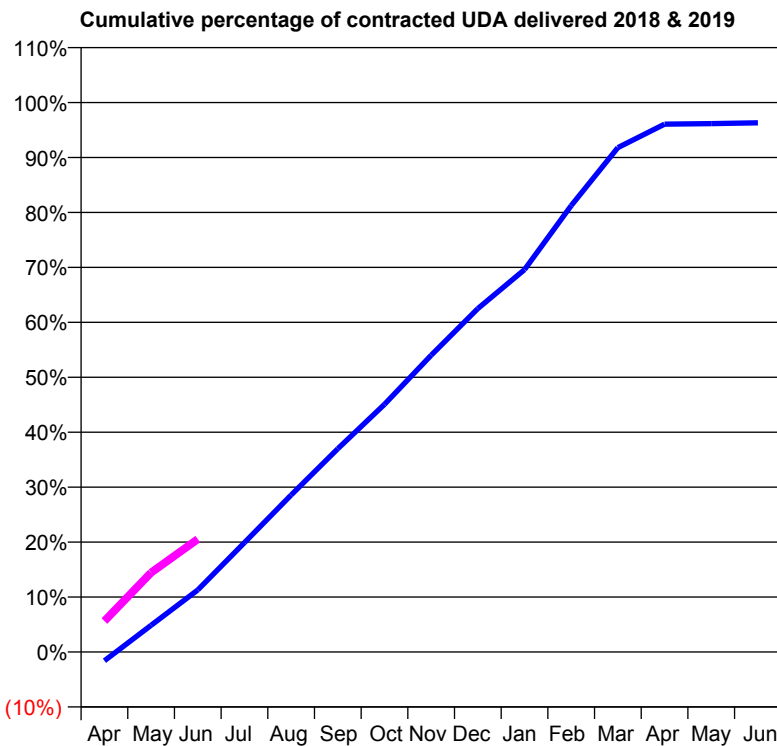
18/19 Contracted general activity (UDA)	19,645
Carry forward general activity (UDA)	0
18/19 Contracted orthodontic activity (UOA)	0
Carry forward orthodontic activity (UOA)	0
Baseline contract value	£604,803.08

ACCESS*

Patients seen in 24 months	Total	Change since previous quarter
Quarter ending June 2017	6,528	
Quarter ending September 2017	6,492	→
Quarter ending December 2017	6,530	→
Quarter ending March 2018	6,853	↑
Quarter ending June 2018	6,893	→
Variance since June 2017	5.6%	↑



ACTIVITY



Month	Adjusted Scheduled Activity (UDA)	
	2018	2019
April	-318	1,109
May	956	2,841
June	2,219	4,034
July	3,913	
August	5,611	
September	7,269	
October	8,857	
November	10,610	
December	12,277	
January	13,670	
February	15,956	
March	18,032	
April	18,872	
May	18,890	
June	18,921	

QUALITY

	Quantity	Base Number	Contract	AT	Region	England
% of FP17s for the same patient ID Re-attending within 3 months - Children	49	552	8.9%	10.0%	12.0%	11.5%
% of FP17s for the same patient ID Re-attending within 3 months - Adults	250	1,846	13.5%	13.8%	15.7%	15.4%
% of FP17s for the same patient ID Re-attending between 3 & 9 months - Children	341	552	61.8%	61.7%	60.3%	58.9%
% of FP17s for the same patient ID Re-attending between 3 & 9 months - Adults	1,124	1,846	60.9%	56.1%	54.0%	51.6%
% of FP17s for Band 1 Urgent Courses	75	2,017	3.7%	7.1%	8.9%	8.9%
% of FP17s Relating to Free Repair or Replacements	25	2,017	1.2%	0.9%	1.0%	0.8%
% of FP17s Relating to Continuations	42	2,017	2.1%	1.0%	1.1%	0.9%
% of Patients satisfied with the dentistry they have received	4	4	N/A	92.6%	93.4%	93.2%
% of Patients satisfied with the time they had to wait for an appointment	3	4	N/A	88.0%	89.4%	88.8%

* This is based on patients treated on this contract for their most recent course of treatment. Figures in italics indicate the base number of FP17s or Patient Questionnaire responses are less than 100. N/A is shown where the base number of responses is less than 10 during the period. % is calculated as Quantity/Base number*100

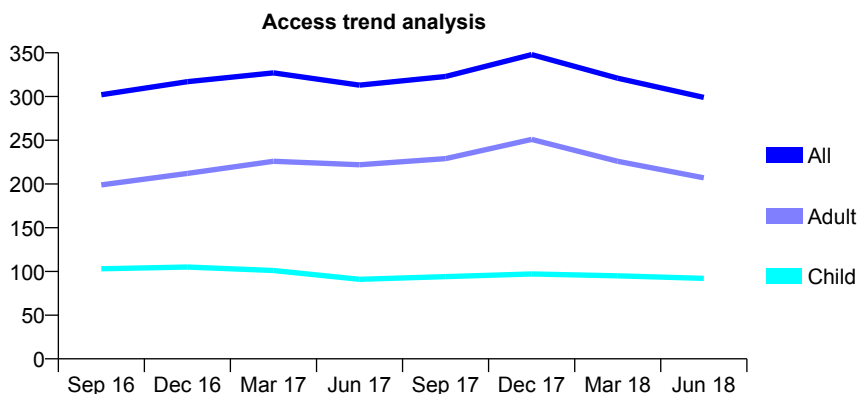
Q52 - Vital Signs At a Glance Contract Report for 729264/0001 - June 2018

Name or company name	MISS AM MILARVIE
Contract type name	GDS Contract
Purpose of contract	General
Contract start date	01/04/2006
Contract end date	

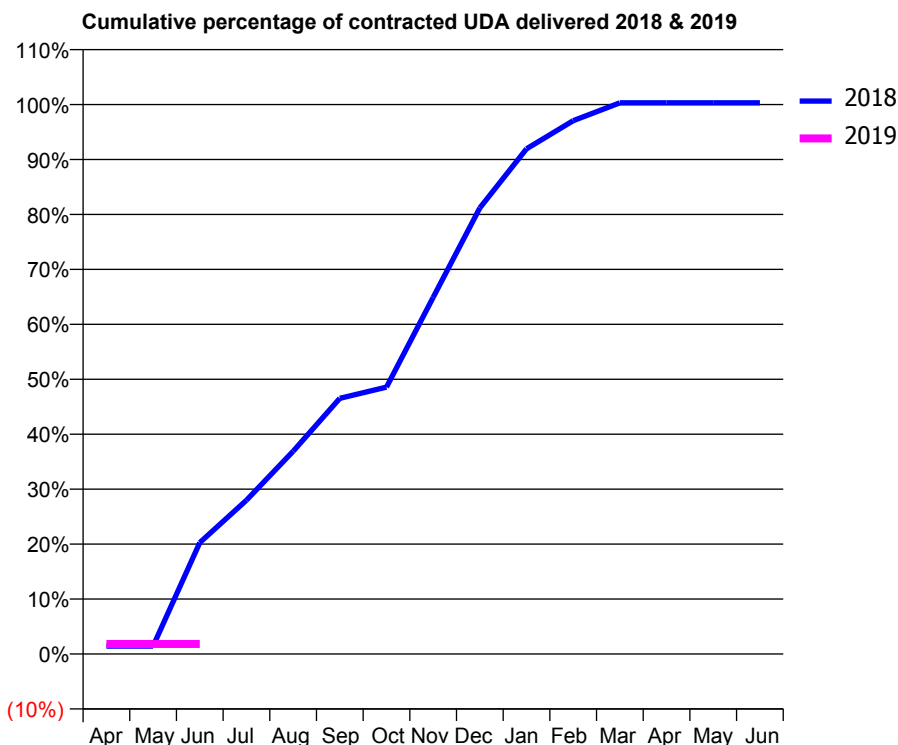
18/19 Contracted general activity (UDA)	1,042
Carry forward general activity (UDA)	0
18/19 Contracted orthodontic activity (UOA)	0
Carry forward orthodontic activity (UOA)	0
Baseline contract value	£26,136.55

ACCESS*

Patients seen in 24 months	Total	Change since previous quarter
Quarter ending June 2017	313	
Quarter ending September 2017	323	↑
Quarter ending December 2017	348	↑
Quarter ending March 2018	321	↓
Quarter ending June 2018	299	↓
Variance since June 2017	(4.5%)	↓



ACTIVITY



Month	Adjusted Scheduled Activity (UDA)	
	2018	2019
April	15	19
May	15	19
June	211	19
July	292	
August	385	
September	485	
October	506	
November	676	
December	846	
January	958	
February	1,011	
March	1,045	
April	1,045	
May	1,045	
June	1,045	

QUALITY

	Quantity	Base Number	Contract	AT	Region	England
% of FP17s for the same patient ID Re-attending within 3 months - Children	0	5	0.0%	10.0%	12.0%	11.5%
% of FP17s for the same patient ID Re-attending within 3 months - Adults	1	4	25.0%	13.8%	15.7%	15.4%
% of FP17s for the same patient ID Re-attending between 3 & 9 months - Children	5	5	100.0%	61.7%	60.3%	58.9%
% of FP17s for the same patient ID Re-attending between 3 & 9 months - Adults	2	4	50.0%	56.1%	54.0%	51.6%
% of FP17s for Band 1 Urgent Courses	0	9	0.0%	7.1%	8.9%	8.9%
% of FP17s Relating to Free Repair or Replacements	0	9	0.0%	0.9%	1.0%	0.8%
% of FP17s Relating to Continuations	0	9	0.0%	1.0%	1.1%	0.9%
% of Patients satisfied with the dentistry they have received	0	0	N/A	92.6%	93.4%	93.2%
% of Patients satisfied with the time they had to wait for an appointment	0	0	N/A	88.0%	89.4%	88.8%

* This is based on patients treated on this contract for their most recent course of treatment. Figures in italics indicate the base number of FP17s or Patient Questionnaire responses are less than 100. N/A is shown where the base number of responses is less than 10 during the period. % is calculated as Quantity/Base number*100

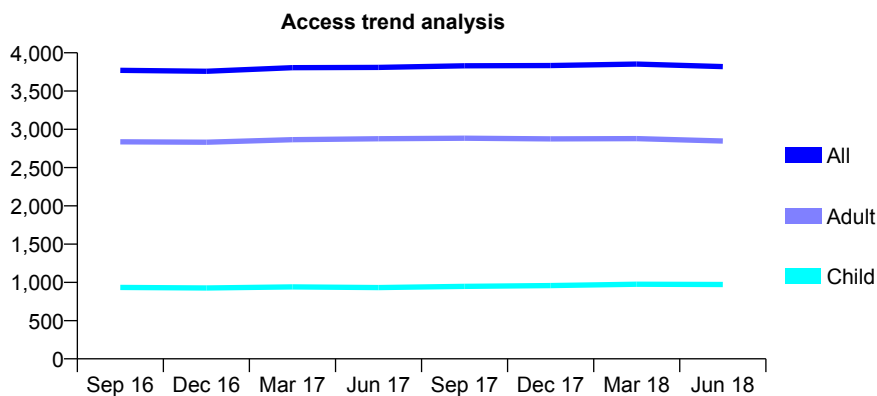
Q52 - Vital Signs At a Glance Contract Report for 731447/0001 - June 2018

Name or company name	MRS CI GRAVE
Contract type name	GDS Contract
Purpose of contract	General
Contract start date	01/04/2006
Contract end date	

18/19 Contracted general activity (UDA)	10,000
Carry forward general activity (UDA)	0
18/19 Contracted orthodontic activity (UOA)	0
Carry forward orthodontic activity (UOA)	0
Baseline contract value	£230,332.23

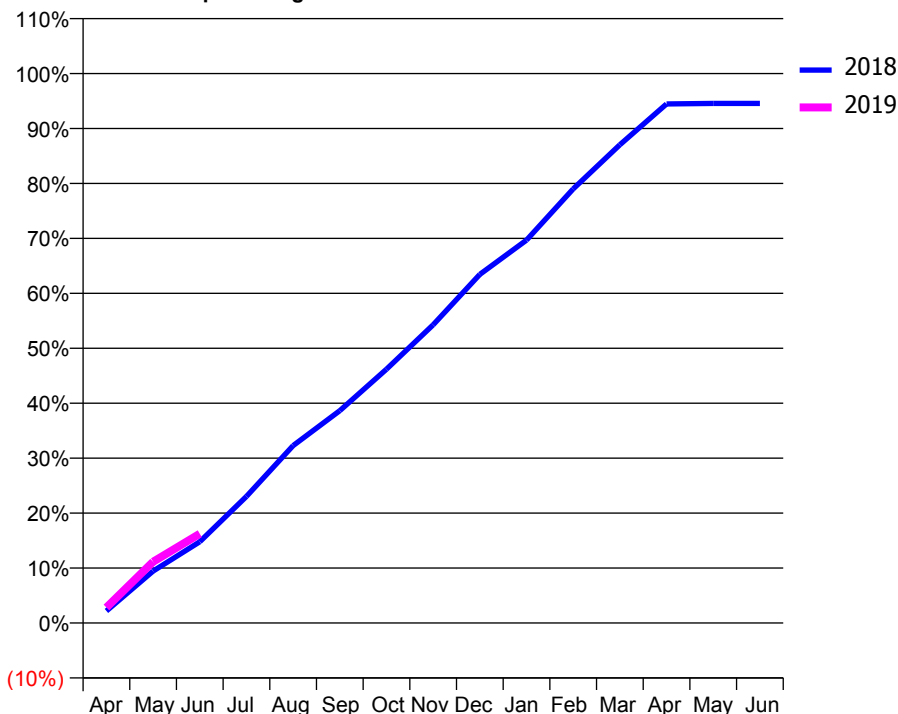
ACCESS*

Patients seen in 24 months	Total	Change since previous quarter
Quarter ending June 2017	3,809	
Quarter ending September 2017	3,830	→
Quarter ending December 2017	3,833	→
Quarter ending March 2018	3,853	→
Quarter ending June 2018	3,819	→
Variance since June 2017	0.3%	→



ACTIVITY

Cumulative percentage of contracted UDA delivered 2018 & 2019



Month	Adjusted Scheduled Activity (UDA)	
	2018	2019
April	220	282
May	946	1,115
June	1,480	1,624
July	2,304	
August	3,230	
September	3,864	
October	4,619	
November	5,427	
December	6,345	
January	6,969	
February	7,901	
March	8,703	
April	9,445	
May	9,455	
June	9,456	

QUALITY

	Quantity	Base Number	Contract	AT	Region	England
% of FP17s for the same patient ID Re-attending within 3 months - Children	29	407	7.1%	10.0%	12.0%	11.5%
% of FP17s for the same patient ID Re-attending within 3 months - Adults	177	912	19.4%	13.8%	15.7%	15.4%
% of FP17s for the same patient ID Re-attending between 3 & 9 months - Children	267	407	65.6%	61.7%	60.3%	58.9%
% of FP17s for the same patient ID Re-attending between 3 & 9 months - Adults	347	912	38.0%	56.1%	54.0%	51.6%
% of FP17s for Band 1 Urgent Courses	144	1,015	14.2%	7.1%	8.9%	8.9%
% of FP17s Relating to Free Repair or Replacements	4	1,015	0.4%	0.9%	1.0%	0.8%
% of FP17s Relating to Continuations	11	1,015	1.1%	1.0%	1.1%	0.9%
% of Patients satisfied with the dentistry they have received	2	2	N/A	92.6%	93.4%	93.2%
% of Patients satisfied with the time they had to wait for an appointment	2	2	N/A	88.0%	89.4%	88.8%

* This is based on patients treated on this contract for their most recent course of treatment. Figures in italics indicate the base number of FP17s or Patient Questionnaire responses are less than 100. N/A is shown where the base number of responses is less than 10 during the period. % is calculated as Quantity/Base number*100

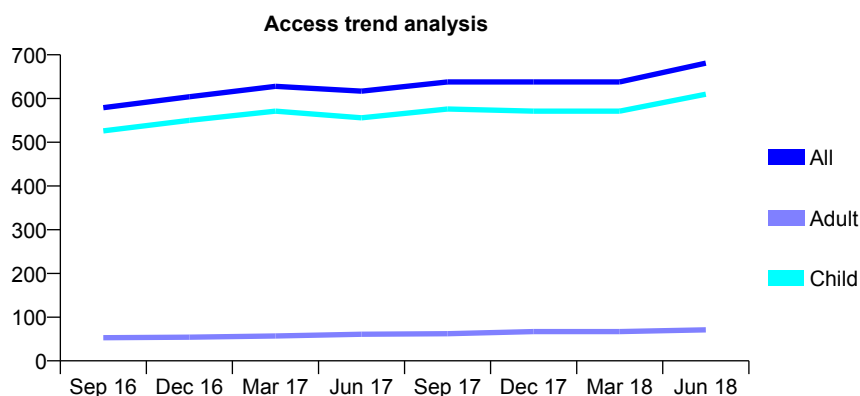
Q52 - Vital Signs At a Glance Contract Report for 738697/0001 - June 2018

Name or company name	Whitehall Dental Care
Contract type name	GDS Contract
Purpose of contract	General
Contract start date	01/04/2006
Contract end date	

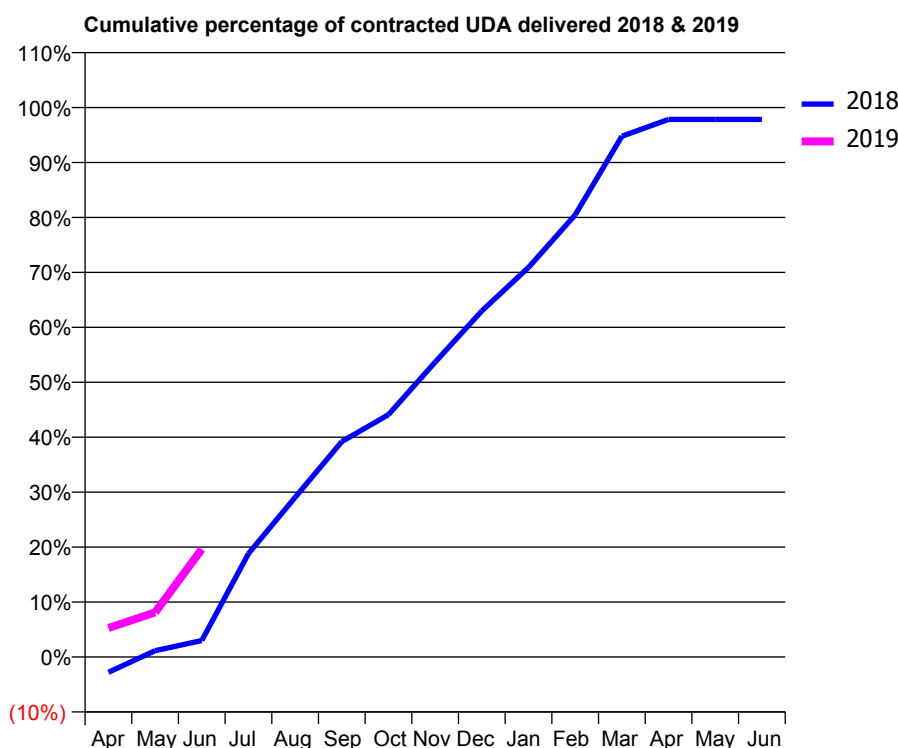
18/19 Contracted general activity (UDA)	1,350
Carry forward general activity (UDA)	0
18/19 Contracted orthodontic activity (UOA)	0
Carry forward orthodontic activity (UOA)	0
Baseline contract value	£32,101.17

ACCESS*

Patients seen in 24 months	Total	Change since previous quarter
Quarter ending June 2017	617	
Quarter ending September 2017	638	↑
Quarter ending December 2017	638	→
Quarter ending March 2018	638	→
Quarter ending June 2018	681	↑
Variance since June 2017	10.4%	↑



ACTIVITY



Adjusted Scheduled Activity (UDA)		
Month	2018	2019
April	-38	71
May	15	110
June	40	265
July	254	
August	392	
September	529	
October	595	
November	724	
December	850	
January	957	
February	1,086	
March	1,280	
April	1,321	
May	1,321	
June	1,321	

QUALITY

	Quantity	Base Number	Contract	AT	Region	England
% of FP17s for the same patient ID Re-attending within 3 months - Children	25	227	11.0%	10.0%	12.0%	11.5%
% of FP17s for the same patient ID Re-attending within 3 months - Adults	0	7	0.0%	13.8%	15.7%	15.4%
% of FP17s for the same patient ID Re-attending between 3 & 9 months - Children	123	227	54.2%	61.7%	60.3%	58.9%
% of FP17s for the same patient ID Re-attending between 3 & 9 months - Adults	5	7	71.4%	56.1%	54.0%	51.6%
% of FP17s for Band 1 Urgent Courses	5	204	2.5%	7.1%	8.9%	8.9%
% of FP17s Relating to Free Repair or Replacements	0	204	0.0%	0.9%	1.0%	0.8%
% of FP17s Relating to Continuations	0	204	0.0%	1.0%	1.1%	0.9%
% of Patients satisfied with the dentistry they have received	0	0	N/A	92.6%	93.4%	93.2%
% of Patients satisfied with the time they had to wait for an appointment	0	0	N/A	88.0%	89.4%	88.8%

* This is based on patients treated on this contract for their most recent course of treatment. Figures in italics indicate the base number of FP17s or Patient Questionnaire responses are less than 100. N/A is shown where the base number of responses is less than 10 during the period. % is calculated as Quantity/Base number*100

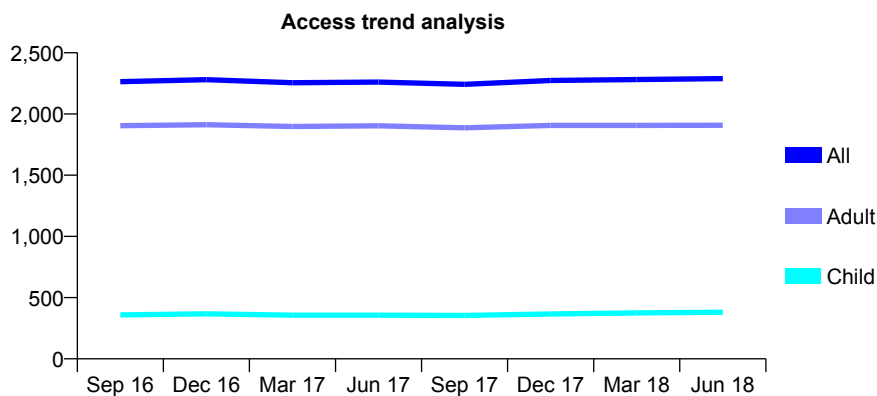
Q52 - Vital Signs At a Glance Contract Report for 739367/0001 - June 2018

Name or company name	MR MW SOUTH
Contract type name	GDS Contract
Purpose of contract	General
Contract start date	01/04/2006
Contract end date	

18/19 Contracted general activity (UDA)	8,098
Carry forward general activity (UDA)	0
18/19 Contracted orthodontic activity (UOA)	0
Carry forward orthodontic activity (UOA)	0
Baseline contract value	£220,234.88

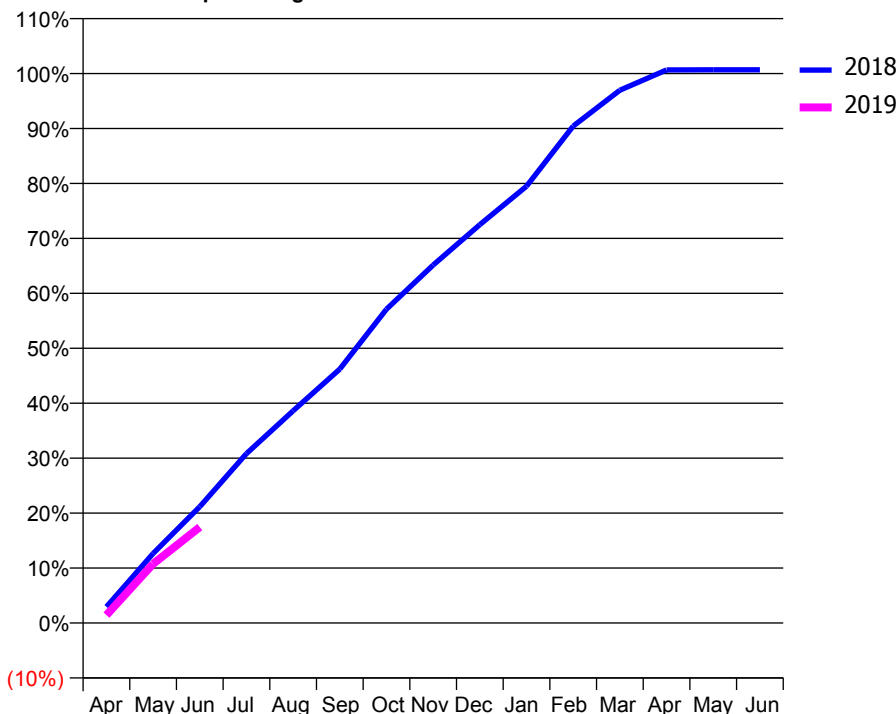
ACCESS*

Patients seen in 24 months	Total	Change since previous quarter
Quarter ending June 2017	2,261	
Quarter ending September 2017	2,242	→
Quarter ending December 2017	2,274	→
Quarter ending March 2018	2,282	→
Quarter ending June 2018	2,289	→
Variance since June 2017	1.2%	→



ACTIVITY

Cumulative percentage of contracted UDA delivered 2018 & 2019



Month	Adjusted Scheduled Activity (UDA)	
	2018	2019
April	238	117
May	1,026	871
June	1,714	1,413
July	2,497	
August	3,127	
September	3,742	
October	4,625	
November	5,275	
December	5,871	
January	6,437	
February	7,323	
March	7,851	
April	8,150	
May	8,152	
June	8,152	

QUALITY

	Quantity	Base Number	Contract	AT	Region	England
% of FP17s for the same patient ID Re-attending within 3 months - Children	5	106	4.7%	10.0%	12.0%	11.5%
% of FP17s for the same patient ID Re-attending within 3 months - Adults	72	699	10.3%	13.8%	15.7%	15.4%
% of FP17s for the same patient ID Re-attending between 3 & 9 months - Children	64	106	60.4%	61.7%	60.3%	58.9%
% of FP17s for the same patient ID Re-attending between 3 & 9 months - Adults	466	699	66.7%	56.1%	54.0%	51.6%
% of FP17s for Band 1 Urgent Courses	49	661	7.4%	7.1%	8.9%	8.9%
% of FP17s Relating to Free Repair or Replacements	18	661	2.7%	0.9%	1.0%	0.8%
% of FP17s Relating to Continuations	25	661	3.8%	1.0%	1.1%	0.9%
% of Patients satisfied with the dentistry they have received	5	5	N/A	92.6%	93.4%	93.2%
% of Patients satisfied with the time they had to wait for an appointment	4	5	N/A	88.0%	89.4%	88.8%

* This is based on patients treated on this contract for their most recent course of treatment. Figures in italics indicate the base number of FP17s or Patient Questionnaire responses are less than 100. N/A is shown where the base number of responses is less than 10 during the period. % is calculated as Quantity/Base number*100

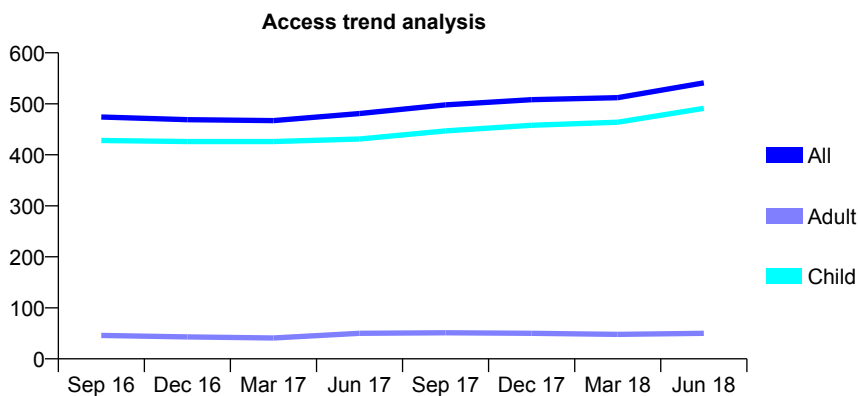
Q52 - Vital Signs At a Glance Contract Report for 745669/0001 - June 2018

Name or company name	MR RA MUIRHEAD
Contract type name	GDS Contract
Purpose of contract	General
Contract start date	01/04/2006
Contract end date	

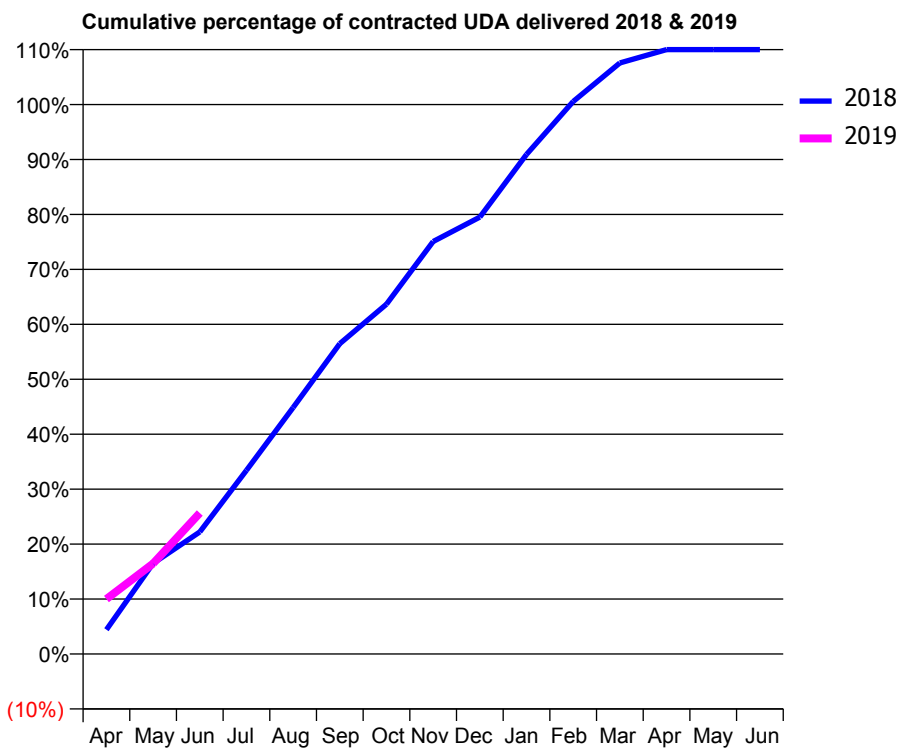
18/19 Contracted general activity (UDA)	948
Carry forward general activity (UDA)	0
18/19 Contracted orthodontic activity (UOA)	0
Carry forward orthodontic activity (UOA)	0
Baseline contract value	£27,405.03

ACCESS*

Patients seen in 24 months	Total	Change since previous quarter
Quarter ending June 2017	481	
Quarter ending September 2017	498	↑
Quarter ending December 2017	508	↑
Quarter ending March 2018	512	→
Quarter ending June 2018	541	↑
Variance since June 2017	12.5%	↑



ACTIVITY



Adjusted Scheduled Activity (UDA)		
Month	2018	2019
April	42	95
May	156	156
June	211	243
July	317	
August	425	
September	535	
October	604	
November	712	
December	754	
January	862	
February	953	
March	1,020	
April	1,043	
May	1,043	
June	1,043	

QUALITY

	Quantity	Base Number	Contract	AT	Region	England
% of FP17s for the same patient ID Re-attending within 3 months - Children	15	227	6.6%	10.0%	12.0%	11.5%
% of FP17s for the same patient ID Re-attending within 3 months - Adults	0	0	N/A	13.8%	15.7%	15.4%
% of FP17s for the same patient ID Re-attending between 3 & 9 months - Children	148	227	65.2%	61.7%	60.3%	58.9%
% of FP17s for the same patient ID Re-attending between 3 & 9 months - Adults	0	0	N/A	56.1%	54.0%	51.6%
% of FP17s for Band 1 Urgent Courses	1	202	0.5%	7.1%	8.9%	8.9%
% of FP17s Relating to Free Repair or Replacements	0	202	0.0%	0.9%	1.0%	0.8%
% of FP17s Relating to Continuations	0	202	0.0%	1.0%	1.1%	0.9%
% of Patients satisfied with the dentistry they have received	2	2	N/A	92.6%	93.4%	93.2%
% of Patients satisfied with the time they had to wait for an appointment	2	2	N/A	88.0%	89.4%	88.8%

* This is based on patients treated on this contract for their most recent course of treatment. Figures in italics indicate the base number of FP17s or Patient Questionnaire responses are less than 100. N/A is shown where the base number of responses is less than 10 during the period. % is calculated as Quantity/Base number*100

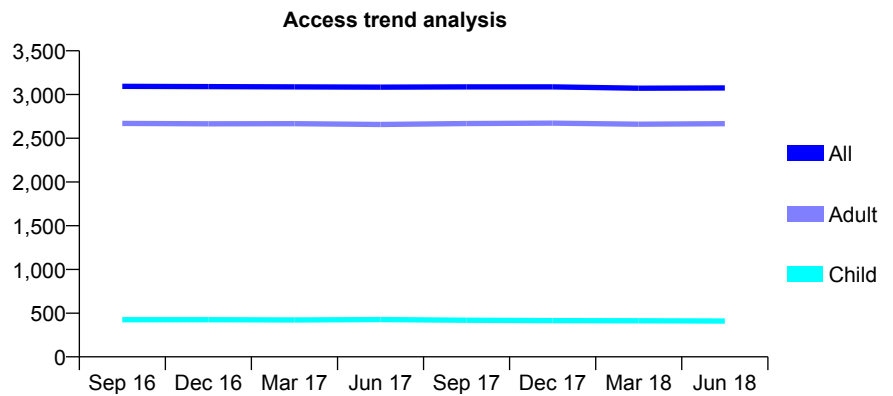
Q52 - Vital Signs At a Glance Contract Report for 751936/0001 - June 2018

Name or company name	MR P HARTLEY
Contract type name	GDS Contract
Purpose of contract	General
Contract start date	01/04/2006
Contract end date	

18/19 Contracted general activity (UDA)	8,300
Carry forward general activity (UDA)	0
18/19 Contracted orthodontic activity (UOA)	0
Carry forward orthodontic activity (UOA)	0
Baseline contract value	£191,464.47

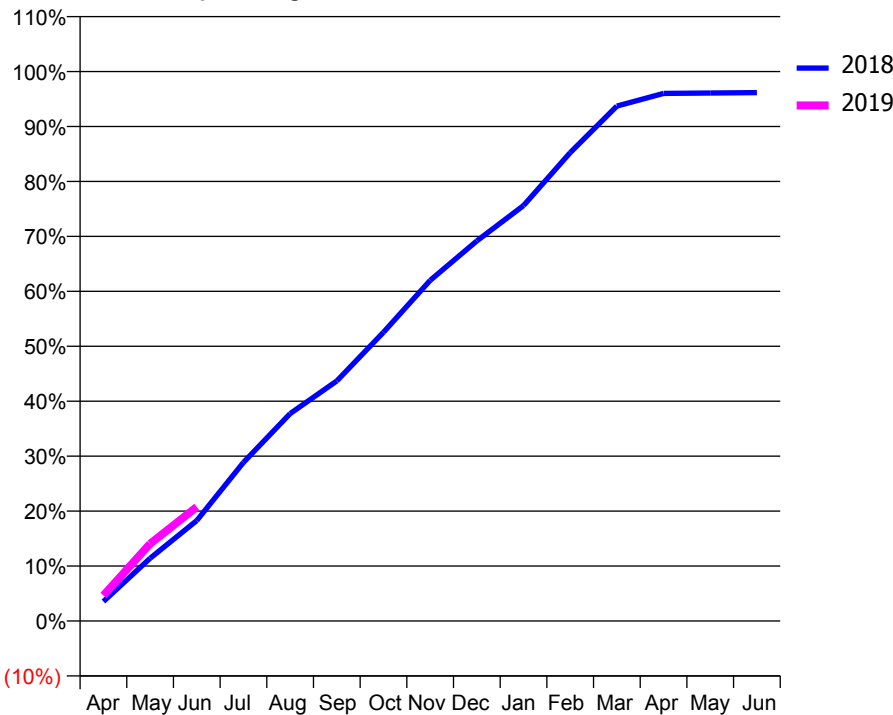
ACCESS*

Patients seen in 24 months	Total	Change since previous quarter
Quarter ending June 2017	3,084	
Quarter ending September 2017	3,087	→
Quarter ending December 2017	3,087	→
Quarter ending March 2018	3,072	→
Quarter ending June 2018	3,076	→
Variance since June 2017	(0.3%)	→



ACTIVITY

Cumulative percentage of contracted UDA delivered 2018 & 2019



Month	Adjusted Scheduled Activity (UDA)	
	2018	2019
April	295	385
May	948	1,166
June	1,518	1,724
July	2,395	
August	3,133	
September	3,627	
October	4,362	
November	5,145	
December	5,741	
January	6,275	
February	7,074	
March	7,777	
April	7,969	
May	7,975	
June	7,980	

QUALITY

	Quantity	Base Number	Contract	AT	Region	England
% of FP17s for the same patient ID Re-attending within 3 months - Children	4	140	2.9%	10.0%	12.0%	11.5%
% of FP17s for the same patient ID Re-attending within 3 months - Adults	94	962	9.8%	13.8%	15.7%	15.4%
% of FP17s for the same patient ID Re-attending between 3 & 9 months - Children	87	140	62.1%	61.7%	60.3%	58.9%
% of FP17s for the same patient ID Re-attending between 3 & 9 months - Adults	594	962	61.7%	56.1%	54.0%	51.6%
% of FP17s for Band 1 Urgent Courses	18	1,000	1.8%	7.1%	8.9%	8.9%
% of FP17s Relating to Free Repair or Replacements	8	1,000	0.8%	0.9%	1.0%	0.8%
% of FP17s Relating to Continuations	29	1,000	2.9%	1.0%	1.1%	0.9%
% of Patients satisfied with the dentistry they have received	2	2	N/A	92.6%	93.4%	93.2%
% of Patients satisfied with the time they had to wait for an appointment	2	2	N/A	88.0%	89.4%	88.8%

* This is based on patients treated on this contract for their most recent course of treatment. Figures in italics indicate the base number of FP17s or Patient Questionnaire responses are less than 100. N/A is shown where the base number of responses is less than 10 during the period. % is calculated as Quantity/Base number*100

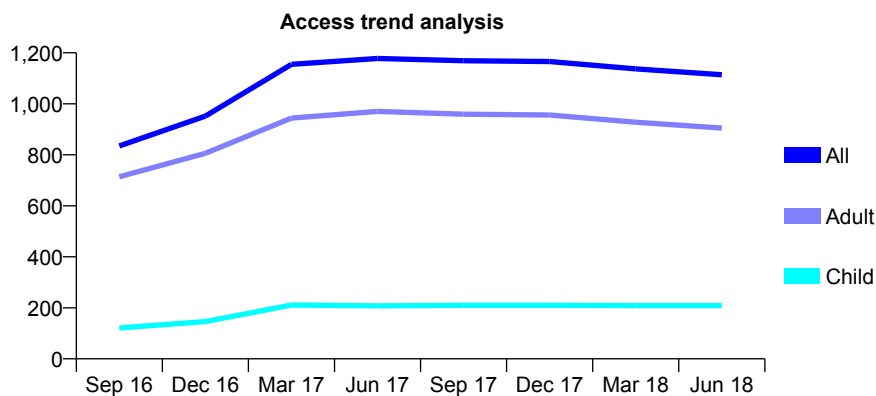
Q52 - Vital Signs At a Glance Contract Report for 759740/0005 - June 2018

Name or company name	N Kaushal
Contract type name	GDS Contract
Purpose of contract	General
Contract start date	08/05/2015
Contract end date	

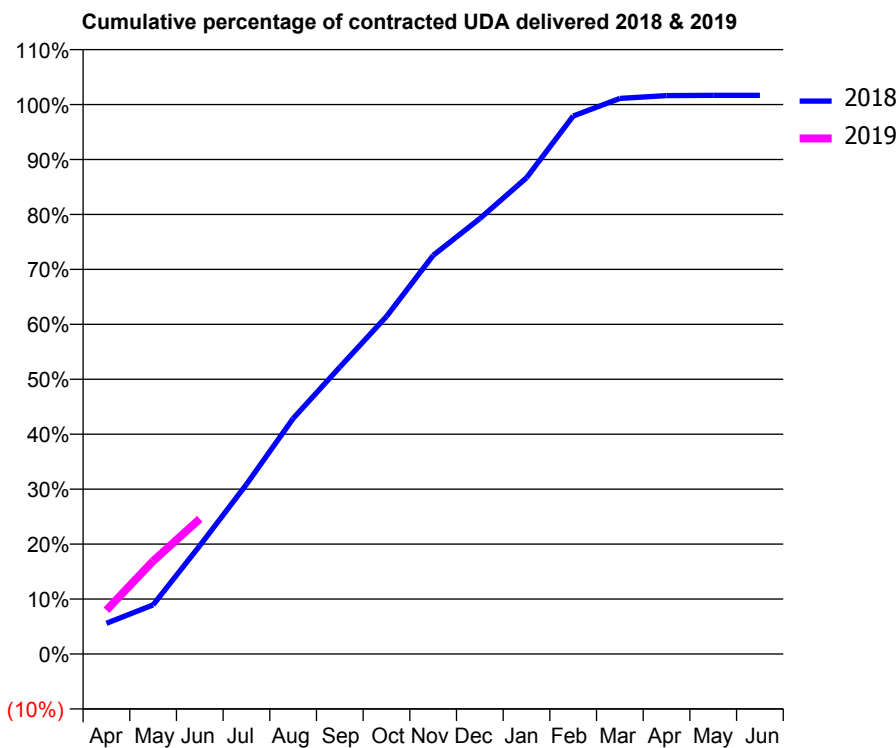
18/19 Contracted general activity (UDA)	3,242
Carry forward general activity (UDA)	0
18/19 Contracted orthodontic activity (UOA)	0
Carry forward orthodontic activity (UOA)	0
Baseline contract value	£96,252.12

ACCESS*

Patients seen in 24 months	Total	Change since previous quarter
Quarter ending June 2017	1,178	
Quarter ending September 2017	1,169	→
Quarter ending December 2017	1,166	→
Quarter ending March 2018	1,137	↓
Quarter ending June 2018	1,114	↓
Variance since June 2017	(5.4%)	↓



ACTIVITY



Month	Adjusted Scheduled Activity (UDA)	
	2018	2019
April	181	259
May	290	549
June	639	797
July	1,001	
August	1,390	
September	1,692	
October	1,992	
November	2,352	
December	2,569	
January	2,810	
February	3,174	
March	3,278	
April	3,295	
May	3,296	
June	3,296	

QUALITY

	Quantity	Base Number	Contract	AT	Region	England
% of FP17s for the same patient ID Re-attending within 3 months - Children	4	105	3.8%	10.0%	12.0%	11.5%
% of FP17s for the same patient ID Re-attending within 3 months - Adults	43	400	10.8%	13.8%	15.7%	15.4%
% of FP17s for the same patient ID Re-attending between 3 & 9 months - Children	60	105	57.1%	61.7%	60.3%	58.9%
% of FP17s for the same patient ID Re-attending between 3 & 9 months - Adults	282	400	70.5%	56.1%	54.0%	51.6%
% of FP17s for Band 1 Urgent Courses	46	491	9.4%	7.1%	8.9%	8.9%
% of FP17s Relating to Free Repair or Replacements	22	491	4.5%	0.9%	1.0%	0.8%
% of FP17s Relating to Continuations	0	491	0.0%	1.0%	1.1%	0.9%
% of Patients satisfied with the dentistry they have received	1	1	N/A	92.6%	93.4%	93.2%
% of Patients satisfied with the time they had to wait for an appointment	1	1	N/A	88.0%	89.4%	88.8%

* This is based on patients treated on this contract for their most recent course of treatment. Figures in italics indicate the base number of FP17s or Patient Questionnaire responses are less than 100. N/A is shown where the base number of responses is less than 10 during the period. % is calculated as Quantity/Base number*100

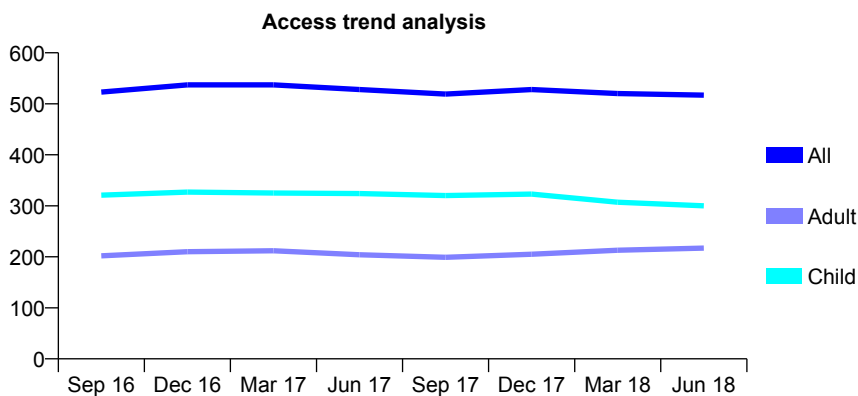
Q52 - Vital Signs At a Glance Contract Report for 764183/0001 - June 2018

Name or company name	MRS P DHILLON
Contract type name	GDS Contract
Purpose of contract	General
Contract start date	01/08/2006
Contract end date	

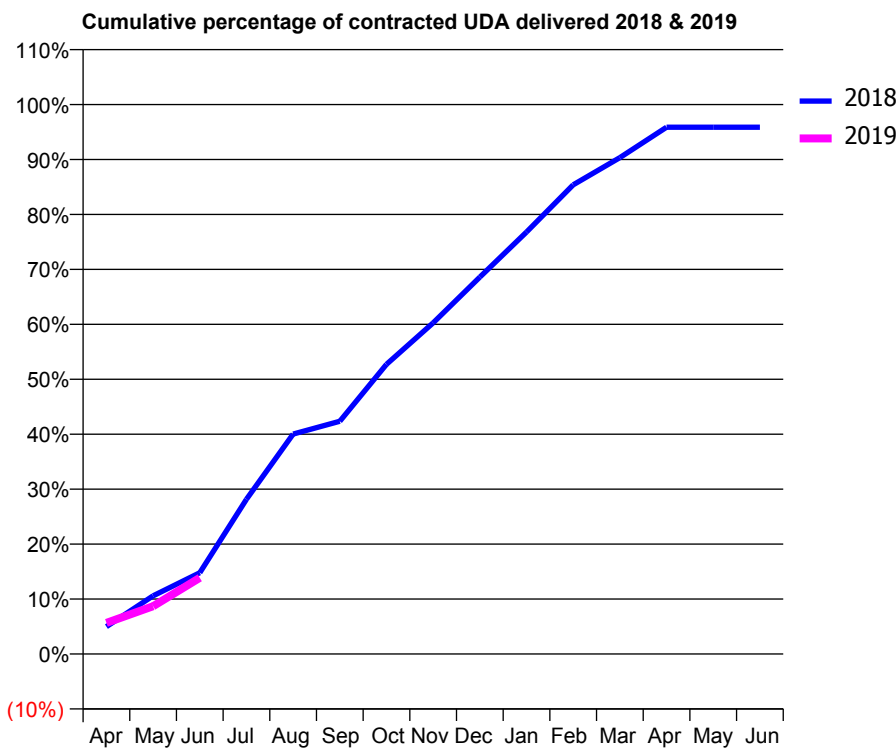
18/19 Contracted general activity (UDA)	1,550
Carry forward general activity (UDA)	0
18/19 Contracted orthodontic activity (UOA)	0
Carry forward orthodontic activity (UOA)	0
Baseline contract value	£49,689.36

ACCESS*

Patients seen in 24 months	Total	Change since previous quarter
Quarter ending June 2017	528	
Quarter ending September 2017	519	↓
Quarter ending December 2017	528	→
Quarter ending March 2018	520	↓
Quarter ending June 2018	517	→
Variance since June 2017	(2.1%)	↓



ACTIVITY



Adjusted Scheduled Activity (UDA)		
Month	2018	2019
April	77	88
May	164	135
June	229	215
July	436	
August	620	
September	656	
October	817	
November	934	
December	1,063	
January	1,190	
February	1,324	
March	1,400	
April	1,486	
May	1,486	
June	1,486	

QUALITY

	Quantity	Base Number	Contract	AT	Region	England
% of FP17s for the same patient ID Re-attending within 3 months - Children	4	117	3.4%	10.0%	12.0%	11.5%
% of FP17s for the same patient ID Re-attending within 3 months - Adults	8	69	11.6%	13.8%	15.7%	15.4%
% of FP17s for the same patient ID Re-attending between 3 & 9 months - Children	96	117	82.1%	61.7%	60.3%	58.9%
% of FP17s for the same patient ID Re-attending between 3 & 9 months - Adults	48	69	69.6%	56.1%	54.0%	51.6%
% of FP17s for Band 1 Urgent Courses	0	155	0.0%	7.1%	8.9%	8.9%
% of FP17s Relating to Free Repair or Replacements	0	155	0.0%	0.9%	1.0%	0.8%
% of FP17s Relating to Continuations	0	155	0.0%	1.0%	1.1%	0.9%
% of Patients satisfied with the dentistry they have received	0	0	N/A	92.6%	93.4%	93.2%
% of Patients satisfied with the time they had to wait for an appointment	0	0	N/A	88.0%	89.4%	88.8%

* This is based on patients treated on this contract for their most recent course of treatment. Figures in italics indicate the base number of FP17s or Patient Questionnaire responses are less than 100. N/A is shown where the base number of responses is less than 10 during the period. % is calculated as Quantity/Base number*100

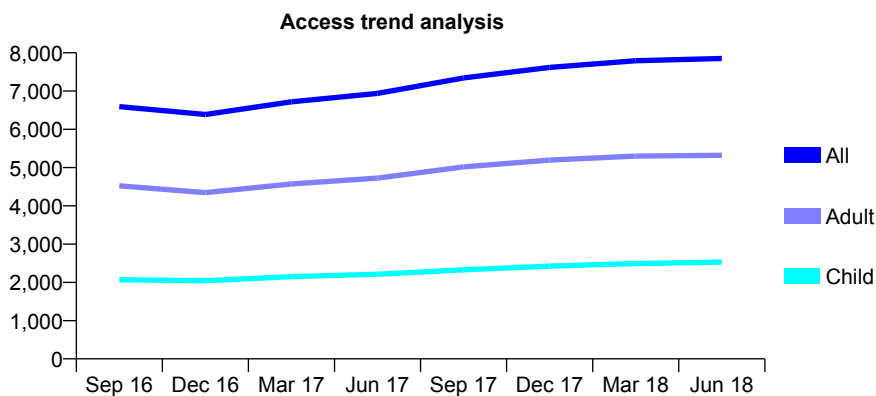
Q52 - Vital Signs At a Glance Contract Report for 764302/0001 - June 2018

Name or company name	MR IH AL-HUSSEIN
Contract type name	GDS Contract
Purpose of contract	General
Contract start date	01/04/2006
Contract end date	

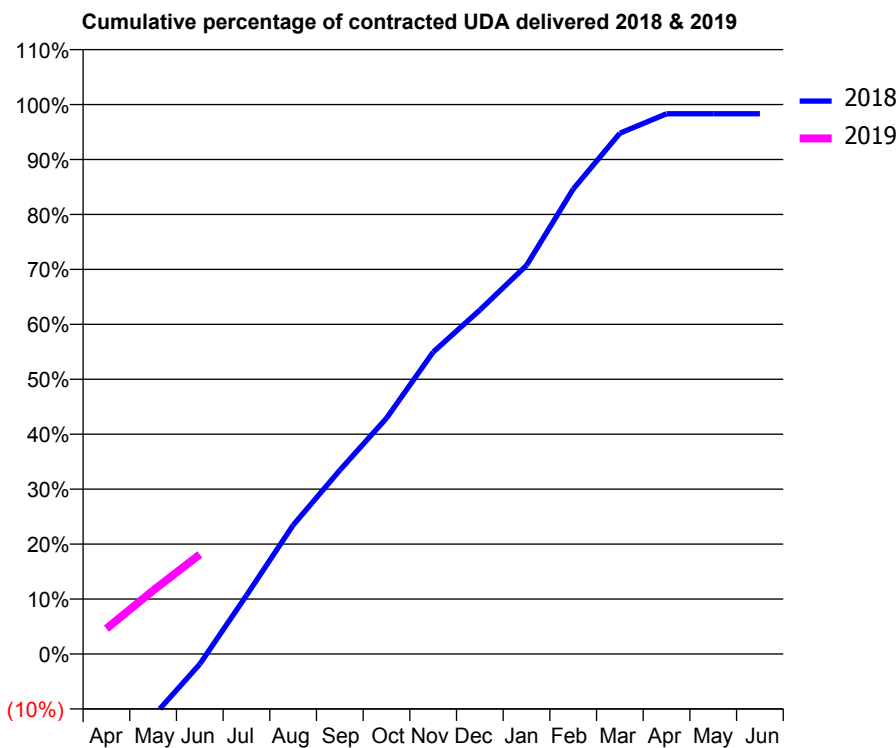
18/19 Contracted general activity (UDA)	15,945
Carry forward general activity (UDA)	0
18/19 Contracted orthodontic activity (UOA)	0
Carry forward orthodontic activity (UOA)	0
Baseline contract value	£476,554.30

ACCESS*

Patients seen in 24 months	Total	Change since previous quarter
Quarter ending June 2017	6,937	
Quarter ending September 2017	7,344	↑
Quarter ending December 2017	7,618	↑
Quarter ending March 2018	7,792	↑
Quarter ending June 2018	7,851	→
Variance since June 2017	13.2%	↑



ACTIVITY



Adjusted Scheduled Activity (UDA)		
Month	2018	2019
April	-2,528	736
May	-1,813	1,846
June	-298	2,890
July	1,702	
August	3,740	
September	5,334	
October	6,842	
November	8,762	
December	9,980	
January	11,276	
February	13,492	
March	15,112	
April	15,678	
May	15,678	
June	15,678	

QUALITY

	Quantity	Base Number	Contract	AT	Region	England
% of FP17s for the same patient ID Re-attending within 3 months - Children	24	693	3.5%	10.0%	12.0%	11.5%
% of FP17s for the same patient ID Re-attending within 3 months - Adults	113	1,276	8.9%	13.8%	15.7%	15.4%
% of FP17s for the same patient ID Re-attending between 3 & 9 months - Children	383	693	55.3%	61.7%	60.3%	58.9%
% of FP17s for the same patient ID Re-attending between 3 & 9 months - Adults	658	1,276	51.6%	56.1%	54.0%	51.6%
% of FP17s for Band 1 Urgent Courses	119	1,555	7.7%	7.1%	8.9%	8.9%
% of FP17s Relating to Free Repair or Replacements	0	1,555	0.0%	0.9%	1.0%	0.8%
% of FP17s Relating to Continuations	5	1,555	0.3%	1.0%	1.1%	0.9%
% of Patients satisfied with the dentistry they have received	4	5	N/A	92.6%	93.4%	93.2%
% of Patients satisfied with the time they had to wait for an appointment	5	5	N/A	88.0%	89.4%	88.8%

* This is based on patients treated on this contract for their most recent course of treatment. Figures in italics indicate the base number of FP17s or Patient Questionnaire responses are less than 100. N/A is shown where the base number of responses is less than 10 during the period. % is calculated as Quantity/Base number*100

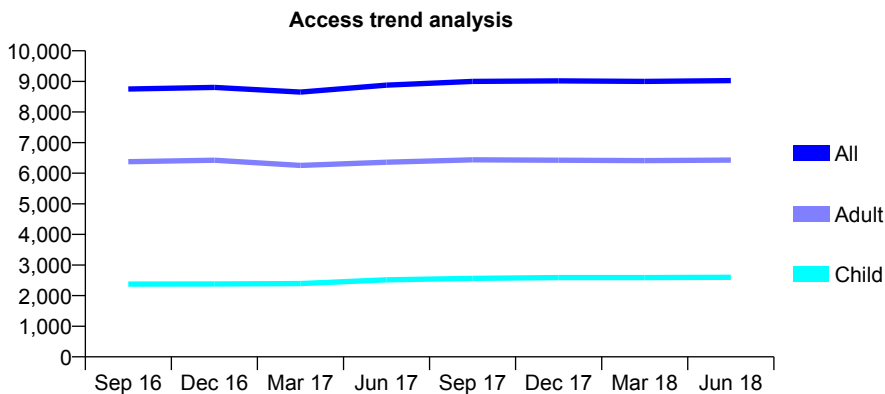
Q52 - Vital Signs At a Glance Contract Report for 765007/0002 - June 2018

Name or company name	Nationwide Healthcare Providers Ltd
Contract type name	GDS Contract
Purpose of contract	General
Contract start date	01/04/2008
Contract end date	

18/19 Contracted general activity (UDA)	26,101
Carry forward general activity (UDA)	0
18/19 Contracted orthodontic activity (UOA)	0
Carry forward orthodontic activity (UOA)	0
Baseline contract value	£627,078.57

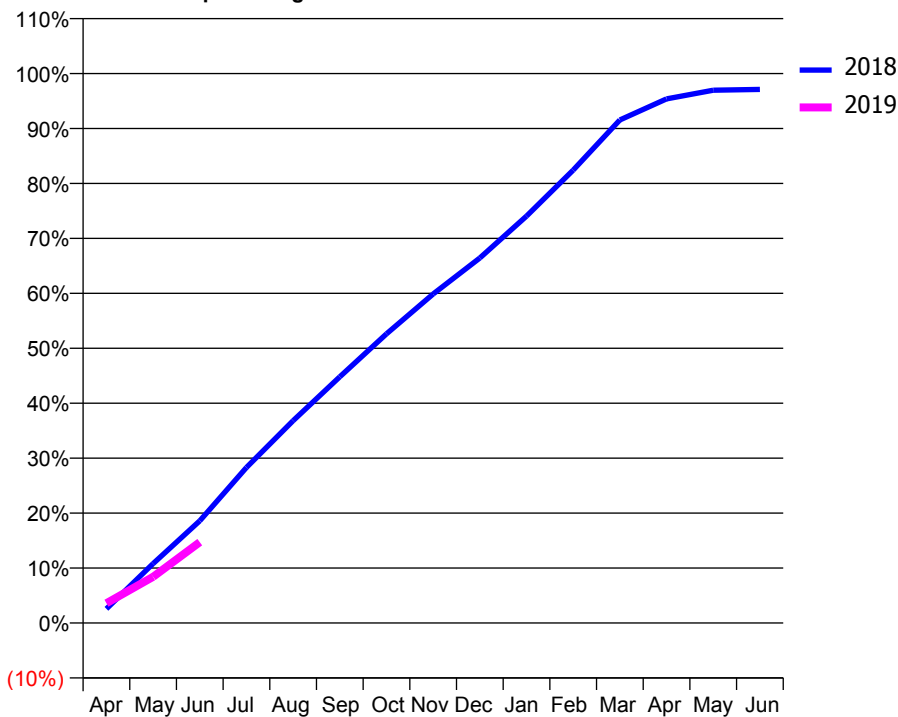
ACCESS*

Patients seen in 24 months	Total	Change since previous quarter
Quarter ending June 2017	8,876	
Quarter ending September 2017	9,001	→
Quarter ending December 2017	9,016	→
Quarter ending March 2018	9,000	→
Quarter ending June 2018	9,027	→
Variance since June 2017	1.7%	→



ACTIVITY

Cumulative percentage of contracted UDA delivered 2018 & 2019



Month	Adjusted Scheduled Activity (UDA)	
	2018	2019
April	674	942
May	2,824	2,195
June	4,857	3,844
July	7,390	
August	9,612	
September	11,696	
October	13,736	
November	15,628	
December	17,337	
January	19,327	
February	21,513	
March	23,895	
April	24,897	
May	25,309	
June	25,343	

QUALITY

	Quantity	Base Number	Contract	AT	Region	England
% of FP17s for the same patient ID Re-attending within 3 months - Children	49	868	5.6%	10.0%	12.0%	11.5%
% of FP17s for the same patient ID Re-attending within 3 months - Adults	198	1,709	11.6%	13.8%	15.7%	15.4%
% of FP17s for the same patient ID Re-attending between 3 & 9 months - Children	467	868	53.8%	61.7%	60.3%	58.9%
% of FP17s for the same patient ID Re-attending between 3 & 9 months - Adults	812	1,709	47.5%	56.1%	54.0%	51.6%
% of FP17s for Band 1 Urgent Courses	86	1,960	4.4%	7.1%	8.9%	8.9%
% of FP17s Relating to Free Repair or Replacements	6	1,960	0.3%	0.9%	1.0%	0.8%
% of FP17s Relating to Continuations	24	1,960	1.2%	1.0%	1.1%	0.9%
% of Patients satisfied with the dentistry they have received	5	6	N/A	92.6%	93.4%	93.2%
% of Patients satisfied with the time they had to wait for an appointment	4	6	N/A	88.0%	89.4%	88.8%

* This is based on patients treated on this contract for their most recent course of treatment. Figures in italics indicate the base number of FP17s or Patient Questionnaire responses are less than 100. N/A is shown where the base number of responses is less than 10 during the period. % is calculated as Quantity/Base number*100

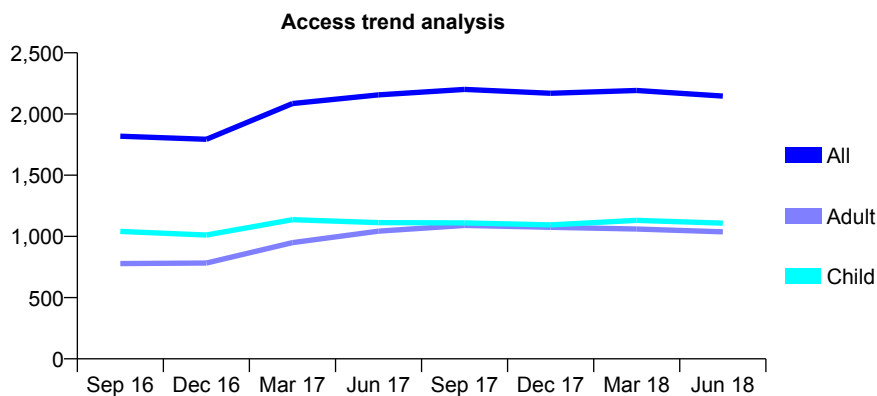
Q52 - Vital Signs At a Glance Contract Report for 772038/0001 - June 2018

Name or company name	MR Z HUSSAIN
Contract type name	GDS Contract
Purpose of contract	General
Contract start date	01/04/2006
Contract end date	

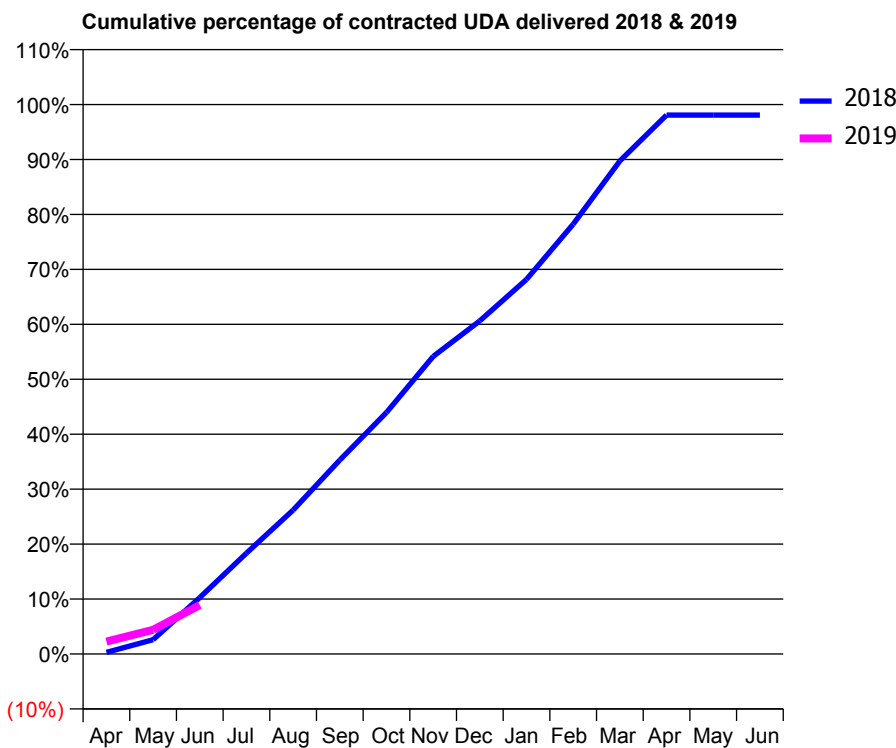
18/19 Contracted general activity (UDA)	5,331
Carry forward general activity (UDA)	0
18/19 Contracted orthodontic activity (UOA)	0
Carry forward orthodontic activity (UOA)	0
Baseline contract value	£125,007.35

ACCESS*

Patients seen in 24 months	Total	Change since previous quarter
Quarter ending June 2017	2,156	
Quarter ending September 2017	2,201	↑
Quarter ending December 2017	2,169	↓
Quarter ending March 2018	2,192	→
Quarter ending June 2018	2,146	↓
Variance since June 2017	(0.5%)	→



ACTIVITY



Adjusted Scheduled Activity (UDA)		
Month	2018	2019
April	18	122
May	160	234
June	629	475
July	1,123	
August	1,601	
September	2,157	
October	2,687	
November	3,310	
December	3,706	
January	4,167	
February	4,781	
March	5,485	
April	5,995	
May	5,995	
June	5,995	

QUALITY

	Quantity	Base Number	Contract	AT	Region	England
% of FP17s for the same patient ID Re-attending within 3 months - Children	8	421	1.9%	10.0%	12.0%	11.5%
% of FP17s for the same patient ID Re-attending within 3 months - Adults	11	243	4.5%	13.8%	15.7%	15.4%
% of FP17s for the same patient ID Re-attending between 3 & 9 months - Children	347	421	82.4%	61.7%	60.3%	58.9%
% of FP17s for the same patient ID Re-attending between 3 & 9 months - Adults	194	243	79.8%	56.1%	54.0%	51.6%
% of FP17s for Band 1 Urgent Courses	12	372	3.2%	7.1%	8.9%	8.9%
% of FP17s Relating to Free Repair or Replacements	0	372	0.0%	0.9%	1.0%	0.8%
% of FP17s Relating to Continuations	0	372	0.0%	1.0%	1.1%	0.9%
% of Patients satisfied with the dentistry they have received	2	2	N/A	92.6%	93.4%	93.2%
% of Patients satisfied with the time they had to wait for an appointment	2	2	N/A	88.0%	89.4%	88.8%

* This is based on patients treated on this contract for their most recent course of treatment. Figures in italics indicate the base number of FP17s or Patient Questionnaire responses are less than 100. N/A is shown where the base number of responses is less than 10 during the period. % is calculated as Quantity/Base number*100

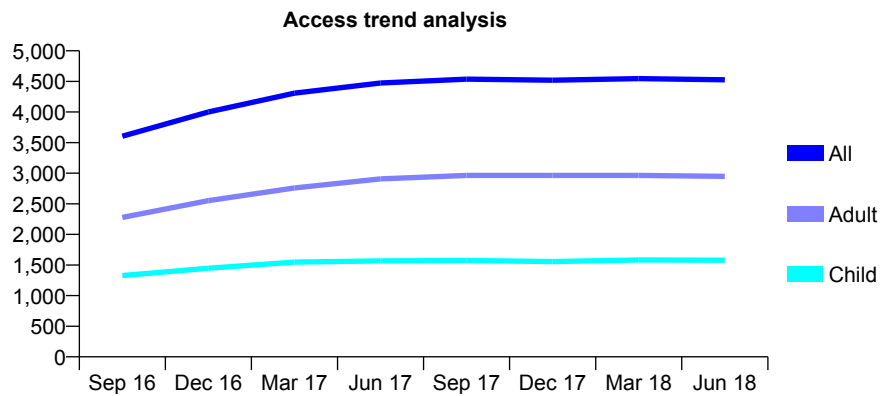
Q52 - Vital Signs At a Glance Contract Report for 773867/0002 - June 2018

Name or company name	MR PK TSAKPO
Contract type name	GDS Contract
Purpose of contract	General
Contract start date	19/08/2015
Contract end date	

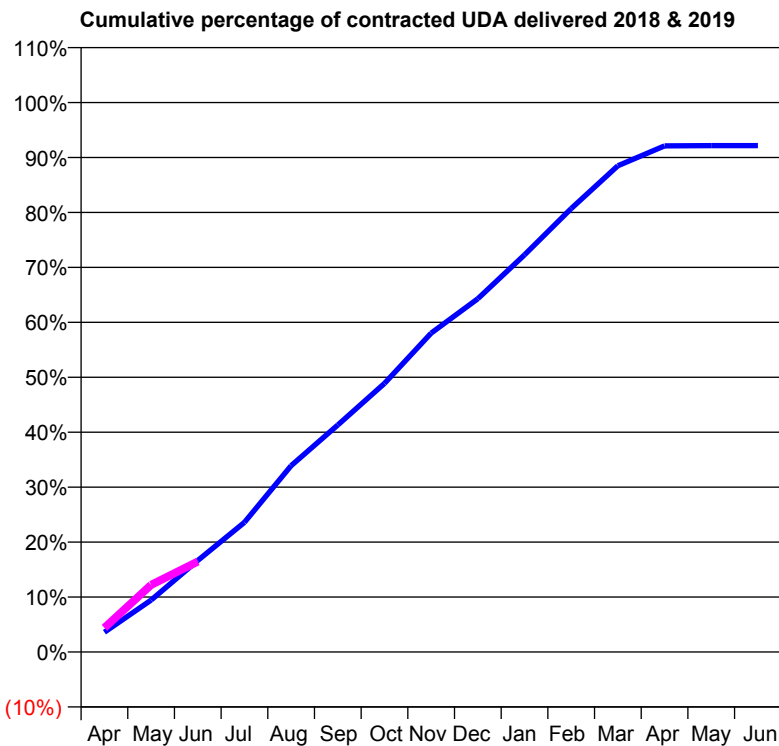
18/19 Contracted general activity (UDA)	15,240
Carry forward general activity (UDA)	0
18/19 Contracted orthodontic activity (UOA)	0
Carry forward orthodontic activity (UOA)	0
Baseline contract value	£397,579.93

ACCESS*

Patients seen in 24 months	Total	Change since previous quarter
Quarter ending June 2017	4,474	
Quarter ending September 2017	4,538	→
Quarter ending December 2017	4,519	→
Quarter ending March 2018	4,545	→
Quarter ending June 2018	4,527	→
Variance since June 2017	1.2%	→



ACTIVITY



Month	Adjusted Scheduled Activity (UDA)	
	2018	2019
April	549	669
May	1,442	1,863
June	2,537	2,510
July	3,596	
August	5,167	
September	6,298	
October	7,451	
November	8,843	
December	9,800	
January	11,015	
February	12,297	
March	13,486	
April	14,036	
May	14,044	
June	14,045	

QUALITY

	Quantity	Base Number	Contract	AT	Region	England
% of FP17s for the same patient ID Re-attending within 3 months - Children	59	599	9.8%	10.0%	12.0%	11.5%
% of FP17s for the same patient ID Re-attending within 3 months - Adults	184	973	18.9%	13.8%	15.7%	15.4%
% of FP17s for the same patient ID Re-attending between 3 & 9 months - Children	365	599	60.9%	61.7%	60.3%	58.9%
% of FP17s for the same patient ID Re-attending between 3 & 9 months - Adults	483	973	49.6%	56.1%	54.0%	51.6%
% of FP17s for Band 1 Urgent Courses	99	1,316	7.5%	7.1%	8.9%	8.9%
% of FP17s Relating to Free Repair or Replacements	9	1,316	0.7%	0.9%	1.0%	0.8%
% of FP17s Relating to Continuations	11	1,316	0.8%	1.0%	1.1%	0.9%
% of Patients satisfied with the dentistry they have received	12	13	92.3%	92.6%	93.4%	93.2%
% of Patients satisfied with the time they had to wait for an appointment	10	13	76.9%	88.0%	89.4%	88.8%

* This is based on patients treated on this contract for their most recent course of treatment. Figures in italics indicate the base number of FP17s or Patient Questionnaire responses are less than 100. N/A is shown where the base number of responses is less than 10 during the period. % is calculated as Quantity/Base number*100

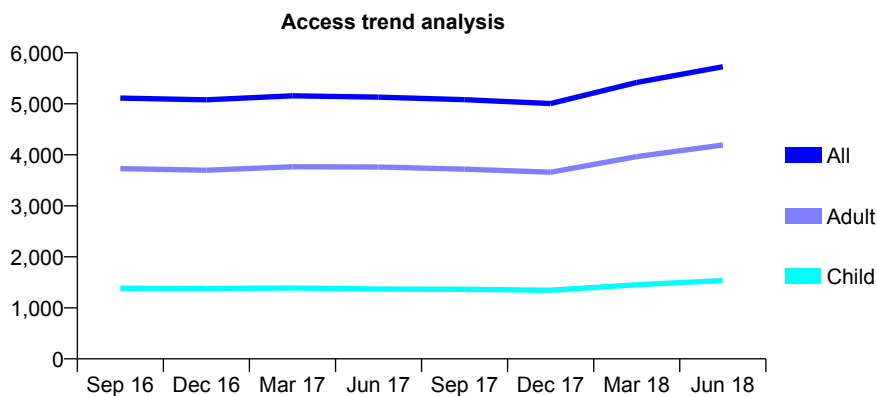
Q52 - Vital Signs At a Glance Contract Report for 776033/0001 - June 2018

Name or company name	Mr EA Fowode
Contract type name	GDS Contract
Purpose of contract	General
Contract start date	01/11/2006
Contract end date	

18/19 Contracted general activity (UDA)	18,800
Carry forward general activity (UDA)	0
18/19 Contracted orthodontic activity (UOA)	0
Carry forward orthodontic activity (UOA)	0
Baseline contract value	£445,041.34

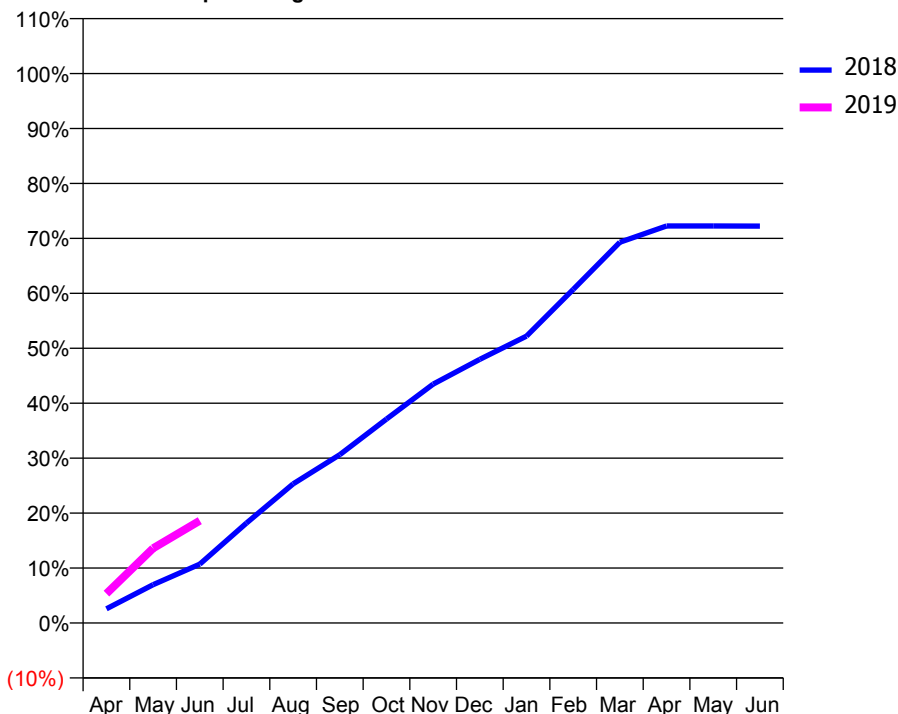
ACCESS*

Patients seen in 24 months	Total	Change since previous quarter
Quarter ending June 2017	5,131	
Quarter ending September 2017	5,082	→
Quarter ending December 2017	5,004	↓
Quarter ending March 2018	5,417	↑
Quarter ending June 2018	5,727	↑
Variance since June 2017	11.6%	↑



ACTIVITY

Cumulative percentage of contracted UDA delivered 2018 & 2019



Adjusted Scheduled Activity (UDA)

Month	2018	2019
April	485	1,006
May	1,311	2,559
June	2,015	3,503
July	3,418	
August	4,760	
September	5,760	
October	6,978	
November	8,173	
December	9,020	
January	9,816	
February	11,413	
March	13,029	
April	13,583	
May	13,583	
June	13,580	

QUALITY

	Quantity	Base Number	Contract	AT	Region	England
% of FP17s for the same patient ID Re-attending within 3 months - Children	56	603	9.3%	10.0%	12.0%	11.5%
% of FP17s for the same patient ID Re-attending within 3 months - Adults	143	1,446	9.9%	13.8%	15.7%	15.4%
% of FP17s for the same patient ID Re-attending between 3 & 9 months - Children	350	603	58.0%	61.7%	60.3%	58.9%
% of FP17s for the same patient ID Re-attending between 3 & 9 months - Adults	768	1,446	53.1%	56.1%	54.0%	51.6%
% of FP17s for Band 1 Urgent Courses	80	1,730	4.6%	7.1%	8.9%	8.9%
% of FP17s Relating to Free Repair or Replacements	17	1,730	1.0%	0.9%	1.0%	0.8%
% of FP17s Relating to Continuations	4	1,730	0.2%	1.0%	1.1%	0.9%
% of Patients satisfied with the dentistry they have received	2	3	N/A	92.6%	93.4%	93.2%
% of Patients satisfied with the time they had to wait for an appointment	2	3	N/A	88.0%	89.4%	88.8%

* This is based on patients treated on this contract for their most recent course of treatment. Figures in italics indicate the base number of FP17s or Patient Questionnaire responses are less than 100. N/A is shown where the base number of responses is less than 10 during the period. % is calculated as Quantity/Base number*100

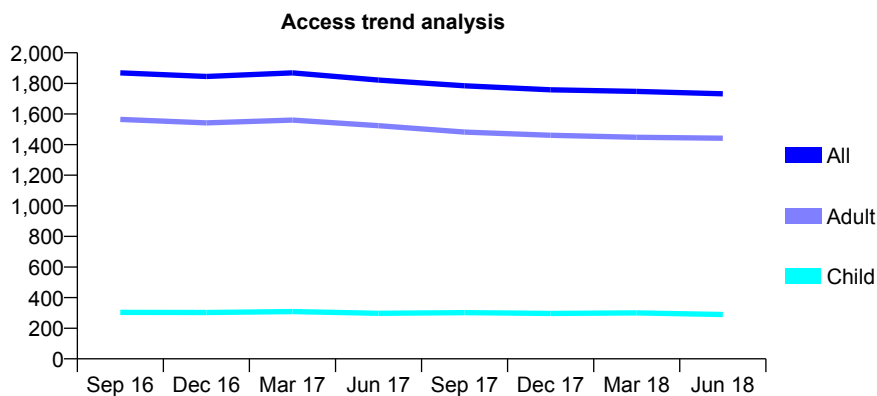
Q52 - Vital Signs At a Glance Contract Report for 776076/0001 - June 2018

Name or company name	Bingley Dental Practice
Contract type name	GDS Contract
Purpose of contract	General
Contract start date	19/05/2011
Contract end date	

18/19 Contracted general activity (UDA)	5,981
Carry forward general activity (UDA)	0
18/19 Contracted orthodontic activity (UOA)	0
Carry forward orthodontic activity (UOA)	0
Baseline contract value	£165,495.11

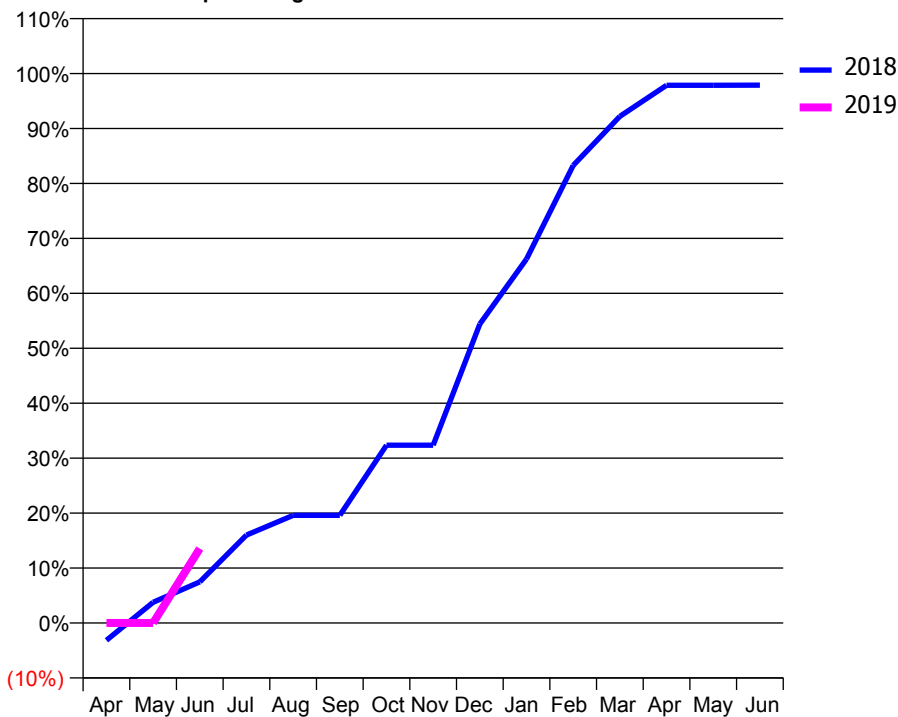
ACCESS*

Patients seen in 24 months	Total	Change since previous quarter
Quarter ending June 2017	1,822	
Quarter ending September 2017	1,784	↓
Quarter ending December 2017	1,758	↓
Quarter ending March 2018	1,748	→
Quarter ending June 2018	1,732	→
Variance since June 2017	(4.9%)	↓



ACTIVITY

Cumulative percentage of contracted UDA delivered 2018 & 2019



Month	Adjusted Scheduled Activity (UDA)	
	2018	2019
April	-190	0
May	226	0
June	448	810
July	957	
August	1,172	
September	1,172	
October	1,935	
November	1,935	
December	3,254	
January	3,962	
February	4,980	
March	5,514	
April	5,853	
May	5,853	
June	5,854	

QUALITY

	Quantity	Base Number	Contract	AT	Region	England
% of FP17s for the same patient ID Re-attending within 3 months - Children	12	107	11.2%	10.0%	12.0%	11.5%
% of FP17s for the same patient ID Re-attending within 3 months - Adults	52	475	10.9%	13.8%	15.7%	15.4%
% of FP17s for the same patient ID Re-attending between 3 & 9 months - Children	80	107	74.8%	61.7%	60.3%	58.9%
% of FP17s for the same patient ID Re-attending between 3 & 9 months - Adults	369	475	77.7%	56.1%	54.0%	51.6%
% of FP17s for Band 1 Urgent Courses	16	436	3.7%	7.1%	8.9%	8.9%
% of FP17s Relating to Free Repair or Replacements	6	436	1.4%	0.9%	1.0%	0.8%
% of FP17s Relating to Continuations	1	436	0.2%	1.0%	1.1%	0.9%
% of Patients satisfied with the dentistry they have received	2	2	N/A	92.6%	93.4%	93.2%
% of Patients satisfied with the time they had to wait for an appointment	2	2	N/A	88.0%	89.4%	88.8%

* This is based on patients treated on this contract for their most recent course of treatment. Figures in italics indicate the base number of FP17s or Patient Questionnaire responses are less than 100. N/A is shown where the base number of responses is less than 10 during the period. % is calculated as Quantity/Base number*100

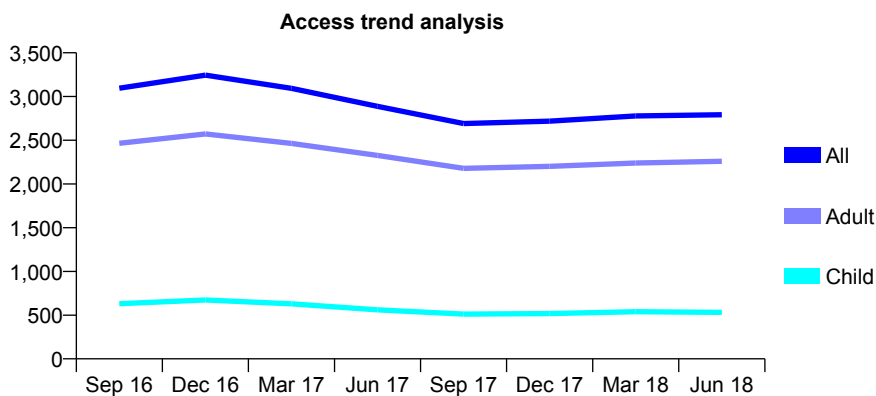
Q52 - Vital Signs At a Glance Contract Report for 776777/0001 - June 2018

Name or company name	MR HR LETUKA
Contract type name	PDS Contract
Purpose of contract	General
Contract start date	16/02/2008
Contract end date	23/06/2023

18/19 Contracted general activity (UDA)	9,700
Carry forward general activity (UDA)	0
18/19 Contracted orthodontic activity (UOA)	0
Carry forward orthodontic activity (UOA)	0
Baseline contract value	£303,925.12

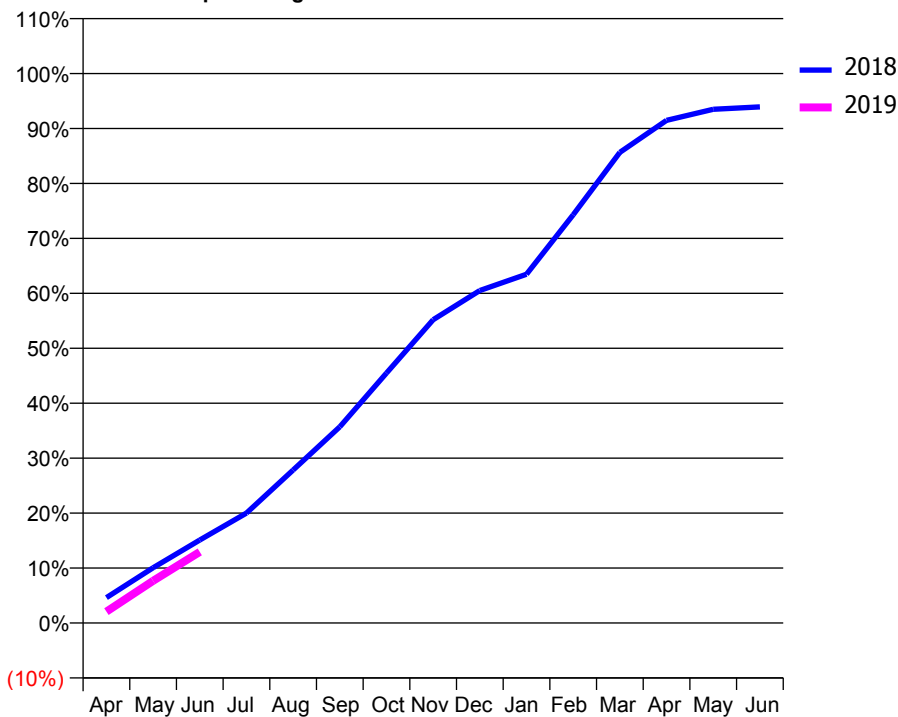
ACCESS*

Patients seen in 24 months	Total	Change since previous quarter
Quarter ending June 2017	2,887	
Quarter ending September 2017	2,691	↓
Quarter ending December 2017	2,719	→
Quarter ending March 2018	2,778	↑
Quarter ending June 2018	2,791	→
Variance since June 2017	(3.3%)	↓



ACTIVITY

Cumulative percentage of contracted UDA delivered 2018 & 2019



Month	Adjusted Scheduled Activity (UDA)	
	2018	2019
April	448	202
May	976	745
June	1,466	1,256
July	1,941	
August	2,701	
September	3,464	
October	4,412	
November	5,353	
December	5,869	
January	6,157	
February	7,206	
March	8,308	
April	8,872	
May	9,068	
June	9,111	

QUALITY

	Quantity	Base Number	Contract	AT	Region	England
% of FP17s for the same patient ID Re-attending within 3 months - Children	22	198	11.1%	10.0%	12.0%	11.5%
% of FP17s for the same patient ID Re-attending within 3 months - Adults	99	769	12.9%	13.8%	15.7%	15.4%
% of FP17s for the same patient ID Re-attending between 3 & 9 months - Children	110	198	55.6%	61.7%	60.3%	58.9%
% of FP17s for the same patient ID Re-attending between 3 & 9 months - Adults	388	769	50.5%	56.1%	54.0%	51.6%
% of FP17s for Band 1 Urgent Courses	61	676	9.0%	7.1%	8.9%	8.9%
% of FP17s Relating to Free Repair or Replacements	0	676	0.0%	0.9%	1.0%	0.8%
% of FP17s Relating to Continuations	15	676	2.2%	1.0%	1.1%	0.9%
% of Patients satisfied with the dentistry they have received	1	1	N/A	92.6%	93.4%	93.2%
% of Patients satisfied with the time they had to wait for an appointment	1	1	N/A	88.0%	89.4%	88.8%

* This is based on patients treated on this contract for their most recent course of treatment. Figures in italics indicate the base number of FP17s or Patient Questionnaire responses are less than 100. N/A is shown where the base number of responses is less than 10 during the period. % is calculated as Quantity/Base number*100

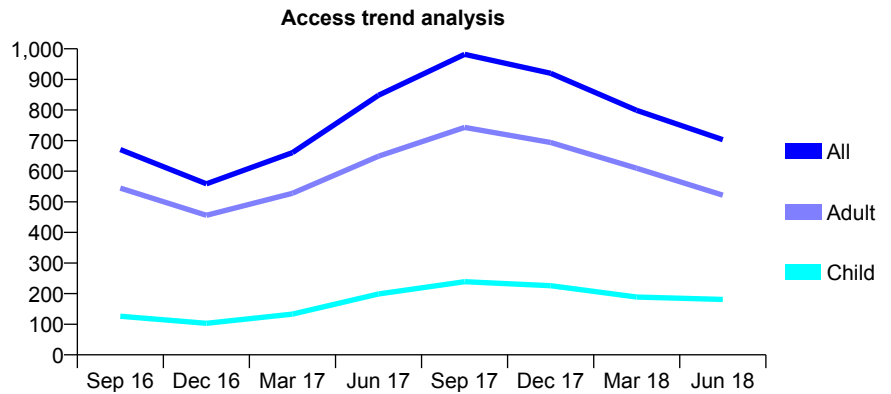
Q52 - Vital Signs At a Glance Contract Report for 776777/0002 - June 2018

Name or company name	MR HR LETUKA
Contract type name	PDS Contract
Purpose of contract	General
Contract start date	24/06/2008
Contract end date	23/06/2018

18/19 Contracted general activity (UDA)	530
Carry forward general activity (UDA)	0
18/19 Contracted orthodontic activity (UOA)	0
Carry forward orthodontic activity (UOA)	0
Baseline contract value	£15,412.86

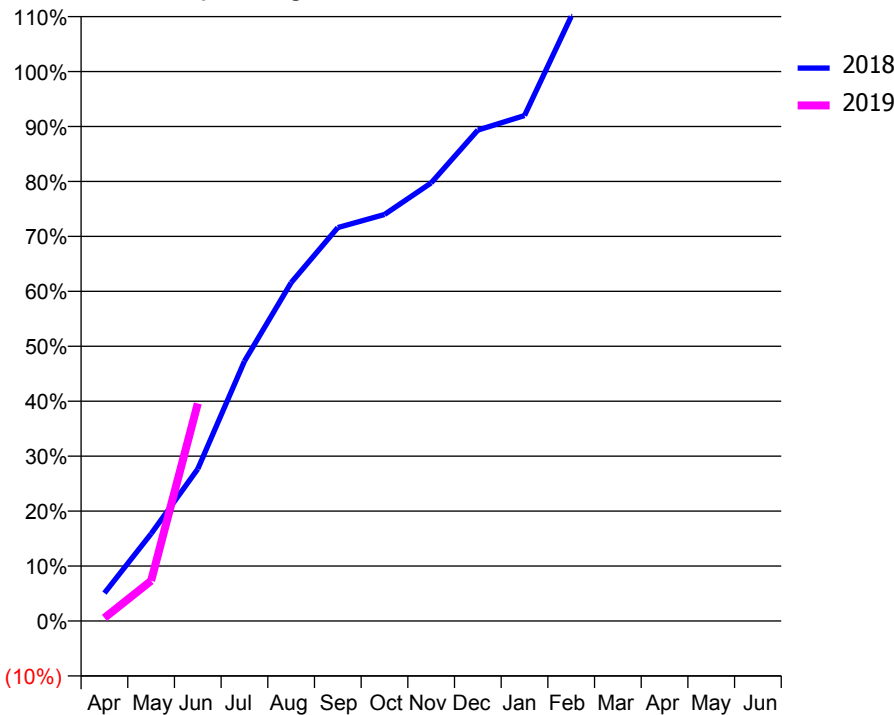
ACCESS*

Patients seen in 24 months	Total	Change since previous quarter
Quarter ending June 2017	848	
Quarter ending September 2017	982	↑
Quarter ending December 2017	920	↓
Quarter ending March 2018	799	↓
Quarter ending June 2018	703	↓
Variance since June 2017	(17.1%)	↓



ACTIVITY

Cumulative percentage of contracted UDA delivered 2018 & 2019



Month	Adjusted Scheduled Activity (UDA)	
	2018	2019
April	117	3
May	365	39
June	637	210
July	1,087	
August	1,416	
September	1,647	
October	1,702	
November	1,834	
December	2,055	
January	2,116	
February	2,530	
March	2,565	
April	2,565	
May	2,577	
June	2,577	

QUALITY

	Quantity	Base Number	Contract	AT	Region	England
% of FP17s for the same patient ID Re-attending within 3 months - Children	0	38	0.0%	10.0%	12.0%	11.5%
% of FP17s for the same patient ID Re-attending within 3 months - Adults	6	88	6.8%	13.8%	15.7%	15.4%
% of FP17s for the same patient ID Re-attending between 3 & 9 months - Children	14	38	36.8%	61.7%	60.3%	58.9%
% of FP17s for the same patient ID Re-attending between 3 & 9 months - Adults	29	88	33.0%	56.1%	54.0%	51.6%
% of FP17s for Band 1 Urgent Courses	14	125	11.2%	7.1%	8.9%	8.9%
% of FP17s Relating to Free Repair or Replacements	0	125	0.0%	0.9%	1.0%	0.8%
% of FP17s Relating to Continuations	0	125	0.0%	1.0%	1.1%	0.9%
% of Patients satisfied with the dentistry they have received	1	1	N/A	92.6%	93.4%	93.2%
% of Patients satisfied with the time they had to wait for an appointment	1	1	N/A	88.0%	89.4%	88.8%

* This is based on patients treated on this contract for their most recent course of treatment. Figures in italics indicate the base number of FP17s or Patient Questionnaire responses are less than 100. N/A is shown where the base number of responses is less than 10 during the period. % is calculated as Quantity/Base number*100

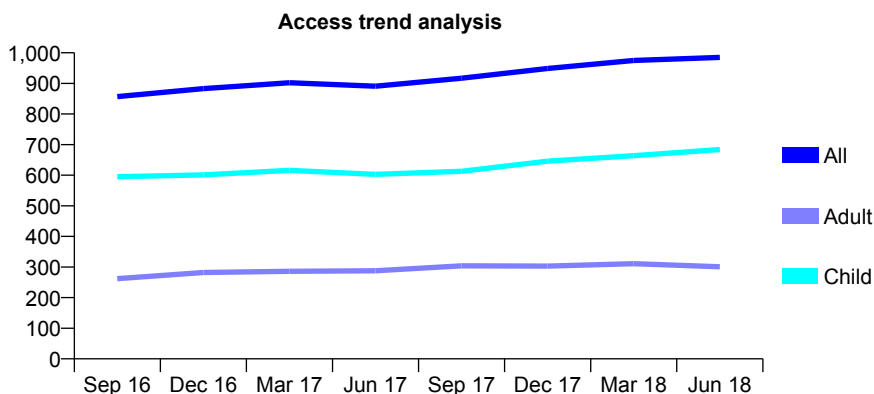
Q52 - Vital Signs At a Glance Contract Report for 782815/0001 - June 2018

Name or company name	MR OJ WAINWRIGHT
Contract type name	GDS Contract
Purpose of contract	General
Contract start date	01/02/2015
Contract end date	

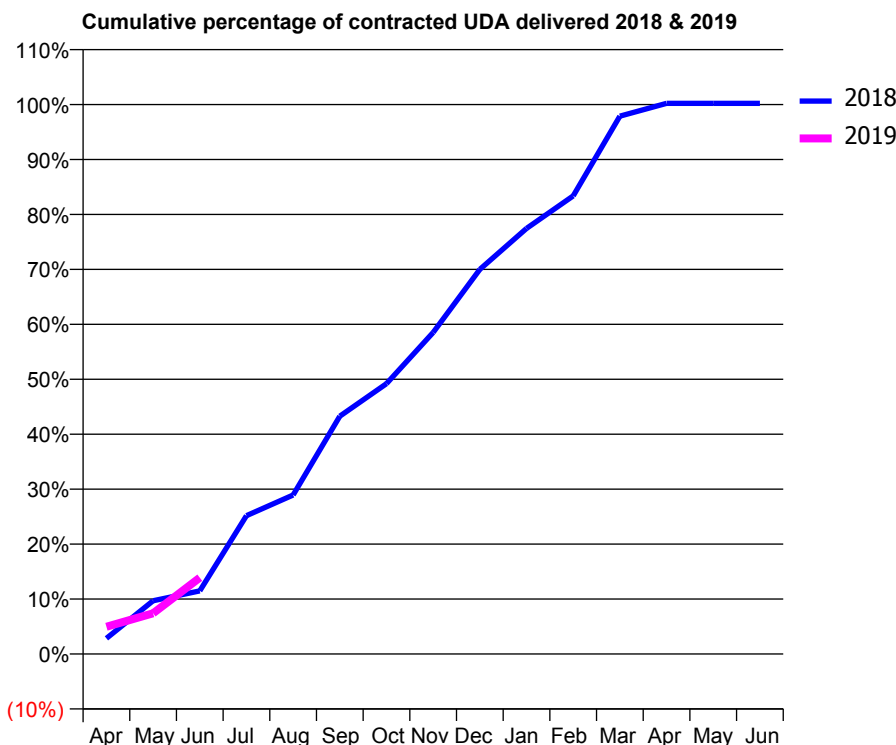
18/19 Contracted general activity (UDA)	2,182
Carry forward general activity (UDA)	0
18/19 Contracted orthodontic activity (UOA)	0
Carry forward orthodontic activity (UOA)	0
Baseline contract value	£47,326.14

ACCESS*

Patients seen in 24 months	Total	Change since previous quarter
Quarter ending June 2017	891	
Quarter ending September 2017	917	↑
Quarter ending December 2017	949	↑
Quarter ending March 2018	975	↑
Quarter ending June 2018	985	→
Variance since June 2017	10.5%	↑



ACTIVITY



Month	Adjusted Scheduled Activity (UDA)	
	2018	2019
April	62	108
May	211	162
June	251	303
July	549	
August	632	
September	944	
October	1,074	
November	1,277	
December	1,527	
January	1,690	
February	1,819	
March	2,136	
April	2,187	
May	2,187	
June	2,187	

QUALITY

	Quantity	Base Number	Contract	AT	Region	England
% of FP17s for the same patient ID Re-attending within 3 months - Children	19	185	10.3%	10.0%	12.0%	11.5%
% of FP17s for the same patient ID Re-attending within 3 months - Adults	11	59	18.6%	13.8%	15.7%	15.4%
% of FP17s for the same patient ID Re-attending between 3 & 9 months - Children	121	185	65.4%	61.7%	60.3%	58.9%
% of FP17s for the same patient ID Re-attending between 3 & 9 months - Adults	36	59	61.0%	56.1%	54.0%	51.6%
% of FP17s for Band 1 Urgent Courses	7	205	3.4%	7.1%	8.9%	8.9%
% of FP17s Relating to Free Repair or Replacements	1	205	0.5%	0.9%	1.0%	0.8%
% of FP17s Relating to Continuations	0	205	0.0%	1.0%	1.1%	0.9%
% of Patients satisfied with the dentistry they have received	0	0	N/A	92.6%	93.4%	93.2%
% of Patients satisfied with the time they had to wait for an appointment	0	0	N/A	88.0%	89.4%	88.8%

* This is based on patients treated on this contract for their most recent course of treatment. Figures in italics indicate the base number of FP17s or Patient Questionnaire responses are less than 100. N/A is shown where the base number of responses is less than 10 during the period. % is calculated as Quantity/Base number*100

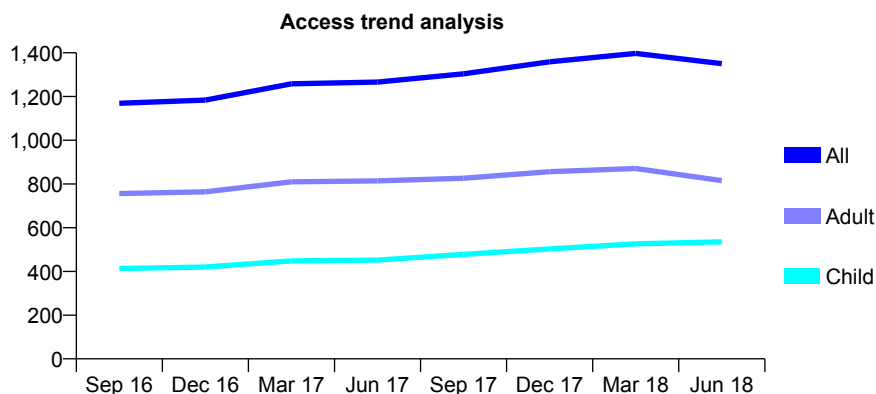
Q52 - Vital Signs At a Glance Contract Report for 793396/0001 - June 2018

Name or company name	MR JP SIWEK
Contract type name	GDS Contract
Purpose of contract	General
Contract start date	01/04/2006
Contract end date	

18/19 Contracted general activity (UDA)	3,533
Carry forward general activity (UDA)	0
18/19 Contracted orthodontic activity (UOA)	0
Carry forward orthodontic activity (UOA)	0
Baseline contract value	£94,846.29

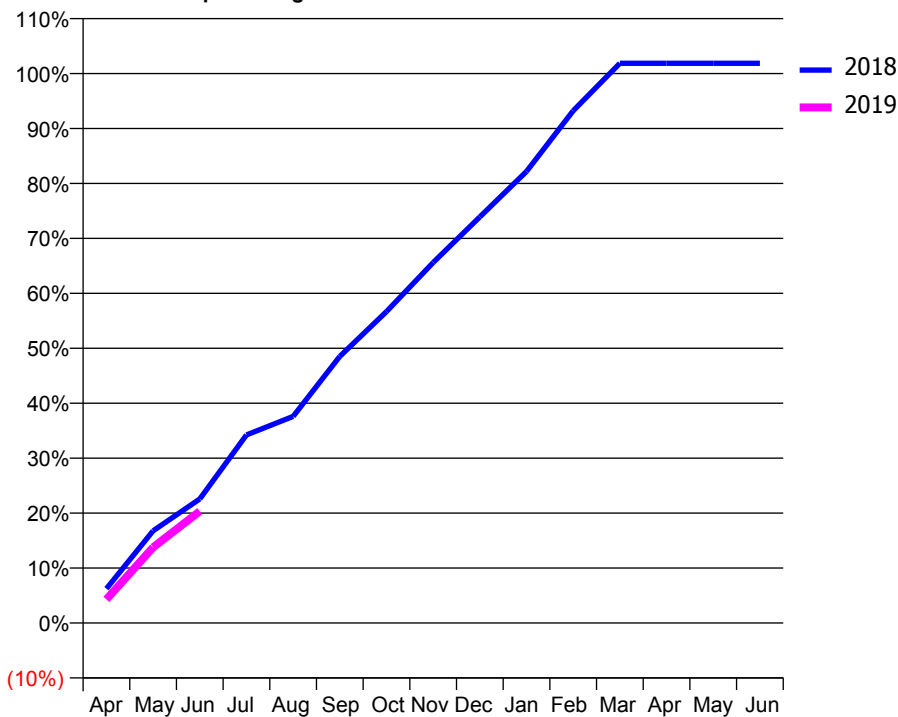
ACCESS*

Patients seen in 24 months	Total	Change since previous quarter
Quarter ending June 2017	1,266	
Quarter ending September 2017	1,304	↑
Quarter ending December 2017	1,359	↑
Quarter ending March 2018	1,397	↑
Quarter ending June 2018	1,350	↓
Variance since June 2017	6.6%	↑



ACTIVITY

Cumulative percentage of contracted UDA delivered 2018 & 2019



Month	Adjusted Scheduled Activity (UDA)	
	2018	2019
April	221	152
May	593	486
June	798	719
July	1,209	
August	1,329	
September	1,714	
October	2,003	
November	2,318	
December	2,611	
January	2,903	
February	3,293	
March	3,598	
April	3,598	
May	3,598	
June	3,598	

QUALITY

	Quantity	Base Number	Contract	AT	Region	England
% of FP17s for the same patient ID Re-attending within 3 months - Children	11	135	8.1%	10.0%	12.0%	11.5%
% of FP17s for the same patient ID Re-attending within 3 months - Adults	29	227	12.8%	13.8%	15.7%	15.4%
% of FP17s for the same patient ID Re-attending between 3 & 9 months - Children	76	135	56.3%	61.7%	60.3%	58.9%
% of FP17s for the same patient ID Re-attending between 3 & 9 months - Adults	139	227	61.2%	56.1%	54.0%	51.6%
% of FP17s for Band 1 Urgent Courses	8	362	2.2%	7.1%	8.9%	8.9%
% of FP17s Relating to Free Repair or Replacements	0	362	0.0%	0.9%	1.0%	0.8%
% of FP17s Relating to Continuations	2	362	0.6%	1.0%	1.1%	0.9%
% of Patients satisfied with the dentistry they have received	0	0	N/A	92.6%	93.4%	93.2%
% of Patients satisfied with the time they had to wait for an appointment	0	0	N/A	88.0%	89.4%	88.8%

* This is based on patients treated on this contract for their most recent course of treatment. Figures in italics indicate the base number of FP17s or Patient Questionnaire responses are less than 100. N/A is shown where the base number of responses is less than 10 during the period. % is calculated as Quantity/Base number*100

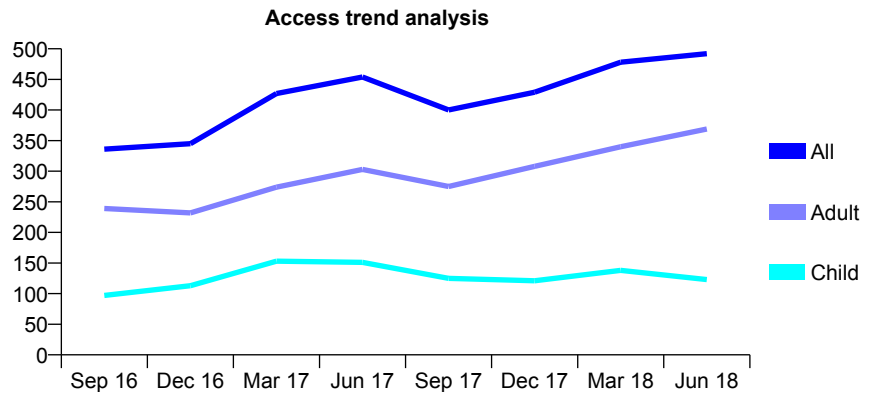
Q52 - Vital Signs At a Glance Contract Report for 800627/0002 - June 2018

Name or company name	Kaushal & Kaushal
Contract type name	GDS Contract
Purpose of contract	General
Contract start date	01/04/2006
Contract end date	

18/19 Contracted general activity (UDA)	1,478
Carry forward general activity (UDA)	0
18/19 Contracted orthodontic activity (UOA)	0
Carry forward orthodontic activity (UOA)	0
Baseline contract value	£33,250.60

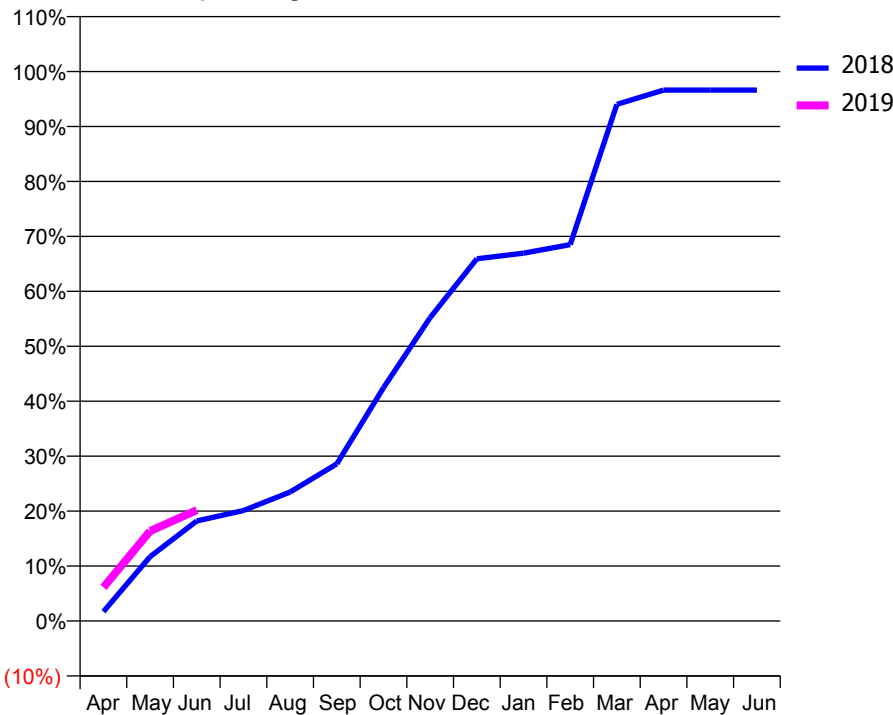
ACCESS*

Patients seen in 24 months	Total	Change since previous quarter
Quarter ending June 2017	454	
Quarter ending September 2017	400	↓
Quarter ending December 2017	429	↑
Quarter ending March 2018	478	↑
Quarter ending June 2018	492	↑
Variance since June 2017	8.4%	↑



ACTIVITY

Cumulative percentage of contracted UDA delivered 2018 & 2019



Adjusted Scheduled Activity (UDA)		
Month	2018	2019
April	25	91
May	173	242
June	269	298
July	297	
August	347	
September	423	
October	627	
November	816	
December	974	
January	989	
February	1,012	
March	1,390	
April	1,428	
May	1,428	
June	1,428	

QUALITY

	Quantity	Base Number	Contract	AT	Region	England
% of FP17s for the same patient ID Re-attending within 3 months - Children	0	18	0.0%	10.0%	12.0%	11.5%
% of FP17s for the same patient ID Re-attending within 3 months - Adults	10	118	8.5%	13.8%	15.7%	15.4%
% of FP17s for the same patient ID Re-attending between 3 & 9 months - Children	2	18	11.1%	61.7%	60.3%	58.9%
% of FP17s for the same patient ID Re-attending between 3 & 9 months - Adults	25	118	21.2%	56.1%	54.0%	51.6%
% of FP17s for Band 1 Urgent Courses	6	118	5.1%	7.1%	8.9%	8.9%
% of FP17s Relating to Free Repair or Replacements	1	118	0.8%	0.9%	1.0%	0.8%
% of FP17s Relating to Continuations	4	118	3.4%	1.0%	1.1%	0.9%
% of Patients satisfied with the dentistry they have received	0	0	N/A	92.6%	93.4%	93.2%
% of Patients satisfied with the time they had to wait for an appointment	0	0	N/A	88.0%	89.4%	88.8%

* This is based on patients treated on this contract for their most recent course of treatment. Figures in italics indicate the base number of FP17s or Patient Questionnaire responses are less than 100. N/A is shown where the base number of responses is less than 10 during the period. % is calculated as Quantity/Base number*100

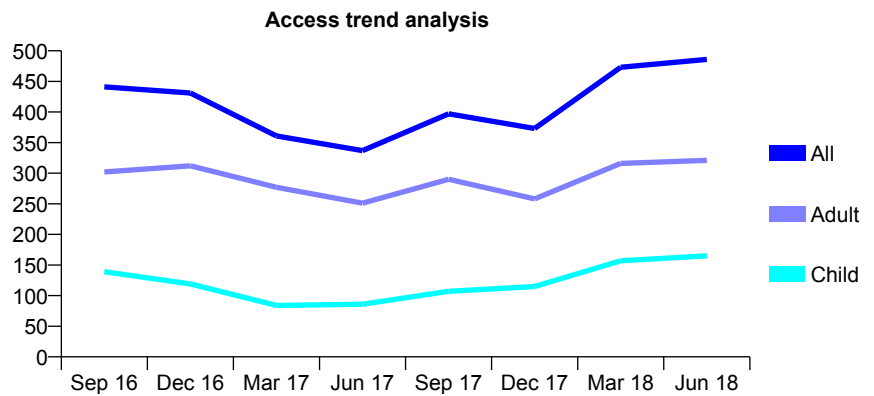
Q52 - Vital Signs At a Glance Contract Report for 800627/0003 - June 2018

Name or company name	Kaushal & Kaushal
Contract type name	GDS Contract
Purpose of contract	General
Contract start date	15/06/2010
Contract end date	

18/19 Contracted general activity (UDA)	1,369
Carry forward general activity (UDA)	0
18/19 Contracted orthodontic activity (UOA)	0
Carry forward orthodontic activity (UOA)	0
Baseline contract value	£31,358.96

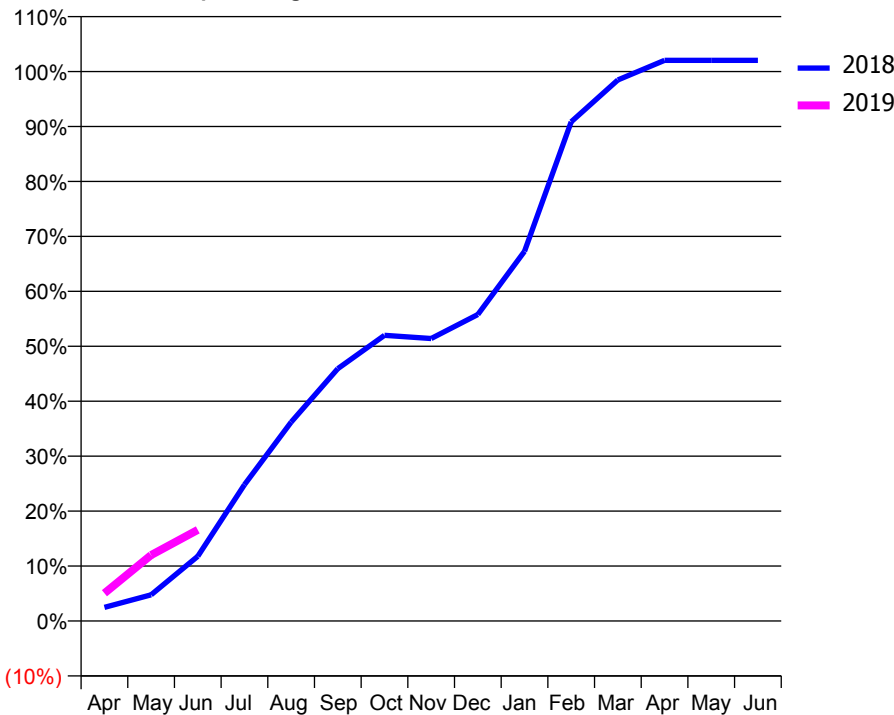
ACCESS*

Patients seen in 24 months	Total	Change since previous quarter
Quarter ending June 2017	337	
Quarter ending September 2017	397	↑
Quarter ending December 2017	373	↓
Quarter ending March 2018	473	↑
Quarter ending June 2018	486	↑
Variance since June 2017	44.2%	↑



ACTIVITY

Cumulative percentage of contracted UDA delivered 2018 & 2019



Month	Adjusted Scheduled Activity (UDA)	
	2018	2019
April	34	69
May	65	164
June	161	227
July	340	
August	495	
September	629	
October	712	
November	704	
December	764	
January	921	
February	1,244	
March	1,348	
April	1,397	
May	1,397	
June	1,397	

QUALITY

	Quantity	Base Number	Contract	AT	Region	England
% of FP17s for the same patient ID Re-attending within 3 months - Children	2	41	4.9%	10.0%	12.0%	11.5%
% of FP17s for the same patient ID Re-attending within 3 months - Adults	5	85	5.9%	13.8%	15.7%	15.4%
% of FP17s for the same patient ID Re-attending between 3 & 9 months - Children	8	41	19.5%	61.7%	60.3%	58.9%
% of FP17s for the same patient ID Re-attending between 3 & 9 months - Adults	14	85	16.5%	56.1%	54.0%	51.6%
% of FP17s for Band 1 Urgent Courses	11	110	10.0%	7.1%	8.9%	8.9%
% of FP17s Relating to Free Repair or Replacements	2	110	1.8%	0.9%	1.0%	0.8%
% of FP17s Relating to Continuations	1	110	0.9%	1.0%	1.1%	0.9%
% of Patients satisfied with the dentistry they have received	1	1	N/A	92.6%	93.4%	93.2%
% of Patients satisfied with the time they had to wait for an appointment	1	1	N/A	88.0%	89.4%	88.8%

* This is based on patients treated on this contract for their most recent course of treatment. Figures in italics indicate the base number of FP17s or Patient Questionnaire responses are less than 100. N/A is shown where the base number of responses is less than 10 during the period. % is calculated as Quantity/Base number*100

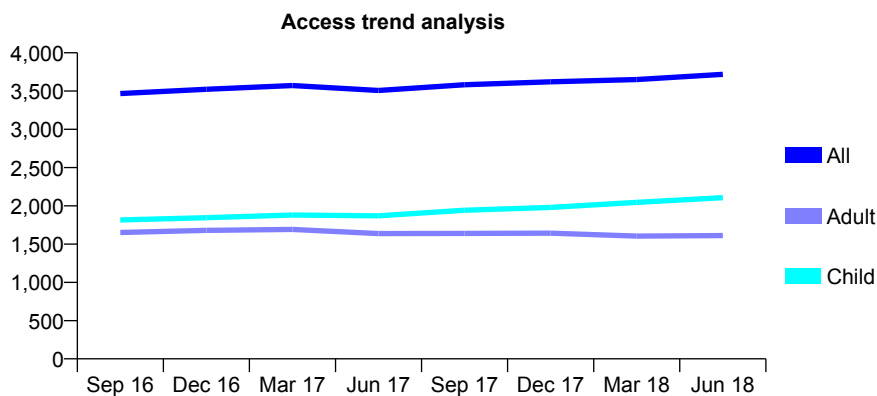
Q52 - Vital Signs At a Glance Contract Report for 811246/0001 - June 2018

Name or company name	MR CJ FINNERTY
Contract type name	PDS Contract
Purpose of contract	General
Contract start date	01/04/2006
Contract end date	31/03/2021

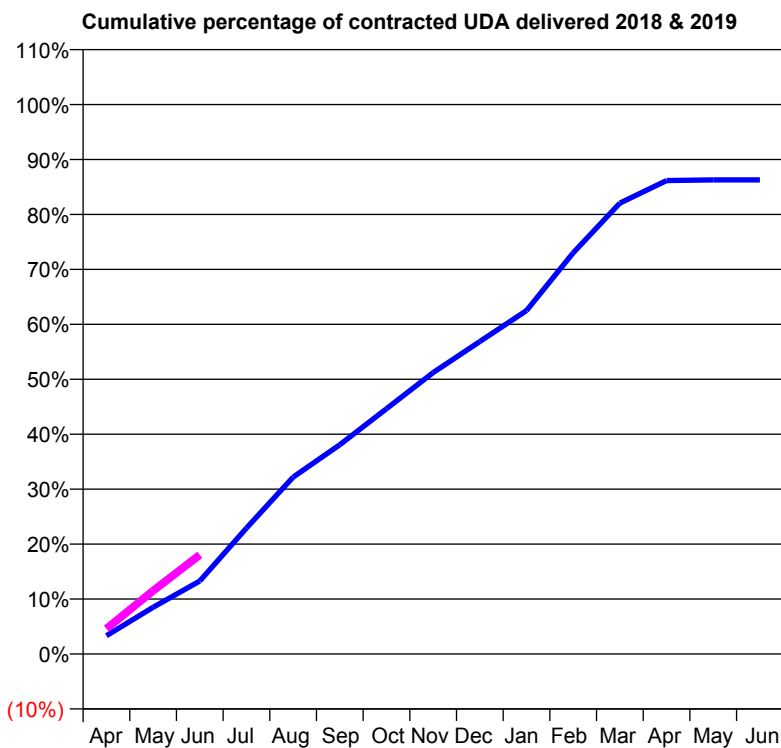
18/19 Contracted general activity (UDA)	11,197
Carry forward general activity (UDA)	0
18/19 Contracted orthodontic activity (UOA)	0
Carry forward orthodontic activity (UOA)	0
Baseline contract value	£331,407.41

ACCESS*

Patients seen in 24 months	Total	Change since previous quarter
Quarter ending June 2017	3,508	
Quarter ending September 2017	3,582	↑
Quarter ending December 2017	3,621	→
Quarter ending March 2018	3,650	→
Quarter ending June 2018	3,719	→
Variance since June 2017	6.0%	↑



ACTIVITY



Adjusted Scheduled Activity (UDA)		
Month	2018	2019
April	373	515
May	953	1,289
June	1,489	2,019
July	2,566	
August	3,603	
September	4,264	
October	4,999	
November	5,735	
December	6,368	
January	6,997	
February	8,174	
March	9,189	
April	9,648	
May	9,662	
June	9,661	

QUALITY

	Quantity	Base Number	Contract	AT	Region	England
% of FP17s for the same patient ID Re-attending within 3 months - Children	51	801	6.4%	10.0%	12.0%	11.5%
% of FP17s for the same patient ID Re-attending within 3 months - Adults	78	441	17.7%	13.8%	15.7%	15.4%
% of FP17s for the same patient ID Re-attending between 3 & 9 months - Children	497	801	62.0%	61.7%	60.3%	58.9%
% of FP17s for the same patient ID Re-attending between 3 & 9 months - Adults	226	441	51.2%	56.1%	54.0%	51.6%
% of FP17s for Band 1 Urgent Courses	67	1,048	6.4%	7.1%	8.9%	8.9%
% of FP17s Relating to Free Repair or Replacements	1	1,048	0.1%	0.9%	1.0%	0.8%
% of FP17s Relating to Continuations	0	1,048	0.0%	1.0%	1.1%	0.9%
% of Patients satisfied with the dentistry they have received	4	4	N/A	92.6%	93.4%	93.2%
% of Patients satisfied with the time they had to wait for an appointment	3	4	N/A	88.0%	89.4%	88.8%

* This is based on patients treated on this contract for their most recent course of treatment. Figures in italics indicate the base number of FP17s or Patient Questionnaire responses are less than 100. N/A is shown where the base number of responses is less than 10 during the period. % is calculated as Quantity/Base number*100

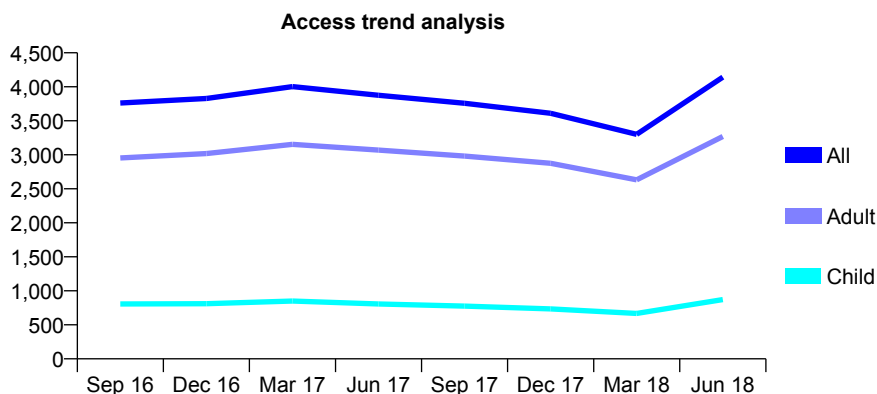
Q52 - Vital Signs At a Glance Contract Report for 811459/0001 - June 2018

Name or company name	MR MA SILVESTER
Contract type name	GDS Contract
Purpose of contract	General and Orthodontic
Contract start date	01/04/2006
Contract end date	

18/19 Contracted general activity (UDA)	9,000
Carry forward general activity (UDA)	0
18/19 Contracted orthodontic activity (UOA)	250
Carry forward orthodontic activity (UOA)	0
Baseline contract value	£292,075.07

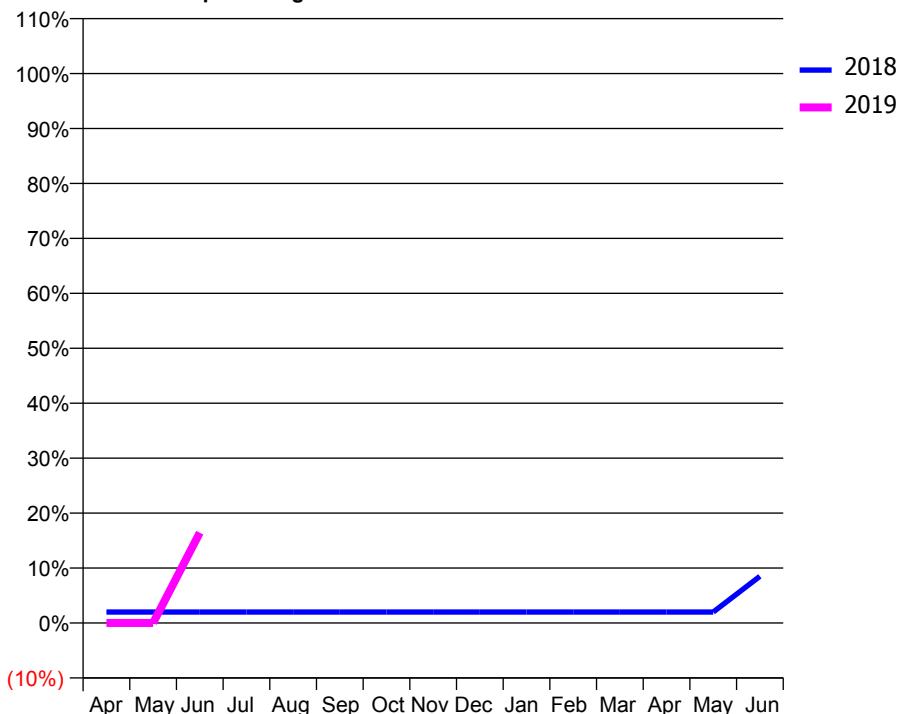
ACCESS*

Patients seen in 24 months	Total	Change since previous quarter
Quarter ending June 2017	3,876	
Quarter ending September 2017	3,757	↓
Quarter ending December 2017	3,610	↓
Quarter ending March 2018	3,300	↓
Quarter ending June 2018	4,142	↑
Variance since June 2017	6.9%	↑



ACTIVITY

Cumulative percentage of contracted UDA delivered 2018 & 2019



Adjusted Scheduled Activity (UDA)		
Month	2018	2019
April	180	0
May	180	0
June	180	1,479
July	180	
August	180	
September	180	
October	180	
November	180	
December	180	
January	180	
February	180	
March	180	
April	180	
May	180	
June	766	

QUALITY

	Quantity	Base Number	Contract	AT	Region	England
% of FP17s for the same patient ID Re-attending within 3 months - Children	56	1,101	5.1%	10.0%	12.0%	11.5%
% of FP17s for the same patient ID Re-attending within 3 months - Adults	388	4,374	8.9%	13.8%	15.7%	15.4%
% of FP17s for the same patient ID Re-attending between 3 & 9 months - Children	255	1,101	23.2%	61.7%	60.3%	58.9%
% of FP17s for the same patient ID Re-attending between 3 & 9 months - Adults	1,326	4,374	30.3%	56.1%	54.0%	51.6%
% of FP17s for Band 1 Urgent Courses	42	754	5.6%	7.1%	8.9%	8.9%
% of FP17s Relating to Free Repair or Replacements	10	754	1.3%	0.9%	1.0%	0.8%
% of FP17s Relating to Continuations	0	754	0.0%	1.0%	1.1%	0.9%
% of Patients satisfied with the dentistry they have received	0	0	N/A	92.6%	93.4%	93.2%
% of Patients satisfied with the time they had to wait for an appointment	0	0	N/A	88.0%	89.4%	88.8%

* This is based on patients treated on this contract for their most recent course of treatment. Figures in italics indicate the base number of FP17s or Patient Questionnaire responses are less than 100. N/A is shown where the base number of responses is less than 10 during the period. % is calculated as Quantity/Base number*100

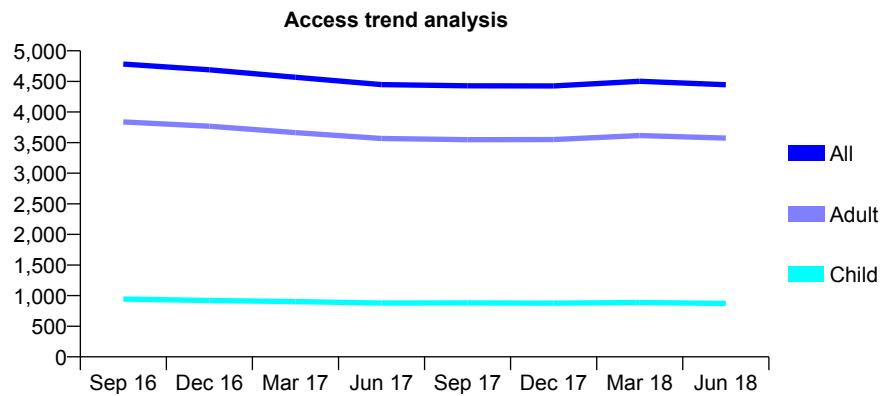
Q52 - Vital Signs At a Glance Contract Report for 812080/0001 - June 2018

Name or company name	MR PA BENNETT
Contract type name	GDS Contract
Purpose of contract	General
Contract start date	01/04/2006
Contract end date	

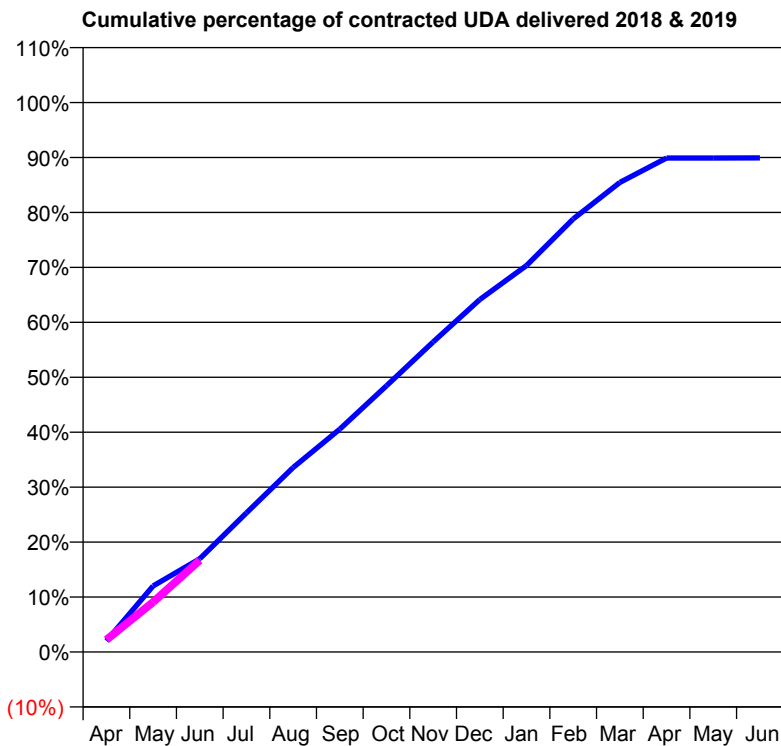
18/19 Contracted general activity (UDA)	17,017
Carry forward general activity (UDA)	0
18/19 Contracted orthodontic activity (UOA)	0
Carry forward orthodontic activity (UOA)	0
Baseline contract value	£347,474.69

ACCESS*

Patients seen in 24 months	Total	Change since previous quarter
Quarter ending June 2017	4,447	
Quarter ending September 2017	4,429	→
Quarter ending December 2017	4,427	→
Quarter ending March 2018	4,503	→
Quarter ending June 2018	4,446	↓
Variance since June 2017	(0.0%)	→



ACTIVITY



Month	Adjusted Scheduled Activity (UDA)	
	2018	2019
April	346	376
May	2,045	1,546
June	2,887	2,843
July	4,311	
August	5,715	
September	6,903	
October	8,246	
November	9,605	
December	10,918	
January	11,970	
February	13,411	
March	14,544	
April	15,296	
May	15,298	
June	15,300	

QUALITY

	Quantity	Base Number	Contract	AT	Region	England
% of FP17s for the same patient ID Re-attending within 3 months - Children	23	310	7.4%	10.0%	12.0%	11.5%
% of FP17s for the same patient ID Re-attending within 3 months - Adults	144	1,403	10.3%	13.8%	15.7%	15.4%
% of FP17s for the same patient ID Re-attending between 3 & 9 months - Children	235	310	75.8%	61.7%	60.3%	58.9%
% of FP17s for the same patient ID Re-attending between 3 & 9 months - Adults	1,040	1,403	74.1%	56.1%	54.0%	51.6%
% of FP17s for Band 1 Urgent Courses	17	1,371	1.2%	7.1%	8.9%	8.9%
% of FP17s Relating to Free Repair or Replacements	12	1,371	0.9%	0.9%	1.0%	0.8%
% of FP17s Relating to Continuations	11	1,371	0.8%	1.0%	1.1%	0.9%
% of Patients satisfied with the dentistry they have received	8	9	N/A	92.6%	93.4%	93.2%
% of Patients satisfied with the time they had to wait for an appointment	9	9	N/A	88.0%	89.4%	88.8%

* This is based on patients treated on this contract for their most recent course of treatment. Figures in italics indicate the base number of FP17s or Patient Questionnaire responses are less than 100. N/A is shown where the base number of responses is less than 10 during the period. % is calculated as Quantity/Base number*100

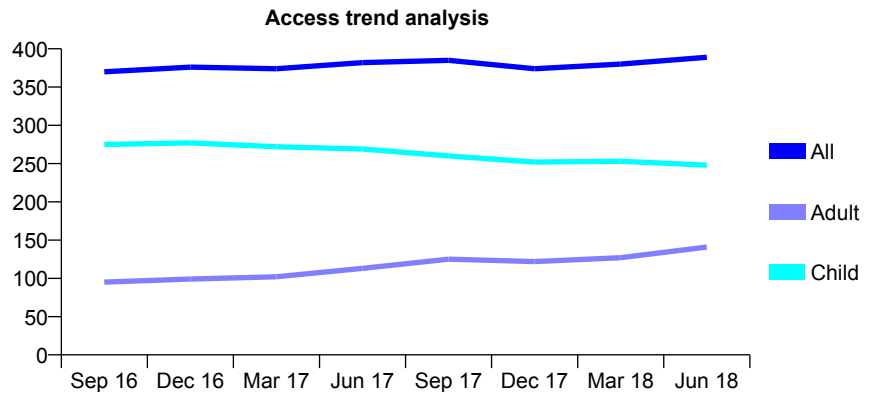
Q52 - Vital Signs At a Glance Contract Report for 812315/0001 - June 2018

Name or company name	MR PS JEAVONS
Contract type name	GDS Contract
Purpose of contract	General
Contract start date	01/04/2006
Contract end date	

18/19 Contracted general activity (UDA)	960
Carry forward general activity (UDA)	0
18/19 Contracted orthodontic activity (UOA)	0
Carry forward orthodontic activity (UOA)	0
Baseline contract value	£23,659.88

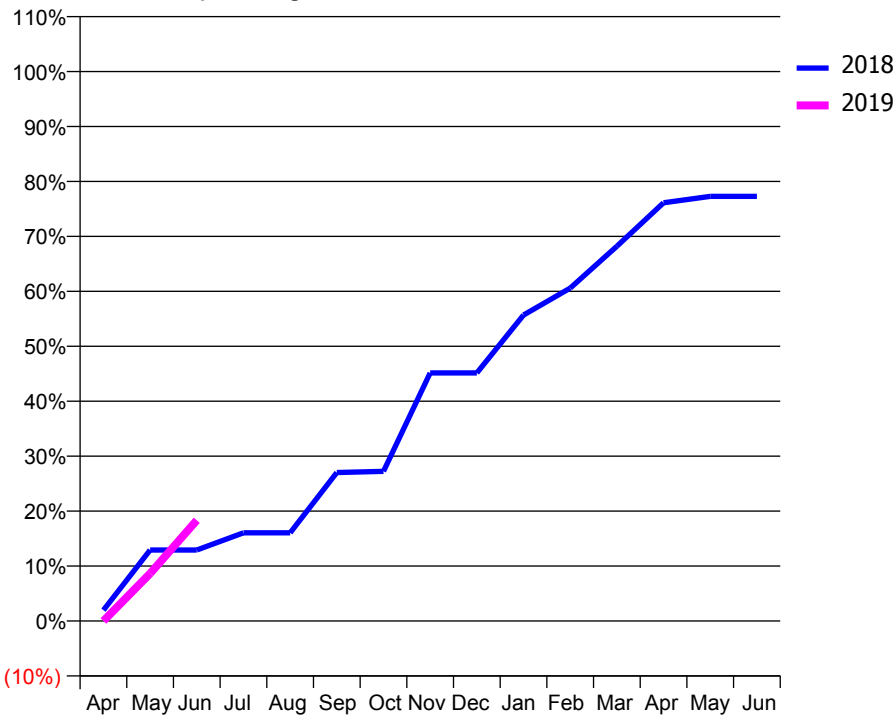
ACCESS*

Patients seen in 24 months	Total	Change since previous quarter
Quarter ending June 2017	382	
Quarter ending September 2017	385	→
Quarter ending December 2017	374	↓
Quarter ending March 2018	380	→
Quarter ending June 2018	389	↑
Variance since June 2017	1.8%	→



ACTIVITY

Cumulative percentage of contracted UDA delivered 2018 & 2019



Month	Adjusted Scheduled Activity (UDA)	
	2018	2019
April	19	0
May	124	83
June	124	176
July	154	
August	154	
September	259	
October	261	
November	433	
December	433	
January	535	
February	582	
March	655	
April	731	
May	742	
June	742	

QUALITY

	Quantity	Base Number	Contract	AT	Region	England
% of FP17s for the same patient ID Re-attending within 3 months - Children	8	109	7.3%	10.0%	12.0%	11.5%
% of FP17s for the same patient ID Re-attending within 3 months - Adults	5	37	13.5%	13.8%	15.7%	15.4%
% of FP17s for the same patient ID Re-attending between 3 & 9 months - Children	69	109	63.3%	61.7%	60.3%	58.9%
% of FP17s for the same patient ID Re-attending between 3 & 9 months - Adults	4	37	10.8%	56.1%	54.0%	51.6%
% of FP17s for Band 1 Urgent Courses	0	97	0.0%	7.1%	8.9%	8.9%
% of FP17s Relating to Free Repair or Replacements	0	97	0.0%	0.9%	1.0%	0.8%
% of FP17s Relating to Continuations	0	97	0.0%	1.0%	1.1%	0.9%
% of Patients satisfied with the dentistry they have received	0	0	N/A	92.6%	93.4%	93.2%
% of Patients satisfied with the time they had to wait for an appointment	0	0	N/A	88.0%	89.4%	88.8%

* This is based on patients treated on this contract for their most recent course of treatment. Figures in italics indicate the base number of FP17s or Patient Questionnaire responses are less than 100. N/A is shown where the base number of responses is less than 10 during the period. % is calculated as Quantity/Base number*100

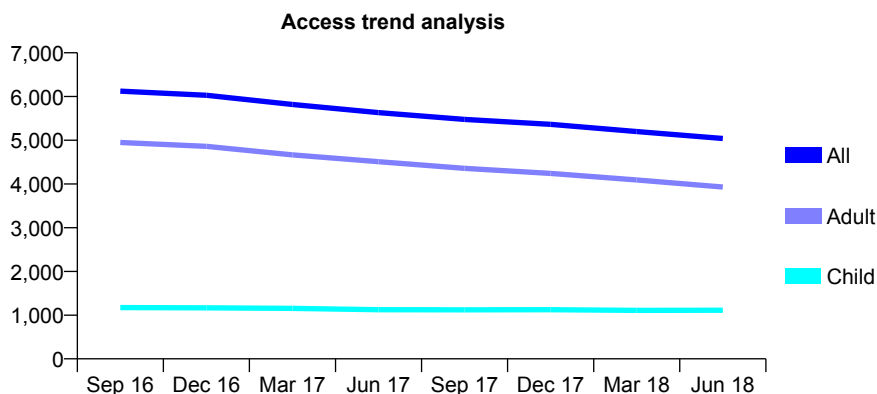
Q52 - Vital Signs At a Glance Contract Report for 815888/0001 - June 2018

Name or company name	Mr M Patel
Contract type name	GDS Contract
Purpose of contract	General
Contract start date	01/04/2006
Contract end date	

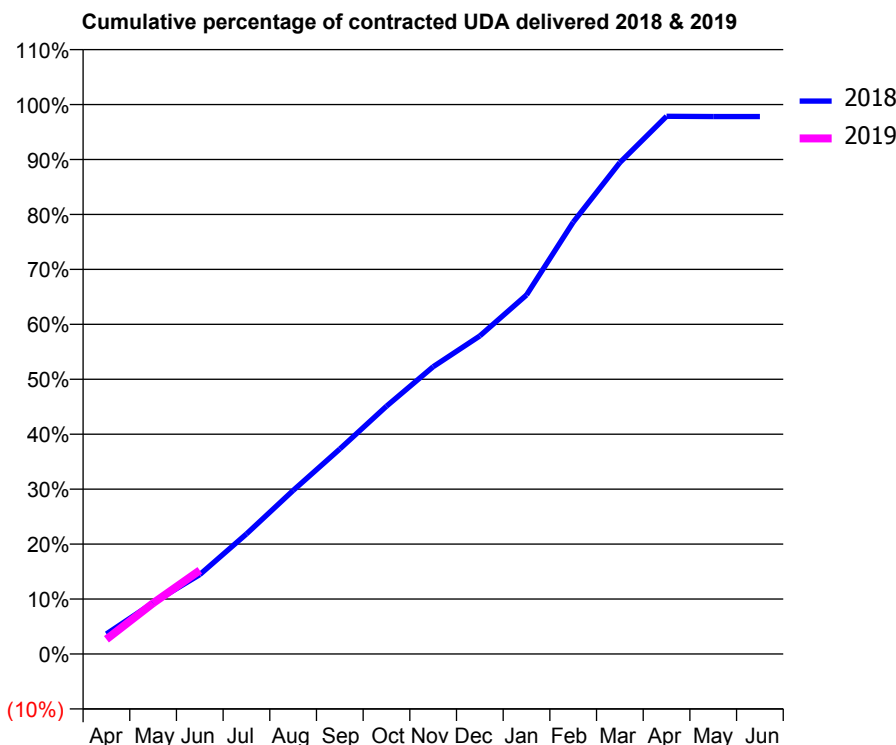
18/19 Contracted general activity (UDA)	18,561
Carry forward general activity (UDA)	0
18/19 Contracted orthodontic activity (UOA)	0
Carry forward orthodontic activity (UOA)	0
Baseline contract value	£442,501.18

ACCESS*

Patients seen in 24 months	Total	Change since previous quarter
Quarter ending June 2017	5,633	
Quarter ending September 2017	5,477	↓
Quarter ending December 2017	5,364	↓
Quarter ending March 2018	5,200	↓
Quarter ending June 2018	5,040	↓
Variance since June 2017	(10.5%)	↓



ACTIVITY



Month	Adjusted Scheduled Activity (UDA)	
	2018	2019
April	680	498
May	1,731	1,719
June	2,680	2,828
July	4,056	
August	5,524	
September	6,925	
October	8,370	
November	9,703	
December	10,746	
January	12,127	
February	14,587	
March	16,598	
April	18,164	
May	18,154	
June	18,155	

QUALITY

	Quantity	Base Number	Contract	AT	Region	England
% of FP17s for the same patient ID Re-attending within 3 months - Children	43	455	9.5%	10.0%	12.0%	11.5%
% of FP17s for the same patient ID Re-attending within 3 months - Adults	145	1,322	11.0%	13.8%	15.7%	15.4%
% of FP17s for the same patient ID Re-attending between 3 & 9 months - Children	279	455	61.3%	61.7%	60.3%	58.9%
% of FP17s for the same patient ID Re-attending between 3 & 9 months - Adults	767	1,322	58.0%	56.1%	54.0%	51.6%
% of FP17s for Band 1 Urgent Courses	53	1,432	3.7%	7.1%	8.9%	8.9%
% of FP17s Relating to Free Repair or Replacements	9	1,432	0.6%	0.9%	1.0%	0.8%
% of FP17s Relating to Continuations	9	1,432	0.6%	1.0%	1.1%	0.9%
% of Patients satisfied with the dentistry they have received	6	6	N/A	92.6%	93.4%	93.2%
% of Patients satisfied with the time they had to wait for an appointment	6	6	N/A	88.0%	89.4%	88.8%

* This is based on patients treated on this contract for their most recent course of treatment. Figures in italics indicate the base number of FP17s or Patient Questionnaire responses are less than 100. N/A is shown where the base number of responses is less than 10 during the period. % is calculated as Quantity/Base number*100

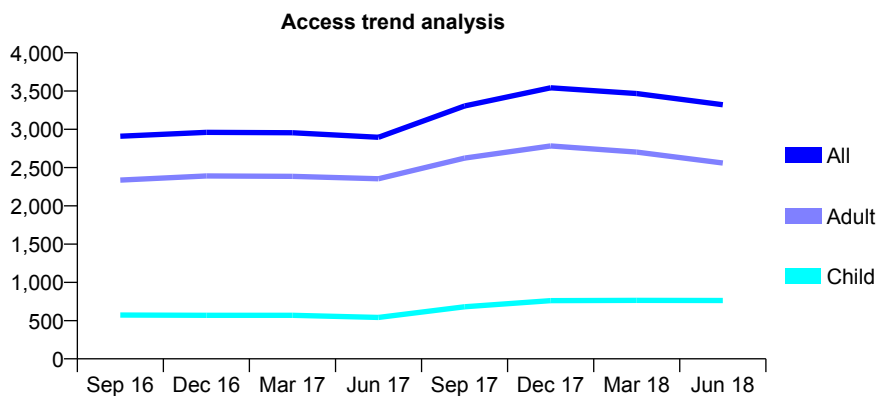
Q52 - Vital Signs At a Glance Contract Report for 822019/0001 - June 2018

Name or company name	Dr Amjid Siddique
Contract type name	GDS Contract
Purpose of contract	General
Contract start date	01/04/2006
Contract end date	

18/19 Contracted general activity (UDA)	8,918
Carry forward general activity (UDA)	0
18/19 Contracted orthodontic activity (UOA)	0
Carry forward orthodontic activity (UOA)	0
Baseline contract value	£242,755.79

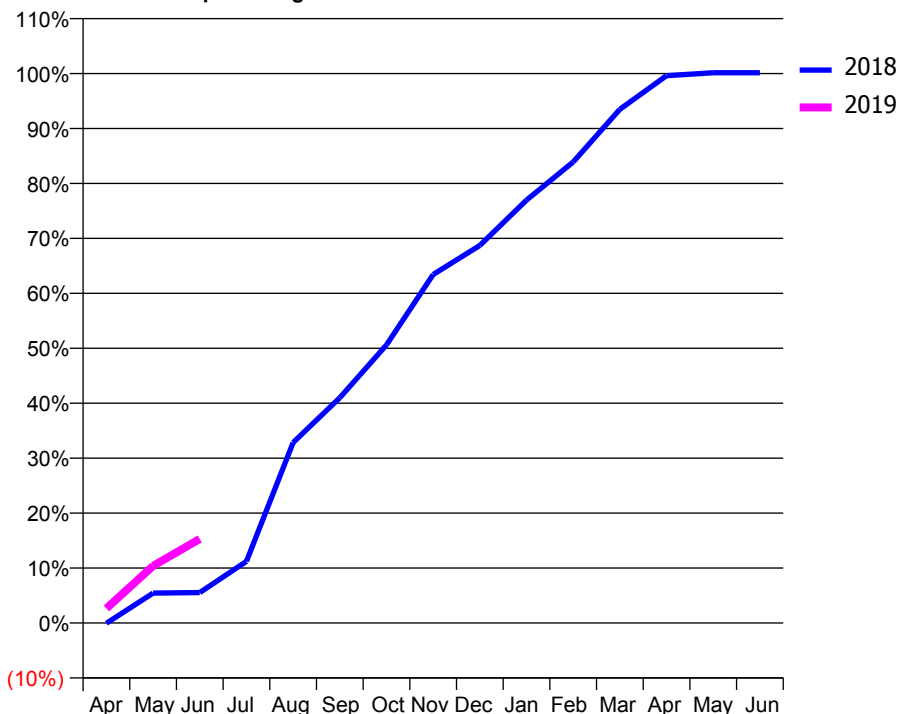
ACCESS*

Patients seen in 24 months	Total	Change since previous quarter
Quarter ending June 2017	2,895	
Quarter ending September 2017	3,305	↑
Quarter ending December 2017	3,543	↑
Quarter ending March 2018	3,467	↓
Quarter ending June 2018	3,321	↓
Variance since June 2017	14.7%	↑



ACTIVITY

Cumulative percentage of contracted UDA delivered 2018 & 2019



Month	Adjusted Scheduled Activity (UDA)	
	2018	2019
April	-6	237
May	487	927
June	494	1,364
July	1,000	
August	2,928	
September	3,657	
October	4,513	
November	5,657	
December	6,129	
January	6,865	
February	7,482	
March	8,336	
April	8,883	
May	8,929	
June	8,929	

QUALITY

	Quantity	Base Number	Contract	AT	Region	England
% of FP17s for the same patient ID Re-attending within 3 months - Children	22	307	7.2%	10.0%	12.0%	11.5%
% of FP17s for the same patient ID Re-attending within 3 months - Adults	77	467	16.5%	13.8%	15.7%	15.4%
% of FP17s for the same patient ID Re-attending between 3 & 9 months - Children	198	307	64.5%	61.7%	60.3%	58.9%
% of FP17s for the same patient ID Re-attending between 3 & 9 months - Adults	176	467	37.7%	56.1%	54.0%	51.6%
% of FP17s for Band 1 Urgent Courses	16	521	3.1%	7.1%	8.9%	8.9%
% of FP17s Relating to Free Repair or Replacements	12	521	2.3%	0.9%	1.0%	0.8%
% of FP17s Relating to Continuations	21	521	4.0%	1.0%	1.1%	0.9%
% of Patients satisfied with the dentistry they have received	16	19	84.2%	92.6%	93.4%	93.2%
% of Patients satisfied with the time they had to wait for an appointment	18	19	94.7%	88.0%	89.4%	88.8%

* This is based on patients treated on this contract for their most recent course of treatment. Figures in italics indicate the base number of FP17s or Patient Questionnaire responses are less than 100. N/A is shown where the base number of responses is less than 10 during the period. % is calculated as Quantity/Base number*100

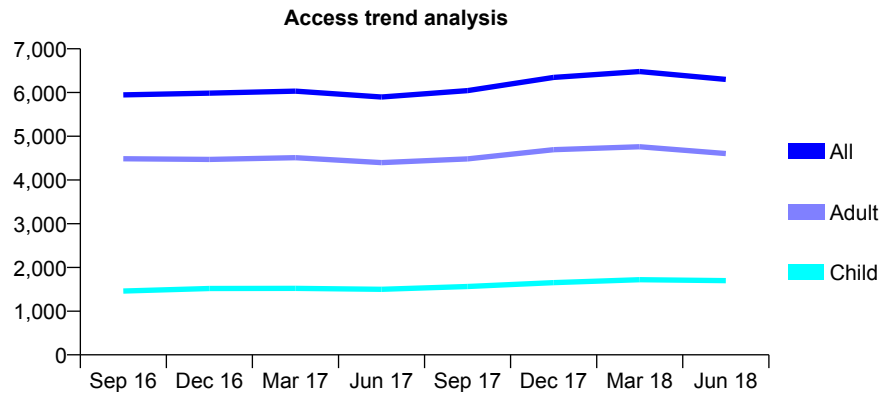
Q52 - Vital Signs At a Glance Contract Report for 827835/0001 - June 2018

Name or company name	Dental Practice Hunslet
Contract type name	GDS Contract
Purpose of contract	General
Contract start date	01/04/2006
Contract end date	

18/19 Contracted general activity (UDA)	17,107
Carry forward general activity (UDA)	0
18/19 Contracted orthodontic activity (UOA)	0
Carry forward orthodontic activity (UOA)	0
Baseline contract value	£448,485.38

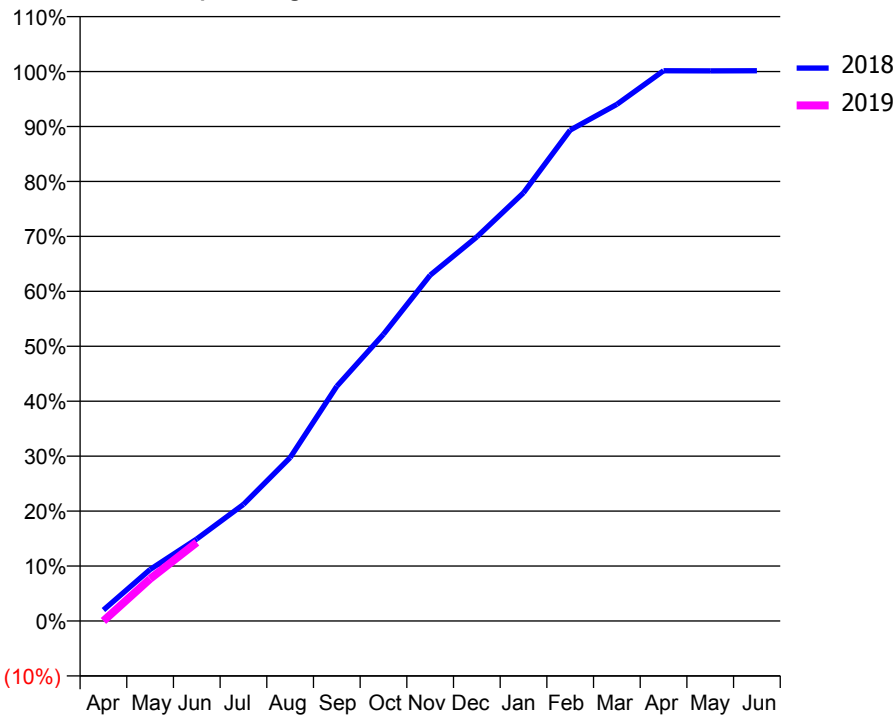
ACCESS*

Patients seen in 24 months	Total	Change since previous quarter
Quarter ending June 2017	5,897	
Quarter ending September 2017	6,045	↑
Quarter ending December 2017	6,345	↑
Quarter ending March 2018	6,479	↑
Quarter ending June 2018	6,299	↓
Variance since June 2017	6.8%	↑



ACTIVITY

Cumulative percentage of contracted UDA delivered 2018 & 2019



Adjusted Scheduled Activity (UDA)		
Month	2018	2019
April	343	0
May	1,603	1,315
June	2,554	2,447
July	3,630	
August	5,087	
September	7,308	
October	8,925	
November	10,765	
December	11,957	
January	13,331	
February	15,284	
March	16,085	
April	17,131	
May	17,125	
June	17,132	

QUALITY

	Quantity	Base Number	Contract	AT	Region	England
% of FP17s for the same patient ID Re-attending within 3 months - Children	45	425	10.6%	10.0%	12.0%	11.5%
% of FP17s for the same patient ID Re-attending within 3 months - Adults	185	1,284	14.4%	13.8%	15.7%	15.4%
% of FP17s for the same patient ID Re-attending between 3 & 9 months - Children	216	425	50.8%	61.7%	60.3%	58.9%
% of FP17s for the same patient ID Re-attending between 3 & 9 months - Adults	716	1,284	55.8%	56.1%	54.0%	51.6%
% of FP17s for Band 1 Urgent Courses	187	1,225	15.3%	7.1%	8.9%	8.9%
% of FP17s Relating to Free Repair or Replacements	12	1,225	1.0%	0.9%	1.0%	0.8%
% of FP17s Relating to Continuations	0	1,225	0.0%	1.0%	1.1%	0.9%
% of Patients satisfied with the dentistry they have received	6	7	N/A	92.6%	93.4%	93.2%
% of Patients satisfied with the time they had to wait for an appointment	5	7	N/A	88.0%	89.4%	88.8%

* This is based on patients treated on this contract for their most recent course of treatment. Figures in italics indicate the base number of FP17s or Patient Questionnaire responses are less than 100. N/A is shown where the base number of responses is less than 10 during the period. % is calculated as Quantity/Base number*100

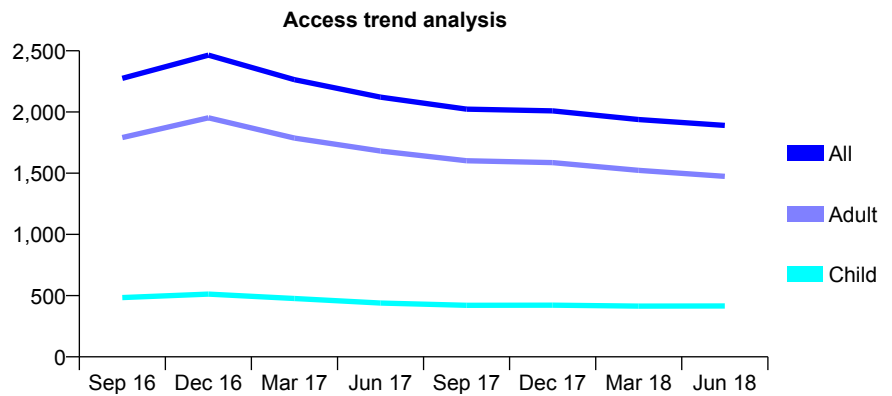
Q52 - Vital Signs At a Glance Contract Report for 827835/0002 - June 2018

Name or company name	Dental Practice Hunslet
Contract type name	GDS Contract
Purpose of contract	General
Contract start date	08/06/2010
Contract end date	

18/19 Contracted general activity (UDA)	6,600
Carry forward general activity (UDA)	0
18/19 Contracted orthodontic activity (UOA)	0
Carry forward orthodontic activity (UOA)	0
Baseline contract value	£172,769.92

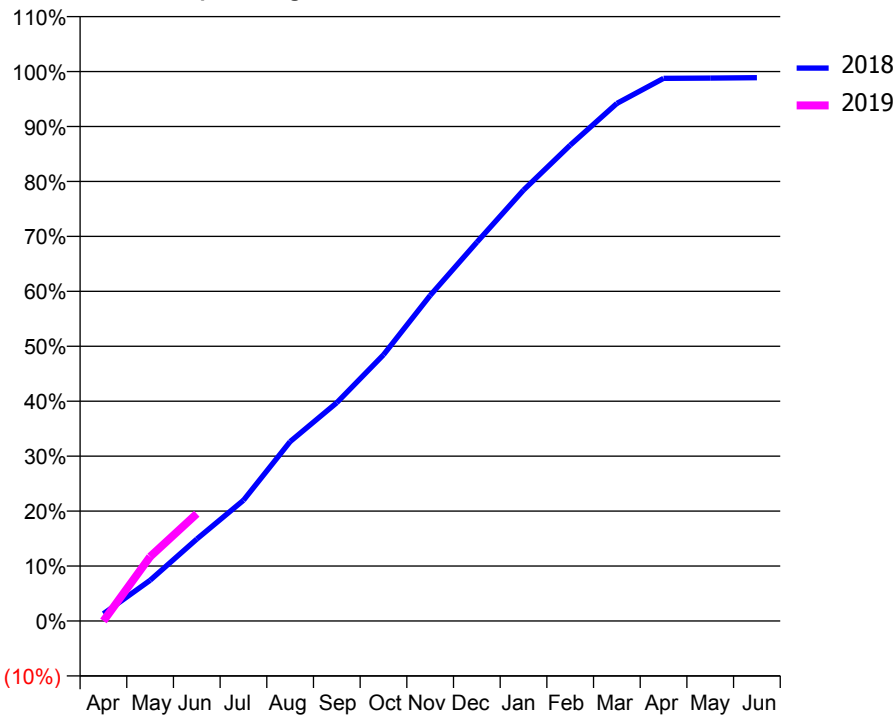
ACCESS*

Patients seen in 24 months	Total	Change since previous quarter
Quarter ending June 2017	2,121	
Quarter ending September 2017	2,023	↓
Quarter ending December 2017	2,009	→
Quarter ending March 2018	1,938	↓
Quarter ending June 2018	1,890	↓
Variance since June 2017	(10.9%)	↓



ACTIVITY

Cumulative percentage of contracted UDA delivered 2018 & 2019



Month	Adjusted Scheduled Activity (UDA)	
	2018	2019
April	87	0
May	489	773
June	985	1,288
July	1,450	
August	2,155	
September	2,623	
October	3,197	
November	3,911	
December	4,549	
January	5,176	
February	5,715	
March	6,216	
April	6,518	
May	6,521	
June	6,526	

QUALITY

	Quantity	Base Number	Contract	AT	Region	England
% of FP17s for the same patient ID Re-attending within 3 months - Children	7	125	5.6%	10.0%	12.0%	11.5%
% of FP17s for the same patient ID Re-attending within 3 months - Adults	76	477	15.9%	13.8%	15.7%	15.4%
% of FP17s for the same patient ID Re-attending between 3 & 9 months - Children	59	125	47.2%	61.7%	60.3%	58.9%
% of FP17s for the same patient ID Re-attending between 3 & 9 months - Adults	201	477	42.1%	56.1%	54.0%	51.6%
% of FP17s for Band 1 Urgent Courses	50	469	10.7%	7.1%	8.9%	8.9%
% of FP17s Relating to Free Repair or Replacements	6	469	1.3%	0.9%	1.0%	0.8%
% of FP17s Relating to Continuations	1	469	0.2%	1.0%	1.1%	0.9%
% of Patients satisfied with the dentistry they have received	0	0	N/A	92.6%	93.4%	93.2%
% of Patients satisfied with the time they had to wait for an appointment	0	0	N/A	88.0%	89.4%	88.8%

* This is based on patients treated on this contract for their most recent course of treatment. Figures in italics indicate the base number of FP17s or Patient Questionnaire responses are less than 100. N/A is shown where the base number of responses is less than 10 during the period. % is calculated as Quantity/Base number*100

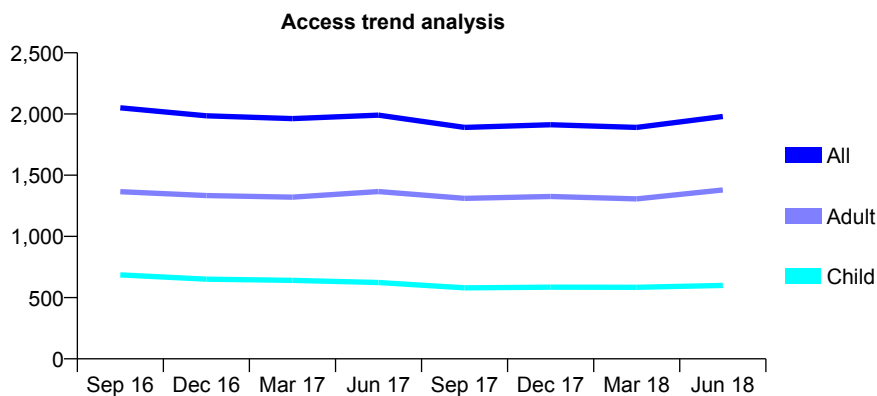
Q52 - Vital Signs At a Glance Contract Report for 829021/0001 - June 2018

Name or company name	MR Y LAHER
Contract type name	GDS Contract
Purpose of contract	General
Contract start date	01/04/2006
Contract end date	

18/19 Contracted general activity (UDA)	5,500
Carry forward general activity (UDA)	0
18/19 Contracted orthodontic activity (UOA)	0
Carry forward orthodontic activity (UOA)	0
Baseline contract value	£133,898.72

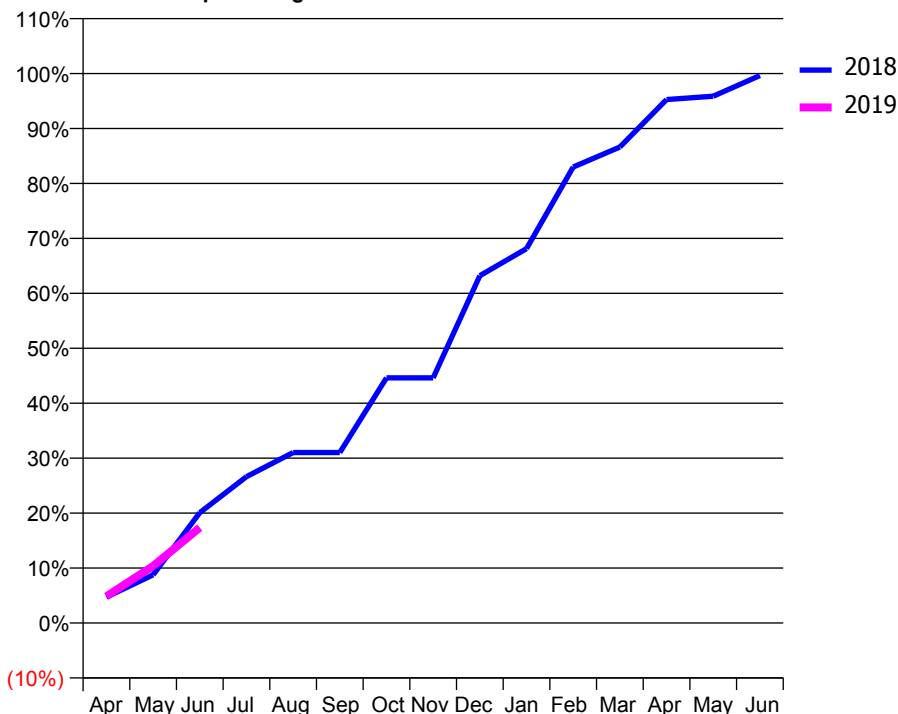
ACCESS*

Patients seen in 24 months	Total	Change since previous quarter
Quarter ending June 2017	1,991	
Quarter ending September 2017	1,891	↓
Quarter ending December 2017	1,912	→
Quarter ending March 2018	1,891	↓
Quarter ending June 2018	1,980	↑
Variance since June 2017	(0.6%)	→



ACTIVITY

Cumulative percentage of contracted UDA delivered 2018 & 2019



Adjusted Scheduled Activity (UDA)		
Month	2018	2019
April	259	267
May	483	571
June	1,104	955
July	1,464	
August	1,706	
September	1,706	
October	2,454	
November	2,454	
December	3,477	
January	3,747	
February	4,564	
March	4,764	
April	5,240	
May	5,272	
June	5,479	

QUALITY

	Quantity	Base Number	Contract	AT	Region	England
% of FP17s for the same patient ID Re-attending within 3 months - Children	16	163	9.8%	10.0%	12.0%	11.5%
% of FP17s for the same patient ID Re-attending within 3 months - Adults	56	433	12.9%	13.8%	15.7%	15.4%
% of FP17s for the same patient ID Re-attending between 3 & 9 months - Children	32	163	19.6%	61.7%	60.3%	58.9%
% of FP17s for the same patient ID Re-attending between 3 & 9 months - Adults	101	433	23.3%	56.1%	54.0%	51.6%
% of FP17s for Band 1 Urgent Courses	72	373	19.3%	7.1%	8.9%	8.9%
% of FP17s Relating to Free Repair or Replacements	0	373	0.0%	0.9%	1.0%	0.8%
% of FP17s Relating to Continuations	0	373	0.0%	1.0%	1.1%	0.9%
% of Patients satisfied with the dentistry they have received	4	4	N/A	92.6%	93.4%	93.2%
% of Patients satisfied with the time they had to wait for an appointment	2	4	N/A	88.0%	89.4%	88.8%

* This is based on patients treated on this contract for their most recent course of treatment. Figures in italics indicate the base number of FP17s or Patient Questionnaire responses are less than 100. N/A is shown where the base number of responses is less than 10 during the period. % is calculated as Quantity/Base number*100

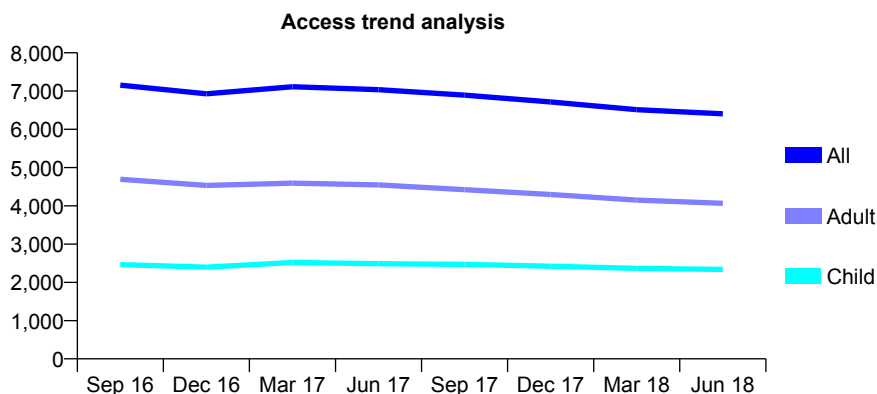
Q52 - Vital Signs At a Glance Contract Report for 834858/0003 - June 2018

Name or company name	MR LW APPLETON
Contract type name	GDS Contract
Purpose of contract	General
Contract start date	06/05/2014
Contract end date	

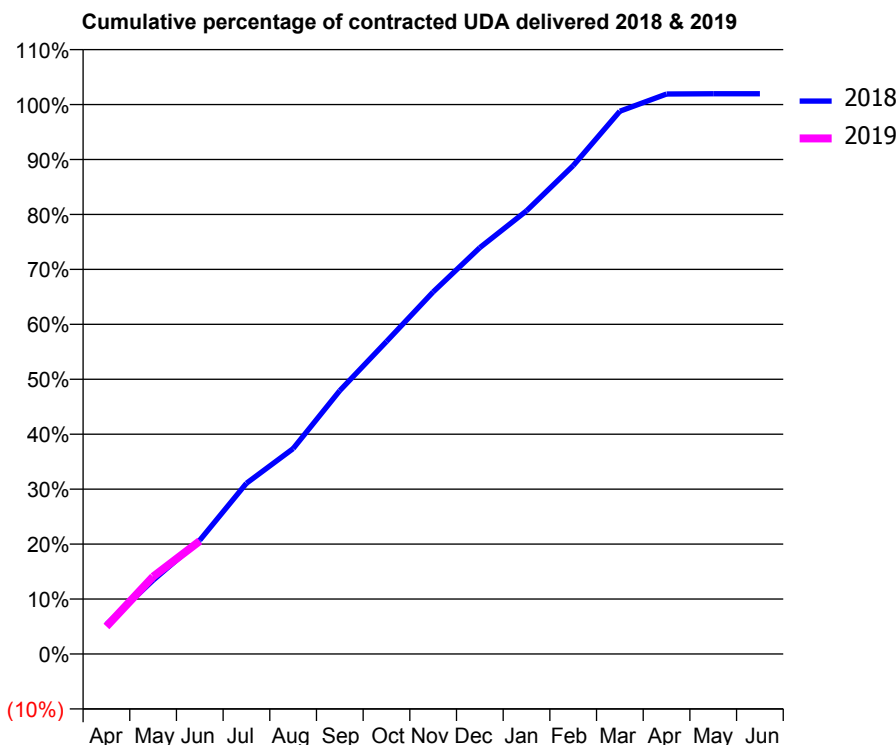
18/19 Contracted general activity (UDA)	19,607
Carry forward general activity (UDA)	0
18/19 Contracted orthodontic activity (UOA)	0
Carry forward orthodontic activity (UOA)	0
Baseline contract value	£595,158.72

ACCESS*

Patients seen in 24 months	Total	Change since previous quarter
Quarter ending June 2017	7,035	
Quarter ending September 2017	6,893	↓
Quarter ending December 2017	6,716	↓
Quarter ending March 2018	6,515	↓
Quarter ending June 2018	6,404	↓
Variance since June 2017	(9.0%)	↓



ACTIVITY



Month	Adjusted Scheduled Activity (UDA)	
	2018	2019
April	1,055	984
May	2,632	2,763
June	4,059	4,030
July	6,092	
August	7,327	
September	9,400	
October	11,151	
November	12,918	
December	14,500	
January	15,814	
February	17,429	
March	19,369	
April	19,983	
May	19,990	
June	19,990	

QUALITY

	Quantity	Base Number	Contract	AT	Region	England
% of FP17s for the same patient ID Re-attending within 3 months - Children	73	914	8.0%	10.0%	12.0%	11.5%
% of FP17s for the same patient ID Re-attending within 3 months - Adults	239	1,446	16.5%	13.8%	15.7%	15.4%
% of FP17s for the same patient ID Re-attending between 3 & 9 months - Children	640	914	70.0%	61.7%	60.3%	58.9%
% of FP17s for the same patient ID Re-attending between 3 & 9 months - Adults	927	1,446	64.1%	56.1%	54.0%	51.6%
% of FP17s for Band 1 Urgent Courses	182	2,065	8.8%	7.1%	8.9%	8.9%
% of FP17s Relating to Free Repair or Replacements	11	2,065	0.5%	0.9%	1.0%	0.8%
% of FP17s Relating to Continuations	24	2,065	1.2%	1.0%	1.1%	0.9%
% of Patients satisfied with the dentistry they have received	7	8	N/A	92.6%	93.4%	93.2%
% of Patients satisfied with the time they had to wait for an appointment	8	8	N/A	88.0%	89.4%	88.8%

* This is based on patients treated on this contract for their most recent course of treatment. Figures in italics indicate the base number of FP17s or Patient Questionnaire responses are less than 100. N/A is shown where the base number of responses is less than 10 during the period. % is calculated as Quantity/Base number*100

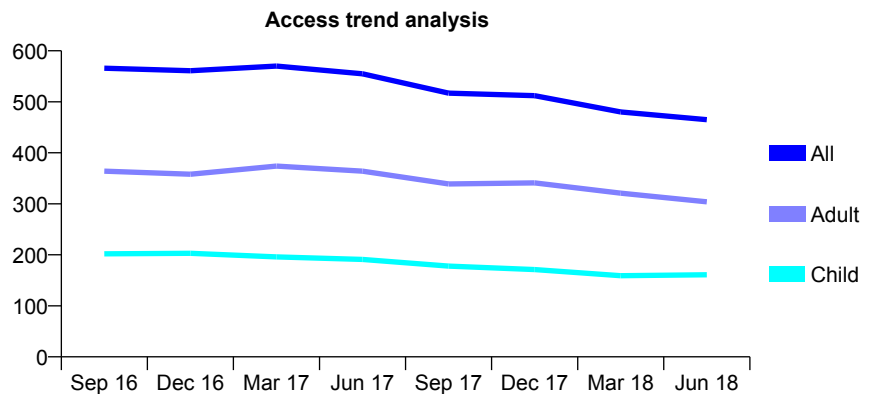
Q52 - Vital Signs At a Glance Contract Report for 838764/0002 - June 2018

Name or company name	MR HM BOTT
Contract type name	GDS Contract
Purpose of contract	General
Contract start date	02/01/2009
Contract end date	

18/19 Contracted general activity (UDA)	1,260
Carry forward general activity (UDA)	0
18/19 Contracted orthodontic activity (UOA)	0
Carry forward orthodontic activity (UOA)	0
Baseline contract value	£40,857.82

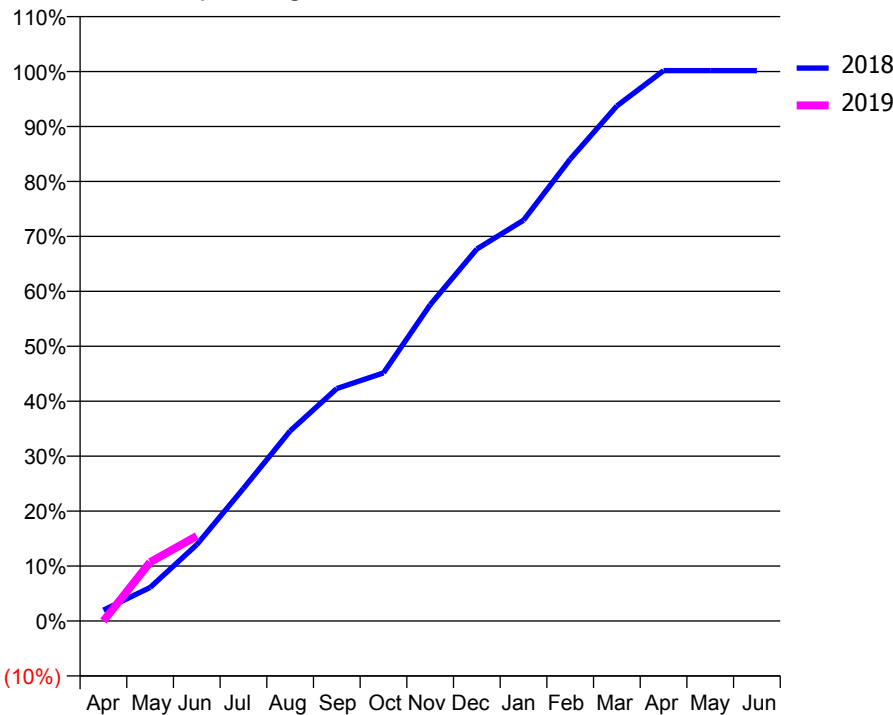
ACCESS*

Patients seen in 24 months	Total	Change since previous quarter
Quarter ending June 2017	555	
Quarter ending September 2017	517	↓
Quarter ending December 2017	512	→
Quarter ending March 2018	480	↓
Quarter ending June 2018	465	↓
Variance since June 2017	(16.2%)	↓



ACTIVITY

Cumulative percentage of contracted UDA delivered 2018 & 2019



Adjusted Scheduled Activity (UDA)		
Month	2018	2019
April	25	0
May	77	135
June	175	195
July	304	
August	436	
September	533	
October	569	
November	725	
December	853	
January	919	
February	1,059	
March	1,181	
April	1,262	
May	1,262	
June	1,262	

QUALITY

	Quantity	Base Number	Contract	AT	Region	England
% of FP17s for the same patient ID Re-attending within 3 months - Children	2	43	4.7%	10.0%	12.0%	11.5%
% of FP17s for the same patient ID Re-attending within 3 months - Adults	7	97	7.2%	13.8%	15.7%	15.4%
% of FP17s for the same patient ID Re-attending between 3 & 9 months - Children	32	43	74.4%	61.7%	60.3%	58.9%
% of FP17s for the same patient ID Re-attending between 3 & 9 months - Adults	68	97	70.1%	56.1%	54.0%	51.6%
% of FP17s for Band 1 Urgent Courses	0	102	0.0%	7.1%	8.9%	8.9%
% of FP17s Relating to Free Repair or Replacements	0	102	0.0%	0.9%	1.0%	0.8%
% of FP17s Relating to Continuations	0	102	0.0%	1.0%	1.1%	0.9%
% of Patients satisfied with the dentistry they have received	1	1	N/A	92.6%	93.4%	93.2%
% of Patients satisfied with the time they had to wait for an appointment	1	1	N/A	88.0%	89.4%	88.8%

* This is based on patients treated on this contract for their most recent course of treatment. Figures in italics indicate the base number of FP17s or Patient Questionnaire responses are less than 100. N/A is shown where the base number of responses is less than 10 during the period. % is calculated as Quantity/Base number*100

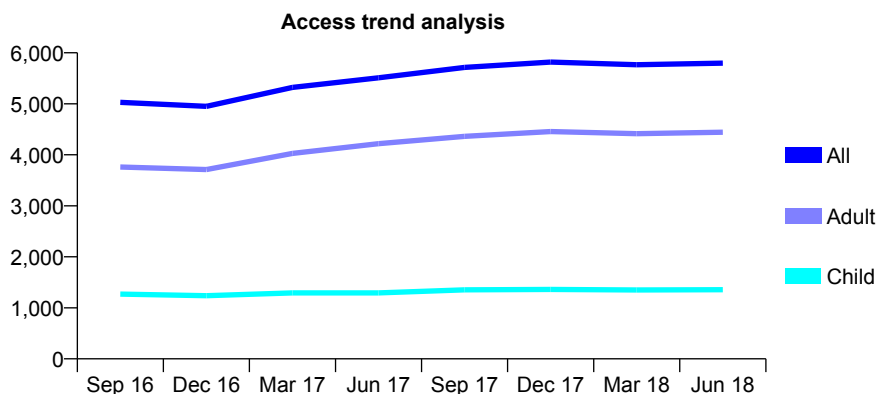
Q52 - Vital Signs At a Glance Contract Report for 841579/0001 - June 2018

Name or company name	MR JS DEU
Contract type name	GDS Contract
Purpose of contract	General
Contract start date	01/04/2006
Contract end date	

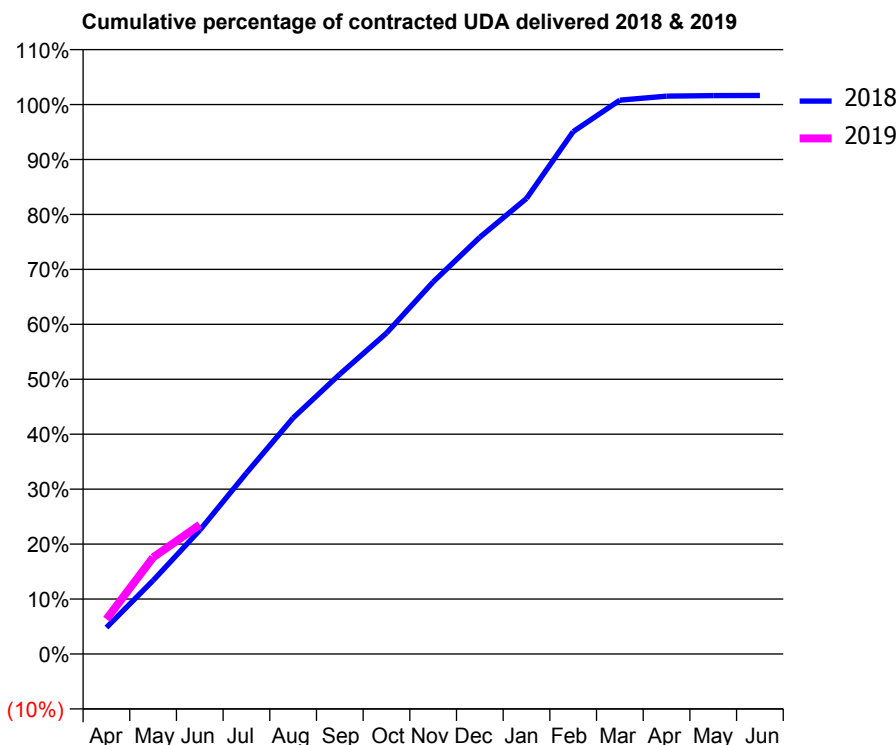
18/19 Contracted general activity (UDA)	12,135
Carry forward general activity (UDA)	0
18/19 Contracted orthodontic activity (UOA)	0
Carry forward orthodontic activity (UOA)	0
Baseline contract value	£365,560.79

ACCESS*

Patients seen in 24 months	Total	Change since previous quarter
Quarter ending June 2017	5,510	
Quarter ending September 2017	5,713	↑
Quarter ending December 2017	5,818	→
Quarter ending March 2018	5,766	→
Quarter ending June 2018	5,798	→
Variance since June 2017	5.2%	↑



ACTIVITY



Month	Adjusted Scheduled Activity (UDA)	
	2018	2019
April	585	771
May	1,625	2,134
June	2,733	2,854
July	3,999	
August	5,214	
September	6,181	
October	7,085	
November	8,217	
December	9,205	
January	10,061	
February	11,536	
March	12,232	
April	12,320	
May	12,330	
June	12,333	

QUALITY

	Quantity	Base Number	Contract	AT	Region	England
% of FP17s for the same patient ID Re-attending within 3 months - Children	25	446	5.6%	10.0%	12.0%	11.5%
% of FP17s for the same patient ID Re-attending within 3 months - Adults	153	1,352	11.3%	13.8%	15.7%	15.4%
% of FP17s for the same patient ID Re-attending between 3 & 9 months - Children	319	446	71.5%	61.7%	60.3%	58.9%
% of FP17s for the same patient ID Re-attending between 3 & 9 months - Adults	761	1,352	56.3%	56.1%	54.0%	51.6%
% of FP17s for Band 1 Urgent Courses	69	1,397	4.9%	7.1%	8.9%	8.9%
% of FP17s Relating to Free Repair or Replacements	7	1,397	0.5%	0.9%	1.0%	0.8%
% of FP17s Relating to Continuations	0	1,397	0.0%	1.0%	1.1%	0.9%
% of Patients satisfied with the dentistry they have received	4	4	N/A	92.6%	93.4%	93.2%
% of Patients satisfied with the time they had to wait for an appointment	4	4	N/A	88.0%	89.4%	88.8%

* This is based on patients treated on this contract for their most recent course of treatment. Figures in italics indicate the base number of FP17s or Patient Questionnaire responses are less than 100. N/A is shown where the base number of responses is less than 10 during the period. % is calculated as Quantity/Base number*100

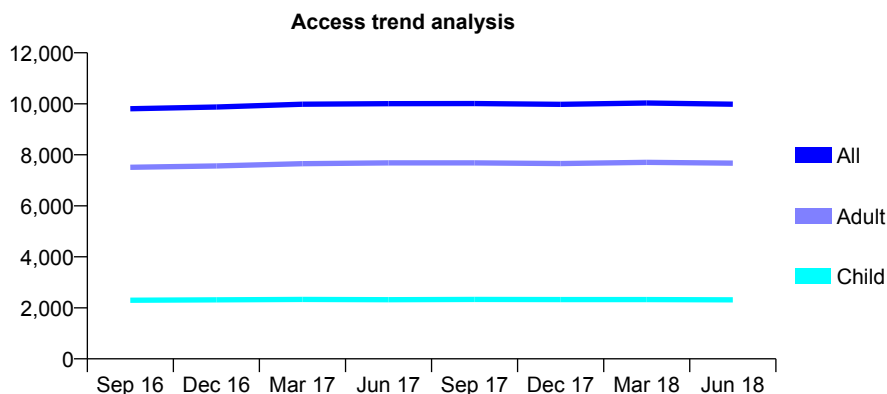
Q52 - Vital Signs At a Glance Contract Report for 842400/0001 - June 2018

Name or company name	MR PR ELLUL
Contract type name	GDS Contract
Purpose of contract	General
Contract start date	01/04/2006
Contract end date	

18/19 Contracted general activity (UDA)	24,500
Carry forward general activity (UDA)	0
18/19 Contracted orthodontic activity (UOA)	0
Carry forward orthodontic activity (UOA)	0
Baseline contract value	£723,034.07

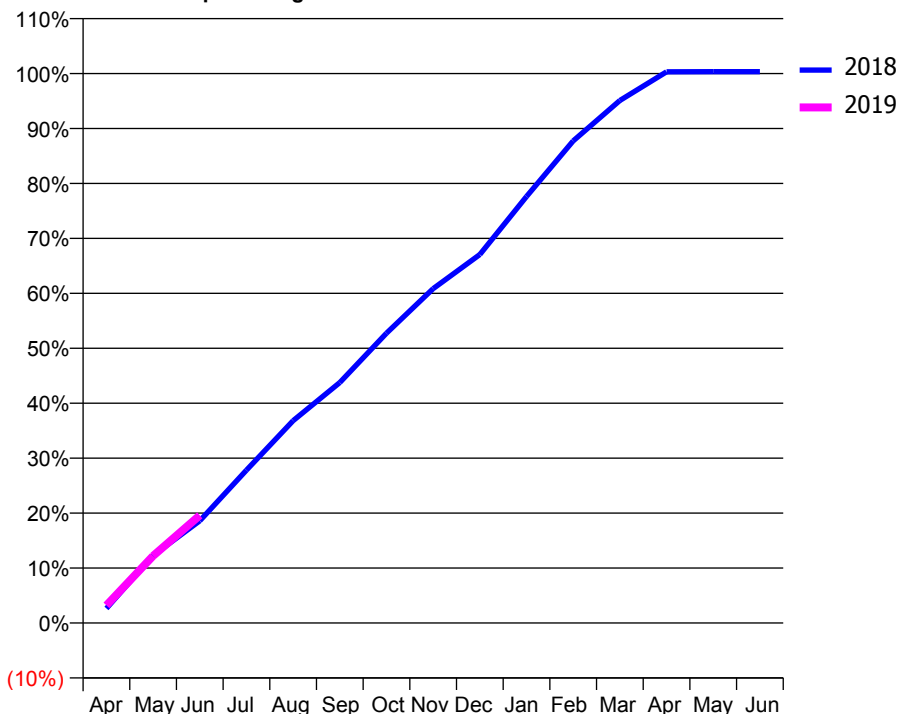
ACCESS*

Patients seen in 24 months	Total	Change since previous quarter
Quarter ending June 2017	10,003	
Quarter ending September 2017	10,013	→
Quarter ending December 2017	9,979	→
Quarter ending March 2018	10,030	→
Quarter ending June 2018	9,985	→
Variance since June 2017	(0.2%)	→



ACTIVITY

Cumulative percentage of contracted UDA delivered 2018 & 2019



Month	Adjusted Scheduled Activity (UDA)	
	2018	2019
April	649	790
May	3,010	2,994
June	4,556	4,798
July	6,814	
August	9,021	
September	10,725	
October	12,923	
November	14,910	
December	16,427	
January	19,017	
February	21,497	
March	23,297	
April	24,578	
May	24,581	
June	24,583	

QUALITY

	Quantity	Base Number	Contract	AT	Region	England
% of FP17s for the same patient ID Re-attending within 3 months - Children	46	884	5.2%	10.0%	12.0%	11.5%
% of FP17s for the same patient ID Re-attending within 3 months - Adults	362	2,888	12.5%	13.8%	15.7%	15.4%
% of FP17s for the same patient ID Re-attending between 3 & 9 months - Children	639	884	72.3%	61.7%	60.3%	58.9%
% of FP17s for the same patient ID Re-attending between 3 & 9 months - Adults	1,839	2,888	63.7%	56.1%	54.0%	51.6%
% of FP17s for Band 1 Urgent Courses	207	2,905	7.1%	7.1%	8.9%	8.9%
% of FP17s Relating to Free Repair or Replacements	20	2,905	0.7%	0.9%	1.0%	0.8%
% of FP17s Relating to Continuations	8	2,905	0.3%	1.0%	1.1%	0.9%
% of Patients satisfied with the dentistry they have received	6	8	N/A	92.6%	93.4%	93.2%
% of Patients satisfied with the time they had to wait for an appointment	7	8	N/A	88.0%	89.4%	88.8%

* This is based on patients treated on this contract for their most recent course of treatment. Figures in italics indicate the base number of FP17s or Patient Questionnaire responses are less than 100. N/A is shown where the base number of responses is less than 10 during the period. % is calculated as Quantity/Base number*100

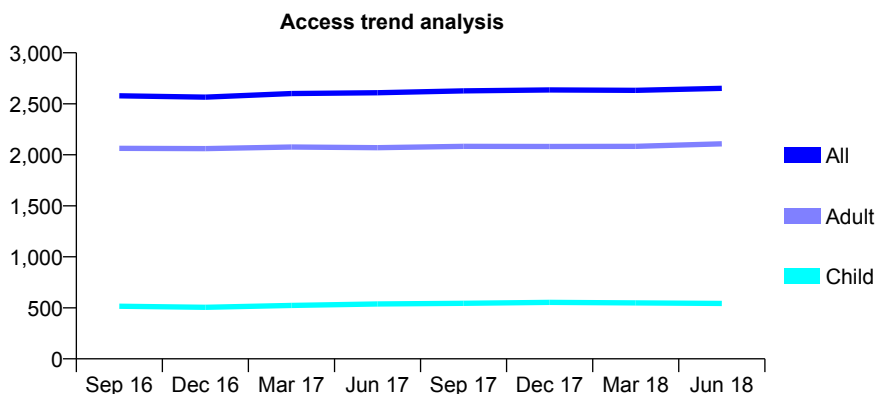
Q52 - Vital Signs At a Glance Contract Report for 842443/0001 - June 2018

Name or company name	MR GS GILLER
Contract type name	GDS Contract
Purpose of contract	General
Contract start date	01/04/2006
Contract end date	

18/19 Contracted general activity (UDA)	9,355
Carry forward general activity (UDA)	0
18/19 Contracted orthodontic activity (UOA)	0
Carry forward orthodontic activity (UOA)	0
Baseline contract value	£215,471.17

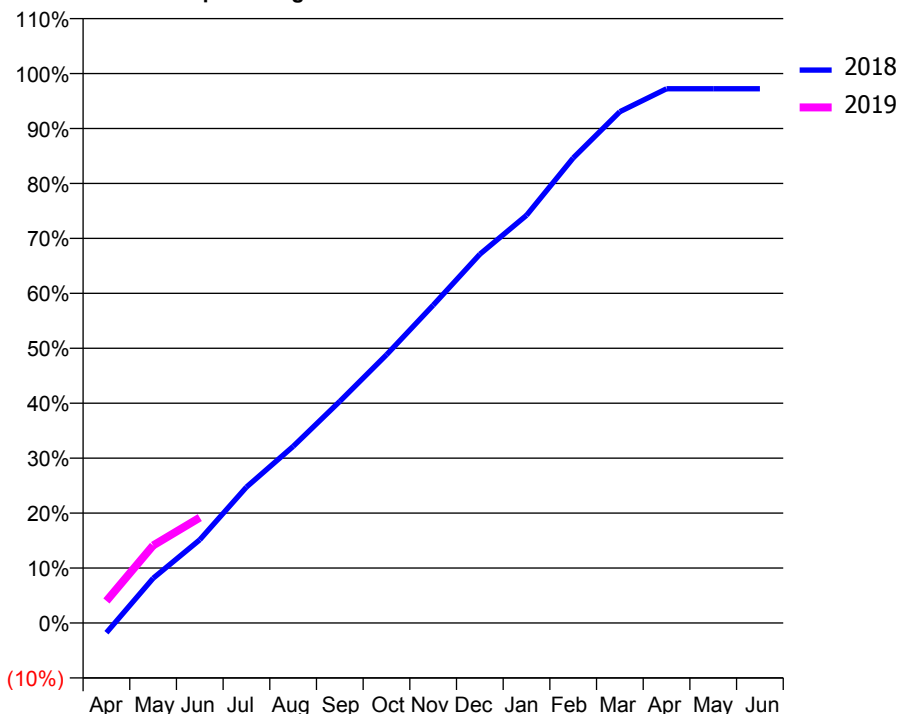
ACCESS*

Patients seen in 24 months	Total	Change since previous quarter
Quarter ending June 2017	2,608	
Quarter ending September 2017	2,627	→
Quarter ending December 2017	2,636	→
Quarter ending March 2018	2,632	→
Quarter ending June 2018	2,651	→
Variance since June 2017	1.6%	→



ACTIVITY

Cumulative percentage of contracted UDA delivered 2018 & 2019



Month	Adjusted Scheduled Activity (UDA)	
	2018	2019
April	-166	375
May	762	1,319
June	1,417	1,795
July	2,314	
August	3,008	
September	3,773	
October	4,567	
November	5,410	
December	6,279	
January	6,942	
February	7,918	
March	8,704	
April	9,095	
May	9,095	
June	9,095	

QUALITY

	Quantity	Base Number	Contract	AT	Region	England
% of FP17s for the same patient ID Re-attending within 3 months - Children	15	208	7.2%	10.0%	12.0%	11.5%
% of FP17s for the same patient ID Re-attending within 3 months - Adults	137	924	14.8%	13.8%	15.7%	15.4%
% of FP17s for the same patient ID Re-attending between 3 & 9 months - Children	144	208	69.2%	61.7%	60.3%	58.9%
% of FP17s for the same patient ID Re-attending between 3 & 9 months - Adults	626	924	67.7%	56.1%	54.0%	51.6%
% of FP17s for Band 1 Urgent Courses	65	933	7.0%	7.1%	8.9%	8.9%
% of FP17s Relating to Free Repair or Replacements	15	933	1.6%	0.9%	1.0%	0.8%
% of FP17s Relating to Continuations	21	933	2.3%	1.0%	1.1%	0.9%
% of Patients satisfied with the dentistry they have received	5	6	N/A	92.6%	93.4%	93.2%
% of Patients satisfied with the time they had to wait for an appointment	5	6	N/A	88.0%	89.4%	88.8%

* This is based on patients treated on this contract for their most recent course of treatment. Figures in italics indicate the base number of FP17s or Patient Questionnaire responses are less than 100. N/A is shown where the base number of responses is less than 10 during the period. % is calculated as Quantity/Base number*100

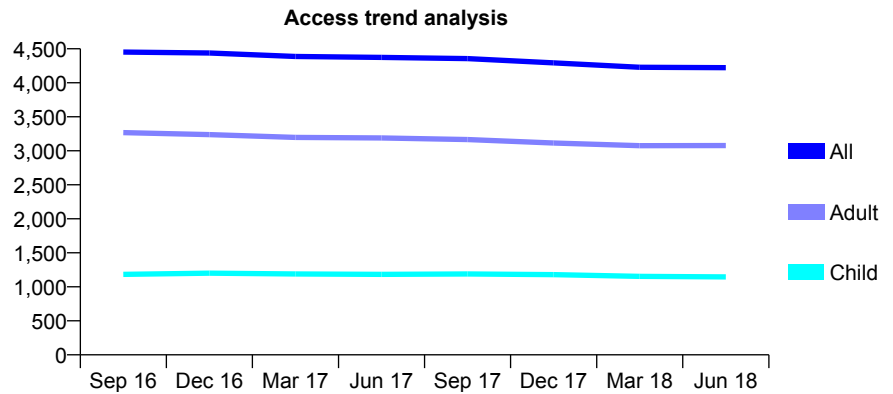
Q52 - Vital Signs At a Glance Contract Report for 844098/0001 - June 2018

Name or company name	MR AM QAYYUM
Contract type name	GDS Contract
Purpose of contract	General
Contract start date	01/04/2006
Contract end date	

18/19 Contracted general activity (UDA)	11,929
Carry forward general activity (UDA)	0
18/19 Contracted orthodontic activity (UOA)	0
Carry forward orthodontic activity (UOA)	0
Baseline contract value	£382,387.33

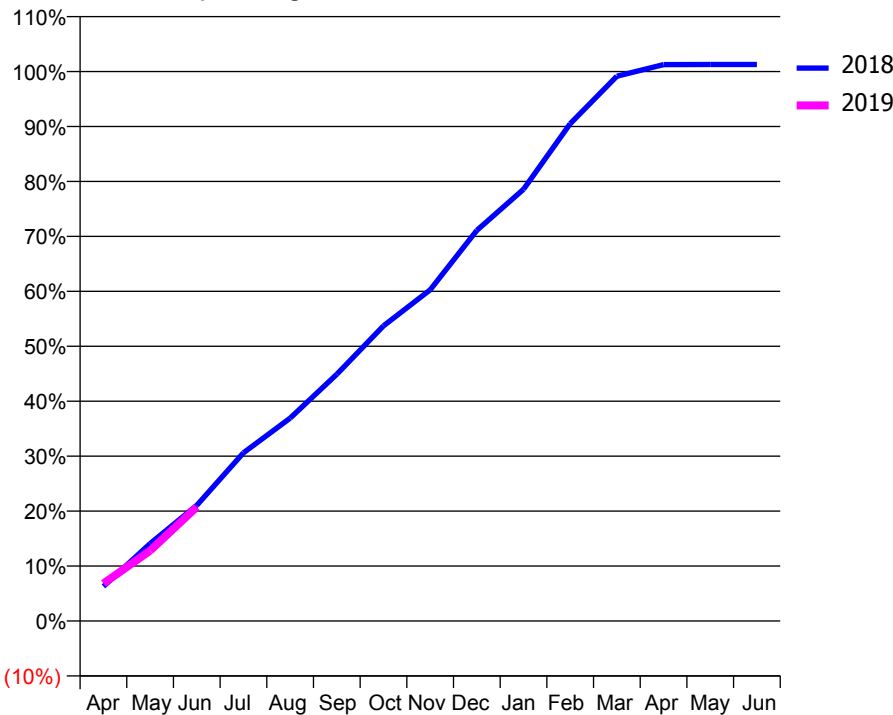
ACCESS*

Patients seen in 24 months	Total	Change since previous quarter
Quarter ending June 2017	4,373	
Quarter ending September 2017	4,355	→
Quarter ending December 2017	4,293	↓
Quarter ending March 2018	4,228	↓
Quarter ending June 2018	4,223	→
Variance since June 2017	(3.4%)	↓



ACTIVITY

Cumulative percentage of contracted UDA delivered 2018 & 2019



Month	Adjusted Scheduled Activity (UDA)	
	2018	2019
April	751	816
May	1,681	1,526
June	2,510	2,476
July	3,652	
August	4,405	
September	5,358	
October	6,406	
November	7,188	
December	8,480	
January	9,372	
February	10,796	
March	11,826	
April	12,080	
May	12,082	
June	12,081	

QUALITY

	Quantity	Base Number	Contract	AT	Region	England
% of FP17s for the same patient ID Re-attending within 3 months - Children	21	356	5.9%	10.0%	12.0%	11.5%
% of FP17s for the same patient ID Re-attending within 3 months - Adults	196	1,087	18.0%	13.8%	15.7%	15.4%
% of FP17s for the same patient ID Re-attending between 3 & 9 months - Children	179	356	50.3%	61.7%	60.3%	58.9%
% of FP17s for the same patient ID Re-attending between 3 & 9 months - Adults	606	1,087	55.7%	56.1%	54.0%	51.6%
% of FP17s for Band 1 Urgent Courses	105	1,312	8.0%	7.1%	8.9%	8.9%
% of FP17s Relating to Free Repair or Replacements	33	1,312	2.5%	0.9%	1.0%	0.8%
% of FP17s Relating to Continuations	15	1,312	1.1%	1.0%	1.1%	0.9%
% of Patients satisfied with the dentistry they have received	6	6	N/A	92.6%	93.4%	93.2%
% of Patients satisfied with the time they had to wait for an appointment	6	6	N/A	88.0%	89.4%	88.8%

* This is based on patients treated on this contract for their most recent course of treatment. Figures in italics indicate the base number of FP17s or Patient Questionnaire responses are less than 100. N/A is shown where the base number of responses is less than 10 during the period. % is calculated as Quantity/Base number*100

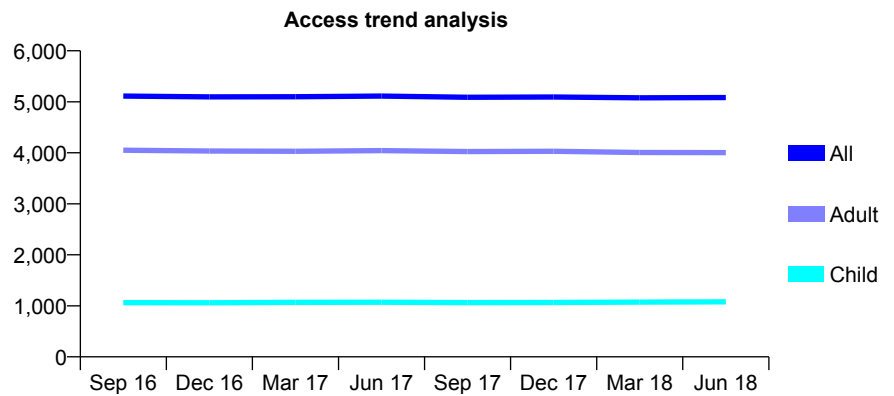
Q52 - Vital Signs At a Glance Contract Report for 847194/0001 - June 2018

Name or company name	MR MJ MILLICAN
Contract type name	GDS Contract
Purpose of contract	General
Contract start date	01/04/2006
Contract end date	

18/19 Contracted general activity (UDA)	14,000
Carry forward general activity (UDA)	0
18/19 Contracted orthodontic activity (UOA)	0
Carry forward orthodontic activity (UOA)	0
Baseline contract value	£435,935.86

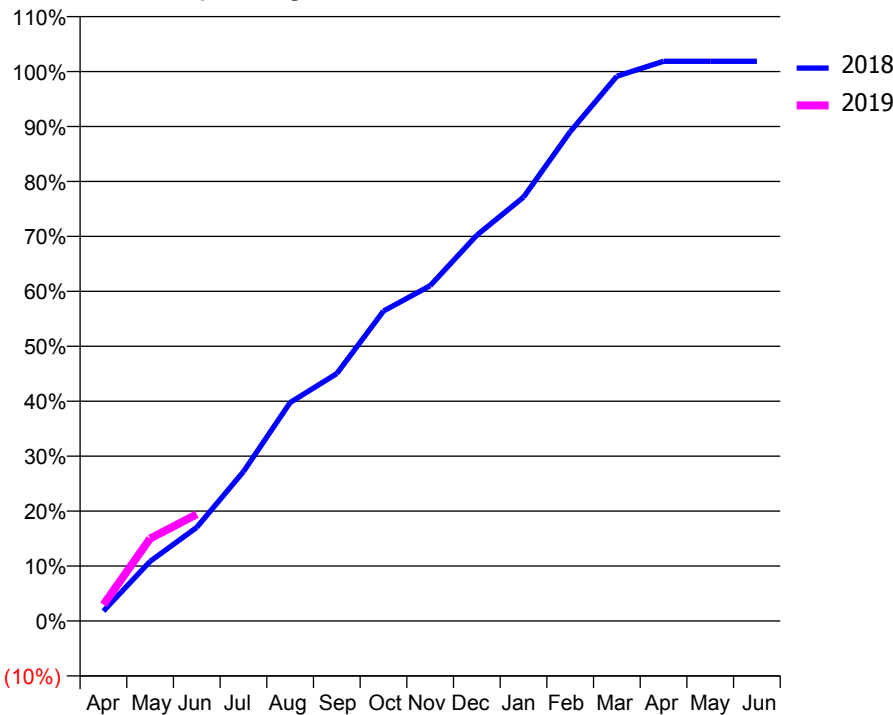
ACCESS*

Patients seen in 24 months	Total	Change since previous quarter
Quarter ending June 2017	5,113	
Quarter ending September 2017	5,088	→
Quarter ending December 2017	5,095	→
Quarter ending March 2018	5,079	→
Quarter ending June 2018	5,083	→
Variance since June 2017	(0.6%)	→



ACTIVITY

Cumulative percentage of contracted UDA delivered 2018 & 2019



Month	Adjusted Scheduled Activity (UDA)	
	2018	2019
April	255	415
May	1,520	2,103
June	2,386	2,721
July	3,806	
August	5,568	
September	6,303	
October	7,897	
November	8,543	
December	9,829	
January	10,797	
February	12,465	
March	13,879	
April	14,261	
May	14,261	
June	14,261	

QUALITY

	Quantity	Base Number	Contract	AT	Region	England
% of FP17s for the same patient ID Re-attending within 3 months - Children	18	387	4.7%	10.0%	12.0%	11.5%
% of FP17s for the same patient ID Re-attending within 3 months - Adults	145	1,466	9.9%	13.8%	15.7%	15.4%
% of FP17s for the same patient ID Re-attending between 3 & 9 months - Children	282	387	72.9%	61.7%	60.3%	58.9%
% of FP17s for the same patient ID Re-attending between 3 & 9 months - Adults	1,016	1,466	69.3%	56.1%	54.0%	51.6%
% of FP17s for Band 1 Urgent Courses	118	1,638	7.2%	7.1%	8.9%	8.9%
% of FP17s Relating to Free Repair or Replacements	1	1,638	0.1%	0.9%	1.0%	0.8%
% of FP17s Relating to Continuations	23	1,638	1.4%	1.0%	1.1%	0.9%
% of Patients satisfied with the dentistry they have received	5	5	N/A	92.6%	93.4%	93.2%
% of Patients satisfied with the time they had to wait for an appointment	5	5	N/A	88.0%	89.4%	88.8%

* This is based on patients treated on this contract for their most recent course of treatment. Figures in italics indicate the base number of FP17s or Patient Questionnaire responses are less than 100. N/A is shown where the base number of responses is less than 10 during the period. % is calculated as Quantity/Base number*100

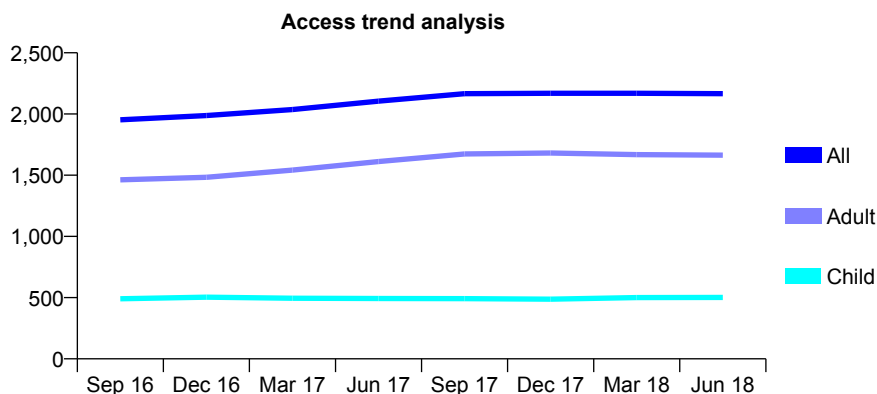
Q52 - Vital Signs At a Glance Contract Report for 852538/0001 - June 2018

Name or company name	MISS NK KHROUD
Contract type name	PDS Contract
Purpose of contract	General
Contract start date	23/05/2012
Contract end date	22/05/2022

18/19 Contracted general activity (UDA)	5,591
Carry forward general activity (UDA)	0
18/19 Contracted orthodontic activity (UOA)	0
Carry forward orthodontic activity (UOA)	0
Baseline contract value	£167,618.58

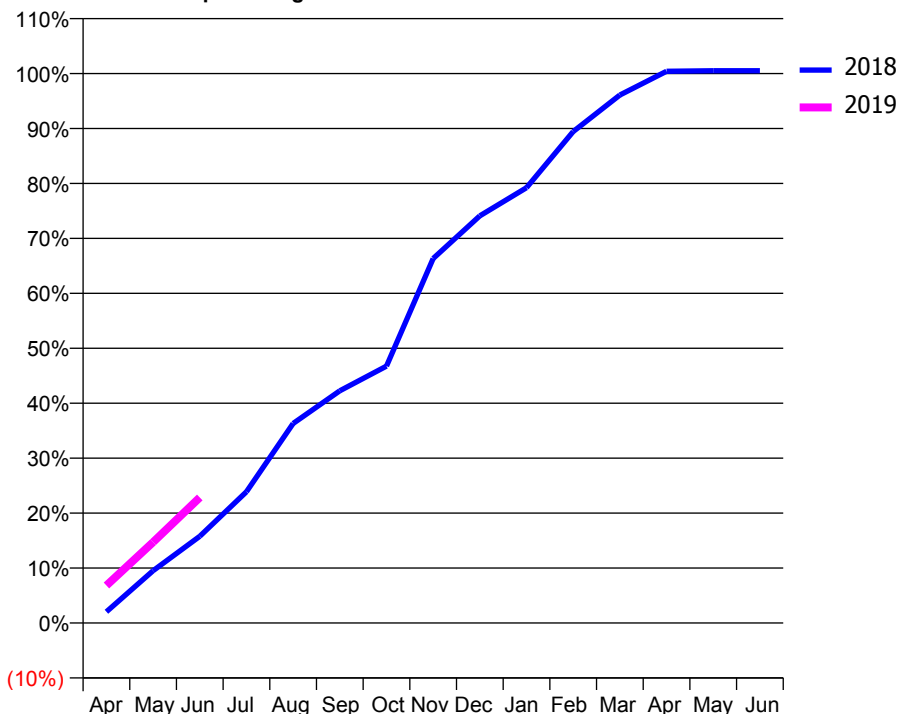
ACCESS*

Patients seen in 24 months	Total	Change since previous quarter
Quarter ending June 2017	2,105	
Quarter ending September 2017	2,166	↑
Quarter ending December 2017	2,169	→
Quarter ending March 2018	2,169	→
Quarter ending June 2018	2,166	→
Variance since June 2017	2.9%	↑



ACTIVITY

Cumulative percentage of contracted UDA delivered 2018 & 2019



Month	Adjusted Scheduled Activity (UDA)	
	2018	2019
April	127	381
May	591	823
June	979	1,278
July	1,482	
August	2,253	
September	2,622	
October	2,901	
November	4,116	
December	4,598	
January	4,915	
February	5,549	
March	5,962	
April	6,231	
May	6,236	
June	6,237	

QUALITY

	Quantity	Base Number	Contract	AT	Region	England
% of FP17s for the same patient ID Re-attending within 3 months - Children	53	290	18.3%	10.0%	12.0%	11.5%
% of FP17s for the same patient ID Re-attending within 3 months - Adults	46	599	7.7%	13.8%	15.7%	15.4%
% of FP17s for the same patient ID Re-attending between 3 & 9 months - Children	190	290	65.5%	61.7%	60.3%	58.9%
% of FP17s for the same patient ID Re-attending between 3 & 9 months - Adults	429	599	71.6%	56.1%	54.0%	51.6%
% of FP17s for Band 1 Urgent Courses	14	735	1.9%	7.1%	8.9%	8.9%
% of FP17s Relating to Free Repair or Replacements	9	735	1.2%	0.9%	1.0%	0.8%
% of FP17s Relating to Continuations	2	735	0.3%	1.0%	1.1%	0.9%
% of Patients satisfied with the dentistry they have received	3	3	N/A	92.6%	93.4%	93.2%
% of Patients satisfied with the time they had to wait for an appointment	3	3	N/A	88.0%	89.4%	88.8%

* This is based on patients treated on this contract for their most recent course of treatment. Figures in italics indicate the base number of FP17s or Patient Questionnaire responses are less than 100. N/A is shown where the base number of responses is less than 10 during the period. % is calculated as Quantity/Base number*100

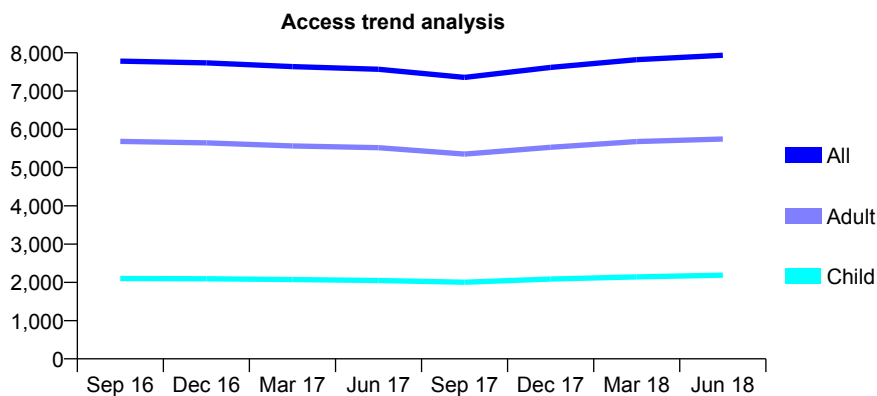
Q52 - Vital Signs At a Glance Contract Report for 854093/0001 - June 2018

Name or company name	MR A HUSSAIN
Contract type name	GDS Contract
Purpose of contract	General
Contract start date	01/04/2006
Contract end date	

18/19 Contracted general activity (UDA)	21,783
Carry forward general activity (UDA)	0
18/19 Contracted orthodontic activity (UOA)	0
Carry forward orthodontic activity (UOA)	0
Baseline contract value	£819,737.54

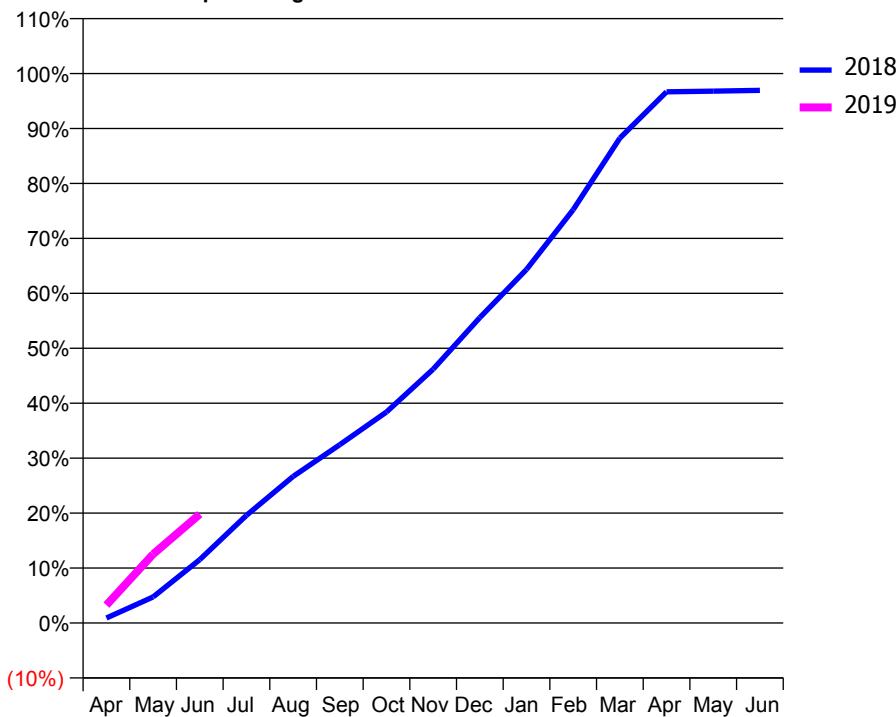
ACCESS*

Patients seen in 24 months	Total	Change since previous quarter
Quarter ending June 2017	7,568	
Quarter ending September 2017	7,356	↓
Quarter ending December 2017	7,617	↑
Quarter ending March 2018	7,821	↑
Quarter ending June 2018	7,934	→
Variance since June 2017	4.8%	↑



ACTIVITY

Cumulative percentage of contracted UDA delivered 2018 & 2019



Month	Adjusted Scheduled Activity (UDA)	
	2018	2019
April	197	714
May	1,036	2,728
June	2,516	4,318
July	4,269	
August	5,811	
September	7,070	
October	8,364	
November	10,063	
December	12,107	
January	14,015	
February	16,386	
March	19,221	
April	21,057	
May	21,082	
June	21,114	

QUALITY

	Quantity	Base Number	Contract	AT	Region	England
% of FP17s for the same patient ID Re-attending within 3 months - Children	67	847	7.9%	10.0%	12.0%	11.5%
% of FP17s for the same patient ID Re-attending within 3 months - Adults	294	2,032	14.5%	13.8%	15.7%	15.4%
% of FP17s for the same patient ID Re-attending between 3 & 9 months - Children	489	847	57.7%	61.7%	60.3%	58.9%
% of FP17s for the same patient ID Re-attending between 3 & 9 months - Adults	1,054	2,032	51.9%	56.1%	54.0%	51.6%
% of FP17s for Band 1 Urgent Courses	202	2,266	8.9%	7.1%	8.9%	8.9%
% of FP17s Relating to Free Repair or Replacements	12	2,266	0.5%	0.9%	1.0%	0.8%
% of FP17s Relating to Continuations	7	2,266	0.3%	1.0%	1.1%	0.9%
% of Patients satisfied with the dentistry they have received	12	13	92.3%	92.6%	93.4%	93.2%
% of Patients satisfied with the time they had to wait for an appointment	12	13	92.3%	88.0%	89.4%	88.8%

* This is based on patients treated on this contract for their most recent course of treatment. Figures in italics indicate the base number of FP17s or Patient Questionnaire responses are less than 100. N/A is shown where the base number of responses is less than 10 during the period. % is calculated as Quantity/Base number*100

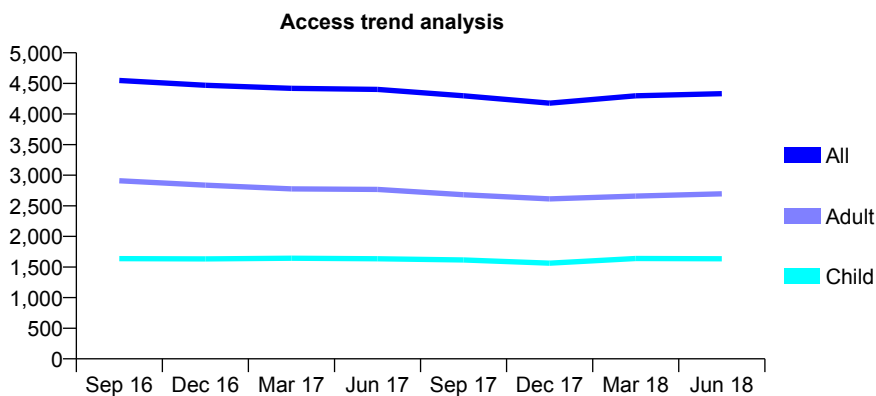
Q52 - Vital Signs At a Glance Contract Report for 854093/0005 - June 2018

Name or company name	MR A HUSSAIN
Contract type name	GDS Contract
Purpose of contract	General
Contract start date	06/10/2012
Contract end date	

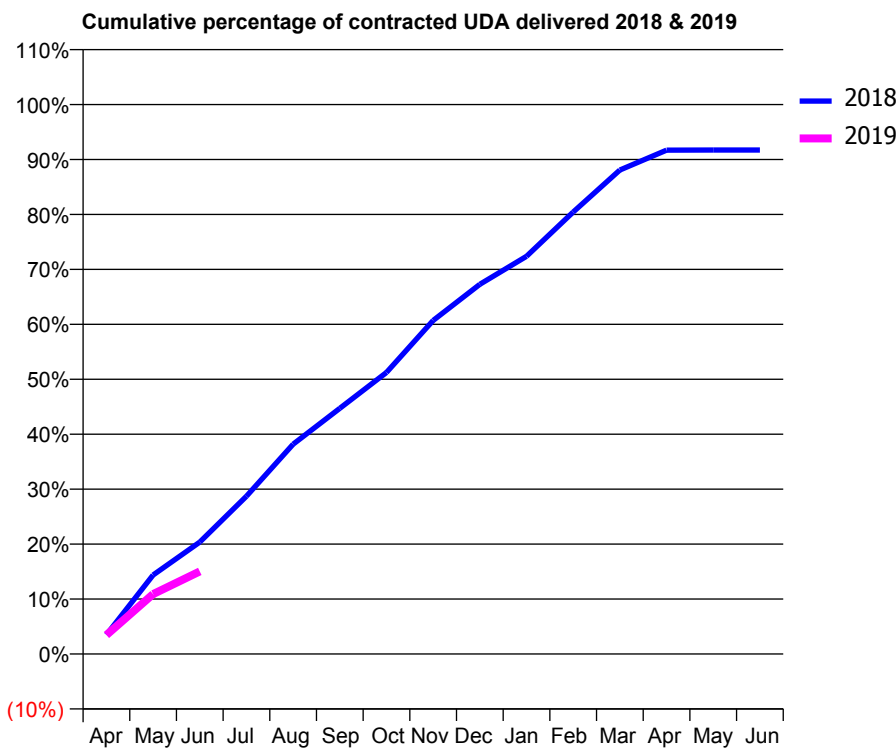
18/19 Contracted general activity (UDA)	15,340
Carry forward general activity (UDA)	0
18/19 Contracted orthodontic activity (UOA)	0
Carry forward orthodontic activity (UOA)	0
Baseline contract value	£491,750.90

ACCESS*

Patients seen in 24 months	Total	Change since previous quarter
Quarter ending June 2017	4,403	
Quarter ending September 2017	4,297	↓
Quarter ending December 2017	4,177	↓
Quarter ending March 2018	4,298	↑
Quarter ending June 2018	4,333	→
Variance since June 2017	(1.6%)	↓



ACTIVITY



Adjusted Scheduled Activity (UDA)		
Month	2018	2019
April	552	532
May	2,270	1,674
June	3,218	2,305
July	4,533	
August	6,028	
September	7,061	
October	8,091	
November	9,585	
December	10,623	
January	11,425	
February	12,699	
March	13,907	
April	14,477	
May	14,479	
June	14,479	

QUALITY

	Quantity	Base Number	Contract	AT	Region	England
% of FP17s for the same patient ID Re-attending within 3 months - Children	51	519	9.8%	10.0%	12.0%	11.5%
% of FP17s for the same patient ID Re-attending within 3 months - Adults	109	824	13.2%	13.8%	15.7%	15.4%
% of FP17s for the same patient ID Re-attending between 3 & 9 months - Children	277	519	53.4%	61.7%	60.3%	58.9%
% of FP17s for the same patient ID Re-attending between 3 & 9 months - Adults	419	824	50.8%	56.1%	54.0%	51.6%
% of FP17s for Band 1 Urgent Courses	87	1,133	7.7%	7.1%	8.9%	8.9%
% of FP17s Relating to Free Repair or Replacements	0	1,133	0.0%	0.9%	1.0%	0.8%
% of FP17s Relating to Continuations	7	1,133	0.6%	1.0%	1.1%	0.9%
% of Patients satisfied with the dentistry they have received	2	2	N/A	92.6%	93.4%	93.2%
% of Patients satisfied with the time they had to wait for an appointment	2	2	N/A	88.0%	89.4%	88.8%

* This is based on patients treated on this contract for their most recent course of treatment. Figures in italics indicate the base number of FP17s or Patient Questionnaire responses are less than 100. N/A is shown where the base number of responses is less than 10 during the period. % is calculated as Quantity/Base number*100

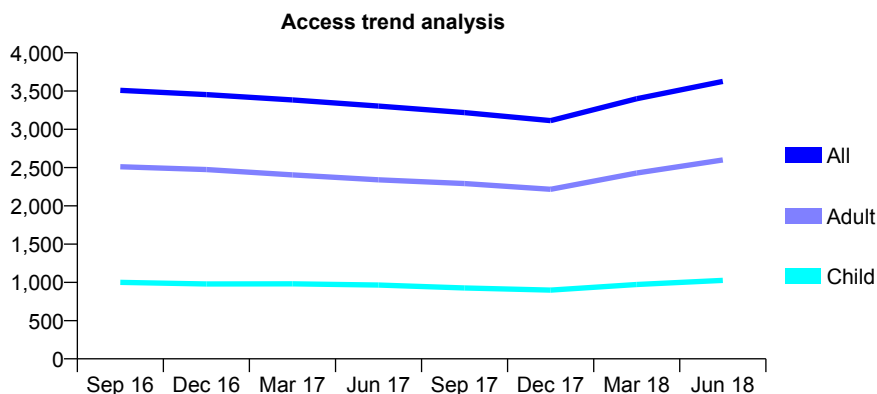
Q52 - Vital Signs At a Glance Contract Report for 854093/0006 - June 2018

Name or company name	MR A HUSSAIN
Contract type name	GDS Contract
Purpose of contract	General
Contract start date	01/02/2013
Contract end date	

18/19 Contracted general activity (UDA)	10,865
Carry forward general activity (UDA)	0
18/19 Contracted orthodontic activity (UOA)	0
Carry forward orthodontic activity (UOA)	0
Baseline contract value	£354,544.95

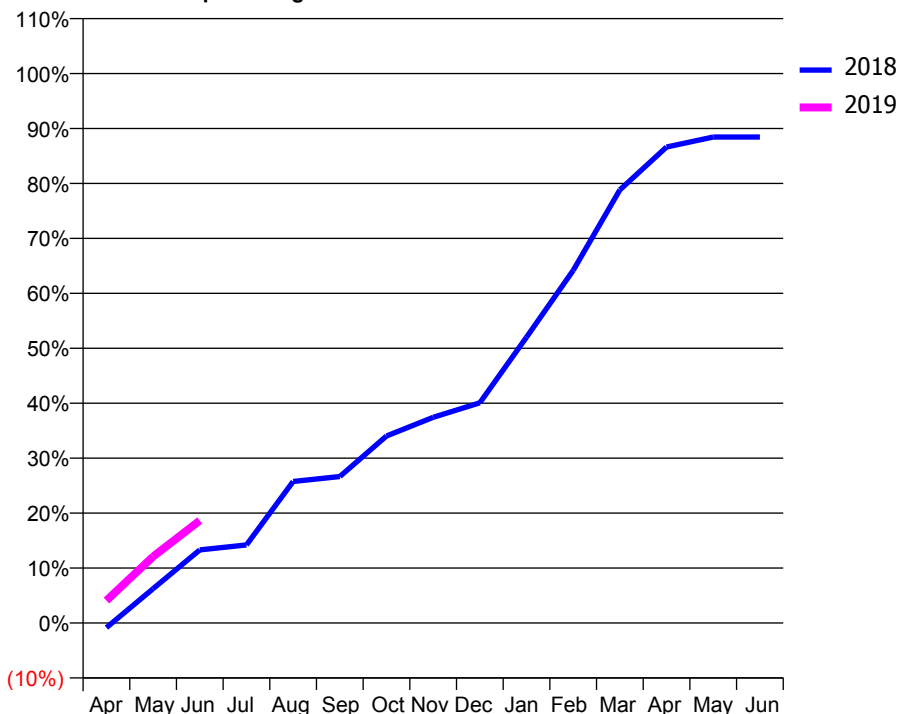
ACCESS*

Patients seen in 24 months	Total	Change since previous quarter
Quarter ending June 2017	3,304	
Quarter ending September 2017	3,218	↓
Quarter ending December 2017	3,114	↓
Quarter ending March 2018	3,400	↑
Quarter ending June 2018	3,626	↑
Variance since June 2017	9.7%	↑



ACTIVITY

Cumulative percentage of contracted UDA delivered 2018 & 2019



Adjusted Scheduled Activity (UDA)

Month	2018	2019
April	-93	445
May	679	1,316
June	1,447	2,027
July	1,543	
August	2,799	
September	2,897	
October	3,697	
November	4,066	
December	4,355	
January	5,652	
February	6,972	
March	8,565	
April	9,411	
May	9,609	
June	9,609	

QUALITY

	Quantity	Base Number	Contract	AT	Region	England
% of FP17s for the same patient ID Re-attending within 3 months - Children	42	392	10.7%	10.0%	12.0%	11.5%
% of FP17s for the same patient ID Re-attending within 3 months - Adults	176	1,033	17.0%	13.8%	15.7%	15.4%
% of FP17s for the same patient ID Re-attending between 3 & 9 months - Children	213	392	54.3%	61.7%	60.3%	58.9%
% of FP17s for the same patient ID Re-attending between 3 & 9 months - Adults	510	1,033	49.4%	56.1%	54.0%	51.6%
% of FP17s for Band 1 Urgent Courses	105	1,075	9.8%	7.1%	8.9%	8.9%
% of FP17s Relating to Free Repair or Replacements	11	1,075	1.0%	0.9%	1.0%	0.8%
% of FP17s Relating to Continuations	10	1,075	0.9%	1.0%	1.1%	0.9%
% of Patients satisfied with the dentistry they have received	1	1	N/A	92.6%	93.4%	93.2%
% of Patients satisfied with the time they had to wait for an appointment	1	1	N/A	88.0%	89.4%	88.8%

* This is based on patients treated on this contract for their most recent course of treatment. Figures in italics indicate the base number of FP17s or Patient Questionnaire responses are less than 100. N/A is shown where the base number of responses is less than 10 during the period. % is calculated as Quantity/Base number*100

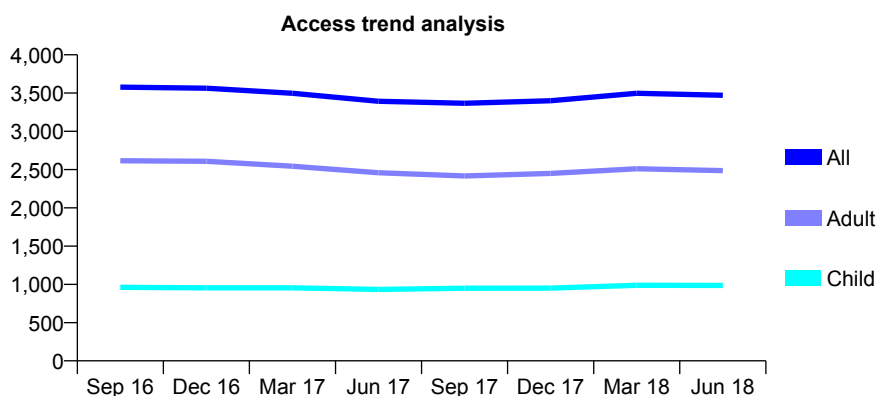
Q52 - Vital Signs At a Glance Contract Report for 854549/0002 - June 2018

Name or company name	MR N THAKKER
Contract type name	GDS Contract
Purpose of contract	General
Contract start date	02/11/2009
Contract end date	

18/19 Contracted general activity (UDA)	14,000
Carry forward general activity (UDA)	0
18/19 Contracted orthodontic activity (UOA)	0
Carry forward orthodontic activity (UOA)	0
Baseline contract value	£334,122.87

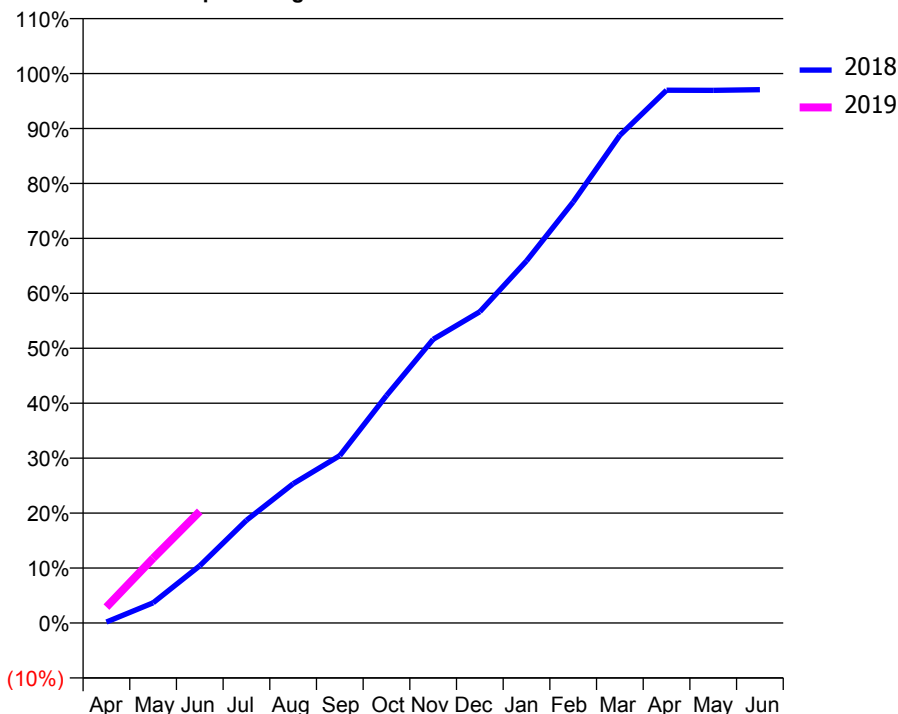
ACCESS*

Patients seen in 24 months	Total	Change since previous quarter
Quarter ending June 2017	3,392	
Quarter ending September 2017	3,366	→
Quarter ending December 2017	3,400	→
Quarter ending March 2018	3,498	↑
Quarter ending June 2018	3,471	→
Variance since June 2017	2.3%	↑



ACTIVITY

Cumulative percentage of contracted UDA delivered 2018 & 2019



Month	Adjusted Scheduled Activity (UDA)	
	2018	2019
April	24	404
May	515	1,651
June	1,459	2,845
July	2,617	
August	3,548	
September	4,265	
October	5,794	
November	7,230	
December	7,931	
January	9,227	
February	10,727	
March	12,426	
April	13,573	
May	13,572	
June	13,589	

QUALITY

	Quantity	Base Number	Contract	AT	Region	England
% of FP17s for the same patient ID Re-attending within 3 months - Children	41	413	9.9%	10.0%	12.0%	11.5%
% of FP17s for the same patient ID Re-attending within 3 months - Adults	137	997	13.7%	13.8%	15.7%	15.4%
% of FP17s for the same patient ID Re-attending between 3 & 9 months - Children	249	413	60.3%	61.7%	60.3%	58.9%
% of FP17s for the same patient ID Re-attending between 3 & 9 months - Adults	609	997	61.1%	56.1%	54.0%	51.6%
% of FP17s for Band 1 Urgent Courses	36	1,069	3.4%	7.1%	8.9%	8.9%
% of FP17s Relating to Free Repair or Replacements	25	1,069	2.3%	0.9%	1.0%	0.8%
% of FP17s Relating to Continuations	9	1,069	0.8%	1.0%	1.1%	0.9%
% of Patients satisfied with the dentistry they have received	4	4	N/A	92.6%	93.4%	93.2%
% of Patients satisfied with the time they had to wait for an appointment	4	4	N/A	88.0%	89.4%	88.8%

* This is based on patients treated on this contract for their most recent course of treatment. Figures in italics indicate the base number of FP17s or Patient Questionnaire responses are less than 100. N/A is shown where the base number of responses is less than 10 during the period. % is calculated as Quantity/Base number*100

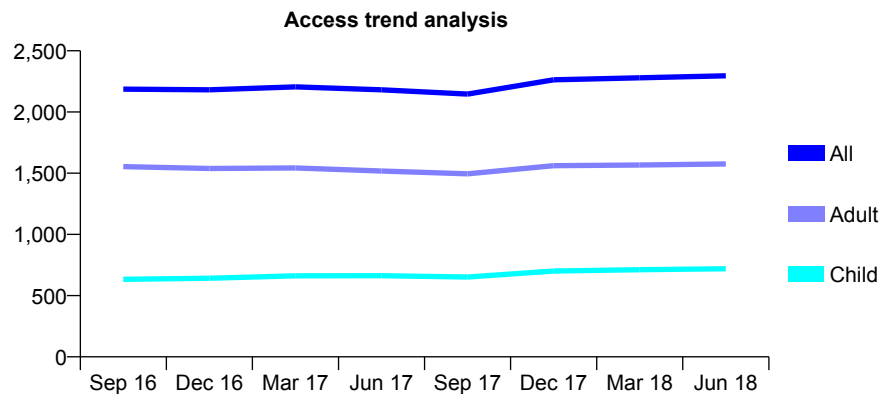
Q52 - Vital Signs At a Glance Contract Report for 854549/0003 - June 2018

Name or company name	Horsforth Dental Practice
Contract type name	GDS Contract
Purpose of contract	General
Contract start date	01/03/2010
Contract end date	

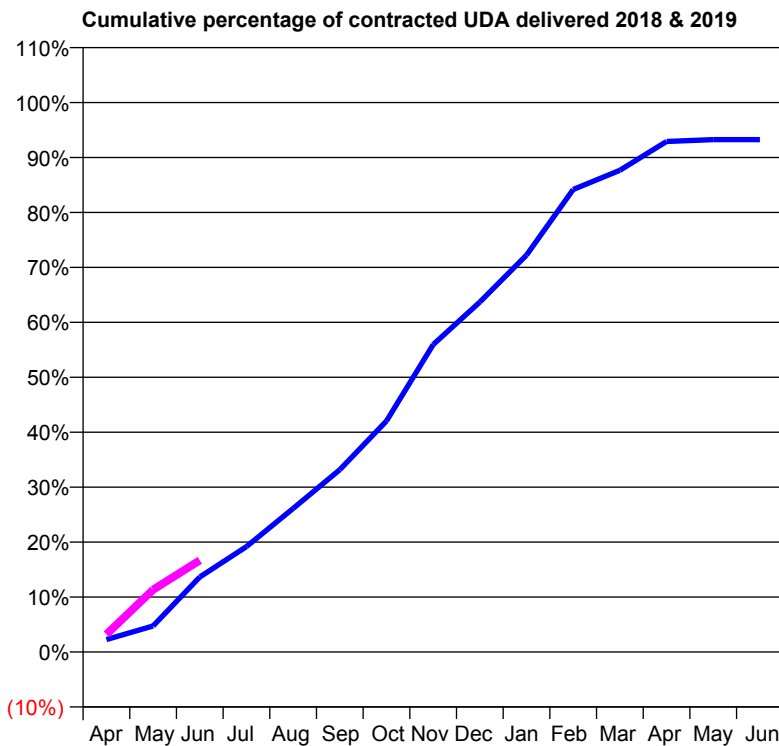
18/19 Contracted general activity (UDA)	7,000
Carry forward general activity (UDA)	0
18/19 Contracted orthodontic activity (UOA)	0
Carry forward orthodontic activity (UOA)	0
Baseline contract value	£170,842.90

ACCESS*

Patients seen in 24 months	Total	Change since previous quarter
Quarter ending June 2017	2,181	
Quarter ending September 2017	2,147	↓
Quarter ending December 2017	2,263	↑
Quarter ending March 2018	2,279	→
Quarter ending June 2018	2,296	→
Variance since June 2017	5.3%	↑



ACTIVITY



Month	Adjusted Scheduled Activity (UDA)	
	2018	2019
April	158	225
May	332	793
June	956	1,168
July	1,344	
August	1,828	
September	2,323	
October	2,943	
November	3,916	
December	4,458	
January	5,056	
February	5,891	
March	6,137	
April	6,503	
May	6,527	
June	6,527	

QUALITY

	Quantity	Base Number	Contract	AT	Region	England
% of FP17s for the same patient ID Re-attending within 3 months - Children	13	238	5.5%	10.0%	12.0%	11.5%
% of FP17s for the same patient ID Re-attending within 3 months - Adults	75	567	13.2%	13.8%	15.7%	15.4%
% of FP17s for the same patient ID Re-attending between 3 & 9 months - Children	140	238	58.8%	61.7%	60.3%	58.9%
% of FP17s for the same patient ID Re-attending between 3 & 9 months - Adults	345	567	60.8%	56.1%	54.0%	51.6%
% of FP17s for Band 1 Urgent Courses	20	549	3.6%	7.1%	8.9%	8.9%
% of FP17s Relating to Free Repair or Replacements	6	549	1.1%	0.9%	1.0%	0.8%
% of FP17s Relating to Continuations	7	549	1.3%	1.0%	1.1%	0.9%
% of Patients satisfied with the dentistry they have received	0	0	N/A	92.6%	93.4%	93.2%
% of Patients satisfied with the time they had to wait for an appointment	0	0	N/A	88.0%	89.4%	88.8%

* This is based on patients treated on this contract for their most recent course of treatment. Figures in italics indicate the base number of FP17s or Patient Questionnaire responses are less than 100. N/A is shown where the base number of responses is less than 10 during the period. % is calculated as Quantity/Base number*100

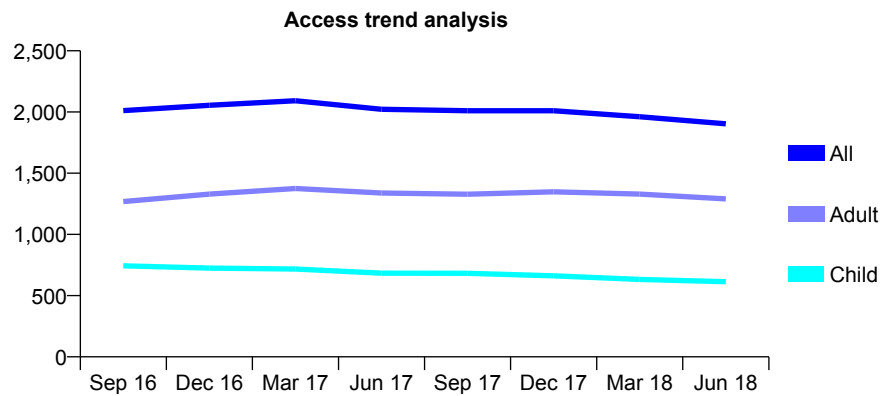
Q52 - Vital Signs At a Glance Contract Report for 855464/0004 - June 2018

Name or company name	MR JA KHAN
Contract type name	GDS Contract
Purpose of contract	General
Contract start date	29/08/2012
Contract end date	

18/19 Contracted general activity (UDA)	5,250
Carry forward general activity (UDA)	0
18/19 Contracted orthodontic activity (UOA)	0
Carry forward orthodontic activity (UOA)	0
Baseline contract value	£142,637.72

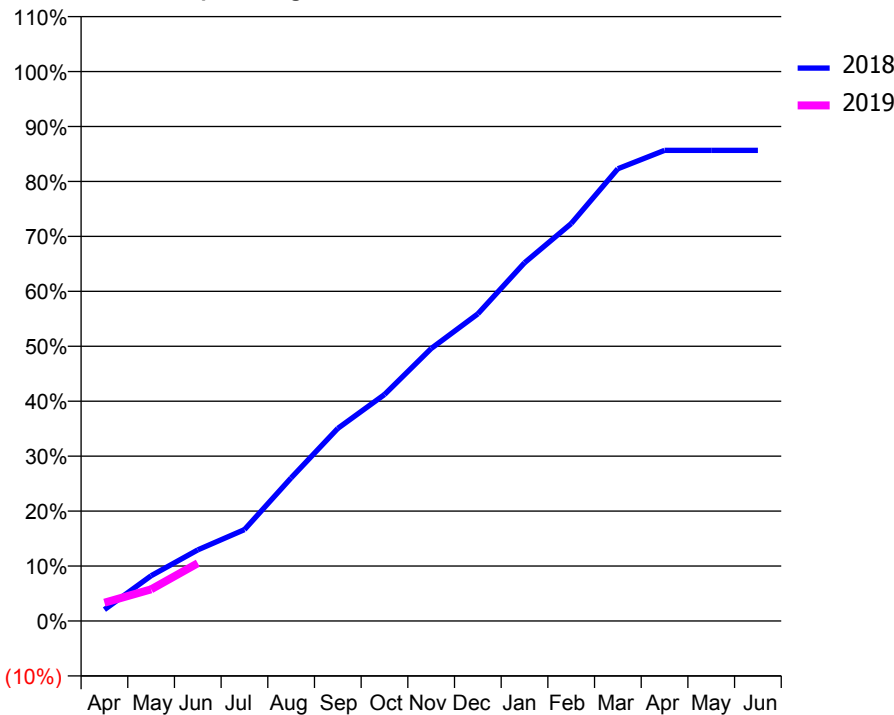
ACCESS*

Patients seen in 24 months	Total	Change since previous quarter
Quarter ending June 2017	2,022	
Quarter ending September 2017	2,010	→
Quarter ending December 2017	2,010	→
Quarter ending March 2018	1,961	↓
Quarter ending June 2018	1,904	↓
Variance since June 2017	(5.8%)	↓



ACTIVITY

Cumulative percentage of contracted UDA delivered 2018 & 2019



Month	Adjusted Scheduled Activity (UDA)	
	2018	2019
April	109	176
May	433	303
June	679	552
July	873	
August	1,368	
September	1,841	
October	2,163	
November	2,603	
December	2,935	
January	3,423	
February	3,797	
March	4,321	
April	4,497	
May	4,497	
June	4,497	

QUALITY

	Quantity	Base Number	Contract	AT	Region	England
% of FP17s for the same patient ID Re-attending within 3 months - Children	13	193	6.7%	10.0%	12.0%	11.5%
% of FP17s for the same patient ID Re-attending within 3 months - Adults	15	220	6.8%	13.8%	15.7%	15.4%
% of FP17s for the same patient ID Re-attending between 3 & 9 months - Children	135	193	69.9%	61.7%	60.3%	58.9%
% of FP17s for the same patient ID Re-attending between 3 & 9 months - Adults	78	220	35.5%	56.1%	54.0%	51.6%
% of FP17s for Band 1 Urgent Courses	64	331	19.3%	7.1%	8.9%	8.9%
% of FP17s Relating to Free Repair or Replacements	0	331	0.0%	0.9%	1.0%	0.8%
% of FP17s Relating to Continuations	0	331	0.0%	1.0%	1.1%	0.9%
% of Patients satisfied with the dentistry they have received	0	0	N/A	92.6%	93.4%	93.2%
% of Patients satisfied with the time they had to wait for an appointment	0	0	N/A	88.0%	89.4%	88.8%

* This is based on patients treated on this contract for their most recent course of treatment. Figures in italics indicate the base number of FP17s or Patient Questionnaire responses are less than 100. N/A is shown where the base number of responses is less than 10 during the period. % is calculated as Quantity/Base number*100

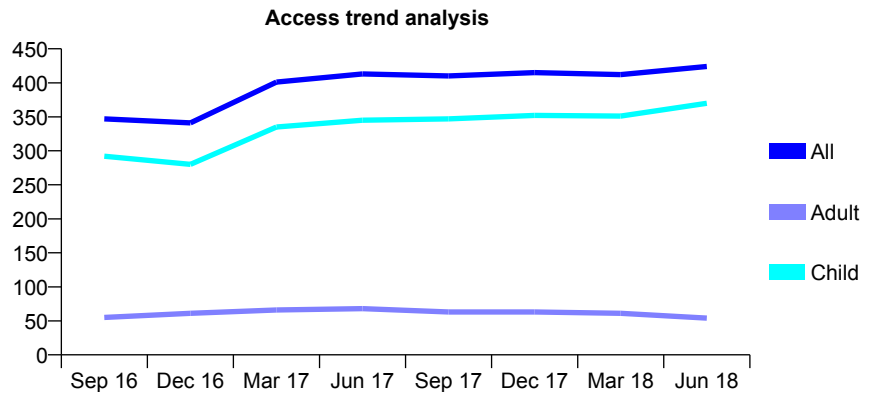
Q52 - Vital Signs At a Glance Contract Report for 857564/0001 - June 2018

Name or company name	MR OD HIGGS
Contract type name	GDS Contract
Purpose of contract	General
Contract start date	15/09/2006
Contract end date	

18/19 Contracted general activity (UDA)	806
Carry forward general activity (UDA)	0
18/19 Contracted orthodontic activity (UOA)	0
Carry forward orthodontic activity (UOA)	0
Baseline contract value	£24,257.90

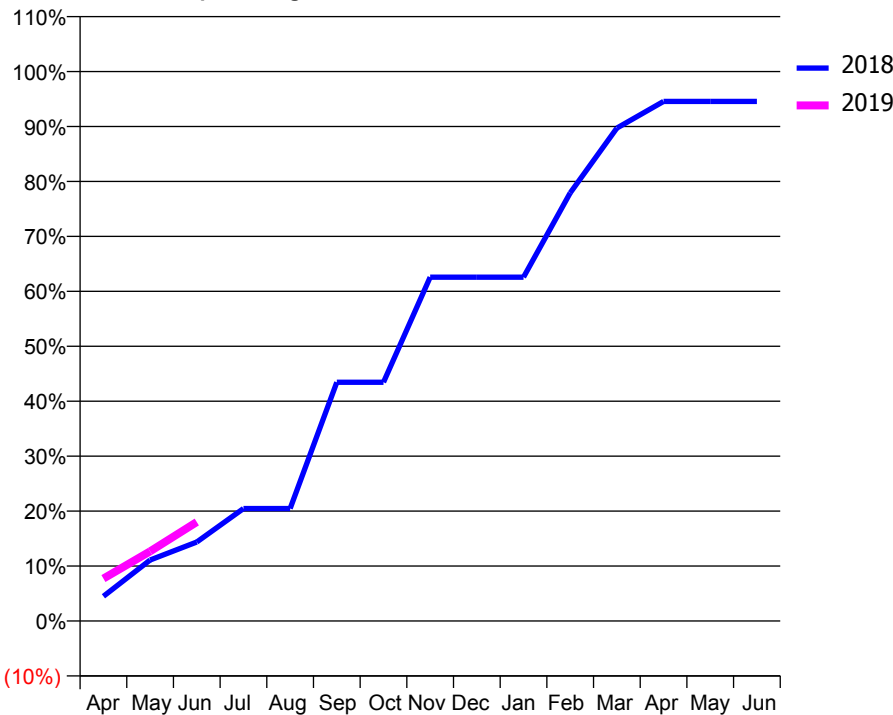
ACCESS*

Patients seen in 24 months	Total	Change since previous quarter
Quarter ending June 2017	413	
Quarter ending September 2017	410	→
Quarter ending December 2017	415	→
Quarter ending March 2018	412	→
Quarter ending June 2018	424	↑
Variance since June 2017	2.7%	↑



ACTIVITY

Cumulative percentage of contracted UDA delivered 2018 & 2019



Month	Adjusted Scheduled Activity (UDA)	
	2018	2019
April	36	62
May	89	102
June	116	145
July	165	
August	165	
September	350	
October	350	
November	504	
December	504	
January	504	
February	628	
March	723	
April	762	
May	762	
June	762	

QUALITY

	Quantity	Base Number	Contract	AT	Region	England
% of FP17s for the same patient ID Re-attending within 3 months - Children	7	148	4.7%	10.0%	12.0%	11.5%
% of FP17s for the same patient ID Re-attending within 3 months - Adults	1	7	14.3%	13.8%	15.7%	15.4%
% of FP17s for the same patient ID Re-attending between 3 & 9 months - Children	87	148	58.8%	61.7%	60.3%	58.9%
% of FP17s for the same patient ID Re-attending between 3 & 9 months - Adults	3	7	42.9%	56.1%	54.0%	51.6%
% of FP17s for Band 1 Urgent Courses	1	133	0.8%	7.1%	8.9%	8.9%
% of FP17s Relating to Free Repair or Replacements	0	133	0.0%	0.9%	1.0%	0.8%
% of FP17s Relating to Continuations	0	133	0.0%	1.0%	1.1%	0.9%
% of Patients satisfied with the dentistry they have received	0	0	N/A	92.6%	93.4%	93.2%
% of Patients satisfied with the time they had to wait for an appointment	0	0	N/A	88.0%	89.4%	88.8%

* This is based on patients treated on this contract for their most recent course of treatment. Figures in italics indicate the base number of FP17s or Patient Questionnaire responses are less than 100. N/A is shown where the base number of responses is less than 10 during the period. % is calculated as Quantity/Base number*100

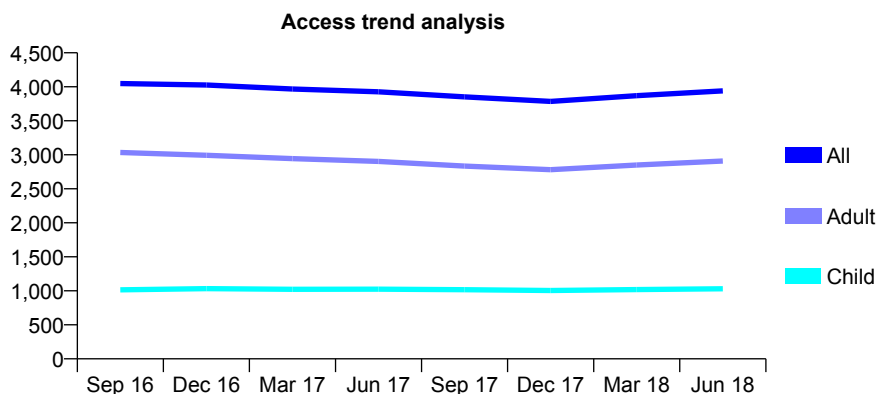
Q52 - Vital Signs At a Glance Contract Report for 905755/0001 - June 2018

Name or company name	MR FN MACPHERSON
Contract type name	GDS Contract
Purpose of contract	General
Contract start date	01/04/2006
Contract end date	

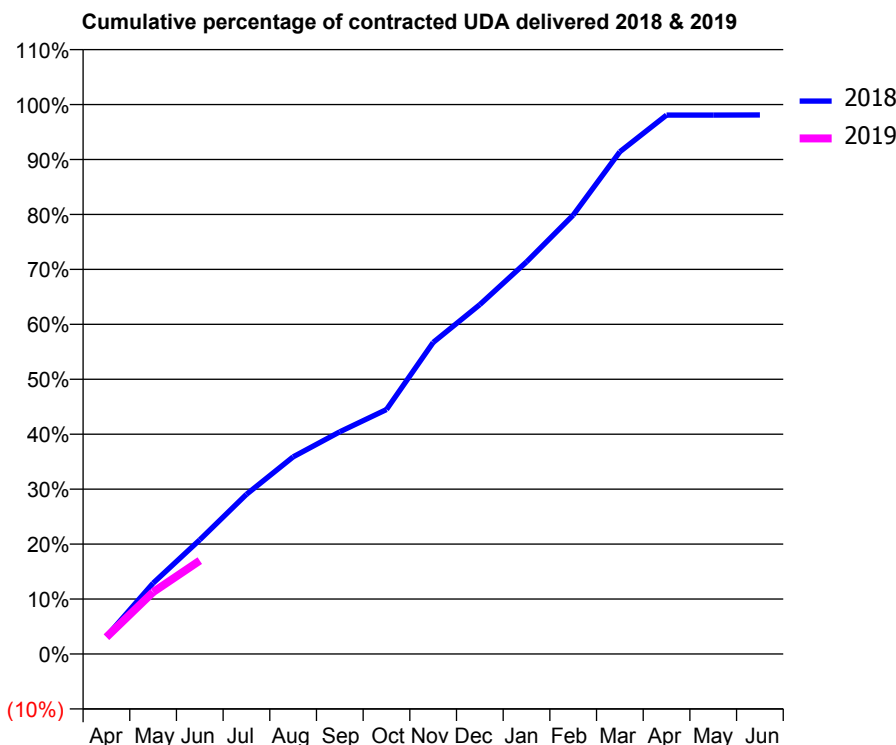
18/19 Contracted general activity (UDA)	10,626
Carry forward general activity (UDA)	0
18/19 Contracted orthodontic activity (UOA)	0
Carry forward orthodontic activity (UOA)	0
Baseline contract value	£267,447.20

ACCESS*

Patients seen in 24 months	Total	Change since previous quarter
Quarter ending June 2017	3,927	
Quarter ending September 2017	3,851	↓
Quarter ending December 2017	3,786	↓
Quarter ending March 2018	3,869	↑
Quarter ending June 2018	3,940	→
Variance since June 2017	0.3%	→



ACTIVITY



Month	Adjusted Scheduled Activity (UDA)	
	2018	2019
April	340	326
May	1,370	1,197
June	2,208	1,807
July	3,087	
August	3,813	
September	4,297	
October	4,729	
November	6,024	
December	6,756	
January	7,583	
February	8,486	
March	9,713	
April	10,421	
May	10,422	
June	10,425	

QUALITY

	Quantity	Base Number	Contract	AT	Region	England
% of FP17s for the same patient ID Re-attending within 3 months - Children	22	396	5.6%	10.0%	12.0%	11.5%
% of FP17s for the same patient ID Re-attending within 3 months - Adults	213	1,153	18.5%	13.8%	15.7%	15.4%
% of FP17s for the same patient ID Re-attending between 3 & 9 months - Children	252	396	63.6%	61.7%	60.3%	58.9%
% of FP17s for the same patient ID Re-attending between 3 & 9 months - Adults	666	1,153	57.8%	56.1%	54.0%	51.6%
% of FP17s for Band 1 Urgent Courses	141	1,255	11.2%	7.1%	8.9%	8.9%
% of FP17s Relating to Free Repair or Replacements	6	1,255	0.5%	0.9%	1.0%	0.8%
% of FP17s Relating to Continuations	20	1,255	1.6%	1.0%	1.1%	0.9%
% of Patients satisfied with the dentistry they have received	1	2	N/A	92.6%	93.4%	93.2%
% of Patients satisfied with the time they had to wait for an appointment	2	2	N/A	88.0%	89.4%	88.8%

* This is based on patients treated on this contract for their most recent course of treatment. Figures in italics indicate the base number of FP17s or Patient Questionnaire responses are less than 100. N/A is shown where the base number of responses is less than 10 during the period. % is calculated as Quantity/Base number*100

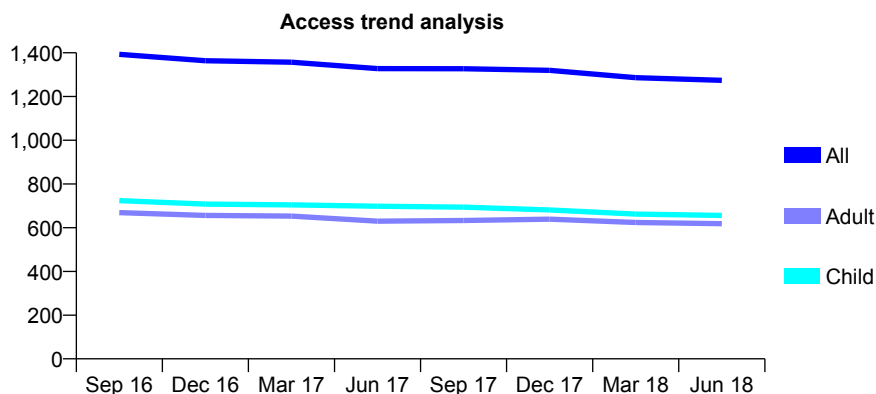
Q52 - Vital Signs At a Glance Contract Report for 911291/0001 - June 2018

Name or company name	MR JG PEARSON
Contract type name	GDS Contract
Purpose of contract	General
Contract start date	01/04/2006
Contract end date	

18/19 Contracted general activity (UDA)	5,000
Carry forward general activity (UDA)	0
18/19 Contracted orthodontic activity (UOA)	0
Carry forward orthodontic activity (UOA)	0
Baseline contract value	£117,662.52

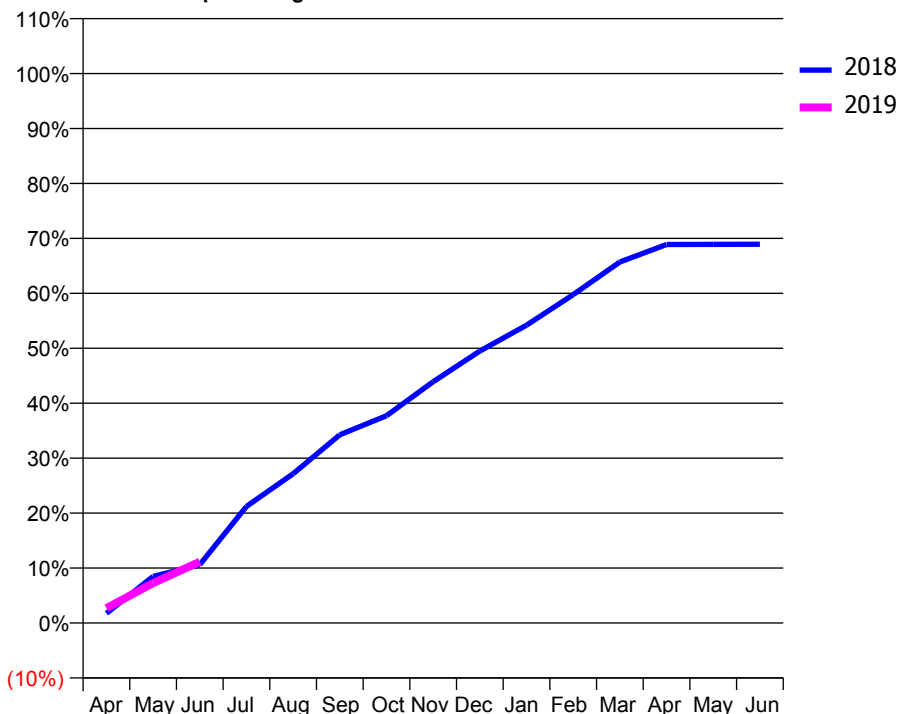
ACCESS*

Patients seen in 24 months	Total	Change since previous quarter
Quarter ending June 2017	1,328	
Quarter ending September 2017	1,327	→
Quarter ending December 2017	1,320	→
Quarter ending March 2018	1,286	↓
Quarter ending June 2018	1,274	→
Variance since June 2017	(4.1%)	↓



ACTIVITY

Cumulative percentage of contracted UDA delivered 2018 & 2019



Adjusted Scheduled Activity (UDA)

Month	2018	2019
April	88	136
May	424	363
June	531	557
July	1,061	
August	1,358	
September	1,713	
October	1,886	
November	2,195	
December	2,475	
January	2,710	
February	2,987	
March	3,285	
April	3,444	
May	3,445	
June	3,446	

QUALITY

	Quantity	Base Number	Contract	AT	Region	England
% of FP17s for the same patient ID Re-attending within 3 months - Children	19	210	9.0%	10.0%	12.0%	11.5%
% of FP17s for the same patient ID Re-attending within 3 months - Adults	29	165	17.6%	13.8%	15.7%	15.4%
% of FP17s for the same patient ID Re-attending between 3 & 9 months - Children	143	210	68.1%	61.7%	60.3%	58.9%
% of FP17s for the same patient ID Re-attending between 3 & 9 months - Adults	111	165	67.3%	56.1%	54.0%	51.6%
% of FP17s for Band 1 Urgent Courses	20	287	7.0%	7.1%	8.9%	8.9%
% of FP17s Relating to Free Repair or Replacements	0	287	0.0%	0.9%	1.0%	0.8%
% of FP17s Relating to Continuations	2	287	0.7%	1.0%	1.1%	0.9%
% of Patients satisfied with the dentistry they have received	2	2	N/A	92.6%	93.4%	93.2%
% of Patients satisfied with the time they had to wait for an appointment	2	2	N/A	88.0%	89.4%	88.8%

* This is based on patients treated on this contract for their most recent course of treatment. Figures in italics indicate the base number of FP17s or Patient Questionnaire responses are less than 100. N/A is shown where the base number of responses is less than 10 during the period. % is calculated as Quantity/Base number*100

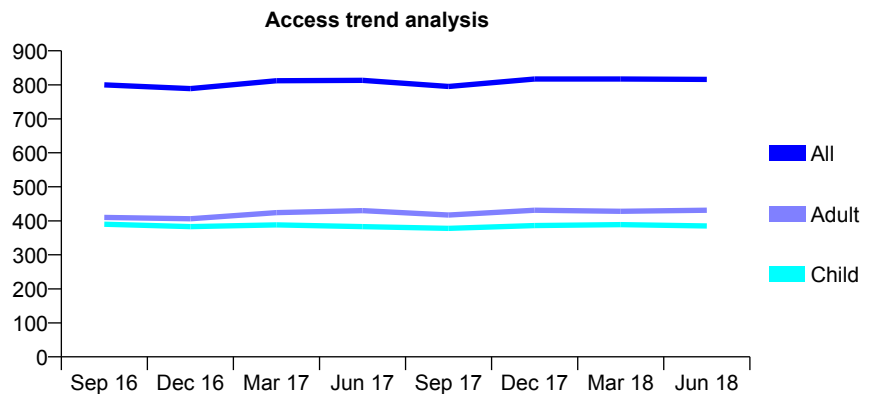
Q52 - Vital Signs At a Glance Contract Report for 913103/0001 - June 2018

Name or company name	MRS JM GRAYE
Contract type name	GDS Contract
Purpose of contract	General
Contract start date	01/04/2006
Contract end date	

18/19 Contracted general activity (UDA)	2,419
Carry forward general activity (UDA)	0
18/19 Contracted orthodontic activity (UOA)	0
Carry forward orthodontic activity (UOA)	0
Baseline contract value	£53,701.14

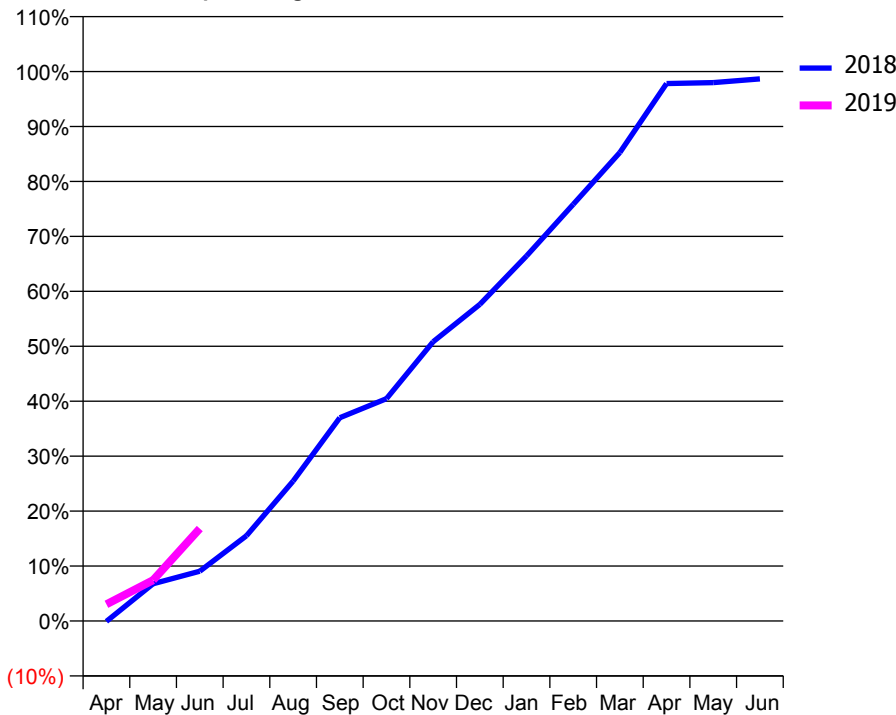
ACCESS*

Patients seen in 24 months	Total	Change since previous quarter
Quarter ending June 2017	813	
Quarter ending September 2017	795	↓
Quarter ending December 2017	817	↑
Quarter ending March 2018	817	→
Quarter ending June 2018	816	→
Variance since June 2017	0.4%	→



ACTIVITY

Cumulative percentage of contracted UDA delivered 2018 & 2019



Adjusted Scheduled Activity (UDA)		
Month	2018	2019
April	-2	74
May	164	180
June	219	407
July	376	
August	616	
September	895	
October	979	
November	1,230	
December	1,394	
January	1,607	
February	1,834	
March	2,062	
April	2,366	
May	2,370	
June	2,387	

QUALITY

	Quantity	Base Number	Contract	AT	Region	England
% of FP17s for the same patient ID Re-attending within 3 months - Children	15	192	7.8%	10.0%	12.0%	11.5%
% of FP17s for the same patient ID Re-attending within 3 months - Adults	18	186	9.7%	13.8%	15.7%	15.4%
% of FP17s for the same patient ID Re-attending between 3 & 9 months - Children	156	192	81.3%	61.7%	60.3%	58.9%
% of FP17s for the same patient ID Re-attending between 3 & 9 months - Adults	114	186	61.3%	56.1%	54.0%	51.6%
% of FP17s for Band 1 Urgent Courses	11	258	4.3%	7.1%	8.9%	8.9%
% of FP17s Relating to Free Repair or Replacements	0	258	0.0%	0.9%	1.0%	0.8%
% of FP17s Relating to Continuations	0	258	0.0%	1.0%	1.1%	0.9%
% of Patients satisfied with the dentistry they have received	0	0	N/A	92.6%	93.4%	93.2%
% of Patients satisfied with the time they had to wait for an appointment	0	0	N/A	88.0%	89.4%	88.8%

* This is based on patients treated on this contract for their most recent course of treatment. Figures in italics indicate the base number of FP17s or Patient Questionnaire responses are less than 100. N/A is shown where the base number of responses is less than 10 during the period. % is calculated as Quantity/Base number*100

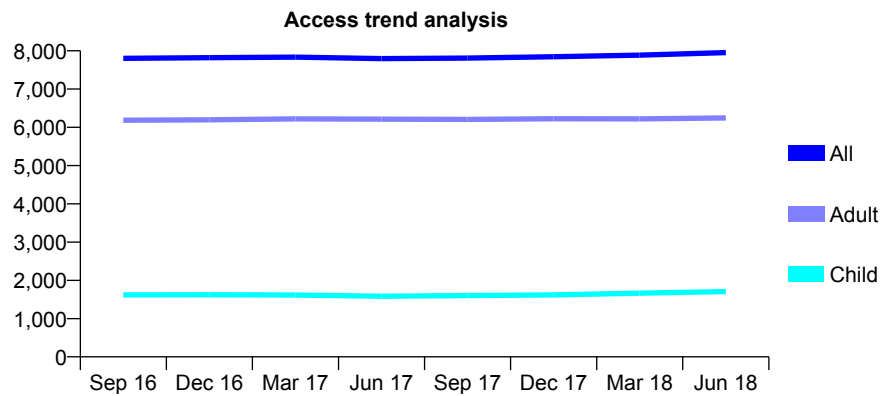
Q52 - Vital Signs At a Glance Contract Report for 914126/0001 - June 2018

Name or company name	MR RM WHITE
Contract type name	GDS Contract
Purpose of contract	General
Contract start date	01/04/2006
Contract end date	

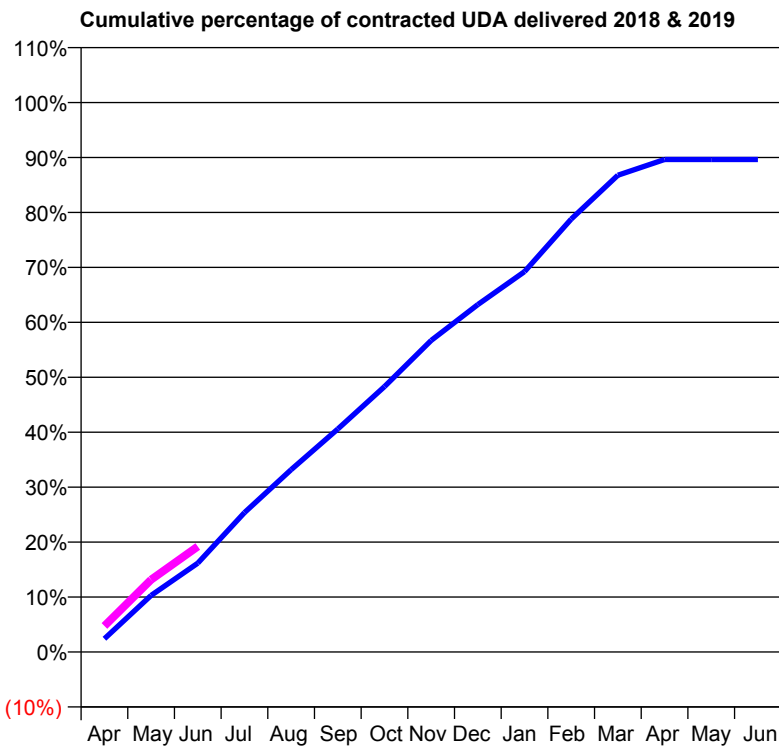
18/19 Contracted general activity (UDA)	22,295
Carry forward general activity (UDA)	0
18/19 Contracted orthodontic activity (UOA)	0
Carry forward orthodontic activity (UOA)	0
Baseline contract value	£602,412.53

ACCESS*

Patients seen in 24 months	Total	Change since previous quarter
Quarter ending June 2017	7,797	
Quarter ending September 2017	7,810	→
Quarter ending December 2017	7,845	→
Quarter ending March 2018	7,886	→
Quarter ending June 2018	7,952	→
Variance since June 2017	2.0%	→



ACTIVITY



Adjusted Scheduled Activity (UDA)		
Month	2018	2019
April	539	1,056
May	2,296	2,936
June	3,606	4,281
July	5,655	
August	7,400	
September	9,049	
October	10,768	
November	12,641	
December	14,096	
January	15,434	
February	17,564	
March	19,346	
April	19,980	
May	19,984	
June	19,985	

QUALITY

	Quantity	Base Number	Contract	AT	Region	England
% of FP17s for the same patient ID Re-attending within 3 months - Children	28	621	4.5%	10.0%	12.0%	11.5%
% of FP17s for the same patient ID Re-attending within 3 months - Adults	316	2,110	15.0%	13.8%	15.7%	15.4%
% of FP17s for the same patient ID Re-attending between 3 & 9 months - Children	393	621	63.3%	61.7%	60.3%	58.9%
% of FP17s for the same patient ID Re-attending between 3 & 9 months - Adults	974	2,110	46.2%	56.1%	54.0%	51.6%
% of FP17s for Band 1 Urgent Courses	221	2,386	9.3%	7.1%	8.9%	8.9%
% of FP17s Relating to Free Repair or Replacements	30	2,386	1.3%	0.9%	1.0%	0.8%
% of FP17s Relating to Continuations	29	2,386	1.2%	1.0%	1.1%	0.9%
% of Patients satisfied with the dentistry they have received	12	13	92.3%	92.6%	93.4%	93.2%
% of Patients satisfied with the time they had to wait for an appointment	12	13	92.3%	88.0%	89.4%	88.8%

* This is based on patients treated on this contract for their most recent course of treatment. Figures in italics indicate the base number of FP17s or Patient Questionnaire responses are less than 100. N/A is shown where the base number of responses is less than 10 during the period. % is calculated as Quantity/Base number*100

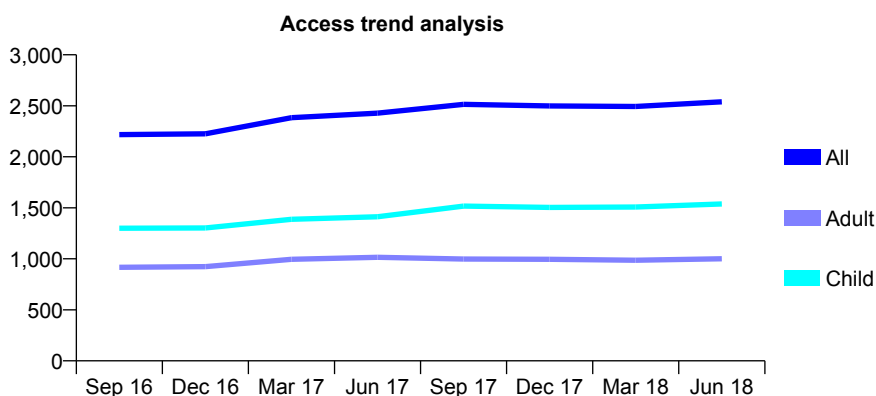
Q52 - Vital Signs At a Glance Contract Report for 914169/0001 - June 2018

Name or company name	MR DS BROWN
Contract type name	GDS Contract
Purpose of contract	General
Contract start date	01/04/2006
Contract end date	

18/19 Contracted general activity (UDA)	7,850
Carry forward general activity (UDA)	0
18/19 Contracted orthodontic activity (UOA)	0
Carry forward orthodontic activity (UOA)	0
Baseline contract value	£274,994.86

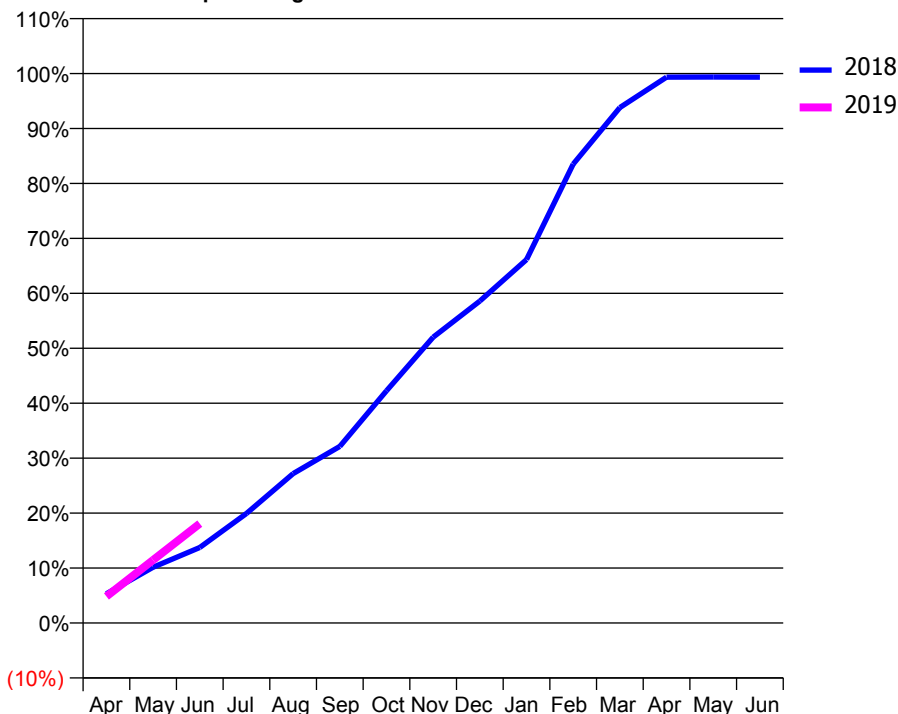
ACCESS*

Patients seen in 24 months	Total	Change since previous quarter
Quarter ending June 2017	2,428	
Quarter ending September 2017	2,515	↑
Quarter ending December 2017	2,499	→
Quarter ending March 2018	2,494	→
Quarter ending June 2018	2,539	→
Variance since June 2017	4.6%	↑



ACTIVITY

Cumulative percentage of contracted UDA delivered 2018 & 2019



Month	Adjusted Scheduled Activity (UDA)	
	2018	2019
April	418	380
May	798	900
June	1,080	1,420
July	1,564	
August	2,134	
September	2,523	
October	3,318	
November	4,083	
December	4,599	
January	5,193	
February	6,556	
March	7,364	
April	7,799	
May	7,801	
June	7,799	

QUALITY

	Quantity	Base Number	Contract	AT	Region	England
% of FP17s for the same patient ID Re-attending within 3 months - Children	51	632	8.1%	10.0%	12.0%	11.5%
% of FP17s for the same patient ID Re-attending within 3 months - Adults	73	342	21.3%	13.8%	15.7%	15.4%
% of FP17s for the same patient ID Re-attending between 3 & 9 months - Children	421	632	66.6%	61.7%	60.3%	58.9%
% of FP17s for the same patient ID Re-attending between 3 & 9 months - Adults	192	342	56.1%	56.1%	54.0%	51.6%
% of FP17s for Band 1 Urgent Courses	35	796	4.4%	7.1%	8.9%	8.9%
% of FP17s Relating to Free Repair or Replacements	0	796	0.0%	0.9%	1.0%	0.8%
% of FP17s Relating to Continuations	0	796	0.0%	1.0%	1.1%	0.9%
% of Patients satisfied with the dentistry they have received	0	0	N/A	92.6%	93.4%	93.2%
% of Patients satisfied with the time they had to wait for an appointment	0	0	N/A	88.0%	89.4%	88.8%

* This is based on patients treated on this contract for their most recent course of treatment. Figures in italics indicate the base number of FP17s or Patient Questionnaire responses are less than 100. N/A is shown where the base number of responses is less than 10 during the period. % is calculated as Quantity/Base number*100

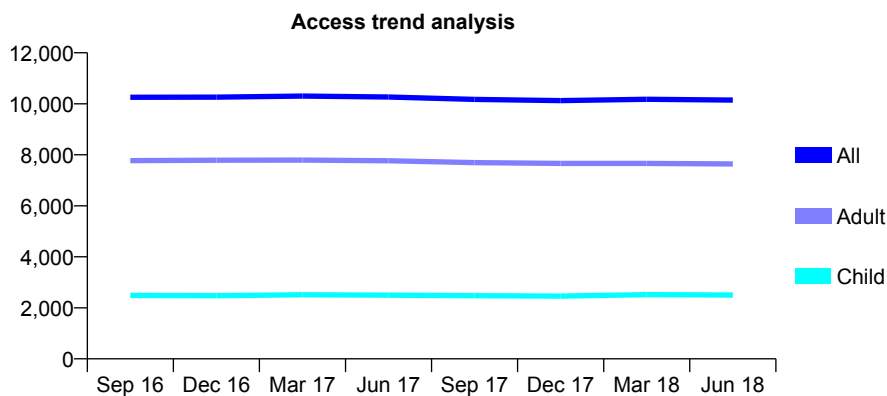
Q52 - Vital Signs At a Glance Contract Report for 915017/0001 - June 2018

Name or company name	MR JP HENDRON
Contract type name	Pilot Contract
Purpose of contract	General
Contract start date	01/04/2006
Contract end date	

18/19 Contracted general activity (UDA)	30,060
Carry forward general activity (UDA)	0
18/19 Contracted orthodontic activity (UOA)	0
Carry forward orthodontic activity (UOA)	0
Baseline contract value	£924,737.63

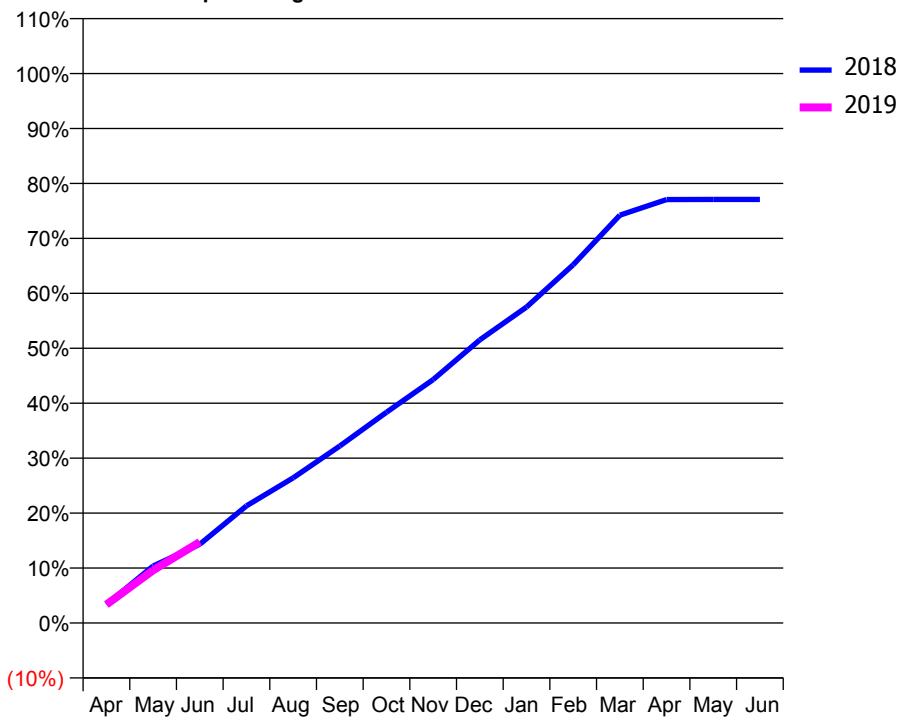
ACCESS*

Patients seen in 24 months	Total	Change since previous quarter
Quarter ending June 2017	10,266	
Quarter ending September 2017	10,172	→
Quarter ending December 2017	10,126	→
Quarter ending March 2018	10,178	→
Quarter ending June 2018	10,145	→
Variance since June 2017	(1.2%)	↓



ACTIVITY

Cumulative percentage of contracted UDA delivered 2018 & 2019



Month	Adjusted Scheduled Activity (UDA)	
	2018	2019
April	1,021	1,014
May	3,118	2,882
June	4,309	4,429
July	6,408	
August	7,940	
September	9,686	
October	11,530	
November	13,313	
December	15,489	
January	17,284	
February	19,594	
March	22,310	
April	23,166	
May	23,171	
June	23,171	

QUALITY

	Quantity	Base Number	Contract	AT	Region	England
% of FP17s for the same patient ID Re-attending within 3 months - Children	54	864	6.3%	10.0%	12.0%	11.5%
% of FP17s for the same patient ID Re-attending within 3 months - Adults	181	1,960	9.2%	13.8%	15.7%	15.4%
% of FP17s for the same patient ID Re-attending between 3 & 9 months - Children	582	864	67.4%	61.7%	60.3%	58.9%
% of FP17s for the same patient ID Re-attending between 3 & 9 months - Adults	939	1,960	47.9%	56.1%	54.0%	51.6%
% of FP17s for Band 1 Urgent Courses	87	2,369	3.7%	7.1%	8.9%	8.9%
% of FP17s Relating to Free Repair or Replacements	12	2,369	0.5%	0.9%	1.0%	0.8%
% of FP17s Relating to Continuations	49	2,369	2.1%	1.0%	1.1%	0.9%
% of Patients satisfied with the dentistry they have received	3	3	N/A	92.6%	93.4%	93.2%
% of Patients satisfied with the time they had to wait for an appointment	2	3	N/A	88.0%	89.4%	88.8%

* This is based on patients treated on this contract for their most recent course of treatment. Figures in italics indicate the base number of FP17s or Patient Questionnaire responses are less than 100. N/A is shown where the base number of responses is less than 10 during the period. % is calculated as Quantity/Base number*100

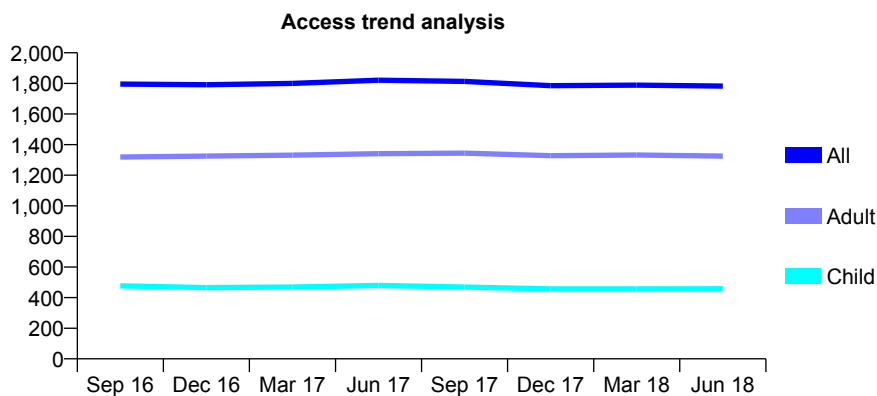
Q52 - Vital Signs At a Glance Contract Report for 915467/0001 - June 2018

Name or company name	MR A STEVENSON
Contract type name	PDS Contract
Purpose of contract	General
Contract start date	01/04/2006
Contract end date	31/03/2021

18/19 Contracted general activity (UDA)	5,620
Carry forward general activity (UDA)	0
18/19 Contracted orthodontic activity (UOA)	0
Carry forward orthodontic activity (UOA)	0
Baseline contract value	£155,613.64

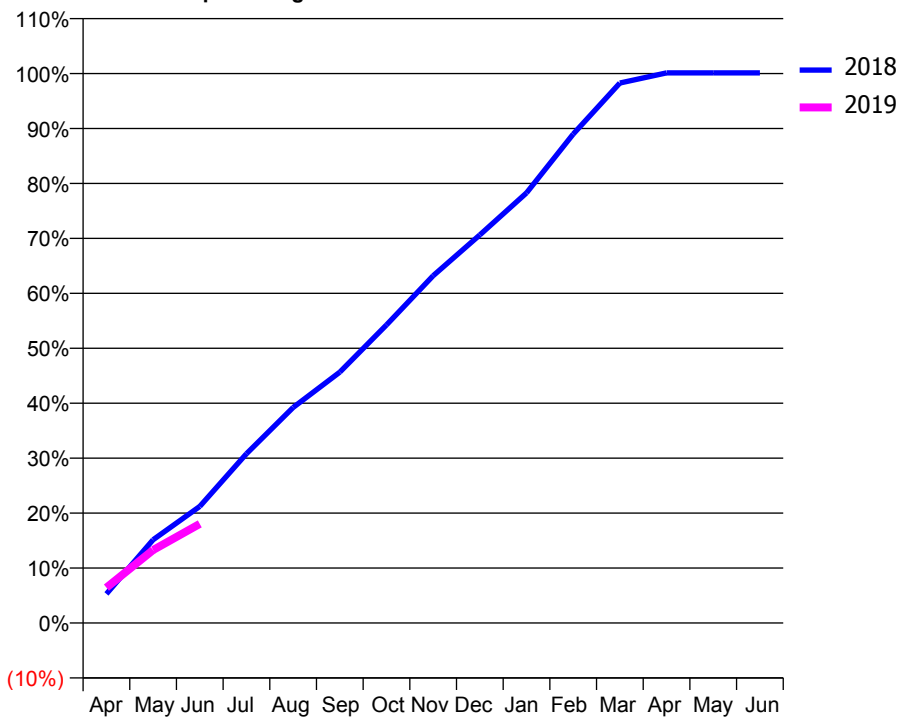
ACCESS*

Patients seen in 24 months	Total	Change since previous quarter
Quarter ending June 2017	1,821	
Quarter ending September 2017	1,813	→
Quarter ending December 2017	1,785	↓
Quarter ending March 2018	1,789	→
Quarter ending June 2018	1,783	→
Variance since June 2017	(2.1%)	↓



ACTIVITY

Cumulative percentage of contracted UDA delivered 2018 & 2019



Month	Adjusted Scheduled Activity (UDA)	
	2018	2019
April	298	362
May	852	747
June	1,193	1,014
July	1,731	
August	2,205	
September	2,567	
October	3,048	
November	3,552	
December	3,970	
January	4,399	
February	5,000	
March	5,523	
April	5,626	
May	5,626	
June	5,626	

QUALITY

	Quantity	Base Number	Contract	AT	Region	England
% of FP17s for the same patient ID Re-attending within 3 months - Children	4	108	3.7%	10.0%	12.0%	11.5%
% of FP17s for the same patient ID Re-attending within 3 months - Adults	67	386	17.4%	13.8%	15.7%	15.4%
% of FP17s for the same patient ID Re-attending between 3 & 9 months - Children	49	108	45.4%	61.7%	60.3%	58.9%
% of FP17s for the same patient ID Re-attending between 3 & 9 months - Adults	162	386	42.0%	56.1%	54.0%	51.6%
% of FP17s for Band 1 Urgent Courses	12	444	2.7%	7.1%	8.9%	8.9%
% of FP17s Relating to Free Repair or Replacements	1	444	0.2%	0.9%	1.0%	0.8%
% of FP17s Relating to Continuations	20	444	4.5%	1.0%	1.1%	0.9%
% of Patients satisfied with the dentistry they have received	0	0	N/A	92.6%	93.4%	93.2%
% of Patients satisfied with the time they had to wait for an appointment	0	0	N/A	88.0%	89.4%	88.8%

* This is based on patients treated on this contract for their most recent course of treatment. Figures in italics indicate the base number of FP17s or Patient Questionnaire responses are less than 100. N/A is shown where the base number of responses is less than 10 during the period. % is calculated as Quantity/Base number*100

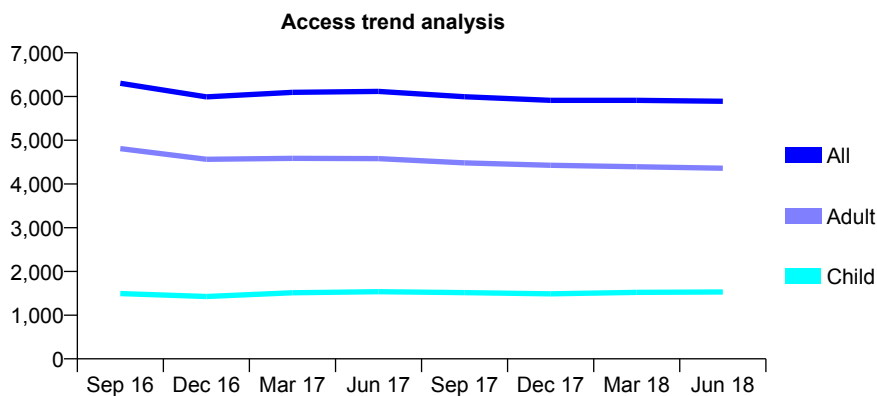
Q52 - Vital Signs At a Glance Contract Report for 917370/0011 - June 2018

Name or company name	57 Dental Care
Contract type name	GDS Contract
Purpose of contract	General
Contract start date	14/04/2008
Contract end date	

18/19 Contracted general activity (UDA)	15,000
Carry forward general activity (UDA)	0
18/19 Contracted orthodontic activity (UOA)	0
Carry forward orthodontic activity (UOA)	0
Baseline contract value	£434,797.87

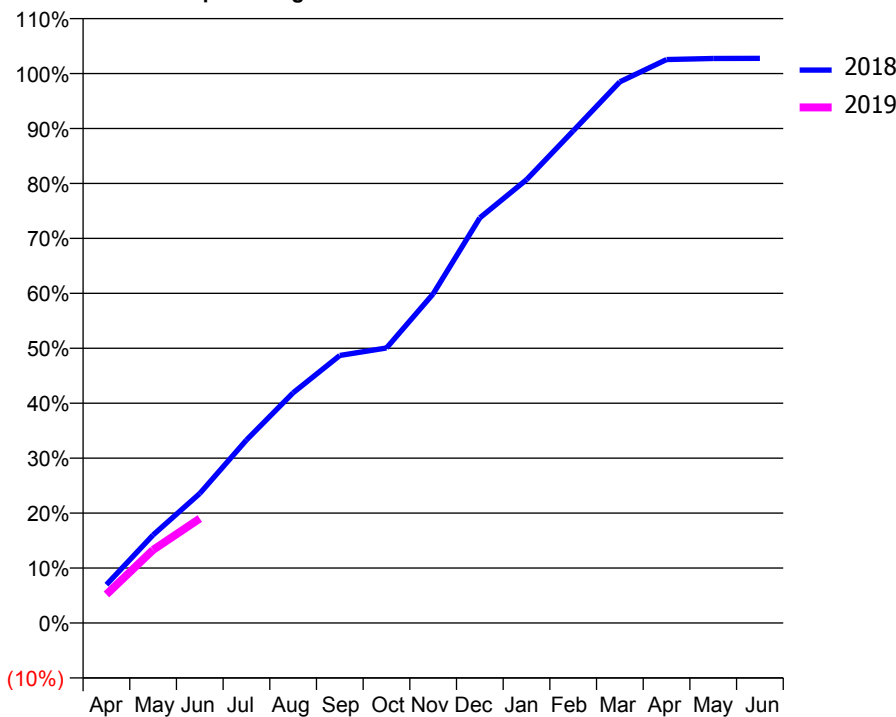
ACCESS*

Patients seen in 24 months	Total	Change since previous quarter
Quarter ending June 2017	6,116	
Quarter ending September 2017	5,995	↓
Quarter ending December 2017	5,913	↓
Quarter ending March 2018	5,912	→
Quarter ending June 2018	5,891	→
Variance since June 2017	(3.7%)	↓



ACTIVITY

Cumulative percentage of contracted UDA delivered 2018 & 2019



Adjusted Scheduled Activity (UDA)

Month	2018	2019
April	1,045	779
May	2,404	1,995
June	3,538	2,851
July	4,997	
August	6,284	
September	7,305	
October	7,508	
November	8,985	
December	11,060	
January	12,101	
February	13,435	
March	14,774	
April	15,380	
May	15,409	
June	15,414	

QUALITY

	Quantity	Base Number	Contract	AT	Region	England
% of FP17s for the same patient ID Re-attending within 3 months - Children	30	505	5.9%	10.0%	12.0%	11.5%
% of FP17s for the same patient ID Re-attending within 3 months - Adults	181	1,334	13.6%	13.8%	15.7%	15.4%
% of FP17s for the same patient ID Re-attending between 3 & 9 months - Children	274	505	54.3%	61.7%	60.3%	58.9%
% of FP17s for the same patient ID Re-attending between 3 & 9 months - Adults	597	1,334	44.8%	56.1%	54.0%	51.6%
% of FP17s for Band 1 Urgent Courses	158	1,448	10.9%	7.1%	8.9%	8.9%
% of FP17s Relating to Free Repair or Replacements	16	1,448	1.1%	0.9%	1.0%	0.8%
% of FP17s Relating to Continuations	5	1,448	0.3%	1.0%	1.1%	0.9%
% of Patients satisfied with the dentistry they have received	1	2	N/A	92.6%	93.4%	93.2%
% of Patients satisfied with the time they had to wait for an appointment	2	2	N/A	88.0%	89.4%	88.8%

* This is based on patients treated on this contract for their most recent course of treatment. Figures in italics indicate the base number of FP17s or Patient Questionnaire responses are less than 100. N/A is shown where the base number of responses is less than 10 during the period. % is calculated as Quantity/Base number*100

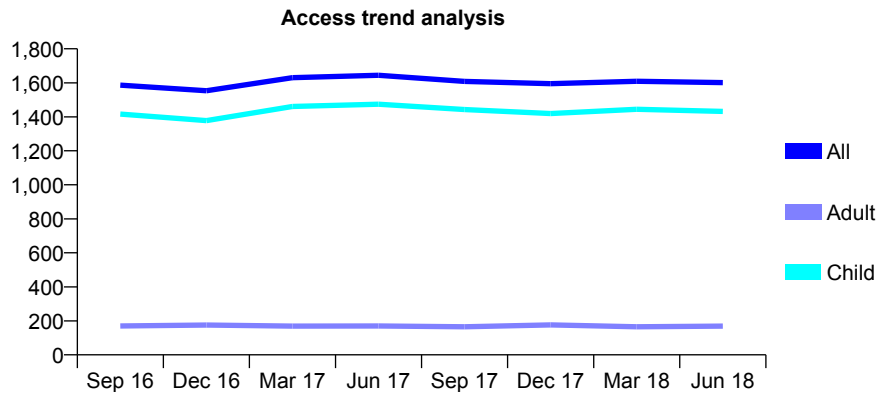
Q52 - Vital Signs At a Glance Contract Report for 917990/0001 - June 2018

Name or company name	MISS L TAYLOR
Contract type name	GDS Contract
Purpose of contract	General
Contract start date	01/04/2006
Contract end date	

18/19 Contracted general activity (UDA)	3,898
Carry forward general activity (UDA)	0
18/19 Contracted orthodontic activity (UOA)	0
Carry forward orthodontic activity (UOA)	0
Baseline contract value	£94,375.28

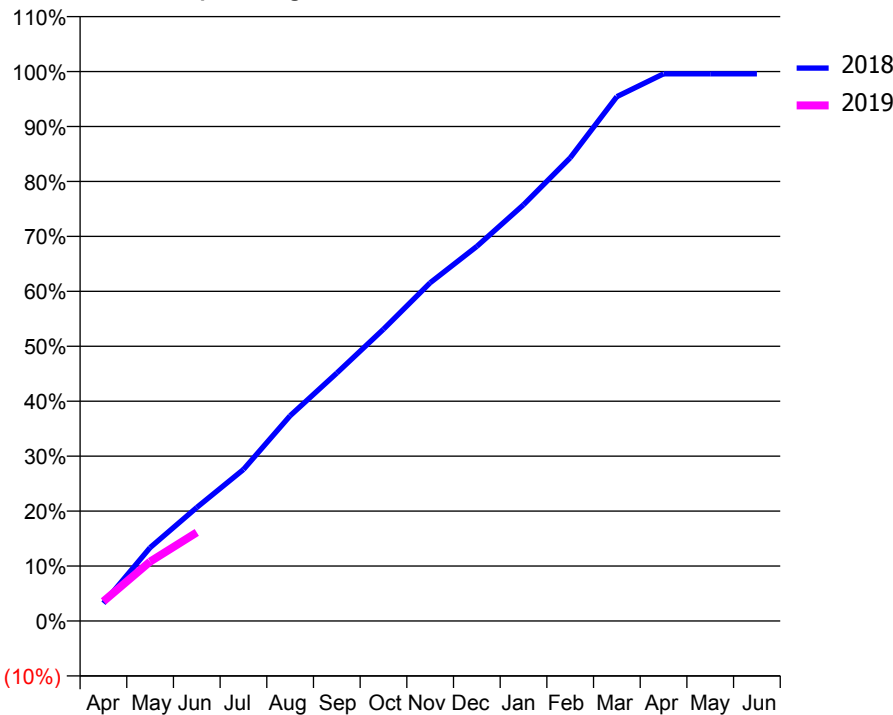
ACCESS*

Patients seen in 24 months	Total	Change since previous quarter
Quarter ending June 2017	1,644	
Quarter ending September 2017	1,608	↓
Quarter ending December 2017	1,595	→
Quarter ending March 2018	1,609	→
Quarter ending June 2018	1,601	→
Variance since June 2017	(2.6%)	↓



ACTIVITY

Cumulative percentage of contracted UDA delivered 2018 & 2019



Month	Adjusted Scheduled Activity (UDA)	
	2018	2019
April	126	139
May	521	422
June	805	629
July	1,075	
August	1,456	
September	1,759	
October	2,070	
November	2,399	
December	2,657	
January	2,952	
February	3,286	
March	3,719	
April	3,882	
May	3,882	
June	3,882	

QUALITY

	Quantity	Base Number	Contract	AT	Region	England
% of FP17s for the same patient ID Re-attending within 3 months - Children	36	523	6.9%	10.0%	12.0%	11.5%
% of FP17s for the same patient ID Re-attending within 3 months - Adults	1	17	5.9%	13.8%	15.7%	15.4%
% of FP17s for the same patient ID Re-attending between 3 & 9 months - Children	388	523	74.2%	61.7%	60.3%	58.9%
% of FP17s for the same patient ID Re-attending between 3 & 9 months - Adults	12	17	70.6%	56.1%	54.0%	51.6%
% of FP17s for Band 1 Urgent Courses	8	441	1.8%	7.1%	8.9%	8.9%
% of FP17s Relating to Free Repair or Replacements	0	441	0.0%	0.9%	1.0%	0.8%
% of FP17s Relating to Continuations	0	441	0.0%	1.0%	1.1%	0.9%
% of Patients satisfied with the dentistry they have received	1	1	N/A	92.6%	93.4%	93.2%
% of Patients satisfied with the time they had to wait for an appointment	1	1	N/A	88.0%	89.4%	88.8%

* This is based on patients treated on this contract for their most recent course of treatment. Figures in italics indicate the base number of FP17s or Patient Questionnaire responses are less than 100. N/A is shown where the base number of responses is less than 10 during the period. % is calculated as Quantity/Base number*100

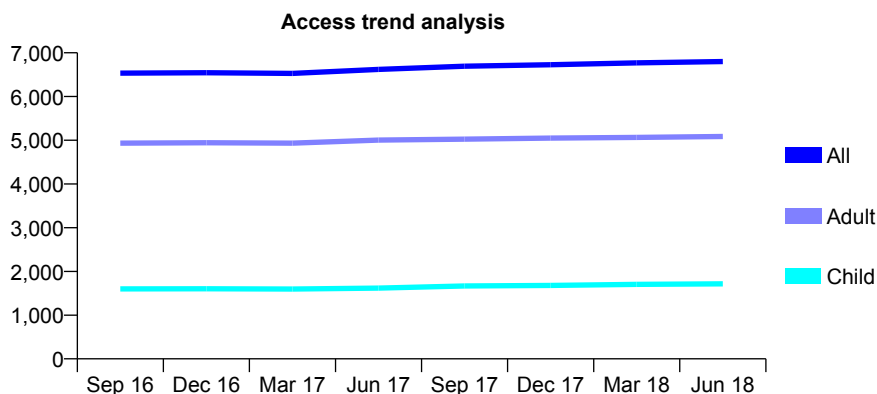
Q52 - Vital Signs At a Glance Contract Report for 919861/0001 - June 2018

Name or company name	MRS SJ BARRETT
Contract type name	PDS Contract
Purpose of contract	General
Contract start date	01/04/2006
Contract end date	31/03/2021

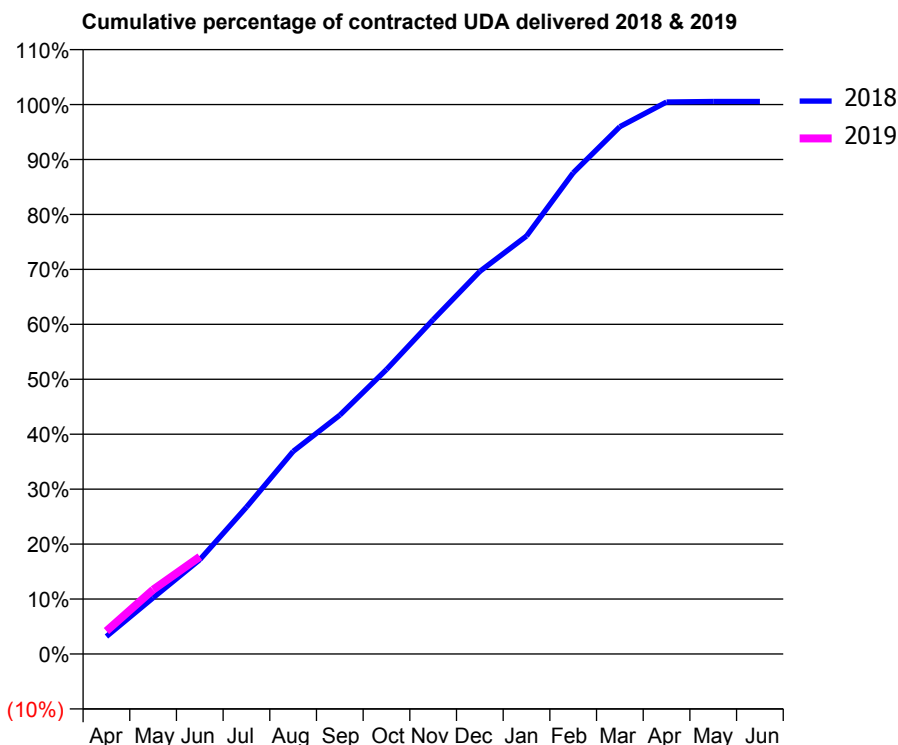
18/19 Contracted general activity (UDA)	21,548
Carry forward general activity (UDA)	0
18/19 Contracted orthodontic activity (UOA)	0
Carry forward orthodontic activity (UOA)	0
Baseline contract value	£618,341.91

ACCESS*

Patients seen in 24 months	Total	Change since previous quarter
Quarter ending June 2017	6,620	
Quarter ending September 2017	6,692	→
Quarter ending December 2017	6,727	→
Quarter ending March 2018	6,771	→
Quarter ending June 2018	6,801	→
Variance since June 2017	2.7%	↑



ACTIVITY



Month	Adjusted Scheduled Activity (UDA)	
	2018	2019
April	688	900
May	2,204	2,525
June	3,702	3,814
July	5,762	
August	7,943	
September	9,370	
October	11,157	
November	13,112	
December	15,006	
January	16,391	
February	18,871	
March	20,679	
April	21,648	
May	21,667	
June	21,666	

QUALITY

	Quantity	Base Number	Contract	AT	Region	England
% of FP17s for the same patient ID Re-attending within 3 months - Children	38	607	6.3%	10.0%	12.0%	11.5%
% of FP17s for the same patient ID Re-attending within 3 months - Adults	279	1,750	15.9%	13.8%	15.7%	15.4%
% of FP17s for the same patient ID Re-attending between 3 & 9 months - Children	384	607	63.3%	61.7%	60.3%	58.9%
% of FP17s for the same patient ID Re-attending between 3 & 9 months - Adults	1,076	1,750	61.5%	56.1%	54.0%	51.6%
% of FP17s for Band 1 Urgent Courses	200	1,945	10.3%	7.1%	8.9%	8.9%
% of FP17s Relating to Free Repair or Replacements	27	1,945	1.4%	0.9%	1.0%	0.8%
% of FP17s Relating to Continuations	36	1,945	1.9%	1.0%	1.1%	0.9%
% of Patients satisfied with the dentistry they have received	9	10	90.0%	92.6%	93.4%	93.2%
% of Patients satisfied with the time they had to wait for an appointment	9	10	90.0%	88.0%	89.4%	88.8%

* This is based on patients treated on this contract for their most recent course of treatment. Figures in italics indicate the base number of FP17s or Patient Questionnaire responses are less than 100. N/A is shown where the base number of responses is less than 10 during the period. % is calculated as Quantity/Base number*100

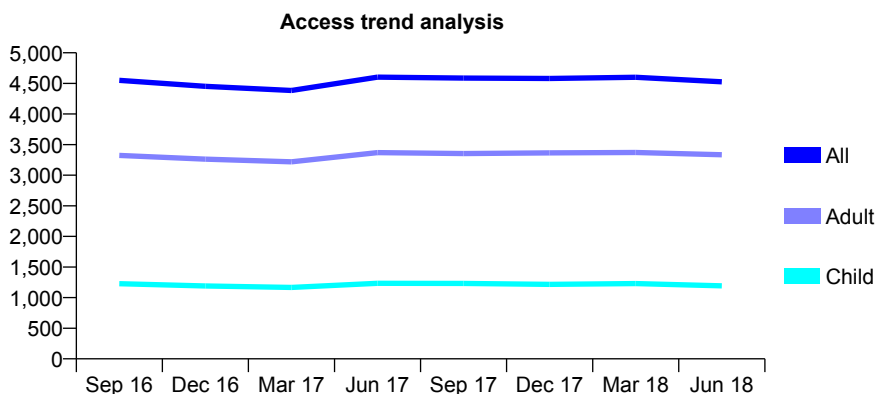
Q52 - Vital Signs At a Glance Contract Report for 929271/0001 - June 2018

Name or company name	MISS R PRASAD
Contract type name	GDS Contract
Purpose of contract	General
Contract start date	01/04/2006
Contract end date	

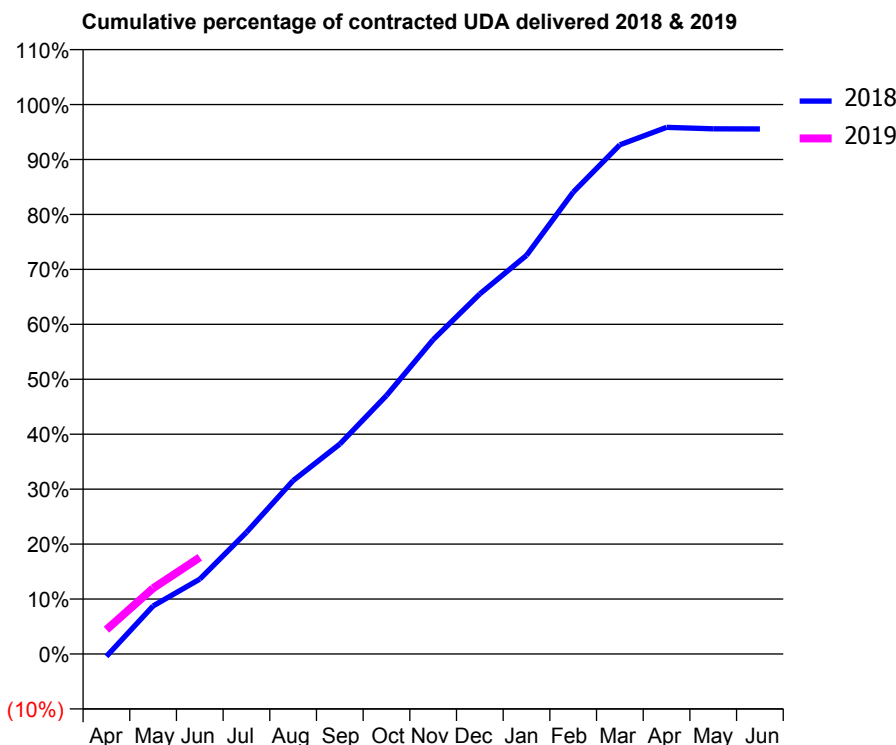
18/19 Contracted general activity (UDA)	14,610
Carry forward general activity (UDA)	0
18/19 Contracted orthodontic activity (UOA)	0
Carry forward orthodontic activity (UOA)	0
Baseline contract value	£327,492.72

ACCESS*

Patients seen in 24 months	Total	Change since previous quarter
Quarter ending June 2017	4,603	
Quarter ending September 2017	4,587	→
Quarter ending December 2017	4,581	→
Quarter ending March 2018	4,601	→
Quarter ending June 2018	4,527	↓
Variance since June 2017	(1.7%)	↓



ACTIVITY



Month	Adjusted Scheduled Activity (UDA)	
	2018	2019
April	-65	648
May	1,279	1,751
June	1,989	2,568
July	3,236	
August	4,611	
September	5,582	
October	6,873	
November	8,359	
December	9,576	
January	10,598	
February	12,279	
March	13,537	
April	14,002	
May	13,962	
June	13,959	

QUALITY

	Quantity	Base Number	Contract	AT	Region	England
% of FP17s for the same patient ID Re-attending within 3 months - Children	21	309	6.8%	10.0%	12.0%	11.5%
% of FP17s for the same patient ID Re-attending within 3 months - Adults	128	950	13.5%	13.8%	15.7%	15.4%
% of FP17s for the same patient ID Re-attending between 3 & 9 months - Children	196	309	63.4%	61.7%	60.3%	58.9%
% of FP17s for the same patient ID Re-attending between 3 & 9 months - Adults	541	950	56.9%	56.1%	54.0%	51.6%
% of FP17s for Band 1 Urgent Courses	29	1,059	2.7%	7.1%	8.9%	8.9%
% of FP17s Relating to Free Repair or Replacements	4	1,059	0.4%	0.9%	1.0%	0.8%
% of FP17s Relating to Continuations	8	1,059	0.8%	1.0%	1.1%	0.9%
% of Patients satisfied with the dentistry they have received	4	4	N/A	92.6%	93.4%	93.2%
% of Patients satisfied with the time they had to wait for an appointment	4	4	N/A	88.0%	89.4%	88.8%

* This is based on patients treated on this contract for their most recent course of treatment. Figures in italics indicate the base number of FP17s or Patient Questionnaire responses are less than 100. N/A is shown where the base number of responses is less than 10 during the period. % is calculated as Quantity/Base number*100

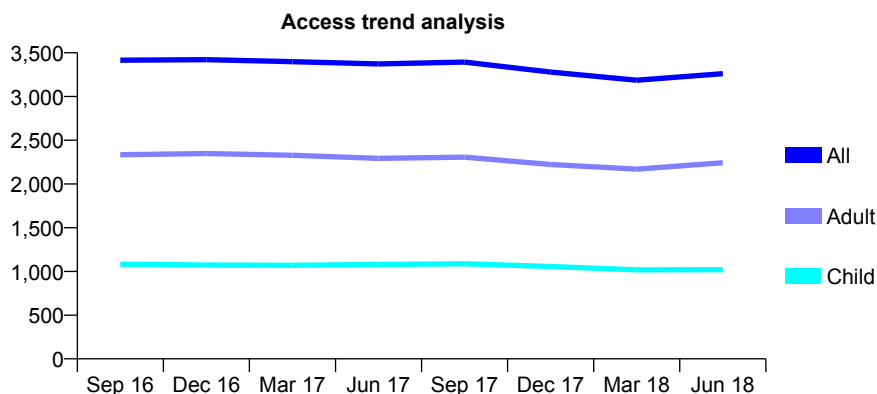
Q52 - Vital Signs At a Glance Contract Report for 932574/0001 - June 2018

Name or company name	MRS M HAMER
Contract type name	GDS Contract
Purpose of contract	General
Contract start date	01/11/2007
Contract end date	

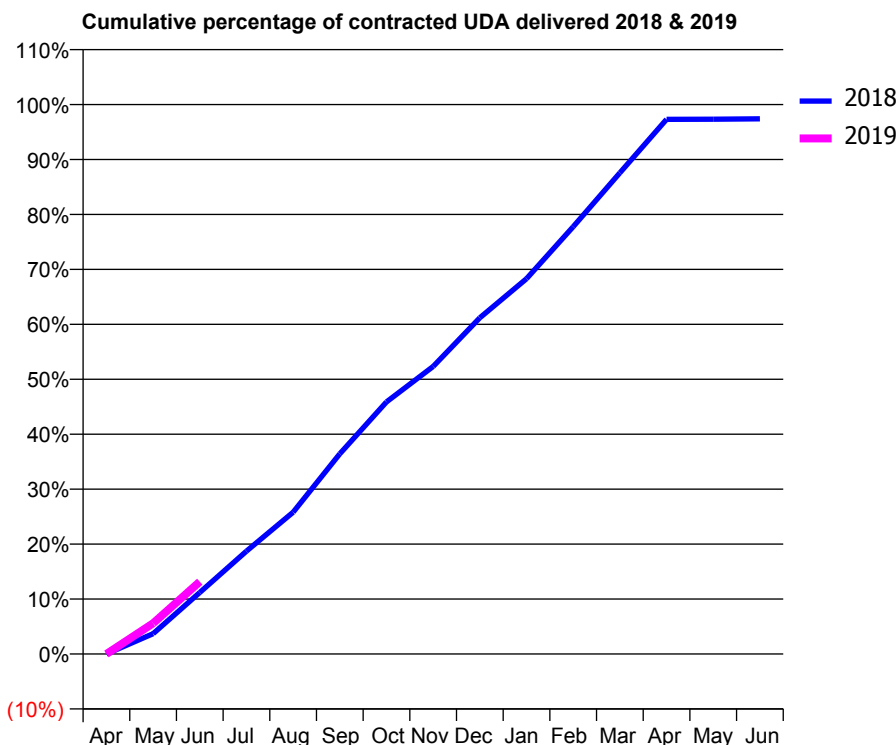
18/19 Contracted general activity (UDA)	7,800
Carry forward general activity (UDA)	0
18/19 Contracted orthodontic activity (UOA)	0
Carry forward orthodontic activity (UOA)	0
Baseline contract value	£213,238.98

ACCESS*

Patients seen in 24 months	Total	Change since previous quarter
Quarter ending June 2017	3,372	
Quarter ending September 2017	3,394	→
Quarter ending December 2017	3,279	↓
Quarter ending March 2018	3,187	↓
Quarter ending June 2018	3,262	↑
Variance since June 2017	(3.3%)	↓



ACTIVITY



Month	Adjusted Scheduled Activity (UDA)	
	2018	2019
April	-1	0
May	289	437
June	873	1,027
July	1,460	
August	2,012	
September	2,843	
October	3,579	
November	4,081	
December	4,773	
January	5,326	
February	6,066	
March	6,831	
April	7,590	
May	7,592	
June	7,597	

QUALITY

	Quantity	Base Number	Contract	AT	Region	England
% of FP17s for the same patient ID Re-attending within 3 months - Children	28	383	7.3%	10.0%	12.0%	11.5%
% of FP17s for the same patient ID Re-attending within 3 months - Adults	55	744	7.4%	13.8%	15.7%	15.4%
% of FP17s for the same patient ID Re-attending between 3 & 9 months - Children	306	383	79.9%	61.7%	60.3%	58.9%
% of FP17s for the same patient ID Re-attending between 3 & 9 months - Adults	320	744	43.0%	56.1%	54.0%	51.6%
% of FP17s for Band 1 Urgent Courses	44	680	6.5%	7.1%	8.9%	8.9%
% of FP17s Relating to Free Repair or Replacements	3	680	0.4%	0.9%	1.0%	0.8%
% of FP17s Relating to Continuations	1	680	0.1%	1.0%	1.1%	0.9%
% of Patients satisfied with the dentistry they have received	1	1	N/A	92.6%	93.4%	93.2%
% of Patients satisfied with the time they had to wait for an appointment	1	1	N/A	88.0%	89.4%	88.8%

* This is based on patients treated on this contract for their most recent course of treatment. Figures in italics indicate the base number of FP17s or Patient Questionnaire responses are less than 100. N/A is shown where the base number of responses is less than 10 during the period. % is calculated as Quantity/Base number*100

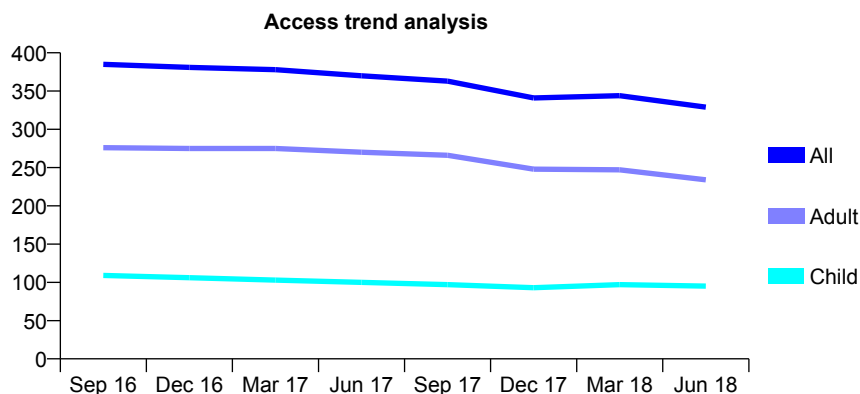
Q52 - Vital Signs At a Glance Contract Report for 934305/0002 - June 2018

Name or company name	MR M DENNETT
Contract type name	GDS Contract
Purpose of contract	General
Contract start date	09/01/2013
Contract end date	

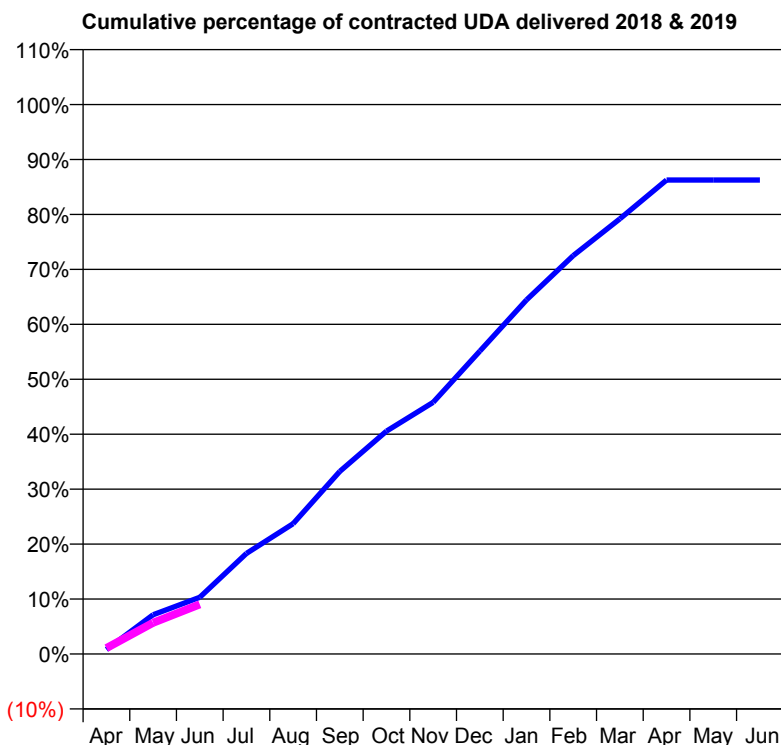
18/19 Contracted general activity (UDA)	1,105
Carry forward general activity (UDA)	0
18/19 Contracted orthodontic activity (UOA)	0
Carry forward orthodontic activity (UOA)	0
Baseline contract value	£31,730.46

ACCESS*

Patients seen in 24 months	Total	Change since previous quarter
Quarter ending June 2017	370	
Quarter ending September 2017	363	↓
Quarter ending December 2017	341	↓
Quarter ending March 2018	344	→
Quarter ending June 2018	329	↓
Variance since June 2017	(11.1%)	↓



ACTIVITY



Month	Adjusted Scheduled Activity (UDA)	
	2018	2019
April	9	12
May	79	63
June	114	100
July	202	
August	262	
September	367	
October	448	
November	506	
December	609	
January	712	
February	801	
March	875	
April	953	
May	953	
June	953	

QUALITY

	Quantity	Base Number	Contract	AT	Region	England
% of FP17s for the same patient ID Re-attending within 3 months - Children	2	24	8.3%	10.0%	12.0%	11.5%
% of FP17s for the same patient ID Re-attending within 3 months - Adults	8	75	10.7%	13.8%	15.7%	15.4%
% of FP17s for the same patient ID Re-attending between 3 & 9 months - Children	14	24	58.3%	61.7%	60.3%	58.9%
% of FP17s for the same patient ID Re-attending between 3 & 9 months - Adults	50	75	66.7%	56.1%	54.0%	51.6%
% of FP17s for Band 1 Urgent Courses	0	57	0.0%	7.1%	8.9%	8.9%
% of FP17s Relating to Free Repair or Replacements	0	57	0.0%	0.9%	1.0%	0.8%
% of FP17s Relating to Continuations	0	57	0.0%	1.0%	1.1%	0.9%
% of Patients satisfied with the dentistry they have received	0	0	N/A	92.6%	93.4%	93.2%
% of Patients satisfied with the time they had to wait for an appointment	0	0	N/A	88.0%	89.4%	88.8%

* This is based on patients treated on this contract for their most recent course of treatment. Figures in italics indicate the base number of FP17s or Patient Questionnaire responses are less than 100. N/A is shown where the base number of responses is less than 10 during the period. % is calculated as Quantity/Base number*100

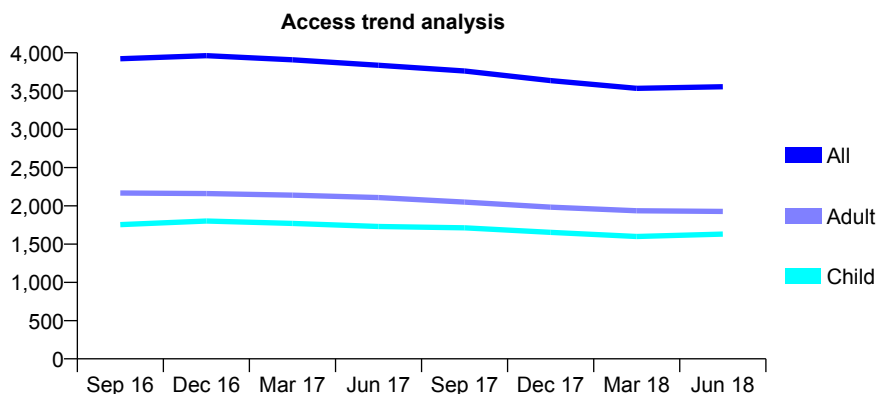
Q52 - Vital Signs At a Glance Contract Report for 934364/0002 - June 2018

Name or company name	MR J LJUSTINA
Contract type name	GDS Contract
Purpose of contract	General
Contract start date	26/07/2010
Contract end date	

18/19 Contracted general activity (UDA)	12,699
Carry forward general activity (UDA)	0
18/19 Contracted orthodontic activity (UOA)	0
Carry forward orthodontic activity (UOA)	0
Baseline contract value	£468,282.51

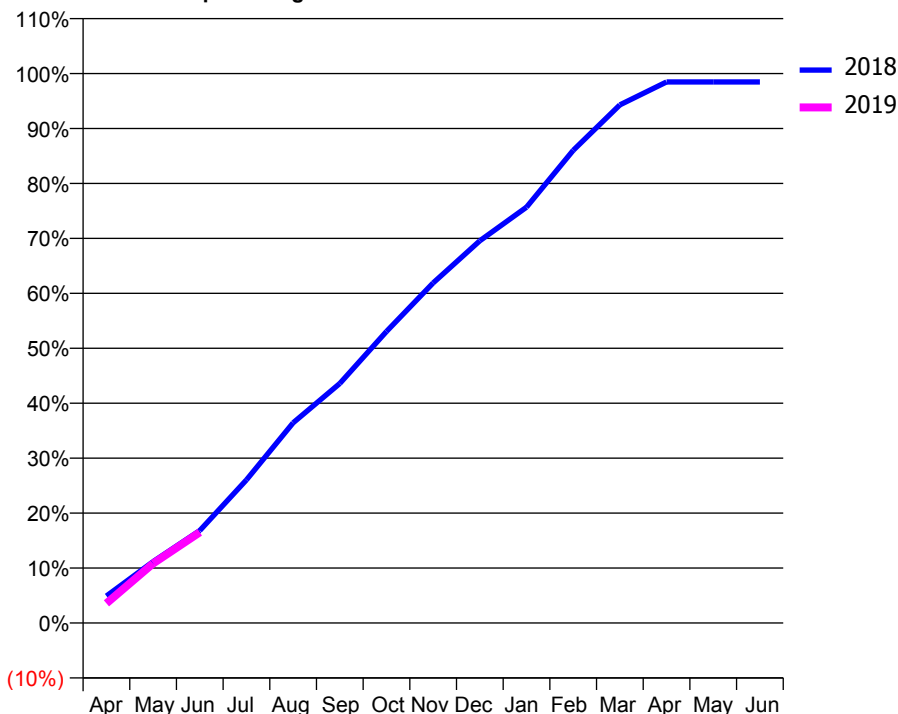
ACCESS*

Patients seen in 24 months	Total	Change since previous quarter
Quarter ending June 2017	3,837	
Quarter ending September 2017	3,762	↓
Quarter ending December 2017	3,636	↓
Quarter ending March 2018	3,535	↓
Quarter ending June 2018	3,557	→
Variance since June 2017	(7.3%)	↓



ACTIVITY

Cumulative percentage of contracted UDA delivered 2018 & 2019



Adjusted Scheduled Activity (UDA)

Month	2018	2019
April	624	454
May	1,418	1,376
June	2,136	2,098
July	3,308	
August	4,629	
September	5,537	
October	6,737	
November	7,861	
December	8,833	
January	9,610	
February	10,923	
March	11,973	
April	12,504	
May	12,504	
June	12,504	

QUALITY

	Quantity	Base Number	Contract	AT	Region	England
% of FP17s for the same patient ID Re-attending within 3 months - Children	22	588	3.7%	10.0%	12.0%	11.5%
% of FP17s for the same patient ID Re-attending within 3 months - Adults	50	595	8.4%	13.8%	15.7%	15.4%
% of FP17s for the same patient ID Re-attending between 3 & 9 months - Children	396	588	67.3%	61.7%	60.3%	58.9%
% of FP17s for the same patient ID Re-attending between 3 & 9 months - Adults	403	595	67.7%	56.1%	54.0%	51.6%
% of FP17s for Band 1 Urgent Courses	35	962	3.6%	7.1%	8.9%	8.9%
% of FP17s Relating to Free Repair or Replacements	0	962	0.0%	0.9%	1.0%	0.8%
% of FP17s Relating to Continuations	4	962	0.4%	1.0%	1.1%	0.9%
% of Patients satisfied with the dentistry they have received	2	2	N/A	92.6%	93.4%	93.2%
% of Patients satisfied with the time they had to wait for an appointment	2	2	N/A	88.0%	89.4%	88.8%

* This is based on patients treated on this contract for their most recent course of treatment. Figures in italics indicate the base number of FP17s or Patient Questionnaire responses are less than 100. N/A is shown where the base number of responses is less than 10 during the period. % is calculated as Quantity/Base number*100

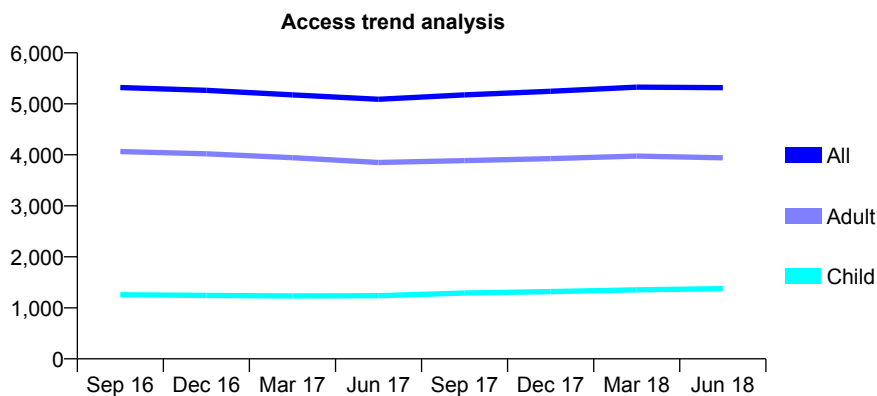
Q52 - Vital Signs At a Glance Contract Report for 941662/0001 - June 2018

Name or company name	Thota and Thota
Contract type name	GDS Contract
Purpose of contract	General
Contract start date	01/04/2006
Contract end date	

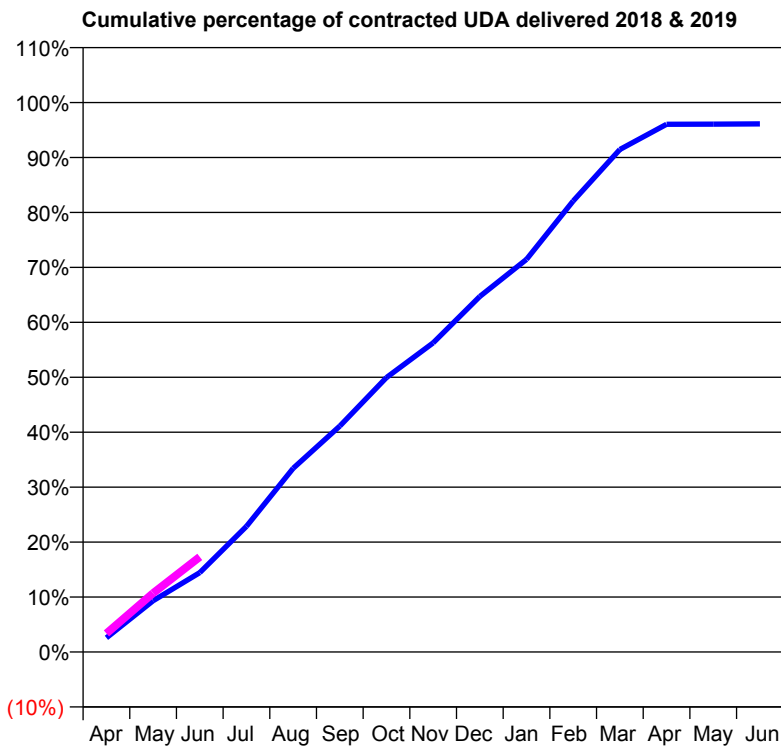
18/19 Contracted general activity (UDA)	15,400
Carry forward general activity (UDA)	0
18/19 Contracted orthodontic activity (UOA)	0
Carry forward orthodontic activity (UOA)	0
Baseline contract value	£579,494.57

ACCESS*

Patients seen in 24 months	Total	Change since previous quarter
Quarter ending June 2017	5,088	
Quarter ending September 2017	5,176	→
Quarter ending December 2017	5,245	→
Quarter ending March 2018	5,328	→
Quarter ending June 2018	5,316	→
Variance since June 2017	4.5%	↑



ACTIVITY



Month	Adjusted Scheduled Activity (UDA)	
	2018	2019
April	397	521
May	1,437	1,651
June	2,224	2,668
July	3,522	
August	5,147	
September	6,332	
October	7,693	
November	8,666	
December	9,967	
January	11,004	
February	12,640	
March	14,083	
April	14,791	
May	14,794	
June	14,801	

QUALITY

	Quantity	Base Number	Contract	AT	Region	England
% of FP17s for the same patient ID Re-attending within 3 months - Children	50	561	8.9%	10.0%	12.0%	11.5%
% of FP17s for the same patient ID Re-attending within 3 months - Adults	168	1,321	12.7%	13.8%	15.7%	15.4%
% of FP17s for the same patient ID Re-attending between 3 & 9 months - Children	308	561	54.9%	61.7%	60.3%	58.9%
% of FP17s for the same patient ID Re-attending between 3 & 9 months - Adults	778	1,321	58.9%	56.1%	54.0%	51.6%
% of FP17s for Band 1 Urgent Courses	86	1,549	5.6%	7.1%	8.9%	8.9%
% of FP17s Relating to Free Repair or Replacements	41	1,549	2.6%	0.9%	1.0%	0.8%
% of FP17s Relating to Continuations	10	1,549	0.6%	1.0%	1.1%	0.9%
% of Patients satisfied with the dentistry they have received	1	2	N/A	92.6%	93.4%	93.2%
% of Patients satisfied with the time they had to wait for an appointment	2	2	N/A	88.0%	89.4%	88.8%

* This is based on patients treated on this contract for their most recent course of treatment. Figures in italics indicate the base number of FP17s or Patient Questionnaire responses are less than 100. N/A is shown where the base number of responses is less than 10 during the period. % is calculated as Quantity/Base number*100

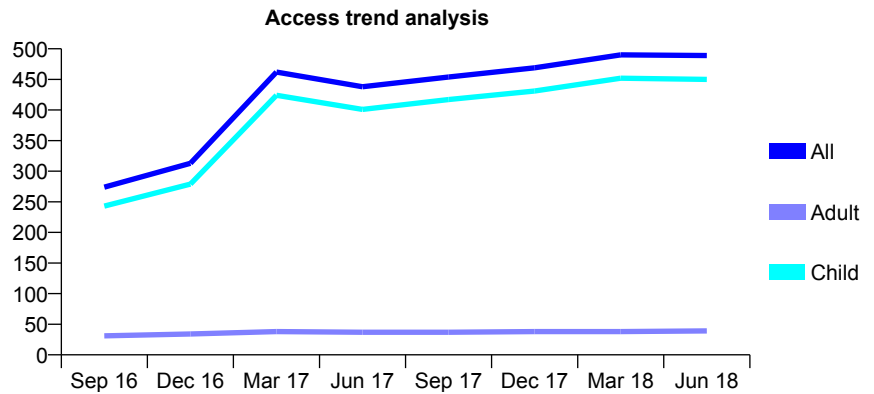
Q52 - Vital Signs At a Glance Contract Report for 941670/0001 - June 2018

Name or company name	MR JA SINCLAIR
Contract type name	GDS Contract
Purpose of contract	General
Contract start date	25/03/2011
Contract end date	

18/19 Contracted general activity (UDA)	886
Carry forward general activity (UDA)	0
18/19 Contracted orthodontic activity (UOA)	0
Carry forward orthodontic activity (UOA)	0
Baseline contract value	£18,666.81

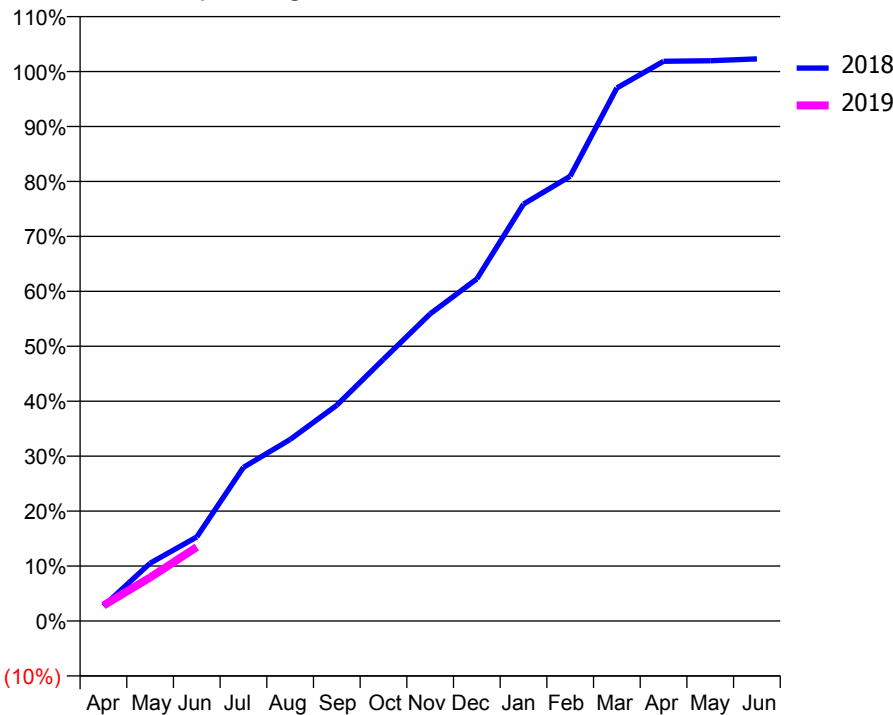
ACCESS*

Patients seen in 24 months	Total	Change since previous quarter
Quarter ending June 2017	438	
Quarter ending September 2017	454	↑
Quarter ending December 2017	469	↑
Quarter ending March 2018	490	↑
Quarter ending June 2018	489	→
Variance since June 2017	11.6%	↑



ACTIVITY

Cumulative percentage of contracted UDA delivered 2018 & 2019



Month	Adjusted Scheduled Activity (UDA)	
	2018	2019
April	24	25
May	93	70
June	136	119
July	248	
August	293	
September	348	
October	422	
November	495	
December	552	
January	672	
February	717	
March	859	
April	902	
May	903	
June	906	

QUALITY

	Quantity	Base Number	Contract	AT	Region	England
% of FP17s for the same patient ID Re-attending within 3 months - Children	5	106	4.7%	10.0%	12.0%	11.5%
% of FP17s for the same patient ID Re-attending within 3 months - Adults	0	2	0.0%	13.8%	15.7%	15.4%
% of FP17s for the same patient ID Re-attending between 3 & 9 months - Children	75	106	70.8%	61.7%	60.3%	58.9%
% of FP17s for the same patient ID Re-attending between 3 & 9 months - Adults	2	2	100.0%	56.1%	54.0%	51.6%
% of FP17s for Band 1 Urgent Courses	1	77	1.3%	7.1%	8.9%	8.9%
% of FP17s Relating to Free Repair or Replacements	0	77	0.0%	0.9%	1.0%	0.8%
% of FP17s Relating to Continuations	0	77	0.0%	1.0%	1.1%	0.9%
% of Patients satisfied with the dentistry they have received	0	0	N/A	92.6%	93.4%	93.2%
% of Patients satisfied with the time they had to wait for an appointment	0	0	N/A	88.0%	89.4%	88.8%

* This is based on patients treated on this contract for their most recent course of treatment. Figures in italics indicate the base number of FP17s or Patient Questionnaire responses are less than 100. N/A is shown where the base number of responses is less than 10 during the period. % is calculated as Quantity/Base number*100

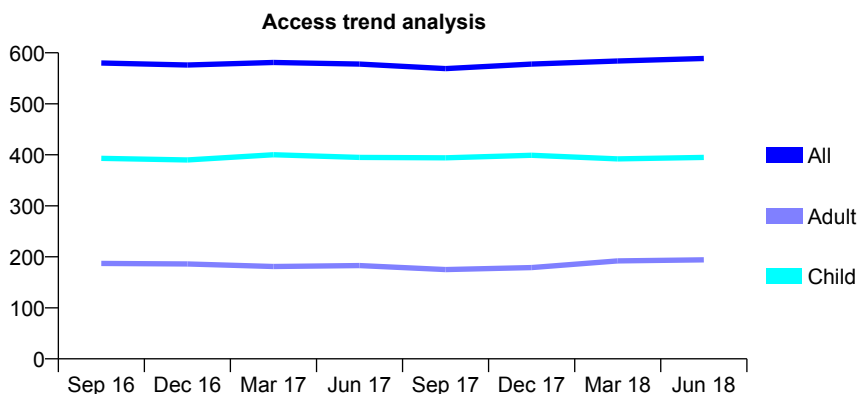
Q52 - Vital Signs At a Glance Contract Report for 964387/0001 - June 2018

Name or company name	MR NP COLE
Contract type name	GDS Contract
Purpose of contract	General
Contract start date	04/10/2010
Contract end date	

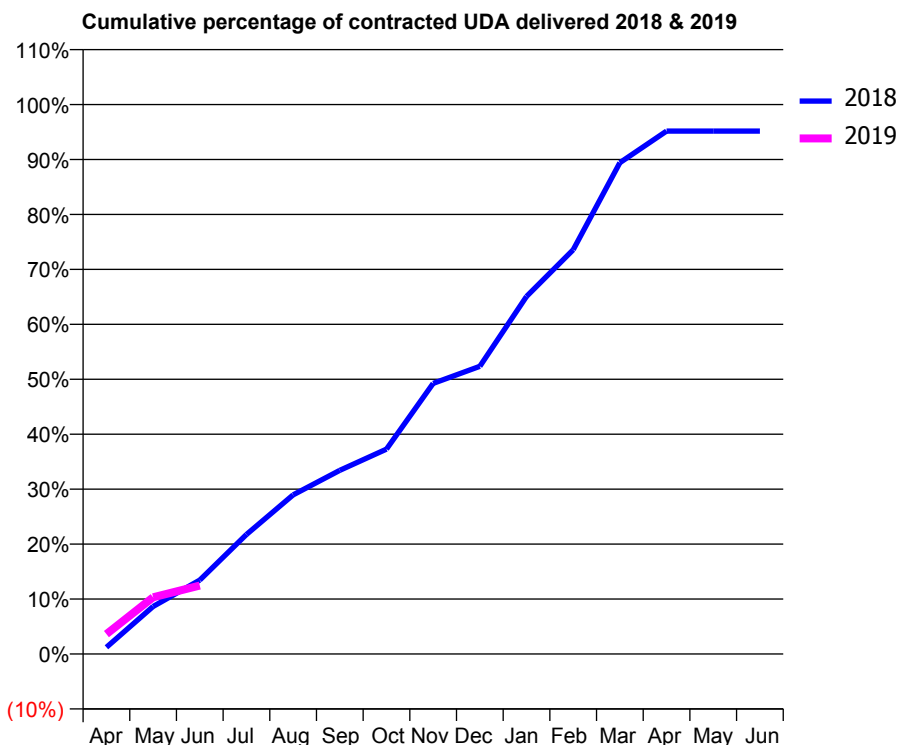
18/19 Contracted general activity (UDA)	1,550
Carry forward general activity (UDA)	0
18/19 Contracted orthodontic activity (UOA)	0
Carry forward orthodontic activity (UOA)	0
Baseline contract value	£46,482.40

ACCESS*

Patients seen in 24 months	Total	Change since previous quarter
Quarter ending June 2017	578	
Quarter ending September 2017	569	↓
Quarter ending December 2017	578	→
Quarter ending March 2018	584	→
Quarter ending June 2018	589	→
Variance since June 2017	1.9%	→



ACTIVITY



Adjusted Scheduled Activity (UDA)		
Month	2018	2019
April	19	56
May	134	160
June	209	193
July	337	
August	449	
September	518	
October	578	
November	763	
December	811	
January	1,009	
February	1,140	
March	1,386	
April	1,475	
May	1,475	
June	1,475	

QUALITY

	Quantity	Base Number	Contract	AT	Region	England
% of FP17s for the same patient ID Re-attending within 3 months - Children	10	130	7.7%	10.0%	12.0%	11.5%
% of FP17s for the same patient ID Re-attending within 3 months - Adults	6	43	14.0%	13.8%	15.7%	15.4%
% of FP17s for the same patient ID Re-attending between 3 & 9 months - Children	91	130	70.0%	61.7%	60.3%	58.9%
% of FP17s for the same patient ID Re-attending between 3 & 9 months - Adults	21	43	48.8%	56.1%	54.0%	51.6%
% of FP17s for Band 1 Urgent Courses	6	136	4.4%	7.1%	8.9%	8.9%
% of FP17s Relating to Free Repair or Replacements	0	136	0.0%	0.9%	1.0%	0.8%
% of FP17s Relating to Continuations	0	136	0.0%	1.0%	1.1%	0.9%
% of Patients satisfied with the dentistry they have received	1	1	N/A	92.6%	93.4%	93.2%
% of Patients satisfied with the time they had to wait for an appointment	1	1	N/A	88.0%	89.4%	88.8%

* This is based on patients treated on this contract for their most recent course of treatment. Figures in italics indicate the base number of FP17s or Patient Questionnaire responses are less than 100. N/A is shown where the base number of responses is less than 10 during the period. % is calculated as Quantity/Base number*100

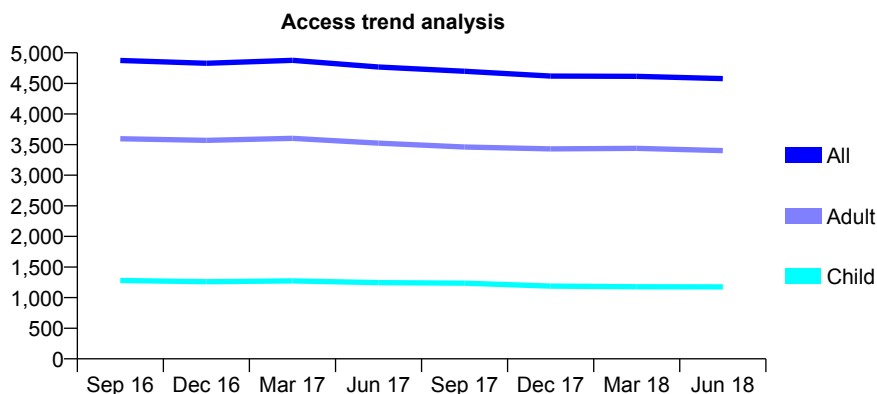
Q52 - Vital Signs At a Glance Contract Report for 973793/0001 - June 2018

Name or company name	MR RB LAD
Contract type name	GDS Contract
Purpose of contract	General
Contract start date	02/08/2010
Contract end date	

18/19 Contracted general activity (UDA)	13,862
Carry forward general activity (UDA)	0
18/19 Contracted orthodontic activity (UOA)	0
Carry forward orthodontic activity (UOA)	0
Baseline contract value	£435,031.50

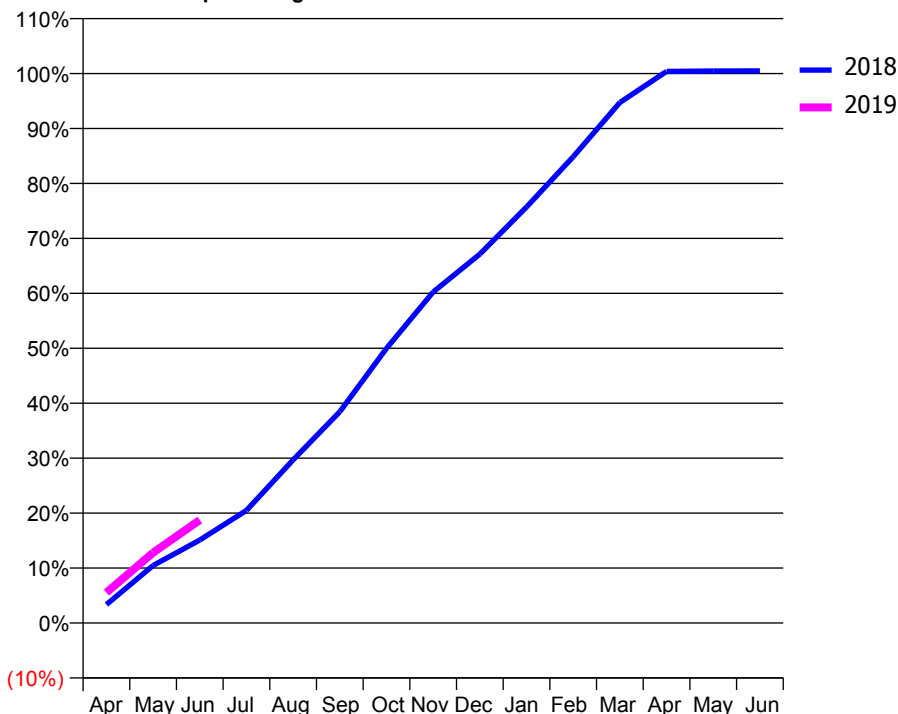
ACCESS*

Patients seen in 24 months	Total	Change since previous quarter
Quarter ending June 2017	4,769	
Quarter ending September 2017	4,698	↓
Quarter ending December 2017	4,619	↓
Quarter ending March 2018	4,615	→
Quarter ending June 2018	4,579	→
Variance since June 2017	(4.0%)	↓



ACTIVITY

Cumulative percentage of contracted UDA delivered 2018 & 2019



Adjusted Scheduled Activity (UDA)

Month	2018	2019
April	467	770
May	1,450	1,775
June	2,096	2,600
July	2,842	
August	4,115	
September	5,330	
October	6,928	
November	8,350	
December	9,306	
January	10,492	
February	11,763	
March	13,132	
April	13,914	
May	13,926	
June	13,928	

QUALITY

	Quantity	Base Number	Contract	AT	Region	England
% of FP17s for the same patient ID Re-attending within 3 months - Children	54	464	11.6%	10.0%	12.0%	11.5%
% of FP17s for the same patient ID Re-attending within 3 months - Adults	190	1,340	14.2%	13.8%	15.7%	15.4%
% of FP17s for the same patient ID Re-attending between 3 & 9 months - Children	306	464	65.9%	61.7%	60.3%	58.9%
% of FP17s for the same patient ID Re-attending between 3 & 9 months - Adults	927	1,340	69.2%	56.1%	54.0%	51.6%
% of FP17s for Band 1 Urgent Courses	86	1,484	5.8%	7.1%	8.9%	8.9%
% of FP17s Relating to Free Repair or Replacements	15	1,484	1.0%	0.9%	1.0%	0.8%
% of FP17s Relating to Continuations	10	1,484	0.7%	1.0%	1.1%	0.9%
% of Patients satisfied with the dentistry they have received	10	11	90.9%	92.6%	93.4%	93.2%
% of Patients satisfied with the time they had to wait for an appointment	11	11	100.0%	88.0%	89.4%	88.8%

* This is based on patients treated on this contract for their most recent course of treatment. Figures in italics indicate the base number of FP17s or Patient Questionnaire responses are less than 100. N/A is shown where the base number of responses is less than 10 during the period. % is calculated as Quantity/Base number*100

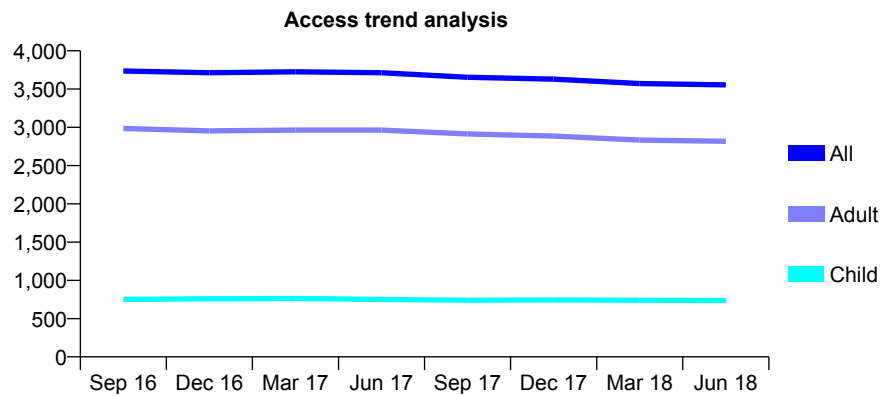
Q52 - Vital Signs At a Glance Contract Report for 999261/0001 - June 2018

Name or company name	MISS AJ EDEN
Contract type name	GDS Contract
Purpose of contract	General
Contract start date	01/04/2006
Contract end date	

18/19 Contracted general activity (UDA)	10,750
Carry forward general activity (UDA)	0
18/19 Contracted orthodontic activity (UOA)	0
Carry forward orthodontic activity (UOA)	0
Baseline contract value	£250,060.07

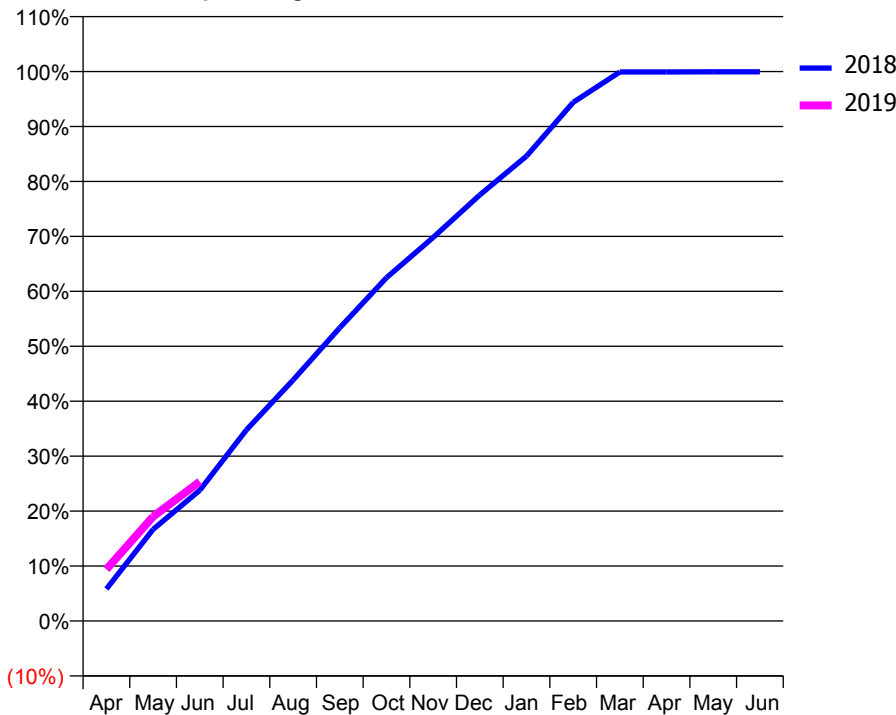
ACCESS*

Patients seen in 24 months	Total	Change since previous quarter
Quarter ending June 2017	3,713	
Quarter ending September 2017	3,654	↓
Quarter ending December 2017	3,629	→
Quarter ending March 2018	3,572	↓
Quarter ending June 2018	3,554	→
Variance since June 2017	(4.3%)	↓



ACTIVITY

Cumulative percentage of contracted UDA delivered 2018 & 2019



Month	Adjusted Scheduled Activity (UDA)	
	2018	2019
April	628	1,011
May	1,793	2,043
June	2,557	2,728
July	3,739	
August	4,715	
September	5,738	
October	6,716	
November	7,504	
December	8,337	
January	9,095	
February	10,146	
March	10,740	
April	10,742	
May	10,743	
June	10,744	

QUALITY

	Quantity	Base Number	Contract	AT	Region	England
% of FP17s for the same patient ID Re-attending within 3 months - Children	20	339	5.9%	10.0%	12.0%	11.5%
% of FP17s for the same patient ID Re-attending within 3 months - Adults	128	1,181	10.8%	13.8%	15.7%	15.4%
% of FP17s for the same patient ID Re-attending between 3 & 9 months - Children	241	339	71.1%	61.7%	60.3%	58.9%
% of FP17s for the same patient ID Re-attending between 3 & 9 months - Adults	830	1,181	70.3%	56.1%	54.0%	51.6%
% of FP17s for Band 1 Urgent Courses	96	1,518	6.3%	7.1%	8.9%	8.9%
% of FP17s Relating to Free Repair or Replacements	28	1,518	1.8%	0.9%	1.0%	0.8%
% of FP17s Relating to Continuations	14	1,518	0.9%	1.0%	1.1%	0.9%
% of Patients satisfied with the dentistry they have received	3	3	N/A	92.6%	93.4%	93.2%
% of Patients satisfied with the time they had to wait for an appointment	3	3	N/A	88.0%	89.4%	88.8%

* This is based on patients treated on this contract for their most recent course of treatment. Figures in italics indicate the base number of FP17s or Patient Questionnaire responses are less than 100. N/A is shown where the base number of responses is less than 10 during the period. % is calculated as Quantity/Base number*100

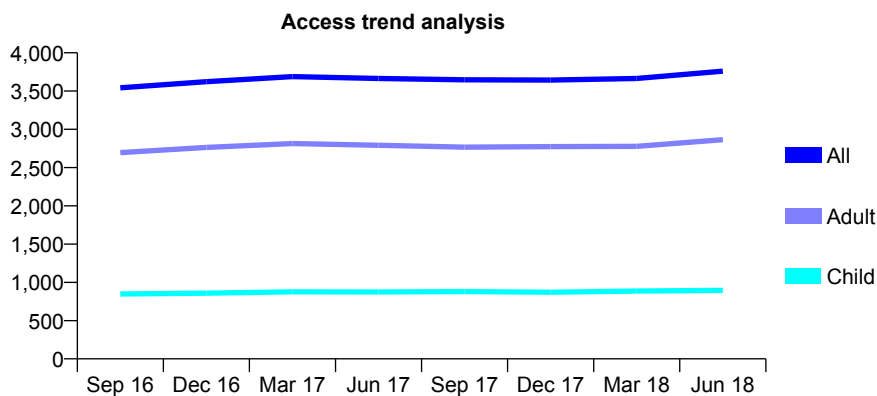
Q52 - Vital Signs At a Glance Contract Report for 999261/0002 - June 2018

Name or company name	MISS AJ EDEN
Contract type name	GDS Contract
Purpose of contract	General
Contract start date	01/04/2006
Contract end date	

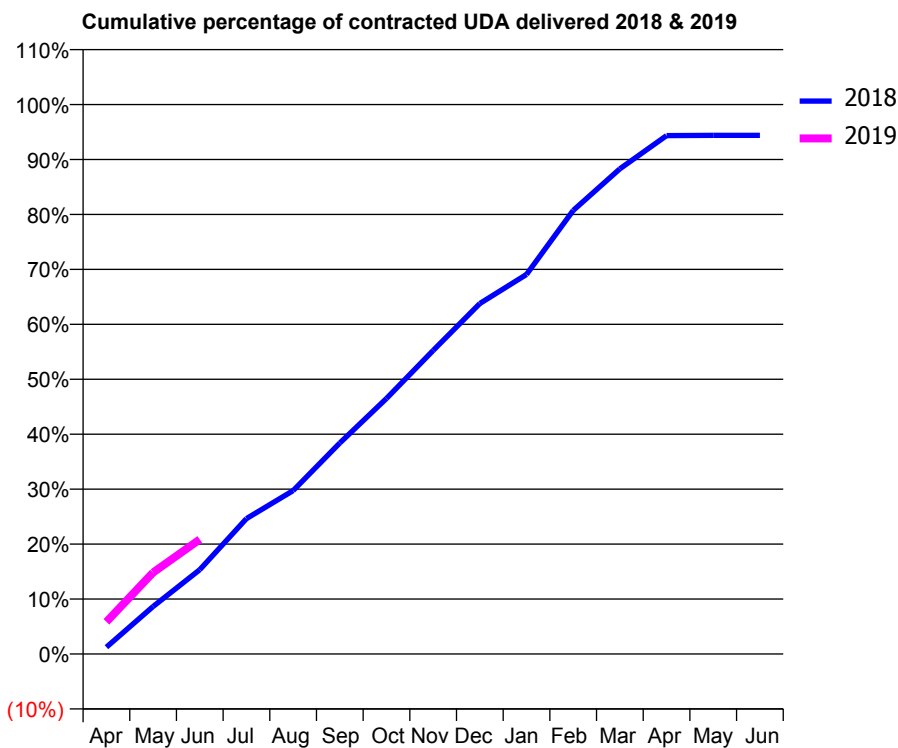
18/19 Contracted general activity (UDA)	11,000
Carry forward general activity (UDA)	0
18/19 Contracted orthodontic activity (UOA)	0
Carry forward orthodontic activity (UOA)	0
Baseline contract value	£255,342.32

ACCESS*

Patients seen in 24 months	Total	Change since previous quarter
Quarter ending June 2017	3,665	
Quarter ending September 2017	3,647	→
Quarter ending December 2017	3,643	→
Quarter ending March 2018	3,665	→
Quarter ending June 2018	3,760	↑
Variance since June 2017	2.6%	↑



ACTIVITY



Month	Adjusted Scheduled Activity (UDA)	
	2018	2019
April	137	643
May	953	1,633
June	1,687	2,294
July	2,710	
August	3,272	
September	4,223	
October	5,117	
November	6,077	
December	7,017	
January	7,599	
February	8,880	
March	9,712	
April	10,377	
May	10,382	
June	10,382	

QUALITY

	Quantity	Base Number	Contract	AT	Region	England
% of FP17s for the same patient ID Re-attending within 3 months - Children	20	385	5.2%	10.0%	12.0%	11.5%
% of FP17s for the same patient ID Re-attending within 3 months - Adults	132	1,224	10.8%	13.8%	15.7%	15.4%
% of FP17s for the same patient ID Re-attending between 3 & 9 months - Children	286	385	74.3%	61.7%	60.3%	58.9%
% of FP17s for the same patient ID Re-attending between 3 & 9 months - Adults	803	1,224	65.6%	56.1%	54.0%	51.6%
% of FP17s for Band 1 Urgent Courses	54	1,281	4.2%	7.1%	8.9%	8.9%
% of FP17s Relating to Free Repair or Replacements	17	1,281	1.3%	0.9%	1.0%	0.8%
% of FP17s Relating to Continuations	22	1,281	1.7%	1.0%	1.1%	0.9%
% of Patients satisfied with the dentistry they have received	4	4	N/A	92.6%	93.4%	93.2%
% of Patients satisfied with the time they had to wait for an appointment	4	4	N/A	88.0%	89.4%	88.8%

* This is based on patients treated on this contract for their most recent course of treatment. Figures in italics indicate the base number of FP17s or Patient Questionnaire responses are less than 100. N/A is shown where the base number of responses is less than 10 during the period. % is calculated as Quantity/Base number*100

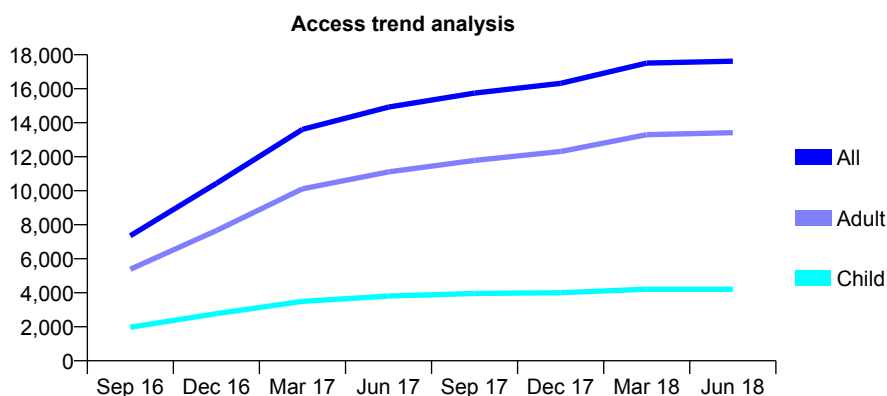
Q53 - Vital Signs At a Glance Contract Report for 100138/0000 - June 2018

Name or company name	Longfellow Road Partnership
Contract type name	GDS Contract
Purpose of contract	General
Contract start date	01/05/2016
Contract end date	

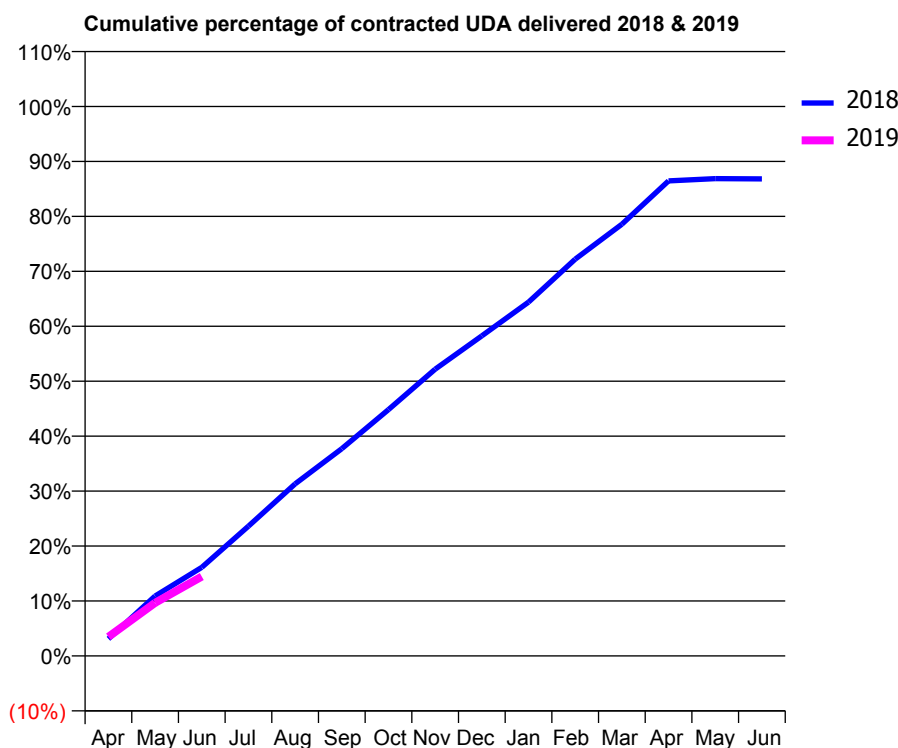
18/19 Contracted general activity (UDA)	49,397
Carry forward general activity (UDA)	0
18/19 Contracted orthodontic activity (UOA)	0
Carry forward orthodontic activity (UOA)	0
Baseline contract value	£1,187,526.61

ACCESS*

Patients seen in 24 months	Total	Change since previous quarter
Quarter ending June 2017	14,918	
Quarter ending September 2017	15,744	↑
Quarter ending December 2017	16,316	↑
Quarter ending March 2018	17,510	↑
Quarter ending June 2018	17,619	→
Variance since June 2017	18.1%	↑



ACTIVITY



Month	Adjusted Scheduled Activity (UDA)	
	2018	2019
April	1,541	1,723
May	5,394	4,775
June	7,966	7,143
July	11,667	
August	15,471	
September	18,629	
October	22,141	
November	25,776	
December	28,779	
January	31,804	
February	35,668	
March	38,814	
April	42,698	
May	42,903	
June	42,888	

QUALITY

	Quantity	Base Number	Contract	AT	Region	England
% of FP17s for the same patient ID Re-attending within 3 months - Children	68	1,338	5.1%	9.0%	11.3%	11.5%
% of FP17s for the same patient ID Re-attending within 3 months - Adults	340	3,971	8.6%	12.5%	14.9%	15.4%
% of FP17s for the same patient ID Re-attending between 3 & 9 months - Children	669	1,338	50.0%	60.0%	60.0%	58.9%
% of FP17s for the same patient ID Re-attending between 3 & 9 months - Adults	1,764	3,971	44.4%	51.4%	52.6%	51.6%
% of FP17s for Band 1 Urgent Courses	277	3,728	7.4%	6.8%	7.9%	8.9%
% of FP17s Relating to Free Repair or Replacements	34	3,728	0.9%	0.8%	0.8%	0.8%
% of FP17s Relating to Continuations	4	3,728	0.1%	1.0%	0.9%	0.9%
% of Patients satisfied with the dentistry they have received	36	37	97.3%	93.3%	93.2%	93.2%
% of Patients satisfied with the time they had to wait for an appointment	33	37	89.2%	91.3%	89.1%	88.8%

* This is based on patients treated on this contract for their most recent course of treatment. Figures in italics indicate the base number of FP17s or Patient Questionnaire responses are less than 100. N/A is shown where the base number of responses is less than 10 during the period. % is calculated as Quantity/Base number*100

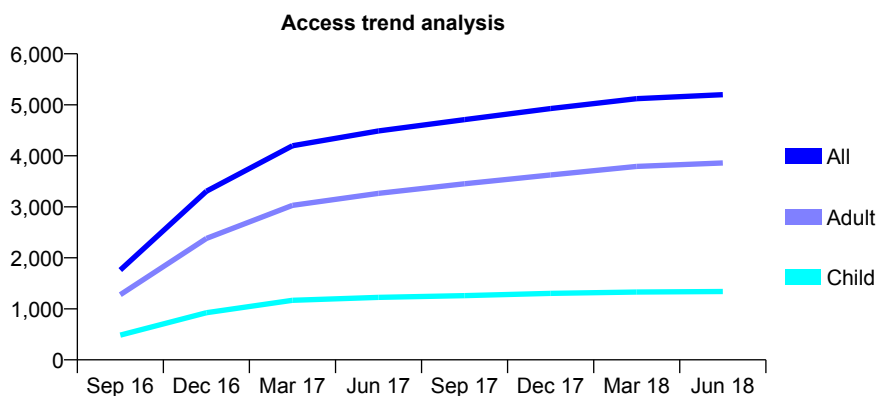
Q53 - Vital Signs At a Glance Contract Report for 100188/0000 - June 2018

Name or company name	High Street Dental Practice
Contract type name	GDS Contract
Purpose of contract	General
Contract start date	01/07/2016
Contract end date	

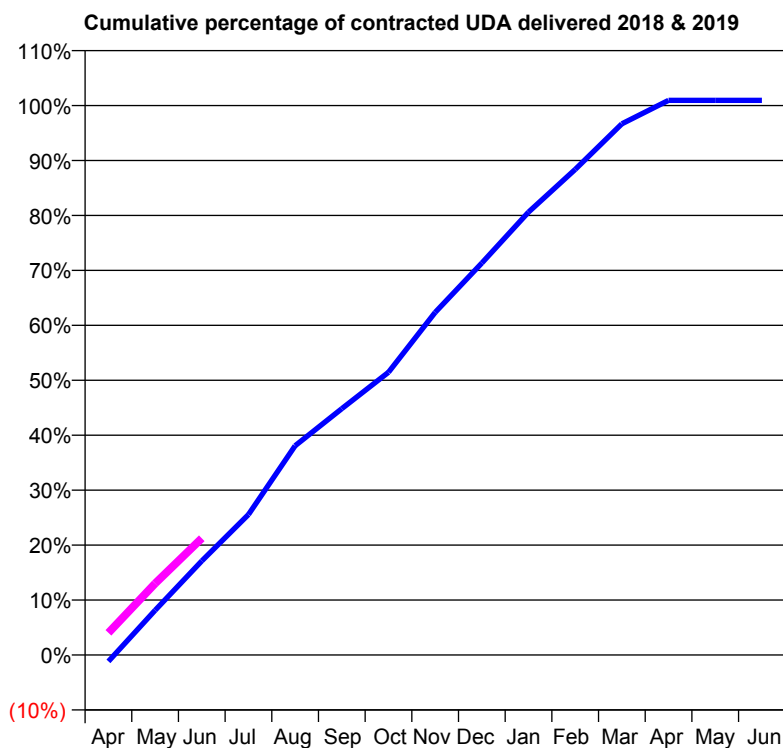
18/19 Contracted general activity (UDA)	14,203
Carry forward general activity (UDA)	0
18/19 Contracted orthodontic activity (UOA)	0
Carry forward orthodontic activity (UOA)	0
Baseline contract value	£307,261.31

ACCESS*

Patients seen in 24 months	Total	Change since previous quarter
Quarter ending June 2017	4,488	
Quarter ending September 2017	4,711	↑
Quarter ending December 2017	4,928	↑
Quarter ending March 2018	5,121	↑
Quarter ending June 2018	5,199	→
Variance since June 2017	15.8%	↑



ACTIVITY



Month	Adjusted Scheduled Activity (UDA)	
	2018	2019
April	-167	572
May	1,157	1,848
June	2,431	3,017
July	3,631	
August	5,409	
September	6,369	
October	7,308	
November	8,855	
December	10,133	
January	11,450	
February	12,551	
March	13,730	
April	14,335	
May	14,338	
June	14,338	

QUALITY

	Quantity	Base Number	Contract	AT	Region	England
% of FP17s for the same patient ID Re-attending within 3 months - Children	38	591	6.4%	9.0%	11.3%	11.5%
% of FP17s for the same patient ID Re-attending within 3 months - Adults	197	1,478	13.3%	12.5%	14.9%	15.4%
% of FP17s for the same patient ID Re-attending between 3 & 9 months - Children	419	591	70.9%	60.0%	60.0%	58.9%
% of FP17s for the same patient ID Re-attending between 3 & 9 months - Adults	962	1,478	65.1%	51.4%	52.6%	51.6%
% of FP17s for Band 1 Urgent Courses	29	1,754	1.7%	6.8%	7.9%	8.9%
% of FP17s Relating to Free Repair or Replacements	8	1,754	0.5%	0.8%	0.8%	0.8%
% of FP17s Relating to Continuations	70	1,754	4.0%	1.0%	0.9%	0.9%
% of Patients satisfied with the dentistry they have received	4	4	N/A	93.3%	93.2%	93.2%
% of Patients satisfied with the time they had to wait for an appointment	4	4	N/A	91.3%	89.1%	88.8%

* This is based on patients treated on this contract for their most recent course of treatment. Figures in italics indicate the base number of FP17s or Patient Questionnaire responses are less than 100. N/A is shown where the base number of responses is less than 10 during the period. % is calculated as Quantity/Base number*100

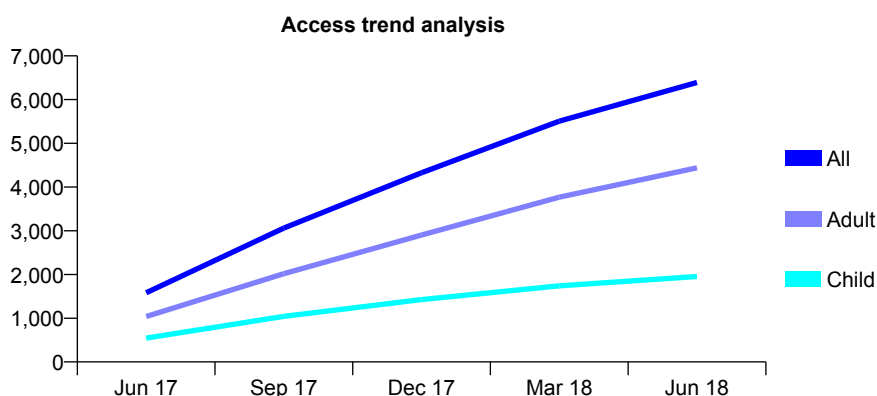
Q53 - Vital Signs At a Glance Contract Report for 100395/0000 - June 2018

Name or company name	MR NJ GIBB
Contract type name	GDS Contract
Purpose of contract	General
Contract start date	01/04/2017
Contract end date	

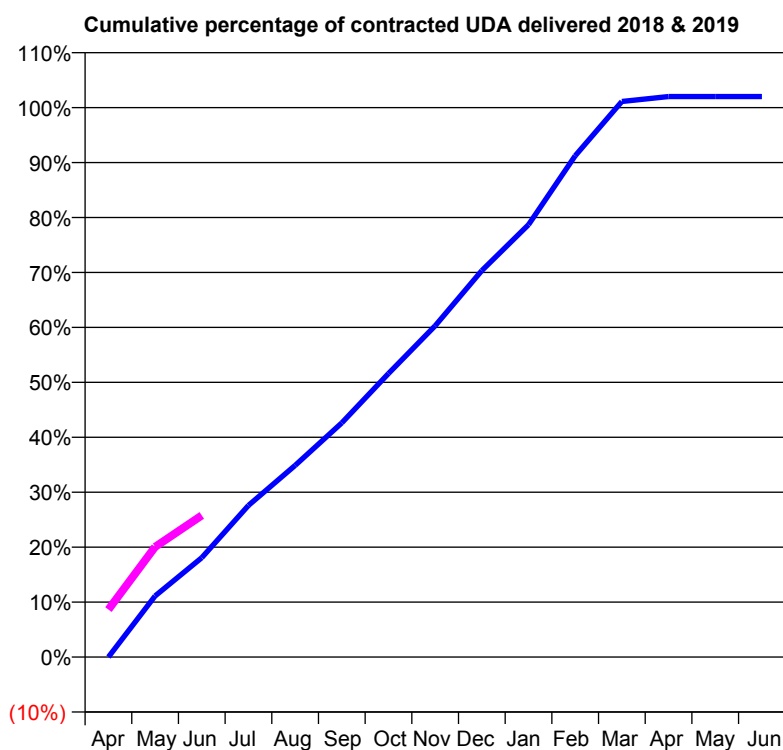
18/19 Contracted general activity (UDA)	15,000
Carry forward general activity (UDA)	0
18/19 Contracted orthodontic activity (UOA)	0
Carry forward orthodontic activity (UOA)	0
Baseline contract value	£360,311.25

ACCESS*

Patients seen in 24 months	Total	Change since previous quarter
Quarter ending June 2017	1,581	
Quarter ending September 2017	3,061	↑
Quarter ending December 2017	4,328	↑
Quarter ending March 2018	5,507	↑
Quarter ending June 2018	6,392	↑
Variance since June 2017	304.3%	↑



ACTIVITY



Month	Adjusted Scheduled Activity (UDA)	
	2018	2019
April	0	1,299
May	1,668	3,009
June	2,714	3,866
July	4,140	
August	5,234	
September	6,394	
October	7,740	
November	9,042	
December	10,548	
January	11,801	
February	13,683	
March	15,163	
April	15,300	
May	15,300	
June	15,300	

QUALITY

	Quantity	Base Number	Contract	AT	Region	England
% of FP17s for the same patient ID Re-attending within 3 months - Children	39	729	5.3%	9.0%	11.3%	11.5%
% of FP17s for the same patient ID Re-attending within 3 months - Adults	141	1,578	8.9%	12.5%	14.9%	15.4%
% of FP17s for the same patient ID Re-attending between 3 & 9 months - Children	379	729	52.0%	60.0%	60.0%	58.9%
% of FP17s for the same patient ID Re-attending between 3 & 9 months - Adults	532	1,578	33.7%	51.4%	52.6%	51.6%
% of FP17s for Band 1 Urgent Courses	226	2,236	10.1%	6.8%	7.9%	8.9%
% of FP17s Relating to Free Repair or Replacements	16	2,236	0.7%	0.8%	0.8%	0.8%
% of FP17s Relating to Continuations	29	2,236	1.3%	1.0%	0.9%	0.9%
% of Patients satisfied with the dentistry they have received	3	5	N/A	93.3%	93.2%	93.2%
% of Patients satisfied with the time they had to wait for an appointment	4	5	N/A	91.3%	89.1%	88.8%

* This is based on patients treated on this contract for their most recent course of treatment. Figures in italics indicate the base number of FP17s or Patient Questionnaire responses are less than 100. N/A is shown where the base number of responses is less than 10 during the period. % is calculated as Quantity/Base number*100

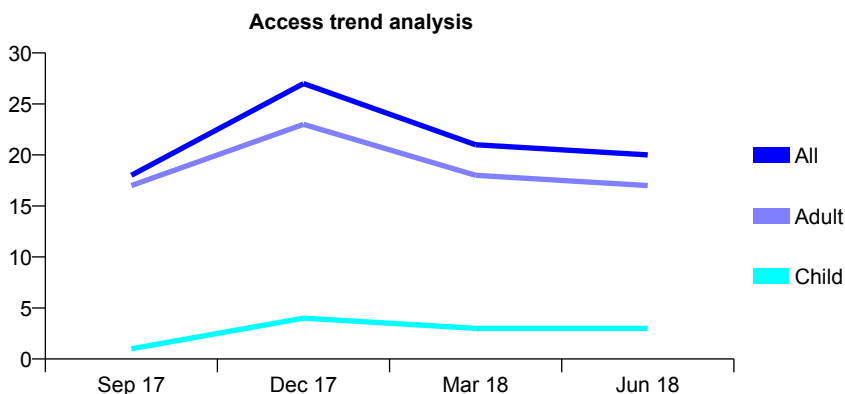
Q53 - Vital Signs At a Glance Contract Report for 100396/0000 - June 2018

Name or company name	Richmond Dental Practice Ltd.
Contract type name	GDS Contract
Purpose of contract	General
Contract start date	01/04/2017
Contract end date	

18/19 Contracted general activity (UDA)	1,825
Carry forward general activity (UDA)	0
18/19 Contracted orthodontic activity (UOA)	0
Carry forward orthodontic activity (UOA)	0
Baseline contract value	£38,761.91

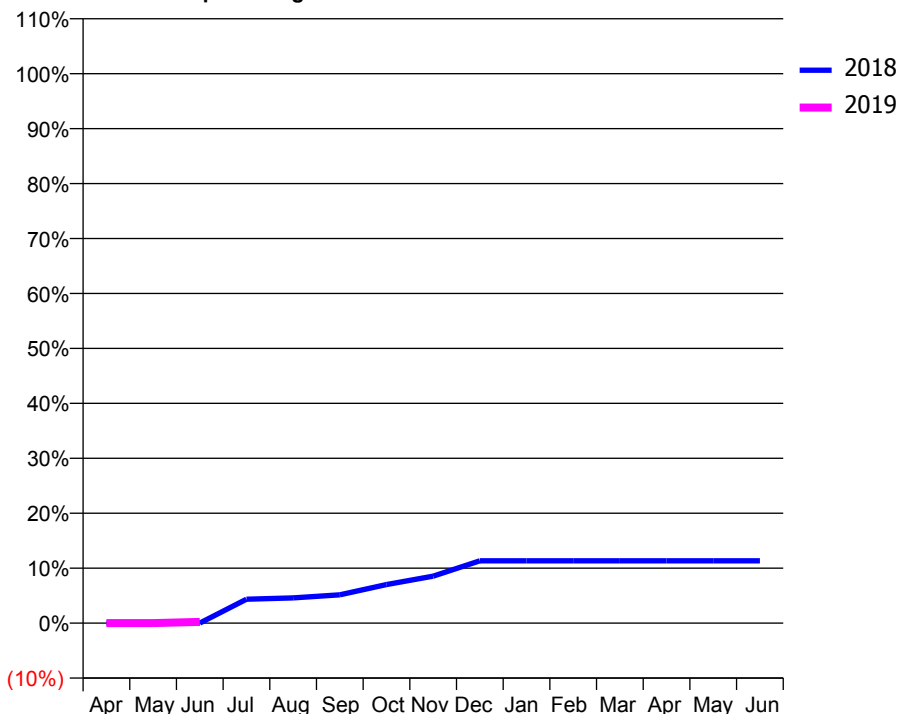
ACCESS*

Patients seen in 24 months	Total	Change since previous quarter
Quarter ending June 2017	0	
Quarter ending September 2017	18	↑
Quarter ending December 2017	27	↑
Quarter ending March 2018	21	↓
Quarter ending June 2018	20	↓
Variance since June 2017	N/A	



ACTIVITY

Cumulative percentage of contracted UDA delivered 2018 & 2019



Adjusted Scheduled Activity (UDA)

Month	2018	2019
April	0	0
May	0	0
June	0	4
July	80	
August	84	
September	94	
October	128	
November	156	
December	207	
January	207	
February	207	
March	207	
April	207	
May	207	
June	207	

QUALITY

	Quantity	Base Number	Contract	AT	Region	England
% of FP17s for the same patient ID Re-attending within 3 months - Children	0	0	N/A	9.0%	11.3%	11.5%
% of FP17s for the same patient ID Re-attending within 3 months - Adults	0	2	0.0%	12.5%	14.9%	15.4%
% of FP17s for the same patient ID Re-attending between 3 & 9 months - Children	0	0	N/A	60.0%	60.0%	58.9%
% of FP17s for the same patient ID Re-attending between 3 & 9 months - Adults	0	2	0.0%	51.4%	52.6%	51.6%
% of FP17s for Band 1 Urgent Courses	1	2	50.0%	6.8%	7.9%	8.9%
% of FP17s Relating to Free Repair or Replacements	0	2	0.0%	0.8%	0.8%	0.8%
% of FP17s Relating to Continuations	0	2	0.0%	1.0%	0.9%	0.9%
% of Patients satisfied with the dentistry they have received	0	0	N/A	93.3%	93.2%	93.2%
% of Patients satisfied with the time they had to wait for an appointment	0	0	N/A	91.3%	89.1%	88.8%

* This is based on patients treated on this contract for their most recent course of treatment. Figures in italics indicate the base number of FP17s or Patient Questionnaire responses are less than 100. N/A is shown where the base number of responses is less than 10 during the period. % is calculated as Quantity/Base number*100

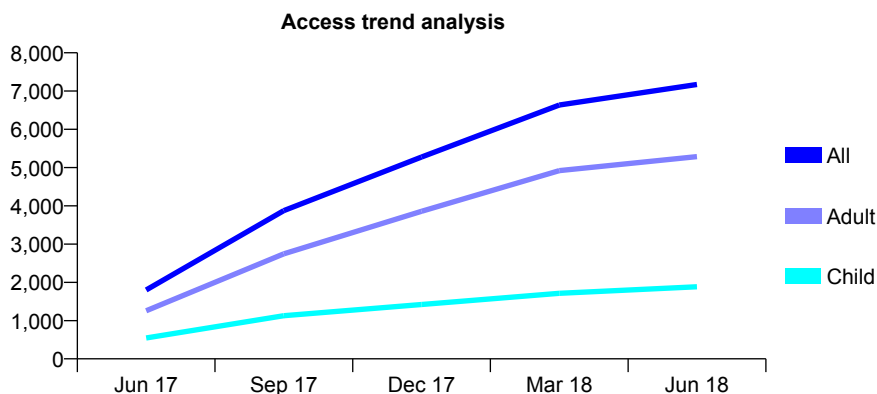
Q53 - Vital Signs At a Glance Contract Report for 100397/0000 - June 2018

Name or company name	MR A PANDEY
Contract type name	GDS Contract
Purpose of contract	General
Contract start date	01/04/2017
Contract end date	

18/19 Contracted general activity (UDA)	26,200
Carry forward general activity (UDA)	0
18/19 Contracted orthodontic activity (UOA)	0
Carry forward orthodontic activity (UOA)	0
Baseline contract value	£557,797.21

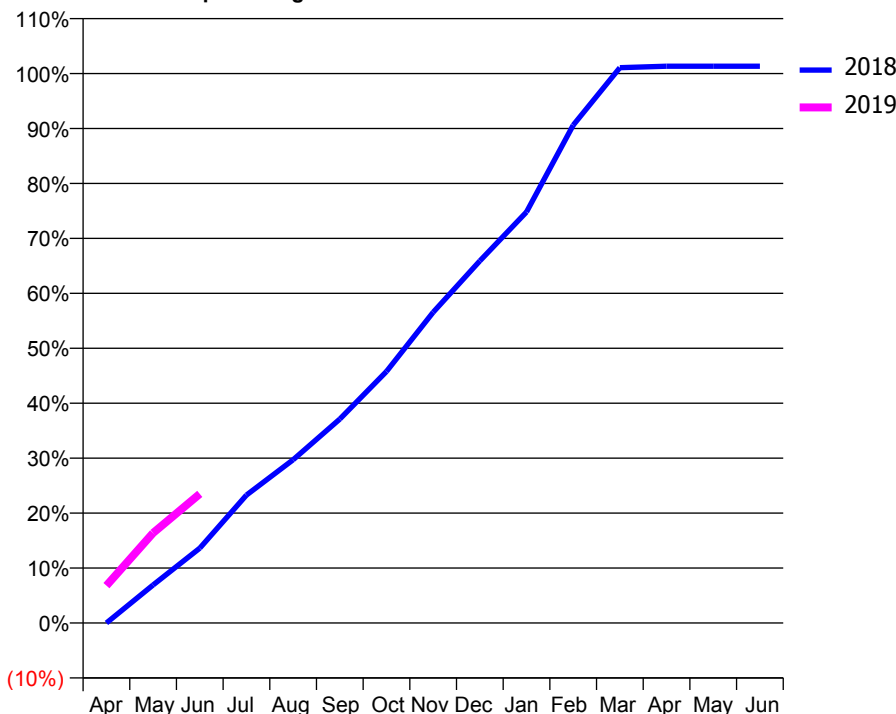
ACCESS*

Patients seen in 24 months	Total	Change since previous quarter
Quarter ending June 2017	1,802	
Quarter ending September 2017	3,874	↑
Quarter ending December 2017	5,276	↑
Quarter ending March 2018	6,635	↑
Quarter ending June 2018	7,171	↑
Variance since June 2017	297.9%	↑



ACTIVITY

Cumulative percentage of contracted UDA delivered 2018 & 2019



Month	Adjusted Scheduled Activity (UDA)	
	2018	2019
April	0	1,782
May	1,863	4,296
June	3,665	6,155
July	6,267	
August	7,997	
September	9,986	
October	12,319	
November	15,220	
December	17,732	
January	20,133	
February	24,385	
March	27,198	
April	27,268	
May	27,268	
June	27,268	

QUALITY

	Quantity	Base Number	Contract	AT	Region	England
% of FP17s for the same patient ID Re-attending within 3 months - Children	41	688	6.0%	9.0%	11.3%	11.5%
% of FP17s for the same patient ID Re-attending within 3 months - Adults	266	1,952	13.6%	12.5%	14.9%	15.4%
% of FP17s for the same patient ID Re-attending between 3 & 9 months - Children	365	688	53.1%	60.0%	60.0%	58.9%
% of FP17s for the same patient ID Re-attending between 3 & 9 months - Adults	937	1,952	48.0%	51.4%	52.6%	51.6%
% of FP17s for Band 1 Urgent Courses	264	2,583	10.2%	6.8%	7.9%	8.9%
% of FP17s Relating to Free Repair or Replacements	21	2,583	0.8%	0.8%	0.8%	0.8%
% of FP17s Relating to Continuations	31	2,583	1.2%	1.0%	0.9%	0.9%
% of Patients satisfied with the dentistry they have received	15	17	88.2%	93.3%	93.2%	93.2%
% of Patients satisfied with the time they had to wait for an appointment	14	17	82.4%	91.3%	89.1%	88.8%

* This is based on patients treated on this contract for their most recent course of treatment. Figures in italics indicate the base number of FP17s or Patient Questionnaire responses are less than 100. N/A is shown where the base number of responses is less than 10 during the period. % is calculated as Quantity/Base number*100

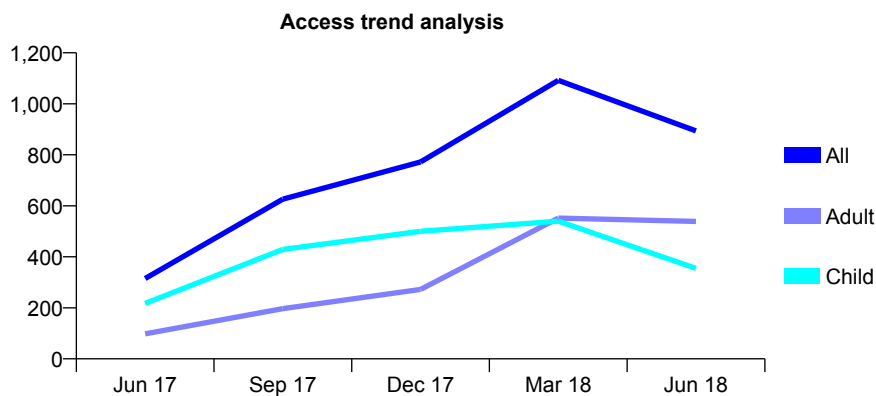
Q53 - Vital Signs At a Glance Contract Report for 100399/0000 - June 2018

Name or company name	MR T MIRZA
Contract type name	GDS Contract
Purpose of contract	General
Contract start date	01/04/2017
Contract end date	

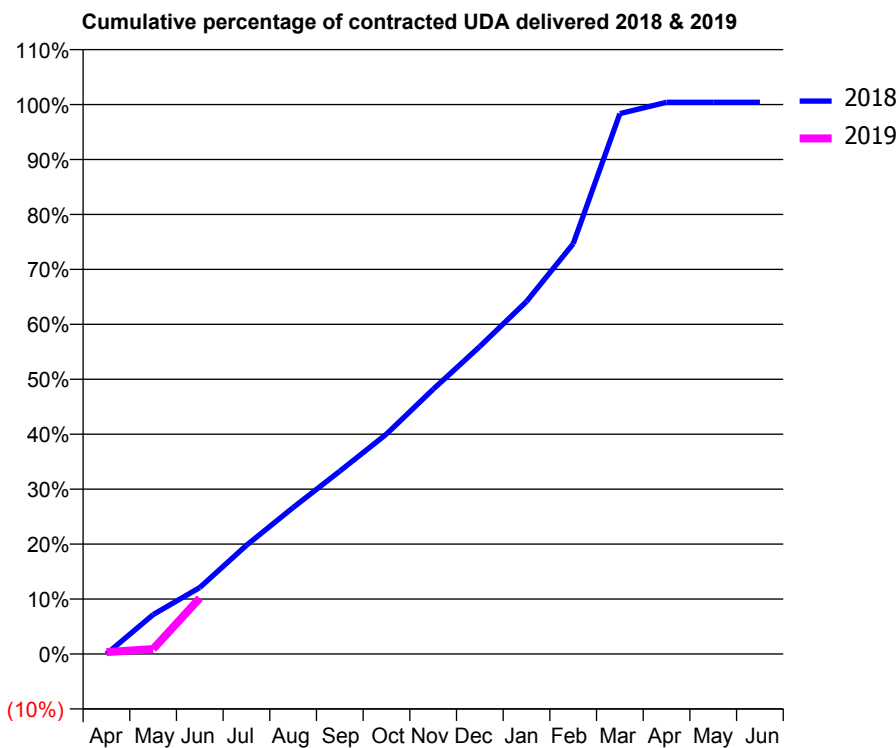
18/19 Contracted general activity (UDA)	5,000
Carry forward general activity (UDA)	0
18/19 Contracted orthodontic activity (UOA)	0
Carry forward orthodontic activity (UOA)	0
Baseline contract value	£106,197.00

ACCESS*

Patients seen in 24 months	Total	Change since previous quarter
Quarter ending June 2017	315	
Quarter ending September 2017	626	↑
Quarter ending December 2017	772	↑
Quarter ending March 2018	1,092	↑
Quarter ending June 2018	894	↓
Variance since June 2017	183.8%	↑



ACTIVITY



Month	Adjusted Scheduled Activity (UDA)	
	2018	2019
April	0	18
May	356	45
June	601	510
July	983	
August	1,324	
September	1,653	
October	1,989	
November	2,393	
December	2,780	
January	3,186	
February	3,709	
March	4,885	
April	4,987	
May	4,987	
June	4,987	

QUALITY

	Quantity	Base Number	Contract	AT	Region	England
% of FP17s for the same patient ID Re-attending within 3 months - Children	1	18	5.6%	9.0%	11.3%	11.5%
% of FP17s for the same patient ID Re-attending within 3 months - Adults	3	87	3.4%	12.5%	14.9%	15.4%
% of FP17s for the same patient ID Re-attending between 3 & 9 months - Children	2	18	11.1%	60.0%	60.0%	58.9%
% of FP17s for the same patient ID Re-attending between 3 & 9 months - Adults	11	87	12.6%	51.4%	52.6%	51.6%
% of FP17s for Band 1 Urgent Courses	3	83	3.6%	6.8%	7.9%	8.9%
% of FP17s Relating to Free Repair or Replacements	0	83	0.0%	0.8%	0.8%	0.8%
% of FP17s Relating to Continuations	1	83	1.2%	1.0%	0.9%	0.9%
% of Patients satisfied with the dentistry they have received	3	3	N/A	93.3%	93.2%	93.2%
% of Patients satisfied with the time they had to wait for an appointment	3	3	N/A	91.3%	89.1%	88.8%

* This is based on patients treated on this contract for their most recent course of treatment. Figures in italics indicate the base number of FP17s or Patient Questionnaire responses are less than 100. N/A is shown where the base number of responses is less than 10 during the period. % is calculated as Quantity/Base number*100

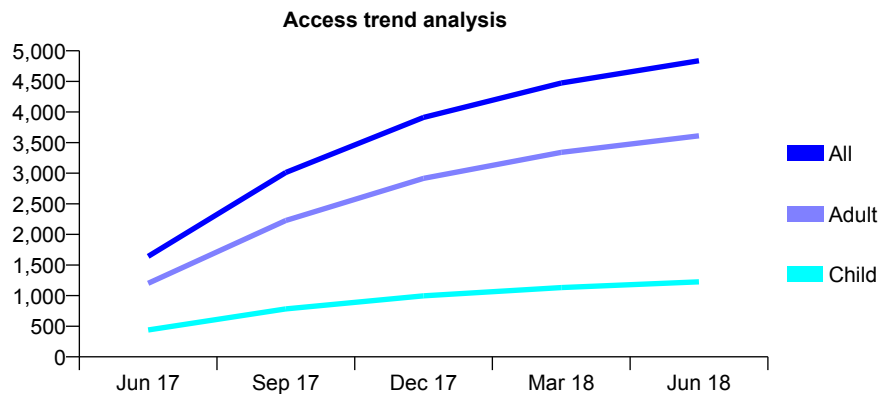
Q53 - Vital Signs At a Glance Contract Report for 100406/0000 - June 2018

Name or company name	Gentle Dental Care (DROITWICH)LTD
Contract type name	GDS Contract
Purpose of contract	General
Contract start date	01/04/2017
Contract end date	

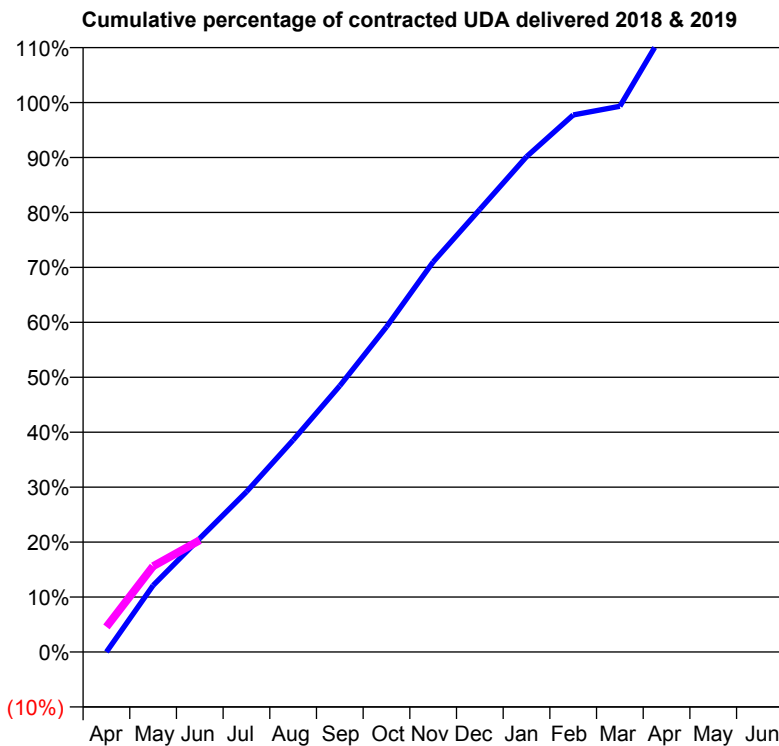
18/19 Contracted general activity (UDA)	13,850
Carry forward general activity (UDA)	0
18/19 Contracted orthodontic activity (UOA)	0
Carry forward orthodontic activity (UOA)	0
Baseline contract value	£294,165.69

ACCESS*

Patients seen in 24 months	Total	Change since previous quarter
Quarter ending June 2017	1,641	
Quarter ending September 2017	3,012	↑
Quarter ending December 2017	3,912	↑
Quarter ending March 2018	4,473	↑
Quarter ending June 2018	4,837	↑
Variance since June 2017	194.8%	↑



ACTIVITY



Month	Adjusted Scheduled Activity (UDA)	
	2018	2019
April	0	634
May	1,678	2,162
June	2,865	2,818
July	4,037	
August	5,343	
September	6,711	
October	8,197	
November	9,834	
December	11,158	
January	12,485	
February	13,537	
March	13,753	
April	15,739	
May	15,741	
June	15,738	

QUALITY

	Quantity	Base Number	Contract	AT	Region	England
% of FP17s for the same patient ID Re-attending within 3 months - Children	44	582	7.6%	9.0%	11.3%	11.5%
% of FP17s for the same patient ID Re-attending within 3 months - Adults	204	1,589	12.8%	12.5%	14.9%	15.4%
% of FP17s for the same patient ID Re-attending between 3 & 9 months - Children	287	582	49.3%	60.0%	60.0%	58.9%
% of FP17s for the same patient ID Re-attending between 3 & 9 months - Adults	764	1,589	48.1%	51.4%	52.6%	51.6%
% of FP17s for Band 1 Urgent Courses	147	1,365	10.8%	6.8%	7.9%	8.9%
% of FP17s Relating to Free Repair or Replacements	25	1,365	1.8%	0.8%	0.8%	0.8%
% of FP17s Relating to Continuations	9	1,365	0.7%	1.0%	0.9%	0.9%
% of Patients satisfied with the dentistry they have received	10	10	100.0%	93.3%	93.2%	93.2%
% of Patients satisfied with the time they had to wait for an appointment	10	10	100.0%	91.3%	89.1%	88.8%

* This is based on patients treated on this contract for their most recent course of treatment. Figures in italics indicate the base number of FP17s or Patient Questionnaire responses are less than 100. N/A is shown where the base number of responses is less than 10 during the period. % is calculated as Quantity/Base number*100

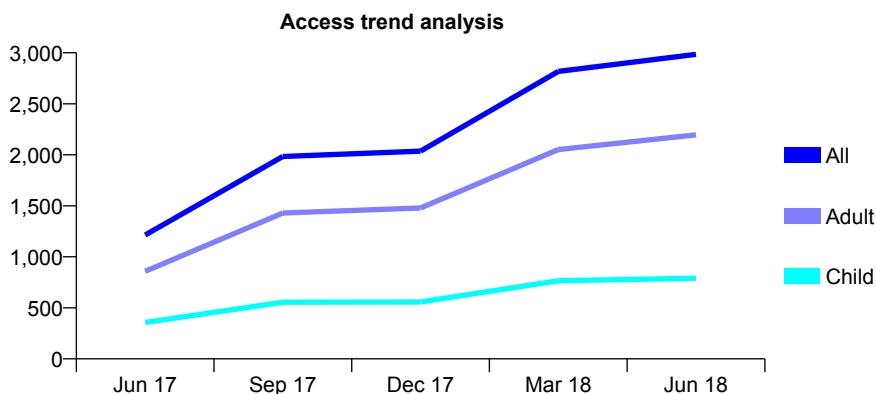
Q53 - Vital Signs At a Glance Contract Report for 100407/0000 - June 2018

Name or company name	Gentle Dental Care (EVESHAM)LTD
Contract type name	GDS Contract
Purpose of contract	General
Contract start date	01/04/2017
Contract end date	

18/19 Contracted general activity (UDA)	17,200
Carry forward general activity (UDA)	0
18/19 Contracted orthodontic activity (UOA)	0
Carry forward orthodontic activity (UOA)	0
Baseline contract value	£366,187.48

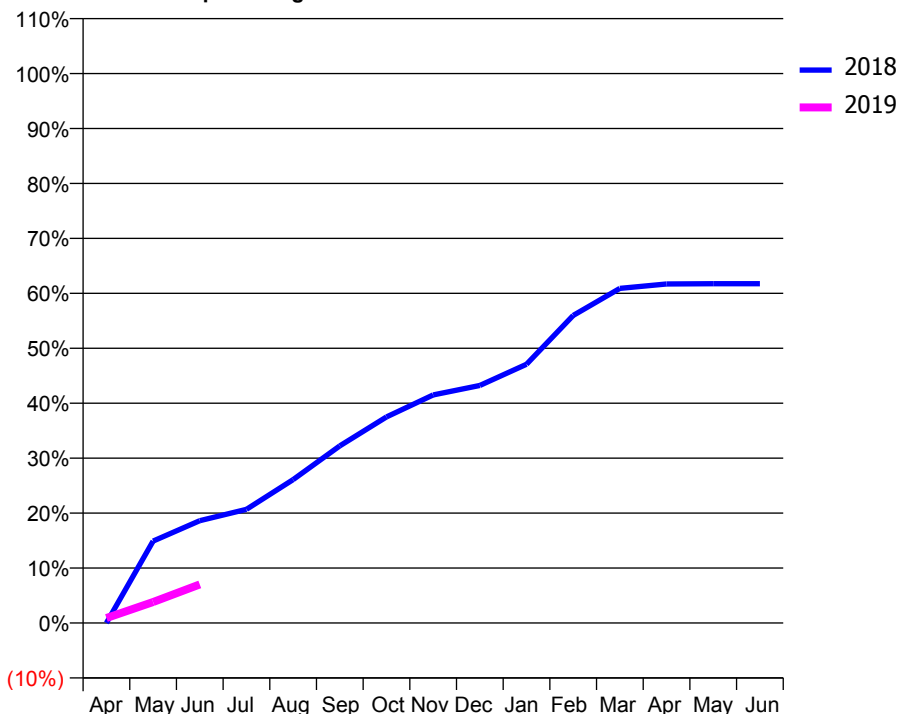
ACCESS*

Patients seen in 24 months	Total	Change since previous quarter
Quarter ending June 2017	1,214	
Quarter ending September 2017	1,984	↑
Quarter ending December 2017	2,036	↑
Quarter ending March 2018	2,817	↑
Quarter ending June 2018	2,985	↑
Variance since June 2017	145.9%	↑



ACTIVITY

Cumulative percentage of contracted UDA delivered 2018 & 2019



Adjusted Scheduled Activity (UDA)

Month	2018	2019
April	0	156
May	2,567	659
June	3,205	1,207
July	3,557	
August	4,487	
September	5,547	
October	6,449	
November	7,138	
December	7,434	
January	8,098	
February	9,626	
March	10,474	
April	10,612	
May	10,620	
June	10,620	

QUALITY

	Quantity	Base Number	Contract	AT	Region	England
% of FP17s for the same patient ID Re-attending within 3 months - Children	3	127	2.4%	9.0%	11.3%	11.5%
% of FP17s for the same patient ID Re-attending within 3 months - Adults	45	489	9.2%	12.5%	14.9%	15.4%
% of FP17s for the same patient ID Re-attending between 3 & 9 months - Children	30	127	23.6%	60.0%	60.0%	58.9%
% of FP17s for the same patient ID Re-attending between 3 & 9 months - Adults	78	489	16.0%	51.4%	52.6%	51.6%
% of FP17s for Band 1 Urgent Courses	49	558	8.8%	6.8%	7.9%	8.9%
% of FP17s Relating to Free Repair or Replacements	6	558	1.1%	0.8%	0.8%	0.8%
% of FP17s Relating to Continuations	2	558	0.4%	1.0%	0.9%	0.9%
% of Patients satisfied with the dentistry they have received	0	0	N/A	93.3%	93.2%	93.2%
% of Patients satisfied with the time they had to wait for an appointment	0	0	N/A	91.3%	89.1%	88.8%

* This is based on patients treated on this contract for their most recent course of treatment. Figures in italics indicate the base number of FP17s or Patient Questionnaire responses are less than 100. N/A is shown where the base number of responses is less than 10 during the period. % is calculated as Quantity/Base number*100

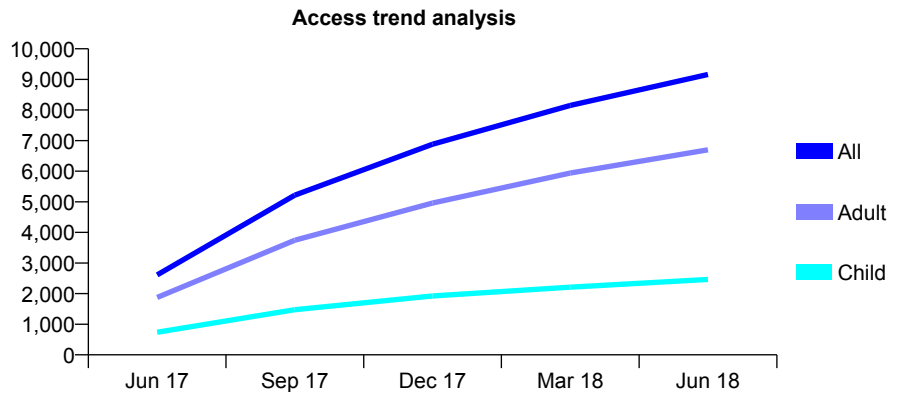
Q53 - Vital Signs At a Glance Contract Report for 100408/0000 - June 2018

Name or company name	Gentle Dental Care (WORCESTER)LTD
Contract type name	GDS Contract
Purpose of contract	General
Contract start date	01/04/2017
Contract end date	

18/19 Contracted general activity (UDA)	30,000
Carry forward general activity (UDA)	0
18/19 Contracted orthodontic activity (UOA)	0
Carry forward orthodontic activity (UOA)	0
Baseline contract value	£637,182.00

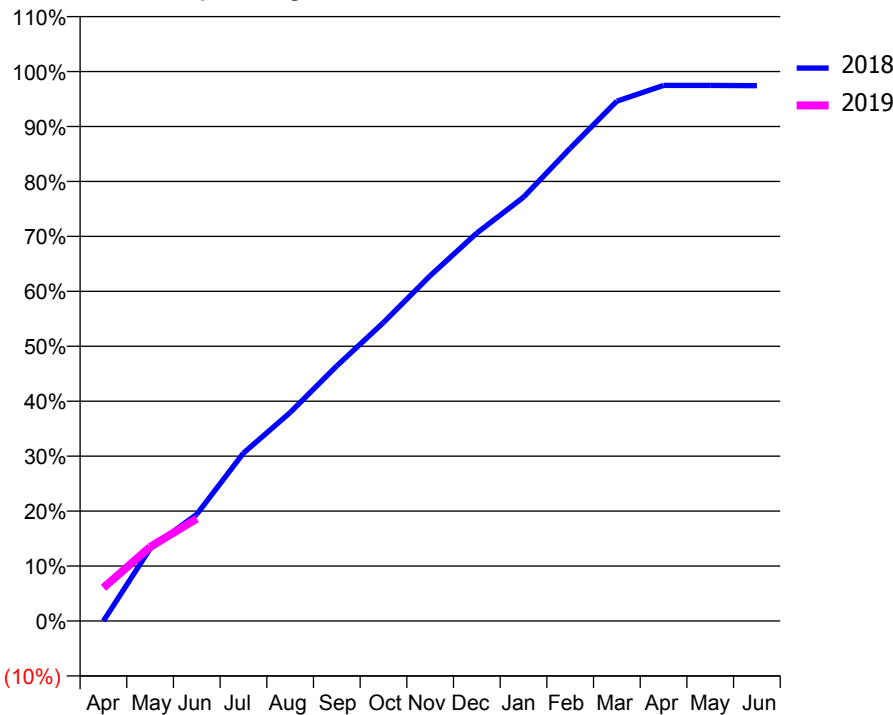
ACCESS*

Patients seen in 24 months	Total	Change since previous quarter
Quarter ending June 2017	2,614	
Quarter ending September 2017	5,219	↑
Quarter ending December 2017	6,881	↑
Quarter ending March 2018	8,150	↑
Quarter ending June 2018	9,163	↑
Variance since June 2017	250.5%	↑



ACTIVITY

Cumulative percentage of contracted UDA delivered 2018 & 2019



Month	Adjusted Scheduled Activity (UDA)	
	2018	2019
April	0	1,816
May	4,012	4,047
June	5,923	5,590
July	9,319	
August	11,575	
September	14,162	
October	16,570	
November	19,166	
December	21,533	
January	23,524	
February	26,241	
March	28,853	
April	29,731	
May	29,730	
June	29,714	

QUALITY

	Quantity	Base Number	Contract	AT	Region	England
% of FP17s for the same patient ID Re-attending within 3 months - Children	51	812	6.3%	9.0%	11.3%	11.5%
% of FP17s for the same patient ID Re-attending within 3 months - Adults	328	2,128	15.4%	12.5%	14.9%	15.4%
% of FP17s for the same patient ID Re-attending between 3 & 9 months - Children	350	812	43.1%	60.0%	60.0%	58.9%
% of FP17s for the same patient ID Re-attending between 3 & 9 months - Adults	739	2,128	34.7%	51.4%	52.6%	51.6%
% of FP17s for Band 1 Urgent Courses	320	2,533	12.6%	6.8%	7.9%	8.9%
% of FP17s Relating to Free Repair or Replacements	23	2,533	0.9%	0.8%	0.8%	0.8%
% of FP17s Relating to Continuations	27	2,533	1.1%	1.0%	0.9%	0.9%
% of Patients satisfied with the dentistry they have received	4	4	N/A	93.3%	93.2%	93.2%
% of Patients satisfied with the time they had to wait for an appointment	4	4	N/A	91.3%	89.1%	88.8%

* This is based on patients treated on this contract for their most recent course of treatment. Figures in italics indicate the base number of FP17s or Patient Questionnaire responses are less than 100. N/A is shown where the base number of responses is less than 10 during the period. % is calculated as Quantity/Base number*100

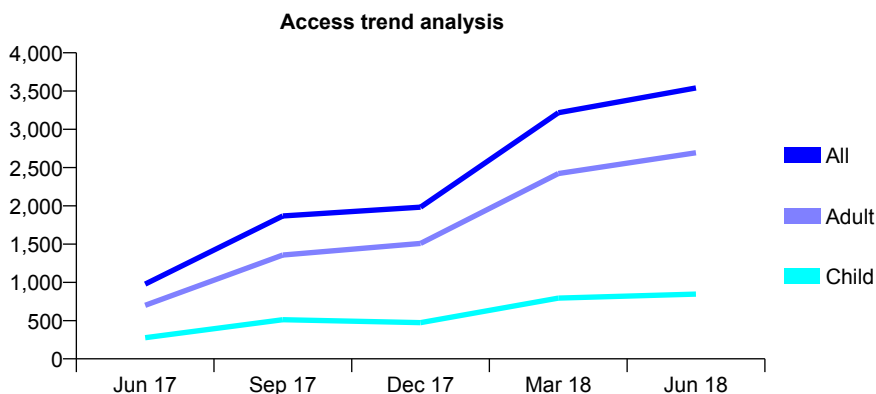
Q53 - Vital Signs At a Glance Contract Report for 100430/0000 - June 2018

Name or company name	MR T MOODLEY
Contract type name	GDS Contract
Purpose of contract	General
Contract start date	01/04/2017
Contract end date	

18/19 Contracted general activity (UDA)	10,000
Carry forward general activity (UDA)	0
18/19 Contracted orthodontic activity (UOA)	0
Carry forward orthodontic activity (UOA)	0
Baseline contract value	£219,979.50

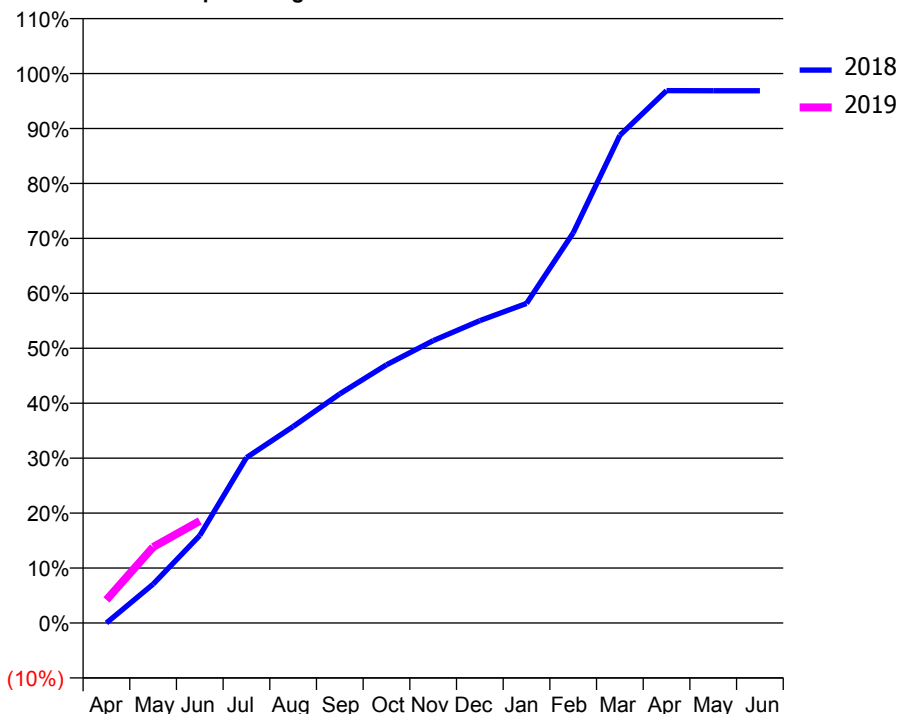
ACCESS*

Patients seen in 24 months	Total	Change since previous quarter
Quarter ending June 2017	977	
Quarter ending September 2017	1,868	↑
Quarter ending December 2017	1,982	↑
Quarter ending March 2018	3,216	↑
Quarter ending June 2018	3,540	↑
Variance since June 2017	262.3%	↑



ACTIVITY

Cumulative percentage of contracted UDA delivered 2018 & 2019



Adjusted Scheduled Activity (UDA)

Month	2018	2019
April	0	421
May	703	1,383
June	1,581	1,857
July	2,986	
August	3,547	
September	4,137	
October	4,662	
November	5,097	
December	5,459	
January	5,770	
February	7,041	
March	8,805	
April	9,611	
May	9,608	
June	9,608	

QUALITY

	Quantity	Base Number	Contract	AT	Region	England
% of FP17s for the same patient ID Re-attending within 3 months - Children	11	356	3.1%	9.0%	11.3%	11.5%
% of FP17s for the same patient ID Re-attending within 3 months - Adults	82	1,048	7.8%	12.5%	14.9%	15.4%
% of FP17s for the same patient ID Re-attending between 3 & 9 months - Children	60	356	16.9%	60.0%	60.0%	58.9%
% of FP17s for the same patient ID Re-attending between 3 & 9 months - Adults	154	1,048	14.7%	51.4%	52.6%	51.6%
% of FP17s for Band 1 Urgent Courses	20	887	2.3%	6.8%	7.9%	8.9%
% of FP17s Relating to Free Repair or Replacements	11	887	1.2%	0.8%	0.8%	0.8%
% of FP17s Relating to Continuations	21	887	2.4%	1.0%	0.9%	0.9%
% of Patients satisfied with the dentistry they have received	5	5	N/A	93.3%	93.2%	93.2%
% of Patients satisfied with the time they had to wait for an appointment	5	5	N/A	91.3%	89.1%	88.8%

* This is based on patients treated on this contract for their most recent course of treatment. Figures in italics indicate the base number of FP17s or Patient Questionnaire responses are less than 100. N/A is shown where the base number of responses is less than 10 during the period. % is calculated as Quantity/Base number*100

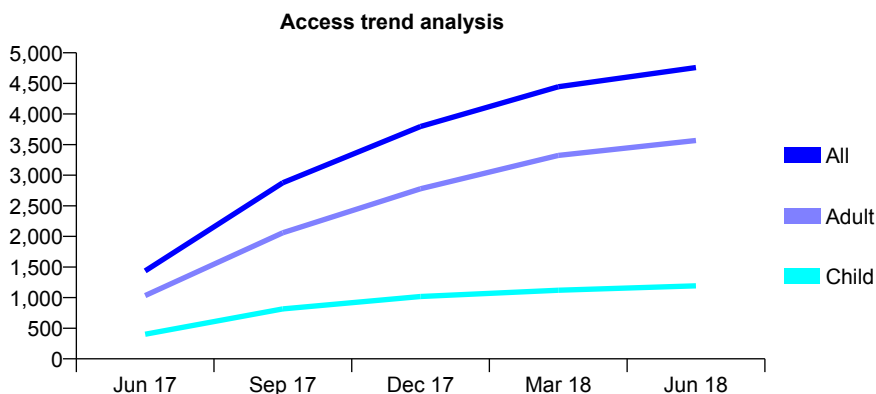
Q53 - Vital Signs At a Glance Contract Report for 100431/0000 - June 2018

Name or company name	OASIS DENTAL CARE LTD
Contract type name	GDS Contract
Purpose of contract	General
Contract start date	01/04/2017
Contract end date	

18/19 Contracted general activity (UDA)	16,078
Carry forward general activity (UDA)	0
18/19 Contracted orthodontic activity (UOA)	0
Carry forward orthodontic activity (UOA)	0
Baseline contract value	£341,487.07

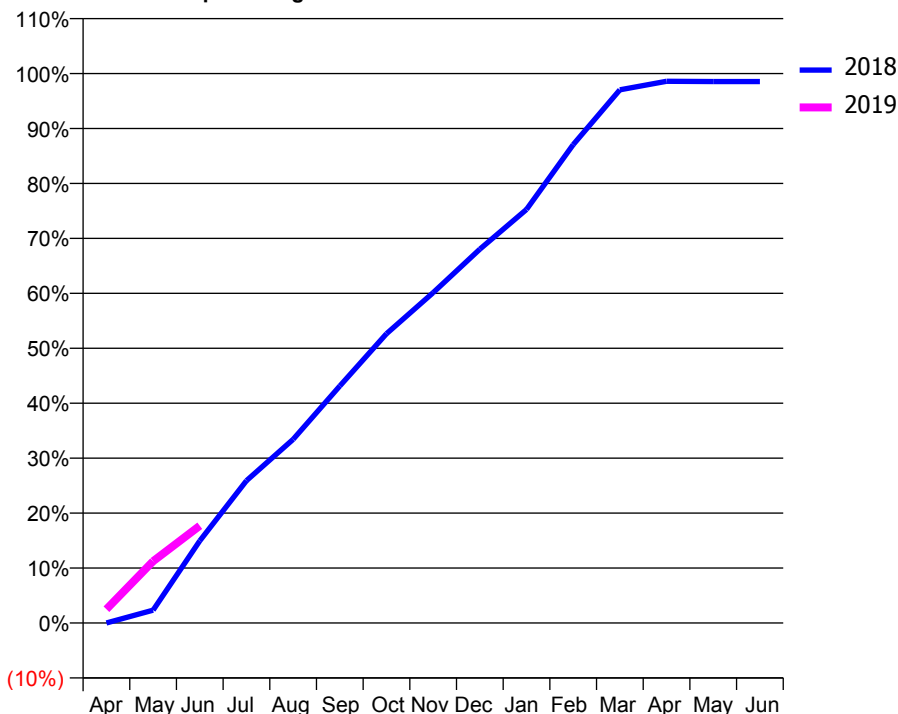
ACCESS*

Patients seen in 24 months	Total	Change since previous quarter
Quarter ending June 2017	1,437	
Quarter ending September 2017	2,876	↑
Quarter ending December 2017	3,797	↑
Quarter ending March 2018	4,446	↑
Quarter ending June 2018	4,760	↑
Variance since June 2017	231.2%	↑



ACTIVITY

Cumulative percentage of contracted UDA delivered 2018 & 2019



Month	Adjusted Scheduled Activity (UDA)	
	2018	2019
April	0	404
May	377	1,809
June	2,407	2,845
July	4,166	
August	5,373	
September	6,936	
October	8,466	
November	9,665	
December	10,939	
January	12,101	
February	13,999	
March	15,599	
April	15,851	
May	15,844	
June	15,843	

QUALITY

	Quantity	Base Number	Contract	AT	Region	England
% of FP17s for the same patient ID Re-attending within 3 months - Children	13	378	3.4%	9.0%	11.3%	11.5%
% of FP17s for the same patient ID Re-attending within 3 months - Adults	79	1,114	7.1%	12.5%	14.9%	15.4%
% of FP17s for the same patient ID Re-attending between 3 & 9 months - Children	247	378	65.3%	60.0%	60.0%	58.9%
% of FP17s for the same patient ID Re-attending between 3 & 9 months - Adults	524	1,114	47.0%	51.4%	52.6%	51.6%
% of FP17s for Band 1 Urgent Courses	118	1,397	8.4%	6.8%	7.9%	8.9%
% of FP17s Relating to Free Repair or Replacements	17	1,397	1.2%	0.8%	0.8%	0.8%
% of FP17s Relating to Continuations	2	1,397	0.1%	1.0%	0.9%	0.9%
% of Patients satisfied with the dentistry they have received	7	8	N/A	93.3%	93.2%	93.2%
% of Patients satisfied with the time they had to wait for an appointment	8	8	N/A	91.3%	89.1%	88.8%

* This is based on patients treated on this contract for their most recent course of treatment. Figures in italics indicate the base number of FP17s or Patient Questionnaire responses are less than 100. N/A is shown where the base number of responses is less than 10 during the period. % is calculated as Quantity/Base number*100

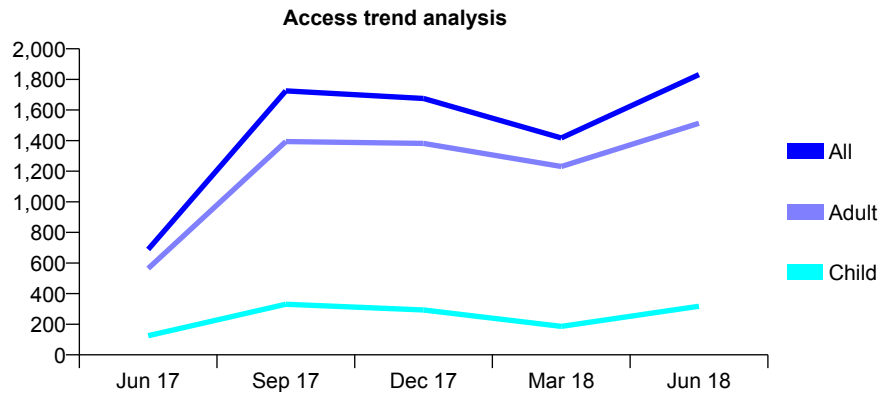
Q53 - Vital Signs At a Glance Contract Report for 100435/0000 - June 2018

Name or company name	MR DJ LANGMAN
Contract type name	GDS Contract
Purpose of contract	General
Contract start date	01/04/2017
Contract end date	

18/19 Contracted general activity (UDA)	5,000
Carry forward general activity (UDA)	0
18/19 Contracted orthodontic activity (UOA)	0
Carry forward orthodontic activity (UOA)	0
Baseline contract value	£123,896.50

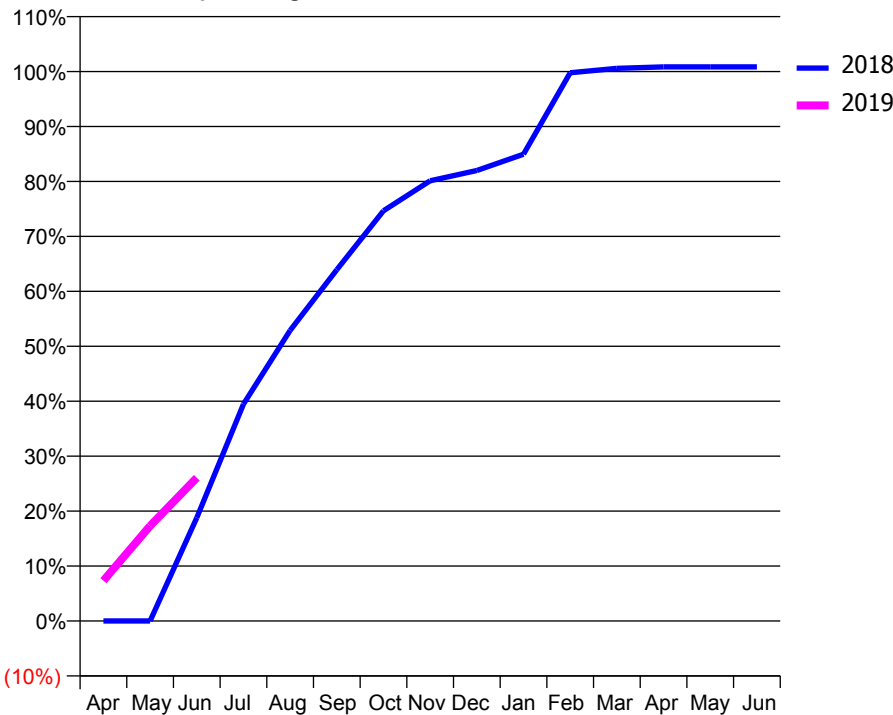
ACCESS*

Patients seen in 24 months	Total	Change since previous quarter
Quarter ending June 2017	689	
Quarter ending September 2017	1,725	↑
Quarter ending December 2017	1,675	↓
Quarter ending March 2018	1,417	↓
Quarter ending June 2018	1,831	↑
Variance since June 2017	165.7%	↑



ACTIVITY

Cumulative percentage of contracted UDA delivered 2018 & 2019



Adjusted Scheduled Activity (UDA)		
Month	2018	2019
April	0	367
May	0	866
June	945	1,304
July	1,984	
August	2,659	
September	3,214	
October	3,753	
November	4,028	
December	4,122	
January	4,270	
February	5,016	
March	5,056	
April	5,069	
May	5,069	
June	5,069	

QUALITY

	Quantity	Base Number	Contract	AT	Region	England
% of FP17s for the same patient ID Re-attending within 3 months - Children	6	192	3.1%	9.0%	11.3%	11.5%
% of FP17s for the same patient ID Re-attending within 3 months - Adults	40	686	5.8%	12.5%	14.9%	15.4%
% of FP17s for the same patient ID Re-attending between 3 & 9 months - Children	43	192	22.4%	60.0%	60.0%	58.9%
% of FP17s for the same patient ID Re-attending between 3 & 9 months - Adults	132	686	19.2%	51.4%	52.6%	51.6%
% of FP17s for Band 1 Urgent Courses	78	871	9.0%	6.8%	7.9%	8.9%
% of FP17s Relating to Free Repair or Replacements	4	871	0.5%	0.8%	0.8%	0.8%
% of FP17s Relating to Continuations	3	871	0.3%	1.0%	0.9%	0.9%
% of Patients satisfied with the dentistry they have received	2	2	N/A	93.3%	93.2%	93.2%
% of Patients satisfied with the time they had to wait for an appointment	2	2	N/A	91.3%	89.1%	88.8%

* This is based on patients treated on this contract for their most recent course of treatment. Figures in italics indicate the base number of FP17s or Patient Questionnaire responses are less than 100. N/A is shown where the base number of responses is less than 10 during the period. % is calculated as Quantity/Base number*100

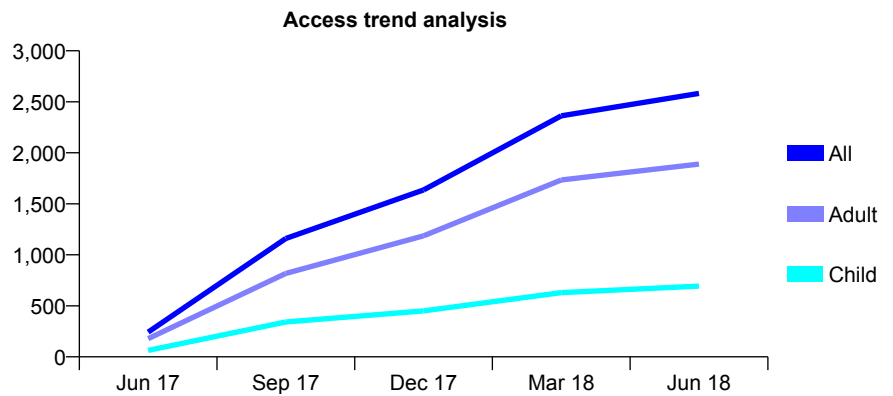
Q53 - Vital Signs At a Glance Contract Report for 100449/0000 - June 2018

Name or company name	BST Partnership
Contract type name	GDS Contract
Purpose of contract	General
Contract start date	01/04/2017
Contract end date	

18/19 Contracted general activity (UDA)	8,000
Carry forward general activity (UDA)	0
18/19 Contracted orthodontic activity (UOA)	0
Carry forward orthodontic activity (UOA)	0
Baseline contract value	£198,234.40

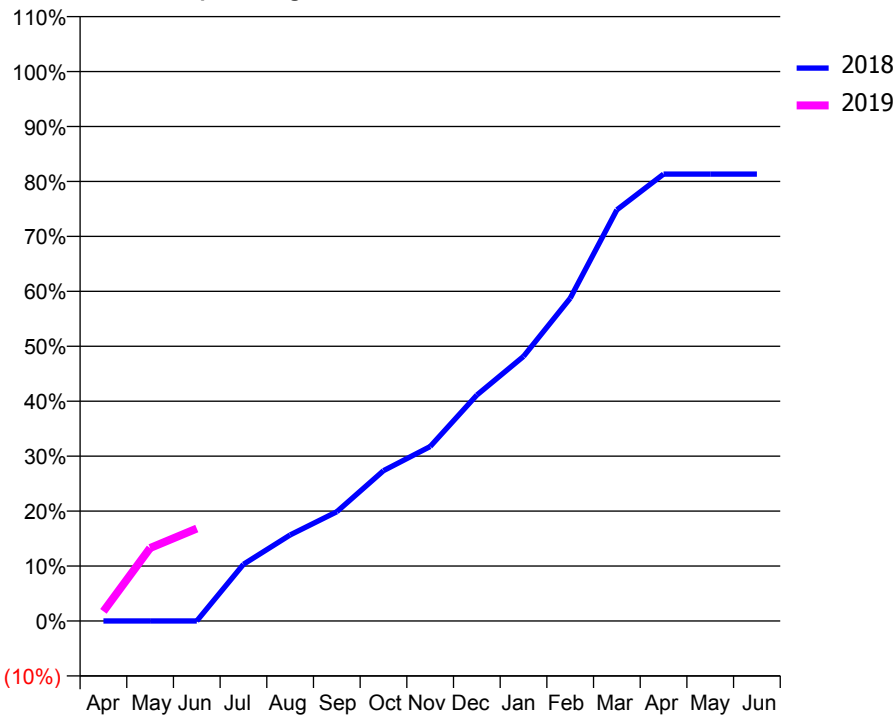
ACCESS*

Patients seen in 24 months	Total	Change since previous quarter
Quarter ending June 2017	242	
Quarter ending September 2017	1,160	↑
Quarter ending December 2017	1,636	↑
Quarter ending March 2018	2,363	↑
Quarter ending June 2018	2,583	↑
Variance since June 2017	967.4%	↑



ACTIVITY

Cumulative percentage of contracted UDA delivered 2018 & 2019



Month	Adjusted Scheduled Activity (UDA)	
	2018	2019
April	0	140
May	0	1,063
June	0	1,346
July	854	
August	1,295	
September	1,644	
October	2,263	
November	2,625	
December	3,400	
January	3,983	
February	4,859	
March	6,188	
April	6,726	
May	6,725	
June	6,725	

QUALITY

	Quantity	Base Number	Contract	AT	Region	England
% of FP17s for the same patient ID Re-attending within 3 months - Children	21	227	9.3%	9.0%	11.3%	11.5%
% of FP17s for the same patient ID Re-attending within 3 months - Adults	114	664	17.2%	12.5%	14.9%	15.4%
% of FP17s for the same patient ID Re-attending between 3 & 9 months - Children	112	227	49.3%	60.0%	60.0%	58.9%
% of FP17s for the same patient ID Re-attending between 3 & 9 months - Adults	284	664	42.8%	51.4%	52.6%	51.6%
% of FP17s for Band 1 Urgent Courses	110	703	15.6%	6.8%	7.9%	8.9%
% of FP17s Relating to Free Repair or Replacements	8	703	1.1%	0.8%	0.8%	0.8%
% of FP17s Relating to Continuations	2	703	0.3%	1.0%	0.9%	0.9%
% of Patients satisfied with the dentistry they have received	8	9	N/A	93.3%	93.2%	93.2%
% of Patients satisfied with the time they had to wait for an appointment	5	9	N/A	91.3%	89.1%	88.8%

* This is based on patients treated on this contract for their most recent course of treatment. Figures in italics indicate the base number of FP17s or Patient Questionnaire responses are less than 100. N/A is shown where the base number of responses is less than 10 during the period. % is calculated as Quantity/Base number*100

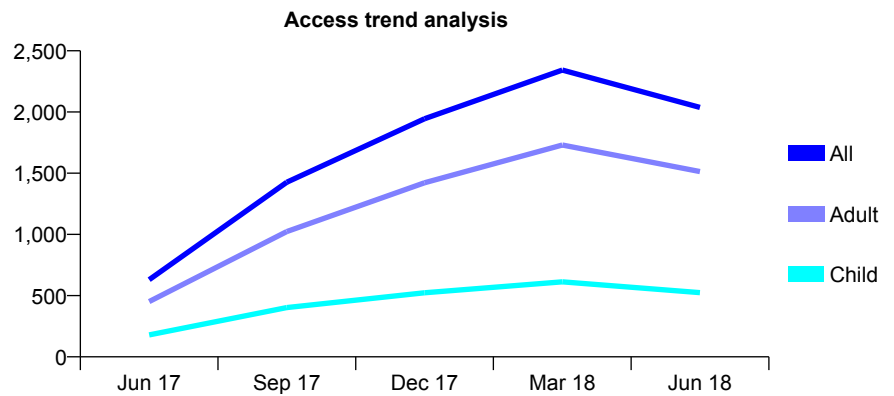
Q53 - Vital Signs At a Glance Contract Report for 100450/0000 - June 2018

Name or company name	OASIS DENTAL CARE LTD
Contract type name	GDS Contract
Purpose of contract	General
Contract start date	01/04/2017
Contract end date	

18/19 Contracted general activity (UDA)	6,000
Carry forward general activity (UDA)	0
18/19 Contracted orthodontic activity (UOA)	0
Carry forward orthodontic activity (UOA)	0
Baseline contract value	£133,504.80

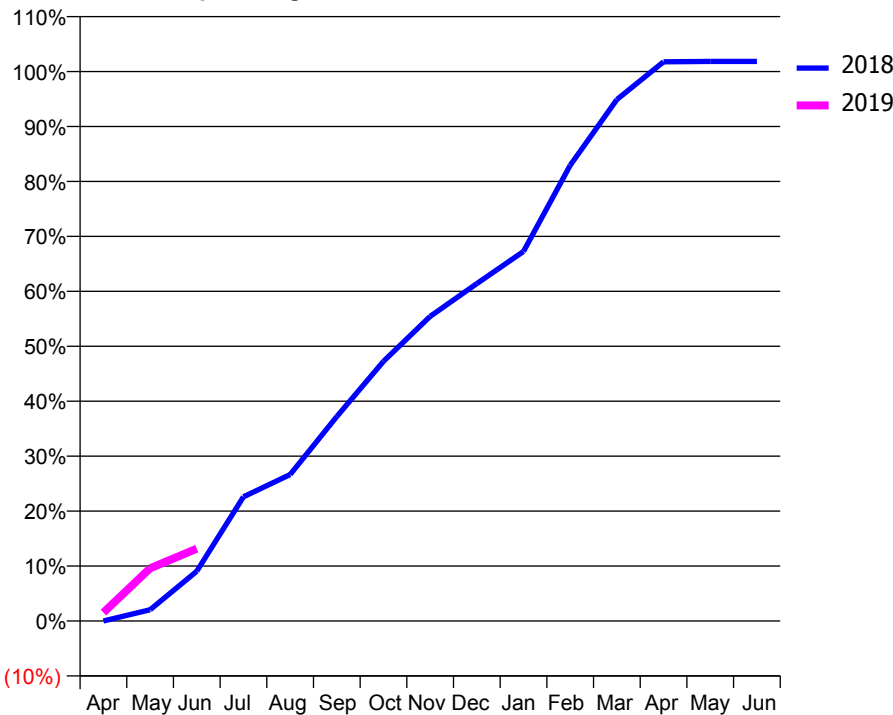
ACCESS*

Patients seen in 24 months	Total	Change since previous quarter
Quarter ending June 2017	630	
Quarter ending September 2017	1,426	↑
Quarter ending December 2017	1,945	↑
Quarter ending March 2018	2,343	↑
Quarter ending June 2018	2,038	↓
Variance since June 2017	223.5%	↑



ACTIVITY

Cumulative percentage of contracted UDA delivered 2018 & 2019



Month	Adjusted Scheduled Activity (UDA)	
	2018	2019
April	0	92
May	121	576
June	533	790
July	1,330	
August	1,567	
September	2,188	
October	2,778	
November	3,260	
December	3,610	
January	3,954	
February	4,876	
March	5,580	
April	5,984	
May	5,988	
June	5,988	

QUALITY

	Quantity	Base Number	Contract	AT	Region	England
% of FP17s for the same patient ID Re-attending within 3 months - Children	8	164	4.9%	9.0%	11.3%	11.5%
% of FP17s for the same patient ID Re-attending within 3 months - Adults	22	485	4.5%	12.5%	14.9%	15.4%
% of FP17s for the same patient ID Re-attending between 3 & 9 months - Children	74	164	45.1%	60.0%	60.0%	58.9%
% of FP17s for the same patient ID Re-attending between 3 & 9 months - Adults	171	485	35.3%	51.4%	52.6%	51.6%
% of FP17s for Band 1 Urgent Courses	6	449	1.3%	6.8%	7.9%	8.9%
% of FP17s Relating to Free Repair or Replacements	1	449	0.2%	0.8%	0.8%	0.8%
% of FP17s Relating to Continuations	2	449	0.4%	1.0%	0.9%	0.9%
% of Patients satisfied with the dentistry they have received	1	1	N/A	93.3%	93.2%	93.2%
% of Patients satisfied with the time they had to wait for an appointment	0	1	N/A	91.3%	89.1%	88.8%

* This is based on patients treated on this contract for their most recent course of treatment. Figures in italics indicate the base number of FP17s or Patient Questionnaire responses are less than 100. N/A is shown where the base number of responses is less than 10 during the period. % is calculated as Quantity/Base number*100

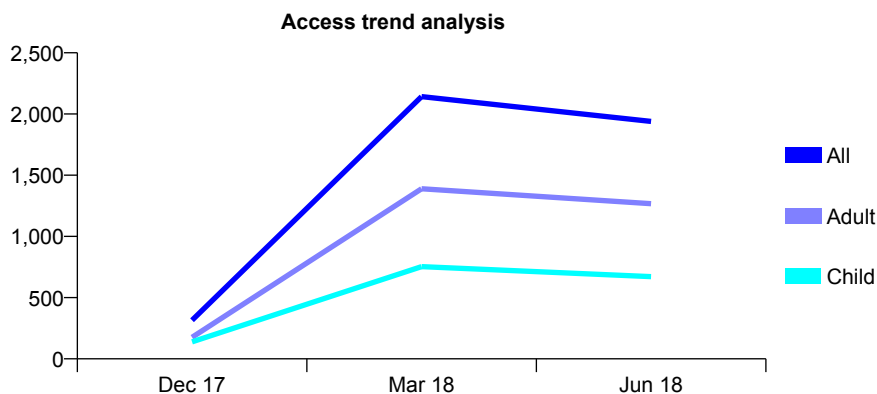
Q53 - Vital Signs At a Glance Contract Report for 100540/0000 - June 2018

Name or company name	College Road Dental Practice
Contract type name	GDS Contract
Purpose of contract	General
Contract start date	01/04/2017
Contract end date	

18/19 Contracted general activity (UDA)	7,700
Carry forward general activity (UDA)	0
18/19 Contracted orthodontic activity (UOA)	0
Carry forward orthodontic activity (UOA)	0
Baseline contract value	£169,400.00

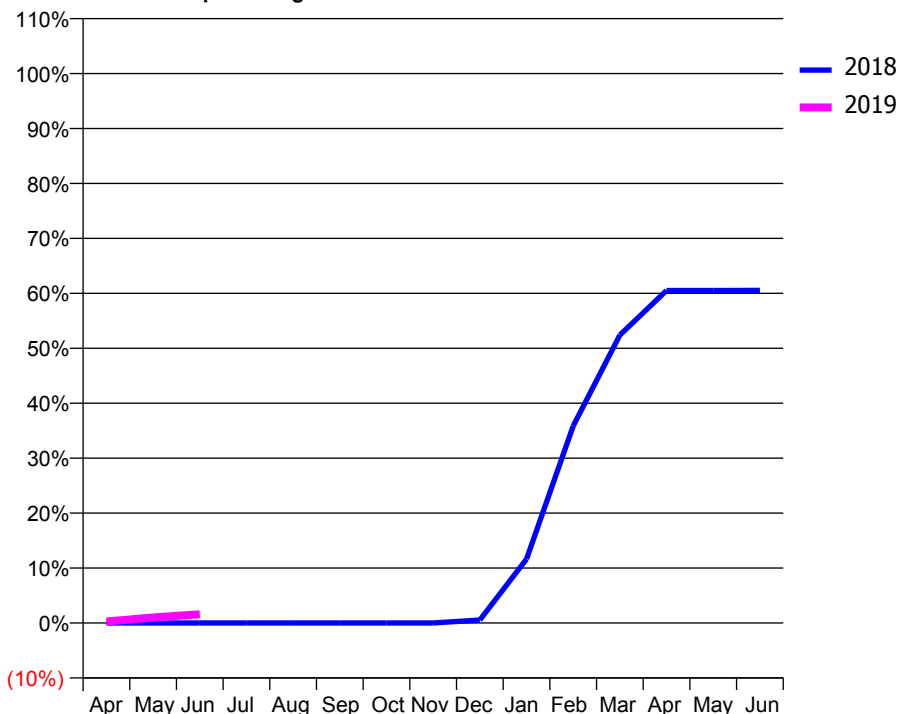
ACCESS*

Patients seen in 24 months	Total	Change since previous quarter
Quarter ending June 2017	0	
Quarter ending September 2017	0	
Quarter ending December 2017	315	↑
Quarter ending March 2018	2,142	↑
Quarter ending June 2018	1,939	↓
Variance since June 2017	N/A	



ACTIVITY

Cumulative percentage of contracted UDA delivered 2018 & 2019



Adjusted Scheduled Activity (UDA)

Month	2018	2019
April	0	22
May	0	77
June	0	123
July	0	
August	0	
September	0	
October	0	
November	0	
December	42	
January	895	
February	2,762	
March	4,035	
April	4,659	
May	4,660	
June	4,661	

QUALITY

	Quantity	Base Number	Contract	AT	Region	England
% of FP17s for the same patient ID Re-attending within 3 months - Children	7	76	9.2%	9.0%	11.3%	11.5%
% of FP17s for the same patient ID Re-attending within 3 months - Adults	14	194	7.2%	12.5%	14.9%	15.4%
% of FP17s for the same patient ID Re-attending between 3 & 9 months - Children	6	76	7.9%	60.0%	60.0%	58.9%
% of FP17s for the same patient ID Re-attending between 3 & 9 months - Adults	11	194	5.7%	51.4%	52.6%	51.6%
% of FP17s for Band 1 Urgent Courses	0	30	0.0%	6.8%	7.9%	8.9%
% of FP17s Relating to Free Repair or Replacements	1	30	3.3%	0.8%	0.8%	0.8%
% of FP17s Relating to Continuations	2	30	6.7%	1.0%	0.9%	0.9%
% of Patients satisfied with the dentistry they have received	0	0	N/A	93.3%	93.2%	93.2%
% of Patients satisfied with the time they had to wait for an appointment	0	0	N/A	91.3%	89.1%	88.8%

* This is based on patients treated on this contract for their most recent course of treatment. Figures in italics indicate the base number of FP17s or Patient Questionnaire responses are less than 100. N/A is shown where the base number of responses is less than 10 during the period. % is calculated as Quantity/Base number*100

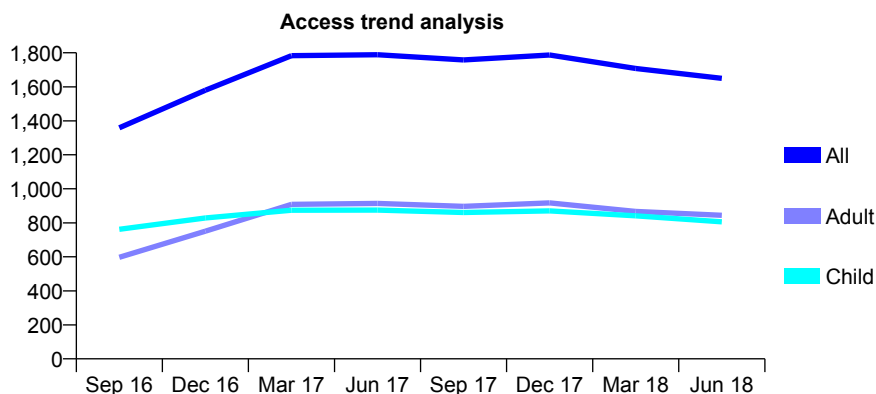
Q53 - Vital Signs At a Glance Contract Report for 101281/0108 - June 2018

Name or company name	OASIS DENTAL CARE LTD
Contract type name	GDS Contract
Purpose of contract	General
Contract start date	01/04/2006
Contract end date	

18/19 Contracted general activity (UDA)	2,500
Carry forward general activity (UDA)	0
18/19 Contracted orthodontic activity (UOA)	0
Carry forward orthodontic activity (UOA)	0
Baseline contract value	£60,748.99

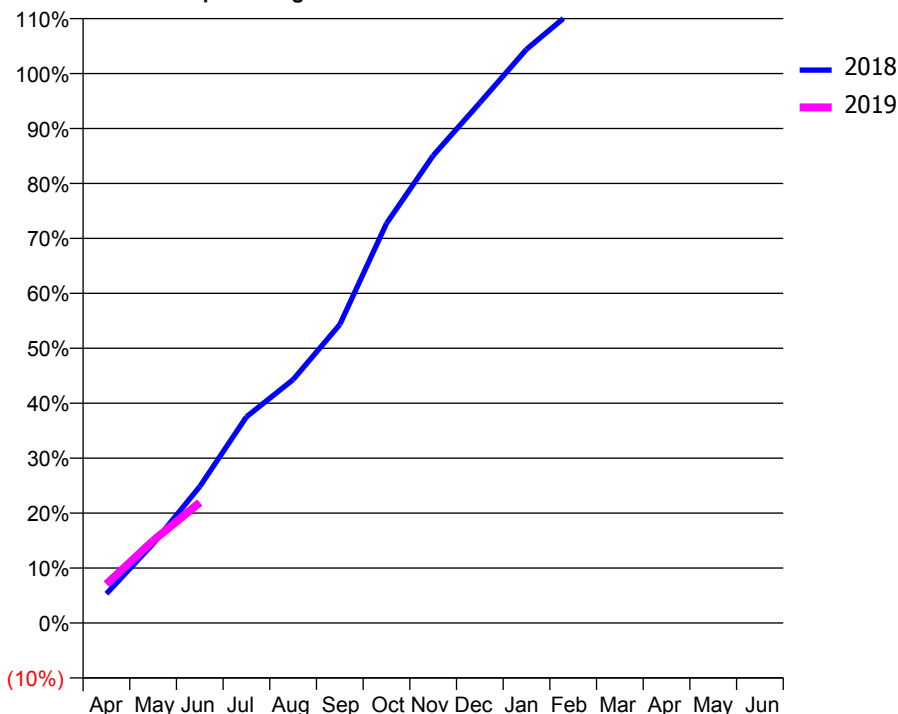
ACCESS*

Patients seen in 24 months	Total	Change since previous quarter
Quarter ending June 2017	1,789	
Quarter ending September 2017	1,758	↓
Quarter ending December 2017	1,787	→
Quarter ending March 2018	1,708	↓
Quarter ending June 2018	1,650	↓
Variance since June 2017	(7.8%)	↓



ACTIVITY

Cumulative percentage of contracted UDA delivered 2018 & 2019



Adjusted Scheduled Activity (UDA)

Month	2018	2019
April	133	177
May	361	375
June	621	548
July	938	
August	1,107	
September	1,358	
October	1,818	
November	2,127	
December	2,367	
January	2,610	
February	2,787	
March	2,932	
April	3,011	
May	3,012	
June	3,012	

QUALITY

	Quantity	Base Number	Contract	AT	Region	England
% of FP17s for the same patient ID Re-attending within 3 months - Children	10	283	3.5%	9.0%	11.3%	11.5%
% of FP17s for the same patient ID Re-attending within 3 months - Adults	14	189	7.4%	12.5%	14.9%	15.4%
% of FP17s for the same patient ID Re-attending between 3 & 9 months - Children	200	283	70.7%	60.0%	60.0%	58.9%
% of FP17s for the same patient ID Re-attending between 3 & 9 months - Adults	130	189	68.8%	51.4%	52.6%	51.6%
% of FP17s for Band 1 Urgent Courses	12	415	2.9%	6.8%	7.9%	8.9%
% of FP17s Relating to Free Repair or Replacements	1	415	0.2%	0.8%	0.8%	0.8%
% of FP17s Relating to Continuations	7	415	1.7%	1.0%	0.9%	0.9%
% of Patients satisfied with the dentistry they have received	1	2	N/A	93.3%	93.2%	93.2%
% of Patients satisfied with the time they had to wait for an appointment	2	2	N/A	91.3%	89.1%	88.8%

* This is based on patients treated on this contract for their most recent course of treatment. Figures in italics indicate the base number of FP17s or Patient Questionnaire responses are less than 100. N/A is shown where the base number of responses is less than 10 during the period. % is calculated as Quantity/Base number*100

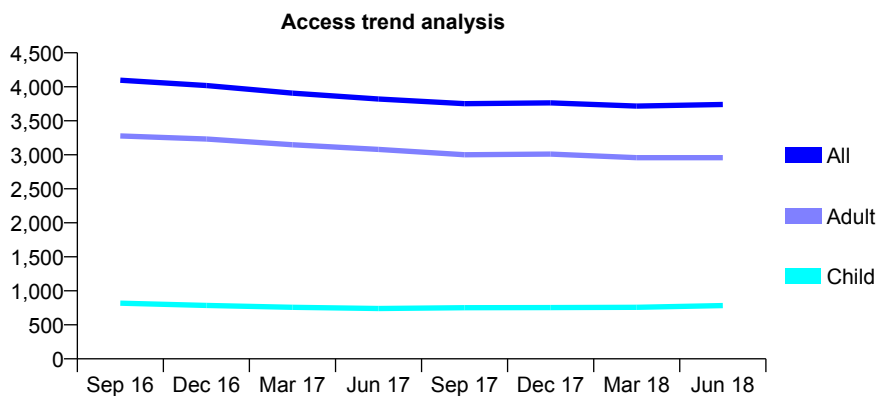
Q53 - Vital Signs At a Glance Contract Report for 101281/0134 - June 2018

Name or company name	OASIS DENTAL CARE LTD
Contract type name	GDS Contract
Purpose of contract	General
Contract start date	01/04/2006
Contract end date	

18/19 Contracted general activity (UDA)	12,151
Carry forward general activity (UDA)	0
18/19 Contracted orthodontic activity (UOA)	0
Carry forward orthodontic activity (UOA)	0
Baseline contract value	£267,297.86

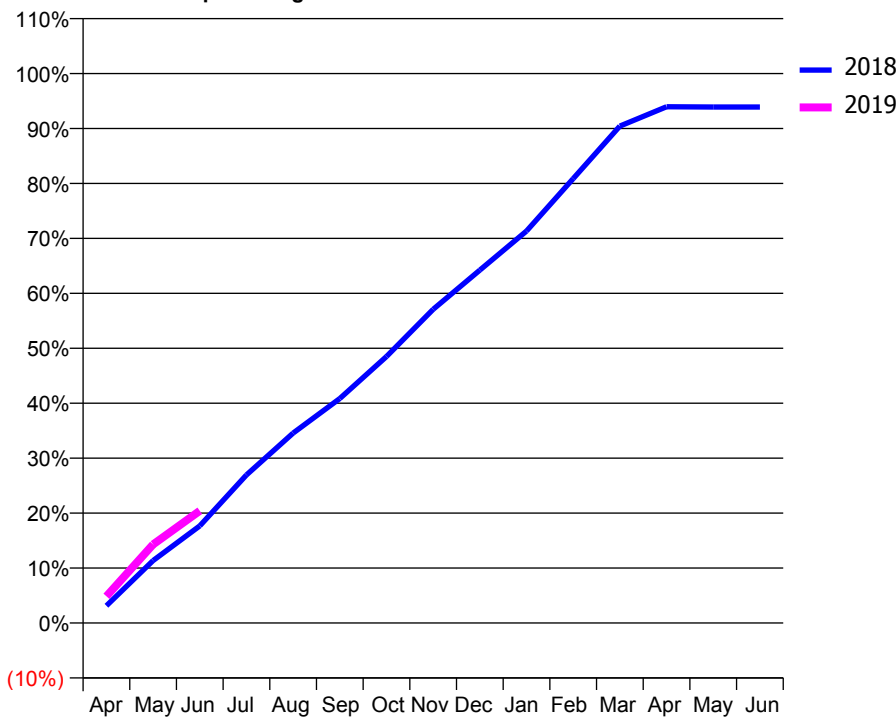
ACCESS*

Patients seen in 24 months	Total	Change since previous quarter
Quarter ending June 2017	3,820	
Quarter ending September 2017	3,752	↓
Quarter ending December 2017	3,764	→
Quarter ending March 2018	3,716	↓
Quarter ending June 2018	3,741	→
Variance since June 2017	(2.1%)	↓



ACTIVITY

Cumulative percentage of contracted UDA delivered 2018 & 2019



Adjusted Scheduled Activity (UDA)

Month	2018	2019
April	381	592
May	1,381	1,738
June	2,147	2,481
July	3,274	
August	4,200	
September	4,964	
October	5,893	
November	6,938	
December	7,803	
January	8,668	
February	9,828	
March	10,987	
April	11,415	
May	11,410	
June	11,411	

QUALITY

	Quantity	Base Number	Contract	AT	Region	England
% of FP17s for the same patient ID Re-attending within 3 months - Children	10	339	2.9%	9.0%	11.3%	11.5%
% of FP17s for the same patient ID Re-attending within 3 months - Adults	93	1,081	8.6%	12.5%	14.9%	15.4%
% of FP17s for the same patient ID Re-attending between 3 & 9 months - Children	240	339	70.8%	60.0%	60.0%	58.9%
% of FP17s for the same patient ID Re-attending between 3 & 9 months - Adults	746	1,081	69.0%	51.4%	52.6%	51.6%
% of FP17s for Band 1 Urgent Courses	24	1,221	2.0%	6.8%	7.9%	8.9%
% of FP17s Relating to Free Repair or Replacements	15	1,221	1.2%	0.8%	0.8%	0.8%
% of FP17s Relating to Continuations	8	1,221	0.7%	1.0%	0.9%	0.9%
% of Patients satisfied with the dentistry they have received	4	6	N/A	93.3%	93.2%	93.2%
% of Patients satisfied with the time they had to wait for an appointment	6	6	N/A	91.3%	89.1%	88.8%

* This is based on patients treated on this contract for their most recent course of treatment. Figures in italics indicate the base number of FP17s or Patient Questionnaire responses are less than 100. N/A is shown where the base number of responses is less than 10 during the period. % is calculated as Quantity/Base number*100

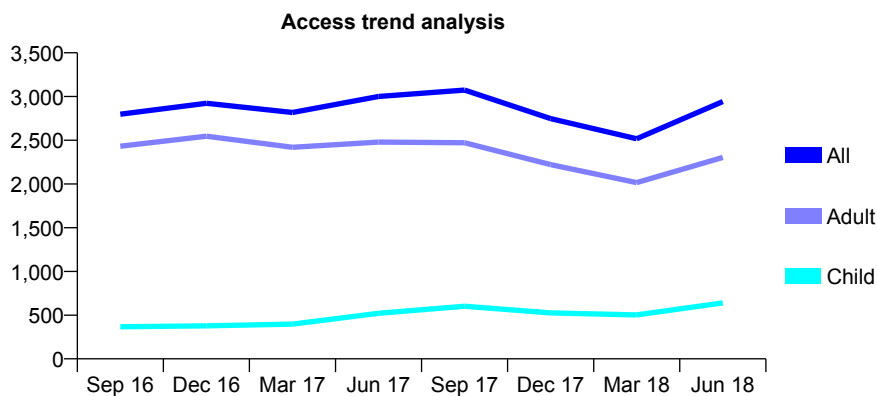
Q53 - Vital Signs At a Glance Contract Report for 101281/0149 - June 2018

Name or company name	OASIS DENTAL CARE LTD
Contract type name	GDS Contract
Purpose of contract	General
Contract start date	01/04/2006
Contract end date	

18/19 Contracted general activity (UDA)	7,534
Carry forward general activity (UDA)	0
18/19 Contracted orthodontic activity (UOA)	0
Carry forward orthodontic activity (UOA)	0
Baseline contract value	£185,358.54

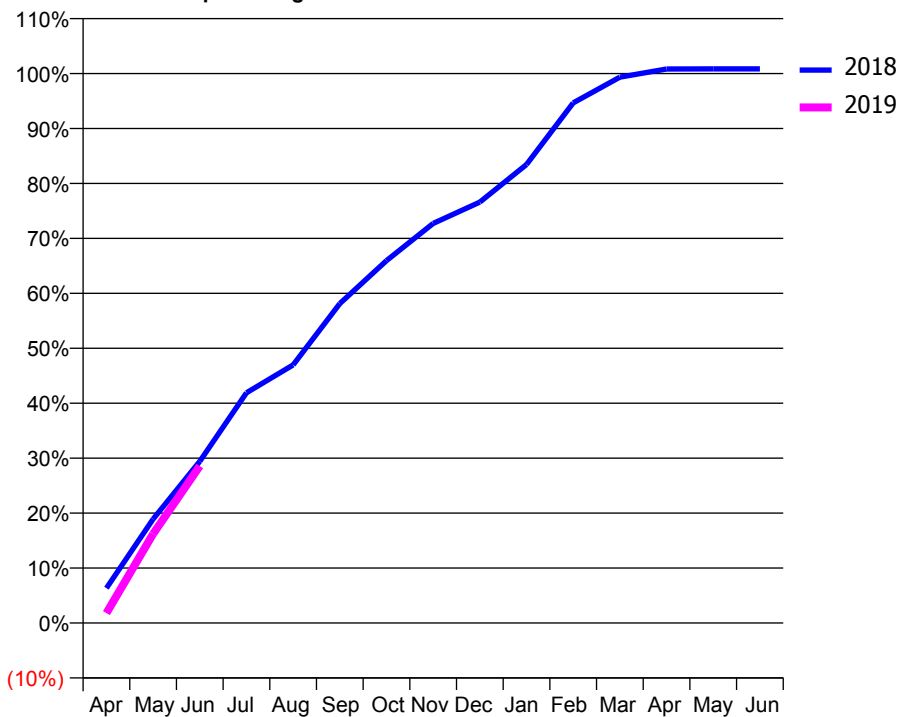
ACCESS*

Patients seen in 24 months	Total	Change since previous quarter
Quarter ending June 2017	3,000	
Quarter ending September 2017	3,073	↑
Quarter ending December 2017	2,748	↓
Quarter ending March 2018	2,517	↓
Quarter ending June 2018	2,943	↑
Variance since June 2017	(1.9%)	↓



ACTIVITY

Cumulative percentage of contracted UDA delivered 2018 & 2019



Month	Adjusted Scheduled Activity (UDA)	
	2018	2019
April	478	137
May	1,425	1,222
June	2,217	2,153
July	3,157	
August	3,539	
September	4,379	
October	4,968	
November	5,479	
December	5,771	
January	6,287	
February	7,130	
March	7,484	
April	7,596	
May	7,597	
June	7,597	

QUALITY

	Quantity	Base Number	Contract	AT	Region	England
% of FP17s for the same patient ID Re-attending within 3 months - Children	9	354	2.5%	9.0%	11.3%	11.5%
% of FP17s for the same patient ID Re-attending within 3 months - Adults	80	1,050	7.6%	12.5%	14.9%	15.4%
% of FP17s for the same patient ID Re-attending between 3 & 9 months - Children	115	354	32.5%	60.0%	60.0%	58.9%
% of FP17s for the same patient ID Re-attending between 3 & 9 months - Adults	366	1,050	34.9%	51.4%	52.6%	51.6%
% of FP17s for Band 1 Urgent Courses	89	1,341	6.6%	6.8%	7.9%	8.9%
% of FP17s Relating to Free Repair or Replacements	8	1,341	0.6%	0.8%	0.8%	0.8%
% of FP17s Relating to Continuations	10	1,341	0.7%	1.0%	0.9%	0.9%
% of Patients satisfied with the dentistry they have received	4	5	N/A	93.3%	93.2%	93.2%
% of Patients satisfied with the time they had to wait for an appointment	4	5	N/A	91.3%	89.1%	88.8%

* This is based on patients treated on this contract for their most recent course of treatment. Figures in italics indicate the base number of FP17s or Patient Questionnaire responses are less than 100. N/A is shown where the base number of responses is less than 10 during the period. % is calculated as Quantity/Base number*100

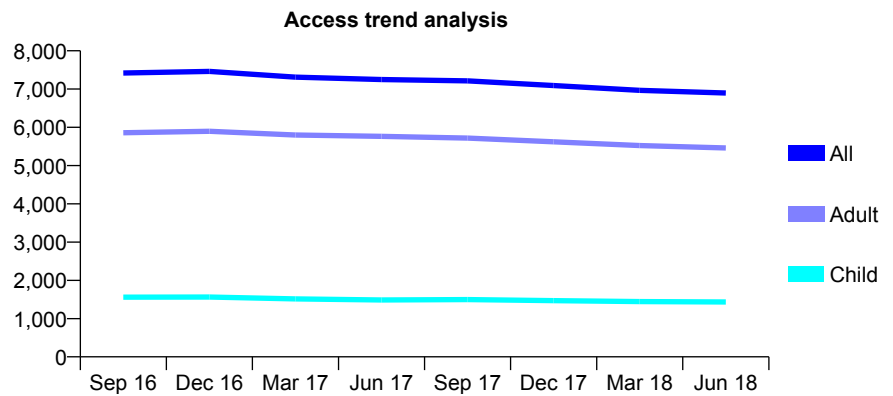
Q53 - Vital Signs At a Glance Contract Report for 101281/0164 - June 2018

Name or company name	OASIS DENTAL CARE LTD
Contract type name	GDS Contract
Purpose of contract	General
Contract start date	01/02/2007
Contract end date	

18/19 Contracted general activity (UDA)	21,454
Carry forward general activity (UDA)	0
18/19 Contracted orthodontic activity (UOA)	0
Carry forward orthodontic activity (UOA)	0
Baseline contract value	£450,534.00

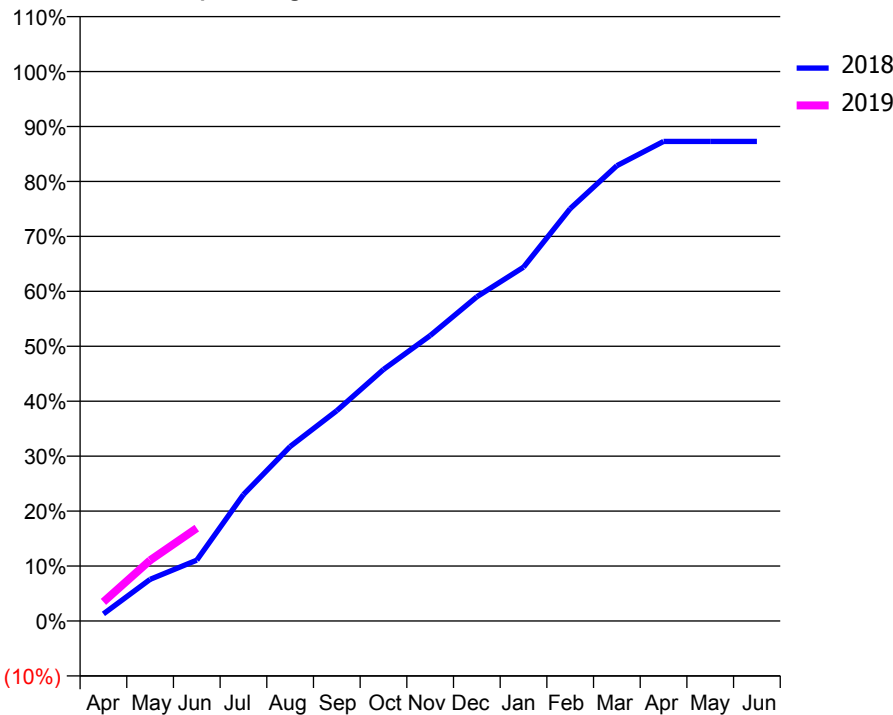
ACCESS*

Patients seen in 24 months	Total	Change since previous quarter
Quarter ending June 2017	7,249	
Quarter ending September 2017	7,213	→
Quarter ending December 2017	7,091	↓
Quarter ending March 2018	6,968	↓
Quarter ending June 2018	6,897	↓
Variance since June 2017	(4.9%)	↓



ACTIVITY

Cumulative percentage of contracted UDA delivered 2018 & 2019



Month	Adjusted Scheduled Activity (UDA)	
	2018	2019
April	276	748
May	1,627	2,371
June	2,376	3,624
July	4,936	
August	6,812	
September	8,212	
October	9,821	
November	11,145	
December	12,661	
January	13,814	
February	16,101	
March	17,779	
April	18,725	
May	18,725	
June	18,724	

QUALITY

	Quantity	Base Number	Contract	AT	Region	England
% of FP17s for the same patient ID Re-attending within 3 months - Children	40	510	7.8%	9.0%	11.3%	11.5%
% of FP17s for the same patient ID Re-attending within 3 months - Adults	281	1,915	14.7%	12.5%	14.9%	15.4%
% of FP17s for the same patient ID Re-attending between 3 & 9 months - Children	312	510	61.2%	60.0%	60.0%	58.9%
% of FP17s for the same patient ID Re-attending between 3 & 9 months - Adults	1,088	1,915	56.8%	51.4%	52.6%	51.6%
% of FP17s for Band 1 Urgent Courses	79	1,994	4.0%	6.8%	7.9%	8.9%
% of FP17s Relating to Free Repair or Replacements	33	1,994	1.7%	0.8%	0.8%	0.8%
% of FP17s Relating to Continuations	69	1,994	3.5%	1.0%	0.9%	0.9%
% of Patients satisfied with the dentistry they have received	7	9	N/A	93.3%	93.2%	93.2%
% of Patients satisfied with the time they had to wait for an appointment	9	9	N/A	91.3%	89.1%	88.8%

* This is based on patients treated on this contract for their most recent course of treatment. Figures in italics indicate the base number of FP17s or Patient Questionnaire responses are less than 100. N/A is shown where the base number of responses is less than 10 during the period. % is calculated as Quantity/Base number*100

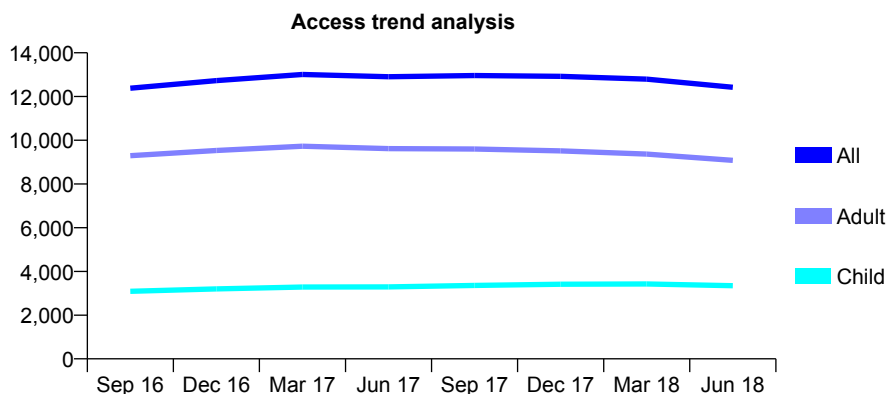
Q53 - Vital Signs At a Glance Contract Report for 101281/0166 - June 2018

Name or company name	OASIS DENTAL CARE LTD
Contract type name	GDS Contract
Purpose of contract	General
Contract start date	27/04/2007
Contract end date	

18/19 Contracted general activity (UDA)	34,800
Carry forward general activity (UDA)	0
18/19 Contracted orthodontic activity (UOA)	0
Carry forward orthodontic activity (UOA)	0
Baseline contract value	£730,800.00

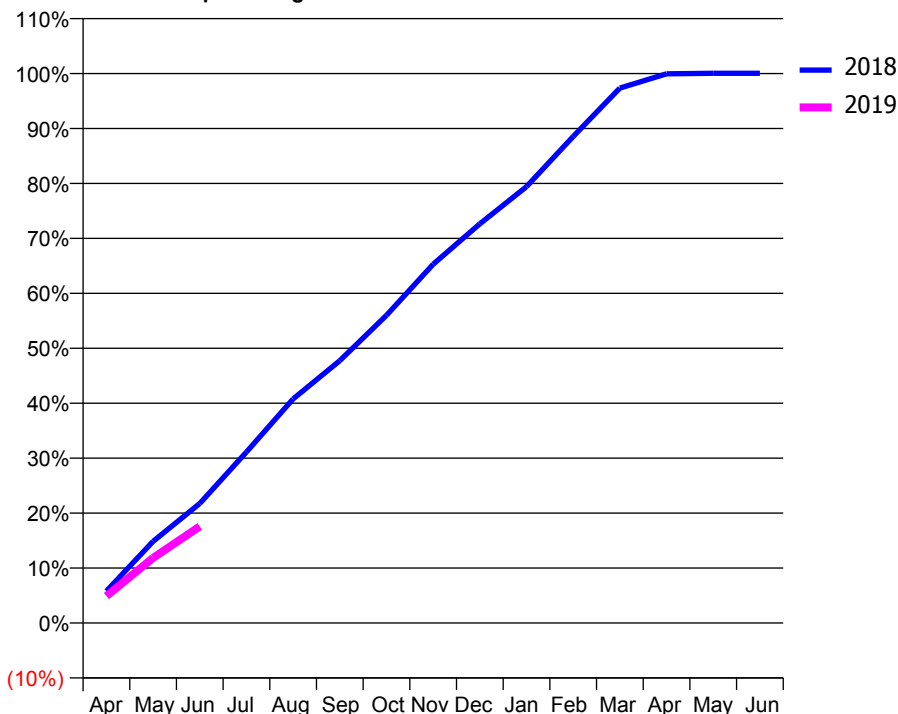
ACCESS*

Patients seen in 24 months	Total	Change since previous quarter
Quarter ending June 2017	12,906	
Quarter ending September 2017	12,958	→
Quarter ending December 2017	12,924	→
Quarter ending March 2018	12,795	→
Quarter ending June 2018	12,423	↓
Variance since June 2017	(3.7%)	↓



ACTIVITY

Cumulative percentage of contracted UDA delivered 2018 & 2019



Adjusted Scheduled Activity (UDA)

Month	2018	2019
April	2,026	1,712
May	5,174	4,127
June	7,570	6,114
July	10,828	
August	14,195	
September	16,615	
October	19,485	
November	22,718	
December	25,281	
January	27,633	
February	30,808	
March	33,874	
April	34,782	
May	34,814	
June	34,814	

QUALITY

	Quantity	Base Number	Contract	AT	Region	England
% of FP17s for the same patient ID Re-attending within 3 months - Children	67	1,128	5.9%	9.0%	11.3%	11.5%
% of FP17s for the same patient ID Re-attending within 3 months - Adults	456	3,043	15.0%	12.5%	14.9%	15.4%
% of FP17s for the same patient ID Re-attending between 3 & 9 months - Children	821	1,128	72.8%	60.0%	60.0%	58.9%
% of FP17s for the same patient ID Re-attending between 3 & 9 months - Adults	1,948	3,043	64.0%	51.4%	52.6%	51.6%
% of FP17s for Band 1 Urgent Courses	311	3,687	8.4%	6.8%	7.9%	8.9%
% of FP17s Relating to Free Repair or Replacements	64	3,687	1.7%	0.8%	0.8%	0.8%
% of FP17s Relating to Continuations	48	3,687	1.3%	1.0%	0.9%	0.9%
% of Patients satisfied with the dentistry they have received	17	17	100.0%	93.3%	93.2%	93.2%
% of Patients satisfied with the time they had to wait for an appointment	16	17	94.1%	91.3%	89.1%	88.8%

* This is based on patients treated on this contract for their most recent course of treatment. Figures in italics indicate the base number of FP17s or Patient Questionnaire responses are less than 100. N/A is shown where the base number of responses is less than 10 during the period. % is calculated as Quantity/Base number*100

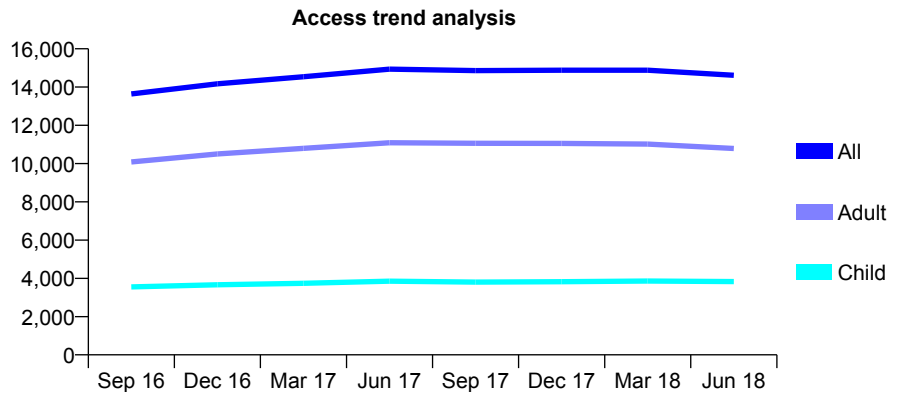
Q53 - Vital Signs At a Glance Contract Report for 101281/0172 - June 2018

Name or company name	OASIS DENTAL CARE LTD
Contract type name	GDS Contract
Purpose of contract	General
Contract start date	01/11/2007
Contract end date	

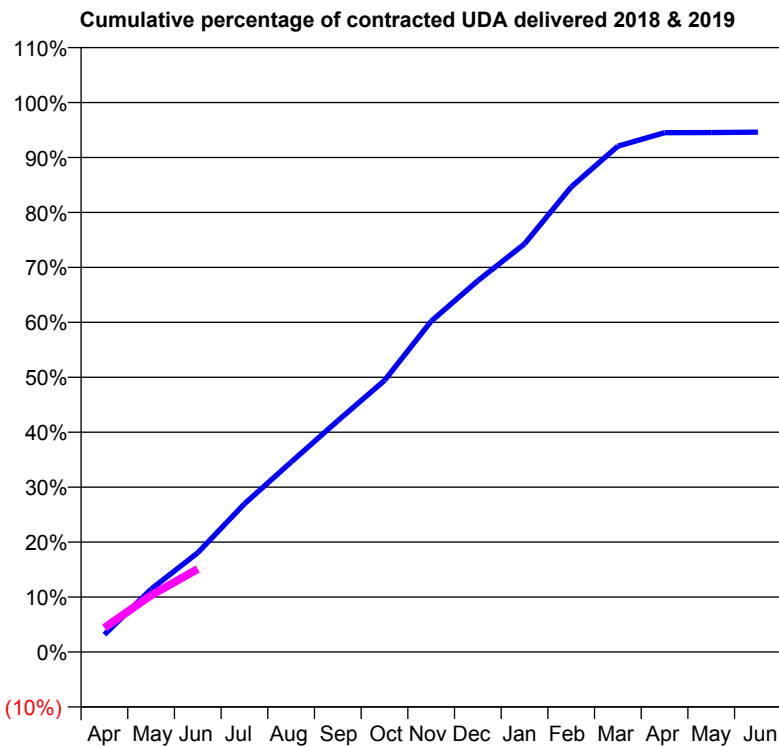
18/19 Contracted general activity (UDA)	40,086
Carry forward general activity (UDA)	0
18/19 Contracted orthodontic activity (UOA)	0
Carry forward orthodontic activity (UOA)	0
Baseline contract value	£1,073,481.30

ACCESS*

Patients seen in 24 months	Total	Change since previous quarter
Quarter ending June 2017	14,940	
Quarter ending September 2017	14,862	→
Quarter ending December 2017	14,879	→
Quarter ending March 2018	14,878	→
Quarter ending June 2018	14,616	↓
Variance since June 2017	(2.2%)	↓



ACTIVITY



Adjusted Scheduled Activity (UDA)		
Month	2018	2019
April	1,272	1,763
May	4,583	4,137
June	7,247	6,052
July	10,813	
August	13,857	
September	16,870	
October	19,815	
November	24,130	
December	27,087	
January	29,773	
February	33,922	
March	36,900	
April	37,885	
May	37,889	
June	37,923	

QUALITY

	Quantity	Base Number	Contract	AT	Region	England
% of FP17s for the same patient ID Re-attending within 3 months - Children	164	1,189	13.8%	9.0%	11.3%	11.5%
% of FP17s for the same patient ID Re-attending within 3 months - Adults	341	2,904	11.7%	12.5%	14.9%	15.4%
% of FP17s for the same patient ID Re-attending between 3 & 9 months - Children	674	1,189	56.7%	60.0%	60.0%	58.9%
% of FP17s for the same patient ID Re-attending between 3 & 9 months - Adults	1,654	2,904	57.0%	51.4%	52.6%	51.6%
% of FP17s for Band 1 Urgent Courses	292	3,586	8.1%	6.8%	7.9%	8.9%
% of FP17s Relating to Free Repair or Replacements	16	3,586	0.4%	0.8%	0.8%	0.8%
% of FP17s Relating to Continuations	39	3,586	1.1%	1.0%	0.9%	0.9%
% of Patients satisfied with the dentistry they have received	13	14	92.9%	93.3%	93.2%	93.2%
% of Patients satisfied with the time they had to wait for an appointment	12	14	85.7%	91.3%	89.1%	88.8%

* This is based on patients treated on this contract for their most recent course of treatment. Figures in italics indicate the base number of FP17s or Patient Questionnaire responses are less than 100. N/A is shown where the base number of responses is less than 10 during the period. % is calculated as Quantity/Base number*100

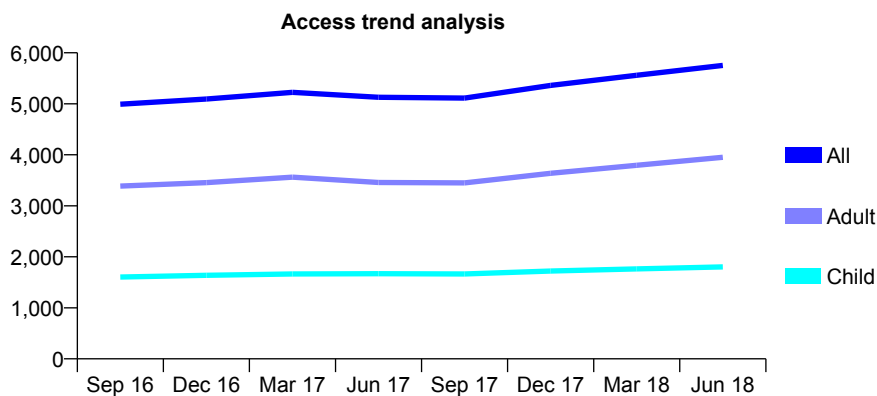
Q53 - Vital Signs At a Glance Contract Report for 101362/0005 - June 2018

Name or company name	Rodericks Dental Limited
Contract type name	GDS Contract
Purpose of contract	General
Contract start date	01/04/2008
Contract end date	

18/19 Contracted general activity (UDA)	14,000
Carry forward general activity (UDA)	0
18/19 Contracted orthodontic activity (UOA)	0
Carry forward orthodontic activity (UOA)	0
Baseline contract value	£330,442.37

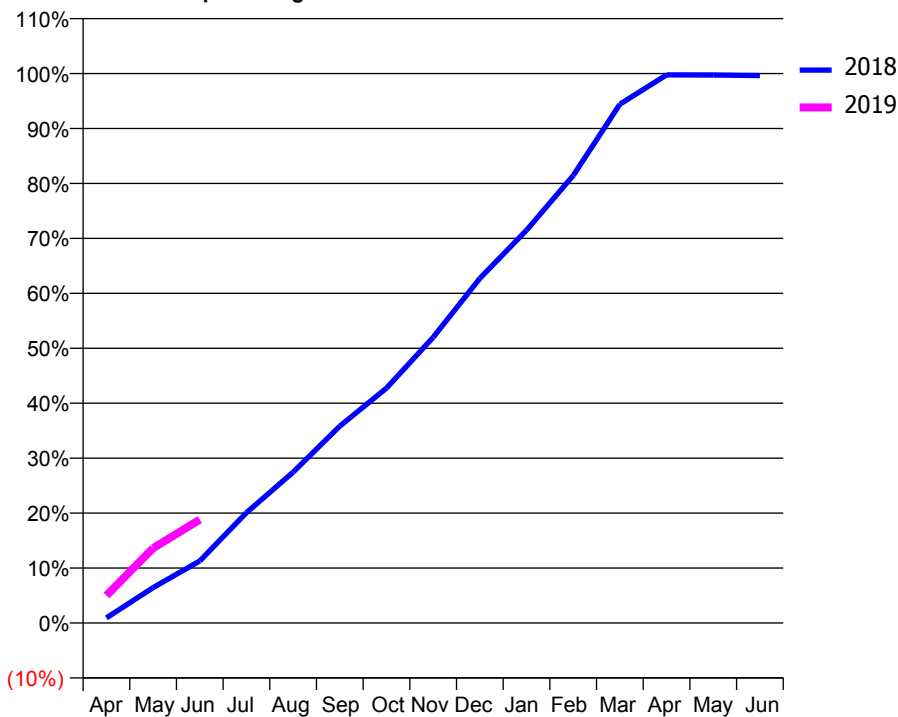
ACCESS*

Patients seen in 24 months	Total	Change since previous quarter
Quarter ending June 2017	5,127	
Quarter ending September 2017	5,112	→
Quarter ending December 2017	5,360	↑
Quarter ending March 2018	5,559	↑
Quarter ending June 2018	5,753	↑
Variance since June 2017	12.2%	↑



ACTIVITY

Cumulative percentage of contracted UDA delivered 2018 & 2019



Month	Adjusted Scheduled Activity (UDA)	
	2018	2019
April	130	701
May	901	1,908
June	1,582	2,636
July	2,810	
August	3,845	
September	5,015	
October	5,986	
November	7,278	
December	8,780	
January	10,007	
February	11,398	
March	13,216	
April	13,964	
May	13,960	
June	13,948	

QUALITY

	Quantity	Base Number	Contract	AT	Region	England
% of FP17s for the same patient ID Re-attending within 3 months - Children	27	506	5.3%	9.0%	11.3%	11.5%
% of FP17s for the same patient ID Re-attending within 3 months - Adults	113	1,058	10.7%	12.5%	14.9%	15.4%
% of FP17s for the same patient ID Re-attending between 3 & 9 months - Children	261	506	51.6%	60.0%	60.0%	58.9%
% of FP17s for the same patient ID Re-attending between 3 & 9 months - Adults	465	1,058	44.0%	51.4%	52.6%	51.6%
% of FP17s for Band 1 Urgent Courses	103	1,290	8.0%	6.8%	7.9%	8.9%
% of FP17s Relating to Free Repair or Replacements	3	1,290	0.2%	0.8%	0.8%	0.8%
% of FP17s Relating to Continuations	3	1,290	0.2%	1.0%	0.9%	0.9%
% of Patients satisfied with the dentistry they have received	7	8	N/A	93.3%	93.2%	93.2%
% of Patients satisfied with the time they had to wait for an appointment	6	8	N/A	91.3%	89.1%	88.8%

* This is based on patients treated on this contract for their most recent course of treatment. Figures in italics indicate the base number of FP17s or Patient Questionnaire responses are less than 100. N/A is shown where the base number of responses is less than 10 during the period. % is calculated as Quantity/Base number*100

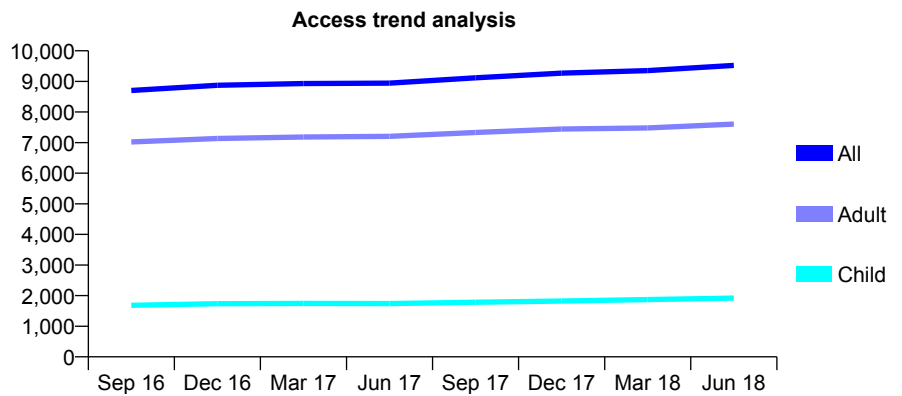
Q53 - Vital Signs At a Glance Contract Report for 101435/0091 - June 2018

Name or company name	IDH Limited
Contract type name	GDS Contract
Purpose of contract	General
Contract start date	01/03/2008
Contract end date	

18/19 Contracted general activity (UDA)	23,435
Carry forward general activity (UDA)	0
18/19 Contracted orthodontic activity (UOA)	0
Carry forward orthodontic activity (UOA)	0
Baseline contract value	£579,946.00

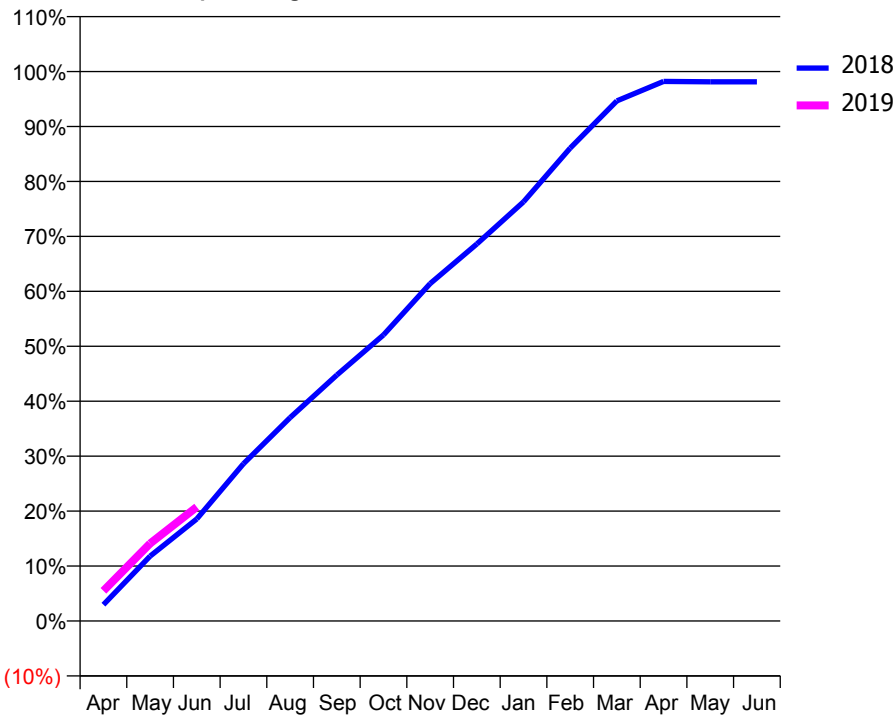
ACCESS*

Patients seen in 24 months	Total	Change since previous quarter
Quarter ending June 2017	8,945	
Quarter ending September 2017	9,116	→
Quarter ending December 2017	9,268	→
Quarter ending March 2018	9,351	→
Quarter ending June 2018	9,525	→
Variance since June 2017	6.5%	↑



ACTIVITY

Cumulative percentage of contracted UDA delivered 2018 & 2019



Month	Adjusted Scheduled Activity (UDA)	
	2018	2019
April	695	1,288
May	2,767	3,310
June	4,355	4,865
July	6,710	
August	8,676	
September	10,490	
October	12,199	
November	14,391	
December	16,078	
January	17,878	
February	20,169	
March	22,181	
April	23,010	
May	22,996	
June	22,995	

QUALITY

	Quantity	Base Number	Contract	AT	Region	England
% of FP17s for the same patient ID Re-attending within 3 months - Children	37	691	5.4%	9.0%	11.3%	11.5%
% of FP17s for the same patient ID Re-attending within 3 months - Adults	240	2,442	9.8%	12.5%	14.9%	15.4%
% of FP17s for the same patient ID Re-attending between 3 & 9 months - Children	406	691	58.8%	60.0%	60.0%	58.9%
% of FP17s for the same patient ID Re-attending between 3 & 9 months - Adults	1,214	2,442	49.7%	51.4%	52.6%	51.6%
% of FP17s for Band 1 Urgent Courses	167	2,697	6.2%	6.8%	7.9%	8.9%
% of FP17s Relating to Free Repair or Replacements	15	2,697	0.6%	0.8%	0.8%	0.8%
% of FP17s Relating to Continuations	25	2,697	0.9%	1.0%	0.9%	0.9%
% of Patients satisfied with the dentistry they have received	11	13	84.6%	93.3%	93.2%	93.2%
% of Patients satisfied with the time they had to wait for an appointment	11	13	84.6%	91.3%	89.1%	88.8%

* This is based on patients treated on this contract for their most recent course of treatment. Figures in italics indicate the base number of FP17s or Patient Questionnaire responses are less than 100. N/A is shown where the base number of responses is less than 10 during the period. % is calculated as Quantity/Base number*100

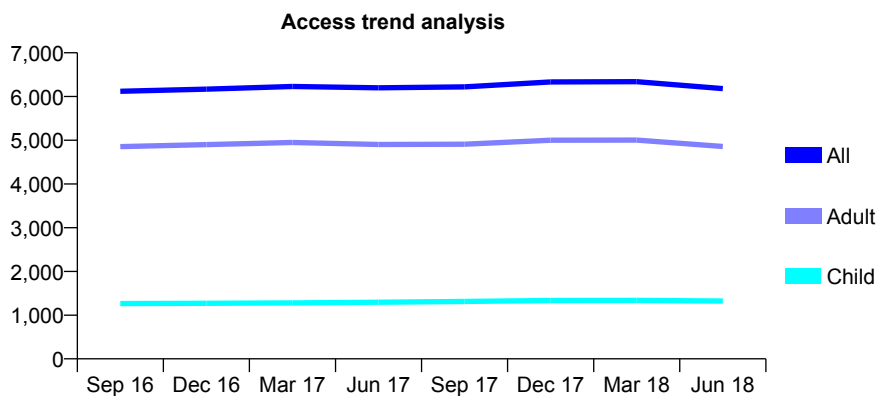
Q53 - Vital Signs At a Glance Contract Report for 101435/0098 - June 2018

Name or company name	IDH Limited
Contract type name	GDS Contract
Purpose of contract	General
Contract start date	01/05/2008
Contract end date	

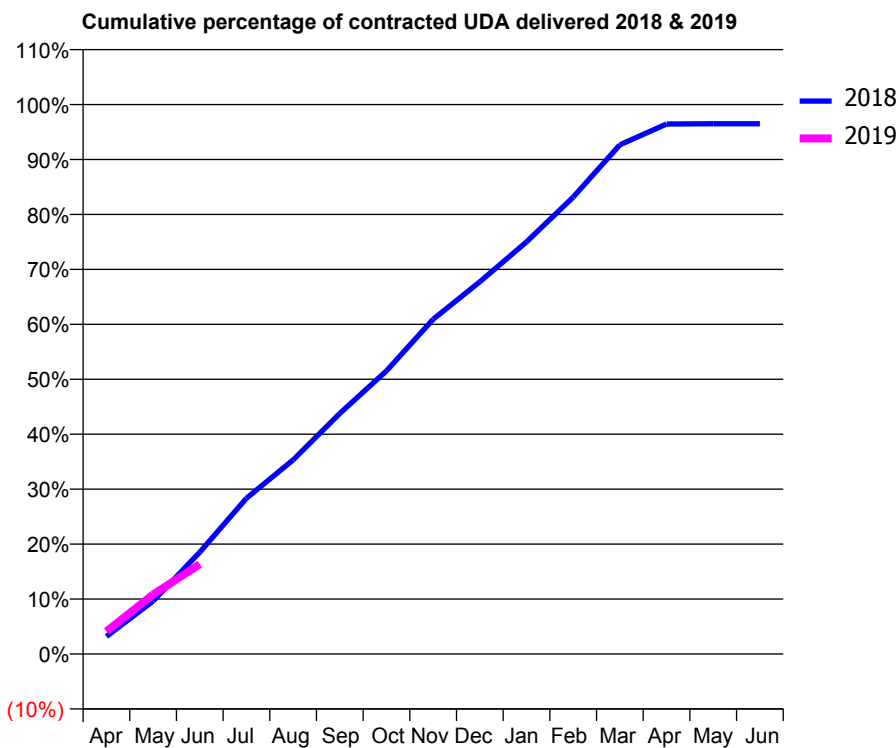
18/19 Contracted general activity (UDA)	17,250
Carry forward general activity (UDA)	0
18/19 Contracted orthodontic activity (UOA)	0
Carry forward orthodontic activity (UOA)	0
Baseline contract value	£407,745.23

ACCESS*

Patients seen in 24 months	Total	Change since previous quarter
Quarter ending June 2017	6,198	
Quarter ending September 2017	6,222	→
Quarter ending December 2017	6,334	→
Quarter ending March 2018	6,341	→
Quarter ending June 2018	6,180	↓
Variance since June 2017	(0.3%)	→



ACTIVITY



Month	Adjusted Scheduled Activity (UDA)	
	2018	2019
April	552	710
May	1,664	1,867
June	3,194	2,820
July	4,890	
August	6,091	
September	7,554	
October	8,889	
November	10,510	
December	11,686	
January	12,938	
February	14,342	
March	15,986	
April	16,636	
May	16,645	
June	16,645	

QUALITY

	Quantity	Base Number	Contract	AT	Region	England
% of FP17s for the same patient ID Re-attending within 3 months - Children	12	357	3.4%	9.0%	11.3%	11.5%
% of FP17s for the same patient ID Re-attending within 3 months - Adults	111	1,049	10.6%	12.5%	14.9%	15.4%
% of FP17s for the same patient ID Re-attending between 3 & 9 months - Children	199	357	55.7%	60.0%	60.0%	58.9%
% of FP17s for the same patient ID Re-attending between 3 & 9 months - Adults	464	1,049	44.2%	51.4%	52.6%	51.6%
% of FP17s for Band 1 Urgent Courses	45	1,146	3.9%	6.8%	7.9%	8.9%
% of FP17s Relating to Free Repair or Replacements	7	1,146	0.6%	0.8%	0.8%	0.8%
% of FP17s Relating to Continuations	20	1,146	1.7%	1.0%	0.9%	0.9%
% of Patients satisfied with the dentistry they have received	23	25	92.0%	93.3%	93.2%	93.2%
% of Patients satisfied with the time they had to wait for an appointment	23	25	92.0%	91.3%	89.1%	88.8%

* This is based on patients treated on this contract for their most recent course of treatment. Figures in italics indicate the base number of FP17s or Patient Questionnaire responses are less than 100. N/A is shown where the base number of responses is less than 10 during the period. % is calculated as Quantity/Base number*100

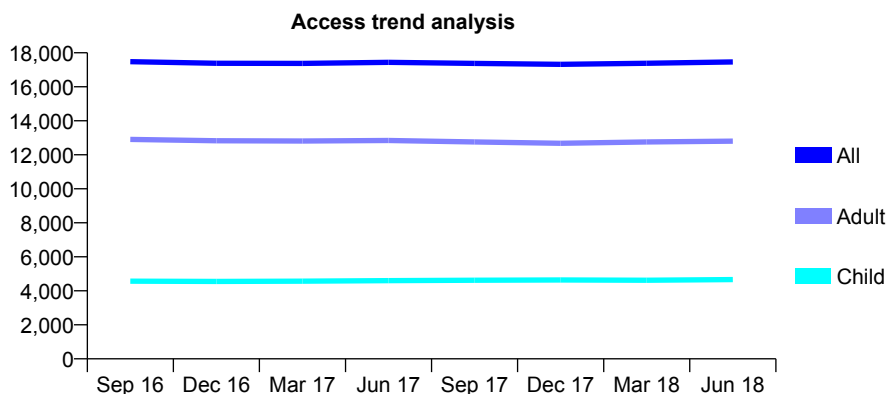
Q53 - Vital Signs At a Glance Contract Report for 101435/0102 - June 2018

Name or company name	IDH Limited
Contract type name	GDS Contract
Purpose of contract	General
Contract start date	01/06/2008
Contract end date	

18/19 Contracted general activity (UDA)	54,777
Carry forward general activity (UDA)	0
18/19 Contracted orthodontic activity (UOA)	0
Carry forward orthodontic activity (UOA)	0
Baseline contract value	£1,451,035.05

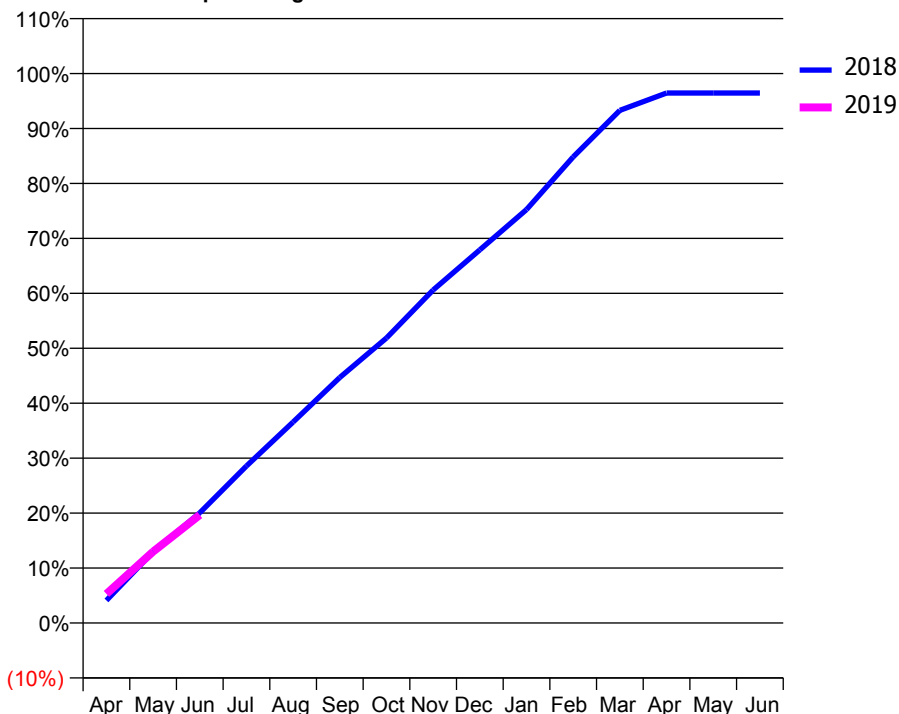
ACCESS*

Patients seen in 24 months	Total	Change since previous quarter
Quarter ending June 2017	17,443	
Quarter ending September 2017	17,376	→
Quarter ending December 2017	17,318	→
Quarter ending March 2018	17,387	→
Quarter ending June 2018	17,461	→
Variance since June 2017	0.1%	→



ACTIVITY

Cumulative percentage of contracted UDA delivered 2018 & 2019



Month	Adjusted Scheduled Activity (UDA)	
	2018	2019
April	2,254	2,905
May	7,097	7,113
June	10,989	10,772
July	15,654	
August	20,038	
September	24,477	
October	28,418	
November	33,193	
December	37,201	
January	41,211	
February	46,468	
March	51,105	
April	52,831	
May	52,835	
June	52,837	

QUALITY

	Quantity	Base Number	Contract	AT	Region	England
% of FP17s for the same patient ID Re-attending within 3 months - Children	90	1,653	5.4%	9.0%	11.3%	11.5%
% of FP17s for the same patient ID Re-attending within 3 months - Adults	486	4,157	11.7%	12.5%	14.9%	15.4%
% of FP17s for the same patient ID Re-attending between 3 & 9 months - Children	985	1,653	59.6%	60.0%	60.0%	58.9%
% of FP17s for the same patient ID Re-attending between 3 & 9 months - Adults	2,374	4,157	57.1%	51.4%	52.6%	51.6%
% of FP17s for Band 1 Urgent Courses	249	5,101	4.9%	6.8%	7.9%	8.9%
% of FP17s Relating to Free Repair or Replacements	64	5,101	1.3%	0.8%	0.8%	0.8%
% of FP17s Relating to Continuations	108	5,101	2.1%	1.0%	0.9%	0.9%
% of Patients satisfied with the dentistry they have received	16	17	94.1%	93.3%	93.2%	93.2%
% of Patients satisfied with the time they had to wait for an appointment	14	17	82.4%	91.3%	89.1%	88.8%

* This is based on patients treated on this contract for their most recent course of treatment. Figures in italics indicate the base number of FP17s or Patient Questionnaire responses are less than 100. N/A is shown where the base number of responses is less than 10 during the period. % is calculated as Quantity/Base number*100

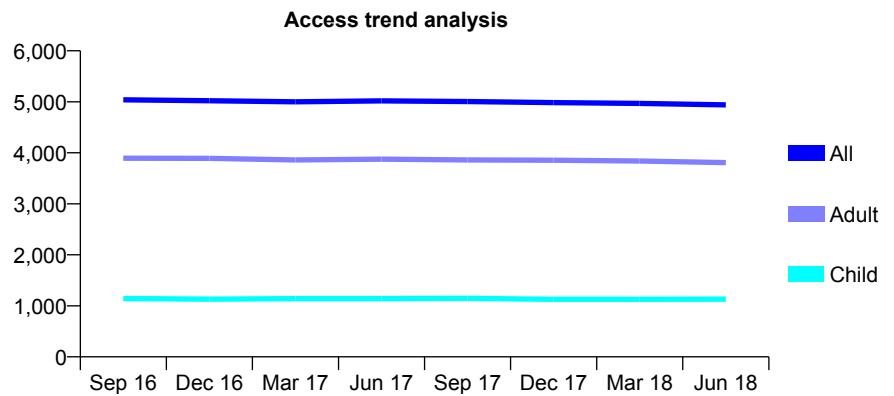
Q53 - Vital Signs At a Glance Contract Report for 101796/0001 - June 2018

Name or company name	Villimaitis/Vilimaitiene
Contract type name	GDS Contract
Purpose of contract	General
Contract start date	01/12/2013
Contract end date	

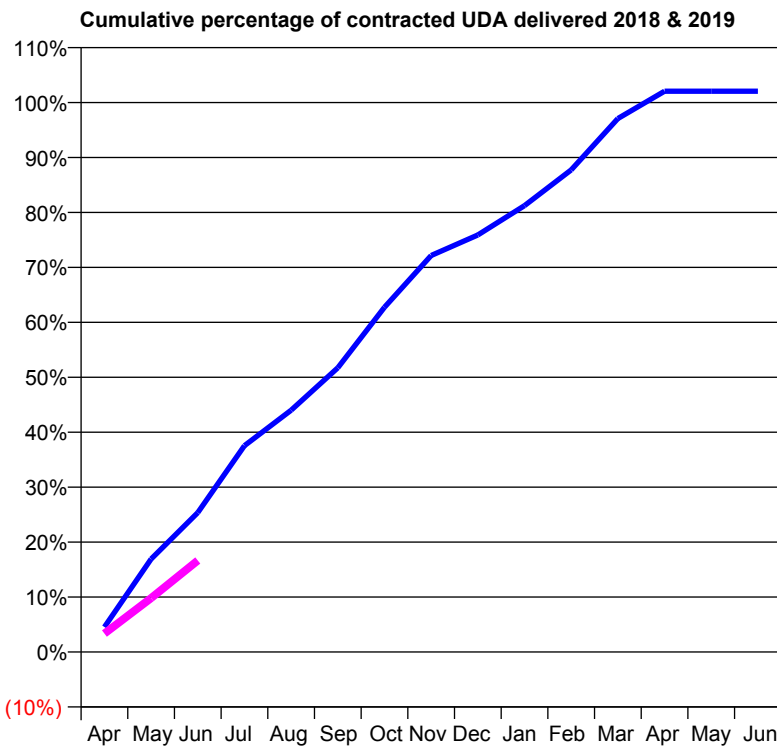
18/19 Contracted general activity (UDA)	11,200
Carry forward general activity (UDA)	0
18/19 Contracted orthodontic activity (UOA)	0
Carry forward orthodontic activity (UOA)	0
Baseline contract value	£324,148.95

ACCESS*

Patients seen in 24 months	Total	Change since previous quarter
Quarter ending June 2017	5,017	
Quarter ending September 2017	5,006	→
Quarter ending December 2017	4,984	→
Quarter ending March 2018	4,969	→
Quarter ending June 2018	4,941	→
Variance since June 2017	(1.5%)	↓



ACTIVITY



Month	Adjusted Scheduled Activity (UDA)	
	2018	2019
April	510	377
May	1,895	1,101
June	2,842	1,865
July	4,205	
August	4,929	
September	5,794	
October	7,026	
November	8,082	
December	8,499	
January	9,098	
February	9,826	
March	10,873	
April	11,431	
May	11,431	
June	11,431	

QUALITY

	Quantity	Base Number	Contract	AT	Region	England
% of FP17s for the same patient ID Re-attending within 3 months - Children	10	430	2.3%	9.0%	11.3%	11.5%
% of FP17s for the same patient ID Re-attending within 3 months - Adults	23	893	2.6%	12.5%	14.9%	15.4%
% of FP17s for the same patient ID Re-attending between 3 & 9 months - Children	307	430	71.4%	60.0%	60.0%	58.9%
% of FP17s for the same patient ID Re-attending between 3 & 9 months - Adults	350	893	39.2%	51.4%	52.6%	51.6%
% of FP17s for Band 1 Urgent Courses	42	1,033	4.1%	6.8%	7.9%	8.9%
% of FP17s Relating to Free Repair or Replacements	2	1,033	0.2%	0.8%	0.8%	0.8%
% of FP17s Relating to Continuations	0	1,033	0.0%	1.0%	0.9%	0.9%
% of Patients satisfied with the dentistry they have received	5	5	N/A	93.3%	93.2%	93.2%
% of Patients satisfied with the time they had to wait for an appointment	5	5	N/A	91.3%	89.1%	88.8%

* This is based on patients treated on this contract for their most recent course of treatment. Figures in italics indicate the base number of FP17s or Patient Questionnaire responses are less than 100. N/A is shown where the base number of responses is less than 10 during the period. % is calculated as Quantity/Base number*100

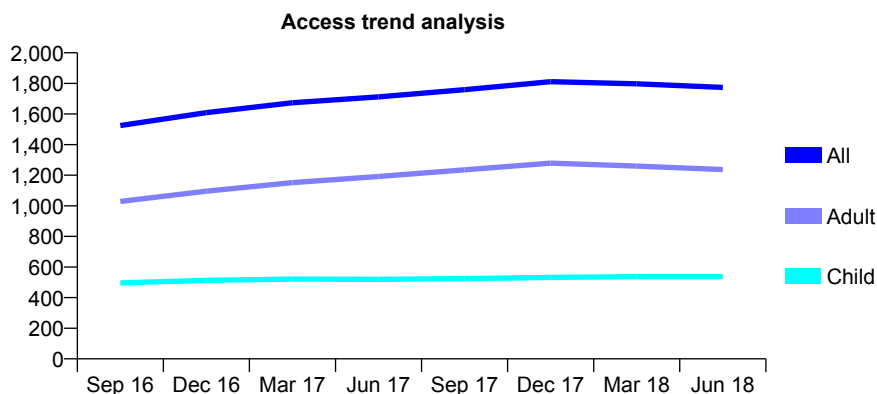
Q53 - Vital Signs At a Glance Contract Report for 103063/0001 - June 2018

Name or company name	MR KS RATRA
Contract type name	GDS Contract
Purpose of contract	General
Contract start date	01/12/2015
Contract end date	

18/19 Contracted general activity (UDA)	4,910
Carry forward general activity (UDA)	0
18/19 Contracted orthodontic activity (UOA)	0
Carry forward orthodontic activity (UOA)	0
Baseline contract value	£130,533.78

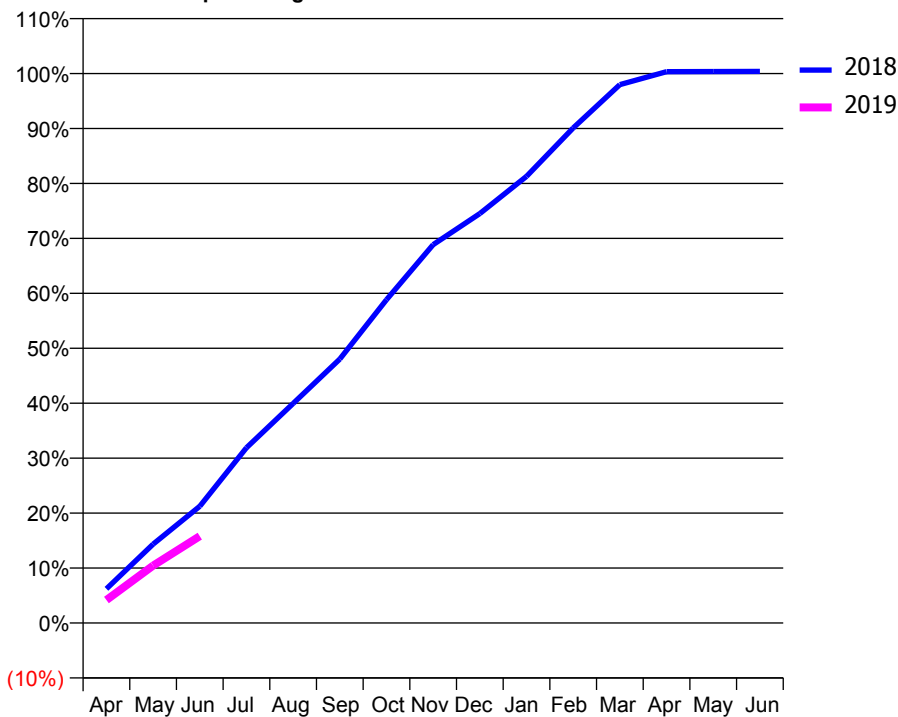
ACCESS*

Patients seen in 24 months	Total	Change since previous quarter
Quarter ending June 2017	1,712	
Quarter ending September 2017	1,759	↑
Quarter ending December 2017	1,811	↑
Quarter ending March 2018	1,797	→
Quarter ending June 2018	1,774	↓
Variance since June 2017	3.6%	↑



ACTIVITY

Cumulative percentage of contracted UDA delivered 2018 & 2019



Adjusted Scheduled Activity (UDA)

Month	2018	2019
April	306	206
May	704	513
June	1,044	777
July	1,566	
August	1,962	
September	2,358	
October	2,889	
November	3,380	
December	3,658	
January	3,991	
February	4,423	
March	4,811	
April	4,926	
May	4,927	
June	4,928	

QUALITY

	Quantity	Base Number	Contract	AT	Region	England
% of FP17s for the same patient ID Re-attending within 3 months - Children	19	186	10.2%	9.0%	11.3%	11.5%
% of FP17s for the same patient ID Re-attending within 3 months - Adults	62	409	15.2%	12.5%	14.9%	15.4%
% of FP17s for the same patient ID Re-attending between 3 & 9 months - Children	123	186	66.1%	60.0%	60.0%	58.9%
% of FP17s for the same patient ID Re-attending between 3 & 9 months - Adults	281	409	68.7%	51.4%	52.6%	51.6%
% of FP17s for Band 1 Urgent Courses	39	507	7.7%	6.8%	7.9%	8.9%
% of FP17s Relating to Free Repair or Replacements	6	507	1.2%	0.8%	0.8%	0.8%
% of FP17s Relating to Continuations	1	507	0.2%	1.0%	0.9%	0.9%
% of Patients satisfied with the dentistry they have received	4	4	N/A	93.3%	93.2%	93.2%
% of Patients satisfied with the time they had to wait for an appointment	3	4	N/A	91.3%	89.1%	88.8%

* This is based on patients treated on this contract for their most recent course of treatment. Figures in italics indicate the base number of FP17s or Patient Questionnaire responses are less than 100. N/A is shown where the base number of responses is less than 10 during the period. % is calculated as Quantity/Base number*100

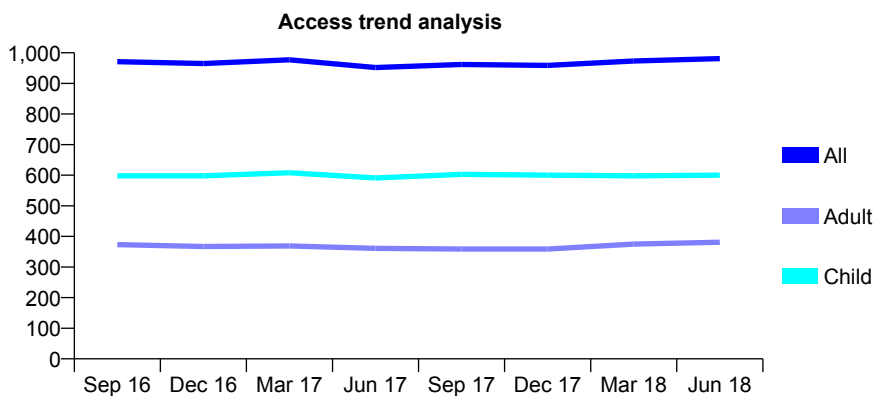
Q53 - Vital Signs At a Glance Contract Report for 105341/0001 - June 2018

Name or company name	Rossmantor Limited
Contract type name	GDS Contract
Purpose of contract	General
Contract start date	01/04/2010
Contract end date	

18/19 Contracted general activity (UDA)	2,800
Carry forward general activity (UDA)	0
18/19 Contracted orthodontic activity (UOA)	0
Carry forward orthodontic activity (UOA)	0
Baseline contract value	£82,871.31

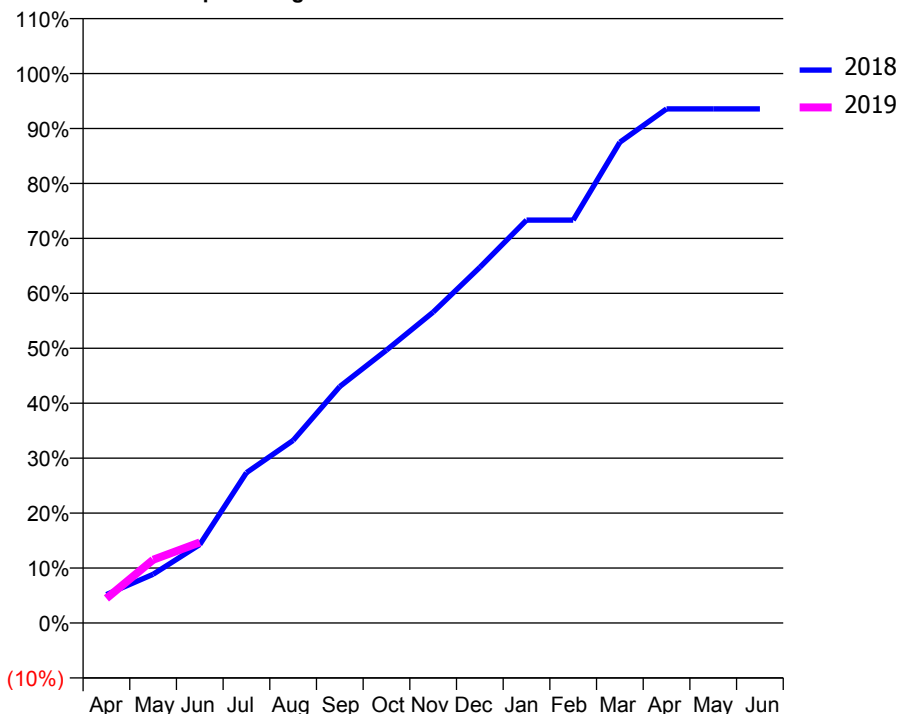
ACCESS*

Patients seen in 24 months	Total	Change since previous quarter
Quarter ending June 2017	952	
Quarter ending September 2017	962	→
Quarter ending December 2017	959	→
Quarter ending March 2018	973	→
Quarter ending June 2018	981	→
Variance since June 2017	3.0%	↑



ACTIVITY

Cumulative percentage of contracted UDA delivered 2018 & 2019



Adjusted Scheduled Activity (UDA)

Month	2018	2019
April	145	125
May	249	323
June	400	411
July	766	
August	930	
September	1,205	
October	1,391	
November	1,584	
December	1,813	
January	2,053	
February	2,053	
March	2,450	
April	2,620	
May	2,620	
June	2,620	

QUALITY

	Quantity	Base Number	Contract	AT	Region	England
% of FP17s for the same patient ID Re-attending within 3 months - Children	23	234	9.8%	9.0%	11.3%	11.5%
% of FP17s for the same patient ID Re-attending within 3 months - Adults	13	111	11.7%	12.5%	14.9%	15.4%
% of FP17s for the same patient ID Re-attending between 3 & 9 months - Children	172	234	73.5%	60.0%	60.0%	58.9%
% of FP17s for the same patient ID Re-attending between 3 & 9 months - Adults	74	111	66.7%	51.4%	52.6%	51.6%
% of FP17s for Band 1 Urgent Courses	10	229	4.4%	6.8%	7.9%	8.9%
% of FP17s Relating to Free Repair or Replacements	0	229	0.0%	0.8%	0.8%	0.8%
% of FP17s Relating to Continuations	0	229	0.0%	1.0%	0.9%	0.9%
% of Patients satisfied with the dentistry they have received	2	3	N/A	93.3%	93.2%	93.2%
% of Patients satisfied with the time they had to wait for an appointment	3	3	N/A	91.3%	89.1%	88.8%

* This is based on patients treated on this contract for their most recent course of treatment. Figures in italics indicate the base number of FP17s or Patient Questionnaire responses are less than 100. N/A is shown where the base number of responses is less than 10 during the period. % is calculated as Quantity/Base number*100

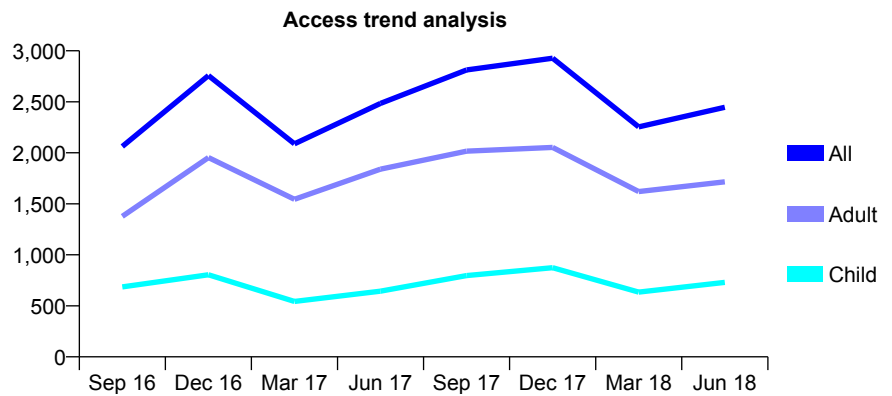
Q53 - Vital Signs At a Glance Contract Report for 109789/0001 - June 2018

Name or company name	Dental Surgery, 60 Long Street
Contract type name	GDS Contract
Purpose of contract	General
Contract start date	01/04/2014
Contract end date	

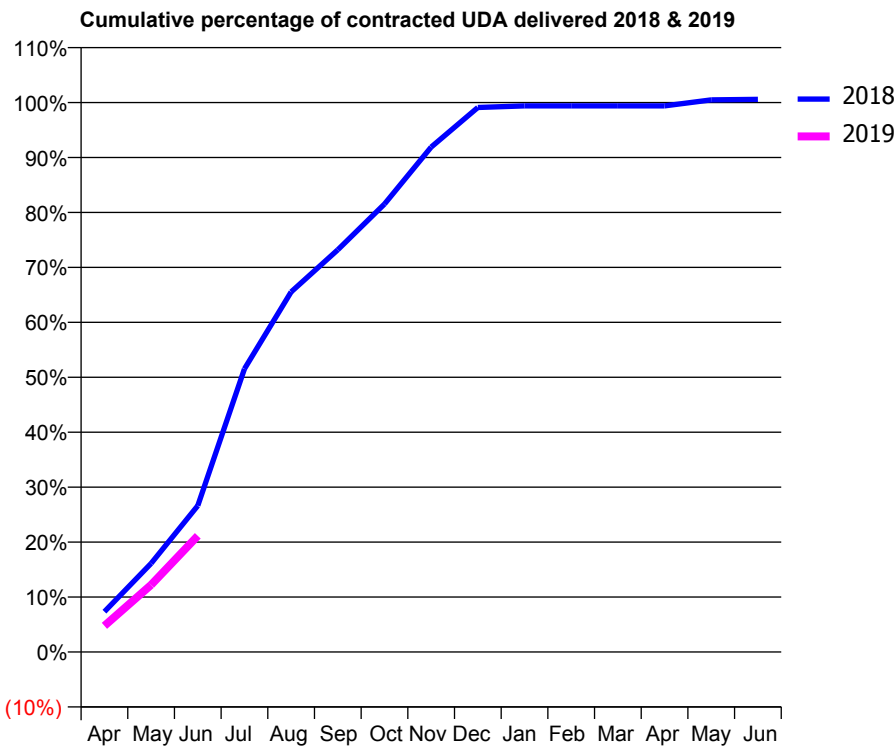
18/19 Contracted general activity (UDA)	6,414
Carry forward general activity (UDA)	0
18/19 Contracted orthodontic activity (UOA)	0
Carry forward orthodontic activity (UOA)	0
Baseline contract value	£148,385.30

ACCESS*

Patients seen in 24 months	Total	Change since previous quarter
Quarter ending June 2017	2,484	
Quarter ending September 2017	2,813	↑
Quarter ending December 2017	2,927	↑
Quarter ending March 2018	2,254	↓
Quarter ending June 2018	2,446	↑
Variance since June 2017	(1.5%)	↓



ACTIVITY



Month	Adjusted Scheduled Activity (UDA)	
	2018	2019
April	470	306
May	1,035	784
June	1,709	1,356
July	3,305	
August	4,203	
September	4,695	
October	5,230	
November	5,894	
December	6,356	
January	6,374	
February	6,374	
March	6,374	
April	6,374	
May	6,445	
June	6,451	

QUALITY

	Quantity	Base Number	Contract	AT	Region	England
% of FP17s for the same patient ID Re-attending within 3 months - Children	11	347	3.2%	9.0%	11.3%	11.5%
% of FP17s for the same patient ID Re-attending within 3 months - Adults	16	306	5.2%	12.5%	14.9%	15.4%
% of FP17s for the same patient ID Re-attending between 3 & 9 months - Children	181	347	52.2%	60.0%	60.0%	58.9%
% of FP17s for the same patient ID Re-attending between 3 & 9 months - Adults	92	306	30.1%	51.4%	52.6%	51.6%
% of FP17s for Band 1 Urgent Courses	36	615	5.9%	6.8%	7.9%	8.9%
% of FP17s Relating to Free Repair or Replacements	4	615	0.7%	0.8%	0.8%	0.8%
% of FP17s Relating to Continuations	4	615	0.7%	1.0%	0.9%	0.9%
% of Patients satisfied with the dentistry they have received	8	9	N/A	93.3%	93.2%	93.2%
% of Patients satisfied with the time they had to wait for an appointment	9	9	N/A	91.3%	89.1%	88.8%

* This is based on patients treated on this contract for their most recent course of treatment. Figures in italics indicate the base number of FP17s or Patient Questionnaire responses are less than 100. N/A is shown where the base number of responses is less than 10 during the period. % is calculated as Quantity/Base number*100

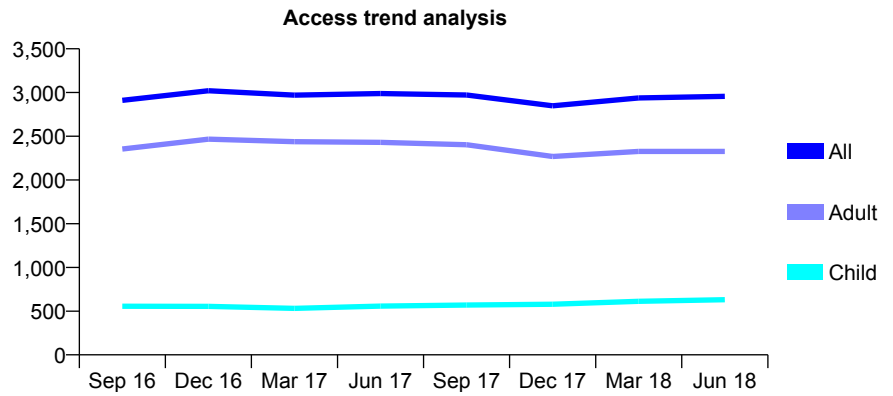
Q53 - Vital Signs At a Glance Contract Report for 109975/0001 - June 2018

Name or company name	165 Long Street, Atherstone
Contract type name	GDS Contract
Purpose of contract	General
Contract start date	01/03/2011
Contract end date	

18/19 Contracted general activity (UDA)	7,887
Carry forward general activity (UDA)	0
18/19 Contracted orthodontic activity (UOA)	0
Carry forward orthodontic activity (UOA)	0
Baseline contract value	£171,103.24

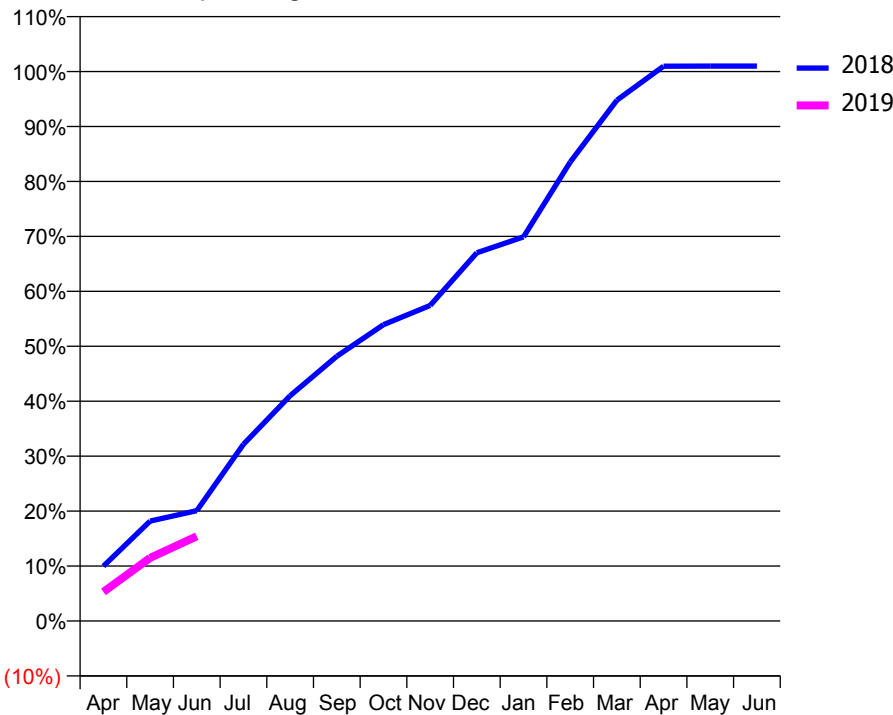
ACCESS*

Patients seen in 24 months	Total	Change since previous quarter
Quarter ending June 2017	2,988	
Quarter ending September 2017	2,972	→
Quarter ending December 2017	2,848	↓
Quarter ending March 2018	2,938	↑
Quarter ending June 2018	2,957	→
Variance since June 2017	(1.0%)	↓



ACTIVITY

Cumulative percentage of contracted UDA delivered 2018 & 2019



Month	Adjusted Scheduled Activity (UDA)	
	2018	2019
April	787	419
May	1,435	906
June	1,584	1,217
July	2,538	
August	3,234	
September	3,800	
October	4,255	
November	4,529	
December	5,285	
January	5,513	
February	6,587	
March	7,474	
April	7,962	
May	7,965	
June	7,965	

QUALITY

	Quantity	Base Number	Contract	AT	Region	England
% of FP17s for the same patient ID Re-attending within 3 months - Children	10	236	4.2%	9.0%	11.3%	11.5%
% of FP17s for the same patient ID Re-attending within 3 months - Adults	78	462	16.9%	12.5%	14.9%	15.4%
% of FP17s for the same patient ID Re-attending between 3 & 9 months - Children	128	236	54.2%	60.0%	60.0%	58.9%
% of FP17s for the same patient ID Re-attending between 3 & 9 months - Adults	161	462	34.8%	51.4%	52.6%	51.6%
% of FP17s for Band 1 Urgent Courses	34	412	8.3%	6.8%	7.9%	8.9%
% of FP17s Relating to Free Repair or Replacements	1	412	0.2%	0.8%	0.8%	0.8%
% of FP17s Relating to Continuations	10	412	2.4%	1.0%	0.9%	0.9%
% of Patients satisfied with the dentistry they have received	3	3	N/A	93.3%	93.2%	93.2%
% of Patients satisfied with the time they had to wait for an appointment	3	3	N/A	91.3%	89.1%	88.8%

* This is based on patients treated on this contract for their most recent course of treatment. Figures in italics indicate the base number of FP17s or Patient Questionnaire responses are less than 100. N/A is shown where the base number of responses is less than 10 during the period. % is calculated as Quantity/Base number*100

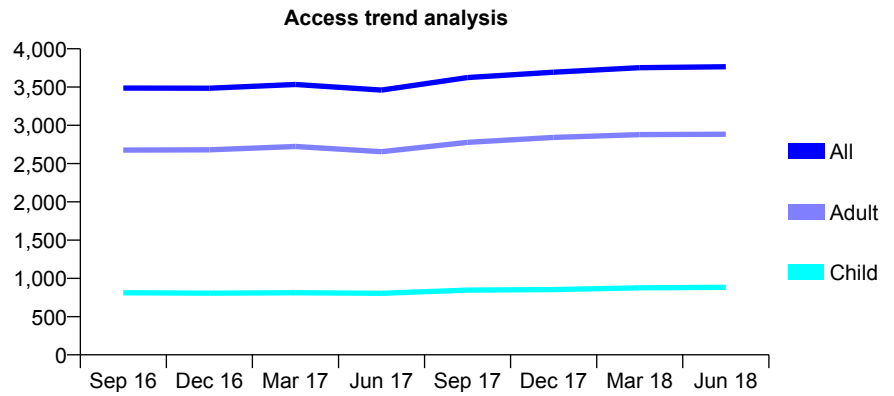
Q53 - Vital Signs At a Glance Contract Report for 113131/0001 - June 2018

Name or company name	76Dental
Contract type name	GDS Contract
Purpose of contract	General
Contract start date	01/04/2011
Contract end date	

18/19 Contracted general activity (UDA)	11,219
Carry forward general activity (UDA)	0
18/19 Contracted orthodontic activity (UOA)	0
Carry forward orthodontic activity (UOA)	0
Baseline contract value	£321,125.43

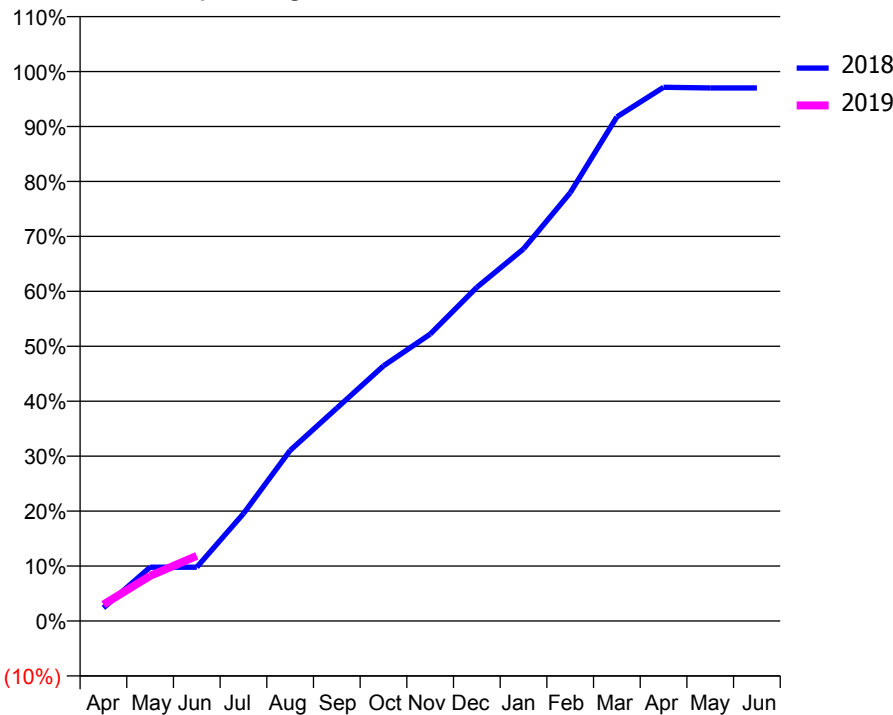
ACCESS*

Patients seen in 24 months	Total	Change since previous quarter
Quarter ending June 2017	3,461	
Quarter ending September 2017	3,624	↑
Quarter ending December 2017	3,694	→
Quarter ending March 2018	3,753	→
Quarter ending June 2018	3,765	→
Variance since June 2017	8.8%	↑



ACTIVITY

Cumulative percentage of contracted UDA delivered 2018 & 2019



Month	Adjusted Scheduled Activity (UDA)	
	2018	2019
April	267	337
May	1,099	921
June	1,099	1,330
July	2,192	
August	3,484	
September	4,347	
October	5,209	
November	5,858	
December	6,812	
January	7,598	
February	8,742	
March	10,292	
April	10,897	
May	10,884	
June	10,883	

QUALITY

	Quantity	Base Number	Contract	AT	Region	England
% of FP17s for the same patient ID Re-attending within 3 months - Children	21	290	7.2%	9.0%	11.3%	11.5%
% of FP17s for the same patient ID Re-attending within 3 months - Adults	90	702	12.8%	12.5%	14.9%	15.4%
% of FP17s for the same patient ID Re-attending between 3 & 9 months - Children	164	290	56.6%	60.0%	60.0%	58.9%
% of FP17s for the same patient ID Re-attending between 3 & 9 months - Adults	389	702	55.4%	51.4%	52.6%	51.6%
% of FP17s for Band 1 Urgent Courses	24	646	3.7%	6.8%	7.9%	8.9%
% of FP17s Relating to Free Repair or Replacements	10	646	1.5%	0.8%	0.8%	0.8%
% of FP17s Relating to Continuations	2	646	0.3%	1.0%	0.9%	0.9%
% of Patients satisfied with the dentistry they have received	0	0	N/A	93.3%	93.2%	93.2%
% of Patients satisfied with the time they had to wait for an appointment	0	0	N/A	91.3%	89.1%	88.8%

* This is based on patients treated on this contract for their most recent course of treatment. Figures in italics indicate the base number of FP17s or Patient Questionnaire responses are less than 100. N/A is shown where the base number of responses is less than 10 during the period. % is calculated as Quantity/Base number*100

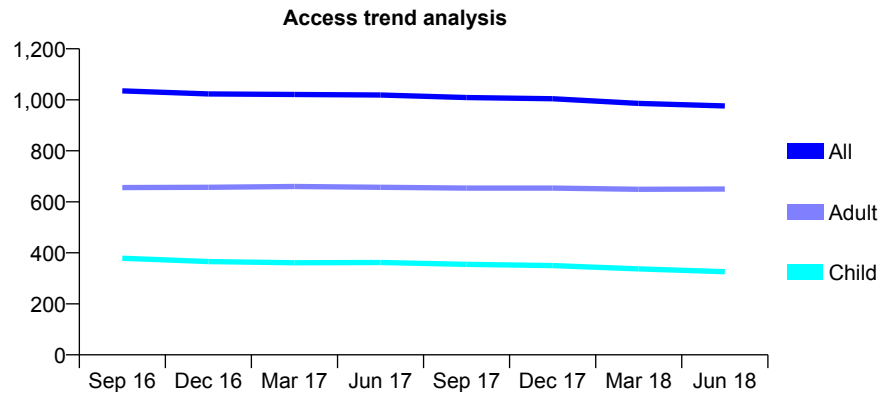
Q53 - Vital Signs At a Glance Contract Report for 115010/0001 - June 2018

Name or company name	Salmon And Light Dental Practice
Contract type name	GDS Contract
Purpose of contract	General
Contract start date	01/04/2012
Contract end date	

18/19 Contracted general activity (UDA)	3,171
Carry forward general activity (UDA)	0
18/19 Contracted orthodontic activity (UOA)	0
Carry forward orthodontic activity (UOA)	0
Baseline contract value	£75,013.02

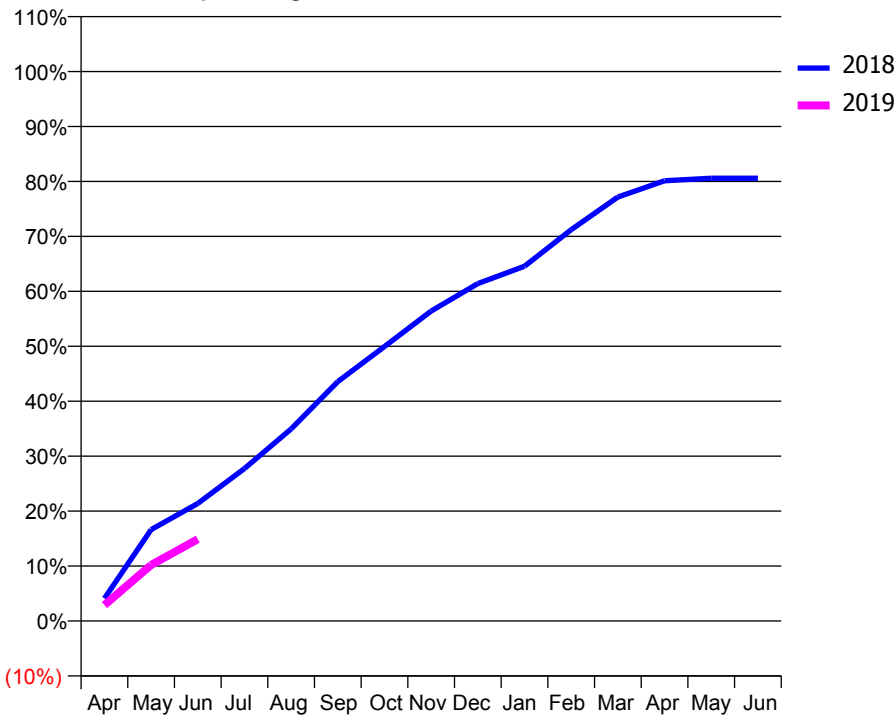
ACCESS*

Patients seen in 24 months	Total	Change since previous quarter
Quarter ending June 2017	1,019	
Quarter ending September 2017	1,009	→
Quarter ending December 2017	1,004	→
Quarter ending March 2018	986	↓
Quarter ending June 2018	976	↓
Variance since June 2017	(4.2%)	↓



ACTIVITY

Cumulative percentage of contracted UDA delivered 2018 & 2019



Month	Adjusted Scheduled Activity (UDA)	
	2018	2019
April	131	92
May	528	324
June	678	472
July	880	
August	1,109	
September	1,382	
October	1,584	
November	1,789	
December	1,947	
January	2,047	
February	2,258	
March	2,447	
April	2,541	
May	2,555	
June	2,555	

QUALITY

	Quantity	Base Number	Contract	AT	Region	England
% of FP17s for the same patient ID Re-attending within 3 months - Children	12	124	9.7%	9.0%	11.3%	11.5%
% of FP17s for the same patient ID Re-attending within 3 months - Adults	34	227	15.0%	12.5%	14.9%	15.4%
% of FP17s for the same patient ID Re-attending between 3 & 9 months - Children	85	124	68.5%	60.0%	60.0%	58.9%
% of FP17s for the same patient ID Re-attending between 3 & 9 months - Adults	134	227	59.0%	51.4%	52.6%	51.6%
% of FP17s for Band 1 Urgent Courses	19	279	6.8%	6.8%	7.9%	8.9%
% of FP17s Relating to Free Repair or Replacements	0	279	0.0%	0.8%	0.8%	0.8%
% of FP17s Relating to Continuations	0	279	0.0%	1.0%	0.9%	0.9%
% of Patients satisfied with the dentistry they have received	1	1	N/A	93.3%	93.2%	93.2%
% of Patients satisfied with the time they had to wait for an appointment	1	1	N/A	91.3%	89.1%	88.8%

* This is based on patients treated on this contract for their most recent course of treatment. Figures in italics indicate the base number of FP17s or Patient Questionnaire responses are less than 100. N/A is shown where the base number of responses is less than 10 during the period. % is calculated as Quantity/Base number*100

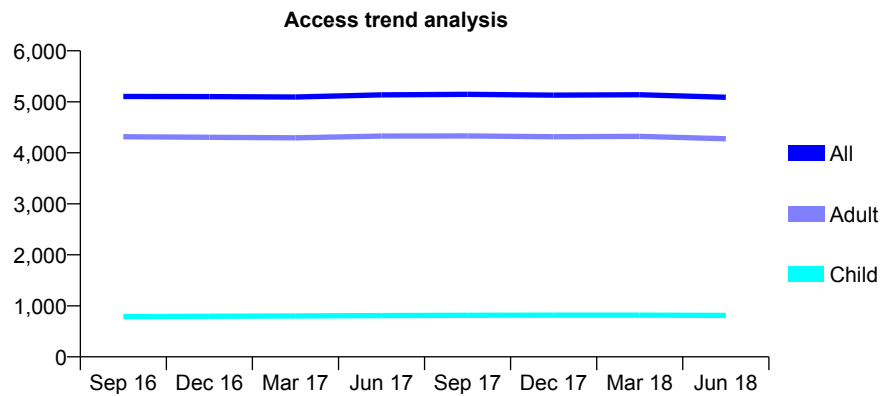
Q53 - Vital Signs At a Glance Contract Report for 116548/0001 - June 2018

Name or company name	Weobley Dental Surgery
Contract type name	GDS Contract
Purpose of contract	General
Contract start date	01/04/2006
Contract end date	

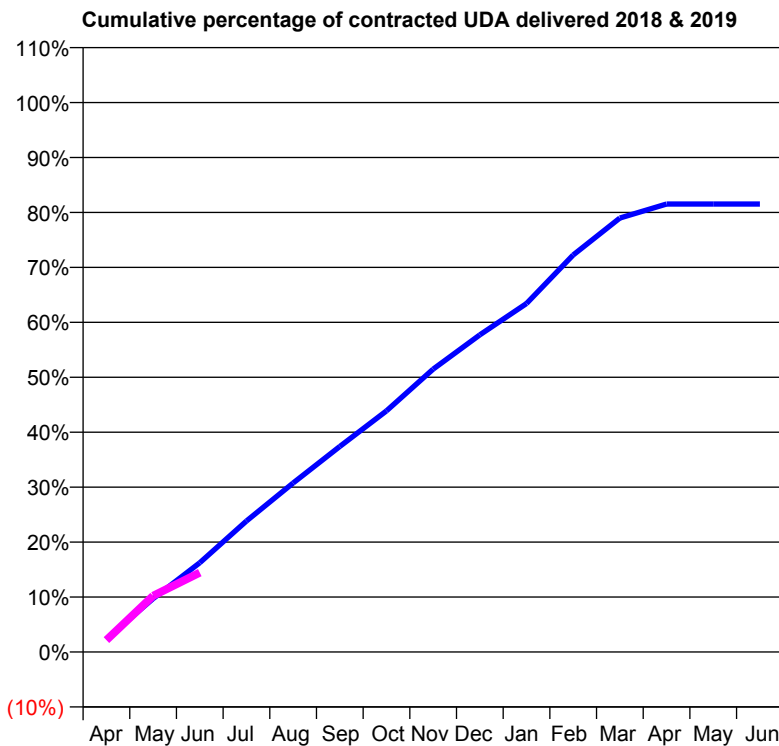
18/19 Contracted general activity (UDA)	17,977
Carry forward general activity (UDA)	0
18/19 Contracted orthodontic activity (UOA)	0
Carry forward orthodontic activity (UOA)	0
Baseline contract value	£504,760.47

ACCESS*

Patients seen in 24 months	Total	Change since previous quarter
Quarter ending June 2017	5,137	
Quarter ending September 2017	5,146	→
Quarter ending December 2017	5,131	→
Quarter ending March 2018	5,139	→
Quarter ending June 2018	5,088	→
Variance since June 2017	(1.0%)	→



ACTIVITY



Month	Adjusted Scheduled Activity (UDA)	
	2018	2019
April	424	389
May	1,746	1,838
June	2,920	2,598
July	4,285	
August	5,529	
September	6,723	
October	7,889	
November	9,255	
December	10,378	
January	11,403	
February	12,991	
March	14,196	
April	14,654	
May	14,655	
June	14,655	

QUALITY

	Quantity	Base Number	Contract	AT	Region	England
% of FP17s for the same patient ID Re-attending within 3 months - Children	9	273	3.3%	9.0%	11.3%	11.5%
% of FP17s for the same patient ID Re-attending within 3 months - Adults	244	1,523	16.0%	12.5%	14.9%	15.4%
% of FP17s for the same patient ID Re-attending between 3 & 9 months - Children	147	273	53.8%	60.0%	60.0%	58.9%
% of FP17s for the same patient ID Re-attending between 3 & 9 months - Adults	789	1,523	51.8%	51.4%	52.6%	51.6%
% of FP17s for Band 1 Urgent Courses	139	1,543	9.0%	6.8%	7.9%	8.9%
% of FP17s Relating to Free Repair or Replacements	20	1,543	1.3%	0.8%	0.8%	0.8%
% of FP17s Relating to Continuations	27	1,543	1.7%	1.0%	0.9%	0.9%
% of Patients satisfied with the dentistry they have received	44	46	95.7%	93.3%	93.2%	93.2%
% of Patients satisfied with the time they had to wait for an appointment	43	46	93.5%	91.3%	89.1%	88.8%

* This is based on patients treated on this contract for their most recent course of treatment. Figures in italics indicate the base number of FP17s or Patient Questionnaire responses are less than 100. N/A is shown where the base number of responses is less than 10 during the period. % is calculated as Quantity/Base number*100

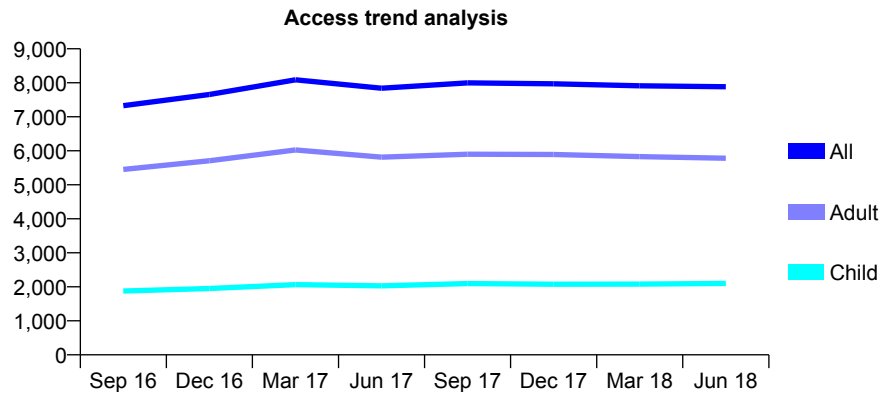
Q53 - Vital Signs At a Glance Contract Report for 124192/0001 - June 2018

Name or company name	The Manor Dental Surgery
Contract type name	GDS Contract
Purpose of contract	General
Contract start date	01/04/2015
Contract end date	

18/19 Contracted general activity (UDA)	22,892
Carry forward general activity (UDA)	0
18/19 Contracted orthodontic activity (UOA)	0
Carry forward orthodontic activity (UOA)	0
Baseline contract value	£675,358.04

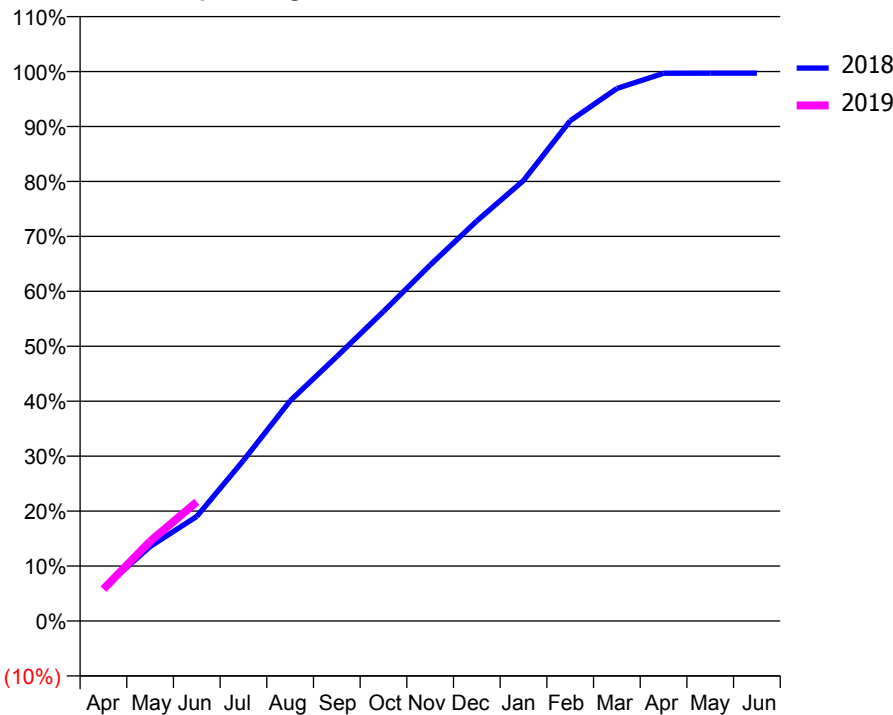
ACCESS*

Patients seen in 24 months	Total	Change since previous quarter
Quarter ending June 2017	7,842	
Quarter ending September 2017	7,997	→
Quarter ending December 2017	7,971	→
Quarter ending March 2018	7,910	→
Quarter ending June 2018	7,883	→
Variance since June 2017	0.5%	→



ACTIVITY

Cumulative percentage of contracted UDA delivered 2018 & 2019



Month	Adjusted Scheduled Activity (UDA)	
	2018	2019
April	1,368	1,332
May	3,104	3,318
June	4,357	4,962
July	6,690	
August	9,173	
September	11,018	
October	12,896	
November	14,827	
December	16,666	
January	18,354	
February	20,843	
March	22,182	
April	22,819	
May	22,824	
June	22,824	

QUALITY

	Quantity	Base Number	Contract	AT	Region	England
% of FP17s for the same patient ID Re-attending within 3 months - Children	55	790	7.0%	9.0%	11.3%	11.5%
% of FP17s for the same patient ID Re-attending within 3 months - Adults	168	1,995	8.4%	12.5%	14.9%	15.4%
% of FP17s for the same patient ID Re-attending between 3 & 9 months - Children	493	790	62.4%	60.0%	60.0%	58.9%
% of FP17s for the same patient ID Re-attending between 3 & 9 months - Adults	1,279	1,995	64.1%	51.4%	52.6%	51.6%
% of FP17s for Band 1 Urgent Courses	108	2,491	4.3%	6.8%	7.9%	8.9%
% of FP17s Relating to Free Repair or Replacements	10	2,491	0.4%	0.8%	0.8%	0.8%
% of FP17s Relating to Continuations	24	2,491	1.0%	1.0%	0.9%	0.9%
% of Patients satisfied with the dentistry they have received	14	15	93.3%	93.3%	93.2%	93.2%
% of Patients satisfied with the time they had to wait for an appointment	14	15	93.3%	91.3%	89.1%	88.8%

* This is based on patients treated on this contract for their most recent course of treatment. Figures in italics indicate the base number of FP17s or Patient Questionnaire responses are less than 100. N/A is shown where the base number of responses is less than 10 during the period. % is calculated as Quantity/Base number*100

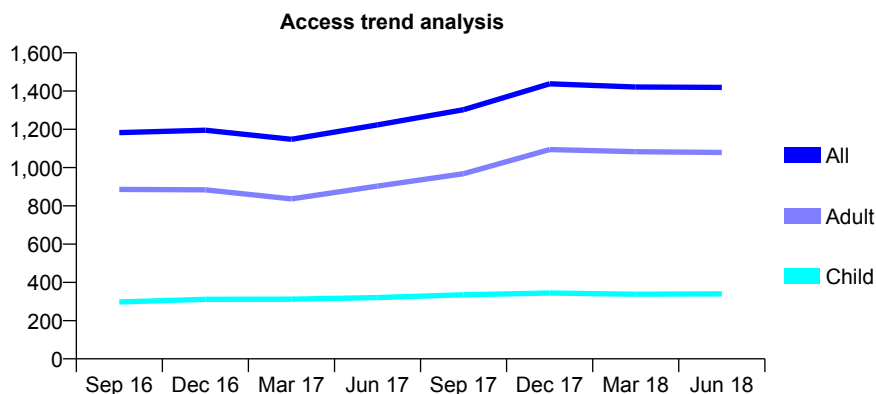
Q53 - Vital Signs At a Glance Contract Report for 129216/0001 - June 2018

Name or company name	Acacia Dental Practice Limited
Contract type name	GDS Contract
Purpose of contract	General
Contract start date	01/11/2012
Contract end date	

18/19 Contracted general activity (UDA)	3,760
Carry forward general activity (UDA)	0
18/19 Contracted orthodontic activity (UOA)	0
Carry forward orthodontic activity (UOA)	0
Baseline contract value	£96,225.19

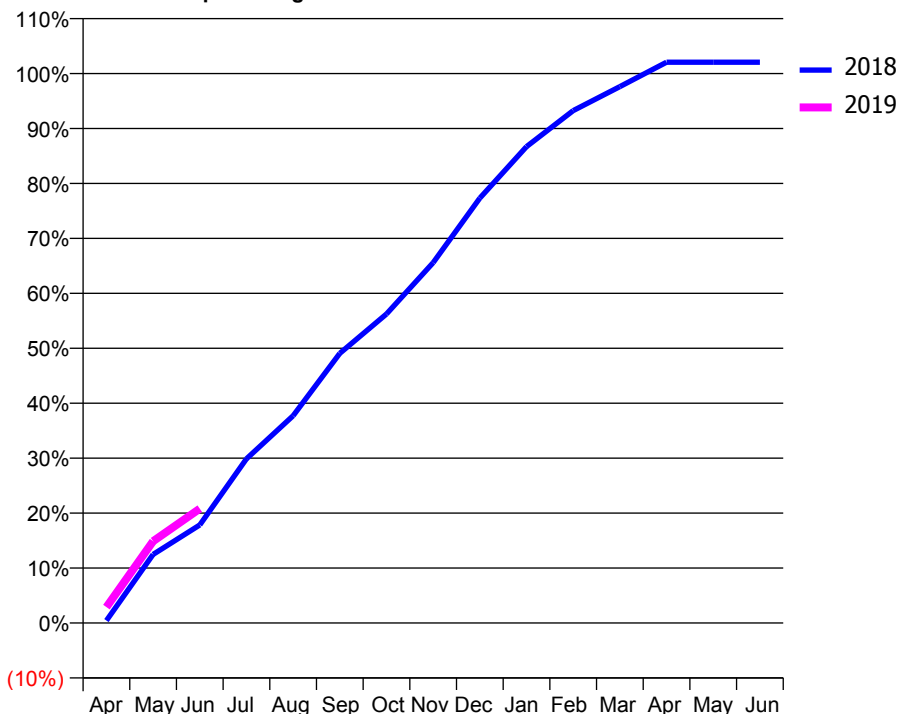
ACCESS*

Patients seen in 24 months	Total	Change since previous quarter
Quarter ending June 2017	1,223	
Quarter ending September 2017	1,303	↑
Quarter ending December 2017	1,438	↑
Quarter ending March 2018	1,421	↓
Quarter ending June 2018	1,419	→
Variance since June 2017	16.0%	↑



ACTIVITY

Cumulative percentage of contracted UDA delivered 2018 & 2019



Adjusted Scheduled Activity (UDA)

Month	2018	2019
April	17	109
May	470	560
June	671	782
July	1,124	
August	1,418	
September	1,846	
October	2,114	
November	2,466	
December	2,908	
January	3,260	
February	3,506	
March	3,670	
April	3,837	
May	3,837	
June	3,837	

QUALITY

	Quantity	Base Number	Contract	AT	Region	England
% of FP17s for the same patient ID Re-attending within 3 months - Children	5	113	4.4%	9.0%	11.3%	11.5%
% of FP17s for the same patient ID Re-attending within 3 months - Adults	31	365	8.5%	12.5%	14.9%	15.4%
% of FP17s for the same patient ID Re-attending between 3 & 9 months - Children	58	113	51.3%	60.0%	60.0%	58.9%
% of FP17s for the same patient ID Re-attending between 3 & 9 months - Adults	182	365	49.9%	51.4%	52.6%	51.6%
% of FP17s for Band 1 Urgent Courses	6	400	1.5%	6.8%	7.9%	8.9%
% of FP17s Relating to Free Repair or Replacements	3	400	0.8%	0.8%	0.8%	0.8%
% of FP17s Relating to Continuations	4	400	1.0%	1.0%	0.9%	0.9%
% of Patients satisfied with the dentistry they have received	0	0	N/A	93.3%	93.2%	93.2%
% of Patients satisfied with the time they had to wait for an appointment	0	0	N/A	91.3%	89.1%	88.8%

* This is based on patients treated on this contract for their most recent course of treatment. Figures in italics indicate the base number of FP17s or Patient Questionnaire responses are less than 100. N/A is shown where the base number of responses is less than 10 during the period. % is calculated as Quantity/Base number*100

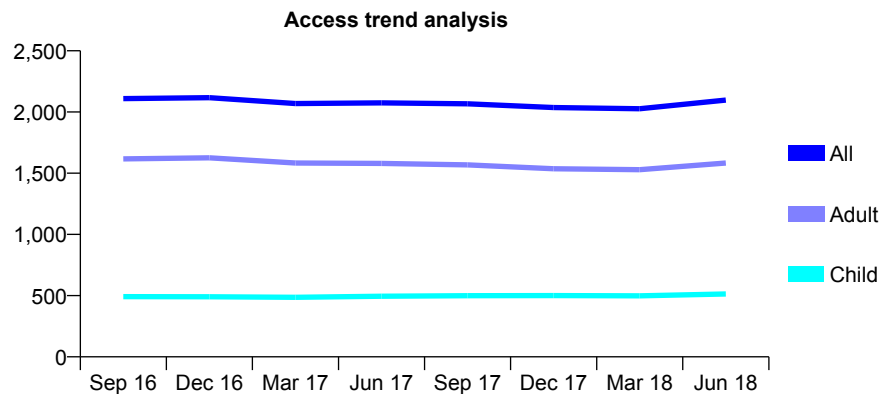
Q53 - Vital Signs At a Glance Contract Report for 130346/0001 - June 2018

Name or company name	Kingsbury Dental Practice
Contract type name	GDS Contract
Purpose of contract	General
Contract start date	01/04/2011
Contract end date	

18/19 Contracted general activity (UDA)	5,800
Carry forward general activity (UDA)	0
18/19 Contracted orthodontic activity (UOA)	0
Carry forward orthodontic activity (UOA)	0
Baseline contract value	£184,942.02

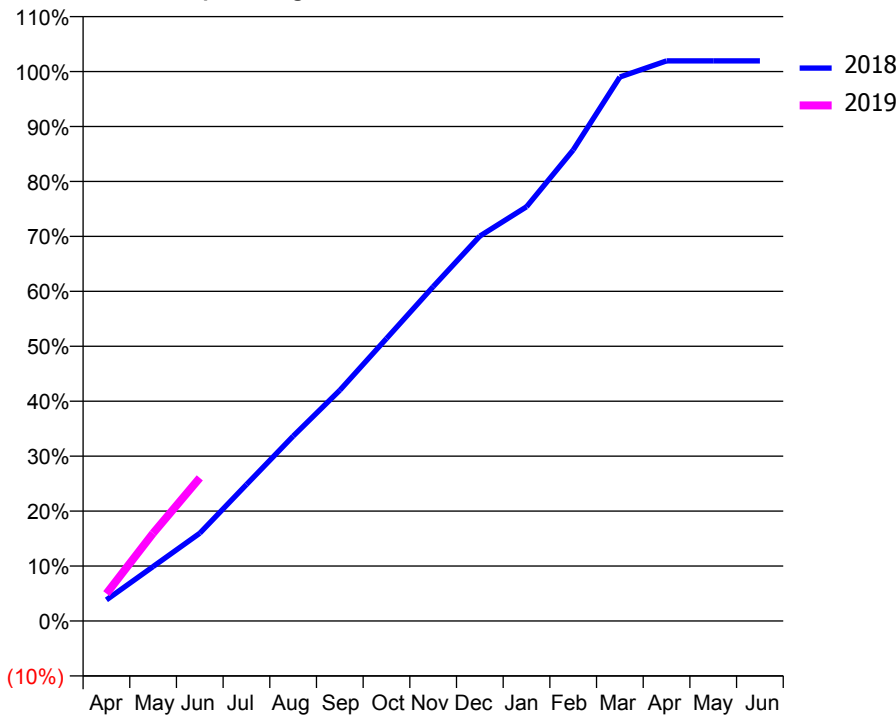
ACCESS*

Patients seen in 24 months	Total	Change since previous quarter
Quarter ending June 2017	2,075	
Quarter ending September 2017	2,067	→
Quarter ending December 2017	2,037	↓
Quarter ending March 2018	2,027	→
Quarter ending June 2018	2,097	↑
Variance since June 2017	1.1%	→



ACTIVITY

Cumulative percentage of contracted UDA delivered 2018 & 2019



Month	Adjusted Scheduled Activity (UDA)	
	2018	2019
April	222	289
May	575	927
June	927	1,510
July	1,441	
August	1,951	
September	2,436	
October	2,981	
November	3,530	
December	4,062	
January	4,373	
February	4,972	
March	5,741	
April	5,912	
May	5,912	
June	5,912	

QUALITY

	Quantity	Base Number	Contract	AT	Region	England
% of FP17s for the same patient ID Re-attending within 3 months - Children	2	140	1.4%	9.0%	11.3%	11.5%
% of FP17s for the same patient ID Re-attending within 3 months - Adults	45	447	10.1%	12.5%	14.9%	15.4%
% of FP17s for the same patient ID Re-attending between 3 & 9 months - Children	73	140	52.1%	60.0%	60.0%	58.9%
% of FP17s for the same patient ID Re-attending between 3 & 9 months - Adults	206	447	46.1%	51.4%	52.6%	51.6%
% of FP17s for Band 1 Urgent Courses	7	527	1.3%	6.8%	7.9%	8.9%
% of FP17s Relating to Free Repair or Replacements	1	527	0.2%	0.8%	0.8%	0.8%
% of FP17s Relating to Continuations	0	527	0.0%	1.0%	0.9%	0.9%
% of Patients satisfied with the dentistry they have received	3	3	N/A	93.3%	93.2%	93.2%
% of Patients satisfied with the time they had to wait for an appointment	3	3	N/A	91.3%	89.1%	88.8%

* This is based on patients treated on this contract for their most recent course of treatment. Figures in italics indicate the base number of FP17s or Patient Questionnaire responses are less than 100. N/A is shown where the base number of responses is less than 10 during the period. % is calculated as Quantity/Base number*100

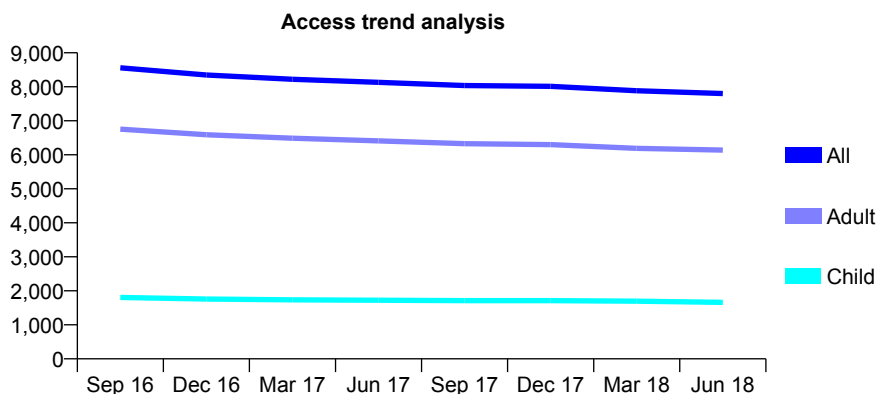
Q53 - Vital Signs At a Glance Contract Report for 134996/0001 - June 2018

Name or company name	Marden House Dental Practice Partnership
Contract type name	GDS Contract
Purpose of contract	General
Contract start date	17/01/2014
Contract end date	

18/19 Contracted general activity (UDA)	18,625
Carry forward general activity (UDA)	0
18/19 Contracted orthodontic activity (UOA)	0
Carry forward orthodontic activity (UOA)	0
Baseline contract value	£576,643.48

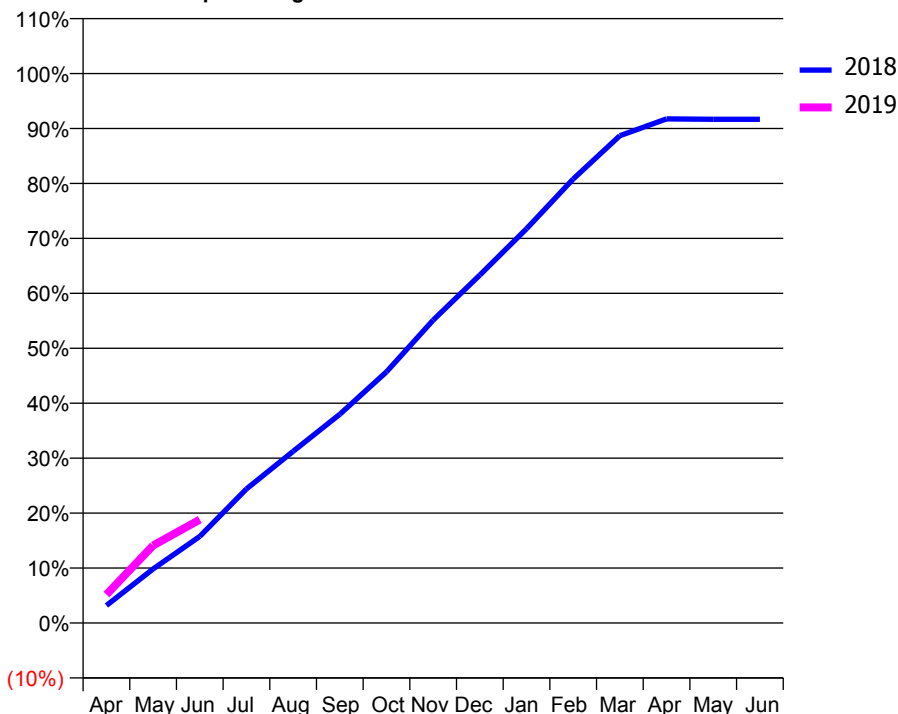
ACCESS*

Patients seen in 24 months	Total	Change since previous quarter
Quarter ending June 2017	8,130	
Quarter ending September 2017	8,036	↓
Quarter ending December 2017	8,012	→
Quarter ending March 2018	7,886	↓
Quarter ending June 2018	7,801	↓
Variance since June 2017	(4.0%)	↓



ACTIVITY

Cumulative percentage of contracted UDA delivered 2018 & 2019



Adjusted Scheduled Activity (UDA)

Month	2018	2019
April	594	963
May	1,831	2,629
June	2,936	3,503
July	4,545	
August	5,819	
September	7,076	
October	8,513	
November	10,265	
December	11,792	
January	13,360	
February	15,051	
March	16,519	
April	17,086	
May	17,074	
June	17,074	

QUALITY

	Quantity	Base Number	Contract	AT	Region	England
% of FP17s for the same patient ID Re-attending within 3 months - Children	17	479	3.5%	9.0%	11.3%	11.5%
% of FP17s for the same patient ID Re-attending within 3 months - Adults	200	1,712	11.7%	12.5%	14.9%	15.4%
% of FP17s for the same patient ID Re-attending between 3 & 9 months - Children	249	479	52.0%	60.0%	60.0%	58.9%
% of FP17s for the same patient ID Re-attending between 3 & 9 months - Adults	626	1,712	36.6%	51.4%	52.6%	51.6%
% of FP17s for Band 1 Urgent Courses	209	1,894	11.0%	6.8%	7.9%	8.9%
% of FP17s Relating to Free Repair or Replacements	8	1,894	0.4%	0.8%	0.8%	0.8%
% of FP17s Relating to Continuations	18	1,894	1.0%	1.0%	0.9%	0.9%
% of Patients satisfied with the dentistry they have received	8	8	N/A	93.3%	93.2%	93.2%
% of Patients satisfied with the time they had to wait for an appointment	8	8	N/A	91.3%	89.1%	88.8%

* This is based on patients treated on this contract for their most recent course of treatment. Figures in italics indicate the base number of FP17s or Patient Questionnaire responses are less than 100. N/A is shown where the base number of responses is less than 10 during the period. % is calculated as Quantity/Base number*100

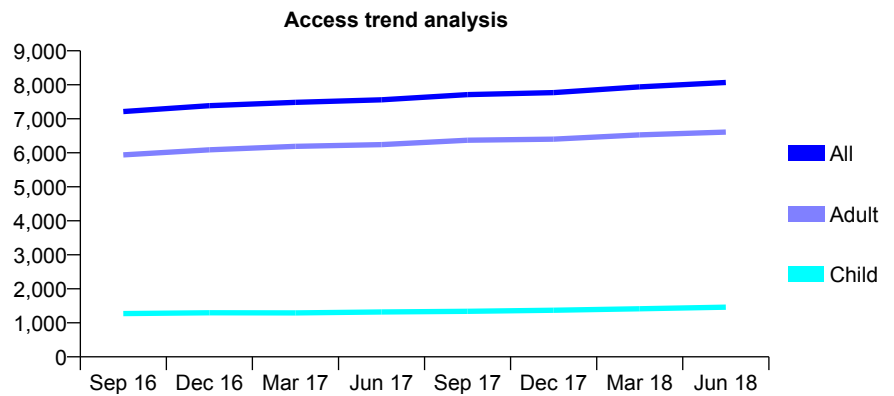
Q53 - Vital Signs At a Glance Contract Report for 135194/0001 - June 2018

Name or company name	S.R. Williams Ltd
Contract type name	GDS Contract
Purpose of contract	General
Contract start date	01/04/2009
Contract end date	

18/19 Contracted general activity (UDA)	18,067
Carry forward general activity (UDA)	0
18/19 Contracted orthodontic activity (UOA)	0
Carry forward orthodontic activity (UOA)	0
Baseline contract value	£532,759.63

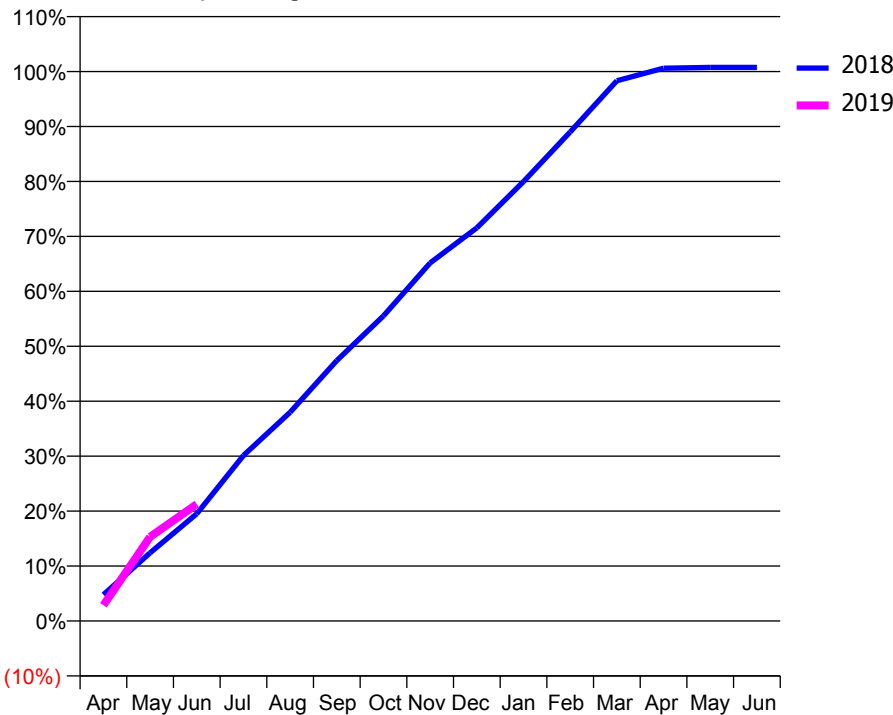
ACCESS*

Patients seen in 24 months	Total	Change since previous quarter
Quarter ending June 2017	7,559	
Quarter ending September 2017	7,712	↑
Quarter ending December 2017	7,772	→
Quarter ending March 2018	7,941	↑
Quarter ending June 2018	8,068	→
Variance since June 2017	6.7%	↑



ACTIVITY

Cumulative percentage of contracted UDA delivered 2018 & 2019



Month	Adjusted Scheduled Activity (UDA)	
	2018	2019
April	866	520
May	2,241	2,767
June	3,528	3,845
July	5,441	
August	6,863	
September	8,565	
October	10,036	
November	11,773	
December	12,927	
January	14,450	
February	16,079	
March	17,762	
April	18,176	
May	18,200	
June	18,202	

QUALITY

	Quantity	Base Number	Contract	AT	Region	England
% of FP17s for the same patient ID Re-attending within 3 months - Children	24	559	4.3%	9.0%	11.3%	11.5%
% of FP17s for the same patient ID Re-attending within 3 months - Adults	164	1,695	9.7%	12.5%	14.9%	15.4%
% of FP17s for the same patient ID Re-attending between 3 & 9 months - Children	354	559	63.3%	60.0%	60.0%	58.9%
% of FP17s for the same patient ID Re-attending between 3 & 9 months - Adults	577	1,695	34.0%	51.4%	52.6%	51.6%
% of FP17s for Band 1 Urgent Courses	114	1,974	5.8%	6.8%	7.9%	8.9%
% of FP17s Relating to Free Repair or Replacements	18	1,974	0.9%	0.8%	0.8%	0.8%
% of FP17s Relating to Continuations	9	1,974	0.5%	1.0%	0.9%	0.9%
% of Patients satisfied with the dentistry they have received	14	15	93.3%	93.3%	93.2%	93.2%
% of Patients satisfied with the time they had to wait for an appointment	12	15	80.0%	91.3%	89.1%	88.8%

* This is based on patients treated on this contract for their most recent course of treatment. Figures in italics indicate the base number of FP17s or Patient Questionnaire responses are less than 100. N/A is shown where the base number of responses is less than 10 during the period. % is calculated as Quantity/Base number*100

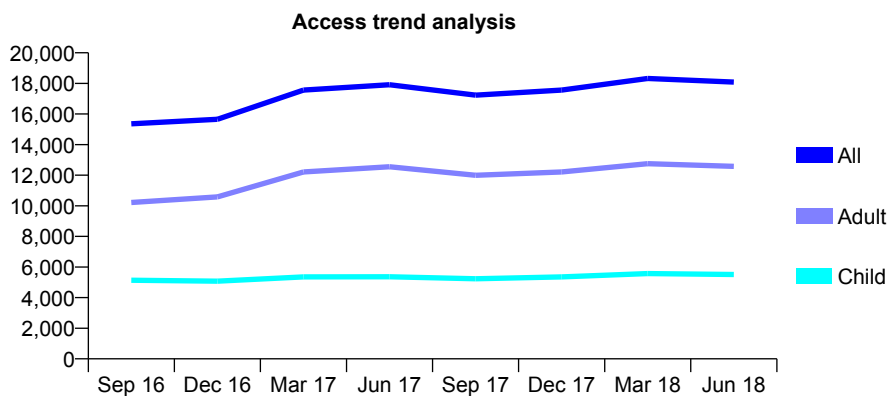
Q53 - Vital Signs At a Glance Contract Report for 137243/0001 - June 2018

Name or company name	Camphill Dental Practice
Contract type name	GDS Contract
Purpose of contract	General
Contract start date	01/04/2014
Contract end date	

18/19 Contracted general activity (UDA)	41,852
Carry forward general activity (UDA)	0
18/19 Contracted orthodontic activity (UOA)	0
Carry forward orthodontic activity (UOA)	0
Baseline contract value	£945,087.60

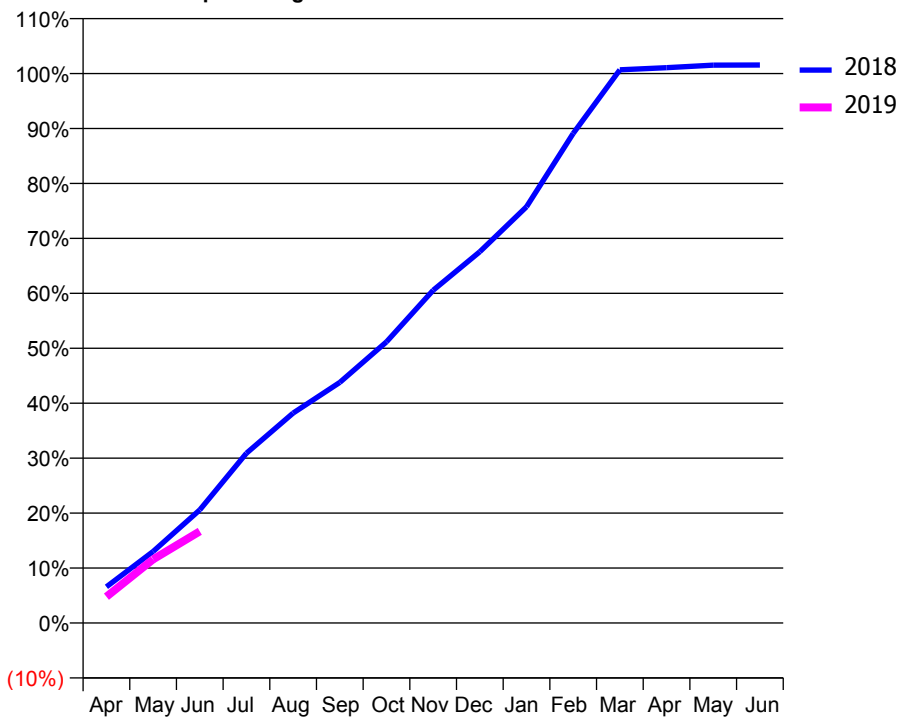
ACCESS*

Patients seen in 24 months	Total	Change since previous quarter
Quarter ending June 2017	17,917	
Quarter ending September 2017	17,229	↓
Quarter ending December 2017	17,568	→
Quarter ending March 2018	18,326	↑
Quarter ending June 2018	18,086	↓
Variance since June 2017	0.9%	→



ACTIVITY

Cumulative percentage of contracted UDA delivered 2018 & 2019



Month	Adjusted Scheduled Activity (UDA)	
	2018	2019
April	2,756	2,009
May	5,450	4,854
June	8,620	6,981
July	12,934	
August	15,991	
September	18,322	
October	21,417	
November	25,343	
December	28,277	
January	31,703	
February	37,289	
March	42,131	
April	42,294	
May	42,486	
June	42,500	

QUALITY

	Quantity	Base Number	Contract	AT	Region	England
% of FP17s for the same patient ID Re-attending within 3 months - Children	85	1,852	4.6%	9.0%	11.3%	11.5%
% of FP17s for the same patient ID Re-attending within 3 months - Adults	164	1,610	10.2%	12.5%	14.9%	15.4%
% of FP17s for the same patient ID Re-attending between 3 & 9 months - Children	1,197	1,852	64.6%	60.0%	60.0%	58.9%
% of FP17s for the same patient ID Re-attending between 3 & 9 months - Adults	749	1,610	46.5%	51.4%	52.6%	51.6%
% of FP17s for Band 1 Urgent Courses	107	3,240	3.3%	6.8%	7.9%	8.9%
% of FP17s Relating to Free Repair or Replacements	20	3,240	0.6%	0.8%	0.8%	0.8%
% of FP17s Relating to Continuations	28	3,240	0.9%	1.0%	0.9%	0.9%
% of Patients satisfied with the dentistry they have received	19	21	90.5%	93.3%	93.2%	93.2%
% of Patients satisfied with the time they had to wait for an appointment	16	21	76.2%	91.3%	89.1%	88.8%

* This is based on patients treated on this contract for their most recent course of treatment. Figures in italics indicate the base number of FP17s or Patient Questionnaire responses are less than 100. N/A is shown where the base number of responses is less than 10 during the period. % is calculated as Quantity/Base number*100

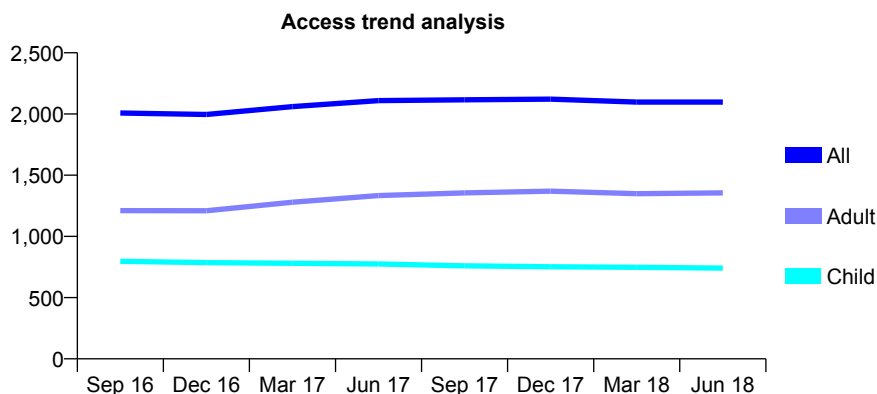
Q53 - Vital Signs At a Glance Contract Report for 141224/0001 - June 2018

Name or company name	Abbey Cottage Dental Practice Ltd
Contract type name	GDS Contract
Purpose of contract	General and Orthodontic
Contract start date	01/04/2009
Contract end date	

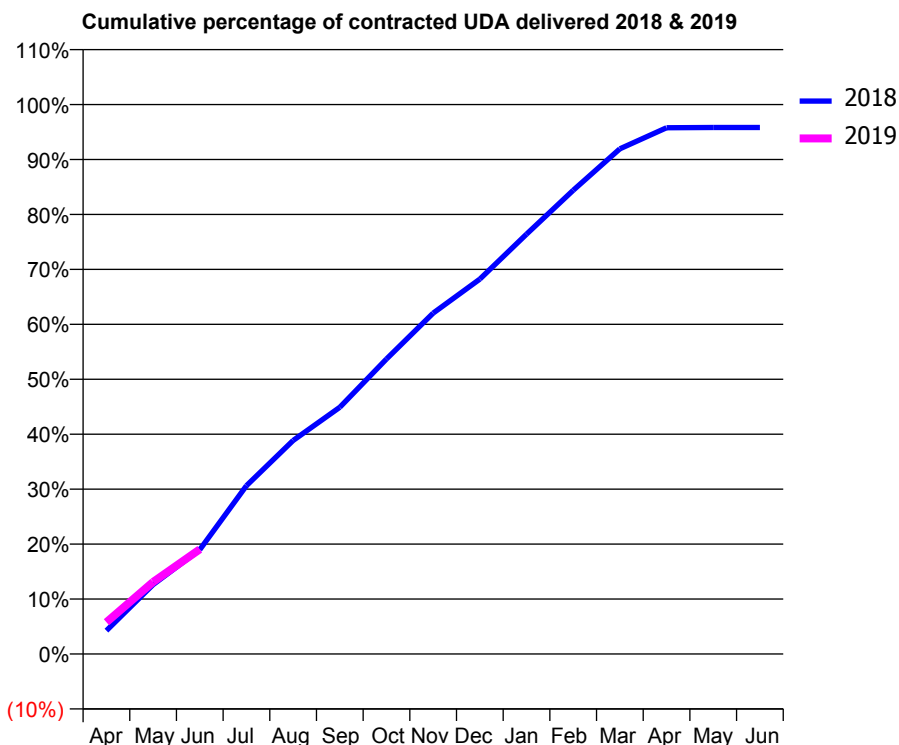
18/19 Contracted general activity (UDA)	5,534
Carry forward general activity (UDA)	0
18/19 Contracted orthodontic activity (UOA)	0
Carry forward orthodontic activity (UOA)	0
Baseline contract value	£136,133.93

ACCESS*

Patients seen in 24 months	Total	Change since previous quarter
Quarter ending June 2017	2,109	
Quarter ending September 2017	2,116	→
Quarter ending December 2017	2,122	→
Quarter ending March 2018	2,097	↓
Quarter ending June 2018	2,097	→
Variance since June 2017	(0.6%)	→



ACTIVITY



Adjusted Scheduled Activity (UDA)		
Month	2018	2019
April	236	320
May	698	726
June	1,050	1,055
July	1,695	
August	2,151	
September	2,485	
October	2,972	
November	3,433	
December	3,775	
January	4,228	
February	4,670	
March	5,087	
April	5,300	
May	5,302	
June	5,302	

QUALITY

	Quantity	Base Number	Contract	AT	Region	England
% of FP17s for the same patient ID Re-attending within 3 months - Children	10	315	3.2%	9.0%	11.3%	11.5%
% of FP17s for the same patient ID Re-attending within 3 months - Adults	57	457	12.5%	12.5%	14.9%	15.4%
% of FP17s for the same patient ID Re-attending between 3 & 9 months - Children	238	315	75.6%	60.0%	60.0%	58.9%
% of FP17s for the same patient ID Re-attending between 3 & 9 months - Adults	261	457	57.1%	51.4%	52.6%	51.6%
% of FP17s for Band 1 Urgent Courses	52	648	8.0%	6.8%	7.9%	8.9%
% of FP17s Relating to Free Repair or Replacements	6	648	0.9%	0.8%	0.8%	0.8%
% of FP17s Relating to Continuations	3	648	0.5%	1.0%	0.9%	0.9%
% of Patients satisfied with the dentistry they have received	4	4	N/A	93.3%	93.2%	93.2%
% of Patients satisfied with the time they had to wait for an appointment	4	4	N/A	91.3%	89.1%	88.8%

* This is based on patients treated on this contract for their most recent course of treatment. Figures in italics indicate the base number of FP17s or Patient Questionnaire responses are less than 100. N/A is shown where the base number of responses is less than 10 during the period. % is calculated as Quantity/Base number*100

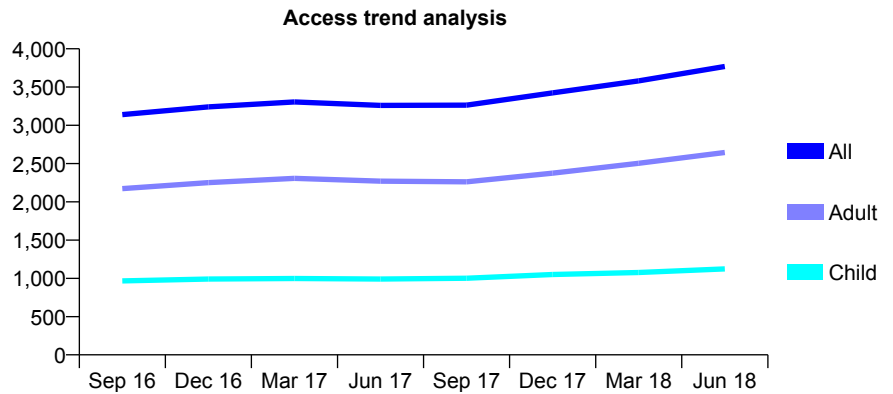
Q53 - Vital Signs At a Glance Contract Report for 142735/0001 - June 2018

Name or company name	Allesley Park Dental Practice
Contract type name	GDS Contract
Purpose of contract	General
Contract start date	01/04/2015
Contract end date	

18/19 Contracted general activity (UDA)	7,784
Carry forward general activity (UDA)	0
18/19 Contracted orthodontic activity (UOA)	0
Carry forward orthodontic activity (UOA)	0
Baseline contract value	£174,392.49

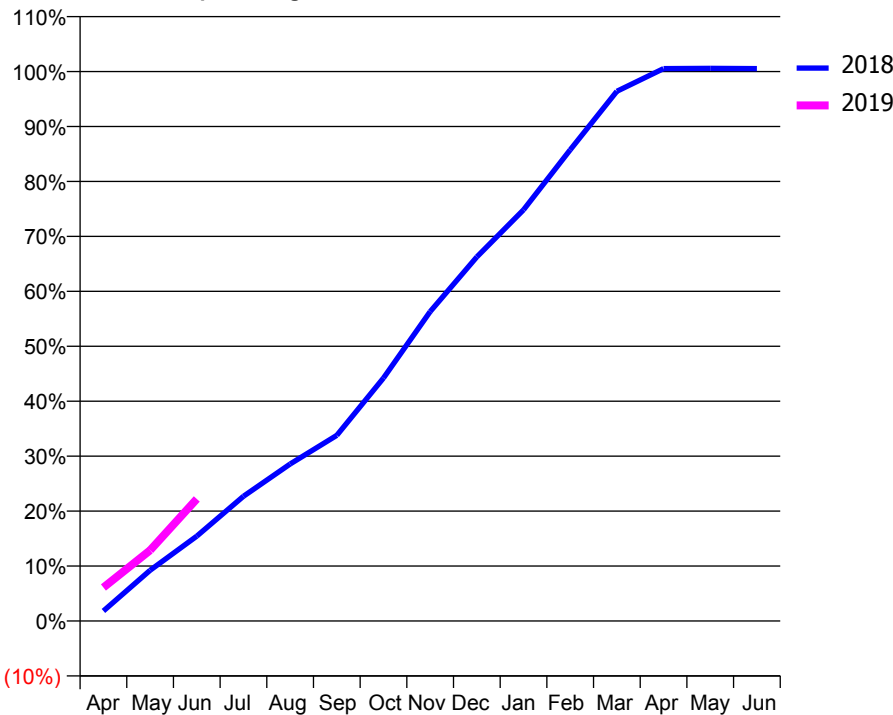
ACCESS*

Patients seen in 24 months	Total	Change since previous quarter
Quarter ending June 2017	3,261	
Quarter ending September 2017	3,263	→
Quarter ending December 2017	3,424	↑
Quarter ending March 2018	3,581	↑
Quarter ending June 2018	3,769	↑
Variance since June 2017	15.6%	↑



ACTIVITY

Cumulative percentage of contracted UDA delivered 2018 & 2019



Adjusted Scheduled Activity (UDA)		
Month	2018	2019
April	142	476
May	719	1,003
June	1,202	1,729
July	1,766	
August	2,224	
September	2,631	
October	3,443	
November	4,382	
December	5,158	
January	5,824	
February	6,674	
March	7,504	
April	7,825	
May	7,829	
June	7,824	

QUALITY

	Quantity	Base Number	Contract	AT	Region	England
% of FP17s for the same patient ID Re-attending within 3 months - Children	15	405	3.7%	9.0%	11.3%	11.5%
% of FP17s for the same patient ID Re-attending within 3 months - Adults	117	988	11.8%	12.5%	14.9%	15.4%
% of FP17s for the same patient ID Re-attending between 3 & 9 months - Children	238	405	58.8%	60.0%	60.0%	58.9%
% of FP17s for the same patient ID Re-attending between 3 & 9 months - Adults	494	988	50.0%	51.4%	52.6%	51.6%
% of FP17s for Band 1 Urgent Courses	43	966	4.5%	6.8%	7.9%	8.9%
% of FP17s Relating to Free Repair or Replacements	2	966	0.2%	0.8%	0.8%	0.8%
% of FP17s Relating to Continuations	6	966	0.6%	1.0%	0.9%	0.9%
% of Patients satisfied with the dentistry they have received	7	8	N/A	93.3%	93.2%	93.2%
% of Patients satisfied with the time they had to wait for an appointment	8	8	N/A	91.3%	89.1%	88.8%

* This is based on patients treated on this contract for their most recent course of treatment. Figures in italics indicate the base number of FP17s or Patient Questionnaire responses are less than 100. N/A is shown where the base number of responses is less than 10 during the period. % is calculated as Quantity/Base number*100

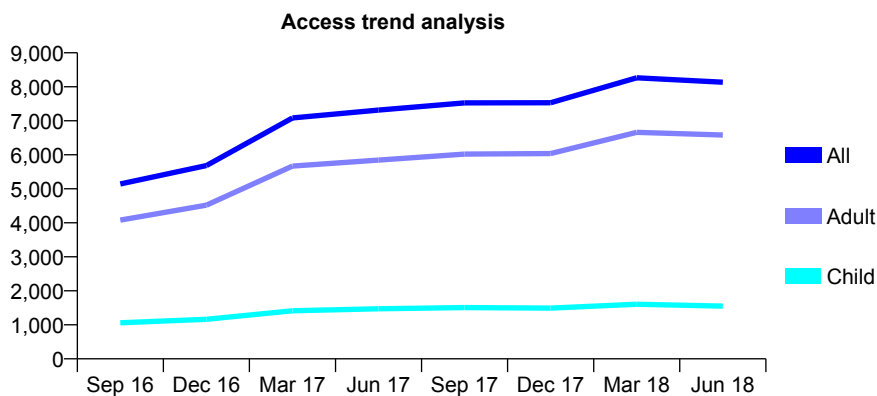
Q53 - Vital Signs At a Glance Contract Report for 143502/0001 - June 2018

Name or company name	Light Lane Dental Practice
Contract type name	GDS Contract
Purpose of contract	General and Orthodontic
Contract start date	01/10/2015
Contract end date	

18/19 Contracted general activity (UDA)	22,006
Carry forward general activity (UDA)	0
18/19 Contracted orthodontic activity (UOA)	290
Carry forward orthodontic activity (UOA)	0
Baseline contract value	£616,912.15

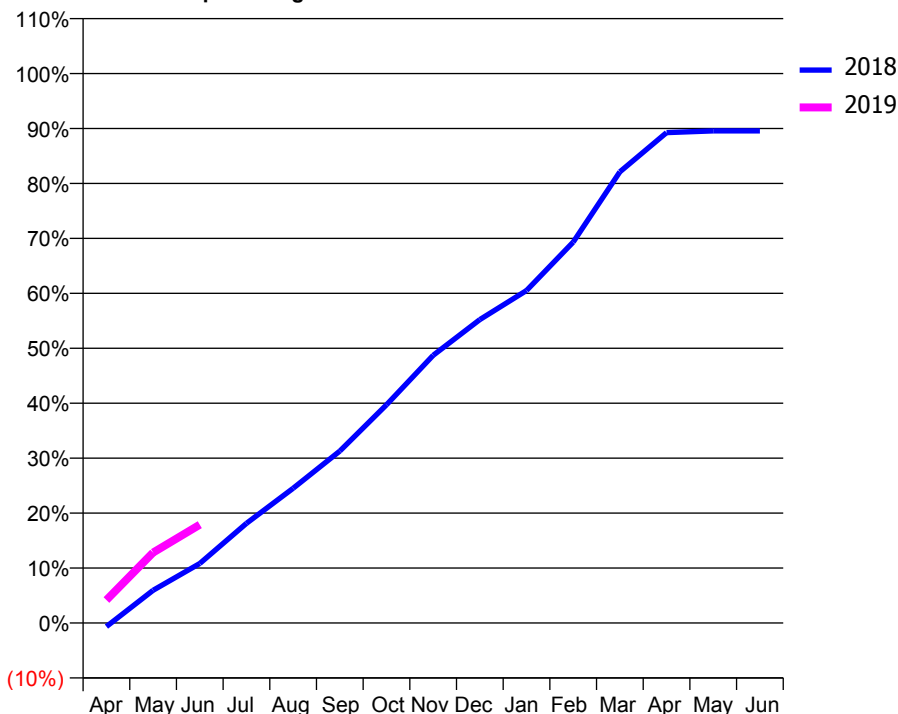
ACCESS*

Patients seen in 24 months	Total	Change since previous quarter
Quarter ending June 2017	7,316	
Quarter ending September 2017	7,528	↑
Quarter ending December 2017	7,532	→
Quarter ending March 2018	8,266	↑
Quarter ending June 2018	8,135	↓
Variance since June 2017	11.2%	↑



ACTIVITY

Cumulative percentage of contracted UDA delivered 2018 & 2019



Adjusted Scheduled Activity (UDA)

Month	2018	2019
April	-146	922
May	1,311	2,821
June	2,382	3,937
July	3,990	
August	5,397	
September	6,888	
October	8,738	
November	10,722	
December	12,150	
January	13,318	
February	15,253	
March	18,070	
April	19,638	
May	19,709	
June	19,706	

QUALITY

	Quantity	Base Number	Contract	AT	Region	England
% of FP17s for the same patient ID Re-attending within 3 months - Children	23	475	4.8%	9.0%	11.3%	11.5%
% of FP17s for the same patient ID Re-attending within 3 months - Adults	243	2,051	11.8%	12.5%	14.9%	15.4%
% of FP17s for the same patient ID Re-attending between 3 & 9 months - Children	257	475	54.1%	60.0%	60.0%	58.9%
% of FP17s for the same patient ID Re-attending between 3 & 9 months - Adults	948	2,051	46.2%	51.4%	52.6%	51.6%
% of FP17s for Band 1 Urgent Courses	94	1,883	5.0%	6.8%	7.9%	8.9%
% of FP17s Relating to Free Repair or Replacements	6	1,883	0.3%	0.8%	0.8%	0.8%
% of FP17s Relating to Continuations	10	1,883	0.5%	1.0%	0.9%	0.9%
% of Patients satisfied with the dentistry they have received	2	3	N/A	93.3%	93.2%	93.2%
% of Patients satisfied with the time they had to wait for an appointment	3	3	N/A	91.3%	89.1%	88.8%

* This is based on patients treated on this contract for their most recent course of treatment. Figures in italics indicate the base number of FP17s or Patient Questionnaire responses are less than 100. N/A is shown where the base number of responses is less than 10 during the period. % is calculated as Quantity/Base number*100

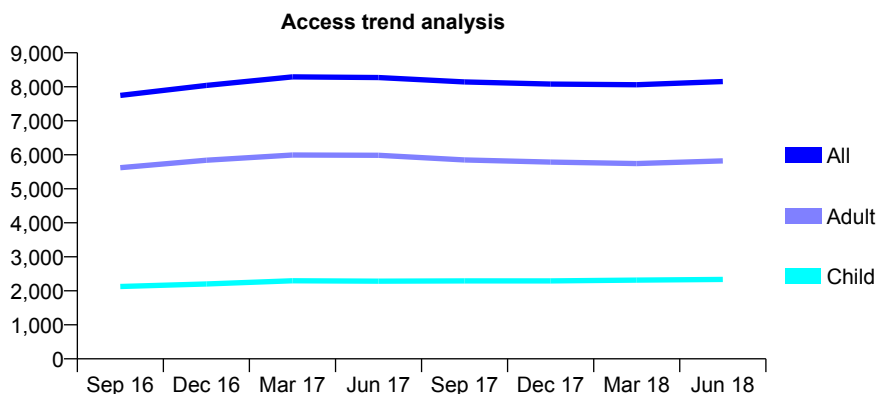
Q53 - Vital Signs At a Glance Contract Report for 143561/0001 - June 2018

Name or company name	New Road Dental Practice
Contract type name	GDS Contract
Purpose of contract	General
Contract start date	01/06/2008
Contract end date	

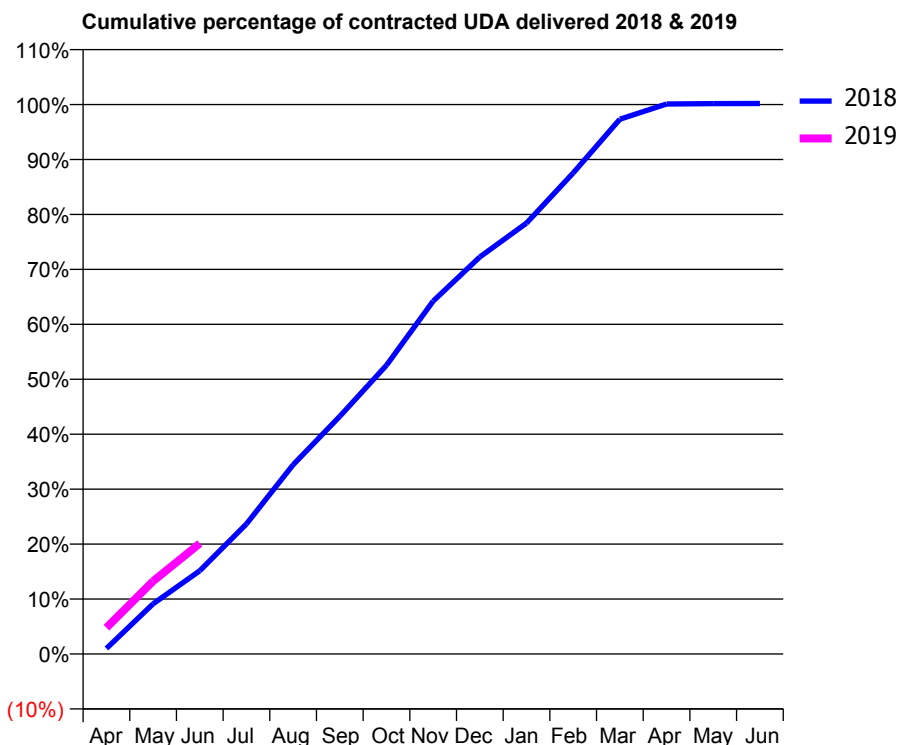
18/19 Contracted general activity (UDA)	21,350
Carry forward general activity (UDA)	0
18/19 Contracted orthodontic activity (UOA)	0
Carry forward orthodontic activity (UOA)	0
Baseline contract value	£479,526.70

ACCESS*

Patients seen in 24 months	Total	Change since previous quarter
Quarter ending June 2017	8,271	
Quarter ending September 2017	8,144	↓
Quarter ending December 2017	8,081	→
Quarter ending March 2018	8,062	→
Quarter ending June 2018	8,156	→
Variance since June 2017	(1.4%)	↓



ACTIVITY



Month	Adjusted Scheduled Activity (UDA)	
	2018	2019
April	217	1,024
May	1,949	2,834
June	3,237	4,300
July	5,053	
August	7,352	
September	9,236	
October	11,219	
November	13,710	
December	15,427	
January	16,742	
February	18,688	
March	20,776	
April	21,368	
May	21,386	
June	21,391	

QUALITY

	Quantity	Base Number	Contract	AT	Region	England
% of FP17s for the same patient ID Re-attending within 3 months - Children	62	927	6.7%	9.0%	11.3%	11.5%
% of FP17s for the same patient ID Re-attending within 3 months - Adults	214	1,981	10.8%	12.5%	14.9%	15.4%
% of FP17s for the same patient ID Re-attending between 3 & 9 months - Children	634	927	68.4%	60.0%	60.0%	58.9%
% of FP17s for the same patient ID Re-attending between 3 & 9 months - Adults	1,289	1,981	65.1%	51.4%	52.6%	51.6%
% of FP17s for Band 1 Urgent Courses	135	2,291	5.9%	6.8%	7.9%	8.9%
% of FP17s Relating to Free Repair or Replacements	45	2,291	2.0%	0.8%	0.8%	0.8%
% of FP17s Relating to Continuations	6	2,291	0.3%	1.0%	0.9%	0.9%
% of Patients satisfied with the dentistry they have received	13	13	100.0%	93.3%	93.2%	93.2%
% of Patients satisfied with the time they had to wait for an appointment	13	13	100.0%	91.3%	89.1%	88.8%

* This is based on patients treated on this contract for their most recent course of treatment. Figures in italics indicate the base number of FP17s or Patient Questionnaire responses are less than 100. N/A is shown where the base number of responses is less than 10 during the period. % is calculated as Quantity/Base number*100

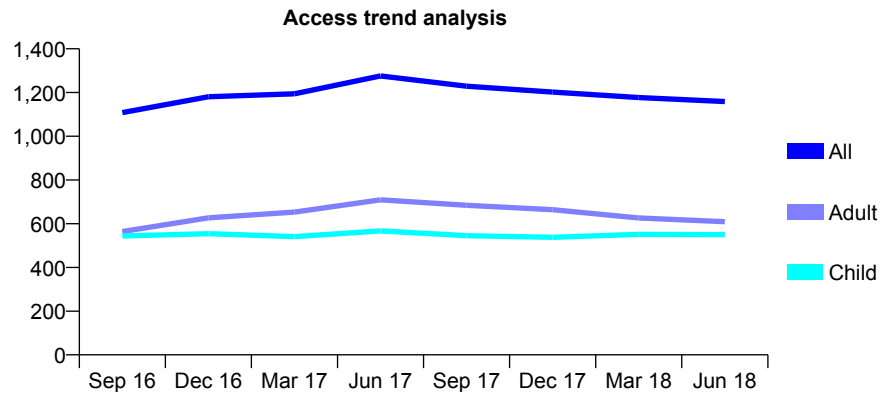
Q53 - Vital Signs At a Glance Contract Report for 147222/0001 - June 2018

Name or company name	Hudson & Mileson
Contract type name	GDS Contract
Purpose of contract	General
Contract start date	01/04/2006
Contract end date	

18/19 Contracted general activity (UDA)	2,600
Carry forward general activity (UDA)	0
18/19 Contracted orthodontic activity (UOA)	0
Carry forward orthodontic activity (UOA)	0
Baseline contract value	£78,407.70

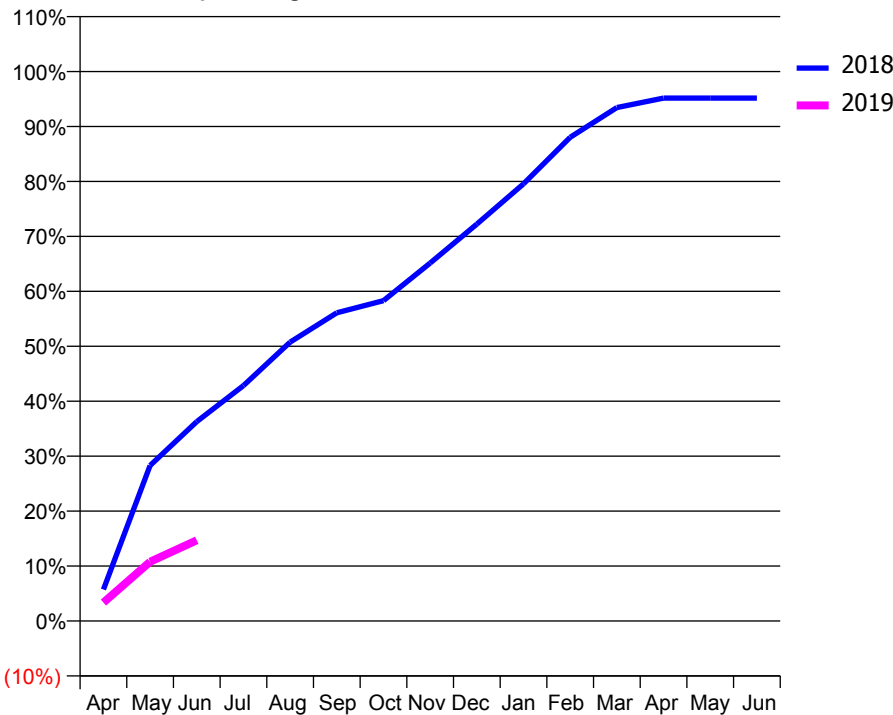
ACCESS*

Patients seen in 24 months	Total	Change since previous quarter
Quarter ending June 2017	1,276	
Quarter ending September 2017	1,229	↓
Quarter ending December 2017	1,202	↓
Quarter ending March 2018	1,177	↓
Quarter ending June 2018	1,159	↓
Variance since June 2017	(9.2%)	↓



ACTIVITY

Cumulative percentage of contracted UDA delivered 2018 & 2019



Adjusted Scheduled Activity (UDA)		
Month	2018	2019
April	149	87
May	736	281
June	944	382
July	1,114	
August	1,320	
September	1,458	
October	1,516	
November	1,694	
December	1,878	
January	2,068	
February	2,289	
March	2,429	
April	2,474	
May	2,474	
June	2,474	

QUALITY

	Quantity	Base Number	Contract	AT	Region	England
% of FP17s for the same patient ID Re-attending within 3 months - Children	10	210	4.8%	9.0%	11.3%	11.5%
% of FP17s for the same patient ID Re-attending within 3 months - Adults	5	102	4.9%	12.5%	14.9%	15.4%
% of FP17s for the same patient ID Re-attending between 3 & 9 months - Children	144	210	68.6%	60.0%	60.0%	58.9%
% of FP17s for the same patient ID Re-attending between 3 & 9 months - Adults	74	102	72.5%	51.4%	52.6%	51.6%
% of FP17s for Band 1 Urgent Courses	4	277	1.4%	6.8%	7.9%	8.9%
% of FP17s Relating to Free Repair or Replacements	0	277	0.0%	0.8%	0.8%	0.8%
% of FP17s Relating to Continuations	3	277	1.1%	1.0%	0.9%	0.9%
% of Patients satisfied with the dentistry they have received	4	4	N/A	93.3%	93.2%	93.2%
% of Patients satisfied with the time they had to wait for an appointment	4	4	N/A	91.3%	89.1%	88.8%

* This is based on patients treated on this contract for their most recent course of treatment. Figures in italics indicate the base number of FP17s or Patient Questionnaire responses are less than 100. N/A is shown where the base number of responses is less than 10 during the period. % is calculated as Quantity/Base number*100

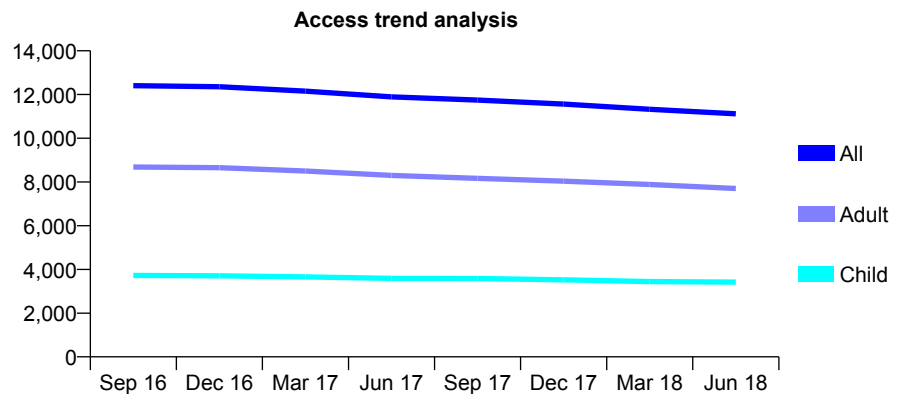
Q53 - Vital Signs At a Glance Contract Report for 148571/0001 - June 2018

Name or company name	Lyppard Dental Centre
Contract type name	GDS Contract
Purpose of contract	General
Contract start date	01/04/2014
Contract end date	

18/19 Contracted general activity (UDA)	26,414
Carry forward general activity (UDA)	0
18/19 Contracted orthodontic activity (UOA)	0
Carry forward orthodontic activity (UOA)	0
Baseline contract value	£836,091.76

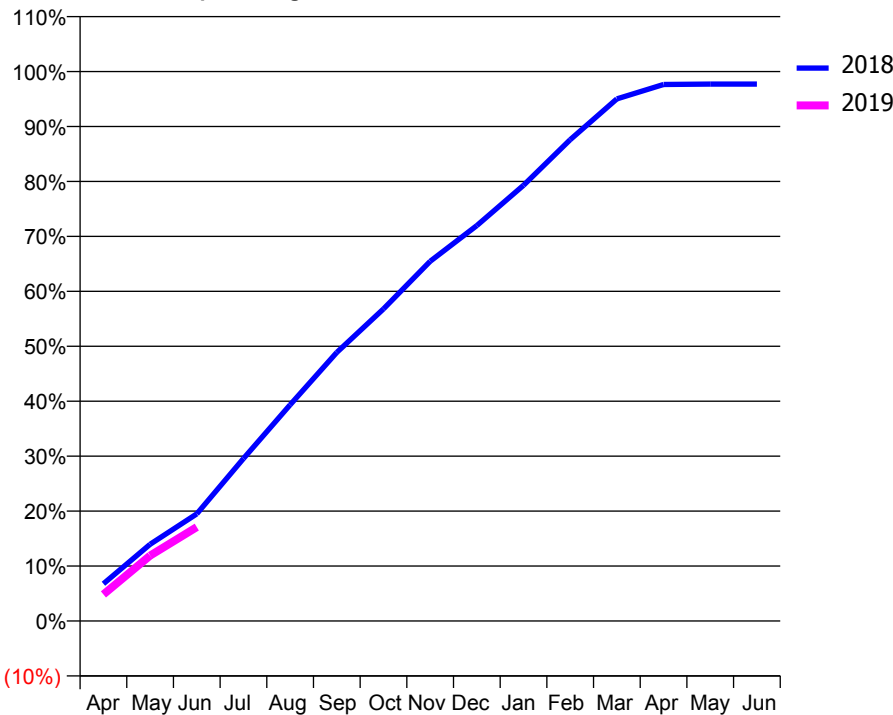
ACCESS*

Patients seen in 24 months	Total	Change since previous quarter
Quarter ending June 2017	11,891	
Quarter ending September 2017	11,748	↓
Quarter ending December 2017	11,560	↓
Quarter ending March 2018	11,328	↓
Quarter ending June 2018	11,119	↓
Variance since June 2017	(6.5%)	↓



ACTIVITY

Cumulative percentage of contracted UDA delivered 2018 & 2019



Adjusted Scheduled Activity (UDA)		
Month	2018	2019
April	1,791	1,280
May	3,688	3,143
June	5,151	4,516
July	7,813	
August	10,395	
September	12,911	
October	15,003	
November	17,289	
December	19,007	
January	20,945	
February	23,137	
March	25,100	
April	25,788	
May	25,807	
June	25,807	

QUALITY

	Quantity	Base Number	Contract	AT	Region	England
% of FP17s for the same patient ID Re-attending within 3 months - Children	50	992	5.0%	9.0%	11.3%	11.5%
% of FP17s for the same patient ID Re-attending within 3 months - Adults	183	1,633	11.2%	12.5%	14.9%	15.4%
% of FP17s for the same patient ID Re-attending between 3 & 9 months - Children	509	992	51.3%	60.0%	60.0%	58.9%
% of FP17s for the same patient ID Re-attending between 3 & 9 months - Adults	615	1,633	37.7%	51.4%	52.6%	51.6%
% of FP17s for Band 1 Urgent Courses	158	2,253	7.0%	6.8%	7.9%	8.9%
% of FP17s Relating to Free Repair or Replacements	23	2,253	1.0%	0.8%	0.8%	0.8%
% of FP17s Relating to Continuations	38	2,253	1.7%	1.0%	0.9%	0.9%
% of Patients satisfied with the dentistry they have received	4	4	N/A	93.3%	93.2%	93.2%
% of Patients satisfied with the time they had to wait for an appointment	4	4	N/A	91.3%	89.1%	88.8%

* This is based on patients treated on this contract for their most recent course of treatment. Figures in italics indicate the base number of FP17s or Patient Questionnaire responses are less than 100. N/A is shown where the base number of responses is less than 10 during the period. % is calculated as Quantity/Base number*100

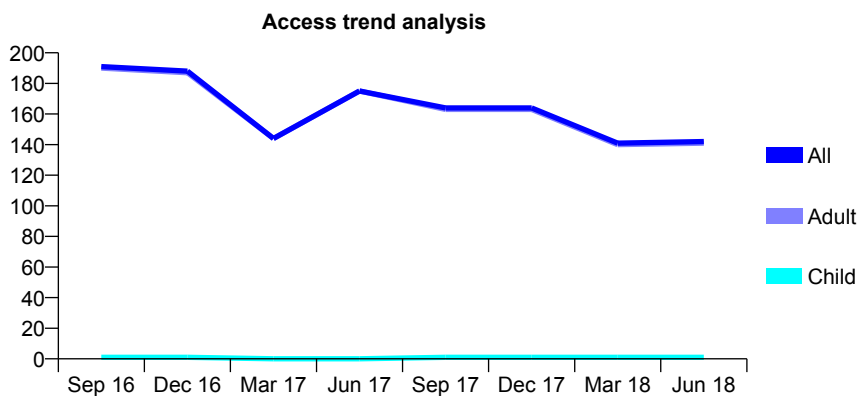
Q53 - Vital Signs At a Glance Contract Report for 148571/0002 - June 2018

Name or company name	Lyppard Dental Centre
Contract type name	GDS Contract
Purpose of contract	General
Contract start date	01/04/2014
Contract end date	

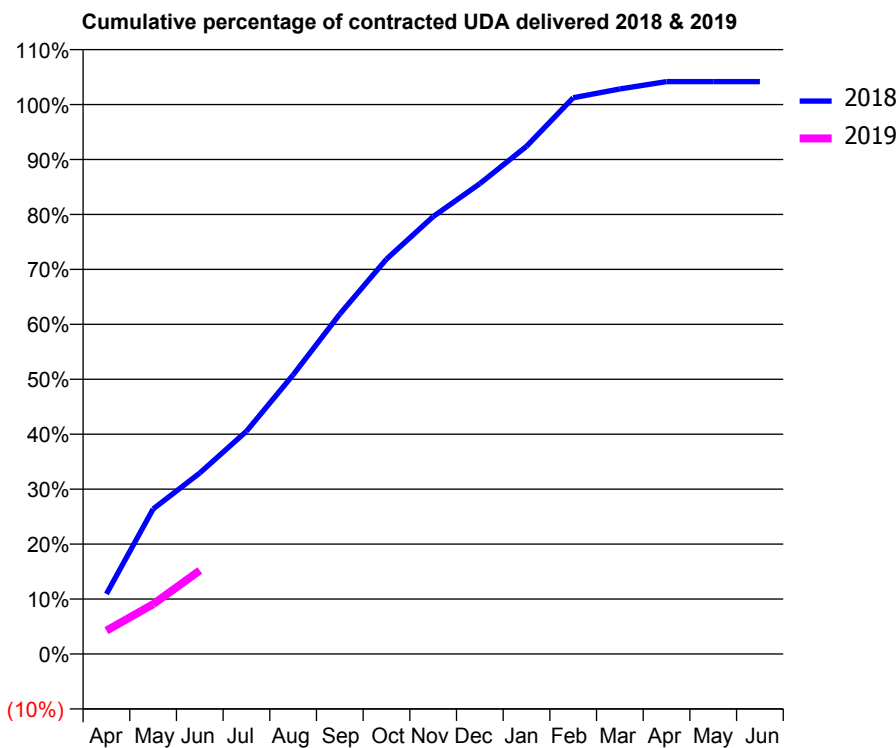
18/19 Contracted general activity (UDA)	750
Carry forward general activity (UDA)	0
18/19 Contracted orthodontic activity (UOA)	0
Carry forward orthodontic activity (UOA)	0
Baseline contract value	£278,492.17

ACCESS*

Patients seen in 24 months	Total	Change since previous quarter
Quarter ending June 2017	175	
Quarter ending September 2017	164	↓
Quarter ending December 2017	164	→
Quarter ending March 2018	141	↓
Quarter ending June 2018	142	→
Variance since June 2017	(18.9%)	↓



ACTIVITY



Month	Adjusted Scheduled Activity (UDA)	
	2018	2019
April	82	32
May	198	68
June	247	114
July	304	
August	381	
September	464	
October	539	
November	597	
December	642	
January	693	
February	759	
March	771	
April	781	
May	781	
June	781	

QUALITY

	Quantity	Base Number	Contract	AT	Region	England
% of FP17s for the same patient ID Re-attending within 3 months - Children	0	0	N/A	9.0%	11.3%	11.5%
% of FP17s for the same patient ID Re-attending within 3 months - Adults	1	44	2.3%	12.5%	14.9%	15.4%
% of FP17s for the same patient ID Re-attending between 3 & 9 months - Children	0	0	N/A	60.0%	60.0%	58.9%
% of FP17s for the same patient ID Re-attending between 3 & 9 months - Adults	1	44	2.3%	51.4%	52.6%	51.6%
% of FP17s for Band 1 Urgent Courses	0	40	0.0%	6.8%	7.9%	8.9%
% of FP17s Relating to Free Repair or Replacements	0	40	0.0%	0.8%	0.8%	0.8%
% of FP17s Relating to Continuations	0	40	0.0%	1.0%	0.9%	0.9%
% of Patients satisfied with the dentistry they have received	1	1	N/A	93.3%	93.2%	93.2%
% of Patients satisfied with the time they had to wait for an appointment	1	1	N/A	91.3%	89.1%	88.8%

* This is based on patients treated on this contract for their most recent course of treatment. Figures in italics indicate the base number of FP17s or Patient Questionnaire responses are less than 100. N/A is shown where the base number of responses is less than 10 during the period. % is calculated as Quantity/Base number*100

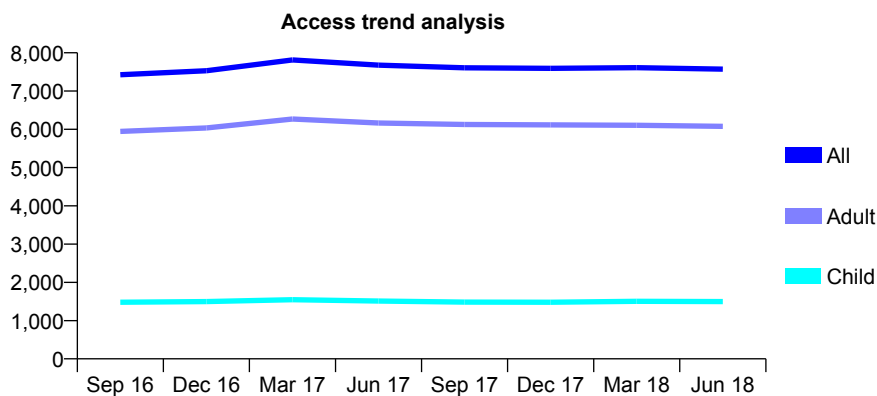
Q53 - Vital Signs At a Glance Contract Report for 150312/0001 - June 2018

Name or company name	Dorset House Dental
Contract type name	GDS Contract
Purpose of contract	General and Orthodontic
Contract start date	01/04/2015
Contract end date	

18/19 Contracted general activity (UDA)	21,588
Carry forward general activity (UDA)	0
18/19 Contracted orthodontic activity (UOA)	628
Carry forward orthodontic activity (UOA)	0
Baseline contract value	£697,556.96

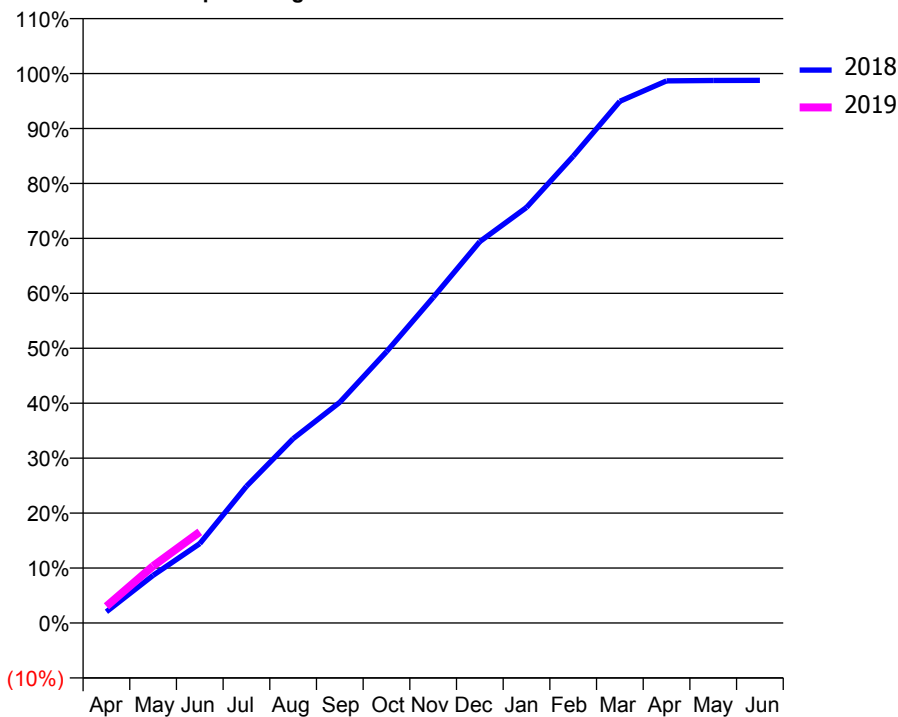
ACCESS*

Patients seen in 24 months	Total	Change since previous quarter
Quarter ending June 2017	7,676	
Quarter ending September 2017	7,608	→
Quarter ending December 2017	7,594	→
Quarter ending March 2018	7,611	→
Quarter ending June 2018	7,574	→
Variance since June 2017	(1.3%)	↓



ACTIVITY

Cumulative percentage of contracted UDA delivered 2018 & 2019



Month	Adjusted Scheduled Activity (UDA)	
	2018	2019
April	445	657
May	1,871	2,241
June	3,119	3,578
July	5,371	
August	7,245	
September	8,675	
October	10,657	
November	12,789	
December	14,983	
January	16,326	
February	18,339	
March	20,496	
April	21,297	
May	21,315	
June	21,319	

QUALITY

	Quantity	Base Number	Contract	AT	Region	England
% of FP17s for the same patient ID Re-attending within 3 months - Children	23	509	4.5%	9.0%	11.3%	11.5%
% of FP17s for the same patient ID Re-attending within 3 months - Adults	225	1,641	13.7%	12.5%	14.9%	15.4%
% of FP17s for the same patient ID Re-attending between 3 & 9 months - Children	237	509	46.6%	60.0%	60.0%	58.9%
% of FP17s for the same patient ID Re-attending between 3 & 9 months - Adults	627	1,641	38.2%	51.4%	52.6%	51.6%
% of FP17s for Band 1 Urgent Courses	97	1,803	5.4%	6.8%	7.9%	8.9%
% of FP17s Relating to Free Repair or Replacements	28	1,803	1.6%	0.8%	0.8%	0.8%
% of FP17s Relating to Continuations	54	1,803	3.0%	1.0%	0.9%	0.9%
% of Patients satisfied with the dentistry they have received	18	19	94.7%	93.3%	93.2%	93.2%
% of Patients satisfied with the time they had to wait for an appointment	17	19	89.5%	91.3%	89.1%	88.8%

* This is based on patients treated on this contract for their most recent course of treatment. Figures in italics indicate the base number of FP17s or Patient Questionnaire responses are less than 100. N/A is shown where the base number of responses is less than 10 during the period. % is calculated as Quantity/Base number*100

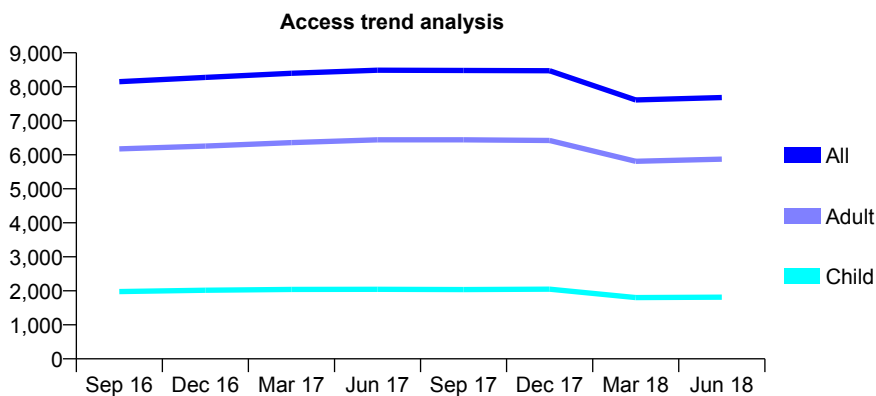
Q53 - Vital Signs At a Glance Contract Report for 152358/0001 - June 2018

Name or company name	Ombersley Road Dental Practice
Contract type name	GDS Contract
Purpose of contract	General
Contract start date	22/03/2011
Contract end date	

18/19 Contracted general activity (UDA)	25,610
Carry forward general activity (UDA)	0
18/19 Contracted orthodontic activity (UOA)	0
Carry forward orthodontic activity (UOA)	0
Baseline contract value	£642,467.84

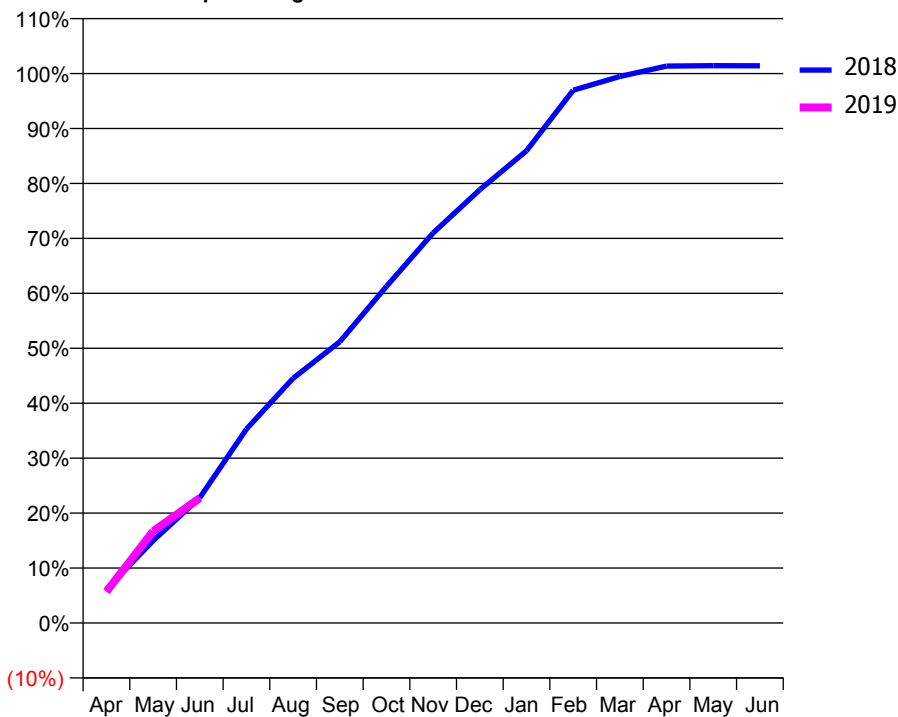
ACCESS*

Patients seen in 24 months	Total	Change since previous quarter
Quarter ending June 2017	8,489	
Quarter ending September 2017	8,479	→
Quarter ending December 2017	8,472	→
Quarter ending March 2018	7,613	↓
Quarter ending June 2018	7,683	→
Variance since June 2017	(9.5%)	↓



ACTIVITY

Cumulative percentage of contracted UDA delivered 2018 & 2019



Month	Adjusted Scheduled Activity (UDA)	
	2018	2019
April	1,629	1,465
May	3,988	4,278
June	6,064	5,826
July	9,393	
August	11,854	
September	13,622	
October	16,301	
November	18,891	
December	20,985	
January	22,870	
February	25,799	
March	26,468	
April	26,968	
May	26,987	
June	26,985	

QUALITY

	Quantity	Base Number	Contract	AT	Region	England
% of FP17s for the same patient ID Re-attending within 3 months - Children	9	626	1.4%	9.0%	11.3%	11.5%
% of FP17s for the same patient ID Re-attending within 3 months - Adults	118	1,949	6.1%	12.5%	14.9%	15.4%
% of FP17s for the same patient ID Re-attending between 3 & 9 months - Children	393	626	62.8%	60.0%	60.0%	58.9%
% of FP17s for the same patient ID Re-attending between 3 & 9 months - Adults	1,229	1,949	63.1%	51.4%	52.6%	51.6%
% of FP17s for Band 1 Urgent Courses	70	2,434	2.9%	6.8%	7.9%	8.9%
% of FP17s Relating to Free Repair or Replacements	5	2,434	0.2%	0.8%	0.8%	0.8%
% of FP17s Relating to Continuations	2	2,434	0.1%	1.0%	0.9%	0.9%
% of Patients satisfied with the dentistry they have received	17	17	100.0%	93.3%	93.2%	93.2%
% of Patients satisfied with the time they had to wait for an appointment	16	17	94.1%	91.3%	89.1%	88.8%

* This is based on patients treated on this contract for their most recent course of treatment. Figures in italics indicate the base number of FP17s or Patient Questionnaire responses are less than 100. N/A is shown where the base number of responses is less than 10 during the period. % is calculated as Quantity/Base number*100

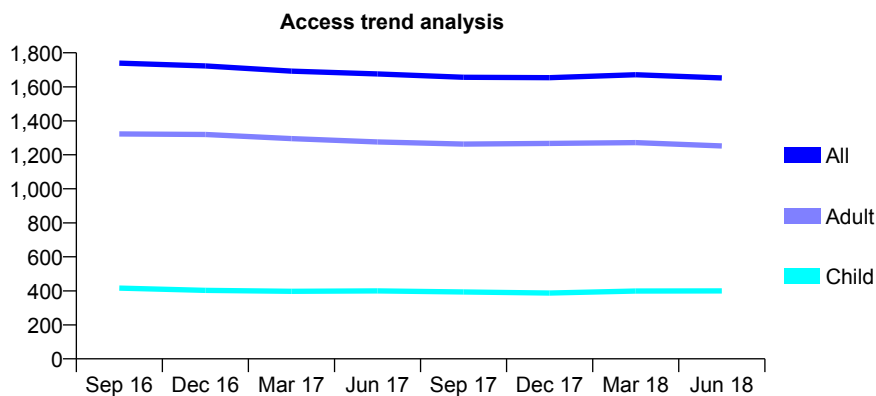
Q53 - Vital Signs At a Glance Contract Report for 152366/0001 - June 2018

Name or company name	Damani Dental Practice.
Contract type name	GDS Contract
Purpose of contract	General
Contract start date	08/12/2010
Contract end date	

18/19 Contracted general activity (UDA)	5,961
Carry forward general activity (UDA)	0
18/19 Contracted orthodontic activity (UOA)	0
Carry forward orthodontic activity (UOA)	0
Baseline contract value	£153,312.28

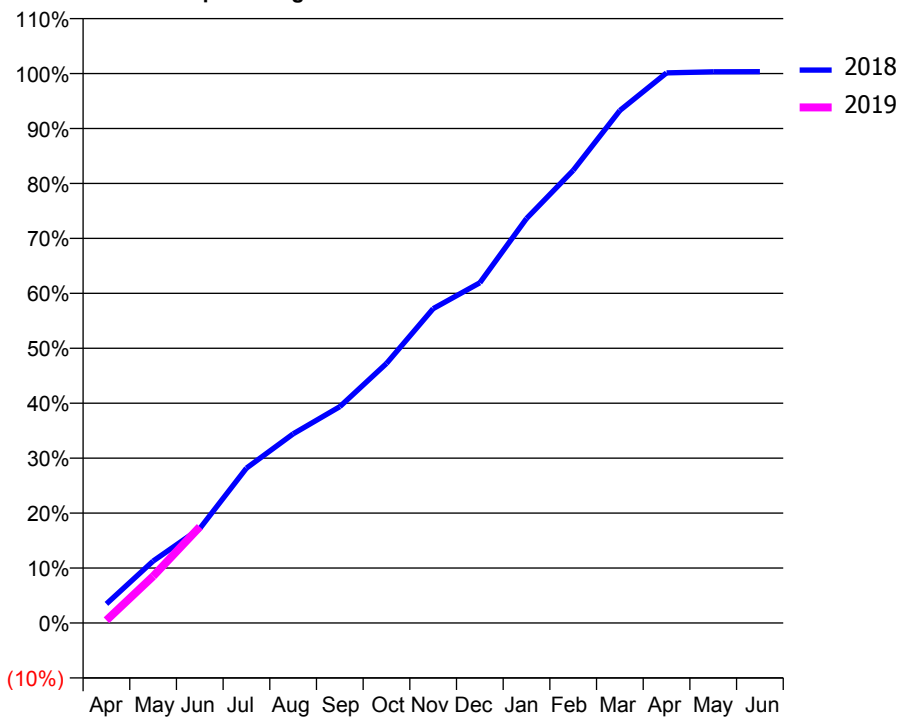
ACCESS*

Patients seen in 24 months	Total	Change since previous quarter
Quarter ending June 2017	1,676	
Quarter ending September 2017	1,656	↓
Quarter ending December 2017	1,654	→
Quarter ending March 2018	1,671	→
Quarter ending June 2018	1,652	↓
Variance since June 2017	(1.4%)	↓



ACTIVITY

Cumulative percentage of contracted UDA delivered 2018 & 2019



Month	Adjusted Scheduled Activity (UDA)	
	2018	2019
April	208	29
May	671	507
June	1,025	1,043
July	1,680	
August	2,052	
September	2,347	
October	2,816	
November	3,410	
December	3,691	
January	4,389	
February	4,910	
March	5,560	
April	5,968	
May	5,980	
June	5,981	

QUALITY

	Quantity	Base Number	Contract	AT	Region	England
% of FP17s for the same patient ID Re-attending within 3 months - Children	5	142	3.5%	9.0%	11.3%	11.5%
% of FP17s for the same patient ID Re-attending within 3 months - Adults	60	460	13.0%	12.5%	14.9%	15.4%
% of FP17s for the same patient ID Re-attending between 3 & 9 months - Children	95	142	66.9%	60.0%	60.0%	58.9%
% of FP17s for the same patient ID Re-attending between 3 & 9 months - Adults	308	460	67.0%	51.4%	52.6%	51.6%
% of FP17s for Band 1 Urgent Courses	26	457	5.7%	6.8%	7.9%	8.9%
% of FP17s Relating to Free Repair or Replacements	5	457	1.1%	0.8%	0.8%	0.8%
% of FP17s Relating to Continuations	11	457	2.4%	1.0%	0.9%	0.9%
% of Patients satisfied with the dentistry they have received	3	3	N/A	93.3%	93.2%	93.2%
% of Patients satisfied with the time they had to wait for an appointment	3	3	N/A	91.3%	89.1%	88.8%

* This is based on patients treated on this contract for their most recent course of treatment. Figures in italics indicate the base number of FP17s or Patient Questionnaire responses are less than 100. N/A is shown where the base number of responses is less than 10 during the period. % is calculated as Quantity/Base number*100

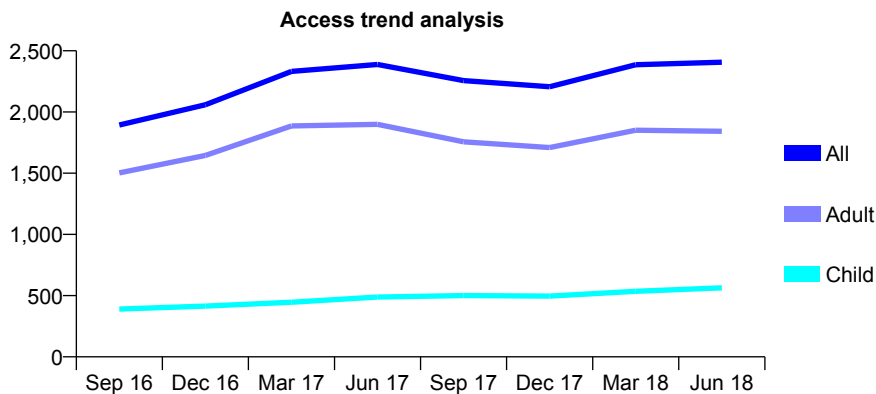
Q53 - Vital Signs At a Glance Contract Report for 152854/0001 - June 2018

Name or company name	Cottage Dental Practice
Contract type name	GDS Contract
Purpose of contract	General
Contract start date	01/07/2015
Contract end date	

18/19 Contracted general activity (UDA)	6,331
Carry forward general activity (UDA)	0
18/19 Contracted orthodontic activity (UOA)	0
Carry forward orthodontic activity (UOA)	0
Baseline contract value	£180,030.17

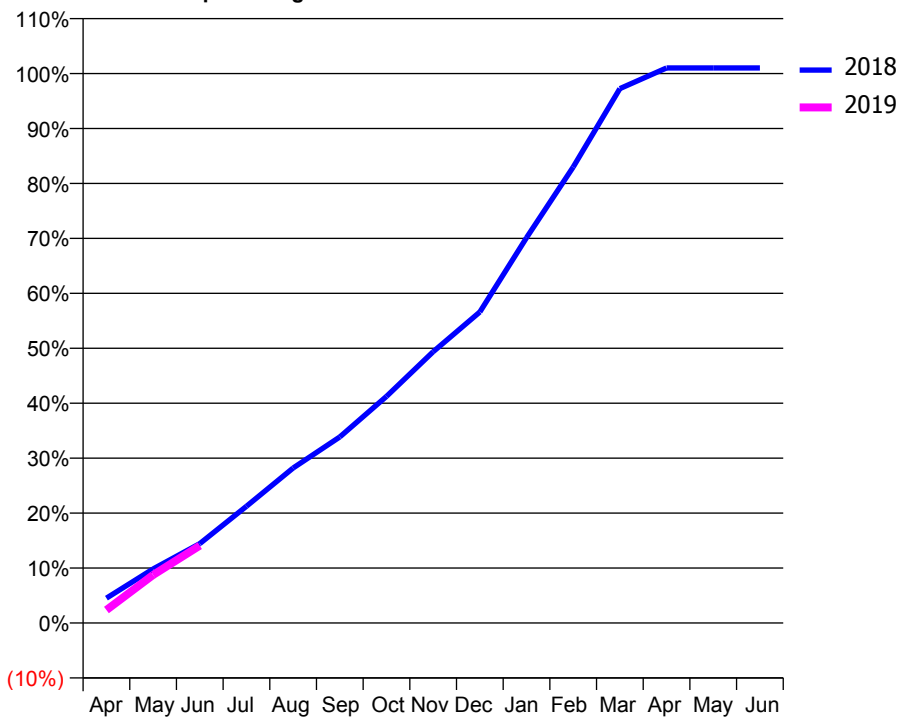
ACCESS*

Patients seen in 24 months	Total	Change since previous quarter
Quarter ending June 2017	2,388	
Quarter ending September 2017	2,257	↓
Quarter ending December 2017	2,206	↓
Quarter ending March 2018	2,386	↑
Quarter ending June 2018	2,407	→
Variance since June 2017	0.8%	→



ACTIVITY

Cumulative percentage of contracted UDA delivered 2018 & 2019



Adjusted Scheduled Activity (UDA)

Month	2018	2019
April	287	150
May	622	554
June	916	892
July	1,345	
August	1,786	
September	2,143	
October	2,611	
November	3,126	
December	3,584	
January	4,440	
February	5,253	
March	6,156	
April	6,396	
May	6,396	
June	6,396	

QUALITY

	Quantity	Base Number	Contract	AT	Region	England
% of FP17s for the same patient ID Re-attending within 3 months - Children	11	186	5.9%	9.0%	11.3%	11.5%
% of FP17s for the same patient ID Re-attending within 3 months - Adults	18	176	10.2%	12.5%	14.9%	15.4%
% of FP17s for the same patient ID Re-attending between 3 & 9 months - Children	108	186	58.1%	60.0%	60.0%	58.9%
% of FP17s for the same patient ID Re-attending between 3 & 9 months - Adults	67	176	38.1%	51.4%	52.6%	51.6%
% of FP17s for Band 1 Urgent Courses	9	287	3.1%	6.8%	7.9%	8.9%
% of FP17s Relating to Free Repair or Replacements	2	287	0.7%	0.8%	0.8%	0.8%
% of FP17s Relating to Continuations	0	287	0.0%	1.0%	0.9%	0.9%
% of Patients satisfied with the dentistry they have received	3	3	N/A	93.3%	93.2%	93.2%
% of Patients satisfied with the time they had to wait for an appointment	3	3	N/A	91.3%	89.1%	88.8%

* This is based on patients treated on this contract for their most recent course of treatment. Figures in italics indicate the base number of FP17s or Patient Questionnaire responses are less than 100. N/A is shown where the base number of responses is less than 10 during the period. % is calculated as Quantity/Base number*100

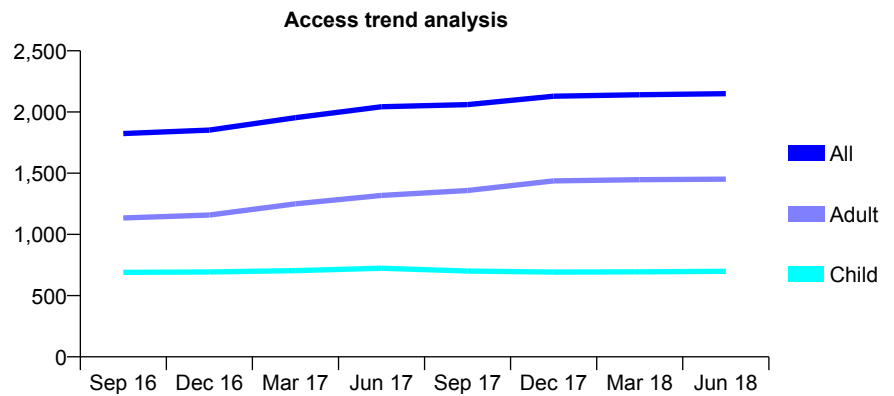
Q53 - Vital Signs At a Glance Contract Report for 153486/0001 - June 2018

Name or company name	Gosford Lodge Dental Surgery
Contract type name	GDS Contract
Purpose of contract	General
Contract start date	21/04/2012
Contract end date	

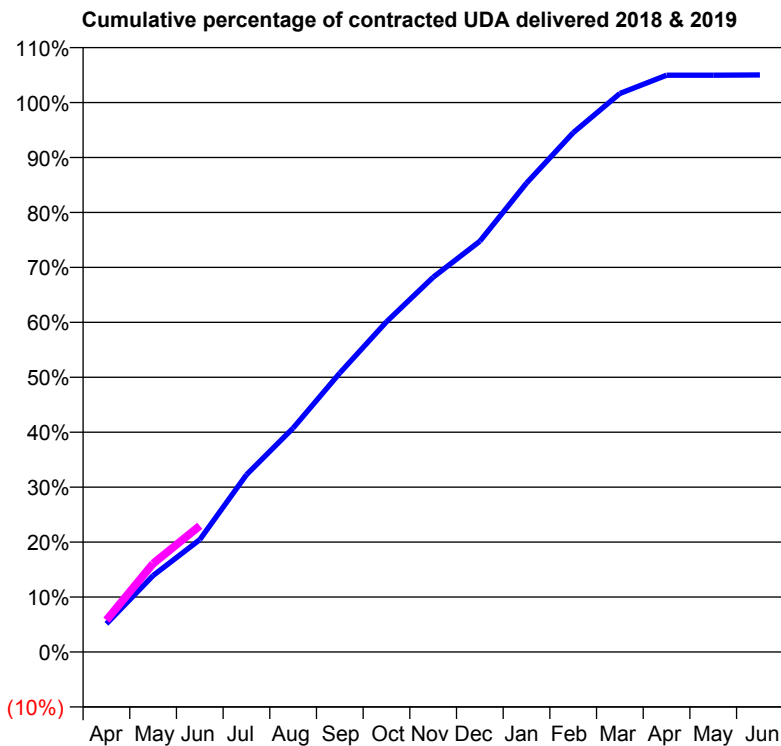
18/19 Contracted general activity (UDA)	5,515
Carry forward general activity (UDA)	0
18/19 Contracted orthodontic activity (UOA)	0
Carry forward orthodontic activity (UOA)	0
Baseline contract value	£150,867.85

ACCESS*

Patients seen in 24 months	Total	Change since previous quarter
Quarter ending June 2017	2,043	
Quarter ending September 2017	2,060	→
Quarter ending December 2017	2,129	↑
Quarter ending March 2018	2,141	→
Quarter ending June 2018	2,150	→
Variance since June 2017	5.2%	↑



ACTIVITY



Month	Adjusted Scheduled Activity (UDA)	
	2018	2019
April	283	321
May	767	888
June	1,128	1,267
July	1,780	
August	2,248	
September	2,800	
October	3,314	
November	3,762	
December	4,123	
January	4,706	
February	5,212	
March	5,605	
April	5,788	
May	5,789	
June	5,791	

QUALITY

	Quantity	Base Number	Contract	AT	Region	England
% of FP17s for the same patient ID Re-attending within 3 months - Children	22	215	10.2%	9.0%	11.3%	11.5%
% of FP17s for the same patient ID Re-attending within 3 months - Adults	42	371	11.3%	12.5%	14.9%	15.4%
% of FP17s for the same patient ID Re-attending between 3 & 9 months - Children	106	215	49.3%	60.0%	60.0%	58.9%
% of FP17s for the same patient ID Re-attending between 3 & 9 months - Adults	153	371	41.2%	51.4%	52.6%	51.6%
% of FP17s for Band 1 Urgent Courses	59	522	11.3%	6.8%	7.9%	8.9%
% of FP17s Relating to Free Repair or Replacements	3	522	0.6%	0.8%	0.8%	0.8%
% of FP17s Relating to Continuations	3	522	0.6%	1.0%	0.9%	0.9%
% of Patients satisfied with the dentistry they have received	2	2	N/A	93.3%	93.2%	93.2%
% of Patients satisfied with the time they had to wait for an appointment	2	2	N/A	91.3%	89.1%	88.8%

* This is based on patients treated on this contract for their most recent course of treatment. Figures in italics indicate the base number of FP17s or Patient Questionnaire responses are less than 100. N/A is shown where the base number of responses is less than 10 during the period. % is calculated as Quantity/Base number*100

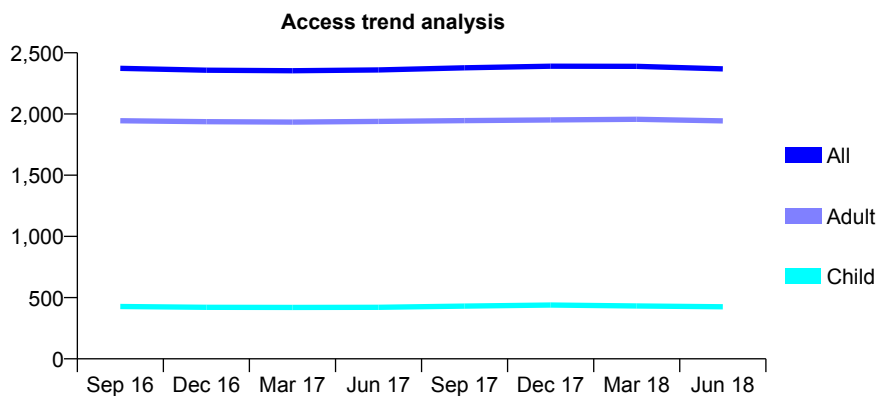
Q53 - Vital Signs At a Glance Contract Report for 158380/0001 - June 2018

Name or company name	Callowbrook Dental Surgery
Contract type name	GDS Contract
Purpose of contract	General
Contract start date	06/12/2010
Contract end date	

18/19 Contracted general activity (UDA)	7,424
Carry forward general activity (UDA)	0
18/19 Contracted orthodontic activity (UOA)	0
Carry forward orthodontic activity (UOA)	0
Baseline contract value	£172,990.55

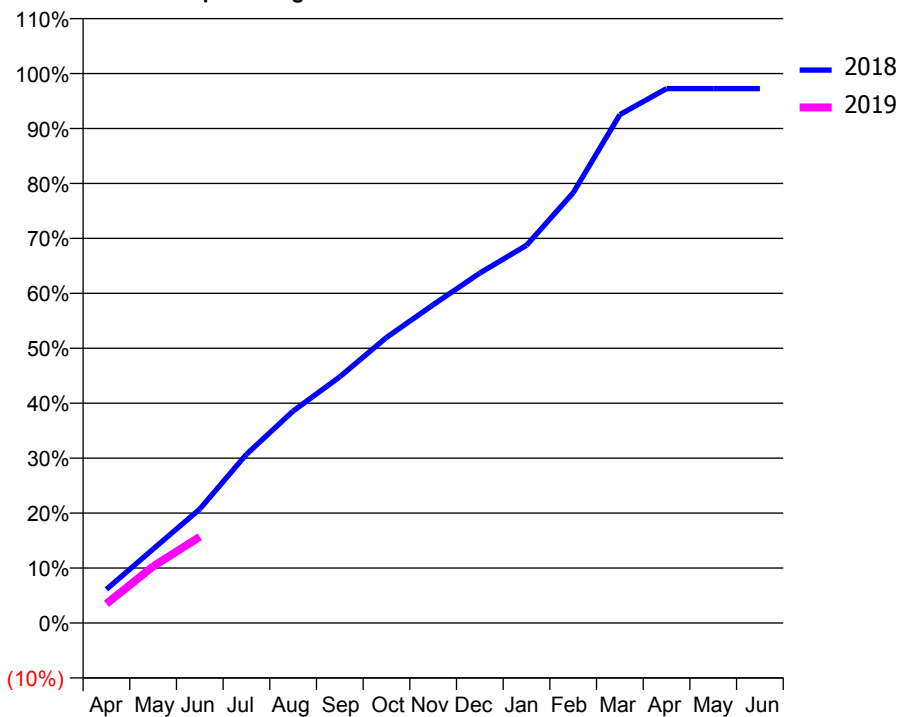
ACCESS*

Patients seen in 24 months	Total	Change since previous quarter
Quarter ending June 2017	2,360	
Quarter ending September 2017	2,377	→
Quarter ending December 2017	2,391	→
Quarter ending March 2018	2,389	→
Quarter ending June 2018	2,369	→
Variance since June 2017	0.4%	→



ACTIVITY

Cumulative percentage of contracted UDA delivered 2018 & 2019



Month	Adjusted Scheduled Activity (UDA)	
	2018	2019
April	455	260
May	1,000	765
June	1,540	1,164
July	2,280	
August	2,864	
September	3,326	
October	3,858	
November	4,300	
December	4,728	
January	5,102	
February	5,812	
March	6,868	
April	7,220	
May	7,220	
June	7,220	

QUALITY

	Quantity	Base Number	Contract	AT	Region	England
% of FP17s for the same patient ID Re-attending within 3 months - Children	15	165	9.1%	9.0%	11.3%	11.5%
% of FP17s for the same patient ID Re-attending within 3 months - Adults	94	648	14.5%	12.5%	14.9%	15.4%
% of FP17s for the same patient ID Re-attending between 3 & 9 months - Children	97	165	58.8%	60.0%	60.0%	58.9%
% of FP17s for the same patient ID Re-attending between 3 & 9 months - Adults	370	648	57.1%	51.4%	52.6%	51.6%
% of FP17s for Band 1 Urgent Courses	31	629	4.9%	6.8%	7.9%	8.9%
% of FP17s Relating to Free Repair or Replacements	23	629	3.7%	0.8%	0.8%	0.8%
% of FP17s Relating to Continuations	8	629	1.3%	1.0%	0.9%	0.9%
% of Patients satisfied with the dentistry they have received	3	3	N/A	93.3%	93.2%	93.2%
% of Patients satisfied with the time they had to wait for an appointment	3	3	N/A	91.3%	89.1%	88.8%

* This is based on patients treated on this contract for their most recent course of treatment. Figures in italics indicate the base number of FP17s or Patient Questionnaire responses are less than 100. N/A is shown where the base number of responses is less than 10 during the period. % is calculated as Quantity/Base number*100

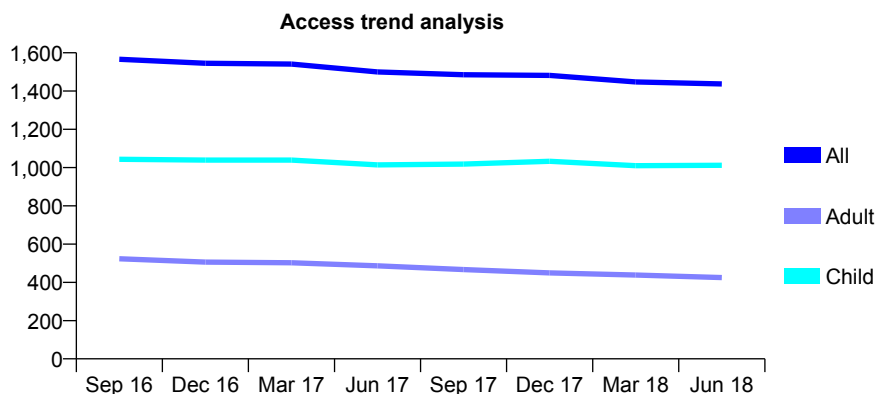
Q53 - Vital Signs At a Glance Contract Report for 159344/0001 - June 2018

Name or company name	Whitehouse Partners and Associates
Contract type name	GDS Contract
Purpose of contract	General
Contract start date	03/03/2011
Contract end date	

18/19 Contracted general activity (UDA)	2,600
Carry forward general activity (UDA)	0
18/19 Contracted orthodontic activity (UOA)	0
Carry forward orthodontic activity (UOA)	0
Baseline contract value	£66,290.16

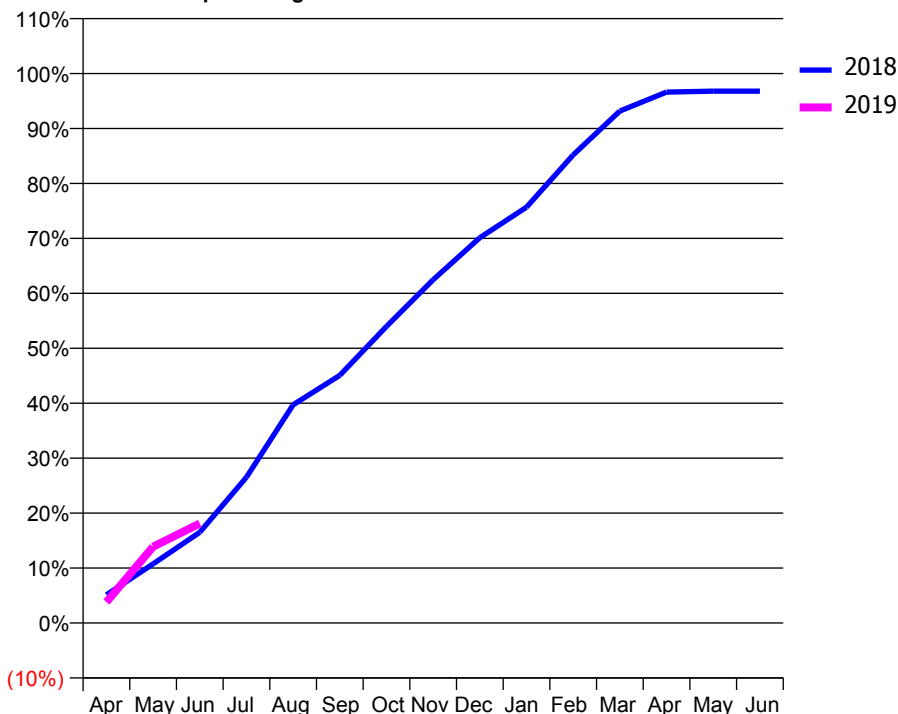
ACCESS*

Patients seen in 24 months	Total	Change since previous quarter
Quarter ending June 2017	1,500	
Quarter ending September 2017	1,485	↓
Quarter ending December 2017	1,482	→
Quarter ending March 2018	1,448	↓
Quarter ending June 2018	1,437	→
Variance since June 2017	(4.2%)	↓



ACTIVITY

Cumulative percentage of contracted UDA delivered 2018 & 2019



Adjusted Scheduled Activity (UDA)

Month	2018	2019
April	133	100
May	280	361
June	429	471
July	690	
August	1,033	
September	1,172	
October	1,403	
November	1,624	
December	1,823	
January	1,967	
February	2,215	
March	2,423	
April	2,512	
May	2,517	
June	2,517	

QUALITY

	Quantity	Base Number	Contract	AT	Region	England
% of FP17s for the same patient ID Re-attending within 3 months - Children	17	285	6.0%	9.0%	11.3%	11.5%
% of FP17s for the same patient ID Re-attending within 3 months - Adults	3	89	3.4%	12.5%	14.9%	15.4%
% of FP17s for the same patient ID Re-attending between 3 & 9 months - Children	135	285	47.4%	60.0%	60.0%	58.9%
% of FP17s for the same patient ID Re-attending between 3 & 9 months - Adults	46	89	51.7%	51.4%	52.6%	51.6%
% of FP17s for Band 1 Urgent Courses	15	310	4.8%	6.8%	7.9%	8.9%
% of FP17s Relating to Free Repair or Replacements	0	310	0.0%	0.8%	0.8%	0.8%
% of FP17s Relating to Continuations	0	310	0.0%	1.0%	0.9%	0.9%
% of Patients satisfied with the dentistry they have received	0	0	N/A	93.3%	93.2%	93.2%
% of Patients satisfied with the time they had to wait for an appointment	0	0	N/A	91.3%	89.1%	88.8%

* This is based on patients treated on this contract for their most recent course of treatment. Figures in italics indicate the base number of FP17s or Patient Questionnaire responses are less than 100. N/A is shown where the base number of responses is less than 10 during the period. % is calculated as Quantity/Base number*100

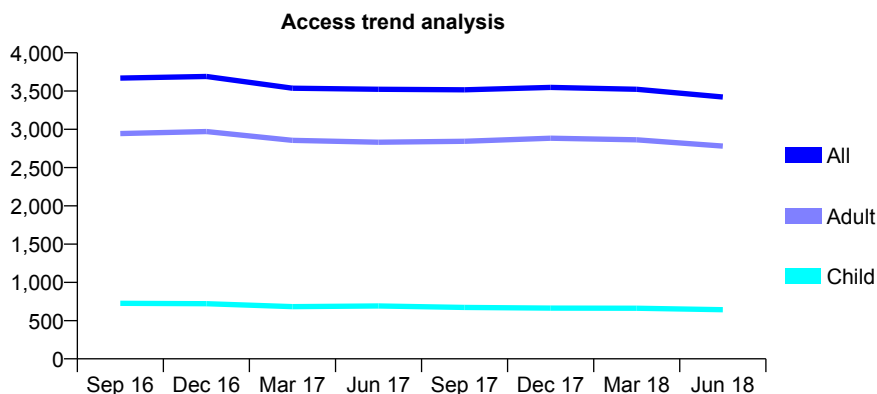
Q53 - Vital Signs At a Glance Contract Report for 161748/0001 - June 2018

Name or company name	The Cottage Dental Surgery
Contract type name	GDS Contract
Purpose of contract	General
Contract start date	04/01/2011
Contract end date	

18/19 Contracted general activity (UDA)	10,195
Carry forward general activity (UDA)	0
18/19 Contracted orthodontic activity (UOA)	0
Carry forward orthodontic activity (UOA)	0
Baseline contract value	£219,368.81

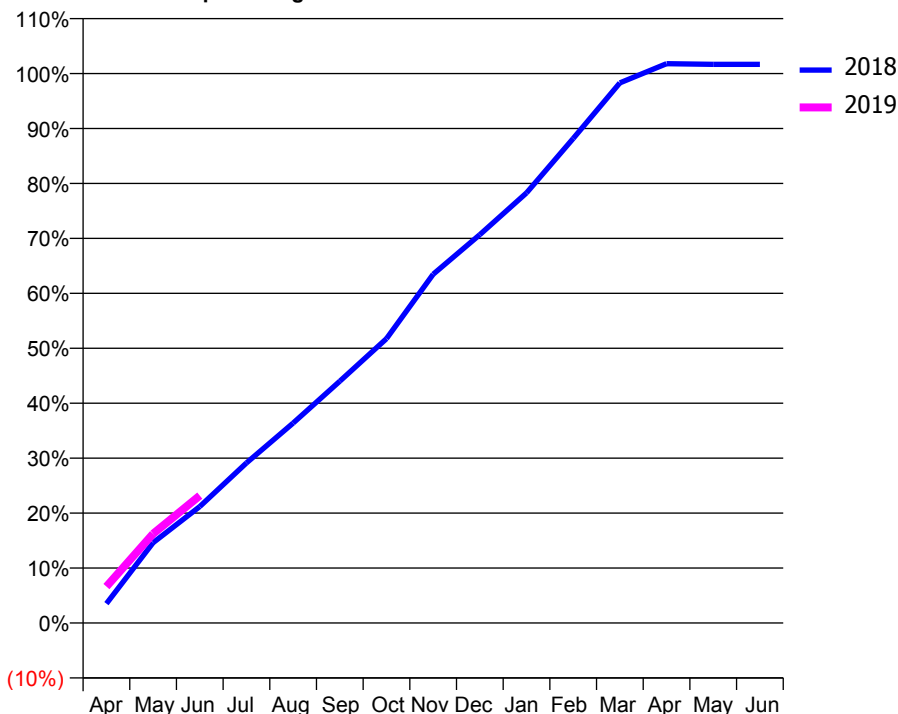
ACCESS*

Patients seen in 24 months	Total	Change since previous quarter
Quarter ending June 2017	3,523	
Quarter ending September 2017	3,516	→
Quarter ending December 2017	3,547	→
Quarter ending March 2018	3,524	→
Quarter ending June 2018	3,423	↓
Variance since June 2017	(2.8%)	↓



ACTIVITY

Cumulative percentage of contracted UDA delivered 2018 & 2019



Month	Adjusted Scheduled Activity (UDA)	
	2018	2019
April	360	677
May	1,491	1,655
June	2,161	2,364
July	2,970	
August	3,710	
September	4,485	
October	5,275	
November	6,471	
December	7,205	
January	7,979	
February	8,990	
March	10,022	
April	10,377	
May	10,365	
June	10,365	

QUALITY

	Quantity	Base Number	Contract	AT	Region	England
% of FP17s for the same patient ID Re-attending within 3 months - Children	11	212	5.2%	9.0%	11.3%	11.5%
% of FP17s for the same patient ID Re-attending within 3 months - Adults	126	1,008	12.5%	12.5%	14.9%	15.4%
% of FP17s for the same patient ID Re-attending between 3 & 9 months - Children	117	212	55.2%	60.0%	60.0%	58.9%
% of FP17s for the same patient ID Re-attending between 3 & 9 months - Adults	521	1,008	51.7%	51.4%	52.6%	51.6%
% of FP17s for Band 1 Urgent Courses	109	1,034	10.5%	6.8%	7.9%	8.9%
% of FP17s Relating to Free Repair or Replacements	15	1,034	1.5%	0.8%	0.8%	0.8%
% of FP17s Relating to Continuations	3	1,034	0.3%	1.0%	0.9%	0.9%
% of Patients satisfied with the dentistry they have received	6	7	N/A	93.3%	93.2%	93.2%
% of Patients satisfied with the time they had to wait for an appointment	7	7	N/A	91.3%	89.1%	88.8%

* This is based on patients treated on this contract for their most recent course of treatment. Figures in italics indicate the base number of FP17s or Patient Questionnaire responses are less than 100. N/A is shown where the base number of responses is less than 10 during the period. % is calculated as Quantity/Base number*100

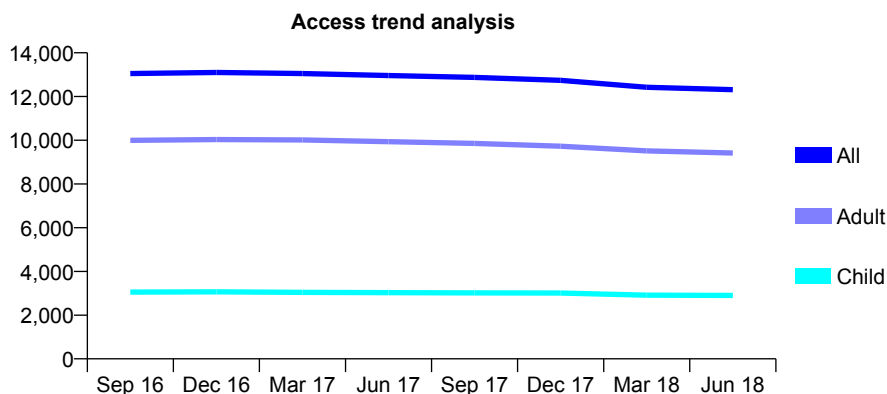
Q53 - Vital Signs At a Glance Contract Report for 164062/0001 - June 2018

Name or company name	Integrated Dental Holdings Limited (IDH 47)
Contract type name	GDS Contract
Purpose of contract	General
Contract start date	18/01/2011
Contract end date	

18/19 Contracted general activity (UDA)	38,500
Carry forward general activity (UDA)	0
18/19 Contracted orthodontic activity (UOA)	0
Carry forward orthodontic activity (UOA)	0
Baseline contract value	£837,936.17

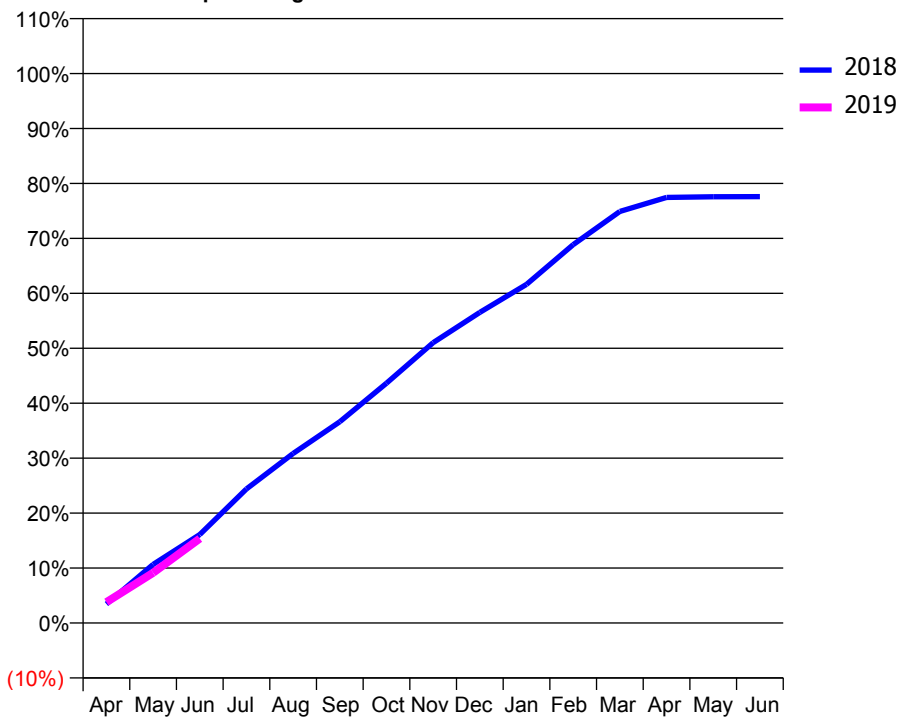
ACCESS*

Patients seen in 24 months	Total	Change since previous quarter
Quarter ending June 2017	12,962	
Quarter ending September 2017	12,872	→
Quarter ending December 2017	12,741	↓
Quarter ending March 2018	12,426	↓
Quarter ending June 2018	12,311	→
Variance since June 2017	(5.0%)	↓



ACTIVITY

Cumulative percentage of contracted UDA delivered 2018 & 2019



Month	Adjusted Scheduled Activity (UDA)	
	2018	2019
April	1,331	1,461
May	4,106	3,518
June	6,196	5,919
July	9,399	
August	11,882	
September	14,107	
October	16,805	
November	19,646	
December	21,764	
January	23,721	
February	26,512	
March	28,839	
April	29,819	
May	29,868	
June	29,876	

QUALITY

	Quantity	Base Number	Contract	AT	Region	England
% of FP17s for the same patient ID Re-attending within 3 months - Children	55	947	5.8%	9.0%	11.3%	11.5%
% of FP17s for the same patient ID Re-attending within 3 months - Adults	352	2,815	12.5%	12.5%	14.9%	15.4%
% of FP17s for the same patient ID Re-attending between 3 & 9 months - Children	598	947	63.1%	60.0%	60.0%	58.9%
% of FP17s for the same patient ID Re-attending between 3 & 9 months - Adults	1,422	2,815	50.5%	51.4%	52.6%	51.6%
% of FP17s for Band 1 Urgent Courses	235	3,227	7.3%	6.8%	7.9%	8.9%
% of FP17s Relating to Free Repair or Replacements	30	3,227	0.9%	0.8%	0.8%	0.8%
% of FP17s Relating to Continuations	54	3,227	1.7%	1.0%	0.9%	0.9%
% of Patients satisfied with the dentistry they have received	15	18	83.3%	93.3%	93.2%	93.2%
% of Patients satisfied with the time they had to wait for an appointment	17	18	94.4%	91.3%	89.1%	88.8%

* This is based on patients treated on this contract for their most recent course of treatment. Figures in italics indicate the base number of FP17s or Patient Questionnaire responses are less than 100. N/A is shown where the base number of responses is less than 10 during the period. % is calculated as Quantity/Base number*100

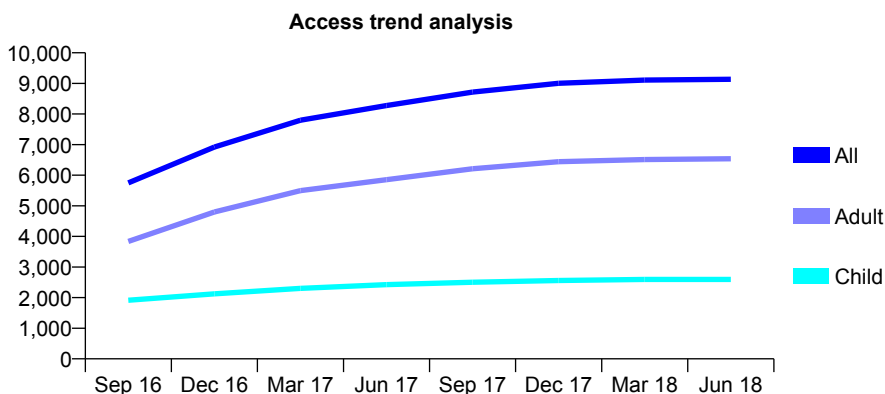
Q53 - Vital Signs At a Glance Contract Report for 165182/0001 - June 2018

Name or company name	Dentist at Redhouse Ltd
Contract type name	GDS Contract
Purpose of contract	General
Contract start date	01/02/2016
Contract end date	

18/19 Contracted general activity (UDA)	21,849
Carry forward general activity (UDA)	0
18/19 Contracted orthodontic activity (UOA)	0
Carry forward orthodontic activity (UOA)	0
Baseline contract value	£708,628.46

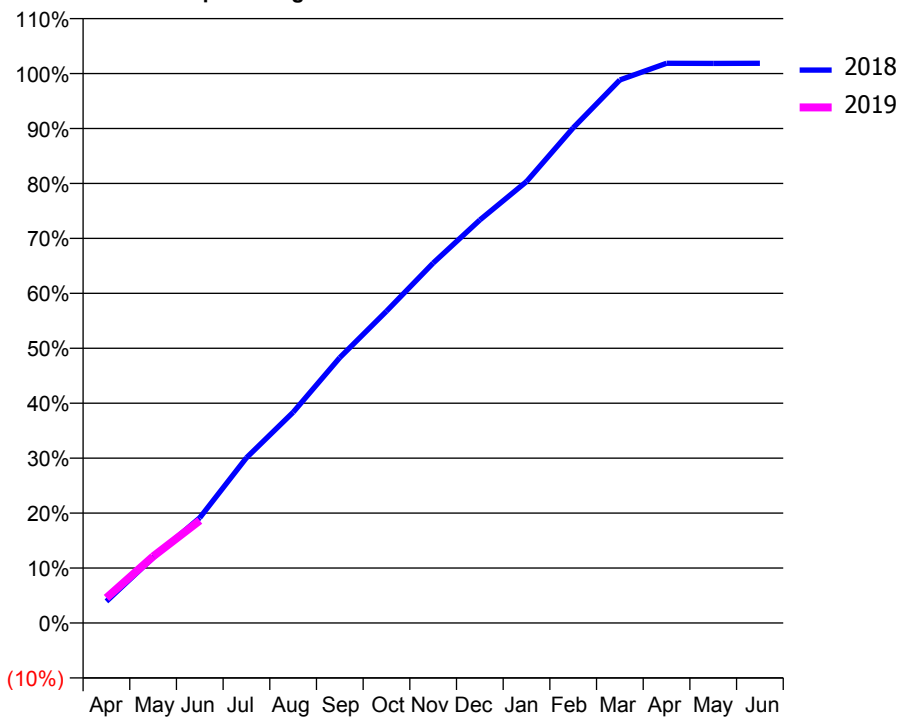
ACCESS*

Patients seen in 24 months	Total	Change since previous quarter
Quarter ending June 2017	8,278	
Quarter ending September 2017	8,715	↑
Quarter ending December 2017	9,005	↑
Quarter ending March 2018	9,108	→
Quarter ending June 2018	9,135	→
Variance since June 2017	10.4%	↑



ACTIVITY

Cumulative percentage of contracted UDA delivered 2018 & 2019



Month	Adjusted Scheduled Activity (UDA)	
	2018	2019
April	859	1,002
May	2,599	2,649
June	4,183	4,074
July	6,570	
August	8,379	
September	10,553	
October	12,400	
November	14,315	
December	16,025	
January	17,552	
February	19,690	
March	21,594	
April	22,256	
May	22,251	
June	22,253	

QUALITY

	Quantity	Base Number	Contract	AT	Region	England
% of FP17s for the same patient ID Re-attending within 3 months - Children	40	933	4.3%	9.0%	11.3%	11.5%
% of FP17s for the same patient ID Re-attending within 3 months - Adults	148	1,807	8.2%	12.5%	14.9%	15.4%
% of FP17s for the same patient ID Re-attending between 3 & 9 months - Children	623	933	66.8%	60.0%	60.0%	58.9%
% of FP17s for the same patient ID Re-attending between 3 & 9 months - Adults	783	1,807	43.3%	51.4%	52.6%	51.6%
% of FP17s for Band 1 Urgent Courses	82	2,039	4.0%	6.8%	7.9%	8.9%
% of FP17s Relating to Free Repair or Replacements	17	2,039	0.8%	0.8%	0.8%	0.8%
% of FP17s Relating to Continuations	9	2,039	0.4%	1.0%	0.9%	0.9%
% of Patients satisfied with the dentistry they have received	5	5	N/A	93.3%	93.2%	93.2%
% of Patients satisfied with the time they had to wait for an appointment	5	5	N/A	91.3%	89.1%	88.8%

* This is based on patients treated on this contract for their most recent course of treatment. Figures in italics indicate the base number of FP17s or Patient Questionnaire responses are less than 100. N/A is shown where the base number of responses is less than 10 during the period. % is calculated as Quantity/Base number*100

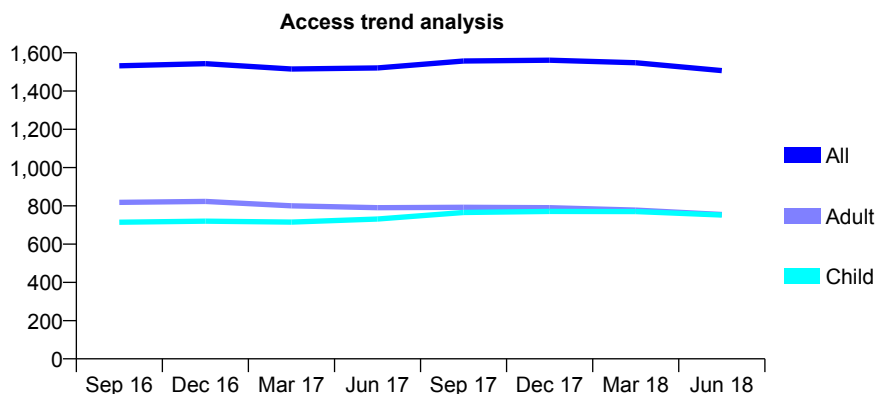
Q53 - Vital Signs At a Glance Contract Report for 166170/0001 - June 2018

Name or company name	Rubery Dental Surgery Limited
Contract type name	GDS Contract
Purpose of contract	General
Contract start date	01/11/2007
Contract end date	

18/19 Contracted general activity (UDA)	7,372
Carry forward general activity (UDA)	0
18/19 Contracted orthodontic activity (UOA)	0
Carry forward orthodontic activity (UOA)	0
Baseline contract value	£176,464.05

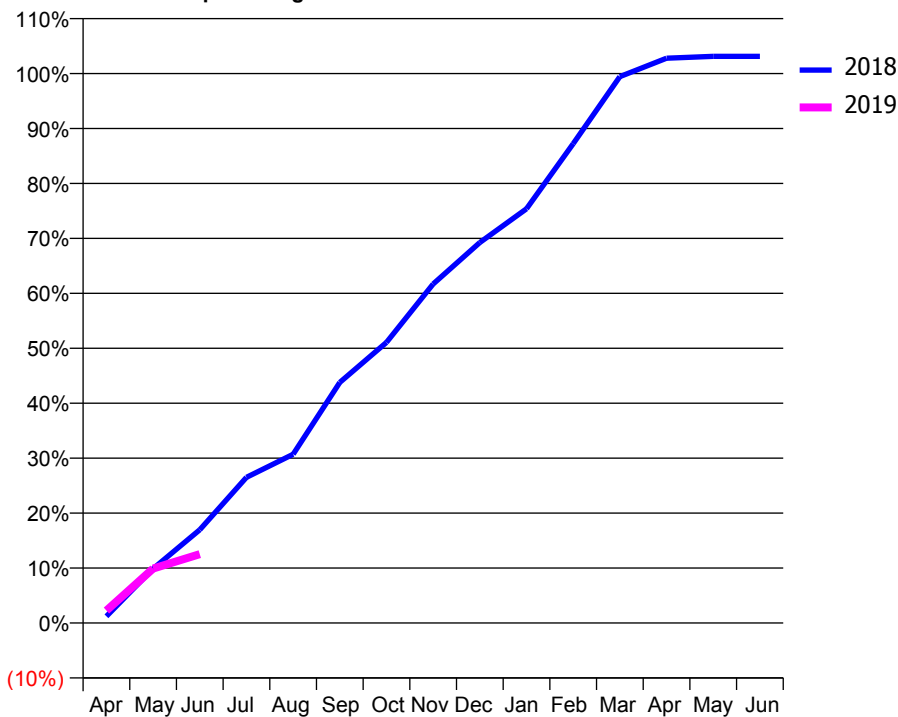
ACCESS*

Patients seen in 24 months	Total	Change since previous quarter
Quarter ending June 2017	1,521	
Quarter ending September 2017	1,557	↑
Quarter ending December 2017	1,561	→
Quarter ending March 2018	1,548	→
Quarter ending June 2018	1,507	↓
Variance since June 2017	(0.9%)	→



ACTIVITY

Cumulative percentage of contracted UDA delivered 2018 & 2019



Adjusted Scheduled Activity (UDA)

Month	2018	2019
April	91	167
May	728	730
June	1,252	924
July	1,954	
August	2,264	
September	3,228	
October	3,764	
November	4,549	
December	5,106	
January	5,557	
February	6,431	
March	7,329	
April	7,578	
May	7,603	
June	7,603	

QUALITY

	Quantity	Base Number	Contract	AT	Region	England
% of FP17s for the same patient ID Re-attending within 3 months - Children	3	223	1.3%	9.0%	11.3%	11.5%
% of FP17s for the same patient ID Re-attending within 3 months - Adults	11	229	4.8%	12.5%	14.9%	15.4%
% of FP17s for the same patient ID Re-attending between 3 & 9 months - Children	142	223	63.7%	60.0%	60.0%	58.9%
% of FP17s for the same patient ID Re-attending between 3 & 9 months - Adults	149	229	65.1%	51.4%	52.6%	51.6%
% of FP17s for Band 1 Urgent Courses	14	356	3.9%	6.8%	7.9%	8.9%
% of FP17s Relating to Free Repair or Replacements	0	356	0.0%	0.8%	0.8%	0.8%
% of FP17s Relating to Continuations	0	356	0.0%	1.0%	0.9%	0.9%
% of Patients satisfied with the dentistry they have received	0	1	N/A	93.3%	93.2%	93.2%
% of Patients satisfied with the time they had to wait for an appointment	1	1	N/A	91.3%	89.1%	88.8%

* This is based on patients treated on this contract for their most recent course of treatment. Figures in italics indicate the base number of FP17s or Patient Questionnaire responses are less than 100. N/A is shown where the base number of responses is less than 10 during the period. % is calculated as Quantity/Base number*100

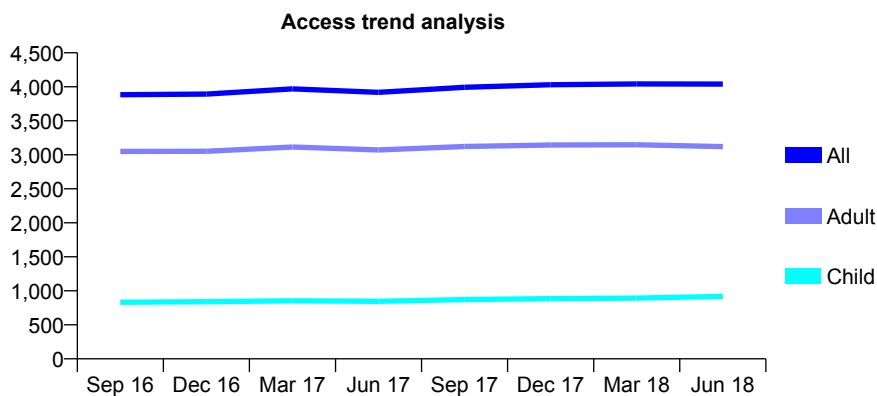
Q53 - Vital Signs At a Glance Contract Report for 167444/0001 - June 2018

Name or company name	Eachway Dental Practice
Contract type name	GDS Contract
Purpose of contract	General
Contract start date	01/04/2012
Contract end date	

18/19 Contracted general activity (UDA)	9,534
Carry forward general activity (UDA)	0
18/19 Contracted orthodontic activity (UOA)	0
Carry forward orthodontic activity (UOA)	0
Baseline contract value	£219,418.93

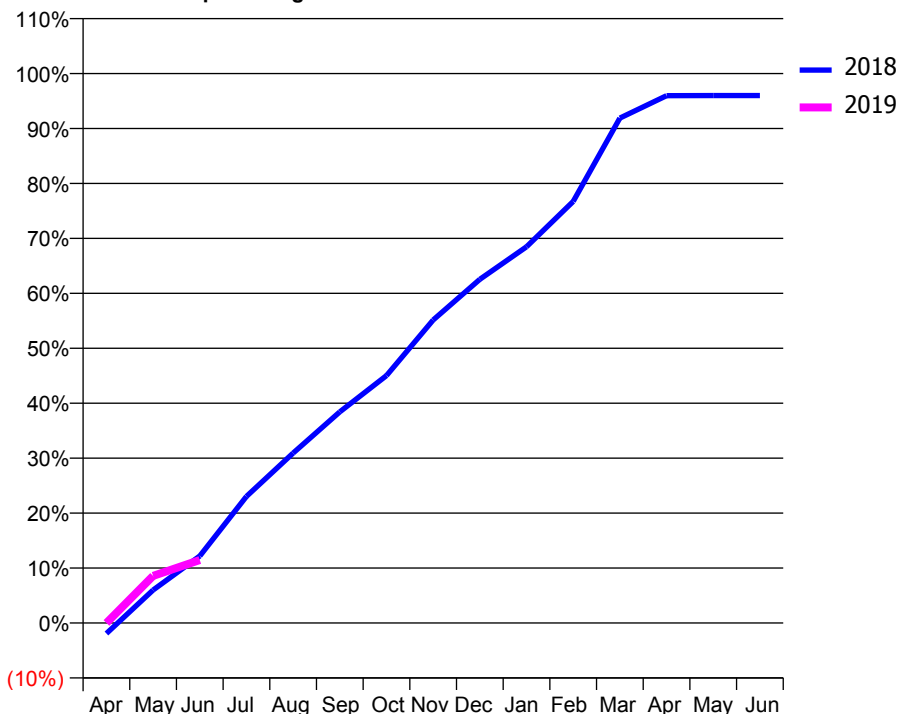
ACCESS*

Patients seen in 24 months	Total	Change since previous quarter
Quarter ending June 2017	3,918	
Quarter ending September 2017	3,994	→
Quarter ending December 2017	4,030	→
Quarter ending March 2018	4,043	→
Quarter ending June 2018	4,040	→
Variance since June 2017	3.1%	↑



ACTIVITY

Cumulative percentage of contracted UDA delivered 2018 & 2019



Month	Adjusted Scheduled Activity (UDA)	
	2018	2019
April	-184	0
May	572	819
June	1,163	1,092
July	2,196	
August	2,948	
September	3,664	
October	4,293	
November	5,257	
December	5,963	
January	6,527	
February	7,315	
March	8,760	
April	9,149	
May	9,151	
June	9,151	

QUALITY

	Quantity	Base Number	Contract	AT	Region	England
% of FP17s for the same patient ID Re-attending within 3 months - Children	8	227	3.5%	9.0%	11.3%	11.5%
% of FP17s for the same patient ID Re-attending within 3 months - Adults	59	704	8.4%	12.5%	14.9%	15.4%
% of FP17s for the same patient ID Re-attending between 3 & 9 months - Children	131	227	57.7%	60.0%	60.0%	58.9%
% of FP17s for the same patient ID Re-attending between 3 & 9 months - Adults	412	704	58.5%	51.4%	52.6%	51.6%
% of FP17s for Band 1 Urgent Courses	36	746	4.8%	6.8%	7.9%	8.9%
% of FP17s Relating to Free Repair or Replacements	1	746	0.1%	0.8%	0.8%	0.8%
% of FP17s Relating to Continuations	1	746	0.1%	1.0%	0.9%	0.9%
% of Patients satisfied with the dentistry they have received	5	6	N/A	93.3%	93.2%	93.2%
% of Patients satisfied with the time they had to wait for an appointment	6	6	N/A	91.3%	89.1%	88.8%

* This is based on patients treated on this contract for their most recent course of treatment. Figures in italics indicate the base number of FP17s or Patient Questionnaire responses are less than 100. N/A is shown where the base number of responses is less than 10 during the period. % is calculated as Quantity/Base number*100

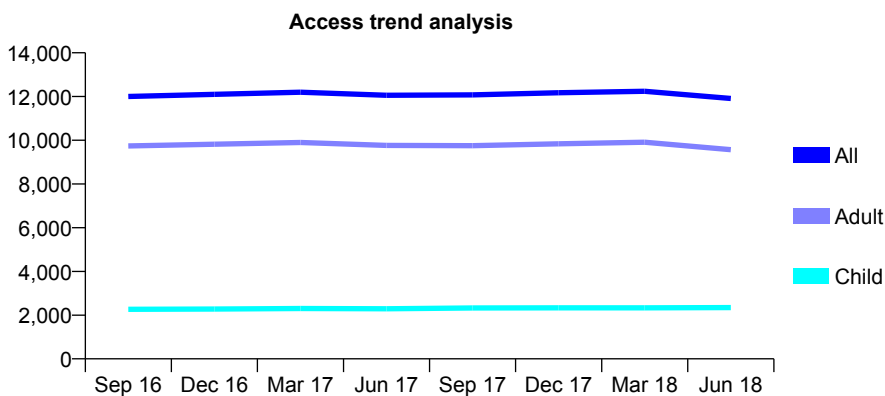
Q53 - Vital Signs At a Glance Contract Report for 167797/0002 - June 2018

Name or company name	Grafton House Dental Practice
Contract type name	PDS Plus Contract
Purpose of contract	General
Contract start date	01/04/2011
Contract end date	31/05/2018

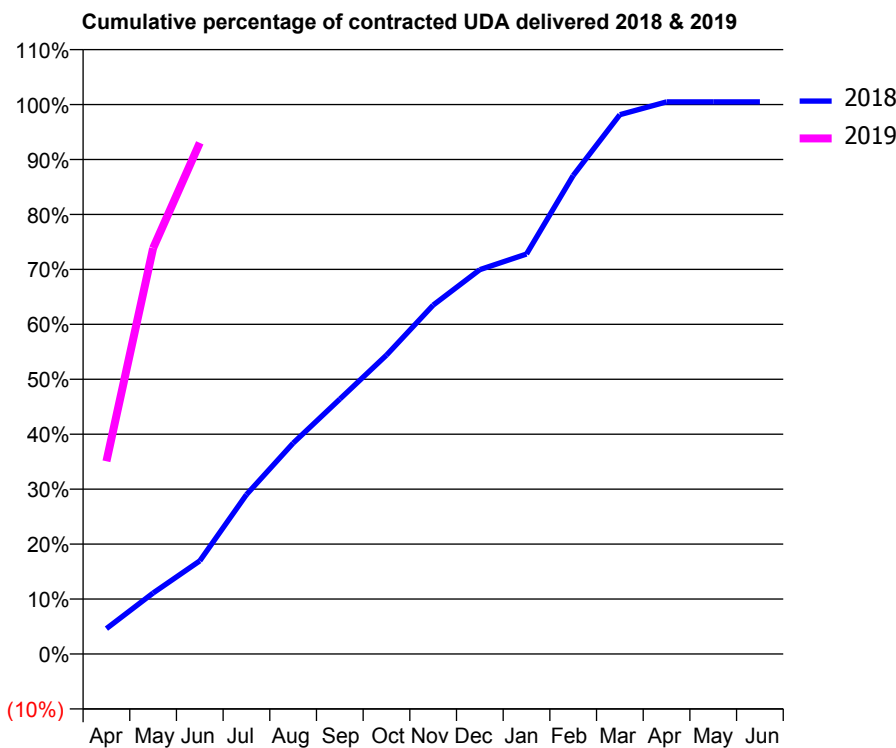
18/19 Contracted general activity (UDA)	5,347
Carry forward general activity (UDA)	0
18/19 Contracted orthodontic activity (UOA)	0
Carry forward orthodontic activity (UOA)	0
Baseline contract value	£112,970.09

ACCESS*

Patients seen in 24 months	Total	Change since previous quarter
Quarter ending June 2017	12,057	
Quarter ending September 2017	12,076	→
Quarter ending December 2017	12,170	→
Quarter ending March 2018	12,242	→
Quarter ending June 2018	11,912	↓
Variance since June 2017	(1.2%)	↓



ACTIVITY



Adjusted Scheduled Activity (UDA)		
Month	2018	2019
April	1,480	1,875
May	3,562	3,949
June	5,439	4,974
July	9,307	
August	12,312	
September	14,881	
October	17,450	
November	20,369	
December	22,444	
January	23,351	
February	27,941	
March	31,489	
April	32,237	
May	32,237	
June	32,237	

QUALITY

	Quantity	Base Number	Contract	AT	Region	England
% of FP17s for the same patient ID Re-attending within 3 months - Children	27	653	4.1%	9.0%	11.3%	11.5%
% of FP17s for the same patient ID Re-attending within 3 months - Adults	178	2,382	7.5%	12.5%	14.9%	15.4%
% of FP17s for the same patient ID Re-attending between 3 & 9 months - Children	385	653	59.0%	60.0%	60.0%	58.9%
% of FP17s for the same patient ID Re-attending between 3 & 9 months - Adults	1,610	2,382	67.6%	51.4%	52.6%	51.6%
% of FP17s for Band 1 Urgent Courses	103	2,697	3.8%	6.8%	7.9%	8.9%
% of FP17s Relating to Free Repair or Replacements	8	2,697	0.3%	0.8%	0.8%	0.8%
% of FP17s Relating to Continuations	19	2,697	0.7%	1.0%	0.9%	0.9%
% of Patients satisfied with the dentistry they have received	13	13	100.0%	93.3%	93.2%	93.2%
% of Patients satisfied with the time they had to wait for an appointment	13	13	100.0%	91.3%	89.1%	88.8%

* This is based on patients treated on this contract for their most recent course of treatment. Figures in italics indicate the base number of FP17s or Patient Questionnaire responses are less than 100. N/A is shown where the base number of responses is less than 10 during the period. % is calculated as Quantity/Base number*100

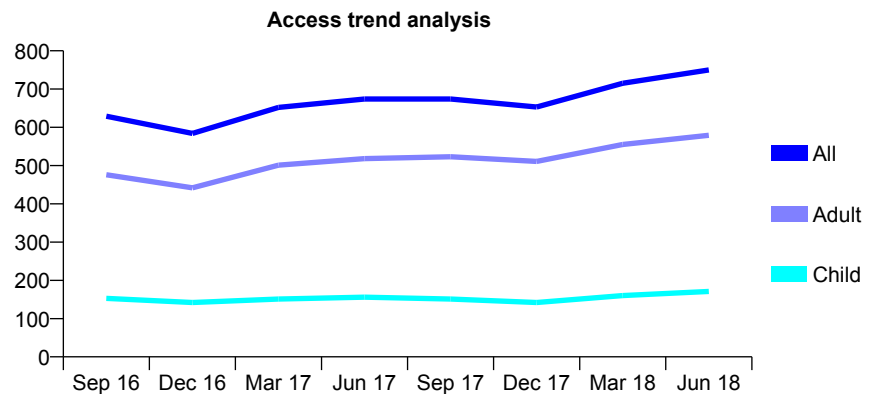
Q53 - Vital Signs At a Glance Contract Report for 169536/0001 - June 2018

Name or company name	Mrs Tait and Mr Parsons
Contract type name	GDS Contract
Purpose of contract	General
Contract start date	01/11/2012
Contract end date	

18/19 Contracted general activity (UDA)	1,878
Carry forward general activity (UDA)	0
18/19 Contracted orthodontic activity (UOA)	0
Carry forward orthodontic activity (UOA)	0
Baseline contract value	£46,947.94

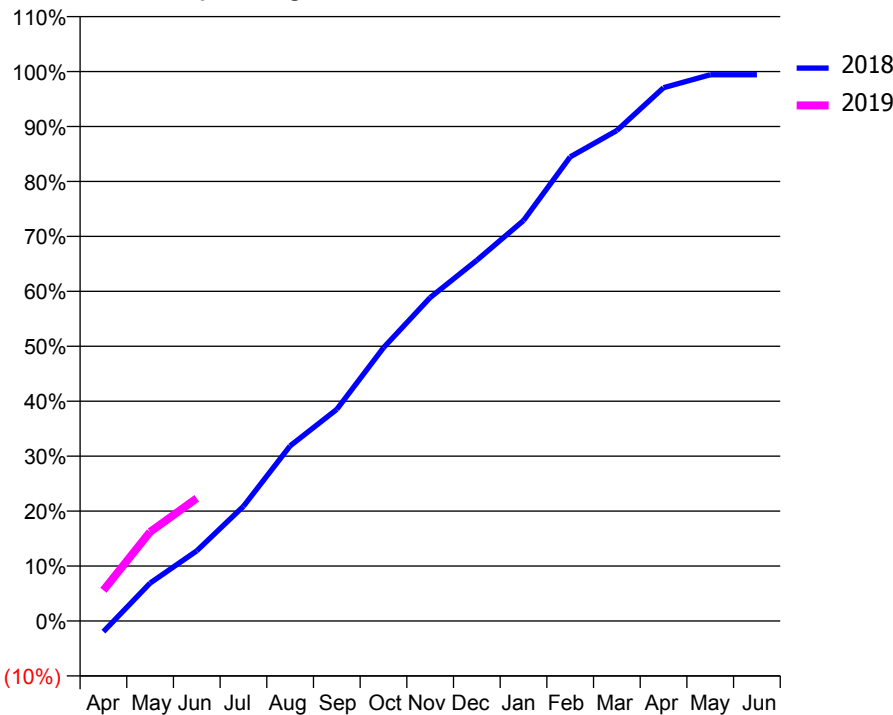
ACCESS*

Patients seen in 24 months	Total	Change since previous quarter
Quarter ending June 2017	674	
Quarter ending September 2017	674	→
Quarter ending December 2017	653	↓
Quarter ending March 2018	715	↑
Quarter ending June 2018	750	↑
Variance since June 2017	11.3%	↑



ACTIVITY

Cumulative percentage of contracted UDA delivered 2018 & 2019



Month	Adjusted Scheduled Activity (UDA)	
	2018	2019
April	-37	105
May	130	305
June	240	420
July	392	
August	599	
September	724	
October	934	
November	1,106	
December	1,233	
January	1,369	
February	1,586	
March	1,676	
April	1,823	
May	1,867	
June	1,867	

QUALITY

	Quantity	Base Number	Contract	AT	Region	England
% of FP17s for the same patient ID Re-attending within 3 months - Children	3	88	3.4%	9.0%	11.3%	11.5%
% of FP17s for the same patient ID Re-attending within 3 months - Adults	21	260	8.1%	12.5%	14.9%	15.4%
% of FP17s for the same patient ID Re-attending between 3 & 9 months - Children	49	88	55.7%	60.0%	60.0%	58.9%
% of FP17s for the same patient ID Re-attending between 3 & 9 months - Adults	141	260	54.2%	51.4%	52.6%	51.6%
% of FP17s for Band 1 Urgent Courses	18	255	7.1%	6.8%	7.9%	8.9%
% of FP17s Relating to Free Repair or Replacements	4	255	1.6%	0.8%	0.8%	0.8%
% of FP17s Relating to Continuations	2	255	0.8%	1.0%	0.9%	0.9%
% of Patients satisfied with the dentistry they have received	0	0	N/A	93.3%	93.2%	93.2%
% of Patients satisfied with the time they had to wait for an appointment	0	0	N/A	91.3%	89.1%	88.8%

* This is based on patients treated on this contract for their most recent course of treatment. Figures in italics indicate the base number of FP17s or Patient Questionnaire responses are less than 100. N/A is shown where the base number of responses is less than 10 during the period. % is calculated as Quantity/Base number*100

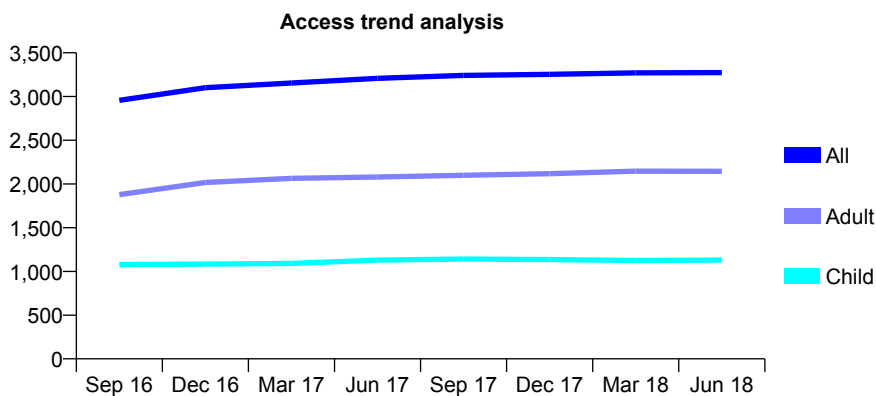
Q53 - Vital Signs At a Glance Contract Report for 169994/0002 - June 2018

Name or company name	Abbotsbury Court Dental Practice
Contract type name	GDS Contract
Purpose of contract	General
Contract start date	02/09/2012
Contract end date	

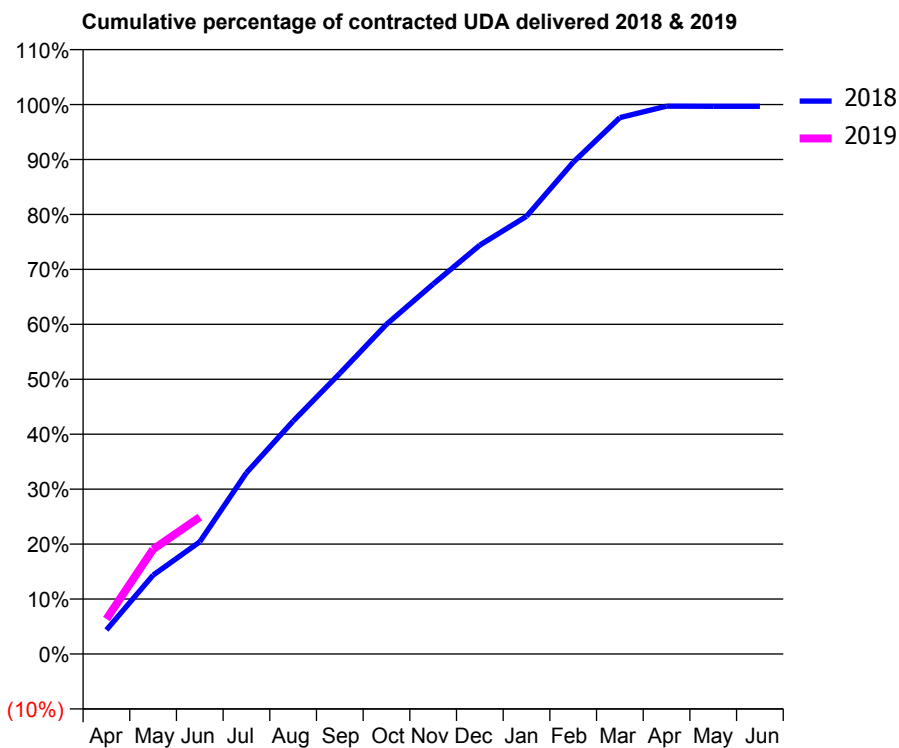
18/19 Contracted general activity (UDA)	6,527
Carry forward general activity (UDA)	0
18/19 Contracted orthodontic activity (UOA)	0
Carry forward orthodontic activity (UOA)	0
Baseline contract value	£169,662.55

ACCESS*

Patients seen in 24 months	Total	Change since previous quarter
Quarter ending June 2017	3,208	
Quarter ending September 2017	3,241	→
Quarter ending December 2017	3,254	→
Quarter ending March 2018	3,271	→
Quarter ending June 2018	3,274	→
Variance since June 2017	2.1%	↑



ACTIVITY



Adjusted Scheduled Activity (UDA)		
Month	2018	2019
April	319	415
May	1,045	1,245
June	1,487	1,626
July	2,400	
August	3,084	
September	3,716	
October	4,367	
November	4,899	
December	5,415	
January	5,797	
February	6,512	
March	7,104	
April	7,256	
May	7,254	
June	7,254	

QUALITY

	Quantity	Base Number	Contract	AT	Region	England
% of FP17s for the same patient ID Re-attending within 3 months - Children	26	420	6.2%	9.0%	11.3%	11.5%
% of FP17s for the same patient ID Re-attending within 3 months - Adults	107	705	15.2%	12.5%	14.9%	15.4%
% of FP17s for the same patient ID Re-attending between 3 & 9 months - Children	227	420	54.0%	60.0%	60.0%	58.9%
% of FP17s for the same patient ID Re-attending between 3 & 9 months - Adults	309	705	43.8%	51.4%	52.6%	51.6%
% of FP17s for Band 1 Urgent Courses	64	1,027	6.2%	6.8%	7.9%	8.9%
% of FP17s Relating to Free Repair or Replacements	13	1,027	1.3%	0.8%	0.8%	0.8%
% of FP17s Relating to Continuations	4	1,027	0.4%	1.0%	0.9%	0.9%
% of Patients satisfied with the dentistry they have received	6	6	N/A	93.3%	93.2%	93.2%
% of Patients satisfied with the time they had to wait for an appointment	6	6	N/A	91.3%	89.1%	88.8%

* This is based on patients treated on this contract for their most recent course of treatment. Figures in italics indicate the base number of FP17s or Patient Questionnaire responses are less than 100. N/A is shown where the base number of responses is less than 10 during the period. % is calculated as Quantity/Base number*100

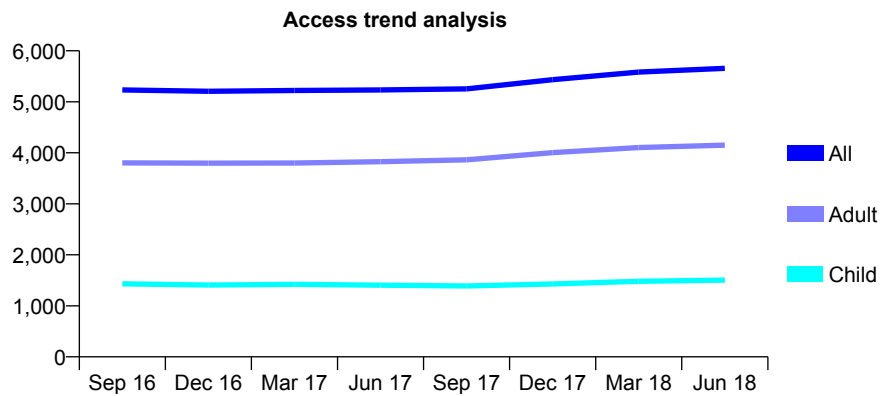
Q53 - Vital Signs At a Glance Contract Report for 174009/0001 - June 2018

Name or company name	Droitwich Spa Dental Practice
Contract type name	GDS Contract
Purpose of contract	General
Contract start date	01/03/2012
Contract end date	

18/19 Contracted general activity (UDA)	17,772
Carry forward general activity (UDA)	0
18/19 Contracted orthodontic activity (UOA)	0
Carry forward orthodontic activity (UOA)	0
Baseline contract value	£501,481.78

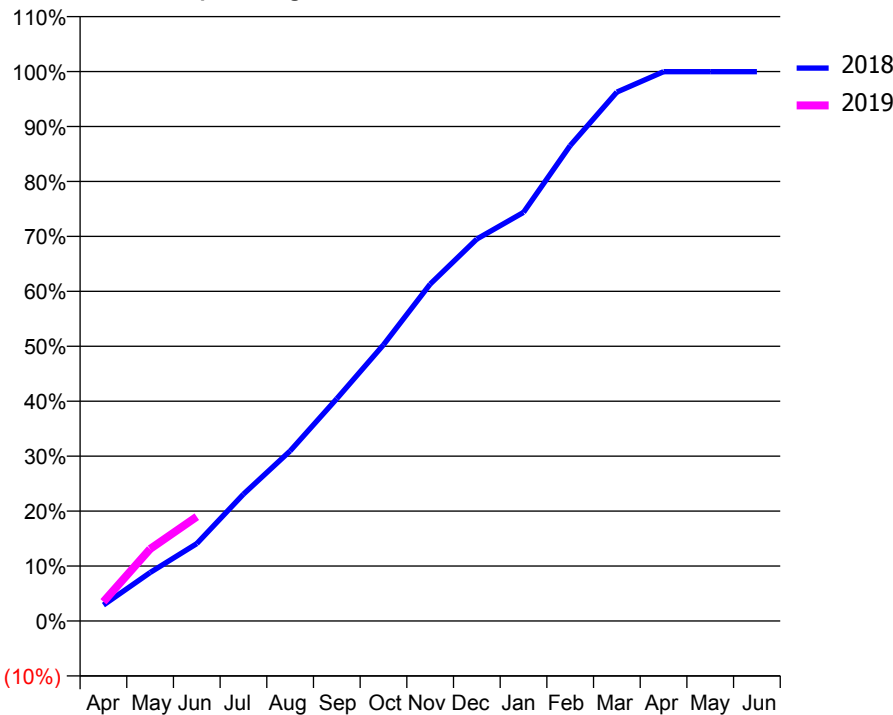
ACCESS*

Patients seen in 24 months	Total	Change since previous quarter
Quarter ending June 2017	5,232	
Quarter ending September 2017	5,253	→
Quarter ending December 2017	5,434	↑
Quarter ending March 2018	5,582	↑
Quarter ending June 2018	5,655	→
Variance since June 2017	8.1%	↑



ACTIVITY

Cumulative percentage of contracted UDA delivered 2018 & 2019



Month	Adjusted Scheduled Activity (UDA)	
	2018	2019
April	516	624
May	1,567	2,329
June	2,505	3,377
July	4,102	
August	5,500	
September	7,191	
October	8,934	
November	10,897	
December	12,356	
January	13,218	
February	15,375	
March	17,107	
April	17,765	
May	17,766	
June	17,766	

QUALITY

	Quantity	Base Number	Contract	AT	Region	England
% of FP17s for the same patient ID Re-attending within 3 months - Children	43	564	7.6%	9.0%	11.3%	11.5%
% of FP17s for the same patient ID Re-attending within 3 months - Adults	215	1,522	14.1%	12.5%	14.9%	15.4%
% of FP17s for the same patient ID Re-attending between 3 & 9 months - Children	349	564	61.9%	60.0%	60.0%	58.9%
% of FP17s for the same patient ID Re-attending between 3 & 9 months - Adults	922	1,522	60.6%	51.4%	52.6%	51.6%
% of FP17s for Band 1 Urgent Courses	108	1,513	7.1%	6.8%	7.9%	8.9%
% of FP17s Relating to Free Repair or Replacements	21	1,513	1.4%	0.8%	0.8%	0.8%
% of FP17s Relating to Continuations	20	1,513	1.3%	1.0%	0.9%	0.9%
% of Patients satisfied with the dentistry they have received	9	9	N/A	93.3%	93.2%	93.2%
% of Patients satisfied with the time they had to wait for an appointment	9	9	N/A	91.3%	89.1%	88.8%

* This is based on patients treated on this contract for their most recent course of treatment. Figures in italics indicate the base number of FP17s or Patient Questionnaire responses are less than 100. N/A is shown where the base number of responses is less than 10 during the period. % is calculated as Quantity/Base number*100

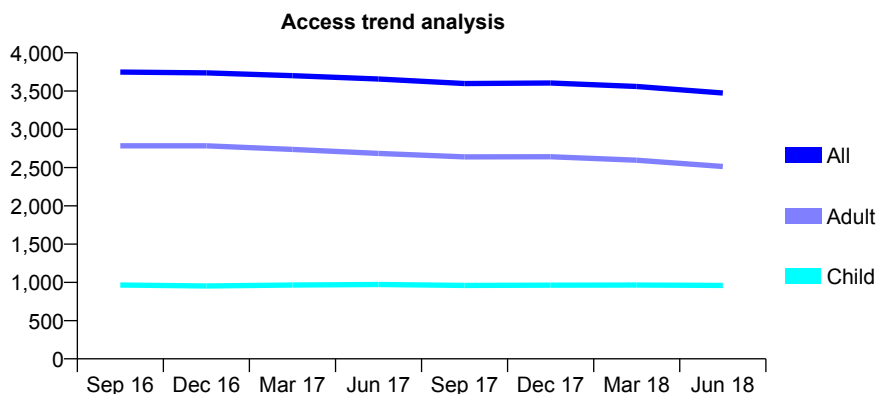
Q53 - Vital Signs At a Glance Contract Report for 174203/0001 - June 2018

Name or company name	Brighton Villa Dental Practice
Contract type name	GDS Contract
Purpose of contract	General
Contract start date	01/04/2006
Contract end date	

18/19 Contracted general activity (UDA)	10,754
Carry forward general activity (UDA)	0
18/19 Contracted orthodontic activity (UOA)	0
Carry forward orthodontic activity (UOA)	0
Baseline contract value	£264,501.90

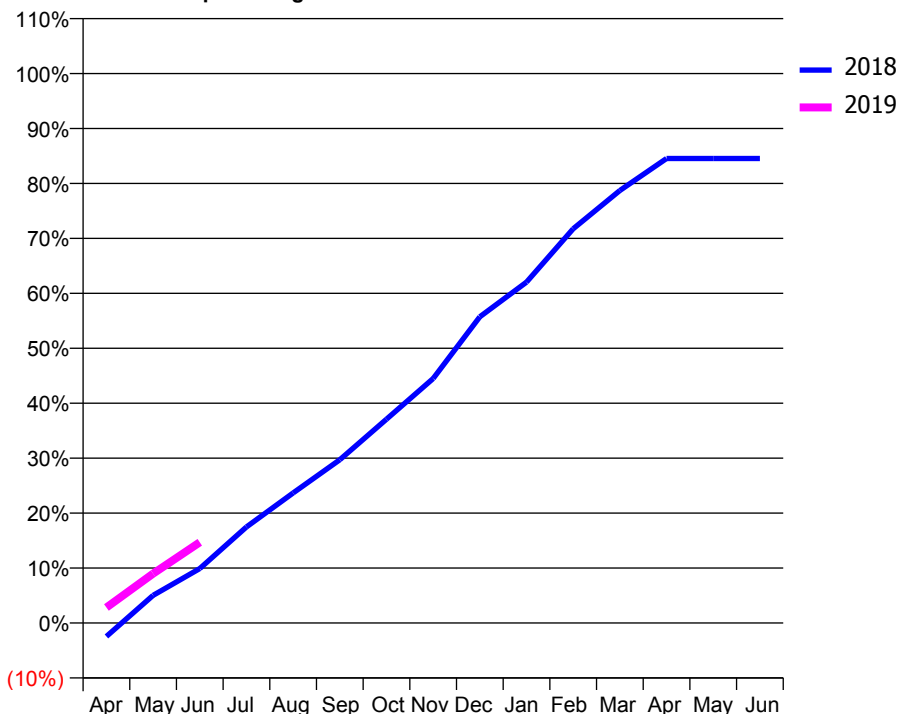
ACCESS*

Patients seen in 24 months	Total	Change since previous quarter
Quarter ending June 2017	3,657	
Quarter ending September 2017	3,599	↓
Quarter ending December 2017	3,605	→
Quarter ending March 2018	3,560	↓
Quarter ending June 2018	3,475	↓
Variance since June 2017	(5.0%)	↓



ACTIVITY

Cumulative percentage of contracted UDA delivered 2018 & 2019



Adjusted Scheduled Activity (UDA)

Month	2018	2019
April	-290	305
May	593	966
June	1,164	1,580
July	2,054	
August	2,781	
September	3,494	
October	4,361	
November	5,229	
December	6,551	
January	7,292	
February	8,433	
March	9,250	
April	9,936	
May	9,936	
June	9,936	

QUALITY

	Quantity	Base Number	Contract	AT	Region	England
% of FP17s for the same patient ID Re-attending within 3 months - Children	39	363	10.7%	9.0%	11.3%	11.5%
% of FP17s for the same patient ID Re-attending within 3 months - Adults	143	899	15.9%	12.5%	14.9%	15.4%
% of FP17s for the same patient ID Re-attending between 3 & 9 months - Children	251	363	69.1%	60.0%	60.0%	58.9%
% of FP17s for the same patient ID Re-attending between 3 & 9 months - Adults	604	899	67.2%	51.4%	52.6%	51.6%
% of FP17s for Band 1 Urgent Courses	88	967	9.1%	6.8%	7.9%	8.9%
% of FP17s Relating to Free Repair or Replacements	7	967	0.7%	0.8%	0.8%	0.8%
% of FP17s Relating to Continuations	23	967	2.4%	1.0%	0.9%	0.9%
% of Patients satisfied with the dentistry they have received	6	7	N/A	93.3%	93.2%	93.2%
% of Patients satisfied with the time they had to wait for an appointment	7	7	N/A	91.3%	89.1%	88.8%

* This is based on patients treated on this contract for their most recent course of treatment. Figures in italics indicate the base number of FP17s or Patient Questionnaire responses are less than 100. N/A is shown where the base number of responses is less than 10 during the period. % is calculated as Quantity/Base number*100

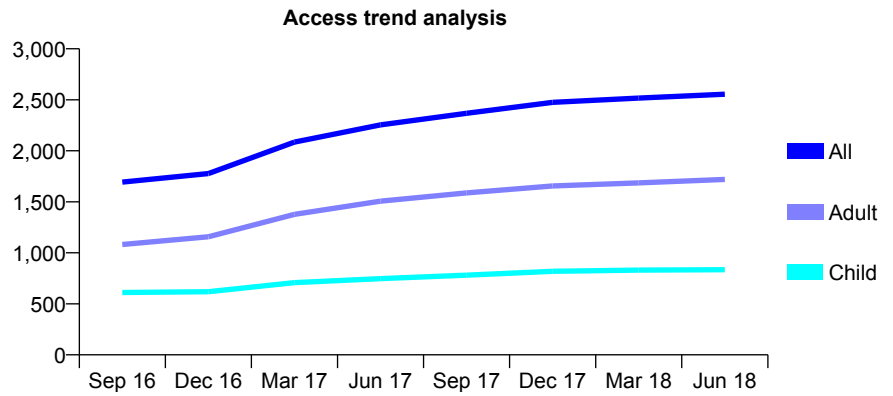
Q53 - Vital Signs At a Glance Contract Report for 175668/0001 - June 2018

Name or company name	Mr J Arhi
Contract type name	GDS Contract
Purpose of contract	General
Contract start date	01/11/2015
Contract end date	

18/19 Contracted general activity (UDA)	7,993
Carry forward general activity (UDA)	0
18/19 Contracted orthodontic activity (UOA)	0
Carry forward orthodontic activity (UOA)	0
Baseline contract value	£198,875.57

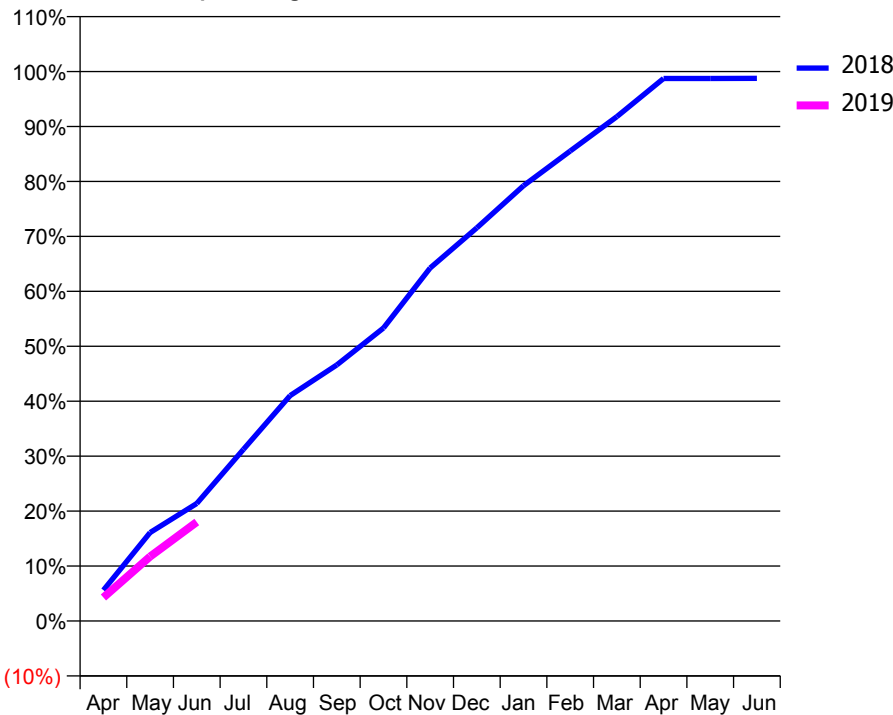
ACCESS*

Patients seen in 24 months	Total	Change since previous quarter
Quarter ending June 2017	2,254	
Quarter ending September 2017	2,368	↑
Quarter ending December 2017	2,475	↑
Quarter ending March 2018	2,517	→
Quarter ending June 2018	2,555	→
Variance since June 2017	13.4%	↑



ACTIVITY

Cumulative percentage of contracted UDA delivered 2018 & 2019



Month	Adjusted Scheduled Activity (UDA)	
	2018	2019
April	449	342
May	1,287	938
June	1,710	1,441
July	2,497	
August	3,279	
September	3,726	
October	4,262	
November	5,135	
December	5,720	
January	6,333	
February	6,835	
March	7,337	
April	7,892	
May	7,891	
June	7,894	

QUALITY

	Quantity	Base Number	Contract	AT	Region	England
% of FP17s for the same patient ID Re-attending within 3 months - Children	16	354	4.5%	9.0%	11.3%	11.5%
% of FP17s for the same patient ID Re-attending within 3 months - Adults	53	604	8.8%	12.5%	14.9%	15.4%
% of FP17s for the same patient ID Re-attending between 3 & 9 months - Children	249	354	70.3%	60.0%	60.0%	58.9%
% of FP17s for the same patient ID Re-attending between 3 & 9 months - Adults	453	604	75.0%	51.4%	52.6%	51.6%
% of FP17s for Band 1 Urgent Courses	25	747	3.3%	6.8%	7.9%	8.9%
% of FP17s Relating to Free Repair or Replacements	7	747	0.9%	0.8%	0.8%	0.8%
% of FP17s Relating to Continuations	0	747	0.0%	1.0%	0.9%	0.9%
% of Patients satisfied with the dentistry they have received	6	8	N/A	93.3%	93.2%	93.2%
% of Patients satisfied with the time they had to wait for an appointment	6	8	N/A	91.3%	89.1%	88.8%

* This is based on patients treated on this contract for their most recent course of treatment. Figures in italics indicate the base number of FP17s or Patient Questionnaire responses are less than 100. N/A is shown where the base number of responses is less than 10 during the period. % is calculated as Quantity/Base number*100

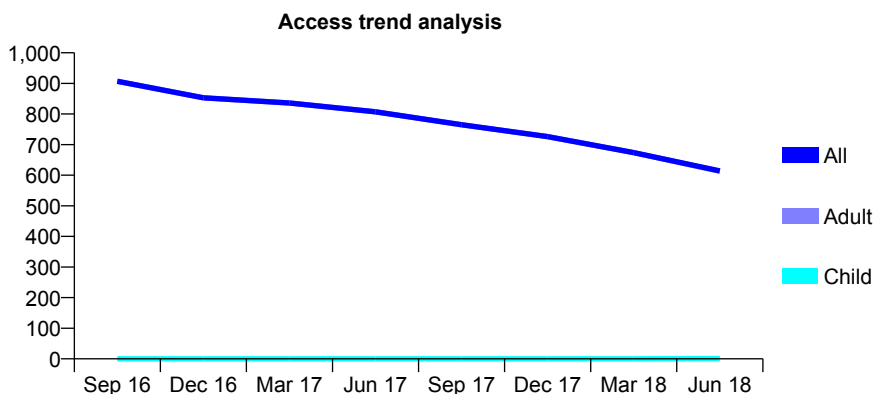
Q53 - Vital Signs At a Glance Contract Report for 175951/0001 - June 2018

Name or company name	Gentle Dental Care (WORCESTER)LTD. C
Contract type name	PDS Plus Contract
Purpose of contract	General
Contract start date	01/04/2012
Contract end date	30/06/2018

18/19 Contracted general activity (UDA)	1,500
Carry forward general activity (UDA)	0
18/19 Contracted orthodontic activity (UOA)	0
Carry forward orthodontic activity (UOA)	0
Baseline contract value	£23,849.80

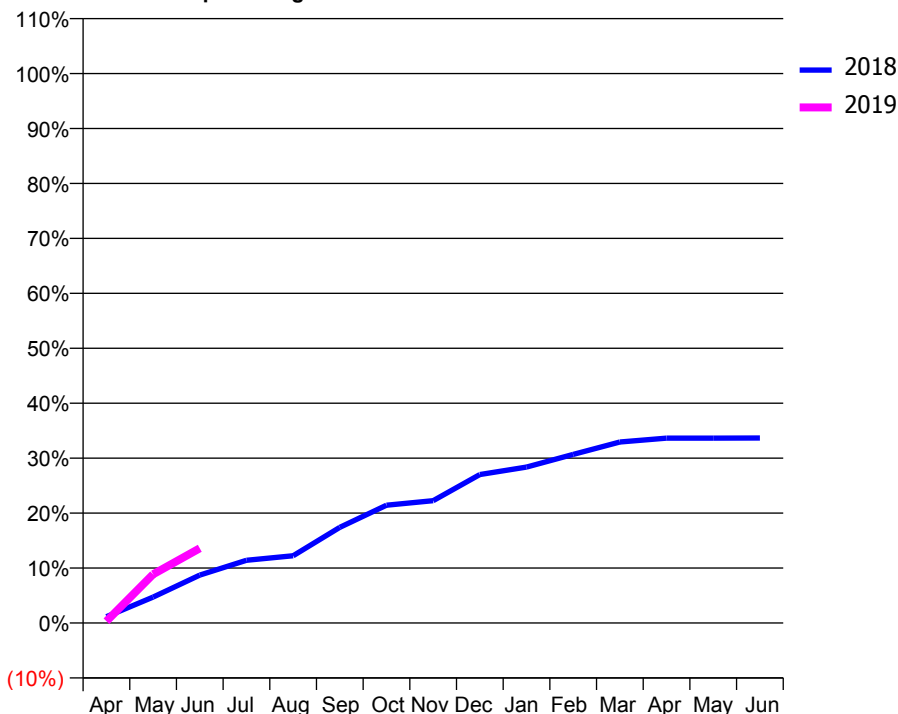
ACCESS*

Patients seen in 24 months	Total	Change since previous quarter
Quarter ending June 2017	807	
Quarter ending September 2017	765	↓
Quarter ending December 2017	726	↓
Quarter ending March 2018	674	↓
Quarter ending June 2018	614	↓
Variance since June 2017	(23.9%)	↓



ACTIVITY

Cumulative percentage of contracted UDA delivered 2018 & 2019



Adjusted Scheduled Activity (UDA)

Month	2018	2019
April	69	5
May	283	133
June	524	204
July	685	-
August	735	-
September	1,045	-
October	1,286	-
November	1,336	-
December	1,621	-
January	1,702	-
February	1,841	-
March	1,976	-
April	2,018	-
May	2,019	-
June	2,020	-

QUALITY

	Quantity	Base Number	Contract	AT	Region	England
% of FP17s for the same patient ID Re-attending within 3 months - Children	0	1	0.0%	9.0%	11.3%	11.5%
% of FP17s for the same patient ID Re-attending within 3 months - Adults	4	55	7.3%	12.5%	14.9%	15.4%
% of FP17s for the same patient ID Re-attending between 3 & 9 months - Children	0	1	0.0%	60.0%	60.0%	58.9%
% of FP17s for the same patient ID Re-attending between 3 & 9 months - Adults	7	55	12.7%	51.4%	52.6%	51.6%
% of FP17s for Band 1 Urgent Courses	0	37	0.0%	6.8%	7.9%	8.9%
% of FP17s Relating to Free Repair or Replacements	0	37	0.0%	0.8%	0.8%	0.8%
% of FP17s Relating to Continuations	1	37	2.7%	1.0%	0.9%	0.9%
% of Patients satisfied with the dentistry they have received	0	0	N/A	93.3%	93.2%	93.2%
% of Patients satisfied with the time they had to wait for an appointment	0	0	N/A	91.3%	89.1%	88.8%

* This is based on patients treated on this contract for their most recent course of treatment. Figures in italics indicate the base number of FP17s or Patient Questionnaire responses are less than 100. N/A is shown where the base number of responses is less than 10 during the period. % is calculated as Quantity/Base number*100

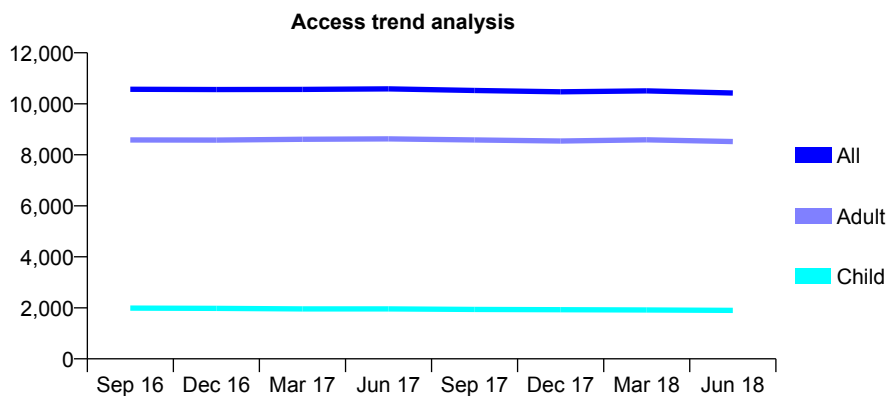
Q53 - Vital Signs At a Glance Contract Report for 176370/0001 - June 2018

Name or company name	Kyrle Street Dental Practice
Contract type name	Pilot Contract
Purpose of contract	General
Contract start date	01/04/2006
Contract end date	

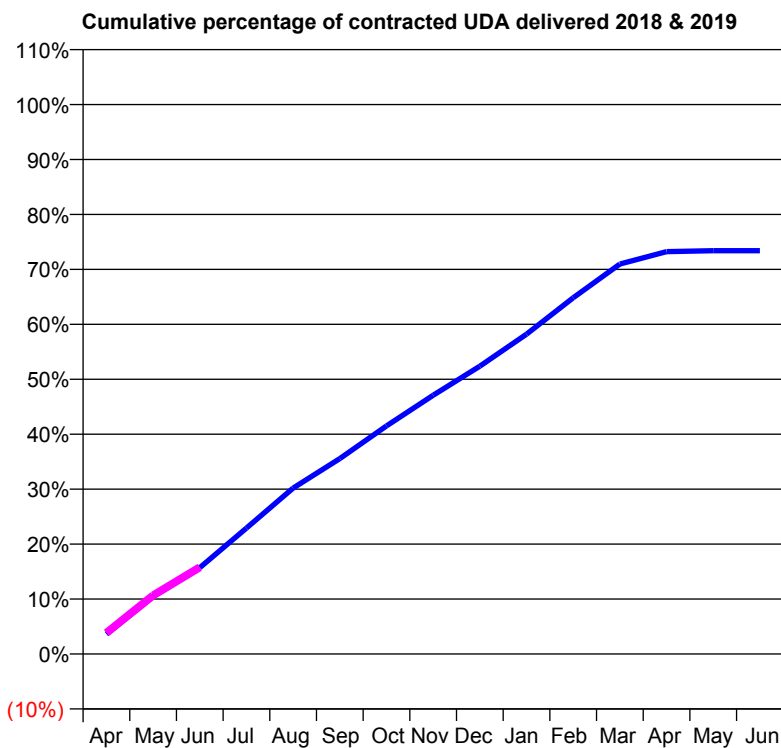
18/19 Contracted general activity (UDA)	29,000
Carry forward general activity (UDA)	0
18/19 Contracted orthodontic activity (UOA)	0
Carry forward orthodontic activity (UOA)	0
Baseline contract value	£759,166.64

ACCESS*

Patients seen in 24 months	Total	Change since previous quarter
Quarter ending June 2017	10,584	
Quarter ending September 2017	10,524	→
Quarter ending December 2017	10,468	→
Quarter ending March 2018	10,505	→
Quarter ending June 2018	10,423	→
Variance since June 2017	(1.5%)	↓



ACTIVITY



Month	Adjusted Scheduled Activity (UDA)	
	2018	2019
April	1,053	1,113
May	3,045	3,094
June	4,557	4,575
July	6,644	
August	8,760	
September	10,313	
October	12,035	
November	13,655	
December	15,189	
January	16,879	
February	18,797	
March	20,584	
April	21,233	
May	21,284	
June	21,285	

QUALITY

	Quantity	Base Number	Contract	AT	Region	England
% of FP17s for the same patient ID Re-attending within 3 months - Children	15	574	2.6%	9.0%	11.3%	11.5%
% of FP17s for the same patient ID Re-attending within 3 months - Adults	340	2,303	14.8%	12.5%	14.9%	15.4%
% of FP17s for the same patient ID Re-attending between 3 & 9 months - Children	216	574	37.6%	60.0%	60.0%	58.9%
% of FP17s for the same patient ID Re-attending between 3 & 9 months - Adults	613	2,303	26.6%	51.4%	52.6%	51.6%
% of FP17s for Band 1 Urgent Courses	276	2,472	11.2%	6.8%	7.9%	8.9%
% of FP17s Relating to Free Repair or Replacements	14	2,472	0.6%	0.8%	0.8%	0.8%
% of FP17s Relating to Continuations	1	2,472	0.0%	1.0%	0.9%	0.9%
% of Patients satisfied with the dentistry they have received	10	10	100.0%	93.3%	93.2%	93.2%
% of Patients satisfied with the time they had to wait for an appointment	9	10	90.0%	91.3%	89.1%	88.8%

* This is based on patients treated on this contract for their most recent course of treatment. Figures in italics indicate the base number of FP17s or Patient Questionnaire responses are less than 100. N/A is shown where the base number of responses is less than 10 during the period. % is calculated as Quantity/Base number*100

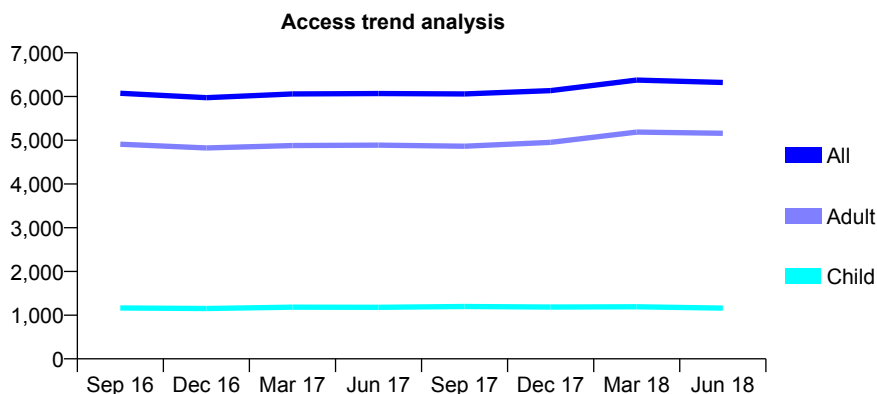
Q53 - Vital Signs At a Glance Contract Report for 176834/0001 - June 2018

Name or company name	Bewdley Dental Partnership
Contract type name	GDS Contract
Purpose of contract	General
Contract start date	01/02/2009
Contract end date	

18/19 Contracted general activity (UDA)	20,370
Carry forward general activity (UDA)	0
18/19 Contracted orthodontic activity (UOA)	0
Carry forward orthodontic activity (UOA)	0
Baseline contract value	£669,490.14

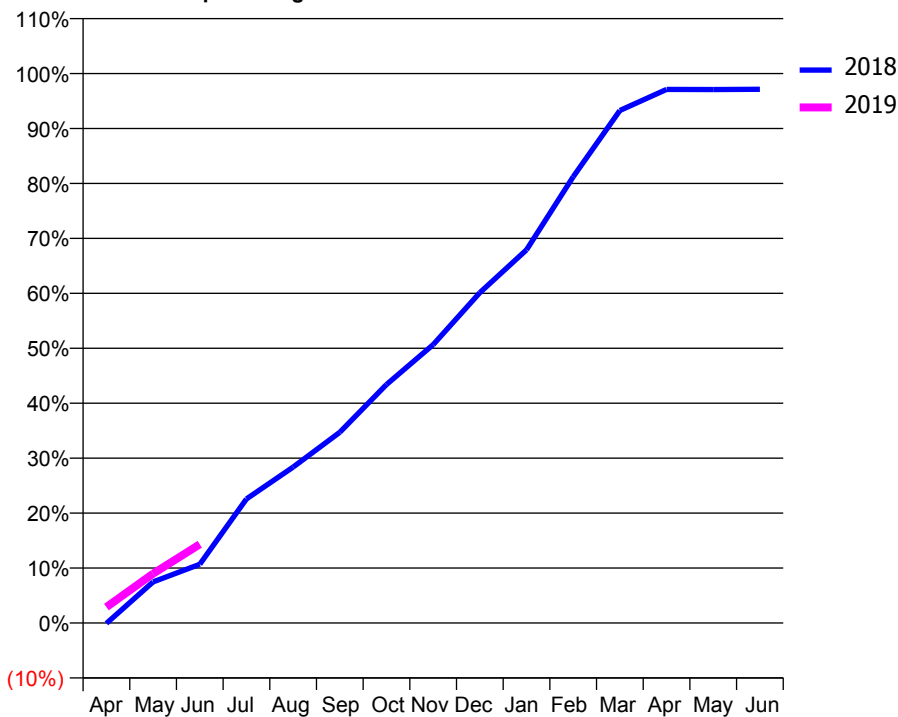
ACCESS*

Patients seen in 24 months	Total	Change since previous quarter
Quarter ending June 2017	6,068	
Quarter ending September 2017	6,059	→
Quarter ending December 2017	6,136	→
Quarter ending March 2018	6,377	↑
Quarter ending June 2018	6,321	→
Variance since June 2017	4.2%	↑



ACTIVITY

Cumulative percentage of contracted UDA delivered 2018 & 2019



Adjusted Scheduled Activity (UDA)

Month	2018	2019
April	-16	588
May	1,526	1,833
June	2,179	2,921
July	4,600	
August	5,779	
September	7,071	
October	8,840	
November	10,321	
December	12,245	
January	13,833	
February	16,544	
March	18,998	
April	19,782	
May	19,776	
June	19,785	

QUALITY

	Quantity	Base Number	Contract	AT	Region	England
% of FP17s for the same patient ID Re-attending within 3 months - Children	12	338	3.6%	9.0%	11.3%	11.5%
% of FP17s for the same patient ID Re-attending within 3 months - Adults	128	1,118	11.4%	12.5%	14.9%	15.4%
% of FP17s for the same patient ID Re-attending between 3 & 9 months - Children	247	338	73.1%	60.0%	60.0%	58.9%
% of FP17s for the same patient ID Re-attending between 3 & 9 months - Adults	631	1,118	56.4%	51.4%	52.6%	51.6%
% of FP17s for Band 1 Urgent Courses	19	1,152	1.6%	6.8%	7.9%	8.9%
% of FP17s Relating to Free Repair or Replacements	22	1,152	1.9%	0.8%	0.8%	0.8%
% of FP17s Relating to Continuations	11	1,152	1.0%	1.0%	0.9%	0.9%
% of Patients satisfied with the dentistry they have received	7	7	N/A	93.3%	93.2%	93.2%
% of Patients satisfied with the time they had to wait for an appointment	7	7	N/A	91.3%	89.1%	88.8%

* This is based on patients treated on this contract for their most recent course of treatment. Figures in italics indicate the base number of FP17s or Patient Questionnaire responses are less than 100. N/A is shown where the base number of responses is less than 10 during the period. % is calculated as Quantity/Base number*100

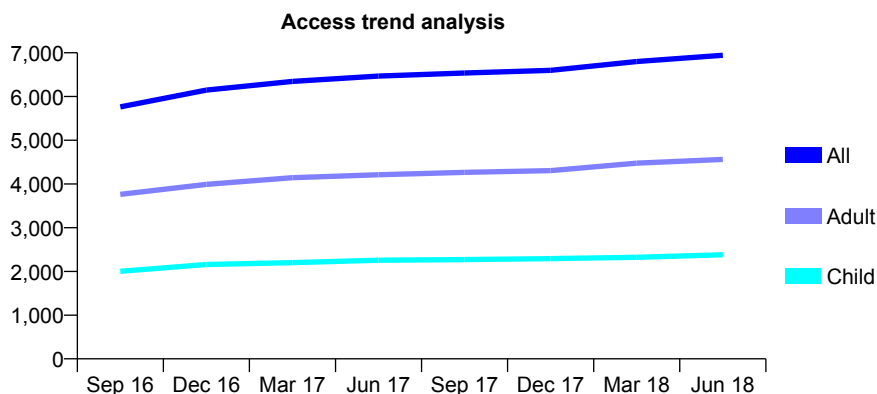
Q53 - Vital Signs At a Glance Contract Report for 177040/0001 - June 2018

Name or company name	Mr S B Ahmed Mulgund and Mrs S S Mulgund
Contract type name	GDS Contract
Purpose of contract	General
Contract start date	01/12/2014
Contract end date	

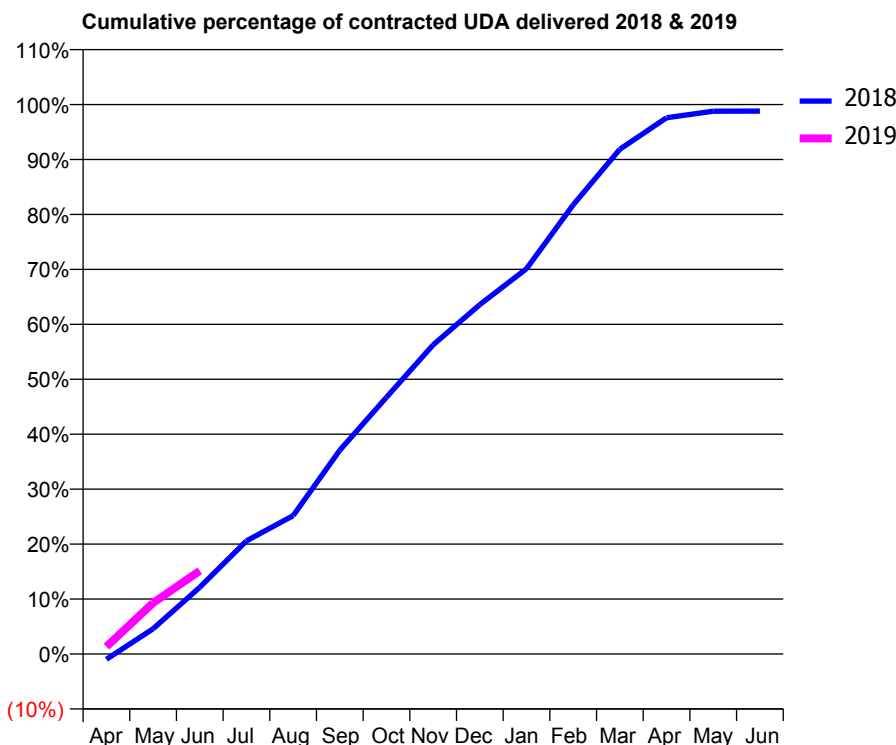
18/19 Contracted general activity (UDA)	14,774
Carry forward general activity (UDA)	0
18/19 Contracted orthodontic activity (UOA)	0
Carry forward orthodontic activity (UOA)	0
Baseline contract value	£388,086.18

ACCESS*

Patients seen in 24 months	Total	Change since previous quarter
Quarter ending June 2017	6,467	
Quarter ending September 2017	6,537	→
Quarter ending December 2017	6,598	→
Quarter ending March 2018	6,800	↑
Quarter ending June 2018	6,944	↑
Variance since June 2017	7.4%	↑



ACTIVITY



Month	Adjusted Scheduled Activity (UDA)	
	2018	2019
April	-146	198
May	680	1,376
June	1,796	2,238
July	3,041	
August	3,720	
September	5,478	
October	6,905	
November	8,312	
December	9,395	
January	10,360	
February	12,076	
March	13,572	
April	14,419	
May	14,594	
June	14,597	

QUALITY

	Quantity	Base Number	Contract	AT	Region	England
% of FP17s for the same patient ID Re-attending within 3 months - Children	29	600	4.8%	9.0%	11.3%	11.5%
% of FP17s for the same patient ID Re-attending within 3 months - Adults	88	1,009	8.7%	12.5%	14.9%	15.4%
% of FP17s for the same patient ID Re-attending between 3 & 9 months - Children	317	600	52.8%	60.0%	60.0%	58.9%
% of FP17s for the same patient ID Re-attending between 3 & 9 months - Adults	441	1,009	43.7%	51.4%	52.6%	51.6%
% of FP17s for Band 1 Urgent Courses	2	969	0.2%	6.8%	7.9%	8.9%
% of FP17s Relating to Free Repair or Replacements	1	969	0.1%	0.8%	0.8%	0.8%
% of FP17s Relating to Continuations	1	969	0.1%	1.0%	0.9%	0.9%
% of Patients satisfied with the dentistry they have received	1	2	N/A	93.3%	93.2%	93.2%
% of Patients satisfied with the time they had to wait for an appointment	2	2	N/A	91.3%	89.1%	88.8%

* This is based on patients treated on this contract for their most recent course of treatment. Figures in italics indicate the base number of FP17s or Patient Questionnaire responses are less than 100. N/A is shown where the base number of responses is less than 10 during the period. % is calculated as Quantity/Base number*100

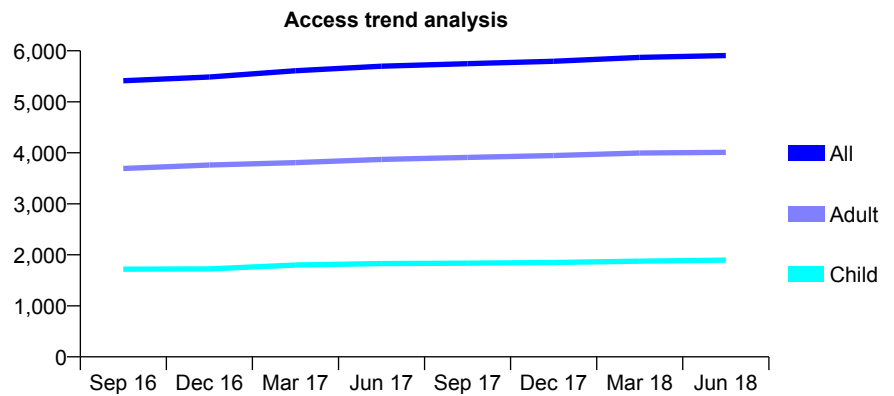
Q53 - Vital Signs At a Glance Contract Report for 179531/0001 - June 2018

Name or company name	Mr & Mrs Parvis
Contract type name	GDS Contract
Purpose of contract	General and Orthodontic
Contract start date	01/07/2013
Contract end date	

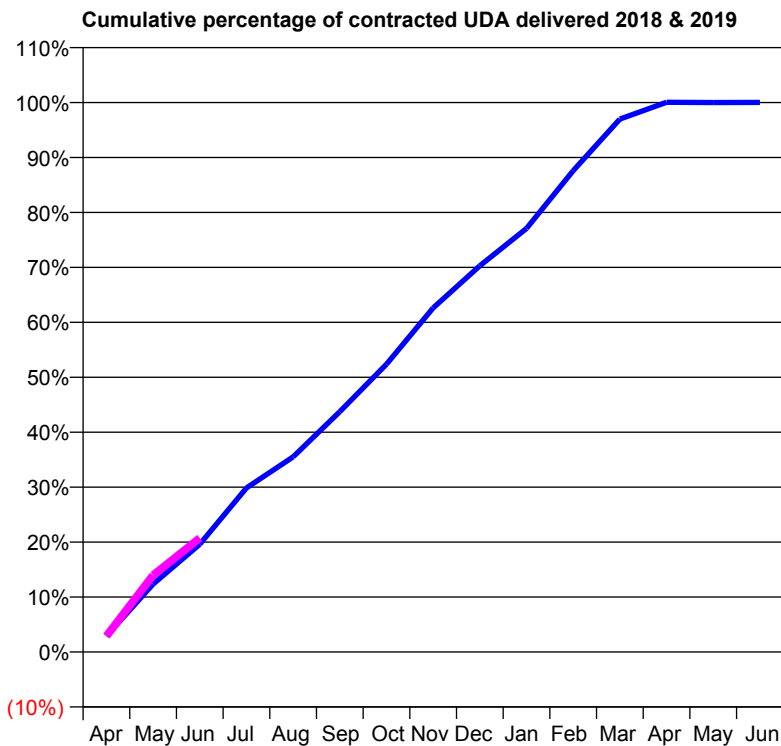
18/19 Contracted general activity (UDA)	14,510
Carry forward general activity (UDA)	0
18/19 Contracted orthodontic activity (UOA)	106
Carry forward orthodontic activity (UOA)	0
Baseline contract value	£365,767.35

ACCESS*

Patients seen in 24 months	Total	Change since previous quarter
Quarter ending June 2017	5,699	
Quarter ending September 2017	5,748	→
Quarter ending December 2017	5,795	→
Quarter ending March 2018	5,870	→
Quarter ending June 2018	5,908	→
Variance since June 2017	3.7%	↑



ACTIVITY



Month	Adjusted Scheduled Activity (UDA)	
	2018	2019
April	421	420
May	1,795	2,025
June	2,848	3,010
July	4,332	
August	5,155	
September	6,347	
October	7,601	
November	9,088	
December	10,200	
January	11,187	
February	12,710	
March	14,073	
April	14,516	
May	14,508	
June	14,511	

QUALITY

	Quantity	Base Number	Contract	AT	Region	England
% of FP17s for the same patient ID Re-attending within 3 months - Children	52	692	7.5%	9.0%	11.3%	11.5%
% of FP17s for the same patient ID Re-attending within 3 months - Adults	169	1,255	13.5%	12.5%	14.9%	15.4%
% of FP17s for the same patient ID Re-attending between 3 & 9 months - Children	457	692	66.0%	60.0%	60.0%	58.9%
% of FP17s for the same patient ID Re-attending between 3 & 9 months - Adults	724	1,255	57.7%	51.4%	52.6%	51.6%
% of FP17s for Band 1 Urgent Courses	44	1,715	2.6%	6.8%	7.9%	8.9%
% of FP17s Relating to Free Repair or Replacements	10	1,715	0.6%	0.8%	0.8%	0.8%
% of FP17s Relating to Continuations	3	1,715	0.2%	1.0%	0.9%	0.9%
% of Patients satisfied with the dentistry they have received	6	8	N/A	93.3%	93.2%	93.2%
% of Patients satisfied with the time they had to wait for an appointment	5	8	N/A	91.3%	89.1%	88.8%

* This is based on patients treated on this contract for their most recent course of treatment. Figures in italics indicate the base number of FP17s or Patient Questionnaire responses are less than 100. N/A is shown where the base number of responses is less than 10 during the period. % is calculated as Quantity/Base number*100

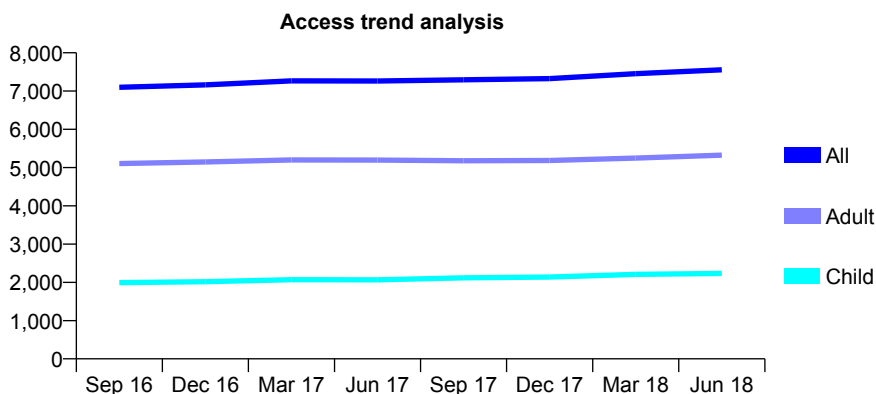
Q53 - Vital Signs At a Glance Contract Report for 179531/0002 - June 2018

Name or company name	Mr & Mrs Parvis
Contract type name	GDS Contract
Purpose of contract	General and Orthodontic
Contract start date	01/07/2013
Contract end date	

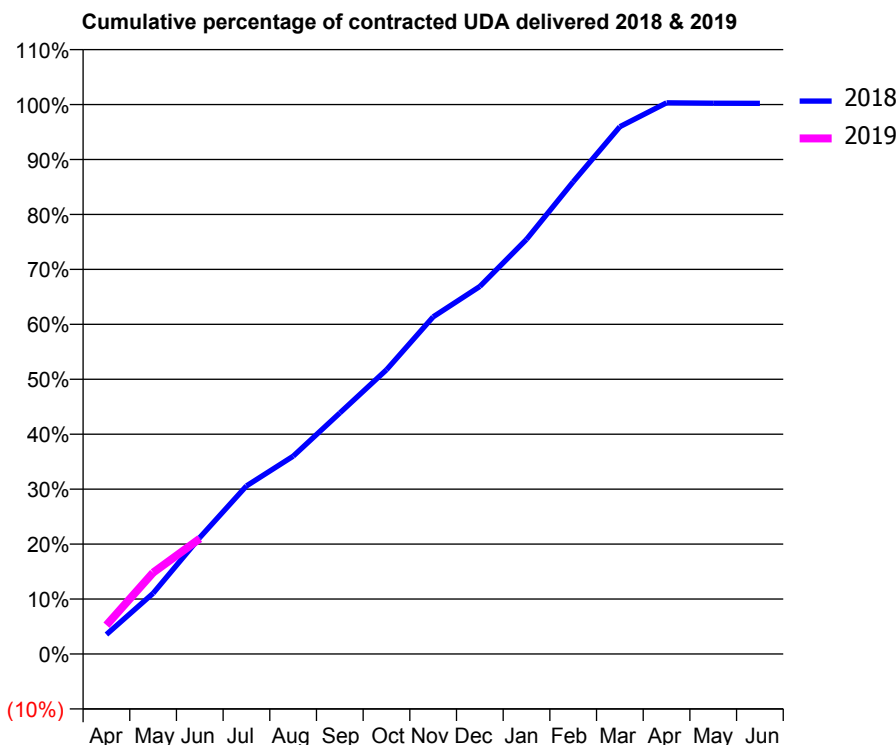
18/19 Contracted general activity (UDA)	16,334
Carry forward general activity (UDA)	0
18/19 Contracted orthodontic activity (UOA)	264
Carry forward orthodontic activity (UOA)	0
Baseline contract value	£433,199.60

ACCESS*

Patients seen in 24 months	Total	Change since previous quarter
Quarter ending June 2017	7,262	
Quarter ending September 2017	7,295	→
Quarter ending December 2017	7,325	→
Quarter ending March 2018	7,454	→
Quarter ending June 2018	7,556	→
Variance since June 2017	4.0%	↑



ACTIVITY



Adjusted Scheduled Activity (UDA)		
Month	2018	2019
April	582	859
May	1,807	2,418
June	3,464	3,429
July	4,995	
August	5,882	
September	7,164	
October	8,449	
November	10,022	
December	10,925	
January	12,325	
February	14,036	
March	15,677	
April	16,386	
May	16,372	
June	16,369	

QUALITY

	Quantity	Base Number	Contract	AT	Region	England
% of FP17s for the same patient ID Re-attending within 3 months - Children	47	829	5.7%	9.0%	11.3%	11.5%
% of FP17s for the same patient ID Re-attending within 3 months - Adults	245	1,774	13.8%	12.5%	14.9%	15.4%
% of FP17s for the same patient ID Re-attending between 3 & 9 months - Children	533	829	64.3%	60.0%	60.0%	58.9%
% of FP17s for the same patient ID Re-attending between 3 & 9 months - Adults	942	1,774	53.1%	51.4%	52.6%	51.6%
% of FP17s for Band 1 Urgent Courses	86	2,011	4.3%	6.8%	7.9%	8.9%
% of FP17s Relating to Free Repair or Replacements	9	2,011	0.4%	0.8%	0.8%	0.8%
% of FP17s Relating to Continuations	3	2,011	0.1%	1.0%	0.9%	0.9%
% of Patients satisfied with the dentistry they have received	20	20	100.0%	93.3%	93.2%	93.2%
% of Patients satisfied with the time they had to wait for an appointment	19	20	95.0%	91.3%	89.1%	88.8%

* This is based on patients treated on this contract for their most recent course of treatment. Figures in italics indicate the base number of FP17s or Patient Questionnaire responses are less than 100. N/A is shown where the base number of responses is less than 10 during the period. % is calculated as Quantity/Base number*100

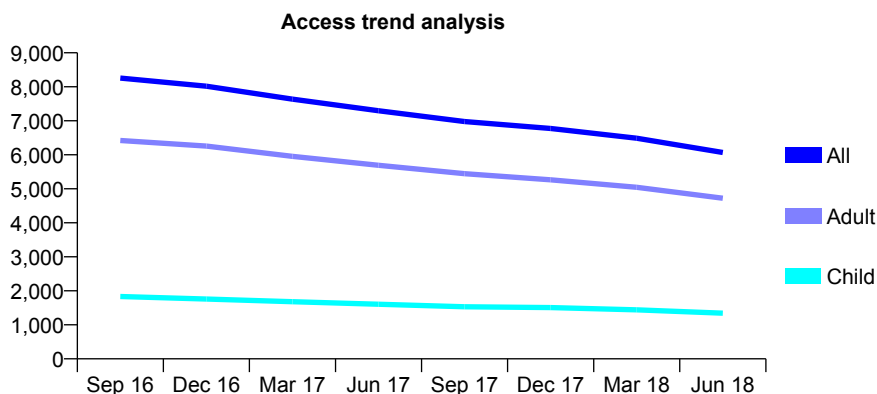
Q53 - Vital Signs At a Glance Contract Report for 180122/0002 - June 2018

Name or company name	IDH Limited
Contract type name	GDS Contract
Purpose of contract	General
Contract start date	01/09/2008
Contract end date	

18/19 Contracted general activity (UDA)	24,615
Carry forward general activity (UDA)	0
18/19 Contracted orthodontic activity (UOA)	0
Carry forward orthodontic activity (UOA)	0
Baseline contract value	£722,704.81

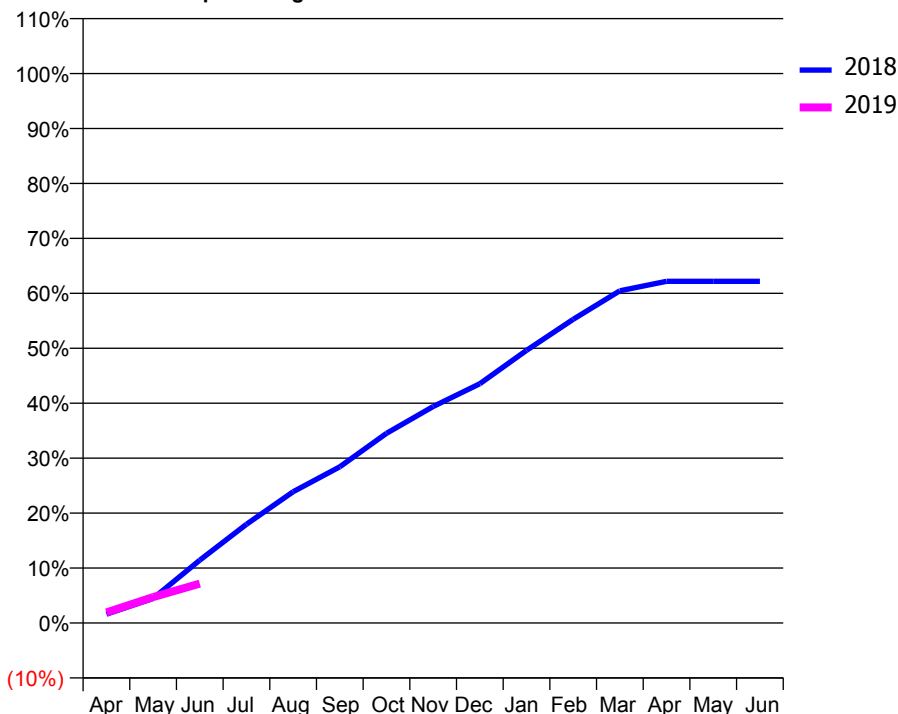
ACCESS*

Patients seen in 24 months	Total	Change since previous quarter
Quarter ending June 2017	7,298	
Quarter ending September 2017	6,977	↓
Quarter ending December 2017	6,773	↓
Quarter ending March 2018	6,488	↓
Quarter ending June 2018	6,069	↓
Variance since June 2017	(16.8%)	↓



ACTIVITY

Cumulative percentage of contracted UDA delivered 2018 & 2019



Adjusted Scheduled Activity (UDA)

Month	2018	2019
April	398	474
May	1,103	1,164
June	2,819	1,767
July	4,423	
August	5,880	
September	7,000	
October	8,495	
November	9,698	
December	10,718	
January	12,210	
February	13,602	
March	14,881	
April	15,305	
May	15,305	
June	15,305	

QUALITY

	Quantity	Base Number	Contract	AT	Region	England
% of FP17s for the same patient ID Re-attending within 3 months - Children	20	292	6.8%	9.0%	11.3%	11.5%
% of FP17s for the same patient ID Re-attending within 3 months - Adults	122	1,084	11.3%	12.5%	14.9%	15.4%
% of FP17s for the same patient ID Re-attending between 3 & 9 months - Children	163	292	55.8%	60.0%	60.0%	58.9%
% of FP17s for the same patient ID Re-attending between 3 & 9 months - Adults	568	1,084	52.4%	51.4%	52.6%	51.6%
% of FP17s for Band 1 Urgent Courses	147	1,145	12.8%	6.8%	7.9%	8.9%
% of FP17s Relating to Free Repair or Replacements	22	1,145	1.9%	0.8%	0.8%	0.8%
% of FP17s Relating to Continuations	3	1,145	0.3%	1.0%	0.9%	0.9%
% of Patients satisfied with the dentistry they have received	4	5	N/A	93.3%	93.2%	93.2%
% of Patients satisfied with the time they had to wait for an appointment	3	5	N/A	91.3%	89.1%	88.8%

* This is based on patients treated on this contract for their most recent course of treatment. Figures in italics indicate the base number of FP17s or Patient Questionnaire responses are less than 100. N/A is shown where the base number of responses is less than 10 during the period. % is calculated as Quantity/Base number*100

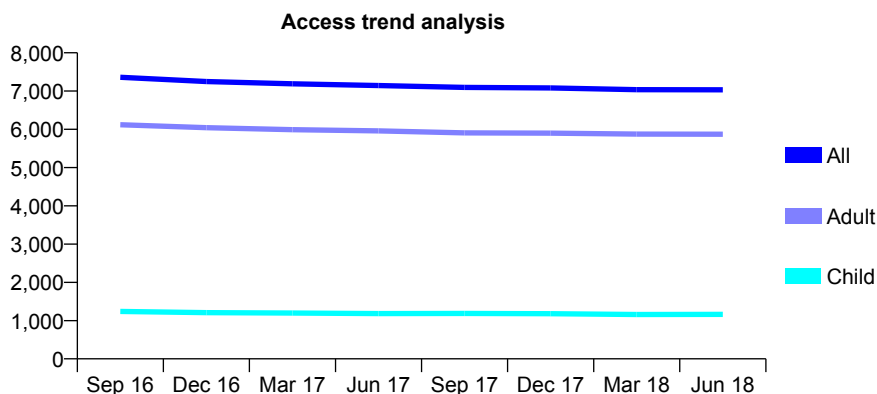
Q53 - Vital Signs At a Glance Contract Report for 180793/0001 - June 2018

Name or company name	Coleshill Smile Care Limited
Contract type name	GDS Contract
Purpose of contract	General
Contract start date	01/04/2014
Contract end date	

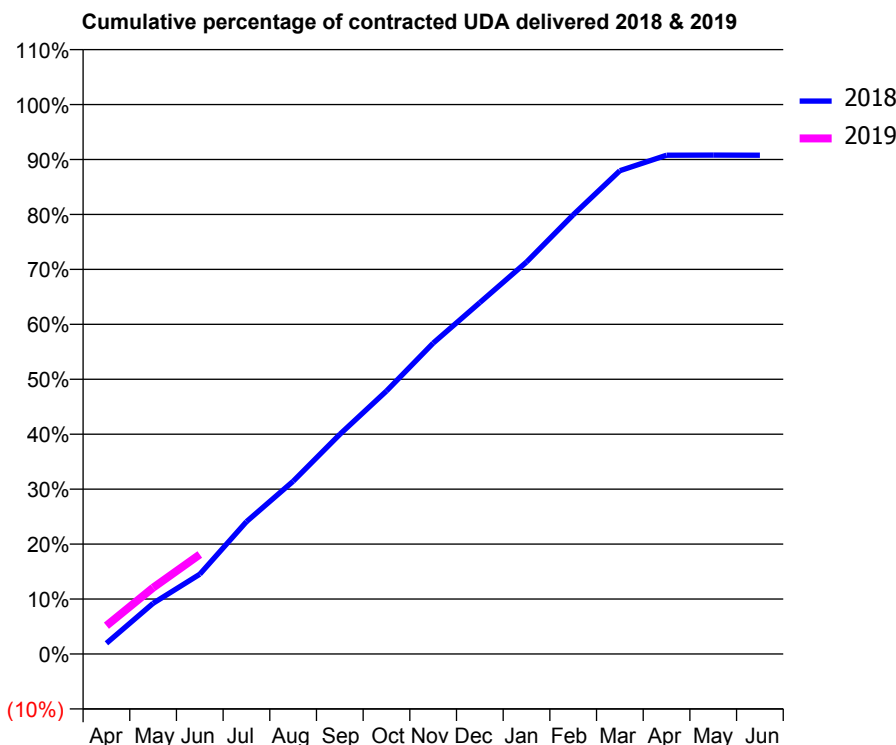
18/19 Contracted general activity (UDA)	20,993
Carry forward general activity (UDA)	0
18/19 Contracted orthodontic activity (UOA)	0
Carry forward orthodontic activity (UOA)	0
Baseline contract value	£607,635.17

ACCESS*

Patients seen in 24 months	Total	Change since previous quarter
Quarter ending June 2017	7,145	
Quarter ending September 2017	7,094	→
Quarter ending December 2017	7,082	→
Quarter ending March 2018	7,036	→
Quarter ending June 2018	7,033	→
Variance since June 2017	(1.6%)	↓



ACTIVITY



Month	Adjusted Scheduled Activity (UDA)	
	2018	2019
April	408	1,083
May	1,940	2,533
June	3,049	3,802
July	5,056	
August	6,598	
September	8,392	
October	10,046	
November	11,879	
December	13,427	
January	14,977	
February	16,778	
March	18,462	
April	19,056	
May	19,061	
June	19,055	

QUALITY

	Quantity	Base Number	Contract	AT	Region	England
% of FP17s for the same patient ID Re-attending within 3 months - Children	30	394	7.6%	9.0%	11.3%	11.5%
% of FP17s for the same patient ID Re-attending within 3 months - Adults	281	2,038	13.8%	12.5%	14.9%	15.4%
% of FP17s for the same patient ID Re-attending between 3 & 9 months - Children	240	394	60.9%	60.0%	60.0%	58.9%
% of FP17s for the same patient ID Re-attending between 3 & 9 months - Adults	1,239	2,038	60.8%	51.4%	52.6%	51.6%
% of FP17s for Band 1 Urgent Courses	205	2,097	9.8%	6.8%	7.9%	8.9%
% of FP17s Relating to Free Repair or Replacements	39	2,097	1.9%	0.8%	0.8%	0.8%
% of FP17s Relating to Continuations	14	2,097	0.7%	1.0%	0.9%	0.9%
% of Patients satisfied with the dentistry they have received	11	11	100.0%	93.3%	93.2%	93.2%
% of Patients satisfied with the time they had to wait for an appointment	11	11	100.0%	91.3%	89.1%	88.8%

* This is based on patients treated on this contract for their most recent course of treatment. Figures in italics indicate the base number of FP17s or Patient Questionnaire responses are less than 100. N/A is shown where the base number of responses is less than 10 during the period. % is calculated as Quantity/Base number*100

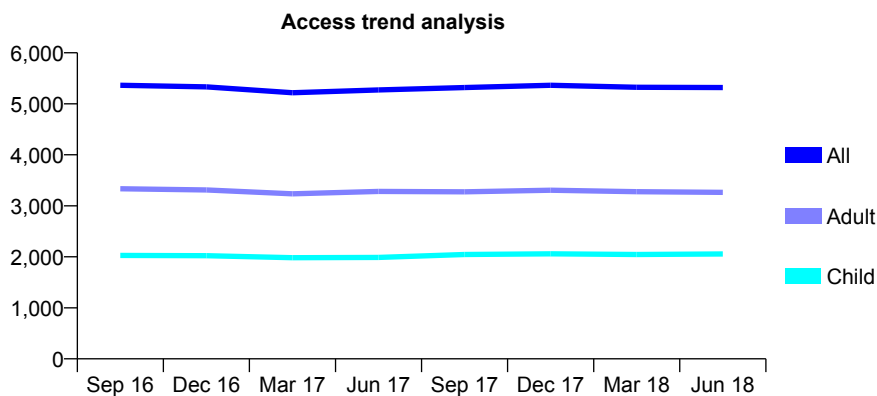
Q53 - Vital Signs At a Glance Contract Report for 181307/0001 - June 2018

Name or company name	Willenhall Dental Care
Contract type name	GDS Contract
Purpose of contract	General
Contract start date	01/09/2011
Contract end date	

18/19 Contracted general activity (UDA)	12,679
Carry forward general activity (UDA)	0
18/19 Contracted orthodontic activity (UOA)	0
Carry forward orthodontic activity (UOA)	0
Baseline contract value	£320,566.18

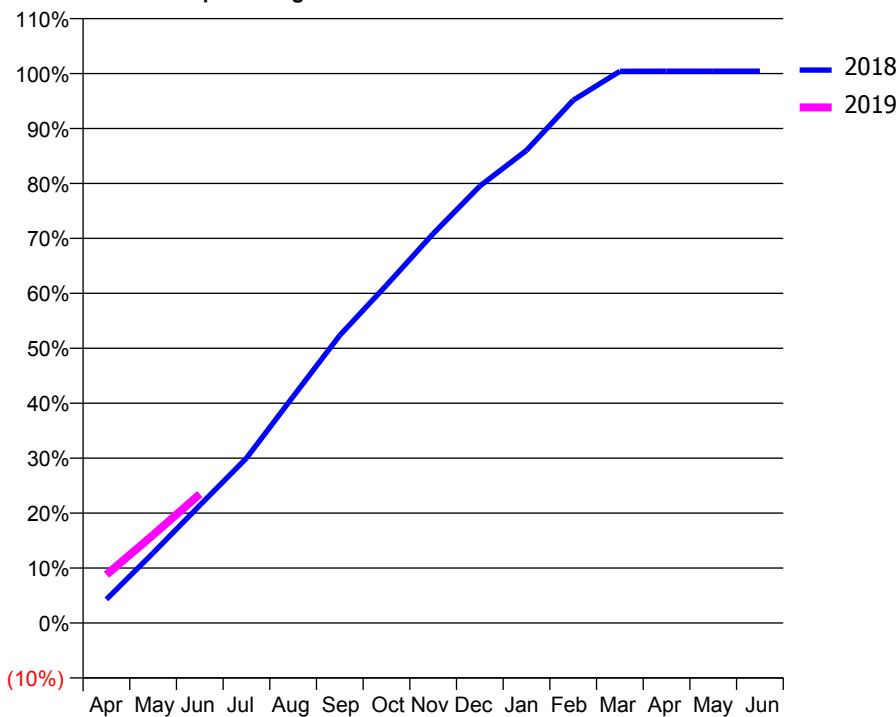
ACCESS*

Patients seen in 24 months	Total	Change since previous quarter
Quarter ending June 2017	5,271	
Quarter ending September 2017	5,320	→
Quarter ending December 2017	5,364	→
Quarter ending March 2018	5,323	→
Quarter ending June 2018	5,318	→
Variance since June 2017	0.9%	→



ACTIVITY

Cumulative percentage of contracted UDA delivered 2018 & 2019



Adjusted Scheduled Activity (UDA)

Month	2018	2019
April	546	1,115
May	1,618	2,032
June	2,715	2,974
July	3,805	
August	5,225	
September	6,637	
October	7,795	
November	8,984	
December	10,082	
January	10,904	
February	12,063	
March	12,730	
April	12,735	
May	12,735	
June	12,735	

QUALITY

	Quantity	Base Number	Contract	AT	Region	England
% of FP17s for the same patient ID Re-attending within 3 months - Children	6	683	0.9%	9.0%	11.3%	11.5%
% of FP17s for the same patient ID Re-attending within 3 months - Adults	10	915	1.1%	12.5%	14.9%	15.4%
% of FP17s for the same patient ID Re-attending between 3 & 9 months - Children	423	683	61.9%	60.0%	60.0%	58.9%
% of FP17s for the same patient ID Re-attending between 3 & 9 months - Adults	540	915	59.0%	51.4%	52.6%	51.6%
% of FP17s for Band 1 Urgent Courses	2	1,466	0.1%	6.8%	7.9%	8.9%
% of FP17s Relating to Free Repair or Replacements	0	1,466	0.0%	0.8%	0.8%	0.8%
% of FP17s Relating to Continuations	0	1,466	0.0%	1.0%	0.9%	0.9%
% of Patients satisfied with the dentistry they have received	5	6	N/A	93.3%	93.2%	93.2%
% of Patients satisfied with the time they had to wait for an appointment	6	6	N/A	91.3%	89.1%	88.8%

* This is based on patients treated on this contract for their most recent course of treatment. Figures in italics indicate the base number of FP17s or Patient Questionnaire responses are less than 100. N/A is shown where the base number of responses is less than 10 during the period. % is calculated as Quantity/Base number*100

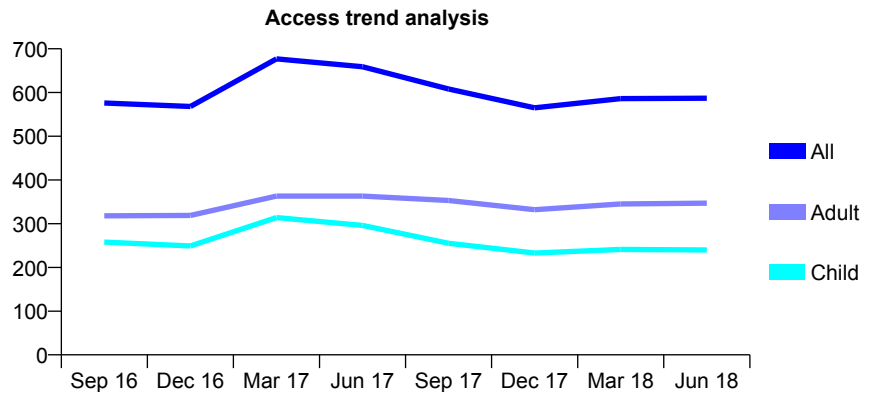
Q53 - Vital Signs At a Glance Contract Report for 182109/0001 - June 2018

Name or company name	Evesham Place Limited
Contract type name	GDS Contract
Purpose of contract	General
Contract start date	01/04/2015
Contract end date	

18/19 Contracted general activity (UDA)	1,452
Carry forward general activity (UDA)	0
18/19 Contracted orthodontic activity (UOA)	0
Carry forward orthodontic activity (UOA)	0
Baseline contract value	£35,822.69

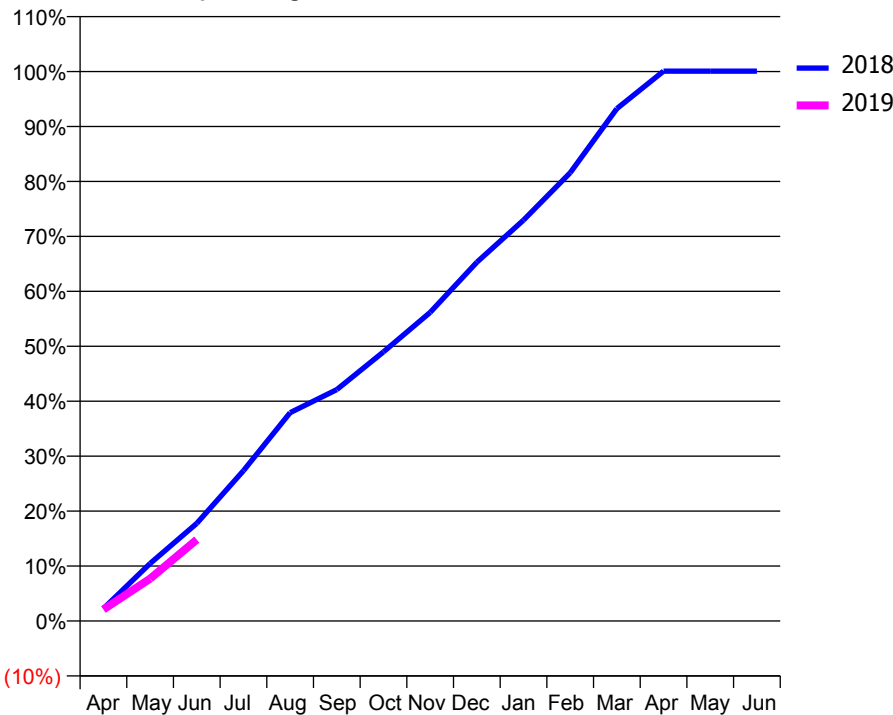
ACCESS*

Patients seen in 24 months	Total	Change since previous quarter
Quarter ending June 2017	659	
Quarter ending September 2017	608	↓
Quarter ending December 2017	565	↓
Quarter ending March 2018	586	↑
Quarter ending June 2018	587	→
Variance since June 2017	(10.9%)	↓



ACTIVITY

Cumulative percentage of contracted UDA delivered 2018 & 2019



Adjusted Scheduled Activity (UDA)		
Month	2018	2019
April	33	31
May	152	112
June	258	215
July	397	
August	551	
September	612	
October	711	
November	816	
December	948	
January	1,059	
February	1,184	
March	1,354	
April	1,453	
May	1,453	
June	1,453	

QUALITY

	Quantity	Base Number	Contract	AT	Region	England
% of FP17s for the same patient ID Re-attending within 3 months - Children	8	87	9.2%	9.0%	11.3%	11.5%
% of FP17s for the same patient ID Re-attending within 3 months - Adults	10	104	9.6%	12.5%	14.9%	15.4%
% of FP17s for the same patient ID Re-attending between 3 & 9 months - Children	51	87	58.6%	60.0%	60.0%	58.9%
% of FP17s for the same patient ID Re-attending between 3 & 9 months - Adults	43	104	41.3%	51.4%	52.6%	51.6%
% of FP17s for Band 1 Urgent Courses	10	145	6.9%	6.8%	7.9%	8.9%
% of FP17s Relating to Free Repair or Replacements	2	145	1.4%	0.8%	0.8%	0.8%
% of FP17s Relating to Continuations	0	145	0.0%	1.0%	0.9%	0.9%
% of Patients satisfied with the dentistry they have received	1	1	N/A	93.3%	93.2%	93.2%
% of Patients satisfied with the time they had to wait for an appointment	1	1	N/A	91.3%	89.1%	88.8%

* This is based on patients treated on this contract for their most recent course of treatment. Figures in italics indicate the base number of FP17s or Patient Questionnaire responses are less than 100. N/A is shown where the base number of responses is less than 10 during the period. % is calculated as Quantity/Base number*100

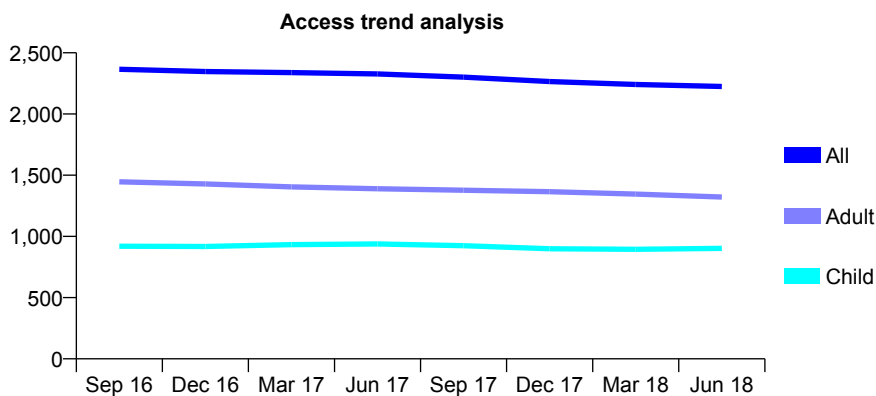
Q53 - Vital Signs At a Glance Contract Report for 187860/0001 - June 2018

Name or company name	Collins House Dental Surgery
Contract type name	GDS Contract
Purpose of contract	General
Contract start date	01/04/2006
Contract end date	

18/19 Contracted general activity (UDA)	7,000
Carry forward general activity (UDA)	0
18/19 Contracted orthodontic activity (UOA)	0
Carry forward orthodontic activity (UOA)	0
Baseline contract value	£209,193.29

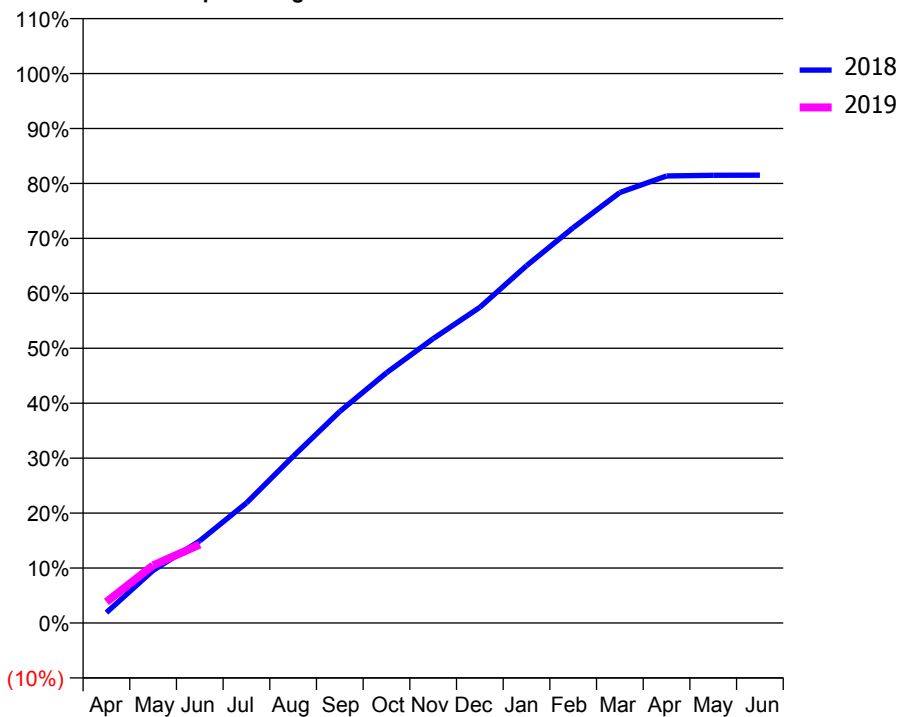
ACCESS*

Patients seen in 24 months	Total	Change since previous quarter
Quarter ending June 2017	2,327	
Quarter ending September 2017	2,301	↓
Quarter ending December 2017	2,265	↓
Quarter ending March 2018	2,241	↓
Quarter ending June 2018	2,225	→
Variance since June 2017	(4.4%)	↓



ACTIVITY

Cumulative percentage of contracted UDA delivered 2018 & 2019



Month	Adjusted Scheduled Activity (UDA)	
	2018	2019
April	133	269
May	670	734
June	1,048	999
July	1,529	
August	2,122	
September	2,694	
October	3,188	
November	3,622	
December	4,022	
January	4,551	
February	5,036	
March	5,483	
April	5,695	
May	5,703	
June	5,706	

QUALITY

	Quantity	Base Number	Contract	AT	Region	England
% of FP17s for the same patient ID Re-attending within 3 months - Children	14	337	4.2%	9.0%	11.3%	11.5%
% of FP17s for the same patient ID Re-attending within 3 months - Adults	27	482	5.6%	12.5%	14.9%	15.4%
% of FP17s for the same patient ID Re-attending between 3 & 9 months - Children	246	337	73.0%	60.0%	60.0%	58.9%
% of FP17s for the same patient ID Re-attending between 3 & 9 months - Adults	378	482	78.4%	51.4%	52.6%	51.6%
% of FP17s for Band 1 Urgent Courses	20	646	3.1%	6.8%	7.9%	8.9%
% of FP17s Relating to Free Repair or Replacements	0	646	0.0%	0.8%	0.8%	0.8%
% of FP17s Relating to Continuations	4	646	0.6%	1.0%	0.9%	0.9%
% of Patients satisfied with the dentistry they have received	2	2	N/A	93.3%	93.2%	93.2%
% of Patients satisfied with the time they had to wait for an appointment	2	2	N/A	91.3%	89.1%	88.8%

* This is based on patients treated on this contract for their most recent course of treatment. Figures in italics indicate the base number of FP17s or Patient Questionnaire responses are less than 100. N/A is shown where the base number of responses is less than 10 during the period. % is calculated as Quantity/Base number*100

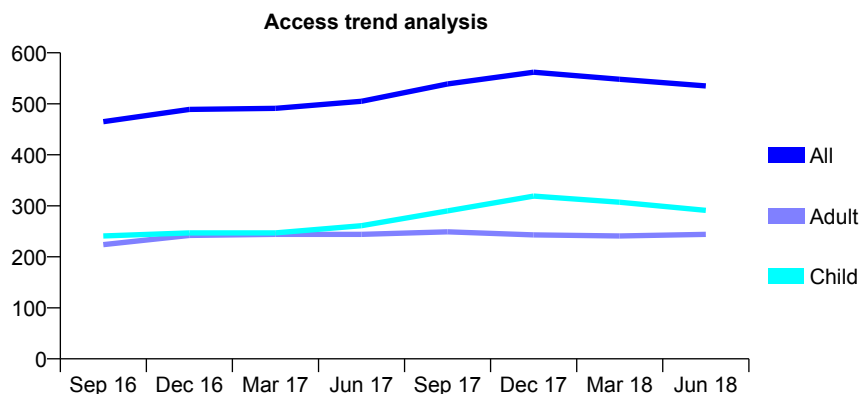
Q53 - Vital Signs At a Glance Contract Report for 189863/0001 - June 2018

Name or company name	David Holloman Dentistry Ltd
Contract type name	GDS Contract
Purpose of contract	General
Contract start date	01/04/2012
Contract end date	

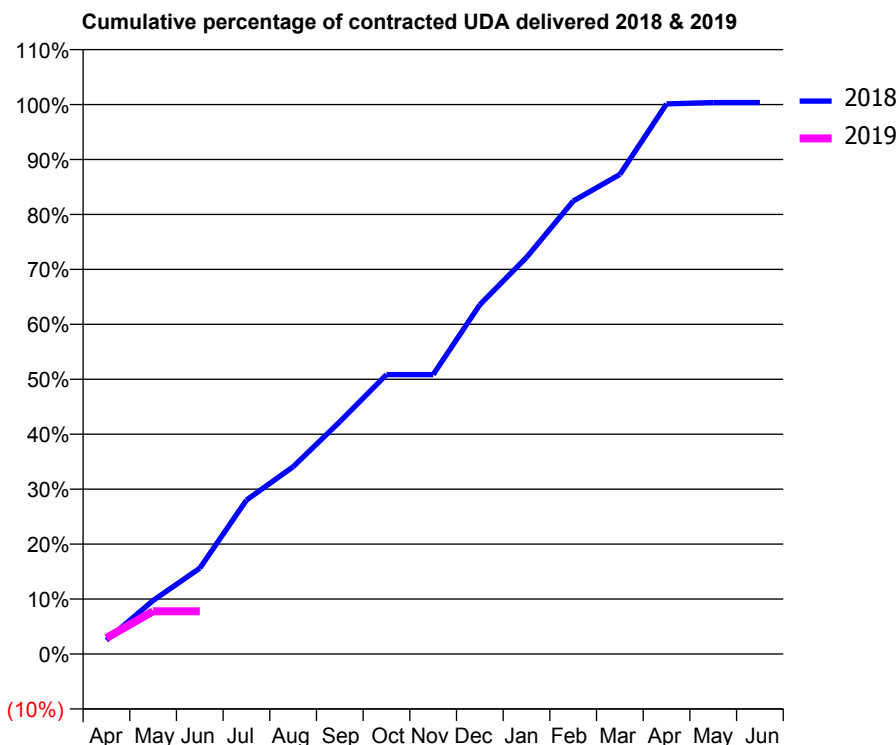
18/19 Contracted general activity (UDA)	1,678
Carry forward general activity (UDA)	0
18/19 Contracted orthodontic activity (UOA)	0
Carry forward orthodontic activity (UOA)	0
Baseline contract value	£41,283.72

ACCESS*

Patients seen in 24 months	Total	Change since previous quarter
Quarter ending June 2017	505	
Quarter ending September 2017	539	↑
Quarter ending December 2017	562	↑
Quarter ending March 2018	548	↓
Quarter ending June 2018	535	↓
Variance since June 2017	5.9%	↑



ACTIVITY



Month	Adjusted Scheduled Activity (UDA)	
	2018	2019
April	42	49
May	164	130
June	262	130
July	470	
August	572	
September	709	
October	853	
November	853	
December	1,067	
January	1,211	
February	1,383	
March	1,464	
April	1,680	
May	1,684	
June	1,684	

QUALITY

	Quantity	Base Number	Contract	AT	Region	England
% of FP17s for the same patient ID Re-attending within 3 months - Children	16	126	12.7%	9.0%	11.3%	11.5%
% of FP17s for the same patient ID Re-attending within 3 months - Adults	14	75	18.7%	12.5%	14.9%	15.4%
% of FP17s for the same patient ID Re-attending between 3 & 9 months - Children	84	126	66.7%	60.0%	60.0%	58.9%
% of FP17s for the same patient ID Re-attending between 3 & 9 months - Adults	41	75	54.7%	51.4%	52.6%	51.6%
% of FP17s for Band 1 Urgent Courses	2	81	2.5%	6.8%	7.9%	8.9%
% of FP17s Relating to Free Repair or Replacements	0	81	0.0%	0.8%	0.8%	0.8%
% of FP17s Relating to Continuations	0	81	0.0%	1.0%	0.9%	0.9%
% of Patients satisfied with the dentistry they have received	1	1	N/A	93.3%	93.2%	93.2%
% of Patients satisfied with the time they had to wait for an appointment	1	1	N/A	91.3%	89.1%	88.8%

* This is based on patients treated on this contract for their most recent course of treatment. Figures in italics indicate the base number of FP17s or Patient Questionnaire responses are less than 100. N/A is shown where the base number of responses is less than 10 during the period. % is calculated as Quantity/Base number*100

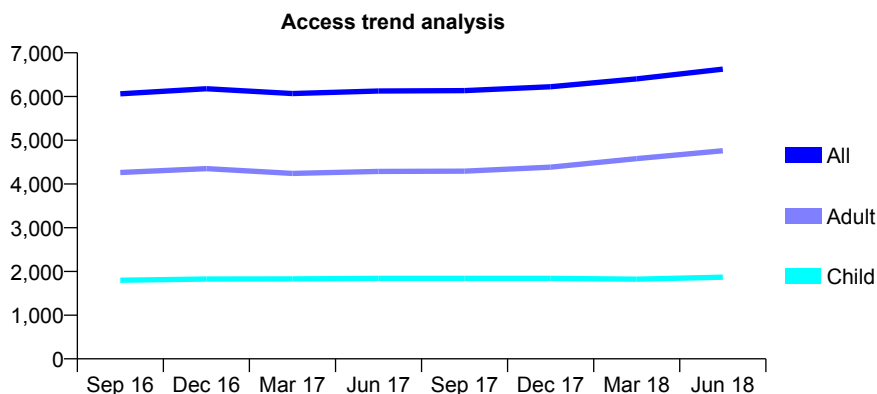
Q53 - Vital Signs At a Glance Contract Report for 190454/0001 - June 2018

Name or company name	Malvern Hills Dental Care
Contract type name	GDS Contract
Purpose of contract	General
Contract start date	01/11/2012
Contract end date	

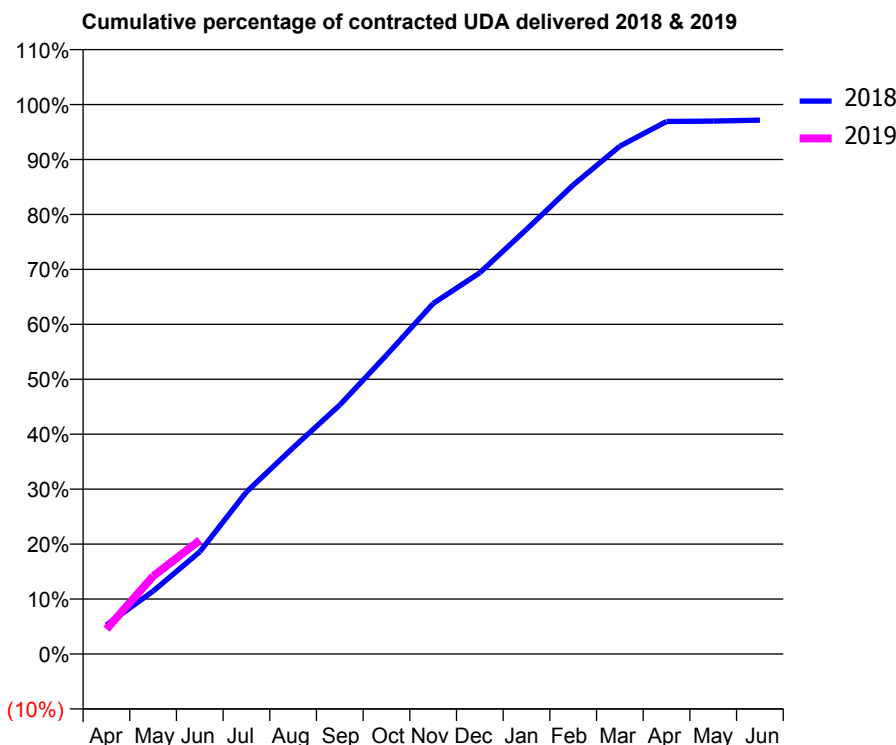
18/19 Contracted general activity (UDA)	18,773
Carry forward general activity (UDA)	0
18/19 Contracted orthodontic activity (UOA)	0
Carry forward orthodontic activity (UOA)	0
Baseline contract value	£422,777.45

ACCESS*

Patients seen in 24 months	Total	Change since previous quarter
Quarter ending June 2017	6,127	
Quarter ending September 2017	6,134	→
Quarter ending December 2017	6,225	→
Quarter ending March 2018	6,403	↑
Quarter ending June 2018	6,627	↑
Variance since June 2017	8.2%	↑



ACTIVITY



Adjusted Scheduled Activity (UDA)		
Month	2018	2019
April	992	851
May	2,148	2,659
June	3,494	3,890
July	5,536	
August	7,051	
September	8,509	
October	10,210	
November	11,976	
December	13,029	
January	14,508	
February	16,024	
March	17,348	
April	18,191	
May	18,209	
June	18,240	

QUALITY

	Quantity	Base Number	Contract	AT	Region	England
% of FP17s for the same patient ID Re-attending within 3 months - Children	43	715	6.0%	9.0%	11.3%	11.5%
% of FP17s for the same patient ID Re-attending within 3 months - Adults	188	1,511	12.4%	12.5%	14.9%	15.4%
% of FP17s for the same patient ID Re-attending between 3 & 9 months - Children	404	715	56.5%	60.0%	60.0%	58.9%
% of FP17s for the same patient ID Re-attending between 3 & 9 months - Adults	571	1,511	37.8%	51.4%	52.6%	51.6%
% of FP17s for Band 1 Urgent Courses	69	1,765	3.9%	6.8%	7.9%	8.9%
% of FP17s Relating to Free Repair or Replacements	19	1,765	1.1%	0.8%	0.8%	0.8%
% of FP17s Relating to Continuations	22	1,765	1.2%	1.0%	0.9%	0.9%
% of Patients satisfied with the dentistry they have received	9	10	90.0%	93.3%	93.2%	93.2%
% of Patients satisfied with the time they had to wait for an appointment	9	10	90.0%	91.3%	89.1%	88.8%

* This is based on patients treated on this contract for their most recent course of treatment. Figures in italics indicate the base number of FP17s or Patient Questionnaire responses are less than 100. N/A is shown where the base number of responses is less than 10 during the period. % is calculated as Quantity/Base number*100

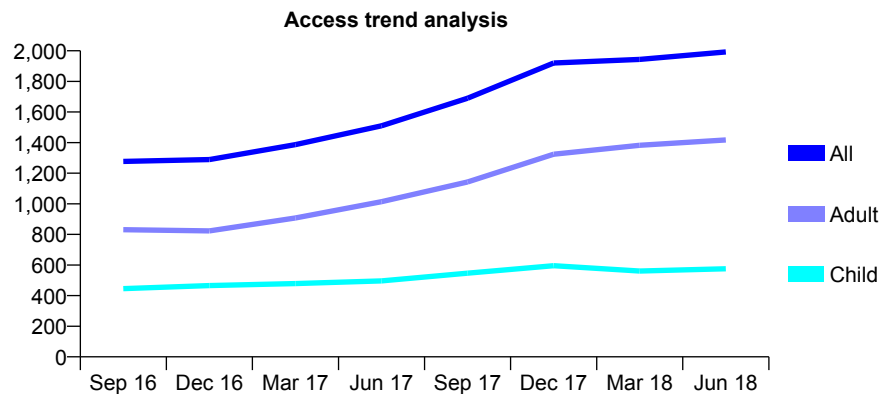
Q53 - Vital Signs At a Glance Contract Report for 190594/0002 - June 2018

Name or company name	Mercian House Dental Practice
Contract type name	GDS Contract
Purpose of contract	General
Contract start date	01/06/2012
Contract end date	

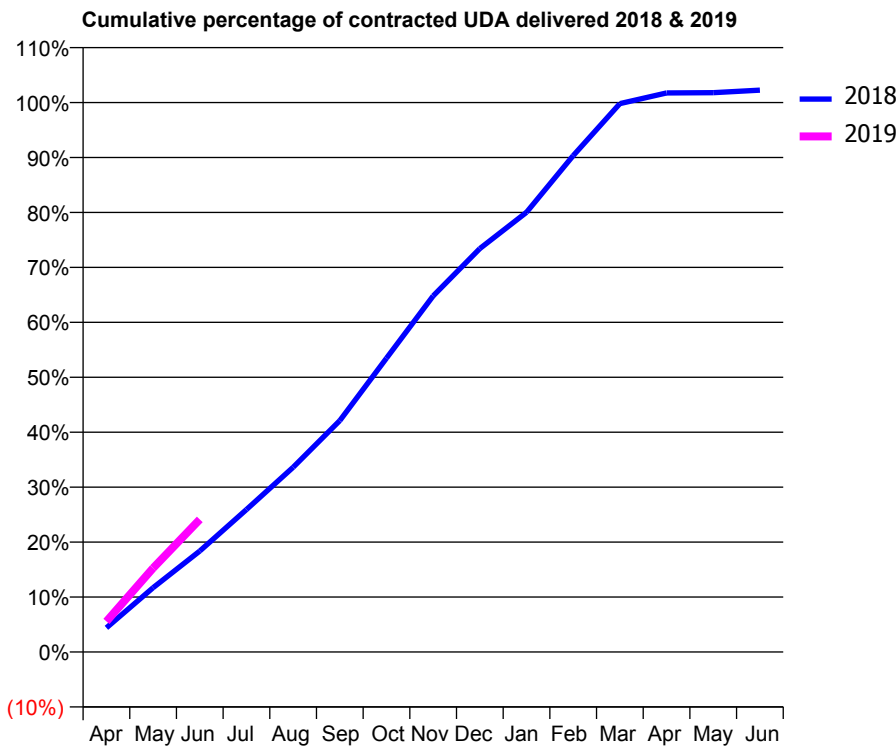
18/19 Contracted general activity (UDA)	3,374
Carry forward general activity (UDA)	0
18/19 Contracted orthodontic activity (UOA)	0
Carry forward orthodontic activity (UOA)	0
Baseline contract value	£134,673.80

ACCESS*

Patients seen in 24 months	Total	Change since previous quarter
Quarter ending June 2017	1,510	
Quarter ending September 2017	1,690	↑
Quarter ending December 2017	1,920	↑
Quarter ending March 2018	1,944	→
Quarter ending June 2018	1,993	↑
Variance since June 2017	32.0%	↑



ACTIVITY



Adjusted Scheduled Activity (UDA)		
Month	2018	2019
April	148	188
May	395	516
June	620	814
July	875	
August	1,135	
September	1,421	
October	1,804	
November	2,187	
December	2,477	
January	2,700	
February	3,048	
March	3,367	
April	3,433	
May	3,435	
June	3,450	

QUALITY

	Quantity	Base Number	Contract	AT	Region	England
% of FP17s for the same patient ID Re-attending within 3 months - Children	2	243	0.8%	9.0%	11.3%	11.5%
% of FP17s for the same patient ID Re-attending within 3 months - Adults	39	476	8.2%	12.5%	14.9%	15.4%
% of FP17s for the same patient ID Re-attending between 3 & 9 months - Children	187	243	77.0%	60.0%	60.0%	58.9%
% of FP17s for the same patient ID Re-attending between 3 & 9 months - Adults	310	476	65.1%	51.4%	52.6%	51.6%
% of FP17s for Band 1 Urgent Courses	25	504	5.0%	6.8%	7.9%	8.9%
% of FP17s Relating to Free Repair or Replacements	3	504	0.6%	0.8%	0.8%	0.8%
% of FP17s Relating to Continuations	0	504	0.0%	1.0%	0.9%	0.9%
% of Patients satisfied with the dentistry they have received	1	1	N/A	93.3%	93.2%	93.2%
% of Patients satisfied with the time they had to wait for an appointment	1	1	N/A	91.3%	89.1%	88.8%

* This is based on patients treated on this contract for their most recent course of treatment. Figures in italics indicate the base number of FP17s or Patient Questionnaire responses are less than 100. N/A is shown where the base number of responses is less than 10 during the period. % is calculated as Quantity/Base number*100

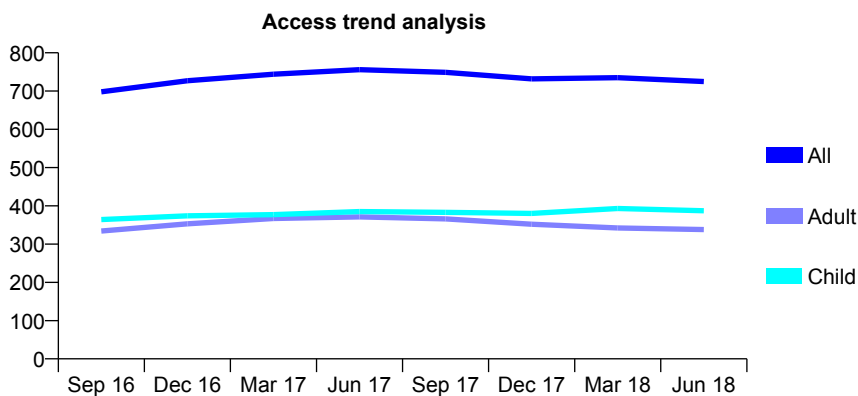
Q53 - Vital Signs At a Glance Contract Report for 192120/0001 - June 2018

Name or company name	Parkside Bromsgrove Ltd
Contract type name	GDS Contract
Purpose of contract	General
Contract start date	01/06/2015
Contract end date	

18/19 Contracted general activity (UDA)	1,866
Carry forward general activity (UDA)	0
18/19 Contracted orthodontic activity (UOA)	0
Carry forward orthodontic activity (UOA)	0
Baseline contract value	£41,537.44

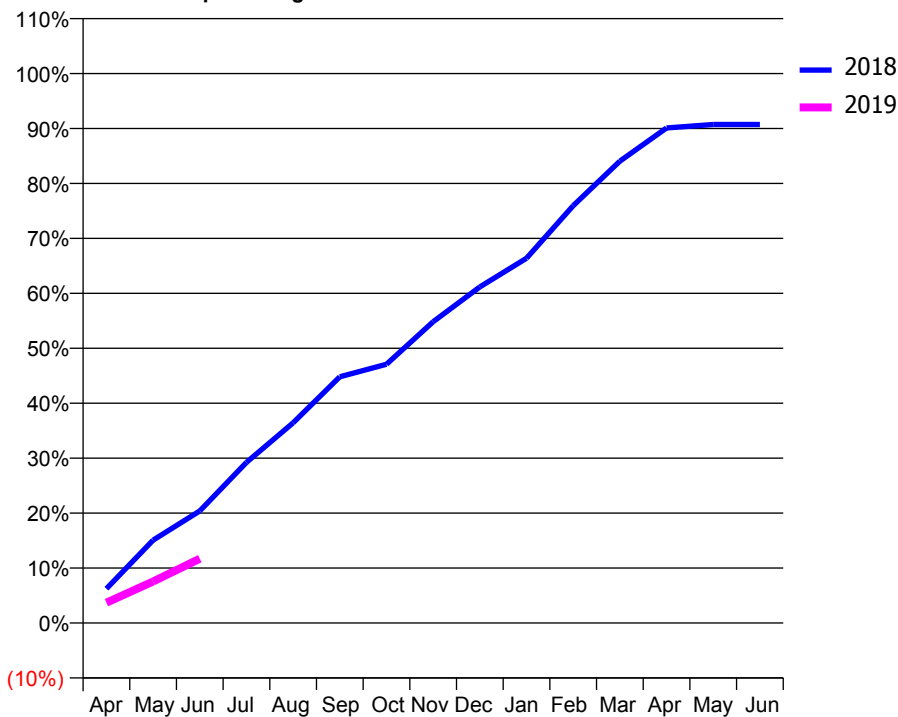
ACCESS*

Patients seen in 24 months	Total	Change since previous quarter
Quarter ending June 2017	756	
Quarter ending September 2017	749	→
Quarter ending December 2017	732	↓
Quarter ending March 2018	735	→
Quarter ending June 2018	725	↓
Variance since June 2017	(4.1%)	↓



ACTIVITY

Cumulative percentage of contracted UDA delivered 2018 & 2019



Adjusted Scheduled Activity (UDA)

Month	2018	2019
April	116	69
May	281	141
June	381	219
July	546	
August	680	
September	836	
October	879	
November	1,023	
December	1,141	
January	1,239	
February	1,417	
March	1,568	
April	1,681	
May	1,693	
June	1,693	

QUALITY

	Quantity	Base Number	Contract	AT	Region	England
% of FP17s for the same patient ID Re-attending within 3 months - Children	10	154	6.5%	9.0%	11.3%	11.5%
% of FP17s for the same patient ID Re-attending within 3 months - Adults	18	88	20.5%	12.5%	14.9%	15.4%
% of FP17s for the same patient ID Re-attending between 3 & 9 months - Children	107	154	69.5%	60.0%	60.0%	58.9%
% of FP17s for the same patient ID Re-attending between 3 & 9 months - Adults	51	88	58.0%	51.4%	52.6%	51.6%
% of FP17s for Band 1 Urgent Courses	3	170	1.8%	6.8%	7.9%	8.9%
% of FP17s Relating to Free Repair or Replacements	0	170	0.0%	0.8%	0.8%	0.8%
% of FP17s Relating to Continuations	1	170	0.6%	1.0%	0.9%	0.9%
% of Patients satisfied with the dentistry they have received	0	0	N/A	93.3%	93.2%	93.2%
% of Patients satisfied with the time they had to wait for an appointment	0	0	N/A	91.3%	89.1%	88.8%

* This is based on patients treated on this contract for their most recent course of treatment. Figures in italics indicate the base number of FP17s or Patient Questionnaire responses are less than 100. N/A is shown where the base number of responses is less than 10 during the period. % is calculated as Quantity/Base number*100

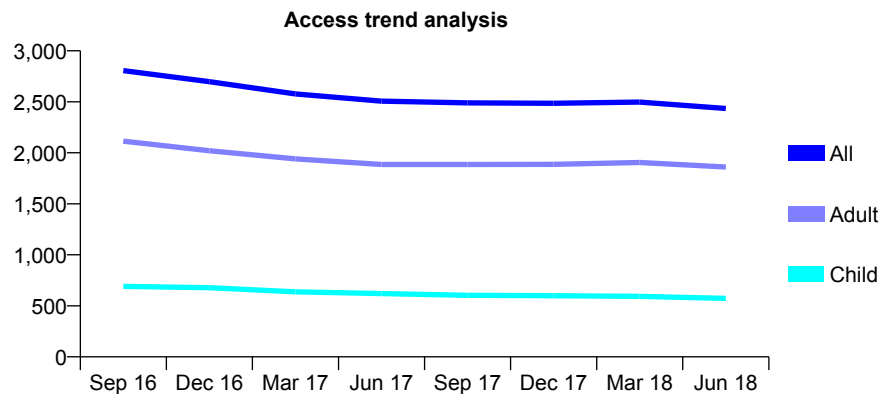
Q53 - Vital Signs At a Glance Contract Report for 198773/0001 - June 2018

Name or company name	Crabbs Cross Dental Surgery
Contract type name	GDS Contract
Purpose of contract	General
Contract start date	01/11/2012
Contract end date	

18/19 Contracted general activity (UDA)	9,300
Carry forward general activity (UDA)	0
18/19 Contracted orthodontic activity (UOA)	0
Carry forward orthodontic activity (UOA)	0
Baseline contract value	£205,602.16

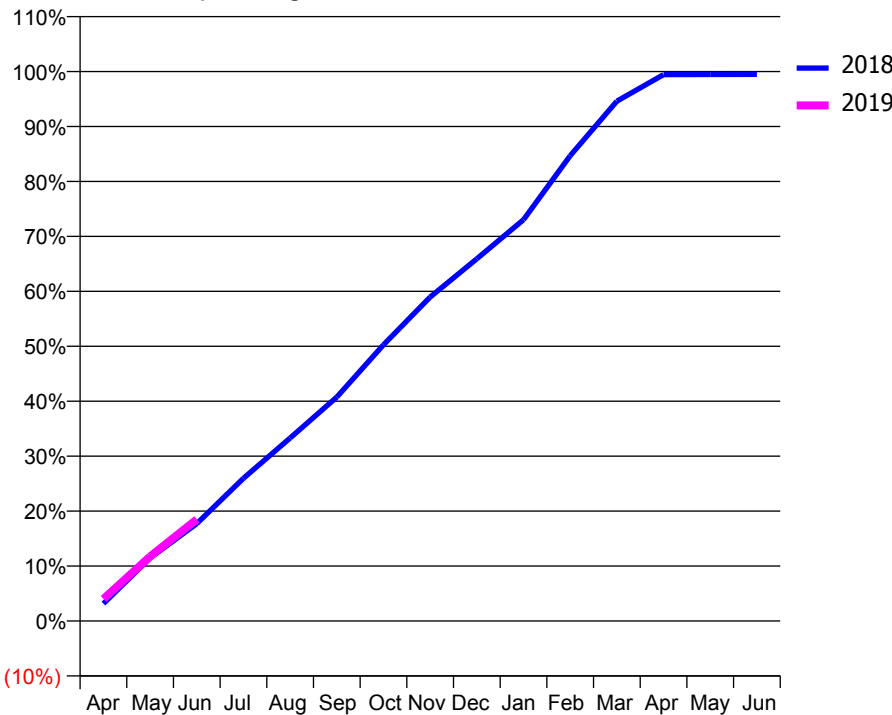
ACCESS*

Patients seen in 24 months	Total	Change since previous quarter
Quarter ending June 2017	2,506	
Quarter ending September 2017	2,489	→
Quarter ending December 2017	2,486	→
Quarter ending March 2018	2,498	→
Quarter ending June 2018	2,434	↓
Variance since June 2017	(2.9%)	↓



ACTIVITY

Cumulative percentage of contracted UDA delivered 2018 & 2019



Month	Adjusted Scheduled Activity (UDA)	
	2018	2019
April	295	374
May	1,066	1,093
June	1,649	1,721
July	2,415	
August	3,097	
September	3,790	
October	4,676	
November	5,484	
December	6,131	
January	6,792	
February	7,875	
March	8,799	
April	9,248	
May	9,250	
June	9,251	

QUALITY

	Quantity	Base Number	Contract	AT	Region	England
% of FP17s for the same patient ID Re-attending within 3 months - Children	12	244	4.9%	9.0%	11.3%	11.5%
% of FP17s for the same patient ID Re-attending within 3 months - Adults	107	709	15.1%	12.5%	14.9%	15.4%
% of FP17s for the same patient ID Re-attending between 3 & 9 months - Children	175	244	71.7%	60.0%	60.0%	58.9%
% of FP17s for the same patient ID Re-attending between 3 & 9 months - Adults	434	709	61.2%	51.4%	52.6%	51.6%
% of FP17s for Band 1 Urgent Courses	36	798	4.5%	6.8%	7.9%	8.9%
% of FP17s Relating to Free Repair or Replacements	7	798	0.9%	0.8%	0.8%	0.8%
% of FP17s Relating to Continuations	6	798	0.8%	1.0%	0.9%	0.9%
% of Patients satisfied with the dentistry they have received	4	4	N/A	93.3%	93.2%	93.2%
% of Patients satisfied with the time they had to wait for an appointment	4	4	N/A	91.3%	89.1%	88.8%

* This is based on patients treated on this contract for their most recent course of treatment. Figures in italics indicate the base number of FP17s or Patient Questionnaire responses are less than 100. N/A is shown where the base number of responses is less than 10 during the period. % is calculated as Quantity/Base number*100

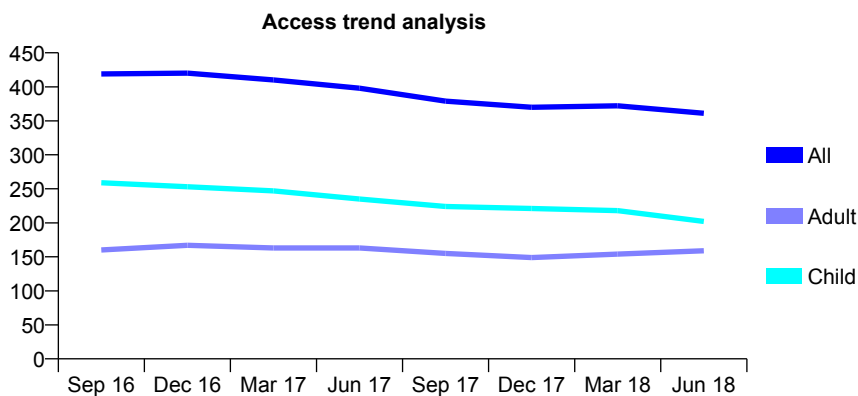
Q53 - Vital Signs At a Glance Contract Report for 224472/0001 - June 2018

Name or company name	MRS AC HADDON
Contract type name	GDS Contract
Purpose of contract	General
Contract start date	21/09/2011
Contract end date	

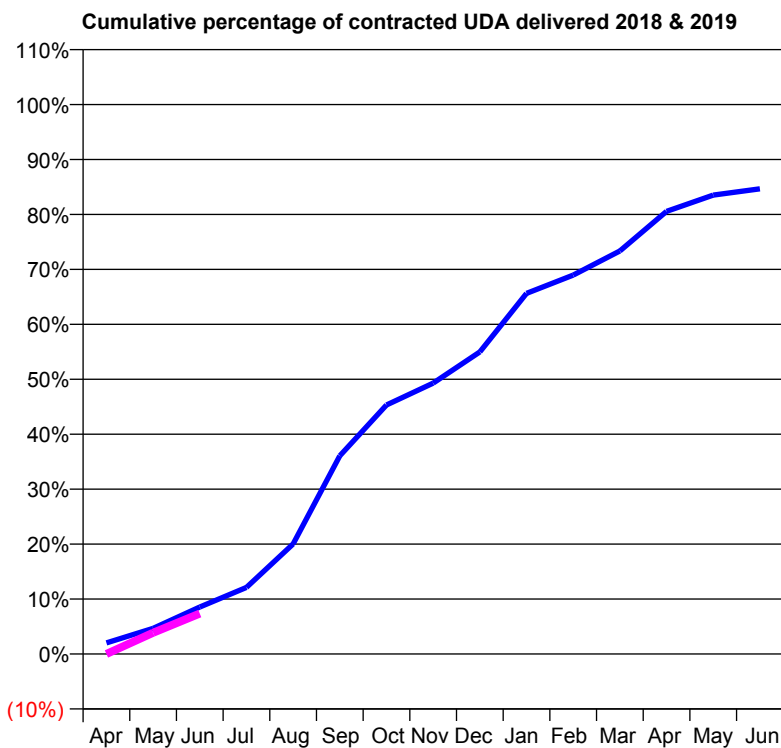
18/19 Contracted general activity (UDA)	1,240
Carry forward general activity (UDA)	0
18/19 Contracted orthodontic activity (UOA)	0
Carry forward orthodontic activity (UOA)	0
Baseline contract value	£29,073.88

ACCESS*

Patients seen in 24 months	Total	Change since previous quarter
Quarter ending June 2017	398	
Quarter ending September 2017	379	↓
Quarter ending December 2017	370	↓
Quarter ending March 2018	372	→
Quarter ending June 2018	361	↓
Variance since June 2017	(9.3%)	↓



ACTIVITY



Adjusted Scheduled Activity (UDA)		
Month	2018	2019
April	25	0
May	58	48
June	106	91
July	150	
August	248	
September	447	
October	562	
November	611	
December	682	
January	814	
February	855	
March	909	
April	999	
May	1,036	
June	1,050	

QUALITY

	Quantity	Base Number	Contract	AT	Region	England
% of FP17s for the same patient ID Re-attending within 3 months - Children	6	75	8.0%	9.0%	11.3%	11.5%
% of FP17s for the same patient ID Re-attending within 3 months - Adults	11	43	25.6%	12.5%	14.9%	15.4%
% of FP17s for the same patient ID Re-attending between 3 & 9 months - Children	53	75	70.7%	60.0%	60.0%	58.9%
% of FP17s for the same patient ID Re-attending between 3 & 9 months - Adults	19	43	44.2%	51.4%	52.6%	51.6%
% of FP17s for Band 1 Urgent Courses	1	40	2.5%	6.8%	7.9%	8.9%
% of FP17s Relating to Free Repair or Replacements	0	40	0.0%	0.8%	0.8%	0.8%
% of FP17s Relating to Continuations	0	40	0.0%	1.0%	0.9%	0.9%
% of Patients satisfied with the dentistry they have received	0	0	N/A	93.3%	93.2%	93.2%
% of Patients satisfied with the time they had to wait for an appointment	0	0	N/A	91.3%	89.1%	88.8%

* This is based on patients treated on this contract for their most recent course of treatment. Figures in italics indicate the base number of FP17s or Patient Questionnaire responses are less than 100. N/A is shown where the base number of responses is less than 10 during the period. % is calculated as Quantity/Base number*100

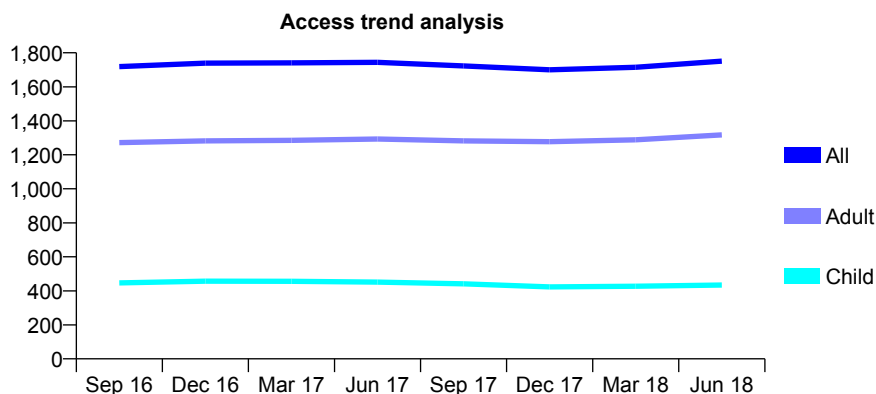
Q53 - Vital Signs At a Glance Contract Report for 232424/0001 - June 2018

Name or company name	MRS SL RAGSDALE
Contract type name	GDS Contract
Purpose of contract	General
Contract start date	01/04/2006
Contract end date	

18/19 Contracted general activity (UDA)	4,503
Carry forward general activity (UDA)	0
18/19 Contracted orthodontic activity (UOA)	0
Carry forward orthodontic activity (UOA)	0
Baseline contract value	£119,031.85

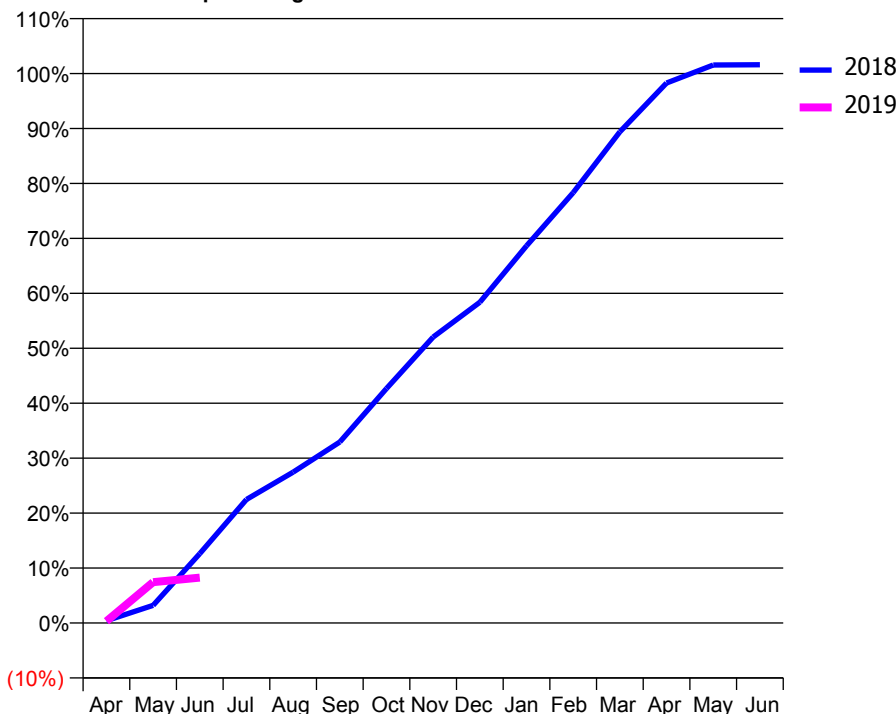
ACCESS*

Patients seen in 24 months	Total	Change since previous quarter
Quarter ending June 2017	1,744	
Quarter ending September 2017	1,723	↓
Quarter ending December 2017	1,700	↓
Quarter ending March 2018	1,715	→
Quarter ending June 2018	1,751	↑
Variance since June 2017	0.4%	→



ACTIVITY

Cumulative percentage of contracted UDA delivered 2018 & 2019



Adjusted Scheduled Activity (UDA)

Month	2018	2019
April	19	14
May	145	335
June	568	372
July	1,012	
August	1,237	
September	1,483	
October	1,922	
November	2,343	
December	2,628	
January	3,091	
February	3,527	
March	4,025	
April	4,425	
May	4,573	
June	4,575	

QUALITY

	Quantity	Base Number	Contract	AT	Region	England
% of FP17s for the same patient ID Re-attending within 3 months - Children	12	120	10.0%	9.0%	11.3%	11.5%
% of FP17s for the same patient ID Re-attending within 3 months - Adults	64	400	16.0%	12.5%	14.9%	15.4%
% of FP17s for the same patient ID Re-attending between 3 & 9 months - Children	51	120	42.5%	60.0%	60.0%	58.9%
% of FP17s for the same patient ID Re-attending between 3 & 9 months - Adults	185	400	46.3%	51.4%	52.6%	51.6%
% of FP17s for Band 1 Urgent Courses	30	288	10.4%	6.8%	7.9%	8.9%
% of FP17s Relating to Free Repair or Replacements	8	288	2.8%	0.8%	0.8%	0.8%
% of FP17s Relating to Continuations	1	288	0.3%	1.0%	0.9%	0.9%
% of Patients satisfied with the dentistry they have received	2	2	N/A	93.3%	93.2%	93.2%
% of Patients satisfied with the time they had to wait for an appointment	2	2	N/A	91.3%	89.1%	88.8%

* This is based on patients treated on this contract for their most recent course of treatment. Figures in italics indicate the base number of FP17s or Patient Questionnaire responses are less than 100. N/A is shown where the base number of responses is less than 10 during the period. % is calculated as Quantity/Base number*100

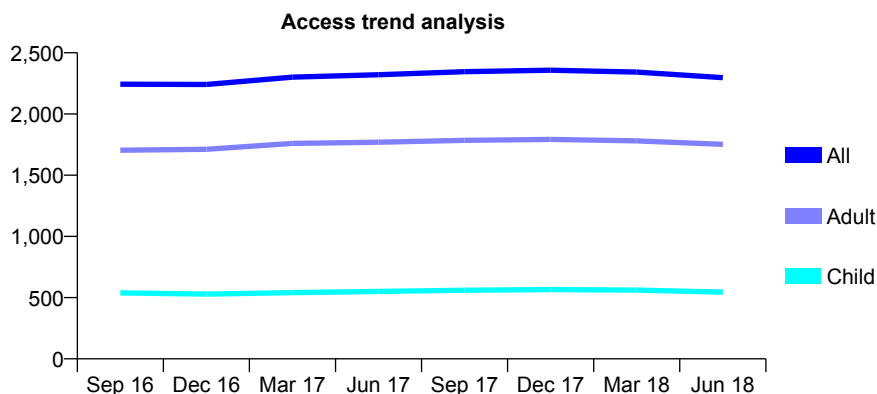
Q53 - Vital Signs At a Glance Contract Report for 234753/0001 - June 2018

Name or company name	MRS F SMART
Contract type name	GDS Contract
Purpose of contract	General
Contract start date	01/04/2006
Contract end date	

18/19 Contracted general activity (UDA)	6,000
Carry forward general activity (UDA)	0
18/19 Contracted orthodontic activity (UOA)	0
Carry forward orthodontic activity (UOA)	0
Baseline contract value	£178,860.78

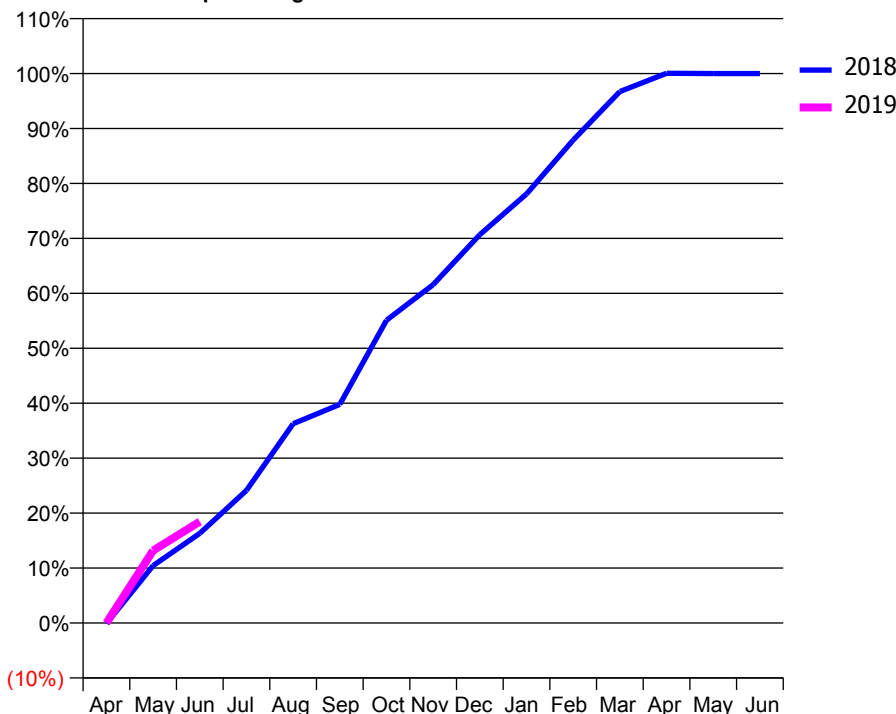
ACCESS*

Patients seen in 24 months	Total	Change since previous quarter
Quarter ending June 2017	2,321	
Quarter ending September 2017	2,346	→
Quarter ending December 2017	2,358	→
Quarter ending March 2018	2,343	→
Quarter ending June 2018	2,297	↓
Variance since June 2017	(1.0%)	↓



ACTIVITY

Cumulative percentage of contracted UDA delivered 2018 & 2019



Adjusted Scheduled Activity (UDA)

Month	2018	2019
April	-7	0
May	627	791
June	979	1,107
July	1,448	
August	2,176	
September	2,387	
October	3,305	
November	3,695	
December	4,240	
January	4,685	
February	5,273	
March	5,803	
April	6,002	
May	6,000	
June	6,000	

QUALITY

	Quantity	Base Number	Contract	AT	Region	England
% of FP17s for the same patient ID Re-attending within 3 months - Children	12	200	6.0%	9.0%	11.3%	11.5%
% of FP17s for the same patient ID Re-attending within 3 months - Adults	66	485	13.6%	12.5%	14.9%	15.4%
% of FP17s for the same patient ID Re-attending between 3 & 9 months - Children	156	200	78.0%	60.0%	60.0%	58.9%
% of FP17s for the same patient ID Re-attending between 3 & 9 months - Adults	264	485	54.4%	51.4%	52.6%	51.6%
% of FP17s for Band 1 Urgent Courses	27	575	4.7%	6.8%	7.9%	8.9%
% of FP17s Relating to Free Repair or Replacements	6	575	1.0%	0.8%	0.8%	0.8%
% of FP17s Relating to Continuations	6	575	1.0%	1.0%	0.9%	0.9%
% of Patients satisfied with the dentistry they have received	4	4	N/A	93.3%	93.2%	93.2%
% of Patients satisfied with the time they had to wait for an appointment	4	4	N/A	91.3%	89.1%	88.8%

* This is based on patients treated on this contract for their most recent course of treatment. Figures in italics indicate the base number of FP17s or Patient Questionnaire responses are less than 100. N/A is shown where the base number of responses is less than 10 during the period. % is calculated as Quantity/Base number*100

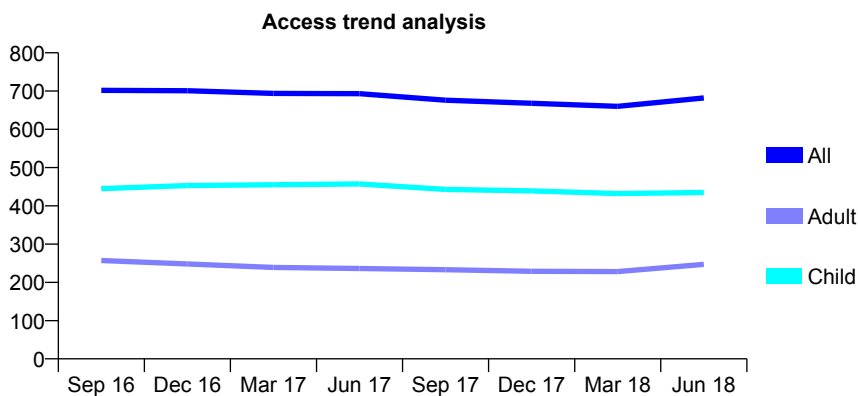
Q53 - Vital Signs At a Glance Contract Report for 250554/0001 - June 2018

Name or company name	MRS CJ PRINT
Contract type name	GDS Contract
Purpose of contract	General
Contract start date	01/04/2006
Contract end date	

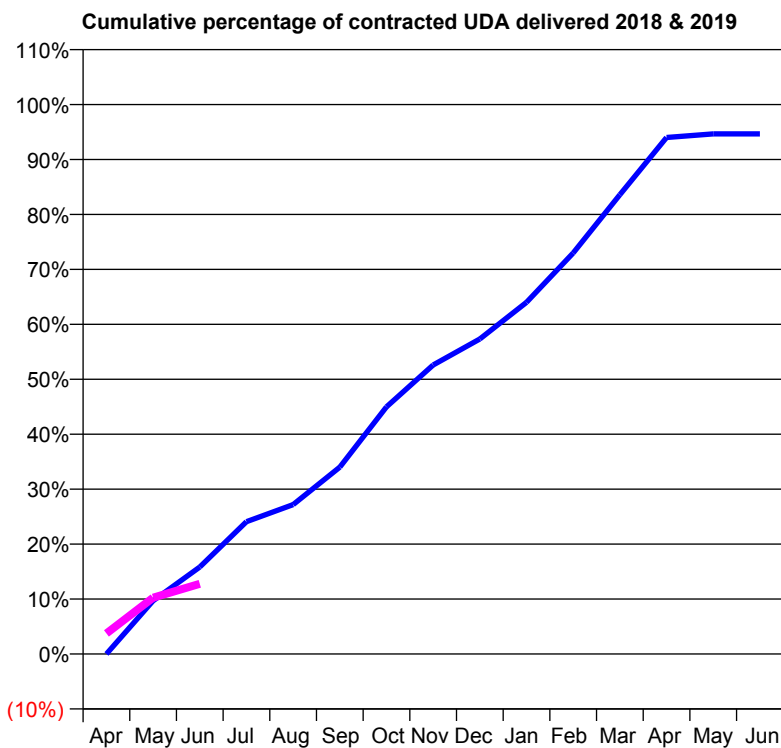
18/19 Contracted general activity (UDA)	1,790
Carry forward general activity (UDA)	0
18/19 Contracted orthodontic activity (UOA)	0
Carry forward orthodontic activity (UOA)	0
Baseline contract value	£40,842.24

ACCESS*

Patients seen in 24 months	Total	Change since previous quarter
Quarter ending June 2017	693	
Quarter ending September 2017	676	↓
Quarter ending December 2017	668	↓
Quarter ending March 2018	660	↓
Quarter ending June 2018	682	↑
Variance since June 2017	(1.6%)	↓



ACTIVITY



Month	Adjusted Scheduled Activity (UDA)	
	2018	2019
April	0	67
May	173	184
June	283	229
July	431	
August	487	
September	609	
October	805	
November	941	
December	1,026	
January	1,146	
February	1,306	
March	1,496	
April	1,682	
May	1,694	
June	1,694	

QUALITY

	Quantity	Base Number	Contract	AT	Region	England
% of FP17s for the same patient ID Re-attending within 3 months - Children	18	175	10.3%	9.0%	11.3%	11.5%
% of FP17s for the same patient ID Re-attending within 3 months - Adults	8	64	12.5%	12.5%	14.9%	15.4%
% of FP17s for the same patient ID Re-attending between 3 & 9 months - Children	111	175	63.4%	60.0%	60.0%	58.9%
% of FP17s for the same patient ID Re-attending between 3 & 9 months - Adults	33	64	51.6%	51.4%	52.6%	51.6%
% of FP17s for Band 1 Urgent Courses	3	158	1.9%	6.8%	7.9%	8.9%
% of FP17s Relating to Free Repair or Replacements	0	158	0.0%	0.8%	0.8%	0.8%
% of FP17s Relating to Continuations	1	158	0.6%	1.0%	0.9%	0.9%
% of Patients satisfied with the dentistry they have received	0	0	N/A	93.3%	93.2%	93.2%
% of Patients satisfied with the time they had to wait for an appointment	0	0	N/A	91.3%	89.1%	88.8%

* This is based on patients treated on this contract for their most recent course of treatment. Figures in italics indicate the base number of FP17s or Patient Questionnaire responses are less than 100. N/A is shown where the base number of responses is less than 10 during the period. % is calculated as Quantity/Base number*100

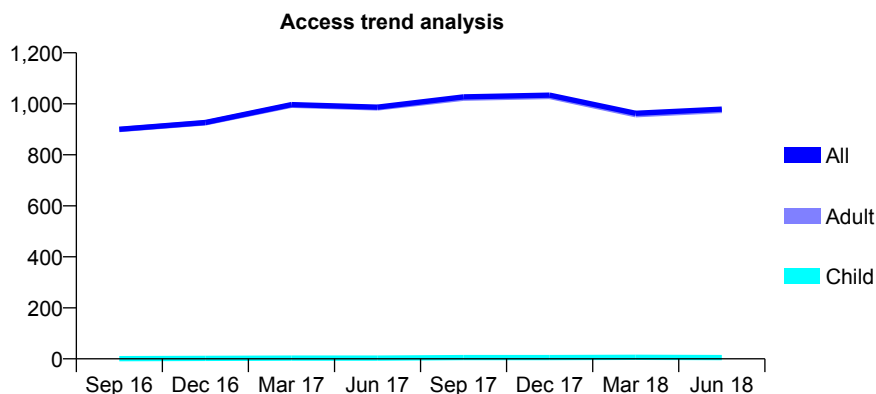
Q53 - Vital Signs At a Glance Contract Report for 250554/0002 - June 2018

Name or company name	MRS CJ PRINT
Contract type name	GDS Contract
Purpose of contract	General
Contract start date	01/06/2009
Contract end date	

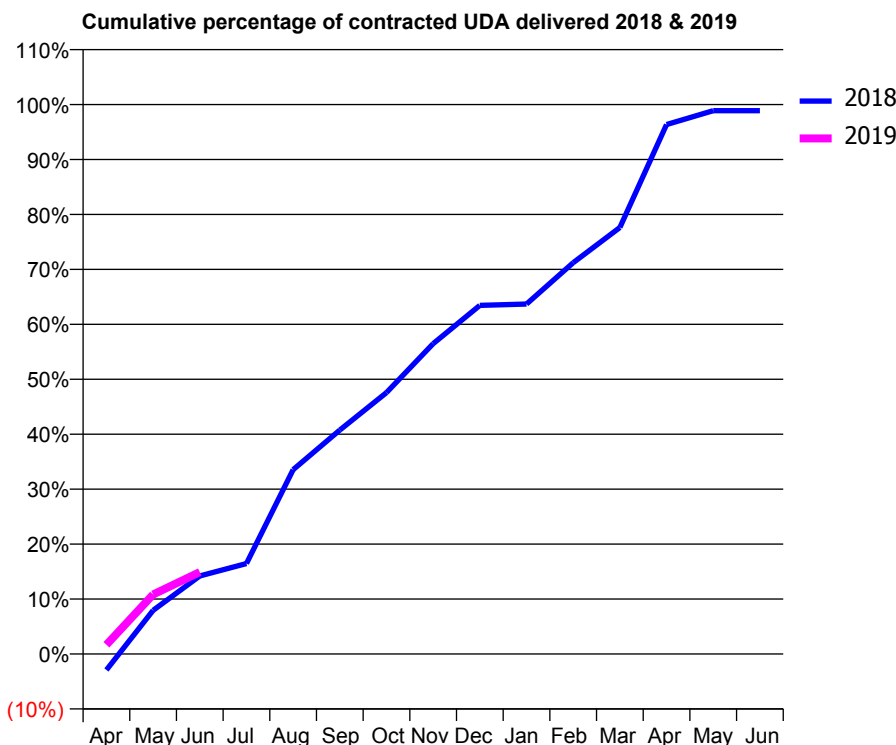
18/19 Contracted general activity (UDA)	3,000
Carry forward general activity (UDA)	0
18/19 Contracted orthodontic activity (UOA)	0
Carry forward orthodontic activity (UOA)	0
Baseline contract value	£86,416.09

ACCESS*

Patients seen in 24 months	Total	Change since previous quarter
Quarter ending June 2017	987	
Quarter ending September 2017	1,027	↑
Quarter ending December 2017	1,034	→
Quarter ending March 2018	963	↓
Quarter ending June 2018	979	→
Variance since June 2017	(0.8%)	→



ACTIVITY



Adjusted Scheduled Activity (UDA)		
Month	2018	2019
April	-88	50
May	238	325
June	426	447
July	494	
August	1,006	
September	1,223	
October	1,427	
November	1,694	
December	1,904	
January	1,911	
February	2,136	
March	2,329	
April	2,890	
May	2,966	
June	2,966	

QUALITY

	Quantity	Base Number	Contract	AT	Region	England
% of FP17s for the same patient ID Re-attending within 3 months - Children	0	0	N/A	9.0%	11.3%	11.5%
% of FP17s for the same patient ID Re-attending within 3 months - Adults	6	251	2.4%	12.5%	14.9%	15.4%
% of FP17s for the same patient ID Re-attending between 3 & 9 months - Children	0	0	N/A	60.0%	60.0%	58.9%
% of FP17s for the same patient ID Re-attending between 3 & 9 months - Adults	126	251	50.2%	51.4%	52.6%	51.6%
% of FP17s for Band 1 Urgent Courses	12	140	8.6%	6.8%	7.9%	8.9%
% of FP17s Relating to Free Repair or Replacements	0	140	0.0%	0.8%	0.8%	0.8%
% of FP17s Relating to Continuations	0	140	0.0%	1.0%	0.9%	0.9%
% of Patients satisfied with the dentistry they have received	0	0	N/A	93.3%	93.2%	93.2%
% of Patients satisfied with the time they had to wait for an appointment	0	0	N/A	91.3%	89.1%	88.8%

* This is based on patients treated on this contract for their most recent course of treatment. Figures in italics indicate the base number of FP17s or Patient Questionnaire responses are less than 100. N/A is shown where the base number of responses is less than 10 during the period. % is calculated as Quantity/Base number*100

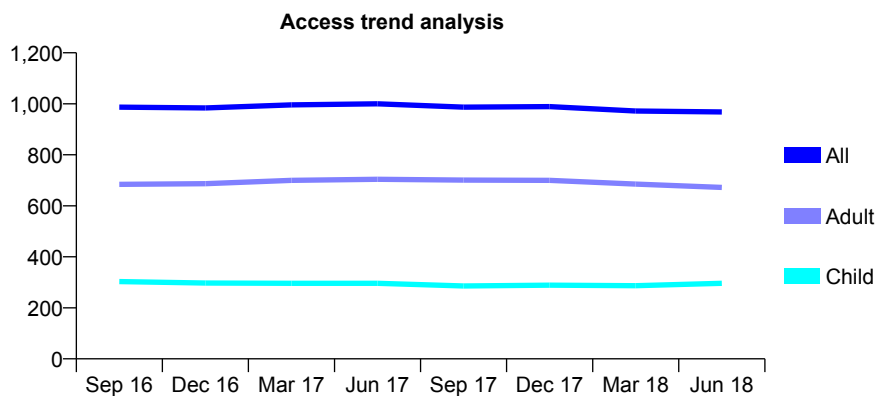
Q53 - Vital Signs At a Glance Contract Report for 254649/0001 - June 2018

Name or company name	MR MD JONES
Contract type name	GDS Contract
Purpose of contract	General
Contract start date	06/04/2009
Contract end date	

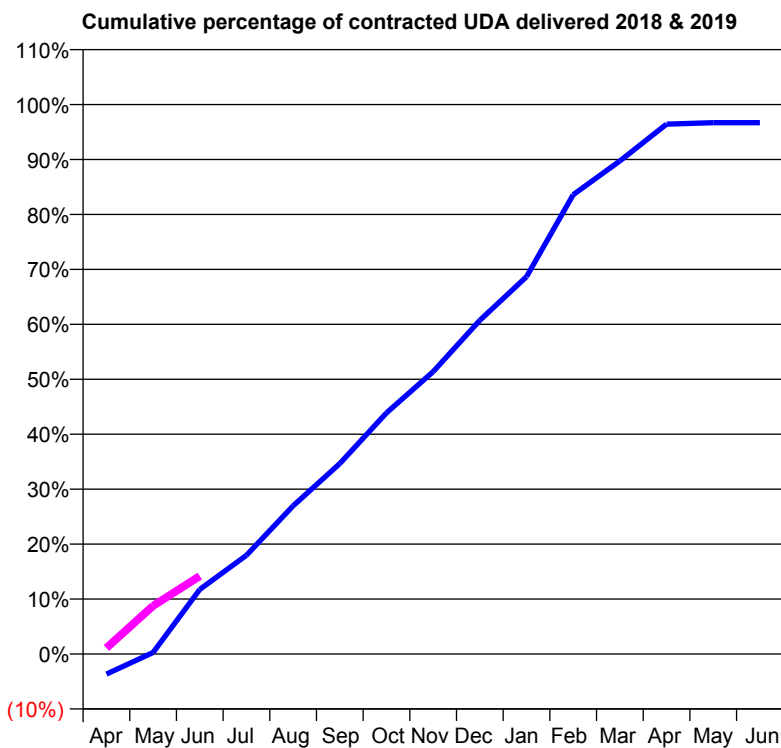
18/19 Contracted general activity (UDA)	3,000
Carry forward general activity (UDA)	0
18/19 Contracted orthodontic activity (UOA)	0
Carry forward orthodontic activity (UOA)	0
Baseline contract value	£81,524.62

ACCESS*

Patients seen in 24 months	Total	Change since previous quarter
Quarter ending June 2017	1,000	
Quarter ending September 2017	987	↓
Quarter ending December 2017	989	→
Quarter ending March 2018	972	↓
Quarter ending June 2018	968	→
Variance since June 2017	(3.2%)	↓



ACTIVITY



Month	2018	2019
April	-110	33
May	8	263
June	353	425
July	539	
August	809	
September	1,040	
October	1,317	
November	1,542	
December	1,822	
January	2,060	
February	2,507	
March	2,692	
April	2,893	
May	2,901	
June	2,901	

QUALITY

	Quantity	Base Number	Contract	AT	Region	England
% of FP17s for the same patient ID Re-attending within 3 months - Children	3	100	3.0%	9.0%	11.3%	11.5%
% of FP17s for the same patient ID Re-attending within 3 months - Adults	32	244	13.1%	12.5%	14.9%	15.4%
% of FP17s for the same patient ID Re-attending between 3 & 9 months - Children	64	100	64.0%	60.0%	60.0%	58.9%
% of FP17s for the same patient ID Re-attending between 3 & 9 months - Adults	157	244	64.3%	51.4%	52.6%	51.6%
% of FP17s for Band 1 Urgent Courses	1	244	0.4%	6.8%	7.9%	8.9%
% of FP17s Relating to Free Repair or Replacements	1	244	0.4%	0.8%	0.8%	0.8%
% of FP17s Relating to Continuations	11	244	4.5%	1.0%	0.9%	0.9%
% of Patients satisfied with the dentistry they have received	0	0	N/A	93.3%	93.2%	93.2%
% of Patients satisfied with the time they had to wait for an appointment	0	0	N/A	91.3%	89.1%	88.8%

* This is based on patients treated on this contract for their most recent course of treatment. Figures in italics indicate the base number of FP17s or Patient Questionnaire responses are less than 100. N/A is shown where the base number of responses is less than 10 during the period. % is calculated as Quantity/Base number*100

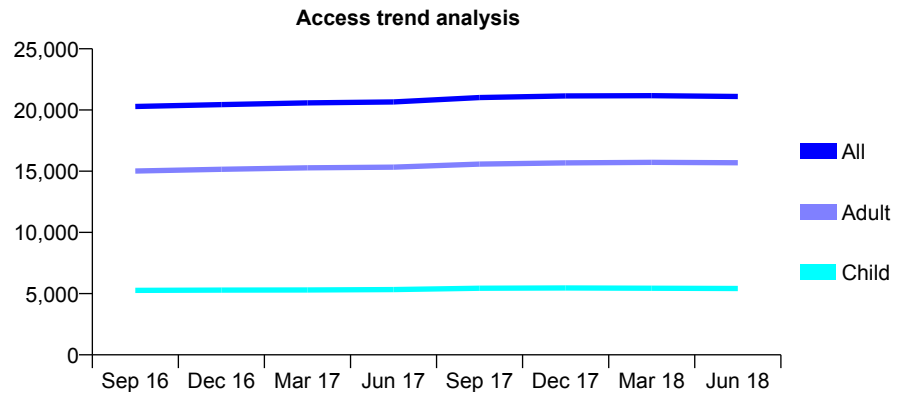
Q53 - Vital Signs At a Glance Contract Report for 256781/0001 - June 2018

Name or company name	MR AS DEOL
Contract type name	GDS Contract
Purpose of contract	General
Contract start date	01/04/2006
Contract end date	

18/19 Contracted general activity (UDA)	51,974
Carry forward general activity (UDA)	0
18/19 Contracted orthodontic activity (UOA)	0
Carry forward orthodontic activity (UOA)	0
Baseline contract value	£1,448,970.85

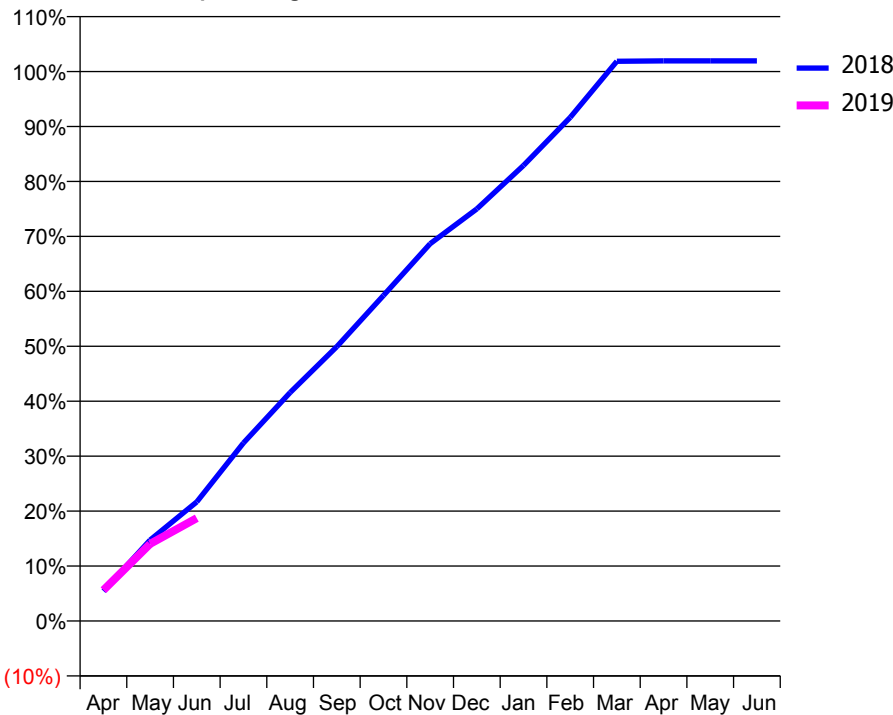
ACCESS*

Patients seen in 24 months	Total	Change since previous quarter
Quarter ending June 2017	20,663	
Quarter ending September 2017	21,022	→
Quarter ending December 2017	21,149	→
Quarter ending March 2018	21,173	→
Quarter ending June 2018	21,103	→
Variance since June 2017	2.1%	↑



ACTIVITY

Cumulative percentage of contracted UDA delivered 2018 & 2019



Month	Adjusted Scheduled Activity (UDA)	
	2018	2019
April	2,829	2,923
May	7,656	7,293
June	11,275	9,733
July	16,844	
August	21,611	
September	25,952	
October	30,792	
November	35,686	
December	38,979	
January	43,087	
February	47,634	
March	52,943	
April	52,978	
May	52,977	
June	52,977	

QUALITY

	Quantity	Base Number	Contract	AT	Region	England
% of FP17s for the same patient ID Re-attending within 3 months - Children	71	1,578	4.5%	9.0%	11.3%	11.5%
% of FP17s for the same patient ID Re-attending within 3 months - Adults	194	3,907	5.0%	12.5%	14.9%	15.4%
% of FP17s for the same patient ID Re-attending between 3 & 9 months - Children	992	1,578	62.9%	60.0%	60.0%	58.9%
% of FP17s for the same patient ID Re-attending between 3 & 9 months - Adults	2,506	3,907	64.1%	51.4%	52.6%	51.6%
% of FP17s for Band 1 Urgent Courses	229	5,242	4.4%	6.8%	7.9%	8.9%
% of FP17s Relating to Free Repair or Replacements	12	5,242	0.2%	0.8%	0.8%	0.8%
% of FP17s Relating to Continuations	13	5,242	0.2%	1.0%	0.9%	0.9%
% of Patients satisfied with the dentistry they have received	16	16	100.0%	93.3%	93.2%	93.2%
% of Patients satisfied with the time they had to wait for an appointment	16	16	100.0%	91.3%	89.1%	88.8%

* This is based on patients treated on this contract for their most recent course of treatment. Figures in italics indicate the base number of FP17s or Patient Questionnaire responses are less than 100. N/A is shown where the base number of responses is less than 10 during the period. % is calculated as Quantity/Base number*100

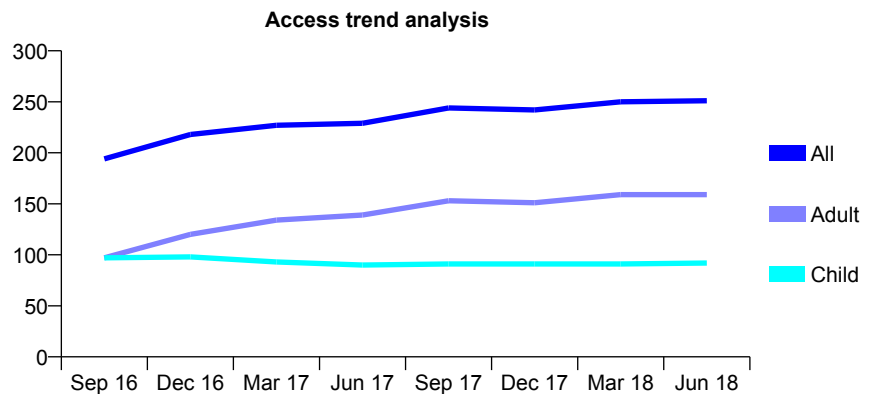
Q53 - Vital Signs At a Glance Contract Report for 261785/0002 - June 2018

Name or company name	MR P SABHARWAL
Contract type name	GDS Contract
Purpose of contract	General
Contract start date	01/05/2013
Contract end date	

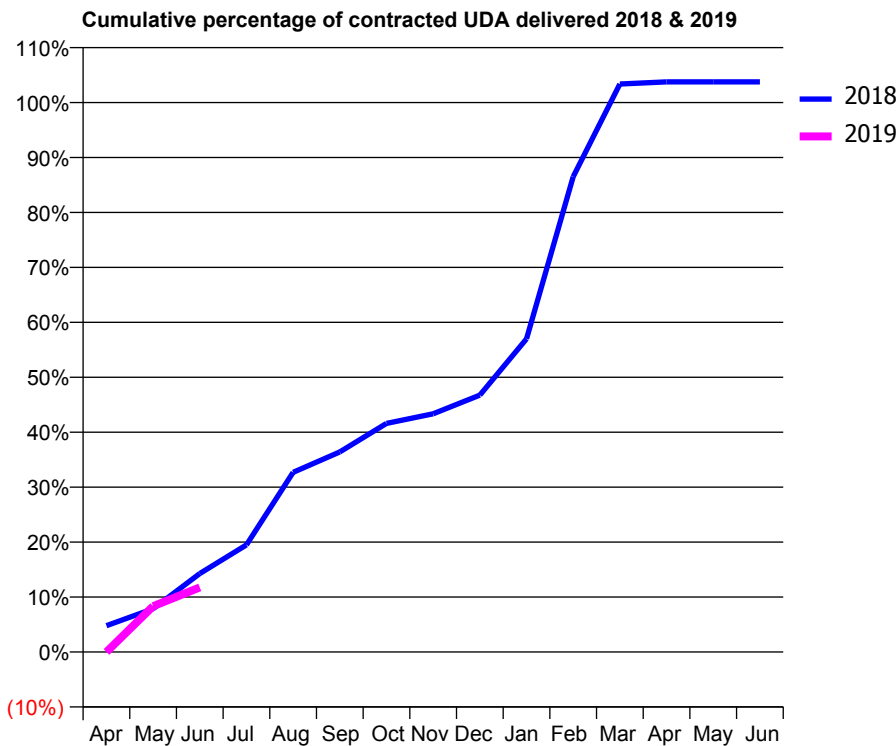
18/19 Contracted general activity (UDA)	812
Carry forward general activity (UDA)	0
18/19 Contracted orthodontic activity (UOA)	0
Carry forward orthodontic activity (UOA)	0
Baseline contract value	£19,483.67

ACCESS*

Patients seen in 24 months	Total	Change since previous quarter
Quarter ending June 2017	229	
Quarter ending September 2017	244	↑
Quarter ending December 2017	242	→
Quarter ending March 2018	250	↑
Quarter ending June 2018	251	→
Variance since June 2017	9.6%	↑



ACTIVITY



Month	Adjusted Scheduled Activity (UDA)	
	2018	2019
April	39	0
May	64	68
June	116	95
July	158	
August	266	
September	296	
October	338	
November	352	
December	380	
January	463	
February	702	
March	839	
April	842	
May	842	
June	842	

QUALITY

	Quantity	Base Number	Contract	AT	Region	England
% of FP17s for the same patient ID Re-attending within 3 months - Children	1	30	3.3%	9.0%	11.3%	11.5%
% of FP17s for the same patient ID Re-attending within 3 months - Adults	3	18	16.7%	12.5%	14.9%	15.4%
% of FP17s for the same patient ID Re-attending between 3 & 9 months - Children	12	30	40.0%	60.0%	60.0%	58.9%
% of FP17s for the same patient ID Re-attending between 3 & 9 months - Adults	6	18	33.3%	51.4%	52.6%	51.6%
% of FP17s for Band 1 Urgent Courses	7	45	15.6%	6.8%	7.9%	8.9%
% of FP17s Relating to Free Repair or Replacements	0	45	0.0%	0.8%	0.8%	0.8%
% of FP17s Relating to Continuations	0	45	0.0%	1.0%	0.9%	0.9%
% of Patients satisfied with the dentistry they have received	0	0	N/A	93.3%	93.2%	93.2%
% of Patients satisfied with the time they had to wait for an appointment	0	0	N/A	91.3%	89.1%	88.8%

* This is based on patients treated on this contract for their most recent course of treatment. Figures in italics indicate the base number of FP17s or Patient Questionnaire responses are less than 100. N/A is shown where the base number of responses is less than 10 during the period. % is calculated as Quantity/Base number*100

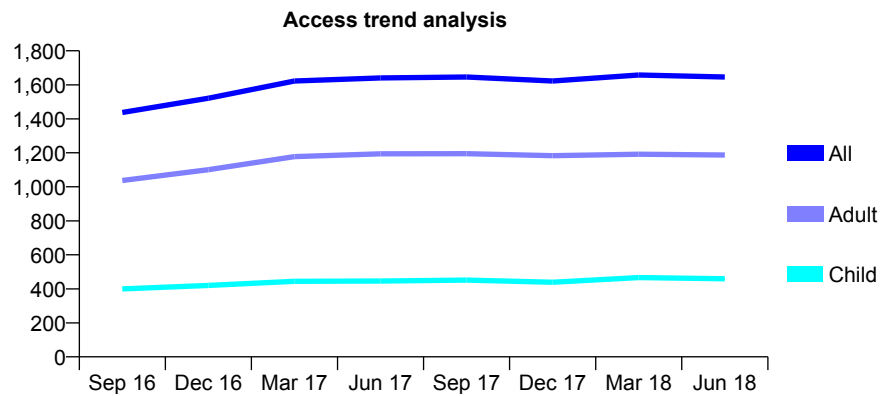
Q53 - Vital Signs At a Glance Contract Report for 262307/0001 - June 2018

Name or company name	MR PA MOYO
Contract type name	GDS Contract
Purpose of contract	General
Contract start date	01/08/2015
Contract end date	

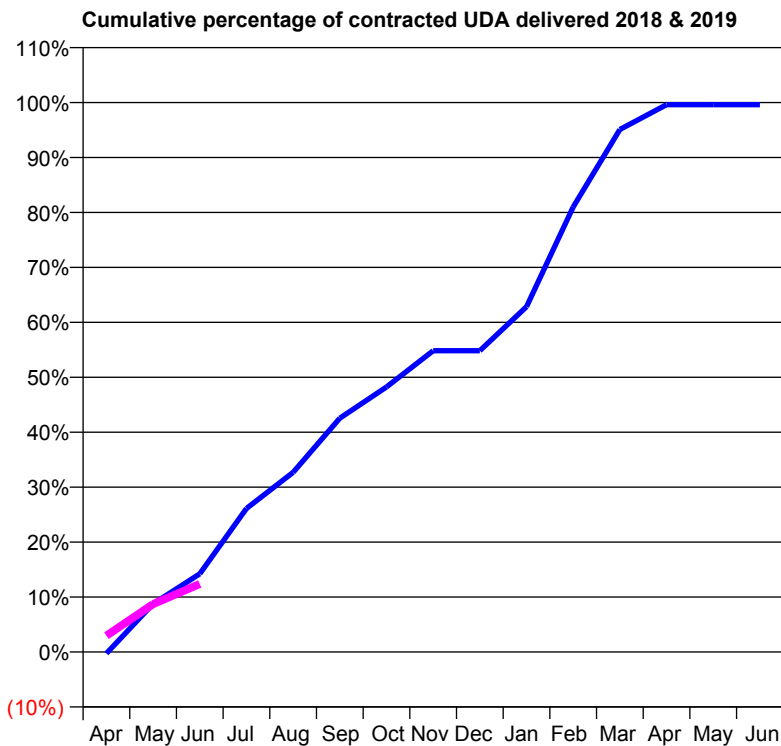
18/19 Contracted general activity (UDA)	4,577
Carry forward general activity (UDA)	0
18/19 Contracted orthodontic activity (UOA)	0
Carry forward orthodontic activity (UOA)	0
Baseline contract value	£137,018.07

ACCESS*

Patients seen in 24 months	Total	Change since previous quarter
Quarter ending June 2017	1,640	
Quarter ending September 2017	1,646	→
Quarter ending December 2017	1,622	↓
Quarter ending March 2018	1,658	↑
Quarter ending June 2018	1,646	→
Variance since June 2017	0.4%	→



ACTIVITY



Month	Adjusted Scheduled Activity (UDA)	
	2018	2019
April	-13	136
May	402	399
June	651	567
July	1,196	
August	1,496	
September	1,948	
October	2,208	
November	2,510	
December	2,510	
January	2,876	
February	3,707	
March	4,352	
April	4,558	
May	4,558	
June	4,558	

QUALITY

	Quantity	Base Number	Contract	AT	Region	England
% of FP17s for the same patient ID Re-attending within 3 months - Children	6	108	5.6%	9.0%	11.3%	11.5%
% of FP17s for the same patient ID Re-attending within 3 months - Adults	27	293	9.2%	12.5%	14.9%	15.4%
% of FP17s for the same patient ID Re-attending between 3 & 9 months - Children	61	108	56.5%	60.0%	60.0%	58.9%
% of FP17s for the same patient ID Re-attending between 3 & 9 months - Adults	168	293	57.3%	51.4%	52.6%	51.6%
% of FP17s for Band 1 Urgent Courses	7	298	2.3%	6.8%	7.9%	8.9%
% of FP17s Relating to Free Repair or Replacements	2	298	0.7%	0.8%	0.8%	0.8%
% of FP17s Relating to Continuations	7	298	2.3%	1.0%	0.9%	0.9%
% of Patients satisfied with the dentistry they have received	2	2	N/A	93.3%	93.2%	93.2%
% of Patients satisfied with the time they had to wait for an appointment	2	2	N/A	91.3%	89.1%	88.8%

* This is based on patients treated on this contract for their most recent course of treatment. Figures in italics indicate the base number of FP17s or Patient Questionnaire responses are less than 100. N/A is shown where the base number of responses is less than 10 during the period. % is calculated as Quantity/Base number*100

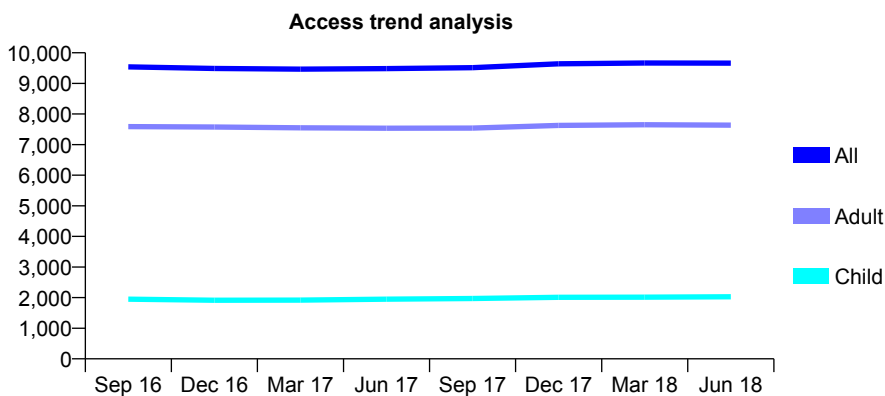
Q53 - Vital Signs At a Glance Contract Report for 262919/0001 - June 2018

Name or company name	Prestige Dental Care
Contract type name	GDS Contract
Purpose of contract	General
Contract start date	01/04/2006
Contract end date	

18/19 Contracted general activity (UDA)	37,353
Carry forward general activity (UDA)	0
18/19 Contracted orthodontic activity (UOA)	0
Carry forward orthodontic activity (UOA)	0
Baseline contract value	£943,333.11

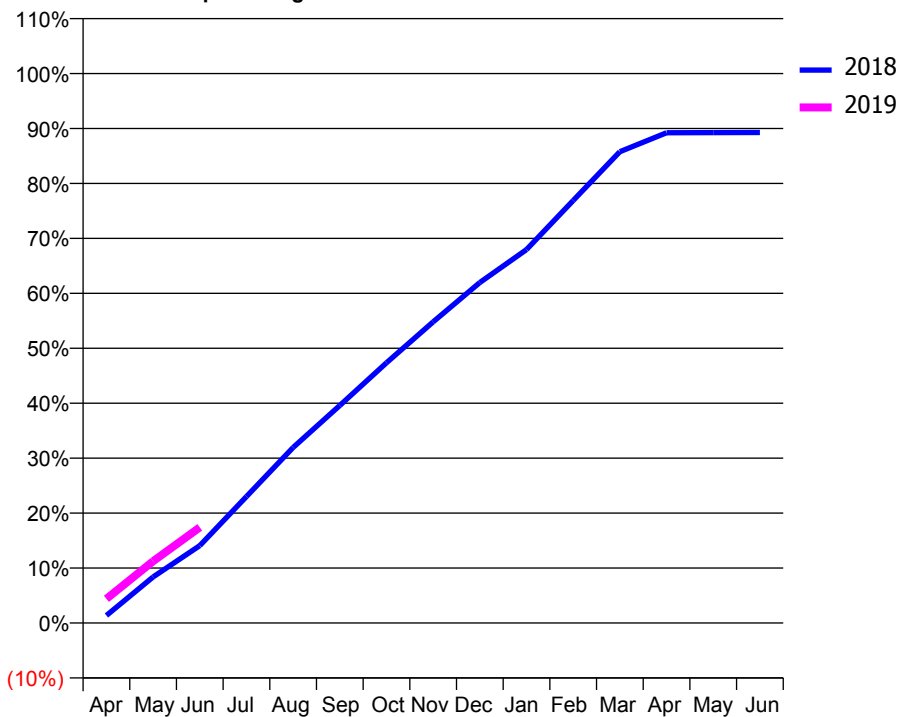
ACCESS*

Patients seen in 24 months	Total	Change since previous quarter
Quarter ending June 2017	9,485	
Quarter ending September 2017	9,512	→
Quarter ending December 2017	9,639	→
Quarter ending March 2018	9,665	→
Quarter ending June 2018	9,664	→
Variance since June 2017	1.9%	→



ACTIVITY

Cumulative percentage of contracted UDA delivered 2018 & 2019



Month	Adjusted Scheduled Activity (UDA)	
	2018	2019
April	511	1,644
May	3,129	4,199
June	5,259	6,503
July	8,599	
August	11,933	
September	14,792	
October	17,690	
November	20,468	
December	23,144	
January	25,382	
February	28,725	
March	32,042	
April	33,327	
May	33,335	
June	33,347	

QUALITY

	Quantity	Base Number	Contract	AT	Region	England
% of FP17s for the same patient ID Re-attending within 3 months - Children	48	752	6.4%	9.0%	11.3%	11.5%
% of FP17s for the same patient ID Re-attending within 3 months - Adults	452	2,991	15.1%	12.5%	14.9%	15.4%
% of FP17s for the same patient ID Re-attending between 3 & 9 months - Children	502	752	66.8%	60.0%	60.0%	58.9%
% of FP17s for the same patient ID Re-attending between 3 & 9 months - Adults	2,002	2,991	66.9%	51.4%	52.6%	51.6%
% of FP17s for Band 1 Urgent Courses	123	3,200	3.8%	6.8%	7.9%	8.9%
% of FP17s Relating to Free Repair or Replacements	64	3,200	2.0%	0.8%	0.8%	0.8%
% of FP17s Relating to Continuations	88	3,200	2.8%	1.0%	0.9%	0.9%
% of Patients satisfied with the dentistry they have received	16	16	100.0%	93.3%	93.2%	93.2%
% of Patients satisfied with the time they had to wait for an appointment	16	16	100.0%	91.3%	89.1%	88.8%

* This is based on patients treated on this contract for their most recent course of treatment. Figures in italics indicate the base number of FP17s or Patient Questionnaire responses are less than 100. N/A is shown where the base number of responses is less than 10 during the period. % is calculated as Quantity/Base number*100

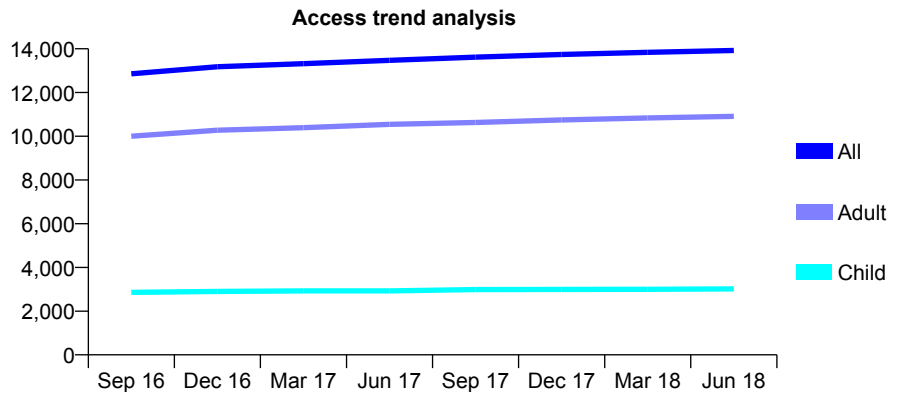
Q53 - Vital Signs At a Glance Contract Report for 269654/0001 - June 2018

Name or company name	MR H SANGHERA
Contract type name	GDS Contract
Purpose of contract	General
Contract start date	01/04/2006
Contract end date	

18/19 Contracted general activity (UDA)	36,773
Carry forward general activity (UDA)	0
18/19 Contracted orthodontic activity (UOA)	0
Carry forward orthodontic activity (UOA)	0
Baseline contract value	£1,031,909.56

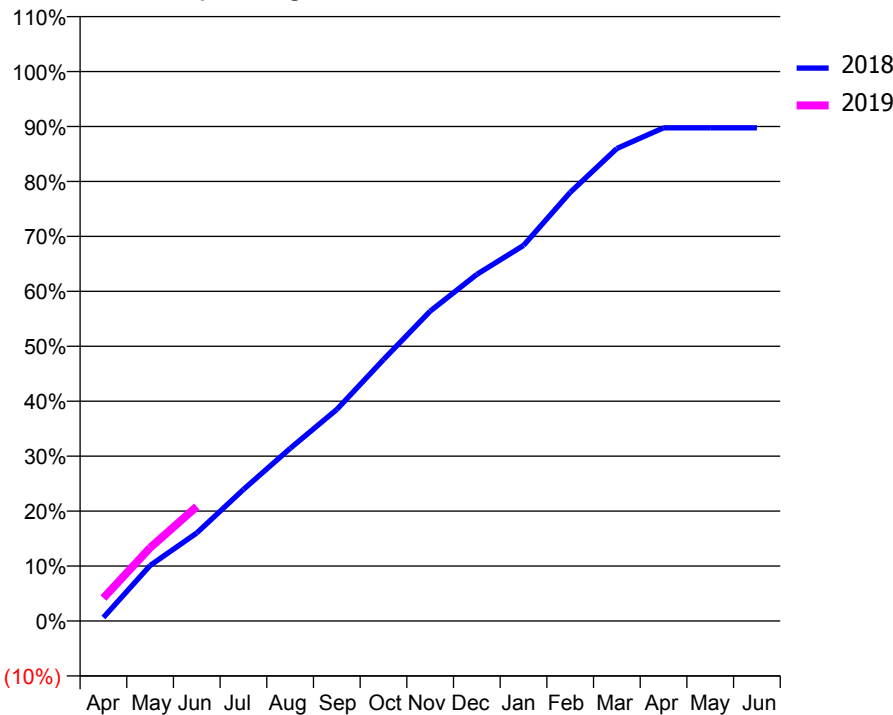
ACCESS*

Patients seen in 24 months	Total	Change since previous quarter
Quarter ending June 2017	13,470	
Quarter ending September 2017	13,619	→
Quarter ending December 2017	13,738	→
Quarter ending March 2018	13,840	→
Quarter ending June 2018	13,925	→
Variance since June 2017	3.4%	↑



ACTIVITY

Cumulative percentage of contracted UDA delivered 2018 & 2019



Month	Adjusted Scheduled Activity (UDA)	
	2018	2019
April	238	1,543
May	3,714	4,902
June	5,897	7,664
July	8,800	
August	11,553	
September	14,159	
October	17,495	
November	20,738	
December	23,200	
January	25,129	
February	28,684	
March	31,618	
April	33,001	
May	33,001	
June	33,001	

QUALITY

	Quantity	Base Number	Contract	AT	Region	England
% of FP17s for the same patient ID Re-attending within 3 months - Children	44	830	5.3%	9.0%	11.3%	11.5%
% of FP17s for the same patient ID Re-attending within 3 months - Adults	260	2,650	9.8%	12.5%	14.9%	15.4%
% of FP17s for the same patient ID Re-attending between 3 & 9 months - Children	288	830	34.7%	60.0%	60.0%	58.9%
% of FP17s for the same patient ID Re-attending between 3 & 9 months - Adults	597	2,650	22.5%	51.4%	52.6%	51.6%
% of FP17s for Band 1 Urgent Courses	45	3,000	1.5%	6.8%	7.9%	8.9%
% of FP17s Relating to Free Repair or Replacements	38	3,000	1.3%	0.8%	0.8%	0.8%
% of FP17s Relating to Continuations	81	3,000	2.7%	1.0%	0.9%	0.9%
% of Patients satisfied with the dentistry they have received	23	23	100.0%	93.3%	93.2%	93.2%
% of Patients satisfied with the time they had to wait for an appointment	23	23	100.0%	91.3%	89.1%	88.8%

* This is based on patients treated on this contract for their most recent course of treatment. Figures in italics indicate the base number of FP17s or Patient Questionnaire responses are less than 100. N/A is shown where the base number of responses is less than 10 during the period. % is calculated as Quantity/Base number*100

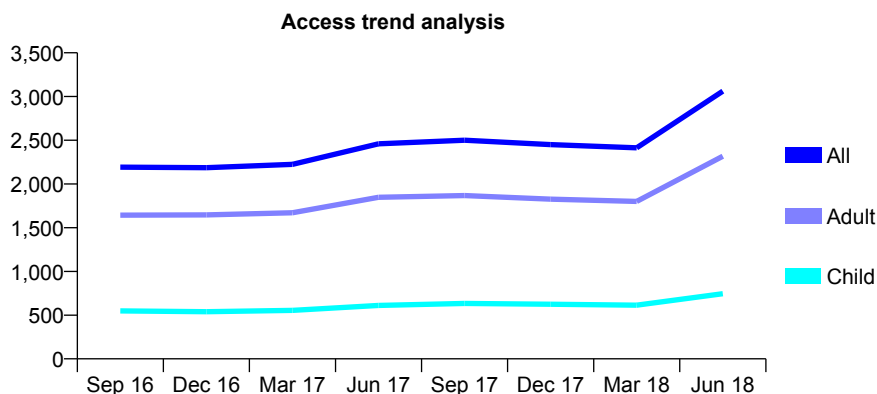
Q53 - Vital Signs At a Glance Contract Report for 273600/0003 - June 2018

Name or company name	MISS H ANJAM
Contract type name	GDS Contract
Purpose of contract	General
Contract start date	01/04/2007
Contract end date	

18/19 Contracted general activity (UDA)	13,216
Carry forward general activity (UDA)	0
18/19 Contracted orthodontic activity (UOA)	0
Carry forward orthodontic activity (UOA)	0
Baseline contract value	£298,275.83

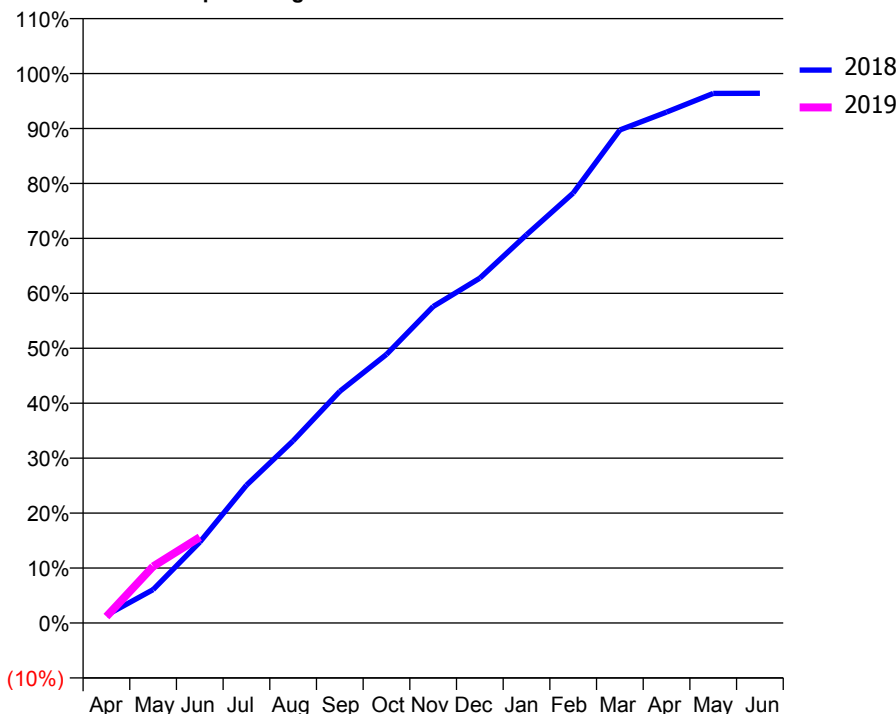
ACCESS*

Patients seen in 24 months	Total	Change since previous quarter
Quarter ending June 2017	2,459	
Quarter ending September 2017	2,501	→
Quarter ending December 2017	2,450	↓
Quarter ending March 2018	2,414	↓
Quarter ending June 2018	3,062	↑
Variance since June 2017	24.5%	↑



ACTIVITY

Cumulative percentage of contracted UDA delivered 2018 & 2019



Month	Adjusted Scheduled Activity (UDA)	
	2018	2019
April	91	154
May	391	1,362
June	946	2,062
July	1,614	
August	2,133	
September	2,713	
October	3,145	
November	3,706	
December	4,039	
January	4,545	
February	5,035	
March	5,773	
April	5,982	
May	6,201	
June	6,202	

QUALITY

	Quantity	Base Number	Contract	AT	Region	England
% of FP17s for the same patient ID Re-attending within 3 months - Children	9	314	2.9%	9.0%	11.3%	11.5%
% of FP17s for the same patient ID Re-attending within 3 months - Adults	59	1,013	5.8%	12.5%	14.9%	15.4%
% of FP17s for the same patient ID Re-attending between 3 & 9 months - Children	79	314	25.2%	60.0%	60.0%	58.9%
% of FP17s for the same patient ID Re-attending between 3 & 9 months - Adults	223	1,013	22.0%	51.4%	52.6%	51.6%
% of FP17s for Band 1 Urgent Courses	127	1,141	11.1%	6.8%	7.9%	8.9%
% of FP17s Relating to Free Repair or Replacements	7	1,141	0.6%	0.8%	0.8%	0.8%
% of FP17s Relating to Continuations	9	1,141	0.8%	1.0%	0.9%	0.9%
% of Patients satisfied with the dentistry they have received	7	8	N/A	93.3%	93.2%	93.2%
% of Patients satisfied with the time they had to wait for an appointment	7	8	N/A	91.3%	89.1%	88.8%

* This is based on patients treated on this contract for their most recent course of treatment. Figures in italics indicate the base number of FP17s or Patient Questionnaire responses are less than 100. N/A is shown where the base number of responses is less than 10 during the period. % is calculated as Quantity/Base number*100

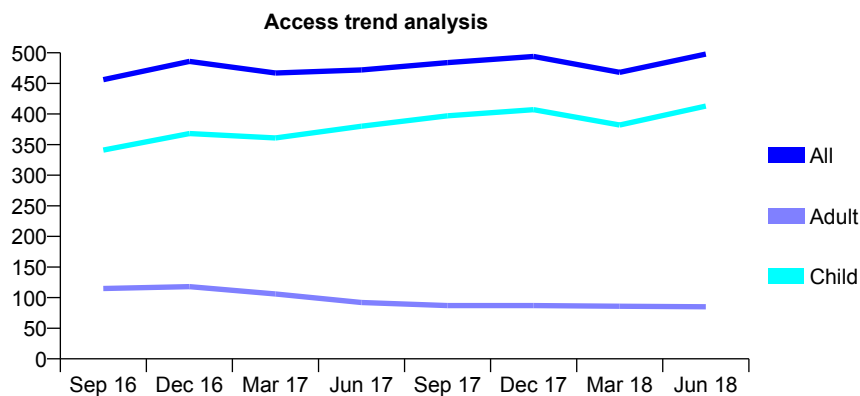
Q53 - Vital Signs At a Glance Contract Report for 296163/0001 - June 2018

Name or company name	MR S DHANDA
Contract type name	GDS Contract
Purpose of contract	General
Contract start date	01/01/2015
Contract end date	

18/19 Contracted general activity (UDA)	1,021
Carry forward general activity (UDA)	0
18/19 Contracted orthodontic activity (UOA)	0
Carry forward orthodontic activity (UOA)	0
Baseline contract value	£23,712.84

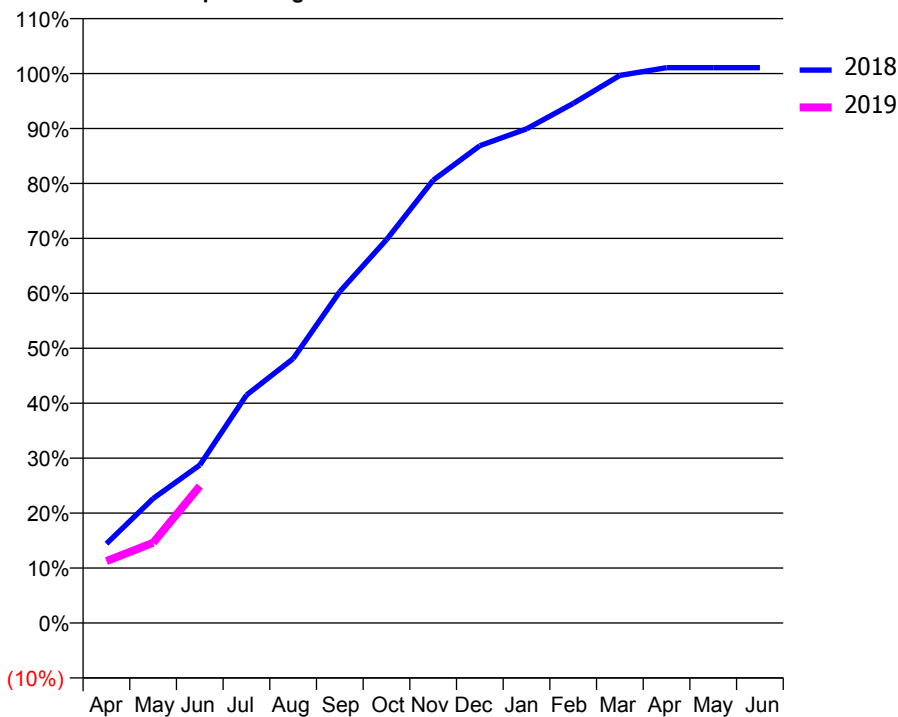
ACCESS*

Patients seen in 24 months	Total	Change since previous quarter
Quarter ending June 2017	472	
Quarter ending September 2017	484	↑
Quarter ending December 2017	494	↑
Quarter ending March 2018	468	↓
Quarter ending June 2018	498	↑
Variance since June 2017	5.5%	↑



ACTIVITY

Cumulative percentage of contracted UDA delivered 2018 & 2019



Adjusted Scheduled Activity (UDA)

Month	2018	2019
April	147	115
May	231	149
June	294	254
July	424	
August	491	
September	616	
October	712	
November	823	
December	887	
January	918	
February	965	
March	1,017	
April	1,032	
May	1,032	
June	1,032	

QUALITY

	Quantity	Base Number	Contract	AT	Region	England
% of FP17s for the same patient ID Re-attending within 3 months - Children	6	199	3.0%	9.0%	11.3%	11.5%
% of FP17s for the same patient ID Re-attending within 3 months - Adults	0	7	0.0%	12.5%	14.9%	15.4%
% of FP17s for the same patient ID Re-attending between 3 & 9 months - Children	124	199	62.3%	60.0%	60.0%	58.9%
% of FP17s for the same patient ID Re-attending between 3 & 9 months - Adults	5	7	71.4%	51.4%	52.6%	51.6%
% of FP17s for Band 1 Urgent Courses	2	192	1.0%	6.8%	7.9%	8.9%
% of FP17s Relating to Free Repair or Replacements	0	192	0.0%	0.8%	0.8%	0.8%
% of FP17s Relating to Continuations	0	192	0.0%	1.0%	0.9%	0.9%
% of Patients satisfied with the dentistry they have received	0	0	N/A	93.3%	93.2%	93.2%
% of Patients satisfied with the time they had to wait for an appointment	0	0	N/A	91.3%	89.1%	88.8%

* This is based on patients treated on this contract for their most recent course of treatment. Figures in italics indicate the base number of FP17s or Patient Questionnaire responses are less than 100. N/A is shown where the base number of responses is less than 10 during the period. % is calculated as Quantity/Base number*100

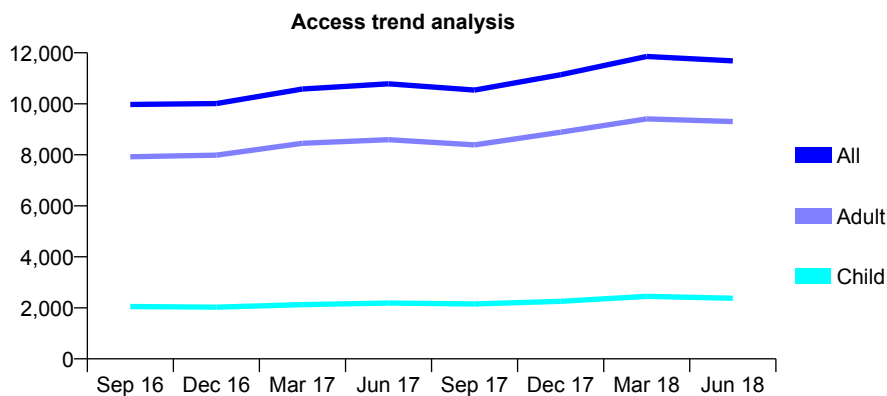
Q53 - Vital Signs At a Glance Contract Report for 309699/0001 - June 2018

Name or company name	MR DJ LANGMAN
Contract type name	GDS Contract
Purpose of contract	General
Contract start date	01/04/2006
Contract end date	

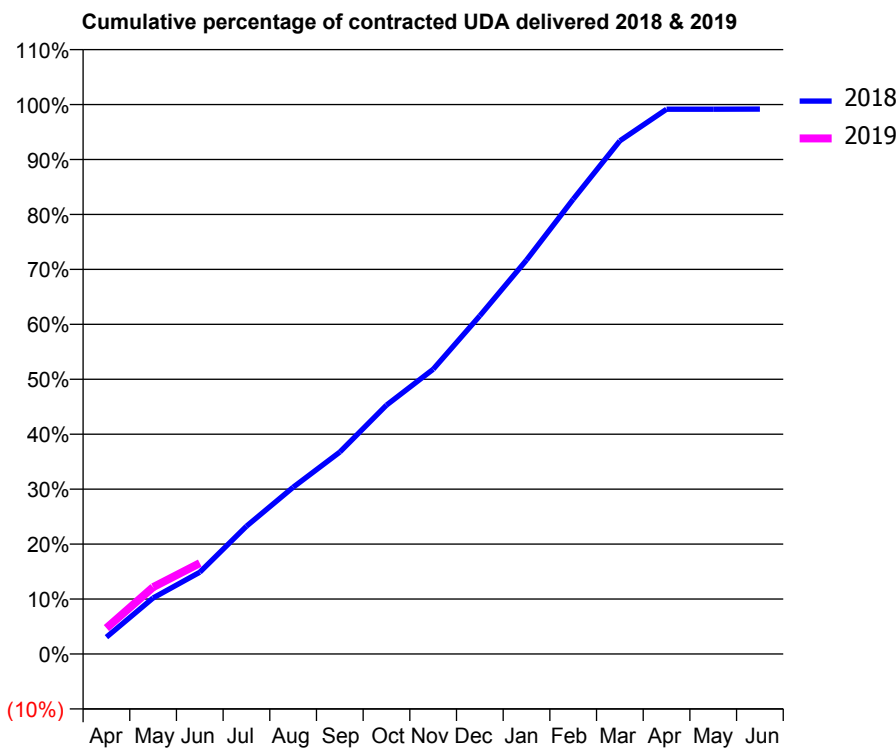
18/19 Contracted general activity (UDA)	29,745
Carry forward general activity (UDA)	0
18/19 Contracted orthodontic activity (UOA)	0
Carry forward orthodontic activity (UOA)	0
Baseline contract value	£957,641.10

ACCESS*

Patients seen in 24 months	Total	Change since previous quarter
Quarter ending June 2017	10,784	
Quarter ending September 2017	10,540	↓
Quarter ending December 2017	11,138	↑
Quarter ending March 2018	11,858	↑
Quarter ending June 2018	11,683	↓
Variance since June 2017	8.3%	↑



ACTIVITY



Month	Adjusted Scheduled Activity (UDA)	
	2018	2019
April	912	1,406
May	3,038	3,617
June	4,427	4,919
July	6,918	
August	9,023	
September	10,933	
October	13,471	
November	15,414	
December	18,311	
January	21,328	
February	24,615	
March	27,783	
April	29,492	
May	29,492	
June	29,494	

QUALITY

	Quantity	Base Number	Contract	AT	Region	England
% of FP17s for the same patient ID Re-attending within 3 months - Children	63	818	7.7%	9.0%	11.3%	11.5%
% of FP17s for the same patient ID Re-attending within 3 months - Adults	402	2,777	14.5%	12.5%	14.9%	15.4%
% of FP17s for the same patient ID Re-attending between 3 & 9 months - Children	483	818	59.0%	60.0%	60.0%	58.9%
% of FP17s for the same patient ID Re-attending between 3 & 9 months - Adults	1,074	2,777	38.7%	51.4%	52.6%	51.6%
% of FP17s for Band 1 Urgent Courses	133	2,664	5.0%	6.8%	7.9%	8.9%
% of FP17s Relating to Free Repair or Replacements	18	2,664	0.7%	0.8%	0.8%	0.8%
% of FP17s Relating to Continuations	32	2,664	1.2%	1.0%	0.9%	0.9%
% of Patients satisfied with the dentistry they have received	6	6	N/A	93.3%	93.2%	93.2%
% of Patients satisfied with the time they had to wait for an appointment	6	6	N/A	91.3%	89.1%	88.8%

* This is based on patients treated on this contract for their most recent course of treatment. Figures in italics indicate the base number of FP17s or Patient Questionnaire responses are less than 100. N/A is shown where the base number of responses is less than 10 during the period. % is calculated as Quantity/Base number*100

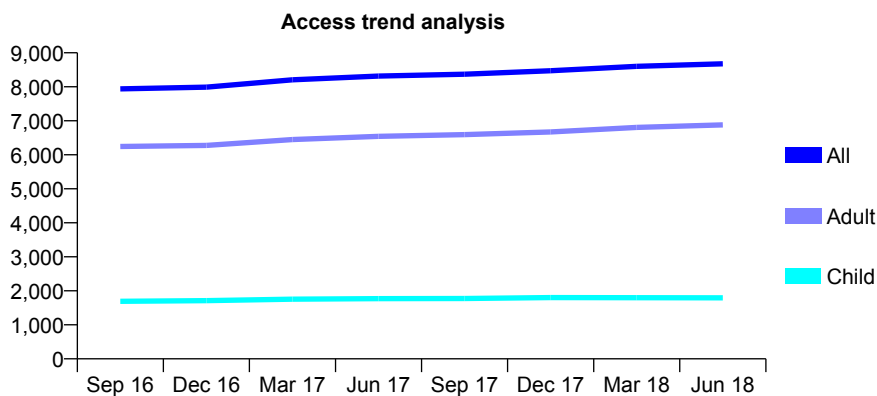
Q53 - Vital Signs At a Glance Contract Report for 309699/0002 - June 2018

Name or company name	MR DJ LANGMAN
Contract type name	GDS Contract
Purpose of contract	General
Contract start date	01/04/2006
Contract end date	

18/19 Contracted general activity (UDA)	22,500
Carry forward general activity (UDA)	0
18/19 Contracted orthodontic activity (UOA)	0
Carry forward orthodontic activity (UOA)	0
Baseline contract value	£724,388.12

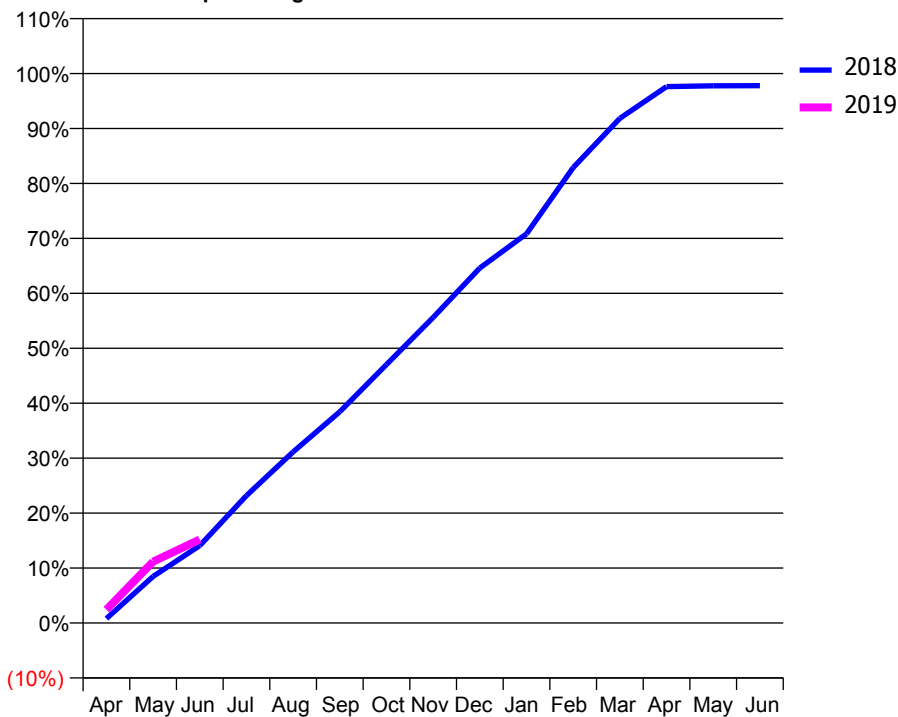
ACCESS*

Patients seen in 24 months	Total	Change since previous quarter
Quarter ending June 2017	8,317	
Quarter ending September 2017	8,371	→
Quarter ending December 2017	8,471	→
Quarter ending March 2018	8,602	→
Quarter ending June 2018	8,677	→
Variance since June 2017	4.3%	↑



ACTIVITY

Cumulative percentage of contracted UDA delivered 2018 & 2019



Adjusted Scheduled Activity (UDA)

Month	2018	2019
April	182	547
May	1,906	2,513
June	3,168	3,423
July	5,219	
August	7,007	
September	8,652	
October	10,585	
November	12,512	
December	14,535	
January	15,933	
February	18,651	
March	20,663	
April	21,961	
May	21,997	
June	22,000	

QUALITY

	Quantity	Base Number	Contract	AT	Region	England
% of FP17s for the same patient ID Re-attending within 3 months - Children	54	633	8.5%	9.0%	11.3%	11.5%
% of FP17s for the same patient ID Re-attending within 3 months - Adults	318	2,230	14.3%	12.5%	14.9%	15.4%
% of FP17s for the same patient ID Re-attending between 3 & 9 months - Children	453	633	71.6%	60.0%	60.0%	58.9%
% of FP17s for the same patient ID Re-attending between 3 & 9 months - Adults	1,210	2,230	54.3%	51.4%	52.6%	51.6%
% of FP17s for Band 1 Urgent Courses	139	2,141	6.5%	6.8%	7.9%	8.9%
% of FP17s Relating to Free Repair or Replacements	28	2,141	1.3%	0.8%	0.8%	0.8%
% of FP17s Relating to Continuations	13	2,141	0.6%	1.0%	0.9%	0.9%
% of Patients satisfied with the dentistry they have received	14	15	93.3%	93.3%	93.2%	93.2%
% of Patients satisfied with the time they had to wait for an appointment	12	15	80.0%	91.3%	89.1%	88.8%

* This is based on patients treated on this contract for their most recent course of treatment. Figures in italics indicate the base number of FP17s or Patient Questionnaire responses are less than 100. N/A is shown where the base number of responses is less than 10 during the period. % is calculated as Quantity/Base number*100

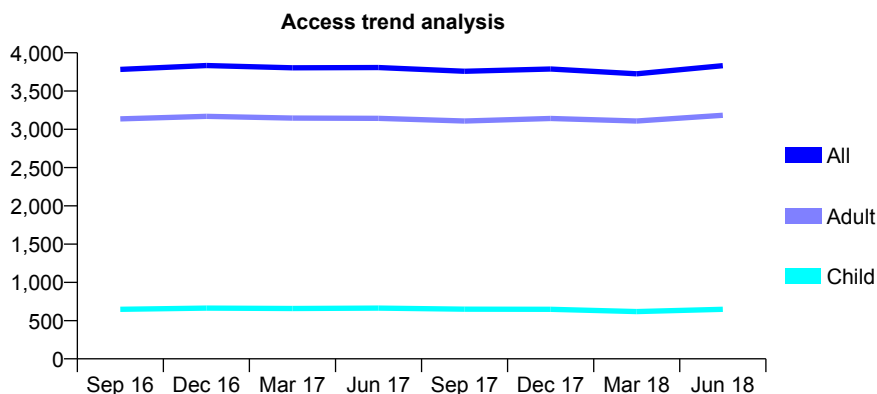
Q53 - Vital Signs At a Glance Contract Report for 324531/0001 - June 2018

Name or company name	MISS AH DAVEY
Contract type name	GDS Contract
Purpose of contract	General
Contract start date	01/04/2006
Contract end date	

18/19 Contracted general activity (UDA)	10,389
Carry forward general activity (UDA)	0
18/19 Contracted orthodontic activity (UOA)	0
Carry forward orthodontic activity (UOA)	0
Baseline contract value	£225,238.17

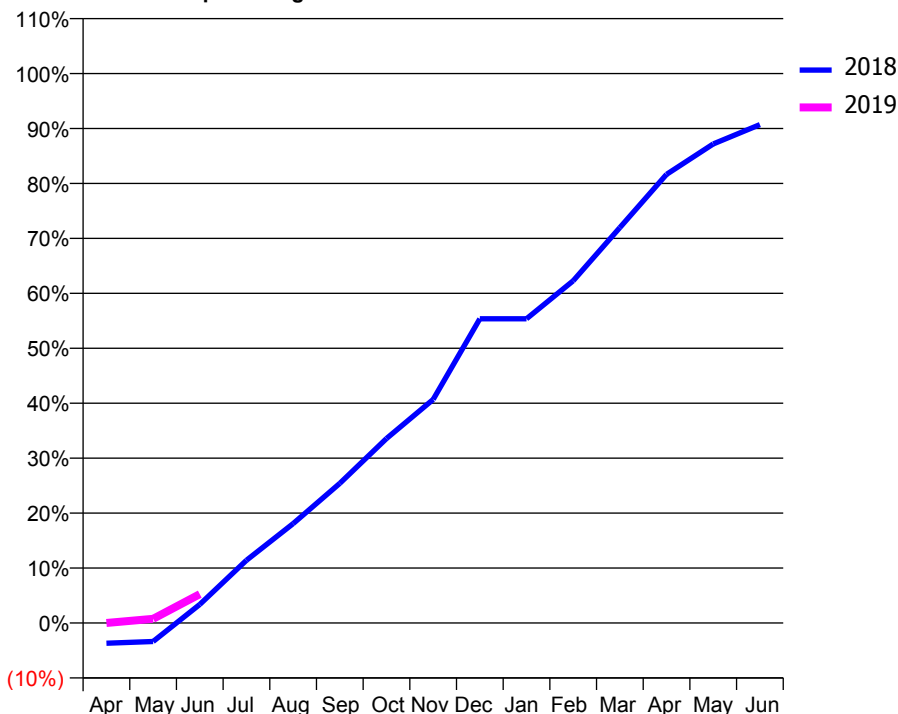
ACCESS*

Patients seen in 24 months	Total	Change since previous quarter
Quarter ending June 2017	3,807	
Quarter ending September 2017	3,758	↓
Quarter ending December 2017	3,788	→
Quarter ending March 2018	3,726	↓
Quarter ending June 2018	3,831	↑
Variance since June 2017	0.6%	→



ACTIVITY

Cumulative percentage of contracted UDA delivered 2018 & 2019



Month	Adjusted Scheduled Activity (UDA)	
	2018	2019
April	-384	0
May	-353	80
June	351	545
July	1,185	
August	1,879	
September	2,641	
October	3,487	
November	4,228	
December	5,752	
January	5,752	
February	6,472	
March	7,475	
April	8,481	
May	9,058	
June	9,422	

QUALITY

	Quantity	Base Number	Contract	AT	Region	England
% of FP17s for the same patient ID Re-attending within 3 months - Children	21	300	7.0%	9.0%	11.3%	11.5%
% of FP17s for the same patient ID Re-attending within 3 months - Adults	146	1,037	14.1%	12.5%	14.9%	15.4%
% of FP17s for the same patient ID Re-attending between 3 & 9 months - Children	163	300	54.3%	60.0%	60.0%	58.9%
% of FP17s for the same patient ID Re-attending between 3 & 9 months - Adults	402	1,037	38.8%	51.4%	52.6%	51.6%
% of FP17s for Band 1 Urgent Courses	28	349	8.0%	6.8%	7.9%	8.9%
% of FP17s Relating to Free Repair or Replacements	3	349	0.9%	0.8%	0.8%	0.8%
% of FP17s Relating to Continuations	1	349	0.3%	1.0%	0.9%	0.9%
% of Patients satisfied with the dentistry they have received	9	9	N/A	93.3%	93.2%	93.2%
% of Patients satisfied with the time they had to wait for an appointment	7	9	N/A	91.3%	89.1%	88.8%

* This is based on patients treated on this contract for their most recent course of treatment. Figures in italics indicate the base number of FP17s or Patient Questionnaire responses are less than 100. N/A is shown where the base number of responses is less than 10 during the period. % is calculated as Quantity/Base number*100

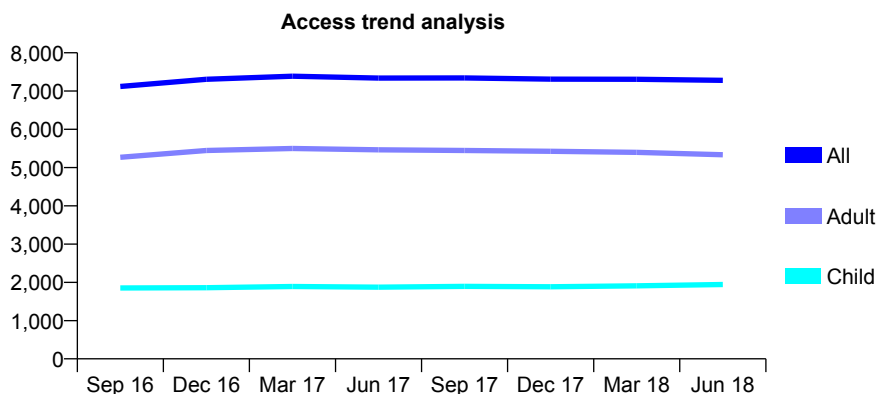
Q53 - Vital Signs At a Glance Contract Report for 325708/0006 - June 2018

Name or company name	Balbir S Bhandal, Amrik S Bhandal & Baljit
Contract type name	GDS Contract
Purpose of contract	General and Orthodontic
Contract start date	01/04/2006
Contract end date	

18/19 Contracted general activity (UDA)	23,158
Carry forward general activity (UDA)	0
18/19 Contracted orthodontic activity (UOA)	203
Carry forward orthodontic activity (UOA)	0
Baseline contract value	£555,416.65

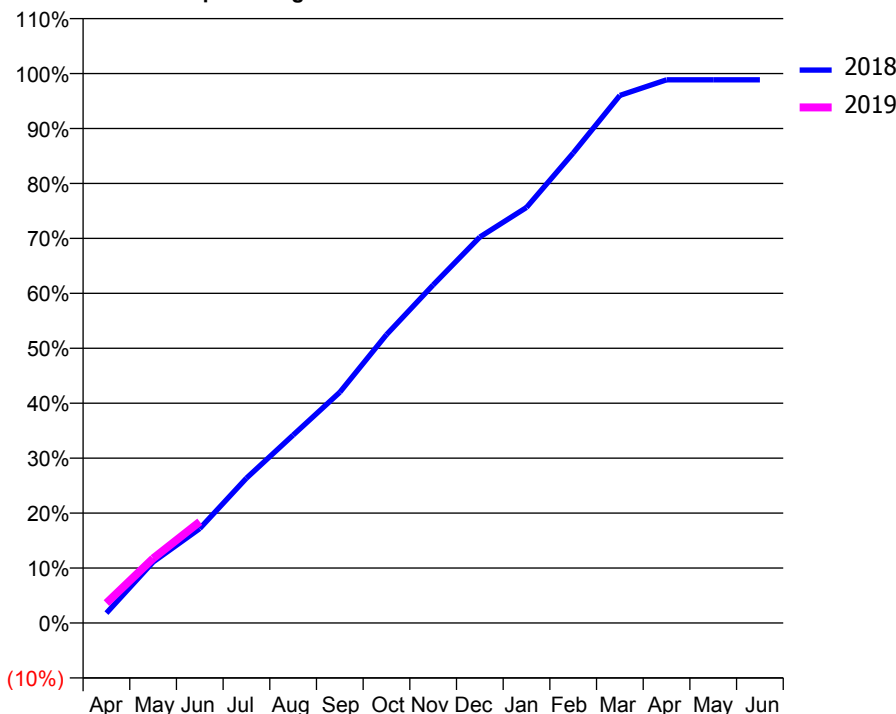
ACCESS*

Patients seen in 24 months	Total	Change since previous quarter
Quarter ending June 2017	7,338	
Quarter ending September 2017	7,344	→
Quarter ending December 2017	7,310	→
Quarter ending March 2018	7,308	→
Quarter ending June 2018	7,280	→
Variance since June 2017	(0.8%)	→



ACTIVITY

Cumulative percentage of contracted UDA delivered 2018 & 2019



Adjusted Scheduled Activity (UDA)

Month	2018	2019
April	421	840
May	2,570	2,720
June	3,983	4,270
July	6,108	
August	7,922	
September	9,726	
October	12,151	
November	14,251	
December	16,265	
January	17,515	
February	19,808	
March	22,236	
April	22,891	
May	22,891	
June	22,894	

QUALITY

	Quantity	Base Number	Contract	AT	Region	England
% of FP17s for the same patient ID Re-attending within 3 months - Children	25	592	4.2%	9.0%	11.3%	11.5%
% of FP17s for the same patient ID Re-attending within 3 months - Adults	226	1,752	12.9%	12.5%	14.9%	15.4%
% of FP17s for the same patient ID Re-attending between 3 & 9 months - Children	326	592	55.1%	60.0%	60.0%	58.9%
% of FP17s for the same patient ID Re-attending between 3 & 9 months - Adults	1,056	1,752	60.3%	51.4%	52.6%	51.6%
% of FP17s for Band 1 Urgent Courses	145	2,095	6.9%	6.8%	7.9%	8.9%
% of FP17s Relating to Free Repair or Replacements	25	2,095	1.2%	0.8%	0.8%	0.8%
% of FP17s Relating to Continuations	24	2,095	1.1%	1.0%	0.9%	0.9%
% of Patients satisfied with the dentistry they have received	5	5	N/A	93.3%	93.2%	93.2%
% of Patients satisfied with the time they had to wait for an appointment	5	5	N/A	91.3%	89.1%	88.8%

* This is based on patients treated on this contract for their most recent course of treatment. Figures in italics indicate the base number of FP17s or Patient Questionnaire responses are less than 100. N/A is shown where the base number of responses is less than 10 during the period. % is calculated as Quantity/Base number*100

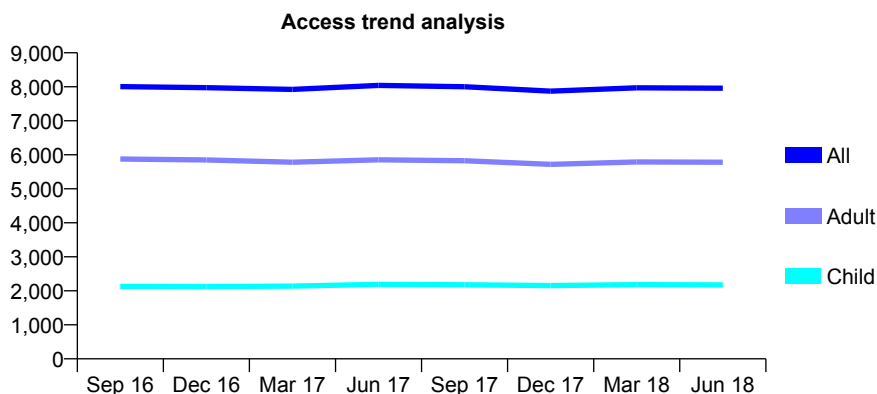
Q53 - Vital Signs At a Glance Contract Report for 331805/0002 - June 2018

Name or company name	MR JS SHERGILL
Contract type name	GDS Contract
Purpose of contract	General
Contract start date	01/04/2006
Contract end date	

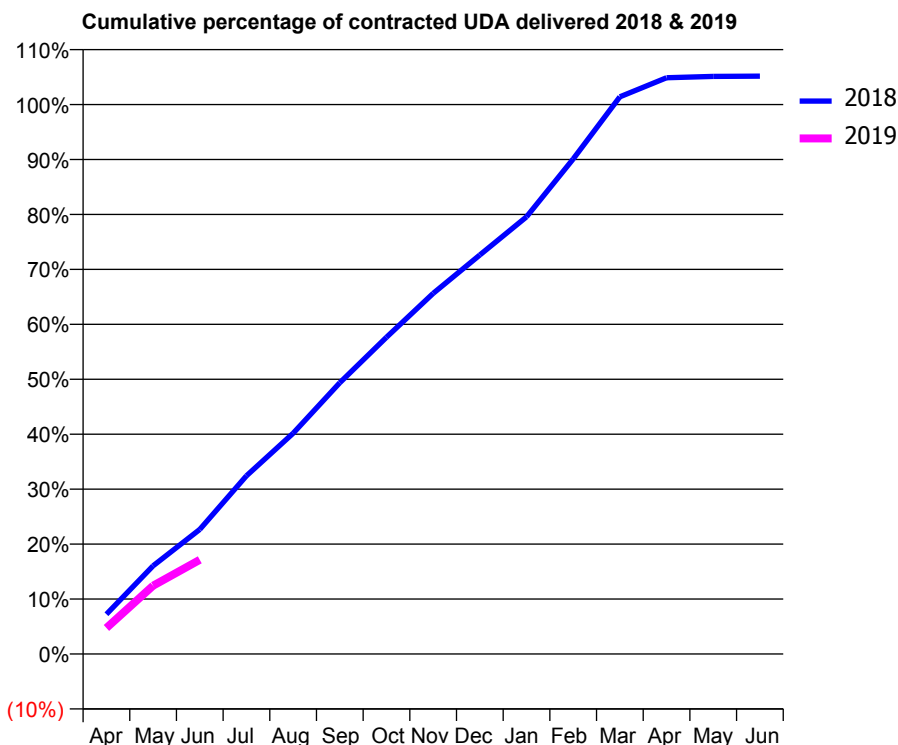
18/19 Contracted general activity (UDA)	19,165
Carry forward general activity (UDA)	0
18/19 Contracted orthodontic activity (UOA)	0
Carry forward orthodontic activity (UOA)	0
Baseline contract value	£480,953.69

ACCESS*

Patients seen in 24 months	Total	Change since previous quarter
Quarter ending June 2017	8,042	
Quarter ending September 2017	8,002	→
Quarter ending December 2017	7,874	↓
Quarter ending March 2018	7,971	→
Quarter ending June 2018	7,960	→
Variance since June 2017	(1.0%)	↓



ACTIVITY



Adjusted Scheduled Activity (UDA)		
Month	2018	2019
April	1,389	911
May	3,077	2,382
June	4,347	3,287
July	6,215	
August	7,701	
September	9,462	
October	11,047	
November	12,580	
December	13,917	
January	15,248	
February	17,265	
March	19,431	
April	20,099	
May	20,145	
June	20,155	

QUALITY

	Quantity	Base Number	Contract	AT	Region	England
% of FP17s for the same patient ID Re-attending within 3 months - Children	47	667	7.0%	9.0%	11.3%	11.5%
% of FP17s for the same patient ID Re-attending within 3 months - Adults	139	1,402	9.9%	12.5%	14.9%	15.4%
% of FP17s for the same patient ID Re-attending between 3 & 9 months - Children	375	667	56.2%	60.0%	60.0%	58.9%
% of FP17s for the same patient ID Re-attending between 3 & 9 months - Adults	696	1,402	49.6%	51.4%	52.6%	51.6%
% of FP17s for Band 1 Urgent Courses	106	1,745	6.1%	6.8%	7.9%	8.9%
% of FP17s Relating to Free Repair or Replacements	9	1,745	0.5%	0.8%	0.8%	0.8%
% of FP17s Relating to Continuations	22	1,745	1.3%	1.0%	0.9%	0.9%
% of Patients satisfied with the dentistry they have received	6	6	N/A	93.3%	93.2%	93.2%
% of Patients satisfied with the time they had to wait for an appointment	6	6	N/A	91.3%	89.1%	88.8%

* This is based on patients treated on this contract for their most recent course of treatment. Figures in italics indicate the base number of FP17s or Patient Questionnaire responses are less than 100. N/A is shown where the base number of responses is less than 10 during the period. % is calculated as Quantity/Base number*100

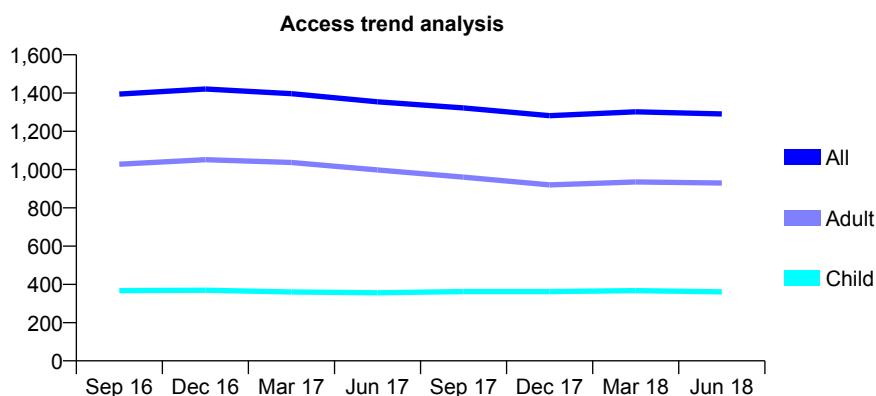
Q53 - Vital Signs At a Glance Contract Report for 331805/0003 - June 2018

Name or company name	MR JS SHERGILL
Contract type name	GDS Contract
Purpose of contract	General
Contract start date	01/04/2006
Contract end date	

18/19 Contracted general activity (UDA)	3,550
Carry forward general activity (UDA)	0
18/19 Contracted orthodontic activity (UOA)	0
Carry forward orthodontic activity (UOA)	0
Baseline contract value	£90,046.96

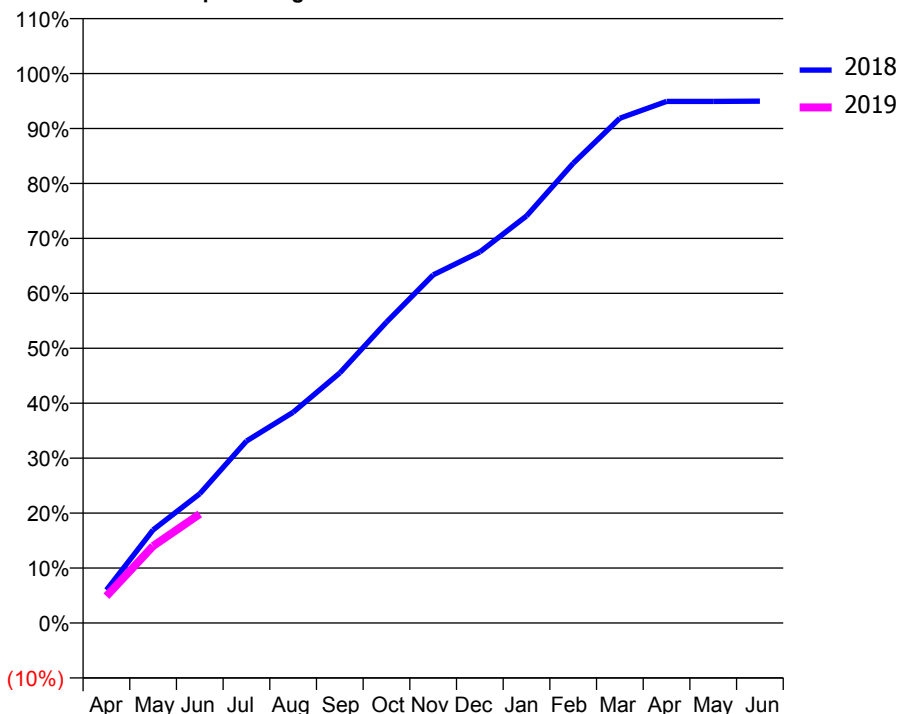
ACCESS*

Patients seen in 24 months	Total	Change since previous quarter
Quarter ending June 2017	1,354	
Quarter ending September 2017	1,322	↓
Quarter ending December 2017	1,282	↓
Quarter ending March 2018	1,302	→
Quarter ending June 2018	1,291	→
Variance since June 2017	(4.7%)	↓



ACTIVITY

Cumulative percentage of contracted UDA delivered 2018 & 2019



Adjusted Scheduled Activity (UDA)

Month	2018	2019
April	213	174
May	602	497
June	835	704
July	1,175	
August	1,361	
September	1,615	
October	1,944	
November	2,249	
December	2,397	
January	2,630	
February	2,970	
March	3,261	
April	3,370	
May	3,370	
June	3,372	

QUALITY

	Quantity	Base Number	Contract	AT	Region	England
% of FP17s for the same patient ID Re-attending within 3 months - Children	6	116	5.2%	9.0%	11.3%	11.5%
% of FP17s for the same patient ID Re-attending within 3 months - Adults	37	255	14.5%	12.5%	14.9%	15.4%
% of FP17s for the same patient ID Re-attending between 3 & 9 months - Children	74	116	63.8%	60.0%	60.0%	58.9%
% of FP17s for the same patient ID Re-attending between 3 & 9 months - Adults	127	255	49.8%	51.4%	52.6%	51.6%
% of FP17s for Band 1 Urgent Courses	20	302	6.6%	6.8%	7.9%	8.9%
% of FP17s Relating to Free Repair or Replacements	0	302	0.0%	0.8%	0.8%	0.8%
% of FP17s Relating to Continuations	1	302	0.3%	1.0%	0.9%	0.9%
% of Patients satisfied with the dentistry they have received	2	2	N/A	93.3%	93.2%	93.2%
% of Patients satisfied with the time they had to wait for an appointment	1	2	N/A	91.3%	89.1%	88.8%

* This is based on patients treated on this contract for their most recent course of treatment. Figures in italics indicate the base number of FP17s or Patient Questionnaire responses are less than 100. N/A is shown where the base number of responses is less than 10 during the period. % is calculated as Quantity/Base number*100

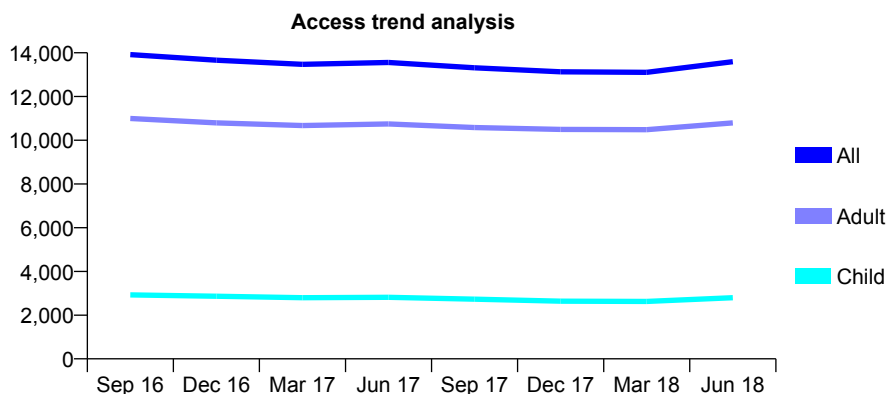
Q53 - Vital Signs At a Glance Contract Report for 334820/0001 - June 2018

Name or company name	MR AS DULKU
Contract type name	GDS Contract
Purpose of contract	General
Contract start date	01/04/2006
Contract end date	

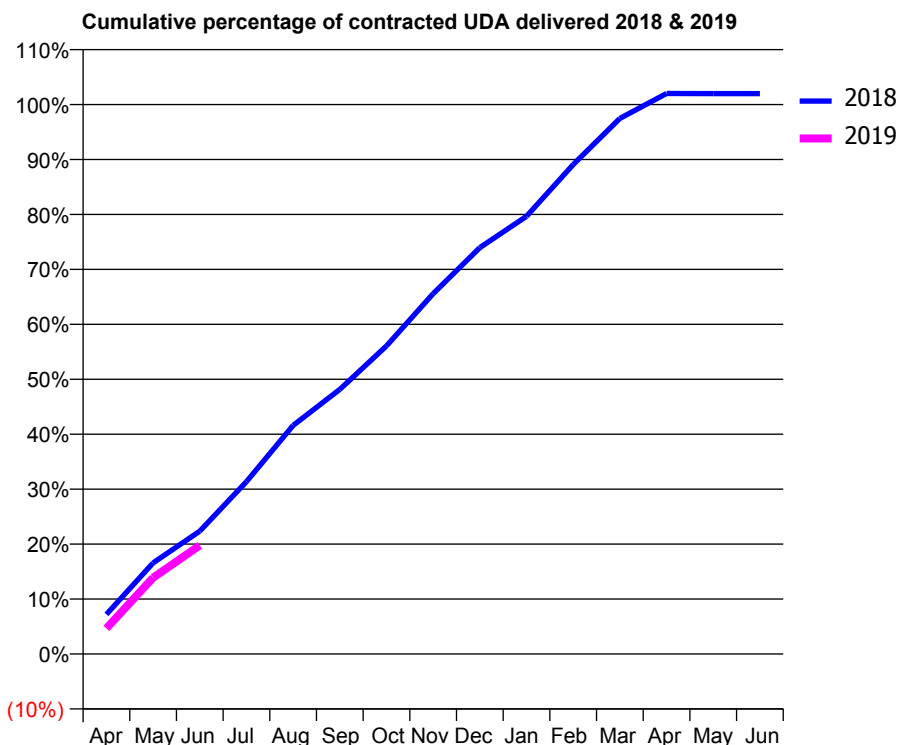
18/19 Contracted general activity (UDA)	44,202
Carry forward general activity (UDA)	0
18/19 Contracted orthodontic activity (UOA)	0
Carry forward orthodontic activity (UOA)	0
Baseline contract value	£1,344,843.63

ACCESS*

Patients seen in 24 months	Total	Change since previous quarter
Quarter ending June 2017	13,560	
Quarter ending September 2017	13,312	↓
Quarter ending December 2017	13,132	↓
Quarter ending March 2018	13,108	→
Quarter ending June 2018	13,595	↑
Variance since June 2017	0.3%	→



ACTIVITY



Month	Adjusted Scheduled Activity (UDA)	
	2018	2019
April	3,196	2,061
May	7,330	6,140
June	9,887	8,735
July	13,859	
August	18,391	
September	21,285	
October	24,786	
November	28,993	
December	32,687	
January	35,206	
February	39,368	
March	43,081	
April	45,094	
May	45,077	
June	45,074	

QUALITY

	Quantity	Base Number	Contract	AT	Region	England
% of FP17s for the same patient ID Re-attending within 3 months - Children	47	1,271	3.7%	9.0%	11.3%	11.5%
% of FP17s for the same patient ID Re-attending within 3 months - Adults	502	4,885	10.3%	12.5%	14.9%	15.4%
% of FP17s for the same patient ID Re-attending between 3 & 9 months - Children	830	1,271	65.3%	60.0%	60.0%	58.9%
% of FP17s for the same patient ID Re-attending between 3 & 9 months - Adults	3,325	4,885	68.1%	51.4%	52.6%	51.6%
% of FP17s for Band 1 Urgent Courses	138	5,124	2.7%	6.8%	7.9%	8.9%
% of FP17s Relating to Free Repair or Replacements	30	5,124	0.6%	0.8%	0.8%	0.8%
% of FP17s Relating to Continuations	61	5,124	1.2%	1.0%	0.9%	0.9%
% of Patients satisfied with the dentistry they have received	28	29	96.6%	93.3%	93.2%	93.2%
% of Patients satisfied with the time they had to wait for an appointment	28	29	96.6%	91.3%	89.1%	88.8%

* This is based on patients treated on this contract for their most recent course of treatment. Figures in italics indicate the base number of FP17s or Patient Questionnaire responses are less than 100. N/A is shown where the base number of responses is less than 10 during the period. % is calculated as Quantity/Base number*100

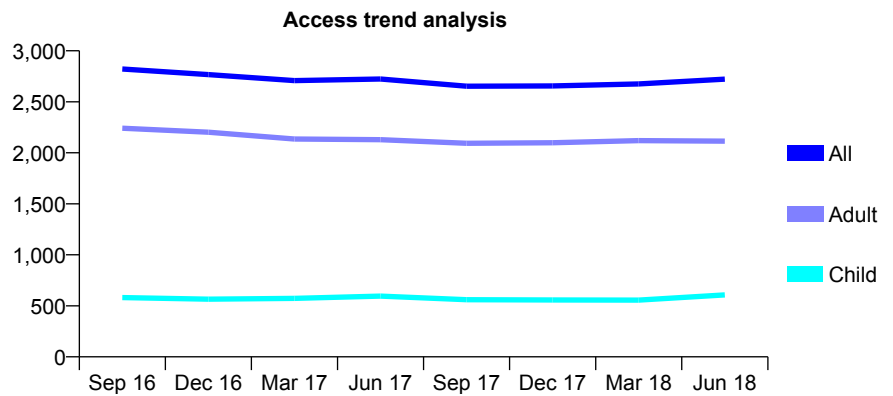
Q53 - Vital Signs At a Glance Contract Report for 339202/0001 - June 2018

Name or company name	MR M FIAZ
Contract type name	GDS Contract
Purpose of contract	General
Contract start date	01/04/2006
Contract end date	

18/19 Contracted general activity (UDA)	12,500
Carry forward general activity (UDA)	0
18/19 Contracted orthodontic activity (UOA)	0
Carry forward orthodontic activity (UOA)	0
Baseline contract value	£349,641.23

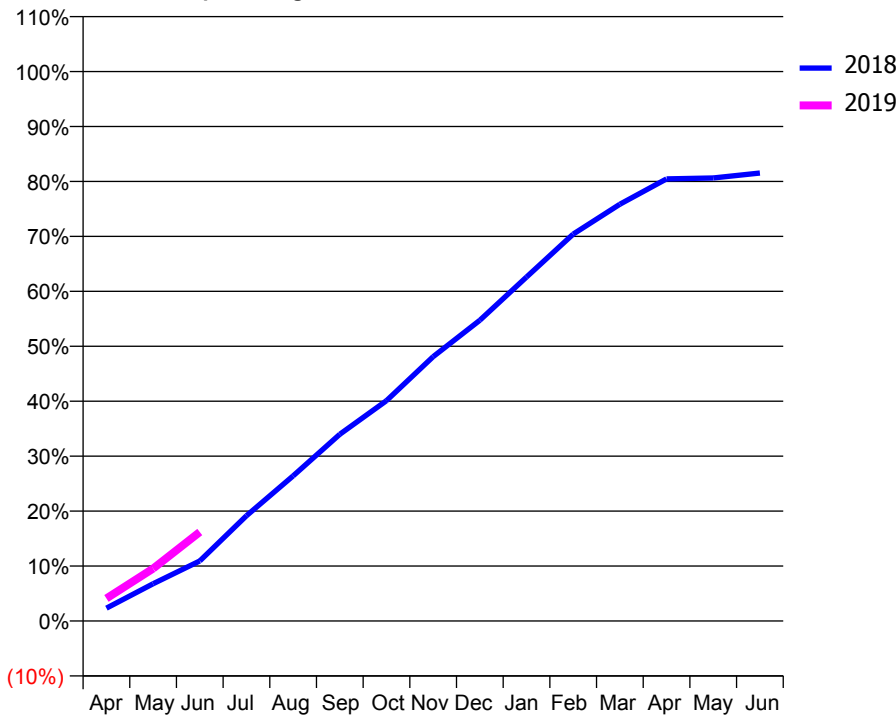
ACCESS*

Patients seen in 24 months	Total	Change since previous quarter
Quarter ending June 2017	2,724	
Quarter ending September 2017	2,653	↓
Quarter ending December 2017	2,656	→
Quarter ending March 2018	2,675	→
Quarter ending June 2018	2,722	→
Variance since June 2017	(0.1%)	→



ACTIVITY

Cumulative percentage of contracted UDA delivered 2018 & 2019



Month	Adjusted Scheduled Activity (UDA)	
	2018	2019
April	294	514
May	847	1,195
June	1,365	2,025
July	2,395	
August	3,301	
September	4,247	
October	5,012	
November	6,015	
December	6,841	
January	7,825	
February	8,800	
March	9,479	
April	10,058	
May	10,079	
June	10,190	

QUALITY

	Quantity	Base Number	Contract	AT	Region	England
% of FP17s for the same patient ID Re-attending within 3 months - Children	28	191	14.7%	9.0%	11.3%	11.5%
% of FP17s for the same patient ID Re-attending within 3 months - Adults	125	575	21.7%	12.5%	14.9%	15.4%
% of FP17s for the same patient ID Re-attending between 3 & 9 months - Children	35	191	18.3%	60.0%	60.0%	58.9%
% of FP17s for the same patient ID Re-attending between 3 & 9 months - Adults	147	575	25.6%	51.4%	52.6%	51.6%
% of FP17s for Band 1 Urgent Courses	99	584	17.0%	6.8%	7.9%	8.9%
% of FP17s Relating to Free Repair or Replacements	13	584	2.2%	0.8%	0.8%	0.8%
% of FP17s Relating to Continuations	11	584	1.9%	1.0%	0.9%	0.9%
% of Patients satisfied with the dentistry they have received	5	5	N/A	93.3%	93.2%	93.2%
% of Patients satisfied with the time they had to wait for an appointment	5	5	N/A	91.3%	89.1%	88.8%

* This is based on patients treated on this contract for their most recent course of treatment. Figures in italics indicate the base number of FP17s or Patient Questionnaire responses are less than 100. N/A is shown where the base number of responses is less than 10 during the period. % is calculated as Quantity/Base number*100

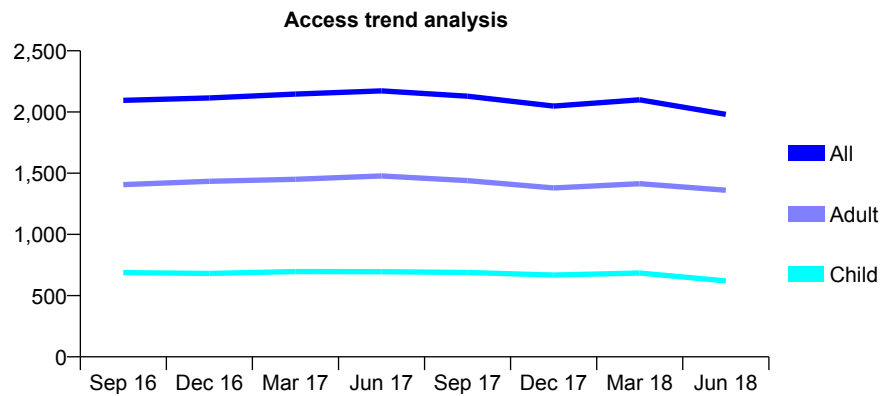
Q53 - Vital Signs At a Glance Contract Report for 339245/0001 - June 2018

Name or company name	MR SS TIWANA
Contract type name	GDS Contract
Purpose of contract	General
Contract start date	01/04/2006
Contract end date	10/05/2018

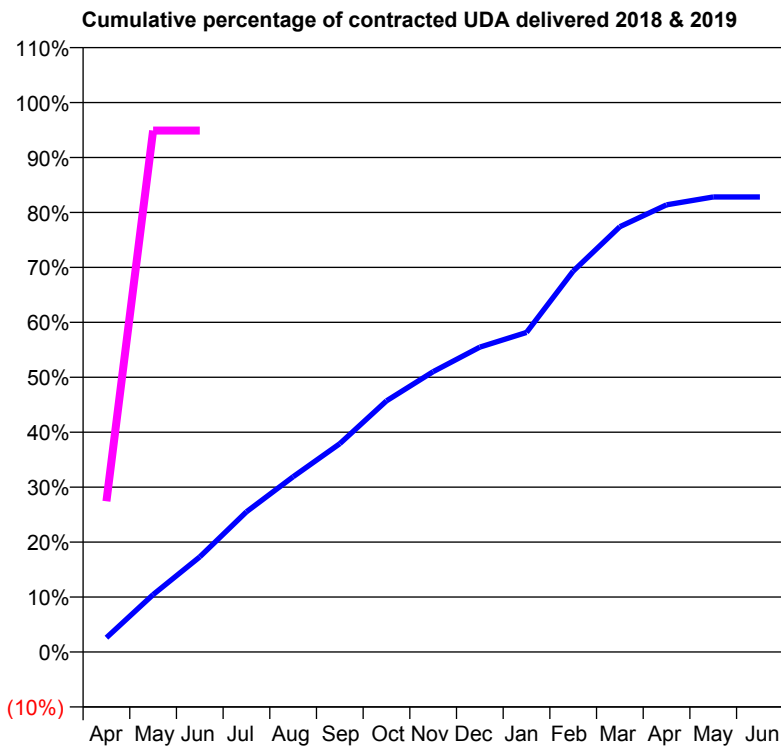
18/19 Contracted general activity (UDA)	763
Carry forward general activity (UDA)	0
18/19 Contracted orthodontic activity (UOA)	0
Carry forward orthodontic activity (UOA)	0
Baseline contract value	£16,751.51

ACCESS*

Patients seen in 24 months	Total	Change since previous quarter
Quarter ending June 2017	2,173	
Quarter ending September 2017	2,129	↓
Quarter ending December 2017	2,048	↓
Quarter ending March 2018	2,100	↑
Quarter ending June 2018	1,981	↓
Variance since June 2017	(8.8%)	↓



ACTIVITY



Adjusted Scheduled Activity (UDA)		
Month	2018	2019
April	181	209
May	722	724
June	1,198	724
July	1,765	
August	2,206	
September	2,622	
October	3,161	
November	3,529	
December	3,836	
January	4,021	
February	4,793	
March	5,353	
April	5,628	
May	5,726	
June	5,726	

QUALITY

	Quantity	Base Number	Contract	AT	Region	England
% of FP17s for the same patient ID Re-attending within 3 months - Children	13	130	10.0%	9.0%	11.3%	11.5%
% of FP17s for the same patient ID Re-attending within 3 months - Adults	50	339	14.7%	12.5%	14.9%	15.4%
% of FP17s for the same patient ID Re-attending between 3 & 9 months - Children	85	130	65.4%	60.0%	60.0%	58.9%
% of FP17s for the same patient ID Re-attending between 3 & 9 months - Adults	158	339	46.6%	51.4%	52.6%	51.6%
% of FP17s for Band 1 Urgent Courses	20	329	6.1%	6.8%	7.9%	8.9%
% of FP17s Relating to Free Repair or Replacements	0	329	0.0%	0.8%	0.8%	0.8%
% of FP17s Relating to Continuations	9	329	2.7%	1.0%	0.9%	0.9%
% of Patients satisfied with the dentistry they have received	1	1	N/A	93.3%	93.2%	93.2%
% of Patients satisfied with the time they had to wait for an appointment	1	1	N/A	91.3%	89.1%	88.8%

* This is based on patients treated on this contract for their most recent course of treatment. Figures in italics indicate the base number of FP17s or Patient Questionnaire responses are less than 100. N/A is shown where the base number of responses is less than 10 during the period. % is calculated as Quantity/Base number*100

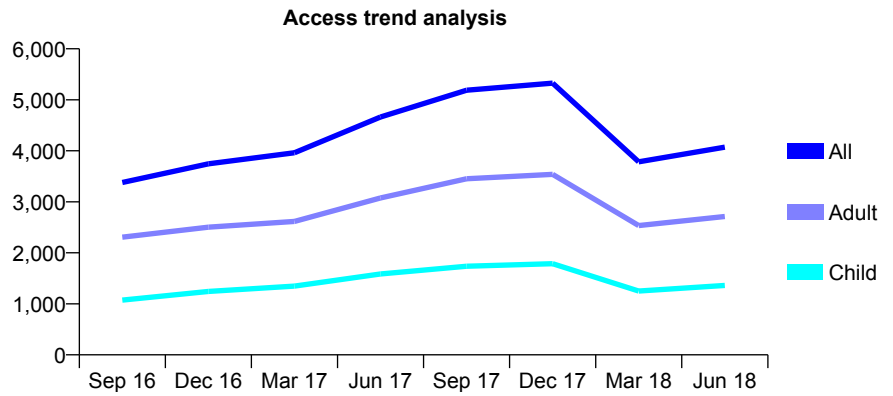
Q53 - Vital Signs At a Glance Contract Report for 339830/0001 - June 2018

Name or company name	Mr Kavanagh and Mr Dehal
Contract type name	GDS Contract
Purpose of contract	General
Contract start date	01/04/2006
Contract end date	

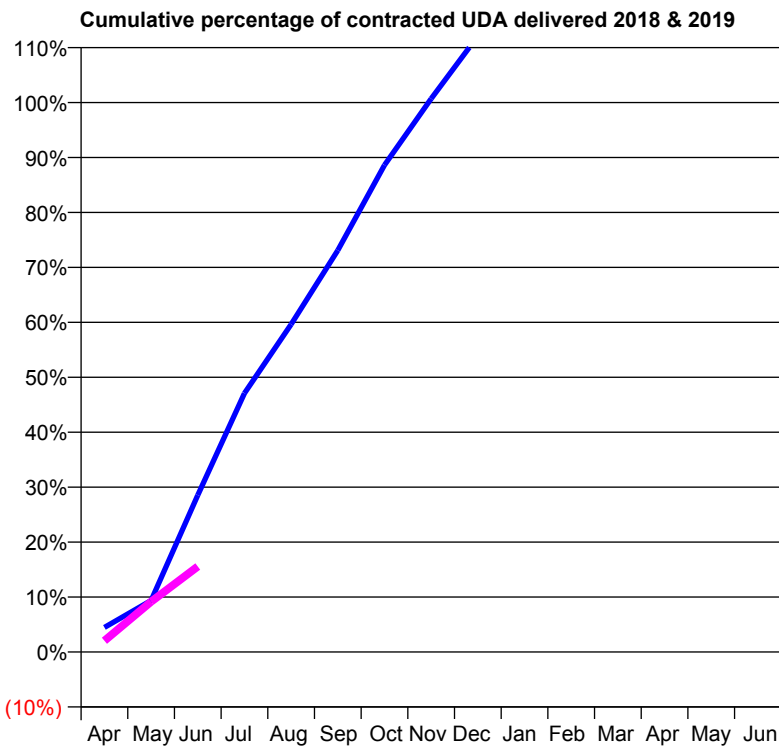
18/19 Contracted general activity (UDA)	10,525
Carry forward general activity (UDA)	0
18/19 Contracted orthodontic activity (UOA)	0
Carry forward orthodontic activity (UOA)	0
Baseline contract value	£250,071.19

ACCESS*

Patients seen in 24 months	Total	Change since previous quarter
Quarter ending June 2017	4,662	
Quarter ending September 2017	5,189	↑
Quarter ending December 2017	5,327	↑
Quarter ending March 2018	3,785	↓
Quarter ending June 2018	4,073	↑
Variance since June 2017	(12.6%)	↓



ACTIVITY



Adjusted Scheduled Activity (UDA)		
Month	2018	2019
April	470	217
May	988	964
June	3,006	1,639
July	4,955	
August	6,277	
September	7,695	
October	9,326	
November	10,598	
December	11,796	
January	11,901	
February	11,931	
March	11,976	
April	11,983	
May	11,983	
June	11,983	

QUALITY

	Quantity	Base Number	Contract	AT	Region	England
% of FP17s for the same patient ID Re-attending within 3 months - Children	4	427	0.9%	9.0%	11.3%	11.5%
% of FP17s for the same patient ID Re-attending within 3 months - Adults	21	566	3.7%	12.5%	14.9%	15.4%
% of FP17s for the same patient ID Re-attending between 3 & 9 months - Children	191	427	44.7%	60.0%	60.0%	58.9%
% of FP17s for the same patient ID Re-attending between 3 & 9 months - Adults	228	566	40.3%	51.4%	52.6%	51.6%
% of FP17s for Band 1 Urgent Courses	42	990	4.2%	6.8%	7.9%	8.9%
% of FP17s Relating to Free Repair or Replacements	9	990	0.9%	0.8%	0.8%	0.8%
% of FP17s Relating to Continuations	8	990	0.8%	1.0%	0.9%	0.9%
% of Patients satisfied with the dentistry they have received	4	4	N/A	93.3%	93.2%	93.2%
% of Patients satisfied with the time they had to wait for an appointment	4	4	N/A	91.3%	89.1%	88.8%

* This is based on patients treated on this contract for their most recent course of treatment. Figures in italics indicate the base number of FP17s or Patient Questionnaire responses are less than 100. N/A is shown where the base number of responses is less than 10 during the period. % is calculated as Quantity/Base number*100

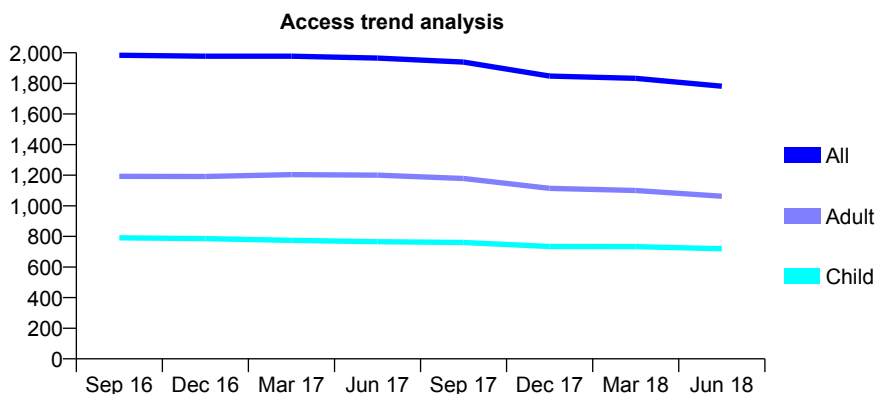
Q53 - Vital Signs At a Glance Contract Report for 340936/0001 - June 2018

Name or company name	MRS S RAHIMI
Contract type name	GDS Contract
Purpose of contract	General
Contract start date	01/04/2006
Contract end date	

18/19 Contracted general activity (UDA)	5,948
Carry forward general activity (UDA)	0
18/19 Contracted orthodontic activity (UOA)	0
Carry forward orthodontic activity (UOA)	0
Baseline contract value	£176,216.01

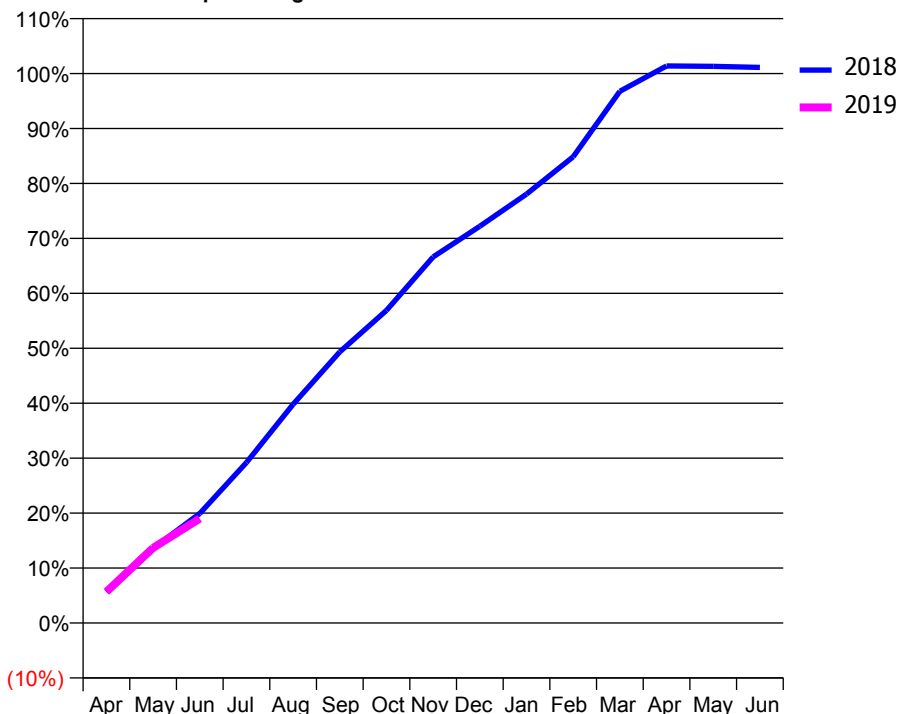
ACCESS*

Patients seen in 24 months	Total	Change since previous quarter
Quarter ending June 2017	1,966	
Quarter ending September 2017	1,939	↓
Quarter ending December 2017	1,848	↓
Quarter ending March 2018	1,833	→
Quarter ending June 2018	1,782	↓
Variance since June 2017	(9.4%)	↓



ACTIVITY

Cumulative percentage of contracted UDA delivered 2018 & 2019



Adjusted Scheduled Activity (UDA)

Month	2018	2019
April	336	339
May	808	814
June	1,186	1,131
July	1,737	
August	2,368	
September	2,935	
October	3,384	
November	3,962	
December	4,295	
January	4,642	
February	5,046	
March	5,755	
April	6,030	
May	6,026	
June	6,014	

QUALITY

	Quantity	Base Number	Contract	AT	Region	England
% of FP17s for the same patient ID Re-attending within 3 months - Children	30	284	10.6%	9.0%	11.3%	11.5%
% of FP17s for the same patient ID Re-attending within 3 months - Adults	72	379	19.0%	12.5%	14.9%	15.4%
% of FP17s for the same patient ID Re-attending between 3 & 9 months - Children	193	284	68.0%	60.0%	60.0%	58.9%
% of FP17s for the same patient ID Re-attending between 3 & 9 months - Adults	228	379	60.2%	51.4%	52.6%	51.6%
% of FP17s for Band 1 Urgent Courses	33	551	6.0%	6.8%	7.9%	8.9%
% of FP17s Relating to Free Repair or Replacements	21	551	3.8%	0.8%	0.8%	0.8%
% of FP17s Relating to Continuations	4	551	0.7%	1.0%	0.9%	0.9%
% of Patients satisfied with the dentistry they have received	2	2	N/A	93.3%	93.2%	93.2%
% of Patients satisfied with the time they had to wait for an appointment	2	2	N/A	91.3%	89.1%	88.8%

* This is based on patients treated on this contract for their most recent course of treatment. Figures in italics indicate the base number of FP17s or Patient Questionnaire responses are less than 100. N/A is shown where the base number of responses is less than 10 during the period. % is calculated as Quantity/Base number*100

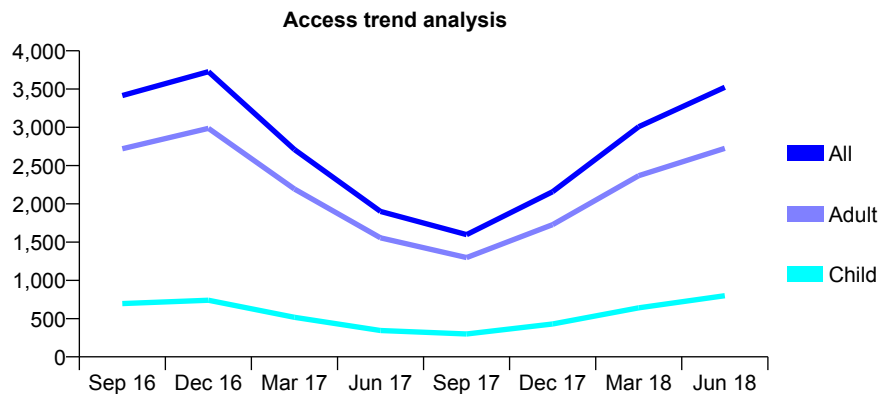
Q53 - Vital Signs At a Glance Contract Report for 342807/0001 - June 2018

Name or company name	MR HM MOSTAFA
Contract type name	GDS Contract
Purpose of contract	General
Contract start date	21/08/2006
Contract end date	

18/19 Contracted general activity (UDA)	14,716
Carry forward general activity (UDA)	0
18/19 Contracted orthodontic activity (UOA)	0
Carry forward orthodontic activity (UOA)	0
Baseline contract value	£357,054.24

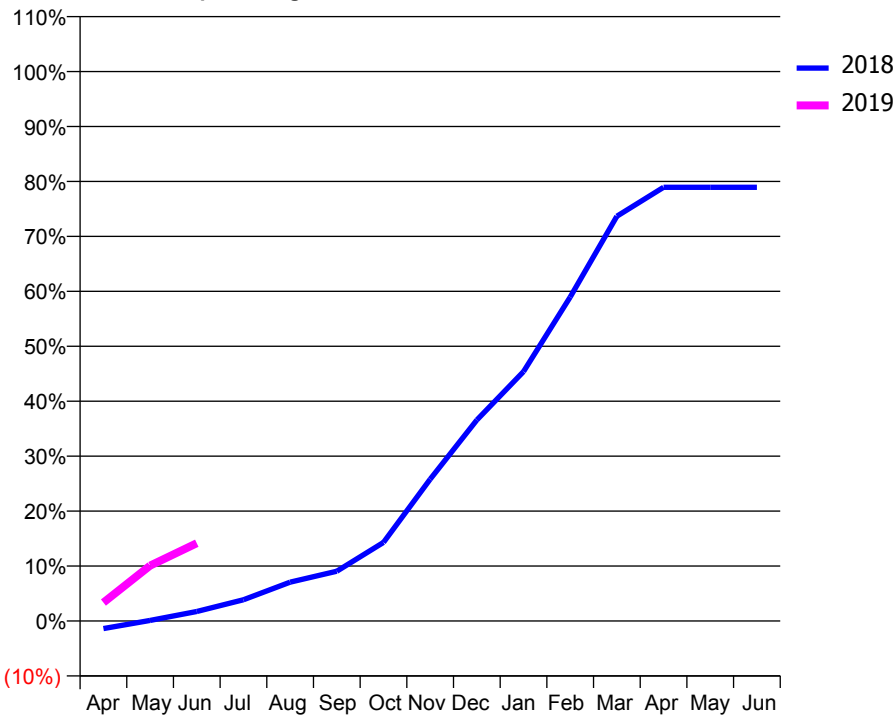
ACCESS*

Patients seen in 24 months	Total	Change since previous quarter
Quarter ending June 2017	1,900	
Quarter ending September 2017	1,597	↓
Quarter ending December 2017	2,158	↑
Quarter ending March 2018	3,008	↑
Quarter ending June 2018	3,524	↑
Variance since June 2017	85.5%	↑



ACTIVITY

Cumulative percentage of contracted UDA delivered 2018 & 2019



Month	Adjusted Scheduled Activity (UDA)	
	2018	2019
April	-114	494
May	8	1,485
June	140	2,084
July	312	
August	572	
September	732	
October	1,156	
November	2,085	
December	2,955	
January	3,665	
February	4,760	
March	5,949	
April	6,373	
May	6,374	
June	6,374	

QUALITY

	Quantity	Base Number	Contract	AT	Region	England
% of FP17s for the same patient ID Re-attending within 3 months - Children	18	306	5.9%	9.0%	11.3%	11.5%
% of FP17s for the same patient ID Re-attending within 3 months - Adults	136	995	13.7%	12.5%	14.9%	15.4%
% of FP17s for the same patient ID Re-attending between 3 & 9 months - Children	90	306	29.4%	60.0%	60.0%	58.9%
% of FP17s for the same patient ID Re-attending between 3 & 9 months - Adults	331	995	33.3%	51.4%	52.6%	51.6%
% of FP17s for Band 1 Urgent Courses	116	1,093	10.6%	6.8%	7.9%	8.9%
% of FP17s Relating to Free Repair or Replacements	8	1,093	0.7%	0.8%	0.8%	0.8%
% of FP17s Relating to Continuations	1	1,093	0.1%	1.0%	0.9%	0.9%
% of Patients satisfied with the dentistry they have received	1	1	N/A	93.3%	93.2%	93.2%
% of Patients satisfied with the time they had to wait for an appointment	1	1	N/A	91.3%	89.1%	88.8%

* This is based on patients treated on this contract for their most recent course of treatment. Figures in italics indicate the base number of FP17s or Patient Questionnaire responses are less than 100. N/A is shown where the base number of responses is less than 10 during the period. % is calculated as Quantity/Base number*100

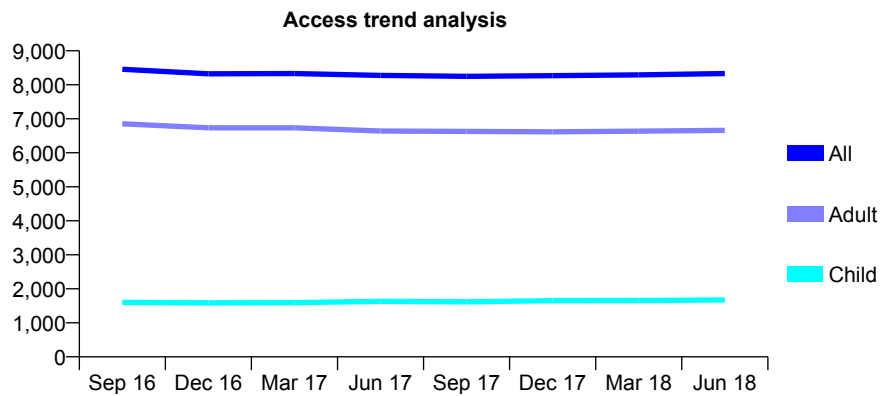
Q53 - Vital Signs At a Glance Contract Report for 343609/0001 - June 2018

Name or company name	MR A SAGHIR
Contract type name	GDS Contract
Purpose of contract	General
Contract start date	01/04/2006
Contract end date	

18/19 Contracted general activity (UDA)	22,885
Carry forward general activity (UDA)	0
18/19 Contracted orthodontic activity (UOA)	0
Carry forward orthodontic activity (UOA)	0
Baseline contract value	£643,041.34

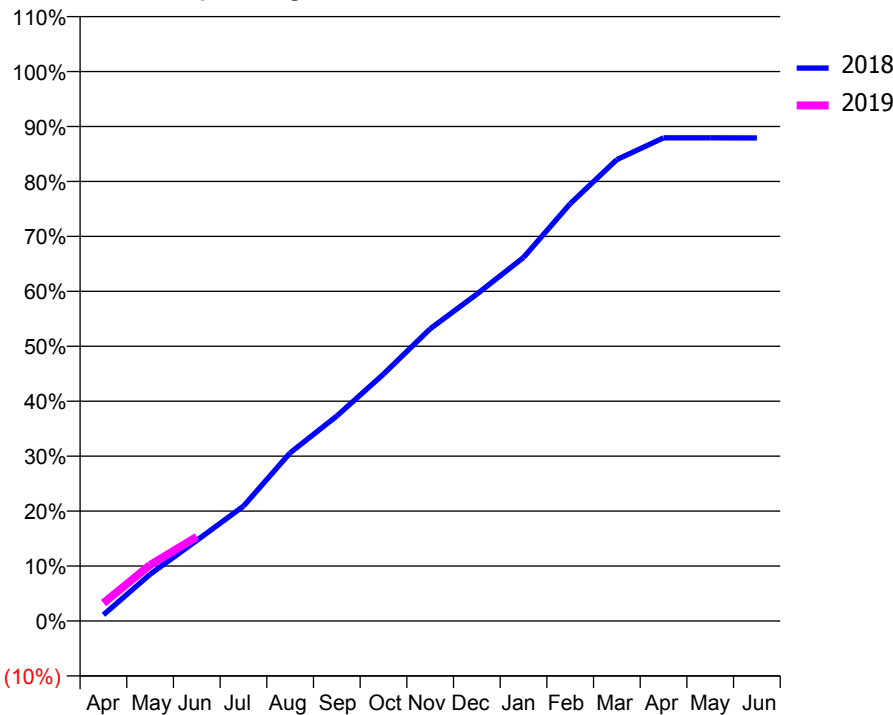
ACCESS*

Patients seen in 24 months	Total	Change since previous quarter
Quarter ending June 2017	8,277	
Quarter ending September 2017	8,248	→
Quarter ending December 2017	8,268	→
Quarter ending March 2018	8,293	→
Quarter ending June 2018	8,333	→
Variance since June 2017	0.7%	→



ACTIVITY

Cumulative percentage of contracted UDA delivered 2018 & 2019



Month	Adjusted Scheduled Activity (UDA)	
	2018	2019
April	257	746
May	1,945	2,334
June	3,355	3,508
July	4,786	
August	7,004	
September	8,537	
October	10,280	
November	12,172	
December	13,615	
January	15,144	
February	17,382	
March	19,219	
April	20,121	
May	20,122	
June	20,118	

QUALITY

	Quantity	Base Number	Contract	AT	Region	England
% of FP17s for the same patient ID Re-attending within 3 months - Children	27	532	5.1%	9.0%	11.3%	11.5%
% of FP17s for the same patient ID Re-attending within 3 months - Adults	265	1,949	13.6%	12.5%	14.9%	15.4%
% of FP17s for the same patient ID Re-attending between 3 & 9 months - Children	254	532	47.7%	60.0%	60.0%	58.9%
% of FP17s for the same patient ID Re-attending between 3 & 9 months - Adults	908	1,949	46.6%	51.4%	52.6%	51.6%
% of FP17s for Band 1 Urgent Courses	143	1,927	7.4%	6.8%	7.9%	8.9%
% of FP17s Relating to Free Repair or Replacements	32	1,927	1.7%	0.8%	0.8%	0.8%
% of FP17s Relating to Continuations	9	1,927	0.5%	1.0%	0.9%	0.9%
% of Patients satisfied with the dentistry they have received	8	9	N/A	93.3%	93.2%	93.2%
% of Patients satisfied with the time they had to wait for an appointment	7	9	N/A	91.3%	89.1%	88.8%

* This is based on patients treated on this contract for their most recent course of treatment. Figures in italics indicate the base number of FP17s or Patient Questionnaire responses are less than 100. N/A is shown where the base number of responses is less than 10 during the period. % is calculated as Quantity/Base number*100

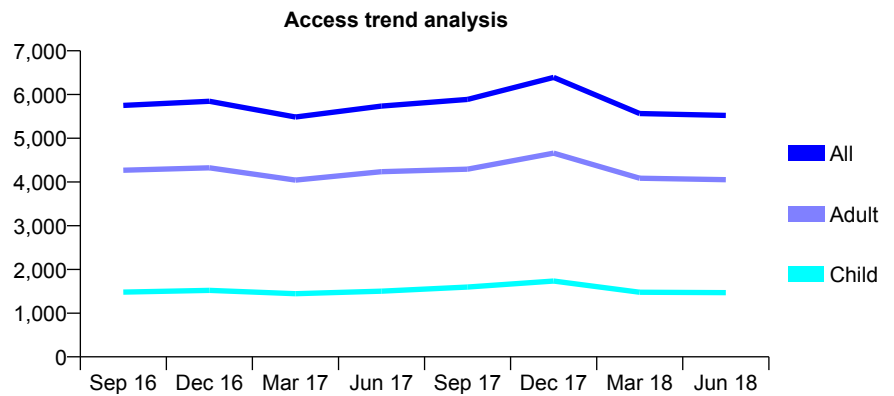
Q53 - Vital Signs At a Glance Contract Report for 345423/0001 - June 2018

Name or company name	MR T MOODLEY
Contract type name	GDS Contract
Purpose of contract	General
Contract start date	01/04/2006
Contract end date	

18/19 Contracted general activity (UDA)	14,129
Carry forward general activity (UDA)	0
18/19 Contracted orthodontic activity (UOA)	0
Carry forward orthodontic activity (UOA)	0
Baseline contract value	£371,753.63

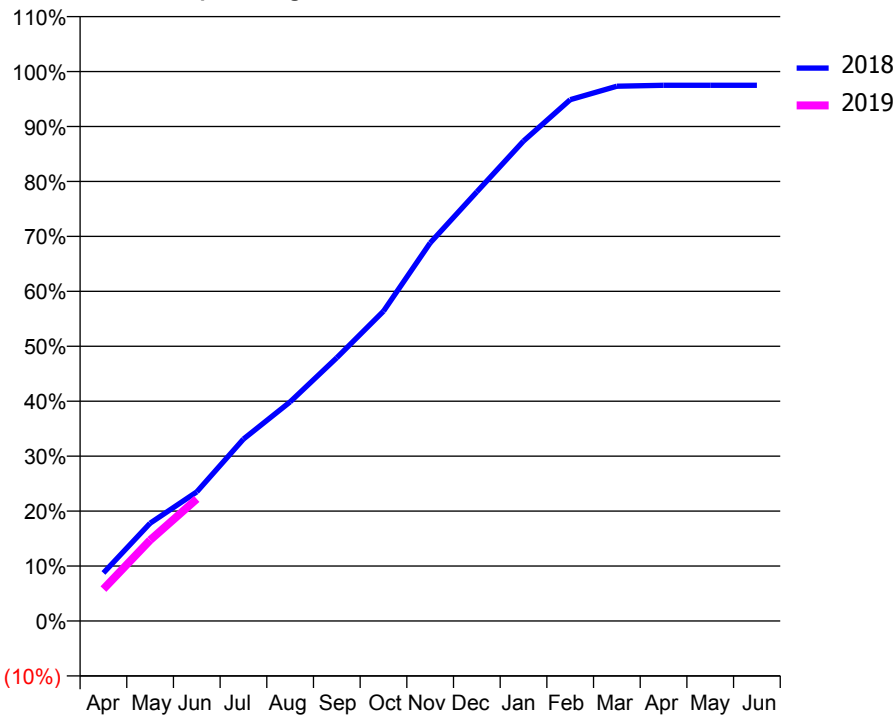
ACCESS*

Patients seen in 24 months	Total	Change since previous quarter
Quarter ending June 2017	5,735	
Quarter ending September 2017	5,889	↑
Quarter ending December 2017	6,391	↑
Quarter ending March 2018	5,564	↓
Quarter ending June 2018	5,522	→
Variance since June 2017	(3.7%)	↓



ACTIVITY

Cumulative percentage of contracted UDA delivered 2018 & 2019



Month	Adjusted Scheduled Activity (UDA)	
	2018	2019
April	1,235	822
May	2,515	2,081
June	3,321	3,138
July	4,679	
August	5,634	
September	6,771	
October	7,965	
November	9,721	
December	11,034	
January	12,342	
February	13,405	
March	13,751	
April	13,775	
May	13,775	
June	13,775	

QUALITY

	Quantity	Base Number	Contract	AT	Region	England
% of FP17s for the same patient ID Re-attending within 3 months - Children	19	520	3.7%	9.0%	11.3%	11.5%
% of FP17s for the same patient ID Re-attending within 3 months - Adults	74	1,093	6.8%	12.5%	14.9%	15.4%
% of FP17s for the same patient ID Re-attending between 3 & 9 months - Children	286	520	55.0%	60.0%	60.0%	58.9%
% of FP17s for the same patient ID Re-attending between 3 & 9 months - Adults	403	1,093	36.9%	51.4%	52.6%	51.6%
% of FP17s for Band 1 Urgent Courses	81	1,596	5.1%	6.8%	7.9%	8.9%
% of FP17s Relating to Free Repair or Replacements	14	1,596	0.9%	0.8%	0.8%	0.8%
% of FP17s Relating to Continuations	20	1,596	1.3%	1.0%	0.9%	0.9%
% of Patients satisfied with the dentistry they have received	4	4	N/A	93.3%	93.2%	93.2%
% of Patients satisfied with the time they had to wait for an appointment	4	4	N/A	91.3%	89.1%	88.8%

* This is based on patients treated on this contract for their most recent course of treatment. Figures in italics indicate the base number of FP17s or Patient Questionnaire responses are less than 100. N/A is shown where the base number of responses is less than 10 during the period. % is calculated as Quantity/Base number*100

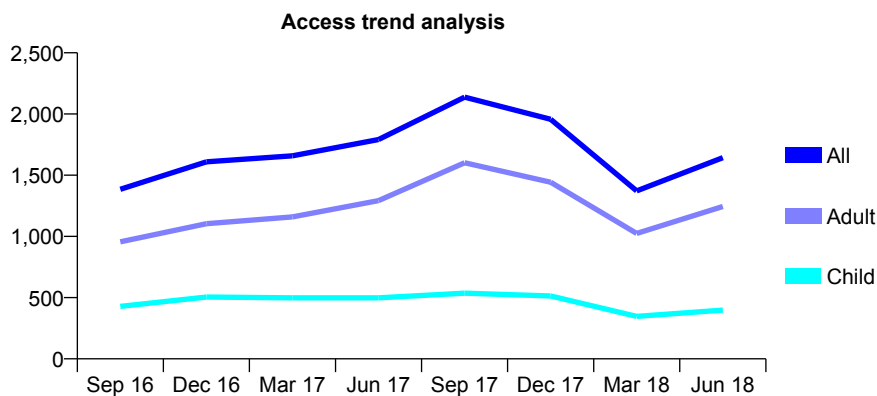
Q53 - Vital Signs At a Glance Contract Report for 358584/0001 - June 2018

Name or company name	MR A PANDEY
Contract type name	GDS Contract
Purpose of contract	General
Contract start date	01/04/2006
Contract end date	

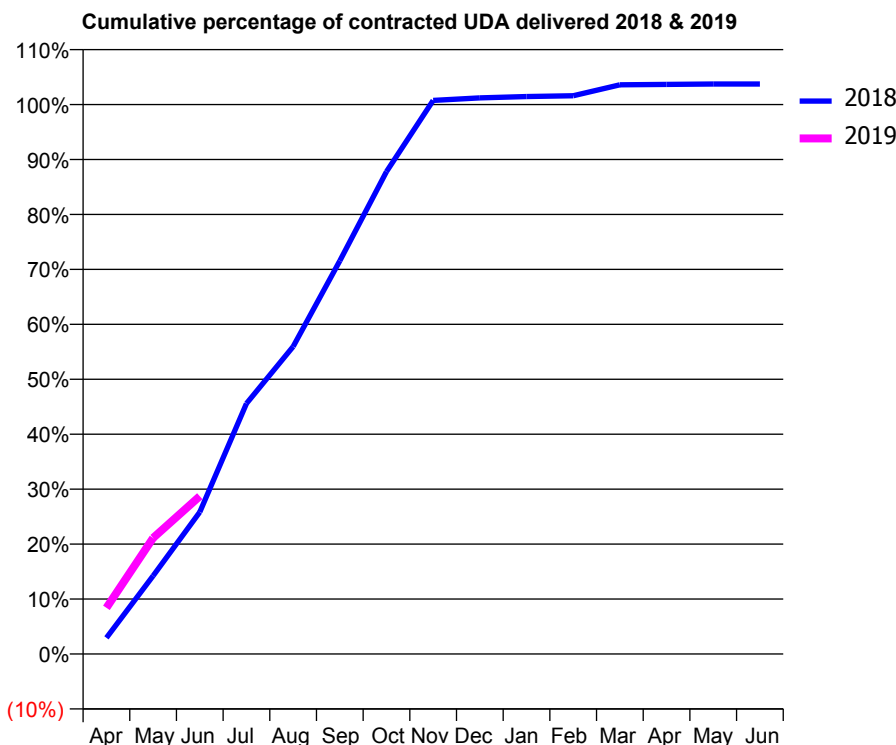
18/19 Contracted general activity (UDA)	7,523
Carry forward general activity (UDA)	0
18/19 Contracted orthodontic activity (UOA)	0
Carry forward orthodontic activity (UOA)	0
Baseline contract value	£277,892.31

ACCESS*

Patients seen in 24 months	Total	Change since previous quarter
Quarter ending June 2017	1,791	
Quarter ending September 2017	2,138	↑
Quarter ending December 2017	1,957	↓
Quarter ending March 2018	1,372	↓
Quarter ending June 2018	1,643	↑
Variance since June 2017	(8.3%)	↓



ACTIVITY



Adjusted Scheduled Activity (UDA)		
Month	2018	2019
April	222	632
May	1,071	1,588
June	1,943	2,160
July	3,430	
August	4,209	
September	5,383	
October	6,604	
November	7,580	
December	7,614	
January	7,633	
February	7,643	
March	7,792	
April	7,797	
May	7,804	
June	7,804	

QUALITY

	Quantity	Base Number	Contract	AT	Region	England
% of FP17s for the same patient ID Re-attending within 3 months - Children	6	170	3.5%	9.0%	11.3%	11.5%
% of FP17s for the same patient ID Re-attending within 3 months - Adults	30	599	5.0%	12.5%	14.9%	15.4%
% of FP17s for the same patient ID Re-attending between 3 & 9 months - Children	81	170	47.6%	60.0%	60.0%	58.9%
% of FP17s for the same patient ID Re-attending between 3 & 9 months - Adults	242	599	40.4%	51.4%	52.6%	51.6%
% of FP17s for Band 1 Urgent Courses	79	758	10.4%	6.8%	7.9%	8.9%
% of FP17s Relating to Free Repair or Replacements	6	758	0.8%	0.8%	0.8%	0.8%
% of FP17s Relating to Continuations	2	758	0.3%	1.0%	0.9%	0.9%
% of Patients satisfied with the dentistry they have received	0	0	N/A	93.3%	93.2%	93.2%
% of Patients satisfied with the time they had to wait for an appointment	0	0	N/A	91.3%	89.1%	88.8%

* This is based on patients treated on this contract for their most recent course of treatment. Figures in italics indicate the base number of FP17s or Patient Questionnaire responses are less than 100. N/A is shown where the base number of responses is less than 10 during the period. % is calculated as Quantity/Base number*100

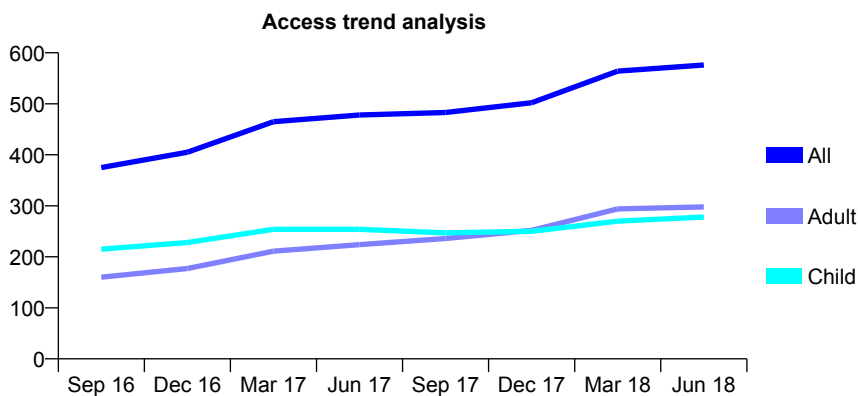
Q53 - Vital Signs At a Glance Contract Report for 499579/0001 - June 2018

Name or company name	MR SR GIBSON-SEXTON
Contract type name	GDS Contract
Purpose of contract	General
Contract start date	01/12/2015
Contract end date	

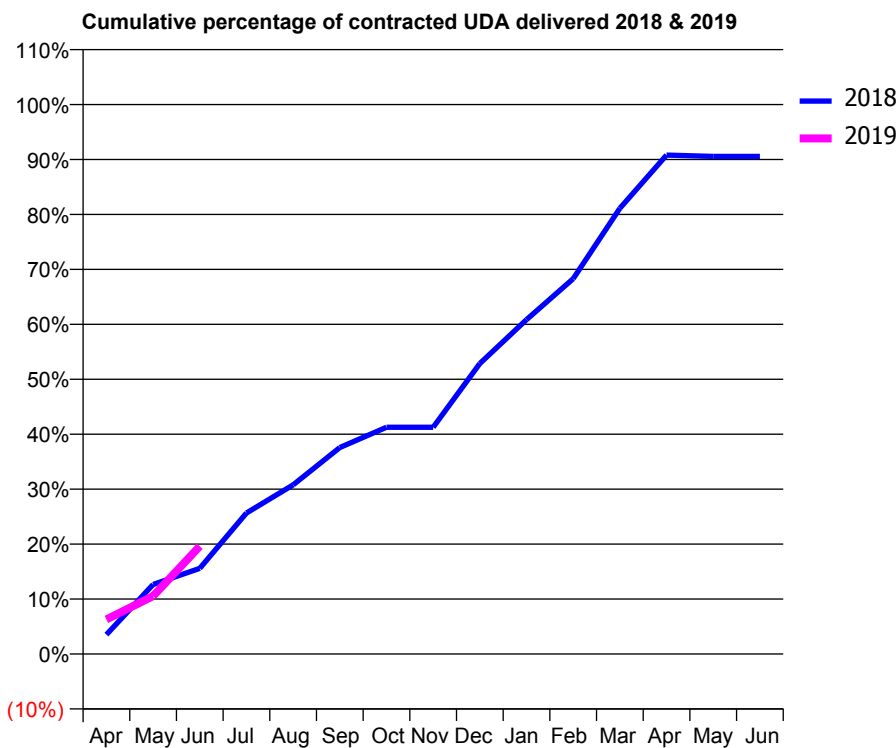
18/19 Contracted general activity (UDA)	1,192
Carry forward general activity (UDA)	0
18/19 Contracted orthodontic activity (UOA)	0
Carry forward orthodontic activity (UOA)	0
Baseline contract value	£25,859.64

ACCESS*

Patients seen in 24 months	Total	Change since previous quarter
Quarter ending June 2017	478	
Quarter ending September 2017	483	→
Quarter ending December 2017	502	↑
Quarter ending March 2018	564	↑
Quarter ending June 2018	576	↑
Variance since June 2017	20.5%	↑



ACTIVITY



Adjusted Scheduled Activity (UDA)		
Month	2018	2019
April	42	75
May	151	126
June	186	234
July	306	
August	367	
September	448	
October	492	
November	492	
December	630	
January	725	
February	814	
March	967	
April	1,082	
May	1,079	
June	1,079	

QUALITY

	Quantity	Base Number	Contract	AT	Region	England
% of FP17s for the same patient ID Re-attending within 3 months - Children	2	122	1.6%	9.0%	11.3%	11.5%
% of FP17s for the same patient ID Re-attending within 3 months - Adults	13	101	12.9%	12.5%	14.9%	15.4%
% of FP17s for the same patient ID Re-attending between 3 & 9 months - Children	82	122	67.2%	60.0%	60.0%	58.9%
% of FP17s for the same patient ID Re-attending between 3 & 9 months - Adults	50	101	49.5%	51.4%	52.6%	51.6%
% of FP17s for Band 1 Urgent Courses	9	183	4.9%	6.8%	7.9%	8.9%
% of FP17s Relating to Free Repair or Replacements	0	183	0.0%	0.8%	0.8%	0.8%
% of FP17s Relating to Continuations	1	183	0.5%	1.0%	0.9%	0.9%
% of Patients satisfied with the dentistry they have received	1	1	N/A	93.3%	93.2%	93.2%
% of Patients satisfied with the time they had to wait for an appointment	1	1	N/A	91.3%	89.1%	88.8%

* This is based on patients treated on this contract for their most recent course of treatment. Figures in italics indicate the base number of FP17s or Patient Questionnaire responses are less than 100. N/A is shown where the base number of responses is less than 10 during the period. % is calculated as Quantity/Base number*100

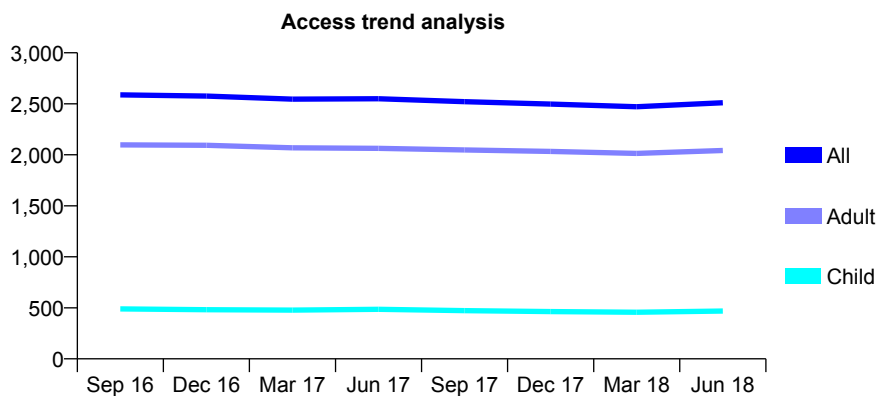
Q53 - Vital Signs At a Glance Contract Report for 564931/0001 - June 2018

Name or company name	MR PC SEE
Contract type name	GDS Contract
Purpose of contract	General
Contract start date	01/04/2006
Contract end date	

18/19 Contracted general activity (UDA)	7,635
Carry forward general activity (UDA)	0
18/19 Contracted orthodontic activity (UOA)	0
Carry forward orthodontic activity (UOA)	0
Baseline contract value	£188,955.64

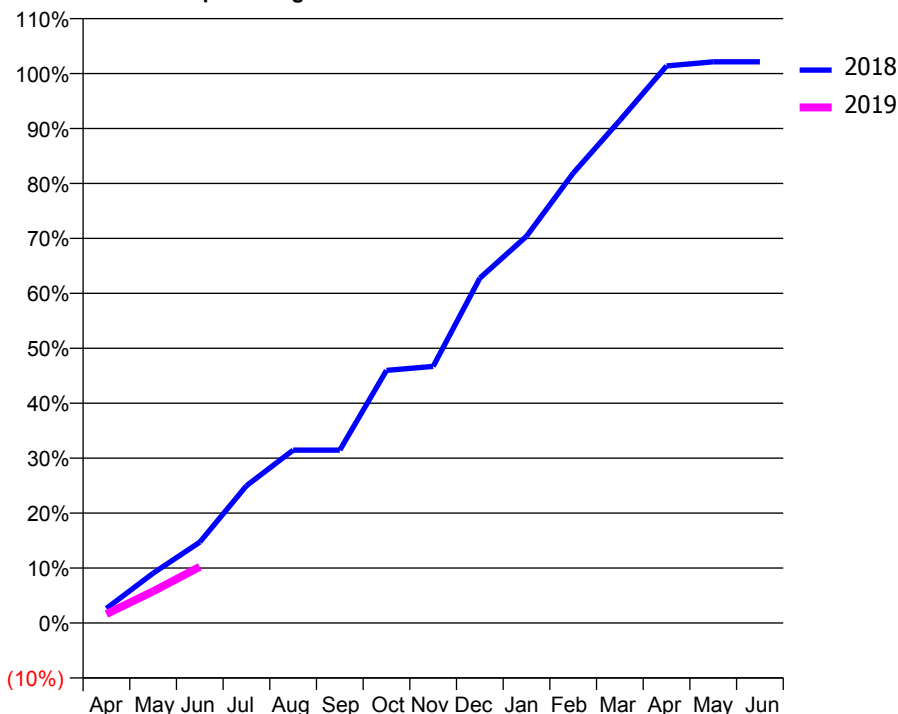
ACCESS*

Patients seen in 24 months	Total	Change since previous quarter
Quarter ending June 2017	2,550	
Quarter ending September 2017	2,521	↓
Quarter ending December 2017	2,497	→
Quarter ending March 2018	2,471	↓
Quarter ending June 2018	2,511	→
Variance since June 2017	(1.5%)	↓



ACTIVITY

Cumulative percentage of contracted UDA delivered 2018 & 2019



Adjusted Scheduled Activity (UDA)

Month	2018	2019
April	203	125
May	692	441
June	1,123	781
July	1,907	
August	2,402	
September	2,402	
October	3,510	
November	3,565	
December	4,792	
January	5,375	
February	6,251	
March	6,985	
April	7,739	
May	7,798	
June	7,798	

QUALITY

	Quantity	Base Number	Contract	AT	Region	England
% of FP17s for the same patient ID Re-attending within 3 months - Children	8	105	7.6%	9.0%	11.3%	11.5%
% of FP17s for the same patient ID Re-attending within 3 months - Adults	171	675	25.3%	12.5%	14.9%	15.4%
% of FP17s for the same patient ID Re-attending between 3 & 9 months - Children	40	105	38.1%	60.0%	60.0%	58.9%
% of FP17s for the same patient ID Re-attending between 3 & 9 months - Adults	315	675	46.7%	51.4%	52.6%	51.6%
% of FP17s for Band 1 Urgent Courses	56	408	13.7%	6.8%	7.9%	8.9%
% of FP17s Relating to Free Repair or Replacements	20	408	4.9%	0.8%	0.8%	0.8%
% of FP17s Relating to Continuations	25	408	6.1%	1.0%	0.9%	0.9%
% of Patients satisfied with the dentistry they have received	8	9	N/A	93.3%	93.2%	93.2%
% of Patients satisfied with the time they had to wait for an appointment	7	9	N/A	91.3%	89.1%	88.8%

* This is based on patients treated on this contract for their most recent course of treatment. Figures in italics indicate the base number of FP17s or Patient Questionnaire responses are less than 100. N/A is shown where the base number of responses is less than 10 during the period. % is calculated as Quantity/Base number*100

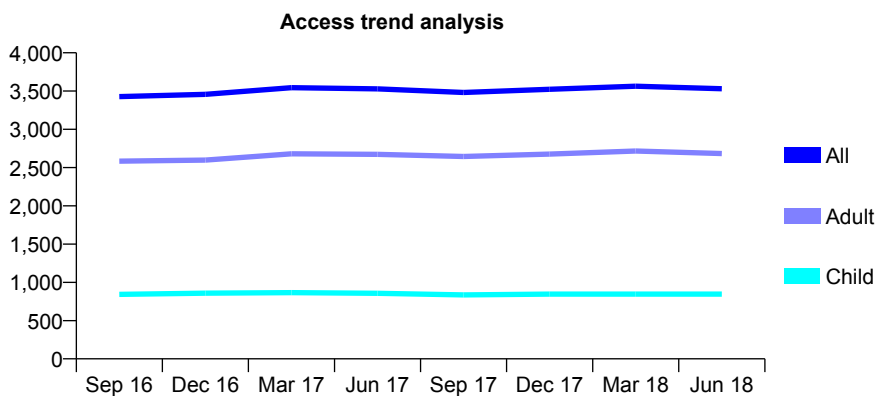
Q53 - Vital Signs At a Glance Contract Report for 569925/0001 - June 2018

Name or company name	MR AR ASHTON
Contract type name	GDS Contract
Purpose of contract	General
Contract start date	01/04/2006
Contract end date	

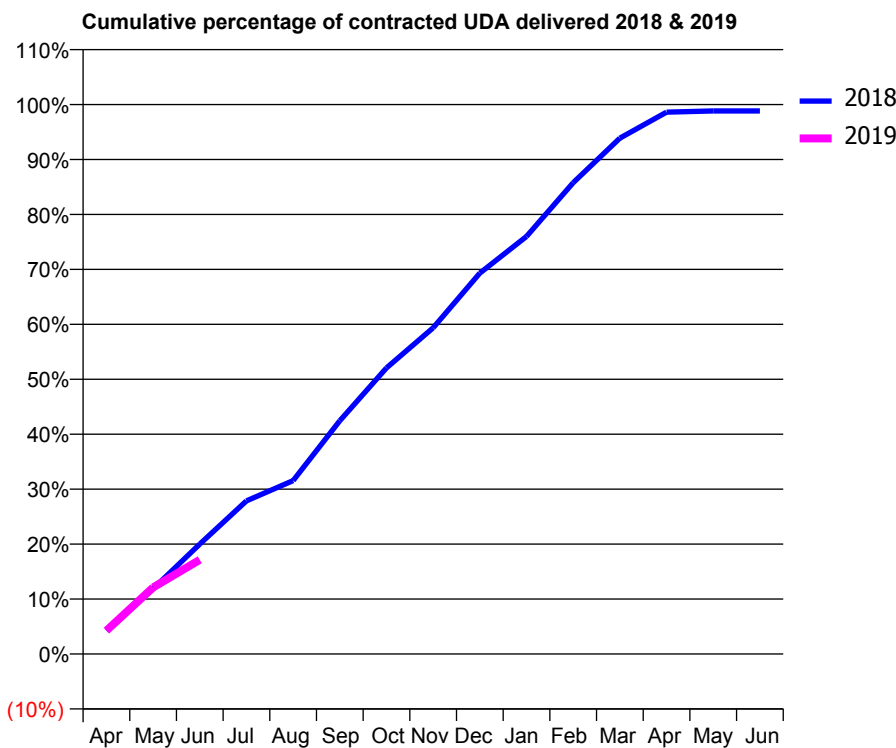
18/19 Contracted general activity (UDA)	9,986
Carry forward general activity (UDA)	0
18/19 Contracted orthodontic activity (UOA)	0
Carry forward orthodontic activity (UOA)	0
Baseline contract value	£244,229.63

ACCESS*

Patients seen in 24 months	Total	Change since previous quarter
Quarter ending June 2017	3,529	
Quarter ending September 2017	3,481	↓
Quarter ending December 2017	3,524	→
Quarter ending March 2018	3,564	→
Quarter ending June 2018	3,531	→
Variance since June 2017	0.1%	→



ACTIVITY



Adjusted Scheduled Activity (UDA)		
Month	2018	2019
April	425	425
May	1,185	1,211
June	1,998	1,713
July	2,784	
August	3,152	
September	4,241	
October	5,200	
November	5,927	
December	6,922	
January	7,588	
February	8,564	
March	9,376	
April	9,847	
May	9,868	
June	9,868	

QUALITY

	Quantity	Base Number	Contract	AT	Region	England
% of FP17s for the same patient ID Re-attending within 3 months - Children	14	265	5.3%	9.0%	11.3%	11.5%
% of FP17s for the same patient ID Re-attending within 3 months - Adults	57	777	7.3%	12.5%	14.9%	15.4%
% of FP17s for the same patient ID Re-attending between 3 & 9 months - Children	158	265	59.6%	60.0%	60.0%	58.9%
% of FP17s for the same patient ID Re-attending between 3 & 9 months - Adults	463	777	59.6%	51.4%	52.6%	51.6%
% of FP17s for Band 1 Urgent Courses	34	855	4.0%	6.8%	7.9%	8.9%
% of FP17s Relating to Free Repair or Replacements	5	855	0.6%	0.8%	0.8%	0.8%
% of FP17s Relating to Continuations	11	855	1.3%	1.0%	0.9%	0.9%
% of Patients satisfied with the dentistry they have received	5	5	N/A	93.3%	93.2%	93.2%
% of Patients satisfied with the time they had to wait for an appointment	4	5	N/A	91.3%	89.1%	88.8%

* This is based on patients treated on this contract for their most recent course of treatment. Figures in italics indicate the base number of FP17s or Patient Questionnaire responses are less than 100. N/A is shown where the base number of responses is less than 10 during the period. % is calculated as Quantity/Base number*100

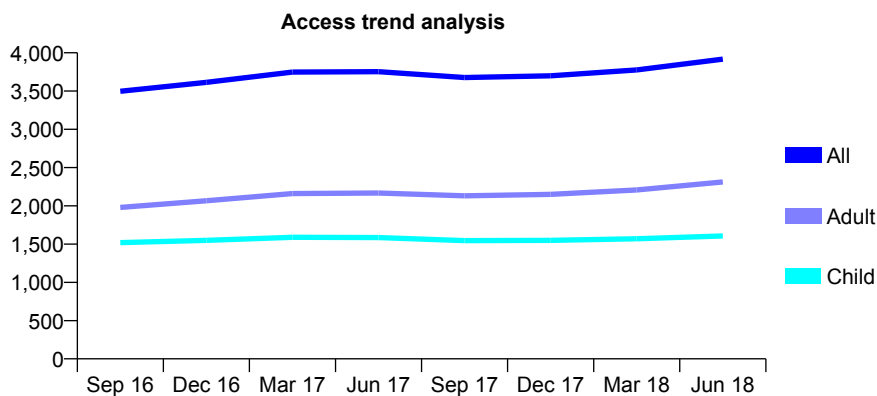
Q53 - Vital Signs At a Glance Contract Report for 574422/0001 - June 2018

Name or company name	MR R OSMAN
Contract type name	GDS Contract
Purpose of contract	General and Orthodontic
Contract start date	01/04/2006
Contract end date	

18/19 Contracted general activity (UDA)	5,528
Carry forward general activity (UDA)	0
18/19 Contracted orthodontic activity (UOA)	1,188
Carry forward orthodontic activity (UOA)	0
Baseline contract value	£208,225.75

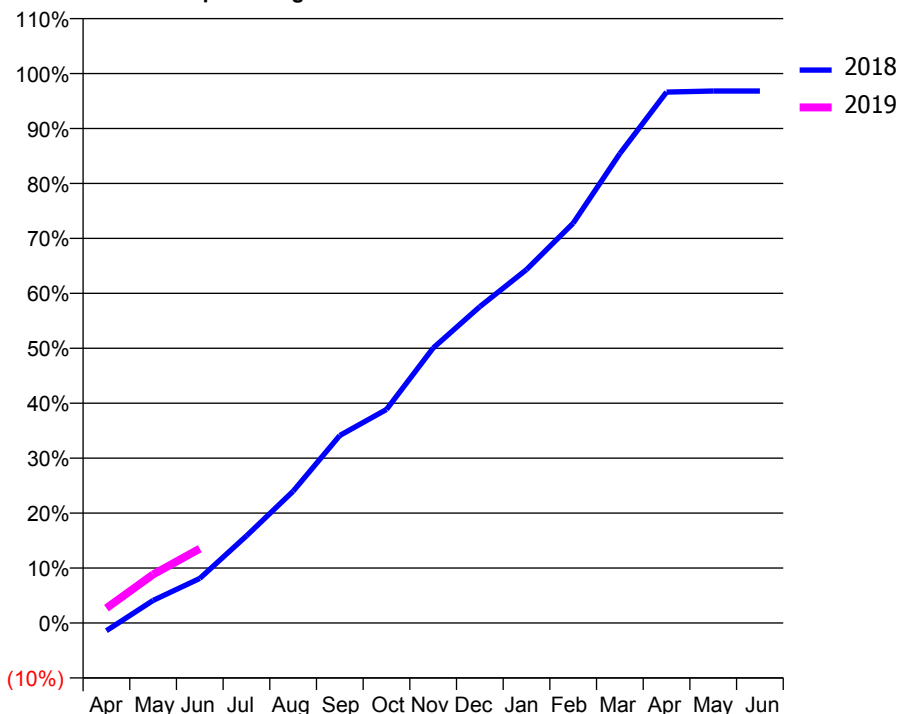
ACCESS*

Patients seen in 24 months	Total	Change since previous quarter
Quarter ending June 2017	3,754	
Quarter ending September 2017	3,676	↓
Quarter ending December 2017	3,699	→
Quarter ending March 2018	3,776	↑
Quarter ending June 2018	3,918	↑
Variance since June 2017	4.4%	↑



ACTIVITY

Cumulative percentage of contracted UDA delivered 2018 & 2019



Adjusted Scheduled Activity (UDA)

Month	2018	2019
April	-78	150
May	228	490
June	449	748
July	876	
August	1,327	
September	1,886	
October	2,149	
November	2,766	
December	3,182	
January	3,556	
February	4,022	
March	4,722	
April	5,341	
May	5,351	
June	5,351	

QUALITY

	Quantity	Base Number	Contract	AT	Region	England
% of FP17s for the same patient ID Re-attending within 3 months - Children	68	613	11.1%	9.0%	11.3%	11.5%
% of FP17s for the same patient ID Re-attending within 3 months - Adults	151	776	19.5%	12.5%	14.9%	15.4%
% of FP17s for the same patient ID Re-attending between 3 & 9 months - Children	332	613	54.2%	60.0%	60.0%	58.9%
% of FP17s for the same patient ID Re-attending between 3 & 9 months - Adults	352	776	45.4%	51.4%	52.6%	51.6%
% of FP17s for Band 1 Urgent Courses	20	442	4.5%	6.8%	7.9%	8.9%
% of FP17s Relating to Free Repair or Replacements	4	442	0.9%	0.8%	0.8%	0.8%
% of FP17s Relating to Continuations	11	442	2.5%	1.0%	0.9%	0.9%
% of Patients satisfied with the dentistry they have received	5	5	N/A	93.3%	93.2%	93.2%
% of Patients satisfied with the time they had to wait for an appointment	5	5	N/A	91.3%	89.1%	88.8%

* This is based on patients treated on this contract for their most recent course of treatment. Figures in italics indicate the base number of FP17s or Patient Questionnaire responses are less than 100. N/A is shown where the base number of responses is less than 10 during the period. % is calculated as Quantity/Base number*100

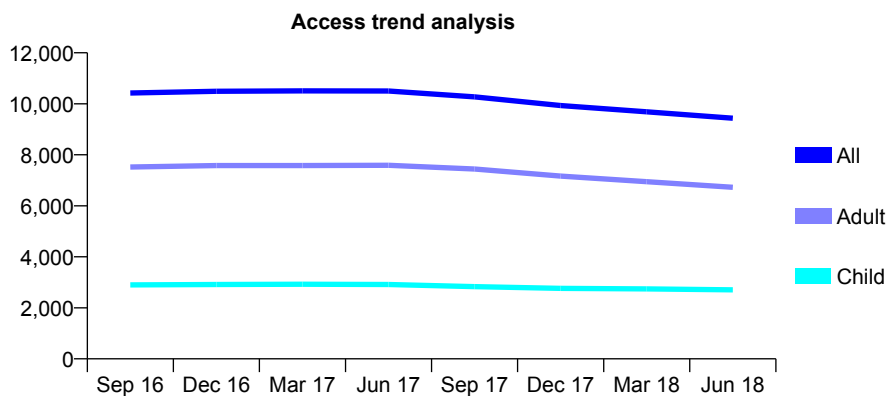
Q53 - Vital Signs At a Glance Contract Report for 574422/0002 - June 2018

Name or company name	MR R OSMAN
Contract type name	GDS Contract
Purpose of contract	General and Orthodontic
Contract start date	01/04/2006
Contract end date	

18/19 Contracted general activity (UDA)	30,693
Carry forward general activity (UDA)	0
18/19 Contracted orthodontic activity (UOA)	1,672
Carry forward orthodontic activity (UOA)	0
Baseline contract value	£898,178.07

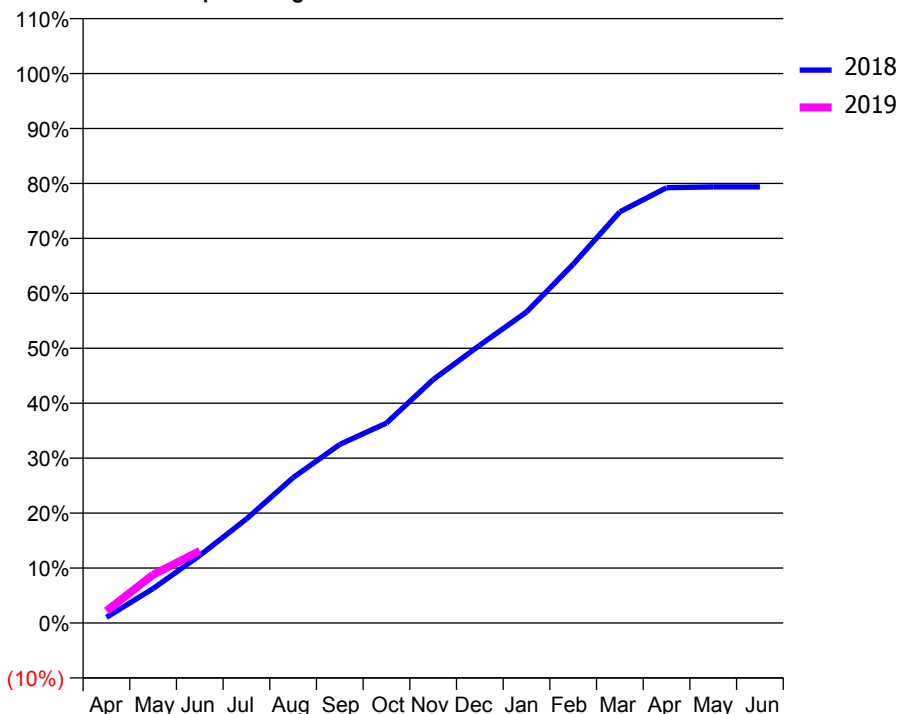
ACCESS*

Patients seen in 24 months	Total	Change since previous quarter
Quarter ending June 2017	10,504	
Quarter ending September 2017	10,272	↓
Quarter ending December 2017	9,930	↓
Quarter ending March 2018	9,686	↓
Quarter ending June 2018	9,434	↓
Variance since June 2017	(10.2%)	↓



ACTIVITY

Cumulative percentage of contracted UDA delivered 2018 & 2019



Month	Adjusted Scheduled Activity (UDA)	
	2018	2019
April	320	676
May	1,923	2,698
June	3,771	4,023
July	5,813	
August	8,121	
September	9,974	
October	11,171	
November	13,594	
December	15,519	
January	17,371	
February	20,038	
March	22,968	
April	24,317	
May	24,363	
June	24,363	

QUALITY

	Quantity	Base Number	Contract	AT	Region	England
% of FP17s for the same patient ID Re-attending within 3 months - Children	113	709	15.9%	9.0%	11.3%	11.5%
% of FP17s for the same patient ID Re-attending within 3 months - Adults	426	1,699	25.1%	12.5%	14.9%	15.4%
% of FP17s for the same patient ID Re-attending between 3 & 9 months - Children	274	709	38.6%	60.0%	60.0%	58.9%
% of FP17s for the same patient ID Re-attending between 3 & 9 months - Adults	633	1,699	37.3%	51.4%	52.6%	51.6%
% of FP17s for Band 1 Urgent Courses	187	1,708	10.9%	6.8%	7.9%	8.9%
% of FP17s Relating to Free Repair or Replacements	39	1,708	2.3%	0.8%	0.8%	0.8%
% of FP17s Relating to Continuations	46	1,708	2.7%	1.0%	0.9%	0.9%
% of Patients satisfied with the dentistry they have received	8	8	N/A	93.3%	93.2%	93.2%
% of Patients satisfied with the time they had to wait for an appointment	6	8	N/A	91.3%	89.1%	88.8%

* This is based on patients treated on this contract for their most recent course of treatment. Figures in italics indicate the base number of FP17s or Patient Questionnaire responses are less than 100. N/A is shown where the base number of responses is less than 10 during the period. % is calculated as Quantity/Base number*100

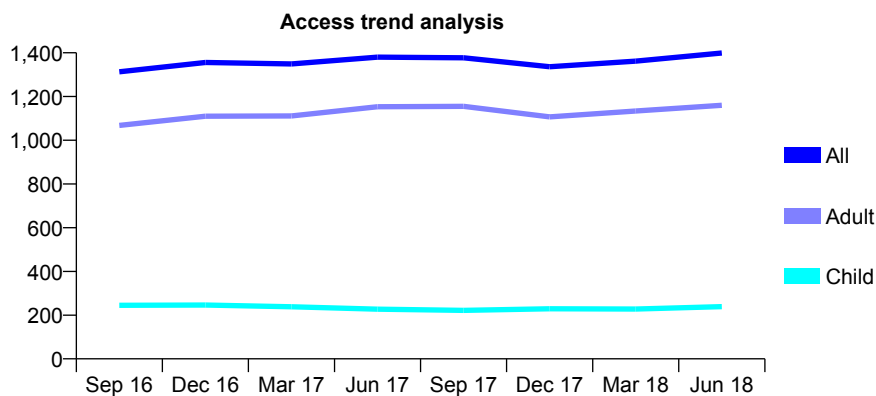
Q53 - Vital Signs At a Glance Contract Report for 574546/0001 - June 2018

Name or company name	MR PS THIARA
Contract type name	GDS Contract
Purpose of contract	General
Contract start date	01/04/2006
Contract end date	

18/19 Contracted general activity (UDA)	2,900
Carry forward general activity (UDA)	0
18/19 Contracted orthodontic activity (UOA)	0
Carry forward orthodontic activity (UOA)	0
Baseline contract value	£73,262.87

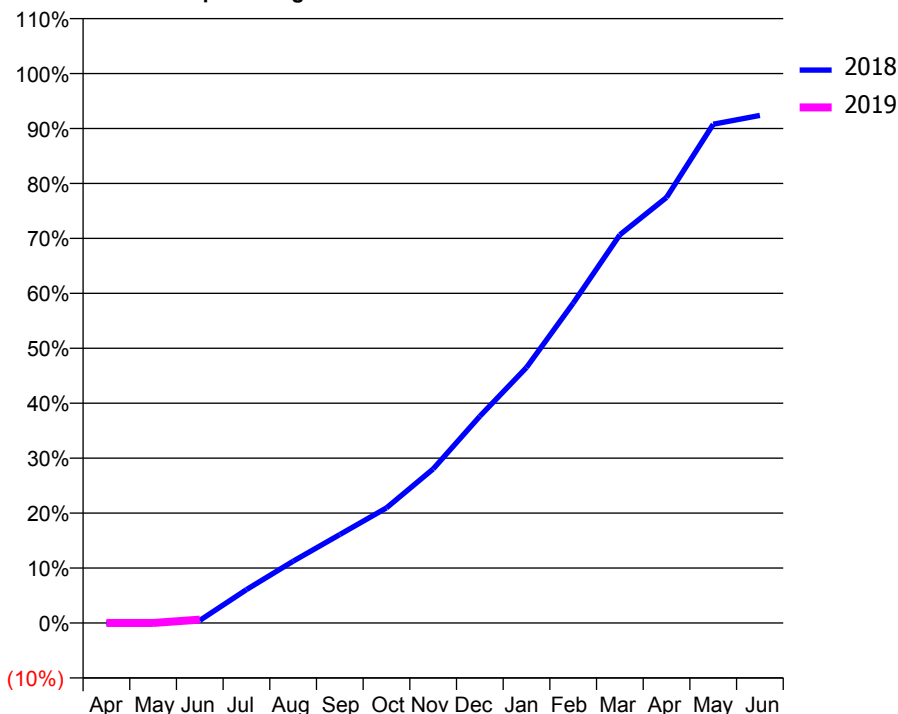
ACCESS*

Patients seen in 24 months	Total	Change since previous quarter
Quarter ending June 2017	1,380	
Quarter ending September 2017	1,377	→
Quarter ending December 2017	1,336	↓
Quarter ending March 2018	1,362	→
Quarter ending June 2018	1,399	↑
Variance since June 2017	1.4%	→



ACTIVITY

Cumulative percentage of contracted UDA delivered 2018 & 2019



Adjusted Scheduled Activity (UDA)

Month	2018	2019
April	0	0
May	0	0
June	14	18
July	176	
August	326	
September	467	
October	608	
November	813	
December	1,091	
January	1,349	
February	1,688	
March	2,049	
April	2,246	
May	2,632	
June	2,679	

QUALITY

	Quantity	Base Number	Contract	AT	Region	England
% of FP17s for the same patient ID Re-attending within 3 months - Children	1	54	1.9%	9.0%	11.3%	11.5%
% of FP17s for the same patient ID Re-attending within 3 months - Adults	4	207	1.9%	12.5%	14.9%	15.4%
% of FP17s for the same patient ID Re-attending between 3 & 9 months - Children	16	54	29.6%	60.0%	60.0%	58.9%
% of FP17s for the same patient ID Re-attending between 3 & 9 months - Adults	66	207	31.9%	51.4%	52.6%	51.6%
% of FP17s for Band 1 Urgent Courses	0	10	0.0%	6.8%	7.9%	8.9%
% of FP17s Relating to Free Repair or Replacements	0	10	0.0%	0.8%	0.8%	0.8%
% of FP17s Relating to Continuations	0	10	0.0%	1.0%	0.9%	0.9%
% of Patients satisfied with the dentistry they have received	2	3	N/A	93.3%	93.2%	93.2%
% of Patients satisfied with the time they had to wait for an appointment	3	3	N/A	91.3%	89.1%	88.8%

* This is based on patients treated on this contract for their most recent course of treatment. Figures in italics indicate the base number of FP17s or Patient Questionnaire responses are less than 100. N/A is shown where the base number of responses is less than 10 during the period. % is calculated as Quantity/Base number*100

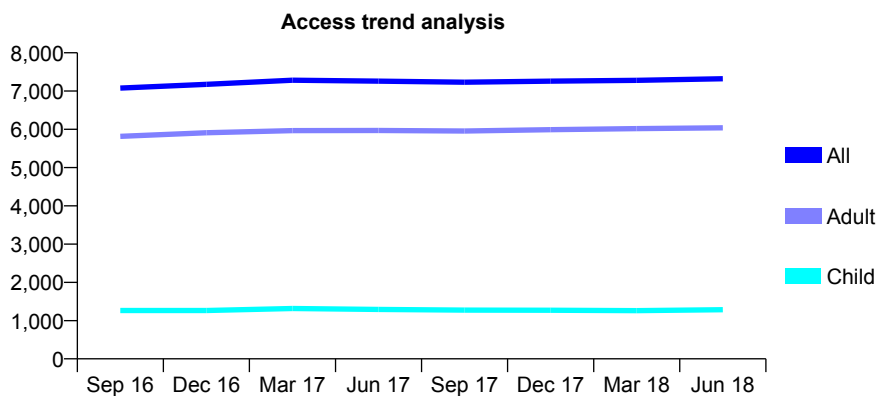
Q53 - Vital Signs At a Glance Contract Report for 575186/0002 - June 2018

Name or company name	MR S OWEN
Contract type name	Pilot Contract
Purpose of contract	General
Contract start date	01/04/2006
Contract end date	

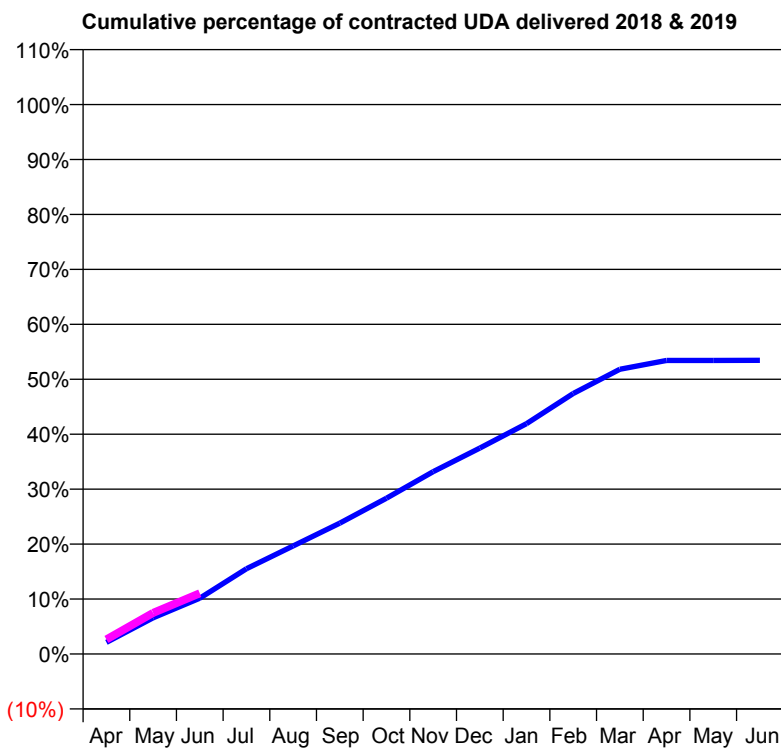
18/19 Contracted general activity (UDA)	23,300
Carry forward general activity (UDA)	0
18/19 Contracted orthodontic activity (UOA)	0
Carry forward orthodontic activity (UOA)	0
Baseline contract value	£690,654.42

ACCESS*

Patients seen in 24 months	Total	Change since previous quarter
Quarter ending June 2017	7,260	
Quarter ending September 2017	7,231	→
Quarter ending December 2017	7,261	→
Quarter ending March 2018	7,280	→
Quarter ending June 2018	7,322	→
Variance since June 2017	0.9%	→



ACTIVITY



Month	Adjusted Scheduled Activity (UDA)	
	2018	2019
April	495	618
May	1,536	1,746
June	2,368	2,577
July	3,617	
August	4,582	
September	5,550	
October	6,605	
November	7,734	
December	8,730	
January	9,770	
February	11,048	
March	12,072	
April	12,446	
May	12,446	
June	12,454	

QUALITY

	Quantity	Base Number	Contract	AT	Region	England
% of FP17s for the same patient ID Re-attending within 3 months - Children	8	408	2.0%	9.0%	11.3%	11.5%
% of FP17s for the same patient ID Re-attending within 3 months - Adults	65	1,518	4.3%	12.5%	14.9%	15.4%
% of FP17s for the same patient ID Re-attending between 3 & 9 months - Children	205	408	50.2%	60.0%	60.0%	58.9%
% of FP17s for the same patient ID Re-attending between 3 & 9 months - Adults	510	1,518	33.6%	51.4%	52.6%	51.6%
% of FP17s for Band 1 Urgent Courses	70	1,644	4.3%	6.8%	7.9%	8.9%
% of FP17s Relating to Free Repair or Replacements	4	1,644	0.2%	0.8%	0.8%	0.8%
% of FP17s Relating to Continuations	4	1,644	0.2%	1.0%	0.9%	0.9%
% of Patients satisfied with the dentistry they have received	8	8	N/A	93.3%	93.2%	93.2%
% of Patients satisfied with the time they had to wait for an appointment	5	8	N/A	91.3%	89.1%	88.8%

* This is based on patients treated on this contract for their most recent course of treatment. Figures in italics indicate the base number of FP17s or Patient Questionnaire responses are less than 100. N/A is shown where the base number of responses is less than 10 during the period. % is calculated as Quantity/Base number*100

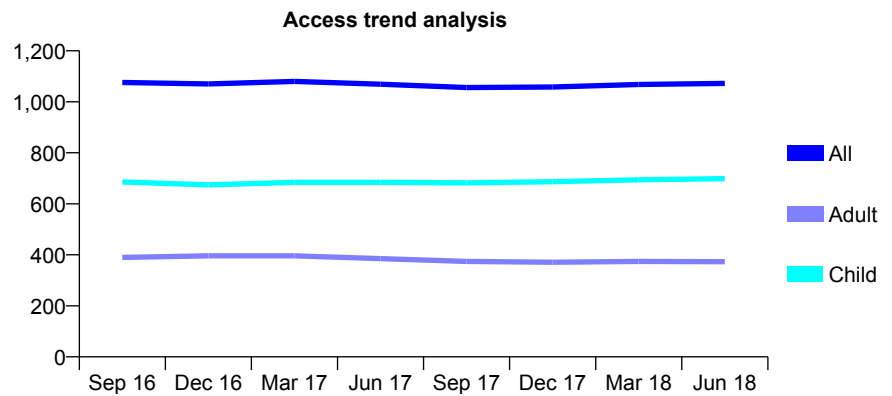
Q53 - Vital Signs At a Glance Contract Report for 575798/0001 - June 2018

Name or company name	Hughes & Meixner
Contract type name	GDS Contract
Purpose of contract	General
Contract start date	01/04/2006
Contract end date	

18/19 Contracted general activity (UDA)	2,750
Carry forward general activity (UDA)	0
18/19 Contracted orthodontic activity (UOA)	0
Carry forward orthodontic activity (UOA)	0
Baseline contract value	£71,531.66

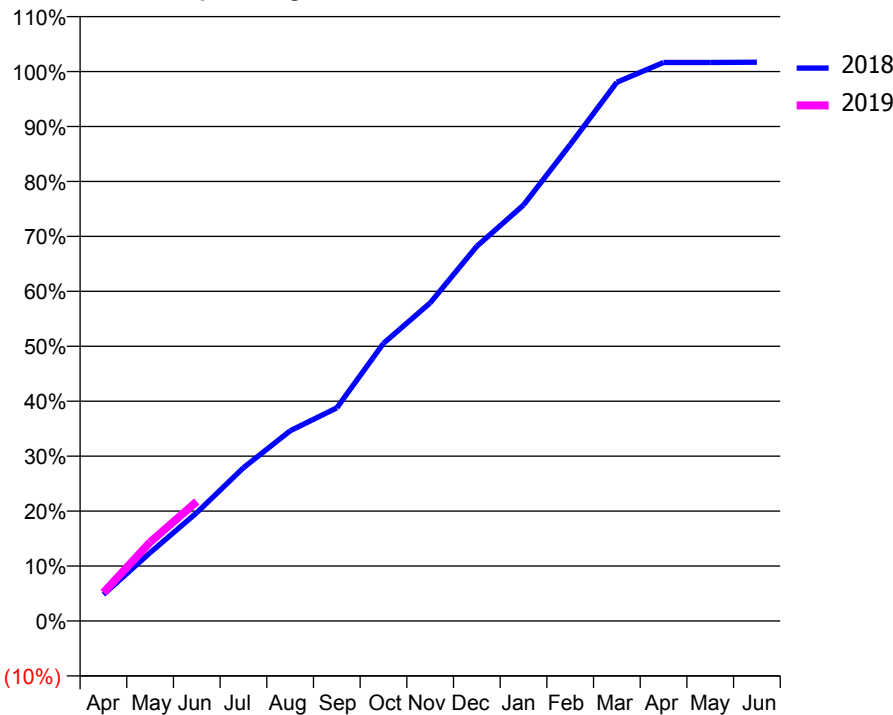
ACCESS*

Patients seen in 24 months	Total	Change since previous quarter
Quarter ending June 2017	1,069	
Quarter ending September 2017	1,056	↓
Quarter ending December 2017	1,058	→
Quarter ending March 2018	1,068	→
Quarter ending June 2018	1,072	→
Variance since June 2017	0.3%	→



ACTIVITY

Cumulative percentage of contracted UDA delivered 2018 & 2019



Adjusted Scheduled Activity (UDA)		
Month	2018	2019
April	132	142
May	342	395
June	542	598
July	767	
August	952	
September	1,067	
October	1,390	
November	1,592	
December	1,876	
January	2,082	
February	2,384	
March	2,696	
April	2,795	
May	2,795	
June	2,796	

QUALITY

	Quantity	Base Number	Contract	AT	Region	England
% of FP17s for the same patient ID Re-attending within 3 months - Children	23	302	7.6%	9.0%	11.3%	11.5%
% of FP17s for the same patient ID Re-attending within 3 months - Adults	33	116	28.4%	12.5%	14.9%	15.4%
% of FP17s for the same patient ID Re-attending between 3 & 9 months - Children	211	302	69.9%	60.0%	60.0%	58.9%
% of FP17s for the same patient ID Re-attending between 3 & 9 months - Adults	53	116	45.7%	51.4%	52.6%	51.6%
% of FP17s for Band 1 Urgent Courses	30	337	8.9%	6.8%	7.9%	8.9%
% of FP17s Relating to Free Repair or Replacements	0	337	0.0%	0.8%	0.8%	0.8%
% of FP17s Relating to Continuations	0	337	0.0%	1.0%	0.9%	0.9%
% of Patients satisfied with the dentistry they have received	1	1	N/A	93.3%	93.2%	93.2%
% of Patients satisfied with the time they had to wait for an appointment	1	1	N/A	91.3%	89.1%	88.8%

* This is based on patients treated on this contract for their most recent course of treatment. Figures in italics indicate the base number of FP17s or Patient Questionnaire responses are less than 100. N/A is shown where the base number of responses is less than 10 during the period. % is calculated as Quantity/Base number*100

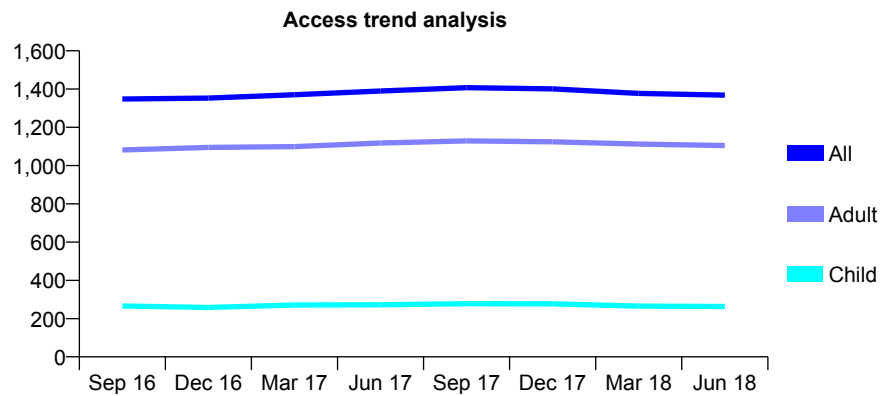
Q53 - Vital Signs At a Glance Contract Report for 619744/0005 - June 2018

Name or company name	MR AM WILLIAMS
Contract type name	GDS Contract
Purpose of contract	General
Contract start date	02/07/2012
Contract end date	

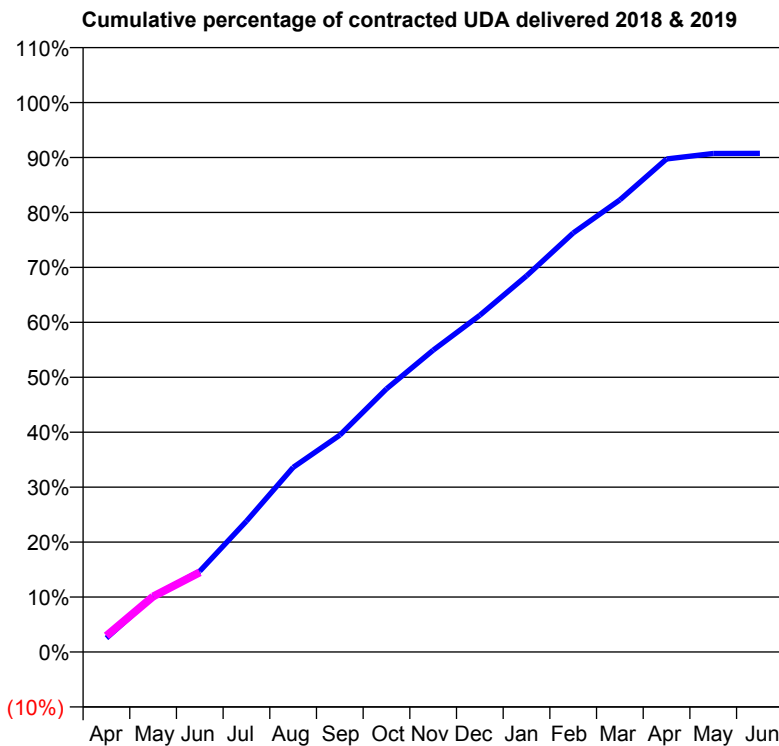
18/19 Contracted general activity (UDA)	3,761
Carry forward general activity (UDA)	0
18/19 Contracted orthodontic activity (UOA)	0
Carry forward orthodontic activity (UOA)	0
Baseline contract value	£78,981.00

ACCESS*

Patients seen in 24 months	Total	Change since previous quarter
Quarter ending June 2017	1,390	
Quarter ending September 2017	1,407	→
Quarter ending December 2017	1,401	→
Quarter ending March 2018	1,377	↓
Quarter ending June 2018	1,368	→
Variance since June 2017	(1.6%)	↓



ACTIVITY



Month	Adjusted Scheduled Activity (UDA)	
	2018	2019
April	96	111
May	380	380
June	554	545
July	896	
August	1,264	
September	1,485	
October	1,802	
November	2,066	
December	2,305	
January	2,574	
February	2,868	
March	3,095	
April	3,375	
May	3,412	
June	3,413	

QUALITY

	Quantity	Base Number	Contract	AT	Region	England
% of FP17s for the same patient ID Re-attending within 3 months - Children	0	77	0.0%	9.0%	11.3%	11.5%
% of FP17s for the same patient ID Re-attending within 3 months - Adults	55	431	12.8%	12.5%	14.9%	15.4%
% of FP17s for the same patient ID Re-attending between 3 & 9 months - Children	57	77	74.0%	60.0%	60.0%	58.9%
% of FP17s for the same patient ID Re-attending between 3 & 9 months - Adults	287	431	66.6%	51.4%	52.6%	51.6%
% of FP17s for Band 1 Urgent Courses	31	383	8.1%	6.8%	7.9%	8.9%
% of FP17s Relating to Free Repair or Replacements	3	383	0.8%	0.8%	0.8%	0.8%
% of FP17s Relating to Continuations	8	383	2.1%	1.0%	0.9%	0.9%
% of Patients satisfied with the dentistry they have received	9	9	N/A	93.3%	93.2%	93.2%
% of Patients satisfied with the time they had to wait for an appointment	8	9	N/A	91.3%	89.1%	88.8%

* This is based on patients treated on this contract for their most recent course of treatment. Figures in italics indicate the base number of FP17s or Patient Questionnaire responses are less than 100. N/A is shown where the base number of responses is less than 10 during the period. % is calculated as Quantity/Base number*100

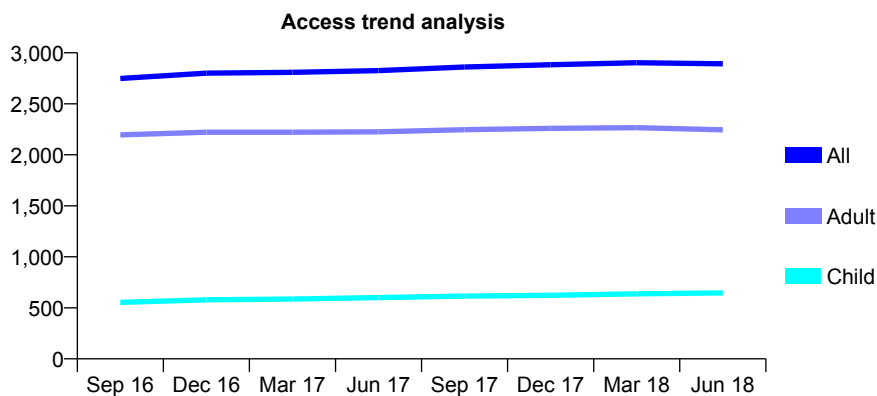
Q53 - Vital Signs At a Glance Contract Report for 619744/0006 - June 2018

Name or company name	MR AM WILLIAMS
Contract type name	GDS Contract
Purpose of contract	General and Orthodontic
Contract start date	02/07/2012
Contract end date	

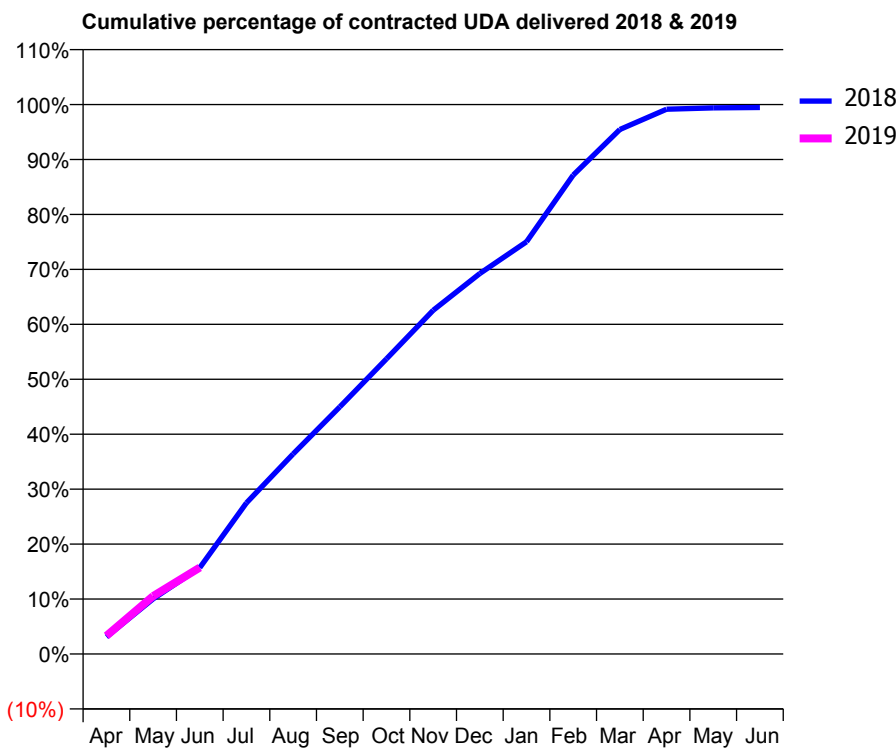
18/19 Contracted general activity (UDA)	7,452
Carry forward general activity (UDA)	0
18/19 Contracted orthodontic activity (UOA)	409
Carry forward orthodontic activity (UOA)	0
Baseline contract value	£180,651.20

ACCESS*

Patients seen in 24 months	Total	Change since previous quarter
Quarter ending June 2017	2,825	
Quarter ending September 2017	2,861	→
Quarter ending December 2017	2,883	→
Quarter ending March 2018	2,903	→
Quarter ending June 2018	2,892	→
Variance since June 2017	2.4%	↑



ACTIVITY



Adjusted Scheduled Activity (UDA)		
Month	2018	2019
April	232	247
May	748	785
June	1,171	1,173
July	2,051	
August	2,714	
September	3,352	
October	4,003	
November	4,661	
December	5,161	
January	5,591	
February	6,495	
March	7,113	
April	7,388	
May	7,407	
June	7,411	

QUALITY

	Quantity	Base Number	Contract	AT	Region	England
% of FP17s for the same patient ID Re-attending within 3 months - Children	15	202	7.4%	9.0%	11.3%	11.5%
% of FP17s for the same patient ID Re-attending within 3 months - Adults	100	773	12.9%	12.5%	14.9%	15.4%
% of FP17s for the same patient ID Re-attending between 3 & 9 months - Children	123	202	60.9%	60.0%	60.0%	58.9%
% of FP17s for the same patient ID Re-attending between 3 & 9 months - Adults	499	773	64.6%	51.4%	52.6%	51.6%
% of FP17s for Band 1 Urgent Courses	66	801	8.2%	6.8%	7.9%	8.9%
% of FP17s Relating to Free Repair or Replacements	3	801	0.4%	0.8%	0.8%	0.8%
% of FP17s Relating to Continuations	13	801	1.6%	1.0%	0.9%	0.9%
% of Patients satisfied with the dentistry they have received	3	3	N/A	93.3%	93.2%	93.2%
% of Patients satisfied with the time they had to wait for an appointment	2	3	N/A	91.3%	89.1%	88.8%

* This is based on patients treated on this contract for their most recent course of treatment. Figures in italics indicate the base number of FP17s or Patient Questionnaire responses are less than 100. N/A is shown where the base number of responses is less than 10 during the period. % is calculated as Quantity/Base number*100

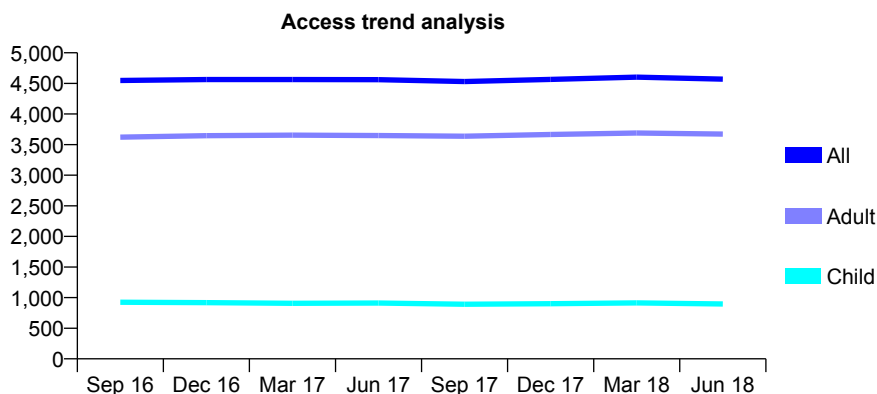
Q53 - Vital Signs At a Glance Contract Report for 626171/0001 - June 2018

Name or company name	MR MG HASSALL
Contract type name	GDS Contract
Purpose of contract	General
Contract start date	01/04/2006
Contract end date	

18/19 Contracted general activity (UDA)	12,950
Carry forward general activity (UDA)	0
18/19 Contracted orthodontic activity (UOA)	0
Carry forward orthodontic activity (UOA)	0
Baseline contract value	£271,950.00

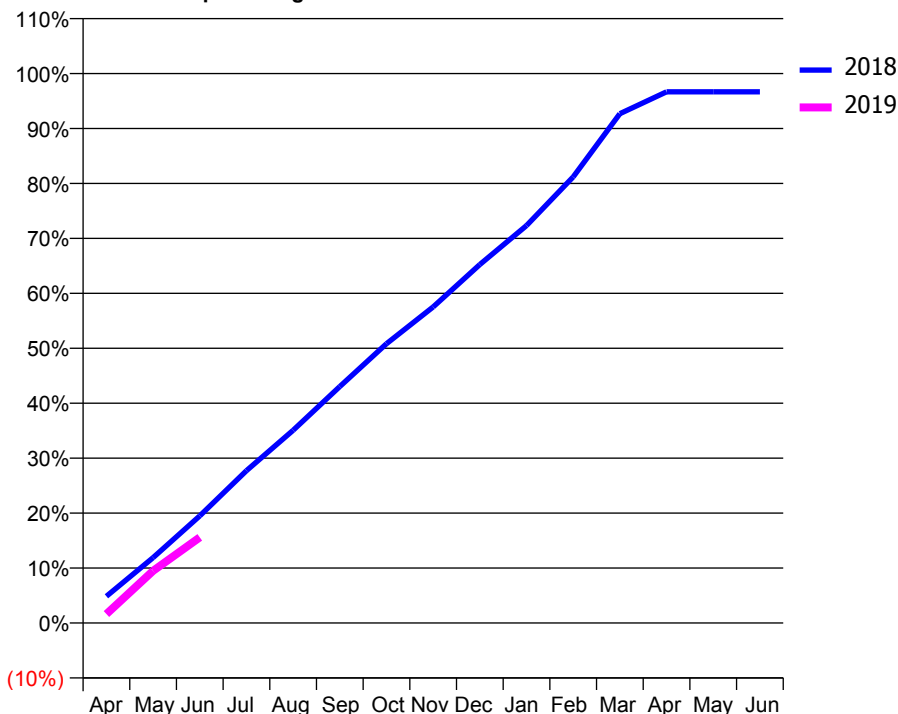
ACCESS*

Patients seen in 24 months	Total	Change since previous quarter
Quarter ending June 2017	4,560	
Quarter ending September 2017	4,531	→
Quarter ending December 2017	4,565	→
Quarter ending March 2018	4,603	→
Quarter ending June 2018	4,569	→
Variance since June 2017	0.2%	→



ACTIVITY

Cumulative percentage of contracted UDA delivered 2018 & 2019



Month	Adjusted Scheduled Activity (UDA)	
	2018	2019
April	630	214
May	1,543	1,231
June	2,524	2,018
July	3,592	
August	4,543	
September	5,573	
October	6,582	
November	7,451	
December	8,448	
January	9,366	
February	10,513	
March	12,004	
April	12,519	
May	12,519	
June	12,519	

QUALITY

	Quantity	Base Number	Contract	AT	Region	England
% of FP17s for the same patient ID Re-attending within 3 months - Children	9	271	3.3%	9.0%	11.3%	11.5%
% of FP17s for the same patient ID Re-attending within 3 months - Adults	115	1,099	10.5%	12.5%	14.9%	15.4%
% of FP17s for the same patient ID Re-attending between 3 & 9 months - Children	110	271	40.6%	60.0%	60.0%	58.9%
% of FP17s for the same patient ID Re-attending between 3 & 9 months - Adults	399	1,099	36.3%	51.4%	52.6%	51.6%
% of FP17s for Band 1 Urgent Courses	17	1,163	1.5%	6.8%	7.9%	8.9%
% of FP17s Relating to Free Repair or Replacements	8	1,163	0.7%	0.8%	0.8%	0.8%
% of FP17s Relating to Continuations	15	1,163	1.3%	1.0%	0.9%	0.9%
% of Patients satisfied with the dentistry they have received	4	4	N/A	93.3%	93.2%	93.2%
% of Patients satisfied with the time they had to wait for an appointment	4	4	N/A	91.3%	89.1%	88.8%

* This is based on patients treated on this contract for their most recent course of treatment. Figures in italics indicate the base number of FP17s or Patient Questionnaire responses are less than 100. N/A is shown where the base number of responses is less than 10 during the period. % is calculated as Quantity/Base number*100

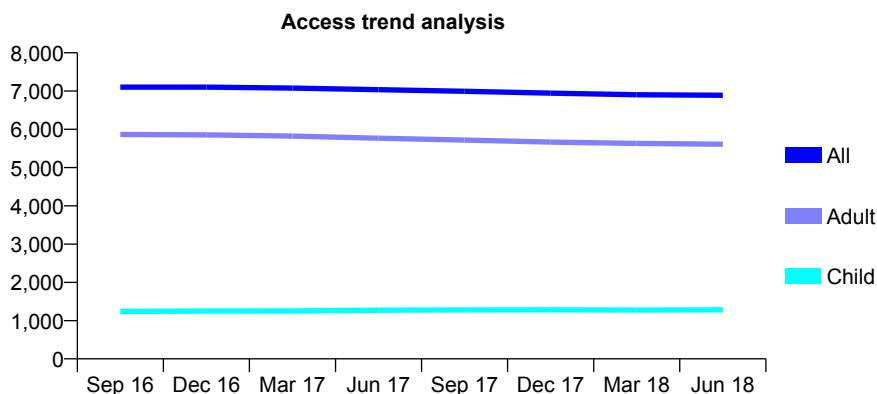
Q53 - Vital Signs At a Glance Contract Report for 630152/0001 - June 2018

Name or company name	MR TJ LEWIN
Contract type name	GDS Contract
Purpose of contract	General
Contract start date	01/04/2006
Contract end date	

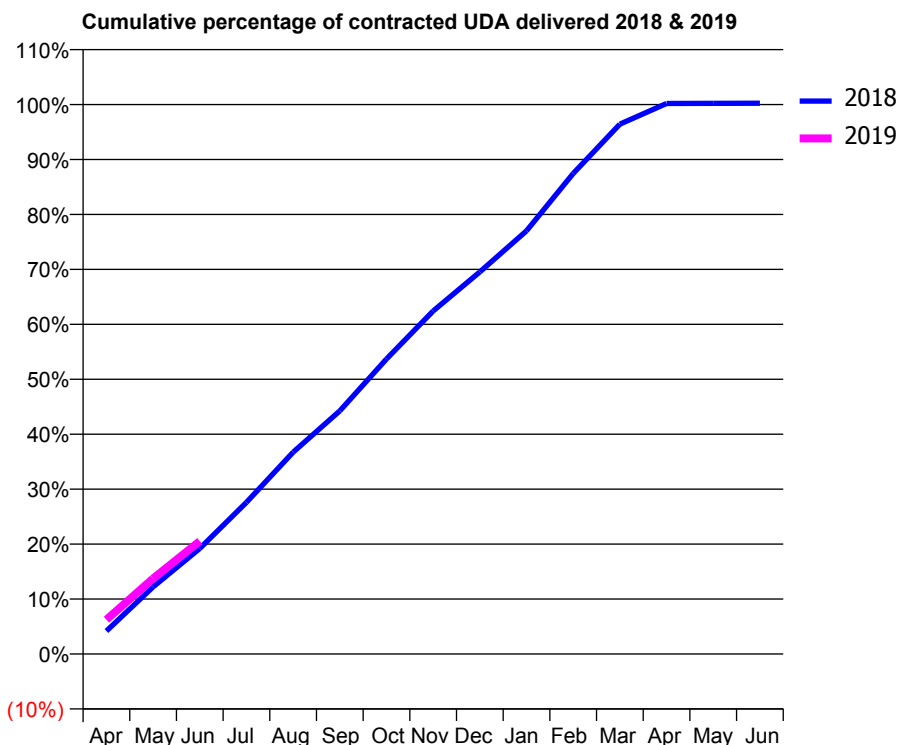
18/19 Contracted general activity (UDA)	18,059
Carry forward general activity (UDA)	0
18/19 Contracted orthodontic activity (UOA)	0
Carry forward orthodontic activity (UOA)	0
Baseline contract value	£454,720.09

ACCESS*

Patients seen in 24 months	Total	Change since previous quarter
Quarter ending June 2017	7,037	
Quarter ending September 2017	6,993	→
Quarter ending December 2017	6,945	→
Quarter ending March 2018	6,905	→
Quarter ending June 2018	6,891	→
Variance since June 2017	(2.1%)	↓



ACTIVITY



Month	Adjusted Scheduled Activity (UDA)	
	2018	2019
April	755	1,126
May	2,207	2,481
June	3,468	3,710
July	4,984	
August	6,632	
September	7,993	
October	9,696	
November	11,275	
December	12,558	
January	13,909	
February	15,791	
March	17,412	
April	18,092	
May	18,095	
June	18,099	

QUALITY

	Quantity	Base Number	Contract	AT	Region	England
% of FP17s for the same patient ID Re-attending within 3 months - Children	30	429	7.0%	9.0%	11.3%	11.5%
% of FP17s for the same patient ID Re-attending within 3 months - Adults	328	1,813	18.1%	12.5%	14.9%	15.4%
% of FP17s for the same patient ID Re-attending between 3 & 9 months - Children	251	429	58.5%	60.0%	60.0%	58.9%
% of FP17s for the same patient ID Re-attending between 3 & 9 months - Adults	667	1,813	36.8%	51.4%	52.6%	51.6%
% of FP17s for Band 1 Urgent Courses	135	1,722	7.8%	6.8%	7.9%	8.9%
% of FP17s Relating to Free Repair or Replacements	29	1,722	1.7%	0.8%	0.8%	0.8%
% of FP17s Relating to Continuations	35	1,722	2.0%	1.0%	0.9%	0.9%
% of Patients satisfied with the dentistry they have received	8	8	N/A	93.3%	93.2%	93.2%
% of Patients satisfied with the time they had to wait for an appointment	8	8	N/A	91.3%	89.1%	88.8%

* This is based on patients treated on this contract for their most recent course of treatment. Figures in italics indicate the base number of FP17s or Patient Questionnaire responses are less than 100. N/A is shown where the base number of responses is less than 10 during the period. % is calculated as Quantity/Base number*100

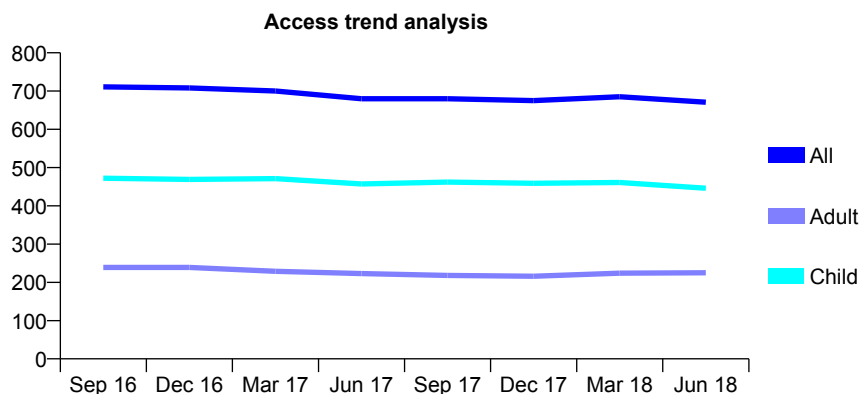
Q53 - Vital Signs At a Glance Contract Report for 630470/0001 - June 2018

Name or company name	Arthurell, Airdrie, Wellington
Contract type name	GDS Contract
Purpose of contract	General
Contract start date	01/08/2012
Contract end date	

18/19 Contracted general activity (UDA)	1,630
Carry forward general activity (UDA)	0
18/19 Contracted orthodontic activity (UOA)	0
Carry forward orthodontic activity (UOA)	0
Baseline contract value	£36,665.26

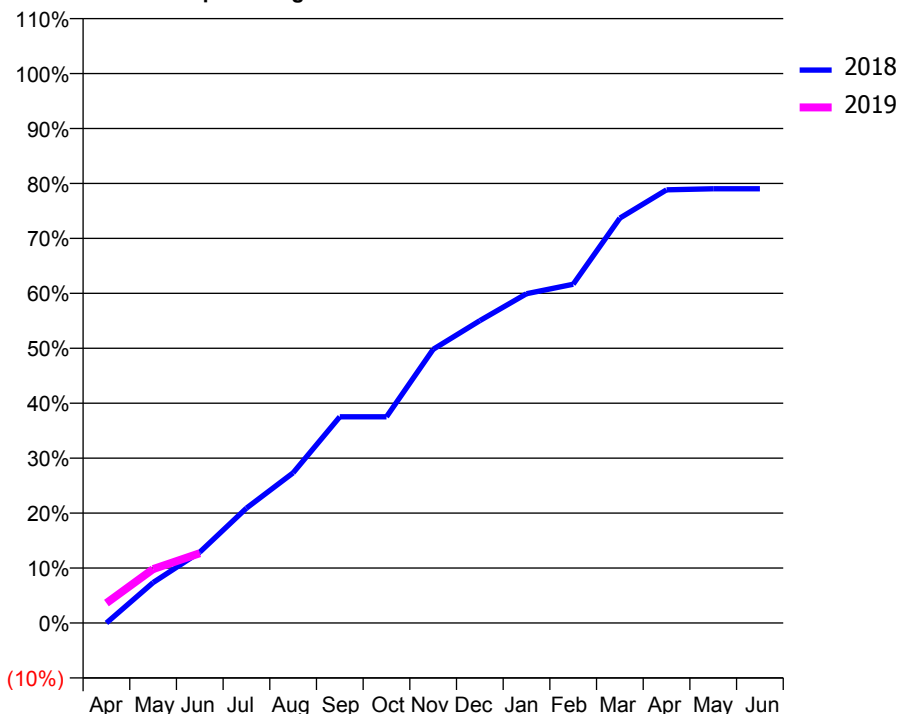
ACCESS*

Patients seen in 24 months	Total	Change since previous quarter
Quarter ending June 2017	680	
Quarter ending September 2017	680	→
Quarter ending December 2017	675	→
Quarter ending March 2018	685	→
Quarter ending June 2018	671	↓
Variance since June 2017	(1.3%)	↓



ACTIVITY

Cumulative percentage of contracted UDA delivered 2018 & 2019



Adjusted Scheduled Activity (UDA)		
Month	2018	2019
April	0	59
May	120	160
June	210	207
July	341	
August	446	
September	612	
October	612	
November	812	
December	897	
January	977	
February	1,005	
March	1,201	
April	1,285	
May	1,288	
June	1,288	

QUALITY

	Quantity	Base Number	Contract	AT	Region	England
% of FP17s for the same patient ID Re-attending within 3 months - Children	7	157	4.5%	9.0%	11.3%	11.5%
% of FP17s for the same patient ID Re-attending within 3 months - Adults	7	63	11.1%	12.5%	14.9%	15.4%
% of FP17s for the same patient ID Re-attending between 3 & 9 months - Children	123	157	78.3%	60.0%	60.0%	58.9%
% of FP17s for the same patient ID Re-attending between 3 & 9 months - Adults	45	63	71.4%	51.4%	52.6%	51.6%
% of FP17s for Band 1 Urgent Courses	0	159	0.0%	6.8%	7.9%	8.9%
% of FP17s Relating to Free Repair or Replacements	0	159	0.0%	0.8%	0.8%	0.8%
% of FP17s Relating to Continuations	0	159	0.0%	1.0%	0.9%	0.9%
% of Patients satisfied with the dentistry they have received	0	0	N/A	93.3%	93.2%	93.2%
% of Patients satisfied with the time they had to wait for an appointment	0	0	N/A	91.3%	89.1%	88.8%

* This is based on patients treated on this contract for their most recent course of treatment. Figures in italics indicate the base number of FP17s or Patient Questionnaire responses are less than 100. N/A is shown where the base number of responses is less than 10 during the period. % is calculated as Quantity/Base number*100

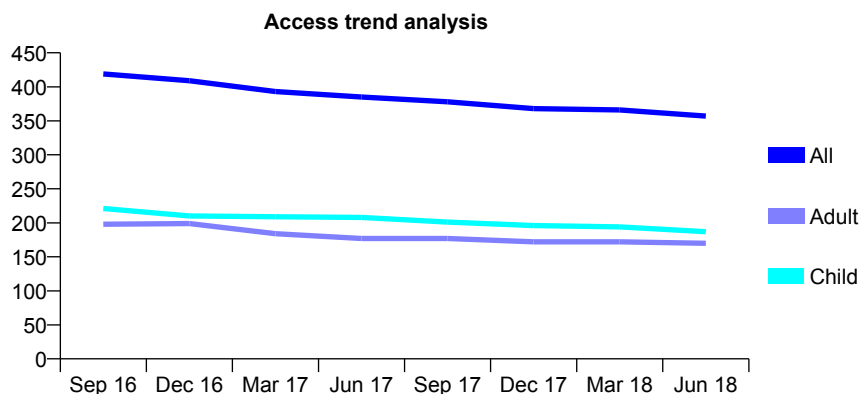
Q53 - Vital Signs At a Glance Contract Report for 634794/0001 - June 2018

Name or company name	MR MA FELLER
Contract type name	GDS Contract
Purpose of contract	General
Contract start date	01/04/2006
Contract end date	

18/19 Contracted general activity (UDA)	1,049
Carry forward general activity (UDA)	0
18/19 Contracted orthodontic activity (UOA)	0
Carry forward orthodontic activity (UOA)	0
Baseline contract value	£26,403.42

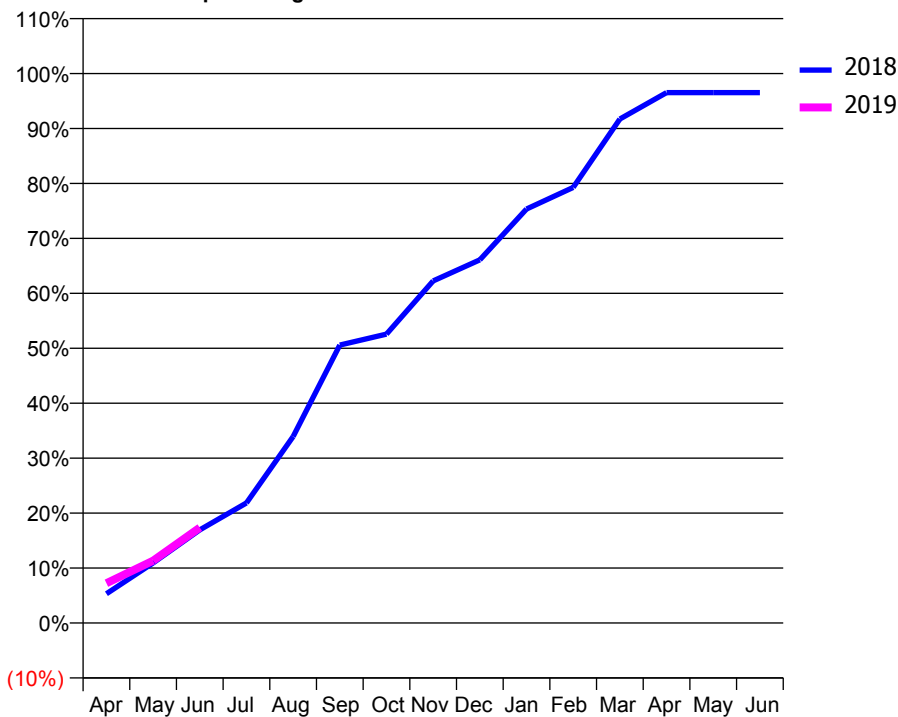
ACCESS*

Patients seen in 24 months	Total	Change since previous quarter
Quarter ending June 2017	385	
Quarter ending September 2017	378	↓
Quarter ending December 2017	368	↓
Quarter ending March 2018	366	→
Quarter ending June 2018	357	↓
Variance since June 2017	(7.3%)	↓



ACTIVITY

Cumulative percentage of contracted UDA delivered 2018 & 2019



Adjusted Scheduled Activity (UDA)

Month	2018	2019
April	56	76
May	115	119
June	178	182
July	229	
August	356	
September	531	
October	552	
November	653	
December	693	
January	790	
February	832	
March	962	
April	1,013	
May	1,013	
June	1,013	

QUALITY

	Quantity	Base Number	Contract	AT	Region	England
% of FP17s for the same patient ID Re-attending within 3 months - Children	2	56	3.6%	9.0%	11.3%	11.5%
% of FP17s for the same patient ID Re-attending within 3 months - Adults	1	37	2.7%	12.5%	14.9%	15.4%
% of FP17s for the same patient ID Re-attending between 3 & 9 months - Children	37	56	66.1%	60.0%	60.0%	58.9%
% of FP17s for the same patient ID Re-attending between 3 & 9 months - Adults	8	37	21.6%	51.4%	52.6%	51.6%
% of FP17s for Band 1 Urgent Courses	1	73	1.4%	6.8%	7.9%	8.9%
% of FP17s Relating to Free Repair or Replacements	0	73	0.0%	0.8%	0.8%	0.8%
% of FP17s Relating to Continuations	0	73	0.0%	1.0%	0.9%	0.9%
% of Patients satisfied with the dentistry they have received	0	0	N/A	93.3%	93.2%	93.2%
% of Patients satisfied with the time they had to wait for an appointment	0	0	N/A	91.3%	89.1%	88.8%

* This is based on patients treated on this contract for their most recent course of treatment. Figures in italics indicate the base number of FP17s or Patient Questionnaire responses are less than 100. N/A is shown where the base number of responses is less than 10 during the period. % is calculated as Quantity/Base number*100

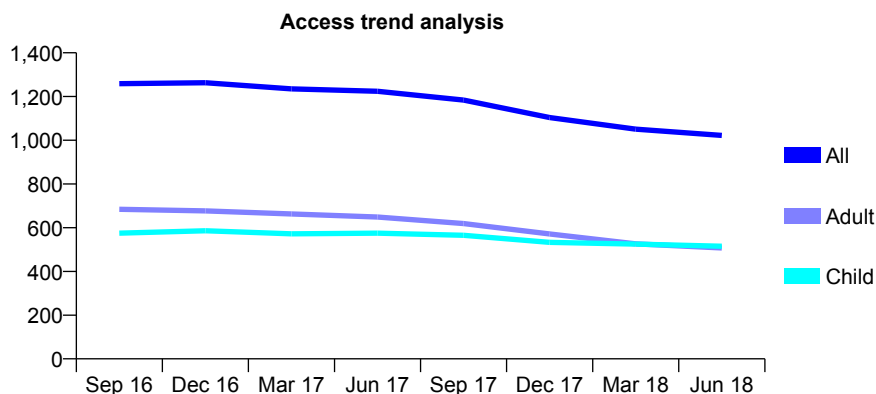
Q53 - Vital Signs At a Glance Contract Report for 635138/0001 - June 2018

Name or company name	MR FM RAHMAN
Contract type name	GDS Contract
Purpose of contract	General
Contract start date	01/04/2006
Contract end date	

18/19 Contracted general activity (UDA)	3,619
Carry forward general activity (UDA)	0
18/19 Contracted orthodontic activity (UOA)	0
Carry forward orthodontic activity (UOA)	0
Baseline contract value	£107,379.65

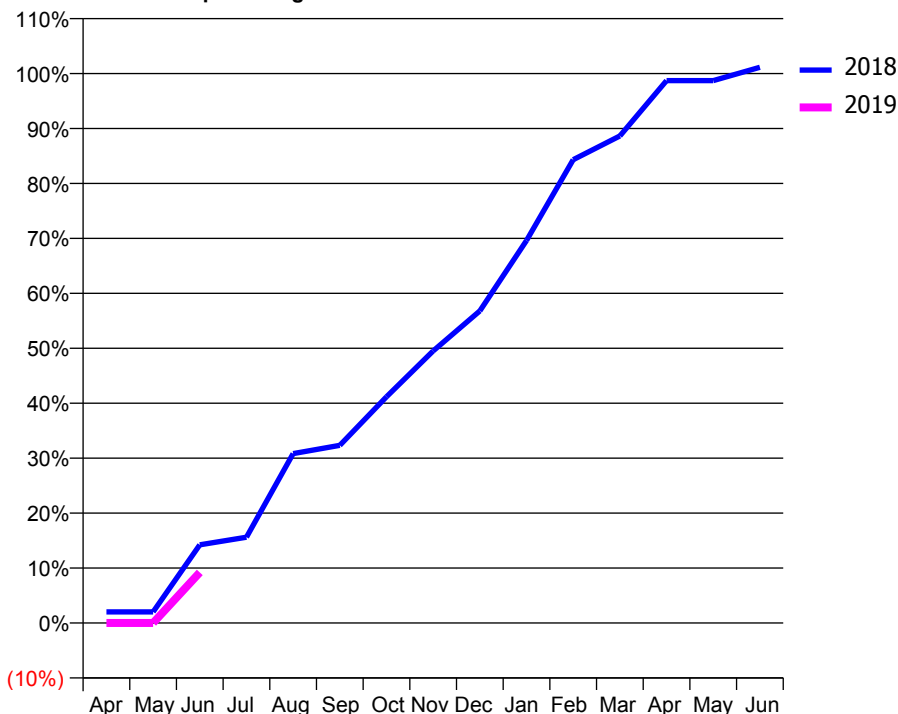
ACCESS*

Patients seen in 24 months	Total	Change since previous quarter
Quarter ending June 2017	1,224	
Quarter ending September 2017	1,184	↓
Quarter ending December 2017	1,104	↓
Quarter ending March 2018	1,051	↓
Quarter ending June 2018	1,022	↓
Variance since June 2017	(16.5%)	↓



ACTIVITY

Cumulative percentage of contracted UDA delivered 2018 & 2019



Adjusted Scheduled Activity (UDA)

Month	2018	2019
April	73	0
May	73	0
June	515	333
July	565	
August	1,116	
September	1,170	
October	1,490	
November	1,792	
December	2,056	
January	2,519	
February	3,051	
March	3,208	
April	3,572	
May	3,572	
June	3,660	

QUALITY

	Quantity	Base Number	Contract	AT	Region	England
% of FP17s for the same patient ID Re-attending within 3 months - Children	2	116	1.7%	9.0%	11.3%	11.5%
% of FP17s for the same patient ID Re-attending within 3 months - Adults	2	85	2.4%	12.5%	14.9%	15.4%
% of FP17s for the same patient ID Re-attending between 3 & 9 months - Children	56	116	48.3%	60.0%	60.0%	58.9%
% of FP17s for the same patient ID Re-attending between 3 & 9 months - Adults	32	85	37.6%	51.4%	52.6%	51.6%
% of FP17s for Band 1 Urgent Courses	2	92	2.2%	6.8%	7.9%	8.9%
% of FP17s Relating to Free Repair or Replacements	0	92	0.0%	0.8%	0.8%	0.8%
% of FP17s Relating to Continuations	0	92	0.0%	1.0%	0.9%	0.9%
% of Patients satisfied with the dentistry they have received	0	0	N/A	93.3%	93.2%	93.2%
% of Patients satisfied with the time they had to wait for an appointment	0	0	N/A	91.3%	89.1%	88.8%

* This is based on patients treated on this contract for their most recent course of treatment. Figures in italics indicate the base number of FP17s or Patient Questionnaire responses are less than 100. N/A is shown where the base number of responses is less than 10 during the period. % is calculated as Quantity/Base number*100

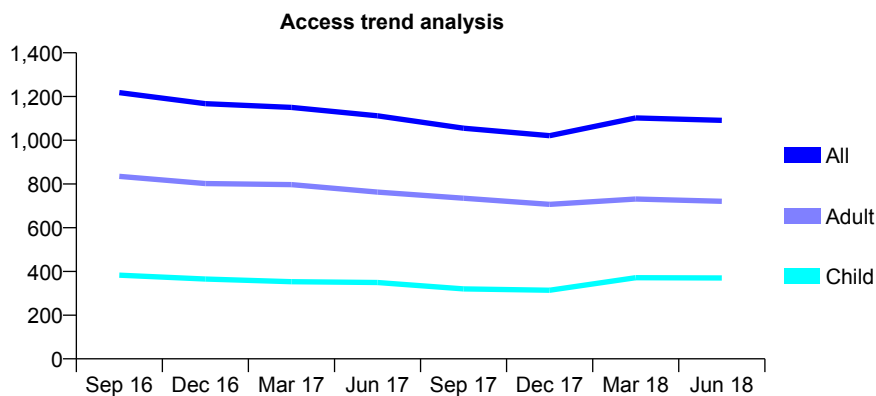
Q53 - Vital Signs At a Glance Contract Report for 641960/0002 - June 2018

Name or company name	MR AJ BROWNE
Contract type name	GDS Contract
Purpose of contract	General
Contract start date	01/01/2014
Contract end date	

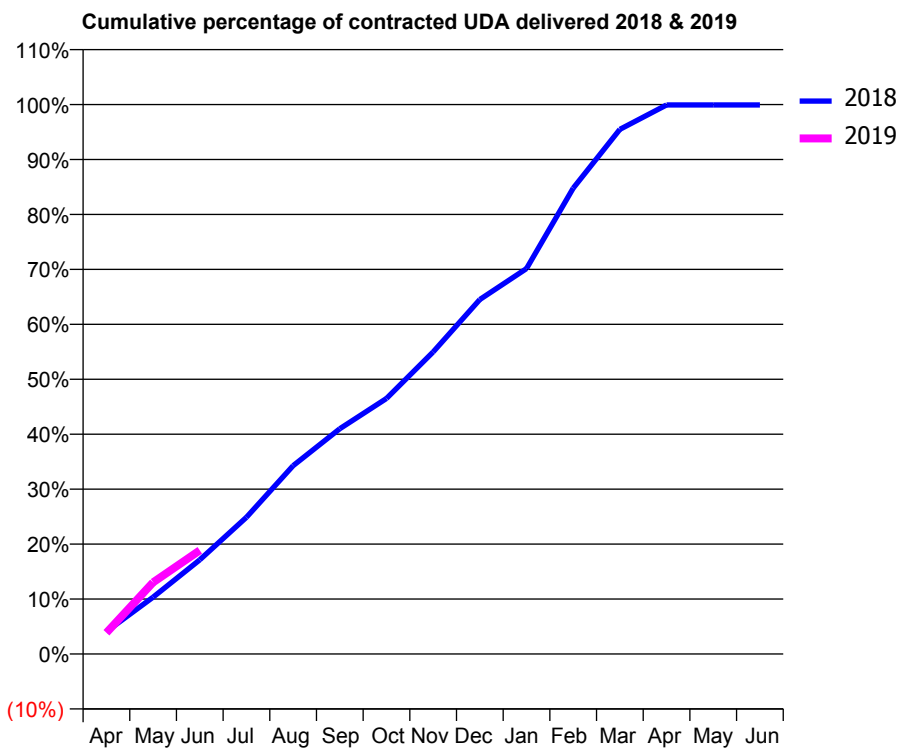
18/19 Contracted general activity (UDA)	2,500
Carry forward general activity (UDA)	0
18/19 Contracted orthodontic activity (UOA)	0
Carry forward orthodontic activity (UOA)	0
Baseline contract value	£55,881.37

ACCESS*

Patients seen in 24 months	Total	Change since previous quarter
Quarter ending June 2017	1,112	
Quarter ending September 2017	1,055	↓
Quarter ending December 2017	1,021	↓
Quarter ending March 2018	1,102	↑
Quarter ending June 2018	1,091	→
Variance since June 2017	(1.9%)	↓



ACTIVITY



Adjusted Scheduled Activity (UDA)		
Month	2018	2019
April	102	97
May	259	326
June	429	471
July	622	
August	857	
September	1,025	
October	1,163	
November	1,374	
December	1,613	
January	1,754	
February	2,120	
March	2,387	
April	2,498	
May	2,498	
June	2,498	

QUALITY

	Quantity	Base Number	Contract	AT	Region	England
% of FP17s for the same patient ID Re-attending within 3 months - Children	8	148	5.4%	9.0%	11.3%	11.5%
% of FP17s for the same patient ID Re-attending within 3 months - Adults	26	211	12.3%	12.5%	14.9%	15.4%
% of FP17s for the same patient ID Re-attending between 3 & 9 months - Children	92	148	62.2%	60.0%	60.0%	58.9%
% of FP17s for the same patient ID Re-attending between 3 & 9 months - Adults	126	211	59.7%	51.4%	52.6%	51.6%
% of FP17s for Band 1 Urgent Courses	22	290	7.6%	6.8%	7.9%	8.9%
% of FP17s Relating to Free Repair or Replacements	2	290	0.7%	0.8%	0.8%	0.8%
% of FP17s Relating to Continuations	2	290	0.7%	1.0%	0.9%	0.9%
% of Patients satisfied with the dentistry they have received	1	1	N/A	93.3%	93.2%	93.2%
% of Patients satisfied with the time they had to wait for an appointment	1	1	N/A	91.3%	89.1%	88.8%

* This is based on patients treated on this contract for their most recent course of treatment. Figures in italics indicate the base number of FP17s or Patient Questionnaire responses are less than 100. N/A is shown where the base number of responses is less than 10 during the period. % is calculated as Quantity/Base number*100

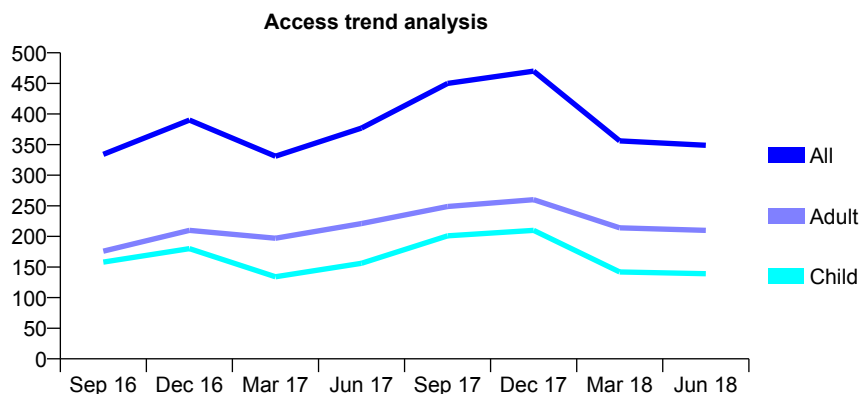
Q53 - Vital Signs At a Glance Contract Report for 641960/0003 - June 2018

Name or company name	MR AJ BROWNE
Contract type name	GDS Contract
Purpose of contract	General
Contract start date	01/09/2015
Contract end date	

18/19 Contracted general activity (UDA)	807
Carry forward general activity (UDA)	0
18/19 Contracted orthodontic activity (UOA)	0
Carry forward orthodontic activity (UOA)	0
Baseline contract value	£20,110.87

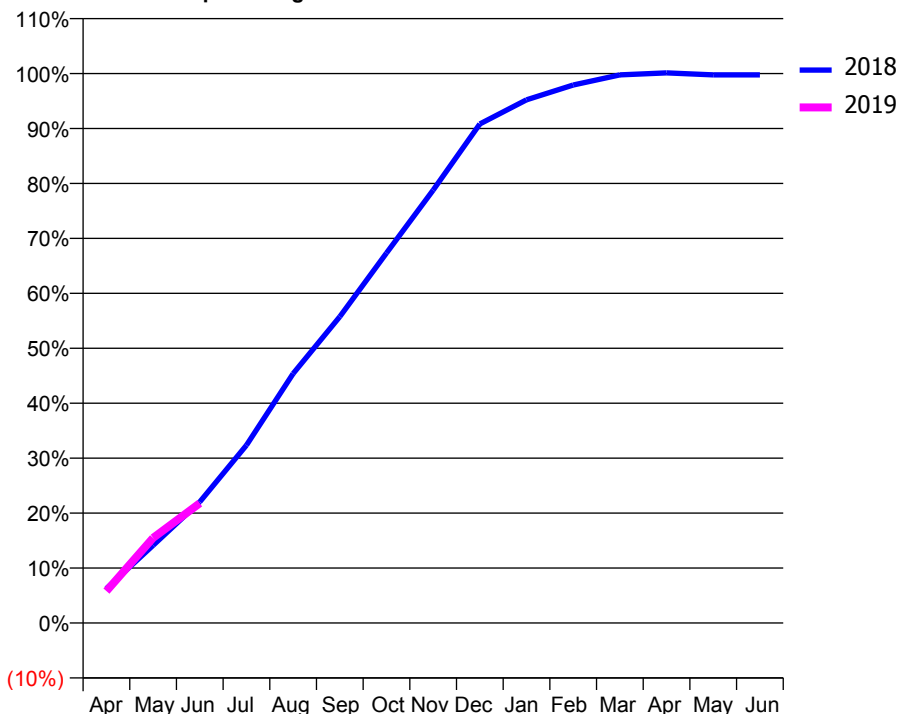
ACCESS*

Patients seen in 24 months	Total	Change since previous quarter
Quarter ending June 2017	377	
Quarter ending September 2017	450	↑
Quarter ending December 2017	470	↑
Quarter ending March 2018	356	↓
Quarter ending June 2018	349	↓
Variance since June 2017	(7.4%)	↓



ACTIVITY

Cumulative percentage of contracted UDA delivered 2018 & 2019



Adjusted Scheduled Activity (UDA)

Month	2018	2019
April	51	47
May	114	125
June	178	176
July	261	
August	366	
September	450	
October	543	
November	636	
December	733	
January	768	
February	790	
March	805	
April	808	
May	805	
June	805	

QUALITY

	Quantity	Base Number	Contract	AT	Region	England
% of FP17s for the same patient ID Re-attending within 3 months - Children	3	73	4.1%	9.0%	11.3%	11.5%
% of FP17s for the same patient ID Re-attending within 3 months - Adults	3	54	5.6%	12.5%	14.9%	15.4%
% of FP17s for the same patient ID Re-attending between 3 & 9 months - Children	52	73	71.2%	60.0%	60.0%	58.9%
% of FP17s for the same patient ID Re-attending between 3 & 9 months - Adults	32	54	59.3%	51.4%	52.6%	51.6%
% of FP17s for Band 1 Urgent Courses	0	127	0.0%	6.8%	7.9%	8.9%
% of FP17s Relating to Free Repair or Replacements	0	127	0.0%	0.8%	0.8%	0.8%
% of FP17s Relating to Continuations	4	127	3.1%	1.0%	0.9%	0.9%
% of Patients satisfied with the dentistry they have received	1	1	N/A	93.3%	93.2%	93.2%
% of Patients satisfied with the time they had to wait for an appointment	1	1	N/A	91.3%	89.1%	88.8%

* This is based on patients treated on this contract for their most recent course of treatment. Figures in italics indicate the base number of FP17s or Patient Questionnaire responses are less than 100. N/A is shown where the base number of responses is less than 10 during the period. % is calculated as Quantity/Base number*100

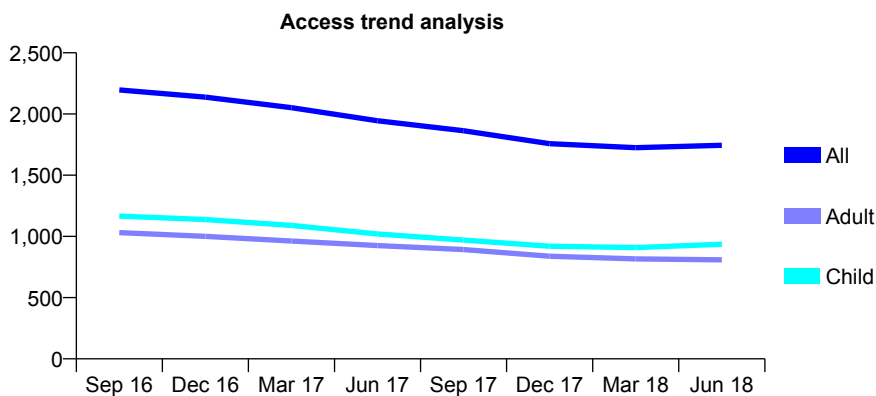
Q53 - Vital Signs At a Glance Contract Report for 650072/0001 - June 2018

Name or company name	MR PR BRADLEY
Contract type name	GDS Contract
Purpose of contract	General
Contract start date	01/04/2006
Contract end date	

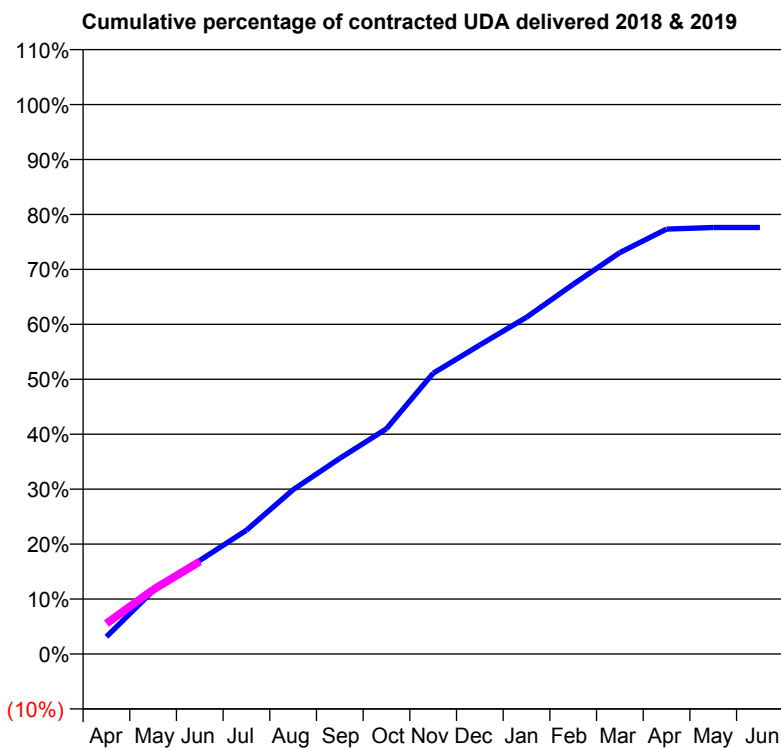
18/19 Contracted general activity (UDA)	4,800
Carry forward general activity (UDA)	0
18/19 Contracted orthodontic activity (UOA)	0
Carry forward orthodontic activity (UOA)	0
Baseline contract value	£120,336.00

ACCESS*

Patients seen in 24 months	Total	Change since previous quarter
Quarter ending June 2017	1,945	
Quarter ending September 2017	1,863	↓
Quarter ending December 2017	1,758	↓
Quarter ending March 2018	1,725	↓
Quarter ending June 2018	1,745	→
Variance since June 2017	(10.3%)	↓



ACTIVITY



Adjusted Scheduled Activity (UDA)		
Month	2018	2019
April	151	266
May	553	563
June	817	808
July	1,081	
August	1,436	
September	1,710	
October	1,968	
November	2,453	
December	2,699	
January	2,942	
February	3,230	
March	3,507	
April	3,712	
May	3,725	
June	3,725	

QUALITY

	Quantity	Base Number	Contract	AT	Region	England
% of FP17s for the same patient ID Re-attending within 3 months - Children	16	432	3.7%	9.0%	11.3%	11.5%
% of FP17s for the same patient ID Re-attending within 3 months - Adults	31	250	12.4%	12.5%	14.9%	15.4%
% of FP17s for the same patient ID Re-attending between 3 & 9 months - Children	294	432	68.1%	60.0%	60.0%	58.9%
% of FP17s for the same patient ID Re-attending between 3 & 9 months - Adults	156	250	62.4%	51.4%	52.6%	51.6%
% of FP17s for Band 1 Urgent Courses	10	537	1.9%	6.8%	7.9%	8.9%
% of FP17s Relating to Free Repair or Replacements	2	537	0.4%	0.8%	0.8%	0.8%
% of FP17s Relating to Continuations	0	537	0.0%	1.0%	0.9%	0.9%
% of Patients satisfied with the dentistry they have received	0	0	N/A	93.3%	93.2%	93.2%
% of Patients satisfied with the time they had to wait for an appointment	0	0	N/A	91.3%	89.1%	88.8%

* This is based on patients treated on this contract for their most recent course of treatment. Figures in italics indicate the base number of FP17s or Patient Questionnaire responses are less than 100. N/A is shown where the base number of responses is less than 10 during the period. % is calculated as Quantity/Base number*100

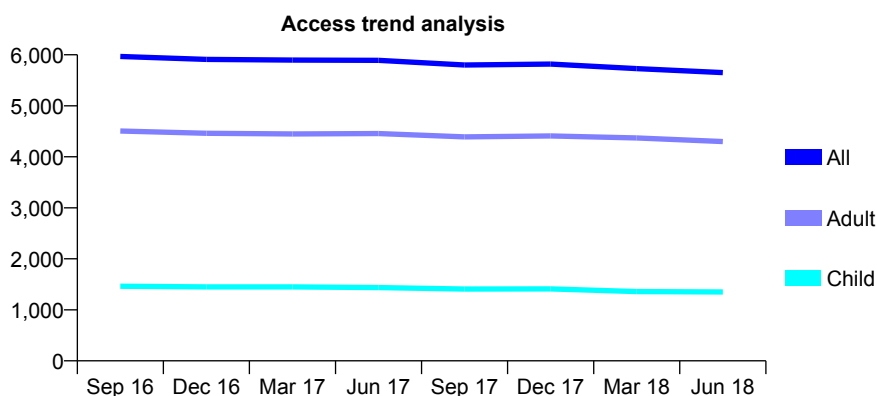
Q53 - Vital Signs At a Glance Contract Report for 650579/0001 - June 2018

Name or company name	A Stanley and N Kalidas
Contract type name	GDS Contract
Purpose of contract	General
Contract start date	01/04/2006
Contract end date	

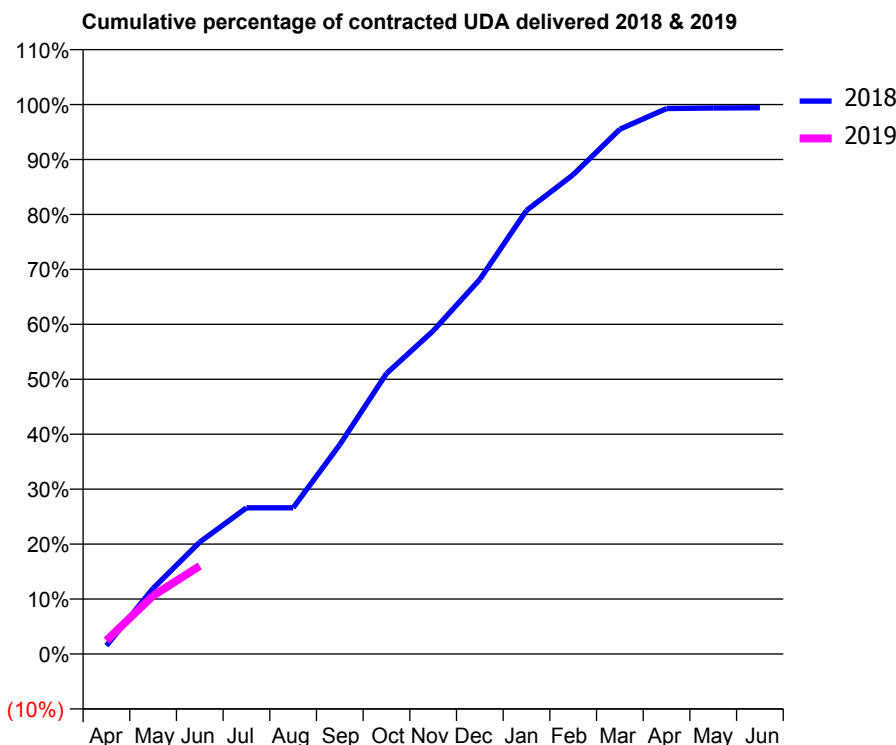
18/19 Contracted general activity (UDA)	17,035
Carry forward general activity (UDA)	0
18/19 Contracted orthodontic activity (UOA)	0
Carry forward orthodontic activity (UOA)	0
Baseline contract value	£582,795.12

ACCESS*

Patients seen in 24 months	Total	Change since previous quarter
Quarter ending June 2017	5,892	
Quarter ending September 2017	5,801	↓
Quarter ending December 2017	5,818	→
Quarter ending March 2018	5,729	↓
Quarter ending June 2018	5,650	↓
Variance since June 2017	(4.1%)	↓



ACTIVITY



Month	Adjusted Scheduled Activity (UDA)	
	2018	2019
April	260	421
May	2,035	1,810
June	3,469	2,729
July	4,532	
August	4,532	
September	6,491	
October	8,694	
November	10,019	
December	11,613	
January	13,752	
February	14,859	
March	16,270	
April	16,909	
May	16,926	
June	16,935	

QUALITY

	Quantity	Base Number	Contract	AT	Region	England
% of FP17s for the same patient ID Re-attending within 3 months - Children	19	504	3.8%	9.0%	11.3%	11.5%
% of FP17s for the same patient ID Re-attending within 3 months - Adults	175	1,431	12.2%	12.5%	14.9%	15.4%
% of FP17s for the same patient ID Re-attending between 3 & 9 months - Children	315	504	62.5%	60.0%	60.0%	58.9%
% of FP17s for the same patient ID Re-attending between 3 & 9 months - Adults	661	1,431	46.2%	51.4%	52.6%	51.6%
% of FP17s for Band 1 Urgent Courses	39	1,434	2.7%	6.8%	7.9%	8.9%
% of FP17s Relating to Free Repair or Replacements	1	1,434	0.1%	0.8%	0.8%	0.8%
% of FP17s Relating to Continuations	32	1,434	2.2%	1.0%	0.9%	0.9%
% of Patients satisfied with the dentistry they have received	3	3	N/A	93.3%	93.2%	93.2%
% of Patients satisfied with the time they had to wait for an appointment	3	3	N/A	91.3%	89.1%	88.8%

* This is based on patients treated on this contract for their most recent course of treatment. Figures in italics indicate the base number of FP17s or Patient Questionnaire responses are less than 100. N/A is shown where the base number of responses is less than 10 during the period. % is calculated as Quantity/Base number*100

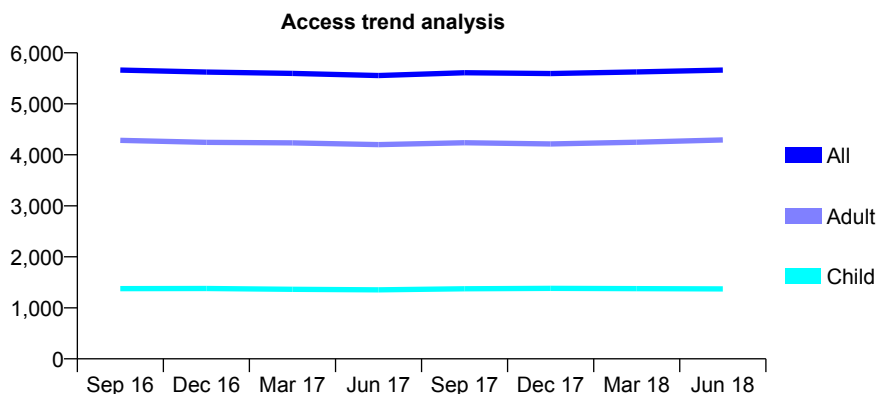
Q53 - Vital Signs At a Glance Contract Report for 653071/0002 - June 2018

Name or company name	MISS SS KHAIRA
Contract type name	GDS Contract
Purpose of contract	General
Contract start date	01/04/2013
Contract end date	

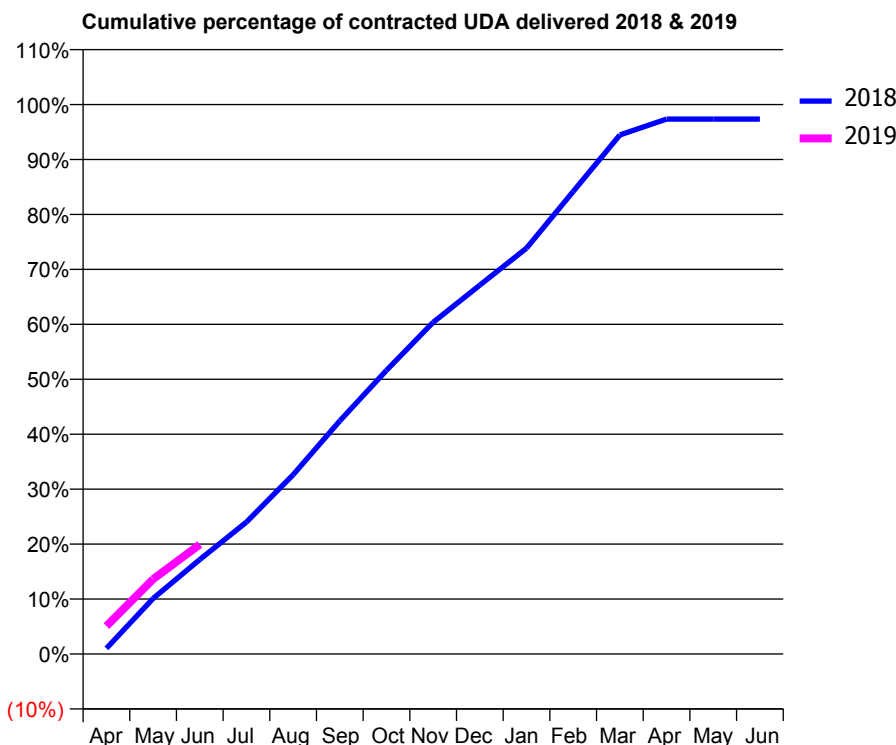
18/19 Contracted general activity (UDA)	16,115
Carry forward general activity (UDA)	0
18/19 Contracted orthodontic activity (UOA)	0
Carry forward orthodontic activity (UOA)	0
Baseline contract value	£373,109.33

ACCESS*

Patients seen in 24 months	Total	Change since previous quarter
Quarter ending June 2017	5,553	
Quarter ending September 2017	5,609	→
Quarter ending December 2017	5,594	→
Quarter ending March 2018	5,624	→
Quarter ending June 2018	5,662	→
Variance since June 2017	2.0%	→



ACTIVITY



Month	Adjusted Scheduled Activity (UDA)	
	2018	2019
April	165	818
May	1,627	2,196
June	2,771	3,212
July	3,869	
August	5,258	
September	6,840	
October	8,318	
November	9,727	
December	10,819	
January	11,900	
February	13,563	
March	15,223	
April	15,686	
May	15,686	
June	15,686	

QUALITY

	Quantity	Base Number	Contract	AT	Region	England
% of FP17s for the same patient ID Re-attending within 3 months - Children	30	535	5.6%	9.0%	11.3%	11.5%
% of FP17s for the same patient ID Re-attending within 3 months - Adults	209	1,548	13.5%	12.5%	14.9%	15.4%
% of FP17s for the same patient ID Re-attending between 3 & 9 months - Children	378	535	70.7%	60.0%	60.0%	58.9%
% of FP17s for the same patient ID Re-attending between 3 & 9 months - Adults	932	1,548	60.2%	51.4%	52.6%	51.6%
% of FP17s for Band 1 Urgent Courses	149	1,822	8.2%	6.8%	7.9%	8.9%
% of FP17s Relating to Free Repair or Replacements	48	1,822	2.6%	0.8%	0.8%	0.8%
% of FP17s Relating to Continuations	13	1,822	0.7%	1.0%	0.9%	0.9%
% of Patients satisfied with the dentistry they have received	6	8	N/A	93.3%	93.2%	93.2%
% of Patients satisfied with the time they had to wait for an appointment	7	8	N/A	91.3%	89.1%	88.8%

* This is based on patients treated on this contract for their most recent course of treatment. Figures in italics indicate the base number of FP17s or Patient Questionnaire responses are less than 100. N/A is shown where the base number of responses is less than 10 during the period. % is calculated as Quantity/Base number*100

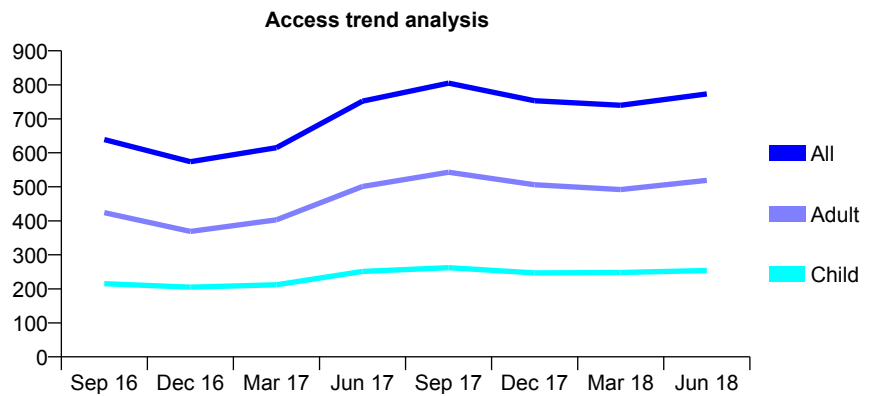
Q53 - Vital Signs At a Glance Contract Report for 654221/0001 - June 2018

Name or company name	MR SP HUNDAL
Contract type name	GDS Contract
Purpose of contract	General
Contract start date	01/04/2006
Contract end date	

18/19 Contracted general activity (UDA)	6,000
Carry forward general activity (UDA)	0
18/19 Contracted orthodontic activity (UOA)	0
Carry forward orthodontic activity (UOA)	0
Baseline contract value	£172,438.79

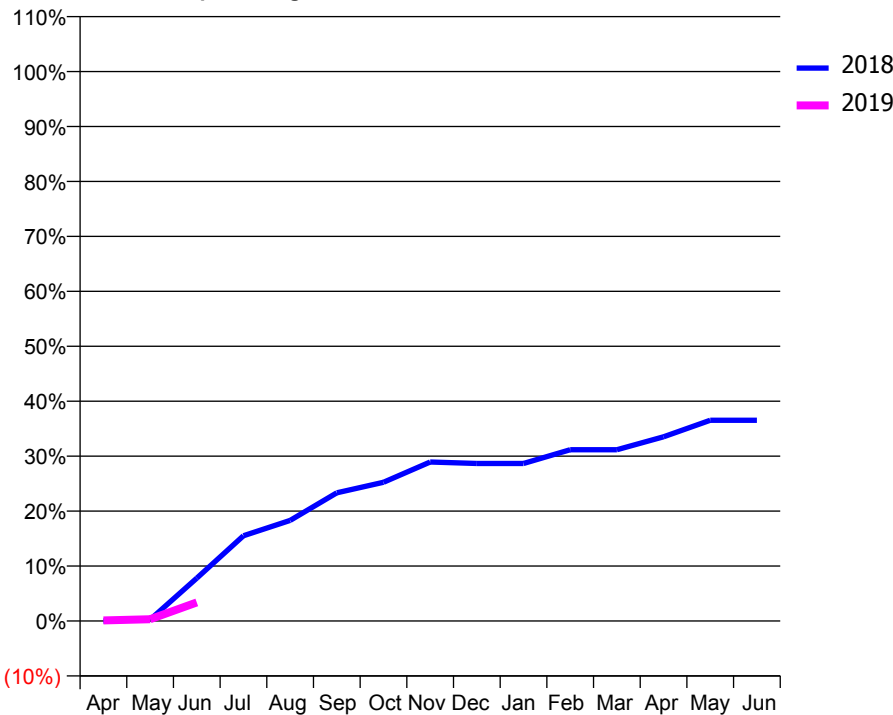
ACCESS*

Patients seen in 24 months	Total	Change since previous quarter
Quarter ending June 2017	752	
Quarter ending September 2017	805	↑
Quarter ending December 2017	753	↓
Quarter ending March 2018	740	↓
Quarter ending June 2018	773	↑
Variance since June 2017	2.8%	↑



ACTIVITY

Cumulative percentage of contracted UDA delivered 2018 & 2019



Month	Adjusted Scheduled Activity (UDA)	
	2018	2019
April	0	7
May	16	19
June	468	203
July	932	
August	1,099	
September	1,400	
October	1,515	
November	1,737	
December	1,721	
January	1,721	
February	1,870	
March	1,870	
April	2,011	
May	2,192	
June	2,192	

QUALITY

	Quantity	Base Number	Contract	AT	Region	England
% of FP17s for the same patient ID Re-attending within 3 months - Children	2	74	2.7%	9.0%	11.3%	11.5%
% of FP17s for the same patient ID Re-attending within 3 months - Adults	3	105	2.9%	12.5%	14.9%	15.4%
% of FP17s for the same patient ID Re-attending between 3 & 9 months - Children	12	74	16.2%	60.0%	60.0%	58.9%
% of FP17s for the same patient ID Re-attending between 3 & 9 months - Adults	6	105	5.7%	51.4%	52.6%	51.6%
% of FP17s for Band 1 Urgent Courses	0	61	0.0%	6.8%	7.9%	8.9%
% of FP17s Relating to Free Repair or Replacements	0	61	0.0%	0.8%	0.8%	0.8%
% of FP17s Relating to Continuations	0	61	0.0%	1.0%	0.9%	0.9%
% of Patients satisfied with the dentistry they have received	1	1	N/A	93.3%	93.2%	93.2%
% of Patients satisfied with the time they had to wait for an appointment	1	1	N/A	91.3%	89.1%	88.8%

* This is based on patients treated on this contract for their most recent course of treatment. Figures in italics indicate the base number of FP17s or Patient Questionnaire responses are less than 100. N/A is shown where the base number of responses is less than 10 during the period. % is calculated as Quantity/Base number*100

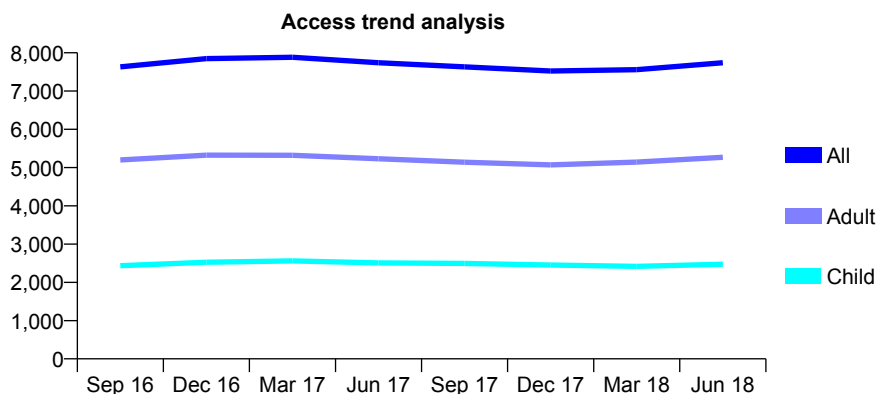
Q53 - Vital Signs At a Glance Contract Report for 658480/0001 - June 2018

Name or company name	MISS TJ WHITMORE
Contract type name	GDS Contract
Purpose of contract	General
Contract start date	01/09/2006
Contract end date	

18/19 Contracted general activity (UDA)	15,317
Carry forward general activity (UDA)	0
18/19 Contracted orthodontic activity (UOA)	0
Carry forward orthodontic activity (UOA)	0
Baseline contract value	£435,117.05

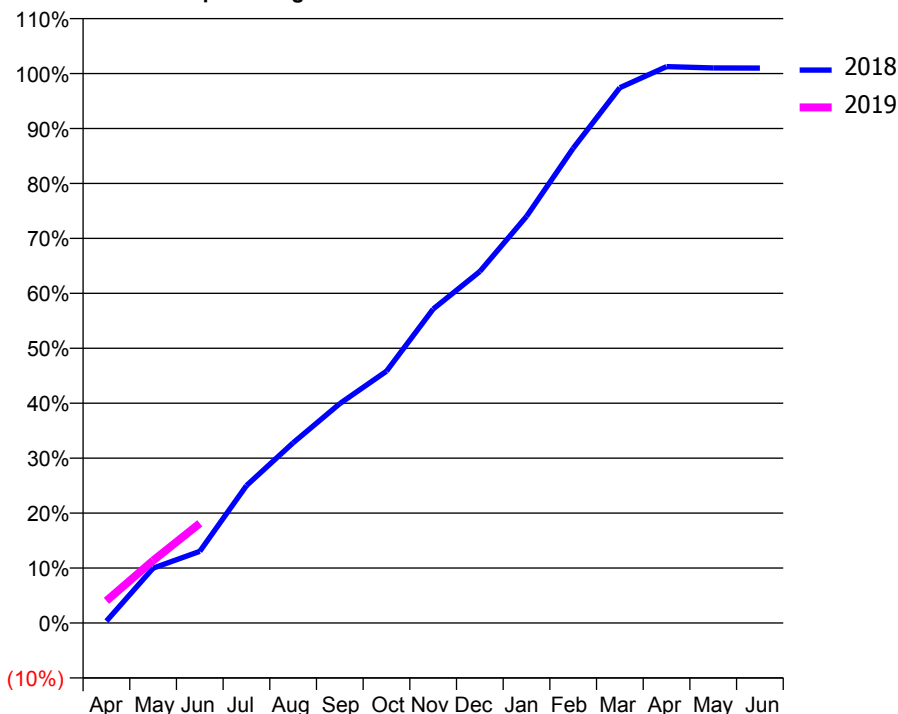
ACCESS*

Patients seen in 24 months	Total	Change since previous quarter
Quarter ending June 2017	7,739	
Quarter ending September 2017	7,633	↓
Quarter ending December 2017	7,524	↓
Quarter ending March 2018	7,560	→
Quarter ending June 2018	7,742	↑
Variance since June 2017	0.0%	→



ACTIVITY

Cumulative percentage of contracted UDA delivered 2018 & 2019



Month	Adjusted Scheduled Activity (UDA)	
	2018	2019
April	55	618
May	1,530	1,742
June	1,999	2,779
July	3,832	
August	5,023	
September	6,118	
October	7,020	
November	8,753	
December	9,799	
January	11,334	
February	13,236	
March	14,923	
April	15,510	
May	15,472	
June	15,468	

QUALITY

	Quantity	Base Number	Contract	AT	Region	England
% of FP17s for the same patient ID Re-attending within 3 months - Children	77	904	8.5%	9.0%	11.3%	11.5%
% of FP17s for the same patient ID Re-attending within 3 months - Adults	86	1,360	6.3%	12.5%	14.9%	15.4%
% of FP17s for the same patient ID Re-attending between 3 & 9 months - Children	600	904	66.4%	60.0%	60.0%	58.9%
% of FP17s for the same patient ID Re-attending between 3 & 9 months - Adults	511	1,360	37.6%	51.4%	52.6%	51.6%
% of FP17s for Band 1 Urgent Courses	80	1,708	4.7%	6.8%	7.9%	8.9%
% of FP17s Relating to Free Repair or Replacements	12	1,708	0.7%	0.8%	0.8%	0.8%
% of FP17s Relating to Continuations	6	1,708	0.4%	1.0%	0.9%	0.9%
% of Patients satisfied with the dentistry they have received	4	5	N/A	93.3%	93.2%	93.2%
% of Patients satisfied with the time they had to wait for an appointment	5	5	N/A	91.3%	89.1%	88.8%

* This is based on patients treated on this contract for their most recent course of treatment. Figures in italics indicate the base number of FP17s or Patient Questionnaire responses are less than 100. N/A is shown where the base number of responses is less than 10 during the period. % is calculated as Quantity/Base number*100

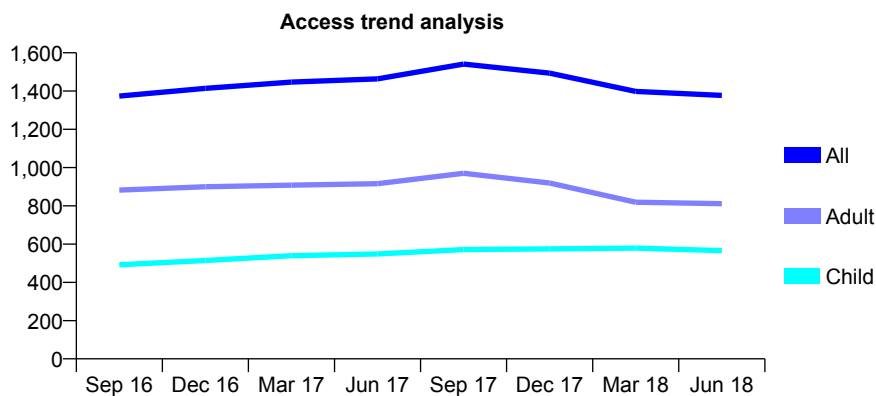
Q53 - Vital Signs At a Glance Contract Report for 658995/0002 - June 2018

Name or company name	MR SR MEHTA
Contract type name	GDS Contract
Purpose of contract	General
Contract start date	03/07/2013
Contract end date	

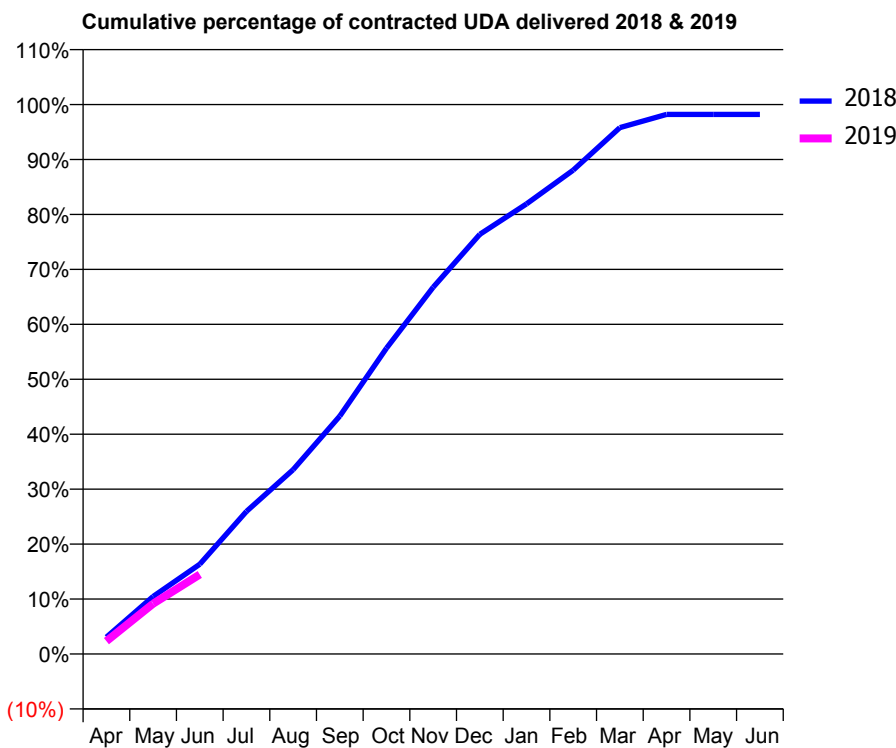
18/19 Contracted general activity (UDA)	4,000
Carry forward general activity (UDA)	0
18/19 Contracted orthodontic activity (UOA)	0
Carry forward orthodontic activity (UOA)	0
Baseline contract value	£116,541.34

ACCESS*

Patients seen in 24 months	Total	Change since previous quarter
Quarter ending June 2017	1,464	
Quarter ending September 2017	1,541	↑
Quarter ending December 2017	1,494	↓
Quarter ending March 2018	1,398	↓
Quarter ending June 2018	1,377	↓
Variance since June 2017	(5.9%)	↓



ACTIVITY



Month	Adjusted Scheduled Activity (UDA)	
	2018	2019
April	123	93
May	419	367
June	654	579
July	1,039	
August	1,342	
September	1,732	
October	2,227	
November	2,670	
December	3,055	
January	3,277	
February	3,522	
March	3,832	
April	3,928	
May	3,928	
June	3,928	

QUALITY

	Quantity	Base Number	Contract	AT	Region	England
% of FP17s for the same patient ID Re-attending within 3 months - Children	5	196	2.6%	9.0%	11.3%	11.5%
% of FP17s for the same patient ID Re-attending within 3 months - Adults	11	101	10.9%	12.5%	14.9%	15.4%
% of FP17s for the same patient ID Re-attending between 3 & 9 months - Children	138	196	70.4%	60.0%	60.0%	58.9%
% of FP17s for the same patient ID Re-attending between 3 & 9 months - Adults	56	101	55.4%	51.4%	52.6%	51.6%
% of FP17s for Band 1 Urgent Courses	5	248	2.0%	6.8%	7.9%	8.9%
% of FP17s Relating to Free Repair or Replacements	0	248	0.0%	0.8%	0.8%	0.8%
% of FP17s Relating to Continuations	0	248	0.0%	1.0%	0.9%	0.9%
% of Patients satisfied with the dentistry they have received	0	0	N/A	93.3%	93.2%	93.2%
% of Patients satisfied with the time they had to wait for an appointment	0	0	N/A	91.3%	89.1%	88.8%

* This is based on patients treated on this contract for their most recent course of treatment. Figures in italics indicate the base number of FP17s or Patient Questionnaire responses are less than 100. N/A is shown where the base number of responses is less than 10 during the period. % is calculated as Quantity/Base number*100

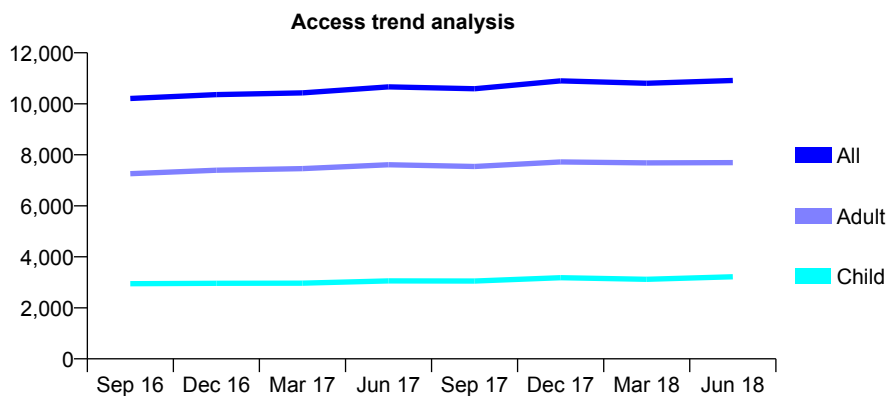
Q53 - Vital Signs At a Glance Contract Report for 676349/0001 - June 2018

Name or company name	MRS MK DEOL
Contract type name	GDS Contract
Purpose of contract	General
Contract start date	01/04/2006
Contract end date	

18/19 Contracted general activity (UDA)	22,272
Carry forward general activity (UDA)	0
18/19 Contracted orthodontic activity (UOA)	0
Carry forward orthodontic activity (UOA)	0
Baseline contract value	£664,246.04

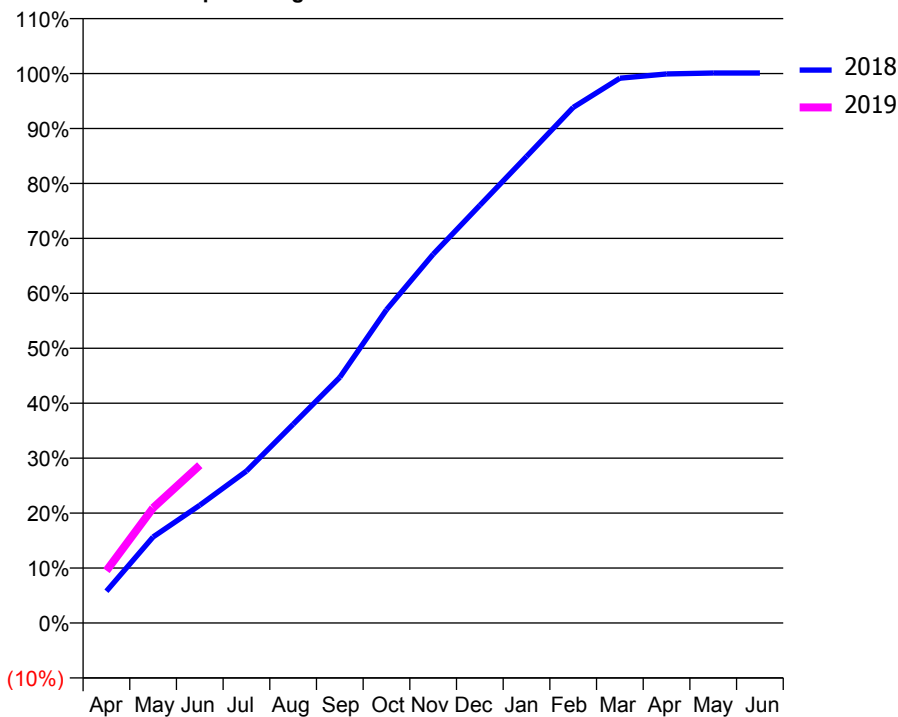
ACCESS*

Patients seen in 24 months	Total	Change since previous quarter
Quarter ending June 2017	10,666	
Quarter ending September 2017	10,592	→
Quarter ending December 2017	10,901	↑
Quarter ending March 2018	10,803	→
Quarter ending June 2018	10,913	→
Variance since June 2017	2.3%	↑



ACTIVITY

Cumulative percentage of contracted UDA delivered 2018 & 2019



Month	Adjusted Scheduled Activity (UDA)	
	2018	2019
April	1,291	2,120
May	3,489	4,668
June	4,775	6,396
July	6,157	
August	8,054	
September	9,957	
October	12,697	
November	14,945	
December	16,933	
January	18,911	
February	20,896	
March	22,083	
April	22,252	
May	22,293	
June	22,292	

QUALITY

	Quantity	Base Number	Contract	AT	Region	England
% of FP17s for the same patient ID Re-attending within 3 months - Children	29	1,149	2.5%	9.0%	11.3%	11.5%
% of FP17s for the same patient ID Re-attending within 3 months - Adults	112	2,252	5.0%	12.5%	14.9%	15.4%
% of FP17s for the same patient ID Re-attending between 3 & 9 months - Children	640	1,149	55.7%	60.0%	60.0%	58.9%
% of FP17s for the same patient ID Re-attending between 3 & 9 months - Adults	1,257	2,252	55.8%	51.4%	52.6%	51.6%
% of FP17s for Band 1 Urgent Courses	35	3,029	1.2%	6.8%	7.9%	8.9%
% of FP17s Relating to Free Repair or Replacements	4	3,029	0.1%	0.8%	0.8%	0.8%
% of FP17s Relating to Continuations	6	3,029	0.2%	1.0%	0.9%	0.9%
% of Patients satisfied with the dentistry they have received	3	4	N/A	93.3%	93.2%	93.2%
% of Patients satisfied with the time they had to wait for an appointment	4	4	N/A	91.3%	89.1%	88.8%

* This is based on patients treated on this contract for their most recent course of treatment. Figures in italics indicate the base number of FP17s or Patient Questionnaire responses are less than 100. N/A is shown where the base number of responses is less than 10 during the period. % is calculated as Quantity/Base number*100

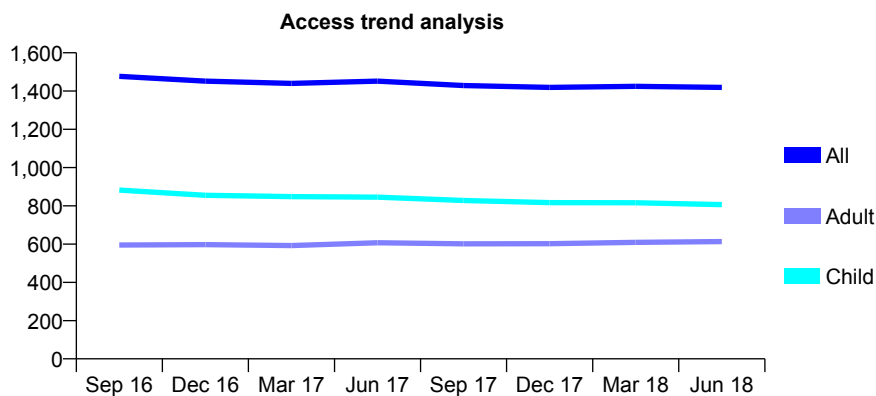
Q53 - Vital Signs At a Glance Contract Report for 679836/0001 - June 2018

Name or company name	MR P MULLIGAN
Contract type name	GDS Contract
Purpose of contract	General
Contract start date	01/04/2006
Contract end date	

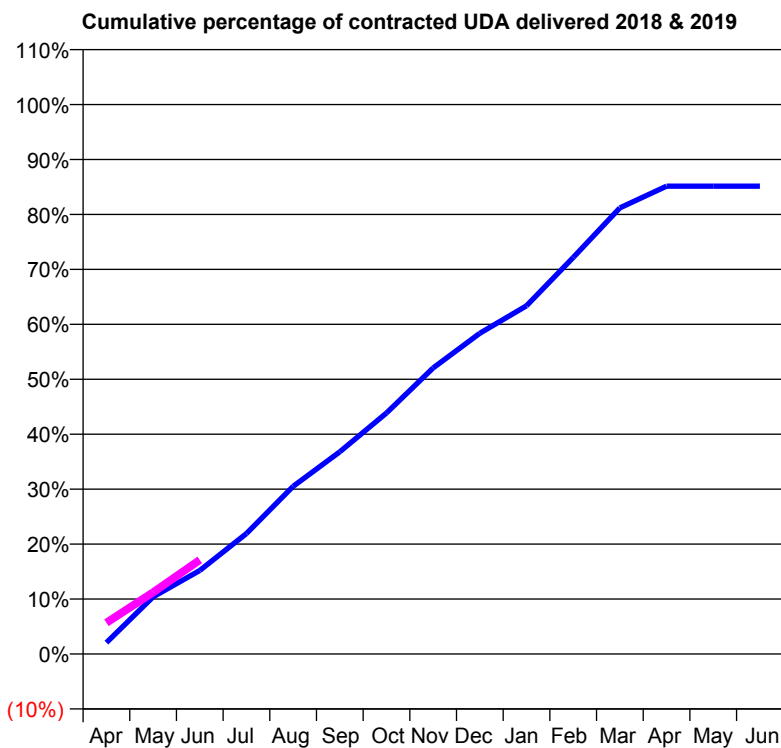
18/19 Contracted general activity (UDA)	3,500
Carry forward general activity (UDA)	0
18/19 Contracted orthodontic activity (UOA)	0
Carry forward orthodontic activity (UOA)	0
Baseline contract value	£107,514.65

ACCESS*

Patients seen in 24 months	Total	Change since previous quarter
Quarter ending June 2017	1,452	
Quarter ending September 2017	1,429	↓
Quarter ending December 2017	1,419	→
Quarter ending March 2018	1,425	→
Quarter ending June 2018	1,419	→
Variance since June 2017	(2.3%)	↓



ACTIVITY



Adjusted Scheduled Activity (UDA)		
Month	2018	2019
April	72	199
May	364	393
June	532	599
July	767	
August	1,068	
September	1,288	
October	1,536	
November	1,822	
December	2,043	
January	2,218	
February	2,526	
March	2,842	
April	2,980	
May	2,980	
June	2,980	

QUALITY

	Quantity	Base Number	Contract	AT	Region	England
% of FP17s for the same patient ID Re-attending within 3 months - Children	14	362	3.9%	9.0%	11.3%	11.5%
% of FP17s for the same patient ID Re-attending within 3 months - Adults	10	181	5.5%	12.5%	14.9%	15.4%
% of FP17s for the same patient ID Re-attending between 3 & 9 months - Children	284	362	78.5%	60.0%	60.0%	58.9%
% of FP17s for the same patient ID Re-attending between 3 & 9 months - Adults	120	181	66.3%	51.4%	52.6%	51.6%
% of FP17s for Band 1 Urgent Courses	7	468	1.5%	6.8%	7.9%	8.9%
% of FP17s Relating to Free Repair or Replacements	0	468	0.0%	0.8%	0.8%	0.8%
% of FP17s Relating to Continuations	0	468	0.0%	1.0%	0.9%	0.9%
% of Patients satisfied with the dentistry they have received	0	0	N/A	93.3%	93.2%	93.2%
% of Patients satisfied with the time they had to wait for an appointment	0	0	N/A	91.3%	89.1%	88.8%

* This is based on patients treated on this contract for their most recent course of treatment. Figures in italics indicate the base number of FP17s or Patient Questionnaire responses are less than 100. N/A is shown where the base number of responses is less than 10 during the period. % is calculated as Quantity/Base number*100

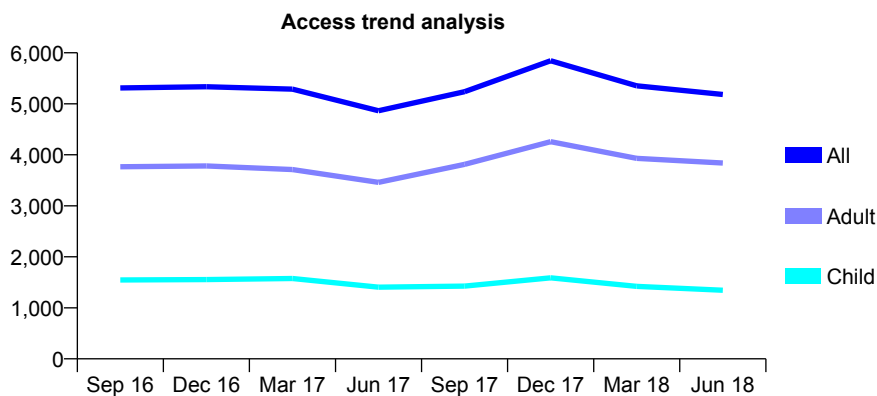
Q53 - Vital Signs At a Glance Contract Report for 681202/0003 - June 2018

Name or company name	MR M EBRAHIM
Contract type name	GDS Contract
Purpose of contract	General
Contract start date	17/01/2013
Contract end date	

18/19 Contracted general activity (UDA)	17,400
Carry forward general activity (UDA)	0
18/19 Contracted orthodontic activity (UOA)	0
Carry forward orthodontic activity (UOA)	0
Baseline contract value	£465,076.55

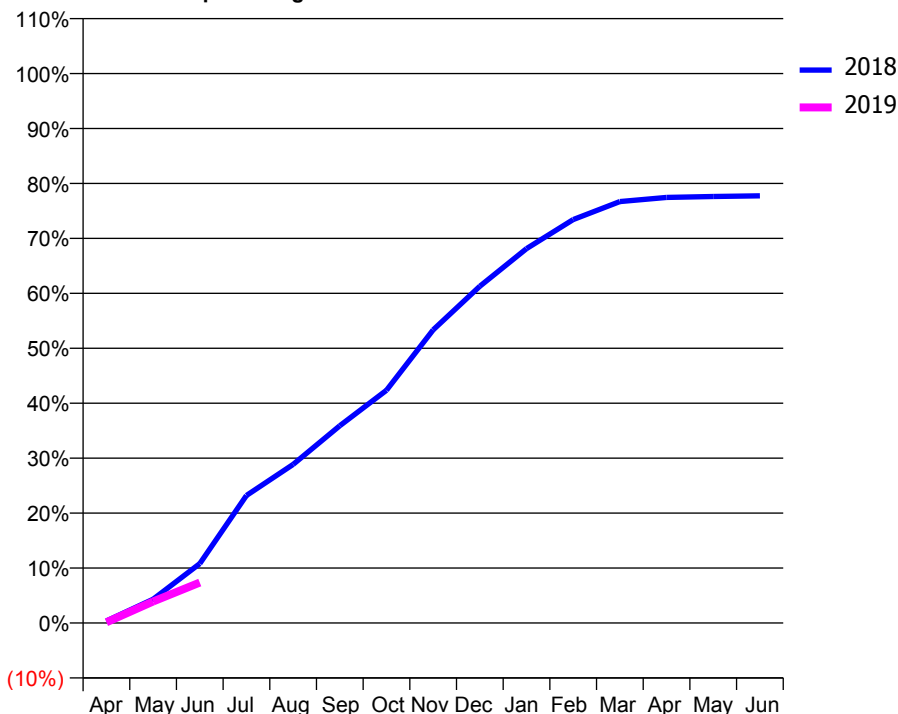
ACCESS*

Patients seen in 24 months	Total	Change since previous quarter
Quarter ending June 2017	4,865	
Quarter ending September 2017	5,238	↑
Quarter ending December 2017	5,844	↑
Quarter ending March 2018	5,352	↓
Quarter ending June 2018	5,183	↓
Variance since June 2017	6.5%	↑



ACTIVITY

Cumulative percentage of contracted UDA delivered 2018 & 2019



Adjusted Scheduled Activity (UDA)

Month	2018	2019
April	66	25
May	755	684
June	1,880	1,281
July	4,038	
August	5,023	
September	6,246	
October	7,370	
November	9,285	
December	10,662	
January	11,854	
February	12,777	
March	13,344	
April	13,476	
May	13,505	
June	13,525	

QUALITY

	Quantity	Base Number	Contract	AT	Region	England
% of FP17s for the same patient ID Re-attending within 3 months - Children	7	183	3.8%	9.0%	11.3%	11.5%
% of FP17s for the same patient ID Re-attending within 3 months - Adults	43	572	7.5%	12.5%	14.9%	15.4%
% of FP17s for the same patient ID Re-attending between 3 & 9 months - Children	76	183	41.5%	60.0%	60.0%	58.9%
% of FP17s for the same patient ID Re-attending between 3 & 9 months - Adults	176	572	30.8%	51.4%	52.6%	51.6%
% of FP17s for Band 1 Urgent Courses	83	692	12.0%	6.8%	7.9%	8.9%
% of FP17s Relating to Free Repair or Replacements	14	692	2.0%	0.8%	0.8%	0.8%
% of FP17s Relating to Continuations	3	692	0.4%	1.0%	0.9%	0.9%
% of Patients satisfied with the dentistry they have received	5	5	N/A	93.3%	93.2%	93.2%
% of Patients satisfied with the time they had to wait for an appointment	4	5	N/A	91.3%	89.1%	88.8%

* This is based on patients treated on this contract for their most recent course of treatment. Figures in italics indicate the base number of FP17s or Patient Questionnaire responses are less than 100. N/A is shown where the base number of responses is less than 10 during the period. % is calculated as Quantity/Base number*100

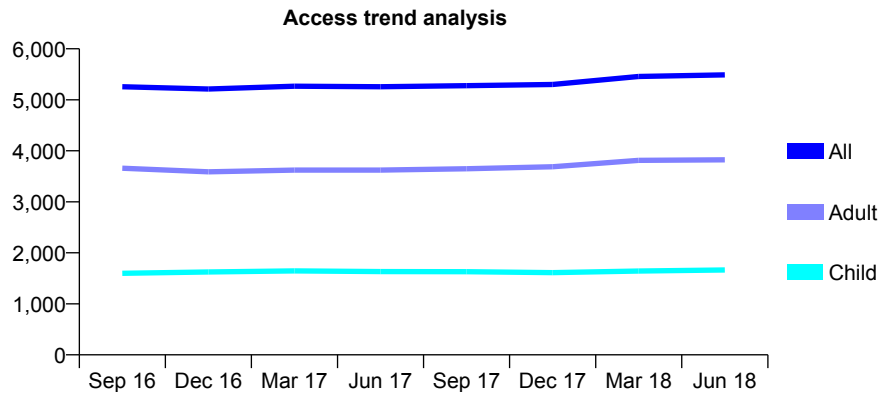
Q53 - Vital Signs At a Glance Contract Report for 682500/0001 - June 2018

Name or company name	MR MN GAMBROUDES
Contract type name	GDS Contract
Purpose of contract	General
Contract start date	01/04/2006
Contract end date	

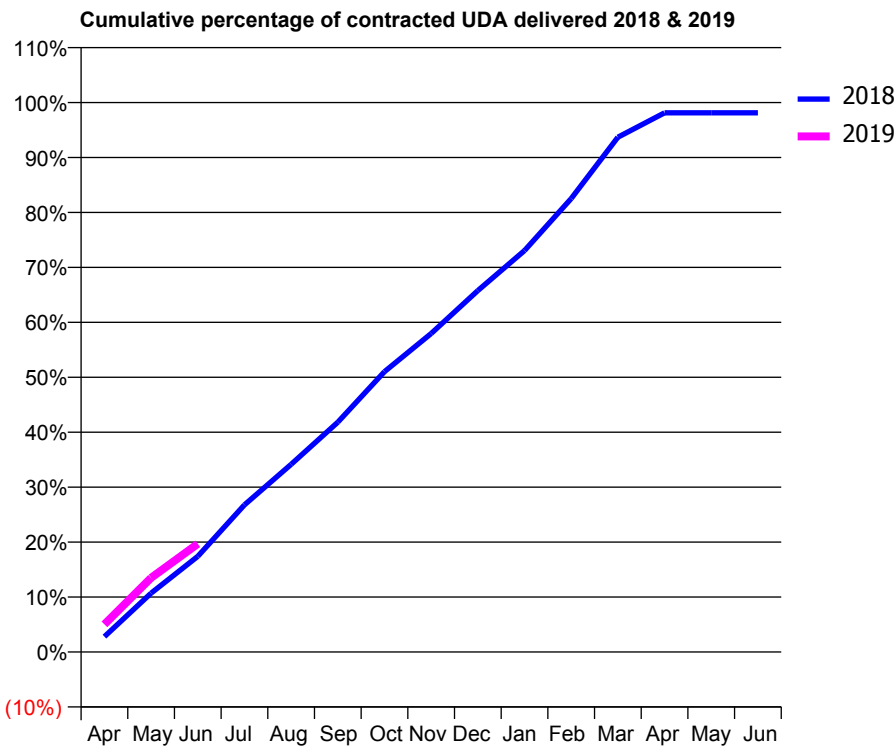
18/19 Contracted general activity (UDA)	14,071
Carry forward general activity (UDA)	0
18/19 Contracted orthodontic activity (UOA)	0
Carry forward orthodontic activity (UOA)	0
Baseline contract value	£419,464.24

ACCESS*

Patients seen in 24 months	Total	Change since previous quarter
Quarter ending June 2017	5,255	
Quarter ending September 2017	5,277	→
Quarter ending December 2017	5,301	→
Quarter ending March 2018	5,457	↑
Quarter ending June 2018	5,488	→
Variance since June 2017	4.4%	↑



ACTIVITY



Month	Adjusted Scheduled Activity (UDA)	
	2018	2019
April	396	709
May	1,509	1,901
June	2,448	2,769
July	3,769	
August	4,807	
September	5,884	
October	7,178	
November	8,157	
December	9,256	
January	10,279	
February	11,610	
March	13,182	
April	13,806	
May	13,806	
June	13,806	

QUALITY

	Quantity	Base Number	Contract	AT	Region	England
% of FP17s for the same patient ID Re-attending within 3 months - Children	46	601	7.7%	9.0%	11.3%	11.5%
% of FP17s for the same patient ID Re-attending within 3 months - Adults	153	1,290	11.9%	12.5%	14.9%	15.4%
% of FP17s for the same patient ID Re-attending between 3 & 9 months - Children	400	601	66.6%	60.0%	60.0%	58.9%
% of FP17s for the same patient ID Re-attending between 3 & 9 months - Adults	797	1,290	61.8%	51.4%	52.6%	51.6%
% of FP17s for Band 1 Urgent Courses	72	1,639	4.4%	6.8%	7.9%	8.9%
% of FP17s Relating to Free Repair or Replacements	4	1,639	0.2%	0.8%	0.8%	0.8%
% of FP17s Relating to Continuations	7	1,639	0.4%	1.0%	0.9%	0.9%
% of Patients satisfied with the dentistry they have received	5	5	N/A	93.3%	93.2%	93.2%
% of Patients satisfied with the time they had to wait for an appointment	4	5	N/A	91.3%	89.1%	88.8%

* This is based on patients treated on this contract for their most recent course of treatment. Figures in italics indicate the base number of FP17s or Patient Questionnaire responses are less than 100. N/A is shown where the base number of responses is less than 10 during the period. % is calculated as Quantity/Base number*100

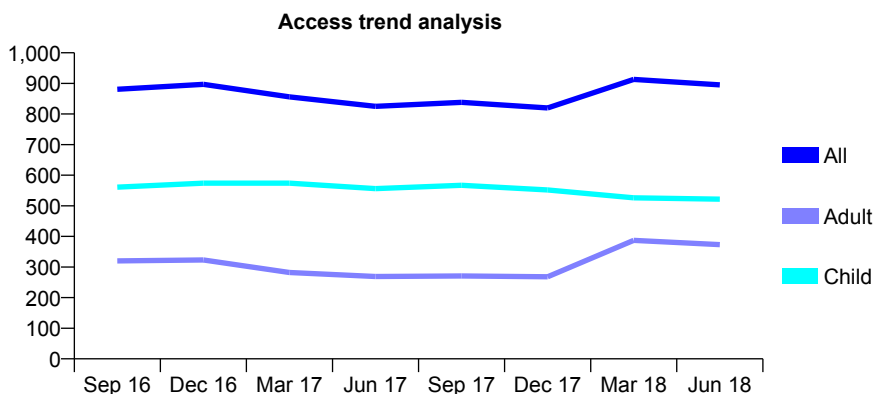
Q53 - Vital Signs At a Glance Contract Report for 688142/0001 - June 2018

Name or company name	MR P GOVENDER
Contract type name	GDS Contract
Purpose of contract	General
Contract start date	01/04/2010
Contract end date	

18/19 Contracted general activity (UDA)	1,400
Carry forward general activity (UDA)	0
18/19 Contracted orthodontic activity (UOA)	0
Carry forward orthodontic activity (UOA)	0
Baseline contract value	£34,061.14

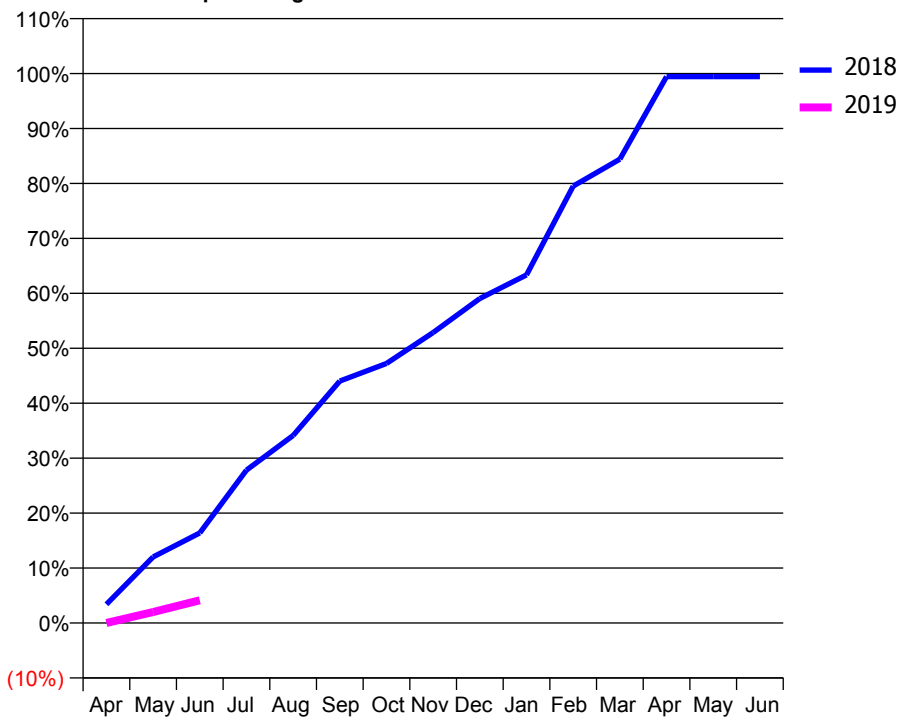
ACCESS*

Patients seen in 24 months	Total	Change since previous quarter
Quarter ending June 2017	825	
Quarter ending September 2017	838	→
Quarter ending December 2017	820	↓
Quarter ending March 2018	913	↑
Quarter ending June 2018	895	↓
Variance since June 2017	8.5%	↑



ACTIVITY

Cumulative percentage of contracted UDA delivered 2018 & 2019



Month	Adjusted Scheduled Activity (UDA)	
	2018	2019
April	48	0
May	168	28
June	229	58
July	390	
August	478	
September	616	
October	661	
November	740	
December	827	
January	887	
February	1,113	
March	1,182	
April	1,392	
May	1,392	
June	1,392	

QUALITY

	Quantity	Base Number	Contract	AT	Region	England
% of FP17s for the same patient ID Re-attending within 3 months - Children	3	48	6.3%	9.0%	11.3%	11.5%
% of FP17s for the same patient ID Re-attending within 3 months - Adults	7	92	7.6%	12.5%	14.9%	15.4%
% of FP17s for the same patient ID Re-attending between 3 & 9 months - Children	14	48	29.2%	60.0%	60.0%	58.9%
% of FP17s for the same patient ID Re-attending between 3 & 9 months - Adults	2	92	2.2%	51.4%	52.6%	51.6%
% of FP17s for Band 1 Urgent Courses	0	50	0.0%	6.8%	7.9%	8.9%
% of FP17s Relating to Free Repair or Replacements	0	50	0.0%	0.8%	0.8%	0.8%
% of FP17s Relating to Continuations	0	50	0.0%	1.0%	0.9%	0.9%
% of Patients satisfied with the dentistry they have received	1	1	N/A	93.3%	93.2%	93.2%
% of Patients satisfied with the time they had to wait for an appointment	1	1	N/A	91.3%	89.1%	88.8%

* This is based on patients treated on this contract for their most recent course of treatment. Figures in italics indicate the base number of FP17s or Patient Questionnaire responses are less than 100. N/A is shown where the base number of responses is less than 10 during the period. % is calculated as Quantity/Base number*100

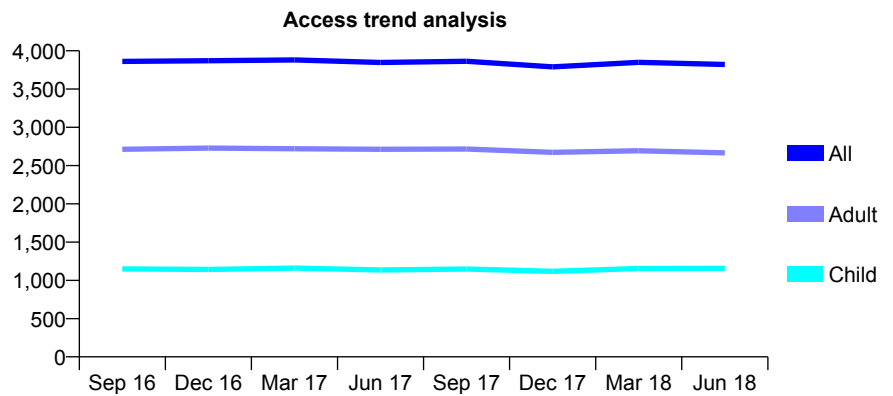
Q53 - Vital Signs At a Glance Contract Report for 693162/0002 - June 2018

Name or company name	MR RK BOJ
Contract type name	GDS Contract
Purpose of contract	General
Contract start date	16/06/2006
Contract end date	

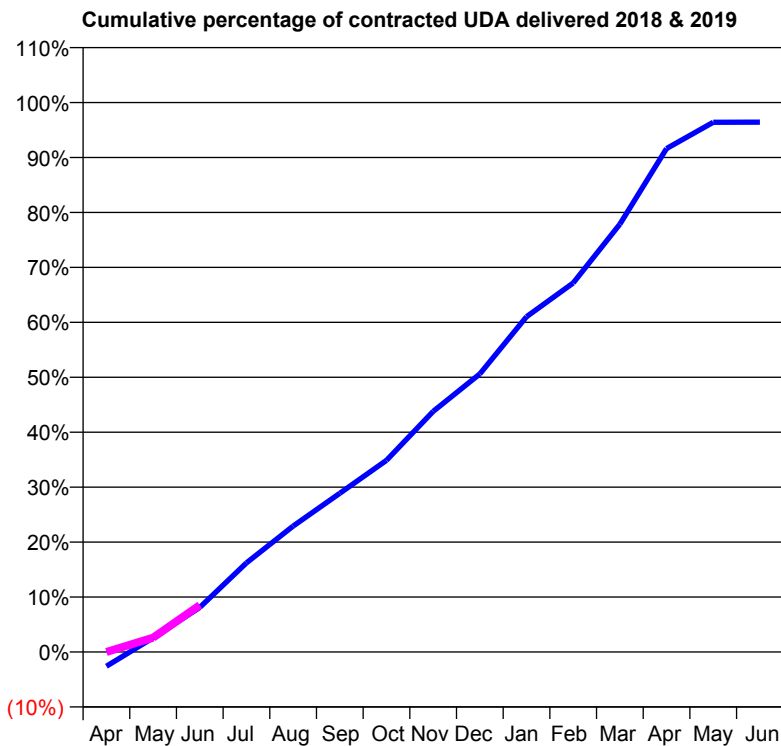
18/19 Contracted general activity (UDA)	10,400
Carry forward general activity (UDA)	0
18/19 Contracted orthodontic activity (UOA)	0
Carry forward orthodontic activity (UOA)	0
Baseline contract value	£297,302.71

ACCESS*

Patients seen in 24 months	Total	Change since previous quarter
Quarter ending June 2017	3,847	
Quarter ending September 2017	3,863	→
Quarter ending December 2017	3,790	↓
Quarter ending March 2018	3,849	→
Quarter ending June 2018	3,822	→
Variance since June 2017	(0.6%)	→



ACTIVITY



Adjusted Scheduled Activity (UDA)		
Month	2018	2019
April	-272	0
May	270	271
June	845	888
July	1,688	
August	2,383	
September	3,003	
October	3,627	
November	4,553	
December	5,263	
January	6,347	
February	6,983	
March	8,097	
April	9,529	
May	10,025	
June	10,029	

QUALITY

	Quantity	Base Number	Contract	AT	Region	England
% of FP17s for the same patient ID Re-attending within 3 months - Children	11	237	4.6%	9.0%	11.3%	11.5%
% of FP17s for the same patient ID Re-attending within 3 months - Adults	67	578	11.6%	12.5%	14.9%	15.4%
% of FP17s for the same patient ID Re-attending between 3 & 9 months - Children	63	237	26.6%	60.0%	60.0%	58.9%
% of FP17s for the same patient ID Re-attending between 3 & 9 months - Adults	116	578	20.1%	51.4%	52.6%	51.6%
% of FP17s for Band 1 Urgent Courses	24	335	7.2%	6.8%	7.9%	8.9%
% of FP17s Relating to Free Repair or Replacements	6	335	1.8%	0.8%	0.8%	0.8%
% of FP17s Relating to Continuations	12	335	3.6%	1.0%	0.9%	0.9%
% of Patients satisfied with the dentistry they have received	2	3	N/A	93.3%	93.2%	93.2%
% of Patients satisfied with the time they had to wait for an appointment	2	3	N/A	91.3%	89.1%	88.8%

* This is based on patients treated on this contract for their most recent course of treatment. Figures in italics indicate the base number of FP17s or Patient Questionnaire responses are less than 100. N/A is shown where the base number of responses is less than 10 during the period. % is calculated as Quantity/Base number*100

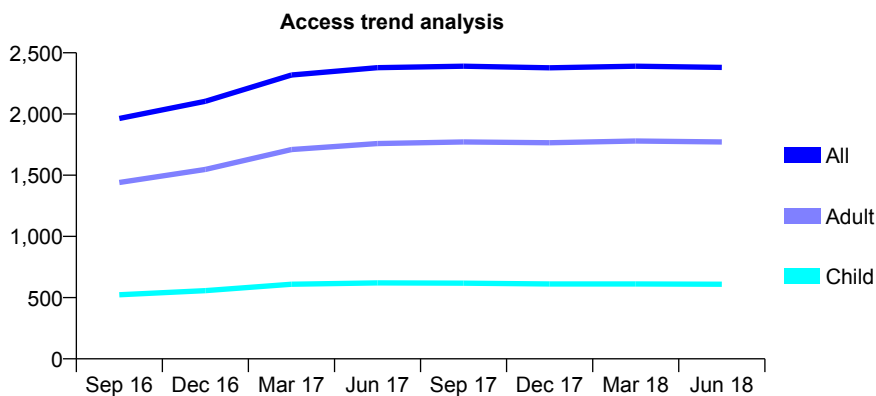
Q53 - Vital Signs At a Glance Contract Report for 698253/0001 - June 2018

Name or company name	MR NS MALHI
Contract type name	GDS Contract
Purpose of contract	General
Contract start date	01/06/2015
Contract end date	

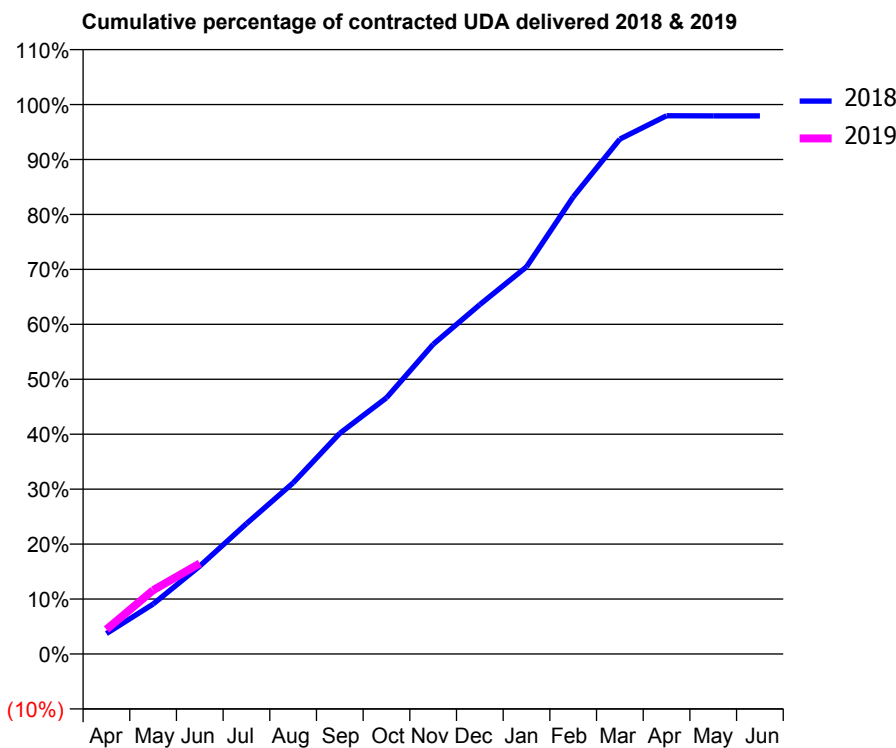
18/19 Contracted general activity (UDA)	6,395
Carry forward general activity (UDA)	0
18/19 Contracted orthodontic activity (UOA)	0
Carry forward orthodontic activity (UOA)	0
Baseline contract value	£182,389.34

ACCESS*

Patients seen in 24 months	Total	Change since previous quarter
Quarter ending June 2017	2,379	
Quarter ending September 2017	2,390	→
Quarter ending December 2017	2,377	→
Quarter ending March 2018	2,391	→
Quarter ending June 2018	2,381	→
Variance since June 2017	0.1%	→



ACTIVITY



Month	Adjusted Scheduled Activity (UDA)	
	2018	2019
April	238	287
May	580	743
June	1,024	1,055
July	1,517	
August	1,992	
September	2,569	
October	2,981	
November	3,604	
December	4,066	
January	4,505	
February	5,319	
March	5,993	
April	6,264	
May	6,263	
June	6,263	

QUALITY

	Quantity	Base Number	Contract	AT	Region	England
% of FP17s for the same patient ID Re-attending within 3 months - Children	4	146	2.7%	9.0%	11.3%	11.5%
% of FP17s for the same patient ID Re-attending within 3 months - Adults	30	397	7.6%	12.5%	14.9%	15.4%
% of FP17s for the same patient ID Re-attending between 3 & 9 months - Children	78	146	53.4%	60.0%	60.0%	58.9%
% of FP17s for the same patient ID Re-attending between 3 & 9 months - Adults	134	397	33.8%	51.4%	52.6%	51.6%
% of FP17s for Band 1 Urgent Courses	48	456	10.5%	6.8%	7.9%	8.9%
% of FP17s Relating to Free Repair or Replacements	3	456	0.7%	0.8%	0.8%	0.8%
% of FP17s Relating to Continuations	2	456	0.4%	1.0%	0.9%	0.9%
% of Patients satisfied with the dentistry they have received	2	2	N/A	93.3%	93.2%	93.2%
% of Patients satisfied with the time they had to wait for an appointment	1	2	N/A	91.3%	89.1%	88.8%

* This is based on patients treated on this contract for their most recent course of treatment. Figures in italics indicate the base number of FP17s or Patient Questionnaire responses are less than 100. N/A is shown where the base number of responses is less than 10 during the period. % is calculated as Quantity/Base number*100

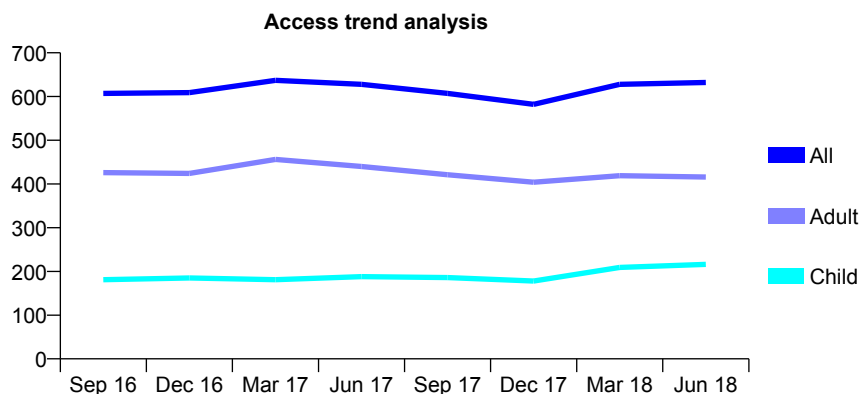
Q53 - Vital Signs At a Glance Contract Report for 716820/0001 - June 2018

Name or company name	MRS HM KOTLINSKA - STASZKOWS
Contract type name	GDS Contract
Purpose of contract	General
Contract start date	21/06/2010
Contract end date	

18/19 Contracted general activity (UDA)	1,813
Carry forward general activity (UDA)	0
18/19 Contracted orthodontic activity (UOA)	0
Carry forward orthodontic activity (UOA)	0
Baseline contract value	£45,895.25

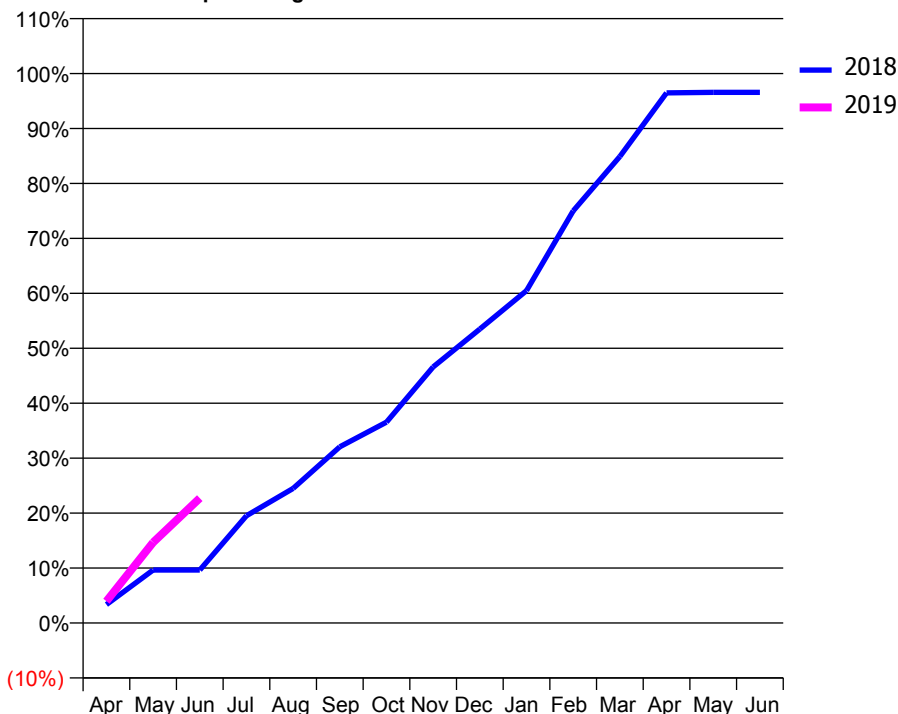
ACCESS*

Patients seen in 24 months	Total	Change since previous quarter
Quarter ending June 2017	628	
Quarter ending September 2017	607	↓
Quarter ending December 2017	582	↓
Quarter ending March 2018	628	↑
Quarter ending June 2018	632	→
Variance since June 2017	0.6%	→



ACTIVITY

Cumulative percentage of contracted UDA delivered 2018 & 2019



Adjusted Scheduled Activity (UDA)

Month	2018	2019
April	61	72
May	175	266
June	175	412
July	354	
August	444	
September	581	
October	663	
November	845	
December	970	
January	1,097	
February	1,360	
March	1,539	
April	1,749	
May	1,751	
June	1,751	

QUALITY

	Quantity	Base Number	Contract	AT	Region	England
% of FP17s for the same patient ID Re-attending within 3 months - Children	3	78	3.8%	9.0%	11.3%	11.5%
% of FP17s for the same patient ID Re-attending within 3 months - Adults	26	165	15.8%	12.5%	14.9%	15.4%
% of FP17s for the same patient ID Re-attending between 3 & 9 months - Children	41	78	52.6%	60.0%	60.0%	58.9%
% of FP17s for the same patient ID Re-attending between 3 & 9 months - Adults	61	165	37.0%	51.4%	52.6%	51.6%
% of FP17s for Band 1 Urgent Courses	0	156	0.0%	6.8%	7.9%	8.9%
% of FP17s Relating to Free Repair or Replacements	2	156	1.3%	0.8%	0.8%	0.8%
% of FP17s Relating to Continuations	3	156	1.9%	1.0%	0.9%	0.9%
% of Patients satisfied with the dentistry they have received	0	0	N/A	93.3%	93.2%	93.2%
% of Patients satisfied with the time they had to wait for an appointment	0	0	N/A	91.3%	89.1%	88.8%

* This is based on patients treated on this contract for their most recent course of treatment. Figures in italics indicate the base number of FP17s or Patient Questionnaire responses are less than 100. N/A is shown where the base number of responses is less than 10 during the period. % is calculated as Quantity/Base number*100

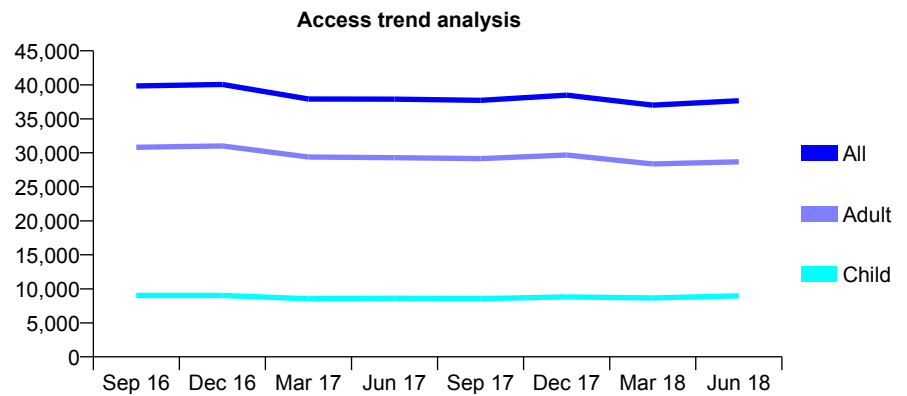
Q53 - Vital Signs At a Glance Contract Report for 732052/0003 - June 2018

Name or company name	Balbir S Bhandal, Amrik S Bhandal & Baljit
Contract type name	GDS Contract
Purpose of contract	General and Orthodontic
Contract start date	01/04/2006
Contract end date	

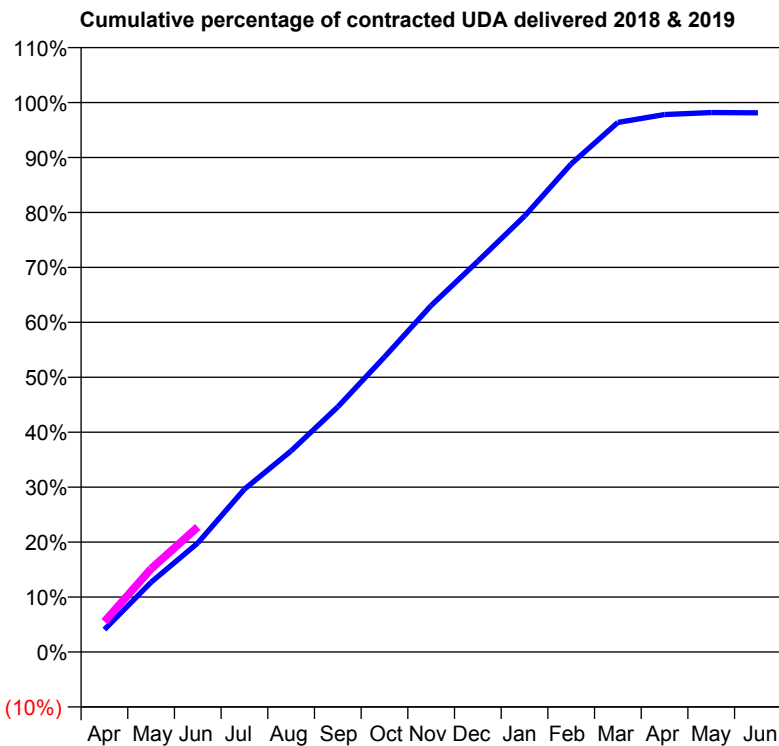
18/19 Contracted general activity (UDA)	100,734
Carry forward general activity (UDA)	0
18/19 Contracted orthodontic activity (UOA)	3,423
Carry forward orthodontic activity (UOA)	0
Baseline contract value	£2,949,536.28

ACCESS*

Patients seen in 24 months	Total	Change since previous quarter
Quarter ending June 2017	37,901	
Quarter ending September 2017	37,712	→
Quarter ending December 2017	38,480	↑
Quarter ending March 2018	37,012	↓
Quarter ending June 2018	37,657	→
Variance since June 2017	(0.6%)	→



ACTIVITY



Month	Adjusted Scheduled Activity (UDA)	
	2018	2019
April	4,109	5,554
May	12,792	15,274
June	19,984	22,914
July	29,866	
August	36,883	
September	44,946	
October	54,080	
November	63,521	
December	71,628	
January	79,888	
February	89,492	
March	97,073	
April	98,528	
May	98,885	
June	98,845	

QUALITY

	Quantity	Base Number	Contract	AT	Region	England
% of FP17s for the same patient ID Re-attending within 3 months - Children	146	2,922	5.0%	9.0%	11.3%	11.5%
% of FP17s for the same patient ID Re-attending within 3 months - Adults	303	6,568	4.6%	12.5%	14.9%	15.4%
% of FP17s for the same patient ID Re-attending between 3 & 9 months - Children	1,188	2,922	40.7%	60.0%	60.0%	58.9%
% of FP17s for the same patient ID Re-attending between 3 & 9 months - Adults	2,286	6,568	34.8%	51.4%	52.6%	51.6%
% of FP17s for Band 1 Urgent Courses	191	8,786	2.2%	6.8%	7.9%	8.9%
% of FP17s Relating to Free Repair or Replacements	28	8,786	0.3%	0.8%	0.8%	0.8%
% of FP17s Relating to Continuations	8	8,786	0.1%	1.0%	0.9%	0.9%
% of Patients satisfied with the dentistry they have received	18	20	90.0%	93.3%	93.2%	93.2%
% of Patients satisfied with the time they had to wait for an appointment	19	20	95.0%	91.3%	89.1%	88.8%

* This is based on patients treated on this contract for their most recent course of treatment. Figures in italics indicate the base number of FP17s or Patient Questionnaire responses are less than 100. N/A is shown where the base number of responses is less than 10 during the period. % is calculated as Quantity/Base number*100

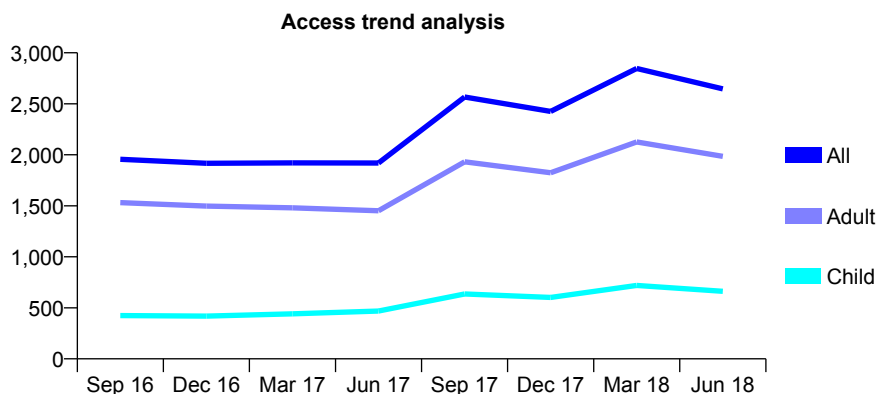
Q53 - Vital Signs At a Glance Contract Report for 732052/0004 - June 2018

Name or company name	Balbir S Bhandal, Amrik S Bhandal & Baljit
Contract type name	GDS Contract
Purpose of contract	General
Contract start date	01/04/2006
Contract end date	

18/19 Contracted general activity (UDA)	7,618
Carry forward general activity (UDA)	0
18/19 Contracted orthodontic activity (UOA)	0
Carry forward orthodontic activity (UOA)	0
Baseline contract value	£190,784.80

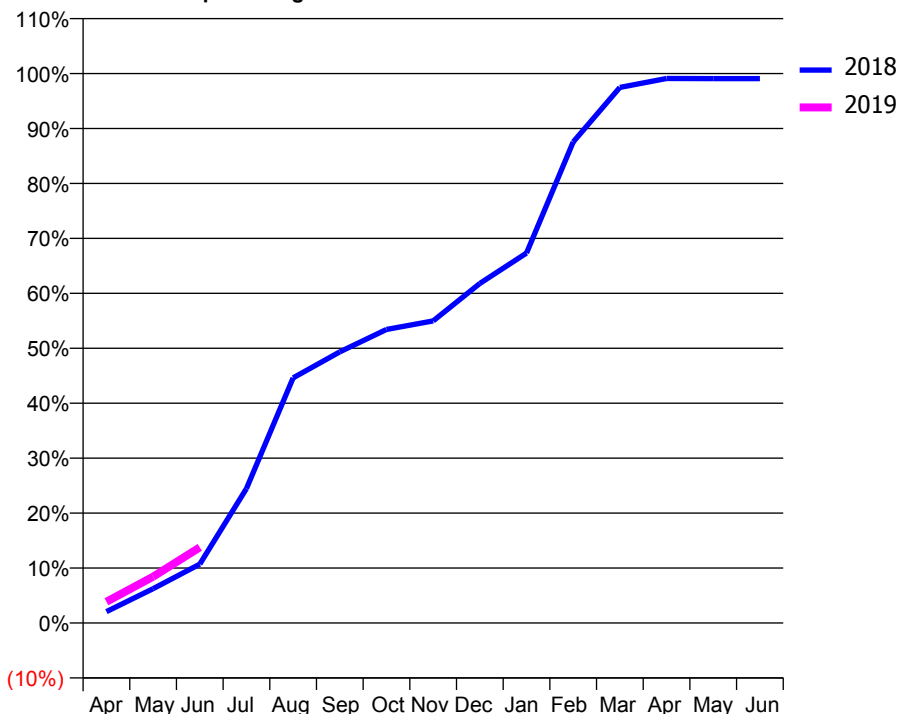
ACCESS*

Patients seen in 24 months	Total	Change since previous quarter
Quarter ending June 2017	1,920	
Quarter ending September 2017	2,567	↑
Quarter ending December 2017	2,426	↓
Quarter ending March 2018	2,846	↑
Quarter ending June 2018	2,647	↓
Variance since June 2017	37.9%	↑



ACTIVITY

Cumulative percentage of contracted UDA delivered 2018 & 2019



Adjusted Scheduled Activity (UDA)

Month	2018	2019
April	157	294
May	475	643
June	816	1,048
July	1,865	
August	3,398	
September	3,758	
October	4,070	
November	4,189	
December	4,707	
January	5,130	
February	6,669	
March	7,426	
April	7,549	
May	7,548	
June	7,548	

QUALITY

	Quantity	Base Number	Contract	AT	Region	England
% of FP17s for the same patient ID Re-attending within 3 months - Children	11	148	7.4%	9.0%	11.3%	11.5%
% of FP17s for the same patient ID Re-attending within 3 months - Adults	28	437	6.4%	12.5%	14.9%	15.4%
% of FP17s for the same patient ID Re-attending between 3 & 9 months - Children	91	148	61.5%	60.0%	60.0%	58.9%
% of FP17s for the same patient ID Re-attending between 3 & 9 months - Adults	219	437	50.1%	51.4%	52.6%	51.6%
% of FP17s for Band 1 Urgent Courses	6	532	1.1%	6.8%	7.9%	8.9%
% of FP17s Relating to Free Repair or Replacements	1	532	0.2%	0.8%	0.8%	0.8%
% of FP17s Relating to Continuations	4	532	0.8%	1.0%	0.9%	0.9%
% of Patients satisfied with the dentistry they have received	4	4	N/A	93.3%	93.2%	93.2%
% of Patients satisfied with the time they had to wait for an appointment	4	4	N/A	91.3%	89.1%	88.8%

* This is based on patients treated on this contract for their most recent course of treatment. Figures in italics indicate the base number of FP17s or Patient Questionnaire responses are less than 100. N/A is shown where the base number of responses is less than 10 during the period. % is calculated as Quantity/Base number*100

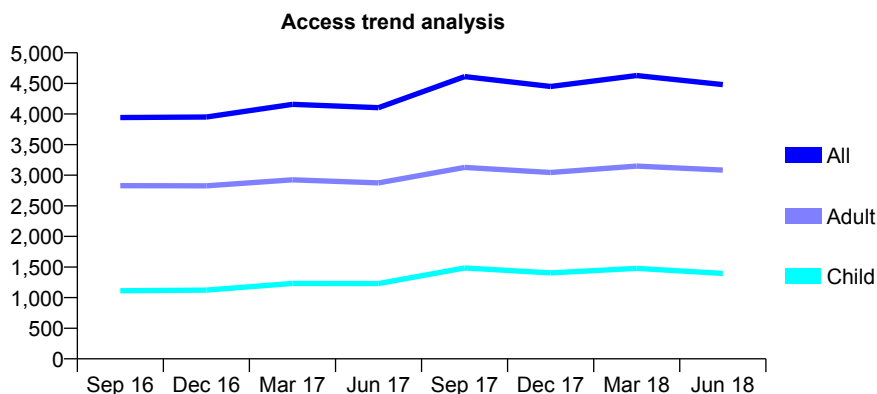
Q53 - Vital Signs At a Glance Contract Report for 732052/0005 - June 2018

Name or company name	Balbir S Bhandal, Amrik S Bhandal & Baljit
Contract type name	GDS Contract
Purpose of contract	General
Contract start date	18/05/2009
Contract end date	

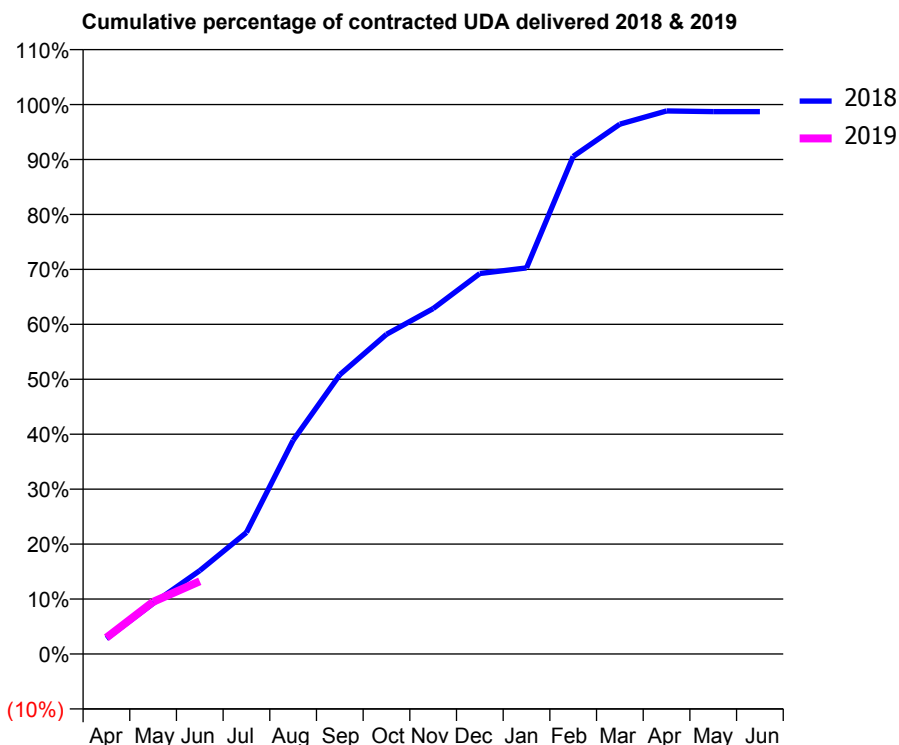
18/19 Contracted general activity (UDA)	11,000
Carry forward general activity (UDA)	0
18/19 Contracted orthodontic activity (UOA)	0
Carry forward orthodontic activity (UOA)	0
Baseline contract value	£268,467.40

ACCESS*

Patients seen in 24 months	Total	Change since previous quarter
Quarter ending June 2017	4,103	
Quarter ending September 2017	4,612	↑
Quarter ending December 2017	4,450	↓
Quarter ending March 2018	4,628	↑
Quarter ending June 2018	4,480	↓
Variance since June 2017	9.2%	↑



ACTIVITY



Adjusted Scheduled Activity (UDA)		
Month	2018	2019
April	308	328
May	1,012	1,045
June	1,670	1,455
July	2,433	
August	4,278	
September	5,592	
October	6,401	
November	6,916	
December	7,617	
January	7,730	
February	9,961	
March	10,608	
April	10,871	
May	10,859	
June	10,859	

QUALITY

	Quantity	Base Number	Contract	AT	Region	England
% of FP17s for the same patient ID Re-attending within 3 months - Children	0	220	0.0%	9.0%	11.3%	11.5%
% of FP17s for the same patient ID Re-attending within 3 months - Adults	12	543	2.2%	12.5%	14.9%	15.4%
% of FP17s for the same patient ID Re-attending between 3 & 9 months - Children	80	220	36.4%	60.0%	60.0%	58.9%
% of FP17s for the same patient ID Re-attending between 3 & 9 months - Adults	182	543	33.5%	51.4%	52.6%	51.6%
% of FP17s for Band 1 Urgent Courses	1	650	0.2%	6.8%	7.9%	8.9%
% of FP17s Relating to Free Repair or Replacements	0	650	0.0%	0.8%	0.8%	0.8%
% of FP17s Relating to Continuations	1	650	0.2%	1.0%	0.9%	0.9%
% of Patients satisfied with the dentistry they have received	2	3	N/A	93.3%	93.2%	93.2%
% of Patients satisfied with the time they had to wait for an appointment	3	3	N/A	91.3%	89.1%	88.8%

* This is based on patients treated on this contract for their most recent course of treatment. Figures in italics indicate the base number of FP17s or Patient Questionnaire responses are less than 100. N/A is shown where the base number of responses is less than 10 during the period. % is calculated as Quantity/Base number*100

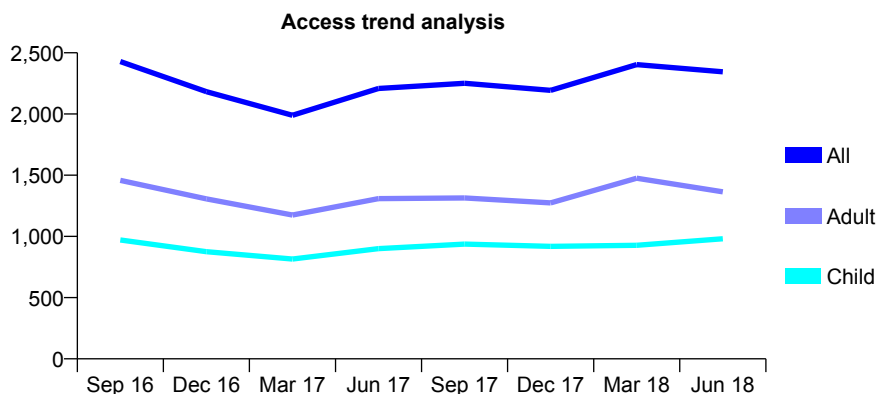
Q53 - Vital Signs At a Glance Contract Report for 732052/0006 - June 2018

Name or company name	Balbir S Bhandal, Amrik S Bhandal & Baljit
Contract type name	GDS Contract
Purpose of contract	General
Contract start date	18/05/2009
Contract end date	

18/19 Contracted general activity (UDA)	6,600
Carry forward general activity (UDA)	0
18/19 Contracted orthodontic activity (UOA)	0
Carry forward orthodontic activity (UOA)	0
Baseline contract value	£161,080.44

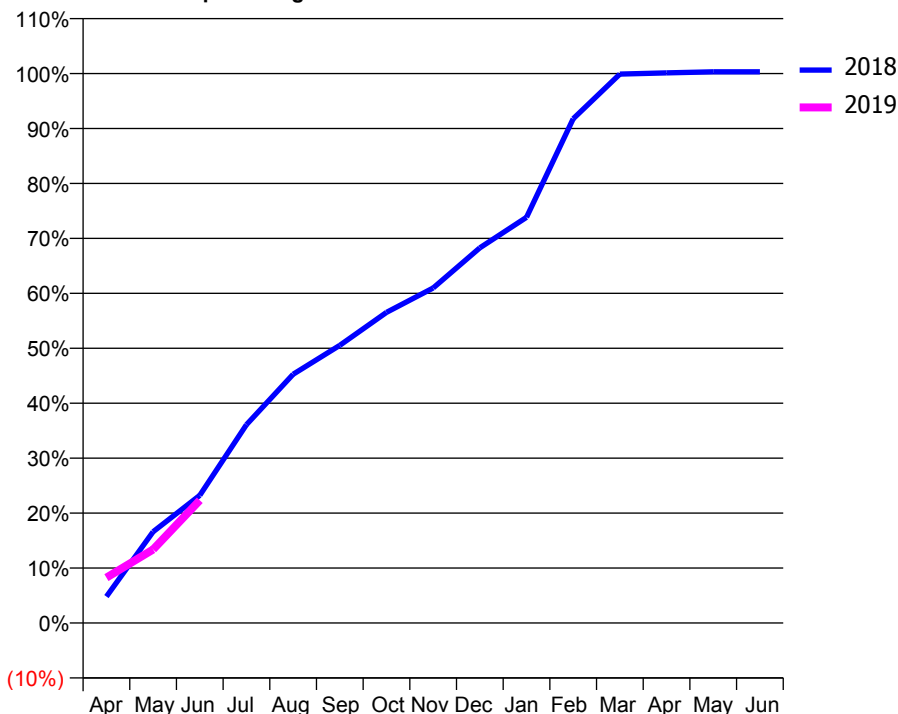
ACCESS*

Patients seen in 24 months	Total	Change since previous quarter
Quarter ending June 2017	2,209	
Quarter ending September 2017	2,251	→
Quarter ending December 2017	2,193	↓
Quarter ending March 2018	2,404	↑
Quarter ending June 2018	2,345	↓
Variance since June 2017	6.2%	↑



ACTIVITY

Cumulative percentage of contracted UDA delivered 2018 & 2019



Adjusted Scheduled Activity (UDA)

Month	2018	2019
April	318	545
May	1,096	883
June	1,533	1,475
July	2,383	
August	2,988	
September	3,335	
October	3,731	
November	4,024	
December	4,506	
January	4,873	
February	6,057	
March	6,594	
April	6,608	
May	6,621	
June	6,620	

QUALITY

	Quantity	Base Number	Contract	AT	Region	England
% of FP17s for the same patient ID Re-attending within 3 months - Children	6	283	2.1%	9.0%	11.3%	11.5%
% of FP17s for the same patient ID Re-attending within 3 months - Adults	18	290	6.2%	12.5%	14.9%	15.4%
% of FP17s for the same patient ID Re-attending between 3 & 9 months - Children	78	283	27.6%	60.0%	60.0%	58.9%
% of FP17s for the same patient ID Re-attending between 3 & 9 months - Adults	100	290	34.5%	51.4%	52.6%	51.6%
% of FP17s for Band 1 Urgent Courses	5	560	0.9%	6.8%	7.9%	8.9%
% of FP17s Relating to Free Repair or Replacements	1	560	0.2%	0.8%	0.8%	0.8%
% of FP17s Relating to Continuations	0	560	0.0%	1.0%	0.9%	0.9%
% of Patients satisfied with the dentistry they have received	1	1	N/A	93.3%	93.2%	93.2%
% of Patients satisfied with the time they had to wait for an appointment	1	1	N/A	91.3%	89.1%	88.8%

* This is based on patients treated on this contract for their most recent course of treatment. Figures in italics indicate the base number of FP17s or Patient Questionnaire responses are less than 100. N/A is shown where the base number of responses is less than 10 during the period. % is calculated as Quantity/Base number*100

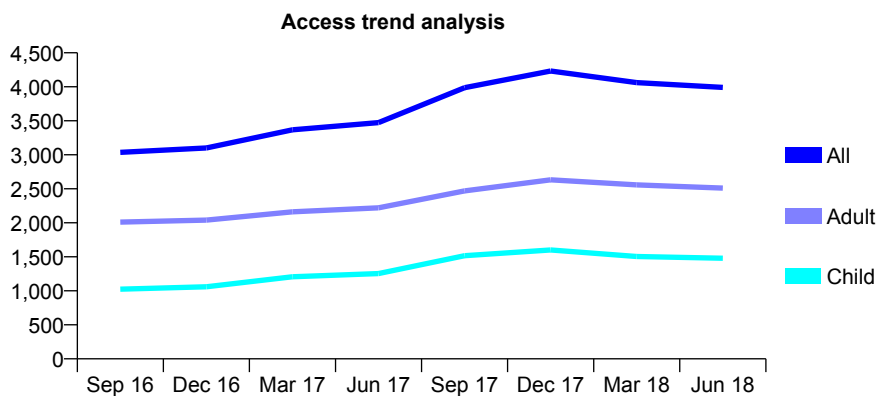
Q53 - Vital Signs At a Glance Contract Report for 732052/0007 - June 2018

Name or company name	Balbir S Bhandal, Amrik S Bhandal & Baljit
Contract type name	GDS Contract
Purpose of contract	General
Contract start date	18/05/2009
Contract end date	

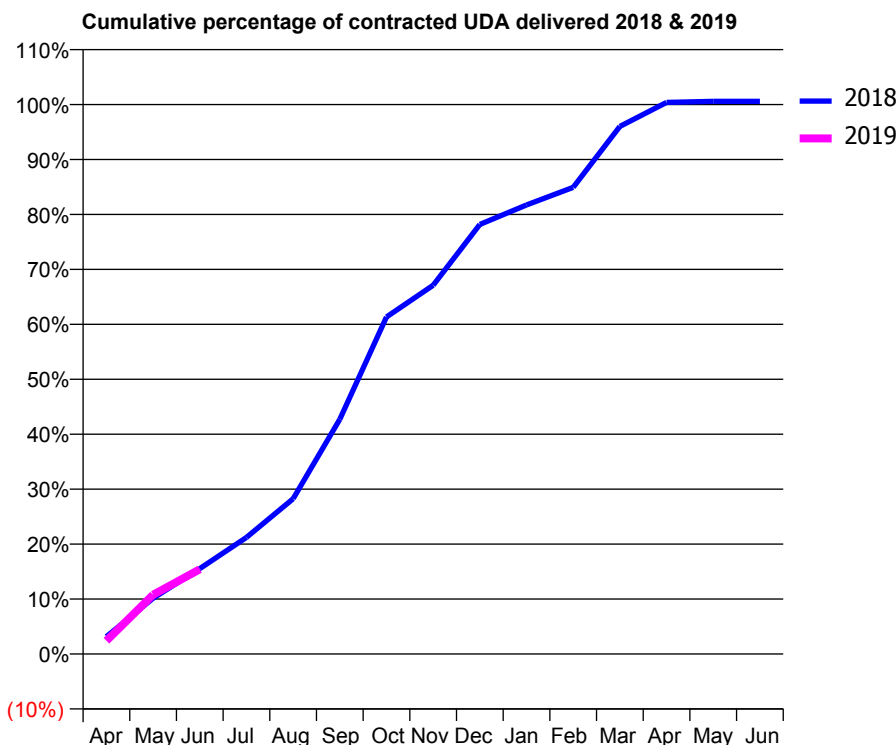
18/19 Contracted general activity (UDA)	11,000
Carry forward general activity (UDA)	0
18/19 Contracted orthodontic activity (UOA)	0
Carry forward orthodontic activity (UOA)	0
Baseline contract value	£268,467.40

ACCESS*

Patients seen in 24 months	Total	Change since previous quarter
Quarter ending June 2017	3,473	
Quarter ending September 2017	3,987	↑
Quarter ending December 2017	4,232	↑
Quarter ending March 2018	4,061	↓
Quarter ending June 2018	3,991	↓
Variance since June 2017	14.9%	↑



ACTIVITY



Month	Adjusted Scheduled Activity (UDA)	
	2018	2019
April	349	265
May	1,117	1,186
June	1,709	1,696
July	2,335	
August	3,109	
September	4,699	
October	6,747	
November	7,383	
December	8,599	
January	8,989	
February	9,342	
March	10,562	
April	11,041	
May	11,062	
June	11,062	

QUALITY

	Quantity	Base Number	Contract	AT	Region	England
% of FP17s for the same patient ID Re-attending within 3 months - Children	9	382	2.4%	9.0%	11.3%	11.5%
% of FP17s for the same patient ID Re-attending within 3 months - Adults	11	565	1.9%	12.5%	14.9%	15.4%
% of FP17s for the same patient ID Re-attending between 3 & 9 months - Children	234	382	61.3%	60.0%	60.0%	58.9%
% of FP17s for the same patient ID Re-attending between 3 & 9 months - Adults	265	565	46.9%	51.4%	52.6%	51.6%
% of FP17s for Band 1 Urgent Courses	2	771	0.3%	6.8%	7.9%	8.9%
% of FP17s Relating to Free Repair or Replacements	2	771	0.3%	0.8%	0.8%	0.8%
% of FP17s Relating to Continuations	0	771	0.0%	1.0%	0.9%	0.9%
% of Patients satisfied with the dentistry they have received	0	1	N/A	93.3%	93.2%	93.2%
% of Patients satisfied with the time they had to wait for an appointment	1	1	N/A	91.3%	89.1%	88.8%

* This is based on patients treated on this contract for their most recent course of treatment. Figures in italics indicate the base number of FP17s or Patient Questionnaire responses are less than 100. N/A is shown where the base number of responses is less than 10 during the period. % is calculated as Quantity/Base number*100

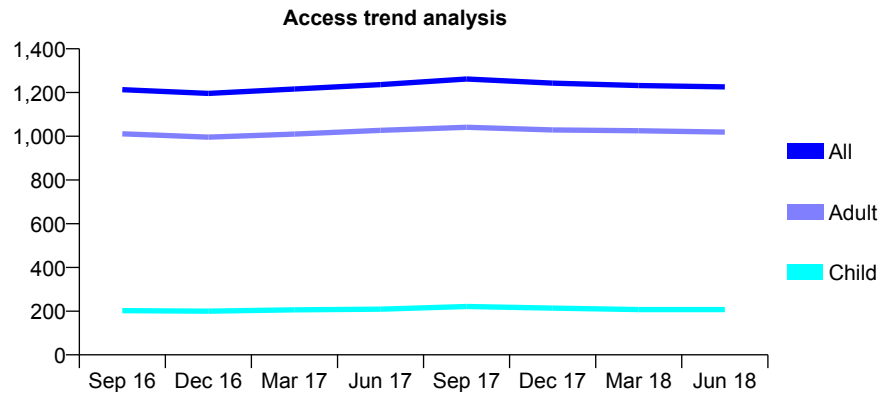
Q53 - Vital Signs At a Glance Contract Report for 735868/0001 - June 2018

Name or company name	MRS JA WARHAM
Contract type name	GDS Contract
Purpose of contract	General
Contract start date	01/04/2006
Contract end date	

18/19 Contracted general activity (UDA)	4,154
Carry forward general activity (UDA)	0
18/19 Contracted orthodontic activity (UOA)	0
Carry forward orthodontic activity (UOA)	0
Baseline contract value	£106,311.49

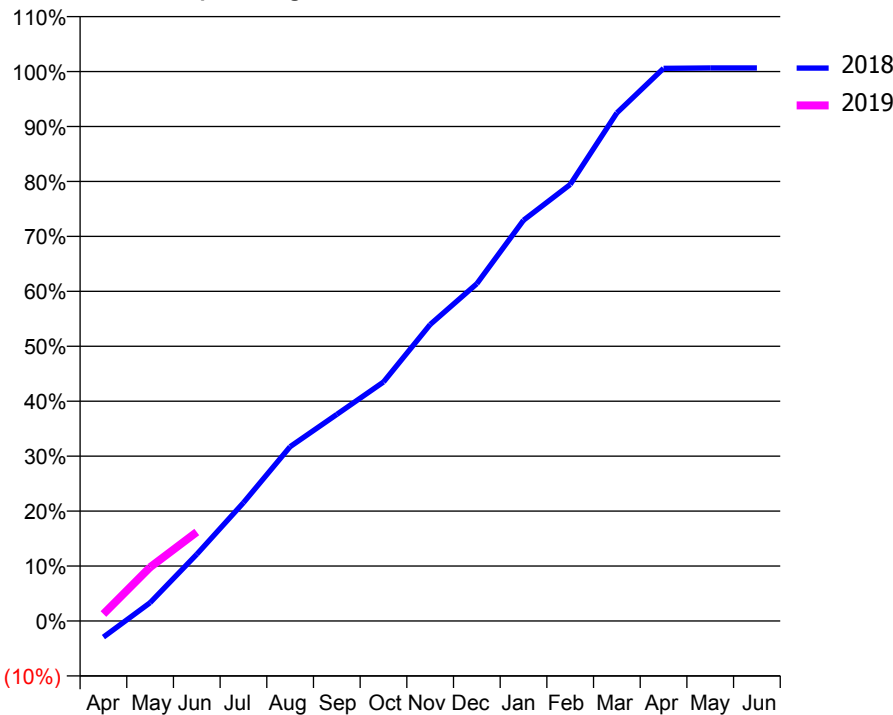
ACCESS*

Patients seen in 24 months	Total	Change since previous quarter
Quarter ending June 2017	1,236	
Quarter ending September 2017	1,262	↑
Quarter ending December 2017	1,243	↓
Quarter ending March 2018	1,232	→
Quarter ending June 2018	1,226	→
Variance since June 2017	(0.8%)	→



ACTIVITY

Cumulative percentage of contracted UDA delivered 2018 & 2019



Month	Adjusted Scheduled Activity (UDA)	
	2018	2019
April	-122	53
May	139	406
June	504	673
July	895	
August	1,318	
September	1,562	
October	1,807	
November	2,242	
December	2,550	
January	3,030	
February	3,300	
March	3,841	
April	4,178	
May	4,180	
June	4,180	

QUALITY

	Quantity	Base Number	Contract	AT	Region	England
% of FP17s for the same patient ID Re-attending within 3 months - Children	5	76	6.6%	9.0%	11.3%	11.5%
% of FP17s for the same patient ID Re-attending within 3 months - Adults	62	374	16.6%	12.5%	14.9%	15.4%
% of FP17s for the same patient ID Re-attending between 3 & 9 months - Children	54	76	71.1%	60.0%	60.0%	58.9%
% of FP17s for the same patient ID Re-attending between 3 & 9 months - Adults	168	374	44.9%	51.4%	52.6%	51.6%
% of FP17s for Band 1 Urgent Courses	46	337	13.6%	6.8%	7.9%	8.9%
% of FP17s Relating to Free Repair or Replacements	10	337	3.0%	0.8%	0.8%	0.8%
% of FP17s Relating to Continuations	7	337	2.1%	1.0%	0.9%	0.9%
% of Patients satisfied with the dentistry they have received	2	2	N/A	93.3%	93.2%	93.2%
% of Patients satisfied with the time they had to wait for an appointment	2	2	N/A	91.3%	89.1%	88.8%

* This is based on patients treated on this contract for their most recent course of treatment. Figures in italics indicate the base number of FP17s or Patient Questionnaire responses are less than 100. N/A is shown where the base number of responses is less than 10 during the period. % is calculated as Quantity/Base number*100

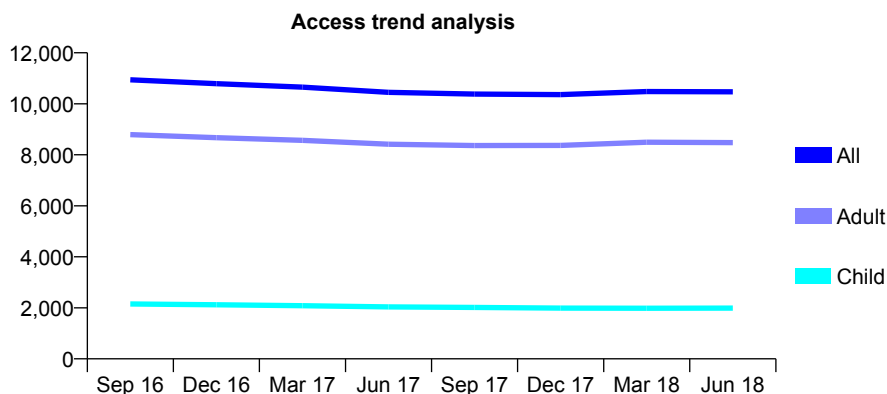
Q53 - Vital Signs At a Glance Contract Report for 740179/0001 - June 2018

Name or company name	MR JC ALLEN
Contract type name	GDS Contract
Purpose of contract	General and Orthodontic
Contract start date	01/04/2006
Contract end date	

18/19 Contracted general activity (UDA)	28,247
Carry forward general activity (UDA)	0
18/19 Contracted orthodontic activity (UOA)	645
Carry forward orthodontic activity (UOA)	0
Baseline contract value	£928,659.78

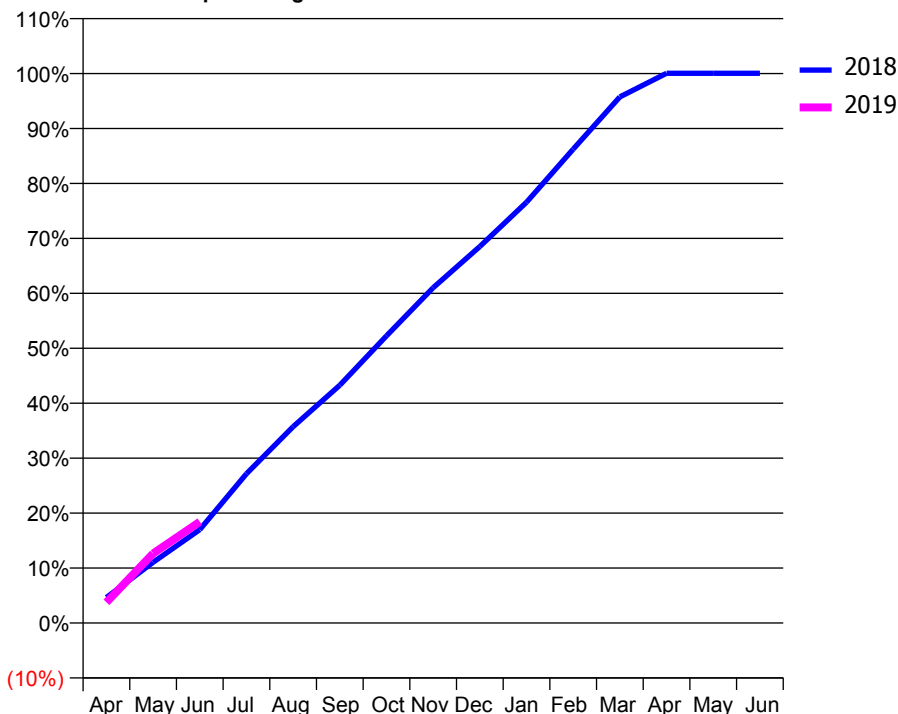
ACCESS*

Patients seen in 24 months	Total	Change since previous quarter
Quarter ending June 2017	10,451	
Quarter ending September 2017	10,384	→
Quarter ending December 2017	10,362	→
Quarter ending March 2018	10,481	→
Quarter ending June 2018	10,472	→
Variance since June 2017	0.2%	→



ACTIVITY

Cumulative percentage of contracted UDA delivered 2018 & 2019



Month	Adjusted Scheduled Activity (UDA)	
	2018	2019
April	1,311	1,069
May	3,121	3,578
June	4,802	5,208
July	7,672	
August	10,097	
September	12,225	
October	14,761	
November	17,238	
December	19,354	
January	21,628	
February	24,356	
March	27,046	
April	28,256	
May	28,256	
June	28,256	

QUALITY

	Quantity	Base Number	Contract	AT	Region	England
% of FP17s for the same patient ID Re-attending within 3 months - Children	43	757	5.7%	9.0%	11.3%	11.5%
% of FP17s for the same patient ID Re-attending within 3 months - Adults	384	2,915	13.2%	12.5%	14.9%	15.4%
% of FP17s for the same patient ID Re-attending between 3 & 9 months - Children	549	757	72.5%	60.0%	60.0%	58.9%
% of FP17s for the same patient ID Re-attending between 3 & 9 months - Adults	1,622	2,915	55.6%	51.4%	52.6%	51.6%
% of FP17s for Band 1 Urgent Courses	169	3,100	5.5%	6.8%	7.9%	8.9%
% of FP17s Relating to Free Repair or Replacements	26	3,100	0.8%	0.8%	0.8%	0.8%
% of FP17s Relating to Continuations	84	3,100	2.7%	1.0%	0.9%	0.9%
% of Patients satisfied with the dentistry they have received	18	18	100.0%	93.3%	93.2%	93.2%
% of Patients satisfied with the time they had to wait for an appointment	18	18	100.0%	91.3%	89.1%	88.8%

* This is based on patients treated on this contract for their most recent course of treatment. Figures in italics indicate the base number of FP17s or Patient Questionnaire responses are less than 100. N/A is shown where the base number of responses is less than 10 during the period. % is calculated as Quantity/Base number*100

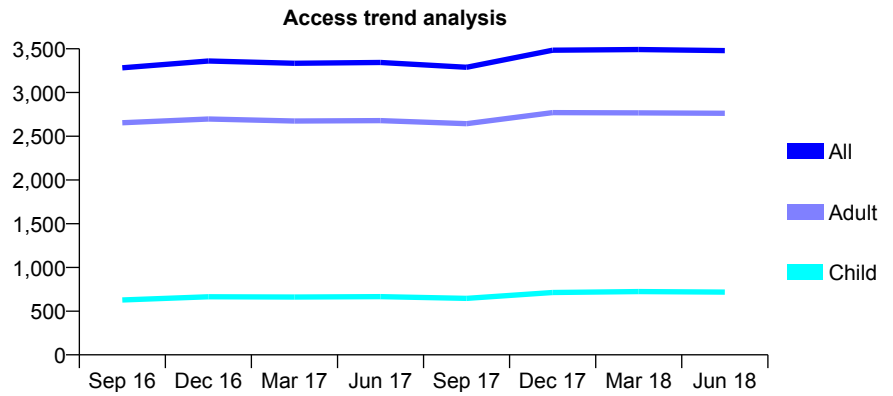
Q53 - Vital Signs At a Glance Contract Report for 742597/0001 - June 2018

Name or company name	MR SS UBHI
Contract type name	GDS Contract
Purpose of contract	General
Contract start date	01/04/2006
Contract end date	

18/19 Contracted general activity (UDA)	7,983
Carry forward general activity (UDA)	0
18/19 Contracted orthodontic activity (UOA)	0
Carry forward orthodontic activity (UOA)	0
Baseline contract value	£237,959.93

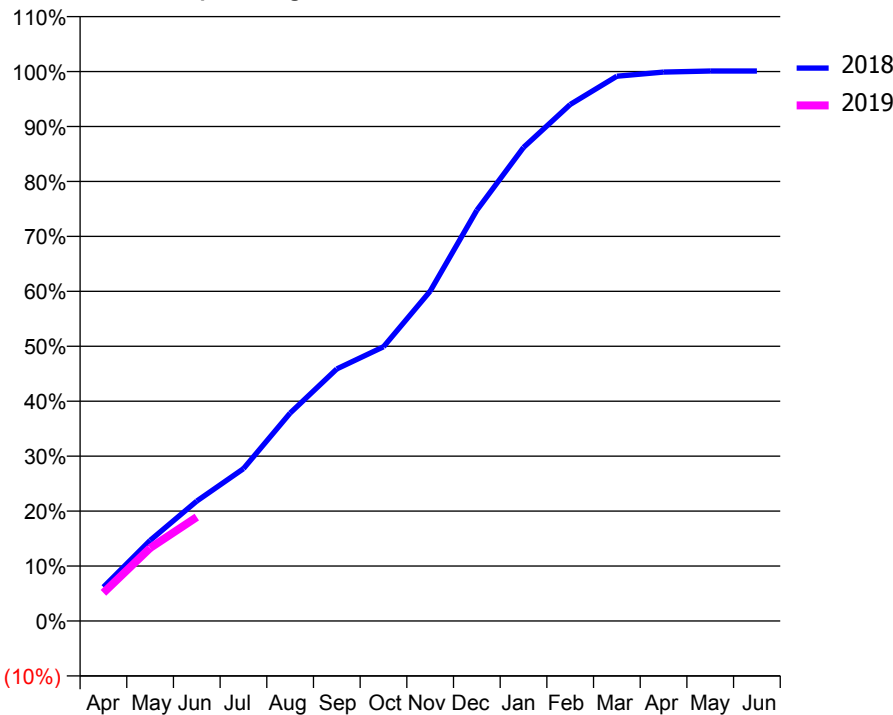
ACCESS*

Patients seen in 24 months	Total	Change since previous quarter
Quarter ending June 2017	3,343	
Quarter ending September 2017	3,289	↓
Quarter ending December 2017	3,484	↑
Quarter ending March 2018	3,491	→
Quarter ending June 2018	3,479	→
Variance since June 2017	4.1%	↑



ACTIVITY

Cumulative percentage of contracted UDA delivered 2018 & 2019



Month	Adjusted Scheduled Activity (UDA)	
	2018	2019
April	493	410
May	1,170	1,061
June	1,743	1,510
July	2,213	
August	3,021	
September	3,662	
October	3,984	
November	4,791	
December	5,967	
January	6,880	
February	7,503	
March	7,914	
April	7,974	
May	7,989	
June	7,989	

QUALITY

	Quantity	Base Number	Contract	AT	Region	England
% of FP17s for the same patient ID Re-attending within 3 months - Children	10	170	5.9%	9.0%	11.3%	11.5%
% of FP17s for the same patient ID Re-attending within 3 months - Adults	74	620	11.9%	12.5%	14.9%	15.4%
% of FP17s for the same patient ID Re-attending between 3 & 9 months - Children	88	170	51.8%	60.0%	60.0%	58.9%
% of FP17s for the same patient ID Re-attending between 3 & 9 months - Adults	252	620	40.6%	51.4%	52.6%	51.6%
% of FP17s for Band 1 Urgent Courses	83	742	11.2%	6.8%	7.9%	8.9%
% of FP17s Relating to Free Repair or Replacements	1	742	0.1%	0.8%	0.8%	0.8%
% of FP17s Relating to Continuations	2	742	0.3%	1.0%	0.9%	0.9%
% of Patients satisfied with the dentistry they have received	9	10	90.0%	93.3%	93.2%	93.2%
% of Patients satisfied with the time they had to wait for an appointment	9	10	90.0%	91.3%	89.1%	88.8%

* This is based on patients treated on this contract for their most recent course of treatment. Figures in italics indicate the base number of FP17s or Patient Questionnaire responses are less than 100. N/A is shown where the base number of responses is less than 10 during the period. % is calculated as Quantity/Base number*100

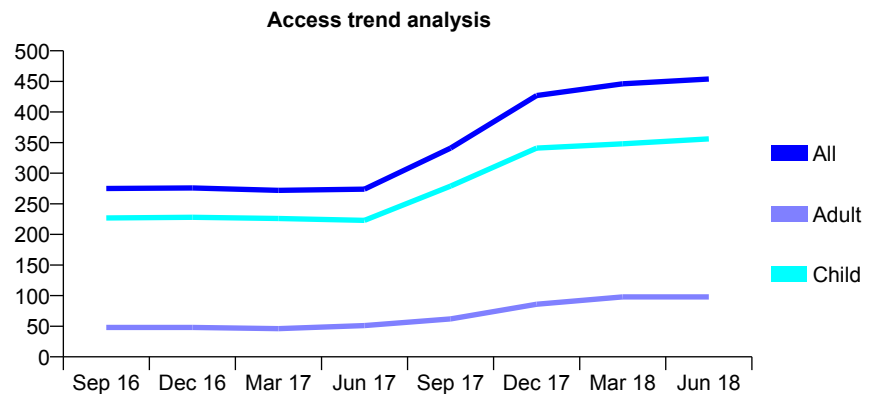
Q53 - Vital Signs At a Glance Contract Report for 746371/0001 - June 2018

Name or company name	Walker, Norman and Craven (headless cro:
Contract type name	GDS Contract
Purpose of contract	General
Contract start date	01/04/2006
Contract end date	

18/19 Contracted general activity (UDA)	1,100
Carry forward general activity (UDA)	0
18/19 Contracted orthodontic activity (UOA)	0
Carry forward orthodontic activity (UOA)	0
Baseline contract value	£26,712.29

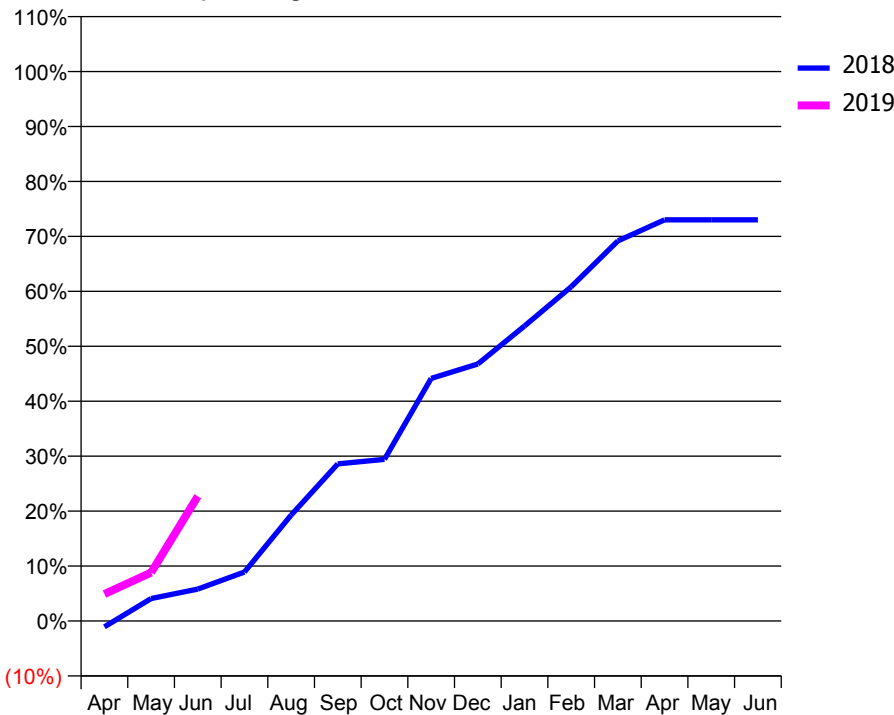
ACCESS*

Patients seen in 24 months	Total	Change since previous quarter
Quarter ending June 2017	274	
Quarter ending September 2017	341	↑
Quarter ending December 2017	427	↑
Quarter ending March 2018	446	↑
Quarter ending June 2018	454	→
Variance since June 2017	65.7%	↑



ACTIVITY

Cumulative percentage of contracted UDA delivered 2018 & 2019



Month	Adjusted Scheduled Activity (UDA)	
	2018	2019
April	-12	54
May	45	97
June	64	250
July	98	
August	212	
September	315	
October	324	
November	486	
December	515	
January	591	
February	669	
March	761	
April	803	
May	803	
June	803	

QUALITY

	Quantity	Base Number	Contract	AT	Region	England
% of FP17s for the same patient ID Re-attending within 3 months - Children	5	153	3.3%	9.0%	11.3%	11.5%
% of FP17s for the same patient ID Re-attending within 3 months - Adults	2	29	6.9%	12.5%	14.9%	15.4%
% of FP17s for the same patient ID Re-attending between 3 & 9 months - Children	106	153	69.3%	60.0%	60.0%	58.9%
% of FP17s for the same patient ID Re-attending between 3 & 9 months - Adults	18	29	62.1%	51.4%	52.6%	51.6%
% of FP17s for Band 1 Urgent Courses	3	149	2.0%	6.8%	7.9%	8.9%
% of FP17s Relating to Free Repair or Replacements	0	149	0.0%	0.8%	0.8%	0.8%
% of FP17s Relating to Continuations	0	149	0.0%	1.0%	0.9%	0.9%
% of Patients satisfied with the dentistry they have received	0	0	N/A	93.3%	93.2%	93.2%
% of Patients satisfied with the time they had to wait for an appointment	0	0	N/A	91.3%	89.1%	88.8%

* This is based on patients treated on this contract for their most recent course of treatment. Figures in italics indicate the base number of FP17s or Patient Questionnaire responses are less than 100. N/A is shown where the base number of responses is less than 10 during the period. % is calculated as Quantity/Base number*100

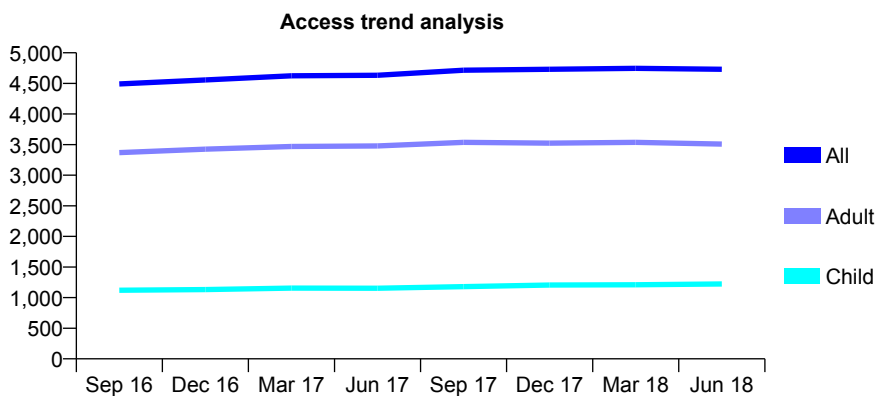
Q53 - Vital Signs At a Glance Contract Report for 749419/0001 - June 2018

Name or company name	MR SA CHALKER
Contract type name	GDS Contract
Purpose of contract	General
Contract start date	01/04/2006
Contract end date	

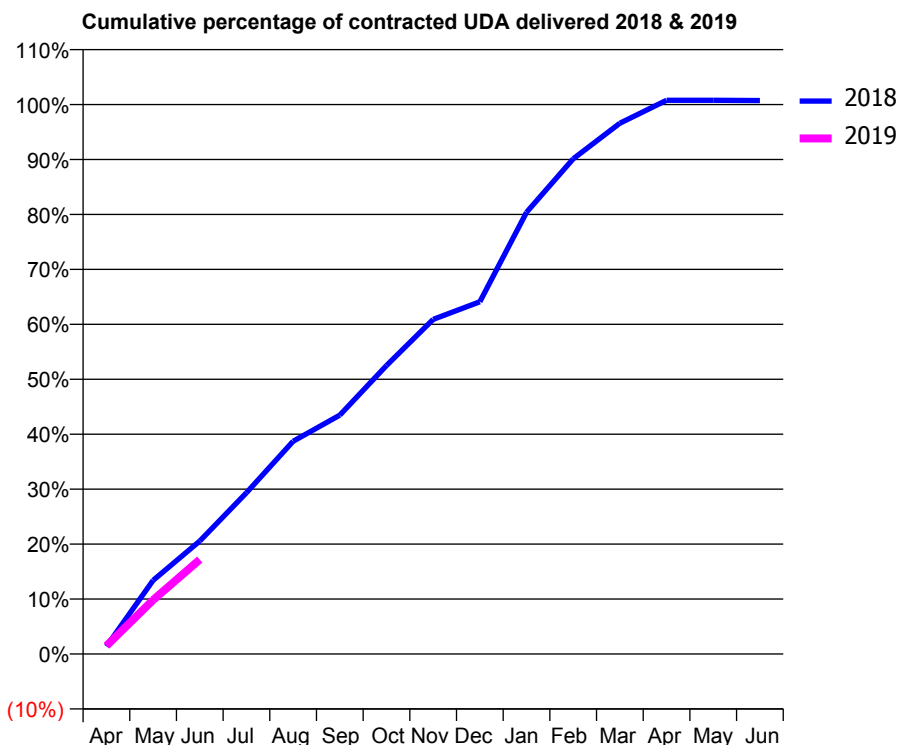
18/19 Contracted general activity (UDA)	10,827
Carry forward general activity (UDA)	0
18/19 Contracted orthodontic activity (UOA)	0
Carry forward orthodontic activity (UOA)	0
Baseline contract value	£253,198.51

ACCESS*

Patients seen in 24 months	Total	Change since previous quarter
Quarter ending June 2017	4,632	
Quarter ending September 2017	4,716	→
Quarter ending December 2017	4,730	→
Quarter ending March 2018	4,747	→
Quarter ending June 2018	4,732	→
Variance since June 2017	2.2%	↑



ACTIVITY



Month	Adjusted Scheduled Activity (UDA)	
	2018	2019
April	152	162
May	1,450	1,065
June	2,226	1,862
July	3,179	
August	4,192	
September	4,708	
October	5,683	
November	6,593	
December	6,939	
January	8,702	
February	9,757	
March	10,459	
April	10,909	
May	10,910	
June	10,904	

QUALITY

	Quantity	Base Number	Contract	AT	Region	England
% of FP17s for the same patient ID Re-attending within 3 months - Children	24	397	6.0%	9.0%	11.3%	11.5%
% of FP17s for the same patient ID Re-attending within 3 months - Adults	109	850	12.8%	12.5%	14.9%	15.4%
% of FP17s for the same patient ID Re-attending between 3 & 9 months - Children	278	397	70.0%	60.0%	60.0%	58.9%
% of FP17s for the same patient ID Re-attending between 3 & 9 months - Adults	368	850	43.3%	51.4%	52.6%	51.6%
% of FP17s for Band 1 Urgent Courses	99	1,010	9.8%	6.8%	7.9%	8.9%
% of FP17s Relating to Free Repair or Replacements	16	1,010	1.6%	0.8%	0.8%	0.8%
% of FP17s Relating to Continuations	4	1,010	0.4%	1.0%	0.9%	0.9%
% of Patients satisfied with the dentistry they have received	5	5	N/A	93.3%	93.2%	93.2%
% of Patients satisfied with the time they had to wait for an appointment	5	5	N/A	91.3%	89.1%	88.8%

* This is based on patients treated on this contract for their most recent course of treatment. Figures in italics indicate the base number of FP17s or Patient Questionnaire responses are less than 100. N/A is shown where the base number of responses is less than 10 during the period. % is calculated as Quantity/Base number*100

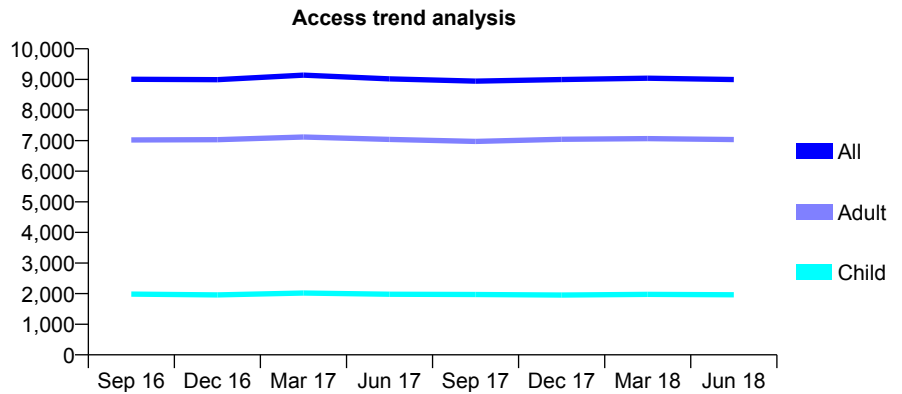
Q53 - Vital Signs At a Glance Contract Report for 753955/0001 - June 2018

Name or company name	MR AM RAJPUT
Contract type name	GDS Contract
Purpose of contract	General
Contract start date	01/04/2006
Contract end date	

18/19 Contracted general activity (UDA)	27,792
Carry forward general activity (UDA)	0
18/19 Contracted orthodontic activity (UOA)	0
Carry forward orthodontic activity (UOA)	0
Baseline contract value	£725,323.31

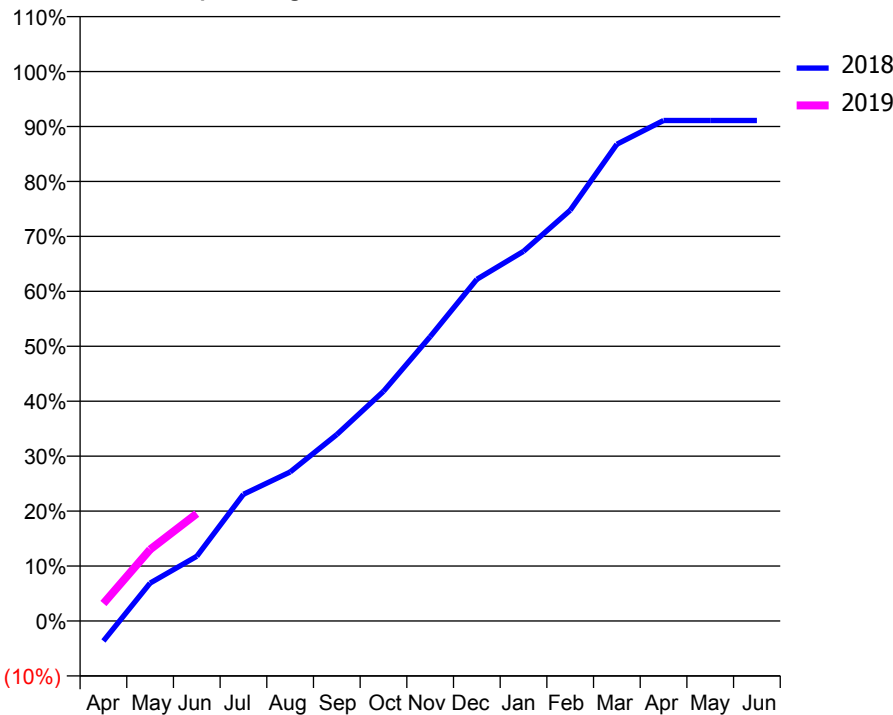
ACCESS*

Patients seen in 24 months	Total	Change since previous quarter
Quarter ending June 2017	9,019	
Quarter ending September 2017	8,942	→
Quarter ending December 2017	8,997	→
Quarter ending March 2018	9,039	→
Quarter ending June 2018	8,997	→
Variance since June 2017	(0.2%)	→



ACTIVITY

Cumulative percentage of contracted UDA delivered 2018 & 2019



Month	Adjusted Scheduled Activity (UDA)	
	2018	2019
April	-1,012	886
May	1,915	3,617
June	3,272	5,431
July	6,408	
August	7,538	
September	9,430	
October	11,620	
November	14,383	
December	17,285	
January	18,698	
February	20,777	
March	24,116	
April	25,317	
May	25,312	
June	25,312	

QUALITY

	Quantity	Base Number	Contract	AT	Region	England
% of FP17s for the same patient ID Re-attending within 3 months - Children	43	783	5.5%	9.0%	11.3%	11.5%
% of FP17s for the same patient ID Re-attending within 3 months - Adults	343	2,793	12.3%	12.5%	14.9%	15.4%
% of FP17s for the same patient ID Re-attending between 3 & 9 months - Children	538	783	68.7%	60.0%	60.0%	58.9%
% of FP17s for the same patient ID Re-attending between 3 & 9 months - Adults	1,862	2,793	66.7%	51.4%	52.6%	51.6%
% of FP17s for Band 1 Urgent Courses	87	3,012	2.9%	6.8%	7.9%	8.9%
% of FP17s Relating to Free Repair or Replacements	22	3,012	0.7%	0.8%	0.8%	0.8%
% of FP17s Relating to Continuations	90	3,012	3.0%	1.0%	0.9%	0.9%
% of Patients satisfied with the dentistry they have received	7	7	N/A	93.3%	93.2%	93.2%
% of Patients satisfied with the time they had to wait for an appointment	5	7	N/A	91.3%	89.1%	88.8%

* This is based on patients treated on this contract for their most recent course of treatment. Figures in italics indicate the base number of FP17s or Patient Questionnaire responses are less than 100. N/A is shown where the base number of responses is less than 10 during the period. % is calculated as Quantity/Base number*100

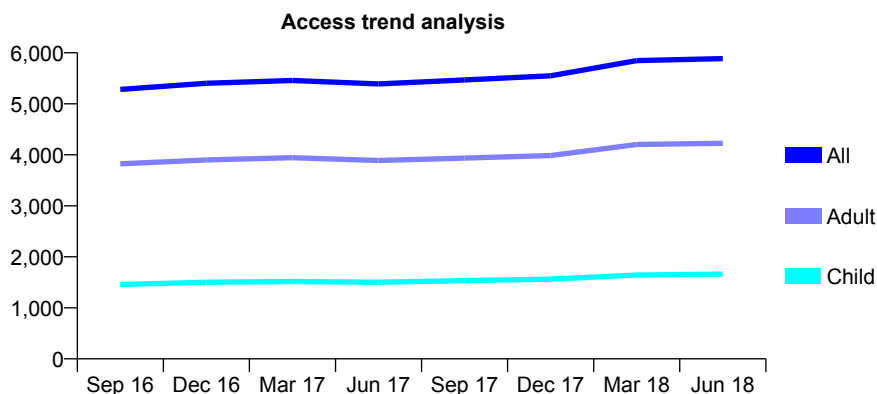
Q53 - Vital Signs At a Glance Contract Report for 763225/0001 - June 2018

Name or company name	MR SS MATHAROO
Contract type name	GDS Contract
Purpose of contract	General
Contract start date	01/04/2006
Contract end date	

18/19 Contracted general activity (UDA)	11,255
Carry forward general activity (UDA)	0
18/19 Contracted orthodontic activity (UOA)	0
Carry forward orthodontic activity (UOA)	0
Baseline contract value	£335,508.20

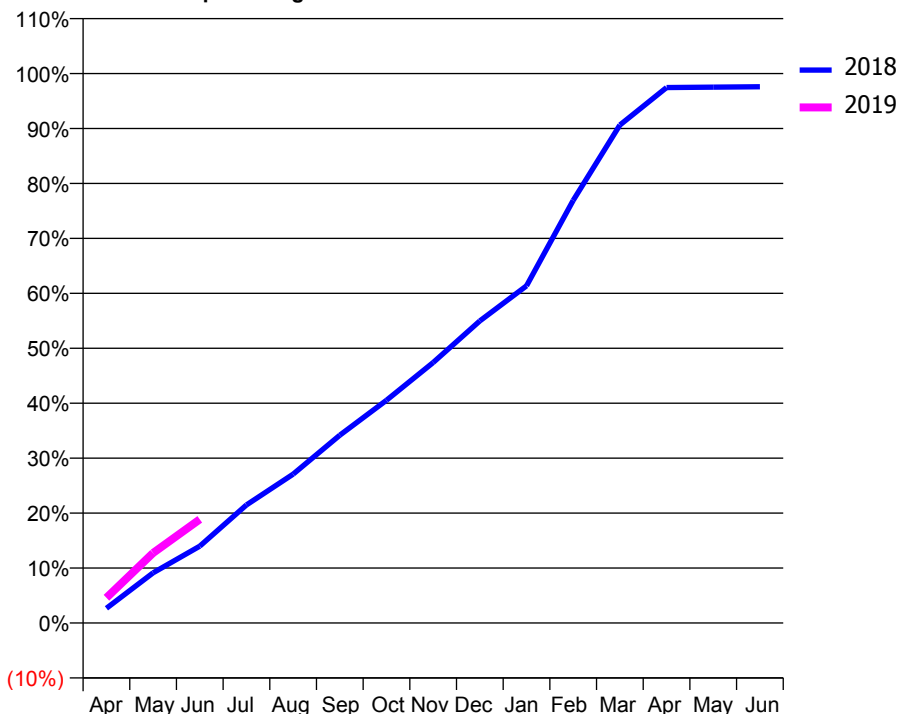
ACCESS*

Patients seen in 24 months	Total	Change since previous quarter
Quarter ending June 2017	5,390	
Quarter ending September 2017	5,468	→
Quarter ending December 2017	5,548	→
Quarter ending March 2018	5,847	↑
Quarter ending June 2018	5,887	→
Variance since June 2017	9.2%	↑



ACTIVITY

Cumulative percentage of contracted UDA delivered 2018 & 2019



Adjusted Scheduled Activity (UDA)

Month	2018	2019
April	302	519
May	1,029	1,434
June	1,575	2,124
July	2,419	
August	3,050	
September	3,847	
October	4,564	
November	5,336	
December	6,188	
January	6,906	
February	8,657	
March	10,201	
April	10,967	
May	10,976	
June	10,984	

QUALITY

	Quantity	Base Number	Contract	AT	Region	England
% of FP17s for the same patient ID Re-attending within 3 months - Children	27	528	5.1%	9.0%	11.3%	11.5%
% of FP17s for the same patient ID Re-attending within 3 months - Adults	118	1,163	10.1%	12.5%	14.9%	15.4%
% of FP17s for the same patient ID Re-attending between 3 & 9 months - Children	357	528	67.6%	60.0%	60.0%	58.9%
% of FP17s for the same patient ID Re-attending between 3 & 9 months - Adults	581	1,163	50.0%	51.4%	52.6%	51.6%
% of FP17s for Band 1 Urgent Courses	48	1,229	3.9%	6.8%	7.9%	8.9%
% of FP17s Relating to Free Repair or Replacements	5	1,229	0.4%	0.8%	0.8%	0.8%
% of FP17s Relating to Continuations	14	1,229	1.1%	1.0%	0.9%	0.9%
% of Patients satisfied with the dentistry they have received	6	7	N/A	93.3%	93.2%	93.2%
% of Patients satisfied with the time they had to wait for an appointment	6	7	N/A	91.3%	89.1%	88.8%

* This is based on patients treated on this contract for their most recent course of treatment. Figures in italics indicate the base number of FP17s or Patient Questionnaire responses are less than 100. N/A is shown where the base number of responses is less than 10 during the period. % is calculated as Quantity/Base number*100

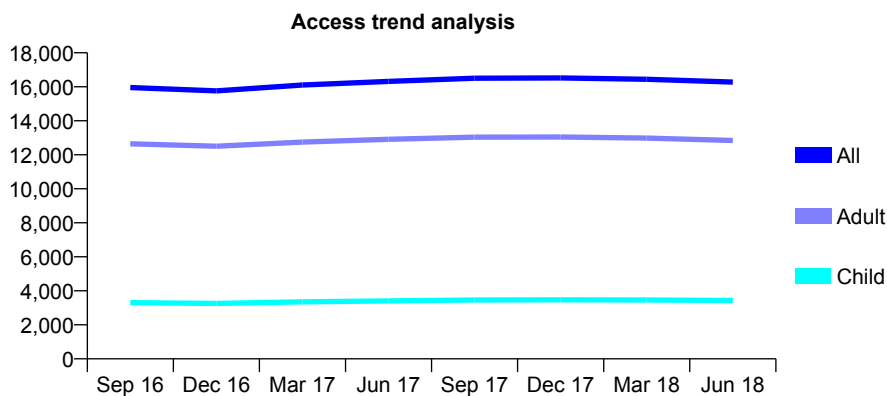
Q53 - Vital Signs At a Glance Contract Report for 764353/0001 - June 2018

Name or company name	MRS RP ATWAL
Contract type name	GDS Contract
Purpose of contract	General
Contract start date	01/04/2006
Contract end date	

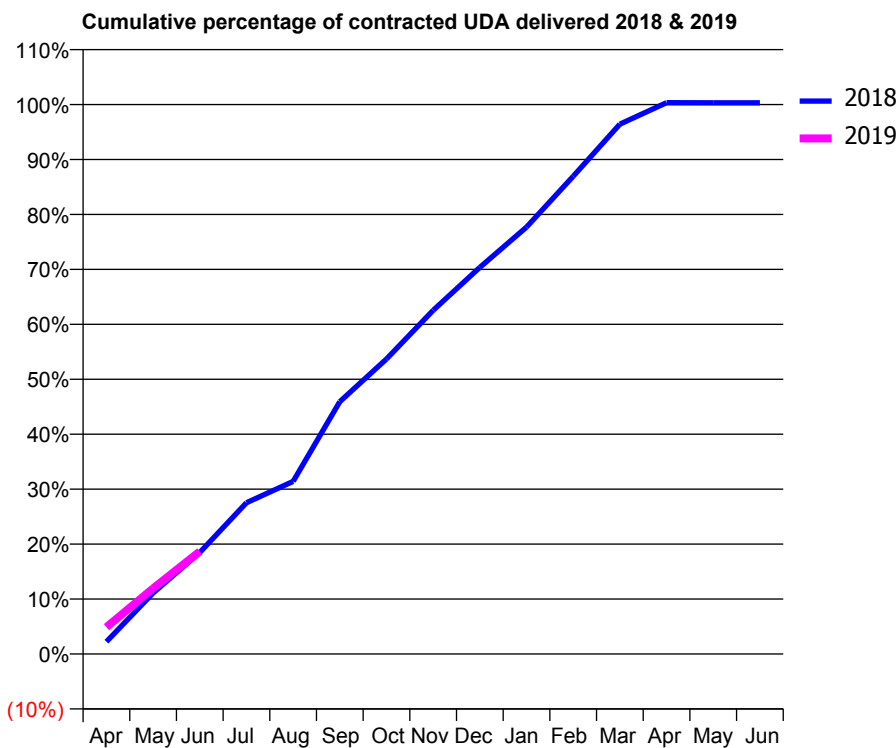
18/19 Contracted general activity (UDA)	41,132
Carry forward general activity (UDA)	0
18/19 Contracted orthodontic activity (UOA)	0
Carry forward orthodontic activity (UOA)	0
Baseline contract value	£1,248,694.11

ACCESS*

Patients seen in 24 months	Total	Change since previous quarter
Quarter ending June 2017	16,318	
Quarter ending September 2017	16,503	→
Quarter ending December 2017	16,518	→
Quarter ending March 2018	16,443	→
Quarter ending June 2018	16,277	↓
Variance since June 2017	(0.3%)	→



ACTIVITY



Month	Adjusted Scheduled Activity (UDA)	
	2018	2019
April	925	2,015
May	4,568	4,914
June	7,603	7,679
July	11,329	
August	12,922	
September	18,893	
October	22,081	
November	25,724	
December	28,942	
January	31,960	
February	35,763	
March	39,657	
April	41,264	
May	41,262	
June	41,260	

QUALITY

	Quantity	Base Number	Contract	AT	Region	England
% of FP17s for the same patient ID Re-attending within 3 months - Children	47	1,416	3.3%	9.0%	11.3%	11.5%
% of FP17s for the same patient ID Re-attending within 3 months - Adults	225	4,207	5.3%	12.5%	14.9%	15.4%
% of FP17s for the same patient ID Re-attending between 3 & 9 months - Children	1,109	1,416	78.3%	60.0%	60.0%	58.9%
% of FP17s for the same patient ID Re-attending between 3 & 9 months - Adults	2,608	4,207	62.0%	51.4%	52.6%	51.6%
% of FP17s for Band 1 Urgent Courses	52	4,742	1.1%	6.8%	7.9%	8.9%
% of FP17s Relating to Free Repair or Replacements	13	4,742	0.3%	0.8%	0.8%	0.8%
% of FP17s Relating to Continuations	36	4,742	0.8%	1.0%	0.9%	0.9%
% of Patients satisfied with the dentistry they have received	17	17	100.0%	93.3%	93.2%	93.2%
% of Patients satisfied with the time they had to wait for an appointment	17	17	100.0%	91.3%	89.1%	88.8%

* This is based on patients treated on this contract for their most recent course of treatment. Figures in italics indicate the base number of FP17s or Patient Questionnaire responses are less than 100. N/A is shown where the base number of responses is less than 10 during the period. % is calculated as Quantity/Base number*100

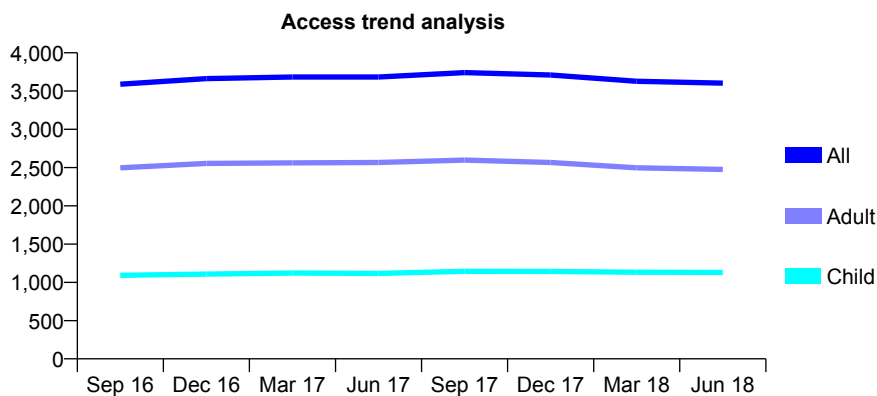
Q53 - Vital Signs At a Glance Contract Report for 765716/0001 - June 2018

Name or company name	MR TO YUNUS
Contract type name	GDS Contract
Purpose of contract	General
Contract start date	01/04/2006
Contract end date	

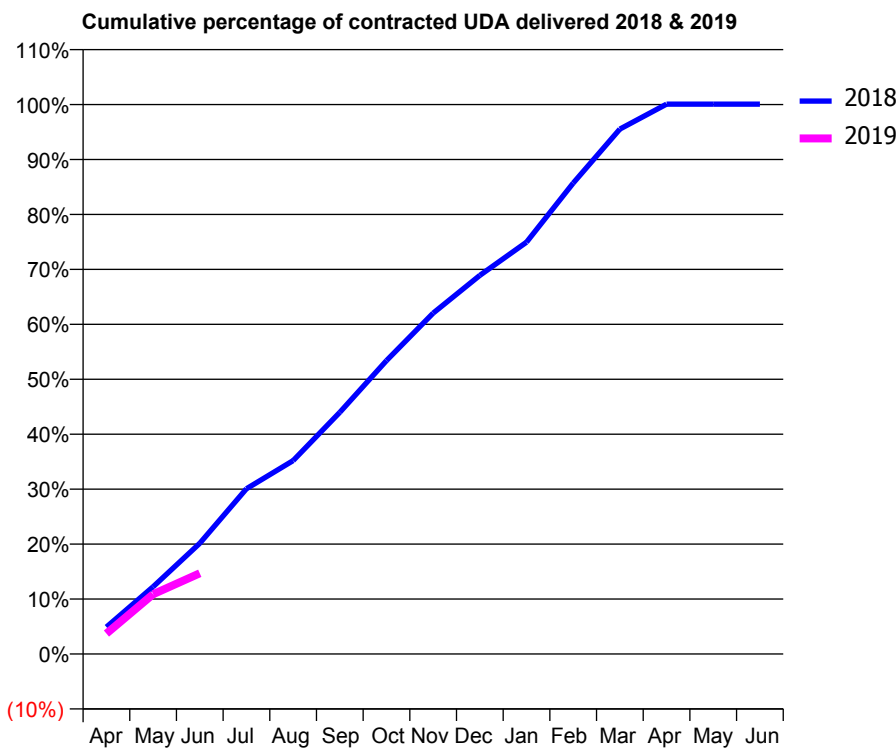
18/19 Contracted general activity (UDA)	8,281
Carry forward general activity (UDA)	0
18/19 Contracted orthodontic activity (UOA)	0
Carry forward orthodontic activity (UOA)	0
Baseline contract value	£251,413.82

ACCESS*

Patients seen in 24 months	Total	Change since previous quarter
Quarter ending June 2017	3,683	
Quarter ending September 2017	3,742	→
Quarter ending December 2017	3,710	→
Quarter ending March 2018	3,628	↓
Quarter ending June 2018	3,604	→
Variance since June 2017	(2.1%)	↓



ACTIVITY



Month	Adjusted Scheduled Activity (UDA)	
	2018	2019
April	406	308
May	1,013	901
June	1,670	1,216
July	2,490	
August	2,914	
September	3,642	
October	4,422	
November	5,137	
December	5,707	
January	6,207	
February	7,097	
March	7,910	
April	8,286	
May	8,286	
June	8,286	

QUALITY

	Quantity	Base Number	Contract	AT	Region	England
% of FP17s for the same patient ID Re-attending within 3 months - Children	7	306	2.3%	9.0%	11.3%	11.5%
% of FP17s for the same patient ID Re-attending within 3 months - Adults	38	545	7.0%	12.5%	14.9%	15.4%
% of FP17s for the same patient ID Re-attending between 3 & 9 months - Children	190	306	62.1%	60.0%	60.0%	58.9%
% of FP17s for the same patient ID Re-attending between 3 & 9 months - Adults	207	545	38.0%	51.4%	52.6%	51.6%
% of FP17s for Band 1 Urgent Courses	25	703	3.6%	6.8%	7.9%	8.9%
% of FP17s Relating to Free Repair or Replacements	1	703	0.1%	0.8%	0.8%	0.8%
% of FP17s Relating to Continuations	3	703	0.4%	1.0%	0.9%	0.9%
% of Patients satisfied with the dentistry they have received	5	5	N/A	93.3%	93.2%	93.2%
% of Patients satisfied with the time they had to wait for an appointment	5	5	N/A	91.3%	89.1%	88.8%

* This is based on patients treated on this contract for their most recent course of treatment. Figures in italics indicate the base number of FP17s or Patient Questionnaire responses are less than 100. N/A is shown where the base number of responses is less than 10 during the period. % is calculated as Quantity/Base number*100

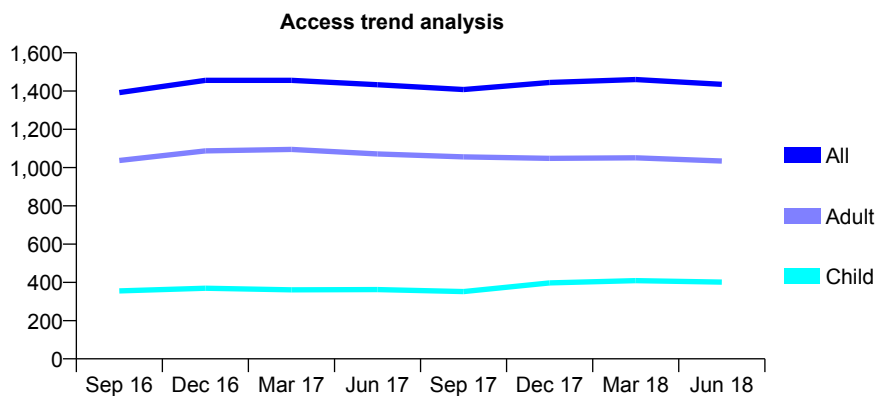
Q53 - Vital Signs At a Glance Contract Report for 768677/0002 - June 2018

Name or company name	MR S MIRFENDERESKI
Contract type name	GDS Contract
Purpose of contract	General
Contract start date	01/04/2006
Contract end date	

18/19 Contracted general activity (UDA)	7,259
Carry forward general activity (UDA)	0
18/19 Contracted orthodontic activity (UOA)	0
Carry forward orthodontic activity (UOA)	0
Baseline contract value	£192,309.48

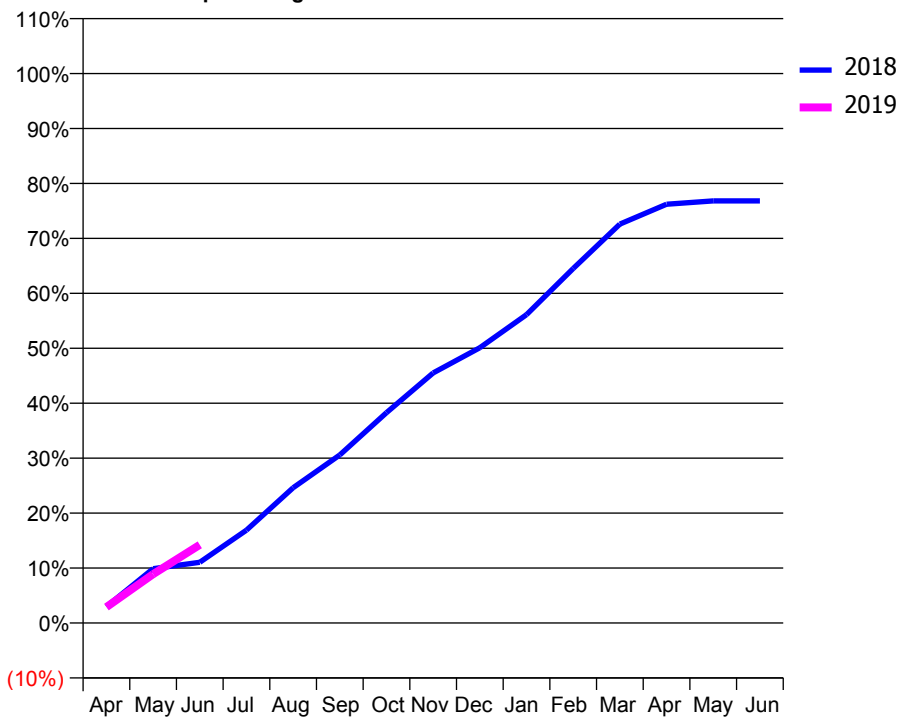
ACCESS*

Patients seen in 24 months	Total	Change since previous quarter
Quarter ending June 2017	1,433	
Quarter ending September 2017	1,408	↓
Quarter ending December 2017	1,445	↑
Quarter ending March 2018	1,460	→
Quarter ending June 2018	1,435	↓
Variance since June 2017	0.1%	→



ACTIVITY

Cumulative percentage of contracted UDA delivered 2018 & 2019



Month	Adjusted Scheduled Activity (UDA)	
	2018	2019
April	217	211
May	718	645
June	803	1,033
July	1,228	
August	1,786	
September	2,221	
October	2,778	
November	3,304	
December	3,637	
January	4,074	
February	4,683	
March	5,269	
April	5,532	
May	5,577	
June	5,577	

QUALITY

	Quantity	Base Number	Contract	AT	Region	England
% of FP17s for the same patient ID Re-attending within 3 months - Children	14	129	10.9%	9.0%	11.3%	11.5%
% of FP17s for the same patient ID Re-attending within 3 months - Adults	54	286	18.9%	12.5%	14.9%	15.4%
% of FP17s for the same patient ID Re-attending between 3 & 9 months - Children	70	129	54.3%	60.0%	60.0%	58.9%
% of FP17s for the same patient ID Re-attending between 3 & 9 months - Adults	127	286	44.4%	51.4%	52.6%	51.6%
% of FP17s for Band 1 Urgent Courses	19	334	5.7%	6.8%	7.9%	8.9%
% of FP17s Relating to Free Repair or Replacements	2	334	0.6%	0.8%	0.8%	0.8%
% of FP17s Relating to Continuations	6	334	1.8%	1.0%	0.9%	0.9%
% of Patients satisfied with the dentistry they have received	3	3	N/A	93.3%	93.2%	93.2%
% of Patients satisfied with the time they had to wait for an appointment	3	3	N/A	91.3%	89.1%	88.8%

* This is based on patients treated on this contract for their most recent course of treatment. Figures in italics indicate the base number of FP17s or Patient Questionnaire responses are less than 100. N/A is shown where the base number of responses is less than 10 during the period. % is calculated as Quantity/Base number*100

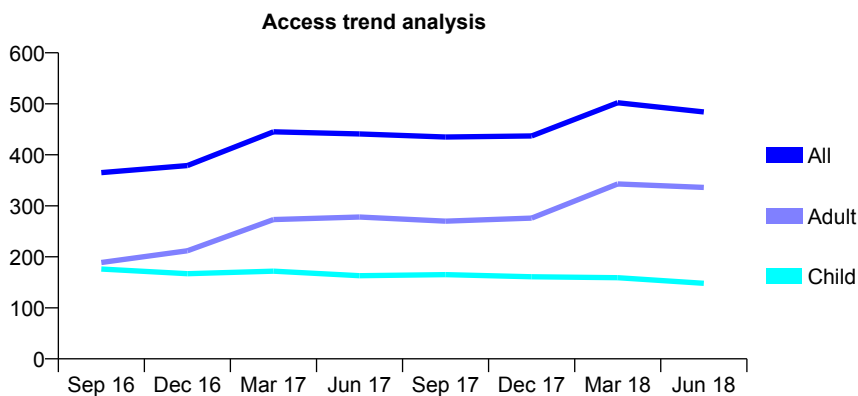
Q53 - Vital Signs At a Glance Contract Report for 770647/0002 - June 2018

Name or company name	MR AI PARUK
Contract type name	GDS Contract
Purpose of contract	General
Contract start date	18/08/2008
Contract end date	

18/19 Contracted general activity (UDA)	1,000
Carry forward general activity (UDA)	0
18/19 Contracted orthodontic activity (UOA)	0
Carry forward orthodontic activity (UOA)	0
Baseline contract value	£25,329.85

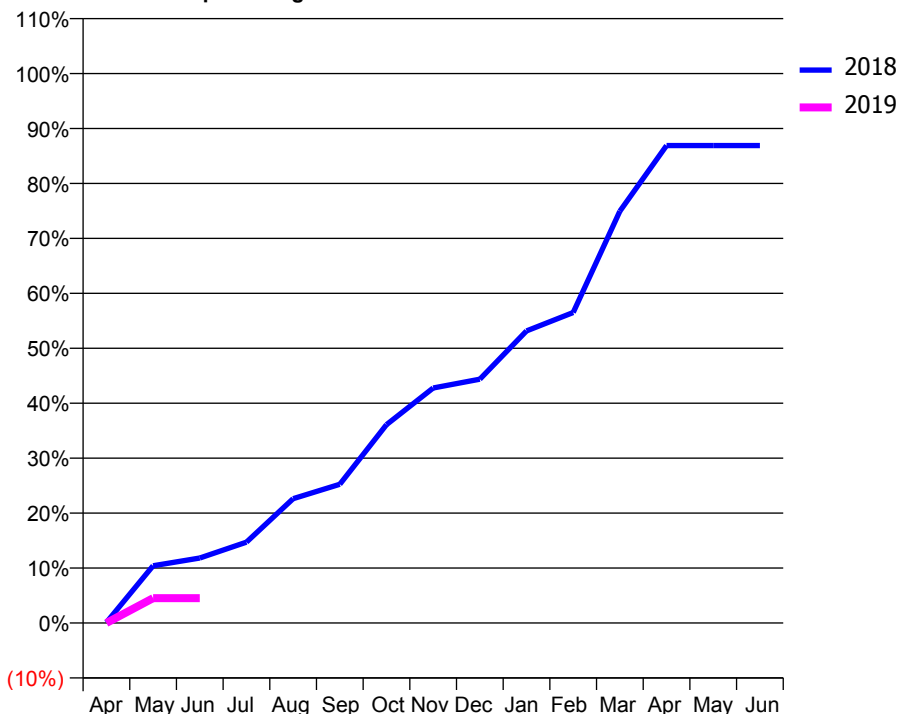
ACCESS*

Patients seen in 24 months	Total	Change since previous quarter
Quarter ending June 2017	441	
Quarter ending September 2017	435	↓
Quarter ending December 2017	437	→
Quarter ending March 2018	502	↑
Quarter ending June 2018	484	↓
Variance since June 2017	9.8%	↑



ACTIVITY

Cumulative percentage of contracted UDA delivered 2018 & 2019



Adjusted Scheduled Activity (UDA)		
Month	2018	2019
April	1	0
May	104	45
June	118	45
July	147	
August	226	
September	252	
October	361	
November	428	
December	444	
January	532	
February	565	
March	750	
April	869	
May	869	
June	869	

QUALITY

	Quantity	Base Number	Contract	AT	Region	England
% of FP17s for the same patient ID Re-attending within 3 months - Children	3	39	7.7%	9.0%	11.3%	11.5%
% of FP17s for the same patient ID Re-attending within 3 months - Adults	1	41	2.4%	12.5%	14.9%	15.4%
% of FP17s for the same patient ID Re-attending between 3 & 9 months - Children	31	39	79.5%	60.0%	60.0%	58.9%
% of FP17s for the same patient ID Re-attending between 3 & 9 months - Adults	14	41	34.1%	51.4%	52.6%	51.6%
% of FP17s for Band 1 Urgent Courses	1	37	2.7%	6.8%	7.9%	8.9%
% of FP17s Relating to Free Repair or Replacements	0	37	0.0%	0.8%	0.8%	0.8%
% of FP17s Relating to Continuations	0	37	0.0%	1.0%	0.9%	0.9%
% of Patients satisfied with the dentistry they have received	0	1	N/A	93.3%	93.2%	93.2%
% of Patients satisfied with the time they had to wait for an appointment	1	1	N/A	91.3%	89.1%	88.8%

* This is based on patients treated on this contract for their most recent course of treatment. Figures in italics indicate the base number of FP17s or Patient Questionnaire responses are less than 100. N/A is shown where the base number of responses is less than 10 during the period. % is calculated as Quantity/Base number*100

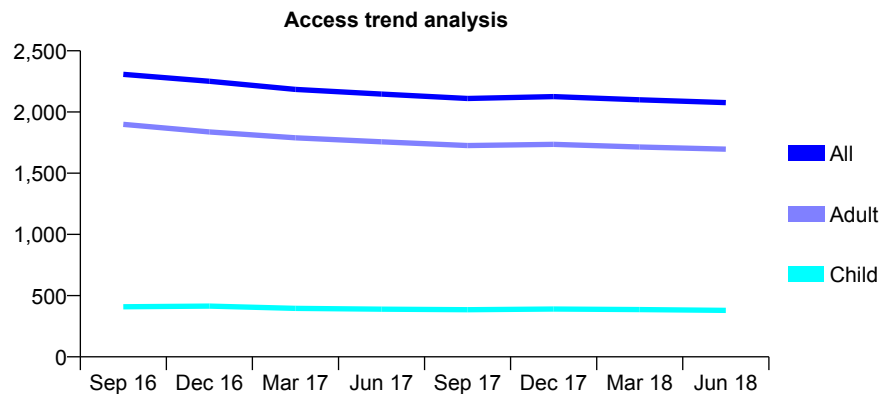
Q53 - Vital Signs At a Glance Contract Report for 773492/0001 - June 2018

Name or company name	MS S KUTTY
Contract type name	GDS Contract
Purpose of contract	General
Contract start date	01/07/2013
Contract end date	

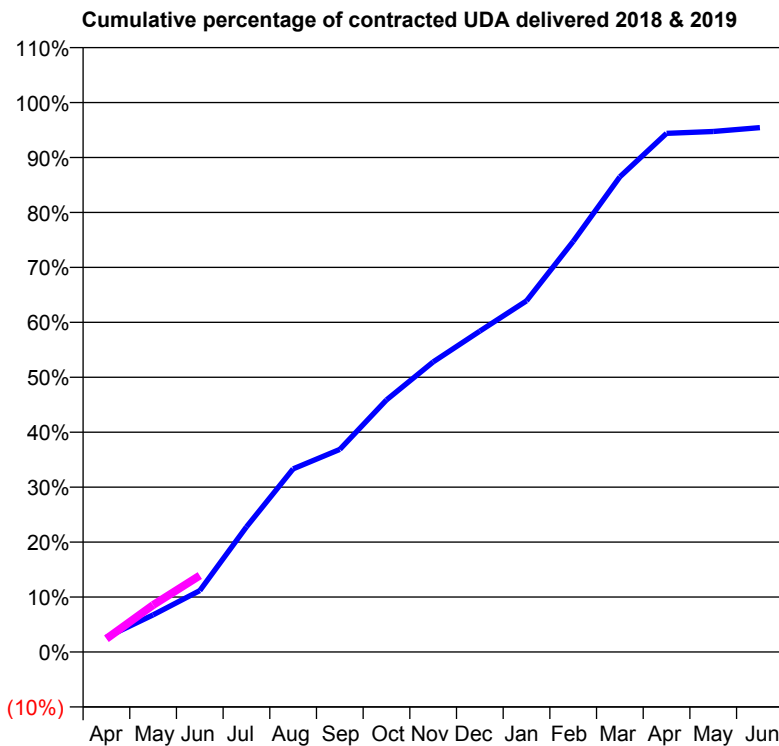
18/19 Contracted general activity (UDA)	7,615
Carry forward general activity (UDA)	0
18/19 Contracted orthodontic activity (UOA)	0
Carry forward orthodontic activity (UOA)	0
Baseline contract value	£226,998.15

ACCESS*

Patients seen in 24 months	Total	Change since previous quarter
Quarter ending June 2017	2,146	
Quarter ending September 2017	2,111	↓
Quarter ending December 2017	2,126	→
Quarter ending March 2018	2,100	↓
Quarter ending June 2018	2,077	↓
Variance since June 2017	(3.2%)	↓



ACTIVITY



Adjusted Scheduled Activity (UDA)		
Month	2018	2019
April	205	184
May	515	652
June	850	1,060
July	1,735	
August	2,539	
September	2,809	
October	3,494	
November	4,021	
December	4,447	
January	4,866	
February	5,690	
March	6,586	
April	7,187	
May	7,213	
June	7,268	

QUALITY

	Quantity	Base Number	Contract	AT	Region	England
% of FP17s for the same patient ID Re-attending within 3 months - Children	22	152	14.5%	9.0%	11.3%	11.5%
% of FP17s for the same patient ID Re-attending within 3 months - Adults	97	637	15.2%	12.5%	14.9%	15.4%
% of FP17s for the same patient ID Re-attending between 3 & 9 months - Children	100	152	65.8%	60.0%	60.0%	58.9%
% of FP17s for the same patient ID Re-attending between 3 & 9 months - Adults	384	637	60.3%	51.4%	52.6%	51.6%
% of FP17s for Band 1 Urgent Courses	33	568	5.8%	6.8%	7.9%	8.9%
% of FP17s Relating to Free Repair or Replacements	4	568	0.7%	0.8%	0.8%	0.8%
% of FP17s Relating to Continuations	6	568	1.1%	1.0%	0.9%	0.9%
% of Patients satisfied with the dentistry they have received	1	1	N/A	93.3%	93.2%	93.2%
% of Patients satisfied with the time they had to wait for an appointment	1	1	N/A	91.3%	89.1%	88.8%

* This is based on patients treated on this contract for their most recent course of treatment. Figures in italics indicate the base number of FP17s or Patient Questionnaire responses are less than 100. N/A is shown where the base number of responses is less than 10 during the period. % is calculated as Quantity/Base number*100

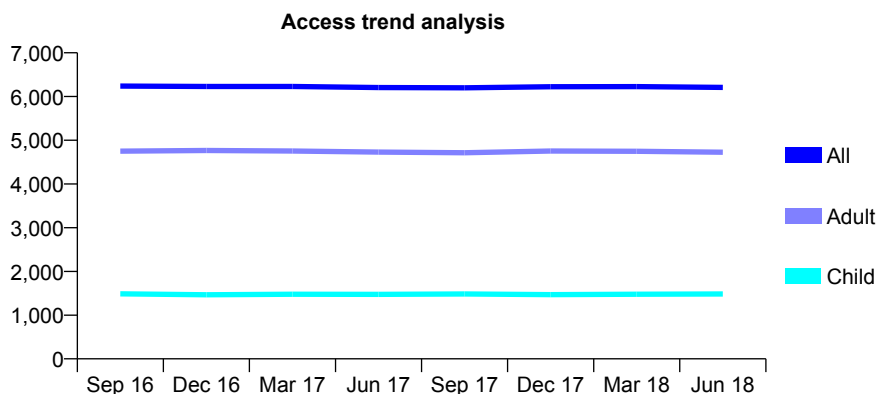
Q53 - Vital Signs At a Glance Contract Report for 781142/0001 - June 2018

Name or company name	MR A KACHHALA
Contract type name	GDS Contract
Purpose of contract	General
Contract start date	01/04/2009
Contract end date	

18/19 Contracted general activity (UDA)	18,442
Carry forward general activity (UDA)	0
18/19 Contracted orthodontic activity (UOA)	0
Carry forward orthodontic activity (UOA)	0
Baseline contract value	£439,997.46

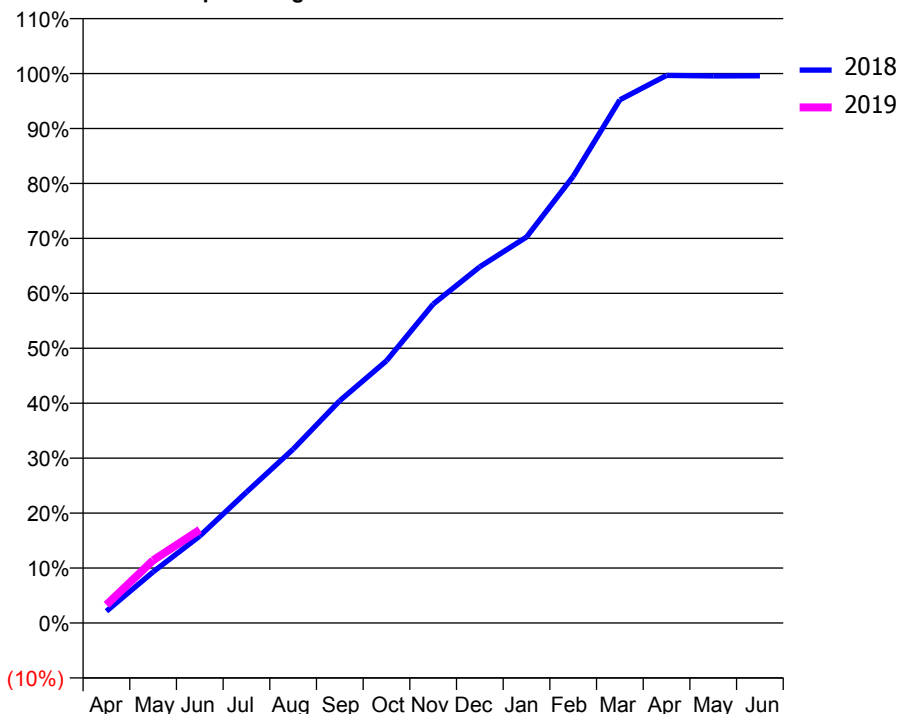
ACCESS*

Patients seen in 24 months	Total	Change since previous quarter
Quarter ending June 2017	6,205	
Quarter ending September 2017	6,198	→
Quarter ending December 2017	6,224	→
Quarter ending March 2018	6,227	→
Quarter ending June 2018	6,209	→
Variance since June 2017	0.1%	→



ACTIVITY

Cumulative percentage of contracted UDA delivered 2018 & 2019



Adjusted Scheduled Activity (UDA)

Month	2018	2019
April	395	609
May	1,716	2,108
June	2,918	3,129
July	4,393	
August	5,836	
September	7,463	
October	8,799	
November	10,701	
December	11,954	
January	12,956	
February	14,989	
March	17,561	
April	18,379	
May	18,361	
June	18,362	

QUALITY

	Quantity	Base Number	Contract	AT	Region	England
% of FP17s for the same patient ID Re-attending within 3 months - Children	39	512	7.6%	9.0%	11.3%	11.5%
% of FP17s for the same patient ID Re-attending within 3 months - Adults	145	1,319	11.0%	12.5%	14.9%	15.4%
% of FP17s for the same patient ID Re-attending between 3 & 9 months - Children	358	512	69.9%	60.0%	60.0%	58.9%
% of FP17s for the same patient ID Re-attending between 3 & 9 months - Adults	640	1,319	48.5%	51.4%	52.6%	51.6%
% of FP17s for Band 1 Urgent Courses	74	1,510	4.9%	6.8%	7.9%	8.9%
% of FP17s Relating to Free Repair or Replacements	15	1,510	1.0%	0.8%	0.8%	0.8%
% of FP17s Relating to Continuations	4	1,510	0.3%	1.0%	0.9%	0.9%
% of Patients satisfied with the dentistry they have received	10	12	83.3%	93.3%	93.2%	93.2%
% of Patients satisfied with the time they had to wait for an appointment	12	12	100.0%	91.3%	89.1%	88.8%

* This is based on patients treated on this contract for their most recent course of treatment. Figures in italics indicate the base number of FP17s or Patient Questionnaire responses are less than 100. N/A is shown where the base number of responses is less than 10 during the period. % is calculated as Quantity/Base number*100

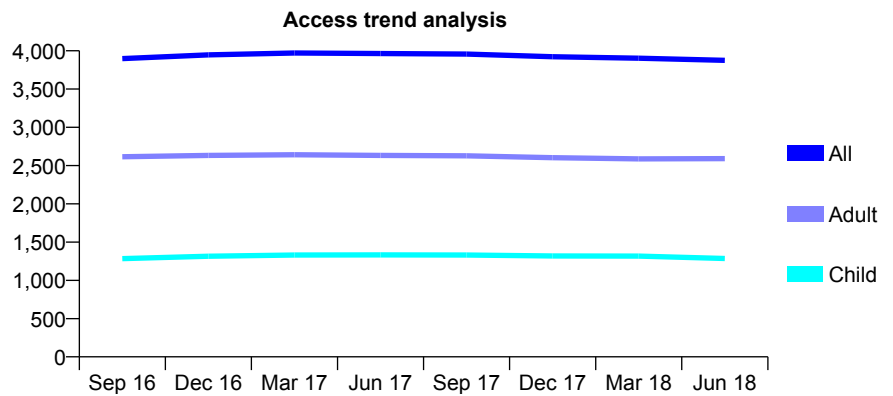
Q53 - Vital Signs At a Glance Contract Report for 782041/0001 - June 2018

Name or company name	MS S MESTRY
Contract type name	GDS Contract
Purpose of contract	General
Contract start date	31/07/2006
Contract end date	

18/19 Contracted general activity (UDA)	10,848
Carry forward general activity (UDA)	0
18/19 Contracted orthodontic activity (UOA)	0
Carry forward orthodontic activity (UOA)	0
Baseline contract value	£269,408.73

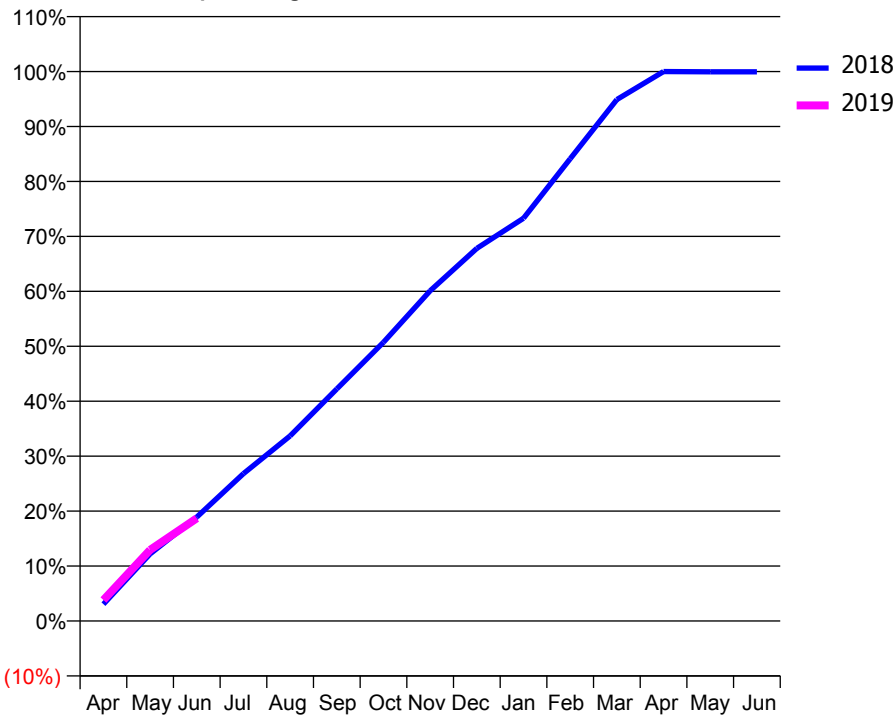
ACCESS*

Patients seen in 24 months	Total	Change since previous quarter
Quarter ending June 2017	3,965	
Quarter ending September 2017	3,957	→
Quarter ending December 2017	3,922	→
Quarter ending March 2018	3,904	→
Quarter ending June 2018	3,875	→
Variance since June 2017	(2.3%)	↓



ACTIVITY

Cumulative percentage of contracted UDA delivered 2018 & 2019



Month	2018	2019
April	333	416
May	1,324	1,405
June	2,051	2,030
July	2,911	
August	3,656	
September	4,581	
October	5,503	
November	6,518	
December	7,356	
January	7,952	
February	9,125	
March	10,295	
April	10,848	
May	10,843	
June	10,841	

QUALITY

	Quantity	Base Number	Contract	AT	Region	England
% of FP17s for the same patient ID Re-attending within 3 months - Children	20	396	5.1%	9.0%	11.3%	11.5%
% of FP17s for the same patient ID Re-attending within 3 months - Adults	105	808	13.0%	12.5%	14.9%	15.4%
% of FP17s for the same patient ID Re-attending between 3 & 9 months - Children	256	396	64.6%	60.0%	60.0%	58.9%
% of FP17s for the same patient ID Re-attending between 3 & 9 months - Adults	391	808	48.4%	51.4%	52.6%	51.6%
% of FP17s for Band 1 Urgent Courses	58	874	6.6%	6.8%	7.9%	8.9%
% of FP17s Relating to Free Repair or Replacements	7	874	0.8%	0.8%	0.8%	0.8%
% of FP17s Relating to Continuations	5	874	0.6%	1.0%	0.9%	0.9%
% of Patients satisfied with the dentistry they have received	4	4	N/A	93.3%	93.2%	93.2%
% of Patients satisfied with the time they had to wait for an appointment	4	4	N/A	91.3%	89.1%	88.8%

* This is based on patients treated on this contract for their most recent course of treatment. Figures in italics indicate the base number of FP17s or Patient Questionnaire responses are less than 100. N/A is shown where the base number of responses is less than 10 during the period. % is calculated as Quantity/Base number*100

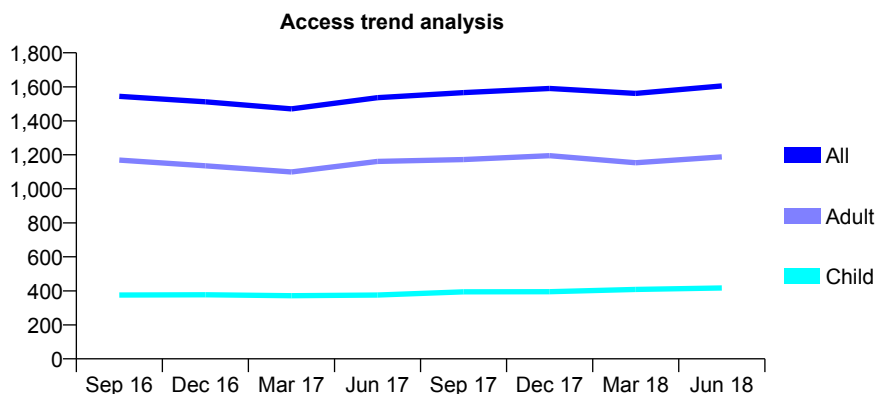
Q53 - Vital Signs At a Glance Contract Report for 794643/0002 - June 2018

Name or company name	MR W SIDHU
Contract type name	GDS Contract
Purpose of contract	General and Orthodontic
Contract start date	03/01/2012
Contract end date	

18/19 Contracted general activity (UDA)	6,301
Carry forward general activity (UDA)	0
18/19 Contracted orthodontic activity (UOA)	51
Carry forward orthodontic activity (UOA)	0
Baseline contract value	£160,600.76

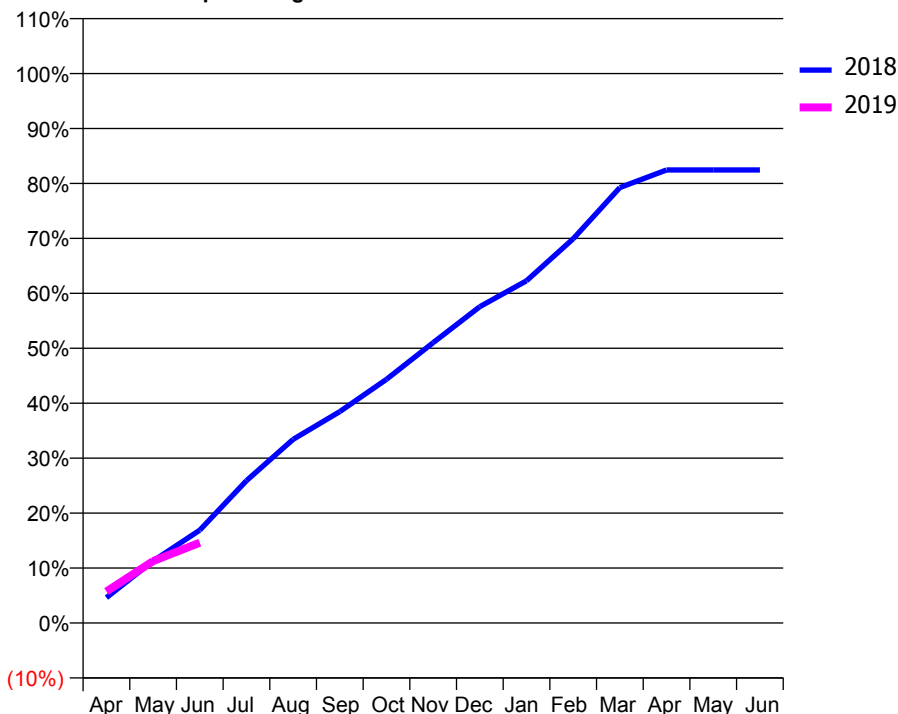
ACCESS*

Patients seen in 24 months	Total	Change since previous quarter
Quarter ending June 2017	1,536	
Quarter ending September 2017	1,566	→
Quarter ending December 2017	1,590	→
Quarter ending March 2018	1,561	↓
Quarter ending June 2018	1,605	↑
Variance since June 2017	4.5%	↑



ACTIVITY

Cumulative percentage of contracted UDA delivered 2018 & 2019



Adjusted Scheduled Activity (UDA)

Month	2018	2019
April	291	361
May	711	710
June	1,065	921
July	1,632	
August	2,106	
September	2,425	
October	2,795	
November	3,215	
December	3,627	
January	3,924	
February	4,406	
March	4,993	
April	5,195	
May	5,195	
June	5,195	

QUALITY

	Quantity	Base Number	Contract	AT	Region	England
% of FP17s for the same patient ID Re-attending within 3 months - Children	9	108	8.3%	9.0%	11.3%	11.5%
% of FP17s for the same patient ID Re-attending within 3 months - Adults	24	274	8.8%	12.5%	14.9%	15.4%
% of FP17s for the same patient ID Re-attending between 3 & 9 months - Children	58	108	53.7%	60.0%	60.0%	58.9%
% of FP17s for the same patient ID Re-attending between 3 & 9 months - Adults	97	274	35.4%	51.4%	52.6%	51.6%
% of FP17s for Band 1 Urgent Courses	0	321	0.0%	6.8%	7.9%	8.9%
% of FP17s Relating to Free Repair or Replacements	0	321	0.0%	0.8%	0.8%	0.8%
% of FP17s Relating to Continuations	0	321	0.0%	1.0%	0.9%	0.9%
% of Patients satisfied with the dentistry they have received	2	3	N/A	93.3%	93.2%	93.2%
% of Patients satisfied with the time they had to wait for an appointment	3	3	N/A	91.3%	89.1%	88.8%

* This is based on patients treated on this contract for their most recent course of treatment. Figures in italics indicate the base number of FP17s or Patient Questionnaire responses are less than 100. N/A is shown where the base number of responses is less than 10 during the period. % is calculated as Quantity/Base number*100

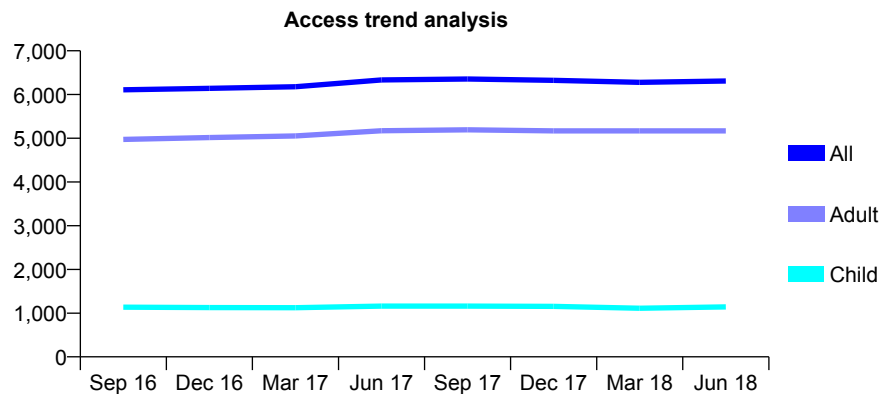
Q53 - Vital Signs At a Glance Contract Report for 814113/0001 - June 2018

Name or company name	MR RA ARROWSMITH
Contract type name	GDS Contract
Purpose of contract	General
Contract start date	01/04/2006
Contract end date	

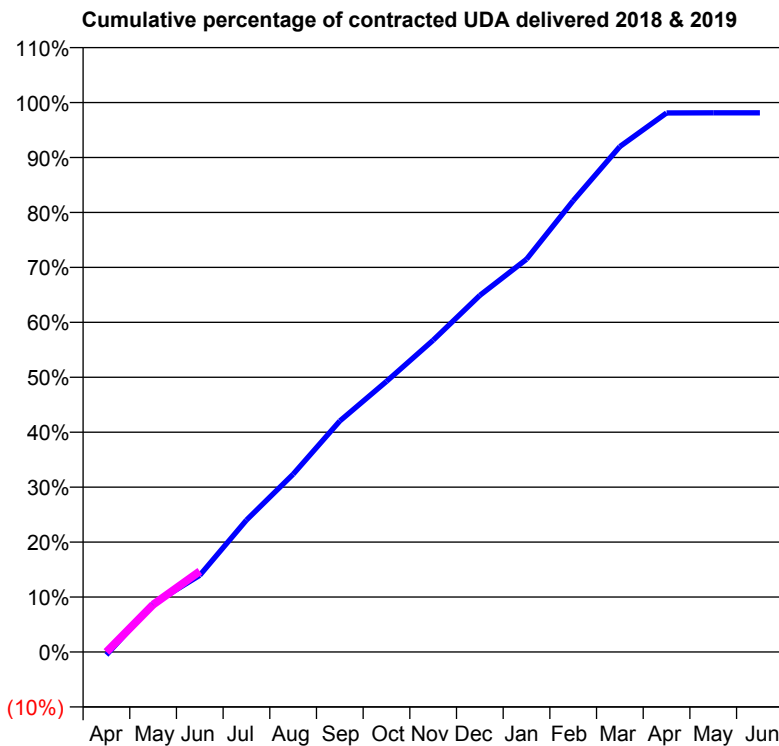
18/19 Contracted general activity (UDA)	12,778
Carry forward general activity (UDA)	0
18/19 Contracted orthodontic activity (UOA)	0
Carry forward orthodontic activity (UOA)	0
Baseline contract value	£369,884.04

ACCESS*

Patients seen in 24 months	Total	Change since previous quarter
Quarter ending June 2017	6,334	
Quarter ending September 2017	6,354	→
Quarter ending December 2017	6,323	→
Quarter ending March 2018	6,278	→
Quarter ending June 2018	6,310	→
Variance since June 2017	(0.4%)	→



ACTIVITY



Month	Adjusted Scheduled Activity (UDA)	
	2018	2019
April	-69	0
May	1,119	1,103
June	1,784	1,876
July	3,069	
August	4,136	
September	5,372	
October	6,294	
November	7,251	
December	8,293	
January	9,135	
February	10,495	
March	11,754	
April	12,536	
May	12,539	
June	12,538	

QUALITY

	Quantity	Base Number	Contract	AT	Region	England
% of FP17s for the same patient ID Re-attending within 3 months - Children	14	344	4.1%	9.0%	11.3%	11.5%
% of FP17s for the same patient ID Re-attending within 3 months - Adults	115	1,434	8.0%	12.5%	14.9%	15.4%
% of FP17s for the same patient ID Re-attending between 3 & 9 months - Children	145	344	42.2%	60.0%	60.0%	58.9%
% of FP17s for the same patient ID Re-attending between 3 & 9 months - Adults	598	1,434	41.7%	51.4%	52.6%	51.6%
% of FP17s for Band 1 Urgent Courses	77	1,124	6.9%	6.8%	7.9%	8.9%
% of FP17s Relating to Free Repair or Replacements	1	1,124	0.1%	0.8%	0.8%	0.8%
% of FP17s Relating to Continuations	3	1,124	0.3%	1.0%	0.9%	0.9%
% of Patients satisfied with the dentistry they have received	11	12	91.7%	93.3%	93.2%	93.2%
% of Patients satisfied with the time they had to wait for an appointment	10	12	83.3%	91.3%	89.1%	88.8%

* This is based on patients treated on this contract for their most recent course of treatment. Figures in italics indicate the base number of FP17s or Patient Questionnaire responses are less than 100. N/A is shown where the base number of responses is less than 10 during the period. % is calculated as Quantity/Base number*100

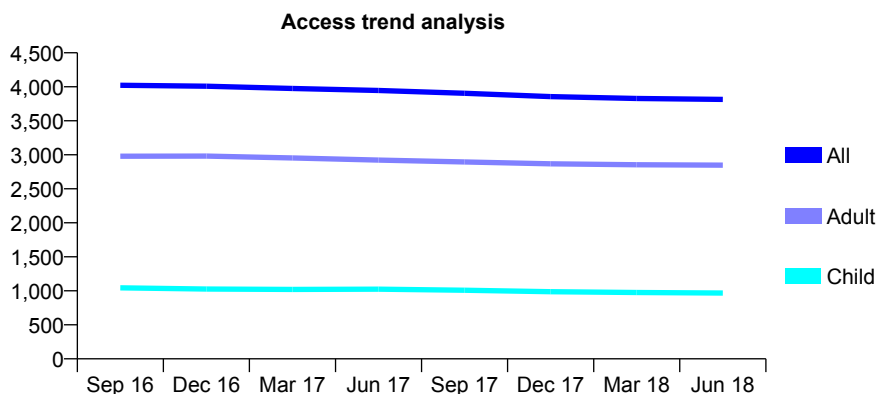
Q53 - Vital Signs At a Glance Contract Report for 817066/0001 - June 2018

Name or company name	MR PR VICKERY
Contract type name	GDS Contract
Purpose of contract	General
Contract start date	01/04/2006
Contract end date	

18/19 Contracted general activity (UDA)	16,087
Carry forward general activity (UDA)	0
18/19 Contracted orthodontic activity (UOA)	0
Carry forward orthodontic activity (UOA)	0
Baseline contract value	£403,067.49

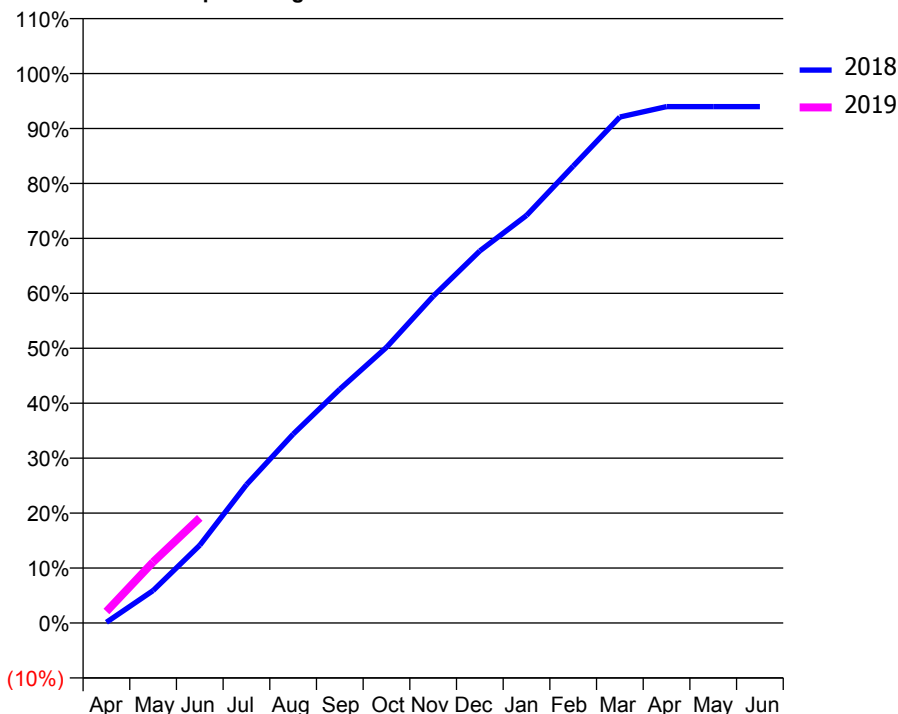
ACCESS*

Patients seen in 24 months	Total	Change since previous quarter
Quarter ending June 2017	3,947	
Quarter ending September 2017	3,904	↓
Quarter ending December 2017	3,855	↓
Quarter ending March 2018	3,829	→
Quarter ending June 2018	3,815	→
Variance since June 2017	(3.3%)	↓



ACTIVITY

Cumulative percentage of contracted UDA delivered 2018 & 2019



Month	Adjusted Scheduled Activity (UDA)	
	2018	2019
April	21	339
May	950	1,787
June	2,277	3,080
July	4,052	
August	5,528	
September	6,844	
October	8,070	
November	9,566	
December	10,893	
January	11,933	
February	13,376	
March	14,815	
April	15,116	
May	15,118	
June	15,119	

QUALITY

	Quantity	Base Number	Contract	AT	Region	England
% of FP17s for the same patient ID Re-attending within 3 months - Children	28	403	6.9%	9.0%	11.3%	11.5%
% of FP17s for the same patient ID Re-attending within 3 months - Adults	182	1,181	15.4%	12.5%	14.9%	15.4%
% of FP17s for the same patient ID Re-attending between 3 & 9 months - Children	263	403	65.3%	60.0%	60.0%	58.9%
% of FP17s for the same patient ID Re-attending between 3 & 9 months - Adults	752	1,181	63.7%	51.4%	52.6%	51.6%
% of FP17s for Band 1 Urgent Courses	84	1,442	5.8%	6.8%	7.9%	8.9%
% of FP17s Relating to Free Repair or Replacements	9	1,442	0.6%	0.8%	0.8%	0.8%
% of FP17s Relating to Continuations	23	1,442	1.6%	1.0%	0.9%	0.9%
% of Patients satisfied with the dentistry they have received	4	4	N/A	93.3%	93.2%	93.2%
% of Patients satisfied with the time they had to wait for an appointment	4	4	N/A	91.3%	89.1%	88.8%

* This is based on patients treated on this contract for their most recent course of treatment. Figures in italics indicate the base number of FP17s or Patient Questionnaire responses are less than 100. N/A is shown where the base number of responses is less than 10 during the period. % is calculated as Quantity/Base number*100

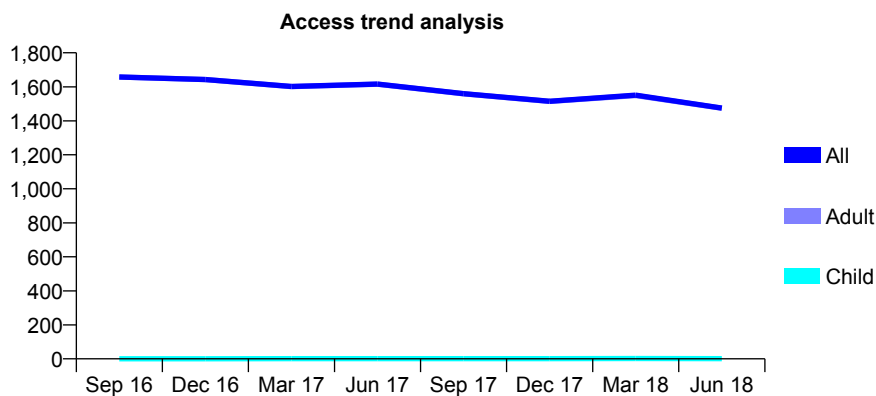
Q53 - Vital Signs At a Glance Contract Report for 819166/0001 - June 2018

Name or company name	MRS CA HARRINGTON
Contract type name	GDS Contract
Purpose of contract	General
Contract start date	18/09/2006
Contract end date	

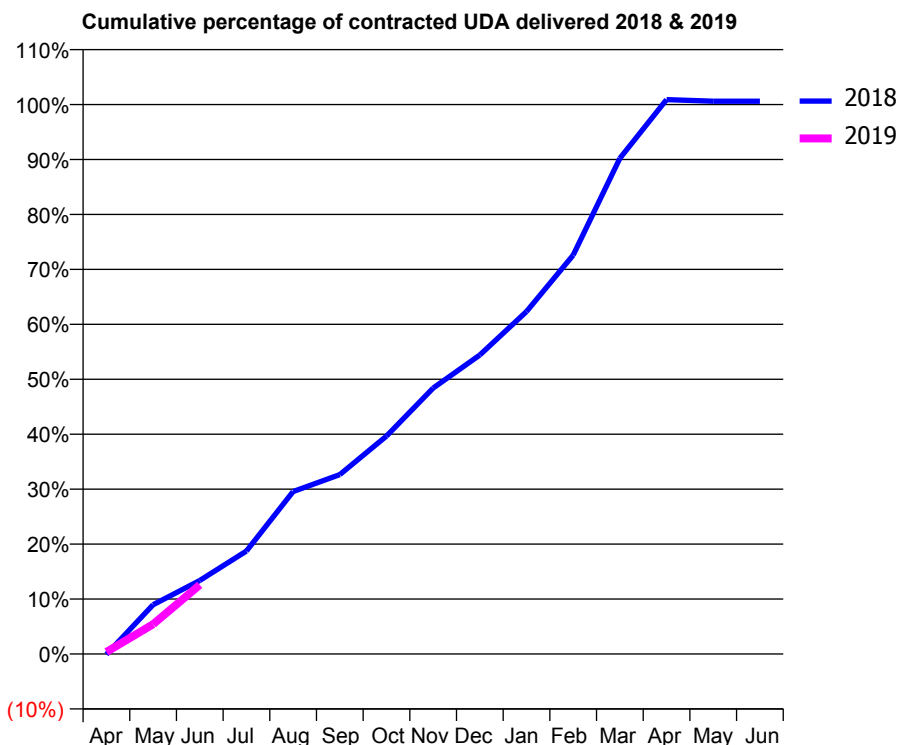
18/19 Contracted general activity (UDA)	4,264
Carry forward general activity (UDA)	0
18/19 Contracted orthodontic activity (UOA)	0
Carry forward orthodontic activity (UOA)	0
Baseline contract value	£117,725.12

ACCESS*

Patients seen in 24 months	Total	Change since previous quarter
Quarter ending June 2017	1,616	
Quarter ending September 2017	1,560	↓
Quarter ending December 2017	1,515	↓
Quarter ending March 2018	1,551	↑
Quarter ending June 2018	1,475	↓
Variance since June 2017	(8.7%)	↓



ACTIVITY



Month	Adjusted Scheduled Activity (UDA)	
	2018	2019
April	-4	16
May	383	231
June	571	537
July	800	
August	1,261	
September	1,392	
October	1,691	
November	2,064	
December	2,321	
January	2,658	
February	3,095	
March	3,847	
April	4,302	
May	4,290	
June	4,290	

QUALITY

	Quantity	Base Number	Contract	AT	Region	England
% of FP17s for the same patient ID Re-attending within 3 months - Children	0	0	N/A	9.0%	11.3%	11.5%
% of FP17s for the same patient ID Re-attending within 3 months - Adults	30	294	10.2%	12.5%	14.9%	15.4%
% of FP17s for the same patient ID Re-attending between 3 & 9 months - Children	0	0	N/A	60.0%	60.0%	58.9%
% of FP17s for the same patient ID Re-attending between 3 & 9 months - Adults	126	294	42.9%	51.4%	52.6%	51.6%
% of FP17s for Band 1 Urgent Courses	18	177	10.2%	6.8%	7.9%	8.9%
% of FP17s Relating to Free Repair or Replacements	2	177	1.1%	0.8%	0.8%	0.8%
% of FP17s Relating to Continuations	0	177	0.0%	1.0%	0.9%	0.9%
% of Patients satisfied with the dentistry they have received	0	2	N/A	93.3%	93.2%	93.2%
% of Patients satisfied with the time they had to wait for an appointment	2	2	N/A	91.3%	89.1%	88.8%

* This is based on patients treated on this contract for their most recent course of treatment. Figures in italics indicate the base number of FP17s or Patient Questionnaire responses are less than 100. N/A is shown where the base number of responses is less than 10 during the period. % is calculated as Quantity/Base number*100

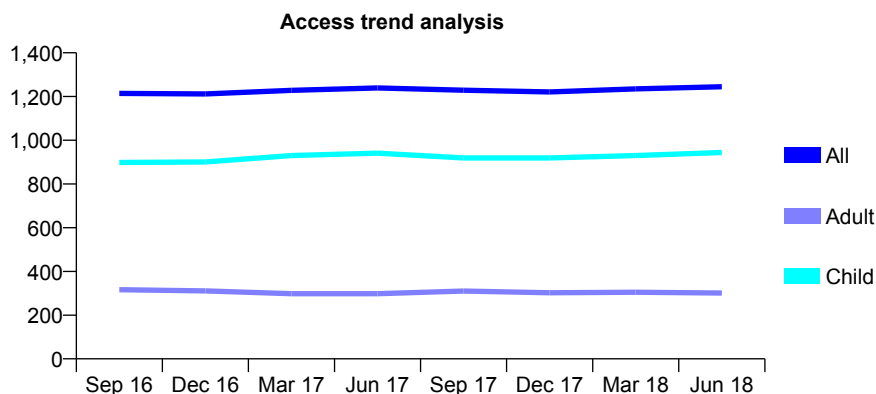
Q53 - Vital Signs At a Glance Contract Report for 825212/0004 - June 2018

Name or company name	MR D DALBY
Contract type name	GDS Contract
Purpose of contract	General
Contract start date	01/08/2012
Contract end date	

18/19 Contracted general activity (UDA)	2,200
Carry forward general activity (UDA)	0
18/19 Contracted orthodontic activity (UOA)	0
Carry forward orthodontic activity (UOA)	0
Baseline contract value	£64,636.09

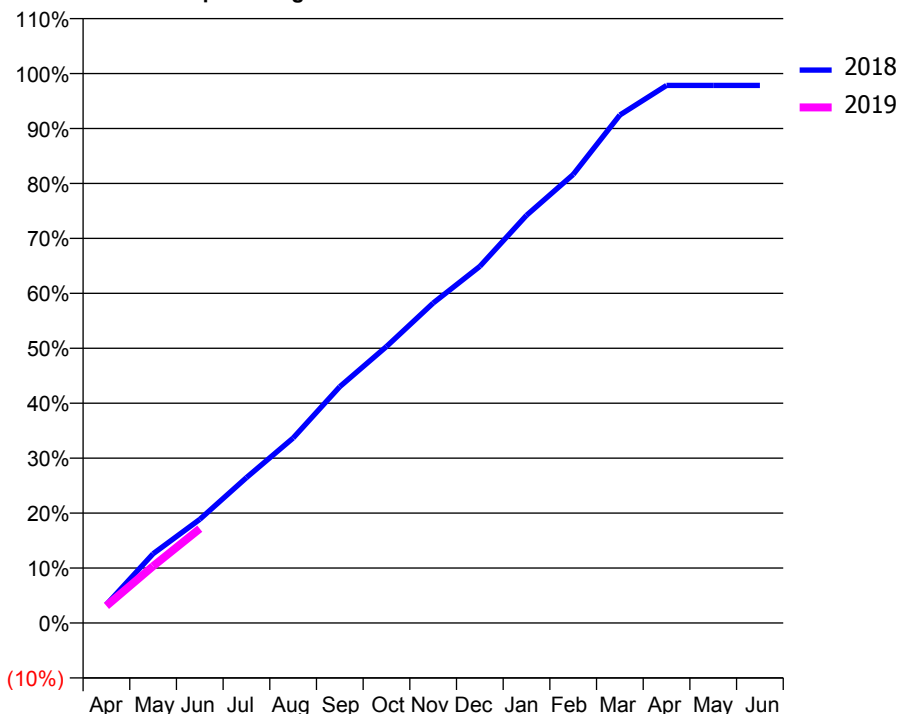
ACCESS*

Patients seen in 24 months	Total	Change since previous quarter
Quarter ending June 2017	1,239	
Quarter ending September 2017	1,229	→
Quarter ending December 2017	1,221	→
Quarter ending March 2018	1,235	→
Quarter ending June 2018	1,245	→
Variance since June 2017	0.5%	→



ACTIVITY

Cumulative percentage of contracted UDA delivered 2018 & 2019



Adjusted Scheduled Activity (UDA)

Month	2018	2019
April	74	69
May	277	228
June	415	378
July	582	
August	741	
September	946	
October	1,107	
November	1,281	
December	1,428	
January	1,632	
February	1,796	
March	2,034	
April	2,152	
May	2,152	
June	2,152	

QUALITY

	Quantity	Base Number	Contract	AT	Region	England
% of FP17s for the same patient ID Re-attending within 3 months - Children	36	349	10.3%	9.0%	11.3%	11.5%
% of FP17s for the same patient ID Re-attending within 3 months - Adults	7	61	11.5%	12.5%	14.9%	15.4%
% of FP17s for the same patient ID Re-attending between 3 & 9 months - Children	190	349	54.4%	60.0%	60.0%	58.9%
% of FP17s for the same patient ID Re-attending between 3 & 9 months - Adults	27	61	44.3%	51.4%	52.6%	51.6%
% of FP17s for Band 1 Urgent Courses	19	318	6.0%	6.8%	7.9%	8.9%
% of FP17s Relating to Free Repair or Replacements	0	318	0.0%	0.8%	0.8%	0.8%
% of FP17s Relating to Continuations	2	318	0.6%	1.0%	0.9%	0.9%
% of Patients satisfied with the dentistry they have received	0	0	N/A	93.3%	93.2%	93.2%
% of Patients satisfied with the time they had to wait for an appointment	0	0	N/A	91.3%	89.1%	88.8%

* This is based on patients treated on this contract for their most recent course of treatment. Figures in italics indicate the base number of FP17s or Patient Questionnaire responses are less than 100. N/A is shown where the base number of responses is less than 10 during the period. % is calculated as Quantity/Base number*100

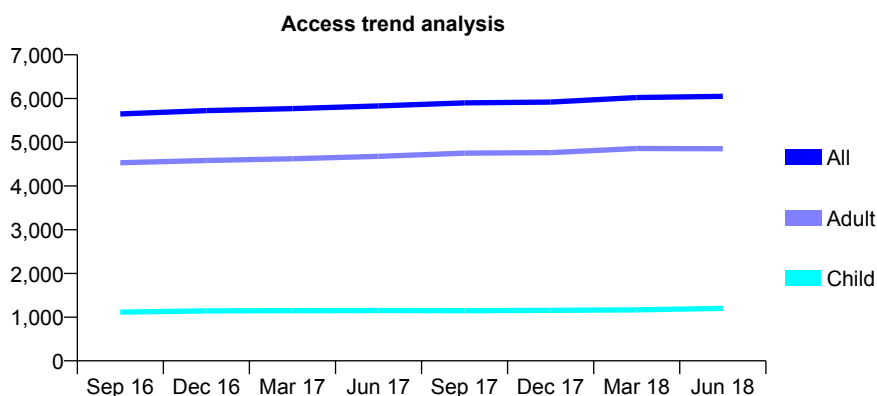
Q53 - Vital Signs At a Glance Contract Report for 831662/0001 - June 2018

Name or company name	MR SJ THOMAS
Contract type name	GDS Contract
Purpose of contract	General
Contract start date	01/04/2006
Contract end date	

18/19 Contracted general activity (UDA)	18,115
Carry forward general activity (UDA)	0
18/19 Contracted orthodontic activity (UOA)	0
Carry forward orthodontic activity (UOA)	0
Baseline contract value	£524,336.28

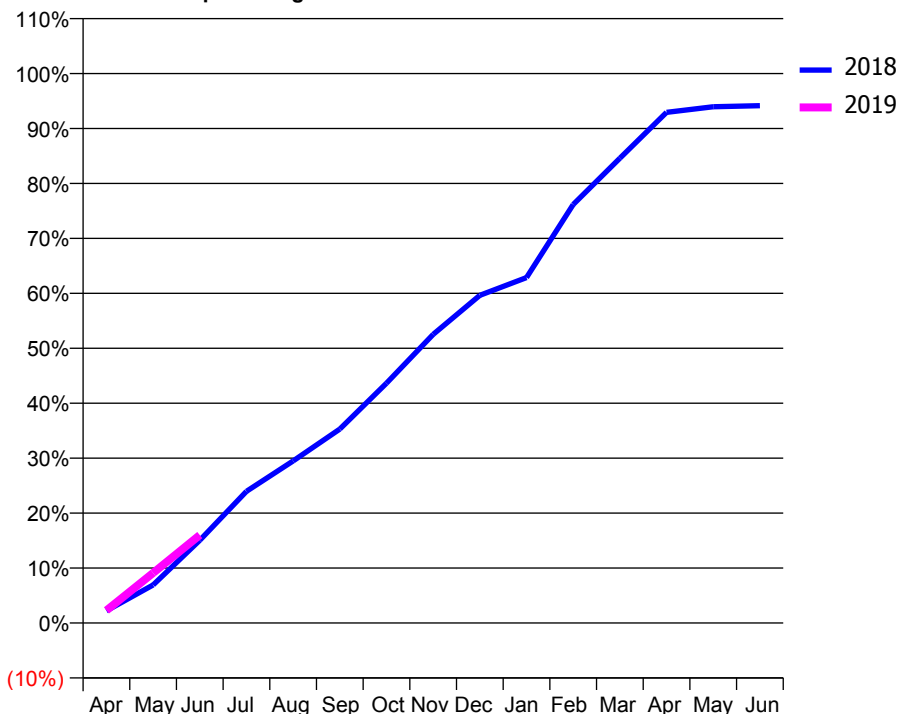
ACCESS*

Patients seen in 24 months	Total	Change since previous quarter
Quarter ending June 2017	5,830	
Quarter ending September 2017	5,899	→
Quarter ending December 2017	5,918	→
Quarter ending March 2018	6,023	→
Quarter ending June 2018	6,051	→
Variance since June 2017	3.8%	↑



ACTIVITY

Cumulative percentage of contracted UDA delivered 2018 & 2019



Adjusted Scheduled Activity (UDA)

Month	2018	2019
April	401	415
May	1,256	1,651
June	2,726	2,900
July	4,342	
August	5,344	
September	6,393	
October	7,906	
November	9,514	
December	10,805	
January	11,388	
February	13,797	
March	15,324	
April	16,835	
May	17,020	
June	17,056	

QUALITY

	Quantity	Base Number	Contract	AT	Region	England
% of FP17s for the same patient ID Re-attending within 3 months - Children	26	448	5.8%	9.0%	11.3%	11.5%
% of FP17s for the same patient ID Re-attending within 3 months - Adults	219	1,472	14.9%	12.5%	14.9%	15.4%
% of FP17s for the same patient ID Re-attending between 3 & 9 months - Children	259	448	57.8%	60.0%	60.0%	58.9%
% of FP17s for the same patient ID Re-attending between 3 & 9 months - Adults	548	1,472	37.2%	51.4%	52.6%	51.6%
% of FP17s for Band 1 Urgent Courses	88	1,483	5.9%	6.8%	7.9%	8.9%
% of FP17s Relating to Free Repair or Replacements	14	1,483	0.9%	0.8%	0.8%	0.8%
% of FP17s Relating to Continuations	43	1,483	2.9%	1.0%	0.9%	0.9%
% of Patients satisfied with the dentistry they have received	12	14	85.7%	93.3%	93.2%	93.2%
% of Patients satisfied with the time they had to wait for an appointment	12	14	85.7%	91.3%	89.1%	88.8%

* This is based on patients treated on this contract for their most recent course of treatment. Figures in italics indicate the base number of FP17s or Patient Questionnaire responses are less than 100. N/A is shown where the base number of responses is less than 10 during the period. % is calculated as Quantity/Base number*100

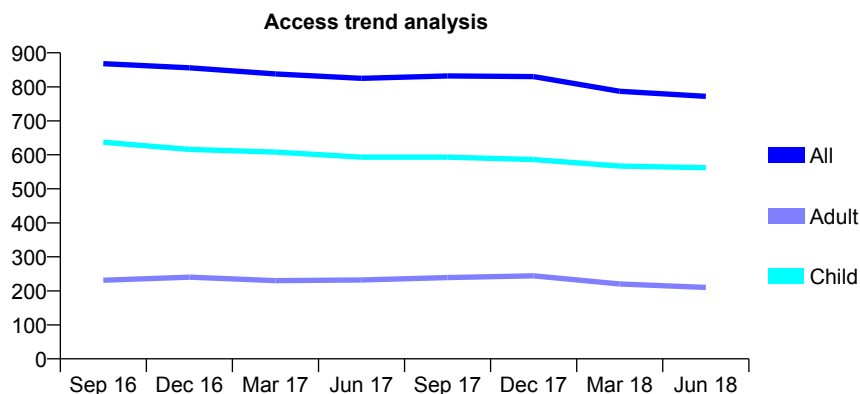
Q53 - Vital Signs At a Glance Contract Report for 835765/0001 - June 2018

Name or company name	MISS P WILKES
Contract type name	GDS Contract
Purpose of contract	General
Contract start date	01/08/2008
Contract end date	

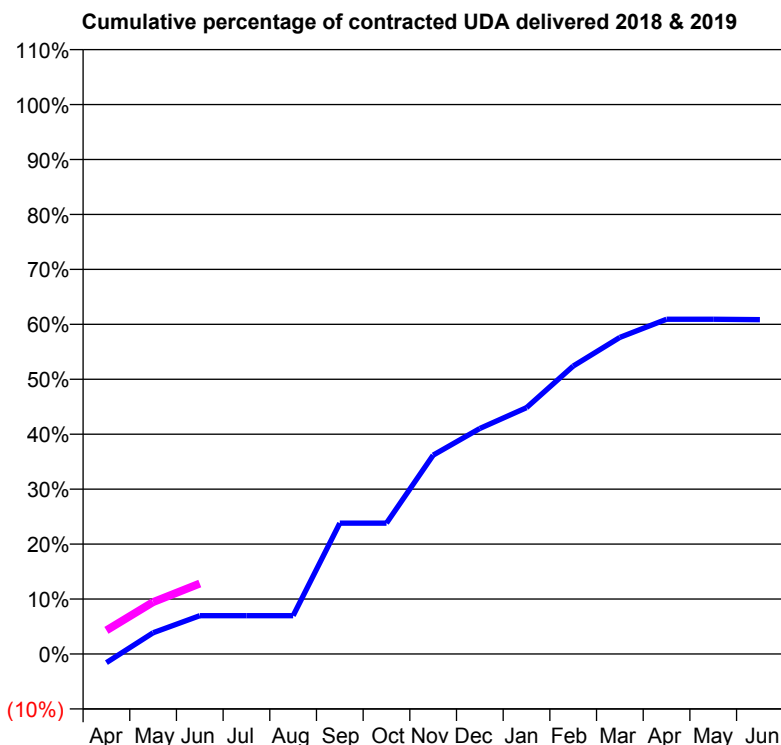
18/19 Contracted general activity (UDA)	1,750
Carry forward general activity (UDA)	0
18/19 Contracted orthodontic activity (UOA)	0
Carry forward orthodontic activity (UOA)	0
Baseline contract value	£40,691.15

ACCESS*

Patients seen in 24 months	Total	Change since previous quarter
Quarter ending June 2017	825	
Quarter ending September 2017	832	→
Quarter ending December 2017	830	→
Quarter ending March 2018	787	↓
Quarter ending June 2018	772	↓
Variance since June 2017	(6.4%)	↓



ACTIVITY



Adjusted Scheduled Activity (UDA)		
Month	2018	2019
April	-28	75
May	68	165
June	122	224
July	122	
August	122	
September	417	
October	417	
November	633	
December	718	
January	785	
February	917	
March	1,008	
April	1,066	
May	1,066	
June	1,065	

QUALITY

	Quantity	Base Number	Contract	AT	Region	England
% of FP17s for the same patient ID Re-attending within 3 months - Children	10	175	5.7%	9.0%	11.3%	11.5%
% of FP17s for the same patient ID Re-attending within 3 months - Adults	0	33	0.0%	12.5%	14.9%	15.4%
% of FP17s for the same patient ID Re-attending between 3 & 9 months - Children	107	175	61.1%	60.0%	60.0%	58.9%
% of FP17s for the same patient ID Re-attending between 3 & 9 months - Adults	24	33	72.7%	51.4%	52.6%	51.6%
% of FP17s for Band 1 Urgent Courses	7	163	4.3%	6.8%	7.9%	8.9%
% of FP17s Relating to Free Repair or Replacements	0	163	0.0%	0.8%	0.8%	0.8%
% of FP17s Relating to Continuations	0	163	0.0%	1.0%	0.9%	0.9%
% of Patients satisfied with the dentistry they have received	0	0	N/A	93.3%	93.2%	93.2%
% of Patients satisfied with the time they had to wait for an appointment	0	0	N/A	91.3%	89.1%	88.8%

* This is based on patients treated on this contract for their most recent course of treatment. Figures in italics indicate the base number of FP17s or Patient Questionnaire responses are less than 100. N/A is shown where the base number of responses is less than 10 during the period. % is calculated as Quantity/Base number*100

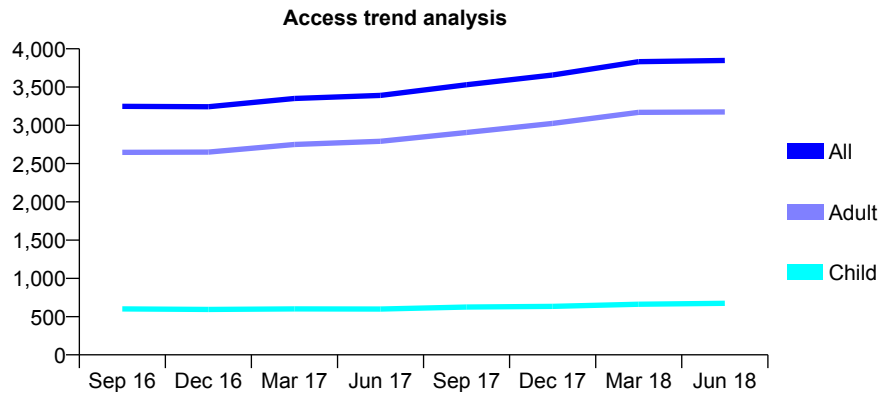
Q53 - Vital Signs At a Glance Contract Report for 836354/0001 - June 2018

Name or company name	MR SS HOTHI
Contract type name	GDS Contract
Purpose of contract	General
Contract start date	01/04/2006
Contract end date	

18/19 Contracted general activity (UDA)	11,116
Carry forward general activity (UDA)	0
18/19 Contracted orthodontic activity (UOA)	0
Carry forward orthodontic activity (UOA)	0
Baseline contract value	£331,377.71

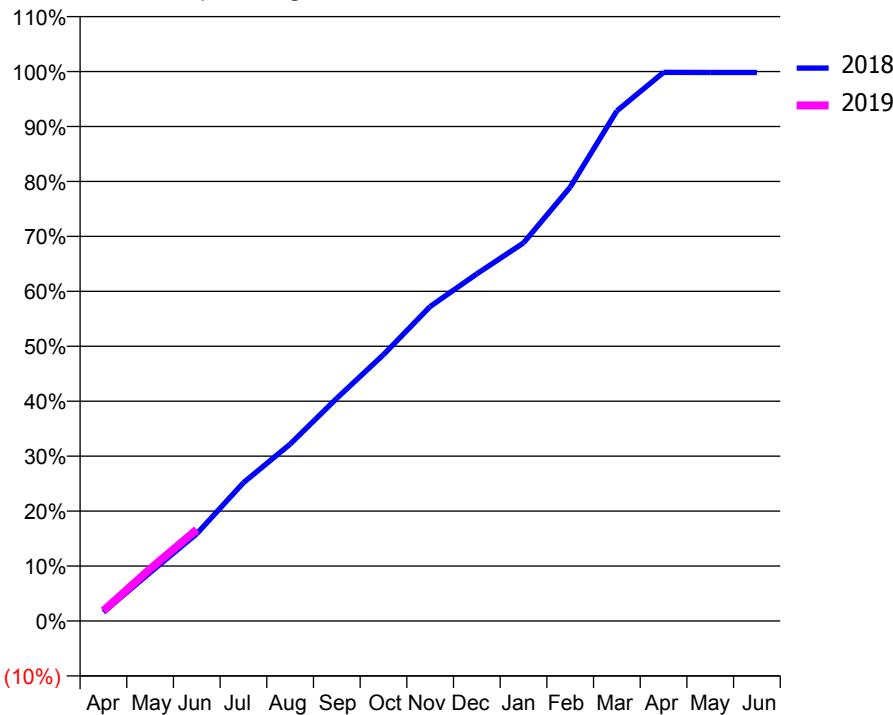
ACCESS*

Patients seen in 24 months	Total	Change since previous quarter
Quarter ending June 2017	3,390	
Quarter ending September 2017	3,531	↑
Quarter ending December 2017	3,657	↑
Quarter ending March 2018	3,832	↑
Quarter ending June 2018	3,848	→
Variance since June 2017	13.5%	↑



ACTIVITY

Cumulative percentage of contracted UDA delivered 2018 & 2019



Month	Adjusted Scheduled Activity (UDA)	
	2018	2019
April	180	209
May	979	1,055
June	1,765	1,848
July	2,799	
August	3,577	
September	4,506	
October	5,389	
November	6,362	
December	7,024	
January	7,649	
February	8,776	
March	10,320	
April	11,098	
May	11,096	
June	11,096	

QUALITY

	Quantity	Base Number	Contract	AT	Region	England
% of FP17s for the same patient ID Re-attending within 3 months - Children	35	287	12.2%	9.0%	11.3%	11.5%
% of FP17s for the same patient ID Re-attending within 3 months - Adults	163	965	16.9%	12.5%	14.9%	15.4%
% of FP17s for the same patient ID Re-attending between 3 & 9 months - Children	170	287	59.2%	60.0%	60.0%	58.9%
% of FP17s for the same patient ID Re-attending between 3 & 9 months - Adults	502	965	52.0%	51.4%	52.6%	51.6%
% of FP17s for Band 1 Urgent Courses	50	968	5.2%	6.8%	7.9%	8.9%
% of FP17s Relating to Free Repair or Replacements	15	968	1.5%	0.8%	0.8%	0.8%
% of FP17s Relating to Continuations	0	968	0.0%	1.0%	0.9%	0.9%
% of Patients satisfied with the dentistry they have received	13	13	100.0%	93.3%	93.2%	93.2%
% of Patients satisfied with the time they had to wait for an appointment	13	13	100.0%	91.3%	89.1%	88.8%

* This is based on patients treated on this contract for their most recent course of treatment. Figures in italics indicate the base number of FP17s or Patient Questionnaire responses are less than 100. N/A is shown where the base number of responses is less than 10 during the period. % is calculated as Quantity/Base number*100

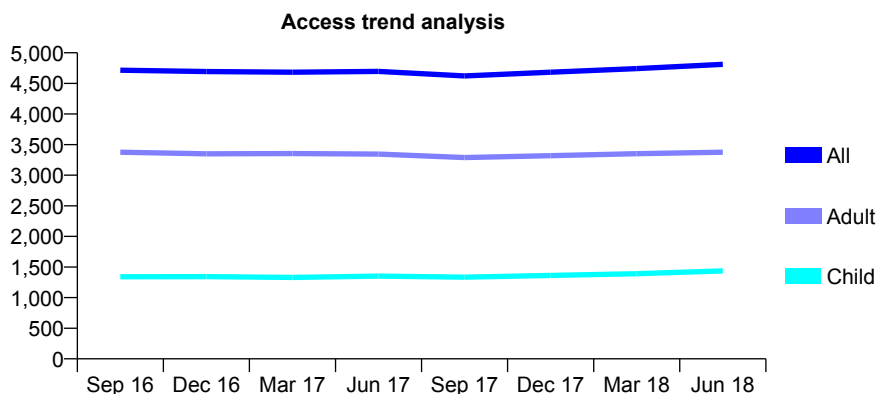
Q53 - Vital Signs At a Glance Contract Report for 841196/0001 - June 2018

Name or company name	MR A KAKAY AFSHARY
Contract type name	GDS Contract
Purpose of contract	General
Contract start date	01/04/2006
Contract end date	

18/19 Contracted general activity (UDA)	11,465
Carry forward general activity (UDA)	0
18/19 Contracted orthodontic activity (UOA)	0
Carry forward orthodontic activity (UOA)	0
Baseline contract value	£348,075.58

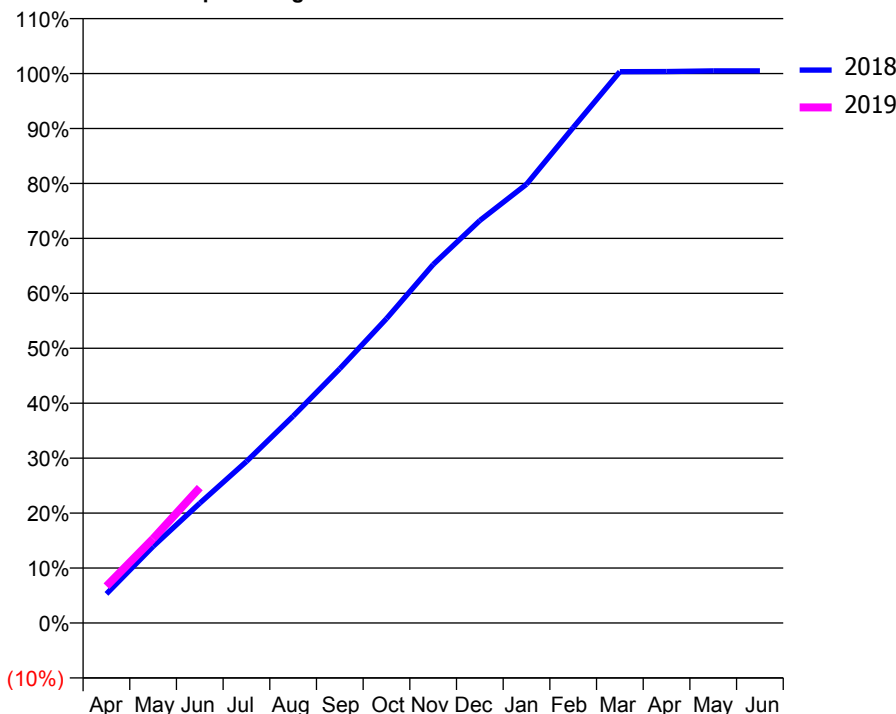
ACCESS*

Patients seen in 24 months	Total	Change since previous quarter
Quarter ending June 2017	4,696	
Quarter ending September 2017	4,623	↓
Quarter ending December 2017	4,683	→
Quarter ending March 2018	4,741	→
Quarter ending June 2018	4,811	→
Variance since June 2017	2.4%	↑



ACTIVITY

Cumulative percentage of contracted UDA delivered 2018 & 2019



Adjusted Scheduled Activity (UDA)

Month	2018	2019
April	609	769
May	1,599	1,760
June	2,500	2,824
July	3,370	
August	4,316	
September	5,306	
October	6,351	
November	7,479	
December	8,397	
January	9,154	
February	10,336	
March	11,504	
April	11,507	
May	11,519	
June	11,519	

QUALITY

	Quantity	Base Number	Contract	AT	Region	England
% of FP17s for the same patient ID Re-attending within 3 months - Children	23	445	5.2%	9.0%	11.3%	11.5%
% of FP17s for the same patient ID Re-attending within 3 months - Adults	65	905	7.2%	12.5%	14.9%	15.4%
% of FP17s for the same patient ID Re-attending between 3 & 9 months - Children	244	445	54.8%	60.0%	60.0%	58.9%
% of FP17s for the same patient ID Re-attending between 3 & 9 months - Adults	501	905	55.4%	51.4%	52.6%	51.6%
% of FP17s for Band 1 Urgent Courses	17	1,324	1.3%	6.8%	7.9%	8.9%
% of FP17s Relating to Free Repair or Replacements	1	1,324	0.1%	0.8%	0.8%	0.8%
% of FP17s Relating to Continuations	1	1,324	0.1%	1.0%	0.9%	0.9%
% of Patients satisfied with the dentistry they have received	3	3	N/A	93.3%	93.2%	93.2%
% of Patients satisfied with the time they had to wait for an appointment	3	3	N/A	91.3%	89.1%	88.8%

* This is based on patients treated on this contract for their most recent course of treatment. Figures in italics indicate the base number of FP17s or Patient Questionnaire responses are less than 100. N/A is shown where the base number of responses is less than 10 during the period. % is calculated as Quantity/Base number*100

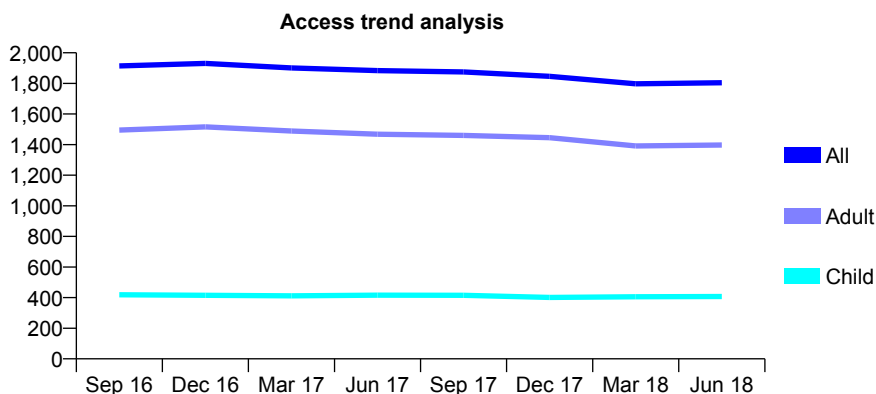
Q53 - Vital Signs At a Glance Contract Report for 841315/0003 - June 2018

Name or company name	MRS S BALKRISHNA
Contract type name	GDS Contract
Purpose of contract	General
Contract start date	01/04/2006
Contract end date	

18/19 Contracted general activity (UDA)	5,472
Carry forward general activity (UDA)	0
18/19 Contracted orthodontic activity (UOA)	0
Carry forward orthodontic activity (UOA)	0
Baseline contract value	£129,830.26

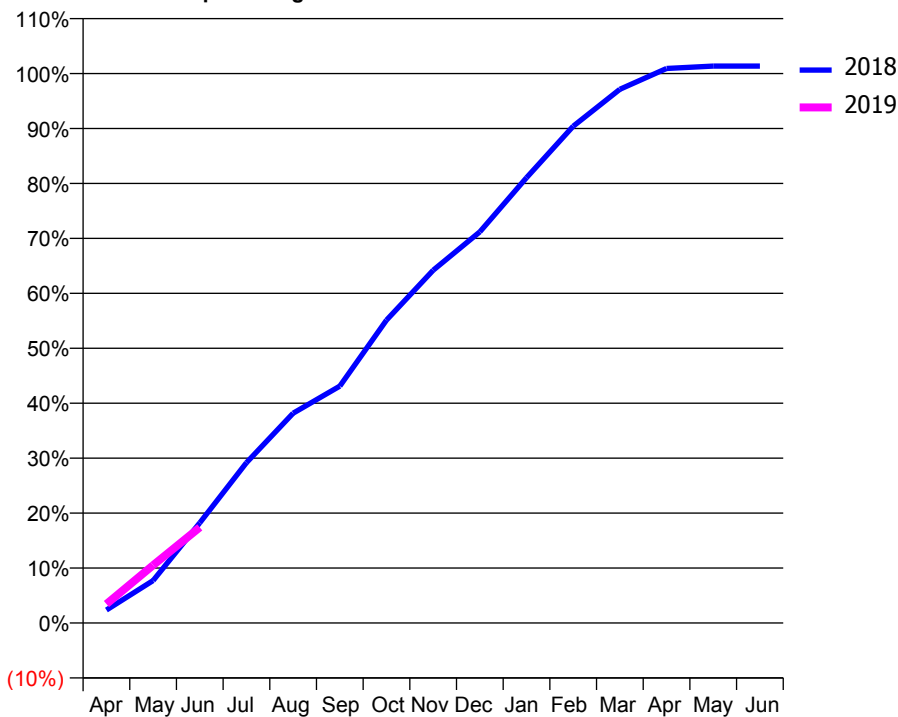
ACCESS*

Patients seen in 24 months	Total	Change since previous quarter
Quarter ending June 2017	1,884	
Quarter ending September 2017	1,875	→
Quarter ending December 2017	1,846	↓
Quarter ending March 2018	1,797	↓
Quarter ending June 2018	1,804	→
Variance since June 2017	(4.2%)	↓



ACTIVITY

Cumulative percentage of contracted UDA delivered 2018 & 2019



Month	Adjusted Scheduled Activity (UDA)	
	2018	2019
April	130	189
May	423	576
June	998	953
July	1,597	
August	2,090	
September	2,359	
October	3,016	
November	3,513	
December	3,895	
January	4,435	
February	4,947	
March	5,315	
April	5,521	
May	5,545	
June	5,545	

QUALITY

	Quantity	Base Number	Contract	AT	Region	England
% of FP17s for the same patient ID Re-attending within 3 months - Children	7	110	6.4%	9.0%	11.3%	11.5%
% of FP17s for the same patient ID Re-attending within 3 months - Adults	50	418	12.0%	12.5%	14.9%	15.4%
% of FP17s for the same patient ID Re-attending between 3 & 9 months - Children	56	110	50.9%	60.0%	60.0%	58.9%
% of FP17s for the same patient ID Re-attending between 3 & 9 months - Adults	234	418	56.0%	51.4%	52.6%	51.6%
% of FP17s for Band 1 Urgent Courses	29	434	6.7%	6.8%	7.9%	8.9%
% of FP17s Relating to Free Repair or Replacements	1	434	0.2%	0.8%	0.8%	0.8%
% of FP17s Relating to Continuations	9	434	2.1%	1.0%	0.9%	0.9%
% of Patients satisfied with the dentistry they have received	3	3	N/A	93.3%	93.2%	93.2%
% of Patients satisfied with the time they had to wait for an appointment	1	3	N/A	91.3%	89.1%	88.8%

* This is based on patients treated on this contract for their most recent course of treatment. Figures in italics indicate the base number of FP17s or Patient Questionnaire responses are less than 100. N/A is shown where the base number of responses is less than 10 during the period. % is calculated as Quantity/Base number*100

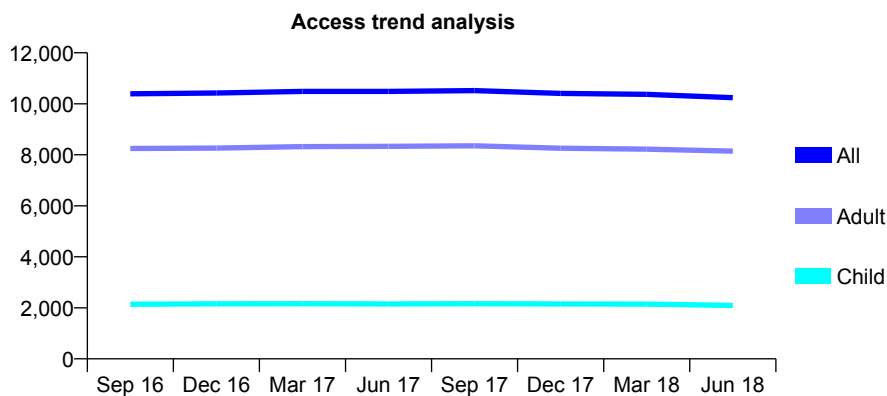
Q53 - Vital Signs At a Glance Contract Report for 847518/0001 - June 2018

Name or company name	MR KS SHOKER
Contract type name	GDS Contract
Purpose of contract	General
Contract start date	01/04/2006
Contract end date	

18/19 Contracted general activity (UDA)	25,422
Carry forward general activity (UDA)	0
18/19 Contracted orthodontic activity (UOA)	0
Carry forward orthodontic activity (UOA)	0
Baseline contract value	£674,442.85

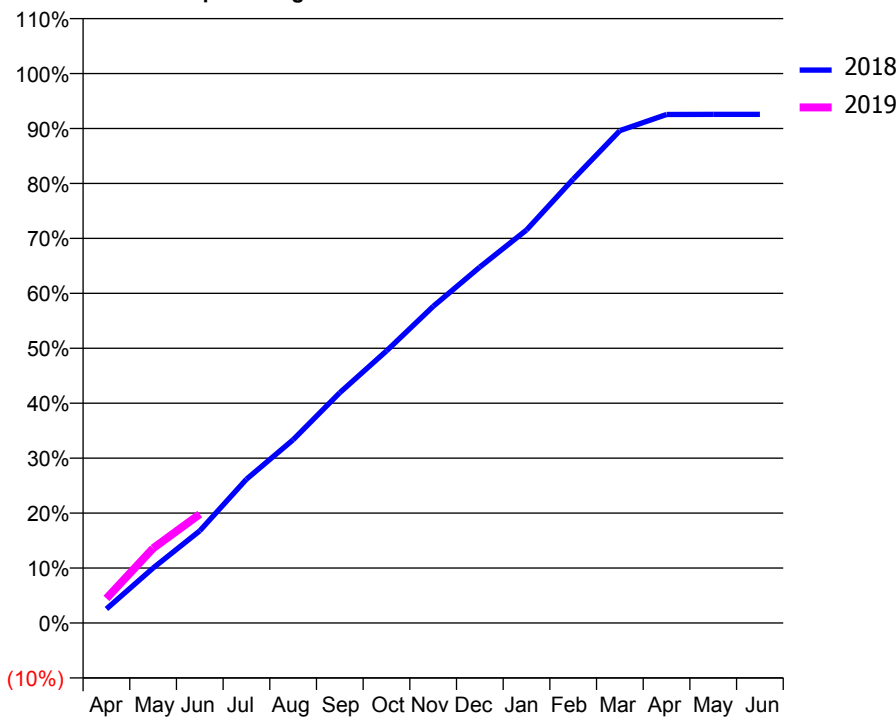
ACCESS*

Patients seen in 24 months	Total	Change since previous quarter
Quarter ending June 2017	10,484	
Quarter ending September 2017	10,516	→
Quarter ending December 2017	10,410	↓
Quarter ending March 2018	10,371	→
Quarter ending June 2018	10,239	↓
Variance since June 2017	(2.3%)	↓



ACTIVITY

Cumulative percentage of contracted UDA delivered 2018 & 2019



Adjusted Scheduled Activity (UDA)

Month	2018	2019
April	652	1,138
May	2,547	3,457
June	4,266	5,037
July	6,656	
August	8,481	
September	10,657	
October	12,588	
November	14,648	
December	16,470	
January	18,185	
February	20,536	
March	22,780	
April	23,524	
May	23,534	
June	23,531	

QUALITY

	Quantity	Base Number	Contract	AT	Region	England
% of FP17s for the same patient ID Re-attending within 3 months - Children	61	654	9.3%	9.0%	11.3%	11.5%
% of FP17s for the same patient ID Re-attending within 3 months - Adults	288	2,320	12.4%	12.5%	14.9%	15.4%
% of FP17s for the same patient ID Re-attending between 3 & 9 months - Children	333	654	50.9%	60.0%	60.0%	58.9%
% of FP17s for the same patient ID Re-attending between 3 & 9 months - Adults	1,032	2,320	44.5%	51.4%	52.6%	51.6%
% of FP17s for Band 1 Urgent Courses	140	2,532	5.5%	6.8%	7.9%	8.9%
% of FP17s Relating to Free Repair or Replacements	20	2,532	0.8%	0.8%	0.8%	0.8%
% of FP17s Relating to Continuations	32	2,532	1.3%	1.0%	0.9%	0.9%
% of Patients satisfied with the dentistry they have received	13	14	92.9%	93.3%	93.2%	93.2%
% of Patients satisfied with the time they had to wait for an appointment	14	14	100.0%	91.3%	89.1%	88.8%

* This is based on patients treated on this contract for their most recent course of treatment. Figures in italics indicate the base number of FP17s or Patient Questionnaire responses are less than 100. N/A is shown where the base number of responses is less than 10 during the period. % is calculated as Quantity/Base number*100

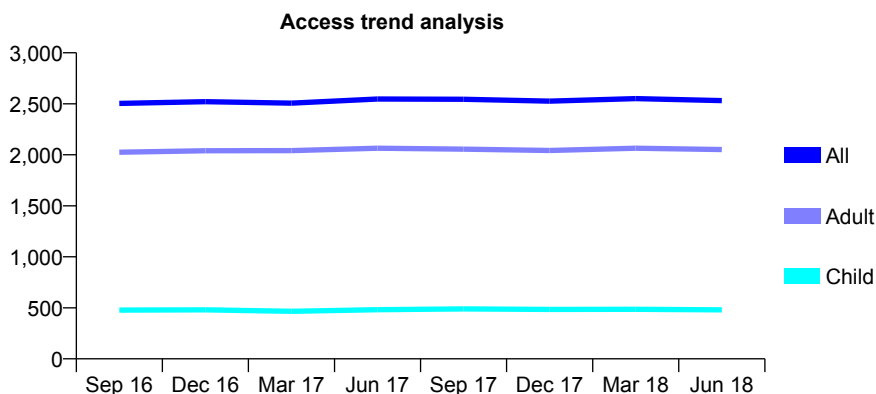
Q53 - Vital Signs At a Glance Contract Report for 848026/0001 - June 2018

Name or company name	MR GA MOEZZI
Contract type name	GDS Contract
Purpose of contract	General
Contract start date	01/04/2006
Contract end date	

18/19 Contracted general activity (UDA)	7,468
Carry forward general activity (UDA)	0
18/19 Contracted orthodontic activity (UOA)	0
Carry forward orthodontic activity (UOA)	0
Baseline contract value	£226,713.88

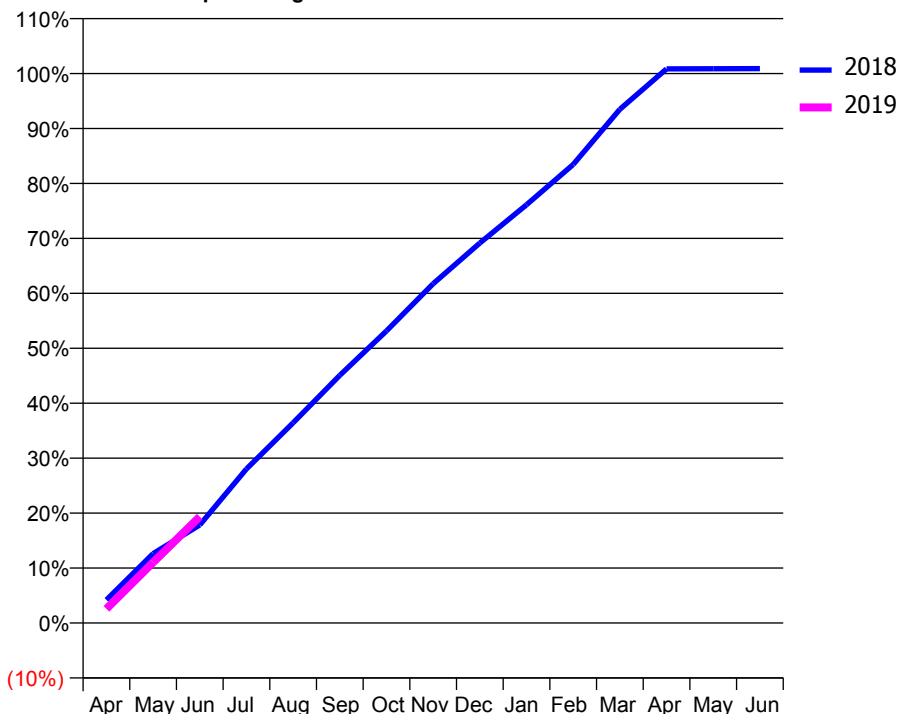
ACCESS*

Patients seen in 24 months	Total	Change since previous quarter
Quarter ending June 2017	2,547	
Quarter ending September 2017	2,544	→
Quarter ending December 2017	2,526	→
Quarter ending March 2018	2,551	→
Quarter ending June 2018	2,532	→
Variance since June 2017	(0.6%)	→



ACTIVITY

Cumulative percentage of contracted UDA delivered 2018 & 2019



Month	Adjusted Scheduled Activity (UDA)	
	2018	2019
April	314	192
May	944	824
June	1,332	1,445
July	2,095	
August	2,721	
September	3,367	
October	3,970	
November	4,611	
December	5,165	
January	5,685	
February	6,232	
March	6,981	
April	7,530	
May	7,533	
June	7,534	

QUALITY

	Quantity	Base Number	Contract	AT	Region	England
% of FP17s for the same patient ID Re-attending within 3 months - Children	15	209	7.2%	9.0%	11.3%	11.5%
% of FP17s for the same patient ID Re-attending within 3 months - Adults	62	619	10.0%	12.5%	14.9%	15.4%
% of FP17s for the same patient ID Re-attending between 3 & 9 months - Children	120	209	57.4%	60.0%	60.0%	58.9%
% of FP17s for the same patient ID Re-attending between 3 & 9 months - Adults	320	619	51.7%	51.4%	52.6%	51.6%
% of FP17s for Band 1 Urgent Courses	41	571	7.2%	6.8%	7.9%	8.9%
% of FP17s Relating to Free Repair or Replacements	2	571	0.4%	0.8%	0.8%	0.8%
% of FP17s Relating to Continuations	5	571	0.9%	1.0%	0.9%	0.9%
% of Patients satisfied with the dentistry they have received	5	5	N/A	93.3%	93.2%	93.2%
% of Patients satisfied with the time they had to wait for an appointment	5	5	N/A	91.3%	89.1%	88.8%

* This is based on patients treated on this contract for their most recent course of treatment. Figures in italics indicate the base number of FP17s or Patient Questionnaire responses are less than 100. N/A is shown where the base number of responses is less than 10 during the period. % is calculated as Quantity/Base number*100

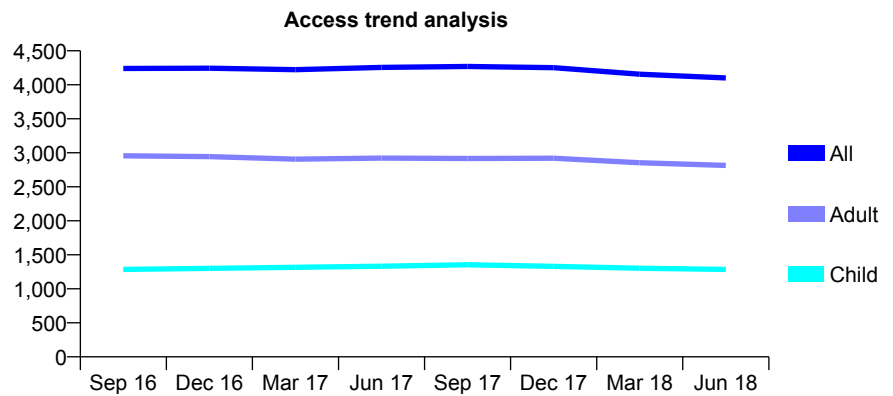
Q53 - Vital Signs At a Glance Contract Report for 852775/0001 - June 2018

Name or company name	MR F JAMALL
Contract type name	GDS Contract
Purpose of contract	General
Contract start date	01/04/2006
Contract end date	

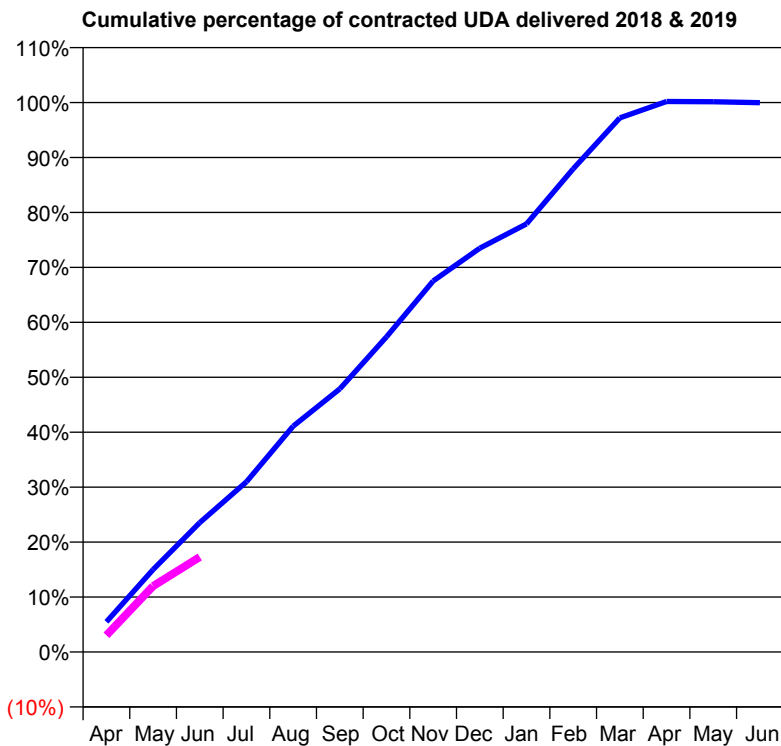
18/19 Contracted general activity (UDA)	10,157
Carry forward general activity (UDA)	0
18/19 Contracted orthodontic activity (UOA)	0
Carry forward orthodontic activity (UOA)	0
Baseline contract value	£301,951.53

ACCESS*

Patients seen in 24 months	Total	Change since previous quarter
Quarter ending June 2017	4,255	
Quarter ending September 2017	4,270	→
Quarter ending December 2017	4,251	→
Quarter ending March 2018	4,155	↓
Quarter ending June 2018	4,100	↓
Variance since June 2017	(3.6%)	↓



ACTIVITY



Month	Adjusted Scheduled Activity (UDA)	
	2018	2019
April	558	310
May	1,523	1,220
June	2,391	1,757
July	3,147	
August	4,174	
September	4,865	
October	5,826	
November	6,859	
December	7,464	
January	7,913	
February	8,931	
March	9,872	
April	10,176	
May	10,172	
June	10,155	

QUALITY

	Quantity	Base Number	Contract	AT	Region	England
% of FP17s for the same patient ID Re-attending within 3 months - Children	48	466	10.3%	9.0%	11.3%	11.5%
% of FP17s for the same patient ID Re-attending within 3 months - Adults	62	801	7.7%	12.5%	14.9%	15.4%
% of FP17s for the same patient ID Re-attending between 3 & 9 months - Children	289	466	62.0%	60.0%	60.0%	58.9%
% of FP17s for the same patient ID Re-attending between 3 & 9 months - Adults	472	801	58.9%	51.4%	52.6%	51.6%
% of FP17s for Band 1 Urgent Courses	56	1,093	5.1%	6.8%	7.9%	8.9%
% of FP17s Relating to Free Repair or Replacements	10	1,093	0.9%	0.8%	0.8%	0.8%
% of FP17s Relating to Continuations	2	1,093	0.2%	1.0%	0.9%	0.9%
% of Patients satisfied with the dentistry they have received	6	6	N/A	93.3%	93.2%	93.2%
% of Patients satisfied with the time they had to wait for an appointment	6	6	N/A	91.3%	89.1%	88.8%

* This is based on patients treated on this contract for their most recent course of treatment. Figures in italics indicate the base number of FP17s or Patient Questionnaire responses are less than 100. N/A is shown where the base number of responses is less than 10 during the period. % is calculated as Quantity/Base number*100

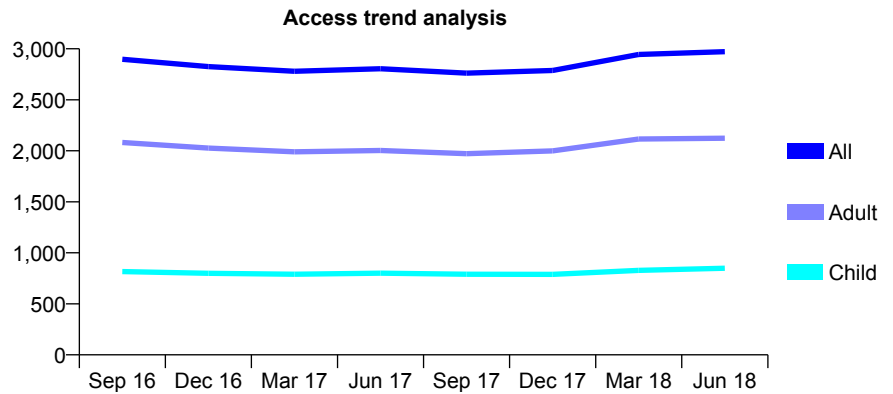
Q53 - Vital Signs At a Glance Contract Report for 852775/0003 - June 2018

Name or company name	Southam Dental Care.
Contract type name	GDS Contract
Purpose of contract	General
Contract start date	01/04/2009
Contract end date	

18/19 Contracted general activity (UDA)	8,000
Carry forward general activity (UDA)	0
18/19 Contracted orthodontic activity (UOA)	0
Carry forward orthodontic activity (UOA)	0
Baseline contract value	£217,398.94

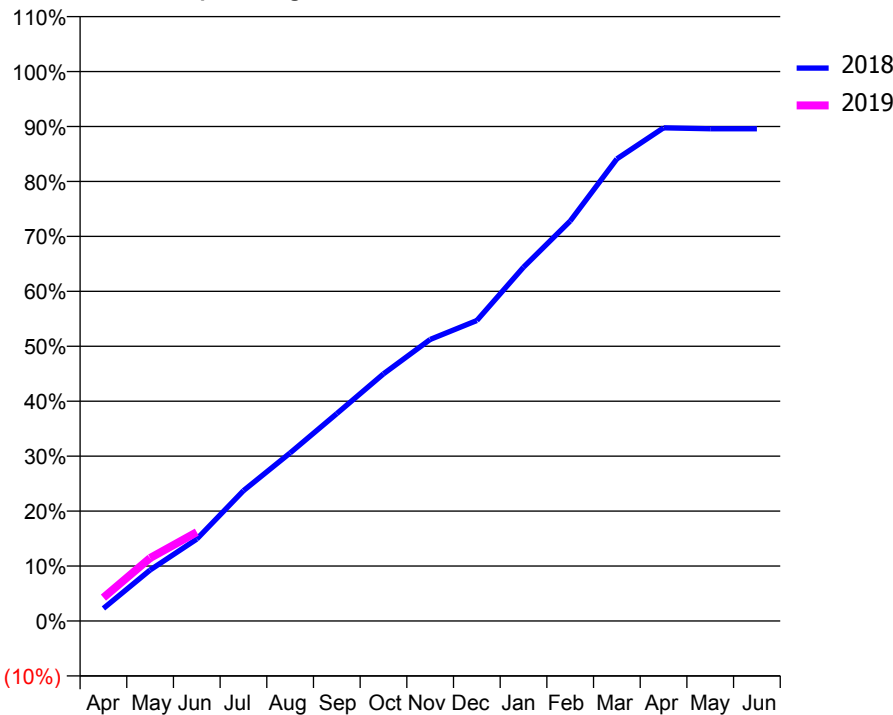
ACCESS*

Patients seen in 24 months	Total	Change since previous quarter
Quarter ending June 2017	2,804	
Quarter ending September 2017	2,762	↓
Quarter ending December 2017	2,788	→
Quarter ending March 2018	2,944	↑
Quarter ending June 2018	2,972	→
Variance since June 2017	6.0%	↑



ACTIVITY

Cumulative percentage of contracted UDA delivered 2018 & 2019



Adjusted Scheduled Activity (UDA)		
Month	2018	2019
April	184	340
May	743	917
June	1,193	1,293
July	1,898	
August	2,447	
September	3,019	
October	3,599	
November	4,100	
December	4,374	
January	5,151	
February	5,822	
March	6,728	
April	7,179	
May	7,167	
June	7,167	

QUALITY

	Quantity	Base Number	Contract	AT	Region	England
% of FP17s for the same patient ID Re-attending within 3 months - Children	18	292	6.2%	9.0%	11.3%	11.5%
% of FP17s for the same patient ID Re-attending within 3 months - Adults	62	662	9.4%	12.5%	14.9%	15.4%
% of FP17s for the same patient ID Re-attending between 3 & 9 months - Children	205	292	70.2%	60.0%	60.0%	58.9%
% of FP17s for the same patient ID Re-attending between 3 & 9 months - Adults	352	662	53.2%	51.4%	52.6%	51.6%
% of FP17s for Band 1 Urgent Courses	40	763	5.2%	6.8%	7.9%	8.9%
% of FP17s Relating to Free Repair or Replacements	3	763	0.4%	0.8%	0.8%	0.8%
% of FP17s Relating to Continuations	7	763	0.9%	1.0%	0.9%	0.9%
% of Patients satisfied with the dentistry they have received	5	5	N/A	93.3%	93.2%	93.2%
% of Patients satisfied with the time they had to wait for an appointment	5	5	N/A	91.3%	89.1%	88.8%

* This is based on patients treated on this contract for their most recent course of treatment. Figures in italics indicate the base number of FP17s or Patient Questionnaire responses are less than 100. N/A is shown where the base number of responses is less than 10 during the period. % is calculated as Quantity/Base number*100

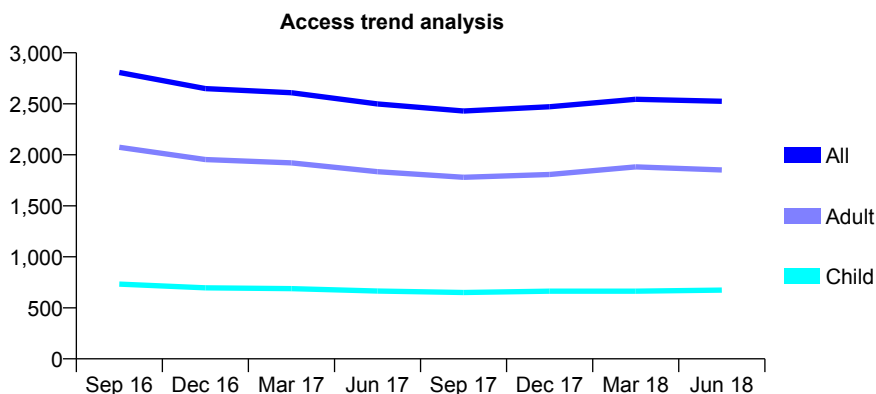
Q53 - Vital Signs At a Glance Contract Report for 852775/0004 - June 2018

Name or company name	MR F JAMALL
Contract type name	GDS Contract
Purpose of contract	General
Contract start date	26/04/2010
Contract end date	

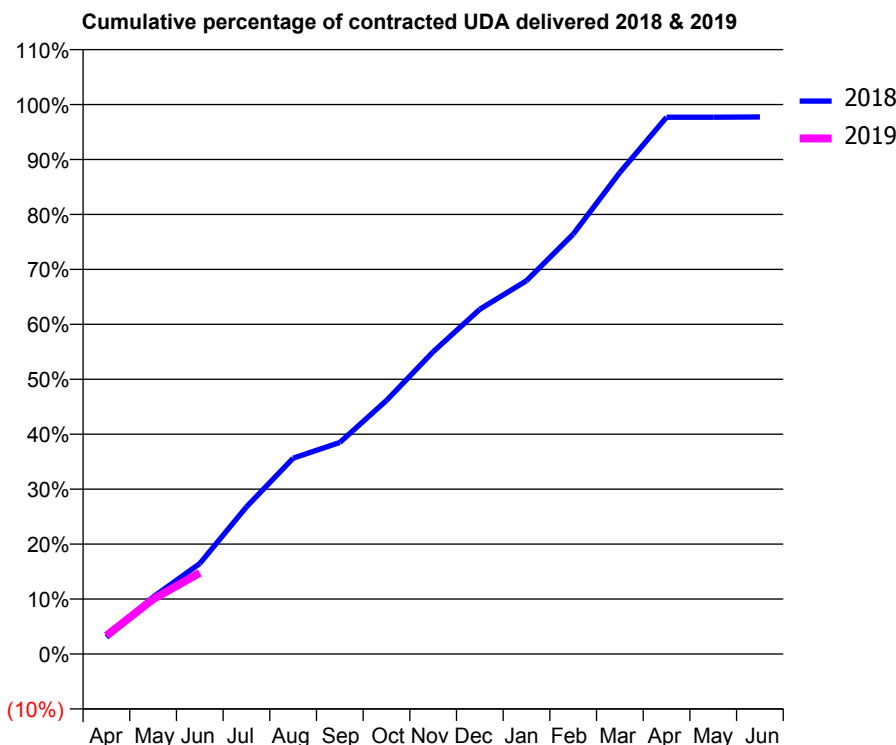
18/19 Contracted general activity (UDA)	8,000
Carry forward general activity (UDA)	0
18/19 Contracted orthodontic activity (UOA)	0
Carry forward orthodontic activity (UOA)	0
Baseline contract value	£215,008.29

ACCESS*

Patients seen in 24 months	Total	Change since previous quarter
Quarter ending June 2017	2,499	
Quarter ending September 2017	2,430	↓
Quarter ending December 2017	2,471	→
Quarter ending March 2018	2,545	↑
Quarter ending June 2018	2,525	→
Variance since June 2017	1.0%	→



ACTIVITY



Month	Adjusted Scheduled Activity (UDA)	
	2018	2019
April	244	267
May	829	799
June	1,317	1,182
July	2,143	
August	2,850	
September	3,080	
October	3,691	
November	4,400	
December	5,020	
January	5,435	
February	6,111	
March	7,011	
April	7,814	
May	7,814	
June	7,819	

QUALITY

	Quantity	Base Number	Contract	AT	Region	England
% of FP17s for the same patient ID Re-attending within 3 months - Children	8	227	3.5%	9.0%	11.3%	11.5%
% of FP17s for the same patient ID Re-attending within 3 months - Adults	64	575	11.1%	12.5%	14.9%	15.4%
% of FP17s for the same patient ID Re-attending between 3 & 9 months - Children	136	227	59.9%	60.0%	60.0%	58.9%
% of FP17s for the same patient ID Re-attending between 3 & 9 months - Adults	311	575	54.1%	51.4%	52.6%	51.6%
% of FP17s for Band 1 Urgent Courses	61	585	10.4%	6.8%	7.9%	8.9%
% of FP17s Relating to Free Repair or Replacements	6	585	1.0%	0.8%	0.8%	0.8%
% of FP17s Relating to Continuations	2	585	0.3%	1.0%	0.9%	0.9%
% of Patients satisfied with the dentistry they have received	6	6	N/A	93.3%	93.2%	93.2%
% of Patients satisfied with the time they had to wait for an appointment	6	6	N/A	91.3%	89.1%	88.8%

* This is based on patients treated on this contract for their most recent course of treatment. Figures in italics indicate the base number of FP17s or Patient Questionnaire responses are less than 100. N/A is shown where the base number of responses is less than 10 during the period. % is calculated as Quantity/Base number*100

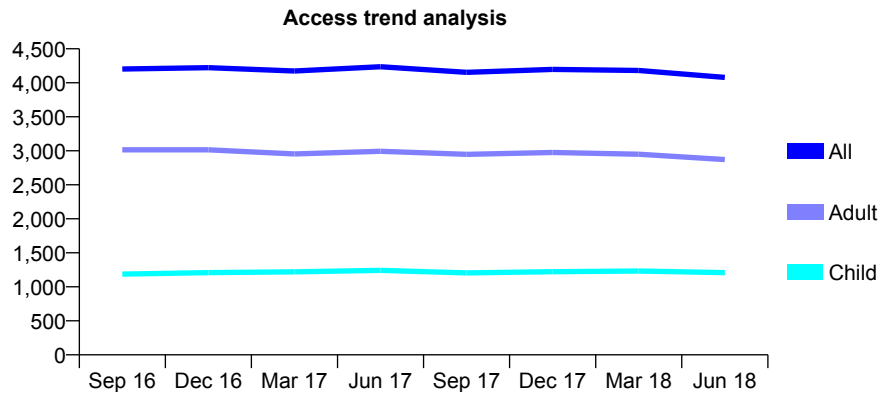
Q53 - Vital Signs At a Glance Contract Report for 857920/0001 - June 2018

Name or company name	MR B JAMAL
Contract type name	GDS Contract
Purpose of contract	General
Contract start date	01/04/2006
Contract end date	

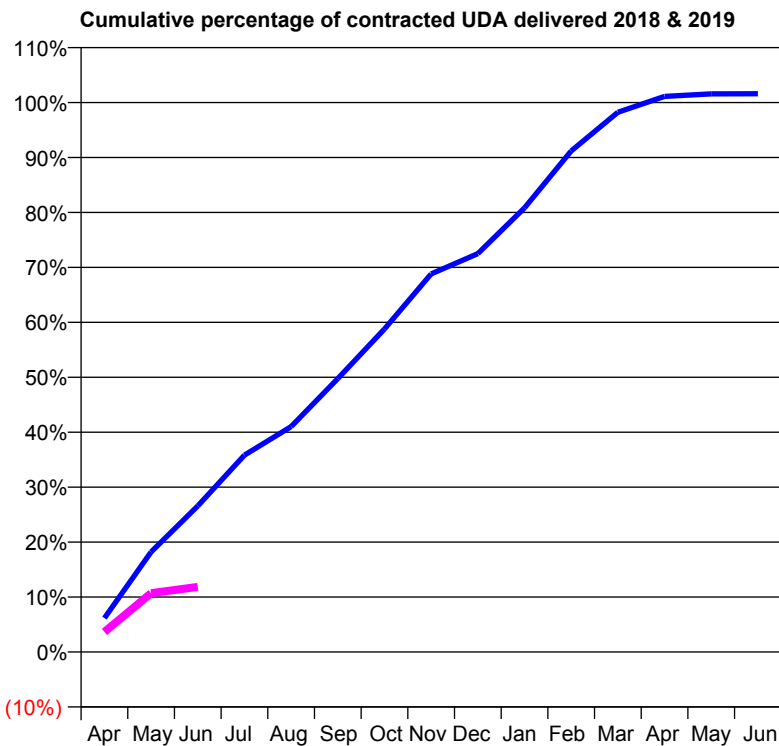
18/19 Contracted general activity (UDA)	11,646
Carry forward general activity (UDA)	0
18/19 Contracted orthodontic activity (UOA)	0
Carry forward orthodontic activity (UOA)	0
Baseline contract value	£313,102.42

ACCESS*

Patients seen in 24 months	Total	Change since previous quarter
Quarter ending June 2017	4,237	
Quarter ending September 2017	4,153	↓
Quarter ending December 2017	4,198	→
Quarter ending March 2018	4,182	→
Quarter ending June 2018	4,080	↓
Variance since June 2017	(3.7%)	↓



ACTIVITY



Month	Adjusted Scheduled Activity (UDA)	
	2018	2019
April	719	427
May	2,120	1,248
June	3,096	1,381
July	4,173	
August	4,778	
September	5,794	
October	6,847	
November	8,014	
December	8,442	
January	9,412	
February	10,619	
March	11,440	
April	11,776	
May	11,829	
June	11,830	

QUALITY

	Quantity	Base Number	Contract	AT	Region	England
% of FP17s for the same patient ID Re-attending within 3 months - Children	8	256	3.1%	9.0%	11.3%	11.5%
% of FP17s for the same patient ID Re-attending within 3 months - Adults	44	529	8.3%	12.5%	14.9%	15.4%
% of FP17s for the same patient ID Re-attending between 3 & 9 months - Children	129	256	50.4%	60.0%	60.0%	58.9%
% of FP17s for the same patient ID Re-attending between 3 & 9 months - Adults	248	529	46.9%	51.4%	52.6%	51.6%
% of FP17s for Band 1 Urgent Courses	34	613	5.5%	6.8%	7.9%	8.9%
% of FP17s Relating to Free Repair or Replacements	5	613	0.8%	0.8%	0.8%	0.8%
% of FP17s Relating to Continuations	4	613	0.7%	1.0%	0.9%	0.9%
% of Patients satisfied with the dentistry they have received	15	17	88.2%	93.3%	93.2%	93.2%
% of Patients satisfied with the time they had to wait for an appointment	14	17	82.4%	91.3%	89.1%	88.8%

* This is based on patients treated on this contract for their most recent course of treatment. Figures in italics indicate the base number of FP17s or Patient Questionnaire responses are less than 100. N/A is shown where the base number of responses is less than 10 during the period. % is calculated as Quantity/Base number*100

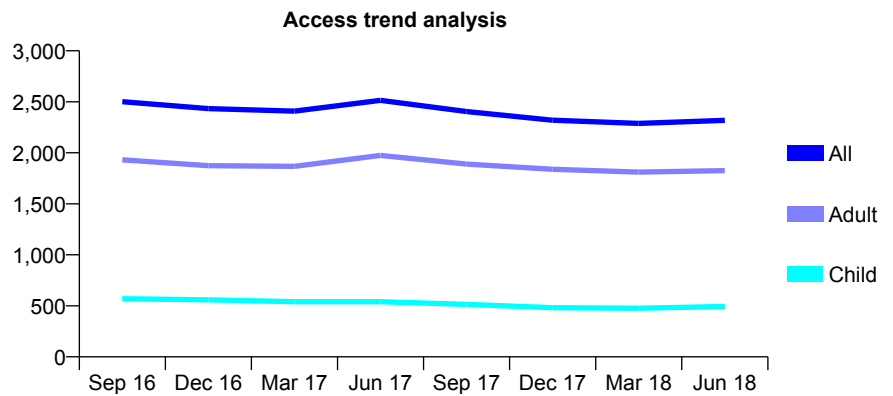
Q53 - Vital Signs At a Glance Contract Report for 898864/0001 - June 2018

Name or company name	MRS JA SMITH
Contract type name	GDS Contract
Purpose of contract	General
Contract start date	01/04/2006
Contract end date	

18/19 Contracted general activity (UDA)	9,472
Carry forward general activity (UDA)	0
18/19 Contracted orthodontic activity (UOA)	0
Carry forward orthodontic activity (UOA)	0
Baseline contract value	£237,500.81

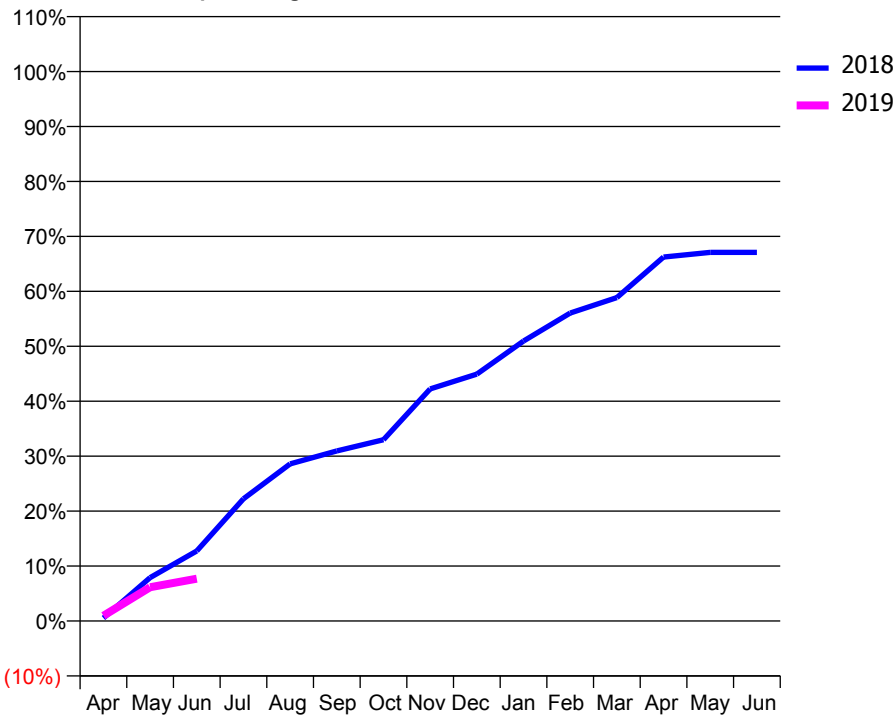
ACCESS*

Patients seen in 24 months	Total	Change since previous quarter
Quarter ending June 2017	2,514	
Quarter ending September 2017	2,405	↓
Quarter ending December 2017	2,320	↓
Quarter ending March 2018	2,288	↓
Quarter ending June 2018	2,318	→
Variance since June 2017	(7.8%)	↓



ACTIVITY

Cumulative percentage of contracted UDA delivered 2018 & 2019



Adjusted Scheduled Activity (UDA)		
Month	2018	2019
April	51	91
May	747	584
June	1,207	729
July	2,106	
August	2,709	
September	2,931	
October	3,126	
November	4,000	
December	4,255	
January	4,827	
February	5,310	
March	5,574	
April	6,274	
May	6,355	
June	6,355	

QUALITY

	Quantity	Base Number	Contract	AT	Region	England
% of FP17s for the same patient ID Re-attending within 3 months - Children	30	229	13.1%	9.0%	11.3%	11.5%
% of FP17s for the same patient ID Re-attending within 3 months - Adults	100	516	19.4%	12.5%	14.9%	15.4%
% of FP17s for the same patient ID Re-attending between 3 & 9 months - Children	127	229	55.5%	60.0%	60.0%	58.9%
% of FP17s for the same patient ID Re-attending between 3 & 9 months - Adults	143	516	27.7%	51.4%	52.6%	51.6%
% of FP17s for Band 1 Urgent Courses	37	353	10.5%	6.8%	7.9%	8.9%
% of FP17s Relating to Free Repair or Replacements	1	353	0.3%	0.8%	0.8%	0.8%
% of FP17s Relating to Continuations	3	353	0.8%	1.0%	0.9%	0.9%
% of Patients satisfied with the dentistry they have received	3	4	N/A	93.3%	93.2%	93.2%
% of Patients satisfied with the time they had to wait for an appointment	4	4	N/A	91.3%	89.1%	88.8%

* This is based on patients treated on this contract for their most recent course of treatment. Figures in italics indicate the base number of FP17s or Patient Questionnaire responses are less than 100. N/A is shown where the base number of responses is less than 10 during the period. % is calculated as Quantity/Base number*100

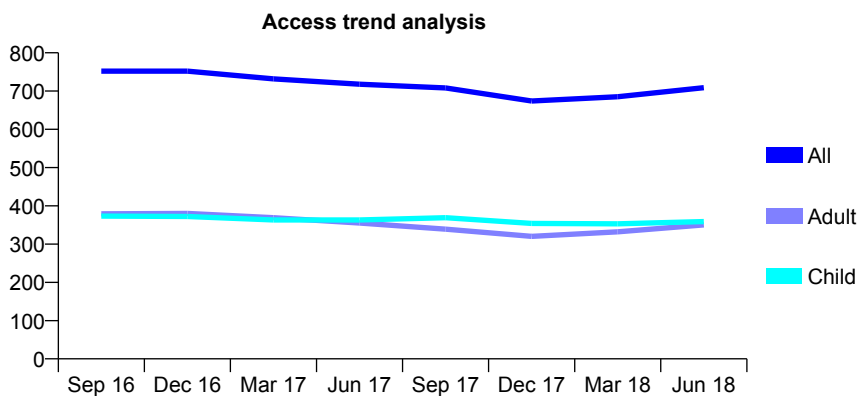
Q53 - Vital Signs At a Glance Contract Report for 905461/0001 - June 2018

Name or company name	Densmile Dental Care
Contract type name	GDS Contract
Purpose of contract	General
Contract start date	01/04/2006
Contract end date	

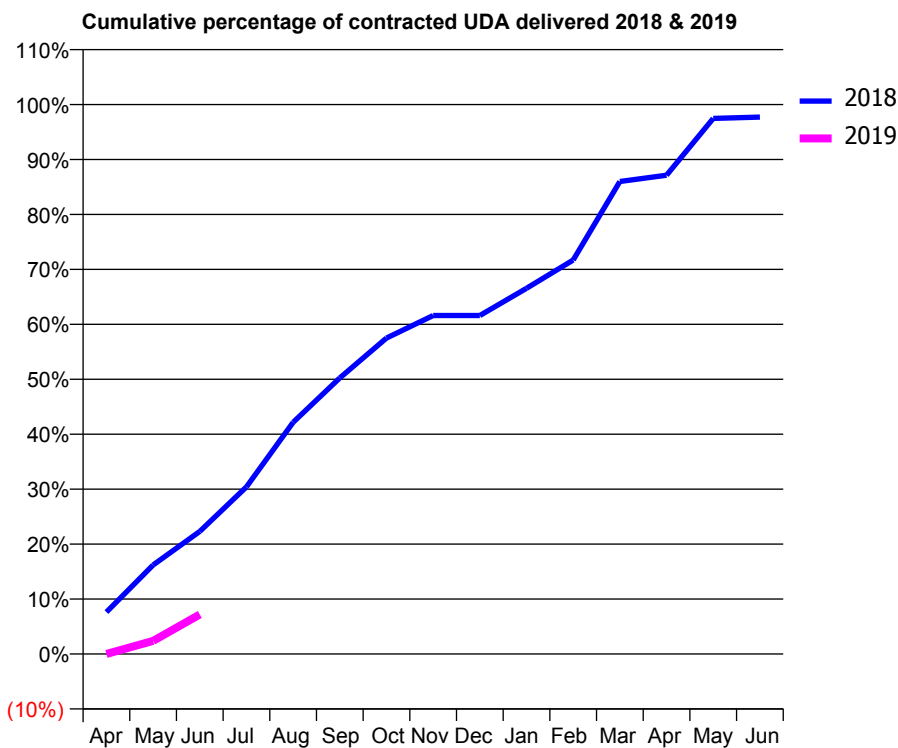
18/19 Contracted general activity (UDA)	3,245
Carry forward general activity (UDA)	0
18/19 Contracted orthodontic activity (UOA)	0
Carry forward orthodontic activity (UOA)	0
Baseline contract value	£92,405.61

ACCESS*

Patients seen in 24 months	Total	Change since previous quarter
Quarter ending June 2017	718	
Quarter ending September 2017	708	↓
Quarter ending December 2017	674	↓
Quarter ending March 2018	685	→
Quarter ending June 2018	709	↑
Variance since June 2017	(1.3%)	↓



ACTIVITY



Adjusted Scheduled Activity (UDA)		
Month	2018	2019
April	247	0
May	526	77
June	724	233
July	987	
August	1,369	
September	1,630	
October	1,866	
November	1,999	
December	1,999	
January	2,159	
February	2,327	
March	2,790	
April	2,827	
May	3,163	
June	3,171	

QUALITY

	Quantity	Base Number	Contract	AT	Region	England
% of FP17s for the same patient ID Re-attending within 3 months - Children	32	156	20.5%	9.0%	11.3%	11.5%
% of FP17s for the same patient ID Re-attending within 3 months - Adults	17	125	13.6%	12.5%	14.9%	15.4%
% of FP17s for the same patient ID Re-attending between 3 & 9 months - Children	74	156	47.4%	60.0%	60.0%	58.9%
% of FP17s for the same patient ID Re-attending between 3 & 9 months - Adults	51	125	40.8%	51.4%	52.6%	51.6%
% of FP17s for Band 1 Urgent Courses	1	92	1.1%	6.8%	7.9%	8.9%
% of FP17s Relating to Free Repair or Replacements	0	92	0.0%	0.8%	0.8%	0.8%
% of FP17s Relating to Continuations	0	92	0.0%	1.0%	0.9%	0.9%
% of Patients satisfied with the dentistry they have received	0	0	N/A	93.3%	93.2%	93.2%
% of Patients satisfied with the time they had to wait for an appointment	0	0	N/A	91.3%	89.1%	88.8%

* This is based on patients treated on this contract for their most recent course of treatment. Figures in italics indicate the base number of FP17s or Patient Questionnaire responses are less than 100. N/A is shown where the base number of responses is less than 10 during the period. % is calculated as Quantity/Base number*100

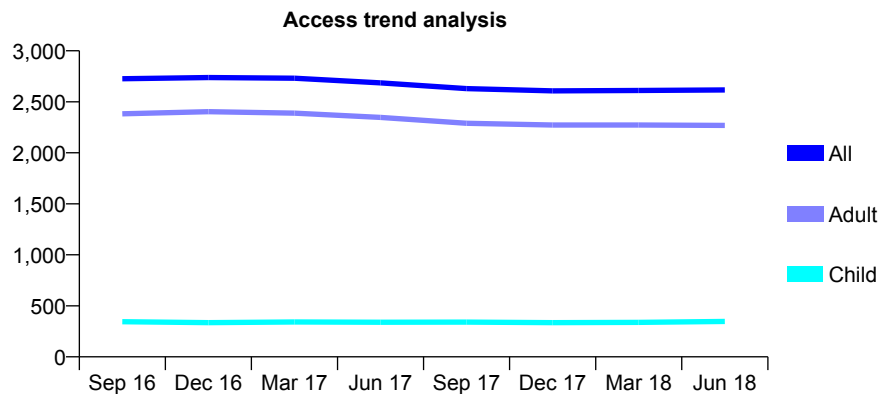
Q53 - Vital Signs At a Glance Contract Report for 906972/0001 - June 2018

Name or company name	MR RS BATE
Contract type name	GDS Contract
Purpose of contract	General
Contract start date	01/04/2006
Contract end date	

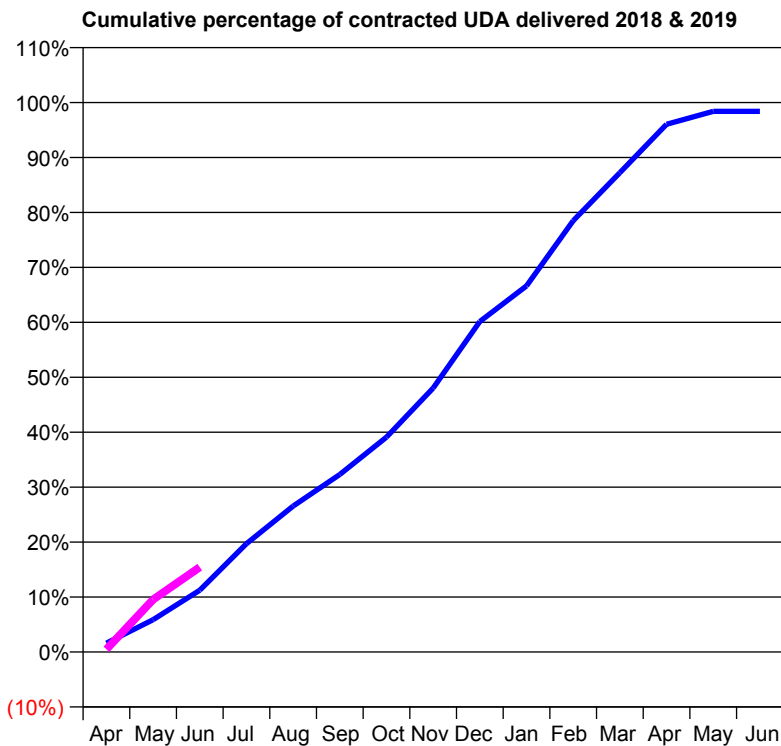
18/19 Contracted general activity (UDA)	7,216
Carry forward general activity (UDA)	0
18/19 Contracted orthodontic activity (UOA)	0
Carry forward orthodontic activity (UOA)	0
Baseline contract value	£215,113.46

ACCESS*

Patients seen in 24 months	Total	Change since previous quarter
Quarter ending June 2017	2,686	
Quarter ending September 2017	2,629	↓
Quarter ending December 2017	2,607	→
Quarter ending March 2018	2,611	→
Quarter ending June 2018	2,616	→
Variance since June 2017	(2.6%)	↓



ACTIVITY



Month	Adjusted Scheduled Activity (UDA)	
	2018	2019
April	117	36
May	424	690
June	811	1,114
July	1,424	
August	1,917	
September	2,331	
October	2,821	
November	3,466	
December	4,340	
January	4,807	
February	5,663	
March	6,294	
April	6,931	
May	7,100	
June	7,100	

QUALITY

	Quantity	Base Number	Contract	AT	Region	England
% of FP17s for the same patient ID Re-attending within 3 months - Children	1	100	1.0%	9.0%	11.3%	11.5%
% of FP17s for the same patient ID Re-attending within 3 months - Adults	111	731	15.2%	12.5%	14.9%	15.4%
% of FP17s for the same patient ID Re-attending between 3 & 9 months - Children	35	100	35.0%	60.0%	60.0%	58.9%
% of FP17s for the same patient ID Re-attending between 3 & 9 months - Adults	324	731	44.3%	51.4%	52.6%	51.6%
% of FP17s for Band 1 Urgent Courses	39	553	7.1%	6.8%	7.9%	8.9%
% of FP17s Relating to Free Repair or Replacements	7	553	1.3%	0.8%	0.8%	0.8%
% of FP17s Relating to Continuations	4	553	0.7%	1.0%	0.9%	0.9%
% of Patients satisfied with the dentistry they have received	12	12	100.0%	93.3%	93.2%	93.2%
% of Patients satisfied with the time they had to wait for an appointment	11	12	91.7%	91.3%	89.1%	88.8%

* This is based on patients treated on this contract for their most recent course of treatment. Figures in italics indicate the base number of FP17s or Patient Questionnaire responses are less than 100. N/A is shown where the base number of responses is less than 10 during the period. % is calculated as Quantity/Base number*100

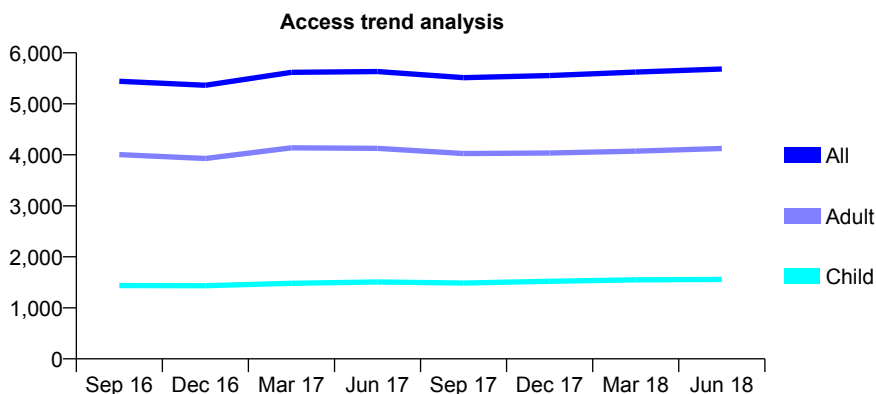
Q53 - Vital Signs At a Glance Contract Report for 910449/0001 - June 2018

Name or company name	MR JA CLARK
Contract type name	GDS Contract
Purpose of contract	General
Contract start date	01/04/2006
Contract end date	

18/19 Contracted general activity (UDA)	12,206
Carry forward general activity (UDA)	0
18/19 Contracted orthodontic activity (UOA)	0
Carry forward orthodontic activity (UOA)	0
Baseline contract value	£336,032.54

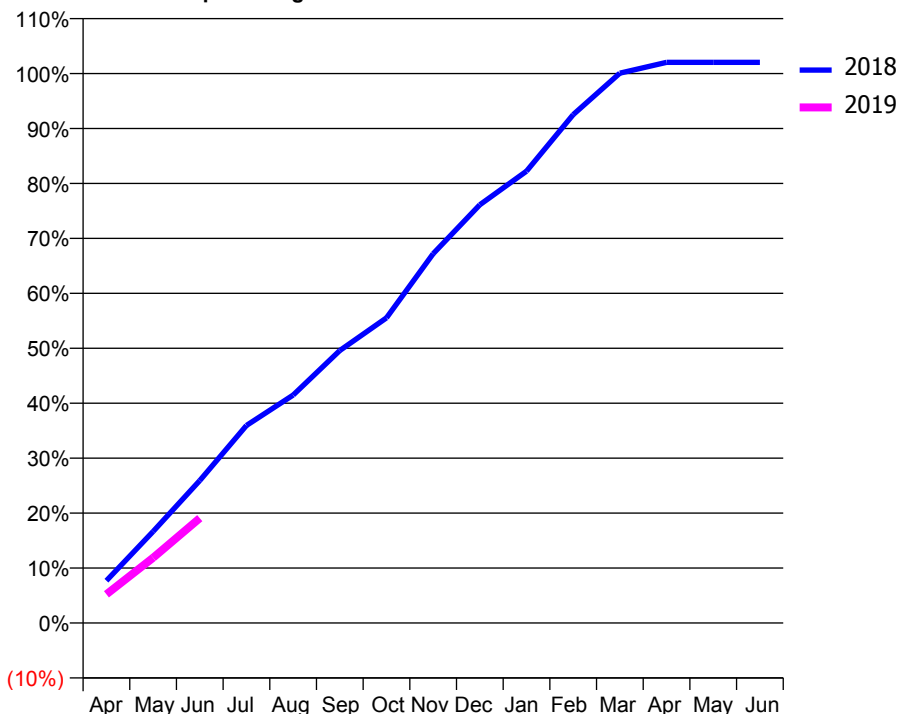
ACCESS*

Patients seen in 24 months	Total	Change since previous quarter
Quarter ending June 2017	5,632	
Quarter ending September 2017	5,512	↓
Quarter ending December 2017	5,555	→
Quarter ending March 2018	5,622	→
Quarter ending June 2018	5,683	→
Variance since June 2017	0.9%	→



ACTIVITY

Cumulative percentage of contracted UDA delivered 2018 & 2019



Month	Adjusted Scheduled Activity (UDA)	
	2018	2019
April	940	640
May	2,033	1,451
June	3,166	2,330
July	4,390	
August	5,063	
September	6,052	
October	6,778	
November	8,204	
December	9,291	
January	10,036	
February	11,292	
March	12,213	
April	12,455	
May	12,455	
June	12,455	

QUALITY

	Quantity	Base Number	Contract	AT	Region	England
% of FP17s for the same patient ID Re-attending within 3 months - Children	27	524	5.2%	9.0%	11.3%	11.5%
% of FP17s for the same patient ID Re-attending within 3 months - Adults	125	1,307	9.6%	12.5%	14.9%	15.4%
% of FP17s for the same patient ID Re-attending between 3 & 9 months - Children	353	524	67.4%	60.0%	60.0%	58.9%
% of FP17s for the same patient ID Re-attending between 3 & 9 months - Adults	817	1,307	62.5%	51.4%	52.6%	51.6%
% of FP17s for Band 1 Urgent Courses	78	1,499	5.2%	6.8%	7.9%	8.9%
% of FP17s Relating to Free Repair or Replacements	10	1,499	0.7%	0.8%	0.8%	0.8%
% of FP17s Relating to Continuations	17	1,499	1.1%	1.0%	0.9%	0.9%
% of Patients satisfied with the dentistry they have received	6	6	N/A	93.3%	93.2%	93.2%
% of Patients satisfied with the time they had to wait for an appointment	6	6	N/A	91.3%	89.1%	88.8%

* This is based on patients treated on this contract for their most recent course of treatment. Figures in italics indicate the base number of FP17s or Patient Questionnaire responses are less than 100. N/A is shown where the base number of responses is less than 10 during the period. % is calculated as Quantity/Base number*100

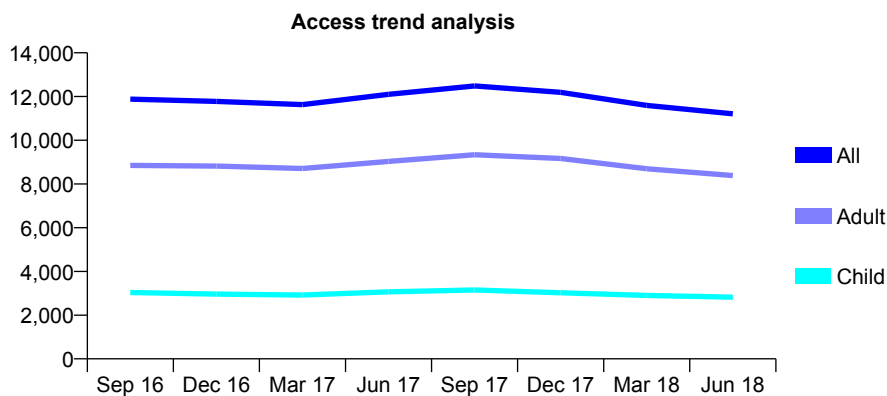
Q53 - Vital Signs At a Glance Contract Report for 910899/0001 - June 2018

Name or company name	MR NJ GIBB
Contract type name	GDS Contract
Purpose of contract	General
Contract start date	01/04/2006
Contract end date	

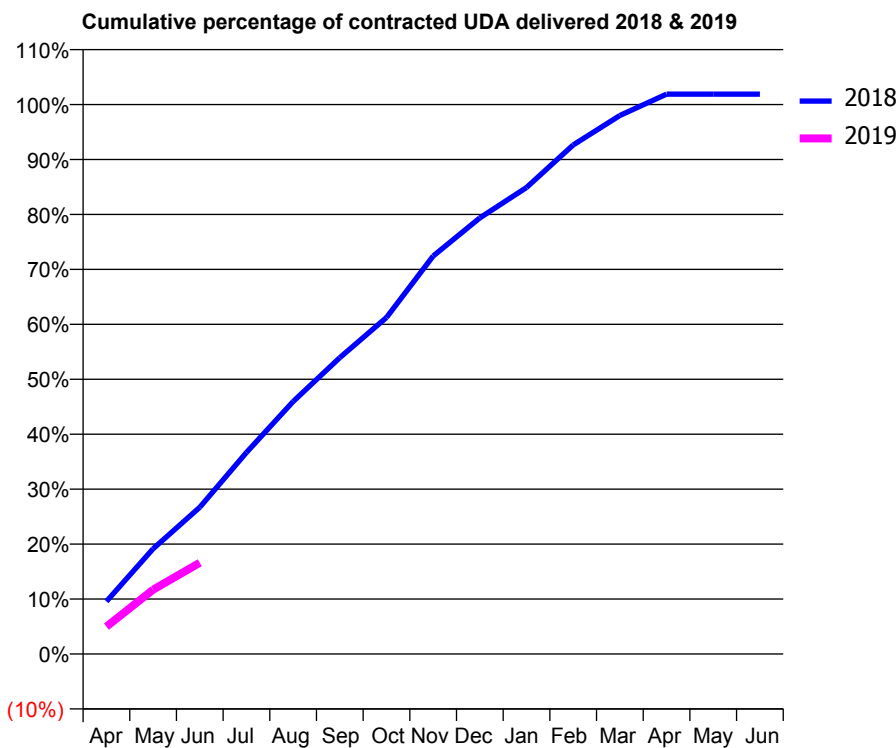
18/19 Contracted general activity (UDA)	30,266
Carry forward general activity (UDA)	0
18/19 Contracted orthodontic activity (UOA)	0
Carry forward orthodontic activity (UOA)	0
Baseline contract value	£902,238.22

ACCESS*

Patients seen in 24 months	Total	Change since previous quarter
Quarter ending June 2017	12,097	
Quarter ending September 2017	12,487	↑
Quarter ending December 2017	12,193	↓
Quarter ending March 2018	11,592	↓
Quarter ending June 2018	11,207	↓
Variance since June 2017	(7.4%)	↓



ACTIVITY



Month	Adjusted Scheduled Activity (UDA)	
	2018	2019
April	2,895	1,511
May	5,796	3,543
June	8,081	5,031
July	11,099	
August	13,903	
September	16,327	
October	18,537	
November	21,921	
December	24,021	
January	25,698	
February	28,040	
March	29,658	
April	30,837	
May	30,837	
June	30,837	

QUALITY

	Quantity	Base Number	Contract	AT	Region	England
% of FP17s for the same patient ID Re-attending within 3 months - Children	50	979	5.1%	9.0%	11.3%	11.5%
% of FP17s for the same patient ID Re-attending within 3 months - Adults	256	2,424	10.6%	12.5%	14.9%	15.4%
% of FP17s for the same patient ID Re-attending between 3 & 9 months - Children	593	979	60.6%	60.0%	60.0%	58.9%
% of FP17s for the same patient ID Re-attending between 3 & 9 months - Adults	1,189	2,424	49.1%	51.4%	52.6%	51.6%
% of FP17s for Band 1 Urgent Courses	274	2,889	9.5%	6.8%	7.9%	8.9%
% of FP17s Relating to Free Repair or Replacements	21	2,889	0.7%	0.8%	0.8%	0.8%
% of FP17s Relating to Continuations	37	2,889	1.3%	1.0%	0.9%	0.9%
% of Patients satisfied with the dentistry they have received	9	9	N/A	93.3%	93.2%	93.2%
% of Patients satisfied with the time they had to wait for an appointment	9	9	N/A	91.3%	89.1%	88.8%

* This is based on patients treated on this contract for their most recent course of treatment. Figures in italics indicate the base number of FP17s or Patient Questionnaire responses are less than 100. N/A is shown where the base number of responses is less than 10 during the period. % is calculated as Quantity/Base number*100

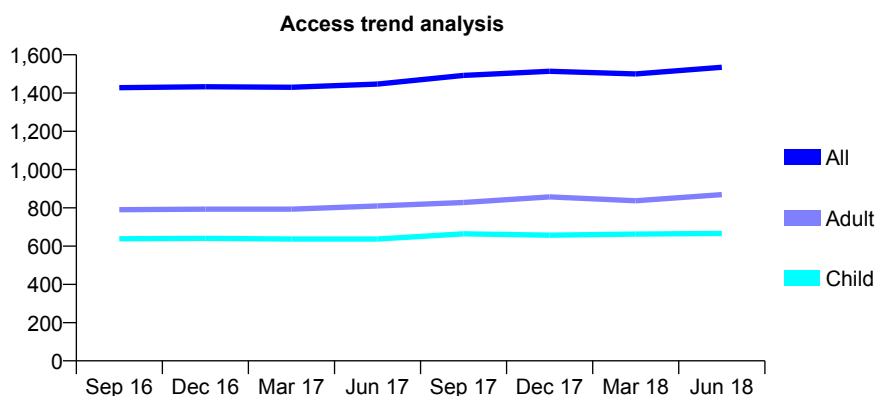
Q53 - Vital Signs At a Glance Contract Report for 911488/0001 - June 2018

Name or company name	MR AD LEE
Contract type name	GDS Contract
Purpose of contract	General
Contract start date	01/04/2006
Contract end date	

18/19 Contracted general activity (UDA)	6,333
Carry forward general activity (UDA)	0
18/19 Contracted orthodontic activity (UOA)	0
Carry forward orthodontic activity (UOA)	0
Baseline contract value	£191,353.34

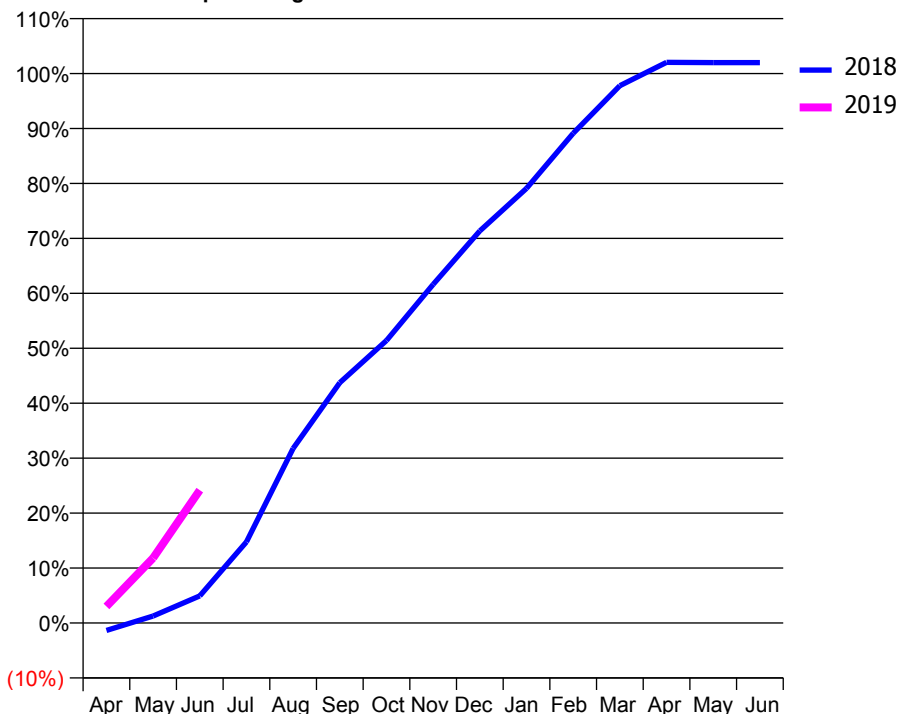
ACCESS*

Patients seen in 24 months	Total	Change since previous quarter
Quarter ending June 2017	1,447	
Quarter ending September 2017	1,492	↑
Quarter ending December 2017	1,514	→
Quarter ending March 2018	1,500	→
Quarter ending June 2018	1,535	↑
Variance since June 2017	6.1%	↑



ACTIVITY

Cumulative percentage of contracted UDA delivered 2018 & 2019



Adjusted Scheduled Activity (UDA)

Month	2018	2019
April	-87	192
May	81	749
June	313	1,531
July	935	
August	2,012	
September	2,770	
October	3,256	
November	3,902	
December	4,520	
January	5,010	
February	5,645	
March	6,193	
April	6,461	
May	6,458	
June	6,458	

QUALITY

	Quantity	Base Number	Contract	AT	Region	England
% of FP17s for the same patient ID Re-attending within 3 months - Children	57	315	18.1%	9.0%	11.3%	11.5%
% of FP17s for the same patient ID Re-attending within 3 months - Adults	74	291	25.4%	12.5%	14.9%	15.4%
% of FP17s for the same patient ID Re-attending between 3 & 9 months - Children	187	315	59.4%	60.0%	60.0%	58.9%
% of FP17s for the same patient ID Re-attending between 3 & 9 months - Adults	88	291	30.2%	51.4%	52.6%	51.6%
% of FP17s for Band 1 Urgent Courses	34	518	6.6%	6.8%	7.9%	8.9%
% of FP17s Relating to Free Repair or Replacements	0	518	0.0%	0.8%	0.8%	0.8%
% of FP17s Relating to Continuations	10	518	1.9%	1.0%	0.9%	0.9%
% of Patients satisfied with the dentistry they have received	8	8	N/A	93.3%	93.2%	93.2%
% of Patients satisfied with the time they had to wait for an appointment	6	8	N/A	91.3%	89.1%	88.8%

* This is based on patients treated on this contract for their most recent course of treatment. Figures in italics indicate the base number of FP17s or Patient Questionnaire responses are less than 100. N/A is shown where the base number of responses is less than 10 during the period. % is calculated as Quantity/Base number*100

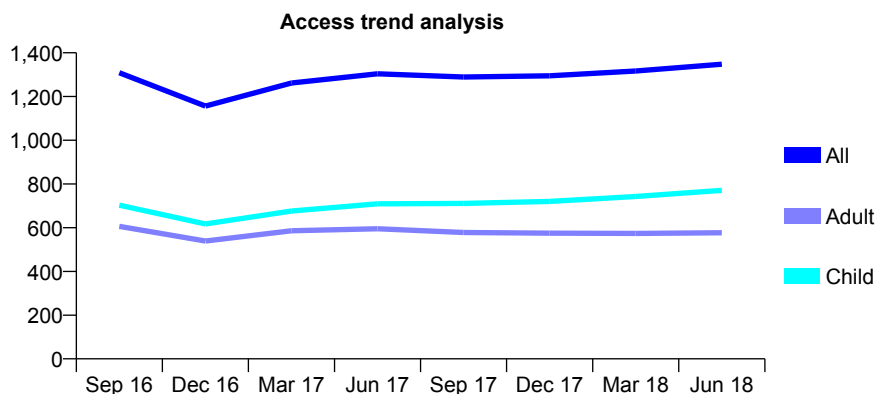
Q53 - Vital Signs At a Glance Contract Report for 913286/0001 - June 2018

Name or company name	Unique Smiles Alcester
Contract type name	GDS Contract
Purpose of contract	General
Contract start date	01/04/2006
Contract end date	

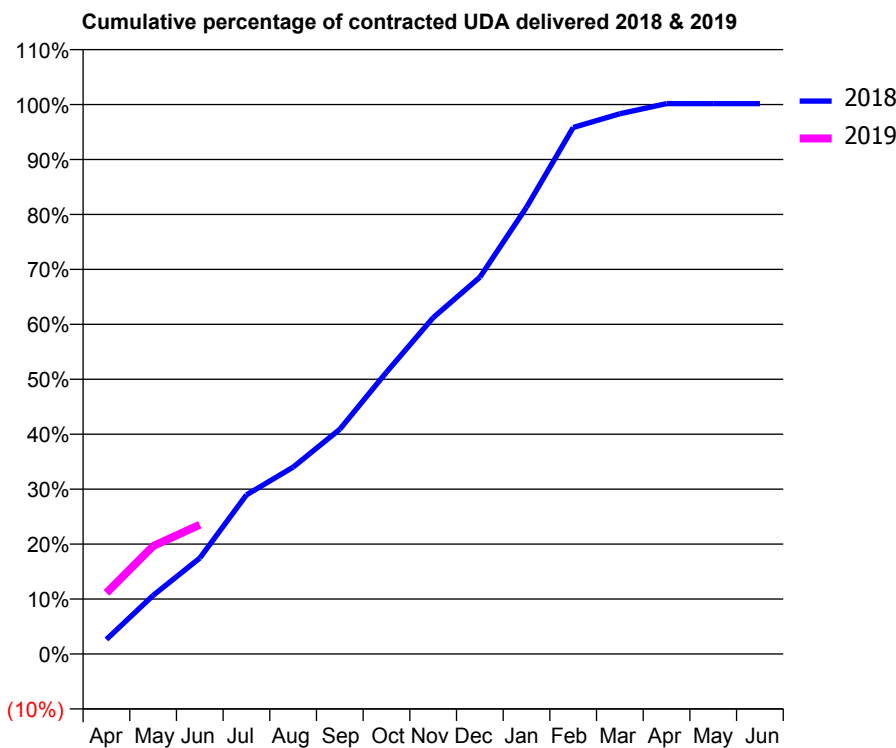
18/19 Contracted general activity (UDA)	3,036
Carry forward general activity (UDA)	0
18/19 Contracted orthodontic activity (UOA)	0
Carry forward orthodontic activity (UOA)	0
Baseline contract value	£75,969.32

ACCESS*

Patients seen in 24 months	Total	Change since previous quarter
Quarter ending June 2017	1,304	
Quarter ending September 2017	1,289	↓
Quarter ending December 2017	1,295	→
Quarter ending March 2018	1,317	→
Quarter ending June 2018	1,348	↑
Variance since June 2017	3.4%	↑



ACTIVITY



Adjusted Scheduled Activity (UDA)		
Month	2018	2019
April	80	338
May	324	596
June	530	714
July	880	
August	1,032	
September	1,242	
October	1,557	
November	1,859	
December	2,082	
January	2,468	
February	2,909	
March	2,985	
April	3,041	
May	3,041	
June	3,041	

QUALITY

	Quantity	Base Number	Contract	AT	Region	England
% of FP17s for the same patient ID Re-attending within 3 months - Children	25	295	8.5%	9.0%	11.3%	11.5%
% of FP17s for the same patient ID Re-attending within 3 months - Adults	33	115	28.7%	12.5%	14.9%	15.4%
% of FP17s for the same patient ID Re-attending between 3 & 9 months - Children	174	295	59.0%	60.0%	60.0%	58.9%
% of FP17s for the same patient ID Re-attending between 3 & 9 months - Adults	47	115	40.9%	51.4%	52.6%	51.6%
% of FP17s for Band 1 Urgent Courses	15	369	4.1%	6.8%	7.9%	8.9%
% of FP17s Relating to Free Repair or Replacements	0	369	0.0%	0.8%	0.8%	0.8%
% of FP17s Relating to Continuations	0	369	0.0%	1.0%	0.9%	0.9%
% of Patients satisfied with the dentistry they have received	1	1	N/A	93.3%	93.2%	93.2%
% of Patients satisfied with the time they had to wait for an appointment	1	1	N/A	91.3%	89.1%	88.8%

* This is based on patients treated on this contract for their most recent course of treatment. Figures in italics indicate the base number of FP17s or Patient Questionnaire responses are less than 100. N/A is shown where the base number of responses is less than 10 during the period. % is calculated as Quantity/Base number*100

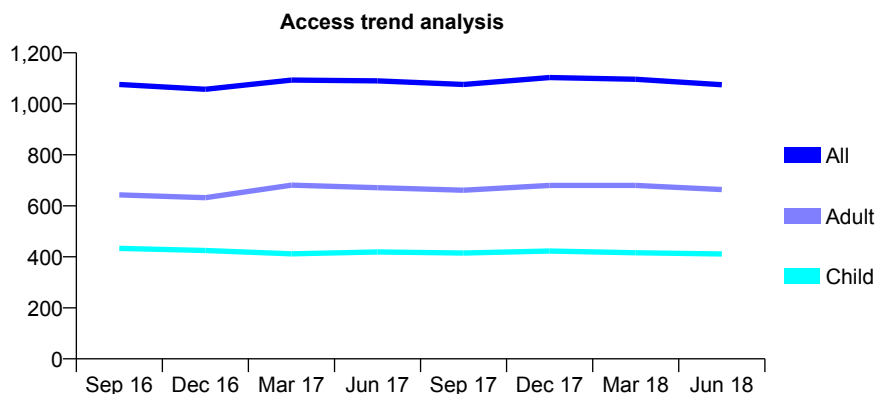
Q53 - Vital Signs At a Glance Contract Report for 917931/0001 - June 2018

Name or company name	MR M MEHRA
Contract type name	GDS Contract
Purpose of contract	General
Contract start date	01/04/2006
Contract end date	

18/19 Contracted general activity (UDA)	2,267
Carry forward general activity (UDA)	0
18/19 Contracted orthodontic activity (UOA)	0
Carry forward orthodontic activity (UOA)	0
Baseline contract value	£60,878.24

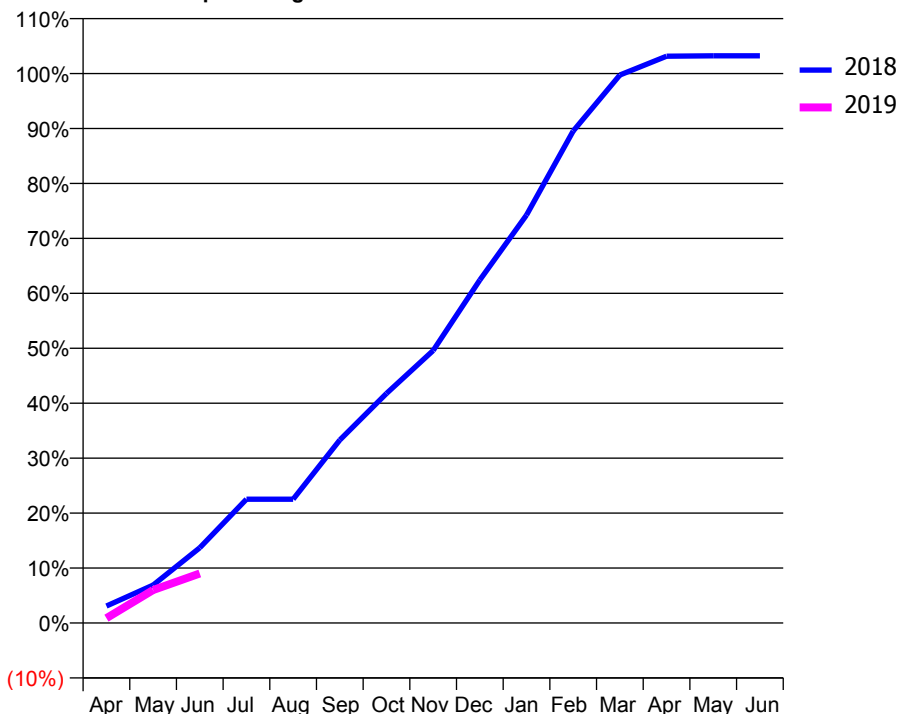
ACCESS*

Patients seen in 24 months	Total	Change since previous quarter
Quarter ending June 2017	1,090	
Quarter ending September 2017	1,076	↓
Quarter ending December 2017	1,103	↑
Quarter ending March 2018	1,096	→
Quarter ending June 2018	1,075	↓
Variance since June 2017	(1.4%)	↓



ACTIVITY

Cumulative percentage of contracted UDA delivered 2018 & 2019



Month	Adjusted Scheduled Activity (UDA)	
	2018	2019
April	70	20
May	156	136
June	311	205
July	511	
August	511	
September	755	
October	947	
November	1,124	
December	1,415	
January	1,683	
February	2,030	
March	2,261	
April	2,338	
May	2,340	
June	2,340	

QUALITY

	Quantity	Base Number	Contract	AT	Region	England
% of FP17s for the same patient ID Re-attending within 3 months - Children	3	126	2.4%	9.0%	11.3%	11.5%
% of FP17s for the same patient ID Re-attending within 3 months - Adults	5	70	7.1%	12.5%	14.9%	15.4%
% of FP17s for the same patient ID Re-attending between 3 & 9 months - Children	85	126	67.5%	60.0%	60.0%	58.9%
% of FP17s for the same patient ID Re-attending between 3 & 9 months - Adults	35	70	50.0%	51.4%	52.6%	51.6%
% of FP17s for Band 1 Urgent Courses	3	133	2.3%	6.8%	7.9%	8.9%
% of FP17s Relating to Free Repair or Replacements	0	133	0.0%	0.8%	0.8%	0.8%
% of FP17s Relating to Continuations	0	133	0.0%	1.0%	0.9%	0.9%
% of Patients satisfied with the dentistry they have received	1	1	N/A	93.3%	93.2%	93.2%
% of Patients satisfied with the time they had to wait for an appointment	1	1	N/A	91.3%	89.1%	88.8%

* This is based on patients treated on this contract for their most recent course of treatment. Figures in italics indicate the base number of FP17s or Patient Questionnaire responses are less than 100. N/A is shown where the base number of responses is less than 10 during the period. % is calculated as Quantity/Base number*100

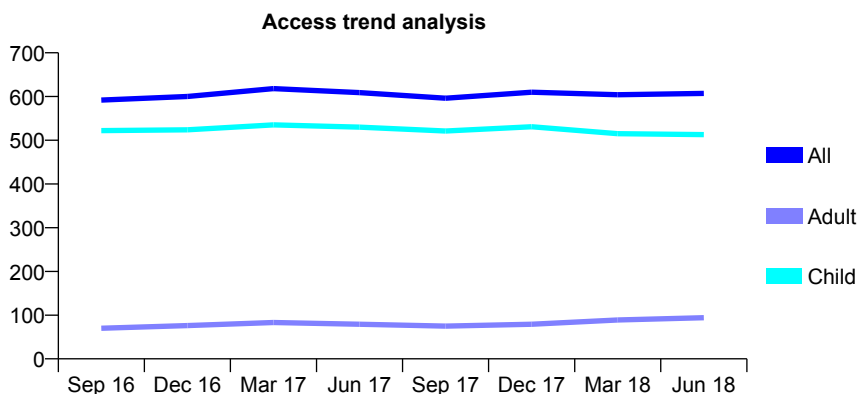
Q53 - Vital Signs At a Glance Contract Report for 920991/0001 - June 2018

Name or company name	MR RA COLEBOURNE
Contract type name	GDS Contract
Purpose of contract	General
Contract start date	01/04/2006
Contract end date	

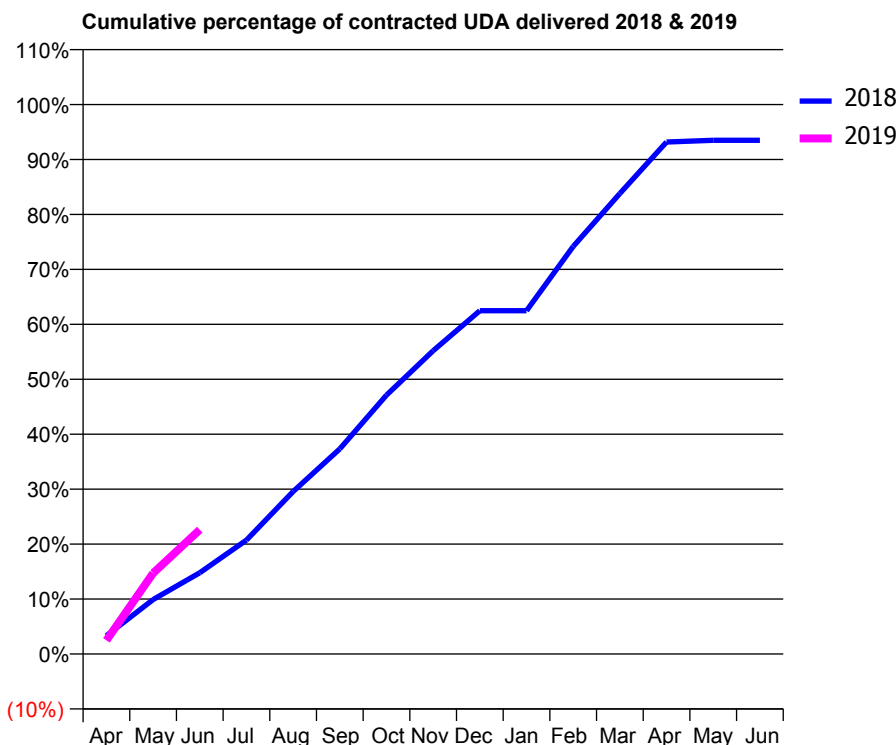
18/19 Contracted general activity (UDA)	1,255
Carry forward general activity (UDA)	0
18/19 Contracted orthodontic activity (UOA)	0
Carry forward orthodontic activity (UOA)	0
Baseline contract value	£34,257.80

ACCESS*

Patients seen in 24 months	Total	Change since previous quarter
Quarter ending June 2017	609	
Quarter ending September 2017	596	↓
Quarter ending December 2017	610	↑
Quarter ending March 2018	604	→
Quarter ending June 2018	607	→
Variance since June 2017	(0.3%)	→



ACTIVITY



Adjusted Scheduled Activity (UDA)		
Month	2018	2019
April	42	31
May	124	185
June	186	284
July	260	
August	371	
September	468	
October	591	
November	693	
December	784	
January	784	
February	931	
March	1,052	
April	1,169	
May	1,173	
June	1,173	

QUALITY

	Quantity	Base Number	Contract	AT	Region	England
% of FP17s for the same patient ID Re-attending within 3 months - Children	13	281	4.6%	9.0%	11.3%	11.5%
% of FP17s for the same patient ID Re-attending within 3 months - Adults	2	16	12.5%	12.5%	14.9%	15.4%
% of FP17s for the same patient ID Re-attending between 3 & 9 months - Children	235	281	83.6%	60.0%	60.0%	58.9%
% of FP17s for the same patient ID Re-attending between 3 & 9 months - Adults	13	16	81.3%	51.4%	52.6%	51.6%
% of FP17s for Band 1 Urgent Courses	5	206	2.4%	6.8%	7.9%	8.9%
% of FP17s Relating to Free Repair or Replacements	0	206	0.0%	0.8%	0.8%	0.8%
% of FP17s Relating to Continuations	0	206	0.0%	1.0%	0.9%	0.9%
% of Patients satisfied with the dentistry they have received	0	0	N/A	93.3%	93.2%	93.2%
% of Patients satisfied with the time they had to wait for an appointment	0	0	N/A	91.3%	89.1%	88.8%

* This is based on patients treated on this contract for their most recent course of treatment. Figures in italics indicate the base number of FP17s or Patient Questionnaire responses are less than 100. N/A is shown where the base number of responses is less than 10 during the period. % is calculated as Quantity/Base number*100

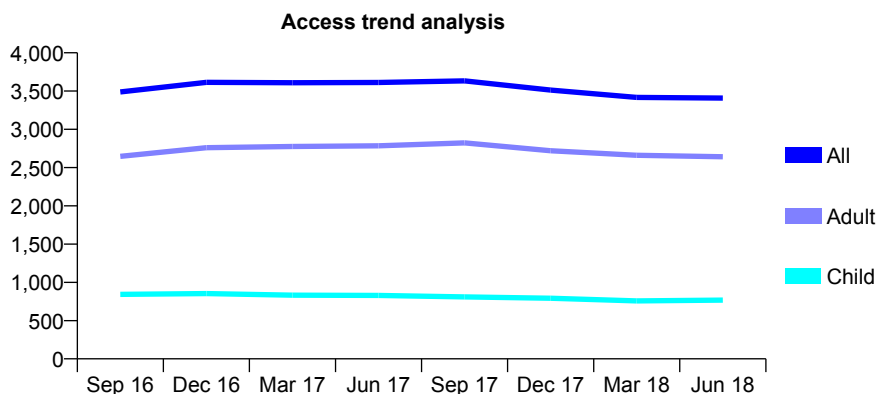
Q53 - Vital Signs At a Glance Contract Report for 923168/0001 - June 2018

Name or company name	MR ME WINT
Contract type name	GDS Contract
Purpose of contract	General
Contract start date	01/04/2006
Contract end date	

18/19 Contracted general activity (UDA)	7,833
Carry forward general activity (UDA)	0
18/19 Contracted orthodontic activity (UOA)	0
Carry forward orthodontic activity (UOA)	0
Baseline contract value	£234,982.48

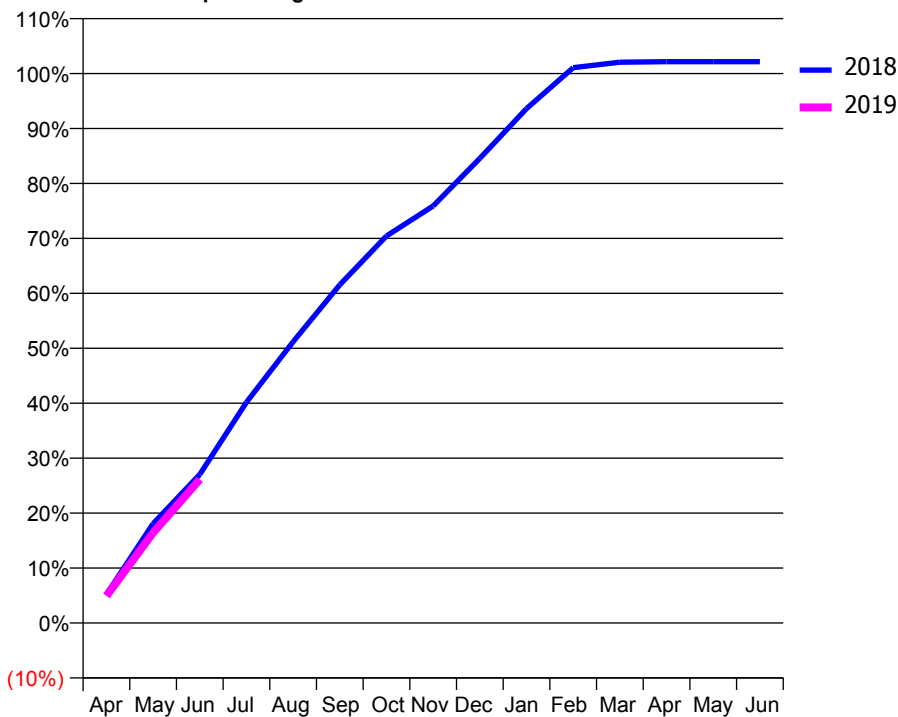
ACCESS*

Patients seen in 24 months	Total	Change since previous quarter
Quarter ending June 2017	3,612	
Quarter ending September 2017	3,633	→
Quarter ending December 2017	3,512	↓
Quarter ending March 2018	3,417	↓
Quarter ending June 2018	3,409	→
Variance since June 2017	(5.6%)	↓



ACTIVITY

Cumulative percentage of contracted UDA delivered 2018 & 2019



Month	Adjusted Scheduled Activity (UDA)	
	2018	2019
April	410	387
May	1,416	1,288
June	2,119	2,048
July	3,147	
August	4,010	
September	4,821	
October	5,518	
November	5,946	
December	6,624	
January	7,332	
February	7,917	
March	7,993	
April	8,002	
May	8,002	
June	8,002	

QUALITY

	Quantity	Base Number	Contract	AT	Region	England
% of FP17s for the same patient ID Re-attending within 3 months - Children	12	344	3.5%	9.0%	11.3%	11.5%
% of FP17s for the same patient ID Re-attending within 3 months - Adults	88	817	10.8%	12.5%	14.9%	15.4%
% of FP17s for the same patient ID Re-attending between 3 & 9 months - Children	193	344	56.1%	60.0%	60.0%	58.9%
% of FP17s for the same patient ID Re-attending between 3 & 9 months - Adults	382	817	46.8%	51.4%	52.6%	51.6%
% of FP17s for Band 1 Urgent Courses	114	1,156	9.9%	6.8%	7.9%	8.9%
% of FP17s Relating to Free Repair or Replacements	13	1,156	1.1%	0.8%	0.8%	0.8%
% of FP17s Relating to Continuations	8	1,156	0.7%	1.0%	0.9%	0.9%
% of Patients satisfied with the dentistry they have received	6	6	N/A	93.3%	93.2%	93.2%
% of Patients satisfied with the time they had to wait for an appointment	6	6	N/A	91.3%	89.1%	88.8%

* This is based on patients treated on this contract for their most recent course of treatment. Figures in italics indicate the base number of FP17s or Patient Questionnaire responses are less than 100. N/A is shown where the base number of responses is less than 10 during the period. % is calculated as Quantity/Base number*100

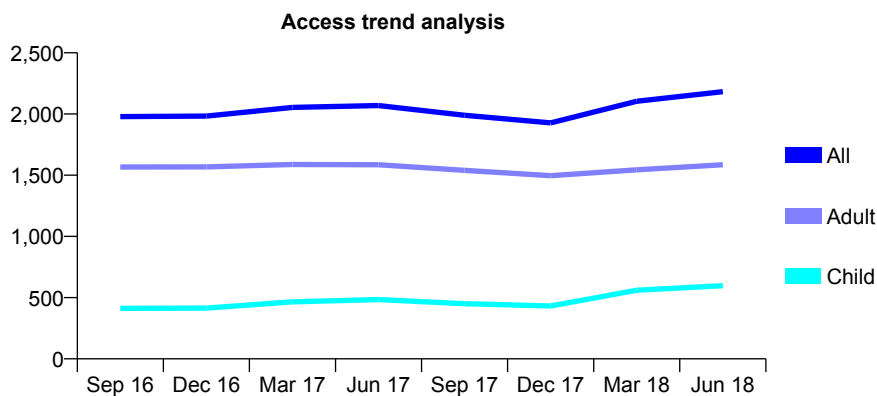
Q53 - Vital Signs At a Glance Contract Report for 925926/0001 - June 2018

Name or company name	MR PK MAHAPATRA
Contract type name	GDS Contract
Purpose of contract	General
Contract start date	01/04/2006
Contract end date	

18/19 Contracted general activity (UDA)	6,138
Carry forward general activity (UDA)	0
18/19 Contracted orthodontic activity (UOA)	0
Carry forward orthodontic activity (UOA)	0
Baseline contract value	£182,972.19

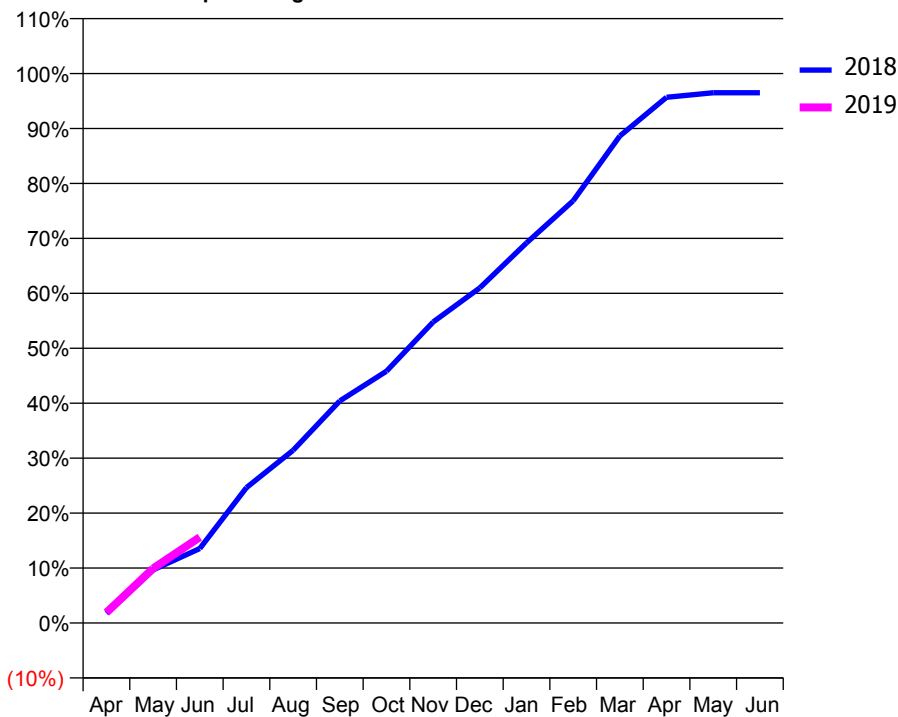
ACCESS*

Patients seen in 24 months	Total	Change since previous quarter
Quarter ending June 2017	2,069	
Quarter ending September 2017	1,990	↓
Quarter ending December 2017	1,928	↓
Quarter ending March 2018	2,104	↑
Quarter ending June 2018	2,183	↑
Variance since June 2017	5.5%	↑



ACTIVITY

Cumulative percentage of contracted UDA delivered 2018 & 2019



Adjusted Scheduled Activity (UDA)		
Month	2018	2019
April	108	117
May	593	610
June	832	958
July	1,513	
August	1,930	
September	2,480	
October	2,813	
November	3,363	
December	3,744	
January	4,246	
February	4,717	
March	5,441	
April	5,873	
May	5,923	
June	5,923	

QUALITY

	Quantity	Base Number	Contract	AT	Region	England
% of FP17s for the same patient ID Re-attending within 3 months - Children	6	201	3.0%	9.0%	11.3%	11.5%
% of FP17s for the same patient ID Re-attending within 3 months - Adults	80	537	14.9%	12.5%	14.9%	15.4%
% of FP17s for the same patient ID Re-attending between 3 & 9 months - Children	67	201	33.3%	60.0%	60.0%	58.9%
% of FP17s for the same patient ID Re-attending between 3 & 9 months - Adults	247	537	46.0%	51.4%	52.6%	51.6%
% of FP17s for Band 1 Urgent Courses	30	476	6.3%	6.8%	7.9%	8.9%
% of FP17s Relating to Free Repair or Replacements	6	476	1.3%	0.8%	0.8%	0.8%
% of FP17s Relating to Continuations	7	476	1.5%	1.0%	0.9%	0.9%
% of Patients satisfied with the dentistry they have received	6	6	N/A	93.3%	93.2%	93.2%
% of Patients satisfied with the time they had to wait for an appointment	6	6	N/A	91.3%	89.1%	88.8%

* This is based on patients treated on this contract for their most recent course of treatment. Figures in italics indicate the base number of FP17s or Patient Questionnaire responses are less than 100. N/A is shown where the base number of responses is less than 10 during the period. % is calculated as Quantity/Base number*100

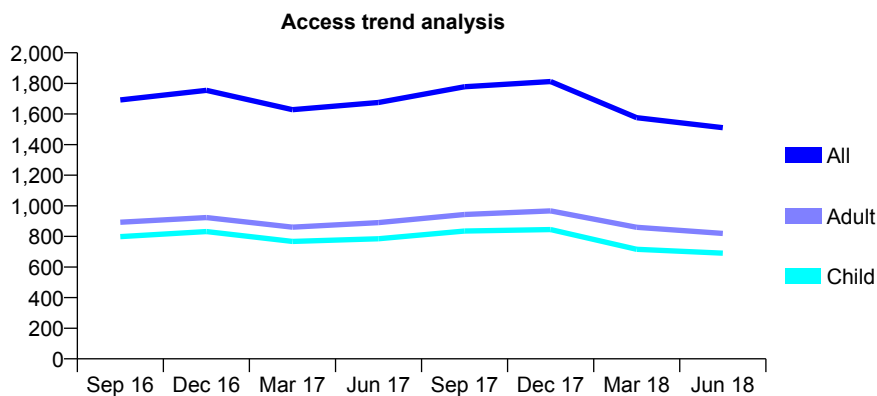
Q53 - Vital Signs At a Glance Contract Report for 925926/0002 - June 2018

Name or company name	MR PK MAHAPATRA
Contract type name	GDS Contract
Purpose of contract	General and Orthodontic
Contract start date	01/02/2013
Contract end date	

18/19 Contracted general activity (UDA)	3,200
Carry forward general activity (UDA)	0
18/19 Contracted orthodontic activity (UOA)	2,404
Carry forward orthodontic activity (UOA)	0
Baseline contract value	£262,968.31

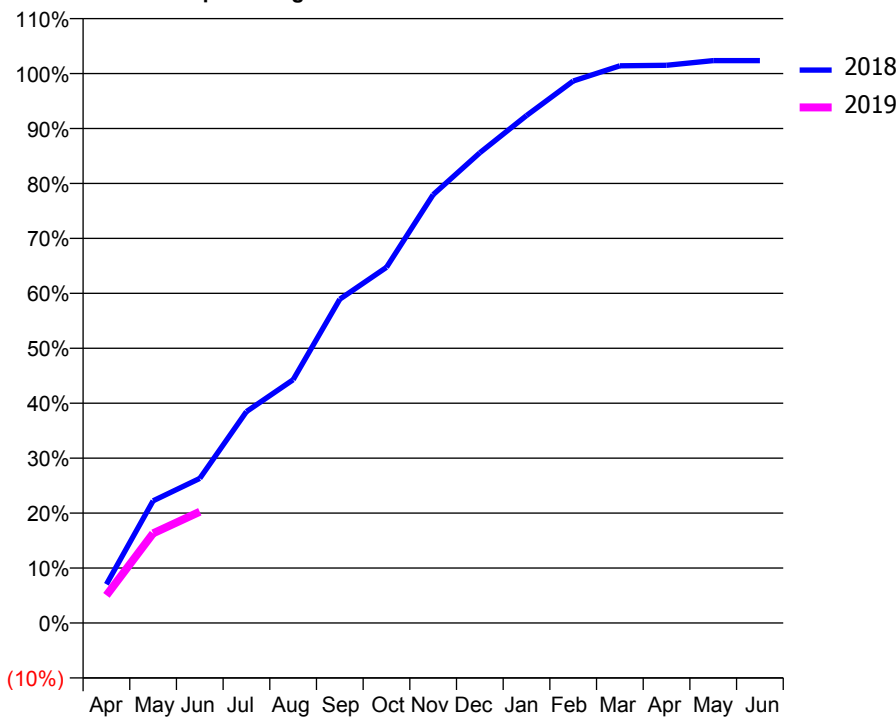
ACCESS*

Patients seen in 24 months	Total	Change since previous quarter
Quarter ending June 2017	1,675	
Quarter ending September 2017	1,778	↑
Quarter ending December 2017	1,812	→
Quarter ending March 2018	1,576	↓
Quarter ending June 2018	1,511	↓
Variance since June 2017	(9.8%)	↓



ACTIVITY

Cumulative percentage of contracted UDA delivered 2018 & 2019



Adjusted Scheduled Activity (UDA)		
Month	2018	2019
April	225	161
May	711	523
June	842	648
July	1,231	
August	1,417	
September	1,886	
October	2,072	
November	2,495	
December	2,738	
January	2,955	
February	3,156	
March	3,245	
April	3,248	
May	3,275	
June	3,275	

QUALITY

	Quantity	Base Number	Contract	AT	Region	England
% of FP17s for the same patient ID Re-attending within 3 months - Children	15	295	5.1%	9.0%	11.3%	11.5%
% of FP17s for the same patient ID Re-attending within 3 months - Adults	12	206	5.8%	12.5%	14.9%	15.4%
% of FP17s for the same patient ID Re-attending between 3 & 9 months - Children	103	295	34.9%	60.0%	60.0%	58.9%
% of FP17s for the same patient ID Re-attending between 3 & 9 months - Adults	105	206	51.0%	51.4%	52.6%	51.6%
% of FP17s for Band 1 Urgent Courses	22	373	5.9%	6.8%	7.9%	8.9%
% of FP17s Relating to Free Repair or Replacements	0	373	0.0%	0.8%	0.8%	0.8%
% of FP17s Relating to Continuations	1	373	0.3%	1.0%	0.9%	0.9%
% of Patients satisfied with the dentistry they have received	2	3	N/A	93.3%	93.2%	93.2%
% of Patients satisfied with the time they had to wait for an appointment	1	3	N/A	91.3%	89.1%	88.8%

* This is based on patients treated on this contract for their most recent course of treatment. Figures in italics indicate the base number of FP17s or Patient Questionnaire responses are less than 100. N/A is shown where the base number of responses is less than 10 during the period. % is calculated as Quantity/Base number*100

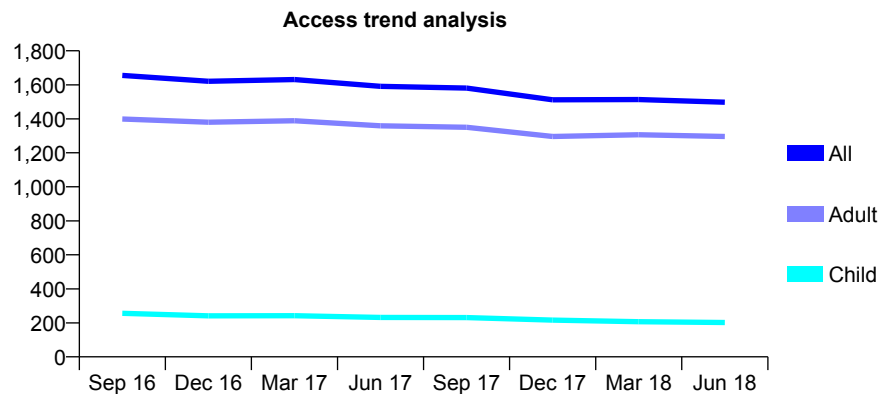
Q53 - Vital Signs At a Glance Contract Report for 926914/0001 - June 2018

Name or company name	MR LZ BRYNIARSKI
Contract type name	GDS Contract
Purpose of contract	General
Contract start date	01/02/2008
Contract end date	

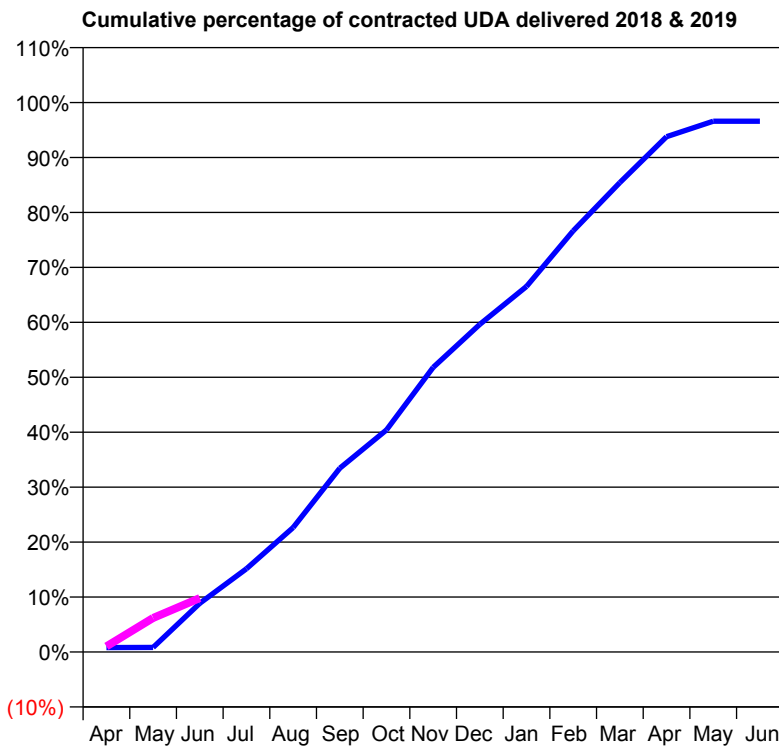
18/19 Contracted general activity (UDA)	5,000
Carry forward general activity (UDA)	0
18/19 Contracted orthodontic activity (UOA)	0
Carry forward orthodontic activity (UOA)	0
Baseline contract value	£140,494.07

ACCESS*

Patients seen in 24 months	Total	Change since previous quarter
Quarter ending June 2017	1,591	
Quarter ending September 2017	1,581	→
Quarter ending December 2017	1,512	↓
Quarter ending March 2018	1,513	→
Quarter ending June 2018	1,498	→
Variance since June 2017	(5.8%)	↓



ACTIVITY



Month	Adjusted Scheduled Activity (UDA)	
	2018	2019
April	41	52
May	42	310
June	444	491
July	758	
August	1,132	
September	1,672	
October	2,020	
November	2,589	
December	2,982	
January	3,326	
February	3,832	
March	4,271	
April	4,689	
May	4,830	
June	4,830	

QUALITY

	Quantity	Base Number	Contract	AT	Region	England
% of FP17s for the same patient ID Re-attending within 3 months - Children	3	52	5.8%	9.0%	11.3%	11.5%
% of FP17s for the same patient ID Re-attending within 3 months - Adults	86	443	19.4%	12.5%	14.9%	15.4%
% of FP17s for the same patient ID Re-attending between 3 & 9 months - Children	28	52	53.8%	60.0%	60.0%	58.9%
% of FP17s for the same patient ID Re-attending between 3 & 9 months - Adults	262	443	59.1%	51.4%	52.6%	51.6%
% of FP17s for Band 1 Urgent Courses	10	255	3.9%	6.8%	7.9%	8.9%
% of FP17s Relating to Free Repair or Replacements	2	255	0.8%	0.8%	0.8%	0.8%
% of FP17s Relating to Continuations	8	255	3.1%	1.0%	0.9%	0.9%
% of Patients satisfied with the dentistry they have received	2	2	N/A	93.3%	93.2%	93.2%
% of Patients satisfied with the time they had to wait for an appointment	2	2	N/A	91.3%	89.1%	88.8%

* This is based on patients treated on this contract for their most recent course of treatment. Figures in italics indicate the base number of FP17s or Patient Questionnaire responses are less than 100. N/A is shown where the base number of responses is less than 10 during the period. % is calculated as Quantity/Base number*100

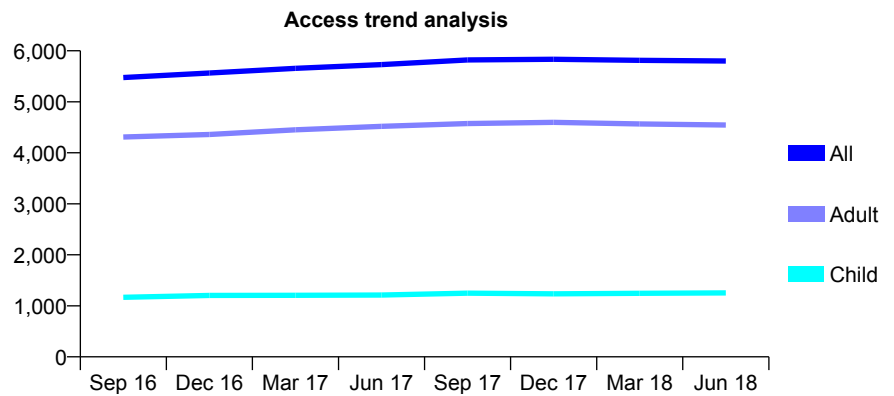
Q53 - Vital Signs At a Glance Contract Report for 927724/0001 - June 2018

Name or company name	MR SS DEHAL
Contract type name	GDS Contract
Purpose of contract	General
Contract start date	01/04/2006
Contract end date	

18/19 Contracted general activity (UDA)	18,430
Carry forward general activity (UDA)	0
18/19 Contracted orthodontic activity (UOA)	0
Carry forward orthodontic activity (UOA)	0
Baseline contract value	£549,072.84

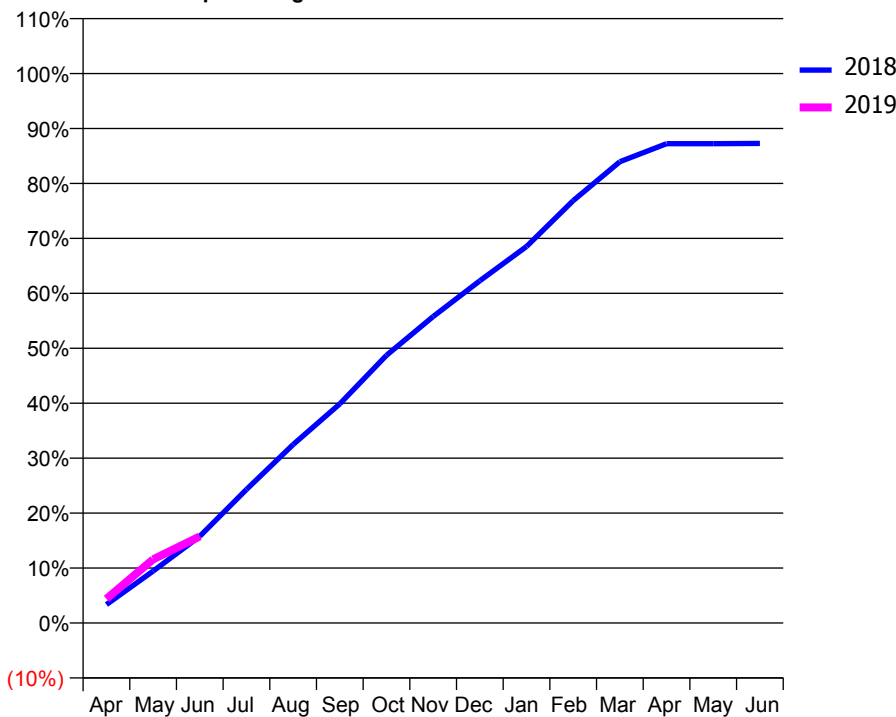
ACCESS*

Patients seen in 24 months	Total	Change since previous quarter
Quarter ending June 2017	5,730	
Quarter ending September 2017	5,821	→
Quarter ending December 2017	5,833	→
Quarter ending March 2018	5,812	→
Quarter ending June 2018	5,800	→
Variance since June 2017	1.2%	→



ACTIVITY

Cumulative percentage of contracted UDA delivered 2018 & 2019



Month	Adjusted Scheduled Activity (UDA)	
	2018	2019
April	619	813
May	1,744	2,134
June	2,907	2,906
July	4,481	
August	5,985	
September	7,350	
October	8,979	
November	10,280	
December	11,477	
January	12,629	
February	14,166	
March	15,473	
April	16,077	
May	16,074	
June	16,086	

QUALITY

	Quantity	Base Number	Contract	AT	Region	England
% of FP17s for the same patient ID Re-attending within 3 months - Children	28	424	6.6%	9.0%	11.3%	11.5%
% of FP17s for the same patient ID Re-attending within 3 months - Adults	192	1,470	13.1%	12.5%	14.9%	15.4%
% of FP17s for the same patient ID Re-attending between 3 & 9 months - Children	271	424	63.9%	60.0%	60.0%	58.9%
% of FP17s for the same patient ID Re-attending between 3 & 9 months - Adults	893	1,470	60.7%	51.4%	52.6%	51.6%
% of FP17s for Band 1 Urgent Courses	128	1,632	7.8%	6.8%	7.9%	8.9%
% of FP17s Relating to Free Repair or Replacements	30	1,632	1.8%	0.8%	0.8%	0.8%
% of FP17s Relating to Continuations	9	1,632	0.6%	1.0%	0.9%	0.9%
% of Patients satisfied with the dentistry they have received	6	6	N/A	93.3%	93.2%	93.2%
% of Patients satisfied with the time they had to wait for an appointment	5	6	N/A	91.3%	89.1%	88.8%

* This is based on patients treated on this contract for their most recent course of treatment. Figures in italics indicate the base number of FP17s or Patient Questionnaire responses are less than 100. N/A is shown where the base number of responses is less than 10 during the period. % is calculated as Quantity/Base number*100

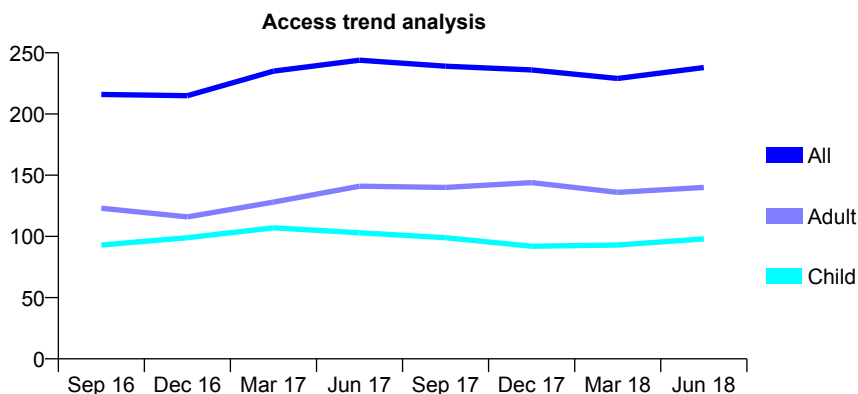
Q53 - Vital Signs At a Glance Contract Report for 931438/0001 - June 2018

Name or company name	MR JS HEER
Contract type name	GDS Contract
Purpose of contract	General
Contract start date	01/04/2006
Contract end date	

18/19 Contracted general activity (UDA)	447
Carry forward general activity (UDA)	0
18/19 Contracted orthodontic activity (UOA)	0
Carry forward orthodontic activity (UOA)	0
Baseline contract value	£11,532.75

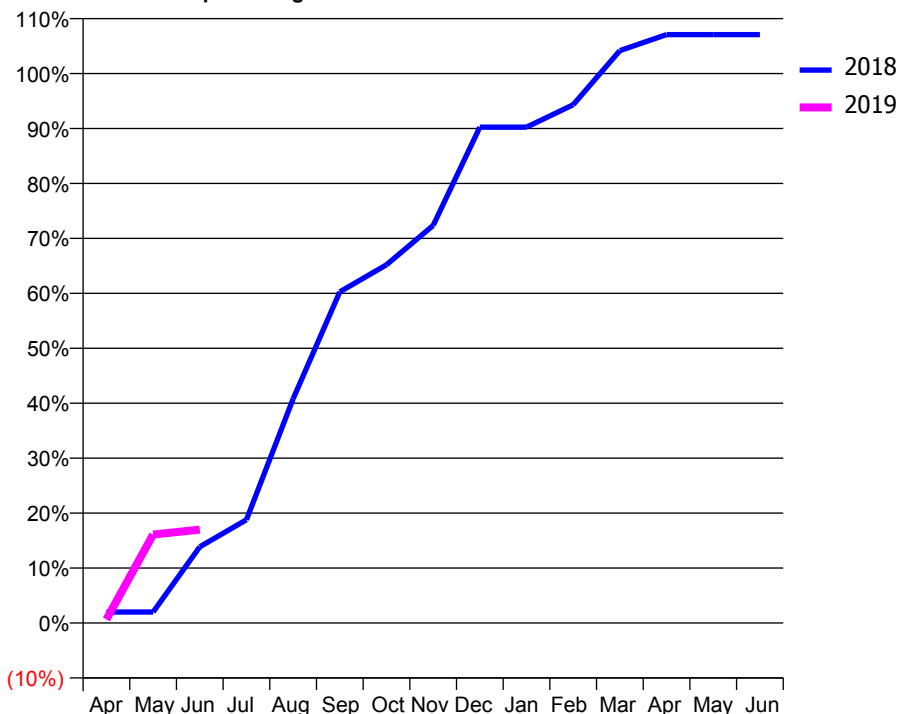
ACCESS*

Patients seen in 24 months	Total	Change since previous quarter
Quarter ending June 2017	244	
Quarter ending September 2017	239	↓
Quarter ending December 2017	236	↓
Quarter ending March 2018	229	↓
Quarter ending June 2018	238	↑
Variance since June 2017	(2.5%)	↓



ACTIVITY

Cumulative percentage of contracted UDA delivered 2018 & 2019



Month	Adjusted Scheduled Activity (UDA)	
	2018	2019
April	9	3
May	9	72
June	62	76
July	84	
August	182	
September	269	
October	291	
November	323	
December	403	
January	403	
February	422	
March	466	
April	479	
May	479	
June	479	

QUALITY

	Quantity	Base Number	Contract	AT	Region	England
% of FP17s for the same patient ID Re-attending within 3 months - Children	1	14	7.1%	9.0%	11.3%	11.5%
% of FP17s for the same patient ID Re-attending within 3 months - Adults	1	24	4.2%	12.5%	14.9%	15.4%
% of FP17s for the same patient ID Re-attending between 3 & 9 months - Children	5	14	35.7%	60.0%	60.0%	58.9%
% of FP17s for the same patient ID Re-attending between 3 & 9 months - Adults	9	24	37.5%	51.4%	52.6%	51.6%
% of FP17s for Band 1 Urgent Courses	0	31	0.0%	6.8%	7.9%	8.9%
% of FP17s Relating to Free Repair or Replacements	0	31	0.0%	0.8%	0.8%	0.8%
% of FP17s Relating to Continuations	0	31	0.0%	1.0%	0.9%	0.9%
% of Patients satisfied with the dentistry they have received	1	1	N/A	93.3%	93.2%	93.2%
% of Patients satisfied with the time they had to wait for an appointment	1	1	N/A	91.3%	89.1%	88.8%

* This is based on patients treated on this contract for their most recent course of treatment. Figures in italics indicate the base number of FP17s or Patient Questionnaire responses are less than 100. N/A is shown where the base number of responses is less than 10 during the period. % is calculated as Quantity/Base number*100

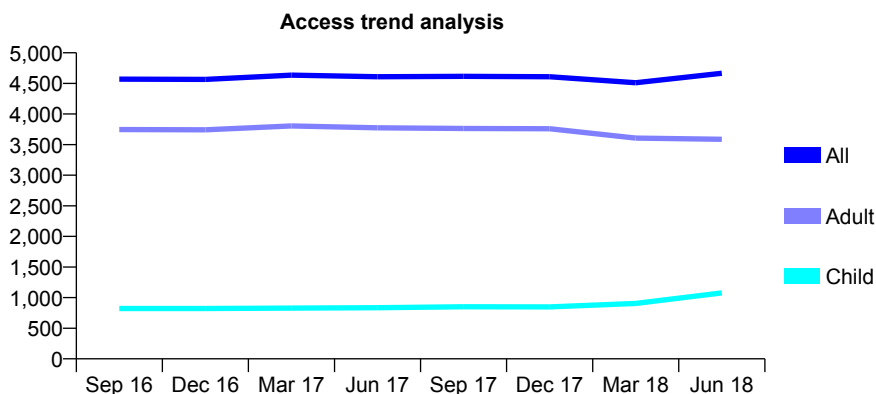
Q53 - Vital Signs At a Glance Contract Report for 931632/0001 - June 2018

Name or company name	MR T MIRZA
Contract type name	GDS Contract
Purpose of contract	General
Contract start date	10/07/2006
Contract end date	

18/19 Contracted general activity (UDA)	16,398
Carry forward general activity (UDA)	0
18/19 Contracted orthodontic activity (UOA)	0
Carry forward orthodontic activity (UOA)	0
Baseline contract value	£425,780.07

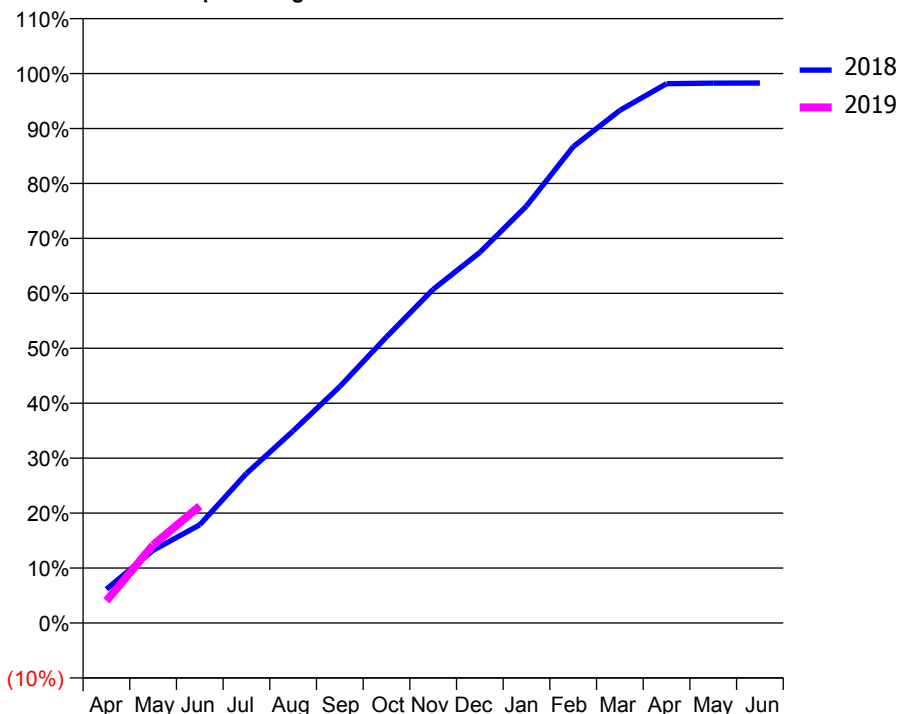
ACCESS*

Patients seen in 24 months	Total	Change since previous quarter
Quarter ending June 2017	4,610	
Quarter ending September 2017	4,615	→
Quarter ending December 2017	4,609	→
Quarter ending March 2018	4,511	↓
Quarter ending June 2018	4,666	↑
Variance since June 2017	1.2%	→



ACTIVITY

Cumulative percentage of contracted UDA delivered 2018 & 2019



Adjusted Scheduled Activity (UDA)

Month	2018	2019
April	1,010	663
May	2,169	2,330
June	2,931	3,493
July	4,463	
August	5,732	
September	7,058	
October	8,539	
November	9,956	
December	11,059	
January	12,446	
February	14,212	
March	15,296	
April	16,094	
May	16,110	
June	16,112	

QUALITY

	Quantity	Base Number	Contract	AT	Region	England
% of FP17s for the same patient ID Re-attending within 3 months - Children	12	492	2.4%	9.0%	11.3%	11.5%
% of FP17s for the same patient ID Re-attending within 3 months - Adults	123	1,357	9.1%	12.5%	14.9%	15.4%
% of FP17s for the same patient ID Re-attending between 3 & 9 months - Children	188	492	38.2%	60.0%	60.0%	58.9%
% of FP17s for the same patient ID Re-attending between 3 & 9 months - Adults	860	1,357	63.4%	51.4%	52.6%	51.6%
% of FP17s for Band 1 Urgent Courses	107	1,572	6.8%	6.8%	7.9%	8.9%
% of FP17s Relating to Free Repair or Replacements	17	1,572	1.1%	0.8%	0.8%	0.8%
% of FP17s Relating to Continuations	16	1,572	1.0%	1.0%	0.9%	0.9%
% of Patients satisfied with the dentistry they have received	9	9	N/A	93.3%	93.2%	93.2%
% of Patients satisfied with the time they had to wait for an appointment	7	9	N/A	91.3%	89.1%	88.8%

* This is based on patients treated on this contract for their most recent course of treatment. Figures in italics indicate the base number of FP17s or Patient Questionnaire responses are less than 100. N/A is shown where the base number of responses is less than 10 during the period. % is calculated as Quantity/Base number*100

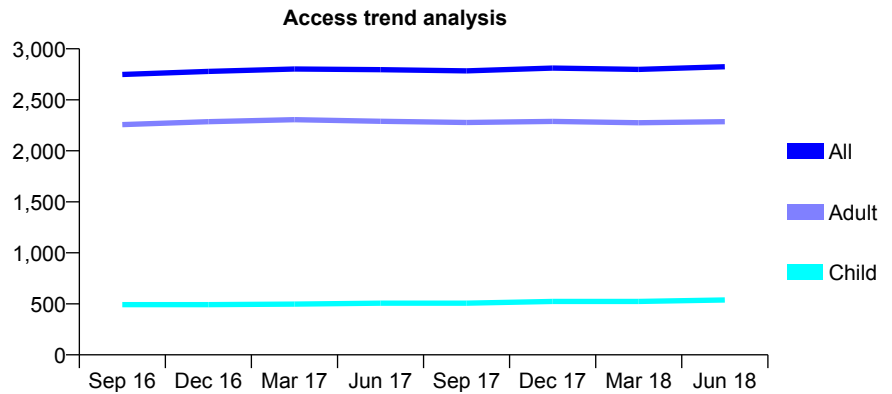
Q53 - Vital Signs At a Glance Contract Report for 932833/0001 - June 2018

Name or company name	MR B RAHNAMA
Contract type name	GDS Contract
Purpose of contract	General
Contract start date	01/04/2006
Contract end date	

18/19 Contracted general activity (UDA)	7,591
Carry forward general activity (UDA)	0
18/19 Contracted orthodontic activity (UOA)	0
Carry forward orthodontic activity (UOA)	0
Baseline contract value	£230,462.78

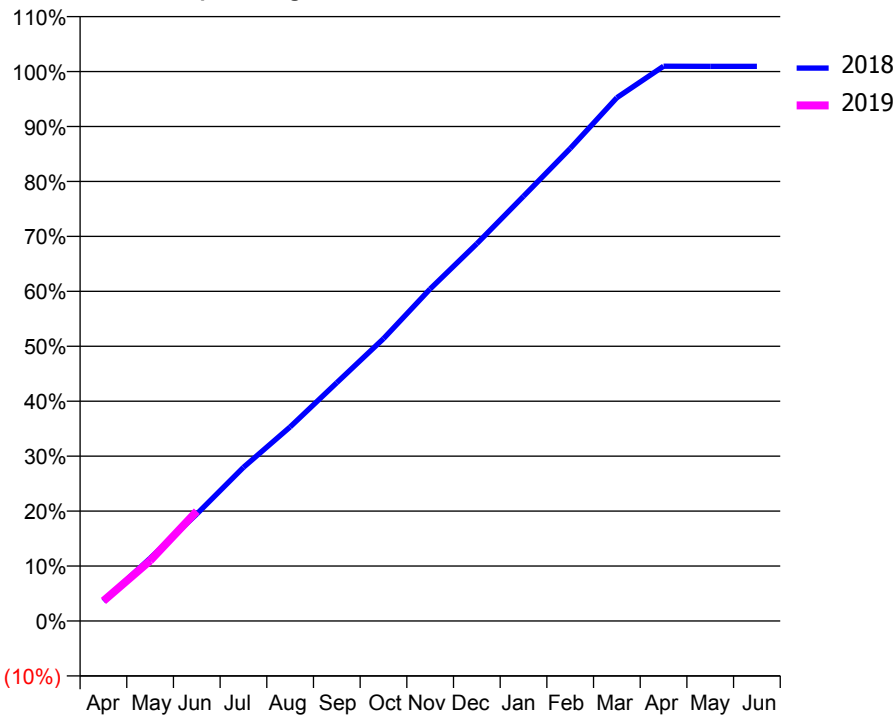
ACCESS*

Patients seen in 24 months	Total	Change since previous quarter
Quarter ending June 2017	2,796	
Quarter ending September 2017	2,784	→
Quarter ending December 2017	2,811	→
Quarter ending March 2018	2,798	→
Quarter ending June 2018	2,824	→
Variance since June 2017	1.0%	→



ACTIVITY

Cumulative percentage of contracted UDA delivered 2018 & 2019



Month	Adjusted Scheduled Activity (UDA)	
	2018	2019
April	273	278
May	867	833
June	1,478	1,518
July	2,124	
August	2,681	
September	3,292	
October	3,901	
November	4,588	
December	5,212	
January	5,868	
February	6,528	
March	7,229	
April	7,665	
May	7,662	
June	7,662	

QUALITY

	Quantity	Base Number	Contract	AT	Region	England
% of FP17s for the same patient ID Re-attending within 3 months - Children	11	226	4.9%	9.0%	11.3%	11.5%
% of FP17s for the same patient ID Re-attending within 3 months - Adults	51	772	6.6%	12.5%	14.9%	15.4%
% of FP17s for the same patient ID Re-attending between 3 & 9 months - Children	124	226	54.9%	60.0%	60.0%	58.9%
% of FP17s for the same patient ID Re-attending between 3 & 9 months - Adults	413	772	53.5%	51.4%	52.6%	51.6%
% of FP17s for Band 1 Urgent Courses	48	697	6.9%	6.8%	7.9%	8.9%
% of FP17s Relating to Free Repair or Replacements	1	697	0.1%	0.8%	0.8%	0.8%
% of FP17s Relating to Continuations	0	697	0.0%	1.0%	0.9%	0.9%
% of Patients satisfied with the dentistry they have received	3	3	N/A	93.3%	93.2%	93.2%
% of Patients satisfied with the time they had to wait for an appointment	3	3	N/A	91.3%	89.1%	88.8%

* This is based on patients treated on this contract for their most recent course of treatment. Figures in italics indicate the base number of FP17s or Patient Questionnaire responses are less than 100. N/A is shown where the base number of responses is less than 10 during the period. % is calculated as Quantity/Base number*100

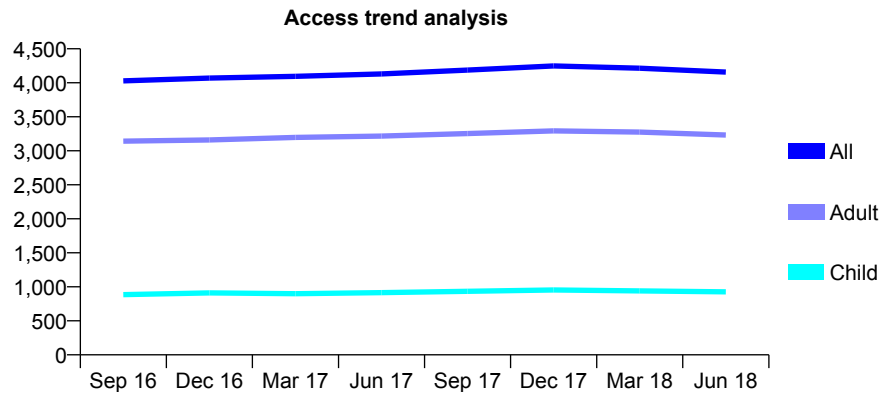
Q53 - Vital Signs At a Glance Contract Report for 960128/0001 - June 2018

Name or company name	MR Z SACRANIE
Contract type name	GDS Contract
Purpose of contract	General
Contract start date	01/04/2009
Contract end date	

18/19 Contracted general activity (UDA)	12,000
Carry forward general activity (UDA)	0
18/19 Contracted orthodontic activity (UOA)	0
Carry forward orthodontic activity (UOA)	0
Baseline contract value	£361,317.04

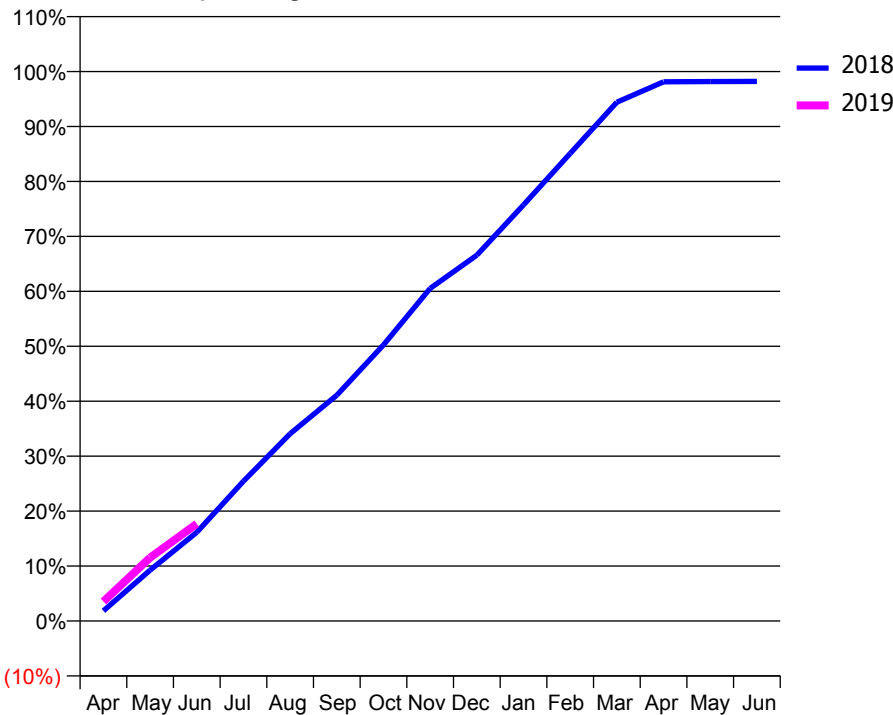
ACCESS*

Patients seen in 24 months	Total	Change since previous quarter
Quarter ending June 2017	4,131	
Quarter ending September 2017	4,188	→
Quarter ending December 2017	4,248	→
Quarter ending March 2018	4,215	→
Quarter ending June 2018	4,158	↓
Variance since June 2017	0.7%	→



ACTIVITY

Cumulative percentage of contracted UDA delivered 2018 & 2019



Month	Adjusted Scheduled Activity (UDA)	
	2018	2019
April	224	427
May	1,111	1,384
June	1,937	2,126
July	3,053	
August	4,090	
September	4,933	
October	6,029	
November	7,264	
December	7,989	
January	9,087	
February	10,211	
March	11,330	
April	11,776	
May	11,782	
June	11,784	

QUALITY

	Quantity	Base Number	Contract	AT	Region	England
% of FP17s for the same patient ID Re-attending within 3 months - Children	28	346	8.1%	9.0%	11.3%	11.5%
% of FP17s for the same patient ID Re-attending within 3 months - Adults	186	1,121	16.6%	12.5%	14.9%	15.4%
% of FP17s for the same patient ID Re-attending between 3 & 9 months - Children	234	346	67.6%	60.0%	60.0%	58.9%
% of FP17s for the same patient ID Re-attending between 3 & 9 months - Adults	675	1,121	60.2%	51.4%	52.6%	51.6%
% of FP17s for Band 1 Urgent Courses	103	1,062	9.7%	6.8%	7.9%	8.9%
% of FP17s Relating to Free Repair or Replacements	11	1,062	1.0%	0.8%	0.8%	0.8%
% of FP17s Relating to Continuations	4	1,062	0.4%	1.0%	0.9%	0.9%
% of Patients satisfied with the dentistry they have received	6	6	N/A	93.3%	93.2%	93.2%
% of Patients satisfied with the time they had to wait for an appointment	6	6	N/A	91.3%	89.1%	88.8%

* This is based on patients treated on this contract for their most recent course of treatment. Figures in italics indicate the base number of FP17s or Patient Questionnaire responses are less than 100. N/A is shown where the base number of responses is less than 10 during the period. % is calculated as Quantity/Base number*100

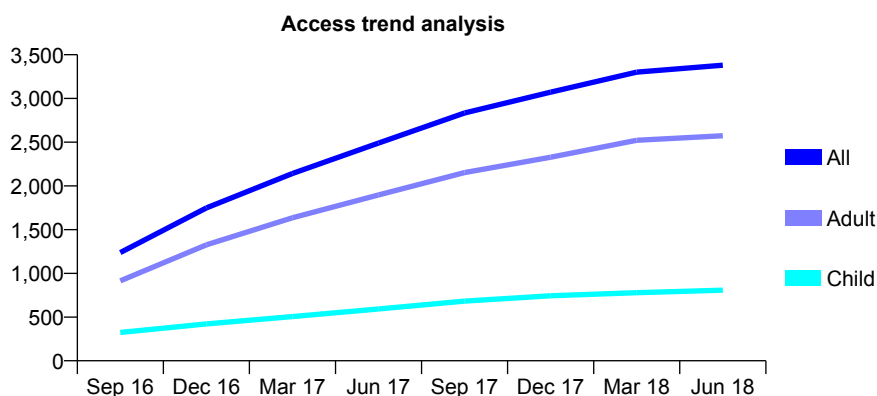
Q54 - Vital Signs At a Glance Contract Report for 100085/0000 - June 2018

Name or company name	Broadway Dental Suite
Contract type name	GDS Contract
Purpose of contract	General
Contract start date	01/04/2016
Contract end date	

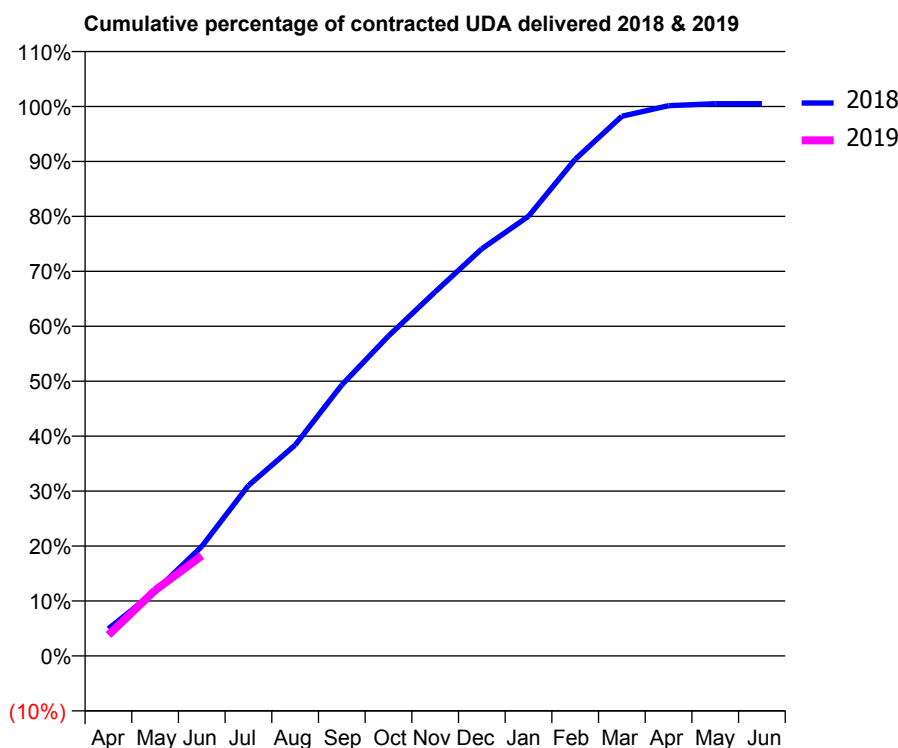
18/19 Contracted general activity (UDA)	11,239
Carry forward general activity (UDA)	0
18/19 Contracted orthodontic activity (UOA)	0
Carry forward orthodontic activity (UOA)	0
Baseline contract value	£372,990.26

ACCESS*

Patients seen in 24 months	Total	Change since previous quarter
Quarter ending June 2017	2,489	
Quarter ending September 2017	2,835	↑
Quarter ending December 2017	3,072	↑
Quarter ending March 2018	3,301	↑
Quarter ending June 2018	3,381	↑
Variance since June 2017	35.8%	↑



ACTIVITY



Month	Adjusted Scheduled Activity (UDA)	
	2018	2019
April	558	430
May	1,321	1,343
June	2,240	2,050
July	3,487	
August	4,312	
September	5,543	
October	6,545	
November	7,446	
December	8,327	
January	8,993	
February	10,157	
March	11,040	
April	11,253	
May	11,296	
June	11,296	

QUALITY

	Quantity	Base Number	Contract	AT	Region	England
% of FP17s for the same patient ID Re-attending within 3 months - Children	12	194	6.2%	10.0%	11.3%	11.5%
% of FP17s for the same patient ID Re-attending within 3 months - Adults	62	477	13.0%	14.5%	14.9%	15.4%
% of FP17s for the same patient ID Re-attending between 3 & 9 months - Children	50	194	25.8%	52.8%	60.0%	58.9%
% of FP17s for the same patient ID Re-attending between 3 & 9 months - Adults	154	477	32.3%	48.5%	52.6%	51.6%
% of FP17s for Band 1 Urgent Courses	33	616	5.4%	8.0%	7.9%	8.9%
% of FP17s Relating to Free Repair or Replacements	5	616	0.8%	0.8%	0.8%	0.8%
% of FP17s Relating to Continuations	1	616	0.2%	0.8%	0.9%	0.9%
% of Patients satisfied with the dentistry they have received	0	0	N/A	93.1%	93.2%	93.2%
% of Patients satisfied with the time they had to wait for an appointment	0	0	N/A	90.9%	89.1%	88.8%

* This is based on patients treated on this contract for their most recent course of treatment. Figures in italics indicate the base number of FP17s or Patient Questionnaire responses are less than 100. N/A is shown where the base number of responses is less than 10 during the period. % is calculated as Quantity/Base number*100

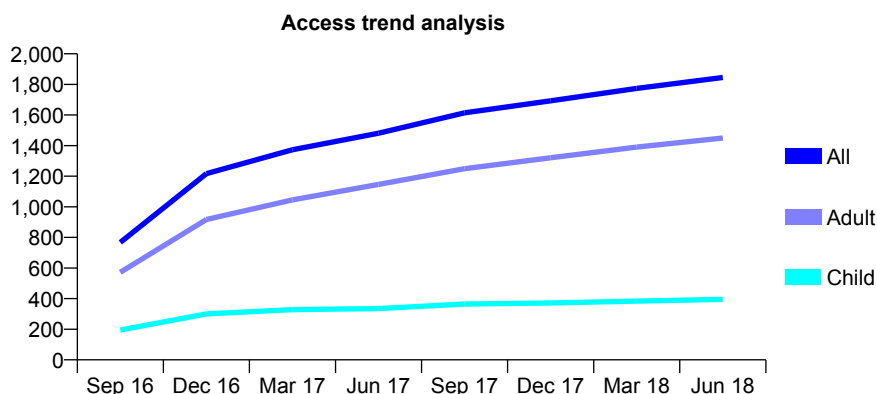
Q54 - Vital Signs At a Glance Contract Report for 100162/0000 - June 2018

Name or company name	Jandu Dental Surgery
Contract type name	GDS Contract
Purpose of contract	General
Contract start date	01/06/2016
Contract end date	

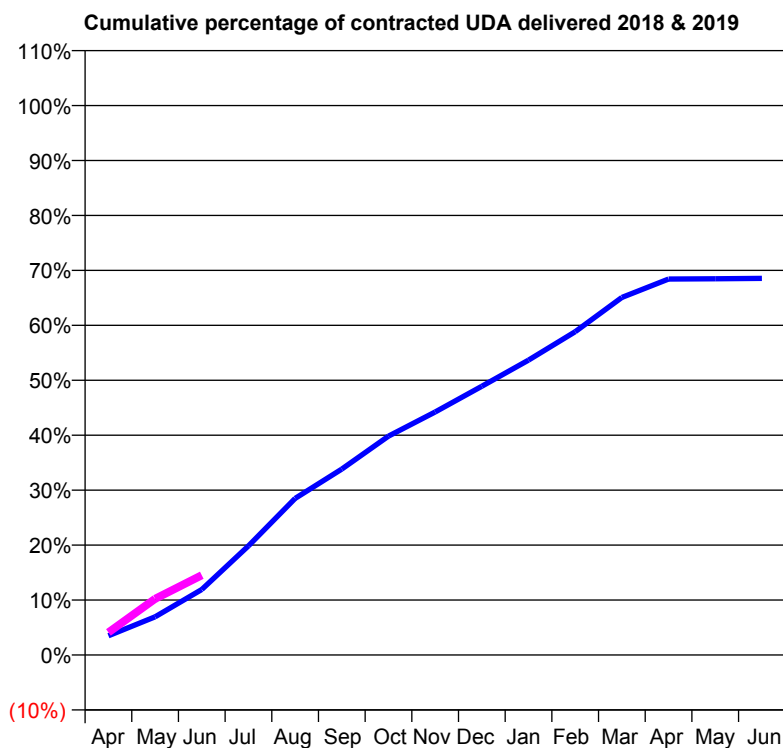
18/19 Contracted general activity (UDA)	7,200
Carry forward general activity (UDA)	0
18/19 Contracted orthodontic activity (UOA)	0
Carry forward orthodontic activity (UOA)	0
Baseline contract value	£154,937.75

ACCESS*

Patients seen in 24 months	Total	Change since previous quarter
Quarter ending June 2017	1,481	
Quarter ending September 2017	1,614	↑
Quarter ending December 2017	1,693	↑
Quarter ending March 2018	1,774	↑
Quarter ending June 2018	1,845	↑
Variance since June 2017	24.6%	↑



ACTIVITY



Month	Adjusted Scheduled Activity (UDA)	
	2018	2019
April	252	296
May	500	737
June	859	1,046
July	1,430	
August	2,052	
September	2,437	
October	2,868	
November	3,185	
December	3,521	
January	3,865	
February	4,236	
March	4,686	
April	4,926	
May	4,929	
June	4,934	

QUALITY

	Quantity	Base Number	Contract	AT	Region	England
% of FP17s for the same patient ID Re-attending within 3 months - Children	8	141	5.7%	10.0%	11.3%	11.5%
% of FP17s for the same patient ID Re-attending within 3 months - Adults	74	575	12.9%	14.5%	14.9%	15.4%
% of FP17s for the same patient ID Re-attending between 3 & 9 months - Children	90	141	63.8%	52.8%	60.0%	58.9%
% of FP17s for the same patient ID Re-attending between 3 & 9 months - Adults	317	575	55.1%	48.5%	52.6%	51.6%
% of FP17s for Band 1 Urgent Courses	19	565	3.4%	8.0%	7.9%	8.9%
% of FP17s Relating to Free Repair or Replacements	1	565	0.2%	0.8%	0.8%	0.8%
% of FP17s Relating to Continuations	15	565	2.7%	0.8%	0.9%	0.9%
% of Patients satisfied with the dentistry they have received	0	0	N/A	93.1%	93.2%	93.2%
% of Patients satisfied with the time they had to wait for an appointment	0	0	N/A	90.9%	89.1%	88.8%

* This is based on patients treated on this contract for their most recent course of treatment. Figures in italics indicate the base number of FP17s or Patient Questionnaire responses are less than 100. N/A is shown where the base number of responses is less than 10 during the period. % is calculated as Quantity/Base number*100

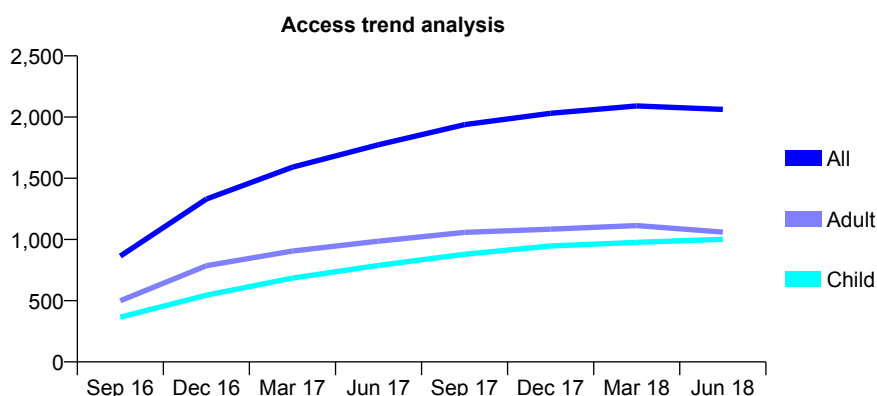
Q54 - Vital Signs At a Glance Contract Report for 100164/0000 - June 2018

Name or company name	Princes End Dental Practice
Contract type name	GDS Contract
Purpose of contract	General
Contract start date	01/06/2016
Contract end date	

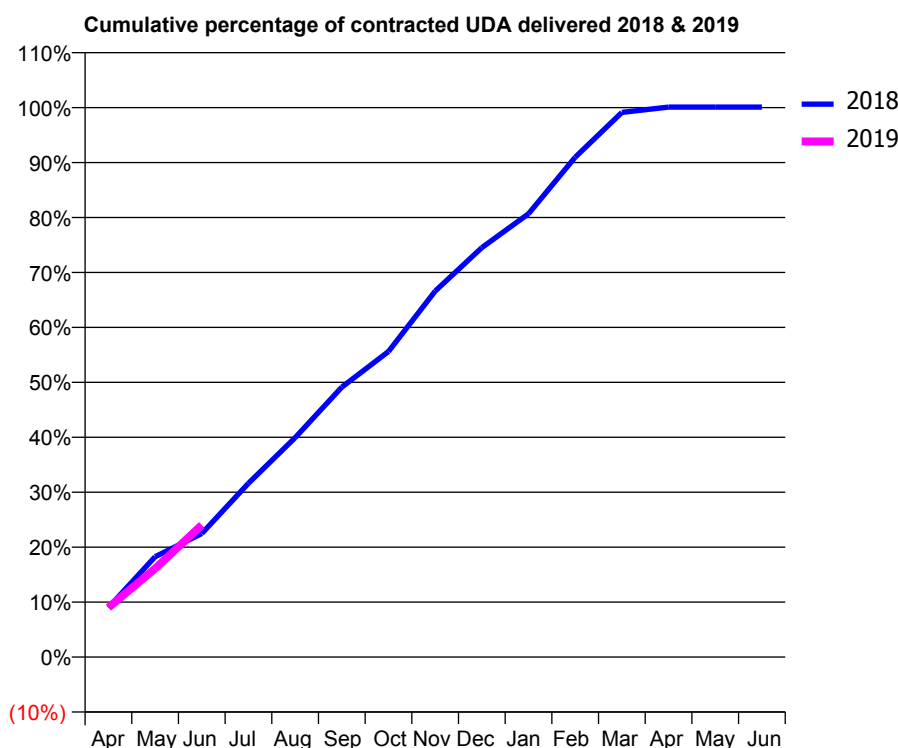
18/19 Contracted general activity (UDA)	4,890
Carry forward general activity (UDA)	0
18/19 Contracted orthodontic activity (UOA)	0
Carry forward orthodontic activity (UOA)	0
Baseline contract value	£119,474.63

ACCESS*

Patients seen in 24 months	Total	Change since previous quarter
Quarter ending June 2017	1,774	
Quarter ending September 2017	1,938	↑
Quarter ending December 2017	2,031	↑
Quarter ending March 2018	2,091	↑
Quarter ending June 2018	2,063	↓
Variance since June 2017	16.3%	↑



ACTIVITY



Month	Adjusted Scheduled Activity (UDA)	
	2018	2019
April	441	441
May	893	787
June	1,099	1,176
July	1,547	
August	1,953	
September	2,403	
October	2,719	
November	3,257	
December	3,644	
January	3,945	
February	4,448	
March	4,846	
April	4,895	
May	4,895	
June	4,895	

QUALITY

	Quantity	Base Number	Contract	AT	Region	England
% of FP17s for the same patient ID Re-attending within 3 months - Children	15	370	4.1%	10.0%	11.3%	11.5%
% of FP17s for the same patient ID Re-attending within 3 months - Adults	23	182	12.6%	14.5%	14.9%	15.4%
% of FP17s for the same patient ID Re-attending between 3 & 9 months - Children	206	370	55.7%	52.8%	60.0%	58.9%
% of FP17s for the same patient ID Re-attending between 3 & 9 months - Adults	95	182	52.2%	48.5%	52.6%	51.6%
% of FP17s for Band 1 Urgent Courses	19	518	3.7%	8.0%	7.9%	8.9%
% of FP17s Relating to Free Repair or Replacements	0	518	0.0%	0.8%	0.8%	0.8%
% of FP17s Relating to Continuations	0	518	0.0%	0.8%	0.9%	0.9%
% of Patients satisfied with the dentistry they have received	1	1	N/A	93.1%	93.2%	93.2%
% of Patients satisfied with the time they had to wait for an appointment	1	1	N/A	90.9%	89.1%	88.8%

* This is based on patients treated on this contract for their most recent course of treatment. Figures in italics indicate the base number of FP17s or Patient Questionnaire responses are less than 100. N/A is shown where the base number of responses is less than 10 during the period. % is calculated as Quantity/Base number*100

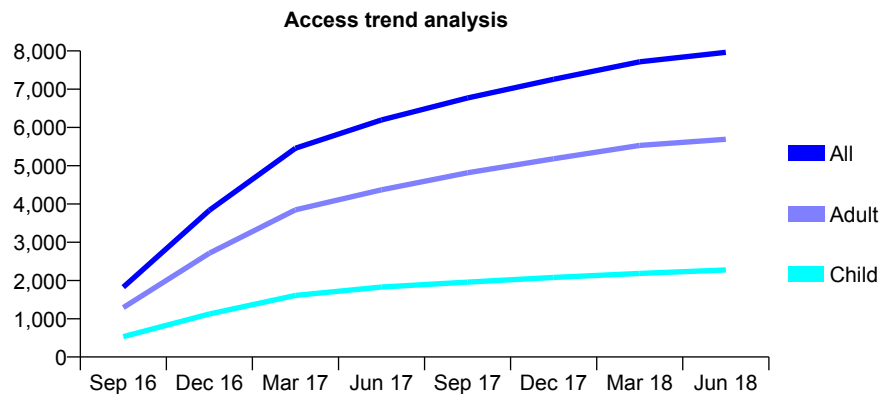
Q54 - Vital Signs At a Glance Contract Report for 100165/0000 - June 2018

Name or company name	Family Dental Centre Partnership
Contract type name	GDS Contract
Purpose of contract	General
Contract start date	01/06/2016
Contract end date	

18/19 Contracted general activity (UDA)	17,884
Carry forward general activity (UDA)	0
18/19 Contracted orthodontic activity (UOA)	0
Carry forward orthodontic activity (UOA)	0
Baseline contract value	£505,671.52

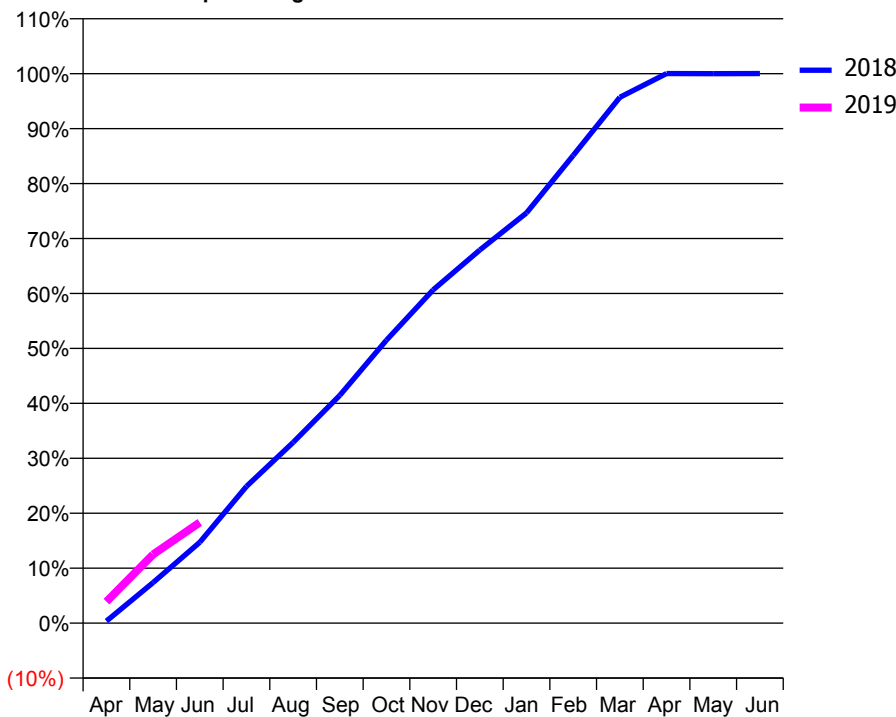
ACCESS*

Patients seen in 24 months	Total	Change since previous quarter
Quarter ending June 2017	6,196	
Quarter ending September 2017	6,771	↑
Quarter ending December 2017	7,259	↑
Quarter ending March 2018	7,716	↑
Quarter ending June 2018	7,964	↑
Variance since June 2017	28.5%	↑



ACTIVITY

Cumulative percentage of contracted UDA delivered 2018 & 2019



Month	Adjusted Scheduled Activity (UDA)	
	2018	2019
April	68	699
May	1,320	2,235
June	2,632	3,279
July	4,449	
August	5,881	
September	7,414	
October	9,211	
November	10,849	
December	12,144	
January	13,352	
February	15,222	
March	17,115	
April	17,885	
May	17,884	
June	17,886	

QUALITY

	Quantity	Base Number	Contract	AT	Region	England
% of FP17s for the same patient ID Re-attending within 3 months - Children	46	711	6.5%	10.0%	11.3%	11.5%
% of FP17s for the same patient ID Re-attending within 3 months - Adults	199	1,641	12.1%	14.5%	14.9%	15.4%
% of FP17s for the same patient ID Re-attending between 3 & 9 months - Children	326	711	45.9%	52.8%	60.0%	58.9%
% of FP17s for the same patient ID Re-attending between 3 & 9 months - Adults	870	1,641	53.0%	48.5%	52.6%	51.6%
% of FP17s for Band 1 Urgent Courses	150	1,842	8.1%	8.0%	7.9%	8.9%
% of FP17s Relating to Free Repair or Replacements	21	1,842	1.1%	0.8%	0.8%	0.8%
% of FP17s Relating to Continuations	6	1,842	0.3%	0.8%	0.9%	0.9%
% of Patients satisfied with the dentistry they have received	6	6	N/A	93.1%	93.2%	93.2%
% of Patients satisfied with the time they had to wait for an appointment	6	6	N/A	90.9%	89.1%	88.8%

* This is based on patients treated on this contract for their most recent course of treatment. Figures in italics indicate the base number of FP17s or Patient Questionnaire responses are less than 100. N/A is shown where the base number of responses is less than 10 during the period. % is calculated as Quantity/Base number*100

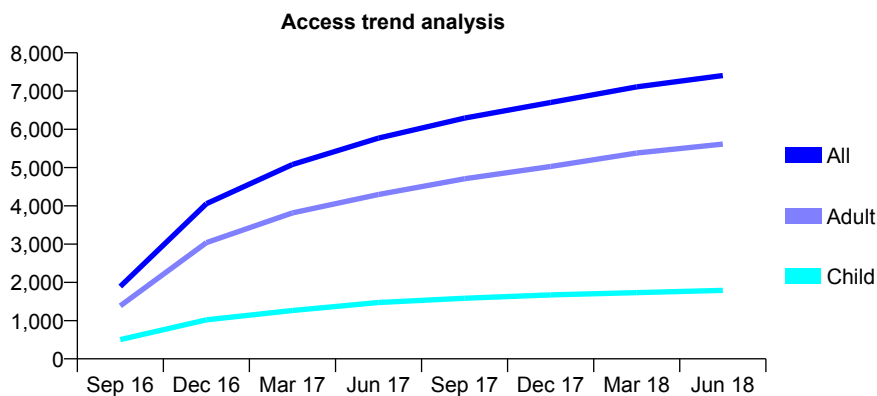
Q54 - Vital Signs At a Glance Contract Report for 100173/0000 - June 2018

Name or company name	Hilltop Dental Spa
Contract type name	GDS Contract
Purpose of contract	General
Contract start date	01/07/2016
Contract end date	

18/19 Contracted general activity (UDA)	23,164
Carry forward general activity (UDA)	0
18/19 Contracted orthodontic activity (UOA)	0
Carry forward orthodontic activity (UOA)	0
Baseline contract value	£634,691.61

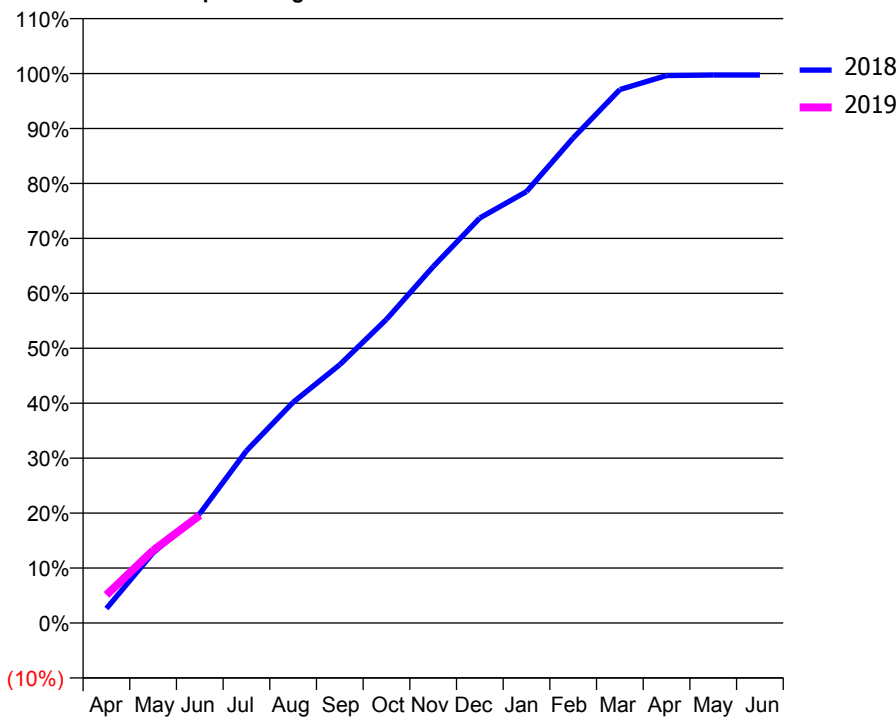
ACCESS*

Patients seen in 24 months	Total	Change since previous quarter
Quarter ending June 2017	5,771	
Quarter ending September 2017	6,293	↑
Quarter ending December 2017	6,701	↑
Quarter ending March 2018	7,108	↑
Quarter ending June 2018	7,404	↑
Variance since June 2017	28.3%	↑



ACTIVITY

Cumulative percentage of contracted UDA delivered 2018 & 2019



Adjusted Scheduled Activity (UDA)

Month	2018	2019
April	611	1,184
May	2,962	3,059
June	4,609	4,541
July	7,257	
August	9,304	
September	10,893	
October	12,802	
November	15,024	
December	17,077	
January	18,188	
February	20,449	
March	22,486	
April	23,078	
May	23,102	
June	23,102	

QUALITY

	Quantity	Base Number	Contract	AT	Region	England
% of FP17s for the same patient ID Re-attending within 3 months - Children	38	602	6.3%	10.0%	11.3%	11.5%
% of FP17s for the same patient ID Re-attending within 3 months - Adults	208	1,816	11.5%	14.5%	14.9%	15.4%
% of FP17s for the same patient ID Re-attending between 3 & 9 months - Children	366	602	60.8%	52.8%	60.0%	58.9%
% of FP17s for the same patient ID Re-attending between 3 & 9 months - Adults	1,124	1,816	61.9%	48.5%	52.6%	51.6%
% of FP17s for Band 1 Urgent Courses	110	2,168	5.1%	8.0%	7.9%	8.9%
% of FP17s Relating to Free Repair or Replacements	17	2,168	0.8%	0.8%	0.8%	0.8%
% of FP17s Relating to Continuations	38	2,168	1.8%	0.8%	0.9%	0.9%
% of Patients satisfied with the dentistry they have received	6	6	N/A	93.1%	93.2%	93.2%
% of Patients satisfied with the time they had to wait for an appointment	6	6	N/A	90.9%	89.1%	88.8%

* This is based on patients treated on this contract for their most recent course of treatment. Figures in italics indicate the base number of FP17s or Patient Questionnaire responses are less than 100. N/A is shown where the base number of responses is less than 10 during the period. % is calculated as Quantity/Base number*100

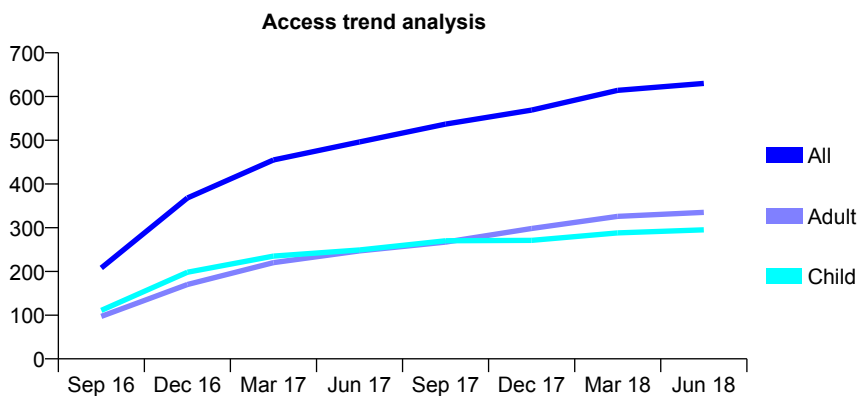
Q54 - Vital Signs At a Glance Contract Report for 100176/0000 - June 2018

Name or company name	Mr S Merali
Contract type name	GDS Contract
Purpose of contract	General
Contract start date	01/07/2016
Contract end date	

18/19 Contracted general activity (UDA)	2,323
Carry forward general activity (UDA)	0
18/19 Contracted orthodontic activity (UOA)	0
Carry forward orthodontic activity (UOA)	0
Baseline contract value	£54,047.10

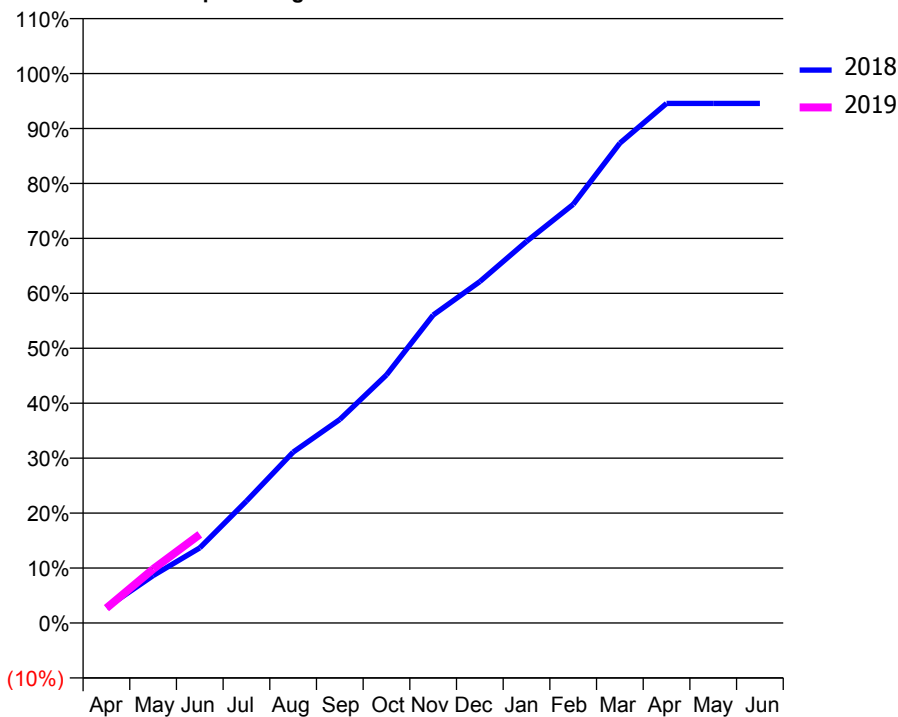
ACCESS*

Patients seen in 24 months	Total	Change since previous quarter
Quarter ending June 2017	496	
Quarter ending September 2017	537	↑
Quarter ending December 2017	569	↑
Quarter ending March 2018	614	↑
Quarter ending June 2018	630	↑
Variance since June 2017	27.0%	↑



ACTIVITY

Cumulative percentage of contracted UDA delivered 2018 & 2019



Month	Adjusted Scheduled Activity (UDA)	
	2018	2019
April	65	63
May	200	228
June	318	375
July	516	
August	723	
September	861	
October	1,049	
November	1,302	
December	1,443	
January	1,613	
February	1,770	
March	2,029	
April	2,197	
May	2,197	
June	2,197	

QUALITY

	Quantity	Base Number	Contract	AT	Region	England
% of FP17s for the same patient ID Re-attending within 3 months - Children	7	108	6.5%	10.0%	11.3%	11.5%
% of FP17s for the same patient ID Re-attending within 3 months - Adults	15	95	15.8%	14.5%	14.9%	15.4%
% of FP17s for the same patient ID Re-attending between 3 & 9 months - Children	53	108	49.1%	52.8%	60.0%	58.9%
% of FP17s for the same patient ID Re-attending between 3 & 9 months - Adults	49	95	51.6%	48.5%	52.6%	51.6%
% of FP17s for Band 1 Urgent Courses	9	147	6.1%	8.0%	7.9%	8.9%
% of FP17s Relating to Free Repair or Replacements	1	147	0.7%	0.8%	0.8%	0.8%
% of FP17s Relating to Continuations	0	147	0.0%	0.8%	0.9%	0.9%
% of Patients satisfied with the dentistry they have received	0	0	N/A	93.1%	93.2%	93.2%
% of Patients satisfied with the time they had to wait for an appointment	0	0	N/A	90.9%	89.1%	88.8%

* This is based on patients treated on this contract for their most recent course of treatment. Figures in italics indicate the base number of FP17s or Patient Questionnaire responses are less than 100. N/A is shown where the base number of responses is less than 10 during the period. % is calculated as Quantity/Base number*100

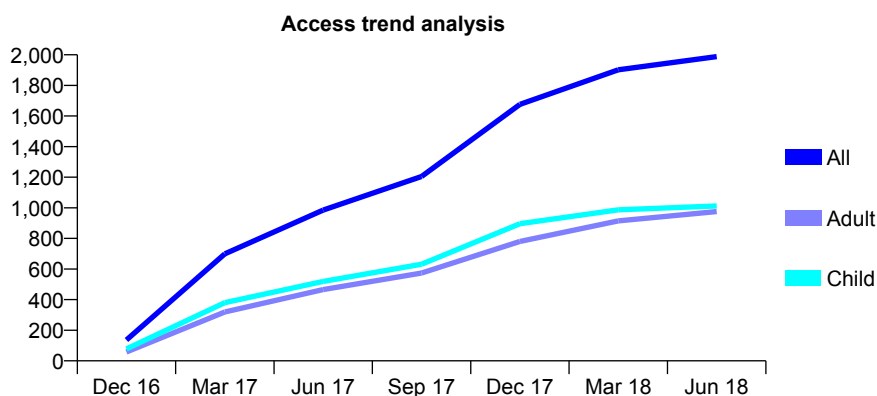
Q54 - Vital Signs At a Glance Contract Report for 100227/0000 - June 2018

Name or company name	Wolverhampton Community Dental Service
Contract type name	PDS Contract
Purpose of contract	General
Contract start date	01/11/2016
Contract end date	31/03/2019

18/19 Contracted general activity (UDA)	4,500
Carry forward general activity (UDA)	0
18/19 Contracted orthodontic activity (UOA)	0
Carry forward orthodontic activity (UOA)	0
Baseline contract value	£0.00

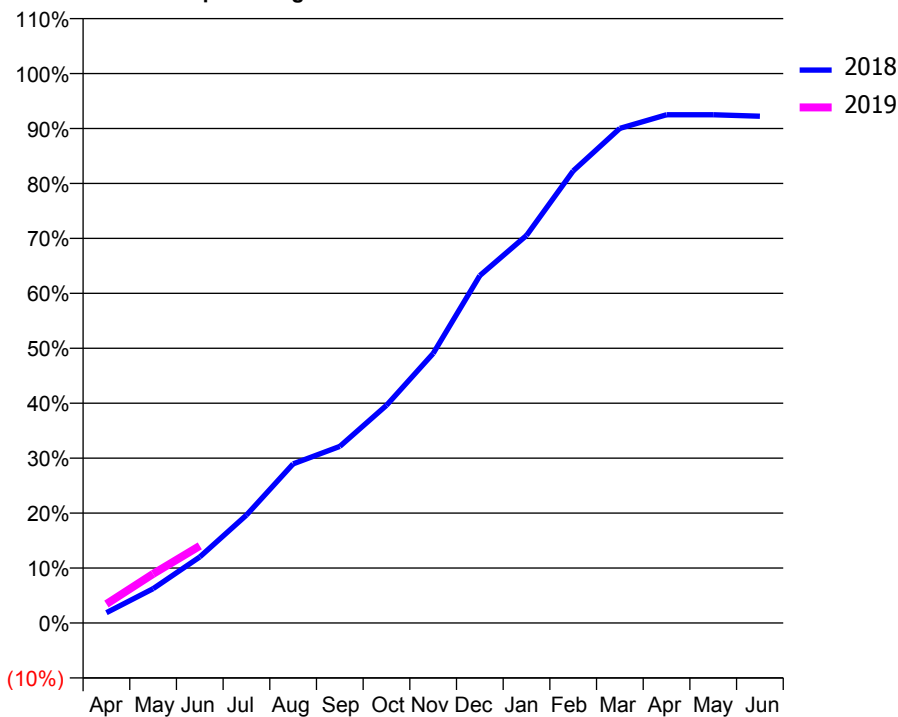
ACCESS*

Patients seen in 24 months	Total	Change since previous quarter
Quarter ending June 2017	985	
Quarter ending September 2017	1,205	↑
Quarter ending December 2017	1,676	↑
Quarter ending March 2018	1,902	↑
Quarter ending June 2018	1,988	↑
Variance since June 2017	101.8%	↑



ACTIVITY

Cumulative percentage of contracted UDA delivered 2018 & 2019



Month	Adjusted Scheduled Activity (UDA)	
	2018	2019
April	85	155
May	281	402
June	541	631
July	884	
August	1,303	
September	1,447	
October	1,782	
November	2,208	
December	2,845	
January	3,173	
February	3,703	
March	4,051	
April	4,162	
May	4,162	
June	4,150	

QUALITY

	Quantity	Base Number	Contract	AT	Region	England
% of FP17s for the same patient ID Re-attending within 3 months - Children	19	242	7.9%	10.0%	11.3%	11.5%
% of FP17s for the same patient ID Re-attending within 3 months - Adults	36	227	15.9%	14.5%	14.9%	15.4%
% of FP17s for the same patient ID Re-attending between 3 & 9 months - Children	64	242	26.4%	52.8%	60.0%	58.9%
% of FP17s for the same patient ID Re-attending between 3 & 9 months - Adults	79	227	34.8%	48.5%	52.6%	51.6%
% of FP17s for Band 1 Urgent Courses	57	381	15.0%	8.0%	7.9%	8.9%
% of FP17s Relating to Free Repair or Replacements	0	381	0.0%	0.8%	0.8%	0.8%
% of FP17s Relating to Continuations	1	381	0.3%	0.8%	0.9%	0.9%
% of Patients satisfied with the dentistry they have received	0	0	N/A	93.1%	93.2%	93.2%
% of Patients satisfied with the time they had to wait for an appointment	0	0	N/A	90.9%	89.1%	88.8%

* This is based on patients treated on this contract for their most recent course of treatment. Figures in italics indicate the base number of FP17s or Patient Questionnaire responses are less than 100. N/A is shown where the base number of responses is less than 10 during the period. % is calculated as Quantity/Base number*100

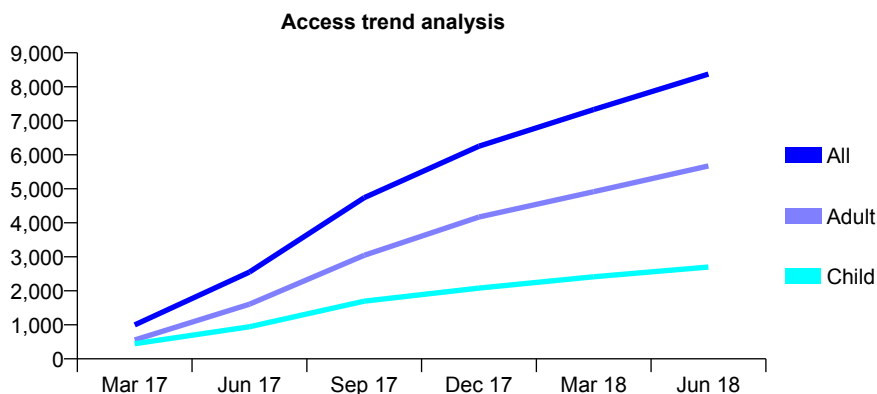
Q54 - Vital Signs At a Glance Contract Report for 100267/0000 - June 2018

Name or company name	Dudley Road Dental Practice
Contract type name	GDS Contract
Purpose of contract	General
Contract start date	01/02/2017
Contract end date	

18/19 Contracted general activity (UDA)	33,459
Carry forward general activity (UDA)	0
18/19 Contracted orthodontic activity (UOA)	0
Carry forward orthodontic activity (UOA)	0
Baseline contract value	£891,347.76

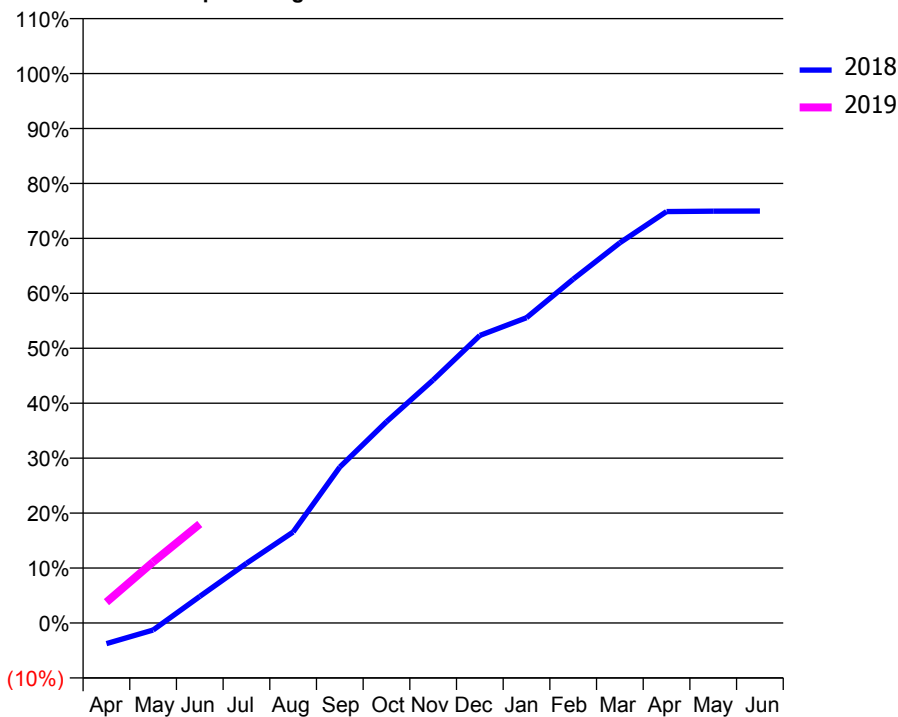
ACCESS*

Patients seen in 24 months	Total	Change since previous quarter
Quarter ending June 2017	2,551	
Quarter ending September 2017	4,739	↑
Quarter ending December 2017	6,252	↑
Quarter ending March 2018	7,331	↑
Quarter ending June 2018	8,373	↑
Variance since June 2017	228.2%	↑



ACTIVITY

Cumulative percentage of contracted UDA delivered 2018 & 2019



Month	Adjusted Scheduled Activity (UDA)	
	2018	2019
April	-1,259	1,271
May	-433	3,713
June	1,617	6,029
July	3,630	
August	5,531	
September	9,481	
October	12,241	
November	14,782	
December	17,489	
January	18,563	
February	20,911	
March	23,127	
April	25,022	
May	25,044	
June	25,056	

QUALITY

	Quantity	Base Number	Contract	AT	Region	England
% of FP17s for the same patient ID Re-attending within 3 months - Children	47	1,023	4.6%	10.0%	11.3%	11.5%
% of FP17s for the same patient ID Re-attending within 3 months - Adults	216	1,850	11.7%	14.5%	14.9%	15.4%
% of FP17s for the same patient ID Re-attending between 3 & 9 months - Children	459	1,023	44.9%	52.8%	60.0%	58.9%
% of FP17s for the same patient ID Re-attending between 3 & 9 months - Adults	618	1,850	33.4%	48.5%	52.6%	51.6%
% of FP17s for Band 1 Urgent Courses	128	2,180	5.9%	8.0%	7.9%	8.9%
% of FP17s Relating to Free Repair or Replacements	12	2,180	0.6%	0.8%	0.8%	0.8%
% of FP17s Relating to Continuations	30	2,180	1.4%	0.8%	0.9%	0.9%
% of Patients satisfied with the dentistry they have received	0	1	N/A	93.1%	93.2%	93.2%
% of Patients satisfied with the time they had to wait for an appointment	1	1	N/A	90.9%	89.1%	88.8%

* This is based on patients treated on this contract for their most recent course of treatment. Figures in italics indicate the base number of FP17s or Patient Questionnaire responses are less than 100. N/A is shown where the base number of responses is less than 10 during the period. % is calculated as Quantity/Base number*100

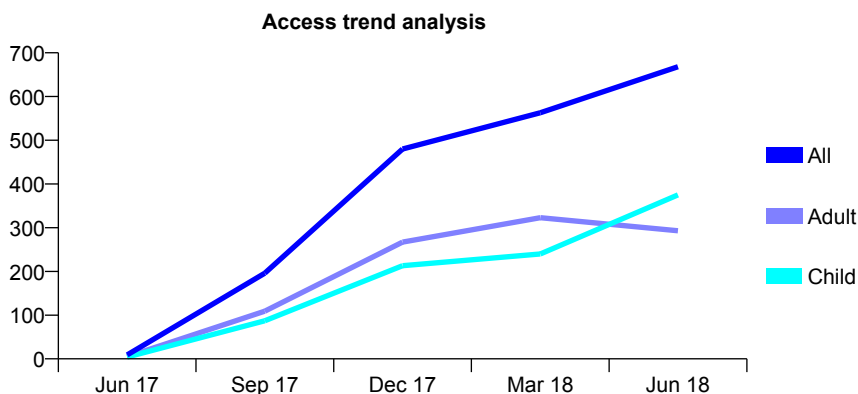
Q54 - Vital Signs At a Glance Contract Report for 100398/0000 - June 2018

Name or company name	Ashleigh Dental Practice
Contract type name	GDS Contract
Purpose of contract	General
Contract start date	01/06/2017
Contract end date	

18/19 Contracted general activity (UDA)	2,000
Carry forward general activity (UDA)	0
18/19 Contracted orthodontic activity (UOA)	0
Carry forward orthodontic activity (UOA)	0
Baseline contract value	£46,018.70

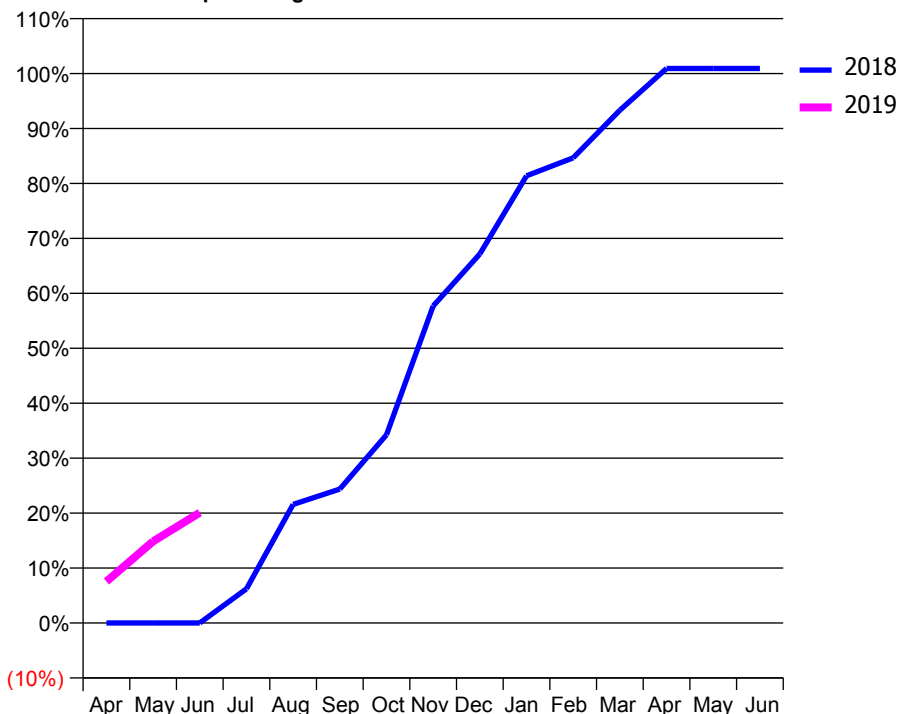
ACCESS*

Patients seen in 24 months	Total	Change since previous quarter
Quarter ending June 2017	9	
Quarter ending September 2017	196	↑
Quarter ending December 2017	480	↑
Quarter ending March 2018	563	↑
Quarter ending June 2018	668	↑
Variance since June 2017	7322.2%	↑



ACTIVITY

Cumulative percentage of contracted UDA delivered 2018 & 2019



Adjusted Scheduled Activity (UDA)

Month	2018	2019
April	0	151
May	0	297
June	0	401
July	105	
August	363	
September	410	
October	577	
November	971	
December	1,130	
January	1,370	
February	1,425	
March	1,571	
April	1,698	
May	1,698	
June	1,698	

QUALITY

	Quantity	Base Number	Contract	AT	Region	England
% of FP17s for the same patient ID Re-attending within 3 months - Children	4	196	2.0%	10.0%	11.3%	11.5%
% of FP17s for the same patient ID Re-attending within 3 months - Adults	9	85	10.6%	14.5%	14.9%	15.4%
% of FP17s for the same patient ID Re-attending between 3 & 9 months - Children	46	196	23.5%	52.8%	60.0%	58.9%
% of FP17s for the same patient ID Re-attending between 3 & 9 months - Adults	6	85	7.1%	48.5%	52.6%	51.6%
% of FP17s for Band 1 Urgent Courses	7	238	2.9%	8.0%	7.9%	8.9%
% of FP17s Relating to Free Repair or Replacements	0	238	0.0%	0.8%	0.8%	0.8%
% of FP17s Relating to Continuations	3	238	1.3%	0.8%	0.9%	0.9%
% of Patients satisfied with the dentistry they have received	0	0	N/A	93.1%	93.2%	93.2%
% of Patients satisfied with the time they had to wait for an appointment	0	0	N/A	90.9%	89.1%	88.8%

* This is based on patients treated on this contract for their most recent course of treatment. Figures in italics indicate the base number of FP17s or Patient Questionnaire responses are less than 100. N/A is shown where the base number of responses is less than 10 during the period. % is calculated as Quantity/Base number*100

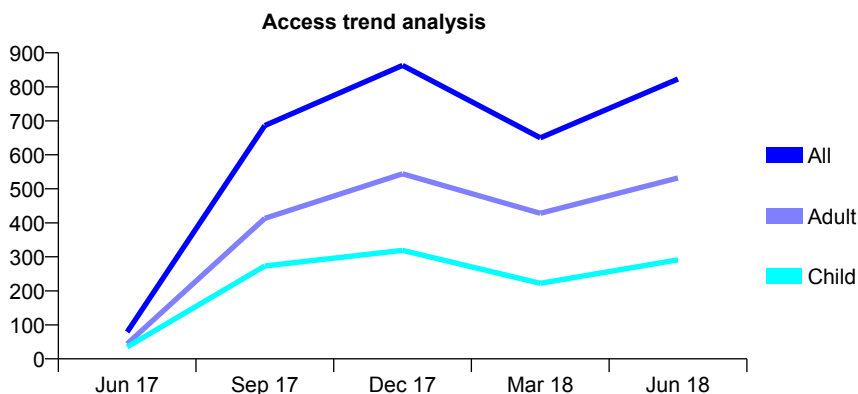
Q54 - Vital Signs At a Glance Contract Report for 100400/0000 - June 2018

Name or company name	Priority Dental Practice
Contract type name	GDS Contract
Purpose of contract	General
Contract start date	01/05/2017
Contract end date	

18/19 Contracted general activity (UDA)	3,000
Carry forward general activity (UDA)	0
18/19 Contracted orthodontic activity (UOA)	0
Carry forward orthodontic activity (UOA)	0
Baseline contract value	£70,696.86

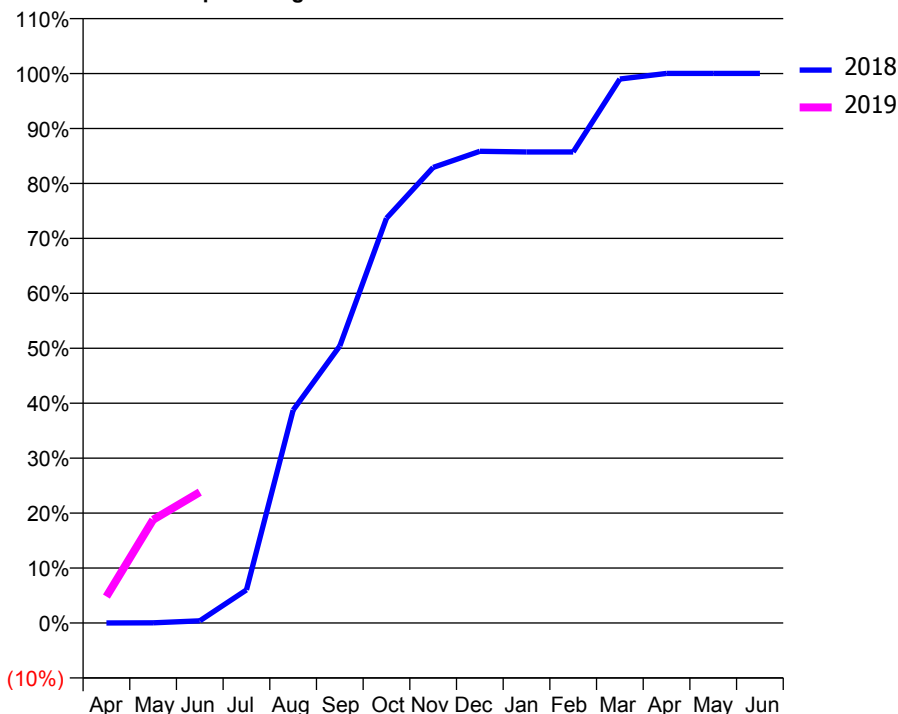
ACCESS*

Patients seen in 24 months	Total	Change since previous quarter
Quarter ending June 2017	79	
Quarter ending September 2017	686	↑
Quarter ending December 2017	863	↑
Quarter ending March 2018	650	↓
Quarter ending June 2018	823	↑
Variance since June 2017	941.8%	↑



ACTIVITY

Cumulative percentage of contracted UDA delivered 2018 & 2019



Adjusted Scheduled Activity (UDA)

Month	2018	2019
April	0	145
May	1	564
June	11	714
July	164	
August	1,052	
September	1,369	
October	2,000	
November	2,251	
December	2,330	
January	2,327	
February	2,327	
March	2,688	
April	2,716	
May	2,716	
June	2,716	

QUALITY

	Quantity	Base Number	Contract	AT	Region	England
% of FP17s for the same patient ID Re-attending within 3 months - Children	5	147	3.4%	10.0%	11.3%	11.5%
% of FP17s for the same patient ID Re-attending within 3 months - Adults	9	189	4.8%	14.5%	14.9%	15.4%
% of FP17s for the same patient ID Re-attending between 3 & 9 months - Children	62	147	42.2%	52.8%	60.0%	58.9%
% of FP17s for the same patient ID Re-attending between 3 & 9 months - Adults	50	189	26.5%	48.5%	52.6%	51.6%
% of FP17s for Band 1 Urgent Courses	21	313	6.7%	8.0%	7.9%	8.9%
% of FP17s Relating to Free Repair or Replacements	5	313	1.6%	0.8%	0.8%	0.8%
% of FP17s Relating to Continuations	0	313	0.0%	0.8%	0.9%	0.9%
% of Patients satisfied with the dentistry they have received	1	1	N/A	93.1%	93.2%	93.2%
% of Patients satisfied with the time they had to wait for an appointment	1	1	N/A	90.9%	89.1%	88.8%

* This is based on patients treated on this contract for their most recent course of treatment. Figures in italics indicate the base number of FP17s or Patient Questionnaire responses are less than 100. N/A is shown where the base number of responses is less than 10 during the period. % is calculated as Quantity/Base number*100

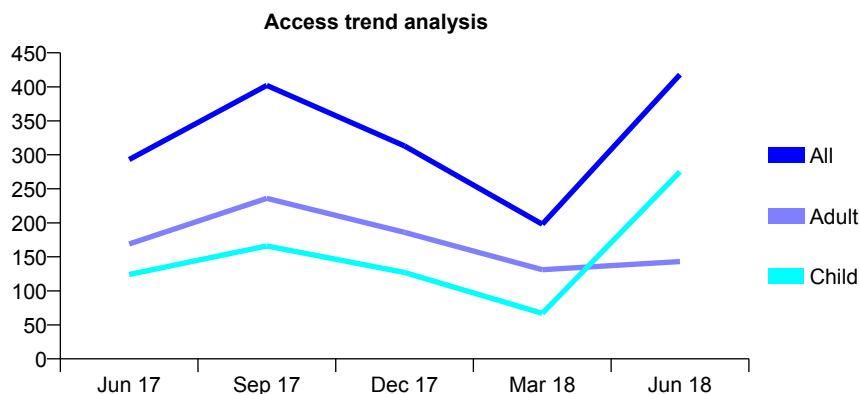
Q54 - Vital Signs At a Glance Contract Report for 100404/0000 - June 2018

Name or company name	New Road Dental Practice
Contract type name	GDS Contract
Purpose of contract	General
Contract start date	01/05/2017
Contract end date	

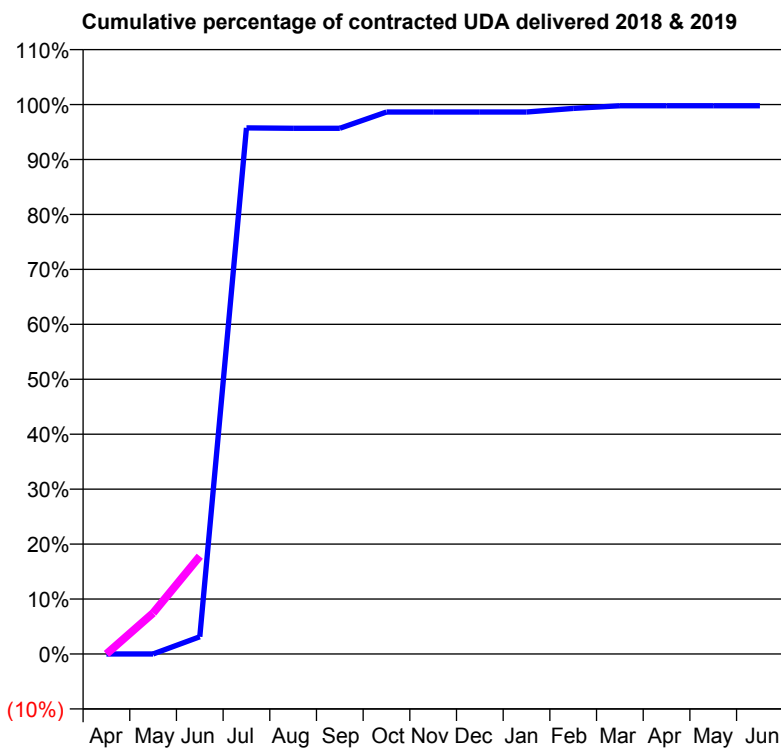
18/19 Contracted general activity (UDA)	2,000
Carry forward general activity (UDA)	0
18/19 Contracted orthodontic activity (UOA)	0
Carry forward orthodontic activity (UOA)	0
Baseline contract value	£27,671.90

ACCESS*

Patients seen in 24 months	Total	Change since previous quarter
Quarter ending June 2017	293	
Quarter ending September 2017	402	↑
Quarter ending December 2017	313	↓
Quarter ending March 2018	198	↓
Quarter ending June 2018	418	↑
Variance since June 2017	42.7%	↑



ACTIVITY



Month	Adjusted Scheduled Activity (UDA)	
	2018	2019
April	0	0
May	0	149
June	58	356
July	1,780	
August	1,779	
September	1,779	
October	1,834	
November	1,834	
December	1,834	
January	1,834	
February	1,846	
March	1,855	
April	1,855	
May	1,855	
June	1,855	

QUALITY

	Quantity	Base Number	Contract	AT	Region	England
% of FP17s for the same patient ID Re-attending within 3 months - Children	0	168	0.0%	10.0%	11.3%	11.5%
% of FP17s for the same patient ID Re-attending within 3 months - Adults	0	26	0.0%	14.5%	14.9%	15.4%
% of FP17s for the same patient ID Re-attending between 3 & 9 months - Children	1	168	0.6%	52.8%	60.0%	58.9%
% of FP17s for the same patient ID Re-attending between 3 & 9 months - Adults	0	26	0.0%	48.5%	52.6%	51.6%
% of FP17s for Band 1 Urgent Courses	6	194	3.1%	8.0%	7.9%	8.9%
% of FP17s Relating to Free Repair or Replacements	0	194	0.0%	0.8%	0.8%	0.8%
% of FP17s Relating to Continuations	0	194	0.0%	0.8%	0.9%	0.9%
% of Patients satisfied with the dentistry they have received	1	1	N/A	93.1%	93.2%	93.2%
% of Patients satisfied with the time they had to wait for an appointment	1	1	N/A	90.9%	89.1%	88.8%

* This is based on patients treated on this contract for their most recent course of treatment. Figures in italics indicate the base number of FP17s or Patient Questionnaire responses are less than 100. N/A is shown where the base number of responses is less than 10 during the period. % is calculated as Quantity/Base number*100

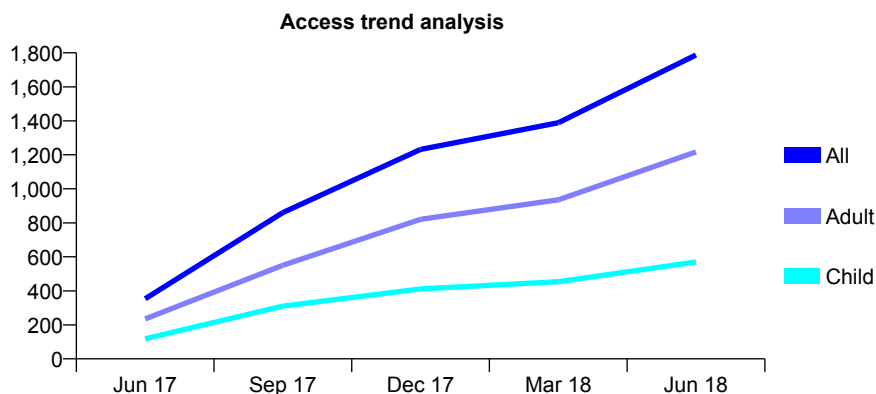
Q54 - Vital Signs At a Glance Contract Report for 100405/0000 - June 2018

Name or company name	MR S KUMAR
Contract type name	GDS Contract
Purpose of contract	General
Contract start date	01/04/2017
Contract end date	

18/19 Contracted general activity (UDA)	6,000
Carry forward general activity (UDA)	0
18/19 Contracted orthodontic activity (UOA)	0
Carry forward orthodontic activity (UOA)	0
Baseline contract value	£130,470.60

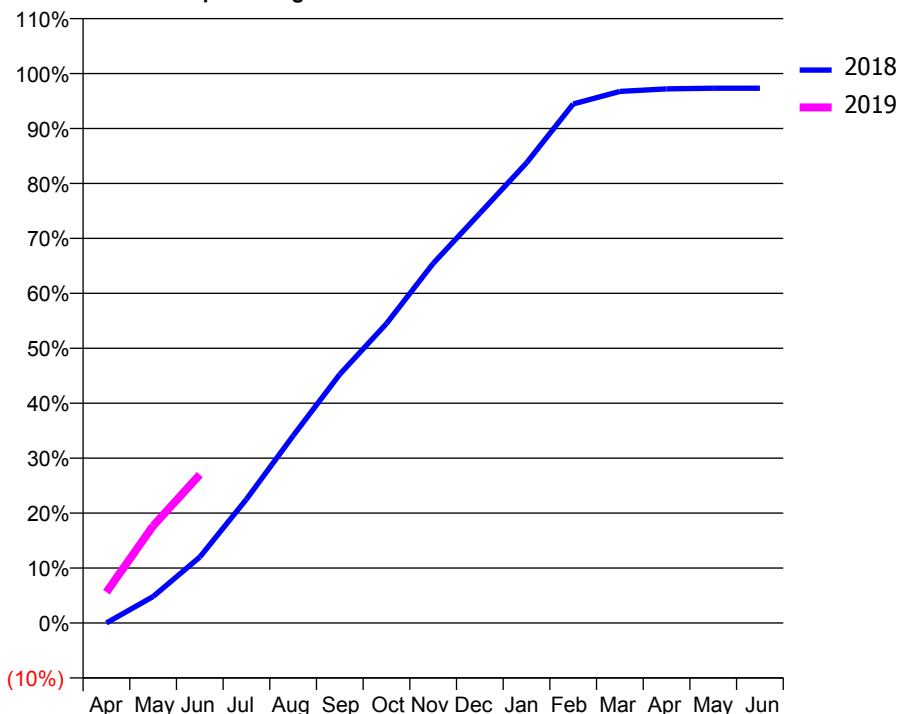
ACCESS*

Patients seen in 24 months	Total	Change since previous quarter
Quarter ending June 2017	353	
Quarter ending September 2017	860	↑
Quarter ending December 2017	1,232	↑
Quarter ending March 2018	1,389	↑
Quarter ending June 2018	1,787	↑
Variance since June 2017	406.2%	↑



ACTIVITY

Cumulative percentage of contracted UDA delivered 2018 & 2019



Month	Adjusted Scheduled Activity (UDA)	
	2018	2019
April	0	337
May	288	1,061
June	720	1,619
July	1,352	
August	2,045	
September	2,716	
October	3,269	
November	3,926	
December	4,474	
January	5,023	
February	5,668	
March	5,804	
April	5,832	
May	5,839	
June	5,839	

QUALITY

	Quantity	Base Number	Contract	AT	Region	England
% of FP17s for the same patient ID Re-attending within 3 months - Children	8	195	4.1%	10.0%	11.3%	11.5%
% of FP17s for the same patient ID Re-attending within 3 months - Adults	39	389	10.0%	14.5%	14.9%	15.4%
% of FP17s for the same patient ID Re-attending between 3 & 9 months - Children	69	195	35.4%	52.8%	60.0%	58.9%
% of FP17s for the same patient ID Re-attending between 3 & 9 months - Adults	79	389	20.3%	48.5%	52.6%	51.6%
% of FP17s for Band 1 Urgent Courses	32	577	5.5%	8.0%	7.9%	8.9%
% of FP17s Relating to Free Repair or Replacements	16	577	2.8%	0.8%	0.8%	0.8%
% of FP17s Relating to Continuations	9	577	1.6%	0.8%	0.9%	0.9%
% of Patients satisfied with the dentistry they have received	0	0	N/A	93.1%	93.2%	93.2%
% of Patients satisfied with the time they had to wait for an appointment	0	0	N/A	90.9%	89.1%	88.8%

* This is based on patients treated on this contract for their most recent course of treatment. Figures in italics indicate the base number of FP17s or Patient Questionnaire responses are less than 100. N/A is shown where the base number of responses is less than 10 during the period. % is calculated as Quantity/Base number*100

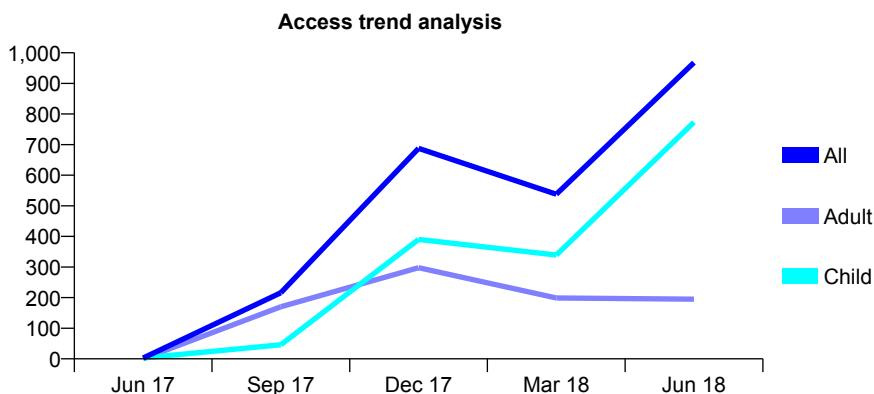
Q54 - Vital Signs At a Glance Contract Report for 100419/0000 - June 2018

Name or company name	MR AA DUGGAL
Contract type name	GDS Contract
Purpose of contract	General
Contract start date	01/05/2017
Contract end date	

18/19 Contracted general activity (UDA)	2,000
Carry forward general activity (UDA)	0
18/19 Contracted orthodontic activity (UOA)	0
Carry forward orthodontic activity (UOA)	0
Baseline contract value	£45,978.24

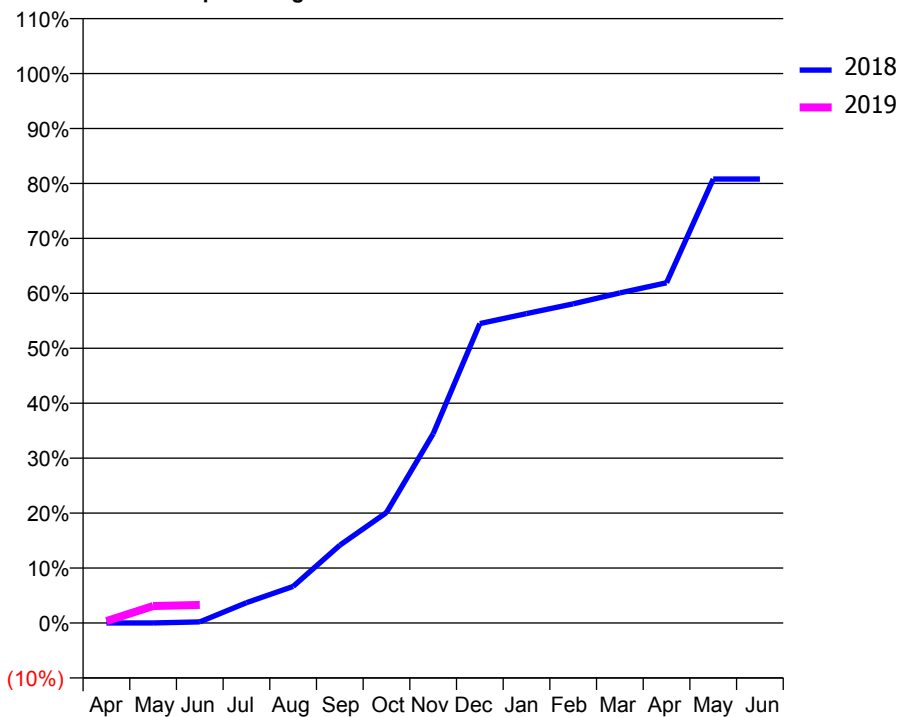
ACCESS*

Patients seen in 24 months	Total	Change since previous quarter
Quarter ending June 2017	3	
Quarter ending September 2017	216	↑
Quarter ending December 2017	688	↑
Quarter ending March 2018	538	↓
Quarter ending June 2018	968	↑
Variance since June 2017	32166.7%	↑



ACTIVITY

Cumulative percentage of contracted UDA delivered 2018 & 2019



Adjusted Scheduled Activity (UDA)

Month	2018	2019
April	0	7
May	0	62
June	4	66
July	68	
August	122	
September	259	
October	369	
November	631	
December	999	
January	1,032	
February	1,065	
March	1,101	
April	1,135	
May	1,481	
June	1,481	

QUALITY

	Quantity	Base Number	Contract	AT	Region	England
% of FP17s for the same patient ID Re-attending within 3 months - Children	0	395	0.0%	10.0%	11.3%	11.5%
% of FP17s for the same patient ID Re-attending within 3 months - Adults	2	28	7.1%	14.5%	14.9%	15.4%
% of FP17s for the same patient ID Re-attending between 3 & 9 months - Children	20	395	5.1%	52.8%	60.0%	58.9%
% of FP17s for the same patient ID Re-attending between 3 & 9 months - Adults	1	28	3.6%	48.5%	52.6%	51.6%
% of FP17s for Band 1 Urgent Courses	0	53	0.0%	8.0%	7.9%	8.9%
% of FP17s Relating to Free Repair or Replacements	0	53	0.0%	0.8%	0.8%	0.8%
% of FP17s Relating to Continuations	0	53	0.0%	0.8%	0.9%	0.9%
% of Patients satisfied with the dentistry they have received	1	1	N/A	93.1%	93.2%	93.2%
% of Patients satisfied with the time they had to wait for an appointment	1	1	N/A	90.9%	89.1%	88.8%

* This is based on patients treated on this contract for their most recent course of treatment. Figures in italics indicate the base number of FP17s or Patient Questionnaire responses are less than 100. N/A is shown where the base number of responses is less than 10 during the period. % is calculated as Quantity/Base number*100

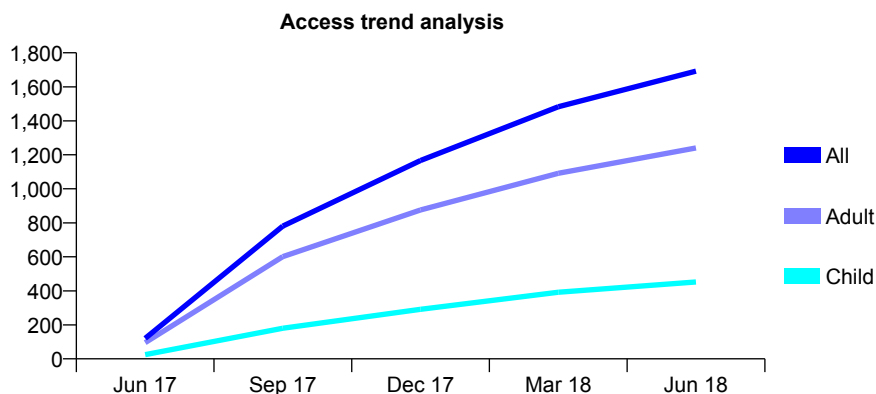
Q54 - Vital Signs At a Glance Contract Report for 100459/0000 - June 2018

Name or company name	Richmond House Dental Practice
Contract type name	GDS Contract
Purpose of contract	General and Orthodontic
Contract start date	01/06/2017
Contract end date	

18/19 Contracted general activity (UDA)	8,918
Carry forward general activity (UDA)	0
18/19 Contracted orthodontic activity (UOA)	90
Carry forward orthodontic activity (UOA)	0
Baseline contract value	£265,545.03

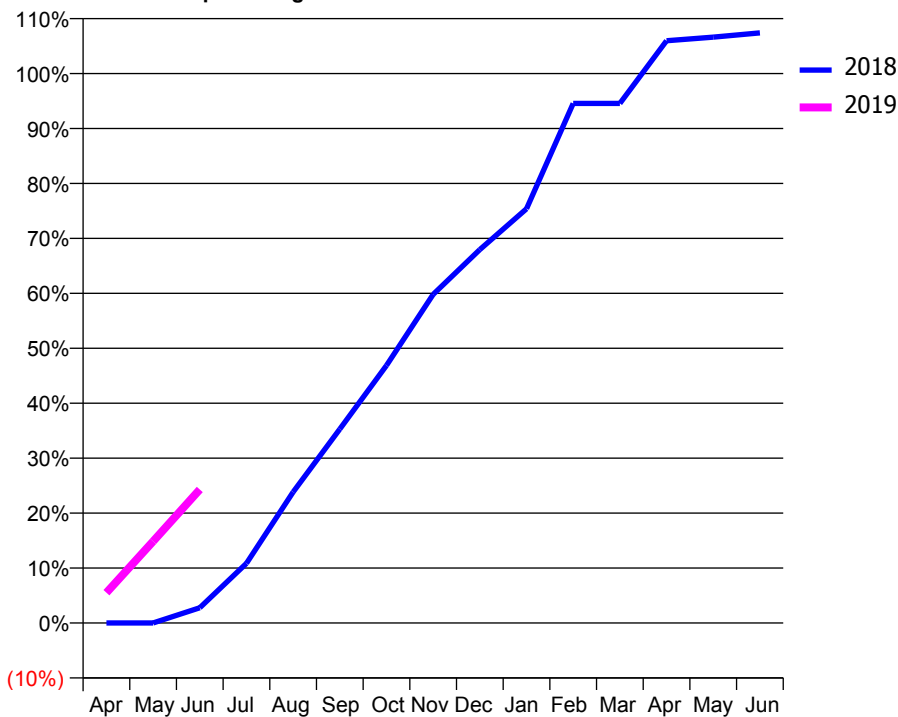
ACCESS*

Patients seen in 24 months	Total	Change since previous quarter
Quarter ending June 2017	120	
Quarter ending September 2017	781	↑
Quarter ending December 2017	1,167	↑
Quarter ending March 2018	1,483	↑
Quarter ending June 2018	1,692	↑
Variance since June 2017	1310.0%	↑



ACTIVITY

Cumulative percentage of contracted UDA delivered 2018 & 2019



Adjusted Scheduled Activity (UDA)

Month	2018	2019
April	0	492
May	0	1,327
June	206	2,168
July	802	
August	1,763	
September	2,610	
October	3,466	
November	4,422	
December	5,025	
January	5,575	
February	6,994	
March	6,994	
April	7,838	
May	7,886	
June	7,943	

QUALITY

	Quantity	Base Number	Contract	AT	Region	England
% of FP17s for the same patient ID Re-attending within 3 months - Children	36	323	11.1%	10.0%	11.3%	11.5%
% of FP17s for the same patient ID Re-attending within 3 months - Adults	99	773	12.8%	14.5%	14.9%	15.4%
% of FP17s for the same patient ID Re-attending between 3 & 9 months - Children	191	323	59.1%	52.8%	60.0%	58.9%
% of FP17s for the same patient ID Re-attending between 3 & 9 months - Adults	428	773	55.4%	48.5%	52.6%	51.6%
% of FP17s for Band 1 Urgent Courses	74	703	10.5%	8.0%	7.9%	8.9%
% of FP17s Relating to Free Repair or Replacements	11	703	1.6%	0.8%	0.8%	0.8%
% of FP17s Relating to Continuations	1	703	0.1%	0.8%	0.9%	0.9%
% of Patients satisfied with the dentistry they have received	2	2	N/A	93.1%	93.2%	93.2%
% of Patients satisfied with the time they had to wait for an appointment	2	2	N/A	90.9%	89.1%	88.8%

* This is based on patients treated on this contract for their most recent course of treatment. Figures in italics indicate the base number of FP17s or Patient Questionnaire responses are less than 100. N/A is shown where the base number of responses is less than 10 during the period. % is calculated as Quantity/Base number*100

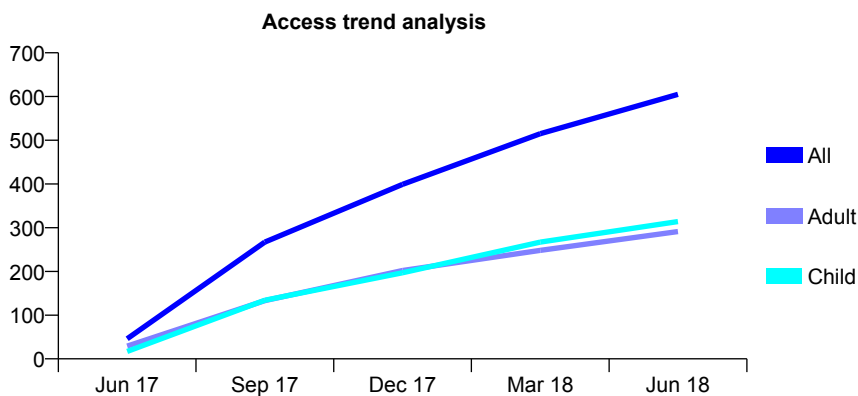
Q54 - Vital Signs At a Glance Contract Report for 100463/0000 - June 2018

Name or company name	MR SB MAHALEKAM
Contract type name	GDS Contract
Purpose of contract	General
Contract start date	01/05/2017
Contract end date	

18/19 Contracted general activity (UDA)	2,000
Carry forward general activity (UDA)	0
18/19 Contracted orthodontic activity (UOA)	0
Carry forward orthodontic activity (UOA)	0
Baseline contract value	£26,053.66

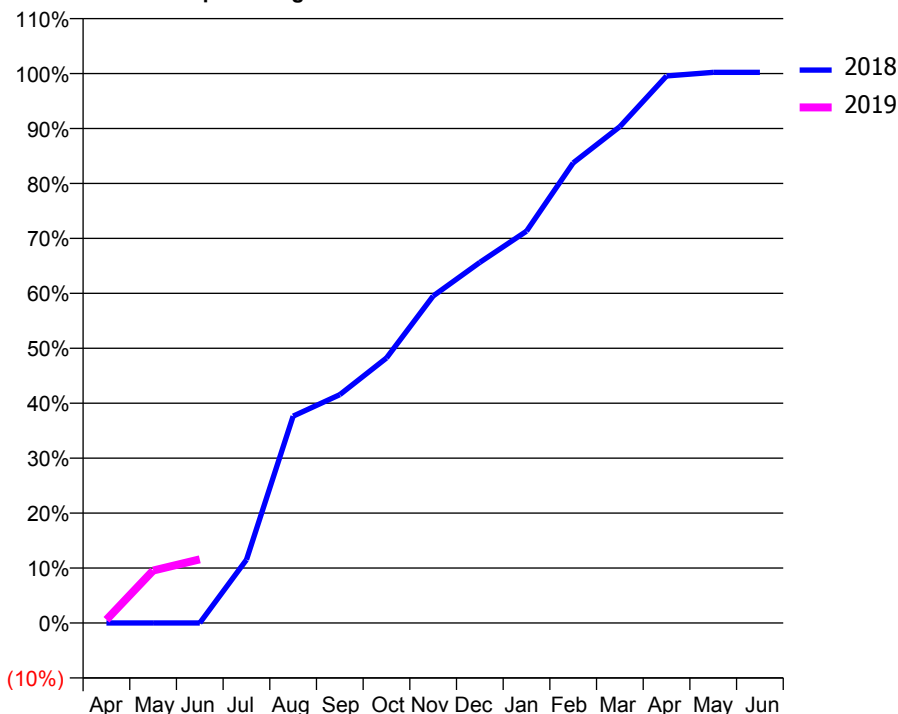
ACCESS*

Patients seen in 24 months	Total	Change since previous quarter
Quarter ending June 2017	46	
Quarter ending September 2017	267	↑
Quarter ending December 2017	399	↑
Quarter ending March 2018	515	↑
Quarter ending June 2018	605	↑
Variance since June 2017	1215.2%	↑



ACTIVITY

Cumulative percentage of contracted UDA delivered 2018 & 2019



Adjusted Scheduled Activity (UDA)

Month	2018	2019
April	0	12
May	0	191
June	0	232
July	211	
August	689	
September	760	
October	882	
November	1,089	
December	1,200	
January	1,304	
February	1,532	
March	1,652	
April	1,821	
May	1,833	
June	1,833	

QUALITY

	Quantity	Base Number	Contract	AT	Region	England
% of FP17s for the same patient ID Re-attending within 3 months - Children	2	79	2.5%	10.0%	11.3%	11.5%
% of FP17s for the same patient ID Re-attending within 3 months - Adults	1	80	1.3%	14.5%	14.9%	15.4%
% of FP17s for the same patient ID Re-attending between 3 & 9 months - Children	10	79	12.7%	52.8%	60.0%	58.9%
% of FP17s for the same patient ID Re-attending between 3 & 9 months - Adults	6	80	7.5%	48.5%	52.6%	51.6%
% of FP17s for Band 1 Urgent Courses	8	79	10.1%	8.0%	7.9%	8.9%
% of FP17s Relating to Free Repair or Replacements	1	79	1.3%	0.8%	0.8%	0.8%
% of FP17s Relating to Continuations	0	79	0.0%	0.8%	0.9%	0.9%
% of Patients satisfied with the dentistry they have received	1	1	N/A	93.1%	93.2%	93.2%
% of Patients satisfied with the time they had to wait for an appointment	1	1	N/A	90.9%	89.1%	88.8%

* This is based on patients treated on this contract for their most recent course of treatment. Figures in italics indicate the base number of FP17s or Patient Questionnaire responses are less than 100. N/A is shown where the base number of responses is less than 10 during the period. % is calculated as Quantity/Base number*100

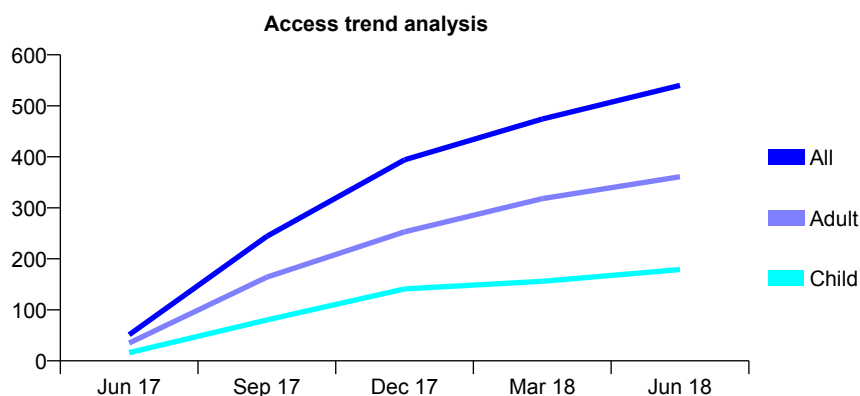
Q54 - Vital Signs At a Glance Contract Report for 100465/0000 - June 2018

Name or company name	MR KS GILL
Contract type name	GDS Contract
Purpose of contract	General
Contract start date	01/05/2017
Contract end date	

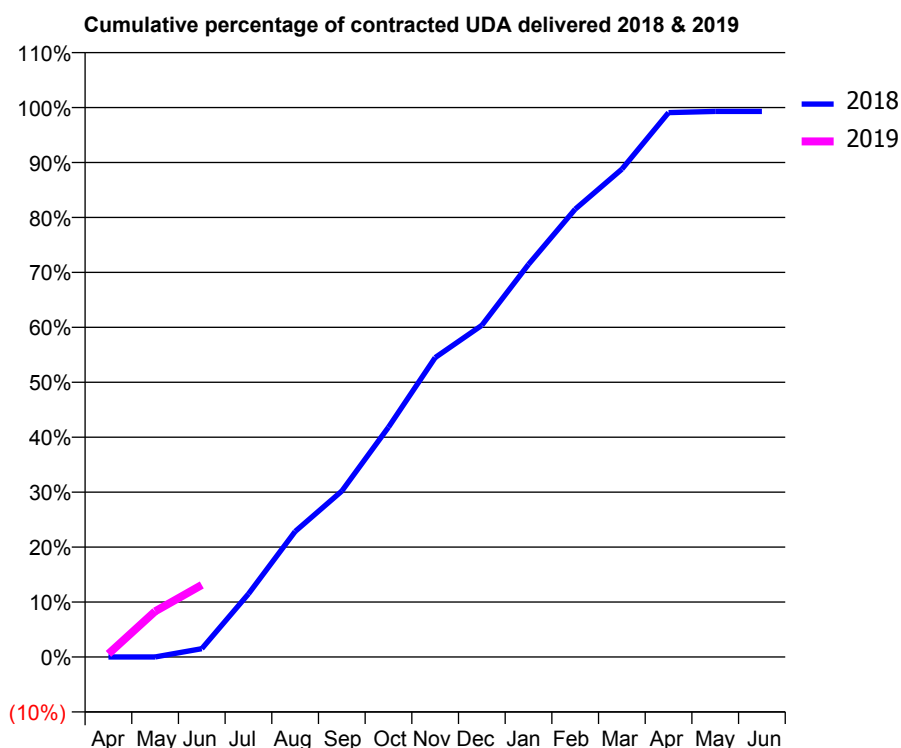
18/19 Contracted general activity (UDA)	2,000
Carry forward general activity (UDA)	0
18/19 Contracted orthodontic activity (UOA)	0
Carry forward orthodontic activity (UOA)	0
Baseline contract value	£44,056.58

ACCESS*

Patients seen in 24 months	Total	Change since previous quarter
Quarter ending June 2017	51	
Quarter ending September 2017	244	↑
Quarter ending December 2017	394	↑
Quarter ending March 2018	474	↑
Quarter ending June 2018	540	↑
Variance since June 2017	958.8%	↑



ACTIVITY



Month	Adjusted Scheduled Activity (UDA)	
	2018	2019
April	0	11
May	0	166
June	28	262
July	210	
August	419	
September	554	
October	767	
November	999	
December	1,106	
January	1,310	
February	1,494	
March	1,627	
April	1,816	
May	1,820	
June	1,820	

QUALITY

	Quantity	Base Number	Contract	AT	Region	England
% of FP17s for the same patient ID Re-attending within 3 months - Children	1	81	1.2%	10.0%	11.3%	11.5%
% of FP17s for the same patient ID Re-attending within 3 months - Adults	8	136	5.9%	14.5%	14.9%	15.4%
% of FP17s for the same patient ID Re-attending between 3 & 9 months - Children	23	81	28.4%	52.8%	60.0%	58.9%
% of FP17s for the same patient ID Re-attending between 3 & 9 months - Adults	26	136	19.1%	48.5%	52.6%	51.6%
% of FP17s for Band 1 Urgent Courses	7	152	4.6%	8.0%	7.9%	8.9%
% of FP17s Relating to Free Repair or Replacements	1	152	0.7%	0.8%	0.8%	0.8%
% of FP17s Relating to Continuations	0	152	0.0%	0.8%	0.9%	0.9%
% of Patients satisfied with the dentistry they have received	0	0	N/A	93.1%	93.2%	93.2%
% of Patients satisfied with the time they had to wait for an appointment	0	0	N/A	90.9%	89.1%	88.8%

* This is based on patients treated on this contract for their most recent course of treatment. Figures in italics indicate the base number of FP17s or Patient Questionnaire responses are less than 100. N/A is shown where the base number of responses is less than 10 during the period. % is calculated as Quantity/Base number*100

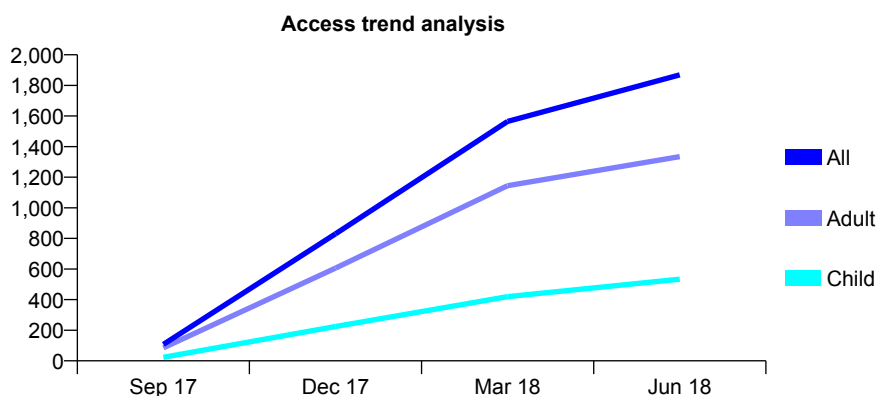
Q54 - Vital Signs At a Glance Contract Report for 100517/0000 - June 2018

Name or company name	BST Partnership
Contract type name	PDS Plus Contract
Purpose of contract	General
Contract start date	01/09/2017
Contract end date	31/03/2020

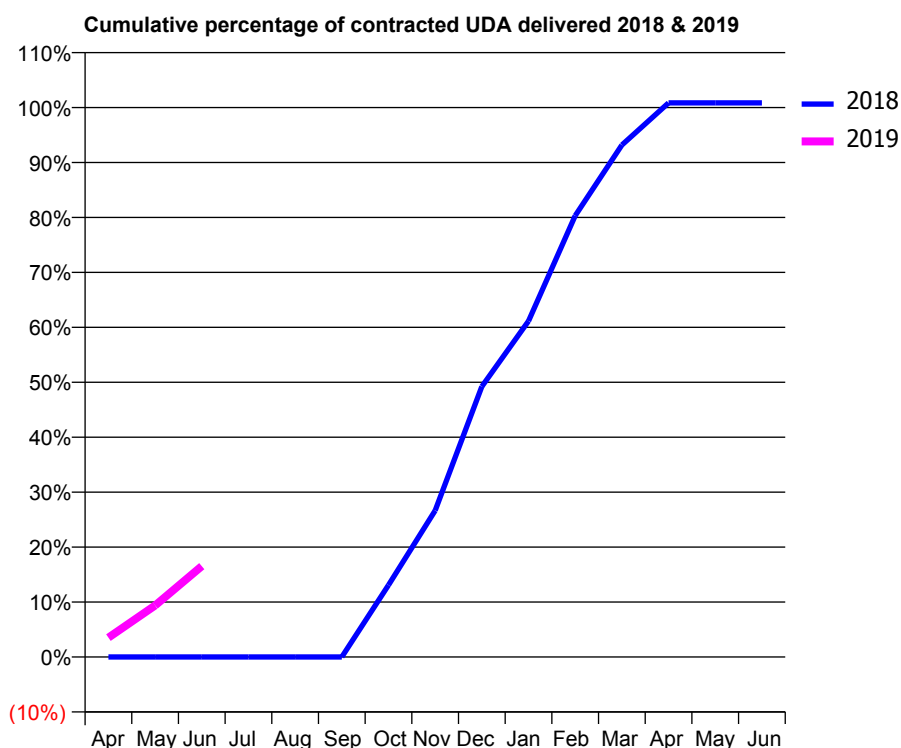
18/19 Contracted general activity (UDA)	7,000
Carry forward general activity (UDA)	0
18/19 Contracted orthodontic activity (UOA)	0
Carry forward orthodontic activity (UOA)	0
Baseline contract value	£89,250.00

ACCESS*

Patients seen in 24 months	Total	Change since previous quarter
Quarter ending June 2017	0	
Quarter ending September 2017	108	↑
Quarter ending December 2017	830	↑
Quarter ending March 2018	1,565	↑
Quarter ending June 2018	1,869	↑
Variance since June 2017	N/A	



ACTIVITY



Month	Adjusted Scheduled Activity (UDA)	
	2018	2019
April	0	247
May	0	656
June	0	1,158
July	0	
August	0	
September	0	
October	522	
November	1,062	
December	1,963	
January	2,437	
February	3,201	
March	3,714	
April	4,020	
May	4,020	
June	4,020	

QUALITY

	Quantity	Base Number	Contract	AT	Region	England
% of FP17s for the same patient ID Re-attending within 3 months - Children	6	219	2.7%	10.0%	11.3%	11.5%
% of FP17s for the same patient ID Re-attending within 3 months - Adults	73	586	12.5%	14.5%	14.9%	15.4%
% of FP17s for the same patient ID Re-attending between 3 & 9 months - Children	95	219	43.4%	52.8%	60.0%	58.9%
% of FP17s for the same patient ID Re-attending between 3 & 9 months - Adults	247	586	42.2%	48.5%	52.6%	51.6%
% of FP17s for Band 1 Urgent Courses	59	670	8.8%	8.0%	7.9%	8.9%
% of FP17s Relating to Free Repair or Replacements	5	670	0.7%	0.8%	0.8%	0.8%
% of FP17s Relating to Continuations	6	670	0.9%	0.8%	0.9%	0.9%
% of Patients satisfied with the dentistry they have received	0	0	N/A	93.1%	93.2%	93.2%
% of Patients satisfied with the time they had to wait for an appointment	0	0	N/A	90.9%	89.1%	88.8%

* This is based on patients treated on this contract for their most recent course of treatment. Figures in italics indicate the base number of FP17s or Patient Questionnaire responses are less than 100. N/A is shown where the base number of responses is less than 10 during the period. % is calculated as Quantity/Base number*100

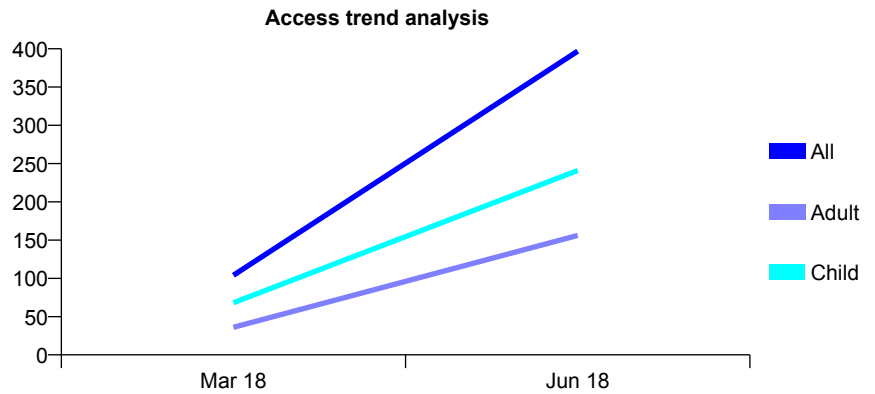
Q54 - Vital Signs At a Glance Contract Report for 100600/0000 - June 2018

Name or company name	New Light DA Limited
Contract type name	GDS Contract
Purpose of contract	General
Contract start date	17/05/2017
Contract end date	

18/19 Contracted general activity (UDA)	2,000
Carry forward general activity (UDA)	0
18/19 Contracted orthodontic activity (UOA)	0
Carry forward orthodontic activity (UOA)	0
Baseline contract value	£44,501.60

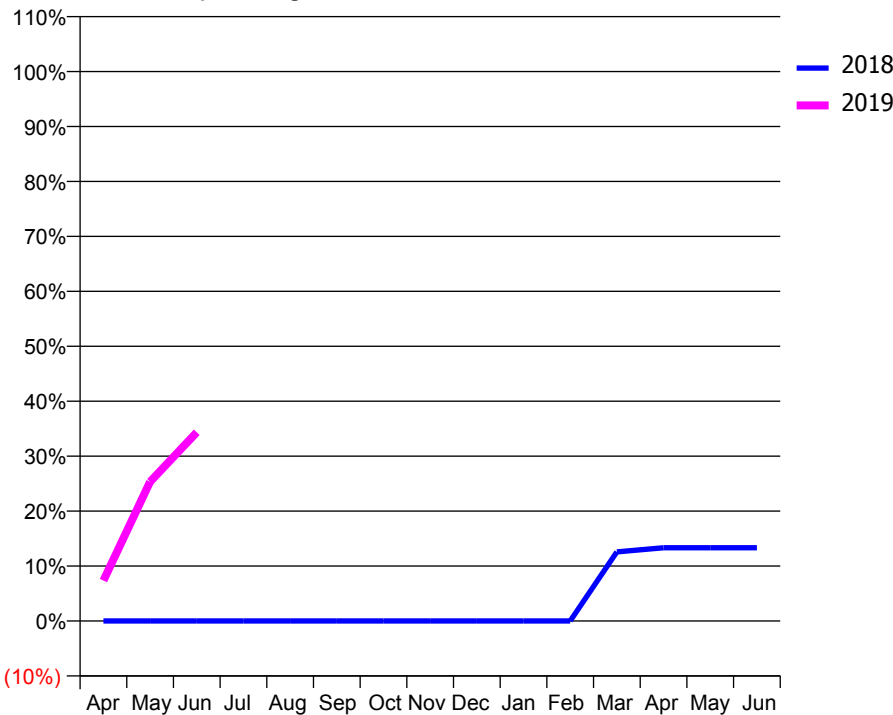
ACCESS*

Patients seen in 24 months	Total	Change since previous quarter
Quarter ending June 2017	0	
Quarter ending September 2017	0	
Quarter ending December 2017	0	
Quarter ending March 2018	104	
Quarter ending June 2018	397	↑
Variance since June 2017	N/A	



ACTIVITY

Cumulative percentage of contracted UDA delivered 2018 & 2019



Month	Adjusted Scheduled Activity (UDA)	
	2018	2019
April	0	147
May	0	507
June	0	687
July	0	
August	0	
September	0	
October	0	
November	0	
December	0	
January	0	
February	0	
March	220	
April	233	
May	233	
June	233	

QUALITY

	Quantity	Base Number	Contract	AT	Region	England
% of FP17s for the same patient ID Re-attending within 3 months - Children	1	147	0.7%	10.0%	11.3%	11.5%
% of FP17s for the same patient ID Re-attending within 3 months - Adults	5	114	4.4%	14.5%	14.9%	15.4%
% of FP17s for the same patient ID Re-attending between 3 & 9 months - Children	0	147	0.0%	52.8%	60.0%	58.9%
% of FP17s for the same patient ID Re-attending between 3 & 9 months - Adults	0	114	0.0%	48.5%	52.6%	51.6%
% of FP17s for Band 1 Urgent Courses	6	254	2.4%	8.0%	7.9%	8.9%
% of FP17s Relating to Free Repair or Replacements	0	254	0.0%	0.8%	0.8%	0.8%
% of FP17s Relating to Continuations	1	254	0.4%	0.8%	0.9%	0.9%
% of Patients satisfied with the dentistry they have received	0	0	N/A	93.1%	93.2%	93.2%
% of Patients satisfied with the time they had to wait for an appointment	0	0	N/A	90.9%	89.1%	88.8%

* This is based on patients treated on this contract for their most recent course of treatment. Figures in italics indicate the base number of FP17s or Patient Questionnaire responses are less than 100. N/A is shown where the base number of responses is less than 10 during the period. % is calculated as Quantity/Base number*100

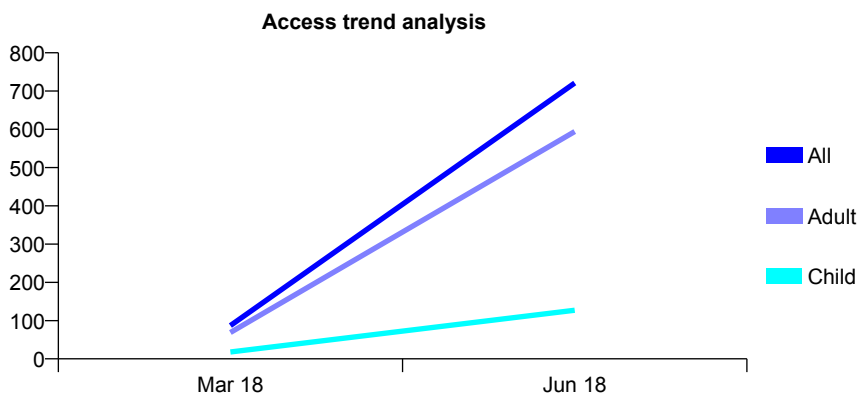
Q54 - Vital Signs At a Glance Contract Report for 100622/0000 - June 2018

Name or company name	MR SL REES
Contract type name	GDS Contract
Purpose of contract	General and Orthodontic
Contract start date	01/12/2017
Contract end date	

18/19 Contracted general activity (UDA)	6,811
Carry forward general activity (UDA)	0
18/19 Contracted orthodontic activity (UOA)	450
Carry forward orthodontic activity (UOA)	0
Baseline contract value	£250,952.20

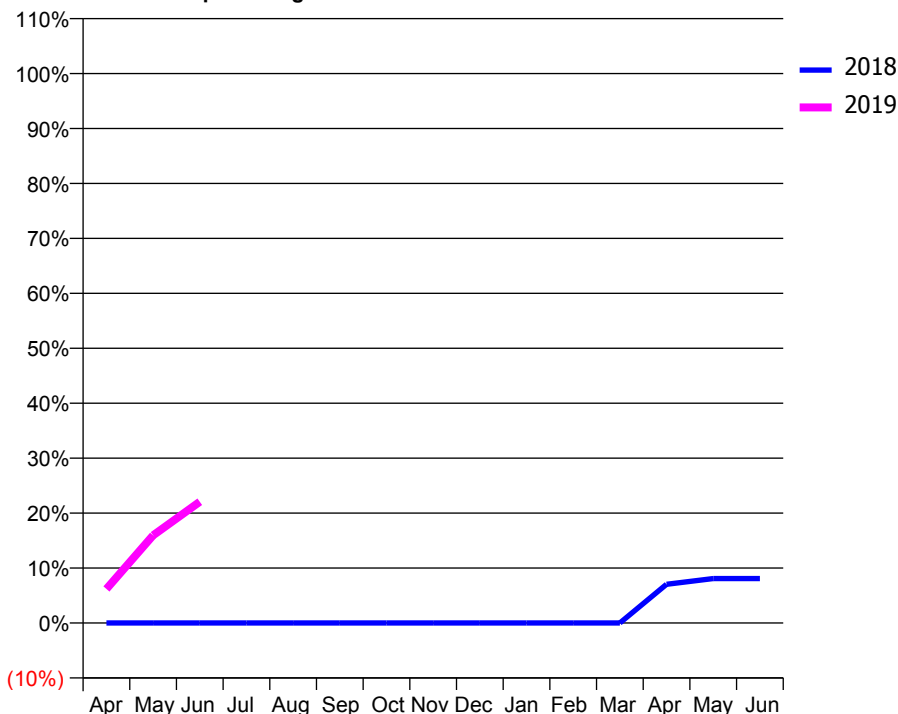
ACCESS*

Patients seen in 24 months	Total	Change since previous quarter
Quarter ending June 2017	0	
Quarter ending September 2017	0	
Quarter ending December 2017	0	
Quarter ending March 2018	87	
Quarter ending June 2018	721	↑
Variance since June 2017	N/A	



ACTIVITY

Cumulative percentage of contracted UDA delivered 2018 & 2019



Month	Adjusted Scheduled Activity (UDA)	
	2018	2019
April	0	422
May	0	1,087
June	0	1,503
July	0	
August	0	
September	0	
October	0	
November	0	
December	0	
January	0	
February	0	
March	0	
April	160	
May	184	
June	184	

QUALITY

	Quantity	Base Number	Contract	AT	Region	England
% of FP17s for the same patient ID Re-attending within 3 months - Children	2	115	1.7%	10.0%	11.3%	11.5%
% of FP17s for the same patient ID Re-attending within 3 months - Adults	34	550	6.2%	14.5%	14.9%	15.4%
% of FP17s for the same patient ID Re-attending between 3 & 9 months - Children	0	115	0.0%	52.8%	60.0%	58.9%
% of FP17s for the same patient ID Re-attending between 3 & 9 months - Adults	0	550	0.0%	48.5%	52.6%	51.6%
% of FP17s for Band 1 Urgent Courses	12	562	2.1%	8.0%	7.9%	8.9%
% of FP17s Relating to Free Repair or Replacements	7	562	1.2%	0.8%	0.8%	0.8%
% of FP17s Relating to Continuations	18	562	3.2%	0.8%	0.9%	0.9%
% of Patients satisfied with the dentistry they have received	0	0	N/A	93.1%	93.2%	93.2%
% of Patients satisfied with the time they had to wait for an appointment	0	0	N/A	90.9%	89.1%	88.8%

* This is based on patients treated on this contract for their most recent course of treatment. Figures in italics indicate the base number of FP17s or Patient Questionnaire responses are less than 100. N/A is shown where the base number of responses is less than 10 during the period. % is calculated as Quantity/Base number*100

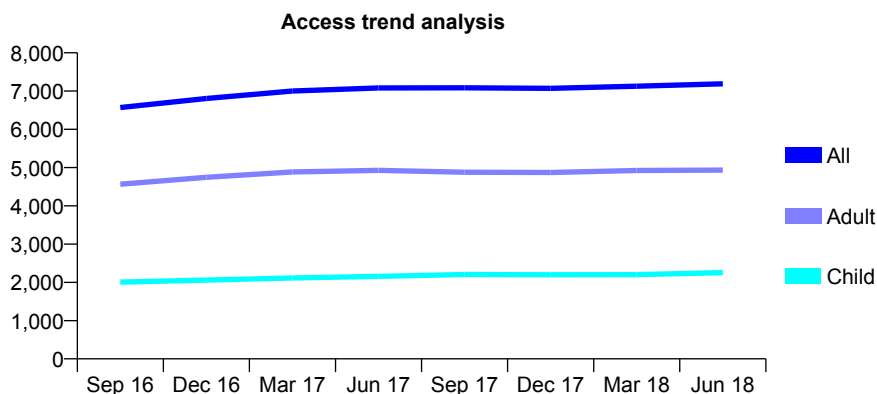
Q54 - Vital Signs At a Glance Contract Report for 101281/0126 - June 2018

Name or company name	OASIS DENTAL CARE LTD
Contract type name	GDS Contract
Purpose of contract	General
Contract start date	01/04/2006
Contract end date	

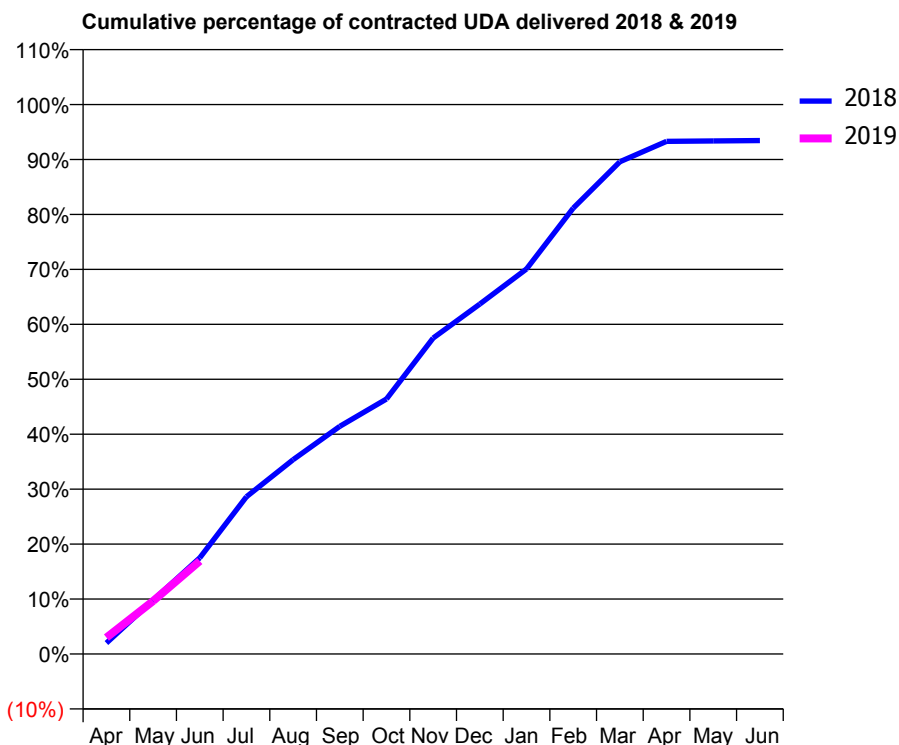
18/19 Contracted general activity (UDA)	21,700
Carry forward general activity (UDA)	0
18/19 Contracted orthodontic activity (UOA)	0
Carry forward orthodontic activity (UOA)	0
Baseline contract value	£474,741.52

ACCESS*

Patients seen in 24 months	Total	Change since previous quarter
Quarter ending June 2017	7,082	
Quarter ending September 2017	7,086	→
Quarter ending December 2017	7,070	→
Quarter ending March 2018	7,126	→
Quarter ending June 2018	7,188	→
Variance since June 2017	1.5%	→



ACTIVITY



Month	Adjusted Scheduled Activity (UDA)	
	2018	2019
April	434	651
May	2,127	2,091
June	3,800	3,672
July	6,210	
August	7,676	
September	8,994	
October	10,071	
November	12,479	
December	13,821	
January	15,204	
February	17,604	
March	19,441	
April	20,243	
May	20,261	
June	20,276	

QUALITY

	Quantity	Base Number	Contract	AT	Region	England
% of FP17s for the same patient ID Re-attending within 3 months - Children	42	558	7.5%	10.0%	11.3%	11.5%
% of FP17s for the same patient ID Re-attending within 3 months - Adults	208	1,205	17.3%	14.5%	14.9%	15.4%
% of FP17s for the same patient ID Re-attending between 3 & 9 months - Children	256	558	45.9%	52.8%	60.0%	58.9%
% of FP17s for the same patient ID Re-attending between 3 & 9 months - Adults	470	1,205	39.0%	48.5%	52.6%	51.6%
% of FP17s for Band 1 Urgent Courses	169	1,500	11.3%	8.0%	7.9%	8.9%
% of FP17s Relating to Free Repair or Replacements	12	1,500	0.8%	0.8%	0.8%	0.8%
% of FP17s Relating to Continuations	24	1,500	1.6%	0.8%	0.9%	0.9%
% of Patients satisfied with the dentistry they have received	2	2	N/A	93.1%	93.2%	93.2%
% of Patients satisfied with the time they had to wait for an appointment	0	2	N/A	90.9%	89.1%	88.8%

* This is based on patients treated on this contract for their most recent course of treatment. Figures in italics indicate the base number of FP17s or Patient Questionnaire responses are less than 100. N/A is shown where the base number of responses is less than 10 during the period. % is calculated as Quantity/Base number*100

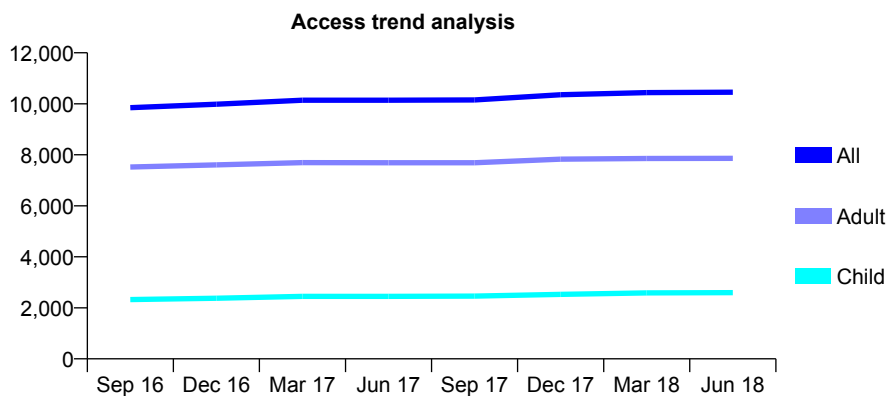
Q54 - Vital Signs At a Glance Contract Report for 101281/0176 - June 2018

Name or company name	OASIS DENTAL CARE LTD
Contract type name	GDS Contract
Purpose of contract	General
Contract start date	27/12/2007
Contract end date	

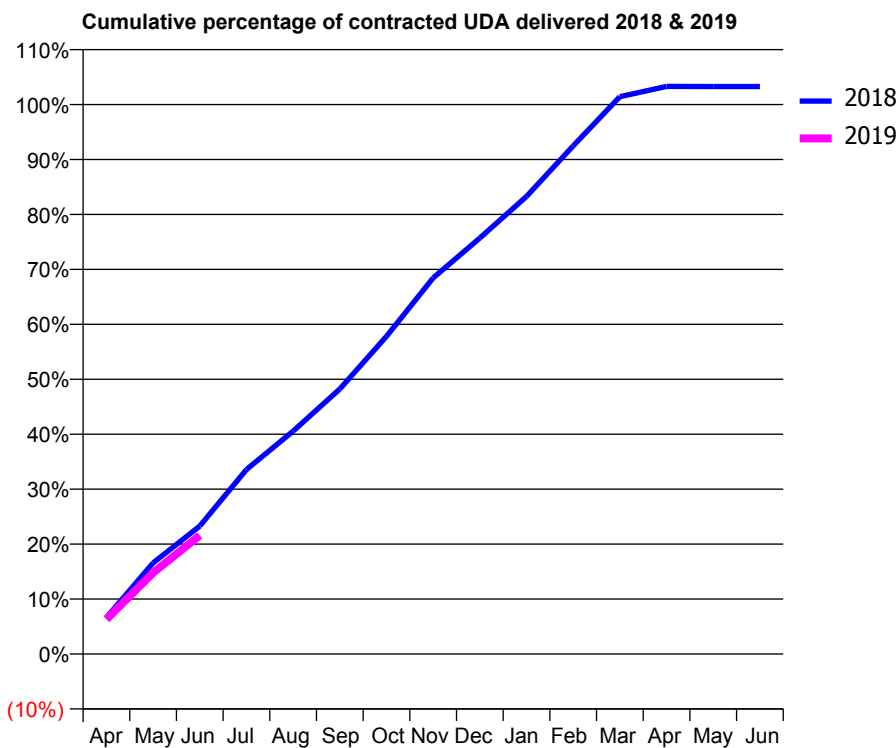
18/19 Contracted general activity (UDA)	29,000
Carry forward general activity (UDA)	0
18/19 Contracted orthodontic activity (UOA)	0
Carry forward orthodontic activity (UOA)	0
Baseline contract value	£609,000.00

ACCESS*

Patients seen in 24 months	Total	Change since previous quarter
Quarter ending June 2017	10,140	
Quarter ending September 2017	10,151	→
Quarter ending December 2017	10,354	→
Quarter ending March 2018	10,438	→
Quarter ending June 2018	10,457	→
Variance since June 2017	3.1%	↑



ACTIVITY



Adjusted Scheduled Activity (UDA)		
Month	2018	2019
April	1,924	1,832
May	4,807	4,291
June	6,755	6,258
July	9,735	
August	11,766	
September	13,989	
October	16,768	
November	19,850	
December	21,954	
January	24,147	
February	26,814	
March	29,412	
April	29,952	
May	29,950	
June	29,950	

QUALITY

	Quantity	Base Number	Contract	AT	Region	England
% of FP17s for the same patient ID Re-attending within 3 months - Children	48	870	5.5%	10.0%	11.3%	11.5%
% of FP17s for the same patient ID Re-attending within 3 months - Adults	277	2,398	11.6%	14.5%	14.9%	15.4%
% of FP17s for the same patient ID Re-attending between 3 & 9 months - Children	508	870	58.4%	52.8%	60.0%	58.9%
% of FP17s for the same patient ID Re-attending between 3 & 9 months - Adults	1,274	2,398	53.1%	48.5%	52.6%	51.6%
% of FP17s for Band 1 Urgent Courses	260	2,995	8.7%	8.0%	7.9%	8.9%
% of FP17s Relating to Free Repair or Replacements	20	2,995	0.7%	0.8%	0.8%	0.8%
% of FP17s Relating to Continuations	26	2,995	0.9%	0.8%	0.9%	0.9%
% of Patients satisfied with the dentistry they have received	10	11	90.9%	93.1%	93.2%	93.2%
% of Patients satisfied with the time they had to wait for an appointment	9	11	81.8%	90.9%	89.1%	88.8%

* This is based on patients treated on this contract for their most recent course of treatment. Figures in italics indicate the base number of FP17s or Patient Questionnaire responses are less than 100. N/A is shown where the base number of responses is less than 10 during the period. % is calculated as Quantity/Base number*100

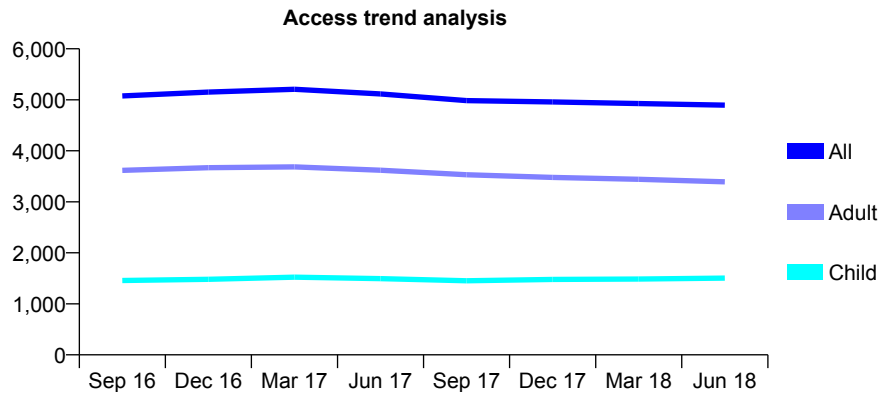
Q54 - Vital Signs At a Glance Contract Report for 101281/0228 - June 2018

Name or company name	OASIS DENTAL CARE LTD
Contract type name	PDS Plus Contract
Purpose of contract	General
Contract start date	24/10/2010
Contract end date	31/10/2020

18/19 Contracted general activity (UDA)	14,250
Carry forward general activity (UDA)	0
18/19 Contracted orthodontic activity (UOA)	0
Carry forward orthodontic activity (UOA)	0
Baseline contract value	£221,905.64

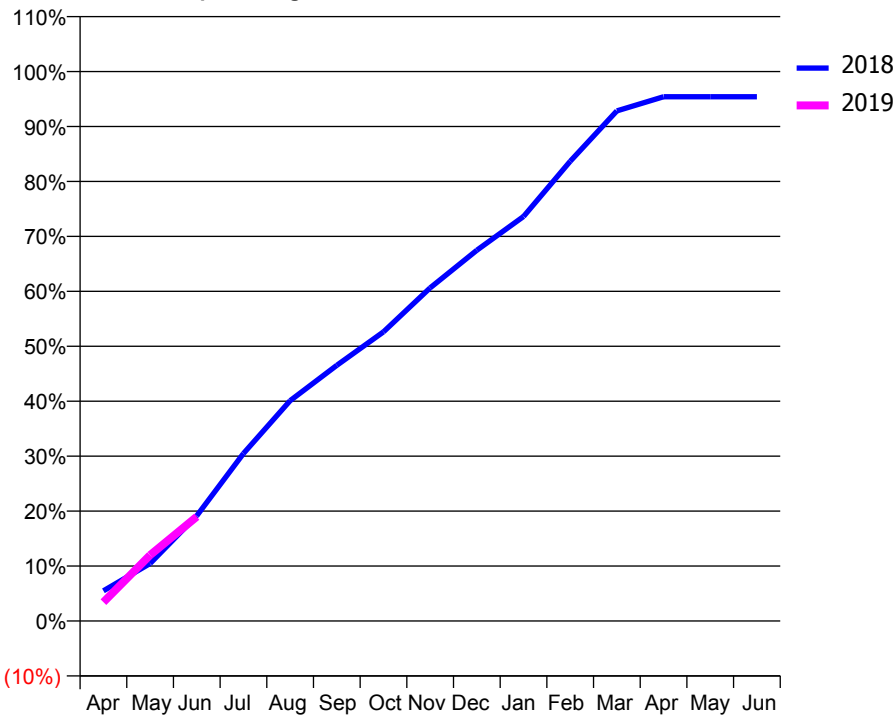
ACCESS*

Patients seen in 24 months	Total	Change since previous quarter
Quarter ending June 2017	5,114	
Quarter ending September 2017	4,985	↓
Quarter ending December 2017	4,957	→
Quarter ending March 2018	4,926	→
Quarter ending June 2018	4,896	→
Variance since June 2017	(4.3%)	↓



ACTIVITY

Cumulative percentage of contracted UDA delivered 2018 & 2019



Month	Adjusted Scheduled Activity (UDA)	
	2018	2019
April	783	489
May	1,492	1,709
June	2,732	2,705
July	4,345	
August	5,714	
September	6,631	
October	7,498	
November	8,641	
December	9,616	
January	10,491	
February	11,922	
March	13,228	
April	13,595	
May	13,595	
June	13,595	

QUALITY

	Quantity	Base Number	Contract	AT	Region	England
% of FP17s for the same patient ID Re-attending within 3 months - Children	39	411	9.5%	10.0%	11.3%	11.5%
% of FP17s for the same patient ID Re-attending within 3 months - Adults	187	936	20.0%	14.5%	14.9%	15.4%
% of FP17s for the same patient ID Re-attending between 3 & 9 months - Children	163	411	39.7%	52.8%	60.0%	58.9%
% of FP17s for the same patient ID Re-attending between 3 & 9 months - Adults	348	936	37.2%	48.5%	52.6%	51.6%
% of FP17s for Band 1 Urgent Courses	195	1,171	16.7%	8.0%	7.9%	8.9%
% of FP17s Relating to Free Repair or Replacements	15	1,171	1.3%	0.8%	0.8%	0.8%
% of FP17s Relating to Continuations	22	1,171	1.9%	0.8%	0.9%	0.9%
% of Patients satisfied with the dentistry they have received	6	6	N/A	93.1%	93.2%	93.2%
% of Patients satisfied with the time they had to wait for an appointment	6	6	N/A	90.9%	89.1%	88.8%

* This is based on patients treated on this contract for their most recent course of treatment. Figures in italics indicate the base number of FP17s or Patient Questionnaire responses are less than 100. N/A is shown where the base number of responses is less than 10 during the period. % is calculated as Quantity/Base number*100

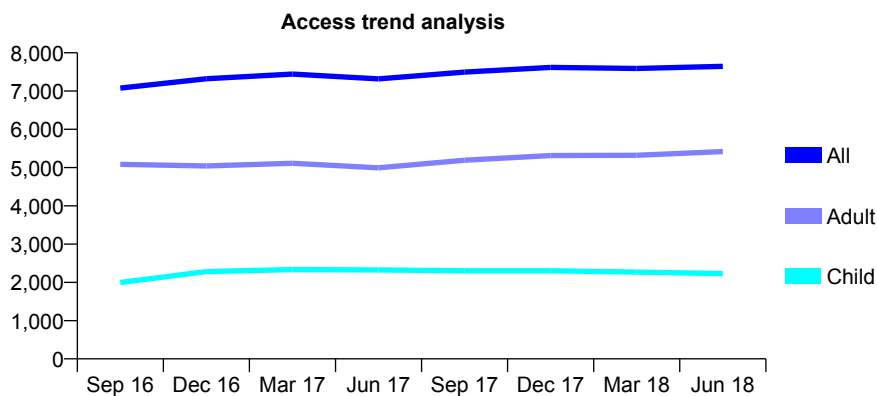
Q54 - Vital Signs At a Glance Contract Report for 101362/0025 - June 2018

Name or company name	Rodericks Dental Limited
Contract type name	GDS Contract
Purpose of contract	General
Contract start date	01/09/2009
Contract end date	

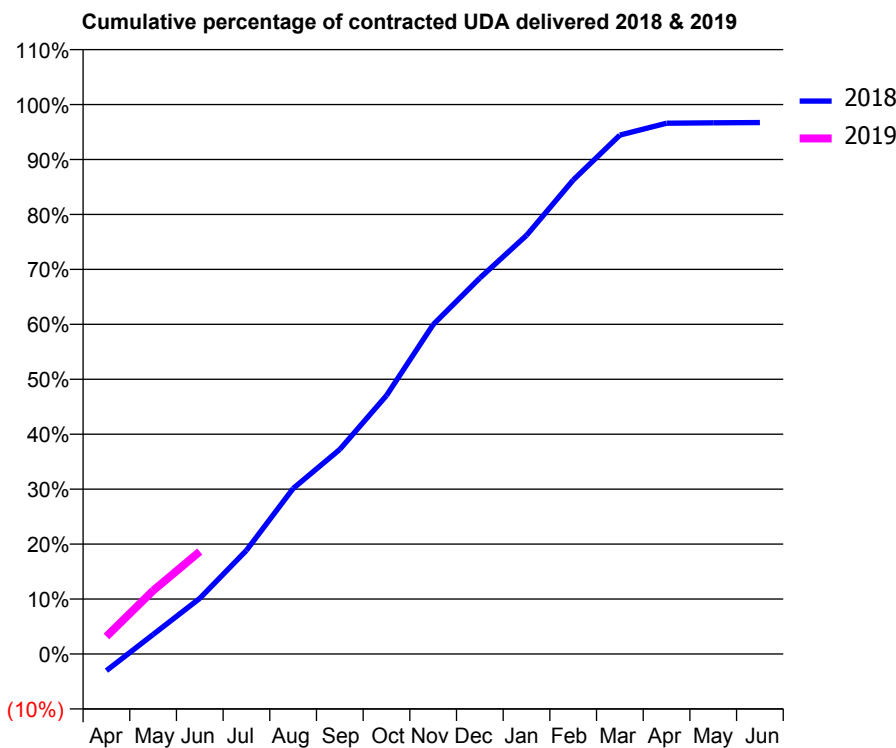
18/19 Contracted general activity (UDA)	20,000
Carry forward general activity (UDA)	0
18/19 Contracted orthodontic activity (UOA)	0
Carry forward orthodontic activity (UOA)	0
Baseline contract value	£498,969.72

ACCESS*

Patients seen in 24 months	Total	Change since previous quarter
Quarter ending June 2017	7,317	
Quarter ending September 2017	7,495	↑
Quarter ending December 2017	7,617	→
Quarter ending March 2018	7,589	→
Quarter ending June 2018	7,646	→
Variance since June 2017	4.5%	↑



ACTIVITY



Month	Adjusted Scheduled Activity (UDA)	
	2018	2019
April	-608	639
May	711	2,307
June	2,025	3,728
July	3,771	
August	6,023	
September	7,448	
October	9,410	
November	11,991	
December	13,686	
January	15,237	
February	17,250	
March	18,885	
April	19,318	
May	19,332	
June	19,341	

QUALITY

	Quantity	Base Number	Contract	AT	Region	England
% of FP17s for the same patient ID Re-attending within 3 months - Children	26	556	4.7%	10.0%	11.3%	11.5%
% of FP17s for the same patient ID Re-attending within 3 months - Adults	231	1,679	13.8%	14.5%	14.9%	15.4%
% of FP17s for the same patient ID Re-attending between 3 & 9 months - Children	320	556	57.6%	52.8%	60.0%	58.9%
% of FP17s for the same patient ID Re-attending between 3 & 9 months - Adults	934	1,679	55.6%	48.5%	52.6%	51.6%
% of FP17s for Band 1 Urgent Courses	218	1,994	10.9%	8.0%	7.9%	8.9%
% of FP17s Relating to Free Repair or Replacements	28	1,994	1.4%	0.8%	0.8%	0.8%
% of FP17s Relating to Continuations	12	1,994	0.6%	0.8%	0.9%	0.9%
% of Patients satisfied with the dentistry they have received	4	5	N/A	93.1%	93.2%	93.2%
% of Patients satisfied with the time they had to wait for an appointment	5	5	N/A	90.9%	89.1%	88.8%

* This is based on patients treated on this contract for their most recent course of treatment. Figures in italics indicate the base number of FP17s or Patient Questionnaire responses are less than 100. N/A is shown where the base number of responses is less than 10 during the period. % is calculated as Quantity/Base number*100

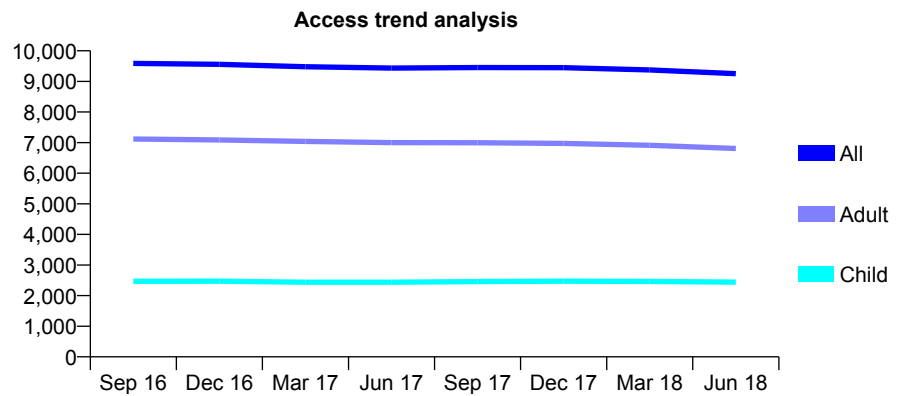
Q54 - Vital Signs At a Glance Contract Report for 101370/0096 - June 2018

Name or company name	Petrie Tucker & Partners Ltd
Contract type name	GDS Contract
Purpose of contract	General and Orthodontic
Contract start date	01/04/2007
Contract end date	

18/19 Contracted general activity (UDA)	26,000
Carry forward general activity (UDA)	0
18/19 Contracted orthodontic activity (UOA)	644
Carry forward orthodontic activity (UOA)	0
Baseline contract value	£680,640.06

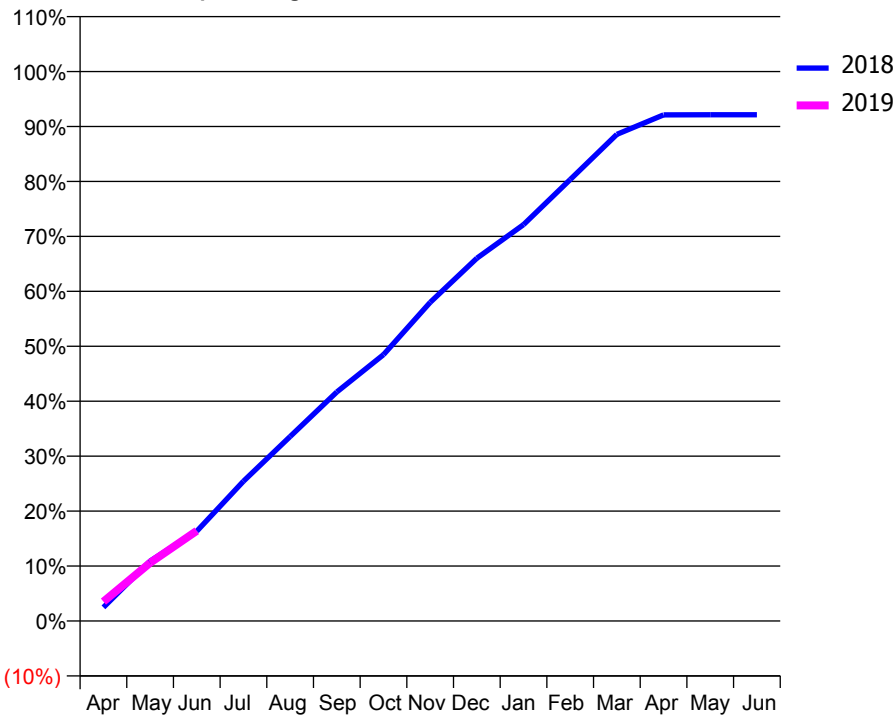
ACCESS*

Patients seen in 24 months	Total	Change since previous quarter
Quarter ending June 2017	9,437	
Quarter ending September 2017	9,452	→
Quarter ending December 2017	9,448	→
Quarter ending March 2018	9,376	→
Quarter ending June 2018	9,253	↓
Variance since June 2017	(1.9%)	↓



ACTIVITY

Cumulative percentage of contracted UDA delivered 2018 & 2019



Month	Adjusted Scheduled Activity (UDA)	
	2018	2019
April	645	915
May	2,836	2,757
June	4,246	4,271
July	6,617	
August	8,732	
September	10,836	
October	12,603	
November	15,074	
December	17,167	
January	18,753	
February	20,887	
March	23,023	
April	23,947	
May	23,952	
June	23,954	

QUALITY

	Quantity	Base Number	Contract	AT	Region	England
% of FP17s for the same patient ID Re-attending within 3 months - Children	46	820	5.6%	10.0%	11.3%	11.5%
% of FP17s for the same patient ID Re-attending within 3 months - Adults	158	1,823	8.7%	14.5%	14.9%	15.4%
% of FP17s for the same patient ID Re-attending between 3 & 9 months - Children	431	820	52.6%	52.8%	60.0%	58.9%
% of FP17s for the same patient ID Re-attending between 3 & 9 months - Adults	840	1,823	46.1%	48.5%	52.6%	51.6%
% of FP17s for Band 1 Urgent Courses	58	2,218	2.6%	8.0%	7.9%	8.9%
% of FP17s Relating to Free Repair or Replacements	13	2,218	0.6%	0.8%	0.8%	0.8%
% of FP17s Relating to Continuations	29	2,218	1.3%	0.8%	0.9%	0.9%
% of Patients satisfied with the dentistry they have received	2	2	N/A	93.1%	93.2%	93.2%
% of Patients satisfied with the time they had to wait for an appointment	2	2	N/A	90.9%	89.1%	88.8%

* This is based on patients treated on this contract for their most recent course of treatment. Figures in italics indicate the base number of FP17s or Patient Questionnaire responses are less than 100. N/A is shown where the base number of responses is less than 10 during the period. % is calculated as Quantity/Base number*100

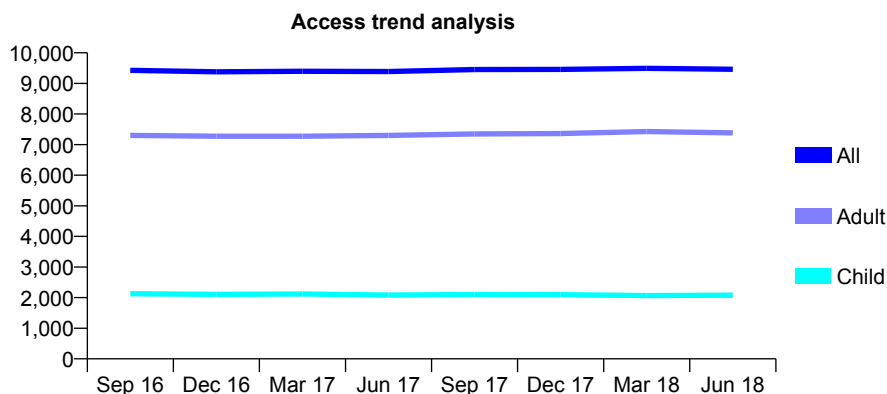
Q54 - Vital Signs At a Glance Contract Report for 101370/0111 - June 2018

Name or company name	Petrie Tucker & Partners Ltd
Contract type name	GDS Contract
Purpose of contract	General
Contract start date	01/01/2009
Contract end date	

18/19 Contracted general activity (UDA)	29,024
Carry forward general activity (UDA)	0
18/19 Contracted orthodontic activity (UOA)	0
Carry forward orthodontic activity (UOA)	0
Baseline contract value	£695,850.95

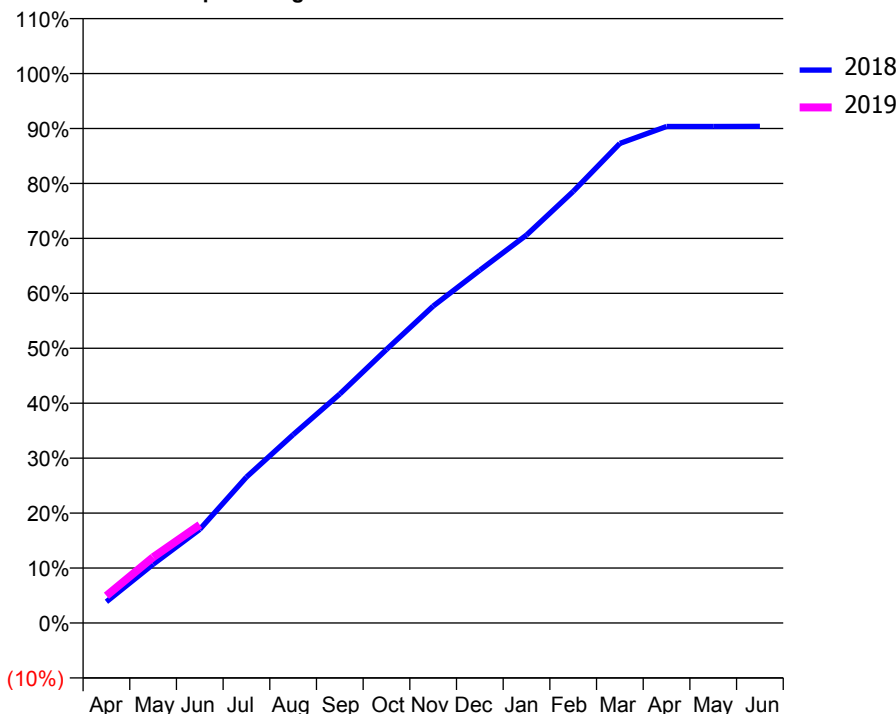
ACCESS*

Patients seen in 24 months	Total	Change since previous quarter
Quarter ending June 2017	9,388	
Quarter ending September 2017	9,451	→
Quarter ending December 2017	9,456	→
Quarter ending March 2018	9,494	→
Quarter ending June 2018	9,463	→
Variance since June 2017	0.8%	→



ACTIVITY

Cumulative percentage of contracted UDA delivered 2018 & 2019



Month	Adjusted Scheduled Activity (UDA)	
	2018	2019
April	1,122	1,438
May	3,101	3,474
June	4,949	5,187
July	7,706	
August	9,946	
September	12,094	
October	14,448	
November	16,738	
December	18,635	
January	20,489	
February	22,797	
March	25,334	
April	26,224	
May	26,228	
June	26,231	

QUALITY

	Quantity	Base Number	Contract	AT	Region	England
% of FP17s for the same patient ID Re-attending within 3 months - Children	40	801	5.0%	10.0%	11.3%	11.5%
% of FP17s for the same patient ID Re-attending within 3 months - Adults	307	2,564	12.0%	14.5%	14.9%	15.4%
% of FP17s for the same patient ID Re-attending between 3 & 9 months - Children	501	801	62.5%	52.8%	60.0%	58.9%
% of FP17s for the same patient ID Re-attending between 3 & 9 months - Adults	1,504	2,564	58.7%	48.5%	52.6%	51.6%
% of FP17s for Band 1 Urgent Courses	118	2,885	4.1%	8.0%	7.9%	8.9%
% of FP17s Relating to Free Repair or Replacements	20	2,885	0.7%	0.8%	0.8%	0.8%
% of FP17s Relating to Continuations	73	2,885	2.5%	0.8%	0.9%	0.9%
% of Patients satisfied with the dentistry they have received	9	11	81.8%	93.1%	93.2%	93.2%
% of Patients satisfied with the time they had to wait for an appointment	10	11	90.9%	90.9%	89.1%	88.8%

* This is based on patients treated on this contract for their most recent course of treatment. Figures in italics indicate the base number of FP17s or Patient Questionnaire responses are less than 100. N/A is shown where the base number of responses is less than 10 during the period. % is calculated as Quantity/Base number*100

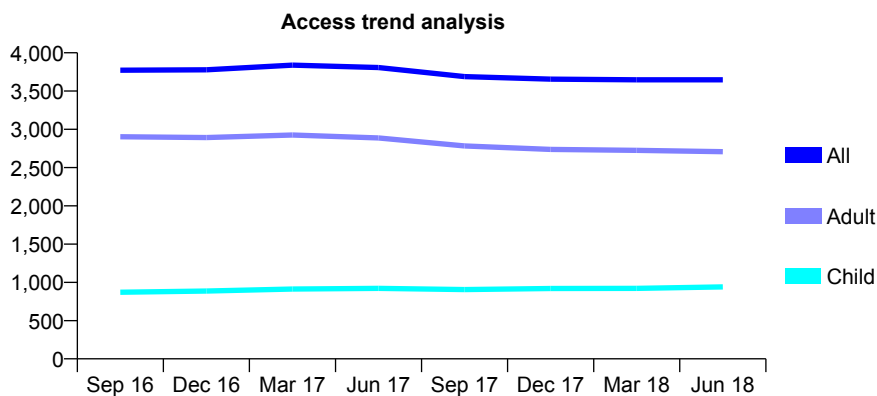
Q54 - Vital Signs At a Glance Contract Report for 102032/0001 - June 2018

Name or company name	Sutton Dental Care
Contract type name	GDS Contract
Purpose of contract	General
Contract start date	01/04/2006
Contract end date	

18/19 Contracted general activity (UDA)	7,800
Carry forward general activity (UDA)	0
18/19 Contracted orthodontic activity (UOA)	0
Carry forward orthodontic activity (UOA)	0
Baseline contract value	£263,351.92

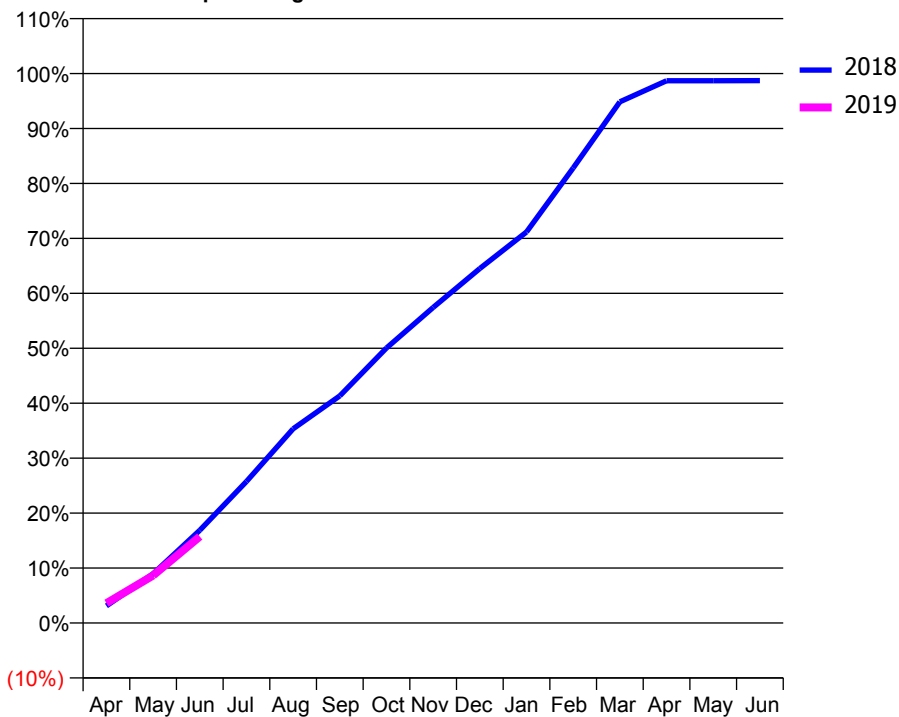
ACCESS*

Patients seen in 24 months	Total	Change since previous quarter
Quarter ending June 2017	3,808	
Quarter ending September 2017	3,689	↓
Quarter ending December 2017	3,656	→
Quarter ending March 2018	3,647	→
Quarter ending June 2018	3,647	→
Variance since June 2017	(4.2%)	↓



ACTIVITY

Cumulative percentage of contracted UDA delivered 2018 & 2019



Adjusted Scheduled Activity (UDA)

Month	2018	2019
April	244	280
May	699	675
June	1,317	1,227
July	2,010	
August	2,757	
September	3,224	
October	3,903	
November	4,479	
December	5,032	
January	5,551	
February	6,459	
March	7,398	
April	7,696	
May	7,696	
June	7,699	

QUALITY

	Quantity	Base Number	Contract	AT	Region	England
% of FP17s for the same patient ID Re-attending within 3 months - Children	17	297	5.7%	10.0%	11.3%	11.5%
% of FP17s for the same patient ID Re-attending within 3 months - Adults	133	861	15.4%	14.5%	14.9%	15.4%
% of FP17s for the same patient ID Re-attending between 3 & 9 months - Children	205	297	69.0%	52.8%	60.0%	58.9%
% of FP17s for the same patient ID Re-attending between 3 & 9 months - Adults	558	861	64.8%	48.5%	52.6%	51.6%
% of FP17s for Band 1 Urgent Courses	57	767	7.4%	8.0%	7.9%	8.9%
% of FP17s Relating to Free Repair or Replacements	10	767	1.3%	0.8%	0.8%	0.8%
% of FP17s Relating to Continuations	1	767	0.1%	0.8%	0.9%	0.9%
% of Patients satisfied with the dentistry they have received	6	6	N/A	93.1%	93.2%	93.2%
% of Patients satisfied with the time they had to wait for an appointment	6	6	N/A	90.9%	89.1%	88.8%

* This is based on patients treated on this contract for their most recent course of treatment. Figures in italics indicate the base number of FP17s or Patient Questionnaire responses are less than 100. N/A is shown where the base number of responses is less than 10 during the period. % is calculated as Quantity/Base number*100

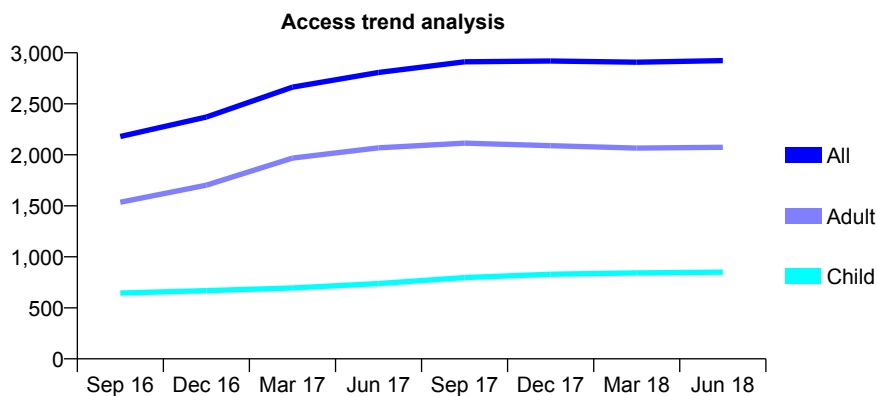
Q54 - Vital Signs At a Glance Contract Report for 104264/0001 - June 2018

Name or company name	High Street Dental Practice
Contract type name	GDS Contract
Purpose of contract	General
Contract start date	01/09/2015
Contract end date	

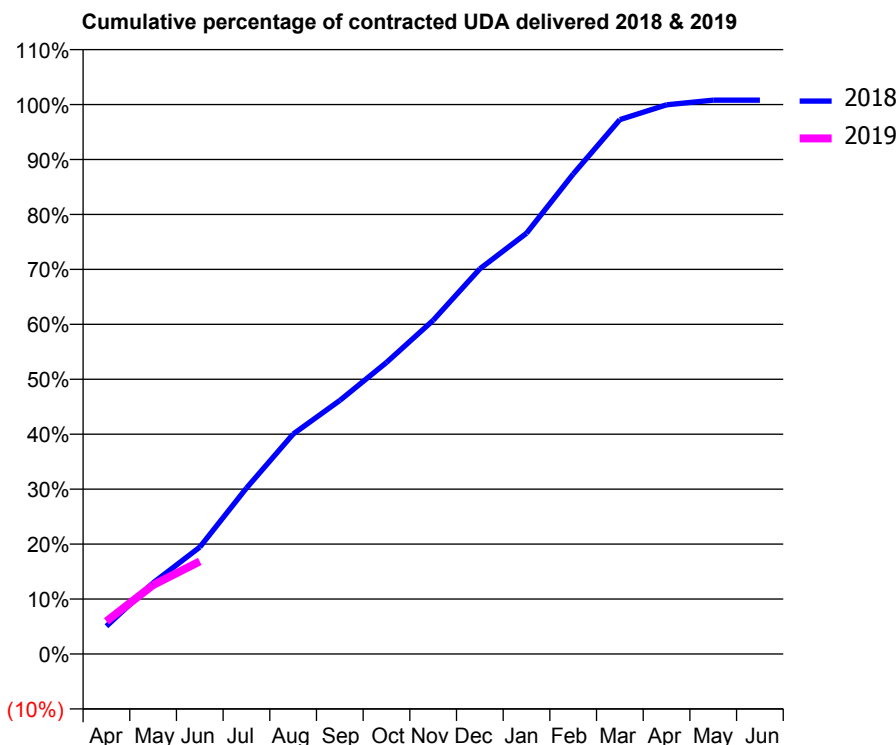
18/19 Contracted general activity (UDA)	8,128
Carry forward general activity (UDA)	0
18/19 Contracted orthodontic activity (UOA)	0
Carry forward orthodontic activity (UOA)	0
Baseline contract value	£194,372.04

ACCESS*

Patients seen in 24 months	Total	Change since previous quarter
Quarter ending June 2017	2,807	
Quarter ending September 2017	2,912	↑
Quarter ending December 2017	2,920	→
Quarter ending March 2018	2,908	→
Quarter ending June 2018	2,924	→
Variance since June 2017	4.2%	↑



ACTIVITY



Month	Adjusted Scheduled Activity (UDA)	
	2018	2019
April	411	484
May	1,053	1,020
June	1,581	1,370
July	2,456	
August	3,254	
September	3,751	
October	4,314	
November	4,936	
December	5,697	
January	6,225	
February	7,100	
March	7,904	
April	8,124	
May	8,193	
June	8,193	

QUALITY

	Quantity	Base Number	Contract	AT	Region	England
% of FP17s for the same patient ID Re-attending within 3 months - Children	6	277	2.2%	10.0%	11.3%	11.5%
% of FP17s for the same patient ID Re-attending within 3 months - Adults	57	420	13.6%	14.5%	14.9%	15.4%
% of FP17s for the same patient ID Re-attending between 3 & 9 months - Children	159	277	57.4%	52.8%	60.0%	58.9%
% of FP17s for the same patient ID Re-attending between 3 & 9 months - Adults	165	420	39.3%	48.5%	52.6%	51.6%
% of FP17s for Band 1 Urgent Courses	57	559	10.2%	8.0%	7.9%	8.9%
% of FP17s Relating to Free Repair or Replacements	3	559	0.5%	0.8%	0.8%	0.8%
% of FP17s Relating to Continuations	5	559	0.9%	0.8%	0.9%	0.9%
% of Patients satisfied with the dentistry they have received	1	1	N/A	93.1%	93.2%	93.2%
% of Patients satisfied with the time they had to wait for an appointment	1	1	N/A	90.9%	89.1%	88.8%

* This is based on patients treated on this contract for their most recent course of treatment. Figures in italics indicate the base number of FP17s or Patient Questionnaire responses are less than 100. N/A is shown where the base number of responses is less than 10 during the period. % is calculated as Quantity/Base number*100

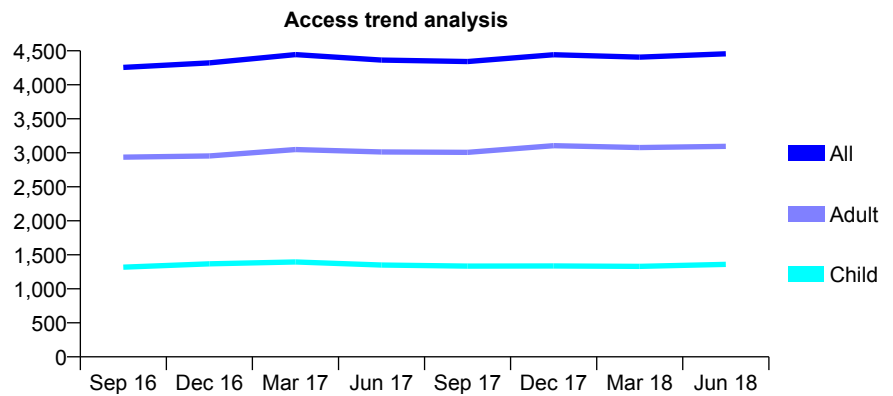
Q54 - Vital Signs At a Glance Contract Report for 106623/0001 - June 2018

Name or company name	Rookery Road Dental
Contract type name	GDS Contract
Purpose of contract	General
Contract start date	01/06/2011
Contract end date	

18/19 Contracted general activity (UDA)	16,436
Carry forward general activity (UDA)	0
18/19 Contracted orthodontic activity (UOA)	0
Carry forward orthodontic activity (UOA)	0
Baseline contract value	£412,712.80

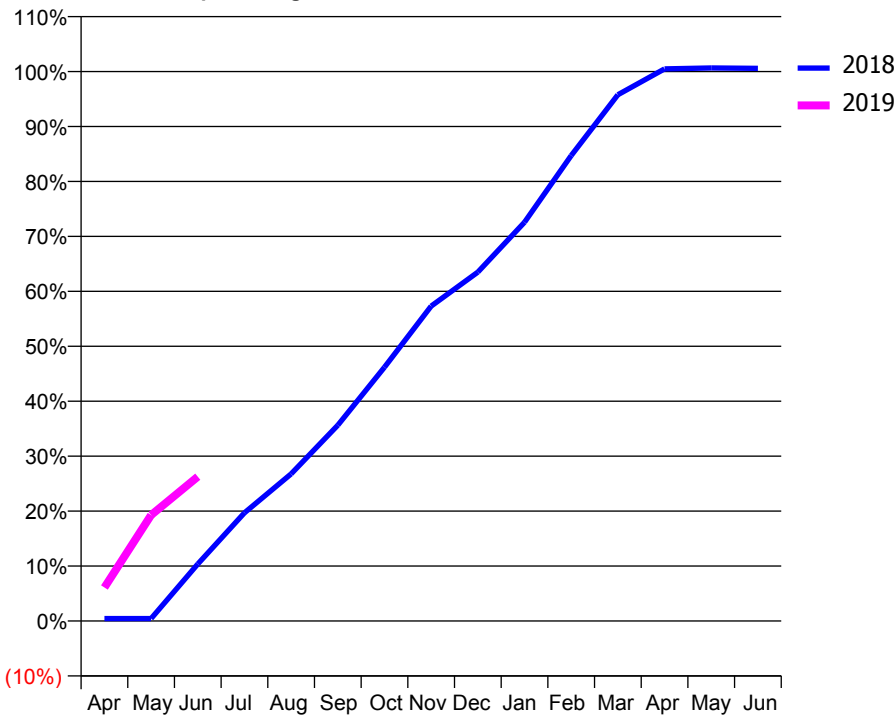
ACCESS*

Patients seen in 24 months	Total	Change since previous quarter
Quarter ending June 2017	4,363	
Quarter ending September 2017	4,342	→
Quarter ending December 2017	4,442	↑
Quarter ending March 2018	4,407	→
Quarter ending June 2018	4,456	→
Variance since June 2017	2.1%	↑



ACTIVITY

Cumulative percentage of contracted UDA delivered 2018 & 2019



Month	Adjusted Scheduled Activity (UDA)	
	2018	2019
April	74	1,003
May	74	3,169
June	1,705	4,319
July	3,235	
August	4,402	
September	5,856	
October	7,592	
November	9,418	
December	10,437	
January	11,928	
February	13,922	
March	15,742	
April	16,514	
May	16,541	
June	16,529	

QUALITY

	Quantity	Base Number	Contract	AT	Region	England
% of FP17s for the same patient ID Re-attending within 3 months - Children	25	434	5.8%	10.0%	11.3%	11.5%
% of FP17s for the same patient ID Re-attending within 3 months - Adults	83	820	10.1%	14.5%	14.9%	15.4%
% of FP17s for the same patient ID Re-attending between 3 & 9 months - Children	150	434	34.6%	52.8%	60.0%	58.9%
% of FP17s for the same patient ID Re-attending between 3 & 9 months - Adults	253	820	30.9%	48.5%	52.6%	51.6%
% of FP17s for Band 1 Urgent Courses	73	1,060	6.9%	8.0%	7.9%	8.9%
% of FP17s Relating to Free Repair or Replacements	3	1,060	0.3%	0.8%	0.8%	0.8%
% of FP17s Relating to Continuations	0	1,060	0.0%	0.8%	0.9%	0.9%
% of Patients satisfied with the dentistry they have received	1	1	N/A	93.1%	93.2%	93.2%
% of Patients satisfied with the time they had to wait for an appointment	1	1	N/A	90.9%	89.1%	88.8%

* This is based on patients treated on this contract for their most recent course of treatment. Figures in italics indicate the base number of FP17s or Patient Questionnaire responses are less than 100. N/A is shown where the base number of responses is less than 10 during the period. % is calculated as Quantity/Base number*100

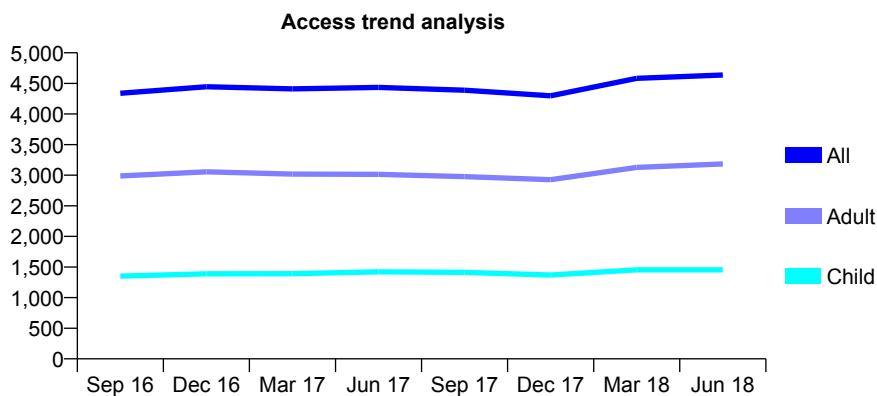
Q54 - Vital Signs At a Glance Contract Report for 106860/0001 - June 2018

Name or company name	Smile Stylist Ltd
Contract type name	PDS Plus Contract
Purpose of contract	General
Contract start date	01/09/2010
Contract end date	31/10/2020

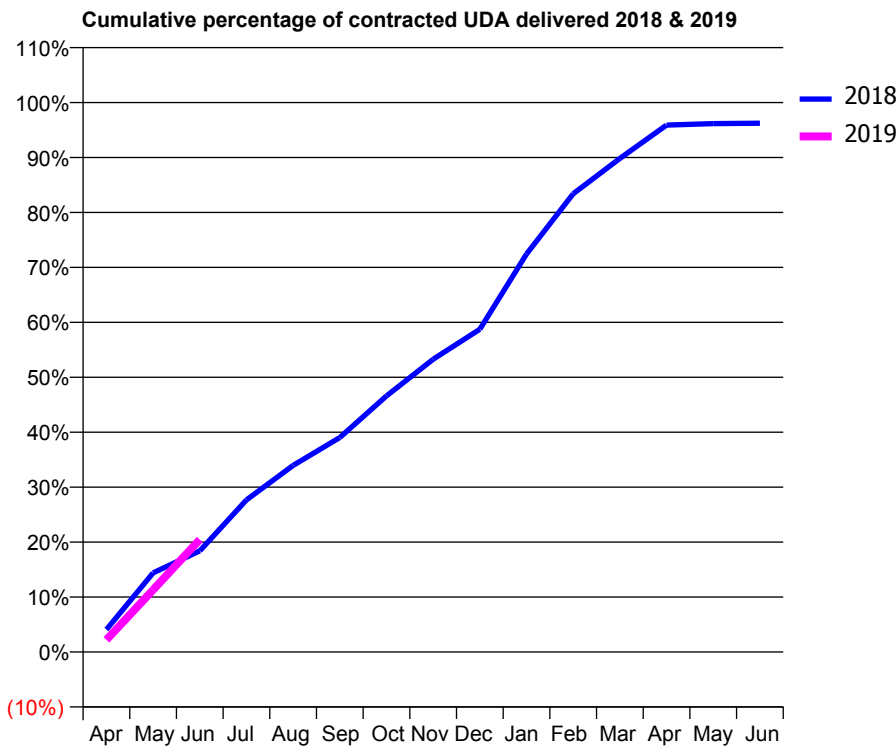
18/19 Contracted general activity (UDA)	12,000
Carry forward general activity (UDA)	0
18/19 Contracted orthodontic activity (UOA)	0
Carry forward orthodontic activity (UOA)	0
Baseline contract value	£219,308.18

ACCESS*

Patients seen in 24 months	Total	Change since previous quarter
Quarter ending June 2017	4,435	
Quarter ending September 2017	4,389	↓
Quarter ending December 2017	4,298	↓
Quarter ending March 2018	4,582	↑
Quarter ending June 2018	4,638	→
Variance since June 2017	4.6%	↑



ACTIVITY



Month	Adjusted Scheduled Activity (UDA)	
	2018	2019
April	492	266
May	1,729	1,359
June	2,210	2,457
July	3,321	
August	4,077	
September	4,685	
October	5,592	
November	6,394	
December	7,049	
January	8,690	
February	10,006	
March	10,779	
April	11,508	
May	11,538	
June	11,548	

QUALITY

	Quantity	Base Number	Contract	AT	Region	England
% of FP17s for the same patient ID Re-attending within 3 months - Children	23	368	6.3%	10.0%	11.3%	11.5%
% of FP17s for the same patient ID Re-attending within 3 months - Adults	146	894	16.3%	14.5%	14.9%	15.4%
% of FP17s for the same patient ID Re-attending between 3 & 9 months - Children	135	368	36.7%	52.8%	60.0%	58.9%
% of FP17s for the same patient ID Re-attending between 3 & 9 months - Adults	237	894	26.5%	48.5%	52.6%	51.6%
% of FP17s for Band 1 Urgent Courses	178	964	18.5%	8.0%	7.9%	8.9%
% of FP17s Relating to Free Repair or Replacements	4	964	0.4%	0.8%	0.8%	0.8%
% of FP17s Relating to Continuations	1	964	0.1%	0.8%	0.9%	0.9%
% of Patients satisfied with the dentistry they have received	0	0	N/A	93.1%	93.2%	93.2%
% of Patients satisfied with the time they had to wait for an appointment	0	0	N/A	90.9%	89.1%	88.8%

* This is based on patients treated on this contract for their most recent course of treatment. Figures in italics indicate the base number of FP17s or Patient Questionnaire responses are less than 100. N/A is shown where the base number of responses is less than 10 during the period. % is calculated as Quantity/Base number*100

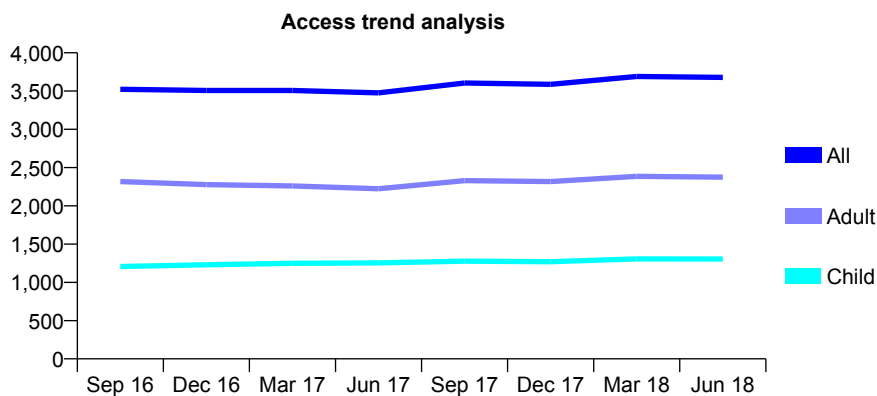
Q54 - Vital Signs At a Glance Contract Report for 106860/0002 - June 2018

Name or company name	Smile Stylist Ltd
Contract type name	PDS Plus Contract
Purpose of contract	General
Contract start date	30/09/2010
Contract end date	31/10/2020

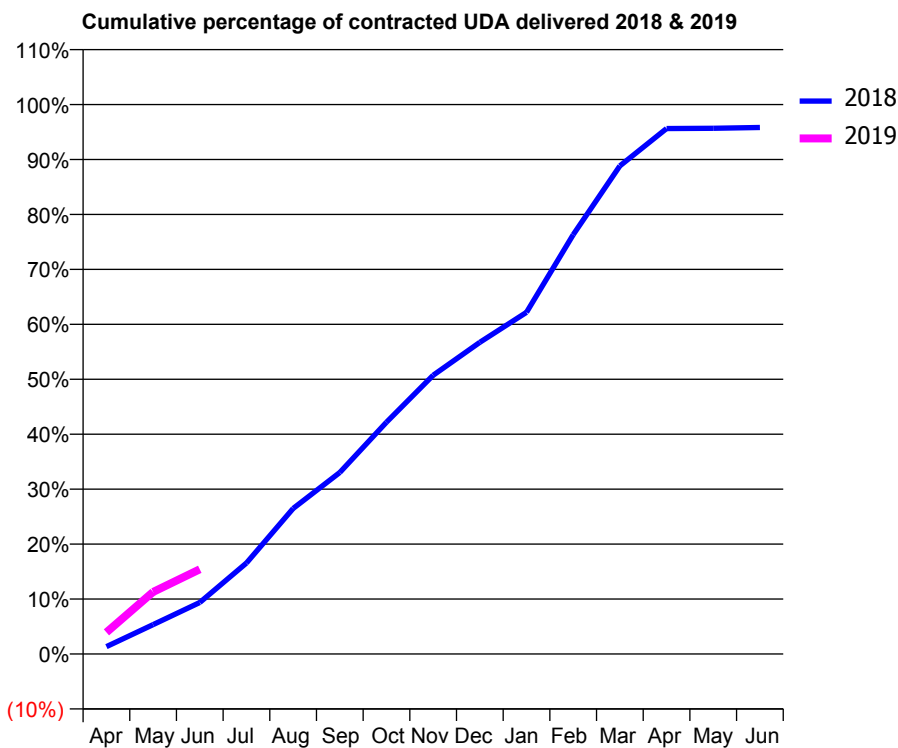
18/19 Contracted general activity (UDA)	12,000
Carry forward general activity (UDA)	0
18/19 Contracted orthodontic activity (UOA)	0
Carry forward orthodontic activity (UOA)	0
Baseline contract value	£219,308.18

ACCESS*

Patients seen in 24 months	Total	Change since previous quarter
Quarter ending June 2017	3,477	
Quarter ending September 2017	3,605	↑
Quarter ending December 2017	3,587	→
Quarter ending March 2018	3,691	↑
Quarter ending June 2018	3,679	→
Variance since June 2017	5.8%	↑



ACTIVITY



Month	Adjusted Scheduled Activity (UDA)	
	2018	2019
April	163	473
May	642	1,355
June	1,126	1,851
July	1,987	
August	3,179	
September	3,964	
October	5,063	
November	6,086	
December	6,808	
January	7,462	
February	9,158	
March	10,658	
April	11,474	
May	11,481	
June	11,499	

QUALITY

	Quantity	Base Number	Contract	AT	Region	England
% of FP17s for the same patient ID Re-attending within 3 months - Children	19	317	6.0%	10.0%	11.3%	11.5%
% of FP17s for the same patient ID Re-attending within 3 months - Adults	63	553	11.4%	14.5%	14.9%	15.4%
% of FP17s for the same patient ID Re-attending between 3 & 9 months - Children	128	317	40.4%	52.8%	60.0%	58.9%
% of FP17s for the same patient ID Re-attending between 3 & 9 months - Adults	158	553	28.6%	48.5%	52.6%	51.6%
% of FP17s for Band 1 Urgent Courses	94	660	14.2%	8.0%	7.9%	8.9%
% of FP17s Relating to Free Repair or Replacements	1	660	0.2%	0.8%	0.8%	0.8%
% of FP17s Relating to Continuations	3	660	0.5%	0.8%	0.9%	0.9%
% of Patients satisfied with the dentistry they have received	1	1	N/A	93.1%	93.2%	93.2%
% of Patients satisfied with the time they had to wait for an appointment	1	1	N/A	90.9%	89.1%	88.8%

* This is based on patients treated on this contract for their most recent course of treatment. Figures in italics indicate the base number of FP17s or Patient Questionnaire responses are less than 100. N/A is shown where the base number of responses is less than 10 during the period. % is calculated as Quantity/Base number*100

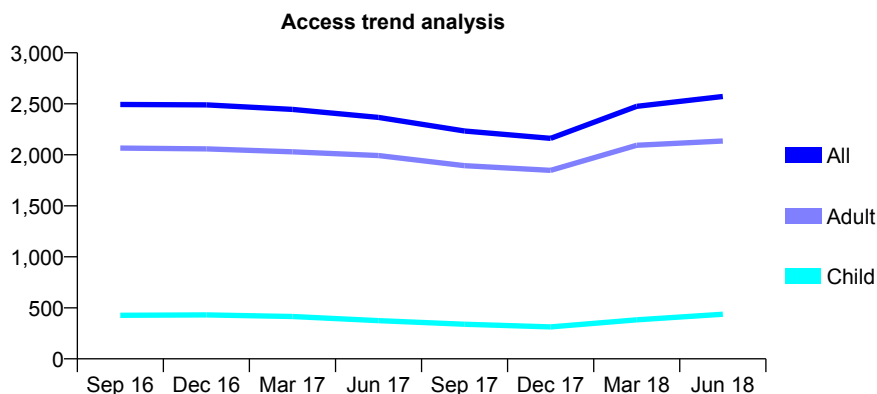
Q54 - Vital Signs At a Glance Contract Report for 107409/0001 - June 2018

Name or company name	Mr Sukhbir Singh & Mr David George Pear...
Contract type name	GDS Contract
Purpose of contract	General
Contract start date	01/12/2011
Contract end date	

18/19 Contracted general activity (UDA)	7,087
Carry forward general activity (UDA)	0
18/19 Contracted orthodontic activity (UOA)	0
Carry forward orthodontic activity (UOA)	0
Baseline contract value	£153,525.74

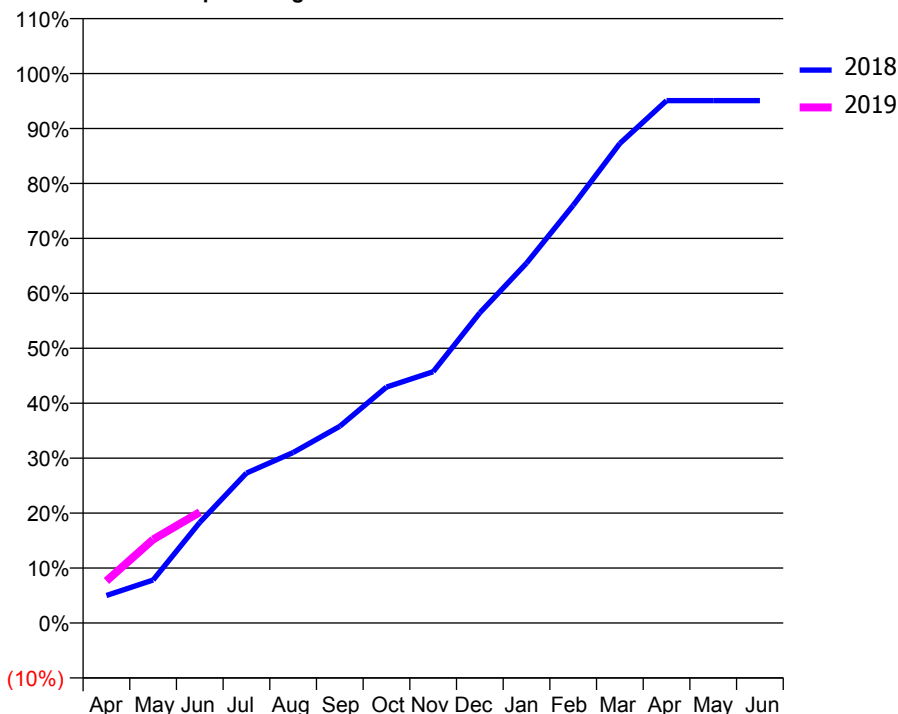
ACCESS*

Patients seen in 24 months	Total	Change since previous quarter
Quarter ending June 2017	2,367	
Quarter ending September 2017	2,233	↓
Quarter ending December 2017	2,161	↓
Quarter ending March 2018	2,475	↑
Quarter ending June 2018	2,572	↑
Variance since June 2017	8.7%	↑



ACTIVITY

Cumulative percentage of contracted UDA delivered 2018 & 2019



Adjusted Scheduled Activity (UDA)

Month	2018	2019
April	355	542
May	554	1,078
June	1,297	1,431
July	1,934	
August	2,199	
September	2,538	
October	3,044	
November	3,241	
December	4,001	
January	4,641	
February	5,388	
March	6,186	
April	6,737	
May	6,737	
June	6,737	

QUALITY

	Quantity	Base Number	Contract	AT	Region	England
% of FP17s for the same patient ID Re-attending within 3 months - Children	3	192	1.6%	10.0%	11.3%	11.5%
% of FP17s for the same patient ID Re-attending within 3 months - Adults	63	743	8.5%	14.5%	14.9%	15.4%
% of FP17s for the same patient ID Re-attending between 3 & 9 months - Children	42	192	21.9%	52.8%	60.0%	58.9%
% of FP17s for the same patient ID Re-attending between 3 & 9 months - Adults	260	743	35.0%	48.5%	52.6%	51.6%
% of FP17s for Band 1 Urgent Courses	19	712	2.7%	8.0%	7.9%	8.9%
% of FP17s Relating to Free Repair or Replacements	0	712	0.0%	0.8%	0.8%	0.8%
% of FP17s Relating to Continuations	17	712	2.4%	0.8%	0.9%	0.9%
% of Patients satisfied with the dentistry they have received	1	1	N/A	93.1%	93.2%	93.2%
% of Patients satisfied with the time they had to wait for an appointment	1	1	N/A	90.9%	89.1%	88.8%

* This is based on patients treated on this contract for their most recent course of treatment. Figures in italics indicate the base number of FP17s or Patient Questionnaire responses are less than 100. N/A is shown where the base number of responses is less than 10 during the period. % is calculated as Quantity/Base number*100

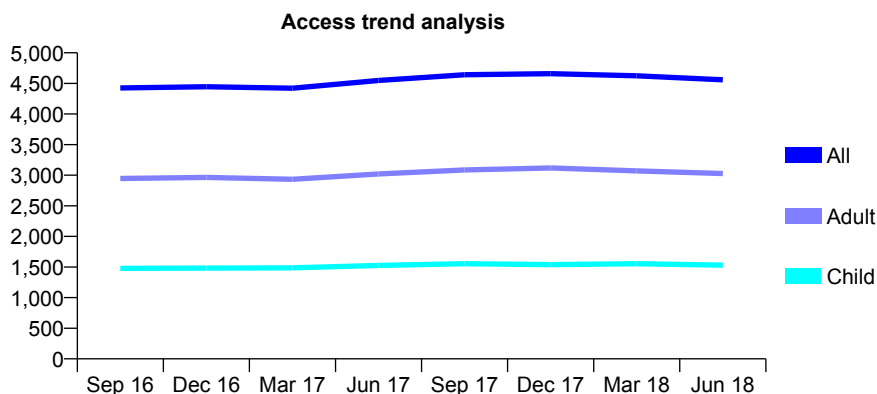
Q54 - Vital Signs At a Glance Contract Report for 108162/0001 - June 2018

Name or company name	Gupta & Gupta
Contract type name	GDS Contract
Purpose of contract	General and Orthodontic
Contract start date	01/04/2006
Contract end date	

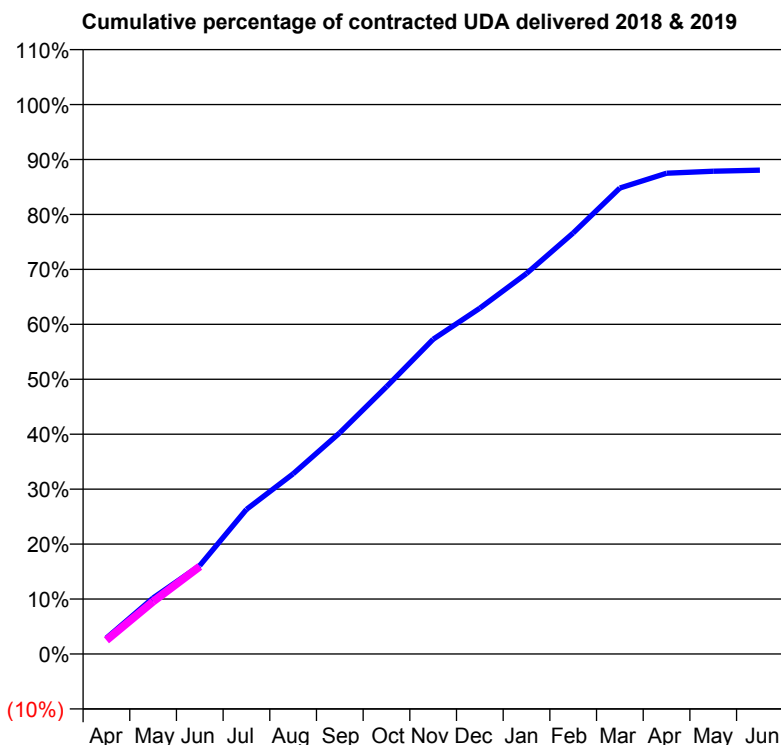
18/19 Contracted general activity (UDA)	16,327
Carry forward general activity (UDA)	0
18/19 Contracted orthodontic activity (UOA)	337
Carry forward orthodontic activity (UOA)	0
Baseline contract value	£390,818.13

ACCESS*

Patients seen in 24 months	Total	Change since previous quarter
Quarter ending June 2017	4,547	
Quarter ending September 2017	4,642	↑
Quarter ending December 2017	4,659	→
Quarter ending March 2018	4,624	→
Quarter ending June 2018	4,558	↓
Variance since June 2017	0.2%	→



ACTIVITY



Month	Adjusted Scheduled Activity (UDA)	
	2018	2019
April	473	411
May	1,666	1,560
June	2,628	2,600
July	4,298	
August	5,353	
September	6,573	
October	7,941	
November	9,353	
December	10,275	
January	11,307	
February	12,509	
March	13,844	
April	14,286	
May	14,343	
June	14,375	

QUALITY

	Quantity	Base Number	Contract	AT	Region	England
% of FP17s for the same patient ID Re-attending within 3 months - Children	52	567	9.2%	10.0%	11.3%	11.5%
% of FP17s for the same patient ID Re-attending within 3 months - Adults	181	923	19.6%	14.5%	14.9%	15.4%
% of FP17s for the same patient ID Re-attending between 3 & 9 months - Children	377	567	66.5%	52.8%	60.0%	58.9%
% of FP17s for the same patient ID Re-attending between 3 & 9 months - Adults	510	923	55.3%	48.5%	52.6%	51.6%
% of FP17s for Band 1 Urgent Courses	71	1,223	5.8%	8.0%	7.9%	8.9%
% of FP17s Relating to Free Repair or Replacements	6	1,223	0.5%	0.8%	0.8%	0.8%
% of FP17s Relating to Continuations	10	1,223	0.8%	0.8%	0.9%	0.9%
% of Patients satisfied with the dentistry they have received	1	1	N/A	93.1%	93.2%	93.2%
% of Patients satisfied with the time they had to wait for an appointment	1	1	N/A	90.9%	89.1%	88.8%

* This is based on patients treated on this contract for their most recent course of treatment. Figures in italics indicate the base number of FP17s or Patient Questionnaire responses are less than 100. N/A is shown where the base number of responses is less than 10 during the period. % is calculated as Quantity/Base number*100

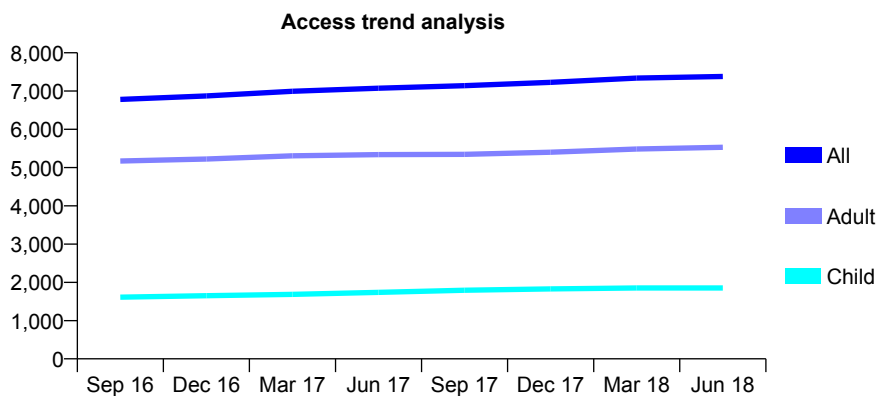
Q54 - Vital Signs At a Glance Contract Report for 109096/0001 - June 2018

Name or company name	Cottams Dental Practice
Contract type name	GDS Contract
Purpose of contract	General
Contract start date	01/04/2012
Contract end date	

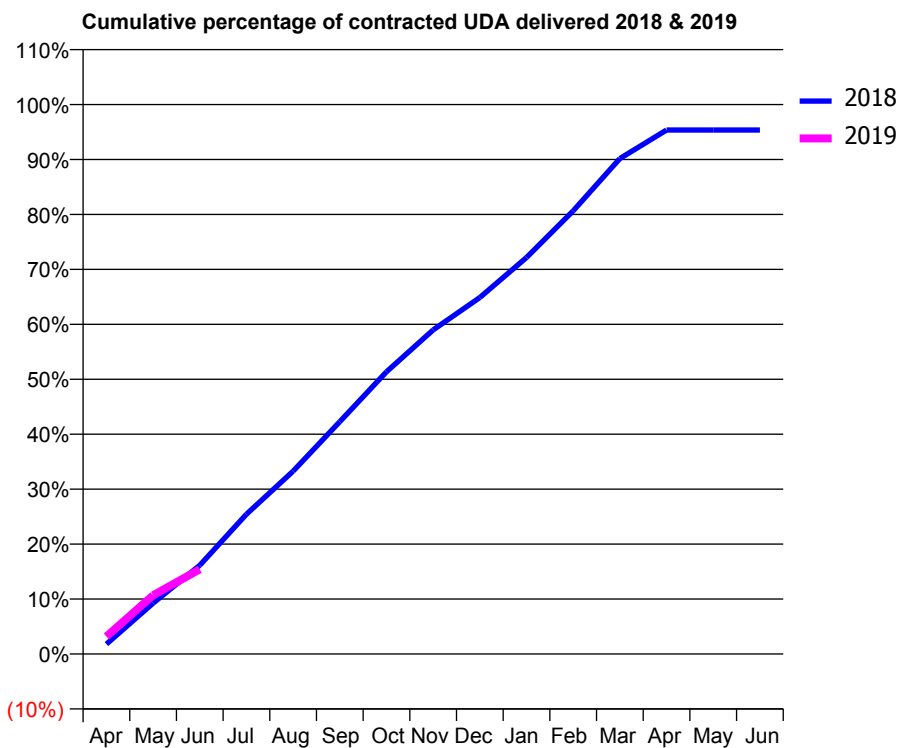
18/19 Contracted general activity (UDA)	19,422
Carry forward general activity (UDA)	0
18/19 Contracted orthodontic activity (UOA)	0
Carry forward orthodontic activity (UOA)	0
Baseline contract value	£414,179.99

ACCESS*

Patients seen in 24 months	Total	Change since previous quarter
Quarter ending June 2017	7,074	
Quarter ending September 2017	7,140	→
Quarter ending December 2017	7,229	→
Quarter ending March 2018	7,340	→
Quarter ending June 2018	7,382	→
Variance since June 2017	4.4%	↑



ACTIVITY



Month	Adjusted Scheduled Activity (UDA)	
	2018	2019
April	352	621
May	1,798	2,076
June	3,139	2,995
July	4,940	
August	6,464	
September	8,211	
October	9,974	
November	11,453	
December	12,601	
January	14,016	
February	15,664	
March	17,510	
April	18,522	
May	18,520	
June	18,521	

QUALITY

	Quantity	Base Number	Contract	AT	Region	England
% of FP17s for the same patient ID Re-attending within 3 months - Children	31	532	5.8%	10.0%	11.3%	11.5%
% of FP17s for the same patient ID Re-attending within 3 months - Adults	166	1,561	10.6%	14.5%	14.9%	15.4%
% of FP17s for the same patient ID Re-attending between 3 & 9 months - Children	303	532	57.0%	52.8%	60.0%	58.9%
% of FP17s for the same patient ID Re-attending between 3 & 9 months - Adults	809	1,561	51.8%	48.5%	52.6%	51.6%
% of FP17s for Band 1 Urgent Courses	136	1,635	8.3%	8.0%	7.9%	8.9%
% of FP17s Relating to Free Repair or Replacements	6	1,635	0.4%	0.8%	0.8%	0.8%
% of FP17s Relating to Continuations	10	1,635	0.6%	0.8%	0.9%	0.9%
% of Patients satisfied with the dentistry they have received	1	1	N/A	93.1%	93.2%	93.2%
% of Patients satisfied with the time they had to wait for an appointment	1	1	N/A	90.9%	89.1%	88.8%

* This is based on patients treated on this contract for their most recent course of treatment. Figures in italics indicate the base number of FP17s or Patient Questionnaire responses are less than 100. N/A is shown where the base number of responses is less than 10 during the period. % is calculated as Quantity/Base number*100

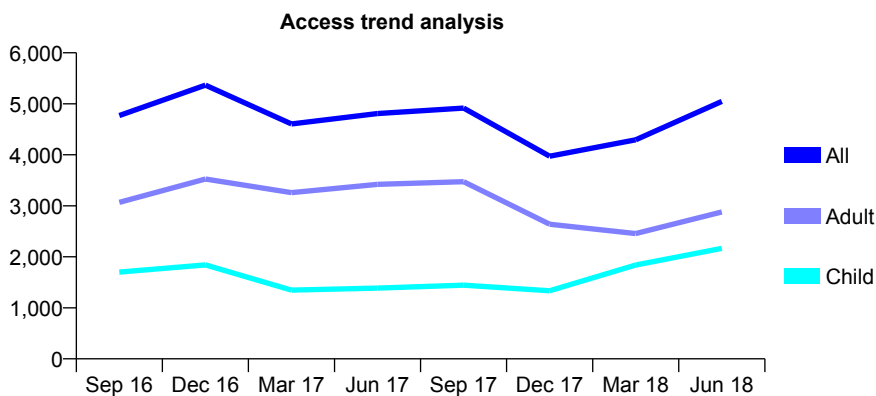
Q54 - Vital Signs At a Glance Contract Report for 109843/0001 - June 2018

Name or company name	Amit A Duggal & Gurpreet K Duggal
Contract type name	GDS Contract
Purpose of contract	General
Contract start date	01/04/2013
Contract end date	

18/19 Contracted general activity (UDA)	11,000
Carry forward general activity (UDA)	0
18/19 Contracted orthodontic activity (UOA)	0
Carry forward orthodontic activity (UOA)	0
Baseline contract value	£286,365.23

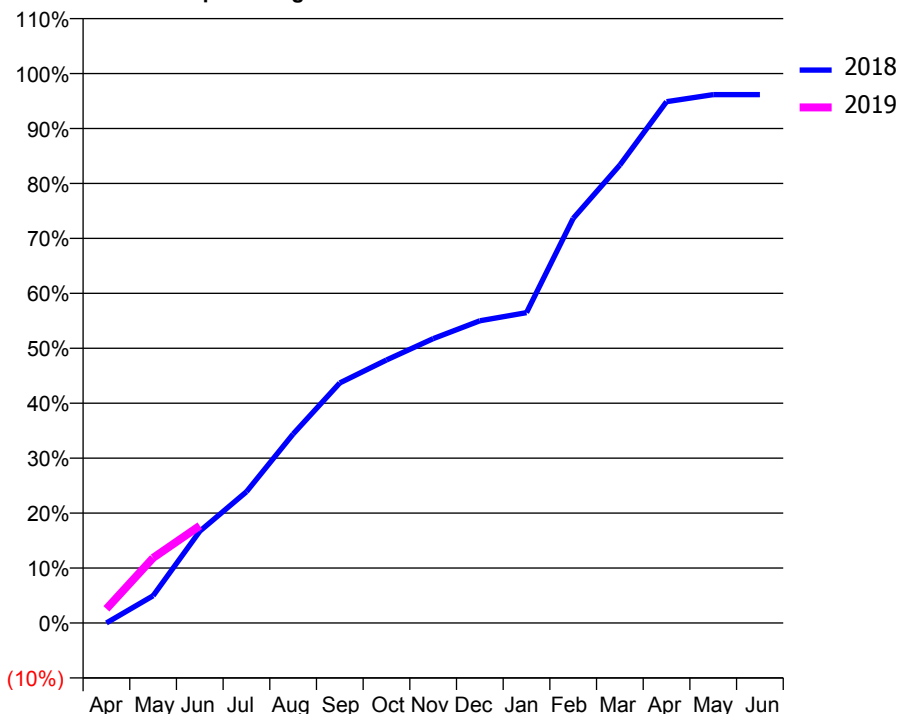
ACCESS*

Patients seen in 24 months	Total	Change since previous quarter
Quarter ending June 2017	4,808	
Quarter ending September 2017	4,916	↑
Quarter ending December 2017	3,972	↓
Quarter ending March 2018	4,294	↑
Quarter ending June 2018	5,048	↑
Variance since June 2017	5.0%	↑



ACTIVITY

Cumulative percentage of contracted UDA delivered 2018 & 2019



Month	Adjusted Scheduled Activity (UDA)	
	2018	2019
April	2	283
May	547	1,303
June	1,837	1,948
July	2,629	
August	3,785	
September	4,806	
October	5,264	
November	5,692	
December	6,050	
January	6,213	
February	8,100	
March	9,168	
April	10,435	
May	10,579	
June	10,579	

QUALITY

	Quantity	Base Number	Contract	AT	Region	England
% of FP17s for the same patient ID Re-attending within 3 months - Children	37	913	4.1%	10.0%	11.3%	11.5%
% of FP17s for the same patient ID Re-attending within 3 months - Adults	76	1,080	7.0%	14.5%	14.9%	15.4%
% of FP17s for the same patient ID Re-attending between 3 & 9 months - Children	82	913	9.0%	52.8%	60.0%	58.9%
% of FP17s for the same patient ID Re-attending between 3 & 9 months - Adults	149	1,080	13.8%	48.5%	52.6%	51.6%
% of FP17s for Band 1 Urgent Courses	45	1,076	4.2%	8.0%	7.9%	8.9%
% of FP17s Relating to Free Repair or Replacements	3	1,076	0.3%	0.8%	0.8%	0.8%
% of FP17s Relating to Continuations	7	1,076	0.7%	0.8%	0.9%	0.9%
% of Patients satisfied with the dentistry they have received	7	8	N/A	93.1%	93.2%	93.2%
% of Patients satisfied with the time they had to wait for an appointment	8	8	N/A	90.9%	89.1%	88.8%

* This is based on patients treated on this contract for their most recent course of treatment. Figures in italics indicate the base number of FP17s or Patient Questionnaire responses are less than 100. N/A is shown where the base number of responses is less than 10 during the period. % is calculated as Quantity/Base number*100

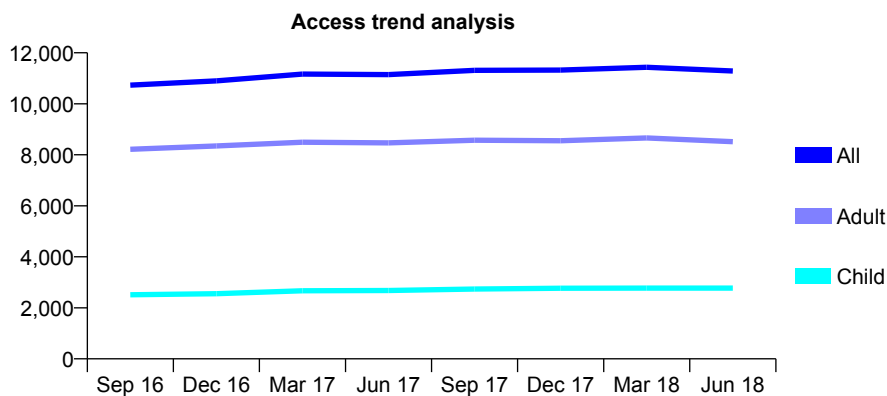
Q54 - Vital Signs At a Glance Contract Report for 110272/0001 - June 2018

Name or company name	Purity Dental Surgery
Contract type name	Pilot Contract
Purpose of contract	General and Orthodontic
Contract start date	01/04/2010
Contract end date	

18/19 Contracted general activity (UDA)	33,454
Carry forward general activity (UDA)	0
18/19 Contracted orthodontic activity (UOA)	1,250
Carry forward orthodontic activity (UOA)	0
Baseline contract value	£872,736.48

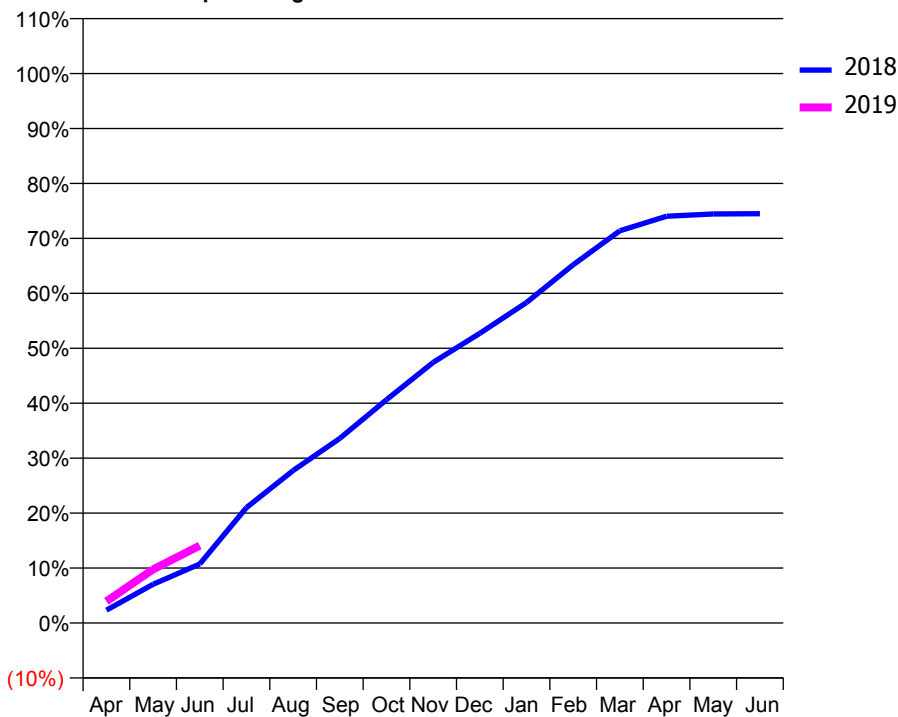
ACCESS*

Patients seen in 24 months	Total	Change since previous quarter
Quarter ending June 2017	11,147	
Quarter ending September 2017	11,314	→
Quarter ending December 2017	11,325	→
Quarter ending March 2018	11,435	→
Quarter ending June 2018	11,286	↓
Variance since June 2017	1.2%	→



ACTIVITY

Cumulative percentage of contracted UDA delivered 2018 & 2019



Month	Adjusted Scheduled Activity (UDA)	
	2018	2019
April	783	1,316
May	2,354	3,270
June	3,590	4,711
July	7,028	
August	9,286	
September	11,239	
October	13,591	
November	15,867	
December	17,640	
January	19,512	
February	21,813	
March	23,880	
April	24,764	
May	24,906	
June	24,920	

QUALITY

	Quantity	Base Number	Contract	AT	Region	England
% of FP17s for the same patient ID Re-attending within 3 months - Children	54	878	6.2%	10.0%	11.3%	11.5%
% of FP17s for the same patient ID Re-attending within 3 months - Adults	435	2,258	19.3%	14.5%	14.9%	15.4%
% of FP17s for the same patient ID Re-attending between 3 & 9 months - Children	518	878	59.0%	52.8%	60.0%	58.9%
% of FP17s for the same patient ID Re-attending between 3 & 9 months - Adults	886	2,258	39.2%	48.5%	52.6%	51.6%
% of FP17s for Band 1 Urgent Courses	199	2,341	8.5%	8.0%	7.9%	8.9%
% of FP17s Relating to Free Repair or Replacements	49	2,341	2.1%	0.8%	0.8%	0.8%
% of FP17s Relating to Continuations	26	2,341	1.1%	0.8%	0.9%	0.9%
% of Patients satisfied with the dentistry they have received	4	4	N/A	93.1%	93.2%	93.2%
% of Patients satisfied with the time they had to wait for an appointment	4	4	N/A	90.9%	89.1%	88.8%

* This is based on patients treated on this contract for their most recent course of treatment. Figures in italics indicate the base number of FP17s or Patient Questionnaire responses are less than 100. N/A is shown where the base number of responses is less than 10 during the period. % is calculated as Quantity/Base number*100

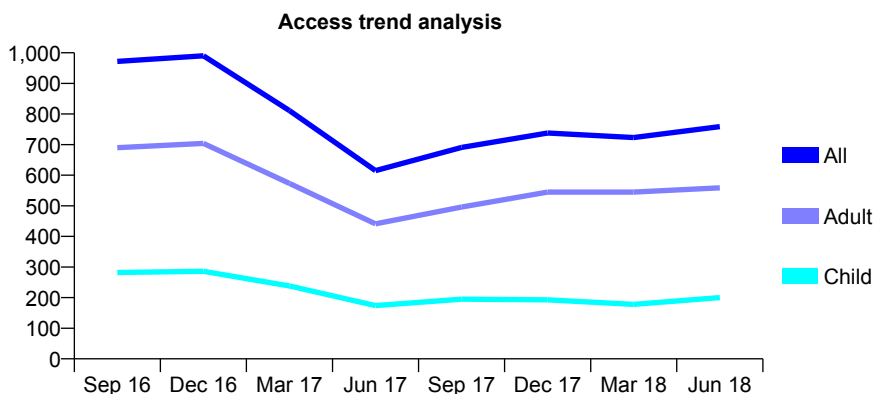
Q54 - Vital Signs At a Glance Contract Report for 114421/0001 - June 2018

Name or company name	Hanji and Goel Partnership t/a Waterloo De
Contract type name	GDS Contract
Purpose of contract	General
Contract start date	01/09/2014
Contract end date	

18/19 Contracted general activity (UDA)	3,078
Carry forward general activity (UDA)	0
18/19 Contracted orthodontic activity (UOA)	0
Carry forward orthodontic activity (UOA)	0
Baseline contract value	£87,904.09

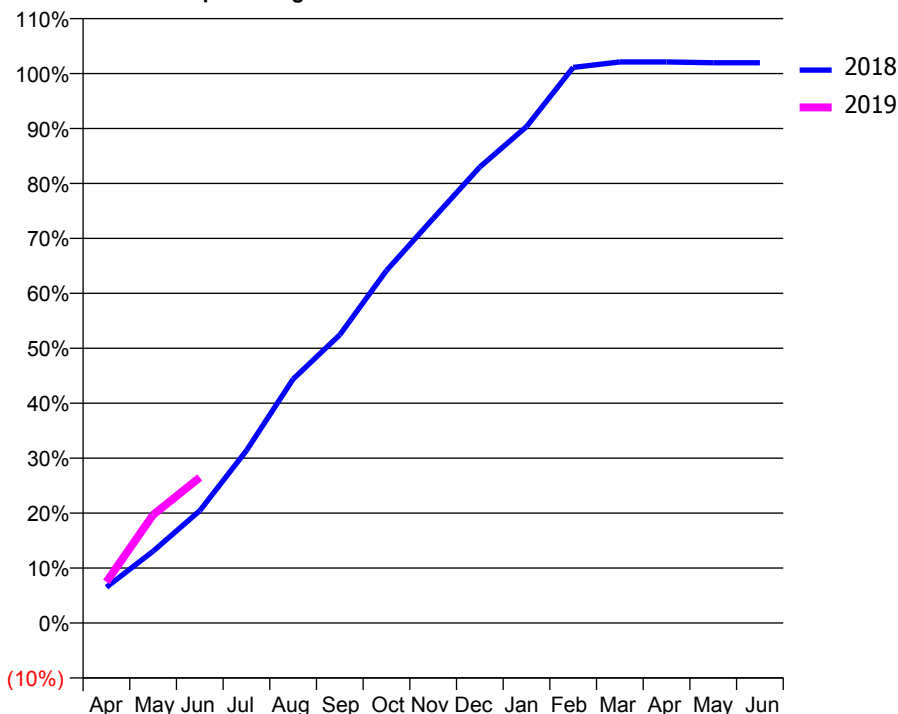
ACCESS*

Patients seen in 24 months	Total	Change since previous quarter
Quarter ending June 2017	615	
Quarter ending September 2017	691	↑
Quarter ending December 2017	738	↑
Quarter ending March 2018	723	↓
Quarter ending June 2018	759	↑
Variance since June 2017	23.4%	↑



ACTIVITY

Cumulative percentage of contracted UDA delivered 2018 & 2019



Month	Adjusted Scheduled Activity (UDA)	
	2018	2019
April	200	230
May	402	606
June	629	815
July	966	
August	1,366	
September	1,614	
October	1,974	
November	2,266	
December	2,554	
January	2,781	
February	3,112	
March	3,142	
April	3,142	
May	3,138	
June	3,138	

QUALITY

	Quantity	Base Number	Contract	AT	Region	England
% of FP17s for the same patient ID Re-attending within 3 months - Children	1	54	1.9%	10.0%	11.3%	11.5%
% of FP17s for the same patient ID Re-attending within 3 months - Adults	12	140	8.6%	14.5%	14.9%	15.4%
% of FP17s for the same patient ID Re-attending between 3 & 9 months - Children	8	54	14.8%	52.8%	60.0%	58.9%
% of FP17s for the same patient ID Re-attending between 3 & 9 months - Adults	31	140	22.1%	48.5%	52.6%	51.6%
% of FP17s for Band 1 Urgent Courses	22	191	11.5%	8.0%	7.9%	8.9%
% of FP17s Relating to Free Repair or Replacements	0	191	0.0%	0.8%	0.8%	0.8%
% of FP17s Relating to Continuations	0	191	0.0%	0.8%	0.9%	0.9%
% of Patients satisfied with the dentistry they have received	0	0	N/A	93.1%	93.2%	93.2%
% of Patients satisfied with the time they had to wait for an appointment	0	0	N/A	90.9%	89.1%	88.8%

* This is based on patients treated on this contract for their most recent course of treatment. Figures in italics indicate the base number of FP17s or Patient Questionnaire responses are less than 100. N/A is shown where the base number of responses is less than 10 during the period. % is calculated as Quantity/Base number*100

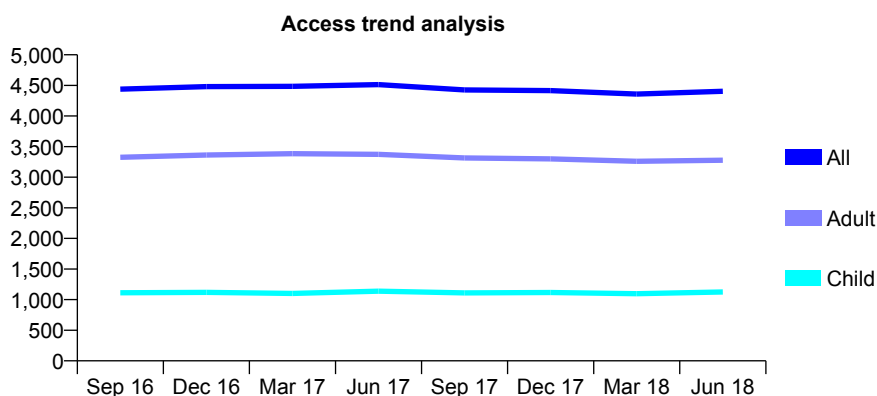
Q54 - Vital Signs At a Glance Contract Report for 114634/0001 - June 2018

Name or company name	Addison/Addison GDS contract partnership
Contract type name	GDS Contract
Purpose of contract	General
Contract start date	01/04/2012
Contract end date	

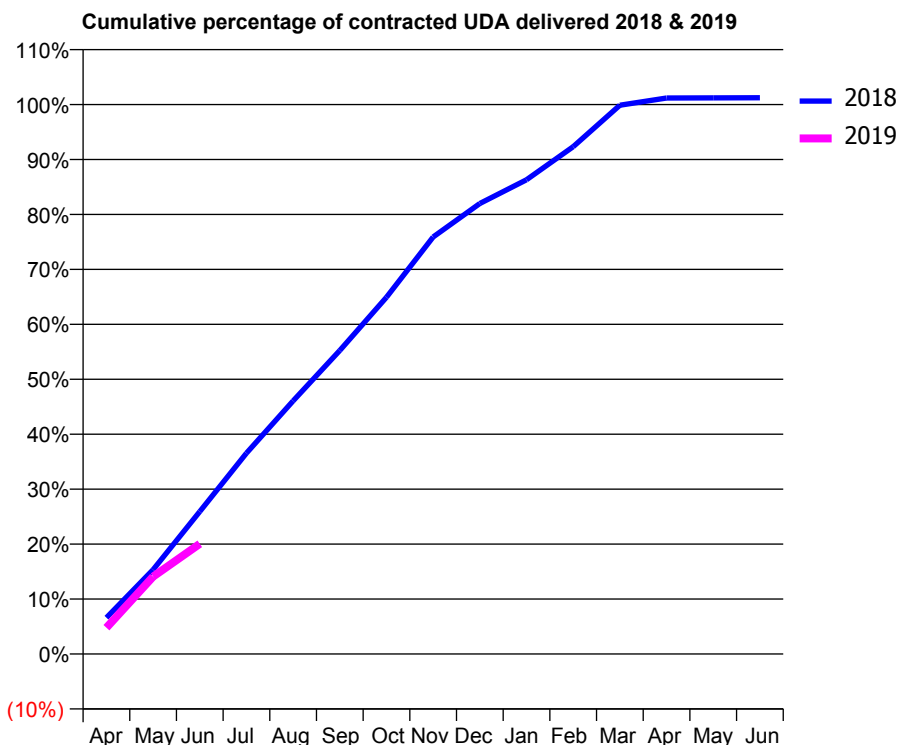
18/19 Contracted general activity (UDA)	11,547
Carry forward general activity (UDA)	0
18/19 Contracted orthodontic activity (UOA)	0
Carry forward orthodontic activity (UOA)	0
Baseline contract value	£291,284.30

ACCESS*

Patients seen in 24 months	Total	Change since previous quarter
Quarter ending June 2017	4,512	
Quarter ending September 2017	4,425	↓
Quarter ending December 2017	4,416	→
Quarter ending March 2018	4,358	↓
Quarter ending June 2018	4,404	→
Variance since June 2017	(2.4%)	↓



ACTIVITY



Month	Adjusted Scheduled Activity (UDA)	
	2018	2019
April	762	555
May	1,773	1,626
June	2,993	2,316
July	4,221	
August	5,319	
September	6,379	
October	7,496	
November	8,763	
December	9,466	
January	9,966	
February	10,661	
March	11,531	
April	11,683	
May	11,687	
June	11,688	

QUALITY

	Quantity	Base Number	Contract	AT	Region	England
% of FP17s for the same patient ID Re-attending within 3 months - Children	11	383	2.9%	10.0%	11.3%	11.5%
% of FP17s for the same patient ID Re-attending within 3 months - Adults	99	1,075	9.2%	14.5%	14.9%	15.4%
% of FP17s for the same patient ID Re-attending between 3 & 9 months - Children	244	383	63.7%	52.8%	60.0%	58.9%
% of FP17s for the same patient ID Re-attending between 3 & 9 months - Adults	697	1,075	64.8%	48.5%	52.6%	51.6%
% of FP17s for Band 1 Urgent Courses	50	1,390	3.6%	8.0%	7.9%	8.9%
% of FP17s Relating to Free Repair or Replacements	1	1,390	0.1%	0.8%	0.8%	0.8%
% of FP17s Relating to Continuations	19	1,390	1.4%	0.8%	0.9%	0.9%
% of Patients satisfied with the dentistry they have received	3	3	N/A	93.1%	93.2%	93.2%
% of Patients satisfied with the time they had to wait for an appointment	3	3	N/A	90.9%	89.1%	88.8%

* This is based on patients treated on this contract for their most recent course of treatment. Figures in italics indicate the base number of FP17s or Patient Questionnaire responses are less than 100. N/A is shown where the base number of responses is less than 10 during the period. % is calculated as Quantity/Base number*100

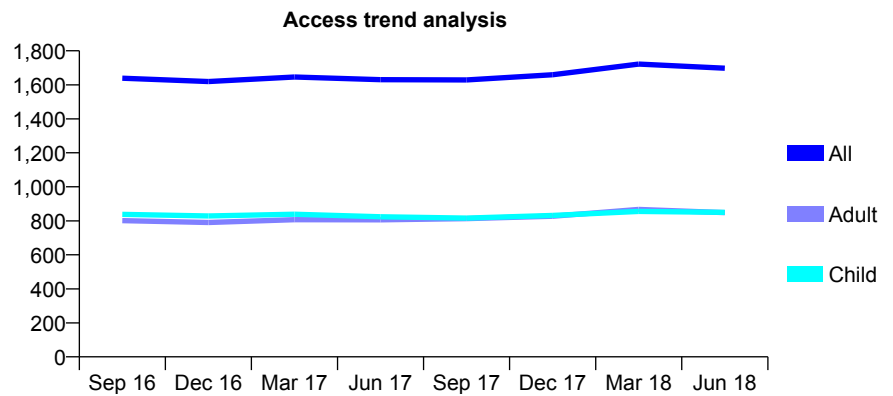
Q54 - Vital Signs At a Glance Contract Report for 116343/0001 - June 2018

Name or company name	The Dental Surgery
Contract type name	GDS Contract
Purpose of contract	General
Contract start date	22/12/2010
Contract end date	

18/19 Contracted general activity (UDA)	6,221
Carry forward general activity (UDA)	0
18/19 Contracted orthodontic activity (UOA)	0
Carry forward orthodontic activity (UOA)	0
Baseline contract value	£165,253.08

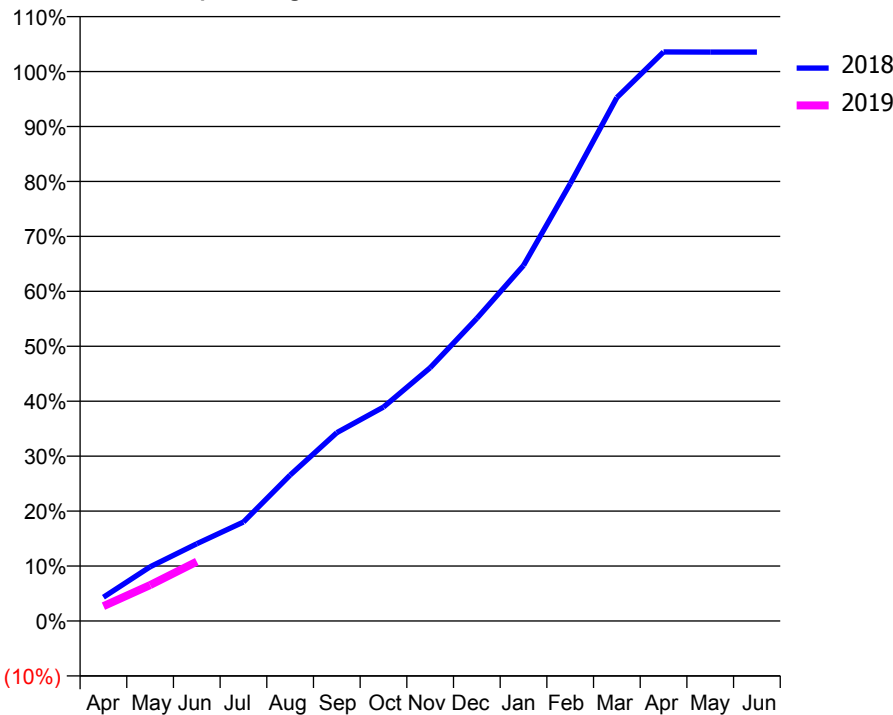
ACCESS*

Patients seen in 24 months	Total	Change since previous quarter
Quarter ending June 2017	1,630	
Quarter ending September 2017	1,629	→
Quarter ending December 2017	1,659	→
Quarter ending March 2018	1,722	↑
Quarter ending June 2018	1,698	↓
Variance since June 2017	4.2%	↑



ACTIVITY

Cumulative percentage of contracted UDA delivered 2018 & 2019



Adjusted Scheduled Activity (UDA)		
Month	2018	2019
April	270	168
May	613	407
June	875	672
July	1,122	
August	1,652	
September	2,132	
October	2,422	
November	2,867	
December	3,426	
January	4,026	
February	4,951	
March	5,926	
April	6,443	
May	6,442	
June	6,442	

QUALITY

	Quantity	Base Number	Contract	AT	Region	England
% of FP17s for the same patient ID Re-attending within 3 months - Children	11	287	3.8%	10.0%	11.3%	11.5%
% of FP17s for the same patient ID Re-attending within 3 months - Adults	27	208	13.0%	14.5%	14.9%	15.4%
% of FP17s for the same patient ID Re-attending between 3 & 9 months - Children	213	287	74.2%	52.8%	60.0%	58.9%
% of FP17s for the same patient ID Re-attending between 3 & 9 months - Adults	136	208	65.4%	48.5%	52.6%	51.6%
% of FP17s for Band 1 Urgent Courses	27	329	8.2%	8.0%	7.9%	8.9%
% of FP17s Relating to Free Repair or Replacements	0	329	0.0%	0.8%	0.8%	0.8%
% of FP17s Relating to Continuations	1	329	0.3%	0.8%	0.9%	0.9%
% of Patients satisfied with the dentistry they have received	0	0	N/A	93.1%	93.2%	93.2%
% of Patients satisfied with the time they had to wait for an appointment	0	0	N/A	90.9%	89.1%	88.8%

* This is based on patients treated on this contract for their most recent course of treatment. Figures in italics indicate the base number of FP17s or Patient Questionnaire responses are less than 100. N/A is shown where the base number of responses is less than 10 during the period. % is calculated as Quantity/Base number*100

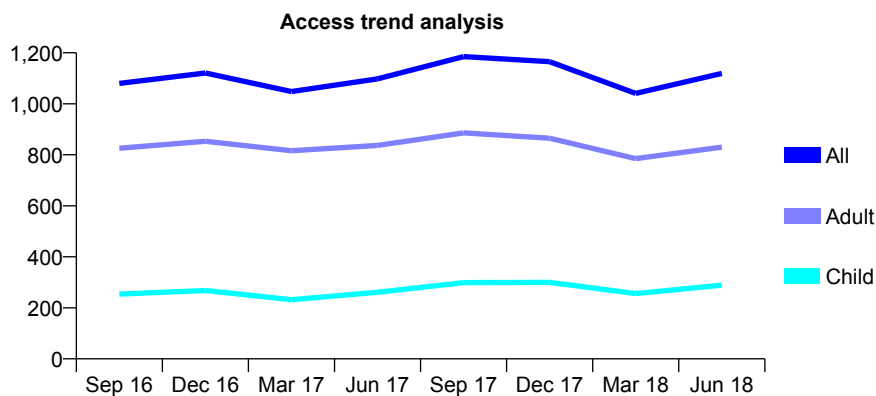
Q54 - Vital Signs At a Glance Contract Report for 116351/0001 - June 2018

Name or company name	Hillary Street Dental Practice
Contract type name	GDS Contract
Purpose of contract	General
Contract start date	01/04/2011
Contract end date	

18/19 Contracted general activity (UDA)	3,560
Carry forward general activity (UDA)	0
18/19 Contracted orthodontic activity (UOA)	0
Carry forward orthodontic activity (UOA)	0
Baseline contract value	£84,884.92

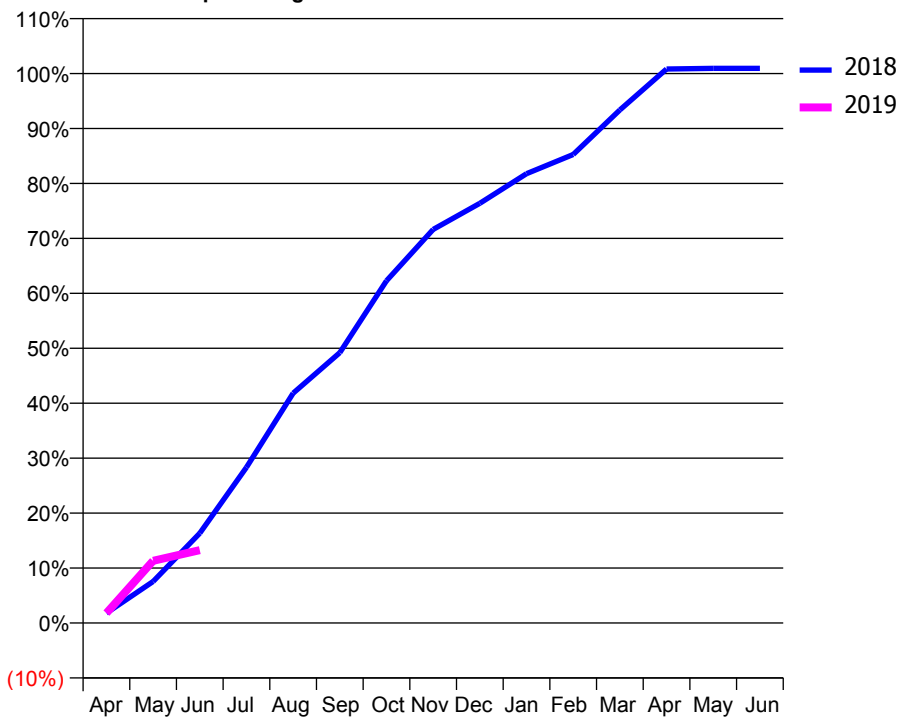
ACCESS*

Patients seen in 24 months	Total	Change since previous quarter
Quarter ending June 2017	1,098	
Quarter ending September 2017	1,185	↑
Quarter ending December 2017	1,165	↓
Quarter ending March 2018	1,041	↓
Quarter ending June 2018	1,119	↑
Variance since June 2017	1.9%	→



ACTIVITY

Cumulative percentage of contracted UDA delivered 2018 & 2019



Adjusted Scheduled Activity (UDA)

Month	2018	2019
April	64	64
May	269	403
June	582	472
July	1,008	
August	1,489	
September	1,752	
October	2,217	
November	2,550	
December	2,719	
January	2,911	
February	3,035	
March	3,324	
April	3,589	
May	3,594	
June	3,594	

QUALITY

	Quantity	Base Number	Contract	AT	Region	England
% of FP17s for the same patient ID Re-attending within 3 months - Children	1	86	1.2%	10.0%	11.3%	11.5%
% of FP17s for the same patient ID Re-attending within 3 months - Adults	19	195	9.7%	14.5%	14.9%	15.4%
% of FP17s for the same patient ID Re-attending between 3 & 9 months - Children	19	86	22.1%	52.8%	60.0%	58.9%
% of FP17s for the same patient ID Re-attending between 3 & 9 months - Adults	38	195	19.5%	48.5%	52.6%	51.6%
% of FP17s for Band 1 Urgent Courses	22	188	11.7%	8.0%	7.9%	8.9%
% of FP17s Relating to Free Repair or Replacements	1	188	0.5%	0.8%	0.8%	0.8%
% of FP17s Relating to Continuations	1	188	0.5%	0.8%	0.9%	0.9%
% of Patients satisfied with the dentistry they have received	0	0	N/A	93.1%	93.2%	93.2%
% of Patients satisfied with the time they had to wait for an appointment	0	0	N/A	90.9%	89.1%	88.8%

* This is based on patients treated on this contract for their most recent course of treatment. Figures in italics indicate the base number of FP17s or Patient Questionnaire responses are less than 100. N/A is shown where the base number of responses is less than 10 during the period. % is calculated as Quantity/Base number*100

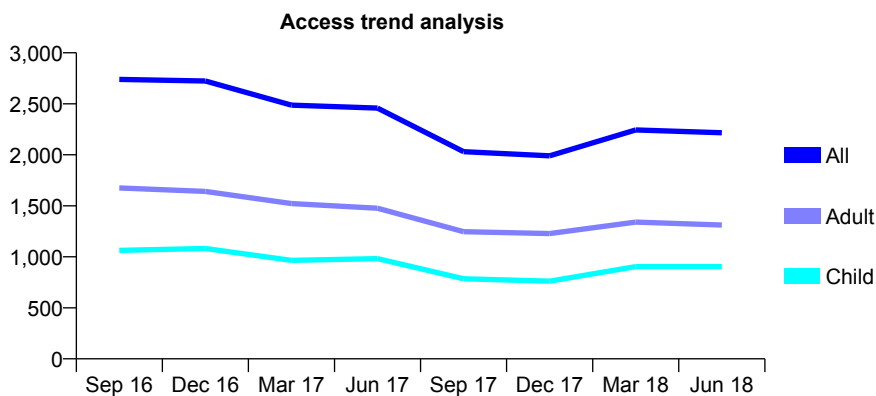
Q54 - Vital Signs At a Glance Contract Report for 116661/0001 - June 2018

Name or company name	Springfield Dental Practice
Contract type name	GDS Contract
Purpose of contract	General
Contract start date	01/01/2009
Contract end date	

18/19 Contracted general activity (UDA)	8,176
Carry forward general activity (UDA)	0
18/19 Contracted orthodontic activity (UOA)	0
Carry forward orthodontic activity (UOA)	0
Baseline contract value	£168,046.84

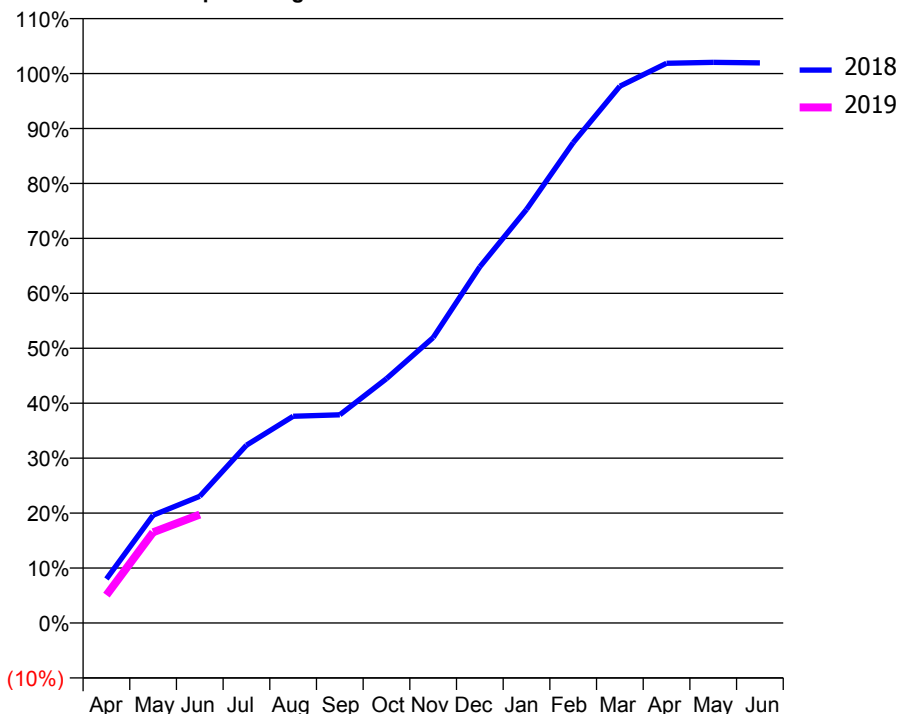
ACCESS*

Patients seen in 24 months	Total	Change since previous quarter
Quarter ending June 2017	2,458	
Quarter ending September 2017	2,031	↓
Quarter ending December 2017	1,990	↓
Quarter ending March 2018	2,244	↑
Quarter ending June 2018	2,216	↓
Variance since June 2017	(9.8%)	↓



ACTIVITY

Cumulative percentage of contracted UDA delivered 2018 & 2019



Adjusted Scheduled Activity (UDA)		
Month	2018	2019
April	655	416
May	1,604	1,350
June	1,886	1,613
July	2,645	
August	3,077	
September	3,099	
October	3,636	
November	4,247	
December	5,301	
January	6,154	
February	7,148	
March	7,986	
April	8,329	
May	8,342	
June	8,334	

QUALITY

	Quantity	Base Number	Contract	AT	Region	England
% of FP17s for the same patient ID Re-attending within 3 months - Children	22	268	8.2%	10.0%	11.3%	11.5%
% of FP17s for the same patient ID Re-attending within 3 months - Adults	58	356	16.3%	14.5%	14.9%	15.4%
% of FP17s for the same patient ID Re-attending between 3 & 9 months - Children	62	268	23.1%	52.8%	60.0%	58.9%
% of FP17s for the same patient ID Re-attending between 3 & 9 months - Adults	114	356	32.0%	48.5%	52.6%	51.6%
% of FP17s for Band 1 Urgent Courses	21	479	4.4%	8.0%	7.9%	8.9%
% of FP17s Relating to Free Repair or Replacements	0	479	0.0%	0.8%	0.8%	0.8%
% of FP17s Relating to Continuations	4	479	0.8%	0.8%	0.9%	0.9%
% of Patients satisfied with the dentistry they have received	0	0	N/A	93.1%	93.2%	93.2%
% of Patients satisfied with the time they had to wait for an appointment	0	0	N/A	90.9%	89.1%	88.8%

* This is based on patients treated on this contract for their most recent course of treatment. Figures in italics indicate the base number of FP17s or Patient Questionnaire responses are less than 100. N/A is shown where the base number of responses is less than 10 during the period. % is calculated as Quantity/Base number*100

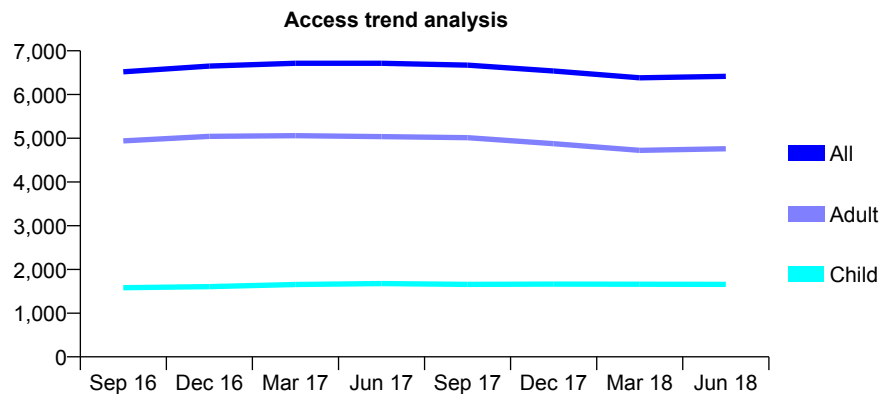
Q54 - Vital Signs At a Glance Contract Report for 120707/0001 - June 2018

Name or company name	Kings Norton Dental Practice
Contract type name	GDS Contract
Purpose of contract	General
Contract start date	28/06/2013
Contract end date	

18/19 Contracted general activity (UDA)	18,339
Carry forward general activity (UDA)	0
18/19 Contracted orthodontic activity (UOA)	0
Carry forward orthodontic activity (UOA)	0
Baseline contract value	£460,881.47

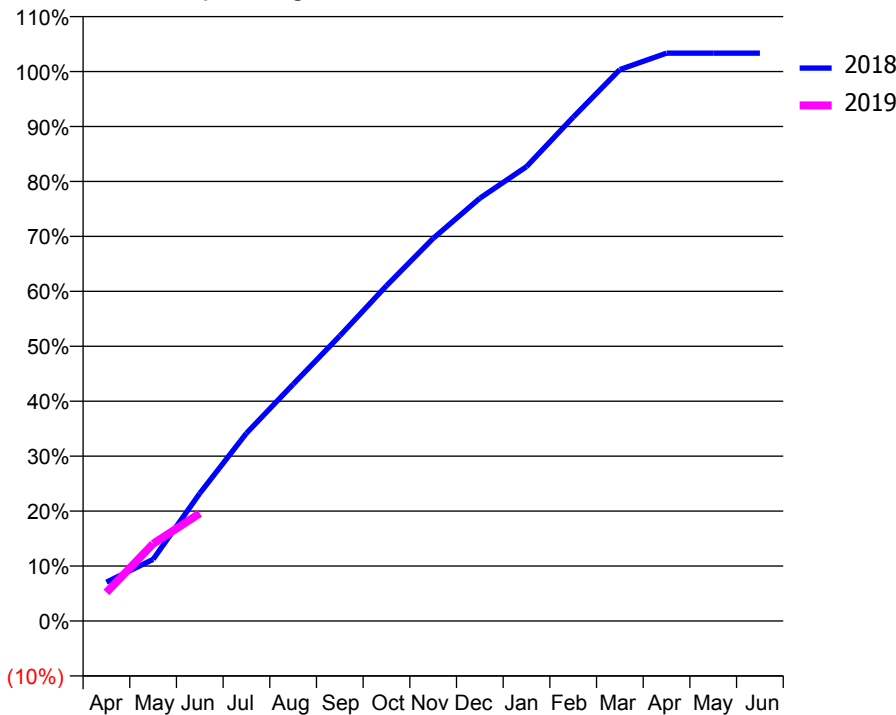
ACCESS*

Patients seen in 24 months	Total	Change since previous quarter
Quarter ending June 2017	6,714	
Quarter ending September 2017	6,672	→
Quarter ending December 2017	6,538	↓
Quarter ending March 2018	6,382	↓
Quarter ending June 2018	6,417	→
Variance since June 2017	(4.4%)	↓



ACTIVITY

Cumulative percentage of contracted UDA delivered 2018 & 2019



Month	Adjusted Scheduled Activity (UDA)	
	2018	2019
April	1,299	954
May	2,059	2,581
June	4,260	3,595
July	6,270	
August	7,903	
September	9,516	
October	11,192	
November	12,771	
December	14,109	
January	15,166	
February	16,814	
March	18,404	
April	18,953	
May	18,953	
June	18,953	

QUALITY

	Quantity	Base Number	Contract	AT	Region	England
% of FP17s for the same patient ID Re-attending within 3 months - Children	20	568	3.5%	10.0%	11.3%	11.5%
% of FP17s for the same patient ID Re-attending within 3 months - Adults	170	1,499	11.3%	14.5%	14.9%	15.4%
% of FP17s for the same patient ID Re-attending between 3 & 9 months - Children	352	568	62.0%	52.8%	60.0%	58.9%
% of FP17s for the same patient ID Re-attending between 3 & 9 months - Adults	808	1,499	53.9%	48.5%	52.6%	51.6%
% of FP17s for Band 1 Urgent Courses	133	1,822	7.3%	8.0%	7.9%	8.9%
% of FP17s Relating to Free Repair or Replacements	8	1,822	0.4%	0.8%	0.8%	0.8%
% of FP17s Relating to Continuations	16	1,822	0.9%	0.8%	0.9%	0.9%
% of Patients satisfied with the dentistry they have received	7	8	N/A	93.1%	93.2%	93.2%
% of Patients satisfied with the time they had to wait for an appointment	6	8	N/A	90.9%	89.1%	88.8%

* This is based on patients treated on this contract for their most recent course of treatment. Figures in italics indicate the base number of FP17s or Patient Questionnaire responses are less than 100. N/A is shown where the base number of responses is less than 10 during the period. % is calculated as Quantity/Base number*100

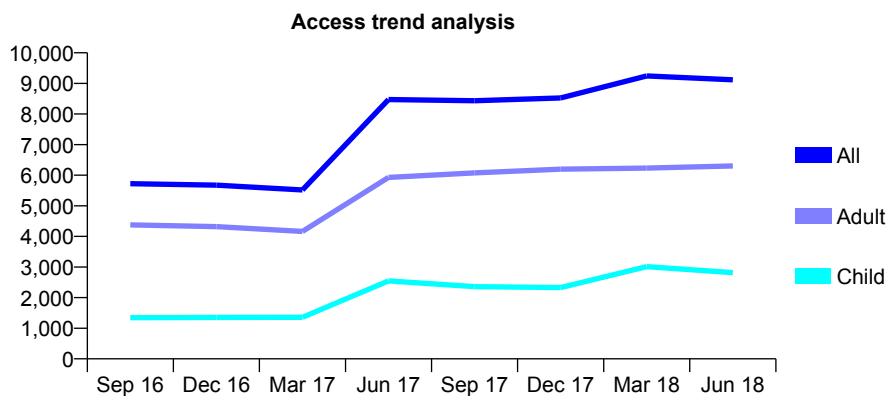
Q54 - Vital Signs At a Glance Contract Report for 121444/0001 - June 2018

Name or company name	South Road Dental Practice
Contract type name	Pilot Contract
Purpose of contract	General
Contract start date	01/04/2009
Contract end date	

18/19 Contracted general activity (UDA)	25,349
Carry forward general activity (UDA)	0
18/19 Contracted orthodontic activity (UOA)	0
Carry forward orthodontic activity (UOA)	0
Baseline contract value	£615,573.97

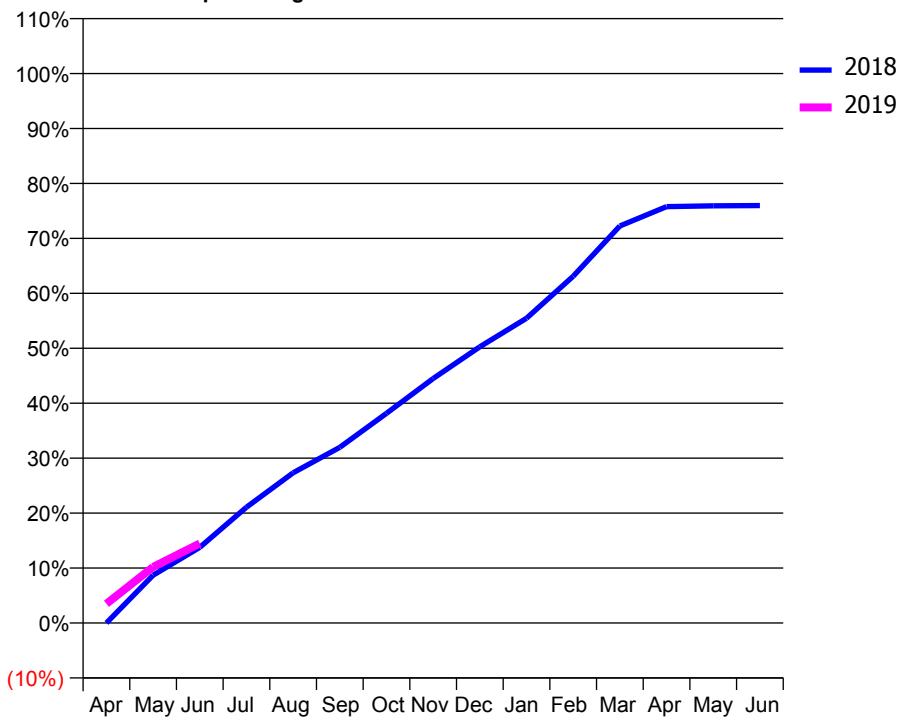
ACCESS*

Patients seen in 24 months	Total	Change since previous quarter
Quarter ending June 2017	8,473	
Quarter ending September 2017	8,435	→
Quarter ending December 2017	8,527	→
Quarter ending March 2018	9,245	↑
Quarter ending June 2018	9,118	↓
Variance since June 2017	7.6%	↑



ACTIVITY

Cumulative percentage of contracted UDA delivered 2018 & 2019



Month	Adjusted Scheduled Activity (UDA)	
	2018	2019
April	0	888
May	2,203	2,584
June	3,488	3,669
July	5,345	
August	6,927	
September	8,106	
October	9,671	
November	11,281	
December	12,743	
January	14,059	
February	15,999	
March	18,318	
April	19,207	
May	19,246	
June	19,255	

QUALITY

	Quantity	Base Number	Contract	AT	Region	England
% of FP17s for the same patient ID Re-attending within 3 months - Children	43	864	5.0%	10.0%	11.3%	11.5%
% of FP17s for the same patient ID Re-attending within 3 months - Adults	284	2,179	13.0%	14.5%	14.9%	15.4%
% of FP17s for the same patient ID Re-attending between 3 & 9 months - Children	453	864	52.4%	52.8%	60.0%	58.9%
% of FP17s for the same patient ID Re-attending between 3 & 9 months - Adults	1,122	2,179	51.5%	48.5%	52.6%	51.6%
% of FP17s for Band 1 Urgent Courses	164	2,261	7.3%	8.0%	7.9%	8.9%
% of FP17s Relating to Free Repair or Replacements	24	2,261	1.1%	0.8%	0.8%	0.8%
% of FP17s Relating to Continuations	17	2,261	0.8%	0.8%	0.9%	0.9%
% of Patients satisfied with the dentistry they have received	6	7	N/A	93.1%	93.2%	93.2%
% of Patients satisfied with the time they had to wait for an appointment	6	7	N/A	90.9%	89.1%	88.8%

* This is based on patients treated on this contract for their most recent course of treatment. Figures in italics indicate the base number of FP17s or Patient Questionnaire responses are less than 100. N/A is shown where the base number of responses is less than 10 during the period. % is calculated as Quantity/Base number*100

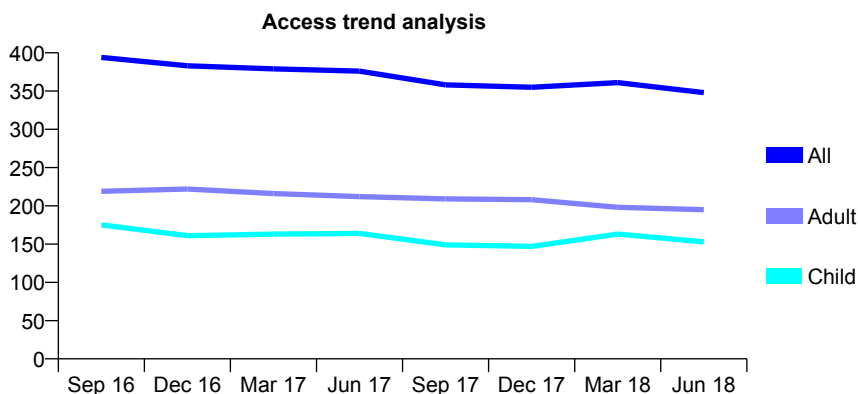
Q54 - Vital Signs At a Glance Contract Report for 121452/0001 - June 2018

Name or company name	Kassam GDS Contract Partnership
Contract type name	GDS Contract
Purpose of contract	General
Contract start date	01/02/2013
Contract end date	

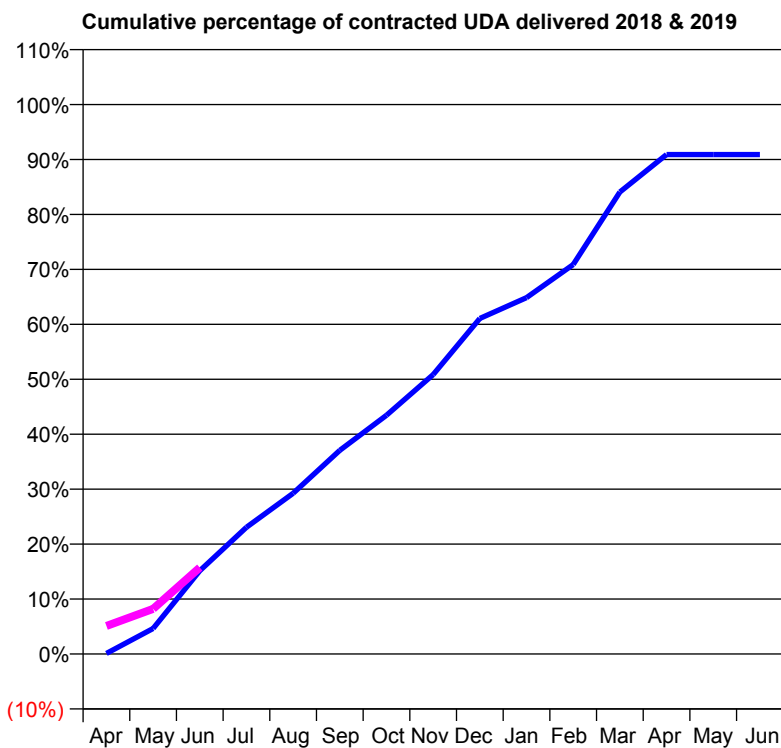
18/19 Contracted general activity (UDA)	1,000
Carry forward general activity (UDA)	0
18/19 Contracted orthodontic activity (UOA)	0
Carry forward orthodontic activity (UOA)	0
Baseline contract value	£28,256.88

ACCESS*

Patients seen in 24 months	Total	Change since previous quarter
Quarter ending June 2017	376	
Quarter ending September 2017	358	↓
Quarter ending December 2017	355	→
Quarter ending March 2018	361	→
Quarter ending June 2018	348	↓
Variance since June 2017	(7.4%)	↓



ACTIVITY



Month	Adjusted Scheduled Activity (UDA)	
	2018	2019
April	1	51
May	46	82
June	152	157
July	231	
August	293	
September	371	
October	435	
November	509	
December	611	
January	649	
February	709	
March	841	
April	909	
May	909	
June	909	

QUALITY

	Quantity	Base Number	Contract	AT	Region	England
% of FP17s for the same patient ID Re-attending within 3 months - Children	3	51	5.9%	10.0%	11.3%	11.5%
% of FP17s for the same patient ID Re-attending within 3 months - Adults	2	45	4.4%	14.5%	14.9%	15.4%
% of FP17s for the same patient ID Re-attending between 3 & 9 months - Children	21	51	41.2%	52.8%	60.0%	58.9%
% of FP17s for the same patient ID Re-attending between 3 & 9 months - Adults	25	45	55.6%	48.5%	52.6%	51.6%
% of FP17s for Band 1 Urgent Courses	2	73	2.7%	8.0%	7.9%	8.9%
% of FP17s Relating to Free Repair or Replacements	1	73	1.4%	0.8%	0.8%	0.8%
% of FP17s Relating to Continuations	1	73	1.4%	0.8%	0.9%	0.9%
% of Patients satisfied with the dentistry they have received	0	0	N/A	93.1%	93.2%	93.2%
% of Patients satisfied with the time they had to wait for an appointment	0	0	N/A	90.9%	89.1%	88.8%

* This is based on patients treated on this contract for their most recent course of treatment. Figures in italics indicate the base number of FP17s or Patient Questionnaire responses are less than 100. N/A is shown where the base number of responses is less than 10 during the period. % is calculated as Quantity/Base number*100

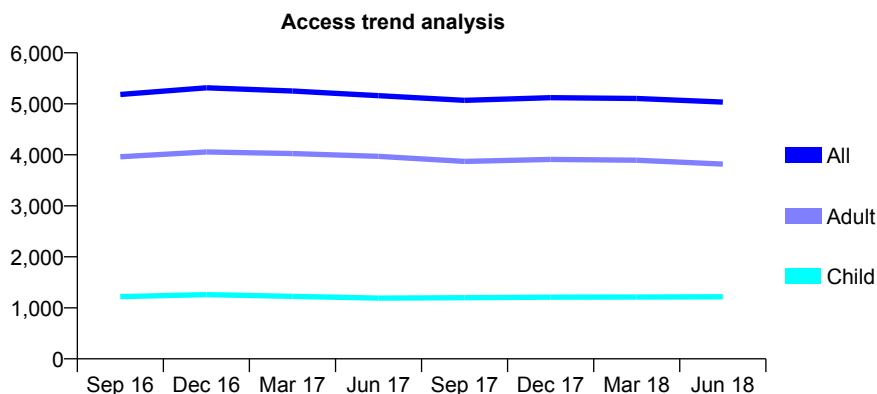
Q54 - Vital Signs At a Glance Contract Report for 121460/0001 - June 2018

Name or company name	Rooprai-Rooprai and Associates
Contract type name	GDS Contract
Purpose of contract	General
Contract start date	01/12/2011
Contract end date	

18/19 Contracted general activity (UDA)	14,616
Carry forward general activity (UDA)	0
18/19 Contracted orthodontic activity (UOA)	0
Carry forward orthodontic activity (UOA)	0
Baseline contract value	£402,253.76

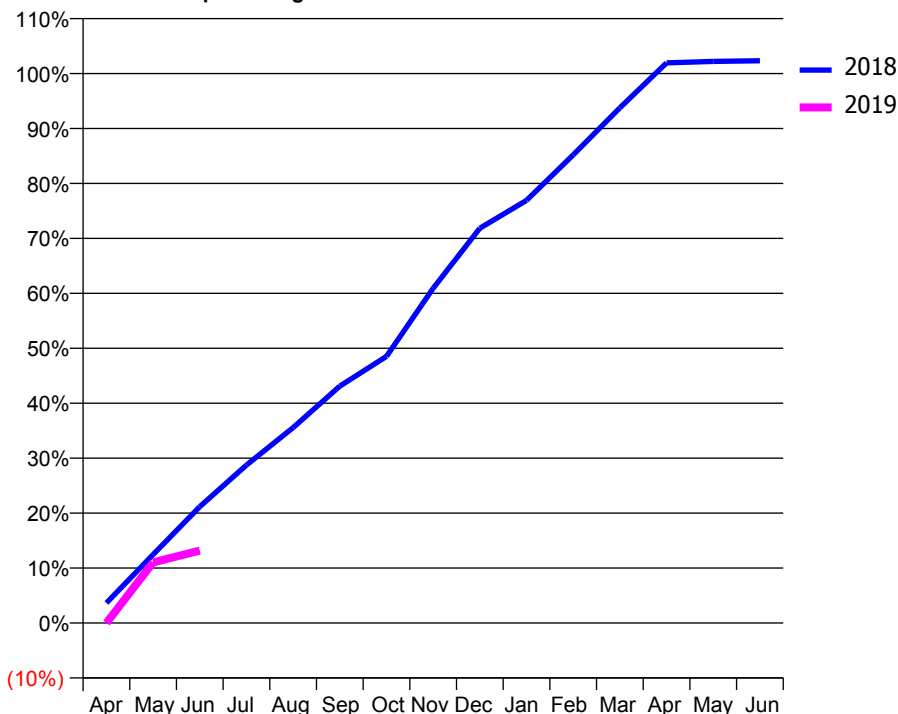
ACCESS*

Patients seen in 24 months	Total	Change since previous quarter
Quarter ending June 2017	5,160	
Quarter ending September 2017	5,069	↓
Quarter ending December 2017	5,119	→
Quarter ending March 2018	5,104	→
Quarter ending June 2018	5,035	↓
Variance since June 2017	(2.4%)	↓



ACTIVITY

Cumulative percentage of contracted UDA delivered 2018 & 2019



Month	Adjusted Scheduled Activity (UDA)	
	2018	2019
April	535	0
May	1,821	1,613
June	3,093	1,927
July	4,200	
August	5,197	
September	6,301	
October	7,091	
November	8,905	
December	10,501	
January	11,242	
February	12,451	
March	13,705	
April	14,900	
May	14,939	
June	14,955	

QUALITY

	Quantity	Base Number	Contract	AT	Region	England
% of FP17s for the same patient ID Re-attending within 3 months - Children	6	309	1.9%	10.0%	11.3%	11.5%
% of FP17s for the same patient ID Re-attending within 3 months - Adults	99	1,067	9.3%	14.5%	14.9%	15.4%
% of FP17s for the same patient ID Re-attending between 3 & 9 months - Children	137	309	44.3%	52.8%	60.0%	58.9%
% of FP17s for the same patient ID Re-attending between 3 & 9 months - Adults	541	1,067	50.7%	48.5%	52.6%	51.6%
% of FP17s for Band 1 Urgent Courses	38	951	4.0%	8.0%	7.9%	8.9%
% of FP17s Relating to Free Repair or Replacements	6	951	0.6%	0.8%	0.8%	0.8%
% of FP17s Relating to Continuations	4	951	0.4%	0.8%	0.9%	0.9%
% of Patients satisfied with the dentistry they have received	5	5	N/A	93.1%	93.2%	93.2%
% of Patients satisfied with the time they had to wait for an appointment	3	5	N/A	90.9%	89.1%	88.8%

* This is based on patients treated on this contract for their most recent course of treatment. Figures in italics indicate the base number of FP17s or Patient Questionnaire responses are less than 100. N/A is shown where the base number of responses is less than 10 during the period. % is calculated as Quantity/Base number*100

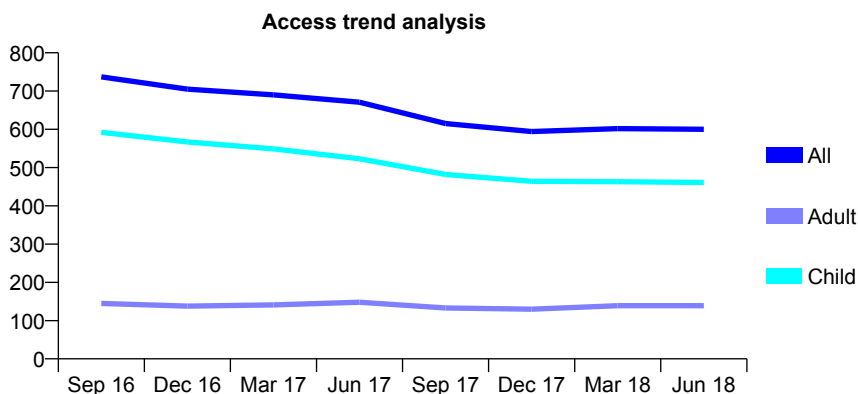
Q54 - Vital Signs At a Glance Contract Report for 122068/0001 - June 2018

Name or company name	Jandu, Bhambra and Payne
Contract type name	GDS Contract
Purpose of contract	General and Orthodontic
Contract start date	01/04/2014
Contract end date	

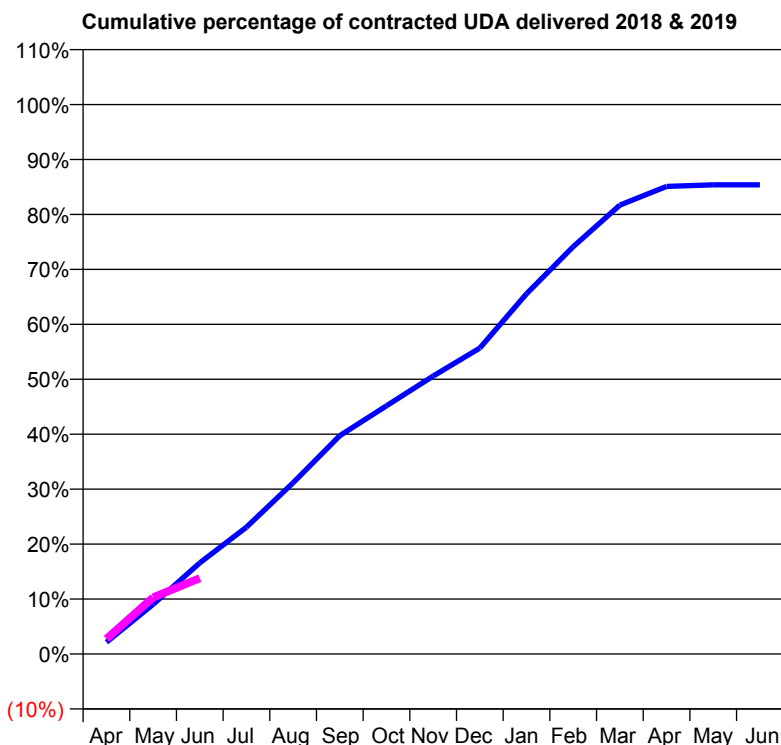
18/19 Contracted general activity (UDA)	1,413
Carry forward general activity (UDA)	0
18/19 Contracted orthodontic activity (UOA)	534
Carry forward orthodontic activity (UOA)	0
Baseline contract value	£71,249.98

ACCESS*

Patients seen in 24 months	Total	Change since previous quarter
Quarter ending June 2017	671	
Quarter ending September 2017	615	↓
Quarter ending December 2017	594	↓
Quarter ending March 2018	602	→
Quarter ending June 2018	600	→
Variance since June 2017	(10.6%)	↓



ACTIVITY



Month	Adjusted Scheduled Activity (UDA)	
	2018	2019
April	30	39
May	128	145
June	234	195
July	326	
August	440	
September	562	
October	638	
November	715	
December	787	
January	926	
February	1,047	
March	1,154	
April	1,202	
May	1,206	
June	1,206	

QUALITY

	Quantity	Base Number	Contract	AT	Region	England
% of FP17s for the same patient ID Re-attending within 3 months - Children	14	162	8.6%	10.0%	11.3%	11.5%
% of FP17s for the same patient ID Re-attending within 3 months - Adults	4	30	13.3%	14.5%	14.9%	15.4%
% of FP17s for the same patient ID Re-attending between 3 & 9 months - Children	101	162	62.3%	52.8%	60.0%	58.9%
% of FP17s for the same patient ID Re-attending between 3 & 9 months - Adults	15	30	50.0%	48.5%	52.6%	51.6%
% of FP17s for Band 1 Urgent Courses	5	137	3.6%	8.0%	7.9%	8.9%
% of FP17s Relating to Free Repair or Replacements	0	137	0.0%	0.8%	0.8%	0.8%
% of FP17s Relating to Continuations	2	137	1.5%	0.8%	0.9%	0.9%
% of Patients satisfied with the dentistry they have received	0	0	N/A	93.1%	93.2%	93.2%
% of Patients satisfied with the time they had to wait for an appointment	0	0	N/A	90.9%	89.1%	88.8%

* This is based on patients treated on this contract for their most recent course of treatment. Figures in italics indicate the base number of FP17s or Patient Questionnaire responses are less than 100. N/A is shown where the base number of responses is less than 10 during the period. % is calculated as Quantity/Base number*100

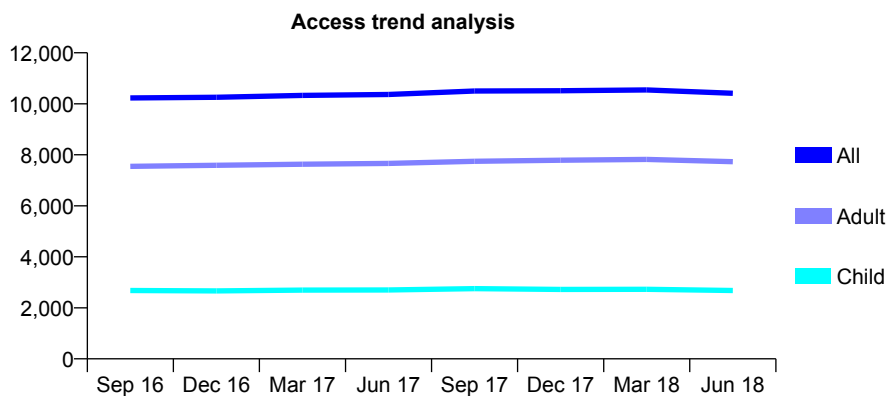
Q54 - Vital Signs At a Glance Contract Report for 122084/0001 - June 2018

Name or company name	Antrim House Dental Practice
Contract type name	GDS Contract
Purpose of contract	General
Contract start date	01/08/2012
Contract end date	

18/19 Contracted general activity (UDA)	36,131
Carry forward general activity (UDA)	0
18/19 Contracted orthodontic activity (UOA)	0
Carry forward orthodontic activity (UOA)	0
Baseline contract value	£944,071.80

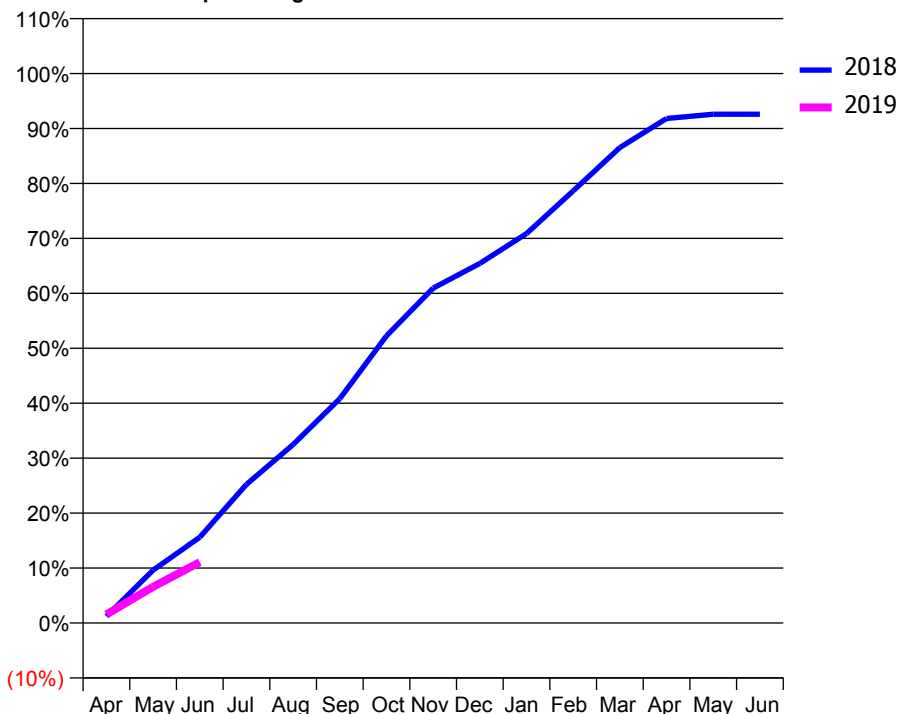
ACCESS*

Patients seen in 24 months	Total	Change since previous quarter
Quarter ending June 2017	10,365	
Quarter ending September 2017	10,501	→
Quarter ending December 2017	10,510	→
Quarter ending March 2018	10,544	→
Quarter ending June 2018	10,411	↓
Variance since June 2017	0.4%	→



ACTIVITY

Cumulative percentage of contracted UDA delivered 2018 & 2019



Month	Adjusted Scheduled Activity (UDA)	
	2018	2019
April	445	562
May	3,477	2,377
June	5,646	4,003
July	9,114	
August	11,736	
September	14,751	
October	18,885	
November	22,023	
December	23,642	
January	25,608	
February	28,411	
March	31,264	
April	33,169	
May	33,452	
June	33,455	

QUALITY

	Quantity	Base Number	Contract	AT	Region	England
% of FP17s for the same patient ID Re-attending within 3 months - Children	50	819	6.1%	10.0%	11.3%	11.5%
% of FP17s for the same patient ID Re-attending within 3 months - Adults	361	2,271	15.9%	14.5%	14.9%	15.4%
% of FP17s for the same patient ID Re-attending between 3 & 9 months - Children	510	819	62.3%	52.8%	60.0%	58.9%
% of FP17s for the same patient ID Re-attending between 3 & 9 months - Adults	1,331	2,271	58.6%	48.5%	52.6%	51.6%
% of FP17s for Band 1 Urgent Courses	231	2,032	11.4%	8.0%	7.9%	8.9%
% of FP17s Relating to Free Repair or Replacements	12	2,032	0.6%	0.8%	0.8%	0.8%
% of FP17s Relating to Continuations	15	2,032	0.7%	0.8%	0.9%	0.9%
% of Patients satisfied with the dentistry they have received	6	6	N/A	93.1%	93.2%	93.2%
% of Patients satisfied with the time they had to wait for an appointment	6	6	N/A	90.9%	89.1%	88.8%

* This is based on patients treated on this contract for their most recent course of treatment. Figures in italics indicate the base number of FP17s or Patient Questionnaire responses are less than 100. N/A is shown where the base number of responses is less than 10 during the period. % is calculated as Quantity/Base number*100

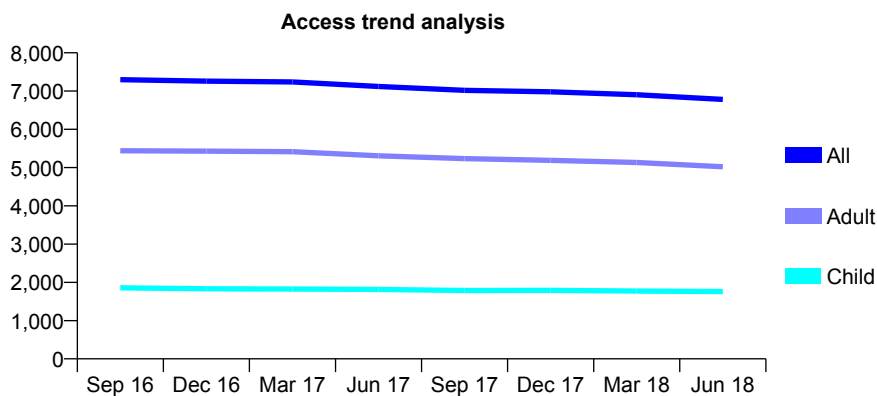
Q54 - Vital Signs At a Glance Contract Report for 122769/0001 - June 2018

Name or company name	Rees Dental Practice
Contract type name	GDS Contract
Purpose of contract	General
Contract start date	01/12/2010
Contract end date	

18/19 Contracted general activity (UDA)	22,098
Carry forward general activity (UDA)	0
18/19 Contracted orthodontic activity (UOA)	0
Carry forward orthodontic activity (UOA)	0
Baseline contract value	£566,419.05

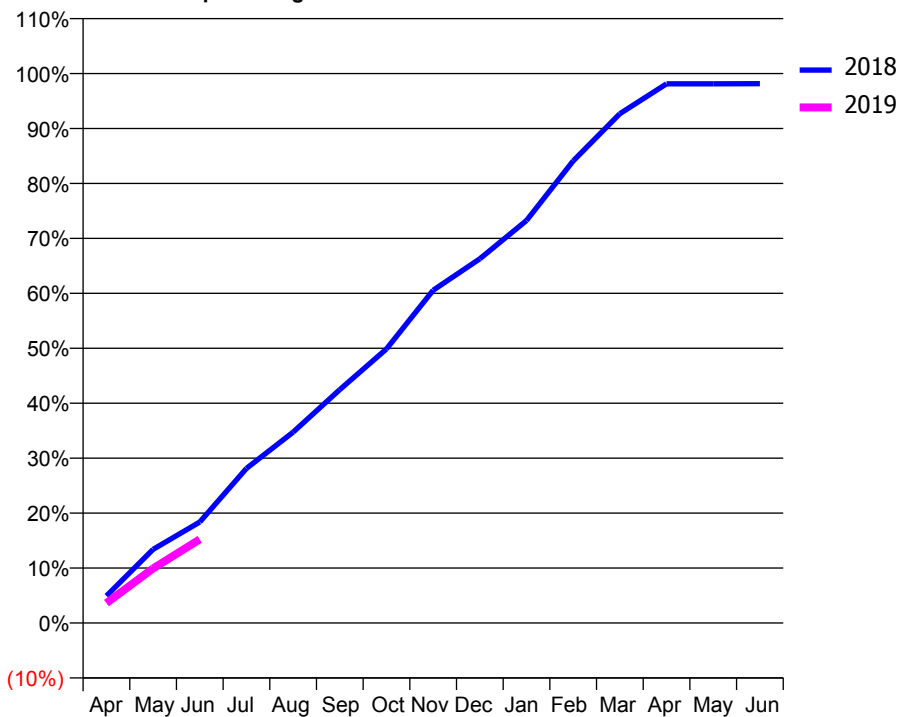
ACCESS*

Patients seen in 24 months	Total	Change since previous quarter
Quarter ending June 2017	7,119	
Quarter ending September 2017	7,020	↓
Quarter ending December 2017	6,979	→
Quarter ending March 2018	6,904	↓
Quarter ending June 2018	6,782	↓
Variance since June 2017	(4.7%)	↓



ACTIVITY

Cumulative percentage of contracted UDA delivered 2018 & 2019



Month	Adjusted Scheduled Activity (UDA)	
	2018	2019
April	1,092	800
May	2,965	2,194
June	4,061	3,365
July	6,217	
August	7,676	
September	9,389	
October	11,023	
November	13,384	
December	14,648	
January	16,185	
February	18,584	
March	20,482	
April	21,684	
May	21,684	
June	21,687	

QUALITY

	Quantity	Base Number	Contract	AT	Region	England
% of FP17s for the same patient ID Re-attending within 3 months - Children	32	556	5.8%	10.0%	11.3%	11.5%
% of FP17s for the same patient ID Re-attending within 3 months - Adults	170	1,369	12.4%	14.5%	14.9%	15.4%
% of FP17s for the same patient ID Re-attending between 3 & 9 months - Children	334	556	60.1%	52.8%	60.0%	58.9%
% of FP17s for the same patient ID Re-attending between 3 & 9 months - Adults	728	1,369	53.2%	48.5%	52.6%	51.6%
% of FP17s for Band 1 Urgent Courses	59	1,509	3.9%	8.0%	7.9%	8.9%
% of FP17s Relating to Free Repair or Replacements	20	1,509	1.3%	0.8%	0.8%	0.8%
% of FP17s Relating to Continuations	26	1,509	1.7%	0.8%	0.9%	0.9%
% of Patients satisfied with the dentistry they have received	6	6	N/A	93.1%	93.2%	93.2%
% of Patients satisfied with the time they had to wait for an appointment	6	6	N/A	90.9%	89.1%	88.8%

* This is based on patients treated on this contract for their most recent course of treatment. Figures in italics indicate the base number of FP17s or Patient Questionnaire responses are less than 100. N/A is shown where the base number of responses is less than 10 during the period. % is calculated as Quantity/Base number*100

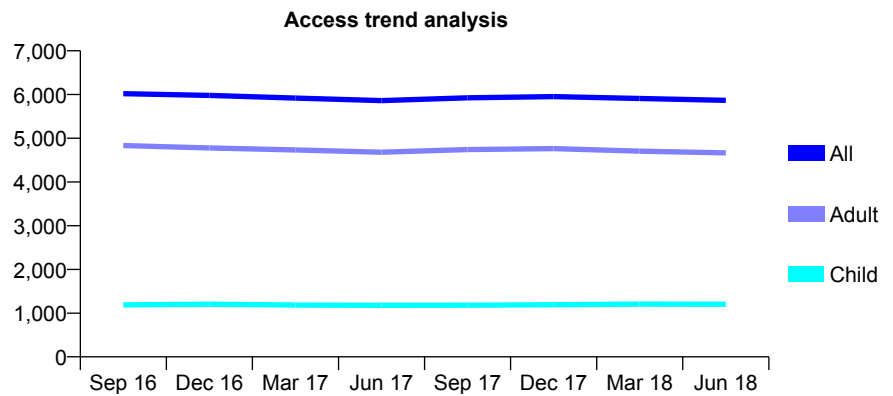
Q54 - Vital Signs At a Glance Contract Report for 125008/0001 - June 2018

Name or company name	Briars Dental Practice
Contract type name	GDS Contract
Purpose of contract	General and Orthodontic
Contract start date	01/04/2006
Contract end date	

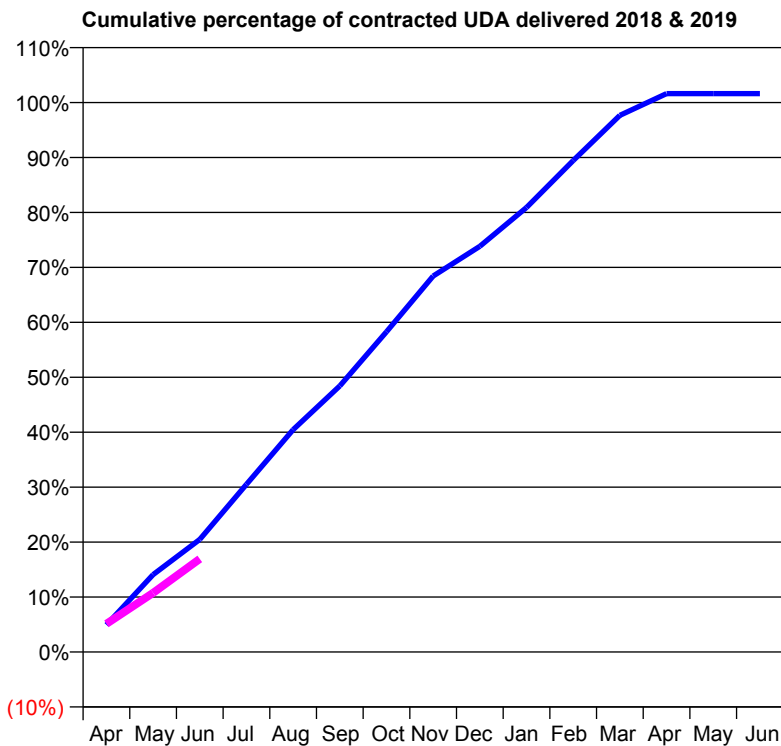
18/19 Contracted general activity (UDA)	18,492
Carry forward general activity (UDA)	0
18/19 Contracted orthodontic activity (UOA)	1,763
Carry forward orthodontic activity (UOA)	0
Baseline contract value	£561,021.19

ACCESS*

Patients seen in 24 months	Total	Change since previous quarter
Quarter ending June 2017	5,861	
Quarter ending September 2017	5,924	→
Quarter ending December 2017	5,952	→
Quarter ending March 2018	5,911	→
Quarter ending June 2018	5,868	→
Variance since June 2017	0.1%	→



ACTIVITY



Month	Adjusted Scheduled Activity (UDA)	
	2018	2019
April	915	951
May	2,604	1,991
June	3,789	3,135
July	5,645	
August	7,484	
September	8,953	
October	10,778	
November	12,653	
December	13,654	
January	14,957	
February	16,537	
March	18,061	
April	18,789	
May	18,790	
June	18,790	

QUALITY

	Quantity	Base Number	Contract	AT	Region	England
% of FP17s for the same patient ID Re-attending within 3 months - Children	27	418	6.5%	10.0%	11.3%	11.5%
% of FP17s for the same patient ID Re-attending within 3 months - Adults	170	1,459	11.7%	14.5%	14.9%	15.4%
% of FP17s for the same patient ID Re-attending between 3 & 9 months - Children	203	418	48.6%	52.8%	60.0%	58.9%
% of FP17s for the same patient ID Re-attending between 3 & 9 months - Adults	846	1,459	58.0%	48.5%	52.6%	51.6%
% of FP17s for Band 1 Urgent Courses	80	1,535	5.2%	8.0%	7.9%	8.9%
% of FP17s Relating to Free Repair or Replacements	9	1,535	0.6%	0.8%	0.8%	0.8%
% of FP17s Relating to Continuations	11	1,535	0.7%	0.8%	0.9%	0.9%
% of Patients satisfied with the dentistry they have received	12	12	100.0%	93.1%	93.2%	93.2%
% of Patients satisfied with the time they had to wait for an appointment	12	12	100.0%	90.9%	89.1%	88.8%

* This is based on patients treated on this contract for their most recent course of treatment. Figures in italics indicate the base number of FP17s or Patient Questionnaire responses are less than 100. N/A is shown where the base number of responses is less than 10 during the period. % is calculated as Quantity/Base number*100

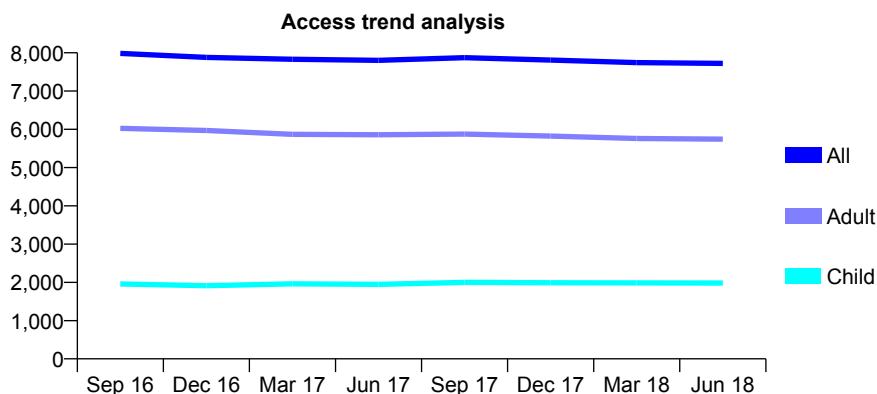
Q54 - Vital Signs At a Glance Contract Report for 126543/0001 - June 2018

Name or company name	Amblecote Dental Care
Contract type name	Pilot Contract
Purpose of contract	General and Orthodontic
Contract start date	01/10/2014
Contract end date	

18/19 Contracted general activity (UDA)	21,139
Carry forward general activity (UDA)	0
18/19 Contracted orthodontic activity (UOA)	1,699
Carry forward orthodontic activity (UOA)	0
Baseline contract value	£785,177.96

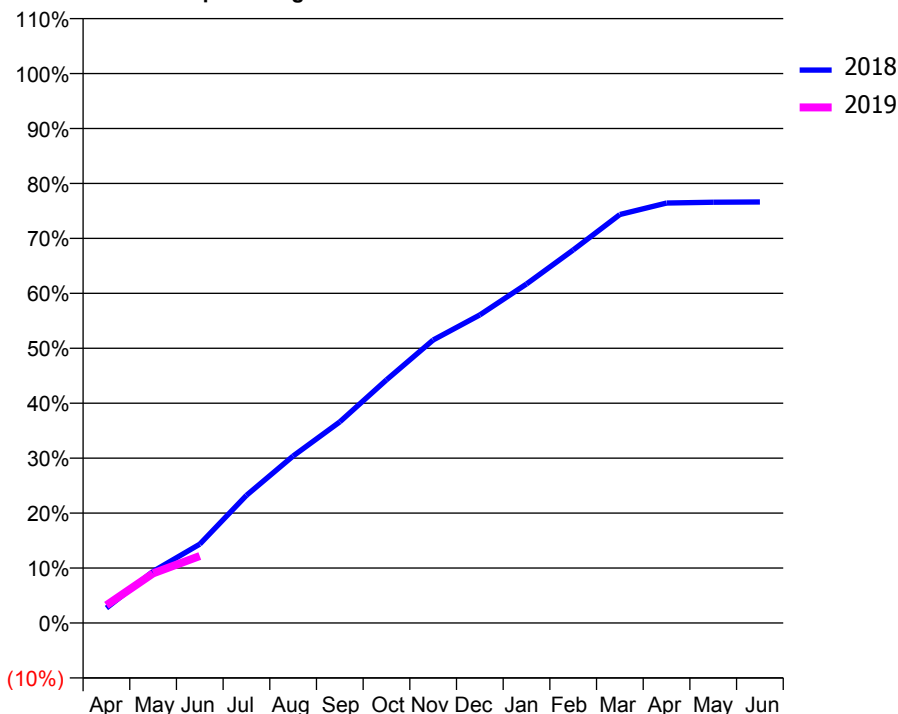
ACCESS*

Patients seen in 24 months	Total	Change since previous quarter
Quarter ending June 2017	7,804	
Quarter ending September 2017	7,874	→
Quarter ending December 2017	7,809	→
Quarter ending March 2018	7,744	→
Quarter ending June 2018	7,722	→
Variance since June 2017	(1.1%)	↓



ACTIVITY

Cumulative percentage of contracted UDA delivered 2018 & 2019



Month	Adjusted Scheduled Activity (UDA)	
	2018	2019
April	577	682
May	1,989	1,909
June	3,033	2,576
July	4,913	
August	6,426	
September	7,739	
October	9,352	
November	10,887	
December	11,852	
January	13,041	
February	14,351	
March	15,713	
April	16,156	
May	16,187	
June	16,198	

QUALITY

	Quantity	Base Number	Contract	AT	Region	England
% of FP17s for the same patient ID Re-attending within 3 months - Children	57	782	7.3%	10.0%	11.3%	11.5%
% of FP17s for the same patient ID Re-attending within 3 months - Adults	135	1,397	9.7%	14.5%	14.9%	15.4%
% of FP17s for the same patient ID Re-attending between 3 & 9 months - Children	453	782	57.9%	52.8%	60.0%	58.9%
% of FP17s for the same patient ID Re-attending between 3 & 9 months - Adults	542	1,397	38.8%	48.5%	52.6%	51.6%
% of FP17s for Band 1 Urgent Courses	14	1,767	0.8%	8.0%	7.9%	8.9%
% of FP17s Relating to Free Repair or Replacements	13	1,767	0.7%	0.8%	0.8%	0.8%
% of FP17s Relating to Continuations	13	1,767	0.7%	0.8%	0.9%	0.9%
% of Patients satisfied with the dentistry they have received	2	2	N/A	93.1%	93.2%	93.2%
% of Patients satisfied with the time they had to wait for an appointment	1	2	N/A	90.9%	89.1%	88.8%

* This is based on patients treated on this contract for their most recent course of treatment. Figures in italics indicate the base number of FP17s or Patient Questionnaire responses are less than 100. N/A is shown where the base number of responses is less than 10 during the period. % is calculated as Quantity/Base number*100

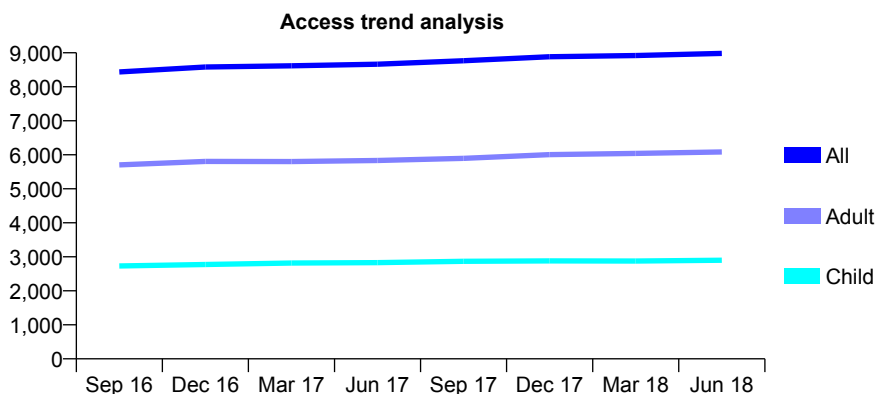
Q54 - Vital Signs At a Glance Contract Report for 127930/0001 - June 2018

Name or company name	Dr R Patel & Dr D Patel & Dr P S Dogra
Contract type name	GDS Contract
Purpose of contract	General
Contract start date	02/07/2010
Contract end date	

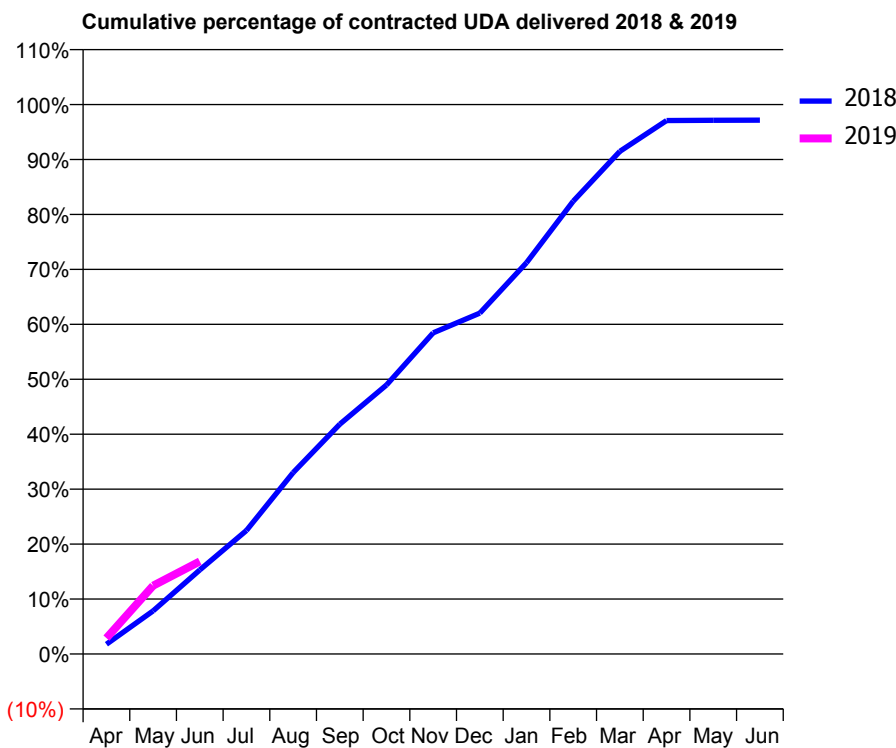
18/19 Contracted general activity (UDA)	23,248
Carry forward general activity (UDA)	0
18/19 Contracted orthodontic activity (UOA)	0
Carry forward orthodontic activity (UOA)	0
Baseline contract value	£632,091.54

ACCESS*

Patients seen in 24 months	Total	Change since previous quarter
Quarter ending June 2017	8,666	
Quarter ending September 2017	8,766	→
Quarter ending December 2017	8,884	→
Quarter ending March 2018	8,919	→
Quarter ending June 2018	8,984	→
Variance since June 2017	3.7%	↑



ACTIVITY



Adjusted Scheduled Activity (UDA)		
Month	2018	2019
April	413	676
May	1,824	2,889
June	3,557	3,916
July	5,228	
August	7,677	
September	9,723	
October	11,380	
November	13,590	
December	14,423	
January	16,555	
February	19,157	
March	21,268	
April	22,569	
May	22,582	
June	22,585	

QUALITY

	Quantity	Base Number	Contract	AT	Region	England
% of FP17s for the same patient ID Re-attending within 3 months - Children	48	846	5.7%	10.0%	11.3%	11.5%
% of FP17s for the same patient ID Re-attending within 3 months - Adults	228	1,660	13.7%	14.5%	14.9%	15.4%
% of FP17s for the same patient ID Re-attending between 3 & 9 months - Children	433	846	51.2%	52.8%	60.0%	58.9%
% of FP17s for the same patient ID Re-attending between 3 & 9 months - Adults	744	1,660	44.8%	48.5%	52.6%	51.6%
% of FP17s for Band 1 Urgent Courses	227	1,913	11.9%	8.0%	7.9%	8.9%
% of FP17s Relating to Free Repair or Replacements	4	1,913	0.2%	0.8%	0.8%	0.8%
% of FP17s Relating to Continuations	3	1,913	0.2%	0.8%	0.9%	0.9%
% of Patients satisfied with the dentistry they have received	8	9	N/A	93.1%	93.2%	93.2%
% of Patients satisfied with the time they had to wait for an appointment	8	9	N/A	90.9%	89.1%	88.8%

* This is based on patients treated on this contract for their most recent course of treatment. Figures in italics indicate the base number of FP17s or Patient Questionnaire responses are less than 100. N/A is shown where the base number of responses is less than 10 during the period. % is calculated as Quantity/Base number*100

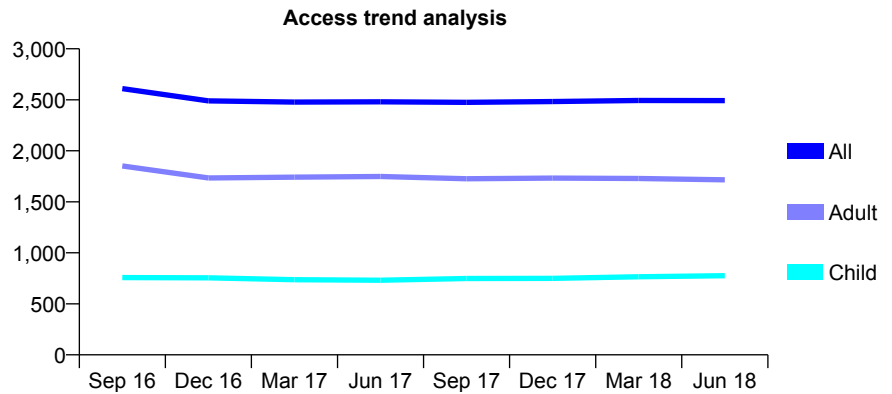
Q54 - Vital Signs At a Glance Contract Report for 129321/0001 - June 2018

Name or company name	Smile By Smile Dental
Contract type name	GDS Contract
Purpose of contract	General and Orthodontic
Contract start date	01/08/2011
Contract end date	

18/19 Contracted general activity (UDA)	8,806
Carry forward general activity (UDA)	0
18/19 Contracted orthodontic activity (UOA)	227
Carry forward orthodontic activity (UOA)	0
Baseline contract value	£216,929.45

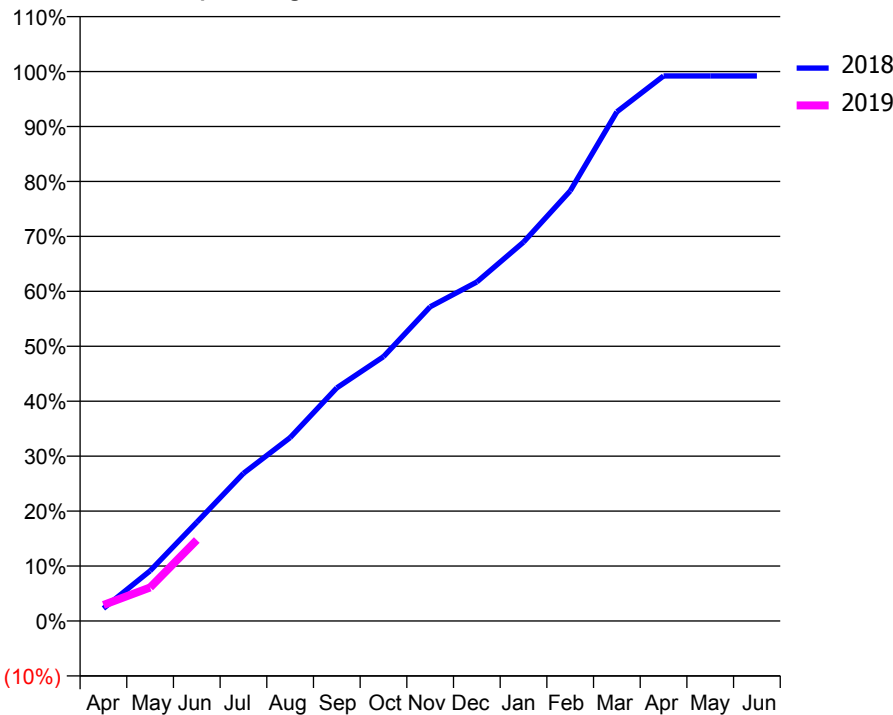
ACCESS*

Patients seen in 24 months	Total	Change since previous quarter
Quarter ending June 2017	2,481	
Quarter ending September 2017	2,475	→
Quarter ending December 2017	2,483	→
Quarter ending March 2018	2,494	→
Quarter ending June 2018	2,492	→
Variance since June 2017	0.4%	→



ACTIVITY

Cumulative percentage of contracted UDA delivered 2018 & 2019



Month	Adjusted Scheduled Activity (UDA)	
	2018	2019
April	203	258
May	804	537
June	1,582	1,298
July	2,366	
August	2,940	
September	3,736	
October	4,237	
November	5,036	
December	5,433	
January	6,073	
February	6,893	
March	8,159	
April	8,734	
May	8,734	
June	8,736	

QUALITY

	Quantity	Base Number	Contract	AT	Region	England
% of FP17s for the same patient ID Re-attending within 3 months - Children	30	302	9.9%	10.0%	11.3%	11.5%
% of FP17s for the same patient ID Re-attending within 3 months - Adults	81	677	12.0%	14.5%	14.9%	15.4%
% of FP17s for the same patient ID Re-attending between 3 & 9 months - Children	203	302	67.2%	52.8%	60.0%	58.9%
% of FP17s for the same patient ID Re-attending between 3 & 9 months - Adults	472	677	69.7%	48.5%	52.6%	51.6%
% of FP17s for Band 1 Urgent Courses	45	785	5.7%	8.0%	7.9%	8.9%
% of FP17s Relating to Free Repair or Replacements	0	785	0.0%	0.8%	0.8%	0.8%
% of FP17s Relating to Continuations	0	785	0.0%	0.8%	0.9%	0.9%
% of Patients satisfied with the dentistry they have received	4	4	N/A	93.1%	93.2%	93.2%
% of Patients satisfied with the time they had to wait for an appointment	4	4	N/A	90.9%	89.1%	88.8%

* This is based on patients treated on this contract for their most recent course of treatment. Figures in italics indicate the base number of FP17s or Patient Questionnaire responses are less than 100. N/A is shown where the base number of responses is less than 10 during the period. % is calculated as Quantity/Base number*100

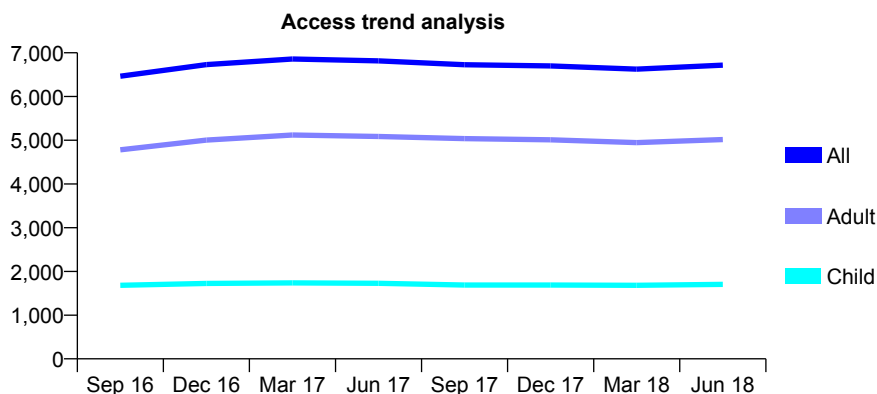
Q54 - Vital Signs At a Glance Contract Report for 130257/0001 - June 2018

Name or company name	Knowle & Dorridge Dental Practice
Contract type name	GDS Contract
Purpose of contract	General
Contract start date	01/04/2015
Contract end date	

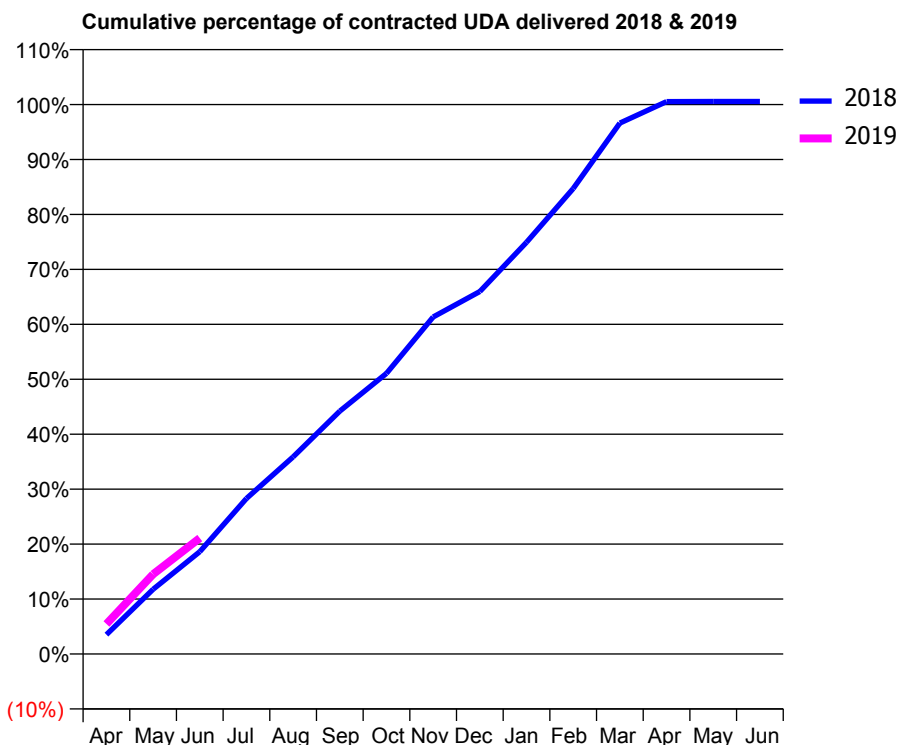
18/19 Contracted general activity (UDA)	14,442
Carry forward general activity (UDA)	0
18/19 Contracted orthodontic activity (UOA)	0
Carry forward orthodontic activity (UOA)	0
Baseline contract value	£353,517.88

ACCESS*

Patients seen in 24 months	Total	Change since previous quarter
Quarter ending June 2017	6,815	
Quarter ending September 2017	6,727	↓
Quarter ending December 2017	6,700	→
Quarter ending March 2018	6,627	↓
Quarter ending June 2018	6,719	→
Variance since June 2017	(1.4%)	↓



ACTIVITY



Month	Adjusted Scheduled Activity (UDA)	
	2018	2019
April	509	790
May	1,702	2,099
June	2,691	3,046
July	4,089	
August	5,181	
September	6,383	
October	7,377	
November	8,858	
December	9,526	
January	10,822	
February	12,232	
March	13,955	
April	14,518	
May	14,520	
June	14,520	

QUALITY

	Quantity	Base Number	Contract	AT	Region	England
% of FP17s for the same patient ID Re-attending within 3 months - Children	41	669	6.1%	10.0%	11.3%	11.5%
% of FP17s for the same patient ID Re-attending within 3 months - Adults	267	1,750	15.3%	14.5%	14.9%	15.4%
% of FP17s for the same patient ID Re-attending between 3 & 9 months - Children	402	669	60.1%	52.8%	60.0%	58.9%
% of FP17s for the same patient ID Re-attending between 3 & 9 months - Adults	882	1,750	50.4%	48.5%	52.6%	51.6%
% of FP17s for Band 1 Urgent Courses	190	1,827	10.4%	8.0%	7.9%	8.9%
% of FP17s Relating to Free Repair or Replacements	21	1,827	1.1%	0.8%	0.8%	0.8%
% of FP17s Relating to Continuations	9	1,827	0.5%	0.8%	0.9%	0.9%
% of Patients satisfied with the dentistry they have received	7	7	N/A	93.1%	93.2%	93.2%
% of Patients satisfied with the time they had to wait for an appointment	6	7	N/A	90.9%	89.1%	88.8%

* This is based on patients treated on this contract for their most recent course of treatment. Figures in italics indicate the base number of FP17s or Patient Questionnaire responses are less than 100. N/A is shown where the base number of responses is less than 10 during the period. % is calculated as Quantity/Base number*100

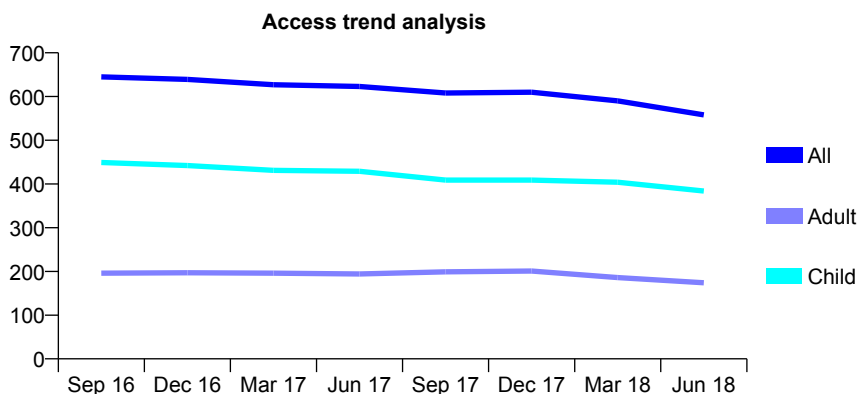
Q54 - Vital Signs At a Glance Contract Report for 130842/0001 - June 2018

Name or company name	Mr P H McCullough & Mrs S J McCullough
Contract type name	GDS Contract
Purpose of contract	General
Contract start date	01/04/2006
Contract end date	

18/19 Contracted general activity (UDA)	1,290
Carry forward general activity (UDA)	0
18/19 Contracted orthodontic activity (UOA)	0
Carry forward orthodontic activity (UOA)	0
Baseline contract value	£36,454.89

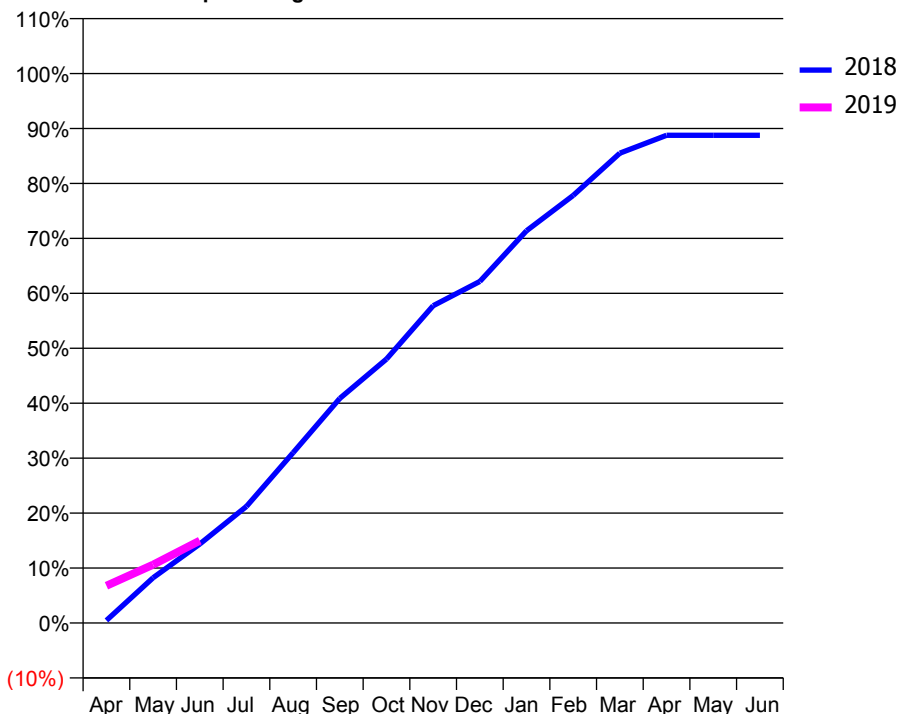
ACCESS*

Patients seen in 24 months	Total	Change since previous quarter
Quarter ending June 2017	623	
Quarter ending September 2017	608	↓
Quarter ending December 2017	610	→
Quarter ending March 2018	590	↓
Quarter ending June 2018	558	↓
Variance since June 2017	(10.4%)	↓



ACTIVITY

Cumulative percentage of contracted UDA delivered 2018 & 2019



Adjusted Scheduled Activity (UDA)

Month	2018	2019
April	6	88
May	106	137
June	185	193
July	274	
August	400	
September	527	
October	620	
November	745	
December	802	
January	921	
February	1,004	
March	1,103	
April	1,145	
May	1,145	
June	1,145	

QUALITY

	Quantity	Base Number	Contract	AT	Region	England
% of FP17s for the same patient ID Re-attending within 3 months - Children	9	136	6.6%	10.0%	11.3%	11.5%
% of FP17s for the same patient ID Re-attending within 3 months - Adults	1	32	3.1%	14.5%	14.9%	15.4%
% of FP17s for the same patient ID Re-attending between 3 & 9 months - Children	104	136	76.5%	52.8%	60.0%	58.9%
% of FP17s for the same patient ID Re-attending between 3 & 9 months - Adults	22	32	68.8%	48.5%	52.6%	51.6%
% of FP17s for Band 1 Urgent Courses	7	140	5.0%	8.0%	7.9%	8.9%
% of FP17s Relating to Free Repair or Replacements	0	140	0.0%	0.8%	0.8%	0.8%
% of FP17s Relating to Continuations	2	140	1.4%	0.8%	0.9%	0.9%
% of Patients satisfied with the dentistry they have received	0	0	N/A	93.1%	93.2%	93.2%
% of Patients satisfied with the time they had to wait for an appointment	0	0	N/A	90.9%	89.1%	88.8%

* This is based on patients treated on this contract for their most recent course of treatment. Figures in italics indicate the base number of FP17s or Patient Questionnaire responses are less than 100. N/A is shown where the base number of responses is less than 10 during the period. % is calculated as Quantity/Base number*100

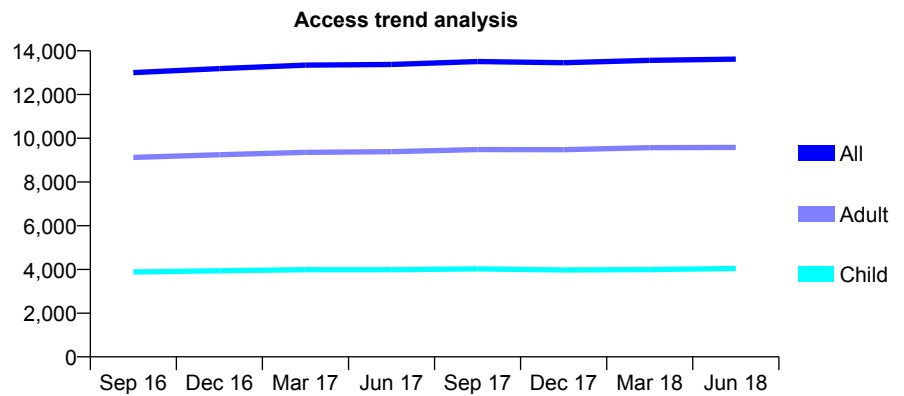
Q54 - Vital Signs At a Glance Contract Report for 131342/0001 - June 2018

Name or company name	Camila Pema Dhaya & Jatinder Kaur
Contract type name	GDS Contract
Purpose of contract	General and Orthodontic
Contract start date	01/04/2010
Contract end date	

18/19 Contracted general activity (UDA)	44,254
Carry forward general activity (UDA)	0
18/19 Contracted orthodontic activity (UOA)	1,091
Carry forward orthodontic activity (UOA)	0
Baseline contract value	£1,329,614.45

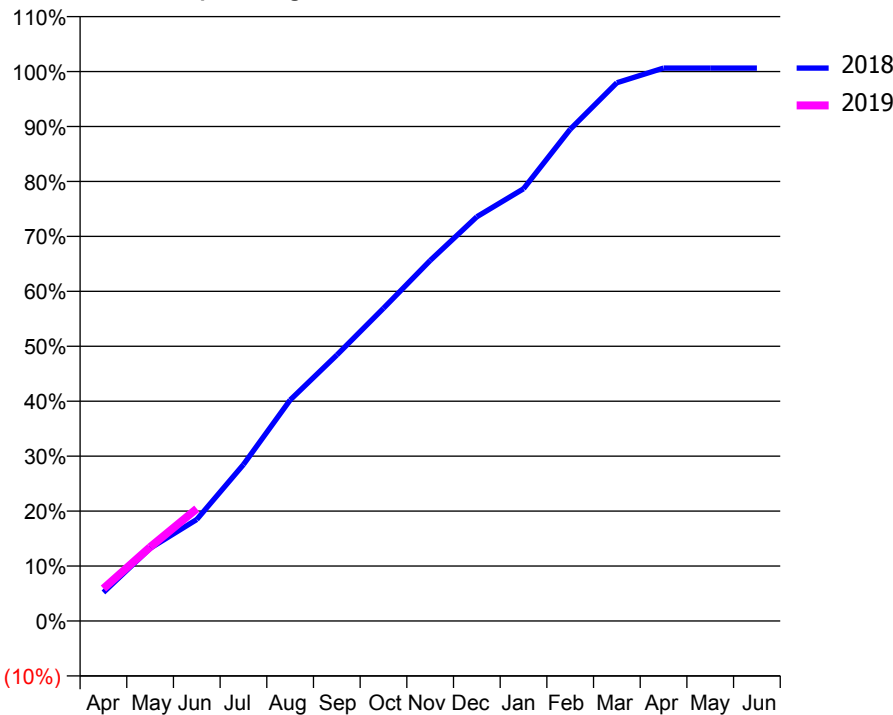
ACCESS*

Patients seen in 24 months	Total	Change since previous quarter
Quarter ending June 2017	13,372	
Quarter ending September 2017	13,508	→
Quarter ending December 2017	13,454	→
Quarter ending March 2018	13,562	→
Quarter ending June 2018	13,621	→
Variance since June 2017	1.9%	→



ACTIVITY

Cumulative percentage of contracted UDA delivered 2018 & 2019



Month	Adjusted Scheduled Activity (UDA)	
	2018	2019
April	2,308	2,620
May	5,863	5,952
June	8,174	9,044
July	12,607	
August	17,803	
September	21,418	
October	25,184	
November	29,034	
December	32,554	
January	34,807	
February	39,597	
March	43,348	
April	44,534	
May	44,528	
June	44,527	

QUALITY

	Quantity	Base Number	Contract	AT	Region	England
% of FP17s for the same patient ID Re-attending within 3 months - Children	205	1,448	14.2%	10.0%	11.3%	11.5%
% of FP17s for the same patient ID Re-attending within 3 months - Adults	529	3,064	17.3%	14.5%	14.9%	15.4%
% of FP17s for the same patient ID Re-attending between 3 & 9 months - Children	725	1,448	50.1%	52.8%	60.0%	58.9%
% of FP17s for the same patient ID Re-attending between 3 & 9 months - Adults	1,515	3,064	49.4%	48.5%	52.6%	51.6%
% of FP17s for Band 1 Urgent Courses	234	3,750	6.2%	8.0%	7.9%	8.9%
% of FP17s Relating to Free Repair or Replacements	55	3,750	1.5%	0.8%	0.8%	0.8%
% of FP17s Relating to Continuations	17	3,750	0.5%	0.8%	0.9%	0.9%
% of Patients satisfied with the dentistry they have received	2	3	N/A	93.1%	93.2%	93.2%
% of Patients satisfied with the time they had to wait for an appointment	2	3	N/A	90.9%	89.1%	88.8%

* This is based on patients treated on this contract for their most recent course of treatment. Figures in italics indicate the base number of FP17s or Patient Questionnaire responses are less than 100. N/A is shown where the base number of responses is less than 10 during the period. % is calculated as Quantity/Base number*100

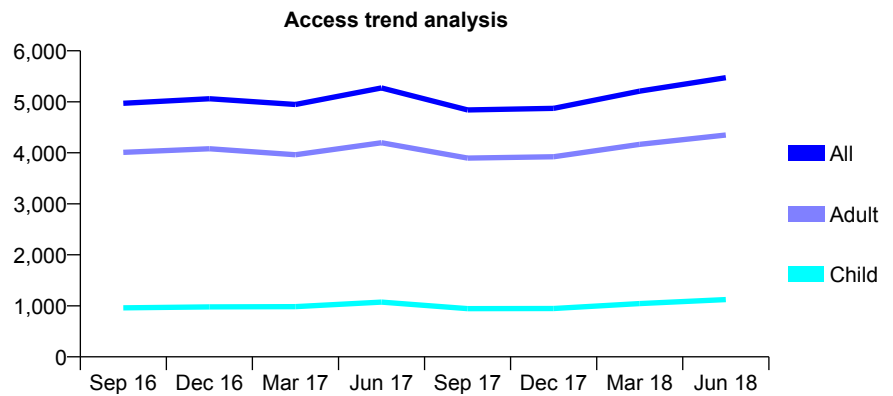
Q54 - Vital Signs At a Glance Contract Report for 132780/0001 - June 2018

Name or company name	Kingswinford Health Centre 1
Contract type name	GDS Contract
Purpose of contract	General
Contract start date	01/09/2014
Contract end date	

18/19 Contracted general activity (UDA)	14,554
Carry forward general activity (UDA)	0
18/19 Contracted orthodontic activity (UOA)	0
Carry forward orthodontic activity (UOA)	0
Baseline contract value	£351,591.10

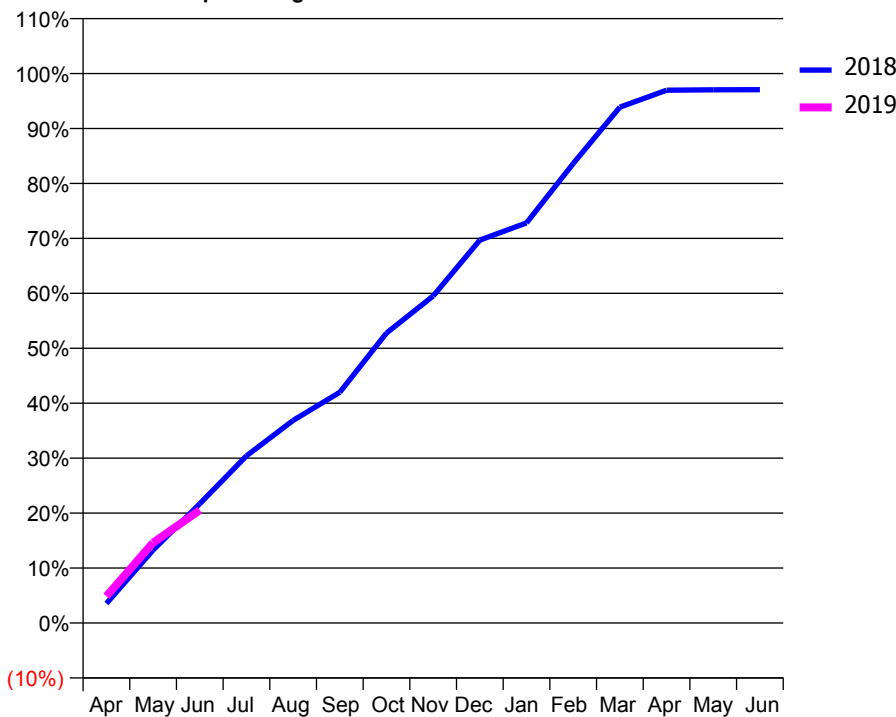
ACCESS*

Patients seen in 24 months	Total	Change since previous quarter
Quarter ending June 2017	5,271	
Quarter ending September 2017	4,841	↓
Quarter ending December 2017	4,872	→
Quarter ending March 2018	5,209	↑
Quarter ending June 2018	5,473	↑
Variance since June 2017	3.8%	↑



ACTIVITY

Cumulative percentage of contracted UDA delivered 2018 & 2019



Adjusted Scheduled Activity (UDA)		
Month	2018	2019
April	518	708
May	1,935	2,127
June	3,159	2,989
July	4,429	
August	5,368	
September	6,111	
October	7,679	
November	8,663	
December	10,141	
January	10,599	
February	12,169	
March	13,663	
April	14,113	
May	14,123	
June	14,125	

QUALITY

	Quantity	Base Number	Contract	AT	Region	England
% of FP17s for the same patient ID Re-attending within 3 months - Children	18	429	4.2%	10.0%	11.3%	11.5%
% of FP17s for the same patient ID Re-attending within 3 months - Adults	152	1,599	9.5%	14.5%	14.9%	15.4%
% of FP17s for the same patient ID Re-attending between 3 & 9 months - Children	197	429	45.9%	52.8%	60.0%	58.9%
% of FP17s for the same patient ID Re-attending between 3 & 9 months - Adults	739	1,599	46.2%	48.5%	52.6%	51.6%
% of FP17s for Band 1 Urgent Courses	82	1,786	4.6%	8.0%	7.9%	8.9%
% of FP17s Relating to Free Repair or Replacements	5	1,786	0.3%	0.8%	0.8%	0.8%
% of FP17s Relating to Continuations	3	1,786	0.2%	0.8%	0.9%	0.9%
% of Patients satisfied with the dentistry they have received	7	7	N/A	93.1%	93.2%	93.2%
% of Patients satisfied with the time they had to wait for an appointment	7	7	N/A	90.9%	89.1%	88.8%

* This is based on patients treated on this contract for their most recent course of treatment. Figures in italics indicate the base number of FP17s or Patient Questionnaire responses are less than 100. N/A is shown where the base number of responses is less than 10 during the period. % is calculated as Quantity/Base number*100

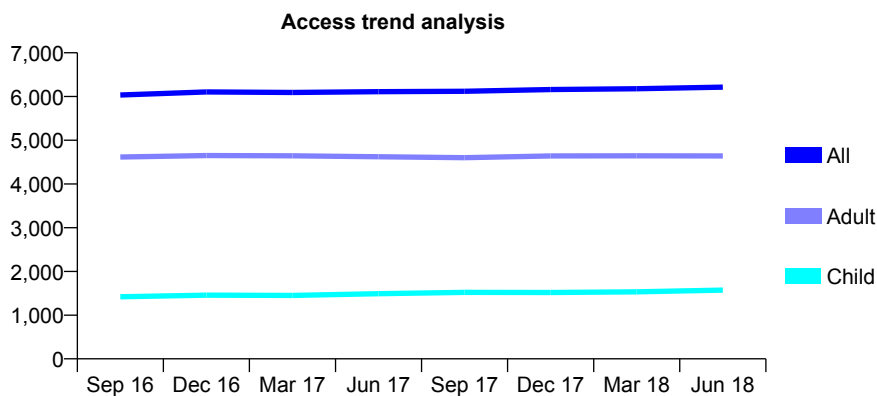
Q54 - Vital Signs At a Glance Contract Report for 133507/0001 - June 2018

Name or company name	Castle Bromwich Dental Care
Contract type name	GDS Contract
Purpose of contract	General
Contract start date	01/10/2012
Contract end date	

18/19 Contracted general activity (UDA)	17,362
Carry forward general activity (UDA)	0
18/19 Contracted orthodontic activity (UOA)	0
Carry forward orthodontic activity (UOA)	0
Baseline contract value	£420,804.47

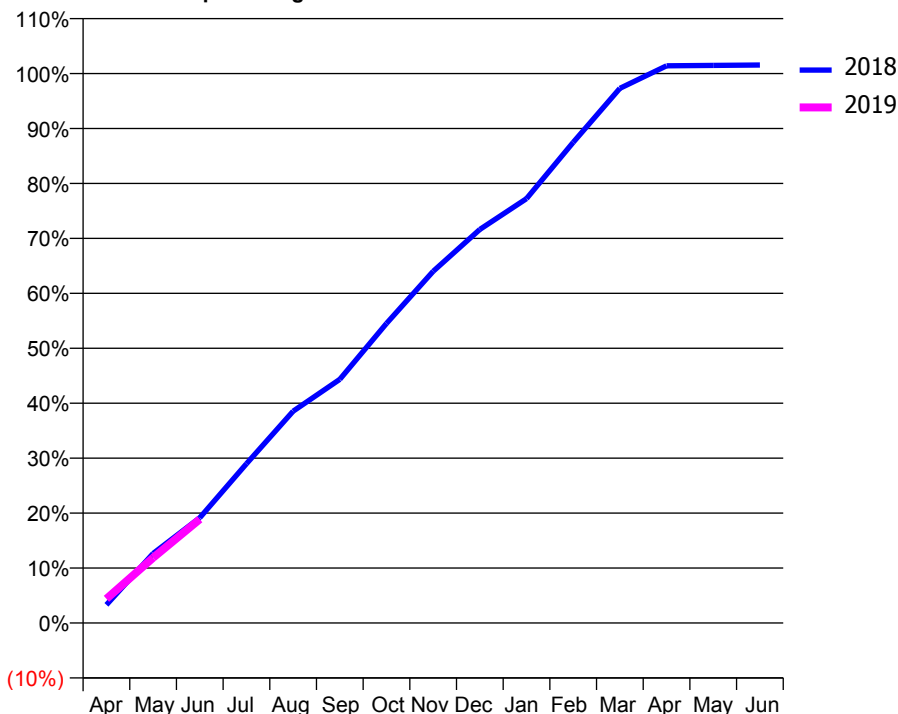
ACCESS*

Patients seen in 24 months	Total	Change since previous quarter
Quarter ending June 2017	6,112	
Quarter ending September 2017	6,121	→
Quarter ending December 2017	6,159	→
Quarter ending March 2018	6,178	→
Quarter ending June 2018	6,214	→
Variance since June 2017	1.7%	→



ACTIVITY

Cumulative percentage of contracted UDA delivered 2018 & 2019



Adjusted Scheduled Activity (UDA)

Month	2018	2019
April	577	767
May	2,195	2,061
June	3,327	3,281
July	5,031	
August	6,693	
September	7,701	
October	9,467	
November	11,110	
December	12,435	
January	13,409	
February	15,186	
March	16,893	
April	17,605	
May	17,617	
June	17,630	

QUALITY

	Quantity	Base Number	Contract	AT	Region	England
% of FP17s for the same patient ID Re-attending within 3 months - Children	21	548	3.8%	10.0%	11.3%	11.5%
% of FP17s for the same patient ID Re-attending within 3 months - Adults	158	1,415	11.2%	14.5%	14.9%	15.4%
% of FP17s for the same patient ID Re-attending between 3 & 9 months - Children	311	548	56.8%	52.8%	60.0%	58.9%
% of FP17s for the same patient ID Re-attending between 3 & 9 months - Adults	740	1,415	52.3%	48.5%	52.6%	51.6%
% of FP17s for Band 1 Urgent Courses	95	1,658	5.7%	8.0%	7.9%	8.9%
% of FP17s Relating to Free Repair or Replacements	5	1,658	0.3%	0.8%	0.8%	0.8%
% of FP17s Relating to Continuations	11	1,658	0.7%	0.8%	0.9%	0.9%
% of Patients satisfied with the dentistry they have received	4	4	N/A	93.1%	93.2%	93.2%
% of Patients satisfied with the time they had to wait for an appointment	4	4	N/A	90.9%	89.1%	88.8%

* This is based on patients treated on this contract for their most recent course of treatment. Figures in italics indicate the base number of FP17s or Patient Questionnaire responses are less than 100. N/A is shown where the base number of responses is less than 10 during the period. % is calculated as Quantity/Base number*100

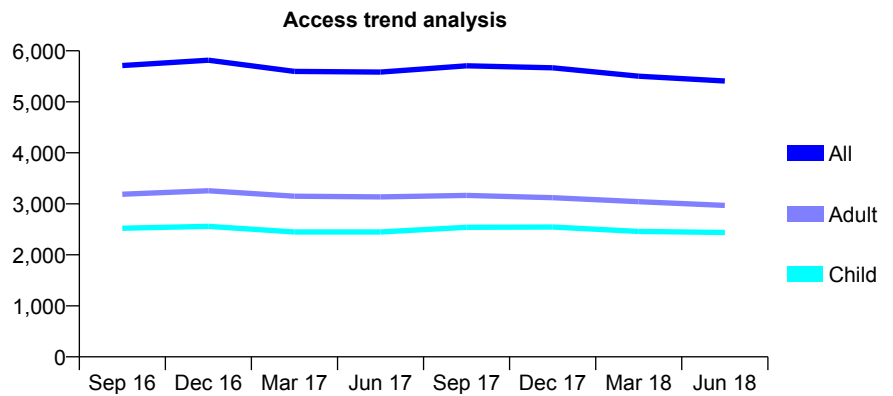
Q54 - Vital Signs At a Glance Contract Report for 133698/0001 - June 2018

Name or company name	Synergy Dental Practice Limited
Contract type name	PDS Plus Contract
Purpose of contract	General
Contract start date	01/10/2010
Contract end date	31/10/2020

18/19 Contracted general activity (UDA)	12,000
Carry forward general activity (UDA)	0
18/19 Contracted orthodontic activity (UOA)	0
Carry forward orthodontic activity (UOA)	0
Baseline contract value	£232,208.91

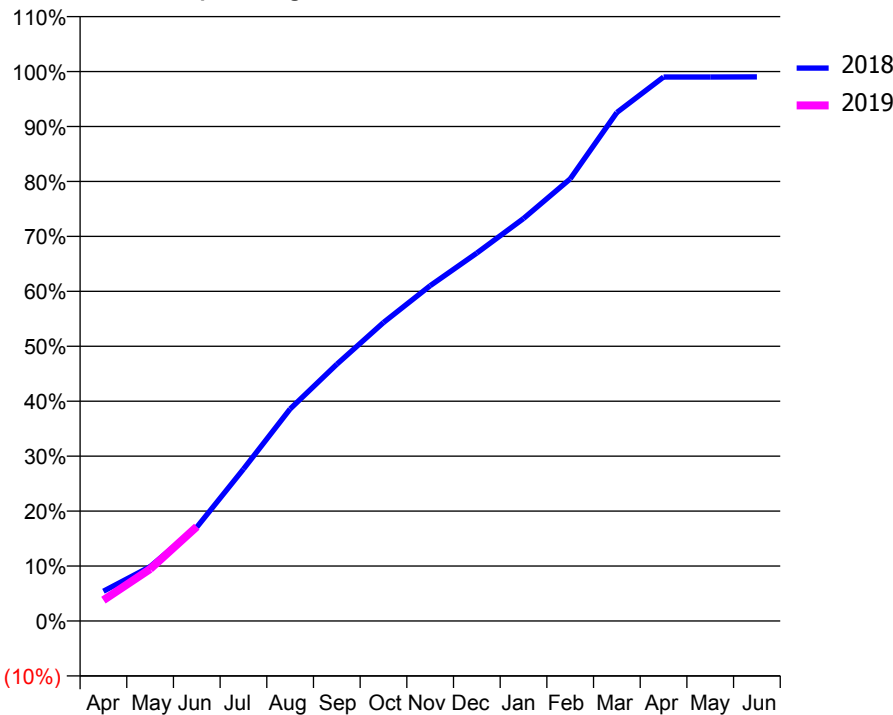
ACCESS*

Patients seen in 24 months	Total	Change since previous quarter
Quarter ending June 2017	5,584	
Quarter ending September 2017	5,705	↑
Quarter ending December 2017	5,666	→
Quarter ending March 2018	5,501	↓
Quarter ending June 2018	5,407	↓
Variance since June 2017	(3.2%)	↓



ACTIVITY

Cumulative percentage of contracted UDA delivered 2018 & 2019



Month	Adjusted Scheduled Activity (UDA)	
	2018	2019
April	651	454
May	1,188	1,133
June	2,049	2,061
July	3,318	
August	4,632	
September	5,606	
October	6,519	
November	7,323	
December	8,036	
January	8,790	
February	9,656	
March	11,105	
April	11,879	
May	11,881	
June	11,882	

QUALITY

	Quantity	Base Number	Contract	AT	Region	England
% of FP17s for the same patient ID Re-attending within 3 months - Children	21	697	3.0%	10.0%	11.3%	11.5%
% of FP17s for the same patient ID Re-attending within 3 months - Adults	73	741	9.9%	14.5%	14.9%	15.4%
% of FP17s for the same patient ID Re-attending between 3 & 9 months - Children	305	697	43.8%	52.8%	60.0%	58.9%
% of FP17s for the same patient ID Re-attending between 3 & 9 months - Adults	286	741	38.6%	48.5%	52.6%	51.6%
% of FP17s for Band 1 Urgent Courses	73	1,046	7.0%	8.0%	7.9%	8.9%
% of FP17s Relating to Free Repair or Replacements	1	1,046	0.1%	0.8%	0.8%	0.8%
% of FP17s Relating to Continuations	0	1,046	0.0%	0.8%	0.9%	0.9%
% of Patients satisfied with the dentistry they have received	1	1	N/A	93.1%	93.2%	93.2%
% of Patients satisfied with the time they had to wait for an appointment	0	1	N/A	90.9%	89.1%	88.8%

* This is based on patients treated on this contract for their most recent course of treatment. Figures in italics indicate the base number of FP17s or Patient Questionnaire responses are less than 100. N/A is shown where the base number of responses is less than 10 during the period. % is calculated as Quantity/Base number*100

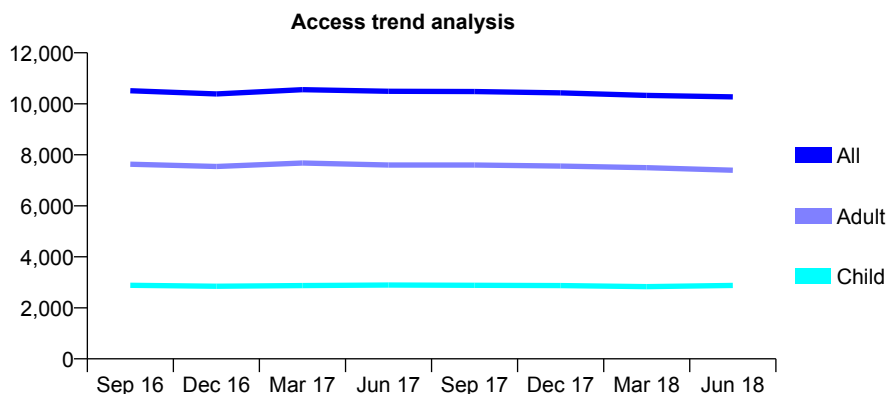
Q54 - Vital Signs At a Glance Contract Report for 135356/0001 - June 2018

Name or company name	Asden House Dental Clinic
Contract type name	GDS Contract
Purpose of contract	General
Contract start date	01/08/2012
Contract end date	

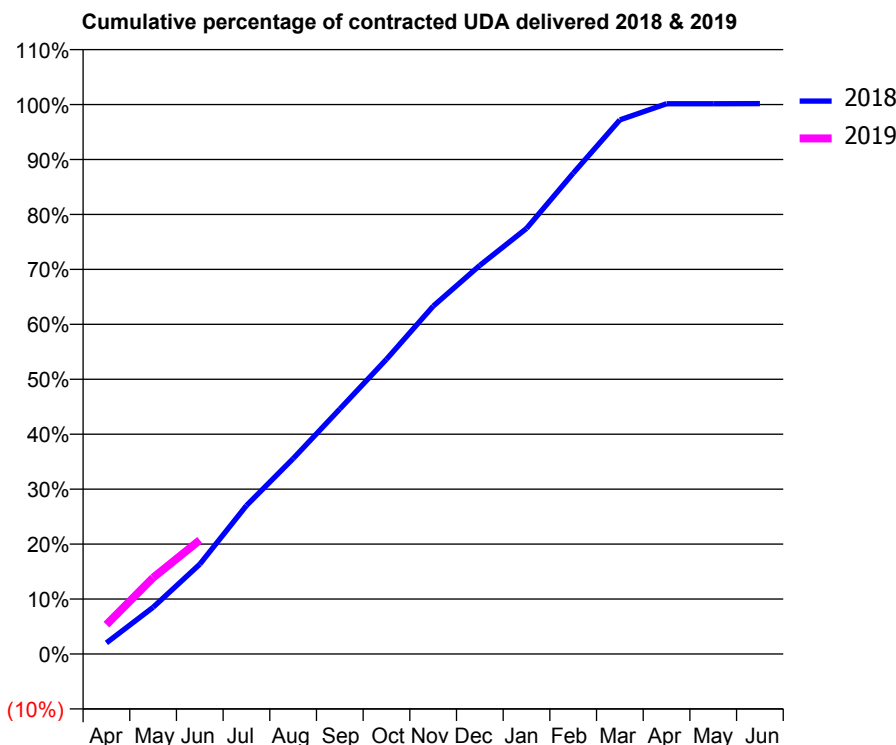
18/19 Contracted general activity (UDA)	29,744
Carry forward general activity (UDA)	0
18/19 Contracted orthodontic activity (UOA)	0
Carry forward orthodontic activity (UOA)	0
Baseline contract value	£855,074.86

ACCESS*

Patients seen in 24 months	Total	Change since previous quarter
Quarter ending June 2017	10,492	
Quarter ending September 2017	10,483	→
Quarter ending December 2017	10,431	→
Quarter ending March 2018	10,327	→
Quarter ending June 2018	10,273	→
Variance since June 2017	(2.1%)	↓



ACTIVITY



Month	Adjusted Scheduled Activity (UDA)	
	2018	2019
April	602	1,592
May	2,533	4,134
June	4,859	6,164
July	8,040	
August	10,578	
September	13,267	
October	15,957	
November	18,828	
December	21,038	
January	23,036	
February	26,027	
March	28,913	
April	29,782	
May	29,788	
June	29,790	

QUALITY

	Quantity	Base Number	Contract	AT	Region	England
% of FP17s for the same patient ID Re-attending within 3 months - Children	77	850	9.1%	10.0%	11.3%	11.5%
% of FP17s for the same patient ID Re-attending within 3 months - Adults	309	1,875	16.5%	14.5%	14.9%	15.4%
% of FP17s for the same patient ID Re-attending between 3 & 9 months - Children	351	850	41.3%	52.8%	60.0%	58.9%
% of FP17s for the same patient ID Re-attending between 3 & 9 months - Adults	686	1,875	36.6%	48.5%	52.6%	51.6%
% of FP17s for Band 1 Urgent Courses	271	2,133	12.7%	8.0%	7.9%	8.9%
% of FP17s Relating to Free Repair or Replacements	17	2,133	0.8%	0.8%	0.8%	0.8%
% of FP17s Relating to Continuations	5	2,133	0.2%	0.8%	0.9%	0.9%
% of Patients satisfied with the dentistry they have received	6	7	N/A	93.1%	93.2%	93.2%
% of Patients satisfied with the time they had to wait for an appointment	7	7	N/A	90.9%	89.1%	88.8%

* This is based on patients treated on this contract for their most recent course of treatment. Figures in italics indicate the base number of FP17s or Patient Questionnaire responses are less than 100. N/A is shown where the base number of responses is less than 10 during the period. % is calculated as Quantity/Base number*100

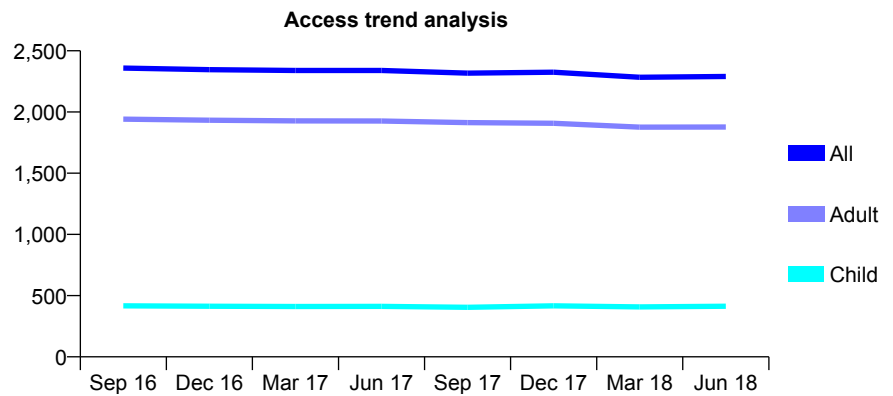
Q54 - Vital Signs At a Glance Contract Report for 135623/0001 - June 2018

Name or company name	New Coventry Road Dental Practice
Contract type name	GDS Contract
Purpose of contract	General
Contract start date	01/09/2011
Contract end date	

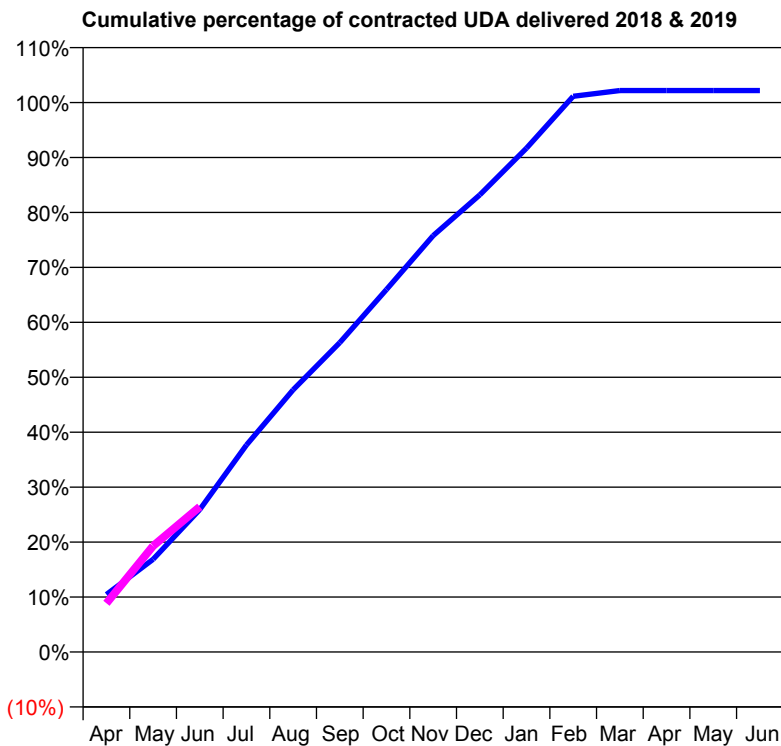
18/19 Contracted general activity (UDA)	7,068
Carry forward general activity (UDA)	0
18/19 Contracted orthodontic activity (UOA)	0
Carry forward orthodontic activity (UOA)	0
Baseline contract value	£174,484.64

ACCESS*

Patients seen in 24 months	Total	Change since previous quarter
Quarter ending June 2017	2,339	
Quarter ending September 2017	2,318	→
Quarter ending December 2017	2,325	→
Quarter ending March 2018	2,284	↓
Quarter ending June 2018	2,290	→
Variance since June 2017	(2.1%)	↓



ACTIVITY



Month	Adjusted Scheduled Activity (UDA)	
	2018	2019
April	740	627
May	1,193	1,364
June	1,833	1,869
July	2,662	
August	3,373	
September	3,979	
October	4,662	
November	5,355	
December	5,880	
January	6,481	
February	7,148	
March	7,221	
April	7,221	
May	7,221	
June	7,221	

QUALITY

	Quantity	Base Number	Contract	AT	Region	England
% of FP17s for the same patient ID Re-attending within 3 months - Children	7	161	4.3%	10.0%	11.3%	11.5%
% of FP17s for the same patient ID Re-attending within 3 months - Adults	72	759	9.5%	14.5%	14.9%	15.4%
% of FP17s for the same patient ID Re-attending between 3 & 9 months - Children	102	161	63.4%	52.8%	60.0%	58.9%
% of FP17s for the same patient ID Re-attending between 3 & 9 months - Adults	564	759	74.3%	48.5%	52.6%	51.6%
% of FP17s for Band 1 Urgent Courses	36	920	3.9%	8.0%	7.9%	8.9%
% of FP17s Relating to Free Repair or Replacements	1	920	0.1%	0.8%	0.8%	0.8%
% of FP17s Relating to Continuations	0	920	0.0%	0.8%	0.9%	0.9%
% of Patients satisfied with the dentistry they have received	2	2	N/A	93.1%	93.2%	93.2%
% of Patients satisfied with the time they had to wait for an appointment	2	2	N/A	90.9%	89.1%	88.8%

* This is based on patients treated on this contract for their most recent course of treatment. Figures in italics indicate the base number of FP17s or Patient Questionnaire responses are less than 100. N/A is shown where the base number of responses is less than 10 during the period. % is calculated as Quantity/Base number*100

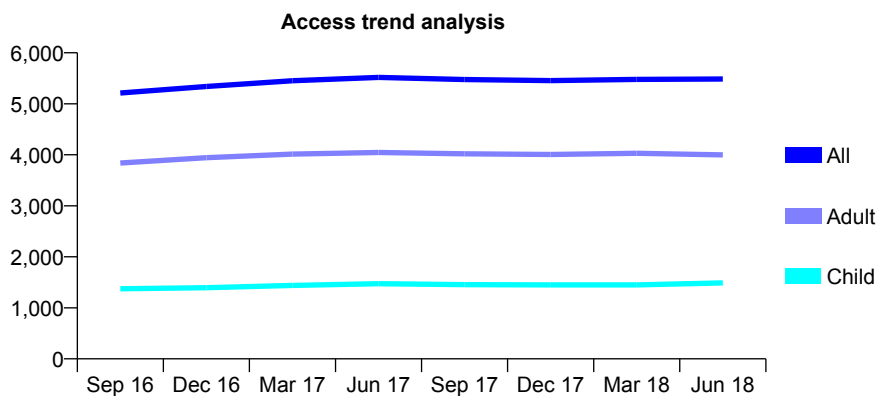
Q54 - Vital Signs At a Glance Contract Report for 136662/0001 - June 2018

Name or company name	Mr Hiren Yagnik Mr Prasad Vishnupurikar
Contract type name	GDS Contract
Purpose of contract	General
Contract start date	01/09/2008
Contract end date	

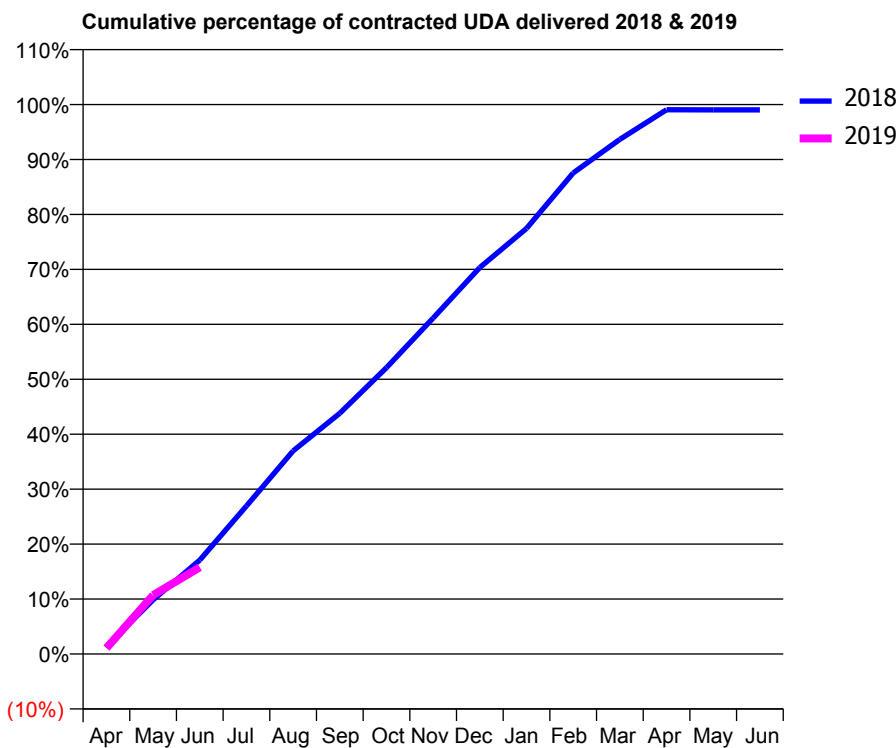
18/19 Contracted general activity (UDA)	13,545
Carry forward general activity (UDA)	0
18/19 Contracted orthodontic activity (UOA)	0
Carry forward orthodontic activity (UOA)	0
Baseline contract value	£313,951.63

ACCESS*

Patients seen in 24 months	Total	Change since previous quarter
Quarter ending June 2017	5,517	
Quarter ending September 2017	5,476	→
Quarter ending December 2017	5,455	→
Quarter ending March 2018	5,478	→
Quarter ending June 2018	5,486	→
Variance since June 2017	(0.6%)	→



ACTIVITY



Month	Adjusted Scheduled Activity (UDA)	
	2018	2019
April	184	147
May	1,337	1,453
June	2,316	2,139
July	3,652	
August	5,007	
September	5,936	
October	7,058	
November	8,283	
December	9,527	
January	10,491	
February	11,857	
March	12,686	
April	13,414	
May	13,413	
June	13,412	

QUALITY

	Quantity	Base Number	Contract	AT	Region	England
% of FP17s for the same patient ID Re-attending within 3 months - Children	29	423	6.9%	10.0%	11.3%	11.5%
% of FP17s for the same patient ID Re-attending within 3 months - Adults	144	1,104	13.0%	14.5%	14.9%	15.4%
% of FP17s for the same patient ID Re-attending between 3 & 9 months - Children	206	423	48.7%	52.8%	60.0%	58.9%
% of FP17s for the same patient ID Re-attending between 3 & 9 months - Adults	539	1,104	48.8%	48.5%	52.6%	51.6%
% of FP17s for Band 1 Urgent Courses	114	1,032	11.0%	8.0%	7.9%	8.9%
% of FP17s Relating to Free Repair or Replacements	5	1,032	0.5%	0.8%	0.8%	0.8%
% of FP17s Relating to Continuations	2	1,032	0.2%	0.8%	0.9%	0.9%
% of Patients satisfied with the dentistry they have received	1	1	N/A	93.1%	93.2%	93.2%
% of Patients satisfied with the time they had to wait for an appointment	1	1	N/A	90.9%	89.1%	88.8%

* This is based on patients treated on this contract for their most recent course of treatment. Figures in italics indicate the base number of FP17s or Patient Questionnaire responses are less than 100. N/A is shown where the base number of responses is less than 10 during the period. % is calculated as Quantity/Base number*100

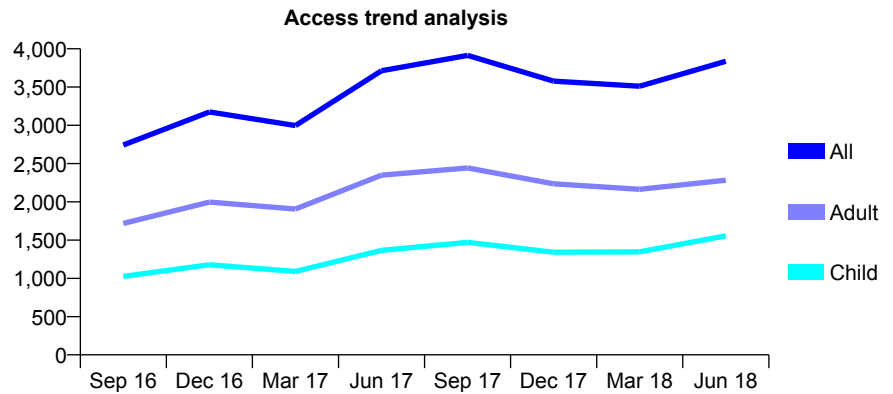
Q54 - Vital Signs At a Glance Contract Report for 137537/0001 - June 2018

Name or company name	Mr N.R.W Whiting & Mr Kiran Hanji
Contract type name	GDS Contract
Purpose of contract	General
Contract start date	01/05/2015
Contract end date	

18/19 Contracted general activity (UDA)	10,882
Carry forward general activity (UDA)	0
18/19 Contracted orthodontic activity (UOA)	0
Carry forward orthodontic activity (UOA)	0
Baseline contract value	£317,023.02

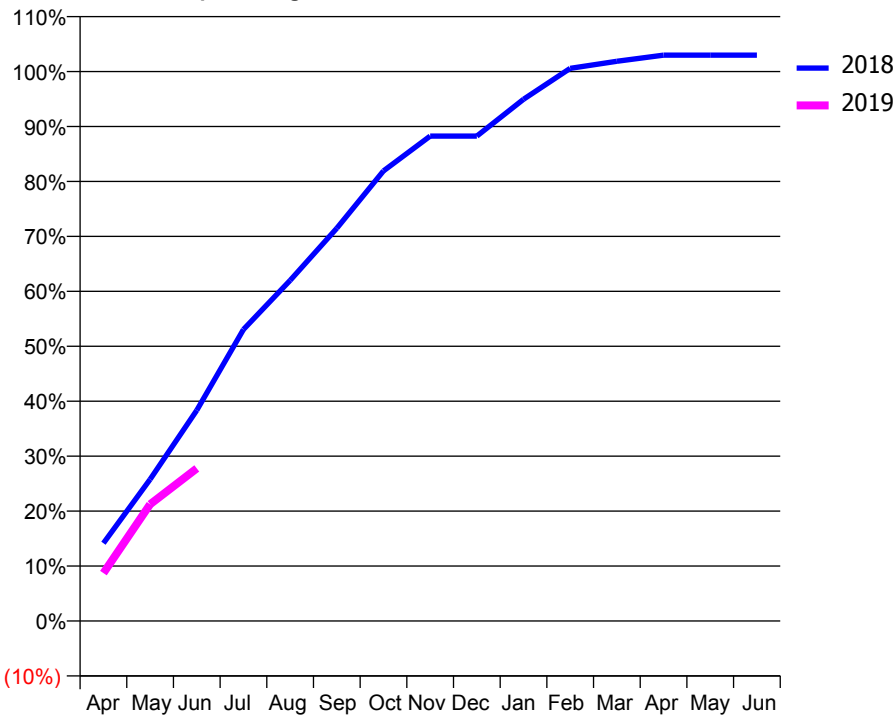
ACCESS*

Patients seen in 24 months	Total	Change since previous quarter
Quarter ending June 2017	3,713	
Quarter ending September 2017	3,913	↑
Quarter ending December 2017	3,577	↓
Quarter ending March 2018	3,511	↓
Quarter ending June 2018	3,837	↑
Variance since June 2017	3.3%	↑



ACTIVITY

Cumulative percentage of contracted UDA delivered 2018 & 2019



Month	Adjusted Scheduled Activity (UDA)	
	2018	2019
April	1,541	950
May	2,806	2,312
June	4,172	3,022
July	5,774	
August	6,747	
September	7,778	
October	8,915	
November	9,604	
December	9,604	
January	10,331	
February	10,945	
March	11,084	
April	11,207	
May	11,207	
June	11,207	

QUALITY

	Quantity	Base Number	Contract	AT	Region	England
% of FP17s for the same patient ID Re-attending within 3 months - Children	35	674	5.2%	10.0%	11.3%	11.5%
% of FP17s for the same patient ID Re-attending within 3 months - Adults	47	599	7.8%	14.5%	14.9%	15.4%
% of FP17s for the same patient ID Re-attending between 3 & 9 months - Children	205	674	30.4%	52.8%	60.0%	58.9%
% of FP17s for the same patient ID Re-attending between 3 & 9 months - Adults	196	599	32.7%	48.5%	52.6%	51.6%
% of FP17s for Band 1 Urgent Courses	31	1,222	2.5%	8.0%	7.9%	8.9%
% of FP17s Relating to Free Repair or Replacements	0	1,222	0.0%	0.8%	0.8%	0.8%
% of FP17s Relating to Continuations	0	1,222	0.0%	0.8%	0.9%	0.9%
% of Patients satisfied with the dentistry they have received	0	0	N/A	93.1%	93.2%	93.2%
% of Patients satisfied with the time they had to wait for an appointment	0	0	N/A	90.9%	89.1%	88.8%

* This is based on patients treated on this contract for their most recent course of treatment. Figures in italics indicate the base number of FP17s or Patient Questionnaire responses are less than 100. N/A is shown where the base number of responses is less than 10 during the period. % is calculated as Quantity/Base number*100

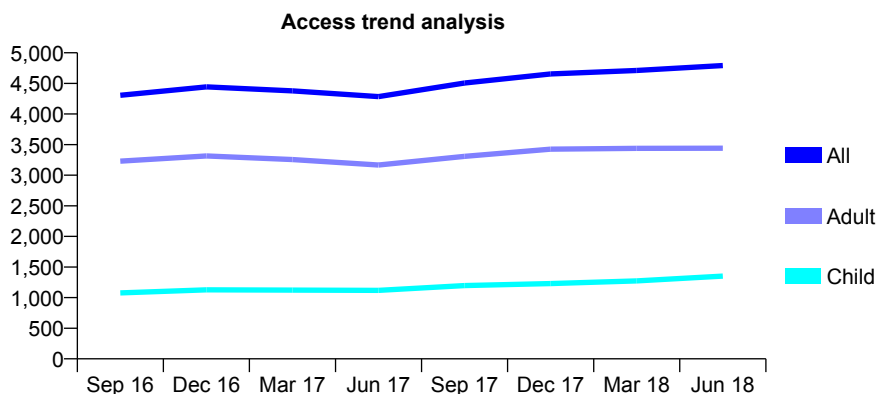
Q54 - Vital Signs At a Glance Contract Report for 138657/0001 - June 2018

Name or company name	Coalway Road Dental Practice
Contract type name	GDS Contract
Purpose of contract	General and Orthodontic
Contract start date	01/06/2011
Contract end date	

18/19 Contracted general activity (UDA)	15,000
Carry forward general activity (UDA)	0
18/19 Contracted orthodontic activity (UOA)	546
Carry forward orthodontic activity (UOA)	0
Baseline contract value	£321,111.99

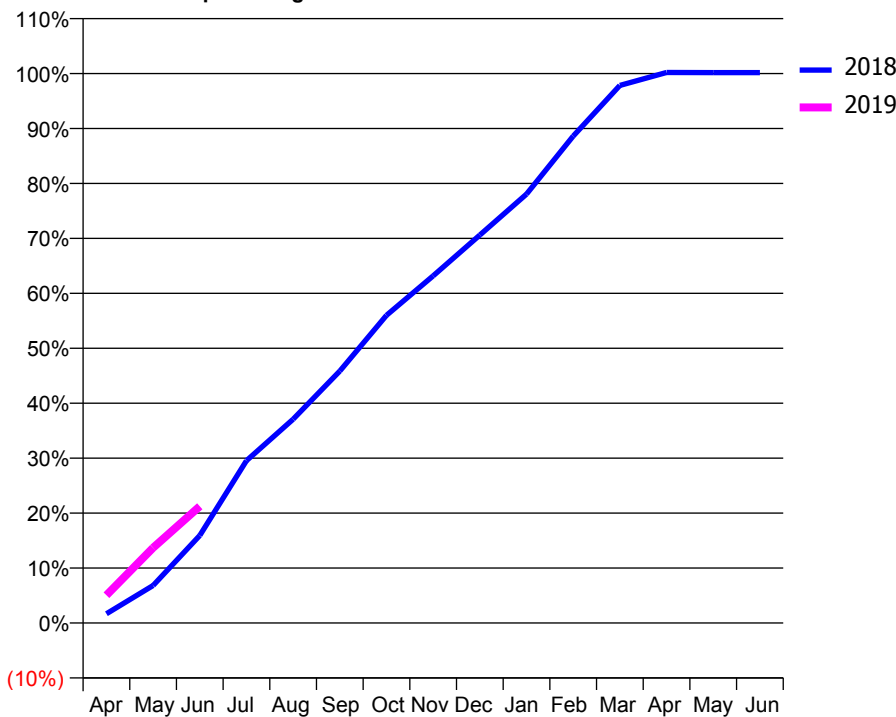
ACCESS*

Patients seen in 24 months	Total	Change since previous quarter
Quarter ending June 2017	4,285	
Quarter ending September 2017	4,506	↑
Quarter ending December 2017	4,655	↑
Quarter ending March 2018	4,712	→
Quarter ending June 2018	4,792	→
Variance since June 2017	11.8%	↑



ACTIVITY

Cumulative percentage of contracted UDA delivered 2018 & 2019



Adjusted Scheduled Activity (UDA)

Month	2018	2019
April	253	758
May	1,023	2,053
June	2,389	3,186
July	4,431	
August	5,564	
September	6,878	
October	8,399	
November	9,475	
December	10,590	
January	11,708	
February	13,293	
March	14,676	
April	15,028	
May	15,024	
June	15,024	

QUALITY

	Quantity	Base Number	Contract	AT	Region	England
% of FP17s for the same patient ID Re-attending within 3 months - Children	23	470	4.9%	10.0%	11.3%	11.5%
% of FP17s for the same patient ID Re-attending within 3 months - Adults	149	1,017	14.7%	14.5%	14.9%	15.4%
% of FP17s for the same patient ID Re-attending between 3 & 9 months - Children	219	470	46.6%	52.8%	60.0%	58.9%
% of FP17s for the same patient ID Re-attending between 3 & 9 months - Adults	480	1,017	47.2%	48.5%	52.6%	51.6%
% of FP17s for Band 1 Urgent Courses	130	1,338	9.7%	8.0%	7.9%	8.9%
% of FP17s Relating to Free Repair or Replacements	14	1,338	1.0%	0.8%	0.8%	0.8%
% of FP17s Relating to Continuations	5	1,338	0.4%	0.8%	0.9%	0.9%
% of Patients satisfied with the dentistry they have received	3	3	N/A	93.1%	93.2%	93.2%
% of Patients satisfied with the time they had to wait for an appointment	3	3	N/A	90.9%	89.1%	88.8%

* This is based on patients treated on this contract for their most recent course of treatment. Figures in italics indicate the base number of FP17s or Patient Questionnaire responses are less than 100. N/A is shown where the base number of responses is less than 10 during the period. % is calculated as Quantity/Base number*100

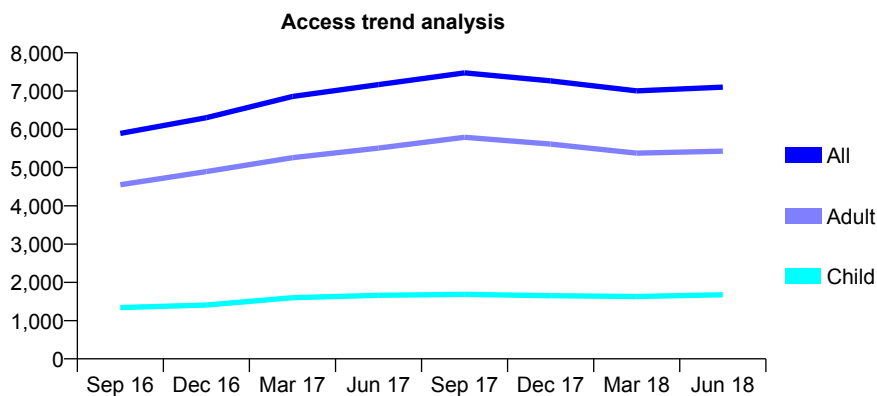
Q54 - Vital Signs At a Glance Contract Report for 139955/0001 - June 2018

Name or company name	Wilkinson Dental Surgery
Contract type name	GDS Contract
Purpose of contract	General
Contract start date	01/10/2015
Contract end date	

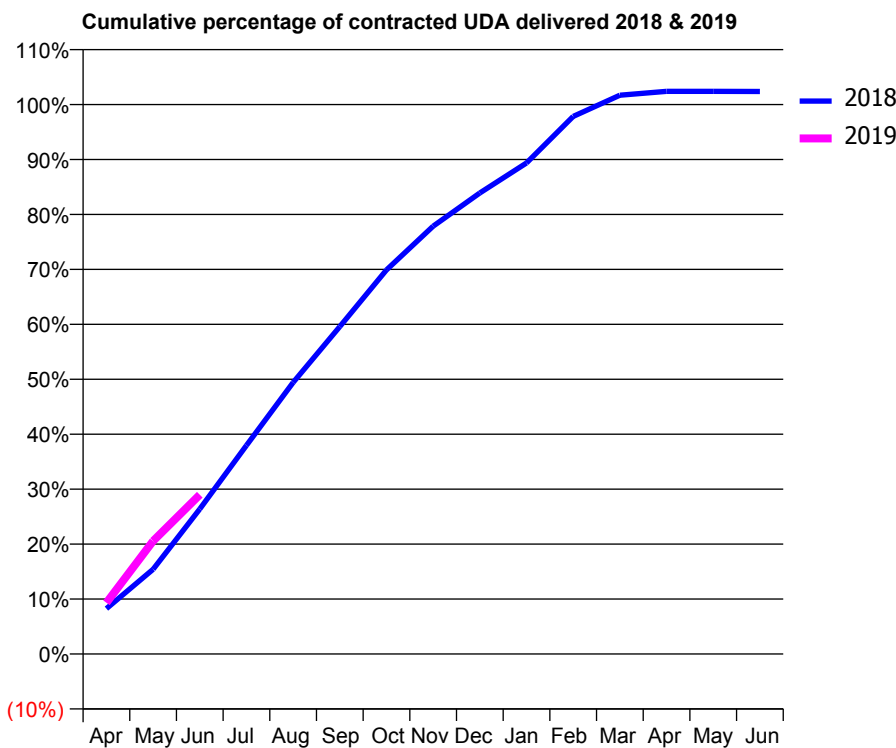
18/19 Contracted general activity (UDA)	23,902
Carry forward general activity (UDA)	0
18/19 Contracted orthodontic activity (UOA)	0
Carry forward orthodontic activity (UOA)	0
Baseline contract value	£528,231.04

ACCESS*

Patients seen in 24 months	Total	Change since previous quarter
Quarter ending June 2017	7,169	
Quarter ending September 2017	7,477	↑
Quarter ending December 2017	7,267	↓
Quarter ending March 2018	7,005	↓
Quarter ending June 2018	7,104	→
Variance since June 2017	(0.9%)	→



ACTIVITY



Month	Adjusted Scheduled Activity (UDA)	
	2018	2019
April	1,976	2,230
May	3,686	4,919
June	6,306	6,928
July	9,077	
August	11,812	
September	14,241	
October	16,706	
November	18,609	
December	20,052	
January	21,359	
February	23,386	
March	24,306	
April	24,473	
May	24,472	
June	24,471	

QUALITY

	Quantity	Base Number	Contract	AT	Region	England
% of FP17s for the same patient ID Re-attending within 3 months - Children	66	658	10.0%	10.0%	11.3%	11.5%
% of FP17s for the same patient ID Re-attending within 3 months - Adults	203	1,936	10.5%	14.5%	14.9%	15.4%
% of FP17s for the same patient ID Re-attending between 3 & 9 months - Children	363	658	55.2%	52.8%	60.0%	58.9%
% of FP17s for the same patient ID Re-attending between 3 & 9 months - Adults	874	1,936	45.1%	48.5%	52.6%	51.6%
% of FP17s for Band 1 Urgent Courses	129	2,516	5.1%	8.0%	7.9%	8.9%
% of FP17s Relating to Free Repair or Replacements	12	2,516	0.5%	0.8%	0.8%	0.8%
% of FP17s Relating to Continuations	11	2,516	0.4%	0.8%	0.9%	0.9%
% of Patients satisfied with the dentistry they have received	13	14	92.9%	93.1%	93.2%	93.2%
% of Patients satisfied with the time they had to wait for an appointment	13	14	92.9%	90.9%	89.1%	88.8%

* This is based on patients treated on this contract for their most recent course of treatment. Figures in italics indicate the base number of FP17s or Patient Questionnaire responses are less than 100. N/A is shown where the base number of responses is less than 10 during the period. % is calculated as Quantity/Base number*100

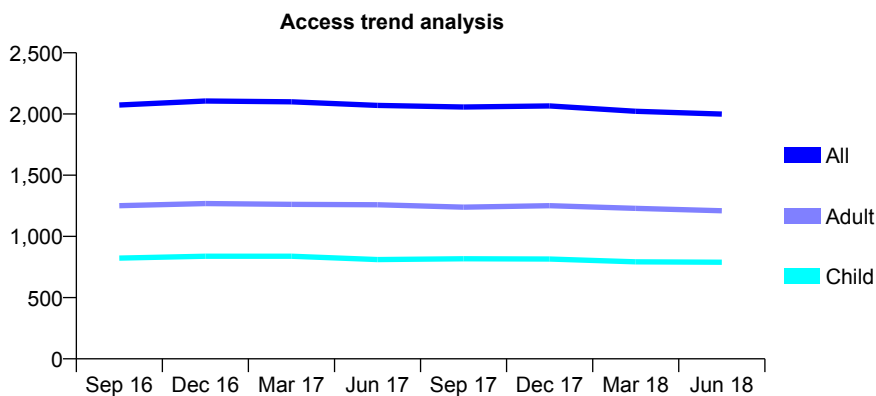
Q54 - Vital Signs At a Glance Contract Report for 140260/0001 - June 2018

Name or company name	Thornley & Thornley
Contract type name	GDS Contract
Purpose of contract	General and Orthodontic
Contract start date	01/04/2006
Contract end date	

18/19 Contracted general activity (UDA)	3,132
Carry forward general activity (UDA)	0
18/19 Contracted orthodontic activity (UOA)	791
Carry forward orthodontic activity (UOA)	0
Baseline contract value	£135,361.75

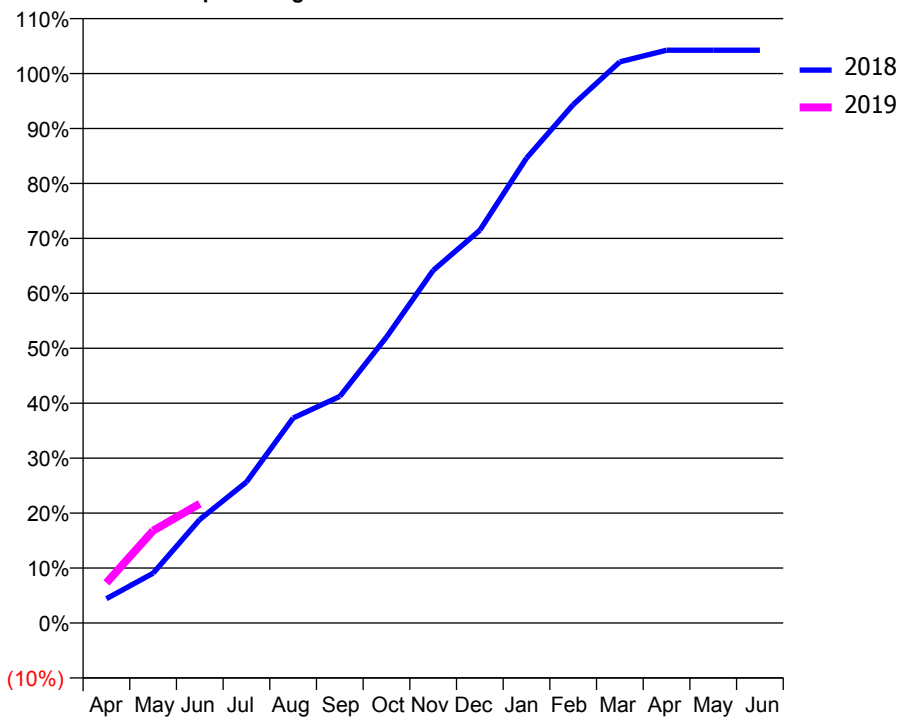
ACCESS*

Patients seen in 24 months	Total	Change since previous quarter
Quarter ending June 2017	2,070	
Quarter ending September 2017	2,057	→
Quarter ending December 2017	2,066	→
Quarter ending March 2018	2,022	↓
Quarter ending June 2018	1,999	↓
Variance since June 2017	(3.4%)	↓



ACTIVITY

Cumulative percentage of contracted UDA delivered 2018 & 2019



Adjusted Scheduled Activity (UDA)		
Month	2018	2019
April	138	229
May	284	526
June	590	680
July	803	
August	1,168	
September	1,292	
October	1,630	
November	2,010	
December	2,239	
January	2,650	
February	2,955	
March	3,199	
April	3,265	
May	3,265	
June	3,265	

QUALITY

	Quantity	Base Number	Contract	AT	Region	England
% of FP17s for the same patient ID Re-attending within 3 months - Children	20	275	7.3%	10.0%	11.3%	11.5%
% of FP17s for the same patient ID Re-attending within 3 months - Adults	40	355	11.3%	14.5%	14.9%	15.4%
% of FP17s for the same patient ID Re-attending between 3 & 9 months - Children	156	275	56.7%	52.8%	60.0%	58.9%
% of FP17s for the same patient ID Re-attending between 3 & 9 months - Adults	203	355	57.2%	48.5%	52.6%	51.6%
% of FP17s for Band 1 Urgent Courses	31	392	7.9%	8.0%	7.9%	8.9%
% of FP17s Relating to Free Repair or Replacements	0	392	0.0%	0.8%	0.8%	0.8%
% of FP17s Relating to Continuations	5	392	1.3%	0.8%	0.9%	0.9%
% of Patients satisfied with the dentistry they have received	1	1	N/A	93.1%	93.2%	93.2%
% of Patients satisfied with the time they had to wait for an appointment	1	1	N/A	90.9%	89.1%	88.8%

* This is based on patients treated on this contract for their most recent course of treatment. Figures in italics indicate the base number of FP17s or Patient Questionnaire responses are less than 100. N/A is shown where the base number of responses is less than 10 during the period. % is calculated as Quantity/Base number*100

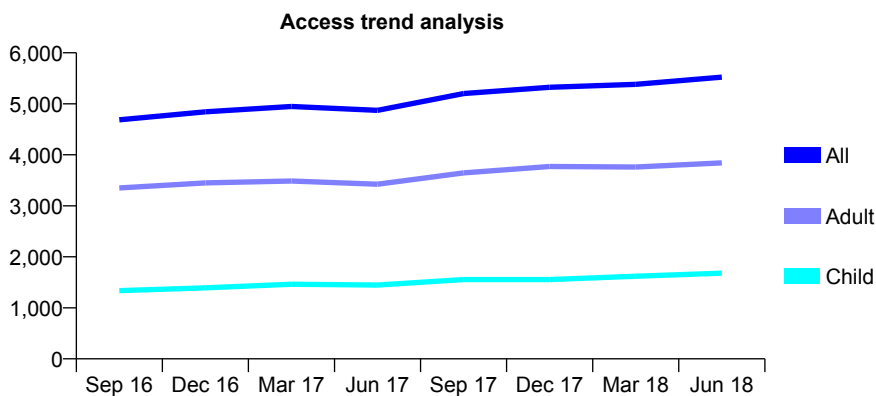
Q54 - Vital Signs At a Glance Contract Report for 140996/0001 - June 2018

Name or company name	Darlaston Dental Practice
Contract type name	GDS Contract
Purpose of contract	General
Contract start date	01/10/2008
Contract end date	

18/19 Contracted general activity (UDA)	15,411
Carry forward general activity (UDA)	0
18/19 Contracted orthodontic activity (UOA)	0
Carry forward orthodontic activity (UOA)	0
Baseline contract value	£375,654.66

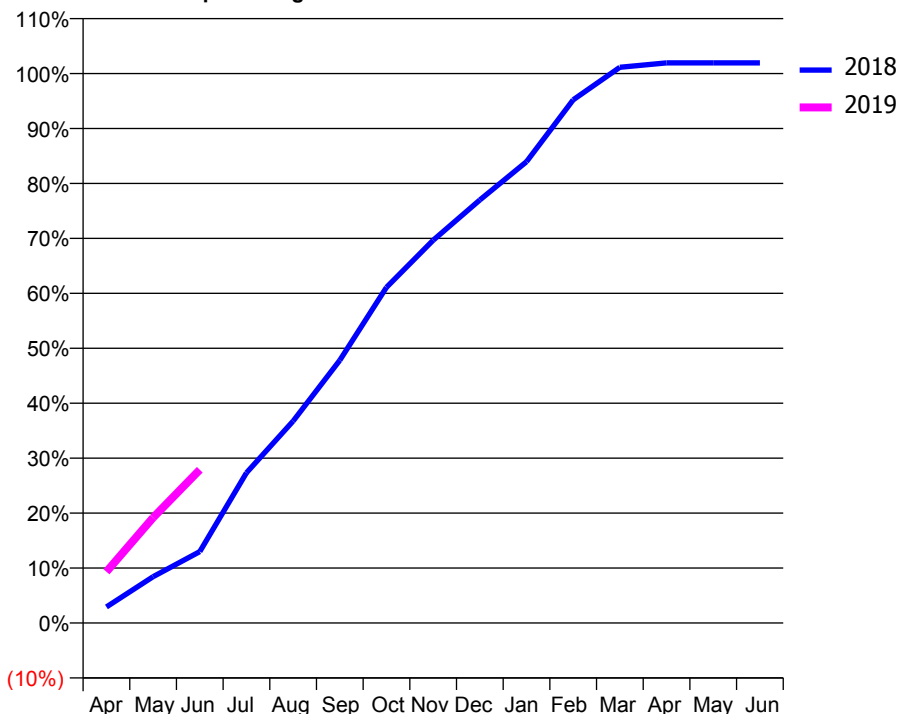
ACCESS*

Patients seen in 24 months	Total	Change since previous quarter
Quarter ending June 2017	4,871	
Quarter ending September 2017	5,201	↑
Quarter ending December 2017	5,323	↑
Quarter ending March 2018	5,382	→
Quarter ending June 2018	5,524	↑
Variance since June 2017	13.4%	↑



ACTIVITY

Cumulative percentage of contracted UDA delivered 2018 & 2019



Month	Adjusted Scheduled Activity (UDA)	
	2018	2019
April	450	1,438
May	1,300	2,957
June	2,003	4,299
July	4,214	
August	5,662	
September	7,370	
October	9,413	
November	10,736	
December	11,864	
January	12,937	
February	14,672	
March	15,586	
April	15,708	
May	15,707	
June	15,707	

QUALITY

	Quantity	Base Number	Contract	AT	Region	England
% of FP17s for the same patient ID Re-attending within 3 months - Children	15	541	2.8%	10.0%	11.3%	11.5%
% of FP17s for the same patient ID Re-attending within 3 months - Adults	64	1,064	6.0%	14.5%	14.9%	15.4%
% of FP17s for the same patient ID Re-attending between 3 & 9 months - Children	211	541	39.0%	52.8%	60.0%	58.9%
% of FP17s for the same patient ID Re-attending between 3 & 9 months - Adults	446	1,064	41.9%	48.5%	52.6%	51.6%
% of FP17s for Band 1 Urgent Courses	39	1,523	2.6%	8.0%	7.9%	8.9%
% of FP17s Relating to Free Repair or Replacements	4	1,523	0.3%	0.8%	0.8%	0.8%
% of FP17s Relating to Continuations	1	1,523	0.1%	0.8%	0.9%	0.9%
% of Patients satisfied with the dentistry they have received	2	2	N/A	93.1%	93.2%	93.2%
% of Patients satisfied with the time they had to wait for an appointment	2	2	N/A	90.9%	89.1%	88.8%

* This is based on patients treated on this contract for their most recent course of treatment. Figures in italics indicate the base number of FP17s or Patient Questionnaire responses are less than 100. N/A is shown where the base number of responses is less than 10 during the period. % is calculated as Quantity/Base number*100

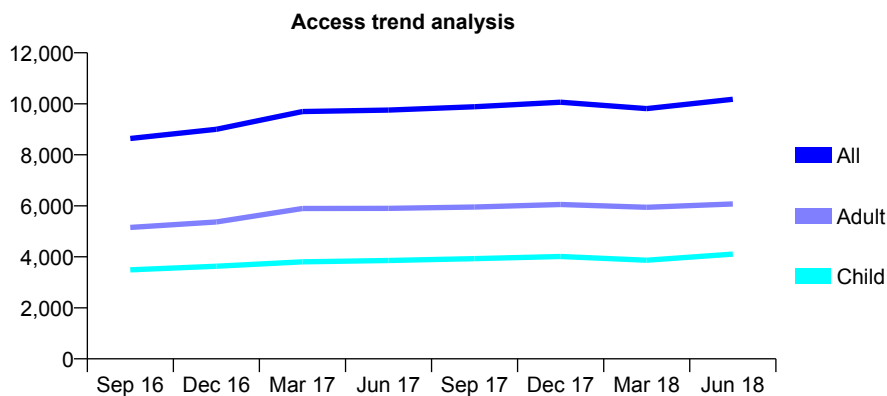
Q54 - Vital Signs At a Glance Contract Report for 141070/0001 - June 2018

Name or company name	Walsall Dental Practice
Contract type name	GDS Contract
Purpose of contract	General
Contract start date	09/09/2010
Contract end date	

18/19 Contracted general activity (UDA)	29,761
Carry forward general activity (UDA)	0
18/19 Contracted orthodontic activity (UOA)	0
Carry forward orthodontic activity (UOA)	0
Baseline contract value	£727,251.18

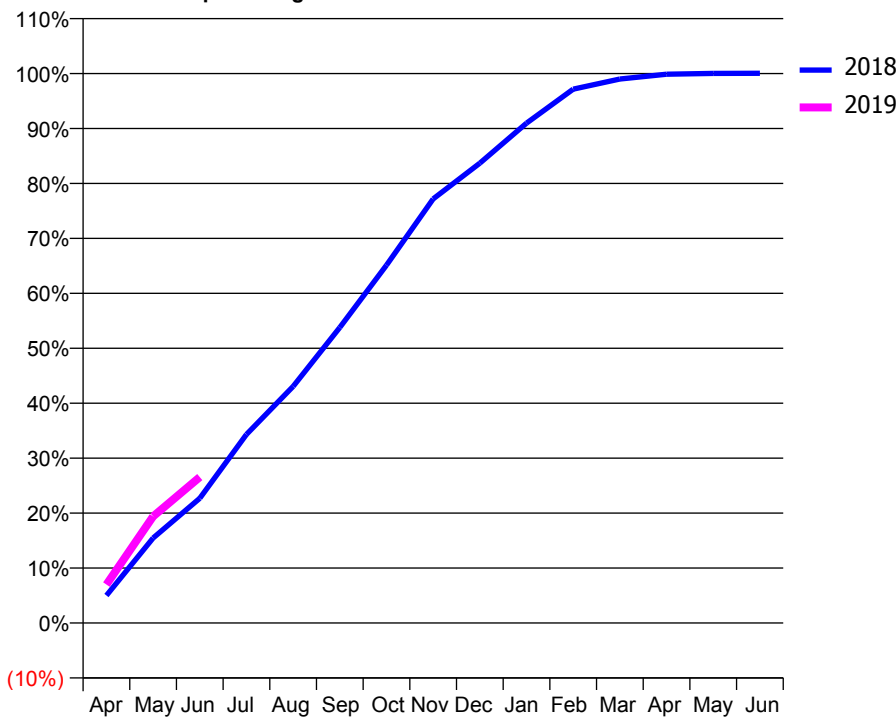
ACCESS*

Patients seen in 24 months	Total	Change since previous quarter
Quarter ending June 2017	9,755	
Quarter ending September 2017	9,887	→
Quarter ending December 2017	10,063	→
Quarter ending March 2018	9,810	↓
Quarter ending June 2018	10,176	↑
Variance since June 2017	4.3%	↑



ACTIVITY

Cumulative percentage of contracted UDA delivered 2018 & 2019



Adjusted Scheduled Activity (UDA)

Month	2018	2019
April	1,490	2,087
May	4,601	5,771
June	6,759	7,902
July	10,217	
August	12,815	
September	16,009	
October	19,379	
November	22,972	
December	24,903	
January	27,074	
February	28,913	
March	29,463	
April	29,719	
May	29,765	
June	29,773	

QUALITY

	Quantity	Base Number	Contract	AT	Region	England
% of FP17s for the same patient ID Re-attending within 3 months - Children	97	1,764	5.5%	10.0%	11.3%	11.5%
% of FP17s for the same patient ID Re-attending within 3 months - Adults	212	1,689	12.6%	14.5%	14.9%	15.4%
% of FP17s for the same patient ID Re-attending between 3 & 9 months - Children	948	1,764	53.7%	52.8%	60.0%	58.9%
% of FP17s for the same patient ID Re-attending between 3 & 9 months - Adults	764	1,689	45.2%	48.5%	52.6%	51.6%
% of FP17s for Band 1 Urgent Courses	361	3,286	11.0%	8.0%	7.9%	8.9%
% of FP17s Relating to Free Repair or Replacements	5	3,286	0.2%	0.8%	0.8%	0.8%
% of FP17s Relating to Continuations	40	3,286	1.2%	0.8%	0.9%	0.9%
% of Patients satisfied with the dentistry they have received	6	6	N/A	93.1%	93.2%	93.2%
% of Patients satisfied with the time they had to wait for an appointment	2	6	N/A	90.9%	89.1%	88.8%

* This is based on patients treated on this contract for their most recent course of treatment. Figures in italics indicate the base number of FP17s or Patient Questionnaire responses are less than 100. N/A is shown where the base number of responses is less than 10 during the period. % is calculated as Quantity/Base number*100

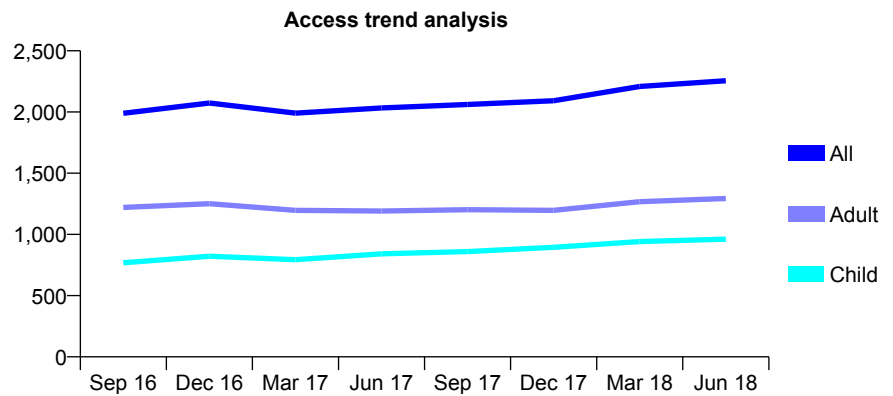
Q54 - Vital Signs At a Glance Contract Report for 141801/0001 - June 2018

Name or company name	AS, BS & BS Bhandal
Contract type name	GDS Contract
Purpose of contract	General
Contract start date	12/01/2009
Contract end date	

18/19 Contracted general activity (UDA)	5,368
Carry forward general activity (UDA)	0
18/19 Contracted orthodontic activity (UOA)	0
Carry forward orthodontic activity (UOA)	0
Baseline contract value	£131,689.22

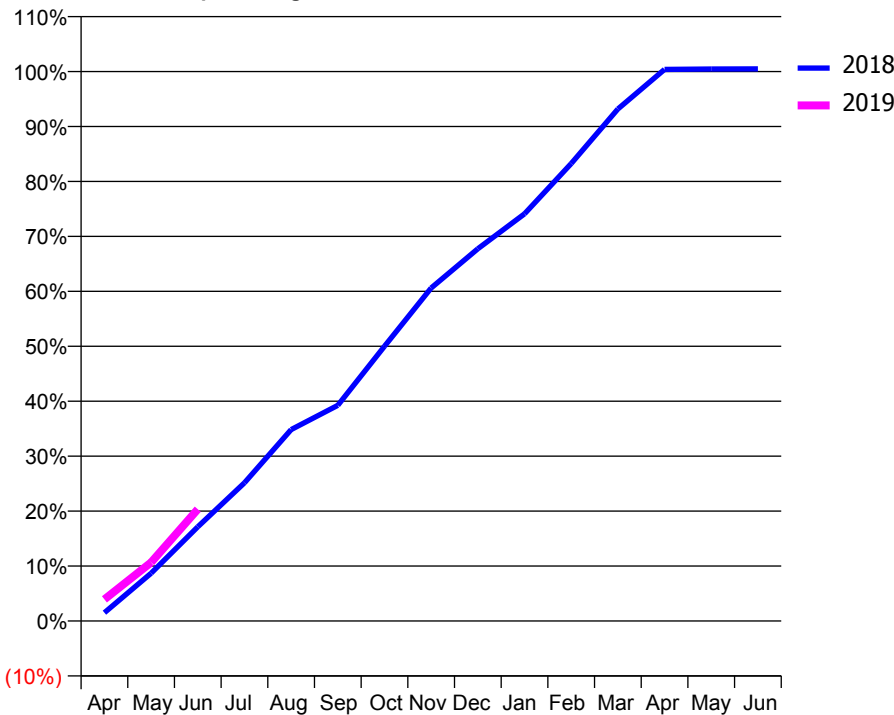
ACCESS*

Patients seen in 24 months	Total	Change since previous quarter
Quarter ending June 2017	2,033	
Quarter ending September 2017	2,062	→
Quarter ending December 2017	2,092	→
Quarter ending March 2018	2,209	↑
Quarter ending June 2018	2,255	↑
Variance since June 2017	10.9%	↑



ACTIVITY

Cumulative percentage of contracted UDA delivered 2018 & 2019



Adjusted Scheduled Activity (UDA)		
Month	2018	2019
April	82	211
May	466	573
June	920	1,092
July	1,350	
August	1,870	
September	2,108	
October	2,684	
November	3,253	
December	3,637	
January	3,978	
February	4,469	
March	5,002	
April	5,389	
May	5,393	
June	5,394	

QUALITY

	Quantity	Base Number	Contract	AT	Region	England
% of FP17s for the same patient ID Re-attending within 3 months - Children	12	255	4.7%	10.0%	11.3%	11.5%
% of FP17s for the same patient ID Re-attending within 3 months - Adults	35	377	9.3%	14.5%	14.9%	15.4%
% of FP17s for the same patient ID Re-attending between 3 & 9 months - Children	93	255	36.5%	52.8%	60.0%	58.9%
% of FP17s for the same patient ID Re-attending between 3 & 9 months - Adults	104	377	27.6%	48.5%	52.6%	51.6%
% of FP17s for Band 1 Urgent Courses	39	502	7.8%	8.0%	7.9%	8.9%
% of FP17s Relating to Free Repair or Replacements	0	502	0.0%	0.8%	0.8%	0.8%
% of FP17s Relating to Continuations	0	502	0.0%	0.8%	0.9%	0.9%
% of Patients satisfied with the dentistry they have received	0	0	N/A	93.1%	93.2%	93.2%
% of Patients satisfied with the time they had to wait for an appointment	0	0	N/A	90.9%	89.1%	88.8%

* This is based on patients treated on this contract for their most recent course of treatment. Figures in italics indicate the base number of FP17s or Patient Questionnaire responses are less than 100. N/A is shown where the base number of responses is less than 10 during the period. % is calculated as Quantity/Base number*100

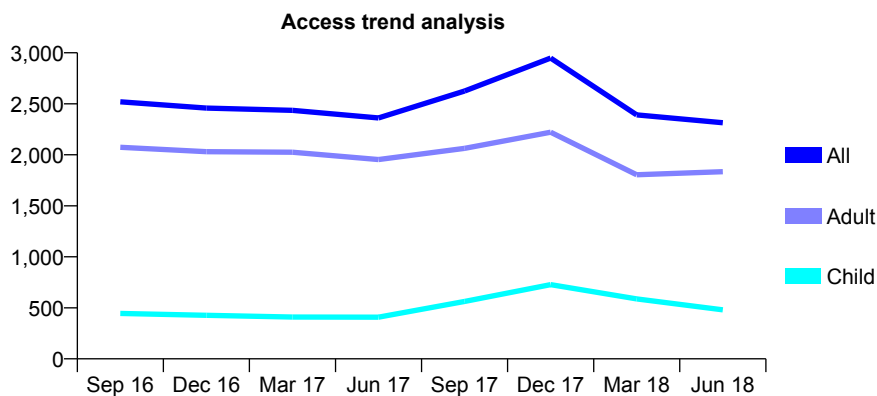
Q54 - Vital Signs At a Glance Contract Report for 142131/0001 - June 2018

Name or company name	New Road Dental Practice
Contract type name	GDS Contract
Purpose of contract	General
Contract start date	01/09/2010
Contract end date	

18/19 Contracted general activity (UDA)	9,064
Carry forward general activity (UDA)	0
18/19 Contracted orthodontic activity (UOA)	0
Carry forward orthodontic activity (UOA)	0
Baseline contract value	£233,272.04

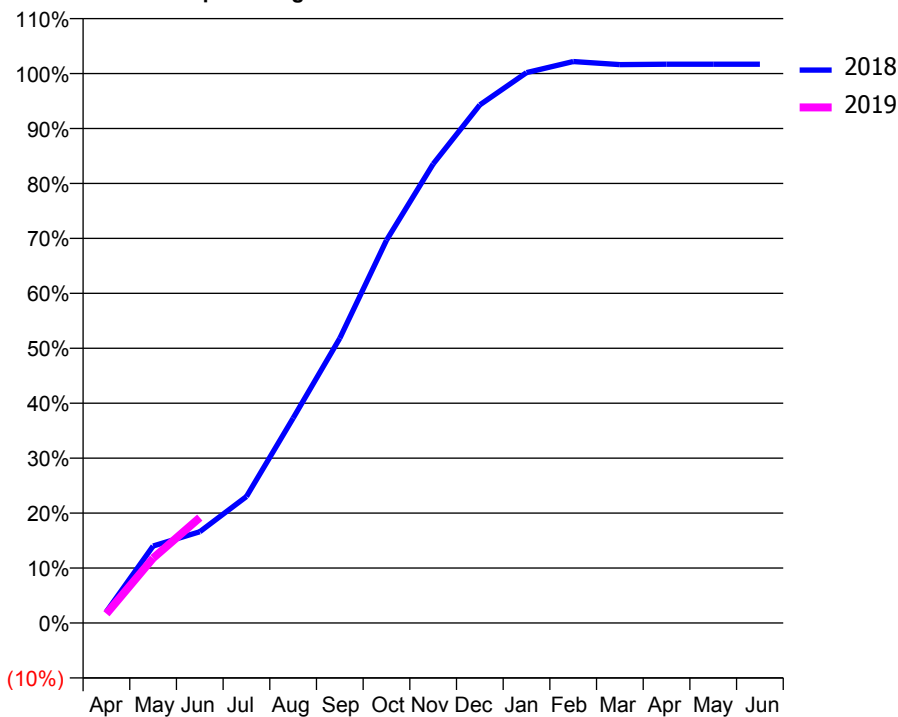
ACCESS*

Patients seen in 24 months	Total	Change since previous quarter
Quarter ending June 2017	2,362	
Quarter ending September 2017	2,626	↑
Quarter ending December 2017	2,948	↑
Quarter ending March 2018	2,392	↓
Quarter ending June 2018	2,314	↓
Variance since June 2017	(2.0%)	↓



ACTIVITY

Cumulative percentage of contracted UDA delivered 2018 & 2019



Adjusted Scheduled Activity (UDA)		
Month	2018	2019
April	188	153
May	1,269	1,071
June	1,506	1,739
July	2,087	
August	3,380	
September	4,697	
October	6,313	
November	7,572	
December	8,546	
January	9,079	
February	9,262	
March	9,211	
April	9,217	
May	9,218	
June	9,218	

QUALITY

	Quantity	Base Number	Contract	AT	Region	England
% of FP17s for the same patient ID Re-attending within 3 months - Children	1	99	1.0%	10.0%	11.3%	11.5%
% of FP17s for the same patient ID Re-attending within 3 months - Adults	11	459	2.4%	14.5%	14.9%	15.4%
% of FP17s for the same patient ID Re-attending between 3 & 9 months - Children	32	99	32.3%	52.8%	60.0%	58.9%
% of FP17s for the same patient ID Re-attending between 3 & 9 months - Adults	184	459	40.1%	48.5%	52.6%	51.6%
% of FP17s for Band 1 Urgent Courses	56	555	10.1%	8.0%	7.9%	8.9%
% of FP17s Relating to Free Repair or Replacements	6	555	1.1%	0.8%	0.8%	0.8%
% of FP17s Relating to Continuations	1	555	0.2%	0.8%	0.9%	0.9%
% of Patients satisfied with the dentistry they have received	5	5	N/A	93.1%	93.2%	93.2%
% of Patients satisfied with the time they had to wait for an appointment	5	5	N/A	90.9%	89.1%	88.8%

* This is based on patients treated on this contract for their most recent course of treatment. Figures in italics indicate the base number of FP17s or Patient Questionnaire responses are less than 100. N/A is shown where the base number of responses is less than 10 during the period. % is calculated as Quantity/Base number*100

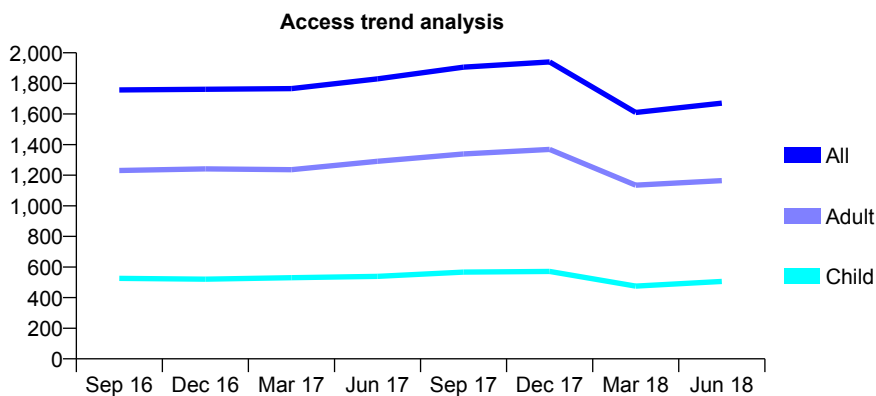
Q54 - Vital Signs At a Glance Contract Report for 142492/0001 - June 2018

Name or company name	Tipton Dental Practice
Contract type name	GDS Contract
Purpose of contract	General
Contract start date	01/04/2013
Contract end date	

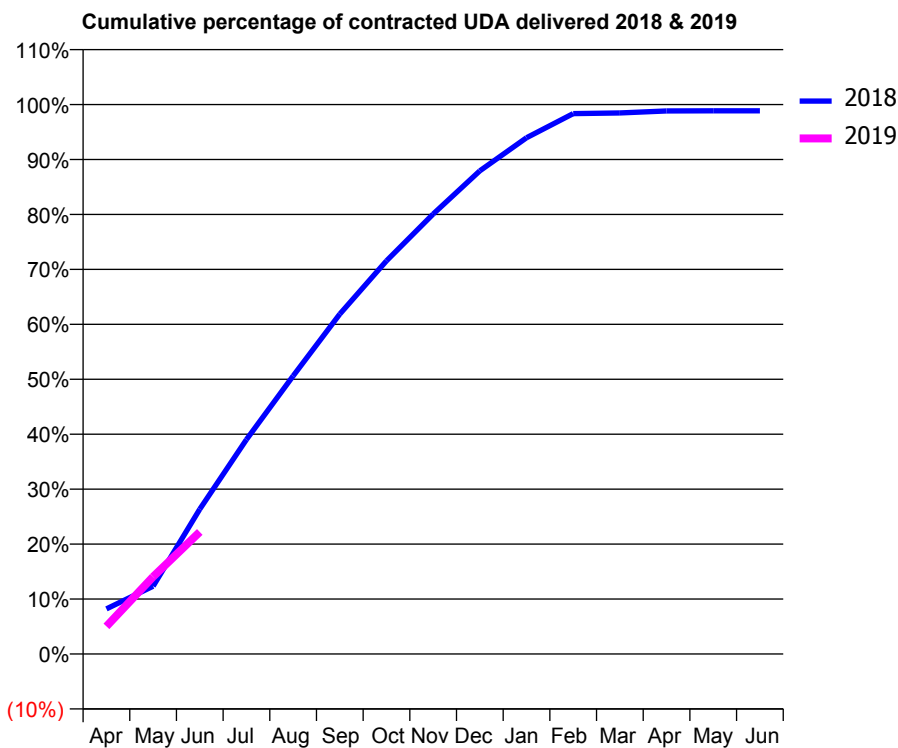
18/19 Contracted general activity (UDA)	5,837
Carry forward general activity (UDA)	0
18/19 Contracted orthodontic activity (UOA)	0
Carry forward orthodontic activity (UOA)	0
Baseline contract value	£172,006.82

ACCESS*

Patients seen in 24 months	Total	Change since previous quarter
Quarter ending June 2017	1,830	
Quarter ending September 2017	1,906	↑
Quarter ending December 2017	1,940	→
Quarter ending March 2018	1,610	↓
Quarter ending June 2018	1,671	↑
Variance since June 2017	(8.7%)	↓



ACTIVITY



Adjusted Scheduled Activity (UDA)		
Month	2018	2019
April	479	294
May	721	821
June	1,539	1,297
July	2,278	
August	2,954	
September	3,611	
October	4,176	
November	4,673	
December	5,133	
January	5,484	
February	5,740	
March	5,747	
April	5,769	
May	5,771	
June	5,771	

QUALITY

	Quantity	Base Number	Contract	AT	Region	England
% of FP17s for the same patient ID Re-attending within 3 months - Children	1	161	0.6%	10.0%	11.3%	11.5%
% of FP17s for the same patient ID Re-attending within 3 months - Adults	21	293	7.2%	14.5%	14.9%	15.4%
% of FP17s for the same patient ID Re-attending between 3 & 9 months - Children	64	161	39.8%	52.8%	60.0%	58.9%
% of FP17s for the same patient ID Re-attending between 3 & 9 months - Adults	92	293	31.4%	48.5%	52.6%	51.6%
% of FP17s for Band 1 Urgent Courses	32	445	7.2%	8.0%	7.9%	8.9%
% of FP17s Relating to Free Repair or Replacements	1	445	0.2%	0.8%	0.8%	0.8%
% of FP17s Relating to Continuations	1	445	0.2%	0.8%	0.9%	0.9%
% of Patients satisfied with the dentistry they have received	2	2	N/A	93.1%	93.2%	93.2%
% of Patients satisfied with the time they had to wait for an appointment	2	2	N/A	90.9%	89.1%	88.8%

* This is based on patients treated on this contract for their most recent course of treatment. Figures in italics indicate the base number of FP17s or Patient Questionnaire responses are less than 100. N/A is shown where the base number of responses is less than 10 during the period. % is calculated as Quantity/Base number*100

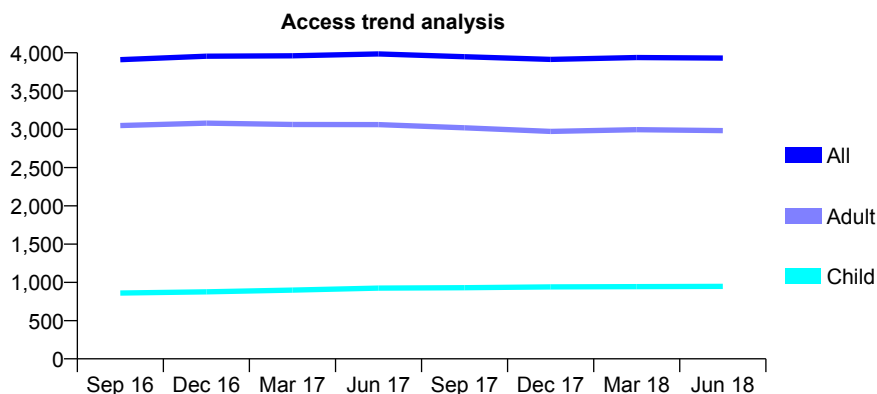
Q54 - Vital Signs At a Glance Contract Report for 142956/0001 - June 2018

Name or company name	Four Oaks Dental Surgery
Contract type name	GDS Contract
Purpose of contract	General
Contract start date	07/09/2012
Contract end date	

18/19 Contracted general activity (UDA)	8,970
Carry forward general activity (UDA)	0
18/19 Contracted orthodontic activity (UOA)	0
Carry forward orthodontic activity (UOA)	0
Baseline contract value	£188,370.01

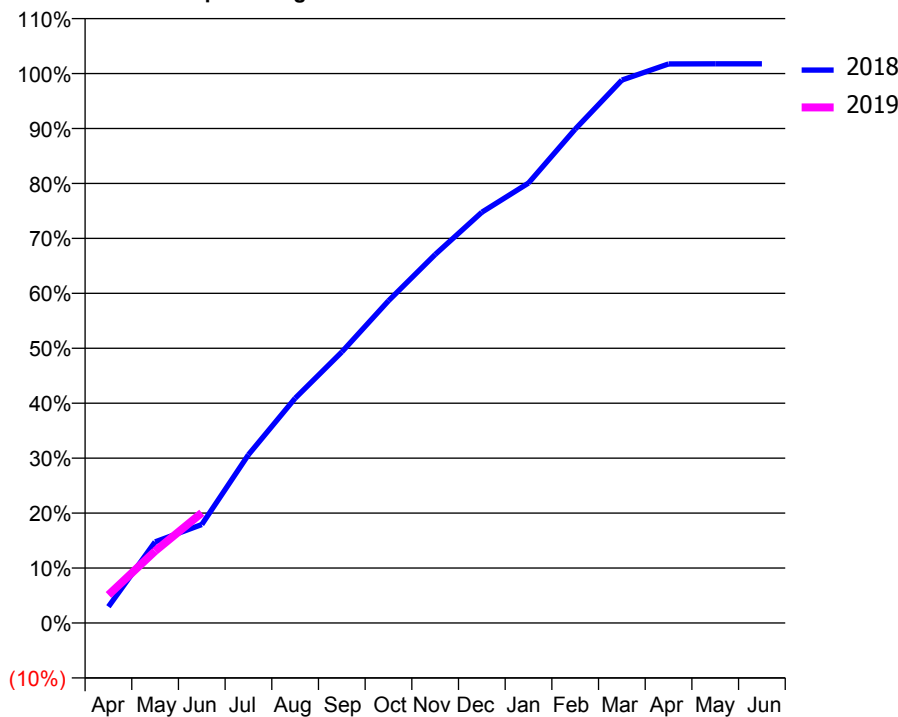
ACCESS*

Patients seen in 24 months	Total	Change since previous quarter
Quarter ending June 2017	3,985	
Quarter ending September 2017	3,949	→
Quarter ending December 2017	3,913	→
Quarter ending March 2018	3,938	→
Quarter ending June 2018	3,931	→
Variance since June 2017	(1.4%)	↓



ACTIVITY

Cumulative percentage of contracted UDA delivered 2018 & 2019



Adjusted Scheduled Activity (UDA)

Month	2018	2019
April	266	459
May	1,326	1,174
June	1,607	1,800
July	2,749	
August	3,669	
September	4,425	
October	5,261	
November	6,015	
December	6,705	
January	7,183	
February	8,062	
March	8,864	
April	9,126	
May	9,128	
June	9,128	

QUALITY

	Quantity	Base Number	Contract	AT	Region	England
% of FP17s for the same patient ID Re-attending within 3 months - Children	12	347	3.5%	10.0%	11.3%	11.5%
% of FP17s for the same patient ID Re-attending within 3 months - Adults	107	977	11.0%	14.5%	14.9%	15.4%
% of FP17s for the same patient ID Re-attending between 3 & 9 months - Children	238	347	68.6%	52.8%	60.0%	58.9%
% of FP17s for the same patient ID Re-attending between 3 & 9 months - Adults	586	977	60.0%	48.5%	52.6%	51.6%
% of FP17s for Band 1 Urgent Courses	88	1,169	7.5%	8.0%	7.9%	8.9%
% of FP17s Relating to Free Repair or Replacements	3	1,169	0.3%	0.8%	0.8%	0.8%
% of FP17s Relating to Continuations	1	1,169	0.1%	0.8%	0.9%	0.9%
% of Patients satisfied with the dentistry they have received	6	6	N/A	93.1%	93.2%	93.2%
% of Patients satisfied with the time they had to wait for an appointment	6	6	N/A	90.9%	89.1%	88.8%

* This is based on patients treated on this contract for their most recent course of treatment. Figures in italics indicate the base number of FP17s or Patient Questionnaire responses are less than 100. N/A is shown where the base number of responses is less than 10 during the period. % is calculated as Quantity/Base number*100

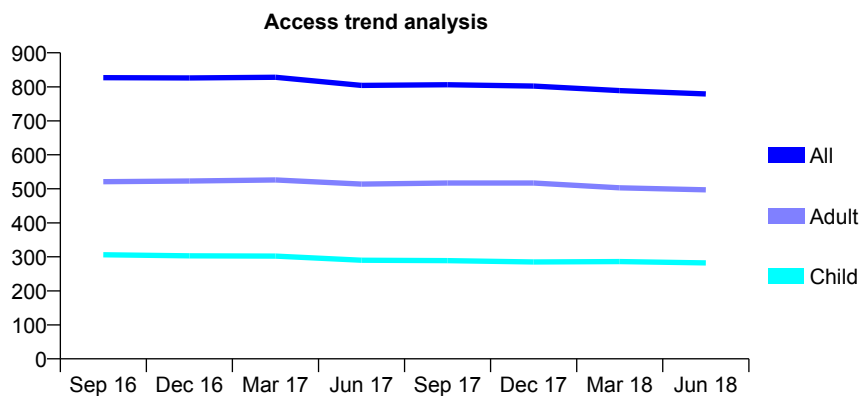
Q54 - Vital Signs At a Glance Contract Report for 145289/0001 - June 2018

Name or company name	Miss P Sanghera
Contract type name	GDS Contract
Purpose of contract	General
Contract start date	01/07/2010
Contract end date	

18/19 Contracted general activity (UDA)	2,800
Carry forward general activity (UDA)	0
18/19 Contracted orthodontic activity (UOA)	0
Carry forward orthodontic activity (UOA)	0
Baseline contract value	£65,233.99

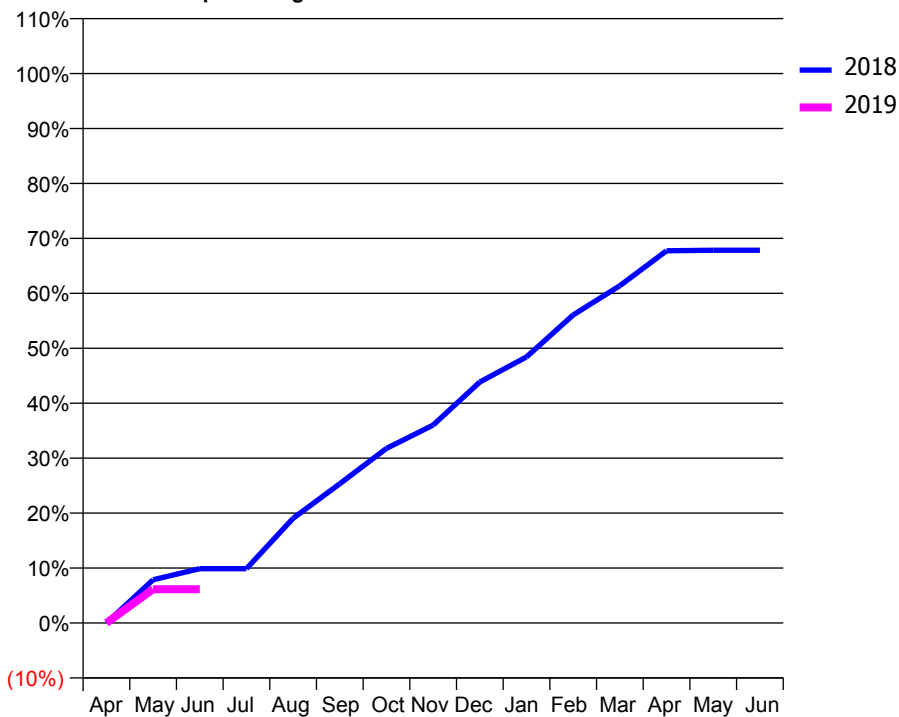
ACCESS*

Patients seen in 24 months	Total	Change since previous quarter
Quarter ending June 2017	804	
Quarter ending September 2017	806	→
Quarter ending December 2017	802	→
Quarter ending March 2018	789	↓
Quarter ending June 2018	779	↓
Variance since June 2017	(3.1%)	↓



ACTIVITY

Cumulative percentage of contracted UDA delivered 2018 & 2019



Adjusted Scheduled Activity (UDA)

Month	2018	2019
April	0	0
May	221	172
June	277	172
July	277	
August	534	
September	710	
October	890	
November	1,009	
December	1,228	
January	1,356	
February	1,570	
March	1,719	
April	1,897	
May	1,900	
June	1,900	

QUALITY

	Quantity	Base Number	Contract	AT	Region	England
% of FP17s for the same patient ID Re-attending within 3 months - Children	3	48	6.3%	10.0%	11.3%	11.5%
% of FP17s for the same patient ID Re-attending within 3 months - Adults	18	119	15.1%	14.5%	14.9%	15.4%
% of FP17s for the same patient ID Re-attending between 3 & 9 months - Children	24	48	50.0%	52.8%	60.0%	58.9%
% of FP17s for the same patient ID Re-attending between 3 & 9 months - Adults	57	119	47.9%	48.5%	52.6%	51.6%
% of FP17s for Band 1 Urgent Courses	2	104	1.9%	8.0%	7.9%	8.9%
% of FP17s Relating to Free Repair or Replacements	2	104	1.9%	0.8%	0.8%	0.8%
% of FP17s Relating to Continuations	1	104	1.0%	0.8%	0.9%	0.9%
% of Patients satisfied with the dentistry they have received	0	0	N/A	93.1%	93.2%	93.2%
% of Patients satisfied with the time they had to wait for an appointment	0	0	N/A	90.9%	89.1%	88.8%

* This is based on patients treated on this contract for their most recent course of treatment. Figures in italics indicate the base number of FP17s or Patient Questionnaire responses are less than 100. N/A is shown where the base number of responses is less than 10 during the period. % is calculated as Quantity/Base number*100

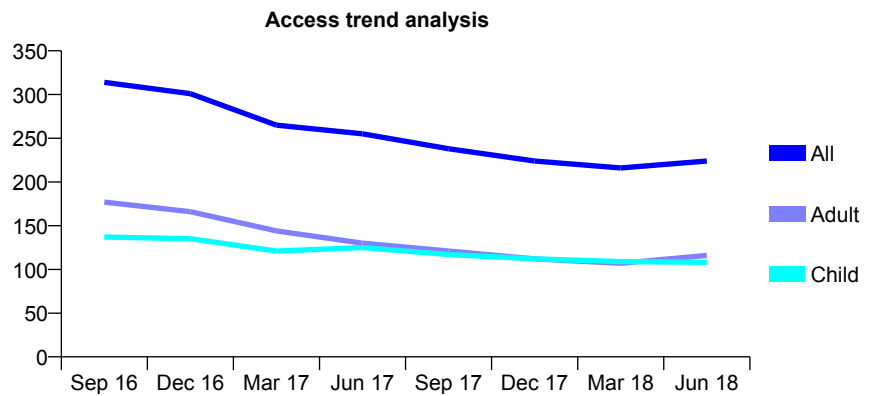
Q54 - Vital Signs At a Glance Contract Report for 148733/0001 - June 2018

Name or company name	Morgan Dental
Contract type name	GDS Contract
Purpose of contract	General and Orthodontic
Contract start date	01/10/2013
Contract end date	

18/19 Contracted general activity (UDA)	773
Carry forward general activity (UDA)	0
18/19 Contracted orthodontic activity (UOA)	900
Carry forward orthodontic activity (UOA)	0
Baseline contract value	£79,304.20

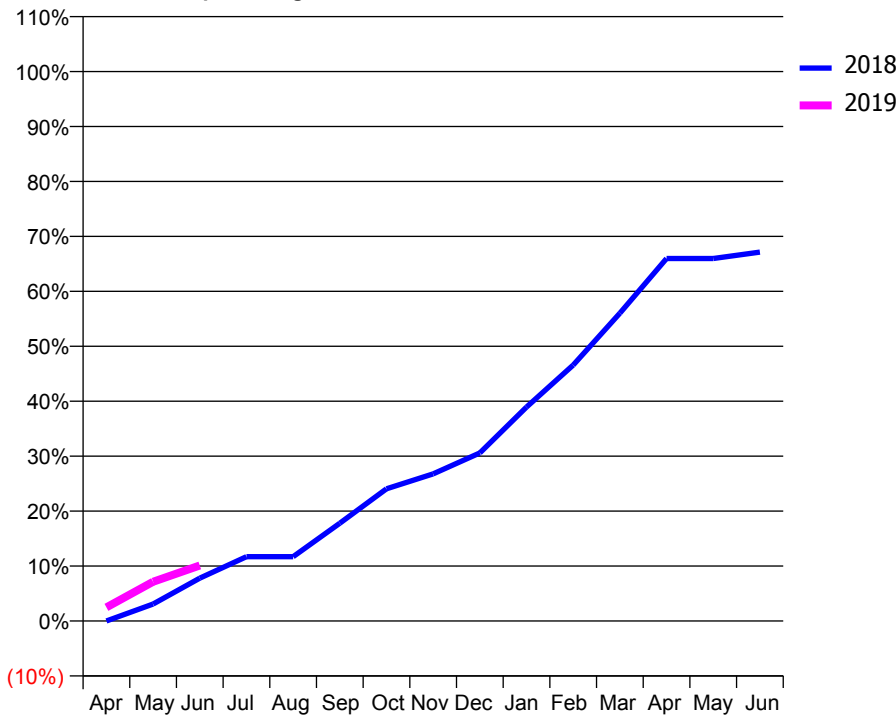
ACCESS*

Patients seen in 24 months	Total	Change since previous quarter
Quarter ending June 2017	255	
Quarter ending September 2017	238	↓
Quarter ending December 2017	224	↓
Quarter ending March 2018	216	↓
Quarter ending June 2018	224	↑
Variance since June 2017	(12.2%)	↓



ACTIVITY

Cumulative percentage of contracted UDA delivered 2018 & 2019



Month	Adjusted Scheduled Activity (UDA)	
	2018	2019
April	0	19
May	24	55
June	60	78
July	91	
August	91	
September	138	
October	186	
November	207	
December	236	
January	301	
February	360	
March	433	
April	510	
May	510	
June	519	

QUALITY

	Quantity	Base Number	Contract	AT	Region	England
% of FP17s for the same patient ID Re-attending within 3 months - Children	3	59	5.1%	10.0%	11.3%	11.5%
% of FP17s for the same patient ID Re-attending within 3 months - Adults	7	49	14.3%	14.5%	14.9%	15.4%
% of FP17s for the same patient ID Re-attending between 3 & 9 months - Children	9	59	15.3%	52.8%	60.0%	58.9%
% of FP17s for the same patient ID Re-attending between 3 & 9 months - Adults	13	49	26.5%	48.5%	52.6%	51.6%
% of FP17s for Band 1 Urgent Courses	1	46	2.2%	8.0%	7.9%	8.9%
% of FP17s Relating to Free Repair or Replacements	0	46	0.0%	0.8%	0.8%	0.8%
% of FP17s Relating to Continuations	6	46	13.0%	0.8%	0.9%	0.9%
% of Patients satisfied with the dentistry they have received	1	1	N/A	93.1%	93.2%	93.2%
% of Patients satisfied with the time they had to wait for an appointment	1	1	N/A	90.9%	89.1%	88.8%

* This is based on patients treated on this contract for their most recent course of treatment. Figures in italics indicate the base number of FP17s or Patient Questionnaire responses are less than 100. N/A is shown where the base number of responses is less than 10 during the period. % is calculated as Quantity/Base number*100

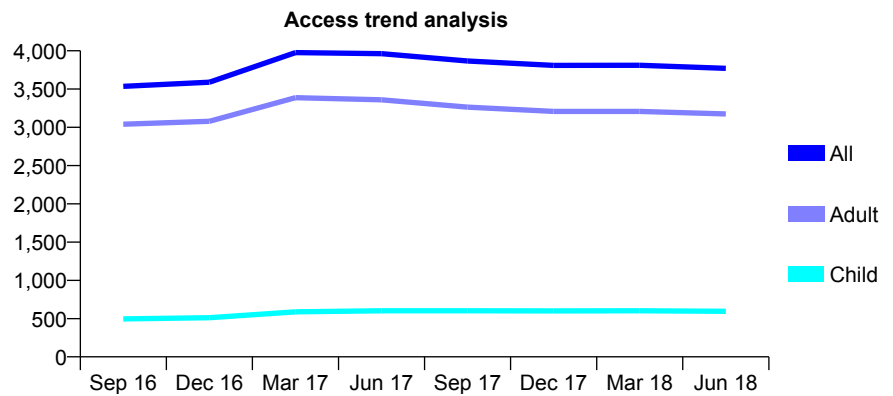
Q54 - Vital Signs At a Glance Contract Report for 149012/0001 - June 2018

Name or company name	Castle View Dental Practice Limited
Contract type name	GDS Contract
Purpose of contract	General
Contract start date	01/01/2007
Contract end date	

18/19 Contracted general activity (UDA)	12,928
Carry forward general activity (UDA)	0
18/19 Contracted orthodontic activity (UOA)	0
Carry forward orthodontic activity (UOA)	0
Baseline contract value	£371,628.48

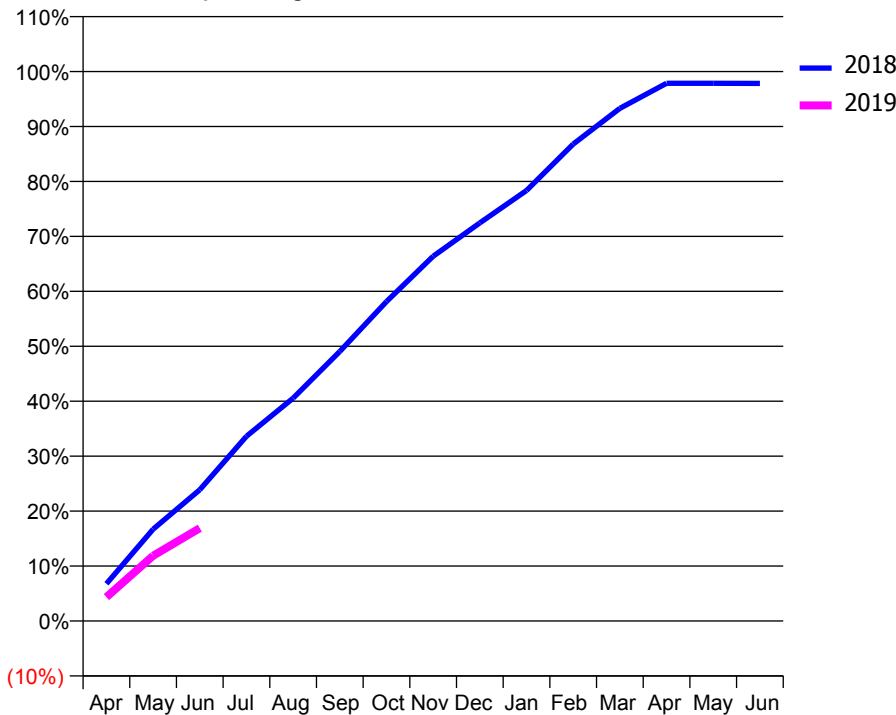
ACCESS*

Patients seen in 24 months	Total	Change since previous quarter
Quarter ending June 2017	3,962	
Quarter ending September 2017	3,866	↓
Quarter ending December 2017	3,809	↓
Quarter ending March 2018	3,811	→
Quarter ending June 2018	3,770	↓
Variance since June 2017	(4.8%)	↓



ACTIVITY

Cumulative percentage of contracted UDA delivered 2018 & 2019



Month	Adjusted Scheduled Activity (UDA)	
	2018	2019
April	877	563
May	2,161	1,535
June	3,090	2,186
July	4,347	
August	5,245	
September	6,342	
October	7,514	
November	8,581	
December	9,366	
January	10,130	
February	11,220	
March	12,060	
April	12,651	
May	12,651	
June	12,646	

QUALITY

	Quantity	Base Number	Contract	AT	Region	England
% of FP17s for the same patient ID Re-attending within 3 months - Children	7	221	3.2%	10.0%	11.3%	11.5%
% of FP17s for the same patient ID Re-attending within 3 months - Adults	83	1,071	7.7%	14.5%	14.9%	15.4%
% of FP17s for the same patient ID Re-attending between 3 & 9 months - Children	147	221	66.5%	52.8%	60.0%	58.9%
% of FP17s for the same patient ID Re-attending between 3 & 9 months - Adults	738	1,071	68.9%	48.5%	52.6%	51.6%
% of FP17s for Band 1 Urgent Courses	42	1,100	3.8%	8.0%	7.9%	8.9%
% of FP17s Relating to Free Repair or Replacements	9	1,100	0.8%	0.8%	0.8%	0.8%
% of FP17s Relating to Continuations	5	1,100	0.5%	0.8%	0.9%	0.9%
% of Patients satisfied with the dentistry they have received	1	2	N/A	93.1%	93.2%	93.2%
% of Patients satisfied with the time they had to wait for an appointment	2	2	N/A	90.9%	89.1%	88.8%

* This is based on patients treated on this contract for their most recent course of treatment. Figures in italics indicate the base number of FP17s or Patient Questionnaire responses are less than 100. N/A is shown where the base number of responses is less than 10 during the period. % is calculated as Quantity/Base number*100

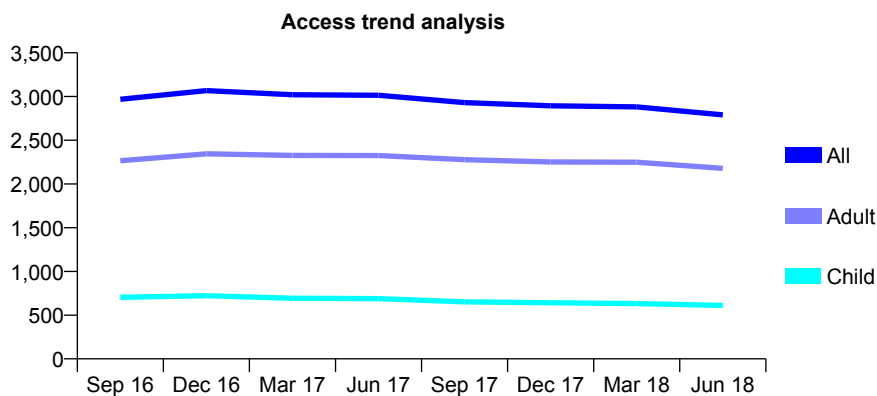
Q54 - Vital Signs At a Glance Contract Report for 150223/0001 - June 2018

Name or company name	Qamar Dental
Contract type name	GDS Contract
Purpose of contract	General
Contract start date	02/08/2013
Contract end date	

18/19 Contracted general activity (UDA)	8,026
Carry forward general activity (UDA)	0
18/19 Contracted orthodontic activity (UOA)	0
Carry forward orthodontic activity (UOA)	0
Baseline contract value	£240,050.22

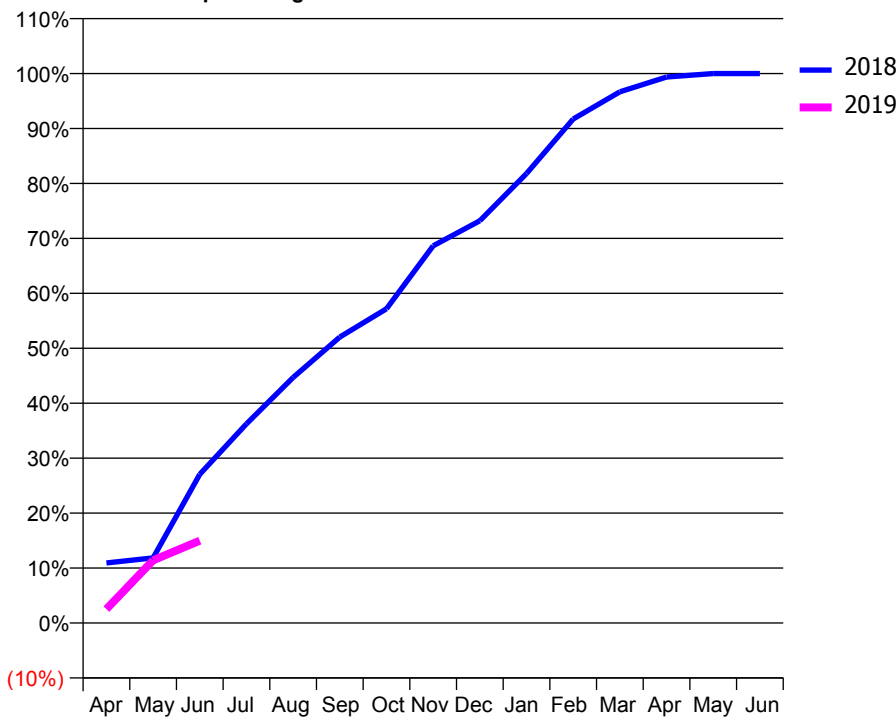
ACCESS*

Patients seen in 24 months	Total	Change since previous quarter
Quarter ending June 2017	3,014	
Quarter ending September 2017	2,930	↓
Quarter ending December 2017	2,894	↓
Quarter ending March 2018	2,881	→
Quarter ending June 2018	2,790	↓
Variance since June 2017	(7.4%)	↓



ACTIVITY

Cumulative percentage of contracted UDA delivered 2018 & 2019



Month	Adjusted Scheduled Activity (UDA)	
	2018	2019
April	877	203
May	952	917
June	2,172	1,203
July	2,909	
August	3,586	
September	4,177	
October	4,590	
November	5,509	
December	5,876	
January	6,564	
February	7,361	
March	7,759	
April	7,975	
May	8,026	
June	8,026	

QUALITY

	Quantity	Base Number	Contract	AT	Region	England
% of FP17s for the same patient ID Re-attending within 3 months - Children	6	138	4.3%	10.0%	11.3%	11.5%
% of FP17s for the same patient ID Re-attending within 3 months - Adults	82	496	16.5%	14.5%	14.9%	15.4%
% of FP17s for the same patient ID Re-attending between 3 & 9 months - Children	61	138	44.2%	52.8%	60.0%	58.9%
% of FP17s for the same patient ID Re-attending between 3 & 9 months - Adults	242	496	48.8%	48.5%	52.6%	51.6%
% of FP17s for Band 1 Urgent Courses	49	533	9.2%	8.0%	7.9%	8.9%
% of FP17s Relating to Free Repair or Replacements	4	533	0.8%	0.8%	0.8%	0.8%
% of FP17s Relating to Continuations	1	533	0.2%	0.8%	0.9%	0.9%
% of Patients satisfied with the dentistry they have received	0	0	N/A	93.1%	93.2%	93.2%
% of Patients satisfied with the time they had to wait for an appointment	0	0	N/A	90.9%	89.1%	88.8%

* This is based on patients treated on this contract for their most recent course of treatment. Figures in italics indicate the base number of FP17s or Patient Questionnaire responses are less than 100. N/A is shown where the base number of responses is less than 10 during the period. % is calculated as Quantity/Base number*100

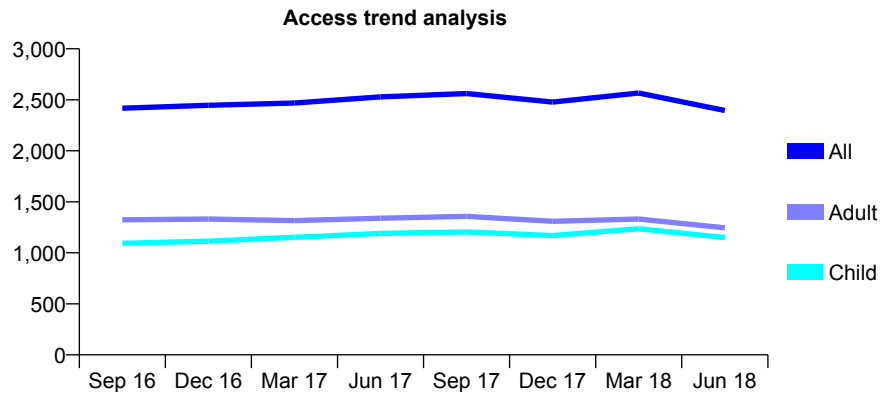
Q54 - Vital Signs At a Glance Contract Report for 150339/0001 - June 2018

Name or company name	Mr H Ahmed
Contract type name	GDS Contract
Purpose of contract	General
Contract start date	01/04/2006
Contract end date	

18/19 Contracted general activity (UDA)	10,078
Carry forward general activity (UDA)	0
18/19 Contracted orthodontic activity (UOA)	0
Carry forward orthodontic activity (UOA)	0
Baseline contract value	£251,752.48

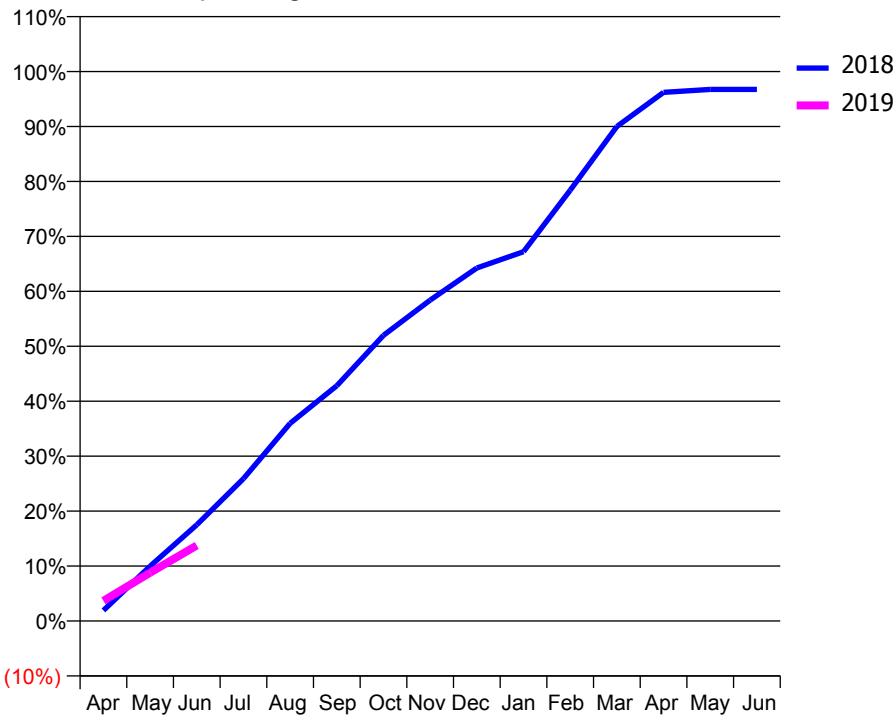
ACCESS*

Patients seen in 24 months	Total	Change since previous quarter
Quarter ending June 2017	2,529	
Quarter ending September 2017	2,561	→
Quarter ending December 2017	2,478	↓
Quarter ending March 2018	2,567	↑
Quarter ending June 2018	2,395	↓
Variance since June 2017	(5.3%)	↓



ACTIVITY

Cumulative percentage of contracted UDA delivered 2018 & 2019



Month	Adjusted Scheduled Activity (UDA)	
	2018	2019
April	194	371
May	1,007	887
June	1,766	1,387
July	2,612	
August	3,626	
September	4,316	
October	5,239	
November	5,886	
December	6,475	
January	6,773	
February	7,899	
March	9,070	
April	9,695	
May	9,750	
June	9,750	

QUALITY

	Quantity	Base Number	Contract	AT	Region	England
% of FP17s for the same patient ID Re-attending within 3 months - Children	19	218	8.7%	10.0%	11.3%	11.5%
% of FP17s for the same patient ID Re-attending within 3 months - Adults	58	294	19.7%	14.5%	14.9%	15.4%
% of FP17s for the same patient ID Re-attending between 3 & 9 months - Children	47	218	21.6%	52.8%	60.0%	58.9%
% of FP17s for the same patient ID Re-attending between 3 & 9 months - Adults	67	294	22.8%	48.5%	52.6%	51.6%
% of FP17s for Band 1 Urgent Courses	48	365	13.2%	8.0%	7.9%	8.9%
% of FP17s Relating to Free Repair or Replacements	0	365	0.0%	0.8%	0.8%	0.8%
% of FP17s Relating to Continuations	6	365	1.6%	0.8%	0.9%	0.9%
% of Patients satisfied with the dentistry they have received	0	0	N/A	93.1%	93.2%	93.2%
% of Patients satisfied with the time they had to wait for an appointment	0	0	N/A	90.9%	89.1%	88.8%

* This is based on patients treated on this contract for their most recent course of treatment. Figures in italics indicate the base number of FP17s or Patient Questionnaire responses are less than 100. N/A is shown where the base number of responses is less than 10 during the period. % is calculated as Quantity/Base number*100

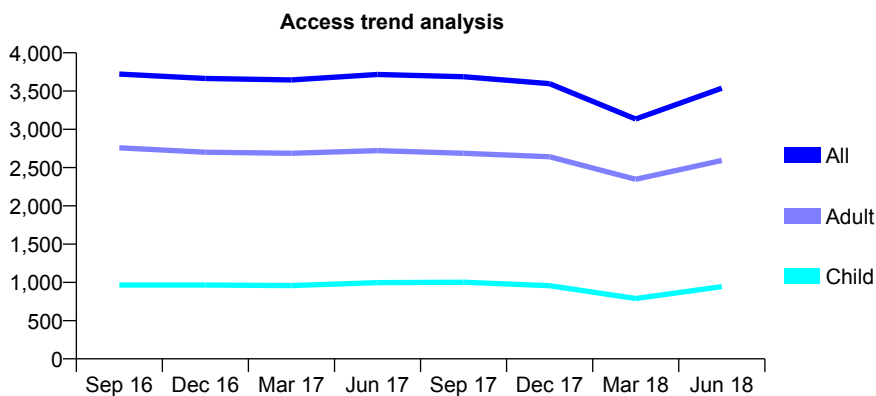
Q54 - Vital Signs At a Glance Contract Report for 150665/0001 - June 2018

Name or company name	Shaw & Jandu Dental Practice
Contract type name	GDS Contract
Purpose of contract	General and Orthodontic
Contract start date	01/04/2009
Contract end date	

18/19 Contracted general activity (UDA)	10,110
Carry forward general activity (UDA)	0
18/19 Contracted orthodontic activity (UOA)	723
Carry forward orthodontic activity (UOA)	0
Baseline contract value	£261,261.90

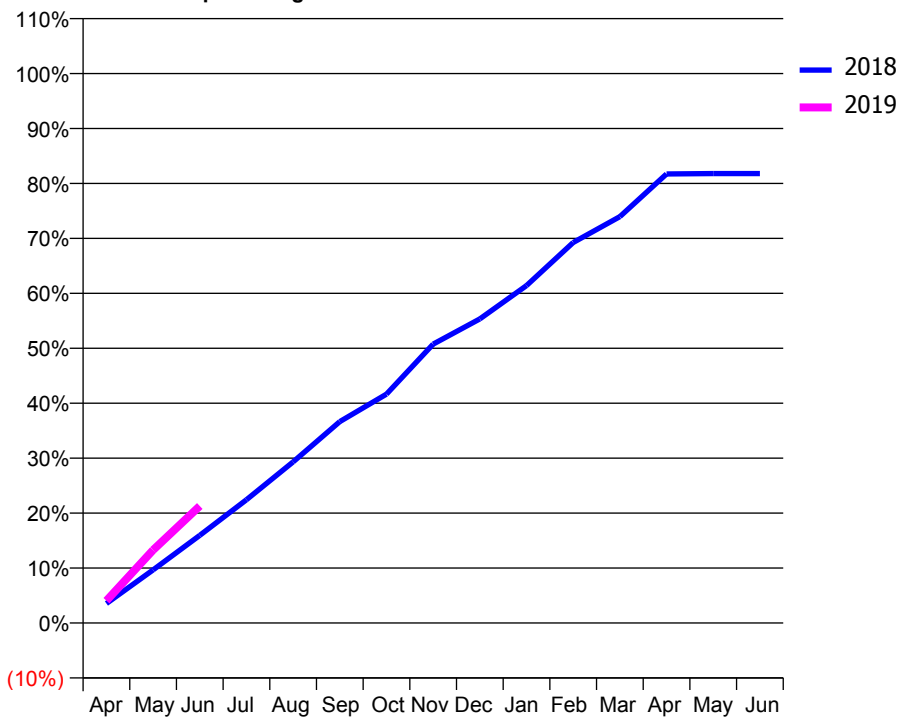
ACCESS*

Patients seen in 24 months	Total	Change since previous quarter
Quarter ending June 2017	3,717	
Quarter ending September 2017	3,688	→
Quarter ending December 2017	3,597	↓
Quarter ending March 2018	3,135	↓
Quarter ending June 2018	3,537	↑
Variance since June 2017	(4.8%)	↓



ACTIVITY

Cumulative percentage of contracted UDA delivered 2018 & 2019



Adjusted Scheduled Activity (UDA)		
Month	2018	2019
April	359	410
May	977	1,344
June	1,612	2,153
July	2,268	
August	2,964	
September	3,705	
October	4,212	
November	5,131	
December	5,596	
January	6,208	
February	7,001	
March	7,477	
April	8,263	
May	8,270	
June	8,270	

QUALITY

	Quantity	Base Number	Contract	AT	Region	England
% of FP17s for the same patient ID Re-attending within 3 months - Children	31	533	5.8%	10.0%	11.3%	11.5%
% of FP17s for the same patient ID Re-attending within 3 months - Adults	94	1,179	8.0%	14.5%	14.9%	15.4%
% of FP17s for the same patient ID Re-attending between 3 & 9 months - Children	201	533	37.7%	52.8%	60.0%	58.9%
% of FP17s for the same patient ID Re-attending between 3 & 9 months - Adults	488	1,179	41.4%	48.5%	52.6%	51.6%
% of FP17s for Band 1 Urgent Courses	97	1,356	7.2%	8.0%	7.9%	8.9%
% of FP17s Relating to Free Repair or Replacements	4	1,356	0.3%	0.8%	0.8%	0.8%
% of FP17s Relating to Continuations	1	1,356	0.1%	0.8%	0.9%	0.9%
% of Patients satisfied with the dentistry they have received	1	1	N/A	93.1%	93.2%	93.2%
% of Patients satisfied with the time they had to wait for an appointment	1	1	N/A	90.9%	89.1%	88.8%

* This is based on patients treated on this contract for their most recent course of treatment. Figures in italics indicate the base number of FP17s or Patient Questionnaire responses are less than 100. N/A is shown where the base number of responses is less than 10 during the period. % is calculated as Quantity/Base number*100

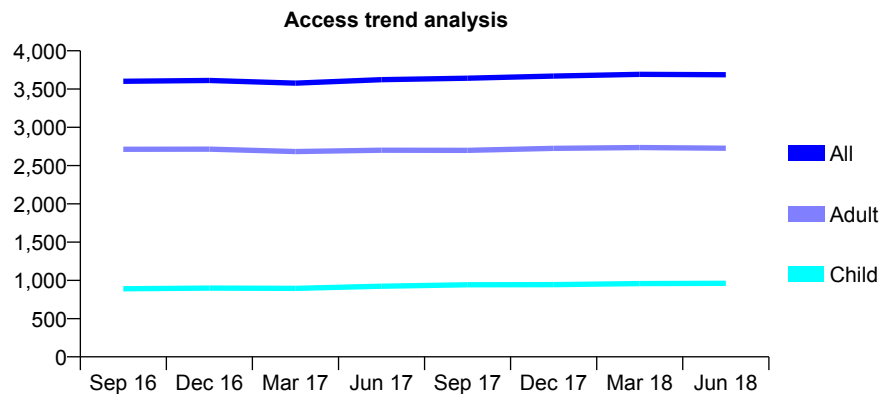
Q54 - Vital Signs At a Glance Contract Report for 151351/0001 - June 2018

Name or company name	Dr N Hayre and Dr AP Najran
Contract type name	GDS Contract
Purpose of contract	General
Contract start date	01/10/2011
Contract end date	

18/19 Contracted general activity (UDA)	11,705
Carry forward general activity (UDA)	0
18/19 Contracted orthodontic activity (UOA)	0
Carry forward orthodontic activity (UOA)	0
Baseline contract value	£255,927.07

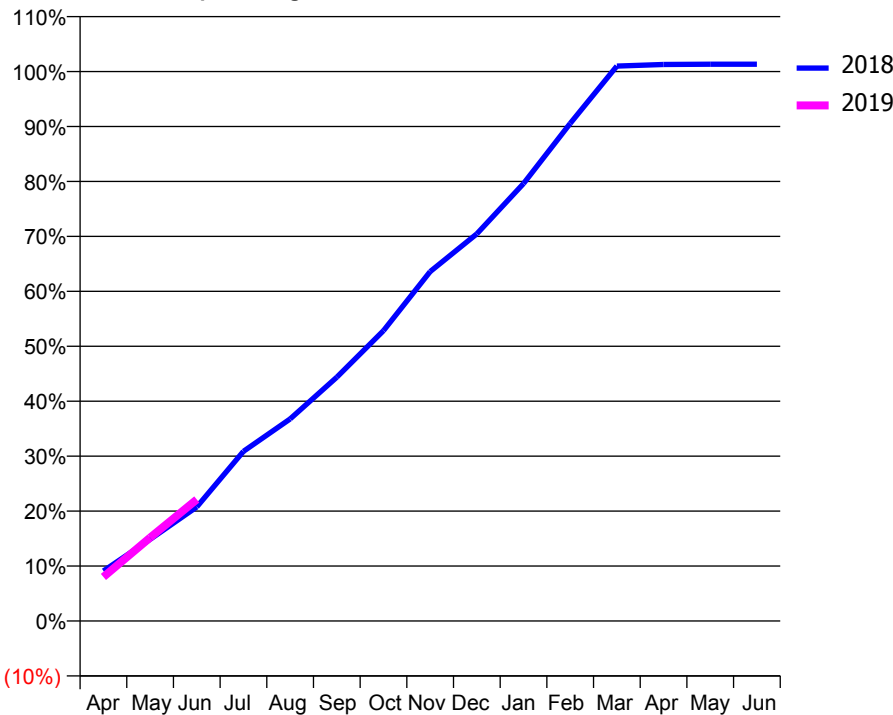
ACCESS*

Patients seen in 24 months	Total	Change since previous quarter
Quarter ending June 2017	3,623	
Quarter ending September 2017	3,641	→
Quarter ending December 2017	3,669	→
Quarter ending March 2018	3,693	→
Quarter ending June 2018	3,688	→
Variance since June 2017	1.8%	→



ACTIVITY

Cumulative percentage of contracted UDA delivered 2018 & 2019



Month	Adjusted Scheduled Activity (UDA)	
	2018	2019
April	1,068	938
May	1,739	1,777
June	2,429	2,589
July	3,615	
August	4,304	
September	5,193	
October	6,186	
November	7,444	
December	8,248	
January	9,319	
February	10,599	
March	11,821	
April	11,856	
May	11,859	
June	11,859	

QUALITY

	Quantity	Base Number	Contract	AT	Region	England
% of FP17s for the same patient ID Re-attending within 3 months - Children	28	336	8.3%	10.0%	11.3%	11.5%
% of FP17s for the same patient ID Re-attending within 3 months - Adults	131	965	13.6%	14.5%	14.9%	15.4%
% of FP17s for the same patient ID Re-attending between 3 & 9 months - Children	235	336	69.9%	52.8%	60.0%	58.9%
% of FP17s for the same patient ID Re-attending between 3 & 9 months - Adults	661	965	68.5%	48.5%	52.6%	51.6%
% of FP17s for Band 1 Urgent Courses	74	1,288	5.7%	8.0%	7.9%	8.9%
% of FP17s Relating to Free Repair or Replacements	10	1,288	0.8%	0.8%	0.8%	0.8%
% of FP17s Relating to Continuations	2	1,288	0.2%	0.8%	0.9%	0.9%
% of Patients satisfied with the dentistry they have received	4	4	N/A	93.1%	93.2%	93.2%
% of Patients satisfied with the time they had to wait for an appointment	4	4	N/A	90.9%	89.1%	88.8%

* This is based on patients treated on this contract for their most recent course of treatment. Figures in italics indicate the base number of FP17s or Patient Questionnaire responses are less than 100. N/A is shown where the base number of responses is less than 10 during the period. % is calculated as Quantity/Base number*100

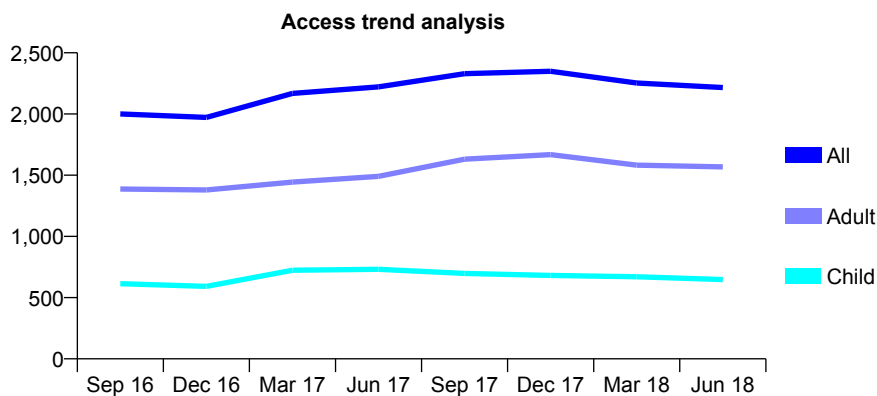
Q54 - Vital Signs At a Glance Contract Report for 154873/0001 - June 2018

Name or company name	Dental Clinique Ltd
Contract type name	GDS Contract
Purpose of contract	General
Contract start date	01/04/2011
Contract end date	

18/19 Contracted general activity (UDA)	6,928
Carry forward general activity (UDA)	0
18/19 Contracted orthodontic activity (UOA)	0
Carry forward orthodontic activity (UOA)	0
Baseline contract value	£195,789.33

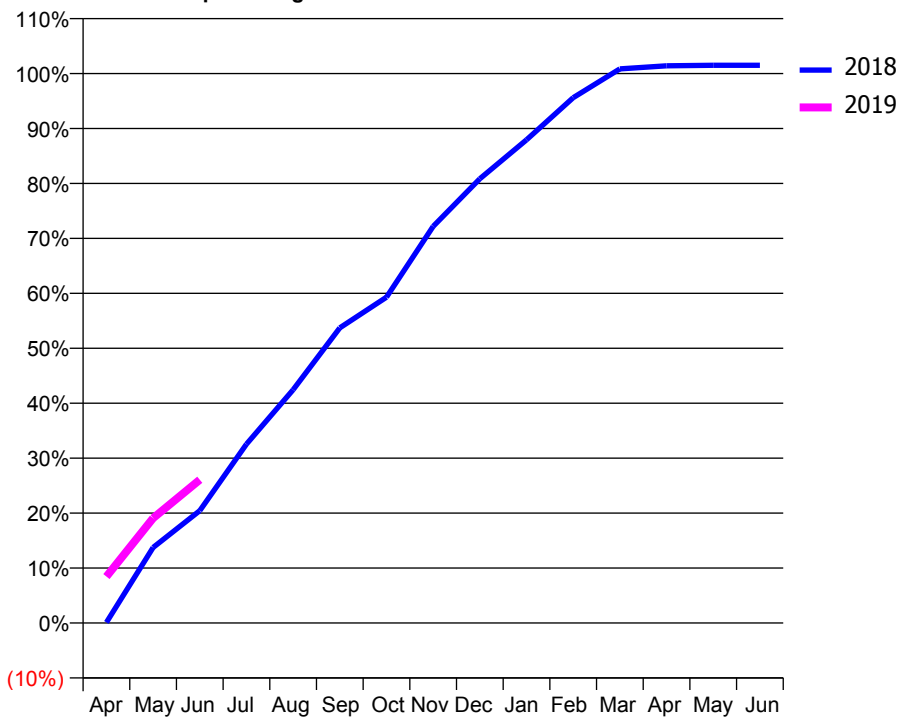
ACCESS*

Patients seen in 24 months	Total	Change since previous quarter
Quarter ending June 2017	2,222	
Quarter ending September 2017	2,329	↑
Quarter ending December 2017	2,349	→
Quarter ending March 2018	2,253	↓
Quarter ending June 2018	2,216	↓
Variance since June 2017	(0.3%)	→



ACTIVITY

Cumulative percentage of contracted UDA delivered 2018 & 2019



Month	Adjusted Scheduled Activity (UDA)	
	2018	2019
April	7	585
May	952	1,322
June	1,416	1,806
July	2,255	
August	2,942	
September	3,721	
October	4,108	
November	5,002	
December	5,601	
January	6,091	
February	6,623	
March	6,986	
April	7,024	
May	7,031	
June	7,031	

QUALITY

	Quantity	Base Number	Contract	AT	Region	England
% of FP17s for the same patient ID Re-attending within 3 months - Children	18	263	6.8%	10.0%	11.3%	11.5%
% of FP17s for the same patient ID Re-attending within 3 months - Adults	52	453	11.5%	14.5%	14.9%	15.4%
% of FP17s for the same patient ID Re-attending between 3 & 9 months - Children	129	263	49.0%	52.8%	60.0%	58.9%
% of FP17s for the same patient ID Re-attending between 3 & 9 months - Adults	209	453	46.1%	48.5%	52.6%	51.6%
% of FP17s for Band 1 Urgent Courses	30	685	4.4%	8.0%	7.9%	8.9%
% of FP17s Relating to Free Repair or Replacements	4	685	0.6%	0.8%	0.8%	0.8%
% of FP17s Relating to Continuations	6	685	0.9%	0.8%	0.9%	0.9%
% of Patients satisfied with the dentistry they have received	0	0	N/A	93.1%	93.2%	93.2%
% of Patients satisfied with the time they had to wait for an appointment	0	0	N/A	90.9%	89.1%	88.8%

* This is based on patients treated on this contract for their most recent course of treatment. Figures in italics indicate the base number of FP17s or Patient Questionnaire responses are less than 100. N/A is shown where the base number of responses is less than 10 during the period. % is calculated as Quantity/Base number*100

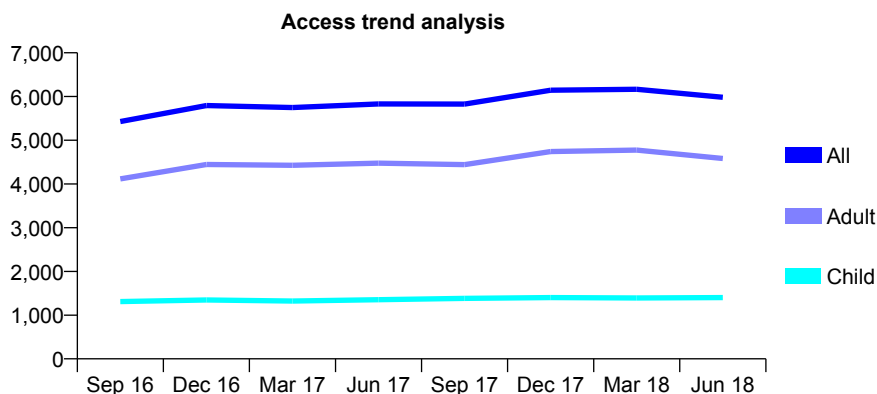
Q54 - Vital Signs At a Glance Contract Report for 155861/0001 - June 2018

Name or company name	Bilston Dental Surgery
Contract type name	GDS Contract
Purpose of contract	General and Orthodontic
Contract start date	25/02/2011
Contract end date	

18/19 Contracted general activity (UDA)	16,221
Carry forward general activity (UDA)	0
18/19 Contracted orthodontic activity (UOA)	554
Carry forward orthodontic activity (UOA)	0
Baseline contract value	£383,470.32

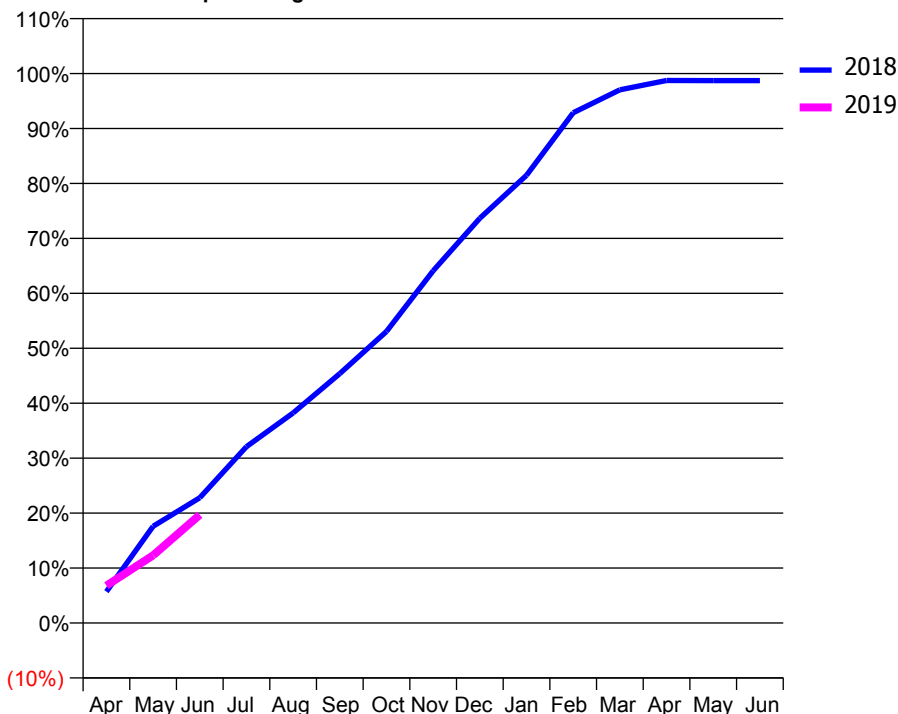
ACCESS*

Patients seen in 24 months	Total	Change since previous quarter
Quarter ending June 2017	5,829	
Quarter ending September 2017	5,827	→
Quarter ending December 2017	6,144	↑
Quarter ending March 2018	6,166	→
Quarter ending June 2018	5,982	↓
Variance since June 2017	2.6%	↑



ACTIVITY

Cumulative percentage of contracted UDA delivered 2018 & 2019



Month	Adjusted Scheduled Activity (UDA)	
	2018	2019
April	929	1,102
May	2,856	1,998
June	3,697	3,195
July	5,206	
August	6,200	
September	7,364	
October	8,608	
November	10,399	
December	11,947	
January	13,217	
February	15,063	
March	15,739	
April	16,014	
May	16,011	
June	16,012	

QUALITY

	Quantity	Base Number	Contract	AT	Region	England
% of FP17s for the same patient ID Re-attending within 3 months - Children	53	516	10.3%	10.0%	11.3%	11.5%
% of FP17s for the same patient ID Re-attending within 3 months - Adults	71	653	10.9%	14.5%	14.9%	15.4%
% of FP17s for the same patient ID Re-attending between 3 & 9 months - Children	271	516	52.5%	52.8%	60.0%	58.9%
% of FP17s for the same patient ID Re-attending between 3 & 9 months - Adults	283	653	43.3%	48.5%	52.6%	51.6%
% of FP17s for Band 1 Urgent Courses	33	1,010	3.3%	8.0%	7.9%	8.9%
% of FP17s Relating to Free Repair or Replacements	1	1,010	0.1%	0.8%	0.8%	0.8%
% of FP17s Relating to Continuations	1	1,010	0.1%	0.8%	0.9%	0.9%
% of Patients satisfied with the dentistry they have received	6	6	N/A	93.1%	93.2%	93.2%
% of Patients satisfied with the time they had to wait for an appointment	5	6	N/A	90.9%	89.1%	88.8%

* This is based on patients treated on this contract for their most recent course of treatment. Figures in italics indicate the base number of FP17s or Patient Questionnaire responses are less than 100. N/A is shown where the base number of responses is less than 10 during the period. % is calculated as Quantity/Base number*100

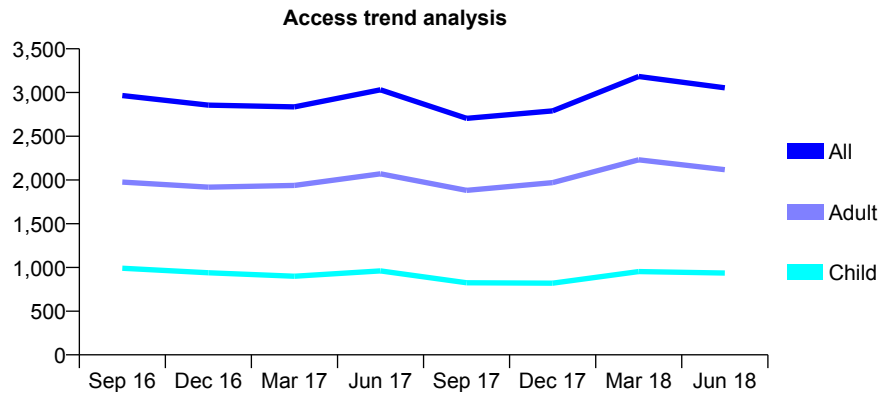
Q54 - Vital Signs At a Glance Contract Report for 157422/0001 - June 2018

Name or company name	Priority Dental Practice
Contract type name	GDS Contract
Purpose of contract	General
Contract start date	01/03/2009
Contract end date	

18/19 Contracted general activity (UDA)	5,749
Carry forward general activity (UDA)	0
18/19 Contracted orthodontic activity (UOA)	0
Carry forward orthodontic activity (UOA)	0
Baseline contract value	£154,016.50

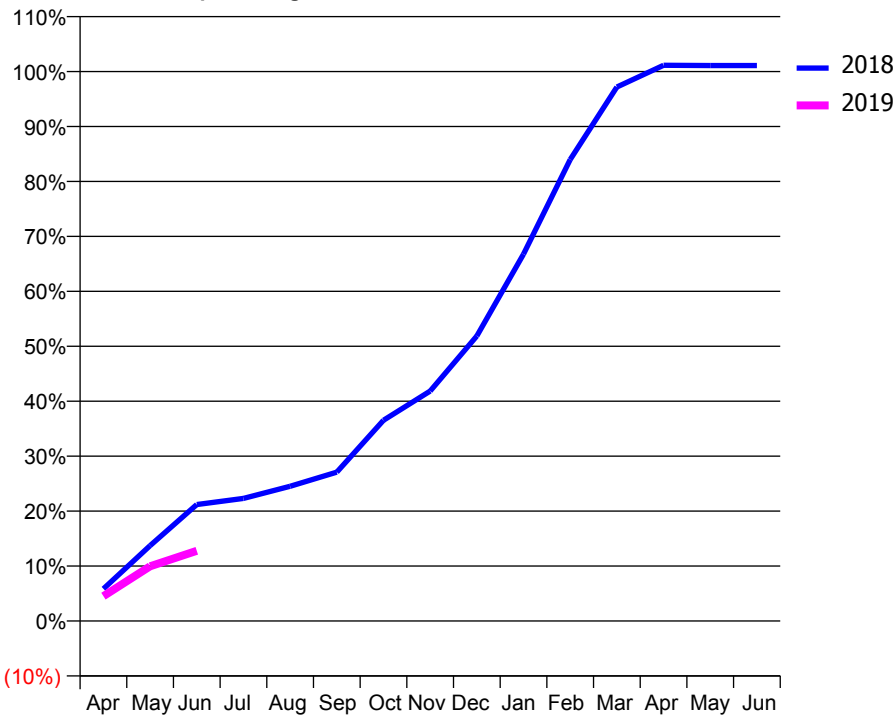
ACCESS*

Patients seen in 24 months	Total	Change since previous quarter
Quarter ending June 2017	3,031	
Quarter ending September 2017	2,705	↓
Quarter ending December 2017	2,790	↑
Quarter ending March 2018	3,183	↑
Quarter ending June 2018	3,054	↓
Variance since June 2017	0.8%	→



ACTIVITY

Cumulative percentage of contracted UDA delivered 2018 & 2019



Adjusted Scheduled Activity (UDA)		
Month	2018	2019
April	337	261
May	789	573
June	1,219	734
July	1,282	
August	1,410	
September	1,557	
October	2,101	
November	2,406	
December	2,981	
January	3,839	
February	4,827	
March	5,586	
April	5,814	
May	5,811	
June	5,812	

QUALITY

	Quantity	Base Number	Contract	AT	Region	England
% of FP17s for the same patient ID Re-attending within 3 months - Children	10	277	3.6%	10.0%	11.3%	11.5%
% of FP17s for the same patient ID Re-attending within 3 months - Adults	46	358	12.8%	14.5%	14.9%	15.4%
% of FP17s for the same patient ID Re-attending between 3 & 9 months - Children	135	277	48.7%	52.8%	60.0%	58.9%
% of FP17s for the same patient ID Re-attending between 3 & 9 months - Adults	131	358	36.6%	48.5%	52.6%	51.6%
% of FP17s for Band 1 Urgent Courses	32	415	7.7%	8.0%	7.9%	8.9%
% of FP17s Relating to Free Repair or Replacements	3	415	0.7%	0.8%	0.8%	0.8%
% of FP17s Relating to Continuations	1	415	0.2%	0.8%	0.9%	0.9%
% of Patients satisfied with the dentistry they have received	0	0	N/A	93.1%	93.2%	93.2%
% of Patients satisfied with the time they had to wait for an appointment	0	0	N/A	90.9%	89.1%	88.8%

* This is based on patients treated on this contract for their most recent course of treatment. Figures in italics indicate the base number of FP17s or Patient Questionnaire responses are less than 100. N/A is shown where the base number of responses is less than 10 during the period. % is calculated as Quantity/Base number*100

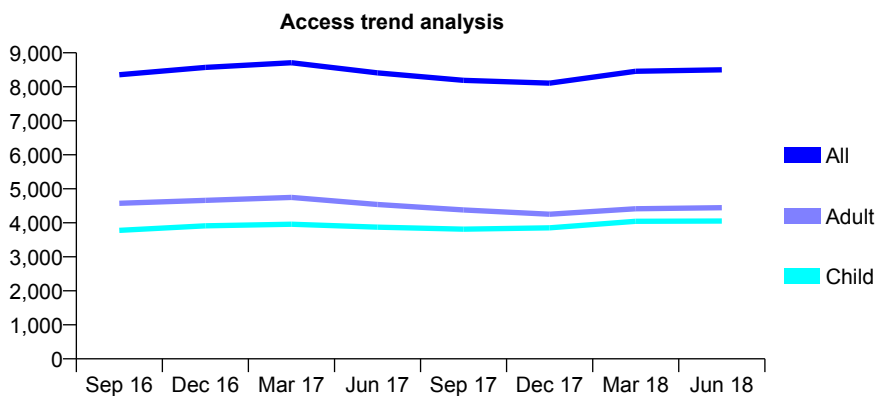
Q54 - Vital Signs At a Glance Contract Report for 158054/0001 - June 2018

Name or company name	Ward End Dental Practice Partnership
Contract type name	GDS Contract
Purpose of contract	General
Contract start date	01/04/2007
Contract end date	

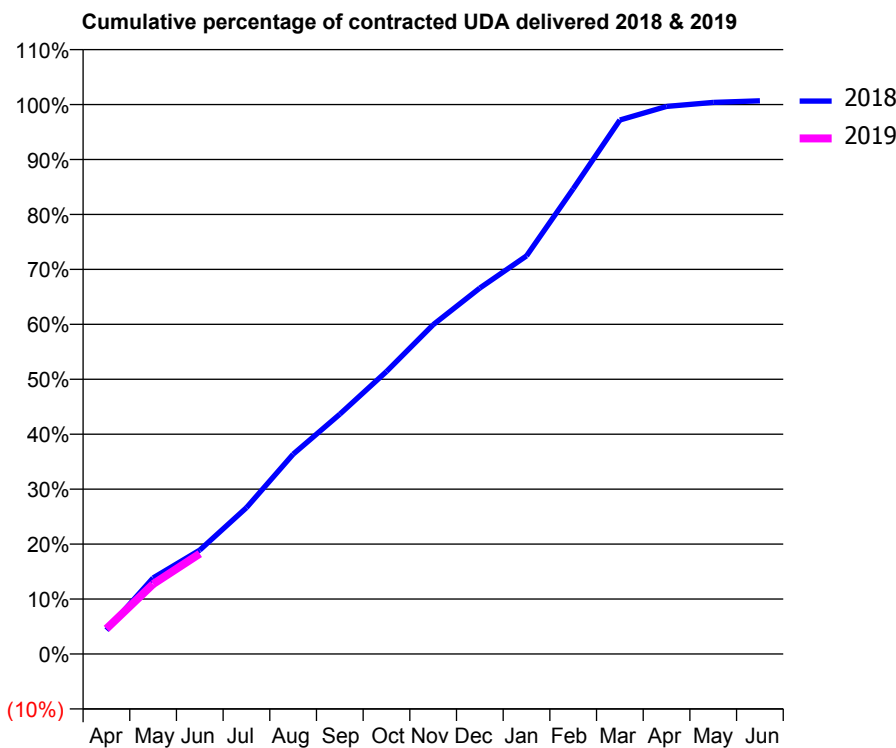
18/19 Contracted general activity (UDA)	23,513
Carry forward general activity (UDA)	0
18/19 Contracted orthodontic activity (UOA)	0
Carry forward orthodontic activity (UOA)	0
Baseline contract value	£502,124.75

ACCESS*

Patients seen in 24 months	Total	Change since previous quarter
Quarter ending June 2017	8,411	
Quarter ending September 2017	8,191	↓
Quarter ending December 2017	8,106	↓
Quarter ending March 2018	8,458	↑
Quarter ending June 2018	8,499	→
Variance since June 2017	1.0%	→



ACTIVITY



Month	Adjusted Scheduled Activity (UDA)	
	2018	2019
April	1,026	1,082
May	3,257	2,992
June	4,449	4,293
July	6,262	
August	8,553	
September	10,259	
October	12,088	
November	14,093	
December	15,660	
January	17,037	
February	19,906	
March	22,848	
April	23,430	
May	23,605	
June	23,671	

QUALITY

	Quantity	Base Number	Contract	AT	Region	England
% of FP17s for the same patient ID Re-attending within 3 months - Children	68	1,070	6.4%	10.0%	11.3%	11.5%
% of FP17s for the same patient ID Re-attending within 3 months - Adults	183	1,050	17.4%	14.5%	14.9%	15.4%
% of FP17s for the same patient ID Re-attending between 3 & 9 months - Children	526	1,070	49.2%	52.8%	60.0%	58.9%
% of FP17s for the same patient ID Re-attending between 3 & 9 months - Adults	404	1,050	38.5%	48.5%	52.6%	51.6%
% of FP17s for Band 1 Urgent Courses	319	1,806	17.7%	8.0%	7.9%	8.9%
% of FP17s Relating to Free Repair or Replacements	1	1,806	0.1%	0.8%	0.8%	0.8%
% of FP17s Relating to Continuations	12	1,806	0.7%	0.8%	0.9%	0.9%
% of Patients satisfied with the dentistry they have received	2	2	N/A	93.1%	93.2%	93.2%
% of Patients satisfied with the time they had to wait for an appointment	2	2	N/A	90.9%	89.1%	88.8%

* This is based on patients treated on this contract for their most recent course of treatment. Figures in italics indicate the base number of FP17s or Patient Questionnaire responses are less than 100. N/A is shown where the base number of responses is less than 10 during the period. % is calculated as Quantity/Base number*100

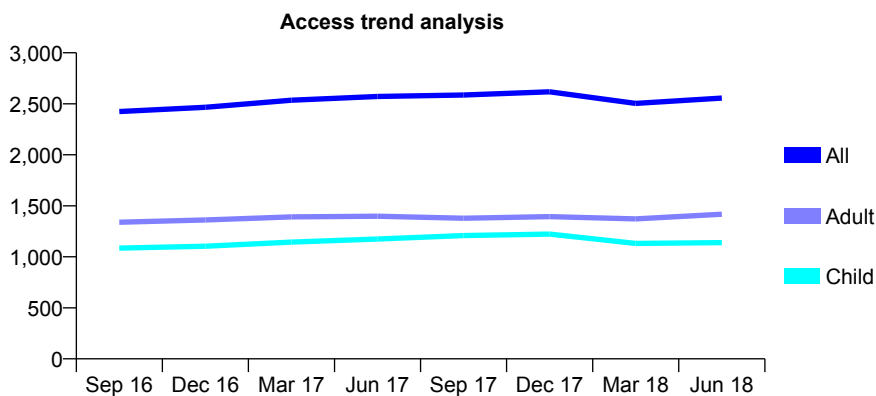
Q54 - Vital Signs At a Glance Contract Report for 158119/0001 - June 2018

Name or company name	Mr H Ahmed
Contract type name	GDS Contract
Purpose of contract	General
Contract start date	01/04/2006
Contract end date	

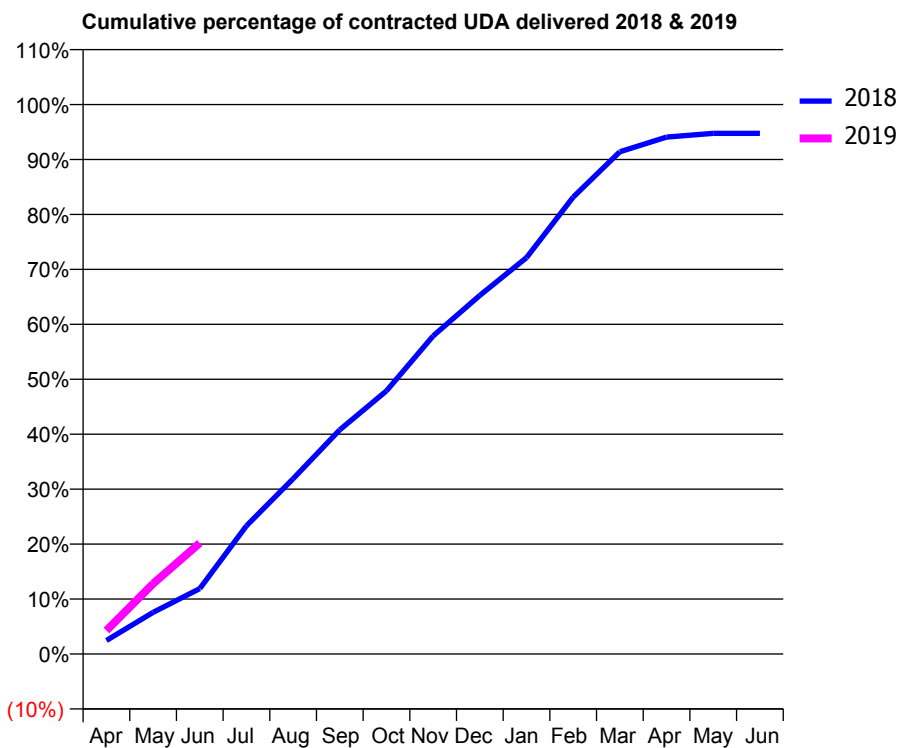
18/19 Contracted general activity (UDA)	11,721
Carry forward general activity (UDA)	0
18/19 Contracted orthodontic activity (UOA)	0
Carry forward orthodontic activity (UOA)	0
Baseline contract value	£287,417.33

ACCESS*

Patients seen in 24 months	Total	Change since previous quarter
Quarter ending June 2017	2,572	
Quarter ending September 2017	2,586	→
Quarter ending December 2017	2,617	→
Quarter ending March 2018	2,504	↓
Quarter ending June 2018	2,556	↑
Variance since June 2017	(0.6%)	→



ACTIVITY



Adjusted Scheduled Activity (UDA)		
Month	2018	2019
April	288	501
May	888	1,502
June	1,396	2,367
July	2,734	
August	3,738	
September	4,782	
October	5,613	
November	6,785	
December	7,650	
January	8,455	
February	9,747	
March	10,714	
April	11,027	
May	11,107	
June	11,107	

QUALITY

	Quantity	Base Number	Contract	AT	Region	England
% of FP17s for the same patient ID Re-attending within 3 months - Children	14	289	4.8%	10.0%	11.3%	11.5%
% of FP17s for the same patient ID Re-attending within 3 months - Adults	83	437	19.0%	14.5%	14.9%	15.4%
% of FP17s for the same patient ID Re-attending between 3 & 9 months - Children	99	289	34.3%	52.8%	60.0%	58.9%
% of FP17s for the same patient ID Re-attending between 3 & 9 months - Adults	112	437	25.6%	48.5%	52.6%	51.6%
% of FP17s for Band 1 Urgent Courses	77	614	12.5%	8.0%	7.9%	8.9%
% of FP17s Relating to Free Repair or Replacements	0	614	0.0%	0.8%	0.8%	0.8%
% of FP17s Relating to Continuations	9	614	1.5%	0.8%	0.9%	0.9%
% of Patients satisfied with the dentistry they have received	1	1	N/A	93.1%	93.2%	93.2%
% of Patients satisfied with the time they had to wait for an appointment	1	1	N/A	90.9%	89.1%	88.8%

* This is based on patients treated on this contract for their most recent course of treatment. Figures in italics indicate the base number of FP17s or Patient Questionnaire responses are less than 100. N/A is shown where the base number of responses is less than 10 during the period. % is calculated as Quantity/Base number*100

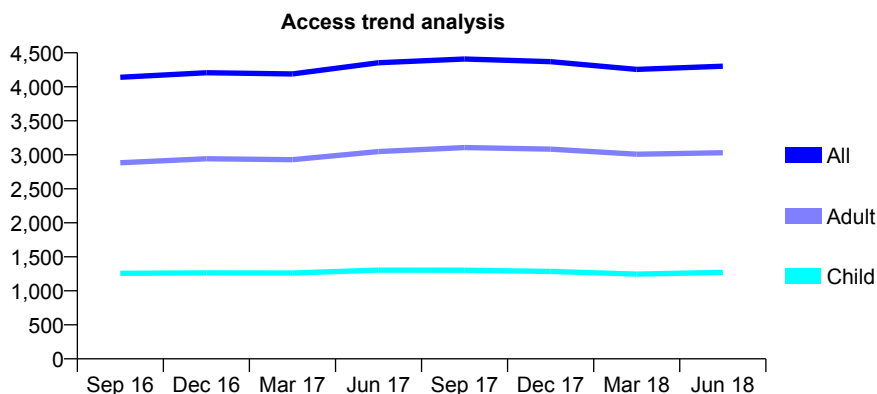
Q54 - Vital Signs At a Glance Contract Report for 159948/0001 - June 2018

Name or company name	Grove Lane Dental Surgery
Contract type name	GDS Contract
Purpose of contract	General
Contract start date	21/02/2011
Contract end date	

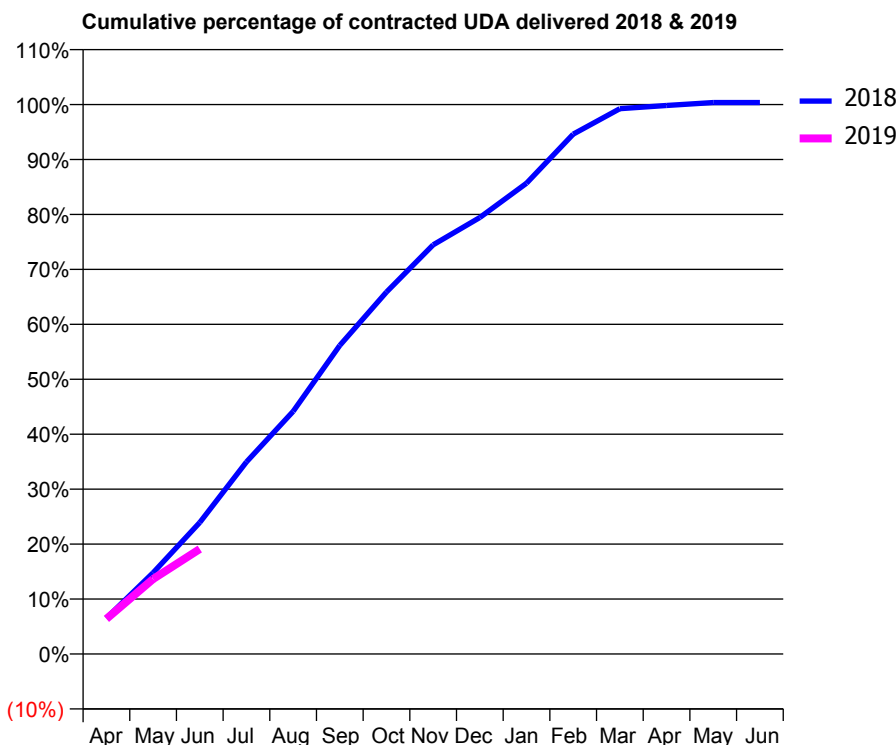
18/19 Contracted general activity (UDA)	13,862
Carry forward general activity (UDA)	0
18/19 Contracted orthodontic activity (UOA)	0
Carry forward orthodontic activity (UOA)	0
Baseline contract value	£339,118.13

ACCESS*

Patients seen in 24 months	Total	Change since previous quarter
Quarter ending June 2017	4,353	
Quarter ending September 2017	4,409	→
Quarter ending December 2017	4,370	→
Quarter ending March 2018	4,255	↓
Quarter ending June 2018	4,302	→
Variance since June 2017	(1.2%)	↓



ACTIVITY



Month	Adjusted Scheduled Activity (UDA)	
	2018	2019
April	905	887
May	2,051	1,891
June	3,319	2,648
July	4,844	
August	6,119	
September	7,785	
October	9,132	
November	10,323	
December	11,012	
January	11,875	
February	13,115	
March	13,758	
April	13,838	
May	13,911	
June	13,911	

QUALITY

	Quantity	Base Number	Contract	AT	Region	England
% of FP17s for the same patient ID Re-attending within 3 months - Children	21	245	8.6%	10.0%	11.3%	11.5%
% of FP17s for the same patient ID Re-attending within 3 months - Adults	131	676	19.4%	14.5%	14.9%	15.4%
% of FP17s for the same patient ID Re-attending between 3 & 9 months - Children	74	245	30.2%	52.8%	60.0%	58.9%
% of FP17s for the same patient ID Re-attending between 3 & 9 months - Adults	198	676	29.3%	48.5%	52.6%	51.6%
% of FP17s for Band 1 Urgent Courses	152	854	17.8%	8.0%	7.9%	8.9%
% of FP17s Relating to Free Repair or Replacements	2	854	0.2%	0.8%	0.8%	0.8%
% of FP17s Relating to Continuations	0	854	0.0%	0.8%	0.9%	0.9%
% of Patients satisfied with the dentistry they have received	4	4	N/A	93.1%	93.2%	93.2%
% of Patients satisfied with the time they had to wait for an appointment	4	4	N/A	90.9%	89.1%	88.8%

* This is based on patients treated on this contract for their most recent course of treatment. Figures in italics indicate the base number of FP17s or Patient Questionnaire responses are less than 100. N/A is shown where the base number of responses is less than 10 during the period. % is calculated as Quantity/Base number*100

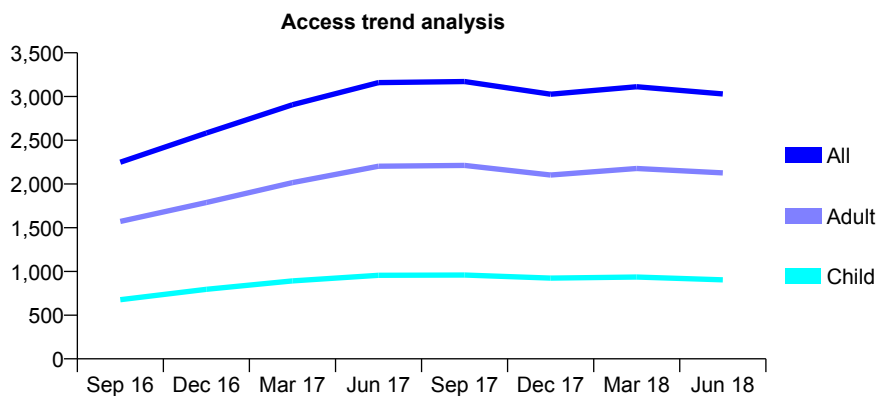
Q54 - Vital Signs At a Glance Contract Report for 160857/0001 - June 2018

Name or company name	Handsworth Dental Practice
Contract type name	GDS Contract
Purpose of contract	General
Contract start date	01/09/2015
Contract end date	

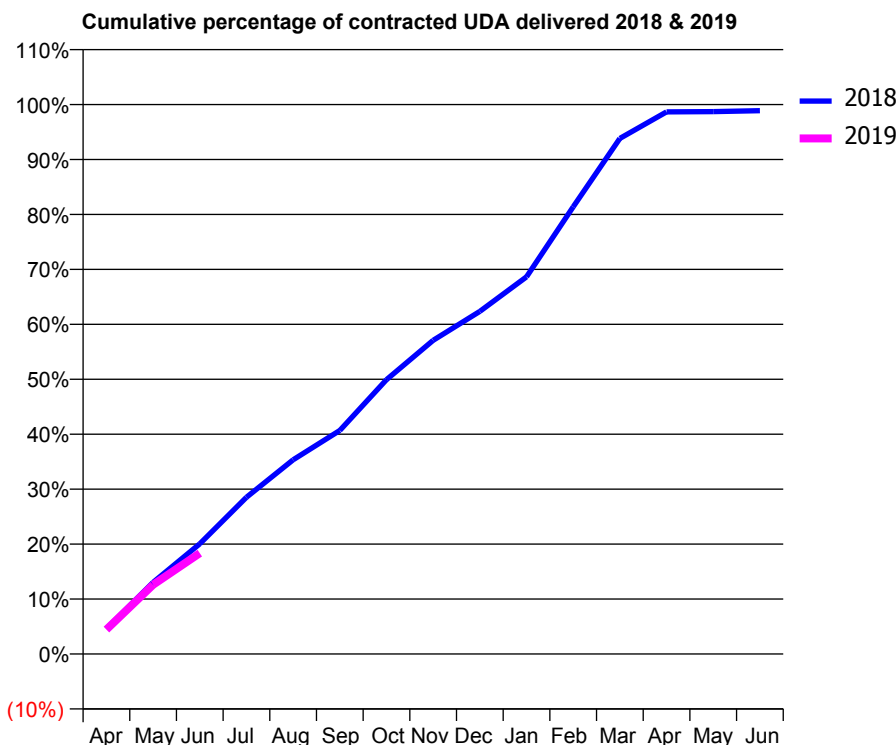
18/19 Contracted general activity (UDA)	9,200
Carry forward general activity (UDA)	0
18/19 Contracted orthodontic activity (UOA)	0
Carry forward orthodontic activity (UOA)	0
Baseline contract value	£225,296.91

ACCESS*

Patients seen in 24 months	Total	Change since previous quarter
Quarter ending June 2017	3,159	
Quarter ending September 2017	3,171	→
Quarter ending December 2017	3,027	↓
Quarter ending March 2018	3,112	↑
Quarter ending June 2018	3,029	↓
Variance since June 2017	(4.1%)	↓



ACTIVITY



Adjusted Scheduled Activity (UDA)		
Month	2018	2019
April	423	410
May	1,199	1,159
June	1,844	1,690
July	2,625	
August	3,253	
September	3,744	
October	4,593	
November	5,252	
December	5,738	
January	6,315	
February	7,487	
March	8,632	
April	9,077	
May	9,082	
June	9,098	

QUALITY

	Quantity	Base Number	Contract	AT	Region	England
% of FP17s for the same patient ID Re-attending within 3 months - Children	23	178	12.9%	10.0%	11.3%	11.5%
% of FP17s for the same patient ID Re-attending within 3 months - Adults	54	424	12.7%	14.5%	14.9%	15.4%
% of FP17s for the same patient ID Re-attending between 3 & 9 months - Children	45	178	25.3%	52.8%	60.0%	58.9%
% of FP17s for the same patient ID Re-attending between 3 & 9 months - Adults	86	424	20.3%	48.5%	52.6%	51.6%
% of FP17s for Band 1 Urgent Courses	49	507	9.7%	8.0%	7.9%	8.9%
% of FP17s Relating to Free Repair or Replacements	1	507	0.2%	0.8%	0.8%	0.8%
% of FP17s Relating to Continuations	0	507	0.0%	0.8%	0.9%	0.9%
% of Patients satisfied with the dentistry they have received	0	0	N/A	93.1%	93.2%	93.2%
% of Patients satisfied with the time they had to wait for an appointment	0	0	N/A	90.9%	89.1%	88.8%

* This is based on patients treated on this contract for their most recent course of treatment. Figures in italics indicate the base number of FP17s or Patient Questionnaire responses are less than 100. N/A is shown where the base number of responses is less than 10 during the period. % is calculated as Quantity/Base number*100

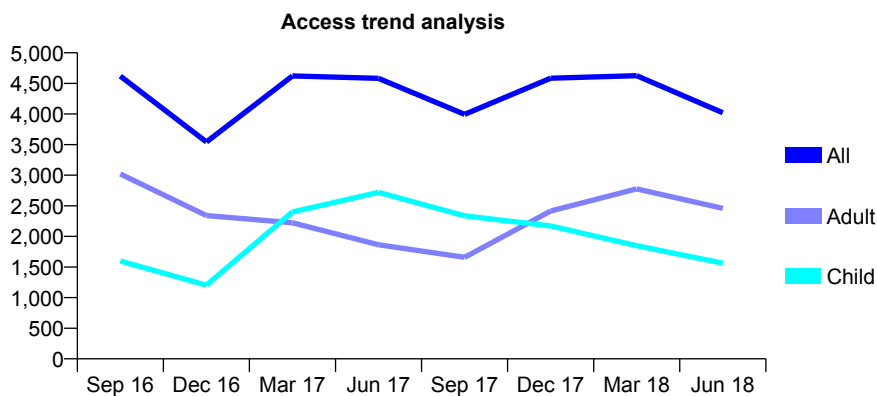
Q54 - Vital Signs At a Glance Contract Report for 161446/0001 - June 2018

Name or company name	Amit A Duggal & Gurpreet K Duggal
Contract type name	GDS Contract
Purpose of contract	General
Contract start date	01/01/2013
Contract end date	

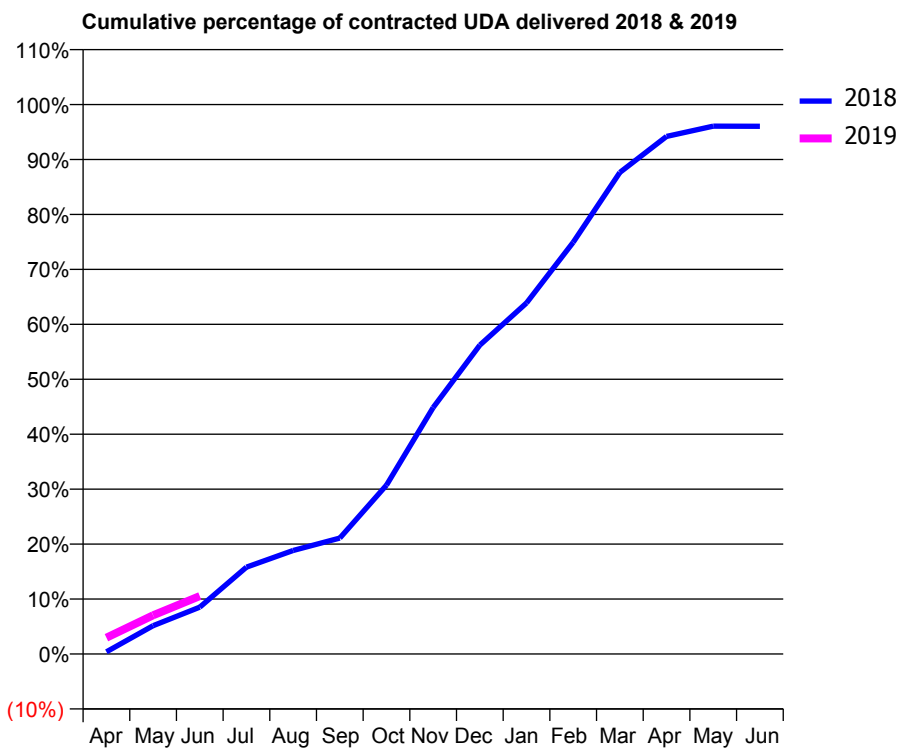
18/19 Contracted general activity (UDA)	9,647
Carry forward general activity (UDA)	0
18/19 Contracted orthodontic activity (UOA)	0
Carry forward orthodontic activity (UOA)	0
Baseline contract value	£230,739.39

ACCESS*

Patients seen in 24 months	Total	Change since previous quarter
Quarter ending June 2017	4,583	
Quarter ending September 2017	3,994	↓
Quarter ending December 2017	4,585	↑
Quarter ending March 2018	4,626	→
Quarter ending June 2018	4,021	↓
Variance since June 2017	(12.3%)	↓



ACTIVITY



Month	Adjusted Scheduled Activity (UDA)	
	2018	2019
April	39	286
May	497	681
June	824	1,016
July	1,524	
August	1,819	
September	2,036	
October	2,966	
November	4,327	
December	5,423	
January	6,164	
February	7,229	
March	8,456	
April	9,088	
May	9,267	
June	9,264	

QUALITY

	Quantity	Base Number	Contract	AT	Region	England
% of FP17s for the same patient ID Re-attending within 3 months - Children	4	339	1.2%	10.0%	11.3%	11.5%
% of FP17s for the same patient ID Re-attending within 3 months - Adults	60	629	9.5%	14.5%	14.9%	15.4%
% of FP17s for the same patient ID Re-attending between 3 & 9 months - Children	45	339	13.3%	52.8%	60.0%	58.9%
% of FP17s for the same patient ID Re-attending between 3 & 9 months - Adults	136	629	21.6%	48.5%	52.6%	51.6%
% of FP17s for Band 1 Urgent Courses	46	597	7.7%	8.0%	7.9%	8.9%
% of FP17s Relating to Free Repair or Replacements	8	597	1.3%	0.8%	0.8%	0.8%
% of FP17s Relating to Continuations	5	597	0.8%	0.8%	0.9%	0.9%
% of Patients satisfied with the dentistry they have received	8	9	N/A	93.1%	93.2%	93.2%
% of Patients satisfied with the time they had to wait for an appointment	8	9	N/A	90.9%	89.1%	88.8%

* This is based on patients treated on this contract for their most recent course of treatment. Figures in italics indicate the base number of FP17s or Patient Questionnaire responses are less than 100. N/A is shown where the base number of responses is less than 10 during the period. % is calculated as Quantity/Base number*100

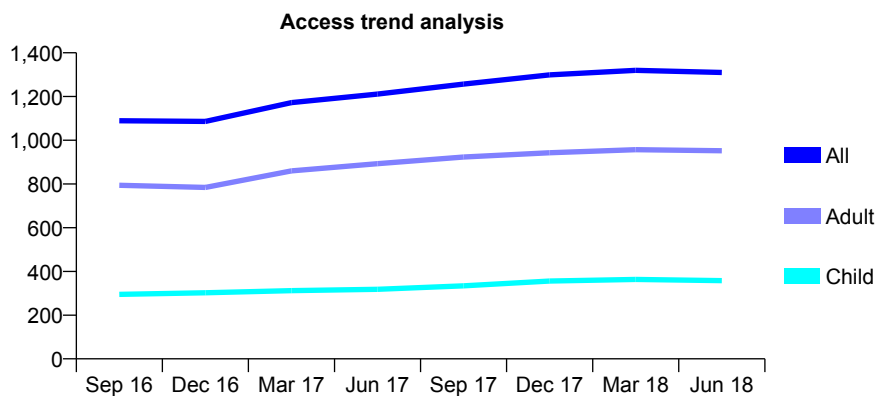
Q54 - Vital Signs At a Glance Contract Report for 162884/0001 - June 2018

Name or company name	Redhill Dental Practice
Contract type name	GDS Contract
Purpose of contract	General
Contract start date	01/02/2010
Contract end date	

18/19 Contracted general activity (UDA)	4,286
Carry forward general activity (UDA)	0
18/19 Contracted orthodontic activity (UOA)	0
Carry forward orthodontic activity (UOA)	0
Baseline contract value	£106,329.25

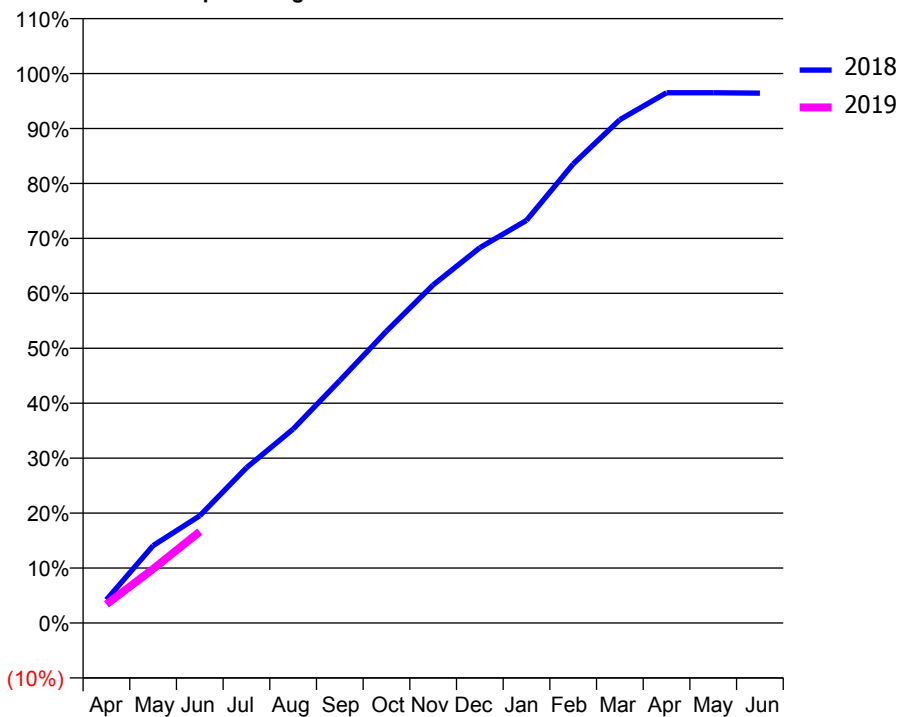
ACCESS*

Patients seen in 24 months	Total	Change since previous quarter
Quarter ending June 2017	1,211	
Quarter ending September 2017	1,257	↑
Quarter ending December 2017	1,299	↑
Quarter ending March 2018	1,320	→
Quarter ending June 2018	1,310	→
Variance since June 2017	8.2%	↑



ACTIVITY

Cumulative percentage of contracted UDA delivered 2018 & 2019



Month	Adjusted Scheduled Activity (UDA)	
	2018	2019
April	182	146
May	604	422
June	837	713
July	1,211	
August	1,513	
September	1,892	
October	2,277	
November	2,637	
December	2,927	
January	3,141	
February	3,581	
March	3,926	
April	4,136	
May	4,136	
June	4,133	

QUALITY

	Quantity	Base Number	Contract	AT	Region	England
% of FP17s for the same patient ID Re-attending within 3 months - Children	5	125	4.0%	10.0%	11.3%	11.5%
% of FP17s for the same patient ID Re-attending within 3 months - Adults	13	244	5.3%	14.5%	14.9%	15.4%
% of FP17s for the same patient ID Re-attending between 3 & 9 months - Children	61	125	48.8%	52.8%	60.0%	58.9%
% of FP17s for the same patient ID Re-attending between 3 & 9 months - Adults	113	244	46.3%	48.5%	52.6%	51.6%
% of FP17s for Band 1 Urgent Courses	9	287	3.1%	8.0%	7.9%	8.9%
% of FP17s Relating to Free Repair or Replacements	0	287	0.0%	0.8%	0.8%	0.8%
% of FP17s Relating to Continuations	0	287	0.0%	0.8%	0.9%	0.9%
% of Patients satisfied with the dentistry they have received	0	0	N/A	93.1%	93.2%	93.2%
% of Patients satisfied with the time they had to wait for an appointment	0	0	N/A	90.9%	89.1%	88.8%

* This is based on patients treated on this contract for their most recent course of treatment. Figures in italics indicate the base number of FP17s or Patient Questionnaire responses are less than 100. N/A is shown where the base number of responses is less than 10 during the period. % is calculated as Quantity/Base number*100

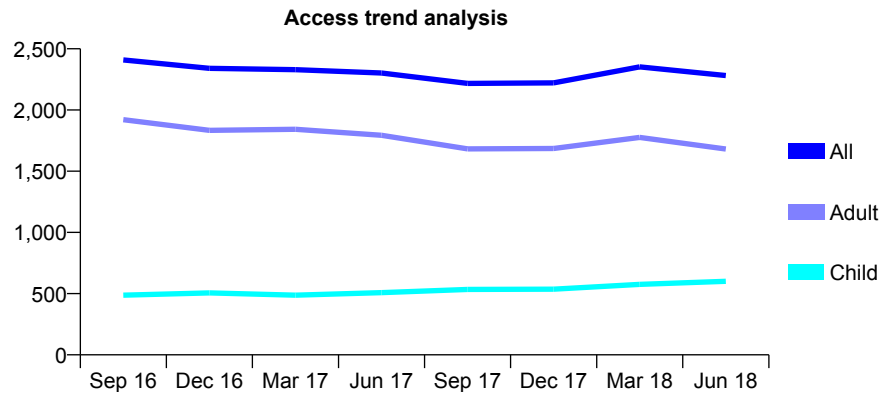
Q54 - Vital Signs At a Glance Contract Report for 163287/0001 - June 2018

Name or company name	Aesthetics Dental and Implant Surgery
Contract type name	GDS Contract
Purpose of contract	General
Contract start date	01/04/2014
Contract end date	

18/19 Contracted general activity (UDA)	5,794
Carry forward general activity (UDA)	0
18/19 Contracted orthodontic activity (UOA)	0
Carry forward orthodontic activity (UOA)	0
Baseline contract value	£121,674.00

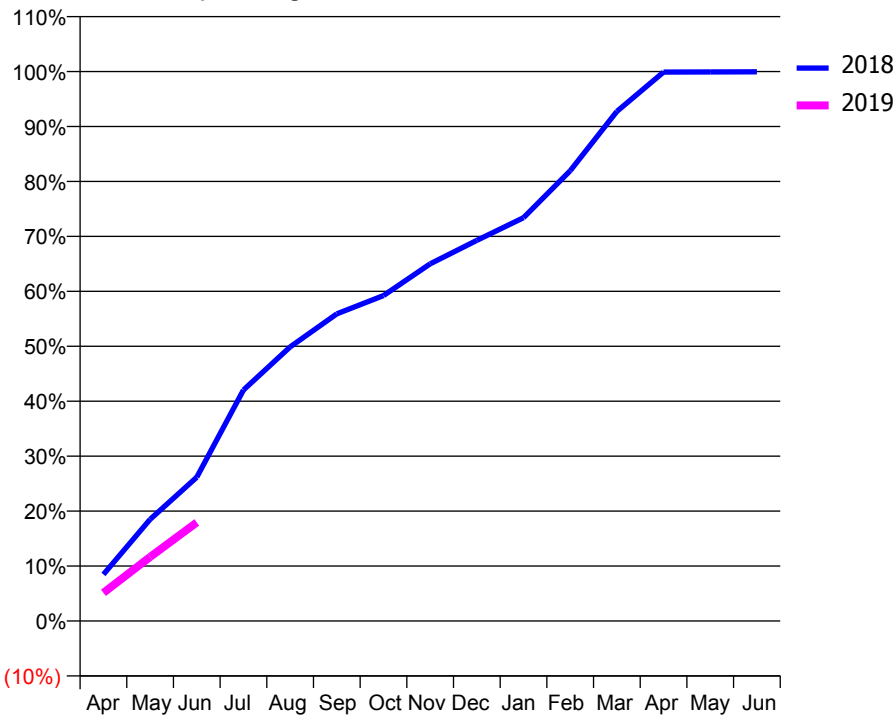
ACCESS*

Patients seen in 24 months	Total	Change since previous quarter
Quarter ending June 2017	2,302	
Quarter ending September 2017	2,217	↓
Quarter ending December 2017	2,222	→
Quarter ending March 2018	2,352	↑
Quarter ending June 2018	2,282	↓
Variance since June 2017	(0.9%)	→



ACTIVITY

Cumulative percentage of contracted UDA delivered 2018 & 2019



Month	Adjusted Scheduled Activity (UDA)	
	2018	2019
April	491	297
May	1,072	676
June	1,517	1,040
July	2,436	
August	2,890	
September	3,239	
October	3,431	
November	3,765	
December	4,013	
January	4,253	
February	4,747	
March	5,373	
April	5,788	
May	5,790	
June	5,791	

QUALITY

	Quantity	Base Number	Contract	AT	Region	England
% of FP17s for the same patient ID Re-attending within 3 months - Children	13	165	7.9%	10.0%	11.3%	11.5%
% of FP17s for the same patient ID Re-attending within 3 months - Adults	74	448	16.5%	14.5%	14.9%	15.4%
% of FP17s for the same patient ID Re-attending between 3 & 9 months - Children	77	165	46.7%	52.8%	60.0%	58.9%
% of FP17s for the same patient ID Re-attending between 3 & 9 months - Adults	105	448	23.4%	48.5%	52.6%	51.6%
% of FP17s for Band 1 Urgent Courses	52	461	11.3%	8.0%	7.9%	8.9%
% of FP17s Relating to Free Repair or Replacements	7	461	1.5%	0.8%	0.8%	0.8%
% of FP17s Relating to Continuations	7	461	1.5%	0.8%	0.9%	0.9%
% of Patients satisfied with the dentistry they have received	0	0	N/A	93.1%	93.2%	93.2%
% of Patients satisfied with the time they had to wait for an appointment	0	0	N/A	90.9%	89.1%	88.8%

* This is based on patients treated on this contract for their most recent course of treatment. Figures in italics indicate the base number of FP17s or Patient Questionnaire responses are less than 100. N/A is shown where the base number of responses is less than 10 during the period. % is calculated as Quantity/Base number*100

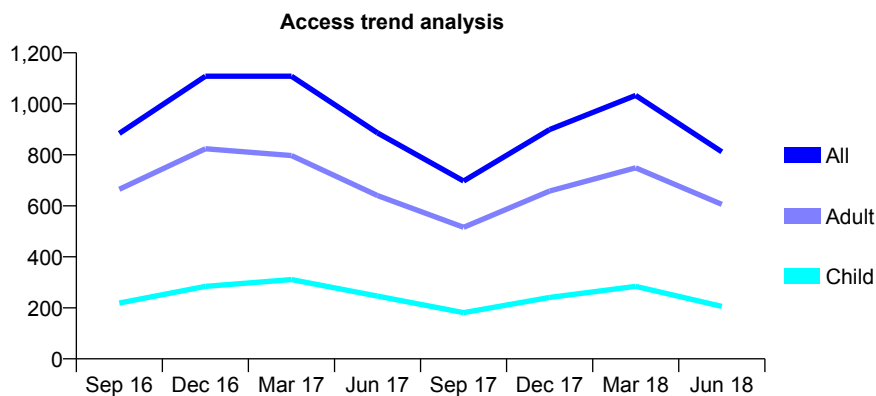
Q54 - Vital Signs At a Glance Contract Report for 163813/0001 - June 2018

Name or company name	Dr M Gibbons & Associates
Contract type name	GDS Contract
Purpose of contract	General
Contract start date	01/10/2014
Contract end date	

18/19 Contracted general activity (UDA)	2,925
Carry forward general activity (UDA)	0
18/19 Contracted orthodontic activity (UOA)	0
Carry forward orthodontic activity (UOA)	0
Baseline contract value	£76,308.48

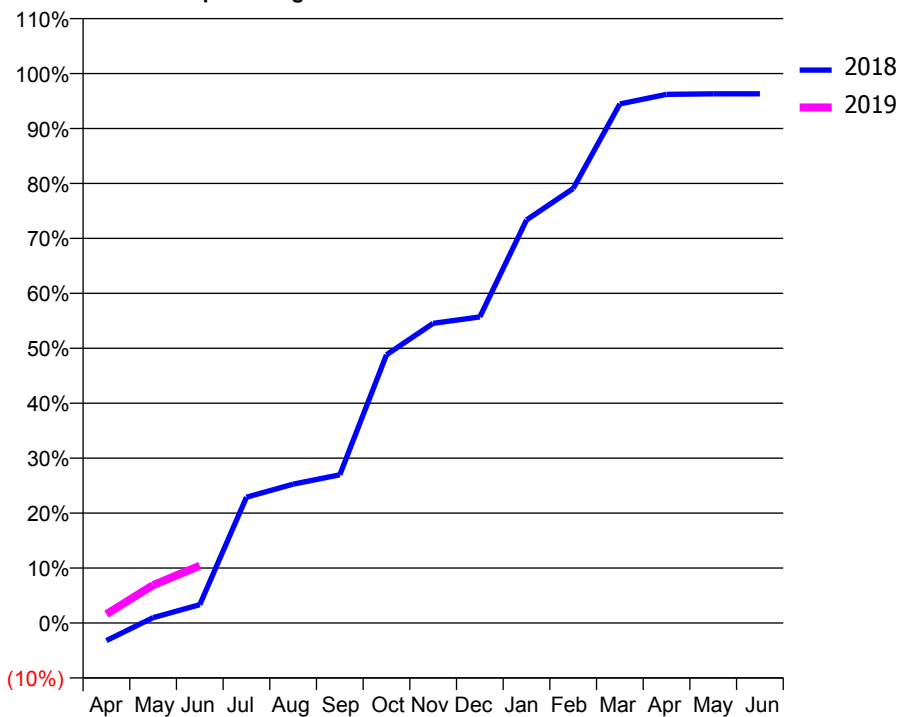
ACCESS*

Patients seen in 24 months	Total	Change since previous quarter
Quarter ending June 2017	886	
Quarter ending September 2017	697	↓
Quarter ending December 2017	899	↑
Quarter ending March 2018	1,033	↑
Quarter ending June 2018	812	↓
Variance since June 2017	(8.4%)	↓



ACTIVITY

Cumulative percentage of contracted UDA delivered 2018 & 2019



Adjusted Scheduled Activity (UDA)		
Month	2018	2019
April	-94	47
May	29	202
June	97	305
July	669	
August	740	
September	789	
October	1,428	
November	1,595	
December	1,629	
January	2,145	
February	2,313	
March	2,763	
April	2,814	
May	2,817	
June	2,817	

QUALITY

	Quantity	Base Number	Contract	AT	Region	England
% of FP17s for the same patient ID Re-attending within 3 months - Children	0	24	0.0%	10.0%	11.3%	11.5%
% of FP17s for the same patient ID Re-attending within 3 months - Adults	23	137	16.8%	14.5%	14.9%	15.4%
% of FP17s for the same patient ID Re-attending between 3 & 9 months - Children	0	24	0.0%	52.8%	60.0%	58.9%
% of FP17s for the same patient ID Re-attending between 3 & 9 months - Adults	23	137	16.8%	48.5%	52.6%	51.6%
% of FP17s for Band 1 Urgent Courses	13	142	9.2%	8.0%	7.9%	8.9%
% of FP17s Relating to Free Repair or Replacements	1	142	0.7%	0.8%	0.8%	0.8%
% of FP17s Relating to Continuations	7	142	4.9%	0.8%	0.9%	0.9%
% of Patients satisfied with the dentistry they have received	0	0	N/A	93.1%	93.2%	93.2%
% of Patients satisfied with the time they had to wait for an appointment	0	0	N/A	90.9%	89.1%	88.8%

* This is based on patients treated on this contract for their most recent course of treatment. Figures in italics indicate the base number of FP17s or Patient Questionnaire responses are less than 100. N/A is shown where the base number of responses is less than 10 during the period. % is calculated as Quantity/Base number*100

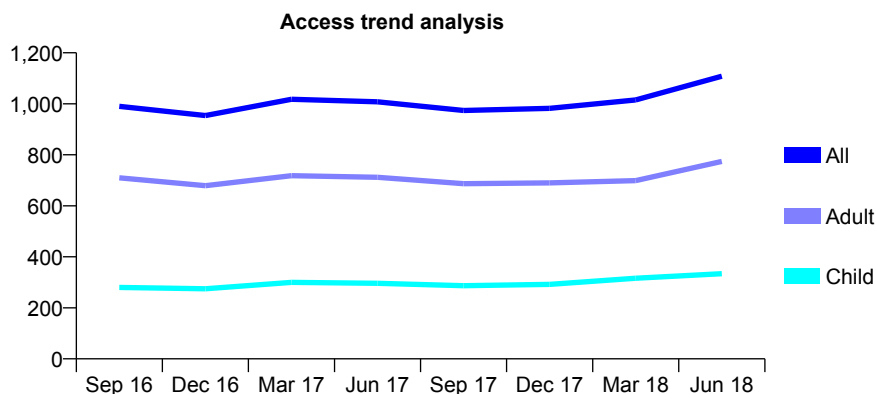
Q54 - Vital Signs At a Glance Contract Report for 171360/0001 - June 2018

Name or company name	Dr AS Bhandal, Dr Balbir Bhandal & Dr Balj
Contract type name	GDS Contract
Purpose of contract	General
Contract start date	09/04/2010
Contract end date	

18/19 Contracted general activity (UDA)	4,033
Carry forward general activity (UDA)	0
18/19 Contracted orthodontic activity (UOA)	0
Carry forward orthodontic activity (UOA)	0
Baseline contract value	£87,797.98

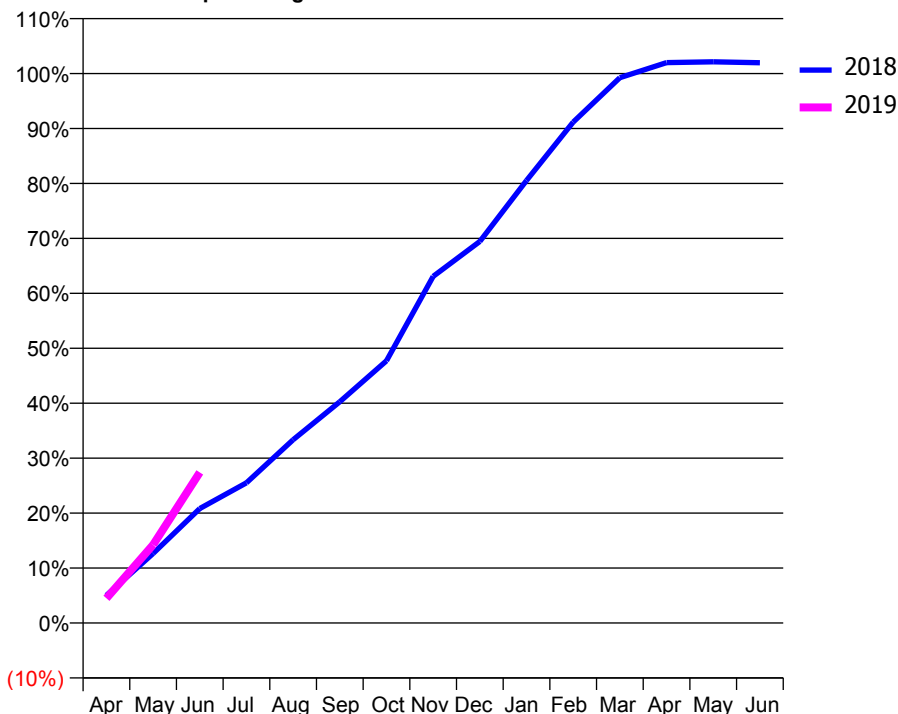
ACCESS*

Patients seen in 24 months	Total	Change since previous quarter
Quarter ending June 2017	1,008	
Quarter ending September 2017	974	↓
Quarter ending December 2017	982	→
Quarter ending March 2018	1,015	↑
Quarter ending June 2018	1,108	↑
Variance since June 2017	9.9%	↑



ACTIVITY

Cumulative percentage of contracted UDA delivered 2018 & 2019



Adjusted Scheduled Activity (UDA)		
Month	2018	2019
April	203	181
May	511	574
June	841	1,105
July	1,029	
August	1,346	
September	1,624	
October	1,925	
November	2,544	
December	2,800	
January	3,248	
February	3,676	
March	4,003	
April	4,113	
May	4,119	
June	4,112	

QUALITY

	Quantity	Base Number	Contract	AT	Region	England
% of FP17s for the same patient ID Re-attending within 3 months - Children	9	130	6.9%	10.0%	11.3%	11.5%
% of FP17s for the same patient ID Re-attending within 3 months - Adults	18	253	7.1%	14.5%	14.9%	15.4%
% of FP17s for the same patient ID Re-attending between 3 & 9 months - Children	56	130	43.1%	52.8%	60.0%	58.9%
% of FP17s for the same patient ID Re-attending between 3 & 9 months - Adults	118	253	46.6%	48.5%	52.6%	51.6%
% of FP17s for Band 1 Urgent Courses	11	344	3.2%	8.0%	7.9%	8.9%
% of FP17s Relating to Free Repair or Replacements	5	344	1.5%	0.8%	0.8%	0.8%
% of FP17s Relating to Continuations	1	344	0.3%	0.8%	0.9%	0.9%
% of Patients satisfied with the dentistry they have received	1	1	N/A	93.1%	93.2%	93.2%
% of Patients satisfied with the time they had to wait for an appointment	1	1	N/A	90.9%	89.1%	88.8%

* This is based on patients treated on this contract for their most recent course of treatment. Figures in italics indicate the base number of FP17s or Patient Questionnaire responses are less than 100. N/A is shown where the base number of responses is less than 10 during the period. % is calculated as Quantity/Base number*100

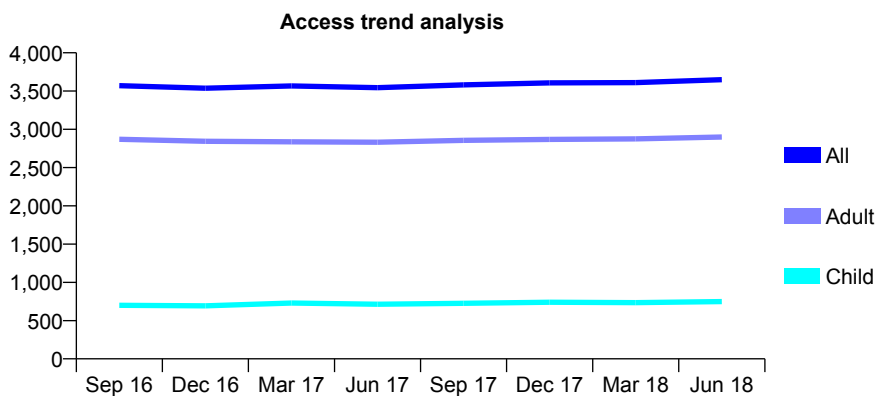
Q54 - Vital Signs At a Glance Contract Report for 171530/0001 - June 2018

Name or company name	Mr T Sunnar & Mr P Sunnar
Contract type name	GDS Contract
Purpose of contract	General
Contract start date	01/04/2012
Contract end date	

18/19 Contracted general activity (UDA)	12,831
Carry forward general activity (UDA)	0
18/19 Contracted orthodontic activity (UOA)	0
Carry forward orthodontic activity (UOA)	0
Baseline contract value	£278,048.83

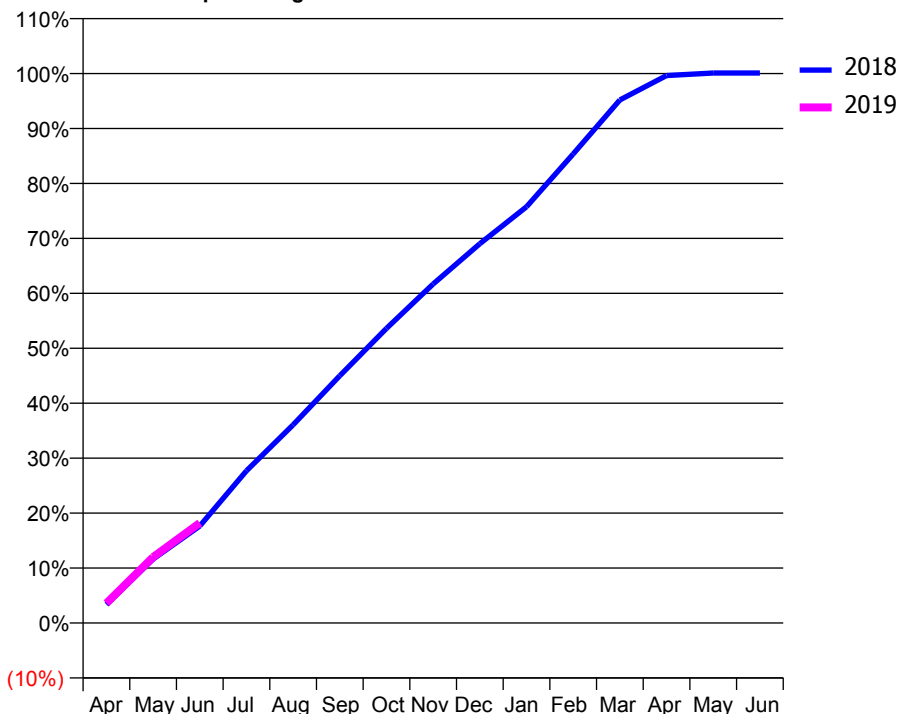
ACCESS*

Patients seen in 24 months	Total	Change since previous quarter
Quarter ending June 2017	3,544	
Quarter ending September 2017	3,581	→
Quarter ending December 2017	3,607	→
Quarter ending March 2018	3,610	→
Quarter ending June 2018	3,648	→
Variance since June 2017	2.9%	↑



ACTIVITY

Cumulative percentage of contracted UDA delivered 2018 & 2019



Month	Adjusted Scheduled Activity (UDA)	
	2018	2019
April	431	462
May	1,492	1,538
June	2,264	2,335
July	3,553	
August	4,629	
September	5,774	
October	6,879	
November	7,916	
December	8,857	
January	9,721	
February	10,951	
March	12,213	
April	12,785	
May	12,842	
June	12,842	

QUALITY

	Quantity	Base Number	Contract	AT	Region	England
% of FP17s for the same patient ID Re-attending within 3 months - Children	20	275	7.3%	10.0%	11.3%	11.5%
% of FP17s for the same patient ID Re-attending within 3 months - Adults	146	1,067	13.7%	14.5%	14.9%	15.4%
% of FP17s for the same patient ID Re-attending between 3 & 9 months - Children	166	275	60.4%	52.8%	60.0%	58.9%
% of FP17s for the same patient ID Re-attending between 3 & 9 months - Adults	672	1,067	63.0%	48.5%	52.6%	51.6%
% of FP17s for Band 1 Urgent Courses	72	1,120	6.4%	8.0%	7.9%	8.9%
% of FP17s Relating to Free Repair or Replacements	10	1,120	0.9%	0.8%	0.8%	0.8%
% of FP17s Relating to Continuations	8	1,120	0.7%	0.8%	0.9%	0.9%
% of Patients satisfied with the dentistry they have received	4	4	N/A	93.1%	93.2%	93.2%
% of Patients satisfied with the time they had to wait for an appointment	4	4	N/A	90.9%	89.1%	88.8%

* This is based on patients treated on this contract for their most recent course of treatment. Figures in italics indicate the base number of FP17s or Patient Questionnaire responses are less than 100. N/A is shown where the base number of responses is less than 10 during the period. % is calculated as Quantity/Base number*100

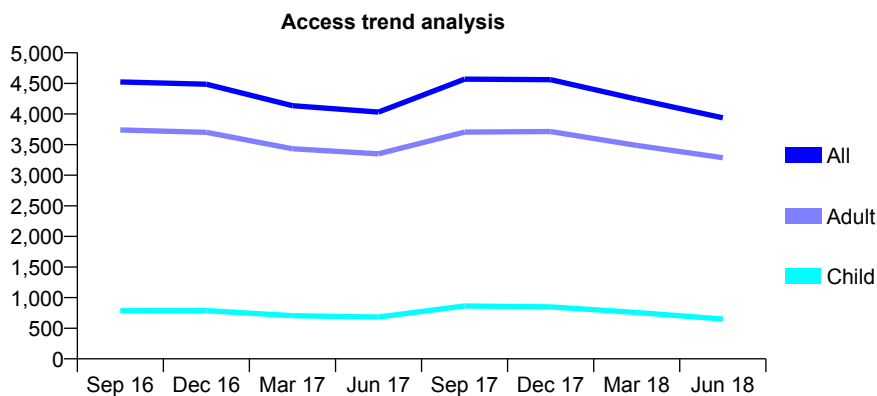
Q54 - Vital Signs At a Glance Contract Report for 171654/0001 - June 2018

Name or company name	Kingswinford Health Centre 2
Contract type name	GDS Contract
Purpose of contract	General and Orthodontic
Contract start date	01/09/2014
Contract end date	

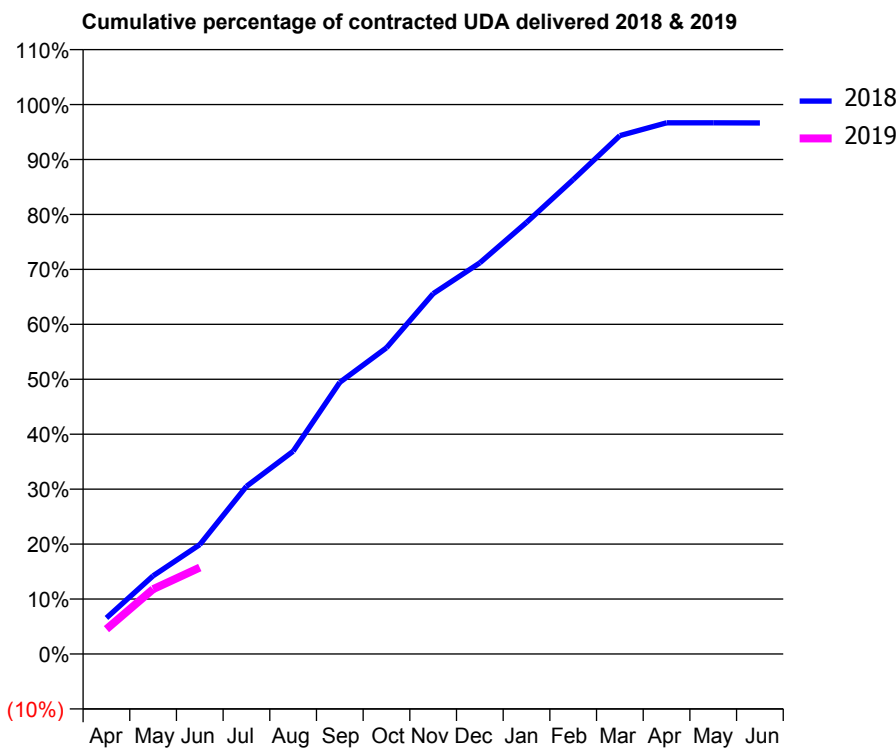
18/19 Contracted general activity (UDA)	11,155
Carry forward general activity (UDA)	0
18/19 Contracted orthodontic activity (UOA)	820
Carry forward orthodontic activity (UOA)	0
Baseline contract value	£323,581.91

ACCESS*

Patients seen in 24 months	Total	Change since previous quarter
Quarter ending June 2017	4,031	
Quarter ending September 2017	4,569	↑
Quarter ending December 2017	4,561	→
Quarter ending March 2018	4,242	↓
Quarter ending June 2018	3,938	↓
Variance since June 2017	(2.3%)	↓



ACTIVITY



Month	Adjusted Scheduled Activity (UDA)	
	2018	2019
April	733	506
May	1,586	1,317
June	2,221	1,754
July	3,403	
August	4,116	
September	5,515	
October	6,217	
November	7,316	
December	7,940	
January	8,762	
February	9,630	
March	10,524	
April	10,783	
May	10,783	
June	10,782	

QUALITY

	Quantity	Base Number	Contract	AT	Region	England
% of FP17s for the same patient ID Re-attending within 3 months - Children	12	213	5.6%	10.0%	11.3%	11.5%
% of FP17s for the same patient ID Re-attending within 3 months - Adults	129	963	13.4%	14.5%	14.9%	15.4%
% of FP17s for the same patient ID Re-attending between 3 & 9 months - Children	92	213	43.2%	52.8%	60.0%	58.9%
% of FP17s for the same patient ID Re-attending between 3 & 9 months - Adults	445	963	46.2%	48.5%	52.6%	51.6%
% of FP17s for Band 1 Urgent Courses	86	963	8.9%	8.0%	7.9%	8.9%
% of FP17s Relating to Free Repair or Replacements	11	963	1.1%	0.8%	0.8%	0.8%
% of FP17s Relating to Continuations	5	963	0.5%	0.8%	0.9%	0.9%
% of Patients satisfied with the dentistry they have received	8	8	N/A	93.1%	93.2%	93.2%
% of Patients satisfied with the time they had to wait for an appointment	8	8	N/A	90.9%	89.1%	88.8%

* This is based on patients treated on this contract for their most recent course of treatment. Figures in italics indicate the base number of FP17s or Patient Questionnaire responses are less than 100. N/A is shown where the base number of responses is less than 10 during the period. % is calculated as Quantity/Base number*100

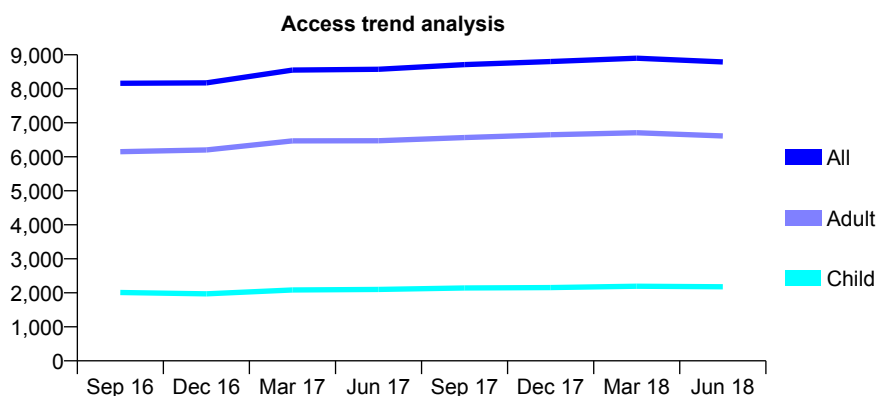
Q54 - Vital Signs At a Glance Contract Report for 172170/0001 - June 2018

Name or company name	Tile Cross Dental practice
Contract type name	GDS Contract
Purpose of contract	General
Contract start date	03/07/2012
Contract end date	

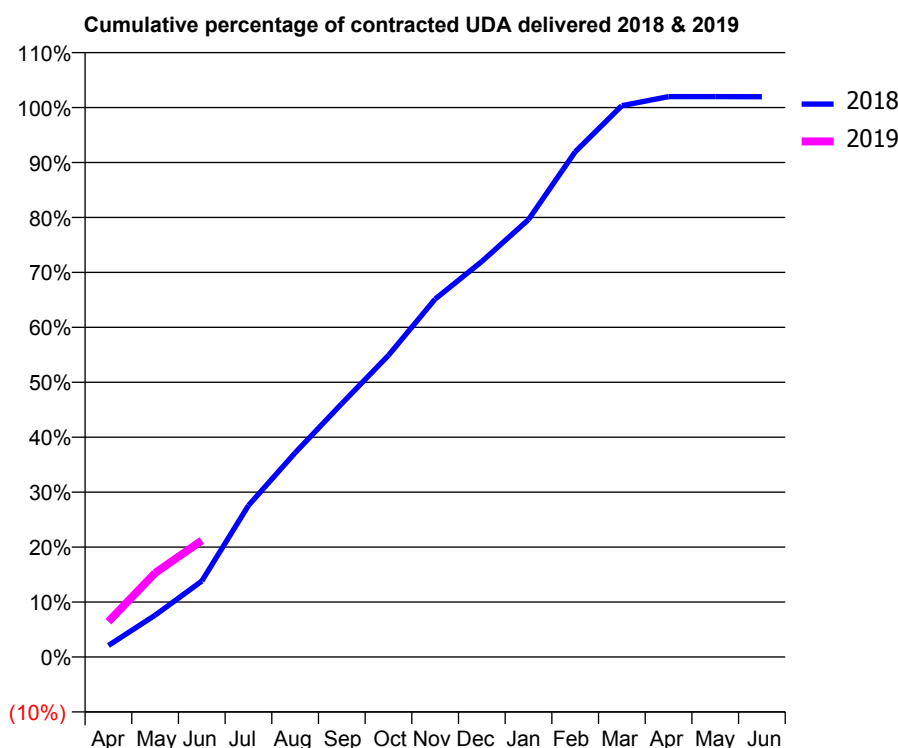
18/19 Contracted general activity (UDA)	28,686
Carry forward general activity (UDA)	0
18/19 Contracted orthodontic activity (UOA)	0
Carry forward orthodontic activity (UOA)	0
Baseline contract value	£657,449.85

ACCESS*

Patients seen in 24 months	Total	Change since previous quarter
Quarter ending June 2017	8,575	
Quarter ending September 2017	8,711	→
Quarter ending December 2017	8,802	→
Quarter ending March 2018	8,901	→
Quarter ending June 2018	8,792	↓
Variance since June 2017	2.5%	↑



ACTIVITY



Month	Adjusted Scheduled Activity (UDA)	
	2018	2019
April	602	1,847
May	2,185	4,387
June	3,967	6,081
July	7,914	
August	10,661	
September	13,233	
October	15,750	
November	18,689	
December	20,650	
January	22,833	
February	26,370	
March	28,781	
April	29,252	
May	29,253	
June	29,250	

QUALITY

	Quantity	Base Number	Contract	AT	Region	England
% of FP17s for the same patient ID Re-attending within 3 months - Children	31	518	6.0%	10.0%	11.3%	11.5%
% of FP17s for the same patient ID Re-attending within 3 months - Adults	252	1,559	16.2%	14.5%	14.9%	15.4%
% of FP17s for the same patient ID Re-attending between 3 & 9 months - Children	199	518	38.4%	52.8%	60.0%	58.9%
% of FP17s for the same patient ID Re-attending between 3 & 9 months - Adults	608	1,559	39.0%	48.5%	52.6%	51.6%
% of FP17s for Band 1 Urgent Courses	172	1,895	9.1%	8.0%	7.9%	8.9%
% of FP17s Relating to Free Repair or Replacements	11	1,895	0.6%	0.8%	0.8%	0.8%
% of FP17s Relating to Continuations	19	1,895	1.0%	0.8%	0.9%	0.9%
% of Patients satisfied with the dentistry they have received	5	5	N/A	93.1%	93.2%	93.2%
% of Patients satisfied with the time they had to wait for an appointment	5	5	N/A	90.9%	89.1%	88.8%

* This is based on patients treated on this contract for their most recent course of treatment. Figures in italics indicate the base number of FP17s or Patient Questionnaire responses are less than 100. N/A is shown where the base number of responses is less than 10 during the period. % is calculated as Quantity/Base number*100

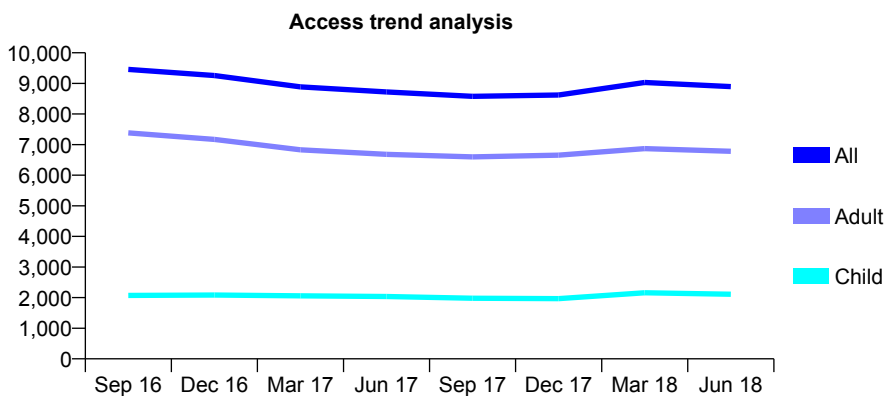
Q54 - Vital Signs At a Glance Contract Report for 172693/0001 - June 2018

Name or company name	The Gables Dental Practice
Contract type name	GDS Contract
Purpose of contract	General
Contract start date	01/02/2009
Contract end date	

18/19 Contracted general activity (UDA)	34,168
Carry forward general activity (UDA)	0
18/19 Contracted orthodontic activity (UOA)	0
Carry forward orthodontic activity (UOA)	0
Baseline contract value	£775,484.19

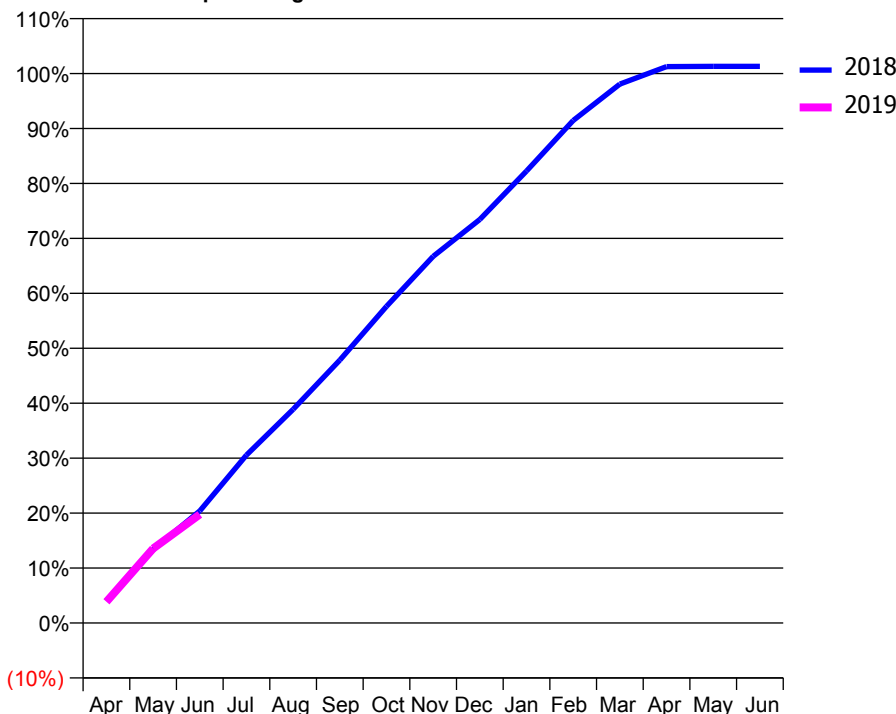
ACCESS*

Patients seen in 24 months	Total	Change since previous quarter
Quarter ending June 2017	8,721	
Quarter ending September 2017	8,579	↓
Quarter ending December 2017	8,620	→
Quarter ending March 2018	9,029	↑
Quarter ending June 2018	8,894	↓
Variance since June 2017	2.0%	→



ACTIVITY

Cumulative percentage of contracted UDA delivered 2018 & 2019



Adjusted Scheduled Activity (UDA)

Month	2018	2019
April	1,382	1,323
May	4,569	4,629
June	6,970	6,757
July	10,441	
August	13,289	
September	16,343	
October	19,692	
November	22,794	
December	25,091	
January	28,102	
February	31,248	
March	33,508	
April	34,598	
May	34,617	
June	34,617	

QUALITY

	Quantity	Base Number	Contract	AT	Region	England
% of FP17s for the same patient ID Re-attending within 3 months - Children	19	572	3.3%	10.0%	11.3%	11.5%
% of FP17s for the same patient ID Re-attending within 3 months - Adults	187	1,863	10.0%	14.5%	14.9%	15.4%
% of FP17s for the same patient ID Re-attending between 3 & 9 months - Children	233	572	40.7%	52.8%	60.0%	58.9%
% of FP17s for the same patient ID Re-attending between 3 & 9 months - Adults	644	1,863	34.6%	48.5%	52.6%	51.6%
% of FP17s for Band 1 Urgent Courses	228	2,000	11.4%	8.0%	7.9%	8.9%
% of FP17s Relating to Free Repair or Replacements	13	2,000	0.7%	0.8%	0.8%	0.8%
% of FP17s Relating to Continuations	21	2,000	1.1%	0.8%	0.9%	0.9%
% of Patients satisfied with the dentistry they have received	4	4	N/A	93.1%	93.2%	93.2%
% of Patients satisfied with the time they had to wait for an appointment	4	4	N/A	90.9%	89.1%	88.8%

* This is based on patients treated on this contract for their most recent course of treatment. Figures in italics indicate the base number of FP17s or Patient Questionnaire responses are less than 100. N/A is shown where the base number of responses is less than 10 during the period. % is calculated as Quantity/Base number*100

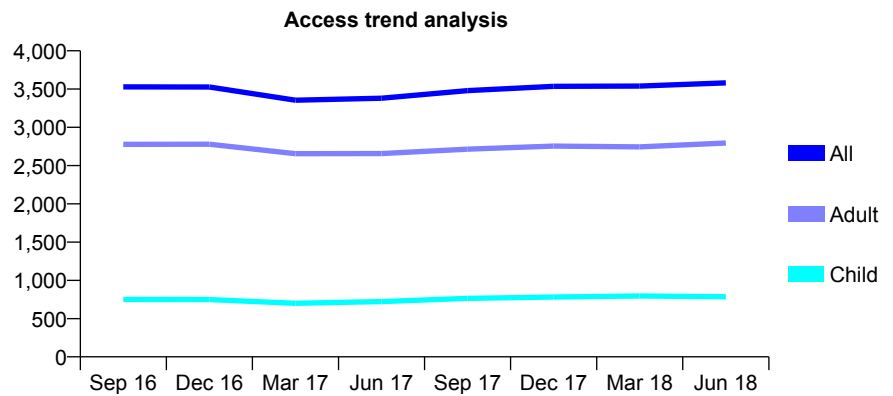
Q54 - Vital Signs At a Glance Contract Report for 173355/0001 - June 2018

Name or company name	Kemberton Dental Practice
Contract type name	GDS Contract
Purpose of contract	General
Contract start date	01/05/2012
Contract end date	

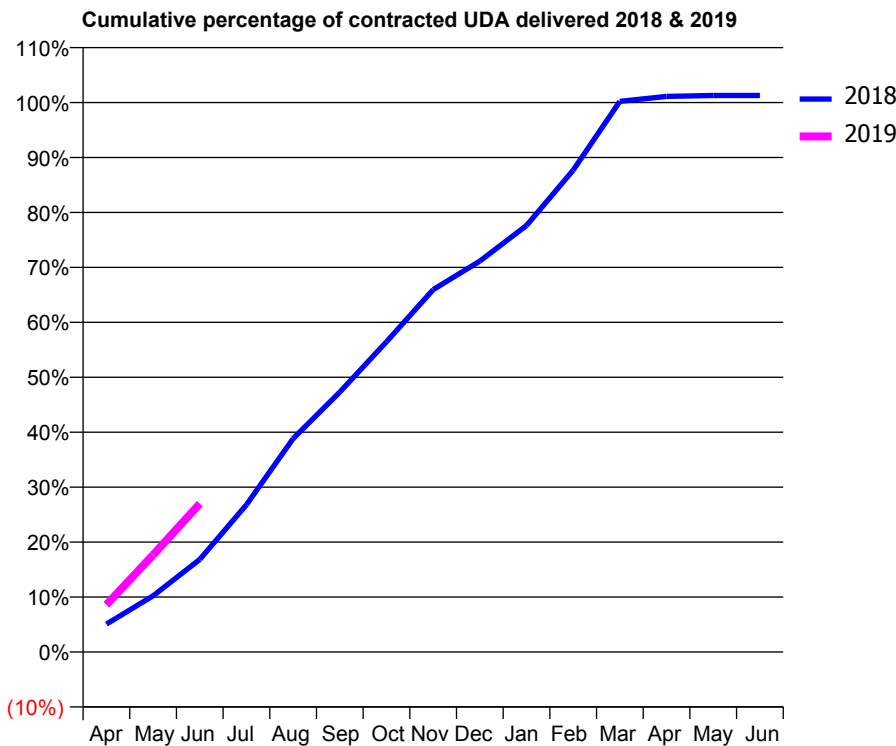
18/19 Contracted general activity (UDA)	11,770
Carry forward general activity (UDA)	0
18/19 Contracted orthodontic activity (UOA)	0
Carry forward orthodontic activity (UOA)	0
Baseline contract value	£313,109.38

ACCESS*

Patients seen in 24 months	Total	Change since previous quarter
Quarter ending June 2017	3,380	
Quarter ending September 2017	3,479	↑
Quarter ending December 2017	3,535	→
Quarter ending March 2018	3,539	→
Quarter ending June 2018	3,580	→
Variance since June 2017	5.9%	↑



ACTIVITY



Month	Adjusted Scheduled Activity (UDA)	
	2018	2019
April	597	1,014
May	1,204	2,081
June	1,985	3,178
July	3,156	
August	4,571	
September	5,568	
October	6,645	
November	7,761	
December	8,372	
January	9,136	
February	10,322	
March	11,794	
April	11,901	
May	11,920	
June	11,922	

QUALITY

	Quantity	Base Number	Contract	AT	Region	England
% of FP17s for the same patient ID Re-attending within 3 months - Children	24	303	7.9%	10.0%	11.3%	11.5%
% of FP17s for the same patient ID Re-attending within 3 months - Adults	129	1,081	11.9%	14.5%	14.9%	15.4%
% of FP17s for the same patient ID Re-attending between 3 & 9 months - Children	174	303	57.4%	52.8%	60.0%	58.9%
% of FP17s for the same patient ID Re-attending between 3 & 9 months - Adults	623	1,081	57.6%	48.5%	52.6%	51.6%
% of FP17s for Band 1 Urgent Courses	114	1,324	8.6%	8.0%	7.9%	8.9%
% of FP17s Relating to Free Repair or Replacements	42	1,324	3.2%	0.8%	0.8%	0.8%
% of FP17s Relating to Continuations	2	1,324	0.2%	0.8%	0.9%	0.9%
% of Patients satisfied with the dentistry they have received	6	6	N/A	93.1%	93.2%	93.2%
% of Patients satisfied with the time they had to wait for an appointment	6	6	N/A	90.9%	89.1%	88.8%

* This is based on patients treated on this contract for their most recent course of treatment. Figures in italics indicate the base number of FP17s or Patient Questionnaire responses are less than 100. N/A is shown where the base number of responses is less than 10 during the period. % is calculated as Quantity/Base number*100

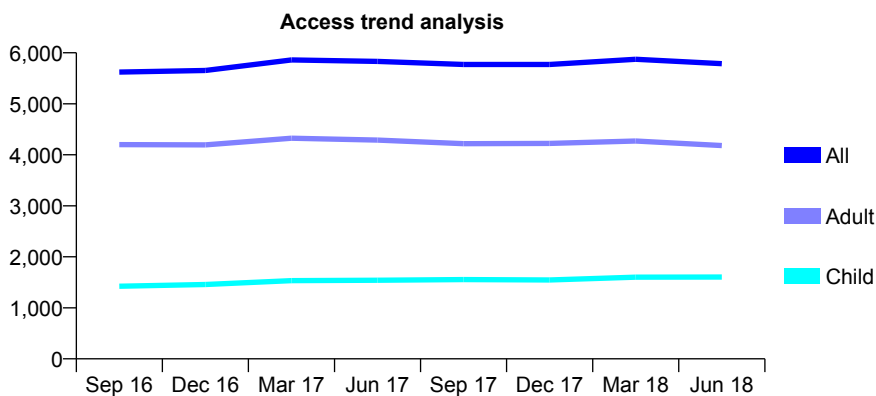
Q54 - Vital Signs At a Glance Contract Report for 173770/0001 - June 2018

Name or company name	Pentwyn Dental Surgery
Contract type name	GDS Contract
Purpose of contract	General
Contract start date	01/10/2012
Contract end date	

18/19 Contracted general activity (UDA)	17,530
Carry forward general activity (UDA)	0
18/19 Contracted orthodontic activity (UOA)	0
Carry forward orthodontic activity (UOA)	0
Baseline contract value	£397,682.44

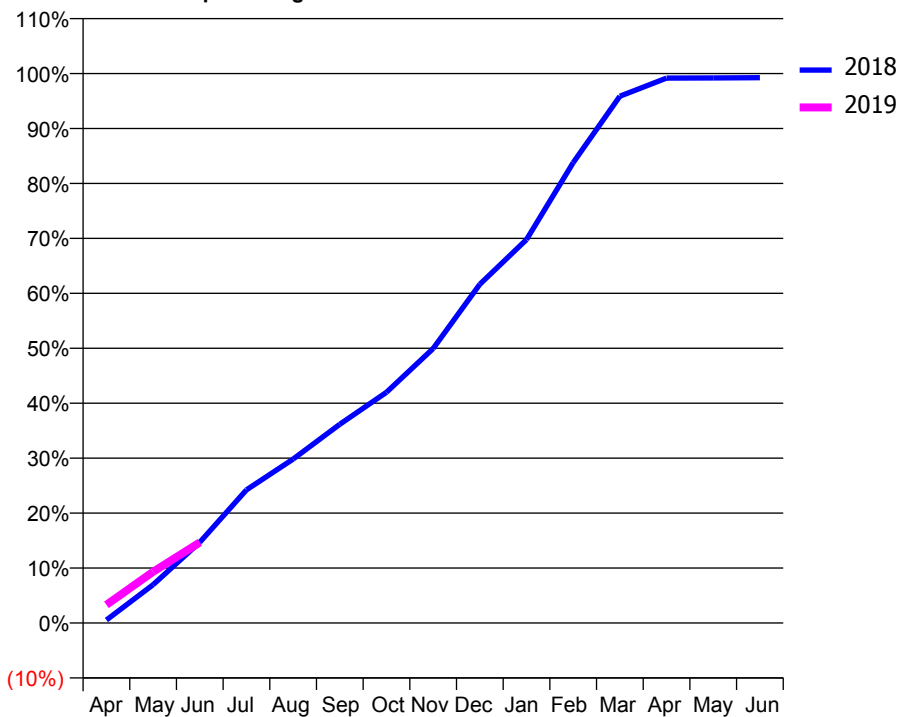
ACCESS*

Patients seen in 24 months	Total	Change since previous quarter
Quarter ending June 2017	5,831	
Quarter ending September 2017	5,771	↓
Quarter ending December 2017	5,771	→
Quarter ending March 2018	5,872	→
Quarter ending June 2018	5,788	↓
Variance since June 2017	(0.7%)	→



ACTIVITY

Cumulative percentage of contracted UDA delivered 2018 & 2019



Month	Adjusted Scheduled Activity (UDA)	
	2018	2019
April	97	581
May	1,223	1,636
June	2,575	2,572
July	4,249	
August	5,232	
September	6,339	
October	7,363	
November	8,755	
December	10,806	
January	12,231	
February	14,687	
March	16,805	
April	17,383	
May	17,389	
June	17,395	

QUALITY

	Quantity	Base Number	Contract	AT	Region	England
% of FP17s for the same patient ID Re-attending within 3 months - Children	36	464	7.8%	10.0%	11.3%	11.5%
% of FP17s for the same patient ID Re-attending within 3 months - Adults	165	1,062	15.5%	14.5%	14.9%	15.4%
% of FP17s for the same patient ID Re-attending between 3 & 9 months - Children	316	464	68.1%	52.8%	60.0%	58.9%
% of FP17s for the same patient ID Re-attending between 3 & 9 months - Adults	617	1,062	58.1%	48.5%	52.6%	51.6%
% of FP17s for Band 1 Urgent Courses	69	1,273	5.4%	8.0%	7.9%	8.9%
% of FP17s Relating to Free Repair or Replacements	22	1,273	1.7%	0.8%	0.8%	0.8%
% of FP17s Relating to Continuations	7	1,273	0.5%	0.8%	0.9%	0.9%
% of Patients satisfied with the dentistry they have received	5	5	N/A	93.1%	93.2%	93.2%
% of Patients satisfied with the time they had to wait for an appointment	5	5	N/A	90.9%	89.1%	88.8%

* This is based on patients treated on this contract for their most recent course of treatment. Figures in italics indicate the base number of FP17s or Patient Questionnaire responses are less than 100. N/A is shown where the base number of responses is less than 10 during the period. % is calculated as Quantity/Base number*100

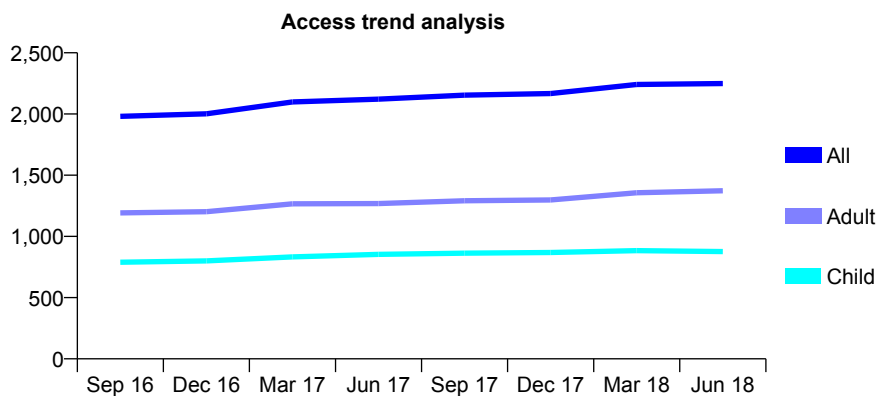
Q54 - Vital Signs At a Glance Contract Report for 175234/0001 - June 2018

Name or company name	Oakville Dental Partnership
Contract type name	GDS Contract
Purpose of contract	General
Contract start date	01/09/2010
Contract end date	

18/19 Contracted general activity (UDA)	5,768
Carry forward general activity (UDA)	0
18/19 Contracted orthodontic activity (UOA)	0
Carry forward orthodontic activity (UOA)	0
Baseline contract value	£149,247.48

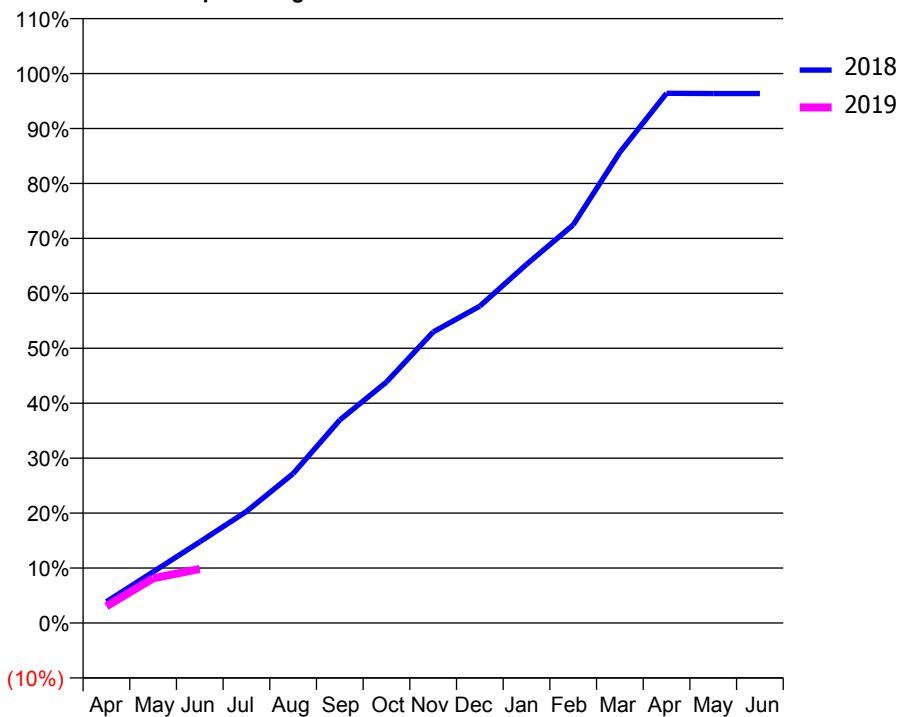
ACCESS*

Patients seen in 24 months	Total	Change since previous quarter
Quarter ending June 2017	2,121	
Quarter ending September 2017	2,154	→
Quarter ending December 2017	2,167	→
Quarter ending March 2018	2,241	↑
Quarter ending June 2018	2,249	→
Variance since June 2017	6.0%	↑



ACTIVITY

Cumulative percentage of contracted UDA delivered 2018 & 2019



Month	Adjusted Scheduled Activity (UDA)	
	2018	2019
April	223	176
May	537	470
June	851	568
July	1,171	
August	1,568	
September	2,131	
October	2,530	
November	3,055	
December	3,326	
January	3,765	
February	4,178	
March	4,942	
April	5,560	
May	5,558	
June	5,558	

QUALITY

	Quantity	Base Number	Contract	AT	Region	England
% of FP17s for the same patient ID Re-attending within 3 months - Children	29	268	10.8%	10.0%	11.3%	11.5%
% of FP17s for the same patient ID Re-attending within 3 months - Adults	68	460	14.8%	14.5%	14.9%	15.4%
% of FP17s for the same patient ID Re-attending between 3 & 9 months - Children	166	268	61.9%	52.8%	60.0%	58.9%
% of FP17s for the same patient ID Re-attending between 3 & 9 months - Adults	262	460	57.0%	48.5%	52.6%	51.6%
% of FP17s for Band 1 Urgent Courses	24	308	7.8%	8.0%	7.9%	8.9%
% of FP17s Relating to Free Repair or Replacements	0	308	0.0%	0.8%	0.8%	0.8%
% of FP17s Relating to Continuations	10	308	3.2%	0.8%	0.9%	0.9%
% of Patients satisfied with the dentistry they have received	0	0	N/A	93.1%	93.2%	93.2%
% of Patients satisfied with the time they had to wait for an appointment	0	0	N/A	90.9%	89.1%	88.8%

* This is based on patients treated on this contract for their most recent course of treatment. Figures in italics indicate the base number of FP17s or Patient Questionnaire responses are less than 100. N/A is shown where the base number of responses is less than 10 during the period. % is calculated as Quantity/Base number*100

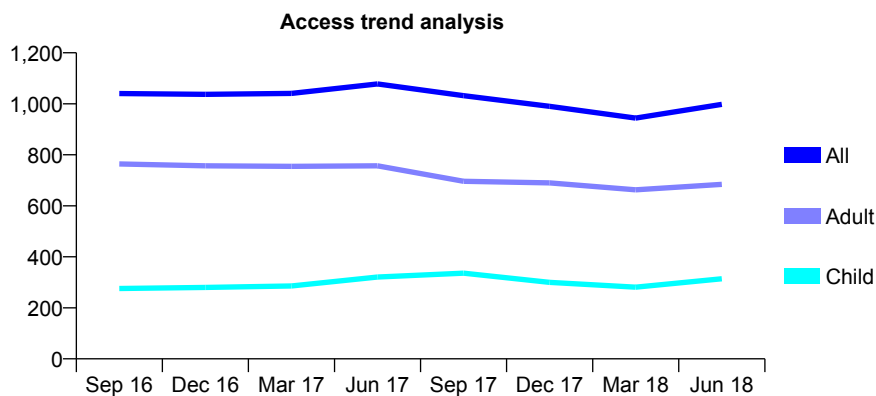
Q54 - Vital Signs At a Glance Contract Report for 176745/0001 - June 2018

Name or company name	Dr V Ansari
Contract type name	GDS Contract
Purpose of contract	General and Orthodontic
Contract start date	01/04/2012
Contract end date	

18/19 Contracted general activity (UDA)	3,216
Carry forward general activity (UDA)	0
18/19 Contracted orthodontic activity (UOA)	2,050
Carry forward orthodontic activity (UOA)	0
Baseline contract value	£217,718.84

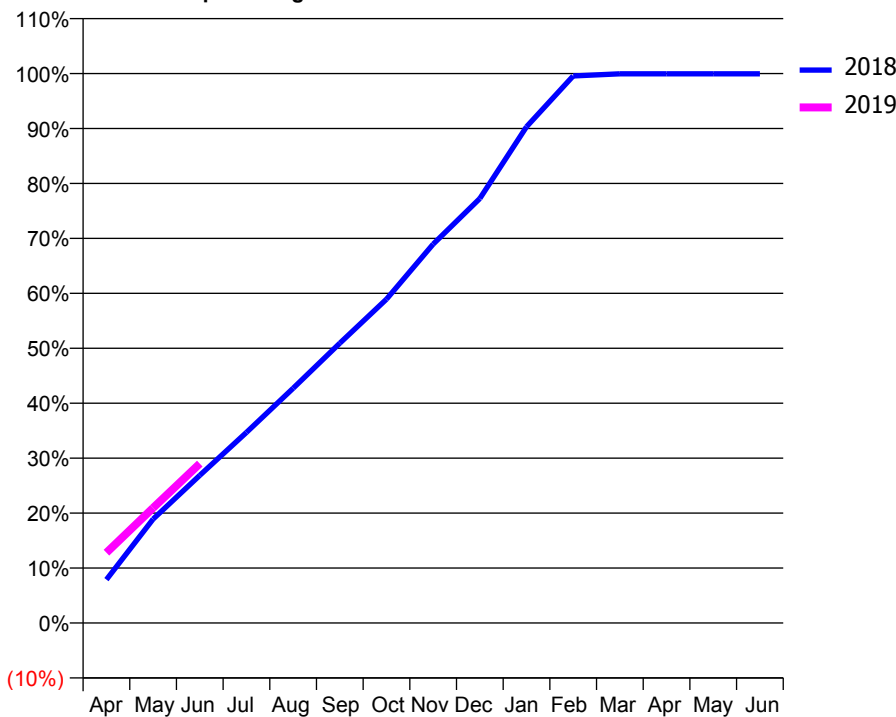
ACCESS*

Patients seen in 24 months	Total	Change since previous quarter
Quarter ending June 2017	1,078	
Quarter ending September 2017	1,032	↓
Quarter ending December 2017	990	↓
Quarter ending March 2018	944	↓
Quarter ending June 2018	998	↑
Variance since June 2017	(7.4%)	↓



ACTIVITY

Cumulative percentage of contracted UDA delivered 2018 & 2019



Adjusted Scheduled Activity (UDA)

Month	2018	2019
April	254	412
May	608	674
June	864	933
July	1,116	
August	1,374	
September	1,637	
October	1,895	
November	2,218	
December	2,485	
January	2,904	
February	3,202	
March	3,214	
April	3,214	
May	3,214	
June	3,214	

QUALITY

	Quantity	Base Number	Contract	AT	Region	England
% of FP17s for the same patient ID Re-attending within 3 months - Children	12	253	4.7%	10.0%	11.3%	11.5%
% of FP17s for the same patient ID Re-attending within 3 months - Adults	13	236	5.5%	14.5%	14.9%	15.4%
% of FP17s for the same patient ID Re-attending between 3 & 9 months - Children	37	253	14.6%	52.8%	60.0%	58.9%
% of FP17s for the same patient ID Re-attending between 3 & 9 months - Adults	124	236	52.5%	48.5%	52.6%	51.6%
% of FP17s for Band 1 Urgent Courses	6	352	1.7%	8.0%	7.9%	8.9%
% of FP17s Relating to Free Repair or Replacements	0	352	0.0%	0.8%	0.8%	0.8%
% of FP17s Relating to Continuations	1	352	0.3%	0.8%	0.9%	0.9%
% of Patients satisfied with the dentistry they have received	0	0	N/A	93.1%	93.2%	93.2%
% of Patients satisfied with the time they had to wait for an appointment	0	0	N/A	90.9%	89.1%	88.8%

* This is based on patients treated on this contract for their most recent course of treatment. Figures in italics indicate the base number of FP17s or Patient Questionnaire responses are less than 100. N/A is shown where the base number of responses is less than 10 during the period. % is calculated as Quantity/Base number*100

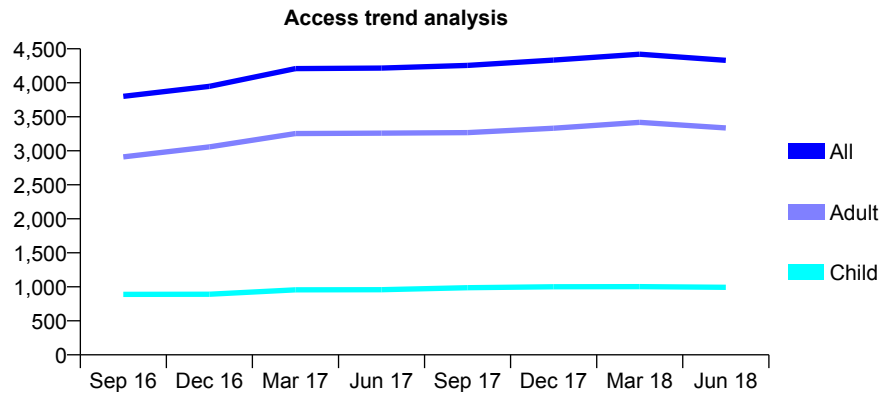
Q54 - Vital Signs At a Glance Contract Report for 176753/0001 - June 2018

Name or company name	Roseville Dental Practice
Contract type name	GDS Contract
Purpose of contract	General
Contract start date	01/06/2010
Contract end date	

18/19 Contracted general activity (UDA)	10,949
Carry forward general activity (UDA)	0
18/19 Contracted orthodontic activity (UOA)	0
Carry forward orthodontic activity (UOA)	0
Baseline contract value	£250,758.88

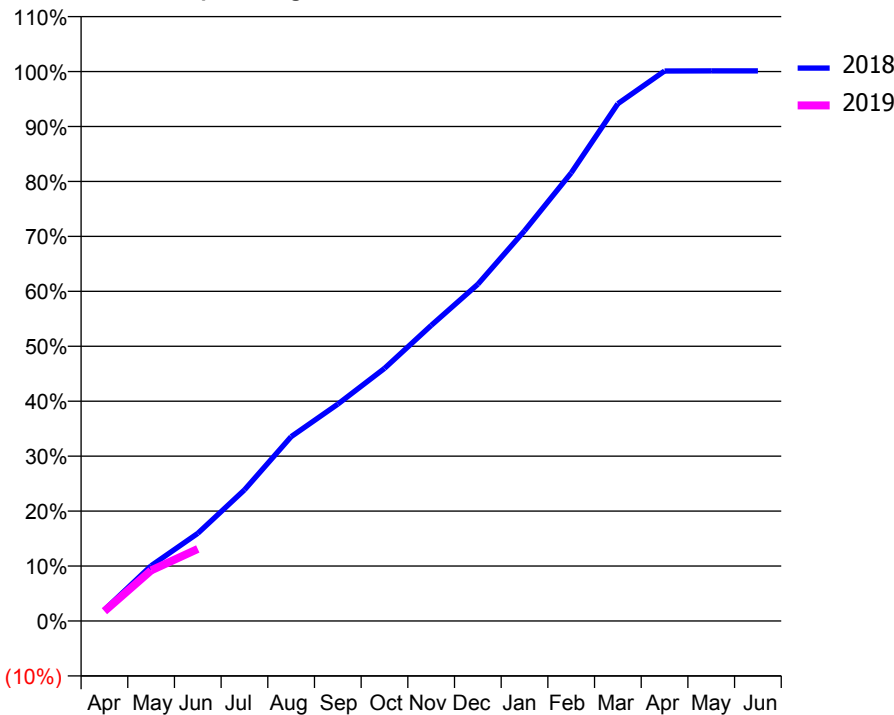
ACCESS*

Patients seen in 24 months	Total	Change since previous quarter
Quarter ending June 2017	4,217	
Quarter ending September 2017	4,256	→
Quarter ending December 2017	4,334	→
Quarter ending March 2018	4,421	↑
Quarter ending June 2018	4,330	↓
Variance since June 2017	2.7%	↑



ACTIVITY

Cumulative percentage of contracted UDA delivered 2018 & 2019



Month	Adjusted Scheduled Activity (UDA)	
	2018	2019
April	222	194
May	1,100	1,007
June	1,746	1,436
July	2,612	
August	3,674	
September	4,321	
October	5,034	
November	5,890	
December	6,709	
January	7,776	
February	8,929	
March	10,307	
April	10,958	
May	10,963	
June	10,963	

QUALITY

	Quantity	Base Number	Contract	AT	Region	England
% of FP17s for the same patient ID Re-attending within 3 months - Children	24	237	10.1%	10.0%	11.3%	11.5%
% of FP17s for the same patient ID Re-attending within 3 months - Adults	123	731	16.8%	14.5%	14.9%	15.4%
% of FP17s for the same patient ID Re-attending between 3 & 9 months - Children	91	237	38.4%	52.8%	60.0%	58.9%
% of FP17s for the same patient ID Re-attending between 3 & 9 months - Adults	333	731	45.6%	48.5%	52.6%	51.6%
% of FP17s for Band 1 Urgent Courses	74	620	11.9%	8.0%	7.9%	8.9%
% of FP17s Relating to Free Repair or Replacements	4	620	0.6%	0.8%	0.8%	0.8%
% of FP17s Relating to Continuations	8	620	1.3%	0.8%	0.9%	0.9%
% of Patients satisfied with the dentistry they have received	7	7	N/A	93.1%	93.2%	93.2%
% of Patients satisfied with the time they had to wait for an appointment	6	7	N/A	90.9%	89.1%	88.8%

* This is based on patients treated on this contract for their most recent course of treatment. Figures in italics indicate the base number of FP17s or Patient Questionnaire responses are less than 100. N/A is shown where the base number of responses is less than 10 during the period. % is calculated as Quantity/Base number*100

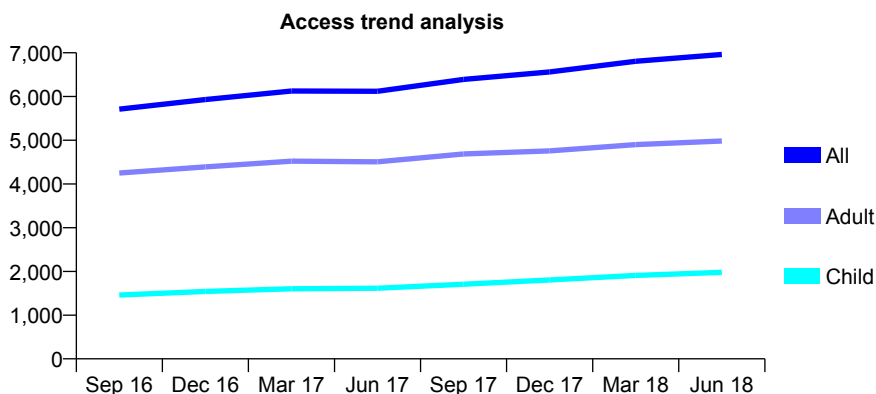
Q54 - Vital Signs At a Glance Contract Report for 177407/0001 - June 2018

Name or company name	BST Partnership
Contract type name	PDS Plus Contract
Purpose of contract	General
Contract start date	01/01/2011
Contract end date	31/12/2020

18/19 Contracted general activity (UDA)	14,000
Carry forward general activity (UDA)	0
18/19 Contracted orthodontic activity (UOA)	0
Carry forward orthodontic activity (UOA)	0
Baseline contract value	£178,162.67

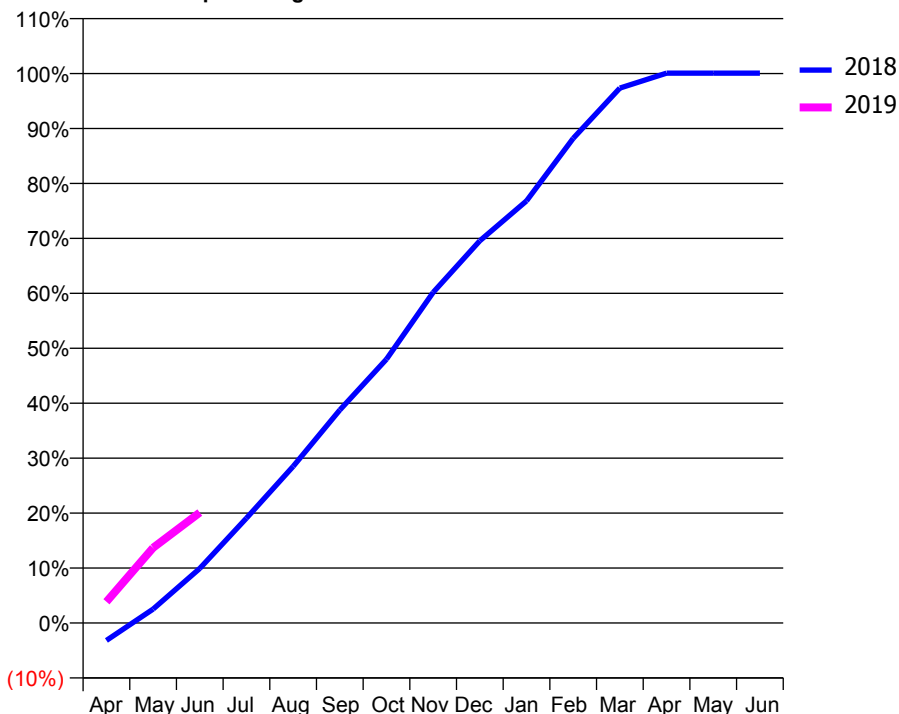
ACCESS*

Patients seen in 24 months	Total	Change since previous quarter
Quarter ending June 2017	6,121	
Quarter ending September 2017	6,393	↑
Quarter ending December 2017	6,562	↑
Quarter ending March 2018	6,807	↑
Quarter ending June 2018	6,961	↑
Variance since June 2017	13.7%	↑



ACTIVITY

Cumulative percentage of contracted UDA delivered 2018 & 2019



Month	Adjusted Scheduled Activity (UDA)	
	2018	2019
April	-448	543
May	355	1,917
June	1,390	2,815
July	2,671	
August	3,990	
September	5,428	
October	6,720	
November	8,425	
December	9,737	
January	10,755	
February	12,346	
March	13,629	
April	14,009	
May	14,010	
June	14,010	

QUALITY

	Quantity	Base Number	Contract	AT	Region	England
% of FP17s for the same patient ID Re-attending within 3 months - Children	38	646	5.9%	10.0%	11.3%	11.5%
% of FP17s for the same patient ID Re-attending within 3 months - Adults	189	1,426	13.3%	14.5%	14.9%	15.4%
% of FP17s for the same patient ID Re-attending between 3 & 9 months - Children	362	646	56.0%	52.8%	60.0%	58.9%
% of FP17s for the same patient ID Re-attending between 3 & 9 months - Adults	711	1,426	49.9%	48.5%	52.6%	51.6%
% of FP17s for Band 1 Urgent Courses	127	1,525	8.3%	8.0%	7.9%	8.9%
% of FP17s Relating to Free Repair or Replacements	11	1,525	0.7%	0.8%	0.8%	0.8%
% of FP17s Relating to Continuations	27	1,525	1.8%	0.8%	0.9%	0.9%
% of Patients satisfied with the dentistry they have received	4	5	N/A	93.1%	93.2%	93.2%
% of Patients satisfied with the time they had to wait for an appointment	3	5	N/A	90.9%	89.1%	88.8%

* This is based on patients treated on this contract for their most recent course of treatment. Figures in italics indicate the base number of FP17s or Patient Questionnaire responses are less than 100. N/A is shown where the base number of responses is less than 10 during the period. % is calculated as Quantity/Base number*100

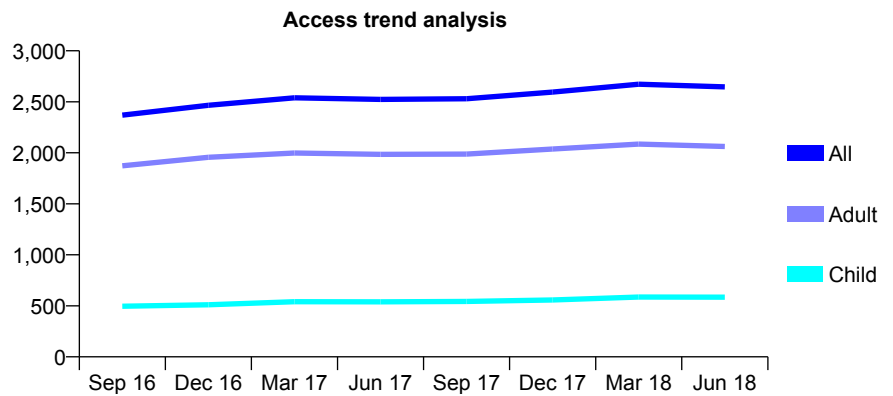
Q54 - Vital Signs At a Glance Contract Report for 177407/0003 - June 2018

Name or company name	BST Partnership
Contract type name	GDS Contract
Purpose of contract	General
Contract start date	01/04/2012
Contract end date	

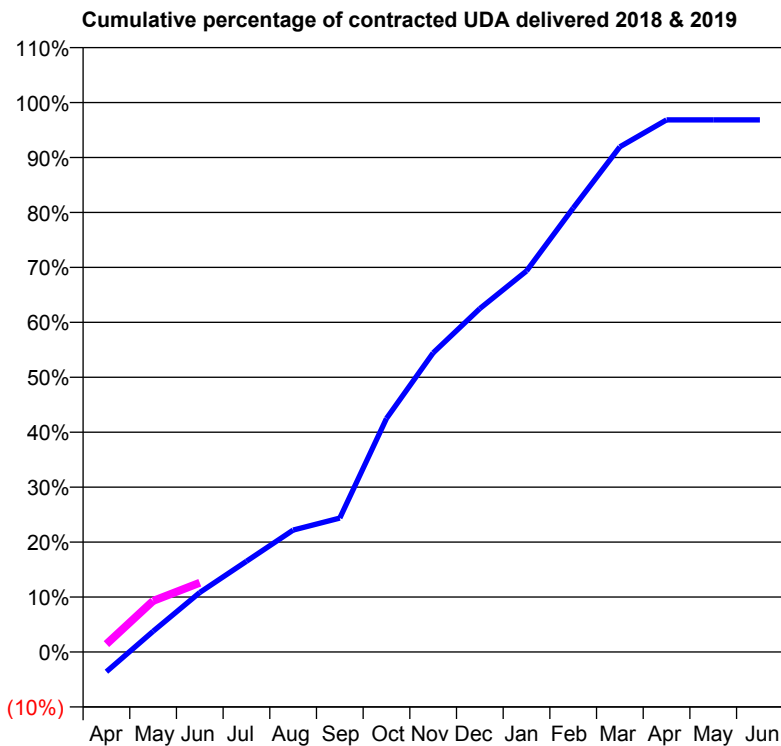
18/19 Contracted general activity (UDA)	7,350
Carry forward general activity (UDA)	0
18/19 Contracted orthodontic activity (UOA)	0
Carry forward orthodontic activity (UOA)	0
Baseline contract value	£161,153.05

ACCESS*

Patients seen in 24 months	Total	Change since previous quarter
Quarter ending June 2017	2,524	
Quarter ending September 2017	2,530	→
Quarter ending December 2017	2,595	↑
Quarter ending March 2018	2,672	↑
Quarter ending June 2018	2,647	→
Variance since June 2017	4.9%	↑



ACTIVITY



Month	Adjusted Scheduled Activity (UDA)	
	2018	2019
April	-265	107
May	277	684
June	796	927
July	1,213	
August	1,631	
September	1,792	
October	3,124	
November	4,002	
December	4,593	
January	5,096	
February	5,939	
March	6,757	
April	7,118	
May	7,118	
June	7,118	

QUALITY

	Quantity	Base Number	Contract	AT	Region	England
% of FP17s for the same patient ID Re-attending within 3 months - Children	10	165	6.1%	10.0%	11.3%	11.5%
% of FP17s for the same patient ID Re-attending within 3 months - Adults	80	526	15.2%	14.5%	14.9%	15.4%
% of FP17s for the same patient ID Re-attending between 3 & 9 months - Children	104	165	63.0%	52.8%	60.0%	58.9%
% of FP17s for the same patient ID Re-attending between 3 & 9 months - Adults	290	526	55.1%	48.5%	52.6%	51.6%
% of FP17s for Band 1 Urgent Courses	35	532	6.6%	8.0%	7.9%	8.9%
% of FP17s Relating to Free Repair or Replacements	4	532	0.8%	0.8%	0.8%	0.8%
% of FP17s Relating to Continuations	24	532	4.5%	0.8%	0.9%	0.9%
% of Patients satisfied with the dentistry they have received	1	1	N/A	93.1%	93.2%	93.2%
% of Patients satisfied with the time they had to wait for an appointment	1	1	N/A	90.9%	89.1%	88.8%

* This is based on patients treated on this contract for their most recent course of treatment. Figures in italics indicate the base number of FP17s or Patient Questionnaire responses are less than 100. N/A is shown where the base number of responses is less than 10 during the period. % is calculated as Quantity/Base number*100

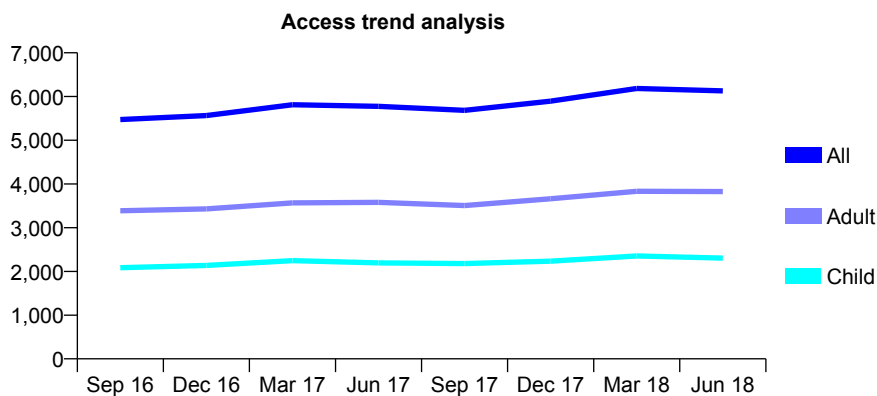
Q54 - Vital Signs At a Glance Contract Report for 177407/0005 - June 2018

Name or company name	BST Partnership
Contract type name	GDS Contract
Purpose of contract	General
Contract start date	01/04/2013
Contract end date	

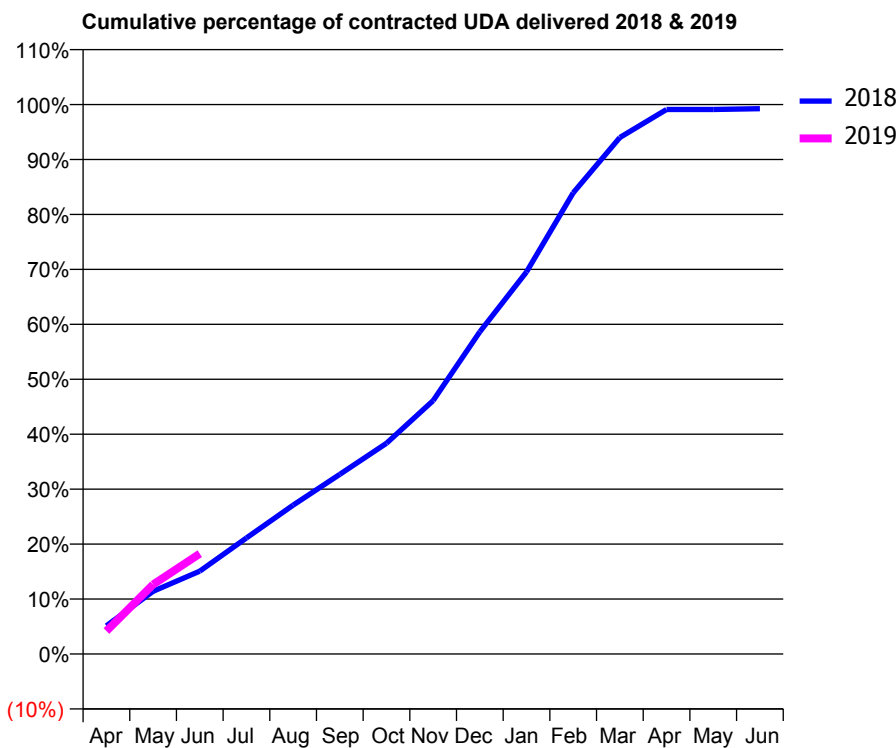
18/19 Contracted general activity (UDA)	15,774
Carry forward general activity (UDA)	0
18/19 Contracted orthodontic activity (UOA)	0
Carry forward orthodontic activity (UOA)	0
Baseline contract value	£378,762.35

ACCESS*

Patients seen in 24 months	Total	Change since previous quarter
Quarter ending June 2017	5,776	
Quarter ending September 2017	5,683	↓
Quarter ending December 2017	5,894	↑
Quarter ending March 2018	6,184	↑
Quarter ending June 2018	6,130	→
Variance since June 2017	6.1%	↑



ACTIVITY



Adjusted Scheduled Activity (UDA)		
Month	2018	2019
April	809	659
May	1,802	1,996
June	2,378	2,879
July	3,332	
August	4,275	
September	5,158	
October	6,051	
November	7,273	
December	9,248	
January	10,968	
February	13,237	
March	14,828	
April	15,631	
May	15,633	
June	15,656	

QUALITY

	Quantity	Base Number	Contract	AT	Region	England
% of FP17s for the same patient ID Re-attending within 3 months - Children	69	613	11.3%	10.0%	11.3%	11.5%
% of FP17s for the same patient ID Re-attending within 3 months - Adults	170	938	18.1%	14.5%	14.9%	15.4%
% of FP17s for the same patient ID Re-attending between 3 & 9 months - Children	252	613	41.1%	52.8%	60.0%	58.9%
% of FP17s for the same patient ID Re-attending between 3 & 9 months - Adults	297	938	31.7%	48.5%	52.6%	51.6%
% of FP17s for Band 1 Urgent Courses	207	1,244	16.6%	8.0%	7.9%	8.9%
% of FP17s Relating to Free Repair or Replacements	1	1,244	0.1%	0.8%	0.8%	0.8%
% of FP17s Relating to Continuations	0	1,244	0.0%	0.8%	0.9%	0.9%
% of Patients satisfied with the dentistry they have received	1	1	N/A	93.1%	93.2%	93.2%
% of Patients satisfied with the time they had to wait for an appointment	1	1	N/A	90.9%	89.1%	88.8%

* This is based on patients treated on this contract for their most recent course of treatment. Figures in italics indicate the base number of FP17s or Patient Questionnaire responses are less than 100. N/A is shown where the base number of responses is less than 10 during the period. % is calculated as Quantity/Base number*100

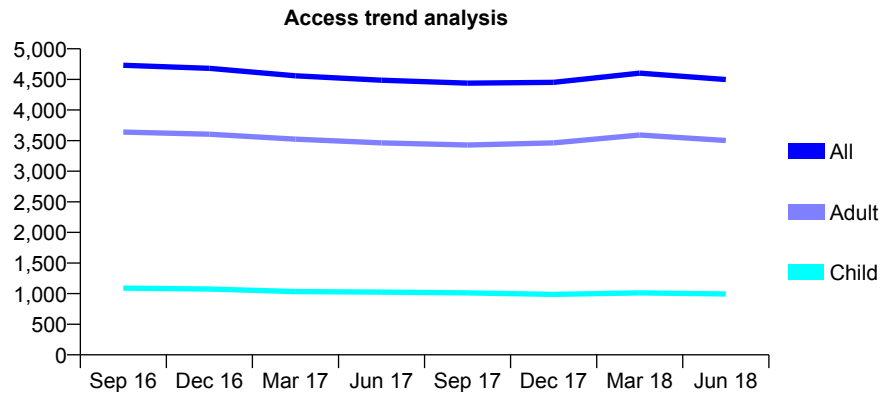
Q54 - Vital Signs At a Glance Contract Report for 178853/0001 - June 2018

Name or company name	OraCo Ltd
Contract type name	GDS Contract
Purpose of contract	General
Contract start date	01/04/2011
Contract end date	

18/19 Contracted general activity (UDA)	14,447
Carry forward general activity (UDA)	0
18/19 Contracted orthodontic activity (UOA)	0
Carry forward orthodontic activity (UOA)	0
Baseline contract value	£404,746.61

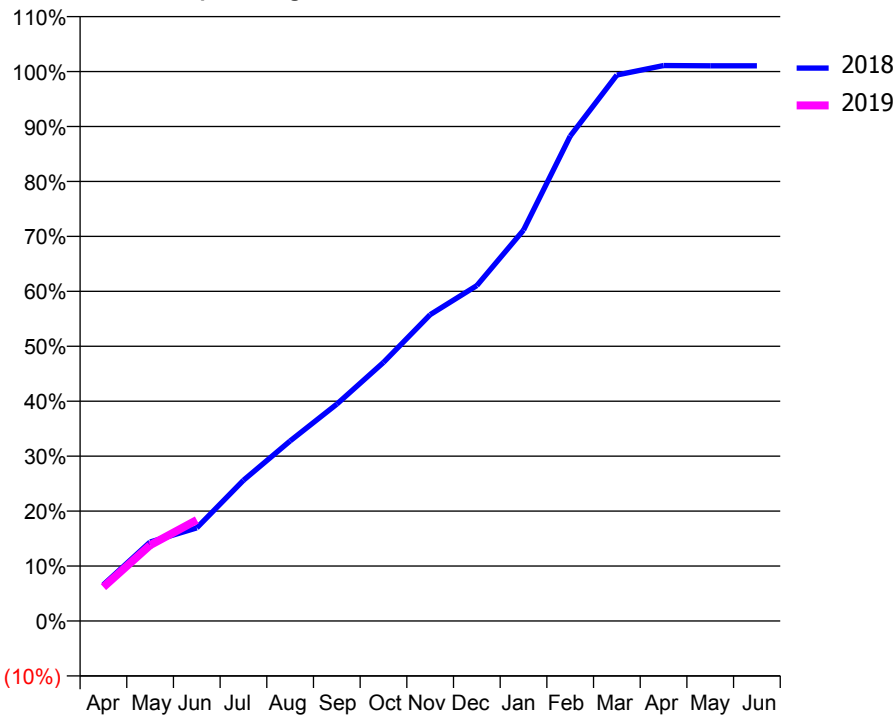
ACCESS*

Patients seen in 24 months	Total	Change since previous quarter
Quarter ending June 2017	4,487	
Quarter ending September 2017	4,440	↓
Quarter ending December 2017	4,451	→
Quarter ending March 2018	4,603	↑
Quarter ending June 2018	4,497	↓
Variance since June 2017	0.2%	→



ACTIVITY

Cumulative percentage of contracted UDA delivered 2018 & 2019



Adjusted Scheduled Activity (UDA)		
Month	2018	2019
April	956	892
May	2,077	1,995
June	2,449	2,655
July	3,701	
August	4,734	
September	5,703	
October	6,800	
November	8,054	
December	8,820	
January	10,278	
February	12,748	
March	14,355	
April	14,605	
May	14,596	
June	14,596	

QUALITY

	Quantity	Base Number	Contract	AT	Region	England
% of FP17s for the same patient ID Re-attending within 3 months - Children	18	358	5.0%	10.0%	11.3%	11.5%
% of FP17s for the same patient ID Re-attending within 3 months - Adults	136	709	19.2%	14.5%	14.9%	15.4%
% of FP17s for the same patient ID Re-attending between 3 & 9 months - Children	191	358	53.4%	52.8%	60.0%	58.9%
% of FP17s for the same patient ID Re-attending between 3 & 9 months - Adults	291	709	41.0%	48.5%	52.6%	51.6%
% of FP17s for Band 1 Urgent Courses	73	981	7.4%	8.0%	7.9%	8.9%
% of FP17s Relating to Free Repair or Replacements	35	981	3.6%	0.8%	0.8%	0.8%
% of FP17s Relating to Continuations	17	981	1.7%	0.8%	0.9%	0.9%
% of Patients satisfied with the dentistry they have received	2	3	N/A	93.1%	93.2%	93.2%
% of Patients satisfied with the time they had to wait for an appointment	2	3	N/A	90.9%	89.1%	88.8%

* This is based on patients treated on this contract for their most recent course of treatment. Figures in italics indicate the base number of FP17s or Patient Questionnaire responses are less than 100. N/A is shown where the base number of responses is less than 10 during the period. % is calculated as Quantity/Base number*100

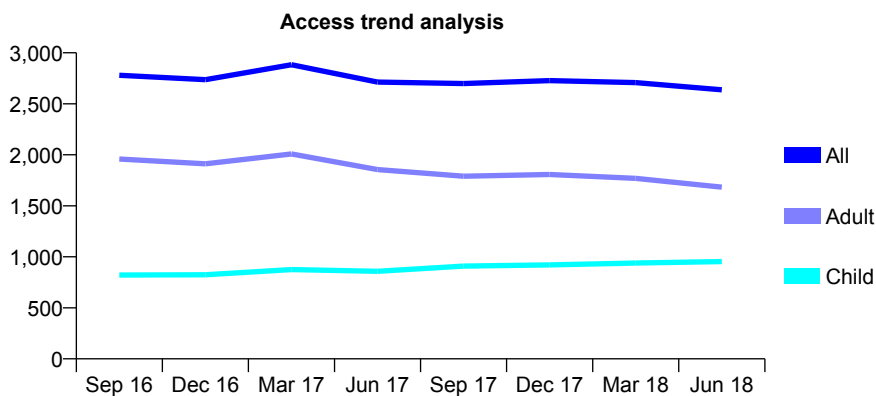
Q54 - Vital Signs At a Glance Contract Report for 180009/0001 - June 2018

Name or company name	Aesthetic Dental Implant Surgery
Contract type name	GDS Contract
Purpose of contract	General
Contract start date	01/11/2011
Contract end date	

18/19 Contracted general activity (UDA)	4,305
Carry forward general activity (UDA)	0
18/19 Contracted orthodontic activity (UOA)	0
Carry forward orthodontic activity (UOA)	0
Baseline contract value	£98,144.32

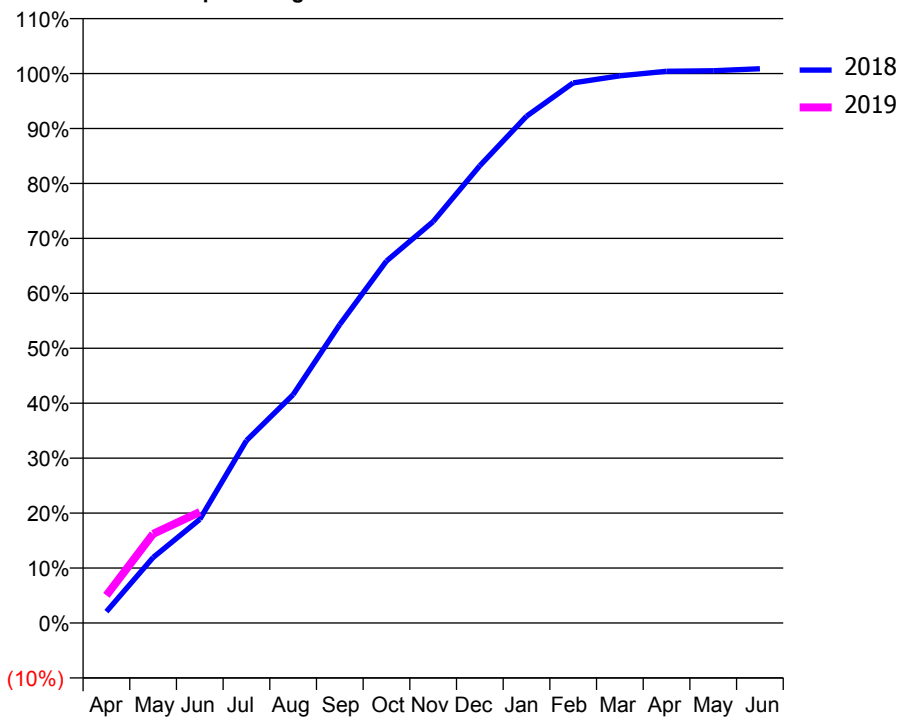
ACCESS*

Patients seen in 24 months	Total	Change since previous quarter
Quarter ending June 2017	2,713	
Quarter ending September 2017	2,699	→
Quarter ending December 2017	2,728	→
Quarter ending March 2018	2,708	→
Quarter ending June 2018	2,637	↓
Variance since June 2017	(2.8%)	↓



ACTIVITY

Cumulative percentage of contracted UDA delivered 2018 & 2019



Adjusted Scheduled Activity (UDA)		
Month	2018	2019
April	89	217
May	513	698
June	813	870
July	1,429	
August	1,789	
September	2,340	
October	2,836	
November	3,145	
December	3,583	
January	3,970	
February	4,231	
March	4,287	
April	4,322	
May	4,326	
June	4,342	

QUALITY

	Quantity	Base Number	Contract	AT	Region	England
% of FP17s for the same patient ID Re-attending within 3 months - Children	17	358	4.7%	10.0%	11.3%	11.5%
% of FP17s for the same patient ID Re-attending within 3 months - Adults	90	426	21.1%	14.5%	14.9%	15.4%
% of FP17s for the same patient ID Re-attending between 3 & 9 months - Children	151	358	42.2%	52.8%	60.0%	58.9%
% of FP17s for the same patient ID Re-attending between 3 & 9 months - Adults	120	426	28.2%	48.5%	52.6%	51.6%
% of FP17s for Band 1 Urgent Courses	55	451	12.2%	8.0%	7.9%	8.9%
% of FP17s Relating to Free Repair or Replacements	1	451	0.2%	0.8%	0.8%	0.8%
% of FP17s Relating to Continuations	0	451	0.0%	0.8%	0.9%	0.9%
% of Patients satisfied with the dentistry they have received	0	0	N/A	93.1%	93.2%	93.2%
% of Patients satisfied with the time they had to wait for an appointment	0	0	N/A	90.9%	89.1%	88.8%

* This is based on patients treated on this contract for their most recent course of treatment. Figures in italics indicate the base number of FP17s or Patient Questionnaire responses are less than 100. N/A is shown where the base number of responses is less than 10 during the period. % is calculated as Quantity/Base number*100

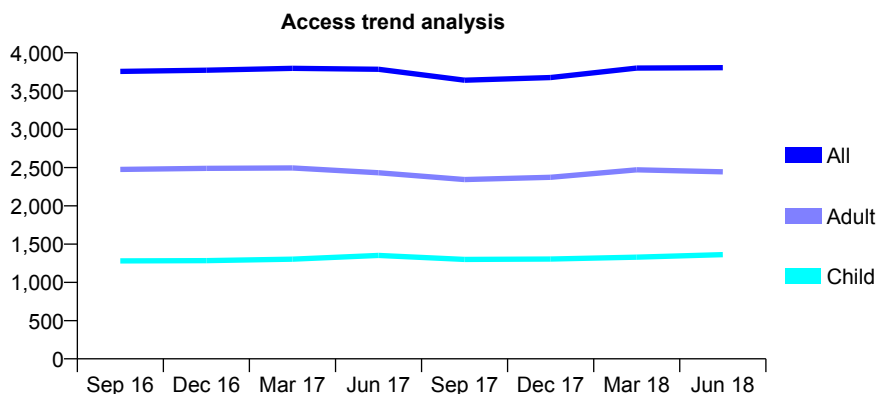
Q54 - Vital Signs At a Glance Contract Report for 180017/0001 - June 2018

Name or company name	Dr AS Bhandal, Dr Balbir Bhandal & Dr Balj
Contract type name	GDS Contract
Purpose of contract	General
Contract start date	28/05/2010
Contract end date	

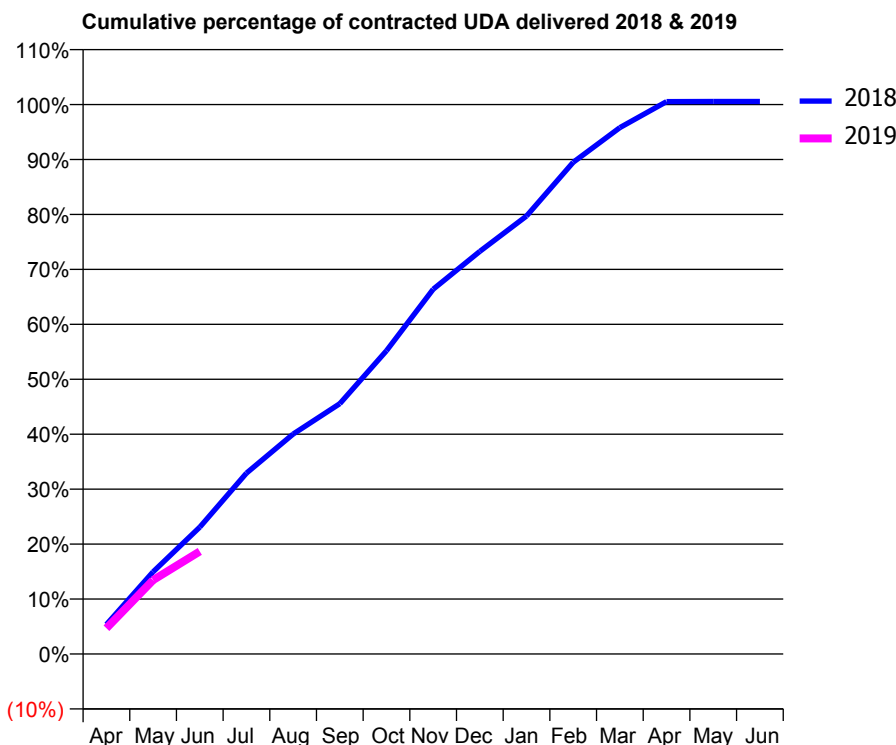
18/19 Contracted general activity (UDA)	10,544
Carry forward general activity (UDA)	0
18/19 Contracted orthodontic activity (UOA)	0
Carry forward orthodontic activity (UOA)	0
Baseline contract value	£244,886.59

ACCESS*

Patients seen in 24 months	Total	Change since previous quarter
Quarter ending June 2017	3,785	
Quarter ending September 2017	3,642	↓
Quarter ending December 2017	3,677	→
Quarter ending March 2018	3,800	↑
Quarter ending June 2018	3,806	→
Variance since June 2017	0.6%	→



ACTIVITY



Month	Adjusted Scheduled Activity (UDA)	
	2018	2019
April	568	494
May	1,578	1,419
June	2,434	1,970
July	3,471	
August	4,221	
September	4,804	
October	5,819	
November	6,998	
December	7,725	
January	8,403	
February	9,436	
March	10,101	
April	10,600	
May	10,602	
June	10,602	

QUALITY

	Quantity	Base Number	Contract	AT	Region	England
% of FP17s for the same patient ID Re-attending within 3 months - Children	22	496	4.4%	10.0%	11.3%	11.5%
% of FP17s for the same patient ID Re-attending within 3 months - Adults	80	659	12.1%	14.5%	14.9%	15.4%
% of FP17s for the same patient ID Re-attending between 3 & 9 months - Children	236	496	47.6%	52.8%	60.0%	58.9%
% of FP17s for the same patient ID Re-attending between 3 & 9 months - Adults	301	659	45.7%	48.5%	52.6%	51.6%
% of FP17s for Band 1 Urgent Courses	34	992	3.4%	8.0%	7.9%	8.9%
% of FP17s Relating to Free Repair or Replacements	1	992	0.1%	0.8%	0.8%	0.8%
% of FP17s Relating to Continuations	2	992	0.2%	0.8%	0.9%	0.9%
% of Patients satisfied with the dentistry they have received	3	5	N/A	93.1%	93.2%	93.2%
% of Patients satisfied with the time they had to wait for an appointment	3	5	N/A	90.9%	89.1%	88.8%

* This is based on patients treated on this contract for their most recent course of treatment. Figures in italics indicate the base number of FP17s or Patient Questionnaire responses are less than 100. N/A is shown where the base number of responses is less than 10 during the period. % is calculated as Quantity/Base number*100

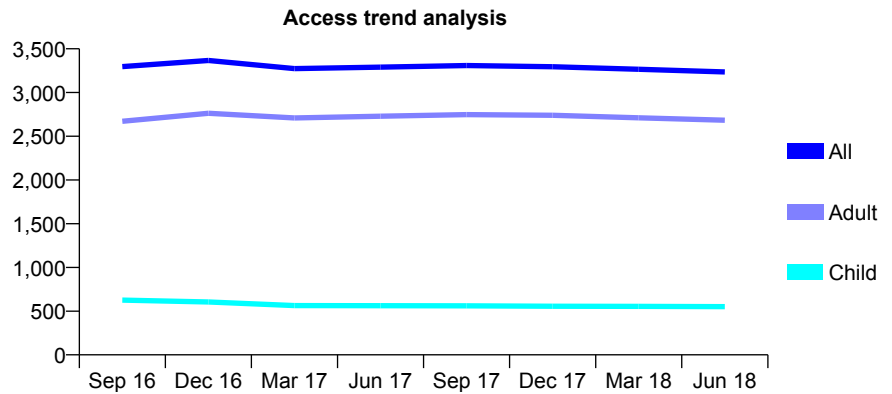
Q54 - Vital Signs At a Glance Contract Report for 181544/0001 - June 2018

Name or company name	Pelsall Road Dental Partnership
Contract type name	GDS Contract
Purpose of contract	General
Contract start date	30/07/2012
Contract end date	

18/19 Contracted general activity (UDA)	8,071
Carry forward general activity (UDA)	0
18/19 Contracted orthodontic activity (UOA)	0
Carry forward orthodontic activity (UOA)	0
Baseline contract value	£292,877.67

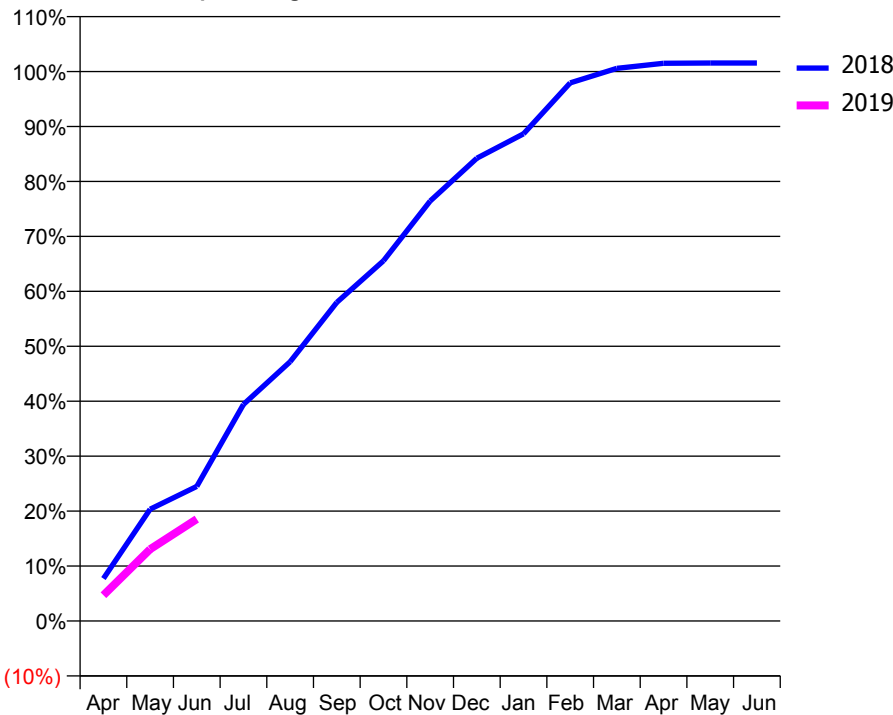
ACCESS*

Patients seen in 24 months	Total	Change since previous quarter
Quarter ending June 2017	3,291	
Quarter ending September 2017	3,309	→
Quarter ending December 2017	3,295	→
Quarter ending March 2018	3,266	→
Quarter ending June 2018	3,235	→
Variance since June 2017	(1.7%)	↓



ACTIVITY

Cumulative percentage of contracted UDA delivered 2018 & 2019



Month	Adjusted Scheduled Activity (UDA)	
	2018	2019
April	624	380
May	1,643	1,055
June	1,978	1,497
July	3,182	
August	3,809	
September	4,680	
October	5,291	
November	6,169	
December	6,797	
January	7,156	
February	7,903	
March	8,116	
April	8,192	
May	8,195	
June	8,195	

QUALITY

	Quantity	Base Number	Contract	AT	Region	England
% of FP17s for the same patient ID Re-attending within 3 months - Children	6	163	3.7%	10.0%	11.3%	11.5%
% of FP17s for the same patient ID Re-attending within 3 months - Adults	55	655	8.4%	14.5%	14.9%	15.4%
% of FP17s for the same patient ID Re-attending between 3 & 9 months - Children	106	163	65.0%	52.8%	60.0%	58.9%
% of FP17s for the same patient ID Re-attending between 3 & 9 months - Adults	437	655	66.7%	48.5%	52.6%	51.6%
% of FP17s for Band 1 Urgent Courses	21	778	2.7%	8.0%	7.9%	8.9%
% of FP17s Relating to Free Repair or Replacements	1	778	0.1%	0.8%	0.8%	0.8%
% of FP17s Relating to Continuations	4	778	0.5%	0.8%	0.9%	0.9%
% of Patients satisfied with the dentistry they have received	1	1	N/A	93.1%	93.2%	93.2%
% of Patients satisfied with the time they had to wait for an appointment	1	1	N/A	90.9%	89.1%	88.8%

* This is based on patients treated on this contract for their most recent course of treatment. Figures in italics indicate the base number of FP17s or Patient Questionnaire responses are less than 100. N/A is shown where the base number of responses is less than 10 during the period. % is calculated as Quantity/Base number*100

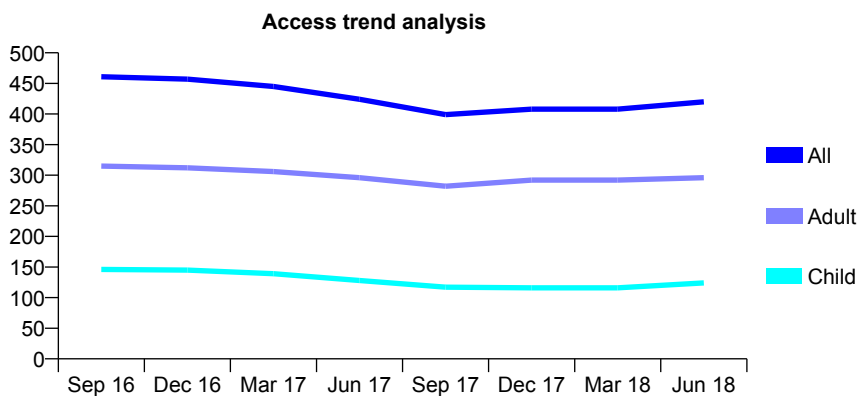
Q54 - Vital Signs At a Glance Contract Report for 183628/0001 - June 2018

Name or company name	Greenwood Dental Clinic
Contract type name	GDS Contract
Purpose of contract	General
Contract start date	09/11/2013
Contract end date	

18/19 Contracted general activity (UDA)	1,150
Carry forward general activity (UDA)	0
18/19 Contracted orthodontic activity (UOA)	0
Carry forward orthodontic activity (UOA)	0
Baseline contract value	£25,848.79

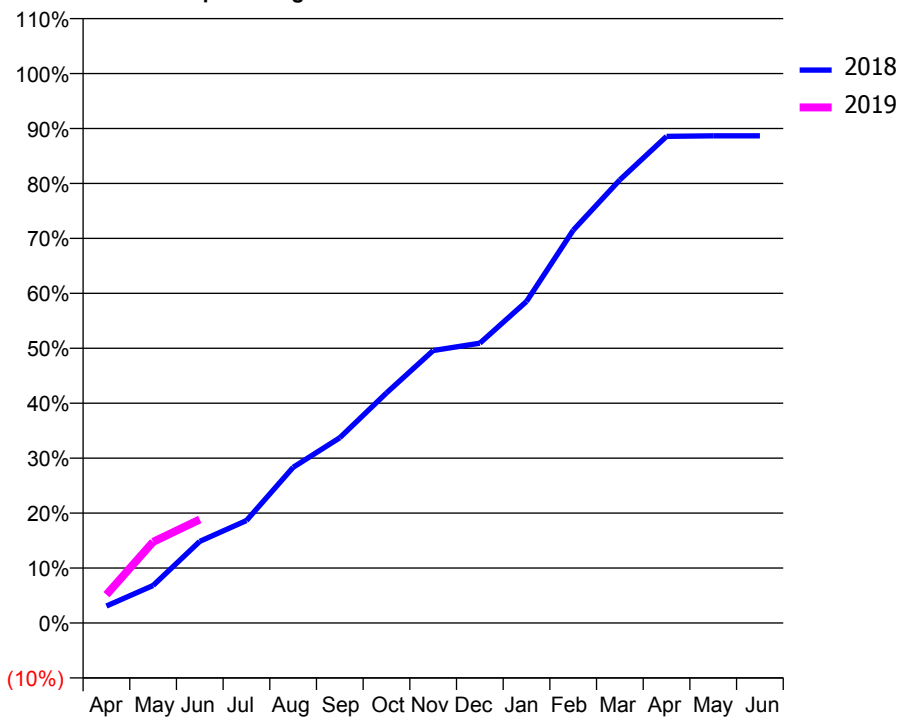
ACCESS*

Patients seen in 24 months	Total	Change since previous quarter
Quarter ending June 2017	424	
Quarter ending September 2017	399	↓
Quarter ending December 2017	408	↑
Quarter ending March 2018	408	→
Quarter ending June 2018	420	↑
Variance since June 2017	(0.9%)	→



ACTIVITY

Cumulative percentage of contracted UDA delivered 2018 & 2019



Adjusted Scheduled Activity (UDA)

Month	2018	2019
April	36	59
May	79	170
June	171	217
July	214	
August	326	
September	388	
October	482	
November	570	
December	586	
January	673	
February	822	
March	927	
April	1,019	
May	1,020	
June	1,020	

QUALITY

	Quantity	Base Number	Contract	AT	Region	England
% of FP17s for the same patient ID Re-attending within 3 months - Children	7	41	17.1%	10.0%	11.3%	11.5%
% of FP17s for the same patient ID Re-attending within 3 months - Adults	16	95	16.8%	14.5%	14.9%	15.4%
% of FP17s for the same patient ID Re-attending between 3 & 9 months - Children	13	41	31.7%	52.8%	60.0%	58.9%
% of FP17s for the same patient ID Re-attending between 3 & 9 months - Adults	44	95	46.3%	48.5%	52.6%	51.6%
% of FP17s for Band 1 Urgent Courses	18	102	17.6%	8.0%	7.9%	8.9%
% of FP17s Relating to Free Repair or Replacements	0	102	0.0%	0.8%	0.8%	0.8%
% of FP17s Relating to Continuations	1	102	1.0%	0.8%	0.9%	0.9%
% of Patients satisfied with the dentistry they have received	1	1	N/A	93.1%	93.2%	93.2%
% of Patients satisfied with the time they had to wait for an appointment	1	1	N/A	90.9%	89.1%	88.8%

* This is based on patients treated on this contract for their most recent course of treatment. Figures in italics indicate the base number of FP17s or Patient Questionnaire responses are less than 100. N/A is shown where the base number of responses is less than 10 during the period. % is calculated as Quantity/Base number*100

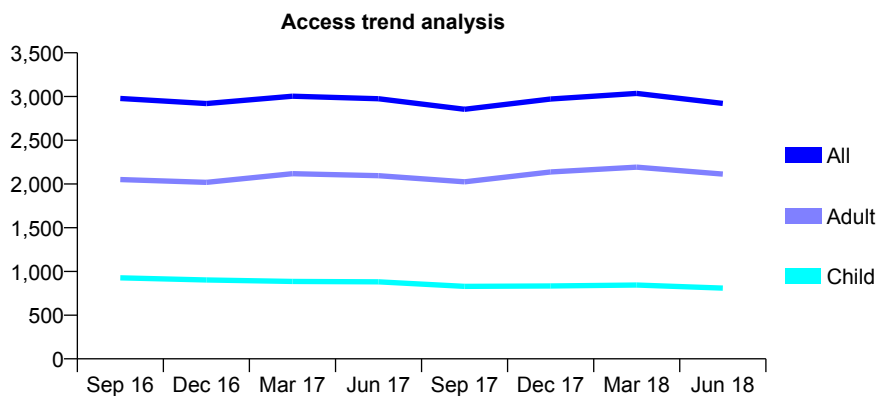
Q54 - Vital Signs At a Glance Contract Report for 184152/0001 - June 2018

Name or company name	Cromer Road Dental Care
Contract type name	GDS Contract
Purpose of contract	General
Contract start date	01/02/2009
Contract end date	

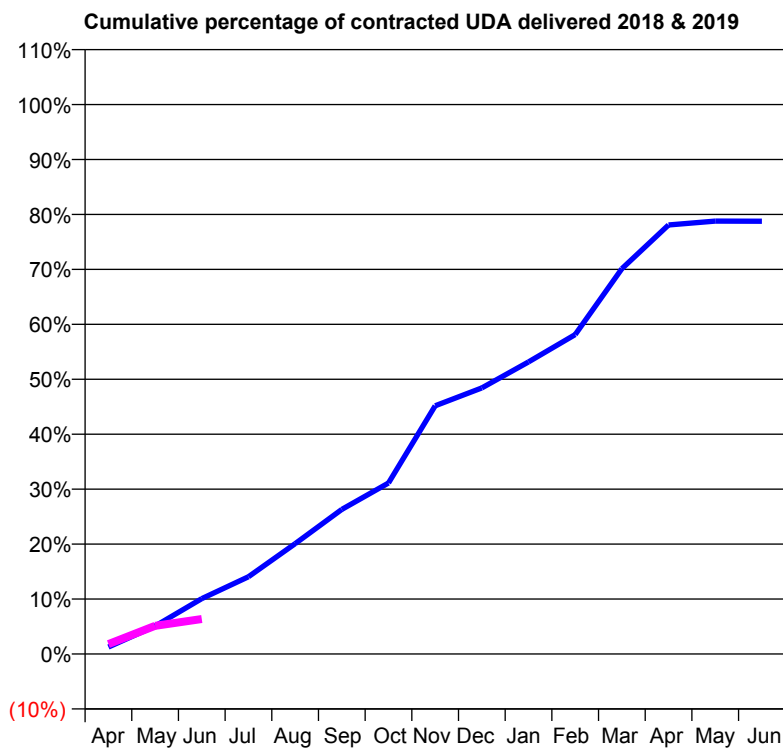
18/19 Contracted general activity (UDA)	13,947
Carry forward general activity (UDA)	0
18/19 Contracted orthodontic activity (UOA)	0
Carry forward orthodontic activity (UOA)	0
Baseline contract value	£416,263.49

ACCESS*

Patients seen in 24 months	Total	Change since previous quarter
Quarter ending June 2017	2,975	
Quarter ending September 2017	2,854	↓
Quarter ending December 2017	2,971	↑
Quarter ending March 2018	3,036	↑
Quarter ending June 2018	2,922	↓
Variance since June 2017	(1.8%)	↓



ACTIVITY



Month	Adjusted Scheduled Activity (UDA)	
	2018	2019
April	178	252
May	709	715
June	1,406	889
July	1,960	
August	2,800	
September	3,670	
October	4,340	
November	6,300	
December	6,754	
January	7,414	
February	8,109	
March	9,779	
April	10,891	
May	10,989	
June	10,983	

QUALITY

	Quantity	Base Number	Contract	AT	Region	England
% of FP17s for the same patient ID Re-attending within 3 months - Children	10	160	6.3%	10.0%	11.3%	11.5%
% of FP17s for the same patient ID Re-attending within 3 months - Adults	62	389	15.9%	14.5%	14.9%	15.4%
% of FP17s for the same patient ID Re-attending between 3 & 9 months - Children	45	160	28.1%	52.8%	60.0%	58.9%
% of FP17s for the same patient ID Re-attending between 3 & 9 months - Adults	100	389	25.7%	48.5%	52.6%	51.6%
% of FP17s for Band 1 Urgent Courses	33	307	10.7%	8.0%	7.9%	8.9%
% of FP17s Relating to Free Repair or Replacements	9	307	2.9%	0.8%	0.8%	0.8%
% of FP17s Relating to Continuations	1	307	0.3%	0.8%	0.9%	0.9%
% of Patients satisfied with the dentistry they have received	1	1	N/A	93.1%	93.2%	93.2%
% of Patients satisfied with the time they had to wait for an appointment	1	1	N/A	90.9%	89.1%	88.8%

* This is based on patients treated on this contract for their most recent course of treatment. Figures in italics indicate the base number of FP17s or Patient Questionnaire responses are less than 100. N/A is shown where the base number of responses is less than 10 during the period. % is calculated as Quantity/Base number*100

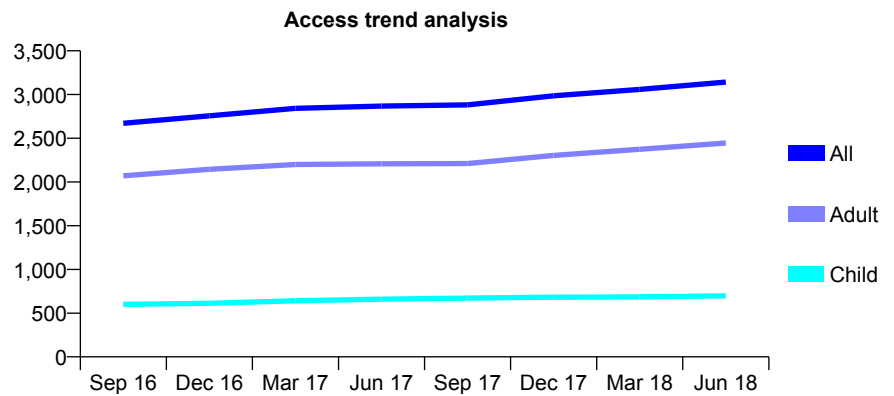
Q54 - Vital Signs At a Glance Contract Report for 184780/0001 - June 2018

Name or company name	Short Heath Dental Practice
Contract type name	GDS Contract
Purpose of contract	General
Contract start date	15/10/2014
Contract end date	

18/19 Contracted general activity (UDA)	7,926
Carry forward general activity (UDA)	0
18/19 Contracted orthodontic activity (UOA)	0
Carry forward orthodontic activity (UOA)	0
Baseline contract value	£189,541.43

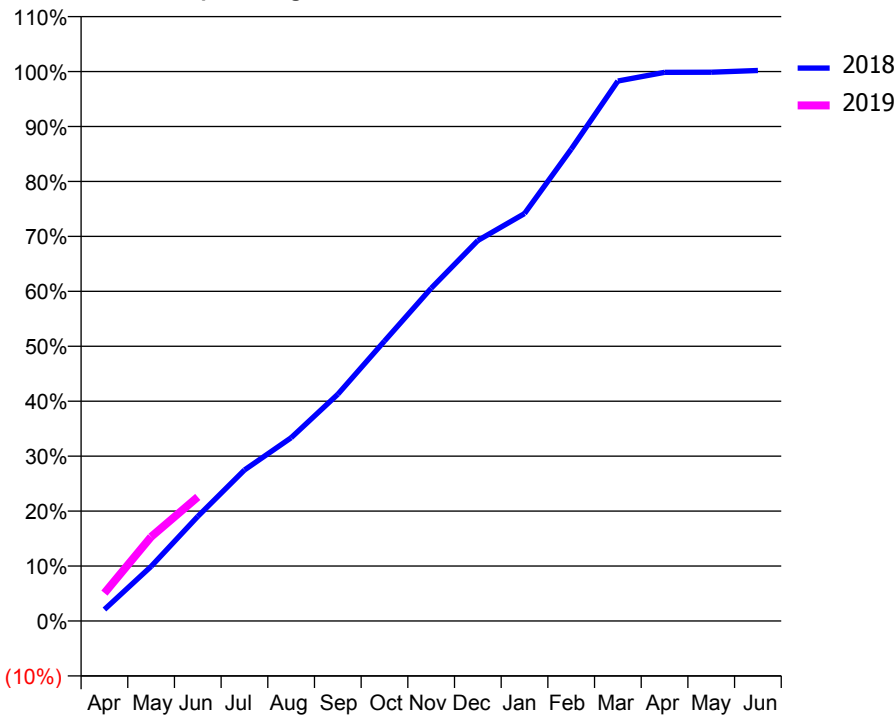
ACCESS*

Patients seen in 24 months	Total	Change since previous quarter
Quarter ending June 2017	2,868	
Quarter ending September 2017	2,882	→
Quarter ending December 2017	2,985	↑
Quarter ending March 2018	3,059	↑
Quarter ending June 2018	3,142	↑
Variance since June 2017	9.6%	↑



ACTIVITY

Cumulative percentage of contracted UDA delivered 2018 & 2019



Month	Adjusted Scheduled Activity (UDA)	
	2018	2019
April	167	402
May	787	1,215
June	1,510	1,789
July	2,179	
August	2,643	
September	3,271	
October	4,038	
November	4,801	
December	5,489	
January	5,877	
February	6,806	
March	7,788	
April	7,913	
May	7,916	
June	7,941	

QUALITY

	Quantity	Base Number	Contract	AT	Region	England
% of FP17s for the same patient ID Re-attending within 3 months - Children	11	212	5.2%	10.0%	11.3%	11.5%
% of FP17s for the same patient ID Re-attending within 3 months - Adults	69	673	10.3%	14.5%	14.9%	15.4%
% of FP17s for the same patient ID Re-attending between 3 & 9 months - Children	119	212	56.1%	52.8%	60.0%	58.9%
% of FP17s for the same patient ID Re-attending between 3 & 9 months - Adults	313	673	46.5%	48.5%	52.6%	51.6%
% of FP17s for Band 1 Urgent Courses	66	809	8.2%	8.0%	7.9%	8.9%
% of FP17s Relating to Free Repair or Replacements	9	809	1.1%	0.8%	0.8%	0.8%
% of FP17s Relating to Continuations	14	809	1.7%	0.8%	0.9%	0.9%
% of Patients satisfied with the dentistry they have received	2	2	N/A	93.1%	93.2%	93.2%
% of Patients satisfied with the time they had to wait for an appointment	2	2	N/A	90.9%	89.1%	88.8%

* This is based on patients treated on this contract for their most recent course of treatment. Figures in italics indicate the base number of FP17s or Patient Questionnaire responses are less than 100. N/A is shown where the base number of responses is less than 10 during the period. % is calculated as Quantity/Base number*100

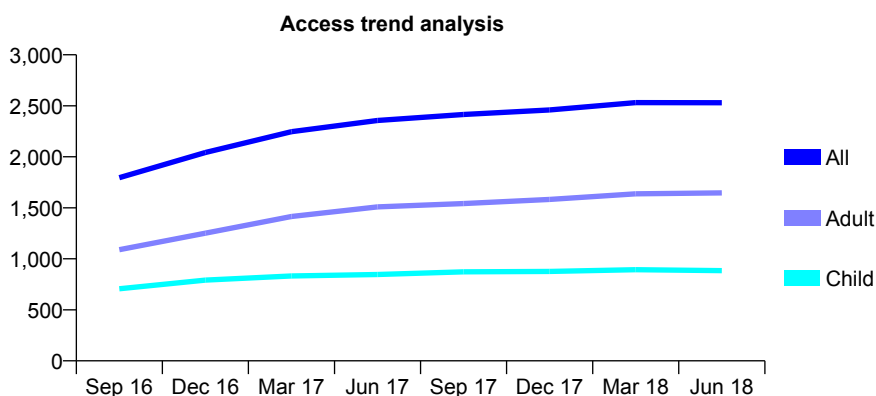
Q54 - Vital Signs At a Glance Contract Report for 184926/0001 - June 2018

Name or company name	Mrs Jaspreet Kiran Kaur Pahal
Contract type name	GDS Contract
Purpose of contract	General and Orthodontic
Contract start date	01/01/2016
Contract end date	

18/19 Contracted general activity (UDA)	7,545
Carry forward general activity (UDA)	0
18/19 Contracted orthodontic activity (UOA)	451
Carry forward orthodontic activity (UOA)	0
Baseline contract value	£207,236.21

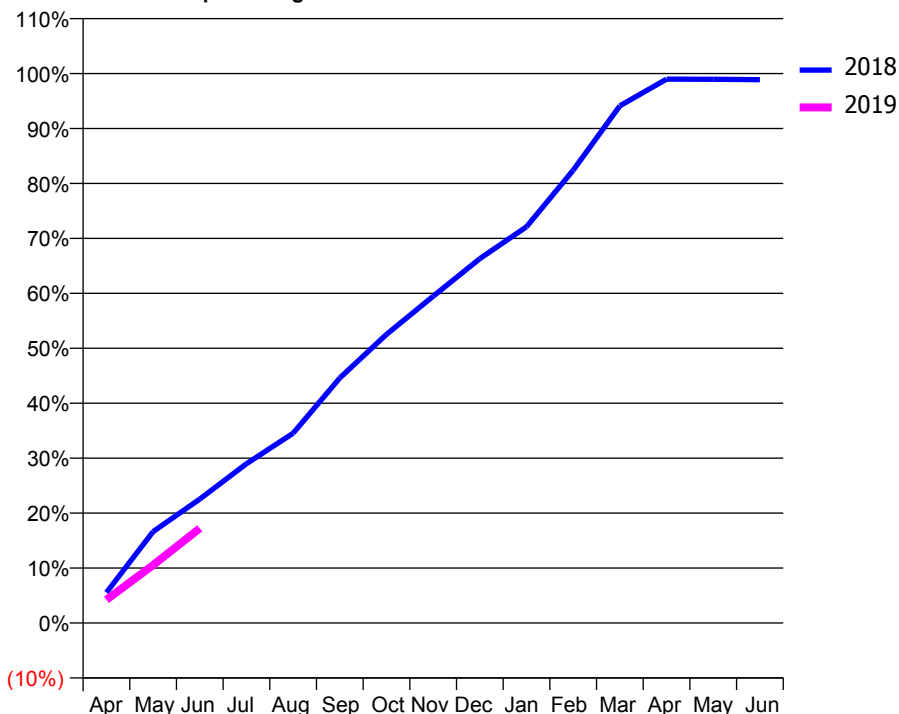
ACCESS*

Patients seen in 24 months	Total	Change since previous quarter
Quarter ending June 2017	2,356	
Quarter ending September 2017	2,415	↑
Quarter ending December 2017	2,459	→
Quarter ending March 2018	2,531	↑
Quarter ending June 2018	2,530	→
Variance since June 2017	7.4%	↑



ACTIVITY

Cumulative percentage of contracted UDA delivered 2018 & 2019



Month	Adjusted Scheduled Activity (UDA)	
	2018	2019
April	418	320
May	1,254	796
June	1,702	1,301
July	2,188	
August	2,607	
September	3,365	
October	3,963	
November	4,487	
December	5,003	
January	5,440	
February	6,217	
March	7,100	
April	7,468	
May	7,465	
June	7,461	

QUALITY

	Quantity	Base Number	Contract	AT	Region	England
% of FP17s for the same patient ID Re-attending within 3 months - Children	35	297	11.8%	10.0%	11.3%	11.5%
% of FP17s for the same patient ID Re-attending within 3 months - Adults	88	543	16.2%	14.5%	14.9%	15.4%
% of FP17s for the same patient ID Re-attending between 3 & 9 months - Children	183	297	61.6%	52.8%	60.0%	58.9%
% of FP17s for the same patient ID Re-attending between 3 & 9 months - Adults	319	543	58.7%	48.5%	52.6%	51.6%
% of FP17s for Band 1 Urgent Courses	64	696	9.2%	8.0%	7.9%	8.9%
% of FP17s Relating to Free Repair or Replacements	3	696	0.4%	0.8%	0.8%	0.8%
% of FP17s Relating to Continuations	1	696	0.1%	0.8%	0.9%	0.9%
% of Patients satisfied with the dentistry they have received	2	2	N/A	93.1%	93.2%	93.2%
% of Patients satisfied with the time they had to wait for an appointment	2	2	N/A	90.9%	89.1%	88.8%

* This is based on patients treated on this contract for their most recent course of treatment. Figures in italics indicate the base number of FP17s or Patient Questionnaire responses are less than 100. N/A is shown where the base number of responses is less than 10 during the period. % is calculated as Quantity/Base number*100

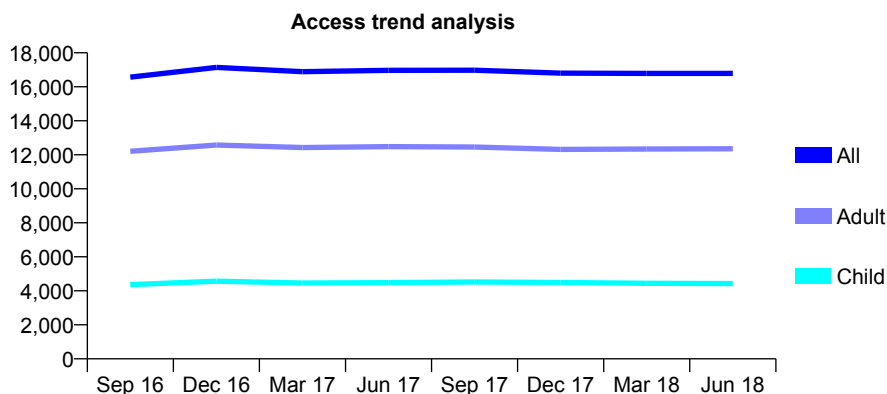
Q54 - Vital Signs At a Glance Contract Report for 186813/0001 - June 2018

Name or company name	The Smile Centre(Birmingham) Ltd
Contract type name	GDS Contract
Purpose of contract	General and Orthodontic
Contract start date	28/06/2012
Contract end date	

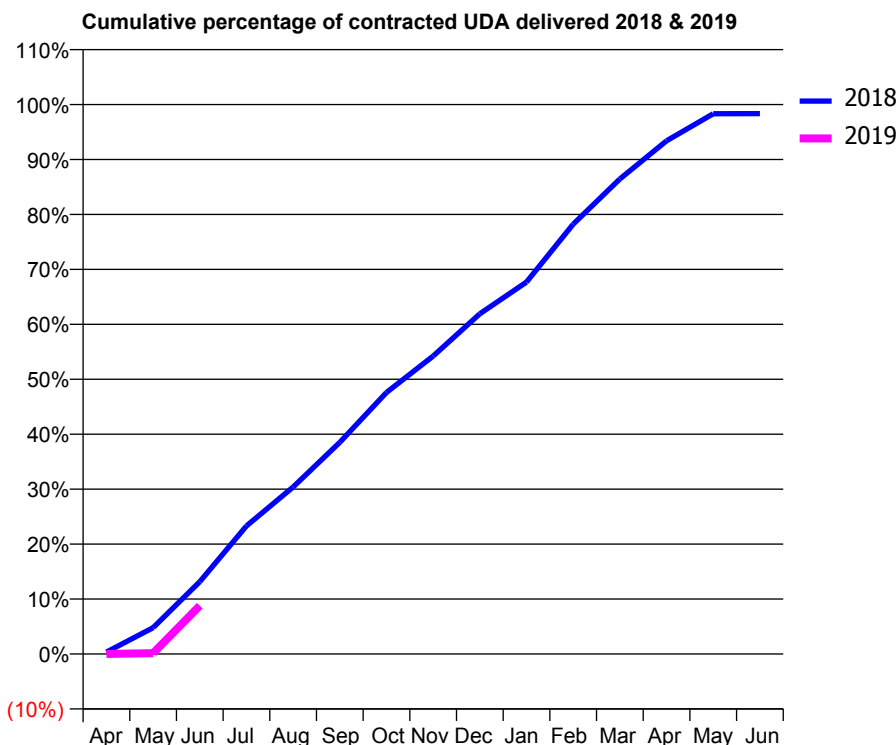
18/19 Contracted general activity (UDA)	45,903
Carry forward general activity (UDA)	0
18/19 Contracted orthodontic activity (UOA)	2
Carry forward orthodontic activity (UOA)	0
Baseline contract value	£1,153,021.44

ACCESS*

Patients seen in 24 months	Total	Change since previous quarter
Quarter ending June 2017	16,969	
Quarter ending September 2017	16,977	→
Quarter ending December 2017	16,807	↓
Quarter ending March 2018	16,787	→
Quarter ending June 2018	16,787	→
Variance since June 2017	(1.1%)	↓



ACTIVITY



Month	Adjusted Scheduled Activity (UDA)	
	2018	2019
April	159	2
May	2,195	69
June	6,044	4,039
July	10,701	
August	13,953	
September	17,686	
October	21,849	
November	24,891	
December	28,423	
January	31,073	
February	35,903	
March	39,685	
April	42,874	
May	45,135	
June	45,136	

QUALITY

	Quantity	Base Number	Contract	AT	Region	England
% of FP17s for the same patient ID Re-attending within 3 months - Children	41	1,121	3.7%	10.0%	11.3%	11.5%
% of FP17s for the same patient ID Re-attending within 3 months - Adults	425	2,867	14.8%	14.5%	14.9%	15.4%
% of FP17s for the same patient ID Re-attending between 3 & 9 months - Children	456	1,121	40.7%	52.8%	60.0%	58.9%
% of FP17s for the same patient ID Re-attending between 3 & 9 months - Adults	1,055	2,867	36.8%	48.5%	52.6%	51.6%
% of FP17s for Band 1 Urgent Courses	47	1,697	2.8%	8.0%	7.9%	8.9%
% of FP17s Relating to Free Repair or Replacements	32	1,697	1.9%	0.8%	0.8%	0.8%
% of FP17s Relating to Continuations	25	1,697	1.5%	0.8%	0.9%	0.9%
% of Patients satisfied with the dentistry they have received	9	10	90.0%	93.1%	93.2%	93.2%
% of Patients satisfied with the time they had to wait for an appointment	9	10	90.0%	90.9%	89.1%	88.8%

* This is based on patients treated on this contract for their most recent course of treatment. Figures in italics indicate the base number of FP17s or Patient Questionnaire responses are less than 100. N/A is shown where the base number of responses is less than 10 during the period. % is calculated as Quantity/Base number*100

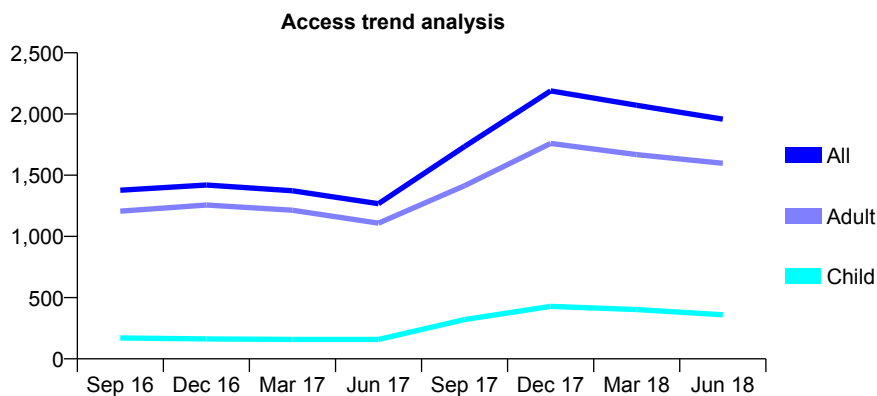
Q54 - Vital Signs At a Glance Contract Report for 188441/0001 - June 2018

Name or company name	Mr Sukhbir Singh & Mr L A Shiels
Contract type name	GDS Contract
Purpose of contract	General
Contract start date	01/12/2011
Contract end date	

18/19 Contracted general activity (UDA)	4,374
Carry forward general activity (UDA)	0
18/19 Contracted orthodontic activity (UOA)	0
Carry forward orthodontic activity (UOA)	0
Baseline contract value	£97,022.42

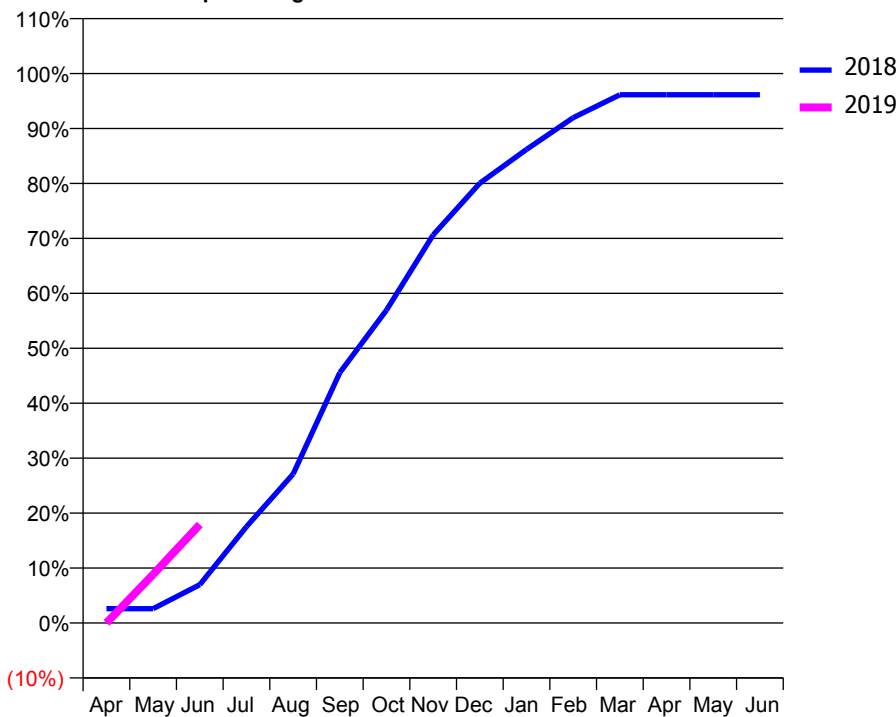
ACCESS*

Patients seen in 24 months	Total	Change since previous quarter
Quarter ending June 2017	1,267	
Quarter ending September 2017	1,735	↑
Quarter ending December 2017	2,189	↑
Quarter ending March 2018	2,071	↓
Quarter ending June 2018	1,958	↓
Variance since June 2017	54.5%	↑



ACTIVITY

Cumulative percentage of contracted UDA delivered 2018 & 2019



Month	Adjusted Scheduled Activity (UDA)	
	2018	2019
April	114	0
May	114	387
June	306	784
July	767	
August	1,186	
September	1,993	
October	2,490	
November	3,089	
December	3,501	
January	3,770	
February	4,022	
March	4,205	
April	4,205	
May	4,205	
June	4,205	

QUALITY

	Quantity	Base Number	Contract	AT	Region	England
% of FP17s for the same patient ID Re-attending within 3 months - Children	0	64	0.0%	10.0%	11.3%	11.5%
% of FP17s for the same patient ID Re-attending within 3 months - Adults	8	237	3.4%	14.5%	14.9%	15.4%
% of FP17s for the same patient ID Re-attending between 3 & 9 months - Children	16	64	25.0%	52.8%	60.0%	58.9%
% of FP17s for the same patient ID Re-attending between 3 & 9 months - Adults	79	237	33.3%	48.5%	52.6%	51.6%
% of FP17s for Band 1 Urgent Courses	16	301	5.3%	8.0%	7.9%	8.9%
% of FP17s Relating to Free Repair or Replacements	0	301	0.0%	0.8%	0.8%	0.8%
% of FP17s Relating to Continuations	2	301	0.7%	0.8%	0.9%	0.9%
% of Patients satisfied with the dentistry they have received	0	0	N/A	93.1%	93.2%	93.2%
% of Patients satisfied with the time they had to wait for an appointment	0	0	N/A	90.9%	89.1%	88.8%

* This is based on patients treated on this contract for their most recent course of treatment. Figures in italics indicate the base number of FP17s or Patient Questionnaire responses are less than 100. N/A is shown where the base number of responses is less than 10 during the period. % is calculated as Quantity/Base number*100

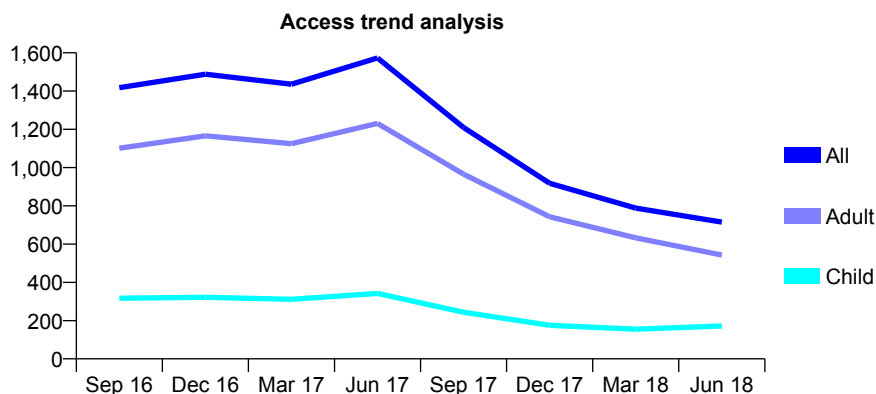
Q54 - Vital Signs At a Glance Contract Report for 188441/0002 - June 2018

Name or company name	Mr Sukhbir Singh & Mr L A Shiels
Contract type name	GDS Contract
Purpose of contract	General
Contract start date	01/12/2011
Contract end date	

18/19 Contracted general activity (UDA)	3,685
Carry forward general activity (UDA)	0
18/19 Contracted orthodontic activity (UOA)	0
Carry forward orthodontic activity (UOA)	0
Baseline contract value	£73,991.73

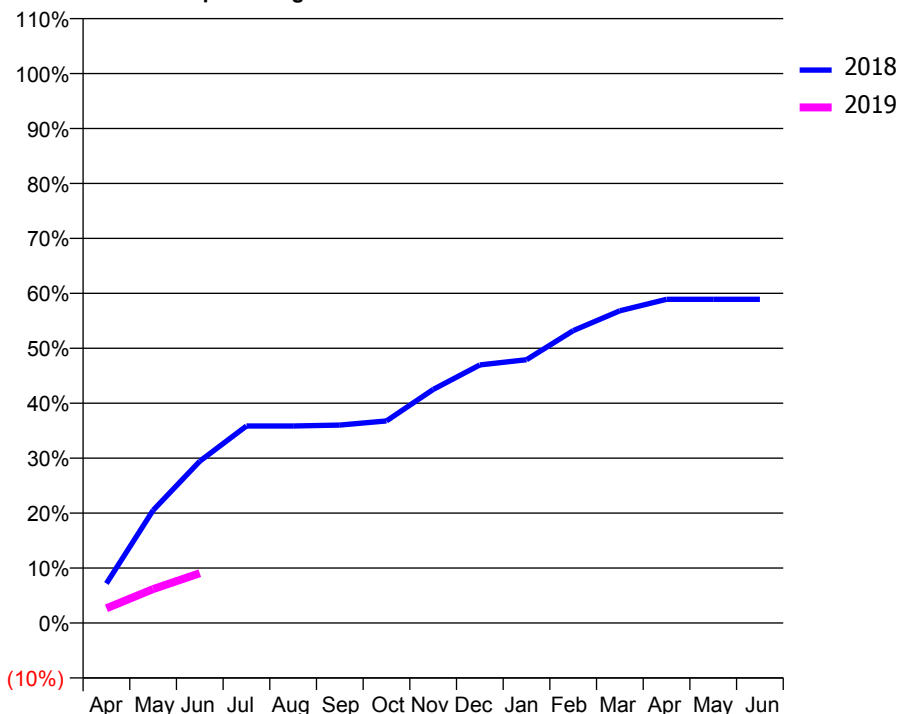
ACCESS*

Patients seen in 24 months	Total	Change since previous quarter
Quarter ending June 2017	1,573	
Quarter ending September 2017	1,209	↓
Quarter ending December 2017	918	↓
Quarter ending March 2018	788	↓
Quarter ending June 2018	715	↓
Variance since June 2017	(54.5%)	↓



ACTIVITY

Cumulative percentage of contracted UDA delivered 2018 & 2019



Adjusted Scheduled Activity (UDA)

Month	2018	2019
April	265	99
May	756	228
June	1,085	334
July	1,322	
August	1,322	
September	1,328	
October	1,355	
November	1,566	
December	1,731	
January	1,766	
February	1,961	
March	2,094	
April	2,171	
May	2,171	
June	2,171	

QUALITY

	Quantity	Base Number	Contract	AT	Region	England
% of FP17s for the same patient ID Re-attending within 3 months - Children	3	64	4.7%	10.0%	11.3%	11.5%
% of FP17s for the same patient ID Re-attending within 3 months - Adults	8	95	8.4%	14.5%	14.9%	15.4%
% of FP17s for the same patient ID Re-attending between 3 & 9 months - Children	7	64	10.9%	52.8%	60.0%	58.9%
% of FP17s for the same patient ID Re-attending between 3 & 9 months - Adults	12	95	12.6%	48.5%	52.6%	51.6%
% of FP17s for Band 1 Urgent Courses	0	138	0.0%	8.0%	7.9%	8.9%
% of FP17s Relating to Free Repair or Replacements	0	138	0.0%	0.8%	0.8%	0.8%
% of FP17s Relating to Continuations	3	138	2.2%	0.8%	0.9%	0.9%
% of Patients satisfied with the dentistry they have received	0	0	N/A	93.1%	93.2%	93.2%
% of Patients satisfied with the time they had to wait for an appointment	0	0	N/A	90.9%	89.1%	88.8%

* This is based on patients treated on this contract for their most recent course of treatment. Figures in italics indicate the base number of FP17s or Patient Questionnaire responses are less than 100. N/A is shown where the base number of responses is less than 10 during the period. % is calculated as Quantity/Base number*100

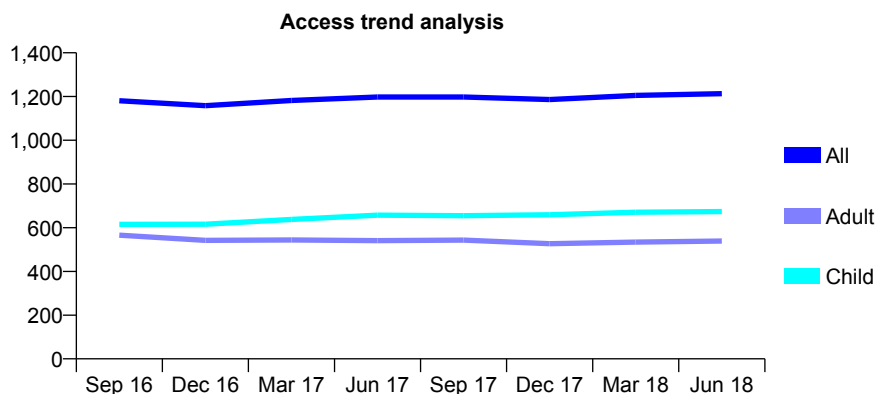
Q54 - Vital Signs At a Glance Contract Report for 188514/0001 - June 2018

Name or company name	The Wall Heath Dental Practice
Contract type name	GDS Contract
Purpose of contract	General
Contract start date	01/09/2008
Contract end date	

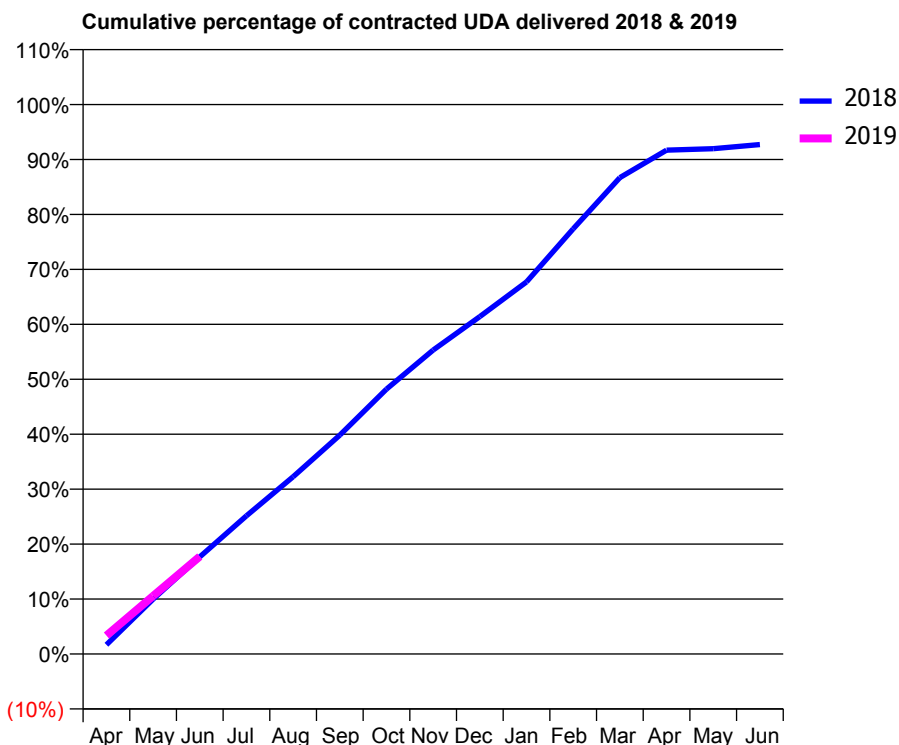
18/19 Contracted general activity (UDA)	3,710
Carry forward general activity (UDA)	0
18/19 Contracted orthodontic activity (UOA)	0
Carry forward orthodontic activity (UOA)	0
Baseline contract value	£98,697.85

ACCESS*

Patients seen in 24 months	Total	Change since previous quarter
Quarter ending June 2017	1,198	
Quarter ending September 2017	1,198	→
Quarter ending December 2017	1,186	↓
Quarter ending March 2018	1,205	→
Quarter ending June 2018	1,213	→
Variance since June 2017	1.3%	→



ACTIVITY



Adjusted Scheduled Activity (UDA)		
Month	2018	2019
April	63	125
May	371	392
June	656	659
July	934	
August	1,197	
September	1,478	
October	1,789	
November	2,052	
December	2,279	
January	2,512	
February	2,871	
March	3,217	
April	3,401	
May	3,411	
June	3,439	

QUALITY

	Quantity	Base Number	Contract	AT	Region	England
% of FP17s for the same patient ID Re-attending within 3 months - Children	20	296	6.8%	10.0%	11.3%	11.5%
% of FP17s for the same patient ID Re-attending within 3 months - Adults	29	211	13.7%	14.5%	14.9%	15.4%
% of FP17s for the same patient ID Re-attending between 3 & 9 months - Children	225	296	76.0%	52.8%	60.0%	58.9%
% of FP17s for the same patient ID Re-attending between 3 & 9 months - Adults	128	211	60.7%	48.5%	52.6%	51.6%
% of FP17s for Band 1 Urgent Courses	25	405	6.2%	8.0%	7.9%	8.9%
% of FP17s Relating to Free Repair or Replacements	1	405	0.2%	0.8%	0.8%	0.8%
% of FP17s Relating to Continuations	2	405	0.5%	0.8%	0.9%	0.9%
% of Patients satisfied with the dentistry they have received	2	2	N/A	93.1%	93.2%	93.2%
% of Patients satisfied with the time they had to wait for an appointment	2	2	N/A	90.9%	89.1%	88.8%

* This is based on patients treated on this contract for their most recent course of treatment. Figures in italics indicate the base number of FP17s or Patient Questionnaire responses are less than 100. N/A is shown where the base number of responses is less than 10 during the period. % is calculated as Quantity/Base number*100

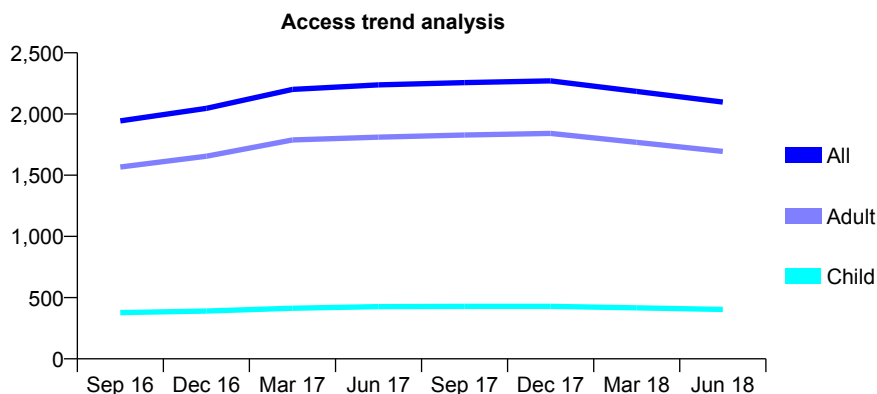
Q54 - Vital Signs At a Glance Contract Report for 189030/0001 - June 2018

Name or company name	Wordsley Dental Practice
Contract type name	GDS Contract
Purpose of contract	General
Contract start date	01/12/2015
Contract end date	

18/19 Contracted general activity (UDA)	6,934
Carry forward general activity (UDA)	0
18/19 Contracted orthodontic activity (UOA)	0
Carry forward orthodontic activity (UOA)	0
Baseline contract value	£152,997.61

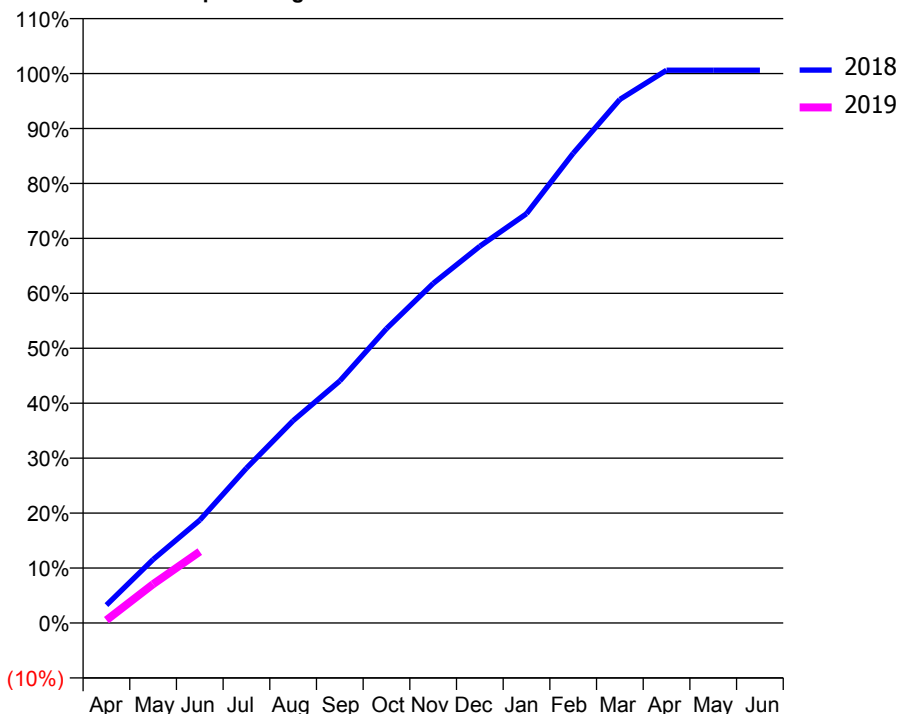
ACCESS*

Patients seen in 24 months	Total	Change since previous quarter
Quarter ending June 2017	2,238	
Quarter ending September 2017	2,257	→
Quarter ending December 2017	2,271	→
Quarter ending March 2018	2,185	↓
Quarter ending June 2018	2,098	↓
Variance since June 2017	(6.3%)	↓



ACTIVITY

Cumulative percentage of contracted UDA delivered 2018 & 2019



Adjusted Scheduled Activity (UDA)

Month	2018	2019
April	226	35
May	802	491
June	1,299	901
July	1,954	
August	2,553	
September	3,055	
October	3,714	
November	4,285	
December	4,755	
January	5,165	
February	5,927	
March	6,607	
April	6,975	
May	6,976	
June	6,976	

QUALITY

	Quantity	Base Number	Contract	AT	Region	England
% of FP17s for the same patient ID Re-attending within 3 months - Children	3	104	2.9%	10.0%	11.3%	11.5%
% of FP17s for the same patient ID Re-attending within 3 months - Adults	54	563	9.6%	14.5%	14.9%	15.4%
% of FP17s for the same patient ID Re-attending between 3 & 9 months - Children	60	104	57.7%	52.8%	60.0%	58.9%
% of FP17s for the same patient ID Re-attending between 3 & 9 months - Adults	391	563	69.4%	48.5%	52.6%	51.6%
% of FP17s for Band 1 Urgent Courses	11	540	2.0%	8.0%	7.9%	8.9%
% of FP17s Relating to Free Repair or Replacements	6	540	1.1%	0.8%	0.8%	0.8%
% of FP17s Relating to Continuations	10	540	1.9%	0.8%	0.9%	0.9%
% of Patients satisfied with the dentistry they have received	0	0	N/A	93.1%	93.2%	93.2%
% of Patients satisfied with the time they had to wait for an appointment	0	0	N/A	90.9%	89.1%	88.8%

* This is based on patients treated on this contract for their most recent course of treatment. Figures in italics indicate the base number of FP17s or Patient Questionnaire responses are less than 100. N/A is shown where the base number of responses is less than 10 during the period. % is calculated as Quantity/Base number*100

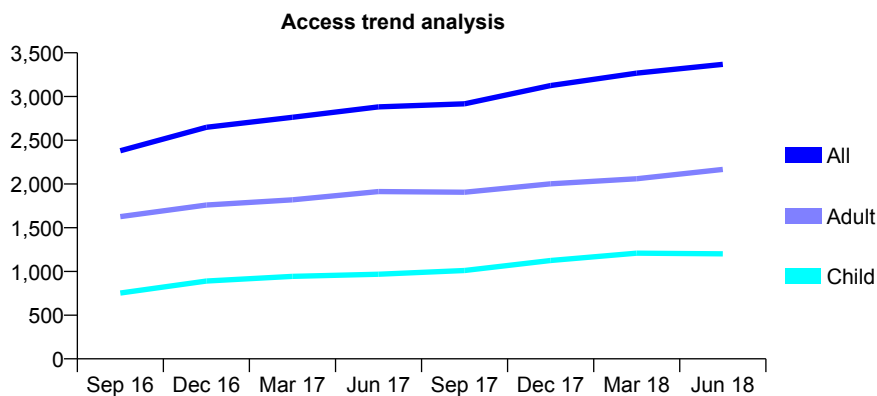
Q54 - Vital Signs At a Glance Contract Report for 189758/0001 - June 2018

Name or company name	Stratford Road Dental Surgery
Contract type name	GDS Contract
Purpose of contract	General
Contract start date	01/06/2011
Contract end date	

18/19 Contracted general activity (UDA)	14,796
Carry forward general activity (UDA)	0
18/19 Contracted orthodontic activity (UOA)	0
Carry forward orthodontic activity (UOA)	0
Baseline contract value	£403,494.66

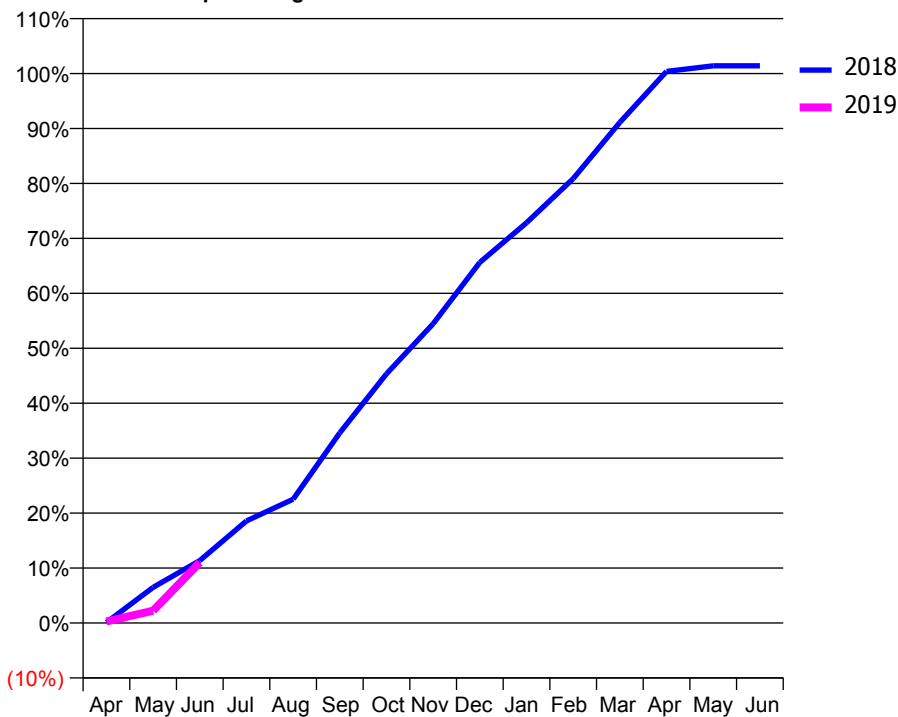
ACCESS*

Patients seen in 24 months	Total	Change since previous quarter
Quarter ending June 2017	2,881	
Quarter ending September 2017	2,916	→
Quarter ending December 2017	3,126	↑
Quarter ending March 2018	3,268	↑
Quarter ending June 2018	3,368	↑
Variance since June 2017	16.9%	↑



ACTIVITY

Cumulative percentage of contracted UDA delivered 2018 & 2019



Month	Adjusted Scheduled Activity (UDA)	
	2018	2019
April	16	42
May	962	333
June	1,683	1,630
July	2,747	
August	3,333	
September	5,123	
October	6,707	
November	8,061	
December	9,712	
January	10,777	
February	11,965	
March	13,480	
April	14,851	
May	15,004	
June	15,004	

QUALITY

	Quantity	Base Number	Contract	AT	Region	England
% of FP17s for the same patient ID Re-attending within 3 months - Children	18	239	7.5%	10.0%	11.3%	11.5%
% of FP17s for the same patient ID Re-attending within 3 months - Adults	43	509	8.4%	14.5%	14.9%	15.4%
% of FP17s for the same patient ID Re-attending between 3 & 9 months - Children	97	239	40.6%	52.8%	60.0%	58.9%
% of FP17s for the same patient ID Re-attending between 3 & 9 months - Adults	147	509	28.9%	48.5%	52.6%	51.6%
% of FP17s for Band 1 Urgent Courses	46	445	10.3%	8.0%	7.9%	8.9%
% of FP17s Relating to Free Repair or Replacements	0	445	0.0%	0.8%	0.8%	0.8%
% of FP17s Relating to Continuations	0	445	0.0%	0.8%	0.9%	0.9%
% of Patients satisfied with the dentistry they have received	0	0	N/A	93.1%	93.2%	93.2%
% of Patients satisfied with the time they had to wait for an appointment	0	0	N/A	90.9%	89.1%	88.8%

* This is based on patients treated on this contract for their most recent course of treatment. Figures in italics indicate the base number of FP17s or Patient Questionnaire responses are less than 100. N/A is shown where the base number of responses is less than 10 during the period. % is calculated as Quantity/Base number*100

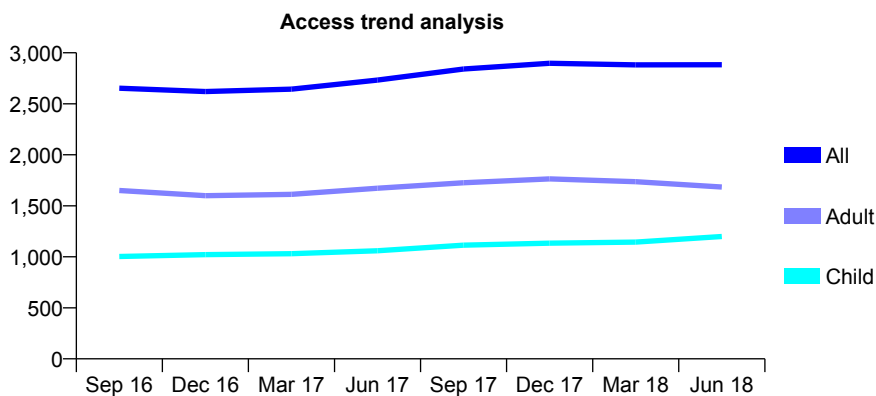
Q54 - Vital Signs At a Glance Contract Report for 190012/0001 - June 2018

Name or company name	Smile by Smile Wolverhampton
Contract type name	GDS Contract
Purpose of contract	General
Contract start date	01/10/2012
Contract end date	

18/19 Contracted general activity (UDA)	6,174
Carry forward general activity (UDA)	0
18/19 Contracted orthodontic activity (UOA)	0
Carry forward orthodontic activity (UOA)	0
Baseline contract value	£136,658.01

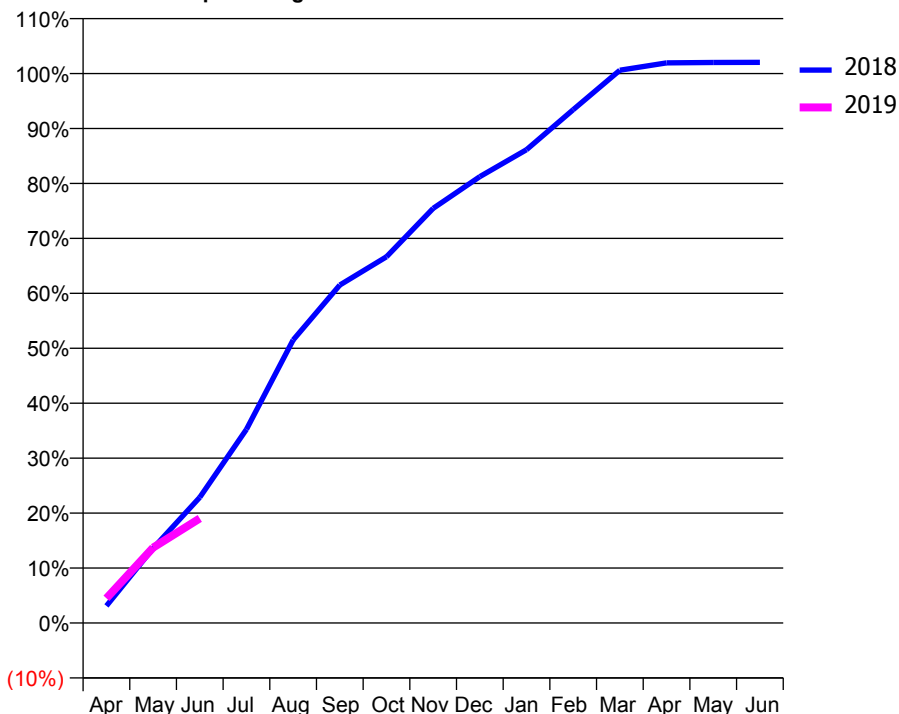
ACCESS*

Patients seen in 24 months	Total	Change since previous quarter
Quarter ending June 2017	2,733	
Quarter ending September 2017	2,841	↑
Quarter ending December 2017	2,898	↑
Quarter ending March 2018	2,882	→
Quarter ending June 2018	2,883	→
Variance since June 2017	5.5%	↑



ACTIVITY

Cumulative percentage of contracted UDA delivered 2018 & 2019



Month	Adjusted Scheduled Activity (UDA)	
	2018	2019
April	193	278
May	840	848
June	1,412	1,176
July	2,176	
August	3,180	
September	3,797	
October	4,114	
November	4,658	
December	5,015	
January	5,318	
February	5,768	
March	6,211	
April	6,293	
May	6,298	
June	6,299	

QUALITY

	Quantity	Base Number	Contract	AT	Region	England
% of FP17s for the same patient ID Re-attending within 3 months - Children	27	446	6.1%	10.0%	11.3%	11.5%
% of FP17s for the same patient ID Re-attending within 3 months - Adults	40	250	16.0%	14.5%	14.9%	15.4%
% of FP17s for the same patient ID Re-attending between 3 & 9 months - Children	255	446	57.2%	52.8%	60.0%	58.9%
% of FP17s for the same patient ID Re-attending between 3 & 9 months - Adults	114	250	45.6%	48.5%	52.6%	51.6%
% of FP17s for Band 1 Urgent Courses	19	641	3.0%	8.0%	7.9%	8.9%
% of FP17s Relating to Free Repair or Replacements	0	641	0.0%	0.8%	0.8%	0.8%
% of FP17s Relating to Continuations	0	641	0.0%	0.8%	0.9%	0.9%
% of Patients satisfied with the dentistry they have received	0	0	N/A	93.1%	93.2%	93.2%
% of Patients satisfied with the time they had to wait for an appointment	0	0	N/A	90.9%	89.1%	88.8%

* This is based on patients treated on this contract for their most recent course of treatment. Figures in italics indicate the base number of FP17s or Patient Questionnaire responses are less than 100. N/A is shown where the base number of responses is less than 10 during the period. % is calculated as Quantity/Base number*100

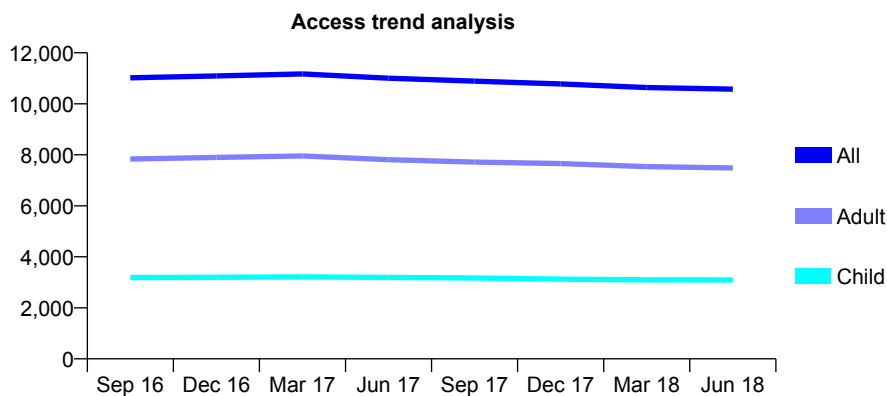
Q54 - Vital Signs At a Glance Contract Report for 190195/0008 - June 2018

Name or company name	Xeon Smiles UK Ltd
Contract type name	GDS Contract
Purpose of contract	General
Contract start date	01/04/2010
Contract end date	

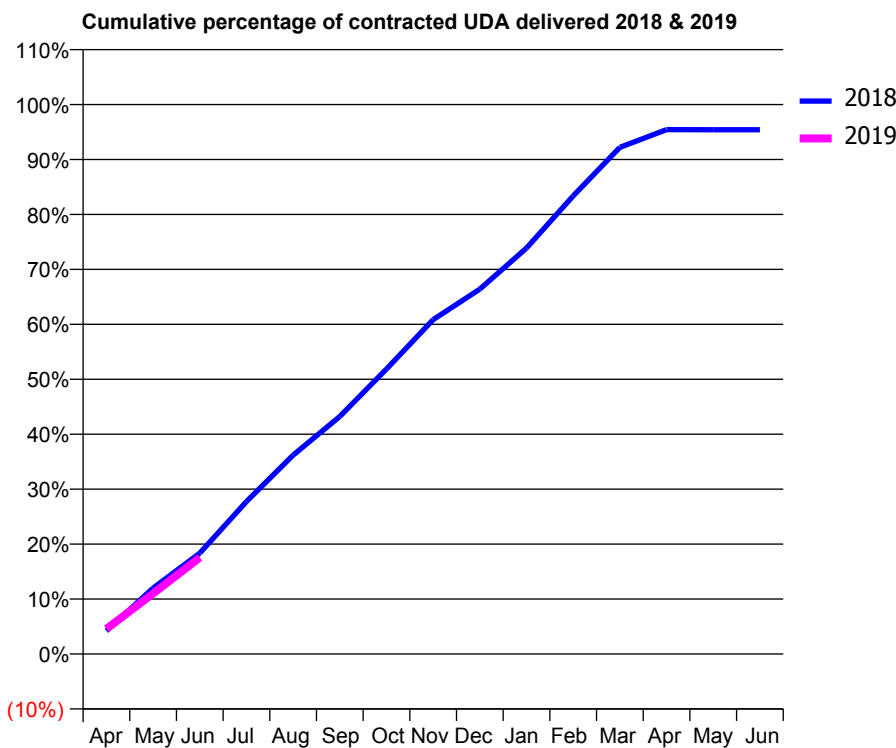
18/19 Contracted general activity (UDA)	29,744
Carry forward general activity (UDA)	0
18/19 Contracted orthodontic activity (UOA)	0
Carry forward orthodontic activity (UOA)	0
Baseline contract value	£727,804.45

ACCESS*

Patients seen in 24 months	Total	Change since previous quarter
Quarter ending June 2017	11,002	
Quarter ending September 2017	10,887	↓
Quarter ending December 2017	10,777	↓
Quarter ending March 2018	10,637	↓
Quarter ending June 2018	10,577	→
Variance since June 2017	(3.9%)	↓



ACTIVITY



Month	Adjusted Scheduled Activity (UDA)	
	2018	2019
April	1,250	1,361
May	3,570	3,272
June	5,463	5,219
July	8,252	
August	10,766	
September	12,855	
October	15,428	
November	18,101	
December	19,752	
January	21,974	
February	24,795	
March	27,423	
April	28,383	
May	28,378	
June	28,378	

QUALITY

	Quantity	Base Number	Contract	AT	Region	England
% of FP17s for the same patient ID Re-attending within 3 months - Children	37	833	4.4%	10.0%	11.3%	11.5%
% of FP17s for the same patient ID Re-attending within 3 months - Adults	236	1,887	12.5%	14.5%	14.9%	15.4%
% of FP17s for the same patient ID Re-attending between 3 & 9 months - Children	438	833	52.6%	52.8%	60.0%	58.9%
% of FP17s for the same patient ID Re-attending between 3 & 9 months - Adults	790	1,887	41.9%	48.5%	52.6%	51.6%
% of FP17s for Band 1 Urgent Courses	202	2,283	8.8%	8.0%	7.9%	8.9%
% of FP17s Relating to Free Repair or Replacements	27	2,283	1.2%	0.8%	0.8%	0.8%
% of FP17s Relating to Continuations	6	2,283	0.3%	0.8%	0.9%	0.9%
% of Patients satisfied with the dentistry they have received	13	14	92.9%	93.1%	93.2%	93.2%
% of Patients satisfied with the time they had to wait for an appointment	12	14	85.7%	90.9%	89.1%	88.8%

* This is based on patients treated on this contract for their most recent course of treatment. Figures in italics indicate the base number of FP17s or Patient Questionnaire responses are less than 100. N/A is shown where the base number of responses is less than 10 during the period. % is calculated as Quantity/Base number*100

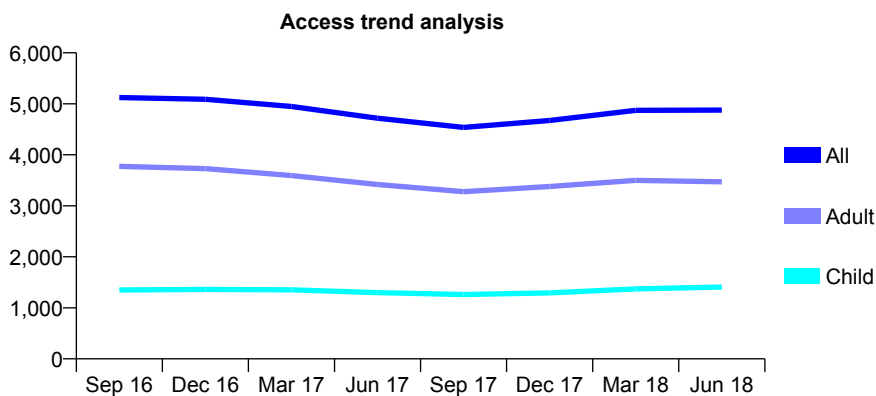
Q54 - Vital Signs At a Glance Contract Report for 190195/0019 - June 2018

Name or company name	Xeon Smiles UK Ltd
Contract type name	GDS Contract
Purpose of contract	General
Contract start date	18/07/2012
Contract end date	

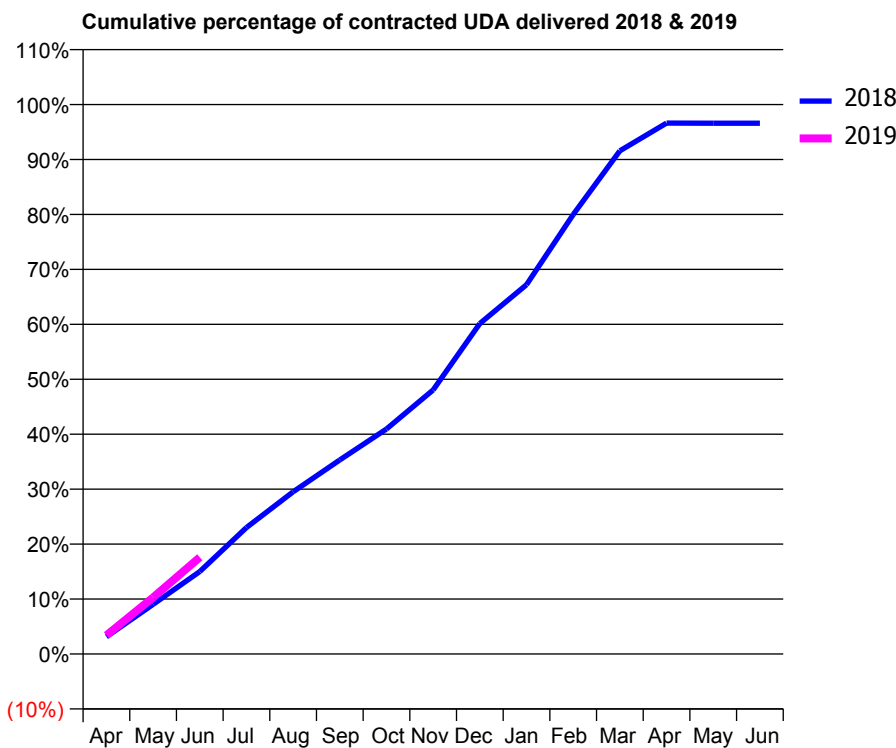
18/19 Contracted general activity (UDA)	16,944
Carry forward general activity (UDA)	0
18/19 Contracted orthodontic activity (UOA)	0
Carry forward orthodontic activity (UOA)	0
Baseline contract value	£405,070.74

ACCESS*

Patients seen in 24 months	Total	Change since previous quarter
Quarter ending June 2017	4,718	
Quarter ending September 2017	4,538	↓
Quarter ending December 2017	4,673	↑
Quarter ending March 2018	4,872	↑
Quarter ending June 2018	4,878	→
Variance since June 2017	3.4%	↑



ACTIVITY



Adjusted Scheduled Activity (UDA)		
Month	2018	2019
April	533	578
May	1,533	1,745
June	2,542	2,982
July	3,900	
August	5,000	
September	5,985	
October	6,939	
November	8,143	
December	10,192	
January	11,389	
February	13,549	
March	15,516	
April	16,371	
May	16,367	
June	16,368	

QUALITY

	Quantity	Base Number	Contract	AT	Region	England
% of FP17s for the same patient ID Re-attending within 3 months - Children	49	510	9.6%	10.0%	11.3%	11.5%
% of FP17s for the same patient ID Re-attending within 3 months - Adults	217	1,103	19.7%	14.5%	14.9%	15.4%
% of FP17s for the same patient ID Re-attending between 3 & 9 months - Children	305	510	59.8%	52.8%	60.0%	58.9%
% of FP17s for the same patient ID Re-attending between 3 & 9 months - Adults	487	1,103	44.2%	48.5%	52.6%	51.6%
% of FP17s for Band 1 Urgent Courses	143	1,338	10.7%	8.0%	7.9%	8.9%
% of FP17s Relating to Free Repair or Replacements	13	1,338	1.0%	0.8%	0.8%	0.8%
% of FP17s Relating to Continuations	0	1,338	0.0%	0.8%	0.9%	0.9%
% of Patients satisfied with the dentistry they have received	5	6	N/A	93.1%	93.2%	93.2%
% of Patients satisfied with the time they had to wait for an appointment	4	6	N/A	90.9%	89.1%	88.8%

* This is based on patients treated on this contract for their most recent course of treatment. Figures in italics indicate the base number of FP17s or Patient Questionnaire responses are less than 100. N/A is shown where the base number of responses is less than 10 during the period. % is calculated as Quantity/Base number*100

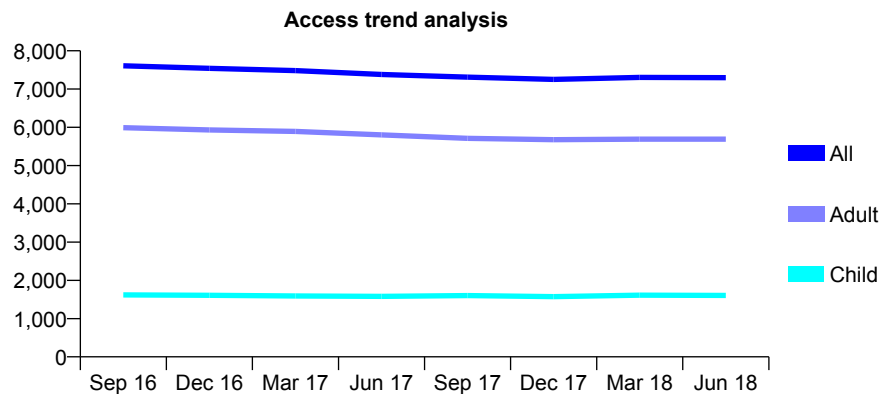
Q54 - Vital Signs At a Glance Contract Report for 190489/0001 - June 2018

Name or company name	Titley, Darby, Dehal and Associates
Contract type name	GDS Contract
Purpose of contract	General and Orthodontic
Contract start date	01/11/2011
Contract end date	

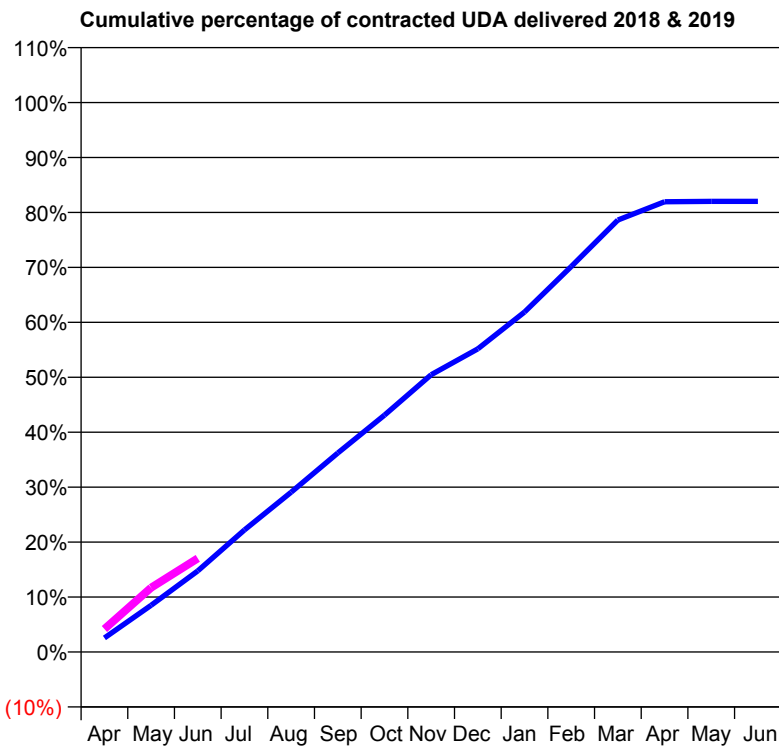
18/19 Contracted general activity (UDA)	27,023
Carry forward general activity (UDA)	0
18/19 Contracted orthodontic activity (UOA)	205
Carry forward orthodontic activity (UOA)	0
Baseline contract value	£656,605.01

ACCESS*

Patients seen in 24 months	Total	Change since previous quarter
Quarter ending June 2017	7,383	
Quarter ending September 2017	7,311	→
Quarter ending December 2017	7,253	→
Quarter ending March 2018	7,304	→
Quarter ending June 2018	7,297	→
Variance since June 2017	(1.2%)	↓



ACTIVITY



Month	Adjusted Scheduled Activity (UDA)	
	2018	2019
April	690	1,132
May	2,301	3,163
June	3,991	4,606
July	6,003	
August	7,861	
September	9,787	
October	11,651	
November	13,638	
December	14,907	
January	16,717	
February	18,955	
March	21,241	
April	22,142	
May	22,161	
June	22,165	

QUALITY

	Quantity	Base Number	Contract	AT	Region	England
% of FP17s for the same patient ID Re-attending within 3 months - Children	48	613	7.8%	10.0%	11.3%	11.5%
% of FP17s for the same patient ID Re-attending within 3 months - Adults	315	2,076	15.2%	14.5%	14.9%	15.4%
% of FP17s for the same patient ID Re-attending between 3 & 9 months - Children	415	613	67.7%	52.8%	60.0%	58.9%
% of FP17s for the same patient ID Re-attending between 3 & 9 months - Adults	1,272	2,076	61.3%	48.5%	52.6%	51.6%
% of FP17s for Band 1 Urgent Courses	195	2,276	8.6%	8.0%	7.9%	8.9%
% of FP17s Relating to Free Repair or Replacements	15	2,276	0.7%	0.8%	0.8%	0.8%
% of FP17s Relating to Continuations	23	2,276	1.0%	0.8%	0.9%	0.9%
% of Patients satisfied with the dentistry they have received	7	8	N/A	93.1%	93.2%	93.2%
% of Patients satisfied with the time they had to wait for an appointment	6	8	N/A	90.9%	89.1%	88.8%

* This is based on patients treated on this contract for their most recent course of treatment. Figures in italics indicate the base number of FP17s or Patient Questionnaire responses are less than 100. N/A is shown where the base number of responses is less than 10 during the period. % is calculated as Quantity/Base number*100

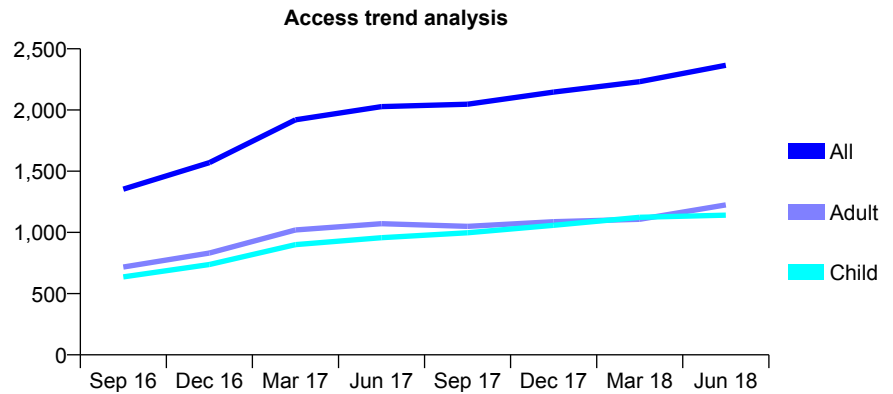
Q54 - Vital Signs At a Glance Contract Report for 193542/0001 - June 2018

Name or company name	Newtown Dental Practice
Contract type name	GDS Contract
Purpose of contract	General
Contract start date	01/07/2011
Contract end date	

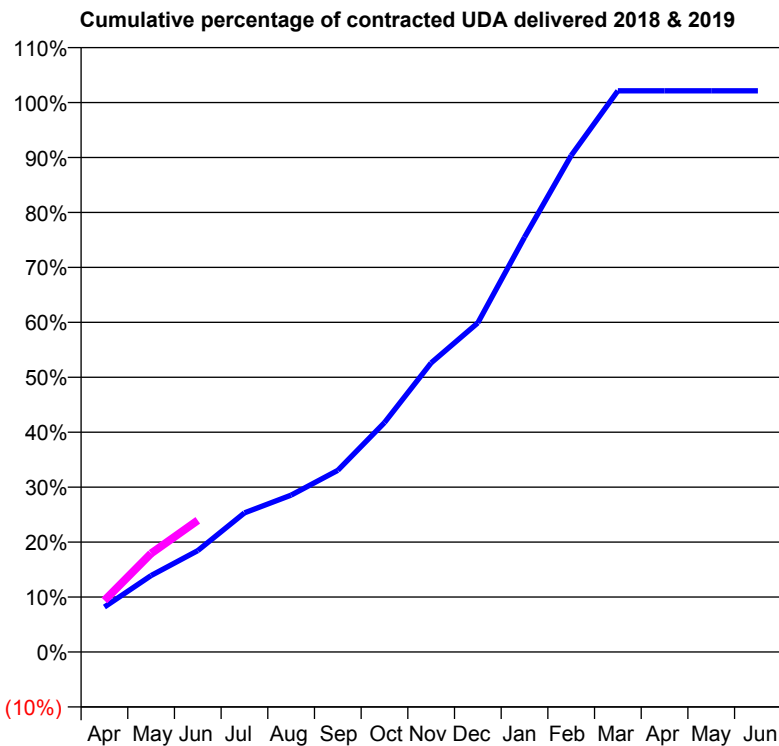
18/19 Contracted general activity (UDA)	3,875
Carry forward general activity (UDA)	0
18/19 Contracted orthodontic activity (UOA)	0
Carry forward orthodontic activity (UOA)	0
Baseline contract value	£97,605.58

ACCESS*

Patients seen in 24 months	Total	Change since previous quarter
Quarter ending June 2017	2,028	
Quarter ending September 2017	2,047	→
Quarter ending December 2017	2,146	↑
Quarter ending March 2018	2,231	↑
Quarter ending June 2018	2,366	↑
Variance since June 2017	16.7%	↑



ACTIVITY



Adjusted Scheduled Activity (UDA)		
Month	2018	2019
April	317	363
May	539	695
June	716	929
July	981	
August	1,106	
September	1,281	
October	1,618	
November	2,039	
December	2,322	
January	2,925	
February	3,501	
March	3,957	
April	3,957	
May	3,957	
June	3,957	

QUALITY

	Quantity	Base Number	Contract	AT	Region	England
% of FP17s for the same patient ID Re-attending within 3 months - Children	5	208	2.4%	10.0%	11.3%	11.5%
% of FP17s for the same patient ID Re-attending within 3 months - Adults	1	216	0.5%	14.5%	14.9%	15.4%
% of FP17s for the same patient ID Re-attending between 3 & 9 months - Children	90	208	43.3%	52.8%	60.0%	58.9%
% of FP17s for the same patient ID Re-attending between 3 & 9 months - Adults	30	216	13.9%	48.5%	52.6%	51.6%
% of FP17s for Band 1 Urgent Courses	20	424	4.7%	8.0%	7.9%	8.9%
% of FP17s Relating to Free Repair or Replacements	0	424	0.0%	0.8%	0.8%	0.8%
% of FP17s Relating to Continuations	0	424	0.0%	0.8%	0.9%	0.9%
% of Patients satisfied with the dentistry they have received	0	0	N/A	93.1%	93.2%	93.2%
% of Patients satisfied with the time they had to wait for an appointment	0	0	N/A	90.9%	89.1%	88.8%

* This is based on patients treated on this contract for their most recent course of treatment. Figures in italics indicate the base number of FP17s or Patient Questionnaire responses are less than 100. N/A is shown where the base number of responses is less than 10 during the period. % is calculated as Quantity/Base number*100

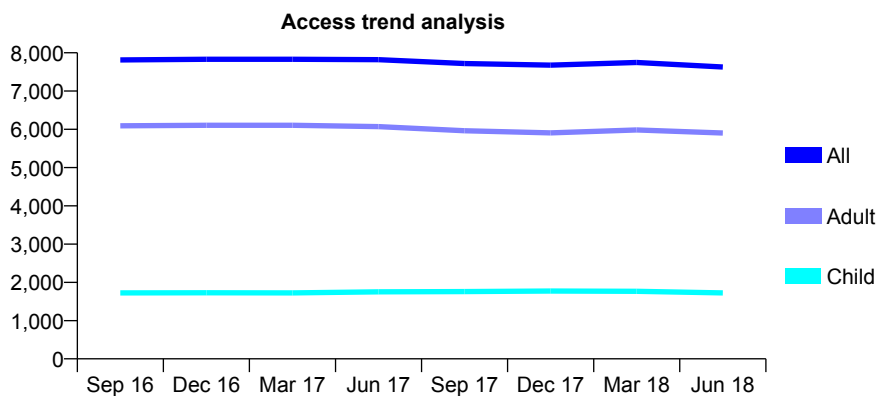
Q54 - Vital Signs At a Glance Contract Report for 195685/0001 - June 2018

Name or company name	Wolverhampton dental care
Contract type name	GDS Contract
Purpose of contract	General
Contract start date	01/04/2014
Contract end date	

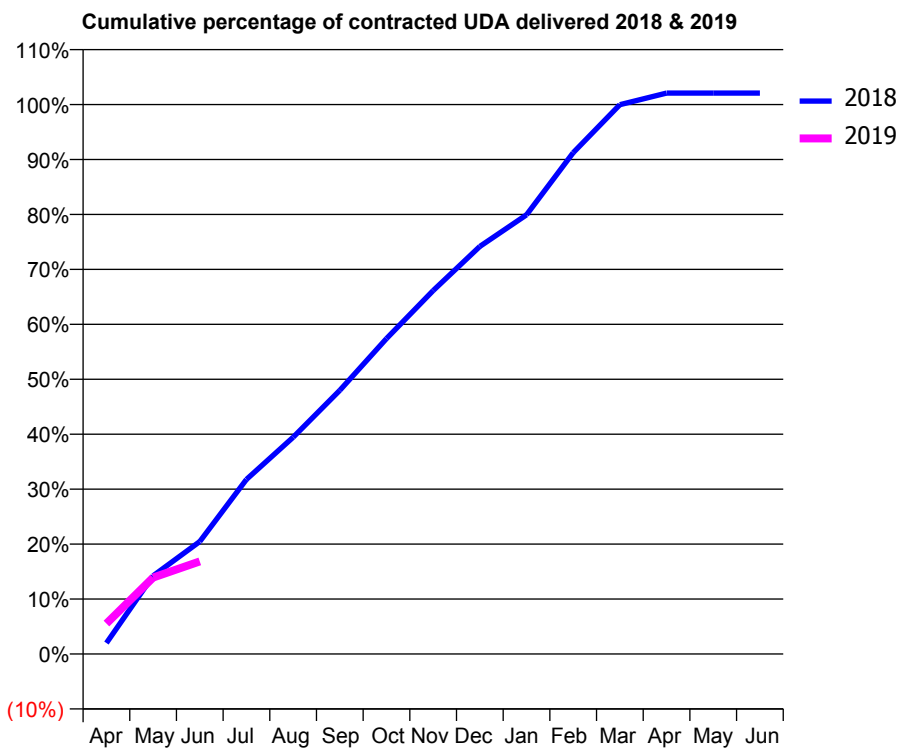
18/19 Contracted general activity (UDA)	22,943
Carry forward general activity (UDA)	0
18/19 Contracted orthodontic activity (UOA)	0
Carry forward orthodontic activity (UOA)	0
Baseline contract value	£488,806.18

ACCESS*

Patients seen in 24 months	Total	Change since previous quarter
Quarter ending June 2017	7,821	
Quarter ending September 2017	7,721	↓
Quarter ending December 2017	7,677	→
Quarter ending March 2018	7,749	→
Quarter ending June 2018	7,628	↓
Variance since June 2017	(2.5%)	↓



ACTIVITY



Adjusted Scheduled Activity (UDA)		
Month	2018	2019
April	459	1,271
May	3,268	3,194
June	4,698	3,869
July	7,293	
August	9,050	
September	11,008	
October	13,173	
November	15,175	
December	17,017	
January	18,338	
February	20,934	
March	22,935	
April	23,418	
May	23,423	
June	23,421	

QUALITY

	Quantity	Base Number	Contract	AT	Region	England
% of FP17s for the same patient ID Re-attending within 3 months - Children	33	476	6.9%	10.0%	11.3%	11.5%
% of FP17s for the same patient ID Re-attending within 3 months - Adults	251	1,535	16.4%	14.5%	14.9%	15.4%
% of FP17s for the same patient ID Re-attending between 3 & 9 months - Children	309	476	64.9%	52.8%	60.0%	58.9%
% of FP17s for the same patient ID Re-attending between 3 & 9 months - Adults	656	1,535	42.7%	48.5%	52.6%	51.6%
% of FP17s for Band 1 Urgent Courses	256	1,804	14.2%	8.0%	7.9%	8.9%
% of FP17s Relating to Free Repair or Replacements	22	1,804	1.2%	0.8%	0.8%	0.8%
% of FP17s Relating to Continuations	20	1,804	1.1%	0.8%	0.9%	0.9%
% of Patients satisfied with the dentistry they have received	1	2	N/A	93.1%	93.2%	93.2%
% of Patients satisfied with the time they had to wait for an appointment	1	2	N/A	90.9%	89.1%	88.8%

* This is based on patients treated on this contract for their most recent course of treatment. Figures in italics indicate the base number of FP17s or Patient Questionnaire responses are less than 100. N/A is shown where the base number of responses is less than 10 during the period. % is calculated as Quantity/Base number*100

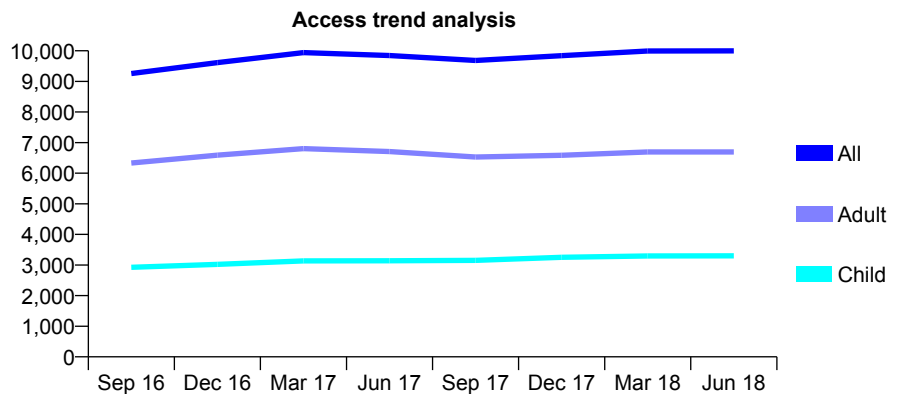
Q54 - Vital Signs At a Glance Contract Report for 196606/0001 - June 2018

Name or company name	Mr Anil Tandon and Mr Anoup Nandra
Contract type name	GDS Contract
Purpose of contract	General
Contract start date	01/04/2012
Contract end date	

18/19 Contracted general activity (UDA)	29,289
Carry forward general activity (UDA)	0
18/19 Contracted orthodontic activity (UOA)	0
Carry forward orthodontic activity (UOA)	0
Baseline contract value	£898,987.19

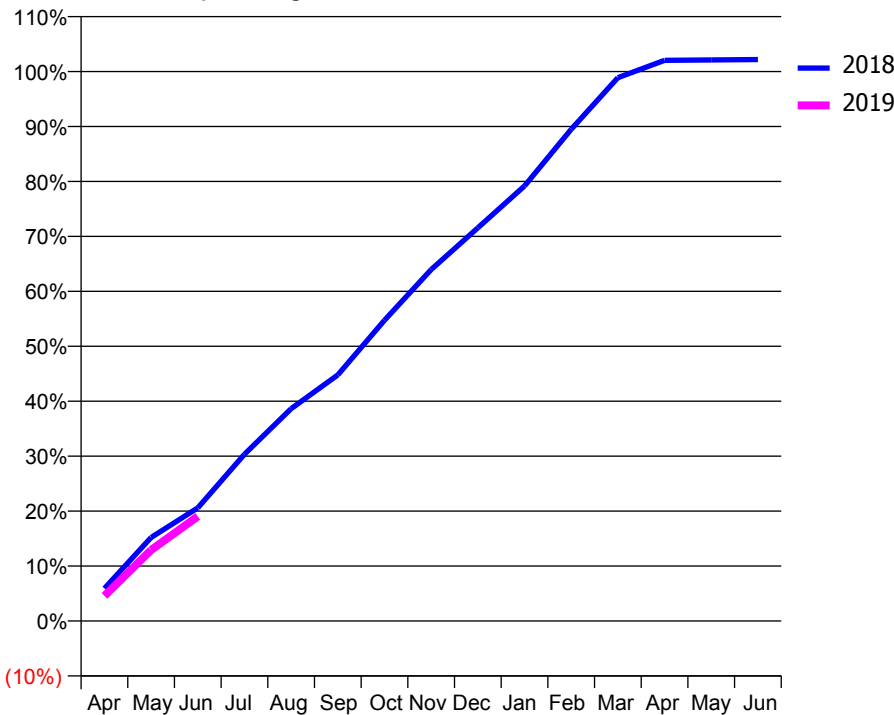
ACCESS*

Patients seen in 24 months	Total	Change since previous quarter
Quarter ending June 2017	9,846	
Quarter ending September 2017	9,683	↓
Quarter ending December 2017	9,839	→
Quarter ending March 2018	9,992	→
Quarter ending June 2018	9,997	→
Variance since June 2017	1.5%	→



ACTIVITY

Cumulative percentage of contracted UDA delivered 2018 & 2019



Month	Adjusted Scheduled Activity (UDA)	
	2018	2019
April	1,739	1,338
May	4,450	3,783
June	6,032	5,577
July	8,891	
August	11,317	
September	13,119	
October	16,031	
November	18,731	
December	20,957	
January	23,191	
February	26,207	
March	28,957	
April	29,880	
May	29,907	
June	29,925	

QUALITY

	Quantity	Base Number	Contract	AT	Region	England
% of FP17s for the same patient ID Re-attending within 3 months - Children	70	1,046	6.7%	10.0%	11.3%	11.5%
% of FP17s for the same patient ID Re-attending within 3 months - Adults	203	1,707	11.9%	14.5%	14.9%	15.4%
% of FP17s for the same patient ID Re-attending between 3 & 9 months - Children	582	1,046	55.6%	52.8%	60.0%	58.9%
% of FP17s for the same patient ID Re-attending between 3 & 9 months - Adults	834	1,707	48.9%	48.5%	52.6%	51.6%
% of FP17s for Band 1 Urgent Courses	188	2,356	8.0%	8.0%	7.9%	8.9%
% of FP17s Relating to Free Repair or Replacements	2	2,356	0.1%	0.8%	0.8%	0.8%
% of FP17s Relating to Continuations	1	2,356	0.0%	0.8%	0.9%	0.9%
% of Patients satisfied with the dentistry they have received	4	4	N/A	93.1%	93.2%	93.2%
% of Patients satisfied with the time they had to wait for an appointment	2	4	N/A	90.9%	89.1%	88.8%

* This is based on patients treated on this contract for their most recent course of treatment. Figures in italics indicate the base number of FP17s or Patient Questionnaire responses are less than 100. N/A is shown where the base number of responses is less than 10 during the period. % is calculated as Quantity/Base number*100

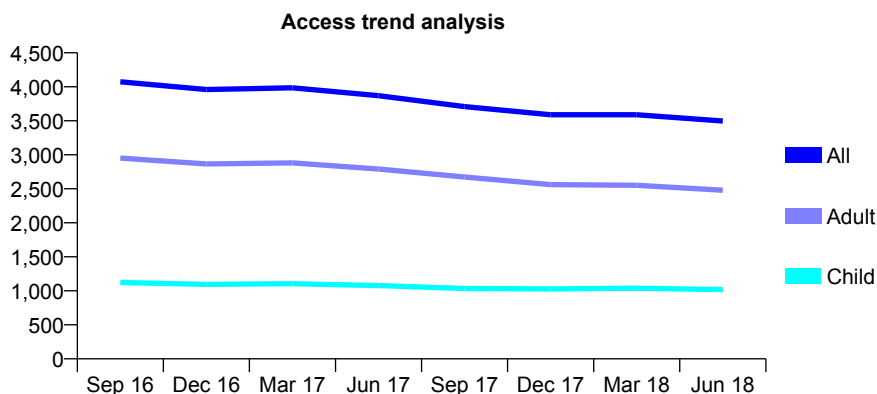
Q54 - Vital Signs At a Glance Contract Report for 197734/0001 - June 2018

Name or company name	Robinson & Dicker Dental Practice
Contract type name	GDS Contract
Purpose of contract	General
Contract start date	01/04/2006
Contract end date	

18/19 Contracted general activity (UDA)	10,906
Carry forward general activity (UDA)	0
18/19 Contracted orthodontic activity (UOA)	0
Carry forward orthodontic activity (UOA)	0
Baseline contract value	£259,054.27

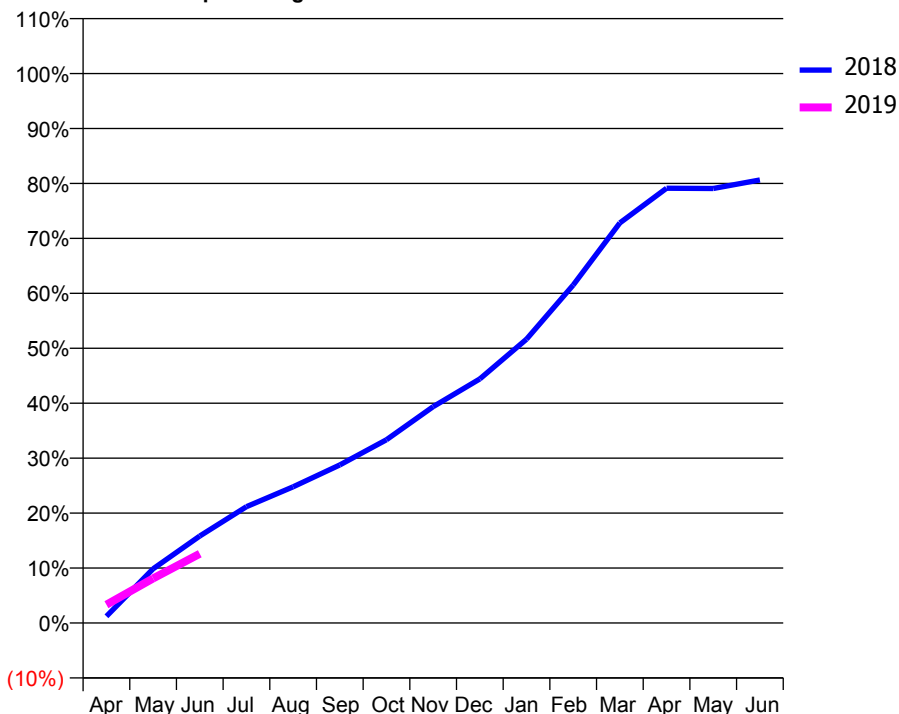
ACCESS*

Patients seen in 24 months	Total	Change since previous quarter
Quarter ending June 2017	3,869	
Quarter ending September 2017	3,708	↓
Quarter ending December 2017	3,590	↓
Quarter ending March 2018	3,590	→
Quarter ending June 2018	3,498	↓
Variance since June 2017	(9.6%)	↓



ACTIVITY

Cumulative percentage of contracted UDA delivered 2018 & 2019



Month	Adjusted Scheduled Activity (UDA)	
	2018	2019
April	133	364
May	1,075	885
June	1,727	1,375
July	2,308	
August	2,703	
September	3,138	
October	3,637	
November	4,294	
December	4,845	
January	5,634	
February	6,707	
March	7,940	
April	8,630	
May	8,624	
June	8,794	

QUALITY

	Quantity	Base Number	Contract	AT	Region	England
% of FP17s for the same patient ID Re-attending within 3 months - Children	21	301	7.0%	10.0%	11.3%	11.5%
% of FP17s for the same patient ID Re-attending within 3 months - Adults	104	792	13.1%	14.5%	14.9%	15.4%
% of FP17s for the same patient ID Re-attending between 3 & 9 months - Children	127	301	42.2%	52.8%	60.0%	58.9%
% of FP17s for the same patient ID Re-attending between 3 & 9 months - Adults	334	792	42.2%	48.5%	52.6%	51.6%
% of FP17s for Band 1 Urgent Courses	47	749	6.3%	8.0%	7.9%	8.9%
% of FP17s Relating to Free Repair or Replacements	7	749	0.9%	0.8%	0.8%	0.8%
% of FP17s Relating to Continuations	1	749	0.1%	0.8%	0.9%	0.9%
% of Patients satisfied with the dentistry they have received	7	8	N/A	93.1%	93.2%	93.2%
% of Patients satisfied with the time they had to wait for an appointment	7	8	N/A	90.9%	89.1%	88.8%

* This is based on patients treated on this contract for their most recent course of treatment. Figures in italics indicate the base number of FP17s or Patient Questionnaire responses are less than 100. N/A is shown where the base number of responses is less than 10 during the period. % is calculated as Quantity/Base number*100

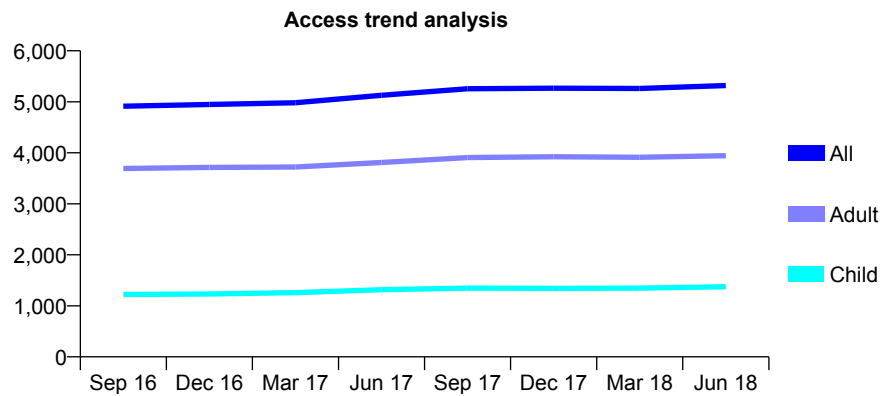
Q54 - Vital Signs At a Glance Contract Report for 198412/0001 - June 2018

Name or company name	Castle Care Dental Practice
Contract type name	GDS Contract
Purpose of contract	General
Contract start date	01/07/2010
Contract end date	

18/19 Contracted general activity (UDA)	13,080
Carry forward general activity (UDA)	0
18/19 Contracted orthodontic activity (UOA)	0
Carry forward orthodontic activity (UOA)	0
Baseline contract value	£322,967.86

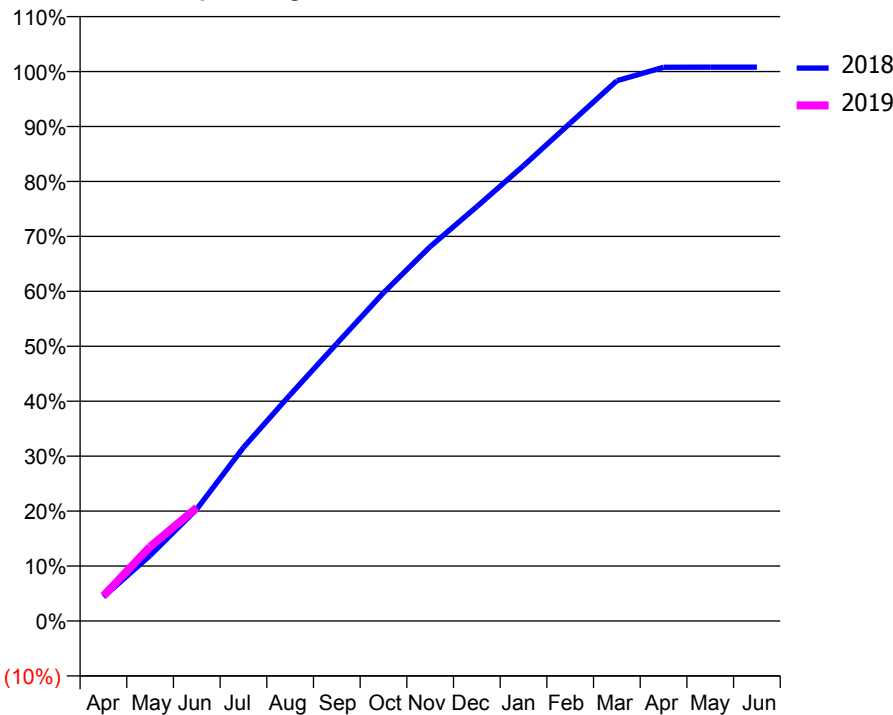
ACCESS*

Patients seen in 24 months	Total	Change since previous quarter
Quarter ending June 2017	5,127	
Quarter ending September 2017	5,255	↑
Quarter ending December 2017	5,266	→
Quarter ending March 2018	5,262	→
Quarter ending June 2018	5,318	→
Variance since June 2017	3.7%	↑



ACTIVITY

Cumulative percentage of contracted UDA delivered 2018 & 2019



Month	Adjusted Scheduled Activity (UDA)	
	2018	2019
April	577	599
May	1,559	1,769
June	2,664	2,699
July	4,130	
August	5,384	
September	6,603	
October	7,812	
November	8,912	
December	9,864	
January	10,838	
February	11,850	
March	12,861	
April	13,179	
May	13,182	
June	13,182	

QUALITY

	Quantity	Base Number	Contract	AT	Region	England
% of FP17s for the same patient ID Re-attending within 3 months - Children	25	462	5.4%	10.0%	11.3%	11.5%
% of FP17s for the same patient ID Re-attending within 3 months - Adults	124	1,193	10.4%	14.5%	14.9%	15.4%
% of FP17s for the same patient ID Re-attending between 3 & 9 months - Children	251	462	54.3%	52.8%	60.0%	58.9%
% of FP17s for the same patient ID Re-attending between 3 & 9 months - Adults	670	1,193	56.2%	48.5%	52.6%	51.6%
% of FP17s for Band 1 Urgent Courses	125	1,484	8.4%	8.0%	7.9%	8.9%
% of FP17s Relating to Free Repair or Replacements	8	1,484	0.5%	0.8%	0.8%	0.8%
% of FP17s Relating to Continuations	7	1,484	0.5%	0.8%	0.9%	0.9%
% of Patients satisfied with the dentistry they have received	4	4	N/A	93.1%	93.2%	93.2%
% of Patients satisfied with the time they had to wait for an appointment	4	4	N/A	90.9%	89.1%	88.8%

* This is based on patients treated on this contract for their most recent course of treatment. Figures in italics indicate the base number of FP17s or Patient Questionnaire responses are less than 100. N/A is shown where the base number of responses is less than 10 during the period. % is calculated as Quantity/Base number*100

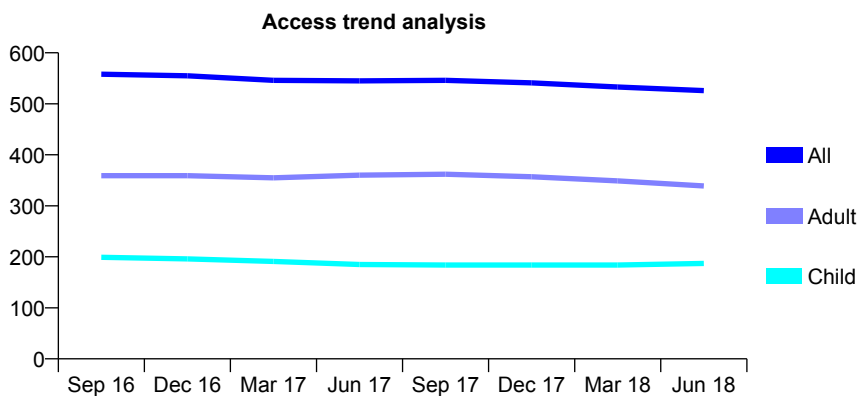
Q54 - Vital Signs At a Glance Contract Report for 210285/0001 - June 2018

Name or company name	MR MI WEBB
Contract type name	GDS Contract
Purpose of contract	General
Contract start date	01/04/2006
Contract end date	

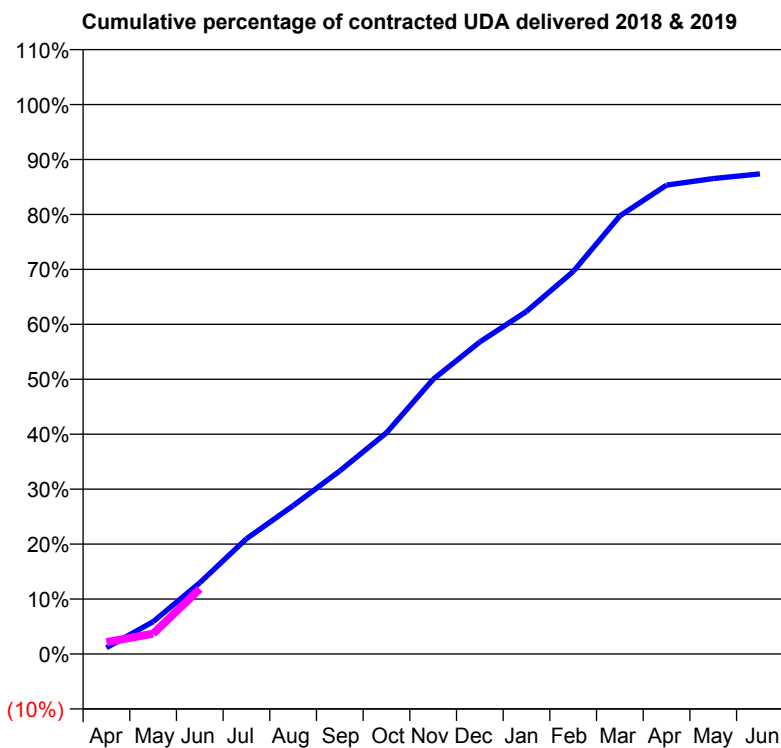
18/19 Contracted general activity (UDA)	2,000
Carry forward general activity (UDA)	0
18/19 Contracted orthodontic activity (UOA)	0
Carry forward orthodontic activity (UOA)	0
Baseline contract value	£45,798.68

ACCESS*

Patients seen in 24 months	Total	Change since previous quarter
Quarter ending June 2017	545	
Quarter ending September 2017	546	→
Quarter ending December 2017	541	→
Quarter ending March 2018	533	↓
Quarter ending June 2018	526	↓
Variance since June 2017	(3.5%)	↓



ACTIVITY



Month	Adjusted Scheduled Activity (UDA)	
	2018	2019
April	23	44
May	118	74
June	259	237
July	419	
August	540	
September	667	
October	805	
November	1,000	
December	1,136	
January	1,247	
February	1,392	
March	1,595	
April	1,707	
May	1,731	
June	1,748	

QUALITY

	Quantity	Base Number	Contract	AT	Region	England
% of FP17s for the same patient ID Re-attending within 3 months - Children	3	65	4.6%	10.0%	11.3%	11.5%
% of FP17s for the same patient ID Re-attending within 3 months - Adults	27	122	22.1%	14.5%	14.9%	15.4%
% of FP17s for the same patient ID Re-attending between 3 & 9 months - Children	41	65	63.1%	52.8%	60.0%	58.9%
% of FP17s for the same patient ID Re-attending between 3 & 9 months - Adults	71	122	58.2%	48.5%	52.6%	51.6%
% of FP17s for Band 1 Urgent Courses	10	130	7.7%	8.0%	7.9%	8.9%
% of FP17s Relating to Free Repair or Replacements	0	130	0.0%	0.8%	0.8%	0.8%
% of FP17s Relating to Continuations	5	130	3.8%	0.8%	0.9%	0.9%
% of Patients satisfied with the dentistry they have received	1	1	N/A	93.1%	93.2%	93.2%
% of Patients satisfied with the time they had to wait for an appointment	1	1	N/A	90.9%	89.1%	88.8%

* This is based on patients treated on this contract for their most recent course of treatment. Figures in italics indicate the base number of FP17s or Patient Questionnaire responses are less than 100. N/A is shown where the base number of responses is less than 10 during the period. % is calculated as Quantity/Base number*100

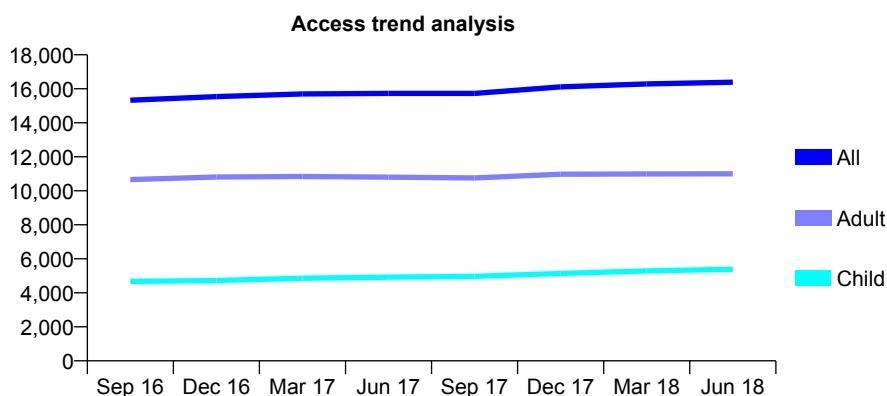
Q54 - Vital Signs At a Glance Contract Report for 214299/0002 - June 2018

Name or company name	MR JS KAINTH
Contract type name	GDS Contract
Purpose of contract	General
Contract start date	28/01/2013
Contract end date	

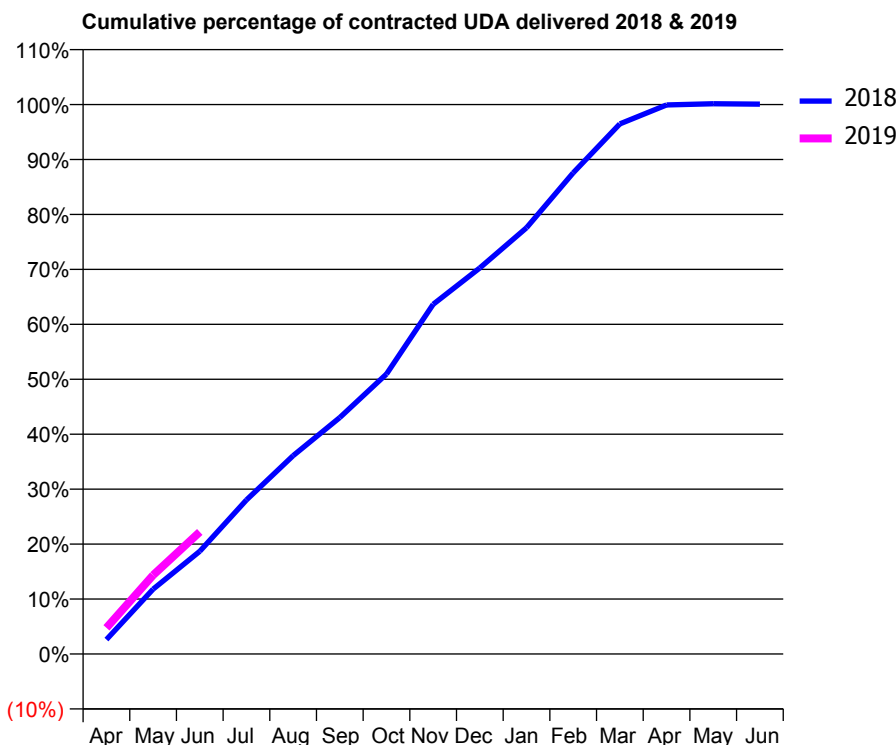
18/19 Contracted general activity (UDA)	37,779
Carry forward general activity (UDA)	0
18/19 Contracted orthodontic activity (UOA)	0
Carry forward orthodontic activity (UOA)	0
Baseline contract value	£933,845.29

ACCESS*

Patients seen in 24 months	Total	Change since previous quarter
Quarter ending June 2017	15,727	
Quarter ending September 2017	15,731	→
Quarter ending December 2017	16,117	↑
Quarter ending March 2018	16,283	→
Quarter ending June 2018	16,388	→
Variance since June 2017	4.2%	↑



ACTIVITY



Adjusted Scheduled Activity (UDA)		
Month	2018	2019
April	993	1,797
May	4,462	5,419
June	7,062	8,391
July	10,591	
August	13,640	
September	16,260	
October	19,250	
November	24,044	
December	26,542	
January	29,302	
February	33,084	
March	36,447	
April	37,749	
May	37,831	
June	37,804	

QUALITY

	Quantity	Base Number	Contract	AT	Region	England
% of FP17s for the same patient ID Re-attending within 3 months - Children	93	1,830	5.1%	10.0%	11.3%	11.5%
% of FP17s for the same patient ID Re-attending within 3 months - Adults	337	2,601	13.0%	14.5%	14.9%	15.4%
% of FP17s for the same patient ID Re-attending between 3 & 9 months - Children	1,018	1,830	55.6%	52.8%	60.0%	58.9%
% of FP17s for the same patient ID Re-attending between 3 & 9 months - Adults	1,009	2,601	38.8%	48.5%	52.6%	51.6%
% of FP17s for Band 1 Urgent Courses	367	3,758	9.8%	8.0%	7.9%	8.9%
% of FP17s Relating to Free Repair or Replacements	35	3,758	0.9%	0.8%	0.8%	0.8%
% of FP17s Relating to Continuations	41	3,758	1.1%	0.8%	0.9%	0.9%
% of Patients satisfied with the dentistry they have received	5	5	N/A	93.1%	93.2%	93.2%
% of Patients satisfied with the time they had to wait for an appointment	5	5	N/A	90.9%	89.1%	88.8%

* This is based on patients treated on this contract for their most recent course of treatment. Figures in italics indicate the base number of FP17s or Patient Questionnaire responses are less than 100. N/A is shown where the base number of responses is less than 10 during the period. % is calculated as Quantity/Base number*100

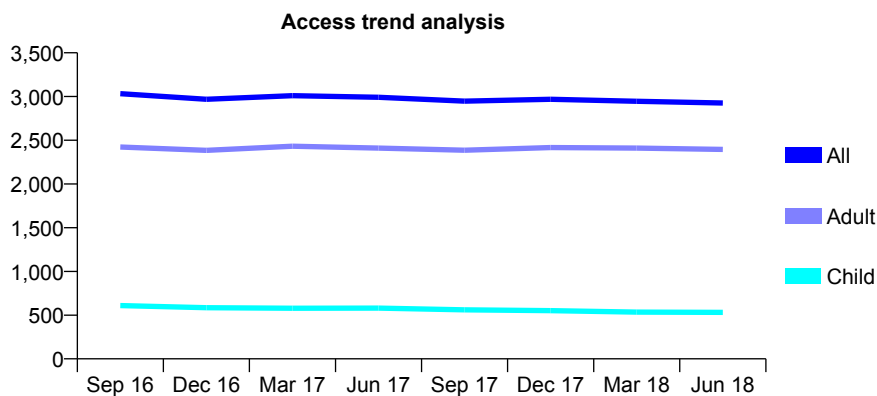
Q54 - Vital Signs At a Glance Contract Report for 215465/0001 - June 2018

Name or company name	MR GM SMITH
Contract type name	GDS Contract
Purpose of contract	General
Contract start date	01/04/2006
Contract end date	

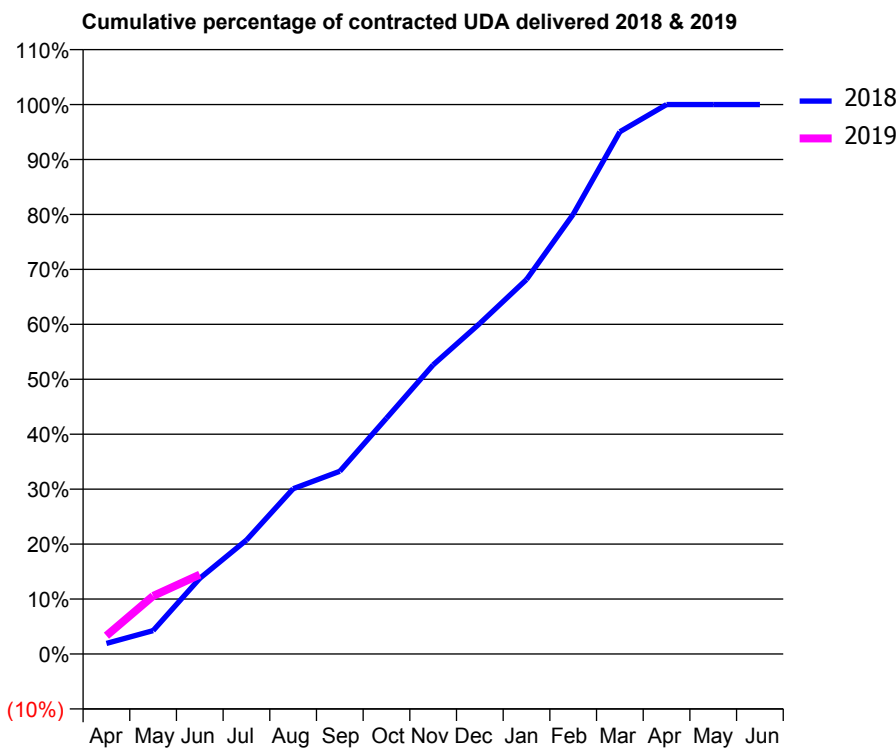
18/19 Contracted general activity (UDA)	9,458
Carry forward general activity (UDA)	0
18/19 Contracted orthodontic activity (UOA)	0
Carry forward orthodontic activity (UOA)	0
Baseline contract value	£221,997.98

ACCESS*

Patients seen in 24 months	Total	Change since previous quarter
Quarter ending June 2017	2,991	
Quarter ending September 2017	2,947	↓
Quarter ending December 2017	2,968	→
Quarter ending March 2018	2,945	→
Quarter ending June 2018	2,926	→
Variance since June 2017	(2.2%)	↓



ACTIVITY



Month	Adjusted Scheduled Activity (UDA)	
	2018	2019
April	184	316
May	402	1,000
June	1,302	1,367
July	1,960	
August	2,845	
September	3,146	
October	4,058	
November	4,976	
December	5,691	
January	6,446	
February	7,569	
March	8,989	
April	9,458	
May	9,458	
June	9,458	

QUALITY

	Quantity	Base Number	Contract	AT	Region	England
% of FP17s for the same patient ID Re-attending within 3 months - Children	10	127	7.9%	10.0%	11.3%	11.5%
% of FP17s for the same patient ID Re-attending within 3 months - Adults	161	663	24.3%	14.5%	14.9%	15.4%
% of FP17s for the same patient ID Re-attending between 3 & 9 months - Children	62	127	48.8%	52.8%	60.0%	58.9%
% of FP17s for the same patient ID Re-attending between 3 & 9 months - Adults	241	663	36.3%	48.5%	52.6%	51.6%
% of FP17s for Band 1 Urgent Courses	98	642	15.3%	8.0%	7.9%	8.9%
% of FP17s Relating to Free Repair or Replacements	9	642	1.4%	0.8%	0.8%	0.8%
% of FP17s Relating to Continuations	15	642	2.3%	0.8%	0.9%	0.9%
% of Patients satisfied with the dentistry they have received	2	2	N/A	93.1%	93.2%	93.2%
% of Patients satisfied with the time they had to wait for an appointment	2	2	N/A	90.9%	89.1%	88.8%

* This is based on patients treated on this contract for their most recent course of treatment. Figures in italics indicate the base number of FP17s or Patient Questionnaire responses are less than 100. N/A is shown where the base number of responses is less than 10 during the period. % is calculated as Quantity/Base number*100

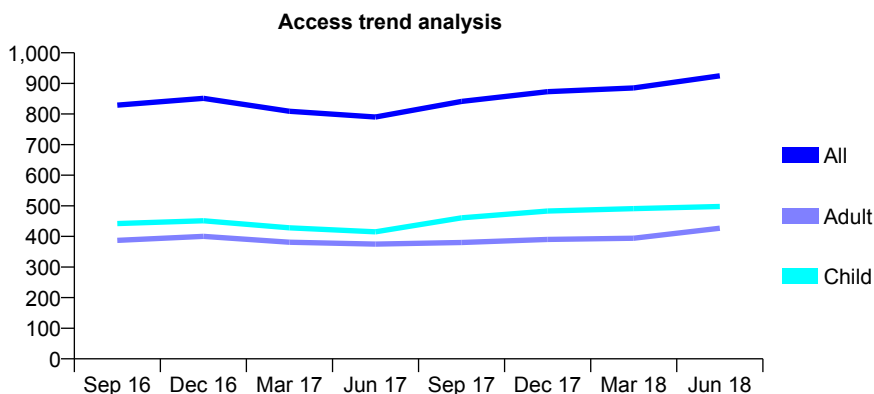
Q54 - Vital Signs At a Glance Contract Report for 215732/0001 - June 2018

Name or company name	Hall Green Dental Practice
Contract type name	GDS Contract
Purpose of contract	General
Contract start date	01/04/2006
Contract end date	

18/19 Contracted general activity (UDA)	2,225
Carry forward general activity (UDA)	0
18/19 Contracted orthodontic activity (UOA)	0
Carry forward orthodontic activity (UOA)	0
Baseline contract value	£55,304.20

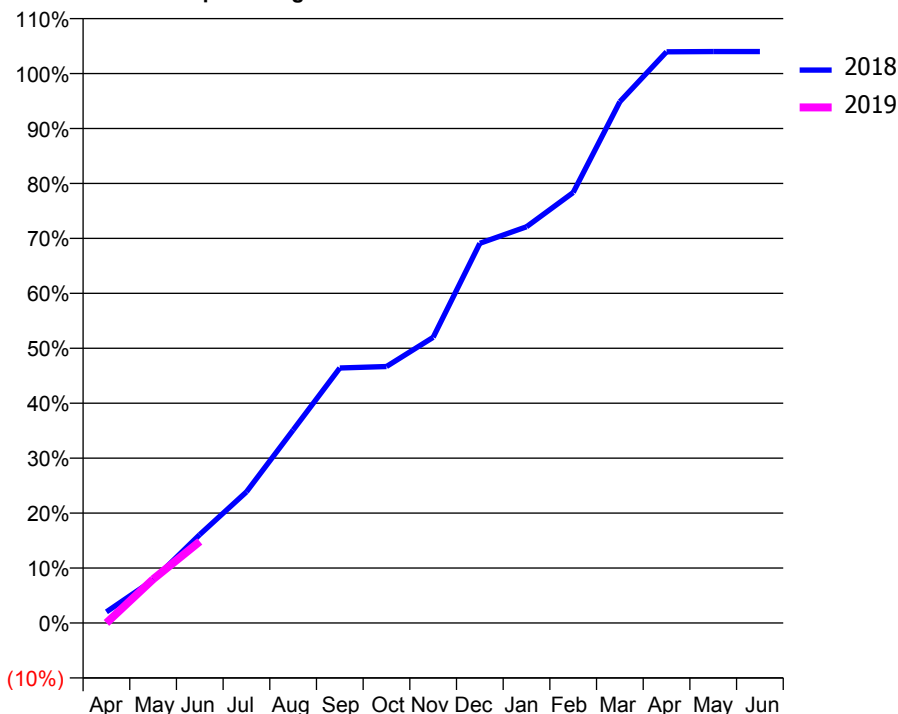
ACCESS*

Patients seen in 24 months	Total	Change since previous quarter
Quarter ending June 2017	790	
Quarter ending September 2017	841	↑
Quarter ending December 2017	873	↑
Quarter ending March 2018	885	→
Quarter ending June 2018	925	↑
Variance since June 2017	17.1%	↑



ACTIVITY

Cumulative percentage of contracted UDA delivered 2018 & 2019



Adjusted Scheduled Activity (UDA)		
Month	2018	2019
April	45	0
May	174	178
June	358	330
July	531	
August	781	
September	1,033	
October	1,039	
November	1,157	
December	1,538	
January	1,605	
February	1,743	
March	2,111	
April	2,313	
May	2,314	
June	2,314	

QUALITY

	Quantity	Base Number	Contract	AT	Region	England
% of FP17s for the same patient ID Re-attending within 3 months - Children	3	146	2.1%	10.0%	11.3%	11.5%
% of FP17s for the same patient ID Re-attending within 3 months - Adults	4	97	4.1%	14.5%	14.9%	15.4%
% of FP17s for the same patient ID Re-attending between 3 & 9 months - Children	78	146	53.4%	52.8%	60.0%	58.9%
% of FP17s for the same patient ID Re-attending between 3 & 9 months - Adults	31	97	32.0%	48.5%	52.6%	51.6%
% of FP17s for Band 1 Urgent Courses	11	192	5.7%	8.0%	7.9%	8.9%
% of FP17s Relating to Free Repair or Replacements	0	192	0.0%	0.8%	0.8%	0.8%
% of FP17s Relating to Continuations	0	192	0.0%	0.8%	0.9%	0.9%
% of Patients satisfied with the dentistry they have received	1	1	N/A	93.1%	93.2%	93.2%
% of Patients satisfied with the time they had to wait for an appointment	1	1	N/A	90.9%	89.1%	88.8%

* This is based on patients treated on this contract for their most recent course of treatment. Figures in italics indicate the base number of FP17s or Patient Questionnaire responses are less than 100. N/A is shown where the base number of responses is less than 10 during the period. % is calculated as Quantity/Base number*100

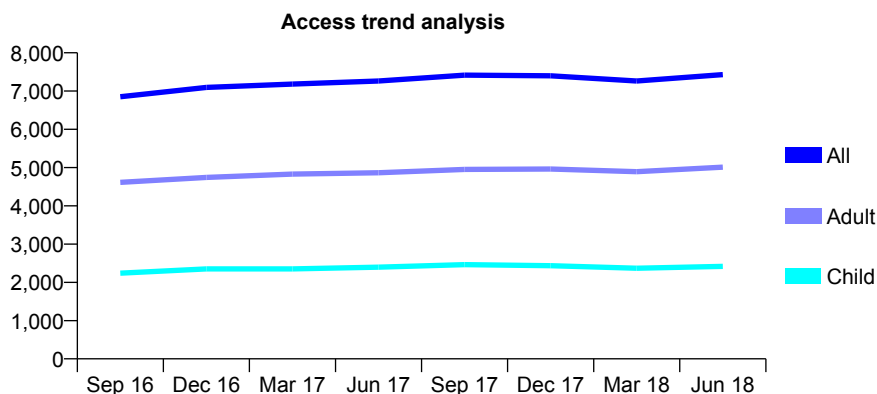
Q54 - Vital Signs At a Glance Contract Report for 219916/0001 - June 2018

Name or company name	MR M KHOJA
Contract type name	GDS Contract
Purpose of contract	General
Contract start date	01/04/2006
Contract end date	

18/19 Contracted general activity (UDA)	22,689
Carry forward general activity (UDA)	0
18/19 Contracted orthodontic activity (UOA)	0
Carry forward orthodontic activity (UOA)	0
Baseline contract value	£600,870.56

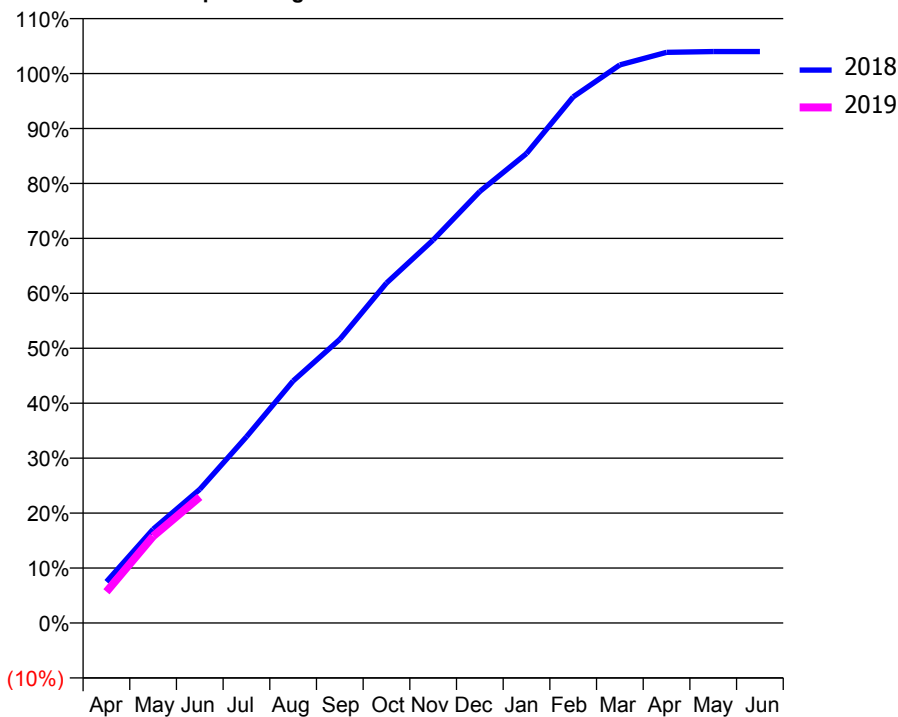
ACCESS*

Patients seen in 24 months	Total	Change since previous quarter
Quarter ending June 2017	7,263	
Quarter ending September 2017	7,415	↑
Quarter ending December 2017	7,397	→
Quarter ending March 2018	7,262	↓
Quarter ending June 2018	7,430	↑
Variance since June 2017	2.3%	↑



ACTIVITY

Cumulative percentage of contracted UDA delivered 2018 & 2019



Adjusted Scheduled Activity (UDA)

Month	2018	2019
April	1,706	1,289
May	3,873	3,580
June	5,519	5,205
July	7,690	
August	9,998	
September	11,716	
October	14,038	
November	15,815	
December	17,818	
January	19,382	
February	21,723	
March	23,044	
April	23,563	
May	23,596	
June	23,598	

QUALITY

	Quantity	Base Number	Contract	AT	Region	England
% of FP17s for the same patient ID Re-attending within 3 months - Children	56	757	7.4%	10.0%	11.3%	11.5%
% of FP17s for the same patient ID Re-attending within 3 months - Adults	152	1,209	12.6%	14.5%	14.9%	15.4%
% of FP17s for the same patient ID Re-attending between 3 & 9 months - Children	228	757	30.1%	52.8%	60.0%	58.9%
% of FP17s for the same patient ID Re-attending between 3 & 9 months - Adults	403	1,209	33.3%	48.5%	52.6%	51.6%
% of FP17s for Band 1 Urgent Courses	239	1,745	13.7%	8.0%	7.9%	8.9%
% of FP17s Relating to Free Repair or Replacements	9	1,745	0.5%	0.8%	0.8%	0.8%
% of FP17s Relating to Continuations	0	1,745	0.0%	0.8%	0.9%	0.9%
% of Patients satisfied with the dentistry they have received	1	1	N/A	93.1%	93.2%	93.2%
% of Patients satisfied with the time they had to wait for an appointment	1	1	N/A	90.9%	89.1%	88.8%

* This is based on patients treated on this contract for their most recent course of treatment. Figures in italics indicate the base number of FP17s or Patient Questionnaire responses are less than 100. N/A is shown where the base number of responses is less than 10 during the period. % is calculated as Quantity/Base number*100

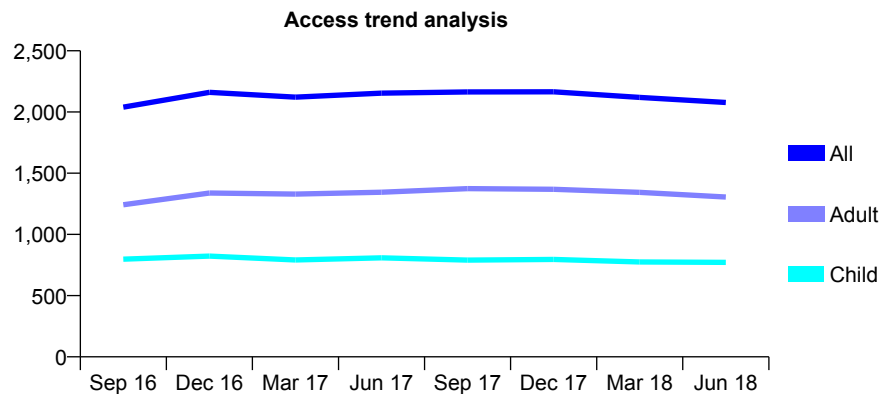
Q54 - Vital Signs At a Glance Contract Report for 219916/0002 - June 2018

Name or company name	MR M KHOJA
Contract type name	GDS Contract
Purpose of contract	General
Contract start date	01/04/2006
Contract end date	

18/19 Contracted general activity (UDA)	5,632
Carry forward general activity (UDA)	0
18/19 Contracted orthodontic activity (UOA)	0
Carry forward orthodontic activity (UOA)	0
Baseline contract value	£153,433.93

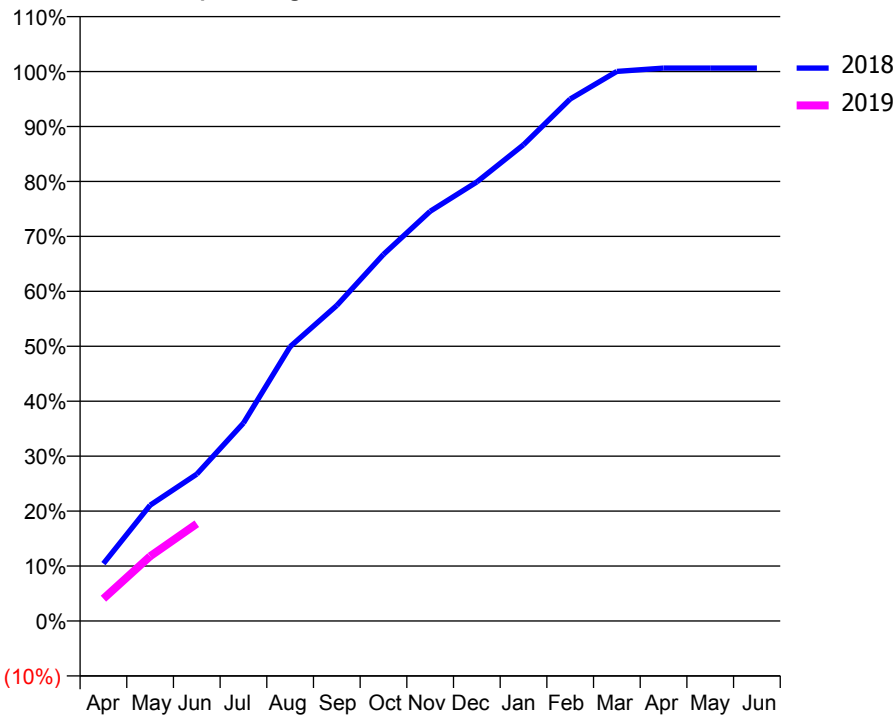
ACCESS*

Patients seen in 24 months	Total	Change since previous quarter
Quarter ending June 2017	2,154	
Quarter ending September 2017	2,164	→
Quarter ending December 2017	2,165	→
Quarter ending March 2018	2,119	↓
Quarter ending June 2018	2,078	↓
Variance since June 2017	(3.5%)	↓



ACTIVITY

Cumulative percentage of contracted UDA delivered 2018 & 2019



Month	Adjusted Scheduled Activity (UDA)	
	2018	2019
April	588	229
May	1,188	663
June	1,505	997
July	2,029	
August	2,812	
September	3,234	
October	3,757	
November	4,199	
December	4,500	
January	4,881	
February	5,350	
March	5,632	
April	5,666	
May	5,668	
June	5,668	

QUALITY

	Quantity	Base Number	Contract	AT	Region	England
% of FP17s for the same patient ID Re-attending within 3 months - Children	30	248	12.1%	10.0%	11.3%	11.5%
% of FP17s for the same patient ID Re-attending within 3 months - Adults	28	261	10.7%	14.5%	14.9%	15.4%
% of FP17s for the same patient ID Re-attending between 3 & 9 months - Children	107	248	43.1%	52.8%	60.0%	58.9%
% of FP17s for the same patient ID Re-attending between 3 & 9 months - Adults	104	261	39.8%	48.5%	52.6%	51.6%
% of FP17s for Band 1 Urgent Courses	108	491	22.0%	8.0%	7.9%	8.9%
% of FP17s Relating to Free Repair or Replacements	2	491	0.4%	0.8%	0.8%	0.8%
% of FP17s Relating to Continuations	0	491	0.0%	0.8%	0.9%	0.9%
% of Patients satisfied with the dentistry they have received	2	2	N/A	93.1%	93.2%	93.2%
% of Patients satisfied with the time they had to wait for an appointment	2	2	N/A	90.9%	89.1%	88.8%

* This is based on patients treated on this contract for their most recent course of treatment. Figures in italics indicate the base number of FP17s or Patient Questionnaire responses are less than 100. N/A is shown where the base number of responses is less than 10 during the period. % is calculated as Quantity/Base number*100

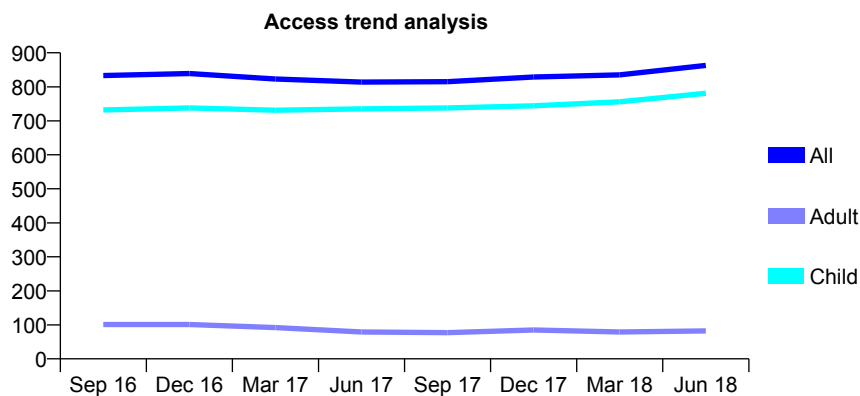
Q54 - Vital Signs At a Glance Contract Report for 220108/0001 - June 2018

Name or company name	MR TR JONES
Contract type name	GDS Contract
Purpose of contract	General
Contract start date	01/04/2006
Contract end date	

18/19 Contracted general activity (UDA)	2,000
Carry forward general activity (UDA)	0
18/19 Contracted orthodontic activity (UOA)	0
Carry forward orthodontic activity (UOA)	0
Baseline contract value	£44,308.08

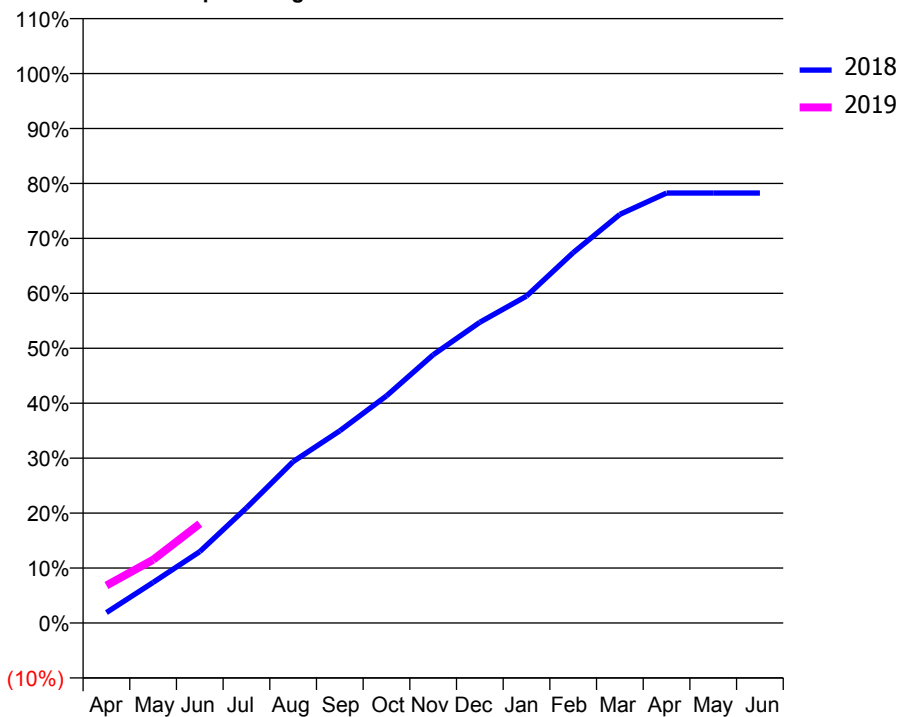
ACCESS*

Patients seen in 24 months	Total	Change since previous quarter
Quarter ending June 2017	814	
Quarter ending September 2017	815	→
Quarter ending December 2017	829	→
Quarter ending March 2018	835	→
Quarter ending June 2018	863	↑
Variance since June 2017	6.0%	↑



ACTIVITY

Cumulative percentage of contracted UDA delivered 2018 & 2019



Month	Adjusted Scheduled Activity (UDA)	
	2018	2019
April	49	137
May	192	230
June	338	361
July	544	
August	763	
September	909	
October	1,074	
November	1,268	
December	1,422	
January	1,546	
February	1,751	
March	1,932	
April	2,033	
May	2,033	
June	2,033	

QUALITY

	Quantity	Base Number	Contract	AT	Region	England
% of FP17s for the same patient ID Re-attending within 3 months - Children	37	385	9.6%	10.0%	11.3%	11.5%
% of FP17s for the same patient ID Re-attending within 3 months - Adults	0	0	N/A	14.5%	14.9%	15.4%
% of FP17s for the same patient ID Re-attending between 3 & 9 months - Children	275	385	71.4%	52.8%	60.0%	58.9%
% of FP17s for the same patient ID Re-attending between 3 & 9 months - Adults	0	0	N/A	48.5%	52.6%	51.6%
% of FP17s for Band 1 Urgent Courses	7	306	2.3%	8.0%	7.9%	8.9%
% of FP17s Relating to Free Repair or Replacements	0	306	0.0%	0.8%	0.8%	0.8%
% of FP17s Relating to Continuations	5	306	1.6%	0.8%	0.9%	0.9%
% of Patients satisfied with the dentistry they have received	1	1	N/A	93.1%	93.2%	93.2%
% of Patients satisfied with the time they had to wait for an appointment	1	1	N/A	90.9%	89.1%	88.8%

* This is based on patients treated on this contract for their most recent course of treatment. Figures in italics indicate the base number of FP17s or Patient Questionnaire responses are less than 100. N/A is shown where the base number of responses is less than 10 during the period. % is calculated as Quantity/Base number*100

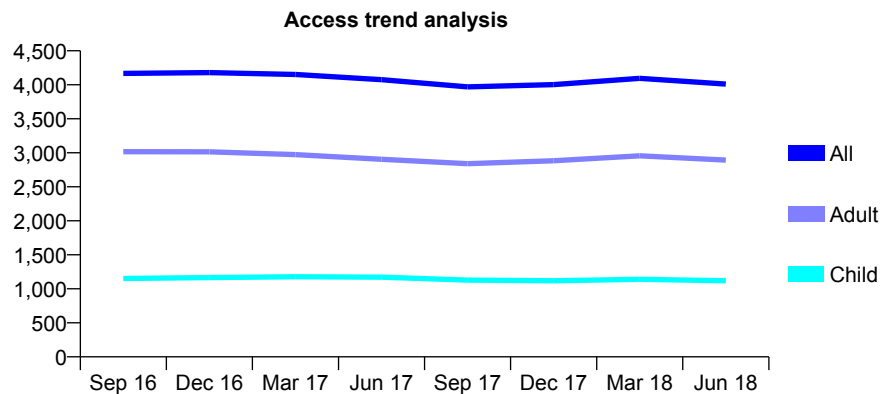
Q54 - Vital Signs At a Glance Contract Report for 220124/0001 - June 2018

Name or company name	MR PK PATEL
Contract type name	GDS Contract
Purpose of contract	General and Orthodontic
Contract start date	01/04/2006
Contract end date	

18/19 Contracted general activity (UDA)	11,324
Carry forward general activity (UDA)	0
18/19 Contracted orthodontic activity (UOA)	234
Carry forward orthodontic activity (UOA)	0
Baseline contract value	£351,240.61

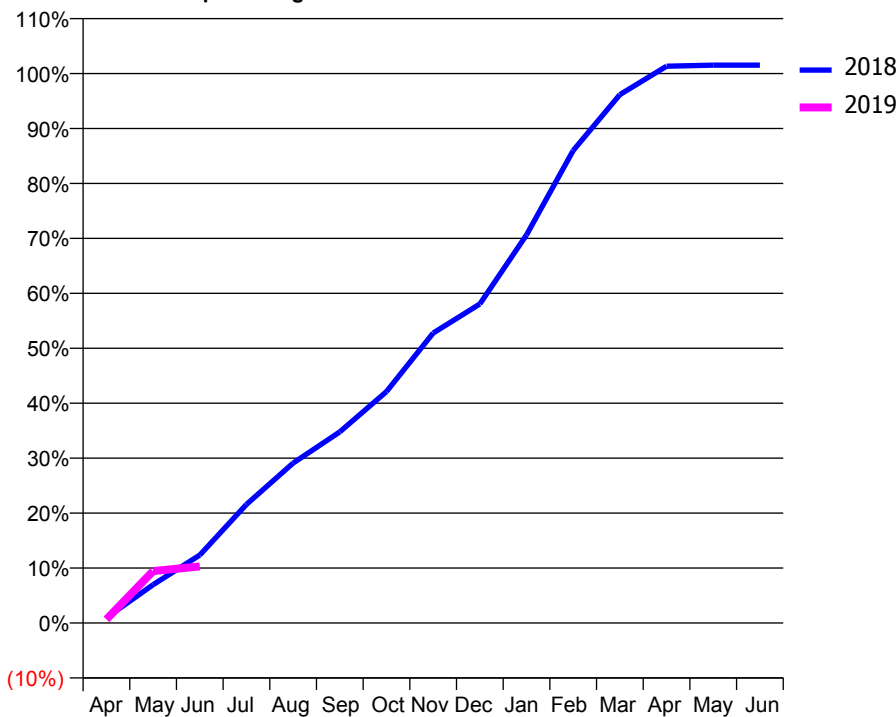
ACCESS*

Patients seen in 24 months	Total	Change since previous quarter
Quarter ending June 2017	4,076	
Quarter ending September 2017	3,969	↓
Quarter ending December 2017	4,002	→
Quarter ending March 2018	4,096	↑
Quarter ending June 2018	4,011	↓
Variance since June 2017	(1.6%)	↓



ACTIVITY

Cumulative percentage of contracted UDA delivered 2018 & 2019



Month	Adjusted Scheduled Activity (UDA)	
	2018	2019
April	109	76
May	791	1,071
June	1,399	1,167
July	2,443	
August	3,297	
September	3,940	
October	4,769	
November	5,974	
December	6,574	
January	7,998	
February	9,737	
March	10,888	
April	11,475	
May	11,496	
June	11,496	

QUALITY

	Quantity	Base Number	Contract	AT	Region	England
% of FP17s for the same patient ID Re-attending within 3 months - Children	7	201	3.5%	10.0%	11.3%	11.5%
% of FP17s for the same patient ID Re-attending within 3 months - Adults	75	501	15.0%	14.5%	14.9%	15.4%
% of FP17s for the same patient ID Re-attending between 3 & 9 months - Children	85	201	42.3%	52.8%	60.0%	58.9%
% of FP17s for the same patient ID Re-attending between 3 & 9 months - Adults	170	501	33.9%	48.5%	52.6%	51.6%
% of FP17s for Band 1 Urgent Courses	67	470	14.3%	8.0%	7.9%	8.9%
% of FP17s Relating to Free Repair or Replacements	3	470	0.6%	0.8%	0.8%	0.8%
% of FP17s Relating to Continuations	8	470	1.7%	0.8%	0.9%	0.9%
% of Patients satisfied with the dentistry they have received	4	4	N/A	93.1%	93.2%	93.2%
% of Patients satisfied with the time they had to wait for an appointment	3	4	N/A	90.9%	89.1%	88.8%

* This is based on patients treated on this contract for their most recent course of treatment. Figures in italics indicate the base number of FP17s or Patient Questionnaire responses are less than 100. N/A is shown where the base number of responses is less than 10 during the period. % is calculated as Quantity/Base number*100

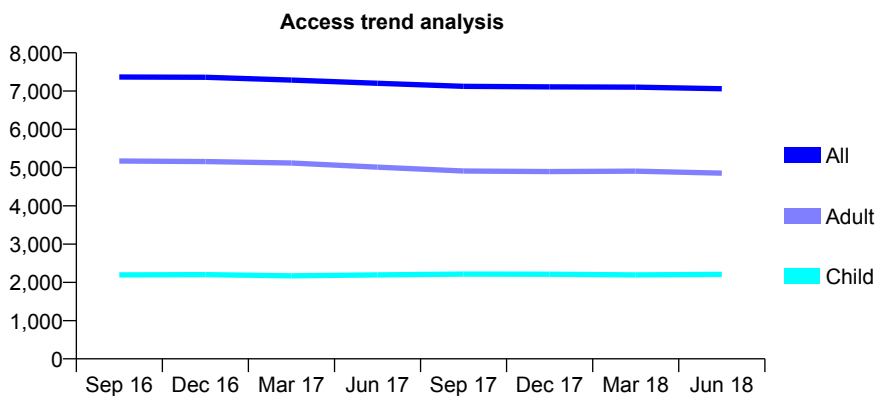
Q54 - Vital Signs At a Glance Contract Report for 220922/0001 - June 2018

Name or company name	MR JS SIDHU
Contract type name	GDS Contract
Purpose of contract	General and Orthodontic
Contract start date	01/04/2006
Contract end date	

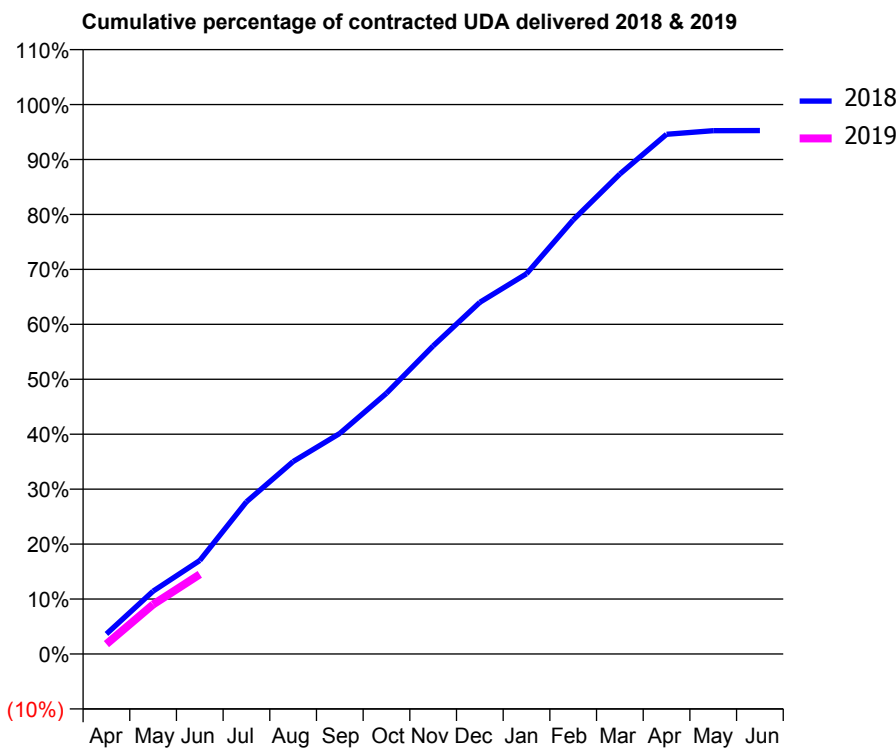
18/19 Contracted general activity (UDA)	19,884
Carry forward general activity (UDA)	0
18/19 Contracted orthodontic activity (UOA)	22
Carry forward orthodontic activity (UOA)	0
Baseline contract value	£509,009.10

ACCESS*

Patients seen in 24 months	Total	Change since previous quarter
Quarter ending June 2017	7,205	
Quarter ending September 2017	7,125	↓
Quarter ending December 2017	7,108	→
Quarter ending March 2018	7,101	→
Quarter ending June 2018	7,062	→
Variance since June 2017	(2.0%)	↓



ACTIVITY



Month	Adjusted Scheduled Activity (UDA)	
	2018	2019
April	724	358
May	2,273	1,794
June	3,387	2,882
July	5,507	
August	6,966	
September	7,982	
October	9,437	
November	11,150	
December	12,724	
January	13,760	
February	15,710	
March	17,369	
April	18,809	
May	18,936	
June	18,939	

QUALITY

	Quantity	Base Number	Contract	AT	Region	England
% of FP17s for the same patient ID Re-attending within 3 months - Children	29	575	5.0%	10.0%	11.3%	11.5%
% of FP17s for the same patient ID Re-attending within 3 months - Adults	173	1,201	14.4%	14.5%	14.9%	15.4%
% of FP17s for the same patient ID Re-attending between 3 & 9 months - Children	168	575	29.2%	52.8%	60.0%	58.9%
% of FP17s for the same patient ID Re-attending between 3 & 9 months - Adults	404	1,201	33.6%	48.5%	52.6%	51.6%
% of FP17s for Band 1 Urgent Courses	67	1,211	5.5%	8.0%	7.9%	8.9%
% of FP17s Relating to Free Repair or Replacements	24	1,211	2.0%	0.8%	0.8%	0.8%
% of FP17s Relating to Continuations	8	1,211	0.7%	0.8%	0.9%	0.9%
% of Patients satisfied with the dentistry they have received	3	3	N/A	93.1%	93.2%	93.2%
% of Patients satisfied with the time they had to wait for an appointment	3	3	N/A	90.9%	89.1%	88.8%

* This is based on patients treated on this contract for their most recent course of treatment. Figures in italics indicate the base number of FP17s or Patient Questionnaire responses are less than 100. N/A is shown where the base number of responses is less than 10 during the period. % is calculated as Quantity/Base number*100

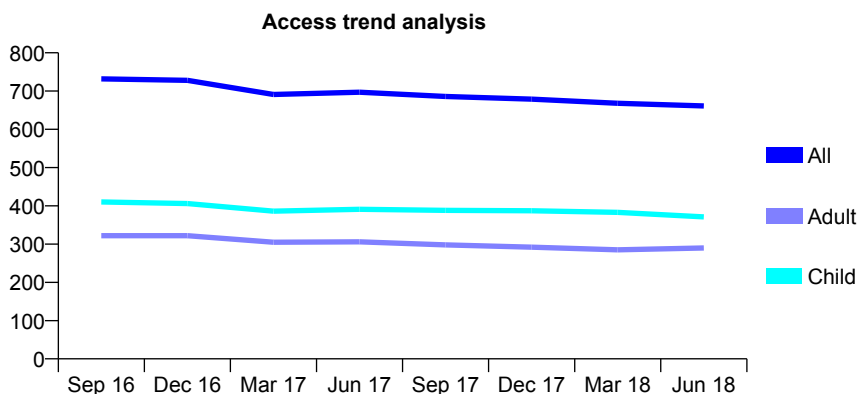
Q54 - Vital Signs At a Glance Contract Report for 221309/0001 - June 2018

Name or company name	MR IC WILSON
Contract type name	GDS Contract
Purpose of contract	General
Contract start date	01/04/2006
Contract end date	

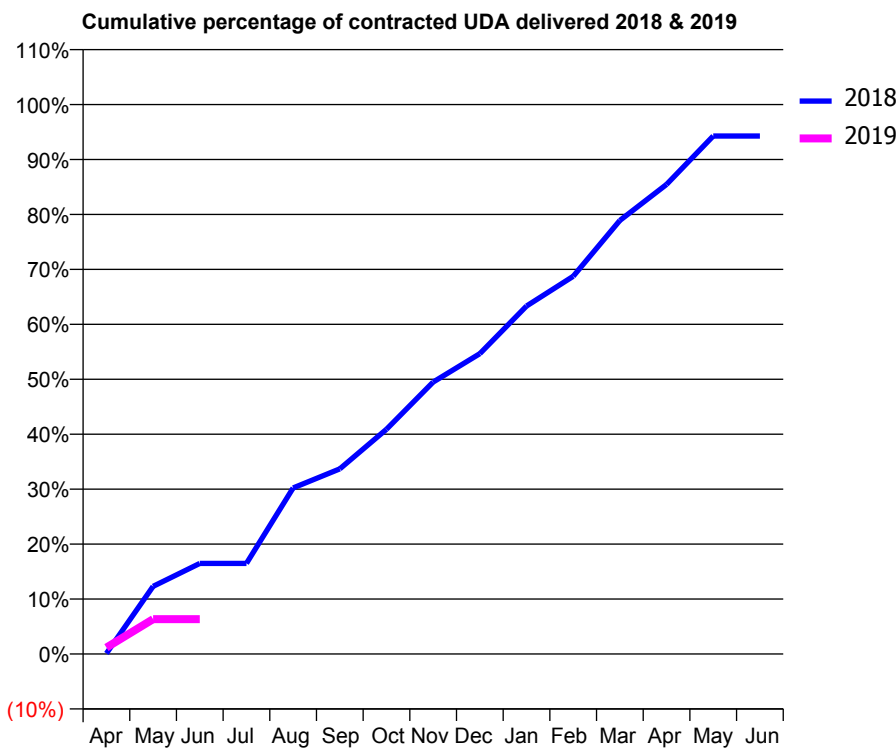
18/19 Contracted general activity (UDA)	1,800
Carry forward general activity (UDA)	0
18/19 Contracted orthodontic activity (UOA)	0
Carry forward orthodontic activity (UOA)	0
Baseline contract value	£43,595.13

ACCESS*

Patients seen in 24 months	Total	Change since previous quarter
Quarter ending June 2017	697	
Quarter ending September 2017	686	↓
Quarter ending December 2017	679	↓
Quarter ending March 2018	668	↓
Quarter ending June 2018	661	↓
Variance since June 2017	(5.2%)	↓



ACTIVITY



Month	Adjusted Scheduled Activity (UDA)	
	2018	2019
April	2	21
May	222	114
June	297	114
July	297	
August	544	
September	606	
October	736	
November	891	
December	984	
January	1,140	
February	1,237	
March	1,420	
April	1,538	
May	1,697	
June	1,697	

QUALITY

	Quantity	Base Number	Contract	AT	Region	England
% of FP17s for the same patient ID Re-attending within 3 months - Children	10	100	10.0%	10.0%	11.3%	11.5%
% of FP17s for the same patient ID Re-attending within 3 months - Adults	15	73	20.5%	14.5%	14.9%	15.4%
% of FP17s for the same patient ID Re-attending between 3 & 9 months - Children	65	100	65.0%	52.8%	60.0%	58.9%
% of FP17s for the same patient ID Re-attending between 3 & 9 months - Adults	39	73	53.4%	48.5%	52.6%	51.6%
% of FP17s for Band 1 Urgent Courses	7	70	10.0%	8.0%	7.9%	8.9%
% of FP17s Relating to Free Repair or Replacements	0	70	0.0%	0.8%	0.8%	0.8%
% of FP17s Relating to Continuations	2	70	2.9%	0.8%	0.9%	0.9%
% of Patients satisfied with the dentistry they have received	0	0	N/A	93.1%	93.2%	93.2%
% of Patients satisfied with the time they had to wait for an appointment	0	0	N/A	90.9%	89.1%	88.8%

* This is based on patients treated on this contract for their most recent course of treatment. Figures in italics indicate the base number of FP17s or Patient Questionnaire responses are less than 100. N/A is shown where the base number of responses is less than 10 during the period. % is calculated as Quantity/Base number*100

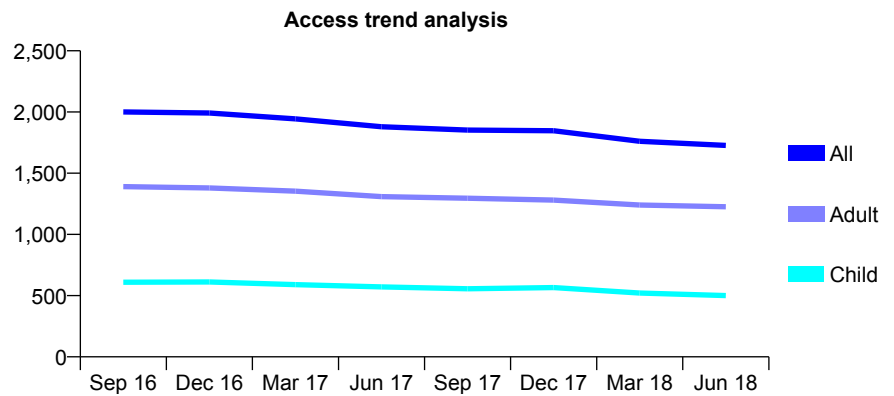
Q54 - Vital Signs At a Glance Contract Report for 224472/0002 - June 2018

Name or company name	MRS AC HADDON
Contract type name	GDS Contract
Purpose of contract	General
Contract start date	28/09/2011
Contract end date	

18/19 Contracted general activity (UDA)	8,384
Carry forward general activity (UDA)	0
18/19 Contracted orthodontic activity (UOA)	0
Carry forward orthodontic activity (UOA)	0
Baseline contract value	£250,287.03

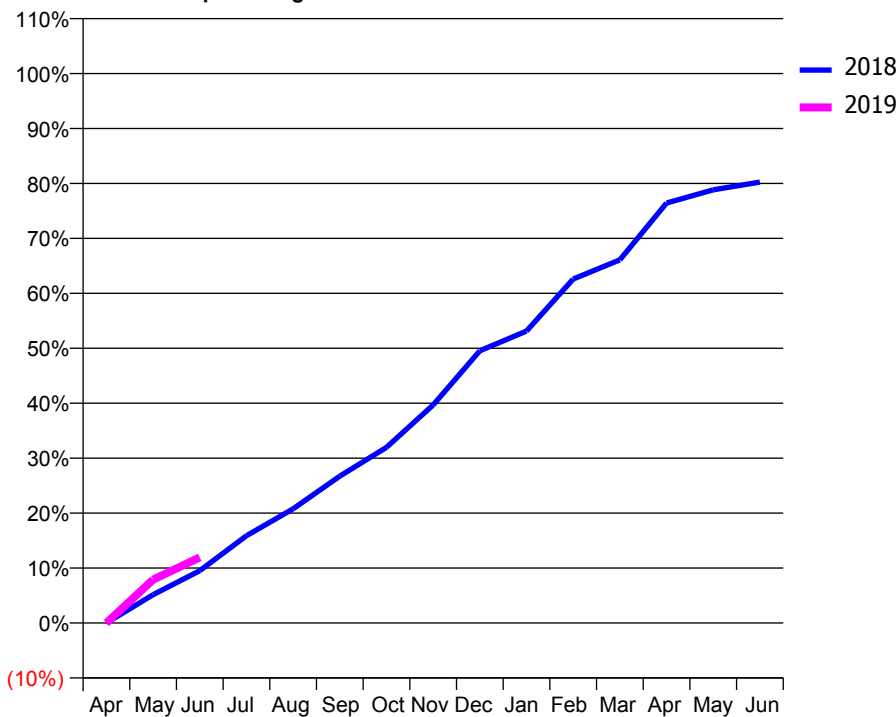
ACCESS*

Patients seen in 24 months	Total	Change since previous quarter
Quarter ending June 2017	1,880	
Quarter ending September 2017	1,852	↓
Quarter ending December 2017	1,847	→
Quarter ending March 2018	1,761	↓
Quarter ending June 2018	1,727	↓
Variance since June 2017	(8.1%)	↓



ACTIVITY

Cumulative percentage of contracted UDA delivered 2018 & 2019



Month	Adjusted Scheduled Activity (UDA)	
	2018	2019
April	0	0
May	432	663
June	798	1,002
July	1,332	
August	1,742	
September	2,242	
October	2,680	
November	3,328	
December	4,153	
January	4,455	
February	5,249	
March	5,540	
April	6,407	
May	6,609	
June	6,728	

QUALITY

	Quantity	Base Number	Contract	AT	Region	England
% of FP17s for the same patient ID Re-attending within 3 months - Children	14	164	8.5%	10.0%	11.3%	11.5%
% of FP17s for the same patient ID Re-attending within 3 months - Adults	183	497	36.8%	14.5%	14.9%	15.4%
% of FP17s for the same patient ID Re-attending between 3 & 9 months - Children	86	164	52.4%	52.8%	60.0%	58.9%
% of FP17s for the same patient ID Re-attending between 3 & 9 months - Adults	195	497	39.2%	48.5%	52.6%	51.6%
% of FP17s for Band 1 Urgent Courses	13	246	5.3%	8.0%	7.9%	8.9%
% of FP17s Relating to Free Repair or Replacements	4	246	1.6%	0.8%	0.8%	0.8%
% of FP17s Relating to Continuations	10	246	4.1%	0.8%	0.9%	0.9%
% of Patients satisfied with the dentistry they have received	2	2	N/A	93.1%	93.2%	93.2%
% of Patients satisfied with the time they had to wait for an appointment	2	2	N/A	90.9%	89.1%	88.8%

* This is based on patients treated on this contract for their most recent course of treatment. Figures in italics indicate the base number of FP17s or Patient Questionnaire responses are less than 100. N/A is shown where the base number of responses is less than 10 during the period. % is calculated as Quantity/Base number*100

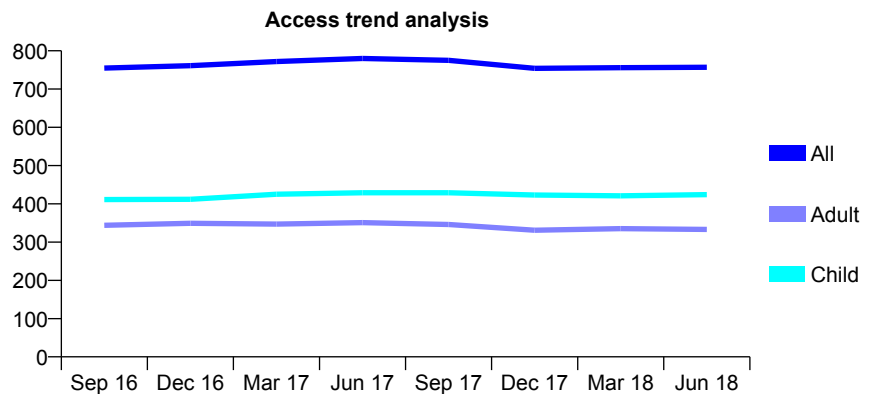
Q54 - Vital Signs At a Glance Contract Report for 231282/0001 - June 2018

Name or company name	MR SD LOESCHER
Contract type name	GDS Contract
Purpose of contract	General
Contract start date	01/04/2006
Contract end date	

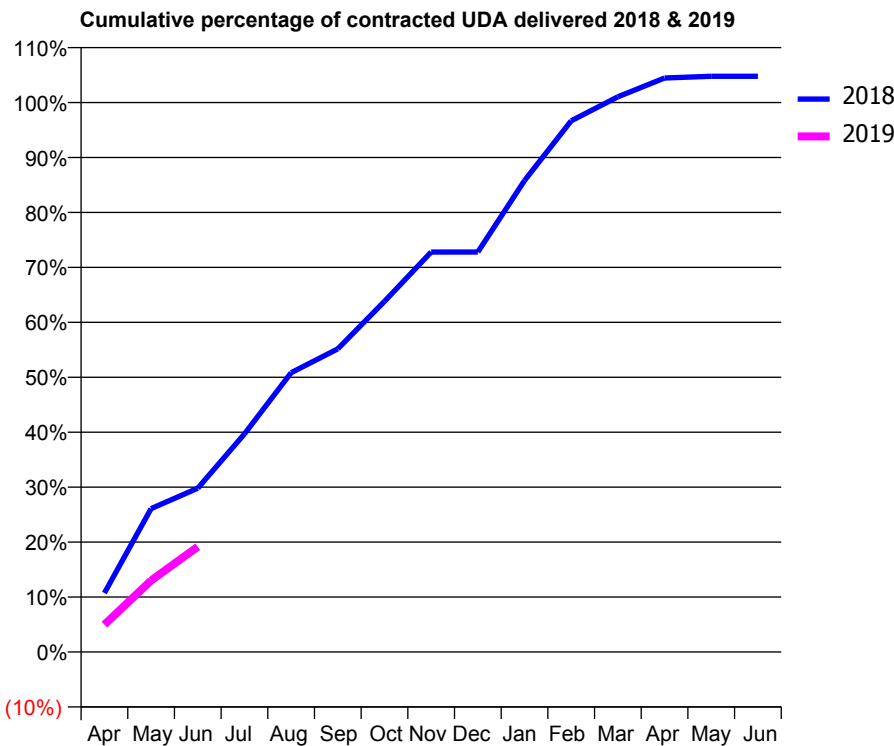
18/19 Contracted general activity (UDA)	1,566
Carry forward general activity (UDA)	0
18/19 Contracted orthodontic activity (UOA)	0
Carry forward orthodontic activity (UOA)	0
Baseline contract value	£37,727.69

ACCESS*

Patients seen in 24 months	Total	Change since previous quarter
Quarter ending June 2017	780	
Quarter ending September 2017	775	→
Quarter ending December 2017	754	↓
Quarter ending March 2018	756	→
Quarter ending June 2018	757	→
Variance since June 2017	(2.9%)	↓



ACTIVITY



Adjusted Scheduled Activity (UDA)		
Month	2018	2019
April	168	78
May	409	204
June	467	300
July	621	
August	796	
September	864	
October	999	
November	1,140	
December	1,140	
January	1,343	
February	1,514	
March	1,582	
April	1,636	
May	1,641	
June	1,641	

QUALITY

	Quantity	Base Number	Contract	AT	Region	England
% of FP17s for the same patient ID Re-attending within 3 months - Children	3	166	1.8%	10.0%	11.3%	11.5%
% of FP17s for the same patient ID Re-attending within 3 months - Adults	7	83	8.4%	14.5%	14.9%	15.4%
% of FP17s for the same patient ID Re-attending between 3 & 9 months - Children	109	166	65.7%	52.8%	60.0%	58.9%
% of FP17s for the same patient ID Re-attending between 3 & 9 months - Adults	47	83	56.6%	48.5%	52.6%	51.6%
% of FP17s for Band 1 Urgent Courses	1	207	0.5%	8.0%	7.9%	8.9%
% of FP17s Relating to Free Repair or Replacements	0	207	0.0%	0.8%	0.8%	0.8%
% of FP17s Relating to Continuations	0	207	0.0%	0.8%	0.9%	0.9%
% of Patients satisfied with the dentistry they have received	0	0	N/A	93.1%	93.2%	93.2%
% of Patients satisfied with the time they had to wait for an appointment	0	0	N/A	90.9%	89.1%	88.8%

* This is based on patients treated on this contract for their most recent course of treatment. Figures in italics indicate the base number of FP17s or Patient Questionnaire responses are less than 100. N/A is shown where the base number of responses is less than 10 during the period. % is calculated as Quantity/Base number*100

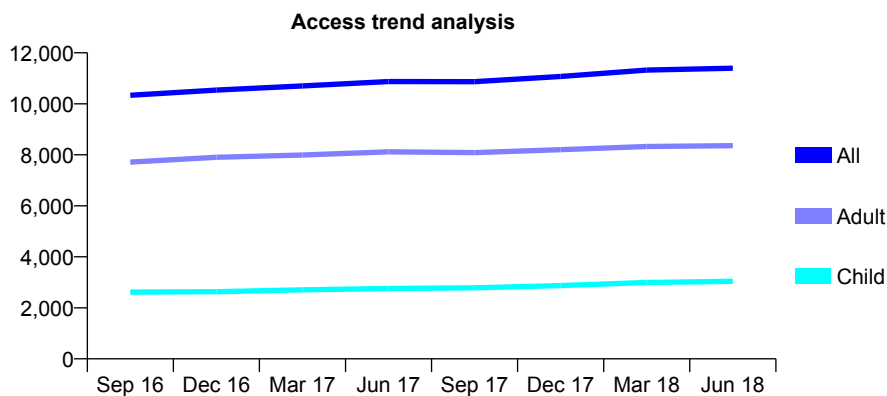
Q54 - Vital Signs At a Glance Contract Report for 234761/0001 - June 2018

Name or company name	MR RS TOBIN
Contract type name	GDS Contract
Purpose of contract	General
Contract start date	01/04/2009
Contract end date	

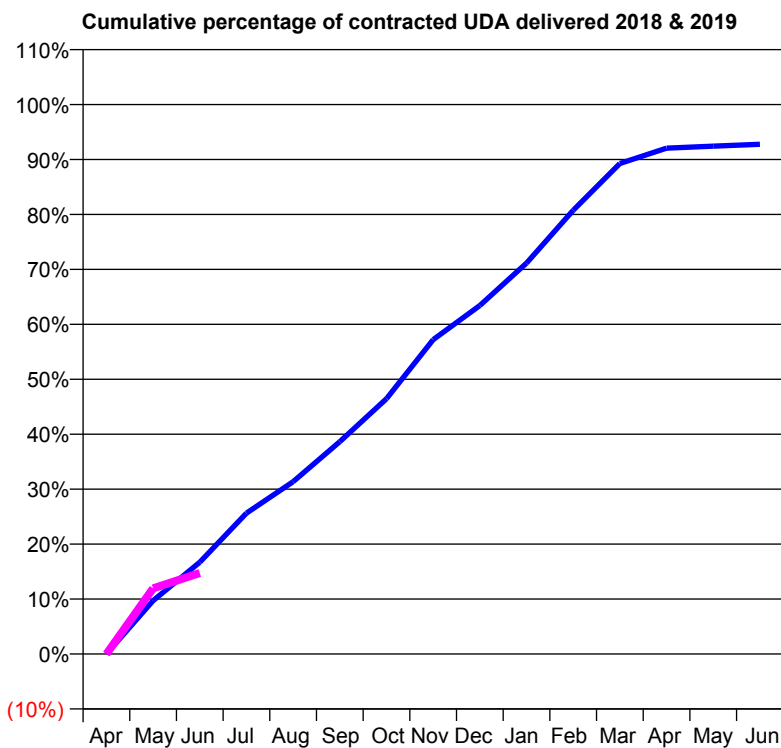
18/19 Contracted general activity (UDA)	37,040
Carry forward general activity (UDA)	0
18/19 Contracted orthodontic activity (UOA)	0
Carry forward orthodontic activity (UOA)	0
Baseline contract value	£985,832.45

ACCESS*

Patients seen in 24 months	Total	Change since previous quarter
Quarter ending June 2017	10,874	
Quarter ending September 2017	10,869	→
Quarter ending December 2017	11,071	→
Quarter ending March 2018	11,325	↑
Quarter ending June 2018	11,394	→
Variance since June 2017	4.8%	↑



ACTIVITY



Month	Adjusted Scheduled Activity (UDA)	
	2018	2019
April	0	0
May	3,600	4,429
June	6,190	5,460
July	9,497	
August	11,617	
September	14,311	
October	17,208	
November	21,190	
December	23,490	
January	26,353	
February	29,911	
March	33,067	
April	34,099	
May	34,229	
June	34,356	

QUALITY

	Quantity	Base Number	Contract	AT	Region	England
% of FP17s for the same patient ID Re-attending within 3 months - Children	66	879	7.5%	10.0%	11.3%	11.5%
% of FP17s for the same patient ID Re-attending within 3 months - Adults	420	2,358	17.8%	14.5%	14.9%	15.4%
% of FP17s for the same patient ID Re-attending between 3 & 9 months - Children	464	879	52.8%	52.8%	60.0%	58.9%
% of FP17s for the same patient ID Re-attending between 3 & 9 months - Adults	1,173	2,358	49.7%	48.5%	52.6%	51.6%
% of FP17s for Band 1 Urgent Courses	354	2,571	13.8%	8.0%	7.9%	8.9%
% of FP17s Relating to Free Repair or Replacements	25	2,571	1.0%	0.8%	0.8%	0.8%
% of FP17s Relating to Continuations	24	2,571	0.9%	0.8%	0.9%	0.9%
% of Patients satisfied with the dentistry they have received	8	9	N/A	93.1%	93.2%	93.2%
% of Patients satisfied with the time they had to wait for an appointment	8	9	N/A	90.9%	89.1%	88.8%

* This is based on patients treated on this contract for their most recent course of treatment. Figures in italics indicate the base number of FP17s or Patient Questionnaire responses are less than 100. N/A is shown where the base number of responses is less than 10 during the period. % is calculated as Quantity/Base number*100

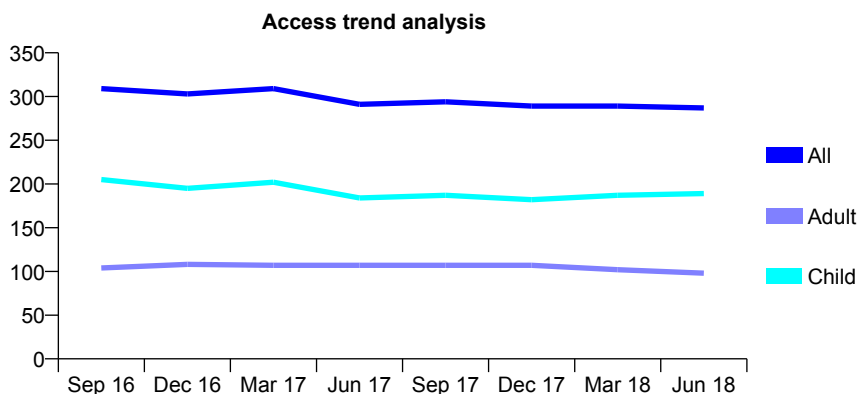
Q54 - Vital Signs At a Glance Contract Report for 234982/0001 - June 2018

Name or company name	MR CJ HIRST
Contract type name	GDS Contract
Purpose of contract	General
Contract start date	01/04/2006
Contract end date	

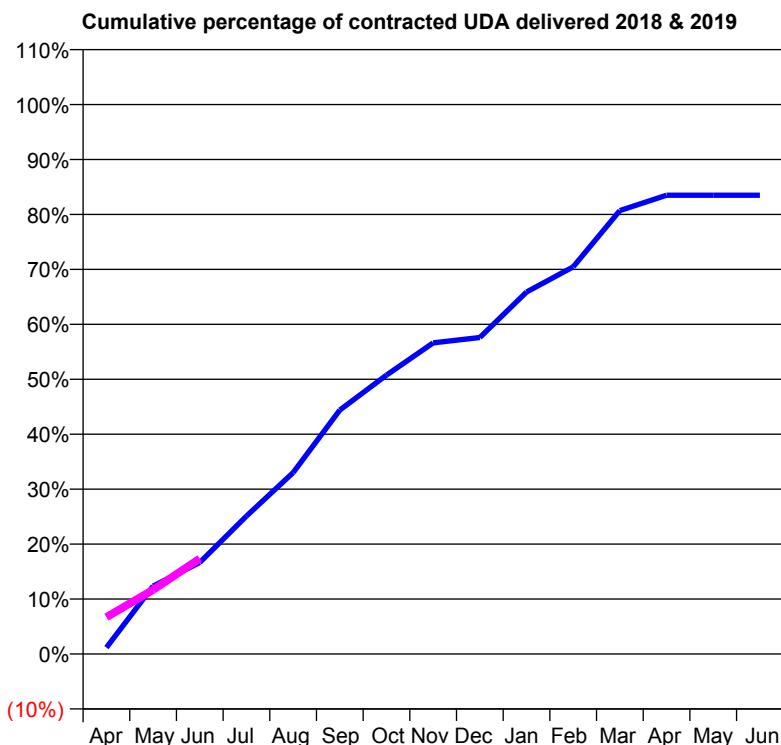
18/19 Contracted general activity (UDA)	510
Carry forward general activity (UDA)	0
18/19 Contracted orthodontic activity (UOA)	0
Carry forward orthodontic activity (UOA)	0
Baseline contract value	£12,663.82

ACCESS*

Patients seen in 24 months	Total	Change since previous quarter
Quarter ending June 2017	291	
Quarter ending September 2017	294	→
Quarter ending December 2017	289	↓
Quarter ending March 2018	289	→
Quarter ending June 2018	287	→
Variance since June 2017	(1.4%)	↓



ACTIVITY



Month	Adjusted Scheduled Activity (UDA)	
	2018	2019
April	6	34
May	63	60
June	85	89
July	128	
August	168	
September	226	
October	259	
November	289	
December	294	
January	336	
February	359	
March	412	
April	426	
May	426	
June	426	

QUALITY

	Quantity	Base Number	Contract	AT	Region	England
% of FP17s for the same patient ID Re-attending within 3 months - Children	3	53	5.7%	10.0%	11.3%	11.5%
% of FP17s for the same patient ID Re-attending within 3 months - Adults	0	18	0.0%	14.5%	14.9%	15.4%
% of FP17s for the same patient ID Re-attending between 3 & 9 months - Children	26	53	49.1%	52.8%	60.0%	58.9%
% of FP17s for the same patient ID Re-attending between 3 & 9 months - Adults	12	18	66.7%	48.5%	52.6%	51.6%
% of FP17s for Band 1 Urgent Courses	3	61	4.9%	8.0%	7.9%	8.9%
% of FP17s Relating to Free Repair or Replacements	0	61	0.0%	0.8%	0.8%	0.8%
% of FP17s Relating to Continuations	0	61	0.0%	0.8%	0.9%	0.9%
% of Patients satisfied with the dentistry they have received	0	0	N/A	93.1%	93.2%	93.2%
% of Patients satisfied with the time they had to wait for an appointment	0	0	N/A	90.9%	89.1%	88.8%

* This is based on patients treated on this contract for their most recent course of treatment. Figures in italics indicate the base number of FP17s or Patient Questionnaire responses are less than 100. N/A is shown where the base number of responses is less than 10 during the period. % is calculated as Quantity/Base number*100

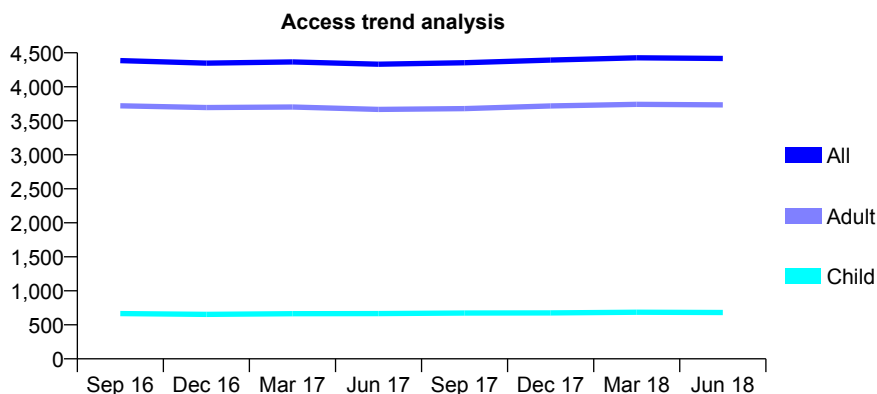
Q54 - Vital Signs At a Glance Contract Report for 239046/0001 - June 2018

Name or company name	MR DW PANNELL
Contract type name	GDS Contract
Purpose of contract	General
Contract start date	01/04/2006
Contract end date	

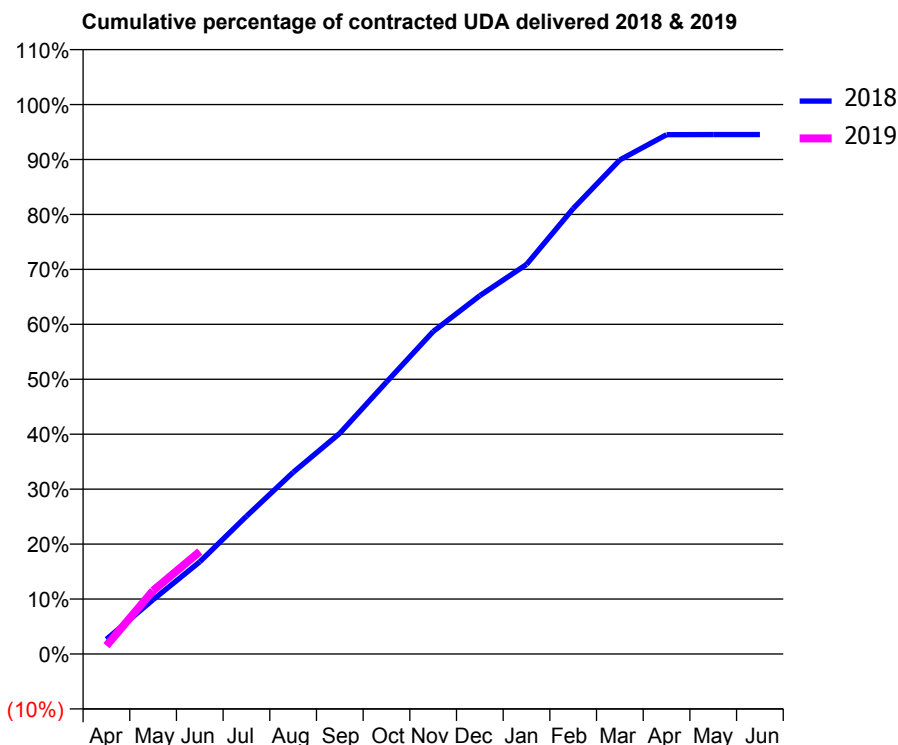
18/19 Contracted general activity (UDA)	13,464
Carry forward general activity (UDA)	0
18/19 Contracted orthodontic activity (UOA)	0
Carry forward orthodontic activity (UOA)	0
Baseline contract value	£277,254.84

ACCESS*

Patients seen in 24 months	Total	Change since previous quarter
Quarter ending June 2017	4,333	
Quarter ending September 2017	4,353	→
Quarter ending December 2017	4,394	→
Quarter ending March 2018	4,427	→
Quarter ending June 2018	4,417	→
Variance since June 2017	1.9%	→



ACTIVITY



Month	Adjusted Scheduled Activity (UDA)	
	2018	2019
April	360	206
May	1,331	1,554
June	2,261	2,511
July	3,376	
August	4,451	
September	5,410	
October	6,663	
November	7,903	
December	8,782	
January	9,547	
February	10,914	
March	12,108	
April	12,724	
May	12,726	
June	12,726	

QUALITY

	Quantity	Base Number	Contract	AT	Region	England
% of FP17s for the same patient ID Re-attending within 3 months - Children	17	230	7.4%	10.0%	11.3%	11.5%
% of FP17s for the same patient ID Re-attending within 3 months - Adults	197	1,368	14.4%	14.5%	14.9%	15.4%
% of FP17s for the same patient ID Re-attending between 3 & 9 months - Children	138	230	60.0%	52.8%	60.0%	58.9%
% of FP17s for the same patient ID Re-attending between 3 & 9 months - Adults	861	1,368	62.9%	48.5%	52.6%	51.6%
% of FP17s for Band 1 Urgent Courses	47	1,298	3.6%	8.0%	7.9%	8.9%
% of FP17s Relating to Free Repair or Replacements	18	1,298	1.4%	0.8%	0.8%	0.8%
% of FP17s Relating to Continuations	51	1,298	3.9%	0.8%	0.9%	0.9%
% of Patients satisfied with the dentistry they have received	6	6	N/A	93.1%	93.2%	93.2%
% of Patients satisfied with the time they had to wait for an appointment	6	6	N/A	90.9%	89.1%	88.8%

* This is based on patients treated on this contract for their most recent course of treatment. Figures in italics indicate the base number of FP17s or Patient Questionnaire responses are less than 100. N/A is shown where the base number of responses is less than 10 during the period. % is calculated as Quantity/Base number*100

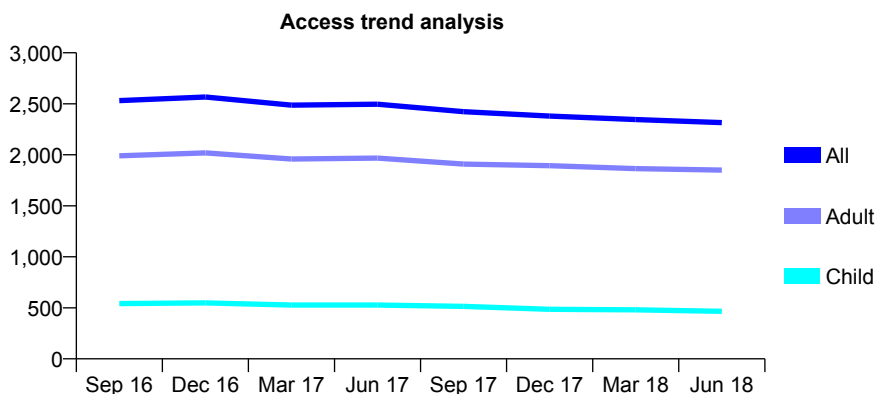
Q54 - Vital Signs At a Glance Contract Report for 240672/0002 - June 2018

Name or company name	MISS CR RUMLEY
Contract type name	GDS Contract
Purpose of contract	General
Contract start date	01/08/2014
Contract end date	

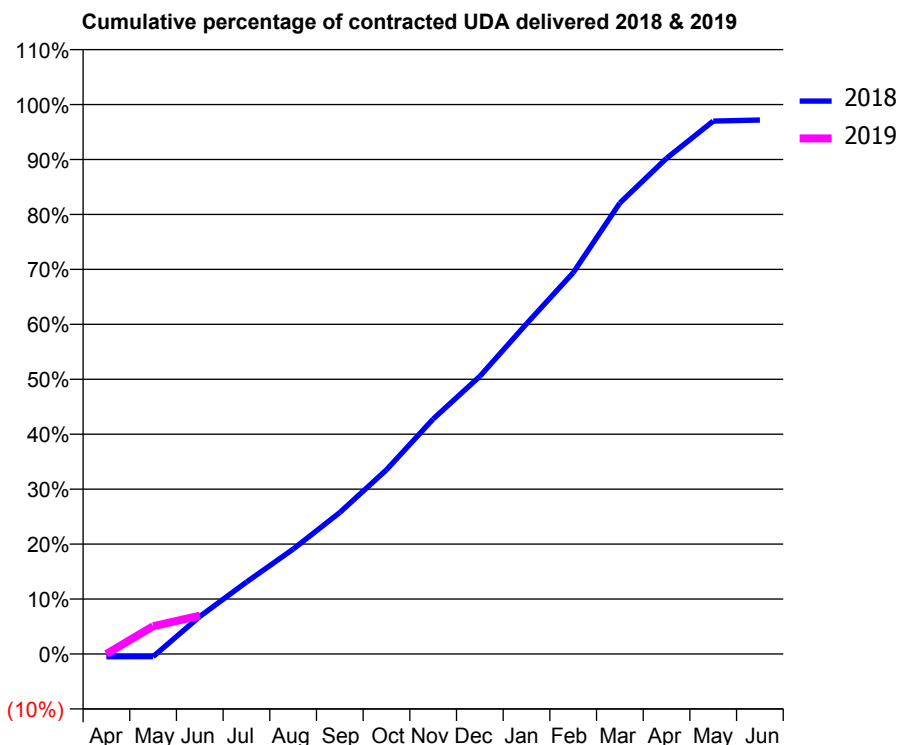
18/19 Contracted general activity (UDA)	7,324
Carry forward general activity (UDA)	0
18/19 Contracted orthodontic activity (UOA)	0
Carry forward orthodontic activity (UOA)	0
Baseline contract value	£195,284.97

ACCESS*

Patients seen in 24 months	Total	Change since previous quarter
Quarter ending June 2017	2,496	
Quarter ending September 2017	2,423	↓
Quarter ending December 2017	2,380	↓
Quarter ending March 2018	2,346	↓
Quarter ending June 2018	2,316	↓
Variance since June 2017	(7.2%)	↓



ACTIVITY



Month	Adjusted Scheduled Activity (UDA)	
	2018	2019
April	-39	0
May	-36	370
June	501	511
July	958	
August	1,398	
September	1,887	
October	2,456	
November	3,133	
December	3,701	
January	4,402	
February	5,083	
March	6,011	
April	6,608	
May	7,104	
June	7,118	

QUALITY

	Quantity	Base Number	Contract	AT	Region	England
% of FP17s for the same patient ID Re-attending within 3 months - Children	6	81	7.4%	10.0%	11.3%	11.5%
% of FP17s for the same patient ID Re-attending within 3 months - Adults	63	518	12.2%	14.5%	14.9%	15.4%
% of FP17s for the same patient ID Re-attending between 3 & 9 months - Children	42	81	51.9%	52.8%	60.0%	58.9%
% of FP17s for the same patient ID Re-attending between 3 & 9 months - Adults	282	518	54.4%	48.5%	52.6%	51.6%
% of FP17s for Band 1 Urgent Courses	20	268	7.5%	8.0%	7.9%	8.9%
% of FP17s Relating to Free Repair or Replacements	2	268	0.7%	0.8%	0.8%	0.8%
% of FP17s Relating to Continuations	4	268	1.5%	0.8%	0.9%	0.9%
% of Patients satisfied with the dentistry they have received	3	3	N/A	93.1%	93.2%	93.2%
% of Patients satisfied with the time they had to wait for an appointment	3	3	N/A	90.9%	89.1%	88.8%

* This is based on patients treated on this contract for their most recent course of treatment. Figures in italics indicate the base number of FP17s or Patient Questionnaire responses are less than 100. N/A is shown where the base number of responses is less than 10 during the period. % is calculated as Quantity/Base number*100

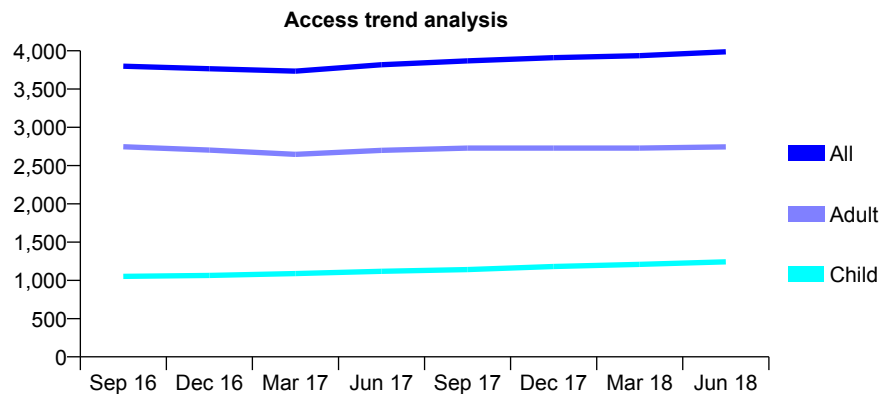
Q54 - Vital Signs At a Glance Contract Report for 241083/0001 - June 2018

Name or company name	MR V SUDRA
Contract type name	GDS Contract
Purpose of contract	General and Orthodontic
Contract start date	01/04/2006
Contract end date	

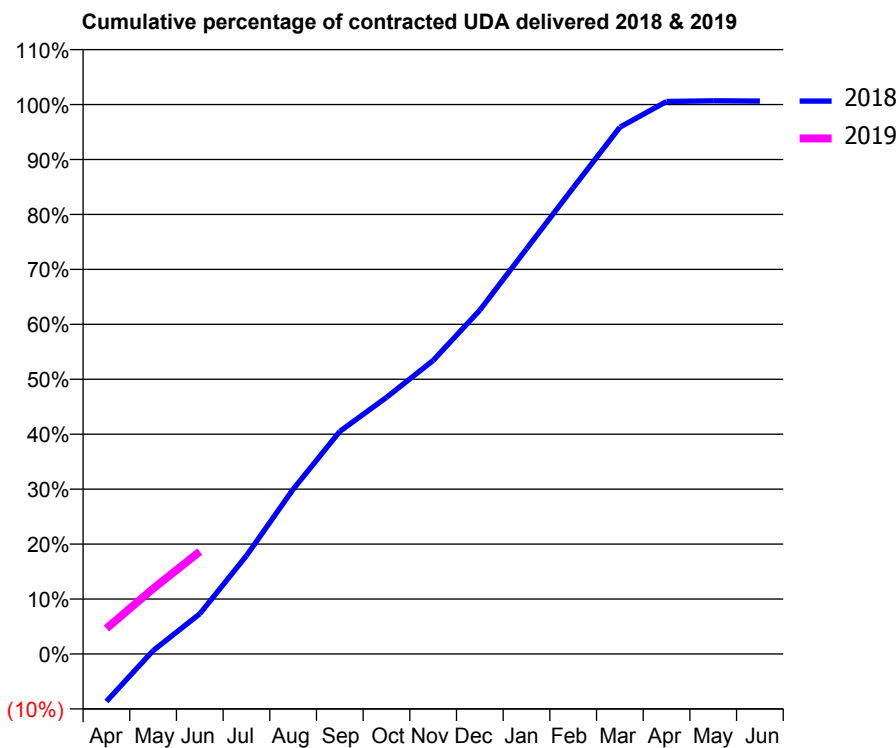
18/19 Contracted general activity (UDA)	11,592
Carry forward general activity (UDA)	0
18/19 Contracted orthodontic activity (UOA)	190
Carry forward orthodontic activity (UOA)	0
Baseline contract value	£378,461.94

ACCESS*

Patients seen in 24 months	Total	Change since previous quarter
Quarter ending June 2017	3,817	
Quarter ending September 2017	3,868	→
Quarter ending December 2017	3,910	→
Quarter ending March 2018	3,937	→
Quarter ending June 2018	3,987	→
Variance since June 2017	4.5%	↑



ACTIVITY



Month	Adjusted Scheduled Activity (UDA)	
	2018	2019
April	-1,002	537
May	71	1,378
June	849	2,161
July	2,074	
August	3,476	
September	4,696	
October	5,414	
November	6,194	
December	7,252	
January	8,547	
February	9,834	
March	11,113	
April	11,655	
May	11,671	
June	11,663	

QUALITY

	Quantity	Base Number	Contract	AT	Region	England
% of FP17s for the same patient ID Re-attending within 3 months - Children	24	381	6.3%	10.0%	11.3%	11.5%
% of FP17s for the same patient ID Re-attending within 3 months - Adults	74	697	10.6%	14.5%	14.9%	15.4%
% of FP17s for the same patient ID Re-attending between 3 & 9 months - Children	142	381	37.3%	52.8%	60.0%	58.9%
% of FP17s for the same patient ID Re-attending between 3 & 9 months - Adults	246	697	35.3%	48.5%	52.6%	51.6%
% of FP17s for Band 1 Urgent Courses	25	656	3.8%	8.0%	7.9%	8.9%
% of FP17s Relating to Free Repair or Replacements	4	656	0.6%	0.8%	0.8%	0.8%
% of FP17s Relating to Continuations	4	656	0.6%	0.8%	0.9%	0.9%
% of Patients satisfied with the dentistry they have received	1	1	N/A	93.1%	93.2%	93.2%
% of Patients satisfied with the time they had to wait for an appointment	1	1	N/A	90.9%	89.1%	88.8%

* This is based on patients treated on this contract for their most recent course of treatment. Figures in italics indicate the base number of FP17s or Patient Questionnaire responses are less than 100. N/A is shown where the base number of responses is less than 10 during the period. % is calculated as Quantity/Base number*100

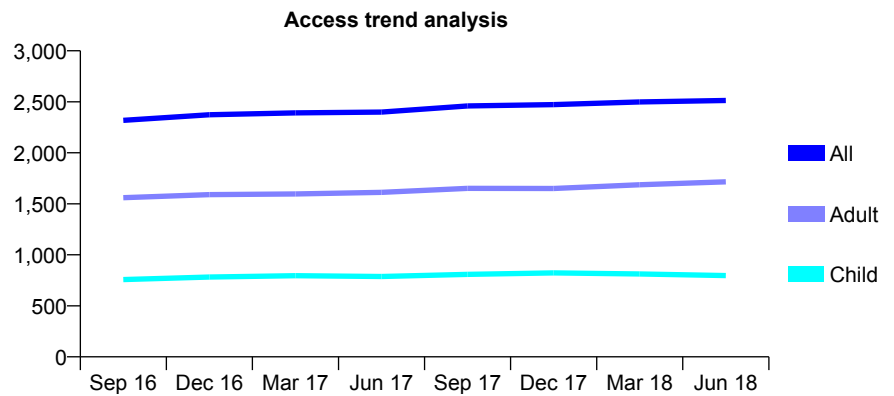
Q54 - Vital Signs At a Glance Contract Report for 244228/0001 - June 2018

Name or company name	MR JS BARDHA
Contract type name	GDS Contract
Purpose of contract	General and Orthodontic
Contract start date	01/04/2006
Contract end date	

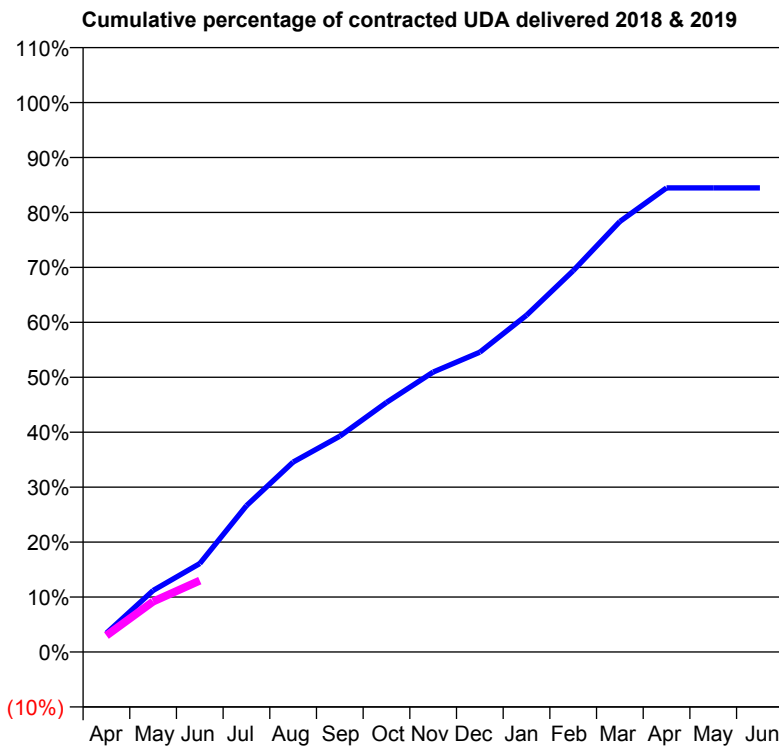
18/19 Contracted general activity (UDA)	9,698
Carry forward general activity (UDA)	0
18/19 Contracted orthodontic activity (UOA)	204
Carry forward orthodontic activity (UOA)	0
Baseline contract value	£278,171.41

ACCESS*

Patients seen in 24 months	Total	Change since previous quarter
Quarter ending June 2017	2,399	
Quarter ending September 2017	2,460	↑
Quarter ending December 2017	2,473	→
Quarter ending March 2018	2,499	→
Quarter ending June 2018	2,513	→
Variance since June 2017	4.8%	↑



ACTIVITY



Adjusted Scheduled Activity (UDA)		
Month	2018	2019
April	332	292
May	1,087	890
June	1,563	1,261
July	2,583	
August	3,352	
September	3,808	
October	4,405	
November	4,940	
December	5,292	
January	5,943	
February	6,728	
March	7,599	
April	8,191	
May	8,191	
June	8,191	

QUALITY

	Quantity	Base Number	Contract	AT	Region	England
% of FP17s for the same patient ID Re-attending within 3 months - Children	9	212	4.2%	10.0%	11.3%	11.5%
% of FP17s for the same patient ID Re-attending within 3 months - Adults	47	403	11.7%	14.5%	14.9%	15.4%
% of FP17s for the same patient ID Re-attending between 3 & 9 months - Children	87	212	41.0%	52.8%	60.0%	58.9%
% of FP17s for the same patient ID Re-attending between 3 & 9 months - Adults	149	403	37.0%	48.5%	52.6%	51.6%
% of FP17s for Band 1 Urgent Courses	18	457	3.9%	8.0%	7.9%	8.9%
% of FP17s Relating to Free Repair or Replacements	0	457	0.0%	0.8%	0.8%	0.8%
% of FP17s Relating to Continuations	10	457	2.2%	0.8%	0.9%	0.9%
% of Patients satisfied with the dentistry they have received	0	0	N/A	93.1%	93.2%	93.2%
% of Patients satisfied with the time they had to wait for an appointment	0	0	N/A	90.9%	89.1%	88.8%

* This is based on patients treated on this contract for their most recent course of treatment. Figures in italics indicate the base number of FP17s or Patient Questionnaire responses are less than 100. N/A is shown where the base number of responses is less than 10 during the period. % is calculated as Quantity/Base number*100

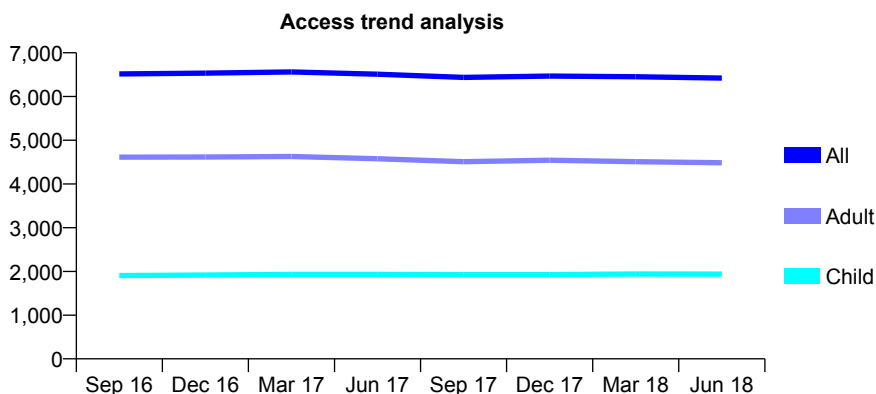
Q54 - Vital Signs At a Glance Contract Report for 245860/0001 - June 2018

Name or company name	MR M BINAMIN
Contract type name	GDS Contract
Purpose of contract	General
Contract start date	01/04/2006
Contract end date	

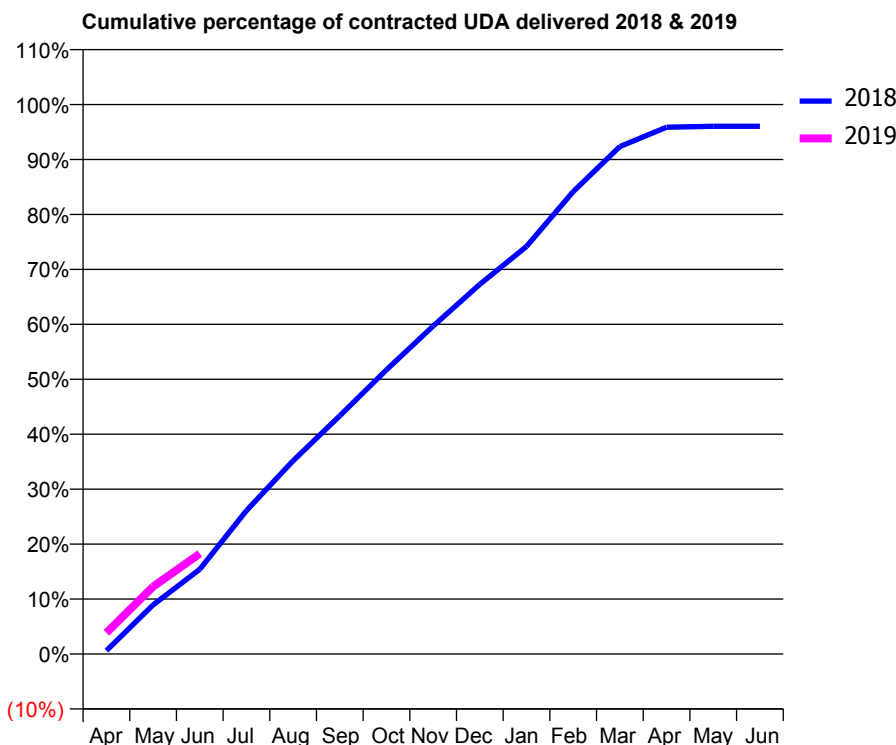
18/19 Contracted general activity (UDA)	12,244
Carry forward general activity (UDA)	0
18/19 Contracted orthodontic activity (UOA)	0
Carry forward orthodontic activity (UOA)	0
Baseline contract value	£293,115.73

ACCESS*

Patients seen in 24 months	Total	Change since previous quarter
Quarter ending June 2017	6,509	
Quarter ending September 2017	6,437	↓
Quarter ending December 2017	6,469	→
Quarter ending March 2018	6,453	→
Quarter ending June 2018	6,423	→
Variance since June 2017	(1.3%)	↓



ACTIVITY



Month	Adjusted Scheduled Activity (UDA)	
	2018	2019
April	74	474
May	1,095	1,502
June	1,889	2,236
July	3,196	
August	4,306	
September	5,308	
October	6,333	
November	7,309	
December	8,239	
January	9,082	
February	10,302	
March	11,307	
April	11,738	
May	11,758	
June	11,758	

QUALITY

	Quantity	Base Number	Contract	AT	Region	England
% of FP17s for the same patient ID Re-attending within 3 months - Children	38	636	6.0%	10.0%	11.3%	11.5%
% of FP17s for the same patient ID Re-attending within 3 months - Adults	219	1,454	15.1%	14.5%	14.9%	15.4%
% of FP17s for the same patient ID Re-attending between 3 & 9 months - Children	382	636	60.1%	52.8%	60.0%	58.9%
% of FP17s for the same patient ID Re-attending between 3 & 9 months - Adults	811	1,454	55.8%	48.5%	52.6%	51.6%
% of FP17s for Band 1 Urgent Courses	123	1,486	8.3%	8.0%	7.9%	8.9%
% of FP17s Relating to Free Repair or Replacements	6	1,486	0.4%	0.8%	0.8%	0.8%
% of FP17s Relating to Continuations	1	1,486	0.1%	0.8%	0.9%	0.9%
% of Patients satisfied with the dentistry they have received	3	4	N/A	93.1%	93.2%	93.2%
% of Patients satisfied with the time they had to wait for an appointment	4	4	N/A	90.9%	89.1%	88.8%

* This is based on patients treated on this contract for their most recent course of treatment. Figures in italics indicate the base number of FP17s or Patient Questionnaire responses are less than 100. N/A is shown where the base number of responses is less than 10 during the period. % is calculated as Quantity/Base number*100

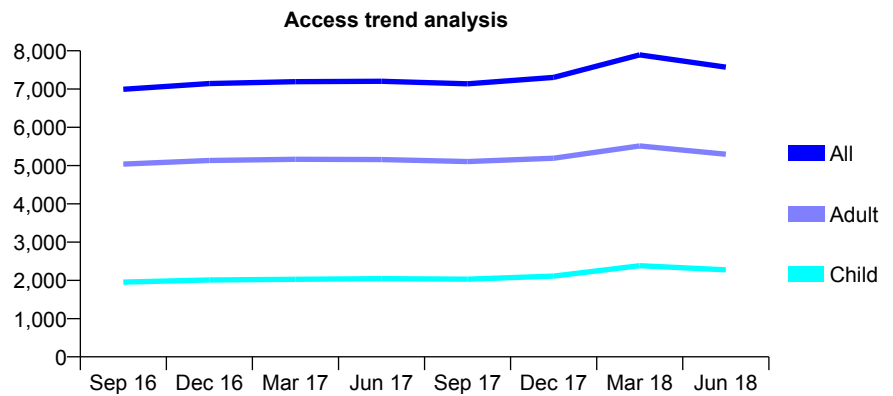
Q54 - Vital Signs At a Glance Contract Report for 250333/0001 - June 2018

Name or company name	MR JS JANDU
Contract type name	GDS Contract
Purpose of contract	General and Orthodontic
Contract start date	01/04/2008
Contract end date	

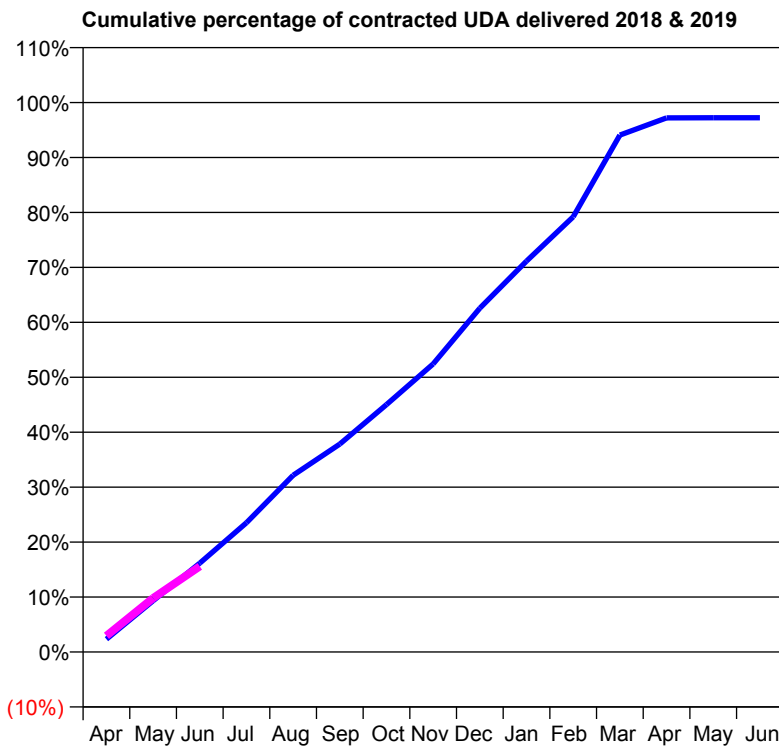
18/19 Contracted general activity (UDA)	22,064
Carry forward general activity (UDA)	0
18/19 Contracted orthodontic activity (UOA)	999
Carry forward orthodontic activity (UOA)	0
Baseline contract value	£644,162.26

ACCESS*

Patients seen in 24 months	Total	Change since previous quarter
Quarter ending June 2017	7,202	
Quarter ending September 2017	7,136	→
Quarter ending December 2017	7,305	↑
Quarter ending March 2018	7,895	↑
Quarter ending June 2018	7,572	↓
Variance since June 2017	5.1%	↑



ACTIVITY



Adjusted Scheduled Activity (UDA)		
Month	2018	2019
April	519	650
May	2,061	2,168
June	3,566	3,440
July	5,193	
August	7,095	
September	8,350	
October	9,935	
November	11,565	
December	13,804	
January	15,695	
February	17,472	
March	20,754	
April	21,447	
May	21,452	
June	21,452	

QUALITY

	Quantity	Base Number	Contract	AT	Region	England
% of FP17s for the same patient ID Re-attending within 3 months - Children	57	751	7.6%	10.0%	11.3%	11.5%
% of FP17s for the same patient ID Re-attending within 3 months - Adults	187	1,493	12.5%	14.5%	14.9%	15.4%
% of FP17s for the same patient ID Re-attending between 3 & 9 months - Children	389	751	51.8%	52.8%	60.0%	58.9%
% of FP17s for the same patient ID Re-attending between 3 & 9 months - Adults	704	1,493	47.2%	48.5%	52.6%	51.6%
% of FP17s for Band 1 Urgent Courses	140	1,931	7.3%	8.0%	7.9%	8.9%
% of FP17s Relating to Free Repair or Replacements	10	1,931	0.5%	0.8%	0.8%	0.8%
% of FP17s Relating to Continuations	1	1,931	0.1%	0.8%	0.9%	0.9%
% of Patients satisfied with the dentistry they have received	1	1	N/A	93.1%	93.2%	93.2%
% of Patients satisfied with the time they had to wait for an appointment	1	1	N/A	90.9%	89.1%	88.8%

* This is based on patients treated on this contract for their most recent course of treatment. Figures in italics indicate the base number of FP17s or Patient Questionnaire responses are less than 100. N/A is shown where the base number of responses is less than 10 during the period. % is calculated as Quantity/Base number*100

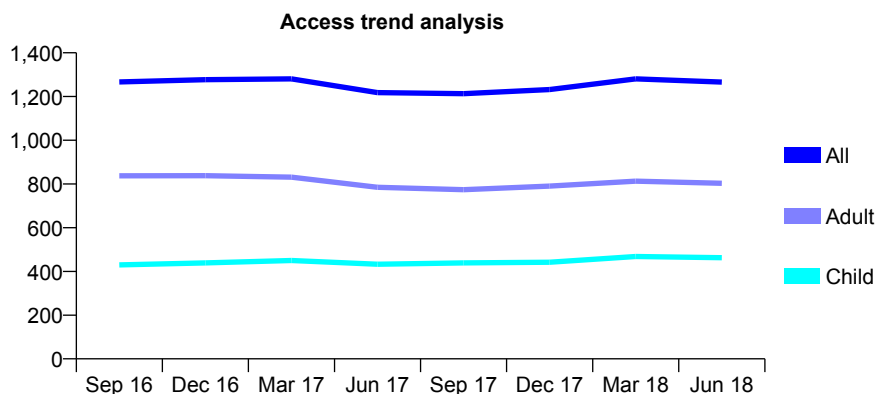
Q54 - Vital Signs At a Glance Contract Report for 250333/0002 - June 2018

Name or company name	MR JS JANDU
Contract type name	GDS Contract
Purpose of contract	General
Contract start date	01/10/2012
Contract end date	

18/19 Contracted general activity (UDA)	4,213
Carry forward general activity (UDA)	0
18/19 Contracted orthodontic activity (UOA)	0
Carry forward orthodontic activity (UOA)	0
Baseline contract value	£113,689.86

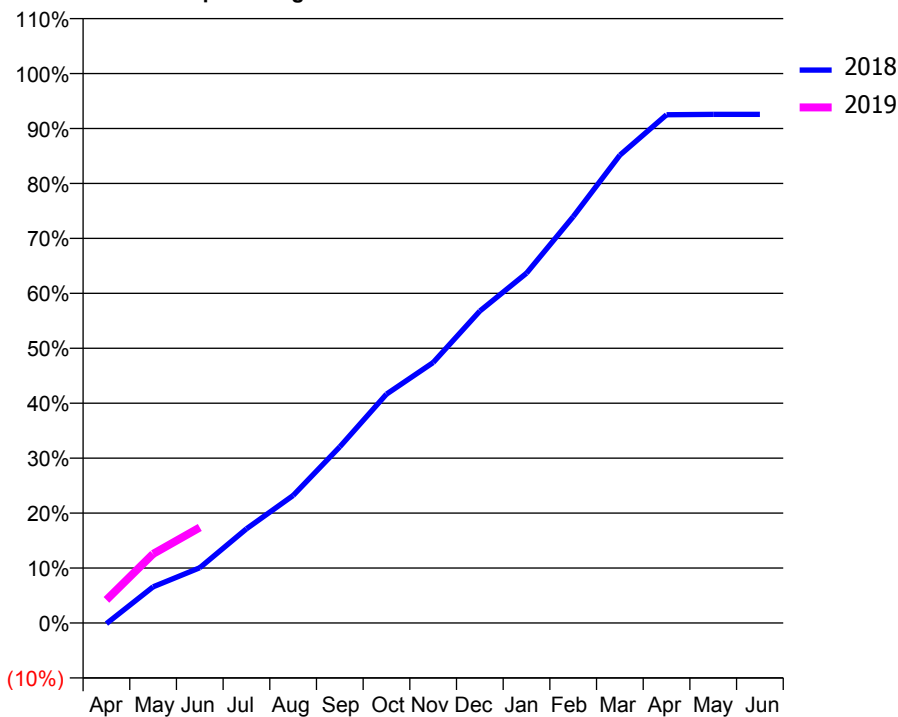
ACCESS*

Patients seen in 24 months	Total	Change since previous quarter
Quarter ending June 2017	1,218	
Quarter ending September 2017	1,213	→
Quarter ending December 2017	1,232	→
Quarter ending March 2018	1,281	↑
Quarter ending June 2018	1,266	↓
Variance since June 2017	3.9%	↑



ACTIVITY

Cumulative percentage of contracted UDA delivered 2018 & 2019



Adjusted Scheduled Activity (UDA)

Month	2018	2019
April	-6	178
May	278	531
June	424	732
July	722	
August	978	
September	1,351	
October	1,754	
November	1,997	
December	2,392	
January	2,682	
February	3,115	
March	3,587	
April	3,897	
May	3,900	
June	3,900	

QUALITY

	Quantity	Base Number	Contract	AT	Region	England
% of FP17s for the same patient ID Re-attending within 3 months - Children	8	122	6.6%	10.0%	11.3%	11.5%
% of FP17s for the same patient ID Re-attending within 3 months - Adults	41	236	17.4%	14.5%	14.9%	15.4%
% of FP17s for the same patient ID Re-attending between 3 & 9 months - Children	67	122	54.9%	52.8%	60.0%	58.9%
% of FP17s for the same patient ID Re-attending between 3 & 9 months - Adults	122	236	51.7%	48.5%	52.6%	51.6%
% of FP17s for Band 1 Urgent Courses	31	277	11.2%	8.0%	7.9%	8.9%
% of FP17s Relating to Free Repair or Replacements	2	277	0.7%	0.8%	0.8%	0.8%
% of FP17s Relating to Continuations	2	277	0.7%	0.8%	0.9%	0.9%
% of Patients satisfied with the dentistry they have received	0	0	N/A	93.1%	93.2%	93.2%
% of Patients satisfied with the time they had to wait for an appointment	0	0	N/A	90.9%	89.1%	88.8%

* This is based on patients treated on this contract for their most recent course of treatment. Figures in italics indicate the base number of FP17s or Patient Questionnaire responses are less than 100. N/A is shown where the base number of responses is less than 10 during the period. % is calculated as Quantity/Base number*100

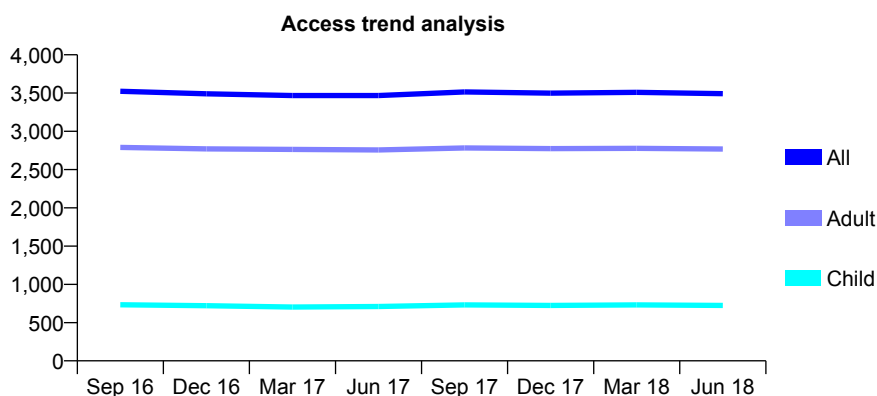
Q54 - Vital Signs At a Glance Contract Report for 251623/0001 - June 2018

Name or company name	MR F HEYDARI-BATENI
Contract type name	GDS Contract
Purpose of contract	General
Contract start date	01/04/2006
Contract end date	

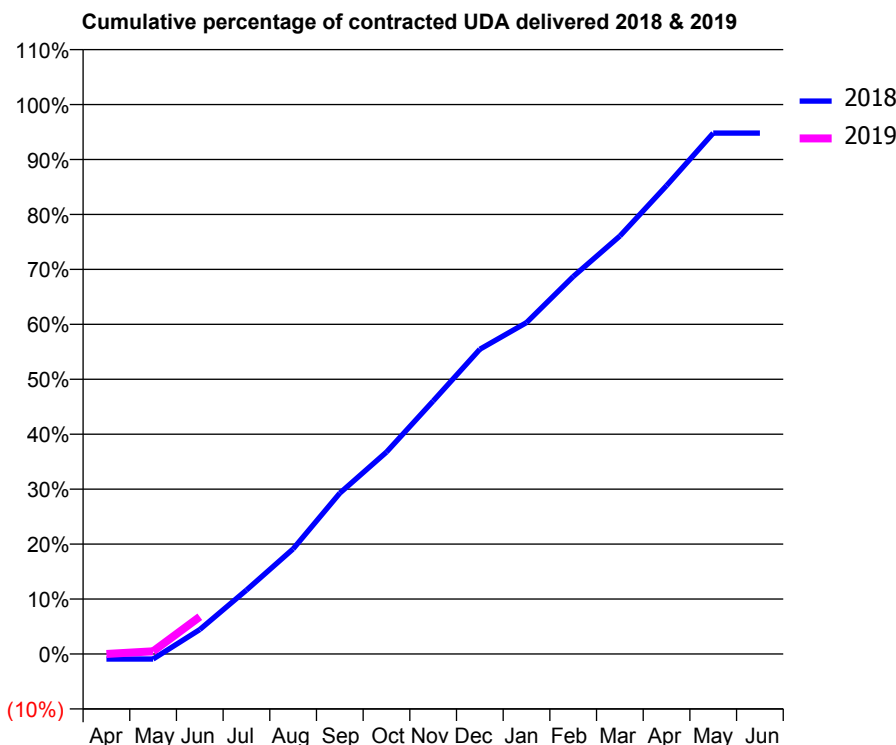
18/19 Contracted general activity (UDA)	11,261
Carry forward general activity (UDA)	0
18/19 Contracted orthodontic activity (UOA)	0
Carry forward orthodontic activity (UOA)	0
Baseline contract value	£239,864.21

ACCESS*

Patients seen in 24 months	Total	Change since previous quarter
Quarter ending June 2017	3,468	
Quarter ending September 2017	3,515	→
Quarter ending December 2017	3,499	→
Quarter ending March 2018	3,509	→
Quarter ending June 2018	3,492	→
Variance since June 2017	0.7%	→



ACTIVITY



Month	Adjusted Scheduled Activity (UDA)	
	2018	2019
April	-106	0
May	-106	56
June	503	763
July	1,309	
August	2,154	
September	3,297	
October	4,140	
November	5,185	
December	6,246	
January	6,792	
February	7,735	
March	8,566	
April	9,599	
May	10,675	
June	10,675	

QUALITY

	Quantity	Base Number	Contract	AT	Region	England
% of FP17s for the same patient ID Re-attending within 3 months - Children	9	314	2.9%	10.0%	11.3%	11.5%
% of FP17s for the same patient ID Re-attending within 3 months - Adults	129	1,082	11.9%	14.5%	14.9%	15.4%
% of FP17s for the same patient ID Re-attending between 3 & 9 months - Children	204	314	65.0%	52.8%	60.0%	58.9%
% of FP17s for the same patient ID Re-attending between 3 & 9 months - Adults	677	1,082	62.6%	48.5%	52.6%	51.6%
% of FP17s for Band 1 Urgent Courses	24	402	6.0%	8.0%	7.9%	8.9%
% of FP17s Relating to Free Repair or Replacements	3	402	0.7%	0.8%	0.8%	0.8%
% of FP17s Relating to Continuations	3	402	0.7%	0.8%	0.9%	0.9%
% of Patients satisfied with the dentistry they have received	1	1	N/A	93.1%	93.2%	93.2%
% of Patients satisfied with the time they had to wait for an appointment	1	1	N/A	90.9%	89.1%	88.8%

* This is based on patients treated on this contract for their most recent course of treatment. Figures in italics indicate the base number of FP17s or Patient Questionnaire responses are less than 100. N/A is shown where the base number of responses is less than 10 during the period. % is calculated as Quantity/Base number*100

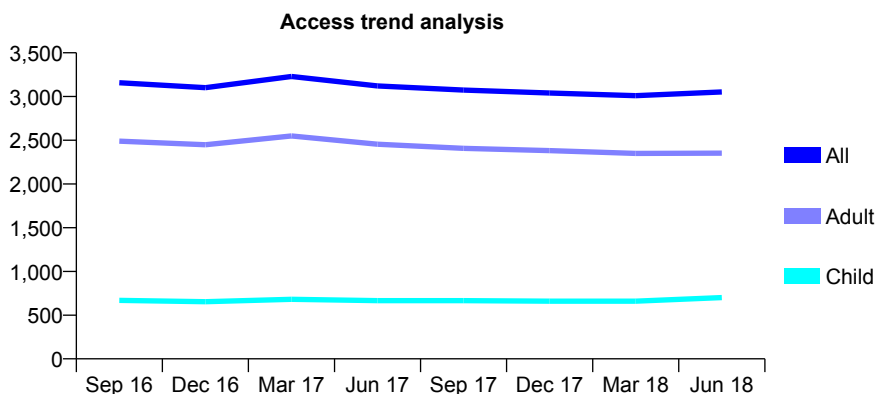
Q54 - Vital Signs At a Glance Contract Report for 251941/0001 - June 2018

Name or company name	MR JS CHUHAN
Contract type name	GDS Contract
Purpose of contract	General
Contract start date	01/04/2006
Contract end date	

18/19 Contracted general activity (UDA)	12,721
Carry forward general activity (UDA)	0
18/19 Contracted orthodontic activity (UOA)	0
Carry forward orthodontic activity (UOA)	0
Baseline contract value	£345,612.70

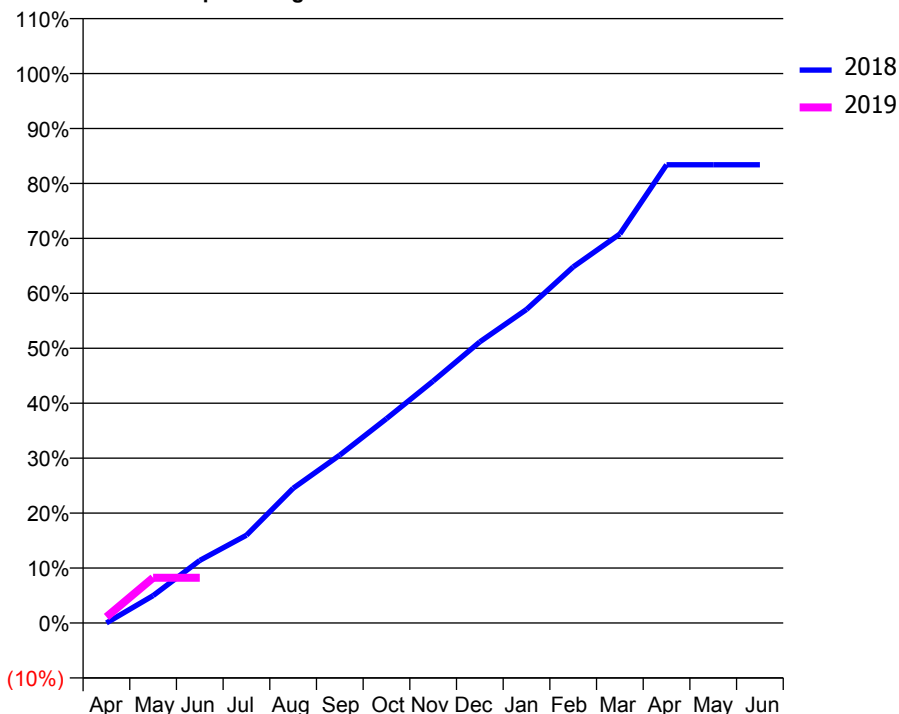
ACCESS*

Patients seen in 24 months	Total	Change since previous quarter
Quarter ending June 2017	3,121	
Quarter ending September 2017	3,073	↓
Quarter ending December 2017	3,040	↓
Quarter ending March 2018	3,009	↓
Quarter ending June 2018	3,053	→
Variance since June 2017	(2.2%)	↓



ACTIVITY

Cumulative percentage of contracted UDA delivered 2018 & 2019



Adjusted Scheduled Activity (UDA)

Month	2018	2019
April	0	142
May	635	1,047
June	1,450	1,047
July	2,032	
August	3,119	
September	3,888	
October	4,731	
November	5,601	
December	6,508	
January	7,261	
February	8,243	
March	9,005	
April	10,608	
May	10,608	
June	10,608	

QUALITY

	Quantity	Base Number	Contract	AT	Region	England
% of FP17s for the same patient ID Re-attending within 3 months - Children	18	176	10.2%	10.0%	11.3%	11.5%
% of FP17s for the same patient ID Re-attending within 3 months - Adults	166	599	27.7%	14.5%	14.9%	15.4%
% of FP17s for the same patient ID Re-attending between 3 & 9 months - Children	43	176	24.4%	52.8%	60.0%	58.9%
% of FP17s for the same patient ID Re-attending between 3 & 9 months - Adults	172	599	28.7%	48.5%	52.6%	51.6%
% of FP17s for Band 1 Urgent Courses	113	435	26.0%	8.0%	7.9%	8.9%
% of FP17s Relating to Free Repair or Replacements	0	435	0.0%	0.8%	0.8%	0.8%
% of FP17s Relating to Continuations	1	435	0.2%	0.8%	0.9%	0.9%
% of Patients satisfied with the dentistry they have received	2	3	N/A	93.1%	93.2%	93.2%
% of Patients satisfied with the time they had to wait for an appointment	2	3	N/A	90.9%	89.1%	88.8%

* This is based on patients treated on this contract for their most recent course of treatment. Figures in italics indicate the base number of FP17s or Patient Questionnaire responses are less than 100. N/A is shown where the base number of responses is less than 10 during the period. % is calculated as Quantity/Base number*100

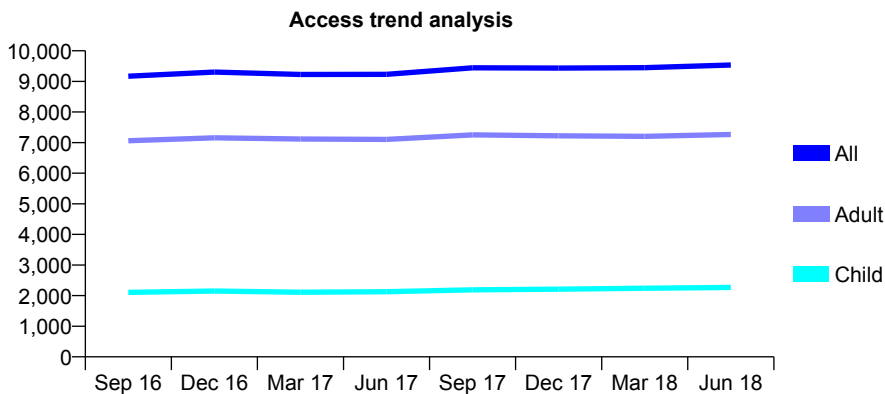
Q54 - Vital Signs At a Glance Contract Report for 253693/0001 - June 2018

Name or company name	MR OS DHILLON
Contract type name	GDS Contract
Purpose of contract	General
Contract start date	01/04/2006
Contract end date	

18/19 Contracted general activity (UDA)	32,861
Carry forward general activity (UDA)	0
18/19 Contracted orthodontic activity (UOA)	0
Carry forward orthodontic activity (UOA)	0
Baseline contract value	£848,298.43

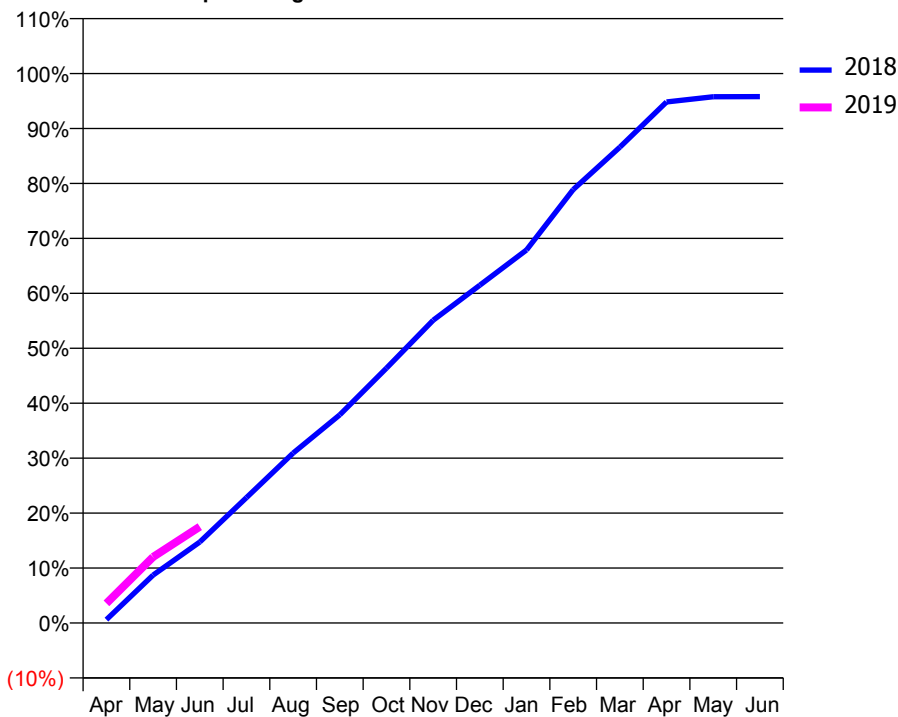
ACCESS*

Patients seen in 24 months	Total	Change since previous quarter
Quarter ending June 2017	9,233	
Quarter ending September 2017	9,444	↑
Quarter ending December 2017	9,435	→
Quarter ending March 2018	9,449	→
Quarter ending June 2018	9,535	→
Variance since June 2017	3.3%	↑



ACTIVITY

Cumulative percentage of contracted UDA delivered 2018 & 2019



Month	Adjusted Scheduled Activity (UDA)	
	2018	2019
April	204	1,178
May	2,867	3,948
June	4,841	5,764
July	7,501	
August	10,163	
September	12,450	
October	15,247	
November	18,106	
December	20,202	
January	22,306	
February	25,917	
March	28,460	
April	31,162	
May	31,474	
June	31,476	

QUALITY

	Quantity	Base Number	Contract	AT	Region	England
% of FP17s for the same patient ID Re-attending within 3 months - Children	47	762	6.2%	10.0%	11.3%	11.5%
% of FP17s for the same patient ID Re-attending within 3 months - Adults	405	2,606	15.5%	14.5%	14.9%	15.4%
% of FP17s for the same patient ID Re-attending between 3 & 9 months - Children	428	762	56.2%	52.8%	60.0%	58.9%
% of FP17s for the same patient ID Re-attending between 3 & 9 months - Adults	1,485	2,606	57.0%	48.5%	52.6%	51.6%
% of FP17s for Band 1 Urgent Courses	156	2,516	6.2%	8.0%	7.9%	8.9%
% of FP17s Relating to Free Repair or Replacements	67	2,516	2.7%	0.8%	0.8%	0.8%
% of FP17s Relating to Continuations	20	2,516	0.8%	0.8%	0.9%	0.9%
% of Patients satisfied with the dentistry they have received	3	3	N/A	93.1%	93.2%	93.2%
% of Patients satisfied with the time they had to wait for an appointment	3	3	N/A	90.9%	89.1%	88.8%

* This is based on patients treated on this contract for their most recent course of treatment. Figures in italics indicate the base number of FP17s or Patient Questionnaire responses are less than 100. N/A is shown where the base number of responses is less than 10 during the period. % is calculated as Quantity/Base number*100

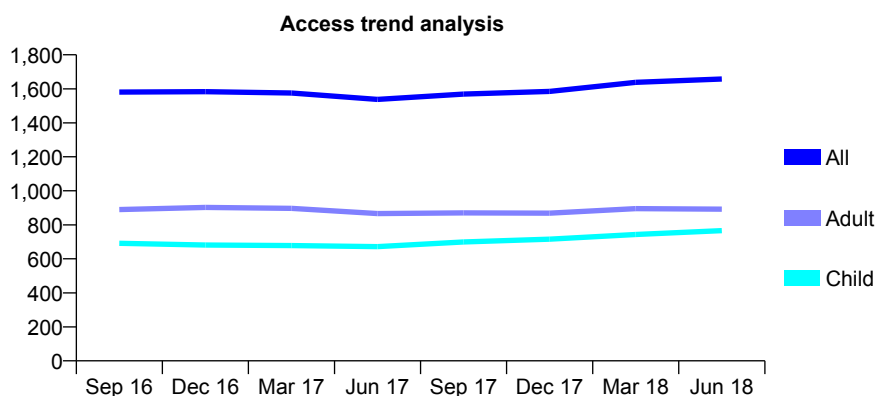
Q54 - Vital Signs At a Glance Contract Report for 257842/0001 - June 2018

Name or company name	MR N JAIN
Contract type name	GDS Contract
Purpose of contract	General
Contract start date	01/08/2014
Contract end date	

18/19 Contracted general activity (UDA)	4,806
Carry forward general activity (UDA)	0
18/19 Contracted orthodontic activity (UOA)	0
Carry forward orthodontic activity (UOA)	0
Baseline contract value	£115,919.65

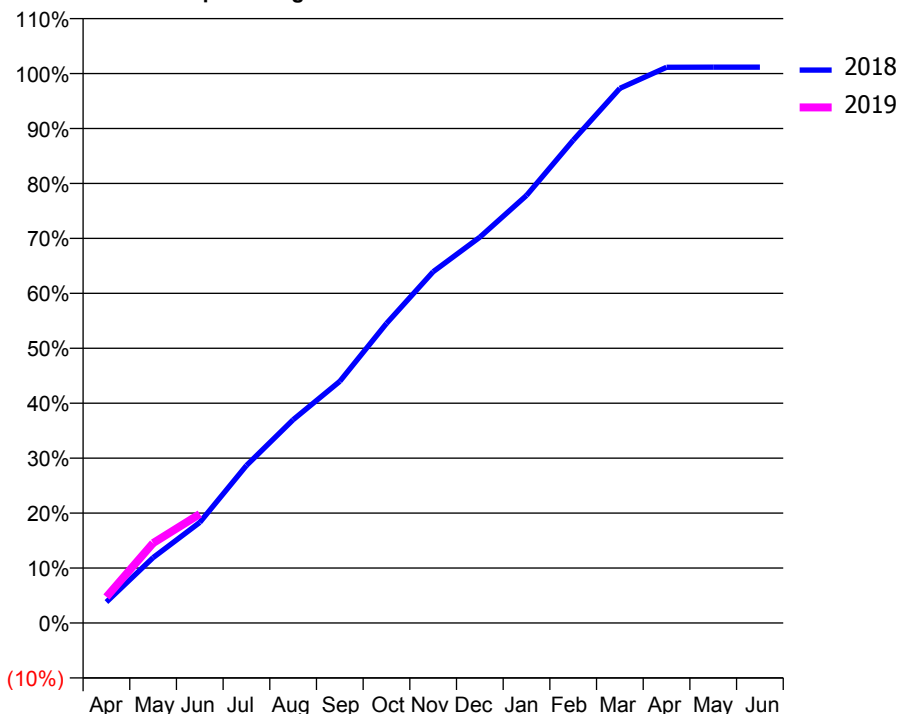
ACCESS*

Patients seen in 24 months	Total	Change since previous quarter
Quarter ending June 2017	1,538	
Quarter ending September 2017	1,569	↑
Quarter ending December 2017	1,585	→
Quarter ending March 2018	1,638	↑
Quarter ending June 2018	1,658	→
Variance since June 2017	7.8%	↑



ACTIVITY

Cumulative percentage of contracted UDA delivered 2018 & 2019



Adjusted Scheduled Activity (UDA)		
Month	2018	2019
April	184	228
May	572	700
June	880	954
July	1,378	
August	1,778	
September	2,114	
October	2,621	
November	3,073	
December	3,375	
January	3,740	
February	4,223	
March	4,676	
April	4,861	
May	4,862	
June	4,862	

QUALITY

	Quantity	Base Number	Contract	AT	Region	England
% of FP17s for the same patient ID Re-attending within 3 months - Children	7	276	2.5%	10.0%	11.3%	11.5%
% of FP17s for the same patient ID Re-attending within 3 months - Adults	20	260	7.7%	14.5%	14.9%	15.4%
% of FP17s for the same patient ID Re-attending between 3 & 9 months - Children	166	276	60.1%	52.8%	60.0%	58.9%
% of FP17s for the same patient ID Re-attending between 3 & 9 months - Adults	148	260	56.9%	48.5%	52.6%	51.6%
% of FP17s for Band 1 Urgent Courses	9	462	1.9%	8.0%	7.9%	8.9%
% of FP17s Relating to Free Repair or Replacements	1	462	0.2%	0.8%	0.8%	0.8%
% of FP17s Relating to Continuations	0	462	0.0%	0.8%	0.9%	0.9%
% of Patients satisfied with the dentistry they have received	1	1	N/A	93.1%	93.2%	93.2%
% of Patients satisfied with the time they had to wait for an appointment	1	1	N/A	90.9%	89.1%	88.8%

* This is based on patients treated on this contract for their most recent course of treatment. Figures in italics indicate the base number of FP17s or Patient Questionnaire responses are less than 100. N/A is shown where the base number of responses is less than 10 during the period. % is calculated as Quantity/Base number*100

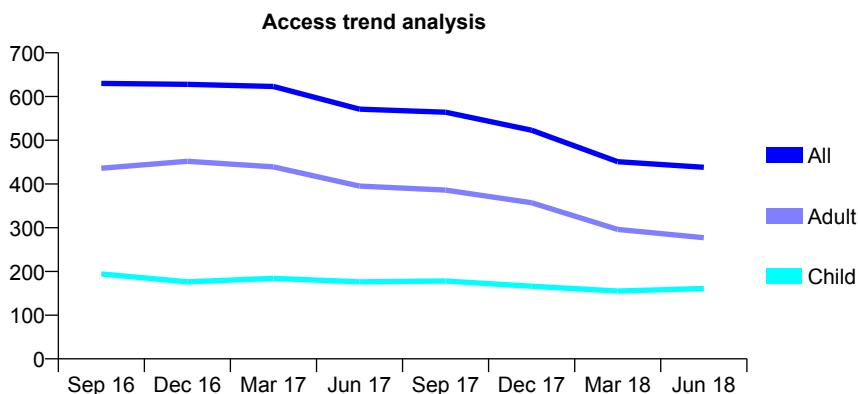
Q54 - Vital Signs At a Glance Contract Report for 258202/0001 - June 2018

Name or company name	MR H SINGH
Contract type name	GDS Contract
Purpose of contract	General
Contract start date	01/08/2009
Contract end date	

18/19 Contracted general activity (UDA)	2,609
Carry forward general activity (UDA)	0
18/19 Contracted orthodontic activity (UOA)	0
Carry forward orthodontic activity (UOA)	0
Baseline contract value	£60,434.54

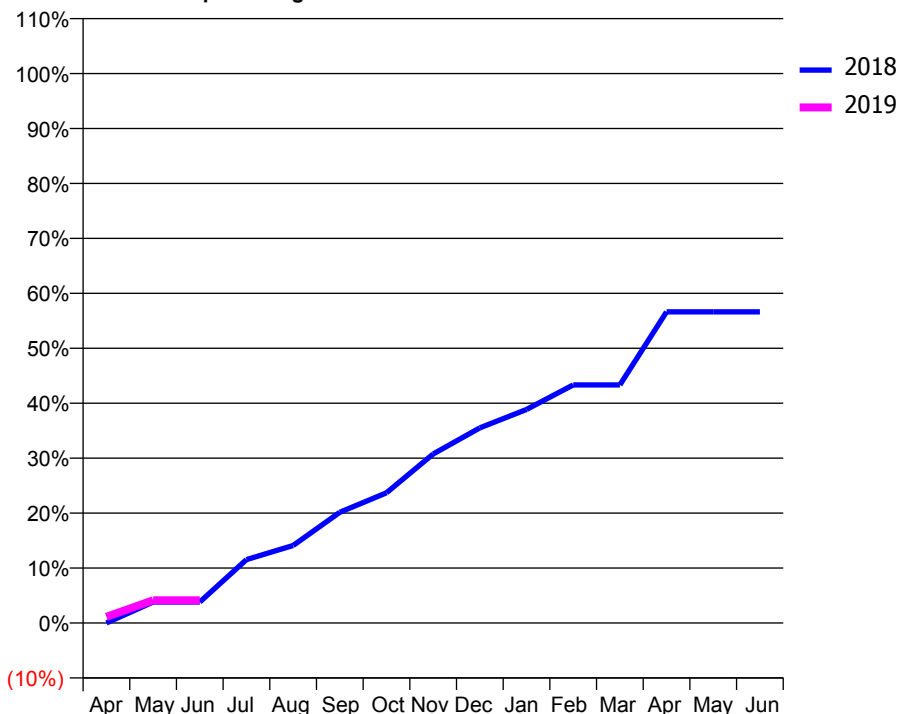
ACCESS*

Patients seen in 24 months	Total	Change since previous quarter
Quarter ending June 2017	571	
Quarter ending September 2017	564	↓
Quarter ending December 2017	523	↓
Quarter ending March 2018	451	↓
Quarter ending June 2018	438	↓
Variance since June 2017	(23.3%)	↓



ACTIVITY

Cumulative percentage of contracted UDA delivered 2018 & 2019



Adjusted Scheduled Activity (UDA)

Month	2018	2019
April	0	30
May	100	108
June	100	108
July	301	
August	368	
September	526	
October	618	
November	803	
December	927	
January	1,014	
February	1,130	
March	1,130	
April	1,478	
May	1,478	
June	1,478	

QUALITY

	Quantity	Base Number	Contract	AT	Region	England
% of FP17s for the same patient ID Re-attending within 3 months - Children	10	60	16.7%	10.0%	11.3%	11.5%
% of FP17s for the same patient ID Re-attending within 3 months - Adults	10	80	12.5%	14.5%	14.9%	15.4%
% of FP17s for the same patient ID Re-attending between 3 & 9 months - Children	23	60	38.3%	52.8%	60.0%	58.9%
% of FP17s for the same patient ID Re-attending between 3 & 9 months - Adults	38	80	47.5%	48.5%	52.6%	51.6%
% of FP17s for Band 1 Urgent Courses	9	43	20.9%	8.0%	7.9%	8.9%
% of FP17s Relating to Free Repair or Replacements	0	43	0.0%	0.8%	0.8%	0.8%
% of FP17s Relating to Continuations	0	43	0.0%	0.8%	0.9%	0.9%
% of Patients satisfied with the dentistry they have received	0	0	N/A	93.1%	93.2%	93.2%
% of Patients satisfied with the time they had to wait for an appointment	0	0	N/A	90.9%	89.1%	88.8%

* This is based on patients treated on this contract for their most recent course of treatment. Figures in italics indicate the base number of FP17s or Patient Questionnaire responses are less than 100. N/A is shown where the base number of responses is less than 10 during the period. % is calculated as Quantity/Base number*100

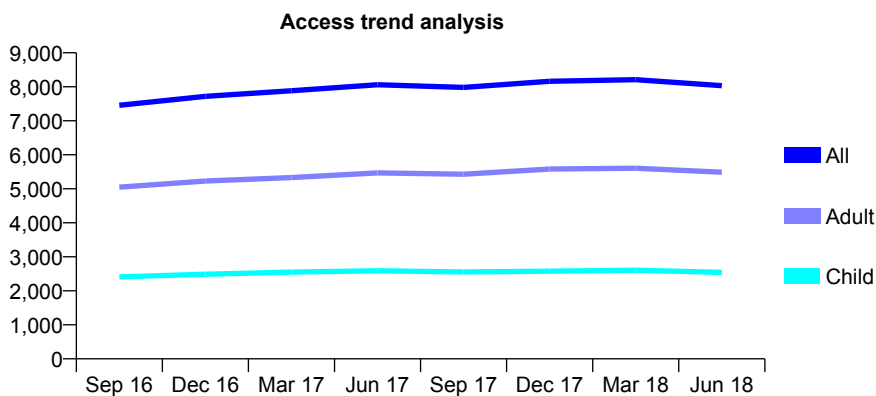
Q54 - Vital Signs At a Glance Contract Report for 258237/0001 - June 2018

Name or company name	MR SH KHAN
Contract type name	GDS Contract
Purpose of contract	General
Contract start date	01/04/2006
Contract end date	

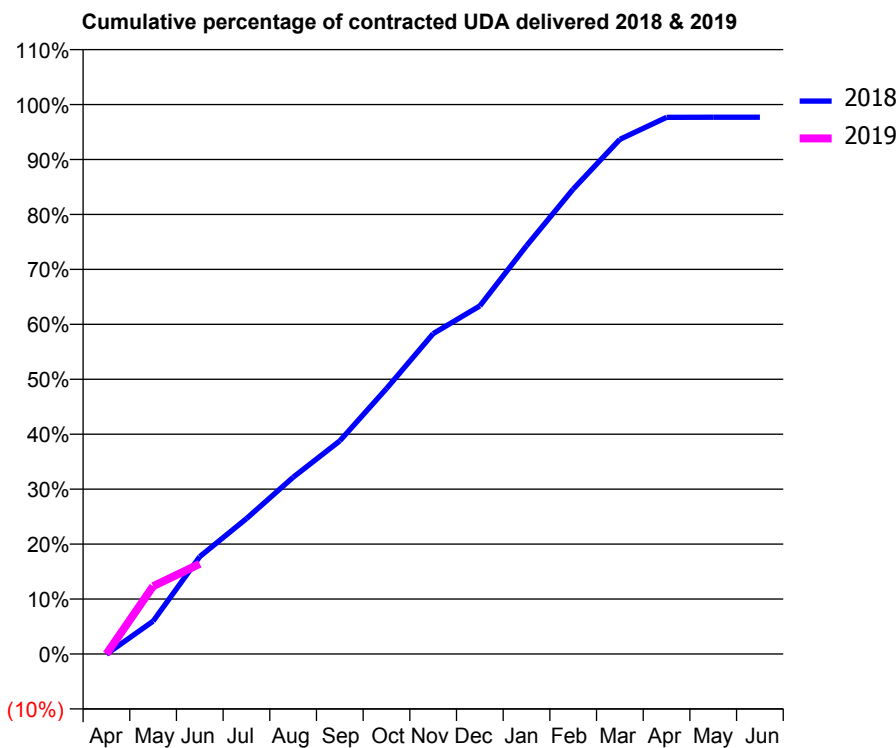
18/19 Contracted general activity (UDA)	21,314
Carry forward general activity (UDA)	0
18/19 Contracted orthodontic activity (UOA)	0
Carry forward orthodontic activity (UOA)	0
Baseline contract value	£535,160.33

ACCESS*

Patients seen in 24 months	Total	Change since previous quarter
Quarter ending June 2017	8,059	
Quarter ending September 2017	7,983	→
Quarter ending December 2017	8,161	↑
Quarter ending March 2018	8,208	→
Quarter ending June 2018	8,033	↓
Variance since June 2017	(0.3%)	→



ACTIVITY



Month	Adjusted Scheduled Activity (UDA)	
	2018	2019
April	-13	0
May	1,276	2,630
June	3,776	3,500
July	5,251	
August	6,858	
September	8,269	
October	10,297	
November	12,427	
December	13,500	
January	15,834	
February	18,034	
March	19,962	
April	20,815	
May	20,819	
June	20,819	

QUALITY

	Quantity	Base Number	Contract	AT	Region	England
% of FP17s for the same patient ID Re-attending within 3 months - Children	41	614	6.7%	10.0%	11.3%	11.5%
% of FP17s for the same patient ID Re-attending within 3 months - Adults	161	1,224	13.2%	14.5%	14.9%	15.4%
% of FP17s for the same patient ID Re-attending between 3 & 9 months - Children	240	614	39.1%	52.8%	60.0%	58.9%
% of FP17s for the same patient ID Re-attending between 3 & 9 months - Adults	425	1,224	34.7%	48.5%	52.6%	51.6%
% of FP17s for Band 1 Urgent Courses	259	1,466	17.7%	8.0%	7.9%	8.9%
% of FP17s Relating to Free Repair or Replacements	8	1,466	0.5%	0.8%	0.8%	0.8%
% of FP17s Relating to Continuations	10	1,466	0.7%	0.8%	0.9%	0.9%
% of Patients satisfied with the dentistry they have received	0	0	N/A	93.1%	93.2%	93.2%
% of Patients satisfied with the time they had to wait for an appointment	0	0	N/A	90.9%	89.1%	88.8%

* This is based on patients treated on this contract for their most recent course of treatment. Figures in italics indicate the base number of FP17s or Patient Questionnaire responses are less than 100. N/A is shown where the base number of responses is less than 10 during the period. % is calculated as Quantity/Base number*100

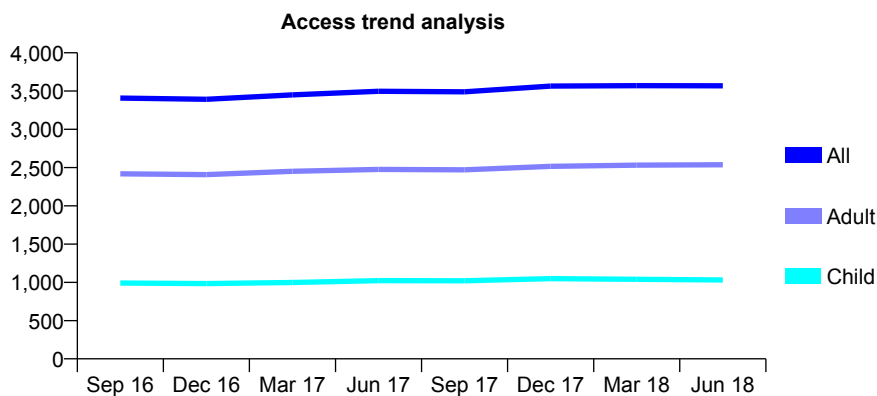
Q54 - Vital Signs At a Glance Contract Report for 258709/0001 - June 2018

Name or company name	MR G DHERI
Contract type name	GDS Contract
Purpose of contract	General
Contract start date	01/04/2006
Contract end date	

18/19 Contracted general activity (UDA)	8,839
Carry forward general activity (UDA)	0
18/19 Contracted orthodontic activity (UOA)	0
Carry forward orthodontic activity (UOA)	0
Baseline contract value	£240,198.60

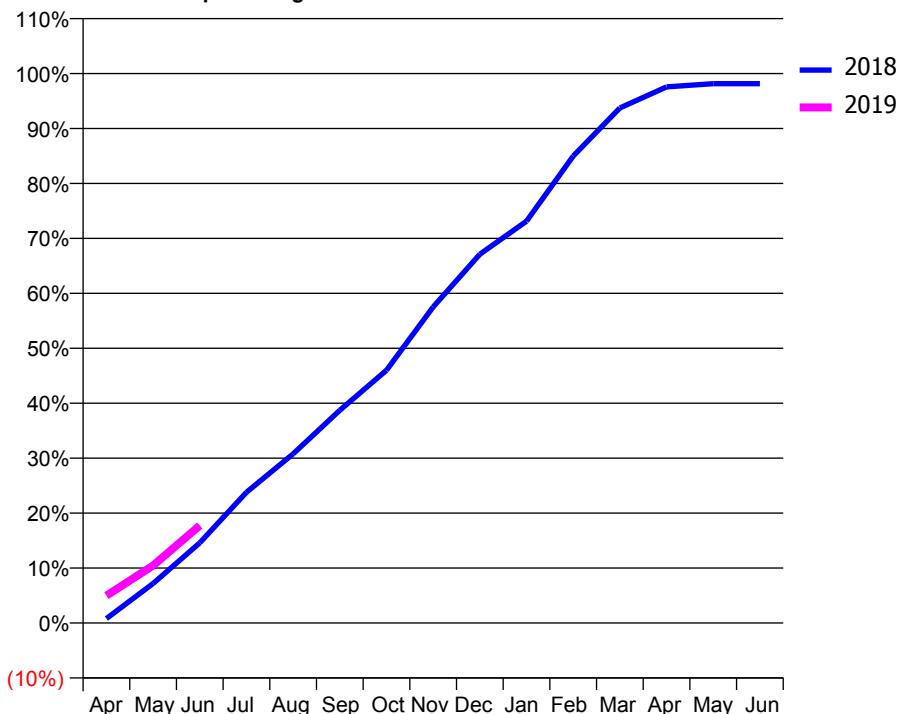
ACCESS*

Patients seen in 24 months	Total	Change since previous quarter
Quarter ending June 2017	3,497	
Quarter ending September 2017	3,491	→
Quarter ending December 2017	3,565	↑
Quarter ending March 2018	3,570	→
Quarter ending June 2018	3,568	→
Variance since June 2017	2.0%	↑



ACTIVITY

Cumulative percentage of contracted UDA delivered 2018 & 2019



Month	Adjusted Scheduled Activity (UDA)	
	2018	2019
April	71	441
May	636	925
June	1,290	1,570
July	2,104	
August	2,722	
September	3,422	
October	4,066	
November	5,085	
December	5,931	
January	6,465	
February	7,511	
March	8,286	
April	8,623	
May	8,675	
June	8,675	

QUALITY

	Quantity	Base Number	Contract	AT	Region	England
% of FP17s for the same patient ID Re-attending within 3 months - Children	20	383	5.2%	10.0%	11.3%	11.5%
% of FP17s for the same patient ID Re-attending within 3 months - Adults	104	840	12.4%	14.5%	14.9%	15.4%
% of FP17s for the same patient ID Re-attending between 3 & 9 months - Children	260	383	67.9%	52.8%	60.0%	58.9%
% of FP17s for the same patient ID Re-attending between 3 & 9 months - Adults	506	840	60.2%	48.5%	52.6%	51.6%
% of FP17s for Band 1 Urgent Courses	73	1,018	7.2%	8.0%	7.9%	8.9%
% of FP17s Relating to Free Repair or Replacements	4	1,018	0.4%	0.8%	0.8%	0.8%
% of FP17s Relating to Continuations	10	1,018	1.0%	0.8%	0.9%	0.9%
% of Patients satisfied with the dentistry they have received	5	5	N/A	93.1%	93.2%	93.2%
% of Patients satisfied with the time they had to wait for an appointment	5	5	N/A	90.9%	89.1%	88.8%

* This is based on patients treated on this contract for their most recent course of treatment. Figures in italics indicate the base number of FP17s or Patient Questionnaire responses are less than 100. N/A is shown where the base number of responses is less than 10 during the period. % is calculated as Quantity/Base number*100

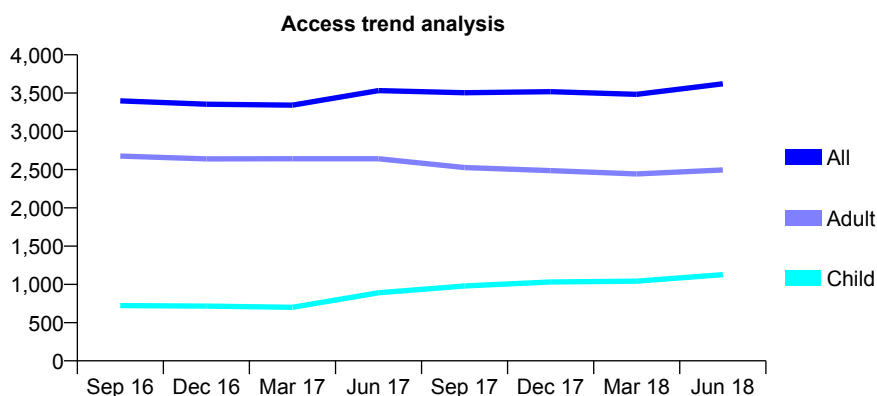
Q54 - Vital Signs At a Glance Contract Report for 264776/0001 - June 2018

Name or company name	MR SB MAHALEKAM
Contract type name	GDS Contract
Purpose of contract	General
Contract start date	01/04/2006
Contract end date	

18/19 Contracted general activity (UDA)	10,247
Carry forward general activity (UDA)	0
18/19 Contracted orthodontic activity (UOA)	0
Carry forward orthodontic activity (UOA)	0
Baseline contract value	£368,802.75

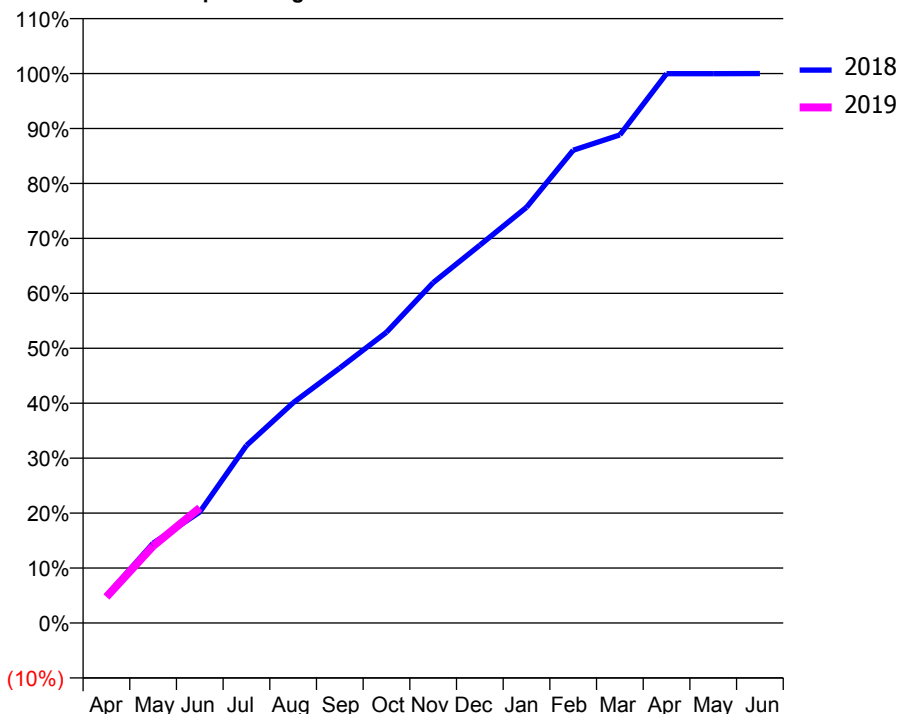
ACCESS*

Patients seen in 24 months	Total	Change since previous quarter
Quarter ending June 2017	3,532	
Quarter ending September 2017	3,505	→
Quarter ending December 2017	3,518	→
Quarter ending March 2018	3,484	→
Quarter ending June 2018	3,621	↑
Variance since June 2017	2.5%	↑



ACTIVITY

Cumulative percentage of contracted UDA delivered 2018 & 2019



Month	Adjusted Scheduled Activity (UDA)	
	2018	2019
April	508	485
May	1,488	1,435
June	2,070	2,148
July	3,312	
August	4,107	
September	4,755	
October	5,423	
November	6,348	
December	7,047	
January	7,752	
February	8,817	
March	9,103	
April	10,243	
May	10,245	
June	10,246	

QUALITY

	Quantity	Base Number	Contract	AT	Region	England
% of FP17s for the same patient ID Re-attending within 3 months - Children	23	425	5.4%	10.0%	11.3%	11.5%
% of FP17s for the same patient ID Re-attending within 3 months - Adults	175	878	19.9%	14.5%	14.9%	15.4%
% of FP17s for the same patient ID Re-attending between 3 & 9 months - Children	110	425	25.9%	52.8%	60.0%	58.9%
% of FP17s for the same patient ID Re-attending between 3 & 9 months - Adults	208	878	23.7%	48.5%	52.6%	51.6%
% of FP17s for Band 1 Urgent Courses	164	860	19.1%	8.0%	7.9%	8.9%
% of FP17s Relating to Free Repair or Replacements	0	860	0.0%	0.8%	0.8%	0.8%
% of FP17s Relating to Continuations	1	860	0.1%	0.8%	0.9%	0.9%
% of Patients satisfied with the dentistry they have received	2	2	N/A	93.1%	93.2%	93.2%
% of Patients satisfied with the time they had to wait for an appointment	2	2	N/A	90.9%	89.1%	88.8%

* This is based on patients treated on this contract for their most recent course of treatment. Figures in italics indicate the base number of FP17s or Patient Questionnaire responses are less than 100. N/A is shown where the base number of responses is less than 10 during the period. % is calculated as Quantity/Base number*100

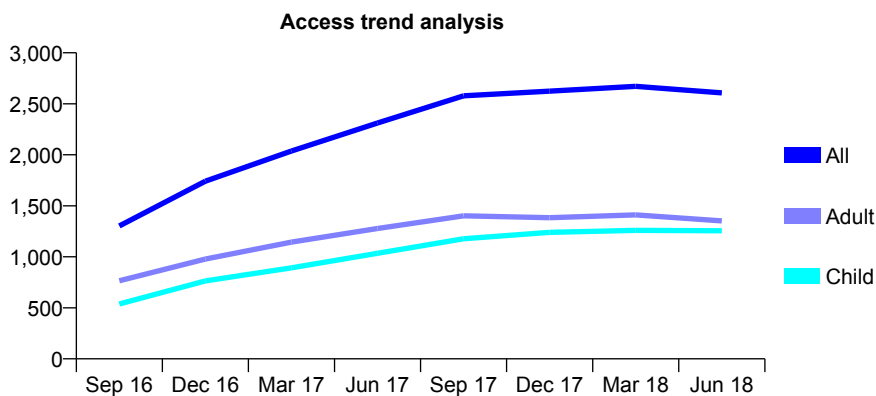
Q54 - Vital Signs At a Glance Contract Report for 266574/0001 - June 2018

Name or company name	MS N KAUR
Contract type name	GDS Contract
Purpose of contract	General
Contract start date	01/10/2015
Contract end date	

18/19 Contracted general activity (UDA)	5,792
Carry forward general activity (UDA)	0
18/19 Contracted orthodontic activity (UOA)	0
Carry forward orthodontic activity (UOA)	0
Baseline contract value	£147,287.06

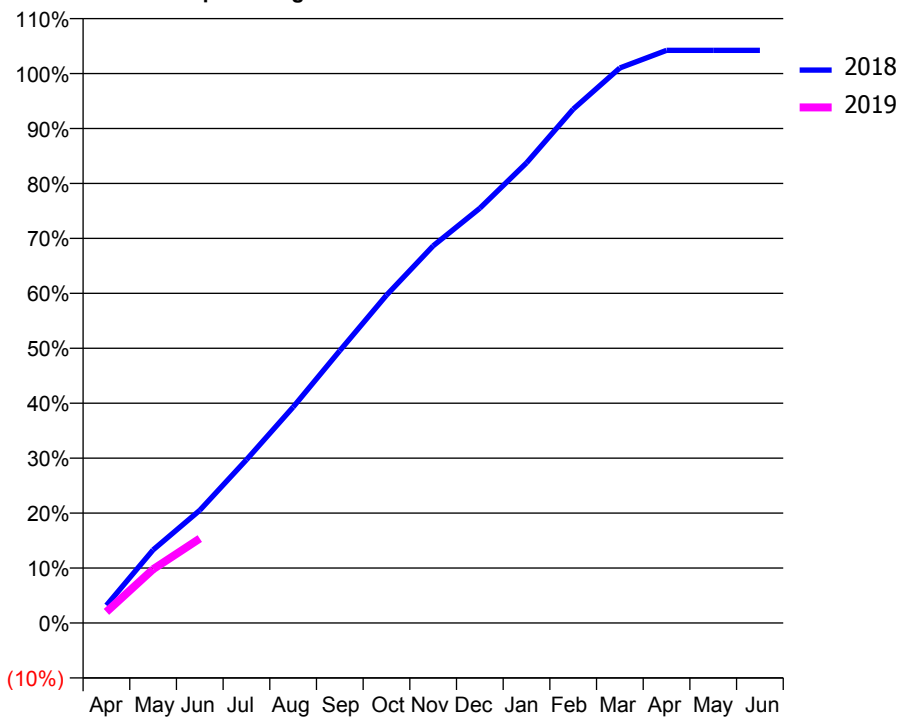
ACCESS*

Patients seen in 24 months	Total	Change since previous quarter
Quarter ending June 2017	2,312	
Quarter ending September 2017	2,579	↑
Quarter ending December 2017	2,624	→
Quarter ending March 2018	2,671	→
Quarter ending June 2018	2,607	↓
Variance since June 2017	12.8%	↑



ACTIVITY

Cumulative percentage of contracted UDA delivered 2018 & 2019



Adjusted Scheduled Activity (UDA)

Month	2018	2019
April	186	117
May	772	567
June	1,188	890
July	1,720	
August	2,276	
September	2,871	
October	3,455	
November	3,976	
December	4,372	
January	4,850	
February	5,416	
March	5,851	
April	6,035	
May	6,035	
June	6,035	

QUALITY

	Quantity	Base Number	Contract	AT	Region	England
% of FP17s for the same patient ID Re-attending within 3 months - Children	15	246	6.1%	10.0%	11.3%	11.5%
% of FP17s for the same patient ID Re-attending within 3 months - Adults	19	230	8.3%	14.5%	14.9%	15.4%
% of FP17s for the same patient ID Re-attending between 3 & 9 months - Children	68	246	27.6%	52.8%	60.0%	58.9%
% of FP17s for the same patient ID Re-attending between 3 & 9 months - Adults	55	230	23.9%	48.5%	52.6%	51.6%
% of FP17s for Band 1 Urgent Courses	26	401	6.5%	8.0%	7.9%	8.9%
% of FP17s Relating to Free Repair or Replacements	0	401	0.0%	0.8%	0.8%	0.8%
% of FP17s Relating to Continuations	4	401	1.0%	0.8%	0.9%	0.9%
% of Patients satisfied with the dentistry they have received	0	0	N/A	93.1%	93.2%	93.2%
% of Patients satisfied with the time they had to wait for an appointment	0	0	N/A	90.9%	89.1%	88.8%

* This is based on patients treated on this contract for their most recent course of treatment. Figures in italics indicate the base number of FP17s or Patient Questionnaire responses are less than 100. N/A is shown where the base number of responses is less than 10 during the period. % is calculated as Quantity/Base number*100

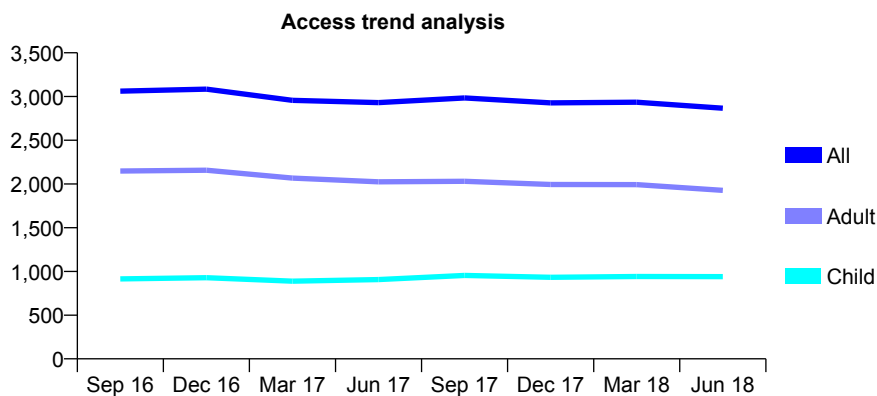
Q54 - Vital Signs At a Glance Contract Report for 273708/0006 - June 2018

Name or company name	MR G MOORE
Contract type name	GDS Contract
Purpose of contract	General
Contract start date	01/04/2010
Contract end date	

18/19 Contracted general activity (UDA)	7,809
Carry forward general activity (UDA)	0
18/19 Contracted orthodontic activity (UOA)	0
Carry forward orthodontic activity (UOA)	0
Baseline contract value	£184,513.94

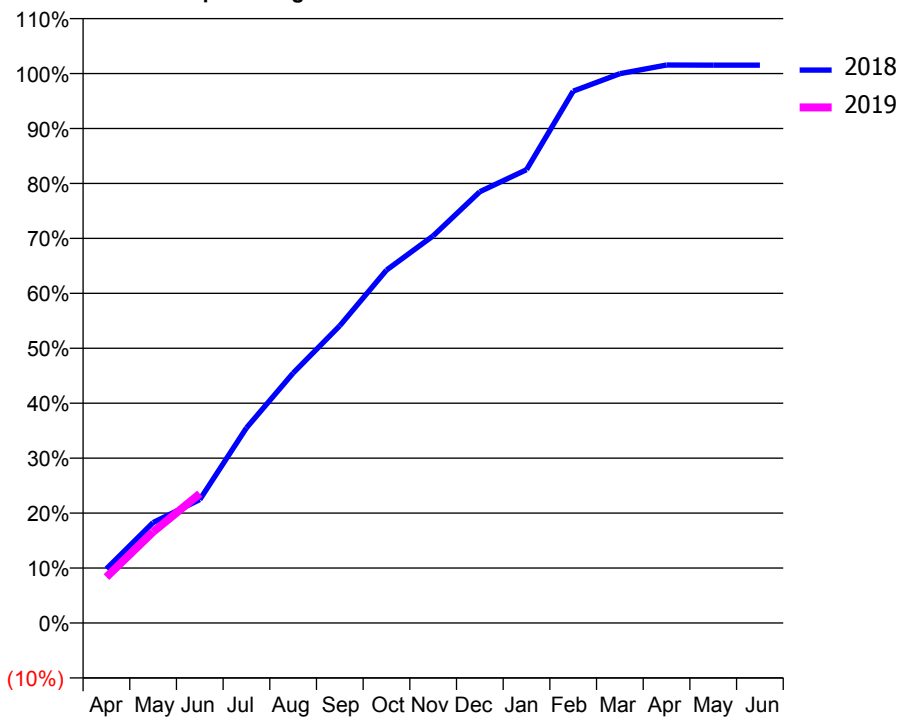
ACCESS*

Patients seen in 24 months	Total	Change since previous quarter
Quarter ending June 2017	2,931	
Quarter ending September 2017	2,984	→
Quarter ending December 2017	2,927	↓
Quarter ending March 2018	2,935	→
Quarter ending June 2018	2,867	↓
Variance since June 2017	(2.2%)	↓



ACTIVITY

Cumulative percentage of contracted UDA delivered 2018 & 2019



Adjusted Scheduled Activity (UDA)

Month	2018	2019
April	770	652
May	1,428	1,294
June	1,755	1,837
July	2,774	
August	3,552	
September	4,225	
October	5,015	
November	5,502	
December	6,129	
January	6,442	
February	7,558	
March	7,806	
April	7,929	
May	7,928	
June	7,928	

QUALITY

	Quantity	Base Number	Contract	AT	Region	England
% of FP17s for the same patient ID Re-attending within 3 months - Children	19	364	5.2%	10.0%	11.3%	11.5%
% of FP17s for the same patient ID Re-attending within 3 months - Adults	35	436	8.0%	14.5%	14.9%	15.4%
% of FP17s for the same patient ID Re-attending between 3 & 9 months - Children	192	364	52.7%	52.8%	60.0%	58.9%
% of FP17s for the same patient ID Re-attending between 3 & 9 months - Adults	224	436	51.4%	48.5%	52.6%	51.6%
% of FP17s for Band 1 Urgent Courses	39	730	5.3%	8.0%	7.9%	8.9%
% of FP17s Relating to Free Repair or Replacements	1	730	0.1%	0.8%	0.8%	0.8%
% of FP17s Relating to Continuations	0	730	0.0%	0.8%	0.9%	0.9%
% of Patients satisfied with the dentistry they have received	2	2	N/A	93.1%	93.2%	93.2%
% of Patients satisfied with the time they had to wait for an appointment	2	2	N/A	90.9%	89.1%	88.8%

* This is based on patients treated on this contract for their most recent course of treatment. Figures in italics indicate the base number of FP17s or Patient Questionnaire responses are less than 100. N/A is shown where the base number of responses is less than 10 during the period. % is calculated as Quantity/Base number*100

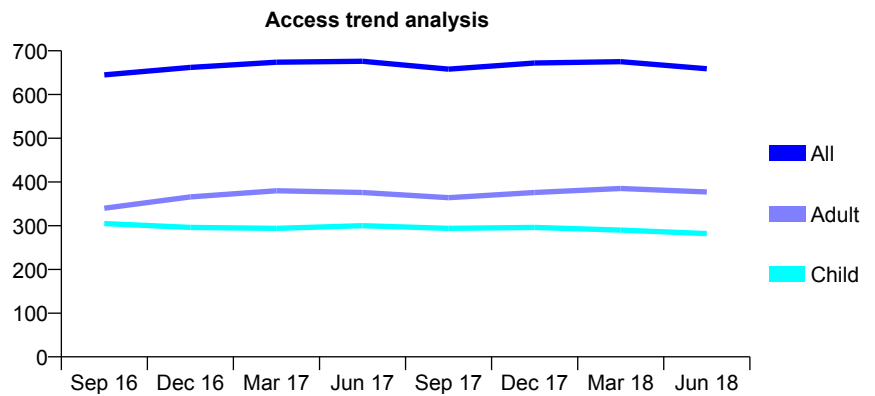
Q54 - Vital Signs At a Glance Contract Report for 273937/0001 - June 2018

Name or company name	MR B GUPTA
Contract type name	GDS Contract
Purpose of contract	General
Contract start date	01/04/2015
Contract end date	

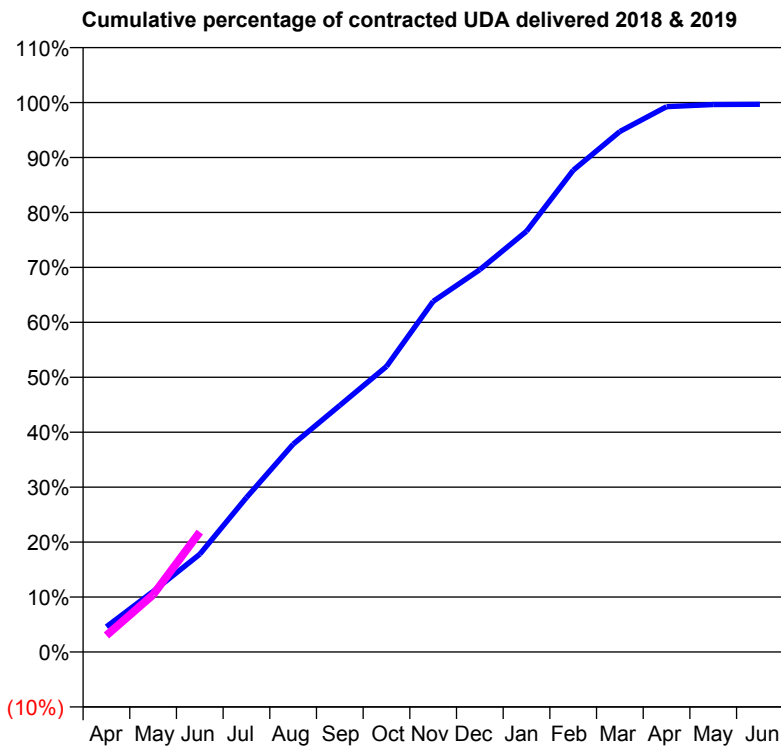
18/19 Contracted general activity (UDA)	2,400
Carry forward general activity (UDA)	0
18/19 Contracted orthodontic activity (UOA)	0
Carry forward orthodontic activity (UOA)	0
Baseline contract value	£60,596.05

ACCESS*

Patients seen in 24 months	Total	Change since previous quarter
Quarter ending June 2017	676	
Quarter ending September 2017	658	↓
Quarter ending December 2017	672	↑
Quarter ending March 2018	675	→
Quarter ending June 2018	659	↓
Variance since June 2017	(2.5%)	↓



ACTIVITY



Adjusted Scheduled Activity (UDA)		
Month	2018	2019
April	110	72
May	265	250
June	427	524
July	675	
August	908	
September	1,077	
October	1,247	
November	1,531	
December	1,670	
January	1,838	
February	2,104	
March	2,274	
April	2,382	
May	2,391	
June	2,392	

QUALITY

	Quantity	Base Number	Contract	AT	Region	England
% of FP17s for the same patient ID Re-attending within 3 months - Children	12	118	10.2%	10.0%	11.3%	11.5%
% of FP17s for the same patient ID Re-attending within 3 months - Adults	32	170	18.8%	14.5%	14.9%	15.4%
% of FP17s for the same patient ID Re-attending between 3 & 9 months - Children	72	118	61.0%	52.8%	60.0%	58.9%
% of FP17s for the same patient ID Re-attending between 3 & 9 months - Adults	97	170	57.1%	48.5%	52.6%	51.6%
% of FP17s for Band 1 Urgent Courses	19	243	7.8%	8.0%	7.9%	8.9%
% of FP17s Relating to Free Repair or Replacements	3	243	1.2%	0.8%	0.8%	0.8%
% of FP17s Relating to Continuations	2	243	0.8%	0.8%	0.9%	0.9%
% of Patients satisfied with the dentistry they have received	0	0	N/A	93.1%	93.2%	93.2%
% of Patients satisfied with the time they had to wait for an appointment	0	0	N/A	90.9%	89.1%	88.8%

* This is based on patients treated on this contract for their most recent course of treatment. Figures in italics indicate the base number of FP17s or Patient Questionnaire responses are less than 100. N/A is shown where the base number of responses is less than 10 during the period. % is calculated as Quantity/Base number*100

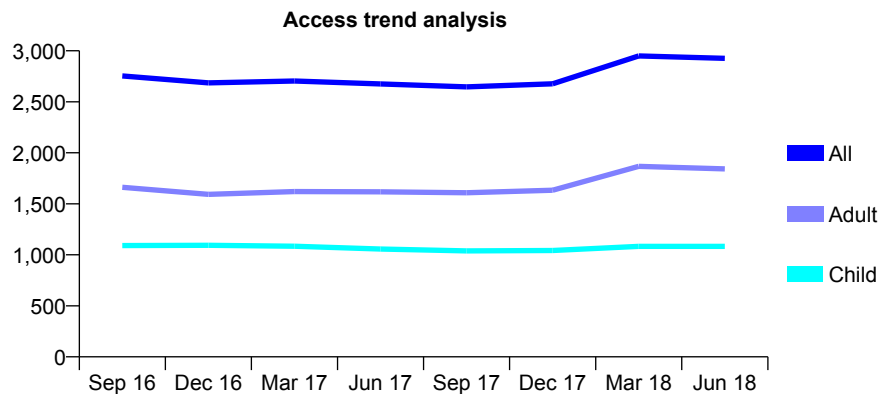
Q54 - Vital Signs At a Glance Contract Report for 274038/0002 - June 2018

Name or company name	MR O PATEL
Contract type name	GDS Contract
Purpose of contract	General
Contract start date	01/04/2009
Contract end date	

18/19 Contracted general activity (UDA)	9,739
Carry forward general activity (UDA)	0
18/19 Contracted orthodontic activity (UOA)	0
Carry forward orthodontic activity (UOA)	0
Baseline contract value	£236,286.64

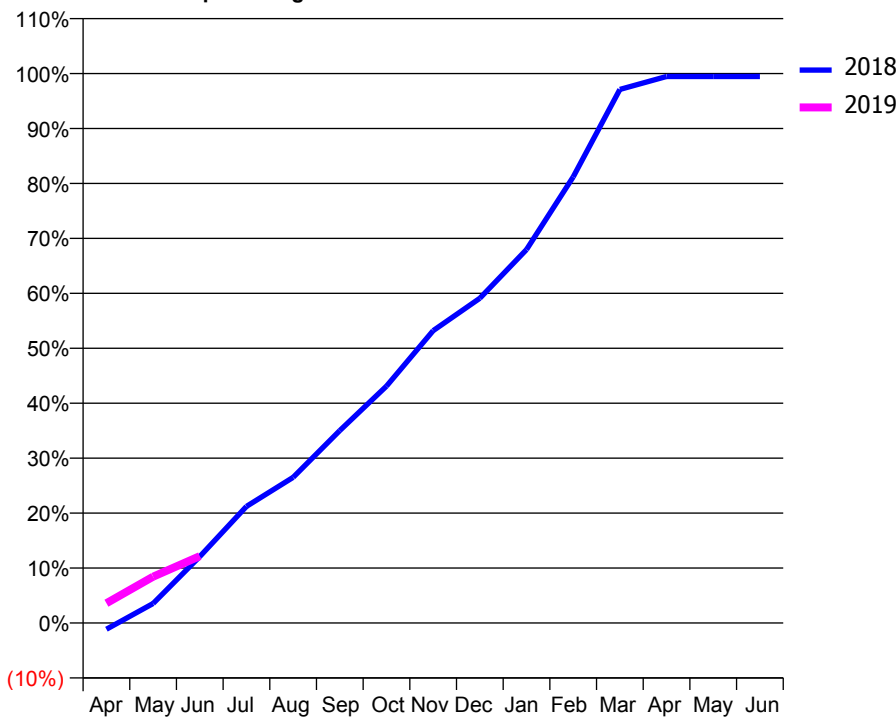
ACCESS*

Patients seen in 24 months	Total	Change since previous quarter
Quarter ending June 2017	2,675	
Quarter ending September 2017	2,647	↓
Quarter ending December 2017	2,676	→
Quarter ending March 2018	2,950	↑
Quarter ending June 2018	2,926	→
Variance since June 2017	9.4%	↑



ACTIVITY

Cumulative percentage of contracted UDA delivered 2018 & 2019



Month	Adjusted Scheduled Activity (UDA)	
	2018	2019
April	-112	352
May	346	821
June	1,178	1,186
July	2,066	
August	2,582	
September	3,413	
October	4,198	
November	5,181	
December	5,757	
January	6,617	
February	7,906	
March	9,458	
April	9,685	
May	9,685	
June	9,685	

QUALITY

	Quantity	Base Number	Contract	AT	Region	England
% of FP17s for the same patient ID Re-attending within 3 months - Children	58	320	18.1%	10.0%	11.3%	11.5%
% of FP17s for the same patient ID Re-attending within 3 months - Adults	95	394	24.1%	14.5%	14.9%	15.4%
% of FP17s for the same patient ID Re-attending between 3 & 9 months - Children	143	320	44.7%	52.8%	60.0%	58.9%
% of FP17s for the same patient ID Re-attending between 3 & 9 months - Adults	142	394	36.0%	48.5%	52.6%	51.6%
% of FP17s for Band 1 Urgent Courses	71	484	14.7%	8.0%	7.9%	8.9%
% of FP17s Relating to Free Repair or Replacements	0	484	0.0%	0.8%	0.8%	0.8%
% of FP17s Relating to Continuations	0	484	0.0%	0.8%	0.9%	0.9%
% of Patients satisfied with the dentistry they have received	0	0	N/A	93.1%	93.2%	93.2%
% of Patients satisfied with the time they had to wait for an appointment	0	0	N/A	90.9%	89.1%	88.8%

* This is based on patients treated on this contract for their most recent course of treatment. Figures in italics indicate the base number of FP17s or Patient Questionnaire responses are less than 100. N/A is shown where the base number of responses is less than 10 during the period. % is calculated as Quantity/Base number*100

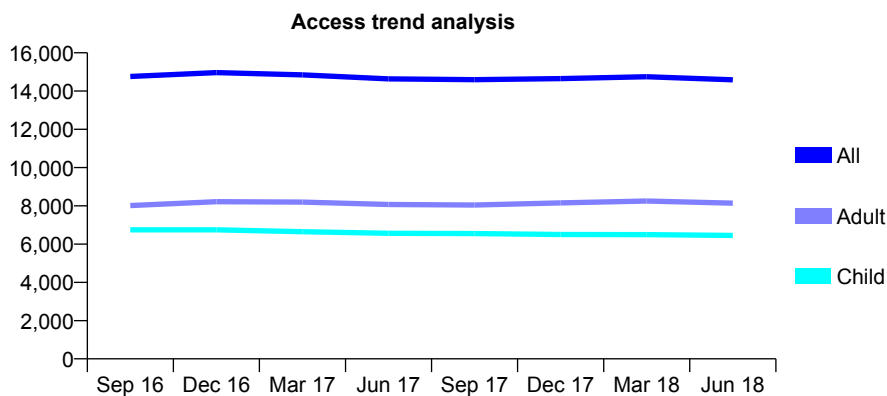
Q54 - Vital Signs At a Glance Contract Report for 275441/0001 - June 2018

Name or company name	MS P ALIPOUR
Contract type name	GDS Contract
Purpose of contract	General
Contract start date	01/04/2009
Contract end date	

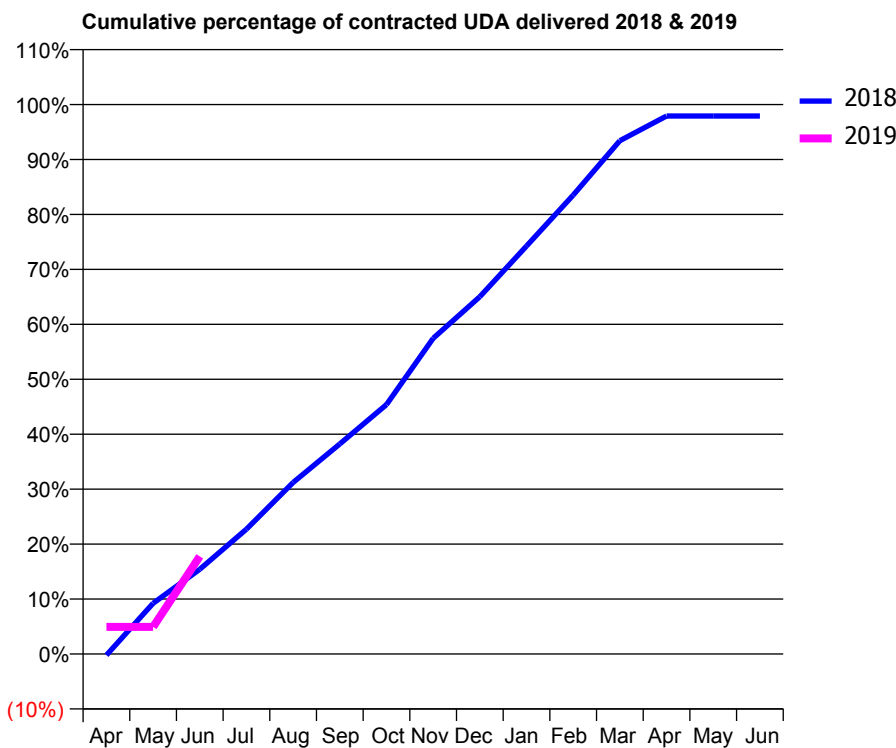
18/19 Contracted general activity (UDA)	44,400
Carry forward general activity (UDA)	0
18/19 Contracted orthodontic activity (UOA)	0
Carry forward orthodontic activity (UOA)	0
Baseline contract value	£1,102,648.64

ACCESS*

Patients seen in 24 months	Total	Change since previous quarter
Quarter ending June 2017	14,634	
Quarter ending September 2017	14,592	→
Quarter ending December 2017	14,650	→
Quarter ending March 2018	14,746	→
Quarter ending June 2018	14,585	↓
Variance since June 2017	(0.3%)	→



ACTIVITY



Month	Adjusted Scheduled Activity (UDA)	
	2018	2019
April	-102	2,188
May	4,100	2,188
June	6,852	7,896
July	10,086	
August	13,863	
September	16,976	
October	20,149	
November	25,508	
December	28,874	
January	32,969	
February	37,085	
March	41,478	
April	43,465	
May	43,465	
June	43,466	

QUALITY

	Quantity	Base Number	Contract	AT	Region	England
% of FP17s for the same patient ID Re-attending within 3 months - Children	43	2,450	1.8%	10.0%	11.3%	11.5%
% of FP17s for the same patient ID Re-attending within 3 months - Adults	84	1,840	4.6%	14.5%	14.9%	15.4%
% of FP17s for the same patient ID Re-attending between 3 & 9 months - Children	1,616	2,450	66.0%	52.8%	60.0%	58.9%
% of FP17s for the same patient ID Re-attending between 3 & 9 months - Adults	928	1,840	50.4%	48.5%	52.6%	51.6%
% of FP17s for Band 1 Urgent Courses	110	3,428	3.2%	8.0%	7.9%	8.9%
% of FP17s Relating to Free Repair or Replacements	6	3,428	0.2%	0.8%	0.8%	0.8%
% of FP17s Relating to Continuations	3	3,428	0.1%	0.8%	0.9%	0.9%
% of Patients satisfied with the dentistry they have received	3	4	N/A	93.1%	93.2%	93.2%
% of Patients satisfied with the time they had to wait for an appointment	3	4	N/A	90.9%	89.1%	88.8%

* This is based on patients treated on this contract for their most recent course of treatment. Figures in italics indicate the base number of FP17s or Patient Questionnaire responses are less than 100. N/A is shown where the base number of responses is less than 10 during the period. % is calculated as Quantity/Base number*100

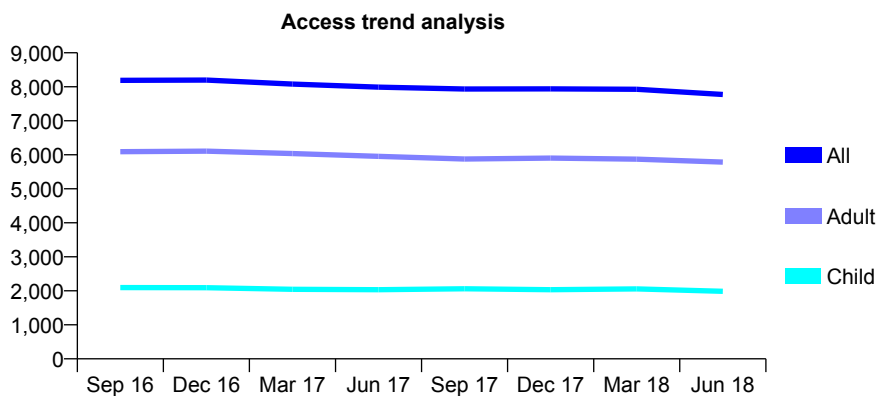
Q54 - Vital Signs At a Glance Contract Report for 300012/0003 - June 2018

Name or company name	MR EE THOMPSON
Contract type name	GDS Contract
Purpose of contract	General and Orthodontic
Contract start date	20/09/2010
Contract end date	

18/19 Contracted general activity (UDA)	24,718
Carry forward general activity (UDA)	0
18/19 Contracted orthodontic activity (UOA)	2,142
Carry forward orthodontic activity (UOA)	0
Baseline contract value	£791,138.09

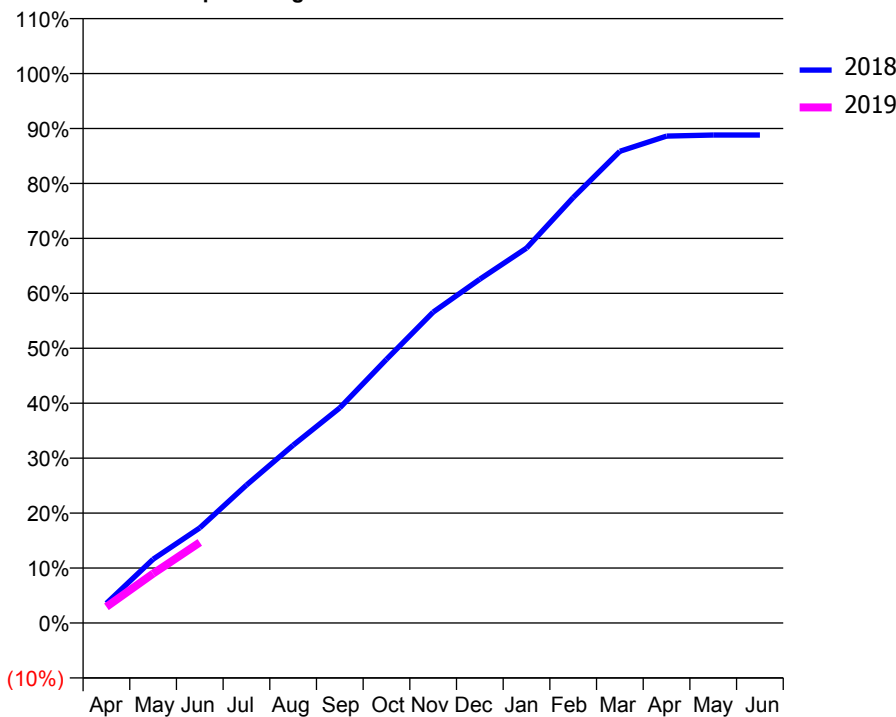
ACCESS*

Patients seen in 24 months	Total	Change since previous quarter
Quarter ending June 2017	7,989	
Quarter ending September 2017	7,937	→
Quarter ending December 2017	7,939	→
Quarter ending March 2018	7,926	→
Quarter ending June 2018	7,773	↓
Variance since June 2017	(2.7%)	↓



ACTIVITY

Cumulative percentage of contracted UDA delivered 2018 & 2019



Month	Adjusted Scheduled Activity (UDA)	
	2018	2019
April	884	728
May	2,869	2,221
June	4,279	3,624
July	6,207	
August	7,997	
September	9,679	
October	11,861	
November	13,987	
December	15,467	
January	16,863	
February	19,140	
March	21,217	
April	21,904	
May	21,949	
June	21,949	

QUALITY

	Quantity	Base Number	Contract	AT	Region	England
% of FP17s for the same patient ID Re-attending within 3 months - Children	32	532	6.0%	10.0%	11.3%	11.5%
% of FP17s for the same patient ID Re-attending within 3 months - Adults	201	1,358	14.8%	14.5%	14.9%	15.4%
% of FP17s for the same patient ID Re-attending between 3 & 9 months - Children	231	532	43.4%	52.8%	60.0%	58.9%
% of FP17s for the same patient ID Re-attending between 3 & 9 months - Adults	484	1,358	35.6%	48.5%	52.6%	51.6%
% of FP17s for Band 1 Urgent Courses	168	1,498	11.2%	8.0%	7.9%	8.9%
% of FP17s Relating to Free Repair or Replacements	6	1,498	0.4%	0.8%	0.8%	0.8%
% of FP17s Relating to Continuations	18	1,498	1.2%	0.8%	0.9%	0.9%
% of Patients satisfied with the dentistry they have received	7	7	N/A	93.1%	93.2%	93.2%
% of Patients satisfied with the time they had to wait for an appointment	6	7	N/A	90.9%	89.1%	88.8%

* This is based on patients treated on this contract for their most recent course of treatment. Figures in italics indicate the base number of FP17s or Patient Questionnaire responses are less than 100. N/A is shown where the base number of responses is less than 10 during the period. % is calculated as Quantity/Base number*100

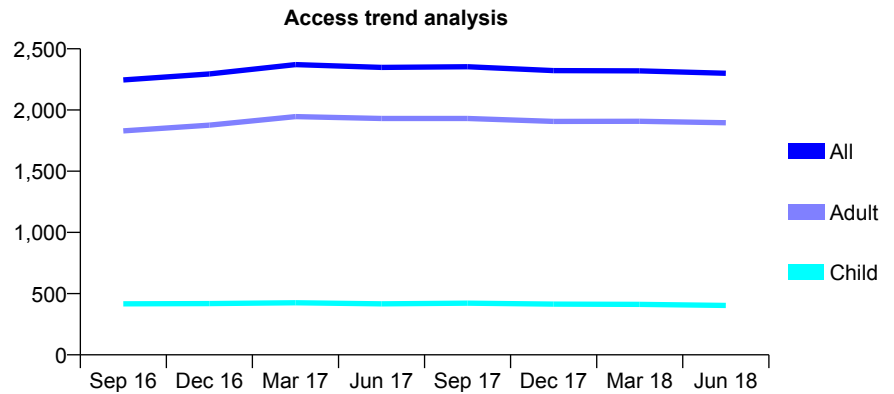
Q54 - Vital Signs At a Glance Contract Report for 301574/0003 - June 2018

Name or company name	The Greens Dental Surgery
Contract type name	GDS Contract
Purpose of contract	General
Contract start date	01/04/2013
Contract end date	

18/19 Contracted general activity (UDA)	7,304
Carry forward general activity (UDA)	0
18/19 Contracted orthodontic activity (UOA)	0
Carry forward orthodontic activity (UOA)	0
Baseline contract value	£179,497.48

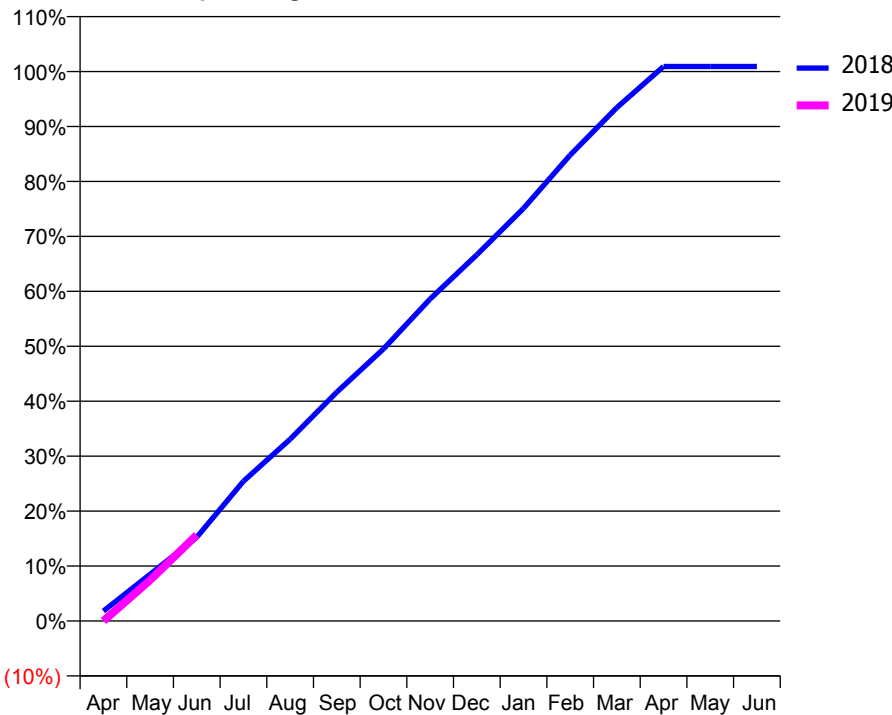
ACCESS*

Patients seen in 24 months	Total	Change since previous quarter
Quarter ending June 2017	2,348	
Quarter ending September 2017	2,353	→
Quarter ending December 2017	2,322	↓
Quarter ending March 2018	2,320	→
Quarter ending June 2018	2,300	→
Variance since June 2017	(2.0%)	↓



ACTIVITY

Cumulative percentage of contracted UDA delivered 2018 & 2019



Adjusted Scheduled Activity (UDA)		
Month	2018	2019
April	133	0
May	622	544
June	1,114	1,144
July	1,859	
August	2,417	
September	3,043	
October	3,617	
November	4,282	
December	4,868	
January	5,485	
February	6,194	
March	6,826	
April	7,371	
May	7,371	
June	7,371	

QUALITY

	Quantity	Base Number	Contract	AT	Region	England
% of FP17s for the same patient ID Re-attending within 3 months - Children	19	145	13.1%	10.0%	11.3%	11.5%
% of FP17s for the same patient ID Re-attending within 3 months - Adults	88	703	12.5%	14.5%	14.9%	15.4%
% of FP17s for the same patient ID Re-attending between 3 & 9 months - Children	92	145	63.4%	52.8%	60.0%	58.9%
% of FP17s for the same patient ID Re-attending between 3 & 9 months - Adults	434	703	61.7%	48.5%	52.6%	51.6%
% of FP17s for Band 1 Urgent Courses	19	568	3.3%	8.0%	7.9%	8.9%
% of FP17s Relating to Free Repair or Replacements	10	568	1.8%	0.8%	0.8%	0.8%
% of FP17s Relating to Continuations	11	568	1.9%	0.8%	0.9%	0.9%
% of Patients satisfied with the dentistry they have received	1	1	N/A	93.1%	93.2%	93.2%
% of Patients satisfied with the time they had to wait for an appointment	1	1	N/A	90.9%	89.1%	88.8%

* This is based on patients treated on this contract for their most recent course of treatment. Figures in italics indicate the base number of FP17s or Patient Questionnaire responses are less than 100. N/A is shown where the base number of responses is less than 10 during the period. % is calculated as Quantity/Base number*100

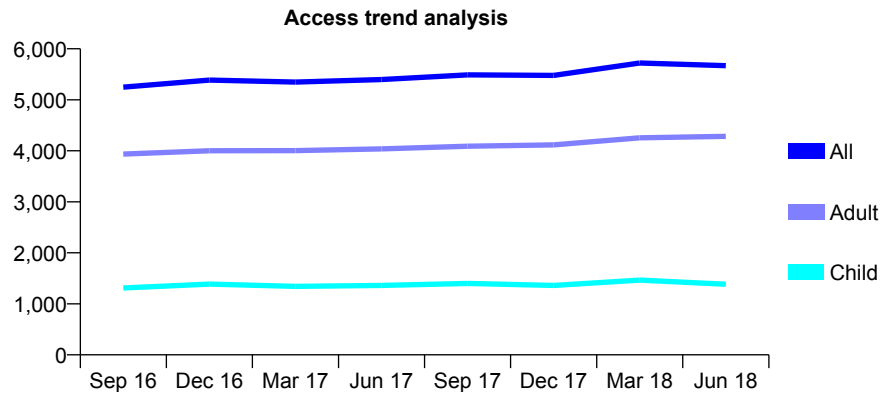
Q54 - Vital Signs At a Glance Contract Report for 303089/0001 - June 2018

Name or company name	Ashleigh Dental Practice
Contract type name	GDS Contract
Purpose of contract	General and Orthodontic
Contract start date	01/04/2006
Contract end date	

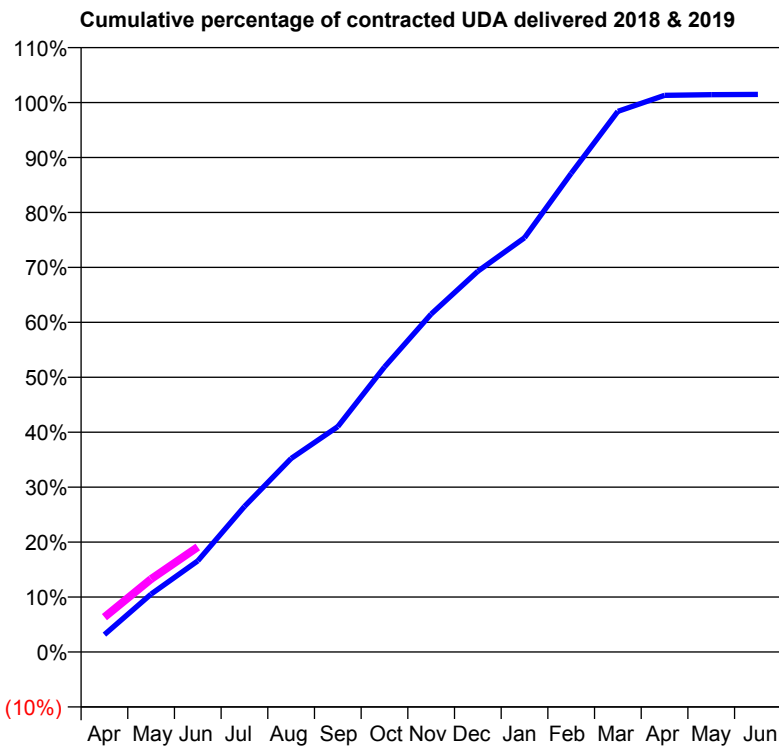
18/19 Contracted general activity (UDA)	14,412
Carry forward general activity (UDA)	0
18/19 Contracted orthodontic activity (UOA)	273
Carry forward orthodontic activity (UOA)	0
Baseline contract value	£361,596.72

ACCESS*

Patients seen in 24 months	Total	Change since previous quarter
Quarter ending June 2017	5,398	
Quarter ending September 2017	5,488	→
Quarter ending December 2017	5,479	→
Quarter ending March 2018	5,721	↑
Quarter ending June 2018	5,668	→
Variance since June 2017	5.0%	↑



ACTIVITY



Month	Adjusted Scheduled Activity (UDA)	
	2018	2019
April	457	915
May	1,520	1,915
June	2,391	2,754
July	3,817	
August	5,076	
September	5,914	
October	7,476	
November	8,863	
December	9,988	
January	10,864	
February	12,555	
March	14,181	
April	14,600	
May	14,616	
June	14,623	

QUALITY

	Quantity	Base Number	Contract	AT	Region	England
% of FP17s for the same patient ID Re-attending within 3 months - Children	18	328	5.5%	10.0%	11.3%	11.5%
% of FP17s for the same patient ID Re-attending within 3 months - Adults	128	979	13.1%	14.5%	14.9%	15.4%
% of FP17s for the same patient ID Re-attending between 3 & 9 months - Children	128	328	39.0%	52.8%	60.0%	58.9%
% of FP17s for the same patient ID Re-attending between 3 & 9 months - Adults	363	979	37.1%	48.5%	52.6%	51.6%
% of FP17s for Band 1 Urgent Courses	75	1,126	6.7%	8.0%	7.9%	8.9%
% of FP17s Relating to Free Repair or Replacements	4	1,126	0.4%	0.8%	0.8%	0.8%
% of FP17s Relating to Continuations	16	1,126	1.4%	0.8%	0.9%	0.9%
% of Patients satisfied with the dentistry they have received	3	3	N/A	93.1%	93.2%	93.2%
% of Patients satisfied with the time they had to wait for an appointment	3	3	N/A	90.9%	89.1%	88.8%

* This is based on patients treated on this contract for their most recent course of treatment. Figures in italics indicate the base number of FP17s or Patient Questionnaire responses are less than 100. N/A is shown where the base number of responses is less than 10 during the period. % is calculated as Quantity/Base number*100

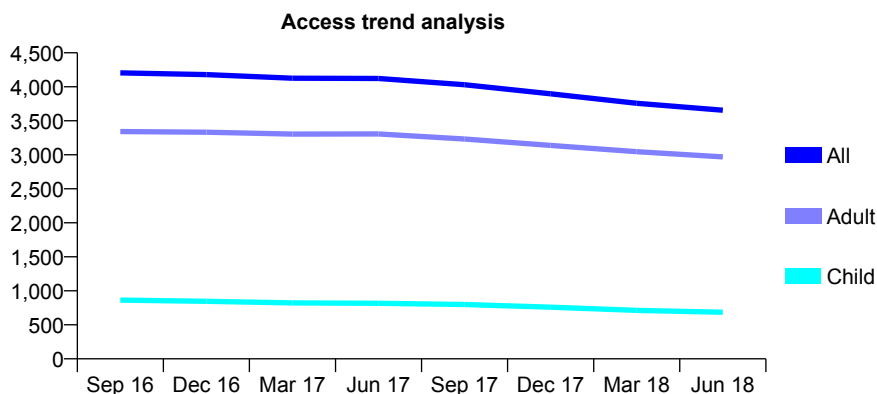
Q54 - Vital Signs At a Glance Contract Report for 324329/0001 - June 2018

Name or company name	MR SR LOWE
Contract type name	GDS Contract
Purpose of contract	General
Contract start date	01/04/2006
Contract end date	

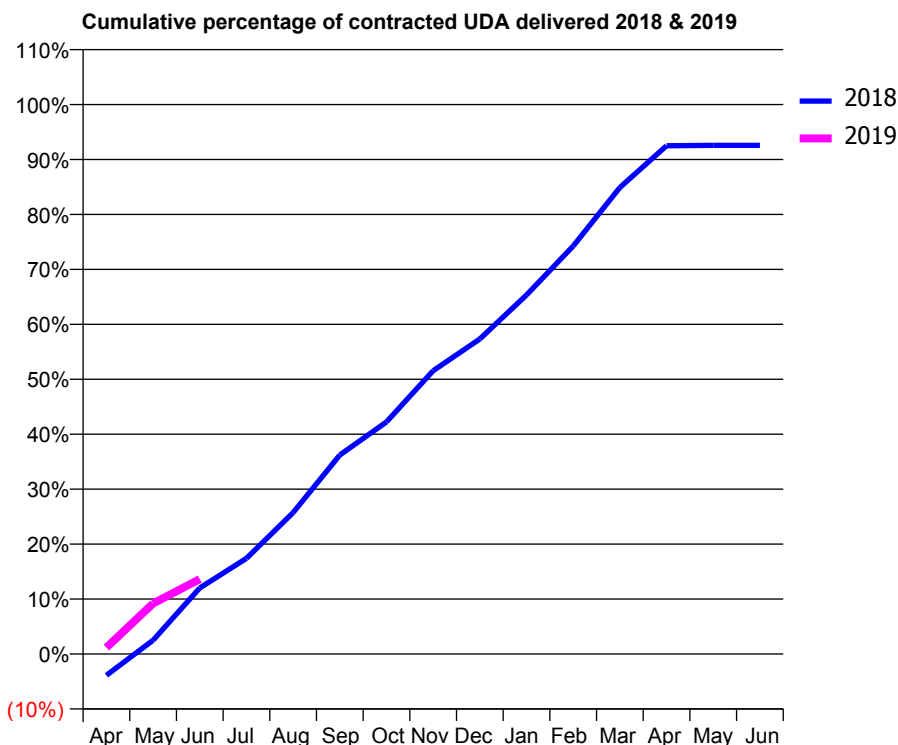
18/19 Contracted general activity (UDA)	14,603
Carry forward general activity (UDA)	0
18/19 Contracted orthodontic activity (UOA)	0
Carry forward orthodontic activity (UOA)	0
Baseline contract value	£307,941.15

ACCESS*

Patients seen in 24 months	Total	Change since previous quarter
Quarter ending June 2017	4,123	
Quarter ending September 2017	4,031	↓
Quarter ending December 2017	3,898	↓
Quarter ending March 2018	3,758	↓
Quarter ending June 2018	3,656	↓
Variance since June 2017	(11.3%)	↓



ACTIVITY



Month	Adjusted Scheduled Activity (UDA)	
	2018	2019
April	-569	173
May	366	1,345
June	1,755	1,989
July	2,541	
August	3,758	
September	5,289	
October	6,168	
November	7,530	
December	8,372	
January	9,542	
February	10,842	
March	12,399	
April	13,508	
May	13,518	
June	13,518	

QUALITY

	Quantity	Base Number	Contract	AT	Region	England
% of FP17s for the same patient ID Re-attending within 3 months - Children	3	210	1.4%	10.0%	11.3%	11.5%
% of FP17s for the same patient ID Re-attending within 3 months - Adults	92	1,112	8.3%	14.5%	14.9%	15.4%
% of FP17s for the same patient ID Re-attending between 3 & 9 months - Children	147	210	70.0%	52.8%	60.0%	58.9%
% of FP17s for the same patient ID Re-attending between 3 & 9 months - Adults	767	1,112	69.0%	48.5%	52.6%	51.6%
% of FP17s for Band 1 Urgent Courses	16	890	1.8%	8.0%	7.9%	8.9%
% of FP17s Relating to Free Repair or Replacements	0	890	0.0%	0.8%	0.8%	0.8%
% of FP17s Relating to Continuations	0	890	0.0%	0.8%	0.9%	0.9%
% of Patients satisfied with the dentistry they have received	3	3	N/A	93.1%	93.2%	93.2%
% of Patients satisfied with the time they had to wait for an appointment	3	3	N/A	90.9%	89.1%	88.8%

* This is based on patients treated on this contract for their most recent course of treatment. Figures in italics indicate the base number of FP17s or Patient Questionnaire responses are less than 100. N/A is shown where the base number of responses is less than 10 during the period. % is calculated as Quantity/Base number*100

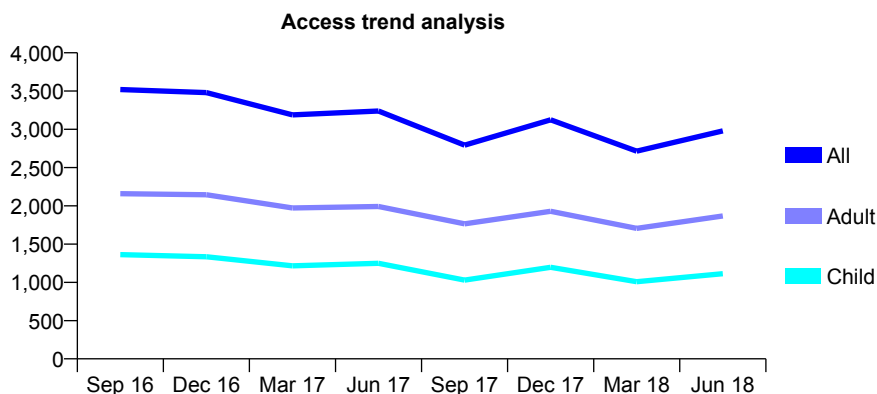
Q54 - Vital Signs At a Glance Contract Report for 325708/0002 - June 2018

Name or company name	Balbir S Bhandal, Amrik S Bhandal & Baljit
Contract type name	GDS Contract
Purpose of contract	General and Orthodontic
Contract start date	01/04/2006
Contract end date	

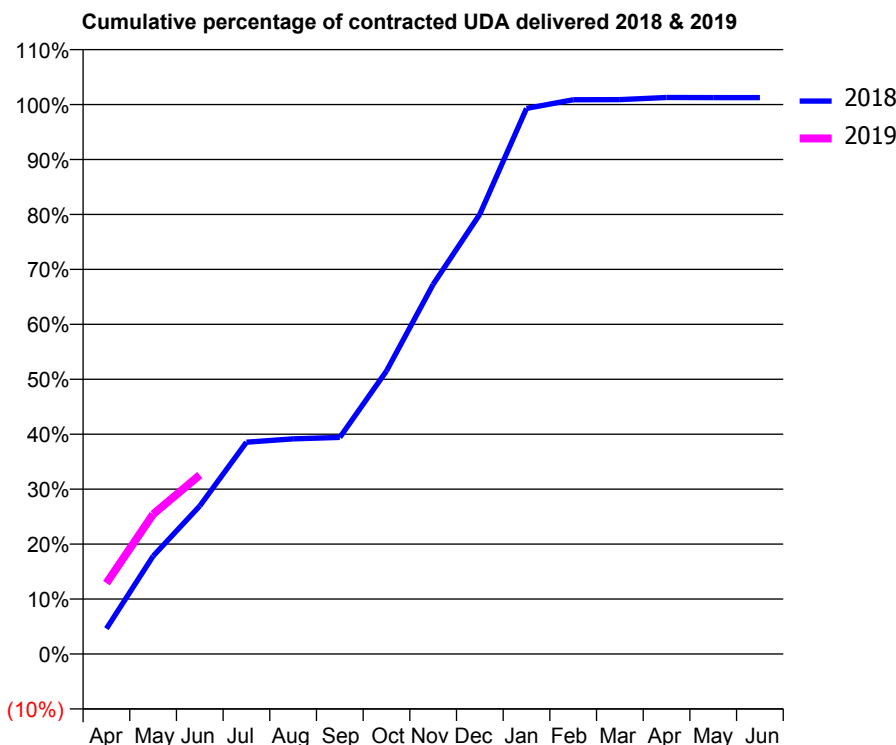
18/19 Contracted general activity (UDA)	8,791
Carry forward general activity (UDA)	0
18/19 Contracted orthodontic activity (UOA)	2,964
Carry forward orthodontic activity (UOA)	0
Baseline contract value	£417,526.80

ACCESS*

Patients seen in 24 months	Total	Change since previous quarter
Quarter ending June 2017	3,240	
Quarter ending September 2017	2,793	↓
Quarter ending December 2017	3,125	↑
Quarter ending March 2018	2,714	↓
Quarter ending June 2018	2,980	↑
Variance since June 2017	(8.0%)	↓



ACTIVITY



Month	Adjusted Scheduled Activity (UDA)	
	2018	2019
April	407	1,134
May	1,567	2,237
June	2,368	2,865
July	3,389	
August	3,442	
September	3,465	
October	4,529	
November	5,914	
December	7,036	
January	8,728	
February	8,867	
March	8,869	
April	8,904	
May	8,902	
June	8,902	

QUALITY

	Quantity	Base Number	Contract	AT	Region	England
% of FP17s for the same patient ID Re-attending within 3 months - Children	41	551	7.4%	10.0%	11.3%	11.5%
% of FP17s for the same patient ID Re-attending within 3 months - Adults	37	513	7.2%	14.5%	14.9%	15.4%
% of FP17s for the same patient ID Re-attending between 3 & 9 months - Children	111	551	20.1%	52.8%	60.0%	58.9%
% of FP17s for the same patient ID Re-attending between 3 & 9 months - Adults	93	513	18.1%	48.5%	52.6%	51.6%
% of FP17s for Band 1 Urgent Courses	48	822	5.8%	8.0%	7.9%	8.9%
% of FP17s Relating to Free Repair or Replacements	2	822	0.2%	0.8%	0.8%	0.8%
% of FP17s Relating to Continuations	0	822	0.0%	0.8%	0.9%	0.9%
% of Patients satisfied with the dentistry they have received	0	0	N/A	93.1%	93.2%	93.2%
% of Patients satisfied with the time they had to wait for an appointment	0	0	N/A	90.9%	89.1%	88.8%

* This is based on patients treated on this contract for their most recent course of treatment. Figures in italics indicate the base number of FP17s or Patient Questionnaire responses are less than 100. N/A is shown where the base number of responses is less than 10 during the period. % is calculated as Quantity/Base number*100

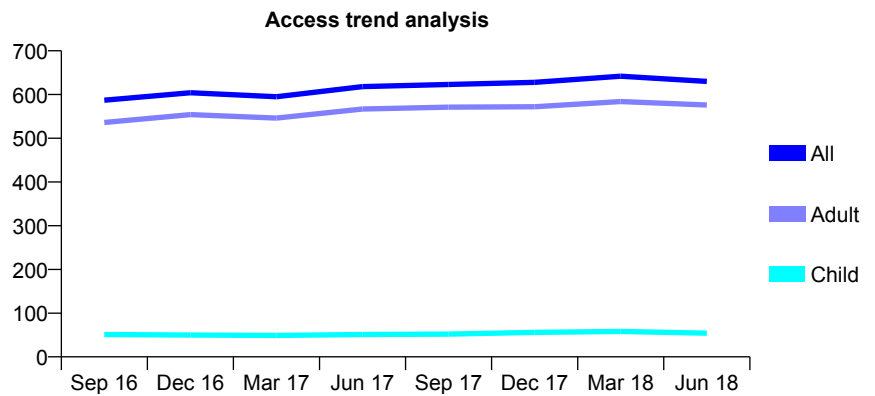
Q54 - Vital Signs At a Glance Contract Report for 325708/0003 - June 2018

Name or company name	Balbir S Bhandal, Amrik S Bhandal & Baljit
Contract type name	GDS Contract
Purpose of contract	General
Contract start date	01/04/2006
Contract end date	

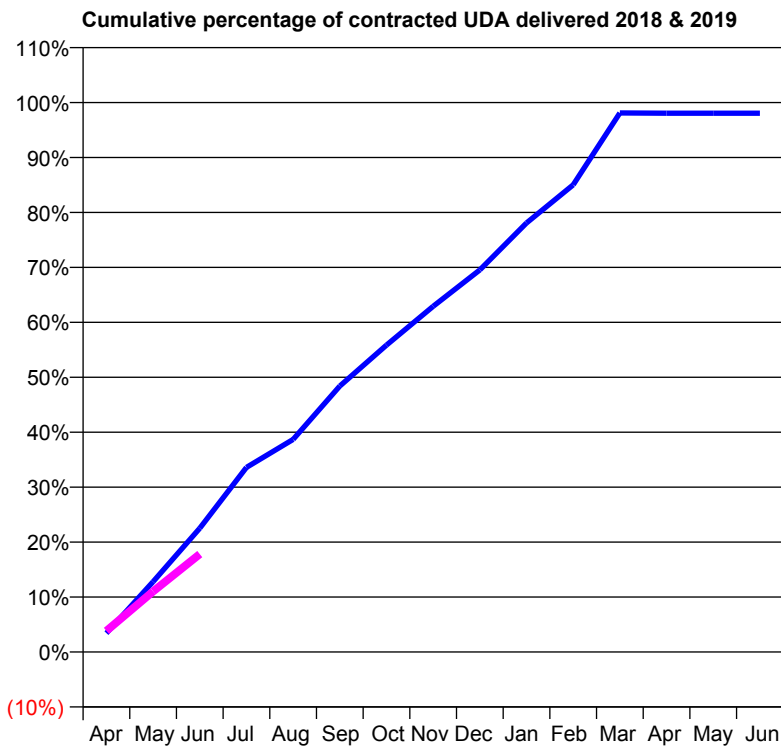
18/19 Contracted general activity (UDA)	1,823
Carry forward general activity (UDA)	0
18/19 Contracted orthodontic activity (UOA)	0
Carry forward orthodontic activity (UOA)	0
Baseline contract value	£41,940.71

ACCESS*

Patients seen in 24 months	Total	Change since previous quarter
Quarter ending June 2017	618	
Quarter ending September 2017	623	→
Quarter ending December 2017	628	→
Quarter ending March 2018	642	↑
Quarter ending June 2018	630	↓
Variance since June 2017	1.9%	→



ACTIVITY



Month	Adjusted Scheduled Activity (UDA)	
	2018	2019
April	63	70
May	233	201
June	411	325
July	612	
August	705	
September	882	
October	1,018	
November	1,147	
December	1,268	
January	1,423	
February	1,550	
March	1,788	
April	1,787	
May	1,787	
June	1,787	

QUALITY

	Quantity	Base Number	Contract	AT	Region	England
% of FP17s for the same patient ID Re-attending within 3 months - Children	0	11	0.0%	10.0%	11.3%	11.5%
% of FP17s for the same patient ID Re-attending within 3 months - Adults	8	118	6.8%	14.5%	14.9%	15.4%
% of FP17s for the same patient ID Re-attending between 3 & 9 months - Children	3	11	27.3%	52.8%	60.0%	58.9%
% of FP17s for the same patient ID Re-attending between 3 & 9 months - Adults	57	118	48.3%	48.5%	52.6%	51.6%
% of FP17s for Band 1 Urgent Courses	15	130	11.5%	8.0%	7.9%	8.9%
% of FP17s Relating to Free Repair or Replacements	3	130	2.3%	0.8%	0.8%	0.8%
% of FP17s Relating to Continuations	2	130	1.5%	0.8%	0.9%	0.9%
% of Patients satisfied with the dentistry they have received	1	1	N/A	93.1%	93.2%	93.2%
% of Patients satisfied with the time they had to wait for an appointment	0	1	N/A	90.9%	89.1%	88.8%

* This is based on patients treated on this contract for their most recent course of treatment. Figures in italics indicate the base number of FP17s or Patient Questionnaire responses are less than 100. N/A is shown where the base number of responses is less than 10 during the period. % is calculated as Quantity/Base number*100

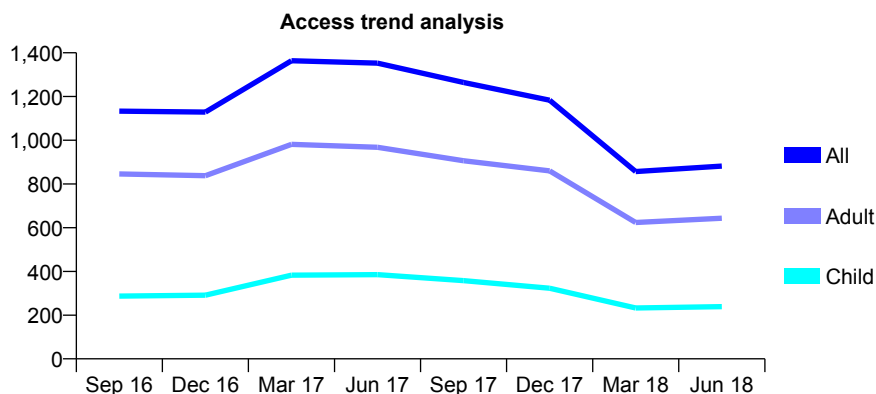
Q54 - Vital Signs At a Glance Contract Report for 325708/0004 - June 2018

Name or company name	Balbir S Bhandal, Amrik S Bhandal & Baljit
Contract type name	GDS Contract
Purpose of contract	General
Contract start date	01/04/2006
Contract end date	

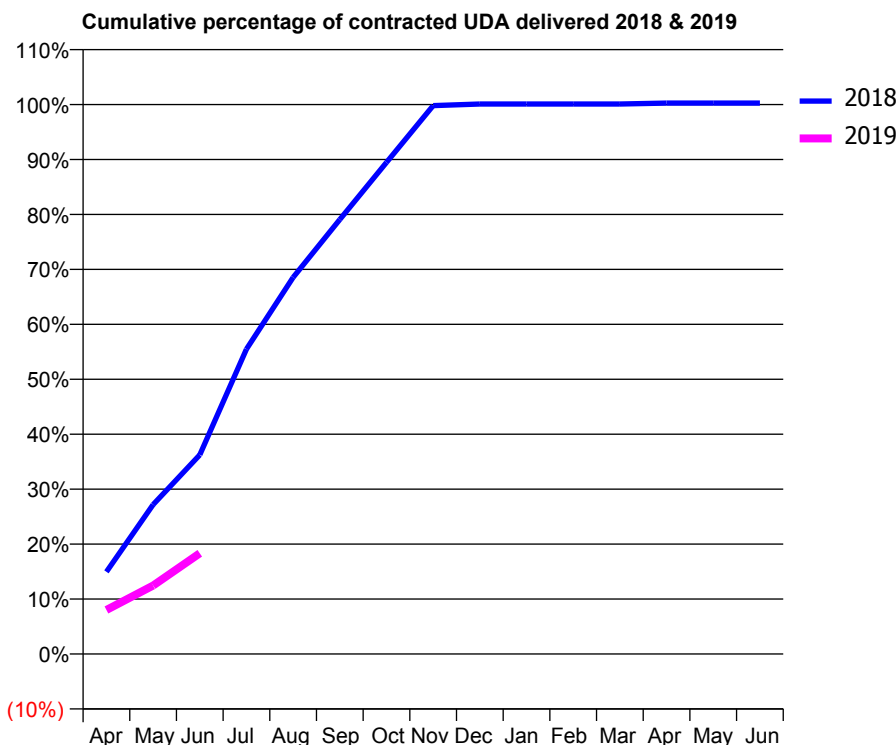
18/19 Contracted general activity (UDA)	4,086
Carry forward general activity (UDA)	0
18/19 Contracted orthodontic activity (UOA)	0
Carry forward orthodontic activity (UOA)	0
Baseline contract value	£100,237.13

ACCESS*

Patients seen in 24 months	Total	Change since previous quarter
Quarter ending June 2017	1,353	
Quarter ending September 2017	1,264	↓
Quarter ending December 2017	1,183	↓
Quarter ending March 2018	857	↓
Quarter ending June 2018	882	↑
Variance since June 2017	(34.8%)	↓



ACTIVITY



Adjusted Scheduled Activity (UDA)		
Month	2018	2019
April	611	328
May	1,111	509
June	1,481	749
July	2,267	
August	2,801	
September	3,231	
October	3,655	
November	4,078	
December	4,090	
January	4,090	
February	4,090	
March	4,090	
April	4,097	
May	4,097	
June	4,097	

QUALITY

	Quantity	Base Number	Contract	AT	Region	England
% of FP17s for the same patient ID Re-attending within 3 months - Children	1	74	1.4%	10.0%	11.3%	11.5%
% of FP17s for the same patient ID Re-attending within 3 months - Adults	3	166	1.8%	14.5%	14.9%	15.4%
% of FP17s for the same patient ID Re-attending between 3 & 9 months - Children	39	74	52.7%	52.8%	60.0%	58.9%
% of FP17s for the same patient ID Re-attending between 3 & 9 months - Adults	66	166	39.8%	48.5%	52.6%	51.6%
% of FP17s for Band 1 Urgent Courses	7	233	3.0%	8.0%	7.9%	8.9%
% of FP17s Relating to Free Repair or Replacements	0	233	0.0%	0.8%	0.8%	0.8%
% of FP17s Relating to Continuations	0	233	0.0%	0.8%	0.9%	0.9%
% of Patients satisfied with the dentistry they have received	0	0	N/A	93.1%	93.2%	93.2%
% of Patients satisfied with the time they had to wait for an appointment	0	0	N/A	90.9%	89.1%	88.8%

* This is based on patients treated on this contract for their most recent course of treatment. Figures in italics indicate the base number of FP17s or Patient Questionnaire responses are less than 100. N/A is shown where the base number of responses is less than 10 during the period. % is calculated as Quantity/Base number*100

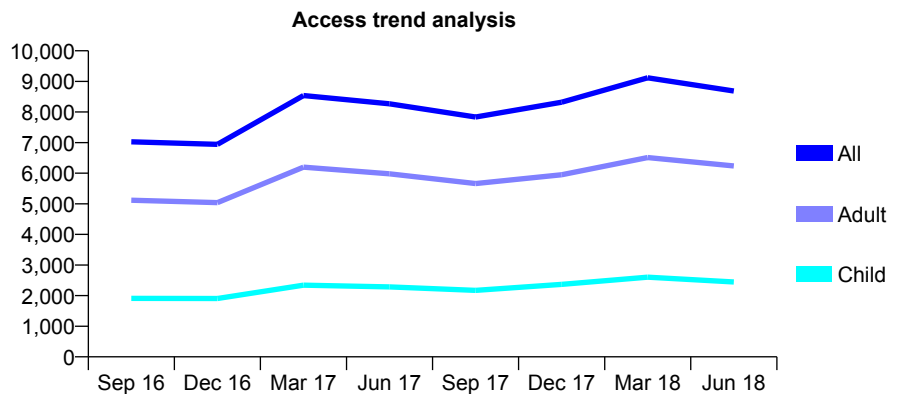
Q54 - Vital Signs At a Glance Contract Report for 325708/0005 - June 2018

Name or company name	Balbir S Bhandal, Amrik S Bhandal & Baljit
Contract type name	GDS Contract
Purpose of contract	General
Contract start date	01/04/2006
Contract end date	

18/19 Contracted general activity (UDA)	25,351
Carry forward general activity (UDA)	0
18/19 Contracted orthodontic activity (UOA)	0
Carry forward orthodontic activity (UOA)	0
Baseline contract value	£623,910.35

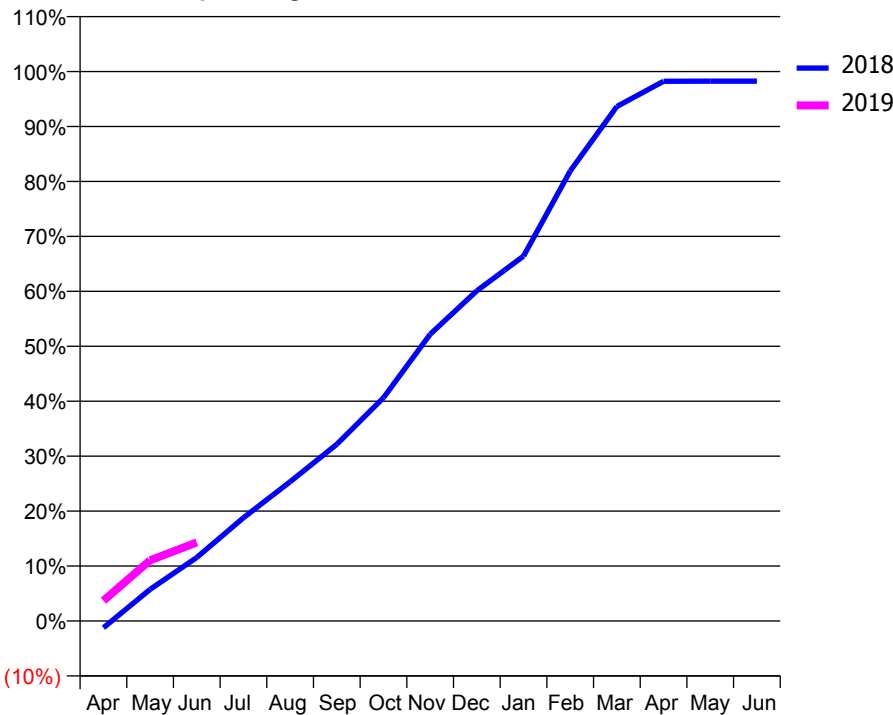
ACCESS*

Patients seen in 24 months	Total	Change since previous quarter
Quarter ending June 2017	8,266	
Quarter ending September 2017	7,837	↓
Quarter ending December 2017	8,319	↑
Quarter ending March 2018	9,116	↑
Quarter ending June 2018	8,685	↓
Variance since June 2017	5.1%	↑



ACTIVITY

Cumulative percentage of contracted UDA delivered 2018 & 2019



Month	Adjusted Scheduled Activity (UDA)	
	2018	2019
April	-316	941
May	1,459	2,803
June	2,929	3,629
July	4,765	
August	6,424	
September	8,153	
October	10,301	
November	13,232	
December	15,235	
January	16,833	
February	20,763	
March	23,740	
April	24,902	
May	24,905	
June	24,905	

QUALITY

	Quantity	Base Number	Contract	AT	Region	England
% of FP17s for the same patient ID Re-attending within 3 months - Children	25	561	4.5%	10.0%	11.3%	11.5%
% of FP17s for the same patient ID Re-attending within 3 months - Adults	122	1,281	9.5%	14.5%	14.9%	15.4%
% of FP17s for the same patient ID Re-attending between 3 & 9 months - Children	216	561	38.5%	52.8%	60.0%	58.9%
% of FP17s for the same patient ID Re-attending between 3 & 9 months - Adults	478	1,281	37.3%	48.5%	52.6%	51.6%
% of FP17s for Band 1 Urgent Courses	124	1,383	9.0%	8.0%	7.9%	8.9%
% of FP17s Relating to Free Repair or Replacements	11	1,383	0.8%	0.8%	0.8%	0.8%
% of FP17s Relating to Continuations	18	1,383	1.3%	0.8%	0.9%	0.9%
% of Patients satisfied with the dentistry they have received	1	3	N/A	93.1%	93.2%	93.2%
% of Patients satisfied with the time they had to wait for an appointment	2	3	N/A	90.9%	89.1%	88.8%

* This is based on patients treated on this contract for their most recent course of treatment. Figures in italics indicate the base number of FP17s or Patient Questionnaire responses are less than 100. N/A is shown where the base number of responses is less than 10 during the period. % is calculated as Quantity/Base number*100

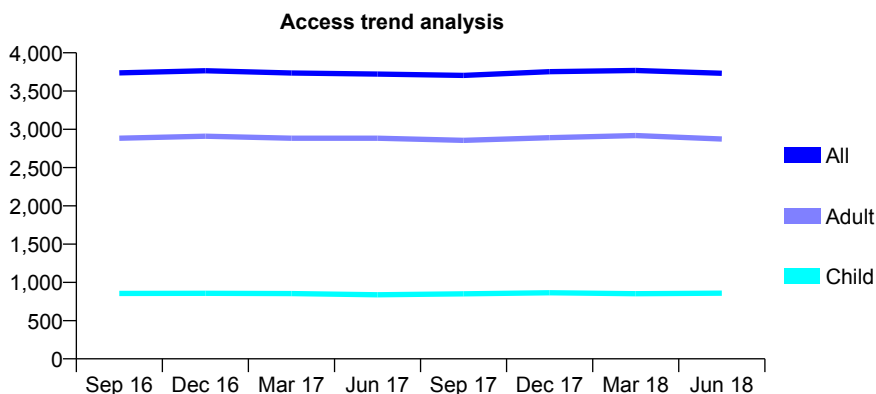
Q54 - Vital Signs At a Glance Contract Report for 325708/0007 - June 2018

Name or company name	Balbir S Bhandal, Amrik S Bhandal & Baljit
Contract type name	GDS Contract
Purpose of contract	General
Contract start date	01/04/2006
Contract end date	

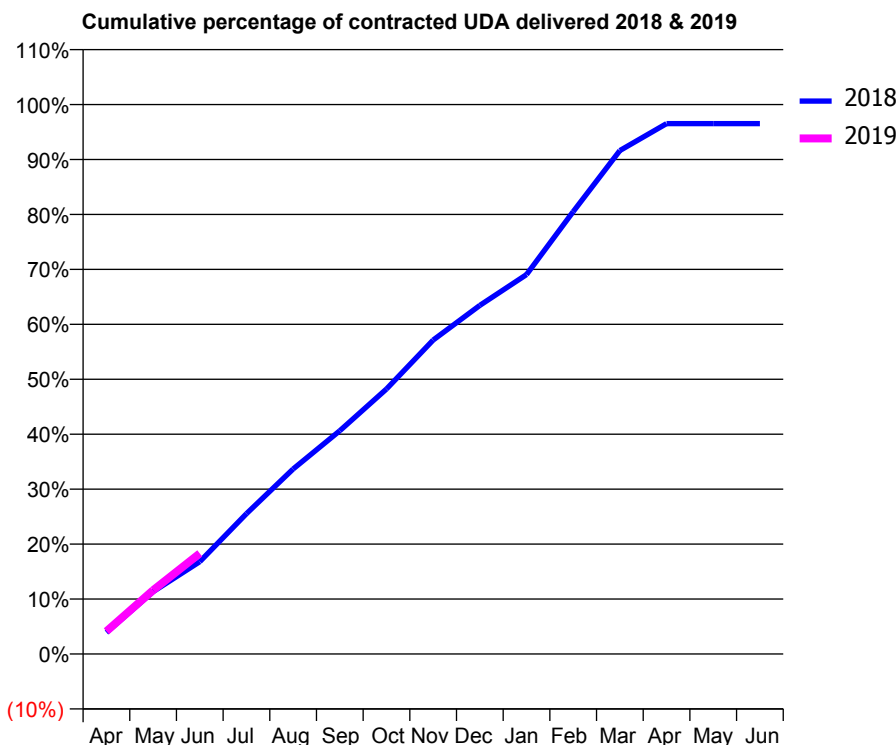
18/19 Contracted general activity (UDA)	14,484
Carry forward general activity (UDA)	0
18/19 Contracted orthodontic activity (UOA)	0
Carry forward orthodontic activity (UOA)	0
Baseline contract value	£420,722.81

ACCESS*

Patients seen in 24 months	Total	Change since previous quarter
Quarter ending June 2017	3,722	
Quarter ending September 2017	3,705	→
Quarter ending December 2017	3,754	→
Quarter ending March 2018	3,769	→
Quarter ending June 2018	3,732	→
Variance since June 2017	0.3%	→



ACTIVITY



Month	Adjusted Scheduled Activity (UDA)	
	2018	2019
April	569	600
May	1,642	1,680
June	2,432	2,653
July	3,699	
August	4,876	
September	5,884	
October	6,987	
November	8,274	
December	9,191	
January	10,002	
February	11,661	
March	13,270	
April	13,979	
May	13,979	
June	13,979	

QUALITY

	Quantity	Base Number	Contract	AT	Region	England
% of FP17s for the same patient ID Re-attending within 3 months - Children	9	301	3.0%	10.0%	11.3%	11.5%
% of FP17s for the same patient ID Re-attending within 3 months - Adults	124	898	13.8%	14.5%	14.9%	15.4%
% of FP17s for the same patient ID Re-attending between 3 & 9 months - Children	180	301	59.8%	52.8%	60.0%	58.9%
% of FP17s for the same patient ID Re-attending between 3 & 9 months - Adults	495	898	55.1%	48.5%	52.6%	51.6%
% of FP17s for Band 1 Urgent Courses	41	998	4.1%	8.0%	7.9%	8.9%
% of FP17s Relating to Free Repair or Replacements	2	998	0.2%	0.8%	0.8%	0.8%
% of FP17s Relating to Continuations	9	998	0.9%	0.8%	0.9%	0.9%
% of Patients satisfied with the dentistry they have received	2	2	N/A	93.1%	93.2%	93.2%
% of Patients satisfied with the time they had to wait for an appointment	2	2	N/A	90.9%	89.1%	88.8%

* This is based on patients treated on this contract for their most recent course of treatment. Figures in italics indicate the base number of FP17s or Patient Questionnaire responses are less than 100. N/A is shown where the base number of responses is less than 10 during the period. % is calculated as Quantity/Base number*100

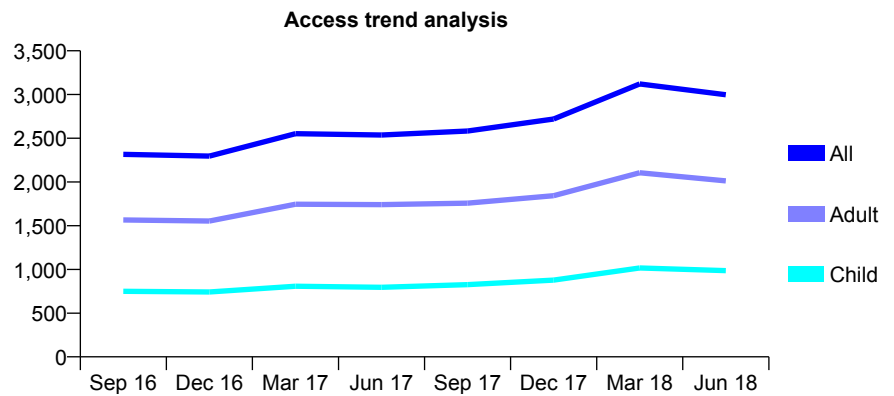
Q54 - Vital Signs At a Glance Contract Report for 325708/0008 - June 2018

Name or company name	Balbir S Bhandal, Amrik S Bhandal & Baljit
Contract type name	GDS Contract
Purpose of contract	General
Contract start date	01/04/2006
Contract end date	

18/19 Contracted general activity (UDA)	7,249
Carry forward general activity (UDA)	0
18/19 Contracted orthodontic activity (UOA)	0
Carry forward orthodontic activity (UOA)	0
Baseline contract value	£182,935.67

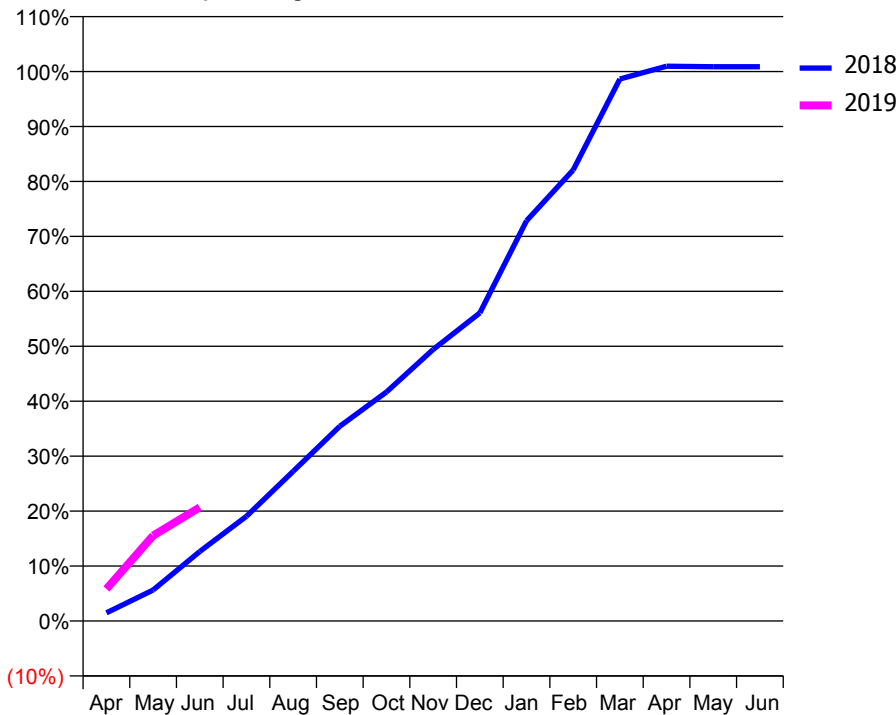
ACCESS*

Patients seen in 24 months	Total	Change since previous quarter
Quarter ending June 2017	2,537	
Quarter ending September 2017	2,583	→
Quarter ending December 2017	2,720	↑
Quarter ending March 2018	3,121	↑
Quarter ending June 2018	2,998	↓
Variance since June 2017	18.2%	↑



ACTIVITY

Cumulative percentage of contracted UDA delivered 2018 & 2019



Adjusted Scheduled Activity (UDA)		
Month	2018	2019
April	109	423
May	410	1,127
June	918	1,499
July	1,381	
August	1,974	
September	2,569	
October	3,022	
November	3,583	
December	4,064	
January	5,279	
February	5,949	
March	7,150	
April	7,320	
May	7,313	
June	7,312	

QUALITY

	Quantity	Base Number	Contract	AT	Region	England
% of FP17s for the same patient ID Re-attending within 3 months - Children	8	189	4.2%	10.0%	11.3%	11.5%
% of FP17s for the same patient ID Re-attending within 3 months - Adults	14	363	3.9%	14.5%	14.9%	15.4%
% of FP17s for the same patient ID Re-attending between 3 & 9 months - Children	58	189	30.7%	52.8%	60.0%	58.9%
% of FP17s for the same patient ID Re-attending between 3 & 9 months - Adults	133	363	36.6%	48.5%	52.6%	51.6%
% of FP17s for Band 1 Urgent Courses	7	491	1.4%	8.0%	7.9%	8.9%
% of FP17s Relating to Free Repair or Replacements	4	491	0.8%	0.8%	0.8%	0.8%
% of FP17s Relating to Continuations	0	491	0.0%	0.8%	0.9%	0.9%
% of Patients satisfied with the dentistry they have received	1	1	N/A	93.1%	93.2%	93.2%
% of Patients satisfied with the time they had to wait for an appointment	1	1	N/A	90.9%	89.1%	88.8%

* This is based on patients treated on this contract for their most recent course of treatment. Figures in italics indicate the base number of FP17s or Patient Questionnaire responses are less than 100. N/A is shown where the base number of responses is less than 10 during the period. % is calculated as Quantity/Base number*100

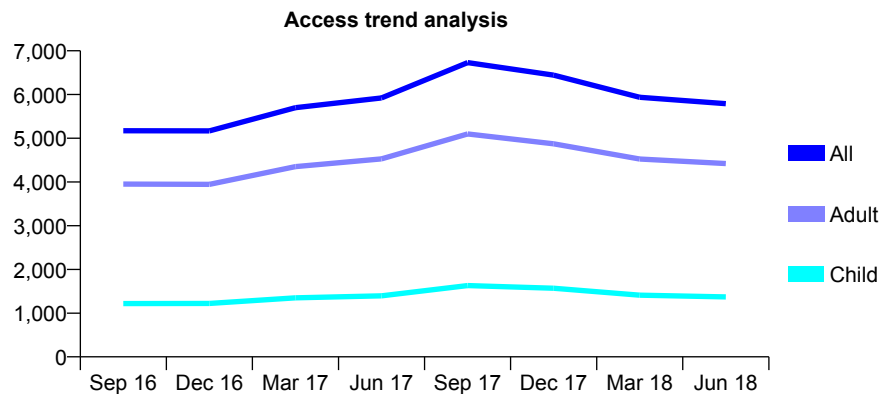
Q54 - Vital Signs At a Glance Contract Report for 325708/0009 - June 2018

Name or company name	Balbir S Bhandal, Amrik S Bhandal & Baljit
Contract type name	GDS Contract
Purpose of contract	General
Contract start date	01/04/2006
Contract end date	

18/19 Contracted general activity (UDA)	19,521
Carry forward general activity (UDA)	0
18/19 Contracted orthodontic activity (UOA)	0
Carry forward orthodontic activity (UOA)	0
Baseline contract value	£484,756.56

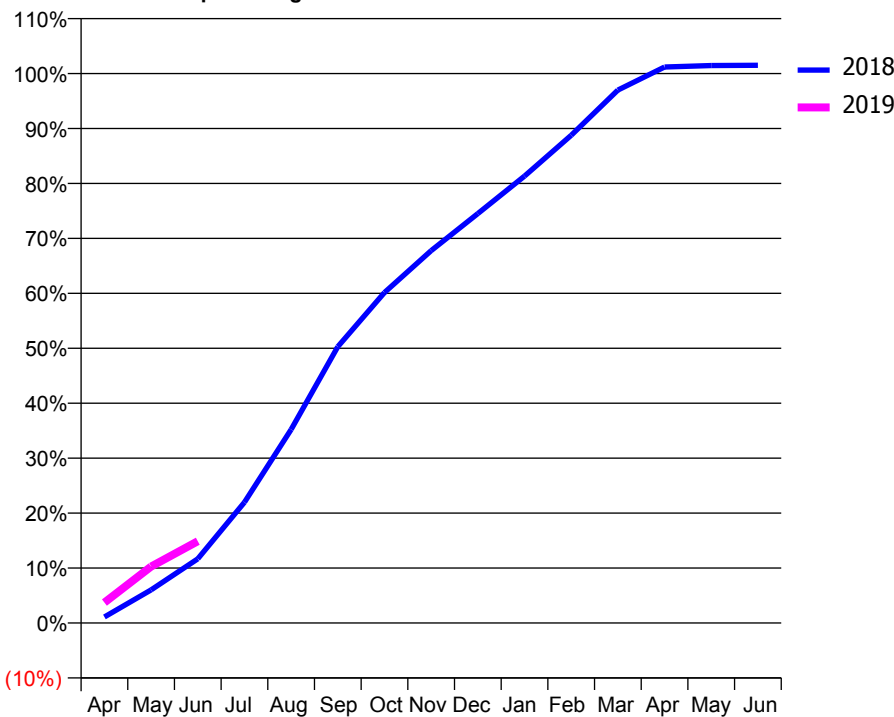
ACCESS*

Patients seen in 24 months	Total	Change since previous quarter
Quarter ending June 2017	5,923	
Quarter ending September 2017	6,729	↑
Quarter ending December 2017	6,442	↓
Quarter ending March 2018	5,936	↓
Quarter ending June 2018	5,792	↓
Variance since June 2017	(2.2%)	↓



ACTIVITY

Cumulative percentage of contracted UDA delivered 2018 & 2019



Month	Adjusted Scheduled Activity (UDA)	
	2018	2019
April	213	728
May	1,179	2,007
June	2,279	2,905
July	4,288	
August	6,877	
September	9,818	
October	11,743	
November	13,228	
December	14,543	
January	15,876	
February	17,326	
March	18,931	
April	19,751	
May	19,806	
June	19,811	

QUALITY

	Quantity	Base Number	Contract	AT	Region	England
% of FP17s for the same patient ID Re-attending within 3 months - Children	22	354	6.2%	10.0%	11.3%	11.5%
% of FP17s for the same patient ID Re-attending within 3 months - Adults	147	1,135	13.0%	14.5%	14.9%	15.4%
% of FP17s for the same patient ID Re-attending between 3 & 9 months - Children	170	354	48.0%	52.8%	60.0%	58.9%
% of FP17s for the same patient ID Re-attending between 3 & 9 months - Adults	575	1,135	50.7%	48.5%	52.6%	51.6%
% of FP17s for Band 1 Urgent Courses	107	1,185	9.0%	8.0%	7.9%	8.9%
% of FP17s Relating to Free Repair or Replacements	10	1,185	0.8%	0.8%	0.8%	0.8%
% of FP17s Relating to Continuations	6	1,185	0.5%	0.8%	0.9%	0.9%
% of Patients satisfied with the dentistry they have received	3	3	N/A	93.1%	93.2%	93.2%
% of Patients satisfied with the time they had to wait for an appointment	3	3	N/A	90.9%	89.1%	88.8%

* This is based on patients treated on this contract for their most recent course of treatment. Figures in italics indicate the base number of FP17s or Patient Questionnaire responses are less than 100. N/A is shown where the base number of responses is less than 10 during the period. % is calculated as Quantity/Base number*100

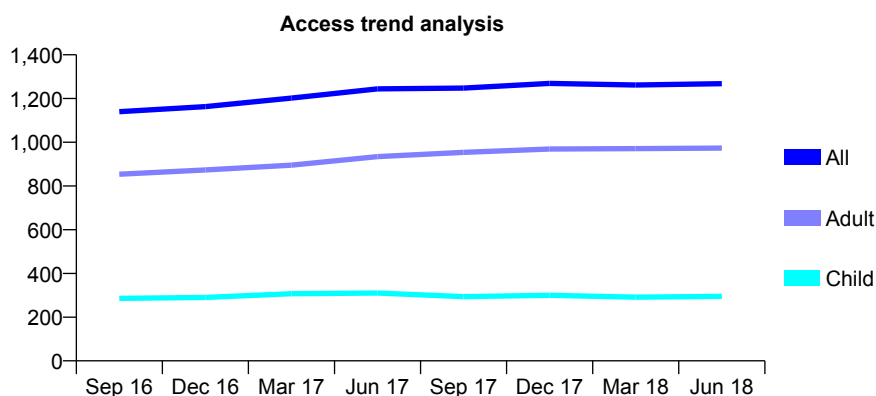
Q54 - Vital Signs At a Glance Contract Report for 325708/0012 - June 2018

Name or company name	Balbir S Bhandal, Amrik S Bhandal & Baljit
Contract type name	GDS Contract
Purpose of contract	General
Contract start date	01/04/2006
Contract end date	

18/19 Contracted general activity (UDA)	3,593
Carry forward general activity (UDA)	0
18/19 Contracted orthodontic activity (UOA)	0
Carry forward orthodontic activity (UOA)	0
Baseline contract value	£101,813.56

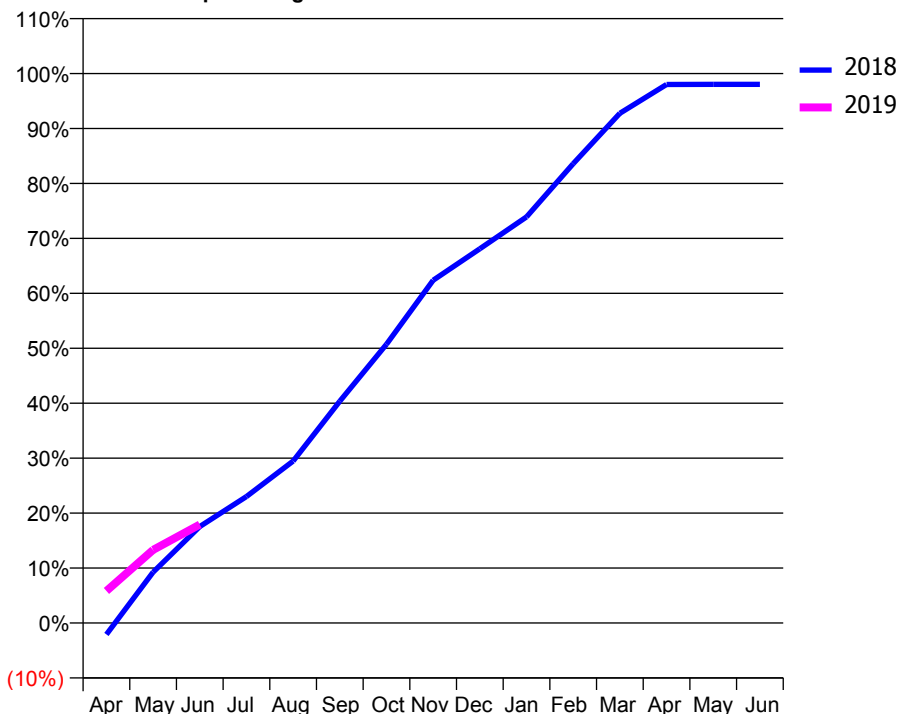
ACCESS*

Patients seen in 24 months	Total	Change since previous quarter
Quarter ending June 2017	1,244	
Quarter ending September 2017	1,248	→
Quarter ending December 2017	1,269	→
Quarter ending March 2018	1,262	→
Quarter ending June 2018	1,268	→
Variance since June 2017	1.9%	→



ACTIVITY

Cumulative percentage of contracted UDA delivered 2018 & 2019



Adjusted Scheduled Activity (UDA)

Month	2018	2019
April	-75	210
May	333	478
June	631	644
July	827	
August	1,059	
September	1,450	
October	1,823	
November	2,241	
December	2,447	
January	2,655	
February	3,003	
March	3,333	
April	3,521	
May	3,522	
June	3,522	

QUALITY

	Quantity	Base Number	Contract	AT	Region	England
% of FP17s for the same patient ID Re-attending within 3 months - Children	3	99	3.0%	10.0%	11.3%	11.5%
% of FP17s for the same patient ID Re-attending within 3 months - Adults	8	242	3.3%	14.5%	14.9%	15.4%
% of FP17s for the same patient ID Re-attending between 3 & 9 months - Children	42	99	42.4%	52.8%	60.0%	58.9%
% of FP17s for the same patient ID Re-attending between 3 & 9 months - Adults	94	242	38.8%	48.5%	52.6%	51.6%
% of FP17s for Band 1 Urgent Courses	18	263	6.8%	8.0%	7.9%	8.9%
% of FP17s Relating to Free Repair or Replacements	0	263	0.0%	0.8%	0.8%	0.8%
% of FP17s Relating to Continuations	4	263	1.5%	0.8%	0.9%	0.9%
% of Patients satisfied with the dentistry they have received	2	2	N/A	93.1%	93.2%	93.2%
% of Patients satisfied with the time they had to wait for an appointment	2	2	N/A	90.9%	89.1%	88.8%

* This is based on patients treated on this contract for their most recent course of treatment. Figures in italics indicate the base number of FP17s or Patient Questionnaire responses are less than 100. N/A is shown where the base number of responses is less than 10 during the period. % is calculated as Quantity/Base number*100

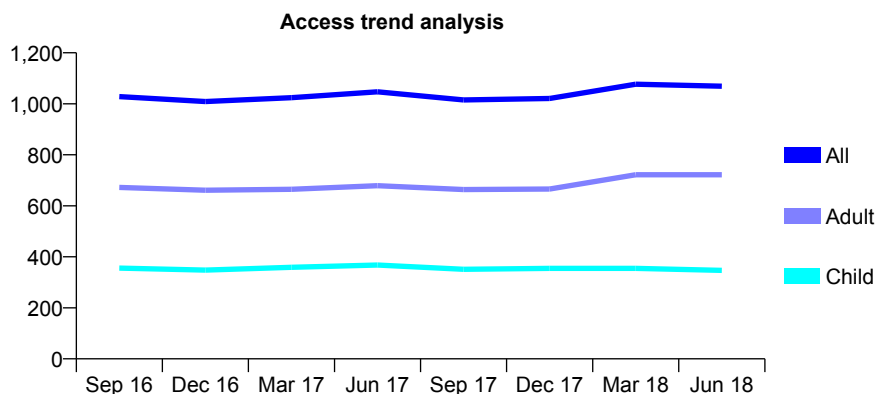
Q54 - Vital Signs At a Glance Contract Report for 325708/0013 - June 2018

Name or company name	Balbir S Bhandal, Amrik S Bhandal & Baljit
Contract type name	GDS Contract
Purpose of contract	General
Contract start date	01/04/2006
Contract end date	

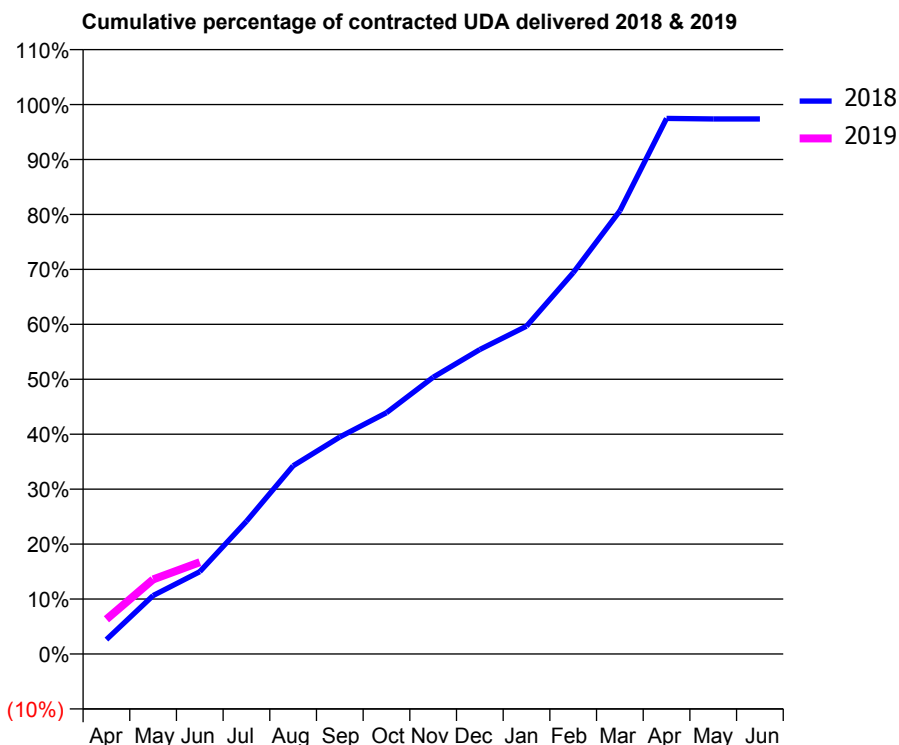
18/19 Contracted general activity (UDA)	3,124
Carry forward general activity (UDA)	0
18/19 Contracted orthodontic activity (UOA)	0
Carry forward orthodontic activity (UOA)	0
Baseline contract value	£73,534.42

ACCESS*

Patients seen in 24 months	Total	Change since previous quarter
Quarter ending June 2017	1,047	
Quarter ending September 2017	1,015	↓
Quarter ending December 2017	1,021	→
Quarter ending March 2018	1,077	↑
Quarter ending June 2018	1,069	→
Variance since June 2017	2.1%	↑



ACTIVITY



Adjusted Scheduled Activity (UDA)		
Month	2018	2019
April	82	197
May	333	424
June	468	522
July	755	
August	1,070	
September	1,234	
October	1,372	
November	1,573	
December	1,731	
January	1,864	
February	2,168	
March	2,520	
April	3,045	
May	3,042	
June	3,042	

QUALITY

	Quantity	Base Number	Contract	AT	Region	England
% of FP17s for the same patient ID Re-attending within 3 months - Children	3	86	3.5%	10.0%	11.3%	11.5%
% of FP17s for the same patient ID Re-attending within 3 months - Adults	12	243	4.9%	14.5%	14.9%	15.4%
% of FP17s for the same patient ID Re-attending between 3 & 9 months - Children	21	86	24.4%	52.8%	60.0%	58.9%
% of FP17s for the same patient ID Re-attending between 3 & 9 months - Adults	48	243	19.8%	48.5%	52.6%	51.6%
% of FP17s for Band 1 Urgent Courses	10	163	6.1%	8.0%	7.9%	8.9%
% of FP17s Relating to Free Repair or Replacements	0	163	0.0%	0.8%	0.8%	0.8%
% of FP17s Relating to Continuations	0	163	0.0%	0.8%	0.9%	0.9%
% of Patients satisfied with the dentistry they have received	1	1	N/A	93.1%	93.2%	93.2%
% of Patients satisfied with the time they had to wait for an appointment	1	1	N/A	90.9%	89.1%	88.8%

* This is based on patients treated on this contract for their most recent course of treatment. Figures in italics indicate the base number of FP17s or Patient Questionnaire responses are less than 100. N/A is shown where the base number of responses is less than 10 during the period. % is calculated as Quantity/Base number*100

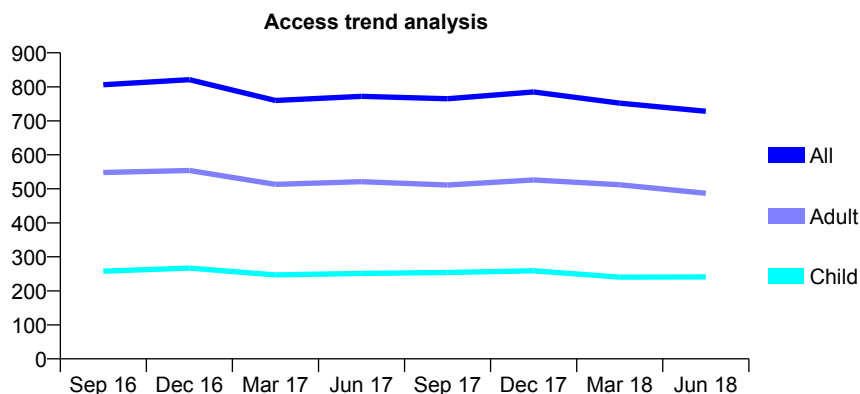
Q54 - Vital Signs At a Glance Contract Report for 325708/0015 - June 2018

Name or company name	Balbir S Bhandal, Amrik S Bhandal & Baljit
Contract type name	GDS Contract
Purpose of contract	General
Contract start date	01/04/2006
Contract end date	

18/19 Contracted general activity (UDA)	1,930
Carry forward general activity (UDA)	0
18/19 Contracted orthodontic activity (UOA)	0
Carry forward orthodontic activity (UOA)	0
Baseline contract value	£51,306.89

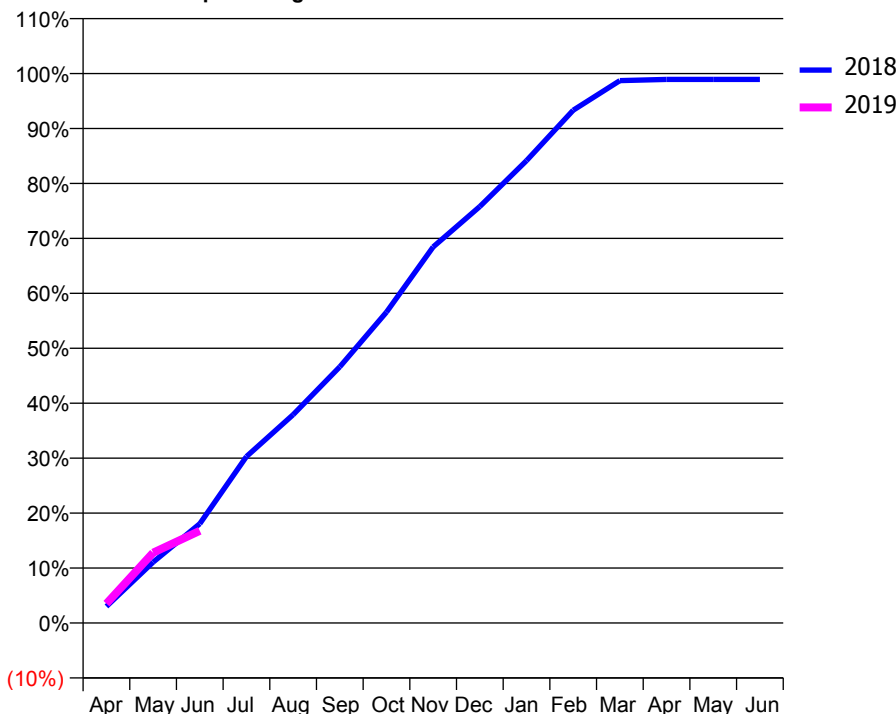
ACCESS*

Patients seen in 24 months	Total	Change since previous quarter
Quarter ending June 2017	772	
Quarter ending September 2017	765	→
Quarter ending December 2017	785	↑
Quarter ending March 2018	752	↓
Quarter ending June 2018	728	↓
Variance since June 2017	(5.7%)	↓



ACTIVITY

Cumulative percentage of contracted UDA delivered 2018 & 2019



Adjusted Scheduled Activity (UDA)

Month	2018	2019
April	58	68
May	214	247
June	349	324
July	585	
August	732	
September	900	
October	1,092	
November	1,321	
December	1,463	
January	1,624	
February	1,801	
March	1,905	
April	1,909	
May	1,909	
June	1,909	

QUALITY

	Quantity	Base Number	Contract	AT	Region	England
% of FP17s for the same patient ID Re-attending within 3 months - Children	0	57	0.0%	10.0%	11.3%	11.5%
% of FP17s for the same patient ID Re-attending within 3 months - Adults	0	100	0.0%	14.5%	14.9%	15.4%
% of FP17s for the same patient ID Re-attending between 3 & 9 months - Children	19	57	33.3%	52.8%	60.0%	58.9%
% of FP17s for the same patient ID Re-attending between 3 & 9 months - Adults	38	100	38.0%	48.5%	52.6%	51.6%
% of FP17s for Band 1 Urgent Courses	0	155	0.0%	8.0%	7.9%	8.9%
% of FP17s Relating to Free Repair or Replacements	0	155	0.0%	0.8%	0.8%	0.8%
% of FP17s Relating to Continuations	0	155	0.0%	0.8%	0.9%	0.9%
% of Patients satisfied with the dentistry they have received	0	0	N/A	93.1%	93.2%	93.2%
% of Patients satisfied with the time they had to wait for an appointment	0	0	N/A	90.9%	89.1%	88.8%

* This is based on patients treated on this contract for their most recent course of treatment. Figures in italics indicate the base number of FP17s or Patient Questionnaire responses are less than 100. N/A is shown where the base number of responses is less than 10 during the period. % is calculated as Quantity/Base number*100

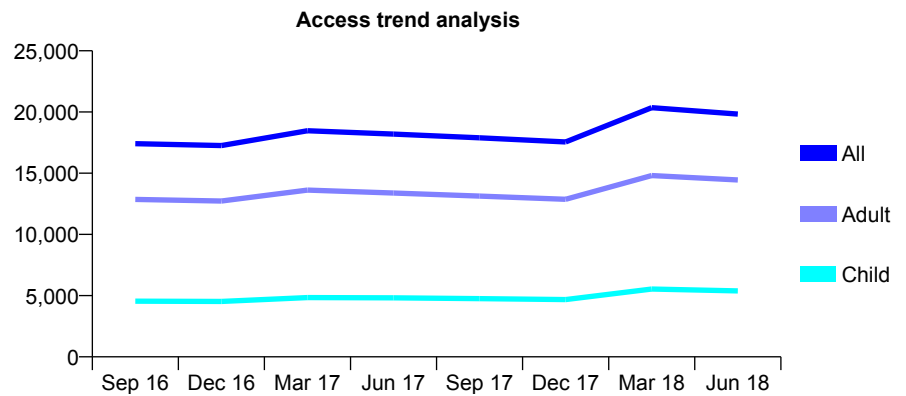
Q54 - Vital Signs At a Glance Contract Report for 325708/0016 - June 2018

Name or company name	Balbir S Bhandal, Amrik S Bhandal & Baljit
Contract type name	GDS Contract
Purpose of contract	General and Orthodontic
Contract start date	01/04/2006
Contract end date	

18/19 Contracted general activity (UDA)	57,385
Carry forward general activity (UDA)	0
18/19 Contracted orthodontic activity (UOA)	5,152
Carry forward orthodontic activity (UOA)	0
Baseline contract value	£1,869,239.20

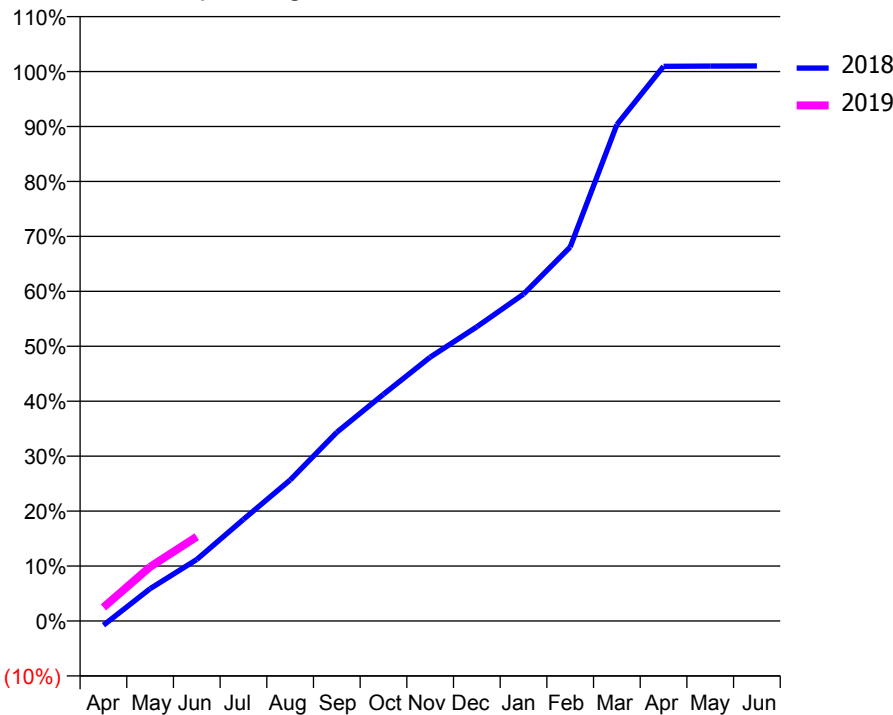
ACCESS*

Patients seen in 24 months	Total	Change since previous quarter
Quarter ending June 2017	18,195	
Quarter ending September 2017	17,896	↓
Quarter ending December 2017	17,555	↓
Quarter ending March 2018	20,351	↑
Quarter ending June 2018	19,834	↓
Variance since June 2017	9.0%	↑



ACTIVITY

Cumulative percentage of contracted UDA delivered 2018 & 2019



Month	Adjusted Scheduled Activity (UDA)	
	2018	2019
April	-448	1,425
May	3,374	5,658
June	6,433	8,812
July	10,622	
August	14,730	
September	19,715	
October	23,685	
November	27,549	
December	30,721	
January	34,132	
February	39,052	
March	51,842	
April	57,917	
May	57,954	
June	57,969	

QUALITY

	Quantity	Base Number	Contract	AT	Region	England
% of FP17s for the same patient ID Re-attending within 3 months - Children	86	1,608	5.3%	10.0%	11.3%	11.5%
% of FP17s for the same patient ID Re-attending within 3 months - Adults	343	3,692	9.3%	14.5%	14.9%	15.4%
% of FP17s for the same patient ID Re-attending between 3 & 9 months - Children	553	1,608	34.4%	52.8%	60.0%	58.9%
% of FP17s for the same patient ID Re-attending between 3 & 9 months - Adults	1,081	3,692	29.3%	48.5%	52.6%	51.6%
% of FP17s for Band 1 Urgent Courses	378	3,388	11.2%	8.0%	7.9%	8.9%
% of FP17s Relating to Free Repair or Replacements	37	3,388	1.1%	0.8%	0.8%	0.8%
% of FP17s Relating to Continuations	30	3,388	0.9%	0.8%	0.9%	0.9%
% of Patients satisfied with the dentistry they have received	13	15	86.7%	93.1%	93.2%	93.2%
% of Patients satisfied with the time they had to wait for an appointment	13	15	86.7%	90.9%	89.1%	88.8%

* This is based on patients treated on this contract for their most recent course of treatment. Figures in italics indicate the base number of FP17s or Patient Questionnaire responses are less than 100. N/A is shown where the base number of responses is less than 10 during the period. % is calculated as Quantity/Base number*100

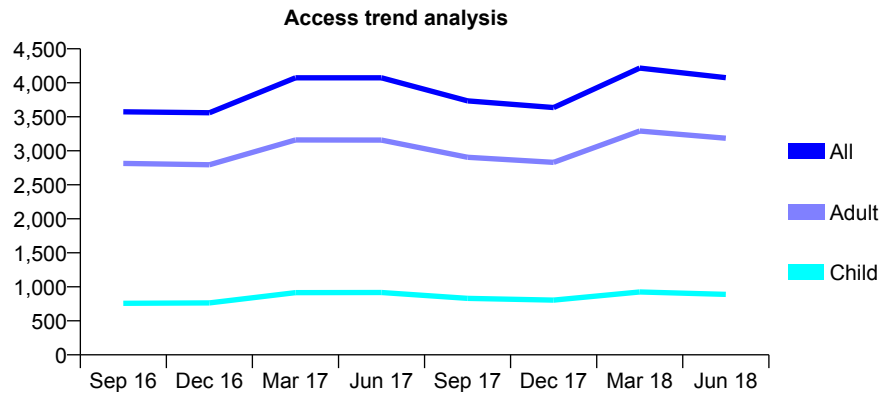
Q54 - Vital Signs At a Glance Contract Report for 325708/0017 - June 2018

Name or company name	Balbir S Bhandal, Amrik S Bhandal & Baljit
Contract type name	GDS Contract
Purpose of contract	General
Contract start date	01/04/2006
Contract end date	

18/19 Contracted general activity (UDA)	11,857
Carry forward general activity (UDA)	0
18/19 Contracted orthodontic activity (UOA)	0
Carry forward orthodontic activity (UOA)	0
Baseline contract value	£268,942.22

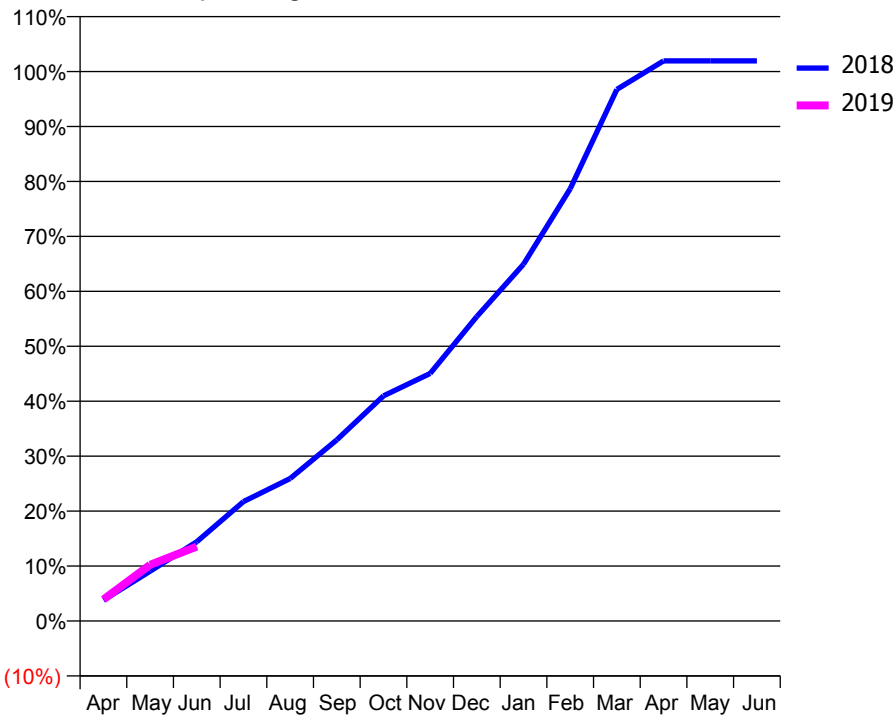
ACCESS*

Patients seen in 24 months	Total	Change since previous quarter
Quarter ending June 2017	4,073	
Quarter ending September 2017	3,735	↓
Quarter ending December 2017	3,636	↓
Quarter ending March 2018	4,217	↑
Quarter ending June 2018	4,075	↓
Variance since June 2017	0.0%	→



ACTIVITY

Cumulative percentage of contracted UDA delivered 2018 & 2019



Month	Adjusted Scheduled Activity (UDA)	
	2018	2019
April	450	465
May	1,076	1,214
June	1,710	1,606
July	2,577	
August	3,075	
September	3,908	
October	4,859	
November	5,343	
December	6,570	
January	7,698	
February	9,327	
March	11,470	
April	12,085	
May	12,085	
June	12,085	

QUALITY

	Quantity	Base Number	Contract	AT	Region	England
% of FP17s for the same patient ID Re-attending within 3 months - Children	10	198	5.1%	10.0%	11.3%	11.5%
% of FP17s for the same patient ID Re-attending within 3 months - Adults	58	728	8.0%	14.5%	14.9%	15.4%
% of FP17s for the same patient ID Re-attending between 3 & 9 months - Children	73	198	36.9%	52.8%	60.0%	58.9%
% of FP17s for the same patient ID Re-attending between 3 & 9 months - Adults	313	728	43.0%	48.5%	52.6%	51.6%
% of FP17s for Band 1 Urgent Courses	34	652	5.2%	8.0%	7.9%	8.9%
% of FP17s Relating to Free Repair or Replacements	6	652	0.9%	0.8%	0.8%	0.8%
% of FP17s Relating to Continuations	4	652	0.6%	0.8%	0.9%	0.9%
% of Patients satisfied with the dentistry they have received	3	4	N/A	93.1%	93.2%	93.2%
% of Patients satisfied with the time they had to wait for an appointment	4	4	N/A	90.9%	89.1%	88.8%

* This is based on patients treated on this contract for their most recent course of treatment. Figures in italics indicate the base number of FP17s or Patient Questionnaire responses are less than 100. N/A is shown where the base number of responses is less than 10 during the period. % is calculated as Quantity/Base number*100

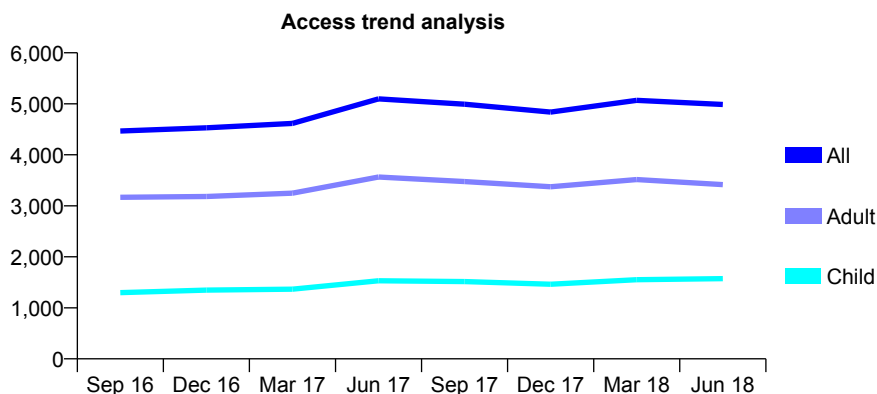
Q54 - Vital Signs At a Glance Contract Report for 325708/0018 - June 2018

Name or company name	Balbir S Bhandal, Amrik S Bhandal & Baljit
Contract type name	GDS Contract
Purpose of contract	General and Orthodontic
Contract start date	01/04/2006
Contract end date	

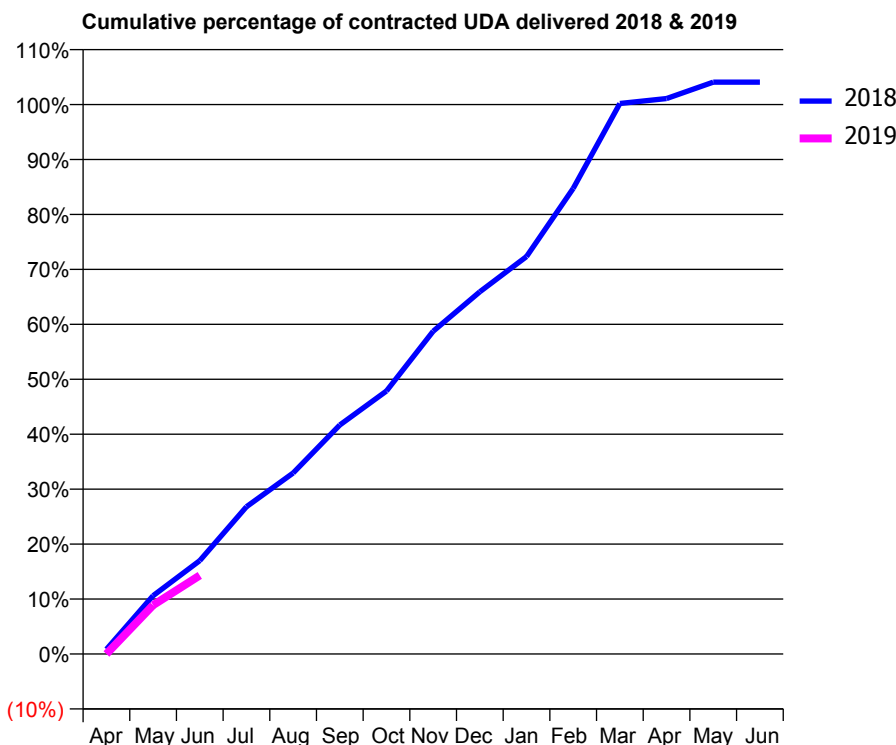
18/19 Contracted general activity (UDA)	13,769
Carry forward general activity (UDA)	0
18/19 Contracted orthodontic activity (UOA)	172
Carry forward orthodontic activity (UOA)	0
Baseline contract value	£321,377.29

ACCESS*

Patients seen in 24 months	Total	Change since previous quarter
Quarter ending June 2017	5,096	
Quarter ending September 2017	4,991	↓
Quarter ending December 2017	4,837	↓
Quarter ending March 2018	5,067	↑
Quarter ending June 2018	4,987	↓
Variance since June 2017	(2.1%)	↓



ACTIVITY



Month	Adjusted Scheduled Activity (UDA)	
	2018	2019
April	118	0
May	1,460	1,226
June	2,341	1,971
July	3,690	
August	4,536	
September	5,739	
October	6,592	
November	8,087	
December	9,078	
January	9,960	
February	11,665	
March	13,796	
April	13,917	
May	14,330	
June	14,330	

QUALITY

	Quantity	Base Number	Contract	AT	Region	England
% of FP17s for the same patient ID Re-attending within 3 months - Children	22	379	5.8%	10.0%	11.3%	11.5%
% of FP17s for the same patient ID Re-attending within 3 months - Adults	61	620	9.8%	14.5%	14.9%	15.4%
% of FP17s for the same patient ID Re-attending between 3 & 9 months - Children	164	379	43.3%	52.8%	60.0%	58.9%
% of FP17s for the same patient ID Re-attending between 3 & 9 months - Adults	244	620	39.4%	48.5%	52.6%	51.6%
% of FP17s for Band 1 Urgent Courses	50	795	6.3%	8.0%	7.9%	8.9%
% of FP17s Relating to Free Repair or Replacements	7	795	0.9%	0.8%	0.8%	0.8%
% of FP17s Relating to Continuations	3	795	0.4%	0.8%	0.9%	0.9%
% of Patients satisfied with the dentistry they have received	1	1	N/A	93.1%	93.2%	93.2%
% of Patients satisfied with the time they had to wait for an appointment	1	1	N/A	90.9%	89.1%	88.8%

* This is based on patients treated on this contract for their most recent course of treatment. Figures in italics indicate the base number of FP17s or Patient Questionnaire responses are less than 100. N/A is shown where the base number of responses is less than 10 during the period. % is calculated as Quantity/Base number*100

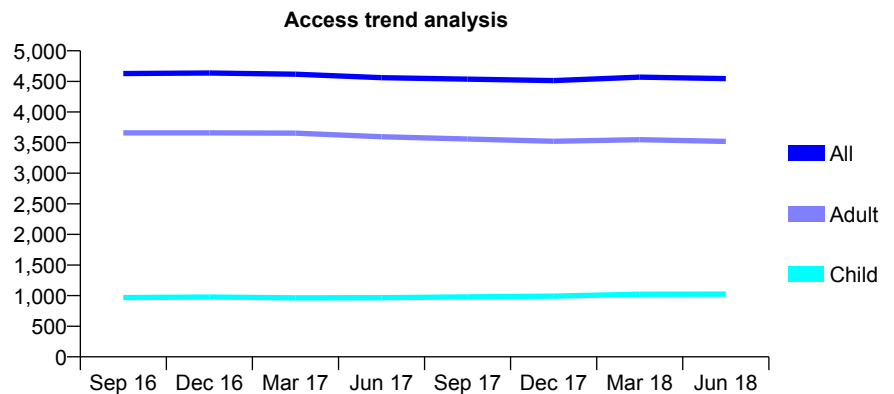
Q54 - Vital Signs At a Glance Contract Report for 325708/0023 - June 2018

Name or company name	Balbir S Bhandal, Amrik S Bhandal & Baljit
Contract type name	GDS Contract
Purpose of contract	General
Contract start date	02/01/2008
Contract end date	

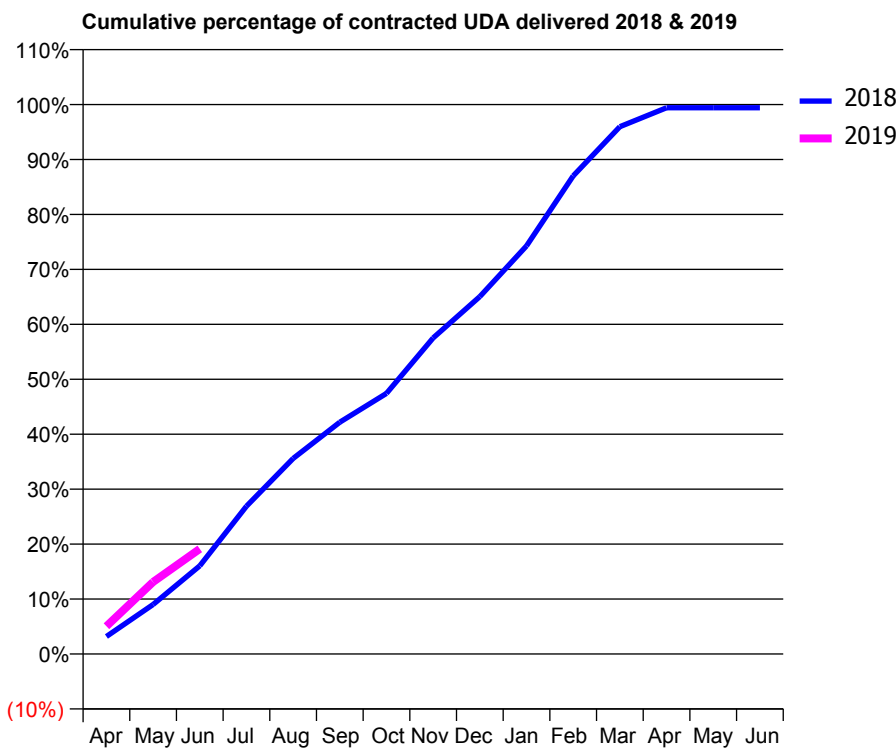
18/19 Contracted general activity (UDA)	13,357
Carry forward general activity (UDA)	0
18/19 Contracted orthodontic activity (UOA)	0
Carry forward orthodontic activity (UOA)	0
Baseline contract value	£321,114.80

ACCESS*

Patients seen in 24 months	Total	Change since previous quarter
Quarter ending June 2017	4,562	
Quarter ending September 2017	4,538	→
Quarter ending December 2017	4,514	→
Quarter ending March 2018	4,569	→
Quarter ending June 2018	4,546	→
Variance since June 2017	(0.4%)	→



ACTIVITY



Month	Adjusted Scheduled Activity (UDA)	
	2018	2019
April	425	677
May	1,203	1,751
June	2,145	2,557
July	3,592	
August	4,754	
September	5,635	
October	6,337	
November	7,682	
December	8,688	
January	9,920	
February	11,621	
March	12,819	
April	13,277	
May	13,277	
June	13,277	

QUALITY

	Quantity	Base Number	Contract	AT	Region	England
% of FP17s for the same patient ID Re-attending within 3 months - Children	18	268	6.7%	10.0%	11.3%	11.5%
% of FP17s for the same patient ID Re-attending within 3 months - Adults	116	980	11.8%	14.5%	14.9%	15.4%
% of FP17s for the same patient ID Re-attending between 3 & 9 months - Children	101	268	37.7%	52.8%	60.0%	58.9%
% of FP17s for the same patient ID Re-attending between 3 & 9 months - Adults	511	980	52.1%	48.5%	52.6%	51.6%
% of FP17s for Band 1 Urgent Courses	49	1,101	4.5%	8.0%	7.9%	8.9%
% of FP17s Relating to Free Repair or Replacements	4	1,101	0.4%	0.8%	0.8%	0.8%
% of FP17s Relating to Continuations	19	1,101	1.7%	0.8%	0.9%	0.9%
% of Patients satisfied with the dentistry they have received	7	7	N/A	93.1%	93.2%	93.2%
% of Patients satisfied with the time they had to wait for an appointment	7	7	N/A	90.9%	89.1%	88.8%

* This is based on patients treated on this contract for their most recent course of treatment. Figures in italics indicate the base number of FP17s or Patient Questionnaire responses are less than 100. N/A is shown where the base number of responses is less than 10 during the period. % is calculated as Quantity/Base number*100

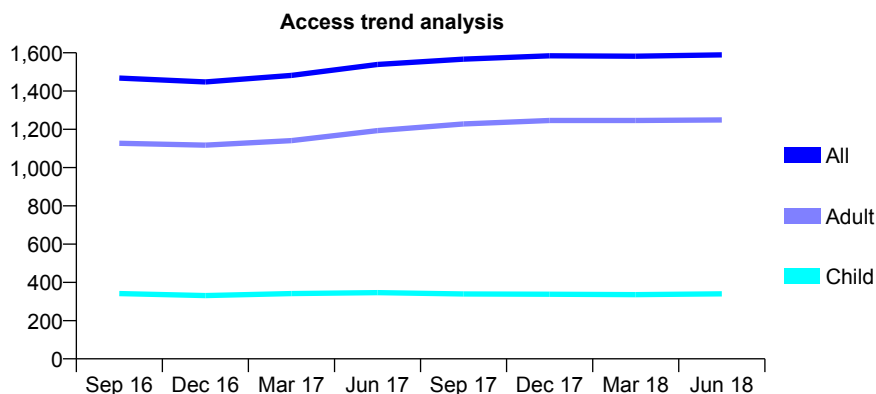
Q54 - Vital Signs At a Glance Contract Report for 326496/0001 - June 2018

Name or company name	MR D MAHGEREFTEH
Contract type name	GDS Contract
Purpose of contract	General
Contract start date	01/04/2006
Contract end date	

18/19 Contracted general activity (UDA)	7,433
Carry forward general activity (UDA)	0
18/19 Contracted orthodontic activity (UOA)	0
Carry forward orthodontic activity (UOA)	0
Baseline contract value	£233,103.20

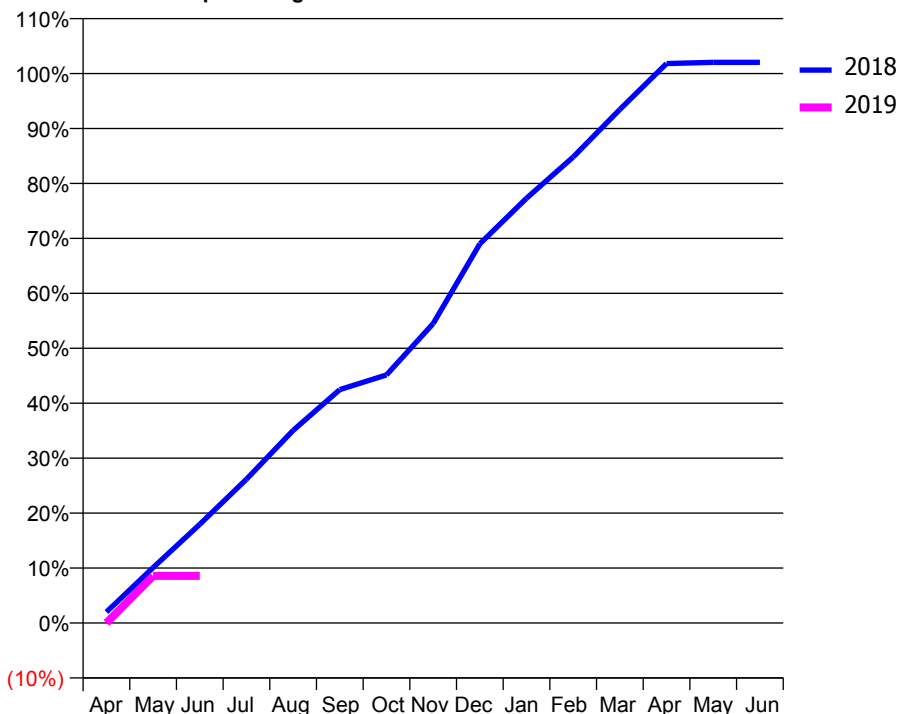
ACCESS*

Patients seen in 24 months	Total	Change since previous quarter
Quarter ending June 2017	1,539	
Quarter ending September 2017	1,567	→
Quarter ending December 2017	1,584	→
Quarter ending March 2018	1,582	→
Quarter ending June 2018	1,589	→
Variance since June 2017	3.2%	↑



ACTIVITY

Cumulative percentage of contracted UDA delivered 2018 & 2019



Month	Adjusted Scheduled Activity (UDA)	
	2018	2019
April	149	0
May	750	638
June	1,336	638
July	1,945	
August	2,606	
September	3,158	
October	3,355	
November	4,051	
December	5,129	
January	5,745	
February	6,304	
March	6,947	
April	7,568	
May	7,585	
June	7,585	

QUALITY

	Quantity	Base Number	Contract	AT	Region	England
% of FP17s for the same patient ID Re-attending within 3 months - Children	11	79	13.9%	10.0%	11.3%	11.5%
% of FP17s for the same patient ID Re-attending within 3 months - Adults	59	319	18.5%	14.5%	14.9%	15.4%
% of FP17s for the same patient ID Re-attending between 3 & 9 months - Children	46	79	58.2%	52.8%	60.0%	58.9%
% of FP17s for the same patient ID Re-attending between 3 & 9 months - Adults	190	319	59.6%	48.5%	52.6%	51.6%
% of FP17s for Band 1 Urgent Courses	10	171	5.8%	8.0%	7.9%	8.9%
% of FP17s Relating to Free Repair or Replacements	9	171	5.3%	0.8%	0.8%	0.8%
% of FP17s Relating to Continuations	6	171	3.5%	0.8%	0.9%	0.9%
% of Patients satisfied with the dentistry they have received	7	7	N/A	93.1%	93.2%	93.2%
% of Patients satisfied with the time they had to wait for an appointment	7	7	N/A	90.9%	89.1%	88.8%

* This is based on patients treated on this contract for their most recent course of treatment. Figures in italics indicate the base number of FP17s or Patient Questionnaire responses are less than 100. N/A is shown where the base number of responses is less than 10 during the period. % is calculated as Quantity/Base number*100

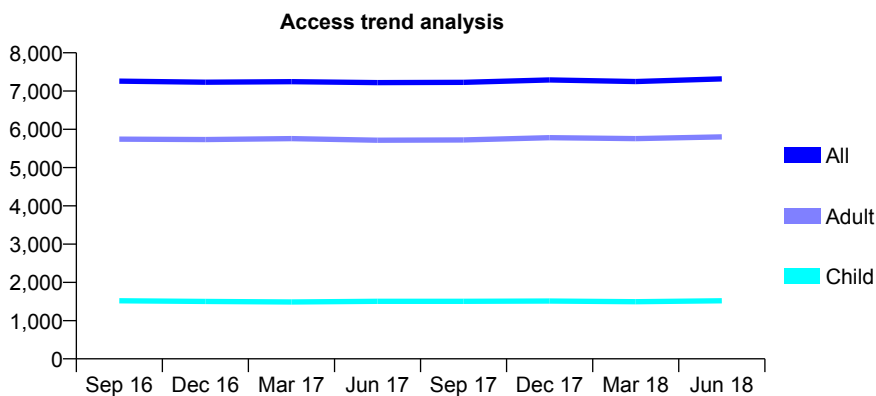
Q54 - Vital Signs At a Glance Contract Report for 326666/0002 - June 2018

Name or company name	MR RS TENNET
Contract type name	GDS Contract
Purpose of contract	General
Contract start date	01/04/2006
Contract end date	

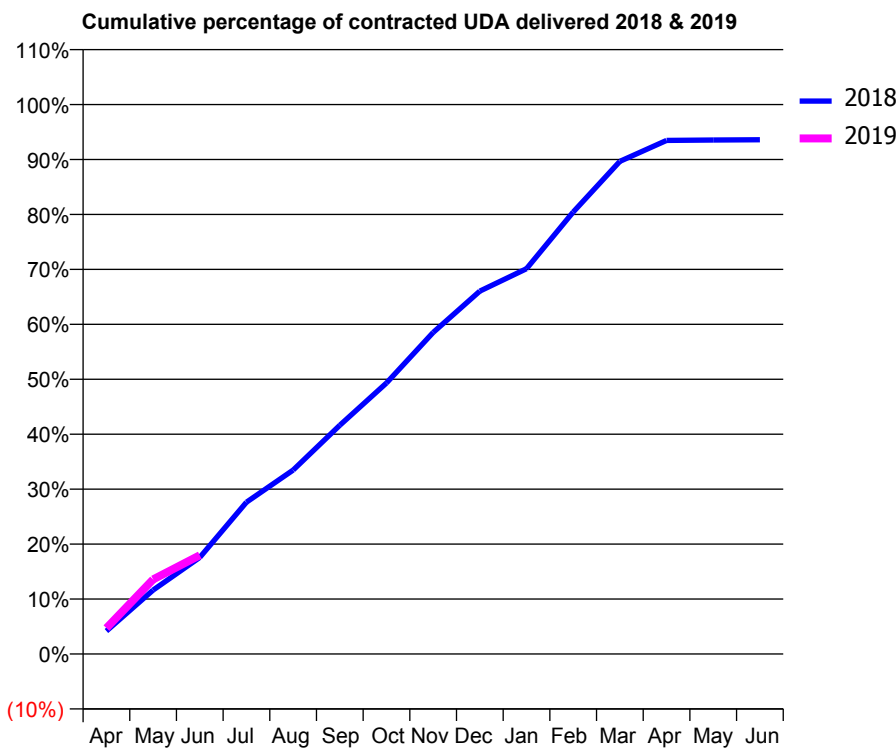
18/19 Contracted general activity (UDA)	16,970
Carry forward general activity (UDA)	0
18/19 Contracted orthodontic activity (UOA)	0
Carry forward orthodontic activity (UOA)	0
Baseline contract value	£442,328.57

ACCESS*

Patients seen in 24 months	Total	Change since previous quarter
Quarter ending June 2017	7,220	
Quarter ending September 2017	7,227	→
Quarter ending December 2017	7,292	→
Quarter ending March 2018	7,249	→
Quarter ending June 2018	7,320	→
Variance since June 2017	1.4%	→



ACTIVITY



Month	Adjusted Scheduled Activity (UDA)	
	2018	2019
April	709	799
May	1,974	2,303
June	2,986	3,049
July	4,687	
August	5,683	
September	7,063	
October	8,370	
November	9,930	
December	11,206	
January	11,900	
February	13,648	
March	15,213	
April	15,859	
May	15,874	
June	15,879	

QUALITY

	Quantity	Base Number	Contract	AT	Region	England
% of FP17s for the same patient ID Re-attending within 3 months - Children	21	499	4.2%	10.0%	11.3%	11.5%
% of FP17s for the same patient ID Re-attending within 3 months - Adults	147	1,382	10.6%	14.5%	14.9%	15.4%
% of FP17s for the same patient ID Re-attending between 3 & 9 months - Children	215	499	43.1%	52.8%	60.0%	58.9%
% of FP17s for the same patient ID Re-attending between 3 & 9 months - Adults	470	1,382	34.0%	48.5%	52.6%	51.6%
% of FP17s for Band 1 Urgent Courses	112	1,542	7.3%	8.0%	7.9%	8.9%
% of FP17s Relating to Free Repair or Replacements	12	1,542	0.8%	0.8%	0.8%	0.8%
% of FP17s Relating to Continuations	27	1,542	1.8%	0.8%	0.9%	0.9%
% of Patients satisfied with the dentistry they have received	5	5	N/A	93.1%	93.2%	93.2%
% of Patients satisfied with the time they had to wait for an appointment	5	5	N/A	90.9%	89.1%	88.8%

* This is based on patients treated on this contract for their most recent course of treatment. Figures in italics indicate the base number of FP17s or Patient Questionnaire responses are less than 100. N/A is shown where the base number of responses is less than 10 during the period. % is calculated as Quantity/Base number*100

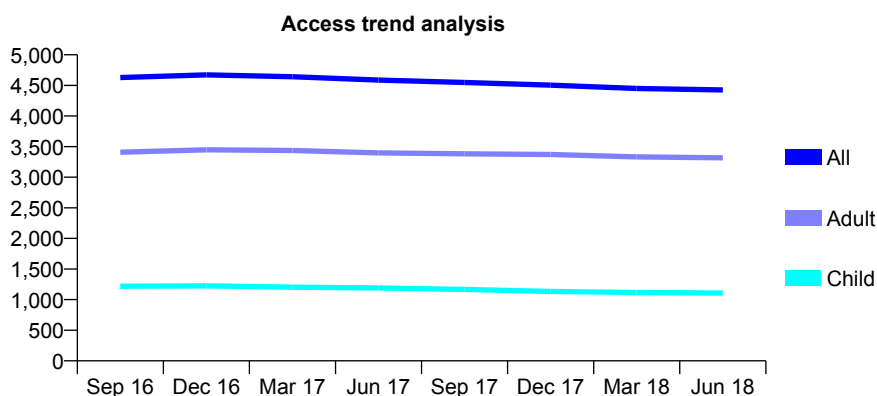
Q54 - Vital Signs At a Glance Contract Report for 327875/0001 - June 2018

Name or company name	MISS S MOSEDALE
Contract type name	GDS Contract
Purpose of contract	General
Contract start date	01/04/2006
Contract end date	

18/19 Contracted general activity (UDA)	16,997
Carry forward general activity (UDA)	0
18/19 Contracted orthodontic activity (UOA)	0
Carry forward orthodontic activity (UOA)	0
Baseline contract value	£377,788.00

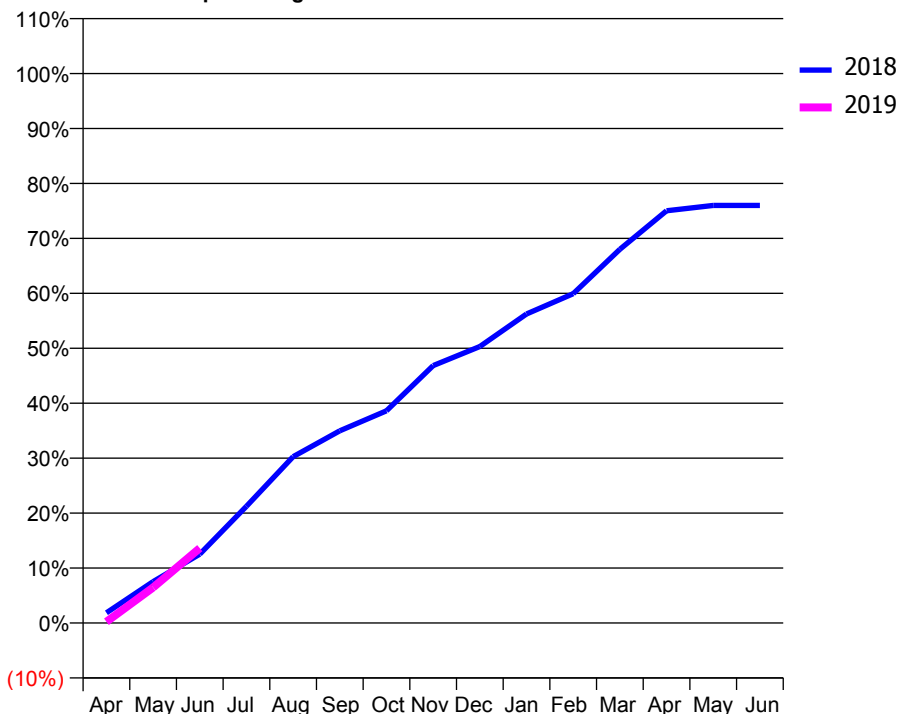
ACCESS*

Patients seen in 24 months	Total	Change since previous quarter
Quarter ending June 2017	4,588	
Quarter ending September 2017	4,548	→
Quarter ending December 2017	4,505	→
Quarter ending March 2018	4,450	↓
Quarter ending June 2018	4,426	→
Variance since June 2017	(3.5%)	↓



ACTIVITY

Cumulative percentage of contracted UDA delivered 2018 & 2019



Month	Adjusted Scheduled Activity (UDA)	
	2018	2019
April	315	38
May	1,281	1,098
June	2,131	2,315
July	3,612	
August	5,147	
September	5,945	
October	6,565	
November	7,964	
December	8,553	
January	9,560	
February	10,186	
March	11,561	
April	12,750	
May	12,915	
June	12,916	

QUALITY

	Quantity	Base Number	Contract	AT	Region	England
% of FP17s for the same patient ID Re-attending within 3 months - Children	27	475	5.7%	10.0%	11.3%	11.5%
% of FP17s for the same patient ID Re-attending within 3 months - Adults	212	1,461	14.5%	14.5%	14.9%	15.4%
% of FP17s for the same patient ID Re-attending between 3 & 9 months - Children	328	475	69.1%	52.8%	60.0%	58.9%
% of FP17s for the same patient ID Re-attending between 3 & 9 months - Adults	927	1,461	63.4%	48.5%	52.6%	51.6%
% of FP17s for Band 1 Urgent Courses	89	1,279	7.0%	8.0%	7.9%	8.9%
% of FP17s Relating to Free Repair or Replacements	15	1,279	1.2%	0.8%	0.8%	0.8%
% of FP17s Relating to Continuations	11	1,279	0.9%	0.8%	0.9%	0.9%
% of Patients satisfied with the dentistry they have received	3	3	N/A	93.1%	93.2%	93.2%
% of Patients satisfied with the time they had to wait for an appointment	3	3	N/A	90.9%	89.1%	88.8%

* This is based on patients treated on this contract for their most recent course of treatment. Figures in italics indicate the base number of FP17s or Patient Questionnaire responses are less than 100. N/A is shown where the base number of responses is less than 10 during the period. % is calculated as Quantity/Base number*100

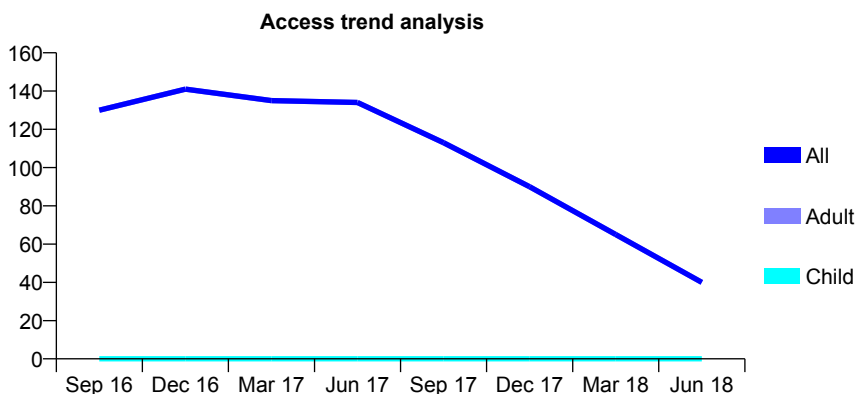
Q54 - Vital Signs At a Glance Contract Report for 328944/0001 - June 2018

Name or company name	MR P TANGRI
Contract type name	PDS Contract
Purpose of contract	General
Contract start date	01/04/2006
Contract end date	17/03/2026

18/19 Contracted general activity (UDA)	165
Carry forward general activity (UDA)	0
18/19 Contracted orthodontic activity (UOA)	0
Carry forward orthodontic activity (UOA)	0
Baseline contract value	£7,411.80

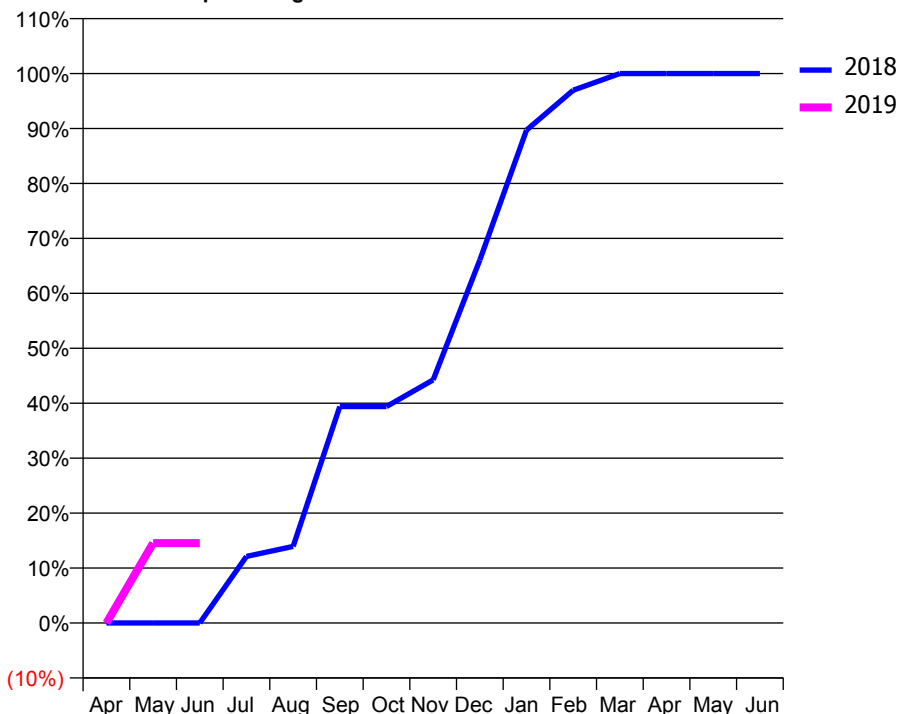
ACCESS*

Patients seen in 24 months	Total	Change since previous quarter
Quarter ending June 2017	134	
Quarter ending September 2017	113	↓
Quarter ending December 2017	90	↓
Quarter ending March 2018	65	↓
Quarter ending June 2018	40	↓
Variance since June 2017	(70.1%)	↓



ACTIVITY

Cumulative percentage of contracted UDA delivered 2018 & 2019



QUALITY

	Quantity	Base Number	Contract	AT	Region	England
% of FP17s for the same patient ID Re-attending within 3 months - Children	0	0	N/A	10.0%	11.3%	11.5%
% of FP17s for the same patient ID Re-attending within 3 months - Adults	0	2	0.0%	14.5%	14.9%	15.4%
% of FP17s for the same patient ID Re-attending between 3 & 9 months - Children	0	0	N/A	52.8%	60.0%	58.9%
% of FP17s for the same patient ID Re-attending between 3 & 9 months - Adults	0	2	0.0%	48.5%	52.6%	51.6%
% of FP17s for Band 1 Urgent Courses	0	2	0.0%	8.0%	7.9%	8.9%
% of FP17s Relating to Free Repair or Replacements	0	2	0.0%	0.8%	0.8%	0.8%
% of FP17s Relating to Continuations	0	2	0.0%	0.8%	0.9%	0.9%
% of Patients satisfied with the dentistry they have received	0	0	N/A	93.1%	93.2%	93.2%
% of Patients satisfied with the time they had to wait for an appointment	0	0	N/A	90.9%	89.1%	88.8%

* This is based on patients treated on this contract for their most recent course of treatment. Figures in italics indicate the base number of FP17s or Patient Questionnaire responses are less than 100. N/A is shown where the base number of responses is less than 10 during the period. % is calculated as Quantity/Base number*100

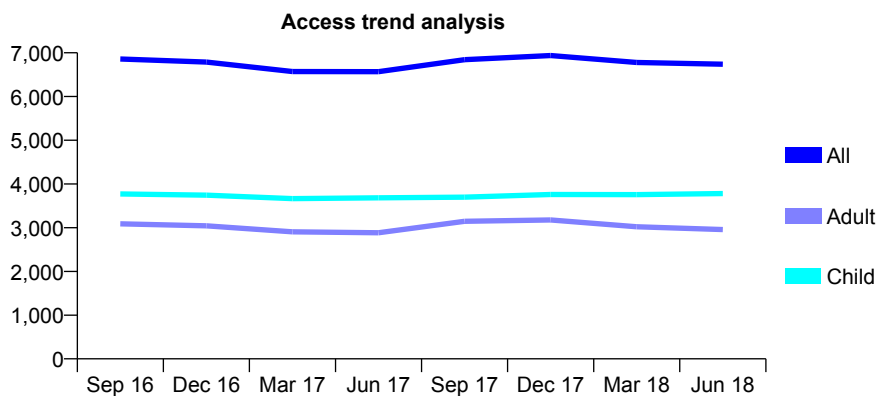
Q54 - Vital Signs At a Glance Contract Report for 328944/0002 - June 2018

Name or company name	MR P TANGRI
Contract type name	GDS Contract
Purpose of contract	General and Orthodontic
Contract start date	01/04/2006
Contract end date	

18/19 Contracted general activity (UDA)	14,197
Carry forward general activity (UDA)	0
18/19 Contracted orthodontic activity (UOA)	22
Carry forward orthodontic activity (UOA)	0
Baseline contract value	£328,616.34

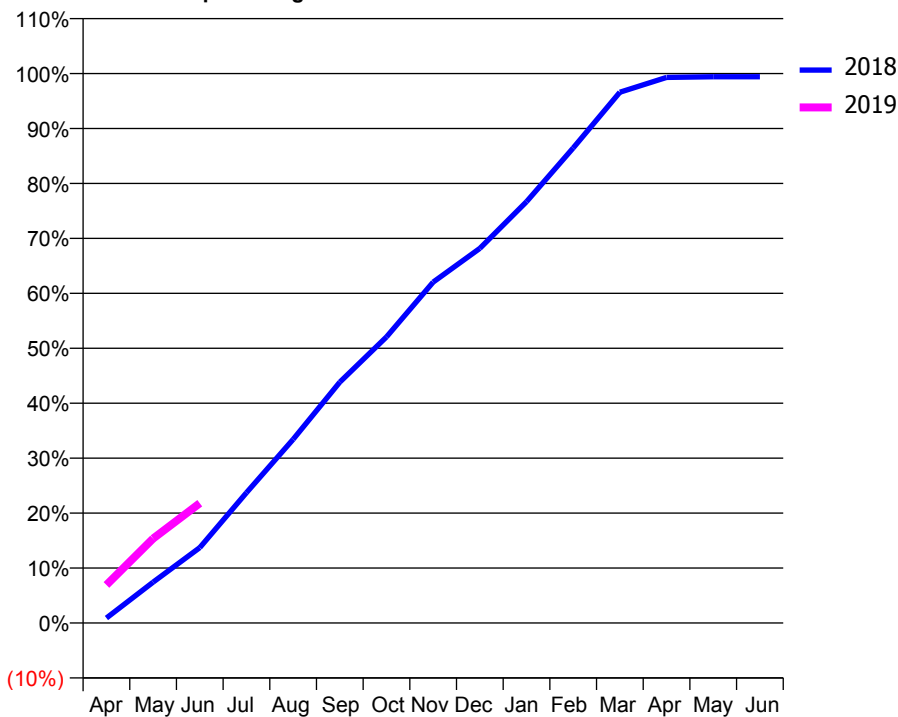
ACCESS*

Patients seen in 24 months	Total	Change since previous quarter
Quarter ending June 2017	6,567	
Quarter ending September 2017	6,842	↑
Quarter ending December 2017	6,936	→
Quarter ending March 2018	6,778	↓
Quarter ending June 2018	6,740	→
Variance since June 2017	2.6%	↑



ACTIVITY

Cumulative percentage of contracted UDA delivered 2018 & 2019



Adjusted Scheduled Activity (UDA)		
Month	2018	2019
April	130	982
May	1,056	2,184
June	1,948	3,095
July	3,368	
August	4,744	
September	6,224	
October	7,391	
November	8,807	
December	9,679	
January	10,885	
February	12,272	
March	13,715	
April	14,095	
May	14,114	
June	14,114	

QUALITY

	Quantity	Base Number	Contract	AT	Region	England
% of FP17s for the same patient ID Re-attending within 3 months - Children	154	1,447	10.6%	10.0%	11.3%	11.5%
% of FP17s for the same patient ID Re-attending within 3 months - Adults	91	918	9.9%	14.5%	14.9%	15.4%
% of FP17s for the same patient ID Re-attending between 3 & 9 months - Children	541	1,447	37.4%	52.8%	60.0%	58.9%
% of FP17s for the same patient ID Re-attending between 3 & 9 months - Adults	127	918	13.8%	48.5%	52.6%	51.6%
% of FP17s for Band 1 Urgent Courses	1,006	2,086	48.2%	8.0%	7.9%	8.9%
% of FP17s Relating to Free Repair or Replacements	4	2,086	0.2%	0.8%	0.8%	0.8%
% of FP17s Relating to Continuations	1	2,086	0.0%	0.8%	0.9%	0.9%
% of Patients satisfied with the dentistry they have received	4	4	N/A	93.1%	93.2%	93.2%
% of Patients satisfied with the time they had to wait for an appointment	4	4	N/A	90.9%	89.1%	88.8%

* This is based on patients treated on this contract for their most recent course of treatment. Figures in italics indicate the base number of FP17s or Patient Questionnaire responses are less than 100. N/A is shown where the base number of responses is less than 10 during the period. % is calculated as Quantity/Base number*100

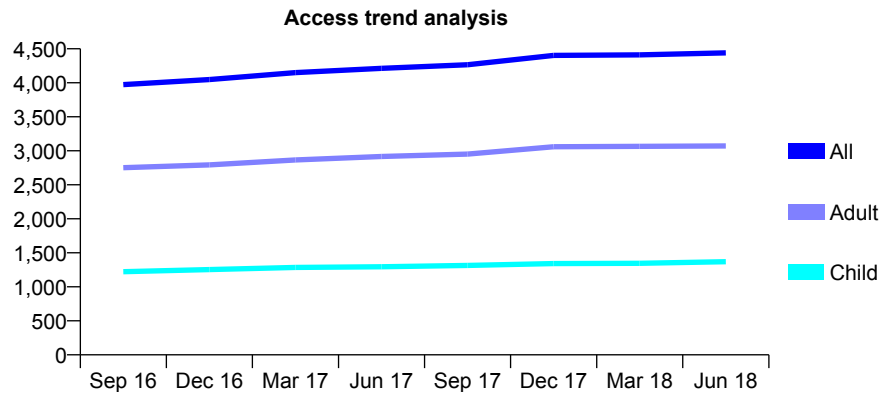
Q54 - Vital Signs At a Glance Contract Report for 330485/0002 - June 2018

Name or company name	MR I AZMAT
Contract type name	GDS Contract
Purpose of contract	General
Contract start date	01/04/2006
Contract end date	

18/19 Contracted general activity (UDA)	10,775
Carry forward general activity (UDA)	0
18/19 Contracted orthodontic activity (UOA)	0
Carry forward orthodontic activity (UOA)	0
Baseline contract value	£226,524.56

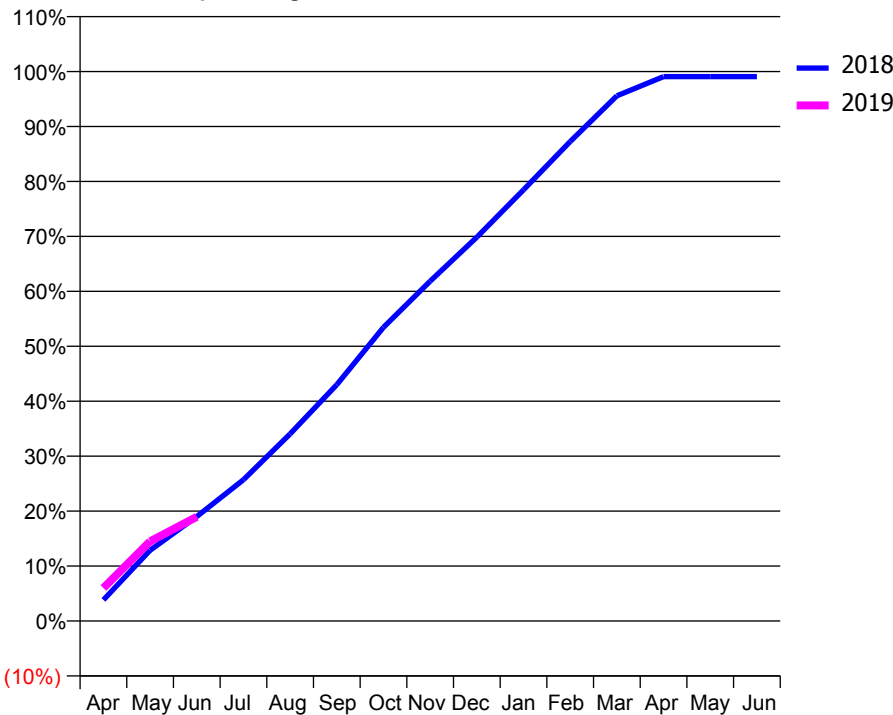
ACCESS*

Patients seen in 24 months	Total	Change since previous quarter
Quarter ending June 2017	4,213	
Quarter ending September 2017	4,266	→
Quarter ending December 2017	4,403	↑
Quarter ending March 2018	4,411	→
Quarter ending June 2018	4,440	→
Variance since June 2017	5.4%	↑



ACTIVITY

Cumulative percentage of contracted UDA delivered 2018 & 2019



Month	Adjusted Scheduled Activity (UDA)	
	2018	2019
April	415	648
May	1,388	1,563
June	2,048	2,043
July	2,771	
August	3,671	
September	4,634	
October	5,760	
November	6,663	
December	7,528	
January	8,454	
February	9,401	
March	10,297	
April	10,674	
May	10,674	
June	10,674	

QUALITY

	Quantity	Base Number	Contract	AT	Region	England
% of FP17s for the same patient ID Re-attending within 3 months - Children	17	317	5.4%	10.0%	11.3%	11.5%
% of FP17s for the same patient ID Re-attending within 3 months - Adults	107	748	14.3%	14.5%	14.9%	15.4%
% of FP17s for the same patient ID Re-attending between 3 & 9 months - Children	116	317	36.6%	52.8%	60.0%	58.9%
% of FP17s for the same patient ID Re-attending between 3 & 9 months - Adults	260	748	34.8%	48.5%	52.6%	51.6%
% of FP17s for Band 1 Urgent Courses	151	936	16.1%	8.0%	7.9%	8.9%
% of FP17s Relating to Free Repair or Replacements	0	936	0.0%	0.8%	0.8%	0.8%
% of FP17s Relating to Continuations	4	936	0.4%	0.8%	0.9%	0.9%
% of Patients satisfied with the dentistry they have received	1	1	N/A	93.1%	93.2%	93.2%
% of Patients satisfied with the time they had to wait for an appointment	1	1	N/A	90.9%	89.1%	88.8%

* This is based on patients treated on this contract for their most recent course of treatment. Figures in italics indicate the base number of FP17s or Patient Questionnaire responses are less than 100. N/A is shown where the base number of responses is less than 10 during the period. % is calculated as Quantity/Base number*100

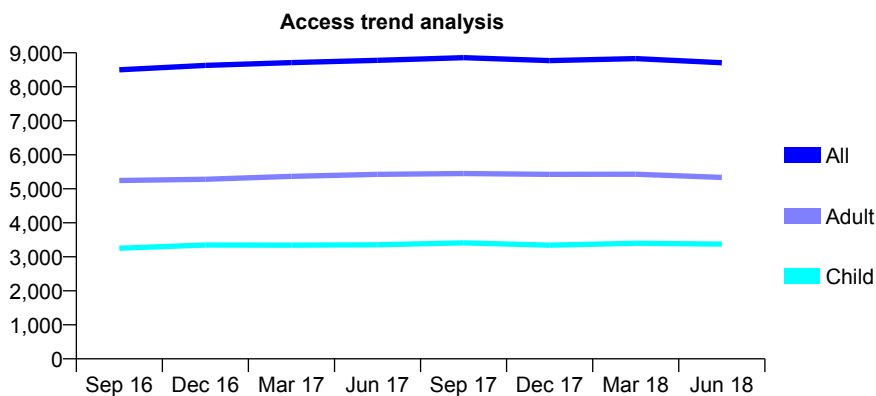
Q54 - Vital Signs At a Glance Contract Report for 330485/0003 - June 2018

Name or company name	MR I AZMAT
Contract type name	GDS Contract
Purpose of contract	General
Contract start date	01/04/2006
Contract end date	

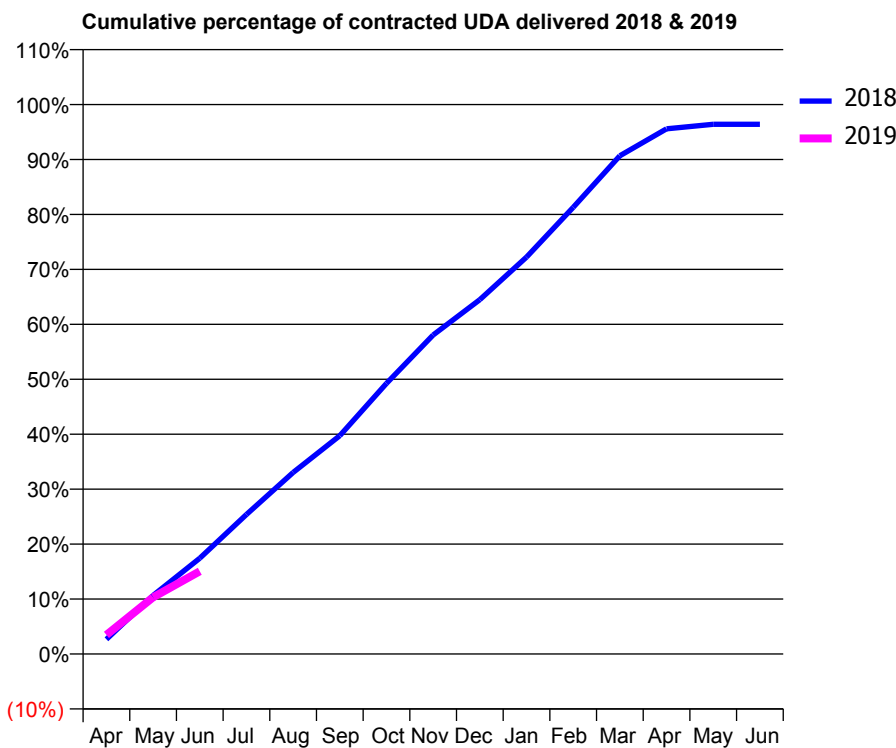
18/19 Contracted general activity (UDA)	24,125
Carry forward general activity (UDA)	0
18/19 Contracted orthodontic activity (UOA)	0
Carry forward orthodontic activity (UOA)	0
Baseline contract value	£499,555.88

ACCESS*

Patients seen in 24 months	Total	Change since previous quarter
Quarter ending June 2017	8,780	
Quarter ending September 2017	8,857	→
Quarter ending December 2017	8,770	→
Quarter ending March 2018	8,829	→
Quarter ending June 2018	8,707	↓
Variance since June 2017	(0.8%)	→



ACTIVITY



Month	Adjusted Scheduled Activity (UDA)	
	2018	2019
April	649	843
May	2,575	2,491
June	4,205	3,632
July	6,126	
August	7,971	
September	9,588	
October	11,884	
November	14,005	
December	15,558	
January	17,428	
February	19,609	
March	21,873	
April	23,056	
May	23,254	
June	23,254	

QUALITY

	Quantity	Base Number	Contract	AT	Region	England
% of FP17s for the same patient ID Re-attending within 3 months - Children	58	830	7.0%	10.0%	11.3%	11.5%
% of FP17s for the same patient ID Re-attending within 3 months - Adults	107	1,049	10.2%	14.5%	14.9%	15.4%
% of FP17s for the same patient ID Re-attending between 3 & 9 months - Children	271	830	32.7%	52.8%	60.0%	58.9%
% of FP17s for the same patient ID Re-attending between 3 & 9 months - Adults	294	1,049	28.0%	48.5%	52.6%	51.6%
% of FP17s for Band 1 Urgent Courses	109	1,462	7.5%	8.0%	7.9%	8.9%
% of FP17s Relating to Free Repair or Replacements	0	1,462	0.0%	0.8%	0.8%	0.8%
% of FP17s Relating to Continuations	0	1,462	0.0%	0.8%	0.9%	0.9%
% of Patients satisfied with the dentistry they have received	4	4	N/A	93.1%	93.2%	93.2%
% of Patients satisfied with the time they had to wait for an appointment	3	4	N/A	90.9%	89.1%	88.8%

* This is based on patients treated on this contract for their most recent course of treatment. Figures in italics indicate the base number of FP17s or Patient Questionnaire responses are less than 100. N/A is shown where the base number of responses is less than 10 during the period. % is calculated as Quantity/Base number*100

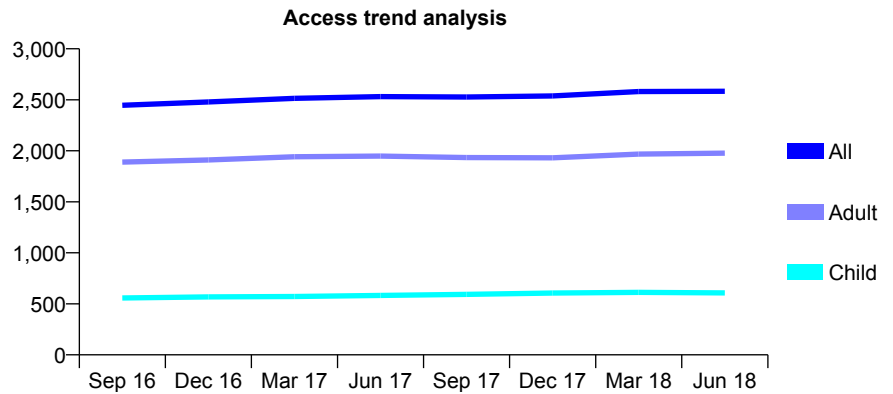
Q54 - Vital Signs At a Glance Contract Report for 330485/0004 - June 2018

Name or company name	MR I AZMAT
Contract type name	GDS Contract
Purpose of contract	General
Contract start date	01/04/2006
Contract end date	

18/19 Contracted general activity (UDA)	7,740
Carry forward general activity (UDA)	0
18/19 Contracted orthodontic activity (UOA)	0
Carry forward orthodontic activity (UOA)	0
Baseline contract value	£151,237.49

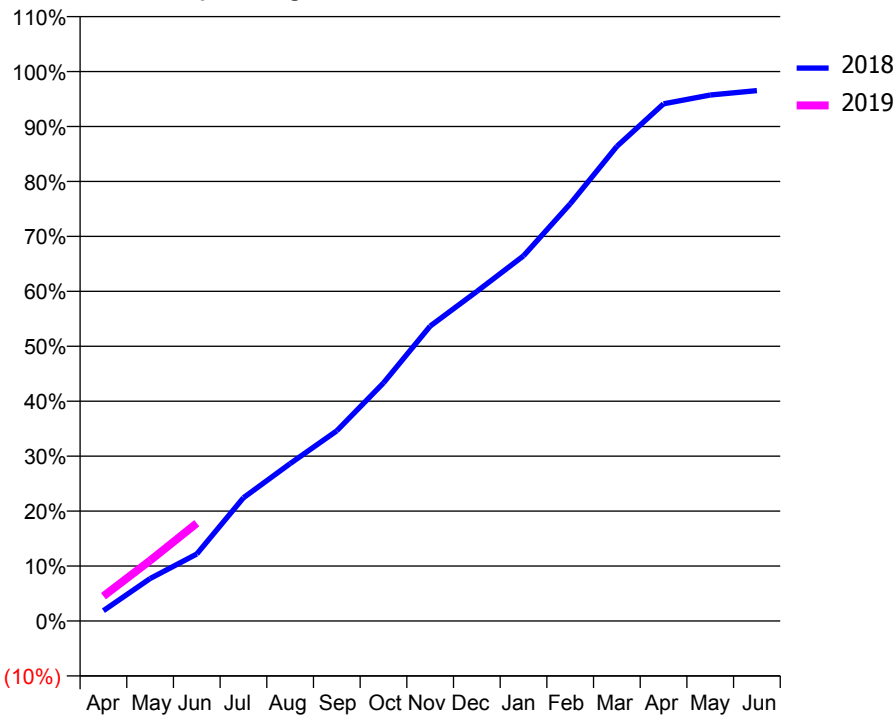
ACCESS*

Patients seen in 24 months	Total	Change since previous quarter
Quarter ending June 2017	2,531	
Quarter ending September 2017	2,527	→
Quarter ending December 2017	2,538	→
Quarter ending March 2018	2,581	→
Quarter ending June 2018	2,584	→
Variance since June 2017	2.1%	↑



ACTIVITY

Cumulative percentage of contracted UDA delivered 2018 & 2019



Month	Adjusted Scheduled Activity (UDA)	
	2018	2019
April	146	351
May	598	852
June	944	1,377
July	1,737	
August	2,216	
September	2,679	
October	3,353	
November	4,153	
December	4,643	
January	5,143	
February	5,876	
March	6,686	
April	7,285	
May	7,408	
June	7,471	

QUALITY

	Quantity	Base Number	Contract	AT	Region	England
% of FP17s for the same patient ID Re-attending within 3 months - Children	7	186	3.8%	10.0%	11.3%	11.5%
% of FP17s for the same patient ID Re-attending within 3 months - Adults	51	585	8.7%	14.5%	14.9%	15.4%
% of FP17s for the same patient ID Re-attending between 3 & 9 months - Children	102	186	54.8%	52.8%	60.0%	58.9%
% of FP17s for the same patient ID Re-attending between 3 & 9 months - Adults	267	585	45.6%	48.5%	52.6%	51.6%
% of FP17s for Band 1 Urgent Courses	27	603	4.5%	8.0%	7.9%	8.9%
% of FP17s Relating to Free Repair or Replacements	6	603	1.0%	0.8%	0.8%	0.8%
% of FP17s Relating to Continuations	10	603	1.7%	0.8%	0.9%	0.9%
% of Patients satisfied with the dentistry they have received	1	1	N/A	93.1%	93.2%	93.2%
% of Patients satisfied with the time they had to wait for an appointment	1	1	N/A	90.9%	89.1%	88.8%

* This is based on patients treated on this contract for their most recent course of treatment. Figures in italics indicate the base number of FP17s or Patient Questionnaire responses are less than 100. N/A is shown where the base number of responses is less than 10 during the period. % is calculated as Quantity/Base number*100

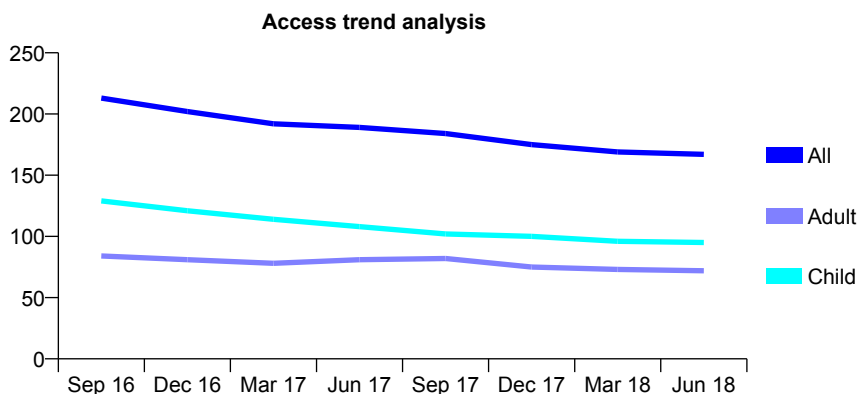
Q54 - Vital Signs At a Glance Contract Report for 331902/0001 - June 2018

Name or company name	MR MA PLUMB
Contract type name	GDS Contract
Purpose of contract	General and Orthodontic
Contract start date	01/04/2006
Contract end date	

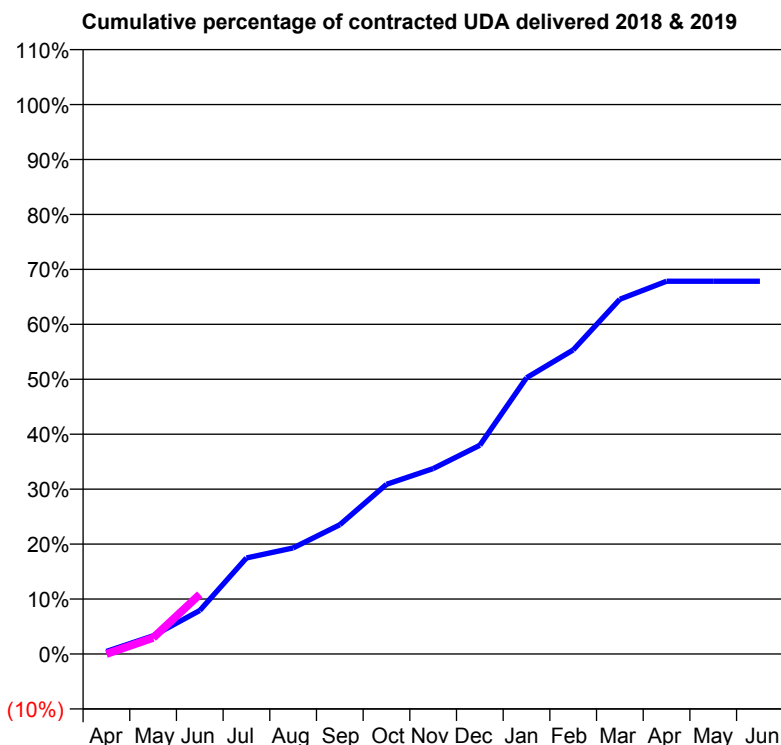
18/19 Contracted general activity (UDA)	460
Carry forward general activity (UDA)	0
18/19 Contracted orthodontic activity (UOA)	897
Carry forward orthodontic activity (UOA)	0
Baseline contract value	£71,849.51

ACCESS*

Patients seen in 24 months	Total	Change since previous quarter
Quarter ending June 2017	189	
Quarter ending September 2017	184	↓
Quarter ending December 2017	175	↓
Quarter ending March 2018	169	↓
Quarter ending June 2018	167	↓
Variance since June 2017	(11.6%)	↓



ACTIVITY



Month	Adjusted Scheduled Activity (UDA)	
	2018	2019
April	2	0
May	15	14
June	36	50
July	80	
August	89	
September	108	
October	142	
November	155	
December	175	
January	231	
February	255	
March	297	
April	312	
May	312	
June	312	

QUALITY

	Quantity	Base Number	Contract	AT	Region	England
% of FP17s for the same patient ID Re-attending within 3 months - Children	2	57	3.5%	10.0%	11.3%	11.5%
% of FP17s for the same patient ID Re-attending within 3 months - Adults	5	21	23.8%	14.5%	14.9%	15.4%
% of FP17s for the same patient ID Re-attending between 3 & 9 months - Children	27	57	47.4%	52.8%	60.0%	58.9%
% of FP17s for the same patient ID Re-attending between 3 & 9 months - Adults	8	21	38.1%	48.5%	52.6%	51.6%
% of FP17s for Band 1 Urgent Courses	5	43	11.6%	8.0%	7.9%	8.9%
% of FP17s Relating to Free Repair or Replacements	0	43	0.0%	0.8%	0.8%	0.8%
% of FP17s Relating to Continuations	0	43	0.0%	0.8%	0.9%	0.9%
% of Patients satisfied with the dentistry they have received	0	0	N/A	93.1%	93.2%	93.2%
% of Patients satisfied with the time they had to wait for an appointment	0	0	N/A	90.9%	89.1%	88.8%

* This is based on patients treated on this contract for their most recent course of treatment. Figures in italics indicate the base number of FP17s or Patient Questionnaire responses are less than 100. N/A is shown where the base number of responses is less than 10 during the period. % is calculated as Quantity/Base number*100

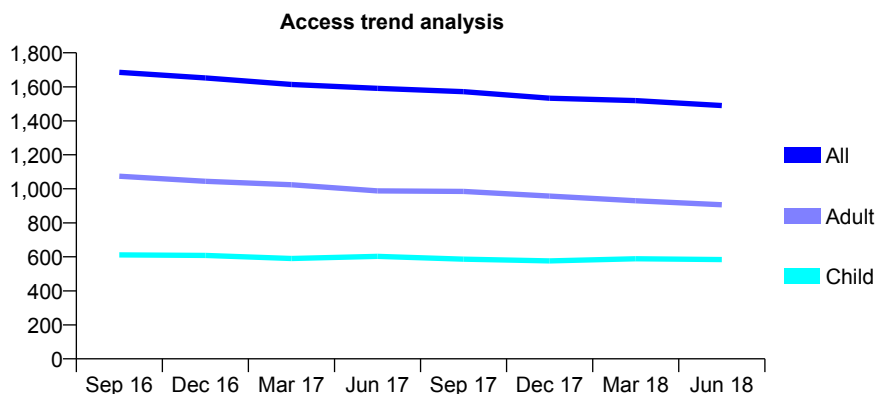
Q54 - Vital Signs At a Glance Contract Report for 332089/0001 - June 2018

Name or company name	MR C BULLARD
Contract type name	GDS Contract
Purpose of contract	General
Contract start date	01/04/2006
Contract end date	

18/19 Contracted general activity (UDA)	4,250
Carry forward general activity (UDA)	0
18/19 Contracted orthodontic activity (UOA)	0
Carry forward orthodontic activity (UOA)	0
Baseline contract value	£105,735.69

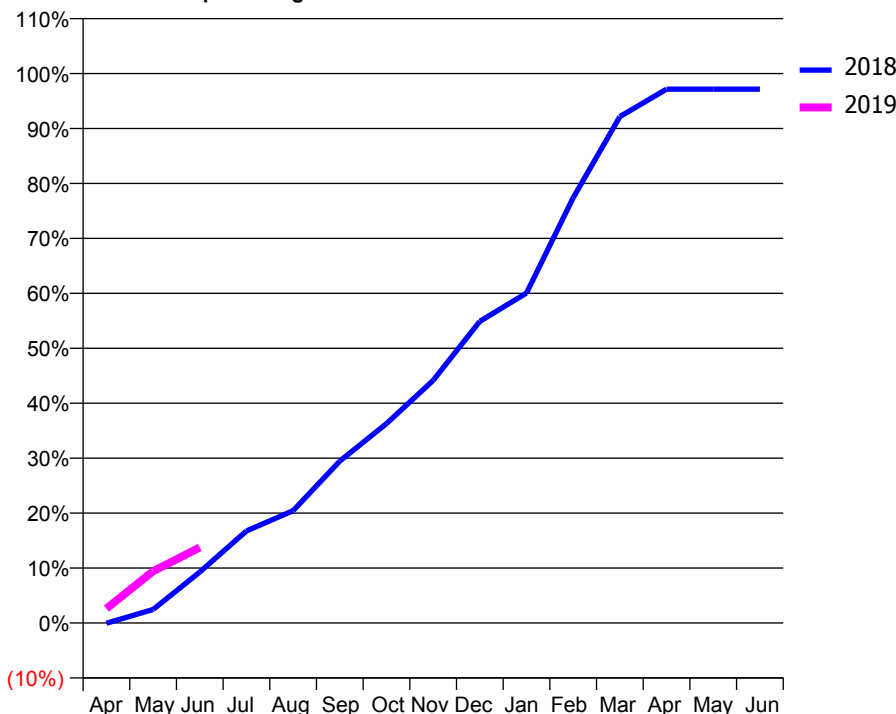
ACCESS*

Patients seen in 24 months	Total	Change since previous quarter
Quarter ending June 2017	1,591	
Quarter ending September 2017	1,571	↓
Quarter ending December 2017	1,533	↓
Quarter ending March 2018	1,519	→
Quarter ending June 2018	1,490	↓
Variance since June 2017	(6.3%)	↓



ACTIVITY

Cumulative percentage of contracted UDA delivered 2018 & 2019



Adjusted Scheduled Activity (UDA)

Month	2018	2019
April	-4	112
May	154	401
June	581	584
July	1,047	
August	1,278	
September	1,842	
October	2,268	
November	2,759	
December	3,432	
January	3,753	
February	4,838	
March	5,760	
April	6,072	
May	6,072	
June	6,072	

QUALITY

	Quantity	Base Number	Contract	AT	Region	England
% of FP17s for the same patient ID Re-attending within 3 months - Children	23	216	10.6%	10.0%	11.3%	11.5%
% of FP17s for the same patient ID Re-attending within 3 months - Adults	39	220	17.7%	14.5%	14.9%	15.4%
% of FP17s for the same patient ID Re-attending between 3 & 9 months - Children	136	216	63.0%	52.8%	60.0%	58.9%
% of FP17s for the same patient ID Re-attending between 3 & 9 months - Adults	134	220	60.9%	48.5%	52.6%	51.6%
% of FP17s for Band 1 Urgent Courses	16	328	4.9%	8.0%	7.9%	8.9%
% of FP17s Relating to Free Repair or Replacements	3	328	0.9%	0.8%	0.8%	0.8%
% of FP17s Relating to Continuations	2	328	0.6%	0.8%	0.9%	0.9%
% of Patients satisfied with the dentistry they have received	1	1	N/A	93.1%	93.2%	93.2%
% of Patients satisfied with the time they had to wait for an appointment	1	1	N/A	90.9%	89.1%	88.8%

* This is based on patients treated on this contract for their most recent course of treatment. Figures in italics indicate the base number of FP17s or Patient Questionnaire responses are less than 100. N/A is shown where the base number of responses is less than 10 during the period. % is calculated as Quantity/Base number*100

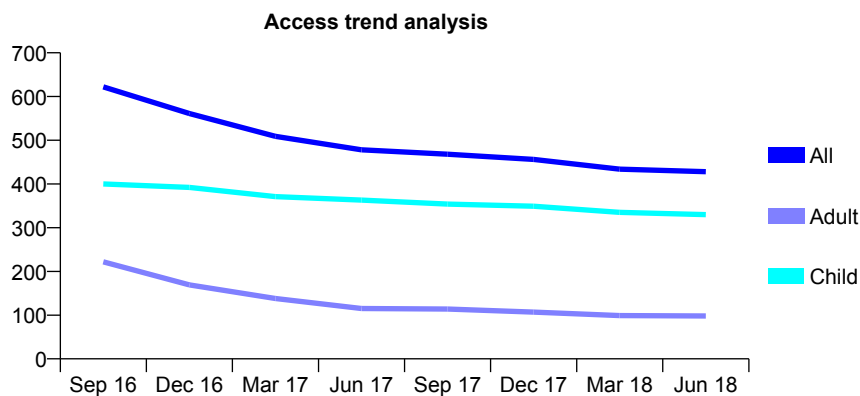
Q54 - Vital Signs At a Glance Contract Report for 334553/0001 - June 2018

Name or company name	MR AF MURPHY
Contract type name	GDS Contract
Purpose of contract	General
Contract start date	01/04/2008
Contract end date	

18/19 Contracted general activity (UDA)	1,250
Carry forward general activity (UDA)	0
18/19 Contracted orthodontic activity (UOA)	0
Carry forward orthodontic activity (UOA)	0
Baseline contract value	£31,196.05

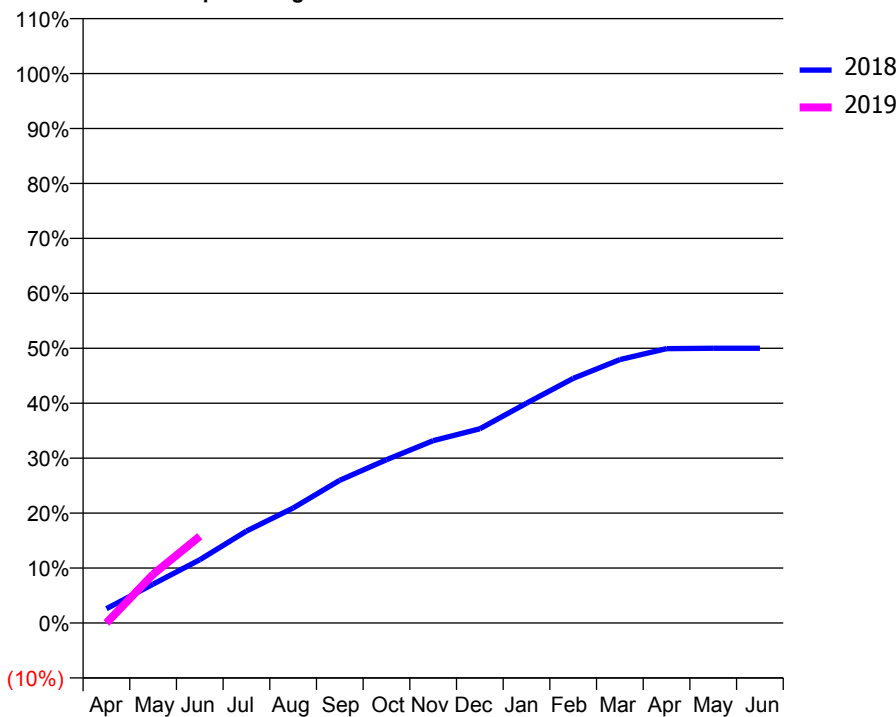
ACCESS*

Patients seen in 24 months	Total	Change since previous quarter
Quarter ending June 2017	478	
Quarter ending September 2017	468	↓
Quarter ending December 2017	456	↓
Quarter ending March 2018	434	↓
Quarter ending June 2018	428	↓
Variance since June 2017	(10.5%)	↓



ACTIVITY

Cumulative percentage of contracted UDA delivered 2018 & 2019



Adjusted Scheduled Activity (UDA)

Month	2018	2019
April	52	0
May	142	111
June	230	197
July	334	
August	419	
September	519	
October	594	
November	664	
December	707	
January	800	
February	890	
March	959	
April	999	
May	1,000	
June	1,000	

QUALITY

	Quantity	Base Number	Contract	AT	Region	England
% of FP17s for the same patient ID Re-attending within 3 months - Children	14	136	10.3%	10.0%	11.3%	11.5%
% of FP17s for the same patient ID Re-attending within 3 months - Adults	8	31	25.8%	14.5%	14.9%	15.4%
% of FP17s for the same patient ID Re-attending between 3 & 9 months - Children	85	136	62.5%	52.8%	60.0%	58.9%
% of FP17s for the same patient ID Re-attending between 3 & 9 months - Adults	13	31	41.9%	48.5%	52.6%	51.6%
% of FP17s for Band 1 Urgent Courses	6	143	4.2%	8.0%	7.9%	8.9%
% of FP17s Relating to Free Repair or Replacements	0	143	0.0%	0.8%	0.8%	0.8%
% of FP17s Relating to Continuations	0	143	0.0%	0.8%	0.9%	0.9%
% of Patients satisfied with the dentistry they have received	1	1	N/A	93.1%	93.2%	93.2%
% of Patients satisfied with the time they had to wait for an appointment	1	1	N/A	90.9%	89.1%	88.8%

* This is based on patients treated on this contract for their most recent course of treatment. Figures in italics indicate the base number of FP17s or Patient Questionnaire responses are less than 100. N/A is shown where the base number of responses is less than 10 during the period. % is calculated as Quantity/Base number*100

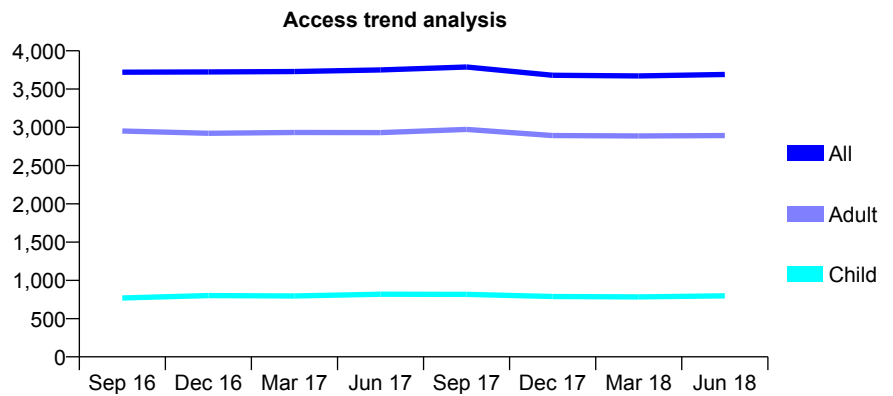
Q54 - Vital Signs At a Glance Contract Report for 335673/0001 - June 2018

Name or company name	MR RS KUDHAIL
Contract type name	PDS Contract
Purpose of contract	General
Contract start date	01/04/2006
Contract end date	31/03/2021

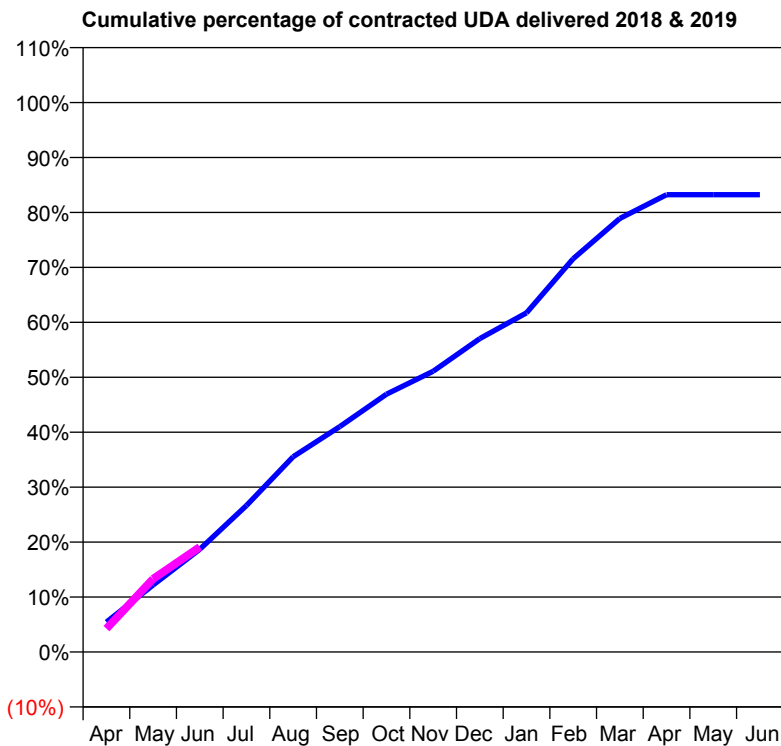
18/19 Contracted general activity (UDA)	12,902
Carry forward general activity (UDA)	0
18/19 Contracted orthodontic activity (UOA)	0
Carry forward orthodontic activity (UOA)	0
Baseline contract value	£379,413.22

ACCESS*

Patients seen in 24 months	Total	Change since previous quarter
Quarter ending June 2017	3,750	
Quarter ending September 2017	3,789	→
Quarter ending December 2017	3,680	↓
Quarter ending March 2018	3,671	→
Quarter ending June 2018	3,690	→
Variance since June 2017	(1.6%)	↓



ACTIVITY



Month	Adjusted Scheduled Activity (UDA)	
	2018	2019
April	704	551
May	1,574	1,716
June	2,414	2,465
July	3,439	
August	4,585	
September	5,293	
October	6,054	
November	6,592	
December	7,358	
January	7,962	
February	9,233	
March	10,181	
April	10,736	
May	10,738	
June	10,737	

QUALITY

	Quantity	Base Number	Contract	AT	Region	England
% of FP17s for the same patient ID Re-attending within 3 months - Children	18	312	5.8%	10.0%	11.3%	11.5%
% of FP17s for the same patient ID Re-attending within 3 months - Adults	129	1,070	12.1%	14.5%	14.9%	15.4%
% of FP17s for the same patient ID Re-attending between 3 & 9 months - Children	187	312	59.9%	52.8%	60.0%	58.9%
% of FP17s for the same patient ID Re-attending between 3 & 9 months - Adults	644	1,070	60.2%	48.5%	52.6%	51.6%
% of FP17s for Band 1 Urgent Courses	57	993	5.7%	8.0%	7.9%	8.9%
% of FP17s Relating to Free Repair or Replacements	10	993	1.0%	0.8%	0.8%	0.8%
% of FP17s Relating to Continuations	6	993	0.6%	0.8%	0.9%	0.9%
% of Patients satisfied with the dentistry they have received	6	6	N/A	93.1%	93.2%	93.2%
% of Patients satisfied with the time they had to wait for an appointment	6	6	N/A	90.9%	89.1%	88.8%

* This is based on patients treated on this contract for their most recent course of treatment. Figures in italics indicate the base number of FP17s or Patient Questionnaire responses are less than 100. N/A is shown where the base number of responses is less than 10 during the period. % is calculated as Quantity/Base number*100

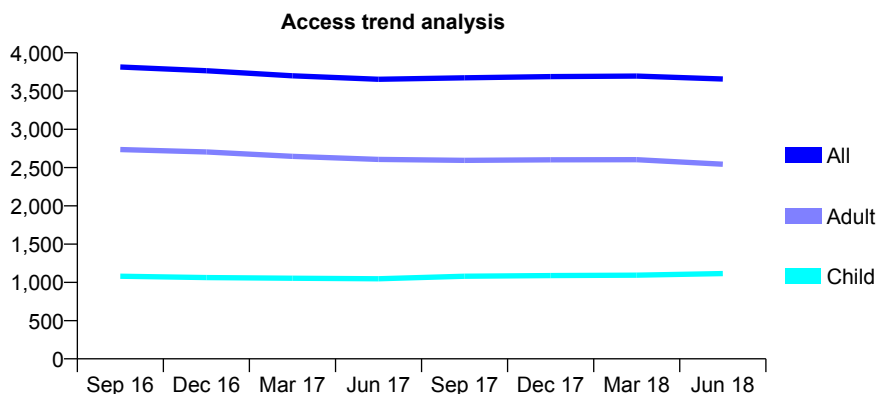
Q54 - Vital Signs At a Glance Contract Report for 336823/0002 - June 2018

Name or company name	MR F SHOJA-ASSADI
Contract type name	GDS Contract
Purpose of contract	General
Contract start date	01/04/2006
Contract end date	

18/19 Contracted general activity (UDA)	14,575
Carry forward general activity (UDA)	0
18/19 Contracted orthodontic activity (UOA)	0
Carry forward orthodontic activity (UOA)	0
Baseline contract value	£379,432.83

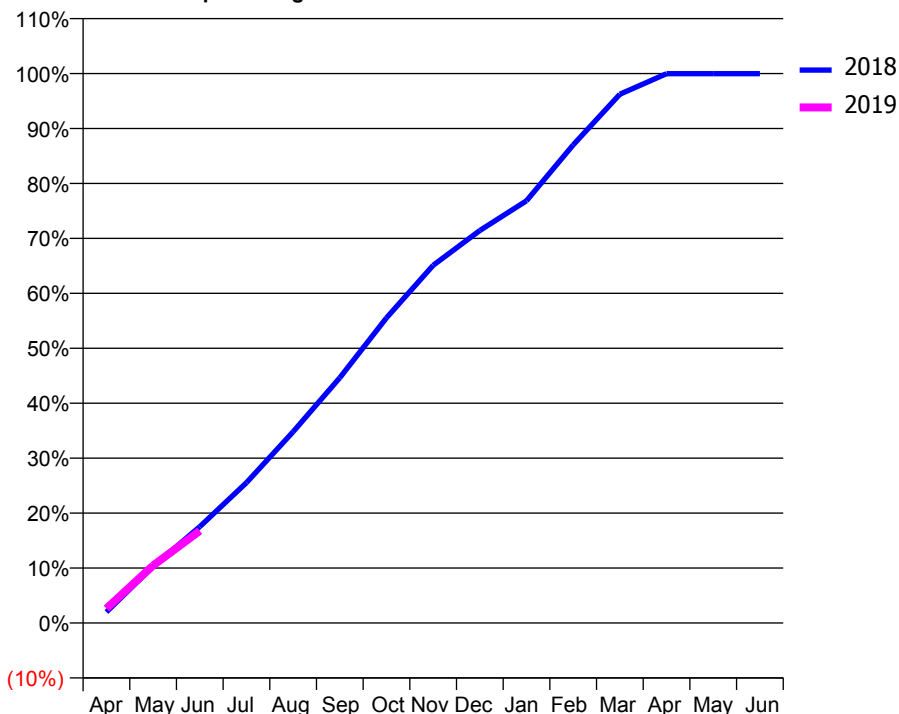
ACCESS*

Patients seen in 24 months	Total	Change since previous quarter
Quarter ending June 2017	3,654	
Quarter ending September 2017	3,674	→
Quarter ending December 2017	3,689	→
Quarter ending March 2018	3,696	→
Quarter ending June 2018	3,658	↓
Variance since June 2017	0.1%	→



ACTIVITY

Cumulative percentage of contracted UDA delivered 2018 & 2019



Month	Adjusted Scheduled Activity (UDA)	
	2018	2019
April	293	382
May	1,502	1,525
June	2,556	2,446
July	3,721	
August	5,073	
September	6,506	
October	8,093	
November	9,488	
December	10,411	
January	11,199	
February	12,682	
March	14,026	
April	14,571	
May	14,571	
June	14,572	

QUALITY

	Quantity	Base Number	Contract	AT	Region	England
% of FP17s for the same patient ID Re-attending within 3 months - Children	17	313	5.4%	10.0%	11.3%	11.5%
% of FP17s for the same patient ID Re-attending within 3 months - Adults	79	692	11.4%	14.5%	14.9%	15.4%
% of FP17s for the same patient ID Re-attending between 3 & 9 months - Children	145	313	46.3%	52.8%	60.0%	58.9%
% of FP17s for the same patient ID Re-attending between 3 & 9 months - Adults	372	692	53.8%	48.5%	52.6%	51.6%
% of FP17s for Band 1 Urgent Courses	38	862	4.4%	8.0%	7.9%	8.9%
% of FP17s Relating to Free Repair or Replacements	11	862	1.3%	0.8%	0.8%	0.8%
% of FP17s Relating to Continuations	2	862	0.2%	0.8%	0.9%	0.9%
% of Patients satisfied with the dentistry they have received	0	0	N/A	93.1%	93.2%	93.2%
% of Patients satisfied with the time they had to wait for an appointment	0	0	N/A	90.9%	89.1%	88.8%

* This is based on patients treated on this contract for their most recent course of treatment. Figures in italics indicate the base number of FP17s or Patient Questionnaire responses are less than 100. N/A is shown where the base number of responses is less than 10 during the period. % is calculated as Quantity/Base number*100

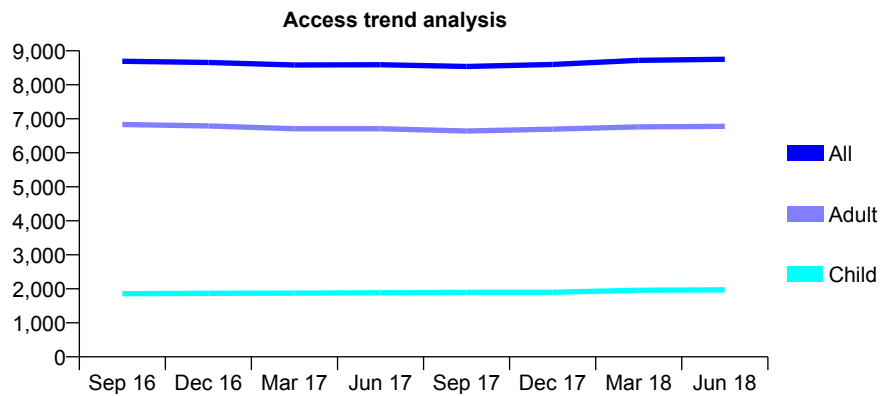
Q54 - Vital Signs At a Glance Contract Report for 339539/0001 - June 2018

Name or company name	MR D BALKRISHNA
Contract type name	GDS Contract
Purpose of contract	General
Contract start date	01/04/2006
Contract end date	

18/19 Contracted general activity (UDA)	26,139
Carry forward general activity (UDA)	0
18/19 Contracted orthodontic activity (UOA)	0
Carry forward orthodontic activity (UOA)	0
Baseline contract value	£651,683.23

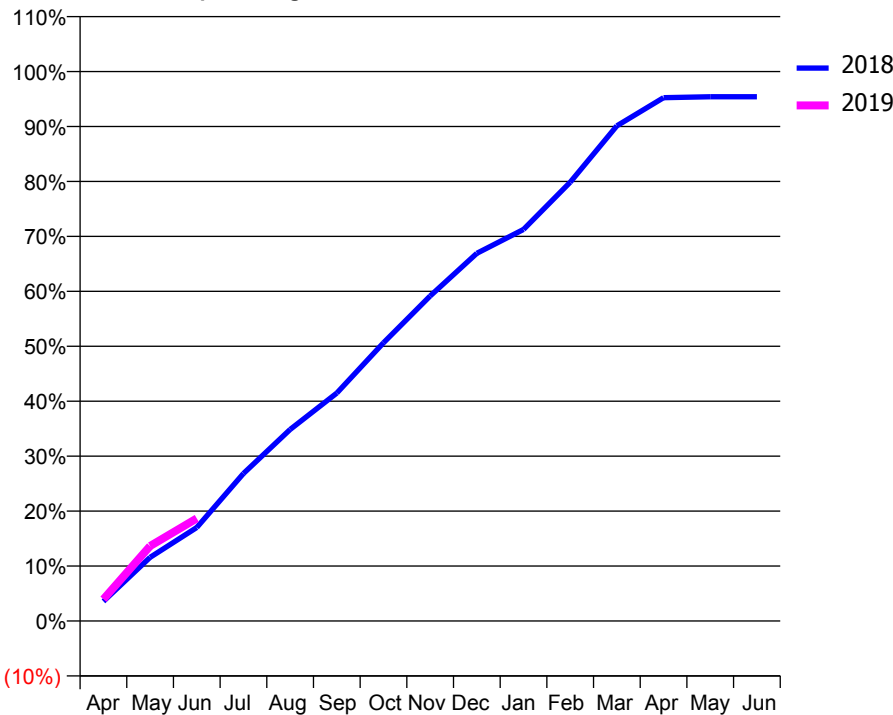
ACCESS*

Patients seen in 24 months	Total	Change since previous quarter
Quarter ending June 2017	8,591	
Quarter ending September 2017	8,540	→
Quarter ending December 2017	8,598	→
Quarter ending March 2018	8,719	→
Quarter ending June 2018	8,750	→
Variance since June 2017	1.9%	→



ACTIVITY

Cumulative percentage of contracted UDA delivered 2018 & 2019



Month	Adjusted Scheduled Activity (UDA)	
	2018	2019
April	937	1,035
May	3,028	3,569
June	4,451	4,879
July	7,017	
August	9,109	
September	10,847	
October	13,234	
November	15,464	
December	17,490	
January	18,627	
February	20,869	
March	23,554	
April	24,895	
May	24,936	
June	24,938	

QUALITY

	Quantity	Base Number	Contract	AT	Region	England
% of FP17s for the same patient ID Re-attending within 3 months - Children	29	665	4.4%	10.0%	11.3%	11.5%
% of FP17s for the same patient ID Re-attending within 3 months - Adults	305	2,272	13.4%	14.5%	14.9%	15.4%
% of FP17s for the same patient ID Re-attending between 3 & 9 months - Children	418	665	62.9%	52.8%	60.0%	58.9%
% of FP17s for the same patient ID Re-attending between 3 & 9 months - Adults	1,289	2,272	56.7%	48.5%	52.6%	51.6%
% of FP17s for Band 1 Urgent Courses	155	2,401	6.5%	8.0%	7.9%	8.9%
% of FP17s Relating to Free Repair or Replacements	37	2,401	1.5%	0.8%	0.8%	0.8%
% of FP17s Relating to Continuations	18	2,401	0.7%	0.8%	0.9%	0.9%
% of Patients satisfied with the dentistry they have received	6	7	N/A	93.1%	93.2%	93.2%
% of Patients satisfied with the time they had to wait for an appointment	7	7	N/A	90.9%	89.1%	88.8%

* This is based on patients treated on this contract for their most recent course of treatment. Figures in italics indicate the base number of FP17s or Patient Questionnaire responses are less than 100. N/A is shown where the base number of responses is less than 10 during the period. % is calculated as Quantity/Base number*100

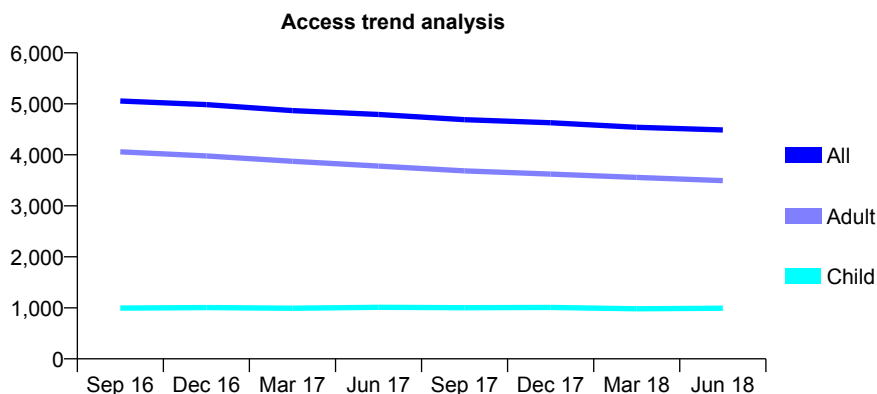
Q54 - Vital Signs At a Glance Contract Report for 345423/0003 - June 2018

Name or company name	MR T MOODLEY
Contract type name	GDS Contract
Purpose of contract	General
Contract start date	01/10/2014
Contract end date	

18/19 Contracted general activity (UDA)	14,085
Carry forward general activity (UDA)	0
18/19 Contracted orthodontic activity (UOA)	0
Carry forward orthodontic activity (UOA)	0
Baseline contract value	£295,785.00

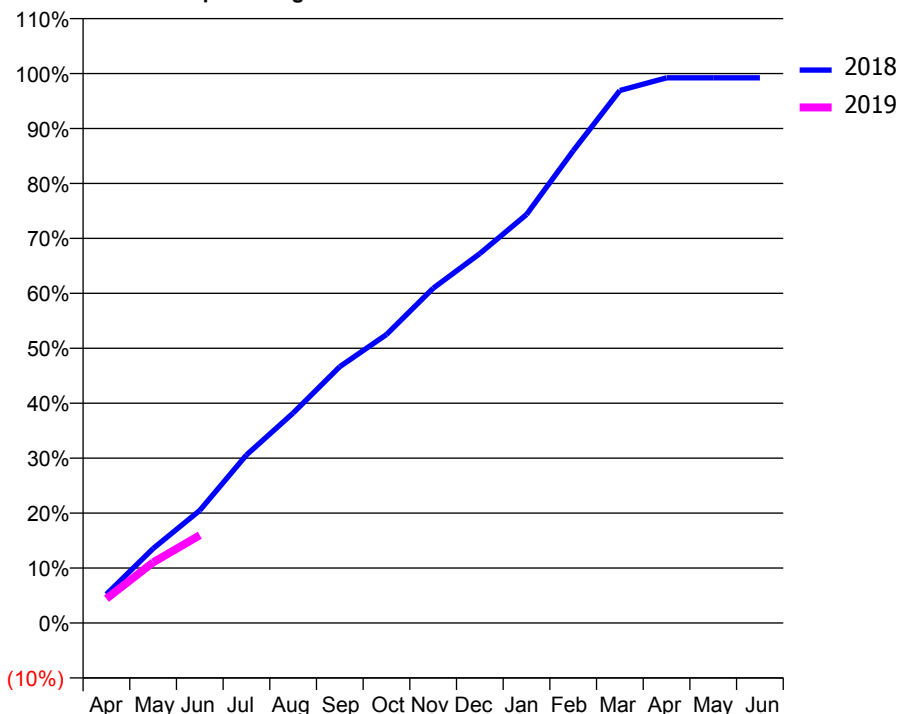
ACCESS*

Patients seen in 24 months	Total	Change since previous quarter
Quarter ending June 2017	4,790	
Quarter ending September 2017	4,689	↓
Quarter ending December 2017	4,628	↓
Quarter ending March 2018	4,539	↓
Quarter ending June 2018	4,487	↓
Variance since June 2017	(6.3%)	↓



ACTIVITY

Cumulative percentage of contracted UDA delivered 2018 & 2019



Adjusted Scheduled Activity (UDA)

Month	2018	2019
April	738	623
May	1,909	1,555
June	2,887	2,251
July	4,308	
August	5,382	
September	6,571	
October	7,395	
November	8,582	
December	9,471	
January	10,472	
February	12,104	
March	13,651	
April	13,976	
May	13,976	
June	13,976	

QUALITY

	Quantity	Base Number	Contract	AT	Region	England
% of FP17s for the same patient ID Re-attending within 3 months - Children	17	313	5.4%	10.0%	11.3%	11.5%
% of FP17s for the same patient ID Re-attending within 3 months - Adults	147	817	18.0%	14.5%	14.9%	15.4%
% of FP17s for the same patient ID Re-attending between 3 & 9 months - Children	169	313	54.0%	52.8%	60.0%	58.9%
% of FP17s for the same patient ID Re-attending between 3 & 9 months - Adults	380	817	46.5%	48.5%	52.6%	51.6%
% of FP17s for Band 1 Urgent Courses	41	1,015	4.0%	8.0%	7.9%	8.9%
% of FP17s Relating to Free Repair or Replacements	7	1,015	0.7%	0.8%	0.8%	0.8%
% of FP17s Relating to Continuations	27	1,015	2.7%	0.8%	0.9%	0.9%
% of Patients satisfied with the dentistry they have received	1	1	N/A	93.1%	93.2%	93.2%
% of Patients satisfied with the time they had to wait for an appointment	1	1	N/A	90.9%	89.1%	88.8%

* This is based on patients treated on this contract for their most recent course of treatment. Figures in italics indicate the base number of FP17s or Patient Questionnaire responses are less than 100. N/A is shown where the base number of responses is less than 10 during the period. % is calculated as Quantity/Base number*100

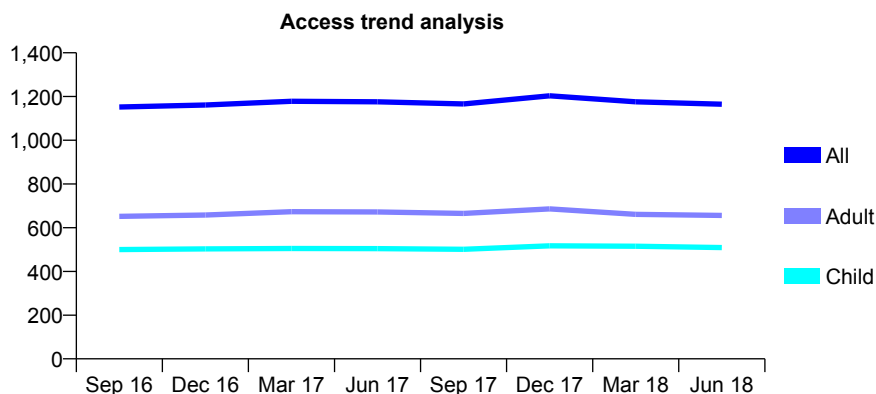
Q54 - Vital Signs At a Glance Contract Report for 345636/0001 - June 2018

Name or company name	MS F FARSHAD
Contract type name	GDS Contract
Purpose of contract	General
Contract start date	01/04/2006
Contract end date	

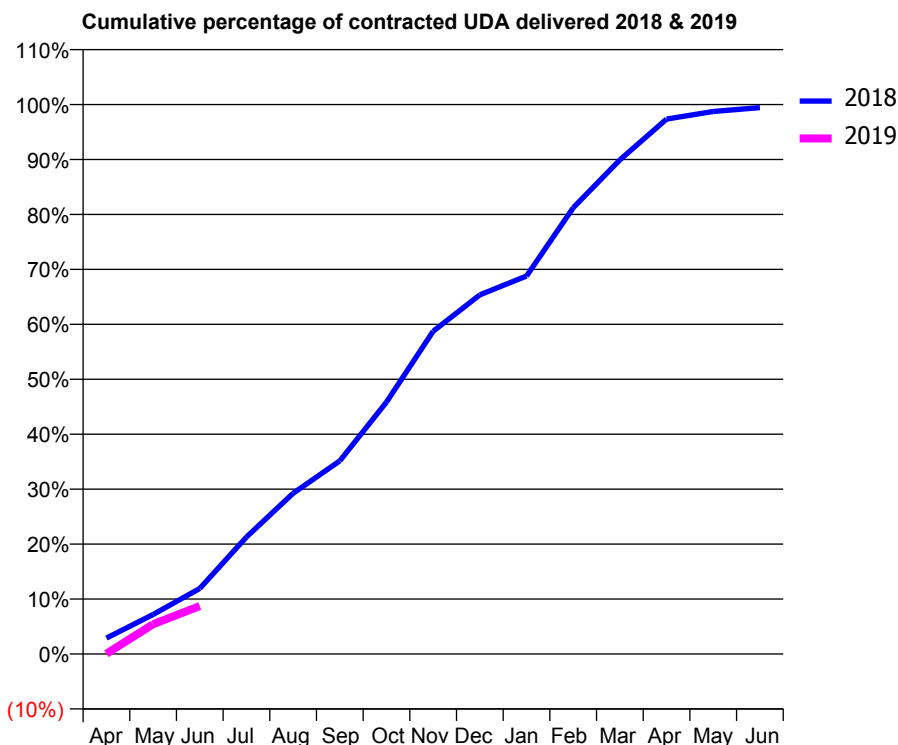
18/19 Contracted general activity (UDA)	3,655
Carry forward general activity (UDA)	0
18/19 Contracted orthodontic activity (UOA)	0
Carry forward orthodontic activity (UOA)	0
Baseline contract value	£91,756.48

ACCESS*

Patients seen in 24 months	Total	Change since previous quarter
Quarter ending June 2017	1,176	
Quarter ending September 2017	1,166	→
Quarter ending December 2017	1,203	↑
Quarter ending March 2018	1,176	↓
Quarter ending June 2018	1,165	→
Variance since June 2017	(0.9%)	→



ACTIVITY



Adjusted Scheduled Activity (UDA)		
Month	2018	2019
April	106	2
May	263	198
June	436	319
July	778	
August	1,069	
September	1,284	
October	1,676	
November	2,147	
December	2,389	
January	2,514	
February	2,969	
March	3,286	
April	3,558	
May	3,608	
June	3,634	

QUALITY

	Quantity	Base Number	Contract	AT	Region	England
% of FP17s for the same patient ID Re-attending within 3 months - Children	10	138	7.2%	10.0%	11.3%	11.5%
% of FP17s for the same patient ID Re-attending within 3 months - Adults	9	111	8.1%	14.5%	14.9%	15.4%
% of FP17s for the same patient ID Re-attending between 3 & 9 months - Children	92	138	66.7%	52.8%	60.0%	58.9%
% of FP17s for the same patient ID Re-attending between 3 & 9 months - Adults	70	111	63.1%	48.5%	52.6%	51.6%
% of FP17s for Band 1 Urgent Courses	16	163	9.8%	8.0%	7.9%	8.9%
% of FP17s Relating to Free Repair or Replacements	1	163	0.6%	0.8%	0.8%	0.8%
% of FP17s Relating to Continuations	0	163	0.0%	0.8%	0.9%	0.9%
% of Patients satisfied with the dentistry they have received	0	0	N/A	93.1%	93.2%	93.2%
% of Patients satisfied with the time they had to wait for an appointment	0	0	N/A	90.9%	89.1%	88.8%

* This is based on patients treated on this contract for their most recent course of treatment. Figures in italics indicate the base number of FP17s or Patient Questionnaire responses are less than 100. N/A is shown where the base number of responses is less than 10 during the period. % is calculated as Quantity/Base number*100

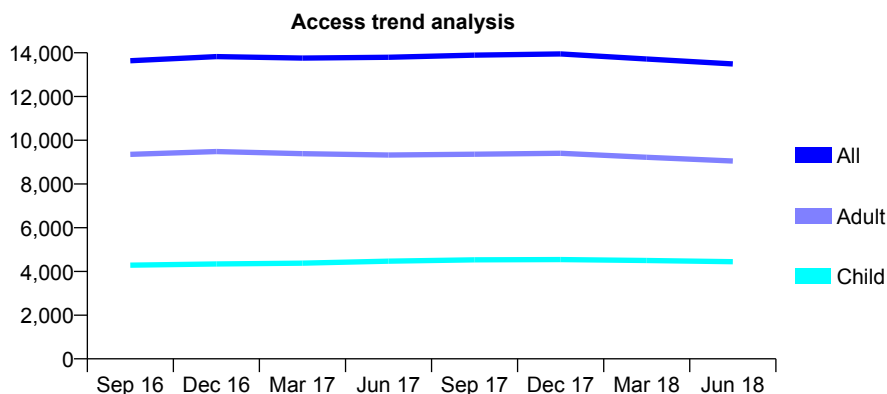
Q54 - Vital Signs At a Glance Contract Report for 345865/0001 - June 2018

Name or company name	Sherwood Dental Practice
Contract type name	GDS Contract
Purpose of contract	General
Contract start date	01/04/2006
Contract end date	

18/19 Contracted general activity (UDA)	31,270
Carry forward general activity (UDA)	0
18/19 Contracted orthodontic activity (UOA)	0
Carry forward orthodontic activity (UOA)	0
Baseline contract value	£758,452.95

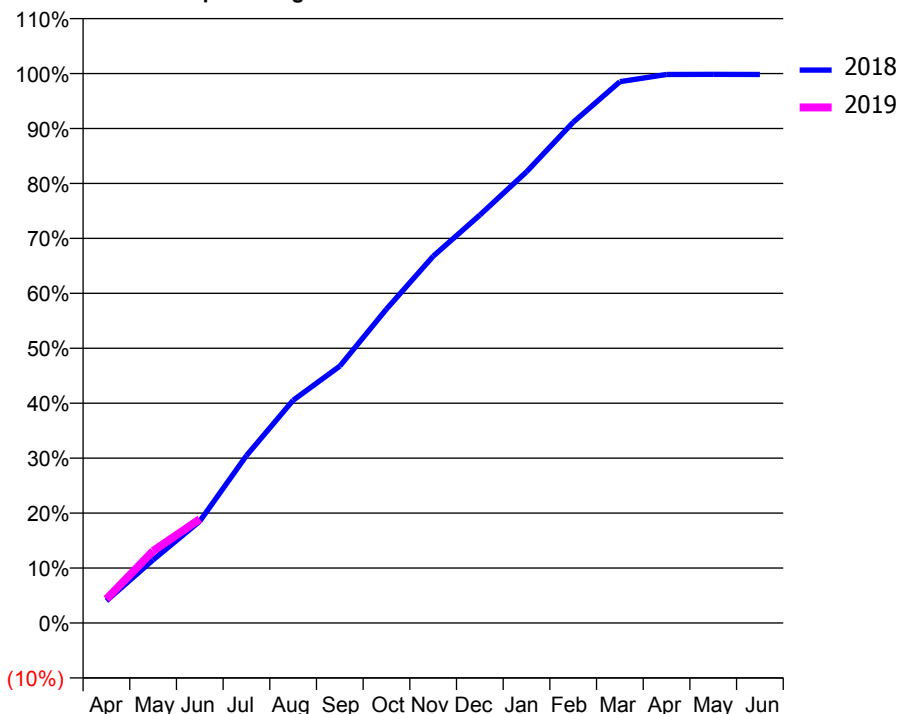
ACCESS*

Patients seen in 24 months	Total	Change since previous quarter
Quarter ending June 2017	13,793	
Quarter ending September 2017	13,892	→
Quarter ending December 2017	13,949	→
Quarter ending March 2018	13,716	↓
Quarter ending June 2018	13,490	↓
Variance since June 2017	(2.2%)	↓



ACTIVITY

Cumulative percentage of contracted UDA delivered 2018 & 2019



Month	Adjusted Scheduled Activity (UDA)	
	2018	2019
April	1,260	1,359
May	3,595	4,102
June	5,793	5,916
July	9,529	
August	12,674	
September	14,621	
October	17,870	
November	20,871	
December	23,215	
January	25,678	
February	28,500	
March	30,802	
April	31,216	
May	31,225	
June	31,215	

QUALITY

	Quantity	Base Number	Contract	AT	Region	England
% of FP17s for the same patient ID Re-attending within 3 months - Children	69	1,260	5.5%	10.0%	11.3%	11.5%
% of FP17s for the same patient ID Re-attending within 3 months - Adults	143	2,092	6.8%	14.5%	14.9%	15.4%
% of FP17s for the same patient ID Re-attending between 3 & 9 months - Children	660	1,260	52.4%	52.8%	60.0%	58.9%
% of FP17s for the same patient ID Re-attending between 3 & 9 months - Adults	1,032	2,092	49.3%	48.5%	52.6%	51.6%
% of FP17s for Band 1 Urgent Courses	106	3,084	3.4%	8.0%	7.9%	8.9%
% of FP17s Relating to Free Repair or Replacements	23	3,084	0.7%	0.8%	0.8%	0.8%
% of FP17s Relating to Continuations	7	3,084	0.2%	0.8%	0.9%	0.9%
% of Patients satisfied with the dentistry they have received	2	2	N/A	93.1%	93.2%	93.2%
% of Patients satisfied with the time they had to wait for an appointment	2	2	N/A	90.9%	89.1%	88.8%

* This is based on patients treated on this contract for their most recent course of treatment. Figures in italics indicate the base number of FP17s or Patient Questionnaire responses are less than 100. N/A is shown where the base number of responses is less than 10 during the period. % is calculated as Quantity/Base number*100

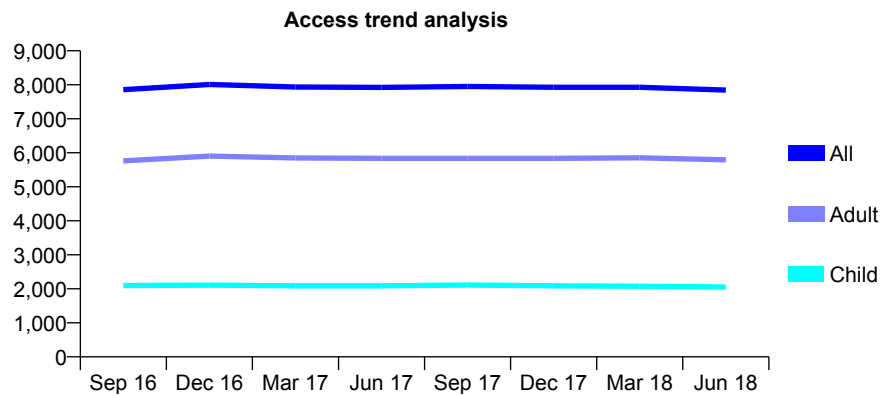
Q54 - Vital Signs At a Glance Contract Report for 345962/0001 - June 2018

Name or company name	MR JS DOSANJH
Contract type name	GDS Contract
Purpose of contract	General
Contract start date	01/04/2006
Contract end date	

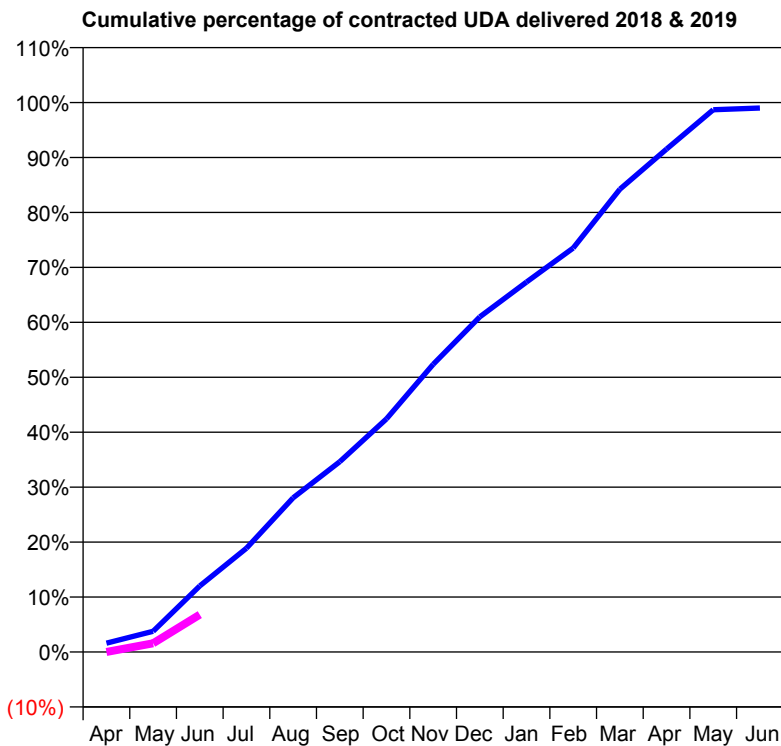
18/19 Contracted general activity (UDA)	20,414
Carry forward general activity (UDA)	0
18/19 Contracted orthodontic activity (UOA)	0
Carry forward orthodontic activity (UOA)	0
Baseline contract value	£498,084.48

ACCESS*

Patients seen in 24 months	Total	Change since previous quarter
Quarter ending June 2017	7,923	
Quarter ending September 2017	7,951	→
Quarter ending December 2017	7,927	→
Quarter ending March 2018	7,926	→
Quarter ending June 2018	7,847	→
Variance since June 2017	(1.0%)	→



ACTIVITY



Month	Adjusted Scheduled Activity (UDA)	
	2018	2019
April	329	0
May	769	327
June	2,455	1,391
July	3,855	
August	5,730	
September	7,074	
October	8,663	
November	10,686	
December	12,449	
January	13,746	
February	15,009	
March	17,192	
April	18,683	
May	20,144	
June	20,210	

QUALITY

	Quantity	Base Number	Contract	AT	Region	England
% of FP17s for the same patient ID Re-attending within 3 months - Children	21	624	3.4%	10.0%	11.3%	11.5%
% of FP17s for the same patient ID Re-attending within 3 months - Adults	216	1,729	12.5%	14.5%	14.9%	15.4%
% of FP17s for the same patient ID Re-attending between 3 & 9 months - Children	369	624	59.1%	52.8%	60.0%	58.9%
% of FP17s for the same patient ID Re-attending between 3 & 9 months - Adults	1,043	1,729	60.3%	48.5%	52.6%	51.6%
% of FP17s for Band 1 Urgent Courses	72	800	9.0%	8.0%	7.9%	8.9%
% of FP17s Relating to Free Repair or Replacements	11	800	1.4%	0.8%	0.8%	0.8%
% of FP17s Relating to Continuations	0	800	0.0%	0.8%	0.9%	0.9%
% of Patients satisfied with the dentistry they have received	4	4	N/A	93.1%	93.2%	93.2%
% of Patients satisfied with the time they had to wait for an appointment	4	4	N/A	90.9%	89.1%	88.8%

* This is based on patients treated on this contract for their most recent course of treatment. Figures in italics indicate the base number of FP17s or Patient Questionnaire responses are less than 100. N/A is shown where the base number of responses is less than 10 during the period. % is calculated as Quantity/Base number*100

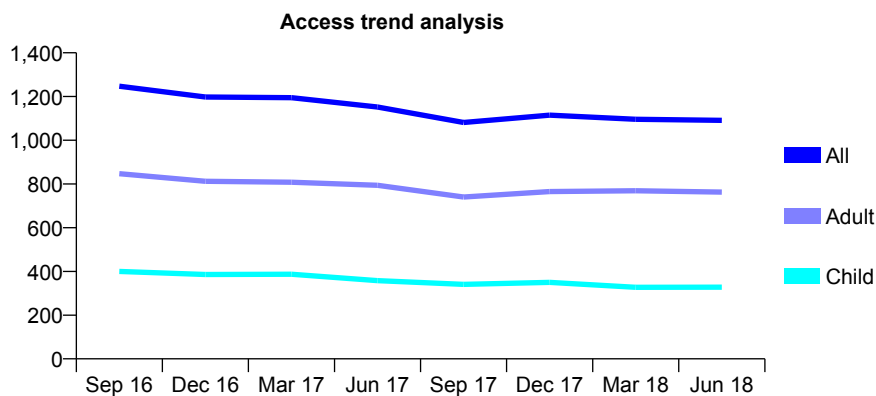
Q54 - Vital Signs At a Glance Contract Report for 358223/0001 - June 2018

Name or company name	MR F YASSIN
Contract type name	GDS Contract
Purpose of contract	General
Contract start date	01/04/2006
Contract end date	

18/19 Contracted general activity (UDA)	2,761
Carry forward general activity (UDA)	0
18/19 Contracted orthodontic activity (UOA)	0
Carry forward orthodontic activity (UOA)	0
Baseline contract value	£73,178.11

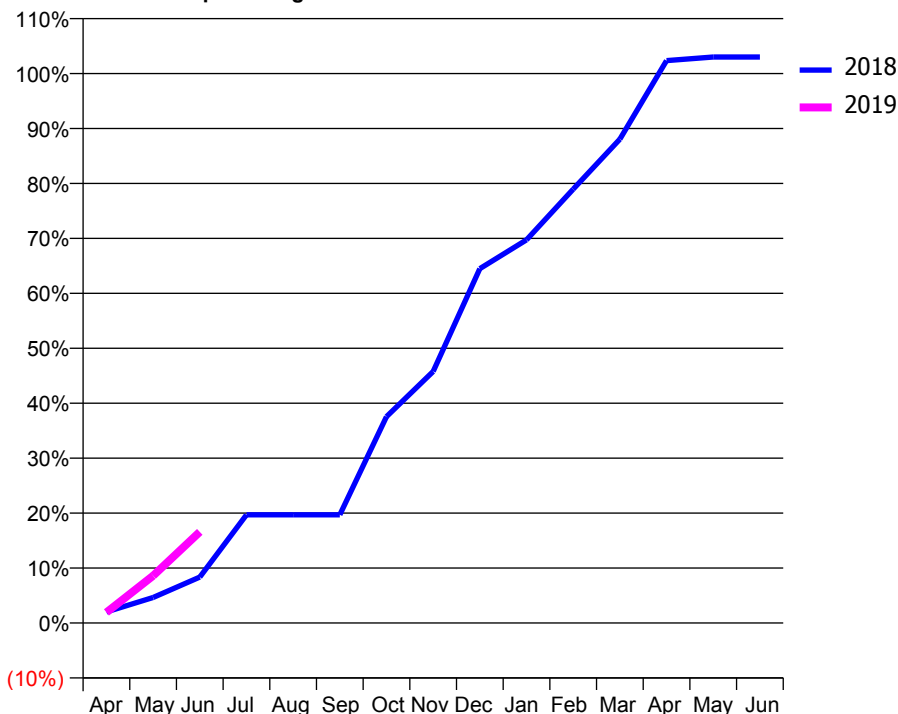
ACCESS*

Patients seen in 24 months	Total	Change since previous quarter
Quarter ending June 2017	1,152	
Quarter ending September 2017	1,081	↓
Quarter ending December 2017	1,115	↑
Quarter ending March 2018	1,096	↓
Quarter ending June 2018	1,091	→
Variance since June 2017	(5.3%)	↓



ACTIVITY

Cumulative percentage of contracted UDA delivered 2018 & 2019



Month	Adjusted Scheduled Activity (UDA)	
	2018	2019
April	56	53
May	128	238
June	231	458
July	544	
August	544	
September	544	
October	1,037	
November	1,264	
December	1,781	
January	1,925	
February	2,180	
March	2,431	
April	2,826	
May	2,844	
June	2,844	

QUALITY

	Quantity	Base Number	Contract	AT	Region	England
% of FP17s for the same patient ID Re-attending within 3 months - Children	1	76	1.3%	10.0%	11.3%	11.5%
% of FP17s for the same patient ID Re-attending within 3 months - Adults	37	199	18.6%	14.5%	14.9%	15.4%
% of FP17s for the same patient ID Re-attending between 3 & 9 months - Children	15	76	19.7%	52.8%	60.0%	58.9%
% of FP17s for the same patient ID Re-attending between 3 & 9 months - Adults	35	199	17.6%	48.5%	52.6%	51.6%
% of FP17s for Band 1 Urgent Courses	6	154	3.9%	8.0%	7.9%	8.9%
% of FP17s Relating to Free Repair or Replacements	0	154	0.0%	0.8%	0.8%	0.8%
% of FP17s Relating to Continuations	0	154	0.0%	0.8%	0.9%	0.9%
% of Patients satisfied with the dentistry they have received	0	0	N/A	93.1%	93.2%	93.2%
% of Patients satisfied with the time they had to wait for an appointment	0	0	N/A	90.9%	89.1%	88.8%

* This is based on patients treated on this contract for their most recent course of treatment. Figures in italics indicate the base number of FP17s or Patient Questionnaire responses are less than 100. N/A is shown where the base number of responses is less than 10 during the period. % is calculated as Quantity/Base number*100

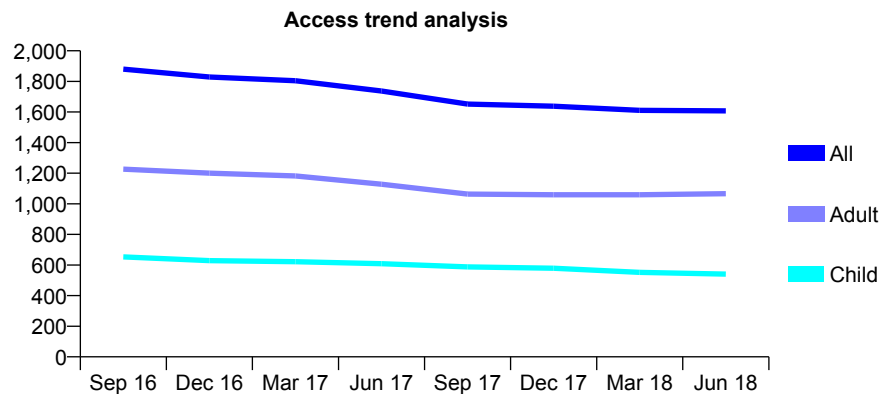
Q54 - Vital Signs At a Glance Contract Report for 361690/0001 - June 2018

Name or company name	MR M AGGARWAL
Contract type name	GDS Contract
Purpose of contract	General
Contract start date	01/04/2006
Contract end date	

18/19 Contracted general activity (UDA)	3,955
Carry forward general activity (UDA)	0
18/19 Contracted orthodontic activity (UOA)	0
Carry forward orthodontic activity (UOA)	0
Baseline contract value	£99,357.37

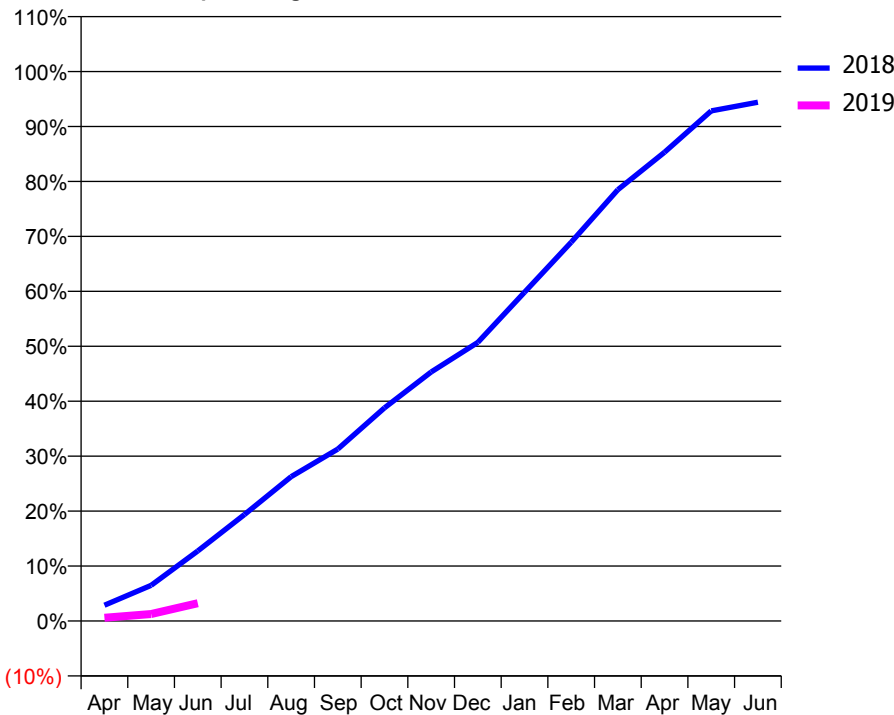
ACCESS*

Patients seen in 24 months	Total	Change since previous quarter
Quarter ending June 2017	1,737	
Quarter ending September 2017	1,652	↓
Quarter ending December 2017	1,638	→
Quarter ending March 2018	1,611	↓
Quarter ending June 2018	1,607	→
Variance since June 2017	(7.5%)	↓



ACTIVITY

Cumulative percentage of contracted UDA delivered 2018 & 2019



Month	Adjusted Scheduled Activity (UDA)	
	2018	2019
April	114	23
May	257	50
June	504	128
July	767	
August	1,039	
September	1,238	
October	1,534	
November	1,793	
December	2,005	
January	2,367	
February	2,726	
March	3,104	
April	3,374	
May	3,672	
June	3,734	

QUALITY

	Quantity	Base Number	Contract	AT	Region	England
% of FP17s for the same patient ID Re-attending within 3 months - Children	6	119	5.0%	10.0%	11.3%	11.5%
% of FP17s for the same patient ID Re-attending within 3 months - Adults	14	267	5.2%	14.5%	14.9%	15.4%
% of FP17s for the same patient ID Re-attending between 3 & 9 months - Children	51	119	42.9%	52.8%	60.0%	58.9%
% of FP17s for the same patient ID Re-attending between 3 & 9 months - Adults	83	267	31.1%	48.5%	52.6%	51.6%
% of FP17s for Band 1 Urgent Courses	1	82	1.2%	8.0%	7.9%	8.9%
% of FP17s Relating to Free Repair or Replacements	0	82	0.0%	0.8%	0.8%	0.8%
% of FP17s Relating to Continuations	0	82	0.0%	0.8%	0.9%	0.9%
% of Patients satisfied with the dentistry they have received	7	10	70.0%	93.1%	93.2%	93.2%
% of Patients satisfied with the time they had to wait for an appointment	7	10	70.0%	90.9%	89.1%	88.8%

* This is based on patients treated on this contract for their most recent course of treatment. Figures in italics indicate the base number of FP17s or Patient Questionnaire responses are less than 100. N/A is shown where the base number of responses is less than 10 during the period. % is calculated as Quantity/Base number*100

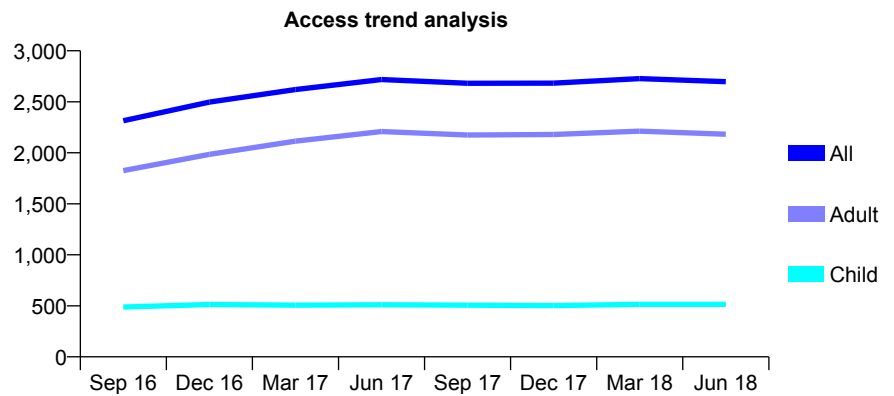
Q54 - Vital Signs At a Glance Contract Report for 372471/0001 - June 2018

Name or company name	A Nandra & E Kara Partnership
Contract type name	GDS Contract
Purpose of contract	General
Contract start date	01/07/2015
Contract end date	

18/19 Contracted general activity (UDA)	8,492
Carry forward general activity (UDA)	0
18/19 Contracted orthodontic activity (UOA)	0
Carry forward orthodontic activity (UOA)	0
Baseline contract value	£279,503.00

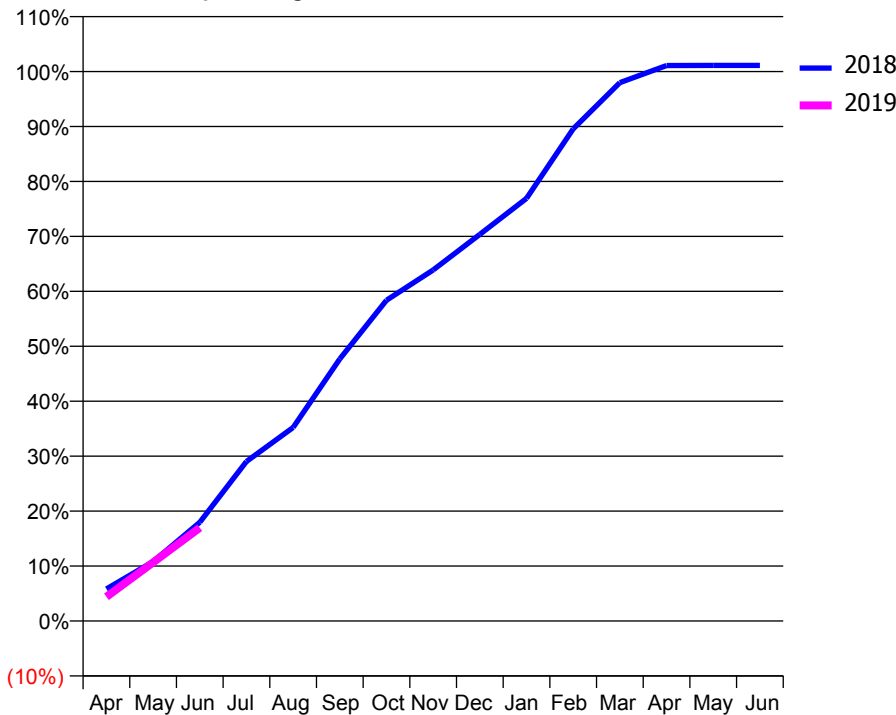
ACCESS*

Patients seen in 24 months	Total	Change since previous quarter
Quarter ending June 2017	2,718	
Quarter ending September 2017	2,682	↓
Quarter ending December 2017	2,683	→
Quarter ending March 2018	2,727	→
Quarter ending June 2018	2,697	↓
Variance since June 2017	(0.8%)	→



ACTIVITY

Cumulative percentage of contracted UDA delivered 2018 & 2019



Month	Adjusted Scheduled Activity (UDA)	
	2018	2019
April	496	375
May	919	905
June	1,526	1,442
July	2,465	
August	2,991	
September	4,051	
October	4,958	
November	5,426	
December	5,974	
January	6,532	
February	7,605	
March	8,321	
April	8,584	
May	8,585	
June	8,585	

QUALITY

	Quantity	Base Number	Contract	AT	Region	England
% of FP17s for the same patient ID Re-attending within 3 months - Children	10	149	6.7%	10.0%	11.3%	11.5%
% of FP17s for the same patient ID Re-attending within 3 months - Adults	70	560	12.5%	14.5%	14.9%	15.4%
% of FP17s for the same patient ID Re-attending between 3 & 9 months - Children	74	149	49.7%	52.8%	60.0%	58.9%
% of FP17s for the same patient ID Re-attending between 3 & 9 months - Adults	262	560	46.8%	48.5%	52.6%	51.6%
% of FP17s for Band 1 Urgent Courses	46	607	7.6%	8.0%	7.9%	8.9%
% of FP17s Relating to Free Repair or Replacements	6	607	1.0%	0.8%	0.8%	0.8%
% of FP17s Relating to Continuations	4	607	0.7%	0.8%	0.9%	0.9%
% of Patients satisfied with the dentistry they have received	4	4	N/A	93.1%	93.2%	93.2%
% of Patients satisfied with the time they had to wait for an appointment	4	4	N/A	90.9%	89.1%	88.8%

* This is based on patients treated on this contract for their most recent course of treatment. Figures in italics indicate the base number of FP17s or Patient Questionnaire responses are less than 100. N/A is shown where the base number of responses is less than 10 during the period. % is calculated as Quantity/Base number*100

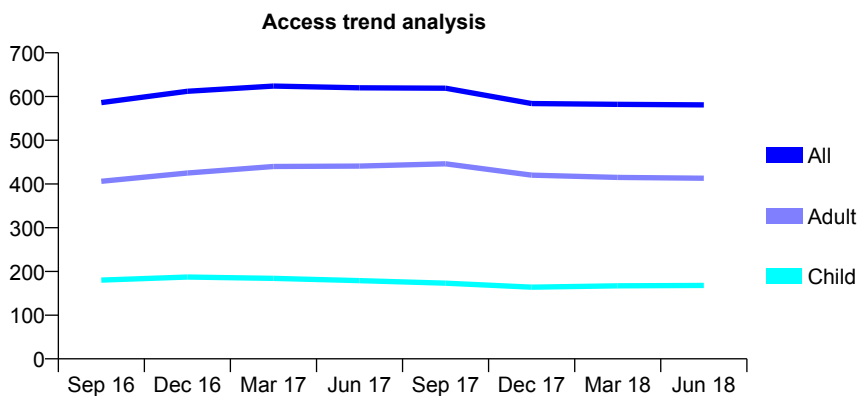
Q54 - Vital Signs At a Glance Contract Report for 564192/0001 - June 2018

Name or company name	MR PJ ROBERTS
Contract type name	GDS Contract
Purpose of contract	General
Contract start date	01/04/2006
Contract end date	

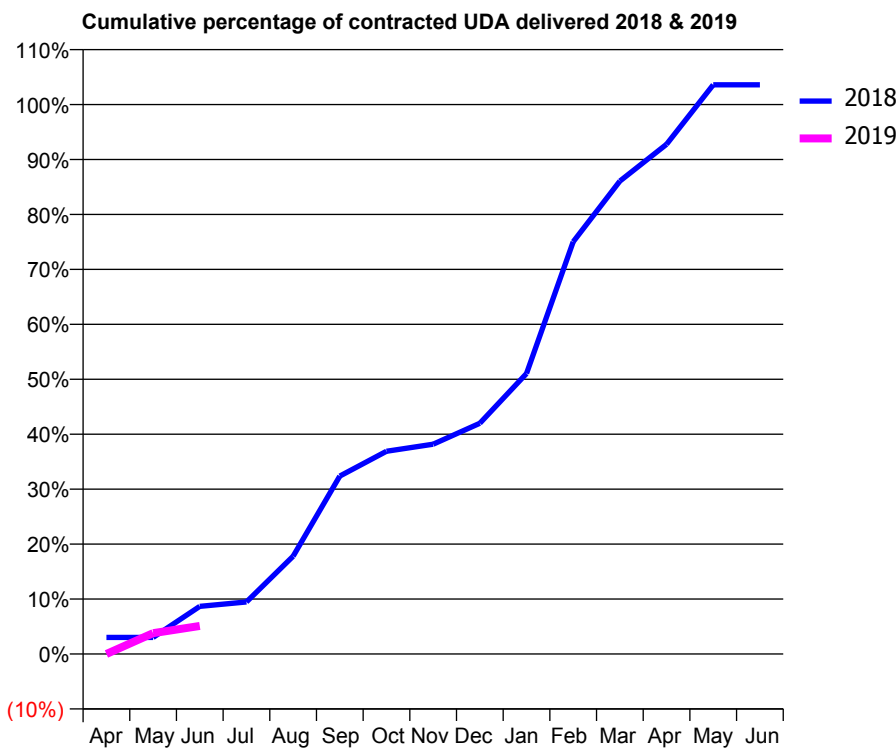
18/19 Contracted general activity (UDA)	1,393
Carry forward general activity (UDA)	0
18/19 Contracted orthodontic activity (UOA)	0
Carry forward orthodontic activity (UOA)	0
Baseline contract value	£31,173.06

ACCESS*

Patients seen in 24 months	Total	Change since previous quarter
Quarter ending June 2017	620	
Quarter ending September 2017	619	→
Quarter ending December 2017	584	↓
Quarter ending March 2018	582	→
Quarter ending June 2018	581	→
Variance since June 2017	(6.3%)	↓



ACTIVITY



Adjusted Scheduled Activity (UDA)		
Month	2018	2019
April	42	0
May	42	53
June	121	71
July	132	
August	248	
September	451	
October	514	
November	532	
December	585	
January	711	
February	1,045	
March	1,199	
April	1,292	
May	1,443	
June	1,443	

QUALITY

	Quantity	Base Number	Contract	AT	Region	England
% of FP17s for the same patient ID Re-attending within 3 months - Children	2	48	4.2%	10.0%	11.3%	11.5%
% of FP17s for the same patient ID Re-attending within 3 months - Adults	12	78	15.4%	14.5%	14.9%	15.4%
% of FP17s for the same patient ID Re-attending between 3 & 9 months - Children	27	48	56.3%	52.8%	60.0%	58.9%
% of FP17s for the same patient ID Re-attending between 3 & 9 months - Adults	27	78	34.6%	48.5%	52.6%	51.6%
% of FP17s for Band 1 Urgent Courses	0	45	0.0%	8.0%	7.9%	8.9%
% of FP17s Relating to Free Repair or Replacements	0	45	0.0%	0.8%	0.8%	0.8%
% of FP17s Relating to Continuations	0	45	0.0%	0.8%	0.9%	0.9%
% of Patients satisfied with the dentistry they have received	1	1	N/A	93.1%	93.2%	93.2%
% of Patients satisfied with the time they had to wait for an appointment	1	1	N/A	90.9%	89.1%	88.8%

* This is based on patients treated on this contract for their most recent course of treatment. Figures in italics indicate the base number of FP17s or Patient Questionnaire responses are less than 100. N/A is shown where the base number of responses is less than 10 during the period. % is calculated as Quantity/Base number*100

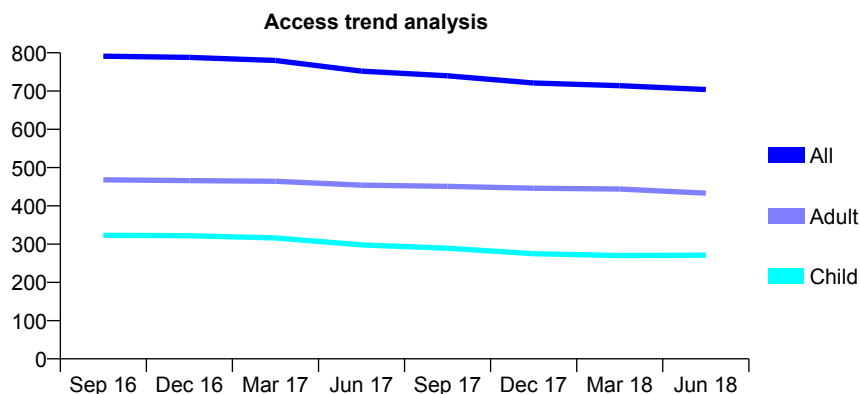
Q54 - Vital Signs At a Glance Contract Report for 565032/0001 - June 2018

Name or company name	MR P CASASOLA
Contract type name	GDS Contract
Purpose of contract	General
Contract start date	01/04/2006
Contract end date	

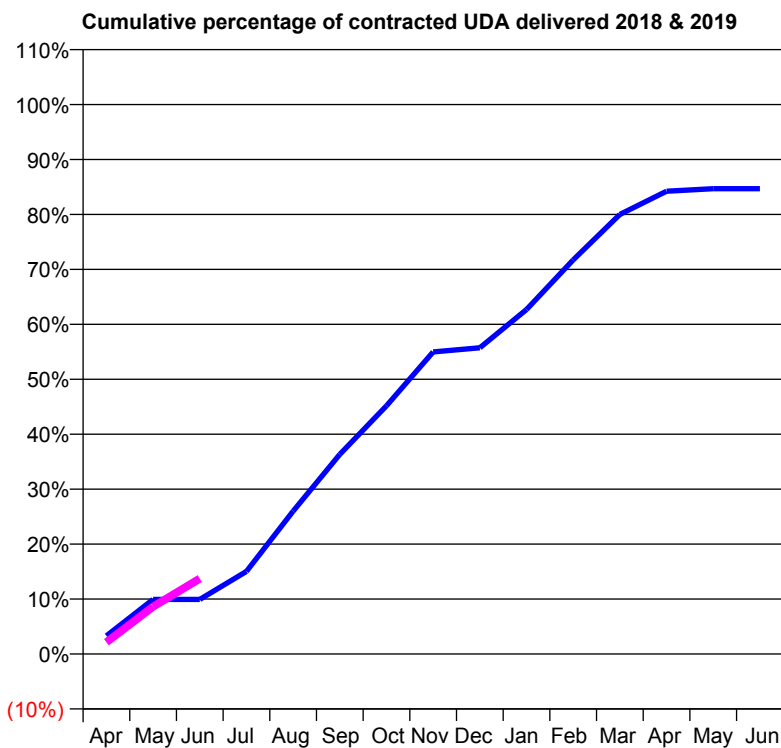
18/19 Contracted general activity (UDA)	1,450
Carry forward general activity (UDA)	0
18/19 Contracted orthodontic activity (UOA)	0
Carry forward orthodontic activity (UOA)	0
Baseline contract value	£35,981.06

ACCESS*

Patients seen in 24 months	Total	Change since previous quarter
Quarter ending June 2017	752	
Quarter ending September 2017	740	↓
Quarter ending December 2017	721	↓
Quarter ending March 2018	714	→
Quarter ending June 2018	704	↓
Variance since June 2017	(6.4%)	↓



ACTIVITY



Month	Adjusted Scheduled Activity (UDA)	
	2018	2019
April	48	31
May	144	125
June	144	199
July	218	
August	377	
September	527	
October	655	
November	797	
December	808	
January	909	
February	1,040	
March	1,160	
April	1,221	
May	1,228	
June	1,228	

QUALITY

	Quantity	Base Number	Contract	AT	Region	England
% of FP17s for the same patient ID Re-attending within 3 months - Children	0	80	0.0%	10.0%	11.3%	11.5%
% of FP17s for the same patient ID Re-attending within 3 months - Adults	12	118	10.2%	14.5%	14.9%	15.4%
% of FP17s for the same patient ID Re-attending between 3 & 9 months - Children	42	80	52.5%	52.8%	60.0%	58.9%
% of FP17s for the same patient ID Re-attending between 3 & 9 months - Adults	52	118	44.1%	48.5%	52.6%	51.6%
% of FP17s for Band 1 Urgent Courses	0	155	0.0%	8.0%	7.9%	8.9%
% of FP17s Relating to Free Repair or Replacements	0	155	0.0%	0.8%	0.8%	0.8%
% of FP17s Relating to Continuations	0	155	0.0%	0.8%	0.9%	0.9%
% of Patients satisfied with the dentistry they have received	0	0	N/A	93.1%	93.2%	93.2%
% of Patients satisfied with the time they had to wait for an appointment	0	0	N/A	90.9%	89.1%	88.8%

* This is based on patients treated on this contract for their most recent course of treatment. Figures in italics indicate the base number of FP17s or Patient Questionnaire responses are less than 100. N/A is shown where the base number of responses is less than 10 during the period. % is calculated as Quantity/Base number*100

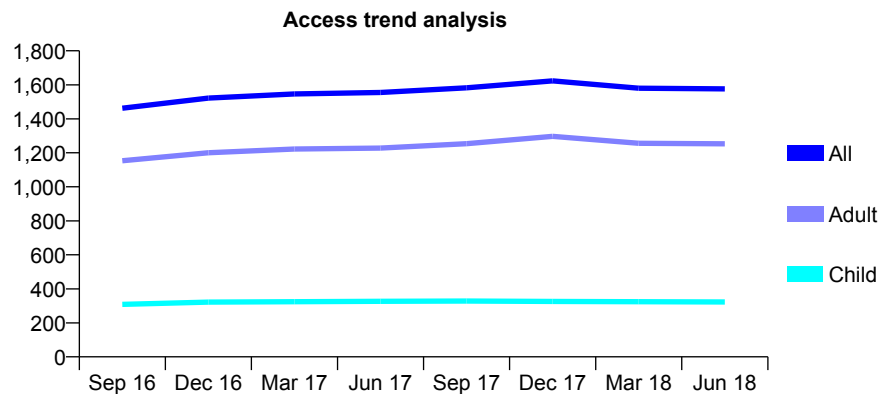
Q54 - Vital Signs At a Glance Contract Report for 568724/0001 - June 2018

Name or company name	MR MD SEGELOV
Contract type name	GDS Contract
Purpose of contract	General
Contract start date	01/04/2006
Contract end date	

18/19 Contracted general activity (UDA)	3,197
Carry forward general activity (UDA)	0
18/19 Contracted orthodontic activity (UOA)	0
Carry forward orthodontic activity (UOA)	0
Baseline contract value	£85,581.31

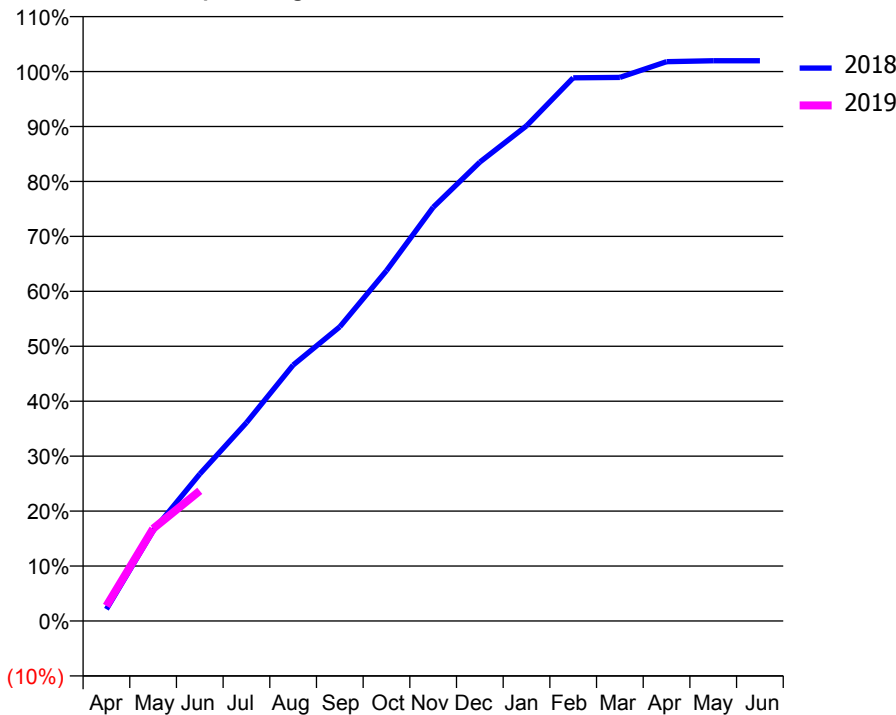
ACCESS*

Patients seen in 24 months	Total	Change since previous quarter
Quarter ending June 2017	1,555	
Quarter ending September 2017	1,582	→
Quarter ending December 2017	1,623	↑
Quarter ending March 2018	1,580	↓
Quarter ending June 2018	1,576	→
Variance since June 2017	1.4%	→



ACTIVITY

Cumulative percentage of contracted UDA delivered 2018 & 2019



Month	Adjusted Scheduled Activity (UDA)	
	2018	2019
April	69	88
May	525	538
June	855	758
July	1,154	
August	1,489	
September	1,712	
October	2,039	
November	2,407	
December	2,670	
January	2,881	
February	3,161	
March	3,163	
April	3,254	
May	3,260	
June	3,260	

QUALITY

	Quantity	Base Number	Contract	AT	Region	England
% of FP17s for the same patient ID Re-attending within 3 months - Children	2	101	2.0%	10.0%	11.3%	11.5%
% of FP17s for the same patient ID Re-attending within 3 months - Adults	19	370	5.1%	14.5%	14.9%	15.4%
% of FP17s for the same patient ID Re-attending between 3 & 9 months - Children	51	101	50.5%	52.8%	60.0%	58.9%
% of FP17s for the same patient ID Re-attending between 3 & 9 months - Adults	213	370	57.6%	48.5%	52.6%	51.6%
% of FP17s for Band 1 Urgent Courses	19	409	4.6%	8.0%	7.9%	8.9%
% of FP17s Relating to Free Repair or Replacements	0	409	0.0%	0.8%	0.8%	0.8%
% of FP17s Relating to Continuations	0	409	0.0%	0.8%	0.9%	0.9%
% of Patients satisfied with the dentistry they have received	0	0	N/A	93.1%	93.2%	93.2%
% of Patients satisfied with the time they had to wait for an appointment	0	0	N/A	90.9%	89.1%	88.8%

* This is based on patients treated on this contract for their most recent course of treatment. Figures in italics indicate the base number of FP17s or Patient Questionnaire responses are less than 100. N/A is shown where the base number of responses is less than 10 during the period. % is calculated as Quantity/Base number*100

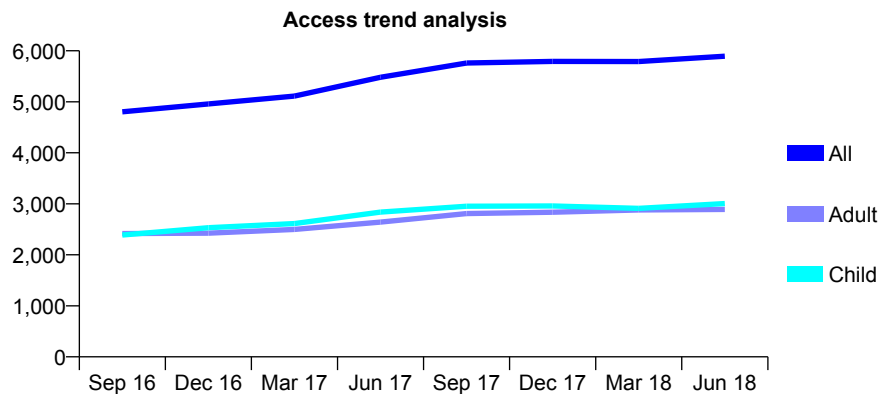
Q54 - Vital Signs At a Glance Contract Report for 570192/0002 - June 2018

Name or company name	Mr A Solanki & Miss K Solanki
Contract type name	GDS Contract
Purpose of contract	General
Contract start date	01/04/2006
Contract end date	

18/19 Contracted general activity (UDA)	16,425
Carry forward general activity (UDA)	0
18/19 Contracted orthodontic activity (UOA)	0
Carry forward orthodontic activity (UOA)	0
Baseline contract value	£475,948.93

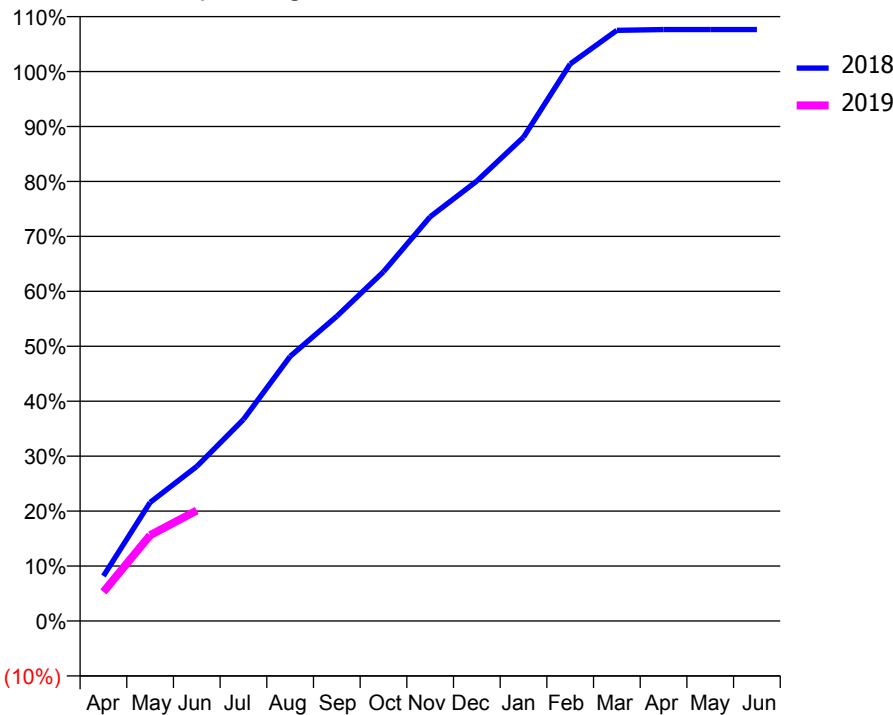
ACCESS*

Patients seen in 24 months	Total	Change since previous quarter
Quarter ending June 2017	5,482	
Quarter ending September 2017	5,762	↑
Quarter ending December 2017	5,792	→
Quarter ending March 2018	5,790	→
Quarter ending June 2018	5,893	→
Variance since June 2017	7.5%	↑



ACTIVITY

Cumulative percentage of contracted UDA delivered 2018 & 2019



Month	Adjusted Scheduled Activity (UDA)	
	2018	2019
April	1,279	869
May	3,369	2,566
June	4,393	3,303
July	5,729	
August	7,520	
September	8,659	
October	9,924	
November	11,484	
December	12,502	
January	13,747	
February	15,829	
March	16,781	
April	16,803	
May	16,803	
June	16,804	

QUALITY

	Quantity	Base Number	Contract	AT	Region	England
% of FP17s for the same patient ID Re-attending within 3 months - Children	52	997	5.2%	10.0%	11.3%	11.5%
% of FP17s for the same patient ID Re-attending within 3 months - Adults	93	716	13.0%	14.5%	14.9%	15.4%
% of FP17s for the same patient ID Re-attending between 3 & 9 months - Children	548	997	55.0%	52.8%	60.0%	58.9%
% of FP17s for the same patient ID Re-attending between 3 & 9 months - Adults	336	716	46.9%	48.5%	52.6%	51.6%
% of FP17s for Band 1 Urgent Courses	140	1,577	8.9%	8.0%	7.9%	8.9%
% of FP17s Relating to Free Repair or Replacements	0	1,577	0.0%	0.8%	0.8%	0.8%
% of FP17s Relating to Continuations	3	1,577	0.2%	0.8%	0.9%	0.9%
% of Patients satisfied with the dentistry they have received	2	2	N/A	93.1%	93.2%	93.2%
% of Patients satisfied with the time they had to wait for an appointment	2	2	N/A	90.9%	89.1%	88.8%

* This is based on patients treated on this contract for their most recent course of treatment. Figures in italics indicate the base number of FP17s or Patient Questionnaire responses are less than 100. N/A is shown where the base number of responses is less than 10 during the period. % is calculated as Quantity/Base number*100

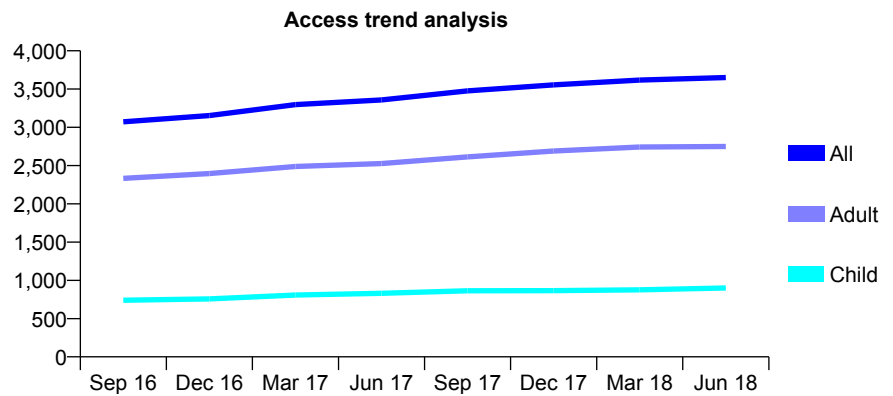
Q54 - Vital Signs At a Glance Contract Report for 576530/0001 - June 2018

Name or company name	MR AK PAL
Contract type name	GDS Contract
Purpose of contract	General
Contract start date	01/04/2006
Contract end date	

18/19 Contracted general activity (UDA)	6,708
Carry forward general activity (UDA)	0
18/19 Contracted orthodontic activity (UOA)	0
Carry forward orthodontic activity (UOA)	0
Baseline contract value	£221,932.41

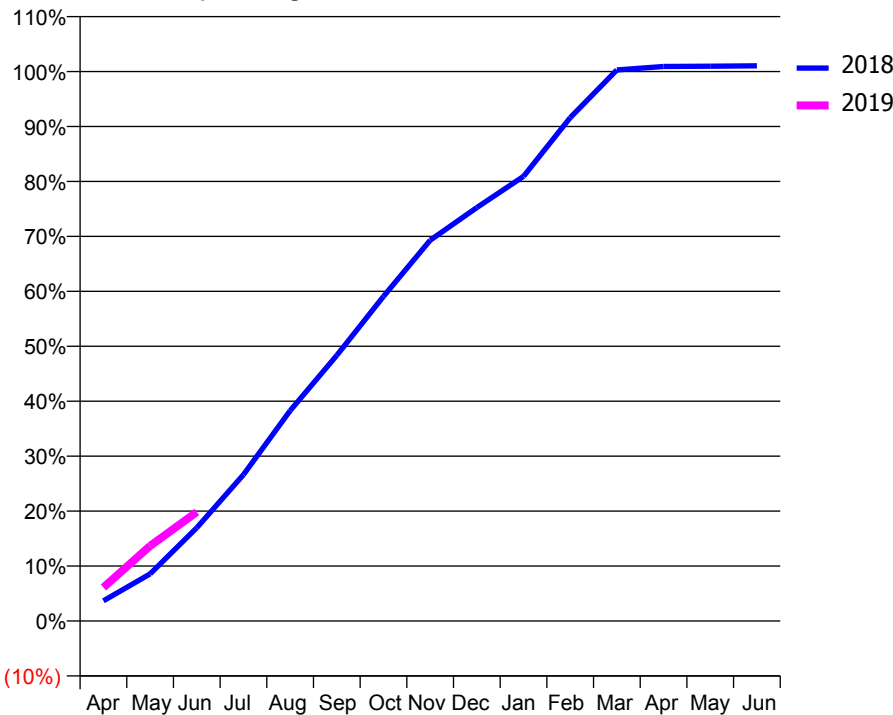
ACCESS*

Patients seen in 24 months	Total	Change since previous quarter
Quarter ending June 2017	3,358	
Quarter ending September 2017	3,477	↑
Quarter ending December 2017	3,555	↑
Quarter ending March 2018	3,618	→
Quarter ending June 2018	3,650	→
Variance since June 2017	8.7%	↑



ACTIVITY

Cumulative percentage of contracted UDA delivered 2018 & 2019



Month	Adjusted Scheduled Activity (UDA)	
	2018	2019
April	247	409
May	575	918
June	1,139	1,330
July	1,786	
August	2,568	
September	3,243	
October	3,962	
November	4,649	
December	5,047	
January	5,429	
February	6,144	
March	6,727	
April	6,769	
May	6,772	
June	6,777	

QUALITY

	Quantity	Base Number	Contract	AT	Region	England
% of FP17s for the same patient ID Re-attending within 3 months - Children	27	272	9.9%	10.0%	11.3%	11.5%
% of FP17s for the same patient ID Re-attending within 3 months - Adults	103	654	15.7%	14.5%	14.9%	15.4%
% of FP17s for the same patient ID Re-attending between 3 & 9 months - Children	134	272	49.3%	52.8%	60.0%	58.9%
% of FP17s for the same patient ID Re-attending between 3 & 9 months - Adults	227	654	34.7%	48.5%	52.6%	51.6%
% of FP17s for Band 1 Urgent Courses	82	669	12.3%	8.0%	7.9%	8.9%
% of FP17s Relating to Free Repair or Replacements	4	669	0.6%	0.8%	0.8%	0.8%
% of FP17s Relating to Continuations	6	669	0.9%	0.8%	0.9%	0.9%
% of Patients satisfied with the dentistry they have received	1	1	N/A	93.1%	93.2%	93.2%
% of Patients satisfied with the time they had to wait for an appointment	1	1	N/A	90.9%	89.1%	88.8%

* This is based on patients treated on this contract for their most recent course of treatment. Figures in italics indicate the base number of FP17s or Patient Questionnaire responses are less than 100. N/A is shown where the base number of responses is less than 10 during the period. % is calculated as Quantity/Base number*100

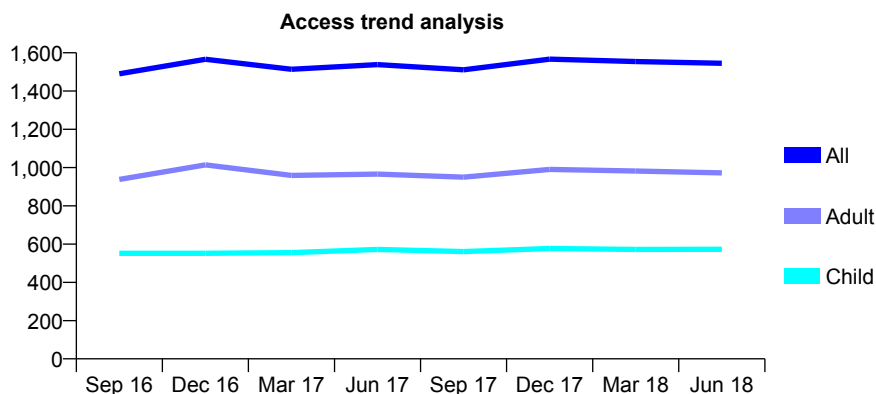
Q54 - Vital Signs At a Glance Contract Report for 577820/0001 - June 2018

Name or company name	Novos Dental Clinic
Contract type name	GDS Contract
Purpose of contract	General
Contract start date	01/04/2006
Contract end date	

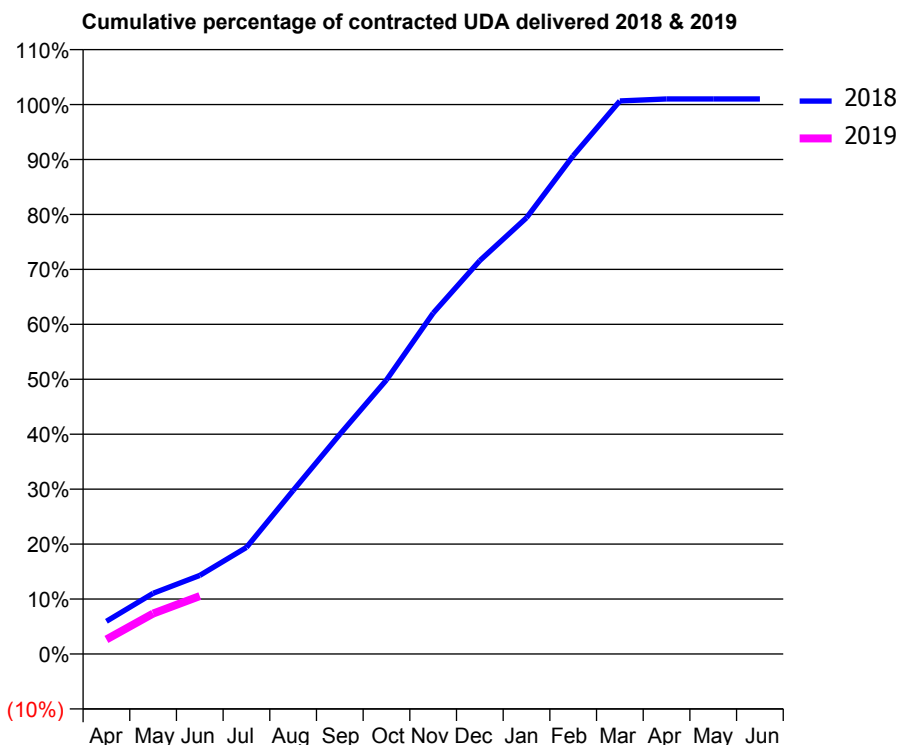
18/19 Contracted general activity (UDA)	7,540
Carry forward general activity (UDA)	0
18/19 Contracted orthodontic activity (UOA)	0
Carry forward orthodontic activity (UOA)	0
Baseline contract value	£223,103.69

ACCESS*

Patients seen in 24 months	Total	Change since previous quarter
Quarter ending June 2017	1,538	
Quarter ending September 2017	1,511	↓
Quarter ending December 2017	1,567	↑
Quarter ending March 2018	1,554	→
Quarter ending June 2018	1,545	→
Variance since June 2017	0.5%	→



ACTIVITY



Month	Adjusted Scheduled Activity (UDA)	
	2018	2019
April	448	200
May	833	555
June	1,079	795
July	1,463	
August	2,244	
September	3,015	
October	3,761	
November	4,679	
December	5,399	
January	5,986	
February	6,836	
March	7,588	
April	7,617	
May	7,617	
June	7,617	

QUALITY

	Quantity	Base Number	Contract	AT	Region	England
% of FP17s for the same patient ID Re-attending within 3 months - Children	4	132	3.0%	10.0%	11.3%	11.5%
% of FP17s for the same patient ID Re-attending within 3 months - Adults	15	172	8.7%	14.5%	14.9%	15.4%
% of FP17s for the same patient ID Re-attending between 3 & 9 months - Children	80	132	60.6%	52.8%	60.0%	58.9%
% of FP17s for the same patient ID Re-attending between 3 & 9 months - Adults	85	172	49.4%	48.5%	52.6%	51.6%
% of FP17s for Band 1 Urgent Courses	25	296	8.4%	8.0%	7.9%	8.9%
% of FP17s Relating to Free Repair or Replacements	0	296	0.0%	0.8%	0.8%	0.8%
% of FP17s Relating to Continuations	0	296	0.0%	0.8%	0.9%	0.9%
% of Patients satisfied with the dentistry they have received	0	0	N/A	93.1%	93.2%	93.2%
% of Patients satisfied with the time they had to wait for an appointment	0	0	N/A	90.9%	89.1%	88.8%

* This is based on patients treated on this contract for their most recent course of treatment. Figures in italics indicate the base number of FP17s or Patient Questionnaire responses are less than 100. N/A is shown where the base number of responses is less than 10 during the period. % is calculated as Quantity/Base number*100

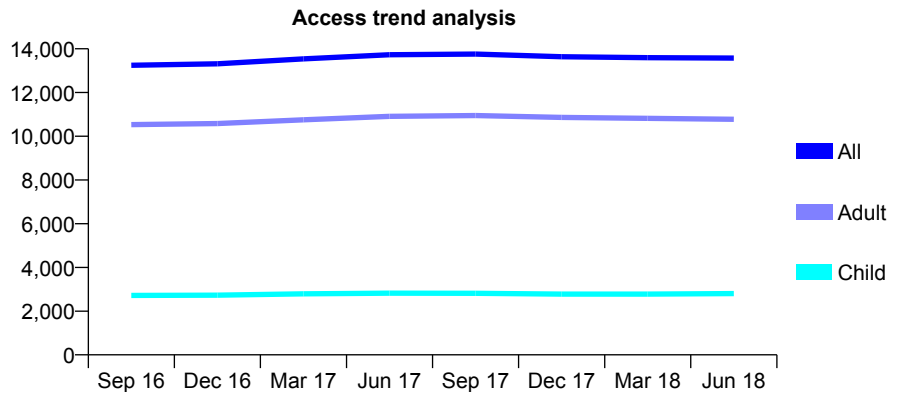
Q54 - Vital Signs At a Glance Contract Report for 619744/0004 - June 2018

Name or company name	MR AM WILLIAMS
Contract type name	GDS Contract
Purpose of contract	General and Orthodontic
Contract start date	01/07/2012
Contract end date	

18/19 Contracted general activity (UDA)	42,273
Carry forward general activity (UDA)	0
18/19 Contracted orthodontic activity (UOA)	1,974
Carry forward orthodontic activity (UOA)	0
Baseline contract value	£1,113,654.76

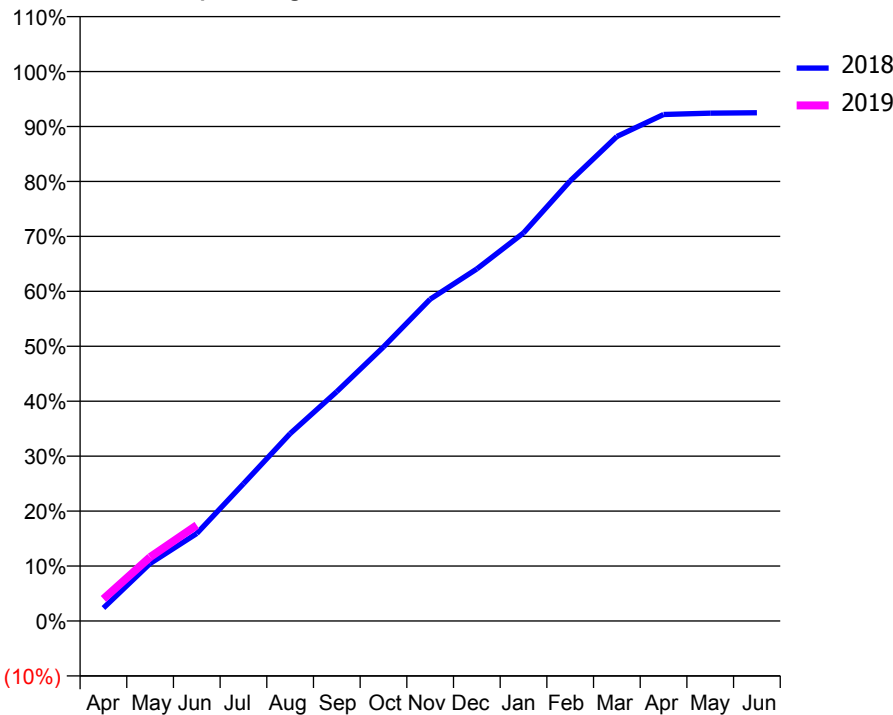
ACCESS*

Patients seen in 24 months	Total	Change since previous quarter
Quarter ending June 2017	13,731	
Quarter ending September 2017	13,762	→
Quarter ending December 2017	13,640	→
Quarter ending March 2018	13,596	→
Quarter ending June 2018	13,575	→
Variance since June 2017	(1.1%)	↓



ACTIVITY

Cumulative percentage of contracted UDA delivered 2018 & 2019



Month	Adjusted Scheduled Activity (UDA)	
	2018	2019
April	1,003	1,693
May	4,428	4,915
June	6,737	7,373
July	10,558	
August	14,420	
September	17,653	
October	21,085	
November	24,759	
December	27,092	
January	29,852	
February	33,854	
March	37,274	
April	38,966	
May	39,072	
June	39,096	

QUALITY

	Quantity	Base Number	Contract	AT	Region	England
% of FP17s for the same patient ID Re-attending within 3 months - Children	113	1,045	10.8%	10.0%	11.3%	11.5%
% of FP17s for the same patient ID Re-attending within 3 months - Adults	656	3,981	16.5%	14.5%	14.9%	15.4%
% of FP17s for the same patient ID Re-attending between 3 & 9 months - Children	606	1,045	58.0%	52.8%	60.0%	58.9%
% of FP17s for the same patient ID Re-attending between 3 & 9 months - Adults	2,482	3,981	62.3%	48.5%	52.6%	51.6%
% of FP17s for Band 1 Urgent Courses	332	4,075	8.1%	8.0%	7.9%	8.9%
% of FP17s Relating to Free Repair or Replacements	58	4,075	1.4%	0.8%	0.8%	0.8%
% of FP17s Relating to Continuations	88	4,075	2.2%	0.8%	0.9%	0.9%
% of Patients satisfied with the dentistry they have received	13	13	100.0%	93.1%	93.2%	93.2%
% of Patients satisfied with the time they had to wait for an appointment	12	13	92.3%	90.9%	89.1%	88.8%

* This is based on patients treated on this contract for their most recent course of treatment. Figures in italics indicate the base number of FP17s or Patient Questionnaire responses are less than 100. N/A is shown where the base number of responses is less than 10 during the period. % is calculated as Quantity/Base number*100

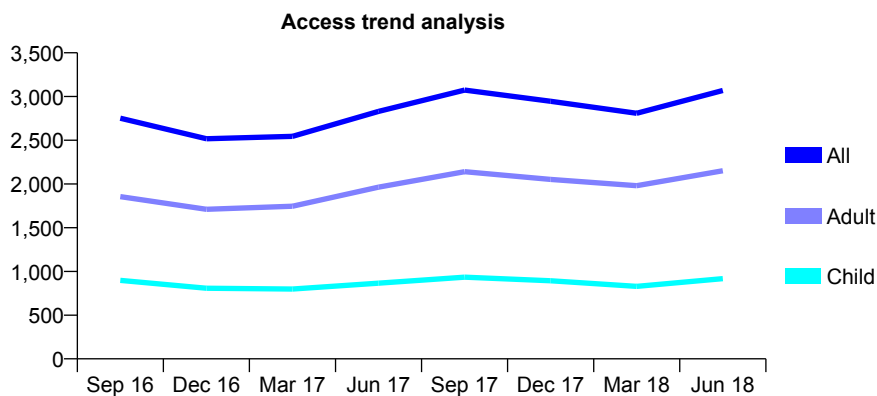
Q54 - Vital Signs At a Glance Contract Report for 629715/0001 - June 2018

Name or company name	MR M GIBBONS
Contract type name	GDS Contract
Purpose of contract	General
Contract start date	01/04/2006
Contract end date	

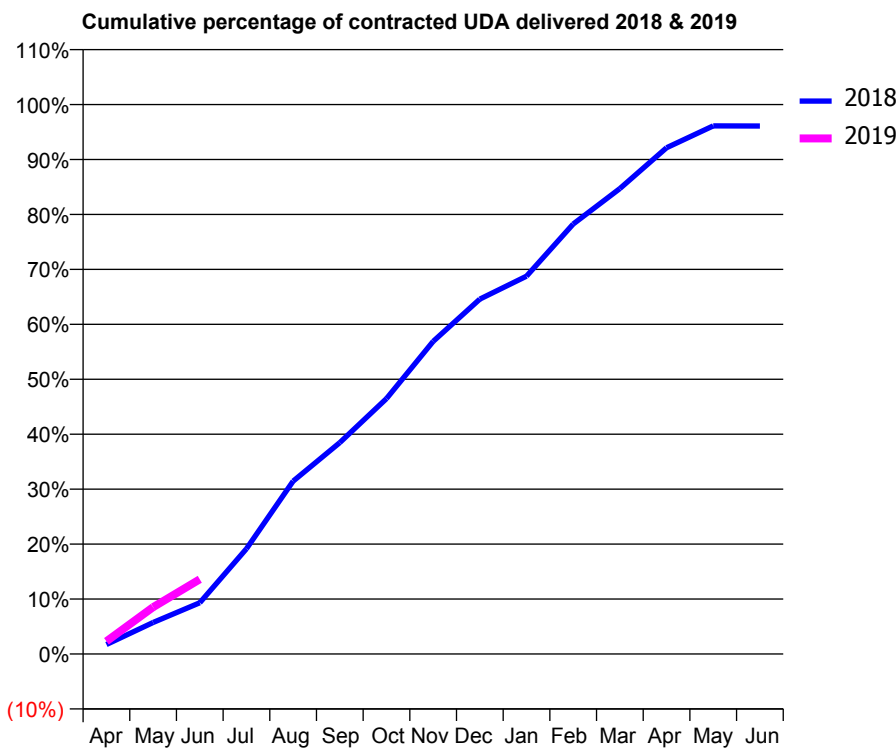
18/19 Contracted general activity (UDA)	9,814
Carry forward general activity (UDA)	0
18/19 Contracted orthodontic activity (UOA)	0
Carry forward orthodontic activity (UOA)	0
Baseline contract value	£225,174.32

ACCESS*

Patients seen in 24 months	Total	Change since previous quarter
Quarter ending June 2017	2,829	
Quarter ending September 2017	3,074	↑
Quarter ending December 2017	2,945	↓
Quarter ending March 2018	2,809	↓
Quarter ending June 2018	3,069	↑
Variance since June 2017	8.5%	↑



ACTIVITY



Month	Adjusted Scheduled Activity (UDA)	
	2018	2019
April	171	227
May	563	837
June	915	1,336
July	1,880	
August	3,089	
September	3,775	
October	4,562	
November	5,583	
December	6,338	
January	6,749	
February	7,680	
March	8,314	
April	9,042	
May	9,432	
June	9,430	

QUALITY

	Quantity	Base Number	Contract	AT	Region	England
% of FP17s for the same patient ID Re-attending within 3 months - Children	17	367	4.6%	10.0%	11.3%	11.5%
% of FP17s for the same patient ID Re-attending within 3 months - Adults	109	917	11.9%	14.5%	14.9%	15.4%
% of FP17s for the same patient ID Re-attending between 3 & 9 months - Children	195	367	53.1%	52.8%	60.0%	58.9%
% of FP17s for the same patient ID Re-attending between 3 & 9 months - Adults	418	917	45.6%	48.5%	52.6%	51.6%
% of FP17s for Band 1 Urgent Courses	53	801	6.6%	8.0%	7.9%	8.9%
% of FP17s Relating to Free Repair or Replacements	6	801	0.7%	0.8%	0.8%	0.8%
% of FP17s Relating to Continuations	7	801	0.9%	0.8%	0.9%	0.9%
% of Patients satisfied with the dentistry they have received	1	1	N/A	93.1%	93.2%	93.2%
% of Patients satisfied with the time they had to wait for an appointment	1	1	N/A	90.9%	89.1%	88.8%

* This is based on patients treated on this contract for their most recent course of treatment. Figures in italics indicate the base number of FP17s or Patient Questionnaire responses are less than 100. N/A is shown where the base number of responses is less than 10 during the period. % is calculated as Quantity/Base number*100

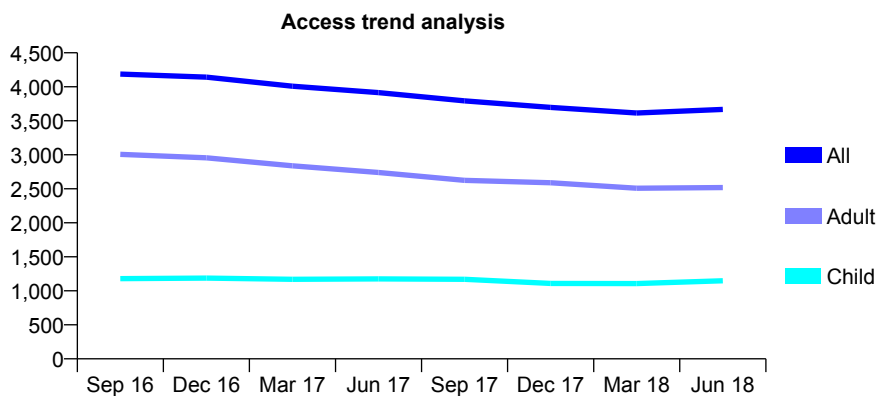
Q54 - Vital Signs At a Glance Contract Report for 629820/0001 - June 2018

Name or company name	488 Smile Avenue
Contract type name	GDS Contract
Purpose of contract	General
Contract start date	01/04/2006
Contract end date	

18/19 Contracted general activity (UDA)	16,237
Carry forward general activity (UDA)	0
18/19 Contracted orthodontic activity (UOA)	0
Carry forward orthodontic activity (UOA)	0
Baseline contract value	£376,361.20

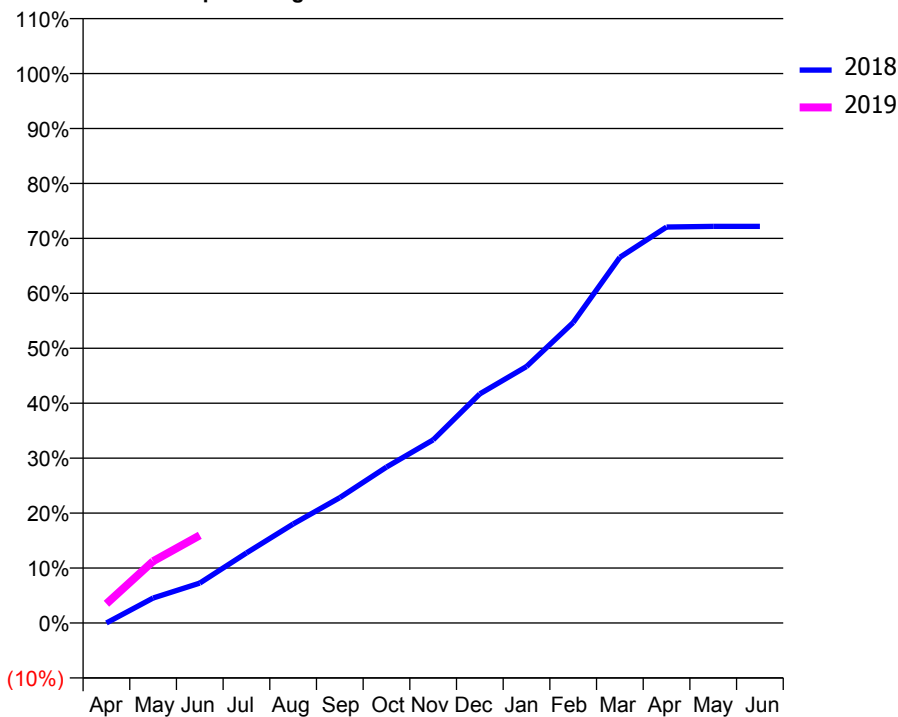
ACCESS*

Patients seen in 24 months	Total	Change since previous quarter
Quarter ending June 2017	3,915	
Quarter ending September 2017	3,794	↓
Quarter ending December 2017	3,697	↓
Quarter ending March 2018	3,615	↓
Quarter ending June 2018	3,668	→
Variance since June 2017	(6.3%)	↓



ACTIVITY

Cumulative percentage of contracted UDA delivered 2018 & 2019



Adjusted Scheduled Activity (UDA)

Month	2018	2019
April	0	570
May	739	1,828
June	1,182	2,592
July	2,070	
August	2,926	
September	3,706	
October	4,610	
November	5,410	
December	6,771	
January	7,579	
February	8,879	
March	10,807	
April	11,700	
May	11,721	
June	11,721	

QUALITY

	Quantity	Base Number	Contract	AT	Region	England
% of FP17s for the same patient ID Re-attending within 3 months - Children	15	282	5.3%	10.0%	11.3%	11.5%
% of FP17s for the same patient ID Re-attending within 3 months - Adults	79	647	12.2%	14.5%	14.9%	15.4%
% of FP17s for the same patient ID Re-attending between 3 & 9 months - Children	95	282	33.7%	52.8%	60.0%	58.9%
% of FP17s for the same patient ID Re-attending between 3 & 9 months - Adults	270	647	41.7%	48.5%	52.6%	51.6%
% of FP17s for Band 1 Urgent Courses	70	734	9.5%	8.0%	7.9%	8.9%
% of FP17s Relating to Free Repair or Replacements	1	734	0.1%	0.8%	0.8%	0.8%
% of FP17s Relating to Continuations	3	734	0.4%	0.8%	0.9%	0.9%
% of Patients satisfied with the dentistry they have received	2	2	N/A	93.1%	93.2%	93.2%
% of Patients satisfied with the time they had to wait for an appointment	0	2	N/A	90.9%	89.1%	88.8%

* This is based on patients treated on this contract for their most recent course of treatment. Figures in italics indicate the base number of FP17s or Patient Questionnaire responses are less than 100. N/A is shown where the base number of responses is less than 10 during the period. % is calculated as Quantity/Base number*100

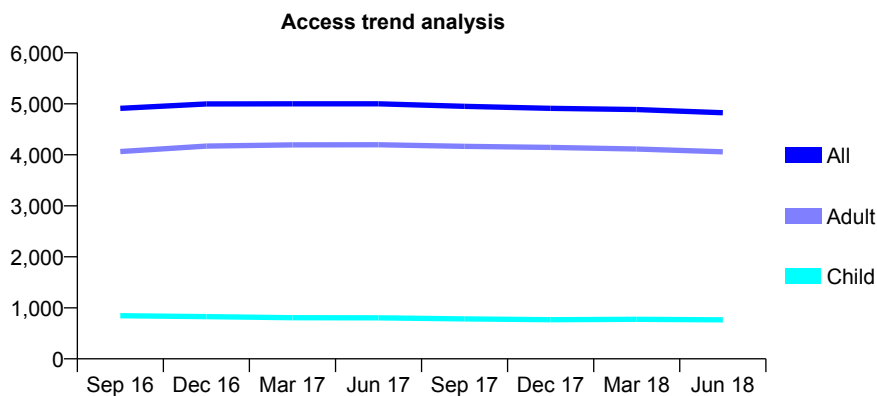
Q54 - Vital Signs At a Glance Contract Report for 630179/0001 - June 2018

Name or company name	Blackheath Dental Practice
Contract type name	GDS Contract
Purpose of contract	General and Orthodontic
Contract start date	01/04/2006
Contract end date	

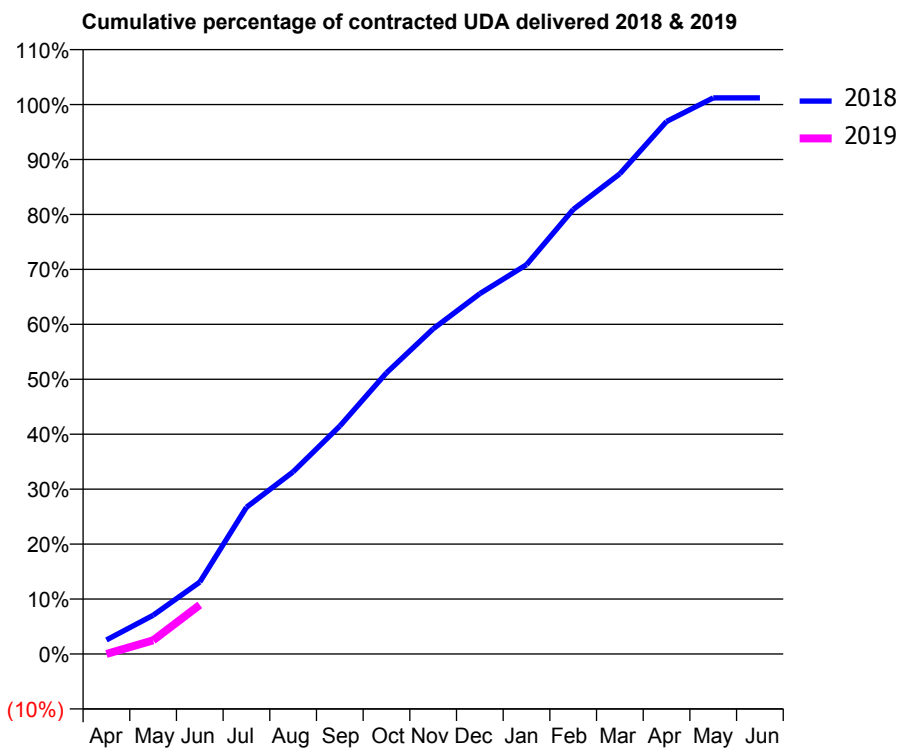
18/19 Contracted general activity (UDA)	13,502
Carry forward general activity (UDA)	0
18/19 Contracted orthodontic activity (UOA)	395
Carry forward orthodontic activity (UOA)	0
Baseline contract value	£351,940.56

ACCESS*

Patients seen in 24 months	Total	Change since previous quarter
Quarter ending June 2017	5,001	
Quarter ending September 2017	4,950	↓
Quarter ending December 2017	4,912	→
Quarter ending March 2018	4,888	→
Quarter ending June 2018	4,825	↓
Variance since June 2017	(3.5%)	↓



ACTIVITY



Month	Adjusted Scheduled Activity (UDA)	
	2018	2019
April	347	0
May	953	335
June	1,768	1,208
July	3,605	
August	4,476	
September	5,601	
October	6,909	
November	7,991	
December	8,854	
January	9,567	
February	10,922	
March	11,802	
April	13,083	
May	13,664	
June	13,664	

QUALITY

	Quantity	Base Number	Contract	AT	Region	England
% of FP17s for the same patient ID Re-attending within 3 months - Children	12	249	4.8%	10.0%	11.3%	11.5%
% of FP17s for the same patient ID Re-attending within 3 months - Adults	104	1,107	9.4%	14.5%	14.9%	15.4%
% of FP17s for the same patient ID Re-attending between 3 & 9 months - Children	122	249	49.0%	52.8%	60.0%	58.9%
% of FP17s for the same patient ID Re-attending between 3 & 9 months - Adults	568	1,107	51.3%	48.5%	52.6%	51.6%
% of FP17s for Band 1 Urgent Courses	17	634	2.7%	8.0%	7.9%	8.9%
% of FP17s Relating to Free Repair or Replacements	2	634	0.3%	0.8%	0.8%	0.8%
% of FP17s Relating to Continuations	9	634	1.4%	0.8%	0.9%	0.9%
% of Patients satisfied with the dentistry they have received	4	4	N/A	93.1%	93.2%	93.2%
% of Patients satisfied with the time they had to wait for an appointment	4	4	N/A	90.9%	89.1%	88.8%

* This is based on patients treated on this contract for their most recent course of treatment. Figures in italics indicate the base number of FP17s or Patient Questionnaire responses are less than 100. N/A is shown where the base number of responses is less than 10 during the period. % is calculated as Quantity/Base number*100

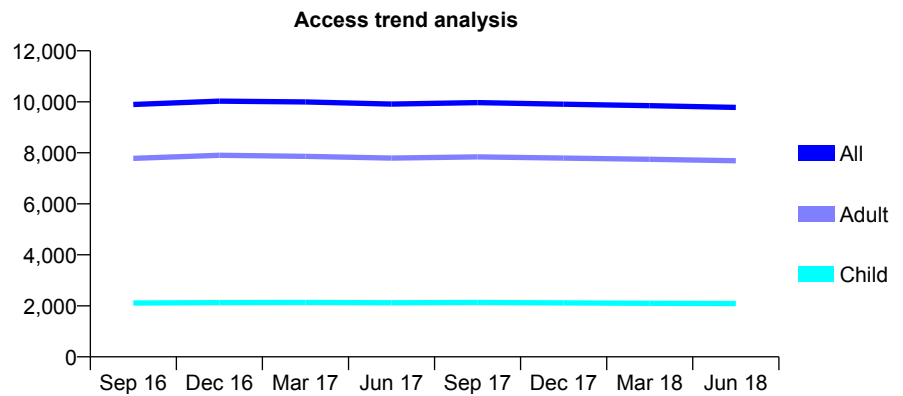
Q54 - Vital Signs At a Glance Contract Report for 631183/0001 - June 2018

Name or company name	MR AJ KIMPTON
Contract type name	GDS Contract
Purpose of contract	General
Contract start date	01/04/2006
Contract end date	

18/19 Contracted general activity (UDA)	26,410
Carry forward general activity (UDA)	0
18/19 Contracted orthodontic activity (UOA)	0
Carry forward orthodontic activity (UOA)	0
Baseline contract value	£643,738.04

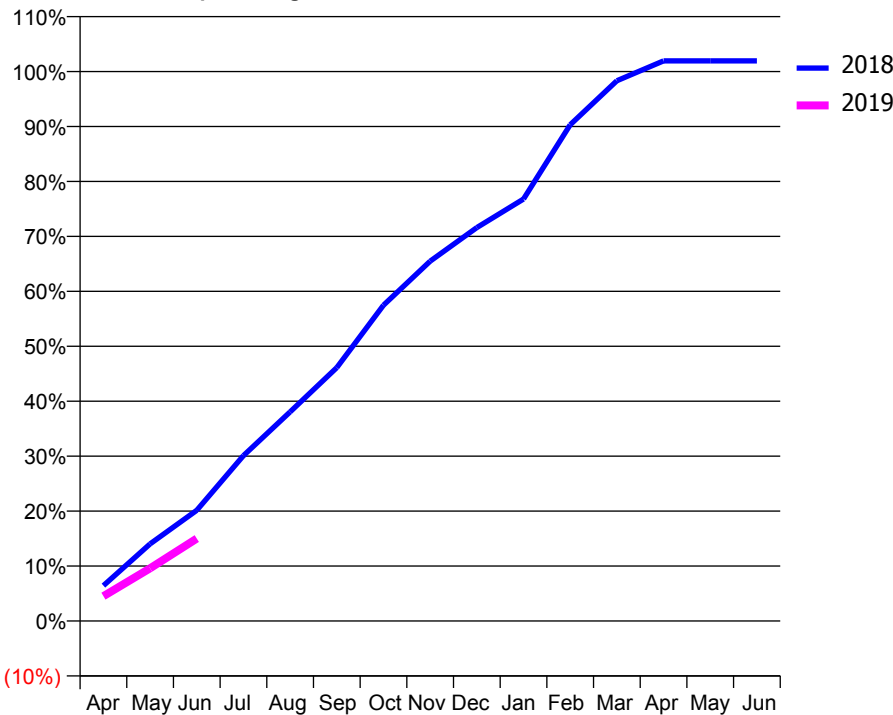
ACCESS*

Patients seen in 24 months	Total	Change since previous quarter
Quarter ending June 2017	9,913	
Quarter ending September 2017	9,970	→
Quarter ending December 2017	9,908	→
Quarter ending March 2018	9,849	→
Quarter ending June 2018	9,778	→
Variance since June 2017	(1.4%)	↓



ACTIVITY

Cumulative percentage of contracted UDA delivered 2018 & 2019



Month	Adjusted Scheduled Activity (UDA)	
	2018	2019
April	1,704	1,196
May	3,709	2,532
June	5,321	3,966
July	7,947	
August	10,051	
September	12,180	
October	15,179	
November	17,296	
December	18,911	
January	20,280	
February	23,853	
March	25,965	
April	26,918	
May	26,919	
June	26,919	

QUALITY

	Quantity	Base Number	Contract	AT	Region	England
% of FP17s for the same patient ID Re-attending within 3 months - Children	30	630	4.8%	10.0%	11.3%	11.5%
% of FP17s for the same patient ID Re-attending within 3 months - Adults	292	1,958	14.9%	14.5%	14.9%	15.4%
% of FP17s for the same patient ID Re-attending between 3 & 9 months - Children	349	630	55.4%	52.8%	60.0%	58.9%
% of FP17s for the same patient ID Re-attending between 3 & 9 months - Adults	961	1,958	49.1%	48.5%	52.6%	51.6%
% of FP17s for Band 1 Urgent Courses	62	1,955	3.2%	8.0%	7.9%	8.9%
% of FP17s Relating to Free Repair or Replacements	7	1,955	0.4%	0.8%	0.8%	0.8%
% of FP17s Relating to Continuations	44	1,955	2.3%	0.8%	0.9%	0.9%
% of Patients satisfied with the dentistry they have received	10	13	76.9%	93.1%	93.2%	93.2%
% of Patients satisfied with the time they had to wait for an appointment	12	13	92.3%	90.9%	89.1%	88.8%

* This is based on patients treated on this contract for their most recent course of treatment. Figures in italics indicate the base number of FP17s or Patient Questionnaire responses are less than 100. N/A is shown where the base number of responses is less than 10 during the period. % is calculated as Quantity/Base number*100

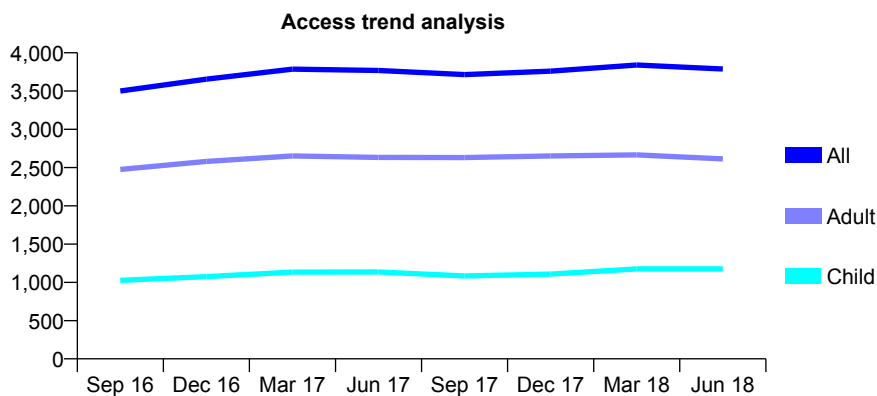
Q54 - Vital Signs At a Glance Contract Report for 638056/0001 - June 2018

Name or company name	Lansdowne Dental
Contract type name	GDS Contract
Purpose of contract	General
Contract start date	01/04/2006
Contract end date	

18/19 Contracted general activity (UDA)	9,422
Carry forward general activity (UDA)	0
18/19 Contracted orthodontic activity (UOA)	0
Carry forward orthodontic activity (UOA)	0
Baseline contract value	£247,011.97

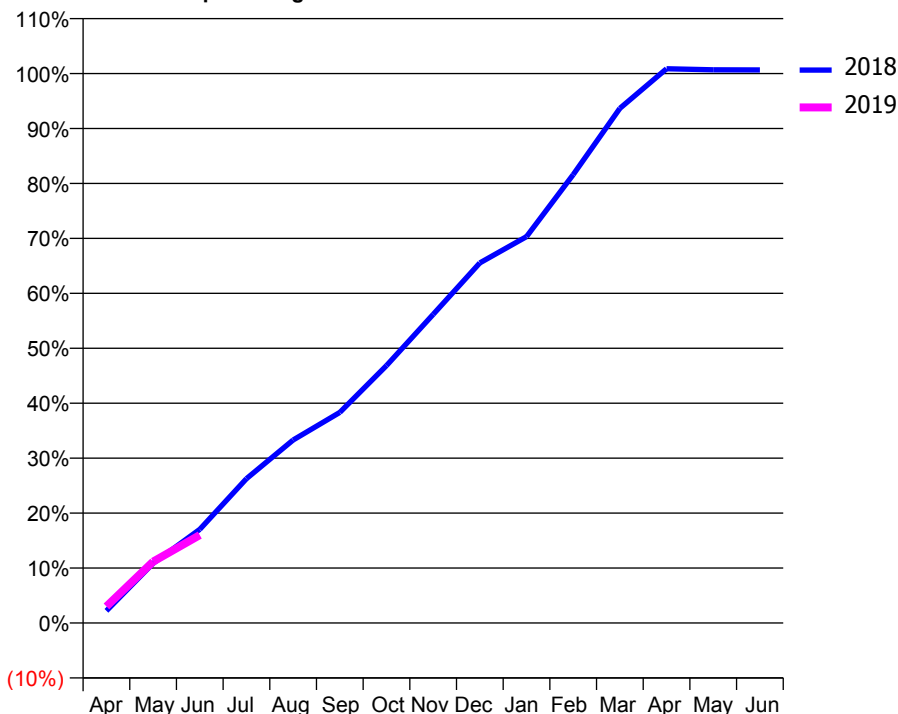
ACCESS*

Patients seen in 24 months	Total	Change since previous quarter
Quarter ending June 2017	3,769	
Quarter ending September 2017	3,715	↓
Quarter ending December 2017	3,760	→
Quarter ending March 2018	3,841	↑
Quarter ending June 2018	3,789	↓
Variance since June 2017	0.5%	→



ACTIVITY

Cumulative percentage of contracted UDA delivered 2018 & 2019



Month	Adjusted Scheduled Activity (UDA)	
	2018	2019
April	209	285
May	1,024	1,052
June	1,606	1,508
July	2,475	
August	3,138	
September	3,610	
October	4,413	
November	5,291	
December	6,175	
January	6,625	
February	7,688	
March	8,824	
April	9,504	
May	9,484	
June	9,483	

QUALITY

	Quantity	Base Number	Contract	AT	Region	England
% of FP17s for the same patient ID Re-attending within 3 months - Children	29	335	8.7%	10.0%	11.3%	11.5%
% of FP17s for the same patient ID Re-attending within 3 months - Adults	77	582	13.2%	14.5%	14.9%	15.4%
% of FP17s for the same patient ID Re-attending between 3 & 9 months - Children	158	335	47.2%	52.8%	60.0%	58.9%
% of FP17s for the same patient ID Re-attending between 3 & 9 months - Adults	227	582	39.0%	48.5%	52.6%	51.6%
% of FP17s for Band 1 Urgent Courses	36	708	5.1%	8.0%	7.9%	8.9%
% of FP17s Relating to Free Repair or Replacements	13	708	1.8%	0.8%	0.8%	0.8%
% of FP17s Relating to Continuations	2	708	0.3%	0.8%	0.9%	0.9%
% of Patients satisfied with the dentistry they have received	3	3	N/A	93.1%	93.2%	93.2%
% of Patients satisfied with the time they had to wait for an appointment	3	3	N/A	90.9%	89.1%	88.8%

* This is based on patients treated on this contract for their most recent course of treatment. Figures in italics indicate the base number of FP17s or Patient Questionnaire responses are less than 100. N/A is shown where the base number of responses is less than 10 during the period. % is calculated as Quantity/Base number*100

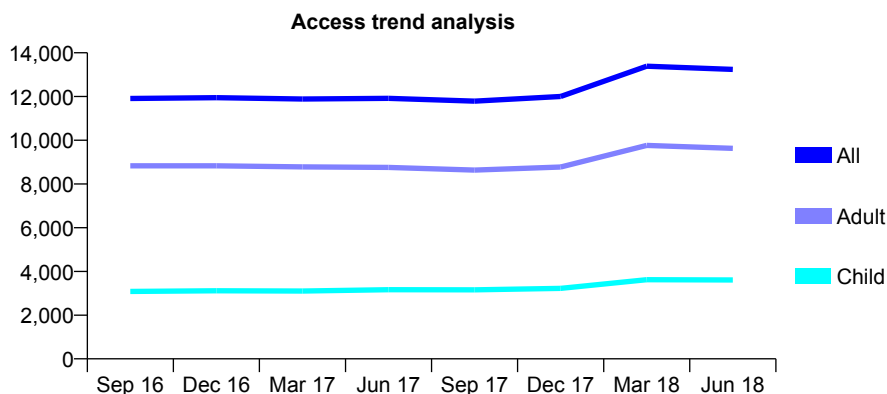
Q54 - Vital Signs At a Glance Contract Report for 638633/0001 - June 2018

Name or company name	Balbir S Bhandal, Amrik S Bhandal & Baljit
Contract type name	GDS Contract
Purpose of contract	General
Contract start date	01/04/2006
Contract end date	

18/19 Contracted general activity (UDA)	45,033
Carry forward general activity (UDA)	0
18/19 Contracted orthodontic activity (UOA)	0
Carry forward orthodontic activity (UOA)	0
Baseline contract value	£1,187,242.09

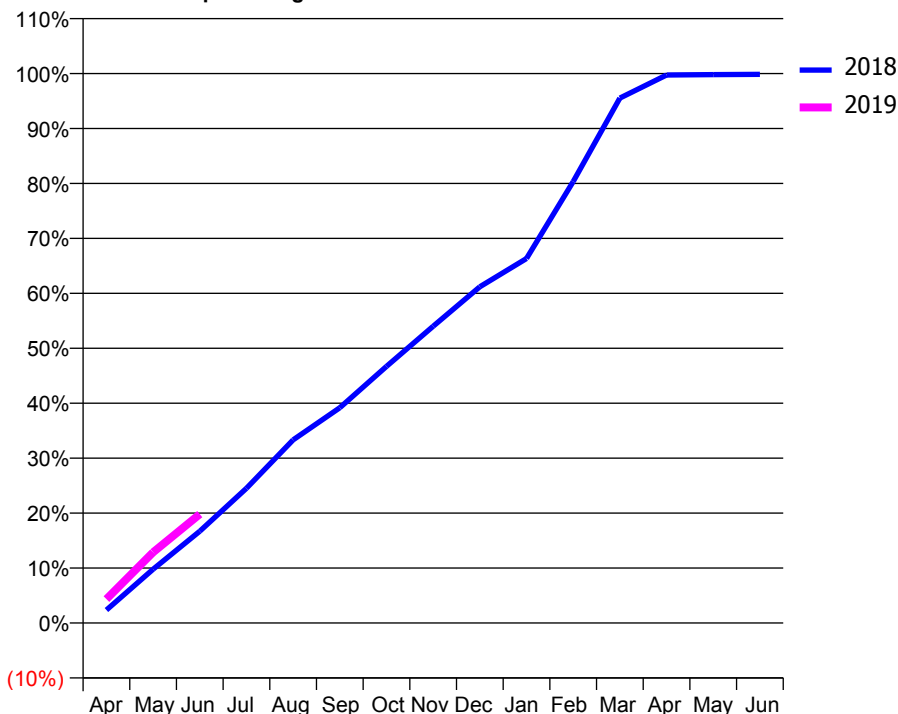
ACCESS*

Patients seen in 24 months	Total	Change since previous quarter
Quarter ending June 2017	11,918	
Quarter ending September 2017	11,789	↓
Quarter ending December 2017	12,000	→
Quarter ending March 2018	13,386	↑
Quarter ending June 2018	13,239	↓
Variance since June 2017	11.1%	↑



ACTIVITY

Cumulative percentage of contracted UDA delivered 2018 & 2019



Adjusted Scheduled Activity (UDA)

Month	2018	2019
April	1,064	1,965
May	4,413	5,796
June	7,520	8,918
July	11,041	
August	15,008	
September	17,646	
October	21,030	
November	24,320	
December	27,556	
January	29,874	
February	36,173	
March	43,022	
April	44,906	
May	44,940	
June	44,964	

QUALITY

	Quantity	Base Number	Contract	AT	Region	England
% of FP17s for the same patient ID Re-attending within 3 months - Children	58	1,021	5.7%	10.0%	11.3%	11.5%
% of FP17s for the same patient ID Re-attending within 3 months - Adults	302	2,480	12.2%	14.5%	14.9%	15.4%
% of FP17s for the same patient ID Re-attending between 3 & 9 months - Children	445	1,021	43.6%	52.8%	60.0%	58.9%
% of FP17s for the same patient ID Re-attending between 3 & 9 months - Adults	776	2,480	31.3%	48.5%	52.6%	51.6%
% of FP17s for Band 1 Urgent Courses	374	2,923	12.8%	8.0%	7.9%	8.9%
% of FP17s Relating to Free Repair or Replacements	31	2,923	1.1%	0.8%	0.8%	0.8%
% of FP17s Relating to Continuations	12	2,923	0.4%	0.8%	0.9%	0.9%
% of Patients satisfied with the dentistry they have received	5	6	N/A	93.1%	93.2%	93.2%
% of Patients satisfied with the time they had to wait for an appointment	6	6	N/A	90.9%	89.1%	88.8%

* This is based on patients treated on this contract for their most recent course of treatment. Figures in italics indicate the base number of FP17s or Patient Questionnaire responses are less than 100. N/A is shown where the base number of responses is less than 10 during the period. % is calculated as Quantity/Base number*100

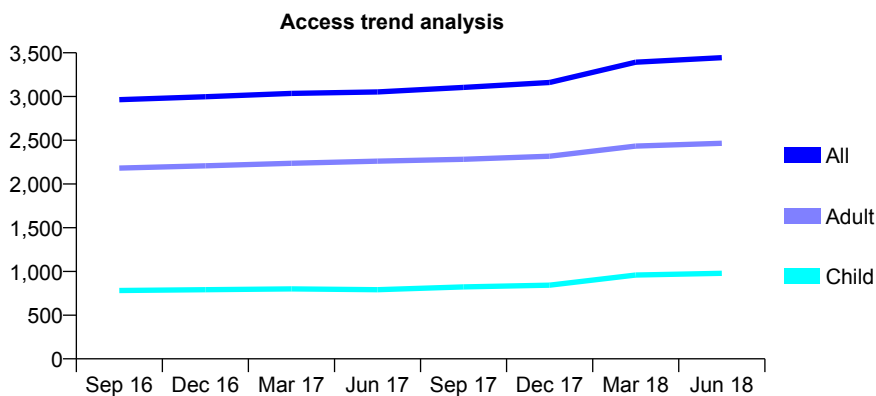
Q54 - Vital Signs At a Glance Contract Report for 638633/0002 - June 2018

Name or company name	Balbir S Bhandal, Amrik S Bhandal & Baljit
Contract type name	GDS Contract
Purpose of contract	General
Contract start date	01/04/2006
Contract end date	

18/19 Contracted general activity (UDA)	9,867
Carry forward general activity (UDA)	0
18/19 Contracted orthodontic activity (UOA)	0
Carry forward orthodontic activity (UOA)	0
Baseline contract value	£220,582.50

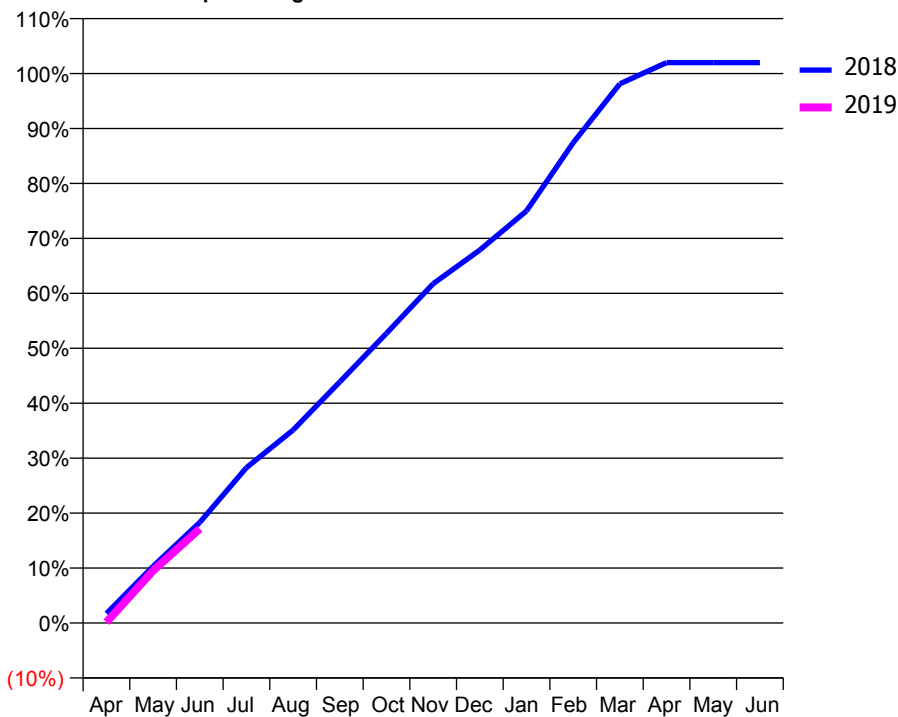
ACCESS*

Patients seen in 24 months	Total	Change since previous quarter
Quarter ending June 2017	3,052	
Quarter ending September 2017	3,105	→
Quarter ending December 2017	3,160	→
Quarter ending March 2018	3,392	↑
Quarter ending June 2018	3,445	→
Variance since June 2017	12.9%	↑



ACTIVITY

Cumulative percentage of contracted UDA delivered 2018 & 2019



Month	Adjusted Scheduled Activity (UDA)	
	2018	2019
April	171	16
May	1,019	940
June	1,807	1,694
July	2,792	
August	3,467	
September	4,329	
October	5,203	
November	6,092	
December	6,699	
January	7,401	
February	8,625	
March	9,681	
April	10,062	
May	10,063	
June	10,063	

QUALITY

	Quantity	Base Number	Contract	AT	Region	England
% of FP17s for the same patient ID Re-attending within 3 months - Children	4	235	1.7%	10.0%	11.3%	11.5%
% of FP17s for the same patient ID Re-attending within 3 months - Adults	30	613	4.9%	14.5%	14.9%	15.4%
% of FP17s for the same patient ID Re-attending between 3 & 9 months - Children	80	235	34.0%	52.8%	60.0%	58.9%
% of FP17s for the same patient ID Re-attending between 3 & 9 months - Adults	315	613	51.4%	48.5%	52.6%	51.6%
% of FP17s for Band 1 Urgent Courses	37	731	5.1%	8.0%	7.9%	8.9%
% of FP17s Relating to Free Repair or Replacements	4	731	0.5%	0.8%	0.8%	0.8%
% of FP17s Relating to Continuations	3	731	0.4%	0.8%	0.9%	0.9%
% of Patients satisfied with the dentistry they have received	5	7	N/A	93.1%	93.2%	93.2%
% of Patients satisfied with the time they had to wait for an appointment	7	7	N/A	90.9%	89.1%	88.8%

* This is based on patients treated on this contract for their most recent course of treatment. Figures in italics indicate the base number of FP17s or Patient Questionnaire responses are less than 100. N/A is shown where the base number of responses is less than 10 during the period. % is calculated as Quantity/Base number*100

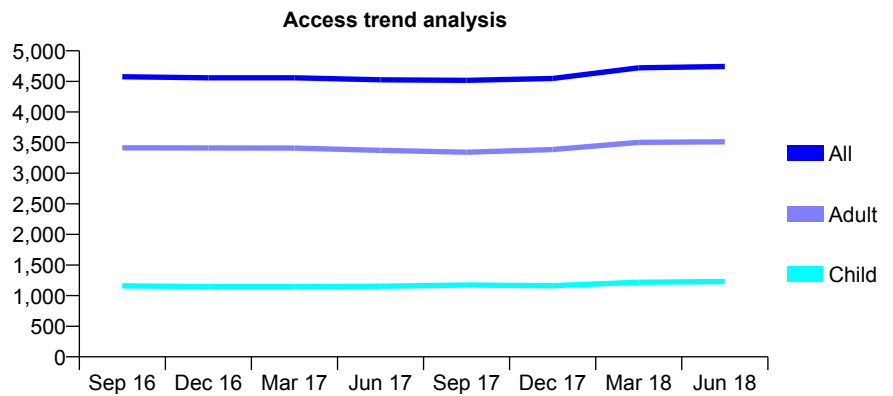
Q54 - Vital Signs At a Glance Contract Report for 638633/0003 - June 2018

Name or company name	Balbir S Bhandal, Amrik S Bhandal & Baljit
Contract type name	GDS Contract
Purpose of contract	General
Contract start date	01/04/2006
Contract end date	

18/19 Contracted general activity (UDA)	13,717
Carry forward general activity (UDA)	0
18/19 Contracted orthodontic activity (UOA)	0
Carry forward orthodontic activity (UOA)	0
Baseline contract value	£344,496.89

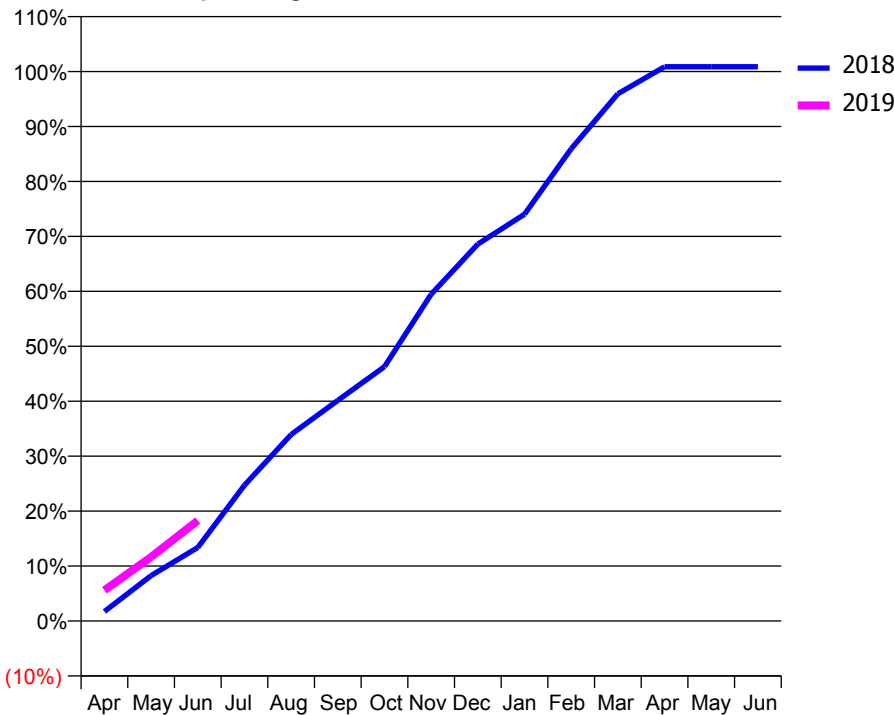
ACCESS*

Patients seen in 24 months	Total	Change since previous quarter
Quarter ending June 2017	4,527	
Quarter ending September 2017	4,518	→
Quarter ending December 2017	4,549	→
Quarter ending March 2018	4,723	↑
Quarter ending June 2018	4,744	→
Variance since June 2017	4.8%	↑



ACTIVITY

Cumulative percentage of contracted UDA delivered 2018 & 2019



Month	Adjusted Scheduled Activity (UDA)	
	2018	2019
April	238	766
May	1,134	1,600
June	1,837	2,507
July	3,390	
August	4,655	
September	5,508	
October	6,349	
November	8,156	
December	9,409	
January	10,155	
February	11,788	
March	13,161	
April	13,837	
May	13,835	
June	13,835	

QUALITY

	Quantity	Base Number	Contract	AT	Region	England
% of FP17s for the same patient ID Re-attending within 3 months - Children	10	349	2.9%	10.0%	11.3%	11.5%
% of FP17s for the same patient ID Re-attending within 3 months - Adults	75	945	7.9%	14.5%	14.9%	15.4%
% of FP17s for the same patient ID Re-attending between 3 & 9 months - Children	139	349	39.8%	52.8%	60.0%	58.9%
% of FP17s for the same patient ID Re-attending between 3 & 9 months - Adults	435	945	46.0%	48.5%	52.6%	51.6%
% of FP17s for Band 1 Urgent Courses	38	1,050	3.6%	8.0%	7.9%	8.9%
% of FP17s Relating to Free Repair or Replacements	11	1,050	1.0%	0.8%	0.8%	0.8%
% of FP17s Relating to Continuations	3	1,050	0.3%	0.8%	0.9%	0.9%
% of Patients satisfied with the dentistry they have received	7	7	N/A	93.1%	93.2%	93.2%
% of Patients satisfied with the time they had to wait for an appointment	7	7	N/A	90.9%	89.1%	88.8%

* This is based on patients treated on this contract for their most recent course of treatment. Figures in italics indicate the base number of FP17s or Patient Questionnaire responses are less than 100. N/A is shown where the base number of responses is less than 10 during the period. % is calculated as Quantity/Base number*100

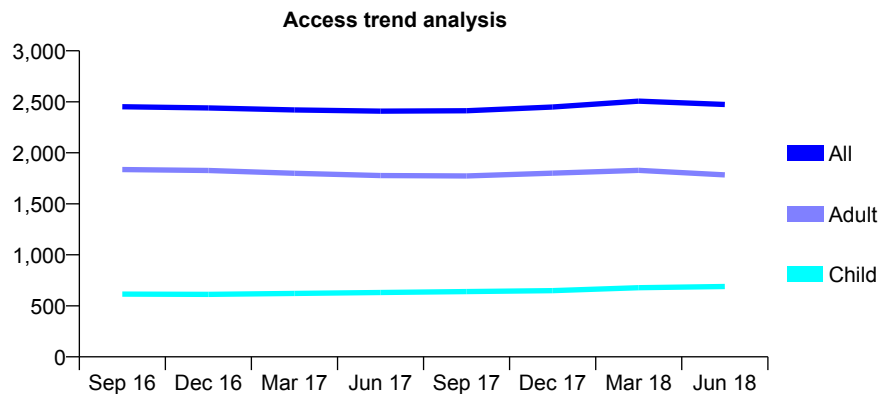
Q54 - Vital Signs At a Glance Contract Report for 638633/0004 - June 2018

Name or company name	Balbir S Bhandal, Amrik S Bhandal & Baljit
Contract type name	GDS Contract
Purpose of contract	General
Contract start date	01/04/2006
Contract end date	

18/19 Contracted general activity (UDA)	7,522
Carry forward general activity (UDA)	0
18/19 Contracted orthodontic activity (UOA)	0
Carry forward orthodontic activity (UOA)	0
Baseline contract value	£188,854.40

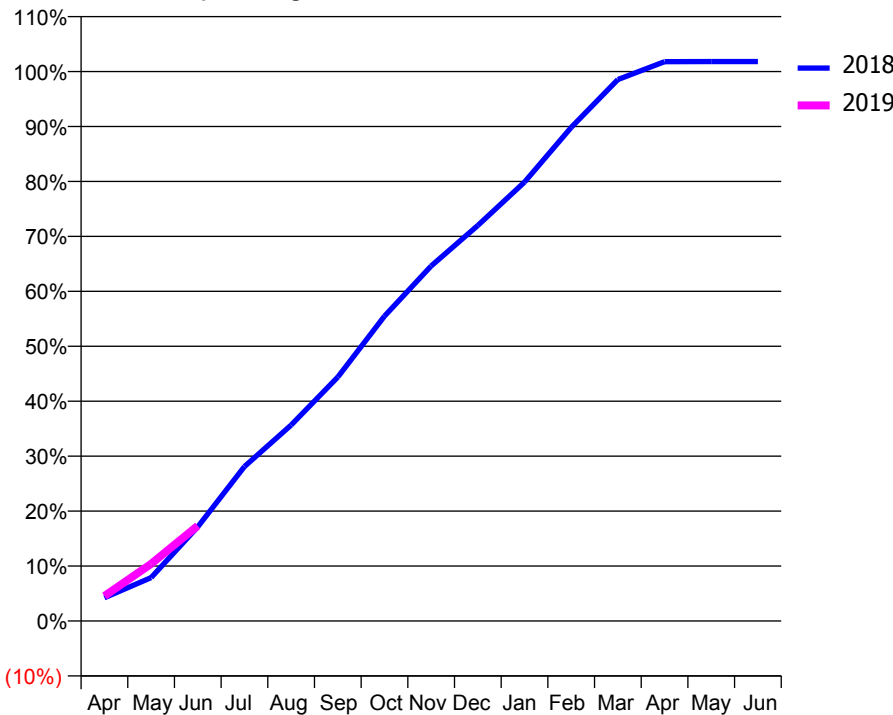
ACCESS*

Patients seen in 24 months	Total	Change since previous quarter
Quarter ending June 2017	2,408	
Quarter ending September 2017	2,413	→
Quarter ending December 2017	2,449	→
Quarter ending March 2018	2,506	↑
Quarter ending June 2018	2,474	↓
Variance since June 2017	2.7%	↑



ACTIVITY

Cumulative percentage of contracted UDA delivered 2018 & 2019



Month	Adjusted Scheduled Activity (UDA)	
	2018	2019
April	318	343
May	594	783
June	1,290	1,303
July	2,115	
August	2,683	
September	3,339	
October	4,173	
November	4,860	
December	5,414	
January	6,009	
February	6,756	
March	7,412	
April	7,657	
May	7,659	
June	7,659	

QUALITY

	Quantity	Base Number	Contract	AT	Region	England
% of FP17s for the same patient ID Re-attending within 3 months - Children	12	207	5.8%	10.0%	11.3%	11.5%
% of FP17s for the same patient ID Re-attending within 3 months - Adults	50	444	11.3%	14.5%	14.9%	15.4%
% of FP17s for the same patient ID Re-attending between 3 & 9 months - Children	105	207	50.7%	52.8%	60.0%	58.9%
% of FP17s for the same patient ID Re-attending between 3 & 9 months - Adults	184	444	41.4%	48.5%	52.6%	51.6%
% of FP17s for Band 1 Urgent Courses	37	575	6.4%	8.0%	7.9%	8.9%
% of FP17s Relating to Free Repair or Replacements	0	575	0.0%	0.8%	0.8%	0.8%
% of FP17s Relating to Continuations	3	575	0.5%	0.8%	0.9%	0.9%
% of Patients satisfied with the dentistry they have received	2	2	N/A	93.1%	93.2%	93.2%
% of Patients satisfied with the time they had to wait for an appointment	2	2	N/A	90.9%	89.1%	88.8%

* This is based on patients treated on this contract for their most recent course of treatment. Figures in italics indicate the base number of FP17s or Patient Questionnaire responses are less than 100. N/A is shown where the base number of responses is less than 10 during the period. % is calculated as Quantity/Base number*100

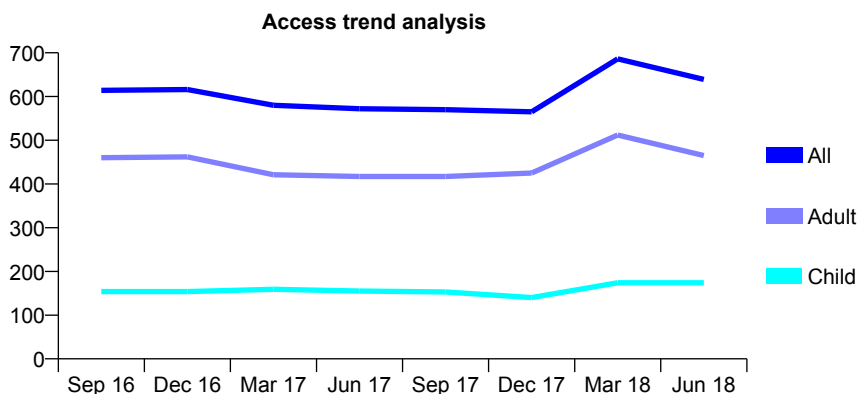
Q54 - Vital Signs At a Glance Contract Report for 638633/0005 - June 2018

Name or company name	Balbir S Bhandal, Amrik S Bhandal & Baljit
Contract type name	GDS Contract
Purpose of contract	General and Orthodontic
Contract start date	01/04/2006
Contract end date	

18/19 Contracted general activity (UDA)	2,045
Carry forward general activity (UDA)	0
18/19 Contracted orthodontic activity (UOA)	450
Carry forward orthodontic activity (UOA)	0
Baseline contract value	£75,039.62

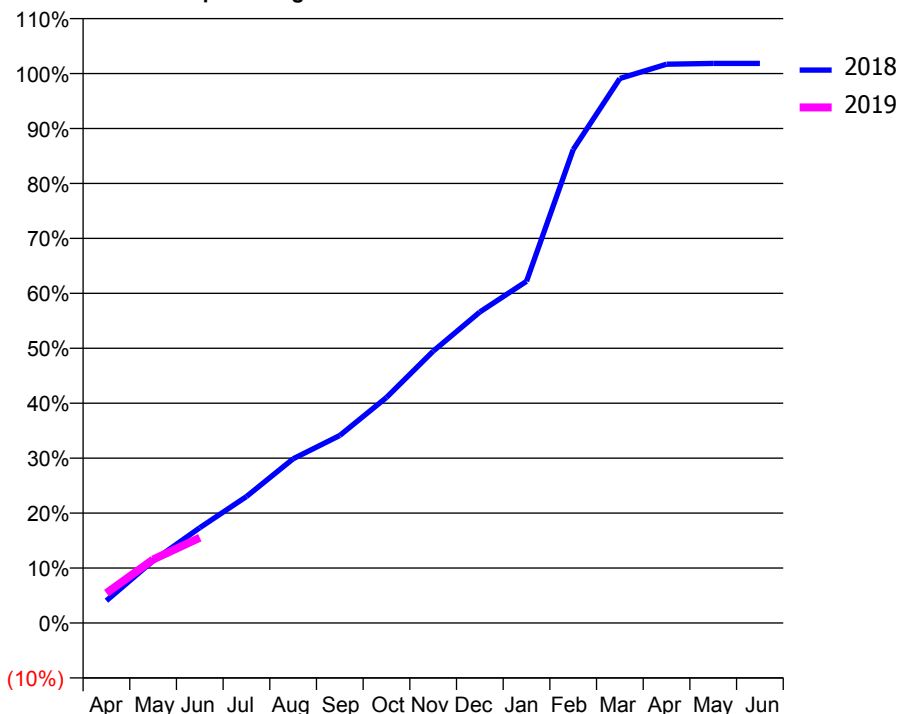
ACCESS*

Patients seen in 24 months	Total	Change since previous quarter
Quarter ending June 2017	572	
Quarter ending September 2017	570	→
Quarter ending December 2017	565	→
Quarter ending March 2018	686	↑
Quarter ending June 2018	639	↓
Variance since June 2017	11.7%	↑



ACTIVITY

Cumulative percentage of contracted UDA delivered 2018 & 2019



Adjusted Scheduled Activity (UDA)

Month	2018	2019
April	83	111
May	231	237
June	355	318
July	471	
August	611	
September	698	
October	839	
November	1,012	
December	1,157	
January	1,272	
February	1,762	
March	2,026	
April	2,080	
May	2,083	
June	2,083	

QUALITY

	Quantity	Base Number	Contract	AT	Region	England
% of FP17s for the same patient ID Re-attending within 3 months - Children	10	122	8.2%	10.0%	11.3%	11.5%
% of FP17s for the same patient ID Re-attending within 3 months - Adults	14	129	10.9%	14.5%	14.9%	15.4%
% of FP17s for the same patient ID Re-attending between 3 & 9 months - Children	30	122	24.6%	52.8%	60.0%	58.9%
% of FP17s for the same patient ID Re-attending between 3 & 9 months - Adults	83	129	64.3%	48.5%	52.6%	51.6%
% of FP17s for Band 1 Urgent Courses	3	159	1.9%	8.0%	7.9%	8.9%
% of FP17s Relating to Free Repair or Replacements	0	159	0.0%	0.8%	0.8%	0.8%
% of FP17s Relating to Continuations	0	159	0.0%	0.8%	0.9%	0.9%
% of Patients satisfied with the dentistry they have received	0	0	N/A	93.1%	93.2%	93.2%
% of Patients satisfied with the time they had to wait for an appointment	0	0	N/A	90.9%	89.1%	88.8%

* This is based on patients treated on this contract for their most recent course of treatment. Figures in italics indicate the base number of FP17s or Patient Questionnaire responses are less than 100. N/A is shown where the base number of responses is less than 10 during the period. % is calculated as Quantity/Base number*100

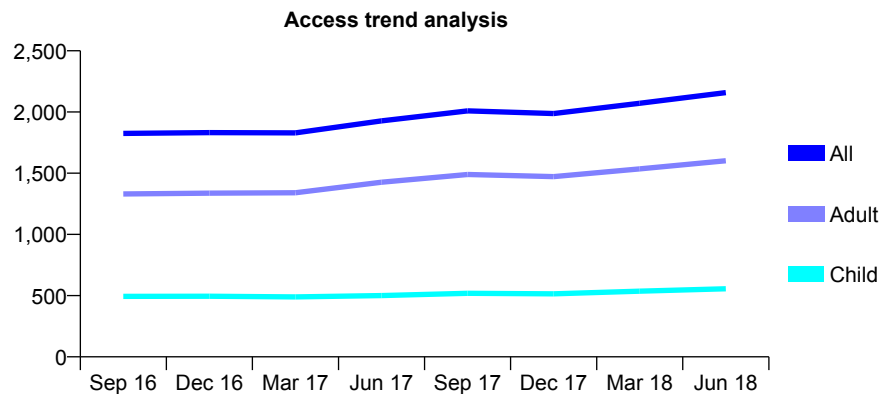
Q54 - Vital Signs At a Glance Contract Report for 638633/0006 - June 2018

Name or company name	Balbir S Bhandal, Amrik S Bhandal & Baljit
Contract type name	GDS Contract
Purpose of contract	General
Contract start date	01/04/2006
Contract end date	

18/19 Contracted general activity (UDA)	6,103
Carry forward general activity (UDA)	0
18/19 Contracted orthodontic activity (UOA)	0
Carry forward orthodontic activity (UOA)	0
Baseline contract value	£133,397.84

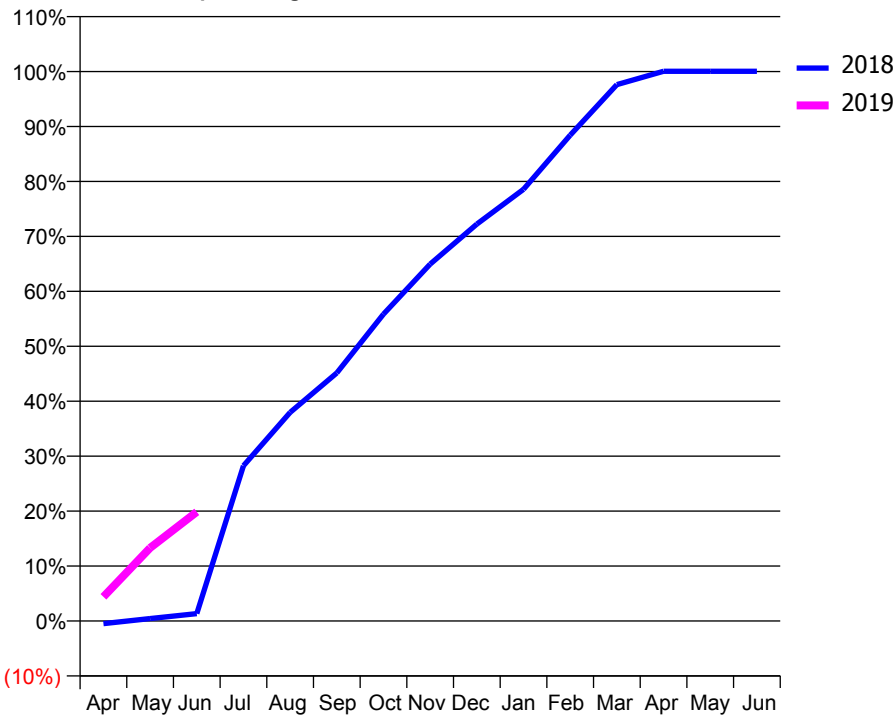
ACCESS*

Patients seen in 24 months	Total	Change since previous quarter
Quarter ending June 2017	1,928	
Quarter ending September 2017	2,009	↑
Quarter ending December 2017	1,987	↓
Quarter ending March 2018	2,071	↑
Quarter ending June 2018	2,158	↑
Variance since June 2017	11.9%	↑



ACTIVITY

Cumulative percentage of contracted UDA delivered 2018 & 2019



Month	Adjusted Scheduled Activity (UDA)	
	2018	2019
April	-30	269
May	28	812
June	82	1,212
July	1,725	
August	2,317	
September	2,755	
October	3,409	
November	3,964	
December	4,408	
January	4,795	
February	5,396	
March	5,958	
April	6,106	
May	6,106	
June	6,106	

QUALITY

	Quantity	Base Number	Contract	AT	Region	England
% of FP17s for the same patient ID Re-attending within 3 months - Children	3	173	1.7%	10.0%	11.3%	11.5%
% of FP17s for the same patient ID Re-attending within 3 months - Adults	17	379	4.5%	14.5%	14.9%	15.4%
% of FP17s for the same patient ID Re-attending between 3 & 9 months - Children	96	173	55.5%	52.8%	60.0%	58.9%
% of FP17s for the same patient ID Re-attending between 3 & 9 months - Adults	152	379	40.1%	48.5%	52.6%	51.6%
% of FP17s for Band 1 Urgent Courses	12	503	2.4%	8.0%	7.9%	8.9%
% of FP17s Relating to Free Repair or Replacements	3	503	0.6%	0.8%	0.8%	0.8%
% of FP17s Relating to Continuations	1	503	0.2%	0.8%	0.9%	0.9%
% of Patients satisfied with the dentistry they have received	4	4	N/A	93.1%	93.2%	93.2%
% of Patients satisfied with the time they had to wait for an appointment	4	4	N/A	90.9%	89.1%	88.8%

* This is based on patients treated on this contract for their most recent course of treatment. Figures in italics indicate the base number of FP17s or Patient Questionnaire responses are less than 100. N/A is shown where the base number of responses is less than 10 during the period. % is calculated as Quantity/Base number*100

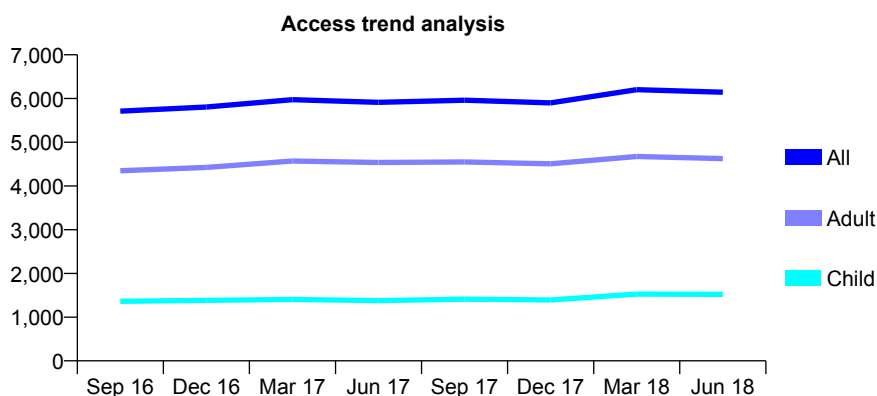
Q54 - Vital Signs At a Glance Contract Report for 638633/0007 - June 2018

Name or company name	Balbir S Bhandal, Amrik S Bhandal & Baljit
Contract type name	GDS Contract
Purpose of contract	General
Contract start date	01/04/2006
Contract end date	

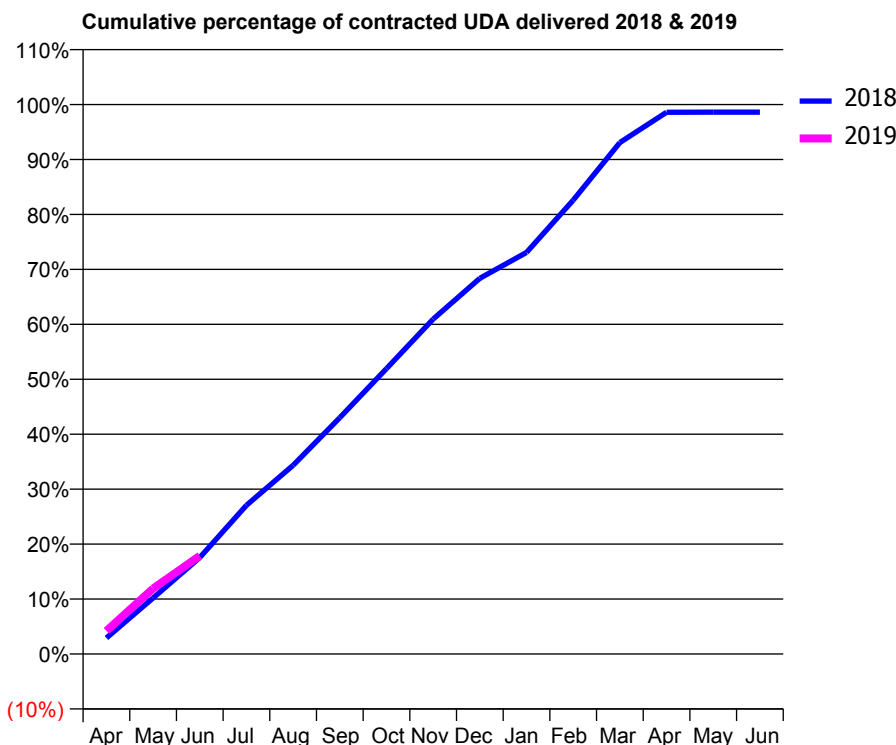
18/19 Contracted general activity (UDA)	19,396
Carry forward general activity (UDA)	0
18/19 Contracted orthodontic activity (UOA)	0
Carry forward orthodontic activity (UOA)	0
Baseline contract value	£449,904.20

ACCESS*

Patients seen in 24 months	Total	Change since previous quarter
Quarter ending June 2017	5,912	
Quarter ending September 2017	5,962	→
Quarter ending December 2017	5,901	↓
Quarter ending March 2018	6,201	↑
Quarter ending June 2018	6,143	→
Variance since June 2017	3.9%	↑



ACTIVITY



Adjusted Scheduled Activity (UDA)		
Month	2018	2019
April	568	816
May	1,980	2,312
June	3,403	3,464
July	5,252	
August	6,664	
September	8,342	
October	10,076	
November	11,819	
December	13,259	
January	14,175	
February	16,019	
March	18,053	
April	19,122	
May	19,126	
June	19,126	

QUALITY

	Quantity	Base Number	Contract	AT	Region	England
% of FP17s for the same patient ID Re-attending within 3 months - Children	22	471	4.7%	10.0%	11.3%	11.5%
% of FP17s for the same patient ID Re-attending within 3 months - Adults	163	1,369	11.9%	14.5%	14.9%	15.4%
% of FP17s for the same patient ID Re-attending between 3 & 9 months - Children	219	471	46.5%	52.8%	60.0%	58.9%
% of FP17s for the same patient ID Re-attending between 3 & 9 months - Adults	610	1,369	44.6%	48.5%	52.6%	51.6%
% of FP17s for Band 1 Urgent Courses	62	1,423	4.4%	8.0%	7.9%	8.9%
% of FP17s Relating to Free Repair or Replacements	13	1,423	0.9%	0.8%	0.8%	0.8%
% of FP17s Relating to Continuations	19	1,423	1.3%	0.8%	0.9%	0.9%
% of Patients satisfied with the dentistry they have received	3	3	N/A	93.1%	93.2%	93.2%
% of Patients satisfied with the time they had to wait for an appointment	3	3	N/A	90.9%	89.1%	88.8%

* This is based on patients treated on this contract for their most recent course of treatment. Figures in italics indicate the base number of FP17s or Patient Questionnaire responses are less than 100. N/A is shown where the base number of responses is less than 10 during the period. % is calculated as Quantity/Base number*100

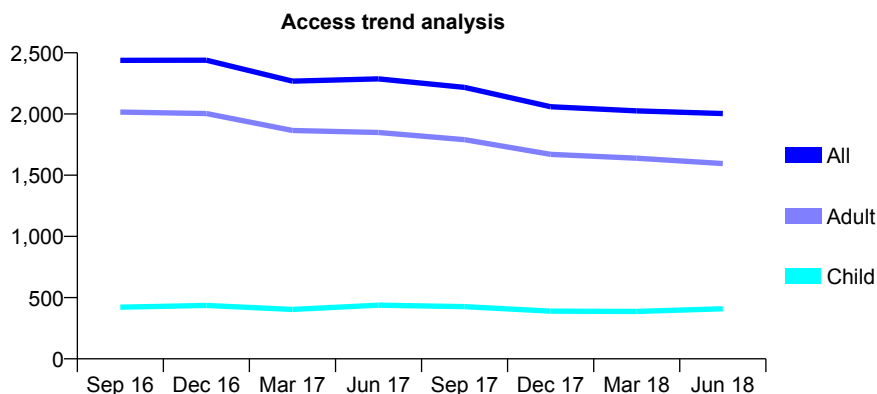
Q54 - Vital Signs At a Glance Contract Report for 638633/0008 - June 2018

Name or company name	Balbir S Bhandal, Amrik S Bhandal & Baljit
Contract type name	GDS Contract
Purpose of contract	General
Contract start date	01/04/2006
Contract end date	

18/19 Contracted general activity (UDA)	9,466
Carry forward general activity (UDA)	0
18/19 Contracted orthodontic activity (UOA)	0
Carry forward orthodontic activity (UOA)	0
Baseline contract value	£230,082.61

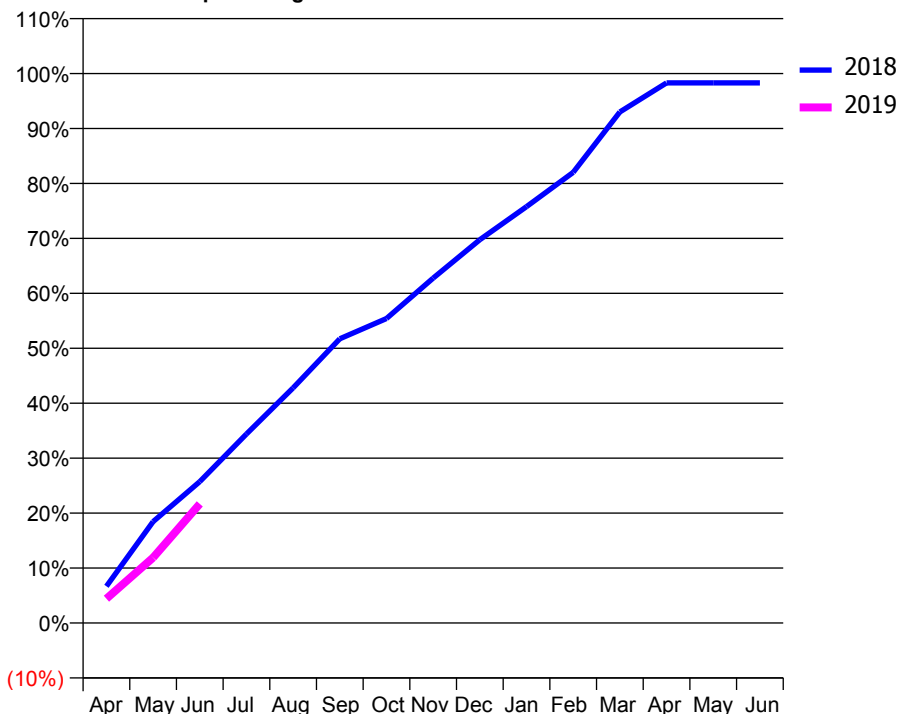
ACCESS*

Patients seen in 24 months	Total	Change since previous quarter
Quarter ending June 2017	2,287	
Quarter ending September 2017	2,217	↓
Quarter ending December 2017	2,059	↓
Quarter ending March 2018	2,026	↓
Quarter ending June 2018	2,004	↓
Variance since June 2017	(12.4%)	↓



ACTIVITY

Cumulative percentage of contracted UDA delivered 2018 & 2019



Adjusted Scheduled Activity (UDA)

Month	2018	2019
April	633	420
May	1,748	1,126
June	2,436	2,053
July	3,256	
August	4,050	
September	4,897	
October	5,246	
November	5,941	
December	6,602	
January	7,172	
February	7,762	
March	8,804	
April	9,304	
May	9,304	
June	9,304	

QUALITY

	Quantity	Base Number	Contract	AT	Region	England
% of FP17s for the same patient ID Re-attending within 3 months - Children	5	131	3.8%	10.0%	11.3%	11.5%
% of FP17s for the same patient ID Re-attending within 3 months - Adults	44	461	9.5%	14.5%	14.9%	15.4%
% of FP17s for the same patient ID Re-attending between 3 & 9 months - Children	34	131	26.0%	52.8%	60.0%	58.9%
% of FP17s for the same patient ID Re-attending between 3 & 9 months - Adults	177	461	38.4%	48.5%	52.6%	51.6%
% of FP17s for Band 1 Urgent Courses	20	493	4.1%	8.0%	7.9%	8.9%
% of FP17s Relating to Free Repair or Replacements	1	493	0.2%	0.8%	0.8%	0.8%
% of FP17s Relating to Continuations	5	493	1.0%	0.8%	0.9%	0.9%
% of Patients satisfied with the dentistry they have received	2	2	N/A	93.1%	93.2%	93.2%
% of Patients satisfied with the time they had to wait for an appointment	2	2	N/A	90.9%	89.1%	88.8%

* This is based on patients treated on this contract for their most recent course of treatment. Figures in italics indicate the base number of FP17s or Patient Questionnaire responses are less than 100. N/A is shown where the base number of responses is less than 10 during the period. % is calculated as Quantity/Base number*100

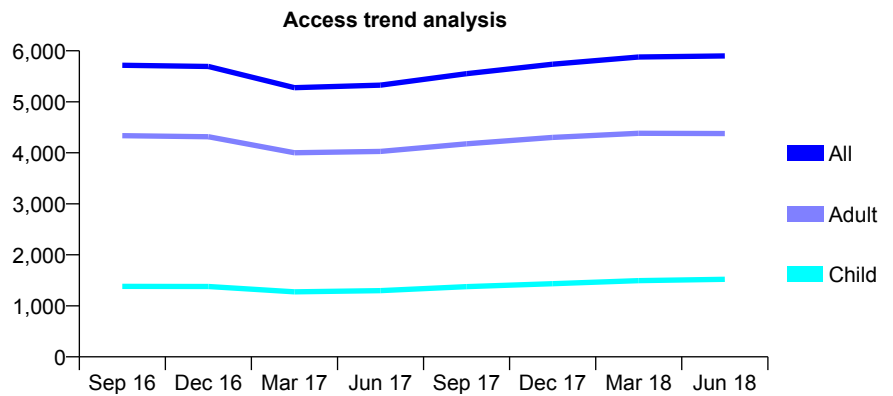
Q54 - Vital Signs At a Glance Contract Report for 638633/0009 - June 2018

Name or company name	Balbir S Bhandal, Amrik S Bhandal & Baljit
Contract type name	GDS Contract
Purpose of contract	General
Contract start date	01/04/2006
Contract end date	

18/19 Contracted general activity (UDA)	18,695
Carry forward general activity (UDA)	0
18/19 Contracted orthodontic activity (UOA)	0
Carry forward orthodontic activity (UOA)	0
Baseline contract value	£435,906.41

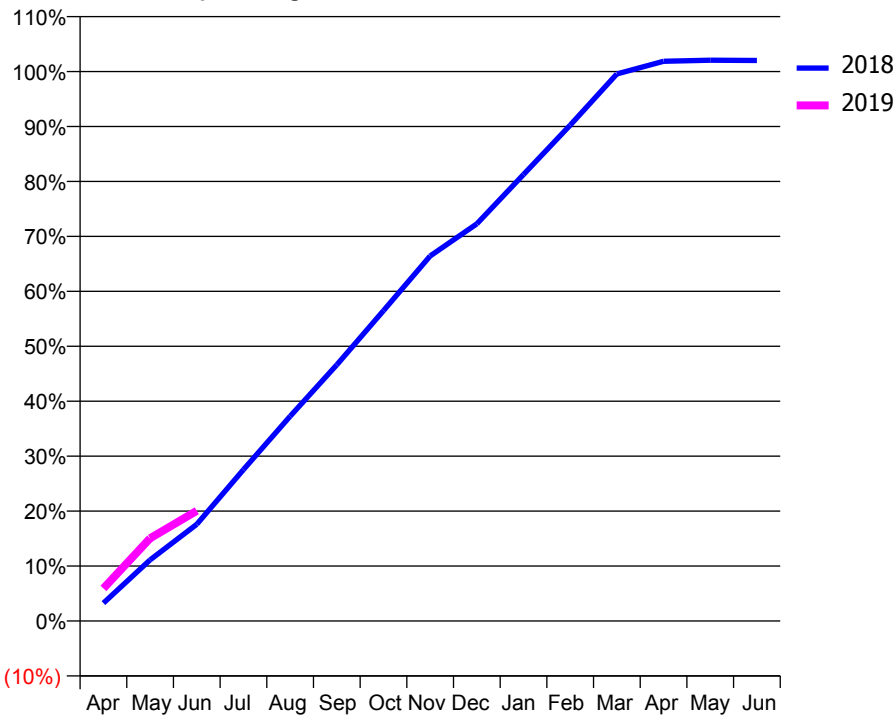
ACCESS*

Patients seen in 24 months	Total	Change since previous quarter
Quarter ending June 2017	5,327	
Quarter ending September 2017	5,552	↑
Quarter ending December 2017	5,736	↑
Quarter ending March 2018	5,879	↑
Quarter ending June 2018	5,899	→
Variance since June 2017	10.7%	↑



ACTIVITY

Cumulative percentage of contracted UDA delivered 2018 & 2019



Month	Adjusted Scheduled Activity (UDA)	
	2018	2019
April	611	1,110
May	2,082	2,813
June	3,291	3,748
July	5,152	
August	6,965	
September	8,718	
October	10,557	
November	12,420	
December	13,513	
January	15,193	
February	16,870	
March	18,612	
April	19,044	
May	19,080	
June	19,068	

QUALITY

	Quantity	Base Number	Contract	AT	Region	England
% of FP17s for the same patient ID Re-attending within 3 months - Children	24	492	4.9%	10.0%	11.3%	11.5%
% of FP17s for the same patient ID Re-attending within 3 months - Adults	97	1,208	8.0%	14.5%	14.9%	15.4%
% of FP17s for the same patient ID Re-attending between 3 & 9 months - Children	240	492	48.8%	52.8%	60.0%	58.9%
% of FP17s for the same patient ID Re-attending between 3 & 9 months - Adults	608	1,208	50.3%	48.5%	52.6%	51.6%
% of FP17s for Band 1 Urgent Courses	52	1,500	3.5%	8.0%	7.9%	8.9%
% of FP17s Relating to Free Repair or Replacements	11	1,500	0.7%	0.8%	0.8%	0.8%
% of FP17s Relating to Continuations	10	1,500	0.7%	0.8%	0.9%	0.9%
% of Patients satisfied with the dentistry they have received	6	6	N/A	93.1%	93.2%	93.2%
% of Patients satisfied with the time they had to wait for an appointment	6	6	N/A	90.9%	89.1%	88.8%

* This is based on patients treated on this contract for their most recent course of treatment. Figures in italics indicate the base number of FP17s or Patient Questionnaire responses are less than 100. N/A is shown where the base number of responses is less than 10 during the period. % is calculated as Quantity/Base number*100

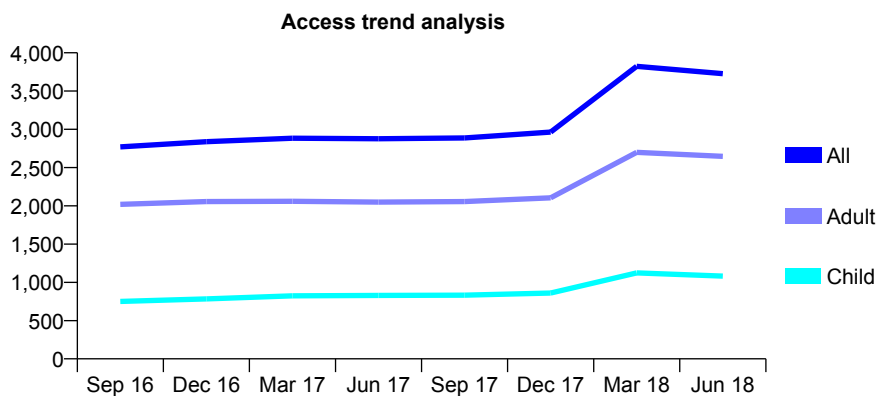
Q54 - Vital Signs At a Glance Contract Report for 638633/0010 - June 2018

Name or company name	Balbir S Bhandal, Amrik S Bhandal & Baljit
Contract type name	GDS Contract
Purpose of contract	General
Contract start date	01/04/2006
Contract end date	

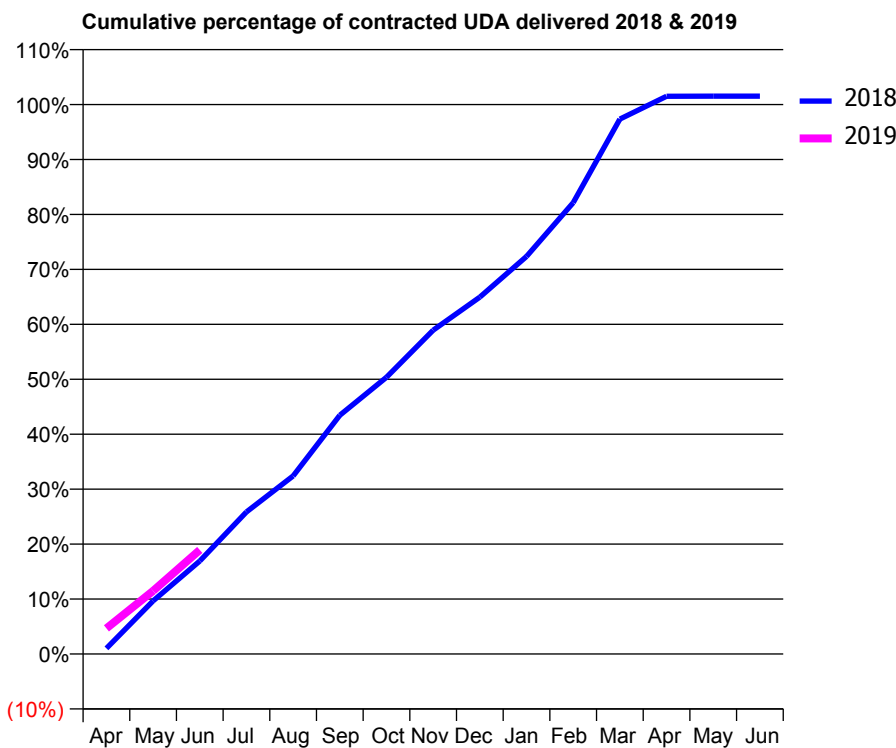
18/19 Contracted general activity (UDA)	11,660
Carry forward general activity (UDA)	0
18/19 Contracted orthodontic activity (UOA)	0
Carry forward orthodontic activity (UOA)	0
Baseline contract value	£302,190.53

ACCESS*

Patients seen in 24 months	Total	Change since previous quarter
Quarter ending June 2017	2,876	
Quarter ending September 2017	2,888	→
Quarter ending December 2017	2,964	↑
Quarter ending March 2018	3,823	↑
Quarter ending June 2018	3,728	↓
Variance since June 2017	29.6%	↑



ACTIVITY



Month	Adjusted Scheduled Activity (UDA)	
	2018	2019
April	119	544
May	1,128	1,339
June	1,973	2,207
July	3,015	
August	3,780	
September	5,065	
October	5,873	
November	6,870	
December	7,574	
January	8,435	
February	9,578	
March	11,352	
April	11,834	
May	11,837	
June	11,837	

QUALITY

	Quantity	Base Number	Contract	AT	Region	England
% of FP17s for the same patient ID Re-attending within 3 months - Children	14	297	4.7%	10.0%	11.3%	11.5%
% of FP17s for the same patient ID Re-attending within 3 months - Adults	57	656	8.7%	14.5%	14.9%	15.4%
% of FP17s for the same patient ID Re-attending between 3 & 9 months - Children	127	297	42.8%	52.8%	60.0%	58.9%
% of FP17s for the same patient ID Re-attending between 3 & 9 months - Adults	224	656	34.1%	48.5%	52.6%	51.6%
% of FP17s for Band 1 Urgent Courses	61	725	8.4%	8.0%	7.9%	8.9%
% of FP17s Relating to Free Repair or Replacements	11	725	1.5%	0.8%	0.8%	0.8%
% of FP17s Relating to Continuations	1	725	0.1%	0.8%	0.9%	0.9%
% of Patients satisfied with the dentistry they have received	2	2	N/A	93.1%	93.2%	93.2%
% of Patients satisfied with the time they had to wait for an appointment	2	2	N/A	90.9%	89.1%	88.8%

* This is based on patients treated on this contract for their most recent course of treatment. Figures in italics indicate the base number of FP17s or Patient Questionnaire responses are less than 100. N/A is shown where the base number of responses is less than 10 during the period. % is calculated as Quantity/Base number*100

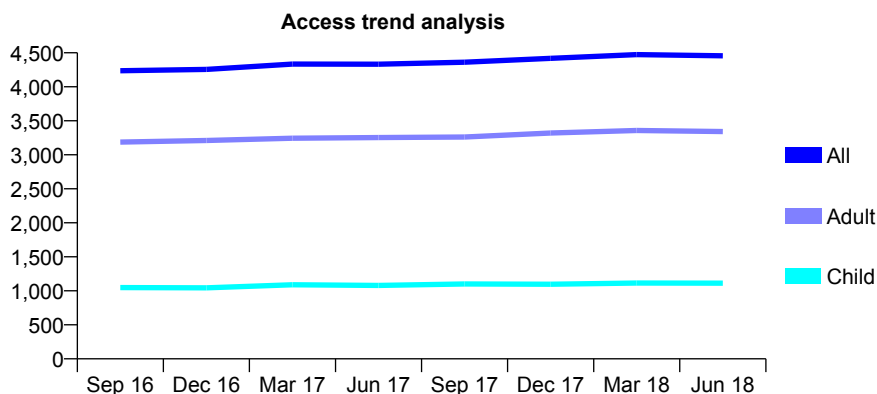
Q54 - Vital Signs At a Glance Contract Report for 638633/0011 - June 2018

Name or company name	Balbir S Bhandal, Amrik S Bhandal & Baljit
Contract type name	GDS Contract
Purpose of contract	General and Orthodontic
Contract start date	01/04/2006
Contract end date	

18/19 Contracted general activity (UDA)	13,730
Carry forward general activity (UDA)	0
18/19 Contracted orthodontic activity (UOA)	529
Carry forward orthodontic activity (UOA)	0
Baseline contract value	£373,707.46

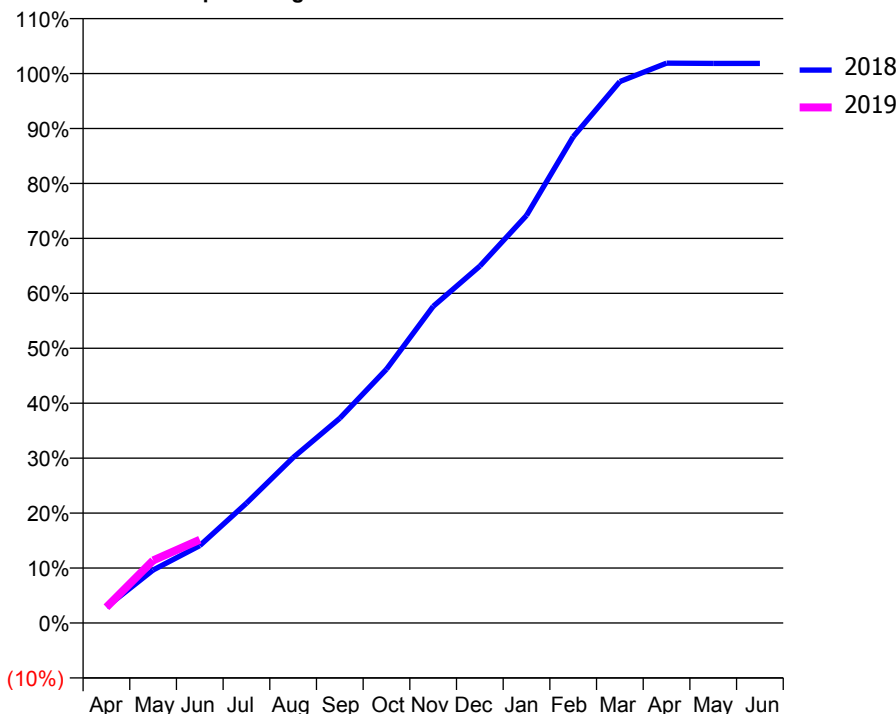
ACCESS*

Patients seen in 24 months	Total	Change since previous quarter
Quarter ending June 2017	4,332	
Quarter ending September 2017	4,362	→
Quarter ending December 2017	4,418	→
Quarter ending March 2018	4,473	→
Quarter ending June 2018	4,455	→
Variance since June 2017	2.8%	↑



ACTIVITY

Cumulative percentage of contracted UDA delivered 2018 & 2019



Adjusted Scheduled Activity (UDA)

Month	2018	2019
April	402	394
May	1,323	1,563
June	1,933	2,081
July	2,993	
August	4,132	
September	5,115	
October	6,343	
November	7,913	
December	8,918	
January	10,185	
February	12,150	
March	13,530	
April	13,990	
May	13,982	
June	13,982	

QUALITY

	Quantity	Base Number	Contract	AT	Region	England
% of FP17s for the same patient ID Re-attending within 3 months - Children	8	313	2.6%	10.0%	11.3%	11.5%
% of FP17s for the same patient ID Re-attending within 3 months - Adults	56	877	6.4%	14.5%	14.9%	15.4%
% of FP17s for the same patient ID Re-attending between 3 & 9 months - Children	209	313	66.8%	52.8%	60.0%	58.9%
% of FP17s for the same patient ID Re-attending between 3 & 9 months - Adults	543	877	61.9%	48.5%	52.6%	51.6%
% of FP17s for Band 1 Urgent Courses	50	985	5.1%	8.0%	7.9%	8.9%
% of FP17s Relating to Free Repair or Replacements	7	985	0.7%	0.8%	0.8%	0.8%
% of FP17s Relating to Continuations	2	985	0.2%	0.8%	0.9%	0.9%
% of Patients satisfied with the dentistry they have received	3	3	N/A	93.1%	93.2%	93.2%
% of Patients satisfied with the time they had to wait for an appointment	2	3	N/A	90.9%	89.1%	88.8%

* This is based on patients treated on this contract for their most recent course of treatment. Figures in italics indicate the base number of FP17s or Patient Questionnaire responses are less than 100. N/A is shown where the base number of responses is less than 10 during the period. % is calculated as Quantity/Base number*100

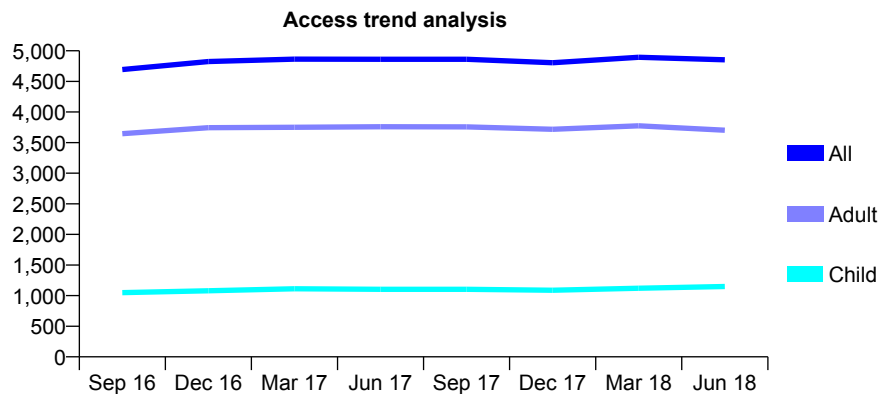
Q54 - Vital Signs At a Glance Contract Report for 638633/0013 - June 2018

Name or company name	Balbir S Bhandal, Amrik S Bhandal & Baljit
Contract type name	GDS Contract
Purpose of contract	General
Contract start date	01/04/2006
Contract end date	

18/19 Contracted general activity (UDA)	16,321
Carry forward general activity (UDA)	0
18/19 Contracted orthodontic activity (UOA)	0
Carry forward orthodontic activity (UOA)	0
Baseline contract value	£351,205.07

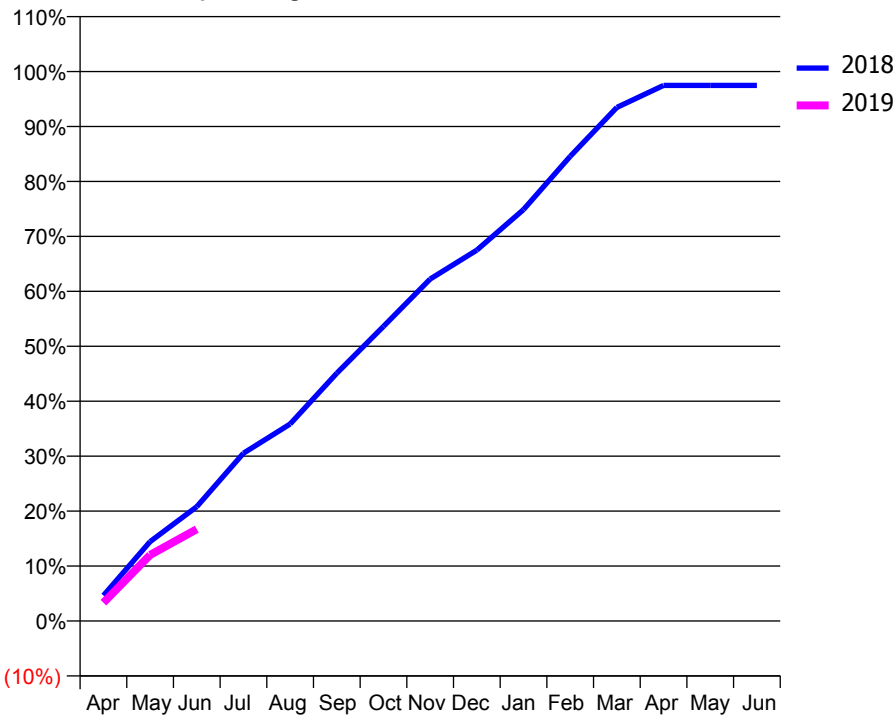
ACCESS*

Patients seen in 24 months	Total	Change since previous quarter
Quarter ending June 2017	4,862	
Quarter ending September 2017	4,861	→
Quarter ending December 2017	4,806	↓
Quarter ending March 2018	4,894	→
Quarter ending June 2018	4,853	→
Variance since June 2017	(0.2%)	→



ACTIVITY

Cumulative percentage of contracted UDA delivered 2018 & 2019



Month	Adjusted Scheduled Activity (UDA)	
	2018	2019
April	758	545
May	2,359	1,963
June	3,396	2,727
July	4,985	
August	5,851	
September	7,362	
October	8,752	
November	10,156	
December	11,016	
January	12,222	
February	13,800	
March	15,252	
April	15,908	
May	15,909	
June	15,909	

QUALITY

	Quantity	Base Number	Contract	AT	Region	England
% of FP17s for the same patient ID Re-attending within 3 months - Children	16	339	4.7%	10.0%	11.3%	11.5%
% of FP17s for the same patient ID Re-attending within 3 months - Adults	58	947	6.1%	14.5%	14.9%	15.4%
% of FP17s for the same patient ID Re-attending between 3 & 9 months - Children	158	339	46.6%	52.8%	60.0%	58.9%
% of FP17s for the same patient ID Re-attending between 3 & 9 months - Adults	486	947	51.3%	48.5%	52.6%	51.6%
% of FP17s for Band 1 Urgent Courses	46	1,099	4.2%	8.0%	7.9%	8.9%
% of FP17s Relating to Free Repair or Replacements	11	1,099	1.0%	0.8%	0.8%	0.8%
% of FP17s Relating to Continuations	3	1,099	0.3%	0.8%	0.9%	0.9%
% of Patients satisfied with the dentistry they have received	2	2	N/A	93.1%	93.2%	93.2%
% of Patients satisfied with the time they had to wait for an appointment	2	2	N/A	90.9%	89.1%	88.8%

* This is based on patients treated on this contract for their most recent course of treatment. Figures in italics indicate the base number of FP17s or Patient Questionnaire responses are less than 100. N/A is shown where the base number of responses is less than 10 during the period. % is calculated as Quantity/Base number*100

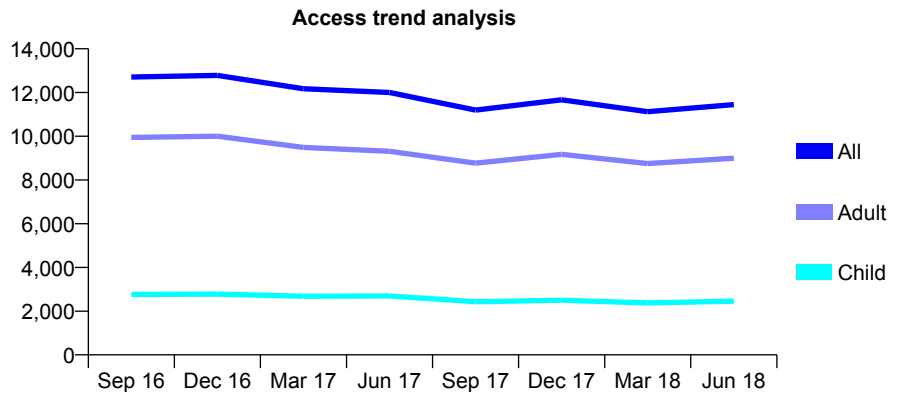
Q54 - Vital Signs At a Glance Contract Report for 638633/0014 - June 2018

Name or company name	Balbir S Bhandal, Amrik S Bhandal & Baljit
Contract type name	GDS Contract
Purpose of contract	General
Contract start date	01/04/2006
Contract end date	

18/19 Contracted general activity (UDA)	39,989
Carry forward general activity (UDA)	0
18/19 Contracted orthodontic activity (UOA)	0
Carry forward orthodontic activity (UOA)	0
Baseline contract value	£944,890.59

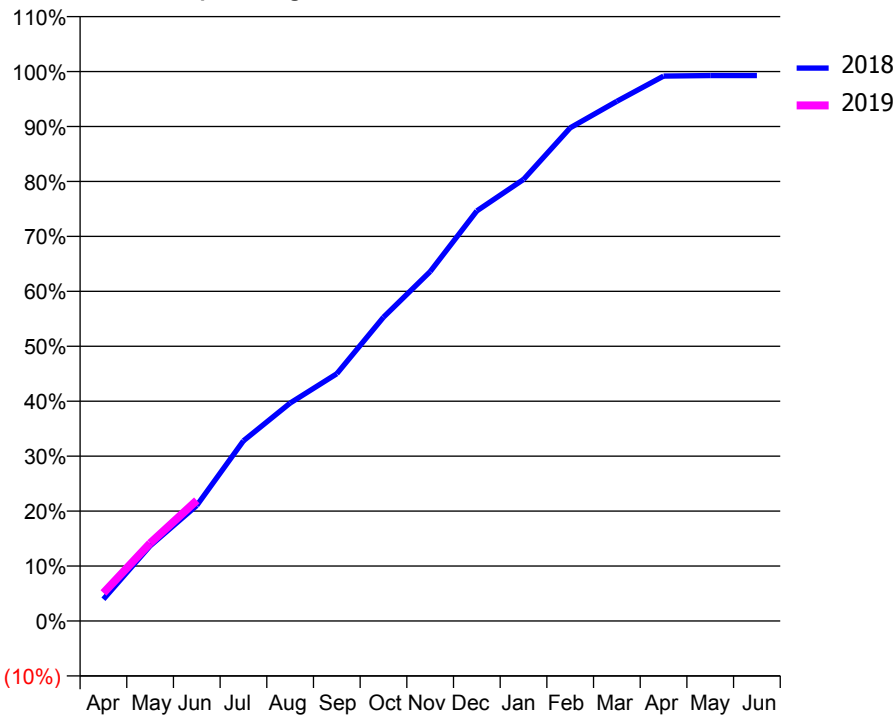
ACCESS*

Patients seen in 24 months	Total	Change since previous quarter
Quarter ending June 2017	12,005	
Quarter ending September 2017	11,199	↓
Quarter ending December 2017	11,669	↑
Quarter ending March 2018	11,123	↓
Quarter ending June 2018	11,447	↑
Variance since June 2017	(4.6%)	↓



ACTIVITY

Cumulative percentage of contracted UDA delivered 2018 & 2019



Month	Adjusted Scheduled Activity (UDA)	
	2018	2019
April	1,584	2,040
May	5,464	5,664
June	8,406	8,781
July	13,111	
August	15,865	
September	17,994	
October	22,110	
November	25,433	
December	29,843	
January	32,131	
February	35,895	
March	37,820	
April	39,653	
May	39,693	
June	39,693	

QUALITY

	Quantity	Base Number	Contract	AT	Region	England
% of FP17s for the same patient ID Re-attending within 3 months - Children	31	855	3.6%	10.0%	11.3%	11.5%
% of FP17s for the same patient ID Re-attending within 3 months - Adults	249	2,697	9.2%	14.5%	14.9%	15.4%
% of FP17s for the same patient ID Re-attending between 3 & 9 months - Children	421	855	49.2%	52.8%	60.0%	58.9%
% of FP17s for the same patient ID Re-attending between 3 & 9 months - Adults	1,098	2,697	40.7%	48.5%	52.6%	51.6%
% of FP17s for Band 1 Urgent Courses	88	3,011	2.9%	8.0%	7.9%	8.9%
% of FP17s Relating to Free Repair or Replacements	7	3,011	0.2%	0.8%	0.8%	0.8%
% of FP17s Relating to Continuations	8	3,011	0.3%	0.8%	0.9%	0.9%
% of Patients satisfied with the dentistry they have received	4	4	N/A	93.1%	93.2%	93.2%
% of Patients satisfied with the time they had to wait for an appointment	4	4	N/A	90.9%	89.1%	88.8%

* This is based on patients treated on this contract for their most recent course of treatment. Figures in italics indicate the base number of FP17s or Patient Questionnaire responses are less than 100. N/A is shown where the base number of responses is less than 10 during the period. % is calculated as Quantity/Base number*100

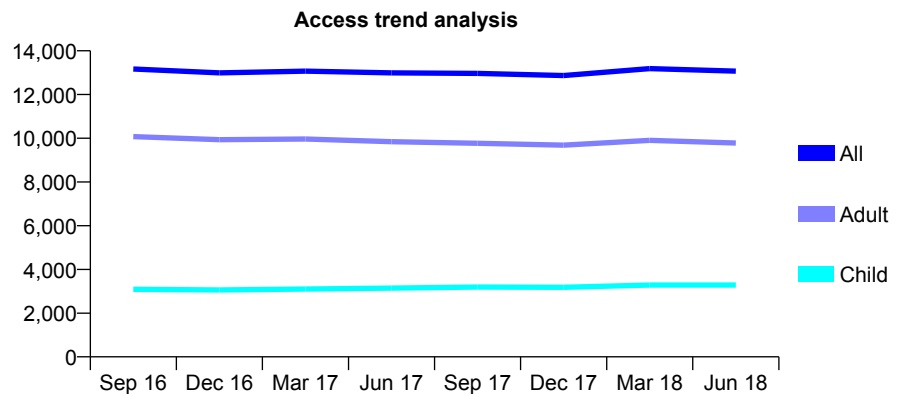
Q54 - Vital Signs At a Glance Contract Report for 638633/0015 - June 2018

Name or company name	Balbir S Bhandal, Amrik S Bhandal & Baljit
Contract type name	GDS Contract
Purpose of contract	General
Contract start date	01/04/2006
Contract end date	

18/19 Contracted general activity (UDA)	42,991
Carry forward general activity (UDA)	0
18/19 Contracted orthodontic activity (UOA)	0
Carry forward orthodontic activity (UOA)	0
Baseline contract value	£1,001,118.60

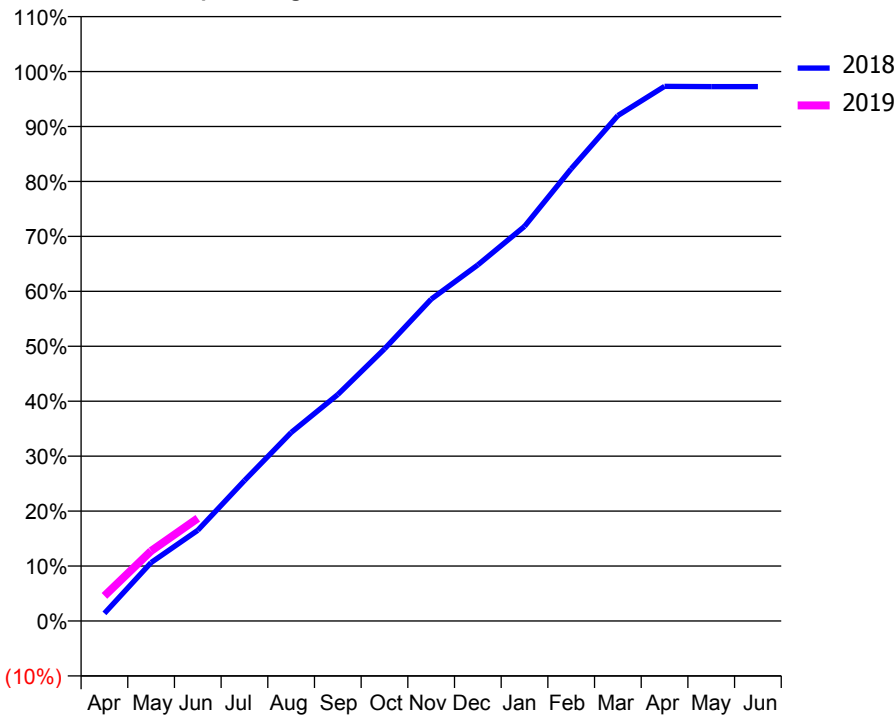
ACCESS*

Patients seen in 24 months	Total	Change since previous quarter
Quarter ending June 2017	12,988	
Quarter ending September 2017	12,963	→
Quarter ending December 2017	12,870	→
Quarter ending March 2018	13,187	↑
Quarter ending June 2018	13,067	→
Variance since June 2017	0.6%	→



ACTIVITY

Cumulative percentage of contracted UDA delivered 2018 & 2019



Month	Adjusted Scheduled Activity (UDA)	
	2018	2019
April	602	1,968
May	4,579	5,487
June	7,098	8,040
July	10,988	
August	14,745	
September	17,716	
October	21,291	
November	25,182	
December	27,861	
January	30,879	
February	35,385	
March	39,544	
April	41,827	
May	41,810	
June	41,810	

QUALITY

	Quantity	Base Number	Contract	AT	Region	England
% of FP17s for the same patient ID Re-attending within 3 months - Children	47	1,002	4.7%	10.0%	11.3%	11.5%
% of FP17s for the same patient ID Re-attending within 3 months - Adults	259	2,850	9.1%	14.5%	14.9%	15.4%
% of FP17s for the same patient ID Re-attending between 3 & 9 months - Children	519	1,002	51.8%	52.8%	60.0%	58.9%
% of FP17s for the same patient ID Re-attending between 3 & 9 months - Adults	1,465	2,850	51.4%	48.5%	52.6%	51.6%
% of FP17s for Band 1 Urgent Courses	111	3,058	3.6%	8.0%	7.9%	8.9%
% of FP17s Relating to Free Repair or Replacements	41	3,058	1.3%	0.8%	0.8%	0.8%
% of FP17s Relating to Continuations	16	3,058	0.5%	0.8%	0.9%	0.9%
% of Patients satisfied with the dentistry they have received	16	16	100.0%	93.1%	93.2%	93.2%
% of Patients satisfied with the time they had to wait for an appointment	16	16	100.0%	90.9%	89.1%	88.8%

* This is based on patients treated on this contract for their most recent course of treatment. Figures in italics indicate the base number of FP17s or Patient Questionnaire responses are less than 100. N/A is shown where the base number of responses is less than 10 during the period. % is calculated as Quantity/Base number*100

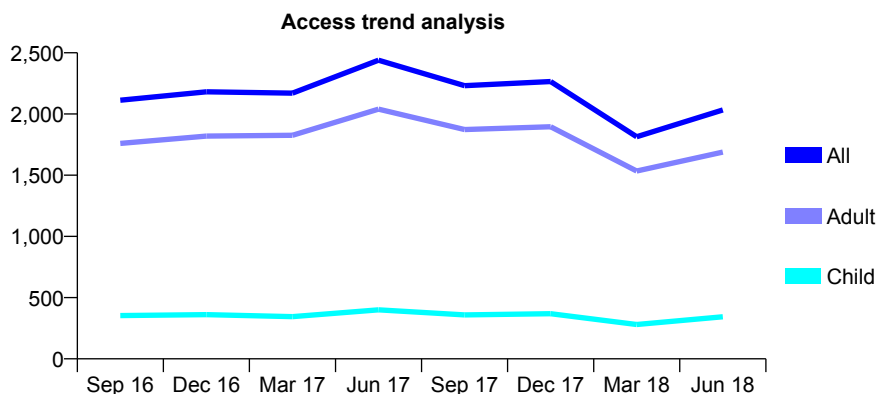
Q54 - Vital Signs At a Glance Contract Report for 638633/0016 - June 2018

Name or company name	Balbir S Bhandal, Amrik S Bhandal & Baljit
Contract type name	GDS Contract
Purpose of contract	General
Contract start date	01/04/2006
Contract end date	

18/19 Contracted general activity (UDA)	6,561
Carry forward general activity (UDA)	0
18/19 Contracted orthodontic activity (UOA)	0
Carry forward orthodontic activity (UOA)	0
Baseline contract value	£200,198.10

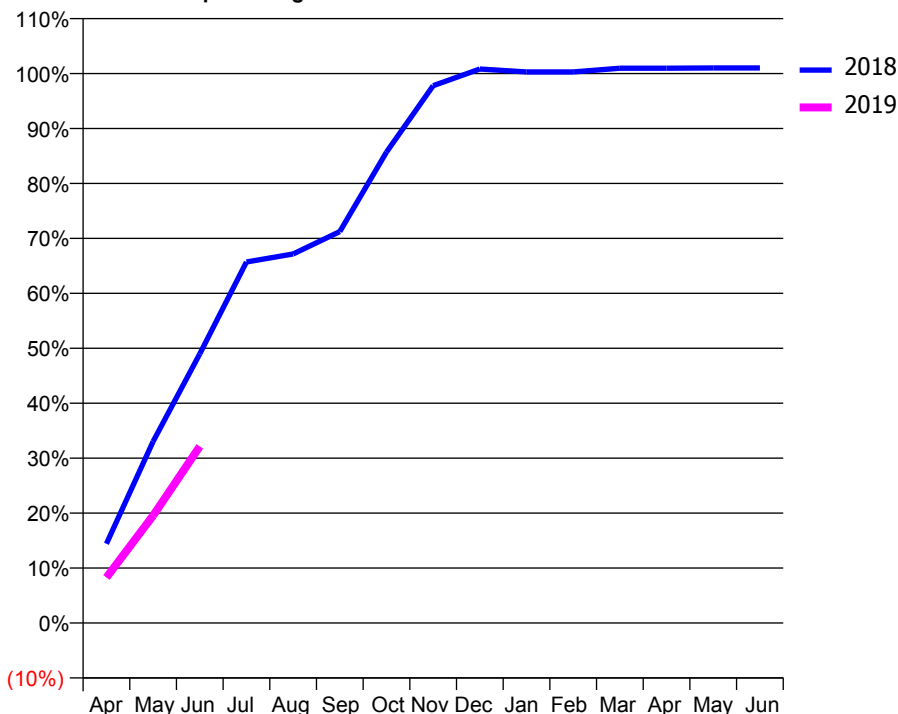
ACCESS*

Patients seen in 24 months	Total	Change since previous quarter
Quarter ending June 2017	2,440	
Quarter ending September 2017	2,232	↓
Quarter ending December 2017	2,265	→
Quarter ending March 2018	1,814	↓
Quarter ending June 2018	2,033	↑
Variance since June 2017	(16.7%)	↓



ACTIVITY

Cumulative percentage of contracted UDA delivered 2018 & 2019



Month	Adjusted Scheduled Activity (UDA)	
	2018	2019
April	947	543
May	2,168	1,283
June	3,213	2,109
July	4,311	
August	4,406	
September	4,673	
October	5,623	
November	6,416	
December	6,615	
January	6,579	
February	6,579	
March	6,624	
April	6,624	
May	6,627	
June	6,627	

QUALITY

	Quantity	Base Number	Contract	AT	Region	England
% of FP17s for the same patient ID Re-attending within 3 months - Children	0	139	0.0%	10.0%	11.3%	11.5%
% of FP17s for the same patient ID Re-attending within 3 months - Adults	4	457	0.9%	14.5%	14.9%	15.4%
% of FP17s for the same patient ID Re-attending between 3 & 9 months - Children	23	139	16.5%	52.8%	60.0%	58.9%
% of FP17s for the same patient ID Re-attending between 3 & 9 months - Adults	84	457	18.4%	48.5%	52.6%	51.6%
% of FP17s for Band 1 Urgent Courses	2	595	0.3%	8.0%	7.9%	8.9%
% of FP17s Relating to Free Repair or Replacements	0	595	0.0%	0.8%	0.8%	0.8%
% of FP17s Relating to Continuations	0	595	0.0%	0.8%	0.9%	0.9%
% of Patients satisfied with the dentistry they have received	3	3	N/A	93.1%	93.2%	93.2%
% of Patients satisfied with the time they had to wait for an appointment	3	3	N/A	90.9%	89.1%	88.8%

* This is based on patients treated on this contract for their most recent course of treatment. Figures in italics indicate the base number of FP17s or Patient Questionnaire responses are less than 100. N/A is shown where the base number of responses is less than 10 during the period. % is calculated as Quantity/Base number*100

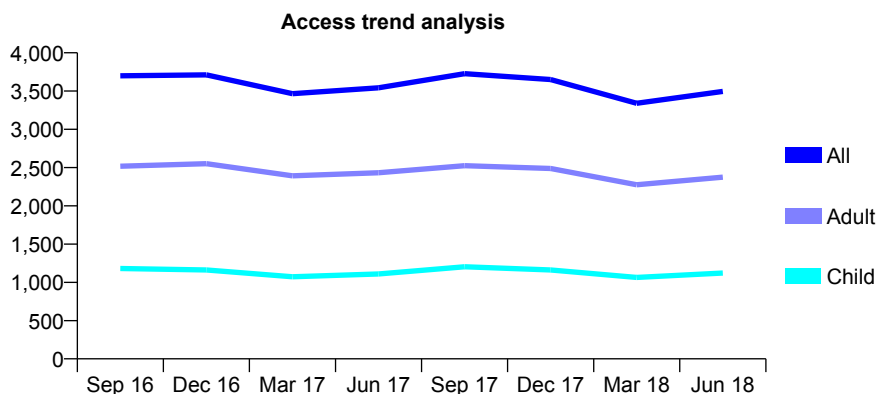
Q54 - Vital Signs At a Glance Contract Report for 638633/0017 - June 2018

Name or company name	Balbir S Bhandal, Amrik S Bhandal & Baljit
Contract type name	GDS Contract
Purpose of contract	General
Contract start date	01/04/2006
Contract end date	

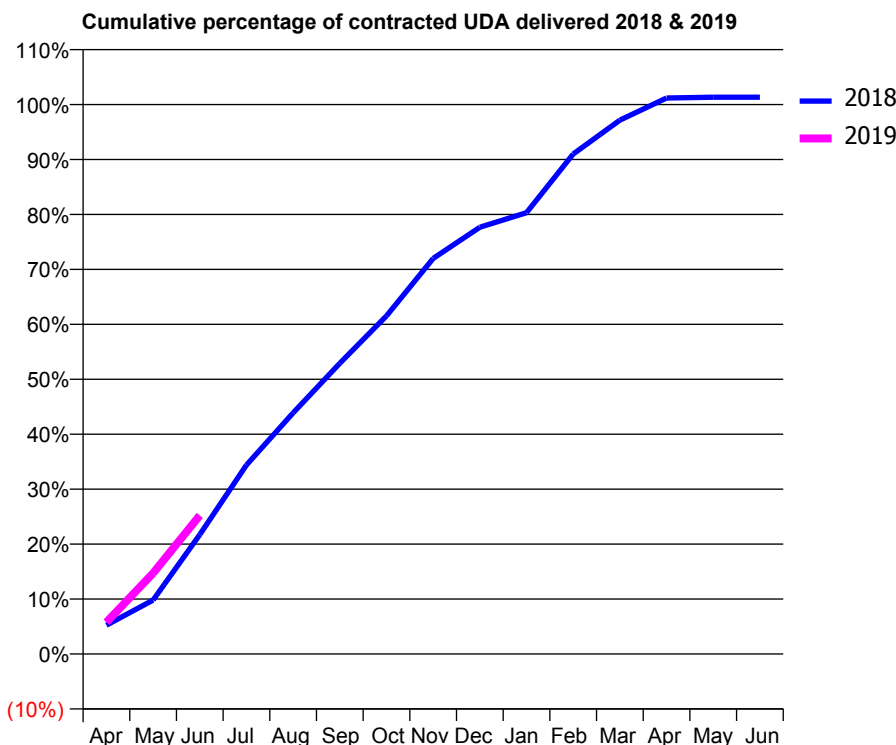
18/19 Contracted general activity (UDA)	11,830
Carry forward general activity (UDA)	0
18/19 Contracted orthodontic activity (UOA)	0
Carry forward orthodontic activity (UOA)	0
Baseline contract value	£286,435.96

ACCESS*

Patients seen in 24 months	Total	Change since previous quarter
Quarter ending June 2017	3,542	
Quarter ending September 2017	3,728	↑
Quarter ending December 2017	3,650	↓
Quarter ending March 2018	3,340	↓
Quarter ending June 2018	3,495	↑
Variance since June 2017	(1.3%)	↓



ACTIVITY



Month	Adjusted Scheduled Activity (UDA)	
	2018	2019
April	622	686
May	1,160	1,740
June	2,570	2,984
July	4,069	
August	5,192	
September	6,260	
October	7,279	
November	8,517	
December	9,188	
January	9,501	
February	10,765	
March	11,493	
April	11,969	
May	11,987	
June	11,987	

QUALITY

	Quantity	Base Number	Contract	AT	Region	England
% of FP17s for the same patient ID Re-attending within 3 months - Children	22	418	5.3%	10.0%	11.3%	11.5%
% of FP17s for the same patient ID Re-attending within 3 months - Adults	81	900	9.0%	14.5%	14.9%	15.4%
% of FP17s for the same patient ID Re-attending between 3 & 9 months - Children	214	418	51.2%	52.8%	60.0%	58.9%
% of FP17s for the same patient ID Re-attending between 3 & 9 months - Adults	404	900	44.9%	48.5%	52.6%	51.6%
% of FP17s for Band 1 Urgent Courses	101	1,152	8.8%	8.0%	7.9%	8.9%
% of FP17s Relating to Free Repair or Replacements	17	1,152	1.5%	0.8%	0.8%	0.8%
% of FP17s Relating to Continuations	0	1,152	0.0%	0.8%	0.9%	0.9%
% of Patients satisfied with the dentistry they have received	1	1	N/A	93.1%	93.2%	93.2%
% of Patients satisfied with the time they had to wait for an appointment	1	1	N/A	90.9%	89.1%	88.8%

* This is based on patients treated on this contract for their most recent course of treatment. Figures in italics indicate the base number of FP17s or Patient Questionnaire responses are less than 100. N/A is shown where the base number of responses is less than 10 during the period. % is calculated as Quantity/Base number*100

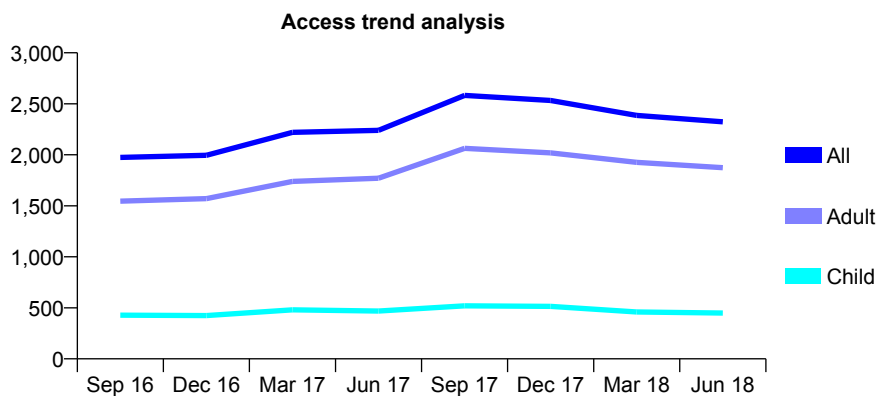
Q54 - Vital Signs At a Glance Contract Report for 638633/0018 - June 2018

Name or company name	Balbir S Bhandal, Amrik S Bhandal & Baljit
Contract type name	GDS Contract
Purpose of contract	General
Contract start date	01/04/2006
Contract end date	

18/19 Contracted general activity (UDA)	7,552
Carry forward general activity (UDA)	0
18/19 Contracted orthodontic activity (UOA)	0
Carry forward orthodontic activity (UOA)	0
Baseline contract value	£197,901.17

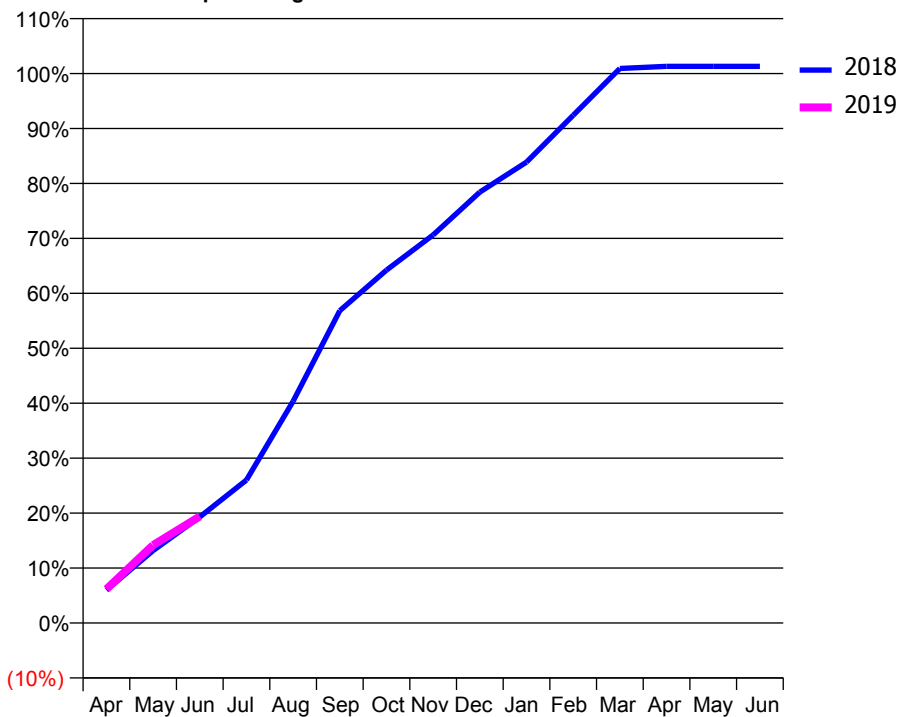
ACCESS*

Patients seen in 24 months	Total	Change since previous quarter
Quarter ending June 2017	2,240	
Quarter ending September 2017	2,583	↑
Quarter ending December 2017	2,533	↓
Quarter ending March 2018	2,386	↓
Quarter ending June 2018	2,323	↓
Variance since June 2017	3.7%	↑



ACTIVITY

Cumulative percentage of contracted UDA delivered 2018 & 2019



Month	Adjusted Scheduled Activity (UDA)	
	2018	2019
April	451	466
May	996	1,071
June	1,458	1,466
July	1,966	
August	3,048	
September	4,293	
October	4,849	
November	5,335	
December	5,922	
January	6,335	
February	6,979	
March	7,620	
April	7,651	
May	7,651	
June	7,651	

QUALITY

	Quantity	Base Number	Contract	AT	Region	England
% of FP17s for the same patient ID Re-attending within 3 months - Children	13	119	10.9%	10.0%	11.3%	11.5%
% of FP17s for the same patient ID Re-attending within 3 months - Adults	45	453	9.9%	14.5%	14.9%	15.4%
% of FP17s for the same patient ID Re-attending between 3 & 9 months - Children	47	119	39.5%	52.8%	60.0%	58.9%
% of FP17s for the same patient ID Re-attending between 3 & 9 months - Adults	223	453	49.2%	48.5%	52.6%	51.6%
% of FP17s for Band 1 Urgent Courses	35	542	6.5%	8.0%	7.9%	8.9%
% of FP17s Relating to Free Repair or Replacements	15	542	2.8%	0.8%	0.8%	0.8%
% of FP17s Relating to Continuations	0	542	0.0%	0.8%	0.9%	0.9%
% of Patients satisfied with the dentistry they have received	0	0	N/A	93.1%	93.2%	93.2%
% of Patients satisfied with the time they had to wait for an appointment	0	0	N/A	90.9%	89.1%	88.8%

* This is based on patients treated on this contract for their most recent course of treatment. Figures in italics indicate the base number of FP17s or Patient Questionnaire responses are less than 100. N/A is shown where the base number of responses is less than 10 during the period. % is calculated as Quantity/Base number*100

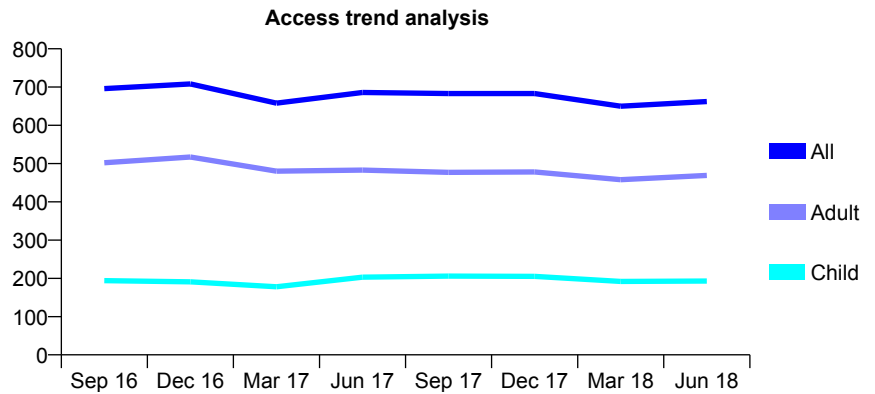
Q54 - Vital Signs At a Glance Contract Report for 638633/0019 - June 2018

Name or company name	Balbir S Bhandal, Amrik S Bhandal & Baljit
Contract type name	GDS Contract
Purpose of contract	General and Orthodontic
Contract start date	01/04/2006
Contract end date	

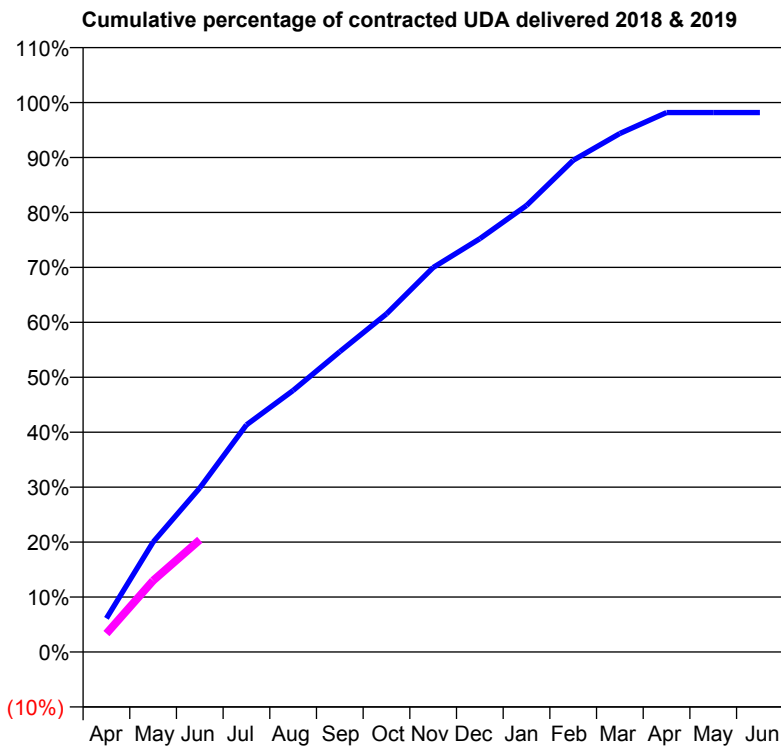
18/19 Contracted general activity (UDA)	2,037
Carry forward general activity (UDA)	0
18/19 Contracted orthodontic activity (UOA)	147
Carry forward orthodontic activity (UOA)	0
Baseline contract value	£54,044.37

ACCESS*

Patients seen in 24 months	Total	Change since previous quarter
Quarter ending June 2017	686	
Quarter ending September 2017	683	→
Quarter ending December 2017	683	→
Quarter ending March 2018	650	↓
Quarter ending June 2018	662	→
Variance since June 2017	(3.5%)	↓



ACTIVITY



Month	Adjusted Scheduled Activity (UDA)	
	2018	2019
April	125	68
May	408	265
June	608	416
July	842	
August	969	
September	1,114	
October	1,253	
November	1,425	
December	1,532	
January	1,655	
February	1,823	
March	1,922	
April	2,000	
May	2,000	
June	2,000	

QUALITY

	Quantity	Base Number	Contract	AT	Region	England
% of FP17s for the same patient ID Re-attending within 3 months - Children	5	95	5.3%	10.0%	11.3%	11.5%
% of FP17s for the same patient ID Re-attending within 3 months - Adults	16	166	9.6%	14.5%	14.9%	15.4%
% of FP17s for the same patient ID Re-attending between 3 & 9 months - Children	54	95	56.8%	52.8%	60.0%	58.9%
% of FP17s for the same patient ID Re-attending between 3 & 9 months - Adults	81	166	48.8%	48.5%	52.6%	51.6%
% of FP17s for Band 1 Urgent Courses	4	237	1.7%	8.0%	7.9%	8.9%
% of FP17s Relating to Free Repair or Replacements	0	237	0.0%	0.8%	0.8%	0.8%
% of FP17s Relating to Continuations	3	237	1.3%	0.8%	0.9%	0.9%
% of Patients satisfied with the dentistry they have received	0	0	N/A	93.1%	93.2%	93.2%
% of Patients satisfied with the time they had to wait for an appointment	0	0	N/A	90.9%	89.1%	88.8%

* This is based on patients treated on this contract for their most recent course of treatment. Figures in italics indicate the base number of FP17s or Patient Questionnaire responses are less than 100. N/A is shown where the base number of responses is less than 10 during the period. % is calculated as Quantity/Base number*100

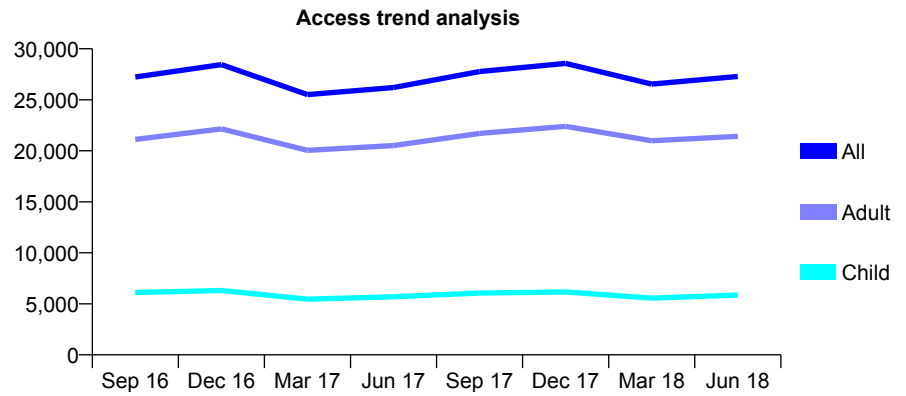
Q54 - Vital Signs At a Glance Contract Report for 638633/0020 - June 2018

Name or company name	Balbir S Bhandal, Amrik S Bhandal & Baljit
Contract type name	GDS Contract
Purpose of contract	General and Orthodontic
Contract start date	01/04/2006
Contract end date	

18/19 Contracted general activity (UDA)	97,227
Carry forward general activity (UDA)	0
18/19 Contracted orthodontic activity (UOA)	6,238
Carry forward orthodontic activity (UOA)	0
Baseline contract value	£3,553,808.51

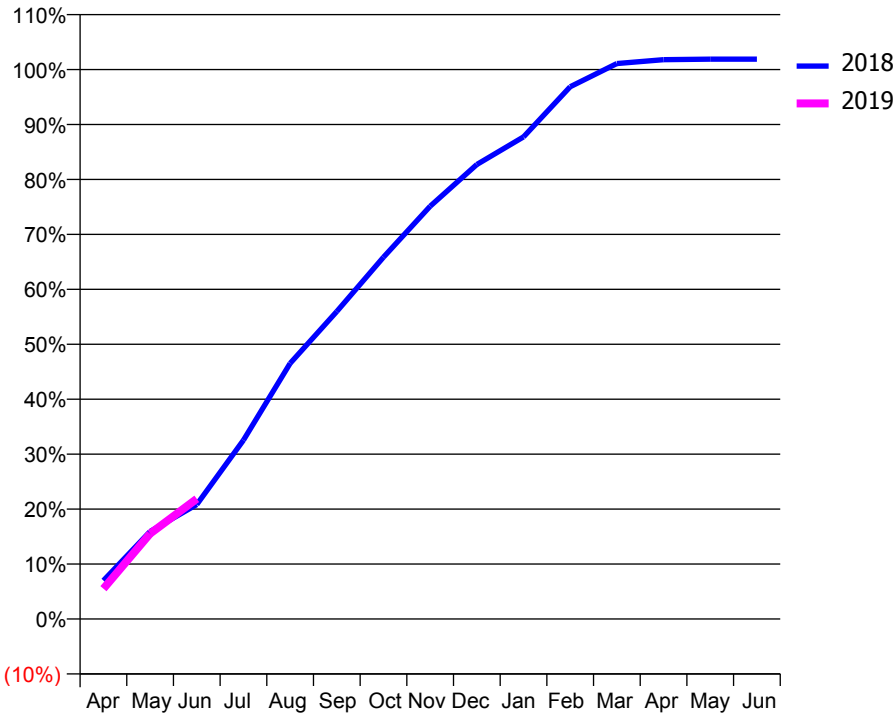
ACCESS*

Patients seen in 24 months	Total	Change since previous quarter
Quarter ending June 2017	26,202	
Quarter ending September 2017	27,768	↑
Quarter ending December 2017	28,564	↑
Quarter ending March 2018	26,546	↓
Quarter ending June 2018	27,282	↑
Variance since June 2017	4.1%	↑



ACTIVITY

Cumulative percentage of contracted UDA delivered 2018 & 2019



Month	Adjusted Scheduled Activity (UDA)	
	2018	2019
April	6,815	5,367
May	15,499	15,119
June	20,263	21,261
July	31,654	
August	45,239	
September	54,423	
October	64,017	
November	73,040	
December	80,422	
January	85,308	
February	94,172	
March	98,283	
April	98,957	
May	99,066	
June	99,066	

QUALITY

	Quantity	Base Number	Contract	AT	Region	England
% of FP17s for the same patient ID Re-attending within 3 months - Children	71	1,735	4.1%	10.0%	11.3%	11.5%
% of FP17s for the same patient ID Re-attending within 3 months - Adults	268	4,537	5.9%	14.5%	14.9%	15.4%
% of FP17s for the same patient ID Re-attending between 3 & 9 months - Children	394	1,735	22.7%	52.8%	60.0%	58.9%
% of FP17s for the same patient ID Re-attending between 3 & 9 months - Adults	954	4,537	21.0%	48.5%	52.6%	51.6%
% of FP17s for Band 1 Urgent Courses	268	5,722	4.7%	8.0%	7.9%	8.9%
% of FP17s Relating to Free Repair or Replacements	25	5,722	0.4%	0.8%	0.8%	0.8%
% of FP17s Relating to Continuations	28	5,722	0.5%	0.8%	0.9%	0.9%
% of Patients satisfied with the dentistry they have received	13	15	86.7%	93.1%	93.2%	93.2%
% of Patients satisfied with the time they had to wait for an appointment	13	15	86.7%	90.9%	89.1%	88.8%

* This is based on patients treated on this contract for their most recent course of treatment. Figures in italics indicate the base number of FP17s or Patient Questionnaire responses are less than 100. N/A is shown where the base number of responses is less than 10 during the period. % is calculated as Quantity/Base number*100

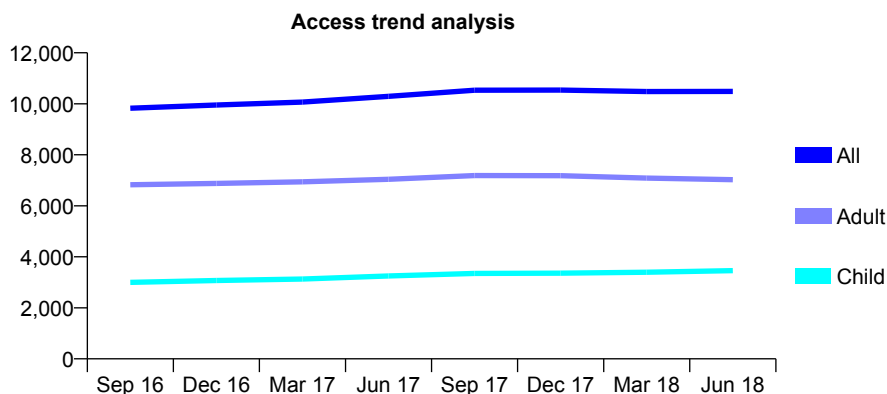
Q54 - Vital Signs At a Glance Contract Report for 638633/0021 - June 2018

Name or company name	Balbir S Bhandal, Amrik S Bhandal & Baljit
Contract type name	GDS Contract
Purpose of contract	General
Contract start date	01/04/2006
Contract end date	

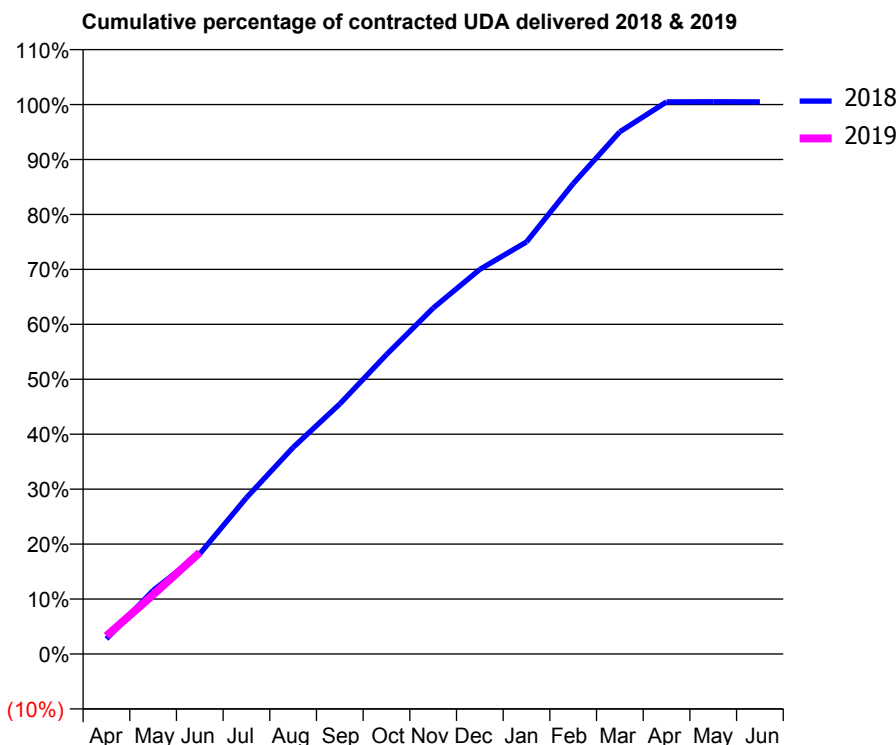
18/19 Contracted general activity (UDA)	30,893
Carry forward general activity (UDA)	0
18/19 Contracted orthodontic activity (UOA)	0
Carry forward orthodontic activity (UOA)	0
Baseline contract value	£805,064.39

ACCESS*

Patients seen in 24 months	Total	Change since previous quarter
Quarter ending June 2017	10,293	
Quarter ending September 2017	10,534	↑
Quarter ending December 2017	10,541	→
Quarter ending March 2018	10,483	→
Quarter ending June 2018	10,484	→
Variance since June 2017	1.9%	→



ACTIVITY



Month	Adjusted Scheduled Activity (UDA)	
	2018	2019
April	854	1,016
May	3,574	3,331
June	5,637	5,709
July	8,789	
August	11,618	
September	14,058	
October	16,833	
November	19,453	
December	21,628	
January	23,172	
February	26,448	
March	29,359	
April	31,043	
May	31,046	
June	31,041	

QUALITY

	Quantity	Base Number	Contract	AT	Region	England
% of FP17s for the same patient ID Re-attending within 3 months - Children	46	940	4.9%	10.0%	11.3%	11.5%
% of FP17s for the same patient ID Re-attending within 3 months - Adults	163	1,883	8.7%	14.5%	14.9%	15.4%
% of FP17s for the same patient ID Re-attending between 3 & 9 months - Children	423	940	45.0%	52.8%	60.0%	58.9%
% of FP17s for the same patient ID Re-attending between 3 & 9 months - Adults	920	1,883	48.9%	48.5%	52.6%	51.6%
% of FP17s for Band 1 Urgent Courses	174	2,254	7.7%	8.0%	7.9%	8.9%
% of FP17s Relating to Free Repair or Replacements	13	2,254	0.6%	0.8%	0.8%	0.8%
% of FP17s Relating to Continuations	2	2,254	0.1%	0.8%	0.9%	0.9%
% of Patients satisfied with the dentistry they have received	8	9	N/A	93.1%	93.2%	93.2%
% of Patients satisfied with the time they had to wait for an appointment	9	9	N/A	90.9%	89.1%	88.8%

* This is based on patients treated on this contract for their most recent course of treatment. Figures in italics indicate the base number of FP17s or Patient Questionnaire responses are less than 100. N/A is shown where the base number of responses is less than 10 during the period. % is calculated as Quantity/Base number*100

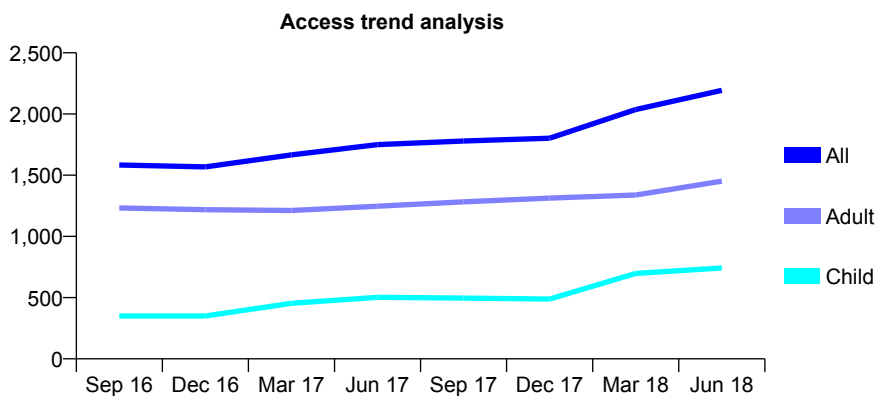
Q54 - Vital Signs At a Glance Contract Report for 643572/0002 - June 2018

Name or company name	DR JF ALLSOPP
Contract type name	GDS Contract
Purpose of contract	General and Orthodontic
Contract start date	01/04/2006
Contract end date	

18/19 Contracted general activity (UDA)	4,835
Carry forward general activity (UDA)	0
18/19 Contracted orthodontic activity (UOA)	760
Carry forward orthodontic activity (UOA)	0
Baseline contract value	£166,624.93

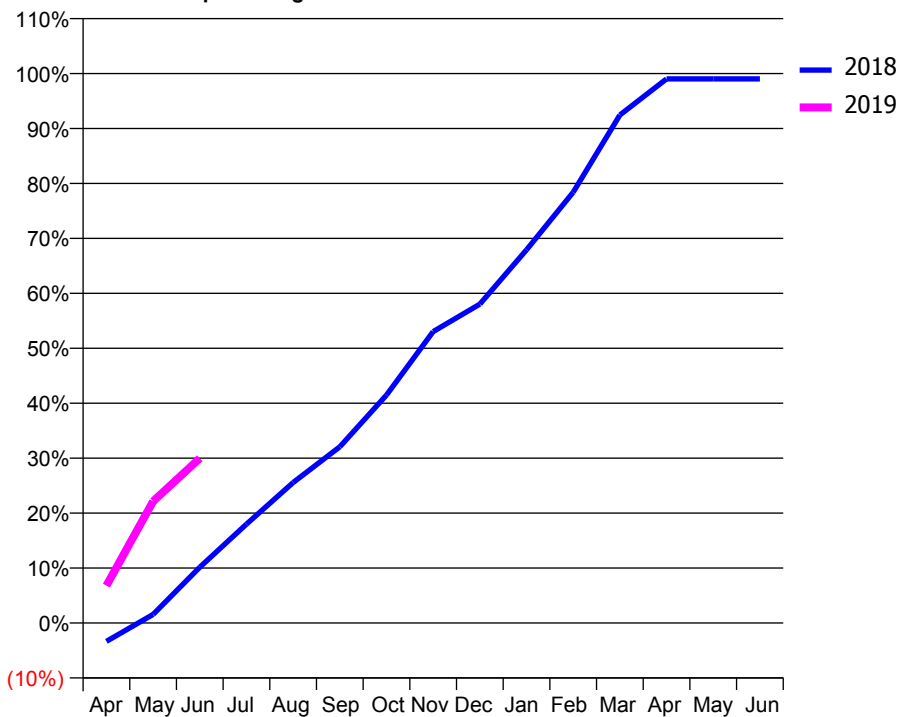
ACCESS*

Patients seen in 24 months	Total	Change since previous quarter
Quarter ending June 2017	1,750	
Quarter ending September 2017	1,779	→
Quarter ending December 2017	1,802	→
Quarter ending March 2018	2,036	↑
Quarter ending June 2018	2,193	↑
Variance since June 2017	25.3%	↑



ACTIVITY

Cumulative percentage of contracted UDA delivered 2018 & 2019



Month	Adjusted Scheduled Activity (UDA)	
	2018	2019
April	-163	329
May	76	1,071
June	491	1,450
July	870	
August	1,236	
September	1,550	
October	2,006	
November	2,564	
December	2,806	
January	3,284	
February	3,790	
March	4,469	
April	4,787	
May	4,787	
June	4,787	

QUALITY

	Quantity	Base Number	Contract	AT	Region	England
% of FP17s for the same patient ID Re-attending within 3 months - Children	6	297	2.0%	10.0%	11.3%	11.5%
% of FP17s for the same patient ID Re-attending within 3 months - Adults	73	569	12.8%	14.5%	14.9%	15.4%
% of FP17s for the same patient ID Re-attending between 3 & 9 months - Children	60	297	20.2%	52.8%	60.0%	58.9%
% of FP17s for the same patient ID Re-attending between 3 & 9 months - Adults	245	569	43.1%	48.5%	52.6%	51.6%
% of FP17s for Band 1 Urgent Courses	29	697	4.2%	8.0%	7.9%	8.9%
% of FP17s Relating to Free Repair or Replacements	12	697	1.7%	0.8%	0.8%	0.8%
% of FP17s Relating to Continuations	8	697	1.1%	0.8%	0.9%	0.9%
% of Patients satisfied with the dentistry they have received	2	2	N/A	93.1%	93.2%	93.2%
% of Patients satisfied with the time they had to wait for an appointment	1	2	N/A	90.9%	89.1%	88.8%

* This is based on patients treated on this contract for their most recent course of treatment. Figures in italics indicate the base number of FP17s or Patient Questionnaire responses are less than 100. N/A is shown where the base number of responses is less than 10 during the period. % is calculated as Quantity/Base number*100

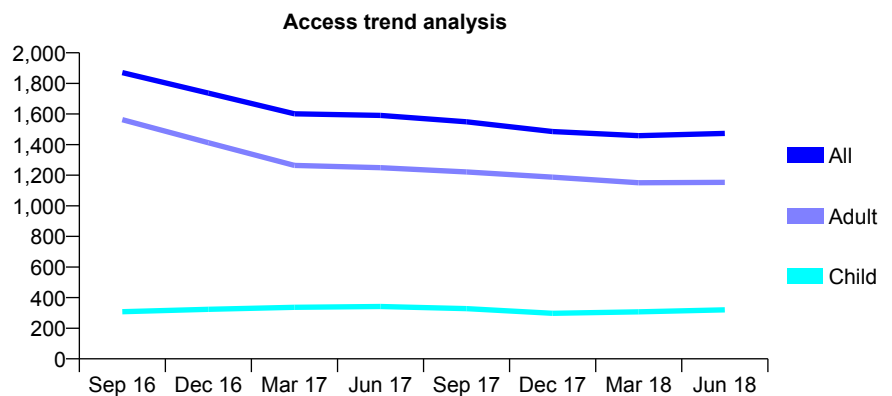
Q54 - Vital Signs At a Glance Contract Report for 650544/0001 - June 2018

Name or company name	MR GD BROWN
Contract type name	GDS Contract
Purpose of contract	General
Contract start date	01/04/2006
Contract end date	

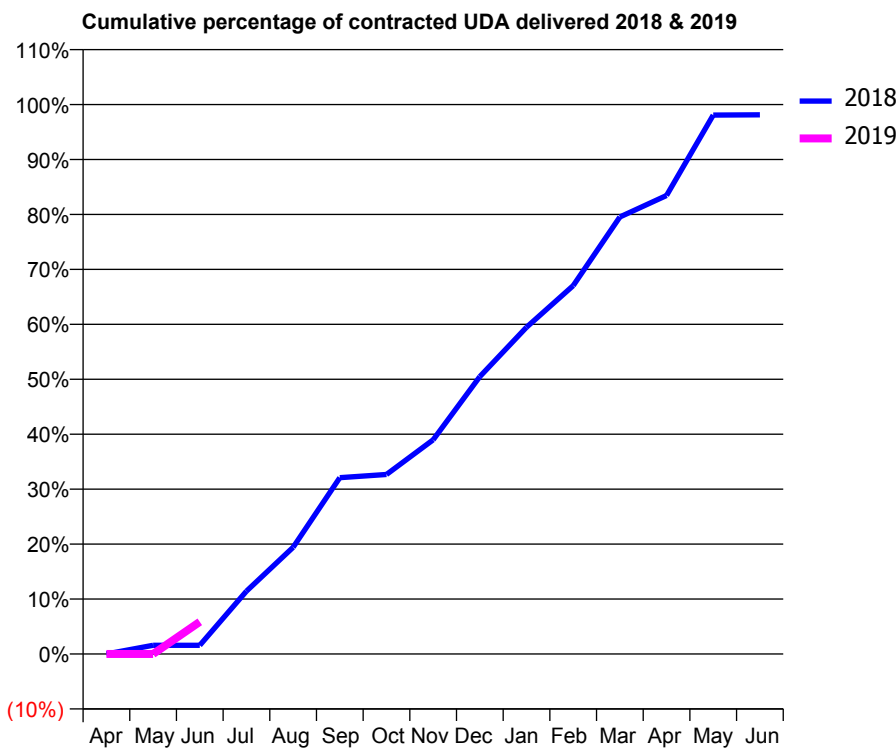
18/19 Contracted general activity (UDA)	6,000
Carry forward general activity (UDA)	0
18/19 Contracted orthodontic activity (UOA)	0
Carry forward orthodontic activity (UOA)	0
Baseline contract value	£159,799.48

ACCESS*

Patients seen in 24 months	Total	Change since previous quarter
Quarter ending June 2017	1,591	
Quarter ending September 2017	1,549	↓
Quarter ending December 2017	1,485	↓
Quarter ending March 2018	1,458	↓
Quarter ending June 2018	1,473	→
Variance since June 2017	(7.4%)	↓



ACTIVITY



Month	Adjusted Scheduled Activity (UDA)	
	2018	2019
April	0	0
May	95	0
June	95	351
July	686	
August	1,166	
September	1,926	
October	1,960	
November	2,338	
December	3,030	
January	3,568	
February	4,022	
March	4,772	
April	5,006	
May	5,885	
June	5,888	

QUALITY

	Quantity	Base Number	Contract	AT	Region	England
% of FP17s for the same patient ID Re-attending within 3 months - Children	4	63	6.3%	10.0%	11.3%	11.5%
% of FP17s for the same patient ID Re-attending within 3 months - Adults	14	205	6.8%	14.5%	14.9%	15.4%
% of FP17s for the same patient ID Re-attending between 3 & 9 months - Children	8	63	12.7%	52.8%	60.0%	58.9%
% of FP17s for the same patient ID Re-attending between 3 & 9 months - Adults	44	205	21.5%	48.5%	52.6%	51.6%
% of FP17s for Band 1 Urgent Courses	2	77	2.6%	8.0%	7.9%	8.9%
% of FP17s Relating to Free Repair or Replacements	0	77	0.0%	0.8%	0.8%	0.8%
% of FP17s Relating to Continuations	1	77	1.3%	0.8%	0.9%	0.9%
% of Patients satisfied with the dentistry they have received	0	0	N/A	93.1%	93.2%	93.2%
% of Patients satisfied with the time they had to wait for an appointment	0	0	N/A	90.9%	89.1%	88.8%

* This is based on patients treated on this contract for their most recent course of treatment. Figures in italics indicate the base number of FP17s or Patient Questionnaire responses are less than 100. N/A is shown where the base number of responses is less than 10 during the period. % is calculated as Quantity/Base number*100

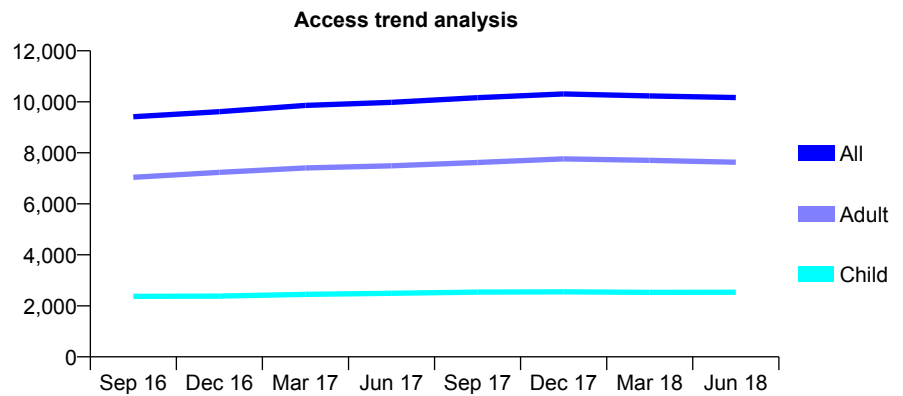
Q54 - Vital Signs At a Glance Contract Report for 658421/0001 - June 2018

Name or company name	MR ES HAYER
Contract type name	GDS Contract
Purpose of contract	General and Orthodontic
Contract start date	01/04/2006
Contract end date	

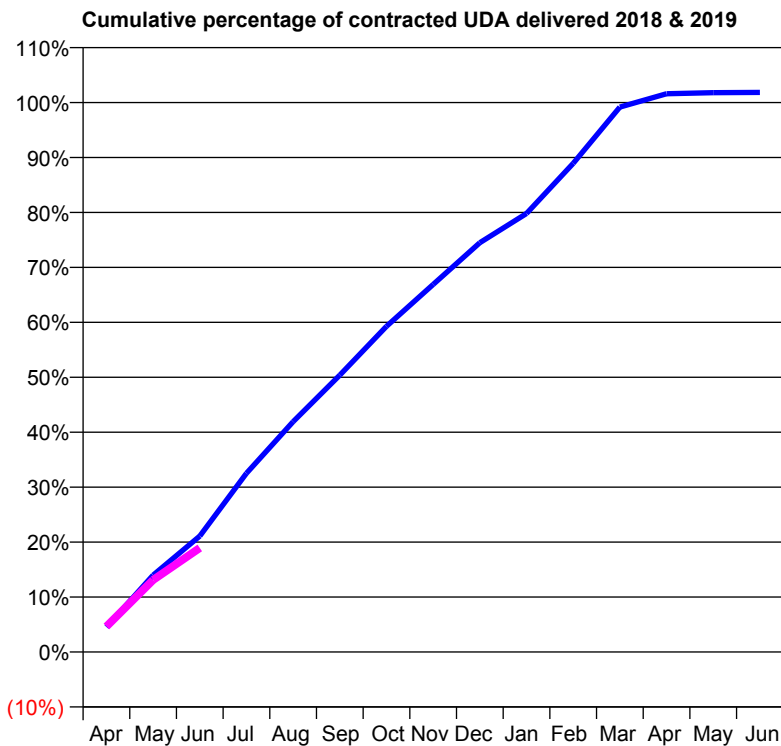
18/19 Contracted general activity (UDA)	21,866
Carry forward general activity (UDA)	0
18/19 Contracted orthodontic activity (UOA)	387
Carry forward orthodontic activity (UOA)	0
Baseline contract value	£548,862.11

ACCESS*

Patients seen in 24 months	Total	Change since previous quarter
Quarter ending June 2017	9,981	
Quarter ending September 2017	10,160	→
Quarter ending December 2017	10,308	→
Quarter ending March 2018	10,232	→
Quarter ending June 2018	10,165	→
Variance since June 2017	1.8%	→



ACTIVITY



Month	Adjusted Scheduled Activity (UDA)	
	2018	2019
April	994	1,016
May	3,057	2,867
June	4,612	4,143
July	7,116	
August	9,167	
September	11,017	
October	12,960	
November	14,628	
December	16,286	
January	17,450	
February	19,442	
March	21,684	
April	22,217	
May	22,257	
June	22,265	

QUALITY

	Quantity	Base Number	Contract	AT	Region	England
% of FP17s for the same patient ID Re-attending within 3 months - Children	55	661	8.3%	10.0%	11.3%	11.5%
% of FP17s for the same patient ID Re-attending within 3 months - Adults	172	1,628	10.6%	14.5%	14.9%	15.4%
% of FP17s for the same patient ID Re-attending between 3 & 9 months - Children	254	661	38.4%	52.8%	60.0%	58.9%
% of FP17s for the same patient ID Re-attending between 3 & 9 months - Adults	490	1,628	30.1%	48.5%	52.6%	51.6%
% of FP17s for Band 1 Urgent Courses	176	1,883	9.3%	8.0%	7.9%	8.9%
% of FP17s Relating to Free Repair or Replacements	18	1,883	1.0%	0.8%	0.8%	0.8%
% of FP17s Relating to Continuations	15	1,883	0.8%	0.8%	0.9%	0.9%
% of Patients satisfied with the dentistry they have received	8	9	N/A	93.1%	93.2%	93.2%
% of Patients satisfied with the time they had to wait for an appointment	9	9	N/A	90.9%	89.1%	88.8%

* This is based on patients treated on this contract for their most recent course of treatment. Figures in italics indicate the base number of FP17s or Patient Questionnaire responses are less than 100. N/A is shown where the base number of responses is less than 10 during the period. % is calculated as Quantity/Base number*100

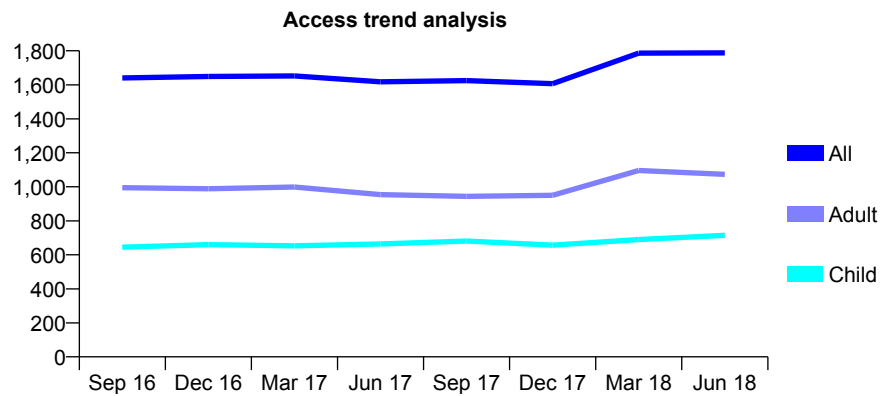
Q54 - Vital Signs At a Glance Contract Report for 658995/0001 - June 2018

Name or company name	MR SR MEHTA
Contract type name	GDS Contract
Purpose of contract	General
Contract start date	16/08/2011
Contract end date	

18/19 Contracted general activity (UDA)	5,107
Carry forward general activity (UDA)	0
18/19 Contracted orthodontic activity (UOA)	0
Carry forward orthodontic activity (UOA)	0
Baseline contract value	£107,247.01

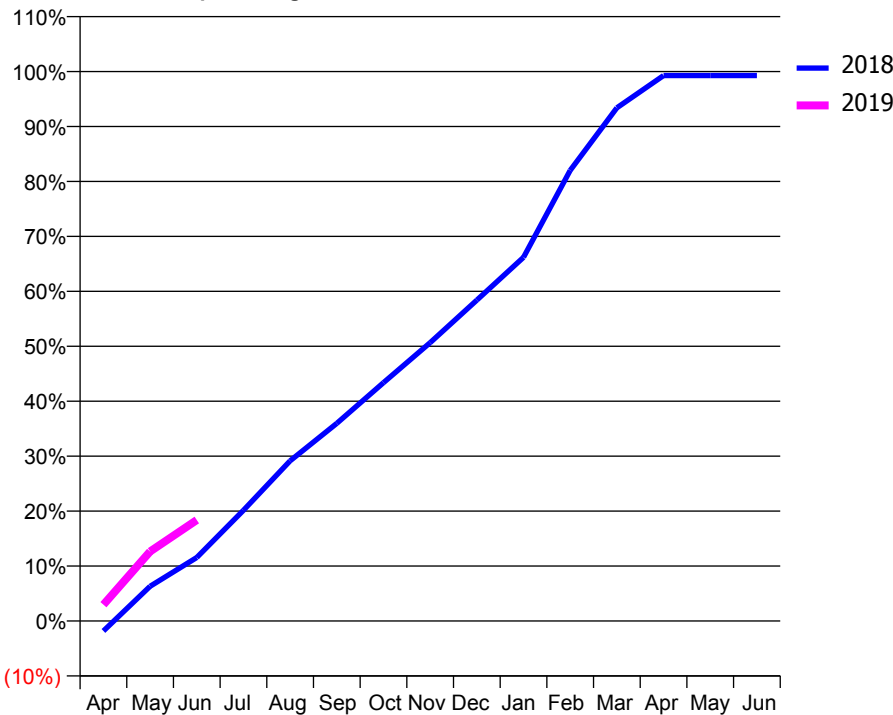
ACCESS*

Patients seen in 24 months	Total	Change since previous quarter
Quarter ending June 2017	1,618	
Quarter ending September 2017	1,625	→
Quarter ending December 2017	1,607	↓
Quarter ending March 2018	1,786	↑
Quarter ending June 2018	1,788	→
Variance since June 2017	10.5%	↑



ACTIVITY

Cumulative percentage of contracted UDA delivered 2018 & 2019



Adjusted Scheduled Activity (UDA)		
Month	2018	2019
April	-94	152
May	323	646
June	590	938
July	1,030	
August	1,490	
September	1,837	
October	2,216	
November	2,587	
December	2,983	
January	3,381	
February	4,189	
March	4,770	
April	5,069	
May	5,069	
June	5,069	

QUALITY

	Quantity	Base Number	Contract	AT	Region	England
% of FP17s for the same patient ID Re-attending within 3 months - Children	10	164	6.1%	10.0%	11.3%	11.5%
% of FP17s for the same patient ID Re-attending within 3 months - Adults	28	236	11.9%	14.5%	14.9%	15.4%
% of FP17s for the same patient ID Re-attending between 3 & 9 months - Children	72	164	43.9%	52.8%	60.0%	58.9%
% of FP17s for the same patient ID Re-attending between 3 & 9 months - Adults	74	236	31.4%	48.5%	52.6%	51.6%
% of FP17s for Band 1 Urgent Courses	16	305	5.2%	8.0%	7.9%	8.9%
% of FP17s Relating to Free Repair or Replacements	1	305	0.3%	0.8%	0.8%	0.8%
% of FP17s Relating to Continuations	1	305	0.3%	0.8%	0.9%	0.9%
% of Patients satisfied with the dentistry they have received	2	2	N/A	93.1%	93.2%	93.2%
% of Patients satisfied with the time they had to wait for an appointment	2	2	N/A	90.9%	89.1%	88.8%

* This is based on patients treated on this contract for their most recent course of treatment. Figures in italics indicate the base number of FP17s or Patient Questionnaire responses are less than 100. N/A is shown where the base number of responses is less than 10 during the period. % is calculated as Quantity/Base number*100

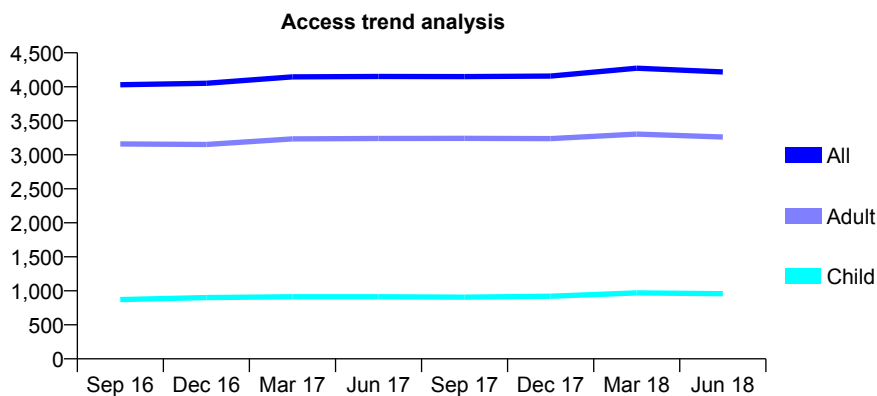
Q54 - Vital Signs At a Glance Contract Report for 660094/0001 - June 2018

Name or company name	MISS HL PHAM
Contract type name	GDS Contract
Purpose of contract	General
Contract start date	01/04/2006
Contract end date	

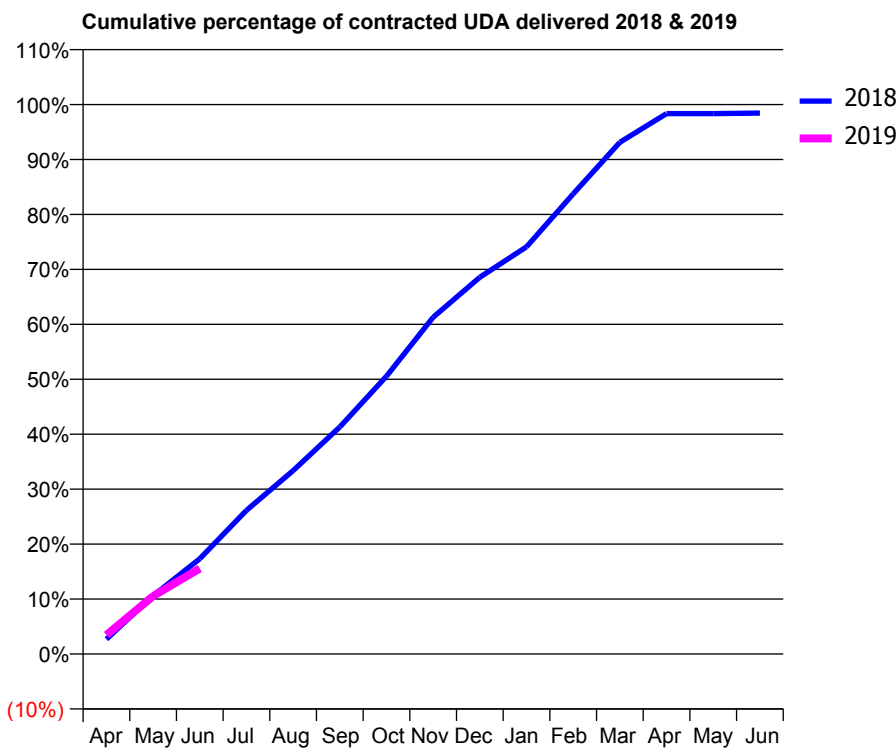
18/19 Contracted general activity (UDA)	16,200
Carry forward general activity (UDA)	0
18/19 Contracted orthodontic activity (UOA)	0
Carry forward orthodontic activity (UOA)	0
Baseline contract value	£394,186.26

ACCESS*

Patients seen in 24 months	Total	Change since previous quarter
Quarter ending June 2017	4,152	
Quarter ending September 2017	4,150	→
Quarter ending December 2017	4,158	→
Quarter ending March 2018	4,274	↑
Quarter ending June 2018	4,218	↓
Variance since June 2017	1.6%	→



ACTIVITY



Month	Adjusted Scheduled Activity (UDA)	
	2018	2019
April	439	562
May	1,720	1,706
June	2,809	2,523
July	4,234	
August	5,409	
September	6,694	
October	8,190	
November	9,928	
December	11,108	
January	12,005	
February	13,564	
March	15,087	
April	15,932	
May	15,932	
June	15,948	

QUALITY

	Quantity	Base Number	Contract	AT	Region	England
% of FP17s for the same patient ID Re-attending within 3 months - Children	37	326	11.3%	10.0%	11.3%	11.5%
% of FP17s for the same patient ID Re-attending within 3 months - Adults	180	1,085	16.6%	14.5%	14.9%	15.4%
% of FP17s for the same patient ID Re-attending between 3 & 9 months - Children	178	326	54.6%	52.8%	60.0%	58.9%
% of FP17s for the same patient ID Re-attending between 3 & 9 months - Adults	633	1,085	58.3%	48.5%	52.6%	51.6%
% of FP17s for Band 1 Urgent Courses	91	1,125	8.1%	8.0%	7.9%	8.9%
% of FP17s Relating to Free Repair or Replacements	21	1,125	1.9%	0.8%	0.8%	0.8%
% of FP17s Relating to Continuations	24	1,125	2.1%	0.8%	0.9%	0.9%
% of Patients satisfied with the dentistry they have received	3	3	N/A	93.1%	93.2%	93.2%
% of Patients satisfied with the time they had to wait for an appointment	3	3	N/A	90.9%	89.1%	88.8%

* This is based on patients treated on this contract for their most recent course of treatment. Figures in italics indicate the base number of FP17s or Patient Questionnaire responses are less than 100. N/A is shown where the base number of responses is less than 10 during the period. % is calculated as Quantity/Base number*100

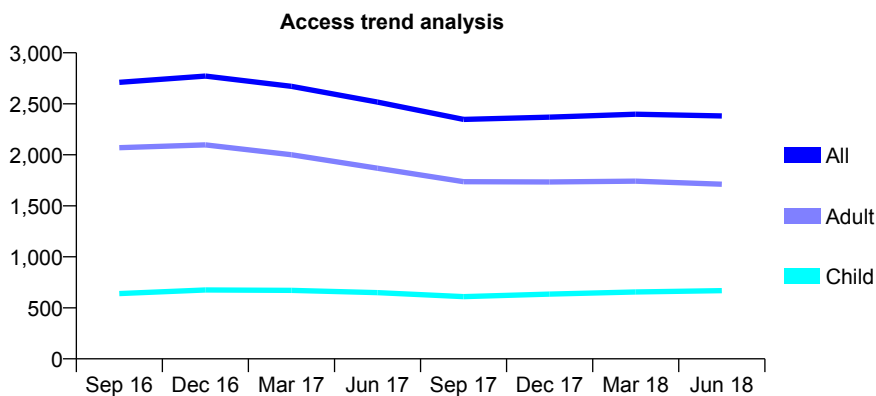
Q54 - Vital Signs At a Glance Contract Report for 673749/0001 - June 2018

Name or company name	MR R KUMAR
Contract type name	GDS Contract
Purpose of contract	General and Orthodontic
Contract start date	01/04/2006
Contract end date	

18/19 Contracted general activity (UDA)	9,973
Carry forward general activity (UDA)	0
18/19 Contracted orthodontic activity (UOA)	210
Carry forward orthodontic activity (UOA)	0
Baseline contract value	£271,177.03

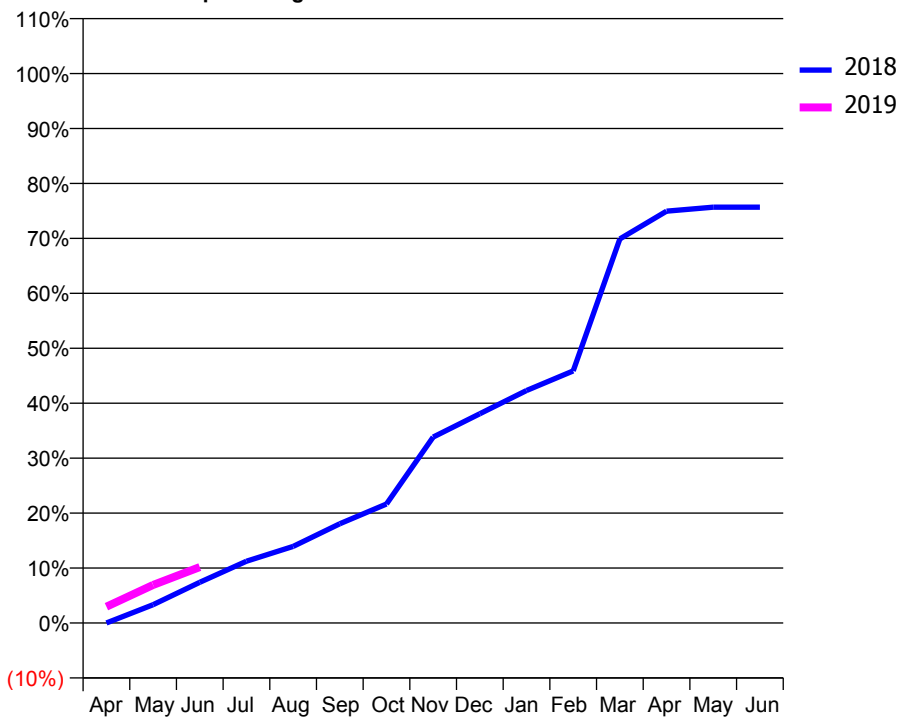
ACCESS*

Patients seen in 24 months	Total	Change since previous quarter
Quarter ending June 2017	2,517	
Quarter ending September 2017	2,347	↓
Quarter ending December 2017	2,369	→
Quarter ending March 2018	2,398	→
Quarter ending June 2018	2,381	→
Variance since June 2017	(5.4%)	↓



ACTIVITY

Cumulative percentage of contracted UDA delivered 2018 & 2019



Month	Adjusted Scheduled Activity (UDA)	
	2018	2019
April	0	297
May	333	691
June	739	1,015
July	1,122	
August	1,390	
September	1,802	
October	2,159	
November	3,374	
December	3,799	
January	4,219	
February	4,576	
March	6,972	
April	7,475	
May	7,548	
June	7,548	

QUALITY

	Quantity	Base Number	Contract	AT	Region	England
% of FP17s for the same patient ID Re-attending within 3 months - Children	5	191	2.6%	10.0%	11.3%	11.5%
% of FP17s for the same patient ID Re-attending within 3 months - Adults	40	330	12.1%	14.5%	14.9%	15.4%
% of FP17s for the same patient ID Re-attending between 3 & 9 months - Children	108	191	56.5%	52.8%	60.0%	58.9%
% of FP17s for the same patient ID Re-attending between 3 & 9 months - Adults	131	330	39.7%	48.5%	52.6%	51.6%
% of FP17s for Band 1 Urgent Courses	20	405	4.9%	8.0%	7.9%	8.9%
% of FP17s Relating to Free Repair or Replacements	0	405	0.0%	0.8%	0.8%	0.8%
% of FP17s Relating to Continuations	8	405	2.0%	0.8%	0.9%	0.9%
% of Patients satisfied with the dentistry they have received	0	0	N/A	93.1%	93.2%	93.2%
% of Patients satisfied with the time they had to wait for an appointment	0	0	N/A	90.9%	89.1%	88.8%

* This is based on patients treated on this contract for their most recent course of treatment. Figures in italics indicate the base number of FP17s or Patient Questionnaire responses are less than 100. N/A is shown where the base number of responses is less than 10 during the period. % is calculated as Quantity/Base number*100

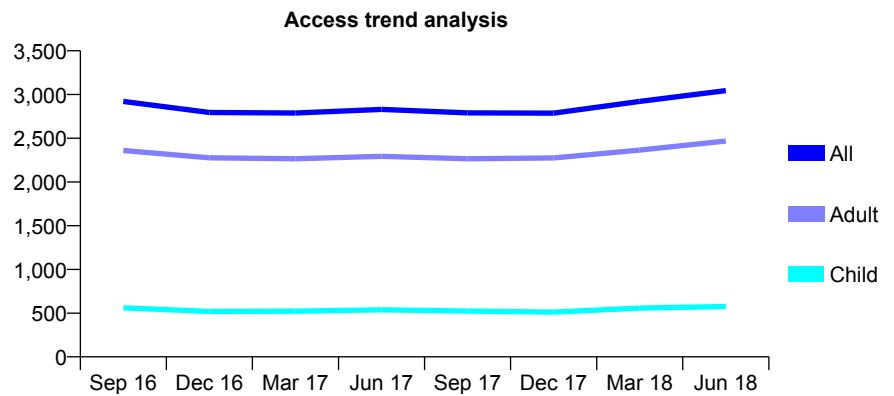
Q54 - Vital Signs At a Glance Contract Report for 677566/0001 - June 2018

Name or company name	MR N KHALED
Contract type name	GDS Contract
Purpose of contract	General
Contract start date	01/12/2006
Contract end date	

18/19 Contracted general activity (UDA)	15,657
Carry forward general activity (UDA)	0
18/19 Contracted orthodontic activity (UOA)	0
Carry forward orthodontic activity (UOA)	0
Baseline contract value	£395,046.07

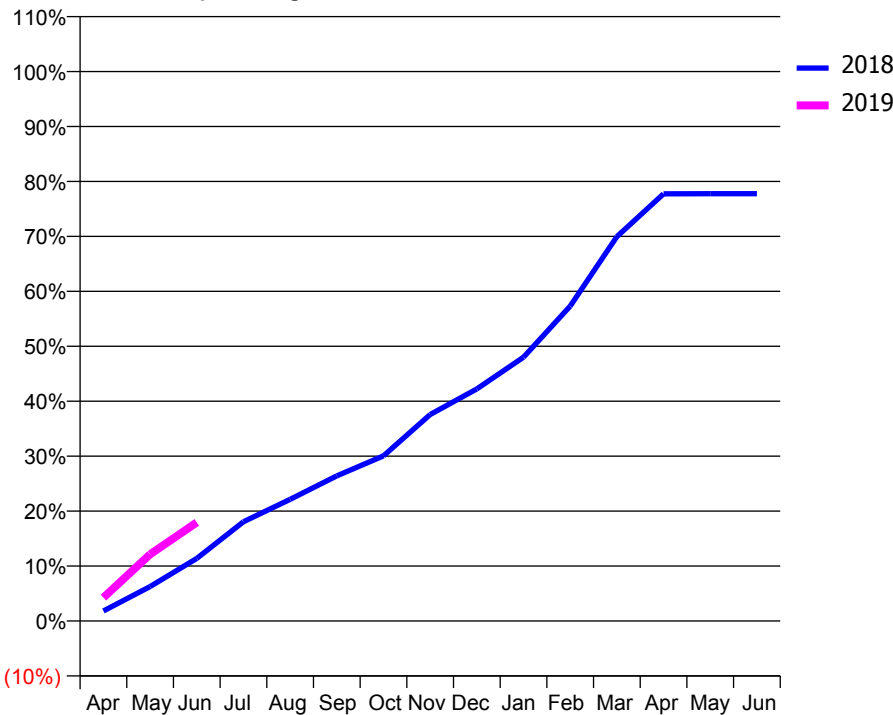
ACCESS*

Patients seen in 24 months	Total	Change since previous quarter
Quarter ending June 2017	2,830	
Quarter ending September 2017	2,790	↓
Quarter ending December 2017	2,787	→
Quarter ending March 2018	2,921	↑
Quarter ending June 2018	3,045	↑
Variance since June 2017	7.6%	↑



ACTIVITY

Cumulative percentage of contracted UDA delivered 2018 & 2019



Month	Adjusted Scheduled Activity (UDA)	
	2018	2019
April	286	666
May	983	1,900
June	1,783	2,809
July	2,828	
August	3,466	
September	4,136	
October	4,707	
November	5,884	
December	6,612	
January	7,517	
February	8,972	
March	10,951	
April	12,173	
May	12,174	
June	12,174	

QUALITY

	Quantity	Base Number	Contract	AT	Region	England
% of FP17s for the same patient ID Re-attending within 3 months - Children	19	203	9.4%	10.0%	11.3%	11.5%
% of FP17s for the same patient ID Re-attending within 3 months - Adults	171	799	21.4%	14.5%	14.9%	15.4%
% of FP17s for the same patient ID Re-attending between 3 & 9 months - Children	73	203	36.0%	52.8%	60.0%	58.9%
% of FP17s for the same patient ID Re-attending between 3 & 9 months - Adults	240	799	30.0%	48.5%	52.6%	51.6%
% of FP17s for Band 1 Urgent Courses	17	799	2.1%	8.0%	7.9%	8.9%
% of FP17s Relating to Free Repair or Replacements	11	799	1.4%	0.8%	0.8%	0.8%
% of FP17s Relating to Continuations	32	799	4.0%	0.8%	0.9%	0.9%
% of Patients satisfied with the dentistry they have received	2	3	N/A	93.1%	93.2%	93.2%
% of Patients satisfied with the time they had to wait for an appointment	2	3	N/A	90.9%	89.1%	88.8%

* This is based on patients treated on this contract for their most recent course of treatment. Figures in italics indicate the base number of FP17s or Patient Questionnaire responses are less than 100. N/A is shown where the base number of responses is less than 10 during the period. % is calculated as Quantity/Base number*100

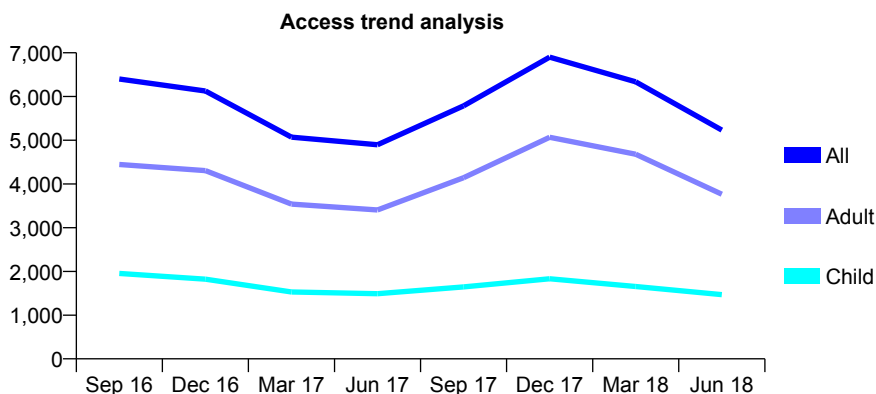
Q54 - Vital Signs At a Glance Contract Report for 677620/0002 - June 2018

Name or company name	MR MA ILYAS
Contract type name	GDS Contract
Purpose of contract	General
Contract start date	01/04/2006
Contract end date	

18/19 Contracted general activity (UDA)	14,933
Carry forward general activity (UDA)	0
18/19 Contracted orthodontic activity (UOA)	0
Carry forward orthodontic activity (UOA)	0
Baseline contract value	£339,696.47

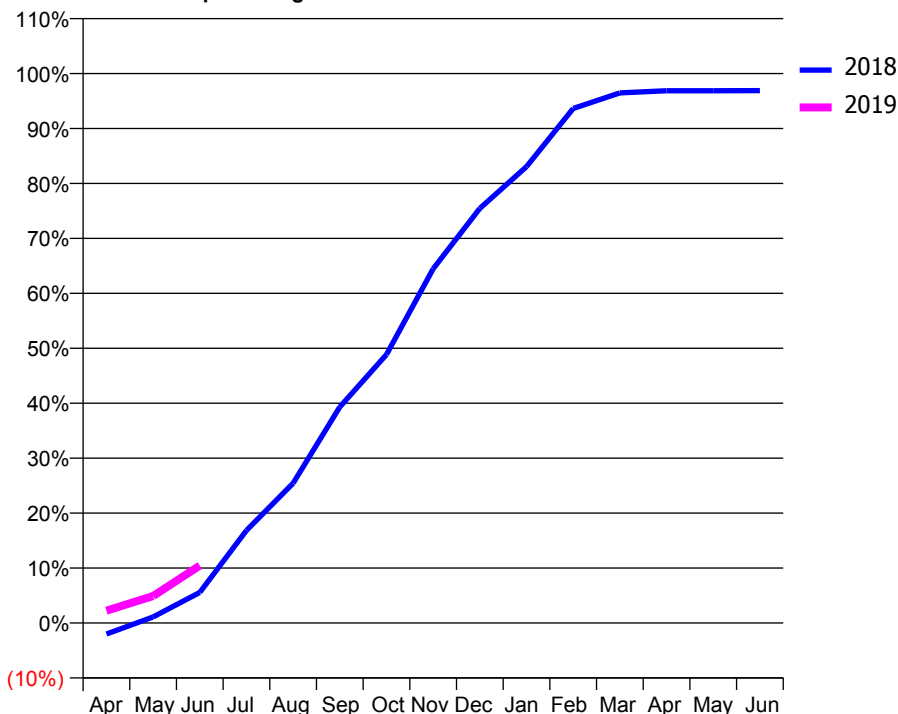
ACCESS*

Patients seen in 24 months	Total	Change since previous quarter
Quarter ending June 2017	4,896	
Quarter ending September 2017	5,789	↑
Quarter ending December 2017	6,901	↑
Quarter ending March 2018	6,336	↓
Quarter ending June 2018	5,233	↓
Variance since June 2017	6.9%	↑



ACTIVITY

Cumulative percentage of contracted UDA delivered 2018 & 2019



Adjusted Scheduled Activity (UDA)		
Month	2018	2019
April	-301	335
May	165	733
June	830	1,558
July	2,518	
August	3,801	
September	5,873	
October	7,297	
November	9,628	
December	11,268	
January	12,403	
February	13,983	
March	14,405	
April	14,465	
May	14,464	
June	14,468	

QUALITY

	Quantity	Base Number	Contract	AT	Region	England
% of FP17s for the same patient ID Re-attending within 3 months - Children	11	389	2.8%	10.0%	11.3%	11.5%
% of FP17s for the same patient ID Re-attending within 3 months - Adults	51	772	6.6%	14.5%	14.9%	15.4%
% of FP17s for the same patient ID Re-attending between 3 & 9 months - Children	201	389	51.7%	52.8%	60.0%	58.9%
% of FP17s for the same patient ID Re-attending between 3 & 9 months - Adults	428	772	55.4%	48.5%	52.6%	51.6%
% of FP17s for Band 1 Urgent Courses	32	881	3.6%	8.0%	7.9%	8.9%
% of FP17s Relating to Free Repair or Replacements	15	881	1.7%	0.8%	0.8%	0.8%
% of FP17s Relating to Continuations	3	881	0.3%	0.8%	0.9%	0.9%
% of Patients satisfied with the dentistry they have received	6	7	N/A	93.1%	93.2%	93.2%
% of Patients satisfied with the time they had to wait for an appointment	6	7	N/A	90.9%	89.1%	88.8%

* This is based on patients treated on this contract for their most recent course of treatment. Figures in italics indicate the base number of FP17s or Patient Questionnaire responses are less than 100. N/A is shown where the base number of responses is less than 10 during the period. % is calculated as Quantity/Base number*100

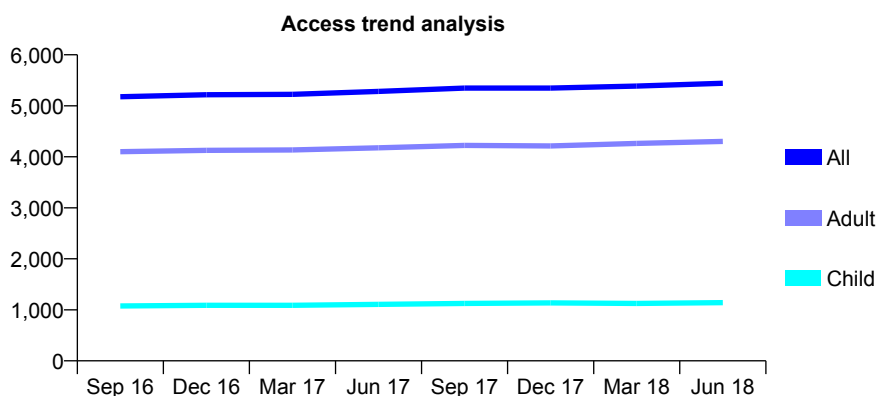
Q54 - Vital Signs At a Glance Contract Report for 678139/0001 - June 2018

Name or company name	MS WP CHEUNG
Contract type name	GDS Contract
Purpose of contract	General
Contract start date	01/04/2006
Contract end date	

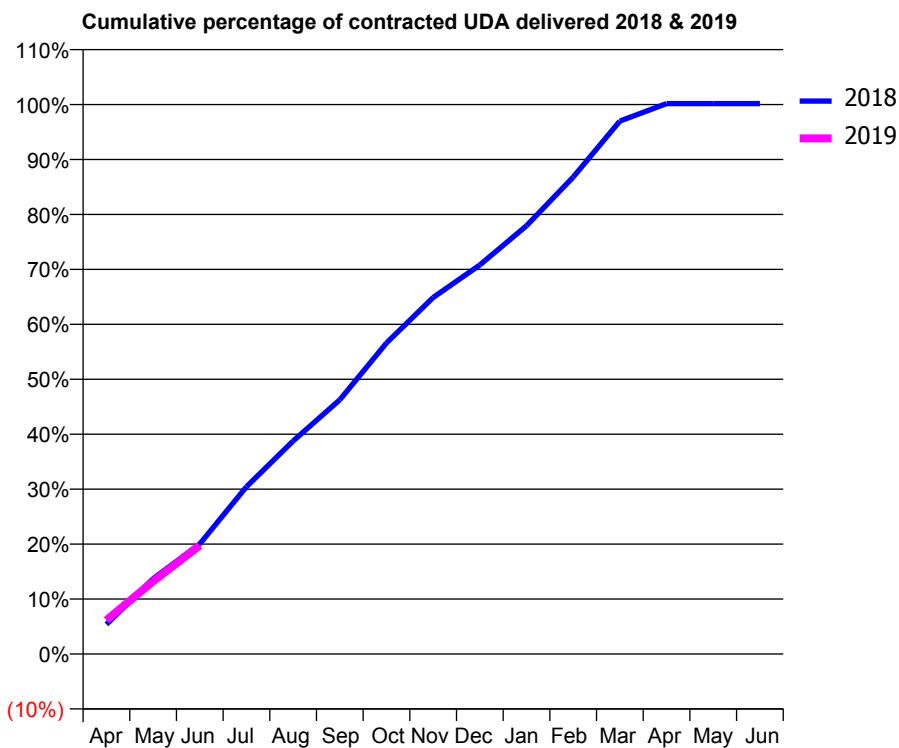
18/19 Contracted general activity (UDA)	16,054
Carry forward general activity (UDA)	0
18/19 Contracted orthodontic activity (UOA)	0
Carry forward orthodontic activity (UOA)	0
Baseline contract value	£339,318.56

ACCESS*

Patients seen in 24 months	Total	Change since previous quarter
Quarter ending June 2017	5,283	
Quarter ending September 2017	5,349	→
Quarter ending December 2017	5,348	→
Quarter ending March 2018	5,388	→
Quarter ending June 2018	5,443	→
Variance since June 2017	3.0%	↑



ACTIVITY



Month	Adjusted Scheduled Activity (UDA)	
	2018	2019
April	867	987
May	2,197	2,120
June	3,218	3,169
July	4,889	
August	6,222	
September	7,427	
October	9,086	
November	10,415	
December	11,367	
January	12,512	
February	13,932	
March	15,569	
April	16,082	
May	16,082	
June	16,082	

QUALITY

	Quantity	Base Number	Contract	AT	Region	England
% of FP17s for the same patient ID Re-attending within 3 months - Children	34	395	8.6%	10.0%	11.3%	11.5%
% of FP17s for the same patient ID Re-attending within 3 months - Adults	245	1,586	15.4%	14.5%	14.9%	15.4%
% of FP17s for the same patient ID Re-attending between 3 & 9 months - Children	260	395	65.8%	52.8%	60.0%	58.9%
% of FP17s for the same patient ID Re-attending between 3 & 9 months - Adults	1,031	1,586	65.0%	48.5%	52.6%	51.6%
% of FP17s for Band 1 Urgent Courses	108	1,752	6.2%	8.0%	7.9%	8.9%
% of FP17s Relating to Free Repair or Replacements	21	1,752	1.2%	0.8%	0.8%	0.8%
% of FP17s Relating to Continuations	38	1,752	2.2%	0.8%	0.9%	0.9%
% of Patients satisfied with the dentistry they have received	7	8	N/A	93.1%	93.2%	93.2%
% of Patients satisfied with the time they had to wait for an appointment	8	8	N/A	90.9%	89.1%	88.8%

* This is based on patients treated on this contract for their most recent course of treatment. Figures in italics indicate the base number of FP17s or Patient Questionnaire responses are less than 100. N/A is shown where the base number of responses is less than 10 during the period. % is calculated as Quantity/Base number*100

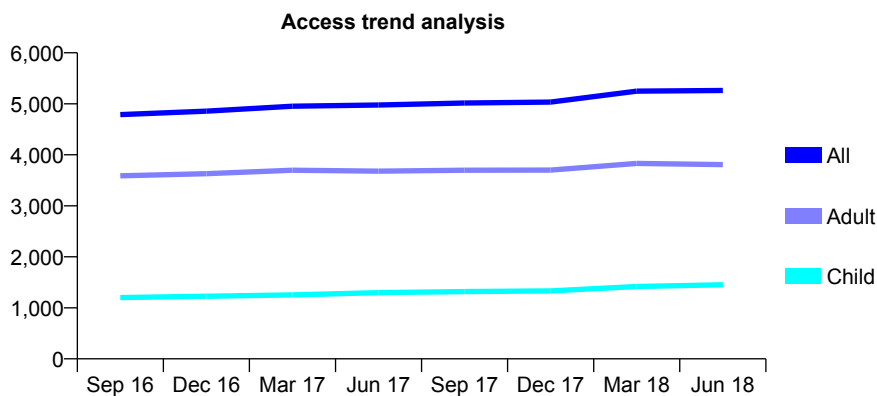
Q54 - Vital Signs At a Glance Contract Report for 678325/0001 - June 2018

Name or company name	Acorn Implant and Dental Practice Ltd
Contract type name	GDS Contract
Purpose of contract	General
Contract start date	01/04/2006
Contract end date	

18/19 Contracted general activity (UDA)	9,855
Carry forward general activity (UDA)	0
18/19 Contracted orthodontic activity (UOA)	0
Carry forward orthodontic activity (UOA)	0
Baseline contract value	£274,274.64

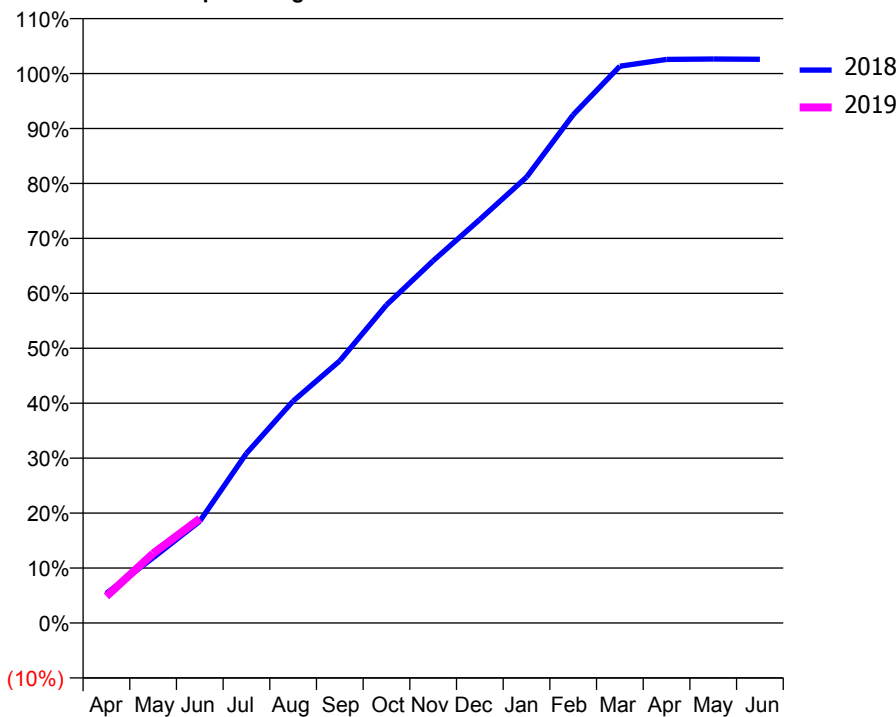
ACCESS*

Patients seen in 24 months	Total	Change since previous quarter
Quarter ending June 2017	4,977	
Quarter ending September 2017	5,015	→
Quarter ending December 2017	5,033	→
Quarter ending March 2018	5,249	↑
Quarter ending June 2018	5,261	→
Variance since June 2017	5.7%	↑



ACTIVITY

Cumulative percentage of contracted UDA delivered 2018 & 2019



Adjusted Scheduled Activity (UDA)

Month	2018	2019
April	532	480
May	1,171	1,246
June	1,826	1,872
July	3,043	
August	3,982	
September	4,704	
October	5,706	
November	6,495	
December	7,238	
January	7,996	
February	9,116	
March	9,987	
April	10,108	
May	10,114	
June	10,110	

QUALITY

	Quantity	Base Number	Contract	AT	Region	England
% of FP17s for the same patient ID Re-attending within 3 months - Children	27	463	5.8%	10.0%	11.3%	11.5%
% of FP17s for the same patient ID Re-attending within 3 months - Adults	93	943	9.9%	14.5%	14.9%	15.4%
% of FP17s for the same patient ID Re-attending between 3 & 9 months - Children	220	463	47.5%	52.8%	60.0%	58.9%
% of FP17s for the same patient ID Re-attending between 3 & 9 months - Adults	440	943	46.7%	48.5%	52.6%	51.6%
% of FP17s for Band 1 Urgent Courses	38	1,040	3.7%	8.0%	7.9%	8.9%
% of FP17s Relating to Free Repair or Replacements	5	1,040	0.5%	0.8%	0.8%	0.8%
% of FP17s Relating to Continuations	5	1,040	0.5%	0.8%	0.9%	0.9%
% of Patients satisfied with the dentistry they have received	2	2	N/A	93.1%	93.2%	93.2%
% of Patients satisfied with the time they had to wait for an appointment	2	2	N/A	90.9%	89.1%	88.8%

* This is based on patients treated on this contract for their most recent course of treatment. Figures in italics indicate the base number of FP17s or Patient Questionnaire responses are less than 100. N/A is shown where the base number of responses is less than 10 during the period. % is calculated as Quantity/Base number*100

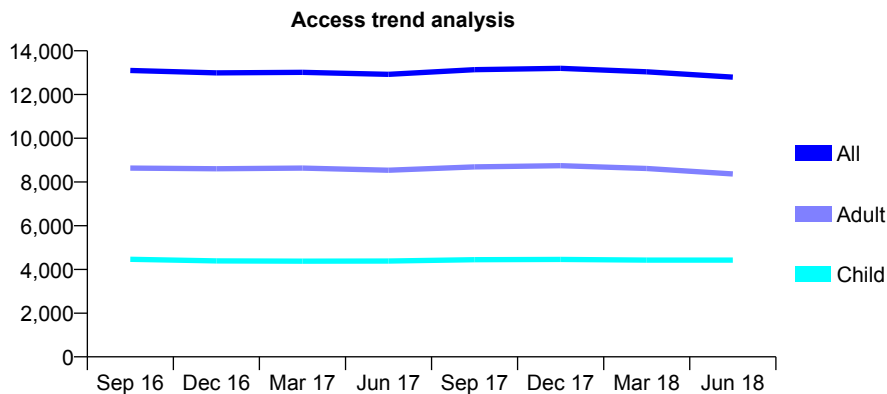
Q54 - Vital Signs At a Glance Contract Report for 682004/0001 - June 2018

Name or company name	Birchfield Dental Practice
Contract type name	GDS Contract
Purpose of contract	General
Contract start date	01/04/2006
Contract end date	

18/19 Contracted general activity (UDA)	45,372
Carry forward general activity (UDA)	0
18/19 Contracted orthodontic activity (UOA)	0
Carry forward orthodontic activity (UOA)	0
Baseline contract value	£1,249,472.97

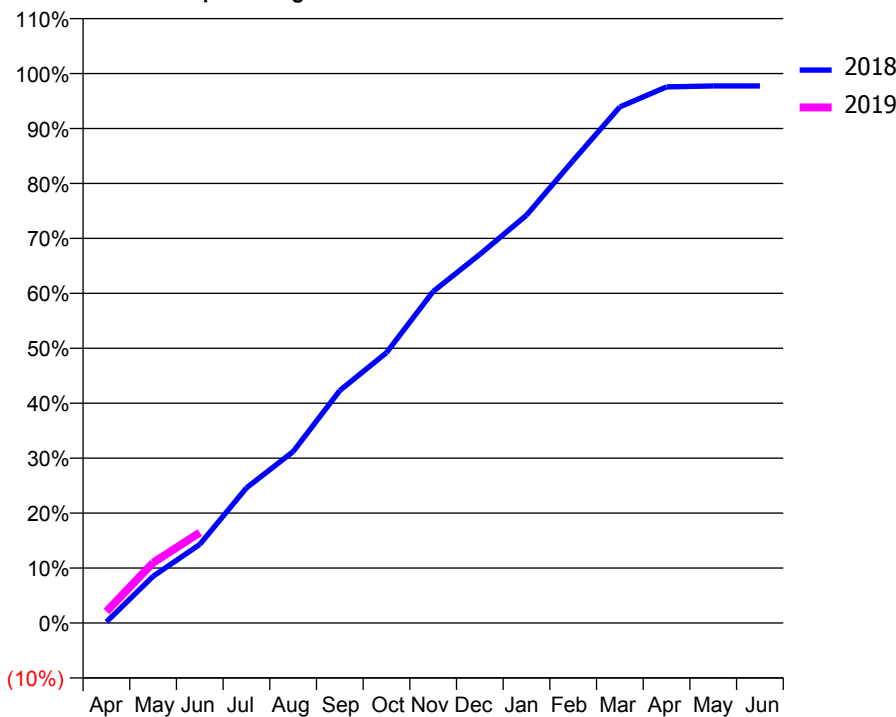
ACCESS*

Patients seen in 24 months	Total	Change since previous quarter
Quarter ending June 2017	12,921	
Quarter ending September 2017	13,135	→
Quarter ending December 2017	13,200	→
Quarter ending March 2018	13,042	↓
Quarter ending June 2018	12,795	↓
Variance since June 2017	(1.0%)	→



ACTIVITY

Cumulative percentage of contracted UDA delivered 2018 & 2019



Adjusted Scheduled Activity (UDA)

Month	2018	2019
April	94	952
May	3,865	4,977
June	6,488	7,467
July	11,163	
August	14,153	
September	19,196	
October	22,327	
November	27,378	
December	30,439	
January	33,679	
February	38,193	
March	42,613	
April	44,264	
May	44,341	
June	44,341	

QUALITY

	Quantity	Base Number	Contract	AT	Region	England
% of FP17s for the same patient ID Re-attending within 3 months - Children	64	1,127	5.7%	10.0%	11.3%	11.5%
% of FP17s for the same patient ID Re-attending within 3 months - Adults	258	1,761	14.7%	14.5%	14.9%	15.4%
% of FP17s for the same patient ID Re-attending between 3 & 9 months - Children	487	1,127	43.2%	52.8%	60.0%	58.9%
% of FP17s for the same patient ID Re-attending between 3 & 9 months - Adults	675	1,761	38.3%	48.5%	52.6%	51.6%
% of FP17s for Band 1 Urgent Courses	267	2,386	11.2%	8.0%	7.9%	8.9%
% of FP17s Relating to Free Repair or Replacements	4	2,386	0.2%	0.8%	0.8%	0.8%
% of FP17s Relating to Continuations	16	2,386	0.7%	0.8%	0.9%	0.9%
% of Patients satisfied with the dentistry they have received	2	2	N/A	93.1%	93.2%	93.2%
% of Patients satisfied with the time they had to wait for an appointment	1	2	N/A	90.9%	89.1%	88.8%

* This is based on patients treated on this contract for their most recent course of treatment. Figures in italics indicate the base number of FP17s or Patient Questionnaire responses are less than 100. N/A is shown where the base number of responses is less than 10 during the period. % is calculated as Quantity/Base number*100

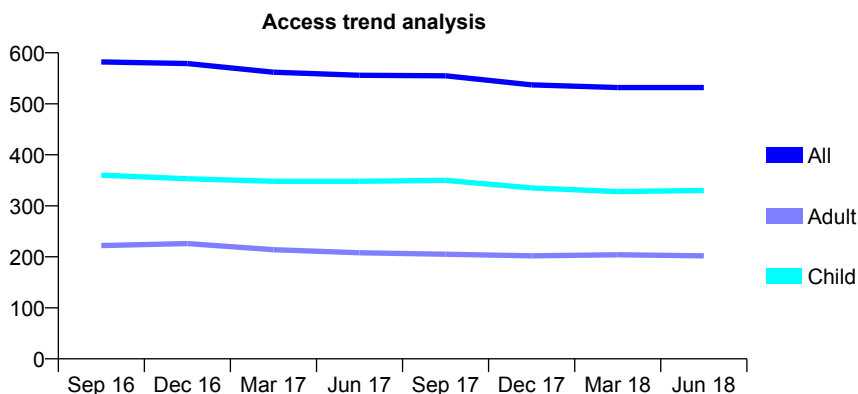
Q54 - Vital Signs At a Glance Contract Report for 682381/0001 - June 2018

Name or company name	MR TF FRASER
Contract type name	GDS Contract
Purpose of contract	General
Contract start date	01/04/2006
Contract end date	

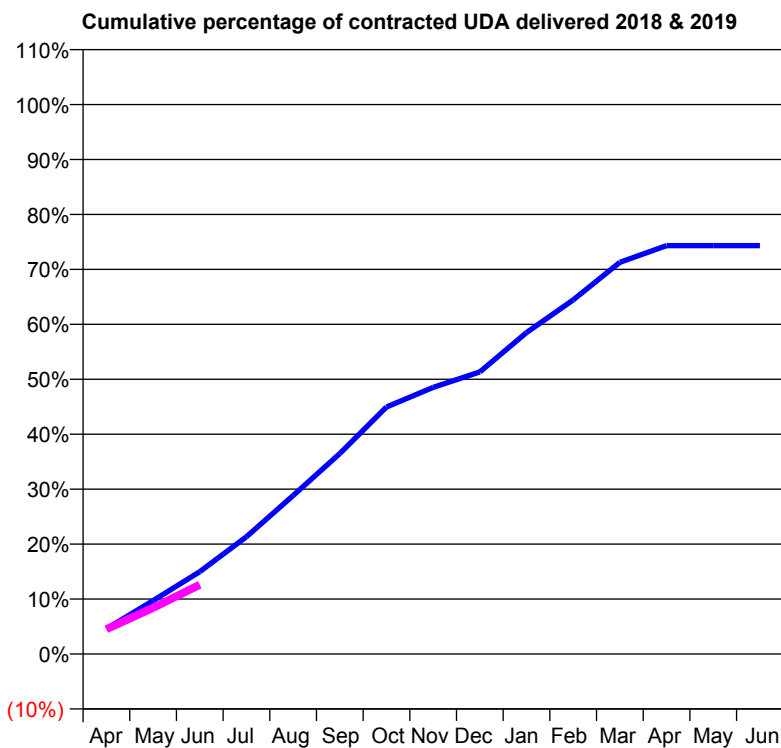
18/19 Contracted general activity (UDA)	1,600
Carry forward general activity (UDA)	0
18/19 Contracted orthodontic activity (UOA)	0
Carry forward orthodontic activity (UOA)	0
Baseline contract value	£41,126.16

ACCESS*

Patients seen in 24 months	Total	Change since previous quarter
Quarter ending June 2017	556	
Quarter ending September 2017	555	→
Quarter ending December 2017	537	↓
Quarter ending March 2018	532	→
Quarter ending June 2018	532	→
Variance since June 2017	(4.3%)	↓



ACTIVITY



Month	Adjusted Scheduled Activity (UDA)	
	2018	2019
April	73	72
May	155	135
June	240	202
July	341	
August	462	
September	584	
October	719	
November	776	
December	821	
January	936	
February	1,031	
March	1,140	
April	1,189	
May	1,189	
June	1,189	

QUALITY

	Quantity	Base Number	Contract	AT	Region	England
% of FP17s for the same patient ID Re-attending within 3 months - Children	5	113	4.4%	10.0%	11.3%	11.5%
% of FP17s for the same patient ID Re-attending within 3 months - Adults	4	43	9.3%	14.5%	14.9%	15.4%
% of FP17s for the same patient ID Re-attending between 3 & 9 months - Children	67	113	59.3%	52.8%	60.0%	58.9%
% of FP17s for the same patient ID Re-attending between 3 & 9 months - Adults	23	43	53.5%	48.5%	52.6%	51.6%
% of FP17s for Band 1 Urgent Courses	4	126	3.2%	8.0%	7.9%	8.9%
% of FP17s Relating to Free Repair or Replacements	0	126	0.0%	0.8%	0.8%	0.8%
% of FP17s Relating to Continuations	3	126	2.4%	0.8%	0.9%	0.9%
% of Patients satisfied with the dentistry they have received	1	2	N/A	93.1%	93.2%	93.2%
% of Patients satisfied with the time they had to wait for an appointment	1	2	N/A	90.9%	89.1%	88.8%

* This is based on patients treated on this contract for their most recent course of treatment. Figures in italics indicate the base number of FP17s or Patient Questionnaire responses are less than 100. N/A is shown where the base number of responses is less than 10 during the period. % is calculated as Quantity/Base number*100

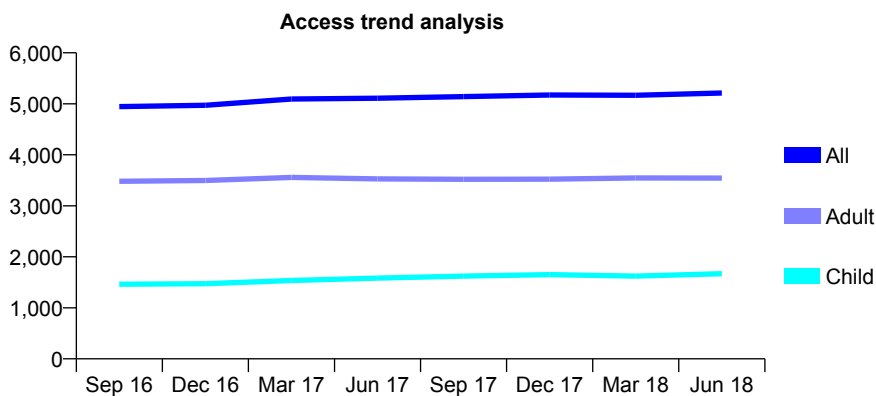
Q54 - Vital Signs At a Glance Contract Report for 686867/0001 - June 2018

Name or company name	City Dental Practice
Contract type name	GDS Contract
Purpose of contract	General
Contract start date	01/04/2006
Contract end date	

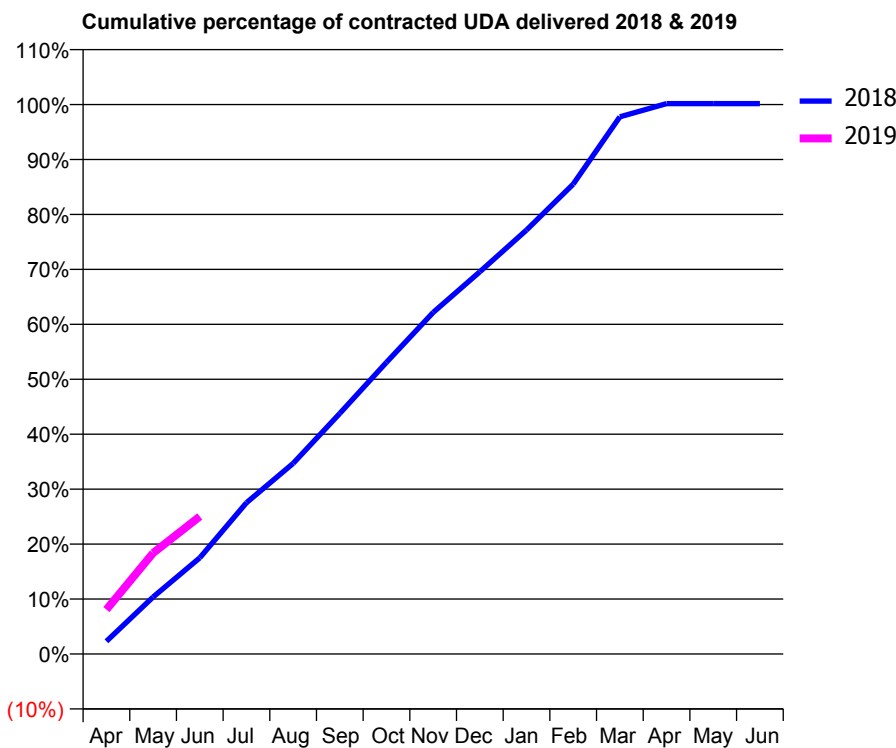
18/19 Contracted general activity (UDA)	18,296
Carry forward general activity (UDA)	0
18/19 Contracted orthodontic activity (UOA)	0
Carry forward orthodontic activity (UOA)	0
Baseline contract value	£527,031.11

ACCESS*

Patients seen in 24 months	Total	Change since previous quarter
Quarter ending June 2017	5,111	
Quarter ending September 2017	5,142	→
Quarter ending December 2017	5,173	→
Quarter ending March 2018	5,168	→
Quarter ending June 2018	5,212	→
Variance since June 2017	2.0%	→



ACTIVITY



Month	Adjusted Scheduled Activity (UDA)	
	2018	2019
April	426	1,481
May	1,898	3,362
June	3,201	4,578
July	5,037	
August	6,348	
September	8,010	
October	9,713	
November	11,372	
December	12,729	
January	14,116	
February	15,643	
March	17,886	
April	18,324	
May	18,324	
June	18,324	

QUALITY

	Quantity	Base Number	Contract	AT	Region	England
% of FP17s for the same patient ID Re-attending within 3 months - Children	30	728	4.1%	10.0%	11.3%	11.5%
% of FP17s for the same patient ID Re-attending within 3 months - Adults	110	1,194	9.2%	14.5%	14.9%	15.4%
% of FP17s for the same patient ID Re-attending between 3 & 9 months - Children	485	728	66.6%	52.8%	60.0%	58.9%
% of FP17s for the same patient ID Re-attending between 3 & 9 months - Adults	721	1,194	60.4%	48.5%	52.6%	51.6%
% of FP17s for Band 1 Urgent Courses	55	1,772	3.1%	8.0%	7.9%	8.9%
% of FP17s Relating to Free Repair or Replacements	9	1,772	0.5%	0.8%	0.8%	0.8%
% of FP17s Relating to Continuations	3	1,772	0.2%	0.8%	0.9%	0.9%
% of Patients satisfied with the dentistry they have received	3	3	N/A	93.1%	93.2%	93.2%
% of Patients satisfied with the time they had to wait for an appointment	3	3	N/A	90.9%	89.1%	88.8%

* This is based on patients treated on this contract for their most recent course of treatment. Figures in italics indicate the base number of FP17s or Patient Questionnaire responses are less than 100. N/A is shown where the base number of responses is less than 10 during the period. % is calculated as Quantity/Base number*100

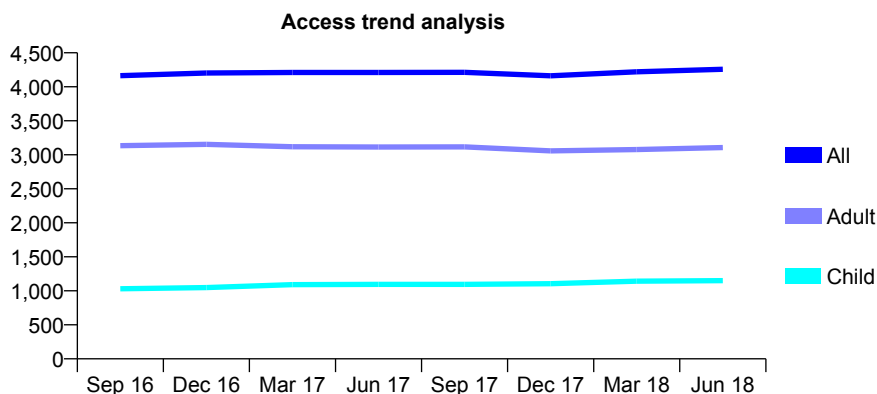
Q54 - Vital Signs At a Glance Contract Report for 686883/0001 - June 2018

Name or company name	MR HS GILL
Contract type name	GDS Contract
Purpose of contract	General
Contract start date	01/04/2006
Contract end date	

18/19 Contracted general activity (UDA)	11,380
Carry forward general activity (UDA)	0
18/19 Contracted orthodontic activity (UOA)	0
Carry forward orthodontic activity (UOA)	0
Baseline contract value	£249,151.85

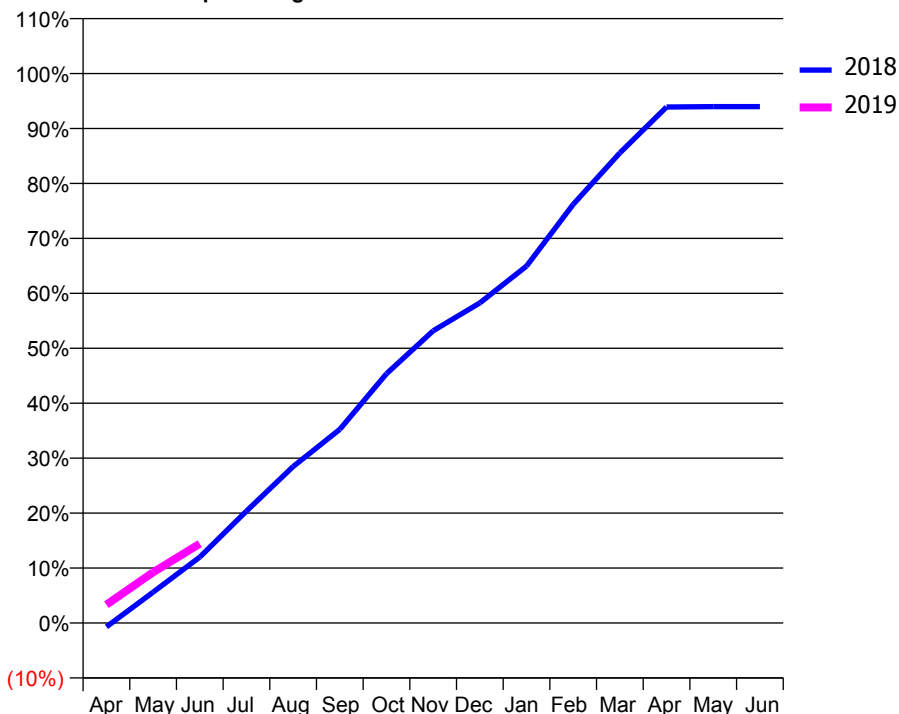
ACCESS*

Patients seen in 24 months	Total	Change since previous quarter
Quarter ending June 2017	4,210	
Quarter ending September 2017	4,212	→
Quarter ending December 2017	4,162	↓
Quarter ending March 2018	4,220	→
Quarter ending June 2018	4,257	→
Variance since June 2017	1.1%	→



ACTIVITY

Cumulative percentage of contracted UDA delivered 2018 & 2019



Month	Adjusted Scheduled Activity (UDA)	
	2018	2019
April	-80	380
May	639	1,052
June	1,366	1,641
July	2,317	
August	3,241	
September	4,010	
October	5,162	
November	6,053	
December	6,628	
January	7,392	
February	8,670	
March	9,735	
April	10,685	
May	10,694	
June	10,694	

QUALITY

	Quantity	Base Number	Contract	AT	Region	England
% of FP17s for the same patient ID Re-attending within 3 months - Children	41	478	8.6%	10.0%	11.3%	11.5%
% of FP17s for the same patient ID Re-attending within 3 months - Adults	100	1,064	9.4%	14.5%	14.9%	15.4%
% of FP17s for the same patient ID Re-attending between 3 & 9 months - Children	315	478	65.9%	52.8%	60.0%	58.9%
% of FP17s for the same patient ID Re-attending between 3 & 9 months - Adults	646	1,064	60.7%	48.5%	52.6%	51.6%
% of FP17s for Band 1 Urgent Courses	24	887	2.7%	8.0%	7.9%	8.9%
% of FP17s Relating to Free Repair or Replacements	4	887	0.5%	0.8%	0.8%	0.8%
% of FP17s Relating to Continuations	4	887	0.5%	0.8%	0.9%	0.9%
% of Patients satisfied with the dentistry they have received	2	2	N/A	93.1%	93.2%	93.2%
% of Patients satisfied with the time they had to wait for an appointment	2	2	N/A	90.9%	89.1%	88.8%

* This is based on patients treated on this contract for their most recent course of treatment. Figures in italics indicate the base number of FP17s or Patient Questionnaire responses are less than 100. N/A is shown where the base number of responses is less than 10 during the period. % is calculated as Quantity/Base number*100

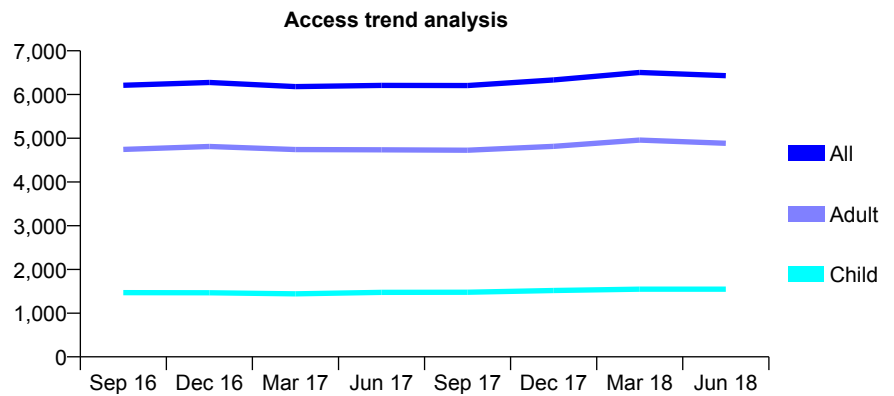
Q54 - Vital Signs At a Glance Contract Report for 686883/0002 - June 2018

Name or company name	MR HS GILL
Contract type name	PDS Plus Contract
Purpose of contract	General
Contract start date	01/11/2010
Contract end date	31/10/2020

18/19 Contracted general activity (UDA)	22,480
Carry forward general activity (UDA)	0
18/19 Contracted orthodontic activity (UOA)	0
Carry forward orthodontic activity (UOA)	0
Baseline contract value	£298,027.56

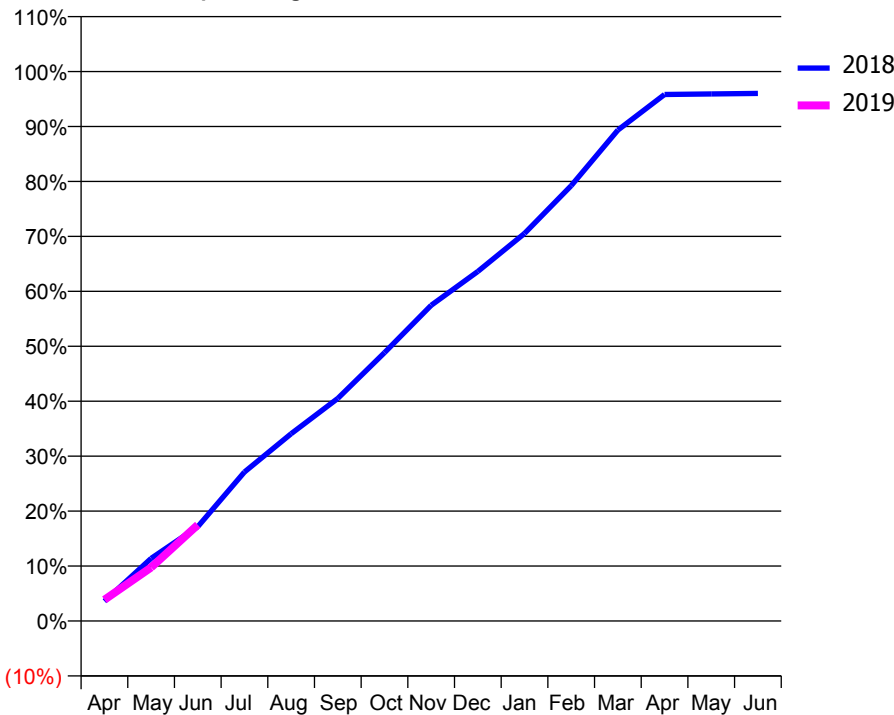
ACCESS*

Patients seen in 24 months	Total	Change since previous quarter
Quarter ending June 2017	6,210	
Quarter ending September 2017	6,204	→
Quarter ending December 2017	6,334	↑
Quarter ending March 2018	6,505	↑
Quarter ending June 2018	6,431	↓
Variance since June 2017	3.6%	↑



ACTIVITY

Cumulative percentage of contracted UDA delivered 2018 & 2019



Adjusted Scheduled Activity (UDA)		
Month	2018	2019
April	810	869
May	2,560	2,190
June	3,858	3,935
July	6,098	
August	7,663	
September	9,106	
October	10,980	
November	12,916	
December	14,302	
January	15,857	
February	17,809	
March	20,082	
April	21,538	
May	21,563	
June	21,584	

QUALITY

	Quantity	Base Number	Contract	AT	Region	England
% of FP17s for the same patient ID Re-attending within 3 months - Children	63	515	12.2%	10.0%	11.3%	11.5%
% of FP17s for the same patient ID Re-attending within 3 months - Adults	324	1,352	24.0%	14.5%	14.9%	15.4%
% of FP17s for the same patient ID Re-attending between 3 & 9 months - Children	200	515	38.8%	52.8%	60.0%	58.9%
% of FP17s for the same patient ID Re-attending between 3 & 9 months - Adults	294	1,352	21.7%	48.5%	52.6%	51.6%
% of FP17s for Band 1 Urgent Courses	494	1,449	34.1%	8.0%	7.9%	8.9%
% of FP17s Relating to Free Repair or Replacements	7	1,449	0.5%	0.8%	0.8%	0.8%
% of FP17s Relating to Continuations	16	1,449	1.1%	0.8%	0.9%	0.9%
% of Patients satisfied with the dentistry they have received	4	4	N/A	93.1%	93.2%	93.2%
% of Patients satisfied with the time they had to wait for an appointment	4	4	N/A	90.9%	89.1%	88.8%

* This is based on patients treated on this contract for their most recent course of treatment. Figures in italics indicate the base number of FP17s or Patient Questionnaire responses are less than 100. N/A is shown where the base number of responses is less than 10 during the period. % is calculated as Quantity/Base number*100

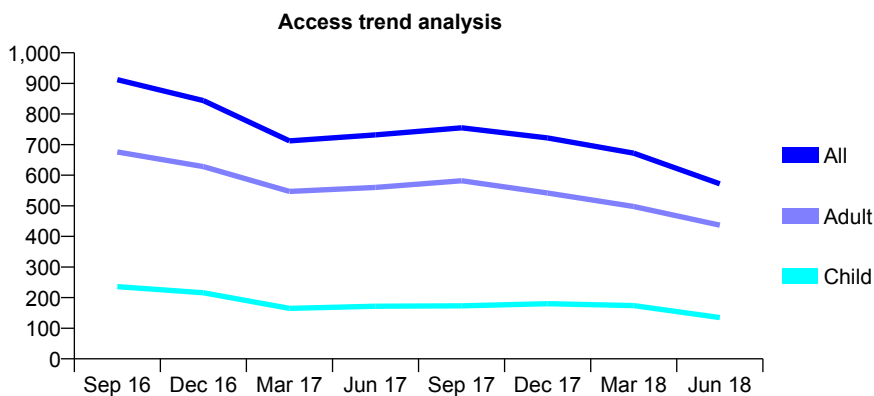
Q54 - Vital Signs At a Glance Contract Report for 688347/0003 - June 2018

Name or company name	MR K HANJI
Contract type name	GDS Contract
Purpose of contract	General
Contract start date	08/03/2012
Contract end date	

18/19 Contracted general activity (UDA)	1,758
Carry forward general activity (UDA)	0
18/19 Contracted orthodontic activity (UOA)	0
Carry forward orthodontic activity (UOA)	0
Baseline contract value	£46,020.86

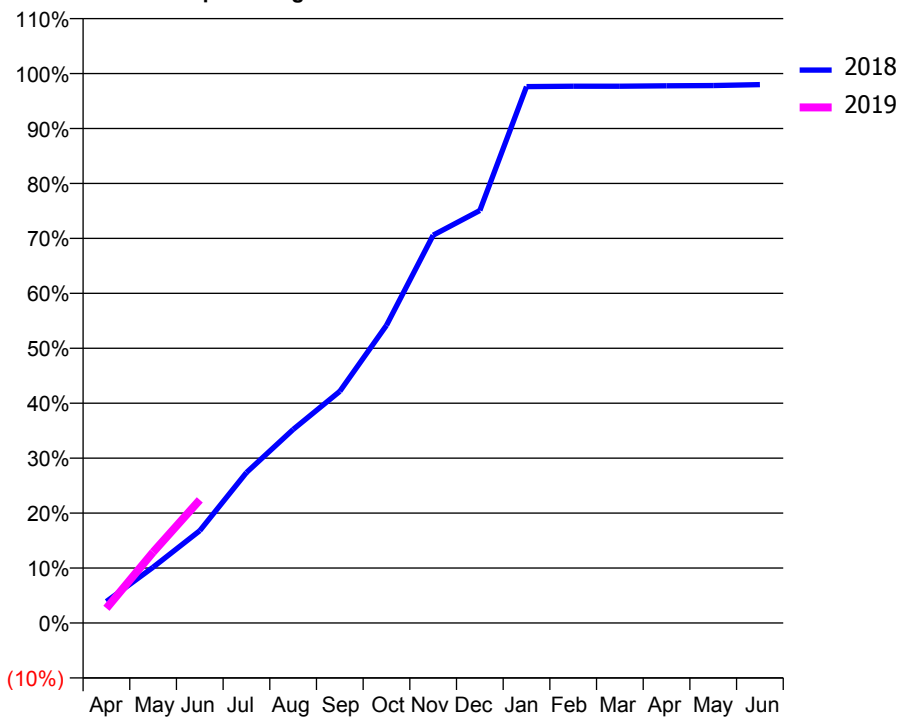
ACCESS*

Patients seen in 24 months	Total	Change since previous quarter
Quarter ending June 2017	732	
Quarter ending September 2017	755	↑
Quarter ending December 2017	722	↓
Quarter ending March 2018	672	↓
Quarter ending June 2018	572	↓
Variance since June 2017	(21.9%)	↓



ACTIVITY

Cumulative percentage of contracted UDA delivered 2018 & 2019



Adjusted Scheduled Activity (UDA)

Month	2018	2019
April	69	47
May	178	227
June	295	394
July	482	
August	619	
September	741	
October	952	
November	1,241	
December	1,320	
January	1,716	
February	1,717	
March	1,717	
April	1,718	
May	1,719	
June	1,722	

QUALITY

	Quantity	Base Number	Contract	AT	Region	England
% of FP17s for the same patient ID Re-attending within 3 months - Children	1	14	7.1%	10.0%	11.3%	11.5%
% of FP17s for the same patient ID Re-attending within 3 months - Adults	10	91	11.0%	14.5%	14.9%	15.4%
% of FP17s for the same patient ID Re-attending between 3 & 9 months - Children	0	14	0.0%	52.8%	60.0%	58.9%
% of FP17s for the same patient ID Re-attending between 3 & 9 months - Adults	2	91	2.2%	48.5%	52.6%	51.6%
% of FP17s for Band 1 Urgent Courses	4	100	4.0%	8.0%	7.9%	8.9%
% of FP17s Relating to Free Repair or Replacements	0	100	0.0%	0.8%	0.8%	0.8%
% of FP17s Relating to Continuations	0	100	0.0%	0.8%	0.9%	0.9%
% of Patients satisfied with the dentistry they have received	0	0	N/A	93.1%	93.2%	93.2%
% of Patients satisfied with the time they had to wait for an appointment	0	0	N/A	90.9%	89.1%	88.8%

* This is based on patients treated on this contract for their most recent course of treatment. Figures in italics indicate the base number of FP17s or Patient Questionnaire responses are less than 100. N/A is shown where the base number of responses is less than 10 during the period. % is calculated as Quantity/Base number*100

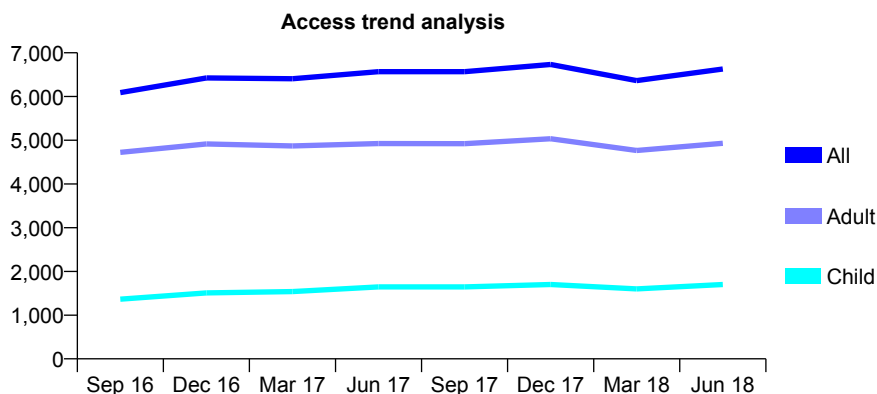
Q54 - Vital Signs At a Glance Contract Report for 688347/0004 - June 2018

Name or company name	MR K HANJI
Contract type name	GDS Contract
Purpose of contract	General
Contract start date	01/05/2012
Contract end date	

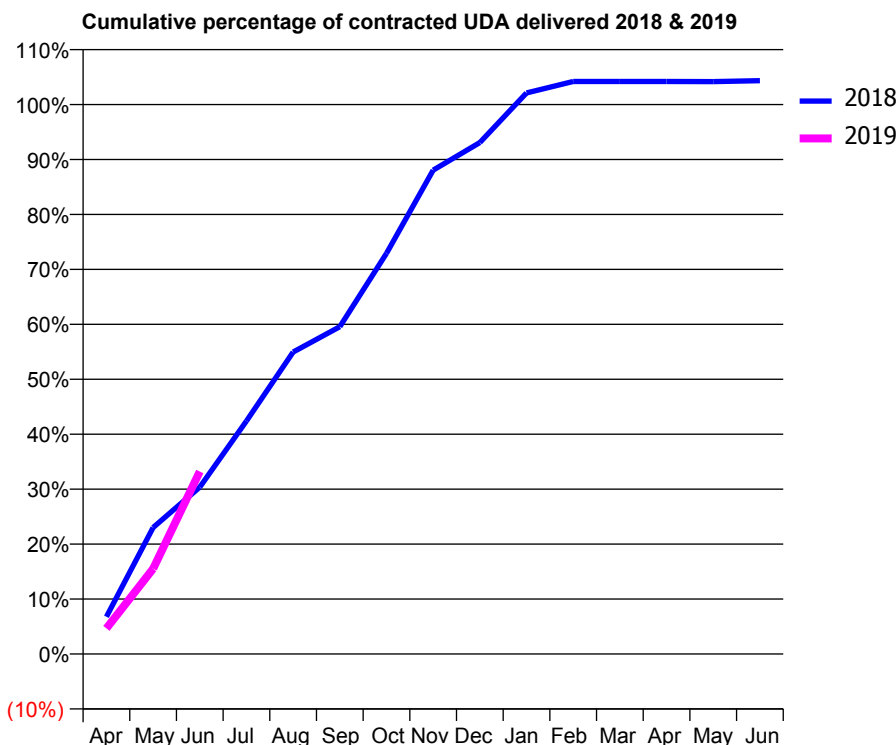
18/19 Contracted general activity (UDA)	20,608
Carry forward general activity (UDA)	0
18/19 Contracted orthodontic activity (UOA)	0
Carry forward orthodontic activity (UOA)	0
Baseline contract value	£544,403.26

ACCESS*

Patients seen in 24 months	Total	Change since previous quarter
Quarter ending June 2017	6,569	
Quarter ending September 2017	6,568	→
Quarter ending December 2017	6,732	↑
Quarter ending March 2018	6,365	↓
Quarter ending June 2018	6,629	↑
Variance since June 2017	0.9%	→



ACTIVITY



Month	Adjusted Scheduled Activity (UDA)	
	2018	2019
April	1,397	961
May	4,746	3,196
June	6,258	6,842
July	8,737	
August	11,323	
September	12,276	
October	15,025	
November	18,143	
December	19,182	
January	21,039	
February	21,469	
March	21,469	
April	21,469	
May	21,466	
June	21,499	

QUALITY

	Quantity	Base Number	Contract	AT	Region	England
% of FP17s for the same patient ID Re-attending within 3 months - Children	8	375	2.1%	10.0%	11.3%	11.5%
% of FP17s for the same patient ID Re-attending within 3 months - Adults	65	1,036	6.3%	14.5%	14.9%	15.4%
% of FP17s for the same patient ID Re-attending between 3 & 9 months - Children	67	375	17.9%	52.8%	60.0%	58.9%
% of FP17s for the same patient ID Re-attending between 3 & 9 months - Adults	251	1,036	24.2%	48.5%	52.6%	51.6%
% of FP17s for Band 1 Urgent Courses	36	1,407	2.6%	8.0%	7.9%	8.9%
% of FP17s Relating to Free Repair or Replacements	4	1,407	0.3%	0.8%	0.8%	0.8%
% of FP17s Relating to Continuations	1	1,407	0.1%	0.8%	0.9%	0.9%
% of Patients satisfied with the dentistry they have received	5	5	N/A	93.1%	93.2%	93.2%
% of Patients satisfied with the time they had to wait for an appointment	4	5	N/A	90.9%	89.1%	88.8%

* This is based on patients treated on this contract for their most recent course of treatment. Figures in italics indicate the base number of FP17s or Patient Questionnaire responses are less than 100. N/A is shown where the base number of responses is less than 10 during the period. % is calculated as Quantity/Base number*100

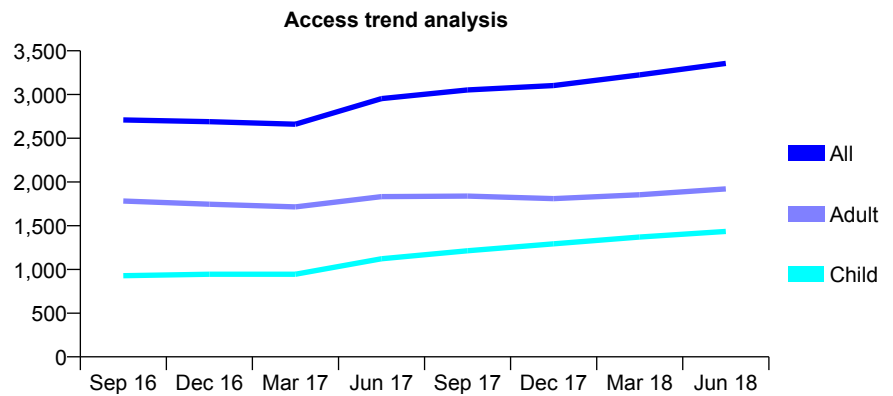
Q54 - Vital Signs At a Glance Contract Report for 688347/0006 - June 2018

Name or company name	MR K HANJI
Contract type name	GDS Contract
Purpose of contract	General
Contract start date	01/09/2014
Contract end date	

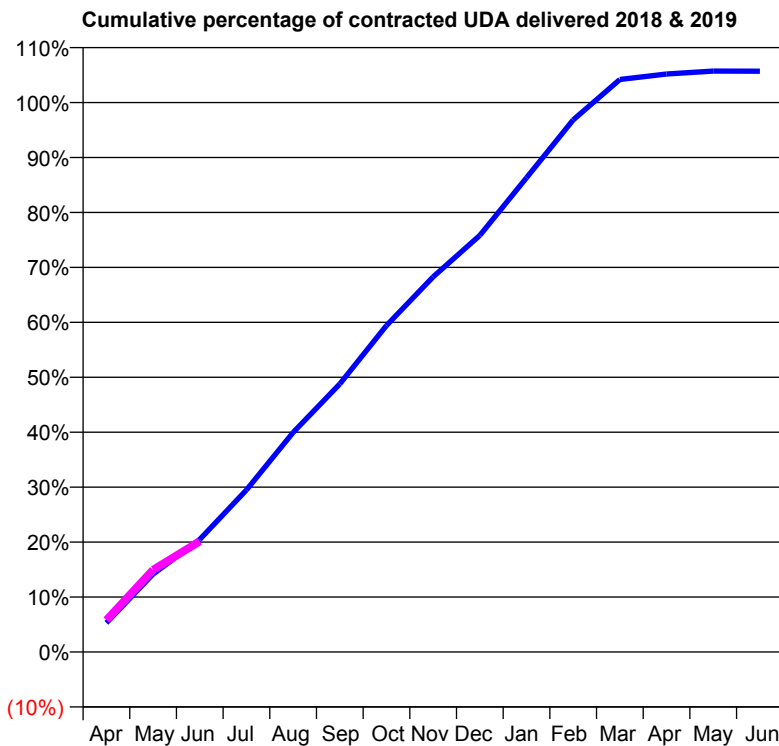
18/19 Contracted general activity (UDA)	8,562
Carry forward general activity (UDA)	0
18/19 Contracted orthodontic activity (UOA)	0
Carry forward orthodontic activity (UOA)	0
Baseline contract value	£224,482.28

ACCESS*

Patients seen in 24 months	Total	Change since previous quarter
Quarter ending June 2017	2,954	
Quarter ending September 2017	3,052	↑
Quarter ending December 2017	3,102	→
Quarter ending March 2018	3,225	↑
Quarter ending June 2018	3,356	↑
Variance since June 2017	13.6%	↑



ACTIVITY



Adjusted Scheduled Activity (UDA)		
Month	2018	2019
April	453	498
May	1,215	1,280
June	1,754	1,726
July	2,526	
August	3,422	
September	4,176	
October	5,088	
November	5,845	
December	6,492	
January	7,390	
February	8,291	
March	8,922	
April	9,006	
May	9,052	
June	9,049	

QUALITY

	Quantity	Base Number	Contract	AT	Region	England
% of FP17s for the same patient ID Re-attending within 3 months - Children	10	373	2.7%	10.0%	11.3%	11.5%
% of FP17s for the same patient ID Re-attending within 3 months - Adults	29	413	7.0%	14.5%	14.9%	15.4%
% of FP17s for the same patient ID Re-attending between 3 & 9 months - Children	150	373	40.2%	52.8%	60.0%	58.9%
% of FP17s for the same patient ID Re-attending between 3 & 9 months - Adults	106	413	25.7%	48.5%	52.6%	51.6%
% of FP17s for Band 1 Urgent Courses	50	716	7.0%	8.0%	7.9%	8.9%
% of FP17s Relating to Free Repair or Replacements	0	716	0.0%	0.8%	0.8%	0.8%
% of FP17s Relating to Continuations	0	716	0.0%	0.8%	0.9%	0.9%
% of Patients satisfied with the dentistry they have received	2	2	N/A	93.1%	93.2%	93.2%
% of Patients satisfied with the time they had to wait for an appointment	2	2	N/A	90.9%	89.1%	88.8%

* This is based on patients treated on this contract for their most recent course of treatment. Figures in italics indicate the base number of FP17s or Patient Questionnaire responses are less than 100. N/A is shown where the base number of responses is less than 10 during the period. % is calculated as Quantity/Base number*100

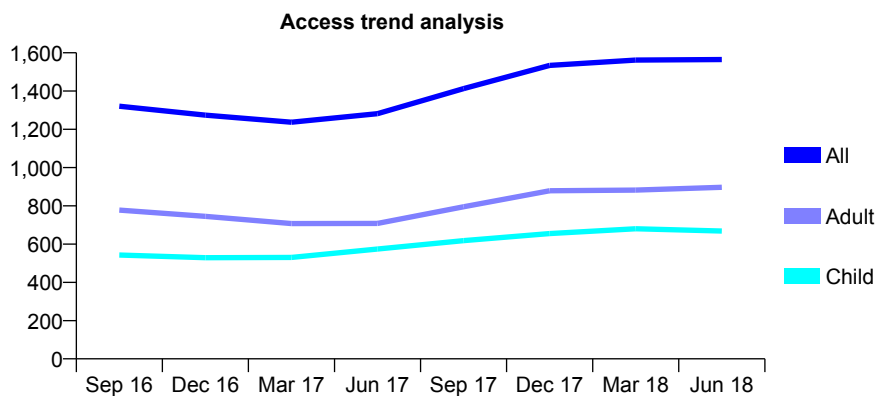
Q54 - Vital Signs At a Glance Contract Report for 689068/0001 - June 2018

Name or company name	MRS S VORA
Contract type name	GDS Contract
Purpose of contract	General
Contract start date	01/04/2006
Contract end date	

18/19 Contracted general activity (UDA)	4,767
Carry forward general activity (UDA)	0
18/19 Contracted orthodontic activity (UOA)	0
Carry forward orthodontic activity (UOA)	0
Baseline contract value	£57,410.24

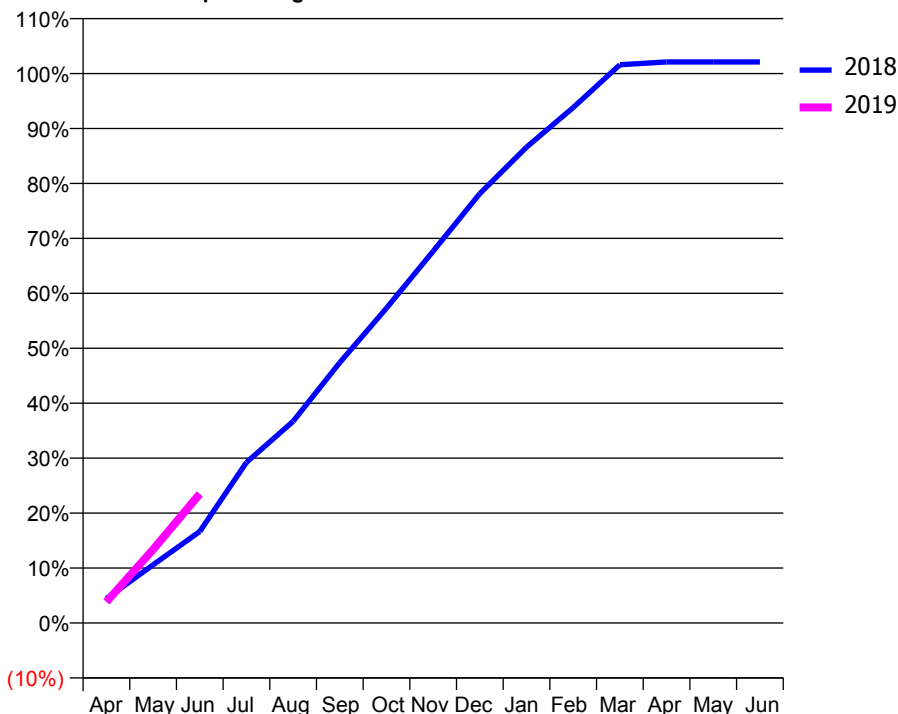
ACCESS*

Patients seen in 24 months	Total	Change since previous quarter
Quarter ending June 2017	1,282	
Quarter ending September 2017	1,413	↑
Quarter ending December 2017	1,534	↑
Quarter ending March 2018	1,562	→
Quarter ending June 2018	1,565	→
Variance since June 2017	22.1%	↑



ACTIVITY

Cumulative percentage of contracted UDA delivered 2018 & 2019



Adjusted Scheduled Activity (UDA)		
Month	2018	2019
April	212	183
May	505	638
June	794	1,120
July	1,393	
August	1,750	
September	2,260	
October	2,732	
November	3,225	
December	3,725	
January	4,128	
February	4,471	
March	4,843	
April	4,868	
May	4,868	
June	4,868	

QUALITY

	Quantity	Base Number	Contract	AT	Region	England
% of FP17s for the same patient ID Re-attending within 3 months - Children	28	202	13.9%	10.0%	11.3%	11.5%
% of FP17s for the same patient ID Re-attending within 3 months - Adults	45	250	18.0%	14.5%	14.9%	15.4%
% of FP17s for the same patient ID Re-attending between 3 & 9 months - Children	89	202	44.1%	52.8%	60.0%	58.9%
% of FP17s for the same patient ID Re-attending between 3 & 9 months - Adults	103	250	41.2%	48.5%	52.6%	51.6%
% of FP17s for Band 1 Urgent Courses	20	434	4.6%	8.0%	7.9%	8.9%
% of FP17s Relating to Free Repair or Replacements	4	434	0.9%	0.8%	0.8%	0.8%
% of FP17s Relating to Continuations	10	434	2.3%	0.8%	0.9%	0.9%
% of Patients satisfied with the dentistry they have received	1	1	N/A	93.1%	93.2%	93.2%
% of Patients satisfied with the time they had to wait for an appointment	1	1	N/A	90.9%	89.1%	88.8%

* This is based on patients treated on this contract for their most recent course of treatment. Figures in italics indicate the base number of FP17s or Patient Questionnaire responses are less than 100. N/A is shown where the base number of responses is less than 10 during the period. % is calculated as Quantity/Base number*100

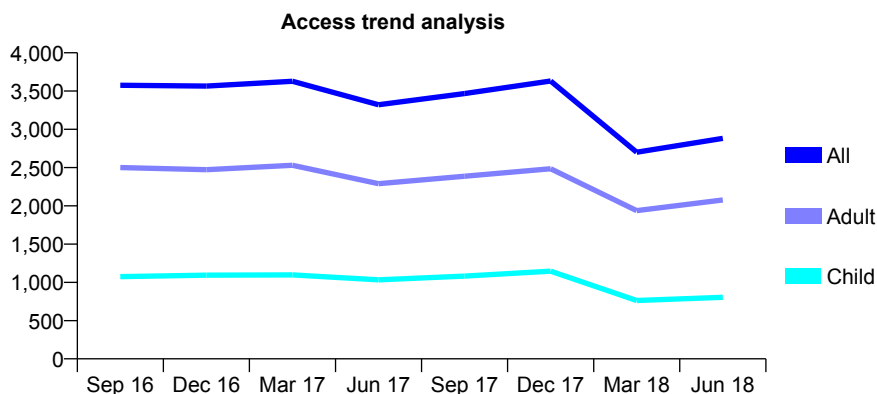
Q54 - Vital Signs At a Glance Contract Report for 732052/0002 - June 2018

Name or company name	Balbir S Bhandal, Amrik S Bhandal & Baljit
Contract type name	GDS Contract
Purpose of contract	General
Contract start date	01/04/2006
Contract end date	

18/19 Contracted general activity (UDA)	10,031
Carry forward general activity (UDA)	0
18/19 Contracted orthodontic activity (UOA)	0
Carry forward orthodontic activity (UOA)	0
Baseline contract value	£248,352.95

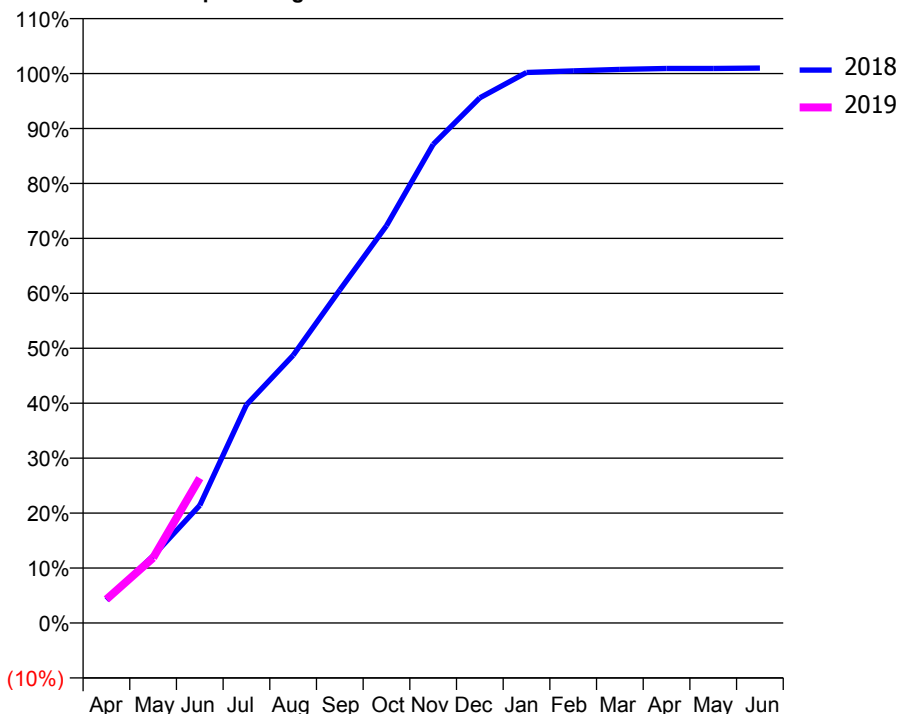
ACCESS*

Patients seen in 24 months	Total	Change since previous quarter
Quarter ending June 2017	3,321	
Quarter ending September 2017	3,468	↑
Quarter ending December 2017	3,631	↑
Quarter ending March 2018	2,700	↓
Quarter ending June 2018	2,882	↑
Variance since June 2017	(13.2%)	↓



ACTIVITY

Cumulative percentage of contracted UDA delivered 2018 & 2019



Month	Adjusted Scheduled Activity (UDA)	
	2018	2019
April	419	432
May	1,226	1,189
June	2,149	2,644
July	3,983	
August	4,887	
September	6,080	
October	7,252	
November	8,737	
December	9,586	
January	10,050	
February	10,080	
March	10,106	
April	10,123	
May	10,123	
June	10,131	

QUALITY

	Quantity	Base Number	Contract	AT	Region	England
% of FP17s for the same patient ID Re-attending within 3 months - Children	6	290	2.1%	10.0%	11.3%	11.5%
% of FP17s for the same patient ID Re-attending within 3 months - Adults	25	655	3.8%	14.5%	14.9%	15.4%
% of FP17s for the same patient ID Re-attending between 3 & 9 months - Children	132	290	45.5%	52.8%	60.0%	58.9%
% of FP17s for the same patient ID Re-attending between 3 & 9 months - Adults	249	655	38.0%	48.5%	52.6%	51.6%
% of FP17s for Band 1 Urgent Courses	77	925	8.3%	8.0%	7.9%	8.9%
% of FP17s Relating to Free Repair or Replacements	8	925	0.9%	0.8%	0.8%	0.8%
% of FP17s Relating to Continuations	2	925	0.2%	0.8%	0.9%	0.9%
% of Patients satisfied with the dentistry they have received	1	1	N/A	93.1%	93.2%	93.2%
% of Patients satisfied with the time they had to wait for an appointment	1	1	N/A	90.9%	89.1%	88.8%

* This is based on patients treated on this contract for their most recent course of treatment. Figures in italics indicate the base number of FP17s or Patient Questionnaire responses are less than 100. N/A is shown where the base number of responses is less than 10 during the period. % is calculated as Quantity/Base number*100

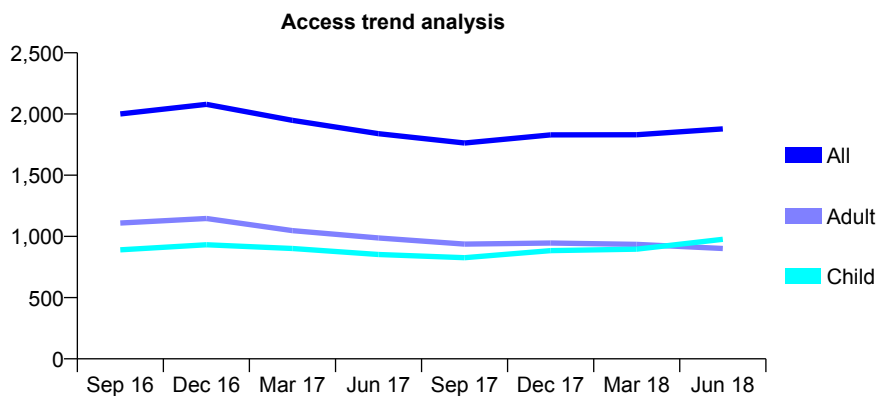
Q54 - Vital Signs At a Glance Contract Report for 735884/0001 - June 2018

Name or company name	MR VJ PATTNI
Contract type name	GDS Contract
Purpose of contract	General
Contract start date	01/04/2006
Contract end date	

18/19 Contracted general activity (UDA)	7,426
Carry forward general activity (UDA)	0
18/19 Contracted orthodontic activity (UOA)	0
Carry forward orthodontic activity (UOA)	0
Baseline contract value	£202,867.03

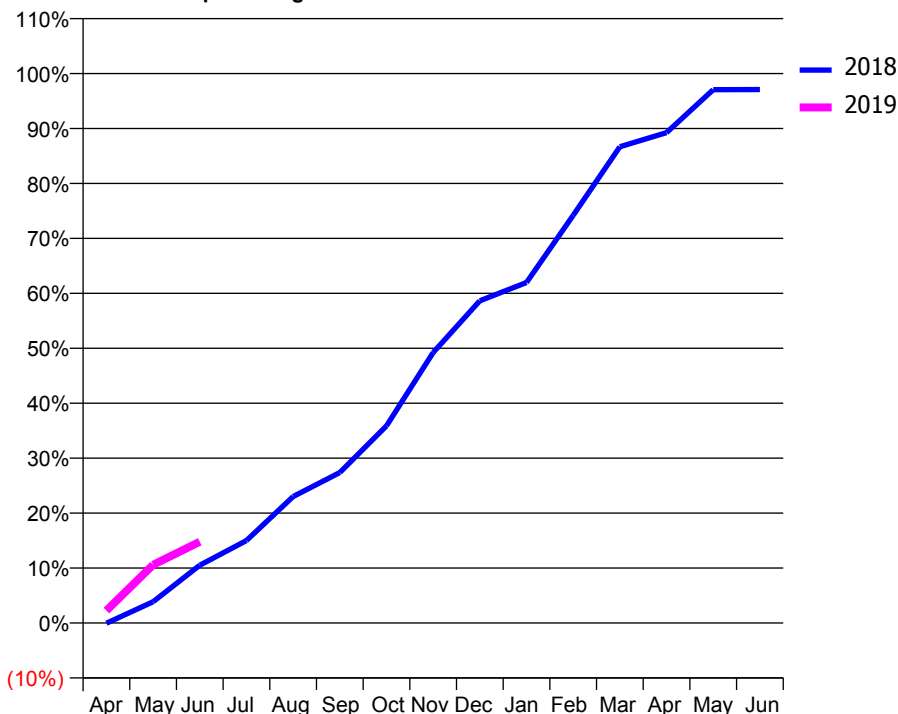
ACCESS*

Patients seen in 24 months	Total	Change since previous quarter
Quarter ending June 2017	1,839	
Quarter ending September 2017	1,763	↓
Quarter ending December 2017	1,830	↑
Quarter ending March 2018	1,831	→
Quarter ending June 2018	1,878	↑
Variance since June 2017	2.1%	↑



ACTIVITY

Cumulative percentage of contracted UDA delivered 2018 & 2019



Month	Adjusted Scheduled Activity (UDA)	
	2018	2019
April	-4	169
May	287	786
June	781	1,099
July	1,115	
August	1,709	
September	2,033	
October	2,665	
November	3,655	
December	4,355	
January	4,601	
February	5,509	
March	6,436	
April	6,627	
May	7,207	
June	7,210	

QUALITY

	Quantity	Base Number	Contract	AT	Region	England
% of FP17s for the same patient ID Re-attending within 3 months - Children	28	322	8.7%	10.0%	11.3%	11.5%
% of FP17s for the same patient ID Re-attending within 3 months - Adults	22	187	11.8%	14.5%	14.9%	15.4%
% of FP17s for the same patient ID Re-attending between 3 & 9 months - Children	104	322	32.3%	52.8%	60.0%	58.9%
% of FP17s for the same patient ID Re-attending between 3 & 9 months - Adults	42	187	22.5%	48.5%	52.6%	51.6%
% of FP17s for Band 1 Urgent Courses	36	298	12.1%	8.0%	7.9%	8.9%
% of FP17s Relating to Free Repair or Replacements	0	298	0.0%	0.8%	0.8%	0.8%
% of FP17s Relating to Continuations	0	298	0.0%	0.8%	0.9%	0.9%
% of Patients satisfied with the dentistry they have received	1	1	N/A	93.1%	93.2%	93.2%
% of Patients satisfied with the time they had to wait for an appointment	0	1	N/A	90.9%	89.1%	88.8%

* This is based on patients treated on this contract for their most recent course of treatment. Figures in italics indicate the base number of FP17s or Patient Questionnaire responses are less than 100. N/A is shown where the base number of responses is less than 10 during the period. % is calculated as Quantity/Base number*100

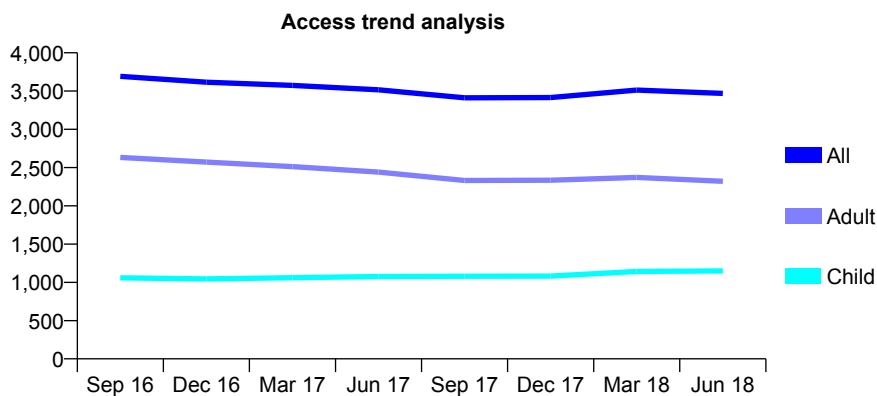
Q54 - Vital Signs At a Glance Contract Report for 735884/0002 - June 2018

Name or company name	MR VJ PATTNI
Contract type name	GDS Contract
Purpose of contract	General
Contract start date	01/04/2011
Contract end date	

18/19 Contracted general activity (UDA)	16,000
Carry forward general activity (UDA)	0
18/19 Contracted orthodontic activity (UOA)	0
Carry forward orthodontic activity (UOA)	0
Baseline contract value	£348,741.88

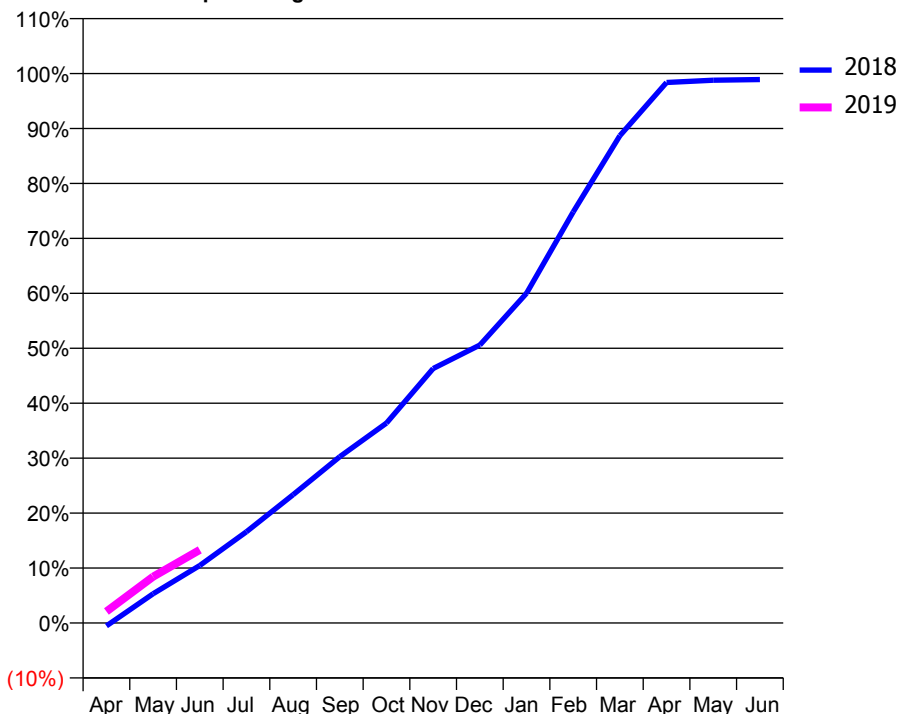
ACCESS*

Patients seen in 24 months	Total	Change since previous quarter
Quarter ending June 2017	3,517	
Quarter ending September 2017	3,411	↓
Quarter ending December 2017	3,416	→
Quarter ending March 2018	3,513	↑
Quarter ending June 2018	3,470	↓
Variance since June 2017	(1.3%)	↓



ACTIVITY

Cumulative percentage of contracted UDA delivered 2018 & 2019



Adjusted Scheduled Activity (UDA)

Month	2018	2019
April	-87	336
May	852	1,348
June	1,677	2,128
July	2,656	
August	3,738	
September	4,845	
October	5,822	
November	7,410	
December	8,094	
January	9,602	
February	11,968	
March	14,189	
April	15,738	
May	15,803	
June	15,824	

QUALITY

	Quantity	Base Number	Contract	AT	Region	England
% of FP17s for the same patient ID Re-attending within 3 months - Children	76	357	21.3%	10.0%	11.3%	11.5%
% of FP17s for the same patient ID Re-attending within 3 months - Adults	115	643	17.9%	14.5%	14.9%	15.4%
% of FP17s for the same patient ID Re-attending between 3 & 9 months - Children	147	357	41.2%	52.8%	60.0%	58.9%
% of FP17s for the same patient ID Re-attending between 3 & 9 months - Adults	274	643	42.6%	48.5%	52.6%	51.6%
% of FP17s for Band 1 Urgent Courses	77	712	10.8%	8.0%	7.9%	8.9%
% of FP17s Relating to Free Repair or Replacements	5	712	0.7%	0.8%	0.8%	0.8%
% of FP17s Relating to Continuations	10	712	1.4%	0.8%	0.9%	0.9%
% of Patients satisfied with the dentistry they have received	2	2	N/A	93.1%	93.2%	93.2%
% of Patients satisfied with the time they had to wait for an appointment	2	2	N/A	90.9%	89.1%	88.8%

* This is based on patients treated on this contract for their most recent course of treatment. Figures in italics indicate the base number of FP17s or Patient Questionnaire responses are less than 100. N/A is shown where the base number of responses is less than 10 during the period. % is calculated as Quantity/Base number*100

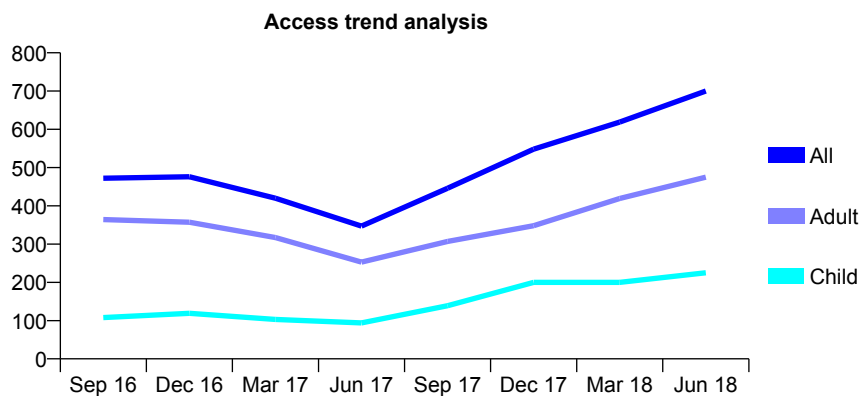
Q54 - Vital Signs At a Glance Contract Report for 740403/0002 - June 2018

Name or company name	MISS JV PATEL
Contract type name	GDS Contract
Purpose of contract	General
Contract start date	01/04/2006
Contract end date	

18/19 Contracted general activity (UDA)	2,997
Carry forward general activity (UDA)	0
18/19 Contracted orthodontic activity (UOA)	0
Carry forward orthodontic activity (UOA)	0
Baseline contract value	£74,680.70

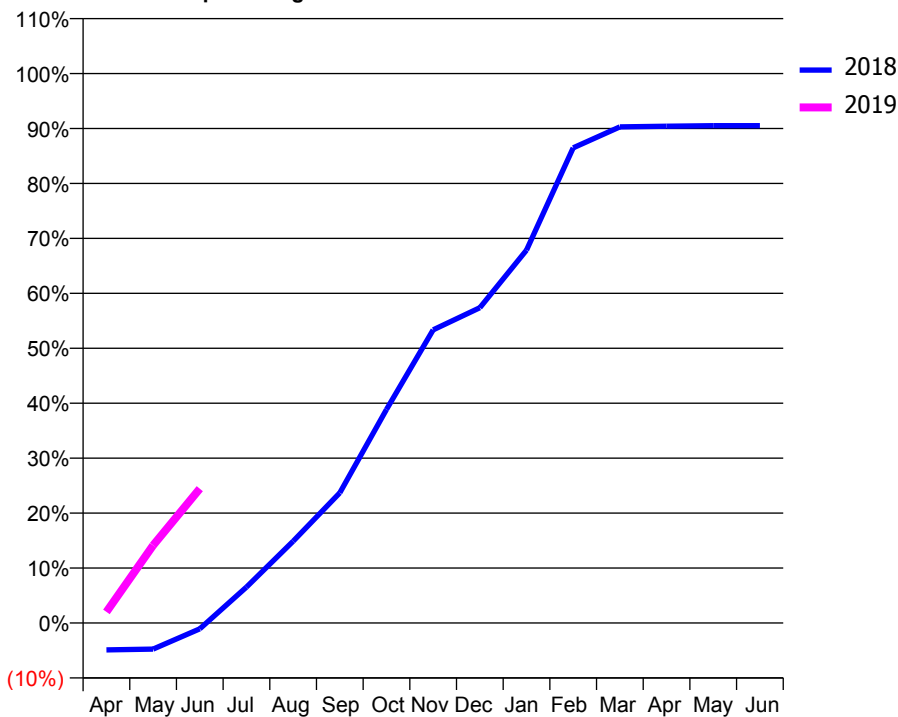
ACCESS*

Patients seen in 24 months	Total	Change since previous quarter
Quarter ending June 2017	347	
Quarter ending September 2017	446	↑
Quarter ending December 2017	548	↑
Quarter ending March 2018	619	↑
Quarter ending June 2018	700	↑
Variance since June 2017	101.7%	↑



ACTIVITY

Cumulative percentage of contracted UDA delivered 2018 & 2019



Adjusted Scheduled Activity (UDA)

Month	2018	2019
April	-113	60
May	-110	423
June	-25	733
July	151	
August	343	
September	546	
October	895	
November	1,229	
December	1,322	
January	1,564	
February	1,993	
March	2,080	
April	2,083	
May	2,085	
June	2,085	

QUALITY

	Quantity	Base Number	Contract	AT	Region	England
% of FP17s for the same patient ID Re-attending within 3 months - Children	3	68	4.4%	10.0%	11.3%	11.5%
% of FP17s for the same patient ID Re-attending within 3 months - Adults	9	129	7.0%	14.5%	14.9%	15.4%
% of FP17s for the same patient ID Re-attending between 3 & 9 months - Children	24	68	35.3%	52.8%	60.0%	58.9%
% of FP17s for the same patient ID Re-attending between 3 & 9 months - Adults	25	129	19.4%	48.5%	52.6%	51.6%
% of FP17s for Band 1 Urgent Courses	23	192	12.0%	8.0%	7.9%	8.9%
% of FP17s Relating to Free Repair or Replacements	0	192	0.0%	0.8%	0.8%	0.8%
% of FP17s Relating to Continuations	0	192	0.0%	0.8%	0.9%	0.9%
% of Patients satisfied with the dentistry they have received	1	1	N/A	93.1%	93.2%	93.2%
% of Patients satisfied with the time they had to wait for an appointment	1	1	N/A	90.9%	89.1%	88.8%

* This is based on patients treated on this contract for their most recent course of treatment. Figures in italics indicate the base number of FP17s or Patient Questionnaire responses are less than 100. N/A is shown where the base number of responses is less than 10 during the period. % is calculated as Quantity/Base number*100

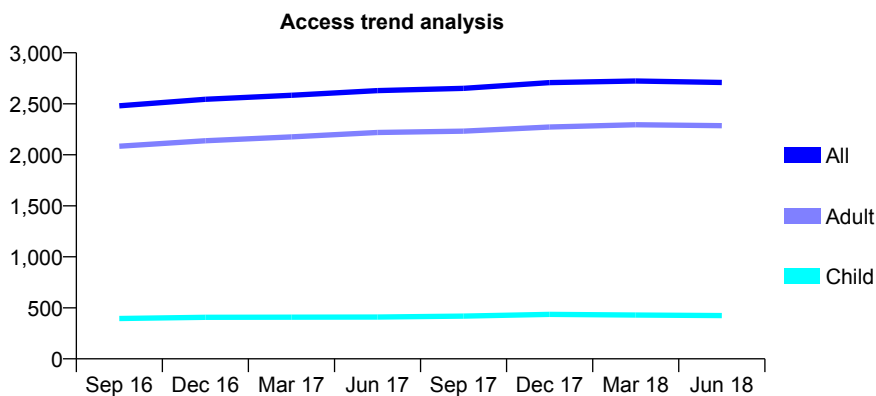
Q54 - Vital Signs At a Glance Contract Report for 745138/0001 - June 2018

Name or company name	MR JM ROBINSON
Contract type name	GDS Contract
Purpose of contract	General
Contract start date	01/04/2006
Contract end date	

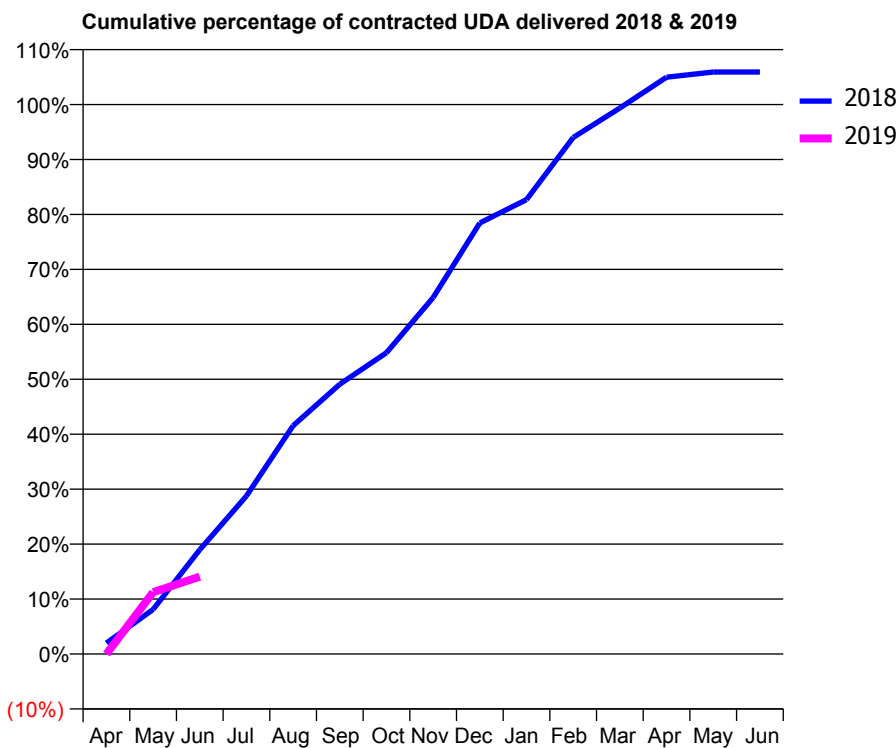
18/19 Contracted general activity (UDA)	7,227
Carry forward general activity (UDA)	0
18/19 Contracted orthodontic activity (UOA)	0
Carry forward orthodontic activity (UOA)	0
Baseline contract value	£177,051.10

ACCESS*

Patients seen in 24 months	Total	Change since previous quarter
Quarter ending June 2017	2,629	
Quarter ending September 2017	2,651	→
Quarter ending December 2017	2,708	↑
Quarter ending March 2018	2,724	→
Quarter ending June 2018	2,709	→
Variance since June 2017	3.0%	↑



ACTIVITY



Month	Adjusted Scheduled Activity (UDA)	
	2018	2019
April	145	0
May	586	813
June	1,372	1,019
July	2,079	
August	3,003	
September	3,549	
October	3,962	
November	4,688	
December	5,670	
January	5,976	
February	6,793	
March	7,181	
April	7,587	
May	7,654	
June	7,654	

QUALITY

	Quantity	Base Number	Contract	AT	Region	England
% of FP17s for the same patient ID Re-attending within 3 months - Children	2	142	1.4%	10.0%	11.3%	11.5%
% of FP17s for the same patient ID Re-attending within 3 months - Adults	48	706	6.8%	14.5%	14.9%	15.4%
% of FP17s for the same patient ID Re-attending between 3 & 9 months - Children	98	142	69.0%	52.8%	60.0%	58.9%
% of FP17s for the same patient ID Re-attending between 3 & 9 months - Adults	428	706	60.6%	48.5%	52.6%	51.6%
% of FP17s for Band 1 Urgent Courses	48	626	7.7%	8.0%	7.9%	8.9%
% of FP17s Relating to Free Repair or Replacements	10	626	1.6%	0.8%	0.8%	0.8%
% of FP17s Relating to Continuations	2	626	0.3%	0.8%	0.9%	0.9%
% of Patients satisfied with the dentistry they have received	1	2	N/A	93.1%	93.2%	93.2%
% of Patients satisfied with the time they had to wait for an appointment	2	2	N/A	90.9%	89.1%	88.8%

* This is based on patients treated on this contract for their most recent course of treatment. Figures in italics indicate the base number of FP17s or Patient Questionnaire responses are less than 100. N/A is shown where the base number of responses is less than 10 during the period. % is calculated as Quantity/Base number*100

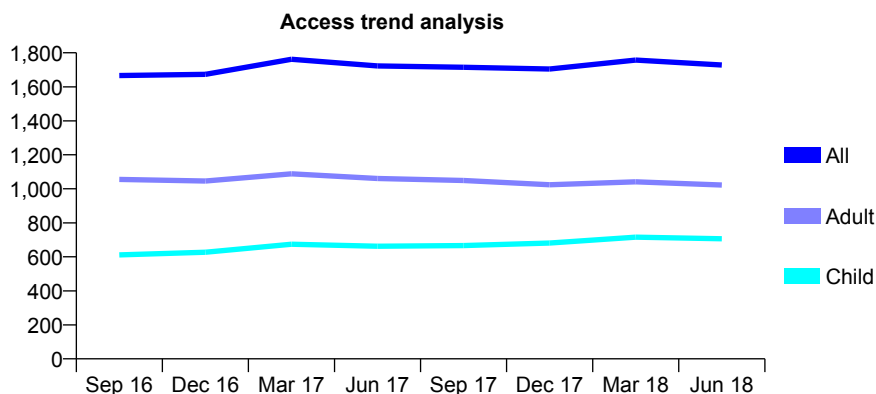
Q54 - Vital Signs At a Glance Contract Report for 748196/0001 - June 2018

Name or company name	MR AM PATTNI
Contract type name	GDS Contract
Purpose of contract	General
Contract start date	01/04/2006
Contract end date	

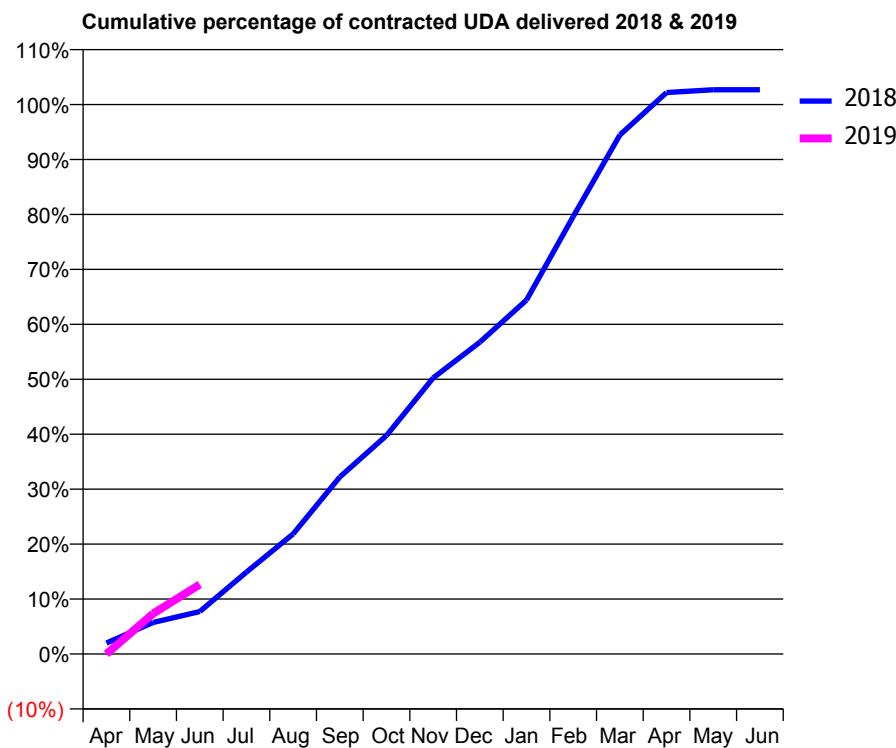
18/19 Contracted general activity (UDA)	4,099
Carry forward general activity (UDA)	0
18/19 Contracted orthodontic activity (UOA)	0
Carry forward orthodontic activity (UOA)	0
Baseline contract value	£95,902.76

ACCESS*

Patients seen in 24 months	Total	Change since previous quarter
Quarter ending June 2017	1,723	
Quarter ending September 2017	1,715	→
Quarter ending December 2017	1,705	→
Quarter ending March 2018	1,757	↑
Quarter ending June 2018	1,728	↓
Variance since June 2017	0.3%	→



ACTIVITY



Month	Adjusted Scheduled Activity (UDA)	
	2018	2019
April	82	0
May	235	302
June	317	519
July	611	
August	896	
September	1,321	
October	1,630	
November	2,059	
December	2,326	
January	2,641	
February	3,264	
March	3,872	
April	4,188	
May	4,209	
June	4,209	

QUALITY

	Quantity	Base Number	Contract	AT	Region	England
% of FP17s for the same patient ID Re-attending within 3 months - Children	17	189	9.0%	10.0%	11.3%	11.5%
% of FP17s for the same patient ID Re-attending within 3 months - Adults	13	169	7.7%	14.5%	14.9%	15.4%
% of FP17s for the same patient ID Re-attending between 3 & 9 months - Children	96	189	50.8%	52.8%	60.0%	58.9%
% of FP17s for the same patient ID Re-attending between 3 & 9 months - Adults	39	169	23.1%	48.5%	52.6%	51.6%
% of FP17s for Band 1 Urgent Courses	18	221	8.1%	8.0%	7.9%	8.9%
% of FP17s Relating to Free Repair or Replacements	1	221	0.5%	0.8%	0.8%	0.8%
% of FP17s Relating to Continuations	0	221	0.0%	0.8%	0.9%	0.9%
% of Patients satisfied with the dentistry they have received	2	2	N/A	93.1%	93.2%	93.2%
% of Patients satisfied with the time they had to wait for an appointment	1	2	N/A	90.9%	89.1%	88.8%

* This is based on patients treated on this contract for their most recent course of treatment. Figures in italics indicate the base number of FP17s or Patient Questionnaire responses are less than 100. N/A is shown where the base number of responses is less than 10 during the period. % is calculated as Quantity/Base number*100

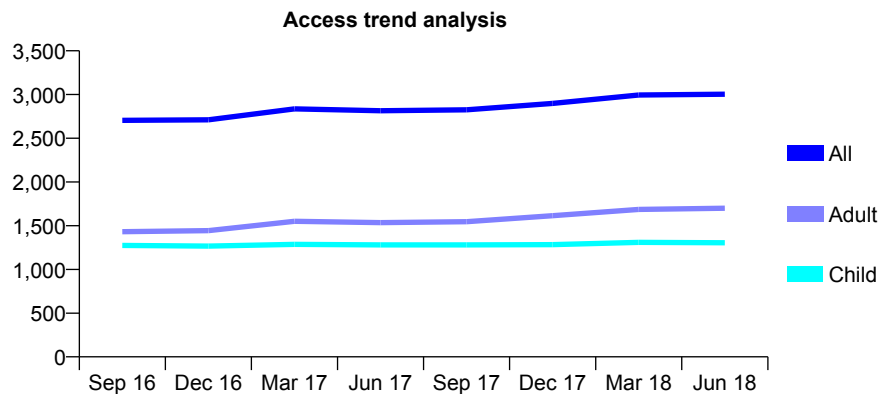
Q54 - Vital Signs At a Glance Contract Report for 749672/0001 - June 2018

Name or company name	MR SS KELLEY
Contract type name	GDS Contract
Purpose of contract	General
Contract start date	01/04/2006
Contract end date	

18/19 Contracted general activity (UDA)	8,700
Carry forward general activity (UDA)	0
18/19 Contracted orthodontic activity (UOA)	0
Carry forward orthodontic activity (UOA)	0
Baseline contract value	£203,650.63

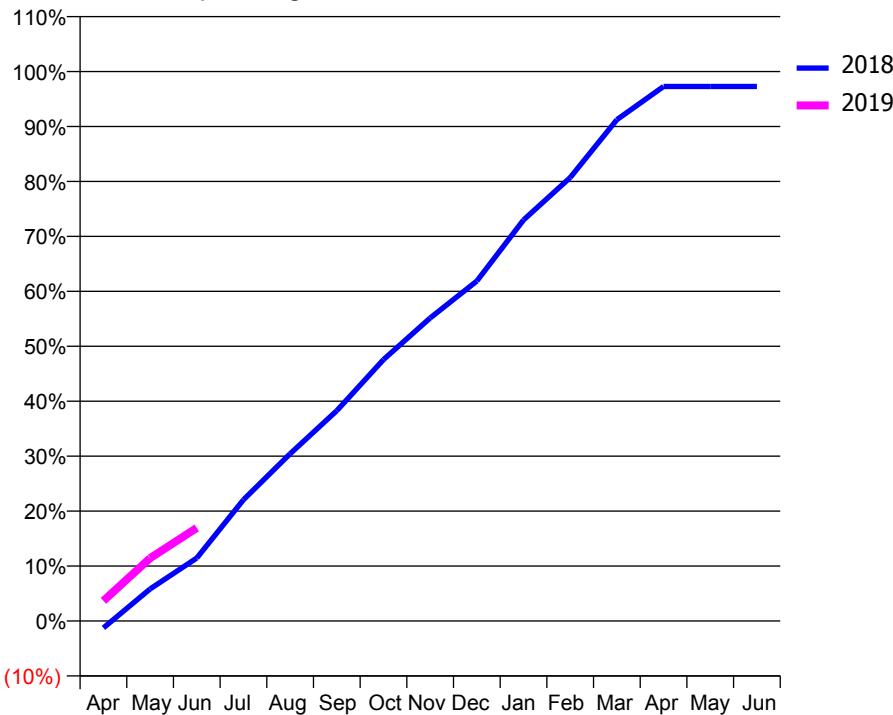
ACCESS*

Patients seen in 24 months	Total	Change since previous quarter
Quarter ending June 2017	2,815	
Quarter ending September 2017	2,825	→
Quarter ending December 2017	2,899	↑
Quarter ending March 2018	2,995	↑
Quarter ending June 2018	3,003	→
Variance since June 2017	6.7%	↑



ACTIVITY

Cumulative percentage of contracted UDA delivered 2018 & 2019



Month	Adjusted Scheduled Activity (UDA)	
	2018	2019
April	-112	319
May	508	994
June	998	1,474
July	1,920	
August	2,648	
September	3,330	
October	4,140	
November	4,797	
December	5,382	
January	6,349	
February	7,021	
March	7,938	
April	8,463	
May	8,464	
June	8,464	

QUALITY

	Quantity	Base Number	Contract	AT	Region	England
% of FP17s for the same patient ID Re-attending within 3 months - Children	40	523	7.6%	10.0%	11.3%	11.5%
% of FP17s for the same patient ID Re-attending within 3 months - Adults	64	576	11.1%	14.5%	14.9%	15.4%
% of FP17s for the same patient ID Re-attending between 3 & 9 months - Children	374	523	71.5%	52.8%	60.0%	58.9%
% of FP17s for the same patient ID Re-attending between 3 & 9 months - Adults	386	576	67.0%	48.5%	52.6%	51.6%
% of FP17s for Band 1 Urgent Courses	34	915	3.7%	8.0%	7.9%	8.9%
% of FP17s Relating to Free Repair or Replacements	4	915	0.4%	0.8%	0.8%	0.8%
% of FP17s Relating to Continuations	10	915	1.1%	0.8%	0.9%	0.9%
% of Patients satisfied with the dentistry they have received	3	3	N/A	93.1%	93.2%	93.2%
% of Patients satisfied with the time they had to wait for an appointment	3	3	N/A	90.9%	89.1%	88.8%

* This is based on patients treated on this contract for their most recent course of treatment. Figures in italics indicate the base number of FP17s or Patient Questionnaire responses are less than 100. N/A is shown where the base number of responses is less than 10 during the period. % is calculated as Quantity/Base number*100

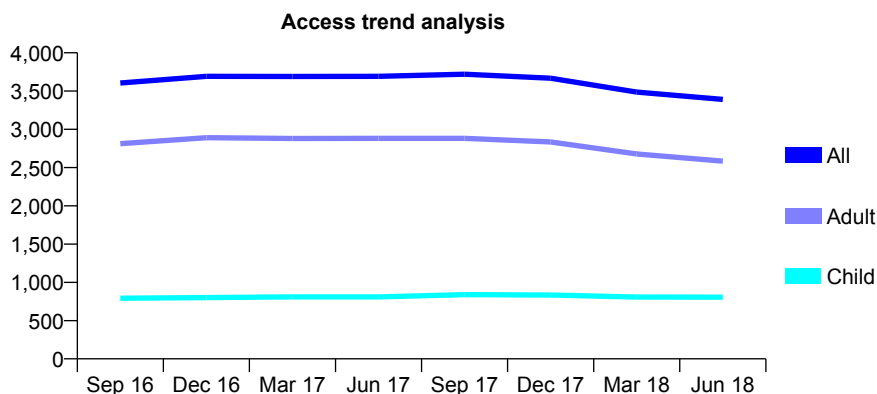
Q54 - Vital Signs At a Glance Contract Report for 754005/0001 - June 2018

Name or company name	MR RN RIDDELL
Contract type name	GDS Contract
Purpose of contract	General
Contract start date	01/04/2006
Contract end date	

18/19 Contracted general activity (UDA)	5,536
Carry forward general activity (UDA)	0
18/19 Contracted orthodontic activity (UOA)	0
Carry forward orthodontic activity (UOA)	0
Baseline contract value	£116,255.99

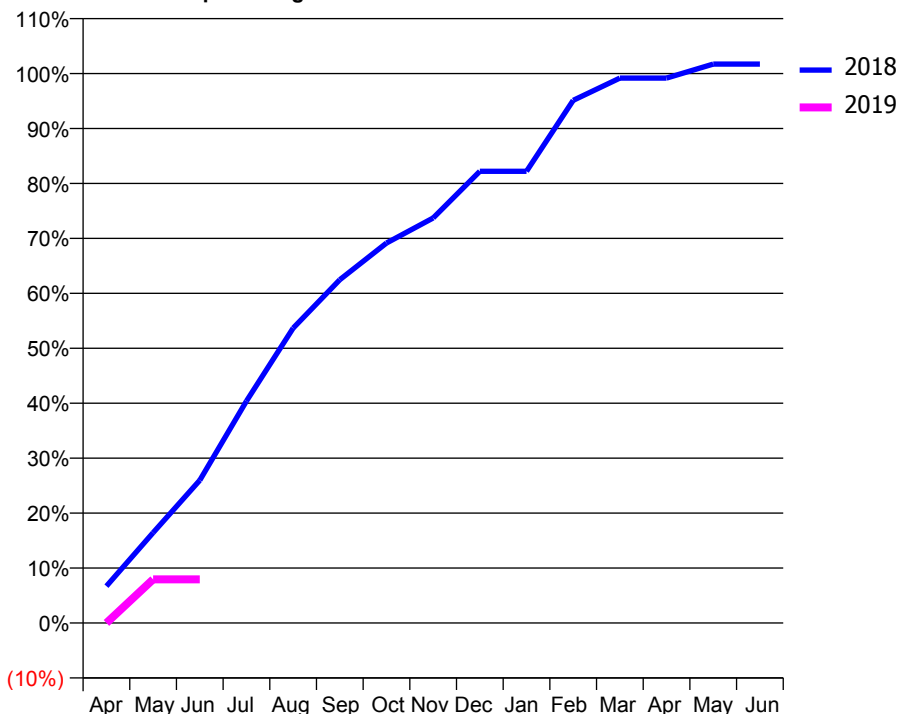
ACCESS*

Patients seen in 24 months	Total	Change since previous quarter
Quarter ending June 2017	3,692	
Quarter ending September 2017	3,721	→
Quarter ending December 2017	3,668	↓
Quarter ending March 2018	3,486	↓
Quarter ending June 2018	3,390	↓
Variance since June 2017	(8.2%)	↓



ACTIVITY

Cumulative percentage of contracted UDA delivered 2018 & 2019



Adjusted Scheduled Activity (UDA)

Month	2018	2019
April	372	0
May	911	440
June	1,438	440
July	2,236	
August	2,970	
September	3,459	
October	3,828	
November	4,081	
December	4,551	
January	4,551	
February	5,266	
March	5,490	
April	5,490	
May	5,630	
June	5,630	

QUALITY

	Quantity	Base Number	Contract	AT	Region	England
% of FP17s for the same patient ID Re-attending within 3 months - Children	8	153	5.2%	10.0%	11.3%	11.5%
% of FP17s for the same patient ID Re-attending within 3 months - Adults	11	260	4.2%	14.5%	14.9%	15.4%
% of FP17s for the same patient ID Re-attending between 3 & 9 months - Children	102	153	66.7%	52.8%	60.0%	58.9%
% of FP17s for the same patient ID Re-attending between 3 & 9 months - Adults	90	260	34.6%	48.5%	52.6%	51.6%
% of FP17s for Band 1 Urgent Courses	42	355	11.8%	8.0%	7.9%	8.9%
% of FP17s Relating to Free Repair or Replacements	0	355	0.0%	0.8%	0.8%	0.8%
% of FP17s Relating to Continuations	0	355	0.0%	0.8%	0.9%	0.9%
% of Patients satisfied with the dentistry they have received	0	0	N/A	93.1%	93.2%	93.2%
% of Patients satisfied with the time they had to wait for an appointment	0	0	N/A	90.9%	89.1%	88.8%

* This is based on patients treated on this contract for their most recent course of treatment. Figures in italics indicate the base number of FP17s or Patient Questionnaire responses are less than 100. N/A is shown where the base number of responses is less than 10 during the period. % is calculated as Quantity/Base number*100

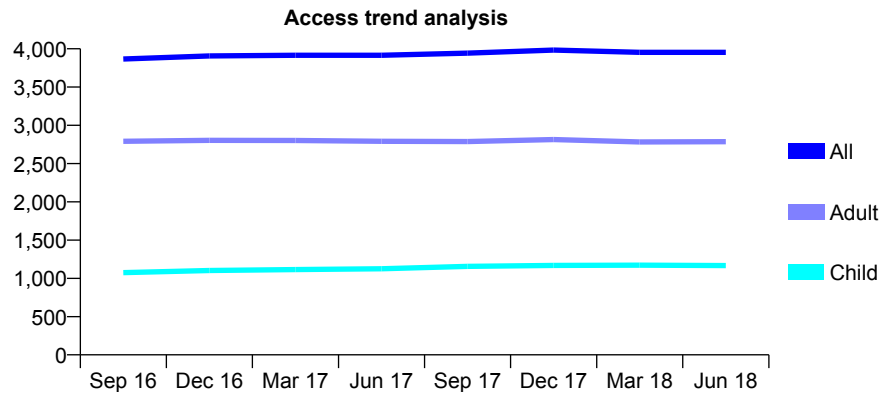
Q54 - Vital Signs At a Glance Contract Report for 763144/0001 - June 2018

Name or company name	MR GS BAHIA
Contract type name	GDS Contract
Purpose of contract	General
Contract start date	01/04/2006
Contract end date	

18/19 Contracted general activity (UDA)	7,933
Carry forward general activity (UDA)	0
18/19 Contracted orthodontic activity (UOA)	0
Carry forward orthodontic activity (UOA)	0
Baseline contract value	£214,612.64

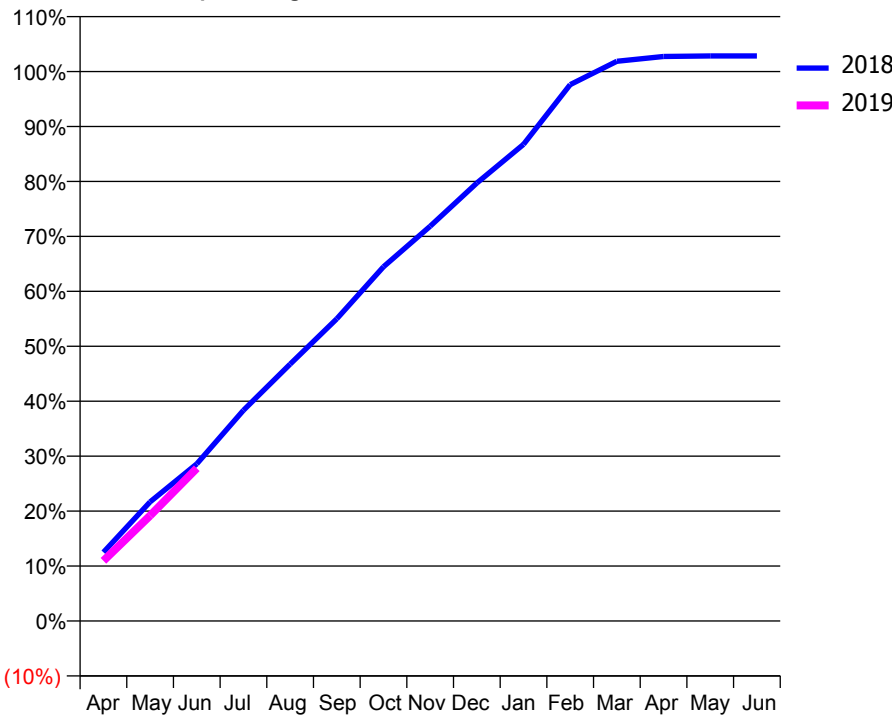
ACCESS*

Patients seen in 24 months	Total	Change since previous quarter
Quarter ending June 2017	3,916	
Quarter ending September 2017	3,943	→
Quarter ending December 2017	3,983	→
Quarter ending March 2018	3,954	→
Quarter ending June 2018	3,953	→
Variance since June 2017	0.9%	→



ACTIVITY

Cumulative percentage of contracted UDA delivered 2018 & 2019



Month	Adjusted Scheduled Activity (UDA)	
	2018	2019
April	992	870
May	1,720	1,522
June	2,269	2,206
July	3,042	
August	3,708	
September	4,363	
October	5,114	
November	5,699	
December	6,324	
January	6,882	
February	7,744	
March	8,080	
April	8,150	
May	8,157	
June	8,157	

QUALITY

	Quantity	Base Number	Contract	AT	Region	England
% of FP17s for the same patient ID Re-attending within 3 months - Children	5	342	1.5%	10.0%	11.3%	11.5%
% of FP17s for the same patient ID Re-attending within 3 months - Adults	43	797	5.4%	14.5%	14.9%	15.4%
% of FP17s for the same patient ID Re-attending between 3 & 9 months - Children	176	342	51.5%	52.8%	60.0%	58.9%
% of FP17s for the same patient ID Re-attending between 3 & 9 months - Adults	399	797	50.1%	48.5%	52.6%	51.6%
% of FP17s for Band 1 Urgent Courses	19	1,075	1.8%	8.0%	7.9%	8.9%
% of FP17s Relating to Free Repair or Replacements	1	1,075	0.1%	0.8%	0.8%	0.8%
% of FP17s Relating to Continuations	0	1,075	0.0%	0.8%	0.9%	0.9%
% of Patients satisfied with the dentistry they have received	1	1	N/A	93.1%	93.2%	93.2%
% of Patients satisfied with the time they had to wait for an appointment	1	1	N/A	90.9%	89.1%	88.8%

* This is based on patients treated on this contract for their most recent course of treatment. Figures in italics indicate the base number of FP17s or Patient Questionnaire responses are less than 100. N/A is shown where the base number of responses is less than 10 during the period. % is calculated as Quantity/Base number*100

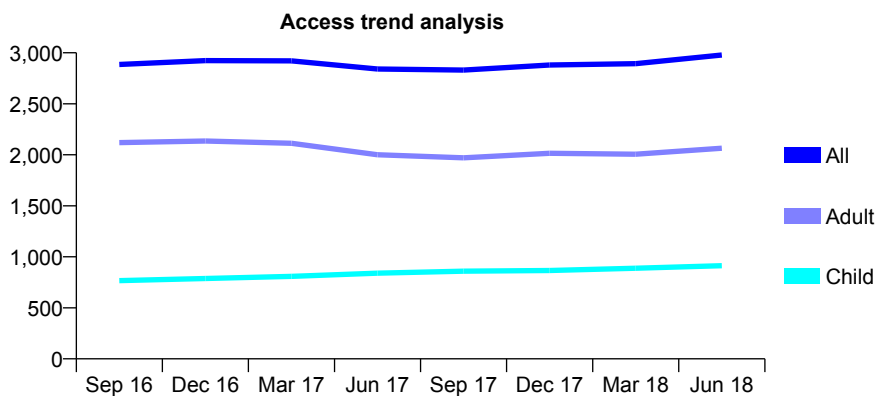
Q54 - Vital Signs At a Glance Contract Report for 764191/0001 - June 2018

Name or company name	MISS KL ROBINSON
Contract type name	GDS Contract
Purpose of contract	General
Contract start date	01/04/2006
Contract end date	

18/19 Contracted general activity (UDA)	7,466
Carry forward general activity (UDA)	0
18/19 Contracted orthodontic activity (UOA)	0
Carry forward orthodontic activity (UOA)	0
Baseline contract value	£209,526.68

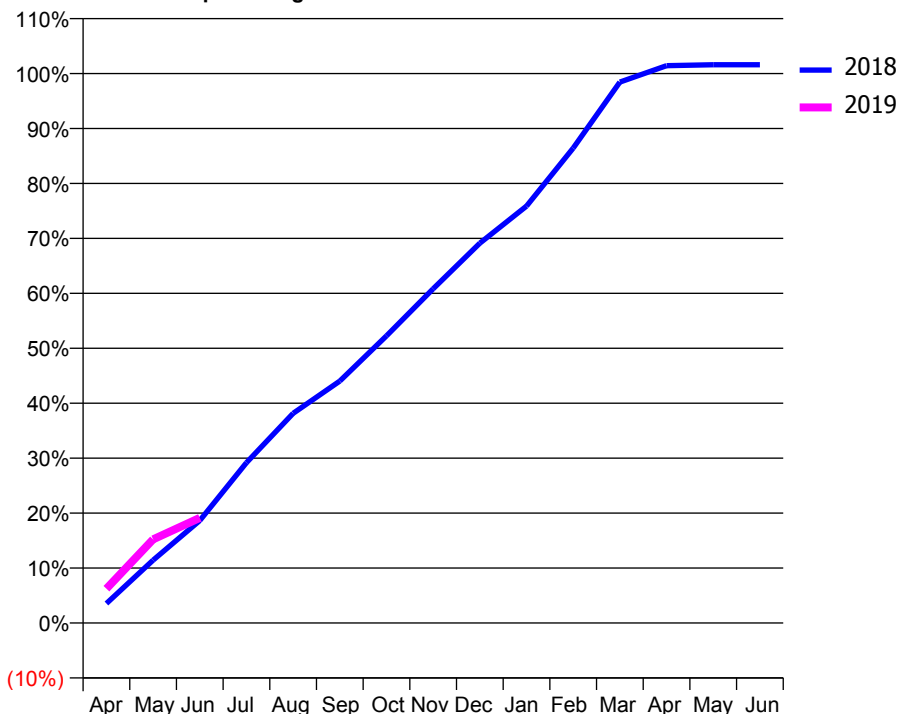
ACCESS*

Patients seen in 24 months	Total	Change since previous quarter
Quarter ending June 2017	2,841	
Quarter ending September 2017	2,831	→
Quarter ending December 2017	2,881	→
Quarter ending March 2018	2,894	→
Quarter ending June 2018	2,978	↑
Variance since June 2017	4.8%	↑



ACTIVITY

Cumulative percentage of contracted UDA delivered 2018 & 2019



Month	Adjusted Scheduled Activity (UDA)	
	2018	2019
April	265	467
May	855	1,136
June	1,393	1,428
July	2,178	
August	2,849	
September	3,287	
October	3,902	
November	4,540	
December	5,161	
January	5,665	
February	6,453	
March	7,349	
April	7,573	
May	7,586	
June	7,586	

QUALITY

	Quantity	Base Number	Contract	AT	Region	England
% of FP17s for the same patient ID Re-attending within 3 months - Children	6	272	2.2%	10.0%	11.3%	11.5%
% of FP17s for the same patient ID Re-attending within 3 months - Adults	103	569	18.1%	14.5%	14.9%	15.4%
% of FP17s for the same patient ID Re-attending between 3 & 9 months - Children	156	272	57.4%	52.8%	60.0%	58.9%
% of FP17s for the same patient ID Re-attending between 3 & 9 months - Adults	281	569	49.4%	48.5%	52.6%	51.6%
% of FP17s for Band 1 Urgent Courses	75	718	10.4%	8.0%	7.9%	8.9%
% of FP17s Relating to Free Repair or Replacements	2	718	0.3%	0.8%	0.8%	0.8%
% of FP17s Relating to Continuations	1	718	0.1%	0.8%	0.9%	0.9%
% of Patients satisfied with the dentistry they have received	0	0	N/A	93.1%	93.2%	93.2%
% of Patients satisfied with the time they had to wait for an appointment	0	0	N/A	90.9%	89.1%	88.8%

* This is based on patients treated on this contract for their most recent course of treatment. Figures in italics indicate the base number of FP17s or Patient Questionnaire responses are less than 100. N/A is shown where the base number of responses is less than 10 during the period. % is calculated as Quantity/Base number*100

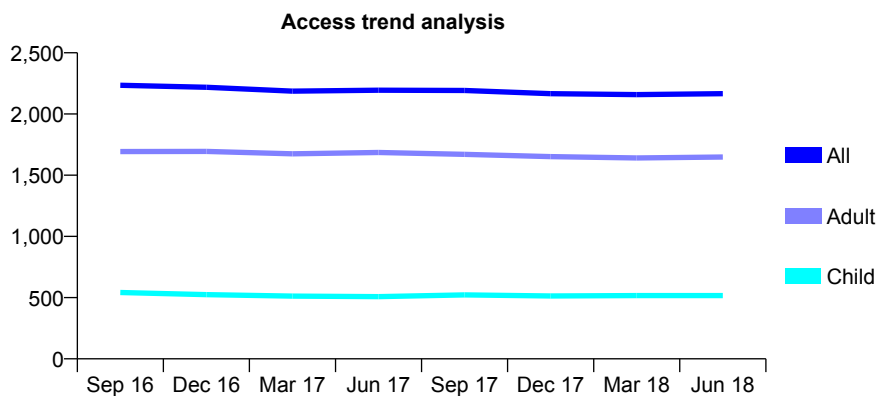
Q54 - Vital Signs At a Glance Contract Report for 765597/0001 - June 2018

Name or company name	MRS N GHABAI
Contract type name	GDS Contract
Purpose of contract	General
Contract start date	01/04/2006
Contract end date	

18/19 Contracted general activity (UDA)	8,368
Carry forward general activity (UDA)	0
18/19 Contracted orthodontic activity (UOA)	0
Carry forward orthodontic activity (UOA)	0
Baseline contract value	£193,169.62

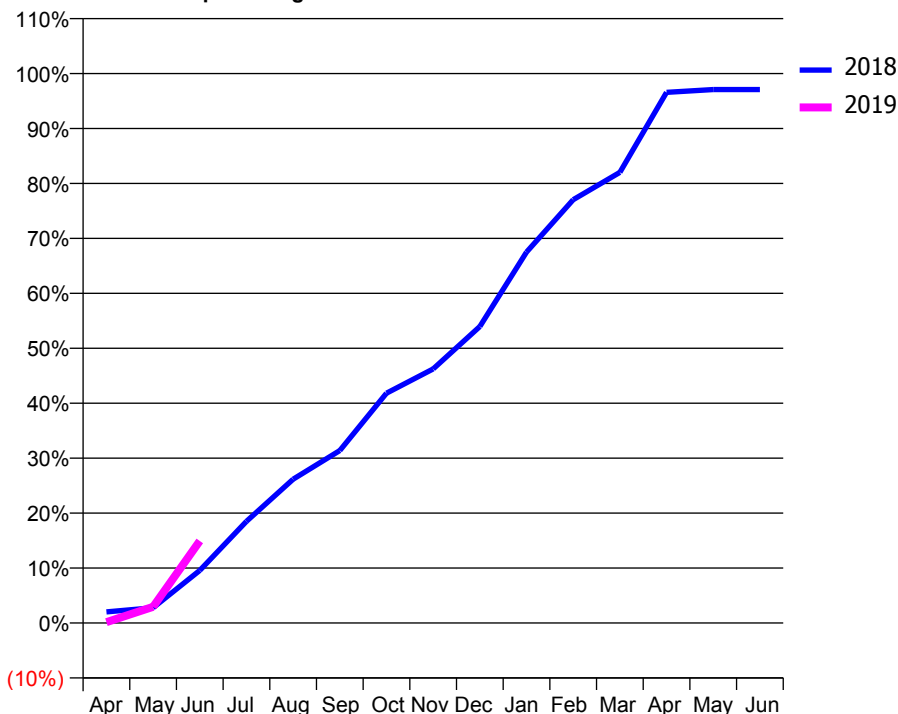
ACCESS*

Patients seen in 24 months	Total	Change since previous quarter
Quarter ending June 2017	2,194	
Quarter ending September 2017	2,192	→
Quarter ending December 2017	2,166	↓
Quarter ending March 2018	2,158	→
Quarter ending June 2018	2,166	→
Variance since June 2017	(1.3%)	↓



ACTIVITY

Cumulative percentage of contracted UDA delivered 2018 & 2019



Adjusted Scheduled Activity (UDA)

Month	2018	2019
April	169	12
May	232	247
June	800	1,251
July	1,548	
August	2,191	
September	2,626	
October	3,499	
November	3,870	
December	4,516	
January	5,648	
February	6,445	
March	6,863	
April	8,081	
May	8,124	
June	8,124	

QUALITY

	Quantity	Base Number	Contract	AT	Region	England
% of FP17s for the same patient ID Re-attending within 3 months - Children	25	250	10.0%	10.0%	11.3%	11.5%
% of FP17s for the same patient ID Re-attending within 3 months - Adults	145	658	22.0%	14.5%	14.9%	15.4%
% of FP17s for the same patient ID Re-attending between 3 & 9 months - Children	175	250	70.0%	52.8%	60.0%	58.9%
% of FP17s for the same patient ID Re-attending between 3 & 9 months - Adults	373	658	56.7%	48.5%	52.6%	51.6%
% of FP17s for Band 1 Urgent Courses	48	406	11.8%	8.0%	7.9%	8.9%
% of FP17s Relating to Free Repair or Replacements	1	406	0.2%	0.8%	0.8%	0.8%
% of FP17s Relating to Continuations	19	406	4.7%	0.8%	0.9%	0.9%
% of Patients satisfied with the dentistry they have received	4	4	N/A	93.1%	93.2%	93.2%
% of Patients satisfied with the time they had to wait for an appointment	4	4	N/A	90.9%	89.1%	88.8%

* This is based on patients treated on this contract for their most recent course of treatment. Figures in italics indicate the base number of FP17s or Patient Questionnaire responses are less than 100. N/A is shown where the base number of responses is less than 10 during the period. % is calculated as Quantity/Base number*100

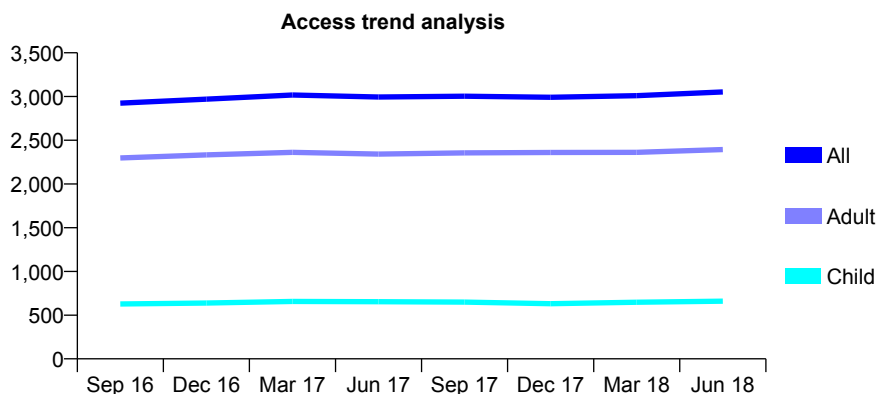
Q54 - Vital Signs At a Glance Contract Report for 765643/0001 - June 2018

Name or company name	MR D SINGH-TERPOT
Contract type name	GDS Contract
Purpose of contract	General
Contract start date	01/04/2006
Contract end date	

18/19 Contracted general activity (UDA)	8,845
Carry forward general activity (UDA)	0
18/19 Contracted orthodontic activity (UOA)	0
Carry forward orthodontic activity (UOA)	0
Baseline contract value	£215,844.41

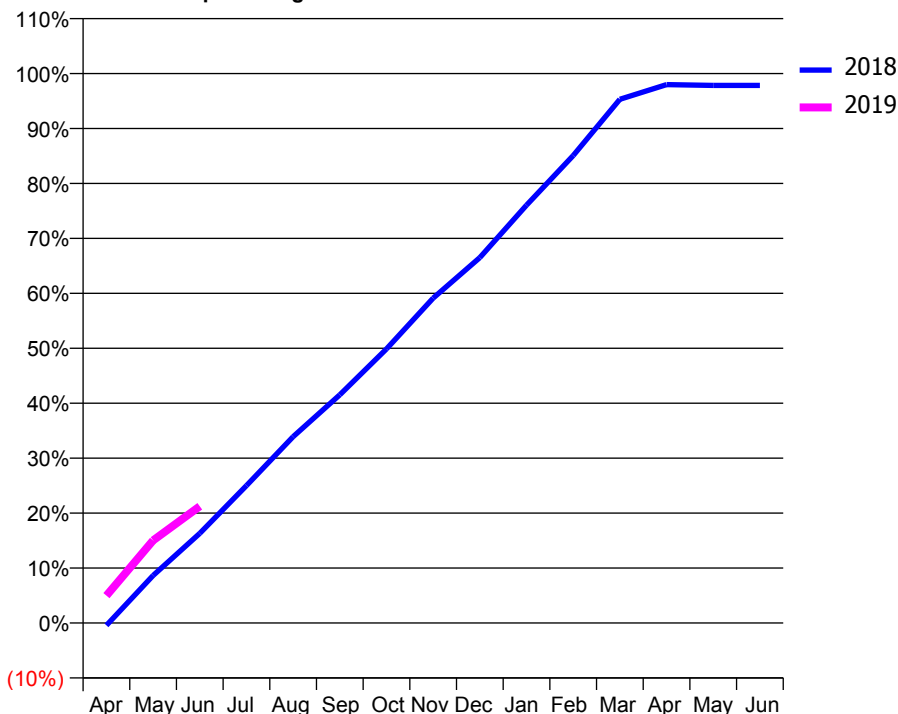
ACCESS*

Patients seen in 24 months	Total	Change since previous quarter
Quarter ending June 2017	2,995	
Quarter ending September 2017	3,004	→
Quarter ending December 2017	2,991	→
Quarter ending March 2018	3,010	→
Quarter ending June 2018	3,053	→
Variance since June 2017	1.9%	→



ACTIVITY

Cumulative percentage of contracted UDA delivered 2018 & 2019



Month	Adjusted Scheduled Activity (UDA)	
	2018	2019
April	-40	441
May	766	1,330
June	1,444	1,880
July	2,211	
August	3,000	
September	3,674	
October	4,412	
November	5,230	
December	5,882	
January	6,725	
February	7,524	
March	8,430	
April	8,666	
May	8,653	
June	8,652	

QUALITY

	Quantity	Base Number	Contract	AT	Region	England
% of FP17s for the same patient ID Re-attending within 3 months - Children	5	222	2.3%	10.0%	11.3%	11.5%
% of FP17s for the same patient ID Re-attending within 3 months - Adults	93	787	11.8%	14.5%	14.9%	15.4%
% of FP17s for the same patient ID Re-attending between 3 & 9 months - Children	104	222	46.8%	52.8%	60.0%	58.9%
% of FP17s for the same patient ID Re-attending between 3 & 9 months - Adults	457	787	58.1%	48.5%	52.6%	51.6%
% of FP17s for Band 1 Urgent Courses	4	873	0.5%	8.0%	7.9%	8.9%
% of FP17s Relating to Free Repair or Replacements	4	873	0.5%	0.8%	0.8%	0.8%
% of FP17s Relating to Continuations	3	873	0.3%	0.8%	0.9%	0.9%
% of Patients satisfied with the dentistry they have received	0	0	N/A	93.1%	93.2%	93.2%
% of Patients satisfied with the time they had to wait for an appointment	0	0	N/A	90.9%	89.1%	88.8%

* This is based on patients treated on this contract for their most recent course of treatment. Figures in italics indicate the base number of FP17s or Patient Questionnaire responses are less than 100. N/A is shown where the base number of responses is less than 10 during the period. % is calculated as Quantity/Base number*100

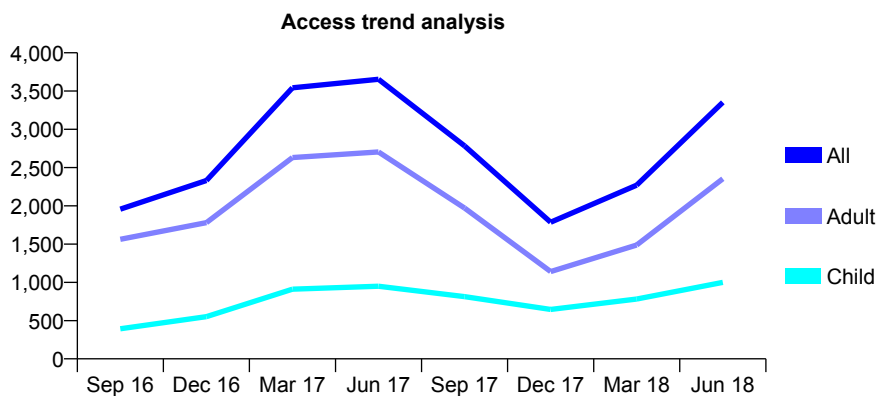
Q54 - Vital Signs At a Glance Contract Report for 766518/0001 - June 2018

Name or company name	MRS CS ILYAS
Contract type name	GDS Contract
Purpose of contract	General
Contract start date	01/10/2014
Contract end date	

18/19 Contracted general activity (UDA)	9,871
Carry forward general activity (UDA)	0
18/19 Contracted orthodontic activity (UOA)	0
Carry forward orthodontic activity (UOA)	0
Baseline contract value	£207,291.00

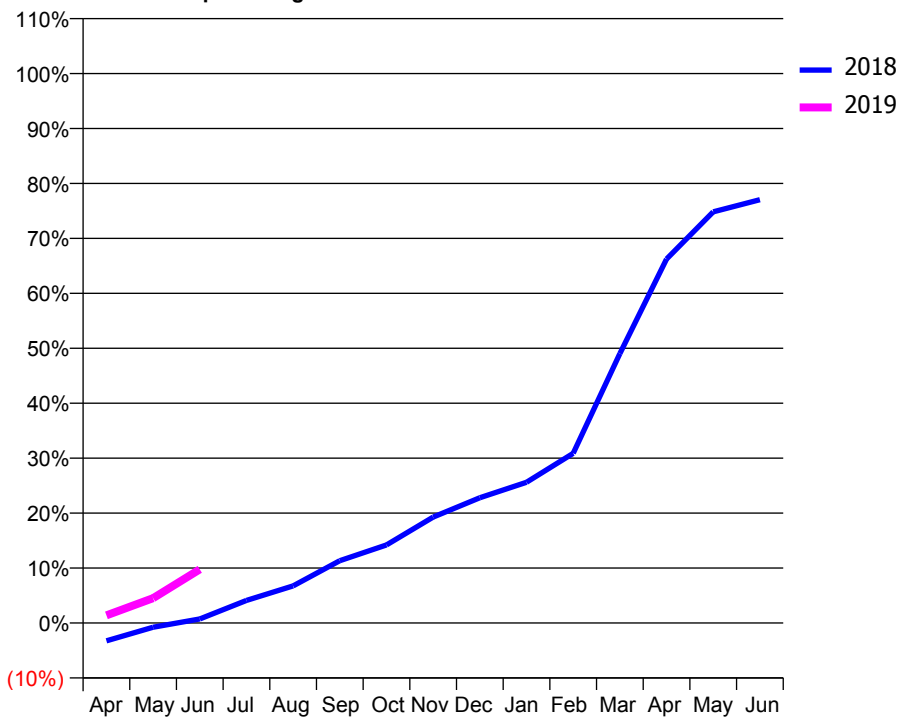
ACCESS*

Patients seen in 24 months	Total	Change since previous quarter
Quarter ending June 2017	3,654	
Quarter ending September 2017	2,783	↓
Quarter ending December 2017	1,786	↓
Quarter ending March 2018	2,270	↑
Quarter ending June 2018	3,353	↑
Variance since June 2017	(8.2%)	↓



ACTIVITY

Cumulative percentage of contracted UDA delivered 2018 & 2019



Month	Adjusted Scheduled Activity (UDA)	
	2018	2019
April	-323	138
May	-78	448
June	72	965
July	407	
August	666	
September	1,119	
October	1,403	
November	1,903	
December	2,252	
January	2,529	
February	3,048	
March	4,840	
April	6,538	
May	7,387	
June	7,603	

QUALITY

	Quantity	Base Number	Contract	AT	Region	England
% of FP17s for the same patient ID Re-attending within 3 months - Children	27	464	5.8%	10.0%	11.3%	11.5%
% of FP17s for the same patient ID Re-attending within 3 months - Adults	97	1,275	7.6%	14.5%	14.9%	15.4%
% of FP17s for the same patient ID Re-attending between 3 & 9 months - Children	83	464	17.9%	52.8%	60.0%	58.9%
% of FP17s for the same patient ID Re-attending between 3 & 9 months - Adults	47	1,275	3.7%	48.5%	52.6%	51.6%
% of FP17s for Band 1 Urgent Courses	36	462	7.8%	8.0%	7.9%	8.9%
% of FP17s Relating to Free Repair or Replacements	14	462	3.0%	0.8%	0.8%	0.8%
% of FP17s Relating to Continuations	1	462	0.2%	0.8%	0.9%	0.9%
% of Patients satisfied with the dentistry they have received	2	2	N/A	93.1%	93.2%	93.2%
% of Patients satisfied with the time they had to wait for an appointment	2	2	N/A	90.9%	89.1%	88.8%

* This is based on patients treated on this contract for their most recent course of treatment. Figures in italics indicate the base number of FP17s or Patient Questionnaire responses are less than 100. N/A is shown where the base number of responses is less than 10 during the period. % is calculated as Quantity/Base number*100

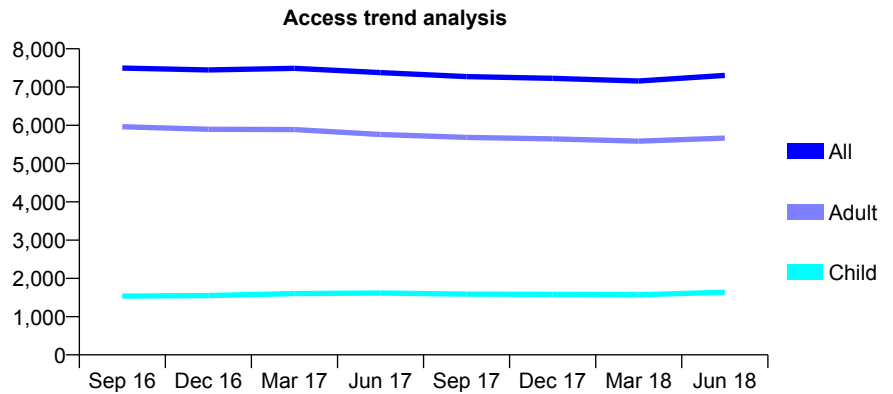
Q54 - Vital Signs At a Glance Contract Report for 769258/0001 - June 2018

Name or company name	MR S TALWAR
Contract type name	GDS Contract
Purpose of contract	General
Contract start date	01/04/2006
Contract end date	

18/19 Contracted general activity (UDA)	23,061
Carry forward general activity (UDA)	0
18/19 Contracted orthodontic activity (UOA)	0
Carry forward orthodontic activity (UOA)	0
Baseline contract value	£547,968.66

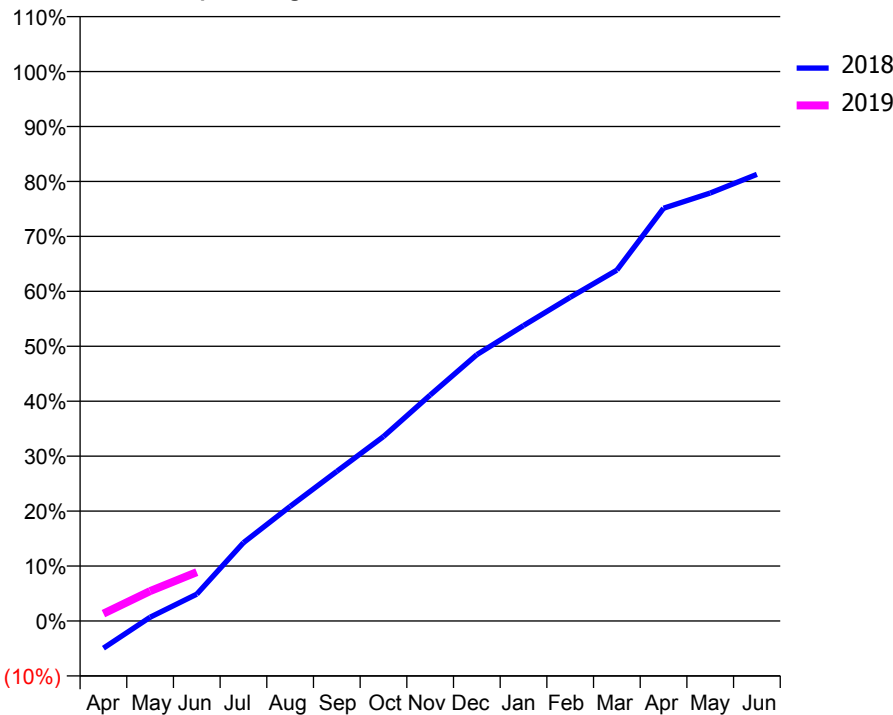
ACCESS*

Patients seen in 24 months	Total	Change since previous quarter
Quarter ending June 2017	7,377	
Quarter ending September 2017	7,274	↓
Quarter ending December 2017	7,227	→
Quarter ending March 2018	7,157	→
Quarter ending June 2018	7,303	↑
Variance since June 2017	(1.0%)	↓



ACTIVITY

Cumulative percentage of contracted UDA delivered 2018 & 2019



Month	Adjusted Scheduled Activity (UDA)	
	2018	2019
April	-1,145	310
May	159	1,258
June	1,126	2,053
July	3,289	
August	4,810	
September	6,279	
October	7,740	
November	9,480	
December	11,179	
January	12,399	
February	13,587	
March	14,725	
April	17,325	
May	17,962	
June	18,745	

QUALITY

	Quantity	Base Number	Contract	AT	Region	England
% of FP17s for the same patient ID Re-attending within 3 months - Children	62	795	7.8%	10.0%	11.3%	11.5%
% of FP17s for the same patient ID Re-attending within 3 months - Adults	438	2,571	17.0%	14.5%	14.9%	15.4%
% of FP17s for the same patient ID Re-attending between 3 & 9 months - Children	447	795	56.2%	52.8%	60.0%	58.9%
% of FP17s for the same patient ID Re-attending between 3 & 9 months - Adults	1,401	2,571	54.5%	48.5%	52.6%	51.6%
% of FP17s for Band 1 Urgent Courses	111	1,313	8.5%	8.0%	7.9%	8.9%
% of FP17s Relating to Free Repair or Replacements	17	1,313	1.3%	0.8%	0.8%	0.8%
% of FP17s Relating to Continuations	50	1,313	3.8%	0.8%	0.9%	0.9%
% of Patients satisfied with the dentistry they have received	10	10	100.0%	93.1%	93.2%	93.2%
% of Patients satisfied with the time they had to wait for an appointment	10	10	100.0%	90.9%	89.1%	88.8%

* This is based on patients treated on this contract for their most recent course of treatment. Figures in italics indicate the base number of FP17s or Patient Questionnaire responses are less than 100. N/A is shown where the base number of responses is less than 10 during the period. % is calculated as Quantity/Base number*100

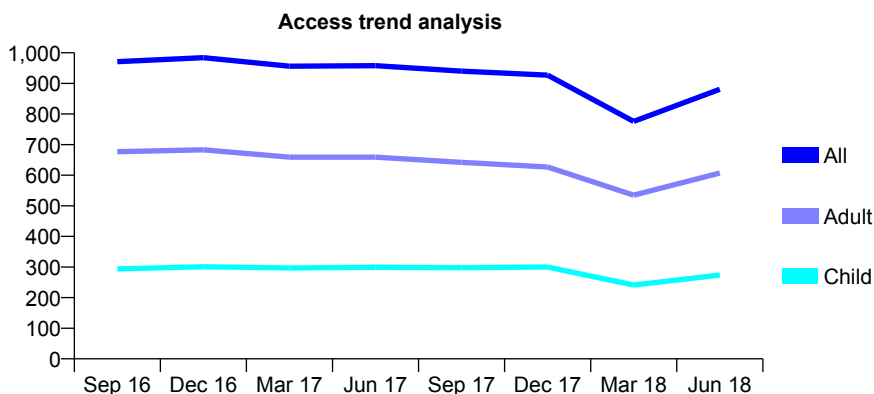
Q54 - Vital Signs At a Glance Contract Report for 769258/0002 - June 2018

Name or company name	MR S TALWAR
Contract type name	GDS Contract
Purpose of contract	General
Contract start date	01/04/2006
Contract end date	

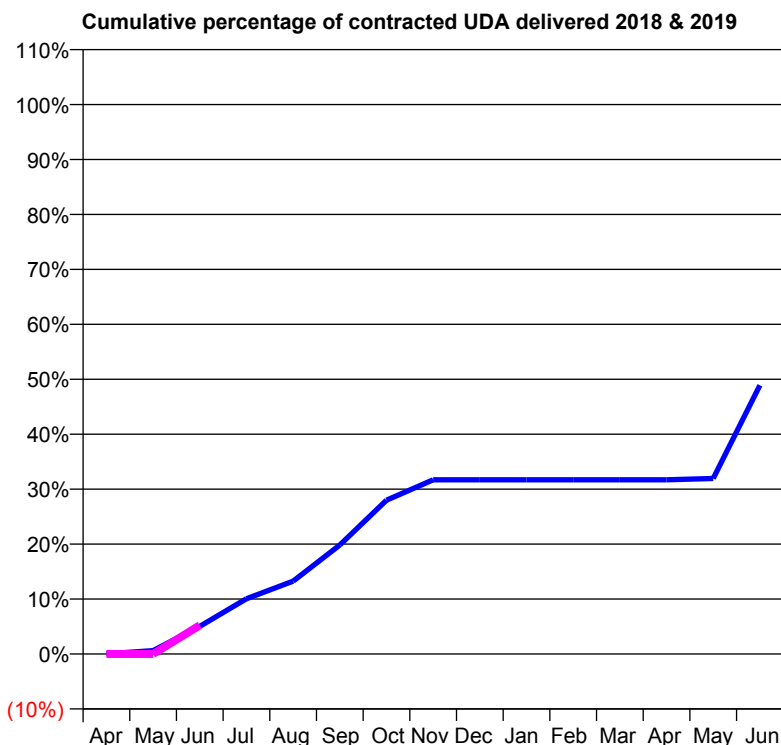
18/19 Contracted general activity (UDA)	4,660
Carry forward general activity (UDA)	0
18/19 Contracted orthodontic activity (UOA)	0
Carry forward orthodontic activity (UOA)	0
Baseline contract value	£111,367.23

ACCESS*

Patients seen in 24 months	Total	Change since previous quarter
Quarter ending June 2017	958	
Quarter ending September 2017	940	↓
Quarter ending December 2017	927	↓
Quarter ending March 2018	776	↓
Quarter ending June 2018	881	↑
Variance since June 2017	(8.0%)	↓



ACTIVITY



Month	Adjusted Scheduled Activity (UDA)	
	2018	2019
April	2	0
May	29	0
June	234	243
July	469	
August	618	
September	924	
October	1,304	
November	1,478	
December	1,477	
January	1,477	
February	1,477	
March	1,477	
April	1,477	
May	1,489	
June	2,279	

QUALITY

	Quantity	Base Number	Contract	AT	Region	England
% of FP17s for the same patient ID Re-attending within 3 months - Children	24	190	12.6%	10.0%	11.3%	11.5%
% of FP17s for the same patient ID Re-attending within 3 months - Adults	122	481	25.4%	14.5%	14.9%	15.4%
% of FP17s for the same patient ID Re-attending between 3 & 9 months - Children	92	190	48.4%	52.8%	60.0%	58.9%
% of FP17s for the same patient ID Re-attending between 3 & 9 months - Adults	202	481	42.0%	48.5%	52.6%	51.6%
% of FP17s for Band 1 Urgent Courses	6	143	4.2%	8.0%	7.9%	8.9%
% of FP17s Relating to Free Repair or Replacements	1	143	0.7%	0.8%	0.8%	0.8%
% of FP17s Relating to Continuations	1	143	0.7%	0.8%	0.9%	0.9%
% of Patients satisfied with the dentistry they have received	0	0	N/A	93.1%	93.2%	93.2%
% of Patients satisfied with the time they had to wait for an appointment	0	0	N/A	90.9%	89.1%	88.8%

* This is based on patients treated on this contract for their most recent course of treatment. Figures in italics indicate the base number of FP17s or Patient Questionnaire responses are less than 100. N/A is shown where the base number of responses is less than 10 during the period. % is calculated as Quantity/Base number*100

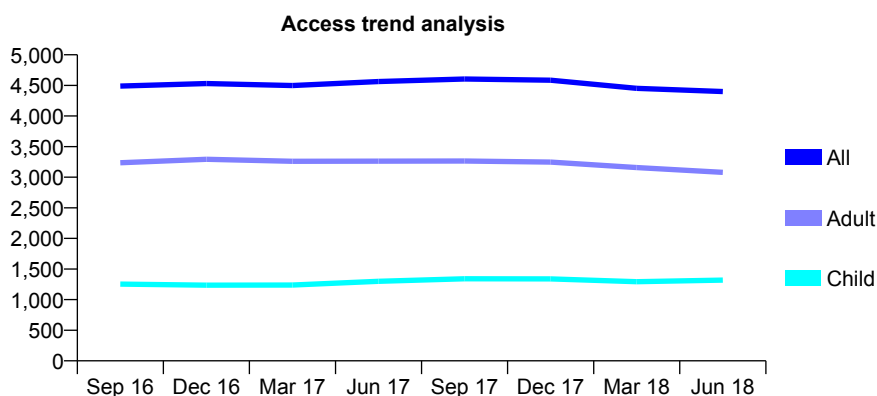
Q54 - Vital Signs At a Glance Contract Report for 769827/0001 - June 2018

Name or company name	MR A HUSSAIN
Contract type name	GDS Contract
Purpose of contract	General
Contract start date	01/04/2006
Contract end date	

18/19 Contracted general activity (UDA)	10,369
Carry forward general activity (UDA)	0
18/19 Contracted orthodontic activity (UOA)	0
Carry forward orthodontic activity (UOA)	0
Baseline contract value	£255,390.54

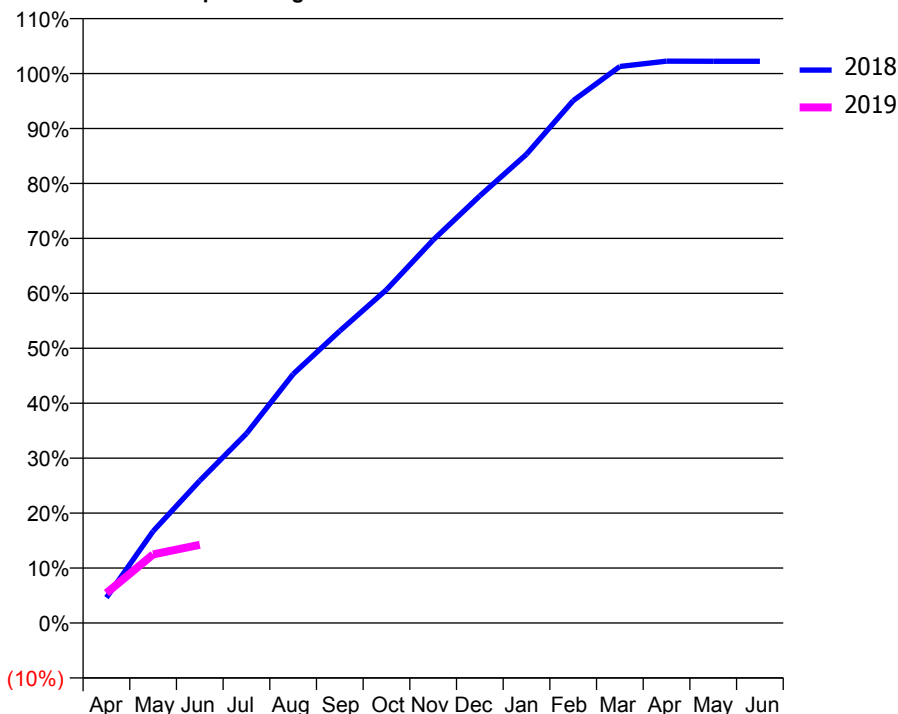
ACCESS*

Patients seen in 24 months	Total	Change since previous quarter
Quarter ending June 2017	4,563	
Quarter ending September 2017	4,604	→
Quarter ending December 2017	4,586	→
Quarter ending March 2018	4,452	↓
Quarter ending June 2018	4,399	↓
Variance since June 2017	(3.6%)	↓



ACTIVITY

Cumulative percentage of contracted UDA delivered 2018 & 2019



Month	Adjusted Scheduled Activity (UDA)	
	2018	2019
April	478	564
May	1,733	1,294
June	2,687	1,475
July	3,575	
August	4,695	
September	5,512	
October	6,288	
November	7,229	
December	8,060	
January	8,847	
February	9,858	
March	10,502	
April	10,602	
May	10,601	
June	10,601	

QUALITY

	Quantity	Base Number	Contract	AT	Region	England
% of FP17s for the same patient ID Re-attending within 3 months - Children	9	283	3.2%	10.0%	11.3%	11.5%
% of FP17s for the same patient ID Re-attending within 3 months - Adults	82	532	15.4%	14.5%	14.9%	15.4%
% of FP17s for the same patient ID Re-attending between 3 & 9 months - Children	110	283	38.9%	52.8%	60.0%	58.9%
% of FP17s for the same patient ID Re-attending between 3 & 9 months - Adults	197	532	37.0%	48.5%	52.6%	51.6%
% of FP17s for Band 1 Urgent Courses	66	608	10.9%	8.0%	7.9%	8.9%
% of FP17s Relating to Free Repair or Replacements	17	608	2.8%	0.8%	0.8%	0.8%
% of FP17s Relating to Continuations	0	608	0.0%	0.8%	0.9%	0.9%
% of Patients satisfied with the dentistry they have received	1	1	N/A	93.1%	93.2%	93.2%
% of Patients satisfied with the time they had to wait for an appointment	0	1	N/A	90.9%	89.1%	88.8%

* This is based on patients treated on this contract for their most recent course of treatment. Figures in italics indicate the base number of FP17s or Patient Questionnaire responses are less than 100. N/A is shown where the base number of responses is less than 10 during the period. % is calculated as Quantity/Base number*100

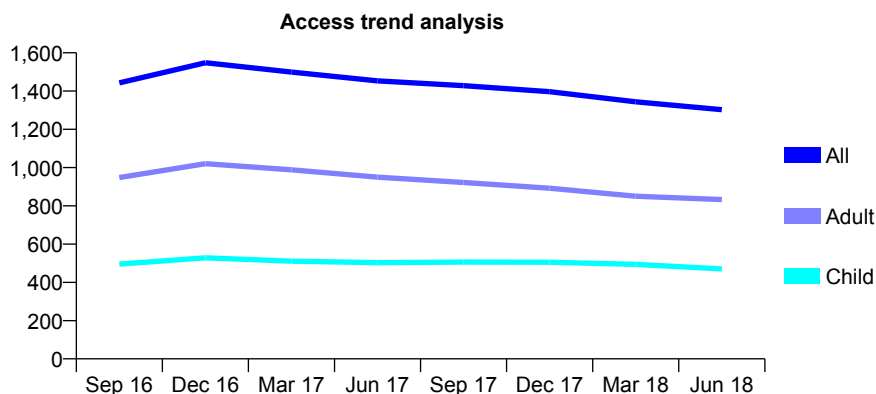
Q54 - Vital Signs At a Glance Contract Report for 769827/0002 - June 2018

Name or company name	MR A HUSSAIN
Contract type name	GDS Contract
Purpose of contract	General
Contract start date	01/11/2010
Contract end date	

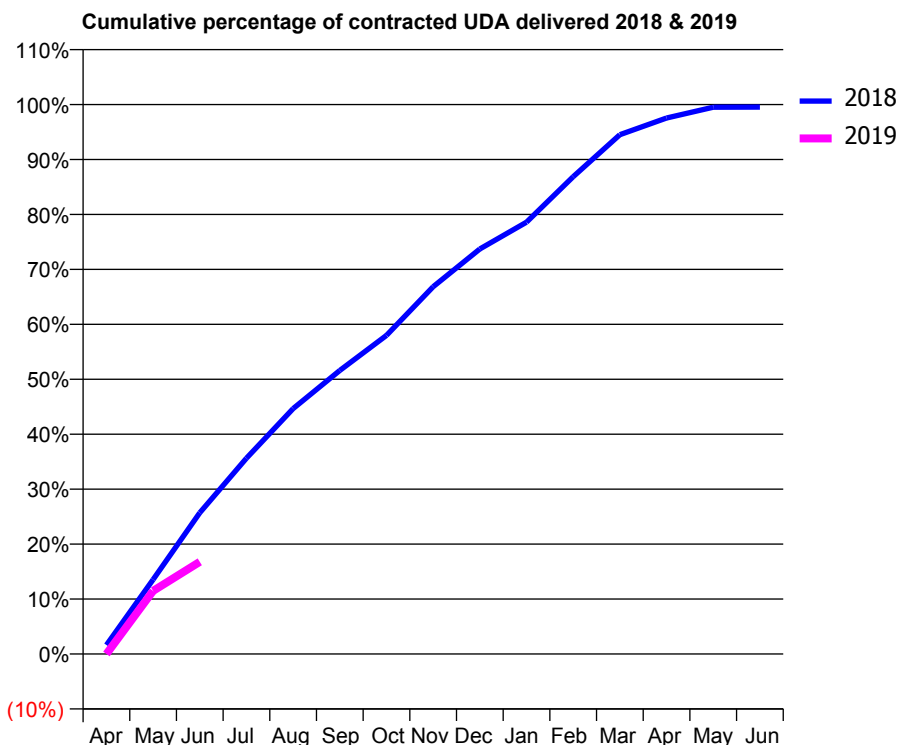
18/19 Contracted general activity (UDA)	3,564
Carry forward general activity (UDA)	0
18/19 Contracted orthodontic activity (UOA)	0
Carry forward orthodontic activity (UOA)	0
Baseline contract value	£92,141.91

ACCESS*

Patients seen in 24 months	Total	Change since previous quarter
Quarter ending June 2017	1,453	
Quarter ending September 2017	1,428	↓
Quarter ending December 2017	1,397	↓
Quarter ending March 2018	1,344	↓
Quarter ending June 2018	1,303	↓
Variance since June 2017	(10.3%)	↓



ACTIVITY



Month	Adjusted Scheduled Activity (UDA)	
	2018	2019
April	58	0
May	483	409
June	916	598
July	1,270	
August	1,591	
September	1,839	
October	2,067	
November	2,382	
December	2,627	
January	2,801	
February	3,096	
March	3,368	
April	3,477	
May	3,546	
June	3,547	

QUALITY

	Quantity	Base Number	Contract	AT	Region	England
% of FP17s for the same patient ID Re-attending within 3 months - Children	6	90	6.7%	10.0%	11.3%	11.5%
% of FP17s for the same patient ID Re-attending within 3 months - Adults	18	179	10.1%	14.5%	14.9%	15.4%
% of FP17s for the same patient ID Re-attending between 3 & 9 months - Children	31	90	34.4%	52.8%	60.0%	58.9%
% of FP17s for the same patient ID Re-attending between 3 & 9 months - Adults	63	179	35.2%	48.5%	52.6%	51.6%
% of FP17s for Band 1 Urgent Courses	20	193	10.4%	8.0%	7.9%	8.9%
% of FP17s Relating to Free Repair or Replacements	6	193	3.1%	0.8%	0.8%	0.8%
% of FP17s Relating to Continuations	0	193	0.0%	0.8%	0.9%	0.9%
% of Patients satisfied with the dentistry they have received	0	0	N/A	93.1%	93.2%	93.2%
% of Patients satisfied with the time they had to wait for an appointment	0	0	N/A	90.9%	89.1%	88.8%

* This is based on patients treated on this contract for their most recent course of treatment. Figures in italics indicate the base number of FP17s or Patient Questionnaire responses are less than 100. N/A is shown where the base number of responses is less than 10 during the period. % is calculated as Quantity/Base number*100

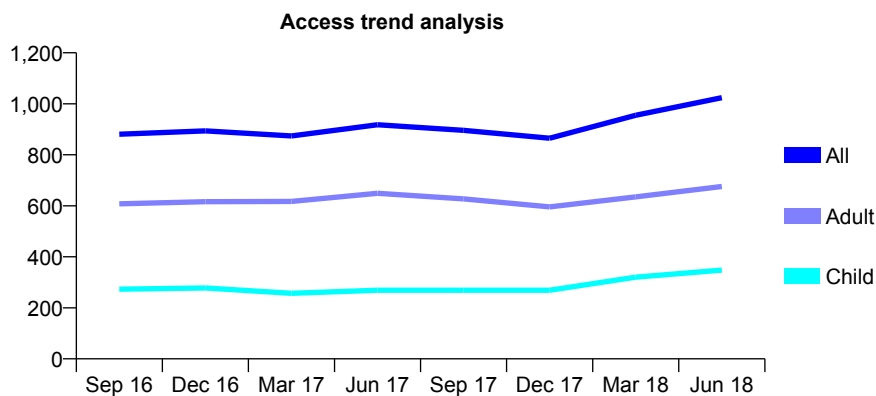
Q54 - Vital Signs At a Glance Contract Report for 769827/0003 - June 2018

Name or company name	MR A HUSSAIN
Contract type name	GDS Contract
Purpose of contract	General
Contract start date	09/11/2012
Contract end date	

18/19 Contracted general activity (UDA)	2,224
Carry forward general activity (UDA)	0
18/19 Contracted orthodontic activity (UOA)	0
Carry forward orthodontic activity (UOA)	0
Baseline contract value	£57,086.42

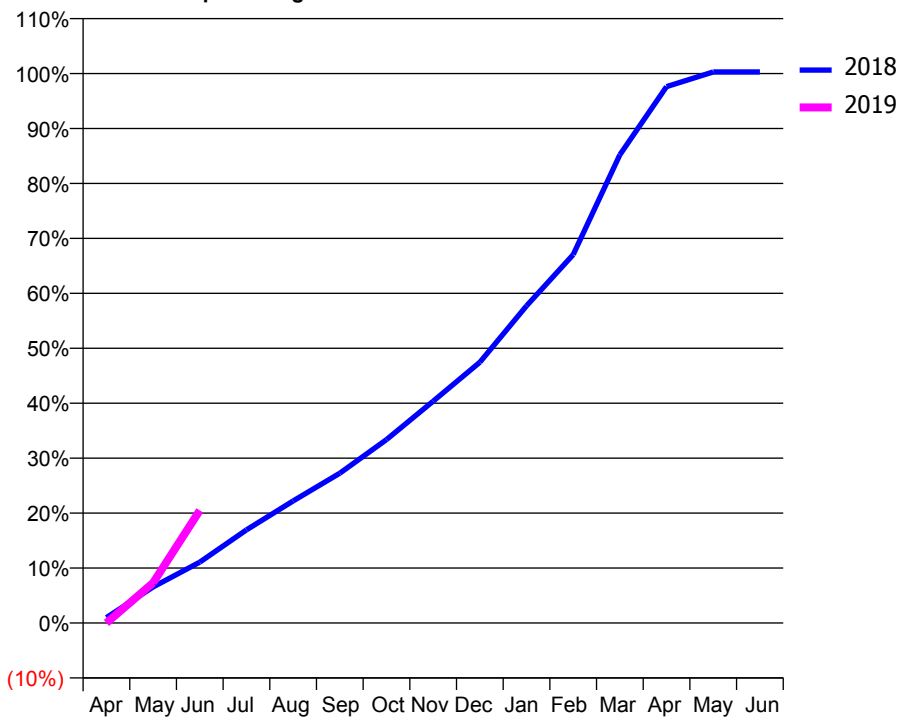
ACCESS*

Patients seen in 24 months	Total	Change since previous quarter
Quarter ending June 2017	918	
Quarter ending September 2017	896	↓
Quarter ending December 2017	865	↓
Quarter ending March 2018	955	↑
Quarter ending June 2018	1,024	↑
Variance since June 2017	11.5%	↑



ACTIVITY

Cumulative percentage of contracted UDA delivered 2018 & 2019



Adjusted Scheduled Activity (UDA)		
Month	2018	2019
April	22	0
May	146	163
June	247	456
July	377	
August	494	
September	607	
October	742	
November	898	
December	1,056	
January	1,283	
February	1,491	
March	1,895	
April	2,171	
May	2,230	
June	2,230	

QUALITY

	Quantity	Base Number	Contract	AT	Region	England
% of FP17s for the same patient ID Re-attending within 3 months - Children	5	93	5.4%	10.0%	11.3%	11.5%
% of FP17s for the same patient ID Re-attending within 3 months - Adults	21	177	11.9%	14.5%	14.9%	15.4%
% of FP17s for the same patient ID Re-attending between 3 & 9 months - Children	21	93	22.6%	52.8%	60.0%	58.9%
% of FP17s for the same patient ID Re-attending between 3 & 9 months - Adults	44	177	24.9%	48.5%	52.6%	51.6%
% of FP17s for Band 1 Urgent Courses	10	155	6.5%	8.0%	7.9%	8.9%
% of FP17s Relating to Free Repair or Replacements	0	155	0.0%	0.8%	0.8%	0.8%
% of FP17s Relating to Continuations	3	155	1.9%	0.8%	0.9%	0.9%
% of Patients satisfied with the dentistry they have received	0	0	N/A	93.1%	93.2%	93.2%
% of Patients satisfied with the time they had to wait for an appointment	0	0	N/A	90.9%	89.1%	88.8%

* This is based on patients treated on this contract for their most recent course of treatment. Figures in italics indicate the base number of FP17s or Patient Questionnaire responses are less than 100. N/A is shown where the base number of responses is less than 10 during the period. % is calculated as Quantity/Base number*100

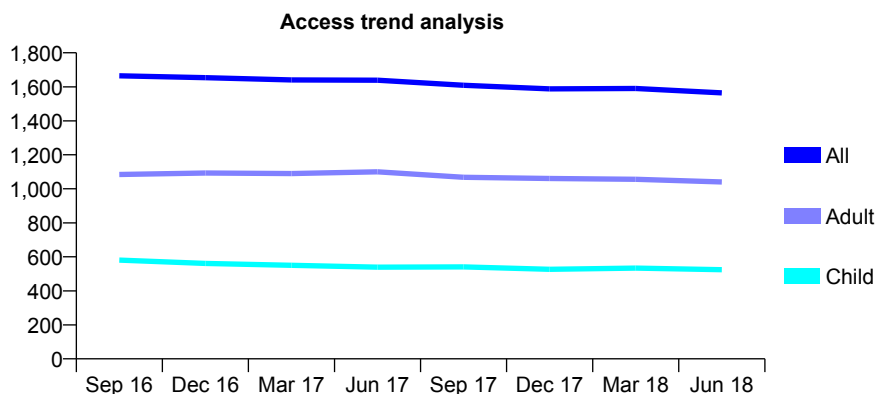
Q54 - Vital Signs At a Glance Contract Report for 769967/0004 - June 2018

Name or company name	MR MA TAI
Contract type name	GDS Contract
Purpose of contract	General
Contract start date	01/04/2012
Contract end date	

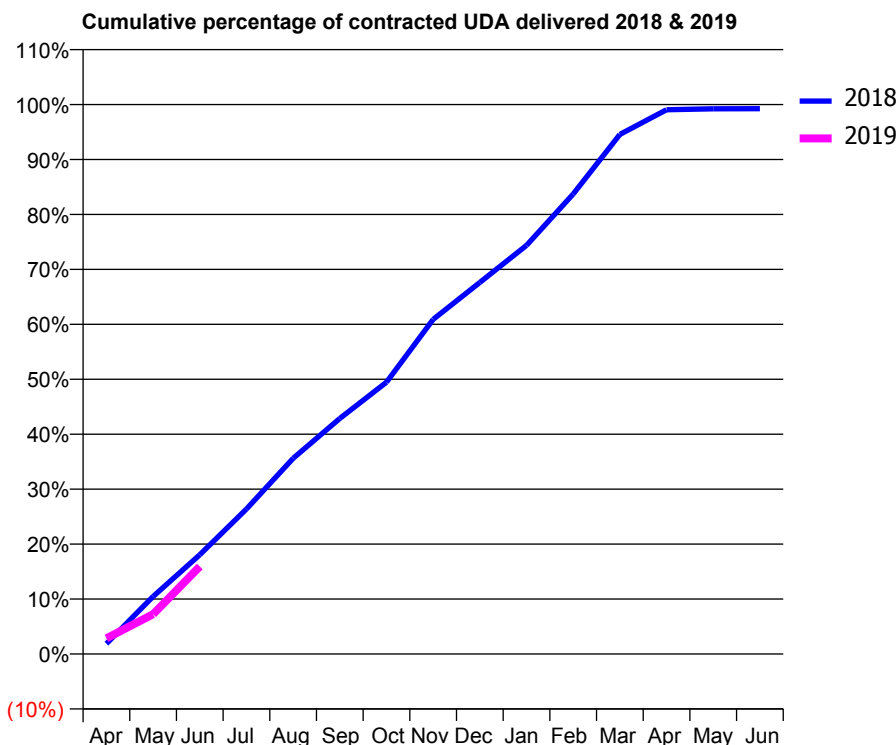
18/19 Contracted general activity (UDA)	4,402
Carry forward general activity (UDA)	0
18/19 Contracted orthodontic activity (UOA)	0
Carry forward orthodontic activity (UOA)	0
Baseline contract value	£116,873.36

ACCESS*

Patients seen in 24 months	Total	Change since previous quarter
Quarter ending June 2017	1,639	
Quarter ending September 2017	1,609	↓
Quarter ending December 2017	1,588	↓
Quarter ending March 2018	1,590	→
Quarter ending June 2018	1,564	↓
Variance since June 2017	(4.6%)	↓



ACTIVITY



Month	Adjusted Scheduled Activity (UDA)	
	2018	2019
April	83	125
May	461	319
June	795	701
July	1,162	
August	1,568	
September	1,887	
October	2,178	
November	2,680	
December	2,977	
January	3,273	
February	3,685	
March	4,163	
April	4,360	
May	4,368	
June	4,369	

QUALITY

	Quantity	Base Number	Contract	AT	Region	England
% of FP17s for the same patient ID Re-attending within 3 months - Children	7	172	4.1%	10.0%	11.3%	11.5%
% of FP17s for the same patient ID Re-attending within 3 months - Adults	51	281	18.1%	14.5%	14.9%	15.4%
% of FP17s for the same patient ID Re-attending between 3 & 9 months - Children	103	172	59.9%	52.8%	60.0%	58.9%
% of FP17s for the same patient ID Re-attending between 3 & 9 months - Adults	143	281	50.9%	48.5%	52.6%	51.6%
% of FP17s for Band 1 Urgent Courses	19	378	5.0%	8.0%	7.9%	8.9%
% of FP17s Relating to Free Repair or Replacements	5	378	1.3%	0.8%	0.8%	0.8%
% of FP17s Relating to Continuations	7	378	1.9%	0.8%	0.9%	0.9%
% of Patients satisfied with the dentistry they have received	1	1	N/A	93.1%	93.2%	93.2%
% of Patients satisfied with the time they had to wait for an appointment	1	1	N/A	90.9%	89.1%	88.8%

* This is based on patients treated on this contract for their most recent course of treatment. Figures in italics indicate the base number of FP17s or Patient Questionnaire responses are less than 100. N/A is shown where the base number of responses is less than 10 during the period. % is calculated as Quantity/Base number*100

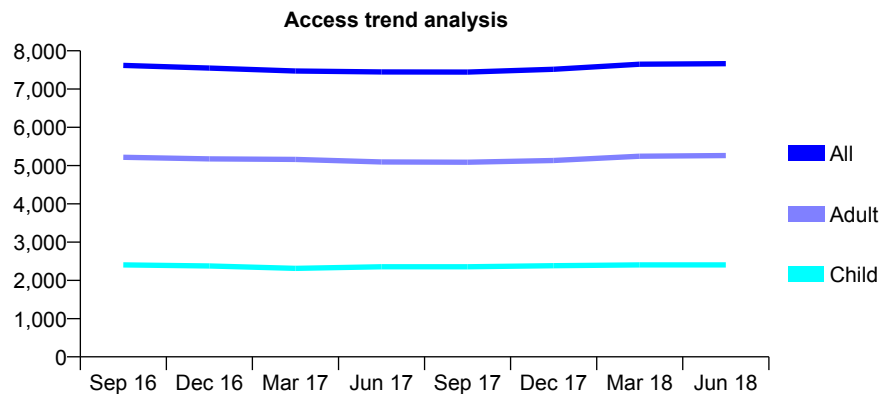
Q54 - Vital Signs At a Glance Contract Report for 770728/0001 - June 2018

Name or company name	MR TS JHEETA
Contract type name	GDS Contract
Purpose of contract	General
Contract start date	01/04/2006
Contract end date	

18/19 Contracted general activity (UDA)	20,291
Carry forward general activity (UDA)	0
18/19 Contracted orthodontic activity (UOA)	0
Carry forward orthodontic activity (UOA)	0
Baseline contract value	£571,454.30

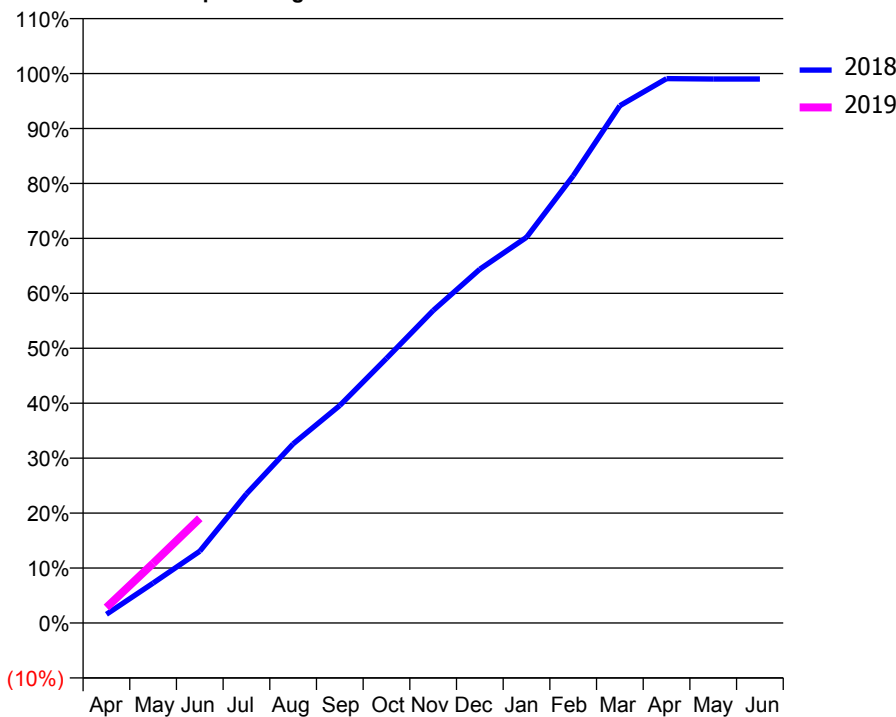
ACCESS*

Patients seen in 24 months	Total	Change since previous quarter
Quarter ending June 2017	7,448	
Quarter ending September 2017	7,445	→
Quarter ending December 2017	7,518	→
Quarter ending March 2018	7,651	→
Quarter ending June 2018	7,663	→
Variance since June 2017	2.9%	↑



ACTIVITY

Cumulative percentage of contracted UDA delivered 2018 & 2019



Month	Adjusted Scheduled Activity (UDA)	
	2018	2019
April	320	573
May	1,477	2,205
June	2,653	3,868
July	4,771	
August	6,617	
September	8,032	
October	9,770	
November	11,540	
December	13,066	
January	14,245	
February	16,514	
March	19,101	
April	20,101	
May	20,087	
June	20,087	

QUALITY

	Quantity	Base Number	Contract	AT	Region	England
% of FP17s for the same patient ID Re-attending within 3 months - Children	42	836	5.0%	10.0%	11.3%	11.5%
% of FP17s for the same patient ID Re-attending within 3 months - Adults	146	1,660	8.8%	14.5%	14.9%	15.4%
% of FP17s for the same patient ID Re-attending between 3 & 9 months - Children	510	836	61.0%	52.8%	60.0%	58.9%
% of FP17s for the same patient ID Re-attending between 3 & 9 months - Adults	914	1,660	55.1%	48.5%	52.6%	51.6%
% of FP17s for Band 1 Urgent Courses	127	1,981	6.4%	8.0%	7.9%	8.9%
% of FP17s Relating to Free Repair or Replacements	13	1,981	0.7%	0.8%	0.8%	0.8%
% of FP17s Relating to Continuations	9	1,981	0.5%	0.8%	0.9%	0.9%
% of Patients satisfied with the dentistry they have received	2	3	N/A	93.1%	93.2%	93.2%
% of Patients satisfied with the time they had to wait for an appointment	3	3	N/A	90.9%	89.1%	88.8%

* This is based on patients treated on this contract for their most recent course of treatment. Figures in italics indicate the base number of FP17s or Patient Questionnaire responses are less than 100. N/A is shown where the base number of responses is less than 10 during the period. % is calculated as Quantity/Base number*100

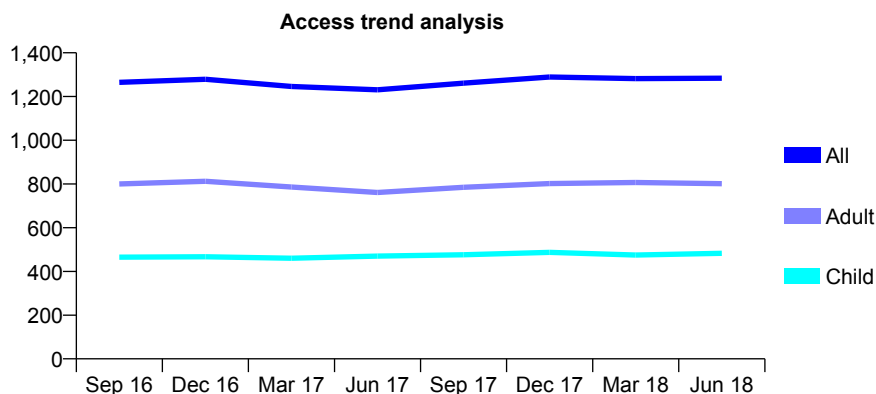
Q54 - Vital Signs At a Glance Contract Report for 776432/0001 - June 2018

Name or company name	MRS AN ARSHAD
Contract type name	GDS Contract
Purpose of contract	General
Contract start date	01/04/2006
Contract end date	

18/19 Contracted general activity (UDA)	3,806
Carry forward general activity (UDA)	0
18/19 Contracted orthodontic activity (UOA)	0
Carry forward orthodontic activity (UOA)	0
Baseline contract value	£94,665.96

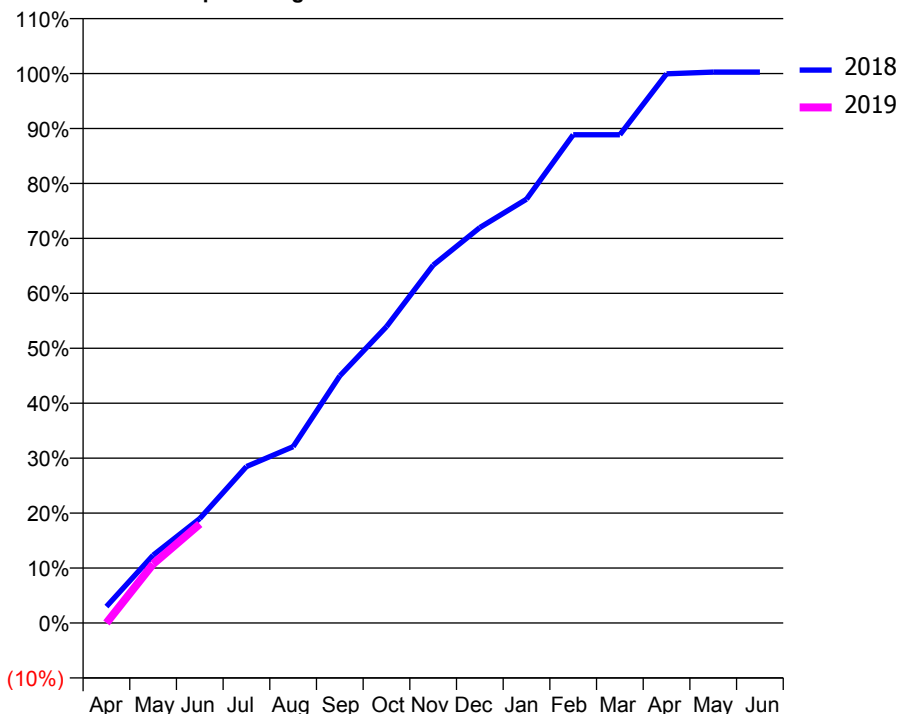
ACCESS*

Patients seen in 24 months	Total	Change since previous quarter
Quarter ending June 2017	1,231	
Quarter ending September 2017	1,261	↑
Quarter ending December 2017	1,289	↑
Quarter ending March 2018	1,282	→
Quarter ending June 2018	1,284	→
Variance since June 2017	4.3%	↑



ACTIVITY

Cumulative percentage of contracted UDA delivered 2018 & 2019



Adjusted Scheduled Activity (UDA)

Month	2018	2019
April	114	0
May	470	409
June	723	686
July	1,084	
August	1,221	
September	1,712	
October	2,053	
November	2,478	
December	2,739	
January	2,935	
February	3,382	
March	3,382	
April	3,803	
May	3,815	
June	3,815	

QUALITY

	Quantity	Base Number	Contract	AT	Region	England
% of FP17s for the same patient ID Re-attending within 3 months - Children	11	228	4.8%	10.0%	11.3%	11.5%
% of FP17s for the same patient ID Re-attending within 3 months - Adults	28	312	9.0%	14.5%	14.9%	15.4%
% of FP17s for the same patient ID Re-attending between 3 & 9 months - Children	129	228	56.6%	52.8%	60.0%	58.9%
% of FP17s for the same patient ID Re-attending between 3 & 9 months - Adults	184	312	59.0%	48.5%	52.6%	51.6%
% of FP17s for Band 1 Urgent Courses	23	337	6.8%	8.0%	7.9%	8.9%
% of FP17s Relating to Free Repair or Replacements	0	337	0.0%	0.8%	0.8%	0.8%
% of FP17s Relating to Continuations	4	337	1.2%	0.8%	0.9%	0.9%
% of Patients satisfied with the dentistry they have received	1	1	N/A	93.1%	93.2%	93.2%
% of Patients satisfied with the time they had to wait for an appointment	1	1	N/A	90.9%	89.1%	88.8%

* This is based on patients treated on this contract for their most recent course of treatment. Figures in italics indicate the base number of FP17s or Patient Questionnaire responses are less than 100. N/A is shown where the base number of responses is less than 10 during the period. % is calculated as Quantity/Base number*100

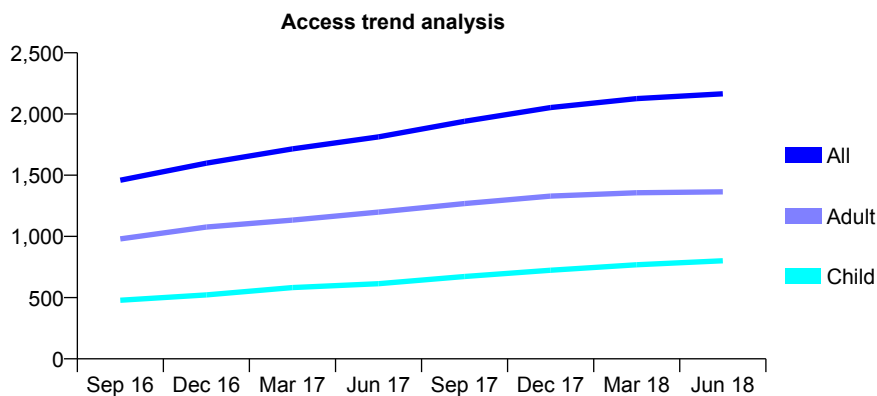
Q54 - Vital Signs At a Glance Contract Report for 786837/0003 - June 2018

Name or company name	Mr W Tam & Miss F Rehman
Contract type name	GDS Contract
Purpose of contract	General
Contract start date	01/10/2014
Contract end date	

18/19 Contracted general activity (UDA)	7,265
Carry forward general activity (UDA)	0
18/19 Contracted orthodontic activity (UOA)	0
Carry forward orthodontic activity (UOA)	0
Baseline contract value	£184,401.09

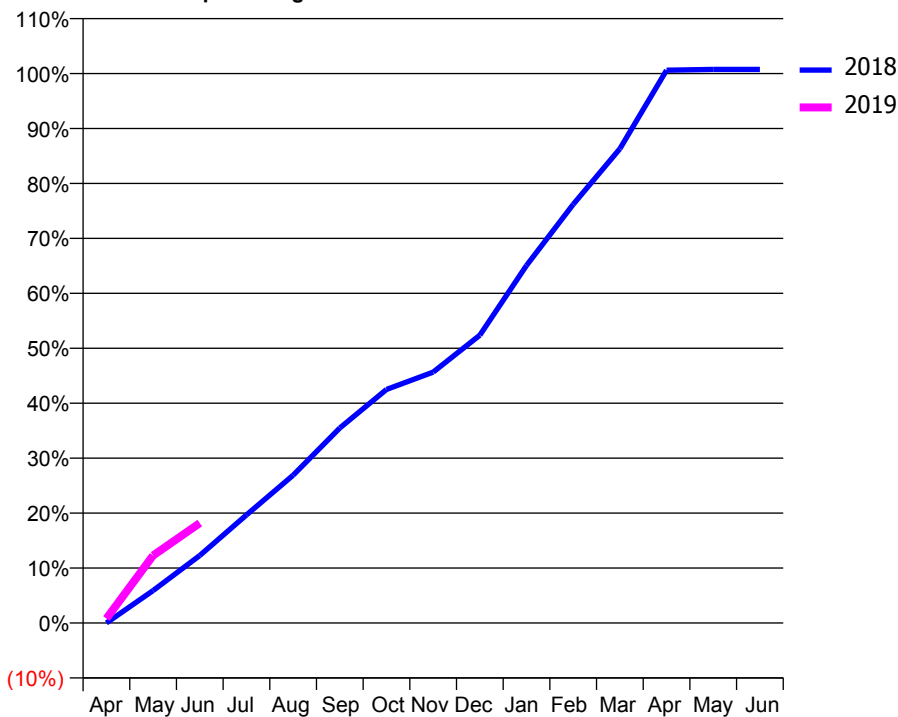
ACCESS*

Patients seen in 24 months	Total	Change since previous quarter
Quarter ending June 2017	1,813	
Quarter ending September 2017	1,941	↑
Quarter ending December 2017	2,053	↑
Quarter ending March 2018	2,126	↑
Quarter ending June 2018	2,165	→
Variance since June 2017	19.4%	↑



ACTIVITY

Cumulative percentage of contracted UDA delivered 2018 & 2019



Adjusted Scheduled Activity (UDA)

Month	2018	2019
April	0	59
May	429	892
June	894	1,321
July	1,428	
August	1,953	
September	2,579	
October	3,087	
November	3,317	
December	3,806	
January	4,727	
February	5,534	
March	6,271	
April	7,308	
May	7,319	
June	7,319	

QUALITY

	Quantity	Base Number	Contract	AT	Region	England
% of FP17s for the same patient ID Re-attending within 3 months - Children	14	206	6.8%	10.0%	11.3%	11.5%
% of FP17s for the same patient ID Re-attending within 3 months - Adults	74	401	18.5%	14.5%	14.9%	15.4%
% of FP17s for the same patient ID Re-attending between 3 & 9 months - Children	68	206	33.0%	52.8%	60.0%	58.9%
% of FP17s for the same patient ID Re-attending between 3 & 9 months - Adults	127	401	31.7%	48.5%	52.6%	51.6%
% of FP17s for Band 1 Urgent Courses	40	398	10.1%	8.0%	7.9%	8.9%
% of FP17s Relating to Free Repair or Replacements	15	398	3.8%	0.8%	0.8%	0.8%
% of FP17s Relating to Continuations	7	398	1.8%	0.8%	0.9%	0.9%
% of Patients satisfied with the dentistry they have received	1	1	N/A	93.1%	93.2%	93.2%
% of Patients satisfied with the time they had to wait for an appointment	1	1	N/A	90.9%	89.1%	88.8%

* This is based on patients treated on this contract for their most recent course of treatment. Figures in italics indicate the base number of FP17s or Patient Questionnaire responses are less than 100. N/A is shown where the base number of responses is less than 10 during the period. % is calculated as Quantity/Base number*100

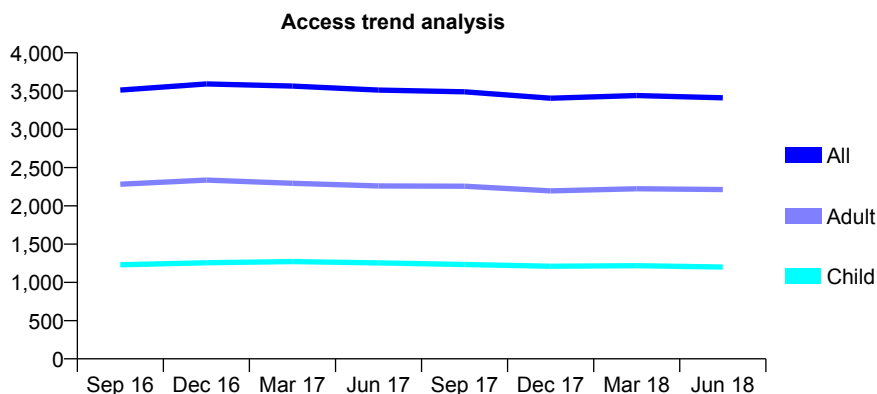
Q54 - Vital Signs At a Glance Contract Report for 804274/0001 - June 2018

Name or company name	MR MC REECE
Contract type name	GDS Contract
Purpose of contract	General
Contract start date	01/04/2006
Contract end date	

18/19 Contracted general activity (UDA)	8,745
Carry forward general activity (UDA)	0
18/19 Contracted orthodontic activity (UOA)	0
Carry forward orthodontic activity (UOA)	0
Baseline contract value	£190,625.01

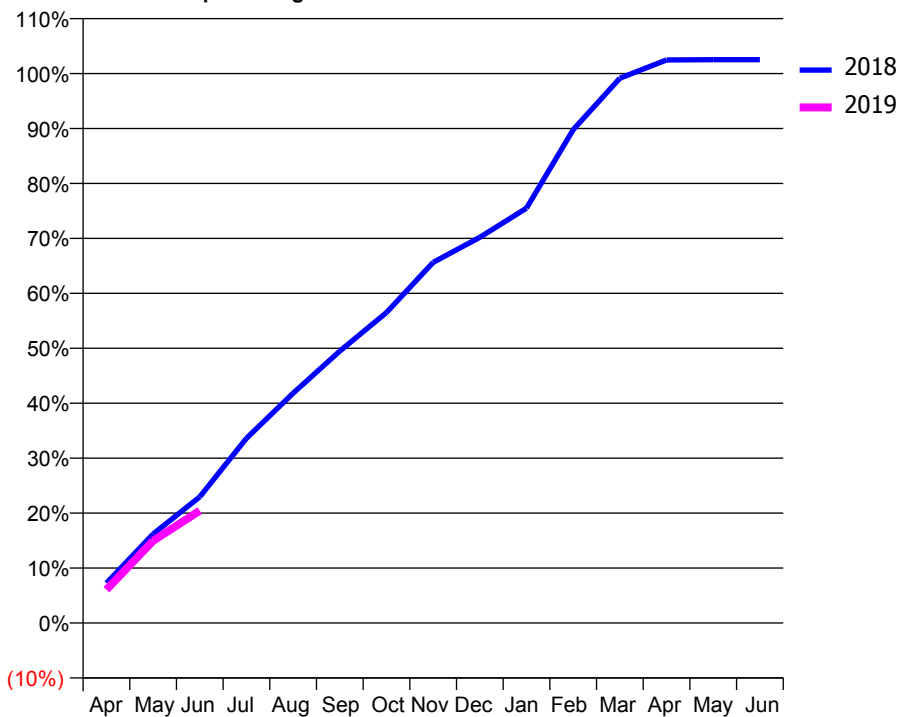
ACCESS*

Patients seen in 24 months	Total	Change since previous quarter
Quarter ending June 2017	3,513	
Quarter ending September 2017	3,490	→
Quarter ending December 2017	3,407	↓
Quarter ending March 2018	3,441	→
Quarter ending June 2018	3,412	→
Variance since June 2017	(2.9%)	↓



ACTIVITY

Cumulative percentage of contracted UDA delivered 2018 & 2019



Adjusted Scheduled Activity (UDA)		
Month	2018	2019
April	636	532
May	1,416	1,307
June	2,008	1,788
July	2,941	
August	3,658	
September	4,329	
October	4,941	
November	5,740	
December	6,138	
January	6,603	
February	7,851	
March	8,670	
April	8,961	
May	8,965	
June	8,964	

QUALITY

	Quantity	Base Number	Contract	AT	Region	England
% of FP17s for the same patient ID Re-attending within 3 months - Children	28	406	6.9%	10.0%	11.3%	11.5%
% of FP17s for the same patient ID Re-attending within 3 months - Adults	87	824	10.6%	14.5%	14.9%	15.4%
% of FP17s for the same patient ID Re-attending between 3 & 9 months - Children	272	406	67.0%	52.8%	60.0%	58.9%
% of FP17s for the same patient ID Re-attending between 3 & 9 months - Adults	548	824	66.5%	48.5%	52.6%	51.6%
% of FP17s for Band 1 Urgent Courses	59	1,057	5.6%	8.0%	7.9%	8.9%
% of FP17s Relating to Free Repair or Replacements	10	1,057	0.9%	0.8%	0.8%	0.8%
% of FP17s Relating to Continuations	3	1,057	0.3%	0.8%	0.9%	0.9%
% of Patients satisfied with the dentistry they have received	2	3	N/A	93.1%	93.2%	93.2%
% of Patients satisfied with the time they had to wait for an appointment	2	3	N/A	90.9%	89.1%	88.8%

* This is based on patients treated on this contract for their most recent course of treatment. Figures in italics indicate the base number of FP17s or Patient Questionnaire responses are less than 100. N/A is shown where the base number of responses is less than 10 during the period. % is calculated as Quantity/Base number*100

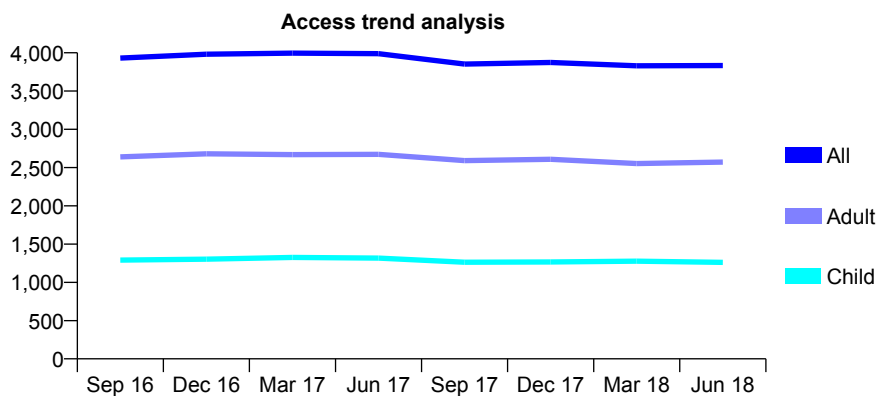
Q54 - Vital Signs At a Glance Contract Report for 804886/0001 - June 2018

Name or company name	Heathfield Dental Surgery
Contract type name	GDS Contract
Purpose of contract	General
Contract start date	01/04/2006
Contract end date	

18/19 Contracted general activity (UDA)	11,696
Carry forward general activity (UDA)	0
18/19 Contracted orthodontic activity (UOA)	0
Carry forward orthodontic activity (UOA)	0
Baseline contract value	£321,526.42

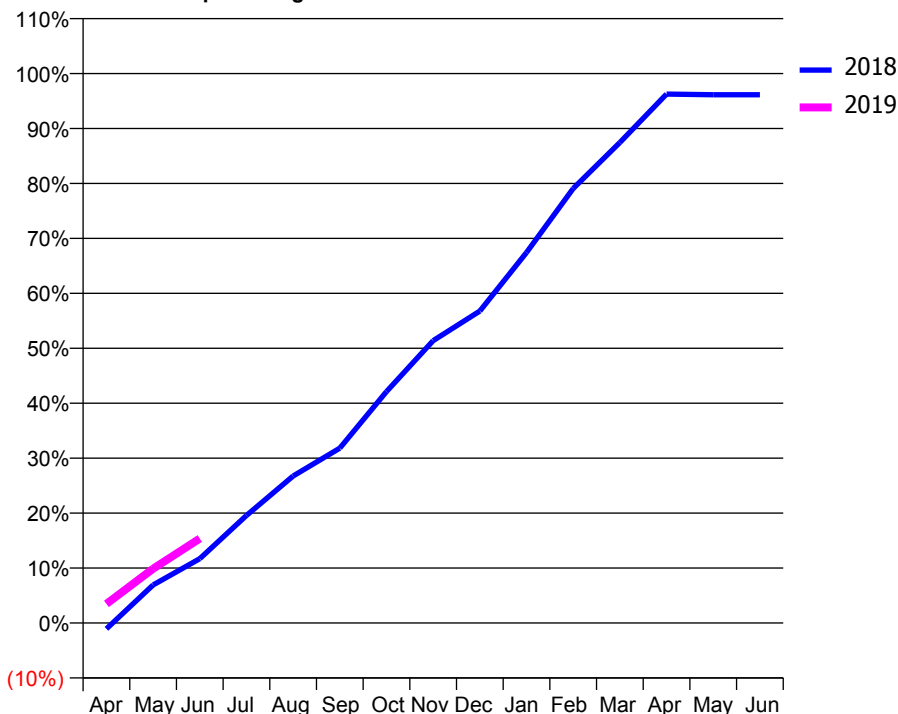
ACCESS*

Patients seen in 24 months	Total	Change since previous quarter
Quarter ending June 2017	3,989	
Quarter ending September 2017	3,853	↓
Quarter ending December 2017	3,874	→
Quarter ending March 2018	3,830	↓
Quarter ending June 2018	3,833	→
Variance since June 2017	(3.9%)	↓



ACTIVITY

Cumulative percentage of contracted UDA delivered 2018 & 2019



Adjusted Scheduled Activity (UDA)

Month	2018	2019
April	-125	407
May	810	1,157
June	1,371	1,797
July	2,289	
August	3,130	
September	3,723	
October	4,926	
November	6,010	
December	6,641	
January	7,886	
February	9,249	
March	10,228	
April	11,257	
May	11,245	
June	11,245	

QUALITY

	Quantity	Base Number	Contract	AT	Region	England
% of FP17s for the same patient ID Re-attending within 3 months - Children	33	306	10.8%	10.0%	11.3%	11.5%
% of FP17s for the same patient ID Re-attending within 3 months - Adults	150	698	21.5%	14.5%	14.9%	15.4%
% of FP17s for the same patient ID Re-attending between 3 & 9 months - Children	115	306	37.6%	52.8%	60.0%	58.9%
% of FP17s for the same patient ID Re-attending between 3 & 9 months - Adults	218	698	31.2%	48.5%	52.6%	51.6%
% of FP17s for Band 1 Urgent Courses	66	578	11.4%	8.0%	7.9%	8.9%
% of FP17s Relating to Free Repair or Replacements	8	578	1.4%	0.8%	0.8%	0.8%
% of FP17s Relating to Continuations	7	578	1.2%	0.8%	0.9%	0.9%
% of Patients satisfied with the dentistry they have received	2	2	N/A	93.1%	93.2%	93.2%
% of Patients satisfied with the time they had to wait for an appointment	2	2	N/A	90.9%	89.1%	88.8%

* This is based on patients treated on this contract for their most recent course of treatment. Figures in italics indicate the base number of FP17s or Patient Questionnaire responses are less than 100. N/A is shown where the base number of responses is less than 10 during the period. % is calculated as Quantity/Base number*100

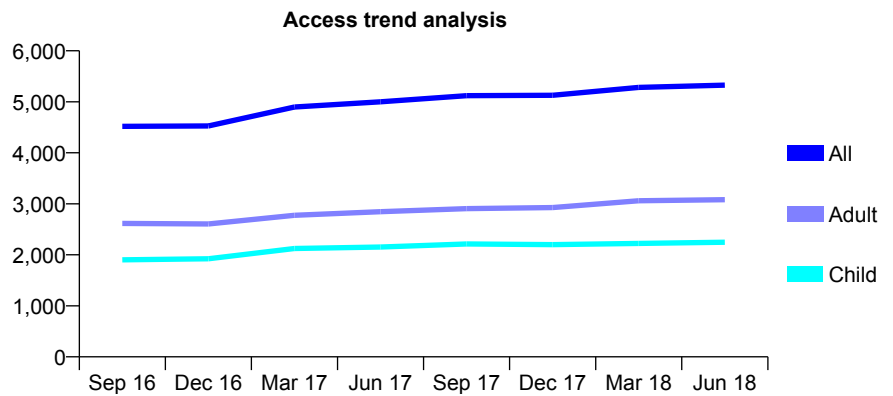
Q54 - Vital Signs At a Glance Contract Report for 804886/0002 - June 2018

Name or company name	Neachells Dental Clinic
Contract type name	GDS Contract
Purpose of contract	General
Contract start date	01/04/2006
Contract end date	

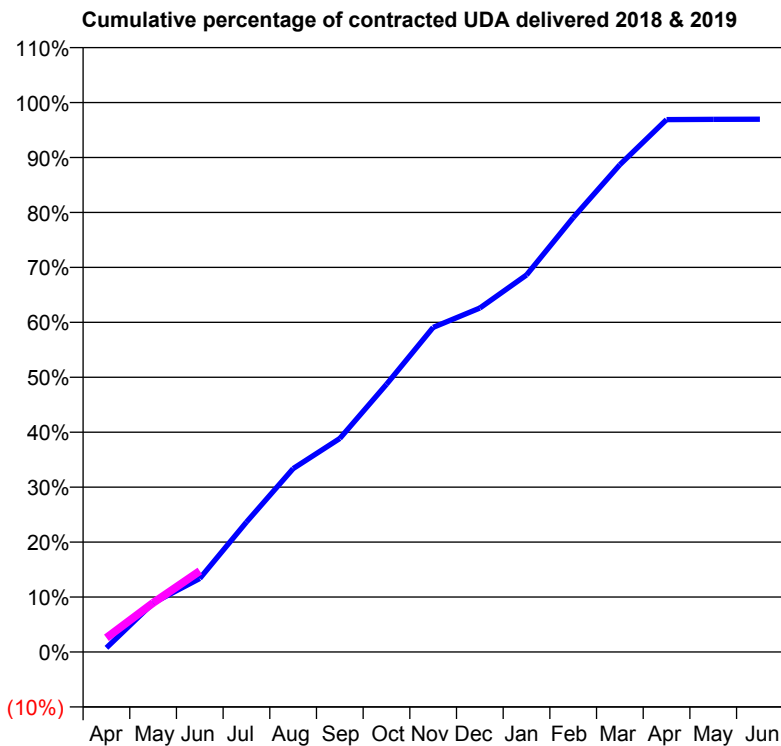
18/19 Contracted general activity (UDA)	18,497
Carry forward general activity (UDA)	0
18/19 Contracted orthodontic activity (UOA)	0
Carry forward orthodontic activity (UOA)	0
Baseline contract value	£477,858.19

ACCESS*

Patients seen in 24 months	Total	Change since previous quarter
Quarter ending June 2017	5,001	
Quarter ending September 2017	5,119	↑
Quarter ending December 2017	5,129	→
Quarter ending March 2018	5,283	↑
Quarter ending June 2018	5,327	→
Variance since June 2017	6.5%	↑



ACTIVITY



Adjusted Scheduled Activity (UDA)		
Month	2018	2019
April	141	477
May	1,651	1,655
June	2,476	2,728
July	4,374	
August	6,173	
September	7,191	
October	9,013	
November	10,930	
December	11,578	
January	12,692	
February	14,624	
March	16,402	
April	17,922	
May	17,931	
June	17,932	

QUALITY

	Quantity	Base Number	Contract	AT	Region	England
% of FP17s for the same patient ID Re-attending within 3 months - Children	38	642	5.9%	10.0%	11.3%	11.5%
% of FP17s for the same patient ID Re-attending within 3 months - Adults	114	755	15.1%	14.5%	14.9%	15.4%
% of FP17s for the same patient ID Re-attending between 3 & 9 months - Children	303	642	47.2%	52.8%	60.0%	58.9%
% of FP17s for the same patient ID Re-attending between 3 & 9 months - Adults	306	755	40.5%	48.5%	52.6%	51.6%
% of FP17s for Band 1 Urgent Courses	102	1,102	9.3%	8.0%	7.9%	8.9%
% of FP17s Relating to Free Repair or Replacements	3	1,102	0.3%	0.8%	0.8%	0.8%
% of FP17s Relating to Continuations	21	1,102	1.9%	0.8%	0.9%	0.9%
% of Patients satisfied with the dentistry they have received	1	2	N/A	93.1%	93.2%	93.2%
% of Patients satisfied with the time they had to wait for an appointment	2	2	N/A	90.9%	89.1%	88.8%

* This is based on patients treated on this contract for their most recent course of treatment. Figures in italics indicate the base number of FP17s or Patient Questionnaire responses are less than 100. N/A is shown where the base number of responses is less than 10 during the period. % is calculated as Quantity/Base number*100

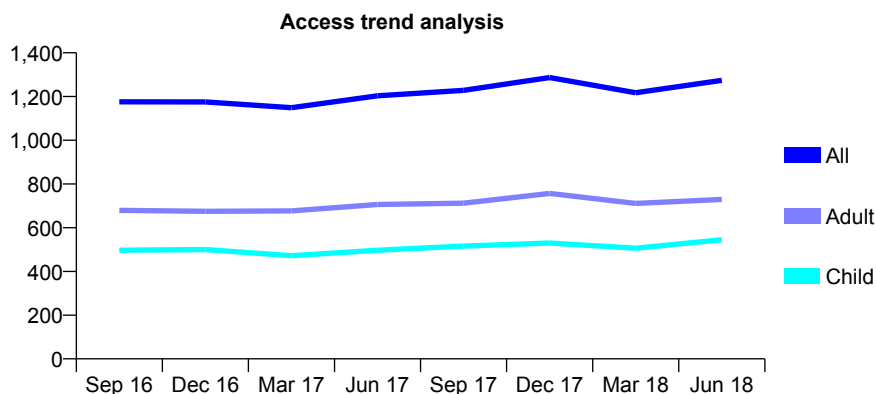
Q54 - Vital Signs At a Glance Contract Report for 812714/0001 - June 2018

Name or company name	A Kotadia & A Kotadia
Contract type name	GDS Contract
Purpose of contract	General
Contract start date	01/04/2006
Contract end date	

18/19 Contracted general activity (UDA)	2,151
Carry forward general activity (UDA)	0
18/19 Contracted orthodontic activity (UOA)	0
Carry forward orthodontic activity (UOA)	0
Baseline contract value	£60,761.77

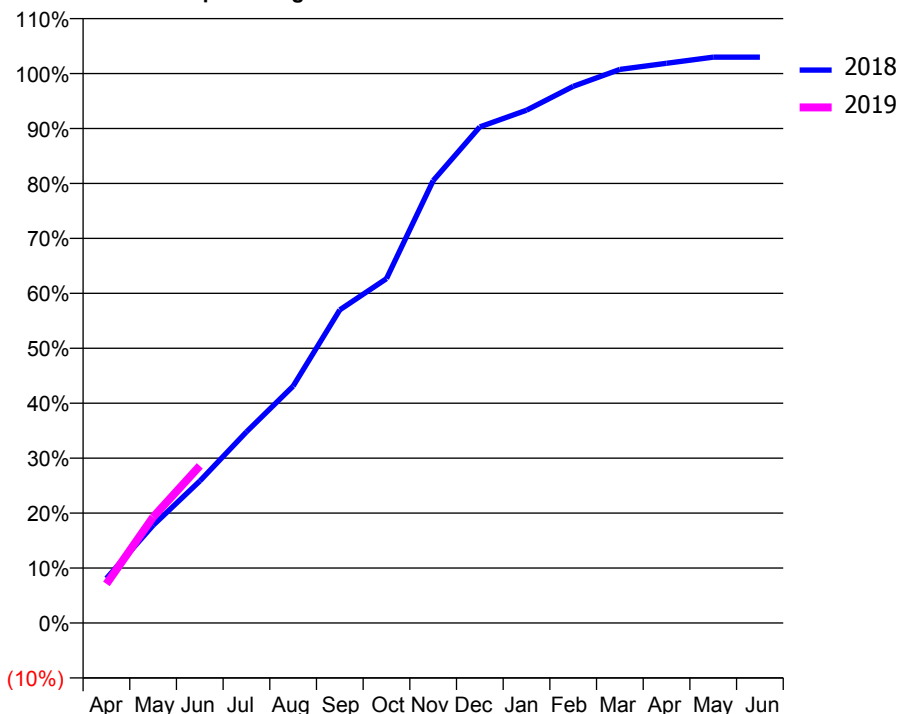
ACCESS*

Patients seen in 24 months	Total	Change since previous quarter
Quarter ending June 2017	1,203	
Quarter ending September 2017	1,228	↑
Quarter ending December 2017	1,287	↑
Quarter ending March 2018	1,217	↓
Quarter ending June 2018	1,274	↑
Variance since June 2017	5.9%	↑



ACTIVITY

Cumulative percentage of contracted UDA delivered 2018 & 2019



Adjusted Scheduled Activity (UDA)		
Month	2018	2019
April	175	153
May	382	415
June	556	615
July	748	
August	927	
September	1,226	
October	1,348	
November	1,732	
December	1,942	
January	2,007	
February	2,101	
March	2,167	
April	2,191	
May	2,215	
June	2,215	

QUALITY

	Quantity	Base Number	Contract	AT	Region	England
% of FP17s for the same patient ID Re-attending within 3 months - Children	2	261	0.8%	10.0%	11.3%	11.5%
% of FP17s for the same patient ID Re-attending within 3 months - Adults	4	199	2.0%	14.5%	14.9%	15.4%
% of FP17s for the same patient ID Re-attending between 3 & 9 months - Children	120	261	46.0%	52.8%	60.0%	58.9%
% of FP17s for the same patient ID Re-attending between 3 & 9 months - Adults	88	199	44.2%	48.5%	52.6%	51.6%
% of FP17s for Band 1 Urgent Courses	6	395	1.5%	8.0%	7.9%	8.9%
% of FP17s Relating to Free Repair or Replacements	0	395	0.0%	0.8%	0.8%	0.8%
% of FP17s Relating to Continuations	0	395	0.0%	0.8%	0.9%	0.9%
% of Patients satisfied with the dentistry they have received	0	0	N/A	93.1%	93.2%	93.2%
% of Patients satisfied with the time they had to wait for an appointment	0	0	N/A	90.9%	89.1%	88.8%

* This is based on patients treated on this contract for their most recent course of treatment. Figures in italics indicate the base number of FP17s or Patient Questionnaire responses are less than 100. N/A is shown where the base number of responses is less than 10 during the period. % is calculated as Quantity/Base number*100

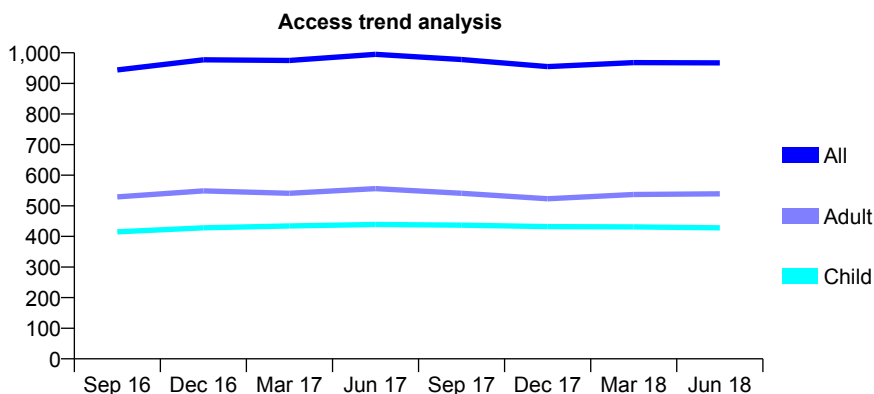
Q54 - Vital Signs At a Glance Contract Report for 813575/0001 - June 2018

Name or company name	MR AJ LUCKHURST
Contract type name	GDS Contract
Purpose of contract	General
Contract start date	01/04/2006
Contract end date	

18/19 Contracted general activity (UDA)	2,298
Carry forward general activity (UDA)	0
18/19 Contracted orthodontic activity (UOA)	0
Carry forward orthodontic activity (UOA)	0
Baseline contract value	£54,368.18

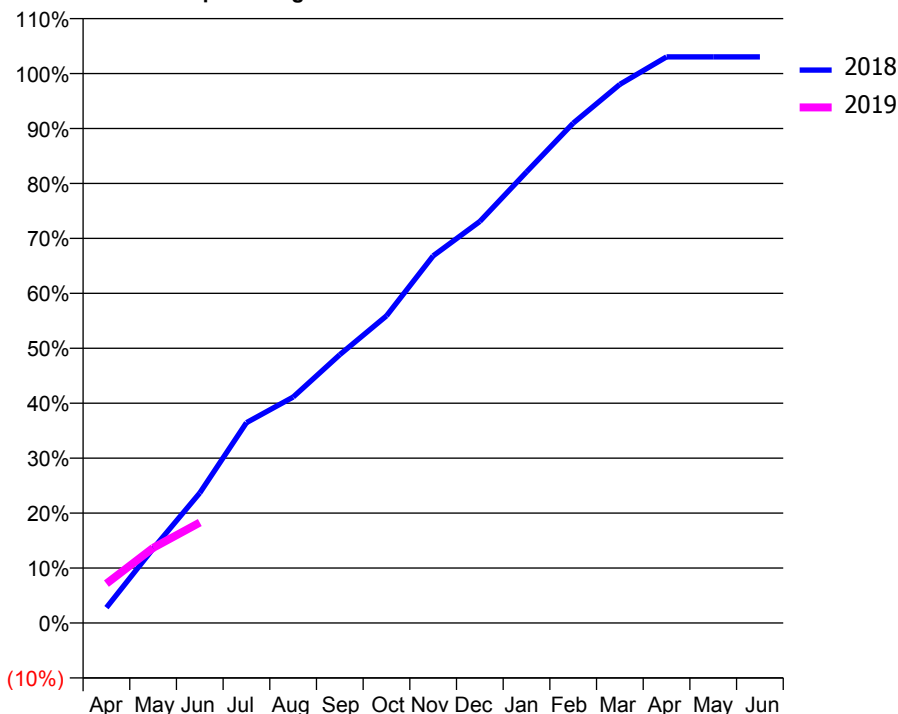
ACCESS*

Patients seen in 24 months	Total	Change since previous quarter
Quarter ending June 2017	995	
Quarter ending September 2017	978	↓
Quarter ending December 2017	955	↓
Quarter ending March 2018	968	→
Quarter ending June 2018	967	→
Variance since June 2017	(2.8%)	↓



ACTIVITY

Cumulative percentage of contracted UDA delivered 2018 & 2019



Adjusted Scheduled Activity (UDA)

Month	2018	2019
April	64	165
May	311	314
June	544	420
July	838	
August	945	
September	1,122	
October	1,284	
November	1,535	
December	1,680	
January	1,886	
February	2,090	
March	2,253	
April	2,367	
May	2,367	
June	2,367	

QUALITY

	Quantity	Base Number	Contract	AT	Region	England
% of FP17s for the same patient ID Re-attending within 3 months - Children	9	152	5.9%	10.0%	11.3%	11.5%
% of FP17s for the same patient ID Re-attending within 3 months - Adults	15	150	10.0%	14.5%	14.9%	15.4%
% of FP17s for the same patient ID Re-attending between 3 & 9 months - Children	89	152	58.6%	52.8%	60.0%	58.9%
% of FP17s for the same patient ID Re-attending between 3 & 9 months - Adults	86	150	57.3%	48.5%	52.6%	51.6%
% of FP17s for Band 1 Urgent Courses	17	248	6.9%	8.0%	7.9%	8.9%
% of FP17s Relating to Free Repair or Replacements	1	248	0.4%	0.8%	0.8%	0.8%
% of FP17s Relating to Continuations	3	248	1.2%	0.8%	0.9%	0.9%
% of Patients satisfied with the dentistry they have received	0	0	N/A	93.1%	93.2%	93.2%
% of Patients satisfied with the time they had to wait for an appointment	0	0	N/A	90.9%	89.1%	88.8%

* This is based on patients treated on this contract for their most recent course of treatment. Figures in italics indicate the base number of FP17s or Patient Questionnaire responses are less than 100. N/A is shown where the base number of responses is less than 10 during the period. % is calculated as Quantity/Base number*100

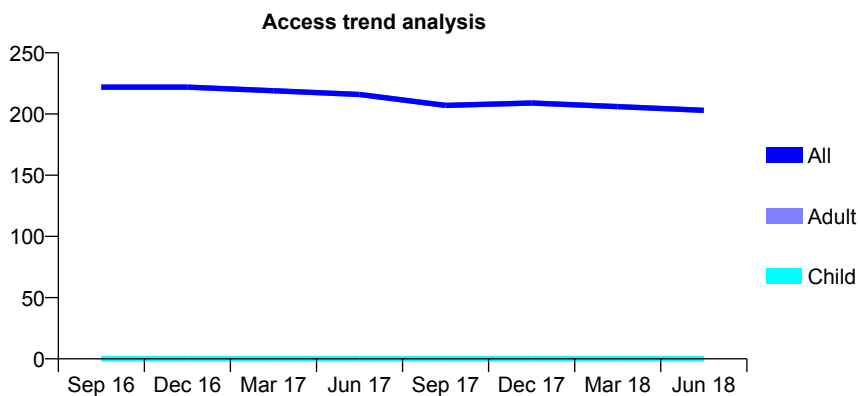
Q54 - Vital Signs At a Glance Contract Report for 820822/0002 - June 2018

Name or company name	MR GJ ALLEN
Contract type name	GDS Contract
Purpose of contract	General
Contract start date	01/04/2006
Contract end date	

18/19 Contracted general activity (UDA)	700
Carry forward general activity (UDA)	0
18/19 Contracted orthodontic activity (UOA)	0
Carry forward orthodontic activity (UOA)	0
Baseline contract value	£18,415.75

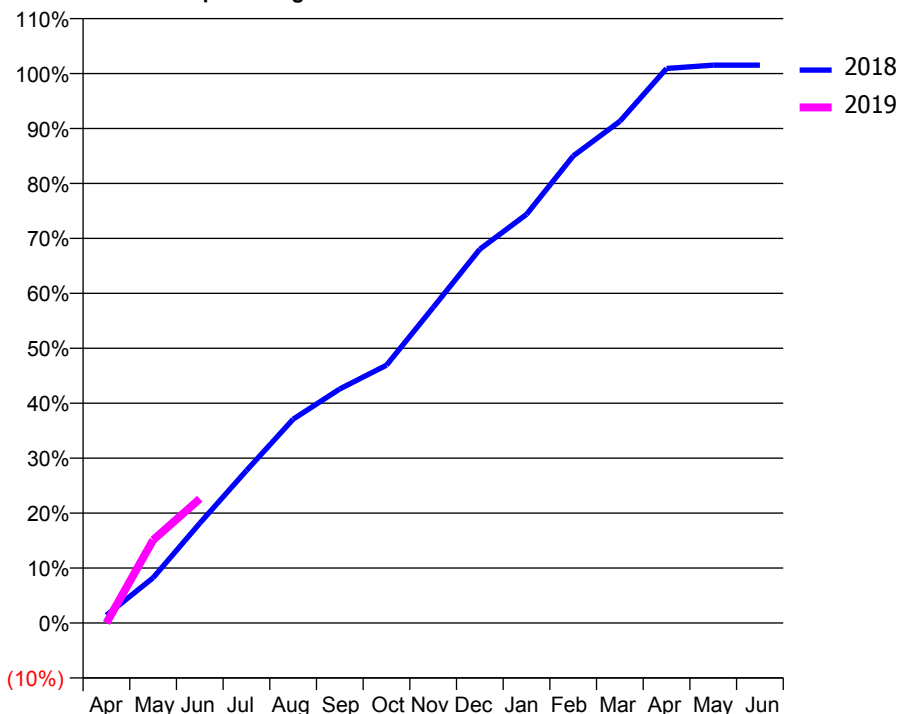
ACCESS*

Patients seen in 24 months	Total	Change since previous quarter
Quarter ending June 2017	216	
Quarter ending September 2017	207	↓
Quarter ending December 2017	209	→
Quarter ending March 2018	206	↓
Quarter ending June 2018	203	↓
Variance since June 2017	(6.0%)	↓



ACTIVITY

Cumulative percentage of contracted UDA delivered 2018 & 2019



Month	Adjusted Scheduled Activity (UDA)	
	2018	2019
April	10	0
May	58	106
June	127	158
July	194	
August	260	
September	298	
October	328	
November	402	
December	476	
January	521	
February	595	
March	639	
April	706	
May	711	
June	711	

QUALITY

	Quantity	Base Number	Contract	AT	Region	England
% of FP17s for the same patient ID Re-attending within 3 months - Children	0	0	N/A	10.0%	11.3%	11.5%
% of FP17s for the same patient ID Re-attending within 3 months - Adults	15	74	20.3%	14.5%	14.9%	15.4%
% of FP17s for the same patient ID Re-attending between 3 & 9 months - Children	0	0	N/A	52.8%	60.0%	58.9%
% of FP17s for the same patient ID Re-attending between 3 & 9 months - Adults	38	74	51.4%	48.5%	52.6%	51.6%
% of FP17s for Band 1 Urgent Courses	6	48	12.5%	8.0%	7.9%	8.9%
% of FP17s Relating to Free Repair or Replacements	1	48	2.1%	0.8%	0.8%	0.8%
% of FP17s Relating to Continuations	1	48	2.1%	0.8%	0.9%	0.9%
% of Patients satisfied with the dentistry they have received	0	0	N/A	93.1%	93.2%	93.2%
% of Patients satisfied with the time they had to wait for an appointment	0	0	N/A	90.9%	89.1%	88.8%

* This is based on patients treated on this contract for their most recent course of treatment. Figures in italics indicate the base number of FP17s or Patient Questionnaire responses are less than 100. N/A is shown where the base number of responses is less than 10 during the period. % is calculated as Quantity/Base number*100

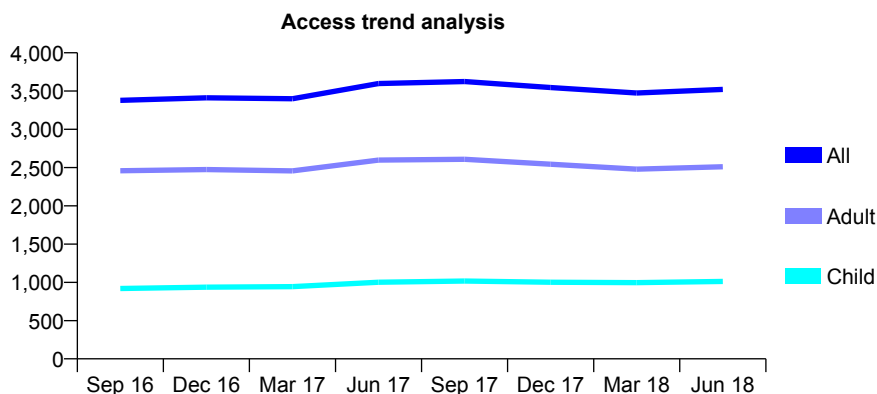
Q54 - Vital Signs At a Glance Contract Report for 822205/0001 - June 2018

Name or company name	MR V PRASAD
Contract type name	GDS Contract
Purpose of contract	General
Contract start date	01/04/2006
Contract end date	

18/19 Contracted general activity (UDA)	12,097
Carry forward general activity (UDA)	0
18/19 Contracted orthodontic activity (UOA)	0
Carry forward orthodontic activity (UOA)	0
Baseline contract value	£333,681.45

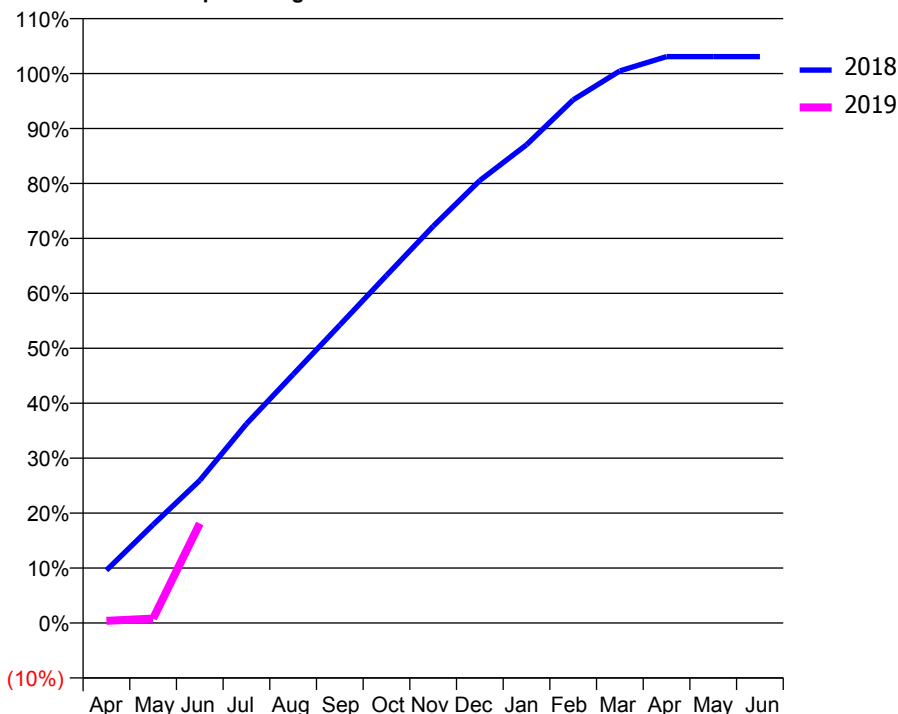
ACCESS*

Patients seen in 24 months	Total	Change since previous quarter
Quarter ending June 2017	3,599	
Quarter ending September 2017	3,625	→
Quarter ending December 2017	3,546	↓
Quarter ending March 2018	3,475	↓
Quarter ending June 2018	3,521	→
Variance since June 2017	(2.2%)	↓



ACTIVITY

Cumulative percentage of contracted UDA delivered 2018 & 2019



Adjusted Scheduled Activity (UDA)

Month	2018	2019
April	929	48
May	1,732	99
June	2,512	2,191
July	3,507	
August	4,378	
September	5,248	
October	6,121	
November	6,988	
December	7,793	
January	8,423	
February	9,214	
March	9,724	
April	9,976	
May	9,976	
June	9,976	

QUALITY

	Quantity	Base Number	Contract	AT	Region	England
% of FP17s for the same patient ID Re-attending within 3 months - Children	18	260	6.9%	10.0%	11.3%	11.5%
% of FP17s for the same patient ID Re-attending within 3 months - Adults	53	538	9.9%	14.5%	14.9%	15.4%
% of FP17s for the same patient ID Re-attending between 3 & 9 months - Children	105	260	40.4%	52.8%	60.0%	58.9%
% of FP17s for the same patient ID Re-attending between 3 & 9 months - Adults	202	538	37.5%	48.5%	52.6%	51.6%
% of FP17s for Band 1 Urgent Courses	51	701	7.3%	8.0%	7.9%	8.9%
% of FP17s Relating to Free Repair or Replacements	1	701	0.1%	0.8%	0.8%	0.8%
% of FP17s Relating to Continuations	6	701	0.9%	0.8%	0.9%	0.9%
% of Patients satisfied with the dentistry they have received	5	5	N/A	93.1%	93.2%	93.2%
% of Patients satisfied with the time they had to wait for an appointment	5	5	N/A	90.9%	89.1%	88.8%

* This is based on patients treated on this contract for their most recent course of treatment. Figures in italics indicate the base number of FP17s or Patient Questionnaire responses are less than 100. N/A is shown where the base number of responses is less than 10 during the period. % is calculated as Quantity/Base number*100

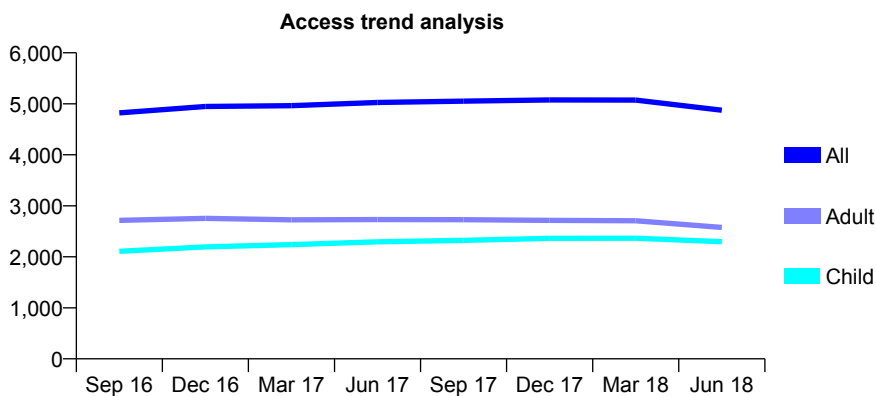
Q54 - Vital Signs At a Glance Contract Report for 824399/0002 - June 2018

Name or company name	MR J SINGH
Contract type name	GDS Contract
Purpose of contract	General
Contract start date	01/04/2006
Contract end date	

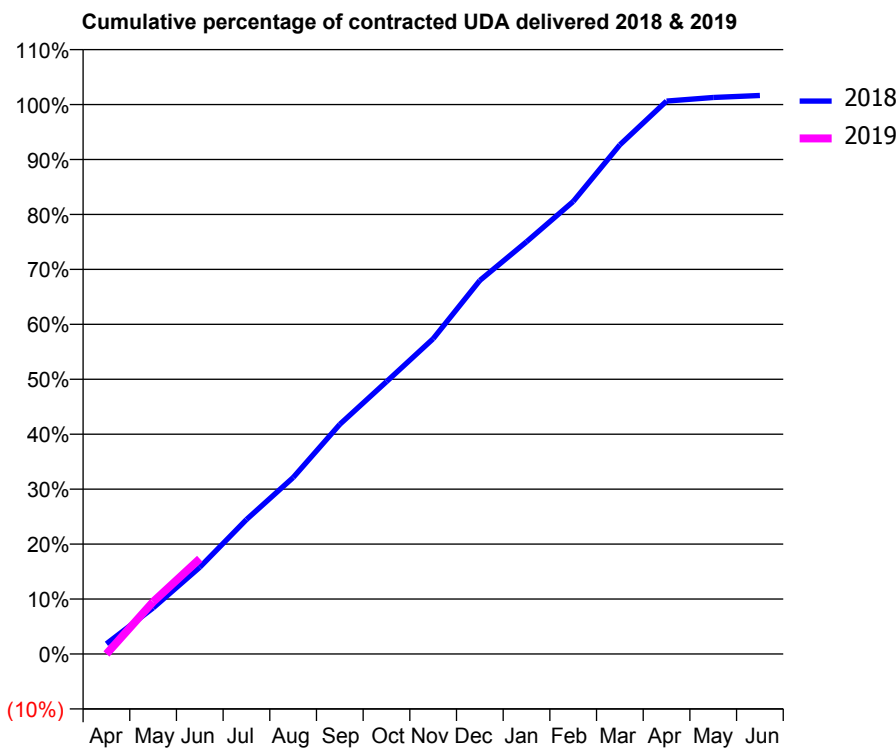
18/19 Contracted general activity (UDA)	15,789
Carry forward general activity (UDA)	0
18/19 Contracted orthodontic activity (UOA)	0
Carry forward orthodontic activity (UOA)	0
Baseline contract value	£402,533.99

ACCESS*

Patients seen in 24 months	Total	Change since previous quarter
Quarter ending June 2017	5,025	
Quarter ending September 2017	5,053	→
Quarter ending December 2017	5,077	→
Quarter ending March 2018	5,072	→
Quarter ending June 2018	4,874	↓
Variance since June 2017	(3.0%)	↓



ACTIVITY



Adjusted Scheduled Activity (UDA)		
Month	2018	2019
April	295	0
May	1,324	1,502
June	2,492	2,737
July	3,862	
August	5,071	
September	6,601	
October	7,827	
November	9,059	
December	10,732	
January	11,843	
February	13,002	
March	14,632	
April	15,887	
May	15,992	
June	16,047	

QUALITY

	Quantity	Base Number	Contract	AT	Region	England
% of FP17s for the same patient ID Re-attending within 3 months - Children	33	758	4.4%	10.0%	11.3%	11.5%
% of FP17s for the same patient ID Re-attending within 3 months - Adults	76	708	10.7%	14.5%	14.9%	15.4%
% of FP17s for the same patient ID Re-attending between 3 & 9 months - Children	324	758	42.7%	52.8%	60.0%	58.9%
% of FP17s for the same patient ID Re-attending between 3 & 9 months - Adults	310	708	43.8%	48.5%	52.6%	51.6%
% of FP17s for Band 1 Urgent Courses	33	933	3.5%	8.0%	7.9%	8.9%
% of FP17s Relating to Free Repair or Replacements	0	933	0.0%	0.8%	0.8%	0.8%
% of FP17s Relating to Continuations	10	933	1.1%	0.8%	0.9%	0.9%
% of Patients satisfied with the dentistry they have received	3	3	N/A	93.1%	93.2%	93.2%
% of Patients satisfied with the time they had to wait for an appointment	2	3	N/A	90.9%	89.1%	88.8%

* This is based on patients treated on this contract for their most recent course of treatment. Figures in italics indicate the base number of FP17s or Patient Questionnaire responses are less than 100. N/A is shown where the base number of responses is less than 10 during the period. % is calculated as Quantity/Base number*100

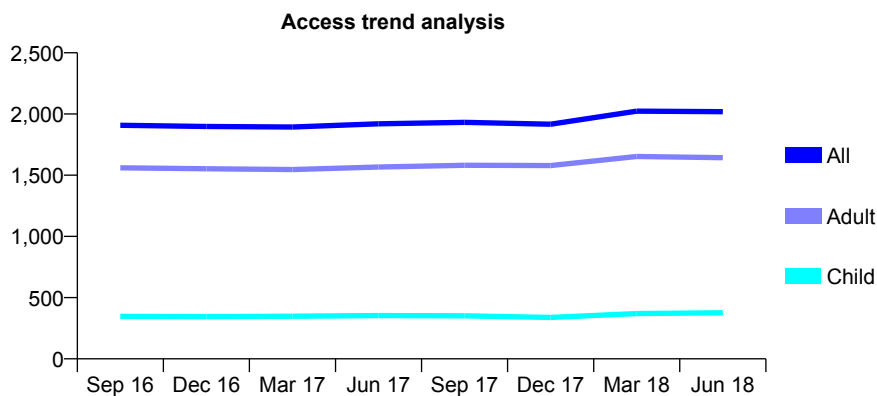
Q54 - Vital Signs At a Glance Contract Report for 825743/0001 - June 2018

Name or company name	MRS A SHARMA
Contract type name	GDS Contract
Purpose of contract	General
Contract start date	01/04/2006
Contract end date	

18/19 Contracted general activity (UDA)	6,723
Carry forward general activity (UDA)	0
18/19 Contracted orthodontic activity (UOA)	0
Carry forward orthodontic activity (UOA)	0
Baseline contract value	£163,698.14

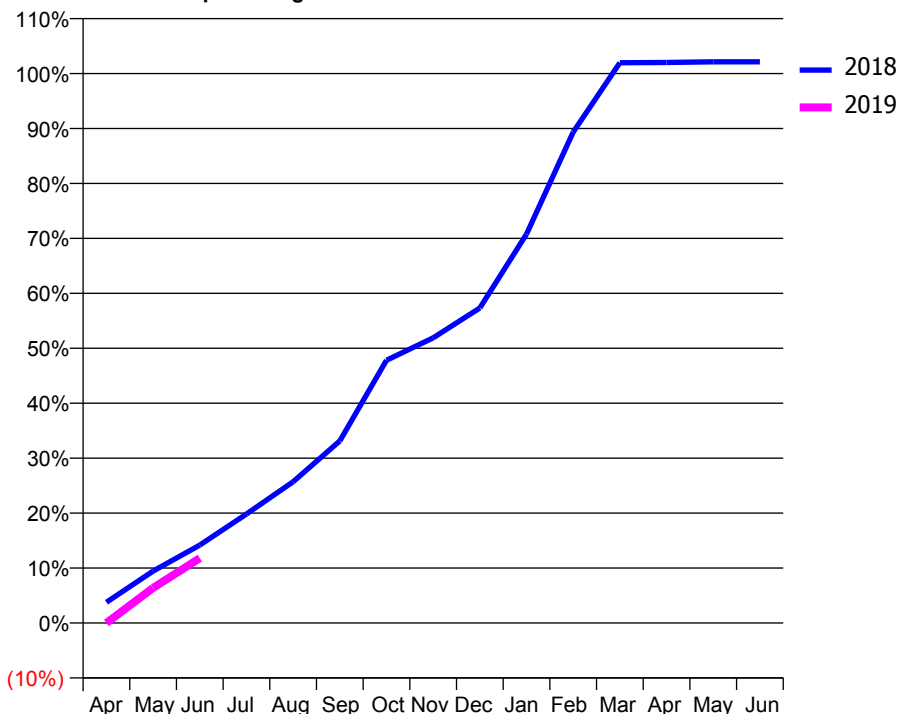
ACCESS*

Patients seen in 24 months	Total	Change since previous quarter
Quarter ending June 2017	1,920	
Quarter ending September 2017	1,932	→
Quarter ending December 2017	1,917	→
Quarter ending March 2018	2,023	↑
Quarter ending June 2018	2,019	→
Variance since June 2017	5.2%	↑



ACTIVITY

Cumulative percentage of contracted UDA delivered 2018 & 2019



Adjusted Scheduled Activity (UDA)		
Month	2018	2019
April	253	0
May	636	430
June	954	793
July	1,334	
August	1,729	
September	2,227	
October	3,215	
November	3,489	
December	3,854	
January	4,759	
February	6,006	
March	6,855	
April	6,857	
May	6,866	
June	6,866	

QUALITY

	Quantity	Base Number	Contract	AT	Region	England
% of FP17s for the same patient ID Re-attending within 3 months - Children	9	148	6.1%	10.0%	11.3%	11.5%
% of FP17s for the same patient ID Re-attending within 3 months - Adults	34	516	6.6%	14.5%	14.9%	15.4%
% of FP17s for the same patient ID Re-attending between 3 & 9 months - Children	91	148	61.5%	52.8%	60.0%	58.9%
% of FP17s for the same patient ID Re-attending between 3 & 9 months - Adults	337	516	65.3%	48.5%	52.6%	51.6%
% of FP17s for Band 1 Urgent Courses	2	317	0.6%	8.0%	7.9%	8.9%
% of FP17s Relating to Free Repair or Replacements	1	317	0.3%	0.8%	0.8%	0.8%
% of FP17s Relating to Continuations	0	317	0.0%	0.8%	0.9%	0.9%
% of Patients satisfied with the dentistry they have received	0	0	N/A	93.1%	93.2%	93.2%
% of Patients satisfied with the time they had to wait for an appointment	0	0	N/A	90.9%	89.1%	88.8%

* This is based on patients treated on this contract for their most recent course of treatment. Figures in italics indicate the base number of FP17s or Patient Questionnaire responses are less than 100. N/A is shown where the base number of responses is less than 10 during the period. % is calculated as Quantity/Base number*100

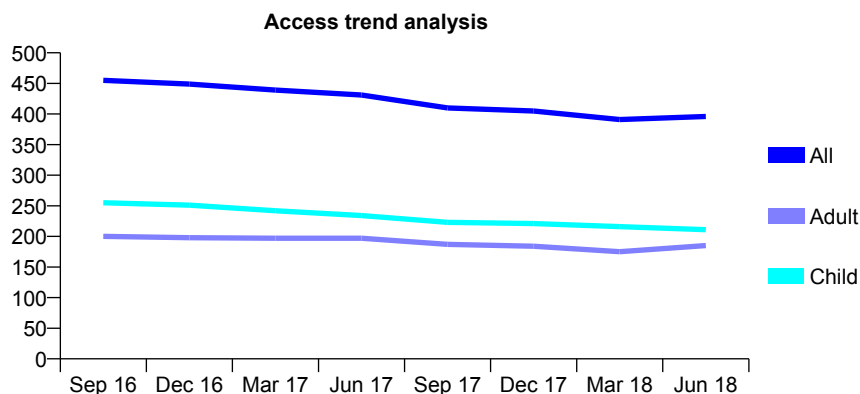
Q54 - Vital Signs At a Glance Contract Report for 826774/0001 - June 2018

Name or company name	MR PJ READY
Contract type name	GDS Contract
Purpose of contract	General
Contract start date	01/04/2006
Contract end date	

18/19 Contracted general activity (UDA)	2,236
Carry forward general activity (UDA)	0
18/19 Contracted orthodontic activity (UOA)	0
Carry forward orthodontic activity (UOA)	0
Baseline contract value	£53,081.39

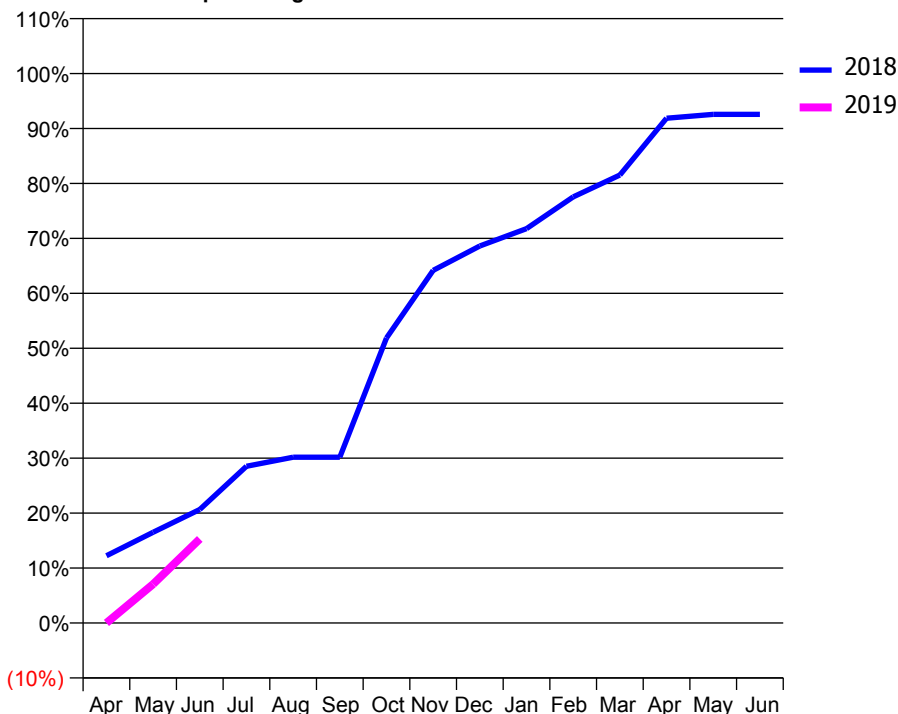
ACCESS*

Patients seen in 24 months	Total	Change since previous quarter
Quarter ending June 2017	431	
Quarter ending September 2017	410	↓
Quarter ending December 2017	405	↓
Quarter ending March 2018	391	↓
Quarter ending June 2018	396	→
Variance since June 2017	(8.1%)	↓



ACTIVITY

Cumulative percentage of contracted UDA delivered 2018 & 2019



Adjusted Scheduled Activity (UDA)

Month	2018	2019
April	274	0
May	369	158
June	462	342
July	638	
August	675	
September	675	
October	1,160	
November	1,435	
December	1,534	
January	1,605	
February	1,734	
March	1,823	
April	2,054	
May	2,070	
June	2,070	

QUALITY

	Quantity	Base Number	Contract	AT	Region	England
% of FP17s for the same patient ID Re-attending within 3 months - Children	10	118	8.5%	10.0%	11.3%	11.5%
% of FP17s for the same patient ID Re-attending within 3 months - Adults	7	65	10.8%	14.5%	14.9%	15.4%
% of FP17s for the same patient ID Re-attending between 3 & 9 months - Children	83	118	70.3%	52.8%	60.0%	58.9%
% of FP17s for the same patient ID Re-attending between 3 & 9 months - Adults	42	65	64.6%	48.5%	52.6%	51.6%
% of FP17s for Band 1 Urgent Courses	0	103	0.0%	8.0%	7.9%	8.9%
% of FP17s Relating to Free Repair or Replacements	0	103	0.0%	0.8%	0.8%	0.8%
% of FP17s Relating to Continuations	0	103	0.0%	0.8%	0.9%	0.9%
% of Patients satisfied with the dentistry they have received	1	1	N/A	93.1%	93.2%	93.2%
% of Patients satisfied with the time they had to wait for an appointment	1	1	N/A	90.9%	89.1%	88.8%

* This is based on patients treated on this contract for their most recent course of treatment. Figures in italics indicate the base number of FP17s or Patient Questionnaire responses are less than 100. N/A is shown where the base number of responses is less than 10 during the period. % is calculated as Quantity/Base number*100

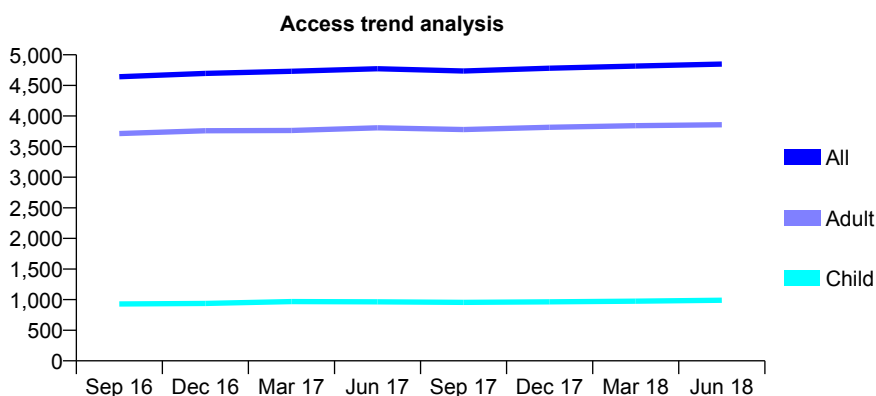
Q54 - Vital Signs At a Glance Contract Report for 827223/0001 - June 2018

Name or company name	MR DC O'SULLIVAN
Contract type name	GDS Contract
Purpose of contract	General
Contract start date	01/04/2006
Contract end date	

18/19 Contracted general activity (UDA)	10,941
Carry forward general activity (UDA)	0
18/19 Contracted orthodontic activity (UOA)	0
Carry forward orthodontic activity (UOA)	0
Baseline contract value	£229,761.00

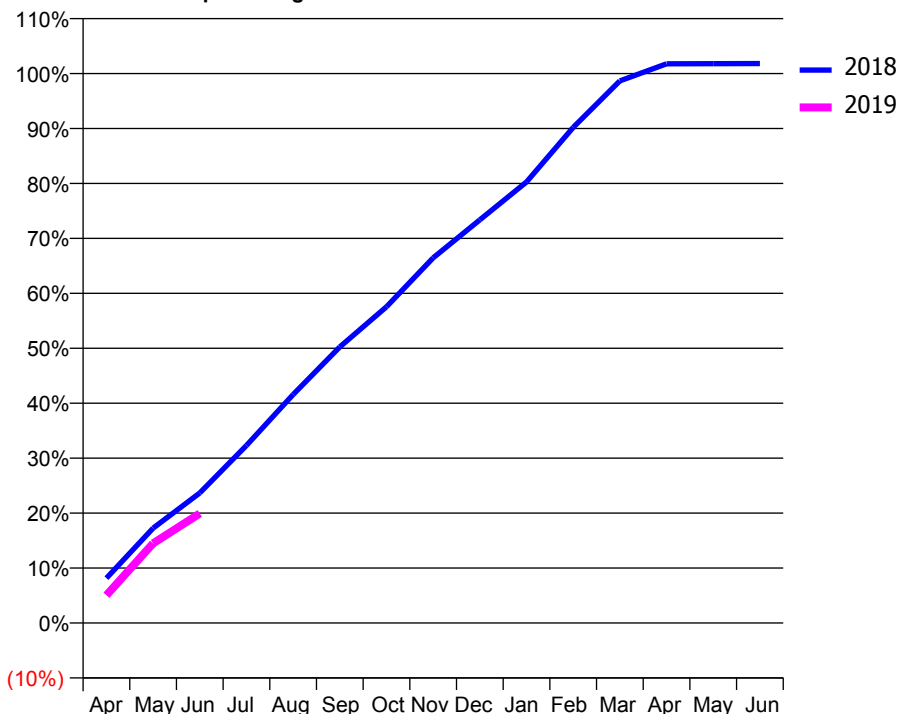
ACCESS*

Patients seen in 24 months	Total	Change since previous quarter
Quarter ending June 2017	4,772	
Quarter ending September 2017	4,735	→
Quarter ending December 2017	4,780	→
Quarter ending March 2018	4,816	→
Quarter ending June 2018	4,849	→
Variance since June 2017	1.6%	→



ACTIVITY

Cumulative percentage of contracted UDA delivered 2018 & 2019



Adjusted Scheduled Activity (UDA)

Month	2018	2019
April	893	555
May	1,888	1,586
June	2,591	2,182
July	3,535	
August	4,548	
September	5,498	
October	6,296	
November	7,271	
December	8,027	
January	8,781	
February	9,867	
March	10,794	
April	11,134	
May	11,137	
June	11,138	

QUALITY

	Quantity	Base Number	Contract	AT	Region	England
% of FP17s for the same patient ID Re-attending within 3 months - Children	10	335	3.0%	10.0%	11.3%	11.5%
% of FP17s for the same patient ID Re-attending within 3 months - Adults	93	907	10.3%	14.5%	14.9%	15.4%
% of FP17s for the same patient ID Re-attending between 3 & 9 months - Children	205	335	61.2%	52.8%	60.0%	58.9%
% of FP17s for the same patient ID Re-attending between 3 & 9 months - Adults	229	907	25.2%	48.5%	52.6%	51.6%
% of FP17s for Band 1 Urgent Courses	88	1,115	7.9%	8.0%	7.9%	8.9%
% of FP17s Relating to Free Repair or Replacements	1	1,115	0.1%	0.8%	0.8%	0.8%
% of FP17s Relating to Continuations	14	1,115	1.3%	0.8%	0.9%	0.9%
% of Patients satisfied with the dentistry they have received	2	2	N/A	93.1%	93.2%	93.2%
% of Patients satisfied with the time they had to wait for an appointment	2	2	N/A	90.9%	89.1%	88.8%

* This is based on patients treated on this contract for their most recent course of treatment. Figures in italics indicate the base number of FP17s or Patient Questionnaire responses are less than 100. N/A is shown where the base number of responses is less than 10 during the period. % is calculated as Quantity/Base number*100

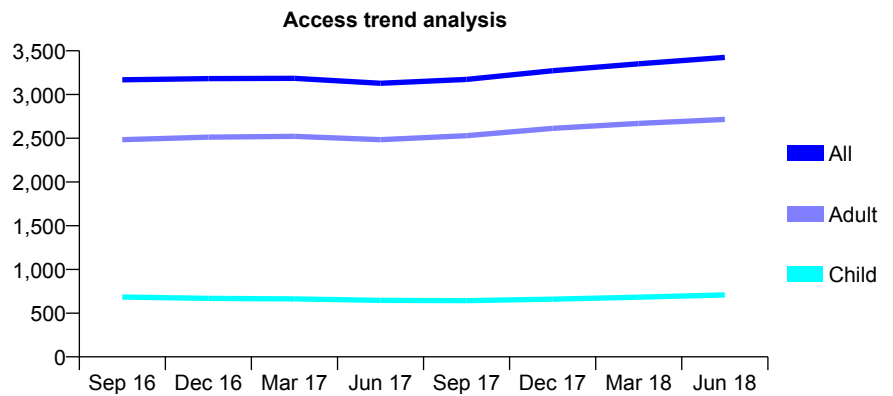
Q54 - Vital Signs At a Glance Contract Report for 833584/0001 - June 2018

Name or company name	MR A KAPNISIS
Contract type name	GDS Contract
Purpose of contract	General
Contract start date	01/04/2006
Contract end date	

18/19 Contracted general activity (UDA)	8,492
Carry forward general activity (UDA)	0
18/19 Contracted orthodontic activity (UOA)	0
Carry forward orthodontic activity (UOA)	0
Baseline contract value	£276,090.23

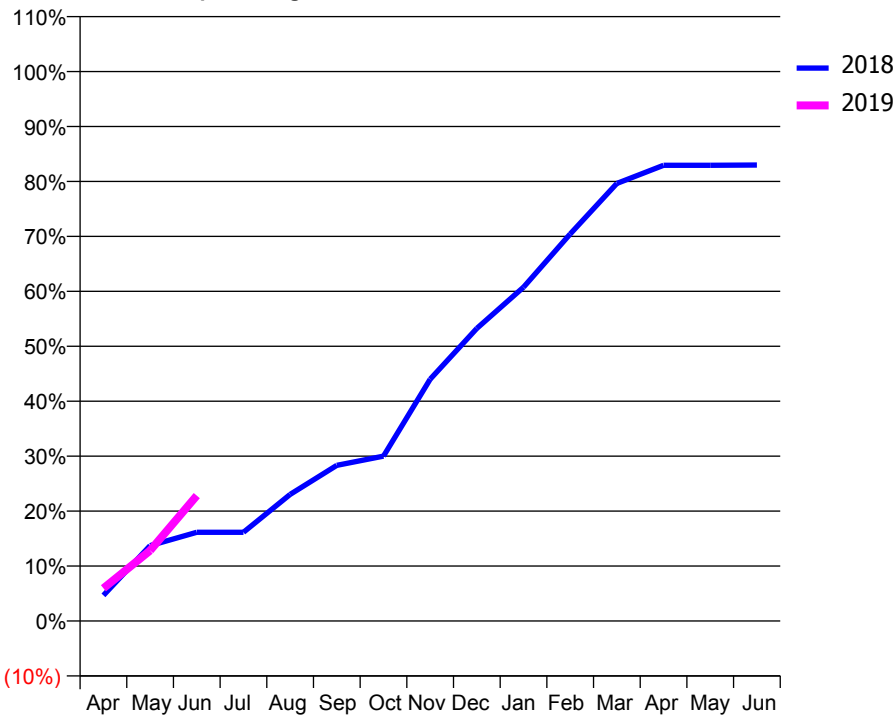
ACCESS*

Patients seen in 24 months	Total	Change since previous quarter
Quarter ending June 2017	3,129	
Quarter ending September 2017	3,173	→
Quarter ending December 2017	3,272	↑
Quarter ending March 2018	3,351	↑
Quarter ending June 2018	3,424	↑
Variance since June 2017	9.4%	↑



ACTIVITY

Cumulative percentage of contracted UDA delivered 2018 & 2019



Month	Adjusted Scheduled Activity (UDA)	
	2018	2019
April	397	507
May	1,165	1,090
June	1,371	1,937
July	1,371	
August	1,957	
September	2,406	
October	2,548	
November	3,737	
December	4,522	
January	5,159	
February	5,982	
March	6,763	
April	7,042	
May	7,044	
June	7,047	

QUALITY

	Quantity	Base Number	Contract	AT	Region	England
% of FP17s for the same patient ID Re-attending within 3 months - Children	17	306	5.6%	10.0%	11.3%	11.5%
% of FP17s for the same patient ID Re-attending within 3 months - Adults	128	898	14.3%	14.5%	14.9%	15.4%
% of FP17s for the same patient ID Re-attending between 3 & 9 months - Children	156	306	51.0%	52.8%	60.0%	58.9%
% of FP17s for the same patient ID Re-attending between 3 & 9 months - Adults	299	898	33.3%	48.5%	52.6%	51.6%
% of FP17s for Band 1 Urgent Courses	55	1,034	5.3%	8.0%	7.9%	8.9%
% of FP17s Relating to Free Repair or Replacements	9	1,034	0.9%	0.8%	0.8%	0.8%
% of FP17s Relating to Continuations	17	1,034	1.6%	0.8%	0.9%	0.9%
% of Patients satisfied with the dentistry they have received	5	6	N/A	93.1%	93.2%	93.2%
% of Patients satisfied with the time they had to wait for an appointment	5	6	N/A	90.9%	89.1%	88.8%

* This is based on patients treated on this contract for their most recent course of treatment. Figures in italics indicate the base number of FP17s or Patient Questionnaire responses are less than 100. N/A is shown where the base number of responses is less than 10 during the period. % is calculated as Quantity/Base number*100

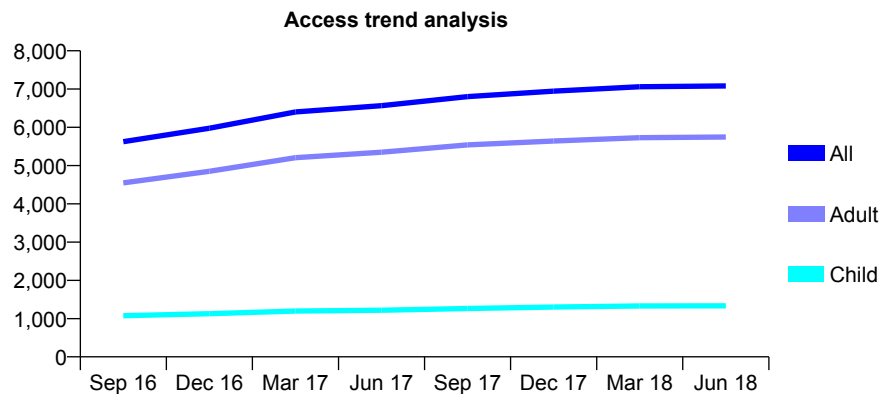
Q54 - Vital Signs At a Glance Contract Report for 835811/0002 - June 2018

Name or company name	Aulak & Corbett Partnership
Contract type name	GDS Contract
Purpose of contract	General
Contract start date	01/10/2015
Contract end date	

18/19 Contracted general activity (UDA)	26,834
Carry forward general activity (UDA)	0
18/19 Contracted orthodontic activity (UOA)	0
Carry forward orthodontic activity (UOA)	0
Baseline contract value	£721,713.36

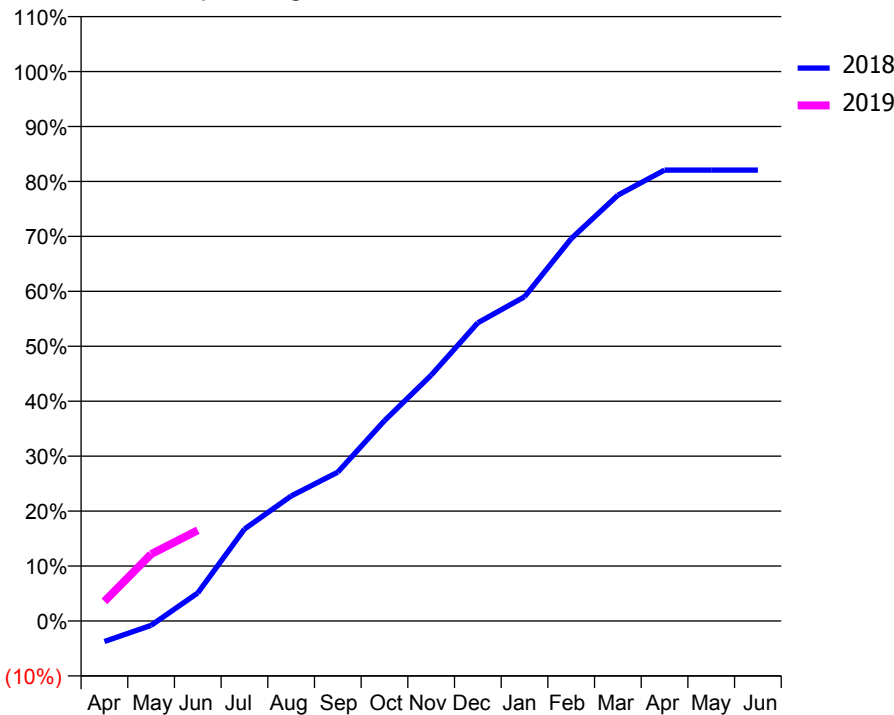
ACCESS*

Patients seen in 24 months	Total	Change since previous quarter
Quarter ending June 2017	6,565	
Quarter ending September 2017	6,804	↑
Quarter ending December 2017	6,945	↑
Quarter ending March 2018	7,061	→
Quarter ending June 2018	7,081	→
Variance since June 2017	7.9%	↑



ACTIVITY

Cumulative percentage of contracted UDA delivered 2018 & 2019



Month	Adjusted Scheduled Activity (UDA)	
	2018	2019
April	-1,006	962
May	-219	3,269
June	1,370	4,433
July	4,488	
August	6,107	
September	7,268	
October	9,782	
November	12,006	
December	14,560	
January	15,836	
February	18,672	
March	20,792	
April	22,018	
May	22,019	
June	22,020	

QUALITY

	Quantity	Base Number	Contract	AT	Region	England
% of FP17s for the same patient ID Re-attending within 3 months - Children	26	427	6.1%	10.0%	11.3%	11.5%
% of FP17s for the same patient ID Re-attending within 3 months - Adults	231	2,010	11.5%	14.5%	14.9%	15.4%
% of FP17s for the same patient ID Re-attending between 3 & 9 months - Children	235	427	55.0%	52.8%	60.0%	58.9%
% of FP17s for the same patient ID Re-attending between 3 & 9 months - Adults	1,197	2,010	59.6%	48.5%	52.6%	51.6%
% of FP17s for Band 1 Urgent Courses	63	2,001	3.1%	8.0%	7.9%	8.9%
% of FP17s Relating to Free Repair or Replacements	21	2,001	1.0%	0.8%	0.8%	0.8%
% of FP17s Relating to Continuations	50	2,001	2.5%	0.8%	0.9%	0.9%
% of Patients satisfied with the dentistry they have received	7	7	N/A	93.1%	93.2%	93.2%
% of Patients satisfied with the time they had to wait for an appointment	7	7	N/A	90.9%	89.1%	88.8%

* This is based on patients treated on this contract for their most recent course of treatment. Figures in italics indicate the base number of FP17s or Patient Questionnaire responses are less than 100. N/A is shown where the base number of responses is less than 10 during the period. % is calculated as Quantity/Base number*100

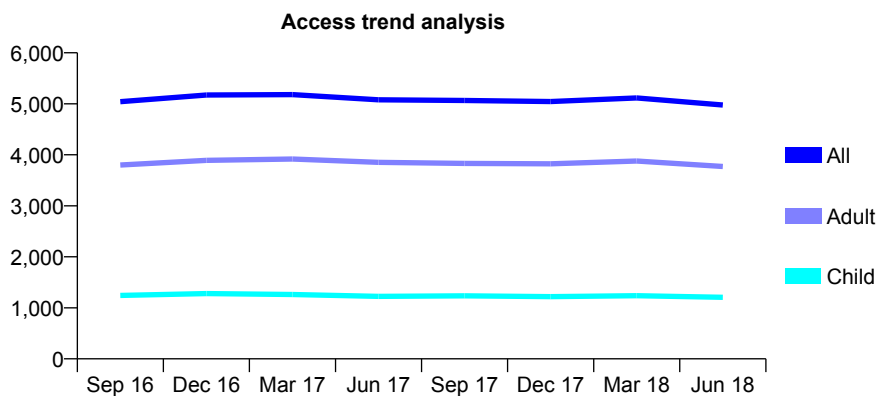
Q54 - Vital Signs At a Glance Contract Report for 847739/0001 - June 2018

Name or company name	MR E MOORE
Contract type name	GDS Contract
Purpose of contract	General
Contract start date	01/04/2006
Contract end date	

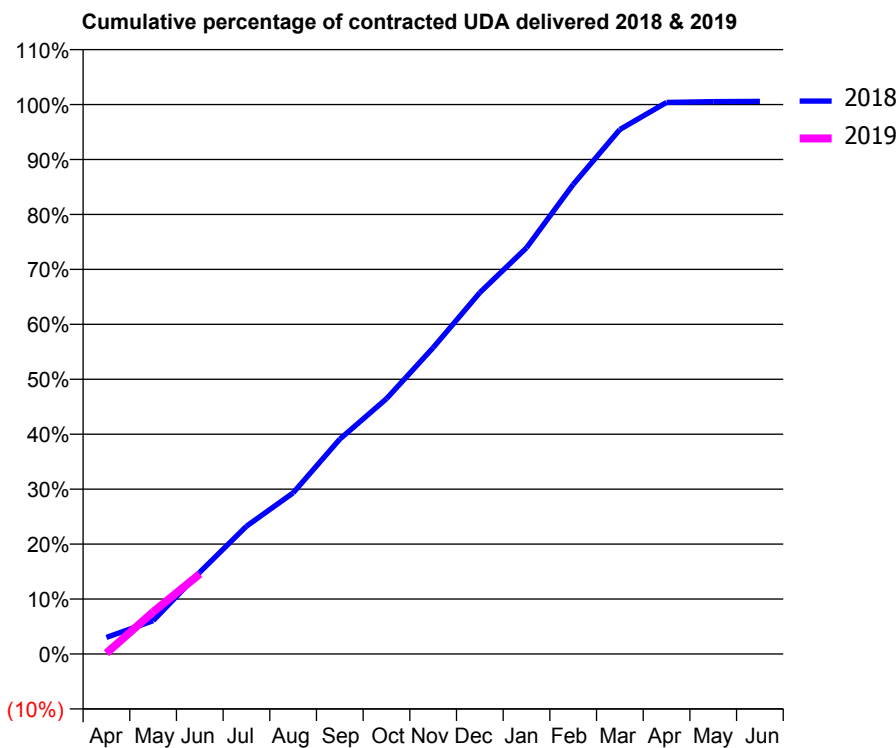
18/19 Contracted general activity (UDA)	16,341
Carry forward general activity (UDA)	0
18/19 Contracted orthodontic activity (UOA)	0
Carry forward orthodontic activity (UOA)	0
Baseline contract value	£436,675.43

ACCESS*

Patients seen in 24 months	Total	Change since previous quarter
Quarter ending June 2017	5,079	
Quarter ending September 2017	5,066	→
Quarter ending December 2017	5,044	→
Quarter ending March 2018	5,115	→
Quarter ending June 2018	4,977	↓
Variance since June 2017	(2.0%)	↓



ACTIVITY



Month	Adjusted Scheduled Activity (UDA)	
	2018	2019
April	494	27
May	990	1,250
June	2,432	2,381
July	3,803	
August	4,793	
September	6,391	
October	7,590	
November	9,109	
December	10,747	
January	12,082	
February	13,962	
March	15,600	
April	16,401	
May	16,429	
June	16,435	

QUALITY

	Quantity	Base Number	Contract	AT	Region	England
% of FP17s for the same patient ID Re-attending within 3 months - Children	35	339	10.3%	10.0%	11.3%	11.5%
% of FP17s for the same patient ID Re-attending within 3 months - Adults	165	962	17.2%	14.5%	14.9%	15.4%
% of FP17s for the same patient ID Re-attending between 3 & 9 months - Children	147	339	43.4%	52.8%	60.0%	58.9%
% of FP17s for the same patient ID Re-attending between 3 & 9 months - Adults	473	962	49.2%	48.5%	52.6%	51.6%
% of FP17s for Band 1 Urgent Courses	142	1,025	13.9%	8.0%	7.9%	8.9%
% of FP17s Relating to Free Repair or Replacements	6	1,025	0.6%	0.8%	0.8%	0.8%
% of FP17s Relating to Continuations	12	1,025	1.2%	0.8%	0.9%	0.9%
% of Patients satisfied with the dentistry they have received	2	3	N/A	93.1%	93.2%	93.2%
% of Patients satisfied with the time they had to wait for an appointment	2	3	N/A	90.9%	89.1%	88.8%

* This is based on patients treated on this contract for their most recent course of treatment. Figures in italics indicate the base number of FP17s or Patient Questionnaire responses are less than 100. N/A is shown where the base number of responses is less than 10 during the period. % is calculated as Quantity/Base number*100

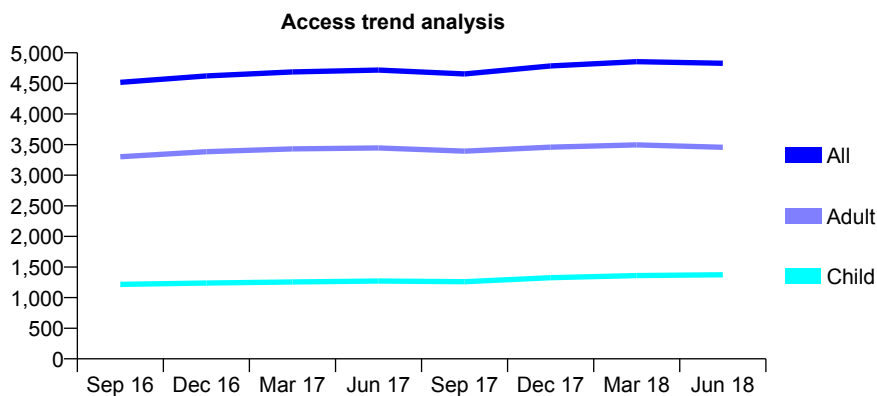
Q54 - Vital Signs At a Glance Contract Report for 848115/0002 - June 2018

Name or company name	MR P PARSOTAM
Contract type name	GDS Contract
Purpose of contract	General
Contract start date	01/04/2013
Contract end date	

18/19 Contracted general activity (UDA)	14,734
Carry forward general activity (UDA)	0
18/19 Contracted orthodontic activity (UOA)	0
Carry forward orthodontic activity (UOA)	0
Baseline contract value	£371,919.85

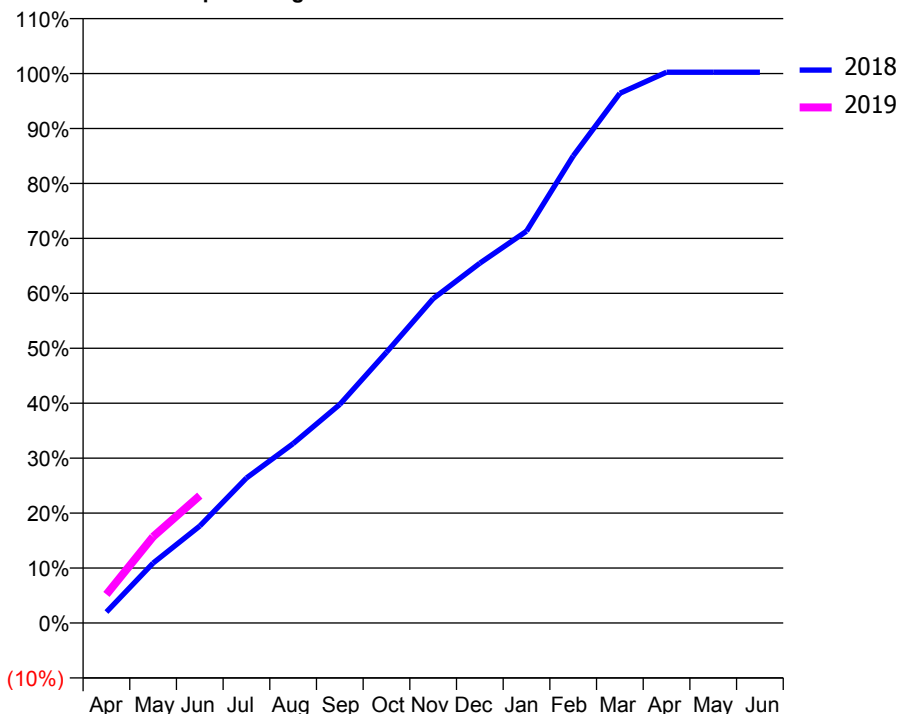
ACCESS*

Patients seen in 24 months	Total	Change since previous quarter
Quarter ending June 2017	4,718	
Quarter ending September 2017	4,654	↓
Quarter ending December 2017	4,785	↑
Quarter ending March 2018	4,855	→
Quarter ending June 2018	4,830	→
Variance since June 2017	2.4%	↑



ACTIVITY

Cumulative percentage of contracted UDA delivered 2018 & 2019



Adjusted Scheduled Activity (UDA)

Month	2018	2019
April	296	766
May	1,606	2,316
June	2,600	3,418
July	3,889	
August	4,809	
September	5,863	
October	7,259	
November	8,697	
December	9,648	
January	10,507	
February	12,525	
March	14,202	
April	14,767	
May	14,768	
June	14,768	

QUALITY

	Quantity	Base Number	Contract	AT	Region	England
% of FP17s for the same patient ID Re-attending within 3 months - Children	32	495	6.5%	10.0%	11.3%	11.5%
% of FP17s for the same patient ID Re-attending within 3 months - Adults	124	1,115	11.1%	14.5%	14.9%	15.4%
% of FP17s for the same patient ID Re-attending between 3 & 9 months - Children	303	495	61.2%	52.8%	60.0%	58.9%
% of FP17s for the same patient ID Re-attending between 3 & 9 months - Adults	670	1,115	60.1%	48.5%	52.6%	51.6%
% of FP17s for Band 1 Urgent Courses	54	1,292	4.2%	8.0%	7.9%	8.9%
% of FP17s Relating to Free Repair or Replacements	10	1,292	0.8%	0.8%	0.8%	0.8%
% of FP17s Relating to Continuations	29	1,292	2.2%	0.8%	0.9%	0.9%
% of Patients satisfied with the dentistry they have received	5	5	N/A	93.1%	93.2%	93.2%
% of Patients satisfied with the time they had to wait for an appointment	5	5	N/A	90.9%	89.1%	88.8%

* This is based on patients treated on this contract for their most recent course of treatment. Figures in italics indicate the base number of FP17s or Patient Questionnaire responses are less than 100. N/A is shown where the base number of responses is less than 10 during the period. % is calculated as Quantity/Base number*100

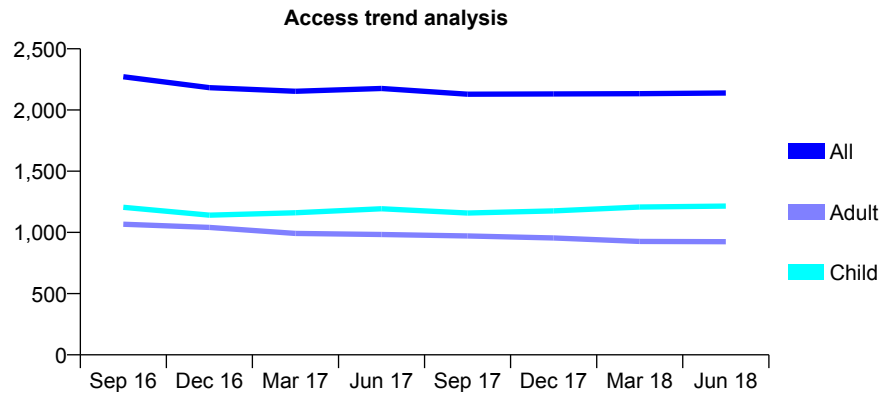
Q54 - Vital Signs At a Glance Contract Report for 849022/0001 - June 2018

Name or company name	MR FL MOHAMED
Contract type name	GDS Contract
Purpose of contract	General
Contract start date	01/04/2006
Contract end date	

18/19 Contracted general activity (UDA)	6,092
Carry forward general activity (UDA)	0
18/19 Contracted orthodontic activity (UOA)	0
Carry forward orthodontic activity (UOA)	0
Baseline contract value	£190,710.61

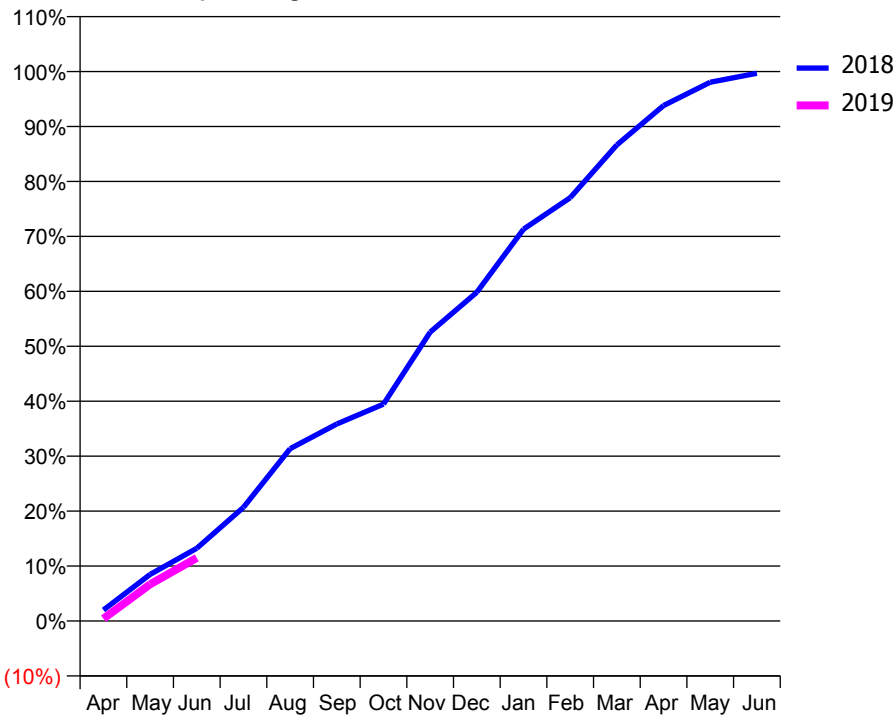
ACCESS*

Patients seen in 24 months	Total	Change since previous quarter
Quarter ending June 2017	2,176	
Quarter ending September 2017	2,129	↓
Quarter ending December 2017	2,131	→
Quarter ending March 2018	2,133	→
Quarter ending June 2018	2,139	→
Variance since June 2017	(1.7%)	↓



ACTIVITY

Cumulative percentage of contracted UDA delivered 2018 & 2019



Adjusted Scheduled Activity (UDA)		
Month	2018	2019
April	122	27
May	517	408
June	806	700
July	1,261	
August	1,911	
September	2,184	
October	2,404	
November	3,202	
December	3,644	
January	4,345	
February	4,693	
March	5,279	
April	5,715	
May	5,974	
June	6,073	

QUALITY

	Quantity	Base Number	Contract	AT	Region	England
% of FP17s for the same patient ID Re-attending within 3 months - Children	19	266	7.1%	10.0%	11.3%	11.5%
% of FP17s for the same patient ID Re-attending within 3 months - Adults	28	206	13.6%	14.5%	14.9%	15.4%
% of FP17s for the same patient ID Re-attending between 3 & 9 months - Children	89	266	33.5%	52.8%	60.0%	58.9%
% of FP17s for the same patient ID Re-attending between 3 & 9 months - Adults	46	206	22.3%	48.5%	52.6%	51.6%
% of FP17s for Band 1 Urgent Courses	34	256	13.3%	8.0%	7.9%	8.9%
% of FP17s Relating to Free Repair or Replacements	0	256	0.0%	0.8%	0.8%	0.8%
% of FP17s Relating to Continuations	2	256	0.8%	0.8%	0.9%	0.9%
% of Patients satisfied with the dentistry they have received	2	2	N/A	93.1%	93.2%	93.2%
% of Patients satisfied with the time they had to wait for an appointment	2	2	N/A	90.9%	89.1%	88.8%

* This is based on patients treated on this contract for their most recent course of treatment. Figures in italics indicate the base number of FP17s or Patient Questionnaire responses are less than 100. N/A is shown where the base number of responses is less than 10 during the period. % is calculated as Quantity/Base number*100

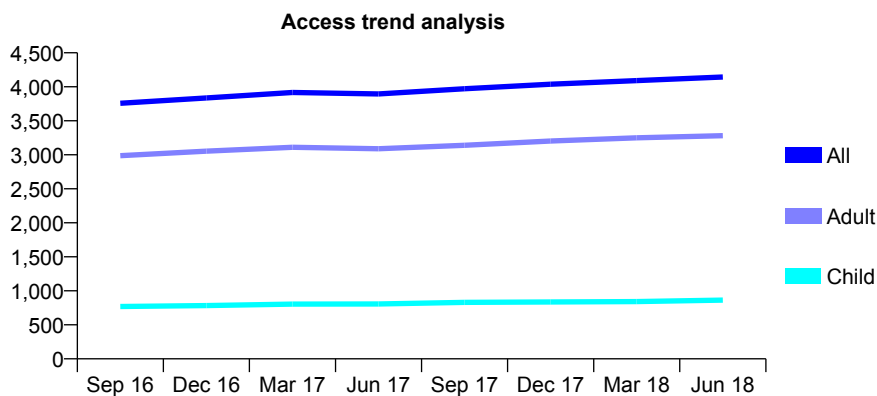
Q54 - Vital Signs At a Glance Contract Report for 853720/0001 - June 2018

Name or company name	MR LY CHEN
Contract type name	GDS Contract
Purpose of contract	General
Contract start date	01/04/2006
Contract end date	

18/19 Contracted general activity (UDA)	14,000
Carry forward general activity (UDA)	0
18/19 Contracted orthodontic activity (UOA)	0
Carry forward orthodontic activity (UOA)	0
Baseline contract value	£335,551.72

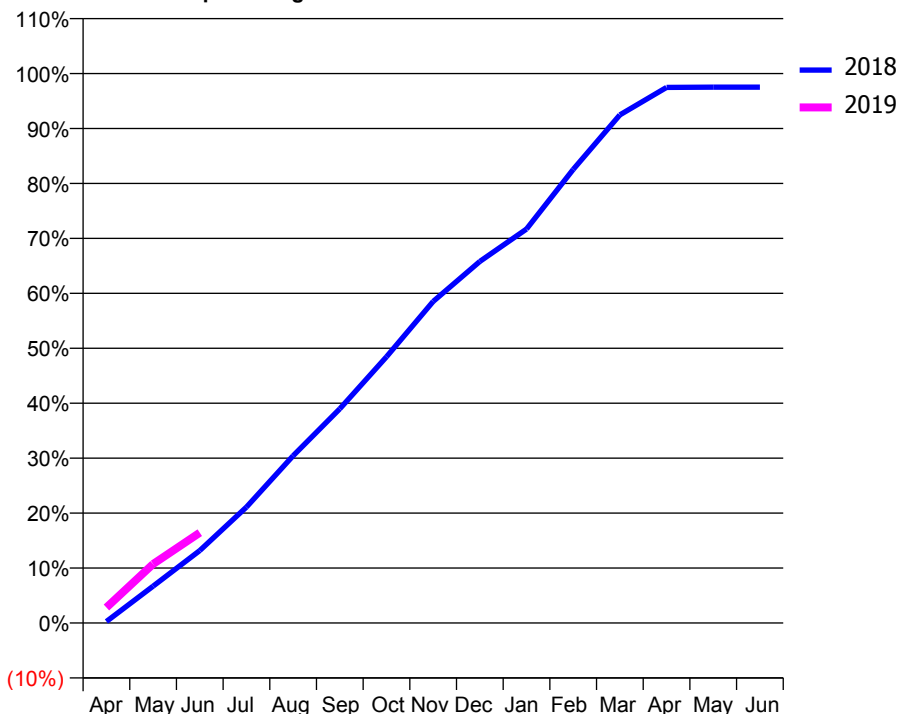
ACCESS*

Patients seen in 24 months	Total	Change since previous quarter
Quarter ending June 2017	3,895	
Quarter ending September 2017	3,971	→
Quarter ending December 2017	4,039	→
Quarter ending March 2018	4,092	→
Quarter ending June 2018	4,144	→
Variance since June 2017	6.4%	↑



ACTIVITY

Cumulative percentage of contracted UDA delivered 2018 & 2019



Adjusted Scheduled Activity (UDA)

Month	2018	2019
April	41	394
May	939	1,504
June	1,845	2,302
July	2,954	
August	4,261	
September	5,458	
October	6,782	
November	8,192	
December	9,213	
January	10,038	
February	11,556	
March	12,945	
April	13,646	
May	13,652	
June	13,652	

QUALITY

	Quantity	Base Number	Contract	AT	Region	England
% of FP17s for the same patient ID Re-attending within 3 months - Children	27	258	10.5%	10.0%	11.3%	11.5%
% of FP17s for the same patient ID Re-attending within 3 months - Adults	102	931	11.0%	14.5%	14.9%	15.4%
% of FP17s for the same patient ID Re-attending between 3 & 9 months - Children	91	258	35.3%	52.8%	60.0%	58.9%
% of FP17s for the same patient ID Re-attending between 3 & 9 months - Adults	452	931	48.5%	48.5%	52.6%	51.6%
% of FP17s for Band 1 Urgent Courses	73	959	7.6%	8.0%	7.9%	8.9%
% of FP17s Relating to Free Repair or Replacements	5	959	0.5%	0.8%	0.8%	0.8%
% of FP17s Relating to Continuations	1	959	0.1%	0.8%	0.9%	0.9%
% of Patients satisfied with the dentistry they have received	3	3	N/A	93.1%	93.2%	93.2%
% of Patients satisfied with the time they had to wait for an appointment	2	3	N/A	90.9%	89.1%	88.8%

* This is based on patients treated on this contract for their most recent course of treatment. Figures in italics indicate the base number of FP17s or Patient Questionnaire responses are less than 100. N/A is shown where the base number of responses is less than 10 during the period. % is calculated as Quantity/Base number*100

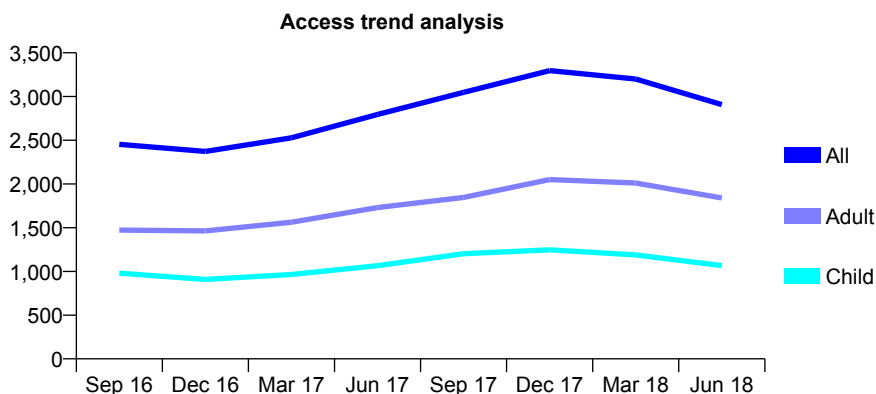
Q54 - Vital Signs At a Glance Contract Report for 854115/0001 - June 2018

Name or company name	MISS N DHALIWAL
Contract type name	GDS Contract
Purpose of contract	General
Contract start date	01/04/2006
Contract end date	

18/19 Contracted general activity (UDA)	9,418
Carry forward general activity (UDA)	0
18/19 Contracted orthodontic activity (UOA)	0
Carry forward orthodontic activity (UOA)	0
Baseline contract value	£262,828.04

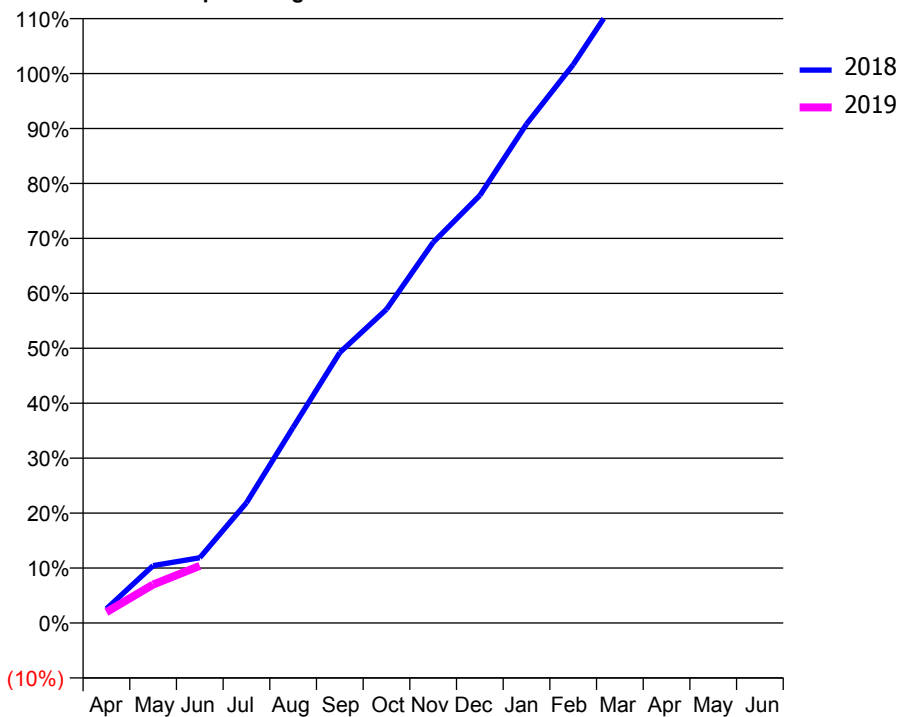
ACCESS*

Patients seen in 24 months	Total	Change since previous quarter
Quarter ending June 2017	2,795	
Quarter ending September 2017	3,048	↑
Quarter ending December 2017	3,296	↑
Quarter ending March 2018	3,200	↓
Quarter ending June 2018	2,907	↓
Variance since June 2017	4.0%	↑



ACTIVITY

Cumulative percentage of contracted UDA delivered 2018 & 2019



Month	Adjusted Scheduled Activity (UDA)	
	2018	2019
April	244	186
May	983	659
June	1,118	980
July	2,061	
August	3,355	
September	4,636	
October	5,376	
November	6,524	
December	7,329	
January	8,551	
February	9,570	
March	10,776	
April	11,185	
May	11,185	
June	11,185	

QUALITY

	Quantity	Base Number	Contract	AT	Region	England
% of FP17s for the same patient ID Re-attending within 3 months - Children	15	231	6.5%	10.0%	11.3%	11.5%
% of FP17s for the same patient ID Re-attending within 3 months - Adults	40	235	17.0%	14.5%	14.9%	15.4%
% of FP17s for the same patient ID Re-attending between 3 & 9 months - Children	126	231	54.5%	52.8%	60.0%	58.9%
% of FP17s for the same patient ID Re-attending between 3 & 9 months - Adults	96	235	40.9%	48.5%	52.6%	51.6%
% of FP17s for Band 1 Urgent Courses	6	351	1.7%	8.0%	7.9%	8.9%
% of FP17s Relating to Free Repair or Replacements	4	351	1.1%	0.8%	0.8%	0.8%
% of FP17s Relating to Continuations	11	351	3.1%	0.8%	0.9%	0.9%
% of Patients satisfied with the dentistry they have received	4	4	N/A	93.1%	93.2%	93.2%
% of Patients satisfied with the time they had to wait for an appointment	3	4	N/A	90.9%	89.1%	88.8%

* This is based on patients treated on this contract for their most recent course of treatment. Figures in italics indicate the base number of FP17s or Patient Questionnaire responses are less than 100. N/A is shown where the base number of responses is less than 10 during the period. % is calculated as Quantity/Base number*100

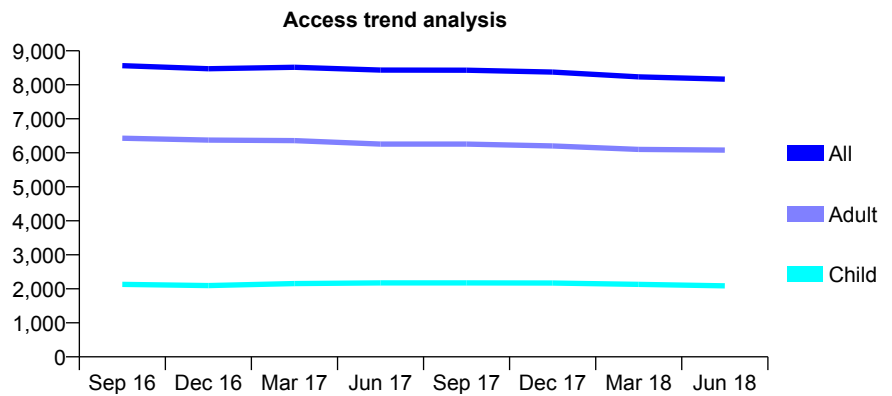
Q54 - Vital Signs At a Glance Contract Report for 854255/0001 - June 2018

Name or company name	MR M DHANDA
Contract type name	GDS Contract
Purpose of contract	General
Contract start date	01/04/2006
Contract end date	

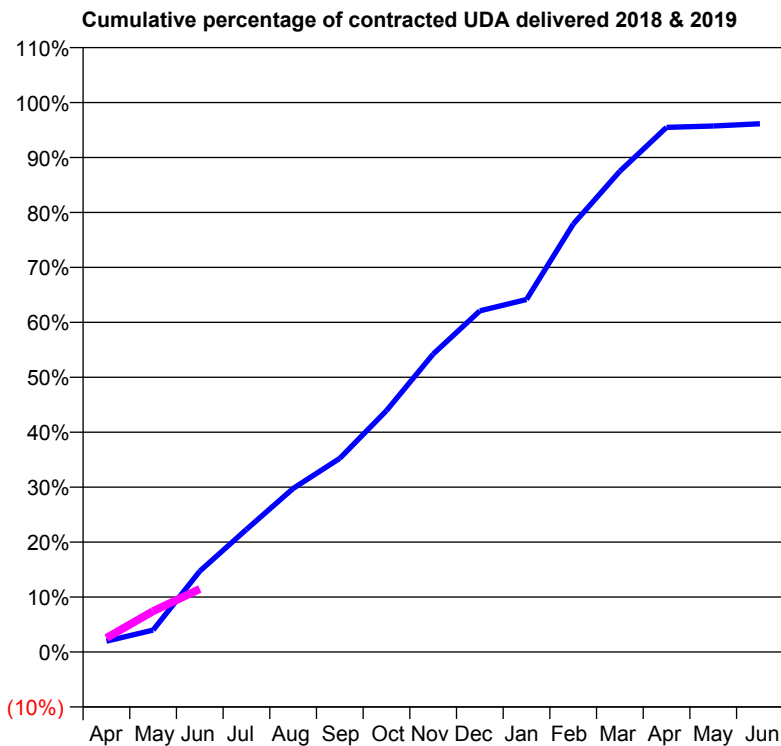
18/19 Contracted general activity (UDA)	22,559
Carry forward general activity (UDA)	0
18/19 Contracted orthodontic activity (UOA)	0
Carry forward orthodontic activity (UOA)	0
Baseline contract value	£539,466.23

ACCESS*

Patients seen in 24 months	Total	Change since previous quarter
Quarter ending June 2017	8,432	
Quarter ending September 2017	8,429	→
Quarter ending December 2017	8,374	→
Quarter ending March 2018	8,233	↓
Quarter ending June 2018	8,166	→
Variance since June 2017	(3.2%)	↓



ACTIVITY



Month	Adjusted Scheduled Activity (UDA)	
	2018	2019
April	445	576
May	900	1,677
June	3,321	2,587
July	5,031	
August	6,715	
September	7,953	
October	9,910	
November	12,232	
December	14,007	
January	14,471	
February	17,566	
March	19,737	
April	21,542	
May	21,594	
June	21,687	

QUALITY

	Quantity	Base Number	Contract	AT	Region	England
% of FP17s for the same patient ID Re-attending within 3 months - Children	46	560	8.2%	10.0%	11.3%	11.5%
% of FP17s for the same patient ID Re-attending within 3 months - Adults	143	1,429	10.0%	14.5%	14.9%	15.4%
% of FP17s for the same patient ID Re-attending between 3 & 9 months - Children	237	560	42.3%	52.8%	60.0%	58.9%
% of FP17s for the same patient ID Re-attending between 3 & 9 months - Adults	627	1,429	43.9%	48.5%	52.6%	51.6%
% of FP17s for Band 1 Urgent Courses	66	1,198	5.5%	8.0%	7.9%	8.9%
% of FP17s Relating to Free Repair or Replacements	3	1,198	0.3%	0.8%	0.8%	0.8%
% of FP17s Relating to Continuations	3	1,198	0.3%	0.8%	0.9%	0.9%
% of Patients satisfied with the dentistry they have received	11	13	84.6%	93.1%	93.2%	93.2%
% of Patients satisfied with the time they had to wait for an appointment	12	13	92.3%	90.9%	89.1%	88.8%

* This is based on patients treated on this contract for their most recent course of treatment. Figures in italics indicate the base number of FP17s or Patient Questionnaire responses are less than 100. N/A is shown where the base number of responses is less than 10 during the period. % is calculated as Quantity/Base number*100

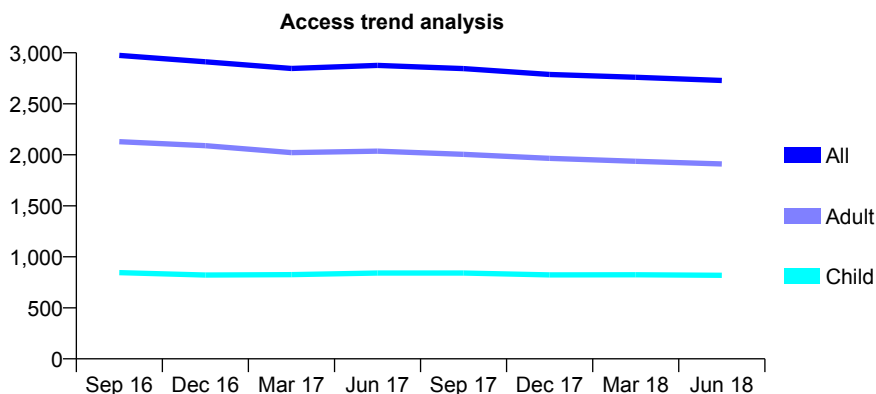
Q54 - Vital Signs At a Glance Contract Report for 857866/0002 - June 2018

Name or company name	MR LG THOTA
Contract type name	GDS Contract
Purpose of contract	General
Contract start date	01/09/2006
Contract end date	

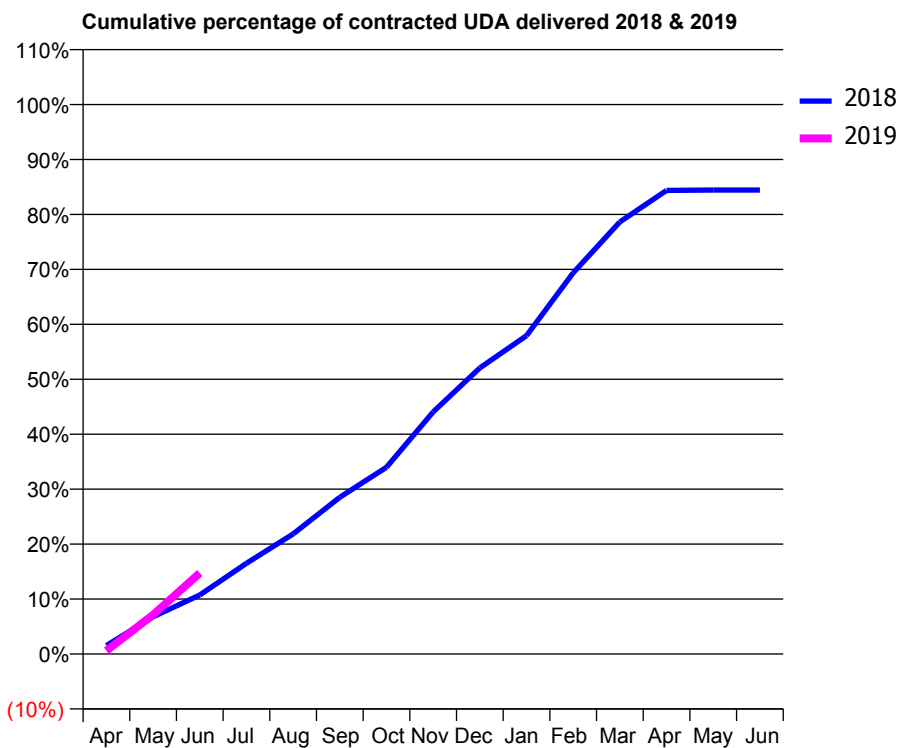
18/19 Contracted general activity (UDA)	16,000
Carry forward general activity (UDA)	0
18/19 Contracted orthodontic activity (UOA)	0
Carry forward orthodontic activity (UOA)	0
Baseline contract value	£335,999.99

ACCESS*

Patients seen in 24 months	Total	Change since previous quarter
Quarter ending June 2017	2,877	
Quarter ending September 2017	2,845	↓
Quarter ending December 2017	2,788	↓
Quarter ending March 2018	2,760	↓
Quarter ending June 2018	2,729	↓
Variance since June 2017	(5.1%)	↓



ACTIVITY



Month	Adjusted Scheduled Activity (UDA)	
	2018	2019
April	248	94
May	1,085	1,145
June	1,716	2,360
July	2,642	
August	3,495	
September	4,564	
October	5,436	
November	7,049	
December	8,331	
January	9,269	
February	11,098	
March	12,583	
April	13,497	
May	13,508	
June	13,508	

QUALITY

	Quantity	Base Number	Contract	AT	Region	England
% of FP17s for the same patient ID Re-attending within 3 months - Children	21	236	8.9%	10.0%	11.3%	11.5%
% of FP17s for the same patient ID Re-attending within 3 months - Adults	88	533	16.5%	14.5%	14.9%	15.4%
% of FP17s for the same patient ID Re-attending between 3 & 9 months - Children	127	236	53.8%	52.8%	60.0%	58.9%
% of FP17s for the same patient ID Re-attending between 3 & 9 months - Adults	305	533	57.2%	48.5%	52.6%	51.6%
% of FP17s for Band 1 Urgent Courses	43	600	7.2%	8.0%	7.9%	8.9%
% of FP17s Relating to Free Repair or Replacements	13	600	2.2%	0.8%	0.8%	0.8%
% of FP17s Relating to Continuations	20	600	3.3%	0.8%	0.9%	0.9%
% of Patients satisfied with the dentistry they have received	1	1	N/A	93.1%	93.2%	93.2%
% of Patients satisfied with the time they had to wait for an appointment	1	1	N/A	90.9%	89.1%	88.8%

* This is based on patients treated on this contract for their most recent course of treatment. Figures in italics indicate the base number of FP17s or Patient Questionnaire responses are less than 100. N/A is shown where the base number of responses is less than 10 during the period. % is calculated as Quantity/Base number*100

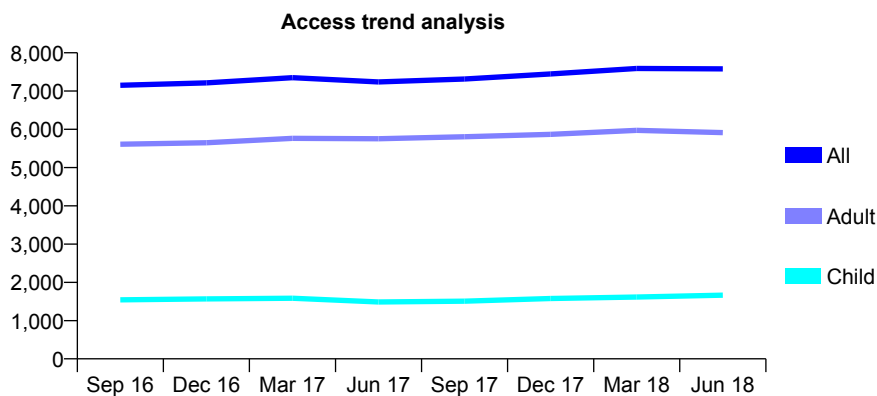
Q54 - Vital Signs At a Glance Contract Report for 858064/0001 - June 2018

Name or company name	MR JE SWINSCOE
Contract type name	GDS Contract
Purpose of contract	General
Contract start date	01/04/2006
Contract end date	

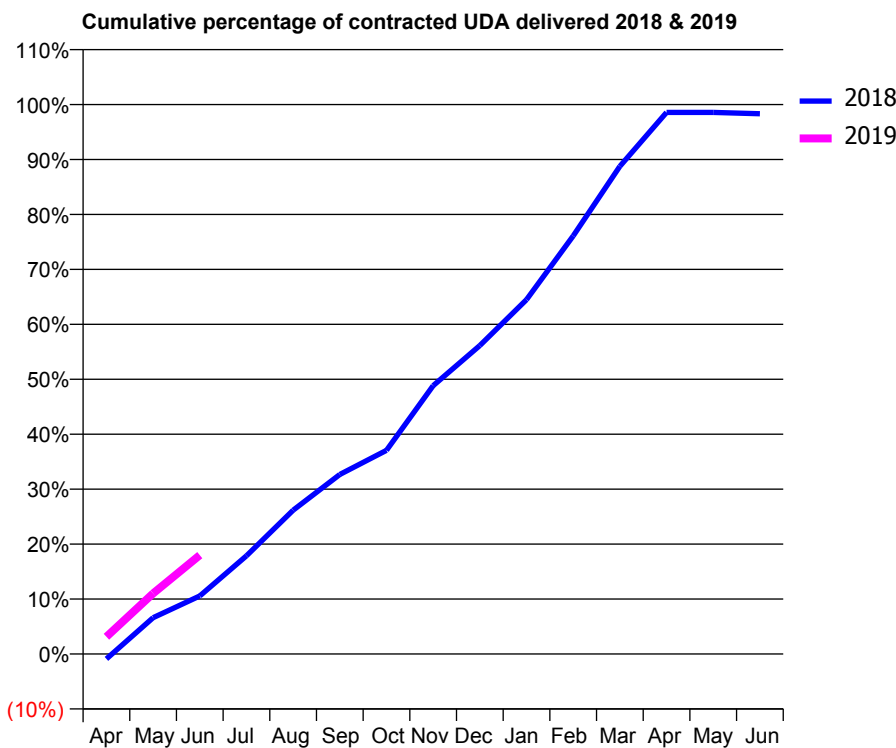
18/19 Contracted general activity (UDA)	23,507
Carry forward general activity (UDA)	0
18/19 Contracted orthodontic activity (UOA)	0
Carry forward orthodontic activity (UOA)	0
Baseline contract value	£665,809.44

ACCESS*

Patients seen in 24 months	Total	Change since previous quarter
Quarter ending June 2017	7,237	
Quarter ending September 2017	7,315	→
Quarter ending December 2017	7,449	→
Quarter ending March 2018	7,590	→
Quarter ending June 2018	7,581	→
Variance since June 2017	4.8%	↑



ACTIVITY



Month	Adjusted Scheduled Activity (UDA)	
	2018	2019
April	-211	738
May	1,554	2,595
June	2,484	4,229
July	4,203	
August	6,155	
September	7,678	
October	8,712	
November	11,481	
December	13,196	
January	15,161	
February	17,884	
March	20,862	
April	23,168	
May	23,168	
June	23,111	

QUALITY

	Quantity	Base Number	Contract	AT	Region	England
% of FP17s for the same patient ID Re-attending within 3 months - Children	35	667	5.2%	10.0%	11.3%	11.5%
% of FP17s for the same patient ID Re-attending within 3 months - Adults	272	2,062	13.2%	14.5%	14.9%	15.4%
% of FP17s for the same patient ID Re-attending between 3 & 9 months - Children	435	667	65.2%	52.8%	60.0%	58.9%
% of FP17s for the same patient ID Re-attending between 3 & 9 months - Adults	1,194	2,062	57.9%	48.5%	52.6%	51.6%
% of FP17s for Band 1 Urgent Courses	111	1,971	5.6%	8.0%	7.9%	8.9%
% of FP17s Relating to Free Repair or Replacements	41	1,971	2.1%	0.8%	0.8%	0.8%
% of FP17s Relating to Continuations	38	1,971	1.9%	0.8%	0.9%	0.9%
% of Patients satisfied with the dentistry they have received	6	6	N/A	93.1%	93.2%	93.2%
% of Patients satisfied with the time they had to wait for an appointment	6	6	N/A	90.9%	89.1%	88.8%

* This is based on patients treated on this contract for their most recent course of treatment. Figures in italics indicate the base number of FP17s or Patient Questionnaire responses are less than 100. N/A is shown where the base number of responses is less than 10 during the period. % is calculated as Quantity/Base number*100

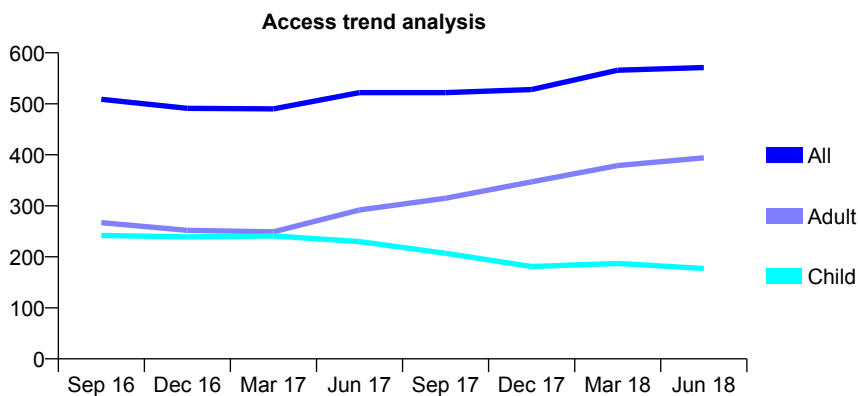
Q54 - Vital Signs At a Glance Contract Report for 858609/0001 - June 2018

Name or company name	MR KS GILL
Contract type name	GDS Contract
Purpose of contract	General
Contract start date	01/03/2010
Contract end date	

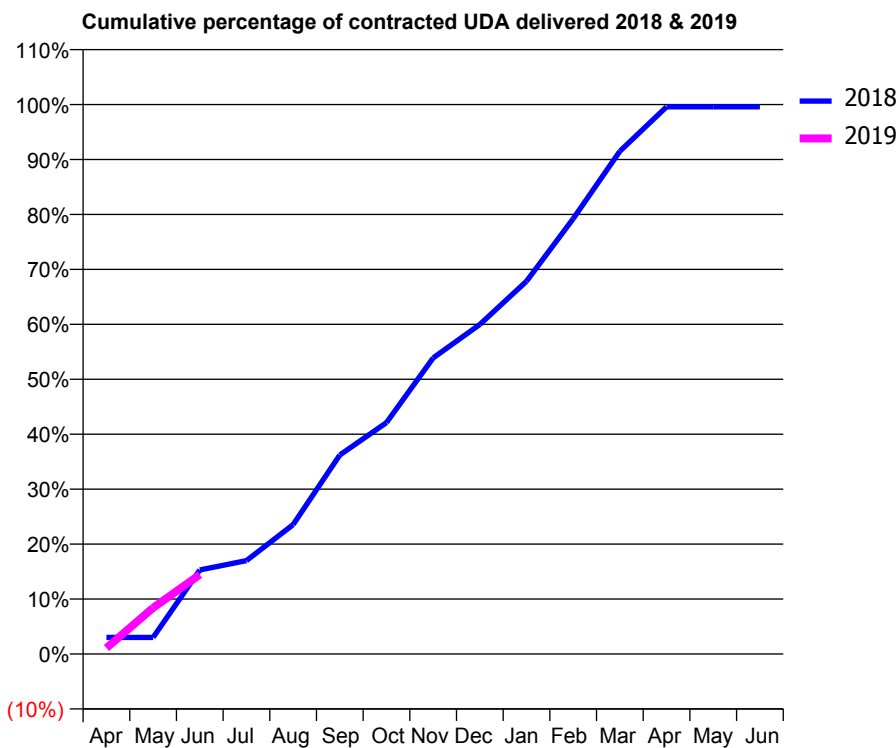
18/19 Contracted general activity (UDA)	2,000
Carry forward general activity (UDA)	0
18/19 Contracted orthodontic activity (UOA)	0
Carry forward orthodontic activity (UOA)	0
Baseline contract value	£47,022.20

ACCESS*

Patients seen in 24 months	Total	Change since previous quarter
Quarter ending June 2017	522	
Quarter ending September 2017	522	→
Quarter ending December 2017	528	→
Quarter ending March 2018	566	↑
Quarter ending June 2018	571	→
Variance since June 2017	9.4%	↑



ACTIVITY



Adjusted Scheduled Activity (UDA)		
Month	2018	2019
April	60	22
May	60	168
June	306	289
July	340	
August	471	
September	724	
October	842	
November	1,078	
December	1,200	
January	1,357	
February	1,585	
March	1,830	
April	1,992	
May	1,992	
June	1,992	

QUALITY

	Quantity	Base Number	Contract	AT	Region	England
% of FP17s for the same patient ID Re-attending within 3 months - Children	1	61	1.6%	10.0%	11.3%	11.5%
% of FP17s for the same patient ID Re-attending within 3 months - Adults	7	110	6.4%	14.5%	14.9%	15.4%
% of FP17s for the same patient ID Re-attending between 3 & 9 months - Children	21	61	34.4%	52.8%	60.0%	58.9%
% of FP17s for the same patient ID Re-attending between 3 & 9 months - Adults	30	110	27.3%	48.5%	52.6%	51.6%
% of FP17s for Band 1 Urgent Courses	0	128	0.0%	8.0%	7.9%	8.9%
% of FP17s Relating to Free Repair or Replacements	0	128	0.0%	0.8%	0.8%	0.8%
% of FP17s Relating to Continuations	1	128	0.8%	0.8%	0.9%	0.9%
% of Patients satisfied with the dentistry they have received	2	2	N/A	93.1%	93.2%	93.2%
% of Patients satisfied with the time they had to wait for an appointment	2	2	N/A	90.9%	89.1%	88.8%

* This is based on patients treated on this contract for their most recent course of treatment. Figures in italics indicate the base number of FP17s or Patient Questionnaire responses are less than 100. N/A is shown where the base number of responses is less than 10 during the period. % is calculated as Quantity/Base number*100

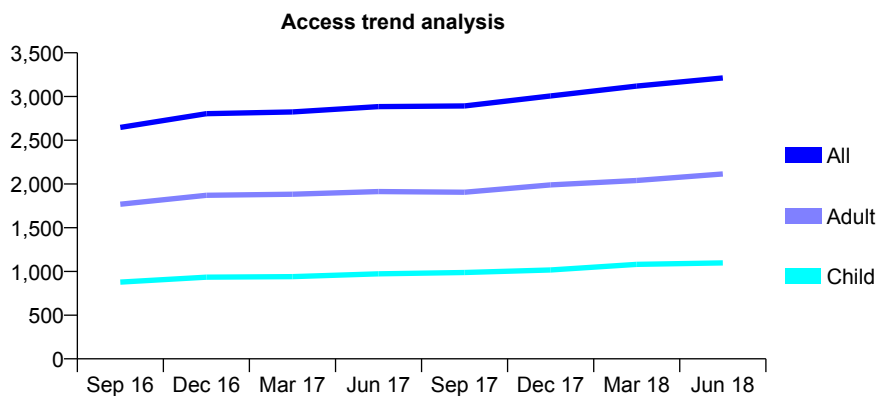
Q54 - Vital Signs At a Glance Contract Report for 859389/0001 - June 2018

Name or company name	MR A KHALIL
Contract type name	GDS Contract
Purpose of contract	General
Contract start date	01/04/2006
Contract end date	

18/19 Contracted general activity (UDA)	11,766
Carry forward general activity (UDA)	0
18/19 Contracted orthodontic activity (UOA)	0
Carry forward orthodontic activity (UOA)	0
Baseline contract value	£296,094.76

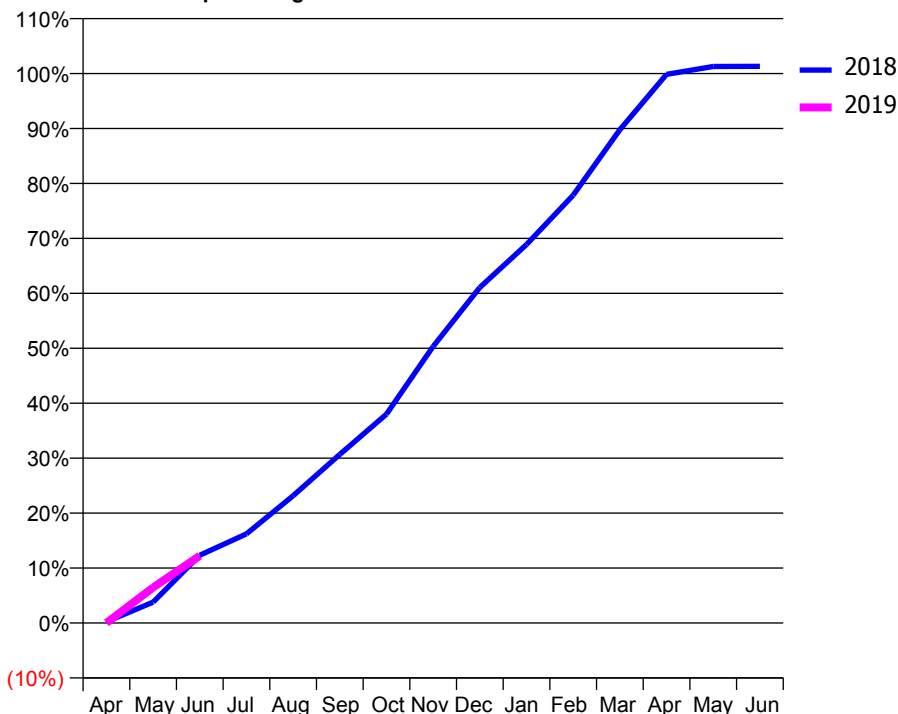
ACCESS*

Patients seen in 24 months	Total	Change since previous quarter
Quarter ending June 2017	2,885	
Quarter ending September 2017	2,893	→
Quarter ending December 2017	3,007	↑
Quarter ending March 2018	3,120	↑
Quarter ending June 2018	3,212	↑
Variance since June 2017	11.3%	↑



ACTIVITY

Cumulative percentage of contracted UDA delivered 2018 & 2019



Month	Adjusted Scheduled Activity (UDA)	
	2018	2019
April	28	0
May	447	761
June	1,452	1,442
July	1,910	
August	2,726	
September	3,612	
October	4,474	
November	5,924	
December	7,184	
January	8,104	
February	9,162	
March	10,563	
April	11,748	
May	11,917	
June	11,918	

QUALITY

	Quantity	Base Number	Contract	AT	Region	England
% of FP17s for the same patient ID Re-attending within 3 months - Children	24	261	9.2%	10.0%	11.3%	11.5%
% of FP17s for the same patient ID Re-attending within 3 months - Adults	76	494	15.4%	14.5%	14.9%	15.4%
% of FP17s for the same patient ID Re-attending between 3 & 9 months - Children	72	261	27.6%	52.8%	60.0%	58.9%
% of FP17s for the same patient ID Re-attending between 3 & 9 months - Adults	144	494	29.1%	48.5%	52.6%	51.6%
% of FP17s for Band 1 Urgent Courses	78	472	16.5%	8.0%	7.9%	8.9%
% of FP17s Relating to Free Repair or Replacements	0	472	0.0%	0.8%	0.8%	0.8%
% of FP17s Relating to Continuations	0	472	0.0%	0.8%	0.9%	0.9%
% of Patients satisfied with the dentistry they have received	1	1	N/A	93.1%	93.2%	93.2%
% of Patients satisfied with the time they had to wait for an appointment	0	1	N/A	90.9%	89.1%	88.8%

* This is based on patients treated on this contract for their most recent course of treatment. Figures in italics indicate the base number of FP17s or Patient Questionnaire responses are less than 100. N/A is shown where the base number of responses is less than 10 during the period. % is calculated as Quantity/Base number*100

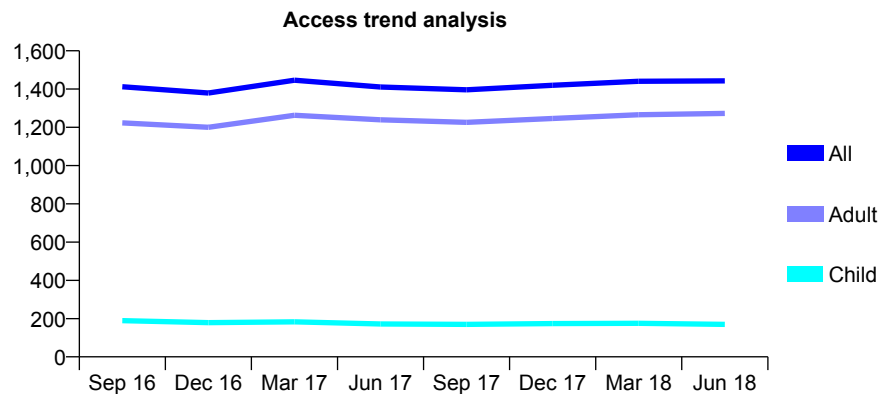
Q54 - Vital Signs At a Glance Contract Report for 901245/0001 - June 2018

Name or company name	MR DG HENDERSON
Contract type name	GDS Contract
Purpose of contract	General and Orthodontic
Contract start date	01/04/2006
Contract end date	

18/19 Contracted general activity (UDA)	3,830
Carry forward general activity (UDA)	0
18/19 Contracted orthodontic activity (UOA)	3
Carry forward orthodontic activity (UOA)	0
Baseline contract value	£99,762.47

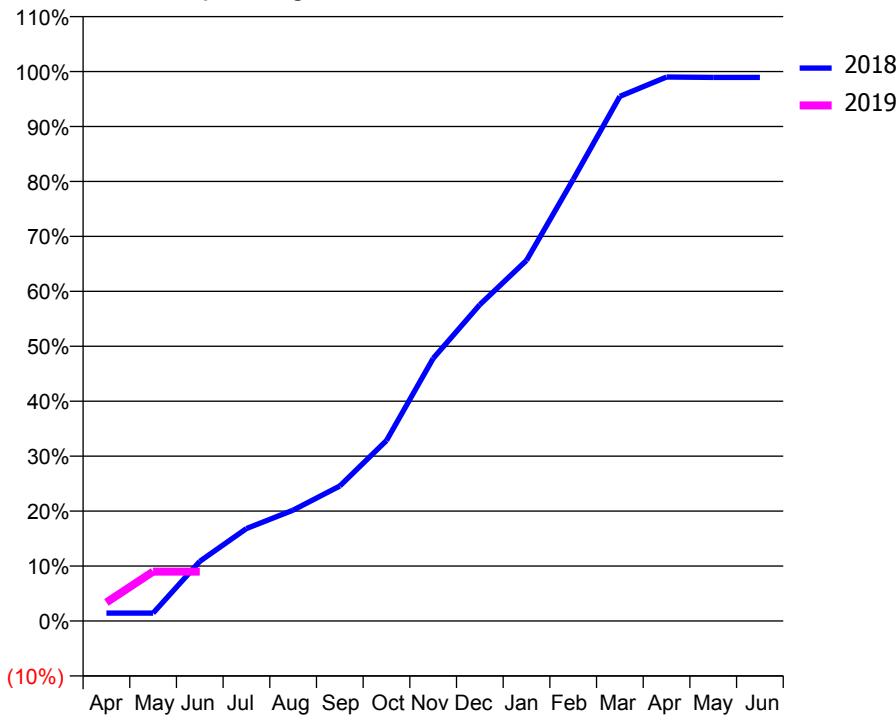
ACCESS*

Patients seen in 24 months	Total	Change since previous quarter
Quarter ending June 2017	1,411	
Quarter ending September 2017	1,396	↓
Quarter ending December 2017	1,420	→
Quarter ending March 2018	1,441	→
Quarter ending June 2018	1,443	→
Variance since June 2017	2.3%	↑



ACTIVITY

Cumulative percentage of contracted UDA delivered 2018 & 2019



Month	Adjusted Scheduled Activity (UDA)	
	2018	2019
April	55	129
May	55	345
June	416	345
July	644	
August	772	
September	941	
October	1,258	
November	1,831	
December	2,205	
January	2,514	
February	3,078	
March	3,657	
April	3,791	
May	3,788	
June	3,788	

QUALITY

	Quantity	Base Number	Contract	AT	Region	England
% of FP17s for the same patient ID Re-attending within 3 months - Children	1	40	2.5%	10.0%	11.3%	11.5%
% of FP17s for the same patient ID Re-attending within 3 months - Adults	57	222	25.7%	14.5%	14.9%	15.4%
% of FP17s for the same patient ID Re-attending between 3 & 9 months - Children	21	40	52.5%	52.8%	60.0%	58.9%
% of FP17s for the same patient ID Re-attending between 3 & 9 months - Adults	101	222	45.5%	48.5%	52.6%	51.6%
% of FP17s for Band 1 Urgent Courses	29	213	13.6%	8.0%	7.9%	8.9%
% of FP17s Relating to Free Repair or Replacements	4	213	1.9%	0.8%	0.8%	0.8%
% of FP17s Relating to Continuations	0	213	0.0%	0.8%	0.9%	0.9%
% of Patients satisfied with the dentistry they have received	0	1	N/A	93.1%	93.2%	93.2%
% of Patients satisfied with the time they had to wait for an appointment	0	1	N/A	90.9%	89.1%	88.8%

* This is based on patients treated on this contract for their most recent course of treatment. Figures in italics indicate the base number of FP17s or Patient Questionnaire responses are less than 100. N/A is shown where the base number of responses is less than 10 during the period. % is calculated as Quantity/Base number*100

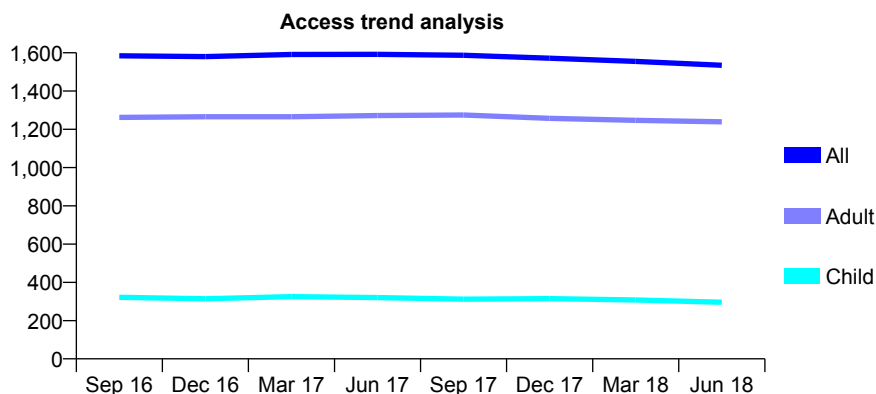
Q54 - Vital Signs At a Glance Contract Report for 909386/0001 - June 2018

Name or company name	MR AN HARGREAVES
Contract type name	GDS Contract
Purpose of contract	General
Contract start date	01/04/2006
Contract end date	

18/19 Contracted general activity (UDA)	4,635
Carry forward general activity (UDA)	0
18/19 Contracted orthodontic activity (UOA)	0
Carry forward orthodontic activity (UOA)	0
Baseline contract value	£133,464.77

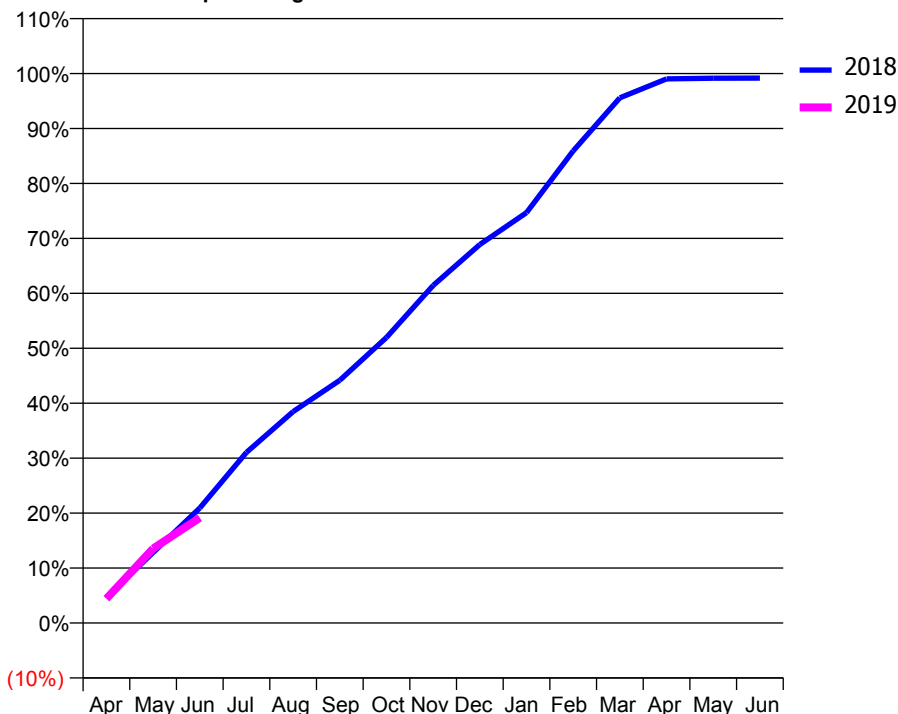
ACCESS*

Patients seen in 24 months	Total	Change since previous quarter
Quarter ending June 2017	1,592	
Quarter ending September 2017	1,587	→
Quarter ending December 2017	1,572	→
Quarter ending March 2018	1,555	↓
Quarter ending June 2018	1,535	↓
Variance since June 2017	(3.6%)	↓



ACTIVITY

Cumulative percentage of contracted UDA delivered 2018 & 2019



Adjusted Scheduled Activity (UDA)

Month	2018	2019
April	217	205
May	595	628
June	970	888
July	1,440	
August	1,784	
September	2,048	
October	2,409	
November	2,847	
December	3,193	
January	3,462	
February	3,982	
March	4,429	
April	4,590	
May	4,595	
June	4,596	

QUALITY

	Quantity	Base Number	Contract	AT	Region	England
% of FP17s for the same patient ID Re-attending within 3 months - Children	1	93	1.1%	10.0%	11.3%	11.5%
% of FP17s for the same patient ID Re-attending within 3 months - Adults	28	483	5.8%	14.5%	14.9%	15.4%
% of FP17s for the same patient ID Re-attending between 3 & 9 months - Children	70	93	75.3%	52.8%	60.0%	58.9%
% of FP17s for the same patient ID Re-attending between 3 & 9 months - Adults	314	483	65.0%	48.5%	52.6%	51.6%
% of FP17s for Band 1 Urgent Courses	16	466	3.4%	8.0%	7.9%	8.9%
% of FP17s Relating to Free Repair or Replacements	6	466	1.3%	0.8%	0.8%	0.8%
% of FP17s Relating to Continuations	3	466	0.6%	0.8%	0.9%	0.9%
% of Patients satisfied with the dentistry they have received	1	1	N/A	93.1%	93.2%	93.2%
% of Patients satisfied with the time they had to wait for an appointment	1	1	N/A	90.9%	89.1%	88.8%

* This is based on patients treated on this contract for their most recent course of treatment. Figures in italics indicate the base number of FP17s or Patient Questionnaire responses are less than 100. N/A is shown where the base number of responses is less than 10 during the period. % is calculated as Quantity/Base number*100

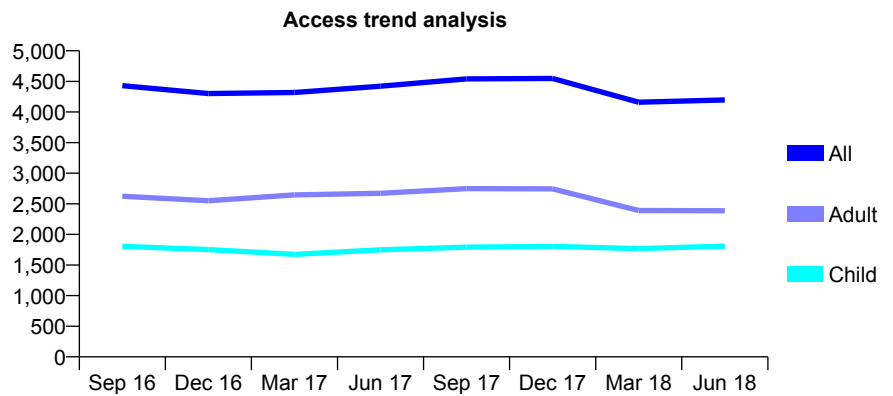
Q54 - Vital Signs At a Glance Contract Report for 913286/0002 - June 2018

Name or company name	MR GE FICKERT
Contract type name	GDS Contract
Purpose of contract	General
Contract start date	01/04/2006
Contract end date	

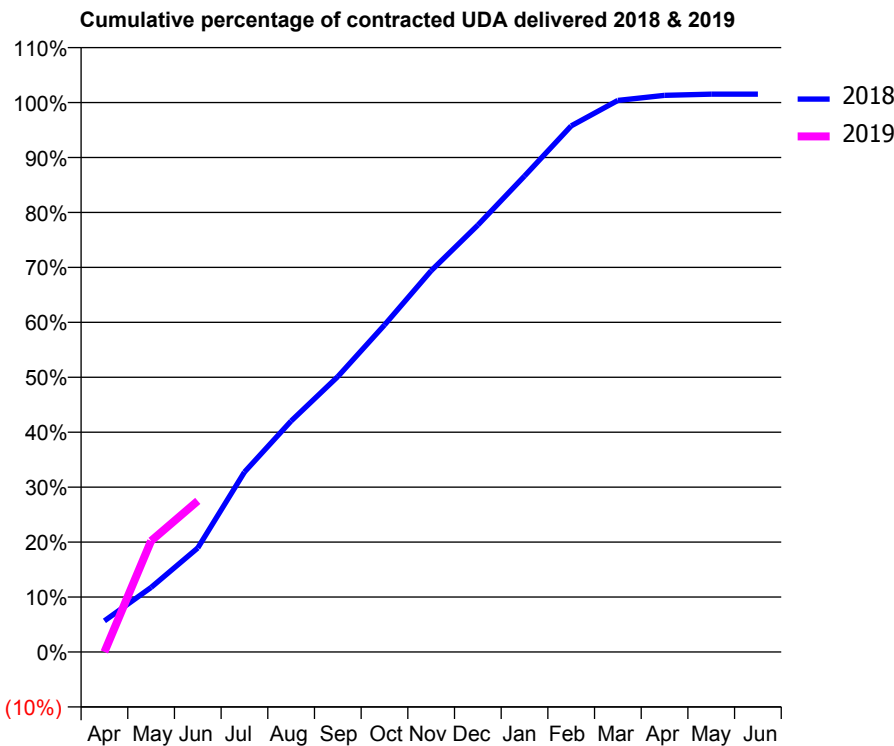
18/19 Contracted general activity (UDA)	14,799
Carry forward general activity (UDA)	0
18/19 Contracted orthodontic activity (UOA)	0
Carry forward orthodontic activity (UOA)	0
Baseline contract value	£365,827.09

ACCESS*

Patients seen in 24 months	Total	Change since previous quarter
Quarter ending June 2017	4,421	
Quarter ending September 2017	4,541	↑
Quarter ending December 2017	4,547	→
Quarter ending March 2018	4,161	↓
Quarter ending June 2018	4,197	→
Variance since June 2017	(5.1%)	↓



ACTIVITY



Month	Adjusted Scheduled Activity (UDA)	
	2018	2019
April	838	0
May	1,739	2,995
June	2,803	4,072
July	4,845	
August	6,223	
September	7,418	
October	8,806	
November	10,270	
December	11,496	
January	12,817	
February	14,169	
March	14,856	
April	14,993	
May	15,025	
June	15,025	

QUALITY

	Quantity	Base Number	Contract	AT	Region	England
% of FP17s for the same patient ID Re-attending within 3 months - Children	44	643	6.8%	10.0%	11.3%	11.5%
% of FP17s for the same patient ID Re-attending within 3 months - Adults	111	644	17.2%	14.5%	14.9%	15.4%
% of FP17s for the same patient ID Re-attending between 3 & 9 months - Children	391	643	60.8%	52.8%	60.0%	58.9%
% of FP17s for the same patient ID Re-attending between 3 & 9 months - Adults	274	644	42.5%	48.5%	52.6%	51.6%
% of FP17s for Band 1 Urgent Courses	76	1,181	6.4%	8.0%	7.9%	8.9%
% of FP17s Relating to Free Repair or Replacements	0	1,181	0.0%	0.8%	0.8%	0.8%
% of FP17s Relating to Continuations	2	1,181	0.2%	0.8%	0.9%	0.9%
% of Patients satisfied with the dentistry they have received	4	5	N/A	93.1%	93.2%	93.2%
% of Patients satisfied with the time they had to wait for an appointment	4	5	N/A	90.9%	89.1%	88.8%

* This is based on patients treated on this contract for their most recent course of treatment. Figures in italics indicate the base number of FP17s or Patient Questionnaire responses are less than 100. N/A is shown where the base number of responses is less than 10 during the period. % is calculated as Quantity/Base number*100

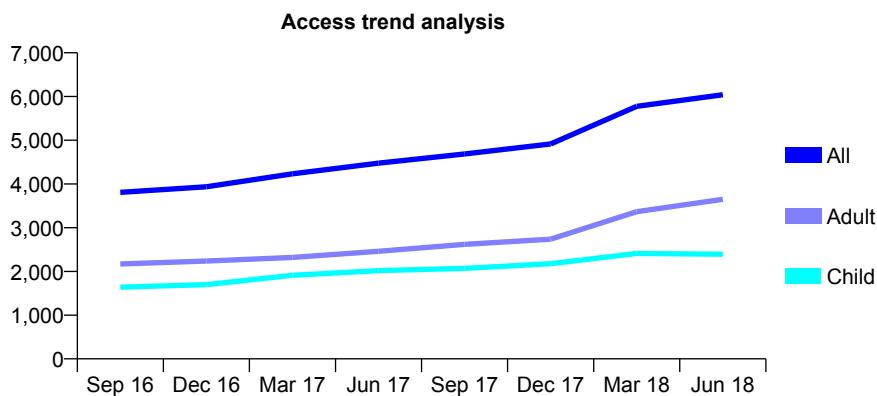
Q54 - Vital Signs At a Glance Contract Report for 913286/0003 - June 2018

Name or company name	MR GE FICKERT
Contract type name	GDS Contract
Purpose of contract	General
Contract start date	01/04/2006
Contract end date	

18/19 Contracted general activity (UDA)	13,657
Carry forward general activity (UDA)	0
18/19 Contracted orthodontic activity (UOA)	0
Carry forward orthodontic activity (UOA)	0
Baseline contract value	£375,220.44

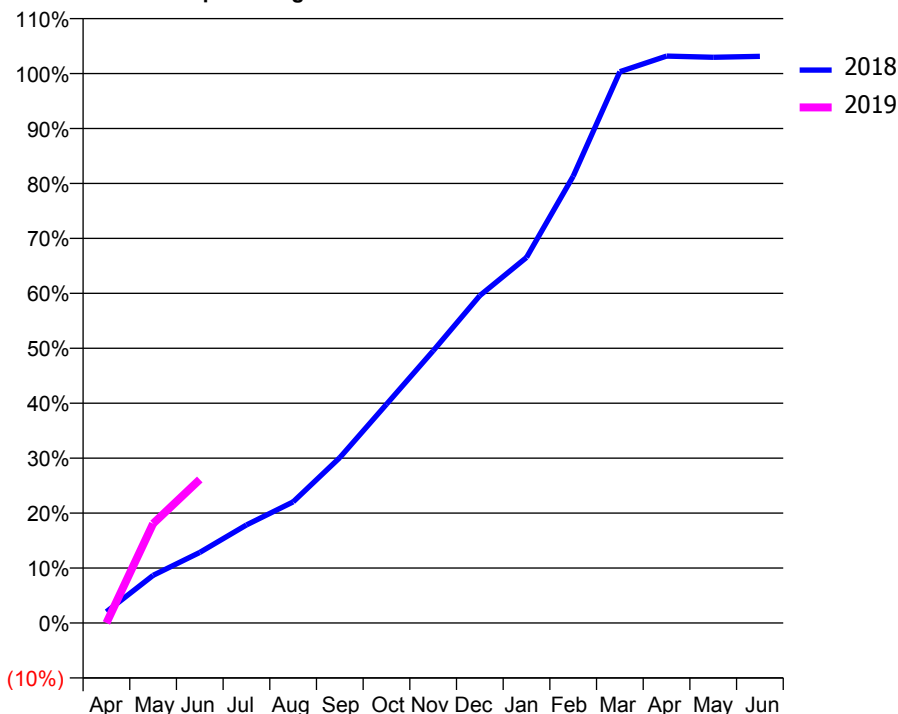
ACCESS*

Patients seen in 24 months	Total	Change since previous quarter
Quarter ending June 2017	4,477	
Quarter ending September 2017	4,687	↑
Quarter ending December 2017	4,915	↑
Quarter ending March 2018	5,776	↑
Quarter ending June 2018	6,042	↑
Variance since June 2017	35.0%	↑



ACTIVITY

Cumulative percentage of contracted UDA delivered 2018 & 2019



Month	Adjusted Scheduled Activity (UDA)	
	2018	2019
April	282	0
May	1,186	2,471
June	1,755	3,566
July	2,436	
August	3,011	
September	4,111	
October	5,435	
November	6,764	
December	8,139	
January	9,087	
February	11,106	
March	13,703	
April	14,089	
May	14,059	
June	14,085	

QUALITY

	Quantity	Base Number	Contract	AT	Region	England
% of FP17s for the same patient ID Re-attending within 3 months - Children	54	648	8.3%	10.0%	11.3%	11.5%
% of FP17s for the same patient ID Re-attending within 3 months - Adults	200	1,026	19.5%	14.5%	14.9%	15.4%
% of FP17s for the same patient ID Re-attending between 3 & 9 months - Children	297	648	45.8%	52.8%	60.0%	58.9%
% of FP17s for the same patient ID Re-attending between 3 & 9 months - Adults	231	1,026	22.5%	48.5%	52.6%	51.6%
% of FP17s for Band 1 Urgent Courses	156	1,249	12.5%	8.0%	7.9%	8.9%
% of FP17s Relating to Free Repair or Replacements	0	1,249	0.0%	0.8%	0.8%	0.8%
% of FP17s Relating to Continuations	1	1,249	0.1%	0.8%	0.9%	0.9%
% of Patients satisfied with the dentistry they have received	1	1	N/A	93.1%	93.2%	93.2%
% of Patients satisfied with the time they had to wait for an appointment	1	1	N/A	90.9%	89.1%	88.8%

* This is based on patients treated on this contract for their most recent course of treatment. Figures in italics indicate the base number of FP17s or Patient Questionnaire responses are less than 100. N/A is shown where the base number of responses is less than 10 during the period. % is calculated as Quantity/Base number*100

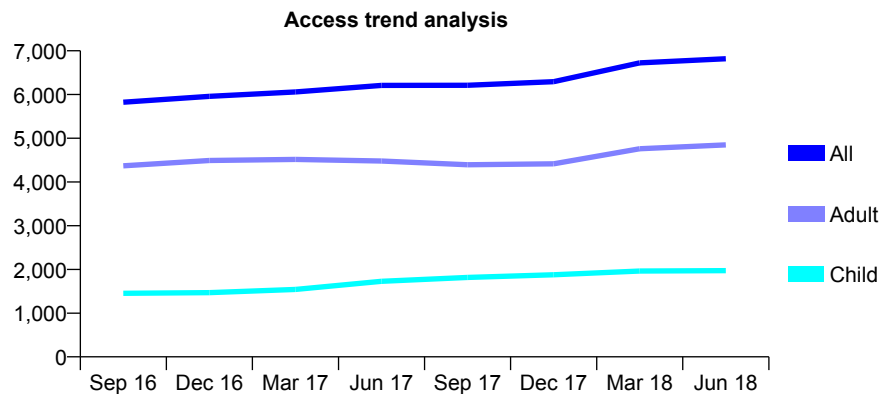
Q54 - Vital Signs At a Glance Contract Report for 913286/0007 - June 2018

Name or company name	MR GE FICKERT
Contract type name	GDS Contract
Purpose of contract	General
Contract start date	01/04/2009
Contract end date	

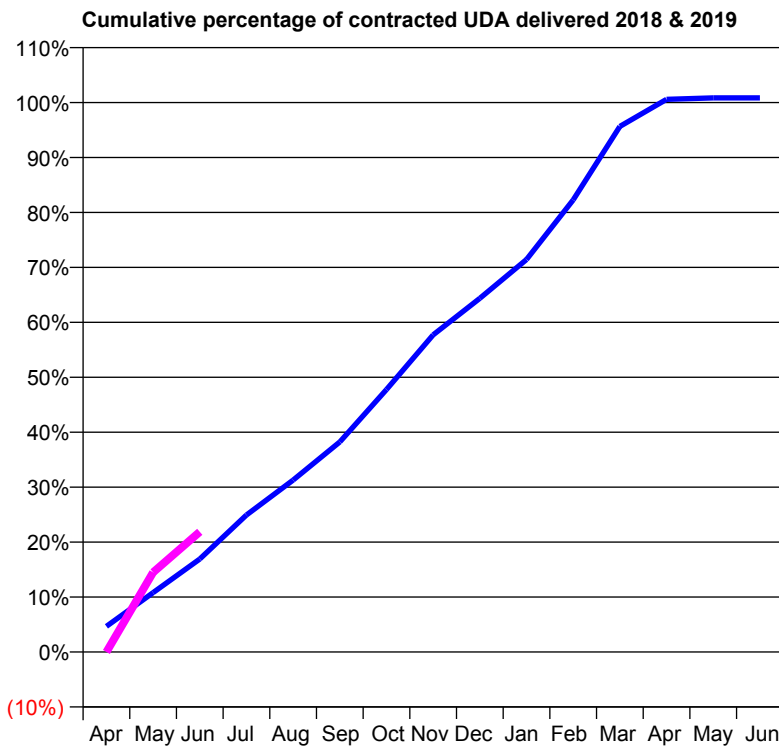
18/19 Contracted general activity (UDA)	19,254
Carry forward general activity (UDA)	0
18/19 Contracted orthodontic activity (UOA)	0
Carry forward orthodontic activity (UOA)	0
Baseline contract value	£484,134.96

ACCESS*

Patients seen in 24 months	Total	Change since previous quarter
Quarter ending June 2017	6,208	
Quarter ending September 2017	6,211	→
Quarter ending December 2017	6,293	→
Quarter ending March 2018	6,724	↑
Quarter ending June 2018	6,818	→
Variance since June 2017	9.8%	↑



ACTIVITY



Month	Adjusted Scheduled Activity (UDA)	
	2018	2019
April	902	0
May	2,080	2,793
June	3,257	4,212
July	4,799	
August	6,023	
September	7,362	
October	9,197	
November	11,113	
December	12,393	
January	13,753	
February	15,844	
March	18,415	
April	19,366	
May	19,416	
June	19,416	

QUALITY

	Quantity	Base Number	Contract	AT	Region	England
% of FP17s for the same patient ID Re-attending within 3 months - Children	63	605	10.4%	10.0%	11.3%	11.5%
% of FP17s for the same patient ID Re-attending within 3 months - Adults	255	1,448	17.6%	14.5%	14.9%	15.4%
% of FP17s for the same patient ID Re-attending between 3 & 9 months - Children	332	605	54.9%	52.8%	60.0%	58.9%
% of FP17s for the same patient ID Re-attending between 3 & 9 months - Adults	702	1,448	48.5%	48.5%	52.6%	51.6%
% of FP17s for Band 1 Urgent Courses	188	1,704	11.0%	8.0%	7.9%	8.9%
% of FP17s Relating to Free Repair or Replacements	18	1,704	1.1%	0.8%	0.8%	0.8%
% of FP17s Relating to Continuations	5	1,704	0.3%	0.8%	0.9%	0.9%
% of Patients satisfied with the dentistry they have received	1	1	N/A	93.1%	93.2%	93.2%
% of Patients satisfied with the time they had to wait for an appointment	1	1	N/A	90.9%	89.1%	88.8%

* This is based on patients treated on this contract for their most recent course of treatment. Figures in italics indicate the base number of FP17s or Patient Questionnaire responses are less than 100. N/A is shown where the base number of responses is less than 10 during the period. % is calculated as Quantity/Base number*100

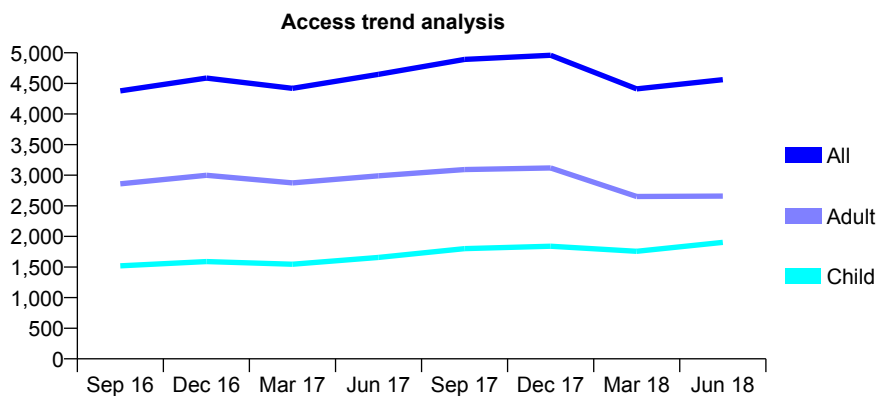
Q54 - Vital Signs At a Glance Contract Report for 913286/0010 - June 2018

Name or company name	MR GE FICKERT
Contract type name	GDS Contract
Purpose of contract	General
Contract start date	30/04/2013
Contract end date	

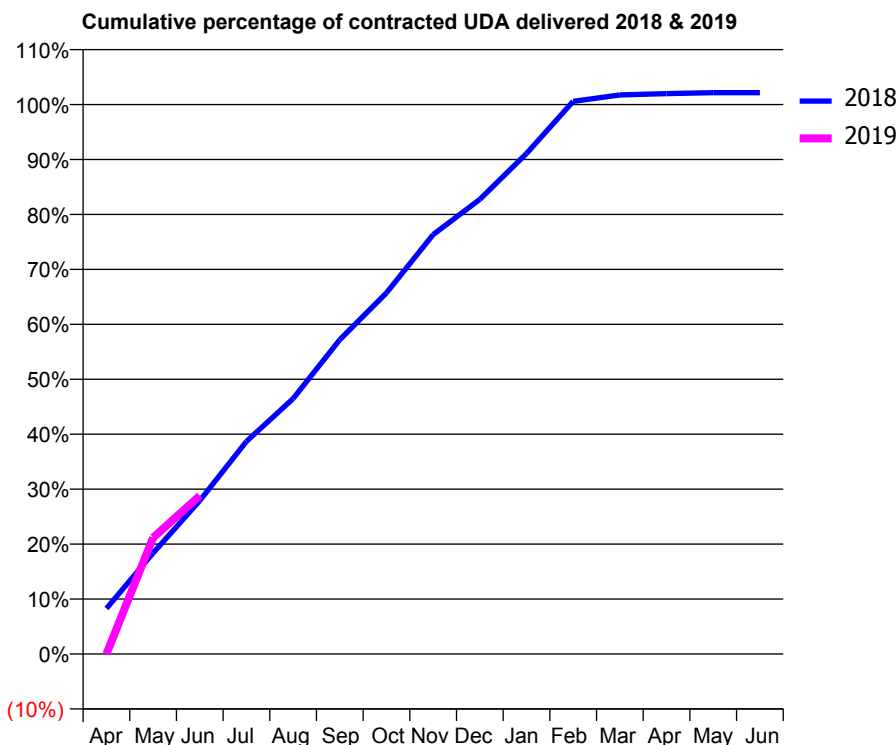
18/19 Contracted general activity (UDA)	13,901
Carry forward general activity (UDA)	0
18/19 Contracted orthodontic activity (UOA)	0
Carry forward orthodontic activity (UOA)	0
Baseline contract value	£370,326.41

ACCESS*

Patients seen in 24 months	Total	Change since previous quarter
Quarter ending June 2017	4,648	
Quarter ending September 2017	4,893	↑
Quarter ending December 2017	4,959	→
Quarter ending March 2018	4,410	↓
Quarter ending June 2018	4,562	↑
Variance since June 2017	(1.9%)	↓



ACTIVITY



Month	Adjusted Scheduled Activity (UDA)	
	2018	2019
April	1,109	0
May	2,459	2,942
June	3,739	4,005
July	5,178	
August	6,224	
September	7,659	
October	8,797	
November	10,217	
December	11,074	
January	12,192	
February	13,464	
March	13,617	
April	13,650	
May	13,673	
June	13,673	

QUALITY

	Quantity	Base Number	Contract	AT	Region	England
% of FP17s for the same patient ID Re-attending within 3 months - Children	52	854	6.1%	10.0%	11.3%	11.5%
% of FP17s for the same patient ID Re-attending within 3 months - Adults	90	747	12.0%	14.5%	14.9%	15.4%
% of FP17s for the same patient ID Re-attending between 3 & 9 months - Children	480	854	56.2%	52.8%	60.0%	58.9%
% of FP17s for the same patient ID Re-attending between 3 & 9 months - Adults	329	747	44.0%	48.5%	52.6%	51.6%
% of FP17s for Band 1 Urgent Courses	115	1,573	7.3%	8.0%	7.9%	8.9%
% of FP17s Relating to Free Repair or Replacements	1	1,573	0.1%	0.8%	0.8%	0.8%
% of FP17s Relating to Continuations	1	1,573	0.1%	0.8%	0.9%	0.9%
% of Patients satisfied with the dentistry they have received	3	3	N/A	93.1%	93.2%	93.2%
% of Patients satisfied with the time they had to wait for an appointment	3	3	N/A	90.9%	89.1%	88.8%

* This is based on patients treated on this contract for their most recent course of treatment. Figures in italics indicate the base number of FP17s or Patient Questionnaire responses are less than 100. N/A is shown where the base number of responses is less than 10 during the period. % is calculated as Quantity/Base number*100

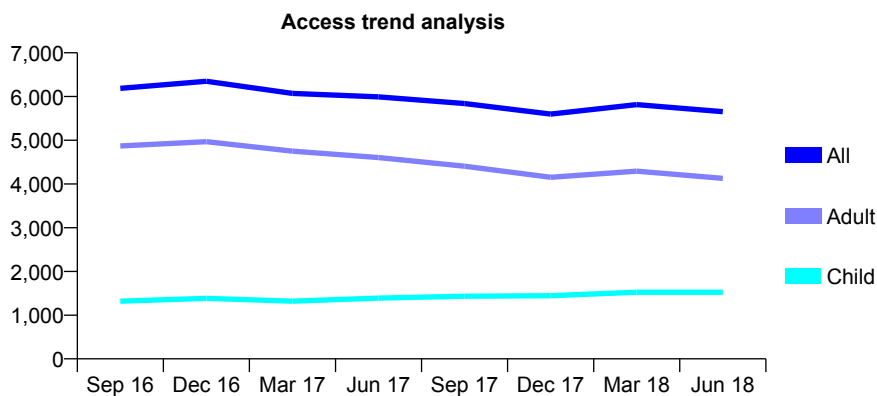
Q54 - Vital Signs At a Glance Contract Report for 913286/0011 - June 2018

Name or company name	MR GE FICKERT
Contract type name	GDS Contract
Purpose of contract	General
Contract start date	01/07/2013
Contract end date	

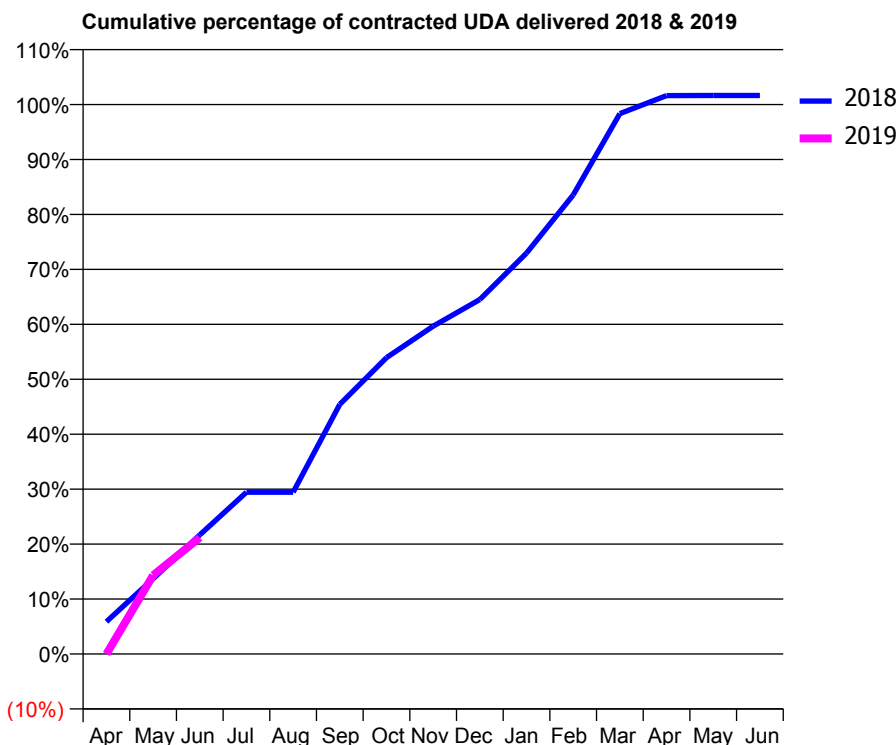
18/19 Contracted general activity (UDA)	15,442
Carry forward general activity (UDA)	0
18/19 Contracted orthodontic activity (UOA)	0
Carry forward orthodontic activity (UOA)	0
Baseline contract value	£344,262.85

ACCESS*

Patients seen in 24 months	Total	Change since previous quarter
Quarter ending June 2017	5,992	
Quarter ending September 2017	5,840	↓
Quarter ending December 2017	5,597	↓
Quarter ending March 2018	5,816	↑
Quarter ending June 2018	5,653	↓
Variance since June 2017	(5.7%)	↓



ACTIVITY



Month	Adjusted Scheduled Activity (UDA)	
	2018	2019
April	908	0
May	2,117	2,215
June	3,349	3,271
July	4,549	
August	4,549	
September	7,015	
October	8,329	
November	9,214	
December	9,961	
January	11,267	
February	12,898	
March	15,186	
April	15,693	
May	15,694	
June	15,694	

QUALITY

	Quantity	Base Number	Contract	AT	Region	England
% of FP17s for the same patient ID Re-attending within 3 months - Children	42	523	8.0%	10.0%	11.3%	11.5%
% of FP17s for the same patient ID Re-attending within 3 months - Adults	182	1,341	13.6%	14.5%	14.9%	15.4%
% of FP17s for the same patient ID Re-attending between 3 & 9 months - Children	257	523	49.1%	52.8%	60.0%	58.9%
% of FP17s for the same patient ID Re-attending between 3 & 9 months - Adults	442	1,341	33.0%	48.5%	52.6%	51.6%
% of FP17s for Band 1 Urgent Courses	197	1,644	12.0%	8.0%	7.9%	8.9%
% of FP17s Relating to Free Repair or Replacements	1	1,644	0.1%	0.8%	0.8%	0.8%
% of FP17s Relating to Continuations	0	1,644	0.0%	0.8%	0.9%	0.9%
% of Patients satisfied with the dentistry they have received	0	0	N/A	93.1%	93.2%	93.2%
% of Patients satisfied with the time they had to wait for an appointment	0	0	N/A	90.9%	89.1%	88.8%

* This is based on patients treated on this contract for their most recent course of treatment. Figures in italics indicate the base number of FP17s or Patient Questionnaire responses are less than 100. N/A is shown where the base number of responses is less than 10 during the period. % is calculated as Quantity/Base number*100

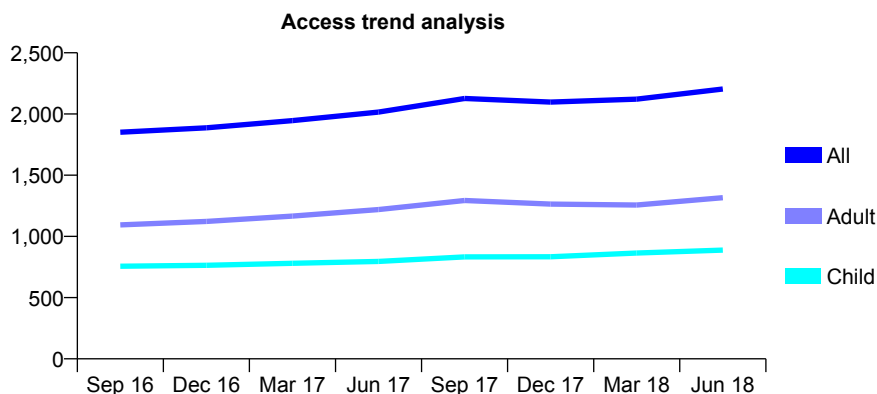
Q54 - Vital Signs At a Glance Contract Report for 913618/0001 - June 2018

Name or company name	Mere Green Dental
Contract type name	GDS Contract
Purpose of contract	General and Orthodontic
Contract start date	01/04/2006
Contract end date	

18/19 Contracted general activity (UDA)	5,306
Carry forward general activity (UDA)	0
18/19 Contracted orthodontic activity (UOA)	959
Carry forward orthodontic activity (UOA)	0
Baseline contract value	£194,799.20

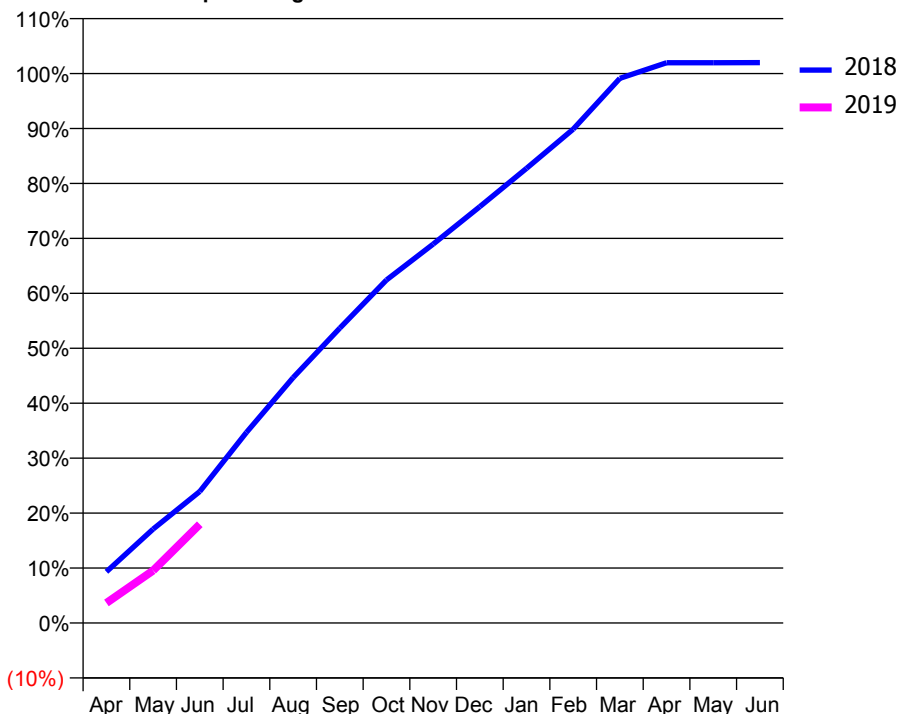
ACCESS*

Patients seen in 24 months	Total	Change since previous quarter
Quarter ending June 2017	2,016	
Quarter ending September 2017	2,127	↑
Quarter ending December 2017	2,098	↓
Quarter ending March 2018	2,121	→
Quarter ending June 2018	2,204	↑
Variance since June 2017	9.3%	↑



ACTIVITY

Cumulative percentage of contracted UDA delivered 2018 & 2019



Month	Adjusted Scheduled Activity (UDA)	
	2018	2019
April	495	193
May	908	506
June	1,270	953
July	1,840	
August	2,370	
September	2,847	
October	3,312	
November	3,658	
December	4,020	
January	4,391	
February	4,768	
March	5,259	
April	5,409	
May	5,409	
June	5,411	

QUALITY

	Quantity	Base Number	Contract	AT	Region	England
% of FP17s for the same patient ID Re-attending within 3 months - Children	22	351	6.3%	10.0%	11.3%	11.5%
% of FP17s for the same patient ID Re-attending within 3 months - Adults	32	381	8.4%	14.5%	14.9%	15.4%
% of FP17s for the same patient ID Re-attending between 3 & 9 months - Children	179	351	51.0%	52.8%	60.0%	58.9%
% of FP17s for the same patient ID Re-attending between 3 & 9 months - Adults	192	381	50.4%	48.5%	52.6%	51.6%
% of FP17s for Band 1 Urgent Courses	22	573	3.8%	8.0%	7.9%	8.9%
% of FP17s Relating to Free Repair or Replacements	3	573	0.5%	0.8%	0.8%	0.8%
% of FP17s Relating to Continuations	6	573	1.0%	0.8%	0.9%	0.9%
% of Patients satisfied with the dentistry they have received	1	1	N/A	93.1%	93.2%	93.2%
% of Patients satisfied with the time they had to wait for an appointment	1	1	N/A	90.9%	89.1%	88.8%

* This is based on patients treated on this contract for their most recent course of treatment. Figures in italics indicate the base number of FP17s or Patient Questionnaire responses are less than 100. N/A is shown where the base number of responses is less than 10 during the period. % is calculated as Quantity/Base number*100

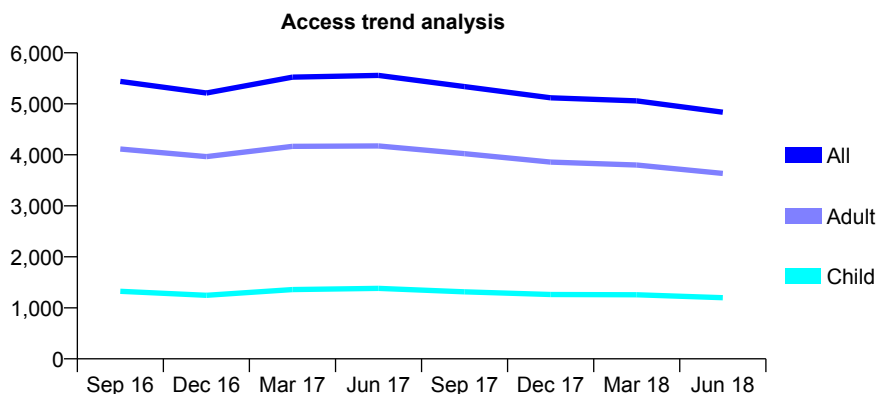
Q54 - Vital Signs At a Glance Contract Report for 921025/0001 - June 2018

Name or company name	MR S KUMAR
Contract type name	GDS Contract
Purpose of contract	General
Contract start date	06/04/2007
Contract end date	

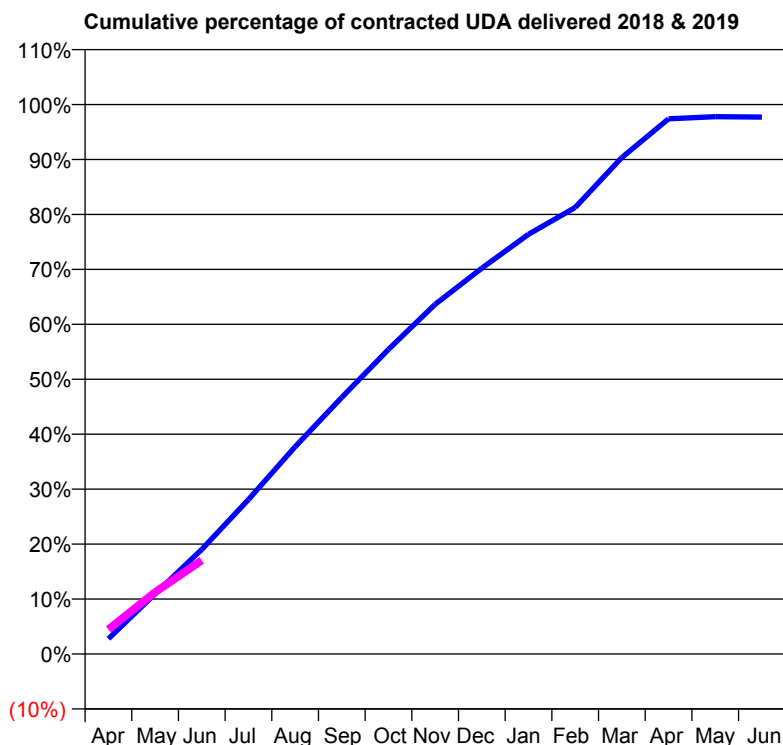
18/19 Contracted general activity (UDA)	17,992
Carry forward general activity (UDA)	0
18/19 Contracted orthodontic activity (UOA)	0
Carry forward orthodontic activity (UOA)	0
Baseline contract value	£417,932.60

ACCESS*

Patients seen in 24 months	Total	Change since previous quarter
Quarter ending June 2017	5,558	
Quarter ending September 2017	5,336	↓
Quarter ending December 2017	5,118	↓
Quarter ending March 2018	5,058	↓
Quarter ending June 2018	4,835	↓
Variance since June 2017	(13.0%)	↓



ACTIVITY



Adjusted Scheduled Activity (UDA)		
Month	2018	2019
April	500	807
May	1,971	2,023
June	3,426	3,069
July	5,056	
August	6,786	
September	8,402	
October	9,976	
November	11,452	
December	12,635	
January	13,744	
February	14,621	
March	16,255	
April	17,522	
May	17,592	
June	17,580	

QUALITY

	Quantity	Base Number	Contract	AT	Region	England
% of FP17s for the same patient ID Re-attending within 3 months - Children	27	416	6.5%	10.0%	11.3%	11.5%
% of FP17s for the same patient ID Re-attending within 3 months - Adults	225	1,182	19.0%	14.5%	14.9%	15.4%
% of FP17s for the same patient ID Re-attending between 3 & 9 months - Children	221	416	53.1%	52.8%	60.0%	58.9%
% of FP17s for the same patient ID Re-attending between 3 & 9 months - Adults	550	1,182	46.5%	48.5%	52.6%	51.6%
% of FP17s for Band 1 Urgent Courses	56	1,219	4.6%	8.0%	7.9%	8.9%
% of FP17s Relating to Free Repair or Replacements	65	1,219	5.3%	0.8%	0.8%	0.8%
% of FP17s Relating to Continuations	23	1,219	1.9%	0.8%	0.9%	0.9%
% of Patients satisfied with the dentistry they have received	3	3	N/A	93.1%	93.2%	93.2%
% of Patients satisfied with the time they had to wait for an appointment	3	3	N/A	90.9%	89.1%	88.8%

* This is based on patients treated on this contract for their most recent course of treatment. Figures in italics indicate the base number of FP17s or Patient Questionnaire responses are less than 100. N/A is shown where the base number of responses is less than 10 during the period. % is calculated as Quantity/Base number*100

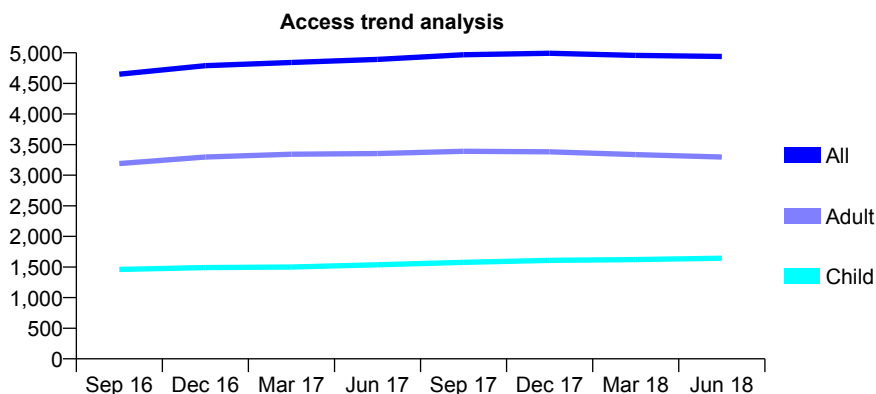
Q54 - Vital Signs At a Glance Contract Report for 921408/0001 - June 2018

Name or company name	MRS AK KHATKAR
Contract type name	GDS Contract
Purpose of contract	General
Contract start date	01/04/2006
Contract end date	

18/19 Contracted general activity (UDA)	8,640
Carry forward general activity (UDA)	0
18/19 Contracted orthodontic activity (UOA)	0
Carry forward orthodontic activity (UOA)	0
Baseline contract value	£208,978.16

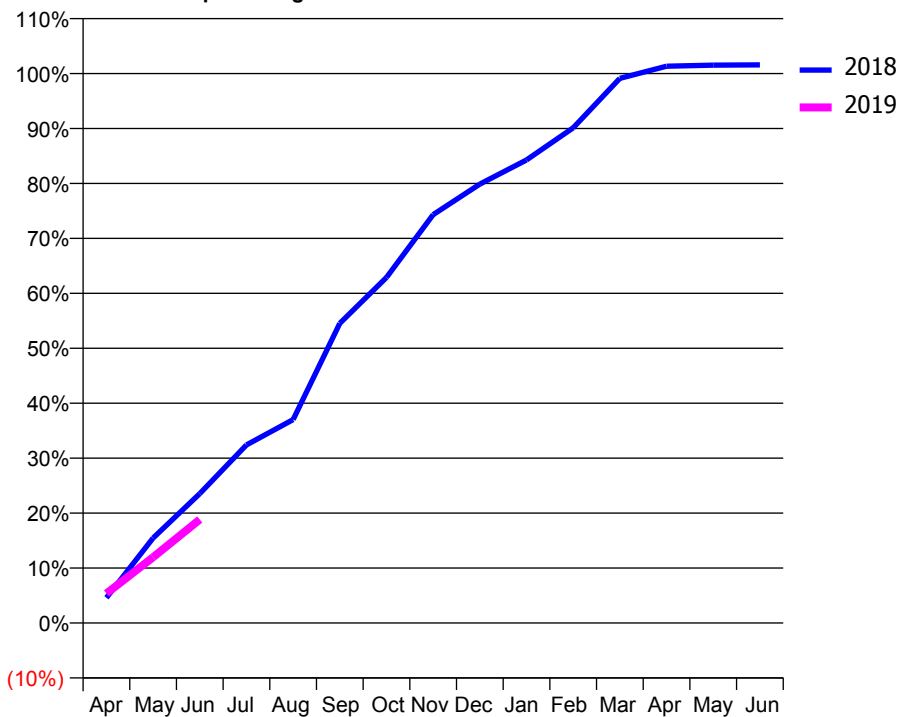
ACCESS*

Patients seen in 24 months	Total	Change since previous quarter
Quarter ending June 2017	4,892	
Quarter ending September 2017	4,968	→
Quarter ending December 2017	4,992	→
Quarter ending March 2018	4,957	→
Quarter ending June 2018	4,941	→
Variance since June 2017	1.0%	→



ACTIVITY

Cumulative percentage of contracted UDA delivered 2018 & 2019



Month	Adjusted Scheduled Activity (UDA)	
	2018	2019
April	398	465
May	1,337	1,034
June	2,034	1,627
July	2,800	
August	3,199	
September	4,712	
October	5,433	
November	6,420	
December	6,900	
January	7,280	
February	7,786	
March	8,563	
April	8,754	
May	8,771	
June	8,776	

QUALITY

	Quantity	Base Number	Contract	AT	Region	England
% of FP17s for the same patient ID Re-attending within 3 months - Children	33	537	6.1%	10.0%	11.3%	11.5%
% of FP17s for the same patient ID Re-attending within 3 months - Adults	69	735	9.4%	14.5%	14.9%	15.4%
% of FP17s for the same patient ID Re-attending between 3 & 9 months - Children	342	537	63.7%	52.8%	60.0%	58.9%
% of FP17s for the same patient ID Re-attending between 3 & 9 months - Adults	295	735	40.1%	48.5%	52.6%	51.6%
% of FP17s for Band 1 Urgent Courses	41	942	4.4%	8.0%	7.9%	8.9%
% of FP17s Relating to Free Repair or Replacements	4	942	0.4%	0.8%	0.8%	0.8%
% of FP17s Relating to Continuations	2	942	0.2%	0.8%	0.9%	0.9%
% of Patients satisfied with the dentistry they have received	1	1	N/A	93.1%	93.2%	93.2%
% of Patients satisfied with the time they had to wait for an appointment	1	1	N/A	90.9%	89.1%	88.8%

* This is based on patients treated on this contract for their most recent course of treatment. Figures in italics indicate the base number of FP17s or Patient Questionnaire responses are less than 100. N/A is shown where the base number of responses is less than 10 during the period. % is calculated as Quantity/Base number*100

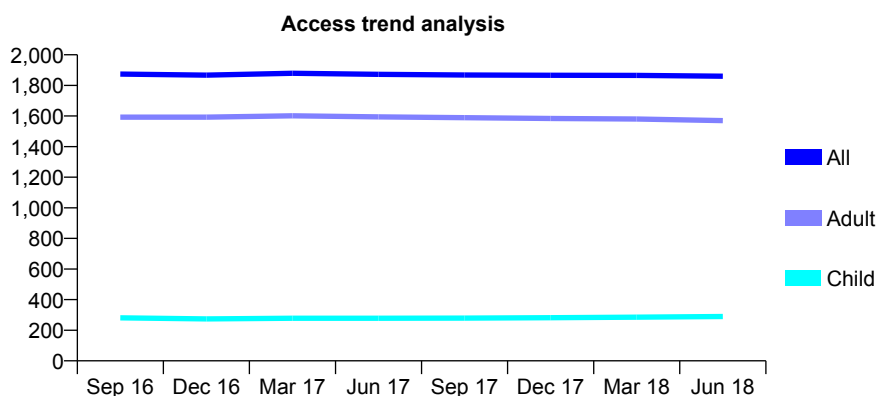
Q54 - Vital Signs At a Glance Contract Report for 924822/0002 - June 2018

Name or company name	Rai Dental Surgery
Contract type name	GDS Contract
Purpose of contract	General
Contract start date	28/01/2013
Contract end date	

18/19 Contracted general activity (UDA)	6,238
Carry forward general activity (UDA)	0
18/19 Contracted orthodontic activity (UOA)	0
Carry forward orthodontic activity (UOA)	0
Baseline contract value	£180,530.13

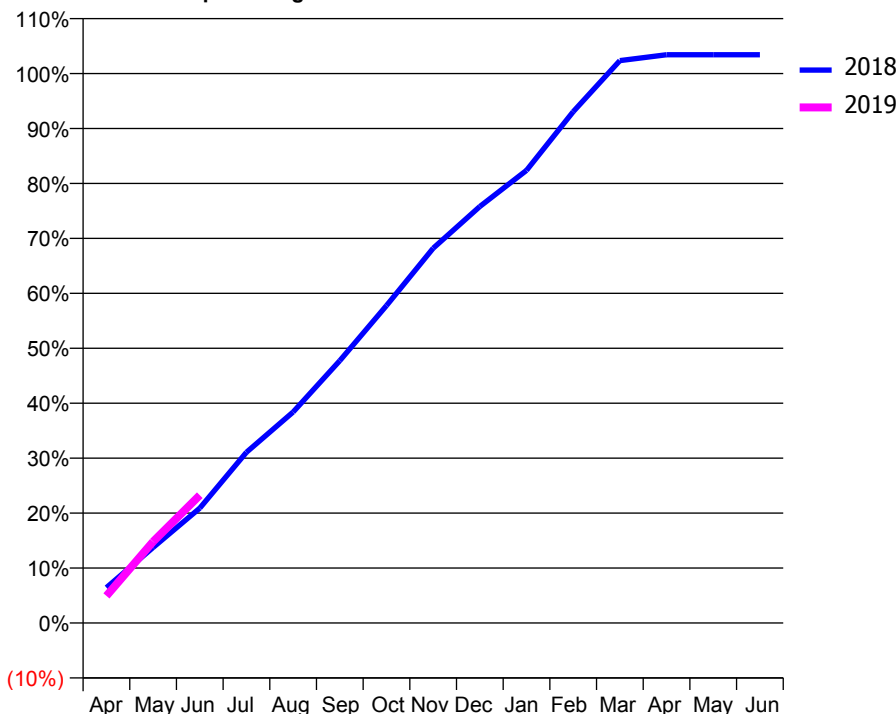
ACCESS*

Patients seen in 24 months	Total	Change since previous quarter
Quarter ending June 2017	1,872	
Quarter ending September 2017	1,868	→
Quarter ending December 2017	1,866	→
Quarter ending March 2018	1,865	→
Quarter ending June 2018	1,860	→
Variance since June 2017	(0.6%)	→



ACTIVITY

Cumulative percentage of contracted UDA delivered 2018 & 2019



Adjusted Scheduled Activity (UDA)

Month	2018	2019
April	402	308
May	858	925
June	1,304	1,451
July	1,939	
August	2,395	
September	2,978	
October	3,603	
November	4,255	
December	4,728	
January	5,139	
February	5,805	
March	6,385	
April	6,451	
May	6,451	
June	6,451	

QUALITY

	Quantity	Base Number	Contract	AT	Region	England
% of FP17s for the same patient ID Re-attending within 3 months - Children	9	107	8.4%	10.0%	11.3%	11.5%
% of FP17s for the same patient ID Re-attending within 3 months - Adults	87	620	14.0%	14.5%	14.9%	15.4%
% of FP17s for the same patient ID Re-attending between 3 & 9 months - Children	82	107	76.6%	52.8%	60.0%	58.9%
% of FP17s for the same patient ID Re-attending between 3 & 9 months - Adults	436	620	70.3%	48.5%	52.6%	51.6%
% of FP17s for Band 1 Urgent Courses	29	706	4.1%	8.0%	7.9%	8.9%
% of FP17s Relating to Free Repair or Replacements	6	706	0.8%	0.8%	0.8%	0.8%
% of FP17s Relating to Continuations	10	706	1.4%	0.8%	0.9%	0.9%
% of Patients satisfied with the dentistry they have received	1	1	N/A	93.1%	93.2%	93.2%
% of Patients satisfied with the time they had to wait for an appointment	1	1	N/A	90.9%	89.1%	88.8%

* This is based on patients treated on this contract for their most recent course of treatment. Figures in italics indicate the base number of FP17s or Patient Questionnaire responses are less than 100. N/A is shown where the base number of responses is less than 10 during the period. % is calculated as Quantity/Base number*100

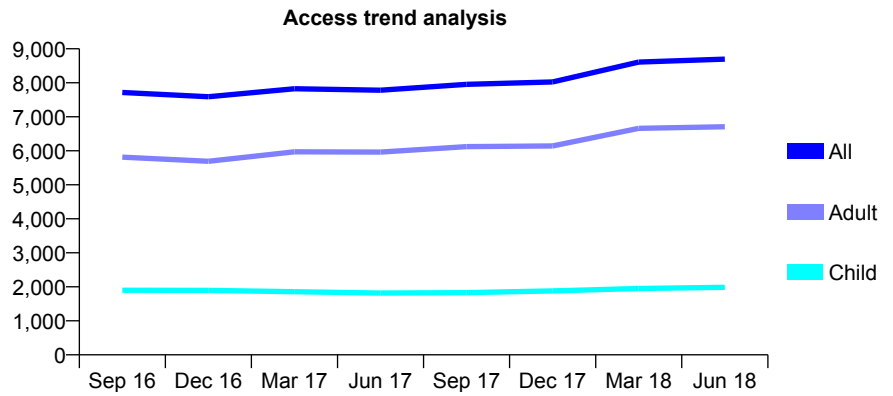
Q54 - Vital Signs At a Glance Contract Report for 925829/0005 - June 2018

Name or company name	MR KS AULAK
Contract type name	PDS Plus Contract
Purpose of contract	General
Contract start date	01/09/2010
Contract end date	31/10/2020

18/19 Contracted general activity (UDA)	22,000
Carry forward general activity (UDA)	0
18/19 Contracted orthodontic activity (UOA)	0
Carry forward orthodontic activity (UOA)	0
Baseline contract value	£323,937.69

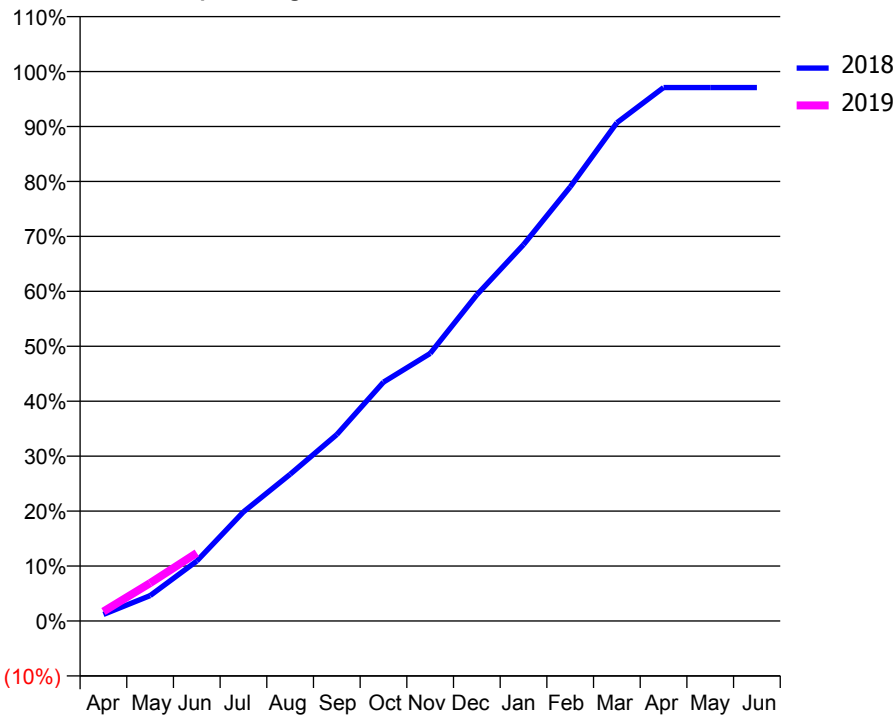
ACCESS*

Patients seen in 24 months	Total	Change since previous quarter
Quarter ending June 2017	7,782	
Quarter ending September 2017	7,955	↑
Quarter ending December 2017	8,026	→
Quarter ending March 2018	8,610	↑
Quarter ending June 2018	8,696	→
Variance since June 2017	11.7%	↑



ACTIVITY

Cumulative percentage of contracted UDA delivered 2018 & 2019



Adjusted Scheduled Activity (UDA)		
Month	2018	2019
April	265	380
May	1,017	1,521
June	2,399	2,724
July	4,369	
August	5,876	
September	7,467	
October	9,567	
November	10,714	
December	13,064	
January	15,068	
February	17,380	
March	19,946	
April	21,356	
May	21,357	
June	21,357	

QUALITY

	Quantity	Base Number	Contract	AT	Region	England
% of FP17s for the same patient ID Re-attending within 3 months - Children	32	469	6.8%	10.0%	11.3%	11.5%
% of FP17s for the same patient ID Re-attending within 3 months - Adults	185	1,413	13.1%	14.5%	14.9%	15.4%
% of FP17s for the same patient ID Re-attending between 3 & 9 months - Children	180	469	38.4%	52.8%	60.0%	58.9%
% of FP17s for the same patient ID Re-attending between 3 & 9 months - Adults	434	1,413	30.7%	48.5%	52.6%	51.6%
% of FP17s for Band 1 Urgent Courses	342	1,390	24.6%	8.0%	7.9%	8.9%
% of FP17s Relating to Free Repair or Replacements	5	1,390	0.4%	0.8%	0.8%	0.8%
% of FP17s Relating to Continuations	9	1,390	0.6%	0.8%	0.9%	0.9%
% of Patients satisfied with the dentistry they have received	4	4	N/A	93.1%	93.2%	93.2%
% of Patients satisfied with the time they had to wait for an appointment	4	4	N/A	90.9%	89.1%	88.8%

* This is based on patients treated on this contract for their most recent course of treatment. Figures in italics indicate the base number of FP17s or Patient Questionnaire responses are less than 100. N/A is shown where the base number of responses is less than 10 during the period. % is calculated as Quantity/Base number*100

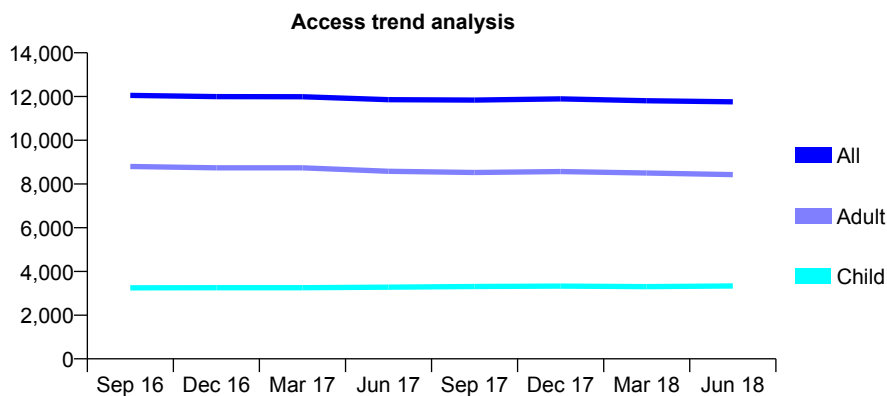
Q54 - Vital Signs At a Glance Contract Report for 927724/0002 - June 2018

Name or company name	MR SS DEHAL
Contract type name	GDS Contract
Purpose of contract	General
Contract start date	01/04/2006
Contract end date	

18/19 Contracted general activity (UDA)	37,097
Carry forward general activity (UDA)	0
18/19 Contracted orthodontic activity (UOA)	0
Carry forward orthodontic activity (UOA)	0
Baseline contract value	£987,450.91

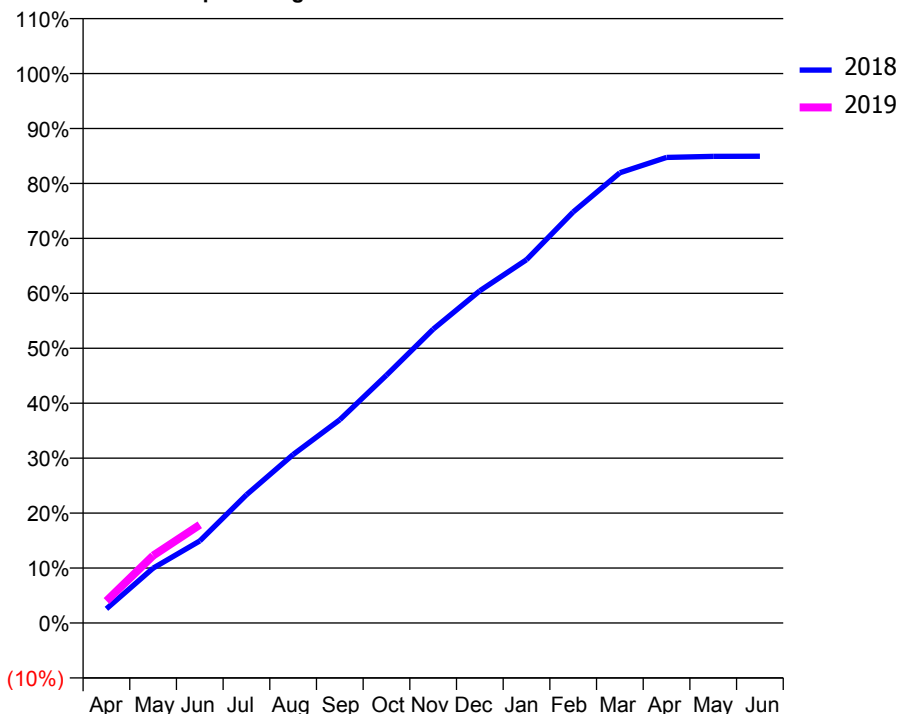
ACCESS*

Patients seen in 24 months	Total	Change since previous quarter
Quarter ending June 2017	11,856	
Quarter ending September 2017	11,837	→
Quarter ending December 2017	11,894	→
Quarter ending March 2018	11,805	→
Quarter ending June 2018	11,761	→
Variance since June 2017	(0.8%)	→



ACTIVITY

Cumulative percentage of contracted UDA delivered 2018 & 2019



Month	Adjusted Scheduled Activity (UDA)	
	2018	2019
April	959	1,492
May	3,703	4,553
June	5,538	6,629
July	8,656	
August	11,371	
September	13,728	
October	16,734	
November	19,838	
December	22,427	
January	24,525	
February	27,751	
March	30,399	
April	31,429	
May	31,507	
June	31,511	

QUALITY

	Quantity	Base Number	Contract	AT	Region	England
% of FP17s for the same patient ID Re-attending within 3 months - Children	37	950	3.9%	10.0%	11.3%	11.5%
% of FP17s for the same patient ID Re-attending within 3 months - Adults	211	2,121	9.9%	14.5%	14.9%	15.4%
% of FP17s for the same patient ID Re-attending between 3 & 9 months - Children	444	950	46.7%	52.8%	60.0%	58.9%
% of FP17s for the same patient ID Re-attending between 3 & 9 months - Adults	938	2,121	44.2%	48.5%	52.6%	51.6%
% of FP17s for Band 1 Urgent Courses	113	2,681	4.2%	8.0%	7.9%	8.9%
% of FP17s Relating to Free Repair or Replacements	18	2,681	0.7%	0.8%	0.8%	0.8%
% of FP17s Relating to Continuations	17	2,681	0.6%	0.8%	0.9%	0.9%
% of Patients satisfied with the dentistry they have received	5	5	N/A	93.1%	93.2%	93.2%
% of Patients satisfied with the time they had to wait for an appointment	5	5	N/A	90.9%	89.1%	88.8%

* This is based on patients treated on this contract for their most recent course of treatment. Figures in italics indicate the base number of FP17s or Patient Questionnaire responses are less than 100. N/A is shown where the base number of responses is less than 10 during the period. % is calculated as Quantity/Base number*100

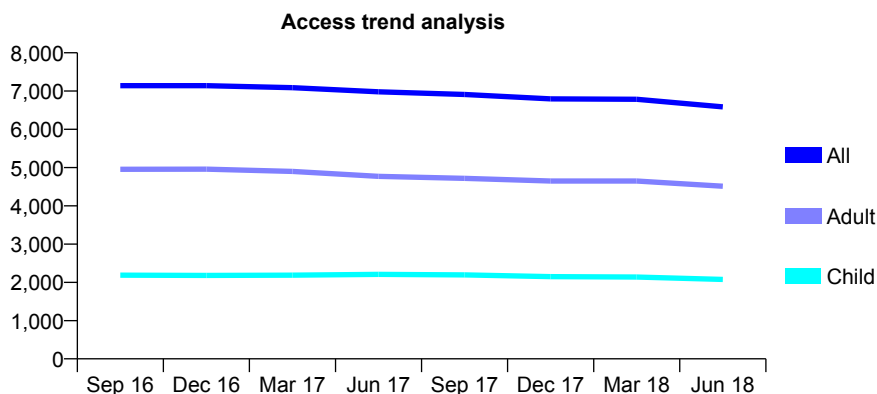
Q54 - Vital Signs At a Glance Contract Report for 931152/0001 - June 2018

Name or company name	MR TS MAROK
Contract type name	GDS Contract
Purpose of contract	General and Orthodontic
Contract start date	01/04/2006
Contract end date	

18/19 Contracted general activity (UDA)	22,662
Carry forward general activity (UDA)	0
18/19 Contracted orthodontic activity (UOA)	20
Carry forward orthodontic activity (UOA)	0
Baseline contract value	£562,424.09

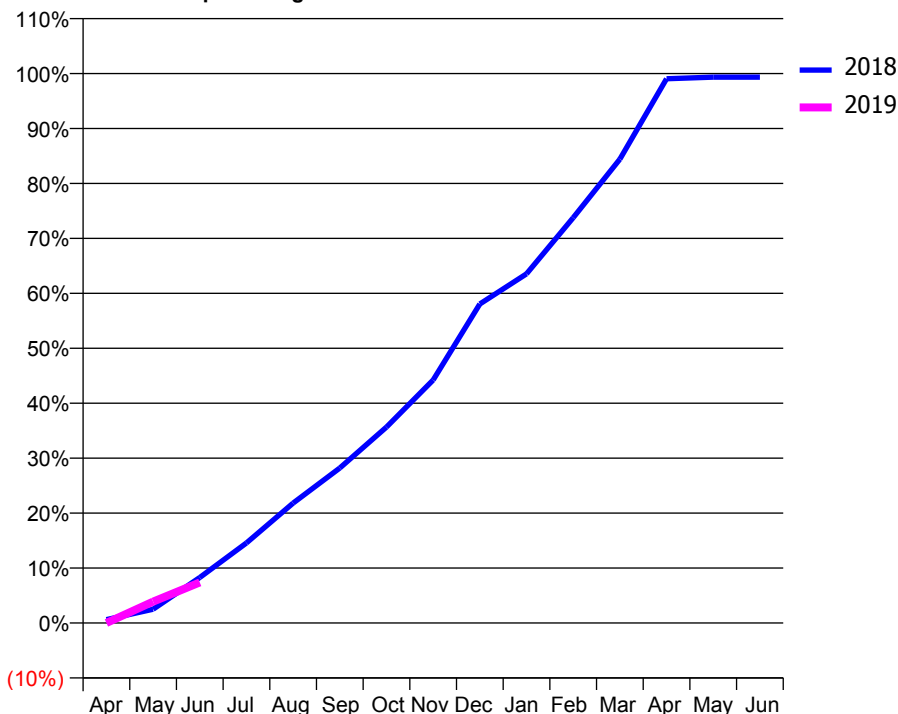
ACCESS*

Patients seen in 24 months	Total	Change since previous quarter
Quarter ending June 2017	6,979	
Quarter ending September 2017	6,911	→
Quarter ending December 2017	6,797	↓
Quarter ending March 2018	6,785	→
Quarter ending June 2018	6,586	↓
Variance since June 2017	(5.6%)	↓



ACTIVITY

Cumulative percentage of contracted UDA delivered 2018 & 2019



Month	Adjusted Scheduled Activity (UDA)	
	2018	2019
April	139	0
May	570	884
June	1,880	1,673
July	3,302	
August	4,947	
September	6,395	
October	8,083	
November	10,024	
December	13,155	
January	14,397	
February	16,713	
March	19,128	
April	22,443	
May	22,511	
June	22,513	

QUALITY

	Quantity	Base Number	Contract	AT	Region	England
% of FP17s for the same patient ID Re-attending within 3 months - Children	44	666	6.6%	10.0%	11.3%	11.5%
% of FP17s for the same patient ID Re-attending within 3 months - Adults	125	1,368	9.1%	14.5%	14.9%	15.4%
% of FP17s for the same patient ID Re-attending between 3 & 9 months - Children	416	666	62.5%	52.8%	60.0%	58.9%
% of FP17s for the same patient ID Re-attending between 3 & 9 months - Adults	786	1,368	57.5%	48.5%	52.6%	51.6%
% of FP17s for Band 1 Urgent Courses	33	861	3.8%	8.0%	7.9%	8.9%
% of FP17s Relating to Free Repair or Replacements	4	861	0.5%	0.8%	0.8%	0.8%
% of FP17s Relating to Continuations	3	861	0.3%	0.8%	0.9%	0.9%
% of Patients satisfied with the dentistry they have received	1	1	N/A	93.1%	93.2%	93.2%
% of Patients satisfied with the time they had to wait for an appointment	1	1	N/A	90.9%	89.1%	88.8%

* This is based on patients treated on this contract for their most recent course of treatment. Figures in italics indicate the base number of FP17s or Patient Questionnaire responses are less than 100. N/A is shown where the base number of responses is less than 10 during the period. % is calculated as Quantity/Base number*100

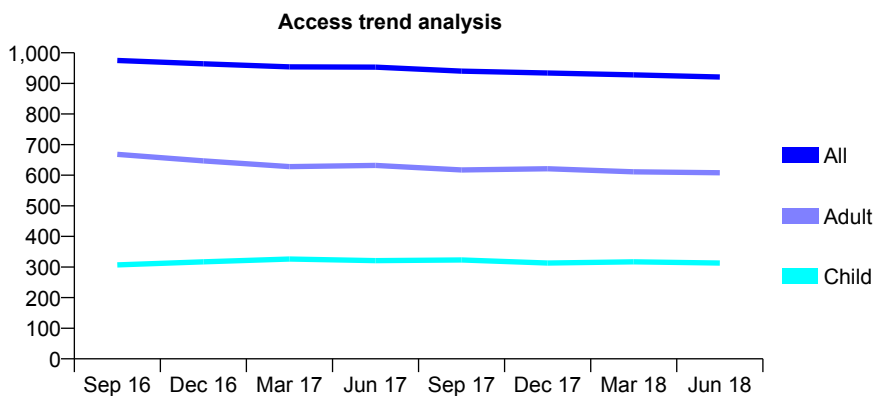
Q54 - Vital Signs At a Glance Contract Report for 931446/0001 - June 2018

Name or company name	MR WW YIP
Contract type name	GDS Contract
Purpose of contract	General
Contract start date	01/04/2006
Contract end date	

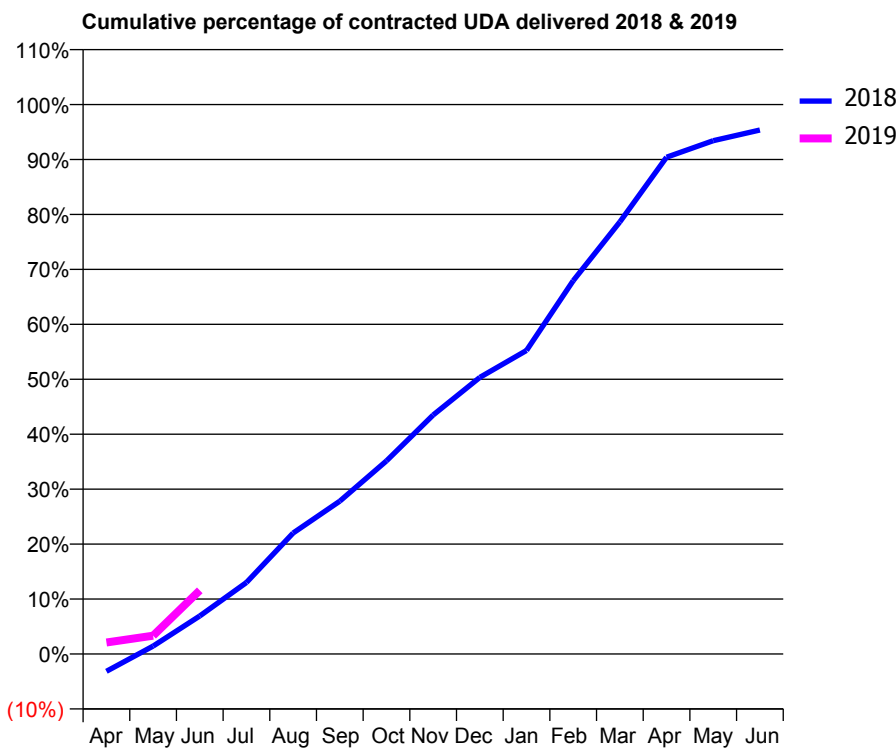
18/19 Contracted general activity (UDA)	3,873
Carry forward general activity (UDA)	0
18/19 Contracted orthodontic activity (UOA)	0
Carry forward orthodontic activity (UOA)	0
Baseline contract value	£95,633.33

ACCESS*

Patients seen in 24 months	Total	Change since previous quarter
Quarter ending June 2017	953	
Quarter ending September 2017	940	↓
Quarter ending December 2017	934	→
Quarter ending March 2018	928	→
Quarter ending June 2018	921	→
Variance since June 2017	(3.4%)	↓



ACTIVITY



Month	Adjusted Scheduled Activity (UDA)	
	2018	2019
April	-123	81
May	56	129
June	268	449
July	504	
August	853	
September	1,077	
October	1,362	
November	1,685	
December	1,950	
January	2,140	
February	2,632	
March	3,045	
April	3,502	
May	3,618	
June	3,694	

QUALITY

	Quantity	Base Number	Contract	AT	Region	England
% of FP17s for the same patient ID Re-attending within 3 months - Children	18	140	12.9%	10.0%	11.3%	11.5%
% of FP17s for the same patient ID Re-attending within 3 months - Adults	87	271	32.1%	14.5%	14.9%	15.4%
% of FP17s for the same patient ID Re-attending between 3 & 9 months - Children	84	140	60.0%	52.8%	60.0%	58.9%
% of FP17s for the same patient ID Re-attending between 3 & 9 months - Adults	132	271	48.7%	48.5%	52.6%	51.6%
% of FP17s for Band 1 Urgent Courses	38	249	15.3%	8.0%	7.9%	8.9%
% of FP17s Relating to Free Repair or Replacements	0	249	0.0%	0.8%	0.8%	0.8%
% of FP17s Relating to Continuations	11	249	4.4%	0.8%	0.9%	0.9%
% of Patients satisfied with the dentistry they have received	1	1	N/A	93.1%	93.2%	93.2%
% of Patients satisfied with the time they had to wait for an appointment	1	1	N/A	90.9%	89.1%	88.8%

* This is based on patients treated on this contract for their most recent course of treatment. Figures in italics indicate the base number of FP17s or Patient Questionnaire responses are less than 100. N/A is shown where the base number of responses is less than 10 during the period. % is calculated as Quantity/Base number*100

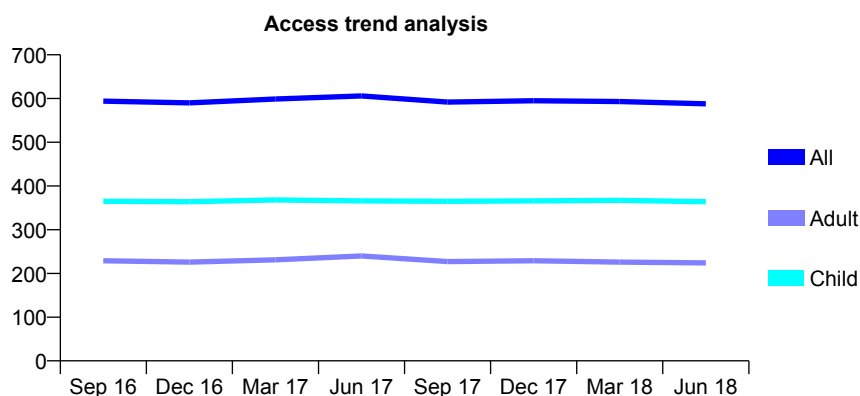
Q54 - Vital Signs At a Glance Contract Report for 936448/0001 - June 2018

Name or company name	MR SW PIPE
Contract type name	GDS Contract
Purpose of contract	General
Contract start date	01/04/2006
Contract end date	

18/19 Contracted general activity (UDA)	1,050
Carry forward general activity (UDA)	0
18/19 Contracted orthodontic activity (UOA)	0
Carry forward orthodontic activity (UOA)	0
Baseline contract value	£26,172.17

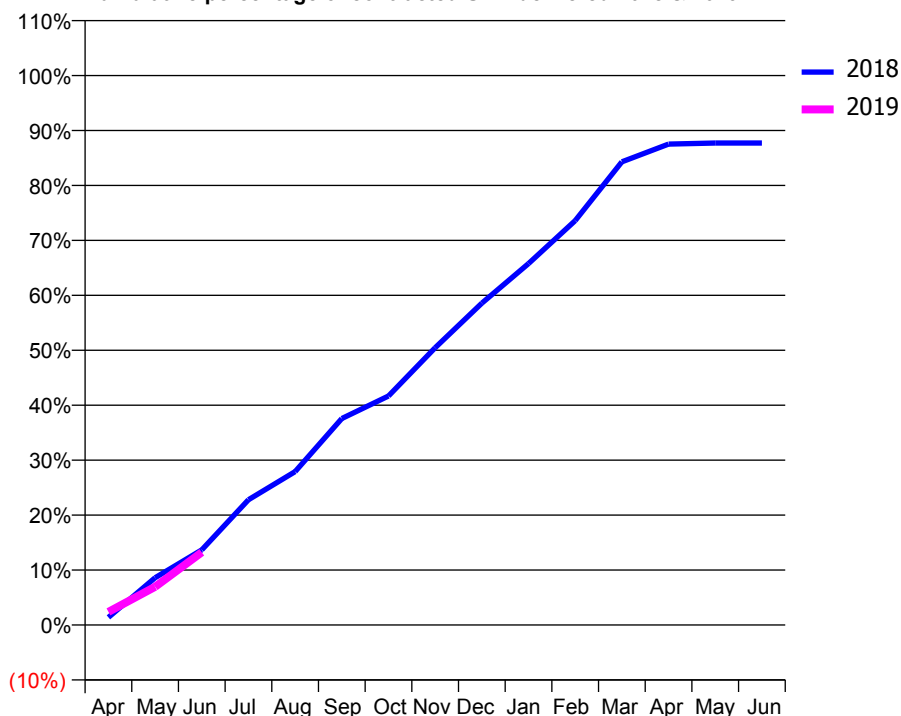
ACCESS*

Patients seen in 24 months	Total	Change since previous quarter
Quarter ending June 2017	606	
Quarter ending September 2017	592	↓
Quarter ending December 2017	595	→
Quarter ending March 2018	593	→
Quarter ending June 2018	588	→
Variance since June 2017	(3.0%)	↓



ACTIVITY

Cumulative percentage of contracted UDA delivered 2018 & 2019



Adjusted Scheduled Activity (UDA)

Month	2018	2019
April	16	25
May	99	73
June	157	139
July	262	
August	321	
September	432	
October	479	
November	580	
December	673	
January	756	
February	846	
March	969	
April	1,007	
May	1,009	
June	1,009	

QUALITY

	Quantity	Base Number	Contract	AT	Region	England
% of FP17s for the same patient ID Re-attending within 3 months - Children	1	103	1.0%	10.0%	11.3%	11.5%
% of FP17s for the same patient ID Re-attending within 3 months - Adults	4	40	10.0%	14.5%	14.9%	15.4%
% of FP17s for the same patient ID Re-attending between 3 & 9 months - Children	54	103	52.4%	52.8%	60.0%	58.9%
% of FP17s for the same patient ID Re-attending between 3 & 9 months - Adults	21	40	52.5%	48.5%	52.6%	51.6%
% of FP17s for Band 1 Urgent Courses	0	107	0.0%	8.0%	7.9%	8.9%
% of FP17s Relating to Free Repair or Replacements	0	107	0.0%	0.8%	0.8%	0.8%
% of FP17s Relating to Continuations	0	107	0.0%	0.8%	0.9%	0.9%
% of Patients satisfied with the dentistry they have received	0	0	N/A	93.1%	93.2%	93.2%
% of Patients satisfied with the time they had to wait for an appointment	0	0	N/A	90.9%	89.1%	88.8%

* This is based on patients treated on this contract for their most recent course of treatment. Figures in italics indicate the base number of FP17s or Patient Questionnaire responses are less than 100. N/A is shown where the base number of responses is less than 10 during the period. % is calculated as Quantity/Base number*100

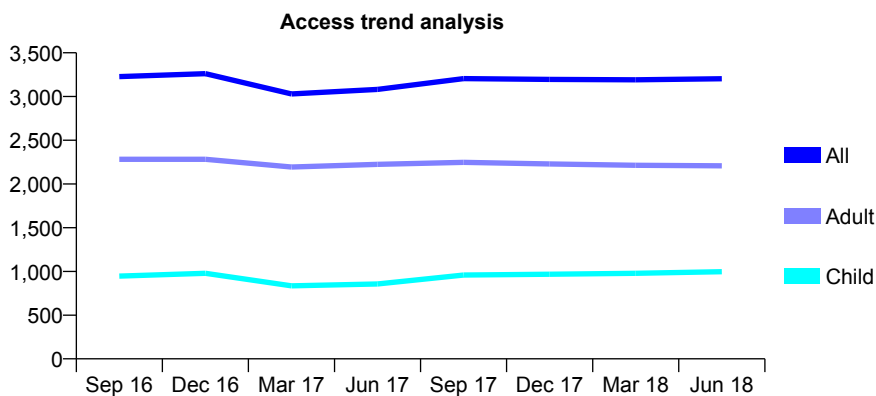
Q54 - Vital Signs At a Glance Contract Report for 936596/0001 - June 2018

Name or company name	MR M ASGHARI TAVANEI GILANI
Contract type name	GDS Contract
Purpose of contract	General
Contract start date	01/04/2006
Contract end date	

18/19 Contracted general activity (UDA)	9,921
Carry forward general activity (UDA)	0
18/19 Contracted orthodontic activity (UOA)	0
Carry forward orthodontic activity (UOA)	0
Baseline contract value	£280,347.32

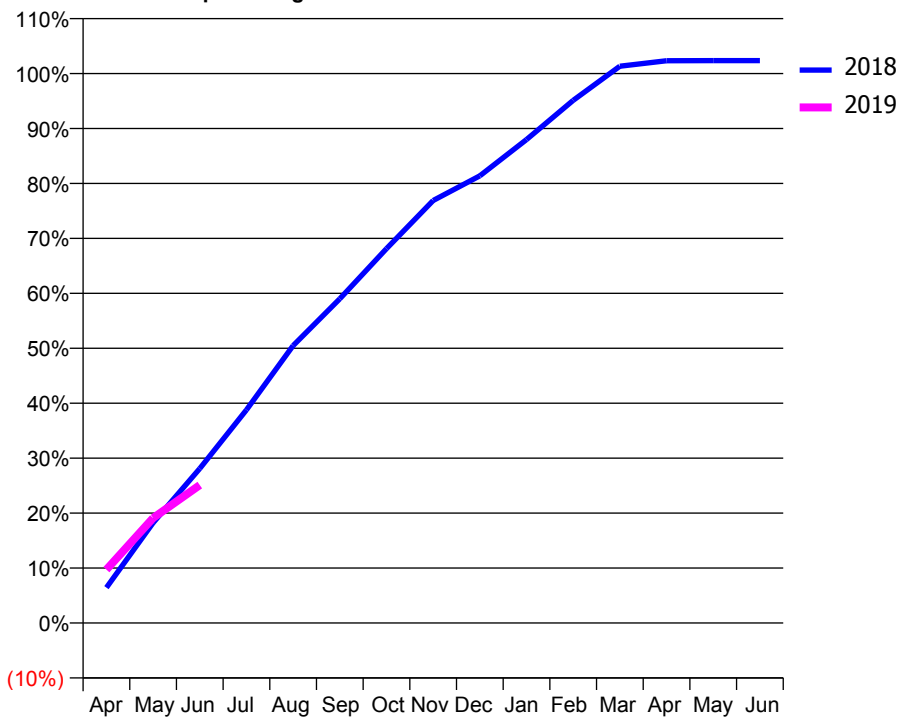
ACCESS*

Patients seen in 24 months	Total	Change since previous quarter
Quarter ending June 2017	3,082	
Quarter ending September 2017	3,205	↑
Quarter ending December 2017	3,196	→
Quarter ending March 2018	3,191	→
Quarter ending June 2018	3,203	→
Variance since June 2017	3.9%	↑



ACTIVITY

Cumulative percentage of contracted UDA delivered 2018 & 2019



Adjusted Scheduled Activity (UDA)

Month	2018	2019
April	639	964
May	1,808	1,897
June	2,789	2,490
July	3,849	
August	5,008	
September	5,854	
October	6,758	
November	7,628	
December	8,075	
January	8,728	
February	9,437	
March	10,052	
April	10,152	
May	10,154	
June	10,154	

QUALITY

	Quantity	Base Number	Contract	AT	Region	England
% of FP17s for the same patient ID Re-attending within 3 months - Children	26	335	7.8%	10.0%	11.3%	11.5%
% of FP17s for the same patient ID Re-attending within 3 months - Adults	104	666	15.6%	14.5%	14.9%	15.4%
% of FP17s for the same patient ID Re-attending between 3 & 9 months - Children	209	335	62.4%	52.8%	60.0%	58.9%
% of FP17s for the same patient ID Re-attending between 3 & 9 months - Adults	312	666	46.8%	48.5%	52.6%	51.6%
% of FP17s for Band 1 Urgent Courses	71	921	7.7%	8.0%	7.9%	8.9%
% of FP17s Relating to Free Repair or Replacements	2	921	0.2%	0.8%	0.8%	0.8%
% of FP17s Relating to Continuations	2	921	0.2%	0.8%	0.9%	0.9%
% of Patients satisfied with the dentistry they have received	0	0	N/A	93.1%	93.2%	93.2%
% of Patients satisfied with the time they had to wait for an appointment	0	0	N/A	90.9%	89.1%	88.8%

* This is based on patients treated on this contract for their most recent course of treatment. Figures in italics indicate the base number of FP17s or Patient Questionnaire responses are less than 100. N/A is shown where the base number of responses is less than 10 during the period. % is calculated as Quantity/Base number*100

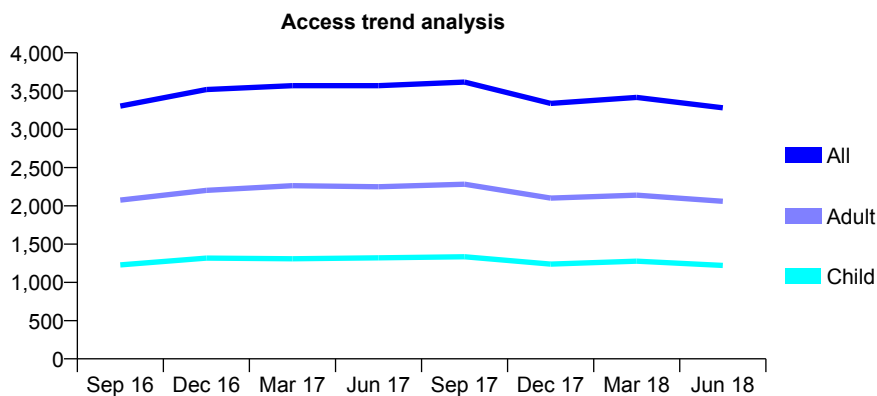
Q54 - Vital Signs At a Glance Contract Report for 938181/0001 - June 2018

Name or company name	MR SS ATTHI
Contract type name	GDS Contract
Purpose of contract	General and Orthodontic
Contract start date	01/04/2006
Contract end date	

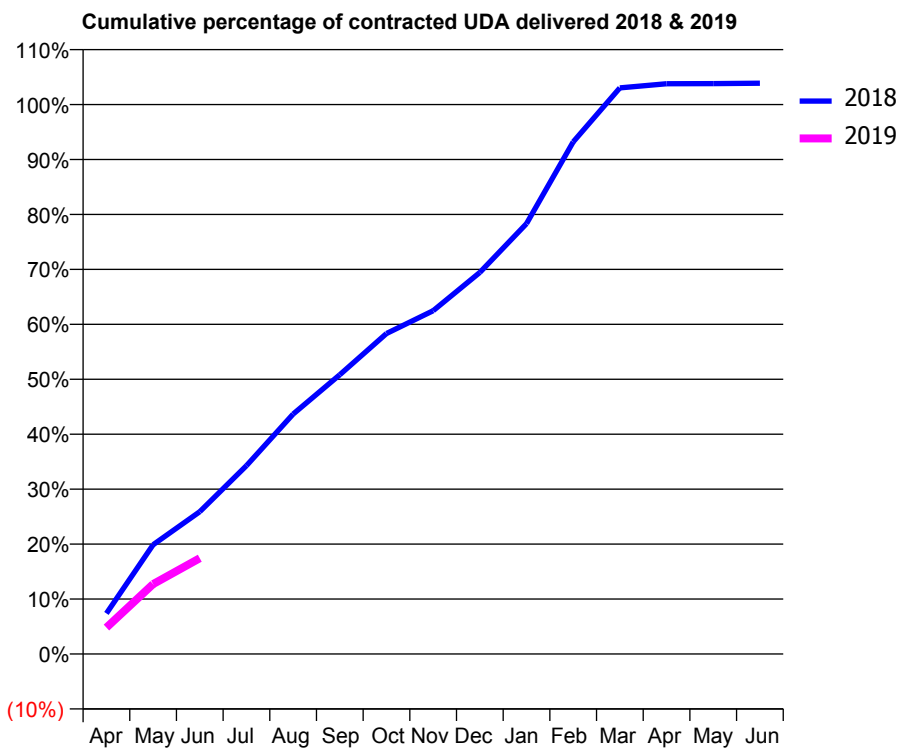
18/19 Contracted general activity (UDA)	11,107
Carry forward general activity (UDA)	0
18/19 Contracted orthodontic activity (UOA)	587
Carry forward orthodontic activity (UOA)	0
Baseline contract value	£377,410.34

ACCESS*

Patients seen in 24 months	Total	Change since previous quarter
Quarter ending June 2017	3,570	
Quarter ending September 2017	3,617	→
Quarter ending December 2017	3,339	↓
Quarter ending March 2018	3,417	↑
Quarter ending June 2018	3,281	↓
Variance since June 2017	(8.1%)	↓



ACTIVITY



Month	Adjusted Scheduled Activity (UDA)	
	2018	2019
April	821	535
May	2,208	1,414
June	2,878	1,937
July	3,808	
August	4,851	
September	5,645	
October	6,479	
November	6,938	
December	7,714	
January	8,700	
February	10,350	
March	11,443	
April	11,527	
May	11,530	
June	11,537	

QUALITY

	Quantity	Base Number	Contract	AT	Region	England
% of FP17s for the same patient ID Re-attending within 3 months - Children	21	295	7.1%	10.0%	11.3%	11.5%
% of FP17s for the same patient ID Re-attending within 3 months - Adults	75	417	18.0%	14.5%	14.9%	15.4%
% of FP17s for the same patient ID Re-attending between 3 & 9 months - Children	108	295	36.6%	52.8%	60.0%	58.9%
% of FP17s for the same patient ID Re-attending between 3 & 9 months - Adults	137	417	32.9%	48.5%	52.6%	51.6%
% of FP17s for Band 1 Urgent Courses	172	658	26.1%	8.0%	7.9%	8.9%
% of FP17s Relating to Free Repair or Replacements	1	658	0.2%	0.8%	0.8%	0.8%
% of FP17s Relating to Continuations	4	658	0.6%	0.8%	0.9%	0.9%
% of Patients satisfied with the dentistry they have received	0	0	N/A	93.1%	93.2%	93.2%
% of Patients satisfied with the time they had to wait for an appointment	0	0	N/A	90.9%	89.1%	88.8%

* This is based on patients treated on this contract for their most recent course of treatment. Figures in italics indicate the base number of FP17s or Patient Questionnaire responses are less than 100. N/A is shown where the base number of responses is less than 10 during the period. % is calculated as Quantity/Base number*100

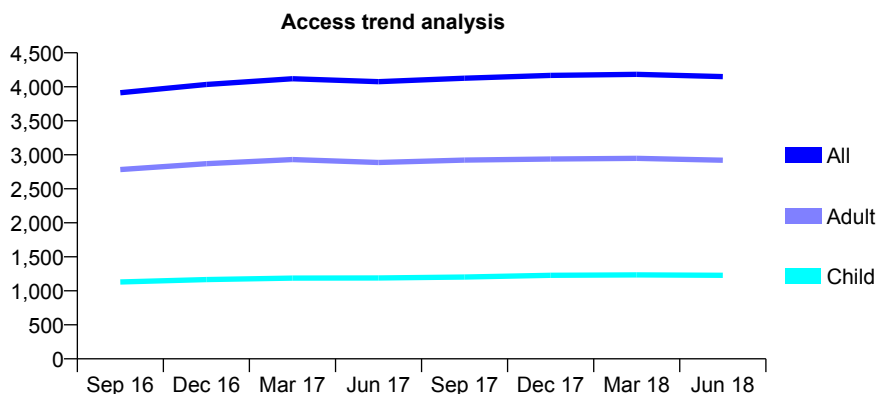
Q54 - Vital Signs At a Glance Contract Report for 942243/0001 - June 2018

Name or company name	MR KS RATRA
Contract type name	GDS Contract
Purpose of contract	General
Contract start date	01/04/2006
Contract end date	

18/19 Contracted general activity (UDA)	12,456
Carry forward general activity (UDA)	0
18/19 Contracted orthodontic activity (UOA)	0
Carry forward orthodontic activity (UOA)	0
Baseline contract value	£301,184.84

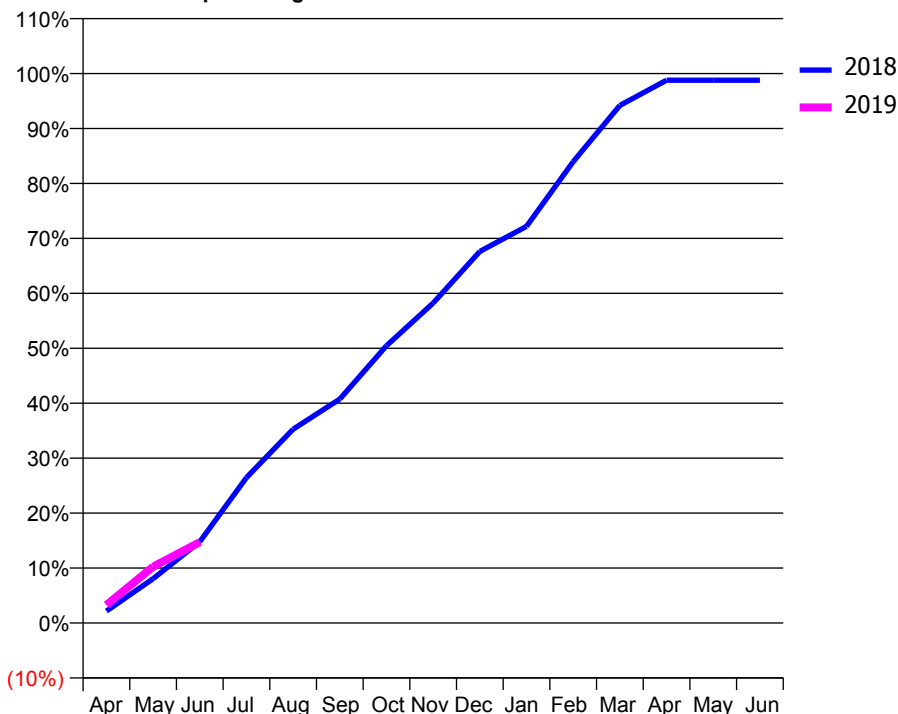
ACCESS*

Patients seen in 24 months	Total	Change since previous quarter
Quarter ending June 2017	4,076	
Quarter ending September 2017	4,126	→
Quarter ending December 2017	4,168	→
Quarter ending March 2018	4,183	→
Quarter ending June 2018	4,150	→
Variance since June 2017	1.8%	→



ACTIVITY

Cumulative percentage of contracted UDA delivered 2018 & 2019



Month	Adjusted Scheduled Activity (UDA)	
	2018	2019
April	272	409
May	1,006	1,277
June	1,844	1,834
July	3,297	
August	4,394	
September	5,077	
October	6,287	
November	7,252	
December	8,422	
January	8,992	
February	10,458	
March	11,732	
April	12,302	
May	12,302	
June	12,302	

QUALITY

	Quantity	Base Number	Contract	AT	Region	England
% of FP17s for the same patient ID Re-attending within 3 months - Children	31	423	7.3%	10.0%	11.3%	11.5%
% of FP17s for the same patient ID Re-attending within 3 months - Adults	143	777	18.4%	14.5%	14.9%	15.4%
% of FP17s for the same patient ID Re-attending between 3 & 9 months - Children	243	423	57.4%	52.8%	60.0%	58.9%
% of FP17s for the same patient ID Re-attending between 3 & 9 months - Adults	380	777	48.9%	48.5%	52.6%	51.6%
% of FP17s for Band 1 Urgent Courses	85	831	10.2%	8.0%	7.9%	8.9%
% of FP17s Relating to Free Repair or Replacements	13	831	1.6%	0.8%	0.8%	0.8%
% of FP17s Relating to Continuations	7	831	0.8%	0.8%	0.9%	0.9%
% of Patients satisfied with the dentistry they have received	3	3	N/A	93.1%	93.2%	93.2%
% of Patients satisfied with the time they had to wait for an appointment	2	3	N/A	90.9%	89.1%	88.8%

* This is based on patients treated on this contract for their most recent course of treatment. Figures in italics indicate the base number of FP17s or Patient Questionnaire responses are less than 100. N/A is shown where the base number of responses is less than 10 during the period. % is calculated as Quantity/Base number*100

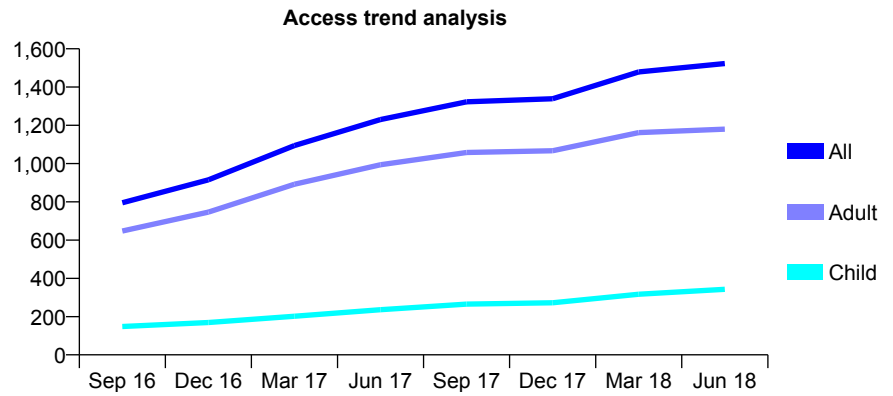
Q54 - Vital Signs At a Glance Contract Report for 943630/0001 - June 2018

Name or company name	MS HJ WAHEED
Contract type name	GDS Contract
Purpose of contract	General
Contract start date	01/10/2015
Contract end date	

18/19 Contracted general activity (UDA)	3,820
Carry forward general activity (UDA)	0
18/19 Contracted orthodontic activity (UOA)	0
Carry forward orthodontic activity (UOA)	0
Baseline contract value	£107,233.90

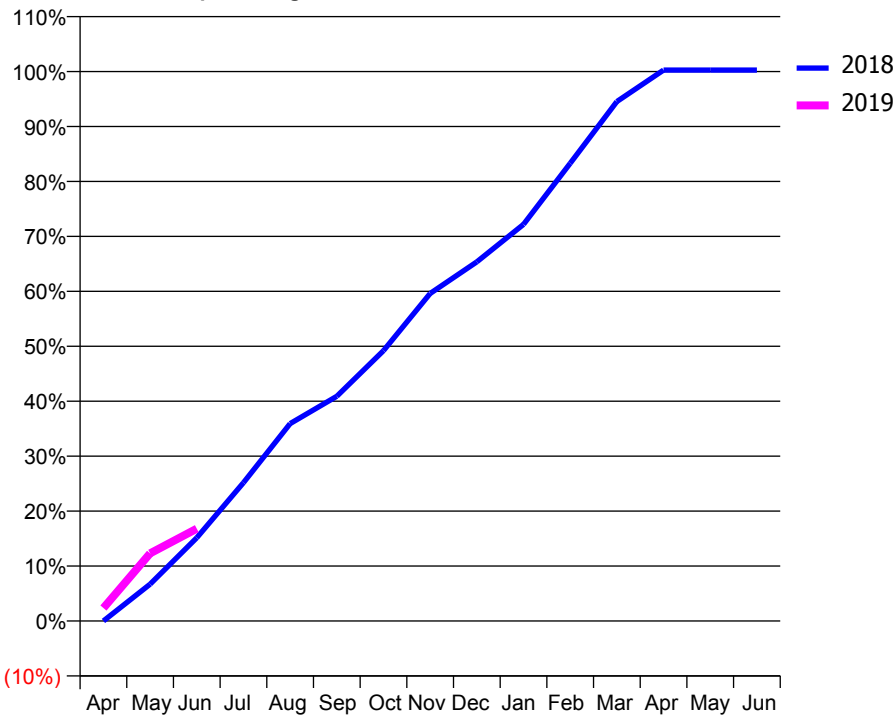
ACCESS*

Patients seen in 24 months	Total	Change since previous quarter
Quarter ending June 2017	1,230	
Quarter ending September 2017	1,323	↑
Quarter ending December 2017	1,339	→
Quarter ending March 2018	1,479	↑
Quarter ending June 2018	1,523	↑
Variance since June 2017	23.8%	↑



ACTIVITY

Cumulative percentage of contracted UDA delivered 2018 & 2019



Month	Adjusted Scheduled Activity (UDA)	
	2018	2019
April	0	90
May	256	470
June	579	642
July	962	
August	1,373	
September	1,562	
October	1,879	
November	2,277	
December	2,497	
January	2,757	
February	3,182	
March	3,611	
April	3,830	
May	3,830	
June	3,830	

QUALITY

	Quantity	Base Number	Contract	AT	Region	England
% of FP17s for the same patient ID Re-attending within 3 months - Children	7	97	7.2%	10.0%	11.3%	11.5%
% of FP17s for the same patient ID Re-attending within 3 months - Adults	46	341	13.5%	14.5%	14.9%	15.4%
% of FP17s for the same patient ID Re-attending between 3 & 9 months - Children	41	97	42.3%	52.8%	60.0%	58.9%
% of FP17s for the same patient ID Re-attending between 3 & 9 months - Adults	176	341	51.6%	48.5%	52.6%	51.6%
% of FP17s for Band 1 Urgent Courses	8	255	3.1%	8.0%	7.9%	8.9%
% of FP17s Relating to Free Repair or Replacements	6	255	2.4%	0.8%	0.8%	0.8%
% of FP17s Relating to Continuations	4	255	1.6%	0.8%	0.9%	0.9%
% of Patients satisfied with the dentistry they have received	2	2	N/A	93.1%	93.2%	93.2%
% of Patients satisfied with the time they had to wait for an appointment	2	2	N/A	90.9%	89.1%	88.8%

* This is based on patients treated on this contract for their most recent course of treatment. Figures in italics indicate the base number of FP17s or Patient Questionnaire responses are less than 100. N/A is shown where the base number of responses is less than 10 during the period. % is calculated as Quantity/Base number*100

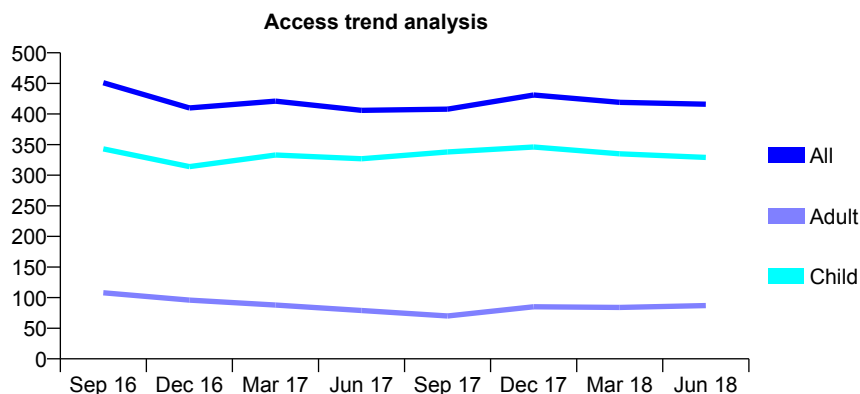
Q54 - Vital Signs At a Glance Contract Report for 943673/0001 - June 2018

Name or company name	MISS H JAGPAL
Contract type name	GDS Contract
Purpose of contract	General
Contract start date	03/07/2009
Contract end date	

18/19 Contracted general activity (UDA)	826
Carry forward general activity (UDA)	0
18/19 Contracted orthodontic activity (UOA)	0
Carry forward orthodontic activity (UOA)	0
Baseline contract value	£19,528.99

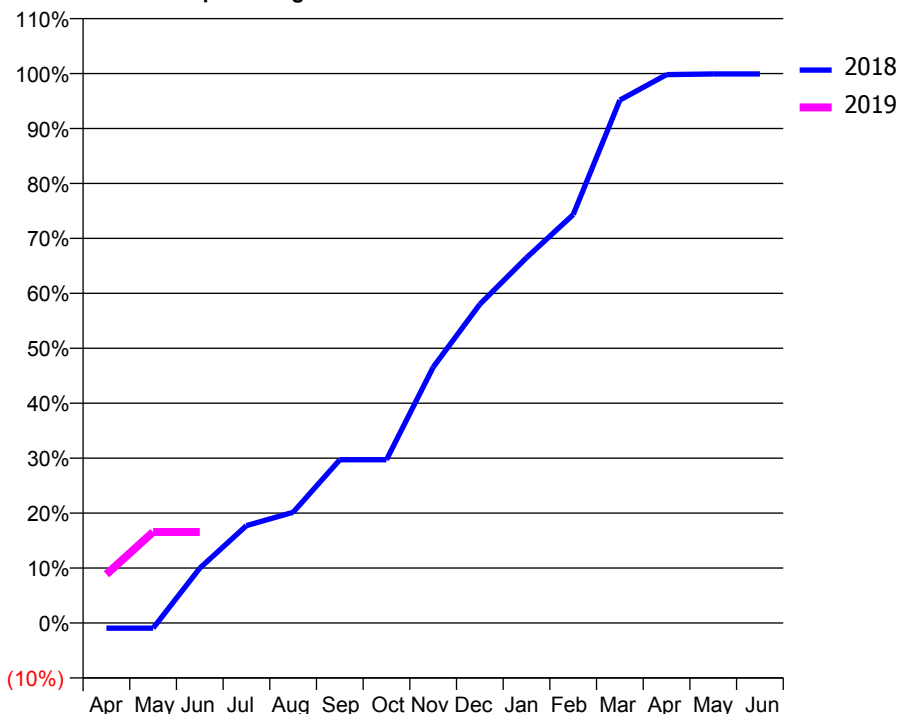
ACCESS*

Patients seen in 24 months	Total	Change since previous quarter
Quarter ending June 2017	406	
Quarter ending September 2017	408	→
Quarter ending December 2017	431	↑
Quarter ending March 2018	419	↓
Quarter ending June 2018	416	→
Variance since June 2017	2.5%	↑



ACTIVITY

Cumulative percentage of contracted UDA delivered 2018 & 2019



Adjusted Scheduled Activity (UDA)

Month	2018	2019
April	-8	73
May	-8	137
June	82	137
July	146	
August	166	
September	245	
October	245	
November	385	
December	479	
January	549	
February	614	
March	786	
April	824	
May	825	
June	825	

QUALITY

	Quantity	Base Number	Contract	AT	Region	England
% of FP17s for the same patient ID Re-attending within 3 months - Children	3	77	3.9%	10.0%	11.3%	11.5%
% of FP17s for the same patient ID Re-attending within 3 months - Adults	2	17	11.8%	14.5%	14.9%	15.4%
% of FP17s for the same patient ID Re-attending between 3 & 9 months - Children	40	77	51.9%	52.8%	60.0%	58.9%
% of FP17s for the same patient ID Re-attending between 3 & 9 months - Adults	5	17	29.4%	48.5%	52.6%	51.6%
% of FP17s for Band 1 Urgent Courses	4	74	5.4%	8.0%	7.9%	8.9%
% of FP17s Relating to Free Repair or Replacements	0	74	0.0%	0.8%	0.8%	0.8%
% of FP17s Relating to Continuations	0	74	0.0%	0.8%	0.9%	0.9%
% of Patients satisfied with the dentistry they have received	0	0	N/A	93.1%	93.2%	93.2%
% of Patients satisfied with the time they had to wait for an appointment	0	0	N/A	90.9%	89.1%	88.8%

* This is based on patients treated on this contract for their most recent course of treatment. Figures in italics indicate the base number of FP17s or Patient Questionnaire responses are less than 100. N/A is shown where the base number of responses is less than 10 during the period. % is calculated as Quantity/Base number*100

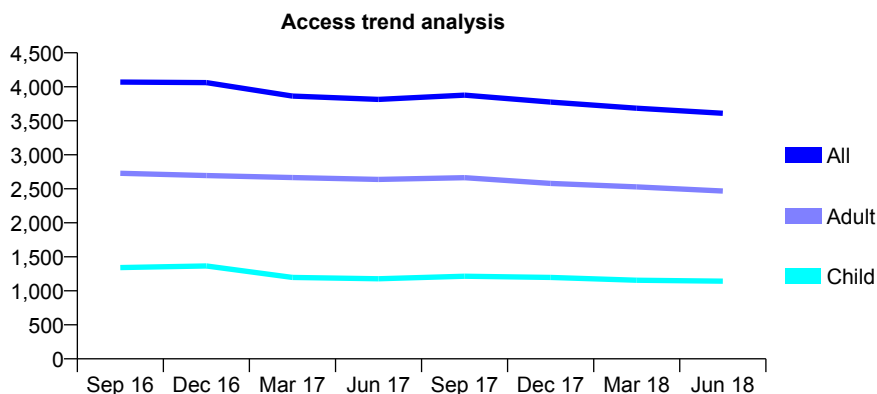
Q54 - Vital Signs At a Glance Contract Report for 944009/0001 - June 2018

Name or company name	MR Z AFZAL
Contract type name	GDS Contract
Purpose of contract	General
Contract start date	01/04/2006
Contract end date	

18/19 Contracted general activity (UDA)	13,582
Carry forward general activity (UDA)	0
18/19 Contracted orthodontic activity (UOA)	0
Carry forward orthodontic activity (UOA)	0
Baseline contract value	£340,194.05

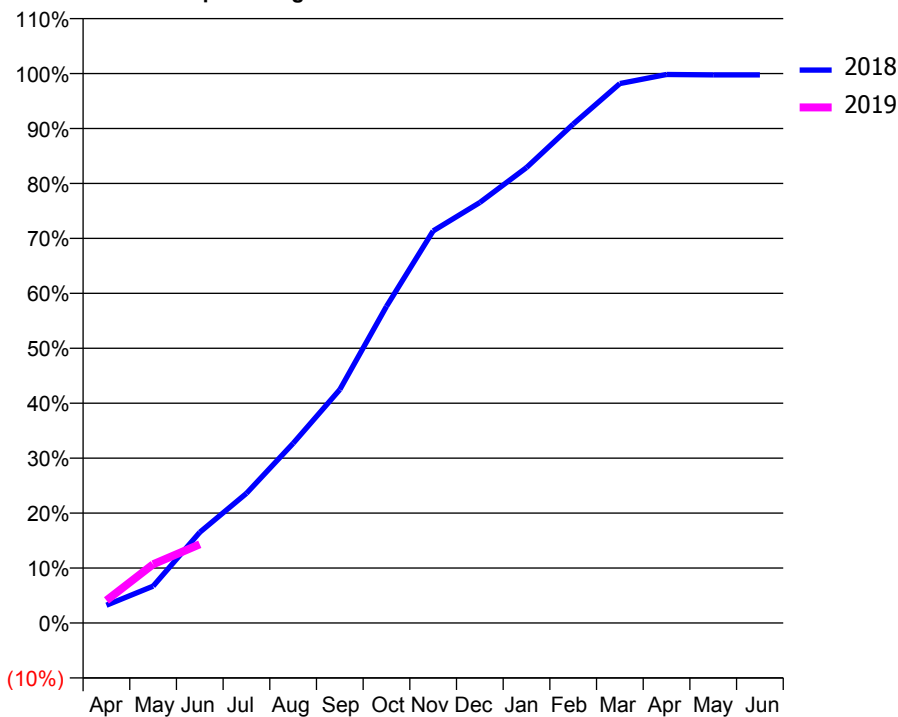
ACCESS*

Patients seen in 24 months	Total	Change since previous quarter
Quarter ending June 2017	3,815	
Quarter ending September 2017	3,878	→
Quarter ending December 2017	3,776	↓
Quarter ending March 2018	3,685	↓
Quarter ending June 2018	3,610	↓
Variance since June 2017	(5.4%)	↓



ACTIVITY

Cumulative percentage of contracted UDA delivered 2018 & 2019



Month	Adjusted Scheduled Activity (UDA)	
	2018	2019
April	441	560
May	912	1,451
June	2,243	1,945
July	3,205	
August	4,443	
September	5,769	
October	7,826	
November	9,692	
December	10,394	
January	11,259	
February	12,331	
March	13,333	
April	13,557	
May	13,548	
June	13,548	

QUALITY

	Quantity	Base Number	Contract	AT	Region	England
% of FP17s for the same patient ID Re-attending within 3 months - Children	7	231	3.0%	10.0%	11.3%	11.5%
% of FP17s for the same patient ID Re-attending within 3 months - Adults	63	501	12.6%	14.5%	14.9%	15.4%
% of FP17s for the same patient ID Re-attending between 3 & 9 months - Children	96	231	41.6%	52.8%	60.0%	58.9%
% of FP17s for the same patient ID Re-attending between 3 & 9 months - Adults	218	501	43.5%	48.5%	52.6%	51.6%
% of FP17s for Band 1 Urgent Courses	93	637	14.6%	8.0%	7.9%	8.9%
% of FP17s Relating to Free Repair or Replacements	0	637	0.0%	0.8%	0.8%	0.8%
% of FP17s Relating to Continuations	2	637	0.3%	0.8%	0.9%	0.9%
% of Patients satisfied with the dentistry they have received	0	0	N/A	93.1%	93.2%	93.2%
% of Patients satisfied with the time they had to wait for an appointment	0	0	N/A	90.9%	89.1%	88.8%

* This is based on patients treated on this contract for their most recent course of treatment. Figures in italics indicate the base number of FP17s or Patient Questionnaire responses are less than 100. N/A is shown where the base number of responses is less than 10 during the period. % is calculated as Quantity/Base number*100

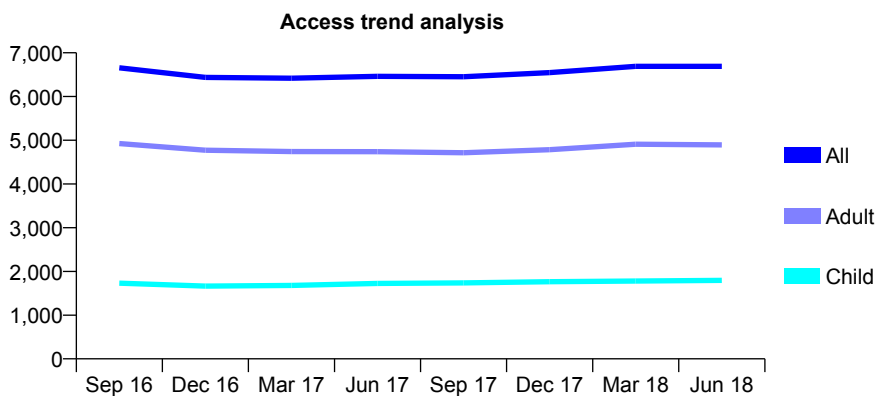
Q54 - Vital Signs At a Glance Contract Report for 944092/0001 - June 2018

Name or company name	MISS SN CHAUDARY
Contract type name	GDS Contract
Purpose of contract	General
Contract start date	17/09/2010
Contract end date	

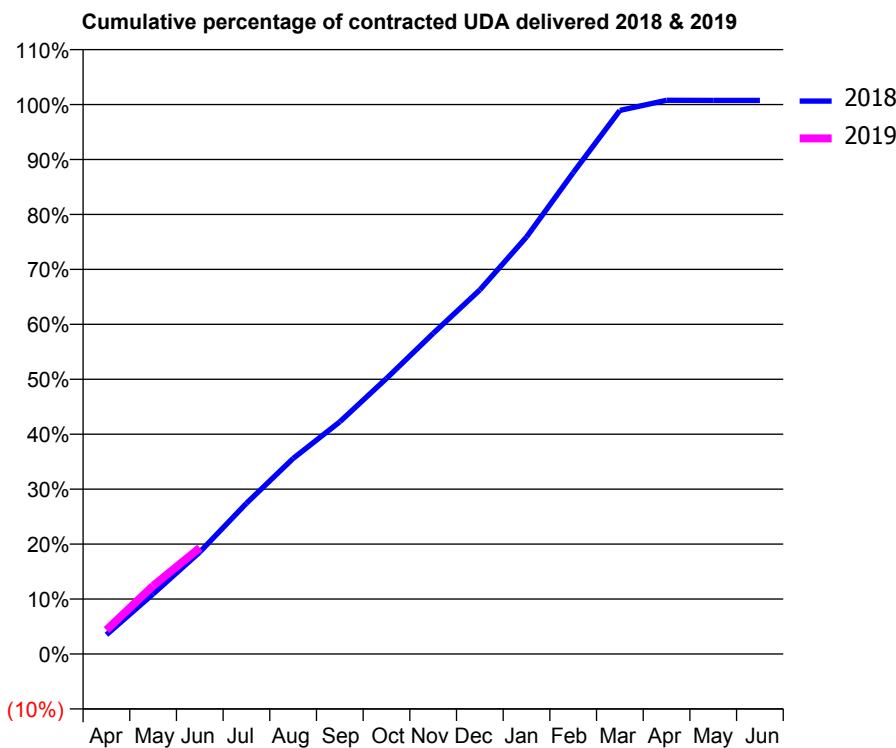
18/19 Contracted general activity (UDA)	18,528
Carry forward general activity (UDA)	0
18/19 Contracted orthodontic activity (UOA)	0
Carry forward orthodontic activity (UOA)	0
Baseline contract value	£466,037.21

ACCESS*

Patients seen in 24 months	Total	Change since previous quarter
Quarter ending June 2017	6,462	
Quarter ending September 2017	6,451	→
Quarter ending December 2017	6,547	→
Quarter ending March 2018	6,691	↑
Quarter ending June 2018	6,690	→
Variance since June 2017	3.5%	↑



ACTIVITY



Month	Adjusted Scheduled Activity (UDA)	
	2018	2019
April	650	809
May	2,026	2,301
June	3,438	3,583
July	5,083	
August	6,592	
September	7,832	
October	9,290	
November	10,812	
December	12,277	
January	14,063	
February	16,230	
March	18,327	
April	18,672	
May	18,668	
June	18,668	

QUALITY

	Quantity	Base Number	Contract	AT	Region	England
% of FP17s for the same patient ID Re-attending within 3 months - Children	24	605	4.0%	10.0%	11.3%	11.5%
% of FP17s for the same patient ID Re-attending within 3 months - Adults	178	1,596	11.2%	14.5%	14.9%	15.4%
% of FP17s for the same patient ID Re-attending between 3 & 9 months - Children	403	605	66.6%	52.8%	60.0%	58.9%
% of FP17s for the same patient ID Re-attending between 3 & 9 months - Adults	1,087	1,596	68.1%	48.5%	52.6%	51.6%
% of FP17s for Band 1 Urgent Courses	86	2,034	4.2%	8.0%	7.9%	8.9%
% of FP17s Relating to Free Repair or Replacements	14	2,034	0.7%	0.8%	0.8%	0.8%
% of FP17s Relating to Continuations	8	2,034	0.4%	0.8%	0.9%	0.9%
% of Patients satisfied with the dentistry they have received	0	0	N/A	93.1%	93.2%	93.2%
% of Patients satisfied with the time they had to wait for an appointment	0	0	N/A	90.9%	89.1%	88.8%

* This is based on patients treated on this contract for their most recent course of treatment. Figures in italics indicate the base number of FP17s or Patient Questionnaire responses are less than 100. N/A is shown where the base number of responses is less than 10 during the period. % is calculated as Quantity/Base number*100

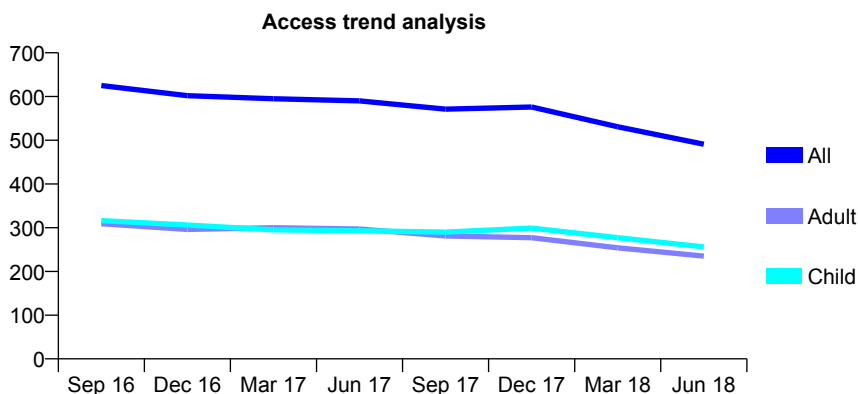
Q54 - Vital Signs At a Glance Contract Report for 946303/0001 - June 2018

Name or company name	MR E ACHEAMPONG
Contract type name	GDS Contract
Purpose of contract	General and Orthodontic
Contract start date	01/04/2006
Contract end date	

18/19 Contracted general activity (UDA)	1,810
Carry forward general activity (UDA)	0
18/19 Contracted orthodontic activity (UOA)	642
Carry forward orthodontic activity (UOA)	0
Baseline contract value	£86,466.46

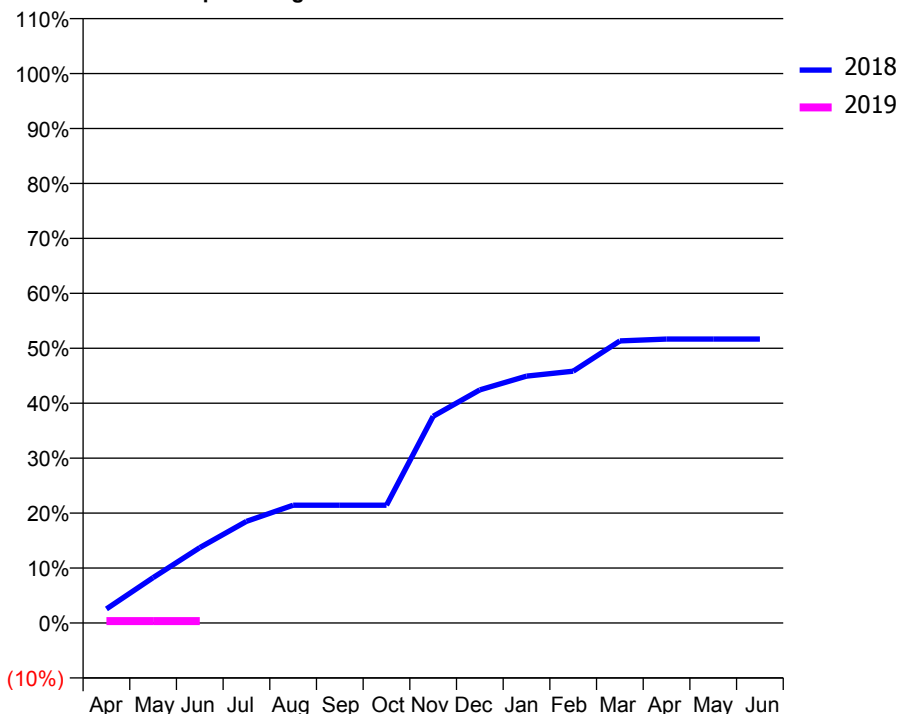
ACCESS*

Patients seen in 24 months	Total	Change since previous quarter
Quarter ending June 2017	590	
Quarter ending September 2017	571	↓
Quarter ending December 2017	576	→
Quarter ending March 2018	531	↓
Quarter ending June 2018	491	↓
Variance since June 2017	(16.8%)	↓



ACTIVITY

Cumulative percentage of contracted UDA delivered 2018 & 2019



Adjusted Scheduled Activity (UDA)

Month	2018	2019
April	46	6
May	149	6
June	248	6
July	335	
August	388	
September	388	
October	388	
November	681	
December	768	
January	813	
February	829	
March	929	
April	935	
May	935	
June	935	

QUALITY

	Quantity	Base Number	Contract	AT	Region	England
% of FP17s for the same patient ID Re-attending within 3 months - Children	0	10	0.0%	10.0%	11.3%	11.5%
% of FP17s for the same patient ID Re-attending within 3 months - Adults	0	1	0.0%	14.5%	14.9%	15.4%
% of FP17s for the same patient ID Re-attending between 3 & 9 months - Children	4	10	40.0%	52.8%	60.0%	58.9%
% of FP17s for the same patient ID Re-attending between 3 & 9 months - Adults	1	1	100.0%	48.5%	52.6%	51.6%
% of FP17s for Band 1 Urgent Courses	1	6	16.7%	8.0%	7.9%	8.9%
% of FP17s Relating to Free Repair or Replacements	0	6	0.0%	0.8%	0.8%	0.8%
% of FP17s Relating to Continuations	0	6	0.0%	0.8%	0.9%	0.9%
% of Patients satisfied with the dentistry they have received	1	1	N/A	93.1%	93.2%	93.2%
% of Patients satisfied with the time they had to wait for an appointment	1	1	N/A	90.9%	89.1%	88.8%

* This is based on patients treated on this contract for their most recent course of treatment. Figures in italics indicate the base number of FP17s or Patient Questionnaire responses are less than 100. N/A is shown where the base number of responses is less than 10 during the period. % is calculated as Quantity/Base number*100

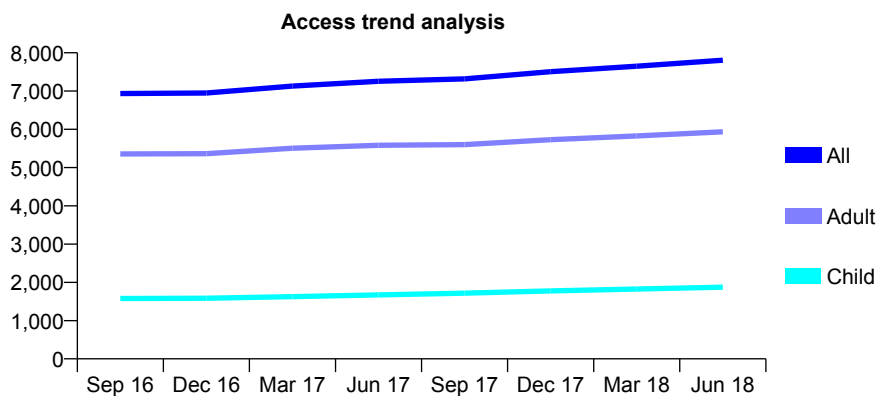
Q54 - Vital Signs At a Glance Contract Report for 960128/0002 - June 2018

Name or company name	MR Z SACRANIE
Contract type name	GDS Contract
Purpose of contract	General
Contract start date	01/11/2006
Contract end date	

18/19 Contracted general activity (UDA)	18,821
Carry forward general activity (UDA)	0
18/19 Contracted orthodontic activity (UOA)	0
Carry forward orthodontic activity (UOA)	0
Baseline contract value	£420,807.19

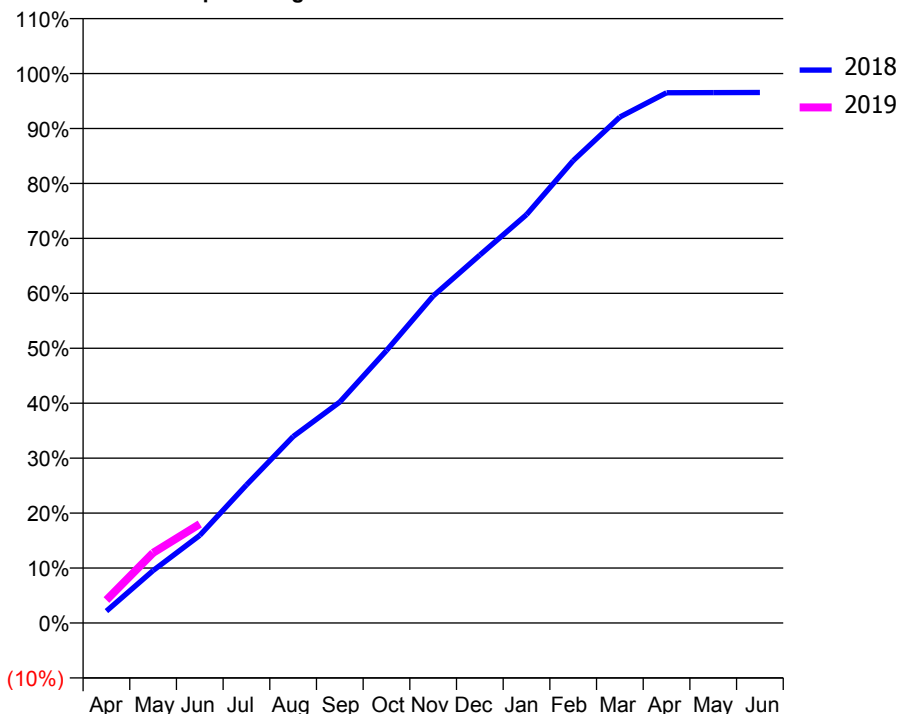
ACCESS*

Patients seen in 24 months	Total	Change since previous quarter
Quarter ending June 2017	7,257	
Quarter ending September 2017	7,318	→
Quarter ending December 2017	7,506	↑
Quarter ending March 2018	7,650	→
Quarter ending June 2018	7,807	↑
Variance since June 2017	7.6%	↑



ACTIVITY

Cumulative percentage of contracted UDA delivered 2018 & 2019



Adjusted Scheduled Activity (UDA)

Month	2018	2019
April	409	787
May	1,796	2,405
June	3,003	3,390
July	4,728	
August	6,386	
September	7,568	
October	9,333	
November	11,202	
December	12,604	
January	13,986	
February	15,838	
March	17,329	
April	18,160	
May	18,167	
June	18,171	

QUALITY

	Quantity	Base Number	Contract	AT	Region	England
% of FP17s for the same patient ID Re-attending within 3 months - Children	45	682	6.6%	10.0%	11.3%	11.5%
% of FP17s for the same patient ID Re-attending within 3 months - Adults	252	1,993	12.6%	14.5%	14.9%	15.4%
% of FP17s for the same patient ID Re-attending between 3 & 9 months - Children	449	682	65.8%	52.8%	60.0%	58.9%
% of FP17s for the same patient ID Re-attending between 3 & 9 months - Adults	1,117	1,993	56.0%	48.5%	52.6%	51.6%
% of FP17s for Band 1 Urgent Courses	133	1,907	7.0%	8.0%	7.9%	8.9%
% of FP17s Relating to Free Repair or Replacements	15	1,907	0.8%	0.8%	0.8%	0.8%
% of FP17s Relating to Continuations	5	1,907	0.3%	0.8%	0.9%	0.9%
% of Patients satisfied with the dentistry they have received	5	5	N/A	93.1%	93.2%	93.2%
% of Patients satisfied with the time they had to wait for an appointment	5	5	N/A	90.9%	89.1%	88.8%

* This is based on patients treated on this contract for their most recent course of treatment. Figures in italics indicate the base number of FP17s or Patient Questionnaire responses are less than 100. N/A is shown where the base number of responses is less than 10 during the period. % is calculated as Quantity/Base number*100

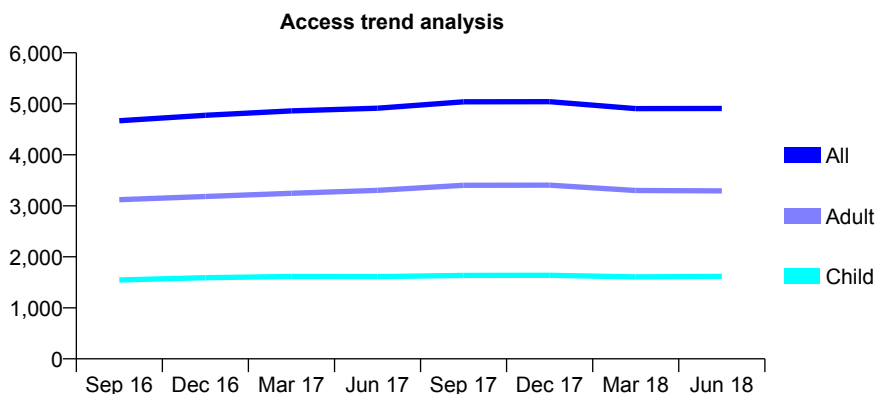
Q54 - Vital Signs At a Glance Contract Report for 960934/0002 - June 2018

Name or company name	MRS J DHERI
Contract type name	GDS Contract
Purpose of contract	General
Contract start date	19/06/2006
Contract end date	

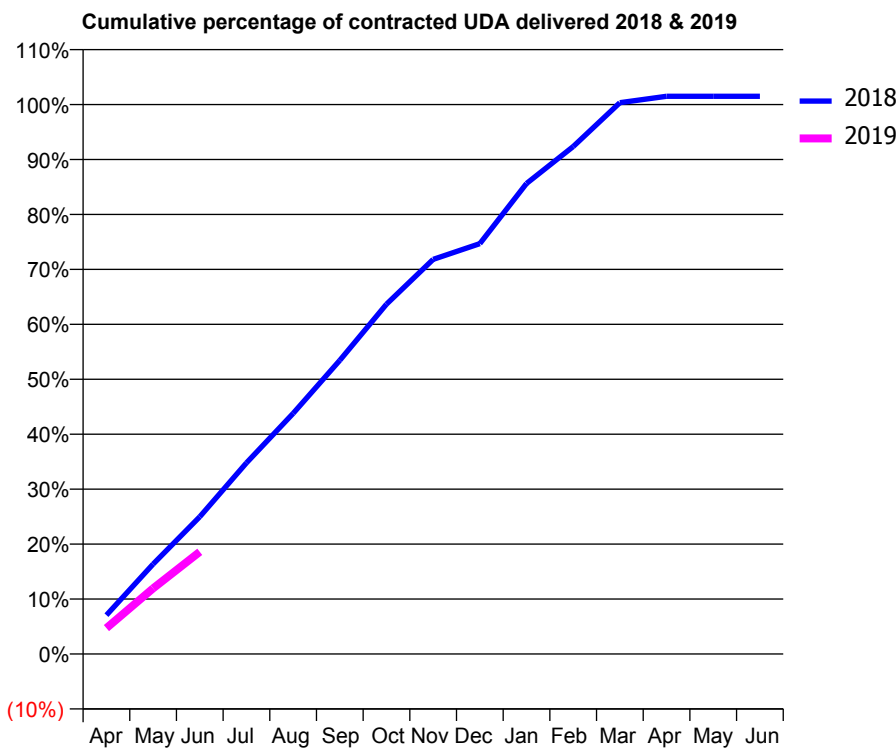
18/19 Contracted general activity (UDA)	12,396
Carry forward general activity (UDA)	0
18/19 Contracted orthodontic activity (UOA)	0
Carry forward orthodontic activity (UOA)	0
Baseline contract value	£324,343.71

ACCESS*

Patients seen in 24 months	Total	Change since previous quarter
Quarter ending June 2017	4,915	
Quarter ending September 2017	5,038	↑
Quarter ending December 2017	5,043	→
Quarter ending March 2018	4,907	↓
Quarter ending June 2018	4,908	→
Variance since June 2017	(0.1%)	→



ACTIVITY



Month	Adjusted Scheduled Activity (UDA)	
	2018	2019
April	877	586
May	2,030	1,483
June	3,096	2,305
July	4,311	
August	5,428	
September	6,624	
October	7,892	
November	8,902	
December	9,257	
January	10,613	
February	11,446	
March	12,436	
April	12,581	
May	12,581	
June	12,581	

QUALITY

	Quantity	Base Number	Contract	AT	Region	England
% of FP17s for the same patient ID Re-attending within 3 months - Children	17	596	2.9%	10.0%	11.3%	11.5%
% of FP17s for the same patient ID Re-attending within 3 months - Adults	93	936	9.9%	14.5%	14.9%	15.4%
% of FP17s for the same patient ID Re-attending between 3 & 9 months - Children	433	596	72.7%	52.8%	60.0%	58.9%
% of FP17s for the same patient ID Re-attending between 3 & 9 months - Adults	593	936	63.4%	48.5%	52.6%	51.6%
% of FP17s for Band 1 Urgent Courses	76	1,459	5.2%	8.0%	7.9%	8.9%
% of FP17s Relating to Free Repair or Replacements	12	1,459	0.8%	0.8%	0.8%	0.8%
% of FP17s Relating to Continuations	2	1,459	0.1%	0.8%	0.9%	0.9%
% of Patients satisfied with the dentistry they have received	1	1	N/A	93.1%	93.2%	93.2%
% of Patients satisfied with the time they had to wait for an appointment	1	1	N/A	90.9%	89.1%	88.8%

* This is based on patients treated on this contract for their most recent course of treatment. Figures in italics indicate the base number of FP17s or Patient Questionnaire responses are less than 100. N/A is shown where the base number of responses is less than 10 during the period. % is calculated as Quantity/Base number*100

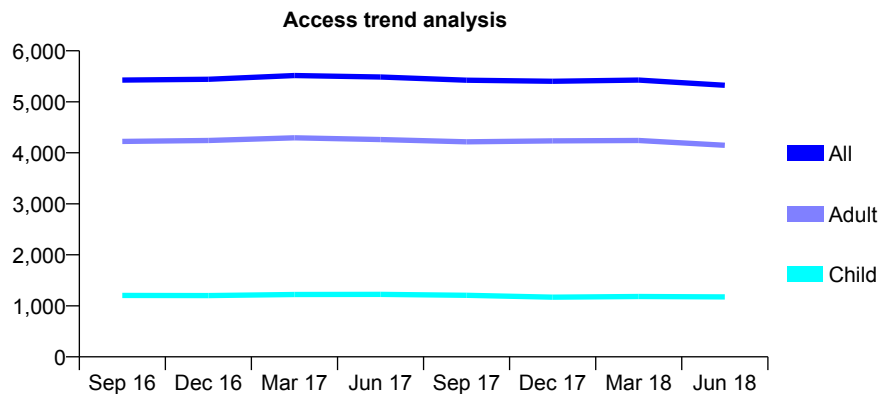
Q54 - Vital Signs At a Glance Contract Report for 968811/0001 - June 2018

Name or company name	MR D CHACKO
Contract type name	GDS Contract
Purpose of contract	General
Contract start date	01/04/2014
Contract end date	

18/19 Contracted general activity (UDA)	16,500
Carry forward general activity (UDA)	0
18/19 Contracted orthodontic activity (UOA)	0
Carry forward orthodontic activity (UOA)	0
Baseline contract value	£418,583.05

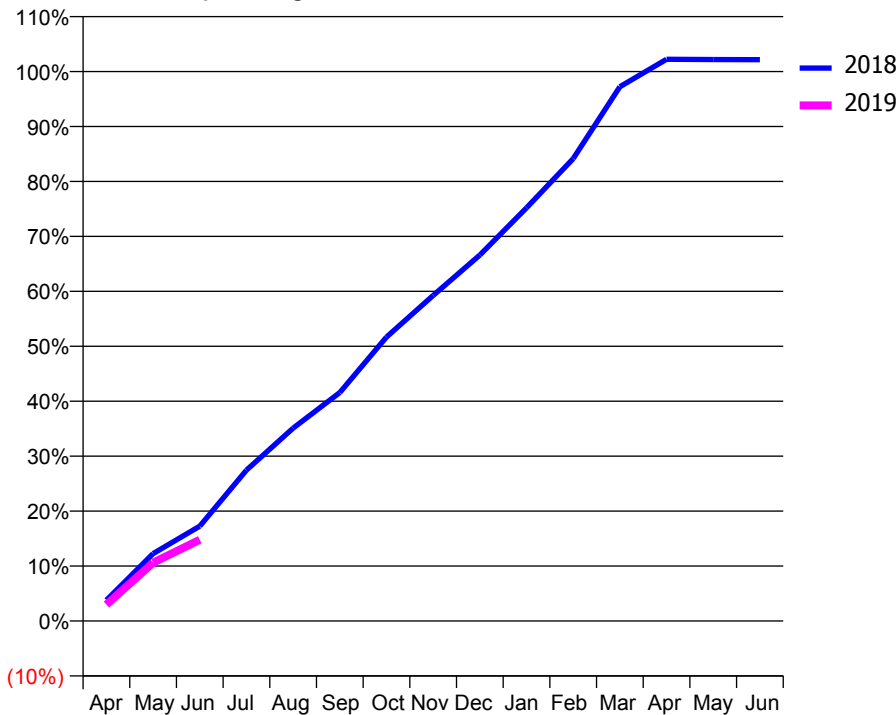
ACCESS*

Patients seen in 24 months	Total	Change since previous quarter
Quarter ending June 2017	5,485	
Quarter ending September 2017	5,423	↓
Quarter ending December 2017	5,403	→
Quarter ending March 2018	5,427	→
Quarter ending June 2018	5,323	↓
Variance since June 2017	(3.0%)	↓



ACTIVITY

Cumulative percentage of contracted UDA delivered 2018 & 2019



QUALITY

	Quantity	Base Number	Contract	AT	Region	England
% of FP17s for the same patient ID Re-attending within 3 months - Children	28	336	8.3%	10.0%	11.3%	11.5%
% of FP17s for the same patient ID Re-attending within 3 months - Adults	171	1,190	14.4%	14.5%	14.9%	15.4%
% of FP17s for the same patient ID Re-attending between 3 & 9 months - Children	187	336	55.7%	52.8%	60.0%	58.9%
% of FP17s for the same patient ID Re-attending between 3 & 9 months - Adults	716	1,190	60.2%	48.5%	52.6%	51.6%
% of FP17s for Band 1 Urgent Courses	80	1,214	6.6%	8.0%	7.9%	8.9%
% of FP17s Relating to Free Repair or Replacements	22	1,214	1.8%	0.8%	0.8%	0.8%
% of FP17s Relating to Continuations	8	1,214	0.7%	0.8%	0.9%	0.9%
% of Patients satisfied with the dentistry they have received	0	0	N/A	93.1%	93.2%	93.2%
% of Patients satisfied with the time they had to wait for an appointment	0	0	N/A	90.9%	89.1%	88.8%

* This is based on patients treated on this contract for their most recent course of treatment. Figures in italics indicate the base number of FP17s or Patient Questionnaire responses are less than 100. N/A is shown where the base number of responses is less than 10 during the period. % is calculated as Quantity/Base number*100

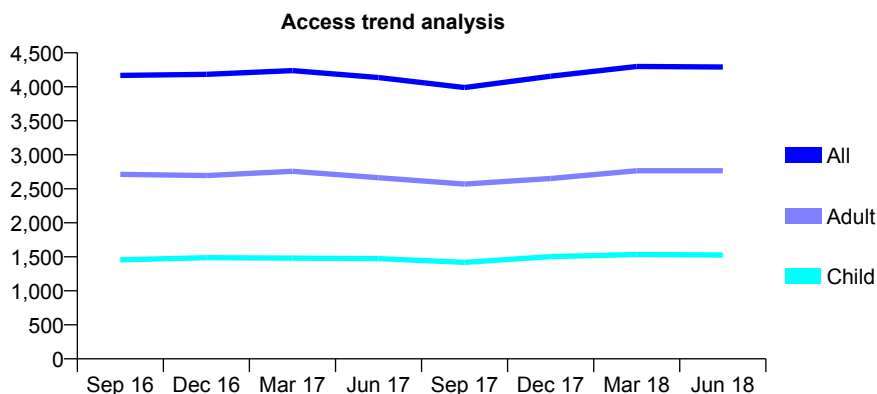
Q54 - Vital Signs At a Glance Contract Report for 976989/0001 - June 2018

Name or company name	MR SS SOHAL
Contract type name	GDS Contract
Purpose of contract	General
Contract start date	23/11/2013
Contract end date	

18/19 Contracted general activity (UDA)	12,884
Carry forward general activity (UDA)	0
18/19 Contracted orthodontic activity (UOA)	0
Carry forward orthodontic activity (UOA)	0
Baseline contract value	£344,357.32

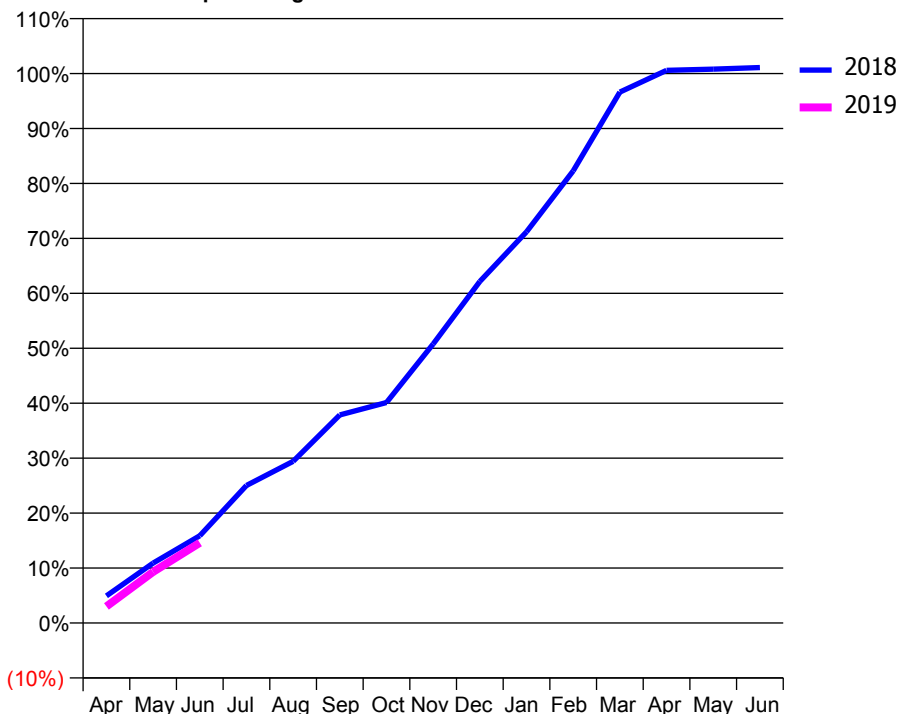
ACCESS*

Patients seen in 24 months	Total	Change since previous quarter
Quarter ending June 2017	4,137	
Quarter ending September 2017	3,989	↓
Quarter ending December 2017	4,155	↑
Quarter ending March 2018	4,299	↑
Quarter ending June 2018	4,292	→
Variance since June 2017	3.7%	↑



ACTIVITY

Cumulative percentage of contracted UDA delivered 2018 & 2019



Adjusted Scheduled Activity (UDA)

Month	2018	2019
April	636	390
May	1,404	1,198
June	2,047	1,880
July	3,225	
August	3,792	
September	4,878	
October	5,169	
November	6,543	
December	8,008	
January	9,173	
February	10,600	
March	12,448	
April	12,958	
May	12,985	
June	13,023	

QUALITY

	Quantity	Base Number	Contract	AT	Region	England
% of FP17s for the same patient ID Re-attending within 3 months - Children	27	395	6.8%	10.0%	11.3%	11.5%
% of FP17s for the same patient ID Re-attending within 3 months - Adults	89	627	14.2%	14.5%	14.9%	15.4%
% of FP17s for the same patient ID Re-attending between 3 & 9 months - Children	223	395	56.5%	52.8%	60.0%	58.9%
% of FP17s for the same patient ID Re-attending between 3 & 9 months - Adults	265	627	42.3%	48.5%	52.6%	51.6%
% of FP17s for Band 1 Urgent Courses	91	829	11.0%	8.0%	7.9%	8.9%
% of FP17s Relating to Free Repair or Replacements	3	829	0.4%	0.8%	0.8%	0.8%
% of FP17s Relating to Continuations	10	829	1.2%	0.8%	0.9%	0.9%
% of Patients satisfied with the dentistry they have received	0	1	N/A	93.1%	93.2%	93.2%
% of Patients satisfied with the time they had to wait for an appointment	1	1	N/A	90.9%	89.1%	88.8%

* This is based on patients treated on this contract for their most recent course of treatment. Figures in italics indicate the base number of FP17s or Patient Questionnaire responses are less than 100. N/A is shown where the base number of responses is less than 10 during the period. % is calculated as Quantity/Base number*100

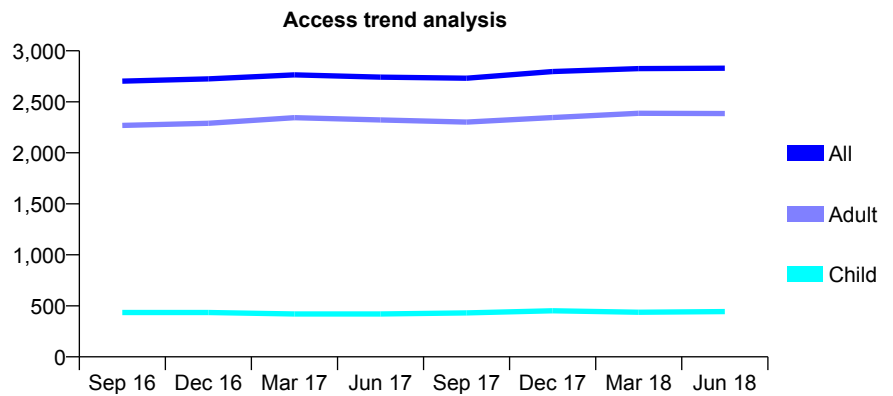
Q54 - Vital Signs At a Glance Contract Report for 993956/0001 - June 2018

Name or company name	MR SM BENTLEY
Contract type name	GDS Contract
Purpose of contract	General
Contract start date	01/04/2006
Contract end date	

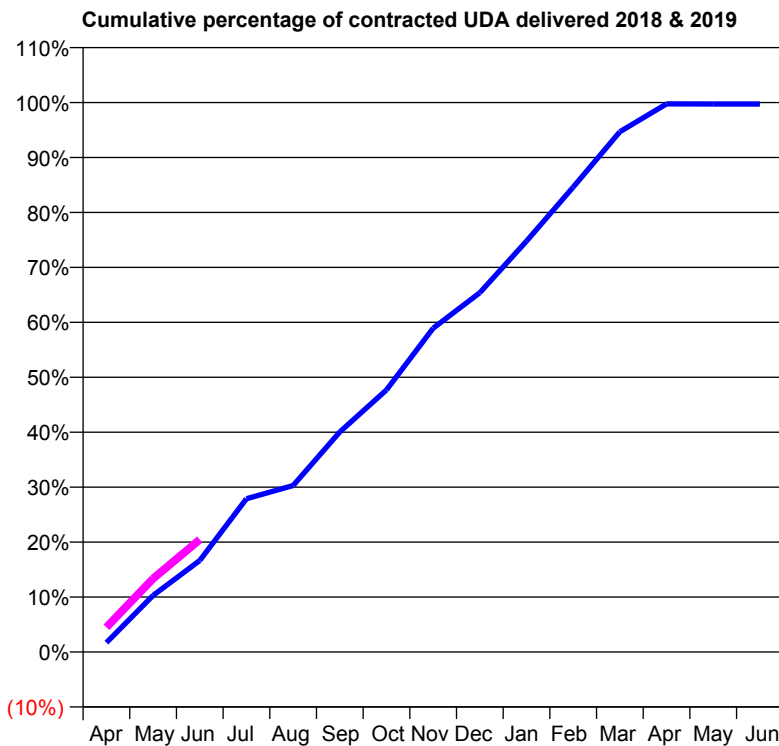
18/19 Contracted general activity (UDA)	7,816
Carry forward general activity (UDA)	0
18/19 Contracted orthodontic activity (UOA)	0
Carry forward orthodontic activity (UOA)	0
Baseline contract value	£167,605.66

ACCESS*

Patients seen in 24 months	Total	Change since previous quarter
Quarter ending June 2017	2,742	
Quarter ending September 2017	2,732	→
Quarter ending December 2017	2,797	↑
Quarter ending March 2018	2,825	→
Quarter ending June 2018	2,829	→
Variance since June 2017	3.2%	↑



ACTIVITY



Month	Adjusted Scheduled Activity (UDA)	
	2018	2019
April	134	353
May	805	1,044
June	1,303	1,599
July	2,181	
August	2,368	
September	3,131	
October	3,729	
November	4,606	
December	5,111	
January	5,845	
February	6,614	
March	7,401	
April	7,796	
May	7,795	
June	7,795	

QUALITY

	Quantity	Base Number	Contract	AT	Region	England
% of FP17s for the same patient ID Re-attending within 3 months - Children	12	164	7.3%	10.0%	11.3%	11.5%
% of FP17s for the same patient ID Re-attending within 3 months - Adults	104	774	13.4%	14.5%	14.9%	15.4%
% of FP17s for the same patient ID Re-attending between 3 & 9 months - Children	93	164	56.7%	52.8%	60.0%	58.9%
% of FP17s for the same patient ID Re-attending between 3 & 9 months - Adults	424	774	54.8%	48.5%	52.6%	51.6%
% of FP17s for Band 1 Urgent Courses	20	802	2.5%	8.0%	7.9%	8.9%
% of FP17s Relating to Free Repair or Replacements	6	802	0.7%	0.8%	0.8%	0.8%
% of FP17s Relating to Continuations	9	802	1.1%	0.8%	0.9%	0.9%
% of Patients satisfied with the dentistry they have received	4	4	N/A	93.1%	93.2%	93.2%
% of Patients satisfied with the time they had to wait for an appointment	4	4	N/A	90.9%	89.1%	88.8%

* This is based on patients treated on this contract for their most recent course of treatment. Figures in italics indicate the base number of FP17s or Patient Questionnaire responses are less than 100. N/A is shown where the base number of responses is less than 10 during the period. % is calculated as Quantity/Base number*100

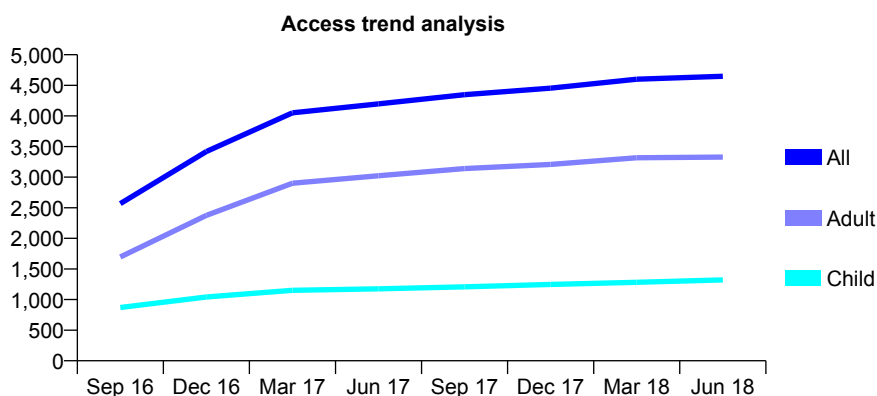
Q55 - Vital Signs At a Glance Contract Report for 100062/0000 - June 2018

Name or company name	MR EG MCDAID
Contract type name	GDS Contract
Purpose of contract	General
Contract start date	01/04/2016
Contract end date	

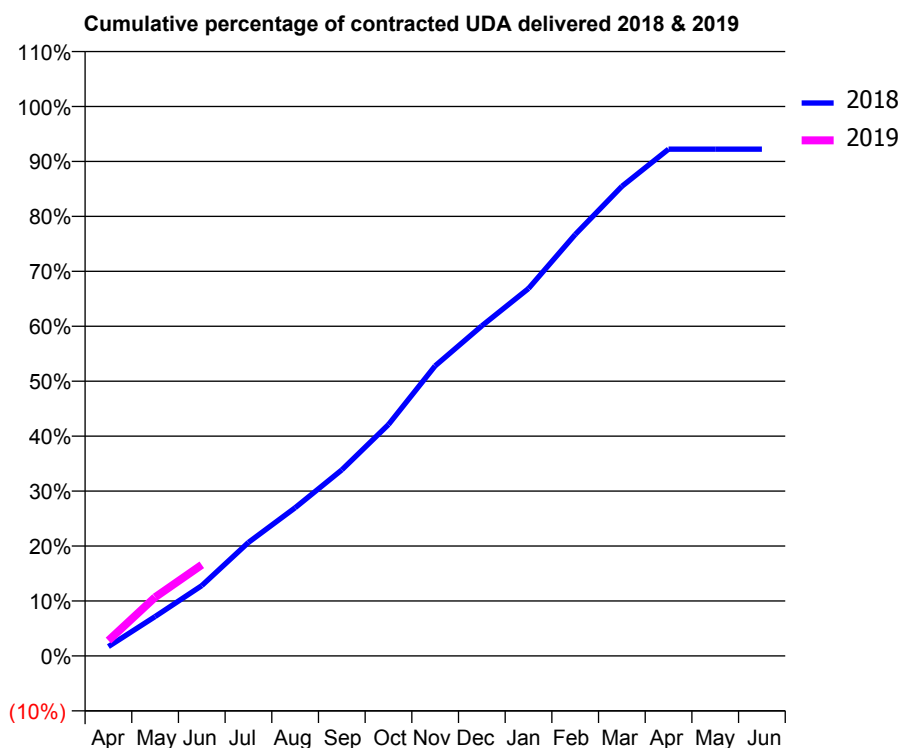
18/19 Contracted general activity (UDA)	15,050
Carry forward general activity (UDA)	0
18/19 Contracted orthodontic activity (UOA)	0
Carry forward orthodontic activity (UOA)	0
Baseline contract value	£401,039.16

ACCESS*

Patients seen in 24 months	Total	Change since previous quarter
Quarter ending June 2017	4,197	
Quarter ending September 2017	4,347	↑
Quarter ending December 2017	4,455	↑
Quarter ending March 2018	4,601	↑
Quarter ending June 2018	4,649	→
Variance since June 2017	10.8%	↑



ACTIVITY



Month	Adjusted Scheduled Activity (UDA)	
	2018	2019
April	258	421
May	1,081	1,608
June	1,927	2,495
July	3,111	
August	4,061	
September	5,098	
October	6,339	
November	7,945	
December	9,042	
January	10,064	
February	11,543	
March	12,860	
April	13,881	
May	13,881	
June	13,881	

QUALITY

	Quantity	Base Number	Contract	AT	Region	England
% of FP17s for the same patient ID Re-attending within 3 months - Children	41	566	7.2%	9.7%	11.3%	11.5%
% of FP17s for the same patient ID Re-attending within 3 months - Adults	169	1,306	12.9%	13.6%	14.9%	15.4%
% of FP17s for the same patient ID Re-attending between 3 & 9 months - Children	400	566	70.7%	62.5%	60.0%	58.9%
% of FP17s for the same patient ID Re-attending between 3 & 9 months - Adults	770	1,306	59.0%	56.1%	52.6%	51.6%
% of FP17s for Band 1 Urgent Courses	81	1,333	6.1%	6.9%	7.9%	8.9%
% of FP17s Relating to Free Repair or Replacements	12	1,333	0.9%	0.8%	0.8%	0.8%
% of FP17s Relating to Continuations	18	1,333	1.4%	1.1%	0.9%	0.9%
% of Patients satisfied with the dentistry they have received	5	6	N/A	92.4%	93.2%	93.2%
% of Patients satisfied with the time they had to wait for an appointment	6	6	N/A	88.7%	89.1%	88.8%

* This is based on patients treated on this contract for their most recent course of treatment. Figures in italics indicate the base number of FP17s or Patient Questionnaire responses are less than 100. N/A is shown where the base number of responses is less than 10 during the period. % is calculated as Quantity/Base number*100

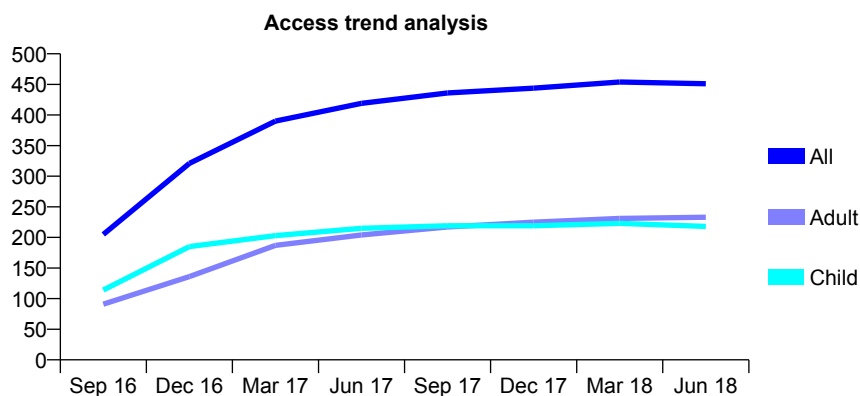
Q55 - Vital Signs At a Glance Contract Report for 100101/0000 - June 2018

Name or company name	Brookview Dental Care
Contract type name	GDS Contract
Purpose of contract	General
Contract start date	01/04/2016
Contract end date	

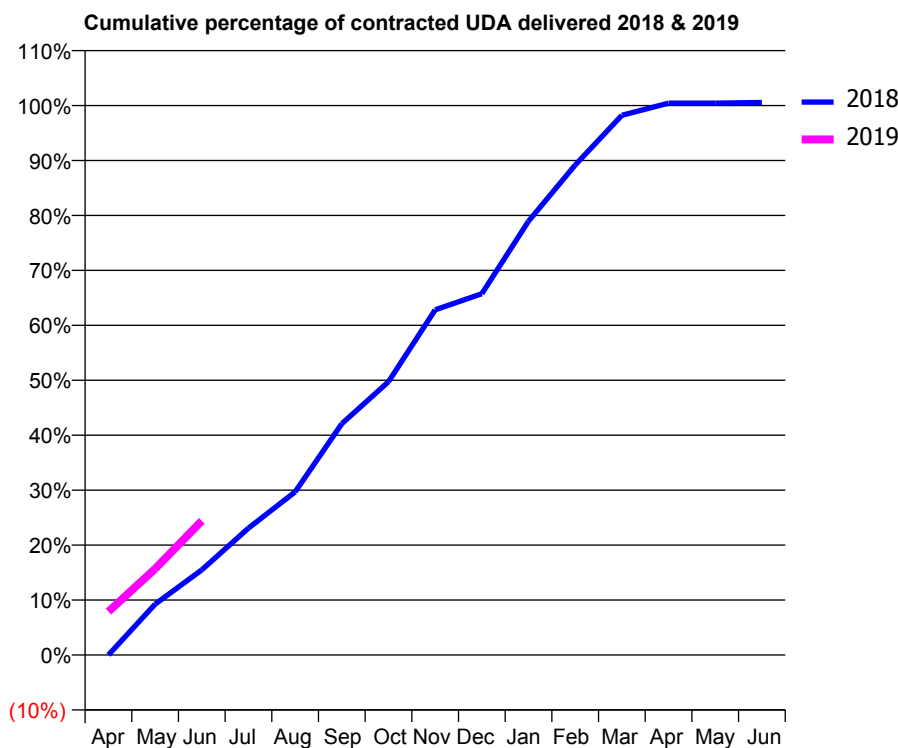
18/19 Contracted general activity (UDA)	1,000
Carry forward general activity (UDA)	0
18/19 Contracted orthodontic activity (UOA)	0
Carry forward orthodontic activity (UOA)	0
Baseline contract value	£29,416.55

ACCESS*

Patients seen in 24 months	Total	Change since previous quarter
Quarter ending June 2017	419	
Quarter ending September 2017	436	↑
Quarter ending December 2017	444	→
Quarter ending March 2018	454	↑
Quarter ending June 2018	451	→
Variance since June 2017	7.6%	↑



ACTIVITY



Month	Adjusted Scheduled Activity (UDA)	
	2018	2019
April	0	79
May	93	157
June	155	244
July	231	
August	297	
September	421	
October	497	
November	628	
December	657	
January	790	
February	892	
March	982	
April	1,004	
May	1,004	
June	1,005	

QUALITY

	Quantity	Base Number	Contract	AT	Region	England
% of FP17s for the same patient ID Re-attending within 3 months - Children	8	122	6.6%	9.7%	11.3%	11.5%
% of FP17s for the same patient ID Re-attending within 3 months - Adults	14	74	18.9%	13.6%	14.9%	15.4%
% of FP17s for the same patient ID Re-attending between 3 & 9 months - Children	91	122	74.6%	62.5%	60.0%	58.9%
% of FP17s for the same patient ID Re-attending between 3 & 9 months - Adults	45	74	60.8%	56.1%	52.6%	51.6%
% of FP17s for Band 1 Urgent Courses	6	179	3.4%	6.9%	7.9%	8.9%
% of FP17s Relating to Free Repair or Replacements	0	179	0.0%	0.8%	0.8%	0.8%
% of FP17s Relating to Continuations	0	179	0.0%	1.1%	0.9%	0.9%
% of Patients satisfied with the dentistry they have received	1	1	N/A	92.4%	93.2%	93.2%
% of Patients satisfied with the time they had to wait for an appointment	1	1	N/A	88.7%	89.1%	88.8%

* This is based on patients treated on this contract for their most recent course of treatment. Figures in italics indicate the base number of FP17s or Patient Questionnaire responses are less than 100. N/A is shown where the base number of responses is less than 10 during the period. % is calculated as Quantity/Base number*100

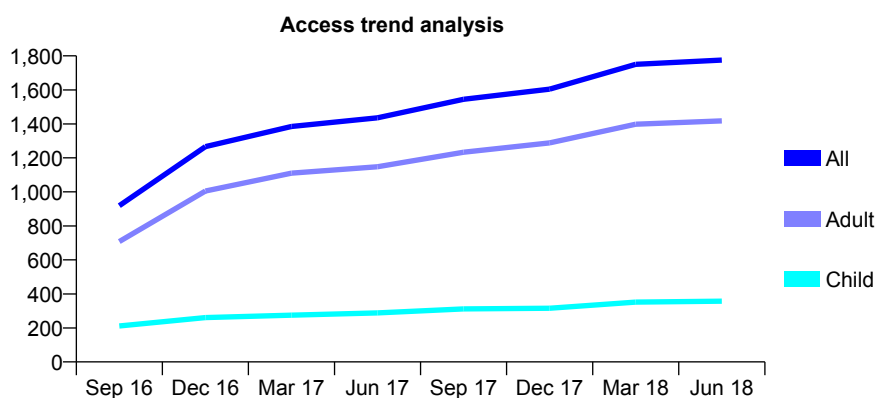
Q55 - Vital Signs At a Glance Contract Report for 100103/0000 - June 2018

Name or company name	Dr H S Thiara, Mrs R K Mattu
Contract type name	GDS Contract
Purpose of contract	General
Contract start date	01/04/2016
Contract end date	

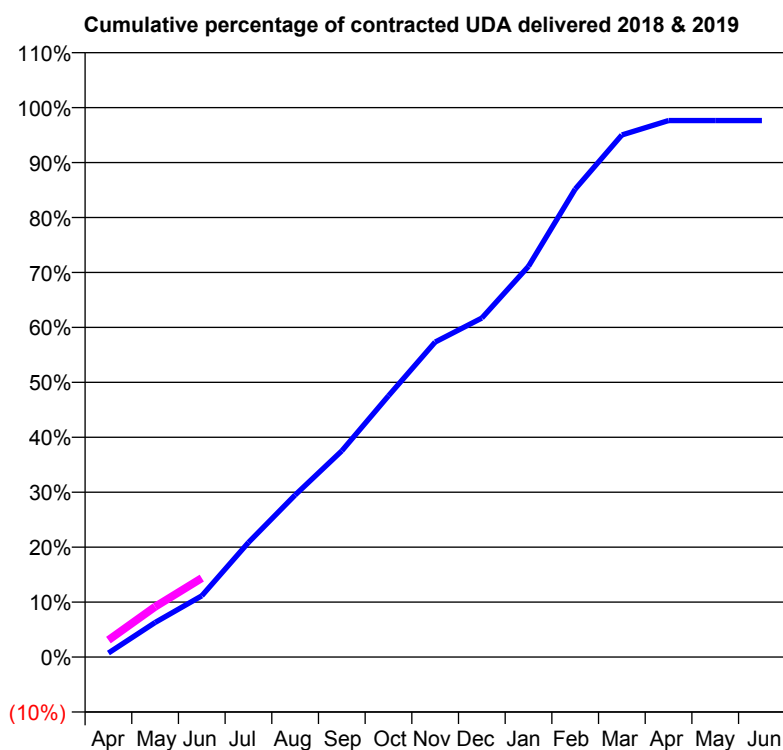
18/19 Contracted general activity (UDA)	8,332
Carry forward general activity (UDA)	0
18/19 Contracted orthodontic activity (UOA)	0
Carry forward orthodontic activity (UOA)	0
Baseline contract value	£283,844.68

ACCESS*

Patients seen in 24 months	Total	Change since previous quarter
Quarter ending June 2017	1,436	
Quarter ending September 2017	1,545	↑
Quarter ending December 2017	1,604	↑
Quarter ending March 2018	1,750	↑
Quarter ending June 2018	1,775	→
Variance since June 2017	23.6%	↑



ACTIVITY



Month	Adjusted Scheduled Activity (UDA)	
	2018	2019
April	39	258
May	336	764
June	595	1,197
July	1,112	
August	1,573	
September	2,001	
October	2,535	
November	3,057	
December	3,289	
January	3,791	
February	4,540	
March	5,067	
April	5,206	
May	5,206	
June	5,206	

QUALITY

	Quantity	Base Number	Contract	AT	Region	England
% of FP17s for the same patient ID Re-attending within 3 months - Children	15	123	12.2%	9.7%	11.3%	11.5%
% of FP17s for the same patient ID Re-attending within 3 months - Adults	97	527	18.4%	13.6%	14.9%	15.4%
% of FP17s for the same patient ID Re-attending between 3 & 9 months - Children	66	123	53.7%	62.5%	60.0%	58.9%
% of FP17s for the same patient ID Re-attending between 3 & 9 months - Adults	253	527	48.0%	56.1%	52.6%	51.6%
% of FP17s for Band 1 Urgent Courses	86	585	14.7%	6.9%	7.9%	8.9%
% of FP17s Relating to Free Repair or Replacements	2	585	0.3%	0.8%	0.8%	0.8%
% of FP17s Relating to Continuations	3	585	0.5%	1.1%	0.9%	0.9%
% of Patients satisfied with the dentistry they have received	1	1	N/A	92.4%	93.2%	93.2%
% of Patients satisfied with the time they had to wait for an appointment	1	1	N/A	88.7%	89.1%	88.8%

* This is based on patients treated on this contract for their most recent course of treatment. Figures in italics indicate the base number of FP17s or Patient Questionnaire responses are less than 100. N/A is shown where the base number of responses is less than 10 during the period. % is calculated as Quantity/Base number*100

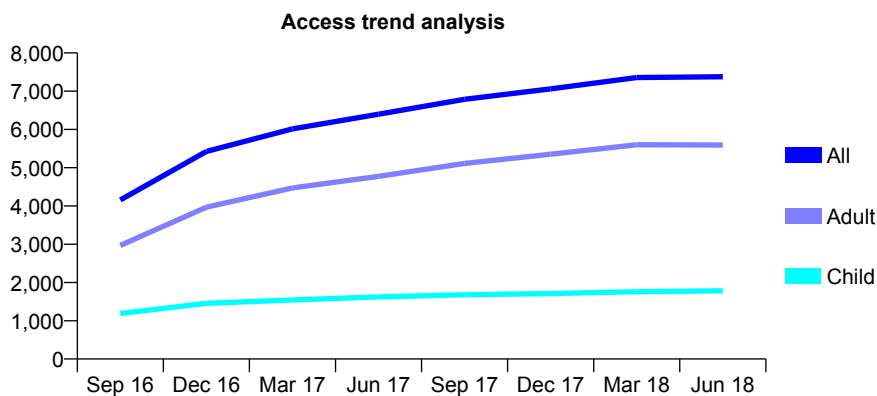
Q55 - Vital Signs At a Glance Contract Report for 100109/0000 - June 2018

Name or company name	Whitecross Dental Care Limited
Contract type name	GDS Contract
Purpose of contract	General
Contract start date	01/04/2016
Contract end date	

18/19 Contracted general activity (UDA)	24,298
Carry forward general activity (UDA)	0
18/19 Contracted orthodontic activity (UOA)	0
Carry forward orthodontic activity (UOA)	0
Baseline contract value	£608,842.19

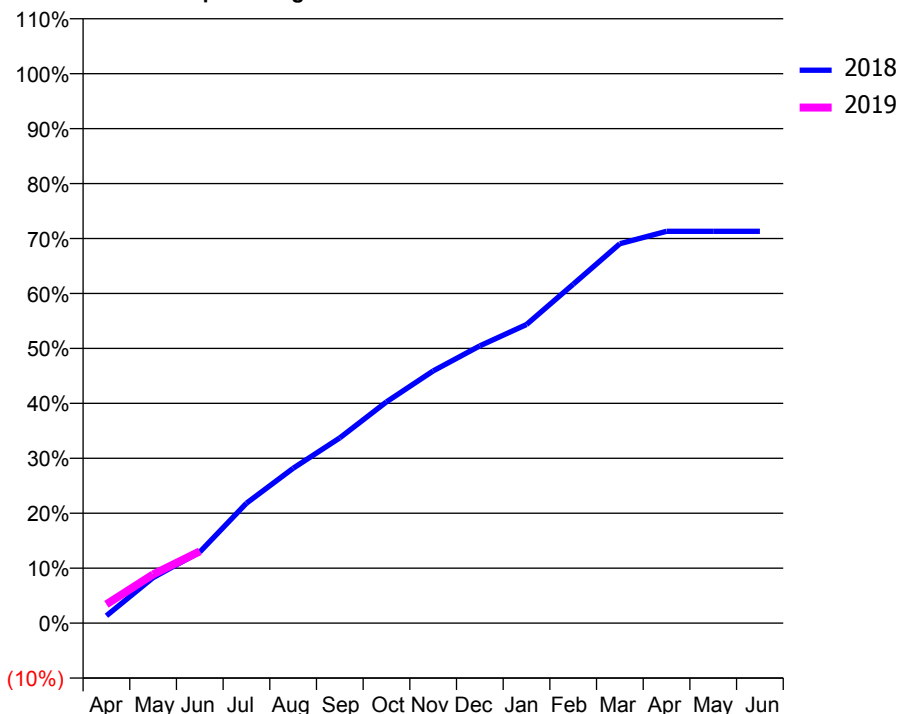
ACCESS*

Patients seen in 24 months	Total	Change since previous quarter
Quarter ending June 2017	6,399	
Quarter ending September 2017	6,790	↑
Quarter ending December 2017	7,061	↑
Quarter ending March 2018	7,357	↑
Quarter ending June 2018	7,378	→
Variance since June 2017	15.3%	↑



ACTIVITY

Cumulative percentage of contracted UDA delivered 2018 & 2019



Month	Adjusted Scheduled Activity (UDA)	
	2018	2019
April	325	836
May	2,013	2,156
June	3,143	3,176
July	5,301	
August	6,847	
September	8,195	
October	9,782	
November	11,155	
December	12,262	
January	13,207	
February	14,986	
March	16,778	
April	17,325	
May	17,324	
June	17,324	

QUALITY

	Quantity	Base Number	Contract	AT	Region	England
% of FP17s for the same patient ID Re-attending within 3 months - Children	30	552	5.4%	9.7%	11.3%	11.5%
% of FP17s for the same patient ID Re-attending within 3 months - Adults	188	1,592	11.8%	13.6%	14.9%	15.4%
% of FP17s for the same patient ID Re-attending between 3 & 9 months - Children	302	552	54.7%	62.5%	60.0%	58.9%
% of FP17s for the same patient ID Re-attending between 3 & 9 months - Adults	699	1,592	43.9%	56.1%	52.6%	51.6%
% of FP17s for Band 1 Urgent Courses	139	1,836	7.6%	6.9%	7.9%	8.9%
% of FP17s Relating to Free Repair or Replacements	14	1,836	0.8%	0.8%	0.8%	0.8%
% of FP17s Relating to Continuations	33	1,836	1.8%	1.1%	0.9%	0.9%
% of Patients satisfied with the dentistry they have received	9	9	N/A	92.4%	93.2%	93.2%
% of Patients satisfied with the time they had to wait for an appointment	7	9	N/A	88.7%	89.1%	88.8%

* This is based on patients treated on this contract for their most recent course of treatment. Figures in italics indicate the base number of FP17s or Patient Questionnaire responses are less than 100. N/A is shown where the base number of responses is less than 10 during the period. % is calculated as Quantity/Base number*100

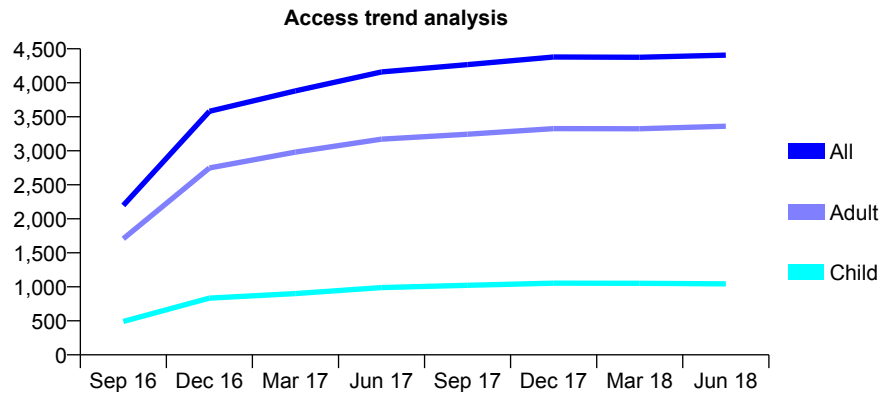
Q55 - Vital Signs At a Glance Contract Report for 100150/0000 - June 2018

Name or company name	MR JD AL-DAMOUK
Contract type name	GDS Contract
Purpose of contract	General and Orthodontic
Contract start date	01/06/2016
Contract end date	

18/19 Contracted general activity (UDA)	19,709
Carry forward general activity (UDA)	0
18/19 Contracted orthodontic activity (UOA)	575
Carry forward orthodontic activity (UOA)	0
Baseline contract value	£578,330.84

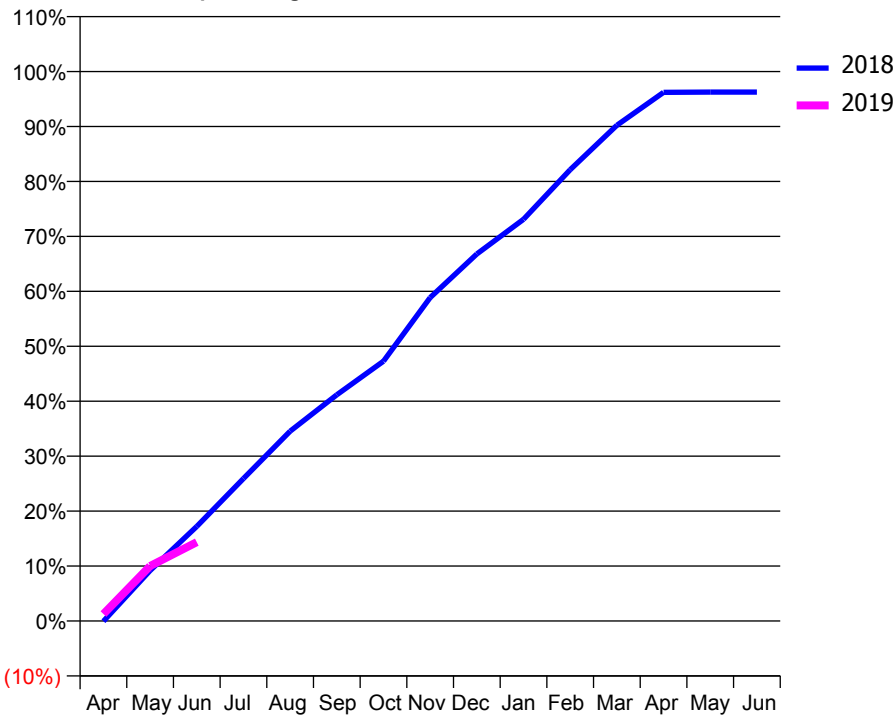
ACCESS*

Patients seen in 24 months	Total	Change since previous quarter
Quarter ending June 2017	4,160	
Quarter ending September 2017	4,267	↑
Quarter ending December 2017	4,379	↑
Quarter ending March 2018	4,376	→
Quarter ending June 2018	4,406	→
Variance since June 2017	5.9%	↑



ACTIVITY

Cumulative percentage of contracted UDA delivered 2018 & 2019



Month	Adjusted Scheduled Activity (UDA)	
	2018	2019
April	-11	253
May	1,444	1,974
June	2,705	2,831
July	4,075	
August	5,428	
September	6,466	
October	7,427	
November	9,247	
December	10,492	
January	11,484	
February	12,901	
March	14,173	
April	15,111	
May	15,120	
June	15,120	

QUALITY

	Quantity	Base Number	Contract	AT	Region	England
% of FP17s for the same patient ID Re-attending within 3 months - Children	114	490	23.3%	9.7%	11.3%	11.5%
% of FP17s for the same patient ID Re-attending within 3 months - Adults	237	1,620	14.6%	13.6%	14.9%	15.4%
% of FP17s for the same patient ID Re-attending between 3 & 9 months - Children	275	490	56.1%	62.5%	60.0%	58.9%
% of FP17s for the same patient ID Re-attending between 3 & 9 months - Adults	1,168	1,620	72.1%	56.1%	52.6%	51.6%
% of FP17s for Band 1 Urgent Courses	115	1,588	7.2%	6.9%	7.9%	8.9%
% of FP17s Relating to Free Repair or Replacements	6	1,588	0.4%	0.8%	0.8%	0.8%
% of FP17s Relating to Continuations	8	1,588	0.5%	1.1%	0.9%	0.9%
% of Patients satisfied with the dentistry they have received	3	3	N/A	92.4%	93.2%	93.2%
% of Patients satisfied with the time they had to wait for an appointment	3	3	N/A	88.7%	89.1%	88.8%

* This is based on patients treated on this contract for their most recent course of treatment. Figures in italics indicate the base number of FP17s or Patient Questionnaire responses are less than 100. N/A is shown where the base number of responses is less than 10 during the period. % is calculated as Quantity/Base number*100

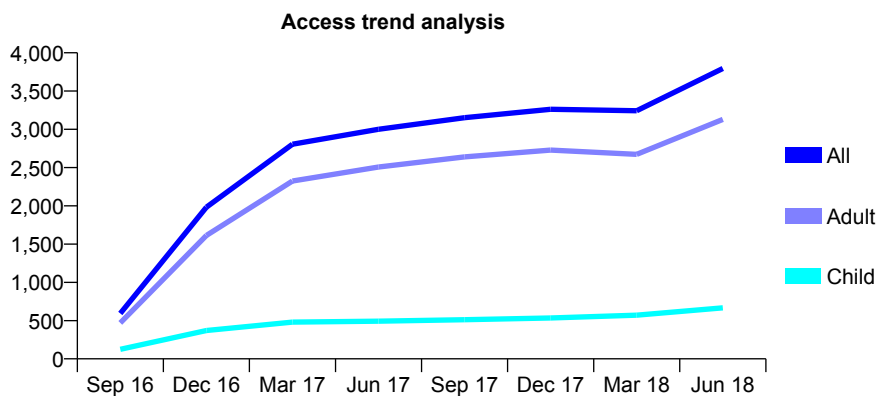
Q55 - Vital Signs At a Glance Contract Report for 100180/0000 - June 2018

Name or company name	Chaddesden Dental Practice
Contract type name	GDS Contract
Purpose of contract	General
Contract start date	01/08/2016
Contract end date	

18/19 Contracted general activity (UDA)	21,628
Carry forward general activity (UDA)	0
18/19 Contracted orthodontic activity (UOA)	0
Carry forward orthodontic activity (UOA)	0
Baseline contract value	£555,247.26

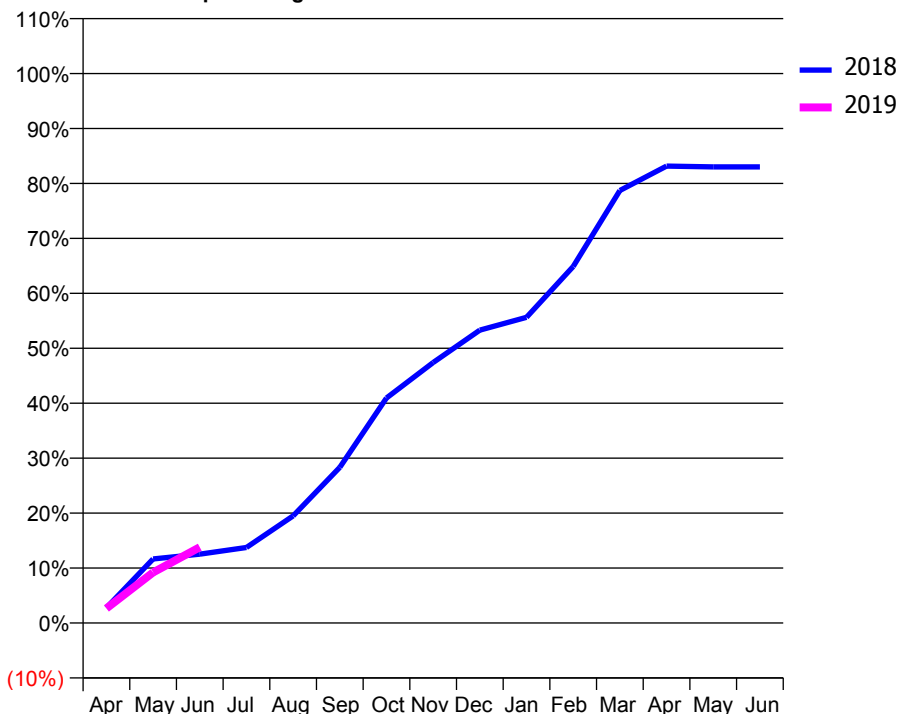
ACCESS*

Patients seen in 24 months	Total	Change since previous quarter
Quarter ending June 2017	3,000	
Quarter ending September 2017	3,152	↑
Quarter ending December 2017	3,262	↑
Quarter ending March 2018	3,242	→
Quarter ending June 2018	3,795	↑
Variance since June 2017	26.5%	↑



ACTIVITY

Cumulative percentage of contracted UDA delivered 2018 & 2019



Month	Adjusted Scheduled Activity (UDA)	
	2018	2019
April	284	574
May	1,192	1,989
June	1,281	2,986
July	1,406	
August	1,994	
September	2,897	
October	4,187	
November	4,848	
December	5,452	
January	5,690	
February	6,636	
March	8,051	
April	8,505	
May	8,489	
June	8,490	

QUALITY

	Quantity	Base Number	Contract	AT	Region	England
% of FP17s for the same patient ID Re-attending within 3 months - Children	23	364	6.3%	9.7%	11.3%	11.5%
% of FP17s for the same patient ID Re-attending within 3 months - Adults	128	1,543	8.3%	13.6%	14.9%	15.4%
% of FP17s for the same patient ID Re-attending between 3 & 9 months - Children	201	364	55.2%	62.5%	60.0%	58.9%
% of FP17s for the same patient ID Re-attending between 3 & 9 months - Adults	798	1,543	51.7%	56.1%	52.6%	51.6%
% of FP17s for Band 1 Urgent Courses	99	1,645	6.0%	6.9%	7.9%	8.9%
% of FP17s Relating to Free Repair or Replacements	8	1,645	0.5%	0.8%	0.8%	0.8%
% of FP17s Relating to Continuations	6	1,645	0.4%	1.1%	0.9%	0.9%
% of Patients satisfied with the dentistry they have received	3	3	N/A	92.4%	93.2%	93.2%
% of Patients satisfied with the time they had to wait for an appointment	3	3	N/A	88.7%	89.1%	88.8%

* This is based on patients treated on this contract for their most recent course of treatment. Figures in italics indicate the base number of FP17s or Patient Questionnaire responses are less than 100. N/A is shown where the base number of responses is less than 10 during the period. % is calculated as Quantity/Base number*100

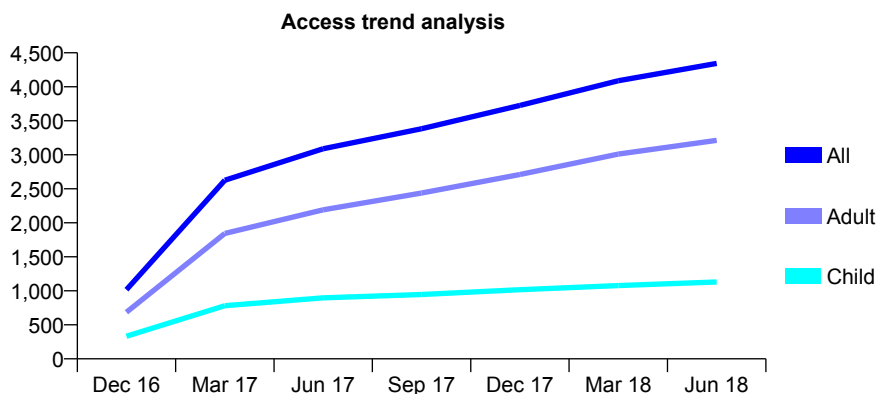
Q55 - Vital Signs At a Glance Contract Report for 100195/0000 - June 2018

Name or company name	TASK B LTD - T/A Dental Perfection
Contract type name	GDS Contract
Purpose of contract	General
Contract start date	01/08/2016
Contract end date	

18/19 Contracted general activity (UDA)	17,900
Carry forward general activity (UDA)	0
18/19 Contracted orthodontic activity (UOA)	0
Carry forward orthodontic activity (UOA)	0
Baseline contract value	£417,303.25

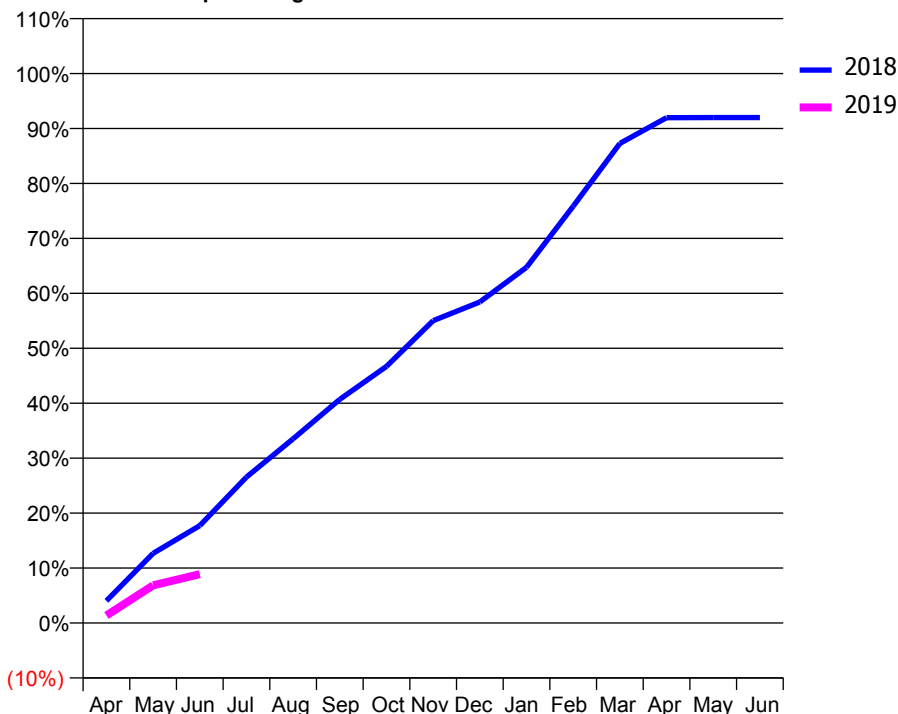
ACCESS*

Patients seen in 24 months	Total	Change since previous quarter
Quarter ending June 2017	3,089	
Quarter ending September 2017	3,384	↑
Quarter ending December 2017	3,727	↑
Quarter ending March 2018	4,089	↑
Quarter ending June 2018	4,344	↑
Variance since June 2017	40.6%	↑



ACTIVITY

Cumulative percentage of contracted UDA delivered 2018 & 2019



Adjusted Scheduled Activity (UDA)

Month	2018	2019
April	439	246
May	1,381	1,226
June	1,933	1,592
July	2,894	
August	3,654	
September	4,438	
October	5,090	
November	5,997	
December	6,367	
January	7,057	
February	8,266	
March	9,513	
April	10,024	
May	10,026	
June	10,026	

QUALITY

	Quantity	Base Number	Contract	AT	Region	England
% of FP17s for the same patient ID Re-attending within 3 months - Children	21	335	6.3%	9.7%	11.3%	11.5%
% of FP17s for the same patient ID Re-attending within 3 months - Adults	59	706	8.4%	13.6%	14.9%	15.4%
% of FP17s for the same patient ID Re-attending between 3 & 9 months - Children	150	335	44.8%	62.5%	60.0%	58.9%
% of FP17s for the same patient ID Re-attending between 3 & 9 months - Adults	301	706	42.6%	56.1%	52.6%	51.6%
% of FP17s for Band 1 Urgent Courses	38	777	4.9%	6.9%	7.9%	8.9%
% of FP17s Relating to Free Repair or Replacements	0	777	0.0%	0.8%	0.8%	0.8%
% of FP17s Relating to Continuations	20	777	2.6%	1.1%	0.9%	0.9%
% of Patients satisfied with the dentistry they have received	2	2	N/A	92.4%	93.2%	93.2%
% of Patients satisfied with the time they had to wait for an appointment	2	2	N/A	88.7%	89.1%	88.8%

* This is based on patients treated on this contract for their most recent course of treatment. Figures in italics indicate the base number of FP17s or Patient Questionnaire responses are less than 100. N/A is shown where the base number of responses is less than 10 during the period. % is calculated as Quantity/Base number*100

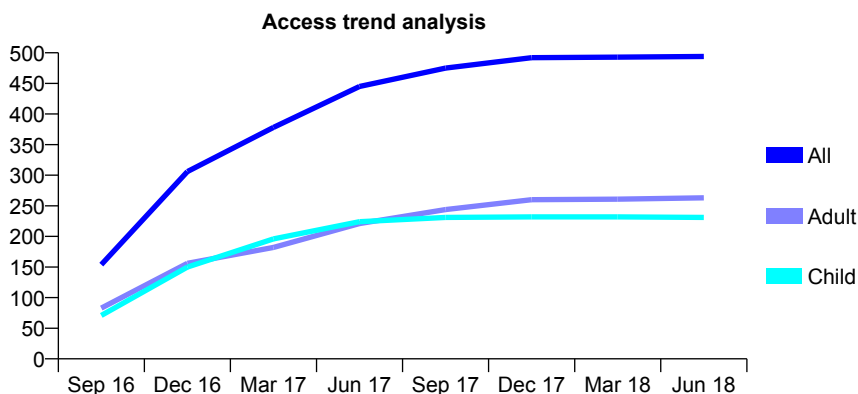
Q55 - Vital Signs At a Glance Contract Report for 100196/0000 - June 2018

Name or company name	Impressions Dental Care (Nottingham) Limi
Contract type name	GDS Contract
Purpose of contract	General
Contract start date	01/08/2016
Contract end date	

18/19 Contracted general activity (UDA)	1,375
Carry forward general activity (UDA)	0
18/19 Contracted orthodontic activity (UOA)	0
Carry forward orthodontic activity (UOA)	0
Baseline contract value	£32,591.39

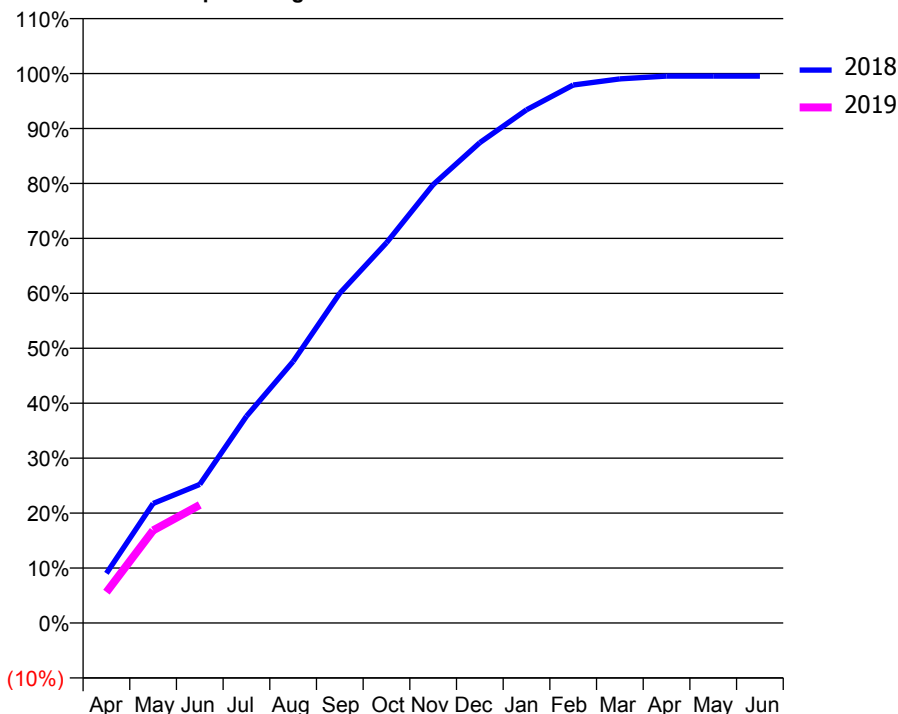
ACCESS*

Patients seen in 24 months	Total	Change since previous quarter
Quarter ending June 2017	445	
Quarter ending September 2017	475	↑
Quarter ending December 2017	492	↑
Quarter ending March 2018	493	→
Quarter ending June 2018	494	→
Variance since June 2017	11.0%	↑



ACTIVITY

Cumulative percentage of contracted UDA delivered 2018 & 2019



Month	Adjusted Scheduled Activity (UDA)	
	2018	2019
April	124	77
May	299	232
June	347	296
July	517	
August	654	
September	825	
October	952	
November	1,097	
December	1,202	
January	1,284	
February	1,346	
March	1,361	
April	1,368	
May	1,368	
June	1,368	

QUALITY

	Quantity	Base Number	Contract	AT	Region	England
% of FP17s for the same patient ID Re-attending within 3 months - Children	1	91	1.1%	9.7%	11.3%	11.5%
% of FP17s for the same patient ID Re-attending within 3 months - Adults	13	82	15.9%	13.6%	14.9%	15.4%
% of FP17s for the same patient ID Re-attending between 3 & 9 months - Children	67	91	73.6%	62.5%	60.0%	58.9%
% of FP17s for the same patient ID Re-attending between 3 & 9 months - Adults	54	82	65.9%	56.1%	52.6%	51.6%
% of FP17s for Band 1 Urgent Courses	3	165	1.8%	6.9%	7.9%	8.9%
% of FP17s Relating to Free Repair or Replacements	1	165	0.6%	0.8%	0.8%	0.8%
% of FP17s Relating to Continuations	1	165	0.6%	1.1%	0.9%	0.9%
% of Patients satisfied with the dentistry they have received	0	0	N/A	92.4%	93.2%	93.2%
% of Patients satisfied with the time they had to wait for an appointment	0	0	N/A	88.7%	89.1%	88.8%

* This is based on patients treated on this contract for their most recent course of treatment. Figures in italics indicate the base number of FP17s or Patient Questionnaire responses are less than 100. N/A is shown where the base number of responses is less than 10 during the period. % is calculated as Quantity/Base number*100

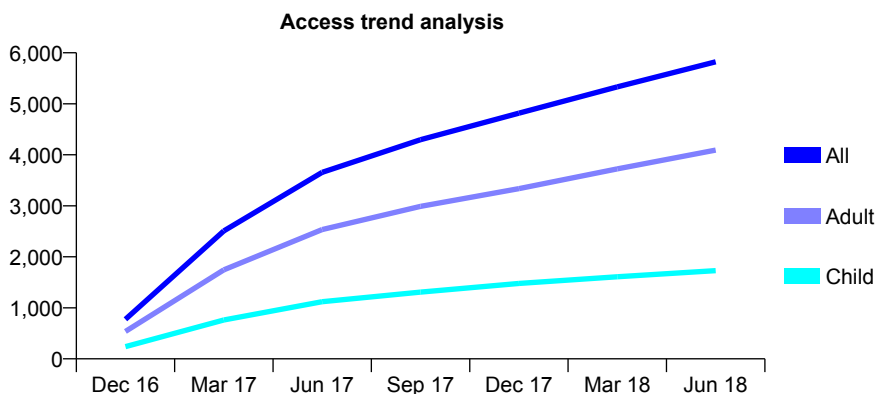
Q55 - Vital Signs At a Glance Contract Report for 100205/0000 - June 2018

Name or company name	Family Medical Centre (Green//Hanji)
Contract type name	GDS Contract
Purpose of contract	General
Contract start date	01/08/2016
Contract end date	

18/19 Contracted general activity (UDA)	26,057
Carry forward general activity (UDA)	0
18/19 Contracted orthodontic activity (UOA)	0
Carry forward orthodontic activity (UOA)	0
Baseline contract value	£705,919.49

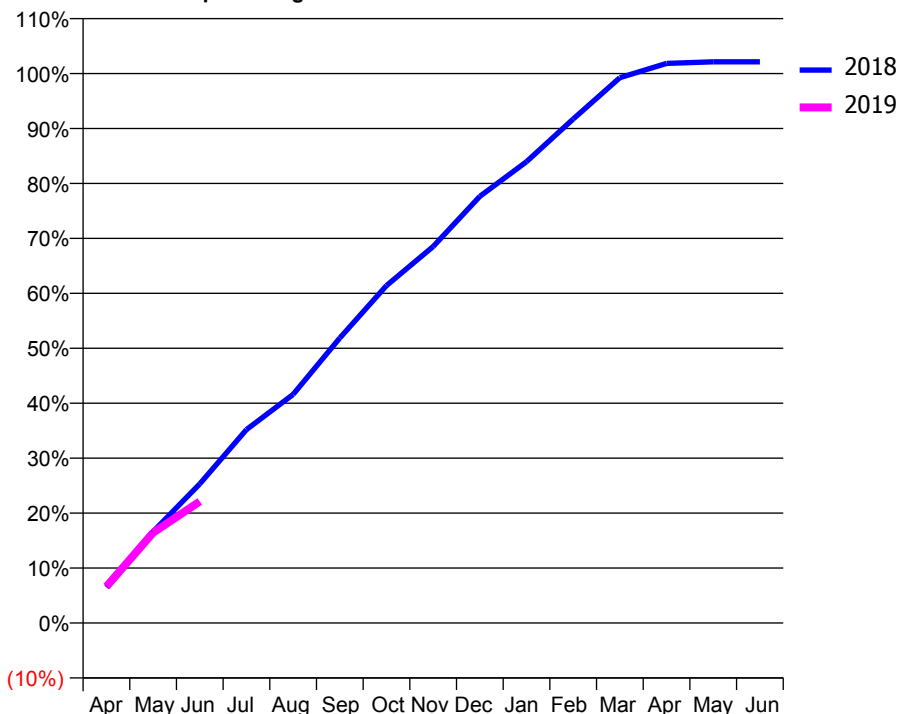
ACCESS*

Patients seen in 24 months	Total	Change since previous quarter
Quarter ending June 2017	3,655	
Quarter ending September 2017	4,297	↑
Quarter ending December 2017	4,816	↑
Quarter ending March 2018	5,332	↑
Quarter ending June 2018	5,823	↑
Variance since June 2017	59.3%	↑



ACTIVITY

Cumulative percentage of contracted UDA delivered 2018 & 2019



Month	Adjusted Scheduled Activity (UDA)	
	2018	2019
April	1,365	1,729
May	3,500	4,282
June	5,332	5,766
July	7,411	
August	8,759	
September	10,924	
October	12,928	
November	14,429	
December	16,351	
January	17,680	
February	19,312	
March	20,898	
April	21,444	
May	21,504	
June	21,503	

QUALITY

	Quantity	Base Number	Contract	AT	Region	England
% of FP17s for the same patient ID Re-attending within 3 months - Children	52	564	9.2%	9.7%	11.3%	11.5%
% of FP17s for the same patient ID Re-attending within 3 months - Adults	163	1,305	12.5%	13.6%	14.9%	15.4%
% of FP17s for the same patient ID Re-attending between 3 & 9 months - Children	236	564	41.8%	62.5%	60.0%	58.9%
% of FP17s for the same patient ID Re-attending between 3 & 9 months - Adults	444	1,305	34.0%	56.1%	52.6%	51.6%
% of FP17s for Band 1 Urgent Courses	57	1,666	3.4%	6.9%	7.9%	8.9%
% of FP17s Relating to Free Repair or Replacements	20	1,666	1.2%	0.8%	0.8%	0.8%
% of FP17s Relating to Continuations	2	1,666	0.1%	1.1%	0.9%	0.9%
% of Patients satisfied with the dentistry they have received	1	1	N/A	92.4%	93.2%	93.2%
% of Patients satisfied with the time they had to wait for an appointment	1	1	N/A	88.7%	89.1%	88.8%

* This is based on patients treated on this contract for their most recent course of treatment. Figures in italics indicate the base number of FP17s or Patient Questionnaire responses are less than 100. N/A is shown where the base number of responses is less than 10 during the period. % is calculated as Quantity/Base number*100

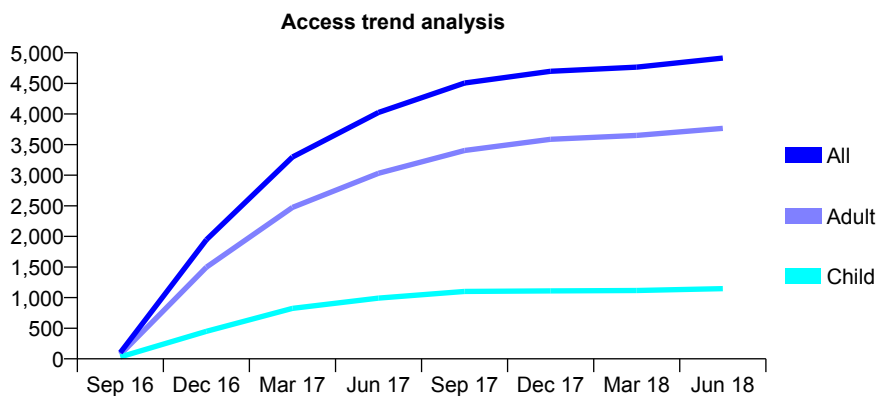
Q55 - Vital Signs At a Glance Contract Report for 100211/0000 - June 2018

Name or company name	Rivergreen Dental Practice
Contract type name	GDS Contract
Purpose of contract	General
Contract start date	01/09/2016
Contract end date	

18/19 Contracted general activity (UDA)	14,929
Carry forward general activity (UDA)	0
18/19 Contracted orthodontic activity (UOA)	0
Carry forward orthodontic activity (UOA)	0
Baseline contract value	£386,825.46

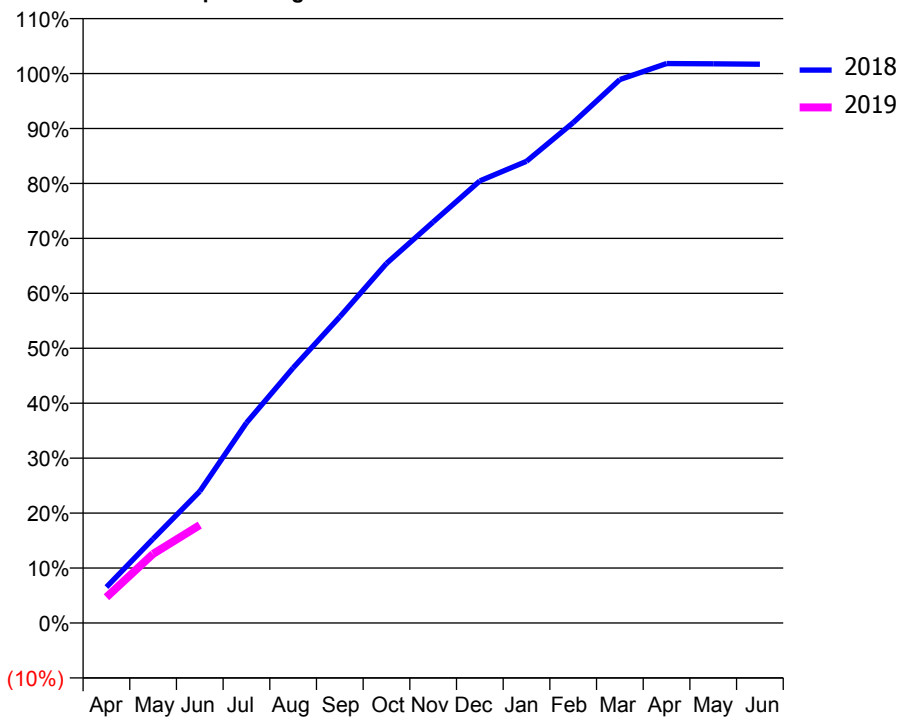
ACCESS*

Patients seen in 24 months	Total	Change since previous quarter
Quarter ending June 2017	4,024	
Quarter ending September 2017	4,507	↑
Quarter ending December 2017	4,698	↑
Quarter ending March 2018	4,766	→
Quarter ending June 2018	4,913	↑
Variance since June 2017	22.1%	↑



ACTIVITY

Cumulative percentage of contracted UDA delivered 2018 & 2019



Month	Adjusted Scheduled Activity (UDA)	
	2018	2019
April	978	702
May	2,288	1,880
June	3,579	2,662
July	5,440	
August	6,931	
September	8,319	
October	9,767	
November	10,895	
December	12,013	
January	12,544	
February	13,594	
March	14,764	
April	15,198	
May	15,193	
June	15,181	

QUALITY

	Quantity	Base Number	Contract	AT	Region	England
% of FP17s for the same patient ID Re-attending within 3 months - Children	22	374	5.9%	9.7%	11.3%	11.5%
% of FP17s for the same patient ID Re-attending within 3 months - Adults	140	1,182	11.8%	13.6%	14.9%	15.4%
% of FP17s for the same patient ID Re-attending between 3 & 9 months - Children	244	374	65.2%	62.5%	60.0%	58.9%
% of FP17s for the same patient ID Re-attending between 3 & 9 months - Adults	777	1,182	65.7%	56.1%	52.6%	51.6%
% of FP17s for Band 1 Urgent Courses	47	1,386	3.4%	6.9%	7.9%	8.9%
% of FP17s Relating to Free Repair or Replacements	28	1,386	2.0%	0.8%	0.8%	0.8%
% of FP17s Relating to Continuations	11	1,386	0.8%	1.1%	0.9%	0.9%
% of Patients satisfied with the dentistry they have received	7	8	N/A	92.4%	93.2%	93.2%
% of Patients satisfied with the time they had to wait for an appointment	8	8	N/A	88.7%	89.1%	88.8%

* This is based on patients treated on this contract for their most recent course of treatment. Figures in italics indicate the base number of FP17s or Patient Questionnaire responses are less than 100. N/A is shown where the base number of responses is less than 10 during the period. % is calculated as Quantity/Base number*100

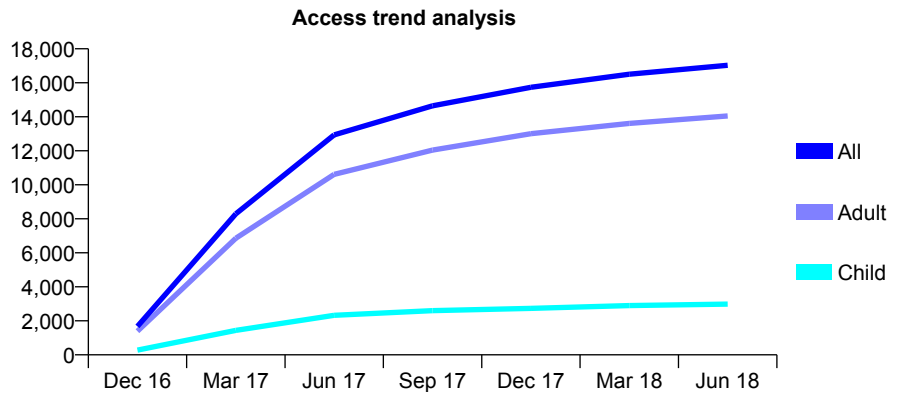
Q55 - Vital Signs At a Glance Contract Report for 100236/0000 - June 2018

Name or company name	AJ Moore & Associates
Contract type name	GDS Contract
Purpose of contract	General
Contract start date	01/12/2016
Contract end date	

18/19 Contracted general activity (UDA)	56,787
Carry forward general activity (UDA)	0
18/19 Contracted orthodontic activity (UOA)	0
Carry forward orthodontic activity (UOA)	0
Baseline contract value	£1,343,797.66

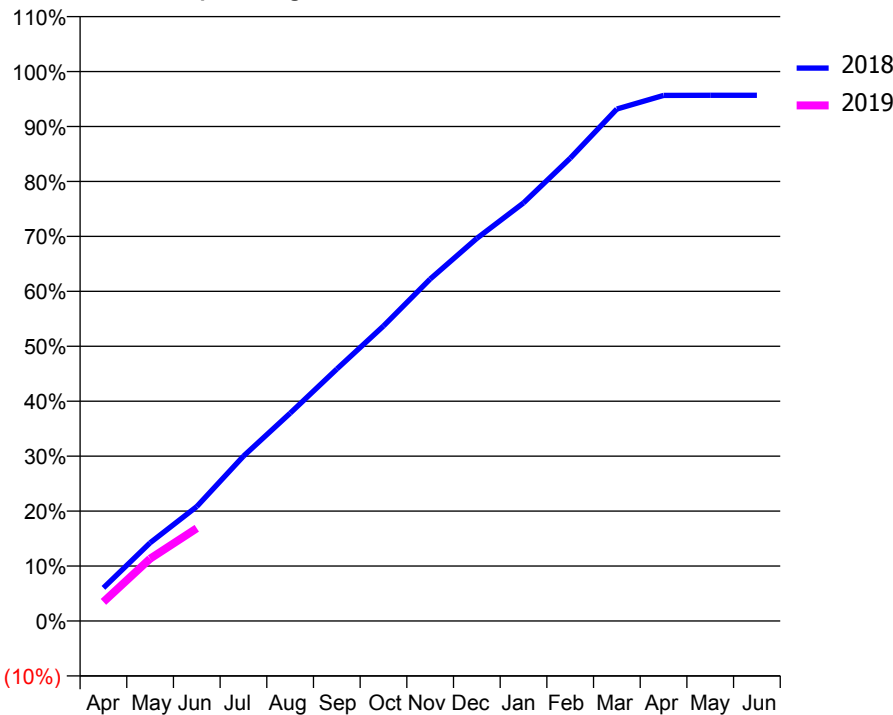
ACCESS*

Patients seen in 24 months	Total	Change since previous quarter
Quarter ending June 2017	12,941	
Quarter ending September 2017	14,644	↑
Quarter ending December 2017	15,739	↑
Quarter ending March 2018	16,504	↑
Quarter ending June 2018	17,035	↑
Variance since June 2017	31.6%	↑



ACTIVITY

Cumulative percentage of contracted UDA delivered 2018 & 2019



Month	Adjusted Scheduled Activity (UDA)	
	2018	2019
April	3,420	1,977
May	8,076	6,447
June	11,834	9,589
July	17,036	
August	21,483	
September	26,032	
October	30,496	
November	35,343	
December	39,546	
January	43,209	
February	47,820	
March	52,905	
April	54,321	
May	54,330	
June	54,332	

QUALITY

	Quantity	Base Number	Contract	AT	Region	England
% of FP17s for the same patient ID Re-attending within 3 months - Children	66	1,148	5.7%	9.7%	11.3%	11.5%
% of FP17s for the same patient ID Re-attending within 3 months - Adults	652	5,383	12.1%	13.6%	14.9%	15.4%
% of FP17s for the same patient ID Re-attending between 3 & 9 months - Children	750	1,148	65.3%	62.5%	60.0%	58.9%
% of FP17s for the same patient ID Re-attending between 3 & 9 months - Adults	3,589	5,383	66.7%	56.1%	52.6%	51.6%
% of FP17s for Band 1 Urgent Courses	304	5,591	5.4%	6.9%	7.9%	8.9%
% of FP17s Relating to Free Repair or Replacements	76	5,591	1.4%	0.8%	0.8%	0.8%
% of FP17s Relating to Continuations	53	5,591	0.9%	1.1%	0.9%	0.9%
% of Patients satisfied with the dentistry they have received	27	27	100.0%	92.4%	93.2%	93.2%
% of Patients satisfied with the time they had to wait for an appointment	25	27	92.6%	88.7%	89.1%	88.8%

* This is based on patients treated on this contract for their most recent course of treatment. Figures in italics indicate the base number of FP17s or Patient Questionnaire responses are less than 100. N/A is shown where the base number of responses is less than 10 during the period. % is calculated as Quantity/Base number*100

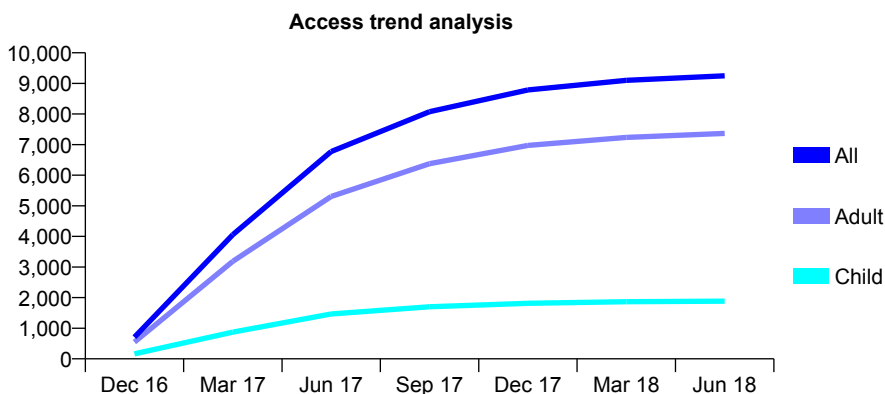
Q55 - Vital Signs At a Glance Contract Report for 100238/0000 - June 2018

Name or company name	Hearnor Dental Practice
Contract type name	GDS Contract
Purpose of contract	General
Contract start date	01/12/2016
Contract end date	

18/19 Contracted general activity (UDA)	25,773
Carry forward general activity (UDA)	0
18/19 Contracted orthodontic activity (UOA)	0
Carry forward orthodontic activity (UOA)	0
Baseline contract value	£773,874.45

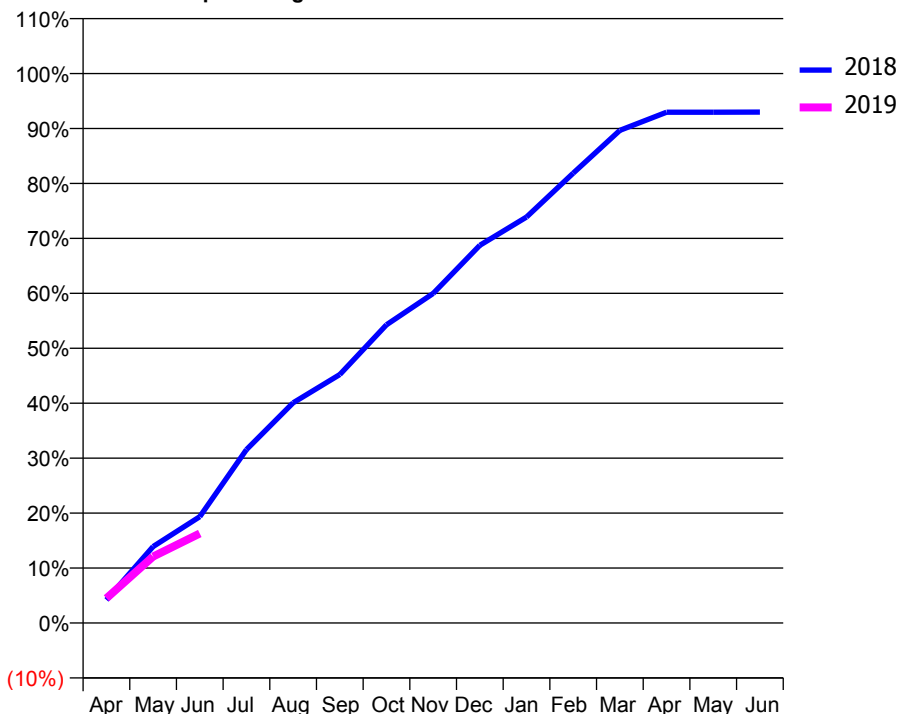
ACCESS*

Patients seen in 24 months	Total	Change since previous quarter
Quarter ending June 2017	6,772	
Quarter ending September 2017	8,078	↑
Quarter ending December 2017	8,788	↑
Quarter ending March 2018	9,099	↑
Quarter ending June 2018	9,250	→
Variance since June 2017	36.6%	↑



ACTIVITY

Cumulative percentage of contracted UDA delivered 2018 & 2019



Adjusted Scheduled Activity (UDA)

Month	2018	2019
April	1,087	1,163
May	3,589	3,120
June	4,989	4,202
July	8,132	
August	10,329	
September	11,655	
October	13,986	
November	15,456	
December	17,714	
January	19,043	
February	21,097	
March	23,106	
April	23,956	
May	23,960	
June	23,961	

QUALITY

	Quantity	Base Number	Contract	AT	Region	England
% of FP17s for the same patient ID Re-attending within 3 months - Children	36	664	5.4%	9.7%	11.3%	11.5%
% of FP17s for the same patient ID Re-attending within 3 months - Adults	278	2,359	11.8%	13.6%	14.9%	15.4%
% of FP17s for the same patient ID Re-attending between 3 & 9 months - Children	431	664	64.9%	62.5%	60.0%	58.9%
% of FP17s for the same patient ID Re-attending between 3 & 9 months - Adults	1,395	2,359	59.1%	56.1%	52.6%	51.6%
% of FP17s for Band 1 Urgent Courses	109	2,514	4.3%	6.9%	7.9%	8.9%
% of FP17s Relating to Free Repair or Replacements	29	2,514	1.2%	0.8%	0.8%	0.8%
% of FP17s Relating to Continuations	19	2,514	0.8%	1.1%	0.9%	0.9%
% of Patients satisfied with the dentistry they have received	12	12	100.0%	92.4%	93.2%	93.2%
% of Patients satisfied with the time they had to wait for an appointment	11	12	91.7%	88.7%	89.1%	88.8%

* This is based on patients treated on this contract for their most recent course of treatment. Figures in italics indicate the base number of FP17s or Patient Questionnaire responses are less than 100. N/A is shown where the base number of responses is less than 10 during the period. % is calculated as Quantity/Base number*100

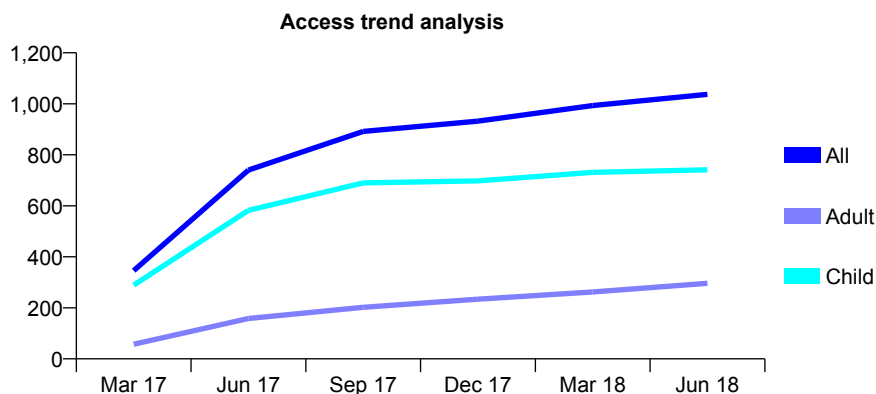
Q55 - Vital Signs At a Glance Contract Report for 100271/0000 - June 2018

Name or company name	Peterson, Carr & Towlerton
Contract type name	GDS Contract
Purpose of contract	General
Contract start date	01/01/2017
Contract end date	

18/19 Contracted general activity (UDA)	3,100
Carry forward general activity (UDA)	0
18/19 Contracted orthodontic activity (UOA)	0
Carry forward orthodontic activity (UOA)	0
Baseline contract value	£71,064.36

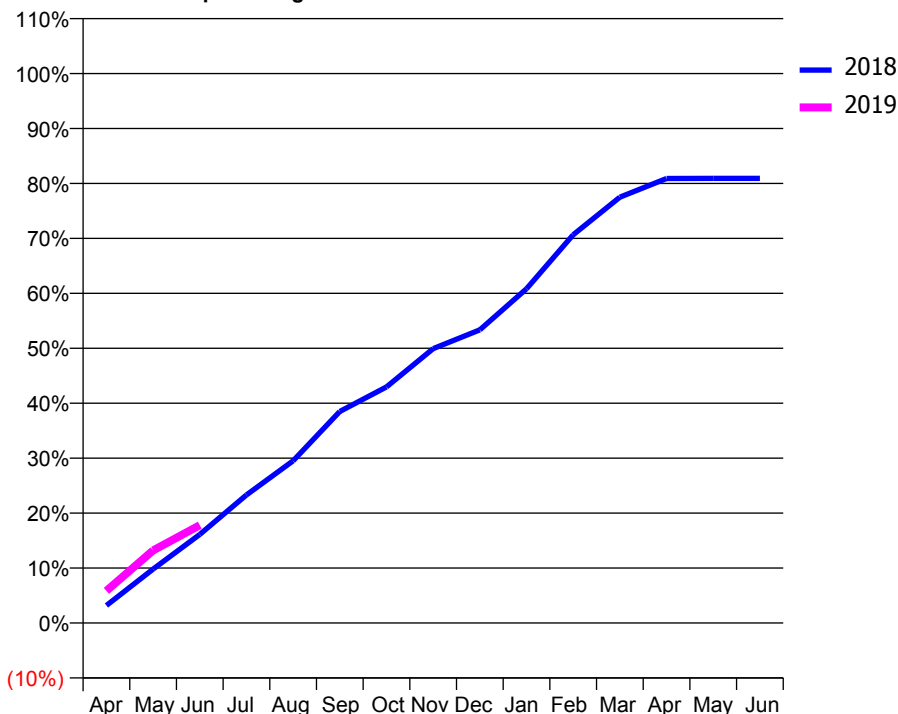
ACCESS*

Patients seen in 24 months	Total	Change since previous quarter
Quarter ending June 2017	740	
Quarter ending September 2017	892	↑
Quarter ending December 2017	932	↑
Quarter ending March 2018	993	↑
Quarter ending June 2018	1,037	↑
Variance since June 2017	40.1%	↑



ACTIVITY

Cumulative percentage of contracted UDA delivered 2018 & 2019



Adjusted Scheduled Activity (UDA)

Month	2018	2019
April	99	182
May	304	410
June	500	552
July	723	
August	915	
September	1,193	
October	1,332	
November	1,548	
December	1,654	
January	1,886	
February	2,191	
March	2,402	
April	2,507	
May	2,508	
June	2,508	

QUALITY

	Quantity	Base Number	Contract	AT	Region	England
% of FP17s for the same patient ID Re-attending within 3 months - Children	20	307	6.5%	9.7%	11.3%	11.5%
% of FP17s for the same patient ID Re-attending within 3 months - Adults	8	102	7.8%	13.6%	14.9%	15.4%
% of FP17s for the same patient ID Re-attending between 3 & 9 months - Children	221	307	72.0%	62.5%	60.0%	58.9%
% of FP17s for the same patient ID Re-attending between 3 & 9 months - Adults	51	102	50.0%	56.1%	52.6%	51.6%
% of FP17s for Band 1 Urgent Courses	29	343	8.5%	6.9%	7.9%	8.9%
% of FP17s Relating to Free Repair or Replacements	0	343	0.0%	0.8%	0.8%	0.8%
% of FP17s Relating to Continuations	0	343	0.0%	1.1%	0.9%	0.9%
% of Patients satisfied with the dentistry they have received	4	4	N/A	92.4%	93.2%	93.2%
% of Patients satisfied with the time they had to wait for an appointment	4	4	N/A	88.7%	89.1%	88.8%

* This is based on patients treated on this contract for their most recent course of treatment. Figures in italics indicate the base number of FP17s or Patient Questionnaire responses are less than 100. N/A is shown where the base number of responses is less than 10 during the period. % is calculated as Quantity/Base number*100

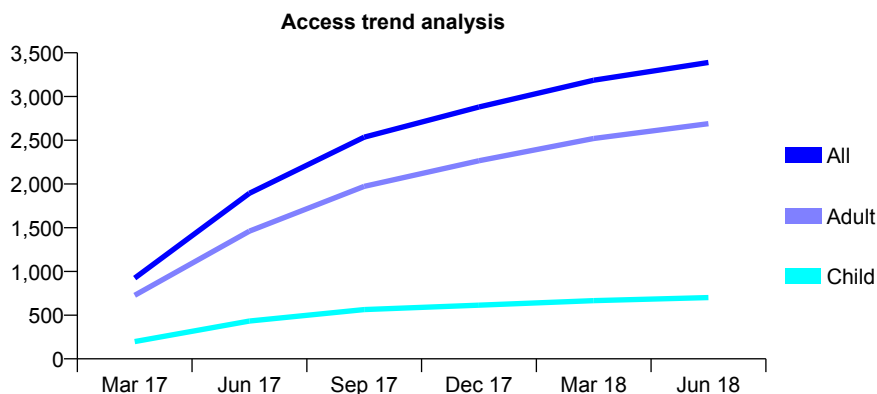
Q55 - Vital Signs At a Glance Contract Report for 100305/0000 - June 2018

Name or company name	New Whittington Dental Practice
Contract type name	GDS Contract
Purpose of contract	General
Contract start date	01/02/2017
Contract end date	

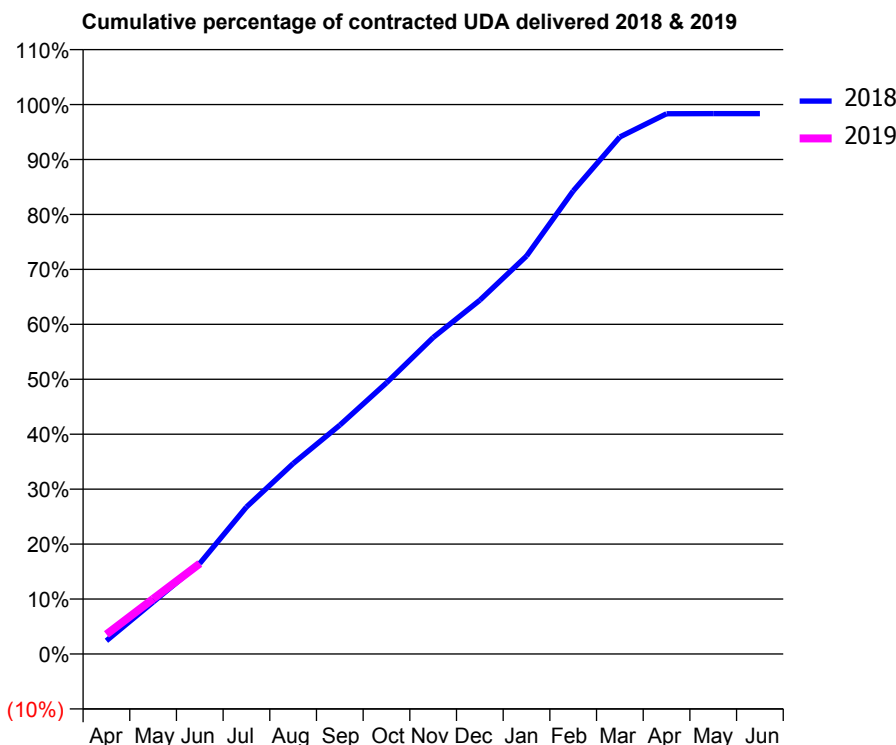
18/19 Contracted general activity (UDA)	14,513
Carry forward general activity (UDA)	0
18/19 Contracted orthodontic activity (UOA)	0
Carry forward orthodontic activity (UOA)	0
Baseline contract value	£442,983.12

ACCESS*

Patients seen in 24 months	Total	Change since previous quarter
Quarter ending June 2017	1,894	
Quarter ending September 2017	2,535	↑
Quarter ending December 2017	2,880	↑
Quarter ending March 2018	3,186	↑
Quarter ending June 2018	3,389	↑
Variance since June 2017	78.9%	↑



ACTIVITY



Month	Adjusted Scheduled Activity (UDA)	
	2018	2019
April	269	520
May	1,060	1,458
June	1,848	2,388
July	3,000	
August	3,888	
September	4,671	
October	5,533	
November	6,459	
December	7,221	
January	8,120	
February	9,450	
March	10,550	
April	11,024	
May	11,026	
June	11,027	

QUALITY

	Quantity	Base Number	Contract	AT	Region	England
% of FP17s for the same patient ID Re-attending within 3 months - Children	19	254	7.5%	9.7%	11.3%	11.5%
% of FP17s for the same patient ID Re-attending within 3 months - Adults	150	1,007	14.9%	13.6%	14.9%	15.4%
% of FP17s for the same patient ID Re-attending between 3 & 9 months - Children	143	254	56.3%	62.5%	60.0%	58.9%
% of FP17s for the same patient ID Re-attending between 3 & 9 months - Adults	548	1,007	54.4%	56.1%	52.6%	51.6%
% of FP17s for Band 1 Urgent Courses	102	1,057	9.6%	6.9%	7.9%	8.9%
% of FP17s Relating to Free Repair or Replacements	22	1,057	2.1%	0.8%	0.8%	0.8%
% of FP17s Relating to Continuations	12	1,057	1.1%	1.1%	0.9%	0.9%
% of Patients satisfied with the dentistry they have received	10	10	100.0%	92.4%	93.2%	93.2%
% of Patients satisfied with the time they had to wait for an appointment	10	10	100.0%	88.7%	89.1%	88.8%

* This is based on patients treated on this contract for their most recent course of treatment. Figures in italics indicate the base number of FP17s or Patient Questionnaire responses are less than 100. N/A is shown where the base number of responses is less than 10 during the period. % is calculated as Quantity/Base number*100

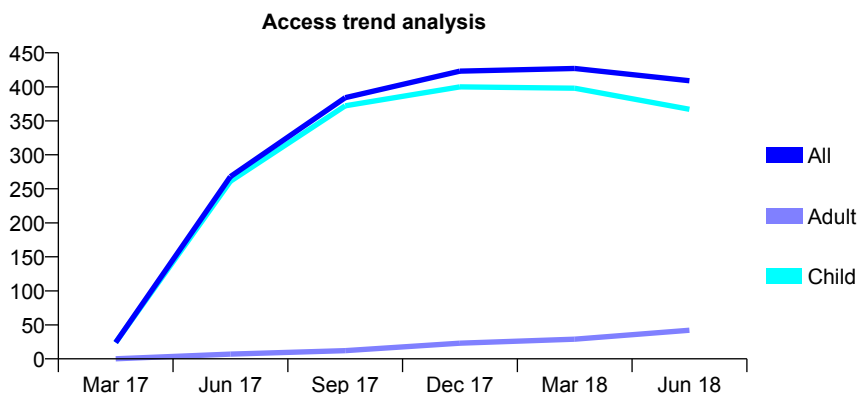
Q55 - Vital Signs At a Glance Contract Report for 100315/0000 - June 2018

Name or company name	Tuckley, Iltott and Skariah
Contract type name	GDS Contract
Purpose of contract	General
Contract start date	01/02/2017
Contract end date	

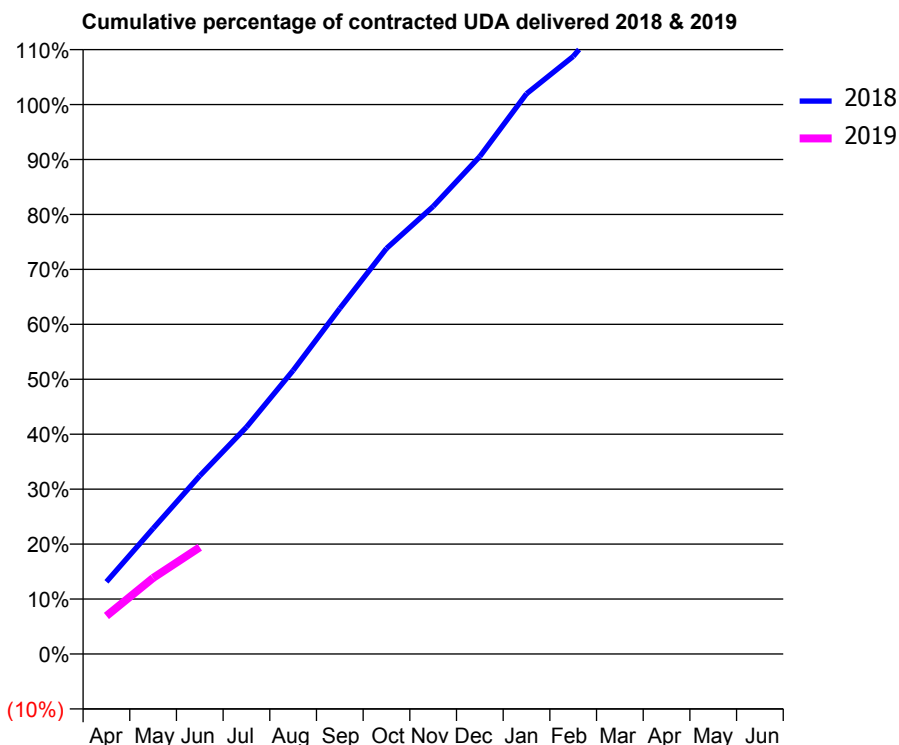
18/19 Contracted general activity (UDA)	824
Carry forward general activity (UDA)	0
18/19 Contracted orthodontic activity (UOA)	0
Carry forward orthodontic activity (UOA)	0
Baseline contract value	£22,382.52

ACCESS*

Patients seen in 24 months	Total	Change since previous quarter
Quarter ending June 2017	268	
Quarter ending September 2017	384	↑
Quarter ending December 2017	423	↑
Quarter ending March 2018	427	→
Quarter ending June 2018	409	↓
Variance since June 2017	52.6%	↑



ACTIVITY



Month	Adjusted Scheduled Activity (UDA)	
	2018	2019
April	108	57
May	188	114
June	267	160
July	340	
August	425	
September	518	
October	608	
November	671	
December	746	
January	840	
February	896	
March	977	
April	1,032	
May	1,032	
June	1,032	

QUALITY

	Quantity	Base Number	Contract	AT	Region	England
% of FP17s for the same patient ID Re-attending within 3 months - Children	5	172	2.9%	9.7%	11.3%	11.5%
% of FP17s for the same patient ID Re-attending within 3 months - Adults	0	0	N/A	13.6%	14.9%	15.4%
% of FP17s for the same patient ID Re-attending between 3 & 9 months - Children	127	172	73.8%	62.5%	60.0%	58.9%
% of FP17s for the same patient ID Re-attending between 3 & 9 months - Adults	0	0	N/A	56.1%	52.6%	51.6%
% of FP17s for Band 1 Urgent Courses	0	131	0.0%	6.9%	7.9%	8.9%
% of FP17s Relating to Free Repair or Replacements	0	131	0.0%	0.8%	0.8%	0.8%
% of FP17s Relating to Continuations	2	131	1.5%	1.1%	0.9%	0.9%
% of Patients satisfied with the dentistry they have received	0	0	N/A	92.4%	93.2%	93.2%
% of Patients satisfied with the time they had to wait for an appointment	0	0	N/A	88.7%	89.1%	88.8%

* This is based on patients treated on this contract for their most recent course of treatment. Figures in italics indicate the base number of FP17s or Patient Questionnaire responses are less than 100. N/A is shown where the base number of responses is less than 10 during the period. % is calculated as Quantity/Base number*100

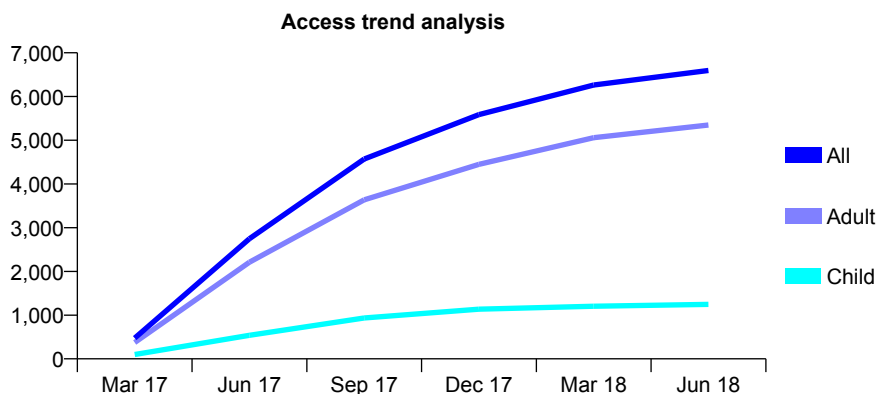
Q55 - Vital Signs At a Glance Contract Report for 100316/0000 - June 2018

Name or company name	Dr Mandeep Hampson
Contract type name	GDS Contract
Purpose of contract	General
Contract start date	01/03/2017
Contract end date	

18/19 Contracted general activity (UDA)	17,825
Carry forward general activity (UDA)	0
18/19 Contracted orthodontic activity (UOA)	0
Carry forward orthodontic activity (UOA)	0
Baseline contract value	£395,841.44

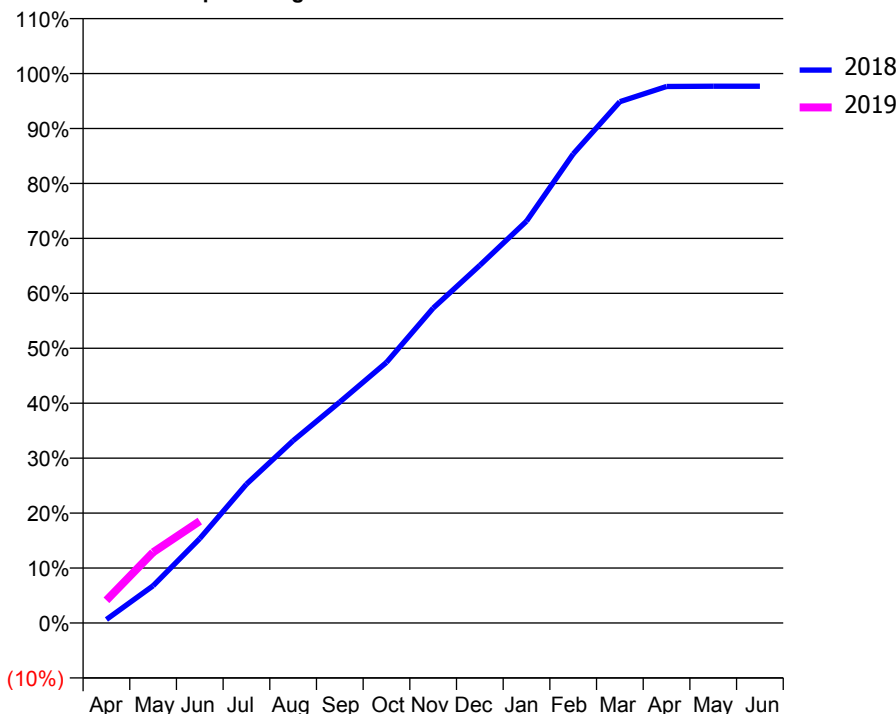
ACCESS*

Patients seen in 24 months	Total	Change since previous quarter
Quarter ending June 2017	2,746	
Quarter ending September 2017	4,572	↑
Quarter ending December 2017	5,587	↑
Quarter ending March 2018	6,262	↑
Quarter ending June 2018	6,596	↑
Variance since June 2017	140.2%	↑



ACTIVITY

Cumulative percentage of contracted UDA delivered 2018 & 2019



Adjusted Scheduled Activity (UDA)

Month	2018	2019
April	113	739
May	1,207	2,294
June	2,739	3,307
July	4,504	
August	5,915	
September	7,172	
October	8,455	
November	10,216	
December	11,602	
January	13,033	
February	15,217	
March	16,912	
April	17,404	
May	17,412	
June	17,413	

QUALITY

	Quantity	Base Number	Contract	AT	Region	England
% of FP17s for the same patient ID Re-attending within 3 months - Children	12	438	2.7%	9.7%	11.3%	11.5%
% of FP17s for the same patient ID Re-attending within 3 months - Adults	169	1,821	9.3%	13.6%	14.9%	15.4%
% of FP17s for the same patient ID Re-attending between 3 & 9 months - Children	301	438	68.7%	62.5%	60.0%	58.9%
% of FP17s for the same patient ID Re-attending between 3 & 9 months - Adults	1,049	1,821	57.6%	56.1%	52.6%	51.6%
% of FP17s for Band 1 Urgent Courses	116	1,931	6.0%	6.9%	7.9%	8.9%
% of FP17s Relating to Free Repair or Replacements	4	1,931	0.2%	0.8%	0.8%	0.8%
% of FP17s Relating to Continuations	14	1,931	0.7%	1.1%	0.9%	0.9%
% of Patients satisfied with the dentistry they have received	5	5	N/A	92.4%	93.2%	93.2%
% of Patients satisfied with the time they had to wait for an appointment	4	5	N/A	88.7%	89.1%	88.8%

* This is based on patients treated on this contract for their most recent course of treatment. Figures in italics indicate the base number of FP17s or Patient Questionnaire responses are less than 100. N/A is shown where the base number of responses is less than 10 during the period. % is calculated as Quantity/Base number*100

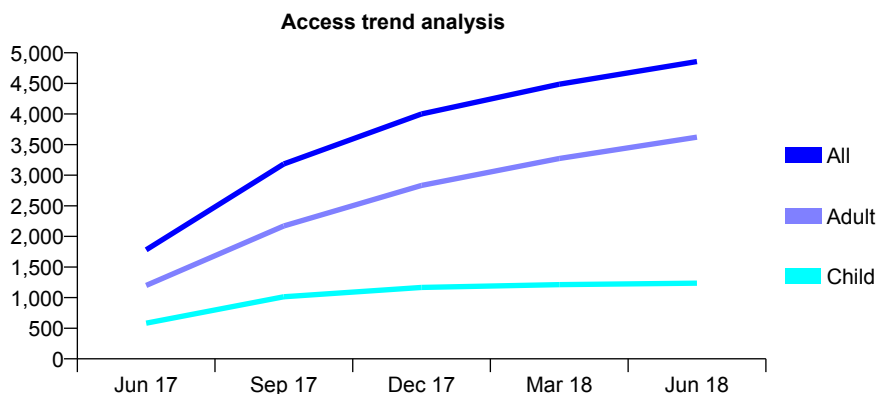
Q55 - Vital Signs At a Glance Contract Report for 100334/0000 - June 2018

Name or company name	Chapel Dental Care
Contract type name	GDS Contract
Purpose of contract	General
Contract start date	01/04/2017
Contract end date	

18/19 Contracted general activity (UDA)	17,496
Carry forward general activity (UDA)	0
18/19 Contracted orthodontic activity (UOA)	0
Carry forward orthodontic activity (UOA)	0
Baseline contract value	£788,821.71

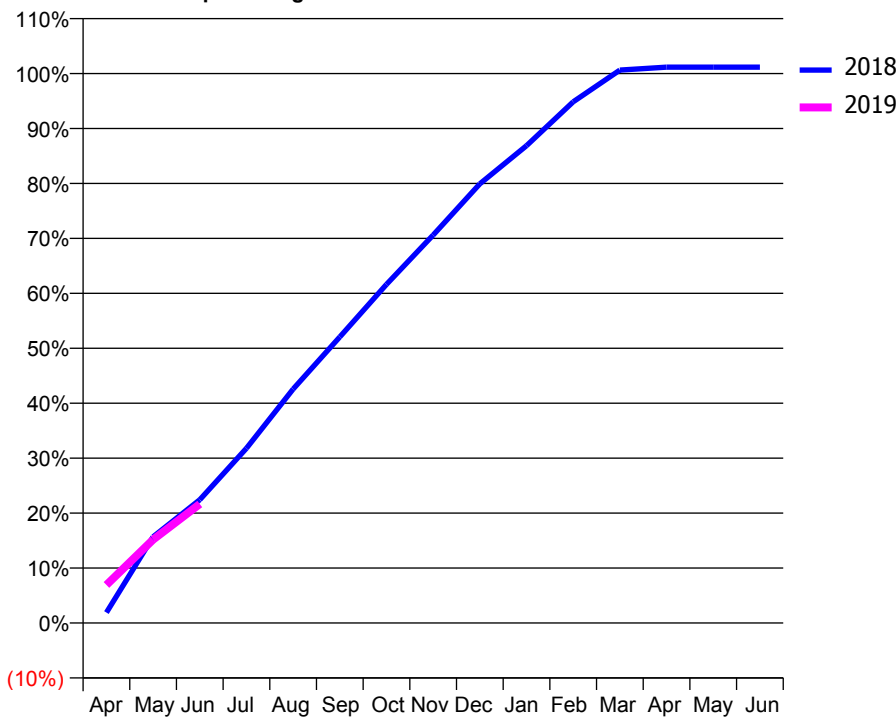
ACCESS*

Patients seen in 24 months	Total	Change since previous quarter
Quarter ending June 2017	1,781	
Quarter ending September 2017	3,184	↑
Quarter ending December 2017	4,000	↑
Quarter ending March 2018	4,487	↑
Quarter ending June 2018	4,858	↑
Variance since June 2017	172.8%	↑



ACTIVITY

Cumulative percentage of contracted UDA delivered 2018 & 2019



Adjusted Scheduled Activity (UDA)

Month	2018	2019
April	327	1,211
May	2,691	2,657
June	3,847	3,791
July	5,454	
August	7,302	
September	8,926	
October	10,566	
November	12,106	
December	13,702	
January	14,893	
February	16,264	
March	17,252	
April	17,344	
May	17,343	
June	17,343	

QUALITY

	Quantity	Base Number	Contract	AT	Region	England
% of FP17s for the same patient ID Re-attending within 3 months - Children	14	576	2.4%	9.7%	11.3%	11.5%
% of FP17s for the same patient ID Re-attending within 3 months - Adults	84	1,228	6.8%	13.6%	14.9%	15.4%
% of FP17s for the same patient ID Re-attending between 3 & 9 months - Children	440	576	76.4%	62.5%	60.0%	58.9%
% of FP17s for the same patient ID Re-attending between 3 & 9 months - Adults	587	1,228	47.8%	56.1%	52.6%	51.6%
% of FP17s for Band 1 Urgent Courses	90	1,732	5.2%	6.9%	7.9%	8.9%
% of FP17s Relating to Free Repair or Replacements	8	1,732	0.5%	0.8%	0.8%	0.8%
% of FP17s Relating to Continuations	5	1,732	0.3%	1.1%	0.9%	0.9%
% of Patients satisfied with the dentistry they have received	3	3	N/A	92.4%	93.2%	93.2%
% of Patients satisfied with the time they had to wait for an appointment	3	3	N/A	88.7%	89.1%	88.8%

* This is based on patients treated on this contract for their most recent course of treatment. Figures in italics indicate the base number of FP17s or Patient Questionnaire responses are less than 100. N/A is shown where the base number of responses is less than 10 during the period. % is calculated as Quantity/Base number*100

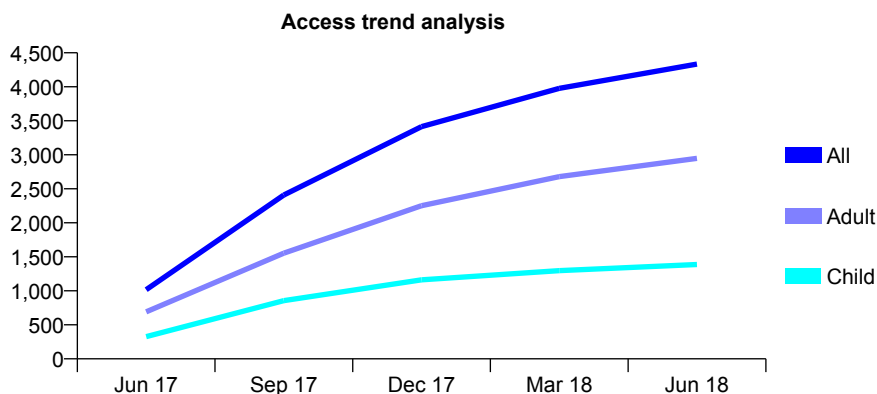
Q55 - Vital Signs At a Glance Contract Report for 100370/0000 - June 2018

Name or company name	Ishak Practices Limited
Contract type name	GDS Contract
Purpose of contract	General
Contract start date	01/04/2017
Contract end date	

18/19 Contracted general activity (UDA)	19,000
Carry forward general activity (UDA)	0
18/19 Contracted orthodontic activity (UOA)	0
Carry forward orthodontic activity (UOA)	0
Baseline contract value	£512,698.89

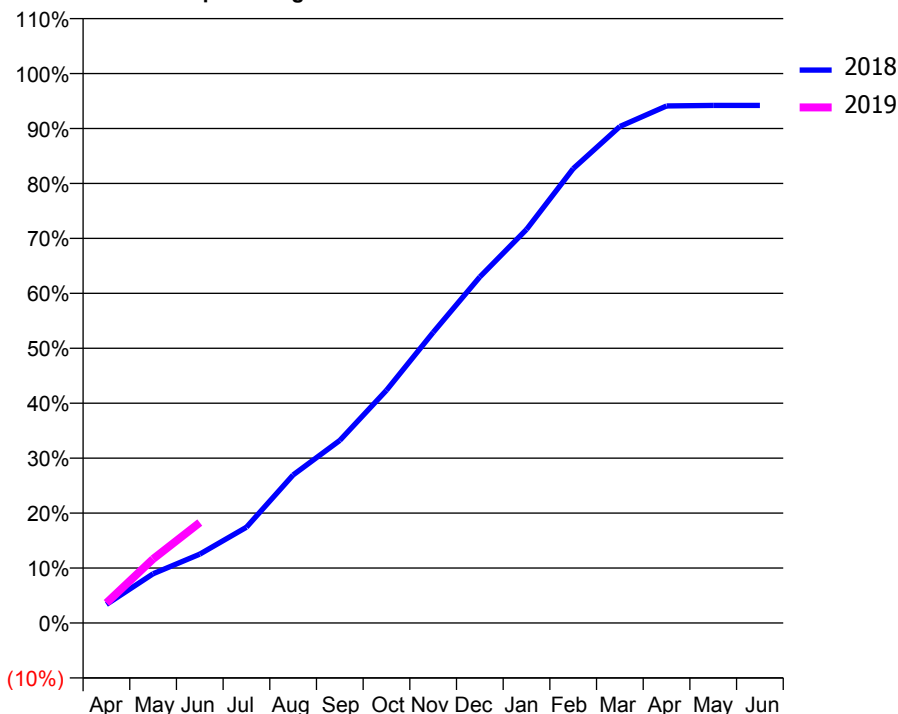
ACCESS*

Patients seen in 24 months	Total	Change since previous quarter
Quarter ending June 2017	1,017	
Quarter ending September 2017	2,409	↑
Quarter ending December 2017	3,414	↑
Quarter ending March 2018	3,977	↑
Quarter ending June 2018	4,335	↑
Variance since June 2017	326.3%	↑



ACTIVITY

Cumulative percentage of contracted UDA delivered 2018 & 2019



Month	Adjusted Scheduled Activity (UDA)	
	2018	2019
April	644	694
May	1,702	2,215
June	2,380	3,474
July	3,313	
August	5,122	
September	6,315	
October	8,047	
November	10,049	
December	11,967	
January	13,609	
February	15,712	
March	17,166	
April	17,876	
May	17,896	
June	17,899	

QUALITY

	Quantity	Base Number	Contract	AT	Region	England
% of FP17s for the same patient ID Re-attending within 3 months - Children	47	512	9.2%	9.7%	11.3%	11.5%
% of FP17s for the same patient ID Re-attending within 3 months - Adults	174	1,010	17.2%	13.6%	14.9%	15.4%
% of FP17s for the same patient ID Re-attending between 3 & 9 months - Children	305	512	59.6%	62.5%	60.0%	58.9%
% of FP17s for the same patient ID Re-attending between 3 & 9 months - Adults	495	1,010	49.0%	56.1%	52.6%	51.6%
% of FP17s for Band 1 Urgent Courses	108	1,288	8.4%	6.9%	7.9%	8.9%
% of FP17s Relating to Free Repair or Replacements	23	1,288	1.8%	0.8%	0.8%	0.8%
% of FP17s Relating to Continuations	8	1,288	0.6%	1.1%	0.9%	0.9%
% of Patients satisfied with the dentistry they have received	4	5	N/A	92.4%	93.2%	93.2%
% of Patients satisfied with the time they had to wait for an appointment	4	5	N/A	88.7%	89.1%	88.8%

* This is based on patients treated on this contract for their most recent course of treatment. Figures in italics indicate the base number of FP17s or Patient Questionnaire responses are less than 100. N/A is shown where the base number of responses is less than 10 during the period. % is calculated as Quantity/Base number*100

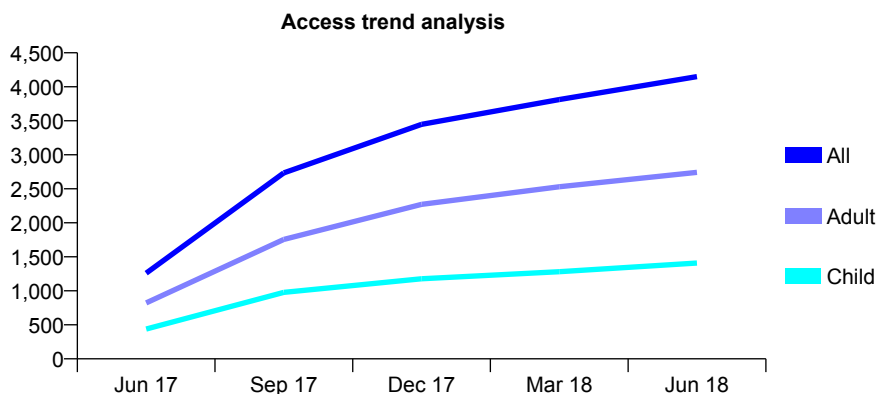
Q55 - Vital Signs At a Glance Contract Report for 100376/0000 - June 2018

Name or company name	Rodericks Dental Limited
Contract type name	GDS Contract
Purpose of contract	General
Contract start date	01/04/2017
Contract end date	

18/19 Contracted general activity (UDA)	16,500
Carry forward general activity (UDA)	0
18/19 Contracted orthodontic activity (UOA)	0
Carry forward orthodontic activity (UOA)	0
Baseline contract value	£438,433.18

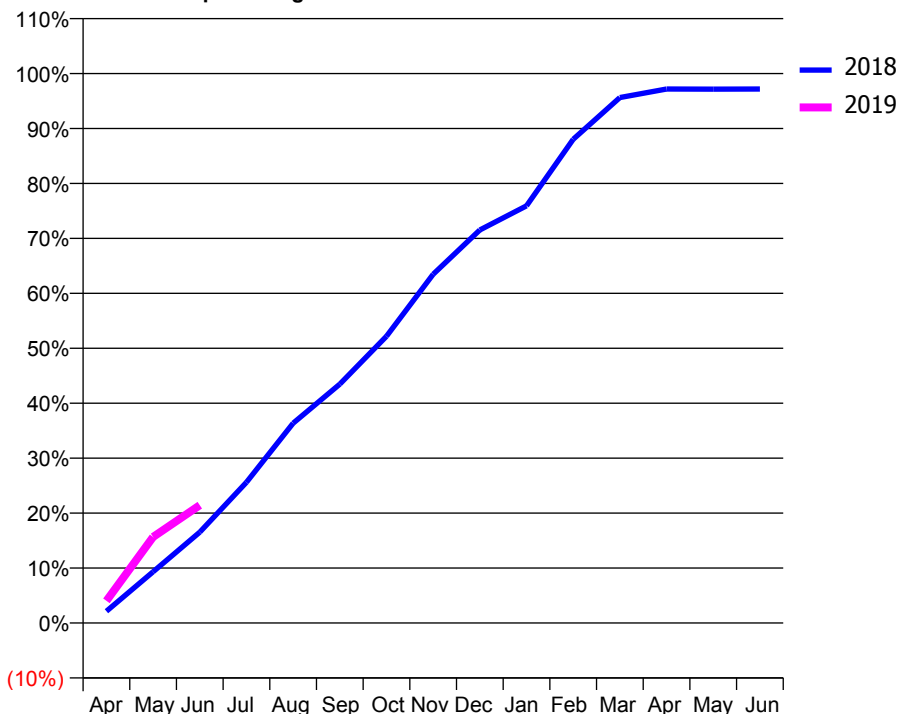
ACCESS*

Patients seen in 24 months	Total	Change since previous quarter
Quarter ending June 2017	1,260	
Quarter ending September 2017	2,734	↑
Quarter ending December 2017	3,448	↑
Quarter ending March 2018	3,812	↑
Quarter ending June 2018	4,150	↑
Variance since June 2017	229.4%	↑



ACTIVITY

Cumulative percentage of contracted UDA delivered 2018 & 2019



Month	Adjusted Scheduled Activity (UDA)	
	2018	2019
April	353	667
May	1,541	2,583
June	2,730	3,537
July	4,226	
August	6,002	
September	7,175	
October	8,612	
November	10,472	
December	11,802	
January	12,525	
February	14,523	
March	15,776	
April	16,035	
May	16,032	
June	16,034	

QUALITY

	Quantity	Base Number	Contract	AT	Region	England
% of FP17s for the same patient ID Re-attending within 3 months - Children	34	558	6.1%	9.7%	11.3%	11.5%
% of FP17s for the same patient ID Re-attending within 3 months - Adults	153	1,040	14.7%	13.6%	14.9%	15.4%
% of FP17s for the same patient ID Re-attending between 3 & 9 months - Children	335	558	60.0%	62.5%	60.0%	58.9%
% of FP17s for the same patient ID Re-attending between 3 & 9 months - Adults	621	1,040	59.7%	56.1%	52.6%	51.6%
% of FP17s for Band 1 Urgent Courses	68	1,478	4.6%	6.9%	7.9%	8.9%
% of FP17s Relating to Free Repair or Replacements	17	1,478	1.2%	0.8%	0.8%	0.8%
% of FP17s Relating to Continuations	6	1,478	0.4%	1.1%	0.9%	0.9%
% of Patients satisfied with the dentistry they have received	4	4	N/A	92.4%	93.2%	93.2%
% of Patients satisfied with the time they had to wait for an appointment	4	4	N/A	88.7%	89.1%	88.8%

* This is based on patients treated on this contract for their most recent course of treatment. Figures in italics indicate the base number of FP17s or Patient Questionnaire responses are less than 100. N/A is shown where the base number of responses is less than 10 during the period. % is calculated as Quantity/Base number*100

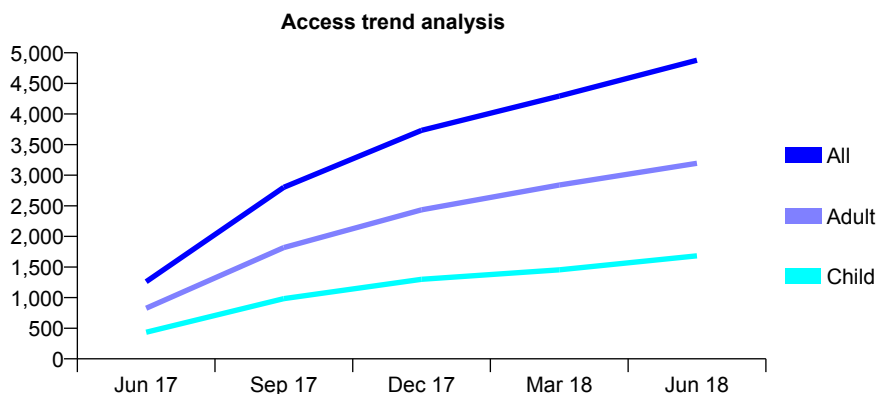
Q55 - Vital Signs At a Glance Contract Report for 100377/0000 - June 2018

Name or company name	Rodericks Dental Limited
Contract type name	GDS Contract
Purpose of contract	General
Contract start date	01/04/2017
Contract end date	

18/19 Contracted general activity (UDA)	20,500
Carry forward general activity (UDA)	0
18/19 Contracted orthodontic activity (UOA)	0
Carry forward orthodontic activity (UOA)	0
Baseline contract value	£532,253.16

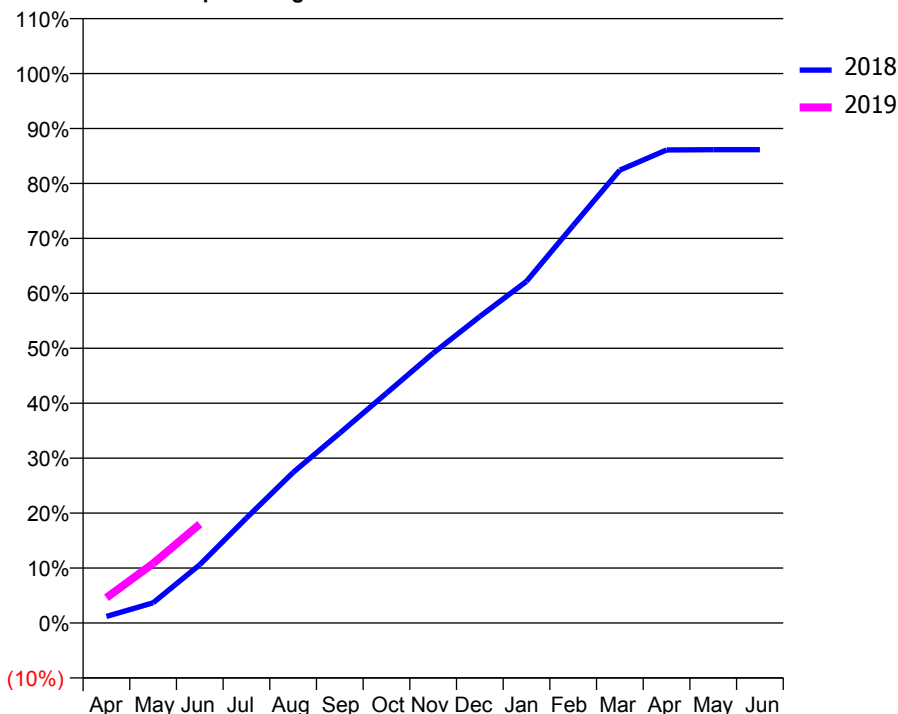
ACCESS*

Patients seen in 24 months	Total	Change since previous quarter
Quarter ending June 2017	1,261	
Quarter ending September 2017	2,803	↑
Quarter ending December 2017	3,734	↑
Quarter ending March 2018	4,293	↑
Quarter ending June 2018	4,879	↑
Variance since June 2017	286.9%	↑



ACTIVITY

Cumulative percentage of contracted UDA delivered 2018 & 2019



Adjusted Scheduled Activity (UDA)

Month	2018	2019
April	246	944
May	753	2,223
June	2,175	3,688
July	3,918	
August	5,621	
September	7,084	
October	8,574	
November	10,066	
December	11,434	
January	12,747	
February	14,831	
March	16,895	
April	17,650	
May	17,655	
June	17,659	

QUALITY

	Quantity	Base Number	Contract	AT	Region	England
% of FP17s for the same patient ID Re-attending within 3 months - Children	48	667	7.2%	9.7%	11.3%	11.5%
% of FP17s for the same patient ID Re-attending within 3 months - Adults	171	1,217	14.1%	13.6%	14.9%	15.4%
% of FP17s for the same patient ID Re-attending between 3 & 9 months - Children	346	667	51.9%	62.5%	60.0%	58.9%
% of FP17s for the same patient ID Re-attending between 3 & 9 months - Adults	598	1,217	49.1%	56.1%	52.6%	51.6%
% of FP17s for Band 1 Urgent Courses	163	1,601	10.2%	6.9%	7.9%	8.9%
% of FP17s Relating to Free Repair or Replacements	9	1,601	0.6%	0.8%	0.8%	0.8%
% of FP17s Relating to Continuations	4	1,601	0.2%	1.1%	0.9%	0.9%
% of Patients satisfied with the dentistry they have received	3	3	N/A	92.4%	93.2%	93.2%
% of Patients satisfied with the time they had to wait for an appointment	2	3	N/A	88.7%	89.1%	88.8%

* This is based on patients treated on this contract for their most recent course of treatment. Figures in italics indicate the base number of FP17s or Patient Questionnaire responses are less than 100. N/A is shown where the base number of responses is less than 10 during the period. % is calculated as Quantity/Base number*100

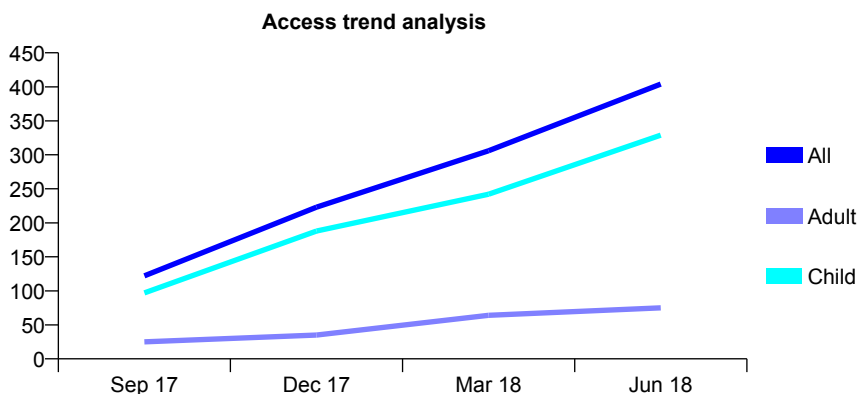
Q55 - Vital Signs At a Glance Contract Report for 100467/0000 - June 2018

Name or company name	Raynesway Dental Practice
Contract type name	GDS Contract
Purpose of contract	General and Orthodontic
Contract start date	01/07/2017
Contract end date	

18/19 Contracted general activity (UDA)	631
Carry forward general activity (UDA)	0
18/19 Contracted orthodontic activity (UOA)	7,388
Carry forward orthodontic activity (UOA)	0
Baseline contract value	£491,586.05

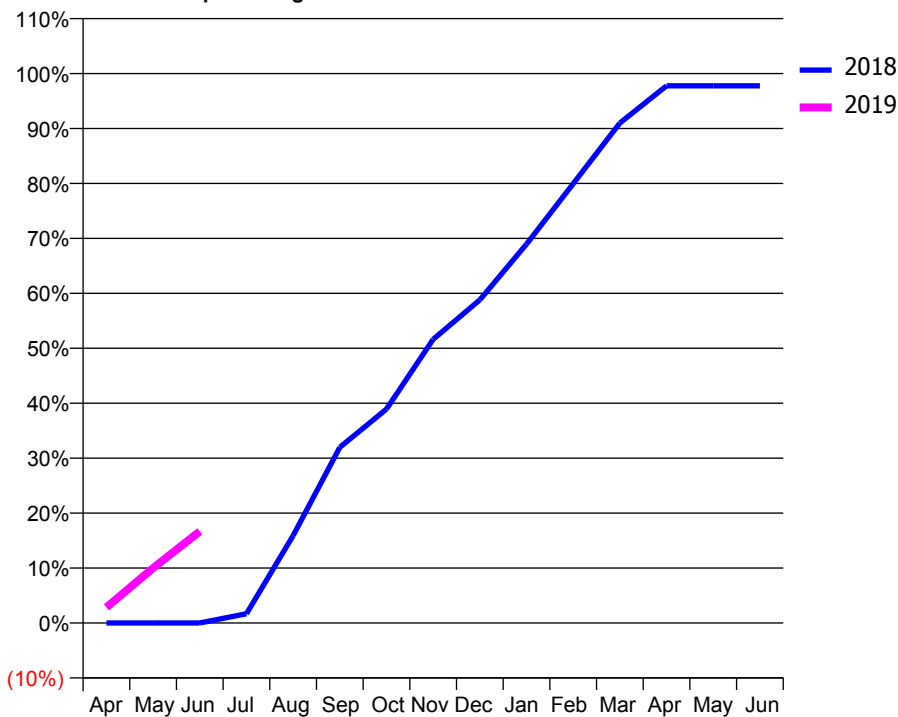
ACCESS*

Patients seen in 24 months	Total	Change since previous quarter
Quarter ending June 2017	0	
Quarter ending September 2017	122	↑
Quarter ending December 2017	223	↑
Quarter ending March 2018	306	↑
Quarter ending June 2018	404	↑
Variance since June 2017	N/A	



ACTIVITY

Cumulative percentage of contracted UDA delivered 2018 & 2019



Adjusted Scheduled Activity (UDA)

Month	2018	2019
April	0	18
May	0	63
June	0	105
July	8	
August	75	
September	151	
October	184	
November	244	
December	278	
January	326	
February	378	
March	430	
April	462	
May	462	
June	462	

QUALITY

	Quantity	Base Number	Contract	AT	Region	England
% of FP17s for the same patient ID Re-attending within 3 months - Children	9	417	2.2%	9.7%	11.3%	11.5%
% of FP17s for the same patient ID Re-attending within 3 months - Adults	2	28	7.1%	13.6%	14.9%	15.4%
% of FP17s for the same patient ID Re-attending between 3 & 9 months - Children	44	417	10.6%	62.5%	60.0%	58.9%
% of FP17s for the same patient ID Re-attending between 3 & 9 months - Adults	7	28	25.0%	56.1%	52.6%	51.6%
% of FP17s for Band 1 Urgent Courses	1	72	1.4%	6.9%	7.9%	8.9%
% of FP17s Relating to Free Repair or Replacements	0	72	0.0%	0.8%	0.8%	0.8%
% of FP17s Relating to Continuations	0	72	0.0%	1.1%	0.9%	0.9%
% of Patients satisfied with the dentistry they have received	1	1	N/A	92.4%	93.2%	93.2%
% of Patients satisfied with the time they had to wait for an appointment	1	1	N/A	88.7%	89.1%	88.8%

* This is based on patients treated on this contract for their most recent course of treatment. Figures in italics indicate the base number of FP17s or Patient Questionnaire responses are less than 100. N/A is shown where the base number of responses is less than 10 during the period. % is calculated as Quantity/Base number*100

Q55 - Vital Signs At a Glance Contract Report for 100664/0000 - June 2018


Name or company name	Etwall Dental Practice Ltd
Contract type name	GDS Contract
Purpose of contract	General
Contract start date	01/04/2018
Contract end date	31/03/2019

18/19 Contracted general activity (UDA)	6,000
Carry forward general activity (UDA)	0
18/19 Contracted orthodontic activity (UOA)	0
Carry forward orthodontic activity (UOA)	0
Baseline contract value	£150,001.00

ACCESS*

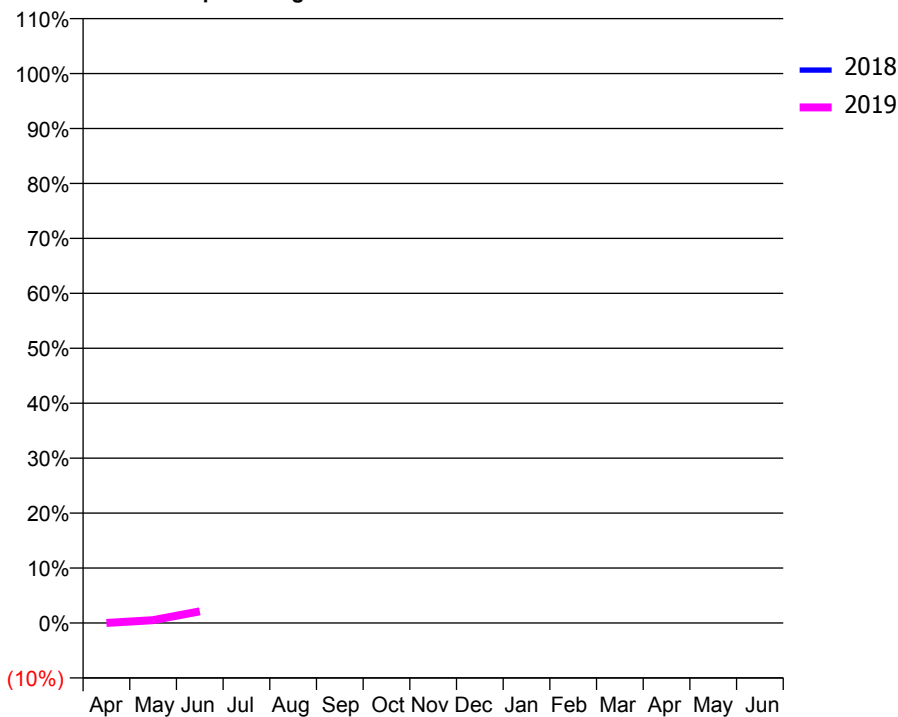
Patients seen in 24 months	Total	Change since previous quarter
Quarter ending June 2017	0	
Quarter ending September 2017	0	
Quarter ending December 2017	0	
Quarter ending March 2018	0	
Quarter ending June 2018	93	↑
Variance since June 2017	N/A	

Access trend analysis



ACTIVITY

Cumulative percentage of contracted UDA delivered 2018 & 2019



Adjusted Scheduled Activity (UDA)

Month	2018	2019
April	0	0
May	0	31
June	0	128
July	0	
August	0	
September	0	
October	0	
November	0	
December	0	
January	0	
February	0	
March	0	
April	0	
May	0	
June	0	

QUALITY

	Quantity	Base Number	Contract	AT	Region	England
% of FP17s for the same patient ID Re-attending within 3 months - Children	0	28	0.0%	9.7%	11.3%	11.5%
% of FP17s for the same patient ID Re-attending within 3 months - Adults	0	44	0.0%	13.6%	14.9%	15.4%
% of FP17s for the same patient ID Re-attending between 3 & 9 months - Children	0	28	0.0%	62.5%	60.0%	58.9%
% of FP17s for the same patient ID Re-attending between 3 & 9 months - Adults	0	44	0.0%	56.1%	52.6%	51.6%
% of FP17s for Band 1 Urgent Courses	3	72	4.2%	6.9%	7.9%	8.9%
% of FP17s Relating to Free Repair or Replacements	1	72	1.4%	0.8%	0.8%	0.8%
% of FP17s Relating to Continuations	0	72	0.0%	1.1%	0.9%	0.9%
% of Patients satisfied with the dentistry they have received	0	0	N/A	92.4%	93.2%	93.2%
% of Patients satisfied with the time they had to wait for an appointment	0	0	N/A	88.7%	89.1%	88.8%

* This is based on patients treated on this contract for their most recent course of treatment. Figures in italics indicate the base number of FP17s or Patient Questionnaire responses are less than 100. N/A is shown where the base number of responses is less than 10 during the period. % is calculated as Quantity/Base number*100

Q55 - Vital Signs At a Glance Contract Report for 100667/0000 - June 2018


Name or company name	Staveley Dental Care
Contract type name	GDS Contract
Purpose of contract	General
Contract start date	01/04/2018
Contract end date	31/03/2019

18/19 Contracted general activity (UDA)	5,500
Carry forward general activity (UDA)	0
18/19 Contracted orthodontic activity (UOA)	0
Carry forward orthodontic activity (UOA)	0
Baseline contract value	£137,501.00

ACCESS*

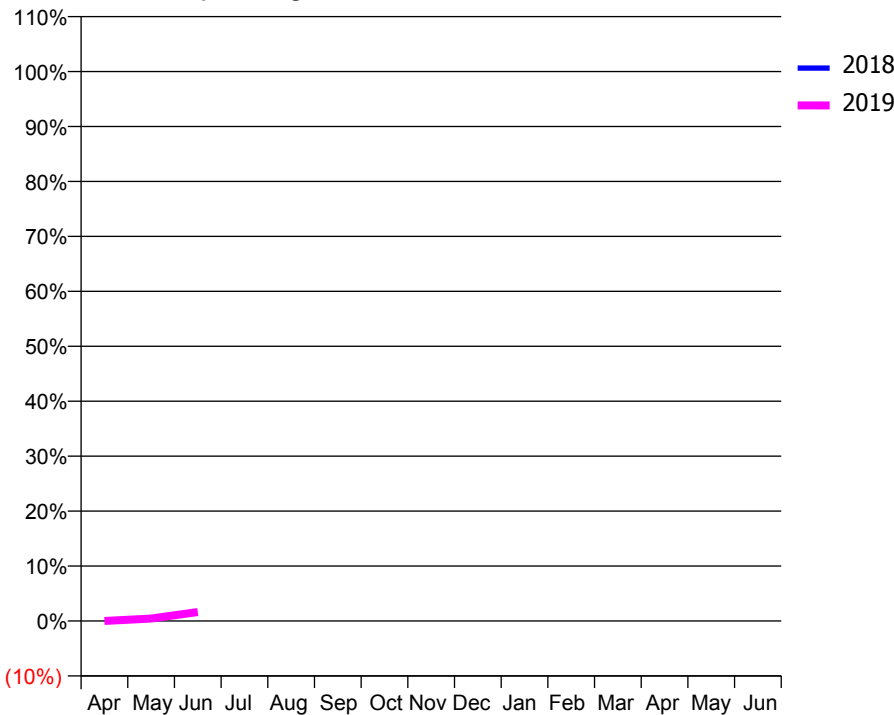
Patients seen in 24 months	Total	Change since previous quarter
Quarter ending June 2017	0	
Quarter ending September 2017	0	
Quarter ending December 2017	0	
Quarter ending March 2018	0	
Quarter ending June 2018	76	↑
Variance since June 2017	N/A	

Access trend analysis



ACTIVITY

Cumulative percentage of contracted UDA delivered 2018 & 2019



Month	Adjusted Scheduled Activity (UDA)	
	2018	2019
April	0	0
May	0	25
June	0	90
July	0	
August	0	
September	0	
October	0	
November	0	
December	0	
January	0	
February	0	
March	0	
April	0	
May	0	
June	0	

QUALITY

	Quantity	Base Number	Contract	AT	Region	England
% of FP17s for the same patient ID Re-attending within 3 months - Children	0	12	0.0%	9.7%	11.3%	11.5%
% of FP17s for the same patient ID Re-attending within 3 months - Adults	0	27	0.0%	13.6%	14.9%	15.4%
% of FP17s for the same patient ID Re-attending between 3 & 9 months - Children	0	12	0.0%	62.5%	60.0%	58.9%
% of FP17s for the same patient ID Re-attending between 3 & 9 months - Adults	0	27	0.0%	56.1%	52.6%	51.6%
% of FP17s for Band 1 Urgent Courses	1	39	2.6%	6.9%	7.9%	8.9%
% of FP17s Relating to Free Repair or Replacements	0	39	0.0%	0.8%	0.8%	0.8%
% of FP17s Relating to Continuations	0	39	0.0%	1.1%	0.9%	0.9%
% of Patients satisfied with the dentistry they have received	0	0	N/A	92.4%	93.2%	93.2%
% of Patients satisfied with the time they had to wait for an appointment	0	0	N/A	88.7%	89.1%	88.8%

* This is based on patients treated on this contract for their most recent course of treatment. Figures in italics indicate the base number of FP17s or Patient Questionnaire responses are less than 100. N/A is shown where the base number of responses is less than 10 during the period. % is calculated as Quantity/Base number*100

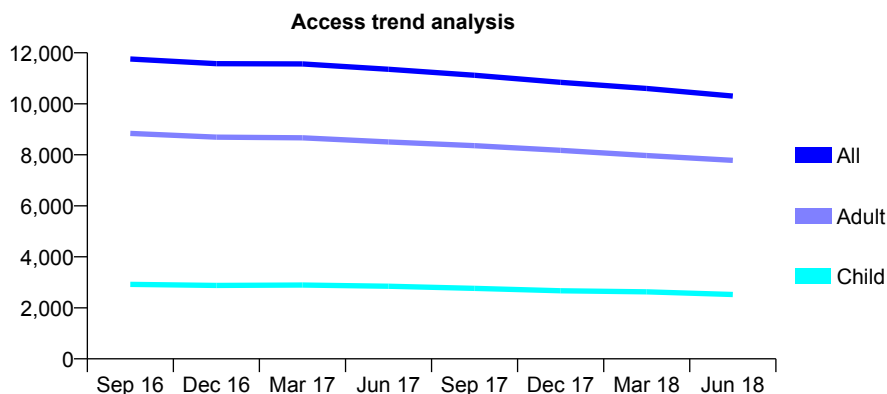
Q55 - Vital Signs At a Glance Contract Report for 101281/0023 - June 2018

Name or company name	OASIS DENTAL CARE LTD
Contract type name	GDS Contract
Purpose of contract	General
Contract start date	01/04/2006
Contract end date	

18/19 Contracted general activity (UDA)	35,550
Carry forward general activity (UDA)	0
18/19 Contracted orthodontic activity (UOA)	0
Carry forward orthodontic activity (UOA)	0
Baseline contract value	£766,636.09

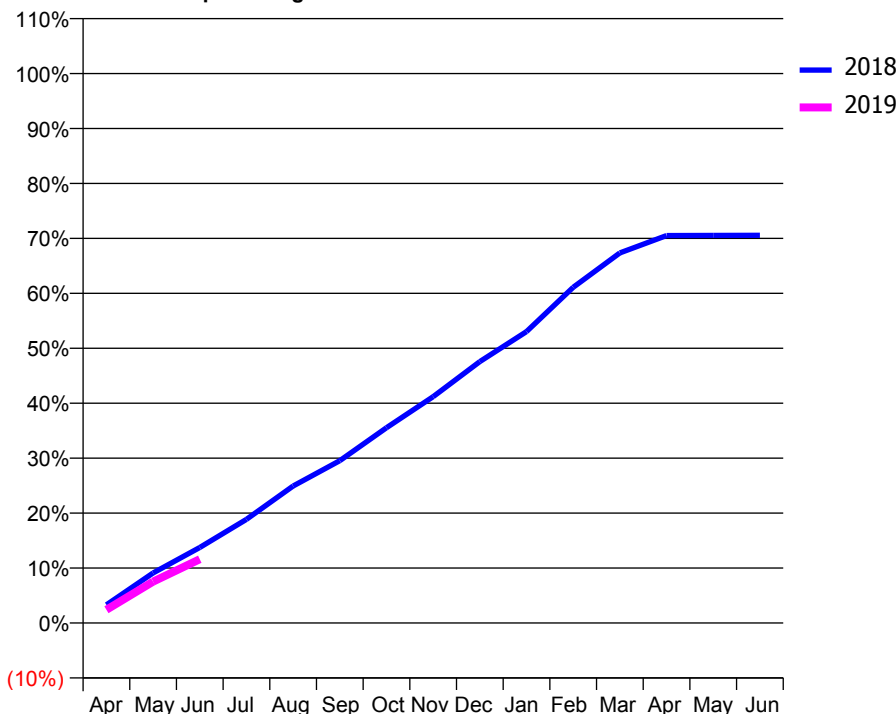
ACCESS*

Patients seen in 24 months	Total	Change since previous quarter
Quarter ending June 2017	11,353	
Quarter ending September 2017	11,120	↓
Quarter ending December 2017	10,844	↓
Quarter ending March 2018	10,602	↓
Quarter ending June 2018	10,304	↓
Variance since June 2017	(9.2%)	↓



ACTIVITY

Cumulative percentage of contracted UDA delivered 2018 & 2019



Adjusted Scheduled Activity (UDA)

Month	2018	2019
April	1,179	855
May	3,242	2,679
June	4,886	4,127
July	6,706	
August	8,863	
September	10,507	
October	12,638	
November	14,643	
December	16,912	
January	18,855	
February	21,722	
March	23,946	
April	25,061	
May	25,075	
June	25,082	

QUALITY

	Quantity	Base Number	Contract	AT	Region	England
% of FP17s for the same patient ID Re-attending within 3 months - Children	47	722	6.5%	9.7%	11.3%	11.5%
% of FP17s for the same patient ID Re-attending within 3 months - Adults	296	2,311	12.8%	13.6%	14.9%	15.4%
% of FP17s for the same patient ID Re-attending between 3 & 9 months - Children	534	722	74.0%	62.5%	60.0%	58.9%
% of FP17s for the same patient ID Re-attending between 3 & 9 months - Adults	1,497	2,311	64.8%	56.1%	52.6%	51.6%
% of FP17s for Band 1 Urgent Courses	205	2,451	8.4%	6.9%	7.9%	8.9%
% of FP17s Relating to Free Repair or Replacements	28	2,451	1.1%	0.8%	0.8%	0.8%
% of FP17s Relating to Continuations	10	2,451	0.4%	1.1%	0.9%	0.9%
% of Patients satisfied with the dentistry they have received	4	6	N/A	92.4%	93.2%	93.2%
% of Patients satisfied with the time they had to wait for an appointment	4	6	N/A	88.7%	89.1%	88.8%

* This is based on patients treated on this contract for their most recent course of treatment. Figures in italics indicate the base number of FP17s or Patient Questionnaire responses are less than 100. N/A is shown where the base number of responses is less than 10 during the period. % is calculated as Quantity/Base number*100

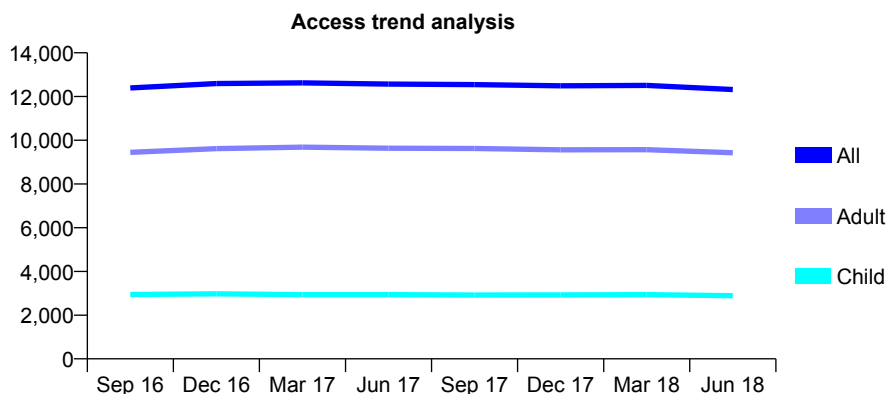
Q55 - Vital Signs At a Glance Contract Report for 101281/0041 - June 2018

Name or company name	OASIS DENTAL CARE LTD
Contract type name	GDS Contract
Purpose of contract	General
Contract start date	01/04/2006
Contract end date	

18/19 Contracted general activity (UDA)	42,036
Carry forward general activity (UDA)	0
18/19 Contracted orthodontic activity (UOA)	0
Carry forward orthodontic activity (UOA)	0
Baseline contract value	£920,614.58

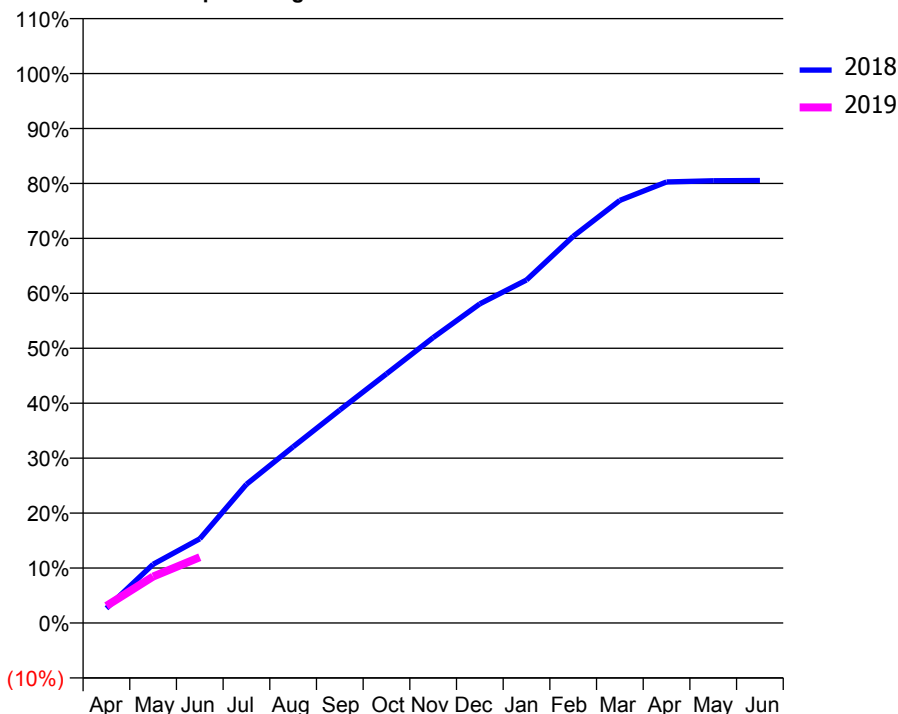
ACCESS*

Patients seen in 24 months	Total	Change since previous quarter
Quarter ending June 2017	12,568	
Quarter ending September 2017	12,543	→
Quarter ending December 2017	12,490	→
Quarter ending March 2018	12,506	→
Quarter ending June 2018	12,317	↓
Variance since June 2017	(2.0%)	↓



ACTIVITY

Cumulative percentage of contracted UDA delivered 2018 & 2019



Adjusted Scheduled Activity (UDA)		
Month	2018	2019
April	1,125	1,314
May	4,493	3,558
June	6,441	5,035
July	10,612	
August	13,485	
September	16,297	
October	19,062	
November	21,839	
December	24,416	
January	26,239	
February	29,579	
March	32,328	
April	33,738	
May	33,835	
June	33,854	

QUALITY

	Quantity	Base Number	Contract	AT	Region	England
% of FP17s for the same patient ID Re-attending within 3 months - Children	30	845	3.6%	9.7%	11.3%	11.5%
% of FP17s for the same patient ID Re-attending within 3 months - Adults	310	2,751	11.3%	13.6%	14.9%	15.4%
% of FP17s for the same patient ID Re-attending between 3 & 9 months - Children	544	845	64.4%	62.5%	60.0%	58.9%
% of FP17s for the same patient ID Re-attending between 3 & 9 months - Adults	1,668	2,751	60.6%	56.1%	52.6%	51.6%
% of FP17s for Band 1 Urgent Courses	181	2,783	6.5%	6.9%	7.9%	8.9%
% of FP17s Relating to Free Repair or Replacements	51	2,783	1.8%	0.8%	0.8%	0.8%
% of FP17s Relating to Continuations	23	2,783	0.8%	1.1%	0.9%	0.9%
% of Patients satisfied with the dentistry they have received	17	19	89.5%	92.4%	93.2%	93.2%
% of Patients satisfied with the time they had to wait for an appointment	14	19	73.7%	88.7%	89.1%	88.8%

* This is based on patients treated on this contract for their most recent course of treatment. Figures in italics indicate the base number of FP17s or Patient Questionnaire responses are less than 100. N/A is shown where the base number of responses is less than 10 during the period. % is calculated as Quantity/Base number*100

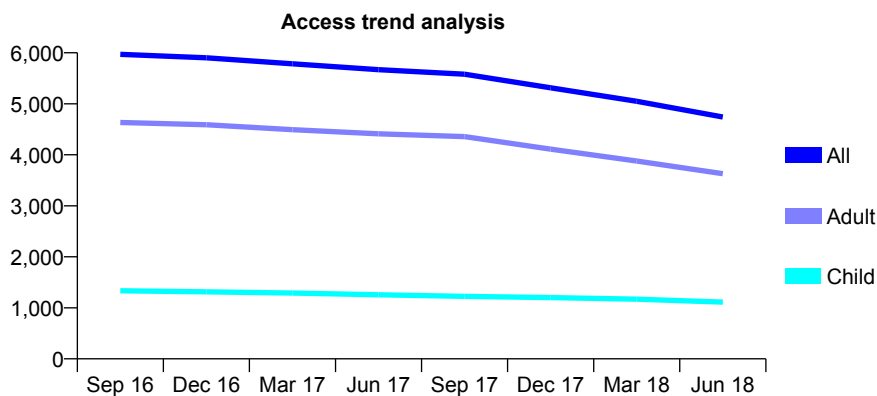
Q55 - Vital Signs At a Glance Contract Report for 101281/0048 - June 2018

Name or company name	OASIS DENTAL CARE LTD
Contract type name	Pilot Contract
Purpose of contract	General and Orthodontic
Contract start date	01/04/2006
Contract end date	

18/19 Contracted general activity (UDA)	19,361
Carry forward general activity (UDA)	0
18/19 Contracted orthodontic activity (UOA)	628
Carry forward orthodontic activity (UOA)	0
Baseline contract value	£509,516.88

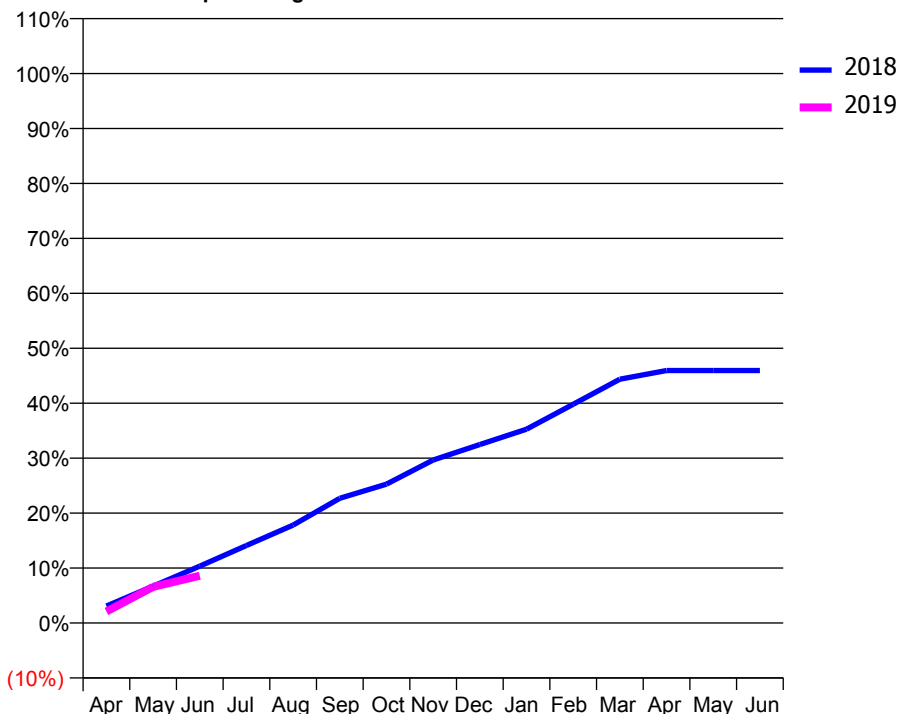
ACCESS*

Patients seen in 24 months	Total	Change since previous quarter
Quarter ending June 2017	5,668	
Quarter ending September 2017	5,581	↓
Quarter ending December 2017	5,314	↓
Quarter ending March 2018	5,049	↓
Quarter ending June 2018	4,741	↓
Variance since June 2017	(16.4%)	↓



ACTIVITY

Cumulative percentage of contracted UDA delivered 2018 & 2019



Adjusted Scheduled Activity (UDA)

Month	2018	2019
April	597	406
May	1,300	1,275
June	2,005	1,663
July	2,733	
August	3,450	
September	4,397	
October	4,895	
November	5,746	
December	6,291	
January	6,829	
February	7,709	
March	8,593	
April	8,895	
May	8,897	
June	8,898	

QUALITY

	Quantity	Base Number	Contract	AT	Region	England
% of FP17s for the same patient ID Re-attending within 3 months - Children	12	236	5.1%	9.7%	11.3%	11.5%
% of FP17s for the same patient ID Re-attending within 3 months - Adults	67	809	8.3%	13.6%	14.9%	15.4%
% of FP17s for the same patient ID Re-attending between 3 & 9 months - Children	105	236	44.5%	62.5%	60.0%	58.9%
% of FP17s for the same patient ID Re-attending between 3 & 9 months - Adults	298	809	36.8%	56.1%	52.6%	51.6%
% of FP17s for Band 1 Urgent Courses	57	862	6.6%	6.9%	7.9%	8.9%
% of FP17s Relating to Free Repair or Replacements	4	862	0.5%	0.8%	0.8%	0.8%
% of FP17s Relating to Continuations	15	862	1.7%	1.1%	0.9%	0.9%
% of Patients satisfied with the dentistry they have received	5	5	N/A	92.4%	93.2%	93.2%
% of Patients satisfied with the time they had to wait for an appointment	3	5	N/A	88.7%	89.1%	88.8%

* This is based on patients treated on this contract for their most recent course of treatment. Figures in italics indicate the base number of FP17s or Patient Questionnaire responses are less than 100. N/A is shown where the base number of responses is less than 10 during the period. % is calculated as Quantity/Base number*100

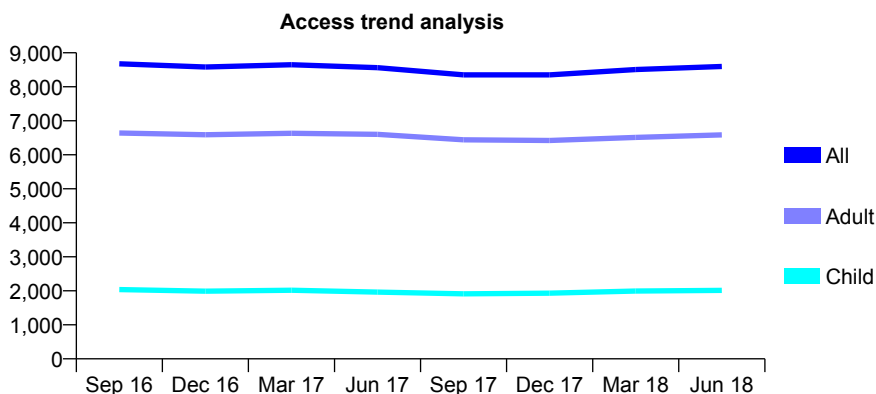
Q55 - Vital Signs At a Glance Contract Report for 101281/0059 - June 2018

Name or company name	OASIS DENTAL CARE LTD
Contract type name	GDS Contract
Purpose of contract	General
Contract start date	01/04/2006
Contract end date	

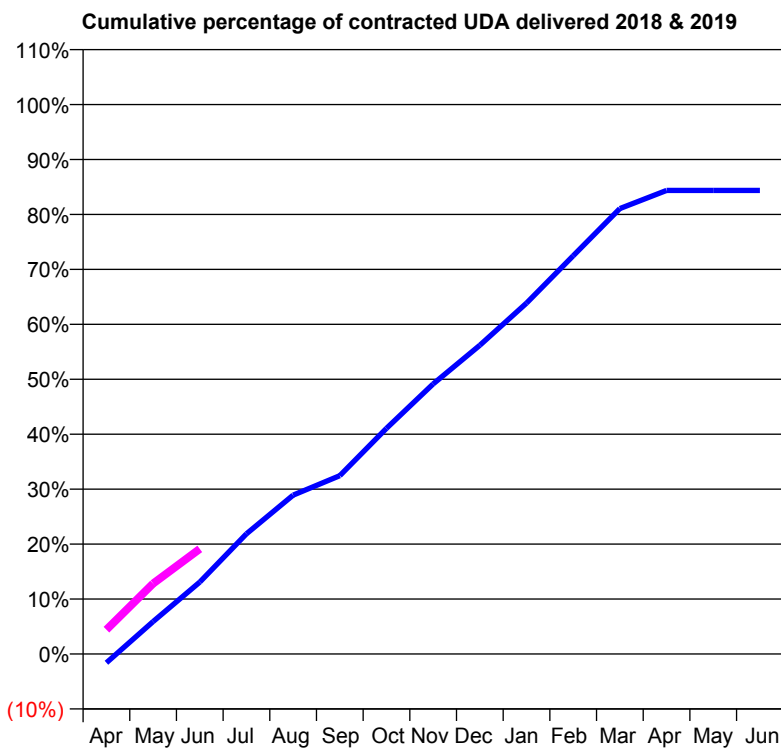
18/19 Contracted general activity (UDA)	26,245
Carry forward general activity (UDA)	0
18/19 Contracted orthodontic activity (UOA)	0
Carry forward orthodontic activity (UOA)	0
Baseline contract value	£609,053.06

ACCESS*

Patients seen in 24 months	Total	Change since previous quarter
Quarter ending June 2017	8,564	
Quarter ending September 2017	8,351	↓
Quarter ending December 2017	8,350	→
Quarter ending March 2018	8,508	→
Quarter ending June 2018	8,599	→
Variance since June 2017	0.4%	→



ACTIVITY



Month	Adjusted Scheduled Activity (UDA)	
	2018	2019
April	-426	1,162
May	1,553	3,363
June	3,436	5,022
July	5,740	
August	7,586	
September	8,519	
October	10,779	
November	12,897	
December	14,744	
January	16,758	
February	19,018	
March	21,277	
April	22,143	
May	22,144	
June	22,144	

QUALITY

	Quantity	Base Number	Contract	AT	Region	England
% of FP17s for the same patient ID Re-attending within 3 months - Children	47	804	5.8%	9.7%	11.3%	11.5%
% of FP17s for the same patient ID Re-attending within 3 months - Adults	294	2,522	11.7%	13.6%	14.9%	15.4%
% of FP17s for the same patient ID Re-attending between 3 & 9 months - Children	552	804	68.7%	62.5%	60.0%	58.9%
% of FP17s for the same patient ID Re-attending between 3 & 9 months - Adults	1,559	2,522	61.8%	56.1%	52.6%	51.6%
% of FP17s for Band 1 Urgent Courses	162	2,647	6.1%	6.9%	7.9%	8.9%
% of FP17s Relating to Free Repair or Replacements	25	2,647	0.9%	0.8%	0.8%	0.8%
% of FP17s Relating to Continuations	24	2,647	0.9%	1.1%	0.9%	0.9%
% of Patients satisfied with the dentistry they have received	13	13	100.0%	92.4%	93.2%	93.2%
% of Patients satisfied with the time they had to wait for an appointment	12	13	92.3%	88.7%	89.1%	88.8%

* This is based on patients treated on this contract for their most recent course of treatment. Figures in italics indicate the base number of FP17s or Patient Questionnaire responses are less than 100. N/A is shown where the base number of responses is less than 10 during the period. % is calculated as Quantity/Base number*100

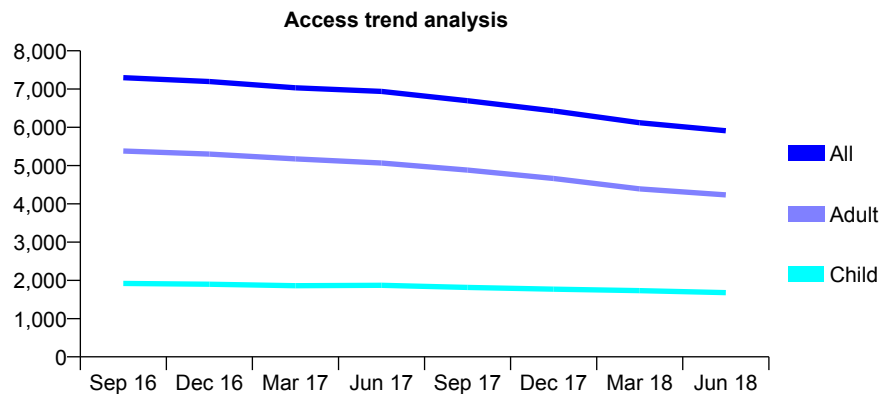
Q55 - Vital Signs At a Glance Contract Report for 101281/0092 - June 2018

Name or company name	OASIS DENTAL CARE LTD
Contract type name	GDS Contract
Purpose of contract	General
Contract start date	01/04/2006
Contract end date	

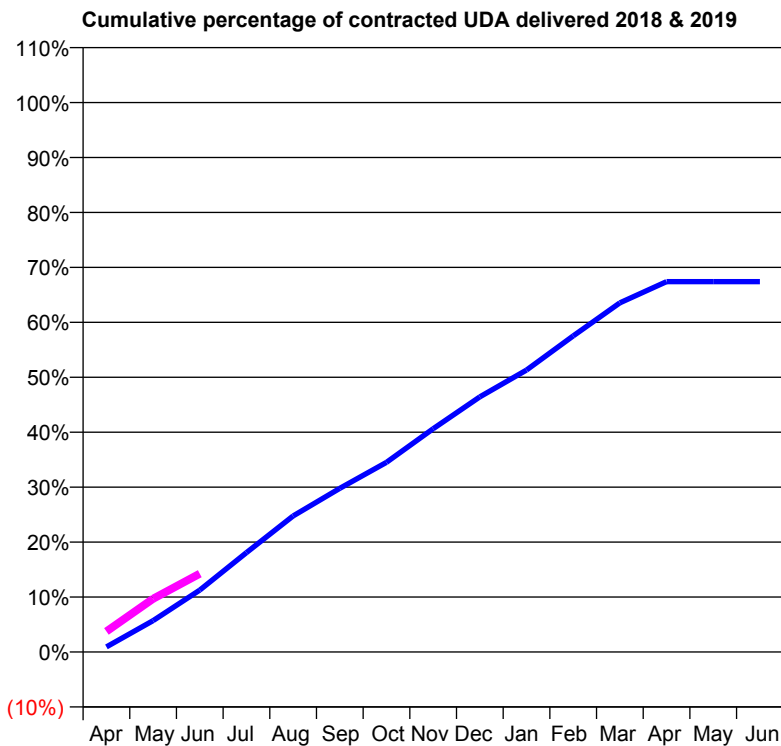
18/19 Contracted general activity (UDA)	18,929
Carry forward general activity (UDA)	0
18/19 Contracted orthodontic activity (UOA)	0
Carry forward orthodontic activity (UOA)	0
Baseline contract value	£409,590.09

ACCESS*

Patients seen in 24 months	Total	Change since previous quarter
Quarter ending June 2017	6,938	
Quarter ending September 2017	6,694	↓
Quarter ending December 2017	6,430	↓
Quarter ending March 2018	6,120	↓
Quarter ending June 2018	5,911	↓
Variance since June 2017	(14.8%)	↓



ACTIVITY



Month	Adjusted Scheduled Activity (UDA)	
	2018	2019
April	176	709
May	1,082	1,833
June	2,133	2,697
July	3,424	
August	4,688	
September	5,640	
October	6,534	
November	7,692	
December	8,788	
January	9,715	
February	10,890	
March	12,026	
April	12,758	
May	12,758	
June	12,758	

QUALITY

	Quantity	Base Number	Contract	AT	Region	England
% of FP17s for the same patient ID Re-attending within 3 months - Children	28	624	4.5%	9.7%	11.3%	11.5%
% of FP17s for the same patient ID Re-attending within 3 months - Adults	131	1,428	9.2%	13.6%	14.9%	15.4%
% of FP17s for the same patient ID Re-attending between 3 & 9 months - Children	382	624	61.2%	62.5%	60.0%	58.9%
% of FP17s for the same patient ID Re-attending between 3 & 9 months - Adults	881	1,428	61.7%	56.1%	52.6%	51.6%
% of FP17s for Band 1 Urgent Courses	56	1,385	4.0%	6.9%	7.9%	8.9%
% of FP17s Relating to Free Repair or Replacements	4	1,385	0.3%	0.8%	0.8%	0.8%
% of FP17s Relating to Continuations	15	1,385	1.1%	1.1%	0.9%	0.9%
% of Patients satisfied with the dentistry they have received	5	5	N/A	92.4%	93.2%	93.2%
% of Patients satisfied with the time they had to wait for an appointment	4	5	N/A	88.7%	89.1%	88.8%

* This is based on patients treated on this contract for their most recent course of treatment. Figures in italics indicate the base number of FP17s or Patient Questionnaire responses are less than 100. N/A is shown where the base number of responses is less than 10 during the period. % is calculated as Quantity/Base number*100

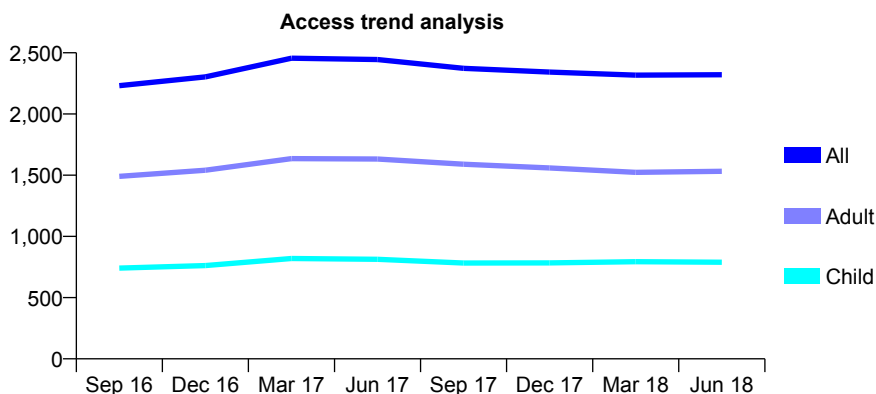
Q55 - Vital Signs At a Glance Contract Report for 101281/0118 - June 2018

Name or company name	OASIS DENTAL CARE LTD
Contract type name	GDS Contract
Purpose of contract	General
Contract start date	01/04/2006
Contract end date	

18/19 Contracted general activity (UDA)	5,159
Carry forward general activity (UDA)	0
18/19 Contracted orthodontic activity (UOA)	0
Carry forward orthodontic activity (UOA)	0
Baseline contract value	£153,782.05

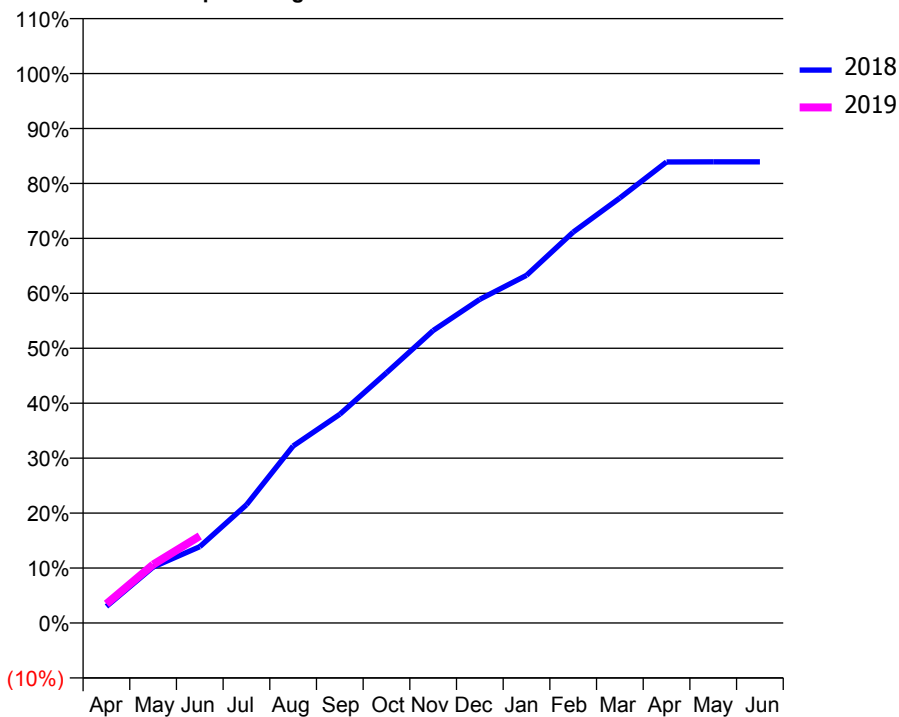
ACCESS*

Patients seen in 24 months	Total	Change since previous quarter
Quarter ending June 2017	2,445	
Quarter ending September 2017	2,373	↓
Quarter ending December 2017	2,343	↓
Quarter ending March 2018	2,317	↓
Quarter ending June 2018	2,321	→
Variance since June 2017	(5.1%)	↓



ACTIVITY

Cumulative percentage of contracted UDA delivered 2018 & 2019



Adjusted Scheduled Activity (UDA)

Month	2018	2019
April	155	180
May	526	549
June	717	817
July	1,110	
August	1,662	
September	1,960	
October	2,349	
November	2,746	
December	3,039	
January	3,265	
February	3,670	
March	3,990	
April	4,329	
May	4,330	
June	4,330	

QUALITY

	Quantity	Base Number	Contract	AT	Region	England
% of FP17s for the same patient ID Re-attending within 3 months - Children	12	292	4.1%	9.7%	11.3%	11.5%
% of FP17s for the same patient ID Re-attending within 3 months - Adults	78	491	15.9%	13.6%	14.9%	15.4%
% of FP17s for the same patient ID Re-attending between 3 & 9 months - Children	179	292	61.3%	62.5%	60.0%	58.9%
% of FP17s for the same patient ID Re-attending between 3 & 9 months - Adults	255	491	51.9%	56.1%	52.6%	51.6%
% of FP17s for Band 1 Urgent Courses	27	442	6.1%	6.9%	7.9%	8.9%
% of FP17s Relating to Free Repair or Replacements	6	442	1.4%	0.8%	0.8%	0.8%
% of FP17s Relating to Continuations	3	442	0.7%	1.1%	0.9%	0.9%
% of Patients satisfied with the dentistry they have received	0	0	N/A	92.4%	93.2%	93.2%
% of Patients satisfied with the time they had to wait for an appointment	0	0	N/A	88.7%	89.1%	88.8%

* This is based on patients treated on this contract for their most recent course of treatment. Figures in italics indicate the base number of FP17s or Patient Questionnaire responses are less than 100. N/A is shown where the base number of responses is less than 10 during the period. % is calculated as Quantity/Base number*100

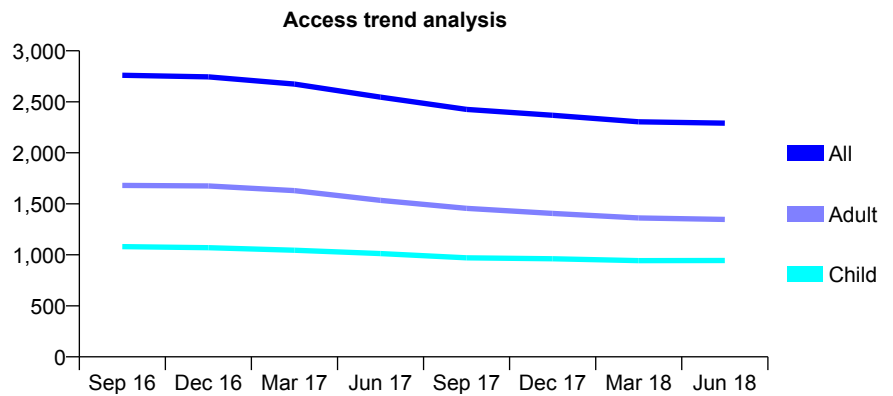
Q55 - Vital Signs At a Glance Contract Report for 101281/0129 - June 2018

Name or company name	OASIS DENTAL CARE LTD
Contract type name	GDS Contract
Purpose of contract	General
Contract start date	01/04/2006
Contract end date	

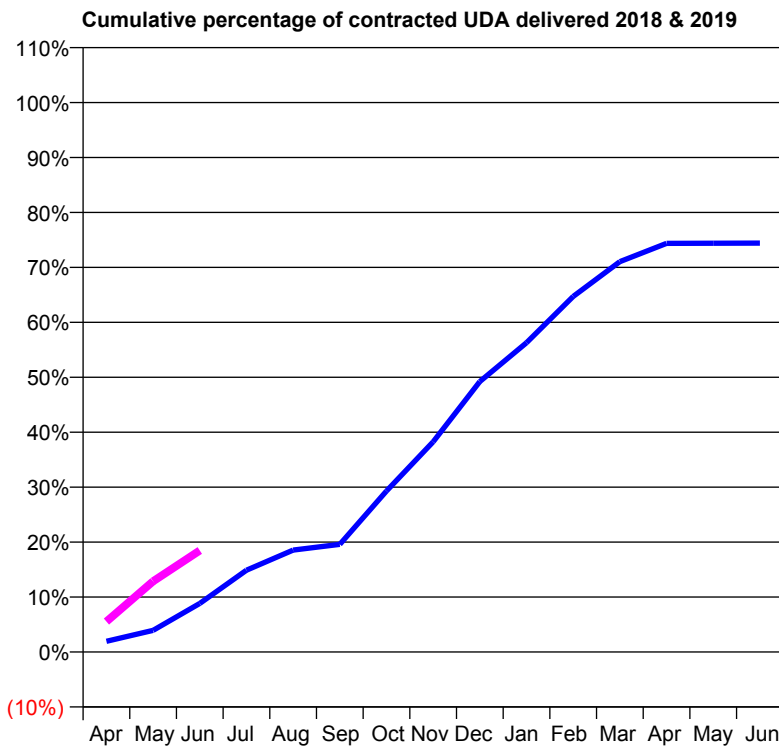
18/19 Contracted general activity (UDA)	7,956
Carry forward general activity (UDA)	0
18/19 Contracted orthodontic activity (UOA)	0
Carry forward orthodontic activity (UOA)	0
Baseline contract value	£175,161.45

ACCESS*

Patients seen in 24 months	Total	Change since previous quarter
Quarter ending June 2017	2,546	
Quarter ending September 2017	2,426	↓
Quarter ending December 2017	2,368	↓
Quarter ending March 2018	2,304	↓
Quarter ending June 2018	2,291	→
Variance since June 2017	(10.0%)	↓



ACTIVITY



Month	Adjusted Scheduled Activity (UDA)	
	2018	2019
April	156	441
May	314	1,024
June	703	1,471
July	1,185	
August	1,476	
September	1,558	
October	2,331	
November	3,043	
December	3,916	
January	4,478	
February	5,147	
March	5,652	
April	5,917	
May	5,919	
June	5,920	

QUALITY

	Quantity	Base Number	Contract	AT	Region	England
% of FP17s for the same patient ID Re-attending within 3 months - Children	32	427	7.5%	9.7%	11.3%	11.5%
% of FP17s for the same patient ID Re-attending within 3 months - Adults	69	519	13.3%	13.6%	14.9%	15.4%
% of FP17s for the same patient ID Re-attending between 3 & 9 months - Children	287	427	67.2%	62.5%	60.0%	58.9%
% of FP17s for the same patient ID Re-attending between 3 & 9 months - Adults	328	519	63.2%	56.1%	52.6%	51.6%
% of FP17s for Band 1 Urgent Courses	69	813	8.5%	6.9%	7.9%	8.9%
% of FP17s Relating to Free Repair or Replacements	5	813	0.6%	0.8%	0.8%	0.8%
% of FP17s Relating to Continuations	4	813	0.5%	1.1%	0.9%	0.9%
% of Patients satisfied with the dentistry they have received	1	1	N/A	92.4%	93.2%	93.2%
% of Patients satisfied with the time they had to wait for an appointment	1	1	N/A	88.7%	89.1%	88.8%

* This is based on patients treated on this contract for their most recent course of treatment. Figures in italics indicate the base number of FP17s or Patient Questionnaire responses are less than 100. N/A is shown where the base number of responses is less than 10 during the period. % is calculated as Quantity/Base number*100

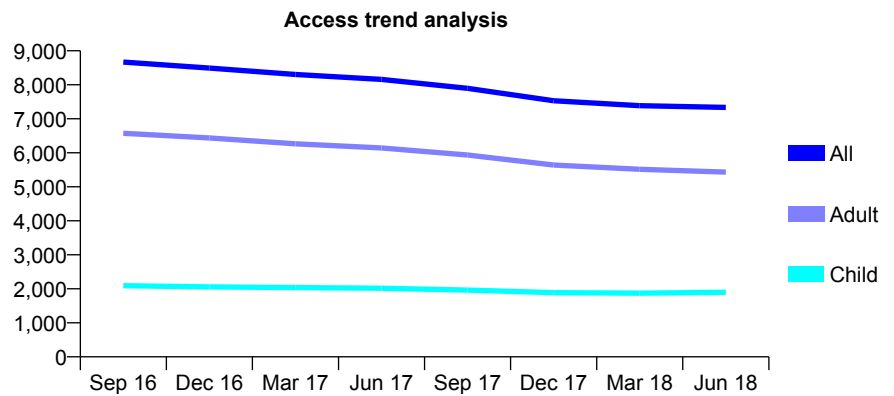
Q55 - Vital Signs At a Glance Contract Report for 101281/0200 - June 2018

Name or company name	OASIS DENTAL CARE LTD
Contract type name	Pilot Contract
Purpose of contract	General
Contract start date	28/04/2009
Contract end date	

18/19 Contracted general activity (UDA)	30,000
Carry forward general activity (UDA)	0
18/19 Contracted orthodontic activity (UOA)	0
Carry forward orthodontic activity (UOA)	0
Baseline contract value	£650,830.08

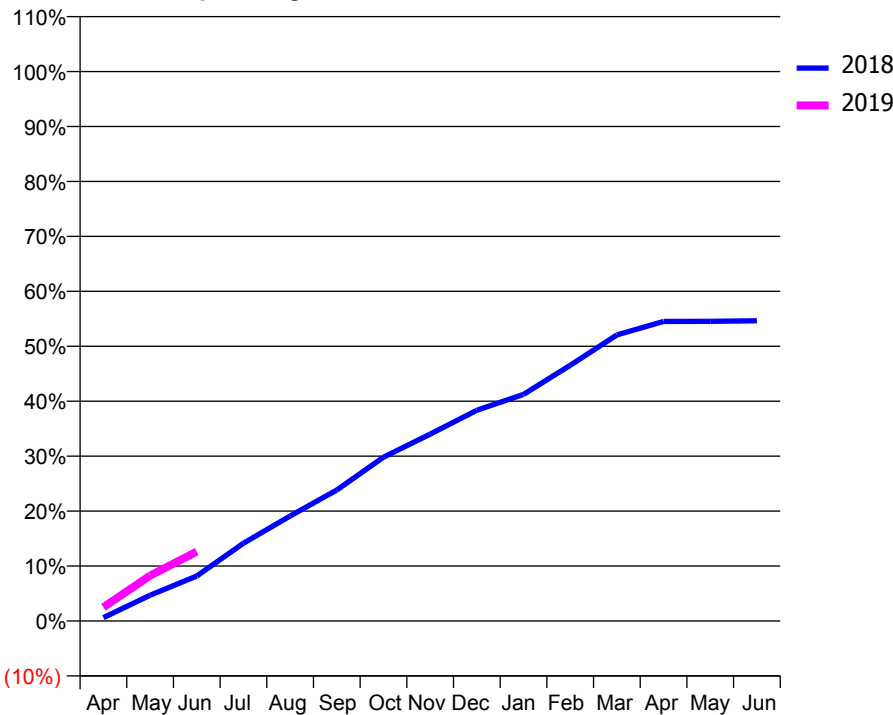
ACCESS*

Patients seen in 24 months	Total	Change since previous quarter
Quarter ending June 2017	8,158	
Quarter ending September 2017	7,897	↓
Quarter ending December 2017	7,531	↓
Quarter ending March 2018	7,387	↓
Quarter ending June 2018	7,335	→
Variance since June 2017	(10.1%)	↓



ACTIVITY

Cumulative percentage of contracted UDA delivered 2018 & 2019



Month	Adjusted Scheduled Activity (UDA)	
	2018	2019
April	185	756
May	1,407	2,477
June	2,458	3,786
July	4,245	
August	5,731	
September	7,153	
October	8,945	
November	10,202	
December	11,505	
January	12,375	
February	13,963	
March	15,616	
April	16,352	
May	16,365	
June	16,393	

QUALITY

	Quantity	Base Number	Contract	AT	Region	England
% of FP17s for the same patient ID Re-attending within 3 months - Children	21	524	4.0%	9.7%	11.3%	11.5%
% of FP17s for the same patient ID Re-attending within 3 months - Adults	115	1,358	8.5%	13.6%	14.9%	15.4%
% of FP17s for the same patient ID Re-attending between 3 & 9 months - Children	231	524	44.1%	62.5%	60.0%	58.9%
% of FP17s for the same patient ID Re-attending between 3 & 9 months - Adults	490	1,358	36.1%	56.1%	52.6%	51.6%
% of FP17s for Band 1 Urgent Courses	25	1,609	1.6%	6.9%	7.9%	8.9%
% of FP17s Relating to Free Repair or Replacements	7	1,609	0.4%	0.8%	0.8%	0.8%
% of FP17s Relating to Continuations	10	1,609	0.6%	1.1%	0.9%	0.9%
% of Patients satisfied with the dentistry they have received	3	3	N/A	92.4%	93.2%	93.2%
% of Patients satisfied with the time they had to wait for an appointment	3	3	N/A	88.7%	89.1%	88.8%

* This is based on patients treated on this contract for their most recent course of treatment. Figures in italics indicate the base number of FP17s or Patient Questionnaire responses are less than 100. N/A is shown where the base number of responses is less than 10 during the period. % is calculated as Quantity/Base number*100

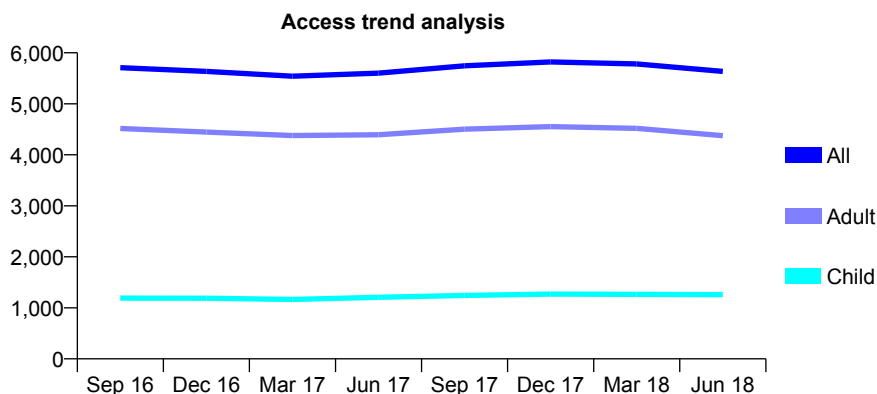
Q55 - Vital Signs At a Glance Contract Report for 101338/0050 - June 2018

Name or company name	Whitecross Dental Care Limited
Contract type name	GDS Contract
Purpose of contract	General
Contract start date	01/04/2007
Contract end date	

18/19 Contracted general activity (UDA)	17,600
Carry forward general activity (UDA)	0
18/19 Contracted orthodontic activity (UOA)	0
Carry forward orthodontic activity (UOA)	0
Baseline contract value	£463,907.58

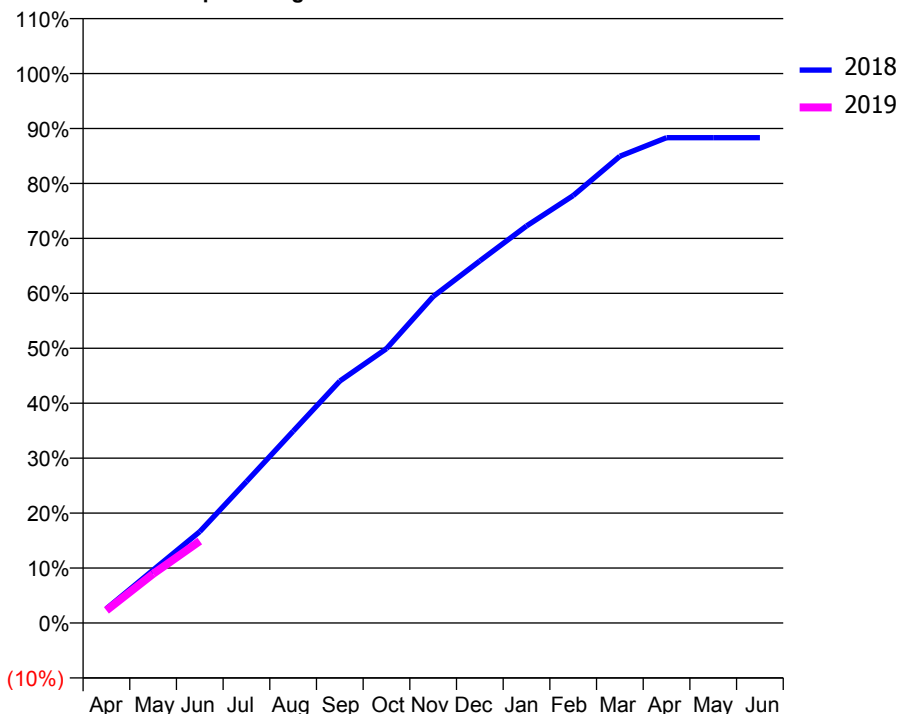
ACCESS*

Patients seen in 24 months	Total	Change since previous quarter
Quarter ending June 2017	5,600	
Quarter ending September 2017	5,744	↑
Quarter ending December 2017	5,822	→
Quarter ending March 2018	5,782	→
Quarter ending June 2018	5,634	↓
Variance since June 2017	0.6%	→



ACTIVITY

Cumulative percentage of contracted UDA delivered 2018 & 2019



Month	Adjusted Scheduled Activity (UDA)	
	2018	2019
April	460	403
May	1,697	1,572
June	2,928	2,623
July	4,531	
August	6,143	
September	7,750	
October	8,787	
November	10,459	
December	11,598	
January	12,716	
February	13,690	
March	14,952	
April	15,545	
May	15,546	
June	15,546	

QUALITY

	Quantity	Base Number	Contract	AT	Region	England
% of FP17s for the same patient ID Re-attending within 3 months - Children	25	415	6.0%	9.7%	11.3%	11.5%
% of FP17s for the same patient ID Re-attending within 3 months - Adults	137	1,301	10.5%	13.6%	14.9%	15.4%
% of FP17s for the same patient ID Re-attending between 3 & 9 months - Children	259	415	62.4%	62.5%	60.0%	58.9%
% of FP17s for the same patient ID Re-attending between 3 & 9 months - Adults	671	1,301	51.6%	56.1%	52.6%	51.6%
% of FP17s for Band 1 Urgent Courses	89	1,497	5.9%	6.9%	7.9%	8.9%
% of FP17s Relating to Free Repair or Replacements	20	1,497	1.3%	0.8%	0.8%	0.8%
% of FP17s Relating to Continuations	19	1,497	1.3%	1.1%	0.9%	0.9%
% of Patients satisfied with the dentistry they have received	17	18	94.4%	92.4%	93.2%	93.2%
% of Patients satisfied with the time they had to wait for an appointment	16	18	88.9%	88.7%	89.1%	88.8%

* This is based on patients treated on this contract for their most recent course of treatment. Figures in italics indicate the base number of FP17s or Patient Questionnaire responses are less than 100. N/A is shown where the base number of responses is less than 10 during the period. % is calculated as Quantity/Base number*100

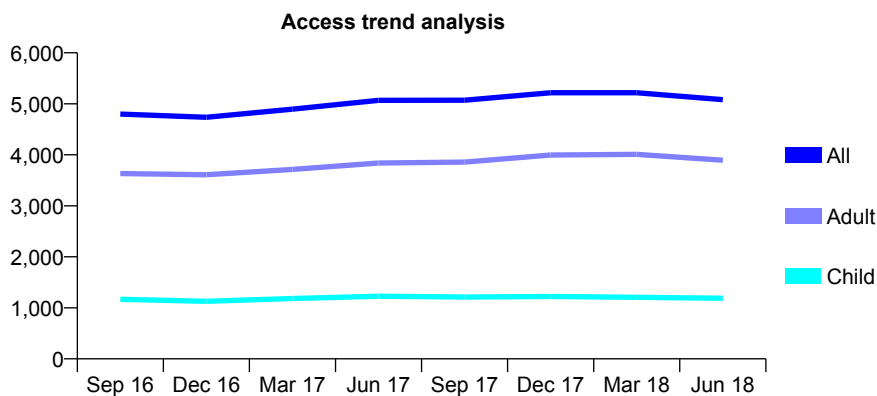
Q55 - Vital Signs At a Glance Contract Report for 101362/0006 - June 2018

Name or company name	Rodericks Dental Limited
Contract type name	GDS Contract
Purpose of contract	General
Contract start date	01/04/2008
Contract end date	

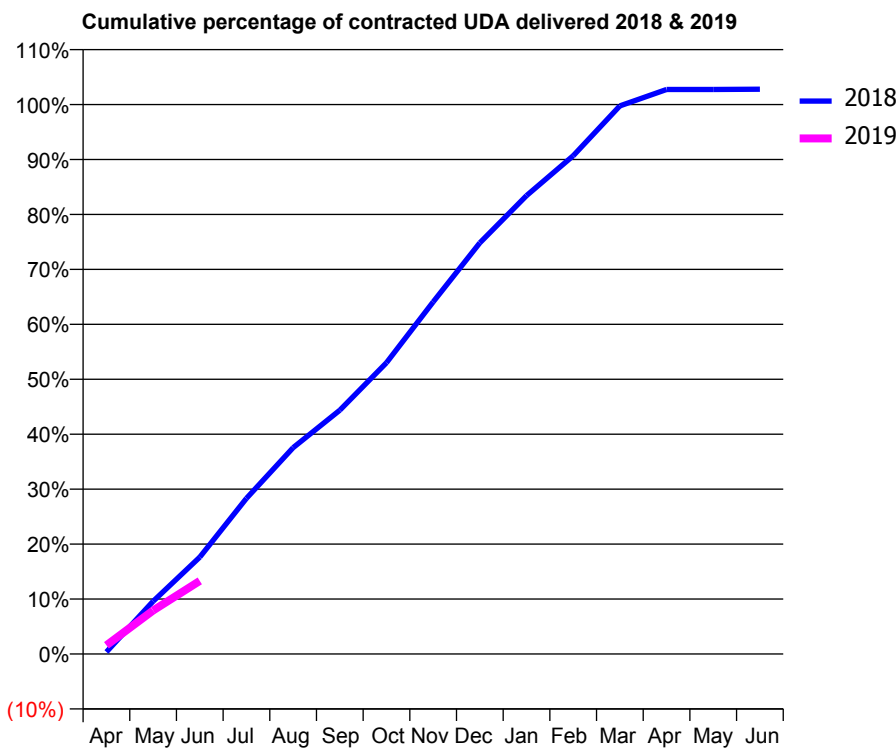
18/19 Contracted general activity (UDA)	13,542
Carry forward general activity (UDA)	0
18/19 Contracted orthodontic activity (UOA)	0
Carry forward orthodontic activity (UOA)	0
Baseline contract value	£326,098.41

ACCESS*

Patients seen in 24 months	Total	Change since previous quarter
Quarter ending June 2017	5,068	
Quarter ending September 2017	5,071	→
Quarter ending December 2017	5,218	↑
Quarter ending March 2018	5,217	→
Quarter ending June 2018	5,081	↓
Variance since June 2017	0.3%	→



ACTIVITY



Month	Adjusted Scheduled Activity (UDA)	
	2018	2019
April	52	216
May	1,299	1,072
June	2,387	1,802
July	3,835	
August	5,087	
September	6,007	
October	7,180	
November	8,676	
December	10,134	
January	11,298	
February	12,278	
March	13,509	
April	13,911	
May	13,913	
June	13,919	

QUALITY

	Quantity	Base Number	Contract	AT	Region	England
% of FP17s for the same patient ID Re-attending within 3 months - Children	26	323	8.0%	9.7%	11.3%	11.5%
% of FP17s for the same patient ID Re-attending within 3 months - Adults	116	947	12.2%	13.6%	14.9%	15.4%
% of FP17s for the same patient ID Re-attending between 3 & 9 months - Children	204	323	63.2%	62.5%	60.0%	58.9%
% of FP17s for the same patient ID Re-attending between 3 & 9 months - Adults	606	947	64.0%	56.1%	52.6%	51.6%
% of FP17s for Band 1 Urgent Courses	130	1,076	12.1%	6.9%	7.9%	8.9%
% of FP17s Relating to Free Repair or Replacements	18	1,076	1.7%	0.8%	0.8%	0.8%
% of FP17s Relating to Continuations	1	1,076	0.1%	1.1%	0.9%	0.9%
% of Patients satisfied with the dentistry they have received	5	5	N/A	92.4%	93.2%	93.2%
% of Patients satisfied with the time they had to wait for an appointment	4	5	N/A	88.7%	89.1%	88.8%

* This is based on patients treated on this contract for their most recent course of treatment. Figures in italics indicate the base number of FP17s or Patient Questionnaire responses are less than 100. N/A is shown where the base number of responses is less than 10 during the period. % is calculated as Quantity/Base number*100

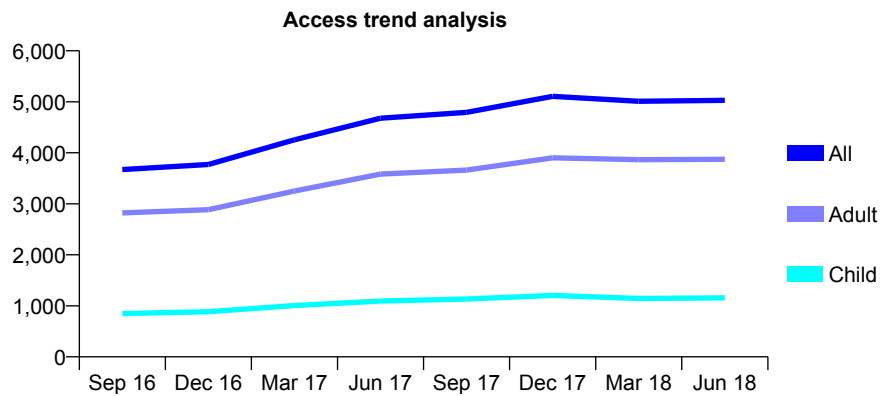
Q55 - Vital Signs At a Glance Contract Report for 101362/0007 - June 2018

Name or company name	Rodericks Dental Limited
Contract type name	GDS Contract
Purpose of contract	General
Contract start date	28/07/2008
Contract end date	

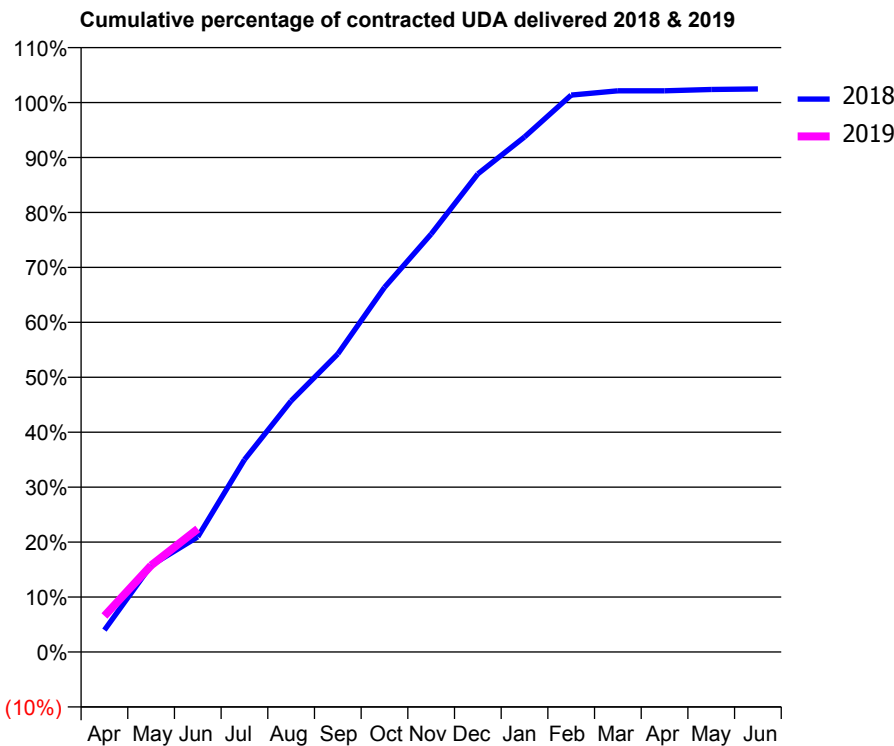
18/19 Contracted general activity (UDA)	12,792
Carry forward general activity (UDA)	0
18/19 Contracted orthodontic activity (UOA)	0
Carry forward orthodontic activity (UOA)	0
Baseline contract value	£316,858.50

ACCESS*

Patients seen in 24 months	Total	Change since previous quarter
Quarter ending June 2017	4,678	
Quarter ending September 2017	4,794	↑
Quarter ending December 2017	5,106	↑
Quarter ending March 2018	5,011	↓
Quarter ending June 2018	5,030	→
Variance since June 2017	7.5%	↑



ACTIVITY



Month	Adjusted Scheduled Activity (UDA)	
	2018	2019
April	490	841
May	1,936	2,017
June	2,577	2,866
July	4,304	
August	5,617	
September	6,668	
October	8,157	
November	9,351	
December	10,696	
January	11,522	
February	12,459	
March	12,554	
April	12,554	
May	12,584	
June	12,594	

QUALITY

	Quantity	Base Number	Contract	AT	Region	England
% of FP17s for the same patient ID Re-attending within 3 months - Children	12	454	2.6%	9.7%	11.3%	11.5%
% of FP17s for the same patient ID Re-attending within 3 months - Adults	108	1,221	8.8%	13.6%	14.9%	15.4%
% of FP17s for the same patient ID Re-attending between 3 & 9 months - Children	304	454	67.0%	62.5%	60.0%	58.9%
% of FP17s for the same patient ID Re-attending between 3 & 9 months - Adults	802	1,221	65.7%	56.1%	52.6%	51.6%
% of FP17s for Band 1 Urgent Courses	118	1,651	7.1%	6.9%	7.9%	8.9%
% of FP17s Relating to Free Repair or Replacements	28	1,651	1.7%	0.8%	0.8%	0.8%
% of FP17s Relating to Continuations	2	1,651	0.1%	1.1%	0.9%	0.9%
% of Patients satisfied with the dentistry they have received	3	4	N/A	92.4%	93.2%	93.2%
% of Patients satisfied with the time they had to wait for an appointment	3	4	N/A	88.7%	89.1%	88.8%

* This is based on patients treated on this contract for their most recent course of treatment. Figures in italics indicate the base number of FP17s or Patient Questionnaire responses are less than 100. N/A is shown where the base number of responses is less than 10 during the period. % is calculated as Quantity/Base number*100

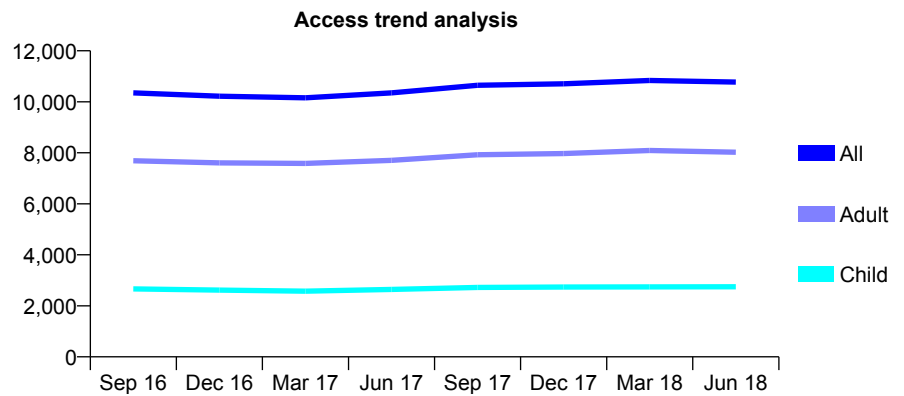
Q55 - Vital Signs At a Glance Contract Report for 101362/0008 - June 2018

Name or company name	Rodericks Dental Limited
Contract type name	GDS Contract
Purpose of contract	General
Contract start date	01/04/2008
Contract end date	

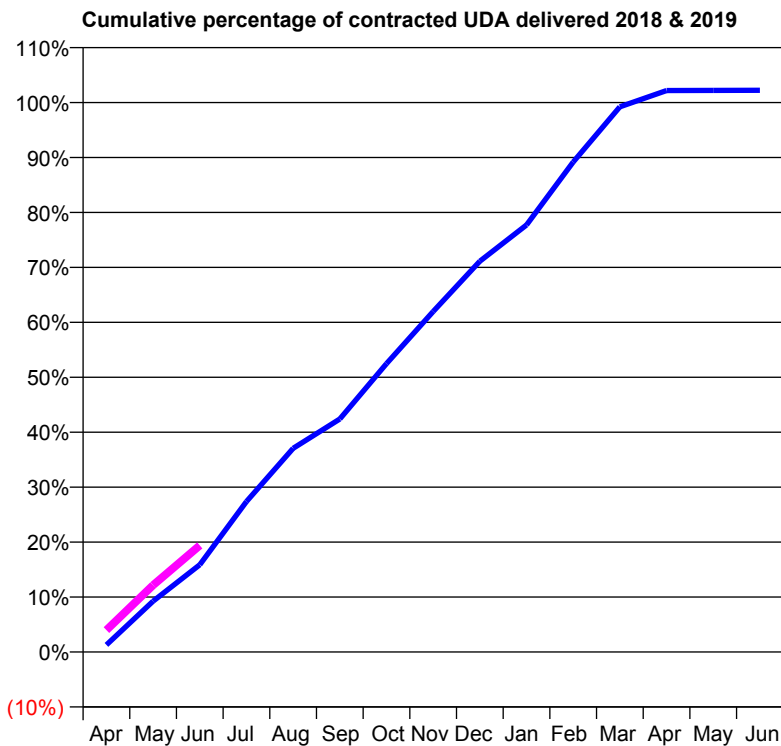
18/19 Contracted general activity (UDA)	26,370
Carry forward general activity (UDA)	0
18/19 Contracted orthodontic activity (UOA)	0
Carry forward orthodontic activity (UOA)	0
Baseline contract value	£608,354.99

ACCESS*

Patients seen in 24 months	Total	Change since previous quarter
Quarter ending June 2017	10,348	
Quarter ending September 2017	10,646	↑
Quarter ending December 2017	10,708	→
Quarter ending March 2018	10,838	→
Quarter ending June 2018	10,772	→
Variance since June 2017	4.1%	↑



ACTIVITY



Month	Adjusted Scheduled Activity (UDA)	
	2018	2019
April	345	1,051
May	2,440	3,206
June	4,191	5,113
July	7,224	
August	9,774	
September	11,184	
October	13,841	
November	16,342	
December	18,755	
January	20,492	
February	23,516	
March	26,162	
April	26,943	
May	26,953	
June	26,958	

QUALITY

	Quantity	Base Number	Contract	AT	Region	England
% of FP17s for the same patient ID Re-attending within 3 months - Children	55	1,050	5.2%	9.7%	11.3%	11.5%
% of FP17s for the same patient ID Re-attending within 3 months - Adults	244	2,663	9.2%	13.6%	14.9%	15.4%
% of FP17s for the same patient ID Re-attending between 3 & 9 months - Children	747	1,050	71.1%	62.5%	60.0%	58.9%
% of FP17s for the same patient ID Re-attending between 3 & 9 months - Adults	1,741	2,663	65.4%	56.1%	52.6%	51.6%
% of FP17s for Band 1 Urgent Courses	102	3,266	3.1%	6.9%	7.9%	8.9%
% of FP17s Relating to Free Repair or Replacements	23	3,266	0.7%	0.8%	0.8%	0.8%
% of FP17s Relating to Continuations	9	3,266	0.3%	1.1%	0.9%	0.9%
% of Patients satisfied with the dentistry they have received	8	10	80.0%	92.4%	93.2%	93.2%
% of Patients satisfied with the time they had to wait for an appointment	9	10	90.0%	88.7%	89.1%	88.8%

* This is based on patients treated on this contract for their most recent course of treatment. Figures in italics indicate the base number of FP17s or Patient Questionnaire responses are less than 100. N/A is shown where the base number of responses is less than 10 during the period. % is calculated as Quantity/Base number*100

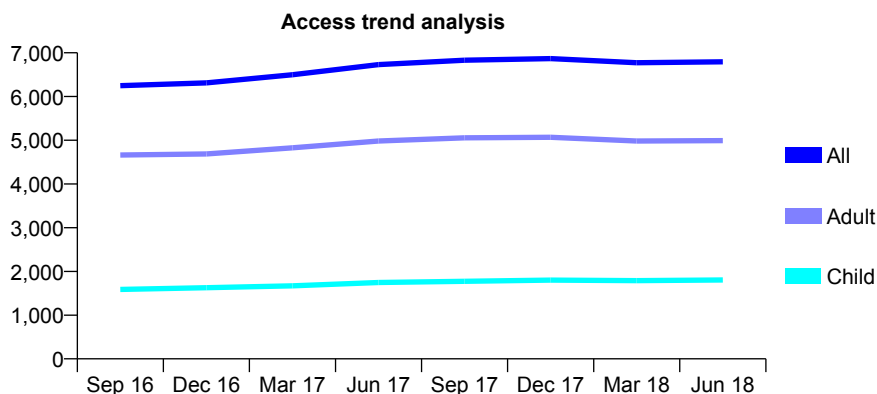
Q55 - Vital Signs At a Glance Contract Report for 101362/0014 - June 2018

Name or company name	Rodericks Dental Limited
Contract type name	GDS Contract
Purpose of contract	General
Contract start date	05/02/2009
Contract end date	

18/19 Contracted general activity (UDA)	15,400
Carry forward general activity (UDA)	0
18/19 Contracted orthodontic activity (UOA)	0
Carry forward orthodontic activity (UOA)	0
Baseline contract value	£357,070.51

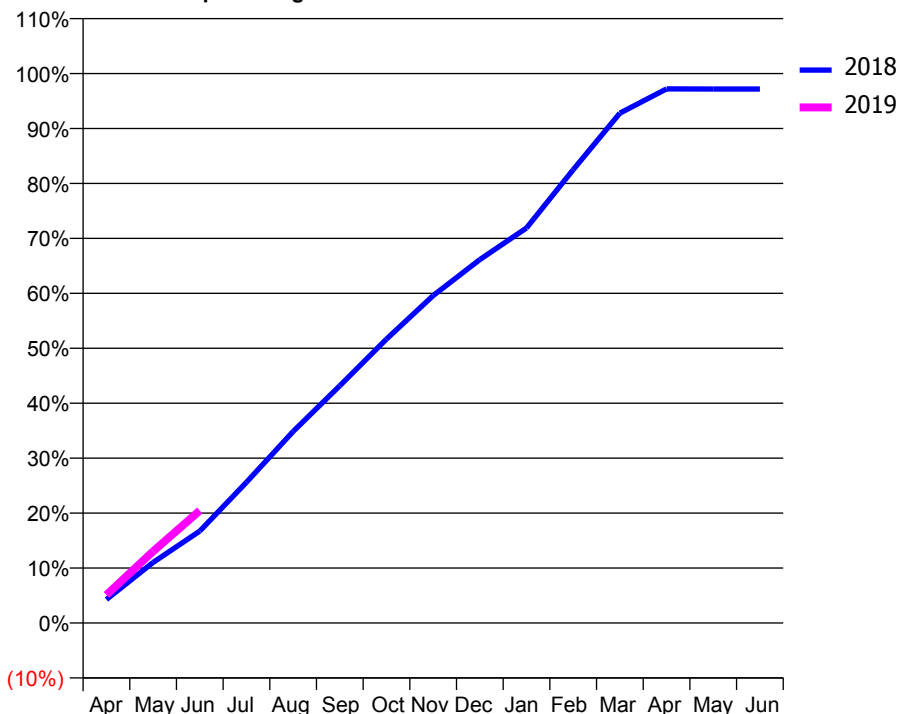
ACCESS*

Patients seen in 24 months	Total	Change since previous quarter
Quarter ending June 2017	6,729	
Quarter ending September 2017	6,830	→
Quarter ending December 2017	6,868	→
Quarter ending March 2018	6,772	↓
Quarter ending June 2018	6,794	→
Variance since June 2017	1.0%	→



ACTIVITY

Cumulative percentage of contracted UDA delivered 2018 & 2019



Month	Adjusted Scheduled Activity (UDA)	
	2018	2019
April	661	785
May	1,699	2,008
June	2,575	3,152
July	3,944	
August	5,367	
September	6,651	
October	7,959	
November	9,178	
December	10,184	
January	11,070	
February	12,705	
March	14,288	
April	14,969	
May	14,965	
June	14,964	

QUALITY

	Quantity	Base Number	Contract	AT	Region	England
% of FP17s for the same patient ID Re-attending within 3 months - Children	41	518	7.9%	9.7%	11.3%	11.5%
% of FP17s for the same patient ID Re-attending within 3 months - Adults	216	1,566	13.8%	13.6%	14.9%	15.4%
% of FP17s for the same patient ID Re-attending between 3 & 9 months - Children	227	518	43.8%	62.5%	60.0%	58.9%
% of FP17s for the same patient ID Re-attending between 3 & 9 months - Adults	716	1,566	45.7%	56.1%	52.6%	51.6%
% of FP17s for Band 1 Urgent Courses	141	1,747	8.1%	6.9%	7.9%	8.9%
% of FP17s Relating to Free Repair or Replacements	5	1,747	0.3%	0.8%	0.8%	0.8%
% of FP17s Relating to Continuations	9	1,747	0.5%	1.1%	0.9%	0.9%
% of Patients satisfied with the dentistry they have received	3	4	N/A	92.4%	93.2%	93.2%
% of Patients satisfied with the time they had to wait for an appointment	3	4	N/A	88.7%	89.1%	88.8%

* This is based on patients treated on this contract for their most recent course of treatment. Figures in italics indicate the base number of FP17s or Patient Questionnaire responses are less than 100. N/A is shown where the base number of responses is less than 10 during the period. % is calculated as Quantity/Base number*100

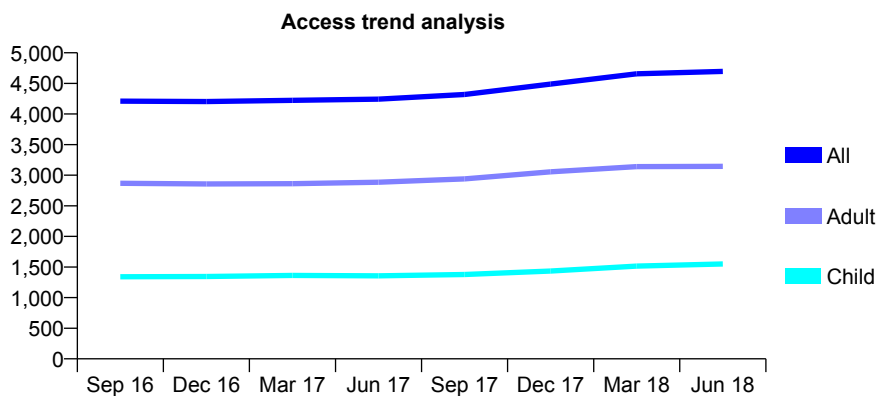
Q55 - Vital Signs At a Glance Contract Report for 101362/0026 - June 2018

Name or company name	Rodericks Dental Limited
Contract type name	GDS Contract
Purpose of contract	General
Contract start date	16/11/2009
Contract end date	

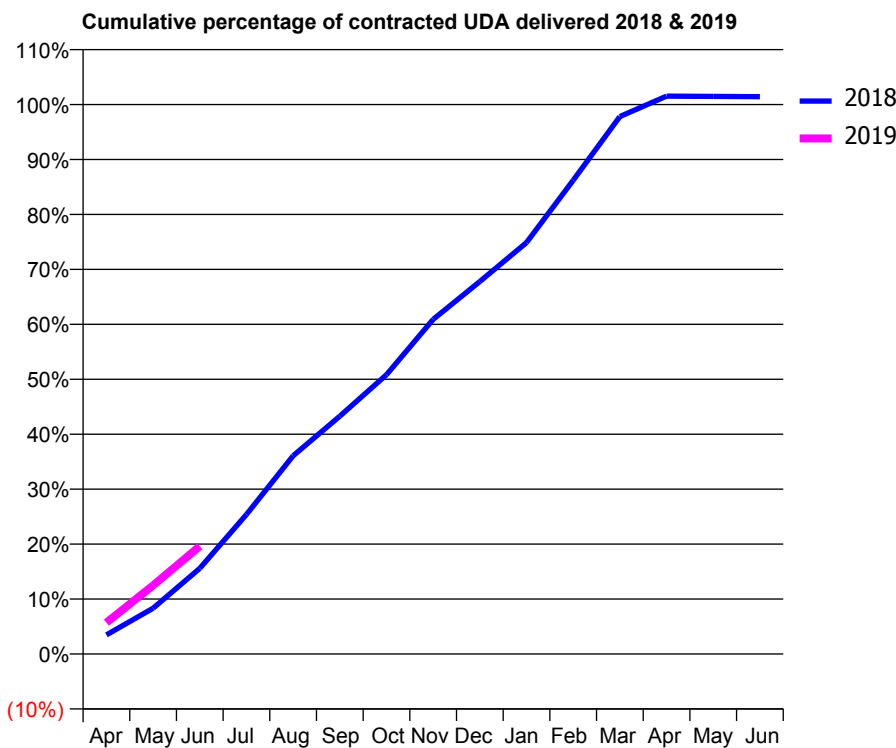
18/19 Contracted general activity (UDA)	12,524
Carry forward general activity (UDA)	0
18/19 Contracted orthodontic activity (UOA)	0
Carry forward orthodontic activity (UOA)	0
Baseline contract value	£323,147.65

ACCESS*

Patients seen in 24 months	Total	Change since previous quarter
Quarter ending June 2017	4,242	
Quarter ending September 2017	4,319	→
Quarter ending December 2017	4,490	↑
Quarter ending March 2018	4,657	↑
Quarter ending June 2018	4,695	→
Variance since June 2017	10.7%	↑



ACTIVITY



Month	Adjusted Scheduled Activity (UDA)	
	2018	2019
April	436	716
May	1,043	1,563
June	1,953	2,457
July	3,181	
August	4,517	
September	5,421	
October	6,366	
November	7,628	
December	8,491	
January	9,376	
February	10,797	
March	12,250	
April	12,714	
May	12,709	
June	12,703	

QUALITY

	Quantity	Base Number	Contract	AT	Region	England
% of FP17s for the same patient ID Re-attending within 3 months - Children	43	477	9.0%	9.7%	11.3%	11.5%
% of FP17s for the same patient ID Re-attending within 3 months - Adults	111	1,023	10.9%	13.6%	14.9%	15.4%
% of FP17s for the same patient ID Re-attending between 3 & 9 months - Children	270	477	56.6%	62.5%	60.0%	58.9%
% of FP17s for the same patient ID Re-attending between 3 & 9 months - Adults	595	1,023	58.2%	56.1%	52.6%	51.6%
% of FP17s for Band 1 Urgent Courses	100	1,263	7.9%	6.9%	7.9%	8.9%
% of FP17s Relating to Free Repair or Replacements	3	1,263	0.2%	0.8%	0.8%	0.8%
% of FP17s Relating to Continuations	4	1,263	0.3%	1.1%	0.9%	0.9%
% of Patients satisfied with the dentistry they have received	2	2	N/A	92.4%	93.2%	93.2%
% of Patients satisfied with the time they had to wait for an appointment	1	2	N/A	88.7%	89.1%	88.8%

* This is based on patients treated on this contract for their most recent course of treatment. Figures in italics indicate the base number of FP17s or Patient Questionnaire responses are less than 100. N/A is shown where the base number of responses is less than 10 during the period. % is calculated as Quantity/Base number*100

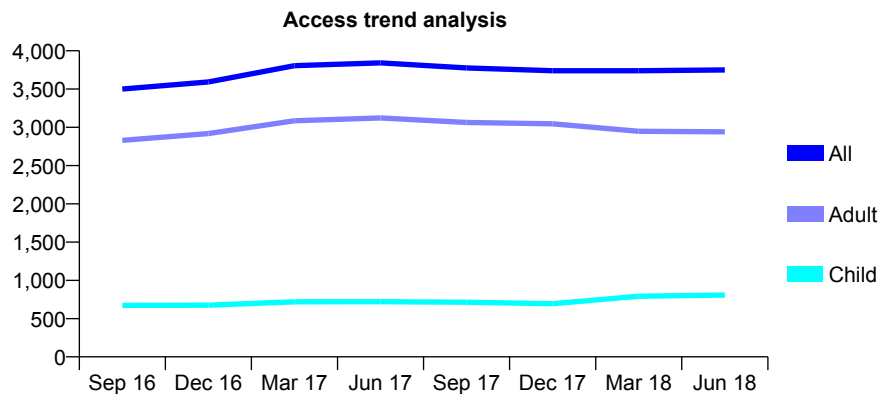
Q55 - Vital Signs At a Glance Contract Report for 101362/0027 - June 2018

Name or company name	Rodericks Dental Limited
Contract type name	GDS Contract
Purpose of contract	General
Contract start date	13/01/2010
Contract end date	

18/19 Contracted general activity (UDA)	12,042
Carry forward general activity (UDA)	0
18/19 Contracted orthodontic activity (UOA)	0
Carry forward orthodontic activity (UOA)	0
Baseline contract value	£310,725.55

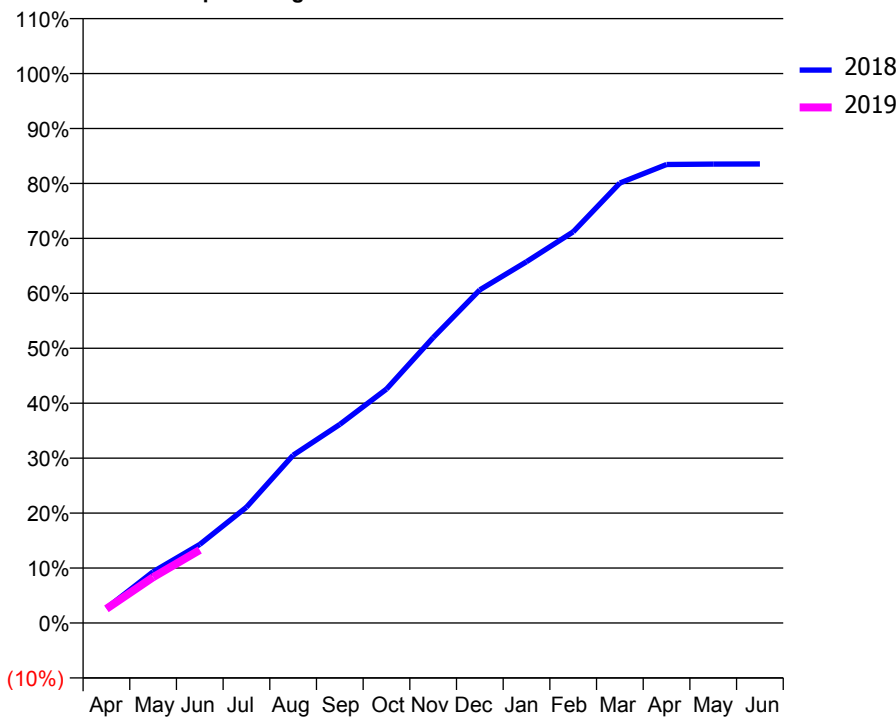
ACCESS*

Patients seen in 24 months	Total	Change since previous quarter
Quarter ending June 2017	3,843	
Quarter ending September 2017	3,776	↓
Quarter ending December 2017	3,740	→
Quarter ending March 2018	3,740	→
Quarter ending June 2018	3,750	→
Variance since June 2017	(2.4%)	↓



ACTIVITY

Cumulative percentage of contracted UDA delivered 2018 & 2019



Month	Adjusted Scheduled Activity (UDA)	
	2018	2019
April	327	311
May	1,123	1,004
June	1,724	1,599
July	2,539	
August	3,679	
September	4,354	
October	5,128	
November	6,256	
December	7,300	
January	7,917	
February	8,571	
March	9,641	
April	10,049	
May	10,055	
June	10,058	

QUALITY

	Quantity	Base Number	Contract	AT	Region	England
% of FP17s for the same patient ID Re-attending within 3 months - Children	29	244	11.9%	9.7%	11.3%	11.5%
% of FP17s for the same patient ID Re-attending within 3 months - Adults	113	875	12.9%	13.6%	14.9%	15.4%
% of FP17s for the same patient ID Re-attending between 3 & 9 months - Children	127	244	52.0%	62.5%	60.0%	58.9%
% of FP17s for the same patient ID Re-attending between 3 & 9 months - Adults	463	875	52.9%	56.1%	52.6%	51.6%
% of FP17s for Band 1 Urgent Courses	85	915	9.3%	6.9%	7.9%	8.9%
% of FP17s Relating to Free Repair or Replacements	6	915	0.7%	0.8%	0.8%	0.8%
% of FP17s Relating to Continuations	3	915	0.3%	1.1%	0.9%	0.9%
% of Patients satisfied with the dentistry they have received	2	3	N/A	92.4%	93.2%	93.2%
% of Patients satisfied with the time they had to wait for an appointment	2	3	N/A	88.7%	89.1%	88.8%

* This is based on patients treated on this contract for their most recent course of treatment. Figures in italics indicate the base number of FP17s or Patient Questionnaire responses are less than 100. N/A is shown where the base number of responses is less than 10 during the period. % is calculated as Quantity/Base number*100

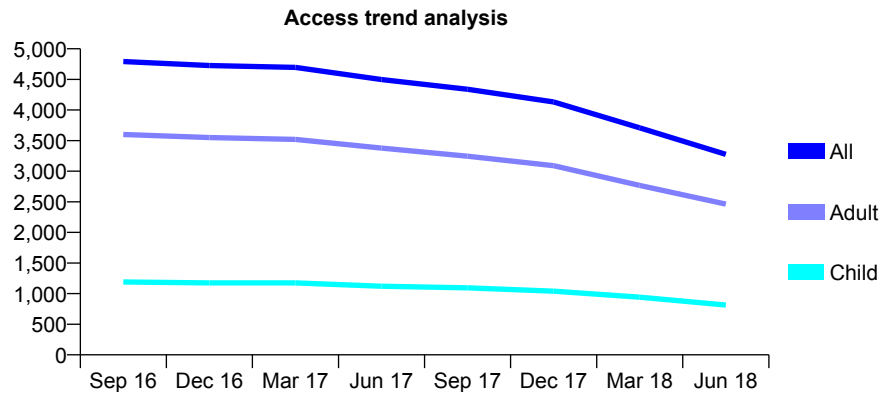
Q55 - Vital Signs At a Glance Contract Report for 101370/0040 - June 2018

Name or company name	Petrie Tucker & Partners Ltd
Contract type name	GDS Contract
Purpose of contract	General
Contract start date	01/04/2006
Contract end date	

18/19 Contracted general activity (UDA)	15,000
Carry forward general activity (UDA)	0
18/19 Contracted orthodontic activity (UOA)	0
Carry forward orthodontic activity (UOA)	0
Baseline contract value	£350,684.14

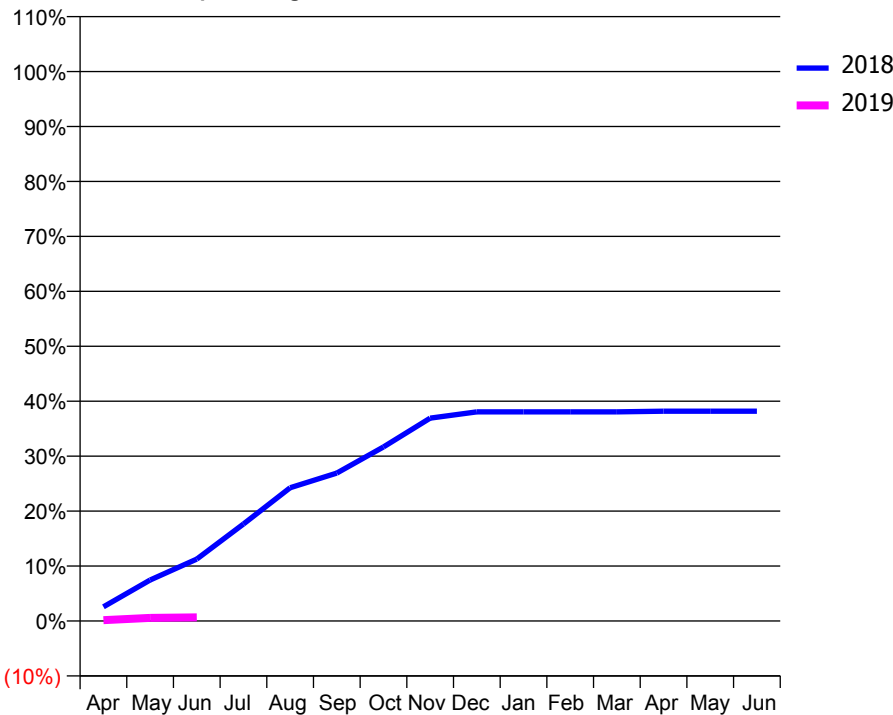
ACCESS*

Patients seen in 24 months	Total	Change since previous quarter
Quarter ending June 2017	4,497	
Quarter ending September 2017	4,339	↓
Quarter ending December 2017	4,131	↓
Quarter ending March 2018	3,710	↓
Quarter ending June 2018	3,276	↓
Variance since June 2017	(27.2%)	↓



ACTIVITY

Cumulative percentage of contracted UDA delivered 2018 & 2019



Month	Adjusted Scheduled Activity (UDA)	
	2018	2019
April	388	25
May	1,118	86
June	1,691	99
July	2,650	
August	3,640	
September	4,039	
October	4,753	
November	5,538	
December	5,710	
January	5,710	
February	5,710	
March	5,710	
April	5,726	
May	5,726	
June	5,726	

QUALITY

	Quantity	Base Number	Contract	AT	Region	England
% of FP17s for the same patient ID Re-attending within 3 months - Children	0	12	0.0%	9.7%	11.3%	11.5%
% of FP17s for the same patient ID Re-attending within 3 months - Adults	3	84	3.6%	13.6%	14.9%	15.4%
% of FP17s for the same patient ID Re-attending between 3 & 9 months - Children	5	12	41.7%	62.5%	60.0%	58.9%
% of FP17s for the same patient ID Re-attending between 3 & 9 months - Adults	20	84	23.8%	56.1%	52.6%	51.6%
% of FP17s for Band 1 Urgent Courses	82	83	98.8%	6.9%	7.9%	8.9%
% of FP17s Relating to Free Repair or Replacements	0	83	0.0%	0.8%	0.8%	0.8%
% of FP17s Relating to Continuations	0	83	0.0%	1.1%	0.9%	0.9%
% of Patients satisfied with the dentistry they have received	3	3	N/A	92.4%	93.2%	93.2%
% of Patients satisfied with the time they had to wait for an appointment	3	3	N/A	88.7%	89.1%	88.8%

* This is based on patients treated on this contract for their most recent course of treatment. Figures in italics indicate the base number of FP17s or Patient Questionnaire responses are less than 100. N/A is shown where the base number of responses is less than 10 during the period. % is calculated as Quantity/Base number*100

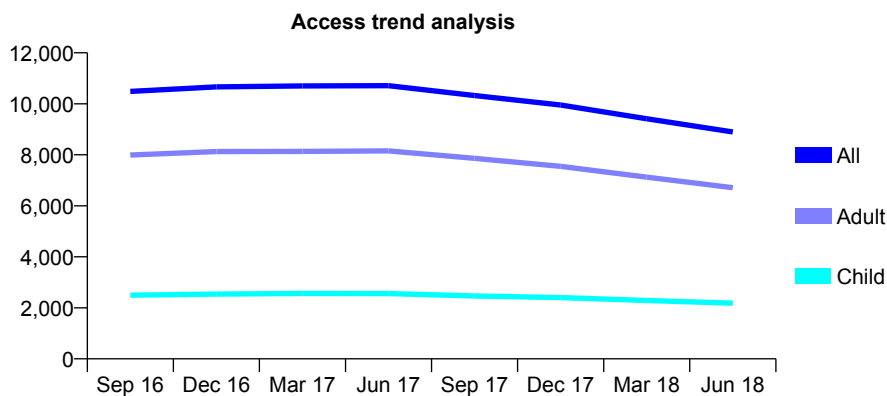
Q55 - Vital Signs At a Glance Contract Report for 101370/0071 - June 2018

Name or company name	Petrie Tucker & Partners Ltd
Contract type name	GDS Contract
Purpose of contract	General
Contract start date	01/07/2006
Contract end date	

18/19 Contracted general activity (UDA)	28,992
Carry forward general activity (UDA)	0
18/19 Contracted orthodontic activity (UOA)	0
Carry forward orthodontic activity (UOA)	0
Baseline contract value	£575,083.85

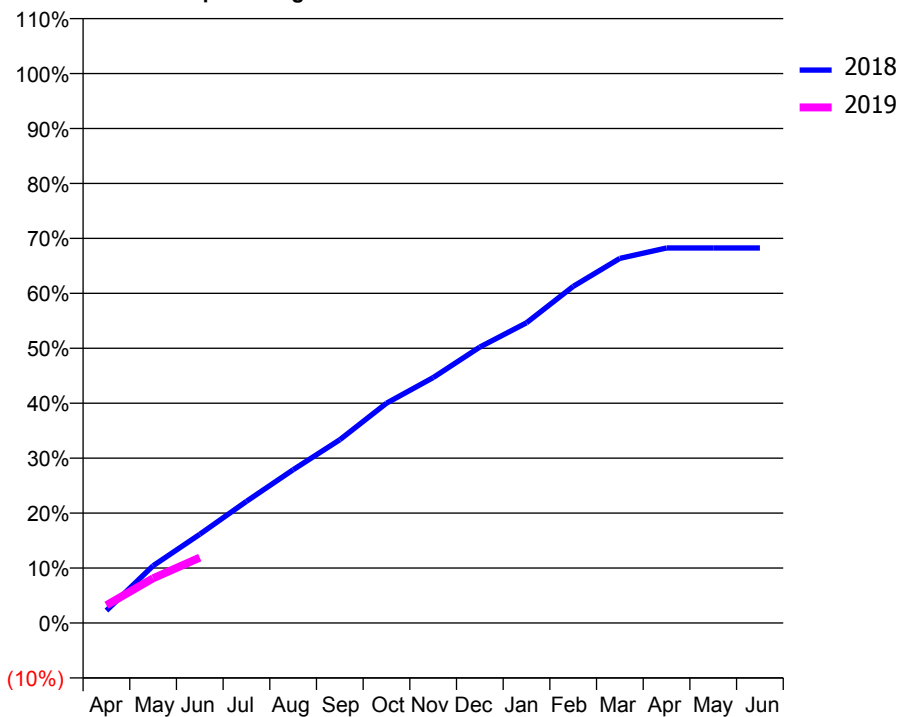
ACCESS*

Patients seen in 24 months	Total	Change since previous quarter
Quarter ending June 2017	10,711	
Quarter ending September 2017	10,325	↓
Quarter ending December 2017	9,954	↓
Quarter ending March 2018	9,415	↓
Quarter ending June 2018	8,897	↓
Variance since June 2017	(16.9%)	↓



ACTIVITY

Cumulative percentage of contracted UDA delivered 2018 & 2019



Adjusted Scheduled Activity (UDA)

Month	2018	2019
April	659	937
May	3,020	2,359
June	4,682	3,452
July	6,418	
August	8,087	
September	9,670	
October	11,595	
November	12,946	
December	14,561	
January	15,840	
February	17,764	
March	19,237	
April	19,788	
May	19,787	
June	19,787	

QUALITY

	Quantity	Base Number	Contract	AT	Region	England
% of FP17s for the same patient ID Re-attending within 3 months - Children	16	564	2.8%	9.7%	11.3%	11.5%
% of FP17s for the same patient ID Re-attending within 3 months - Adults	79	1,595	5.0%	13.6%	14.9%	15.4%
% of FP17s for the same patient ID Re-attending between 3 & 9 months - Children	303	564	53.7%	62.5%	60.0%	58.9%
% of FP17s for the same patient ID Re-attending between 3 & 9 months - Adults	840	1,595	52.7%	56.1%	52.6%	51.6%
% of FP17s for Band 1 Urgent Courses	29	1,787	1.6%	6.9%	7.9%	8.9%
% of FP17s Relating to Free Repair or Replacements	17	1,787	1.0%	0.8%	0.8%	0.8%
% of FP17s Relating to Continuations	13	1,787	0.7%	1.1%	0.9%	0.9%
% of Patients satisfied with the dentistry they have received	5	5	N/A	92.4%	93.2%	93.2%
% of Patients satisfied with the time they had to wait for an appointment	5	5	N/A	88.7%	89.1%	88.8%

* This is based on patients treated on this contract for their most recent course of treatment. Figures in italics indicate the base number of FP17s or Patient Questionnaire responses are less than 100. N/A is shown where the base number of responses is less than 10 during the period. % is calculated as Quantity/Base number*100

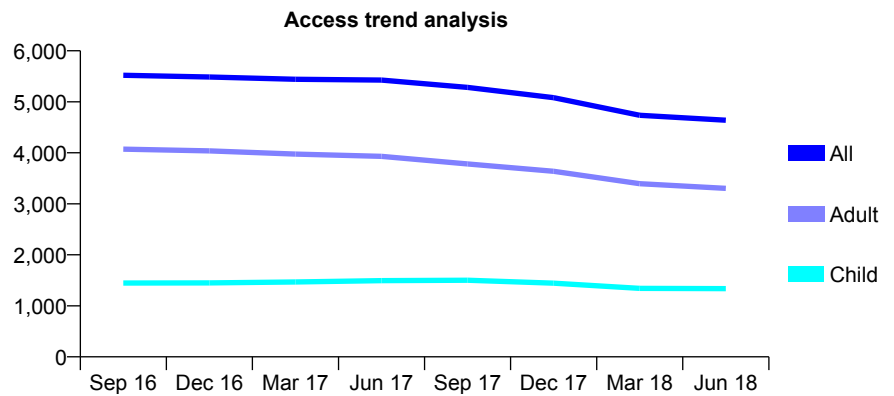
Q55 - Vital Signs At a Glance Contract Report for 101370/0076 - June 2018

Name or company name	Petrie Tucker & Partners Ltd
Contract type name	GDS Contract
Purpose of contract	General
Contract start date	01/04/2006
Contract end date	

18/19 Contracted general activity (UDA)	18,058
Carry forward general activity (UDA)	0
18/19 Contracted orthodontic activity (UOA)	0
Carry forward orthodontic activity (UOA)	0
Baseline contract value	£492,073.14

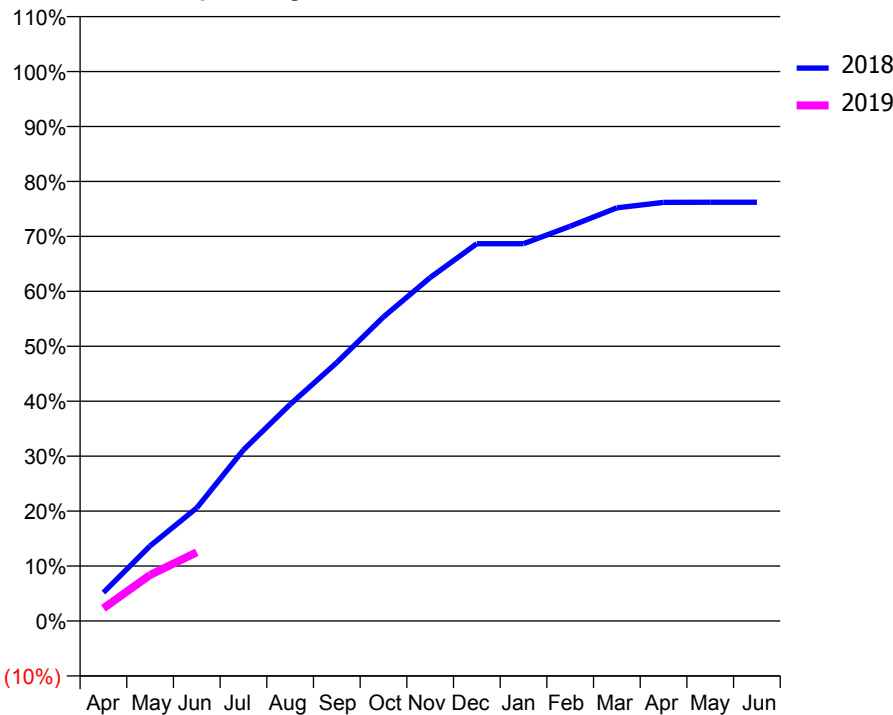
ACCESS*

Patients seen in 24 months	Total	Change since previous quarter
Quarter ending June 2017	5,425	
Quarter ending September 2017	5,283	↓
Quarter ending December 2017	5,082	↓
Quarter ending March 2018	4,737	↓
Quarter ending June 2018	4,640	↓
Variance since June 2017	(14.5%)	↓



ACTIVITY

Cumulative percentage of contracted UDA delivered 2018 & 2019



Month	Adjusted Scheduled Activity (UDA)	
	2018	2019
April	937	421
May	2,471	1,516
June	3,720	2,258
July	5,623	
August	7,120	
September	8,493	
October	9,992	
November	11,287	
December	12,399	
January	12,399	
February	12,975	
March	13,578	
April	13,758	
May	13,762	
June	13,764	

QUALITY

	Quantity	Base Number	Contract	AT	Region	England
% of FP17s for the same patient ID Re-attending within 3 months - Children	17	384	4.4%	9.7%	11.3%	11.5%
% of FP17s for the same patient ID Re-attending within 3 months - Adults	84	797	10.5%	13.6%	14.9%	15.4%
% of FP17s for the same patient ID Re-attending between 3 & 9 months - Children	121	384	31.5%	62.5%	60.0%	58.9%
% of FP17s for the same patient ID Re-attending between 3 & 9 months - Adults	317	797	39.8%	56.1%	52.6%	51.6%
% of FP17s for Band 1 Urgent Courses	64	1,031	6.2%	6.9%	7.9%	8.9%
% of FP17s Relating to Free Repair or Replacements	3	1,031	0.3%	0.8%	0.8%	0.8%
% of FP17s Relating to Continuations	15	1,031	1.5%	1.1%	0.9%	0.9%
% of Patients satisfied with the dentistry they have received	2	2	N/A	92.4%	93.2%	93.2%
% of Patients satisfied with the time they had to wait for an appointment	2	2	N/A	88.7%	89.1%	88.8%

* This is based on patients treated on this contract for their most recent course of treatment. Figures in italics indicate the base number of FP17s or Patient Questionnaire responses are less than 100. N/A is shown where the base number of responses is less than 10 during the period. % is calculated as Quantity/Base number*100

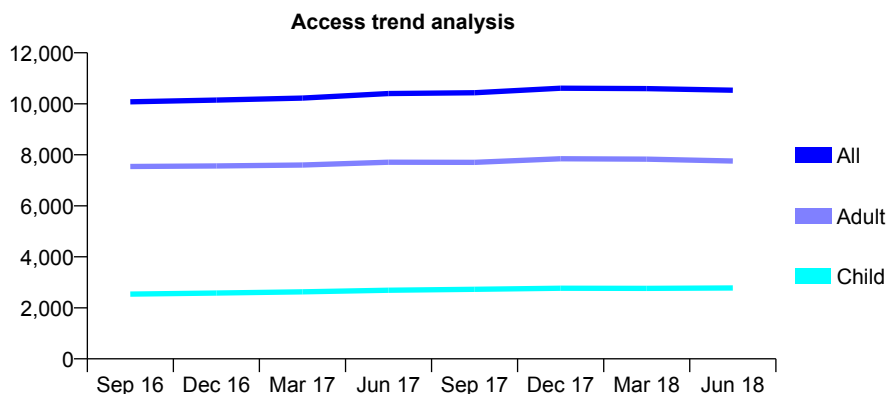
Q55 - Vital Signs At a Glance Contract Report for 101370/0077 - June 2018

Name or company name	Petrie Tucker & Partners Ltd
Contract type name	GDS Contract
Purpose of contract	General
Contract start date	01/04/2006
Contract end date	

18/19 Contracted general activity (UDA)	29,016
Carry forward general activity (UDA)	0
18/19 Contracted orthodontic activity (UOA)	0
Carry forward orthodontic activity (UOA)	0
Baseline contract value	£790,950.07

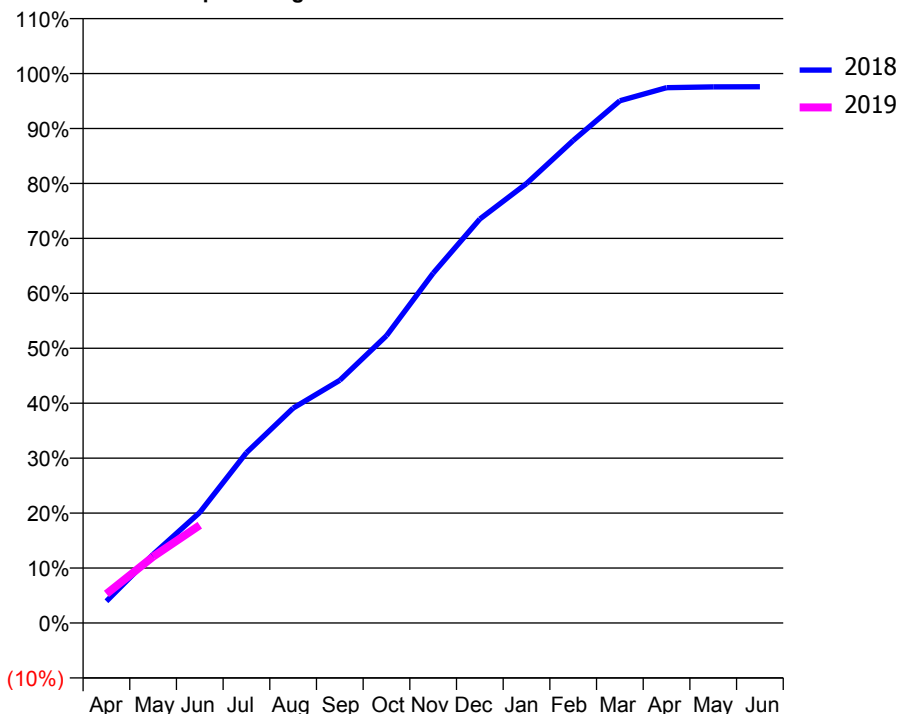
ACCESS*

Patients seen in 24 months	Total	Change since previous quarter
Quarter ending June 2017	10,403	
Quarter ending September 2017	10,433	→
Quarter ending December 2017	10,612	→
Quarter ending March 2018	10,595	→
Quarter ending June 2018	10,535	→
Variance since June 2017	1.3%	→



ACTIVITY

Cumulative percentage of contracted UDA delivered 2018 & 2019



Month	Adjusted Scheduled Activity (UDA)	
	2018	2019
April	1,151	1,535
May	3,625	3,502
June	5,840	5,164
July	8,996	
August	11,347	
September	12,819	
October	15,167	
November	18,472	
December	21,333	
January	23,203	
February	25,479	
March	27,575	
April	28,271	
May	28,313	
June	28,318	

QUALITY

	Quantity	Base Number	Contract	AT	Region	England
% of FP17s for the same patient ID Re-attending within 3 months - Children	19	762	2.5%	9.7%	11.3%	11.5%
% of FP17s for the same patient ID Re-attending within 3 months - Adults	145	1,941	7.5%	13.6%	14.9%	15.4%
% of FP17s for the same patient ID Re-attending between 3 & 9 months - Children	382	762	50.1%	62.5%	60.0%	58.9%
% of FP17s for the same patient ID Re-attending between 3 & 9 months - Adults	1,024	1,941	52.8%	56.1%	52.6%	51.6%
% of FP17s for Band 1 Urgent Courses	101	2,298	4.4%	6.9%	7.9%	8.9%
% of FP17s Relating to Free Repair or Replacements	7	2,298	0.3%	0.8%	0.8%	0.8%
% of FP17s Relating to Continuations	12	2,298	0.5%	1.1%	0.9%	0.9%
% of Patients satisfied with the dentistry they have received	5	5	N/A	92.4%	93.2%	93.2%
% of Patients satisfied with the time they had to wait for an appointment	5	5	N/A	88.7%	89.1%	88.8%

* This is based on patients treated on this contract for their most recent course of treatment. Figures in italics indicate the base number of FP17s or Patient Questionnaire responses are less than 100. N/A is shown where the base number of responses is less than 10 during the period. % is calculated as Quantity/Base number*100

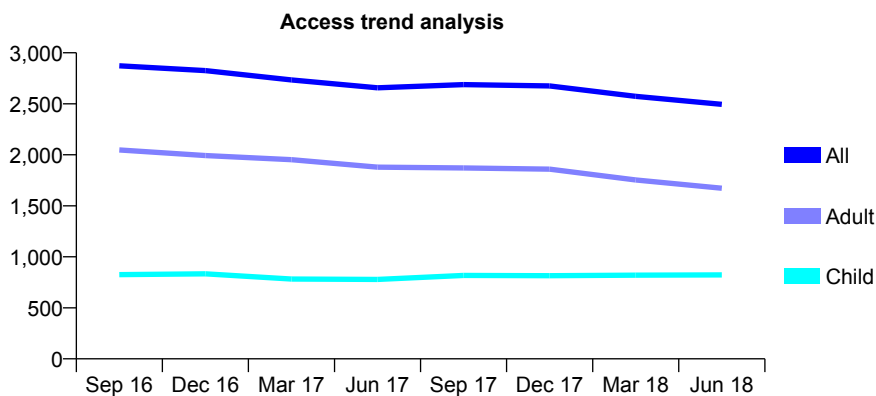
Q55 - Vital Signs At a Glance Contract Report for 101370/0078 - June 2018

Name or company name	Petrie Tucker & Partners Ltd
Contract type name	GDS Contract
Purpose of contract	General
Contract start date	01/04/2006
Contract end date	

18/19 Contracted general activity (UDA)	8,386
Carry forward general activity (UDA)	0
18/19 Contracted orthodontic activity (UOA)	0
Carry forward orthodontic activity (UOA)	0
Baseline contract value	£326,386.22

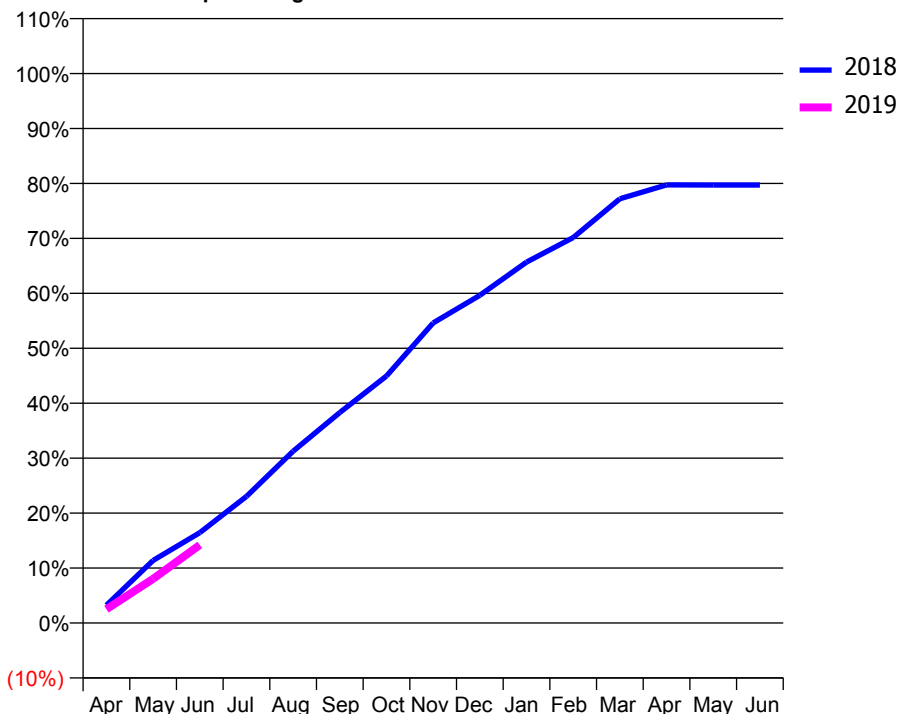
ACCESS*

Patients seen in 24 months	Total	Change since previous quarter
Quarter ending June 2017	2,657	
Quarter ending September 2017	2,688	→
Quarter ending December 2017	2,675	→
Quarter ending March 2018	2,573	↓
Quarter ending June 2018	2,495	↓
Variance since June 2017	(6.1%)	↓



ACTIVITY

Cumulative percentage of contracted UDA delivered 2018 & 2019



Adjusted Scheduled Activity (UDA)

Month	2018	2019
April	272	210
May	956	674
June	1,379	1,192
July	1,932	
August	2,621	
September	3,213	
October	3,771	
November	4,580	
December	5,002	
January	5,509	
February	5,883	
March	6,474	
April	6,686	
May	6,685	
June	6,685	

QUALITY

	Quantity	Base Number	Contract	AT	Region	England
% of FP17s for the same patient ID Re-attending within 3 months - Children	8	191	4.2%	9.7%	11.3%	11.5%
% of FP17s for the same patient ID Re-attending within 3 months - Adults	46	344	13.4%	13.6%	14.9%	15.4%
% of FP17s for the same patient ID Re-attending between 3 & 9 months - Children	66	191	34.6%	62.5%	60.0%	58.9%
% of FP17s for the same patient ID Re-attending between 3 & 9 months - Adults	127	344	36.9%	56.1%	52.6%	51.6%
% of FP17s for Band 1 Urgent Courses	0	469	0.0%	6.9%	7.9%	8.9%
% of FP17s Relating to Free Repair or Replacements	4	469	0.9%	0.8%	0.8%	0.8%
% of FP17s Relating to Continuations	14	469	3.0%	1.1%	0.9%	0.9%
% of Patients satisfied with the dentistry they have received	0	0	N/A	92.4%	93.2%	93.2%
% of Patients satisfied with the time they had to wait for an appointment	0	0	N/A	88.7%	89.1%	88.8%

* This is based on patients treated on this contract for their most recent course of treatment. Figures in italics indicate the base number of FP17s or Patient Questionnaire responses are less than 100. N/A is shown where the base number of responses is less than 10 during the period. % is calculated as Quantity/Base number*100

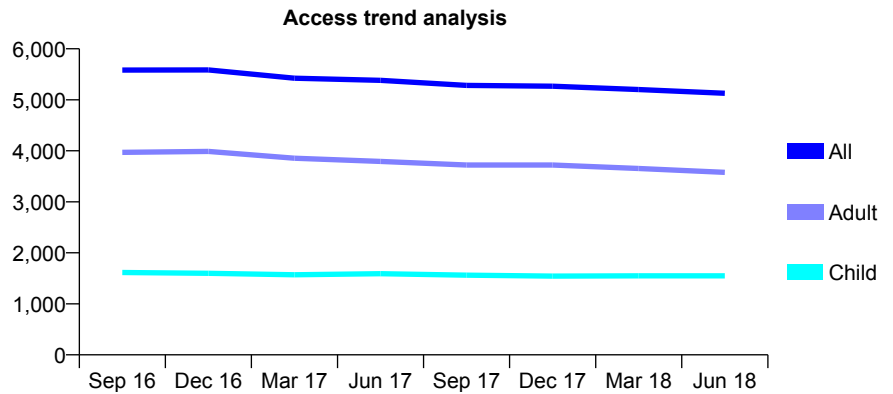
Q55 - Vital Signs At a Glance Contract Report for 101370/0079 - June 2018

Name or company name	Petrie Tucker & Partners Ltd
Contract type name	GDS Contract
Purpose of contract	General
Contract start date	01/04/2006
Contract end date	

18/19 Contracted general activity (UDA)	14,432
Carry forward general activity (UDA)	0
18/19 Contracted orthodontic activity (UOA)	0
Carry forward orthodontic activity (UOA)	0
Baseline contract value	£392,567.17

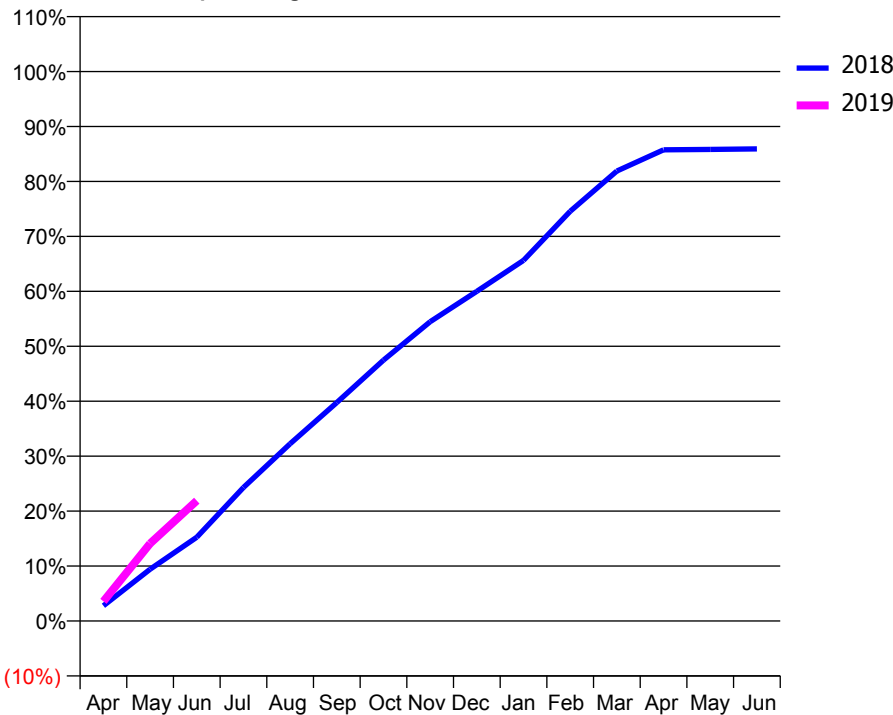
ACCESS*

Patients seen in 24 months	Total	Change since previous quarter
Quarter ending June 2017	5,383	
Quarter ending September 2017	5,283	↓
Quarter ending December 2017	5,266	→
Quarter ending March 2018	5,202	↓
Quarter ending June 2018	5,128	↓
Variance since June 2017	(4.7%)	↓



ACTIVITY

Cumulative percentage of contracted UDA delivered 2018 & 2019



Month	Adjusted Scheduled Activity (UDA)	
	2018	2019
April	402	516
May	1,360	2,035
June	2,203	3,159
July	3,506	
August	4,657	
September	5,739	
October	6,853	
November	7,859	
December	8,659	
January	9,471	
February	10,761	
March	11,819	
April	12,375	
May	12,387	
June	12,399	

QUALITY

	Quantity	Base Number	Contract	AT	Region	England
% of FP17s for the same patient ID Re-attending within 3 months - Children	16	433	3.7%	9.7%	11.3%	11.5%
% of FP17s for the same patient ID Re-attending within 3 months - Adults	72	907	7.9%	13.6%	14.9%	15.4%
% of FP17s for the same patient ID Re-attending between 3 & 9 months - Children	176	433	40.6%	62.5%	60.0%	58.9%
% of FP17s for the same patient ID Re-attending between 3 & 9 months - Adults	332	907	36.6%	56.1%	52.6%	51.6%
% of FP17s for Band 1 Urgent Courses	27	1,122	2.4%	6.9%	7.9%	8.9%
% of FP17s Relating to Free Repair or Replacements	6	1,122	0.5%	0.8%	0.8%	0.8%
% of FP17s Relating to Continuations	12	1,122	1.1%	1.1%	0.9%	0.9%
% of Patients satisfied with the dentistry they have received	2	2	N/A	92.4%	93.2%	93.2%
% of Patients satisfied with the time they had to wait for an appointment	1	2	N/A	88.7%	89.1%	88.8%

* This is based on patients treated on this contract for their most recent course of treatment. Figures in italics indicate the base number of FP17s or Patient Questionnaire responses are less than 100. N/A is shown where the base number of responses is less than 10 during the period. % is calculated as Quantity/Base number*100

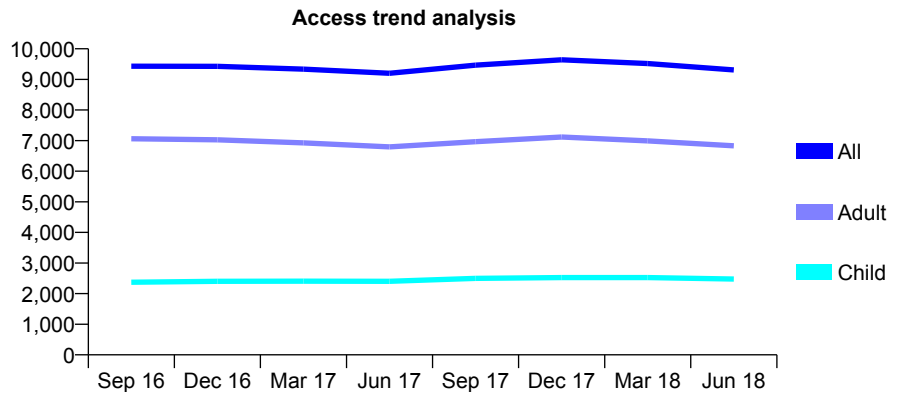
Q55 - Vital Signs At a Glance Contract Report for 101370/0080 - June 2018

Name or company name	Petrie Tucker & Partners Ltd
Contract type name	GDS Contract
Purpose of contract	General
Contract start date	01/04/2006
Contract end date	

18/19 Contracted general activity (UDA)	52,053
Carry forward general activity (UDA)	0
18/19 Contracted orthodontic activity (UOA)	0
Carry forward orthodontic activity (UOA)	0
Baseline contract value	£1,327,095.47

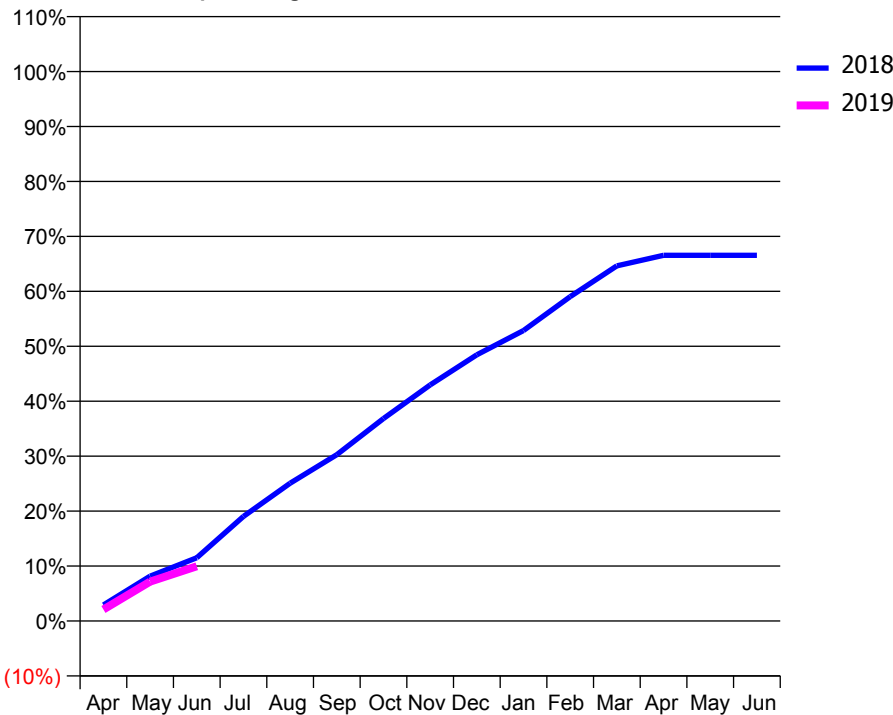
ACCESS*

Patients seen in 24 months	Total	Change since previous quarter
Quarter ending June 2017	9,199	
Quarter ending September 2017	9,466	↑
Quarter ending December 2017	9,642	→
Quarter ending March 2018	9,518	↓
Quarter ending June 2018	9,309	↓
Variance since June 2017	1.2%	→



ACTIVITY

Cumulative percentage of contracted UDA delivered 2018 & 2019



Month	Adjusted Scheduled Activity (UDA)	
	2018	2019
April	1,526	1,087
May	4,255	3,728
June	5,993	5,191
July	9,908	
August	13,058	
September	15,760	
October	19,183	
November	22,360	
December	25,215	
January	27,521	
February	30,731	
March	33,646	
April	34,639	
May	34,643	
June	34,642	

QUALITY

	Quantity	Base Number	Contract	AT	Region	England
% of FP17s for the same patient ID Re-attending within 3 months - Children	65	571	11.4%	9.7%	11.3%	11.5%
% of FP17s for the same patient ID Re-attending within 3 months - Adults	345	1,532	22.5%	13.6%	14.9%	15.4%
% of FP17s for the same patient ID Re-attending between 3 & 9 months - Children	246	571	43.1%	62.5%	60.0%	58.9%
% of FP17s for the same patient ID Re-attending between 3 & 9 months - Adults	521	1,532	34.0%	56.1%	52.6%	51.6%
% of FP17s for Band 1 Urgent Courses	261	1,733	15.1%	6.9%	7.9%	8.9%
% of FP17s Relating to Free Repair or Replacements	5	1,733	0.3%	0.8%	0.8%	0.8%
% of FP17s Relating to Continuations	48	1,733	2.8%	1.1%	0.9%	0.9%
% of Patients satisfied with the dentistry they have received	6	6	N/A	92.4%	93.2%	93.2%
% of Patients satisfied with the time they had to wait for an appointment	5	6	N/A	88.7%	89.1%	88.8%

* This is based on patients treated on this contract for their most recent course of treatment. Figures in italics indicate the base number of FP17s or Patient Questionnaire responses are less than 100. N/A is shown where the base number of responses is less than 10 during the period. % is calculated as Quantity/Base number*100

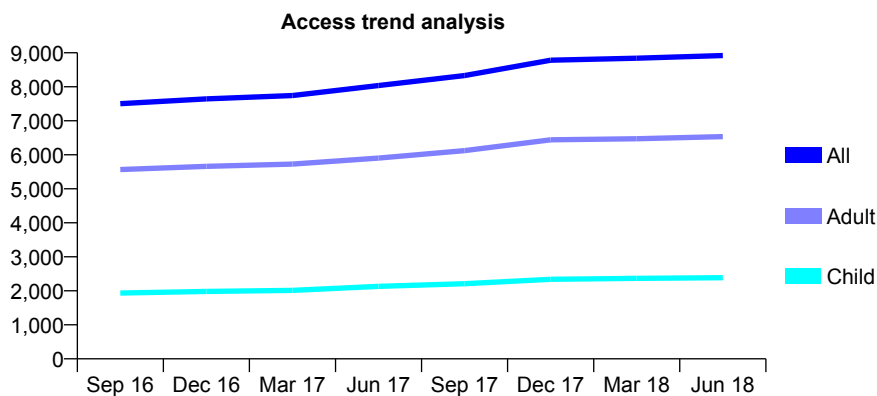
Q55 - Vital Signs At a Glance Contract Report for 101370/0091 - June 2018

Name or company name	Petrie Tucker & Partners Ltd
Contract type name	GDS Contract
Purpose of contract	General
Contract start date	01/04/2007
Contract end date	

18/19 Contracted general activity (UDA)	27,705
Carry forward general activity (UDA)	0
18/19 Contracted orthodontic activity (UOA)	0
Carry forward orthodontic activity (UOA)	0
Baseline contract value	£796,902.06

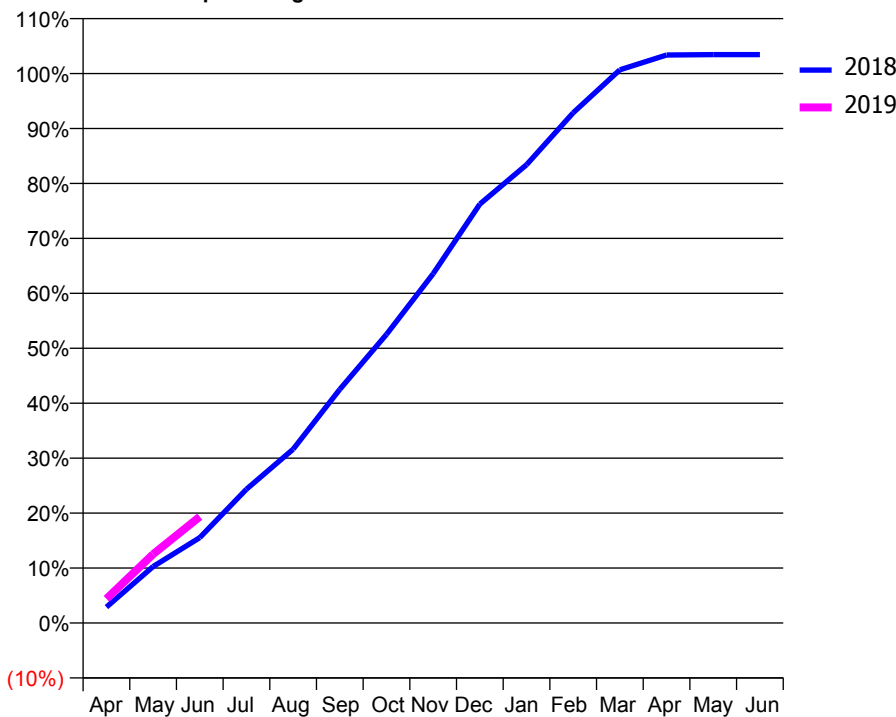
ACCESS*

Patients seen in 24 months	Total	Change since previous quarter
Quarter ending June 2017	8,038	
Quarter ending September 2017	8,331	↑
Quarter ending December 2017	8,784	↑
Quarter ending March 2018	8,840	→
Quarter ending June 2018	8,919	→
Variance since June 2017	11.0%	↑



ACTIVITY

Cumulative percentage of contracted UDA delivered 2018 & 2019



Month	Adjusted Scheduled Activity (UDA)	
	2018	2019
April	800	1,221
May	2,848	3,475
June	4,308	5,360
July	6,749	
August	8,764	
September	11,780	
October	14,550	
November	17,611	
December	21,119	
January	23,102	
February	25,728	
March	27,892	
April	28,640	
May	28,654	
June	28,654	

QUALITY

	Quantity	Base Number	Contract	AT	Region	England
% of FP17s for the same patient ID Re-attending within 3 months - Children	32	660	4.8%	9.7%	11.3%	11.5%
% of FP17s for the same patient ID Re-attending within 3 months - Adults	147	1,727	8.5%	13.6%	14.9%	15.4%
% of FP17s for the same patient ID Re-attending between 3 & 9 months - Children	388	660	58.8%	62.5%	60.0%	58.9%
% of FP17s for the same patient ID Re-attending between 3 & 9 months - Adults	966	1,727	55.9%	56.1%	52.6%	51.6%
% of FP17s for Band 1 Urgent Courses	71	2,098	3.4%	6.9%	7.9%	8.9%
% of FP17s Relating to Free Repair or Replacements	14	2,098	0.7%	0.8%	0.8%	0.8%
% of FP17s Relating to Continuations	21	2,098	1.0%	1.1%	0.9%	0.9%
% of Patients satisfied with the dentistry they have received	2	2	N/A	92.4%	93.2%	93.2%
% of Patients satisfied with the time they had to wait for an appointment	2	2	N/A	88.7%	89.1%	88.8%

* This is based on patients treated on this contract for their most recent course of treatment. Figures in italics indicate the base number of FP17s or Patient Questionnaire responses are less than 100. N/A is shown where the base number of responses is less than 10 during the period. % is calculated as Quantity/Base number*100

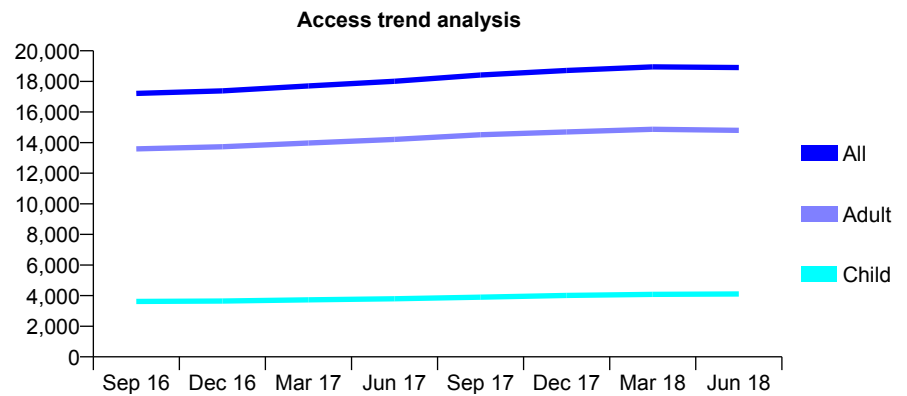
Q55 - Vital Signs At a Glance Contract Report for 101435/0064 - June 2018

Name or company name	IDH Limited
Contract type name	GDS Contract
Purpose of contract	General
Contract start date	21/07/2007
Contract end date	

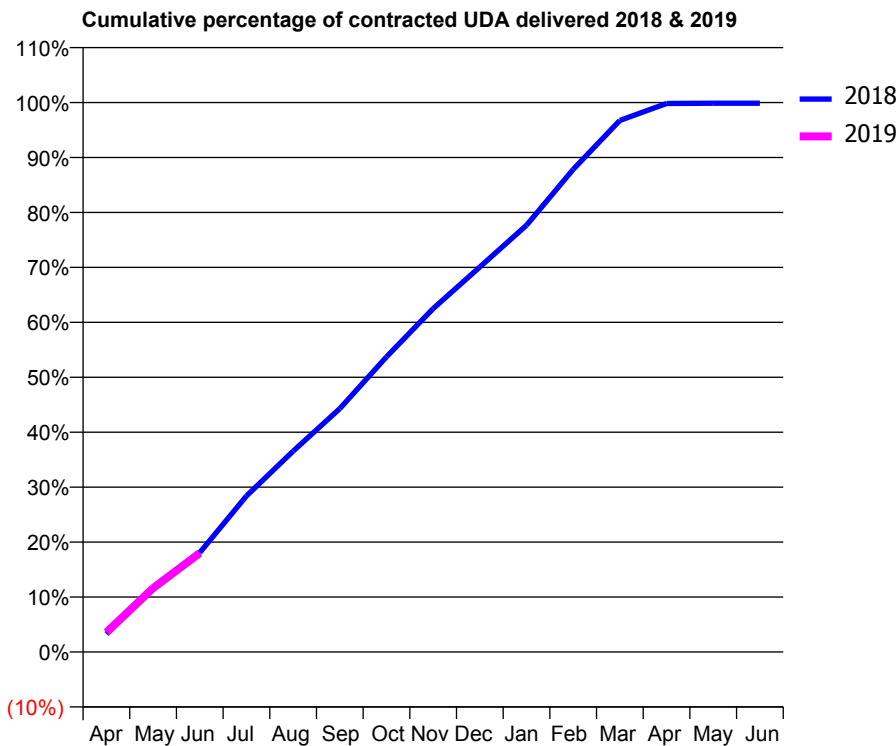
18/19 Contracted general activity (UDA)	49,253
Carry forward general activity (UDA)	0
18/19 Contracted orthodontic activity (UOA)	0
Carry forward orthodontic activity (UOA)	0
Baseline contract value	£1,017,904.08

ACCESS*

Patients seen in 24 months	Total	Change since previous quarter
Quarter ending June 2017	18,009	
Quarter ending September 2017	18,418	↑
Quarter ending December 2017	18,717	→
Quarter ending March 2018	18,952	→
Quarter ending June 2018	18,906	→
Variance since June 2017	5.0%	↑



ACTIVITY



Month	Adjusted Scheduled Activity (UDA)	
	2018	2019
April	1,616	1,758
May	5,696	5,730
June	8,908	8,875
July	13,988	
August	18,010	
September	21,818	
October	26,462	
November	30,786	
December	34,506	
January	38,258	
February	43,267	
March	47,645	
April	49,171	
May	49,193	
June	49,192	

QUALITY

	Quantity	Base Number	Contract	AT	Region	England
% of FP17s for the same patient ID Re-attending within 3 months - Children	71	1,414	5.0%	9.7%	11.3%	11.5%
% of FP17s for the same patient ID Re-attending within 3 months - Adults	514	4,261	12.1%	13.6%	14.9%	15.4%
% of FP17s for the same patient ID Re-attending between 3 & 9 months - Children	931	1,414	65.8%	62.5%	60.0%	58.9%
% of FP17s for the same patient ID Re-attending between 3 & 9 months - Adults	2,229	4,261	52.3%	56.1%	52.6%	51.6%
% of FP17s for Band 1 Urgent Courses	303	4,935	6.1%	6.9%	7.9%	8.9%
% of FP17s Relating to Free Repair or Replacements	61	4,935	1.2%	0.8%	0.8%	0.8%
% of FP17s Relating to Continuations	68	4,935	1.4%	1.1%	0.9%	0.9%
% of Patients satisfied with the dentistry they have received	11	16	68.8%	92.4%	93.2%	93.2%
% of Patients satisfied with the time they had to wait for an appointment	16	16	100.0%	88.7%	89.1%	88.8%

* This is based on patients treated on this contract for their most recent course of treatment. Figures in italics indicate the base number of FP17s or Patient Questionnaire responses are less than 100. N/A is shown where the base number of responses is less than 10 during the period. % is calculated as Quantity/Base number*100

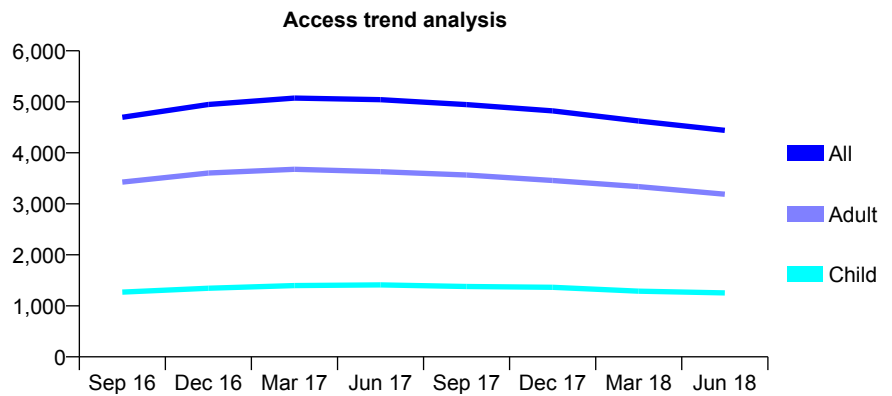
Q55 - Vital Signs At a Glance Contract Report for 101656/0004 - June 2018

Name or company name	DM and LJ Jordan Limited
Contract type name	GDS Contract
Purpose of contract	General
Contract start date	01/01/2015
Contract end date	

18/19 Contracted general activity (UDA)	14,814
Carry forward general activity (UDA)	0
18/19 Contracted orthodontic activity (UOA)	0
Carry forward orthodontic activity (UOA)	0
Baseline contract value	£412,850.97

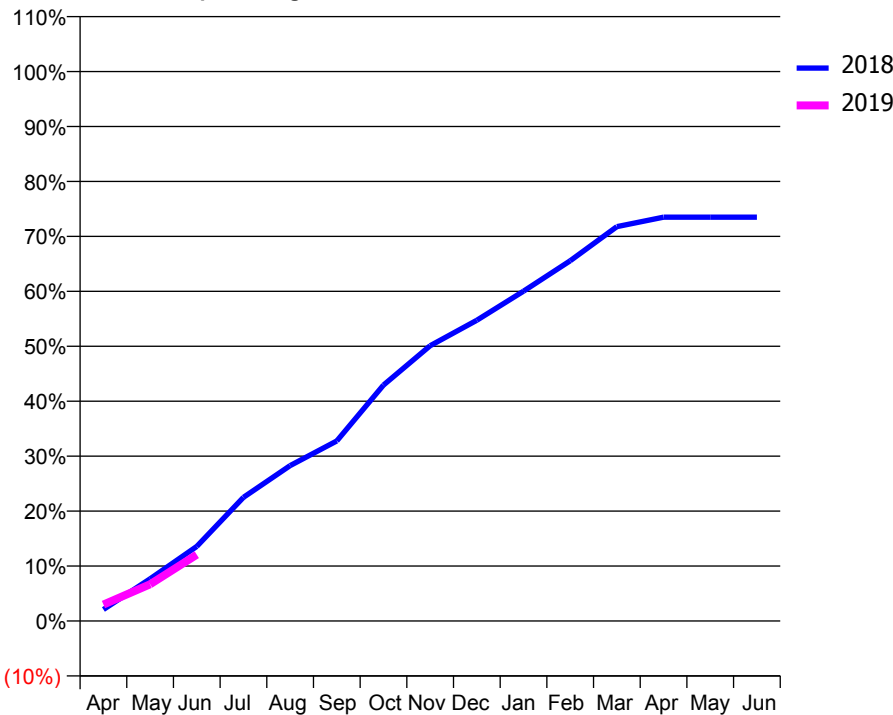
ACCESS*

Patients seen in 24 months	Total	Change since previous quarter
Quarter ending June 2017	5,041	
Quarter ending September 2017	4,945	↓
Quarter ending December 2017	4,821	↓
Quarter ending March 2018	4,624	↓
Quarter ending June 2018	4,441	↓
Variance since June 2017	(11.9%)	↓



ACTIVITY

Cumulative percentage of contracted UDA delivered 2018 & 2019



Month	Adjusted Scheduled Activity (UDA)	
	2018	2019
April	310	443
May	1,136	989
June	2,012	1,789
July	3,333	
August	4,190	
September	4,855	
October	6,360	
November	7,421	
December	8,109	
January	8,891	
February	9,712	
March	10,630	
April	10,889	
May	10,889	
June	10,889	

QUALITY

	Quantity	Base Number	Contract	AT	Region	England
% of FP17s for the same patient ID Re-attending within 3 months - Children	25	389	6.4%	9.7%	11.3%	11.5%
% of FP17s for the same patient ID Re-attending within 3 months - Adults	99	937	10.6%	13.6%	14.9%	15.4%
% of FP17s for the same patient ID Re-attending between 3 & 9 months - Children	240	389	61.7%	62.5%	60.0%	58.9%
% of FP17s for the same patient ID Re-attending between 3 & 9 months - Adults	599	937	63.9%	56.1%	52.6%	51.6%
% of FP17s for Band 1 Urgent Courses	92	1,167	7.9%	6.9%	7.9%	8.9%
% of FP17s Relating to Free Repair or Replacements	7	1,167	0.6%	0.8%	0.8%	0.8%
% of FP17s Relating to Continuations	6	1,167	0.5%	1.1%	0.9%	0.9%
% of Patients satisfied with the dentistry they have received	8	8	N/A	92.4%	93.2%	93.2%
% of Patients satisfied with the time they had to wait for an appointment	8	8	N/A	88.7%	89.1%	88.8%

* This is based on patients treated on this contract for their most recent course of treatment. Figures in italics indicate the base number of FP17s or Patient Questionnaire responses are less than 100. N/A is shown where the base number of responses is less than 10 during the period. % is calculated as Quantity/Base number*100

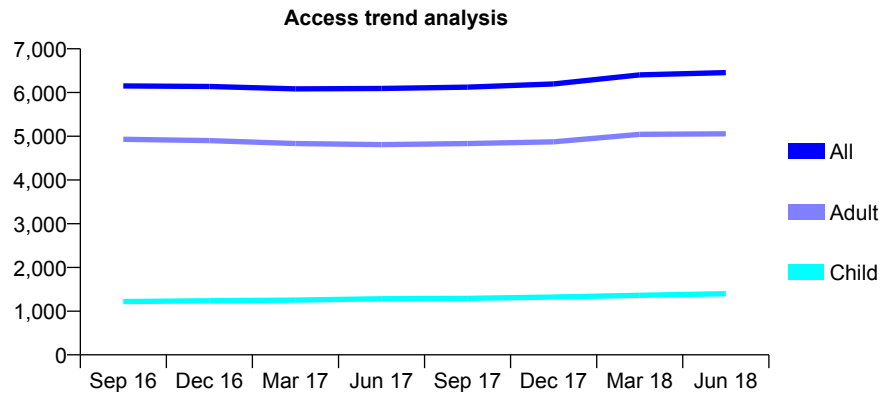
Q55 - Vital Signs At a Glance Contract Report for 103667/0001 - June 2018

Name or company name	White House Dental Care Limited
Contract type name	GDS Contract
Purpose of contract	General
Contract start date	01/05/2010
Contract end date	

18/19 Contracted general activity (UDA)	29,000
Carry forward general activity (UDA)	0
18/19 Contracted orthodontic activity (UOA)	0
Carry forward orthodontic activity (UOA)	0
Baseline contract value	£686,807.05

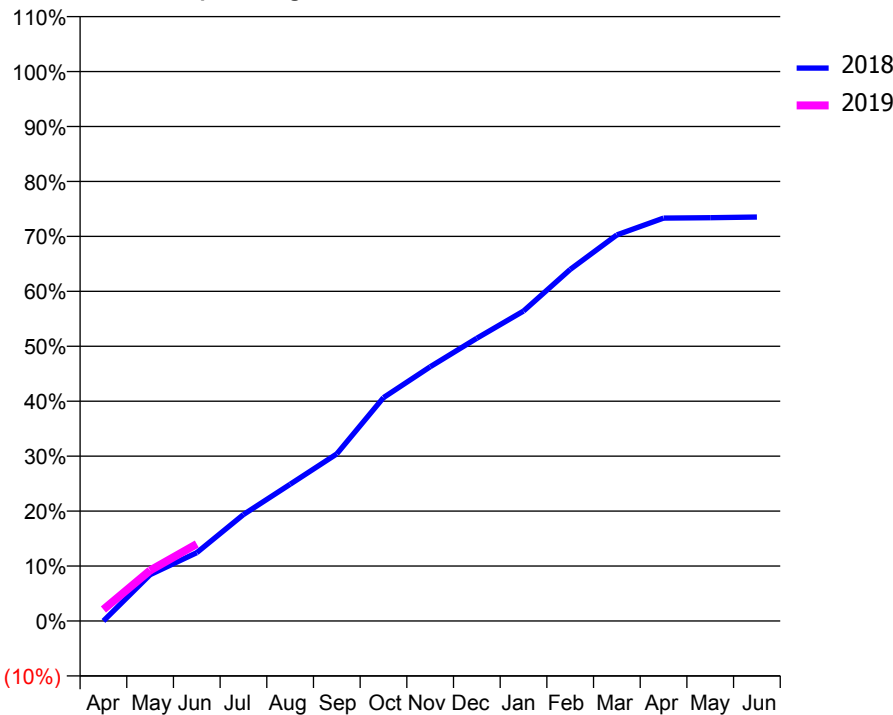
ACCESS*

Patients seen in 24 months	Total	Change since previous quarter
Quarter ending June 2017	6,093	
Quarter ending September 2017	6,124	→
Quarter ending December 2017	6,196	→
Quarter ending March 2018	6,404	↑
Quarter ending June 2018	6,455	→
Variance since June 2017	5.9%	↑



ACTIVITY

Cumulative percentage of contracted UDA delivered 2018 & 2019



Month	Adjusted Scheduled Activity (UDA)	
	2018	2019
April	0	606
May	2,447	2,670
June	3,605	4,067
July	5,618	
August	7,217	
September	8,824	
October	11,794	
November	13,418	
December	14,920	
January	16,359	
February	18,552	
March	20,378	
April	21,261	
May	21,284	
June	21,321	

QUALITY

	Quantity	Base Number	Contract	AT	Region	England
% of FP17s for the same patient ID Re-attending within 3 months - Children	25	417	6.0%	9.7%	11.3%	11.5%
% of FP17s for the same patient ID Re-attending within 3 months - Adults	107	1,564	6.8%	13.6%	14.9%	15.4%
% of FP17s for the same patient ID Re-attending between 3 & 9 months - Children	230	417	55.2%	62.5%	60.0%	58.9%
% of FP17s for the same patient ID Re-attending between 3 & 9 months - Adults	946	1,564	60.5%	56.1%	52.6%	51.6%
% of FP17s for Band 1 Urgent Courses	44	1,641	2.7%	6.9%	7.9%	8.9%
% of FP17s Relating to Free Repair or Replacements	13	1,641	0.8%	0.8%	0.8%	0.8%
% of FP17s Relating to Continuations	18	1,641	1.1%	1.1%	0.9%	0.9%
% of Patients satisfied with the dentistry they have received	8	9	N/A	92.4%	93.2%	93.2%
% of Patients satisfied with the time they had to wait for an appointment	8	9	N/A	88.7%	89.1%	88.8%

* This is based on patients treated on this contract for their most recent course of treatment. Figures in italics indicate the base number of FP17s or Patient Questionnaire responses are less than 100. N/A is shown where the base number of responses is less than 10 during the period. % is calculated as Quantity/Base number*100

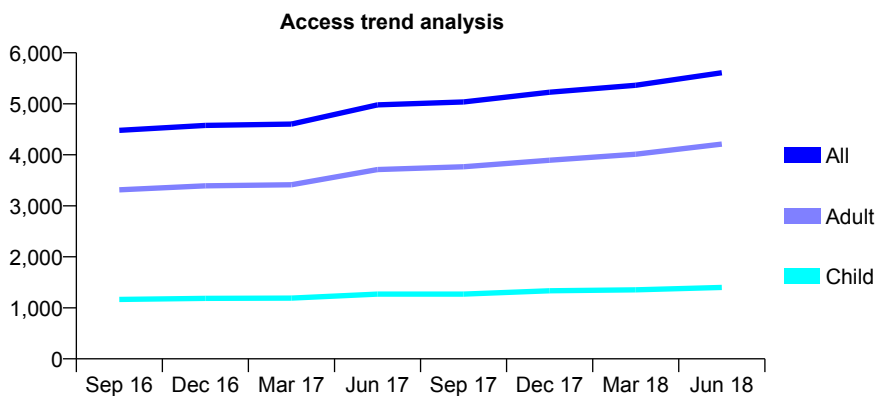
Q55 - Vital Signs At a Glance Contract Report for 104167/0001 - June 2018

Name or company name	TSA Care Limited
Contract type name	GDS Contract
Purpose of contract	General
Contract start date	01/08/2010
Contract end date	

18/19 Contracted general activity (UDA)	15,453
Carry forward general activity (UDA)	0
18/19 Contracted orthodontic activity (UOA)	0
Carry forward orthodontic activity (UOA)	0
Baseline contract value	£399,674.32

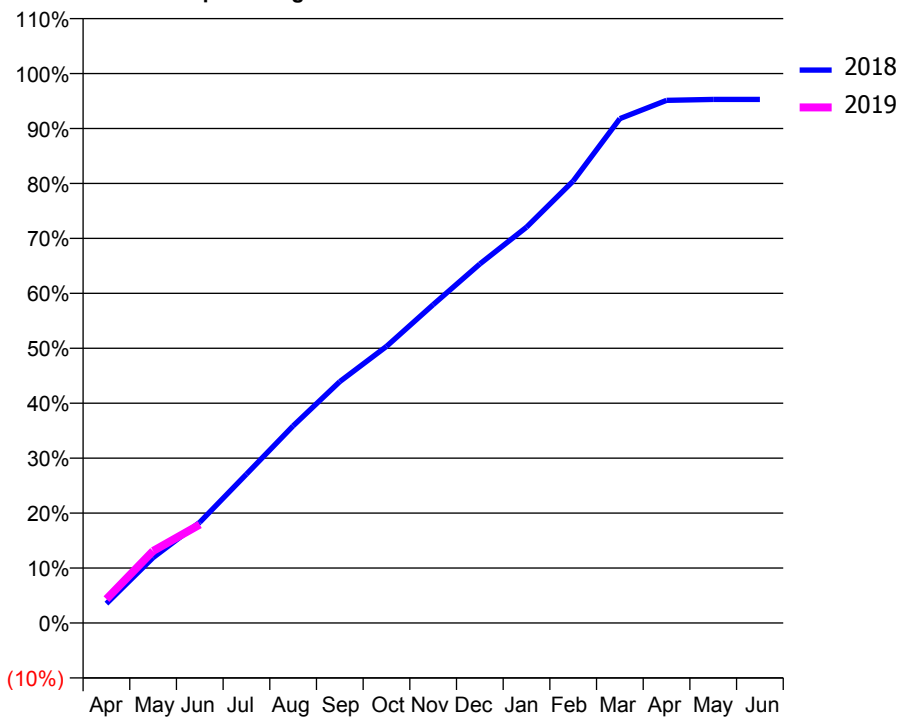
ACCESS*

Patients seen in 24 months	Total	Change since previous quarter
Quarter ending June 2017	4,979	
Quarter ending September 2017	5,036	→
Quarter ending December 2017	5,228	↑
Quarter ending March 2018	5,364	↑
Quarter ending June 2018	5,610	↑
Variance since June 2017	12.7%	↑



ACTIVITY

Cumulative percentage of contracted UDA delivered 2018 & 2019



Month	Adjusted Scheduled Activity (UDA)	
	2018	2019
April	547	674
May	1,839	2,025
June	2,834	2,769
July	4,188	
August	5,544	
September	6,788	
October	7,780	
November	8,952	
December	10,097	
January	11,132	
February	12,429	
March	14,184	
April	14,699	
May	14,725	
June	14,725	

QUALITY

	Quantity	Base Number	Contract	AT	Region	England
% of FP17s for the same patient ID Re-attending within 3 months - Children	37	550	6.7%	9.7%	11.3%	11.5%
% of FP17s for the same patient ID Re-attending within 3 months - Adults	126	1,582	8.0%	13.6%	14.9%	15.4%
% of FP17s for the same patient ID Re-attending between 3 & 9 months - Children	365	550	66.4%	62.5%	60.0%	58.9%
% of FP17s for the same patient ID Re-attending between 3 & 9 months - Adults	1,063	1,582	67.2%	56.1%	52.6%	51.6%
% of FP17s for Band 1 Urgent Courses	39	1,595	2.4%	6.9%	7.9%	8.9%
% of FP17s Relating to Free Repair or Replacements	6	1,595	0.4%	0.8%	0.8%	0.8%
% of FP17s Relating to Continuations	24	1,595	1.5%	1.1%	0.9%	0.9%
% of Patients satisfied with the dentistry they have received	4	4	N/A	92.4%	93.2%	93.2%
% of Patients satisfied with the time they had to wait for an appointment	4	4	N/A	88.7%	89.1%	88.8%

* This is based on patients treated on this contract for their most recent course of treatment. Figures in italics indicate the base number of FP17s or Patient Questionnaire responses are less than 100. N/A is shown where the base number of responses is less than 10 during the period. % is calculated as Quantity/Base number*100

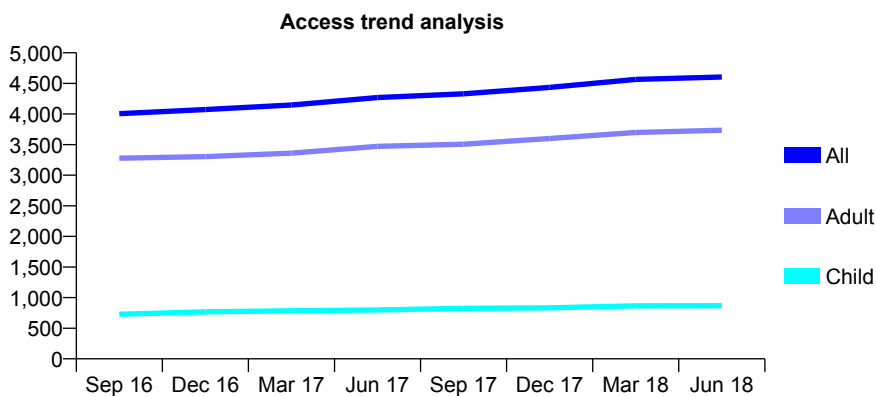
Q55 - Vital Signs At a Glance Contract Report for 104426/0001 - June 2018

Name or company name	Parklands Dental Care
Contract type name	GDS Contract
Purpose of contract	General
Contract start date	01/04/2006
Contract end date	

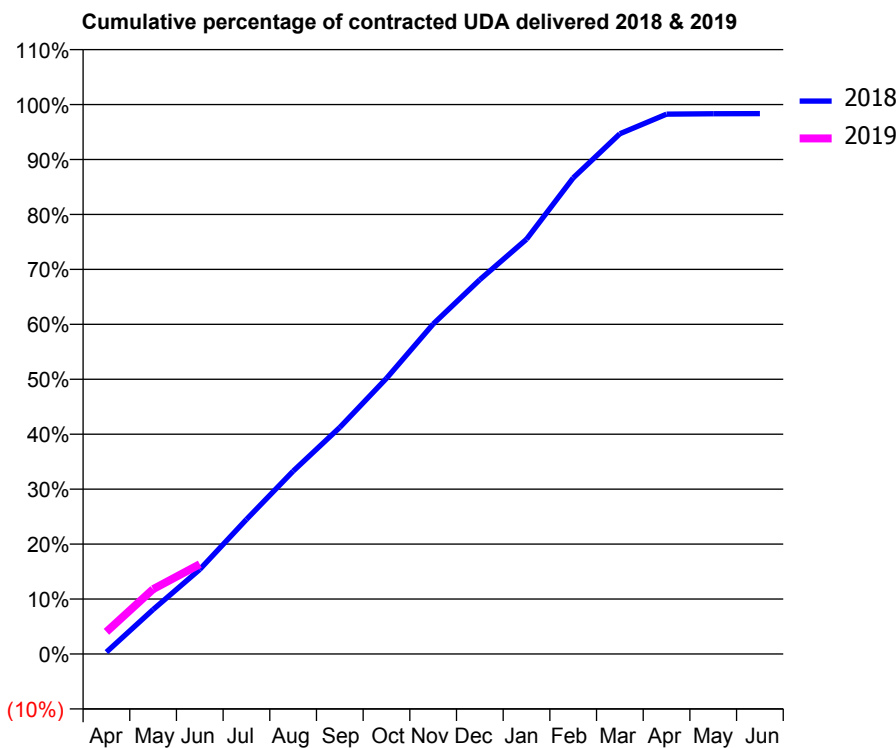
18/19 Contracted general activity (UDA)	13,579
Carry forward general activity (UDA)	0
18/19 Contracted orthodontic activity (UOA)	0
Carry forward orthodontic activity (UOA)	0
Baseline contract value	£325,502.59

ACCESS*

Patients seen in 24 months	Total	Change since previous quarter
Quarter ending June 2017	4,270	
Quarter ending September 2017	4,331	→
Quarter ending December 2017	4,435	↑
Quarter ending March 2018	4,565	↑
Quarter ending June 2018	4,604	→
Variance since June 2017	7.8%	↑



ACTIVITY



Month	Adjusted Scheduled Activity (UDA)	
	2018	2019
April	47	547
May	1,058	1,602
June	2,014	2,220
July	3,204	
August	4,351	
September	5,395	
October	6,561	
November	7,855	
December	8,910	
January	9,873	
February	11,333	
March	12,383	
April	12,850	
May	12,860	
June	12,861	

QUALITY

	Quantity	Base Number	Contract	AT	Region	England
% of FP17s for the same patient ID Re-attending within 3 months - Children	27	261	10.3%	9.7%	11.3%	11.5%
% of FP17s for the same patient ID Re-attending within 3 months - Adults	208	1,163	17.9%	13.6%	14.9%	15.4%
% of FP17s for the same patient ID Re-attending between 3 & 9 months - Children	163	261	62.5%	62.5%	60.0%	58.9%
% of FP17s for the same patient ID Re-attending between 3 & 9 months - Adults	623	1,163	53.6%	56.1%	52.6%	51.6%
% of FP17s for Band 1 Urgent Courses	179	1,202	14.9%	6.9%	7.9%	8.9%
% of FP17s Relating to Free Repair or Replacements	13	1,202	1.1%	0.8%	0.8%	0.8%
% of FP17s Relating to Continuations	5	1,202	0.4%	1.1%	0.9%	0.9%
% of Patients satisfied with the dentistry they have received	4	4	N/A	92.4%	93.2%	93.2%
% of Patients satisfied with the time they had to wait for an appointment	4	4	N/A	88.7%	89.1%	88.8%

* This is based on patients treated on this contract for their most recent course of treatment. Figures in italics indicate the base number of FP17s or Patient Questionnaire responses are less than 100. N/A is shown where the base number of responses is less than 10 during the period. % is calculated as Quantity/Base number*100

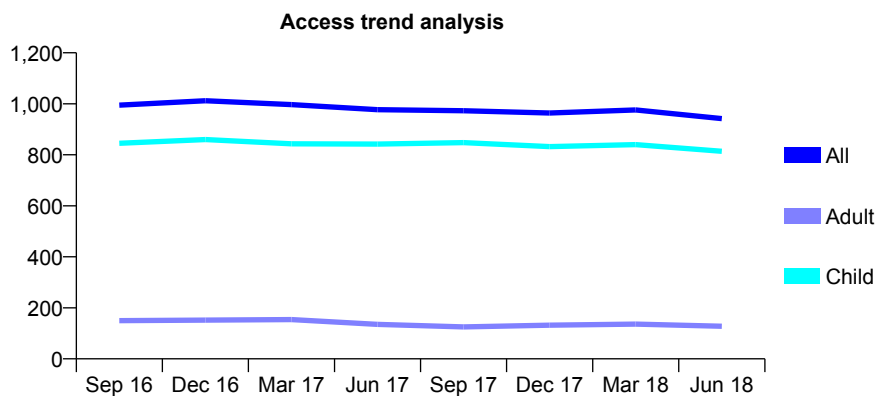
Q55 - Vital Signs At a Glance Contract Report for 104736/0001 - June 2018

Name or company name	Compton Acres Dental Practice LTD
Contract type name	GDS Contract
Purpose of contract	General
Contract start date	01/07/2009
Contract end date	

18/19 Contracted general activity (UDA)	2,182
Carry forward general activity (UDA)	0
18/19 Contracted orthodontic activity (UOA)	0
Carry forward orthodontic activity (UOA)	0
Baseline contract value	£52,408.86

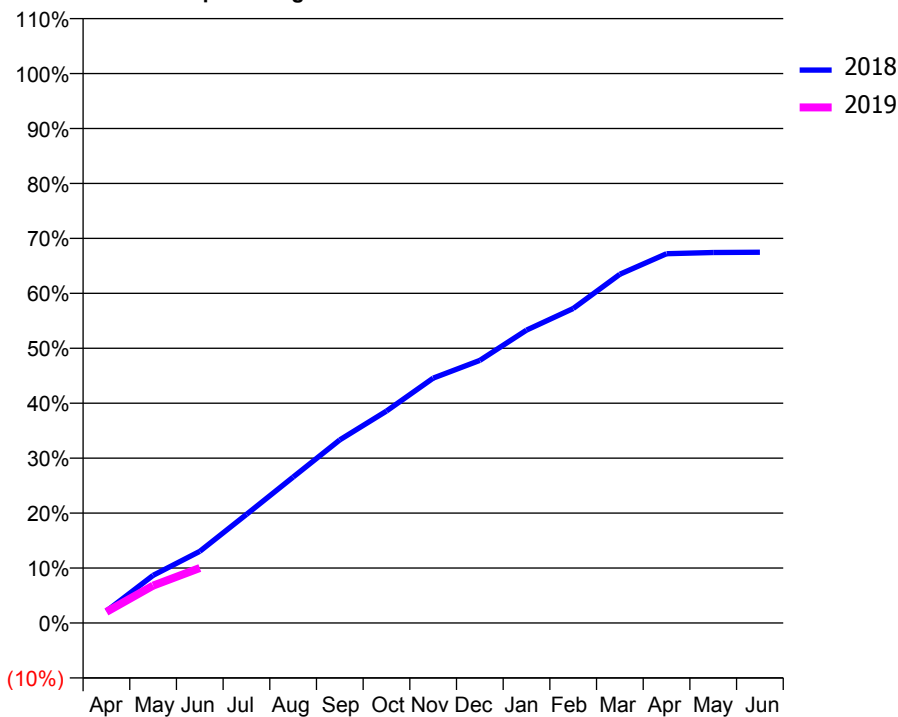
ACCESS*

Patients seen in 24 months	Total	Change since previous quarter
Quarter ending June 2017	977	
Quarter ending September 2017	973	→
Quarter ending December 2017	964	→
Quarter ending March 2018	976	→
Quarter ending June 2018	942	↓
Variance since June 2017	(3.6%)	↓



ACTIVITY

Cumulative percentage of contracted UDA delivered 2018 & 2019



Month	Adjusted Scheduled Activity (UDA)	
	2018	2019
April	47	44
May	189	148
June	284	218
July	431	
August	580	
September	727	
October	842	
November	973	
December	1,043	
January	1,163	
February	1,249	
March	1,385	
April	1,466	
May	1,471	
June	1,472	

QUALITY

	Quantity	Base Number	Contract	AT	Region	England
% of FP17s for the same patient ID Re-attending within 3 months - Children	9	242	3.7%	9.7%	11.3%	11.5%
% of FP17s for the same patient ID Re-attending within 3 months - Adults	0	11	0.0%	13.6%	14.9%	15.4%
% of FP17s for the same patient ID Re-attending between 3 & 9 months - Children	113	242	46.7%	62.5%	60.0%	58.9%
% of FP17s for the same patient ID Re-attending between 3 & 9 months - Adults	6	11	54.5%	56.1%	52.6%	51.6%
% of FP17s for Band 1 Urgent Courses	2	180	1.1%	6.9%	7.9%	8.9%
% of FP17s Relating to Free Repair or Replacements	0	180	0.0%	0.8%	0.8%	0.8%
% of FP17s Relating to Continuations	0	180	0.0%	1.1%	0.9%	0.9%
% of Patients satisfied with the dentistry they have received	0	0	N/A	92.4%	93.2%	93.2%
% of Patients satisfied with the time they had to wait for an appointment	0	0	N/A	88.7%	89.1%	88.8%

* This is based on patients treated on this contract for their most recent course of treatment. Figures in italics indicate the base number of FP17s or Patient Questionnaire responses are less than 100. N/A is shown where the base number of responses is less than 10 during the period. % is calculated as Quantity/Base number*100

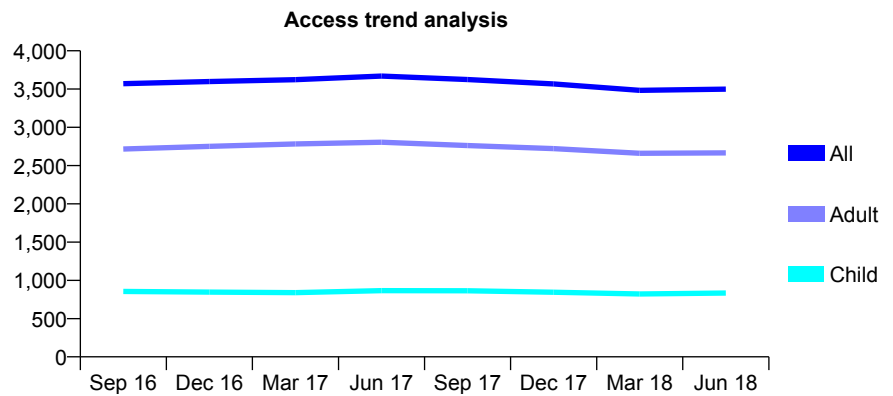
Q55 - Vital Signs At a Glance Contract Report for 105740/0001 - June 2018

Name or company name	Mr JE Rowson & Mr I McVicar
Contract type name	GDS Contract
Purpose of contract	General
Contract start date	01/04/2006
Contract end date	

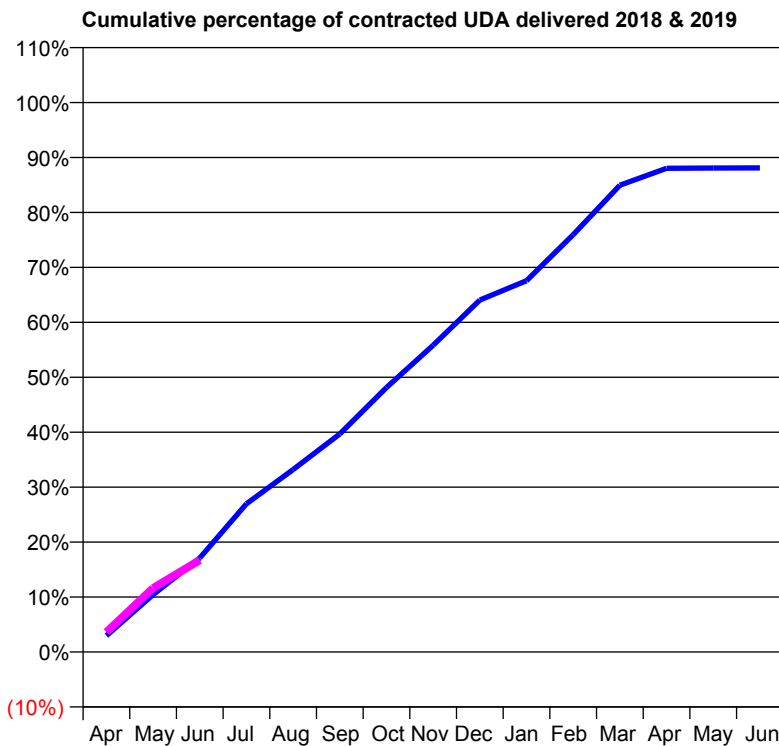
18/19 Contracted general activity (UDA)	12,629
Carry forward general activity (UDA)	0
18/19 Contracted orthodontic activity (UOA)	0
Carry forward orthodontic activity (UOA)	0
Baseline contract value	£296,910.97

ACCESS*

Patients seen in 24 months	Total	Change since previous quarter
Quarter ending June 2017	3,670	
Quarter ending September 2017	3,625	↓
Quarter ending December 2017	3,567	↓
Quarter ending March 2018	3,483	↓
Quarter ending June 2018	3,499	→
Variance since June 2017	(4.7%)	↓



ACTIVITY



Month	Adjusted Scheduled Activity (UDA)	
	2018	2019
April	342	459
May	1,201	1,469
June	1,969	2,114
July	3,101	
August	3,818	
September	4,564	
October	5,534	
November	6,419	
December	7,365	
January	7,771	
February	8,732	
March	9,769	
April	10,123	
May	10,128	
June	10,130	

QUALITY

	Quantity	Base Number	Contract	AT	Region	England
% of FP17s for the same patient ID Re-attending within 3 months - Children	17	324	5.2%	9.7%	11.3%	11.5%
% of FP17s for the same patient ID Re-attending within 3 months - Adults	218	1,176	18.5%	13.6%	14.9%	15.4%
% of FP17s for the same patient ID Re-attending between 3 & 9 months - Children	194	324	59.9%	62.5%	60.0%	58.9%
% of FP17s for the same patient ID Re-attending between 3 & 9 months - Adults	710	1,176	60.4%	56.1%	52.6%	51.6%
% of FP17s for Band 1 Urgent Courses	100	1,282	7.8%	6.9%	7.9%	8.9%
% of FP17s Relating to Free Repair or Replacements	38	1,282	3.0%	0.8%	0.8%	0.8%
% of FP17s Relating to Continuations	22	1,282	1.7%	1.1%	0.9%	0.9%
% of Patients satisfied with the dentistry they have received	3	3	N/A	92.4%	93.2%	93.2%
% of Patients satisfied with the time they had to wait for an appointment	3	3	N/A	88.7%	89.1%	88.8%

* This is based on patients treated on this contract for their most recent course of treatment. Figures in italics indicate the base number of FP17s or Patient Questionnaire responses are less than 100. N/A is shown where the base number of responses is less than 10 during the period. % is calculated as Quantity/Base number*100

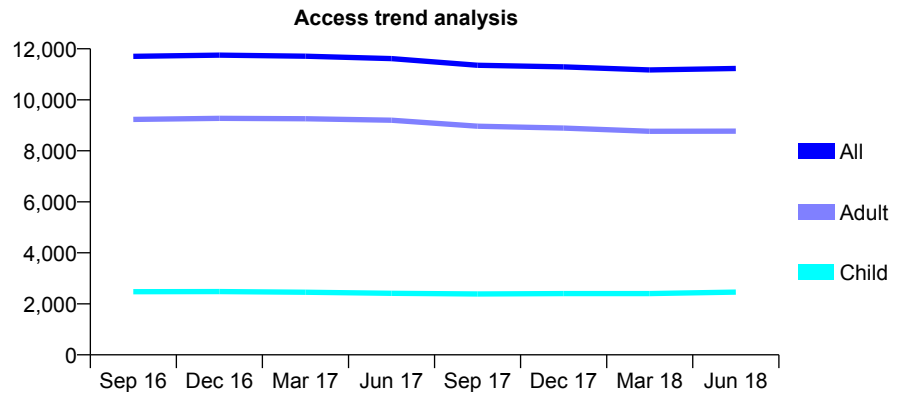
Q55 - Vital Signs At a Glance Contract Report for 106992/0001 - June 2018

Name or company name	The Plains' Dental Practice Limited
Contract type name	GDS Contract
Purpose of contract	General
Contract start date	01/04/2008
Contract end date	

18/19 Contracted general activity (UDA)	36,931
Carry forward general activity (UDA)	0
18/19 Contracted orthodontic activity (UOA)	0
Carry forward orthodontic activity (UOA)	0
Baseline contract value	£1,031,958.06

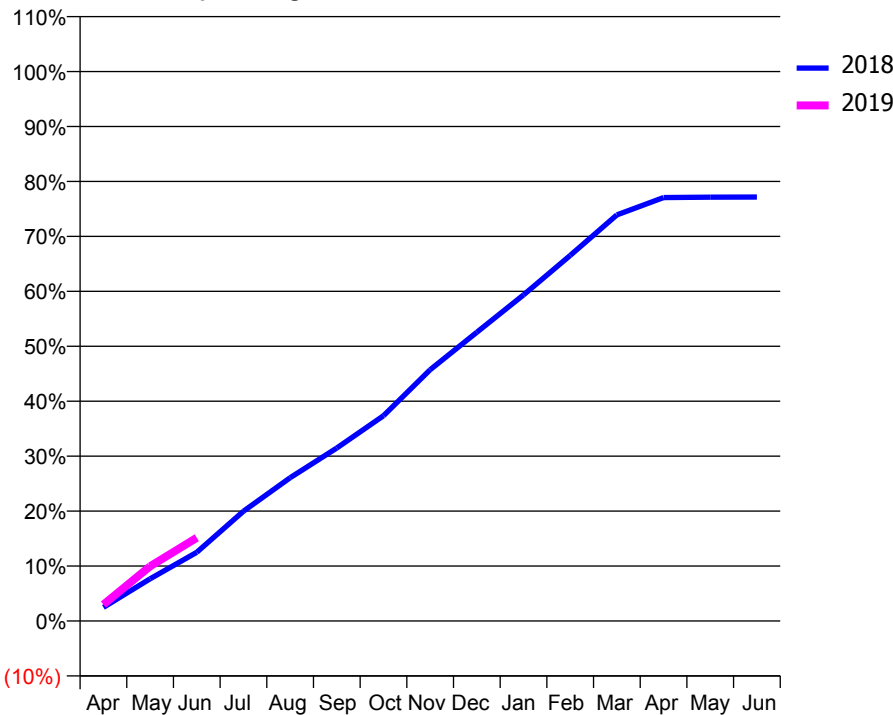
ACCESS*

Patients seen in 24 months	Total	Change since previous quarter
Quarter ending June 2017	11,614	
Quarter ending September 2017	11,352	↓
Quarter ending December 2017	11,294	→
Quarter ending March 2018	11,170	↓
Quarter ending June 2018	11,229	→
Variance since June 2017	(3.3%)	↓



ACTIVITY

Cumulative percentage of contracted UDA delivered 2018 & 2019



Month	Adjusted Scheduled Activity (UDA)	
	2018	2019
April	918	1,111
May	2,833	3,681
June	4,617	5,599
July	7,384	
August	9,626	
September	11,630	
October	13,801	
November	16,886	
December	19,408	
January	21,919	
February	24,570	
March	27,295	
April	28,460	
May	28,485	
June	28,492	

QUALITY

	Quantity	Base Number	Contract	AT	Region	England
% of FP17s for the same patient ID Re-attending within 3 months - Children	50	888	5.6%	9.7%	11.3%	11.5%
% of FP17s for the same patient ID Re-attending within 3 months - Adults	321	2,902	11.1%	13.6%	14.9%	15.4%
% of FP17s for the same patient ID Re-attending between 3 & 9 months - Children	526	888	59.2%	62.5%	60.0%	58.9%
% of FP17s for the same patient ID Re-attending between 3 & 9 months - Adults	1,760	2,902	60.6%	56.1%	52.6%	51.6%
% of FP17s for Band 1 Urgent Courses	101	3,194	3.2%	6.9%	7.9%	8.9%
% of FP17s Relating to Free Repair or Replacements	27	3,194	0.8%	0.8%	0.8%	0.8%
% of FP17s Relating to Continuations	59	3,194	1.8%	1.1%	0.9%	0.9%
% of Patients satisfied with the dentistry they have received	11	11	100.0%	92.4%	93.2%	93.2%
% of Patients satisfied with the time they had to wait for an appointment	9	11	81.8%	88.7%	89.1%	88.8%

* This is based on patients treated on this contract for their most recent course of treatment. Figures in italics indicate the base number of FP17s or Patient Questionnaire responses are less than 100. N/A is shown where the base number of responses is less than 10 during the period. % is calculated as Quantity/Base number*100

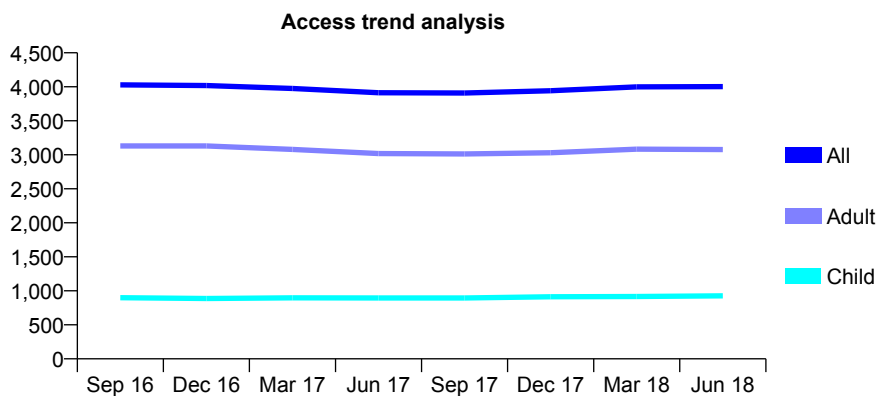
Q55 - Vital Signs At a Glance Contract Report for 110841/0001 - June 2018

Name or company name	Bamford Dental Practice
Contract type name	GDS Contract
Purpose of contract	General
Contract start date	01/04/2011
Contract end date	

18/19 Contracted general activity (UDA)	11,928
Carry forward general activity (UDA)	0
18/19 Contracted orthodontic activity (UOA)	0
Carry forward orthodontic activity (UOA)	0
Baseline contract value	£311,718.04

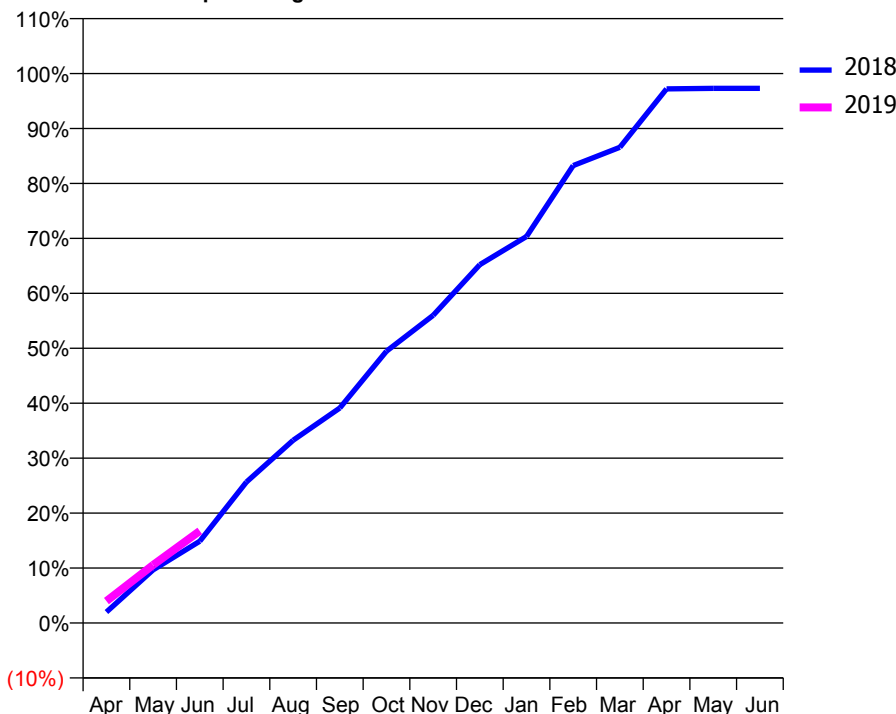
ACCESS*

Patients seen in 24 months	Total	Change since previous quarter
Quarter ending June 2017	3,913	
Quarter ending September 2017	3,908	→
Quarter ending December 2017	3,942	→
Quarter ending March 2018	3,999	→
Quarter ending June 2018	4,003	→
Variance since June 2017	2.3%	↑



ACTIVITY

Cumulative percentage of contracted UDA delivered 2018 & 2019



Adjusted Scheduled Activity (UDA)

Month	2018	2019
April	210	475
May	1,016	1,262
June	1,564	2,000
July	2,695	
August	3,492	
September	4,108	
October	5,194	
November	5,879	
December	6,847	
January	7,385	
February	8,741	
March	9,091	
April	10,205	
May	10,215	
June	10,215	

QUALITY

	Quantity	Base Number	Contract	AT	Region	England
% of FP17s for the same patient ID Re-attending within 3 months - Children	11	386	2.8%	9.7%	11.3%	11.5%
% of FP17s for the same patient ID Re-attending within 3 months - Adults	129	1,158	11.1%	13.6%	14.9%	15.4%
% of FP17s for the same patient ID Re-attending between 3 & 9 months - Children	212	386	54.9%	62.5%	60.0%	58.9%
% of FP17s for the same patient ID Re-attending between 3 & 9 months - Adults	492	1,158	42.5%	56.1%	52.6%	51.6%
% of FP17s for Band 1 Urgent Courses	83	1,089	7.6%	6.9%	7.9%	8.9%
% of FP17s Relating to Free Repair or Replacements	12	1,089	1.1%	0.8%	0.8%	0.8%
% of FP17s Relating to Continuations	3	1,089	0.3%	1.1%	0.9%	0.9%
% of Patients satisfied with the dentistry they have received	2	2	N/A	92.4%	93.2%	93.2%
% of Patients satisfied with the time they had to wait for an appointment	1	2	N/A	88.7%	89.1%	88.8%

* This is based on patients treated on this contract for their most recent course of treatment. Figures in italics indicate the base number of FP17s or Patient Questionnaire responses are less than 100. N/A is shown where the base number of responses is less than 10 during the period. % is calculated as Quantity/Base number*100

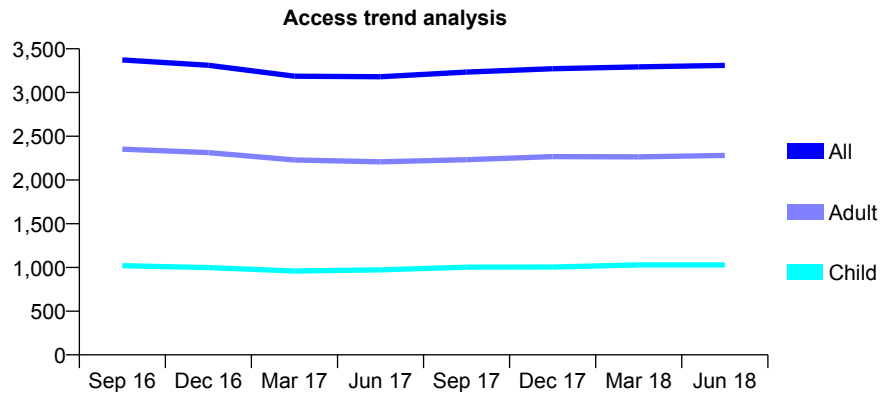
Q55 - Vital Signs At a Glance Contract Report for 113883/0001 - June 2018

Name or company name	Aesthetix Limited
Contract type name	GDS Contract
Purpose of contract	General
Contract start date	01/12/2012
Contract end date	

18/19 Contracted general activity (UDA)	9,555
Carry forward general activity (UDA)	0
18/19 Contracted orthodontic activity (UOA)	0
Carry forward orthodontic activity (UOA)	0
Baseline contract value	£289,272.54

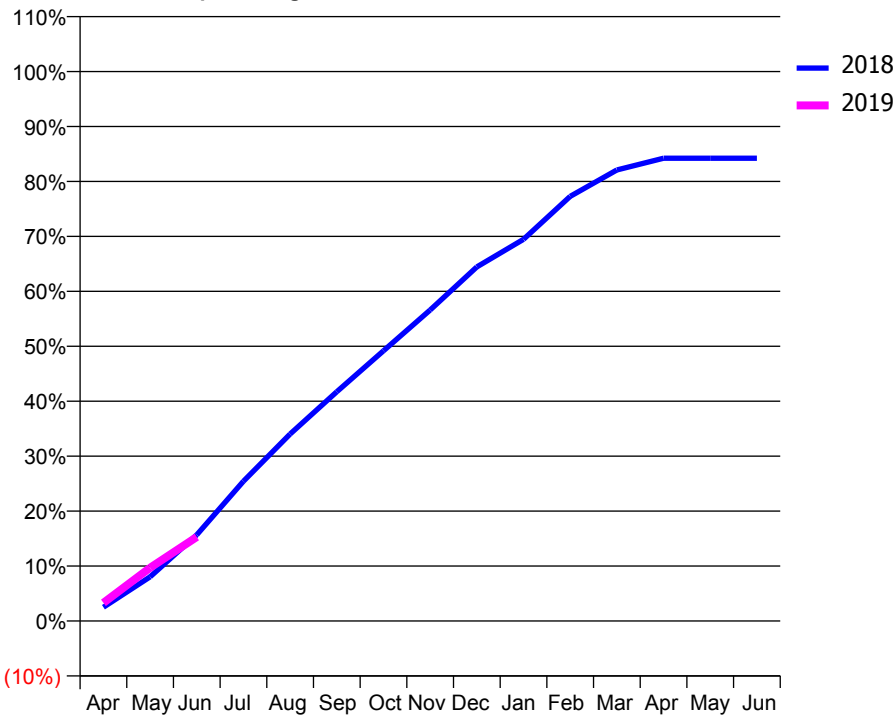
ACCESS*

Patients seen in 24 months	Total	Change since previous quarter
Quarter ending June 2017	3,180	
Quarter ending September 2017	3,234	→
Quarter ending December 2017	3,272	→
Quarter ending March 2018	3,293	→
Quarter ending June 2018	3,310	→
Variance since June 2017	4.1%	↑



ACTIVITY

Cumulative percentage of contracted UDA delivered 2018 & 2019



Month	Adjusted Scheduled Activity (UDA)	
	2018	2019
April	240	316
May	769	926
June	1,499	1,463
July	2,432	
August	3,251	
September	3,986	
October	4,698	
November	5,409	
December	6,158	
January	6,638	
February	7,384	
March	7,844	
April	8,048	
May	8,047	
June	8,047	

QUALITY

	Quantity	Base Number	Contract	AT	Region	England
% of FP17s for the same patient ID Re-attending within 3 months - Children	15	347	4.3%	9.7%	11.3%	11.5%
% of FP17s for the same patient ID Re-attending within 3 months - Adults	62	705	8.8%	13.6%	14.9%	15.4%
% of FP17s for the same patient ID Re-attending between 3 & 9 months - Children	241	347	69.5%	62.5%	60.0%	58.9%
% of FP17s for the same patient ID Re-attending between 3 & 9 months - Adults	379	705	53.8%	56.1%	52.6%	51.6%
% of FP17s for Band 1 Urgent Courses	23	786	2.9%	6.9%	7.9%	8.9%
% of FP17s Relating to Free Repair or Replacements	7	786	0.9%	0.8%	0.8%	0.8%
% of FP17s Relating to Continuations	9	786	1.1%	1.1%	0.9%	0.9%
% of Patients satisfied with the dentistry they have received	0	0	N/A	92.4%	93.2%	93.2%
% of Patients satisfied with the time they had to wait for an appointment	0	0	N/A	88.7%	89.1%	88.8%

* This is based on patients treated on this contract for their most recent course of treatment. Figures in italics indicate the base number of FP17s or Patient Questionnaire responses are less than 100. N/A is shown where the base number of responses is less than 10 during the period. % is calculated as Quantity/Base number*100

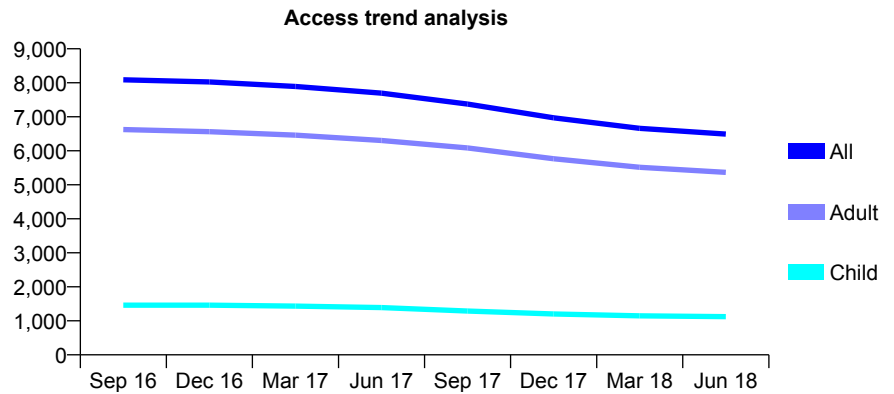
Q55 - Vital Signs At a Glance Contract Report for 115649/0001 - June 2018

Name or company name	Whitecross Dental Care Ltd
Contract type name	GDS Contract
Purpose of contract	General
Contract start date	01/05/2011
Contract end date	

18/19 Contracted general activity (UDA)	27,225
Carry forward general activity (UDA)	0
18/19 Contracted orthodontic activity (UOA)	0
Carry forward orthodontic activity (UOA)	0
Baseline contract value	£727,279.13

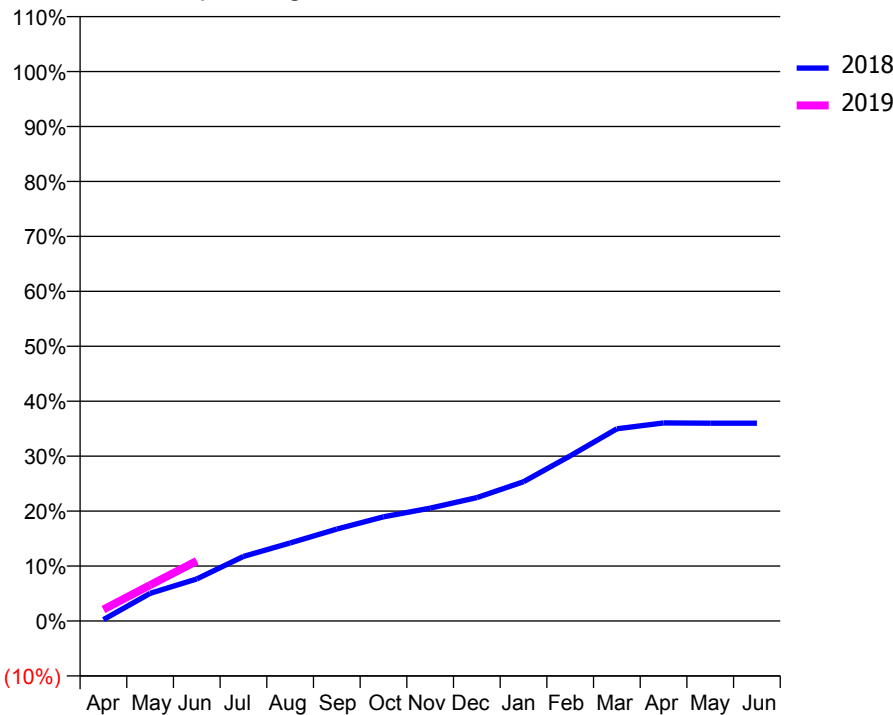
ACCESS*

Patients seen in 24 months	Total	Change since previous quarter
Quarter ending June 2017	7,695	
Quarter ending September 2017	7,373	↓
Quarter ending December 2017	6,970	↓
Quarter ending March 2018	6,662	↓
Quarter ending June 2018	6,492	↓
Variance since June 2017	(15.6%)	↓



ACTIVITY

Cumulative percentage of contracted UDA delivered 2018 & 2019



Month	Adjusted Scheduled Activity (UDA)	
	2018	2019
April	68	570
May	1,369	1,779
June	2,083	2,973
July	3,201	
August	3,866	
September	4,558	
October	5,163	
November	5,590	
December	6,114	
January	6,902	
February	8,183	
March	9,522	
April	9,817	
May	9,804	
June	9,804	

QUALITY

	Quantity	Base Number	Contract	AT	Region	England
% of FP17s for the same patient ID Re-attending within 3 months - Children	11	308	3.6%	9.7%	11.3%	11.5%
% of FP17s for the same patient ID Re-attending within 3 months - Adults	153	1,451	10.5%	13.6%	14.9%	15.4%
% of FP17s for the same patient ID Re-attending between 3 & 9 months - Children	93	308	30.2%	62.5%	60.0%	58.9%
% of FP17s for the same patient ID Re-attending between 3 & 9 months - Adults	385	1,451	26.5%	56.1%	52.6%	51.6%
% of FP17s for Band 1 Urgent Courses	167	1,589	10.5%	6.9%	7.9%	8.9%
% of FP17s Relating to Free Repair or Replacements	5	1,589	0.3%	0.8%	0.8%	0.8%
% of FP17s Relating to Continuations	20	1,589	1.3%	1.1%	0.9%	0.9%
% of Patients satisfied with the dentistry they have received	3	3	N/A	92.4%	93.2%	93.2%
% of Patients satisfied with the time they had to wait for an appointment	3	3	N/A	88.7%	89.1%	88.8%

* This is based on patients treated on this contract for their most recent course of treatment. Figures in italics indicate the base number of FP17s or Patient Questionnaire responses are less than 100. N/A is shown where the base number of responses is less than 10 during the period. % is calculated as Quantity/Base number*100

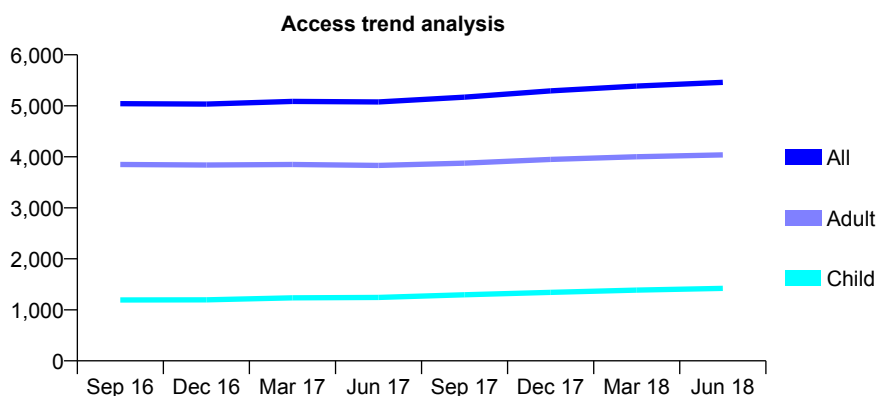
Q55 - Vital Signs At a Glance Contract Report for 115711/0001 - June 2018

Name or company name	Ishak Practices Limited
Contract type name	GDS Contract
Purpose of contract	General
Contract start date	01/04/2011
Contract end date	

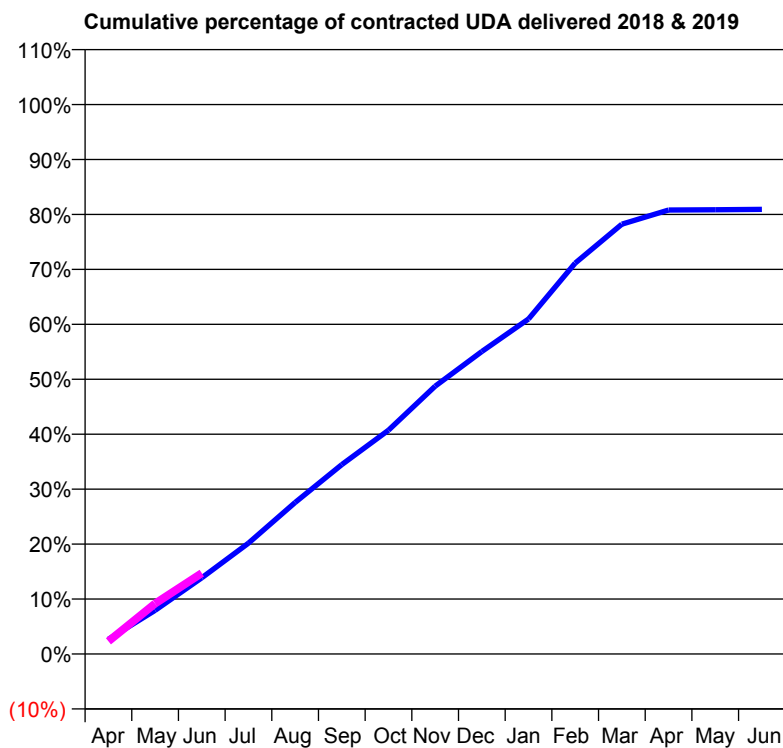
18/19 Contracted general activity (UDA)	16,922
Carry forward general activity (UDA)	0
18/19 Contracted orthodontic activity (UOA)	0
Carry forward orthodontic activity (UOA)	0
Baseline contract value	£400,557.81

ACCESS*

Patients seen in 24 months	Total	Change since previous quarter
Quarter ending June 2017	5,075	
Quarter ending September 2017	5,170	→
Quarter ending December 2017	5,292	↑
Quarter ending March 2018	5,388	→
Quarter ending June 2018	5,459	→
Variance since June 2017	7.6%	↑



ACTIVITY



Month	Adjusted Scheduled Activity (UDA)	
	2018	2019
April	455	392
May	1,345	1,555
June	2,345	2,492
July	3,414	
August	4,667	
September	5,834	
October	6,892	
November	8,249	
December	9,316	
January	10,319	
February	12,036	
March	13,237	
April	13,673	
May	13,681	
June	13,694	

QUALITY

	Quantity	Base Number	Contract	AT	Region	England
% of FP17s for the same patient ID Re-attending within 3 months - Children	25	492	5.1%	9.7%	11.3%	11.5%
% of FP17s for the same patient ID Re-attending within 3 months - Adults	87	1,230	7.1%	13.6%	14.9%	15.4%
% of FP17s for the same patient ID Re-attending between 3 & 9 months - Children	334	492	67.9%	62.5%	60.0%	58.9%
% of FP17s for the same patient ID Re-attending between 3 & 9 months - Adults	746	1,230	60.7%	56.1%	52.6%	51.6%
% of FP17s for Band 1 Urgent Courses	1	1,475	0.1%	6.9%	7.9%	8.9%
% of FP17s Relating to Free Repair or Replacements	4	1,475	0.3%	0.8%	0.8%	0.8%
% of FP17s Relating to Continuations	22	1,475	1.5%	1.1%	0.9%	0.9%
% of Patients satisfied with the dentistry they have received	1	2	N/A	92.4%	93.2%	93.2%
% of Patients satisfied with the time they had to wait for an appointment	1	2	N/A	88.7%	89.1%	88.8%

* This is based on patients treated on this contract for their most recent course of treatment. Figures in italics indicate the base number of FP17s or Patient Questionnaire responses are less than 100. N/A is shown where the base number of responses is less than 10 during the period. % is calculated as Quantity/Base number*100

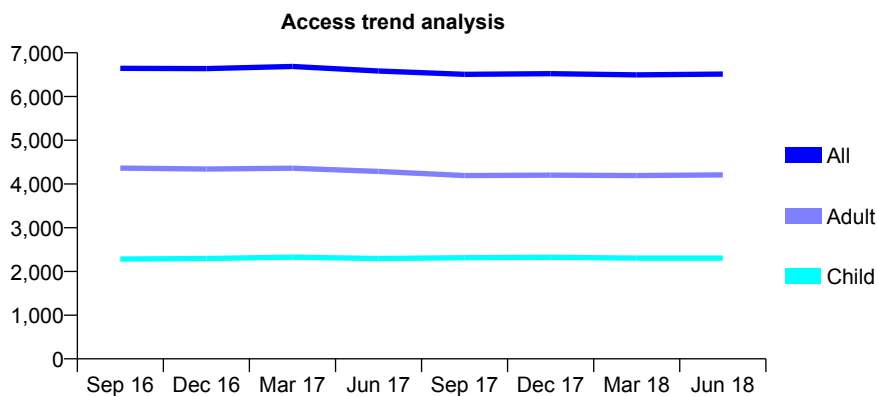
Q55 - Vital Signs At a Glance Contract Report for 116114/0001 - June 2018

Name or company name	Rise Park Dental Practice Limited
Contract type name	GDS Contract
Purpose of contract	General
Contract start date	01/04/2010
Contract end date	

18/19 Contracted general activity (UDA)	16,916
Carry forward general activity (UDA)	0
18/19 Contracted orthodontic activity (UOA)	0
Carry forward orthodontic activity (UOA)	0
Baseline contract value	£387,896.26

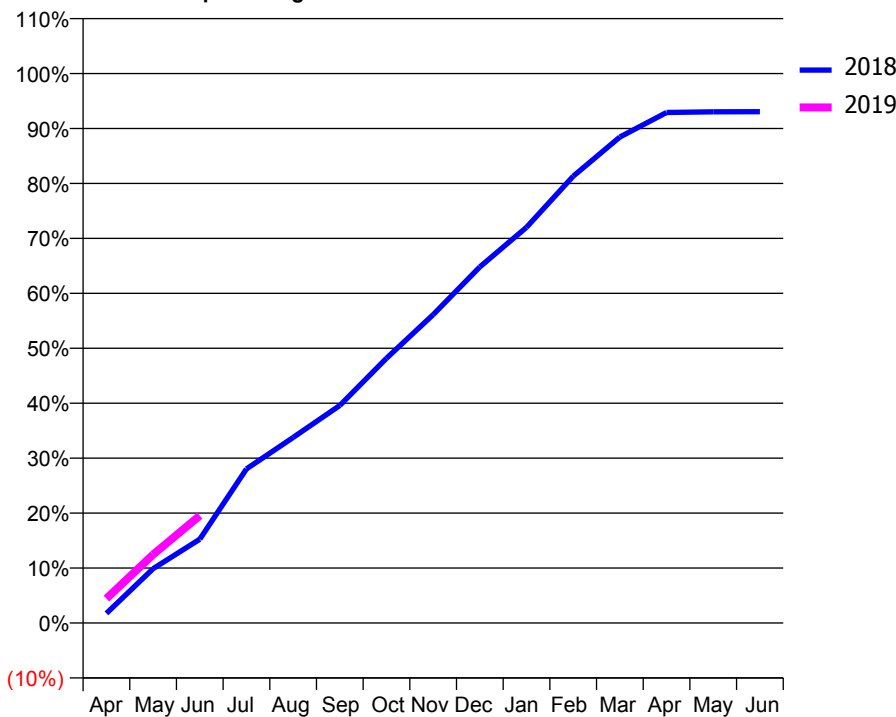
ACCESS*

Patients seen in 24 months	Total	Change since previous quarter
Quarter ending June 2017	6,583	
Quarter ending September 2017	6,506	↓
Quarter ending December 2017	6,524	→
Quarter ending March 2018	6,495	→
Quarter ending June 2018	6,513	→
Variance since June 2017	(1.1%)	↓



ACTIVITY

Cumulative percentage of contracted UDA delivered 2018 & 2019



Month	Adjusted Scheduled Activity (UDA)	
	2018	2019
April	298	753
May	1,672	2,107
June	2,579	3,308
July	4,744	
August	5,711	
September	6,696	
October	8,149	
November	9,494	
December	10,962	
January	12,183	
February	13,754	
March	14,960	
April	15,717	
May	15,736	
June	15,741	

QUALITY

	Quantity	Base Number	Contract	AT	Region	England
% of FP17s for the same patient ID Re-attending within 3 months - Children	39	823	4.7%	9.7%	11.3%	11.5%
% of FP17s for the same patient ID Re-attending within 3 months - Adults	135	1,354	10.0%	13.6%	14.9%	15.4%
% of FP17s for the same patient ID Re-attending between 3 & 9 months - Children	548	823	66.6%	62.5%	60.0%	58.9%
% of FP17s for the same patient ID Re-attending between 3 & 9 months - Adults	733	1,354	54.1%	56.1%	52.6%	51.6%
% of FP17s for Band 1 Urgent Courses	116	1,779	6.5%	6.9%	7.9%	8.9%
% of FP17s Relating to Free Repair or Replacements	3	1,779	0.2%	0.8%	0.8%	0.8%
% of FP17s Relating to Continuations	3	1,779	0.2%	1.1%	0.9%	0.9%
% of Patients satisfied with the dentistry they have received	4	5	N/A	92.4%	93.2%	93.2%
% of Patients satisfied with the time they had to wait for an appointment	4	5	N/A	88.7%	89.1%	88.8%

* This is based on patients treated on this contract for their most recent course of treatment. Figures in italics indicate the base number of FP17s or Patient Questionnaire responses are less than 100. N/A is shown where the base number of responses is less than 10 during the period. % is calculated as Quantity/Base number*100

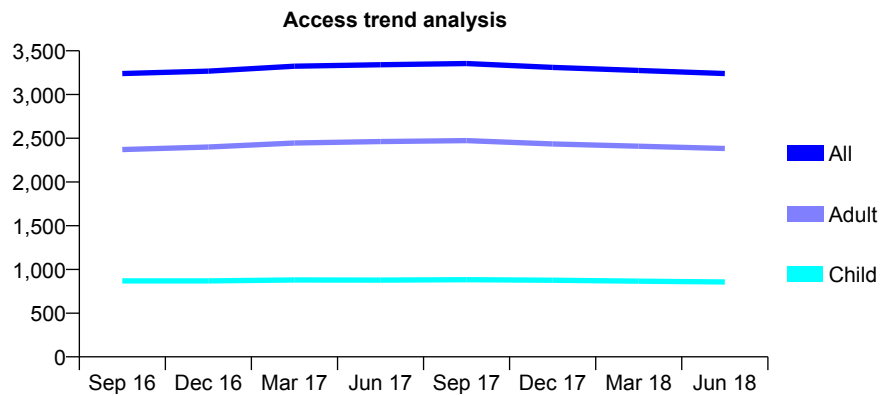
Q55 - Vital Signs At a Glance Contract Report for 116386/0001 - June 2018

Name or company name	Apex Dental Care Dronfield Partnership
Contract type name	GDS Contract
Purpose of contract	General and Orthodontic
Contract start date	01/05/2015
Contract end date	

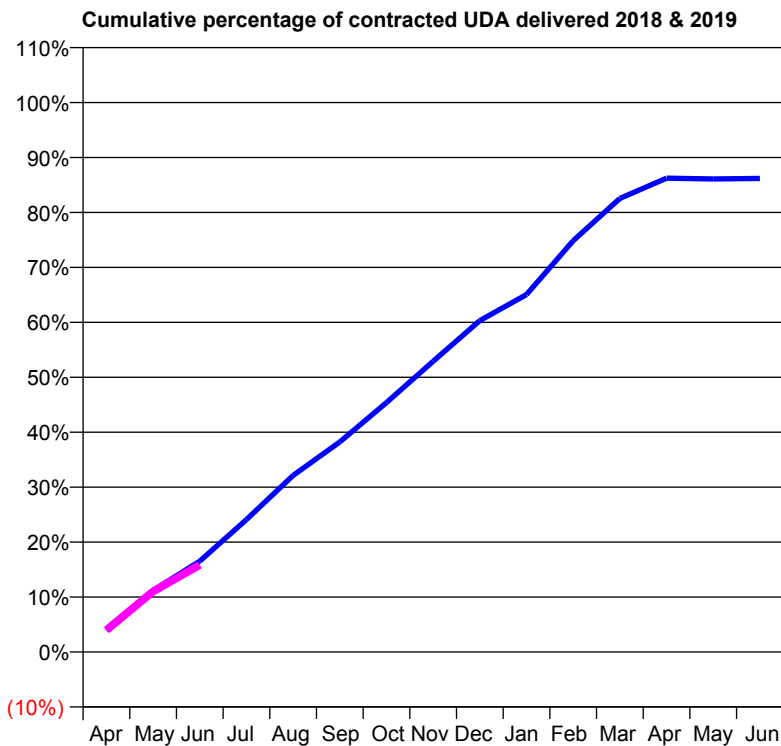
18/19 Contracted general activity (UDA)	10,201
Carry forward general activity (UDA)	0
18/19 Contracted orthodontic activity (UOA)	105
Carry forward orthodontic activity (UOA)	0
Baseline contract value	£265,025.90

ACCESS*

Patients seen in 24 months	Total	Change since previous quarter
Quarter ending June 2017	3,340	
Quarter ending September 2017	3,355	→
Quarter ending December 2017	3,310	↓
Quarter ending March 2018	3,275	↓
Quarter ending June 2018	3,240	↓
Variance since June 2017	(3.0%)	↓



ACTIVITY



Adjusted Scheduled Activity (UDA)		
Month	2018	2019
April	400	408
May	1,145	1,125
June	1,686	1,617
July	2,459	
August	3,280	
September	3,901	
October	4,631	
November	5,398	
December	6,152	
January	6,635	
February	7,635	
March	8,420	
April	8,796	
May	8,783	
June	8,793	

QUALITY

	Quantity	Base Number	Contract	AT	Region	England
% of FP17s for the same patient ID Re-attending within 3 months - Children	23	391	5.9%	9.7%	11.3%	11.5%
% of FP17s for the same patient ID Re-attending within 3 months - Adults	108	899	12.0%	13.6%	14.9%	15.4%
% of FP17s for the same patient ID Re-attending between 3 & 9 months - Children	301	391	77.0%	62.5%	60.0%	58.9%
% of FP17s for the same patient ID Re-attending between 3 & 9 months - Adults	627	899	69.7%	56.1%	52.6%	51.6%
% of FP17s for Band 1 Urgent Courses	64	1,071	6.0%	6.9%	7.9%	8.9%
% of FP17s Relating to Free Repair or Replacements	16	1,071	1.5%	0.8%	0.8%	0.8%
% of FP17s Relating to Continuations	2	1,071	0.2%	1.1%	0.9%	0.9%
% of Patients satisfied with the dentistry they have received	5	5	N/A	92.4%	93.2%	93.2%
% of Patients satisfied with the time they had to wait for an appointment	5	5	N/A	88.7%	89.1%	88.8%

* This is based on patients treated on this contract for their most recent course of treatment. Figures in italics indicate the base number of FP17s or Patient Questionnaire responses are less than 100. N/A is shown where the base number of responses is less than 10 during the period. % is calculated as Quantity/Base number*100

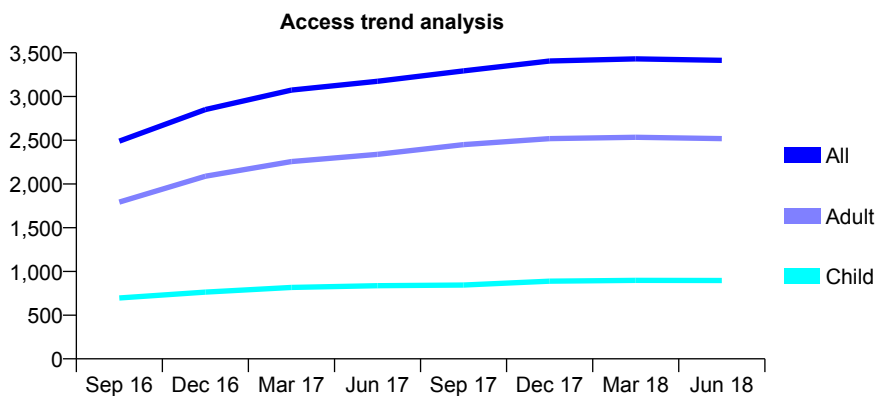
Q55 - Vital Signs At a Glance Contract Report for 117153/0001 - June 2018

Name or company name	Woodthorpe Dental Care
Contract type name	GDS Contract
Purpose of contract	General
Contract start date	24/12/2015
Contract end date	

18/19 Contracted general activity (UDA)	8,991
Carry forward general activity (UDA)	0
18/19 Contracted orthodontic activity (UOA)	0
Carry forward orthodontic activity (UOA)	0
Baseline contract value	£215,033.87

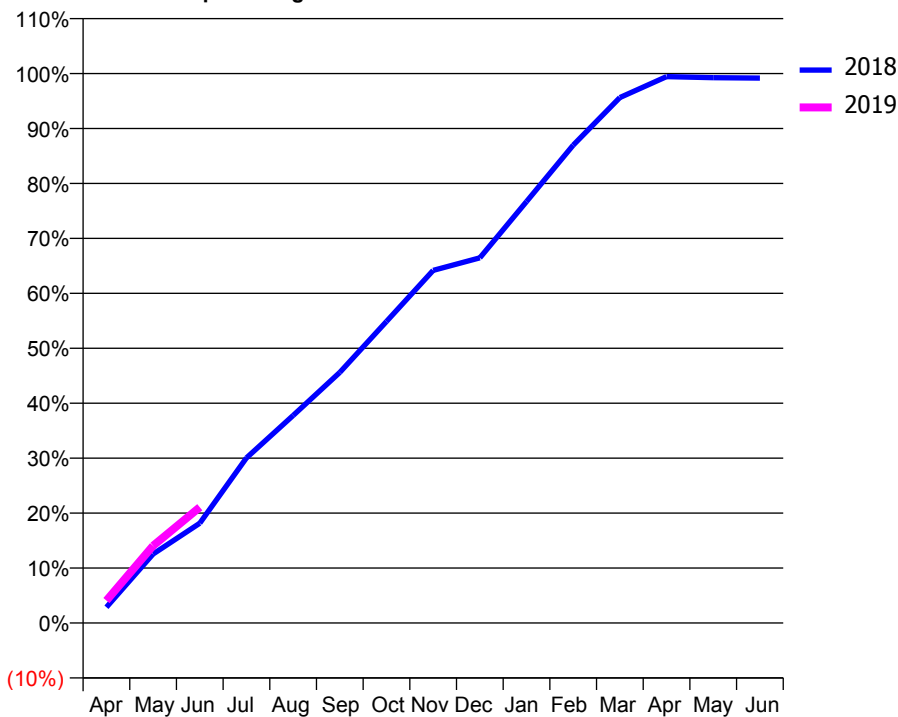
ACCESS*

Patients seen in 24 months	Total	Change since previous quarter
Quarter ending June 2017	3,175	
Quarter ending September 2017	3,294	↑
Quarter ending December 2017	3,406	↑
Quarter ending March 2018	3,431	→
Quarter ending June 2018	3,414	→
Variance since June 2017	7.5%	↑



ACTIVITY

Cumulative percentage of contracted UDA delivered 2018 & 2019



Month	Adjusted Scheduled Activity (UDA)	
	2018	2019
April	259	368
May	1,129	1,264
June	1,634	1,894
July	2,702	
August	3,397	
September	4,101	
October	4,935	
November	5,770	
December	5,974	
January	6,895	
February	7,820	
March	8,598	
April	8,941	
May	8,922	
June	8,916	

QUALITY

	Quantity	Base Number	Contract	AT	Region	England
% of FP17s for the same patient ID Re-attending within 3 months - Children	21	339	6.2%	9.7%	11.3%	11.5%
% of FP17s for the same patient ID Re-attending within 3 months - Adults	100	970	10.3%	13.6%	14.9%	15.4%
% of FP17s for the same patient ID Re-attending between 3 & 9 months - Children	210	339	61.9%	62.5%	60.0%	58.9%
% of FP17s for the same patient ID Re-attending between 3 & 9 months - Adults	685	970	70.6%	56.1%	52.6%	51.6%
% of FP17s for Band 1 Urgent Courses	91	1,123	8.1%	6.9%	7.9%	8.9%
% of FP17s Relating to Free Repair or Replacements	3	1,123	0.3%	0.8%	0.8%	0.8%
% of FP17s Relating to Continuations	0	1,123	0.0%	1.1%	0.9%	0.9%
% of Patients satisfied with the dentistry they have received	6	8	N/A	92.4%	93.2%	93.2%
% of Patients satisfied with the time they had to wait for an appointment	6	8	N/A	88.7%	89.1%	88.8%

* This is based on patients treated on this contract for their most recent course of treatment. Figures in italics indicate the base number of FP17s or Patient Questionnaire responses are less than 100. N/A is shown where the base number of responses is less than 10 during the period. % is calculated as Quantity/Base number*100

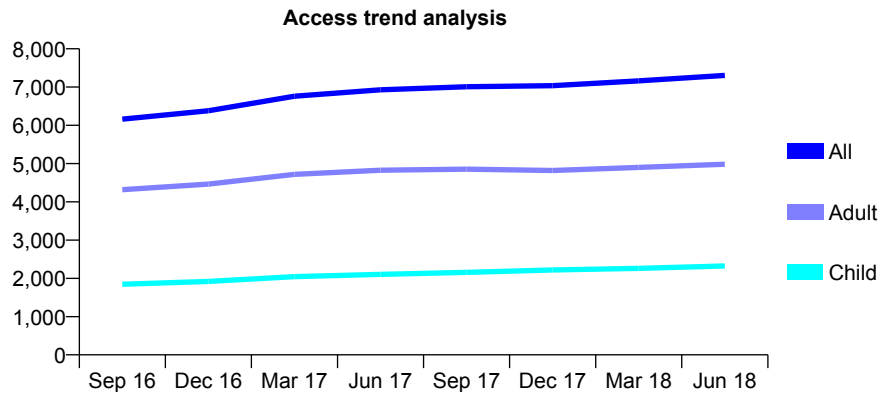
Q55 - Vital Signs At a Glance Contract Report for 117897/0001 - June 2018

Name or company name	Dove Dental Care Ltd
Contract type name	GDS Contract
Purpose of contract	General
Contract start date	01/10/2009
Contract end date	

18/19 Contracted general activity (UDA)	32,030
Carry forward general activity (UDA)	0
18/19 Contracted orthodontic activity (UOA)	0
Carry forward orthodontic activity (UOA)	0
Baseline contract value	£803,544.37

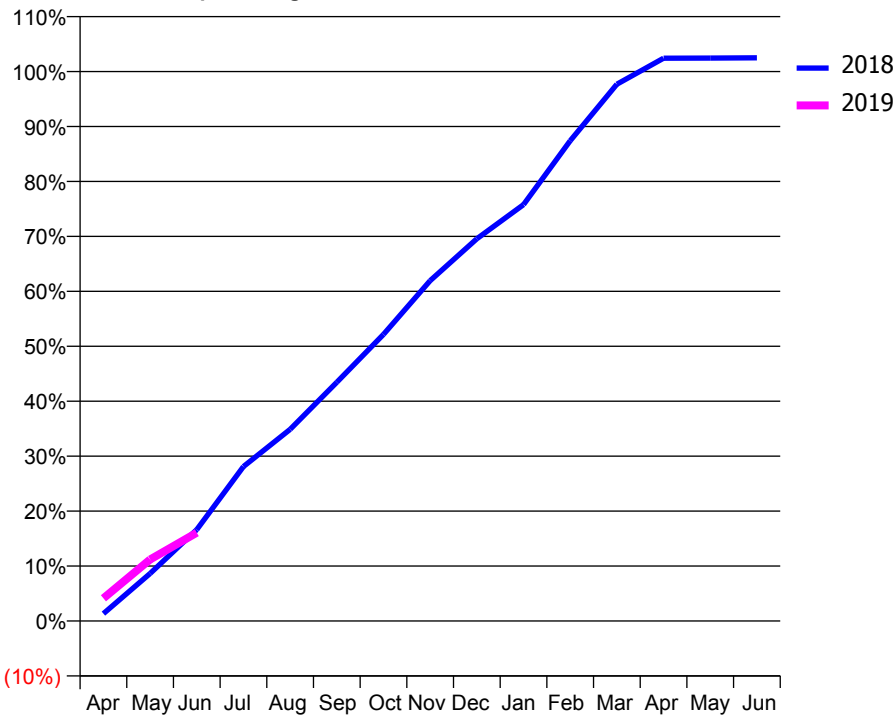
ACCESS*

Patients seen in 24 months	Total	Change since previous quarter
Quarter ending June 2017	6,928	
Quarter ending September 2017	7,010	→
Quarter ending December 2017	7,037	→
Quarter ending March 2018	7,163	→
Quarter ending June 2018	7,306	→
Variance since June 2017	5.5%	↑



ACTIVITY

Cumulative percentage of contracted UDA delivered 2018 & 2019



Month	Adjusted Scheduled Activity (UDA)	
	2018	2019
April	294	1,327
May	1,906	3,590
June	3,665	5,149
July	6,191	
August	7,687	
September	9,573	
October	11,491	
November	13,644	
December	15,325	
January	16,695	
February	19,253	
March	21,521	
April	22,561	
May	22,566	
June	22,578	

QUALITY

	Quantity	Base Number	Contract	AT	Region	England
% of FP17s for the same patient ID Re-attending within 3 months - Children	88	954	9.2%	9.7%	11.3%	11.5%
% of FP17s for the same patient ID Re-attending within 3 months - Adults	311	1,767	17.6%	13.6%	14.9%	15.4%
% of FP17s for the same patient ID Re-attending between 3 & 9 months - Children	595	954	62.4%	62.5%	60.0%	58.9%
% of FP17s for the same patient ID Re-attending between 3 & 9 months - Adults	974	1,767	55.1%	56.1%	52.6%	51.6%
% of FP17s for Band 1 Urgent Courses	141	2,349	6.0%	6.9%	7.9%	8.9%
% of FP17s Relating to Free Repair or Replacements	33	2,349	1.4%	0.8%	0.8%	0.8%
% of FP17s Relating to Continuations	1	2,349	0.0%	1.1%	0.9%	0.9%
% of Patients satisfied with the dentistry they have received	6	6	N/A	92.4%	93.2%	93.2%
% of Patients satisfied with the time they had to wait for an appointment	6	6	N/A	88.7%	89.1%	88.8%

* This is based on patients treated on this contract for their most recent course of treatment. Figures in italics indicate the base number of FP17s or Patient Questionnaire responses are less than 100. N/A is shown where the base number of responses is less than 10 during the period. % is calculated as Quantity/Base number*100

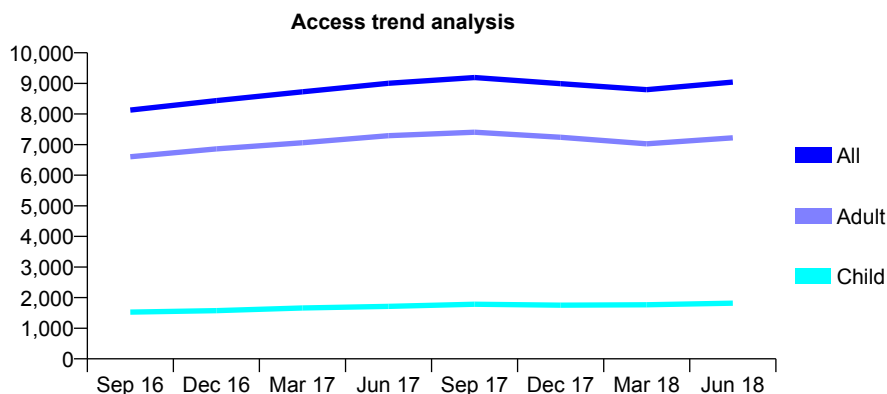
Q55 - Vital Signs At a Glance Contract Report for 118885/0001 - June 2018

Name or company name	Sherwood Dental Centre
Contract type name	GDS Contract
Purpose of contract	General
Contract start date	01/04/2006
Contract end date	

18/19 Contracted general activity (UDA)	31,155
Carry forward general activity (UDA)	0
18/19 Contracted orthodontic activity (UOA)	0
Carry forward orthodontic activity (UOA)	0
Baseline contract value	£601,537.60

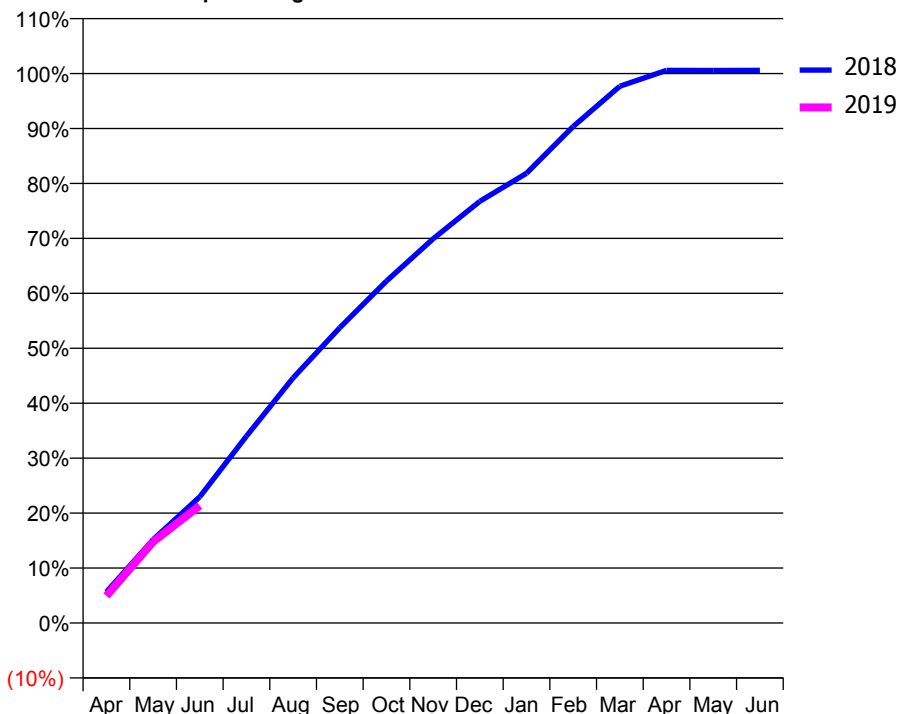
ACCESS*

Patients seen in 24 months	Total	Change since previous quarter
Quarter ending June 2017	9,004	
Quarter ending September 2017	9,193	↑
Quarter ending December 2017	8,992	↓
Quarter ending March 2018	8,794	↓
Quarter ending June 2018	9,045	↑
Variance since June 2017	0.5%	→



ACTIVITY

Cumulative percentage of contracted UDA delivered 2018 & 2019



Month	Adjusted Scheduled Activity (UDA)	
	2018	2019
April	1,597	1,540
May	4,276	4,598
June	6,466	6,653
July	9,574	
August	12,561	
September	15,134	
October	17,524	
November	19,686	
December	21,606	
January	23,040	
February	25,442	
March	27,502	
April	28,314	
May	28,312	
June	28,313	

QUALITY

	Quantity	Base Number	Contract	AT	Region	England
% of FP17s for the same patient ID Re-attending within 3 months - Children	23	730	3.2%	9.7%	11.3%	11.5%
% of FP17s for the same patient ID Re-attending within 3 months - Adults	157	2,469	6.4%	13.6%	14.9%	15.4%
% of FP17s for the same patient ID Re-attending between 3 & 9 months - Children	526	730	72.1%	62.5%	60.0%	58.9%
% of FP17s for the same patient ID Re-attending between 3 & 9 months - Adults	1,293	2,469	52.4%	56.1%	52.6%	51.6%
% of FP17s for Band 1 Urgent Courses	41	2,635	1.6%	6.9%	7.9%	8.9%
% of FP17s Relating to Free Repair or Replacements	9	2,635	0.3%	0.8%	0.8%	0.8%
% of FP17s Relating to Continuations	7	2,635	0.3%	1.1%	0.9%	0.9%
% of Patients satisfied with the dentistry they have received	6	7	N/A	92.4%	93.2%	93.2%
% of Patients satisfied with the time they had to wait for an appointment	6	7	N/A	88.7%	89.1%	88.8%

* This is based on patients treated on this contract for their most recent course of treatment. Figures in italics indicate the base number of FP17s or Patient Questionnaire responses are less than 100. N/A is shown where the base number of responses is less than 10 during the period. % is calculated as Quantity/Base number*100

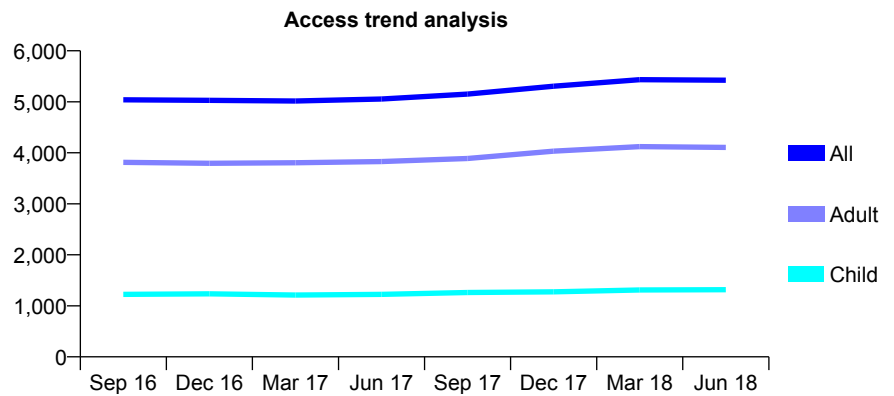
Q55 - Vital Signs At a Glance Contract Report for 119091/0002 - June 2018

Name or company name	TLC 4 Smiles Ashbourne LLP
Contract type name	PDS Contract
Purpose of contract	General
Contract start date	15/02/2010
Contract end date	14/02/2020

18/19 Contracted general activity (UDA)	14,674
Carry forward general activity (UDA)	0
18/19 Contracted orthodontic activity (UOA)	0
Carry forward orthodontic activity (UOA)	0
Baseline contract value	£483,768.64

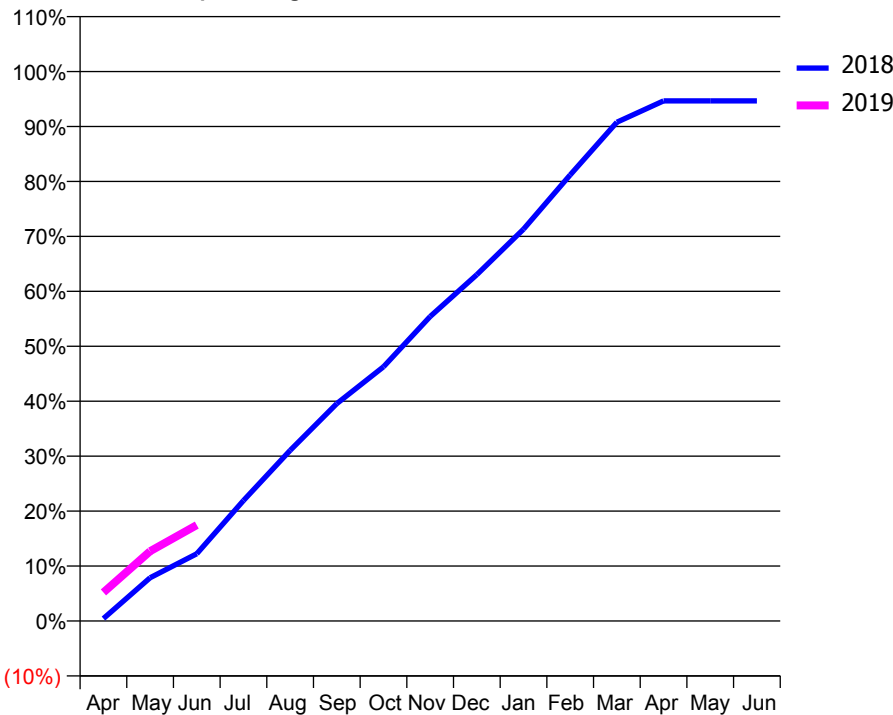
ACCESS*

Patients seen in 24 months	Total	Change since previous quarter
Quarter ending June 2017	5,055	
Quarter ending September 2017	5,151	→
Quarter ending December 2017	5,307	↑
Quarter ending March 2018	5,433	↑
Quarter ending June 2018	5,423	→
Variance since June 2017	7.3%	↑



ACTIVITY

Cumulative percentage of contracted UDA delivered 2018 & 2019



Month	2018	2019
April	66	763
May	1,155	1,863
June	1,795	2,562
July	3,216	
August	4,556	
September	5,804	
October	6,790	
November	8,130	
December	9,250	
January	10,465	
February	11,914	
March	13,321	
April	13,890	
May	13,890	
June	13,890	

QUALITY

	Quantity	Base Number	Contract	AT	Region	England
% of FP17s for the same patient ID Re-attending within 3 months - Children	20	461	4.3%	9.7%	11.3%	11.5%
% of FP17s for the same patient ID Re-attending within 3 months - Adults	148	1,274	11.6%	13.6%	14.9%	15.4%
% of FP17s for the same patient ID Re-attending between 3 & 9 months - Children	310	461	67.2%	62.5%	60.0%	58.9%
% of FP17s for the same patient ID Re-attending between 3 & 9 months - Adults	793	1,274	62.2%	56.1%	52.6%	51.6%
% of FP17s for Band 1 Urgent Courses	98	1,478	6.6%	6.9%	7.9%	8.9%
% of FP17s Relating to Free Repair or Replacements	8	1,478	0.5%	0.8%	0.8%	0.8%
% of FP17s Relating to Continuations	13	1,478	0.9%	1.1%	0.9%	0.9%
% of Patients satisfied with the dentistry they have received	13	13	100.0%	92.4%	93.2%	93.2%
% of Patients satisfied with the time they had to wait for an appointment	12	13	92.3%	88.7%	89.1%	88.8%

* This is based on patients treated on this contract for their most recent course of treatment. Figures in italics indicate the base number of FP17s or Patient Questionnaire responses are less than 100. N/A is shown where the base number of responses is less than 10 during the period. % is calculated as Quantity/Base number*100

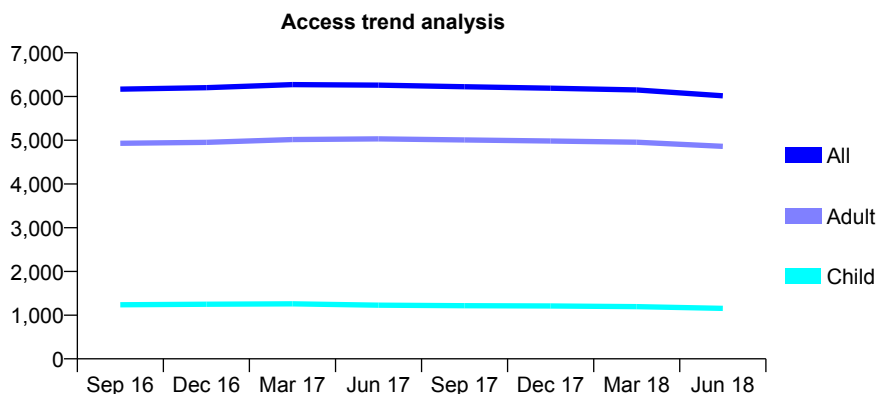
Q55 - Vital Signs At a Glance Contract Report for 119105/0001 - June 2018

Name or company name	THE PEAR TREE DENTAL CENTRE LIMITED
Contract type name	GDS Contract
Purpose of contract	General
Contract start date	01/09/2010
Contract end date	

18/19 Contracted general activity (UDA)	16,518
Carry forward general activity (UDA)	0
18/19 Contracted orthodontic activity (UOA)	0
Carry forward orthodontic activity (UOA)	0
Baseline contract value	£406,733.24

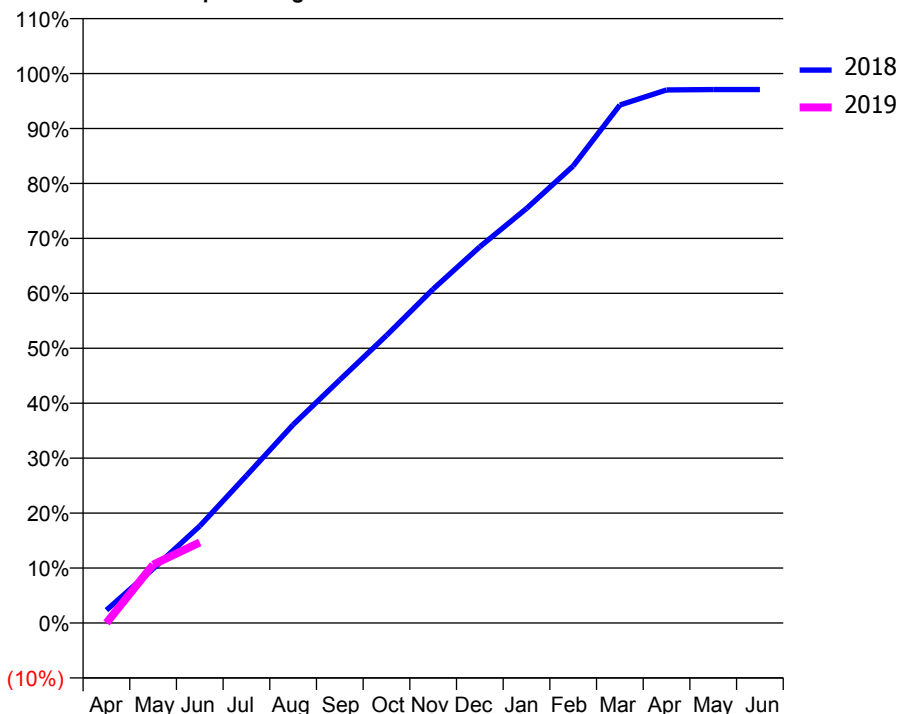
ACCESS*

Patients seen in 24 months	Total	Change since previous quarter
Quarter ending June 2017	6,259	
Quarter ending September 2017	6,223	→
Quarter ending December 2017	6,191	→
Quarter ending March 2018	6,150	→
Quarter ending June 2018	6,015	↓
Variance since June 2017	(3.9%)	↓



ACTIVITY

Cumulative percentage of contracted UDA delivered 2018 & 2019



Adjusted Scheduled Activity (UDA)

Month	2018	2019
April	388	0
May	1,629	1,753
June	2,918	2,424
July	4,432	
August	5,962	
September	7,309	
October	8,645	
November	10,038	
December	11,312	
January	12,460	
February	13,741	
March	15,572	
April	16,024	
May	16,038	
June	16,038	

QUALITY

	Quantity	Base Number	Contract	AT	Region	England
% of FP17s for the same patient ID Re-attending within 3 months - Children	13	363	3.6%	9.7%	11.3%	11.5%
% of FP17s for the same patient ID Re-attending within 3 months - Adults	163	1,546	10.5%	13.6%	14.9%	15.4%
% of FP17s for the same patient ID Re-attending between 3 & 9 months - Children	271	363	74.7%	62.5%	60.0%	58.9%
% of FP17s for the same patient ID Re-attending between 3 & 9 months - Adults	1,111	1,546	71.9%	56.1%	52.6%	51.6%
% of FP17s for Band 1 Urgent Courses	52	1,637	3.2%	6.9%	7.9%	8.9%
% of FP17s Relating to Free Repair or Replacements	18	1,637	1.1%	0.8%	0.8%	0.8%
% of FP17s Relating to Continuations	30	1,637	1.8%	1.1%	0.9%	0.9%
% of Patients satisfied with the dentistry they have received	3	4	N/A	92.4%	93.2%	93.2%
% of Patients satisfied with the time they had to wait for an appointment	4	4	N/A	88.7%	89.1%	88.8%

* This is based on patients treated on this contract for their most recent course of treatment. Figures in italics indicate the base number of FP17s or Patient Questionnaire responses are less than 100. N/A is shown where the base number of responses is less than 10 during the period. % is calculated as Quantity/Base number*100

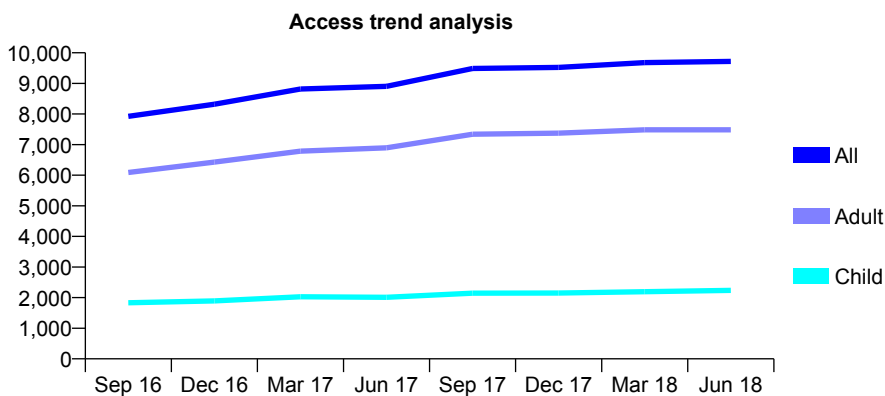
Q55 - Vital Signs At a Glance Contract Report for 120898/0001 - June 2018

Name or company name	Nationwide Healthcare Providers Ltd
Contract type name	GDS Contract
Purpose of contract	General
Contract start date	01/04/2015
Contract end date	

18/19 Contracted general activity (UDA)	27,708
Carry forward general activity (UDA)	0
18/19 Contracted orthodontic activity (UOA)	0
Carry forward orthodontic activity (UOA)	0
Baseline contract value	£550,607.45

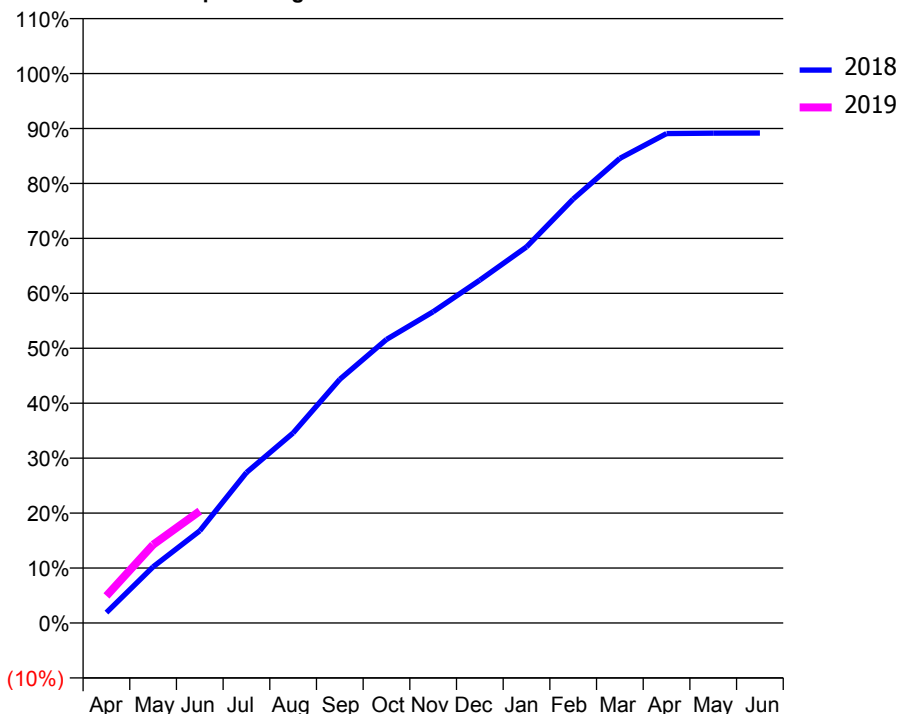
ACCESS*

Patients seen in 24 months	Total	Change since previous quarter
Quarter ending June 2017	8,906	
Quarter ending September 2017	9,488	↑
Quarter ending December 2017	9,525	→
Quarter ending March 2018	9,679	→
Quarter ending June 2018	9,721	→
Variance since June 2017	9.2%	↑



ACTIVITY

Cumulative percentage of contracted UDA delivered 2018 & 2019



Month	Adjusted Scheduled Activity (UDA)	
	2018	2019
April	527	1,371
May	2,831	3,952
June	4,647	5,647
July	7,586	
August	9,584	
September	12,287	
October	14,296	
November	15,695	
December	17,289	
January	18,967	
February	21,379	
March	23,431	
April	24,680	
May	24,702	
June	24,704	

QUALITY

	Quantity	Base Number	Contract	AT	Region	England
% of FP17s for the same patient ID Re-attending within 3 months - Children	50	821	6.1%	9.7%	11.3%	11.5%
% of FP17s for the same patient ID Re-attending within 3 months - Adults	326	2,386	13.7%	13.6%	14.9%	15.4%
% of FP17s for the same patient ID Re-attending between 3 & 9 months - Children	373	821	45.4%	62.5%	60.0%	58.9%
% of FP17s for the same patient ID Re-attending between 3 & 9 months - Adults	1,079	2,386	45.2%	56.1%	52.6%	51.6%
% of FP17s for Band 1 Urgent Courses	206	2,563	8.0%	6.9%	7.9%	8.9%
% of FP17s Relating to Free Repair or Replacements	2	2,563	0.1%	0.8%	0.8%	0.8%
% of FP17s Relating to Continuations	44	2,563	1.7%	1.1%	0.9%	0.9%
% of Patients satisfied with the dentistry they have received	10	11	90.9%	92.4%	93.2%	93.2%
% of Patients satisfied with the time they had to wait for an appointment	10	11	90.9%	88.7%	89.1%	88.8%

* This is based on patients treated on this contract for their most recent course of treatment. Figures in italics indicate the base number of FP17s or Patient Questionnaire responses are less than 100. N/A is shown where the base number of responses is less than 10 during the period. % is calculated as Quantity/Base number*100

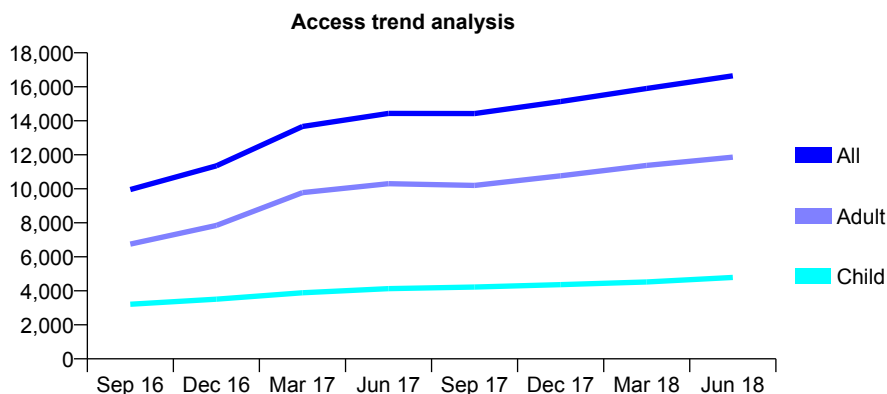
Q55 - Vital Signs At a Glance Contract Report for 120898/0002 - June 2018

Name or company name	Nationwide Healthcare Providers Ltd
Contract type name	GDS Contract
Purpose of contract	General
Contract start date	01/06/2015
Contract end date	

18/19 Contracted general activity (UDA)	41,898
Carry forward general activity (UDA)	0
18/19 Contracted orthodontic activity (UOA)	0
Carry forward orthodontic activity (UOA)	0
Baseline contract value	£959,683.53

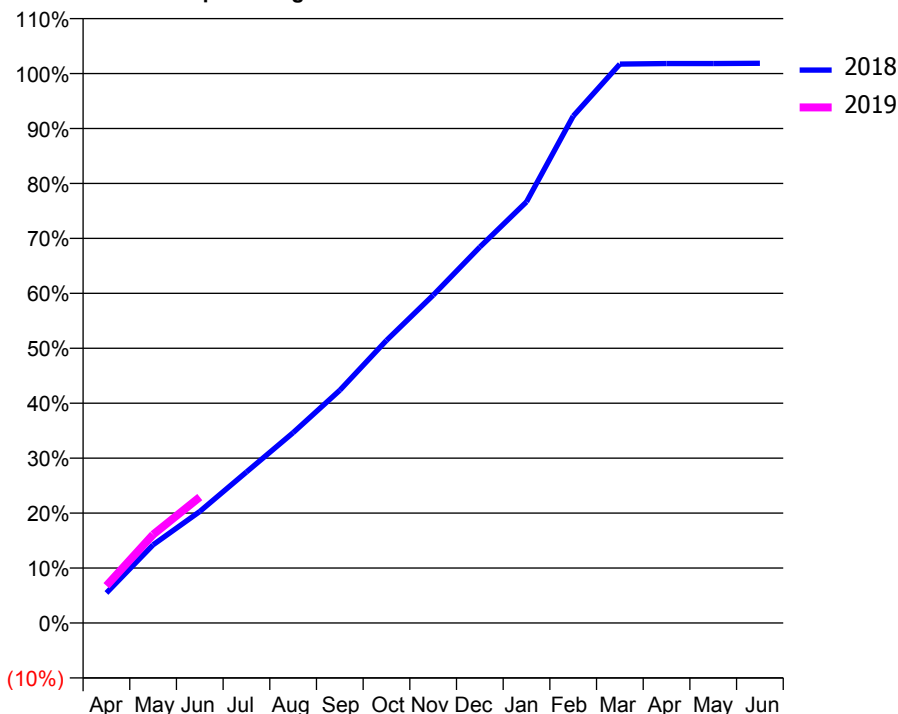
ACCESS*

Patients seen in 24 months	Total	Change since previous quarter
Quarter ending June 2017	14,434	
Quarter ending September 2017	14,427	→
Quarter ending December 2017	15,131	↑
Quarter ending March 2018	15,902	↑
Quarter ending June 2018	16,647	↑
Variance since June 2017	15.3%	↑



ACTIVITY

Cumulative percentage of contracted UDA delivered 2018 & 2019



Adjusted Scheduled Activity (UDA)

Month	2018	2019
April	2,020	2,842
May	5,250	6,748
June	7,491	9,601
July	10,143	
August	12,778	
September	15,627	
October	18,980	
November	22,015	
December	25,242	
January	28,280	
February	34,041	
March	37,529	
April	37,563	
May	37,571	
June	37,584	

QUALITY

	Quantity	Base Number	Contract	AT	Region	England
% of FP17s for the same patient ID Re-attending within 3 months - Children	102	1,621	6.3%	9.7%	11.3%	11.5%
% of FP17s for the same patient ID Re-attending within 3 months - Adults	359	2,436	14.7%	13.6%	14.9%	15.4%
% of FP17s for the same patient ID Re-attending between 3 & 9 months - Children	816	1,621	50.3%	62.5%	60.0%	58.9%
% of FP17s for the same patient ID Re-attending between 3 & 9 months - Adults	846	2,436	34.7%	56.1%	52.6%	51.6%
% of FP17s for Band 1 Urgent Courses	333	4,026	8.3%	6.9%	7.9%	8.9%
% of FP17s Relating to Free Repair or Replacements	15	4,026	0.4%	0.8%	0.8%	0.8%
% of FP17s Relating to Continuations	88	4,026	2.2%	1.1%	0.9%	0.9%
% of Patients satisfied with the dentistry they have received	7	8	N/A	92.4%	93.2%	93.2%
% of Patients satisfied with the time they had to wait for an appointment	7	8	N/A	88.7%	89.1%	88.8%

* This is based on patients treated on this contract for their most recent course of treatment. Figures in italics indicate the base number of FP17s or Patient Questionnaire responses are less than 100. N/A is shown where the base number of responses is less than 10 during the period. % is calculated as Quantity/Base number*100

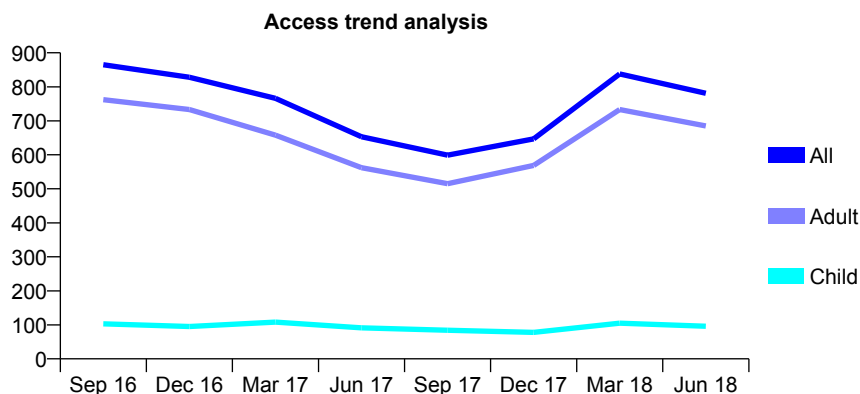
Q55 - Vital Signs At a Glance Contract Report for 121908/0002 - June 2018

Name or company name	Forest Road and Cherry Orchard Mount
Contract type name	GDS Contract
Purpose of contract	General
Contract start date	18/09/2012
Contract end date	

18/19 Contracted general activity (UDA)	3,955
Carry forward general activity (UDA)	0
18/19 Contracted orthodontic activity (UOA)	0
Carry forward orthodontic activity (UOA)	0
Baseline contract value	£102,647.00

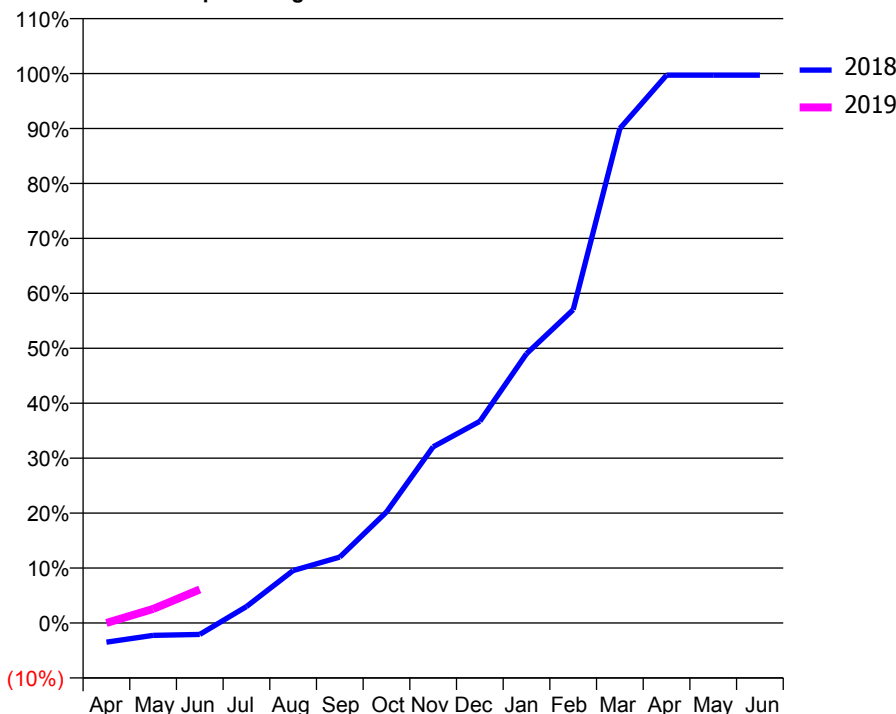
ACCESS*

Patients seen in 24 months	Total	Change since previous quarter
Quarter ending June 2017	653	
Quarter ending September 2017	599	↓
Quarter ending December 2017	647	↑
Quarter ending March 2018	838	↑
Quarter ending June 2018	781	↓
Variance since June 2017	19.6%	↑



ACTIVITY

Cumulative percentage of contracted UDA delivered 2018 & 2019



Adjusted Scheduled Activity (UDA)

Month	2018	2019
April	-139	0
May	-89	101
June	-83	242
July	119	
August	378	
September	475	
October	799	
November	1,269	
December	1,452	
January	1,938	
February	2,255	
March	3,559	
April	3,943	
May	3,943	
June	3,943	

QUALITY

	Quantity	Base Number	Contract	AT	Region	England
% of FP17s for the same patient ID Re-attending within 3 months - Children	0	16	0.0%	9.7%	11.3%	11.5%
% of FP17s for the same patient ID Re-attending within 3 months - Adults	16	136	11.8%	13.6%	14.9%	15.4%
% of FP17s for the same patient ID Re-attending between 3 & 9 months - Children	9	16	56.3%	62.5%	60.0%	58.9%
% of FP17s for the same patient ID Re-attending between 3 & 9 months - Adults	54	136	39.7%	56.1%	52.6%	51.6%
% of FP17s for Band 1 Urgent Courses	4	75	5.3%	6.9%	7.9%	8.9%
% of FP17s Relating to Free Repair or Replacements	1	75	1.3%	0.8%	0.8%	0.8%
% of FP17s Relating to Continuations	0	75	0.0%	1.1%	0.9%	0.9%
% of Patients satisfied with the dentistry they have received	1	1	N/A	92.4%	93.2%	93.2%
% of Patients satisfied with the time they had to wait for an appointment	1	1	N/A	88.7%	89.1%	88.8%

* This is based on patients treated on this contract for their most recent course of treatment. Figures in italics indicate the base number of FP17s or Patient Questionnaire responses are less than 100. N/A is shown where the base number of responses is less than 10 during the period. % is calculated as Quantity/Base number*100

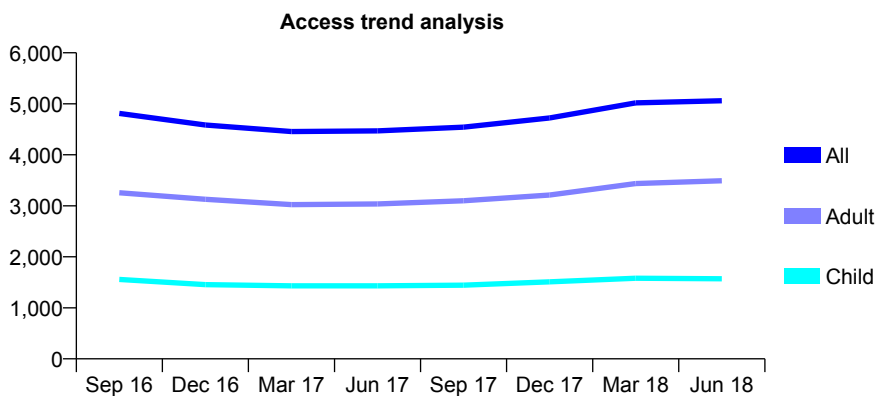
Q55 - Vital Signs At a Glance Contract Report for 124788/0002 - June 2018

Name or company name	Laxsh Ltd
Contract type name	GDS Contract
Purpose of contract	General
Contract start date	23/02/2009
Contract end date	

18/19 Contracted general activity (UDA)	14,000
Carry forward general activity (UDA)	0
18/19 Contracted orthodontic activity (UOA)	0
Carry forward orthodontic activity (UOA)	0
Baseline contract value	£320,946.06

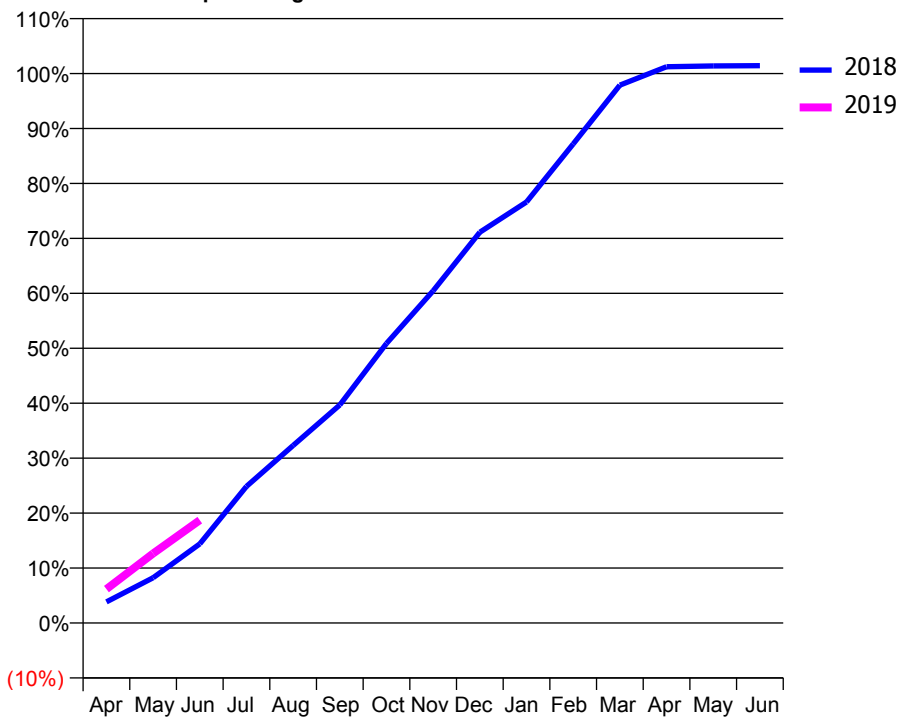
ACCESS*

Patients seen in 24 months	Total	Change since previous quarter
Quarter ending June 2017	4,468	
Quarter ending September 2017	4,543	→
Quarter ending December 2017	4,723	↑
Quarter ending March 2018	5,017	↑
Quarter ending June 2018	5,061	→
Variance since June 2017	13.3%	↑



ACTIVITY

Cumulative percentage of contracted UDA delivered 2018 & 2019



Month	Adjusted Scheduled Activity (UDA)	
	2018	2019
April	537	865
May	1,152	1,771
June	2,015	2,622
July	3,481	
August	4,524	
September	5,557	
October	7,121	
November	8,464	
December	9,955	
January	10,726	
February	12,204	
March	13,702	
April	14,172	
May	14,194	
June	14,200	

QUALITY

	Quantity	Base Number	Contract	AT	Region	England
% of FP17s for the same patient ID Re-attending within 3 months - Children	36	508	7.1%	9.7%	11.3%	11.5%
% of FP17s for the same patient ID Re-attending within 3 months - Adults	144	1,126	12.8%	13.6%	14.9%	15.4%
% of FP17s for the same patient ID Re-attending between 3 & 9 months - Children	352	508	69.3%	62.5%	60.0%	58.9%
% of FP17s for the same patient ID Re-attending between 3 & 9 months - Adults	664	1,126	59.0%	56.1%	52.6%	51.6%
% of FP17s for Band 1 Urgent Courses	99	1,404	7.1%	6.9%	7.9%	8.9%
% of FP17s Relating to Free Repair or Replacements	5	1,404	0.4%	0.8%	0.8%	0.8%
% of FP17s Relating to Continuations	24	1,404	1.7%	1.1%	0.9%	0.9%
% of Patients satisfied with the dentistry they have received	2	3	N/A	92.4%	93.2%	93.2%
% of Patients satisfied with the time they had to wait for an appointment	2	3	N/A	88.7%	89.1%	88.8%

* This is based on patients treated on this contract for their most recent course of treatment. Figures in italics indicate the base number of FP17s or Patient Questionnaire responses are less than 100. N/A is shown where the base number of responses is less than 10 during the period. % is calculated as Quantity/Base number*100

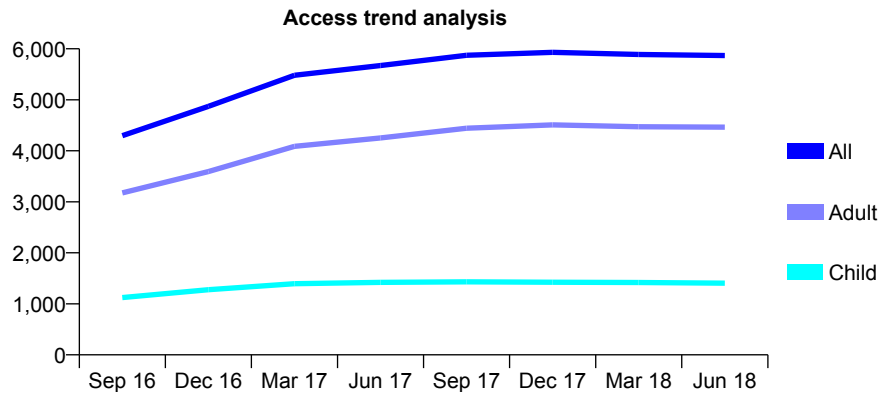
Q55 - Vital Signs At a Glance Contract Report for 124931/0001 - June 2018

Name or company name	Goyt Valley Medical & Dental Practice
Contract type name	GDS Contract
Purpose of contract	General
Contract start date	01/04/2008
Contract end date	

18/19 Contracted general activity (UDA)	19,370
Carry forward general activity (UDA)	0
18/19 Contracted orthodontic activity (UOA)	0
Carry forward orthodontic activity (UOA)	0
Baseline contract value	£617,558.86

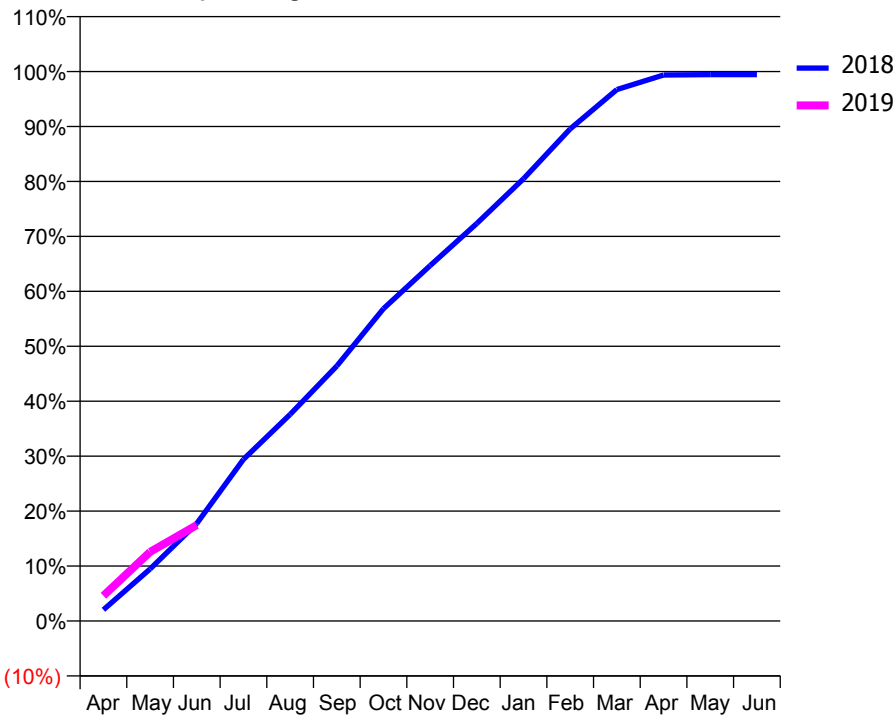
ACCESS*

Patients seen in 24 months	Total	Change since previous quarter
Quarter ending June 2017	5,672	
Quarter ending September 2017	5,874	↑
Quarter ending December 2017	5,931	→
Quarter ending March 2018	5,890	→
Quarter ending June 2018	5,869	→
Variance since June 2017	3.5%	↑



ACTIVITY

Cumulative percentage of contracted UDA delivered 2018 & 2019



Month	Adjusted Scheduled Activity (UDA)	
	2018	2019
April	397	890
May	1,834	2,439
June	3,439	3,381
July	5,699	
August	7,282	
September	8,991	
October	11,010	
November	12,531	
December	14,017	
January	15,591	
February	17,349	
March	18,736	
April	19,246	
May	19,259	
June	19,259	

QUALITY

	Quantity	Base Number	Contract	AT	Region	England
% of FP17s for the same patient ID Re-attending within 3 months - Children	27	557	4.8%	9.7%	11.3%	11.5%
% of FP17s for the same patient ID Re-attending within 3 months - Adults	235	1,648	14.3%	13.6%	14.9%	15.4%
% of FP17s for the same patient ID Re-attending between 3 & 9 months - Children	412	557	74.0%	62.5%	60.0%	58.9%
% of FP17s for the same patient ID Re-attending between 3 & 9 months - Adults	1,117	1,648	67.8%	56.1%	52.6%	51.6%
% of FP17s for Band 1 Urgent Courses	142	1,935	7.3%	6.9%	7.9%	8.9%
% of FP17s Relating to Free Repair or Replacements	22	1,935	1.1%	0.8%	0.8%	0.8%
% of FP17s Relating to Continuations	17	1,935	0.9%	1.1%	0.9%	0.9%
% of Patients satisfied with the dentistry they have received	14	14	100.0%	92.4%	93.2%	93.2%
% of Patients satisfied with the time they had to wait for an appointment	13	14	92.9%	88.7%	89.1%	88.8%

* This is based on patients treated on this contract for their most recent course of treatment. Figures in italics indicate the base number of FP17s or Patient Questionnaire responses are less than 100. N/A is shown where the base number of responses is less than 10 during the period. % is calculated as Quantity/Base number*100

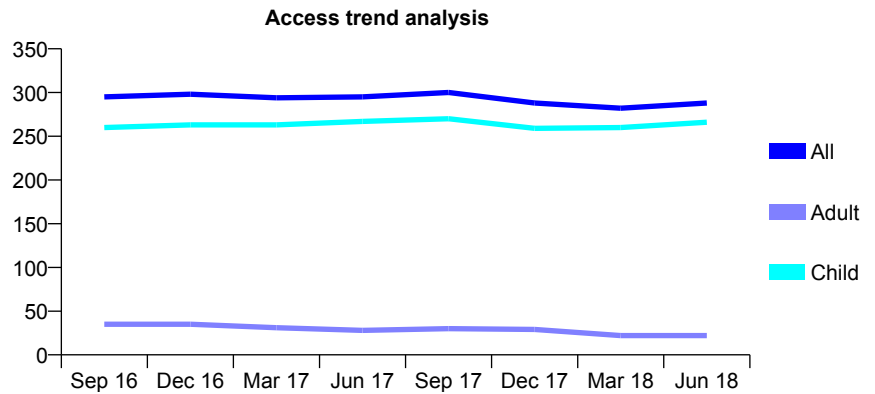
Q55 - Vital Signs At a Glance Contract Report for 125563/0001 - June 2018

Name or company name	S Goodwin Limited*
Contract type name	GDS Contract
Purpose of contract	General
Contract start date	01/10/2008
Contract end date	

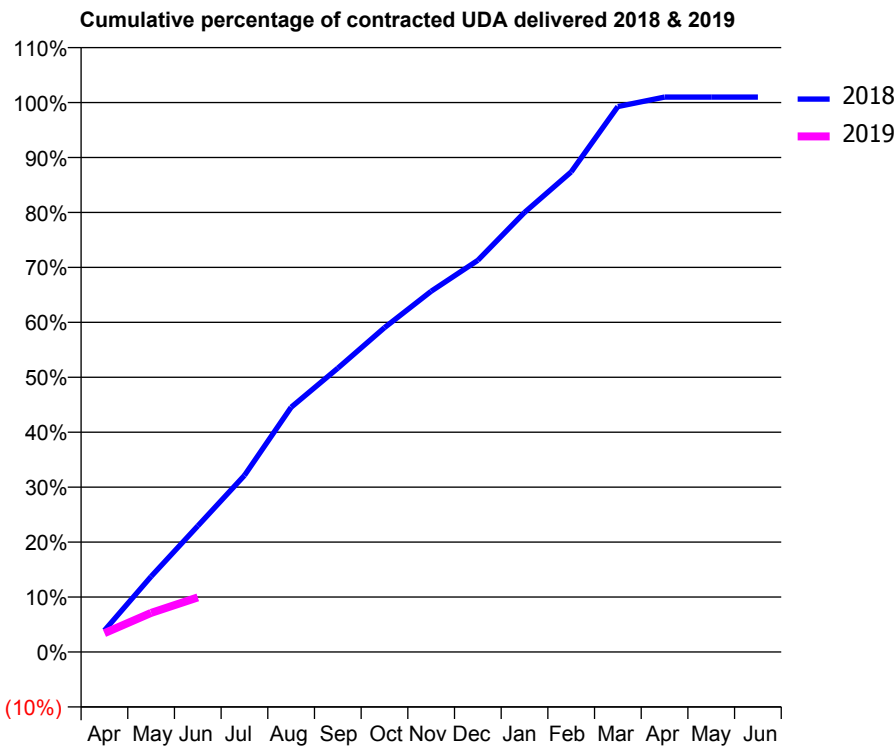
18/19 Contracted general activity (UDA)	815
Carry forward general activity (UDA)	0
18/19 Contracted orthodontic activity (UOA)	0
Carry forward orthodontic activity (UOA)	0
Baseline contract value	£25,827.94

ACCESS*

Patients seen in 24 months	Total	Change since previous quarter
Quarter ending June 2017	295	
Quarter ending September 2017	300	→
Quarter ending December 2017	288	↓
Quarter ending March 2018	282	↓
Quarter ending June 2018	288	↑
Variance since June 2017	(2.4%)	↓



ACTIVITY



Month	Adjusted Scheduled Activity (UDA)	
	2018	2019
April	32	28
May	112	58
June	187	81
July	262	
August	363	
September	421	
October	481	
November	535	
December	581	
January	652	
February	712	
March	809	
April	823	
May	823	
June	823	

QUALITY

	Quantity	Base Number	Contract	AT	Region	England
% of FP17s for the same patient ID Re-attending within 3 months - Children	4	73	5.5%	9.7%	11.3%	11.5%
% of FP17s for the same patient ID Re-attending within 3 months - Adults	0	0	N/A	13.6%	14.9%	15.4%
% of FP17s for the same patient ID Re-attending between 3 & 9 months - Children	52	73	71.2%	62.5%	60.0%	58.9%
% of FP17s for the same patient ID Re-attending between 3 & 9 months - Adults	0	0	N/A	56.1%	52.6%	51.6%
% of FP17s for Band 1 Urgent Courses	0	63	0.0%	6.9%	7.9%	8.9%
% of FP17s Relating to Free Repair or Replacements	0	63	0.0%	0.8%	0.8%	0.8%
% of FP17s Relating to Continuations	0	63	0.0%	1.1%	0.9%	0.9%
% of Patients satisfied with the dentistry they have received	0	0	N/A	92.4%	93.2%	93.2%
% of Patients satisfied with the time they had to wait for an appointment	0	0	N/A	88.7%	89.1%	88.8%

* This is based on patients treated on this contract for their most recent course of treatment. Figures in italics indicate the base number of FP17s or Patient Questionnaire responses are less than 100. N/A is shown where the base number of responses is less than 10 during the period. % is calculated as Quantity/Base number*100

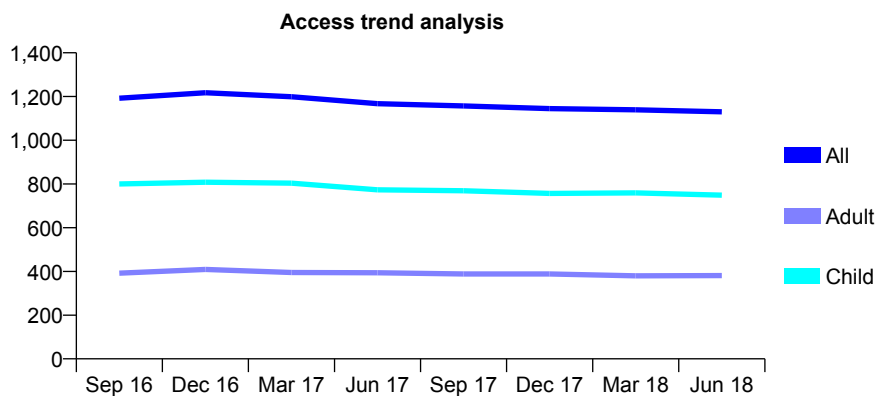
Q55 - Vital Signs At a Glance Contract Report for 125725/0001 - June 2018

Name or company name	D A Bradley Ltd
Contract type name	GDS Contract
Purpose of contract	General
Contract start date	01/09/2008
Contract end date	

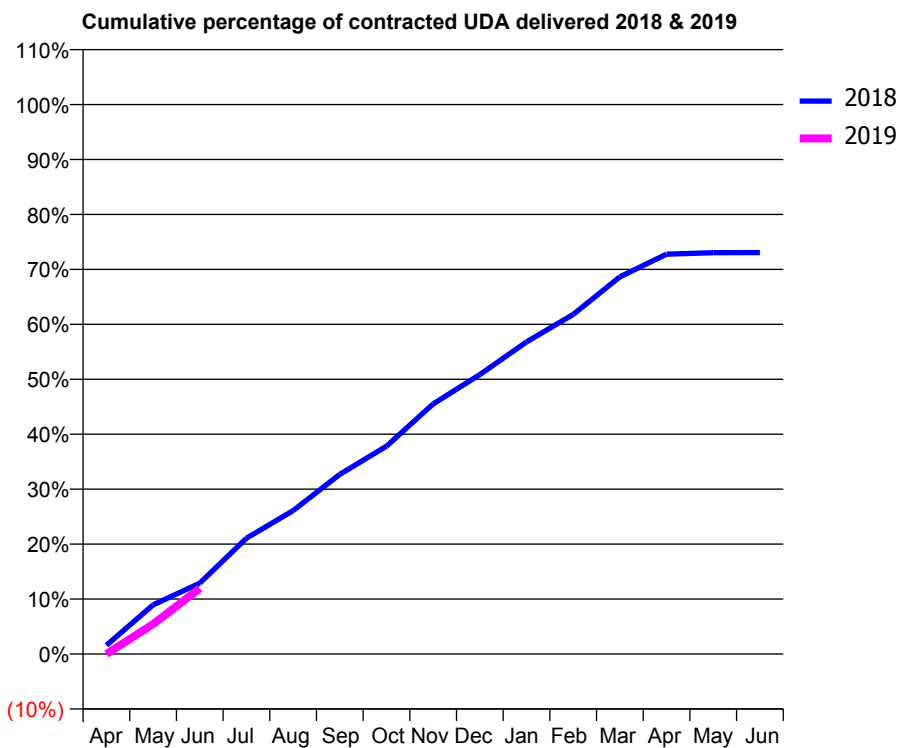
18/19 Contracted general activity (UDA)	3,700
Carry forward general activity (UDA)	0
18/19 Contracted orthodontic activity (UOA)	0
Carry forward orthodontic activity (UOA)	0
Baseline contract value	£100,172.78

ACCESS*

Patients seen in 24 months	Total	Change since previous quarter
Quarter ending June 2017	1,167	
Quarter ending September 2017	1,157	→
Quarter ending December 2017	1,145	↓
Quarter ending March 2018	1,139	→
Quarter ending June 2018	1,130	→
Variance since June 2017	(3.2%)	↓



ACTIVITY



Adjusted Scheduled Activity (UDA)		
Month	2018	2019
April	59	0
May	331	201
June	477	442
July	780	
August	966	
September	1,210	
October	1,399	
November	1,684	
December	1,882	
January	2,102	
February	2,287	
March	2,540	
April	2,692	
May	2,702	
June	2,703	

QUALITY

	Quantity	Base Number	Contract	AT	Region	England
% of FP17s for the same patient ID Re-attending within 3 months - Children	11	232	4.7%	9.7%	11.3%	11.5%
% of FP17s for the same patient ID Re-attending within 3 months - Adults	5	76	6.6%	13.6%	14.9%	15.4%
% of FP17s for the same patient ID Re-attending between 3 & 9 months - Children	132	232	56.9%	62.5%	60.0%	58.9%
% of FP17s for the same patient ID Re-attending between 3 & 9 months - Adults	40	76	52.6%	56.1%	52.6%	51.6%
% of FP17s for Band 1 Urgent Courses	6	232	2.6%	6.9%	7.9%	8.9%
% of FP17s Relating to Free Repair or Replacements	0	232	0.0%	0.8%	0.8%	0.8%
% of FP17s Relating to Continuations	2	232	0.9%	1.1%	0.9%	0.9%
% of Patients satisfied with the dentistry they have received	0	0	N/A	92.4%	93.2%	93.2%
% of Patients satisfied with the time they had to wait for an appointment	0	0	N/A	88.7%	89.1%	88.8%

* This is based on patients treated on this contract for their most recent course of treatment. Figures in italics indicate the base number of FP17s or Patient Questionnaire responses are less than 100. N/A is shown where the base number of responses is less than 10 during the period. % is calculated as Quantity/Base number*100

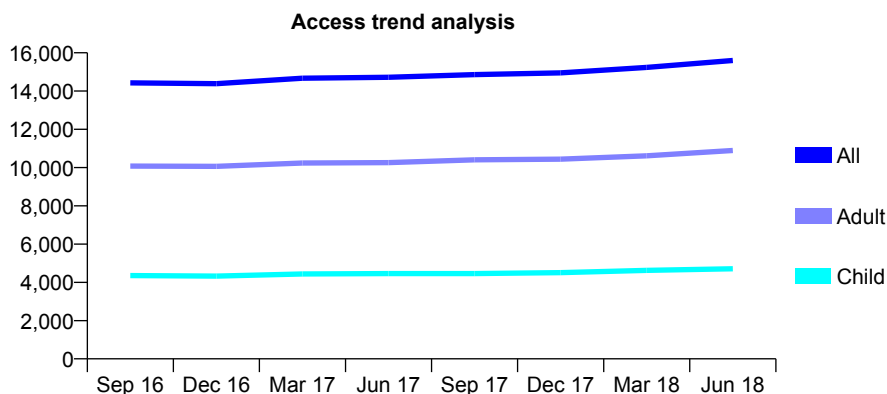
Q55 - Vital Signs At a Glance Contract Report for 126667/0001 - June 2018

Name or company name	Nationwide Healthcare - Normanton Road f
Contract type name	GDS Contract
Purpose of contract	General
Contract start date	17/02/2009
Contract end date	

18/19 Contracted general activity (UDA)	48,218
Carry forward general activity (UDA)	0
18/19 Contracted orthodontic activity (UOA)	0
Carry forward orthodontic activity (UOA)	0
Baseline contract value	£1,173,079.95

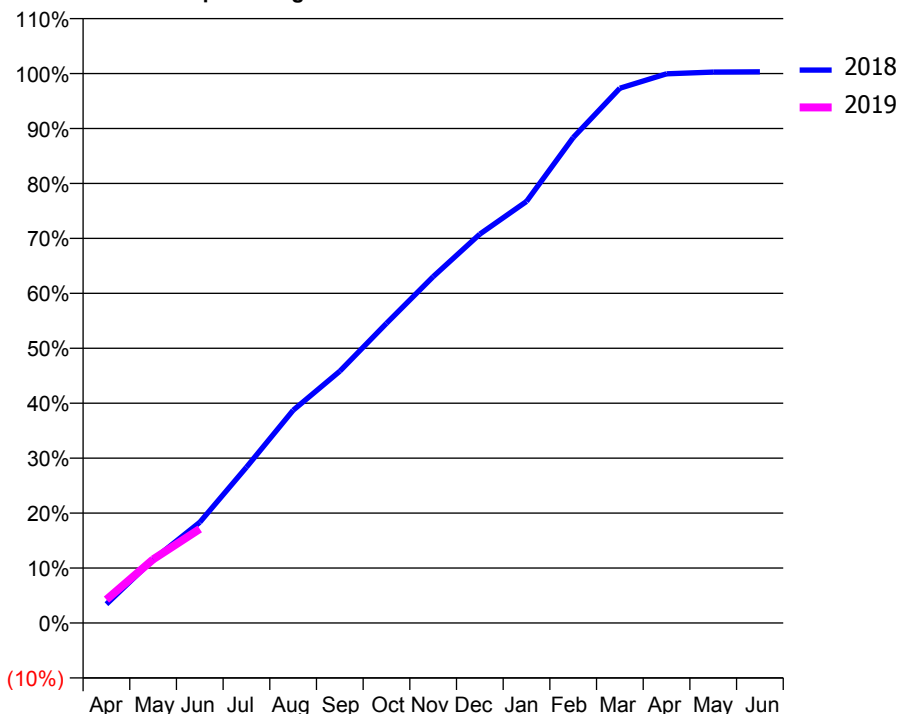
ACCESS*

Patients seen in 24 months	Total	Change since previous quarter
Quarter ending June 2017	14,721	
Quarter ending September 2017	14,859	→
Quarter ending December 2017	14,948	→
Quarter ending March 2018	15,238	→
Quarter ending June 2018	15,602	↑
Variance since June 2017	6.0%	↑



ACTIVITY

Cumulative percentage of contracted UDA delivered 2018 & 2019



Month	Adjusted Scheduled Activity (UDA)	
	2018	2019
April	1,384	2,057
May	4,643	5,593
June	7,373	8,258
July	11,407	
August	15,571	
September	18,428	
October	21,930	
November	25,355	
December	28,468	
January	30,852	
February	35,527	
March	39,141	
April	40,198	
May	40,320	
June	40,343	

QUALITY

	Quantity	Base Number	Contract	AT	Region	England
% of FP17s for the same patient ID Re-attending within 3 months - Children	127	1,509	8.4%	9.7%	11.3%	11.5%
% of FP17s for the same patient ID Re-attending within 3 months - Adults	314	2,578	12.2%	13.6%	14.9%	15.4%
% of FP17s for the same patient ID Re-attending between 3 & 9 months - Children	801	1,509	53.1%	62.5%	60.0%	58.9%
% of FP17s for the same patient ID Re-attending between 3 & 9 months - Adults	946	2,578	36.7%	56.1%	52.6%	51.6%
% of FP17s for Band 1 Urgent Courses	282	3,553	7.9%	6.9%	7.9%	8.9%
% of FP17s Relating to Free Repair or Replacements	12	3,553	0.3%	0.8%	0.8%	0.8%
% of FP17s Relating to Continuations	65	3,553	1.8%	1.1%	0.9%	0.9%
% of Patients satisfied with the dentistry they have received	6	6	N/A	92.4%	93.2%	93.2%
% of Patients satisfied with the time they had to wait for an appointment	4	6	N/A	88.7%	89.1%	88.8%

* This is based on patients treated on this contract for their most recent course of treatment. Figures in italics indicate the base number of FP17s or Patient Questionnaire responses are less than 100. N/A is shown where the base number of responses is less than 10 during the period. % is calculated as Quantity/Base number*100

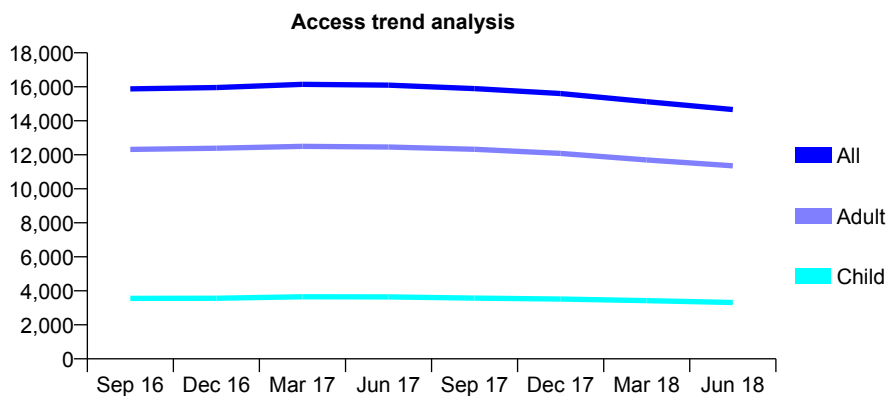
Q55 - Vital Signs At a Glance Contract Report for 127000/0001 - June 2018

Name or company name	Petrie Tucker & Partners Ltd
Contract type name	GDS Contract
Purpose of contract	General
Contract start date	01/04/2012
Contract end date	

18/19 Contracted general activity (UDA)	52,324
Carry forward general activity (UDA)	0
18/19 Contracted orthodontic activity (UOA)	0
Carry forward orthodontic activity (UOA)	0
Baseline contract value	£1,233,539.46

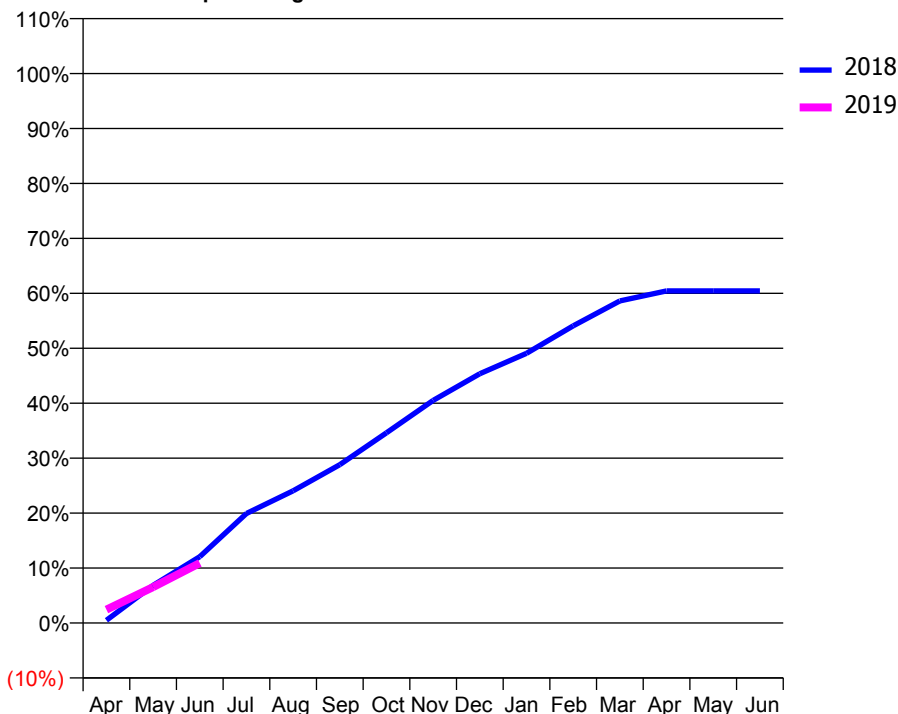
ACCESS*

Patients seen in 24 months	Total	Change since previous quarter
Quarter ending June 2017	16,097	
Quarter ending September 2017	15,896	↓
Quarter ending December 2017	15,605	↓
Quarter ending March 2018	15,123	↓
Quarter ending June 2018	14,666	↓
Variance since June 2017	(8.9%)	↓



ACTIVITY

Cumulative percentage of contracted UDA delivered 2018 & 2019



Month	Adjusted Scheduled Activity (UDA)	
	2018	2019
April	265	1,270
May	3,582	3,418
June	6,313	5,710
July	10,426	
August	12,591	
September	15,078	
October	18,113	
November	21,203	
December	23,733	
January	25,678	
February	28,293	
March	30,666	
April	31,625	
May	31,624	
June	31,623	

QUALITY

	Quantity	Base Number	Contract	AT	Region	England
% of FP17s for the same patient ID Re-attending within 3 months - Children	49	736	6.7%	9.7%	11.3%	11.5%
% of FP17s for the same patient ID Re-attending within 3 months - Adults	287	2,515	11.4%	13.6%	14.9%	15.4%
% of FP17s for the same patient ID Re-attending between 3 & 9 months - Children	310	736	42.1%	62.5%	60.0%	58.9%
% of FP17s for the same patient ID Re-attending between 3 & 9 months - Adults	1,056	2,515	42.0%	56.1%	52.6%	51.6%
% of FP17s for Band 1 Urgent Courses	138	2,821	4.9%	6.9%	7.9%	8.9%
% of FP17s Relating to Free Repair or Replacements	27	2,821	1.0%	0.8%	0.8%	0.8%
% of FP17s Relating to Continuations	69	2,821	2.4%	1.1%	0.9%	0.9%
% of Patients satisfied with the dentistry they have received	8	9	N/A	92.4%	93.2%	93.2%
% of Patients satisfied with the time they had to wait for an appointment	9	9	N/A	88.7%	89.1%	88.8%

* This is based on patients treated on this contract for their most recent course of treatment. Figures in italics indicate the base number of FP17s or Patient Questionnaire responses are less than 100. N/A is shown where the base number of responses is less than 10 during the period. % is calculated as Quantity/Base number*100

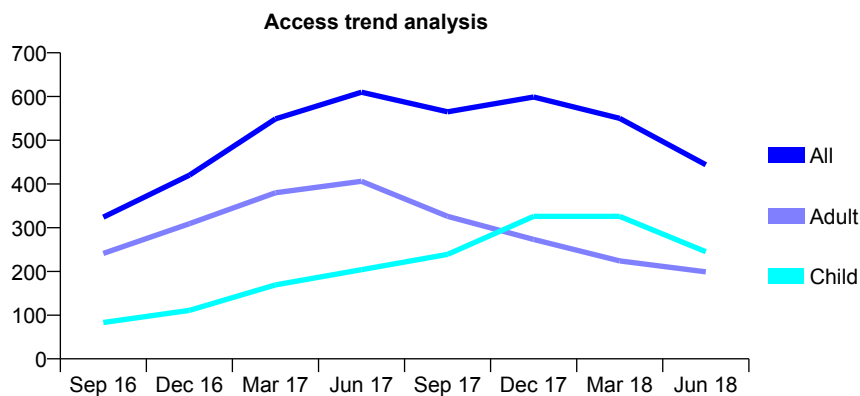
Q55 - Vital Signs At a Glance Contract Report for 128597/0001 - June 2018

Name or company name	Creswell Dental Limited
Contract type name	GDS Contract
Purpose of contract	General
Contract start date	01/07/2013
Contract end date	

18/19 Contracted general activity (UDA)	1,760
Carry forward general activity (UDA)	0
18/19 Contracted orthodontic activity (UOA)	0
Carry forward orthodontic activity (UOA)	0
Baseline contract value	£47,811.86

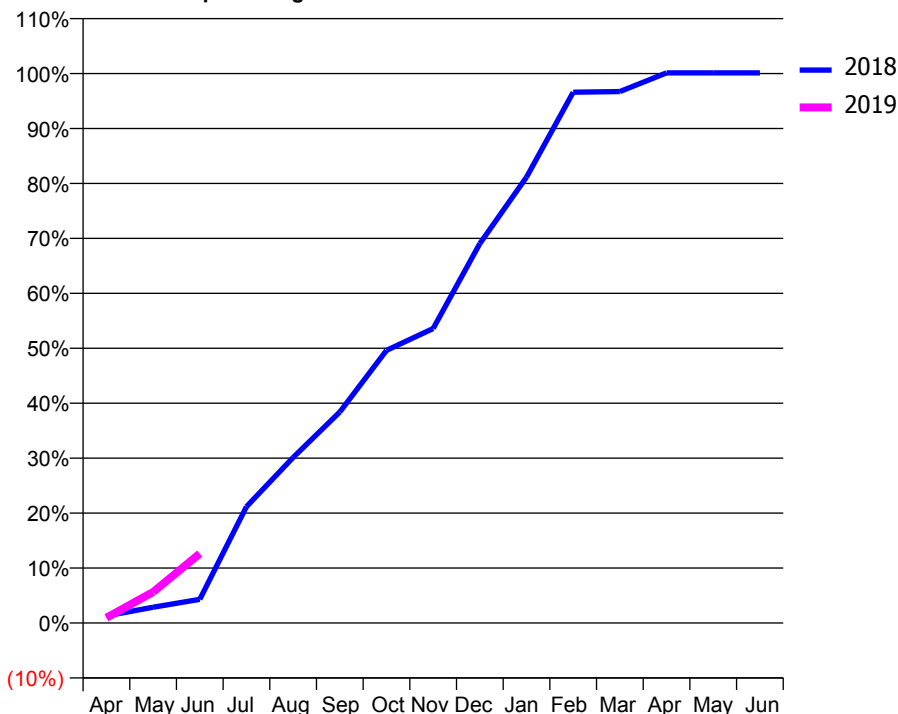
ACCESS*

Patients seen in 24 months	Total	Change since previous quarter
Quarter ending June 2017	610	
Quarter ending September 2017	565	↓
Quarter ending December 2017	599	↑
Quarter ending March 2018	550	↓
Quarter ending June 2018	444	↓
Variance since June 2017	(27.2%)	↓



ACTIVITY

Cumulative percentage of contracted UDA delivered 2018 & 2019



Month	Adjusted Scheduled Activity (UDA)	
	2018	2019
April	23	17
May	51	99
June	76	222
July	373	
August	530	
September	676	
October	873	
November	943	
December	1,215	
January	1,428	
February	1,700	
March	1,702	
April	1,762	
May	1,762	
June	1,762	

QUALITY

	Quantity	Base Number	Contract	AT	Region	England
% of FP17s for the same patient ID Re-attending within 3 months - Children	1	73	1.4%	9.7%	11.3%	11.5%
% of FP17s for the same patient ID Re-attending within 3 months - Adults	4	92	4.3%	13.6%	14.9%	15.4%
% of FP17s for the same patient ID Re-attending between 3 & 9 months - Children	16	73	21.9%	62.5%	60.0%	58.9%
% of FP17s for the same patient ID Re-attending between 3 & 9 months - Adults	13	92	14.1%	56.1%	52.6%	51.6%
% of FP17s for Band 1 Urgent Courses	46	129	35.7%	6.9%	7.9%	8.9%
% of FP17s Relating to Free Repair or Replacements	0	129	0.0%	0.8%	0.8%	0.8%
% of FP17s Relating to Continuations	2	129	1.6%	1.1%	0.9%	0.9%
% of Patients satisfied with the dentistry they have received	0	0	N/A	92.4%	93.2%	93.2%
% of Patients satisfied with the time they had to wait for an appointment	0	0	N/A	88.7%	89.1%	88.8%

* This is based on patients treated on this contract for their most recent course of treatment. Figures in italics indicate the base number of FP17s or Patient Questionnaire responses are less than 100. N/A is shown where the base number of responses is less than 10 during the period. % is calculated as Quantity/Base number*100

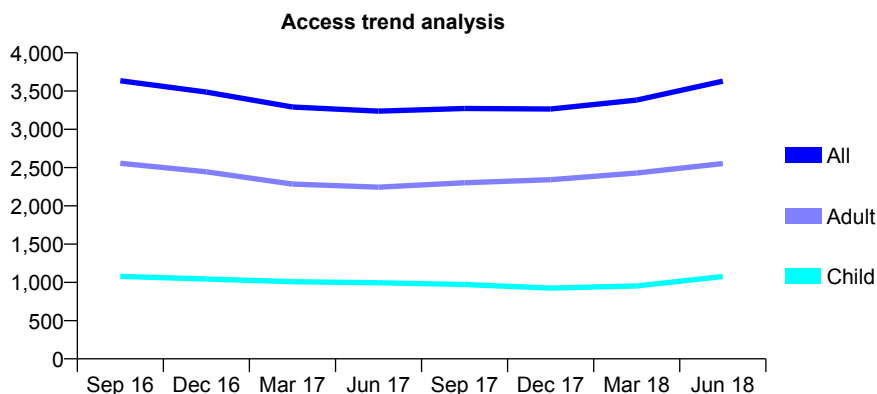
Q55 - Vital Signs At a Glance Contract Report for 128597/0002 - June 2018

Name or company name	Creswell Dental Limited
Contract type name	GDS Contract
Purpose of contract	General
Contract start date	01/07/2013
Contract end date	

18/19 Contracted general activity (UDA)	10,000
Carry forward general activity (UDA)	0
18/19 Contracted orthodontic activity (UOA)	0
Carry forward orthodontic activity (UOA)	0
Baseline contract value	£380,448.16

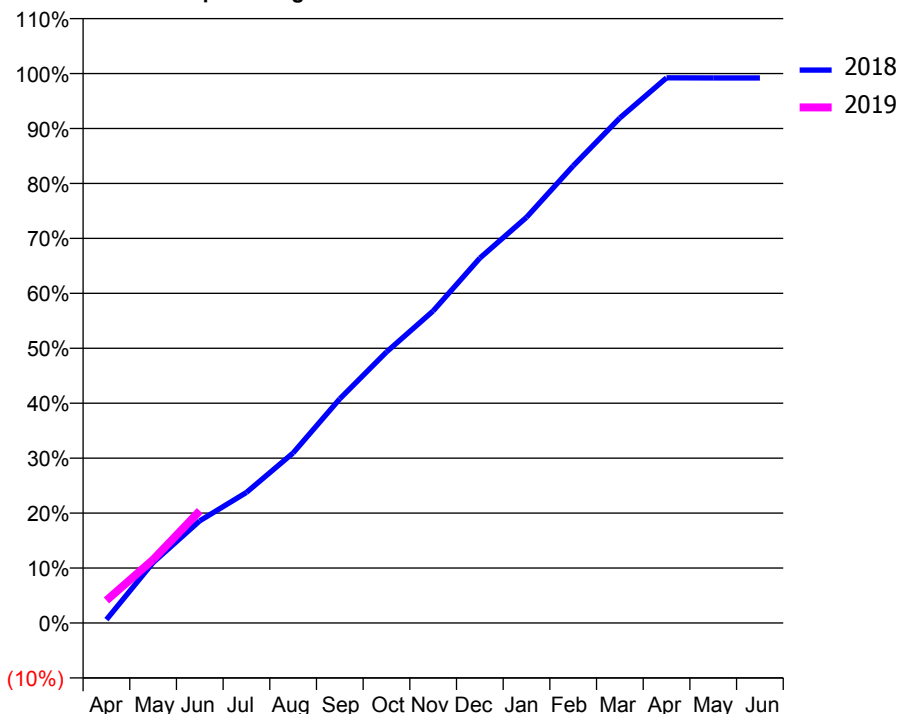
ACCESS*

Patients seen in 24 months	Total	Change since previous quarter
Quarter ending June 2017	3,238	
Quarter ending September 2017	3,273	→
Quarter ending December 2017	3,266	→
Quarter ending March 2018	3,382	↑
Quarter ending June 2018	3,629	↑
Variance since June 2017	12.1%	↑



ACTIVITY

Cumulative percentage of contracted UDA delivered 2018 & 2019



Adjusted Scheduled Activity (UDA)

Month	2018	2019
April	61	411
May	1,101	1,153
June	1,861	2,042
July	2,377	
August	3,094	
September	4,080	
October	4,933	
November	5,679	
December	6,641	
January	7,384	
February	8,321	
March	9,192	
April	9,921	
May	9,919	
June	9,919	

QUALITY

	Quantity	Base Number	Contract	AT	Region	England
% of FP17s for the same patient ID Re-attending within 3 months - Children	22	406	5.4%	9.7%	11.3%	11.5%
% of FP17s for the same patient ID Re-attending within 3 months - Adults	89	947	9.4%	13.6%	14.9%	15.4%
% of FP17s for the same patient ID Re-attending between 3 & 9 months - Children	179	406	44.1%	62.5%	60.0%	58.9%
% of FP17s for the same patient ID Re-attending between 3 & 9 months - Adults	492	947	52.0%	56.1%	52.6%	51.6%
% of FP17s for Band 1 Urgent Courses	10	993	1.0%	6.9%	7.9%	8.9%
% of FP17s Relating to Free Repair or Replacements	10	993	1.0%	0.8%	0.8%	0.8%
% of FP17s Relating to Continuations	20	993	2.0%	1.1%	0.9%	0.9%
% of Patients satisfied with the dentistry they have received	6	6	N/A	92.4%	93.2%	93.2%
% of Patients satisfied with the time they had to wait for an appointment	6	6	N/A	88.7%	89.1%	88.8%

* This is based on patients treated on this contract for their most recent course of treatment. Figures in italics indicate the base number of FP17s or Patient Questionnaire responses are less than 100. N/A is shown where the base number of responses is less than 10 during the period. % is calculated as Quantity/Base number*100

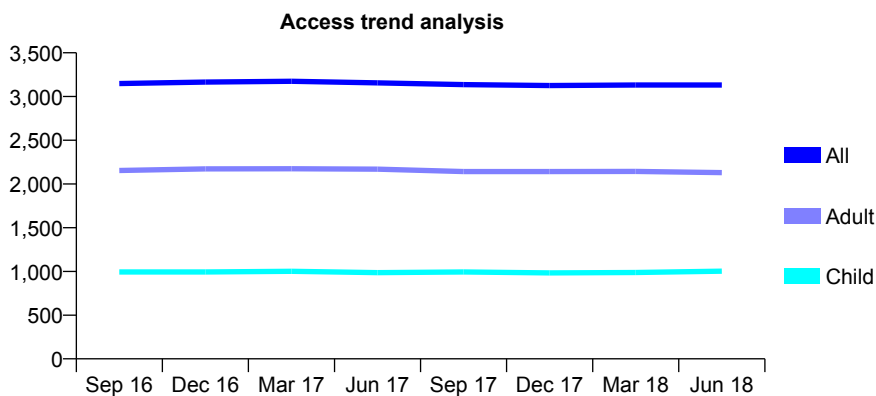
Q55 - Vital Signs At a Glance Contract Report for 131806/0001 - June 2018

Name or company name	Wollaton Dental Care
Contract type name	GDS Contract
Purpose of contract	General
Contract start date	01/04/2006
Contract end date	

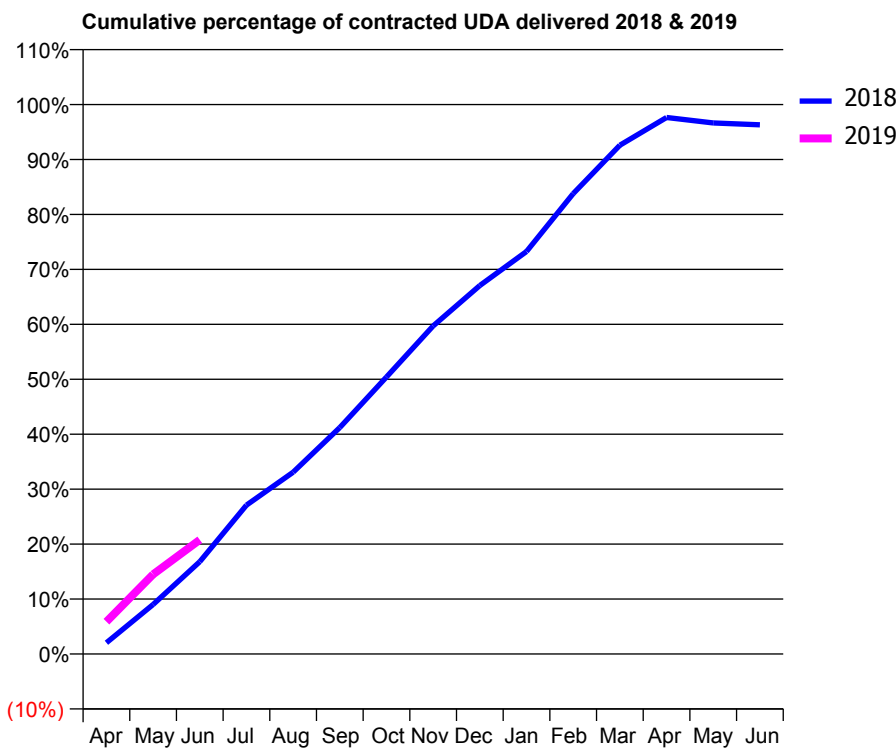
18/19 Contracted general activity (UDA)	9,356
Carry forward general activity (UDA)	0
18/19 Contracted orthodontic activity (UOA)	0
Carry forward orthodontic activity (UOA)	0
Baseline contract value	£212,557.11

ACCESS*

Patients seen in 24 months	Total	Change since previous quarter
Quarter ending June 2017	3,156	
Quarter ending September 2017	3,136	→
Quarter ending December 2017	3,125	→
Quarter ending March 2018	3,131	→
Quarter ending June 2018	3,132	→
Variance since June 2017	(0.8%)	→



ACTIVITY



Adjusted Scheduled Activity (UDA)		
Month	2018	2019
April	192	550
May	843	1,357
June	1,573	1,945
July	2,534	
August	3,095	
September	3,857	
October	4,716	
November	5,587	
December	6,274	
January	6,853	
February	7,839	
March	8,664	
April	9,136	
May	9,042	
June	9,011	

QUALITY

	Quantity	Base Number	Contract	AT	Region	England
% of FP17s for the same patient ID Re-attending within 3 months - Children	42	430	9.8%	9.7%	11.3%	11.5%
% of FP17s for the same patient ID Re-attending within 3 months - Adults	128	856	15.0%	13.6%	14.9%	15.4%
% of FP17s for the same patient ID Re-attending between 3 & 9 months - Children	252	430	58.6%	62.5%	60.0%	58.9%
% of FP17s for the same patient ID Re-attending between 3 & 9 months - Adults	463	856	54.1%	56.1%	52.6%	51.6%
% of FP17s for Band 1 Urgent Courses	47	1,083	4.3%	6.9%	7.9%	8.9%
% of FP17s Relating to Free Repair or Replacements	5	1,083	0.5%	0.8%	0.8%	0.8%
% of FP17s Relating to Continuations	36	1,083	3.3%	1.1%	0.9%	0.9%
% of Patients satisfied with the dentistry they have received	5	5	N/A	92.4%	93.2%	93.2%
% of Patients satisfied with the time they had to wait for an appointment	4	5	N/A	88.7%	89.1%	88.8%

* This is based on patients treated on this contract for their most recent course of treatment. Figures in italics indicate the base number of FP17s or Patient Questionnaire responses are less than 100. N/A is shown where the base number of responses is less than 10 during the period. % is calculated as Quantity/Base number*100

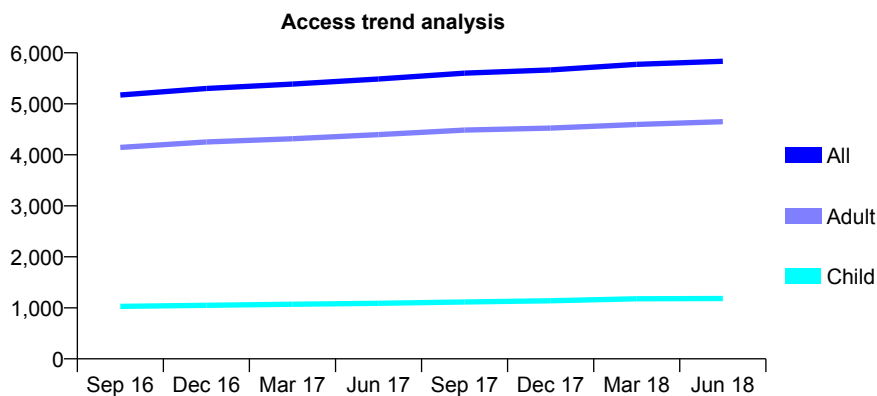
Q55 - Vital Signs At a Glance Contract Report for 131997/0001 - June 2018

Name or company name	Treeline Dental Care
Contract type name	GDS Contract
Purpose of contract	General
Contract start date	01/08/2010
Contract end date	

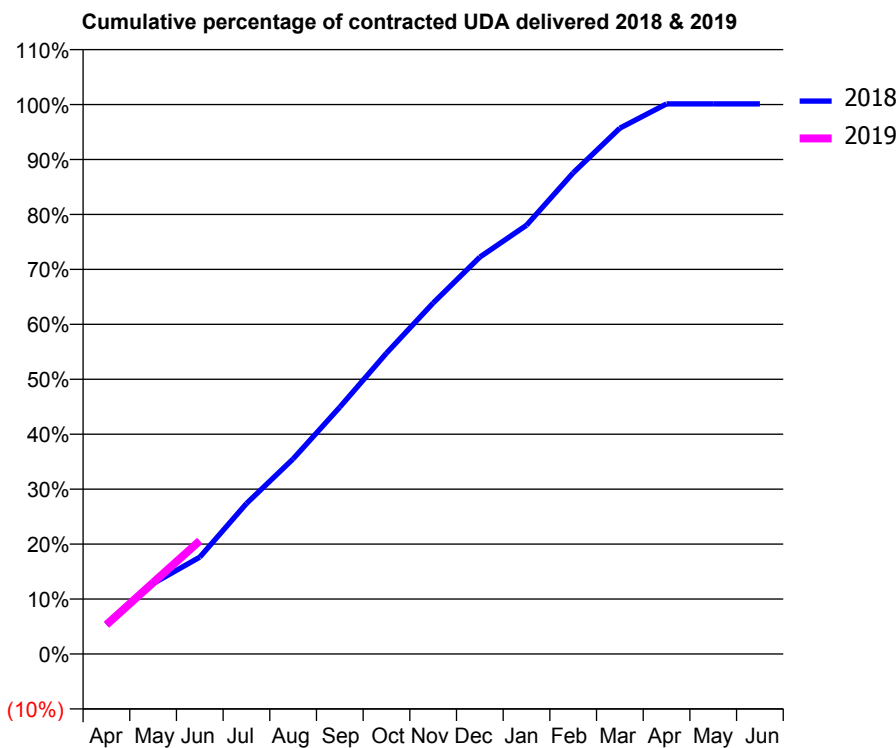
18/19 Contracted general activity (UDA)	15,556
Carry forward general activity (UDA)	0
18/19 Contracted orthodontic activity (UOA)	0
Carry forward orthodontic activity (UOA)	0
Baseline contract value	£372,630.59

ACCESS*

Patients seen in 24 months	Total	Change since previous quarter
Quarter ending June 2017	5,485	
Quarter ending September 2017	5,602	↑
Quarter ending December 2017	5,663	→
Quarter ending March 2018	5,773	→
Quarter ending June 2018	5,834	→
Variance since June 2017	6.4%	↑



ACTIVITY



Month	Adjusted Scheduled Activity (UDA)	
	2018	2019
April	780	830
May	1,867	2,023
June	2,565	3,206
July	3,985	
August	5,171	
September	6,540	
October	7,972	
November	9,299	
December	10,513	
January	11,358	
February	12,745	
March	13,930	
April	14,574	
May	14,574	
June	14,574	

QUALITY

	Quantity	Base Number	Contract	AT	Region	England
% of FP17s for the same patient ID Re-attending within 3 months - Children	17	446	3.8%	9.7%	11.3%	11.5%
% of FP17s for the same patient ID Re-attending within 3 months - Adults	187	1,659	11.3%	13.6%	14.9%	15.4%
% of FP17s for the same patient ID Re-attending between 3 & 9 months - Children	292	446	65.5%	62.5%	60.0%	58.9%
% of FP17s for the same patient ID Re-attending between 3 & 9 months - Adults	969	1,659	58.4%	56.1%	52.6%	51.6%
% of FP17s for Band 1 Urgent Courses	67	1,733	3.9%	6.9%	7.9%	8.9%
% of FP17s Relating to Free Repair or Replacements	17	1,733	1.0%	0.8%	0.8%	0.8%
% of FP17s Relating to Continuations	23	1,733	1.3%	1.1%	0.9%	0.9%
% of Patients satisfied with the dentistry they have received	5	5	N/A	92.4%	93.2%	93.2%
% of Patients satisfied with the time they had to wait for an appointment	5	5	N/A	88.7%	89.1%	88.8%

* This is based on patients treated on this contract for their most recent course of treatment. Figures in italics indicate the base number of FP17s or Patient Questionnaire responses are less than 100. N/A is shown where the base number of responses is less than 10 during the period. % is calculated as Quantity/Base number*100

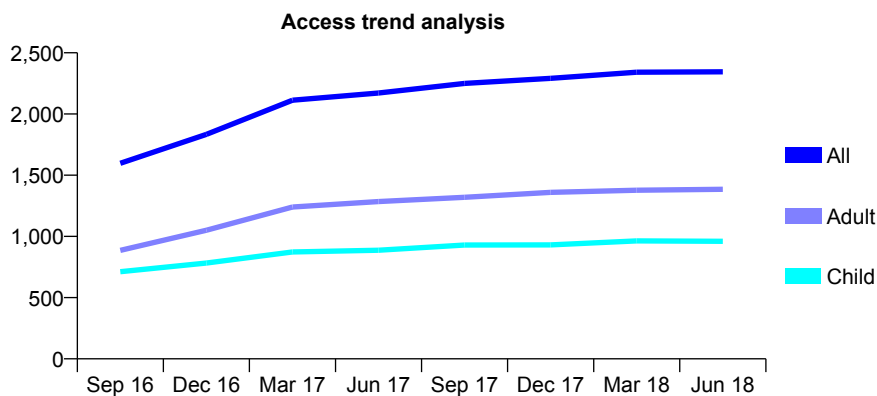
Q55 - Vital Signs At a Glance Contract Report for 133477/0001 - June 2018

Name or company name	Eckington One Partnership
Contract type name	GDS Contract
Purpose of contract	General
Contract start date	01/02/2016
Contract end date	

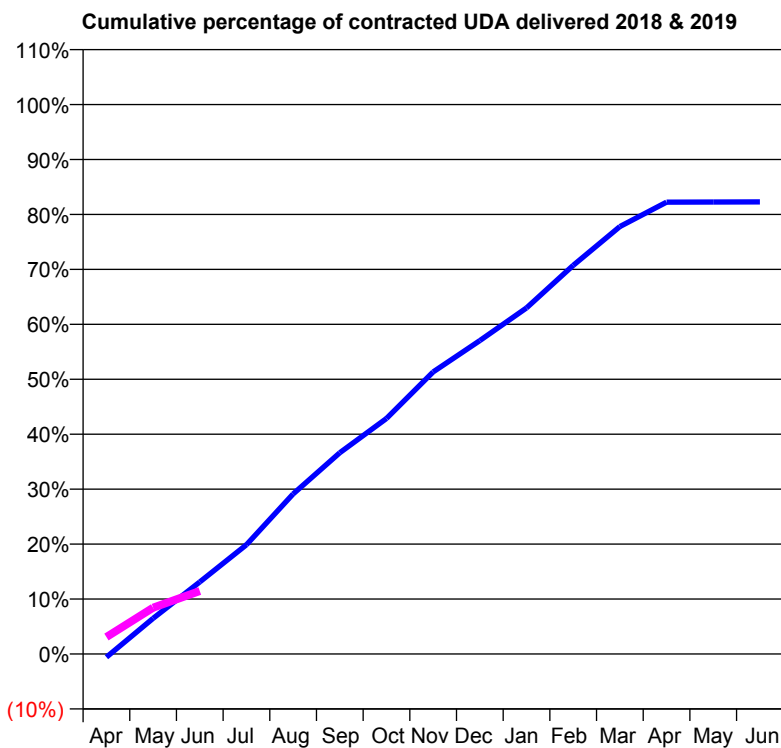
18/19 Contracted general activity (UDA)	7,300
Carry forward general activity (UDA)	0
18/19 Contracted orthodontic activity (UOA)	0
Carry forward orthodontic activity (UOA)	0
Baseline contract value	£171,646.72

ACCESS*

Patients seen in 24 months	Total	Change since previous quarter
Quarter ending June 2017	2,172	
Quarter ending September 2017	2,250	↑
Quarter ending December 2017	2,291	→
Quarter ending March 2018	2,341	↑
Quarter ending June 2018	2,345	→
Variance since June 2017	8.0%	↑



ACTIVITY



Month	Adjusted Scheduled Activity (UDA)	
	2018	2019
April	-43	225
May	473	615
June	957	837
July	1,451	
August	2,126	
September	2,674	
October	3,129	
November	3,748	
December	4,165	
January	4,598	
February	5,163	
March	5,679	
April	6,003	
May	6,004	
June	6,006	

QUALITY

	Quantity	Base Number	Contract	AT	Region	England
% of FP17s for the same patient ID Re-attending within 3 months - Children	39	362	10.8%	9.7%	11.3%	11.5%
% of FP17s for the same patient ID Re-attending within 3 months - Adults	52	410	12.7%	13.6%	14.9%	15.4%
% of FP17s for the same patient ID Re-attending between 3 & 9 months - Children	228	362	63.0%	62.5%	60.0%	58.9%
% of FP17s for the same patient ID Re-attending between 3 & 9 months - Adults	270	410	65.9%	56.1%	52.6%	51.6%
% of FP17s for Band 1 Urgent Courses	42	533	7.9%	6.9%	7.9%	8.9%
% of FP17s Relating to Free Repair or Replacements	5	533	0.9%	0.8%	0.8%	0.8%
% of FP17s Relating to Continuations	3	533	0.6%	1.1%	0.9%	0.9%
% of Patients satisfied with the dentistry they have received	2	2	N/A	92.4%	93.2%	93.2%
% of Patients satisfied with the time they had to wait for an appointment	2	2	N/A	88.7%	89.1%	88.8%

* This is based on patients treated on this contract for their most recent course of treatment. Figures in italics indicate the base number of FP17s or Patient Questionnaire responses are less than 100. N/A is shown where the base number of responses is less than 10 during the period. % is calculated as Quantity/Base number*100

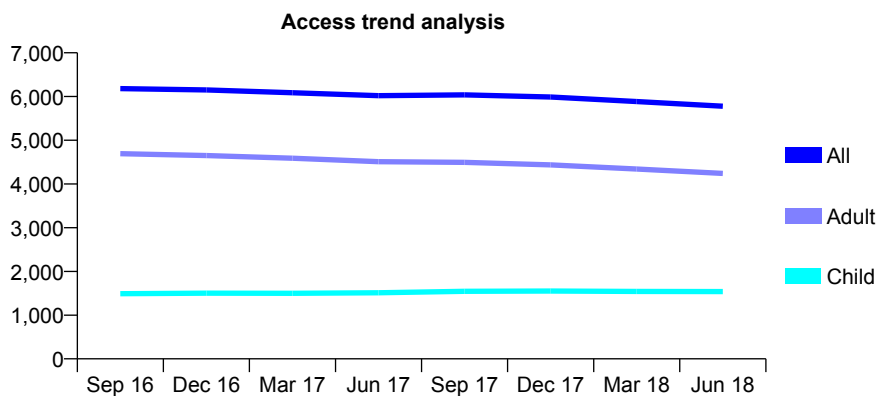
Q55 - Vital Signs At a Glance Contract Report for 134406/0001 - June 2018

Name or company name	Ice Surgeries Limited
Contract type name	GDS Contract
Purpose of contract	General
Contract start date	01/09/2009
Contract end date	

18/19 Contracted general activity (UDA)	16,500
Carry forward general activity (UDA)	0
18/19 Contracted orthodontic activity (UOA)	0
Carry forward orthodontic activity (UOA)	0
Baseline contract value	£388,030.71

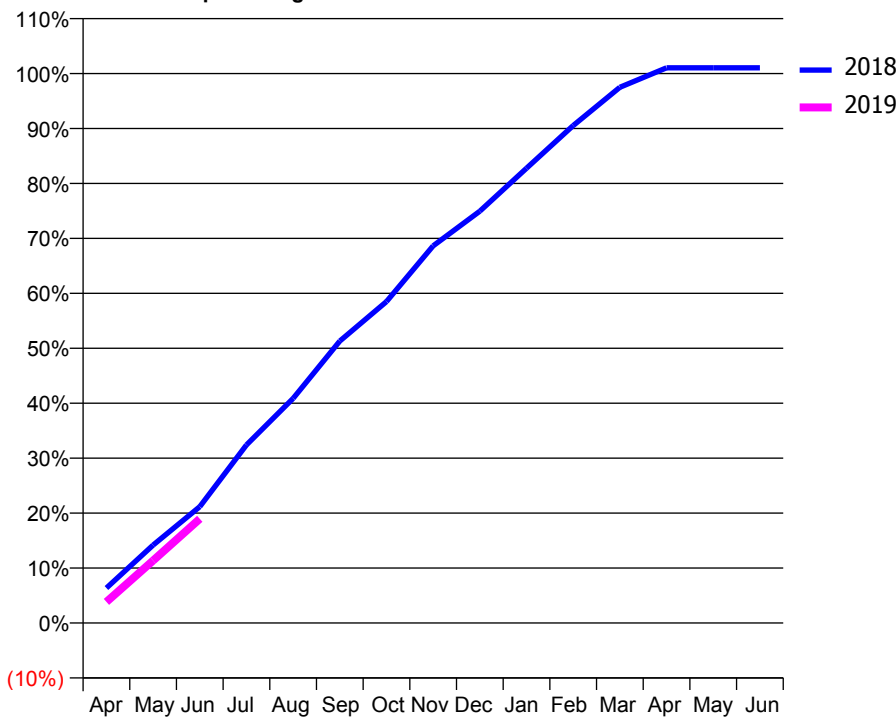
ACCESS*

Patients seen in 24 months	Total	Change since previous quarter
Quarter ending June 2017	6,020	
Quarter ending September 2017	6,038	→
Quarter ending December 2017	5,988	→
Quarter ending March 2018	5,884	↓
Quarter ending June 2018	5,778	↓
Variance since June 2017	(4.0%)	↓



ACTIVITY

Cumulative percentage of contracted UDA delivered 2018 & 2019



Month	Adjusted Scheduled Activity (UDA)	
	2018	2019
April	891	633
May	1,986	1,876
June	2,965	3,130
July	4,536	
August	5,723	
September	7,184	
October	8,188	
November	9,609	
December	10,493	
January	11,586	
February	12,672	
March	13,648	
April	14,145	
May	14,145	
June	14,145	

QUALITY

	Quantity	Base Number	Contract	AT	Region	England
% of FP17s for the same patient ID Re-attending within 3 months - Children	30	616	4.9%	9.7%	11.3%	11.5%
% of FP17s for the same patient ID Re-attending within 3 months - Adults	147	1,462	10.1%	13.6%	14.9%	15.4%
% of FP17s for the same patient ID Re-attending between 3 & 9 months - Children	435	616	70.6%	62.5%	60.0%	58.9%
% of FP17s for the same patient ID Re-attending between 3 & 9 months - Adults	869	1,462	59.4%	56.1%	52.6%	51.6%
% of FP17s for Band 1 Urgent Courses	66	1,786	3.7%	6.9%	7.9%	8.9%
% of FP17s Relating to Free Repair or Replacements	18	1,786	1.0%	0.8%	0.8%	0.8%
% of FP17s Relating to Continuations	25	1,786	1.4%	1.1%	0.9%	0.9%
% of Patients satisfied with the dentistry they have received	1	1	N/A	92.4%	93.2%	93.2%
% of Patients satisfied with the time they had to wait for an appointment	0	1	N/A	88.7%	89.1%	88.8%

* This is based on patients treated on this contract for their most recent course of treatment. Figures in italics indicate the base number of FP17s or Patient Questionnaire responses are less than 100. N/A is shown where the base number of responses is less than 10 during the period. % is calculated as Quantity/Base number*100

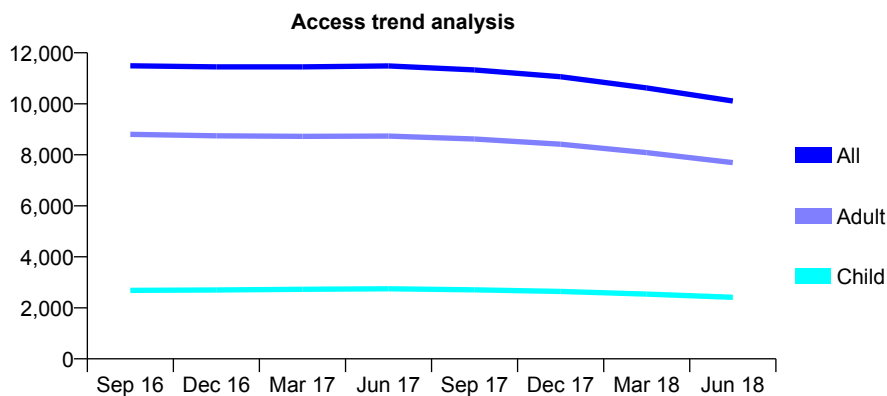
Q55 - Vital Signs At a Glance Contract Report for 134678/0001 - June 2018

Name or company name	IDH Mansfield Limited
Contract type name	GDS Contract
Purpose of contract	General
Contract start date	01/02/2008
Contract end date	

18/19 Contracted general activity (UDA)	33,500
Carry forward general activity (UDA)	0
18/19 Contracted orthodontic activity (UOA)	0
Carry forward orthodontic activity (UOA)	0
Baseline contract value	£820,278.96

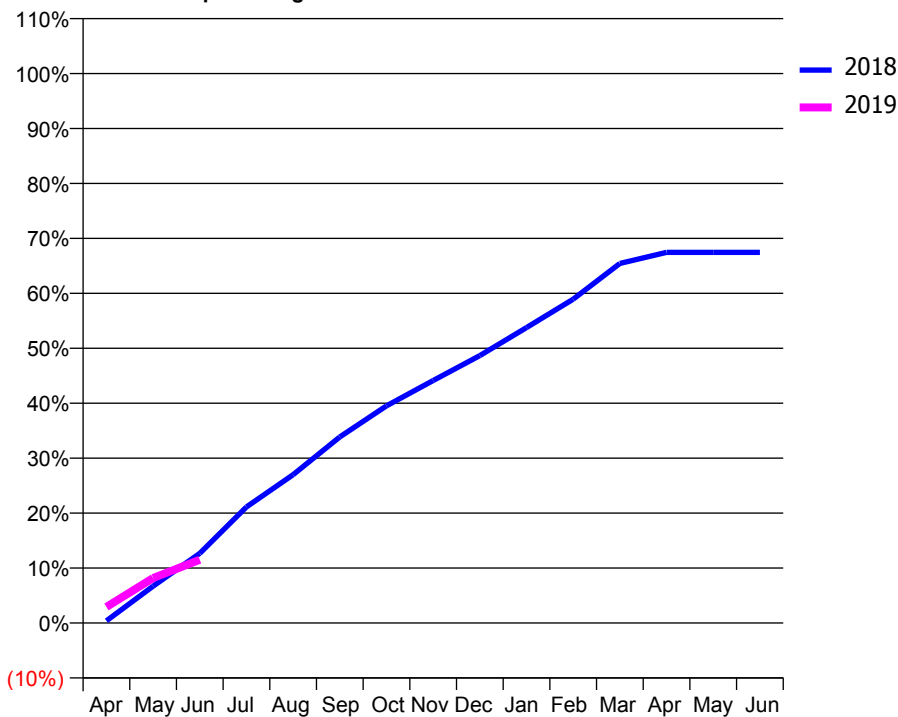
ACCESS*

Patients seen in 24 months	Total	Change since previous quarter
Quarter ending June 2017	11,483	
Quarter ending September 2017	11,329	↓
Quarter ending December 2017	11,061	↓
Quarter ending March 2018	10,620	↓
Quarter ending June 2018	10,110	↓
Variance since June 2017	(12.0%)	↓



ACTIVITY

Cumulative percentage of contracted UDA delivered 2018 & 2019



Month	Adjusted Scheduled Activity (UDA)	
	2018	2019
April	131	982
May	2,247	2,740
June	4,247	3,853
July	7,073	
August	9,045	
September	11,344	
October	13,243	
November	14,785	
December	16,302	
January	18,012	
February	19,740	
March	21,919	
April	22,595	
May	22,598	
June	22,597	

QUALITY

	Quantity	Base Number	Contract	AT	Region	England
% of FP17s for the same patient ID Re-attending within 3 months - Children	32	565	5.7%	9.7%	11.3%	11.5%
% of FP17s for the same patient ID Re-attending within 3 months - Adults	121	1,795	6.7%	13.6%	14.9%	15.4%
% of FP17s for the same patient ID Re-attending between 3 & 9 months - Children	310	565	54.9%	62.5%	60.0%	58.9%
% of FP17s for the same patient ID Re-attending between 3 & 9 months - Adults	1,027	1,795	57.2%	56.1%	52.6%	51.6%
% of FP17s for Band 1 Urgent Courses	107	1,992	5.4%	6.9%	7.9%	8.9%
% of FP17s Relating to Free Repair or Replacements	2	1,992	0.1%	0.8%	0.8%	0.8%
% of FP17s Relating to Continuations	21	1,992	1.1%	1.1%	0.9%	0.9%
% of Patients satisfied with the dentistry they have received	3	4	N/A	92.4%	93.2%	93.2%
% of Patients satisfied with the time they had to wait for an appointment	3	4	N/A	88.7%	89.1%	88.8%

* This is based on patients treated on this contract for their most recent course of treatment. Figures in italics indicate the base number of FP17s or Patient Questionnaire responses are less than 100. N/A is shown where the base number of responses is less than 10 during the period. % is calculated as Quantity/Base number*100

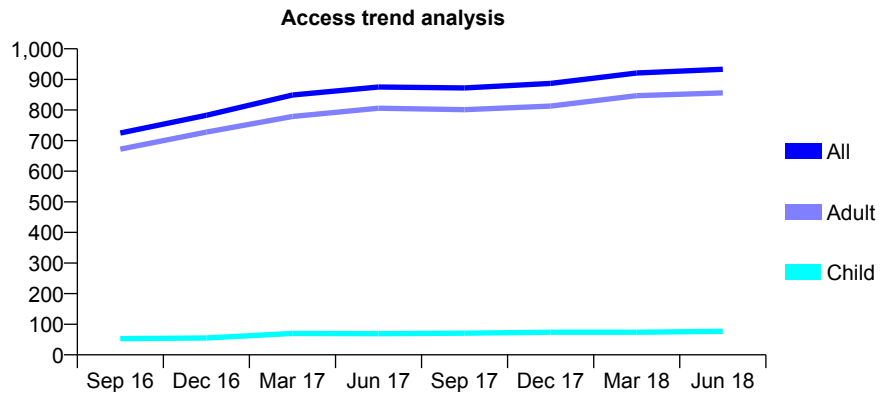
Q55 - Vital Signs At a Glance Contract Report for 135267/0001 - June 2018

Name or company name	Dr D Iliadis and Dr C Hancock
Contract type name	GDS Contract
Purpose of contract	General
Contract start date	01/06/2014
Contract end date	

18/19 Contracted general activity (UDA)	4,340
Carry forward general activity (UDA)	0
18/19 Contracted orthodontic activity (UOA)	0
Carry forward orthodontic activity (UOA)	0
Baseline contract value	£107,581.44

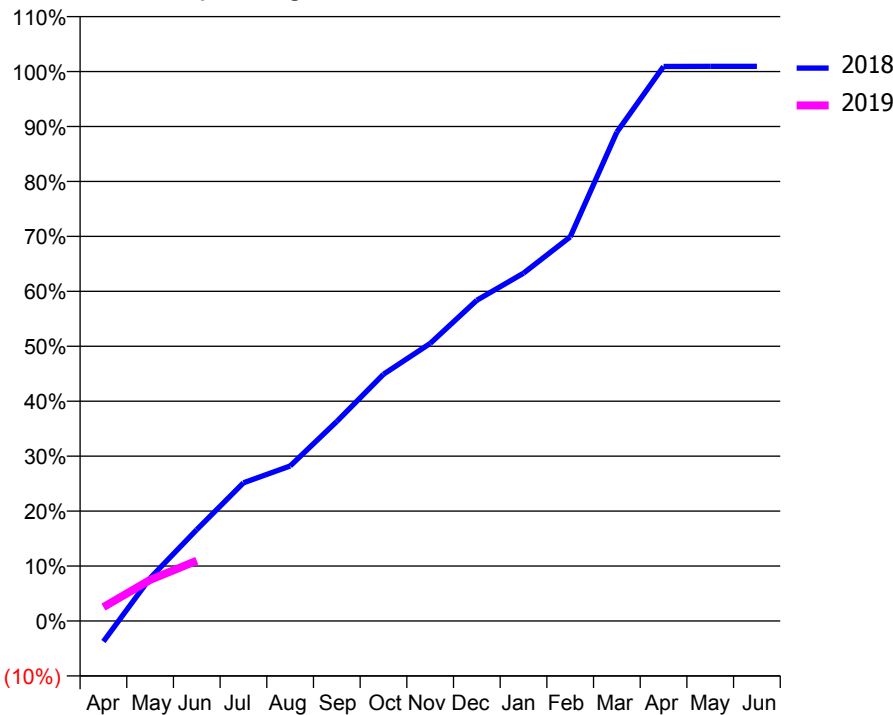
ACCESS*

Patients seen in 24 months	Total	Change since previous quarter
Quarter ending June 2017	875	
Quarter ending September 2017	872	→
Quarter ending December 2017	887	→
Quarter ending March 2018	921	↑
Quarter ending June 2018	933	→
Variance since June 2017	6.6%	↑



ACTIVITY

Cumulative percentage of contracted UDA delivered 2018 & 2019



Month	Adjusted Scheduled Activity (UDA)	
	2018	2019
April	-88	110
May	182	325
June	389	477
July	589	
August	660	
September	850	
October	1,051	
November	1,182	
December	1,366	
January	1,481	
February	1,636	
March	2,082	
April	2,361	
May	2,362	
June	2,362	

QUALITY

	Quantity	Base Number	Contract	AT	Region	England
% of FP17s for the same patient ID Re-attending within 3 months - Children	0	23	0.0%	9.7%	11.3%	11.5%
% of FP17s for the same patient ID Re-attending within 3 months - Adults	32	283	11.3%	13.6%	14.9%	15.4%
% of FP17s for the same patient ID Re-attending between 3 & 9 months - Children	16	23	69.6%	62.5%	60.0%	58.9%
% of FP17s for the same patient ID Re-attending between 3 & 9 months - Adults	119	283	42.0%	56.1%	52.6%	51.6%
% of FP17s for Band 1 Urgent Courses	23	230	10.0%	6.9%	7.9%	8.9%
% of FP17s Relating to Free Repair or Replacements	0	230	0.0%	0.8%	0.8%	0.8%
% of FP17s Relating to Continuations	1	230	0.4%	1.1%	0.9%	0.9%
% of Patients satisfied with the dentistry they have received	0	0	N/A	92.4%	93.2%	93.2%
% of Patients satisfied with the time they had to wait for an appointment	0	0	N/A	88.7%	89.1%	88.8%

* This is based on patients treated on this contract for their most recent course of treatment. Figures in italics indicate the base number of FP17s or Patient Questionnaire responses are less than 100. N/A is shown where the base number of responses is less than 10 during the period. % is calculated as Quantity/Base number*100

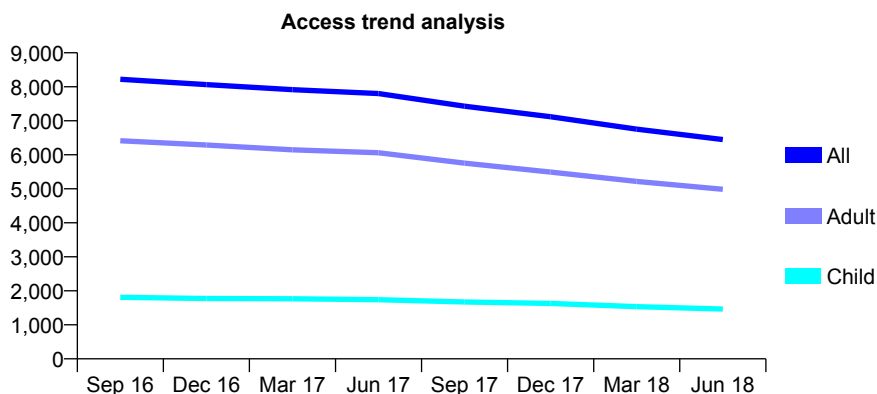
Q55 - Vital Signs At a Glance Contract Report for 136654/0001 - June 2018

Name or company name	Dentichек Ltd
Contract type name	GDS Contract
Purpose of contract	General
Contract start date	01/04/2009
Contract end date	

18/19 Contracted general activity (UDA)	23,894
Carry forward general activity (UDA)	0
18/19 Contracted orthodontic activity (UOA)	0
Carry forward orthodontic activity (UOA)	0
Baseline contract value	£563,829.91

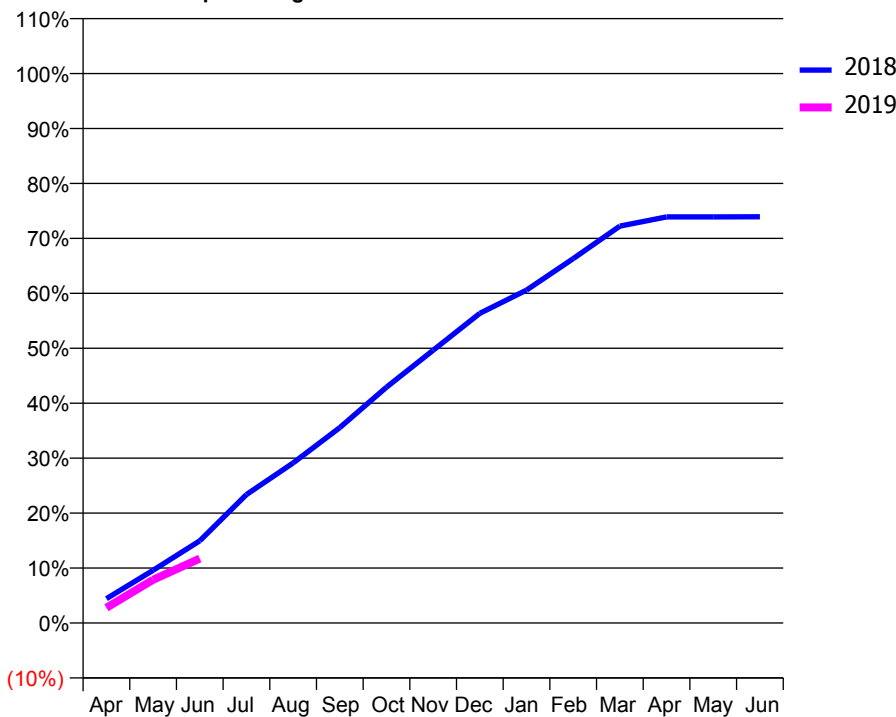
ACCESS*

Patients seen in 24 months	Total	Change since previous quarter
Quarter ending June 2017	7,800	
Quarter ending September 2017	7,428	↓
Quarter ending December 2017	7,120	↓
Quarter ending March 2018	6,753	↓
Quarter ending June 2018	6,450	↓
Variance since June 2017	(17.3%)	↓



ACTIVITY

Cumulative percentage of contracted UDA delivered 2018 & 2019



Adjusted Scheduled Activity (UDA)

Month	2018	2019
April	1,055	666
May	2,295	1,884
June	3,576	2,806
July	5,586	
August	6,960	
September	8,499	
October	10,255	
November	11,863	
December	13,466	
January	14,476	
February	15,847	
March	17,260	
April	17,658	
May	17,657	
June	17,662	

QUALITY

	Quantity	Base Number	Contract	AT	Region	England
% of FP17s for the same patient ID Re-attending within 3 months - Children	74	424	17.5%	9.7%	11.3%	11.5%
% of FP17s for the same patient ID Re-attending within 3 months - Adults	168	1,372	12.2%	13.6%	14.9%	15.4%
% of FP17s for the same patient ID Re-attending between 3 & 9 months - Children	270	424	63.7%	62.5%	60.0%	58.9%
% of FP17s for the same patient ID Re-attending between 3 & 9 months - Adults	893	1,372	65.1%	56.1%	52.6%	51.6%
% of FP17s for Band 1 Urgent Courses	160	1,548	10.3%	6.9%	7.9%	8.9%
% of FP17s Relating to Free Repair or Replacements	13	1,548	0.8%	0.8%	0.8%	0.8%
% of FP17s Relating to Continuations	1	1,548	0.1%	1.1%	0.9%	0.9%
% of Patients satisfied with the dentistry they have received	9	10	90.0%	92.4%	93.2%	93.2%
% of Patients satisfied with the time they had to wait for an appointment	8	10	80.0%	88.7%	89.1%	88.8%

* This is based on patients treated on this contract for their most recent course of treatment. Figures in italics indicate the base number of FP17s or Patient Questionnaire responses are less than 100. N/A is shown where the base number of responses is less than 10 during the period. % is calculated as Quantity/Base number*100

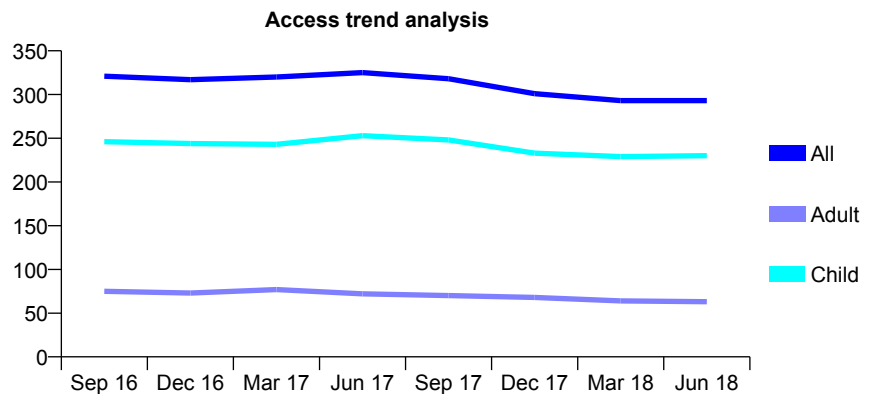
Q55 - Vital Signs At a Glance Contract Report for 137553/0001 - June 2018

Name or company name	Ruddington Dental Practice
Contract type name	GDS Contract
Purpose of contract	General
Contract start date	01/08/2013
Contract end date	

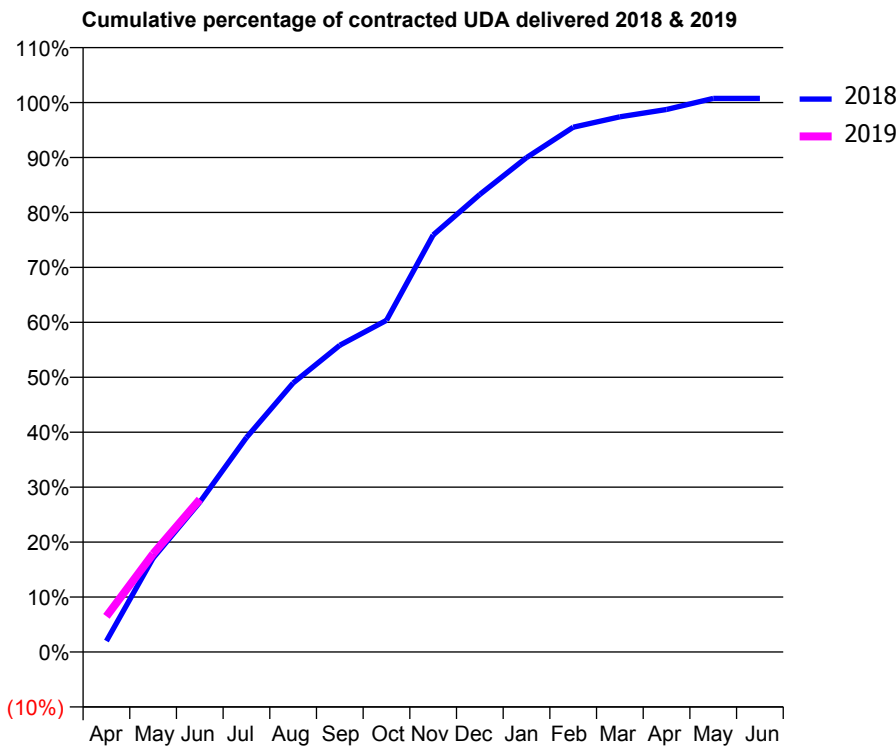
18/19 Contracted general activity (UDA)	600
Carry forward general activity (UDA)	0
18/19 Contracted orthodontic activity (UOA)	0
Carry forward orthodontic activity (UOA)	0
Baseline contract value	£15,623.25

ACCESS*

Patients seen in 24 months	Total	Change since previous quarter
Quarter ending June 2017	325	
Quarter ending September 2017	318	↓
Quarter ending December 2017	301	↓
Quarter ending March 2018	293	↓
Quarter ending June 2018	293	→
Variance since June 2017	(9.8%)	↓



ACTIVITY



Month	Adjusted Scheduled Activity (UDA)	
	2018	2019
April	12	39
May	103	107
June	164	167
July	234	
August	294	
September	335	
October	362	
November	455	
December	500	
January	540	
February	573	
March	584	
April	592	
May	604	
June	604	

QUALITY

	Quantity	Base Number	Contract	AT	Region	England
% of FP17s for the same patient ID Re-attending within 3 months - Children	2	115	1.7%	9.7%	11.3%	11.5%
% of FP17s for the same patient ID Re-attending within 3 months - Adults	2	22	9.1%	13.6%	14.9%	15.4%
% of FP17s for the same patient ID Re-attending between 3 & 9 months - Children	77	115	67.0%	62.5%	60.0%	58.9%
% of FP17s for the same patient ID Re-attending between 3 & 9 months - Adults	18	22	81.8%	56.1%	52.6%	51.6%
% of FP17s for Band 1 Urgent Courses	3	132	2.3%	6.9%	7.9%	8.9%
% of FP17s Relating to Free Repair or Replacements	0	132	0.0%	0.8%	0.8%	0.8%
% of FP17s Relating to Continuations	2	132	1.5%	1.1%	0.9%	0.9%
% of Patients satisfied with the dentistry they have received	0	0	N/A	92.4%	93.2%	93.2%
% of Patients satisfied with the time they had to wait for an appointment	0	0	N/A	88.7%	89.1%	88.8%

* This is based on patients treated on this contract for their most recent course of treatment. Figures in italics indicate the base number of FP17s or Patient Questionnaire responses are less than 100. N/A is shown where the base number of responses is less than 10 during the period. % is calculated as Quantity/Base number*100

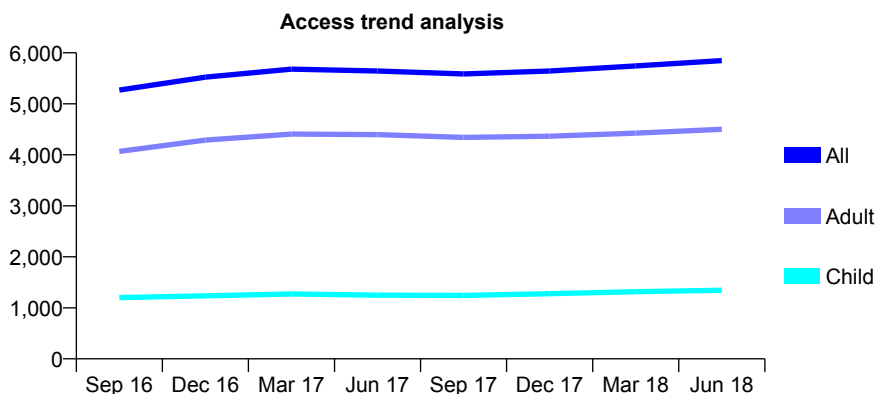
Q55 - Vital Signs At a Glance Contract Report for 138045/0001 - June 2018

Name or company name	16a Dental
Contract type name	GDS Contract
Purpose of contract	General
Contract start date	01/04/2006
Contract end date	

18/19 Contracted general activity (UDA)	15,977
Carry forward general activity (UDA)	0
18/19 Contracted orthodontic activity (UOA)	0
Carry forward orthodontic activity (UOA)	0
Baseline contract value	£424,105.83

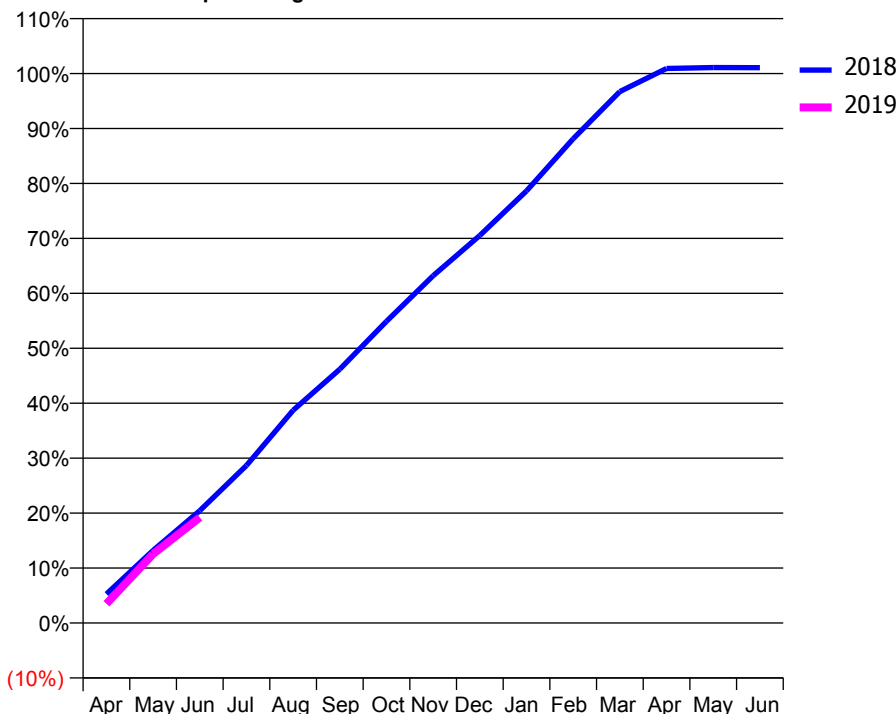
ACCESS*

Patients seen in 24 months	Total	Change since previous quarter
Quarter ending June 2017	5,643	
Quarter ending September 2017	5,585	↓
Quarter ending December 2017	5,642	→
Quarter ending March 2018	5,742	→
Quarter ending June 2018	5,846	→
Variance since June 2017	3.6%	↑



ACTIVITY

Cumulative percentage of contracted UDA delivered 2018 & 2019



Adjusted Scheduled Activity (UDA)

Month	2018	2019
April	842	561
May	2,111	2,006
June	3,266	3,069
July	4,581	
August	6,184	
September	7,381	
October	8,772	
November	10,099	
December	11,269	
January	12,565	
February	14,079	
March	15,451	
April	16,123	
May	16,149	
June	16,148	

QUALITY

	Quantity	Base Number	Contract	AT	Region	England
% of FP17s for the same patient ID Re-attending within 3 months - Children	23	613	3.8%	9.7%	11.3%	11.5%
% of FP17s for the same patient ID Re-attending within 3 months - Adults	221	1,935	11.4%	13.6%	14.9%	15.4%
% of FP17s for the same patient ID Re-attending between 3 & 9 months - Children	433	613	70.6%	62.5%	60.0%	58.9%
% of FP17s for the same patient ID Re-attending between 3 & 9 months - Adults	1,291	1,935	66.7%	56.1%	52.6%	51.6%
% of FP17s for Band 1 Urgent Courses	119	1,923	6.2%	6.9%	7.9%	8.9%
% of FP17s Relating to Free Repair or Replacements	29	1,923	1.5%	0.8%	0.8%	0.8%
% of FP17s Relating to Continuations	33	1,923	1.7%	1.1%	0.9%	0.9%
% of Patients satisfied with the dentistry they have received	4	4	N/A	92.4%	93.2%	93.2%
% of Patients satisfied with the time they had to wait for an appointment	4	4	N/A	88.7%	89.1%	88.8%

* This is based on patients treated on this contract for their most recent course of treatment. Figures in italics indicate the base number of FP17s or Patient Questionnaire responses are less than 100. N/A is shown where the base number of responses is less than 10 during the period. % is calculated as Quantity/Base number*100

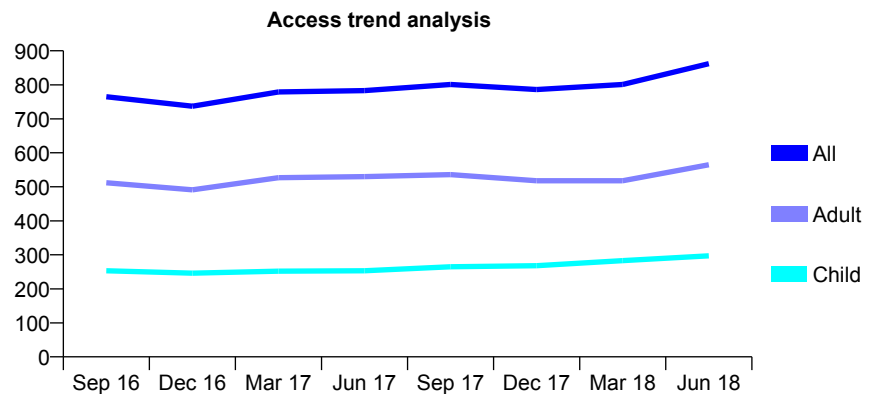
Q55 - Vital Signs At a Glance Contract Report for 138169/0001 - June 2018

Name or company name	Holly Tree House Dental Practice
Contract type name	GDS Contract
Purpose of contract	General
Contract start date	25/11/2011
Contract end date	

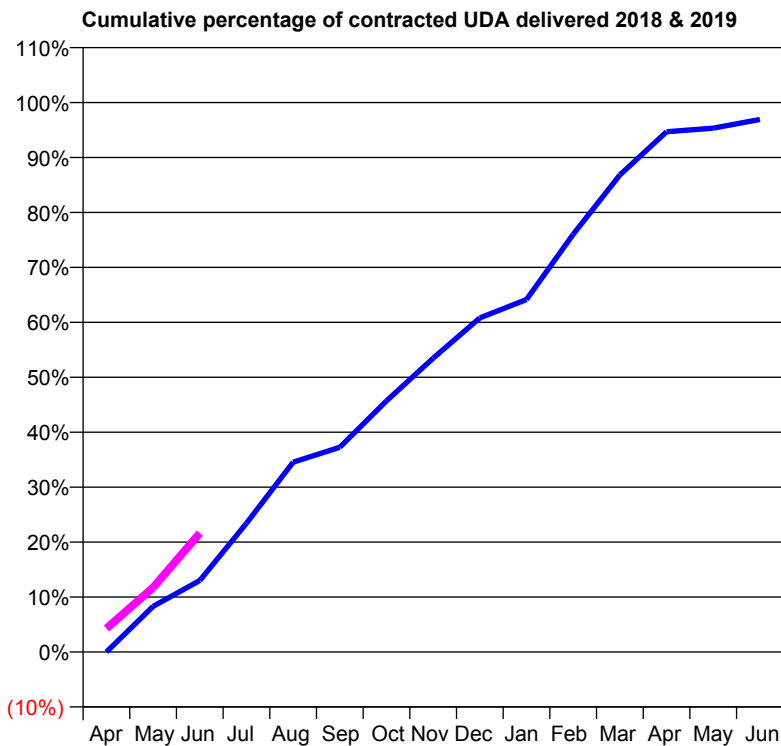
18/19 Contracted general activity (UDA)	2,254
Carry forward general activity (UDA)	0
18/19 Contracted orthodontic activity (UOA)	0
Carry forward orthodontic activity (UOA)	0
Baseline contract value	£53,934.47

ACCESS*

Patients seen in 24 months	Total	Change since previous quarter
Quarter ending June 2017	783	
Quarter ending September 2017	801	↑
Quarter ending December 2017	786	↓
Quarter ending March 2018	801	→
Quarter ending June 2018	862	↑
Variance since June 2017	10.1%	↑



ACTIVITY



Adjusted Scheduled Activity (UDA)		
Month	2018	2019
April	0	96
May	188	264
June	294	488
July	528	
August	779	
September	840	
October	1,030	
November	1,205	
December	1,370	
January	1,446	
February	1,714	
March	1,957	
April	2,134	
May	2,149	
June	2,184	

QUALITY

	Quantity	Base Number	Contract	AT	Region	England
% of FP17s for the same patient ID Re-attending within 3 months - Children	9	140	6.4%	9.7%	11.3%	11.5%
% of FP17s for the same patient ID Re-attending within 3 months - Adults	28	171	16.4%	13.6%	14.9%	15.4%
% of FP17s for the same patient ID Re-attending between 3 & 9 months - Children	89	140	63.6%	62.5%	60.0%	58.9%
% of FP17s for the same patient ID Re-attending between 3 & 9 months - Adults	64	171	37.4%	56.1%	52.6%	51.6%
% of FP17s for Band 1 Urgent Courses	7	239	2.9%	6.9%	7.9%	8.9%
% of FP17s Relating to Free Repair or Replacements	4	239	1.7%	0.8%	0.8%	0.8%
% of FP17s Relating to Continuations	9	239	3.8%	1.1%	0.9%	0.9%
% of Patients satisfied with the dentistry they have received	0	0	N/A	92.4%	93.2%	93.2%
% of Patients satisfied with the time they had to wait for an appointment	0	0	N/A	88.7%	89.1%	88.8%

* This is based on patients treated on this contract for their most recent course of treatment. Figures in italics indicate the base number of FP17s or Patient Questionnaire responses are less than 100. N/A is shown where the base number of responses is less than 10 during the period. % is calculated as Quantity/Base number*100

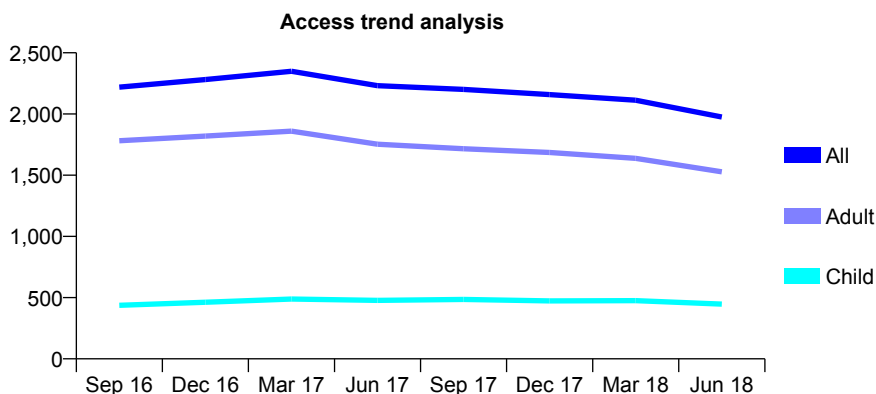
Q55 - Vital Signs At a Glance Contract Report for 138592/0001 - June 2018

Name or company name	Oradent Studio
Contract type name	GDS Contract
Purpose of contract	General
Contract start date	12/02/2014
Contract end date	

18/19 Contracted general activity (UDA)	5,825
Carry forward general activity (UDA)	0
18/19 Contracted orthodontic activity (UOA)	0
Carry forward orthodontic activity (UOA)	0
Baseline contract value	£151,981.57

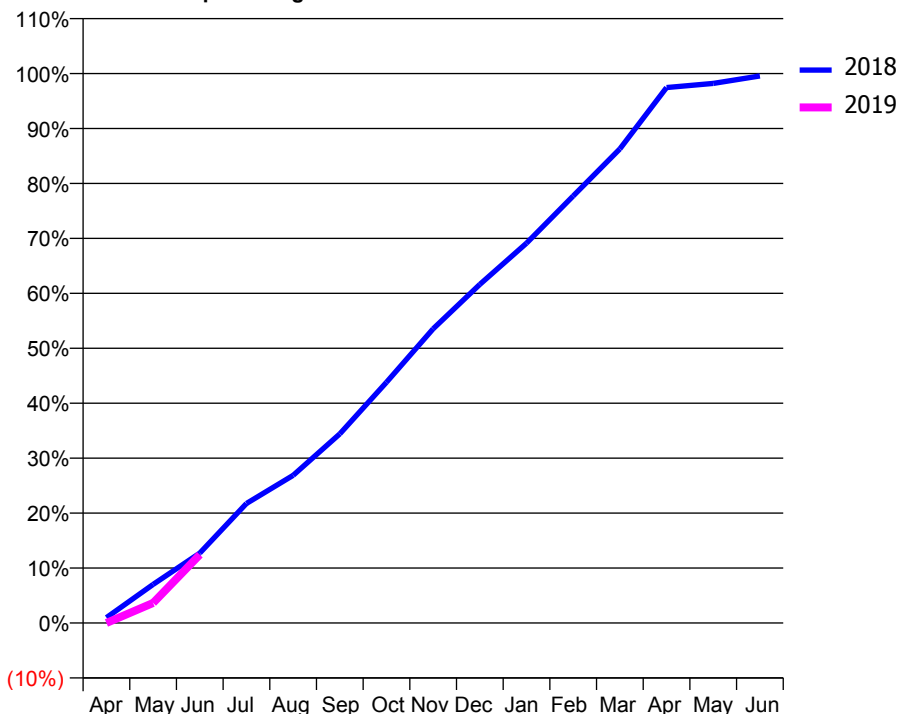
ACCESS*

Patients seen in 24 months	Total	Change since previous quarter
Quarter ending June 2017	2,231	
Quarter ending September 2017	2,201	↓
Quarter ending December 2017	2,159	↓
Quarter ending March 2018	2,113	↓
Quarter ending June 2018	1,975	↓
Variance since June 2017	(11.5%)	↓



ACTIVITY

Cumulative percentage of contracted UDA delivered 2018 & 2019



Adjusted Scheduled Activity (UDA)

Month	2018	2019
April	57	0
May	409	213
June	742	724
July	1,267	
August	1,565	
September	2,005	
October	2,552	
November	3,120	
December	3,590	
January	4,026	
February	4,527	
March	5,026	
April	5,676	
May	5,720	
June	5,799	

QUALITY

	Quantity	Base Number	Contract	AT	Region	England
% of FP17s for the same patient ID Re-attending within 3 months - Children	3	117	2.6%	9.7%	11.3%	11.5%
% of FP17s for the same patient ID Re-attending within 3 months - Adults	36	436	8.3%	13.6%	14.9%	15.4%
% of FP17s for the same patient ID Re-attending between 3 & 9 months - Children	45	117	38.5%	62.5%	60.0%	58.9%
% of FP17s for the same patient ID Re-attending between 3 & 9 months - Adults	197	436	45.2%	56.1%	52.6%	51.6%
% of FP17s for Band 1 Urgent Courses	30	278	10.8%	6.9%	7.9%	8.9%
% of FP17s Relating to Free Repair or Replacements	3	278	1.1%	0.8%	0.8%	0.8%
% of FP17s Relating to Continuations	1	278	0.4%	1.1%	0.9%	0.9%
% of Patients satisfied with the dentistry they have received	4	5	N/A	92.4%	93.2%	93.2%
% of Patients satisfied with the time they had to wait for an appointment	5	5	N/A	88.7%	89.1%	88.8%

* This is based on patients treated on this contract for their most recent course of treatment. Figures in italics indicate the base number of FP17s or Patient Questionnaire responses are less than 100. N/A is shown where the base number of responses is less than 10 during the period. % is calculated as Quantity/Base number*100

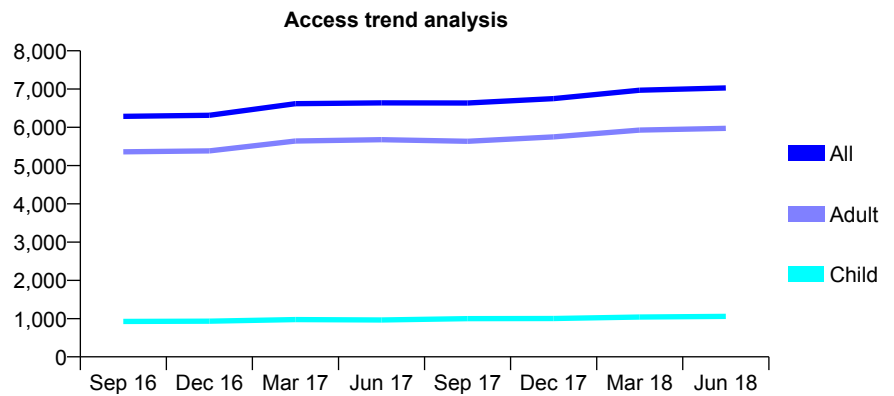
Q55 - Vital Signs At a Glance Contract Report for 139904/0001 - June 2018

Name or company name	Market Street Dental Care
Contract type name	GDS Contract
Purpose of contract	General
Contract start date	01/09/2012
Contract end date	

18/19 Contracted general activity (UDA)	16,736
Carry forward general activity (UDA)	0
18/19 Contracted orthodontic activity (UOA)	0
Carry forward orthodontic activity (UOA)	0
Baseline contract value	£407,936.05

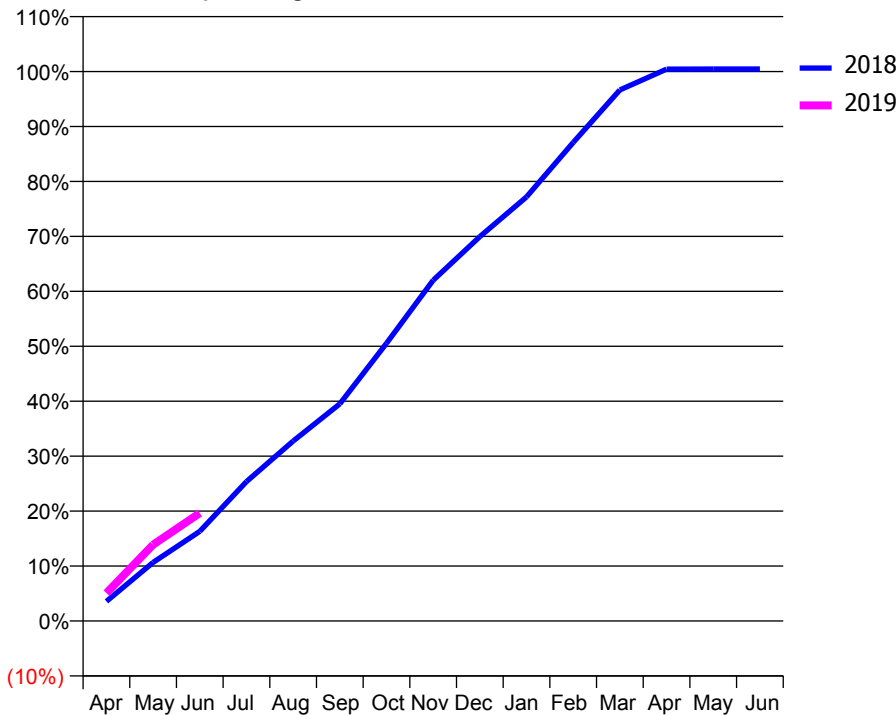
ACCESS*

Patients seen in 24 months	Total	Change since previous quarter
Quarter ending June 2017	6,640	
Quarter ending September 2017	6,634	→
Quarter ending December 2017	6,752	→
Quarter ending March 2018	6,970	↑
Quarter ending June 2018	7,030	→
Variance since June 2017	5.9%	↑



ACTIVITY

Cumulative percentage of contracted UDA delivered 2018 & 2019



Month	Adjusted Scheduled Activity (UDA)	
	2018	2019
April	599	853
May	1,787	2,324
June	2,732	3,289
July	4,244	
August	5,480	
September	6,613	
October	8,456	
November	10,380	
December	11,706	
January	12,919	
February	14,574	
March	16,173	
April	16,807	
May	16,811	
June	16,811	

QUALITY

	Quantity	Base Number	Contract	AT	Region	England
% of FP17s for the same patient ID Re-attending within 3 months - Children	17	395	4.3%	9.7%	11.3%	11.5%
% of FP17s for the same patient ID Re-attending within 3 months - Adults	223	2,069	10.8%	13.6%	14.9%	15.4%
% of FP17s for the same patient ID Re-attending between 3 & 9 months - Children	243	395	61.5%	62.5%	60.0%	58.9%
% of FP17s for the same patient ID Re-attending between 3 & 9 months - Adults	1,313	2,069	63.5%	56.1%	52.6%	51.6%
% of FP17s for Band 1 Urgent Courses	82	1,966	4.2%	6.9%	7.9%	8.9%
% of FP17s Relating to Free Repair or Replacements	2	1,966	0.1%	0.8%	0.8%	0.8%
% of FP17s Relating to Continuations	52	1,966	2.6%	1.1%	0.9%	0.9%
% of Patients satisfied with the dentistry they have received	2	3	N/A	92.4%	93.2%	93.2%
% of Patients satisfied with the time they had to wait for an appointment	2	3	N/A	88.7%	89.1%	88.8%

* This is based on patients treated on this contract for their most recent course of treatment. Figures in italics indicate the base number of FP17s or Patient Questionnaire responses are less than 100. N/A is shown where the base number of responses is less than 10 during the period. % is calculated as Quantity/Base number*100

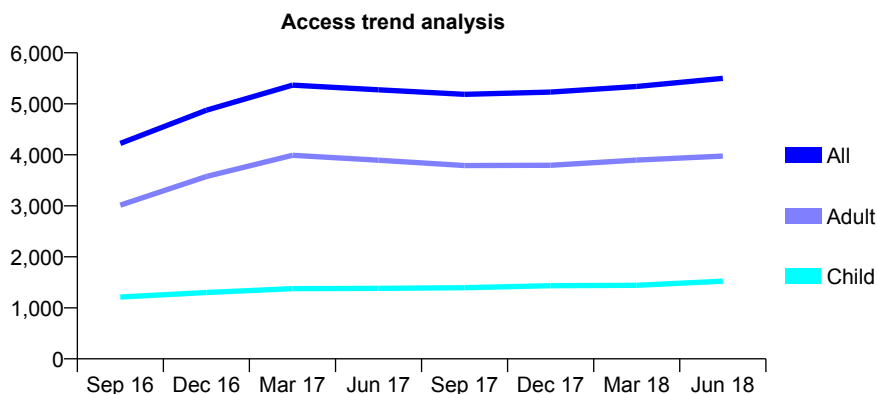
Q55 - Vital Signs At a Glance Contract Report for 142166/0001 - June 2018

Name or company name	Nationwide Healthcare Providers Ltd Clay C
Contract type name	GDS Contract
Purpose of contract	General
Contract start date	01/04/2015
Contract end date	

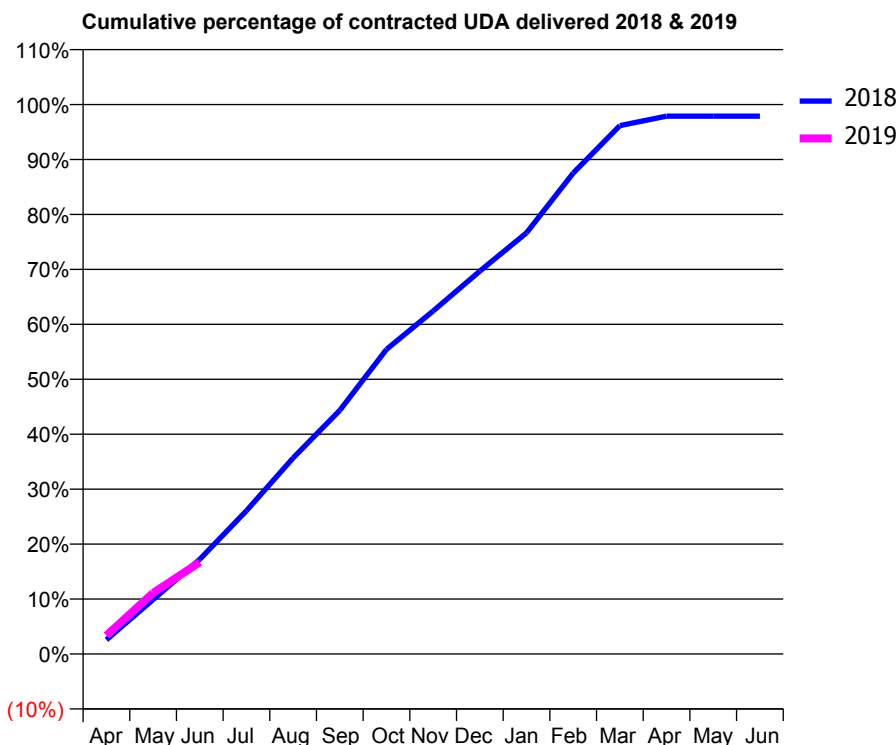
18/19 Contracted general activity (UDA)	18,774
Carry forward general activity (UDA)	0
18/19 Contracted orthodontic activity (UOA)	0
Carry forward orthodontic activity (UOA)	0
Baseline contract value	£522,353.05

ACCESS*

Patients seen in 24 months	Total	Change since previous quarter
Quarter ending June 2017	5,274	
Quarter ending September 2017	5,185	↓
Quarter ending December 2017	5,229	→
Quarter ending March 2018	5,339	↑
Quarter ending June 2018	5,500	↑
Variance since June 2017	4.3%	↑



ACTIVITY



Month	Adjusted Scheduled Activity (UDA)	
	2018	2019
April	354	634
May	1,366	2,091
June	2,374	3,136
July	3,590	
August	4,914	
September	6,108	
October	7,635	
November	8,598	
December	9,599	
January	10,556	
February	12,054	
March	13,244	
April	13,483	
May	13,483	
June	13,483	

QUALITY

	Quantity	Base Number	Contract	AT	Region	England
% of FP17s for the same patient ID Re-attending within 3 months - Children	49	647	7.6%	9.7%	11.3%	11.5%
% of FP17s for the same patient ID Re-attending within 3 months - Adults	112	888	12.6%	13.6%	14.9%	15.4%
% of FP17s for the same patient ID Re-attending between 3 & 9 months - Children	345	647	53.3%	62.5%	60.0%	58.9%
% of FP17s for the same patient ID Re-attending between 3 & 9 months - Adults	282	888	31.8%	56.1%	52.6%	51.6%
% of FP17s for Band 1 Urgent Courses	89	1,453	6.1%	6.9%	7.9%	8.9%
% of FP17s Relating to Free Repair or Replacements	2	1,453	0.1%	0.8%	0.8%	0.8%
% of FP17s Relating to Continuations	25	1,453	1.7%	1.1%	0.9%	0.9%
% of Patients satisfied with the dentistry they have received	4	4	N/A	92.4%	93.2%	93.2%
% of Patients satisfied with the time they had to wait for an appointment	4	4	N/A	88.7%	89.1%	88.8%

* This is based on patients treated on this contract for their most recent course of treatment. Figures in italics indicate the base number of FP17s or Patient Questionnaire responses are less than 100. N/A is shown where the base number of responses is less than 10 during the period. % is calculated as Quantity/Base number*100

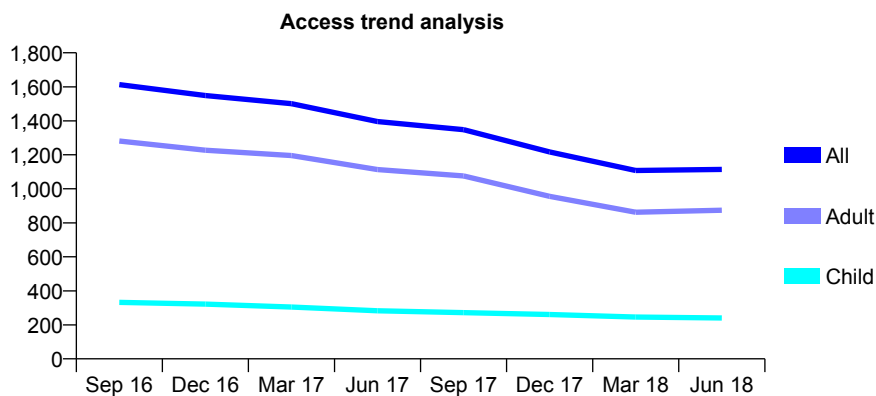
Q55 - Vital Signs At a Glance Contract Report for 142190/0001 - June 2018

Name or company name	Grange Dental Care
Contract type name	GDS Contract
Purpose of contract	General
Contract start date	01/06/2012
Contract end date	

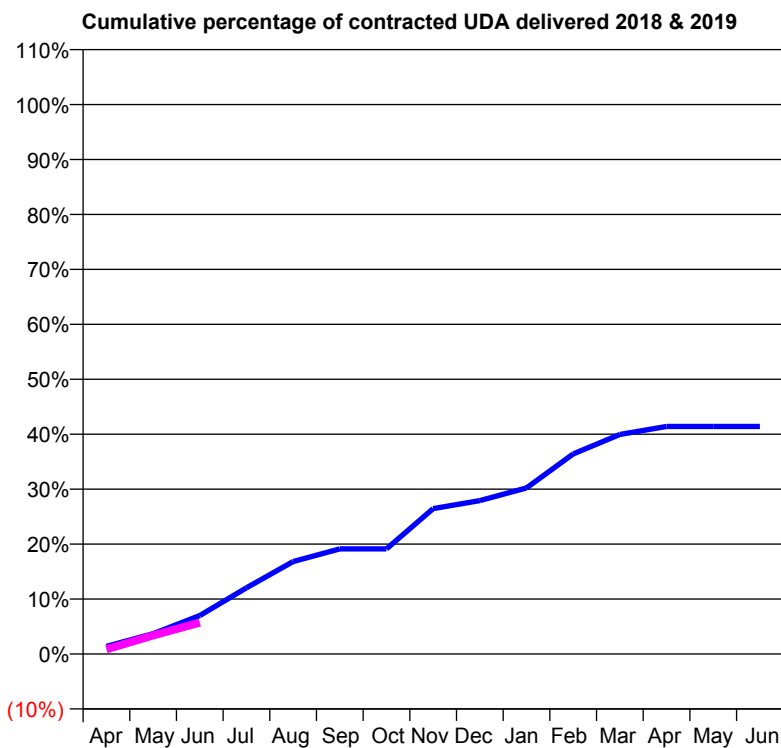
18/19 Contracted general activity (UDA)	6,597
Carry forward general activity (UDA)	0
18/19 Contracted orthodontic activity (UOA)	0
Carry forward orthodontic activity (UOA)	0
Baseline contract value	£142,931.18

ACCESS*

Patients seen in 24 months	Total	Change since previous quarter
Quarter ending June 2017	1,396	
Quarter ending September 2017	1,348	↓
Quarter ending December 2017	1,217	↓
Quarter ending March 2018	1,108	↓
Quarter ending June 2018	1,114	→
Variance since June 2017	(20.2%)	↓



ACTIVITY



Month	Adjusted Scheduled Activity (UDA)	
	2018	2019
April	92	57
May	244	224
June	463	377
July	795	
August	1,110	
September	1,263	
October	1,263	
November	1,746	
December	1,842	
January	1,994	
February	2,403	
March	2,635	
April	2,731	
May	2,732	
June	2,732	

QUALITY

	Quantity	Base Number	Contract	AT	Region	England
% of FP17s for the same patient ID Re-attending within 3 months - Children	2	53	3.8%	9.7%	11.3%	11.5%
% of FP17s for the same patient ID Re-attending within 3 months - Adults	29	214	13.6%	13.6%	14.9%	15.4%
% of FP17s for the same patient ID Re-attending between 3 & 9 months - Children	29	53	54.7%	62.5%	60.0%	58.9%
% of FP17s for the same patient ID Re-attending between 3 & 9 months - Adults	97	214	45.3%	56.1%	52.6%	51.6%
% of FP17s for Band 1 Urgent Courses	19	208	9.1%	6.9%	7.9%	8.9%
% of FP17s Relating to Free Repair or Replacements	0	208	0.0%	0.8%	0.8%	0.8%
% of FP17s Relating to Continuations	1	208	0.5%	1.1%	0.9%	0.9%
% of Patients satisfied with the dentistry they have received	2	2	N/A	92.4%	93.2%	93.2%
% of Patients satisfied with the time they had to wait for an appointment	2	2	N/A	88.7%	89.1%	88.8%

* This is based on patients treated on this contract for their most recent course of treatment. Figures in italics indicate the base number of FP17s or Patient Questionnaire responses are less than 100. N/A is shown where the base number of responses is less than 10 during the period. % is calculated as Quantity/Base number*100

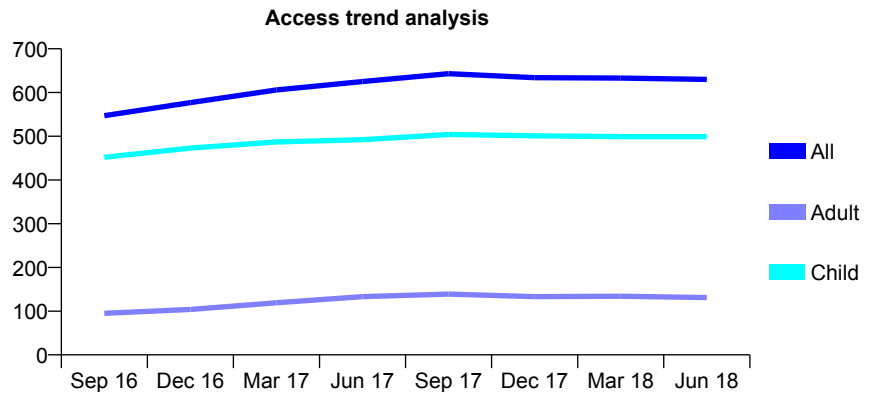
Q55 - Vital Signs At a Glance Contract Report for 142506/0001 - June 2018

Name or company name	Kedleston Dental Care
Contract type name	GDS Contract
Purpose of contract	General
Contract start date	10/07/2015
Contract end date	

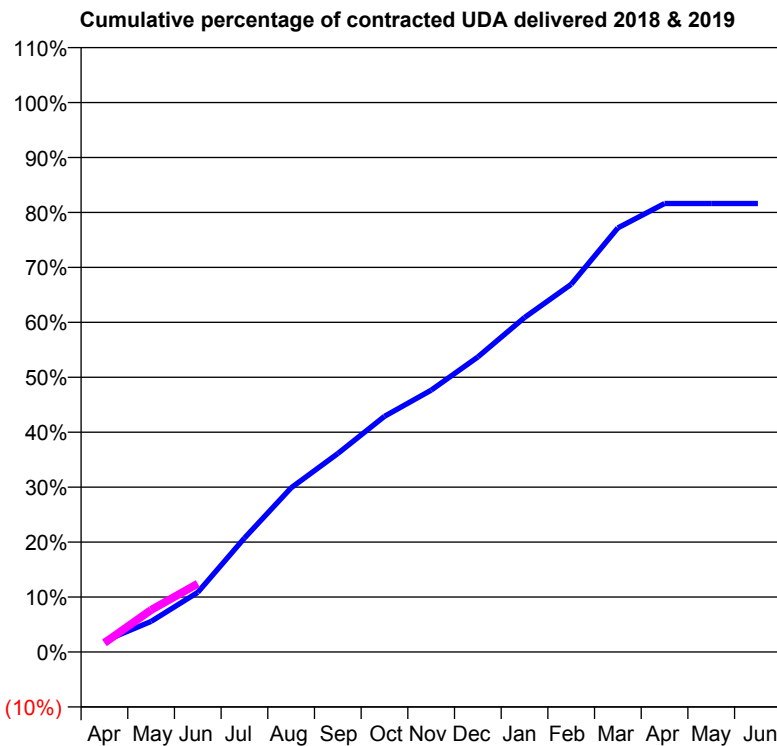
18/19 Contracted general activity (UDA)	1,400
Carry forward general activity (UDA)	0
18/19 Contracted orthodontic activity (UOA)	0
Carry forward orthodontic activity (UOA)	0
Baseline contract value	£28,888.14

ACCESS*

Patients seen in 24 months	Total	Change since previous quarter
Quarter ending June 2017	625	
Quarter ending September 2017	643	↑
Quarter ending December 2017	634	↓
Quarter ending March 2018	633	→
Quarter ending June 2018	630	→
Variance since June 2017	0.8%	→



ACTIVITY



Month	Adjusted Scheduled Activity (UDA)	
	2018	2019
April	28	23
May	78	107
June	152	174
July	290	
August	418	
September	506	
October	600	
November	667	
December	752	
January	852	
February	937	
March	1,080	
April	1,143	
May	1,143	
June	1,143	

QUALITY

	Quantity	Base Number	Contract	AT	Region	England
% of FP17s for the same patient ID Re-attending within 3 months - Children	14	164	8.5%	9.7%	11.3%	11.5%
% of FP17s for the same patient ID Re-attending within 3 months - Adults	3	23	13.0%	13.6%	14.9%	15.4%
% of FP17s for the same patient ID Re-attending between 3 & 9 months - Children	97	164	59.1%	62.5%	60.0%	58.9%
% of FP17s for the same patient ID Re-attending between 3 & 9 months - Adults	9	23	39.1%	56.1%	52.6%	51.6%
% of FP17s for Band 1 Urgent Courses	5	141	3.5%	6.9%	7.9%	8.9%
% of FP17s Relating to Free Repair or Replacements	0	141	0.0%	0.8%	0.8%	0.8%
% of FP17s Relating to Continuations	0	141	0.0%	1.1%	0.9%	0.9%
% of Patients satisfied with the dentistry they have received	0	0	N/A	92.4%	93.2%	93.2%
% of Patients satisfied with the time they had to wait for an appointment	0	0	N/A	88.7%	89.1%	88.8%

* This is based on patients treated on this contract for their most recent course of treatment. Figures in italics indicate the base number of FP17s or Patient Questionnaire responses are less than 100. N/A is shown where the base number of responses is less than 10 during the period. % is calculated as Quantity/Base number*100

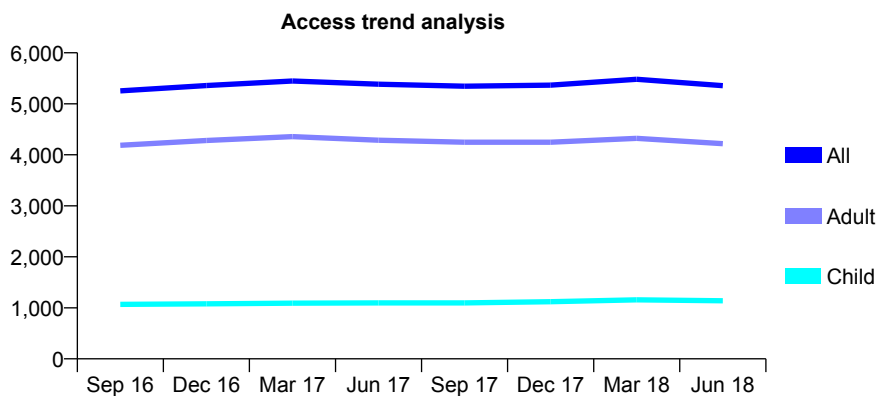
Q55 - Vital Signs At a Glance Contract Report for 143111/0001 - June 2018

Name or company name	Cadmus Dental Care Limited
Contract type name	GDS Contract
Purpose of contract	General
Contract start date	01/10/2013
Contract end date	

18/19 Contracted general activity (UDA)	17,677
Carry forward general activity (UDA)	0
18/19 Contracted orthodontic activity (UOA)	0
Carry forward orthodontic activity (UOA)	0
Baseline contract value	£419,992.31

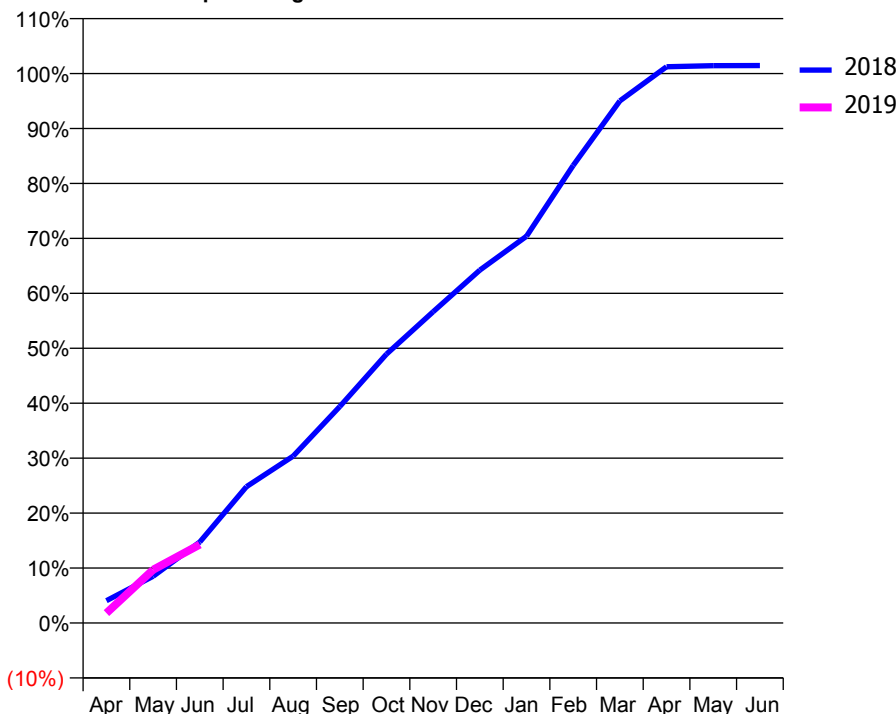
ACCESS*

Patients seen in 24 months	Total	Change since previous quarter
Quarter ending June 2017	5,384	
Quarter ending September 2017	5,344	→
Quarter ending December 2017	5,366	→
Quarter ending March 2018	5,480	↑
Quarter ending June 2018	5,356	↓
Variance since June 2017	(0.5%)	→



ACTIVITY

Cumulative percentage of contracted UDA delivered 2018 & 2019



Adjusted Scheduled Activity (UDA)

Month	2018	2019
April	660	321
May	1,384	1,715
June	2,399	2,526
July	4,041	
August	4,942	
September	6,414	
October	7,964	
November	9,219	
December	10,452	
January	11,456	
February	13,554	
March	15,465	
April	16,476	
May	16,510	
June	16,511	

QUALITY

	Quantity	Base Number	Contract	AT	Region	England
% of FP17s for the same patient ID Re-attending within 3 months - Children	28	321	8.7%	9.7%	11.3%	11.5%
% of FP17s for the same patient ID Re-attending within 3 months - Adults	146	1,142	12.8%	13.6%	14.9%	15.4%
% of FP17s for the same patient ID Re-attending between 3 & 9 months - Children	167	321	52.0%	62.5%	60.0%	58.9%
% of FP17s for the same patient ID Re-attending between 3 & 9 months - Adults	608	1,142	53.2%	56.1%	52.6%	51.6%
% of FP17s for Band 1 Urgent Courses	83	1,146	7.2%	6.9%	7.9%	8.9%
% of FP17s Relating to Free Repair or Replacements	16	1,146	1.4%	0.8%	0.8%	0.8%
% of FP17s Relating to Continuations	4	1,146	0.3%	1.1%	0.9%	0.9%
% of Patients satisfied with the dentistry they have received	1	1	N/A	92.4%	93.2%	93.2%
% of Patients satisfied with the time they had to wait for an appointment	1	1	N/A	88.7%	89.1%	88.8%

* This is based on patients treated on this contract for their most recent course of treatment. Figures in italics indicate the base number of FP17s or Patient Questionnaire responses are less than 100. N/A is shown where the base number of responses is less than 10 during the period. % is calculated as Quantity/Base number*100

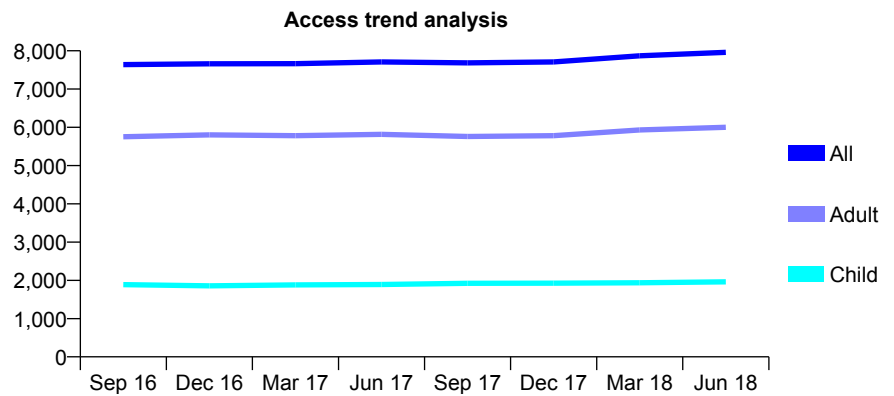
Q55 - Vital Signs At a Glance Contract Report for 143111/0002 - June 2018

Name or company name	Cadmus Dental Care Limited
Contract type name	GDS Contract
Purpose of contract	General
Contract start date	01/10/2013
Contract end date	

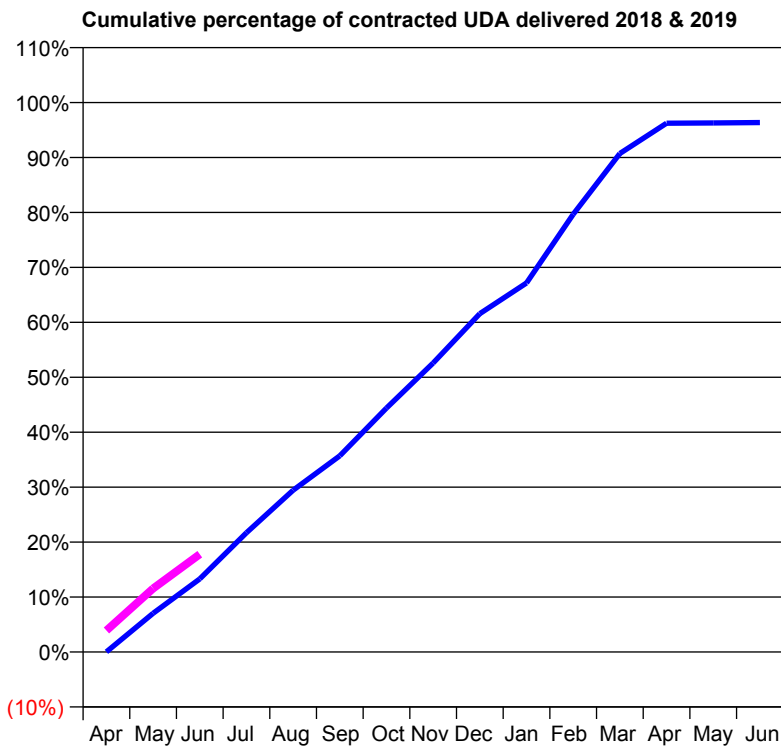
18/19 Contracted general activity (UDA)	28,084
Carry forward general activity (UDA)	0
18/19 Contracted orthodontic activity (UOA)	0
Carry forward orthodontic activity (UOA)	0
Baseline contract value	£631,920.57

ACCESS*

Patients seen in 24 months	Total	Change since previous quarter
Quarter ending June 2017	7,708	
Quarter ending September 2017	7,685	→
Quarter ending December 2017	7,708	→
Quarter ending March 2018	7,868	↑
Quarter ending June 2018	7,961	→
Variance since June 2017	3.3%	↑



ACTIVITY



Month	Adjusted Scheduled Activity (UDA)	
	2018	2019
April	9	1,099
May	1,979	3,249
June	3,739	4,996
July	6,098	
August	8,271	
September	10,031	
October	12,470	
November	14,773	
December	17,290	
January	18,864	
February	22,373	
March	25,476	
April	27,027	
May	27,042	
June	27,060	

QUALITY

	Quantity	Base Number	Contract	AT	Region	England
% of FP17s for the same patient ID Re-attending within 3 months - Children	57	713	8.0%	9.7%	11.3%	11.5%
% of FP17s for the same patient ID Re-attending within 3 months - Adults	268	2,133	12.6%	13.6%	14.9%	15.4%
% of FP17s for the same patient ID Re-attending between 3 & 9 months - Children	462	713	64.8%	62.5%	60.0%	58.9%
% of FP17s for the same patient ID Re-attending between 3 & 9 months - Adults	1,347	2,133	63.2%	56.1%	52.6%	51.6%
% of FP17s for Band 1 Urgent Courses	148	2,309	6.4%	6.9%	7.9%	8.9%
% of FP17s Relating to Free Repair or Replacements	27	2,309	1.2%	0.8%	0.8%	0.8%
% of FP17s Relating to Continuations	19	2,309	0.8%	1.1%	0.9%	0.9%
% of Patients satisfied with the dentistry they have received	8	9	N/A	92.4%	93.2%	93.2%
% of Patients satisfied with the time they had to wait for an appointment	7	9	N/A	88.7%	89.1%	88.8%

* This is based on patients treated on this contract for their most recent course of treatment. Figures in italics indicate the base number of FP17s or Patient Questionnaire responses are less than 100. N/A is shown where the base number of responses is less than 10 during the period. % is calculated as Quantity/Base number*100

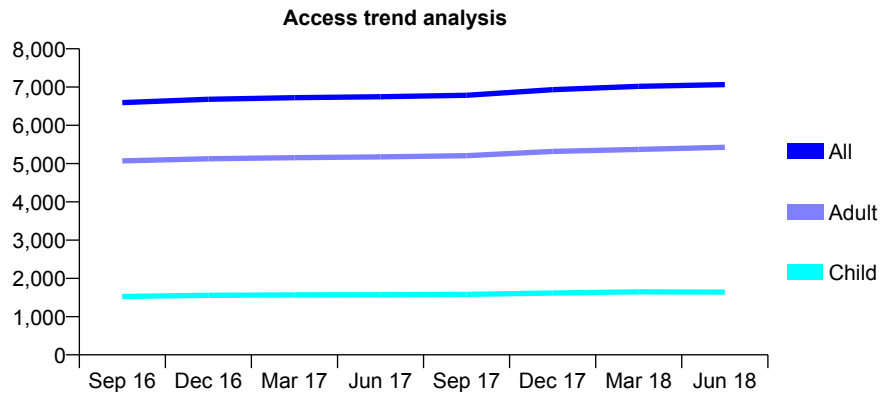
Q55 - Vital Signs At a Glance Contract Report for 146900/0001 - June 2018

Name or company name	Glen Thelwell & Associates LTD Vasileios (
Contract type name	GDS Contract
Purpose of contract	General
Contract start date	01/05/2014
Contract end date	

18/19 Contracted general activity (UDA)	28,370
Carry forward general activity (UDA)	0
18/19 Contracted orthodontic activity (UOA)	0
Carry forward orthodontic activity (UOA)	0
Baseline contract value	£795,770.29

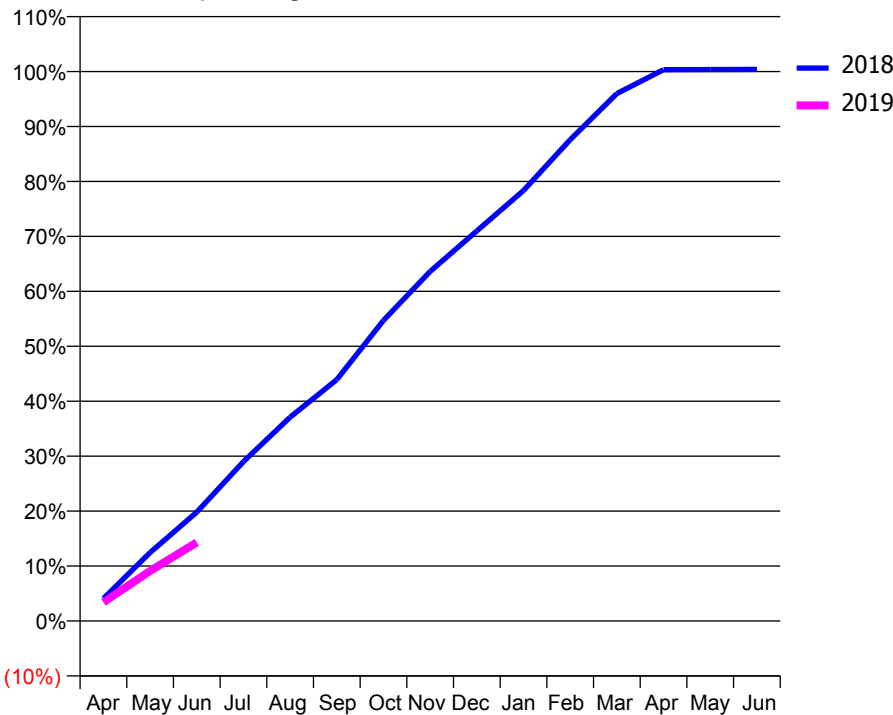
ACCESS*

Patients seen in 24 months	Total	Change since previous quarter
Quarter ending June 2017	6,747	
Quarter ending September 2017	6,786	→
Quarter ending December 2017	6,932	↑
Quarter ending March 2018	7,018	→
Quarter ending June 2018	7,063	→
Variance since June 2017	4.7%	↑



ACTIVITY

Cumulative percentage of contracted UDA delivered 2018 & 2019



Month	Adjusted Scheduled Activity (UDA)	
	2018	2019
April	875	970
May	2,663	2,588
June	4,235	4,062
July	6,199	
August	7,928	
September	9,387	
October	11,692	
November	13,593	
December	15,172	
January	16,742	
February	18,718	
March	20,512	
April	21,443	
May	21,448	
June	21,449	

QUALITY

	Quantity	Base Number	Contract	AT	Region	England
% of FP17s for the same patient ID Re-attending within 3 months - Children	18	518	3.5%	9.7%	11.3%	11.5%
% of FP17s for the same patient ID Re-attending within 3 months - Adults	193	1,911	10.1%	13.6%	14.9%	15.4%
% of FP17s for the same patient ID Re-attending between 3 & 9 months - Children	327	518	63.1%	62.5%	60.0%	58.9%
% of FP17s for the same patient ID Re-attending between 3 & 9 months - Adults	1,326	1,911	69.4%	56.1%	52.6%	51.6%
% of FP17s for Band 1 Urgent Courses	34	1,973	1.7%	6.9%	7.9%	8.9%
% of FP17s Relating to Free Repair or Replacements	23	1,973	1.2%	0.8%	0.8%	0.8%
% of FP17s Relating to Continuations	40	1,973	2.0%	1.1%	0.9%	0.9%
% of Patients satisfied with the dentistry they have received	6	6	N/A	92.4%	93.2%	93.2%
% of Patients satisfied with the time they had to wait for an appointment	5	6	N/A	88.7%	89.1%	88.8%

* This is based on patients treated on this contract for their most recent course of treatment. Figures in italics indicate the base number of FP17s or Patient Questionnaire responses are less than 100. N/A is shown where the base number of responses is less than 10 during the period. % is calculated as Quantity/Base number*100

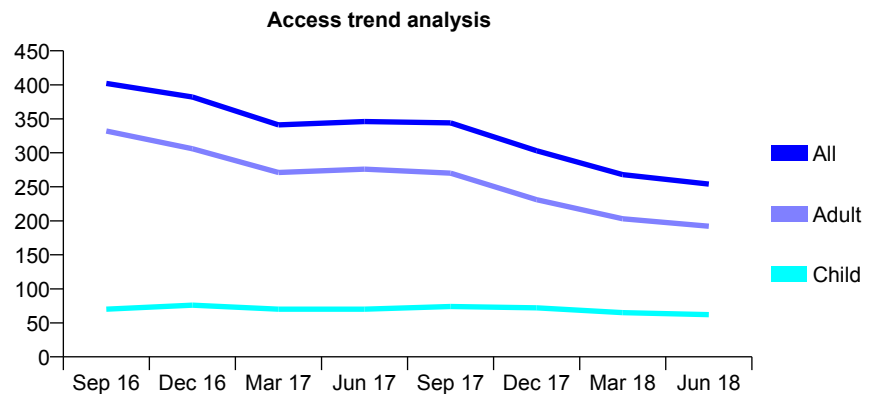
Q55 - Vital Signs At a Glance Contract Report for 147354/0001 - June 2018

Name or company name	Dr Fitton & Dr Singh Dental Surgery
Contract type name	GDS Contract
Purpose of contract	General
Contract start date	29/07/2010
Contract end date	

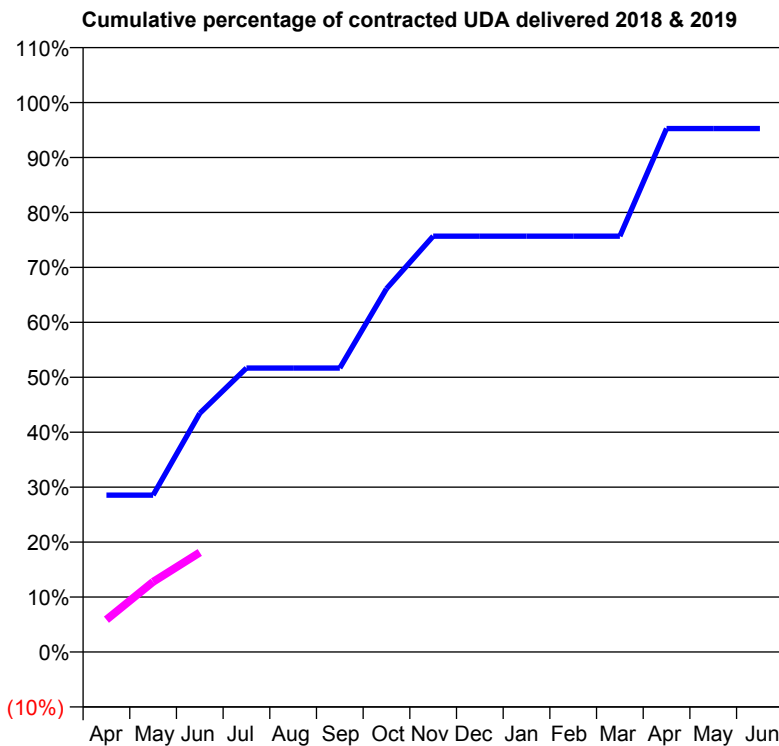
18/19 Contracted general activity (UDA)	900
Carry forward general activity (UDA)	0
18/19 Contracted orthodontic activity (UOA)	0
Carry forward orthodontic activity (UOA)	0
Baseline contract value	£26,323.55

ACCESS*

Patients seen in 24 months	Total	Change since previous quarter
Quarter ending June 2017	346	
Quarter ending September 2017	344	→
Quarter ending December 2017	303	↓
Quarter ending March 2018	268	↓
Quarter ending June 2018	254	↓
Variance since June 2017	(26.6%)	↓



ACTIVITY



Adjusted Scheduled Activity (UDA)		
Month	2018	2019
April	257	53
May	257	115
June	391	163
July	465	
August	465	
September	465	
October	595	
November	681	
December	681	
January	681	
February	681	
March	681	
April	857	
May	857	
June	857	

QUALITY

	Quantity	Base Number	Contract	AT	Region	England
% of FP17s for the same patient ID Re-attending within 3 months - Children	3	30	10.0%	9.7%	11.3%	11.5%
% of FP17s for the same patient ID Re-attending within 3 months - Adults	13	85	15.3%	13.6%	14.9%	15.4%
% of FP17s for the same patient ID Re-attending between 3 & 9 months - Children	9	30	30.0%	62.5%	60.0%	58.9%
% of FP17s for the same patient ID Re-attending between 3 & 9 months - Adults	34	85	40.0%	56.1%	52.6%	51.6%
% of FP17s for Band 1 Urgent Courses	0	51	0.0%	6.9%	7.9%	8.9%
% of FP17s Relating to Free Repair or Replacements	0	51	0.0%	0.8%	0.8%	0.8%
% of FP17s Relating to Continuations	1	51	2.0%	1.1%	0.9%	0.9%
% of Patients satisfied with the dentistry they have received	1	2	N/A	92.4%	93.2%	93.2%
% of Patients satisfied with the time they had to wait for an appointment	1	2	N/A	88.7%	89.1%	88.8%

* This is based on patients treated on this contract for their most recent course of treatment. Figures in italics indicate the base number of FP17s or Patient Questionnaire responses are less than 100. N/A is shown where the base number of responses is less than 10 during the period. % is calculated as Quantity/Base number*100

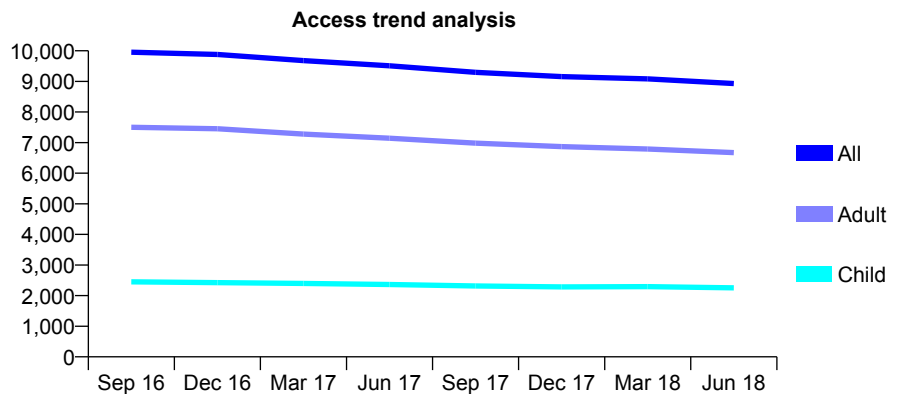
Q55 - Vital Signs At a Glance Contract Report for 148369/0001 - June 2018

Name or company name	KH & GW Ltd
Contract type name	GDS Contract
Purpose of contract	General
Contract start date	01/04/2008
Contract end date	

18/19 Contracted general activity (UDA)	30,382
Carry forward general activity (UDA)	0
18/19 Contracted orthodontic activity (UOA)	0
Carry forward orthodontic activity (UOA)	0
Baseline contract value	£1,038,917.21

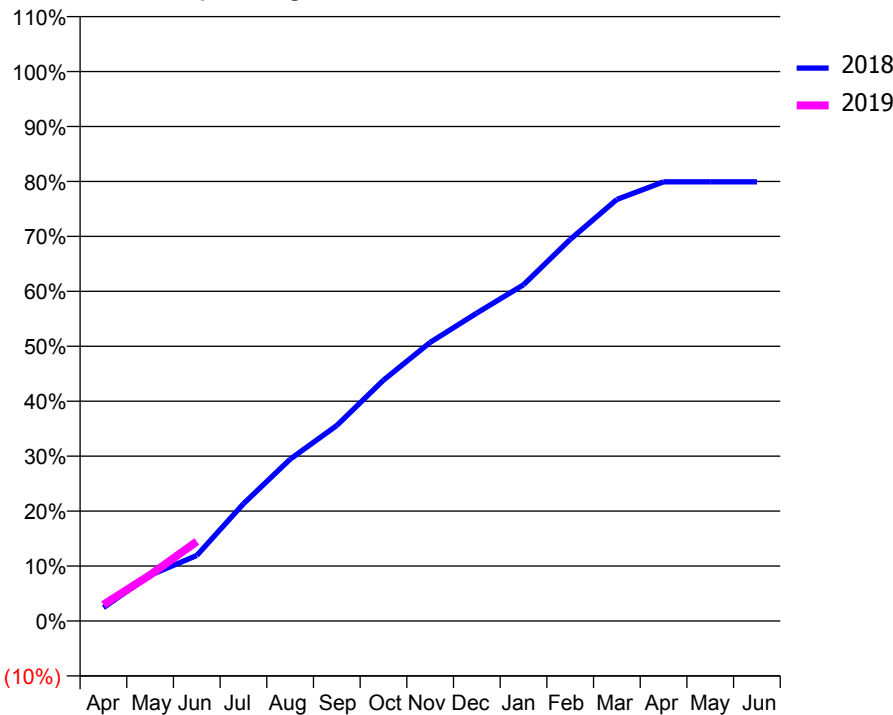
ACCESS*

Patients seen in 24 months	Total	Change since previous quarter
Quarter ending June 2017	9,510	
Quarter ending September 2017	9,297	↓
Quarter ending December 2017	9,155	↓
Quarter ending March 2018	9,084	→
Quarter ending June 2018	8,931	↓
Variance since June 2017	(6.1%)	↓



ACTIVITY

Cumulative percentage of contracted UDA delivered 2018 & 2019



Month	Adjusted Scheduled Activity (UDA)	
	2018	2019
April	742	906
May	2,532	2,548
June	3,626	4,400
July	6,484	
August	8,949	
September	10,809	
October	13,320	
November	15,403	
December	17,031	
January	18,591	
February	21,101	
March	23,306	
April	24,285	
May	24,286	
June	24,280	

QUALITY

	Quantity	Base Number	Contract	AT	Region	England
% of FP17s for the same patient ID Re-attending within 3 months - Children	27	658	4.1%	9.7%	11.3%	11.5%
% of FP17s for the same patient ID Re-attending within 3 months - Adults	195	1,846	10.6%	13.6%	14.9%	15.4%
% of FP17s for the same patient ID Re-attending between 3 & 9 months - Children	377	658	57.3%	62.5%	60.0%	58.9%
% of FP17s for the same patient ID Re-attending between 3 & 9 months - Adults	843	1,846	45.7%	56.1%	52.6%	51.6%
% of FP17s for Band 1 Urgent Courses	68	2,077	3.3%	6.9%	7.9%	8.9%
% of FP17s Relating to Free Repair or Replacements	20	2,077	1.0%	0.8%	0.8%	0.8%
% of FP17s Relating to Continuations	31	2,077	1.5%	1.1%	0.9%	0.9%
% of Patients satisfied with the dentistry they have received	9	9	N/A	92.4%	93.2%	93.2%
% of Patients satisfied with the time they had to wait for an appointment	9	9	N/A	88.7%	89.1%	88.8%

* This is based on patients treated on this contract for their most recent course of treatment. Figures in italics indicate the base number of FP17s or Patient Questionnaire responses are less than 100. N/A is shown where the base number of responses is less than 10 during the period. % is calculated as Quantity/Base number*100

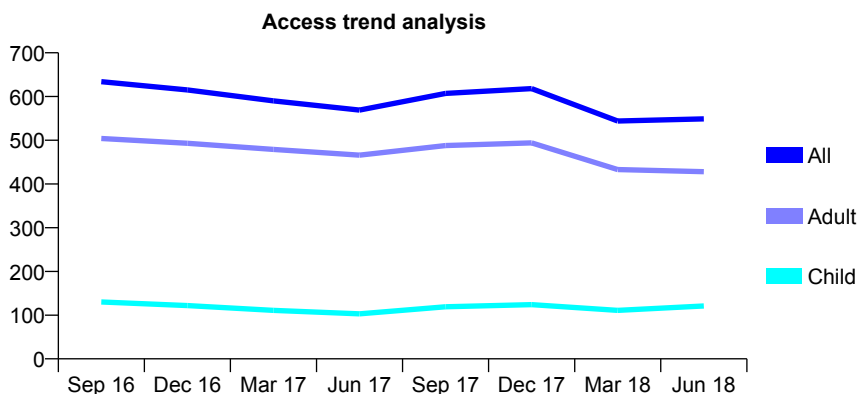
Q55 - Vital Signs At a Glance Contract Report for 151378/0001 - June 2018

Name or company name	Bulwell Dental Practice
Contract type name	GDS Contract
Purpose of contract	General
Contract start date	03/11/2008
Contract end date	

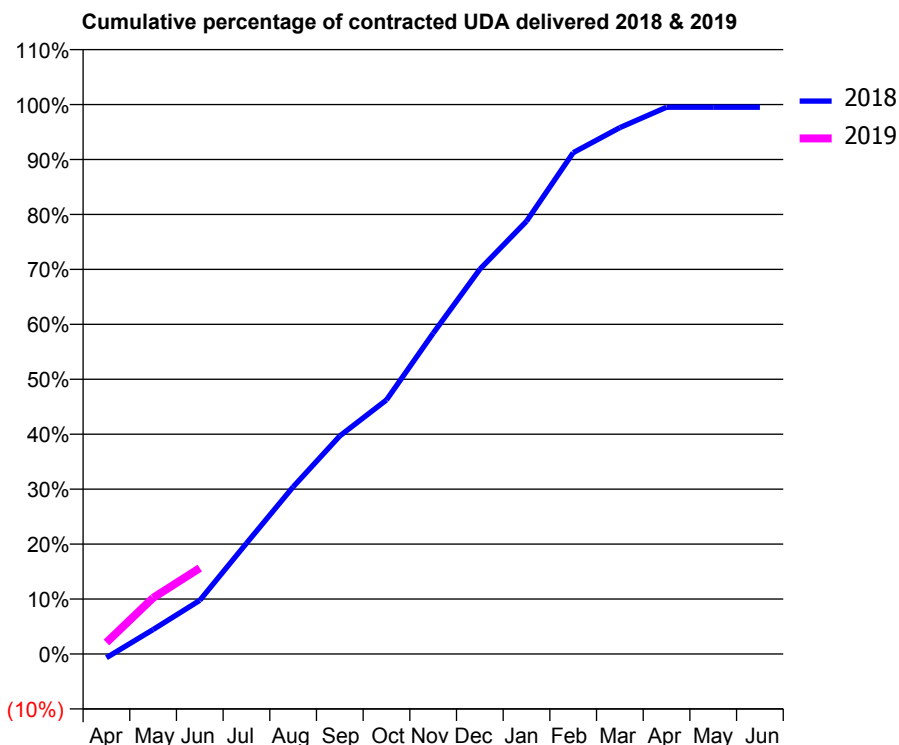
18/19 Contracted general activity (UDA)	2,345
Carry forward general activity (UDA)	0
18/19 Contracted orthodontic activity (UOA)	0
Carry forward orthodontic activity (UOA)	0
Baseline contract value	£54,570.05

ACCESS*

Patients seen in 24 months	Total	Change since previous quarter
Quarter ending June 2017	569	
Quarter ending September 2017	607	↑
Quarter ending December 2017	618	→
Quarter ending March 2018	544	↓
Quarter ending June 2018	549	→
Variance since June 2017	(3.5%)	↓



ACTIVITY



Adjusted Scheduled Activity (UDA)		
Month	2018	2019
April	-16	49
May	104	240
June	229	367
July	472	
August	713	
September	931	
October	1,085	
November	1,369	
December	1,642	
January	1,847	
February	2,139	
March	2,246	
April	2,333	
May	2,333	
June	2,333	

QUALITY

	Quantity	Base Number	Contract	AT	Region	England
% of FP17s for the same patient ID Re-attending within 3 months - Children	1	41	2.4%	9.7%	11.3%	11.5%
% of FP17s for the same patient ID Re-attending within 3 months - Adults	6	143	4.2%	13.6%	14.9%	15.4%
% of FP17s for the same patient ID Re-attending between 3 & 9 months - Children	22	41	53.7%	62.5%	60.0%	58.9%
% of FP17s for the same patient ID Re-attending between 3 & 9 months - Adults	86	143	60.1%	56.1%	52.6%	51.6%
% of FP17s for Band 1 Urgent Courses	12	149	8.1%	6.9%	7.9%	8.9%
% of FP17s Relating to Free Repair or Replacements	2	149	1.3%	0.8%	0.8%	0.8%
% of FP17s Relating to Continuations	0	149	0.0%	1.1%	0.9%	0.9%
% of Patients satisfied with the dentistry they have received	0	0	N/A	92.4%	93.2%	93.2%
% of Patients satisfied with the time they had to wait for an appointment	0	0	N/A	88.7%	89.1%	88.8%

* This is based on patients treated on this contract for their most recent course of treatment. Figures in italics indicate the base number of FP17s or Patient Questionnaire responses are less than 100. N/A is shown where the base number of responses is less than 10 during the period. % is calculated as Quantity/Base number*100

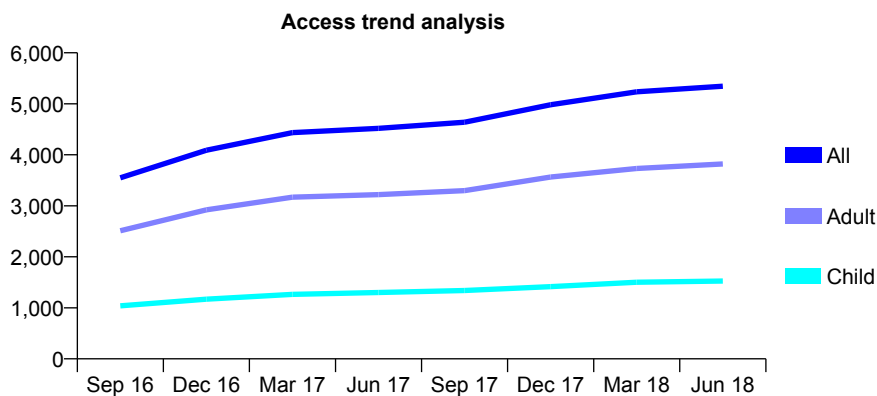
Q55 - Vital Signs At a Glance Contract Report for 153907/0002 - June 2018

Name or company name	Carlton Dental Care Limited
Contract type name	GDS Contract
Purpose of contract	General
Contract start date	06/04/2013
Contract end date	

18/19 Contracted general activity (UDA)	19,441
Carry forward general activity (UDA)	0
18/19 Contracted orthodontic activity (UOA)	0
Carry forward orthodontic activity (UOA)	0
Baseline contract value	£521,607.86

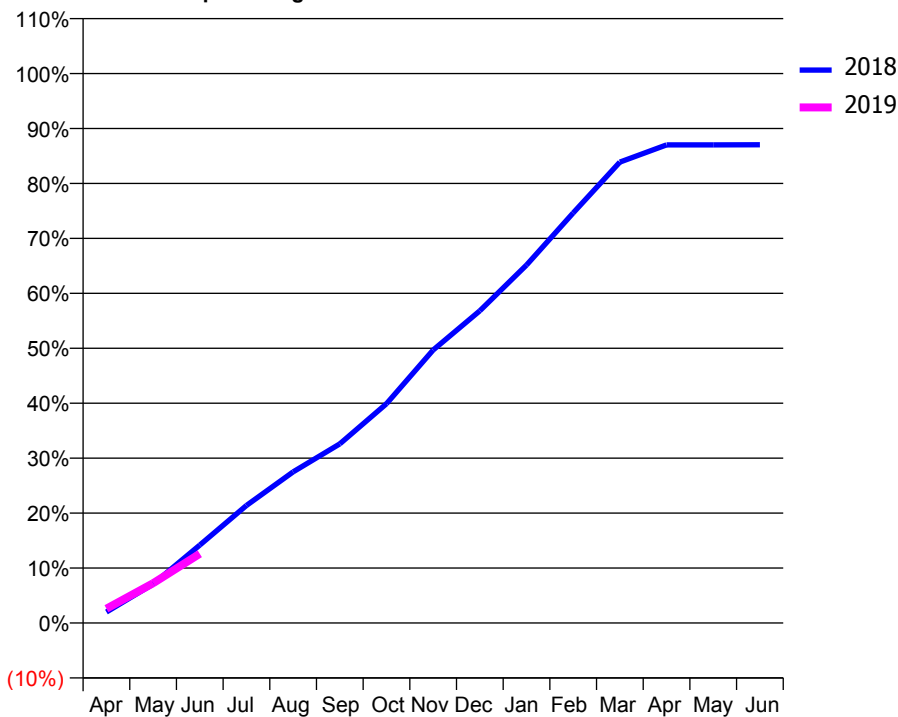
ACCESS*

Patients seen in 24 months	Total	Change since previous quarter
Quarter ending June 2017	4,520	
Quarter ending September 2017	4,638	↑
Quarter ending December 2017	4,981	↑
Quarter ending March 2018	5,234	↑
Quarter ending June 2018	5,346	↑
Variance since June 2017	18.3%	↑



ACTIVITY

Cumulative percentage of contracted UDA delivered 2018 & 2019



Month	Adjusted Scheduled Activity (UDA)	
	2018	2019
April	351	506
May	1,237	1,409
June	2,474	2,451
July	3,729	
August	4,799	
September	5,685	
October	6,960	
November	8,666	
December	9,910	
January	11,360	
February	13,015	
March	14,628	
April	15,176	
May	15,177	
June	15,178	

QUALITY

	Quantity	Base Number	Contract	AT	Region	England
% of FP17s for the same patient ID Re-attending within 3 months - Children	50	538	9.3%	9.7%	11.3%	11.5%
% of FP17s for the same patient ID Re-attending within 3 months - Adults	172	1,169	14.7%	13.6%	14.9%	15.4%
% of FP17s for the same patient ID Re-attending between 3 & 9 months - Children	357	538	66.4%	62.5%	60.0%	58.9%
% of FP17s for the same patient ID Re-attending between 3 & 9 months - Adults	662	1,169	56.6%	56.1%	52.6%	51.6%
% of FP17s for Band 1 Urgent Courses	48	1,300	3.7%	6.9%	7.9%	8.9%
% of FP17s Relating to Free Repair or Replacements	10	1,300	0.8%	0.8%	0.8%	0.8%
% of FP17s Relating to Continuations	31	1,300	2.4%	1.1%	0.9%	0.9%
% of Patients satisfied with the dentistry they have received	1	1	N/A	92.4%	93.2%	93.2%
% of Patients satisfied with the time they had to wait for an appointment	1	1	N/A	88.7%	89.1%	88.8%

* This is based on patients treated on this contract for their most recent course of treatment. Figures in italics indicate the base number of FP17s or Patient Questionnaire responses are less than 100. N/A is shown where the base number of responses is less than 10 during the period. % is calculated as Quantity/Base number*100

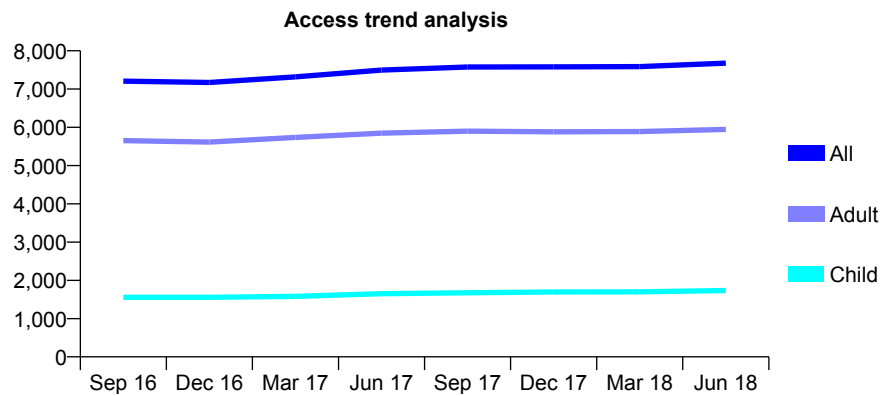
Q55 - Vital Signs At a Glance Contract Report for 154288/0001 - June 2018

Name or company name	D AND L JORDAN LIMITED
Contract type name	GDS Contract
Purpose of contract	General
Contract start date	01/04/2013
Contract end date	

18/19 Contracted general activity (UDA)	19,075
Carry forward general activity (UDA)	0
18/19 Contracted orthodontic activity (UOA)	0
Carry forward orthodontic activity (UOA)	0
Baseline contract value	£519,041.46

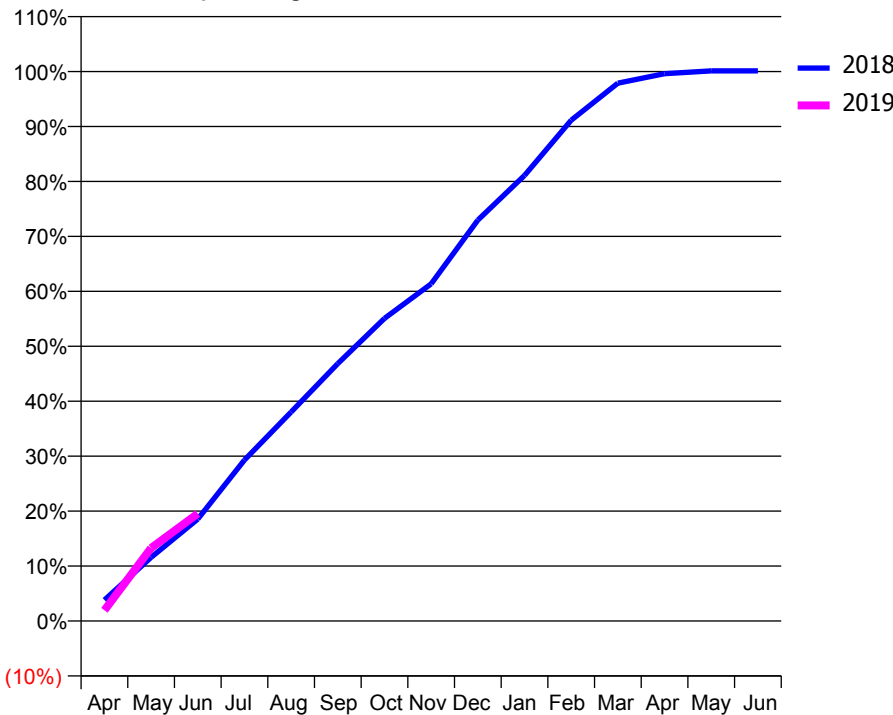
ACCESS*

Patients seen in 24 months	Total	Change since previous quarter
Quarter ending June 2017	7,497	
Quarter ending September 2017	7,576	→
Quarter ending December 2017	7,580	→
Quarter ending March 2018	7,587	→
Quarter ending June 2018	7,679	→
Variance since June 2017	2.4%	↑



ACTIVITY

Cumulative percentage of contracted UDA delivered 2018 & 2019



Month	Adjusted Scheduled Activity (UDA)	
	2018	2019
April	728	374
May	2,209	2,533
June	3,540	3,729
July	5,591	
August	7,255	
September	8,936	
October	10,506	
November	11,703	
December	13,916	
January	15,466	
February	17,384	
March	18,669	
April	19,001	
May	19,097	
June	19,099	

QUALITY

	Quantity	Base Number	Contract	AT	Region	England
% of FP17s for the same patient ID Re-attending within 3 months - Children	38	619	6.1%	9.7%	11.3%	11.5%
% of FP17s for the same patient ID Re-attending within 3 months - Adults	156	1,956	8.0%	13.6%	14.9%	15.4%
% of FP17s for the same patient ID Re-attending between 3 & 9 months - Children	398	619	64.3%	62.5%	60.0%	58.9%
% of FP17s for the same patient ID Re-attending between 3 & 9 months - Adults	1,281	1,956	65.5%	56.1%	52.6%	51.6%
% of FP17s for Band 1 Urgent Courses	128	2,291	5.6%	6.9%	7.9%	8.9%
% of FP17s Relating to Free Repair or Replacements	12	2,291	0.5%	0.8%	0.8%	0.8%
% of FP17s Relating to Continuations	7	2,291	0.3%	1.1%	0.9%	0.9%
% of Patients satisfied with the dentistry they have received	6	7	N/A	92.4%	93.2%	93.2%
% of Patients satisfied with the time they had to wait for an appointment	6	7	N/A	88.7%	89.1%	88.8%

* This is based on patients treated on this contract for their most recent course of treatment. Figures in italics indicate the base number of FP17s or Patient Questionnaire responses are less than 100. N/A is shown where the base number of responses is less than 10 during the period. % is calculated as Quantity/Base number*100

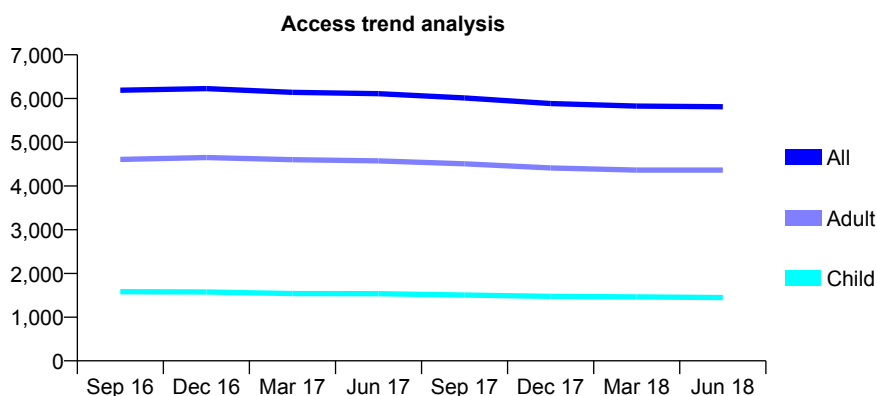
Q55 - Vital Signs At a Glance Contract Report for 154393/0001 - June 2018

Name or company name	Oswald House Dental Practice
Contract type name	GDS Contract
Purpose of contract	General
Contract start date	01/10/2013
Contract end date	

18/19 Contracted general activity (UDA)	18,083
Carry forward general activity (UDA)	0
18/19 Contracted orthodontic activity (UOA)	0
Carry forward orthodontic activity (UOA)	0
Baseline contract value	£389,770.46

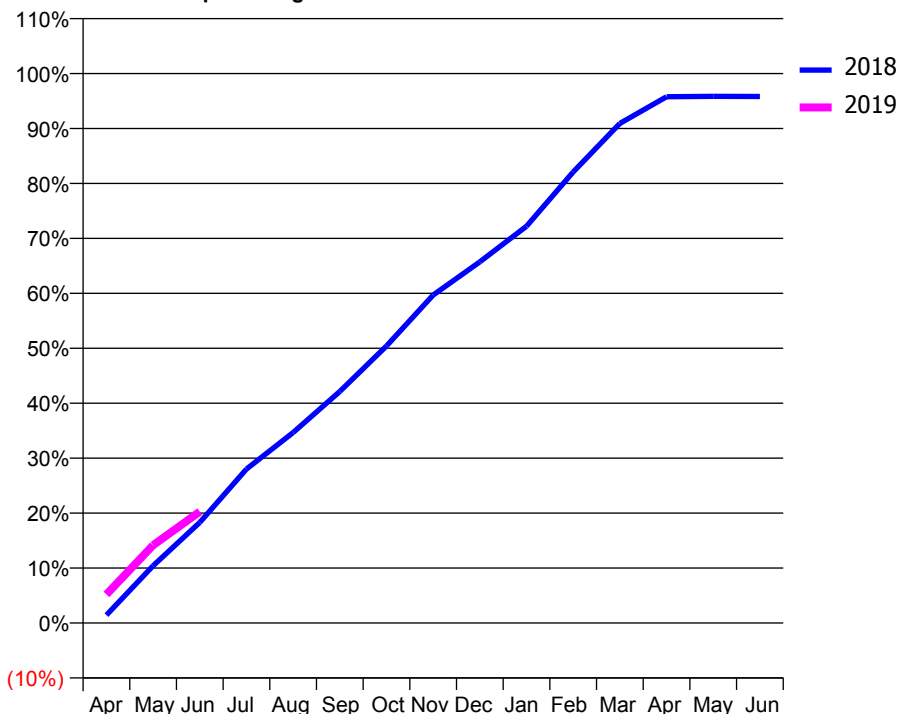
ACCESS*

Patients seen in 24 months	Total	Change since previous quarter
Quarter ending June 2017	6,110	
Quarter ending September 2017	6,012	↓
Quarter ending December 2017	5,885	↓
Quarter ending March 2018	5,828	→
Quarter ending June 2018	5,812	→
Variance since June 2017	(4.9%)	↓



ACTIVITY

Cumulative percentage of contracted UDA delivered 2018 & 2019



Adjusted Scheduled Activity (UDA)		
Month	2018	2019
April	234	942
May	1,675	2,562
June	2,944	3,665
July	4,507	
August	5,577	
September	6,775	
October	8,110	
November	9,598	
December	10,572	
January	11,612	
February	13,203	
March	14,623	
April	15,402	
May	15,413	
June	15,411	

QUALITY

	Quantity	Base Number	Contract	AT	Region	England
% of FP17s for the same patient ID Re-attending within 3 months - Children	47	619	7.6%	9.7%	11.3%	11.5%
% of FP17s for the same patient ID Re-attending within 3 months - Adults	207	1,665	12.4%	13.6%	14.9%	15.4%
% of FP17s for the same patient ID Re-attending between 3 & 9 months - Children	407	619	65.8%	62.5%	60.0%	58.9%
% of FP17s for the same patient ID Re-attending between 3 & 9 months - Adults	998	1,665	59.9%	56.1%	52.6%	51.6%
% of FP17s for Band 1 Urgent Courses	142	1,905	7.5%	6.9%	7.9%	8.9%
% of FP17s Relating to Free Repair or Replacements	25	1,905	1.3%	0.8%	0.8%	0.8%
% of FP17s Relating to Continuations	22	1,905	1.2%	1.1%	0.9%	0.9%
% of Patients satisfied with the dentistry they have received	3	3	N/A	92.4%	93.2%	93.2%
% of Patients satisfied with the time they had to wait for an appointment	2	3	N/A	88.7%	89.1%	88.8%

* This is based on patients treated on this contract for their most recent course of treatment. Figures in italics indicate the base number of FP17s or Patient Questionnaire responses are less than 100. N/A is shown where the base number of responses is less than 10 during the period. % is calculated as Quantity/Base number*100

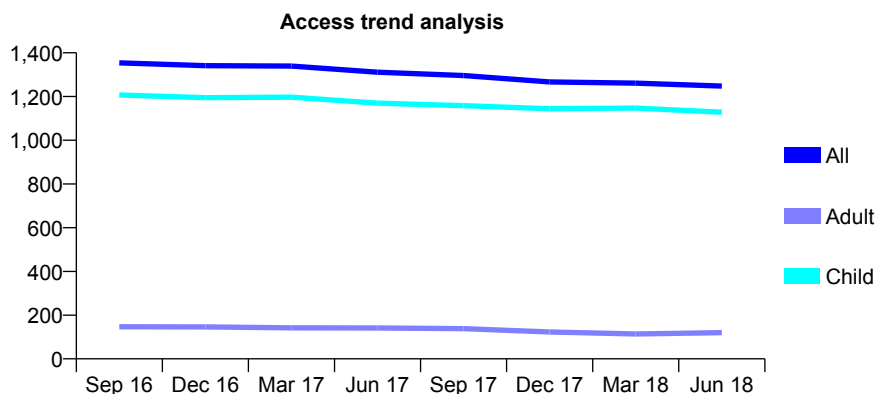
Q55 - Vital Signs At a Glance Contract Report for 157139/0001 - June 2018

Name or company name	Brompton House Dental Practice Limited
Contract type name	GDS Contract
Purpose of contract	General
Contract start date	01/04/2011
Contract end date	

18/19 Contracted general activity (UDA)	3,450
Carry forward general activity (UDA)	0
18/19 Contracted orthodontic activity (UOA)	0
Carry forward orthodontic activity (UOA)	0
Baseline contract value	£92,894.57

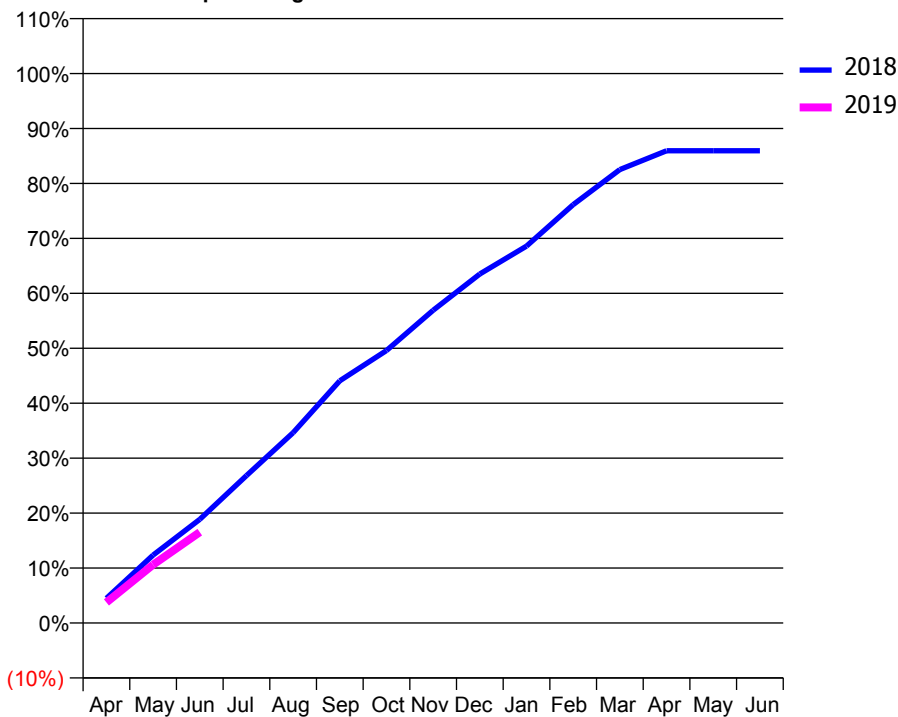
ACCESS*

Patients seen in 24 months	Total	Change since previous quarter
Quarter ending June 2017	1,311	
Quarter ending September 2017	1,296	↓
Quarter ending December 2017	1,267	↓
Quarter ending March 2018	1,261	→
Quarter ending June 2018	1,248	↓
Variance since June 2017	(4.8%)	↓



ACTIVITY

Cumulative percentage of contracted UDA delivered 2018 & 2019



Adjusted Scheduled Activity (UDA)

Month	2018	2019
April	155	129
May	427	367
June	651	570
July	926	
August	1,195	
September	1,521	
October	1,711	
November	1,963	
December	2,191	
January	2,366	
February	2,627	
March	2,847	
April	2,965	
May	2,965	
June	2,965	

QUALITY

	Quantity	Base Number	Contract	AT	Region	England
% of FP17s for the same patient ID Re-attending within 3 months - Children	54	532	10.2%	9.7%	11.3%	11.5%
% of FP17s for the same patient ID Re-attending within 3 months - Adults	0	1	0.0%	13.6%	14.9%	15.4%
% of FP17s for the same patient ID Re-attending between 3 & 9 months - Children	377	532	70.9%	62.5%	60.0%	58.9%
% of FP17s for the same patient ID Re-attending between 3 & 9 months - Adults	0	1	0.0%	56.1%	52.6%	51.6%
% of FP17s for Band 1 Urgent Courses	17	444	3.8%	6.9%	7.9%	8.9%
% of FP17s Relating to Free Repair or Replacements	0	444	0.0%	0.8%	0.8%	0.8%
% of FP17s Relating to Continuations	0	444	0.0%	1.1%	0.9%	0.9%
% of Patients satisfied with the dentistry they have received	1	1	N/A	92.4%	93.2%	93.2%
% of Patients satisfied with the time they had to wait for an appointment	1	1	N/A	88.7%	89.1%	88.8%

* This is based on patients treated on this contract for their most recent course of treatment. Figures in italics indicate the base number of FP17s or Patient Questionnaire responses are less than 100. N/A is shown where the base number of responses is less than 10 during the period. % is calculated as Quantity/Base number*100

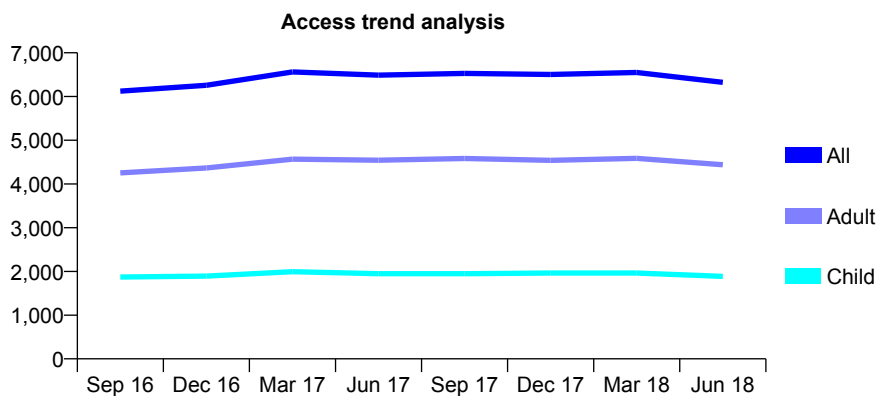
Q55 - Vital Signs At a Glance Contract Report for 158941/0001 - June 2018

Name or company name	D M Jordan Limited
Contract type name	GDS Contract
Purpose of contract	General
Contract start date	01/07/2012
Contract end date	

18/19 Contracted general activity (UDA)	21,500
Carry forward general activity (UDA)	0
18/19 Contracted orthodontic activity (UOA)	0
Carry forward orthodontic activity (UOA)	0
Baseline contract value	£514,469.95

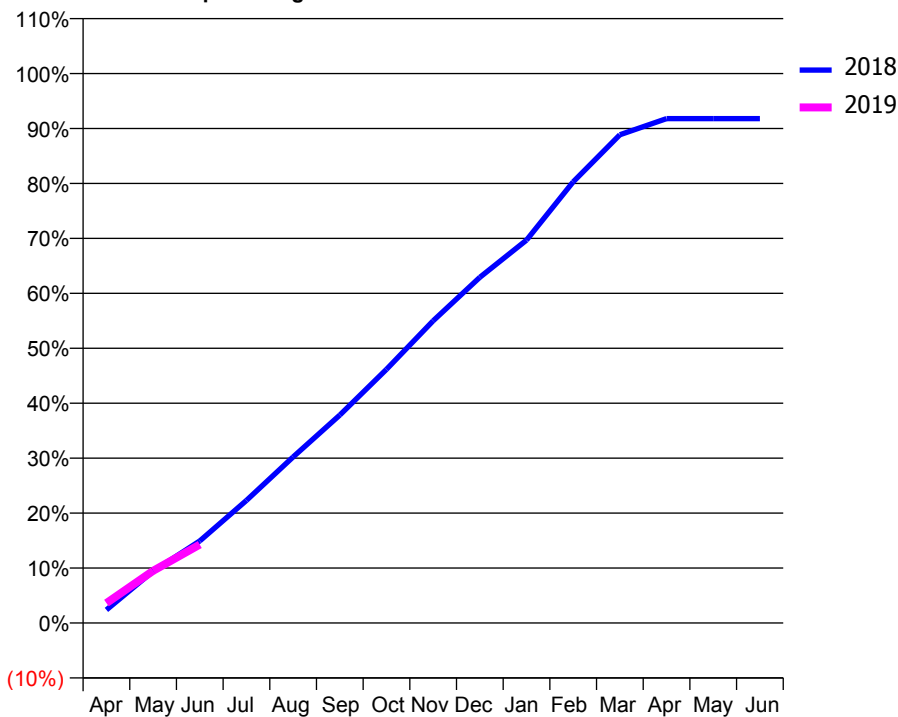
ACCESS*

Patients seen in 24 months	Total	Change since previous quarter
Quarter ending June 2017	6,489	
Quarter ending September 2017	6,530	→
Quarter ending December 2017	6,503	→
Quarter ending March 2018	6,549	→
Quarter ending June 2018	6,325	↓
Variance since June 2017	(2.5%)	↓



ACTIVITY

Cumulative percentage of contracted UDA delivered 2018 & 2019



Month	Adjusted Scheduled Activity (UDA)	
	2018	2019
April	515	778
May	2,025	2,041
June	3,213	3,073
July	4,798	
August	6,499	
September	8,135	
October	9,928	
November	11,827	
December	13,528	
January	14,981	
February	17,261	
March	19,101	
April	19,734	
May	19,734	
June	19,734	

QUALITY

	Quantity	Base Number	Contract	AT	Region	England
% of FP17s for the same patient ID Re-attending within 3 months - Children	58	700	8.3%	9.7%	11.3%	11.5%
% of FP17s for the same patient ID Re-attending within 3 months - Adults	170	1,261	13.5%	13.6%	14.9%	15.4%
% of FP17s for the same patient ID Re-attending between 3 & 9 months - Children	473	700	67.6%	62.5%	60.0%	58.9%
% of FP17s for the same patient ID Re-attending between 3 & 9 months - Adults	802	1,261	63.6%	56.1%	52.6%	51.6%
% of FP17s for Band 1 Urgent Courses	54	1,615	3.3%	6.9%	7.9%	8.9%
% of FP17s Relating to Free Repair or Replacements	17	1,615	1.1%	0.8%	0.8%	0.8%
% of FP17s Relating to Continuations	61	1,615	3.8%	1.1%	0.9%	0.9%
% of Patients satisfied with the dentistry they have received	4	4	N/A	92.4%	93.2%	93.2%
% of Patients satisfied with the time they had to wait for an appointment	2	4	N/A	88.7%	89.1%	88.8%

* This is based on patients treated on this contract for their most recent course of treatment. Figures in italics indicate the base number of FP17s or Patient Questionnaire responses are less than 100. N/A is shown where the base number of responses is less than 10 during the period. % is calculated as Quantity/Base number*100

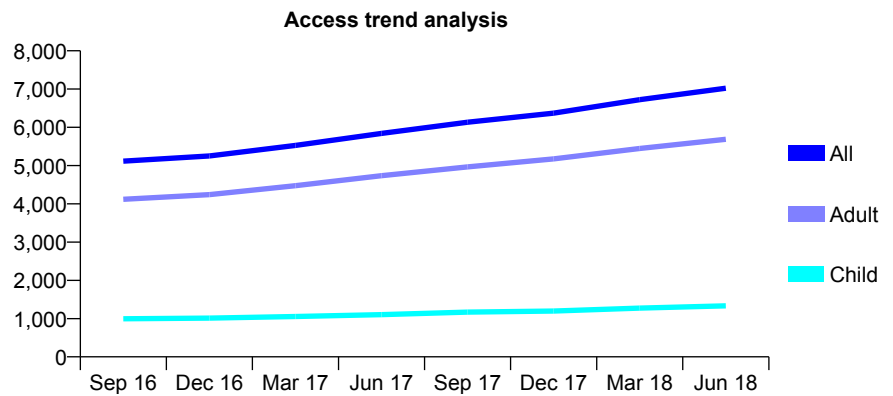
Q55 - Vital Signs At a Glance Contract Report for 160490/0001 - June 2018

Name or company name	Dr Chandan Sharma
Contract type name	GDS Contract
Purpose of contract	General
Contract start date	01/04/2012
Contract end date	

18/19 Contracted general activity (UDA)	16,786
Carry forward general activity (UDA)	0
18/19 Contracted orthodontic activity (UOA)	0
Carry forward orthodontic activity (UOA)	0
Baseline contract value	£442,429.15

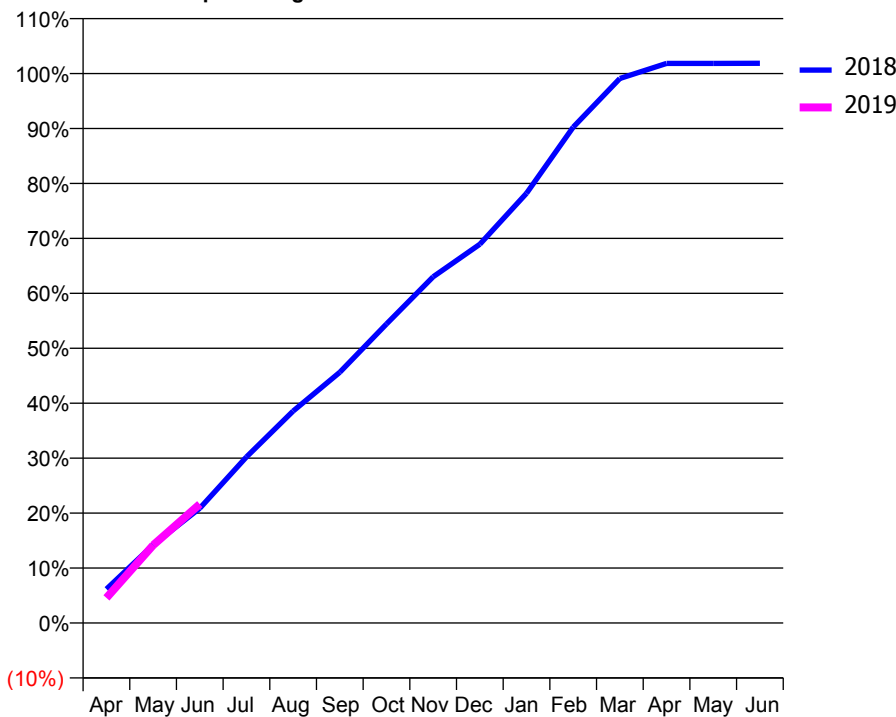
ACCESS*

Patients seen in 24 months	Total	Change since previous quarter
Quarter ending June 2017	5,842	
Quarter ending September 2017	6,133	↑
Quarter ending December 2017	6,372	↑
Quarter ending March 2018	6,721	↑
Quarter ending June 2018	7,021	↑
Variance since June 2017	20.2%	↑



ACTIVITY

Cumulative percentage of contracted UDA delivered 2018 & 2019



Month	Adjusted Scheduled Activity (UDA)	
	2018	2019
April	1,038	766
May	2,385	2,376
June	3,504	3,630
July	5,073	
August	6,476	
September	7,660	
October	9,135	
November	10,578	
December	11,569	
January	13,125	
February	15,148	
March	16,634	
April	17,095	
May	17,094	
June	17,097	

QUALITY

	Quantity	Base Number	Contract	AT	Region	England
% of FP17s for the same patient ID Re-attending within 3 months - Children	25	501	5.0%	9.7%	11.3%	11.5%
% of FP17s for the same patient ID Re-attending within 3 months - Adults	213	1,923	11.1%	13.6%	14.9%	15.4%
% of FP17s for the same patient ID Re-attending between 3 & 9 months - Children	331	501	66.1%	62.5%	60.0%	58.9%
% of FP17s for the same patient ID Re-attending between 3 & 9 months - Adults	884	1,923	46.0%	56.1%	52.6%	51.6%
% of FP17s for Band 1 Urgent Courses	171	2,176	7.9%	6.9%	7.9%	8.9%
% of FP17s Relating to Free Repair or Replacements	22	2,176	1.0%	0.8%	0.8%	0.8%
% of FP17s Relating to Continuations	8	2,176	0.4%	1.1%	0.9%	0.9%
% of Patients satisfied with the dentistry they have received	11	11	100.0%	92.4%	93.2%	93.2%
% of Patients satisfied with the time they had to wait for an appointment	11	11	100.0%	88.7%	89.1%	88.8%

* This is based on patients treated on this contract for their most recent course of treatment. Figures in italics indicate the base number of FP17s or Patient Questionnaire responses are less than 100. N/A is shown where the base number of responses is less than 10 during the period. % is calculated as Quantity/Base number*100

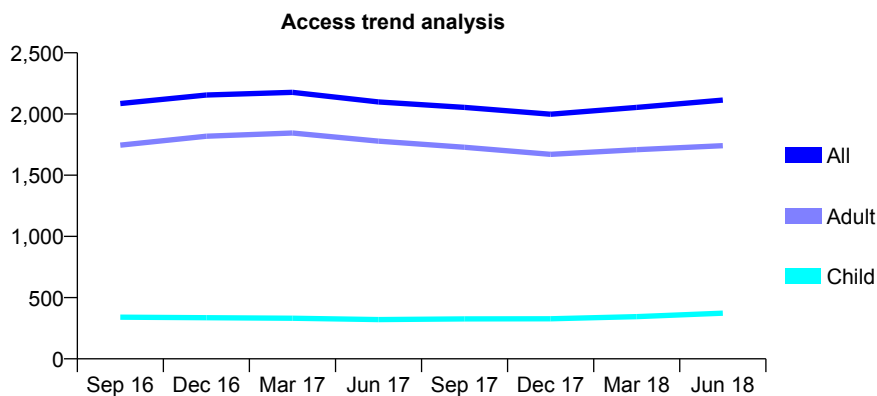
Q55 - Vital Signs At a Glance Contract Report for 160636/0001 - June 2018

Name or company name	Eyre Street Dental
Contract type name	GDS Contract
Purpose of contract	General
Contract start date	01/04/2015
Contract end date	

18/19 Contracted general activity (UDA)	9,028
Carry forward general activity (UDA)	0
18/19 Contracted orthodontic activity (UOA)	0
Carry forward orthodontic activity (UOA)	0
Baseline contract value	£252,914.91

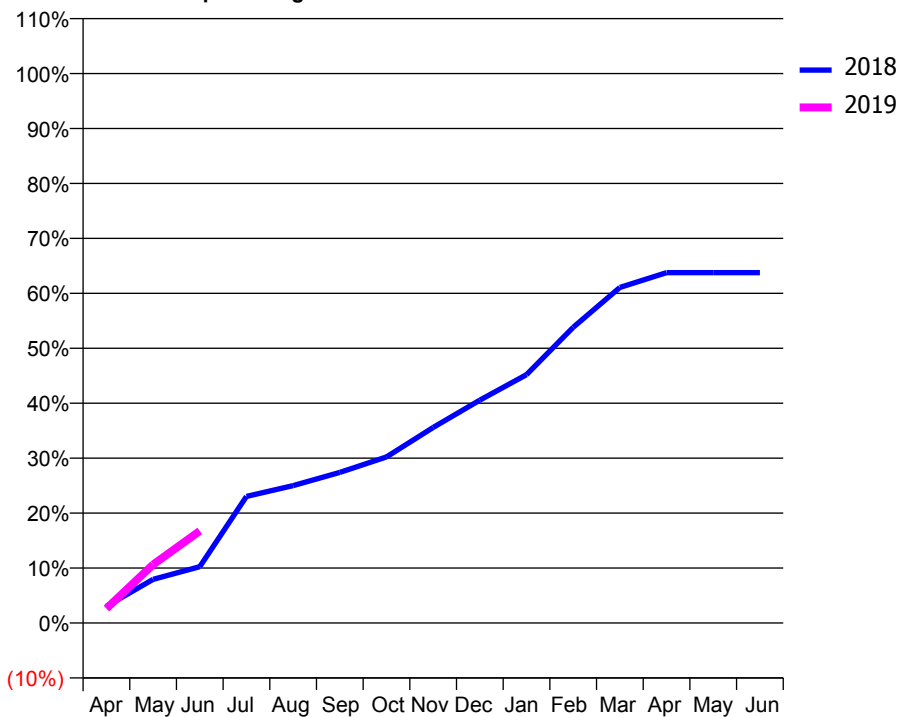
ACCESS*

Patients seen in 24 months	Total	Change since previous quarter
Quarter ending June 2017	2,099	
Quarter ending September 2017	2,054	↓
Quarter ending December 2017	1,998	↓
Quarter ending March 2018	2,054	↑
Quarter ending June 2018	2,114	↑
Variance since June 2017	0.7%	→



ACTIVITY

Cumulative percentage of contracted UDA delivered 2018 & 2019



Adjusted Scheduled Activity (UDA)		
Month	2018	2019
April	276	237
May	717	960
June	926	1,513
July	2,080	
August	2,257	
September	2,474	
October	2,728	
November	3,213	
December	3,662	
January	4,080	
February	4,859	
March	5,512	
April	5,756	
May	5,756	
June	5,756	

QUALITY

	Quantity	Base Number	Contract	AT	Region	England
% of FP17s for the same patient ID Re-attending within 3 months - Children	4	127	3.1%	9.7%	11.3%	11.5%
% of FP17s for the same patient ID Re-attending within 3 months - Adults	55	655	8.4%	13.6%	14.9%	15.4%
% of FP17s for the same patient ID Re-attending between 3 & 9 months - Children	55	127	43.3%	62.5%	60.0%	58.9%
% of FP17s for the same patient ID Re-attending between 3 & 9 months - Adults	369	655	56.3%	56.1%	52.6%	51.6%
% of FP17s for Band 1 Urgent Courses	23	697	3.3%	6.9%	7.9%	8.9%
% of FP17s Relating to Free Repair or Replacements	4	697	0.6%	0.8%	0.8%	0.8%
% of FP17s Relating to Continuations	3	697	0.4%	1.1%	0.9%	0.9%
% of Patients satisfied with the dentistry they have received	3	3	N/A	92.4%	93.2%	93.2%
% of Patients satisfied with the time they had to wait for an appointment	3	3	N/A	88.7%	89.1%	88.8%

* This is based on patients treated on this contract for their most recent course of treatment. Figures in italics indicate the base number of FP17s or Patient Questionnaire responses are less than 100. N/A is shown where the base number of responses is less than 10 during the period. % is calculated as Quantity/Base number*100

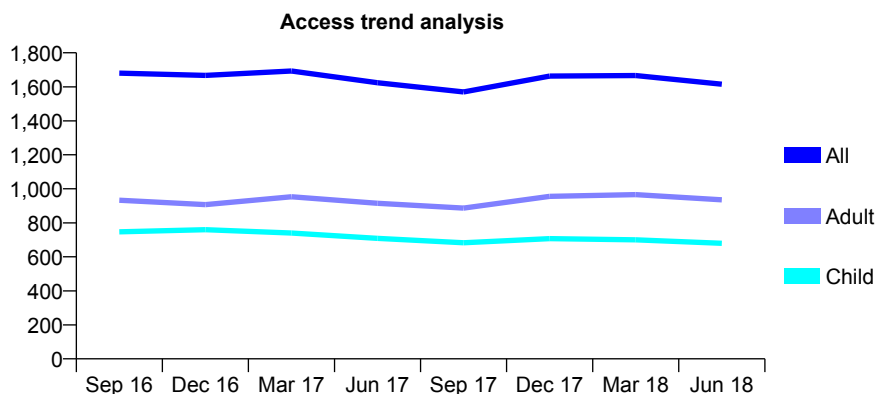
Q55 - Vital Signs At a Glance Contract Report for 161802/0001 - June 2018

Name or company name	Dental Surgery
Contract type name	GDS Contract
Purpose of contract	General
Contract start date	01/11/2012
Contract end date	

18/19 Contracted general activity (UDA)	5,966
Carry forward general activity (UDA)	0
18/19 Contracted orthodontic activity (UOA)	0
Carry forward orthodontic activity (UOA)	0
Baseline contract value	£204,011.12

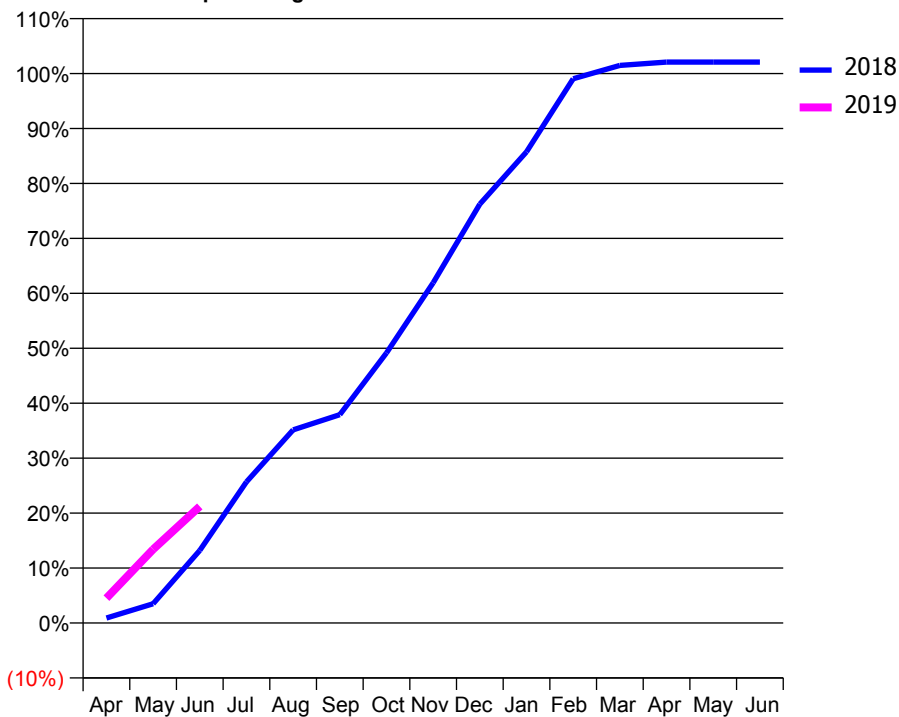
ACCESS*

Patients seen in 24 months	Total	Change since previous quarter
Quarter ending June 2017	1,624	
Quarter ending September 2017	1,570	↓
Quarter ending December 2017	1,663	↑
Quarter ending March 2018	1,666	→
Quarter ending June 2018	1,615	↓
Variance since June 2017	(0.6%)	→



ACTIVITY

Cumulative percentage of contracted UDA delivered 2018 & 2019



Month	Adjusted Scheduled Activity (UDA)	
	2018	2019
April	55	270
May	210	799
June	788	1,266
July	1,533	
August	2,097	
September	2,262	
October	2,933	
November	3,694	
December	4,548	
January	5,116	
February	5,910	
March	6,054	
April	6,090	
May	6,090	
June	6,090	

QUALITY

	Quantity	Base Number	Contract	AT	Region	England
% of FP17s for the same patient ID Re-attending within 3 months - Children	37	360	10.3%	9.7%	11.3%	11.5%
% of FP17s for the same patient ID Re-attending within 3 months - Adults	67	308	21.8%	13.6%	14.9%	15.4%
% of FP17s for the same patient ID Re-attending between 3 & 9 months - Children	228	360	63.3%	62.5%	60.0%	58.9%
% of FP17s for the same patient ID Re-attending between 3 & 9 months - Adults	166	308	53.9%	56.1%	52.6%	51.6%
% of FP17s for Band 1 Urgent Courses	64	649	9.9%	6.9%	7.9%	8.9%
% of FP17s Relating to Free Repair or Replacements	3	649	0.5%	0.8%	0.8%	0.8%
% of FP17s Relating to Continuations	0	649	0.0%	1.1%	0.9%	0.9%
% of Patients satisfied with the dentistry they have received	12	13	92.3%	92.4%	93.2%	93.2%
% of Patients satisfied with the time they had to wait for an appointment	12	13	92.3%	88.7%	89.1%	88.8%

* This is based on patients treated on this contract for their most recent course of treatment. Figures in italics indicate the base number of FP17s or Patient Questionnaire responses are less than 100. N/A is shown where the base number of responses is less than 10 during the period. % is calculated as Quantity/Base number*100

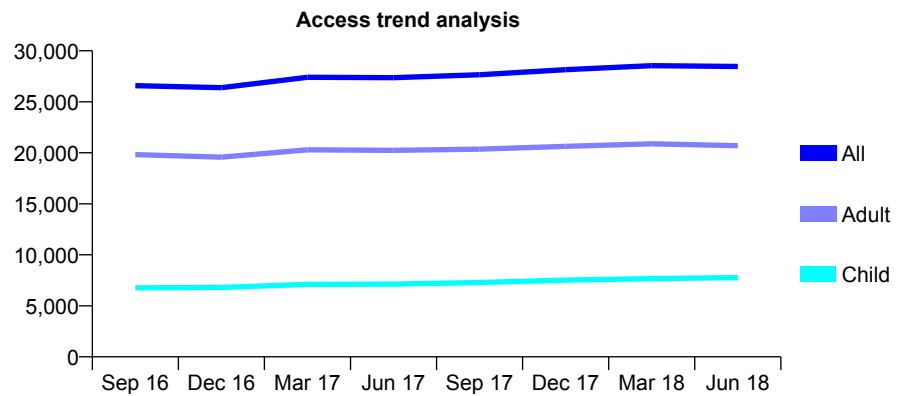
Q55 - Vital Signs At a Glance Contract Report for 162906/0001 - June 2018

Name or company name	Seven Dental & 2 Colwick Road
Contract type name	GDS Contract
Purpose of contract	General
Contract start date	01/04/2006
Contract end date	

18/19 Contracted general activity (UDA)	100,476
Carry forward general activity (UDA)	0
18/19 Contracted orthodontic activity (UOA)	0
Carry forward orthodontic activity (UOA)	0
Baseline contract value	£2,986,906.93

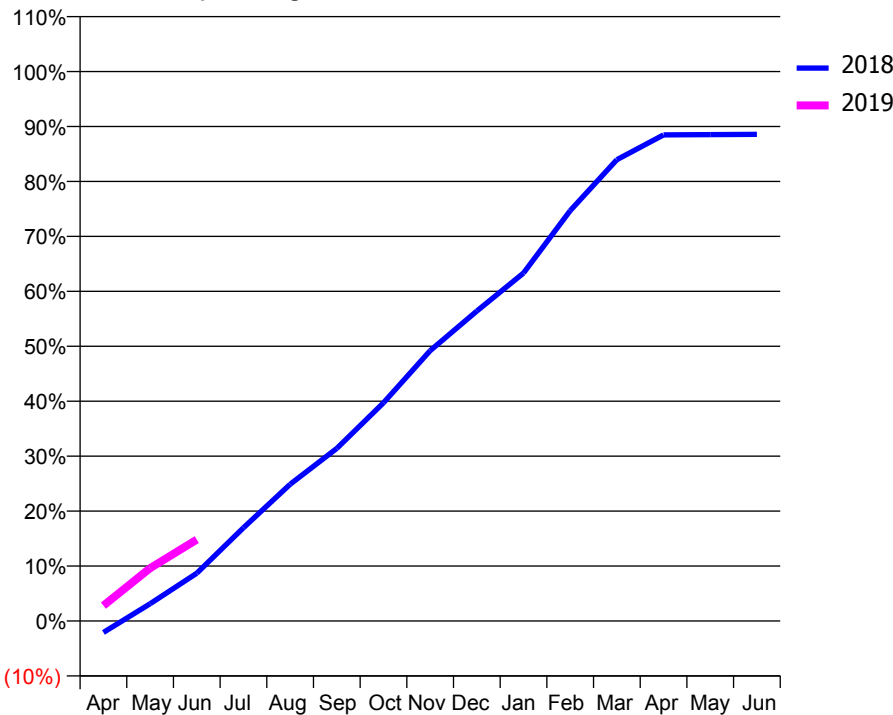
ACCESS*

Patients seen in 24 months	Total	Change since previous quarter
Quarter ending June 2017	27,367	
Quarter ending September 2017	27,648	→
Quarter ending December 2017	28,151	→
Quarter ending March 2018	28,545	→
Quarter ending June 2018	28,461	→
Variance since June 2017	4.0%	↑



ACTIVITY

Cumulative percentage of contracted UDA delivered 2018 & 2019



Month	Adjusted Scheduled Activity (UDA)	
	2018	2019
April	-1,900	2,809
May	2,842	9,664
June	7,873	14,881
July	15,349	
August	22,519	
September	28,416	
October	35,941	
November	44,521	
December	51,041	
January	57,301	
February	67,576	
March	75,962	
April	80,032	
May	80,090	
June	80,121	

QUALITY

	Quantity	Base Number	Contract	AT	Region	England
% of FP17s for the same patient ID Re-attending within 3 months - Children	248	2,442	10.2%	9.7%	11.3%	11.5%
% of FP17s for the same patient ID Re-attending within 3 months - Adults	841	5,116	16.4%	13.6%	14.9%	15.4%
% of FP17s for the same patient ID Re-attending between 3 & 9 months - Children	1,295	2,442	53.0%	62.5%	60.0%	58.9%
% of FP17s for the same patient ID Re-attending between 3 & 9 months - Adults	1,987	5,116	38.8%	56.1%	52.6%	51.6%
% of FP17s for Band 1 Urgent Courses	891	6,105	14.6%	6.9%	7.9%	8.9%
% of FP17s Relating to Free Repair or Replacements	4	6,105	0.1%	0.8%	0.8%	0.8%
% of FP17s Relating to Continuations	97	6,105	1.6%	1.1%	0.9%	0.9%
% of Patients satisfied with the dentistry they have received	11	12	91.7%	92.4%	93.2%	93.2%
% of Patients satisfied with the time they had to wait for an appointment	11	12	91.7%	88.7%	89.1%	88.8%

* This is based on patients treated on this contract for their most recent course of treatment. Figures in italics indicate the base number of FP17s or Patient Questionnaire responses are less than 100. N/A is shown where the base number of responses is less than 10 during the period. % is calculated as Quantity/Base number*100

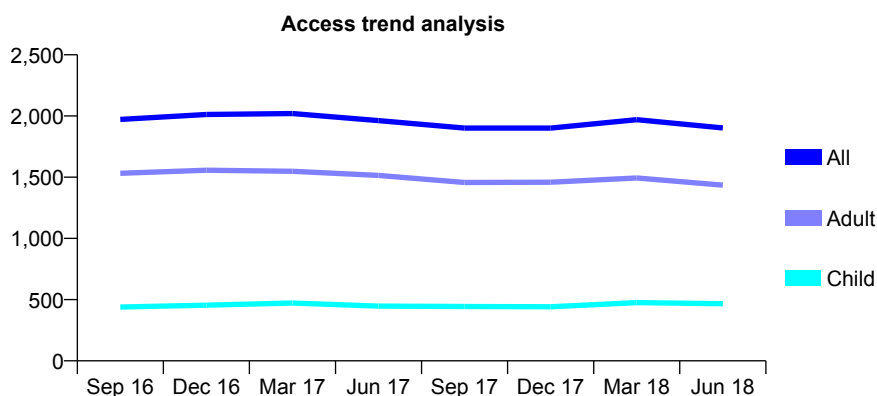
Q55 - Vital Signs At a Glance Contract Report for 162906/0002 - June 2018

Name or company name	Seven Dental & 2 Colwick Road
Contract type name	GDS Contract
Purpose of contract	General
Contract start date	01/04/2006
Contract end date	

18/19 Contracted general activity (UDA)	8,140
Carry forward general activity (UDA)	0
18/19 Contracted orthodontic activity (UOA)	0
Carry forward orthodontic activity (UOA)	0
Baseline contract value	£242,683.53

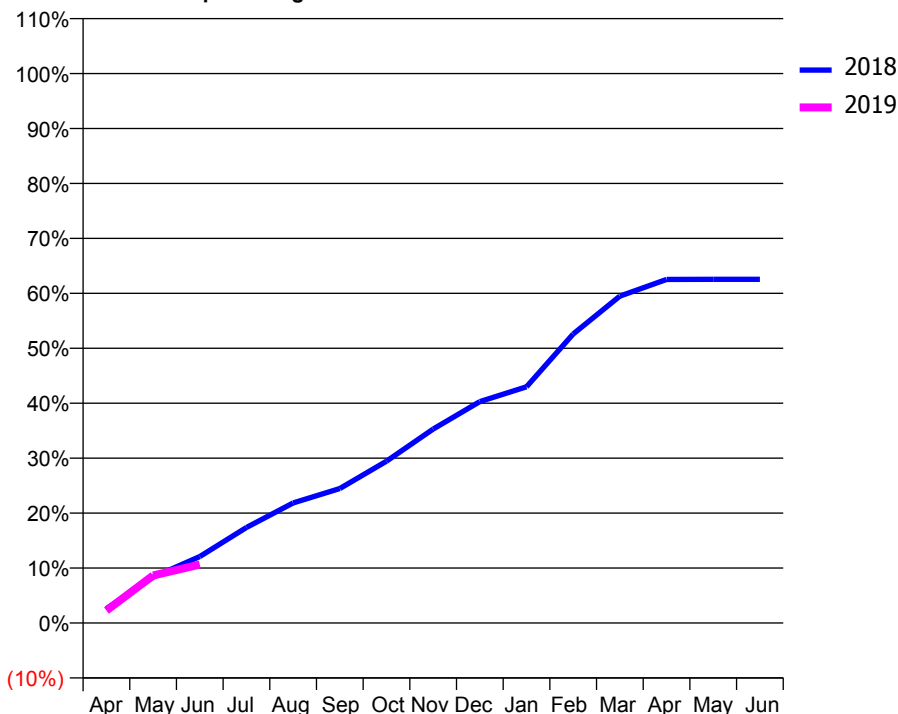
ACCESS*

Patients seen in 24 months	Total	Change since previous quarter
Quarter ending June 2017	1,962	
Quarter ending September 2017	1,901	↓
Quarter ending December 2017	1,901	→
Quarter ending March 2018	1,970	↑
Quarter ending June 2018	1,902	↓
Variance since June 2017	(3.1%)	↓



ACTIVITY

Cumulative percentage of contracted UDA delivered 2018 & 2019



Adjusted Scheduled Activity (UDA)		
Month	2018	2019
April	212	185
May	681	705
June	985	866
July	1,416	
August	1,780	
September	1,992	
October	2,397	
November	2,873	
December	3,281	
January	3,499	
February	4,281	
March	4,843	
April	5,089	
May	5,092	
June	5,092	

QUALITY

	Quantity	Base Number	Contract	AT	Region	England
% of FP17s for the same patient ID Re-attending within 3 months - Children	5	114	4.4%	9.7%	11.3%	11.5%
% of FP17s for the same patient ID Re-attending within 3 months - Adults	51	330	15.5%	13.6%	14.9%	15.4%
% of FP17s for the same patient ID Re-attending between 3 & 9 months - Children	64	114	56.1%	62.5%	60.0%	58.9%
% of FP17s for the same patient ID Re-attending between 3 & 9 months - Adults	119	330	36.1%	56.1%	52.6%	51.6%
% of FP17s for Band 1 Urgent Courses	34	339	10.0%	6.9%	7.9%	8.9%
% of FP17s Relating to Free Repair or Replacements	1	339	0.3%	0.8%	0.8%	0.8%
% of FP17s Relating to Continuations	8	339	2.4%	1.1%	0.9%	0.9%
% of Patients satisfied with the dentistry they have received	0	0	N/A	92.4%	93.2%	93.2%
% of Patients satisfied with the time they had to wait for an appointment	0	0	N/A	88.7%	89.1%	88.8%

* This is based on patients treated on this contract for their most recent course of treatment. Figures in italics indicate the base number of FP17s or Patient Questionnaire responses are less than 100. N/A is shown where the base number of responses is less than 10 during the period. % is calculated as Quantity/Base number*100

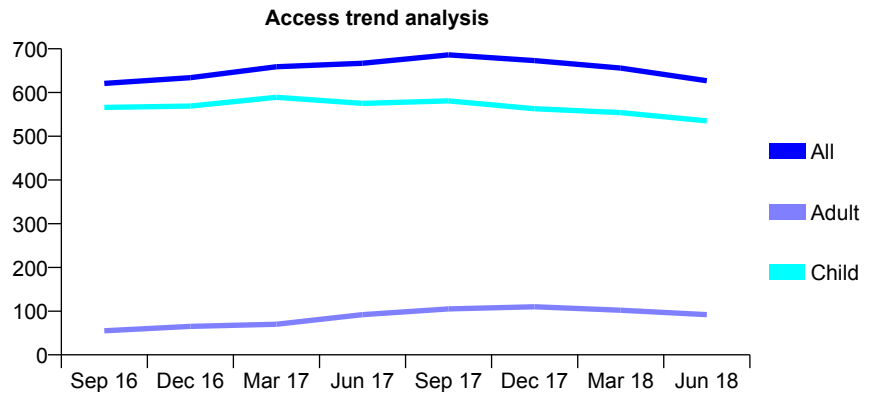
Q55 - Vital Signs At a Glance Contract Report for 163627/0001 - June 2018

Name or company name	High Street Dental Limited
Contract type name	GDS Contract
Purpose of contract	General
Contract start date	01/10/2015
Contract end date	

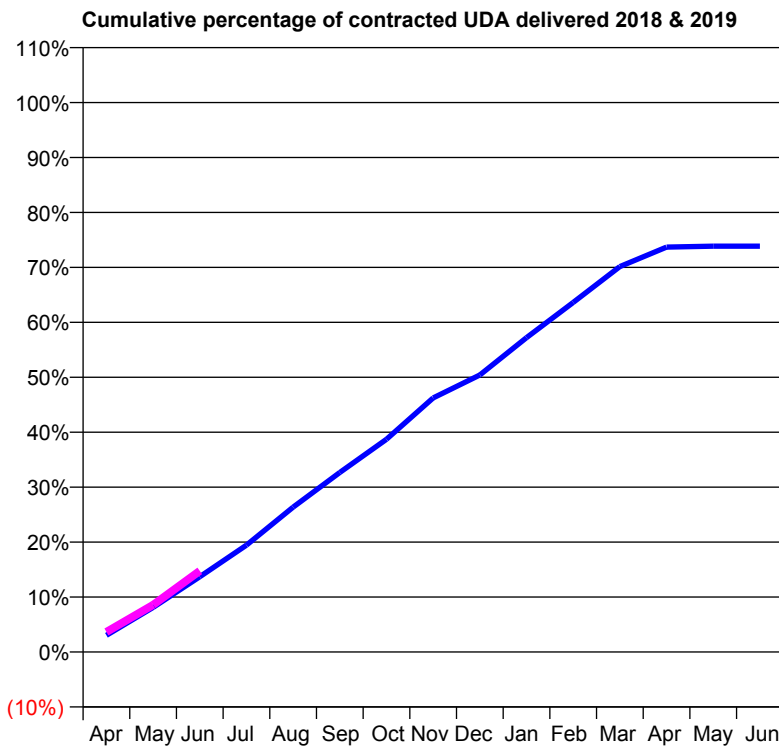
18/19 Contracted general activity (UDA)	2,280
Carry forward general activity (UDA)	0
18/19 Contracted orthodontic activity (UOA)	0
Carry forward orthodontic activity (UOA)	0
Baseline contract value	£49,601.51

ACCESS*

Patients seen in 24 months	Total	Change since previous quarter
Quarter ending June 2017	667	
Quarter ending September 2017	686	↑
Quarter ending December 2017	673	↓
Quarter ending March 2018	656	↓
Quarter ending June 2018	627	↓
Variance since June 2017	(6.0%)	↓



ACTIVITY



Month	Adjusted Scheduled Activity (UDA)	
	2018	2019
April	69	83
May	185	196
June	313	337
July	443	
August	601	
September	745	
October	883	
November	1,054	
December	1,150	
January	1,304	
February	1,451	
March	1,599	
April	1,680	
May	1,684	
June	1,684	

QUALITY

	Quantity	Base Number	Contract	AT	Region	England
% of FP17s for the same patient ID Re-attending within 3 months - Children	12	253	4.7%	9.7%	11.3%	11.5%
% of FP17s for the same patient ID Re-attending within 3 months - Adults	1	15	6.7%	13.6%	14.9%	15.4%
% of FP17s for the same patient ID Re-attending between 3 & 9 months - Children	211	253	83.4%	62.5%	60.0%	58.9%
% of FP17s for the same patient ID Re-attending between 3 & 9 months - Adults	11	15	73.3%	56.1%	52.6%	51.6%
% of FP17s for Band 1 Urgent Courses	3	208	1.4%	6.9%	7.9%	8.9%
% of FP17s Relating to Free Repair or Replacements	0	208	0.0%	0.8%	0.8%	0.8%
% of FP17s Relating to Continuations	1	208	0.5%	1.1%	0.9%	0.9%
% of Patients satisfied with the dentistry they have received	0	0	N/A	92.4%	93.2%	93.2%
% of Patients satisfied with the time they had to wait for an appointment	0	0	N/A	88.7%	89.1%	88.8%

* This is based on patients treated on this contract for their most recent course of treatment. Figures in italics indicate the base number of FP17s or Patient Questionnaire responses are less than 100. N/A is shown where the base number of responses is less than 10 during the period. % is calculated as Quantity/Base number*100

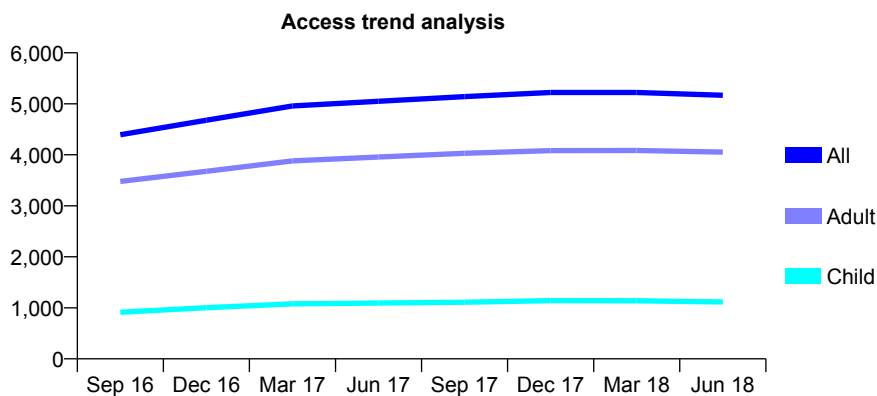
Q55 - Vital Signs At a Glance Contract Report for 164127/0001 - June 2018

Name or company name	Park Road Dental Practice
Contract type name	GDS Contract
Purpose of contract	General
Contract start date	01/10/2015
Contract end date	

18/19 Contracted general activity (UDA)	17,825
Carry forward general activity (UDA)	0
18/19 Contracted orthodontic activity (UOA)	0
Carry forward orthodontic activity (UOA)	0
Baseline contract value	£369,785.67

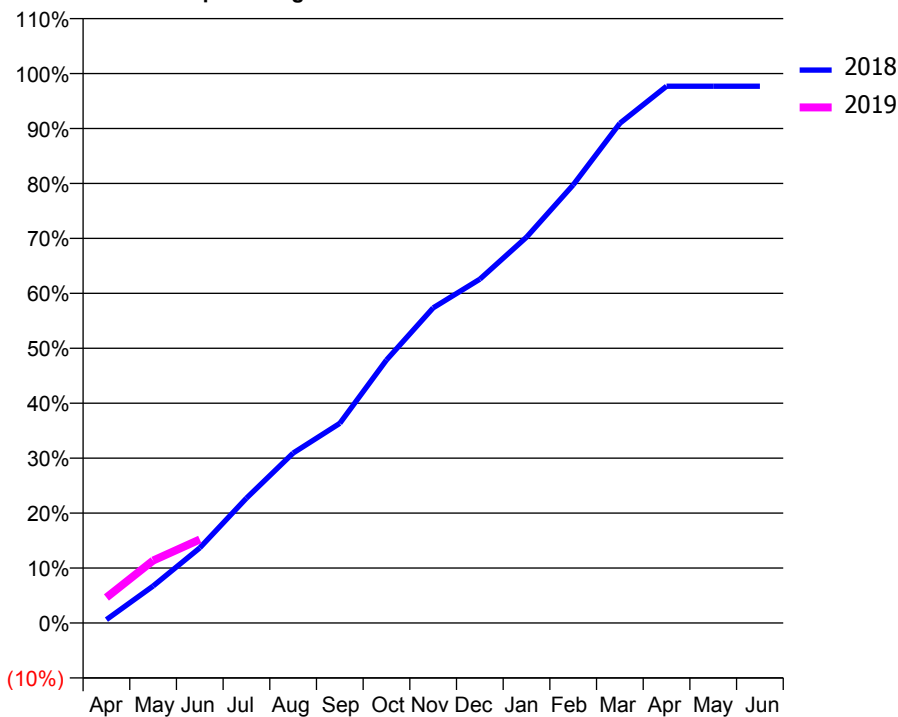
ACCESS*

Patients seen in 24 months	Total	Change since previous quarter
Quarter ending June 2017	5,050	
Quarter ending September 2017	5,141	→
Quarter ending December 2017	5,223	→
Quarter ending March 2018	5,223	→
Quarter ending June 2018	5,167	↓
Variance since June 2017	2.3%	↑



ACTIVITY

Cumulative percentage of contracted UDA delivered 2018 & 2019



Month	Adjusted Scheduled Activity (UDA)	
	2018	2019
April	109	827
May	1,200	2,027
June	2,437	2,710
July	4,051	
August	5,513	
September	6,479	
October	8,534	
November	10,224	
December	11,155	
January	12,515	
February	14,210	
March	16,210	
April	17,412	
May	17,411	
June	17,411	

QUALITY

	Quantity	Base Number	Contract	AT	Region	England
% of FP17s for the same patient ID Re-attending within 3 months - Children	45	376	12.0%	9.7%	11.3%	11.5%
% of FP17s for the same patient ID Re-attending within 3 months - Adults	184	1,303	14.1%	13.6%	14.9%	15.4%
% of FP17s for the same patient ID Re-attending between 3 & 9 months - Children	259	376	68.9%	62.5%	60.0%	58.9%
% of FP17s for the same patient ID Re-attending between 3 & 9 months - Adults	911	1,303	69.9%	56.1%	52.6%	51.6%
% of FP17s for Band 1 Urgent Courses	55	1,297	4.2%	6.9%	7.9%	8.9%
% of FP17s Relating to Free Repair or Replacements	17	1,297	1.3%	0.8%	0.8%	0.8%
% of FP17s Relating to Continuations	9	1,297	0.7%	1.1%	0.9%	0.9%
% of Patients satisfied with the dentistry they have received	5	6	N/A	92.4%	93.2%	93.2%
% of Patients satisfied with the time they had to wait for an appointment	6	6	N/A	88.7%	89.1%	88.8%

* This is based on patients treated on this contract for their most recent course of treatment. Figures in italics indicate the base number of FP17s or Patient Questionnaire responses are less than 100. N/A is shown where the base number of responses is less than 10 during the period. % is calculated as Quantity/Base number*100

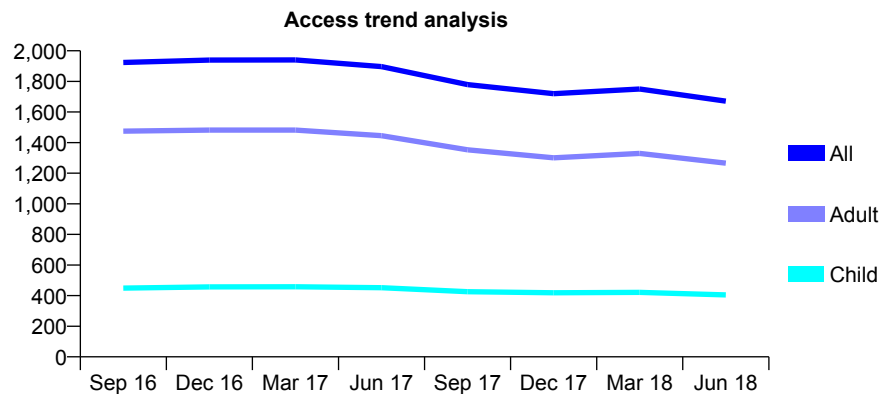
Q55 - Vital Signs At a Glance Contract Report for 166111/0001 - June 2018

Name or company name	Hathersage Dental Surgery
Contract type name	GDS Contract
Purpose of contract	General
Contract start date	01/06/2013
Contract end date	

18/19 Contracted general activity (UDA)	5,158
Carry forward general activity (UDA)	0
18/19 Contracted orthodontic activity (UOA)	0
Carry forward orthodontic activity (UOA)	0
Baseline contract value	£150,711.22

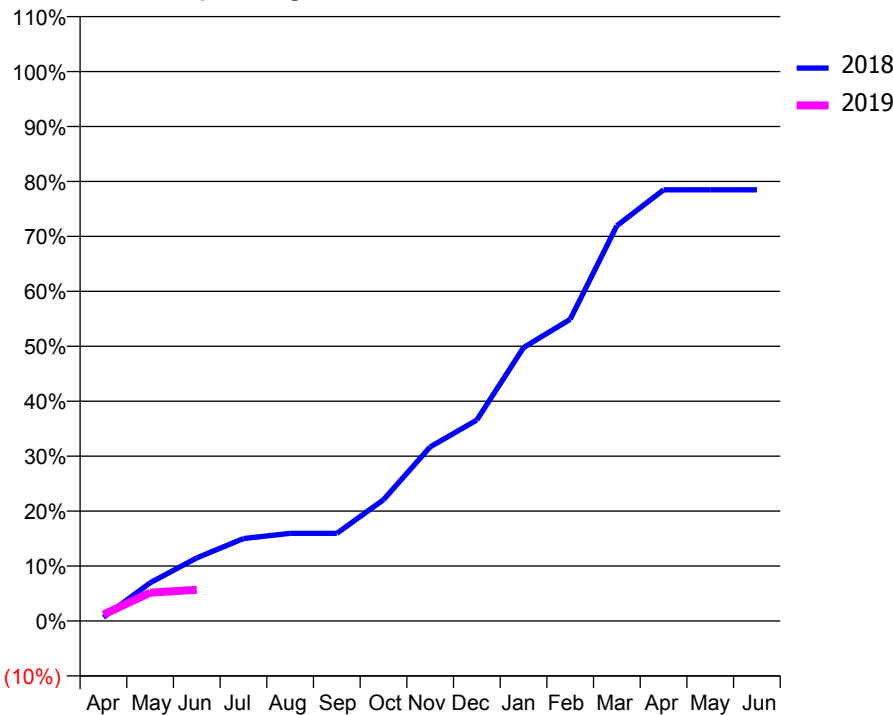
ACCESS*

Patients seen in 24 months	Total	Change since previous quarter
Quarter ending June 2017	1,897	
Quarter ending September 2017	1,779	↓
Quarter ending December 2017	1,720	↓
Quarter ending March 2018	1,750	→
Quarter ending June 2018	1,671	↓
Variance since June 2017	(11.9%)	↓



ACTIVITY

Cumulative percentage of contracted UDA delivered 2018 & 2019



Month	Adjusted Scheduled Activity (UDA)	
	2018	2019
April	34	60
May	359	266
June	593	293
July	774	
August	823	
September	823	
October	1,138	
November	1,634	
December	1,887	
January	2,566	
February	2,832	
March	3,710	
April	4,047	
May	4,048	
June	4,047	

QUALITY

	Quantity	Base Number	Contract	AT	Region	England
% of FP17s for the same patient ID Re-attending within 3 months - Children	4	128	3.1%	9.7%	11.3%	11.5%
% of FP17s for the same patient ID Re-attending within 3 months - Adults	39	174	22.4%	13.6%	14.9%	15.4%
% of FP17s for the same patient ID Re-attending between 3 & 9 months - Children	84	128	65.6%	62.5%	60.0%	58.9%
% of FP17s for the same patient ID Re-attending between 3 & 9 months - Adults	79	174	45.4%	56.1%	52.6%	51.6%
% of FP17s for Band 1 Urgent Courses	6	136	4.4%	6.9%	7.9%	8.9%
% of FP17s Relating to Free Repair or Replacements	1	136	0.7%	0.8%	0.8%	0.8%
% of FP17s Relating to Continuations	4	136	2.9%	1.1%	0.9%	0.9%
% of Patients satisfied with the dentistry they have received	4	5	N/A	92.4%	93.2%	93.2%
% of Patients satisfied with the time they had to wait for an appointment	5	5	N/A	88.7%	89.1%	88.8%

* This is based on patients treated on this contract for their most recent course of treatment. Figures in italics indicate the base number of FP17s or Patient Questionnaire responses are less than 100. N/A is shown where the base number of responses is less than 10 during the period. % is calculated as Quantity/Base number*100

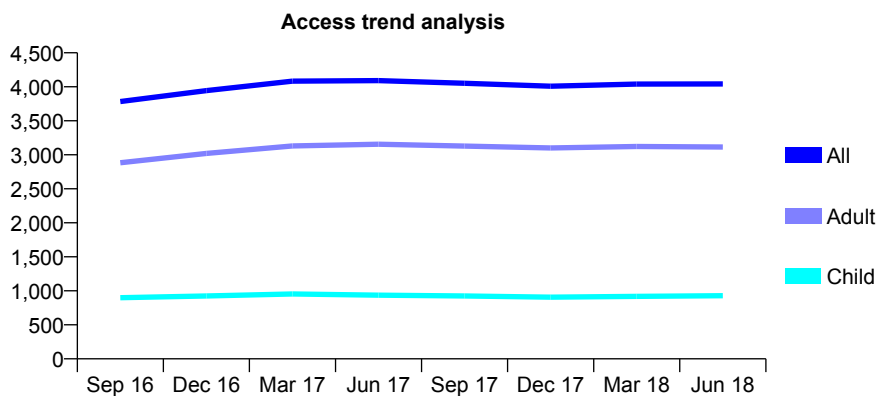
Q55 - Vital Signs At a Glance Contract Report for 167924/0001 - June 2018

Name or company name	Killamarsh Dental Practice Ltd
Contract type name	GDS Contract
Purpose of contract	General
Contract start date	01/11/2012
Contract end date	

18/19 Contracted general activity (UDA)	14,759
Carry forward general activity (UDA)	0
18/19 Contracted orthodontic activity (UOA)	0
Carry forward orthodontic activity (UOA)	0
Baseline contract value	£386,520.98

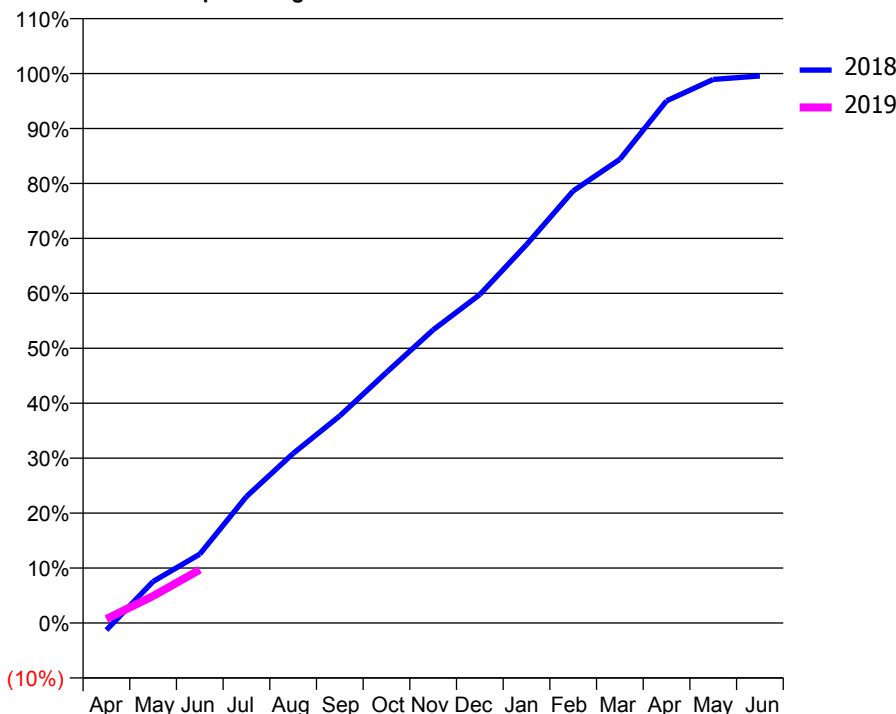
ACCESS*

Patients seen in 24 months	Total	Change since previous quarter
Quarter ending June 2017	4,092	
Quarter ending September 2017	4,052	→
Quarter ending December 2017	4,008	↓
Quarter ending March 2018	4,041	→
Quarter ending June 2018	4,043	→
Variance since June 2017	(1.2%)	↓



ACTIVITY

Cumulative percentage of contracted UDA delivered 2018 & 2019



Adjusted Scheduled Activity (UDA)		
Month	2018	2019
April	-171	111
May	1,001	727
June	1,662	1,430
July	3,051	
August	4,092	
September	4,999	
October	6,046	
November	7,074	
December	7,927	
January	9,131	
February	10,428	
March	11,190	
April	12,597	
May	13,116	
June	13,200	

QUALITY

	Quantity	Base Number	Contract	AT	Region	England
% of FP17s for the same patient ID Re-attending within 3 months - Children	23	389	5.9%	9.7%	11.3%	11.5%
% of FP17s for the same patient ID Re-attending within 3 months - Adults	147	1,303	11.3%	13.6%	14.9%	15.4%
% of FP17s for the same patient ID Re-attending between 3 & 9 months - Children	268	389	68.9%	62.5%	60.0%	58.9%
% of FP17s for the same patient ID Re-attending between 3 & 9 months - Adults	923	1,303	70.8%	56.1%	52.6%	51.6%
% of FP17s for Band 1 Urgent Courses	43	741	5.8%	6.9%	7.9%	8.9%
% of FP17s Relating to Free Repair or Replacements	26	741	3.5%	0.8%	0.8%	0.8%
% of FP17s Relating to Continuations	0	741	0.0%	1.1%	0.9%	0.9%
% of Patients satisfied with the dentistry they have received	7	10	70.0%	92.4%	93.2%	93.2%
% of Patients satisfied with the time they had to wait for an appointment	7	10	70.0%	88.7%	89.1%	88.8%

* This is based on patients treated on this contract for their most recent course of treatment. Figures in italics indicate the base number of FP17s or Patient Questionnaire responses are less than 100. N/A is shown where the base number of responses is less than 10 during the period. % is calculated as Quantity/Base number*100

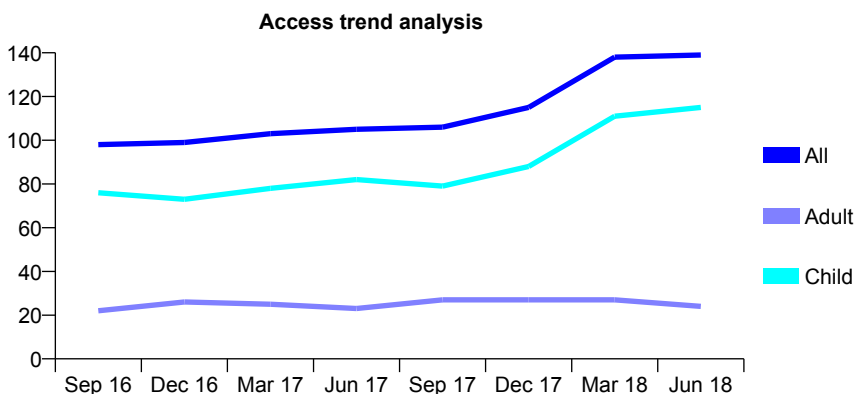
Q55 - Vital Signs At a Glance Contract Report for 169544/0001 - June 2018

Name or company name	STEEPLE GRANGE SMILES LTD.,
Contract type name	GDS Contract
Purpose of contract	General and Orthodontic
Contract start date	15/08/2008
Contract end date	

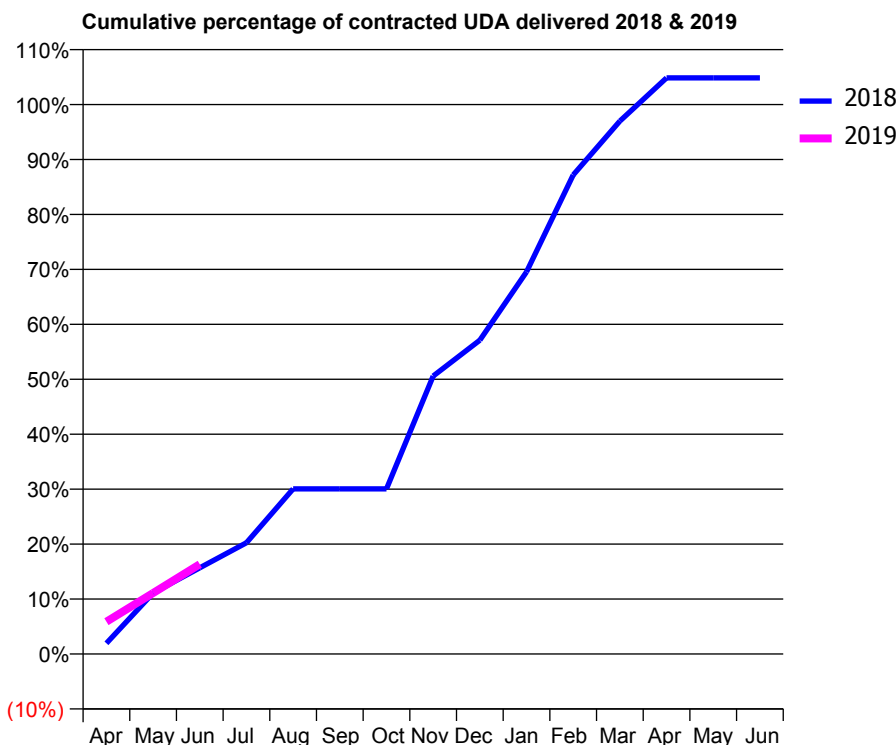
18/19 Contracted general activity (UDA)	153
Carry forward general activity (UDA)	0
18/19 Contracted orthodontic activity (UOA)	684
Carry forward orthodontic activity (UOA)	0
Baseline contract value	£50,570.62

ACCESS*

Patients seen in 24 months	Total	Change since previous quarter
Quarter ending June 2017	105	
Quarter ending September 2017	106	→
Quarter ending December 2017	115	↑
Quarter ending March 2018	138	↑
Quarter ending June 2018	139	→
Variance since June 2017	32.4%	↑



ACTIVITY



Month	Adjusted Scheduled Activity (UDA)	
	2018	2019
April	3	9
May	17	17
June	24	25
July	31	
August	46	
September	46	
October	46	
November	77	
December	87	
January	106	
February	133	
March	148	
April	160	
May	160	
June	160	

QUALITY

	Quantity	Base Number	Contract	AT	Region	England
% of FP17s for the same patient ID Re-attending within 3 months - Children	1	32	3.1%	9.7%	11.3%	11.5%
% of FP17s for the same patient ID Re-attending within 3 months - Adults	0	2	0.0%	13.6%	14.9%	15.4%
% of FP17s for the same patient ID Re-attending between 3 & 9 months - Children	13	32	40.6%	62.5%	60.0%	58.9%
% of FP17s for the same patient ID Re-attending between 3 & 9 months - Adults	0	2	0.0%	56.1%	52.6%	51.6%
% of FP17s for Band 1 Urgent Courses	0	17	0.0%	6.9%	7.9%	8.9%
% of FP17s Relating to Free Repair or Replacements	0	17	0.0%	0.8%	0.8%	0.8%
% of FP17s Relating to Continuations	0	17	0.0%	1.1%	0.9%	0.9%
% of Patients satisfied with the dentistry they have received	0	0	N/A	92.4%	93.2%	93.2%
% of Patients satisfied with the time they had to wait for an appointment	0	0	N/A	88.7%	89.1%	88.8%

* This is based on patients treated on this contract for their most recent course of treatment. Figures in italics indicate the base number of FP17s or Patient Questionnaire responses are less than 100. N/A is shown where the base number of responses is less than 10 during the period. % is calculated as Quantity/Base number*100

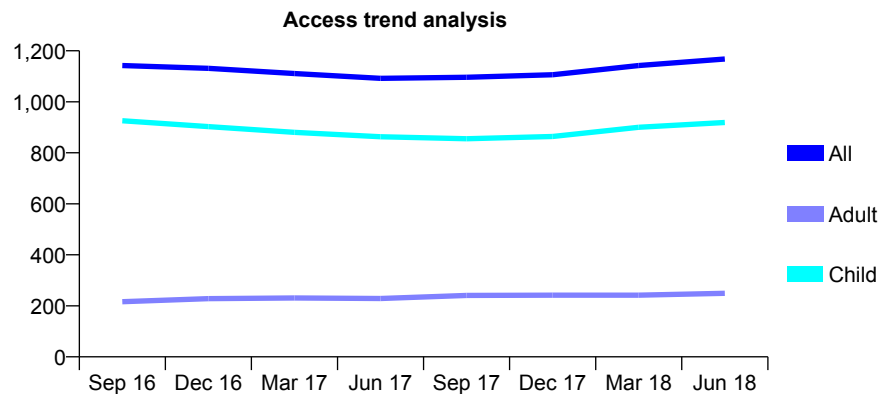
Q55 - Vital Signs At a Glance Contract Report for 170100/0001 - June 2018

Name or company name	Rooprai & Aulak
Contract type name	GDS Contract
Purpose of contract	General
Contract start date	01/04/2009
Contract end date	

18/19 Contracted general activity (UDA)	3,129
Carry forward general activity (UDA)	0
18/19 Contracted orthodontic activity (UOA)	0
Carry forward orthodontic activity (UOA)	0
Baseline contract value	£68,229.10

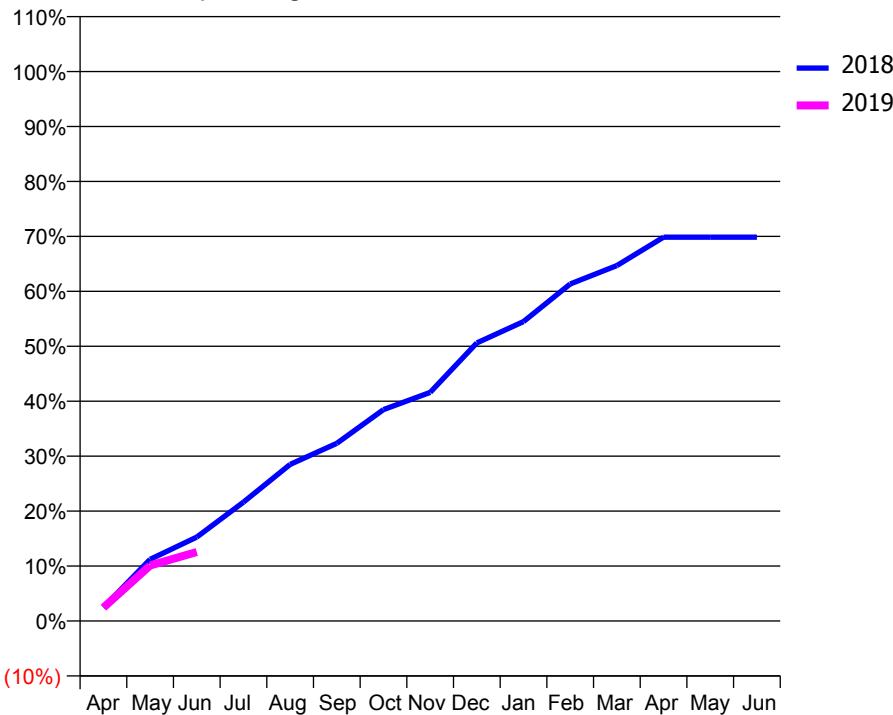
ACCESS*

Patients seen in 24 months	Total	Change since previous quarter
Quarter ending June 2017	1,092	
Quarter ending September 2017	1,096	→
Quarter ending December 2017	1,106	→
Quarter ending March 2018	1,142	↑
Quarter ending June 2018	1,168	↑
Variance since June 2017	7.0%	↑



ACTIVITY

Cumulative percentage of contracted UDA delivered 2018 & 2019



Month	Adjusted Scheduled Activity (UDA)	
	2018	2019
April	78	76
May	351	316
June	478	393
July	677	
August	892	
September	1,012	
October	1,204	
November	1,302	
December	1,584	
January	1,705	
February	1,919	
March	2,024	
April	2,186	
May	2,186	
June	2,186	

QUALITY

	Quantity	Base Number	Contract	AT	Region	England
% of FP17s for the same patient ID Re-attending within 3 months - Children	16	393	4.1%	9.7%	11.3%	11.5%
% of FP17s for the same patient ID Re-attending within 3 months - Adults	1	54	1.9%	13.6%	14.9%	15.4%
% of FP17s for the same patient ID Re-attending between 3 & 9 months - Children	253	393	64.4%	62.5%	60.0%	58.9%
% of FP17s for the same patient ID Re-attending between 3 & 9 months - Adults	35	54	64.8%	56.1%	52.6%	51.6%
% of FP17s for Band 1 Urgent Courses	0	325	0.0%	6.9%	7.9%	8.9%
% of FP17s Relating to Free Repair or Replacements	0	325	0.0%	0.8%	0.8%	0.8%
% of FP17s Relating to Continuations	0	325	0.0%	1.1%	0.9%	0.9%
% of Patients satisfied with the dentistry they have received	2	2	N/A	92.4%	93.2%	93.2%
% of Patients satisfied with the time they had to wait for an appointment	2	2	N/A	88.7%	89.1%	88.8%

* This is based on patients treated on this contract for their most recent course of treatment. Figures in italics indicate the base number of FP17s or Patient Questionnaire responses are less than 100. N/A is shown where the base number of responses is less than 10 during the period. % is calculated as Quantity/Base number*100

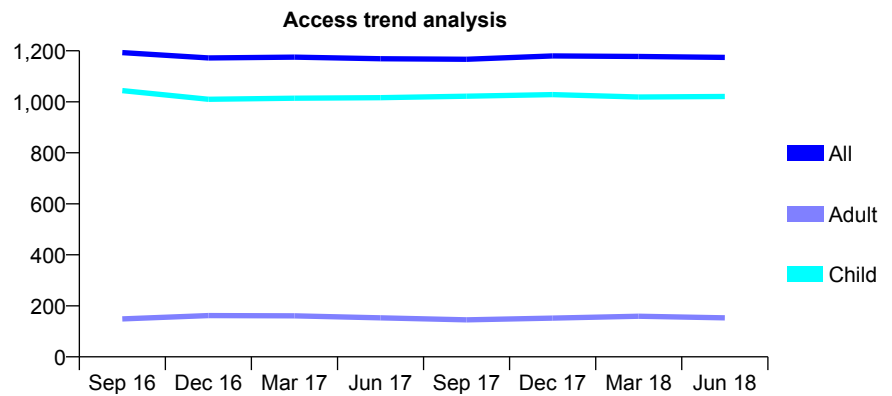
Q55 - Vital Signs At a Glance Contract Report for 171115/0001 - June 2018

Name or company name	Titchfield Park Dental Clinic Limited
Contract type name	GDS Contract
Purpose of contract	General
Contract start date	01/04/2012
Contract end date	

18/19 Contracted general activity (UDA)	2,500
Carry forward general activity (UDA)	0
18/19 Contracted orthodontic activity (UOA)	0
Carry forward orthodontic activity (UOA)	0
Baseline contract value	£55,971.69

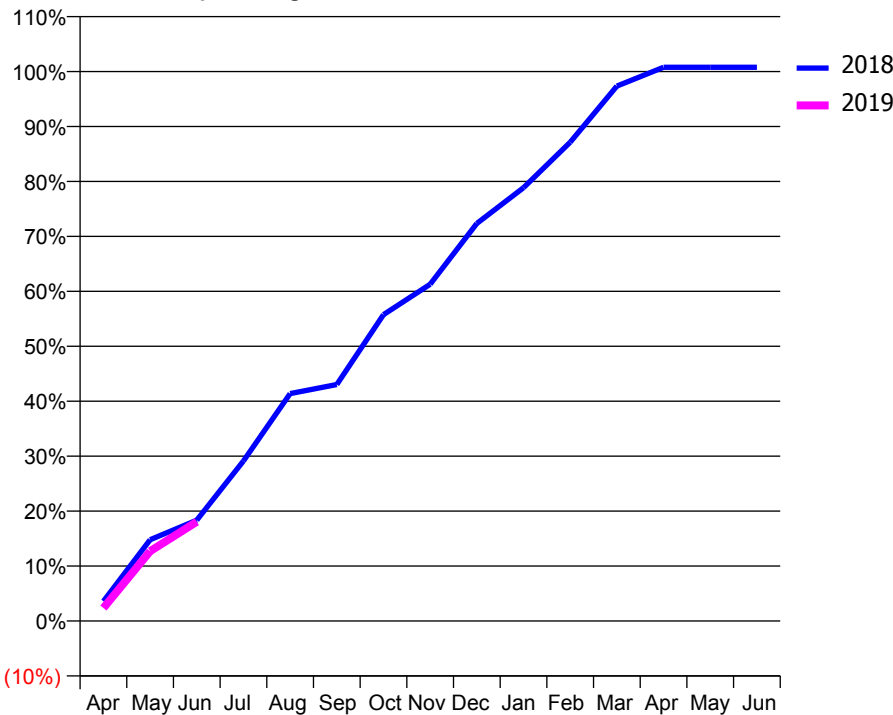
ACCESS*

Patients seen in 24 months	Total	Change since previous quarter
Quarter ending June 2017	1,169	
Quarter ending September 2017	1,167	→
Quarter ending December 2017	1,180	→
Quarter ending March 2018	1,178	→
Quarter ending June 2018	1,174	→
Variance since June 2017	0.4%	→



ACTIVITY

Cumulative percentage of contracted UDA delivered 2018 & 2019



Month	Adjusted Scheduled Activity (UDA)	
	2018	2019
April	90	59
May	370	318
June	459	451
July	728	
August	1,035	
September	1,076	
October	1,394	
November	1,532	
December	1,809	
January	1,971	
February	2,178	
March	2,434	
April	2,519	
May	2,519	
June	2,519	

QUALITY

	Quantity	Base Number	Contract	AT	Region	England
% of FP17s for the same patient ID Re-attending within 3 months - Children	26	402	6.5%	9.7%	11.3%	11.5%
% of FP17s for the same patient ID Re-attending within 3 months - Adults	1	18	5.6%	13.6%	14.9%	15.4%
% of FP17s for the same patient ID Re-attending between 3 & 9 months - Children	275	402	68.4%	62.5%	60.0%	58.9%
% of FP17s for the same patient ID Re-attending between 3 & 9 months - Adults	15	18	83.3%	56.1%	52.6%	51.6%
% of FP17s for Band 1 Urgent Courses	12	354	3.4%	6.9%	7.9%	8.9%
% of FP17s Relating to Free Repair or Replacements	0	354	0.0%	0.8%	0.8%	0.8%
% of FP17s Relating to Continuations	0	354	0.0%	1.1%	0.9%	0.9%
% of Patients satisfied with the dentistry they have received	1	1	N/A	92.4%	93.2%	93.2%
% of Patients satisfied with the time they had to wait for an appointment	1	1	N/A	88.7%	89.1%	88.8%

* This is based on patients treated on this contract for their most recent course of treatment. Figures in italics indicate the base number of FP17s or Patient Questionnaire responses are less than 100. N/A is shown where the base number of responses is less than 10 during the period. % is calculated as Quantity/Base number*100

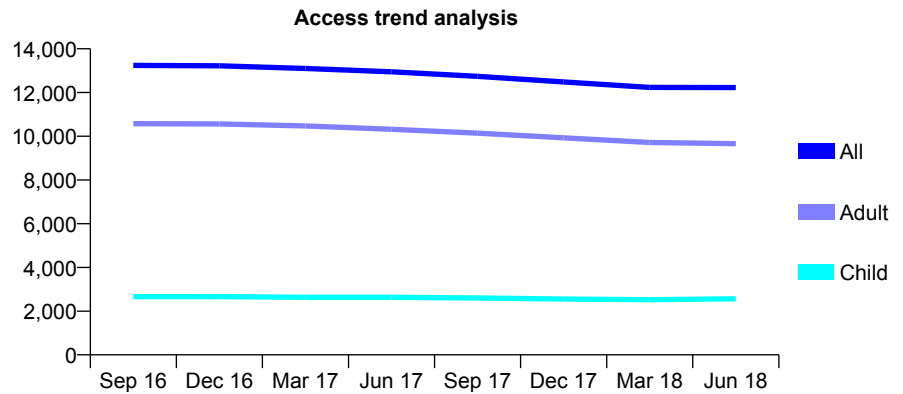
Q55 - Vital Signs At a Glance Contract Report for 171824/0001 - June 2018

Name or company name	Ripley Family Dental Centre
Contract type name	GDS Contract
Purpose of contract	General
Contract start date	01/03/2014
Contract end date	

18/19 Contracted general activity (UDA)	39,239
Carry forward general activity (UDA)	0
18/19 Contracted orthodontic activity (UOA)	0
Carry forward orthodontic activity (UOA)	0
Baseline contract value	£818,067.06

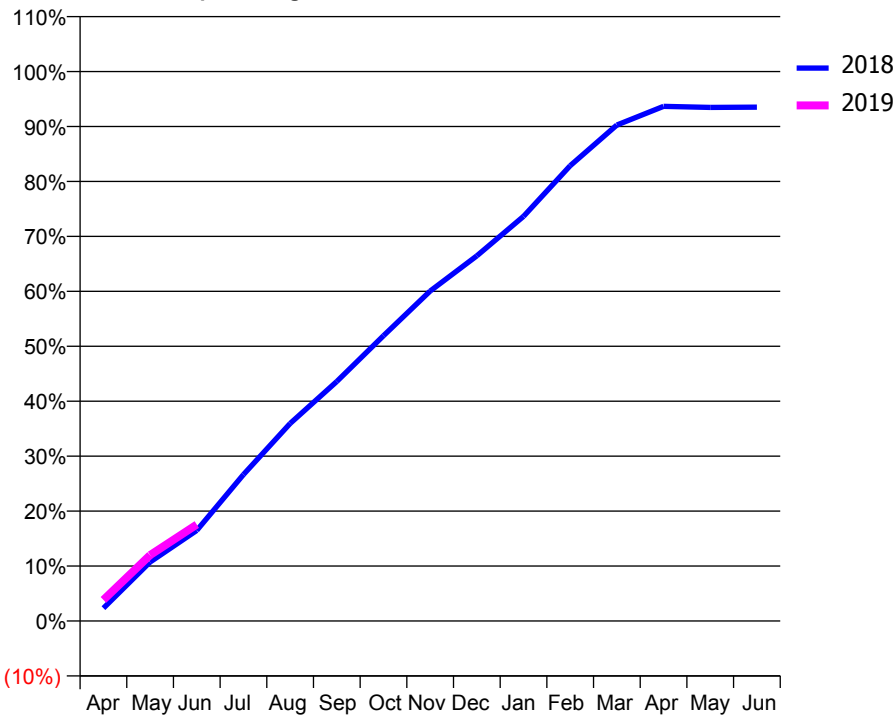
ACCESS*

Patients seen in 24 months	Total	Change since previous quarter
Quarter ending June 2017	12,949	
Quarter ending September 2017	12,741	↓
Quarter ending December 2017	12,482	↓
Quarter ending March 2018	12,234	↓
Quarter ending June 2018	12,225	→
Variance since June 2017	(5.6%)	↓



ACTIVITY

Cumulative percentage of contracted UDA delivered 2018 & 2019



Month	Adjusted Scheduled Activity (UDA)	
	2018	2019
April	922	1,512
May	4,218	4,704
June	6,466	6,890
July	10,458	
August	14,104	
September	17,105	
October	20,369	
November	23,566	
December	26,073	
January	28,892	
February	32,517	
March	35,418	
April	36,746	
May	36,677	
June	36,690	

QUALITY

	Quantity	Base Number	Contract	AT	Region	England
% of FP17s for the same patient ID Re-attending within 3 months - Children	71	924	7.7%	9.7%	11.3%	11.5%
% of FP17s for the same patient ID Re-attending within 3 months - Adults	453	3,429	13.2%	13.6%	14.9%	15.4%
% of FP17s for the same patient ID Re-attending between 3 & 9 months - Children	562	924	60.8%	62.5%	60.0%	58.9%
% of FP17s for the same patient ID Re-attending between 3 & 9 months - Adults	2,352	3,429	68.6%	56.1%	52.6%	51.6%
% of FP17s for Band 1 Urgent Courses	139	3,670	3.8%	6.9%	7.9%	8.9%
% of FP17s Relating to Free Repair or Replacements	99	3,670	2.7%	0.8%	0.8%	0.8%
% of FP17s Relating to Continuations	39	3,670	1.1%	1.1%	0.9%	0.9%
% of Patients satisfied with the dentistry they have received	17	22	77.3%	92.4%	93.2%	93.2%
% of Patients satisfied with the time they had to wait for an appointment	16	22	72.7%	88.7%	89.1%	88.8%

* This is based on patients treated on this contract for their most recent course of treatment. Figures in italics indicate the base number of FP17s or Patient Questionnaire responses are less than 100. N/A is shown where the base number of responses is less than 10 during the period. % is calculated as Quantity/Base number*100

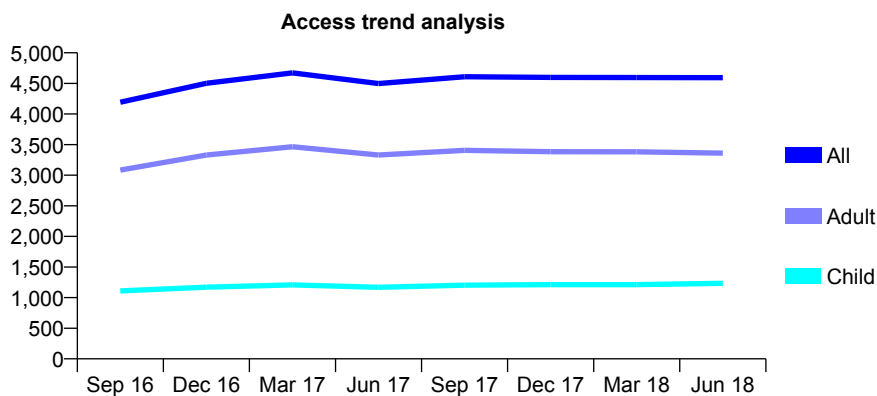
Q55 - Vital Signs At a Glance Contract Report for 172979/0004 - June 2018

Name or company name	DM and LJ Jordan Limited
Contract type name	GDS Contract
Purpose of contract	General
Contract start date	01/01/2015
Contract end date	

18/19 Contracted general activity (UDA)	13,400
Carry forward general activity (UDA)	0
18/19 Contracted orthodontic activity (UOA)	0
Carry forward orthodontic activity (UOA)	0
Baseline contract value	£412,850.97

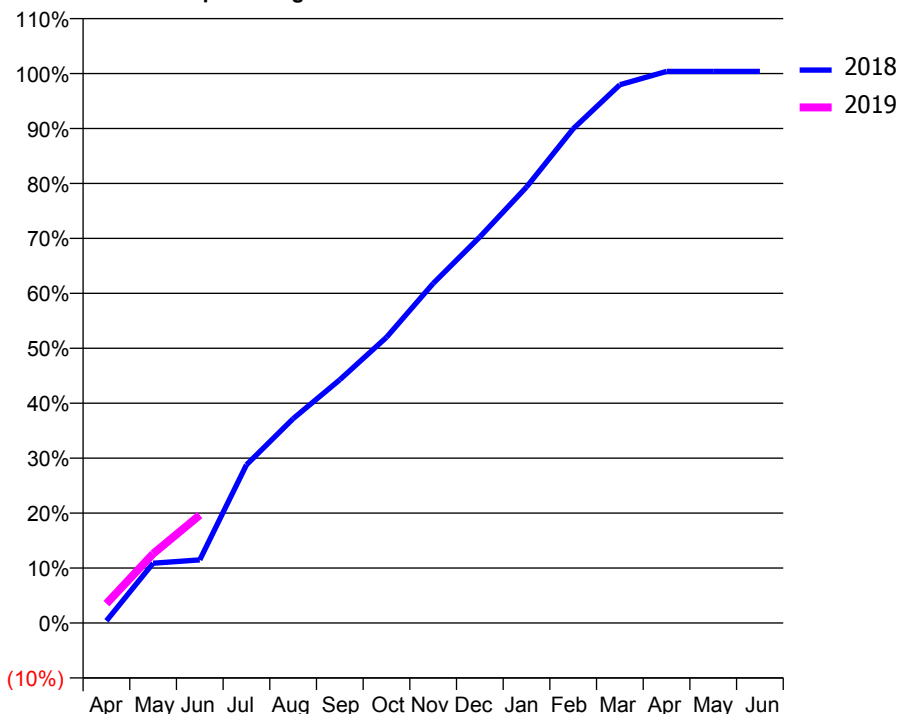
ACCESS*

Patients seen in 24 months	Total	Change since previous quarter
Quarter ending June 2017	4,497	
Quarter ending September 2017	4,610	↑
Quarter ending December 2017	4,597	→
Quarter ending March 2018	4,595	→
Quarter ending June 2018	4,594	→
Variance since June 2017	2.2%	↑



ACTIVITY

Cumulative percentage of contracted UDA delivered 2018 & 2019



Month	Adjusted Scheduled Activity (UDA)	
	2018	2019
April	53	472
May	1,460	1,688
June	1,539	2,634
July	3,858	
August	4,982	
September	5,934	
October	6,966	
November	8,281	
December	9,415	
January	10,630	
February	12,051	
March	13,125	
April	13,452	
May	13,449	
June	13,449	

QUALITY

	Quantity	Base Number	Contract	AT	Region	England
% of FP17s for the same patient ID Re-attending within 3 months - Children	17	406	4.2%	9.7%	11.3%	11.5%
% of FP17s for the same patient ID Re-attending within 3 months - Adults	51	943	5.4%	13.6%	14.9%	15.4%
% of FP17s for the same patient ID Re-attending between 3 & 9 months - Children	259	406	63.8%	62.5%	60.0%	58.9%
% of FP17s for the same patient ID Re-attending between 3 & 9 months - Adults	577	943	61.2%	56.1%	52.6%	51.6%
% of FP17s for Band 1 Urgent Courses	33	1,175	2.8%	6.9%	7.9%	8.9%
% of FP17s Relating to Free Repair or Replacements	1	1,175	0.1%	0.8%	0.8%	0.8%
% of FP17s Relating to Continuations	6	1,175	0.5%	1.1%	0.9%	0.9%
% of Patients satisfied with the dentistry they have received	3	4	N/A	92.4%	93.2%	93.2%
% of Patients satisfied with the time they had to wait for an appointment	3	4	N/A	88.7%	89.1%	88.8%

* This is based on patients treated on this contract for their most recent course of treatment. Figures in italics indicate the base number of FP17s or Patient Questionnaire responses are less than 100. N/A is shown where the base number of responses is less than 10 during the period. % is calculated as Quantity/Base number*100

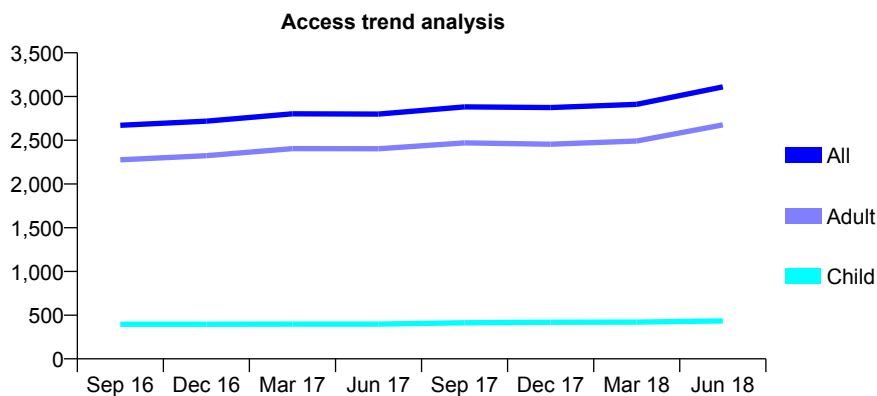
Q55 - Vital Signs At a Glance Contract Report for 173002/0001 - June 2018

Name or company name	City Dental Partnership
Contract type name	GDS Contract
Purpose of contract	General
Contract start date	01/10/2011
Contract end date	

18/19 Contracted general activity (UDA)	9,286
Carry forward general activity (UDA)	0
18/19 Contracted orthodontic activity (UOA)	0
Carry forward orthodontic activity (UOA)	0
Baseline contract value	£218,019.07

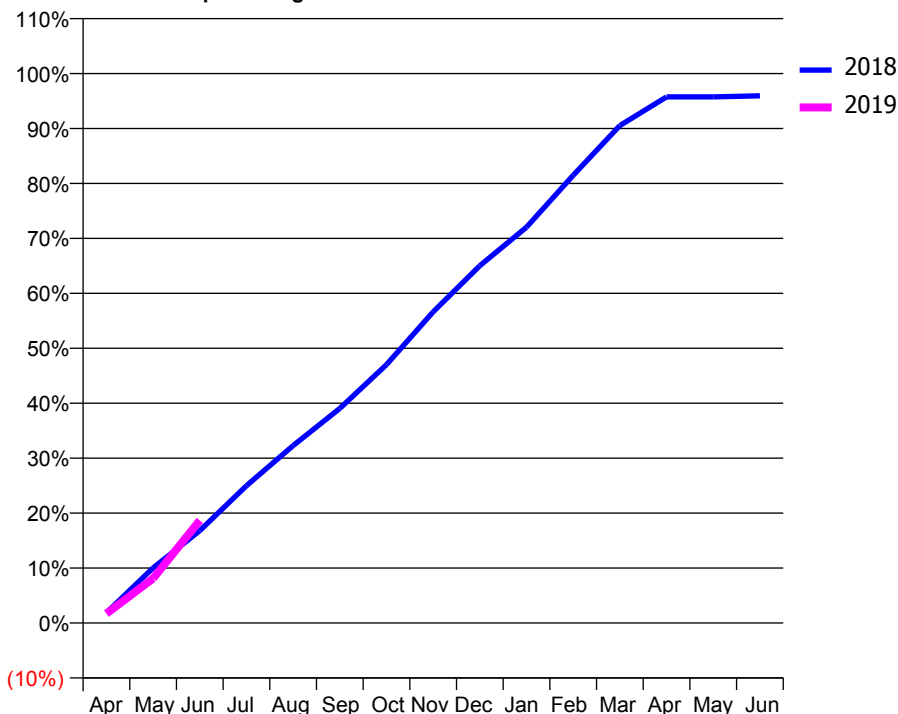
ACCESS*

Patients seen in 24 months	Total	Change since previous quarter
Quarter ending June 2017	2,799	
Quarter ending September 2017	2,882	↑
Quarter ending December 2017	2,874	→
Quarter ending March 2018	2,911	→
Quarter ending June 2018	3,110	↑
Variance since June 2017	11.1%	↑



ACTIVITY

Cumulative percentage of contracted UDA delivered 2018 & 2019



Month	Adjusted Scheduled Activity (UDA)	
	2018	2019
April	158	158
May	842	753
June	1,411	1,735
July	2,098	
August	2,713	
September	3,280	
October	3,950	
November	4,757	
December	5,461	
January	6,051	
February	6,844	
March	7,604	
April	8,043	
May	8,043	
June	8,060	

QUALITY

	Quantity	Base Number	Contract	AT	Region	England
% of FP17s for the same patient ID Re-attending within 3 months - Children	11	156	7.1%	9.7%	11.3%	11.5%
% of FP17s for the same patient ID Re-attending within 3 months - Adults	124	1,020	12.2%	13.6%	14.9%	15.4%
% of FP17s for the same patient ID Re-attending between 3 & 9 months - Children	90	156	57.7%	62.5%	60.0%	58.9%
% of FP17s for the same patient ID Re-attending between 3 & 9 months - Adults	473	1,020	46.4%	56.1%	52.6%	51.6%
% of FP17s for Band 1 Urgent Courses	60	989	6.1%	6.9%	7.9%	8.9%
% of FP17s Relating to Free Repair or Replacements	1	989	0.1%	0.8%	0.8%	0.8%
% of FP17s Relating to Continuations	17	989	1.7%	1.1%	0.9%	0.9%
% of Patients satisfied with the dentistry they have received	4	4	N/A	92.4%	93.2%	93.2%
% of Patients satisfied with the time they had to wait for an appointment	4	4	N/A	88.7%	89.1%	88.8%

* This is based on patients treated on this contract for their most recent course of treatment. Figures in italics indicate the base number of FP17s or Patient Questionnaire responses are less than 100. N/A is shown where the base number of responses is less than 10 during the period. % is calculated as Quantity/Base number*100

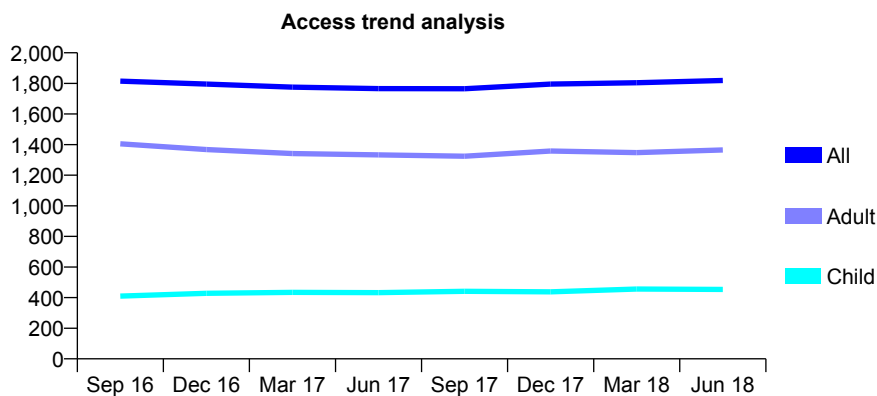
Q55 - Vital Signs At a Glance Contract Report for 173630/0001 - June 2018

Name or company name	Wollaton Dental Practice
Contract type name	GDS Contract
Purpose of contract	General
Contract start date	07/09/2010
Contract end date	

18/19 Contracted general activity (UDA)	8,531
Carry forward general activity (UDA)	0
18/19 Contracted orthodontic activity (UOA)	0
Carry forward orthodontic activity (UOA)	0
Baseline contract value	£200,923.65

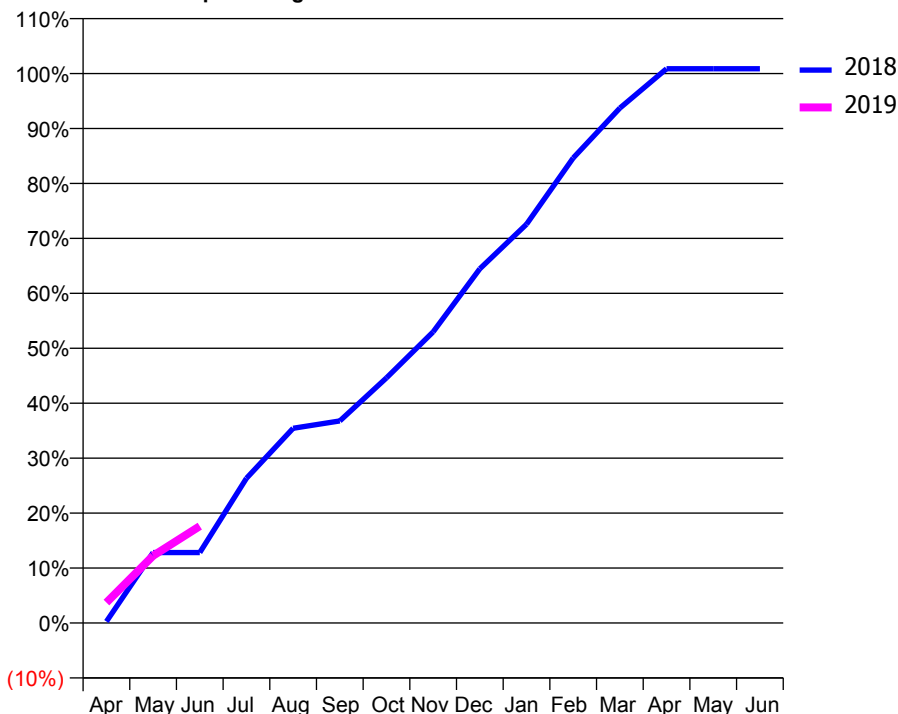
ACCESS*

Patients seen in 24 months	Total	Change since previous quarter
Quarter ending June 2017	1,766	
Quarter ending September 2017	1,765	→
Quarter ending December 2017	1,796	→
Quarter ending March 2018	1,804	→
Quarter ending June 2018	1,819	→
Variance since June 2017	3.0%	↑



ACTIVITY

Cumulative percentage of contracted UDA delivered 2018 & 2019



Month	Adjusted Scheduled Activity (UDA)	
	2018	2019
April	16	318
May	709	1,045
June	709	1,505
July	1,457	
August	1,961	
September	2,034	
October	2,467	
November	2,931	
December	3,566	
January	4,014	
February	4,681	
March	5,183	
April	5,579	
May	5,579	
June	5,579	

QUALITY

	Quantity	Base Number	Contract	AT	Region	England
% of FP17s for the same patient ID Re-attending within 3 months - Children	25	216	11.6%	9.7%	11.3%	11.5%
% of FP17s for the same patient ID Re-attending within 3 months - Adults	149	818	18.2%	13.6%	14.9%	15.4%
% of FP17s for the same patient ID Re-attending between 3 & 9 months - Children	140	216	64.8%	62.5%	60.0%	58.9%
% of FP17s for the same patient ID Re-attending between 3 & 9 months - Adults	385	818	47.1%	56.1%	52.6%	51.6%
% of FP17s for Band 1 Urgent Courses	98	808	12.1%	6.9%	7.9%	8.9%
% of FP17s Relating to Free Repair or Replacements	2	808	0.2%	0.8%	0.8%	0.8%
% of FP17s Relating to Continuations	5	808	0.6%	1.1%	0.9%	0.9%
% of Patients satisfied with the dentistry they have received	1	1	N/A	92.4%	93.2%	93.2%
% of Patients satisfied with the time they had to wait for an appointment	1	1	N/A	88.7%	89.1%	88.8%

* This is based on patients treated on this contract for their most recent course of treatment. Figures in italics indicate the base number of FP17s or Patient Questionnaire responses are less than 100. N/A is shown where the base number of responses is less than 10 during the period. % is calculated as Quantity/Base number*100

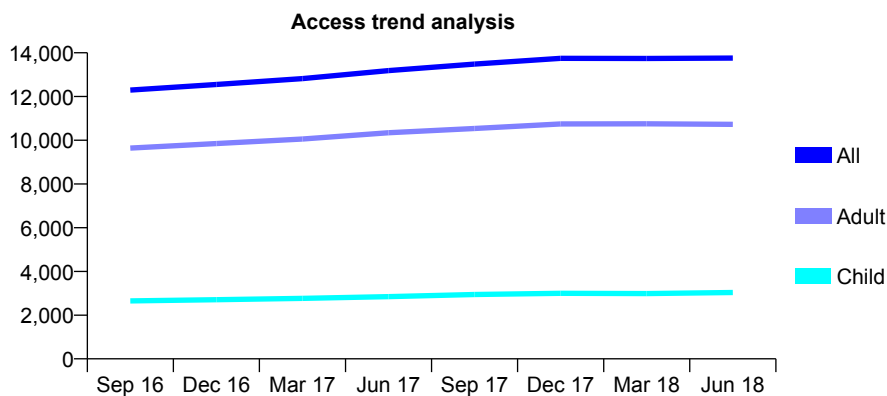
Q55 - Vital Signs At a Glance Contract Report for 174742/0001 - June 2018

Name or company name	Portland Road Family Dental Centre
Contract type name	GDS Contract
Purpose of contract	General
Contract start date	01/01/2009
Contract end date	

18/19 Contracted general activity (UDA)	40,314
Carry forward general activity (UDA)	0
18/19 Contracted orthodontic activity (UOA)	0
Carry forward orthodontic activity (UOA)	0
Baseline contract value	£950,500.10

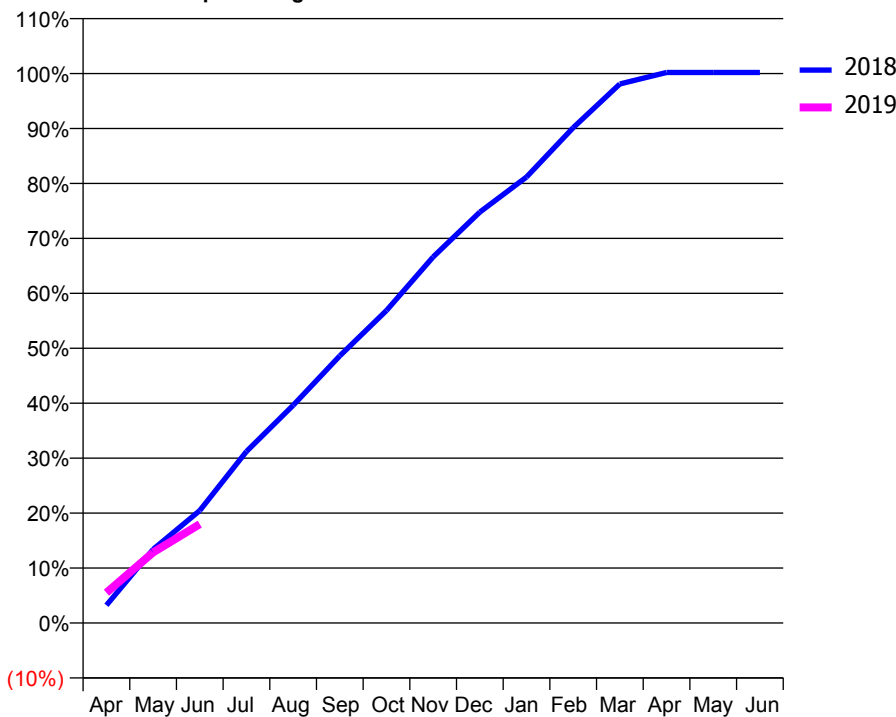
ACCESS*

Patients seen in 24 months	Total	Change since previous quarter
Quarter ending June 2017	13,188	
Quarter ending September 2017	13,485	↑
Quarter ending December 2017	13,745	→
Quarter ending March 2018	13,739	→
Quarter ending June 2018	13,762	→
Variance since June 2017	4.4%	↑



ACTIVITY

Cumulative percentage of contracted UDA delivered 2018 & 2019



Adjusted Scheduled Activity (UDA)

Month	2018	2019
April	1,142	2,222
May	4,738	5,177
June	7,231	7,257
July	11,025	
August	13,990	
September	17,165	
October	20,085	
November	23,529	
December	26,408	
January	28,661	
February	31,831	
March	34,640	
April	35,376	
May	35,376	
June	35,376	

QUALITY

	Quantity	Base Number	Contract	AT	Region	England
% of FP17s for the same patient ID Re-attending within 3 months - Children	17	1,049	1.6%	9.7%	11.3%	11.5%
% of FP17s for the same patient ID Re-attending within 3 months - Adults	259	3,343	7.7%	13.6%	14.9%	15.4%
% of FP17s for the same patient ID Re-attending between 3 & 9 months - Children	668	1,049	63.7%	62.5%	60.0%	58.9%
% of FP17s for the same patient ID Re-attending between 3 & 9 months - Adults	2,032	3,343	60.8%	56.1%	52.6%	51.6%
% of FP17s for Band 1 Urgent Courses	54	3,989	1.4%	6.9%	7.9%	8.9%
% of FP17s Relating to Free Repair or Replacements	26	3,989	0.7%	0.8%	0.8%	0.8%
% of FP17s Relating to Continuations	54	3,989	1.4%	1.1%	0.9%	0.9%
% of Patients satisfied with the dentistry they have received	12	12	100.0%	92.4%	93.2%	93.2%
% of Patients satisfied with the time they had to wait for an appointment	10	12	83.3%	88.7%	89.1%	88.8%

* This is based on patients treated on this contract for their most recent course of treatment. Figures in italics indicate the base number of FP17s or Patient Questionnaire responses are less than 100. N/A is shown where the base number of responses is less than 10 during the period. % is calculated as Quantity/Base number*100

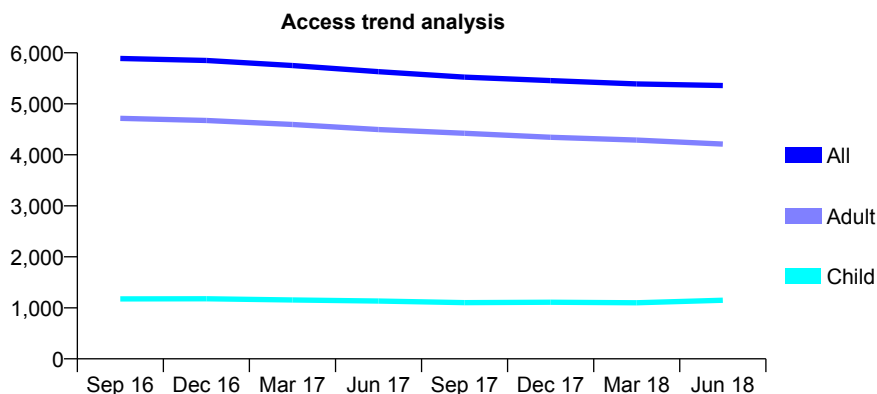
Q55 - Vital Signs At a Glance Contract Report for 176761/0001 - June 2018

Name or company name	The Smile Centre
Contract type name	Pilot Contract
Purpose of contract	General
Contract start date	01/04/2006
Contract end date	

18/19 Contracted general activity (UDA)	17,829
Carry forward general activity (UDA)	0
18/19 Contracted orthodontic activity (UOA)	0
Carry forward orthodontic activity (UOA)	0
Baseline contract value	£525,713.49

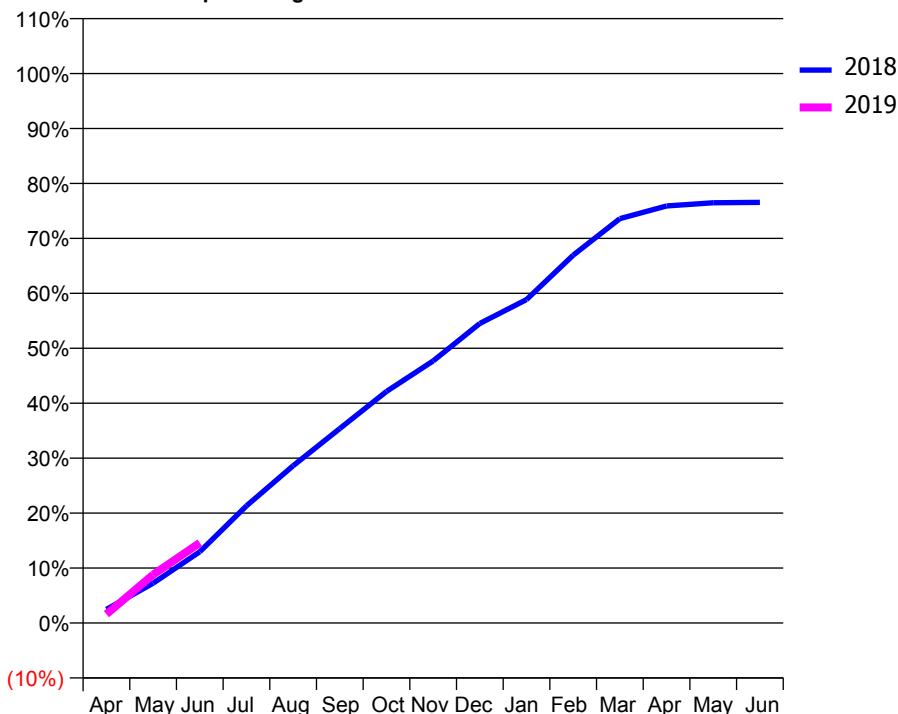
ACCESS*

Patients seen in 24 months	Total	Change since previous quarter
Quarter ending June 2017	5,630	
Quarter ending September 2017	5,524	↓
Quarter ending December 2017	5,454	↓
Quarter ending March 2018	5,389	↓
Quarter ending June 2018	5,359	→
Variance since June 2017	(4.8%)	↓



ACTIVITY

Cumulative percentage of contracted UDA delivered 2018 & 2019



Adjusted Scheduled Activity (UDA)

Month	2018	2019
April	442	288
May	1,293	1,569
June	2,312	2,603
July	3,801	
August	5,105	
September	6,312	
October	7,512	
November	8,503	
December	9,722	
January	10,494	
February	11,937	
March	13,122	
April	13,530	
May	13,633	
June	13,648	

QUALITY

	Quantity	Base Number	Contract	AT	Region	England
% of FP17s for the same patient ID Re-attending within 3 months - Children	23	294	7.8%	9.7%	11.3%	11.5%
% of FP17s for the same patient ID Re-attending within 3 months - Adults	162	1,014	16.0%	13.6%	14.9%	15.4%
% of FP17s for the same patient ID Re-attending between 3 & 9 months - Children	83	294	28.2%	62.5%	60.0%	58.9%
% of FP17s for the same patient ID Re-attending between 3 & 9 months - Adults	301	1,014	29.7%	56.1%	52.6%	51.6%
% of FP17s for Band 1 Urgent Courses	85	1,092	7.8%	6.9%	7.9%	8.9%
% of FP17s Relating to Free Repair or Replacements	6	1,092	0.5%	0.8%	0.8%	0.8%
% of FP17s Relating to Continuations	46	1,092	4.2%	1.1%	0.9%	0.9%
% of Patients satisfied with the dentistry they have received	5	6	N/A	92.4%	93.2%	93.2%
% of Patients satisfied with the time they had to wait for an appointment	4	6	N/A	88.7%	89.1%	88.8%

* This is based on patients treated on this contract for their most recent course of treatment. Figures in italics indicate the base number of FP17s or Patient Questionnaire responses are less than 100. N/A is shown where the base number of responses is less than 10 during the period. % is calculated as Quantity/Base number*100

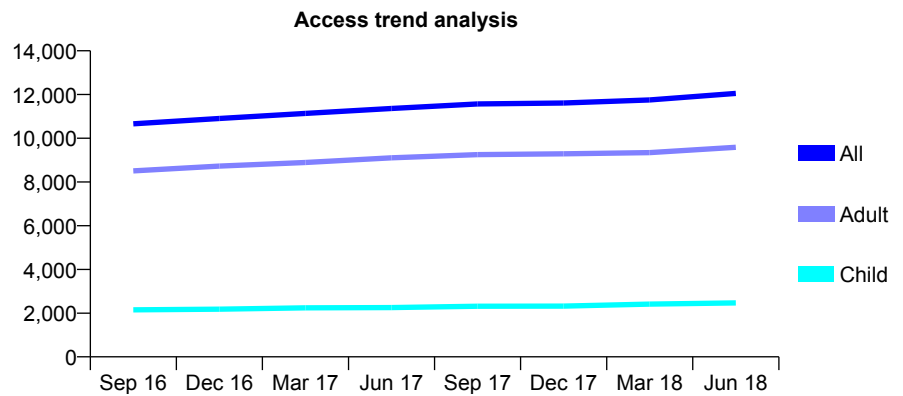
Q55 - Vital Signs At a Glance Contract Report for 177245/0001 - June 2018

Name or company name	Eastwood Dental Limited
Contract type name	GDS Contract
Purpose of contract	General
Contract start date	01/10/2011
Contract end date	

18/19 Contracted general activity (UDA)	35,814
Carry forward general activity (UDA)	0
18/19 Contracted orthodontic activity (UOA)	0
Carry forward orthodontic activity (UOA)	0
Baseline contract value	£962,650.90

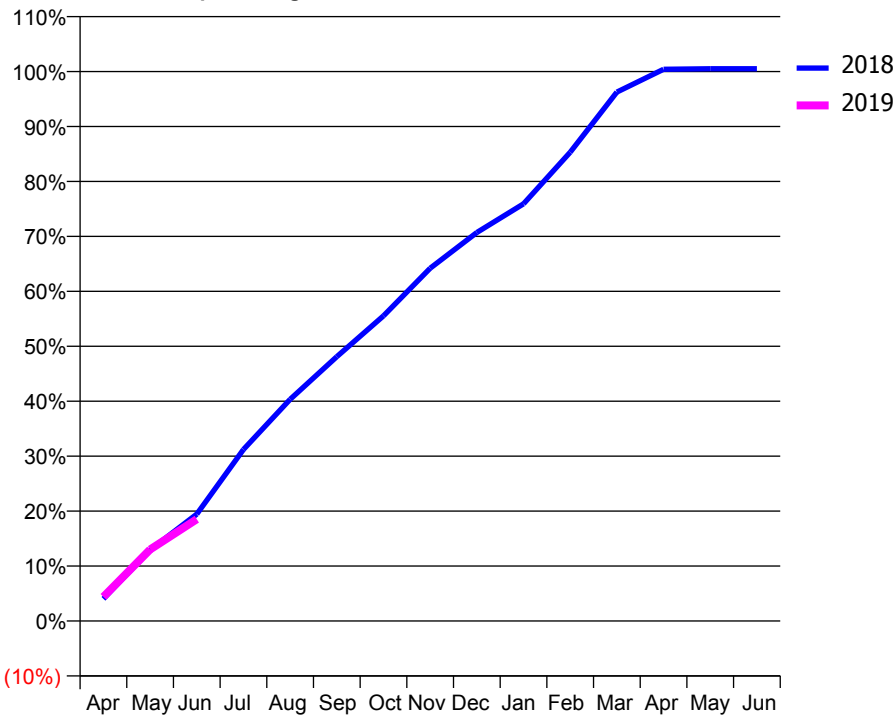
ACCESS*

Patients seen in 24 months	Total	Change since previous quarter
Quarter ending June 2017	11,361	
Quarter ending September 2017	11,569	→
Quarter ending December 2017	11,612	→
Quarter ending March 2018	11,753	→
Quarter ending June 2018	12,054	↑
Variance since June 2017	6.1%	↑



ACTIVITY

Cumulative percentage of contracted UDA delivered 2018 & 2019



Month	Adjusted Scheduled Activity (UDA)	
	2018	2019
April	1,449	1,575
May	4,634	4,665
June	6,963	6,636
July	11,178	
August	14,447	
September	17,228	
October	19,889	
November	22,988	
December	25,322	
January	27,192	
February	30,550	
March	34,476	
April	35,959	
May	35,990	
June	35,998	

QUALITY

	Quantity	Base Number	Contract	AT	Region	England
% of FP17s for the same patient ID Re-attending within 3 months - Children	50	851	5.9%	9.7%	11.3%	11.5%
% of FP17s for the same patient ID Re-attending within 3 months - Adults	435	3,330	13.1%	13.6%	14.9%	15.4%
% of FP17s for the same patient ID Re-attending between 3 & 9 months - Children	523	851	61.5%	62.5%	60.0%	58.9%
% of FP17s for the same patient ID Re-attending between 3 & 9 months - Adults	2,012	3,330	60.4%	56.1%	52.6%	51.6%
% of FP17s for Band 1 Urgent Courses	167	3,460	4.8%	6.9%	7.9%	8.9%
% of FP17s Relating to Free Repair or Replacements	37	3,460	1.1%	0.8%	0.8%	0.8%
% of FP17s Relating to Continuations	40	3,460	1.2%	1.1%	0.9%	0.9%
% of Patients satisfied with the dentistry they have received	13	14	92.9%	92.4%	93.2%	93.2%
% of Patients satisfied with the time they had to wait for an appointment	11	14	78.6%	88.7%	89.1%	88.8%

* This is based on patients treated on this contract for their most recent course of treatment. Figures in italics indicate the base number of FP17s or Patient Questionnaire responses are less than 100. N/A is shown where the base number of responses is less than 10 during the period. % is calculated as Quantity/Base number*100

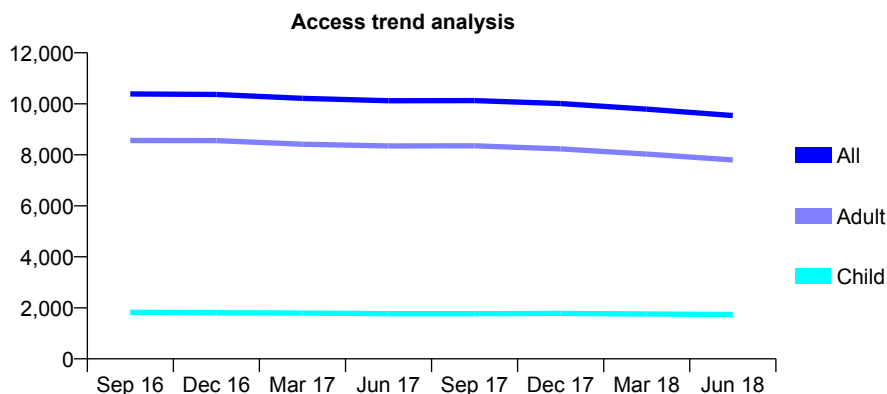
Q55 - Vital Signs At a Glance Contract Report for 178470/0001 - June 2018

Name or company name	Disa Dental Limited
Contract type name	GDS Contract
Purpose of contract	General
Contract start date	01/10/2007
Contract end date	

18/19 Contracted general activity (UDA)	27,203
Carry forward general activity (UDA)	0
18/19 Contracted orthodontic activity (UOA)	0
Carry forward orthodontic activity (UOA)	0
Baseline contract value	£767,907.55

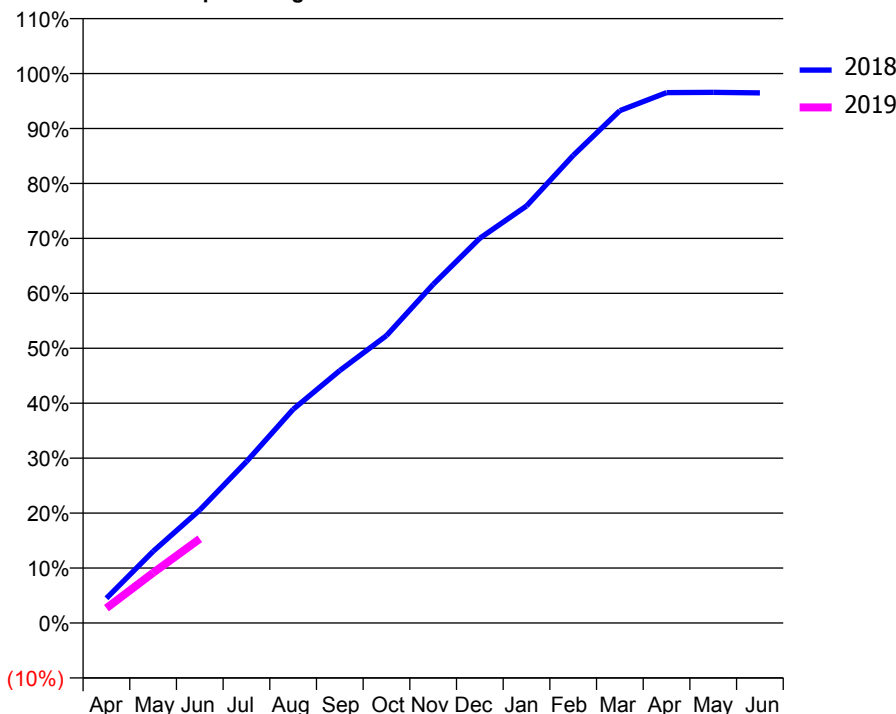
ACCESS*

Patients seen in 24 months	Total	Change since previous quarter
Quarter ending June 2017	10,121	
Quarter ending September 2017	10,125	→
Quarter ending December 2017	10,011	↓
Quarter ending March 2018	9,791	↓
Quarter ending June 2018	9,542	↓
Variance since June 2017	(5.7%)	↓



ACTIVITY

Cumulative percentage of contracted UDA delivered 2018 & 2019



Adjusted Scheduled Activity (UDA)

Month	2018	2019
April	1,224	739
May	3,545	2,485
June	5,593	4,172
July	7,991	
August	10,577	
September	12,502	
October	14,231	
November	16,767	
December	19,047	
January	20,645	
February	23,146	
March	25,363	
April	26,254	
May	26,269	
June	26,240	

QUALITY

	Quantity	Base Number	Contract	AT	Region	England
% of FP17s for the same patient ID Re-attending within 3 months - Children	31	500	6.2%	9.7%	11.3%	11.5%
% of FP17s for the same patient ID Re-attending within 3 months - Adults	173	2,055	8.4%	13.6%	14.9%	15.4%
% of FP17s for the same patient ID Re-attending between 3 & 9 months - Children	292	500	58.4%	62.5%	60.0%	58.9%
% of FP17s for the same patient ID Re-attending between 3 & 9 months - Adults	1,129	2,055	54.9%	56.1%	52.6%	51.6%
% of FP17s for Band 1 Urgent Courses	118	2,136	5.5%	6.9%	7.9%	8.9%
% of FP17s Relating to Free Repair or Replacements	10	2,136	0.5%	0.8%	0.8%	0.8%
% of FP17s Relating to Continuations	2	2,136	0.1%	1.1%	0.9%	0.9%
% of Patients satisfied with the dentistry they have received	12	13	92.3%	92.4%	93.2%	93.2%
% of Patients satisfied with the time they had to wait for an appointment	12	13	92.3%	88.7%	89.1%	88.8%

* This is based on patients treated on this contract for their most recent course of treatment. Figures in italics indicate the base number of FP17s or Patient Questionnaire responses are less than 100. N/A is shown where the base number of responses is less than 10 during the period. % is calculated as Quantity/Base number*100

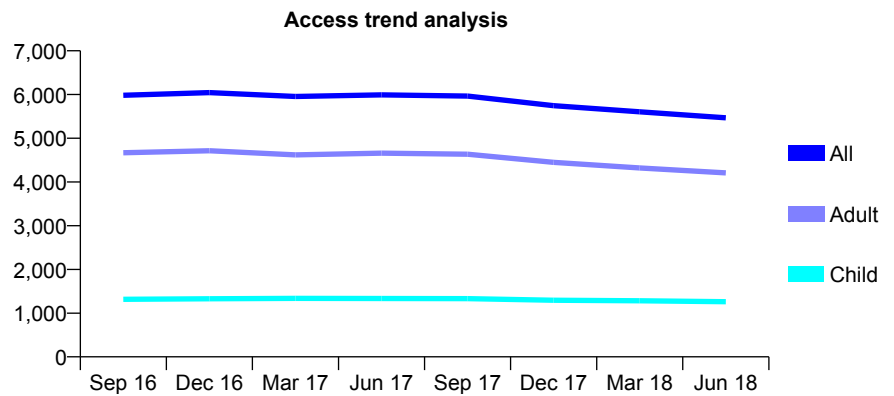
Q55 - Vital Signs At a Glance Contract Report for 178470/0002 - June 2018

Name or company name	Disa Dental Limited
Contract type name	GDS Contract
Purpose of contract	General
Contract start date	01/10/2007
Contract end date	

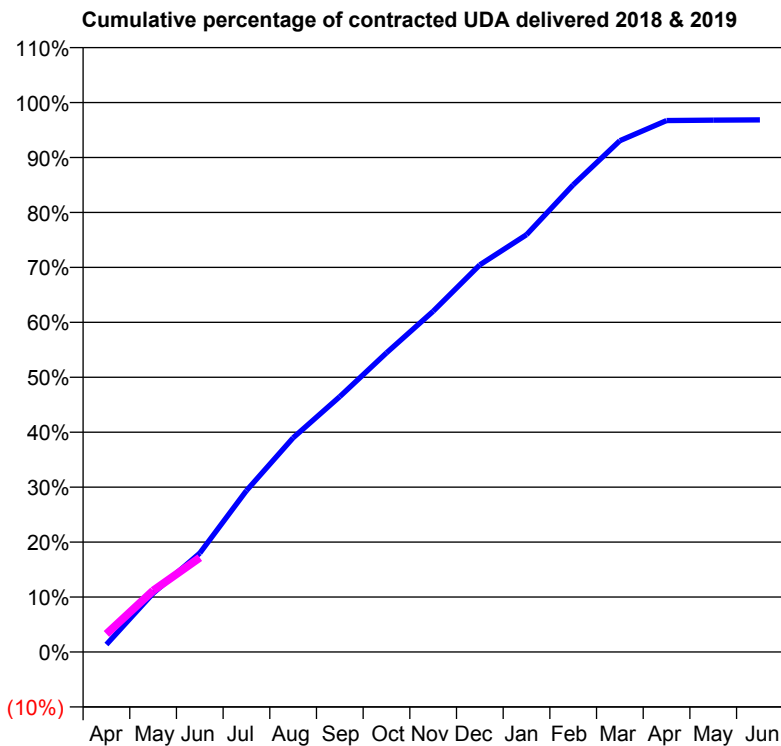
18/19 Contracted general activity (UDA)	16,815
Carry forward general activity (UDA)	0
18/19 Contracted orthodontic activity (UOA)	0
Carry forward orthodontic activity (UOA)	0
Baseline contract value	£523,167.85

ACCESS*

Patients seen in 24 months	Total	Change since previous quarter
Quarter ending June 2017	5,991	
Quarter ending September 2017	5,966	→
Quarter ending December 2017	5,745	↓
Quarter ending March 2018	5,604	↓
Quarter ending June 2018	5,467	↓
Variance since June 2017	(8.7%)	↓



ACTIVITY



Month	Adjusted Scheduled Activity (UDA)	
	2018	2019
April	232	554
May	1,797	1,879
June	3,026	2,888
July	4,938	
August	6,556	
September	7,815	
October	9,154	
November	10,428	
December	11,848	
January	12,768	
February	14,294	
March	15,648	
April	16,262	
May	16,276	
June	16,283	

QUALITY

	Quantity	Base Number	Contract	AT	Region	England
% of FP17s for the same patient ID Re-attending within 3 months - Children	29	395	7.3%	9.7%	11.3%	11.5%
% of FP17s for the same patient ID Re-attending within 3 months - Adults	204	1,354	15.1%	13.6%	14.9%	15.4%
% of FP17s for the same patient ID Re-attending between 3 & 9 months - Children	194	395	49.1%	62.5%	60.0%	58.9%
% of FP17s for the same patient ID Re-attending between 3 & 9 months - Adults	784	1,354	57.9%	56.1%	52.6%	51.6%
% of FP17s for Band 1 Urgent Courses	157	1,415	11.1%	6.9%	7.9%	8.9%
% of FP17s Relating to Free Repair or Replacements	8	1,415	0.6%	0.8%	0.8%	0.8%
% of FP17s Relating to Continuations	4	1,415	0.3%	1.1%	0.9%	0.9%
% of Patients satisfied with the dentistry they have received	3	4	N/A	92.4%	93.2%	93.2%
% of Patients satisfied with the time they had to wait for an appointment	3	4	N/A	88.7%	89.1%	88.8%

* This is based on patients treated on this contract for their most recent course of treatment. Figures in italics indicate the base number of FP17s or Patient Questionnaire responses are less than 100. N/A is shown where the base number of responses is less than 10 during the period. % is calculated as Quantity/Base number*100

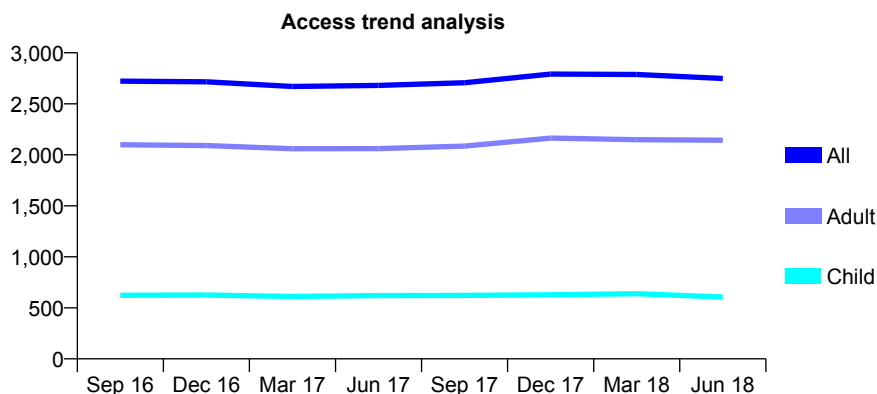
Q55 - Vital Signs At a Glance Contract Report for 178470/0003 - June 2018

Name or company name	Disa Dental Limited
Contract type name	GDS Contract
Purpose of contract	General
Contract start date	01/10/2007
Contract end date	

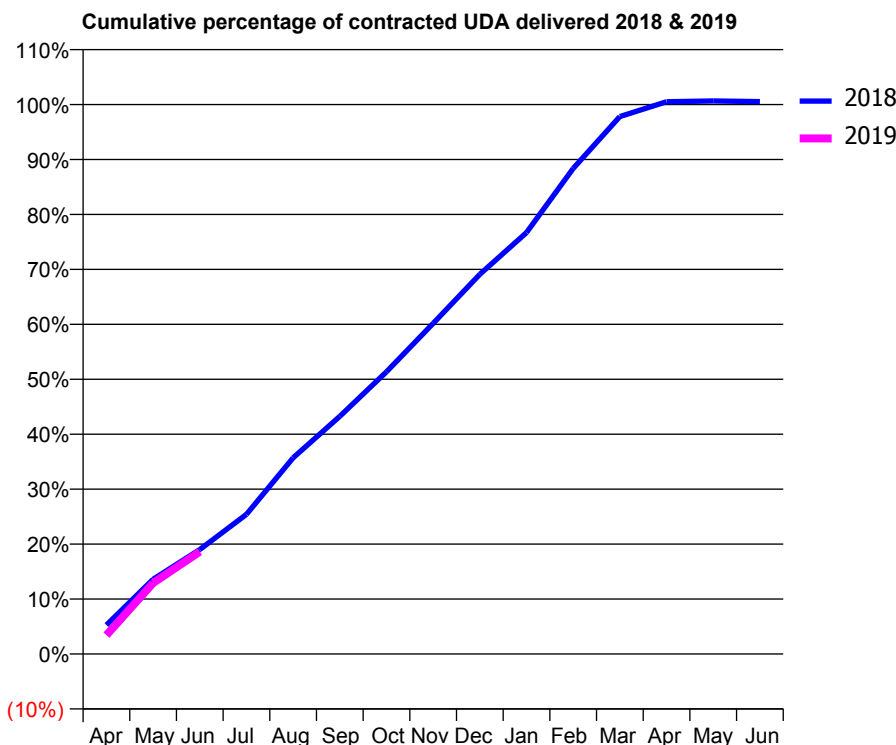
18/19 Contracted general activity (UDA)	8,345
Carry forward general activity (UDA)	0
18/19 Contracted orthodontic activity (UOA)	0
Carry forward orthodontic activity (UOA)	0
Baseline contract value	£215,037.20

ACCESS*

Patients seen in 24 months	Total	Change since previous quarter
Quarter ending June 2017	2,681	
Quarter ending September 2017	2,707	→
Quarter ending December 2017	2,792	↑
Quarter ending March 2018	2,787	→
Quarter ending June 2018	2,749	↓
Variance since June 2017	2.5%	↑



ACTIVITY



Month	Adjusted Scheduled Activity (UDA)	
	2018	2019
April	430	286
May	1,107	1,077
June	1,548	1,555
July	2,069	
August	2,906	
September	3,521	
October	4,180	
November	4,898	
December	5,624	
January	6,244	
February	7,192	
March	7,962	
April	8,182	
May	8,192	
June	8,183	

QUALITY

	Quantity	Base Number	Contract	AT	Region	England
% of FP17s for the same patient ID Re-attending within 3 months - Children	7	153	4.6%	9.7%	11.3%	11.5%
% of FP17s for the same patient ID Re-attending within 3 months - Adults	104	637	16.3%	13.6%	14.9%	15.4%
% of FP17s for the same patient ID Re-attending between 3 & 9 months - Children	85	153	55.6%	62.5%	60.0%	58.9%
% of FP17s for the same patient ID Re-attending between 3 & 9 months - Adults	318	637	49.9%	56.1%	52.6%	51.6%
% of FP17s for Band 1 Urgent Courses	65	721	9.0%	6.9%	7.9%	8.9%
% of FP17s Relating to Free Repair or Replacements	4	721	0.6%	0.8%	0.8%	0.8%
% of FP17s Relating to Continuations	4	721	0.6%	1.1%	0.9%	0.9%
% of Patients satisfied with the dentistry they have received	2	3	N/A	92.4%	93.2%	93.2%
% of Patients satisfied with the time they had to wait for an appointment	3	3	N/A	88.7%	89.1%	88.8%

* This is based on patients treated on this contract for their most recent course of treatment. Figures in italics indicate the base number of FP17s or Patient Questionnaire responses are less than 100. N/A is shown where the base number of responses is less than 10 during the period. % is calculated as Quantity/Base number*100

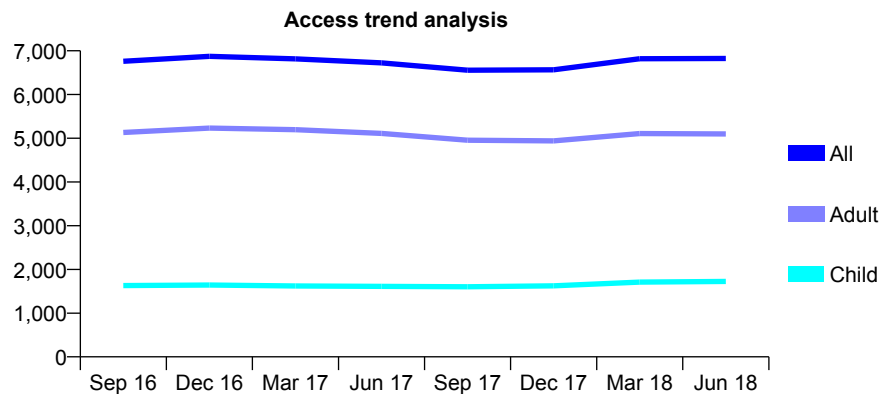
Q55 - Vital Signs At a Glance Contract Report for 178470/0004 - June 2018

Name or company name	Disa Dental Limited
Contract type name	GDS Contract
Purpose of contract	General
Contract start date	01/10/2007
Contract end date	

18/19 Contracted general activity (UDA)	21,412
Carry forward general activity (UDA)	0
18/19 Contracted orthodontic activity (UOA)	0
Carry forward orthodontic activity (UOA)	0
Baseline contract value	£678,747.79

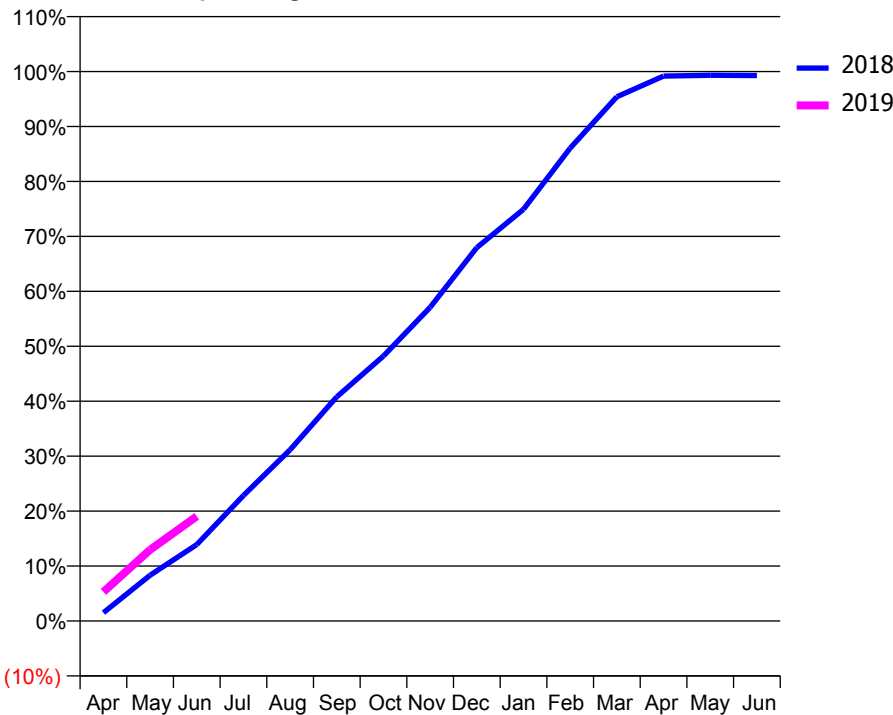
ACCESS*

Patients seen in 24 months	Total	Change since previous quarter
Quarter ending June 2017	6,724	
Quarter ending September 2017	6,557	↓
Quarter ending December 2017	6,565	→
Quarter ending March 2018	6,817	↑
Quarter ending June 2018	6,825	→
Variance since June 2017	1.5%	→



ACTIVITY

Cumulative percentage of contracted UDA delivered 2018 & 2019



Month	Adjusted Scheduled Activity (UDA)	
	2018	2019
April	309	1,136
May	1,699	2,777
June	2,843	4,082
July	4,663	
August	6,362	
September	8,331	
October	9,846	
November	11,654	
December	13,871	
January	15,296	
February	17,568	
March	19,472	
April	20,243	
May	20,270	
June	20,263	

QUALITY

	Quantity	Base Number	Contract	AT	Region	England
% of FP17s for the same patient ID Re-attending within 3 months - Children	40	639	6.3%	9.7%	11.3%	11.5%
% of FP17s for the same patient ID Re-attending within 3 months - Adults	261	1,807	14.4%	13.6%	14.9%	15.4%
% of FP17s for the same patient ID Re-attending between 3 & 9 months - Children	384	639	60.1%	62.5%	60.0%	58.9%
% of FP17s for the same patient ID Re-attending between 3 & 9 months - Adults	1,017	1,807	56.3%	56.1%	52.6%	51.6%
% of FP17s for Band 1 Urgent Courses	209	2,064	10.1%	6.9%	7.9%	8.9%
% of FP17s Relating to Free Repair or Replacements	8	2,064	0.4%	0.8%	0.8%	0.8%
% of FP17s Relating to Continuations	15	2,064	0.7%	1.1%	0.9%	0.9%
% of Patients satisfied with the dentistry they have received	9	10	90.0%	92.4%	93.2%	93.2%
% of Patients satisfied with the time they had to wait for an appointment	7	10	70.0%	88.7%	89.1%	88.8%

* This is based on patients treated on this contract for their most recent course of treatment. Figures in italics indicate the base number of FP17s or Patient Questionnaire responses are less than 100. N/A is shown where the base number of responses is less than 10 during the period. % is calculated as Quantity/Base number*100

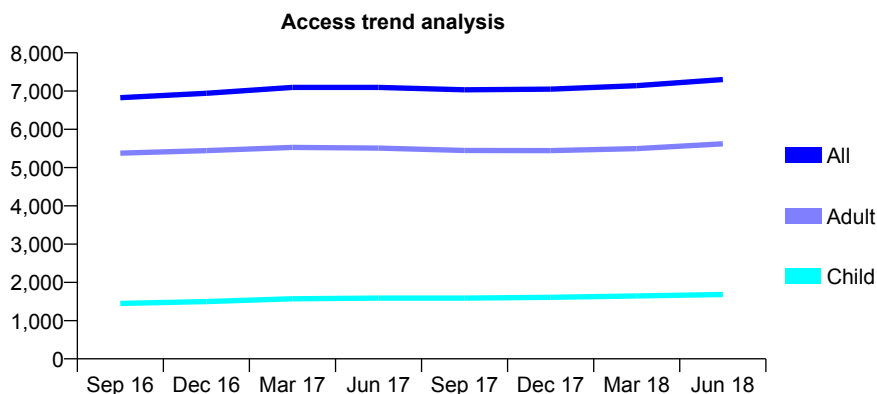
Q55 - Vital Signs At a Glance Contract Report for 179965/0001 - June 2018

Name or company name	Broadwalk Dental Practice
Contract type name	GDS Contract
Purpose of contract	General
Contract start date	01/04/2012
Contract end date	

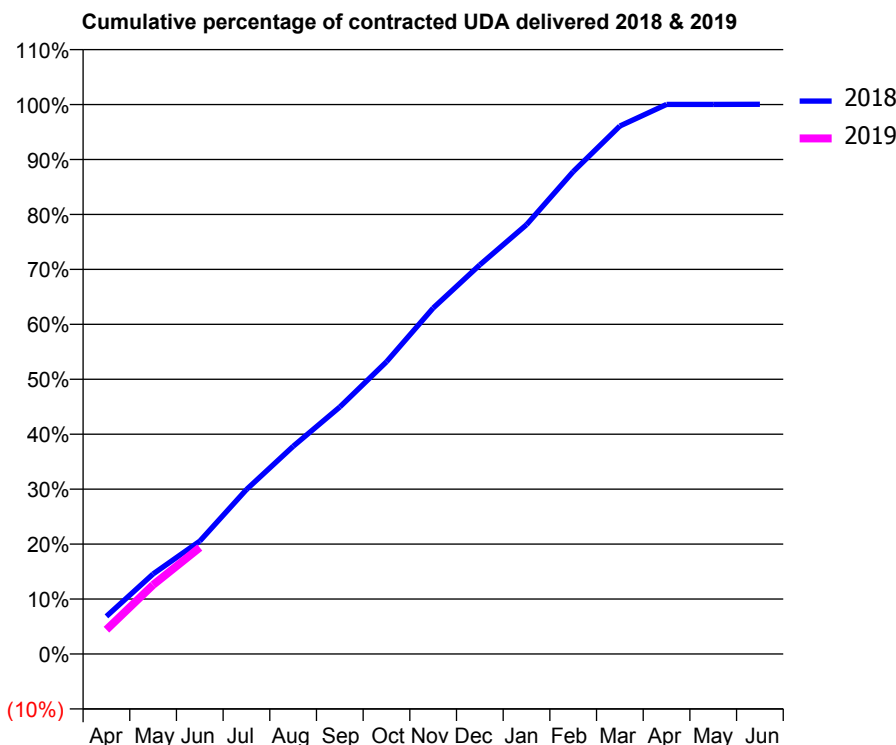
18/19 Contracted general activity (UDA)	18,598
Carry forward general activity (UDA)	0
18/19 Contracted orthodontic activity (UOA)	0
Carry forward orthodontic activity (UOA)	0
Baseline contract value	£410,139.83

ACCESS*

Patients seen in 24 months	Total	Change since previous quarter
Quarter ending June 2017	7,096	
Quarter ending September 2017	7,034	→
Quarter ending December 2017	7,051	→
Quarter ending March 2018	7,141	→
Quarter ending June 2018	7,302	↑
Variance since June 2017	2.9%	↑



ACTIVITY



Month	Adjusted Scheduled Activity (UDA)	
	2018	2019
April	1,276	824
May	2,711	2,342
June	3,820	3,602
July	5,568	
August	7,031	
September	8,363	
October	9,892	
November	11,710	
December	13,170	
January	14,529	
February	16,326	
March	17,871	
April	18,601	
May	18,601	
June	18,606	

QUALITY

	Quantity	Base Number	Contract	AT	Region	England
% of FP17s for the same patient ID Re-attending within 3 months - Children	35	544	6.4%	9.7%	11.3%	11.5%
% of FP17s for the same patient ID Re-attending within 3 months - Adults	249	1,817	13.7%	13.6%	14.9%	15.4%
% of FP17s for the same patient ID Re-attending between 3 & 9 months - Children	293	544	53.9%	62.5%	60.0%	58.9%
% of FP17s for the same patient ID Re-attending between 3 & 9 months - Adults	829	1,817	45.6%	56.1%	52.6%	51.6%
% of FP17s for Band 1 Urgent Courses	150	1,846	8.1%	6.9%	7.9%	8.9%
% of FP17s Relating to Free Repair or Replacements	5	1,846	0.3%	0.8%	0.8%	0.8%
% of FP17s Relating to Continuations	42	1,846	2.3%	1.1%	0.9%	0.9%
% of Patients satisfied with the dentistry they have received	11	13	84.6%	92.4%	93.2%	93.2%
% of Patients satisfied with the time they had to wait for an appointment	12	13	92.3%	88.7%	89.1%	88.8%

* This is based on patients treated on this contract for their most recent course of treatment. Figures in italics indicate the base number of FP17s or Patient Questionnaire responses are less than 100. N/A is shown where the base number of responses is less than 10 during the period. % is calculated as Quantity/Base number*100

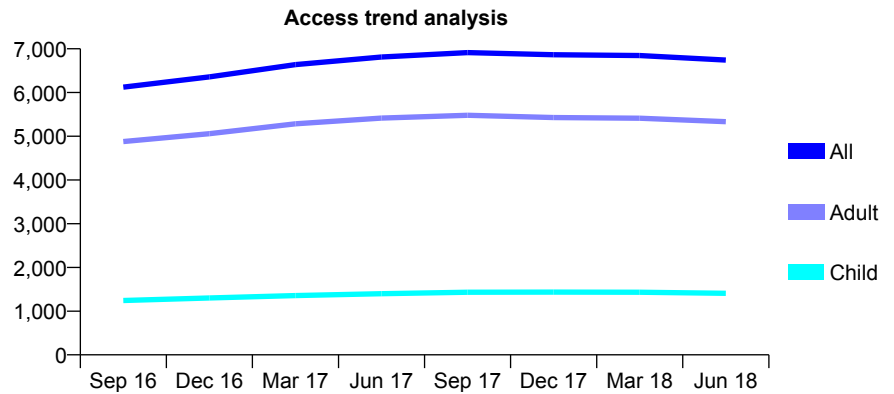
Q55 - Vital Signs At a Glance Contract Report for 180343/0001 - June 2018

Name or company name	Hall & Purchase Dental Surgery
Contract type name	GDS Contract
Purpose of contract	General
Contract start date	01/02/2011
Contract end date	

18/19 Contracted general activity (UDA)	18,261
Carry forward general activity (UDA)	0
18/19 Contracted orthodontic activity (UOA)	0
Carry forward orthodontic activity (UOA)	0
Baseline contract value	£467,448.09

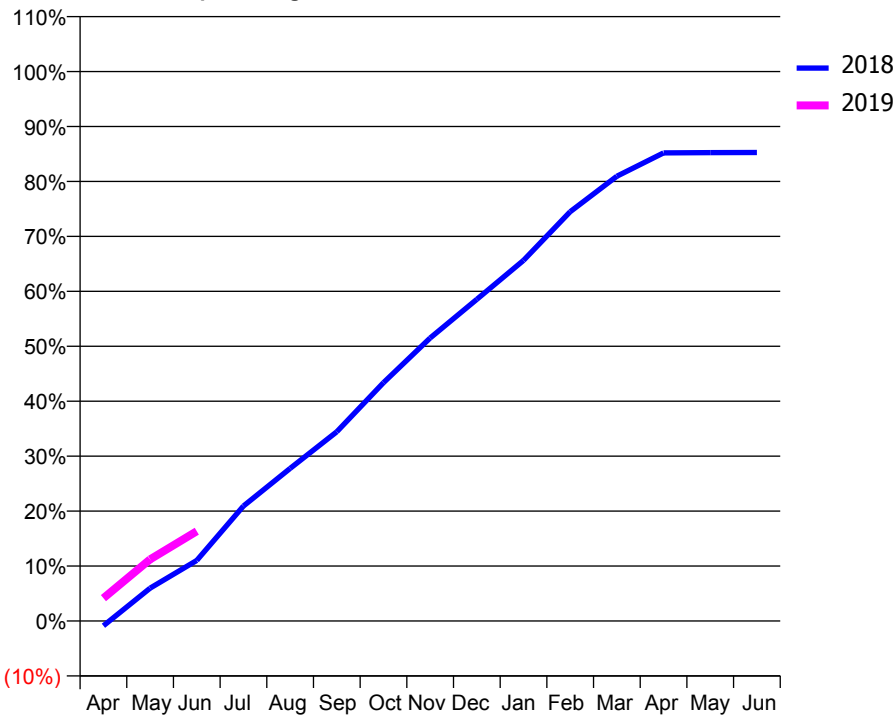
ACCESS*

Patients seen in 24 months	Total	Change since previous quarter
Quarter ending June 2017	6,813	
Quarter ending September 2017	6,914	→
Quarter ending December 2017	6,863	→
Quarter ending March 2018	6,846	→
Quarter ending June 2018	6,743	↓
Variance since June 2017	(1.0%)	↓



ACTIVITY

Cumulative percentage of contracted UDA delivered 2018 & 2019



Month	Adjusted Scheduled Activity (UDA)	
	2018	2019
April	-160	761
May	1,093	2,050
June	2,012	2,985
July	3,821	
August	5,071	
September	6,290	
October	7,920	
November	9,408	
December	10,692	
January	11,984	
February	13,603	
March	14,783	
April	15,555	
May	15,565	
June	15,569	

QUALITY

	Quantity	Base Number	Contract	AT	Region	England
% of FP17s for the same patient ID Re-attending within 3 months - Children	43	546	7.9%	9.7%	11.3%	11.5%
% of FP17s for the same patient ID Re-attending within 3 months - Adults	357	1,901	18.8%	13.6%	14.9%	15.4%
% of FP17s for the same patient ID Re-attending between 3 & 9 months - Children	402	546	73.6%	62.5%	60.0%	58.9%
% of FP17s for the same patient ID Re-attending between 3 & 9 months - Adults	1,054	1,901	55.4%	56.1%	52.6%	51.6%
% of FP17s for Band 1 Urgent Courses	196	1,983	9.9%	6.9%	7.9%	8.9%
% of FP17s Relating to Free Repair or Replacements	5	1,983	0.3%	0.8%	0.8%	0.8%
% of FP17s Relating to Continuations	15	1,983	0.8%	1.1%	0.9%	0.9%
% of Patients satisfied with the dentistry they have received	5	5	N/A	92.4%	93.2%	93.2%
% of Patients satisfied with the time they had to wait for an appointment	5	5	N/A	88.7%	89.1%	88.8%

* This is based on patients treated on this contract for their most recent course of treatment. Figures in italics indicate the base number of FP17s or Patient Questionnaire responses are less than 100. N/A is shown where the base number of responses is less than 10 during the period. % is calculated as Quantity/Base number*100

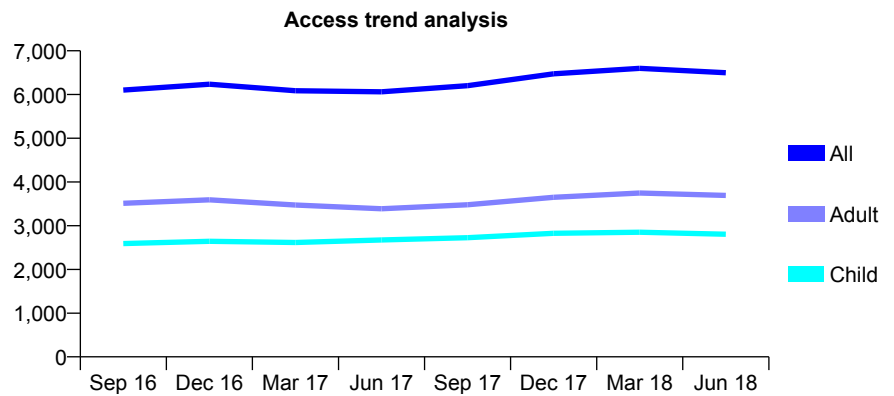
Q55 - Vital Signs At a Glance Contract Report for 180424/0001 - June 2018

Name or company name	Smilestyle Dental Care
Contract type name	GDS Contract
Purpose of contract	General
Contract start date	01/04/2006
Contract end date	

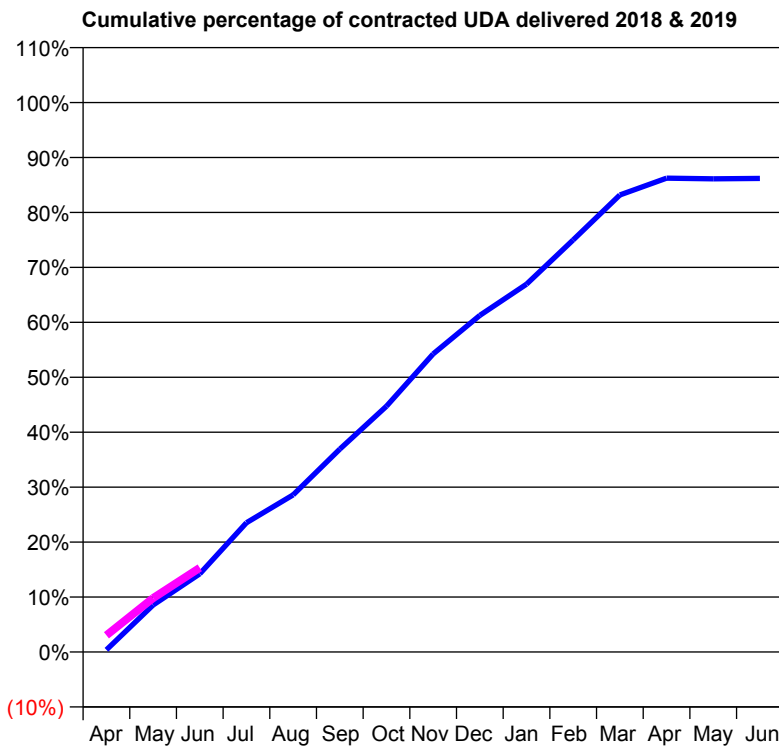
18/19 Contracted general activity (UDA)	26,075
Carry forward general activity (UDA)	0
18/19 Contracted orthodontic activity (UOA)	0
Carry forward orthodontic activity (UOA)	0
Baseline contract value	£746,660.02

ACCESS*

Patients seen in 24 months	Total	Change since previous quarter
Quarter ending June 2017	6,061	
Quarter ending September 2017	6,203	↑
Quarter ending December 2017	6,474	↑
Quarter ending March 2018	6,598	→
Quarter ending June 2018	6,497	↓
Variance since June 2017	7.2%	↑



ACTIVITY



Month	Adjusted Scheduled Activity (UDA)	
	2018	2019
April	102	794
May	2,232	2,563
June	3,710	3,996
July	6,132	
August	7,460	
September	9,628	
October	11,663	
November	14,145	
December	15,972	
January	17,453	
February	19,555	
March	21,685	
April	22,483	
May	22,455	
June	22,473	

QUALITY

	Quantity	Base Number	Contract	AT	Region	England
% of FP17s for the same patient ID Re-attending within 3 months - Children	76	875	8.7%	9.7%	11.3%	11.5%
% of FP17s for the same patient ID Re-attending within 3 months - Adults	188	1,036	18.1%	13.6%	14.9%	15.4%
% of FP17s for the same patient ID Re-attending between 3 & 9 months - Children	473	875	54.1%	62.5%	60.0%	58.9%
% of FP17s for the same patient ID Re-attending between 3 & 9 months - Adults	461	1,036	44.5%	56.1%	52.6%	51.6%
% of FP17s for Band 1 Urgent Courses	110	1,650	6.7%	6.9%	7.9%	8.9%
% of FP17s Relating to Free Repair or Replacements	8	1,650	0.5%	0.8%	0.8%	0.8%
% of FP17s Relating to Continuations	28	1,650	1.7%	1.1%	0.9%	0.9%
% of Patients satisfied with the dentistry they have received	3	3	N/A	92.4%	93.2%	93.2%
% of Patients satisfied with the time they had to wait for an appointment	3	3	N/A	88.7%	89.1%	88.8%

* This is based on patients treated on this contract for their most recent course of treatment. Figures in italics indicate the base number of FP17s or Patient Questionnaire responses are less than 100. N/A is shown where the base number of responses is less than 10 during the period. % is calculated as Quantity/Base number*100

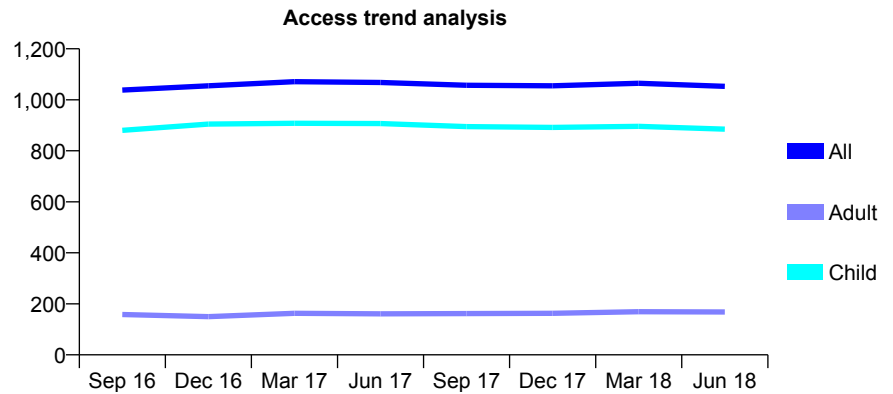
Q55 - Vital Signs At a Glance Contract Report for 182222/0001 - June 2018

Name or company name	Spondon Dental
Contract type name	GDS Contract
Purpose of contract	General
Contract start date	01/03/2014
Contract end date	

18/19 Contracted general activity (UDA)	2,170
Carry forward general activity (UDA)	0
18/19 Contracted orthodontic activity (UOA)	0
Carry forward orthodontic activity (UOA)	0
Baseline contract value	£41,394.61

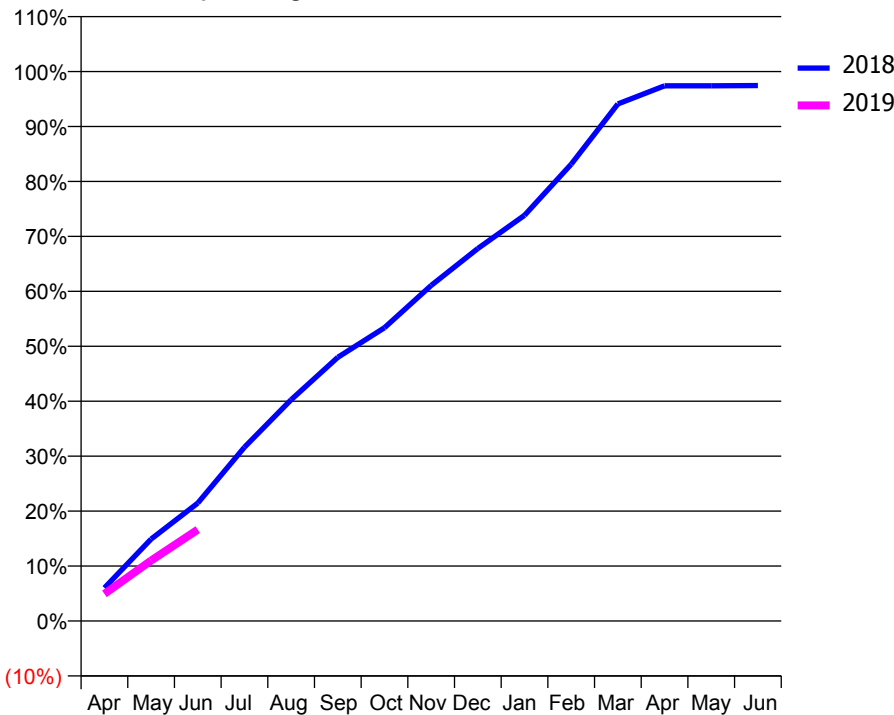
ACCESS*

Patients seen in 24 months	Total	Change since previous quarter
Quarter ending June 2017	1,068	
Quarter ending September 2017	1,057	↓
Quarter ending December 2017	1,055	→
Quarter ending March 2018	1,065	→
Quarter ending June 2018	1,053	↓
Variance since June 2017	(1.4%)	↓



ACTIVITY

Cumulative percentage of contracted UDA delivered 2018 & 2019



Month	Adjusted Scheduled Activity (UDA)	
	2018	2019
April	131	107
May	323	239
June	466	361
July	686	
August	874	
September	1,041	
October	1,158	
November	1,325	
December	1,471	
January	1,602	
February	1,804	
March	2,042	
April	2,114	
May	2,114	
June	2,115	

QUALITY

	Quantity	Base Number	Contract	AT	Region	England
% of FP17s for the same patient ID Re-attending within 3 months - Children	22	314	7.0%	9.7%	11.3%	11.5%
% of FP17s for the same patient ID Re-attending within 3 months - Adults	2	19	10.5%	13.6%	14.9%	15.4%
% of FP17s for the same patient ID Re-attending between 3 & 9 months - Children	193	314	61.5%	62.5%	60.0%	58.9%
% of FP17s for the same patient ID Re-attending between 3 & 9 months - Adults	9	19	47.4%	56.1%	52.6%	51.6%
% of FP17s for Band 1 Urgent Courses	11	274	4.0%	6.9%	7.9%	8.9%
% of FP17s Relating to Free Repair or Replacements	0	274	0.0%	0.8%	0.8%	0.8%
% of FP17s Relating to Continuations	0	274	0.0%	1.1%	0.9%	0.9%
% of Patients satisfied with the dentistry they have received	0	0	N/A	92.4%	93.2%	93.2%
% of Patients satisfied with the time they had to wait for an appointment	0	0	N/A	88.7%	89.1%	88.8%

* This is based on patients treated on this contract for their most recent course of treatment. Figures in italics indicate the base number of FP17s or Patient Questionnaire responses are less than 100. N/A is shown where the base number of responses is less than 10 during the period. % is calculated as Quantity/Base number*100

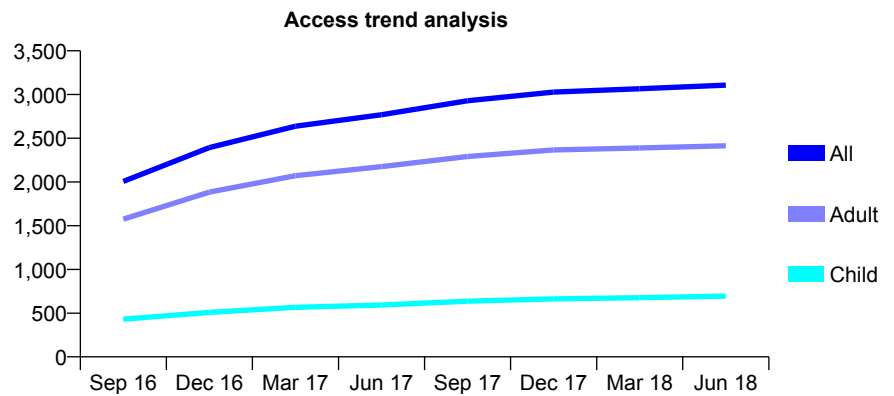
Q55 - Vital Signs At a Glance Contract Report for 183687/0001 - June 2018

Name or company name	Calverton Dental Practice
Contract type name	GDS Contract
Purpose of contract	General
Contract start date	20/11/2015
Contract end date	

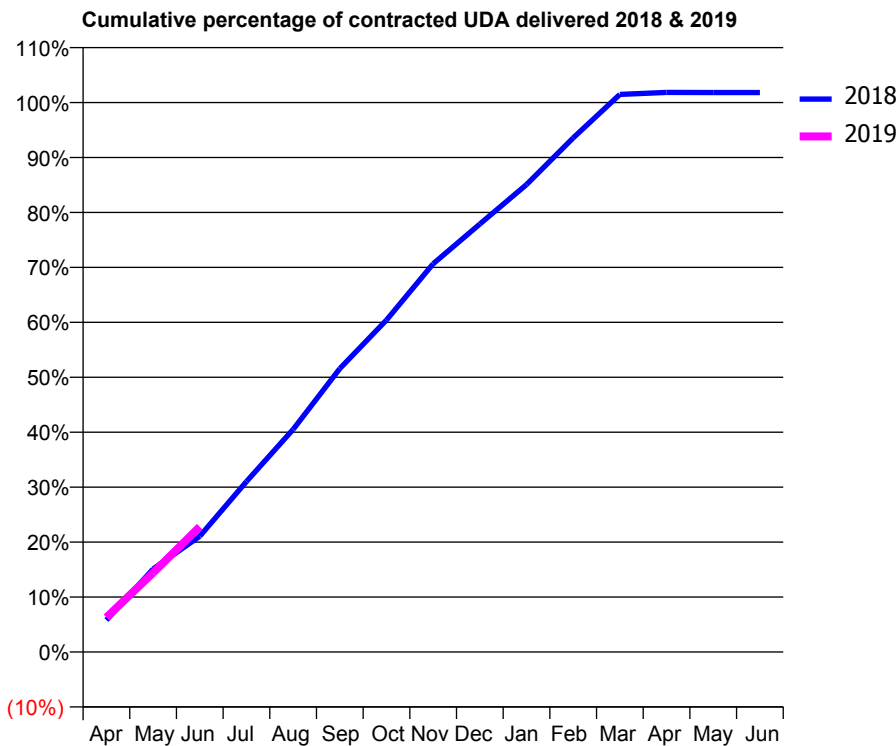
18/19 Contracted general activity (UDA)	10,938
Carry forward general activity (UDA)	0
18/19 Contracted orthodontic activity (UOA)	0
Carry forward orthodontic activity (UOA)	0
Baseline contract value	£247,764.02

ACCESS*

Patients seen in 24 months	Total	Change since previous quarter
Quarter ending June 2017	2,768	
Quarter ending September 2017	2,929	↑
Quarter ending December 2017	3,028	↑
Quarter ending March 2018	3,066	→
Quarter ending June 2018	3,107	→
Variance since June 2017	12.2%	↑



ACTIVITY



Month	Adjusted Scheduled Activity (UDA)	
	2018	2019
April	634	688
May	1,651	1,579
June	2,304	2,493
July	3,392	
August	4,431	
September	5,643	
October	6,609	
November	7,727	
December	8,520	
January	9,305	
February	10,233	
March	11,099	
April	11,138	
May	11,137	
June	11,137	

QUALITY

	Quantity	Base Number	Contract	AT	Region	England
% of FP17s for the same patient ID Re-attending within 3 months - Children	23	288	8.0%	9.7%	11.3%	11.5%
% of FP17s for the same patient ID Re-attending within 3 months - Adults	108	914	11.8%	13.6%	14.9%	15.4%
% of FP17s for the same patient ID Re-attending between 3 & 9 months - Children	178	288	61.8%	62.5%	60.0%	58.9%
% of FP17s for the same patient ID Re-attending between 3 & 9 months - Adults	576	914	63.0%	56.1%	52.6%	51.6%
% of FP17s for Band 1 Urgent Courses	78	1,192	6.5%	6.9%	7.9%	8.9%
% of FP17s Relating to Free Repair or Replacements	6	1,192	0.5%	0.8%	0.8%	0.8%
% of FP17s Relating to Continuations	11	1,192	0.9%	1.1%	0.9%	0.9%
% of Patients satisfied with the dentistry they have received	5	6	N/A	92.4%	93.2%	93.2%
% of Patients satisfied with the time they had to wait for an appointment	5	6	N/A	88.7%	89.1%	88.8%

* This is based on patients treated on this contract for their most recent course of treatment. Figures in italics indicate the base number of FP17s or Patient Questionnaire responses are less than 100. N/A is shown where the base number of responses is less than 10 during the period. % is calculated as Quantity/Base number*100

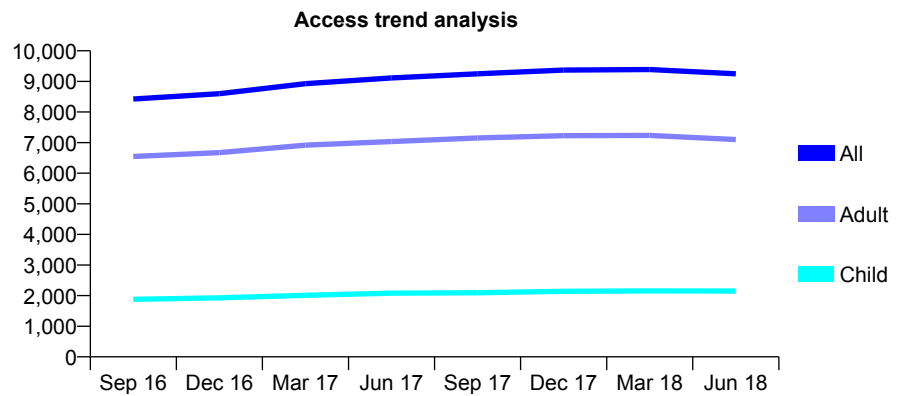
Q55 - Vital Signs At a Glance Contract Report for 183830/0001 - June 2018

Name or company name	KH & GW Ltd
Contract type name	GDS Contract
Purpose of contract	General
Contract start date	01/04/2008
Contract end date	

18/19 Contracted general activity (UDA)	27,460
Carry forward general activity (UDA)	0
18/19 Contracted orthodontic activity (UOA)	0
Carry forward orthodontic activity (UOA)	0
Baseline contract value	£886,981.96

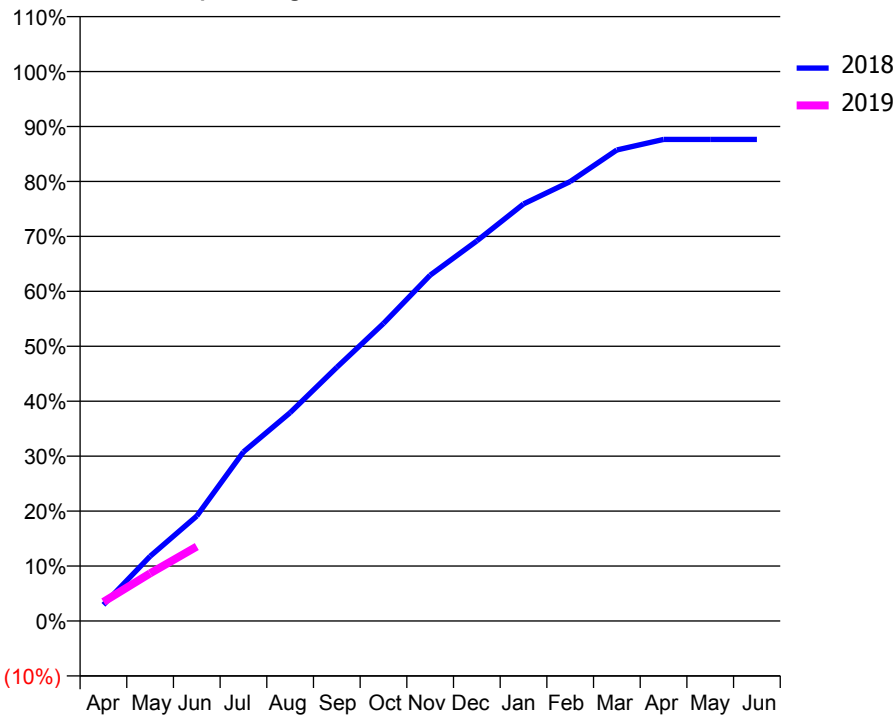
ACCESS*

Patients seen in 24 months	Total	Change since previous quarter
Quarter ending June 2017	9,115	
Quarter ending September 2017	9,247	→
Quarter ending December 2017	9,370	→
Quarter ending March 2018	9,388	→
Quarter ending June 2018	9,248	↓
Variance since June 2017	1.5%	→



ACTIVITY

Cumulative percentage of contracted UDA delivered 2018 & 2019



Month	Adjusted Scheduled Activity (UDA)	
	2018	2019
April	808	953
May	3,236	2,385
June	5,247	3,724
July	8,453	
August	10,410	
September	12,677	
October	14,872	
November	17,280	
December	18,997	
January	20,841	
February	21,959	
March	23,542	
April	24,066	
May	24,067	
June	24,067	

QUALITY

	Quantity	Base Number	Contract	AT	Region	England
% of FP17s for the same patient ID Re-attending within 3 months - Children	24	639	3.8%	9.7%	11.3%	11.5%
% of FP17s for the same patient ID Re-attending within 3 months - Adults	177	1,839	9.6%	13.6%	14.9%	15.4%
% of FP17s for the same patient ID Re-attending between 3 & 9 months - Children	401	639	62.8%	62.5%	60.0%	58.9%
% of FP17s for the same patient ID Re-attending between 3 & 9 months - Adults	955	1,839	51.9%	56.1%	52.6%	51.6%
% of FP17s for Band 1 Urgent Courses	98	2,190	4.5%	6.9%	7.9%	8.9%
% of FP17s Relating to Free Repair or Replacements	15	2,190	0.7%	0.8%	0.8%	0.8%
% of FP17s Relating to Continuations	19	2,190	0.9%	1.1%	0.9%	0.9%
% of Patients satisfied with the dentistry they have received	7	8	N/A	92.4%	93.2%	93.2%
% of Patients satisfied with the time they had to wait for an appointment	8	8	N/A	88.7%	89.1%	88.8%

* This is based on patients treated on this contract for their most recent course of treatment. Figures in italics indicate the base number of FP17s or Patient Questionnaire responses are less than 100. N/A is shown where the base number of responses is less than 10 during the period. % is calculated as Quantity/Base number*100

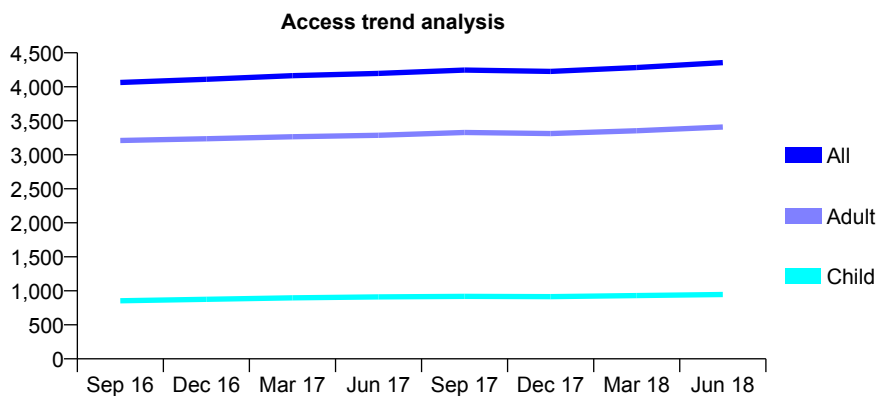
Q55 - Vital Signs At a Glance Contract Report for 183881/0001 - June 2018

Name or company name	Southwell Dental Care
Contract type name	GDS Contract
Purpose of contract	General
Contract start date	28/11/2014
Contract end date	

18/19 Contracted general activity (UDA)	12,473
Carry forward general activity (UDA)	0
18/19 Contracted orthodontic activity (UOA)	0
Carry forward orthodontic activity (UOA)	0
Baseline contract value	£317,159.68

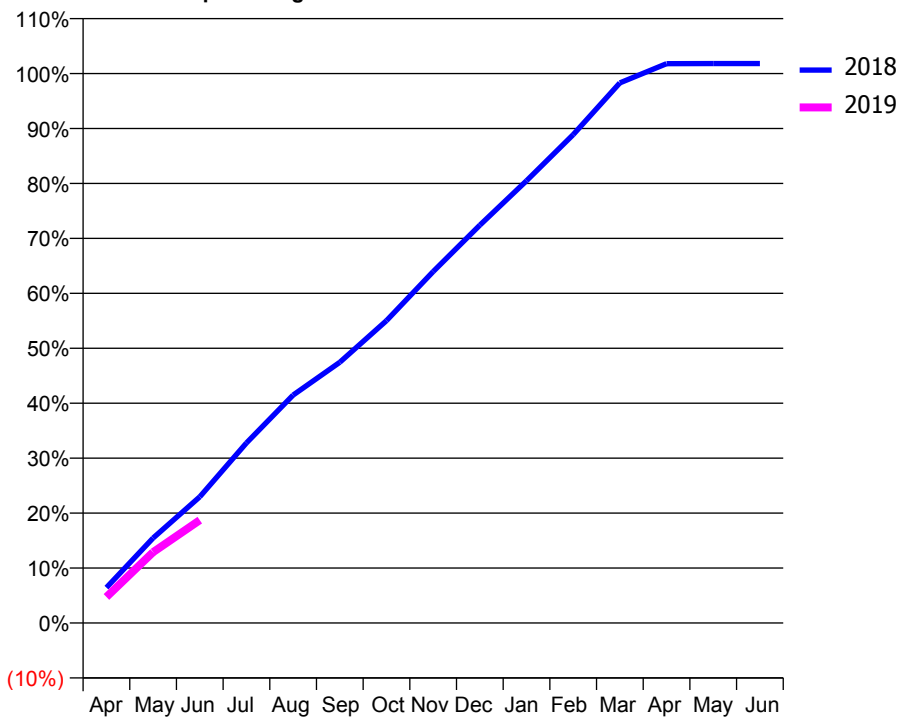
ACCESS*

Patients seen in 24 months	Total	Change since previous quarter
Quarter ending June 2017	4,197	
Quarter ending September 2017	4,246	→
Quarter ending December 2017	4,227	→
Quarter ending March 2018	4,284	→
Quarter ending June 2018	4,355	→
Variance since June 2017	3.8%	↑



ACTIVITY

Cumulative percentage of contracted UDA delivered 2018 & 2019



Month	Adjusted Scheduled Activity (UDA)	
	2018	2019
April	775	592
May	1,861	1,608
June	2,760	2,334
July	3,941	
August	4,988	
September	5,706	
October	6,617	
November	7,689	
December	8,704	
January	9,676	
February	10,686	
March	11,818	
April	12,237	
May	12,242	
June	12,242	

QUALITY

	Quantity	Base Number	Contract	AT	Region	England
% of FP17s for the same patient ID Re-attending within 3 months - Children	6	425	1.4%	9.7%	11.3%	11.5%
% of FP17s for the same patient ID Re-attending within 3 months - Adults	59	1,363	4.3%	13.6%	14.9%	15.4%
% of FP17s for the same patient ID Re-attending between 3 & 9 months - Children	280	425	65.9%	62.5%	60.0%	58.9%
% of FP17s for the same patient ID Re-attending between 3 & 9 months - Adults	846	1,363	62.1%	56.1%	52.6%	51.6%
% of FP17s for Band 1 Urgent Courses	29	1,560	1.9%	6.9%	7.9%	8.9%
% of FP17s Relating to Free Repair or Replacements	6	1,560	0.4%	0.8%	0.8%	0.8%
% of FP17s Relating to Continuations	0	1,560	0.0%	1.1%	0.9%	0.9%
% of Patients satisfied with the dentistry they have received	4	4	N/A	92.4%	93.2%	93.2%
% of Patients satisfied with the time they had to wait for an appointment	4	4	N/A	88.7%	89.1%	88.8%

* This is based on patients treated on this contract for their most recent course of treatment. Figures in italics indicate the base number of FP17s or Patient Questionnaire responses are less than 100. N/A is shown where the base number of responses is less than 10 during the period. % is calculated as Quantity/Base number*100

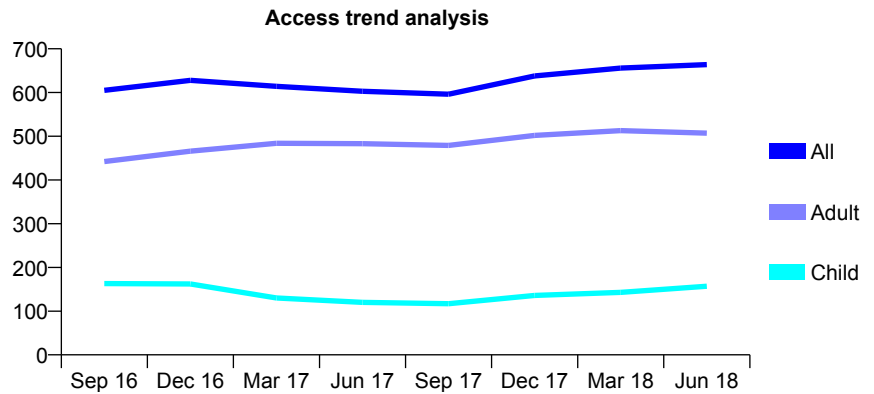
Q55 - Vital Signs At a Glance Contract Report for 183881/0002 - June 2018

Name or company name	Southwell Dental Care
Contract type name	GDS Contract
Purpose of contract	General
Contract start date	28/11/2014
Contract end date	

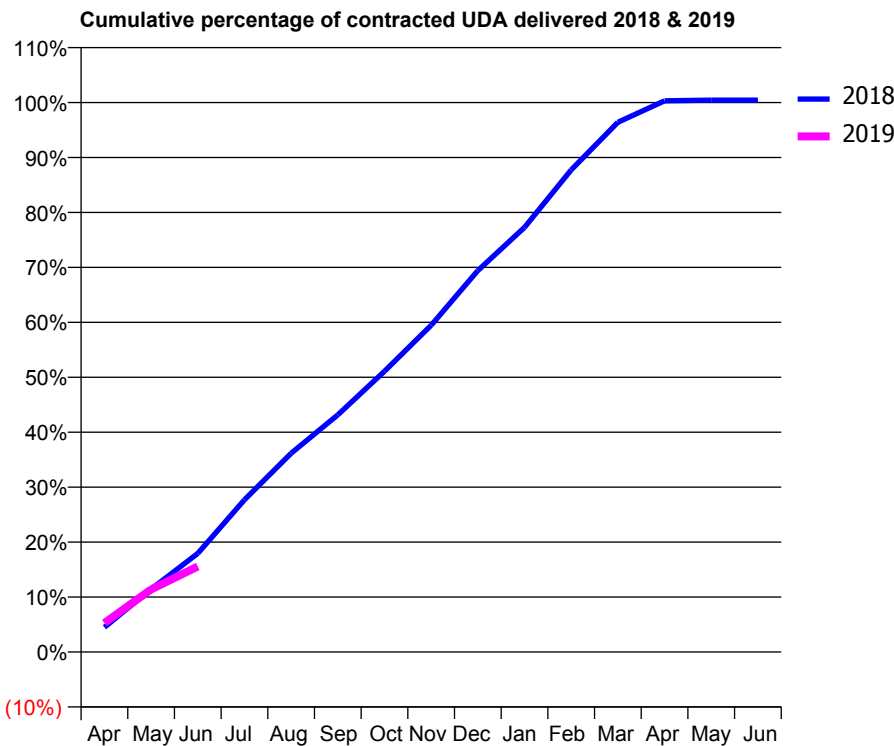
18/19 Contracted general activity (UDA)	2,532
Carry forward general activity (UDA)	0
18/19 Contracted orthodontic activity (UOA)	0
Carry forward orthodontic activity (UOA)	0
Baseline contract value	£53,762.77

ACCESS*

Patients seen in 24 months	Total	Change since previous quarter
Quarter ending June 2017	603	
Quarter ending September 2017	596	↓
Quarter ending December 2017	638	↑
Quarter ending March 2018	656	↑
Quarter ending June 2018	664	→
Variance since June 2017	10.1%	↑



ACTIVITY



Month	Adjusted Scheduled Activity (UDA)	
	2018	2019
April	114	133
May	290	288
June	454	394
July	701	
August	916	
September	1,093	
October	1,294	
November	1,505	
December	1,758	
January	1,957	
February	2,221	
March	2,441	
April	2,540	
May	2,543	
June	2,543	

QUALITY

	Quantity	Base Number	Contract	AT	Region	England
% of FP17s for the same patient ID Re-attending within 3 months - Children	1	73	1.4%	9.7%	11.3%	11.5%
% of FP17s for the same patient ID Re-attending within 3 months - Adults	5	220	2.3%	13.6%	14.9%	15.4%
% of FP17s for the same patient ID Re-attending between 3 & 9 months - Children	6	73	8.2%	62.5%	60.0%	58.9%
% of FP17s for the same patient ID Re-attending between 3 & 9 months - Adults	17	220	7.7%	56.1%	52.6%	51.6%
% of FP17s for Band 1 Urgent Courses	15	240	6.3%	6.9%	7.9%	8.9%
% of FP17s Relating to Free Repair or Replacements	5	240	2.1%	0.8%	0.8%	0.8%
% of FP17s Relating to Continuations	0	240	0.0%	1.1%	0.9%	0.9%
% of Patients satisfied with the dentistry they have received	4	4	N/A	92.4%	93.2%	93.2%
% of Patients satisfied with the time they had to wait for an appointment	4	4	N/A	88.7%	89.1%	88.8%

* This is based on patients treated on this contract for their most recent course of treatment. Figures in italics indicate the base number of FP17s or Patient Questionnaire responses are less than 100. N/A is shown where the base number of responses is less than 10 during the period. % is calculated as Quantity/Base number*100

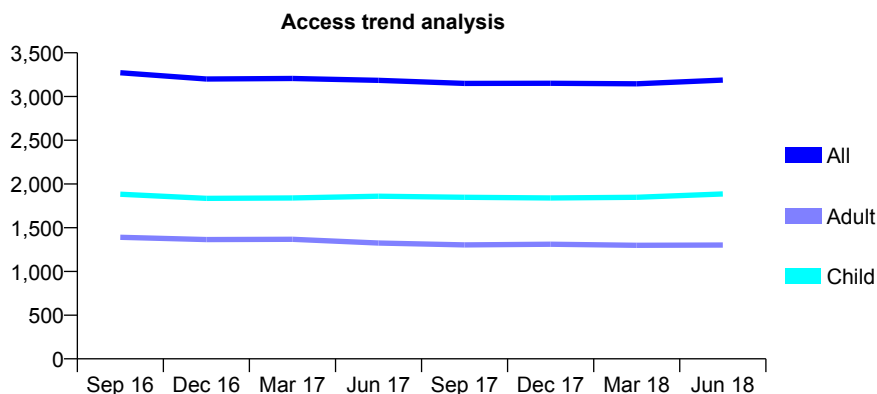
Q55 - Vital Signs At a Glance Contract Report for 183938/0001 - June 2018

Name or company name	The Arnold Dental Centre
Contract type name	GDS Contract
Purpose of contract	General
Contract start date	01/06/2010
Contract end date	

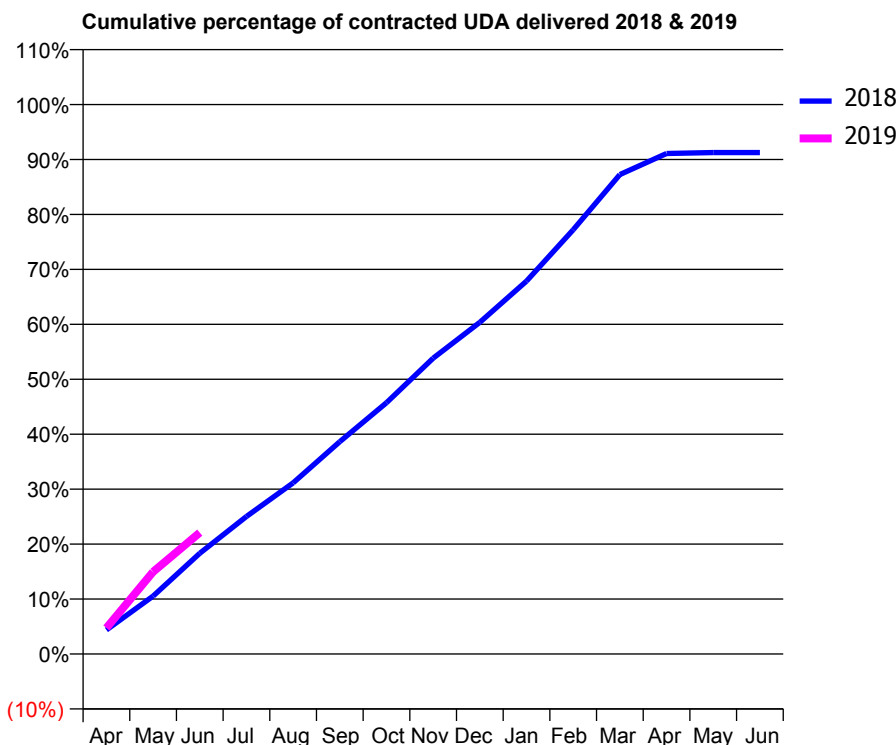
18/19 Contracted general activity (UDA)	10,000
Carry forward general activity (UDA)	0
18/19 Contracted orthodontic activity (UOA)	0
Carry forward orthodontic activity (UOA)	0
Baseline contract value	£228,323.39

ACCESS*

Patients seen in 24 months	Total	Change since previous quarter
Quarter ending June 2017	3,185	
Quarter ending September 2017	3,150	↓
Quarter ending December 2017	3,151	→
Quarter ending March 2018	3,146	→
Quarter ending June 2018	3,188	→
Variance since June 2017	0.1%	→



ACTIVITY



Month	Adjusted Scheduled Activity (UDA)	
	2018	2019
April	438	474
May	1,055	1,495
June	1,832	2,209
July	2,503	
August	3,115	
September	3,863	
October	4,574	
November	5,384	
December	6,036	
January	6,786	
February	7,721	
March	8,726	
April	9,108	
May	9,125	
June	9,125	

QUALITY

	Quantity	Base Number	Contract	AT	Region	England
% of FP17s for the same patient ID Re-attending within 3 months - Children	69	798	8.6%	9.7%	11.3%	11.5%
% of FP17s for the same patient ID Re-attending within 3 months - Adults	97	475	20.4%	13.6%	14.9%	15.4%
% of FP17s for the same patient ID Re-attending between 3 & 9 months - Children	526	798	65.9%	62.5%	60.0%	58.9%
% of FP17s for the same patient ID Re-attending between 3 & 9 months - Adults	246	475	51.8%	56.1%	52.6%	51.6%
% of FP17s for Band 1 Urgent Courses	69	1,069	6.5%	6.9%	7.9%	8.9%
% of FP17s Relating to Free Repair or Replacements	0	1,069	0.0%	0.8%	0.8%	0.8%
% of FP17s Relating to Continuations	0	1,069	0.0%	1.1%	0.9%	0.9%
% of Patients satisfied with the dentistry they have received	0	0	N/A	92.4%	93.2%	93.2%
% of Patients satisfied with the time they had to wait for an appointment	0	0	N/A	88.7%	89.1%	88.8%

* This is based on patients treated on this contract for their most recent course of treatment. Figures in italics indicate the base number of FP17s or Patient Questionnaire responses are less than 100. N/A is shown where the base number of responses is less than 10 during the period. % is calculated as Quantity/Base number*100

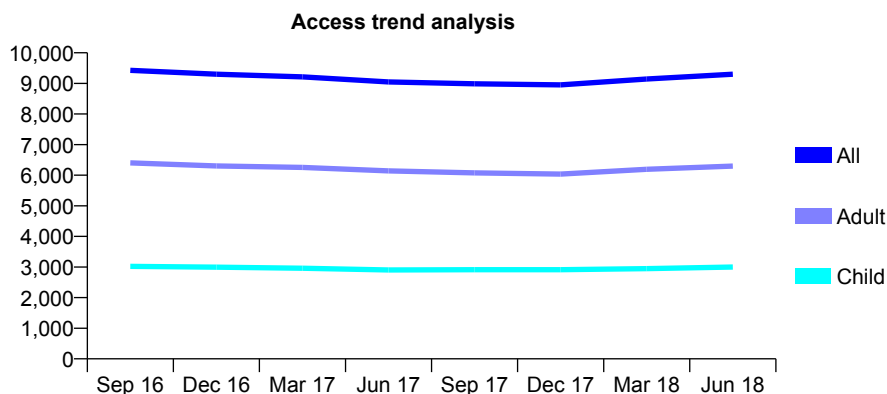
Q55 - Vital Signs At a Glance Contract Report for 187771/0001 - June 2018

Name or company name	The Oakwood Dental Centre Ltd
Contract type name	GDS Contract
Purpose of contract	General
Contract start date	01/04/2014
Contract end date	

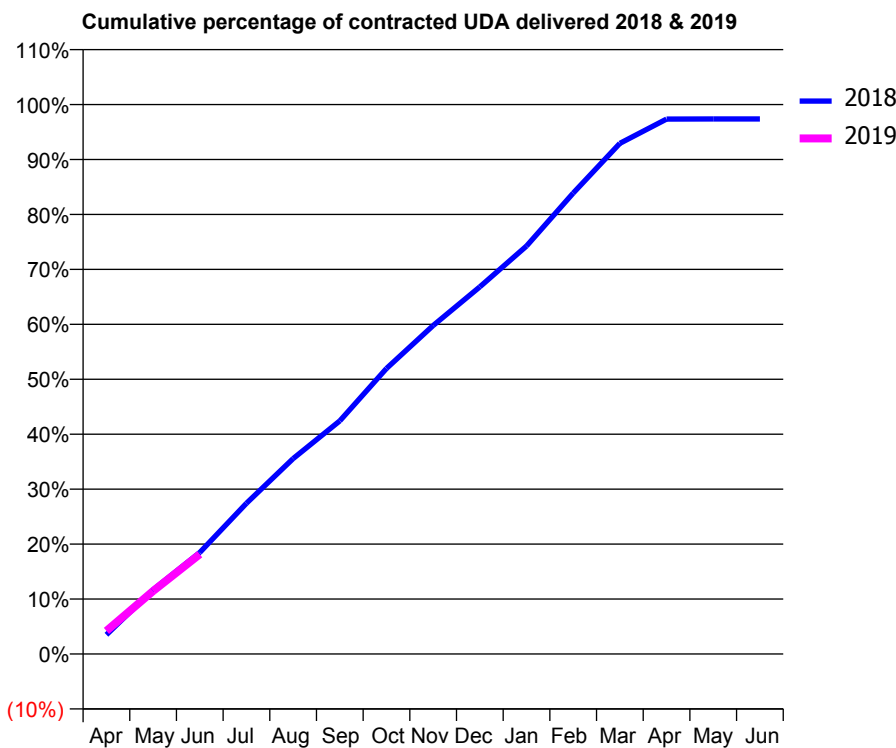
18/19 Contracted general activity (UDA)	26,844
Carry forward general activity (UDA)	0
18/19 Contracted orthodontic activity (UOA)	0
Carry forward orthodontic activity (UOA)	0
Baseline contract value	£793,021.01

ACCESS*

Patients seen in 24 months	Total	Change since previous quarter
Quarter ending June 2017	9,046	
Quarter ending September 2017	8,989	→
Quarter ending December 2017	8,950	→
Quarter ending March 2018	9,143	↑
Quarter ending June 2018	9,302	→
Variance since June 2017	2.8%	↑



ACTIVITY



Month	Adjusted Scheduled Activity (UDA)	
	2018	2019
April	837	1,129
May	2,788	3,077
June	4,404	4,878
July	6,544	
August	8,481	
September	10,115	
October	12,389	
November	14,252	
December	15,930	
January	17,702	
February	20,000	
March	22,156	
April	23,213	
May	23,220	
June	23,217	

QUALITY

	Quantity	Base Number	Contract	AT	Region	England
% of FP17s for the same patient ID Re-attending within 3 months - Children	45	1,117	4.0%	9.7%	11.3%	11.5%
% of FP17s for the same patient ID Re-attending within 3 months - Adults	180	2,157	8.3%	13.6%	14.9%	15.4%
% of FP17s for the same patient ID Re-attending between 3 & 9 months - Children	655	1,117	58.6%	62.5%	60.0%	58.9%
% of FP17s for the same patient ID Re-attending between 3 & 9 months - Adults	1,110	2,157	51.5%	56.1%	52.6%	51.6%
% of FP17s for Band 1 Urgent Courses	114	2,710	4.2%	6.9%	7.9%	8.9%
% of FP17s Relating to Free Repair or Replacements	3	2,710	0.1%	0.8%	0.8%	0.8%
% of FP17s Relating to Continuations	10	2,710	0.4%	1.1%	0.9%	0.9%
% of Patients satisfied with the dentistry they have received	11	11	100.0%	92.4%	93.2%	93.2%
% of Patients satisfied with the time they had to wait for an appointment	10	11	90.9%	88.7%	89.1%	88.8%

* This is based on patients treated on this contract for their most recent course of treatment. Figures in italics indicate the base number of FP17s or Patient Questionnaire responses are less than 100. N/A is shown where the base number of responses is less than 10 during the period. % is calculated as Quantity/Base number*100

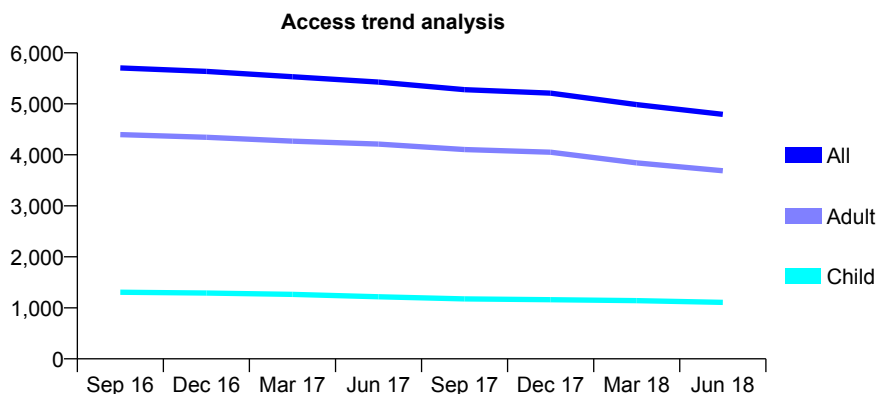
Q55 - Vital Signs At a Glance Contract Report for 191027/0001 - June 2018

Name or company name	Mansfield Dental Practice Limited
Contract type name	GDS Contract
Purpose of contract	General
Contract start date	01/12/2011
Contract end date	

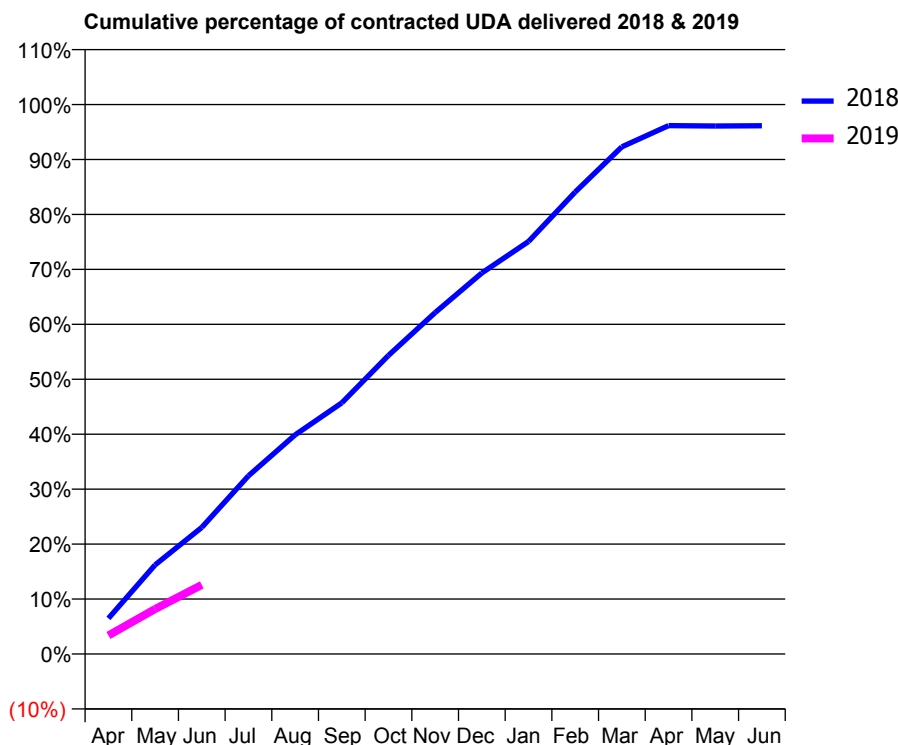
18/19 Contracted general activity (UDA)	15,700
Carry forward general activity (UDA)	0
18/19 Contracted orthodontic activity (UOA)	0
Carry forward orthodontic activity (UOA)	0
Baseline contract value	£357,721.54

ACCESS*

Patients seen in 24 months	Total	Change since previous quarter
Quarter ending June 2017	5,426	
Quarter ending September 2017	5,276	↓
Quarter ending December 2017	5,210	↓
Quarter ending March 2018	4,985	↓
Quarter ending June 2018	4,794	↓
Variance since June 2017	(11.6%)	↓



ACTIVITY



Month	Adjusted Scheduled Activity (UDA)	
	2018	2019
April	1,020	532
May	2,548	1,287
June	3,617	1,975
July	5,091	
August	6,260	
September	7,178	
October	8,533	
November	9,755	
December	10,887	
January	11,786	
February	13,198	
March	14,492	
April	15,097	
May	15,084	
June	15,092	

QUALITY

	Quantity	Base Number	Contract	AT	Region	England
% of FP17s for the same patient ID Re-attending within 3 months - Children	17	283	6.0%	9.7%	11.3%	11.5%
% of FP17s for the same patient ID Re-attending within 3 months - Adults	113	993	11.4%	13.6%	14.9%	15.4%
% of FP17s for the same patient ID Re-attending between 3 & 9 months - Children	175	283	61.8%	62.5%	60.0%	58.9%
% of FP17s for the same patient ID Re-attending between 3 & 9 months - Adults	682	993	68.7%	56.1%	52.6%	51.6%
% of FP17s for Band 1 Urgent Courses	93	995	9.3%	6.9%	7.9%	8.9%
% of FP17s Relating to Free Repair or Replacements	5	995	0.5%	0.8%	0.8%	0.8%
% of FP17s Relating to Continuations	7	995	0.7%	1.1%	0.9%	0.9%
% of Patients satisfied with the dentistry they have received	2	2	N/A	92.4%	93.2%	93.2%
% of Patients satisfied with the time they had to wait for an appointment	2	2	N/A	88.7%	89.1%	88.8%

* This is based on patients treated on this contract for their most recent course of treatment. Figures in italics indicate the base number of FP17s or Patient Questionnaire responses are less than 100. N/A is shown where the base number of responses is less than 10 during the period. % is calculated as Quantity/Base number*100

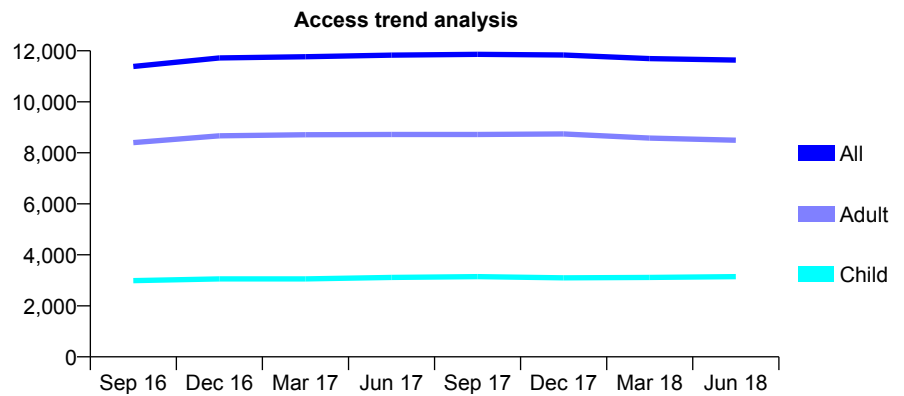
Q55 - Vital Signs At a Glance Contract Report for 191310/0002 - June 2018

Name or company name	East Midlands Community Dental Ass. Ltd.
Contract type name	GDS Contract
Purpose of contract	General
Contract start date	04/12/2006
Contract end date	

18/19 Contracted general activity (UDA)	32,179
Carry forward general activity (UDA)	0
18/19 Contracted orthodontic activity (UOA)	0
Carry forward orthodontic activity (UOA)	0
Baseline contract value	£922,842.79

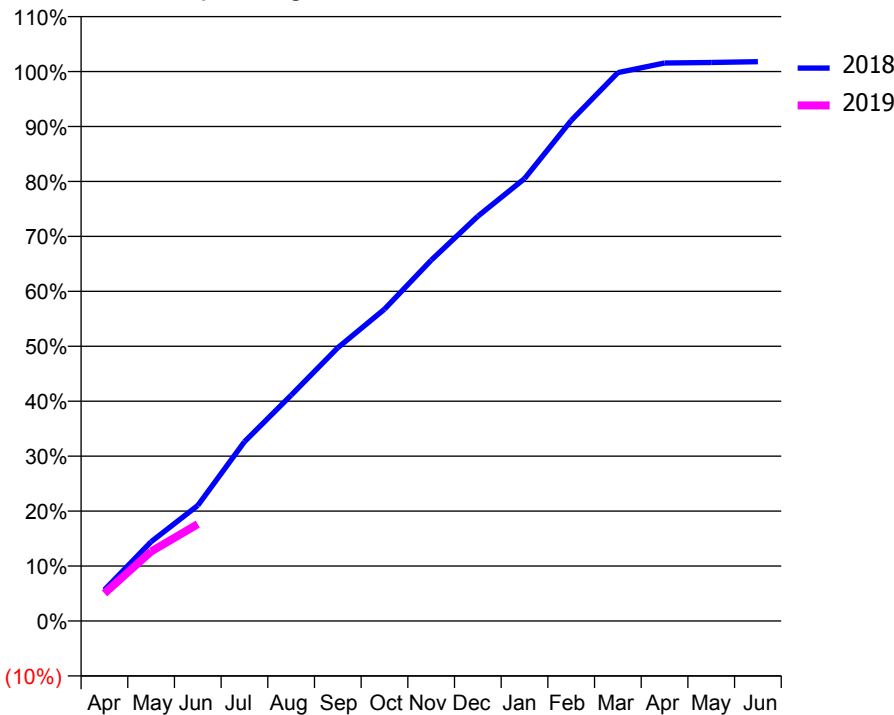
ACCESS*

Patients seen in 24 months	Total	Change since previous quarter
Quarter ending June 2017	11,829	
Quarter ending September 2017	11,860	→
Quarter ending December 2017	11,837	→
Quarter ending March 2018	11,694	↓
Quarter ending June 2018	11,637	→
Variance since June 2017	(1.6%)	↓



ACTIVITY

Cumulative percentage of contracted UDA delivered 2018 & 2019



Month	Adjusted Scheduled Activity (UDA)	
	2018	2019
April	1,817	1,623
May	4,618	4,074
June	6,738	5,670
July	10,453	
August	13,159	
September	15,931	
October	18,176	
November	21,029	
December	23,595	
January	25,784	
February	29,177	
March	31,966	
April	32,526	
May	32,555	
June	32,601	

QUALITY

	Quantity	Base Number	Contract	AT	Region	England
% of FP17s for the same patient ID Re-attending within 3 months - Children	48	908	5.3%	9.7%	11.3%	11.5%
% of FP17s for the same patient ID Re-attending within 3 months - Adults	307	2,392	12.8%	13.6%	14.9%	15.4%
% of FP17s for the same patient ID Re-attending between 3 & 9 months - Children	454	908	50.0%	62.5%	60.0%	58.9%
% of FP17s for the same patient ID Re-attending between 3 & 9 months - Adults	1,176	2,392	49.2%	56.1%	52.6%	51.6%
% of FP17s for Band 1 Urgent Courses	152	2,719	5.6%	6.9%	7.9%	8.9%
% of FP17s Relating to Free Repair or Replacements	27	2,719	1.0%	0.8%	0.8%	0.8%
% of FP17s Relating to Continuations	33	2,719	1.2%	1.1%	0.9%	0.9%
% of Patients satisfied with the dentistry they have received	14	15	93.3%	92.4%	93.2%	93.2%
% of Patients satisfied with the time they had to wait for an appointment	14	15	93.3%	88.7%	89.1%	88.8%

* This is based on patients treated on this contract for their most recent course of treatment. Figures in italics indicate the base number of FP17s or Patient Questionnaire responses are less than 100. N/A is shown where the base number of responses is less than 10 during the period. % is calculated as Quantity/Base number*100

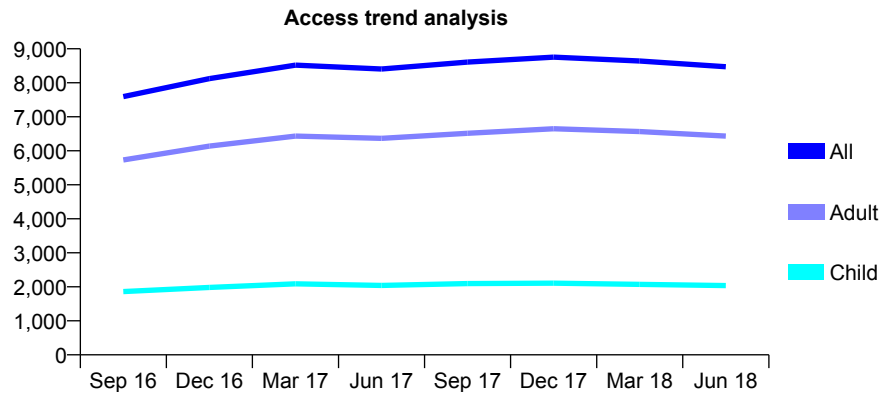
Q55 - Vital Signs At a Glance Contract Report for 192597/0005 - June 2018

Name or company name	DM and LJ Jordan Limited
Contract type name	GDS Contract
Purpose of contract	General
Contract start date	01/01/2015
Contract end date	

18/19 Contracted general activity (UDA)	23,314
Carry forward general activity (UDA)	0
18/19 Contracted orthodontic activity (UOA)	0
Carry forward orthodontic activity (UOA)	0
Baseline contract value	£622,521.48

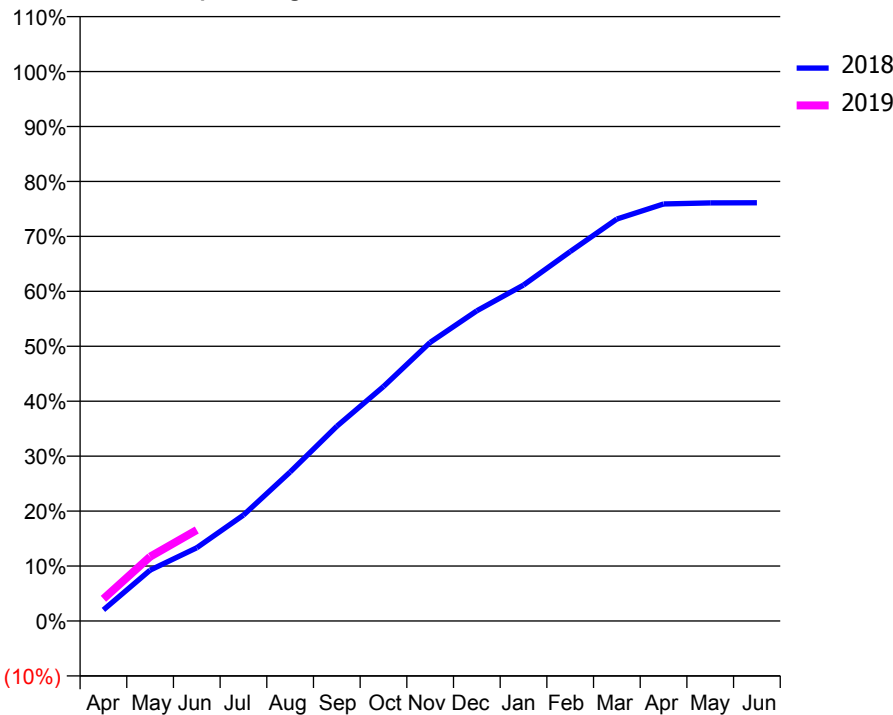
ACCESS*

Patients seen in 24 months	Total	Change since previous quarter
Quarter ending June 2017	8,407	
Quarter ending September 2017	8,610	↑
Quarter ending December 2017	8,755	→
Quarter ending March 2018	8,642	↓
Quarter ending June 2018	8,473	↓
Variance since June 2017	0.8%	→



ACTIVITY

Cumulative percentage of contracted UDA delivered 2018 & 2019



Month	Adjusted Scheduled Activity (UDA)	
	2018	2019
April	471	943
May	2,161	2,729
June	3,109	3,860
July	4,496	
August	6,321	
September	8,262	
October	9,946	
November	11,822	
December	13,160	
January	14,256	
February	15,676	
March	17,057	
April	17,694	
May	17,741	
June	17,746	

QUALITY

	Quantity	Base Number	Contract	AT	Region	England
% of FP17s for the same patient ID Re-attending within 3 months - Children	31	662	4.7%	9.7%	11.3%	11.5%
% of FP17s for the same patient ID Re-attending within 3 months - Adults	122	1,917	6.4%	13.6%	14.9%	15.4%
% of FP17s for the same patient ID Re-attending between 3 & 9 months - Children	370	662	55.9%	62.5%	60.0%	58.9%
% of FP17s for the same patient ID Re-attending between 3 & 9 months - Adults	1,075	1,917	56.1%	56.1%	52.6%	51.6%
% of FP17s for Band 1 Urgent Courses	233	2,242	10.4%	6.9%	7.9%	8.9%
% of FP17s Relating to Free Repair or Replacements	9	2,242	0.4%	0.8%	0.8%	0.8%
% of FP17s Relating to Continuations	17	2,242	0.8%	1.1%	0.9%	0.9%
% of Patients satisfied with the dentistry they have received	3	3	N/A	92.4%	93.2%	93.2%
% of Patients satisfied with the time they had to wait for an appointment	1	3	N/A	88.7%	89.1%	88.8%

* This is based on patients treated on this contract for their most recent course of treatment. Figures in italics indicate the base number of FP17s or Patient Questionnaire responses are less than 100. N/A is shown where the base number of responses is less than 10 during the period. % is calculated as Quantity/Base number*100

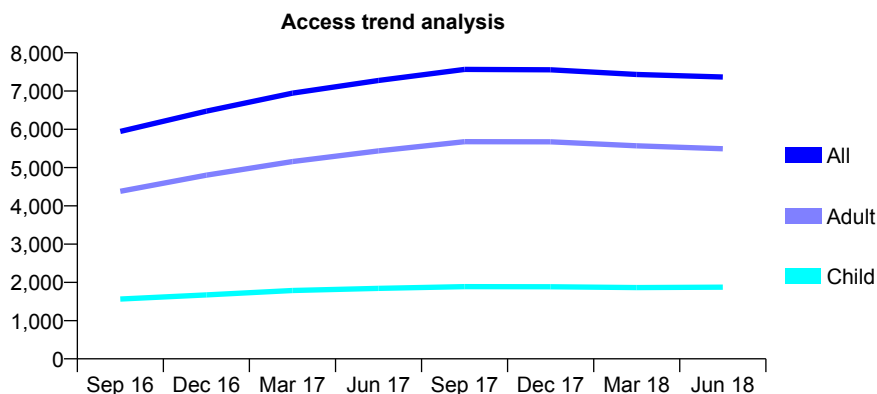
Q55 - Vital Signs At a Glance Contract Report for 193437/0001 - June 2018

Name or company name	Risley Hill Dental
Contract type name	GDS Contract
Purpose of contract	General
Contract start date	29/09/2015
Contract end date	

18/19 Contracted general activity (UDA)	21,464
Carry forward general activity (UDA)	0
18/19 Contracted orthodontic activity (UOA)	0
Carry forward orthodontic activity (UOA)	0
Baseline contract value	£812,088.30

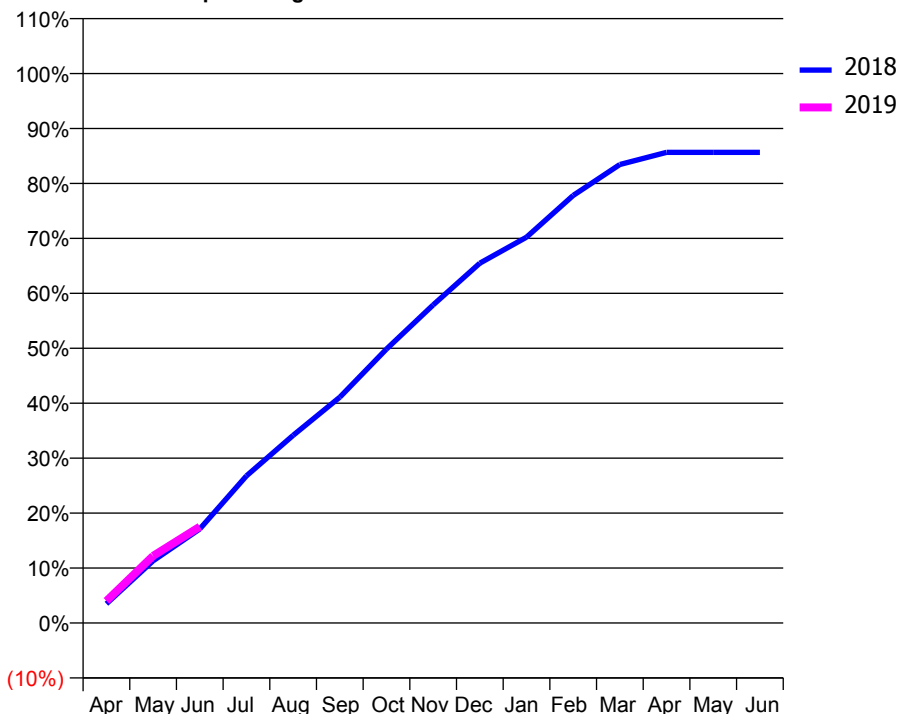
ACCESS*

Patients seen in 24 months	Total	Change since previous quarter
Quarter ending June 2017	7,276	
Quarter ending September 2017	7,566	↑
Quarter ending December 2017	7,557	→
Quarter ending March 2018	7,434	↓
Quarter ending June 2018	7,367	→
Variance since June 2017	1.3%	→



ACTIVITY

Cumulative percentage of contracted UDA delivered 2018 & 2019



Month	Adjusted Scheduled Activity (UDA)	
	2018	2019
April	754	863
May	2,430	2,623
June	3,675	3,765
July	5,747	
August	7,331	
September	8,820	
October	10,700	
November	12,423	
December	14,053	
January	15,074	
February	16,700	
March	17,908	
April	18,386	
May	18,385	
June	18,385	

QUALITY

	Quantity	Base Number	Contract	AT	Region	England
% of FP17s for the same patient ID Re-attending within 3 months - Children	36	678	5.3%	9.7%	11.3%	11.5%
% of FP17s for the same patient ID Re-attending within 3 months - Adults	118	1,778	6.6%	13.6%	14.9%	15.4%
% of FP17s for the same patient ID Re-attending between 3 & 9 months - Children	466	678	68.7%	62.5%	60.0%	58.9%
% of FP17s for the same patient ID Re-attending between 3 & 9 months - Adults	1,174	1,778	66.0%	56.1%	52.6%	51.6%
% of FP17s for Band 1 Urgent Courses	52	2,207	2.4%	6.9%	7.9%	8.9%
% of FP17s Relating to Free Repair or Replacements	23	2,207	1.0%	0.8%	0.8%	0.8%
% of FP17s Relating to Continuations	24	2,207	1.1%	1.1%	0.9%	0.9%
% of Patients satisfied with the dentistry they have received	13	13	100.0%	92.4%	93.2%	93.2%
% of Patients satisfied with the time they had to wait for an appointment	13	13	100.0%	88.7%	89.1%	88.8%

* This is based on patients treated on this contract for their most recent course of treatment. Figures in italics indicate the base number of FP17s or Patient Questionnaire responses are less than 100. N/A is shown where the base number of responses is less than 10 during the period. % is calculated as Quantity/Base number*100

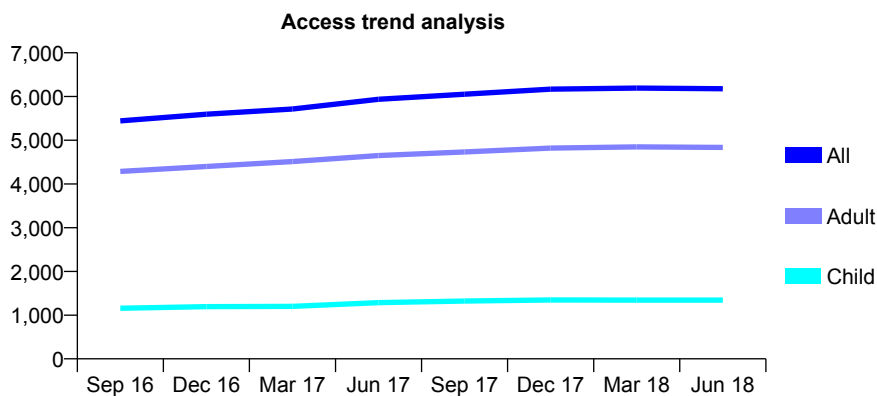
Q55 - Vital Signs At a Glance Contract Report for 193917/0001 - June 2018

Name or company name	Hall & Purchase Dental Surgery
Contract type name	GDS Contract
Purpose of contract	General
Contract start date	01/02/2011
Contract end date	

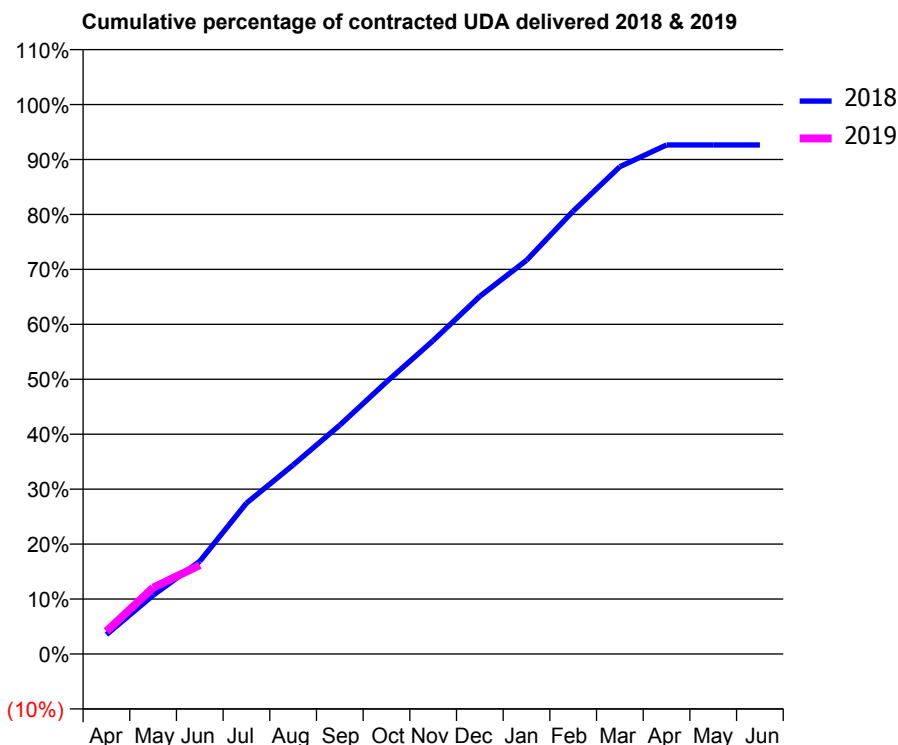
18/19 Contracted general activity (UDA)	16,000
Carry forward general activity (UDA)	0
18/19 Contracted orthodontic activity (UOA)	0
Carry forward orthodontic activity (UOA)	0
Baseline contract value	£424,212.08

ACCESS*

Patients seen in 24 months	Total	Change since previous quarter
Quarter ending June 2017	5,936	
Quarter ending September 2017	6,053	→
Quarter ending December 2017	6,169	→
Quarter ending March 2018	6,193	→
Quarter ending June 2018	6,178	→
Variance since June 2017	4.1%	↑



ACTIVITY



Month	Adjusted Scheduled Activity (UDA)	
	2018	2019
April	567	660
May	1,709	1,932
June	2,699	2,589
July	4,394	
August	5,502	
September	6,663	
October	7,924	
November	9,126	
December	10,414	
January	11,465	
February	12,897	
March	14,191	
April	14,823	
May	14,821	
June	14,822	

QUALITY

	Quantity	Base Number	Contract	AT	Region	England
% of FP17s for the same patient ID Re-attending within 3 months - Children	36	497	7.2%	9.7%	11.3%	11.5%
% of FP17s for the same patient ID Re-attending within 3 months - Adults	258	1,448	17.8%	13.6%	14.9%	15.4%
% of FP17s for the same patient ID Re-attending between 3 & 9 months - Children	347	497	69.8%	62.5%	60.0%	58.9%
% of FP17s for the same patient ID Re-attending between 3 & 9 months - Adults	708	1,448	48.9%	56.1%	52.6%	51.6%
% of FP17s for Band 1 Urgent Courses	193	1,619	11.9%	6.9%	7.9%	8.9%
% of FP17s Relating to Free Repair or Replacements	3	1,619	0.2%	0.8%	0.8%	0.8%
% of FP17s Relating to Continuations	17	1,619	1.1%	1.1%	0.9%	0.9%
% of Patients satisfied with the dentistry they have received	5	6	N/A	92.4%	93.2%	93.2%
% of Patients satisfied with the time they had to wait for an appointment	4	6	N/A	88.7%	89.1%	88.8%

* This is based on patients treated on this contract for their most recent course of treatment. Figures in italics indicate the base number of FP17s or Patient Questionnaire responses are less than 100. N/A is shown where the base number of responses is less than 10 during the period. % is calculated as Quantity/Base number*100

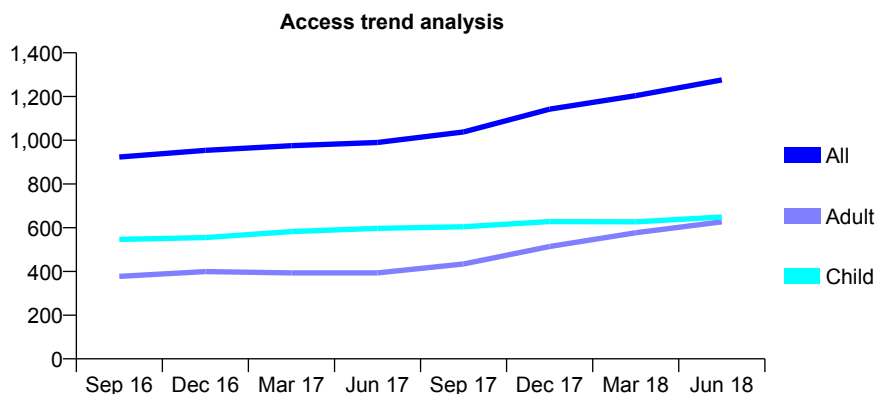
Q55 - Vital Signs At a Glance Contract Report for 197505/0001 - June 2018

Name or company name	Bridgford Dental Practice
Contract type name	GDS Contract
Purpose of contract	General
Contract start date	01/04/2013
Contract end date	

18/19 Contracted general activity (UDA)	3,081
Carry forward general activity (UDA)	0
18/19 Contracted orthodontic activity (UOA)	0
Carry forward orthodontic activity (UOA)	0
Baseline contract value	£75,476.26

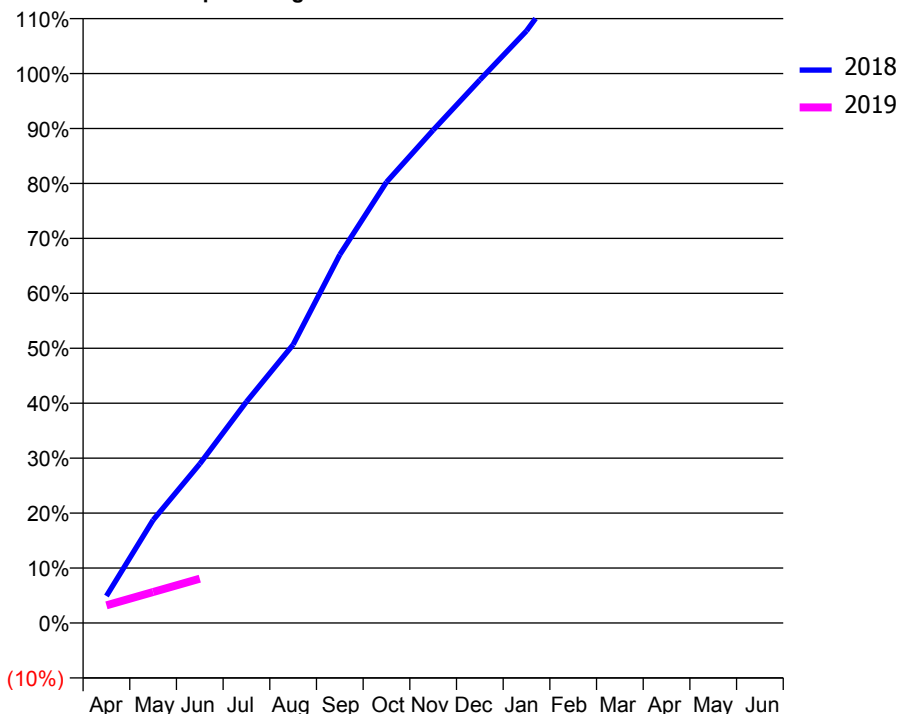
ACCESS*

Patients seen in 24 months	Total	Change since previous quarter
Quarter ending June 2017	990	
Quarter ending September 2017	1,038	↑
Quarter ending December 2017	1,142	↑
Quarter ending March 2018	1,204	↑
Quarter ending June 2018	1,276	↑
Variance since June 2017	28.9%	↑



ACTIVITY

Cumulative percentage of contracted UDA delivered 2018 & 2019



Adjusted Scheduled Activity (UDA)

Month	2018	2019
April	53	99
May	203	174
June	313	249
July	435	
August	548	
September	725	
October	867	
November	970	
December	1,068	
January	1,165	
February	1,289	
March	1,396	
April	1,545	
May	1,546	
June	1,546	

QUALITY

	Quantity	Base Number	Contract	AT	Region	England
% of FP17s for the same patient ID Re-attending within 3 months - Children	22	235	9.4%	9.7%	11.3%	11.5%
% of FP17s for the same patient ID Re-attending within 3 months - Adults	28	264	10.6%	13.6%	14.9%	15.4%
% of FP17s for the same patient ID Re-attending between 3 & 9 months - Children	125	235	53.2%	62.5%	60.0%	58.9%
% of FP17s for the same patient ID Re-attending between 3 & 9 months - Adults	124	264	47.0%	56.1%	52.6%	51.6%
% of FP17s for Band 1 Urgent Courses	8	153	5.2%	6.9%	7.9%	8.9%
% of FP17s Relating to Free Repair or Replacements	2	153	1.3%	0.8%	0.8%	0.8%
% of FP17s Relating to Continuations	0	153	0.0%	1.1%	0.9%	0.9%
% of Patients satisfied with the dentistry they have received	0	0	N/A	92.4%	93.2%	93.2%
% of Patients satisfied with the time they had to wait for an appointment	0	0	N/A	88.7%	89.1%	88.8%

* This is based on patients treated on this contract for their most recent course of treatment. Figures in italics indicate the base number of FP17s or Patient Questionnaire responses are less than 100. N/A is shown where the base number of responses is less than 10 during the period. % is calculated as Quantity/Base number*100

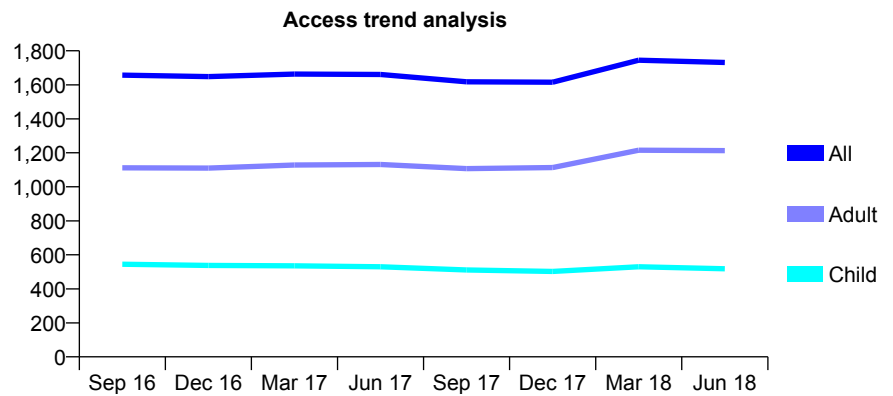
Q55 - Vital Signs At a Glance Contract Report for 197572/0001 - June 2018

Name or company name	Buxton Dental Practice
Contract type name	GDS Contract
Purpose of contract	General and Orthodontic
Contract start date	08/11/2012
Contract end date	

18/19 Contracted general activity (UDA)	4,594
Carry forward general activity (UDA)	0
18/19 Contracted orthodontic activity (UOA)	167
Carry forward orthodontic activity (UOA)	0
Baseline contract value	£126,392.13

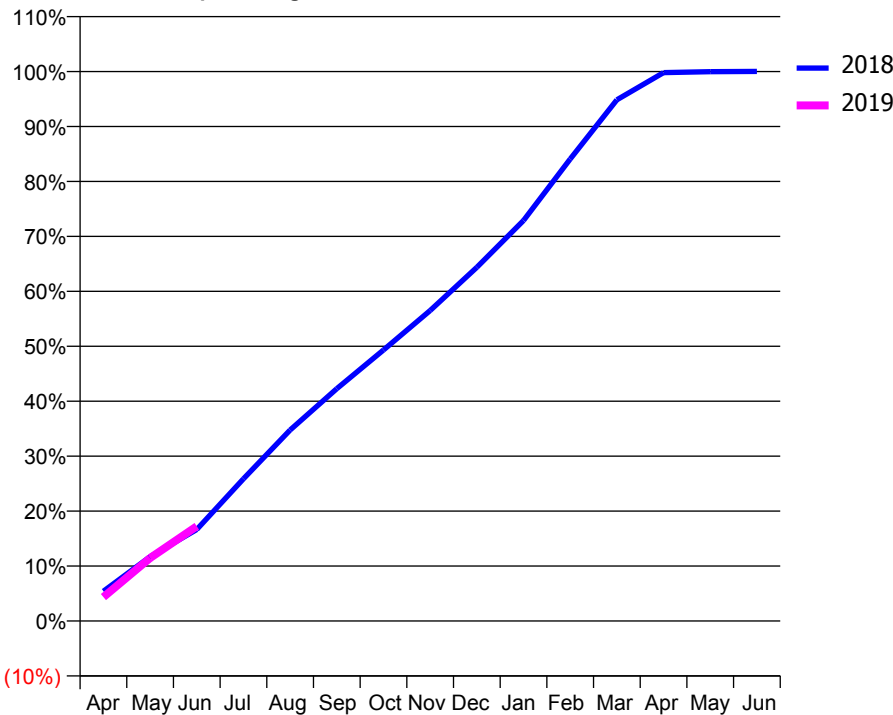
ACCESS*

Patients seen in 24 months	Total	Change since previous quarter
Quarter ending June 2017	1,661	
Quarter ending September 2017	1,618	↓
Quarter ending December 2017	1,615	→
Quarter ending March 2018	1,745	↑
Quarter ending June 2018	1,731	→
Variance since June 2017	4.2%	↑



ACTIVITY

Cumulative percentage of contracted UDA delivered 2018 & 2019



Adjusted Scheduled Activity (UDA)		
Month	2018	2019
April	249	201
May	538	527
June	766	792
July	1,189	
August	1,597	
September	1,942	
October	2,265	
November	2,596	
December	2,958	
January	3,348	
February	3,862	
March	4,357	
April	4,585	
May	4,592	
June	4,595	

QUALITY

	Quantity	Base Number	Contract	AT	Region	England
% of FP17s for the same patient ID Re-attending within 3 months - Children	21	195	10.8%	9.7%	11.3%	11.5%
% of FP17s for the same patient ID Re-attending within 3 months - Adults	53	357	14.8%	13.6%	14.9%	15.4%
% of FP17s for the same patient ID Re-attending between 3 & 9 months - Children	131	195	67.2%	62.5%	60.0%	58.9%
% of FP17s for the same patient ID Re-attending between 3 & 9 months - Adults	205	357	57.4%	56.1%	52.6%	51.6%
% of FP17s for Band 1 Urgent Courses	48	436	11.0%	6.9%	7.9%	8.9%
% of FP17s Relating to Free Repair or Replacements	0	436	0.0%	0.8%	0.8%	0.8%
% of FP17s Relating to Continuations	5	436	1.1%	1.1%	0.9%	0.9%
% of Patients satisfied with the dentistry they have received	1	1	N/A	92.4%	93.2%	93.2%
% of Patients satisfied with the time they had to wait for an appointment	1	1	N/A	88.7%	89.1%	88.8%

* This is based on patients treated on this contract for their most recent course of treatment. Figures in italics indicate the base number of FP17s or Patient Questionnaire responses are less than 100. N/A is shown where the base number of responses is less than 10 during the period. % is calculated as Quantity/Base number*100

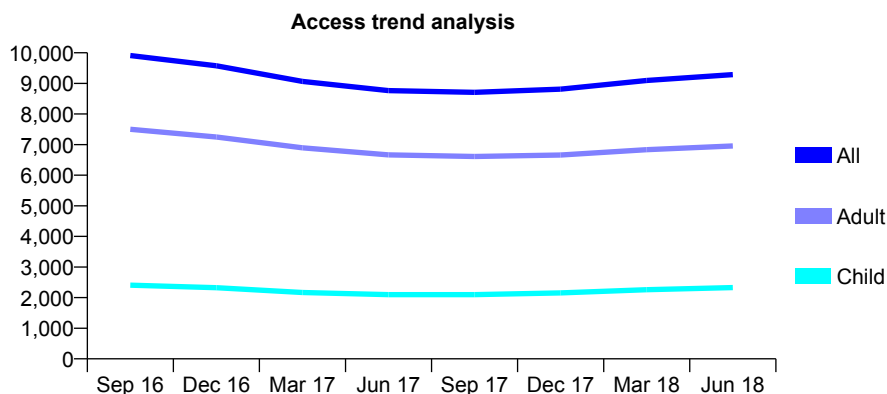
Q55 - Vital Signs At a Glance Contract Report for 198145/0001 - June 2018

Name or company name	The Manor Surgery Limited
Contract type name	GDS Contract
Purpose of contract	General
Contract start date	01/10/2007
Contract end date	

18/19 Contracted general activity (UDA)	35,010
Carry forward general activity (UDA)	0
18/19 Contracted orthodontic activity (UOA)	0
Carry forward orthodontic activity (UOA)	0
Baseline contract value	£877,291.75

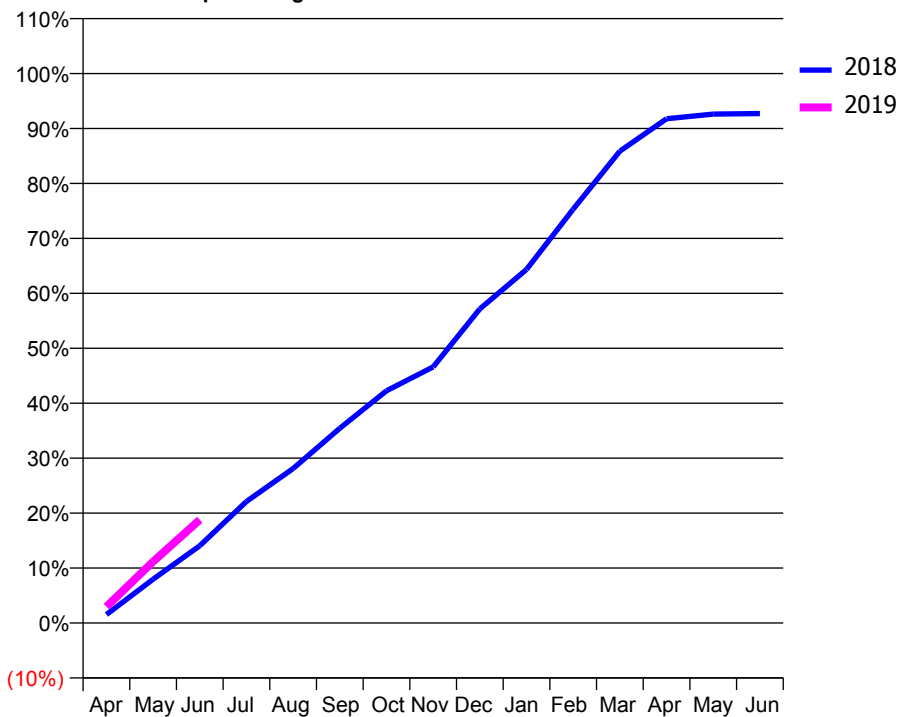
ACCESS*

Patients seen in 24 months	Total	Change since previous quarter
Quarter ending June 2017	8,763	
Quarter ending September 2017	8,710	→
Quarter ending December 2017	8,814	→
Quarter ending March 2018	9,096	↑
Quarter ending June 2018	9,289	↑
Variance since June 2017	6.0%	↑



ACTIVITY

Cumulative percentage of contracted UDA delivered 2018 & 2019



Month	Adjusted Scheduled Activity (UDA)	
	2018	2019
April	543	1,040
May	2,794	3,911
June	4,922	6,583
July	7,744	
August	9,847	
September	12,407	
October	14,795	
November	16,319	
December	20,016	
January	22,527	
February	26,370	
March	30,060	
April	32,131	
May	32,423	
June	32,460	

QUALITY

	Quantity	Base Number	Contract	AT	Region	England
% of FP17s for the same patient ID Re-attending within 3 months - Children	71	898	7.9%	9.7%	11.3%	11.5%
% of FP17s for the same patient ID Re-attending within 3 months - Adults	450	2,864	15.7%	13.6%	14.9%	15.4%
% of FP17s for the same patient ID Re-attending between 3 & 9 months - Children	436	898	48.6%	62.5%	60.0%	58.9%
% of FP17s for the same patient ID Re-attending between 3 & 9 months - Adults	1,540	2,864	53.8%	56.1%	52.6%	51.6%
% of FP17s for Band 1 Urgent Courses	238	2,931	8.1%	6.9%	7.9%	8.9%
% of FP17s Relating to Free Repair or Replacements	36	2,931	1.2%	0.8%	0.8%	0.8%
% of FP17s Relating to Continuations	73	2,931	2.5%	1.1%	0.9%	0.9%
% of Patients satisfied with the dentistry they have received	7	7	N/A	92.4%	93.2%	93.2%
% of Patients satisfied with the time they had to wait for an appointment	7	7	N/A	88.7%	89.1%	88.8%

* This is based on patients treated on this contract for their most recent course of treatment. Figures in italics indicate the base number of FP17s or Patient Questionnaire responses are less than 100. N/A is shown where the base number of responses is less than 10 during the period. % is calculated as Quantity/Base number*100

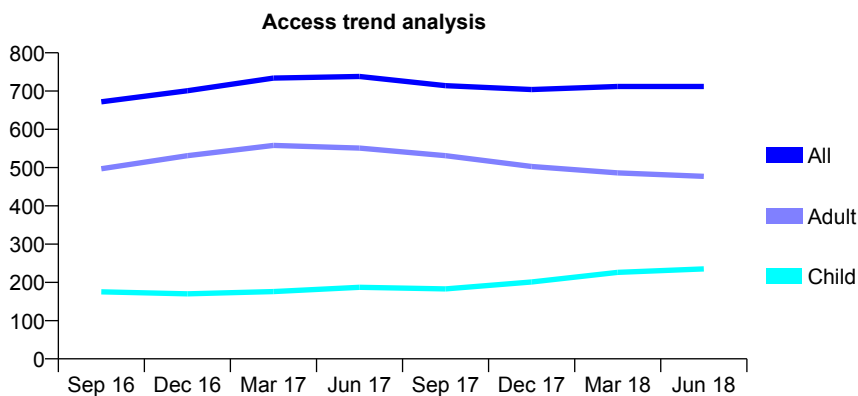
Q55 - Vital Signs At a Glance Contract Report for 219029/0003 - June 2018

Name or company name	MR A MARSHALL
Contract type name	GDS Contract
Purpose of contract	General
Contract start date	02/03/2009
Contract end date	

18/19 Contracted general activity (UDA)	1,698
Carry forward general activity (UDA)	0
18/19 Contracted orthodontic activity (UOA)	0
Carry forward orthodontic activity (UOA)	0
Baseline contract value	£43,814.46

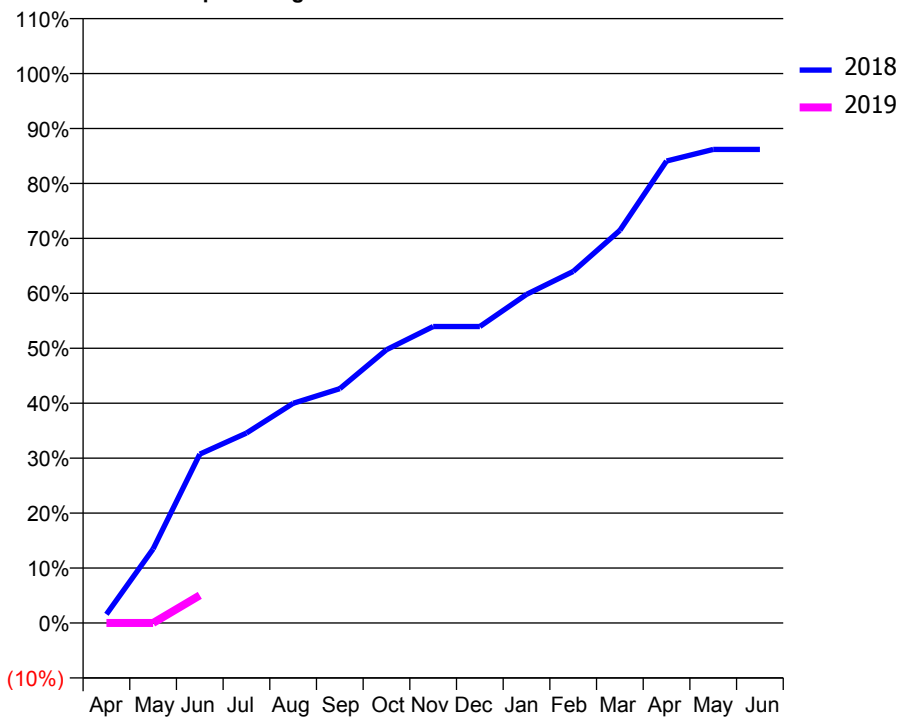
ACCESS*

Patients seen in 24 months	Total	Change since previous quarter
Quarter ending June 2017	738	
Quarter ending September 2017	714	↓
Quarter ending December 2017	704	↓
Quarter ending March 2018	712	→
Quarter ending June 2018	712	→
Variance since June 2017	(3.5%)	↓



ACTIVITY

Cumulative percentage of contracted UDA delivered 2018 & 2019



Adjusted Scheduled Activity (UDA)		
Month	2018	2019
April	27	0
May	229	0
June	522	85
July	587	
August	679	
September	724	
October	845	
November	916	
December	916	
January	1,016	
February	1,086	
March	1,213	
April	1,427	
May	1,464	
June	1,464	

QUALITY

	Quantity	Base Number	Contract	AT	Region	England
% of FP17s for the same patient ID Re-attending within 3 months - Children	5	85	5.9%	9.7%	11.3%	11.5%
% of FP17s for the same patient ID Re-attending within 3 months - Adults	5	86	5.8%	13.6%	14.9%	15.4%
% of FP17s for the same patient ID Re-attending between 3 & 9 months - Children	47	85	55.3%	62.5%	60.0%	58.9%
% of FP17s for the same patient ID Re-attending between 3 & 9 months - Adults	13	86	15.1%	56.1%	52.6%	51.6%
% of FP17s for Band 1 Urgent Courses	2	45	4.4%	6.9%	7.9%	8.9%
% of FP17s Relating to Free Repair or Replacements	0	45	0.0%	0.8%	0.8%	0.8%
% of FP17s Relating to Continuations	0	45	0.0%	1.1%	0.9%	0.9%
% of Patients satisfied with the dentistry they have received	0	0	N/A	92.4%	93.2%	93.2%
% of Patients satisfied with the time they had to wait for an appointment	0	0	N/A	88.7%	89.1%	88.8%

* This is based on patients treated on this contract for their most recent course of treatment. Figures in italics indicate the base number of FP17s or Patient Questionnaire responses are less than 100. N/A is shown where the base number of responses is less than 10 during the period. % is calculated as Quantity/Base number*100

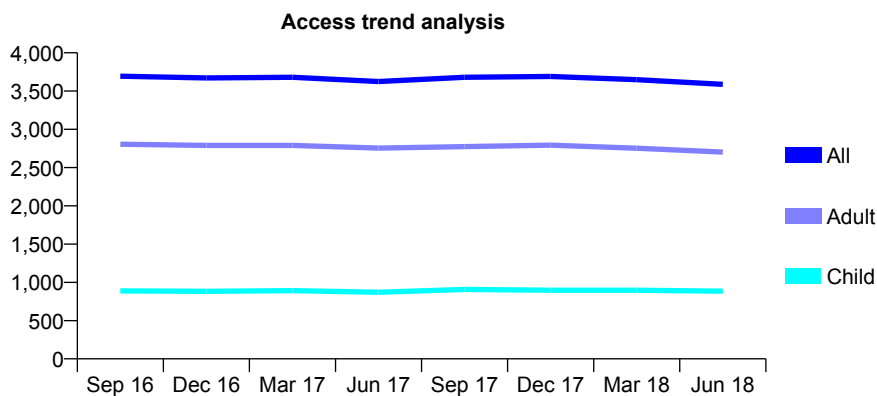
Q55 - Vital Signs At a Glance Contract Report for 219592/0001 - June 2018

Name or company name	MR M AFZAL
Contract type name	GDS Contract
Purpose of contract	General
Contract start date	01/04/2006
Contract end date	

18/19 Contracted general activity (UDA)	11,677
Carry forward general activity (UDA)	0
18/19 Contracted orthodontic activity (UOA)	0
Carry forward orthodontic activity (UOA)	0
Baseline contract value	£252,416.35

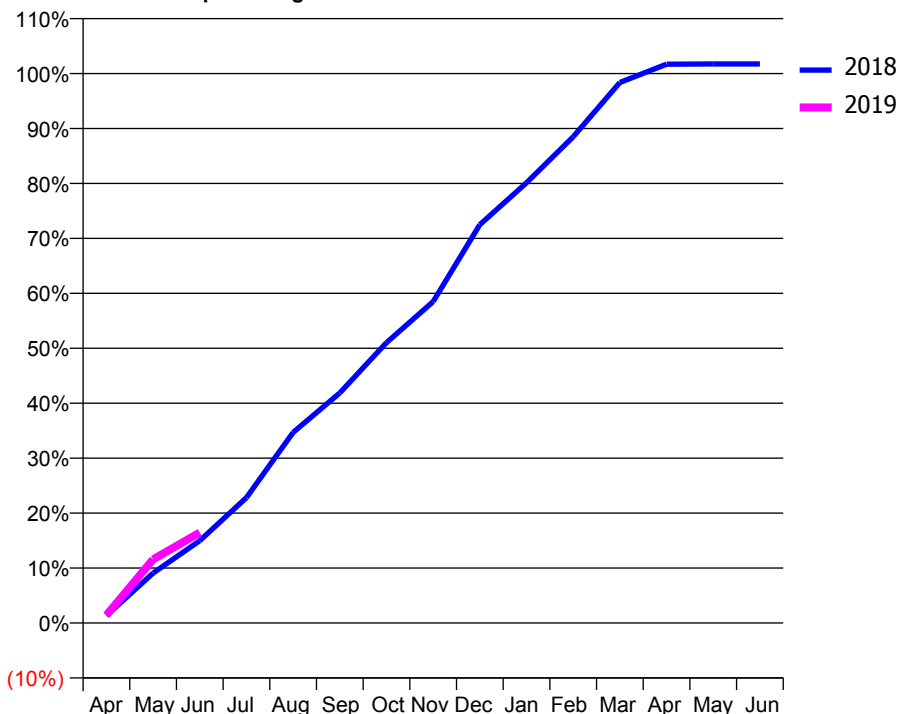
ACCESS*

Patients seen in 24 months	Total	Change since previous quarter
Quarter ending June 2017	3,625	
Quarter ending September 2017	3,680	→
Quarter ending December 2017	3,690	→
Quarter ending March 2018	3,649	↓
Quarter ending June 2018	3,588	↓
Variance since June 2017	(1.0%)	↓



ACTIVITY

Cumulative percentage of contracted UDA delivered 2018 & 2019



Month	Adjusted Scheduled Activity (UDA)	
	2018	2019
April	158	165
May	1,060	1,352
June	1,751	1,922
July	2,666	
August	4,052	
September	4,891	
October	5,958	
November	6,830	
December	8,465	
January	9,354	
February	10,334	
March	11,487	
April	11,873	
May	11,880	
June	11,880	

QUALITY

	Quantity	Base Number	Contract	AT	Region	England
% of FP17s for the same patient ID Re-attending within 3 months - Children	19	208	9.1%	9.7%	11.3%	11.5%
% of FP17s for the same patient ID Re-attending within 3 months - Adults	91	612	14.9%	13.6%	14.9%	15.4%
% of FP17s for the same patient ID Re-attending between 3 & 9 months - Children	88	208	42.3%	62.5%	60.0%	58.9%
% of FP17s for the same patient ID Re-attending between 3 & 9 months - Adults	291	612	47.5%	56.1%	52.6%	51.6%
% of FP17s for Band 1 Urgent Courses	28	665	4.2%	6.9%	7.9%	8.9%
% of FP17s Relating to Free Repair or Replacements	5	665	0.8%	0.8%	0.8%	0.8%
% of FP17s Relating to Continuations	20	665	3.0%	1.1%	0.9%	0.9%
% of Patients satisfied with the dentistry they have received	1	2	N/A	92.4%	93.2%	93.2%
% of Patients satisfied with the time they had to wait for an appointment	2	2	N/A	88.7%	89.1%	88.8%

* This is based on patients treated on this contract for their most recent course of treatment. Figures in italics indicate the base number of FP17s or Patient Questionnaire responses are less than 100. N/A is shown where the base number of responses is less than 10 during the period. % is calculated as Quantity/Base number*100

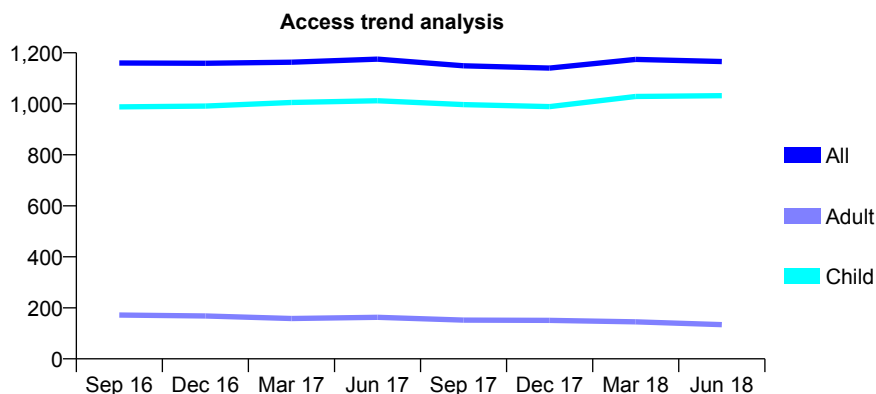
Q55 - Vital Signs At a Glance Contract Report for 222712/0001 - June 2018

Name or company name	MR CM KIRKPATRICK
Contract type name	GDS Contract
Purpose of contract	General
Contract start date	01/04/2006
Contract end date	

18/19 Contracted general activity (UDA)	3,289
Carry forward general activity (UDA)	0
18/19 Contracted orthodontic activity (UOA)	0
Carry forward orthodontic activity (UOA)	0
Baseline contract value	£82,972.31

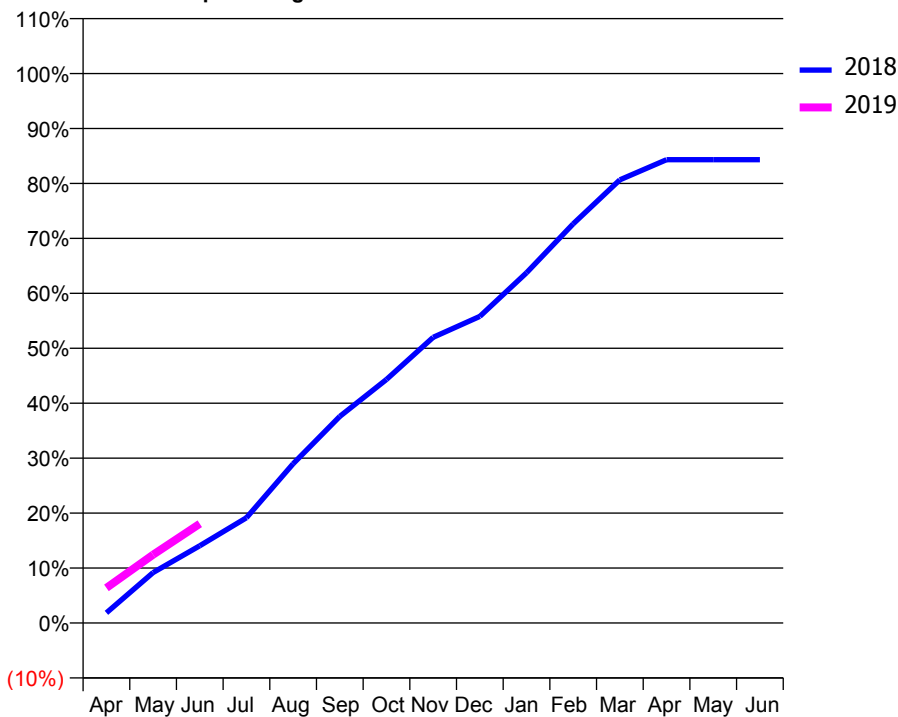
ACCESS*

Patients seen in 24 months	Total	Change since previous quarter
Quarter ending June 2017	1,175	
Quarter ending September 2017	1,149	↓
Quarter ending December 2017	1,140	→
Quarter ending March 2018	1,174	↑
Quarter ending June 2018	1,166	→
Variance since June 2017	(0.8%)	→



ACTIVITY

Cumulative percentage of contracted UDA delivered 2018 & 2019



Adjusted Scheduled Activity (UDA)

Month	2018	2019
April	61	210
May	302	409
June	463	594
July	630	
August	953	
September	1,237	
October	1,458	
November	1,710	
December	1,835	
January	2,096	
February	2,389	
March	2,653	
April	2,773	
May	2,773	
June	2,773	

QUALITY

	Quantity	Base Number	Contract	AT	Region	England
% of FP17s for the same patient ID Re-attending within 3 months - Children	27	440	6.1%	9.7%	11.3%	11.5%
% of FP17s for the same patient ID Re-attending within 3 months - Adults	0	17	0.0%	13.6%	14.9%	15.4%
% of FP17s for the same patient ID Re-attending between 3 & 9 months - Children	304	440	69.1%	62.5%	60.0%	58.9%
% of FP17s for the same patient ID Re-attending between 3 & 9 months - Adults	12	17	70.6%	56.1%	52.6%	51.6%
% of FP17s for Band 1 Urgent Courses	17	401	4.2%	6.9%	7.9%	8.9%
% of FP17s Relating to Free Repair or Replacements	0	401	0.0%	0.8%	0.8%	0.8%
% of FP17s Relating to Continuations	1	401	0.2%	1.1%	0.9%	0.9%
% of Patients satisfied with the dentistry they have received	0	0	N/A	92.4%	93.2%	93.2%
% of Patients satisfied with the time they had to wait for an appointment	0	0	N/A	88.7%	89.1%	88.8%

* This is based on patients treated on this contract for their most recent course of treatment. Figures in italics indicate the base number of FP17s or Patient Questionnaire responses are less than 100. N/A is shown where the base number of responses is less than 10 during the period. % is calculated as Quantity/Base number*100

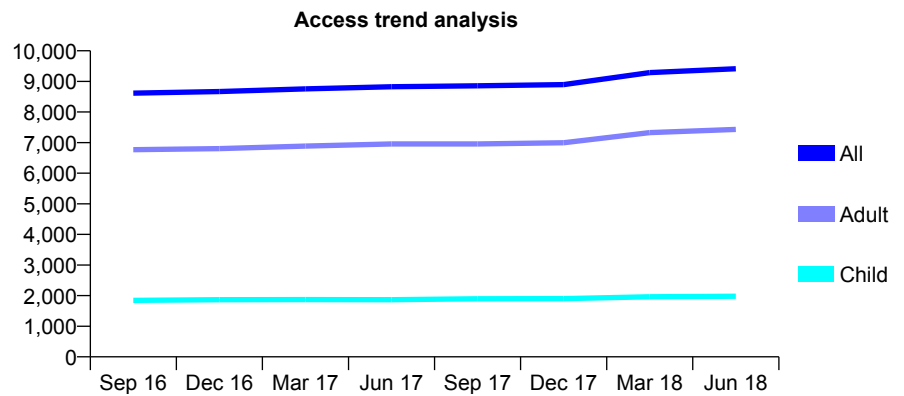
Q55 - Vital Signs At a Glance Contract Report for 231436/0002 - June 2018

Name or company name	MR JP GALE
Contract type name	GDS Contract
Purpose of contract	General
Contract start date	01/04/2006
Contract end date	

18/19 Contracted general activity (UDA)	29,829
Carry forward general activity (UDA)	0
18/19 Contracted orthodontic activity (UOA)	0
Carry forward orthodontic activity (UOA)	0
Baseline contract value	£710,510.34

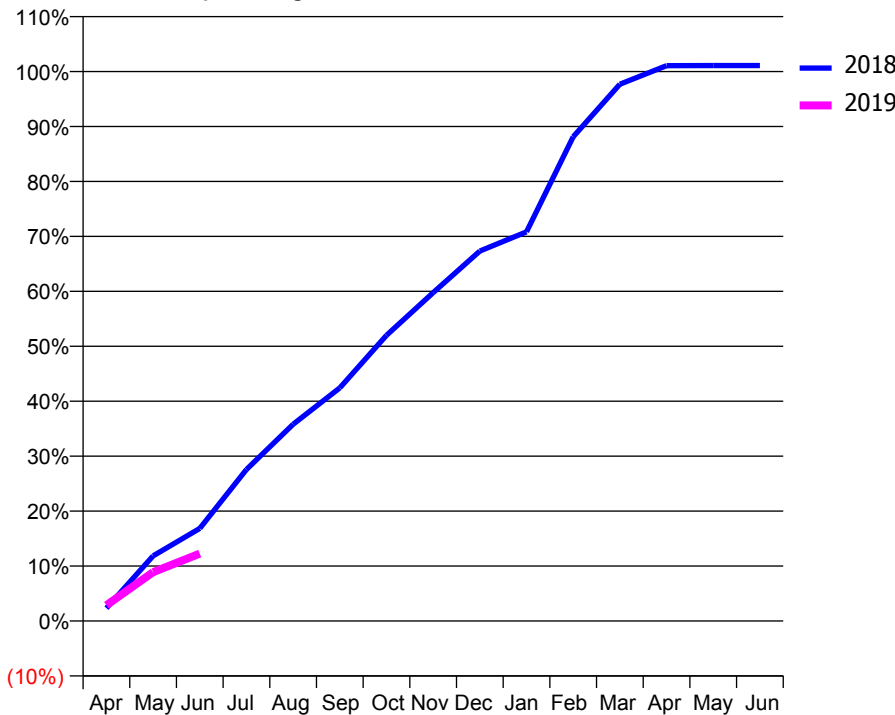
ACCESS*

Patients seen in 24 months	Total	Change since previous quarter
Quarter ending June 2017	8,824	
Quarter ending September 2017	8,856	→
Quarter ending December 2017	8,896	→
Quarter ending March 2018	9,289	↑
Quarter ending June 2018	9,412	→
Variance since June 2017	6.7%	↑



ACTIVITY

Cumulative percentage of contracted UDA delivered 2018 & 2019



Adjusted Scheduled Activity (UDA)		
Month	2018	2019
April	512	860
May	2,590	2,655
June	3,681	3,658
July	6,020	
August	7,819	
September	9,262	
October	11,347	
November	13,042	
December	14,698	
January	15,459	
February	19,235	
March	21,324	
April	22,060	
May	22,068	
June	22,068	

QUALITY

	Quantity	Base Number	Contract	AT	Region	England
% of FP17s for the same patient ID Re-attending within 3 months - Children	31	605	5.1%	9.7%	11.3%	11.5%
% of FP17s for the same patient ID Re-attending within 3 months - Adults	211	2,143	9.8%	13.6%	14.9%	15.4%
% of FP17s for the same patient ID Re-attending between 3 & 9 months - Children	395	605	65.3%	62.5%	60.0%	58.9%
% of FP17s for the same patient ID Re-attending between 3 & 9 months - Adults	1,161	2,143	54.2%	56.1%	52.6%	51.6%
% of FP17s for Band 1 Urgent Courses	67	2,309	2.9%	6.9%	7.9%	8.9%
% of FP17s Relating to Free Repair or Replacements	31	2,309	1.3%	0.8%	0.8%	0.8%
% of FP17s Relating to Continuations	13	2,309	0.6%	1.1%	0.9%	0.9%
% of Patients satisfied with the dentistry they have received	9	9	N/A	92.4%	93.2%	93.2%
% of Patients satisfied with the time they had to wait for an appointment	8	9	N/A	88.7%	89.1%	88.8%

* This is based on patients treated on this contract for their most recent course of treatment. Figures in italics indicate the base number of FP17s or Patient Questionnaire responses are less than 100. N/A is shown where the base number of responses is less than 10 during the period. % is calculated as Quantity/Base number*100

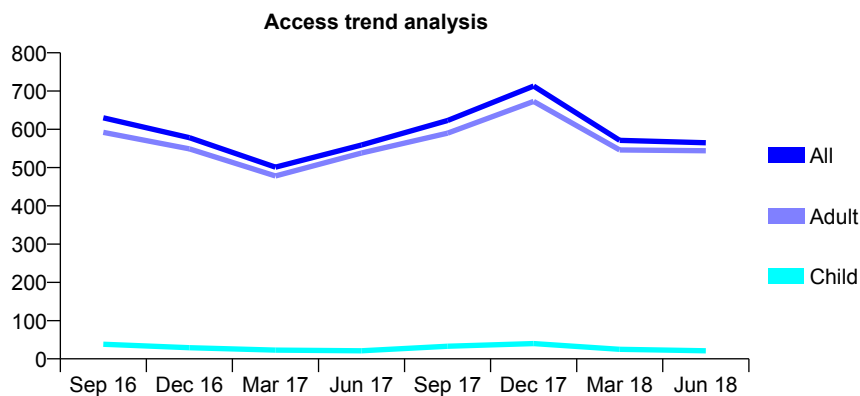
Q55 - Vital Signs At a Glance Contract Report for 231436/0003 - June 2018

Name or company name	MR JP GALE
Contract type name	GDS Contract
Purpose of contract	General
Contract start date	01/07/2008
Contract end date	

18/19 Contracted general activity (UDA)	2,150
Carry forward general activity (UDA)	0
18/19 Contracted orthodontic activity (UOA)	0
Carry forward orthodontic activity (UOA)	0
Baseline contract value	£81,796.36

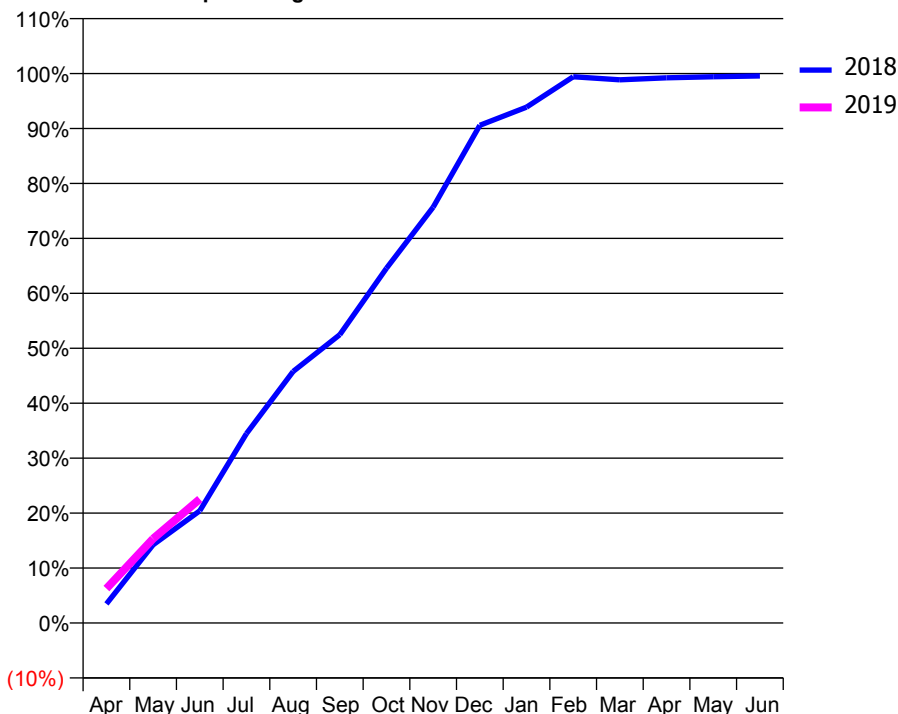
ACCESS*

Patients seen in 24 months	Total	Change since previous quarter
Quarter ending June 2017	559	
Quarter ending September 2017	623	↑
Quarter ending December 2017	713	↑
Quarter ending March 2018	571	↓
Quarter ending June 2018	565	↓
Variance since June 2017	1.1%	→



ACTIVITY

Cumulative percentage of contracted UDA delivered 2018 & 2019



Month	Adjusted Scheduled Activity (UDA)	
	2018	2019
April	75	135
May	306	330
June	439	485
July	741	
August	984	
September	1,128	
October	1,388	
November	1,627	
December	1,947	
January	2,018	
February	2,137	
March	2,125	
April	2,133	
May	2,137	
June	2,140	

QUALITY

	Quantity	Base Number	Contract	AT	Region	England
% of FP17s for the same patient ID Re-attending within 3 months - Children	0	7	0.0%	9.7%	11.3%	11.5%
% of FP17s for the same patient ID Re-attending within 3 months - Adults	0	147	0.0%	13.6%	14.9%	15.4%
% of FP17s for the same patient ID Re-attending between 3 & 9 months - Children	0	7	0.0%	62.5%	60.0%	58.9%
% of FP17s for the same patient ID Re-attending between 3 & 9 months - Adults	5	147	3.4%	56.1%	52.6%	51.6%
% of FP17s for Band 1 Urgent Courses	0	147	0.0%	6.9%	7.9%	8.9%
% of FP17s Relating to Free Repair or Replacements	0	147	0.0%	0.8%	0.8%	0.8%
% of FP17s Relating to Continuations	0	147	0.0%	1.1%	0.9%	0.9%
% of Patients satisfied with the dentistry they have received	0	0	N/A	92.4%	93.2%	93.2%
% of Patients satisfied with the time they had to wait for an appointment	0	0	N/A	88.7%	89.1%	88.8%

* This is based on patients treated on this contract for their most recent course of treatment. Figures in italics indicate the base number of FP17s or Patient Questionnaire responses are less than 100. N/A is shown where the base number of responses is less than 10 during the period. % is calculated as Quantity/Base number*100

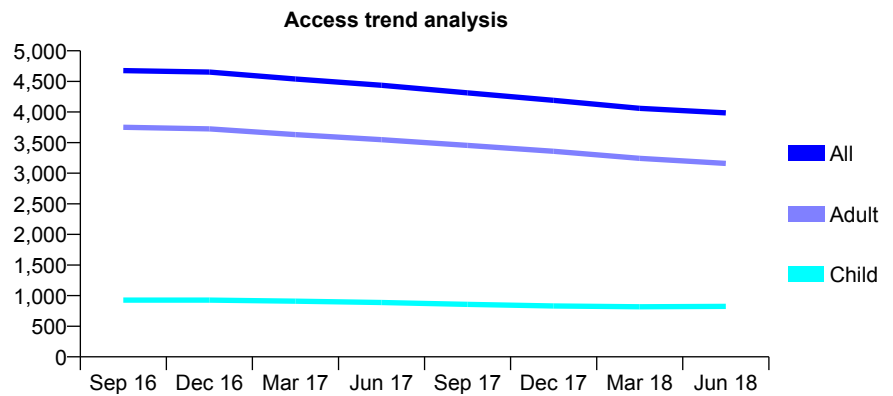
Q55 - Vital Signs At a Glance Contract Report for 244007/0001 - June 2018

Name or company name	MR DK JAIRATH
Contract type name	GDS Contract
Purpose of contract	General
Contract start date	01/04/2006
Contract end date	

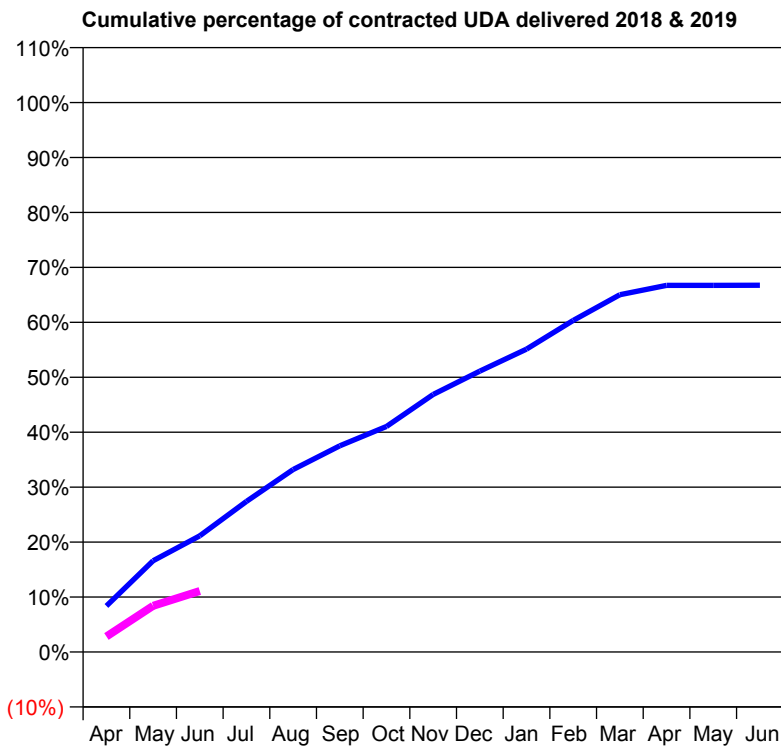
18/19 Contracted general activity (UDA)	12,965
Carry forward general activity (UDA)	0
18/19 Contracted orthodontic activity (UOA)	0
Carry forward orthodontic activity (UOA)	0
Baseline contract value	£279,644.28

ACCESS*

Patients seen in 24 months	Total	Change since previous quarter
Quarter ending June 2017	4,437	
Quarter ending September 2017	4,312	↓
Quarter ending December 2017	4,190	↓
Quarter ending March 2018	4,060	↓
Quarter ending June 2018	3,985	↓
Variance since June 2017	(10.2%)	↓



ACTIVITY



Month	Adjusted Scheduled Activity (UDA)	
	2018	2019
April	1,088	365
May	2,154	1,089
June	2,742	1,440
July	3,555	
August	4,307	
September	4,864	
October	5,322	
November	6,076	
December	6,627	
January	7,148	
February	7,824	
March	8,429	
April	8,651	
May	8,652	
June	8,654	

QUALITY

	Quantity	Base Number	Contract	AT	Region	England
% of FP17s for the same patient ID Re-attending within 3 months - Children	24	328	7.3%	9.7%	11.3%	11.5%
% of FP17s for the same patient ID Re-attending within 3 months - Adults	60	531	11.3%	13.6%	14.9%	15.4%
% of FP17s for the same patient ID Re-attending between 3 & 9 months - Children	231	328	70.4%	62.5%	60.0%	58.9%
% of FP17s for the same patient ID Re-attending between 3 & 9 months - Adults	357	531	67.2%	56.1%	52.6%	51.6%
% of FP17s for Band 1 Urgent Courses	28	739	3.8%	6.9%	7.9%	8.9%
% of FP17s Relating to Free Repair or Replacements	12	739	1.6%	0.8%	0.8%	0.8%
% of FP17s Relating to Continuations	1	739	0.1%	1.1%	0.9%	0.9%
% of Patients satisfied with the dentistry they have received	4	5	N/A	92.4%	93.2%	93.2%
% of Patients satisfied with the time they had to wait for an appointment	4	5	N/A	88.7%	89.1%	88.8%

* This is based on patients treated on this contract for their most recent course of treatment. Figures in italics indicate the base number of FP17s or Patient Questionnaire responses are less than 100. N/A is shown where the base number of responses is less than 10 during the period. % is calculated as Quantity/Base number*100

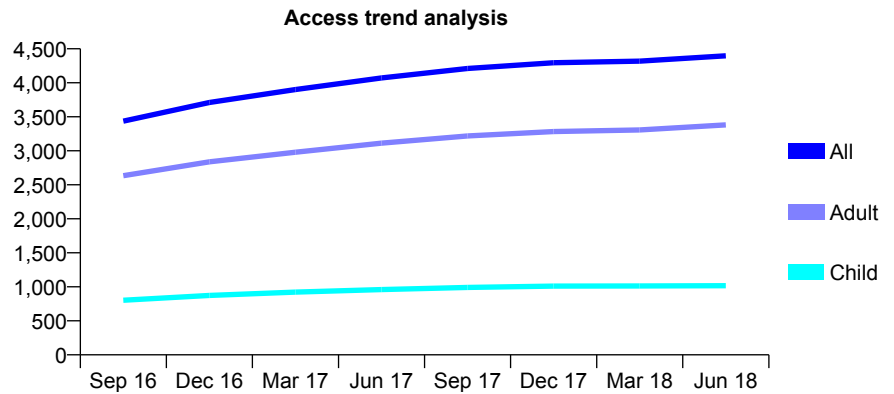
Q55 - Vital Signs At a Glance Contract Report for 245410/0001 - June 2018

Name or company name	MR AK CHAND
Contract type name	GDS Contract
Purpose of contract	General
Contract start date	01/04/2006
Contract end date	

18/19 Contracted general activity (UDA)	13,120
Carry forward general activity (UDA)	0
18/19 Contracted orthodontic activity (UOA)	0
Carry forward orthodontic activity (UOA)	0
Baseline contract value	£325,479.07

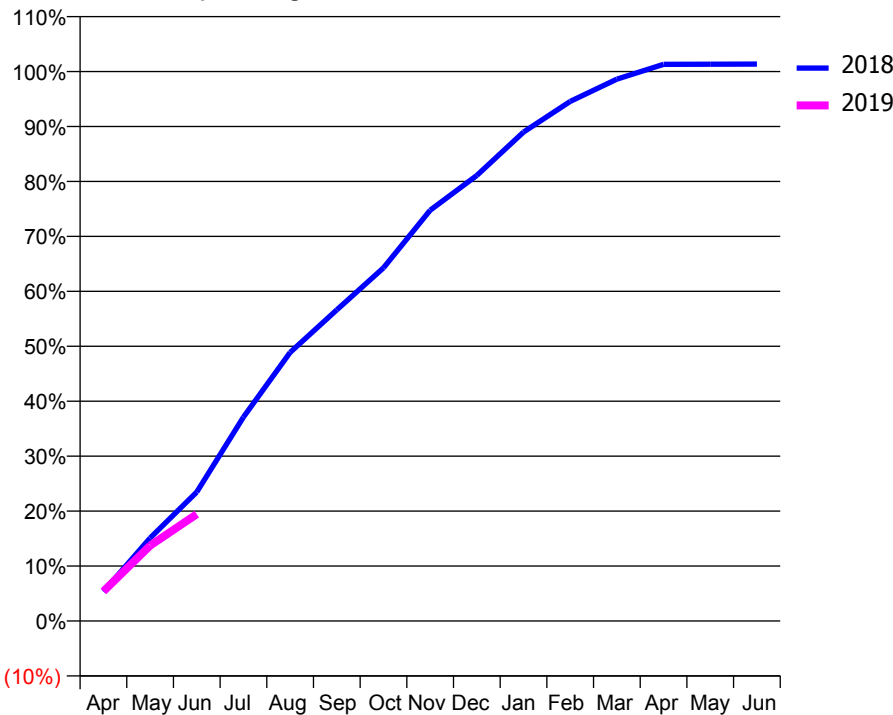
ACCESS*

Patients seen in 24 months	Total	Change since previous quarter
Quarter ending June 2017	4,072	
Quarter ending September 2017	4,211	↑
Quarter ending December 2017	4,295	→
Quarter ending March 2018	4,319	→
Quarter ending June 2018	4,398	→
Variance since June 2017	8.0%	↑



ACTIVITY

Cumulative percentage of contracted UDA delivered 2018 & 2019



Month	Adjusted Scheduled Activity (UDA)	
	2018	2019
April	540	708
May	1,530	1,802
June	2,375	2,551
July	3,756	
August	4,947	
September	5,731	
October	6,504	
November	7,564	
December	8,206	
January	9,004	
February	9,570	
March	9,979	
April	10,251	
May	10,255	
June	10,257	

QUALITY

	Quantity	Base Number	Contract	AT	Region	England
% of FP17s for the same patient ID Re-attending within 3 months - Children	18	473	3.8%	9.7%	11.3%	11.5%
% of FP17s for the same patient ID Re-attending within 3 months - Adults	101	1,593	6.3%	13.6%	14.9%	15.4%
% of FP17s for the same patient ID Re-attending between 3 & 9 months - Children	311	473	65.8%	62.5%	60.0%	58.9%
% of FP17s for the same patient ID Re-attending between 3 & 9 months - Adults	1,142	1,593	71.7%	56.1%	52.6%	51.6%
% of FP17s for Band 1 Urgent Courses	65	1,703	3.8%	6.9%	7.9%	8.9%
% of FP17s Relating to Free Repair or Replacements	17	1,703	1.0%	0.8%	0.8%	0.8%
% of FP17s Relating to Continuations	9	1,703	0.5%	1.1%	0.9%	0.9%
% of Patients satisfied with the dentistry they have received	13	14	92.9%	92.4%	93.2%	93.2%
% of Patients satisfied with the time they had to wait for an appointment	14	14	100.0%	88.7%	89.1%	88.8%

* This is based on patients treated on this contract for their most recent course of treatment. Figures in italics indicate the base number of FP17s or Patient Questionnaire responses are less than 100. N/A is shown where the base number of responses is less than 10 during the period. % is calculated as Quantity/Base number*100

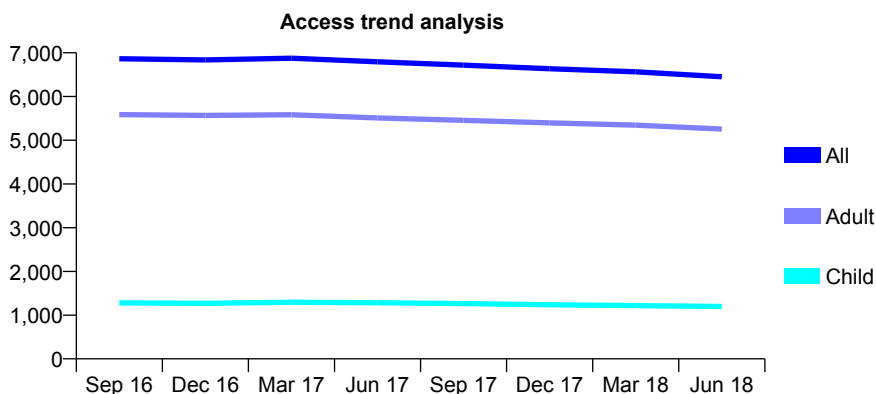
Q55 - Vital Signs At a Glance Contract Report for 256595/0001 - June 2018

Name or company name	MISS NL STEVENS
Contract type name	GDS Contract
Purpose of contract	General
Contract start date	26/11/2009
Contract end date	

18/19 Contracted general activity (UDA)	22,639
Carry forward general activity (UDA)	0
18/19 Contracted orthodontic activity (UOA)	0
Carry forward orthodontic activity (UOA)	0
Baseline contract value	£519,699.01

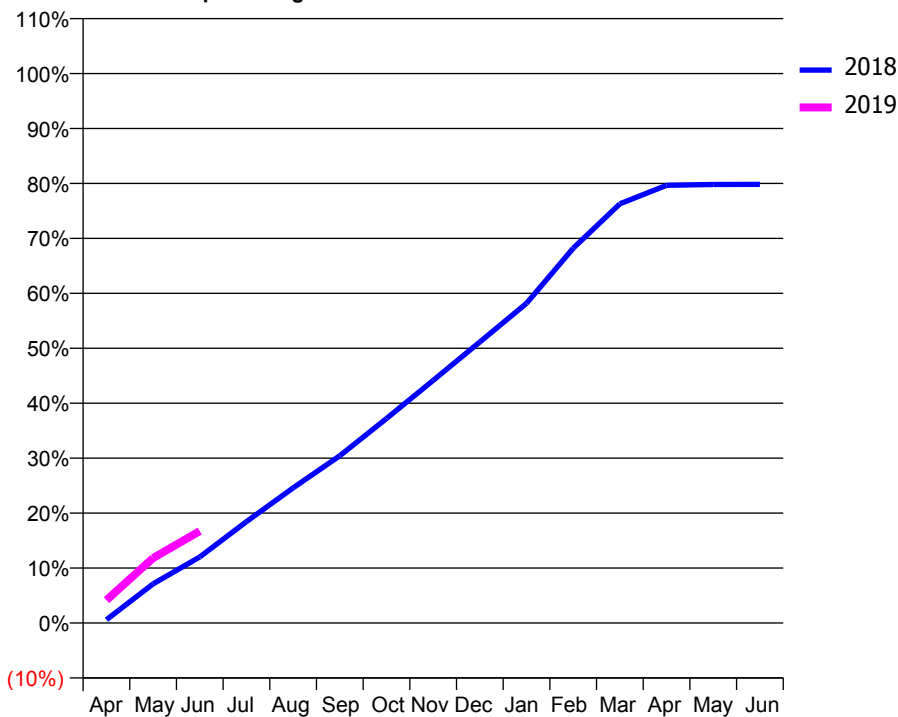
ACCESS*

Patients seen in 24 months	Total	Change since previous quarter
Quarter ending June 2017	6,793	
Quarter ending September 2017	6,718	↓
Quarter ending December 2017	6,636	↓
Quarter ending March 2018	6,565	↓
Quarter ending June 2018	6,454	↓
Variance since June 2017	(5.0%)	↓



ACTIVITY

Cumulative percentage of contracted UDA delivered 2018 & 2019



Month	Adjusted Scheduled Activity (UDA)	
	2018	2019
April	134	945
May	1,611	2,678
June	2,722	3,790
July	4,176	
August	5,569	
September	6,893	
October	8,423	
November	9,995	
December	11,576	
January	13,173	
February	15,439	
March	17,268	
April	18,034	
May	18,068	
June	18,071	

QUALITY

	Quantity	Base Number	Contract	AT	Region	England
% of FP17s for the same patient ID Re-attending within 3 months - Children	21	457	4.6%	9.7%	11.3%	11.5%
% of FP17s for the same patient ID Re-attending within 3 months - Adults	227	1,856	12.2%	13.6%	14.9%	15.4%
% of FP17s for the same patient ID Re-attending between 3 & 9 months - Children	321	457	70.2%	62.5%	60.0%	58.9%
% of FP17s for the same patient ID Re-attending between 3 & 9 months - Adults	1,104	1,856	59.5%	56.1%	52.6%	51.6%
% of FP17s for Band 1 Urgent Courses	72	1,971	3.7%	6.9%	7.9%	8.9%
% of FP17s Relating to Free Repair or Replacements	20	1,971	1.0%	0.8%	0.8%	0.8%
% of FP17s Relating to Continuations	52	1,971	2.6%	1.1%	0.9%	0.9%
% of Patients satisfied with the dentistry they have received	11	13	84.6%	92.4%	93.2%	93.2%
% of Patients satisfied with the time they had to wait for an appointment	12	13	92.3%	88.7%	89.1%	88.8%

* This is based on patients treated on this contract for their most recent course of treatment. Figures in italics indicate the base number of FP17s or Patient Questionnaire responses are less than 100. N/A is shown where the base number of responses is less than 10 during the period. % is calculated as Quantity/Base number*100

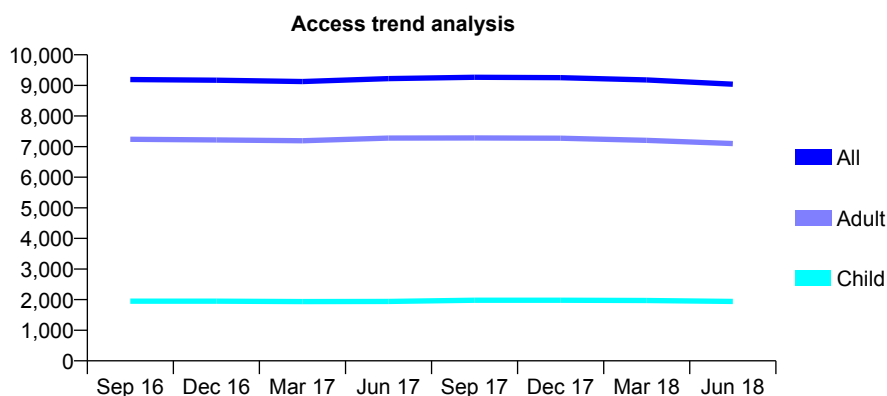
Q55 - Vital Signs At a Glance Contract Report for 269891/0001 - June 2018

Name or company name	Westdale Dental
Contract type name	GDS Contract
Purpose of contract	General and Orthodontic
Contract start date	01/04/2008
Contract end date	

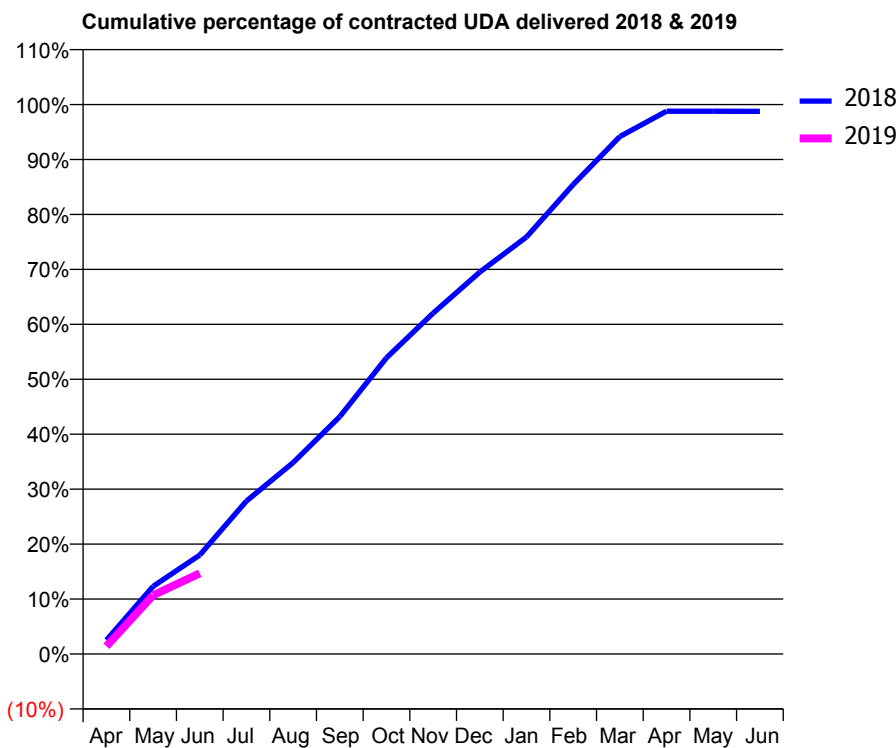
18/19 Contracted general activity (UDA)	24,872
Carry forward general activity (UDA)	0
18/19 Contracted orthodontic activity (UOA)	800
Carry forward orthodontic activity (UOA)	0
Baseline contract value	£659,034.05

ACCESS*

Patients seen in 24 months	Total	Change since previous quarter
Quarter ending June 2017	9,221	
Quarter ending September 2017	9,264	→
Quarter ending December 2017	9,253	→
Quarter ending March 2018	9,178	→
Quarter ending June 2018	9,038	↓
Variance since June 2017	(2.0%)	↓



ACTIVITY



Month	Adjusted Scheduled Activity (UDA)	
	2018	2019
April	631	355
May	3,060	2,658
June	4,481	3,658
July	6,927	
August	8,664	
September	10,747	
October	13,411	
November	15,432	
December	17,289	
January	18,877	
February	21,251	
March	23,419	
April	24,570	
May	24,566	
June	24,562	

QUALITY

	Quantity	Base Number	Contract	AT	Region	England
% of FP17s for the same patient ID Re-attending within 3 months - Children	75	685	10.9%	9.7%	11.3%	11.5%
% of FP17s for the same patient ID Re-attending within 3 months - Adults	366	2,448	15.0%	13.6%	14.9%	15.4%
% of FP17s for the same patient ID Re-attending between 3 & 9 months - Children	509	685	74.3%	62.5%	60.0%	58.9%
% of FP17s for the same patient ID Re-attending between 3 & 9 months - Adults	1,627	2,448	66.5%	56.1%	52.6%	51.6%
% of FP17s for Band 1 Urgent Courses	193	2,472	7.8%	6.9%	7.9%	8.9%
% of FP17s Relating to Free Repair or Replacements	26	2,472	1.1%	0.8%	0.8%	0.8%
% of FP17s Relating to Continuations	14	2,472	0.6%	1.1%	0.9%	0.9%
% of Patients satisfied with the dentistry they have received	10	10	100.0%	92.4%	93.2%	93.2%
% of Patients satisfied with the time they had to wait for an appointment	10	10	100.0%	88.7%	89.1%	88.8%

* This is based on patients treated on this contract for their most recent course of treatment. Figures in italics indicate the base number of FP17s or Patient Questionnaire responses are less than 100. N/A is shown where the base number of responses is less than 10 during the period. % is calculated as Quantity/Base number*100

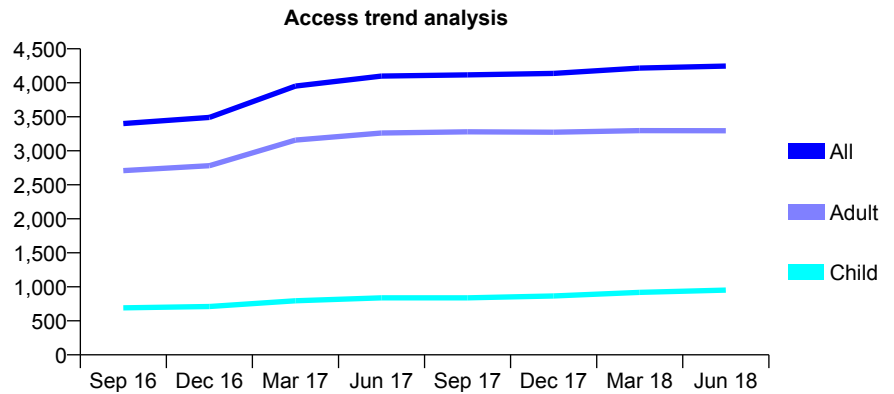
Q55 - Vital Signs At a Glance Contract Report for 279048/0001 - June 2018

Name or company name	MR R KHATIB
Contract type name	GDS Contract
Purpose of contract	General
Contract start date	01/08/2011
Contract end date	

18/19 Contracted general activity (UDA)	13,607
Carry forward general activity (UDA)	0
18/19 Contracted orthodontic activity (UOA)	0
Carry forward orthodontic activity (UOA)	0
Baseline contract value	£313,106.88

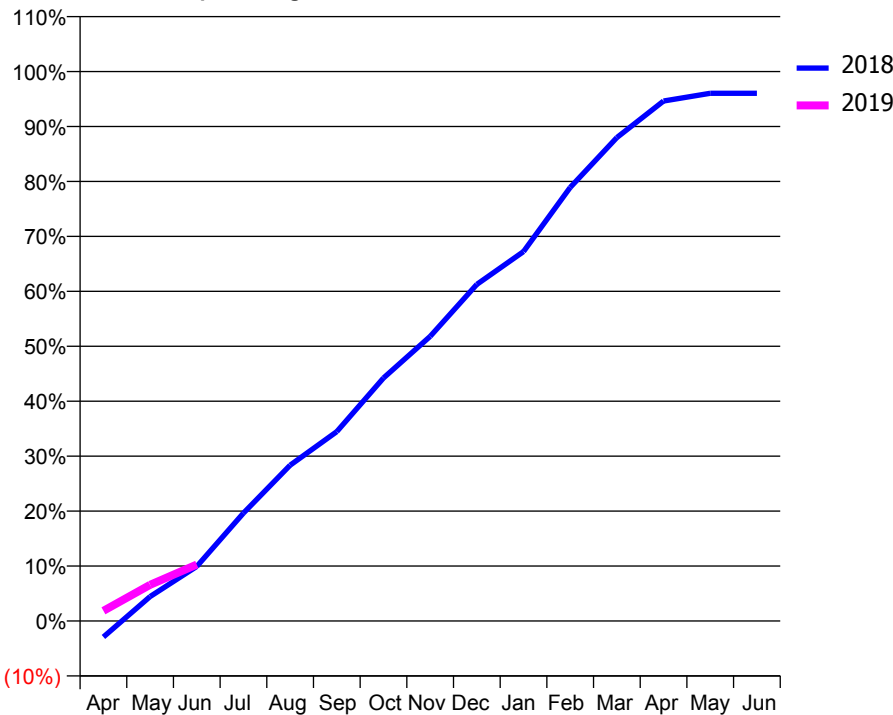
ACCESS*

Patients seen in 24 months	Total	Change since previous quarter
Quarter ending June 2017	4,099	
Quarter ending September 2017	4,117	→
Quarter ending December 2017	4,139	→
Quarter ending March 2018	4,216	→
Quarter ending June 2018	4,246	→
Variance since June 2017	3.6%	↑



ACTIVITY

Cumulative percentage of contracted UDA delivered 2018 & 2019



Month	Adjusted Scheduled Activity (UDA)	
	2018	2019
April	-282	251
May	428	896
June	954	1,398
July	1,888	
August	2,725	
September	3,311	
October	4,248	
November	4,976	
December	5,885	
January	6,460	
February	7,581	
March	8,452	
April	9,092	
May	9,226	
June	9,226	

QUALITY

	Quantity	Base Number	Contract	AT	Region	England
% of FP17s for the same patient ID Re-attending within 3 months - Children	25	385	6.5%	9.7%	11.3%	11.5%
% of FP17s for the same patient ID Re-attending within 3 months - Adults	129	1,222	10.6%	13.6%	14.9%	15.4%
% of FP17s for the same patient ID Re-attending between 3 & 9 months - Children	238	385	61.8%	62.5%	60.0%	58.9%
% of FP17s for the same patient ID Re-attending between 3 & 9 months - Adults	809	1,222	66.2%	56.1%	52.6%	51.6%
% of FP17s for Band 1 Urgent Courses	59	923	6.4%	6.9%	7.9%	8.9%
% of FP17s Relating to Free Repair or Replacements	18	923	2.0%	0.8%	0.8%	0.8%
% of FP17s Relating to Continuations	7	923	0.8%	1.1%	0.9%	0.9%
% of Patients satisfied with the dentistry they have received	6	6	N/A	92.4%	93.2%	93.2%
% of Patients satisfied with the time they had to wait for an appointment	6	6	N/A	88.7%	89.1%	88.8%

* This is based on patients treated on this contract for their most recent course of treatment. Figures in italics indicate the base number of FP17s or Patient Questionnaire responses are less than 100. N/A is shown where the base number of responses is less than 10 during the period. % is calculated as Quantity/Base number*100

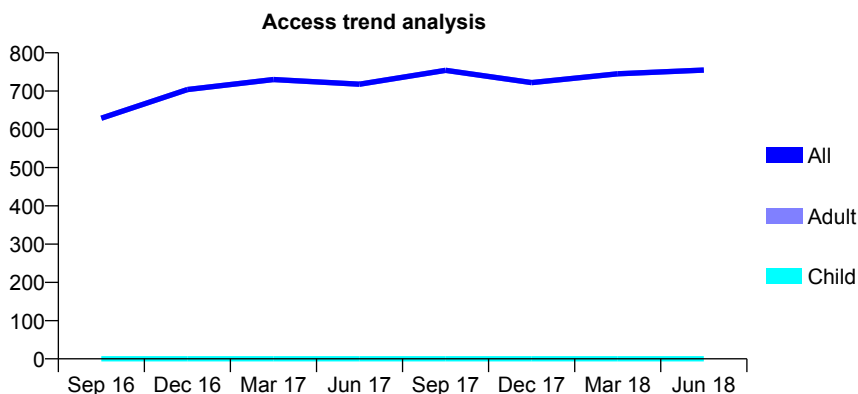
Q55 - Vital Signs At a Glance Contract Report for 279765/0001 - June 2018

Name or company name	MR MR NIEDZIELA
Contract type name	PDS Contract
Purpose of contract	General
Contract start date	01/01/2008
Contract end date	31/03/2020

18/19 Contracted general activity (UDA)	2,000
Carry forward general activity (UDA)	0
18/19 Contracted orthodontic activity (UOA)	0
Carry forward orthodontic activity (UOA)	0
Baseline contract value	£89,003.20

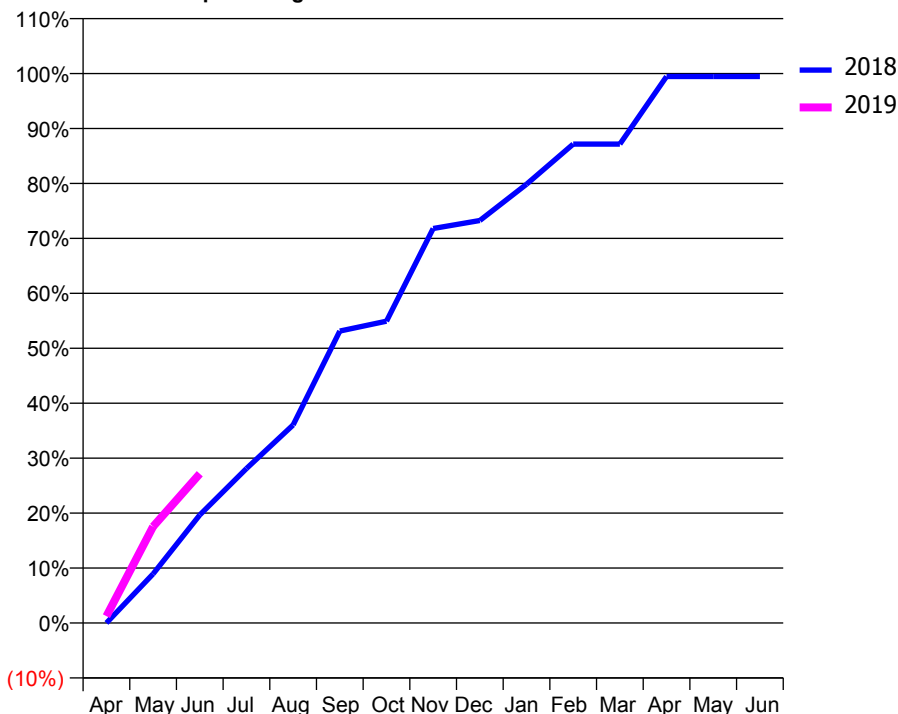
ACCESS*

Patients seen in 24 months	Total	Change since previous quarter
Quarter ending June 2017	718	
Quarter ending September 2017	754	↑
Quarter ending December 2017	722	↓
Quarter ending March 2018	745	↑
Quarter ending June 2018	755	→
Variance since June 2017	5.2%	↑



ACTIVITY

Cumulative percentage of contracted UDA delivered 2018 & 2019



Month	Adjusted Scheduled Activity (UDA)	
	2018	2019
April	0	25
May	179	351
June	393	543
July	562	
August	721	
September	1,063	
October	1,099	
November	1,436	
December	1,465	
January	1,597	
February	1,743	
March	1,743	
April	1,989	
May	1,989	
June	1,989	

QUALITY

	Quantity	Base Number	Contract	AT	Region	England
% of FP17s for the same patient ID Re-attending within 3 months - Children	0	0	N/A	9.7%	11.3%	11.5%
% of FP17s for the same patient ID Re-attending within 3 months - Adults	6	194	3.1%	13.6%	14.9%	15.4%
% of FP17s for the same patient ID Re-attending between 3 & 9 months - Children	0	0	N/A	62.5%	60.0%	58.9%
% of FP17s for the same patient ID Re-attending between 3 & 9 months - Adults	11	194	5.7%	56.1%	52.6%	51.6%
% of FP17s for Band 1 Urgent Courses	2	136	1.5%	6.9%	7.9%	8.9%
% of FP17s Relating to Free Repair or Replacements	0	136	0.0%	0.8%	0.8%	0.8%
% of FP17s Relating to Continuations	0	136	0.0%	1.1%	0.9%	0.9%
% of Patients satisfied with the dentistry they have received	0	0	N/A	92.4%	93.2%	93.2%
% of Patients satisfied with the time they had to wait for an appointment	0	0	N/A	88.7%	89.1%	88.8%

* This is based on patients treated on this contract for their most recent course of treatment. Figures in italics indicate the base number of FP17s or Patient Questionnaire responses are less than 100. N/A is shown where the base number of responses is less than 10 during the period. % is calculated as Quantity/Base number*100

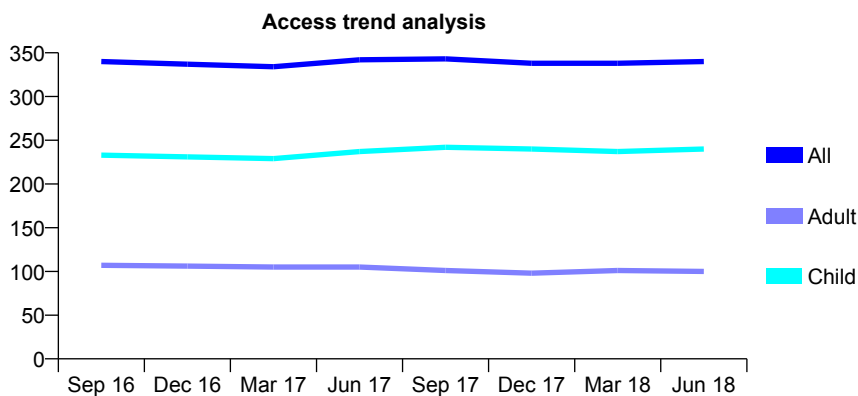
Q55 - Vital Signs At a Glance Contract Report for 323705/0001 - June 2018

Name or company name	MR MA ROBERTS
Contract type name	GDS Contract
Purpose of contract	General
Contract start date	01/04/2006
Contract end date	

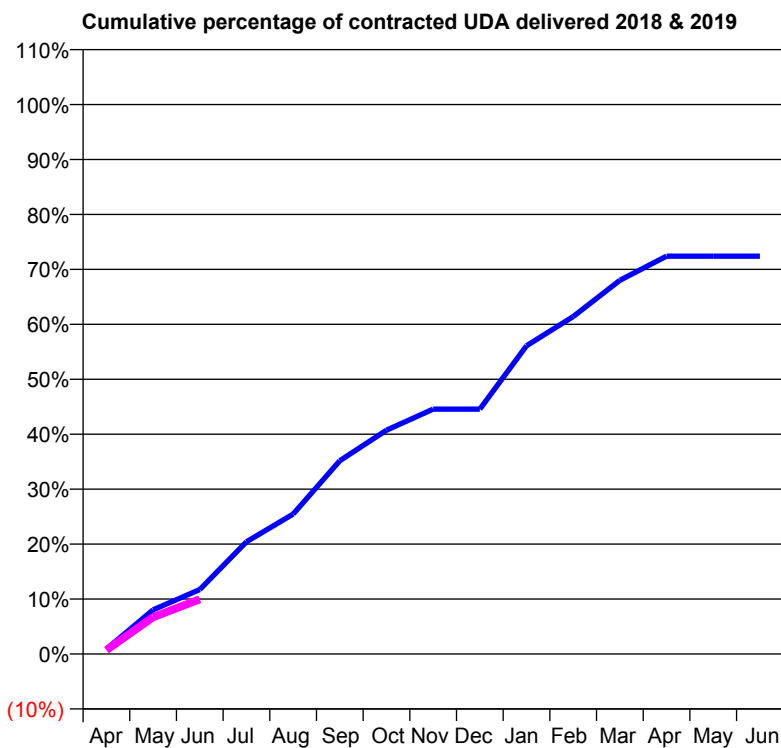
18/19 Contracted general activity (UDA)	1,000
Carry forward general activity (UDA)	0
18/19 Contracted orthodontic activity (UOA)	0
Carry forward orthodontic activity (UOA)	0
Baseline contract value	£25,236.25

ACCESS*

Patients seen in 24 months	Total	Change since previous quarter
Quarter ending June 2017	342	
Quarter ending September 2017	343	→
Quarter ending December 2017	338	↓
Quarter ending March 2018	338	→
Quarter ending June 2018	340	→
Variance since June 2017	(0.6%)	→



ACTIVITY



Month	Adjusted Scheduled Activity (UDA)	
	2018	2019
April	9	7
May	80	67
June	117	100
July	204	
August	255	
September	352	
October	407	
November	446	
December	446	
January	561	
February	614	
March	680	
April	724	
May	724	
June	724	

QUALITY

	Quantity	Base Number	Contract	AT	Region	England
% of FP17s for the same patient ID Re-attending within 3 months - Children	6	92	6.5%	9.7%	11.3%	11.5%
% of FP17s for the same patient ID Re-attending within 3 months - Adults	1	23	4.3%	13.6%	14.9%	15.4%
% of FP17s for the same patient ID Re-attending between 3 & 9 months - Children	61	92	66.3%	62.5%	60.0%	58.9%
% of FP17s for the same patient ID Re-attending between 3 & 9 months - Adults	14	23	60.9%	56.1%	52.6%	51.6%
% of FP17s for Band 1 Urgent Courses	3	79	3.8%	6.9%	7.9%	8.9%
% of FP17s Relating to Free Repair or Replacements	0	79	0.0%	0.8%	0.8%	0.8%
% of FP17s Relating to Continuations	1	79	1.3%	1.1%	0.9%	0.9%
% of Patients satisfied with the dentistry they have received	0	0	N/A	92.4%	93.2%	93.2%
% of Patients satisfied with the time they had to wait for an appointment	0	0	N/A	88.7%	89.1%	88.8%

* This is based on patients treated on this contract for their most recent course of treatment. Figures in italics indicate the base number of FP17s or Patient Questionnaire responses are less than 100. N/A is shown where the base number of responses is less than 10 during the period. % is calculated as Quantity/Base number*100

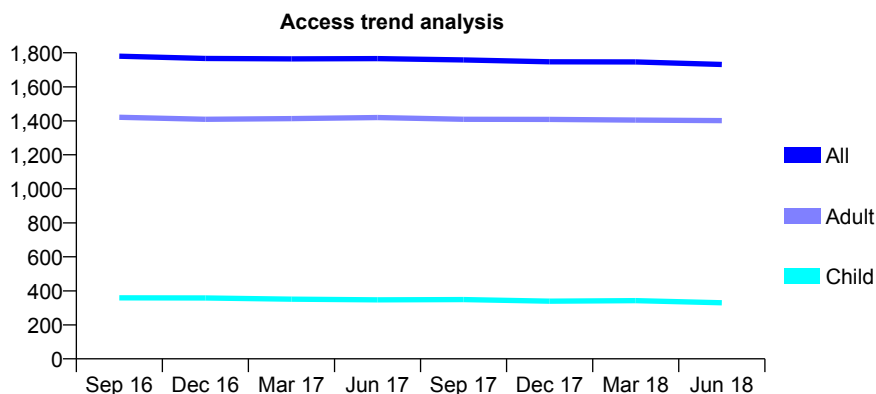
Q55 - Vital Signs At a Glance Contract Report for 326186/0001 - June 2018

Name or company name	MISS SJ THOMPSON
Contract type name	GDS Contract
Purpose of contract	General
Contract start date	01/04/2006
Contract end date	

18/19 Contracted general activity (UDA)	7,906
Carry forward general activity (UDA)	0
18/19 Contracted orthodontic activity (UOA)	0
Carry forward orthodontic activity (UOA)	0
Baseline contract value	£196,813.94

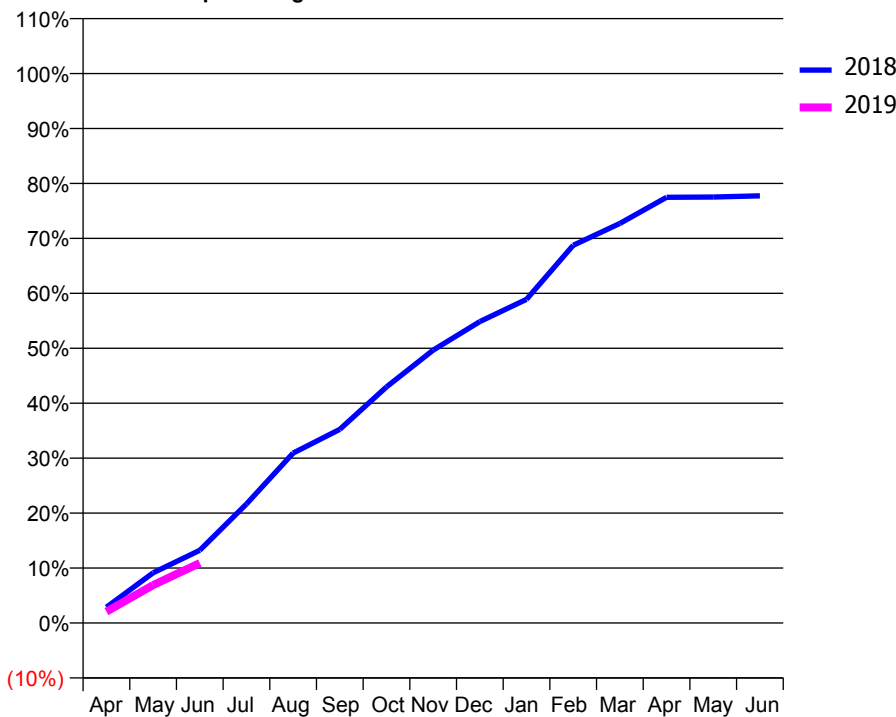
ACCESS*

Patients seen in 24 months	Total	Change since previous quarter
Quarter ending June 2017	1,766	
Quarter ending September 2017	1,758	→
Quarter ending December 2017	1,747	→
Quarter ending March 2018	1,746	→
Quarter ending June 2018	1,731	→
Variance since June 2017	(2.0%)	↓



ACTIVITY

Cumulative percentage of contracted UDA delivered 2018 & 2019



Month	Adjusted Scheduled Activity (UDA)	
	2018	2019
April	199	163
May	631	545
June	915	862
July	1,495	
August	2,135	
September	2,434	
October	2,968	
November	3,430	
December	3,789	
January	4,067	
February	4,747	
March	5,022	
April	5,350	
May	5,353	
June	5,368	

QUALITY

	Quantity	Base Number	Contract	AT	Region	England
% of FP17s for the same patient ID Re-attending within 3 months - Children	5	107	4.7%	9.7%	11.3%	11.5%
% of FP17s for the same patient ID Re-attending within 3 months - Adults	75	419	17.9%	13.6%	14.9%	15.4%
% of FP17s for the same patient ID Re-attending between 3 & 9 months - Children	69	107	64.5%	62.5%	60.0%	58.9%
% of FP17s for the same patient ID Re-attending between 3 & 9 months - Adults	195	419	46.5%	56.1%	52.6%	51.6%
% of FP17s for Band 1 Urgent Courses	50	374	13.4%	6.9%	7.9%	8.9%
% of FP17s Relating to Free Repair or Replacements	6	374	1.6%	0.8%	0.8%	0.8%
% of FP17s Relating to Continuations	11	374	2.9%	1.1%	0.9%	0.9%
% of Patients satisfied with the dentistry they have received	1	1	N/A	92.4%	93.2%	93.2%
% of Patients satisfied with the time they had to wait for an appointment	1	1	N/A	88.7%	89.1%	88.8%

* This is based on patients treated on this contract for their most recent course of treatment. Figures in italics indicate the base number of FP17s or Patient Questionnaire responses are less than 100. N/A is shown where the base number of responses is less than 10 during the period. % is calculated as Quantity/Base number*100

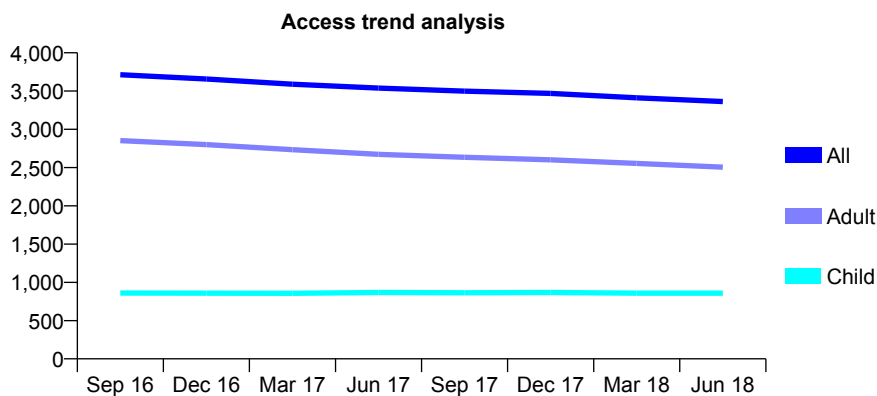
Q55 - Vital Signs At a Glance Contract Report for 330337/0002 - June 2018

Name or company name	MR AB WATTS
Contract type name	GDS Contract
Purpose of contract	General
Contract start date	01/04/2006
Contract end date	

18/19 Contracted general activity (UDA)	9,167
Carry forward general activity (UDA)	0
18/19 Contracted orthodontic activity (UOA)	0
Carry forward orthodontic activity (UOA)	0
Baseline contract value	£304,869.16

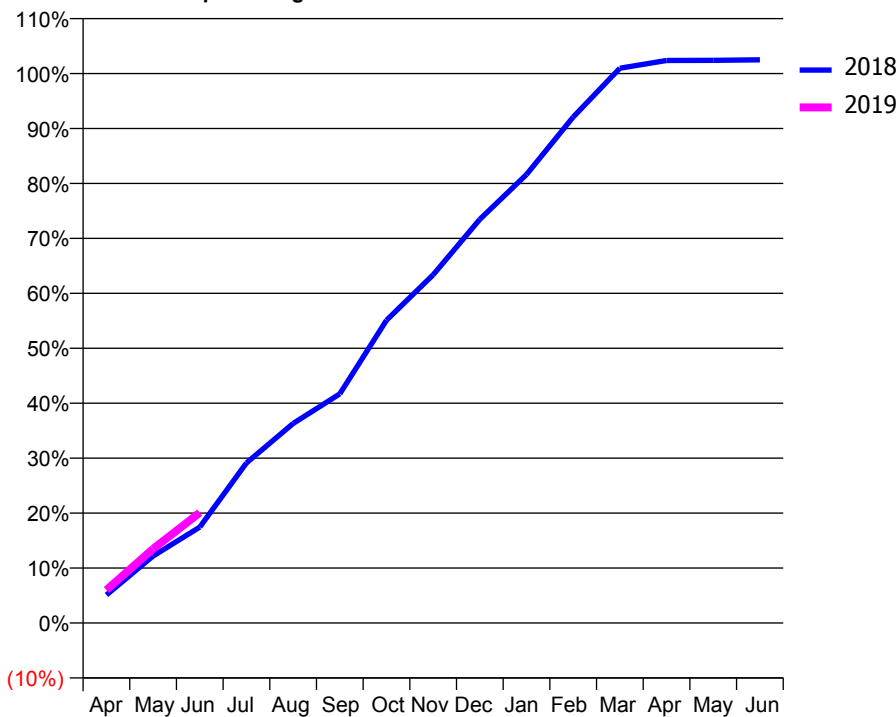
ACCESS*

Patients seen in 24 months	Total	Change since previous quarter
Quarter ending June 2017	3,539	
Quarter ending September 2017	3,499	↓
Quarter ending December 2017	3,469	→
Quarter ending March 2018	3,412	↓
Quarter ending June 2018	3,363	↓
Variance since June 2017	(5.0%)	↓



ACTIVITY

Cumulative percentage of contracted UDA delivered 2018 & 2019



Month	Adjusted Scheduled Activity (UDA)	
	2018	2019
April	467	551
May	1,117	1,239
June	1,600	1,841
July	2,671	
August	3,328	
September	3,823	
October	5,051	
November	5,809	
December	6,734	
January	7,482	
February	8,440	
March	9,254	
April	9,385	
May	9,387	
June	9,396	

QUALITY

	Quantity	Base Number	Contract	AT	Region	England
% of FP17s for the same patient ID Re-attending within 3 months - Children	16	322	5.0%	9.7%	11.3%	11.5%
% of FP17s for the same patient ID Re-attending within 3 months - Adults	81	908	8.9%	13.6%	14.9%	15.4%
% of FP17s for the same patient ID Re-attending between 3 & 9 months - Children	251	322	78.0%	62.5%	60.0%	58.9%
% of FP17s for the same patient ID Re-attending between 3 & 9 months - Adults	706	908	77.8%	56.1%	52.6%	51.6%
% of FP17s for Band 1 Urgent Courses	21	1,157	1.8%	6.9%	7.9%	8.9%
% of FP17s Relating to Free Repair or Replacements	3	1,157	0.3%	0.8%	0.8%	0.8%
% of FP17s Relating to Continuations	6	1,157	0.5%	1.1%	0.9%	0.9%
% of Patients satisfied with the dentistry they have received	5	5	N/A	92.4%	93.2%	93.2%
% of Patients satisfied with the time they had to wait for an appointment	4	5	N/A	88.7%	89.1%	88.8%

* This is based on patients treated on this contract for their most recent course of treatment. Figures in italics indicate the base number of FP17s or Patient Questionnaire responses are less than 100. N/A is shown where the base number of responses is less than 10 during the period. % is calculated as Quantity/Base number*100

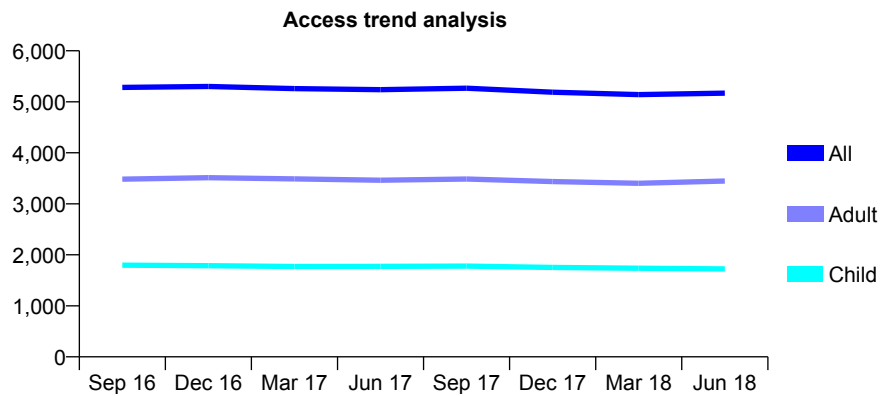
Q55 - Vital Signs At a Glance Contract Report for 331147/0001 - June 2018

Name or company name	MR J TRUSZ
Contract type name	GDS Contract
Purpose of contract	General
Contract start date	01/04/2006
Contract end date	

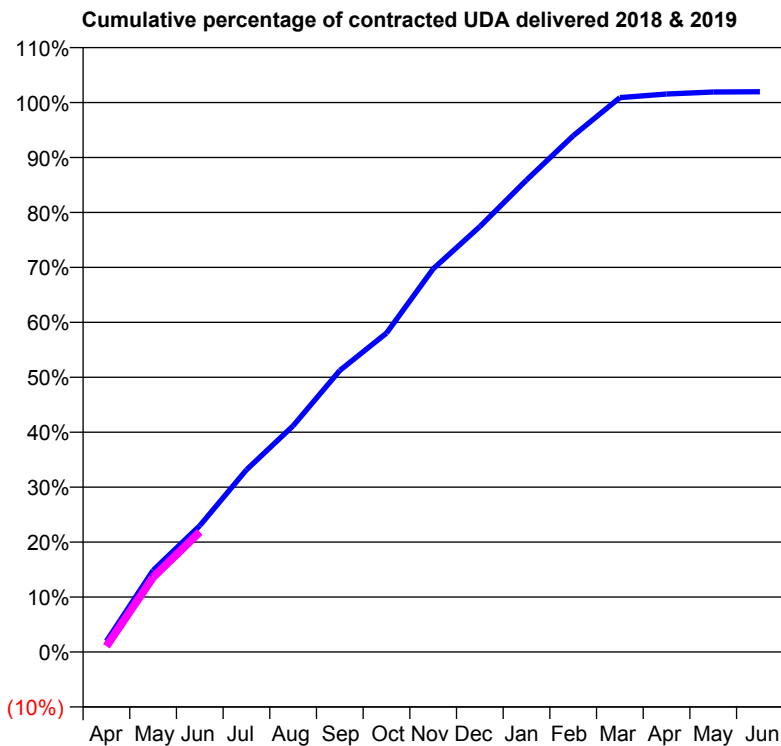
18/19 Contracted general activity (UDA)	14,769
Carry forward general activity (UDA)	0
18/19 Contracted orthodontic activity (UOA)	0
Carry forward orthodontic activity (UOA)	0
Baseline contract value	£341,486.92

ACCESS*

Patients seen in 24 months	Total	Change since previous quarter
Quarter ending June 2017	5,237	
Quarter ending September 2017	5,266	→
Quarter ending December 2017	5,189	↓
Quarter ending March 2018	5,140	→
Quarter ending June 2018	5,171	→
Variance since June 2017	(1.3%)	↓



ACTIVITY



Month	Adjusted Scheduled Activity (UDA)	
	2018	2019
April	291	157
May	2,194	2,009
June	3,395	3,227
July	4,897	
August	6,080	
September	7,567	
October	8,572	
November	10,300	
December	11,433	
January	12,684	
February	13,875	
March	14,902	
April	14,998	
May	15,051	
June	15,058	

QUALITY

	Quantity	Base Number	Contract	AT	Region	England
% of FP17s for the same patient ID Re-attending within 3 months - Children	38	699	5.4%	9.7%	11.3%	11.5%
% of FP17s for the same patient ID Re-attending within 3 months - Adults	86	1,167	7.4%	13.6%	14.9%	15.4%
% of FP17s for the same patient ID Re-attending between 3 & 9 months - Children	521	699	74.5%	62.5%	60.0%	58.9%
% of FP17s for the same patient ID Re-attending between 3 & 9 months - Adults	807	1,167	69.2%	56.1%	52.6%	51.6%
% of FP17s for Band 1 Urgent Courses	55	1,785	3.1%	6.9%	7.9%	8.9%
% of FP17s Relating to Free Repair or Replacements	29	1,785	1.6%	0.8%	0.8%	0.8%
% of FP17s Relating to Continuations	5	1,785	0.3%	1.1%	0.9%	0.9%
% of Patients satisfied with the dentistry they have received	6	7	N/A	92.4%	93.2%	93.2%
% of Patients satisfied with the time they had to wait for an appointment	6	7	N/A	88.7%	89.1%	88.8%

* This is based on patients treated on this contract for their most recent course of treatment. Figures in italics indicate the base number of FP17s or Patient Questionnaire responses are less than 100. N/A is shown where the base number of responses is less than 10 during the period. % is calculated as Quantity/Base number*100

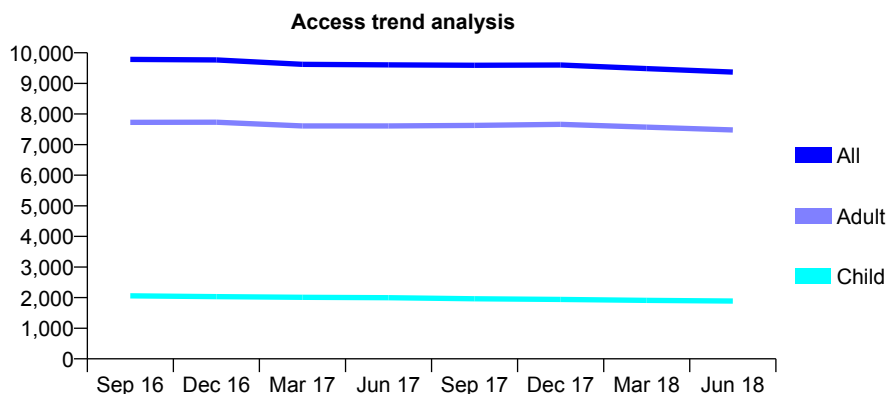
Q55 - Vital Signs At a Glance Contract Report for 331864/0001 - June 2018

Name or company name	MISS L KO
Contract type name	GDS Contract
Purpose of contract	General and Orthodontic
Contract start date	01/04/2006
Contract end date	

18/19 Contracted general activity (UDA)	28,035
Carry forward general activity (UDA)	0
18/19 Contracted orthodontic activity (UOA)	1,062
Carry forward orthodontic activity (UOA)	0
Baseline contract value	£723,047.03

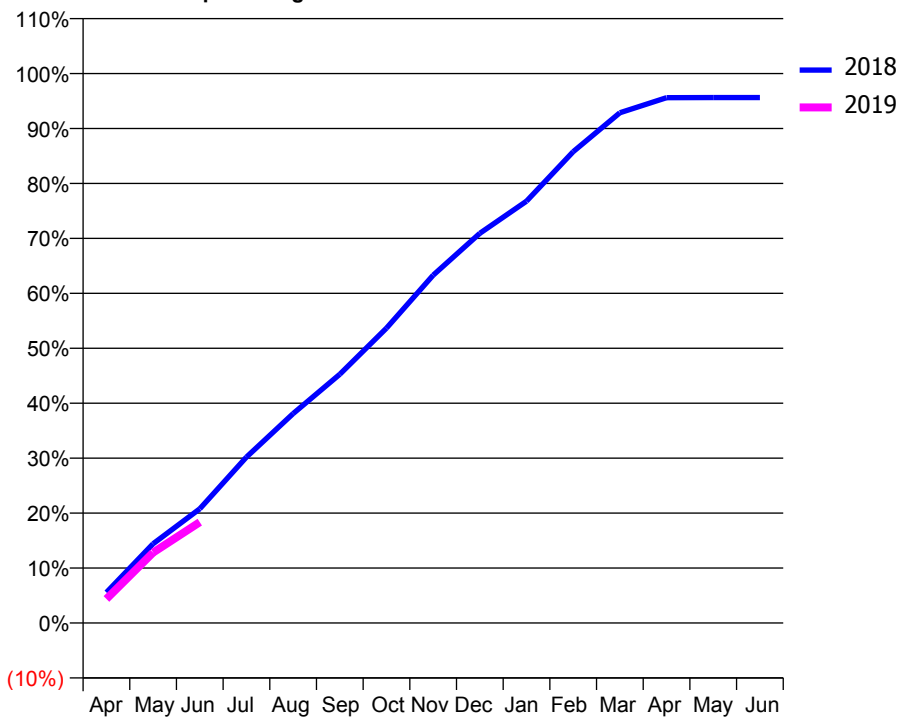
ACCESS*

Patients seen in 24 months	Total	Change since previous quarter
Quarter ending June 2017	9,605	
Quarter ending September 2017	9,591	→
Quarter ending December 2017	9,600	→
Quarter ending March 2018	9,482	↓
Quarter ending June 2018	9,372	↓
Variance since June 2017	(2.4%)	↓



ACTIVITY

Cumulative percentage of contracted UDA delivered 2018 & 2019



Month	Adjusted Scheduled Activity (UDA)	
	2018	2019
April	1,560	1,228
May	4,045	3,598
June	5,826	5,149
July	8,464	
August	10,688	
September	12,692	
October	15,047	
November	17,746	
December	19,880	
January	21,522	
February	24,047	
March	26,035	
April	26,802	
May	26,806	
June	26,807	

QUALITY

	Quantity	Base Number	Contract	AT	Region	England
% of FP17s for the same patient ID Re-attending within 3 months - Children	48	708	6.8%	9.7%	11.3%	11.5%
% of FP17s for the same patient ID Re-attending within 3 months - Adults	338	2,544	13.3%	13.6%	14.9%	15.4%
% of FP17s for the same patient ID Re-attending between 3 & 9 months - Children	497	708	70.2%	62.5%	60.0%	58.9%
% of FP17s for the same patient ID Re-attending between 3 & 9 months - Adults	1,552	2,544	61.0%	56.1%	52.6%	51.6%
% of FP17s for Band 1 Urgent Courses	215	2,739	7.8%	6.9%	7.9%	8.9%
% of FP17s Relating to Free Repair or Replacements	41	2,739	1.5%	0.8%	0.8%	0.8%
% of FP17s Relating to Continuations	18	2,739	0.7%	1.1%	0.9%	0.9%
% of Patients satisfied with the dentistry they have received	17	17	100.0%	92.4%	93.2%	93.2%
% of Patients satisfied with the time they had to wait for an appointment	17	17	100.0%	88.7%	89.1%	88.8%

* This is based on patients treated on this contract for their most recent course of treatment. Figures in italics indicate the base number of FP17s or Patient Questionnaire responses are less than 100. N/A is shown where the base number of responses is less than 10 during the period. % is calculated as Quantity/Base number*100

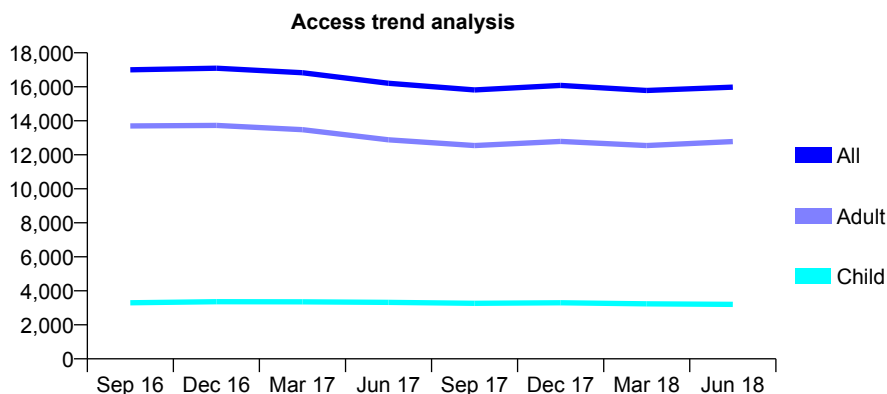
Q55 - Vital Signs At a Glance Contract Report for 338109/0001 - June 2018

Name or company name	MR PF CARROLL
Contract type name	GDS Contract
Purpose of contract	General
Contract start date	01/04/2006
Contract end date	

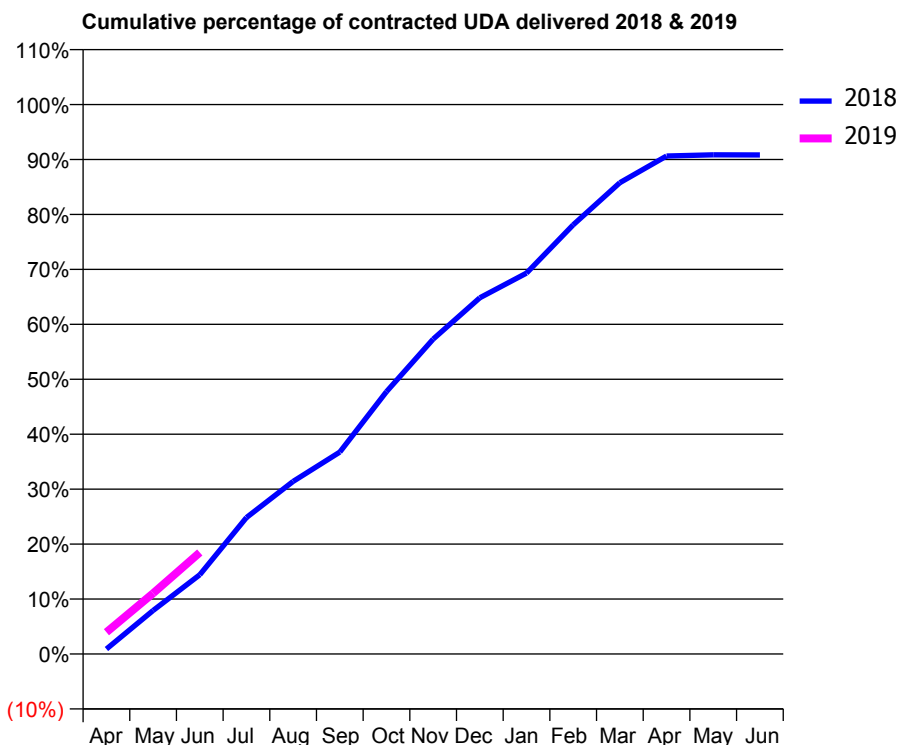
18/19 Contracted general activity (UDA)	33,023
Carry forward general activity (UDA)	0
18/19 Contracted orthodontic activity (UOA)	0
Carry forward orthodontic activity (UOA)	0
Baseline contract value	£809,147.92

ACCESS*

Patients seen in 24 months	Total	Change since previous quarter
Quarter ending June 2017	16,205	
Quarter ending September 2017	15,816	↓
Quarter ending December 2017	16,085	→
Quarter ending March 2018	15,782	↓
Quarter ending June 2018	15,980	→
Variance since June 2017	(1.4%)	↓



ACTIVITY



Adjusted Scheduled Activity (UDA)		
Month	2018	2019
April	300	1,309
May	2,617	3,654
June	4,764	6,102
July	8,199	
August	10,373	
September	12,135	
October	15,764	
November	18,925	
December	21,407	
January	22,888	
February	25,795	
March	28,326	
April	29,924	
May	29,998	
June	29,989	

QUALITY

	Quantity	Base Number	Contract	AT	Region	England
% of FP17s for the same patient ID Re-attending within 3 months - Children	41	1,059	3.9%	9.7%	11.3%	11.5%
% of FP17s for the same patient ID Re-attending within 3 months - Adults	365	3,667	10.0%	13.6%	14.9%	15.4%
% of FP17s for the same patient ID Re-attending between 3 & 9 months - Children	605	1,059	57.1%	62.5%	60.0%	58.9%
% of FP17s for the same patient ID Re-attending between 3 & 9 months - Adults	1,324	3,667	36.1%	56.1%	52.6%	51.6%
% of FP17s for Band 1 Urgent Courses	195	3,705	5.3%	6.9%	7.9%	8.9%
% of FP17s Relating to Free Repair or Replacements	51	3,705	1.4%	0.8%	0.8%	0.8%
% of FP17s Relating to Continuations	36	3,705	1.0%	1.1%	0.9%	0.9%
% of Patients satisfied with the dentistry they have received	15	16	93.8%	92.4%	93.2%	93.2%
% of Patients satisfied with the time they had to wait for an appointment	12	16	75.0%	88.7%	89.1%	88.8%

* This is based on patients treated on this contract for their most recent course of treatment. Figures in italics indicate the base number of FP17s or Patient Questionnaire responses are less than 100. N/A is shown where the base number of responses is less than 10 during the period. % is calculated as Quantity/Base number*100

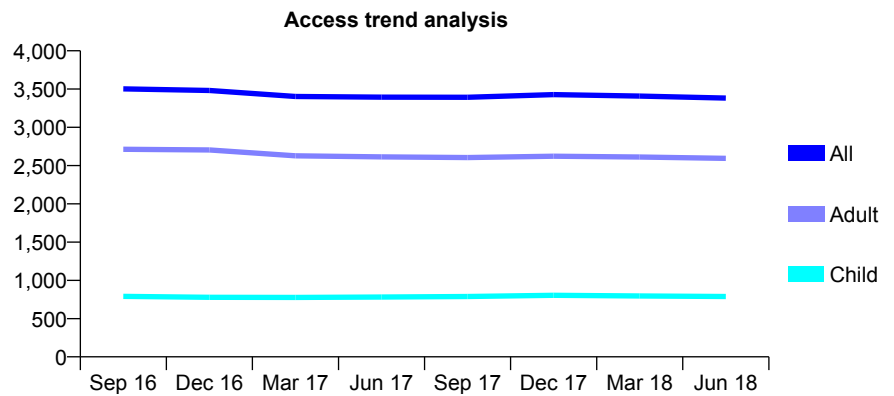
Q55 - Vital Signs At a Glance Contract Report for 353922/0001 - June 2018

Name or company name	MRS P RAD
Contract type name	GDS Contract
Purpose of contract	General
Contract start date	01/04/2006
Contract end date	

18/19 Contracted general activity (UDA)	11,667
Carry forward general activity (UDA)	0
18/19 Contracted orthodontic activity (UOA)	0
Carry forward orthodontic activity (UOA)	0
Baseline contract value	£291,949.25

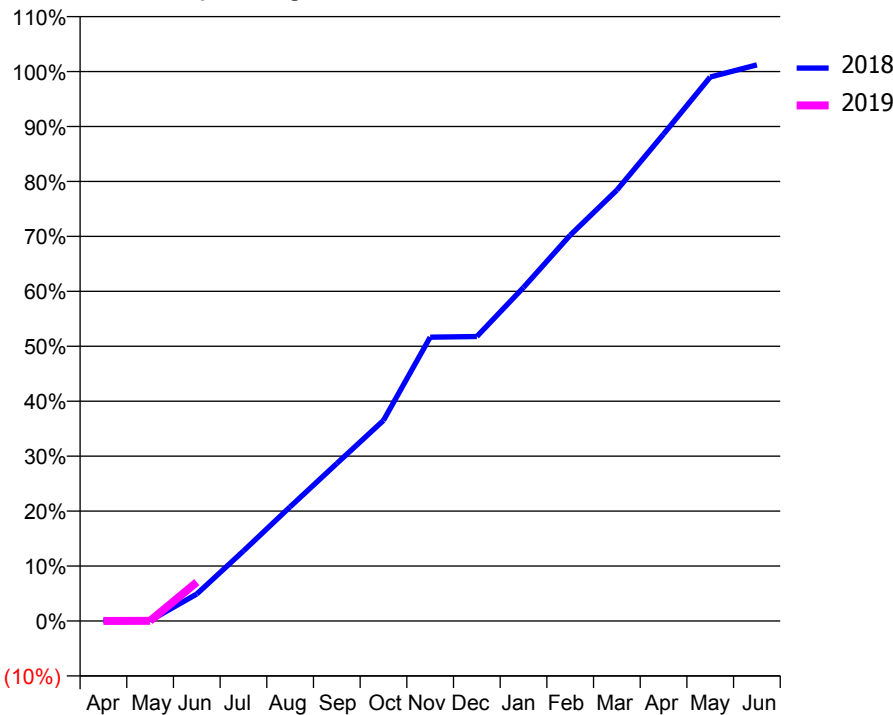
ACCESS*

Patients seen in 24 months	Total	Change since previous quarter
Quarter ending June 2017	3,395	
Quarter ending September 2017	3,392	→
Quarter ending December 2017	3,428	→
Quarter ending March 2018	3,408	→
Quarter ending June 2018	3,382	→
Variance since June 2017	(0.4%)	→



ACTIVITY

Cumulative percentage of contracted UDA delivered 2018 & 2019



Month	Adjusted Scheduled Activity (UDA)	
	2018	2019
April	7	0
May	10	3
June	573	826
July	1,488	
August	2,424	
September	3,346	
October	4,261	
November	6,026	
December	6,040	
January	7,082	
February	8,192	
March	9,150	
April	10,337	
May	11,551	
June	11,807	

QUALITY

	Quantity	Base Number	Contract	AT	Region	England
% of FP17s for the same patient ID Re-attending within 3 months - Children	18	376	4.8%	9.7%	11.3%	11.5%
% of FP17s for the same patient ID Re-attending within 3 months - Adults	123	998	12.3%	13.6%	14.9%	15.4%
% of FP17s for the same patient ID Re-attending between 3 & 9 months - Children	241	376	64.1%	62.5%	60.0%	58.9%
% of FP17s for the same patient ID Re-attending between 3 & 9 months - Adults	604	998	60.5%	56.1%	52.6%	51.6%
% of FP17s for Band 1 Urgent Courses	5	431	1.2%	6.9%	7.9%	8.9%
% of FP17s Relating to Free Repair or Replacements	1	431	0.2%	0.8%	0.8%	0.8%
% of FP17s Relating to Continuations	13	431	3.0%	1.1%	0.9%	0.9%
% of Patients satisfied with the dentistry they have received	2	2	N/A	92.4%	93.2%	93.2%
% of Patients satisfied with the time they had to wait for an appointment	2	2	N/A	88.7%	89.1%	88.8%

* This is based on patients treated on this contract for their most recent course of treatment. Figures in italics indicate the base number of FP17s or Patient Questionnaire responses are less than 100. N/A is shown where the base number of responses is less than 10 during the period. % is calculated as Quantity/Base number*100

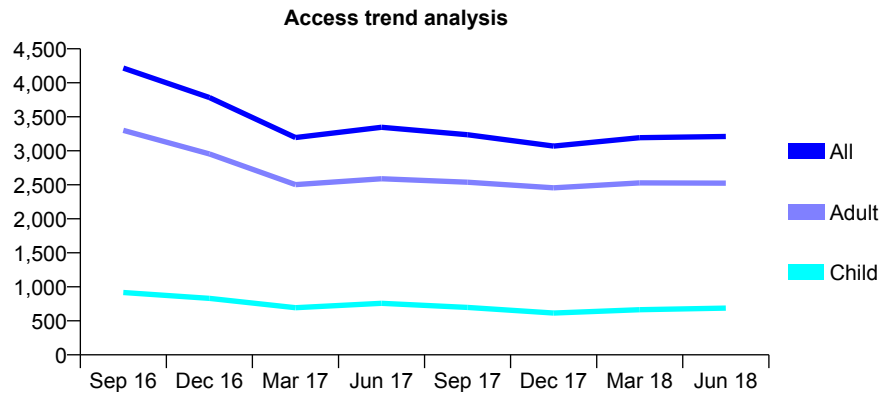
Q55 - Vital Signs At a Glance Contract Report for 355127/0001 - June 2018

Name or company name	MR A KOSHAL
Contract type name	GDS Contract
Purpose of contract	General
Contract start date	01/04/2006
Contract end date	

18/19 Contracted general activity (UDA)	10,677
Carry forward general activity (UDA)	0
18/19 Contracted orthodontic activity (UOA)	0
Carry forward orthodontic activity (UOA)	0
Baseline contract value	£468,474.47

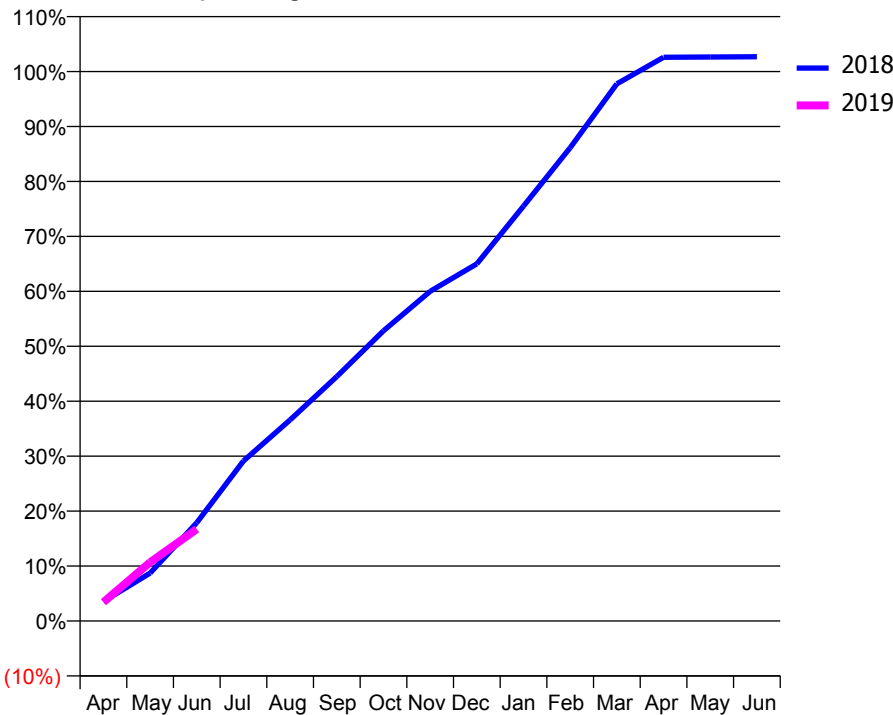
ACCESS*

Patients seen in 24 months	Total	Change since previous quarter
Quarter ending June 2017	3,347	
Quarter ending September 2017	3,236	↓
Quarter ending December 2017	3,070	↓
Quarter ending March 2018	3,193	↑
Quarter ending June 2018	3,211	→
Variance since June 2017	(4.1%)	↓



ACTIVITY

Cumulative percentage of contracted UDA delivered 2018 & 2019



Month	Adjusted Scheduled Activity (UDA)	
	2018	2019
April	379	366
May	930	1,141
June	1,910	1,788
July	3,110	
August	3,909	
September	4,750	
October	5,640	
November	6,407	
December	6,940	
January	8,061	
February	9,197	
March	10,437	
April	10,955	
May	10,960	
June	10,963	

QUALITY

	Quantity	Base Number	Contract	AT	Region	England
% of FP17s for the same patient ID Re-attending within 3 months - Children	11	270	4.1%	9.7%	11.3%	11.5%
% of FP17s for the same patient ID Re-attending within 3 months - Adults	111	937	11.8%	13.6%	14.9%	15.4%
% of FP17s for the same patient ID Re-attending between 3 & 9 months - Children	103	270	38.1%	62.5%	60.0%	58.9%
% of FP17s for the same patient ID Re-attending between 3 & 9 months - Adults	321	937	34.3%	56.1%	52.6%	51.6%
% of FP17s for Band 1 Urgent Courses	83	949	8.7%	6.9%	7.9%	8.9%
% of FP17s Relating to Free Repair or Replacements	4	949	0.4%	0.8%	0.8%	0.8%
% of FP17s Relating to Continuations	14	949	1.5%	1.1%	0.9%	0.9%
% of Patients satisfied with the dentistry they have received	1	2	N/A	92.4%	93.2%	93.2%
% of Patients satisfied with the time they had to wait for an appointment	1	2	N/A	88.7%	89.1%	88.8%

* This is based on patients treated on this contract for their most recent course of treatment. Figures in italics indicate the base number of FP17s or Patient Questionnaire responses are less than 100. N/A is shown where the base number of responses is less than 10 during the period. % is calculated as Quantity/Base number*100

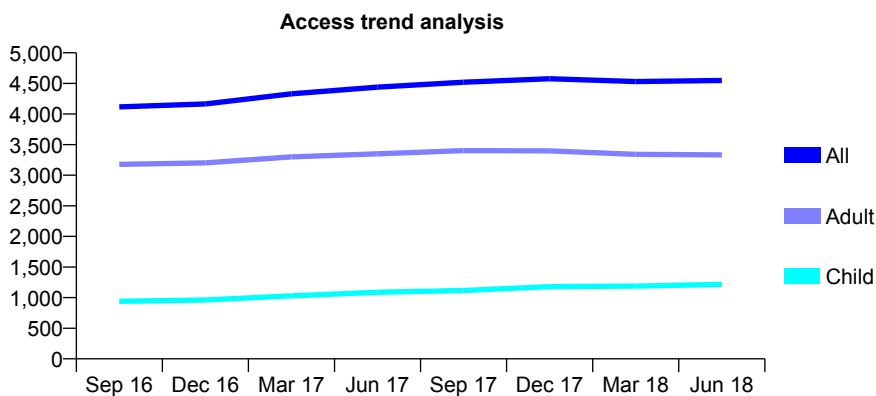
Q55 - Vital Signs At a Glance Contract Report for 368350/0001 - June 2018

Name or company name	MRS A MIODUSZEWSKA
Contract type name	GDS Contract
Purpose of contract	General
Contract start date	01/08/2012
Contract end date	

18/19 Contracted general activity (UDA)	19,546
Carry forward general activity (UDA)	0
18/19 Contracted orthodontic activity (UOA)	0
Carry forward orthodontic activity (UOA)	0
Baseline contract value	£484,231.68

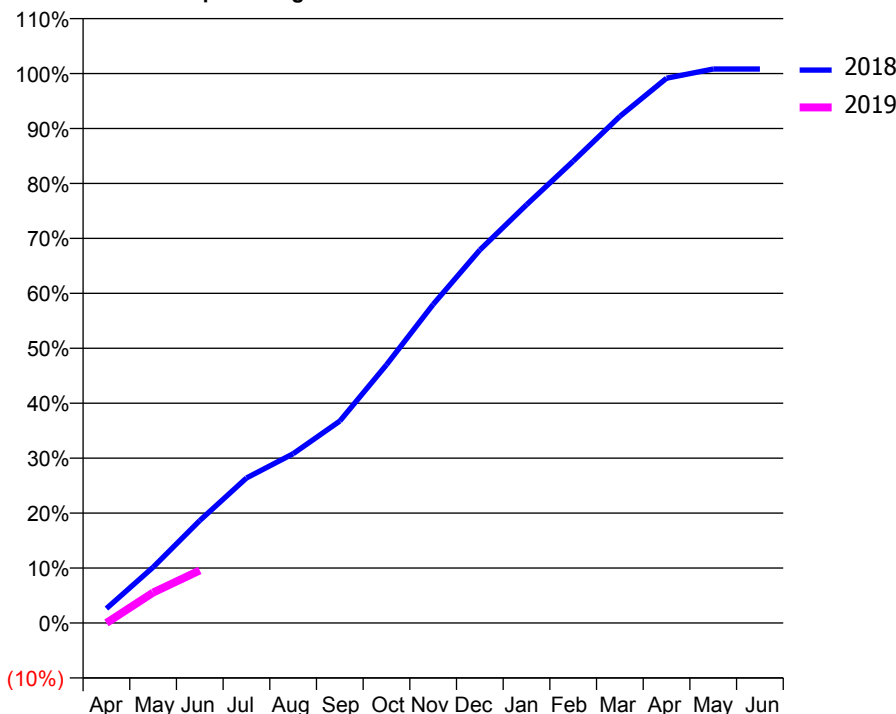
ACCESS*

Patients seen in 24 months	Total	Change since previous quarter
Quarter ending June 2017	4,438	
Quarter ending September 2017	4,519	→
Quarter ending December 2017	4,577	→
Quarter ending March 2018	4,530	↓
Quarter ending June 2018	4,548	→
Variance since June 2017	2.5%	↑



ACTIVITY

Cumulative percentage of contracted UDA delivered 2018 & 2019



Month	Adjusted Scheduled Activity (UDA)	
	2018	2019
April	358	0
May	1,375	1,084
June	2,525	1,869
July	3,573	
August	4,172	
September	4,978	
October	6,365	
November	7,856	
December	9,196	
January	10,312	
February	11,386	
March	12,490	
April	13,431	
May	13,658	
June	13,658	

QUALITY

	Quantity	Base Number	Contract	AT	Region	England
% of FP17s for the same patient ID Re-attending within 3 months - Children	29	459	6.3%	9.7%	11.3%	11.5%
% of FP17s for the same patient ID Re-attending within 3 months - Adults	130	1,355	9.6%	13.6%	14.9%	15.4%
% of FP17s for the same patient ID Re-attending between 3 & 9 months - Children	287	459	62.5%	62.5%	60.0%	58.9%
% of FP17s for the same patient ID Re-attending between 3 & 9 months - Adults	959	1,355	70.8%	56.1%	52.6%	51.6%
% of FP17s for Band 1 Urgent Courses	26	918	2.8%	6.9%	7.9%	8.9%
% of FP17s Relating to Free Repair or Replacements	3	918	0.3%	0.8%	0.8%	0.8%
% of FP17s Relating to Continuations	10	918	1.1%	1.1%	0.9%	0.9%
% of Patients satisfied with the dentistry they have received	3	3	N/A	92.4%	93.2%	93.2%
% of Patients satisfied with the time they had to wait for an appointment	3	3	N/A	88.7%	89.1%	88.8%

* This is based on patients treated on this contract for their most recent course of treatment. Figures in italics indicate the base number of FP17s or Patient Questionnaire responses are less than 100. N/A is shown where the base number of responses is less than 10 during the period. % is calculated as Quantity/Base number*100

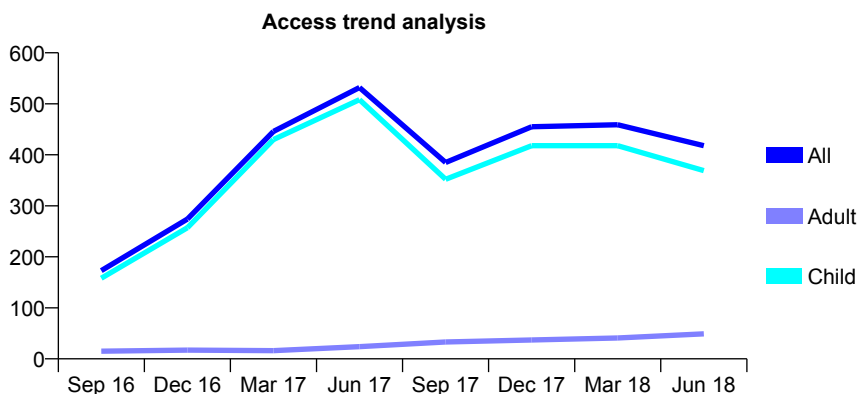
Q55 - Vital Signs At a Glance Contract Report for 561916/0002 - June 2018

Name or company name	MISS BM WILSON
Contract type name	GDS Contract
Purpose of contract	General
Contract start date	23/06/2013
Contract end date	

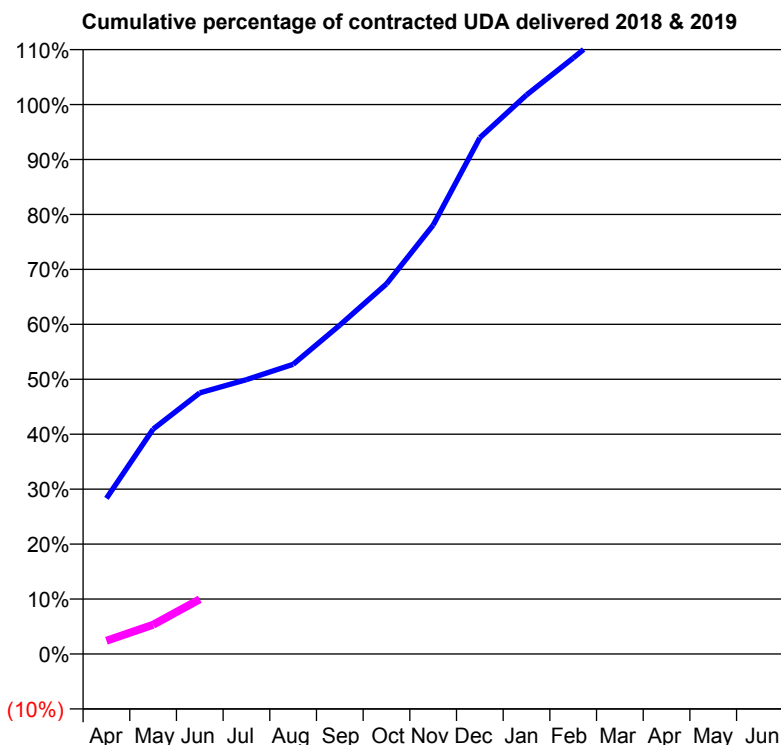
18/19 Contracted general activity (UDA)	787
Carry forward general activity (UDA)	0
18/19 Contracted orthodontic activity (UOA)	0
Carry forward orthodontic activity (UOA)	0
Baseline contract value	£20,936.77

ACCESS*

Patients seen in 24 months	Total	Change since previous quarter
Quarter ending June 2017	532	
Quarter ending September 2017	385	↓
Quarter ending December 2017	455	↑
Quarter ending March 2018	459	→
Quarter ending June 2018	418	↓
Variance since June 2017	(21.4%)	↓



ACTIVITY



Adjusted Scheduled Activity (UDA)		
Month	2018	2019
April	223	19
May	322	42
June	374	78
July	393	
August	415	
September	471	
October	530	
November	614	
December	739	
January	801	
February	854	
March	908	
April	947	
May	947	
June	947	

QUALITY

	Quantity	Base Number	Contract	AT	Region	England
% of FP17s for the same patient ID Re-attending within 3 months - Children	4	84	4.8%	9.7%	11.3%	11.5%
% of FP17s for the same patient ID Re-attending within 3 months - Adults	0	0	N/A	13.6%	14.9%	15.4%
% of FP17s for the same patient ID Re-attending between 3 & 9 months - Children	38	84	45.2%	62.5%	60.0%	58.9%
% of FP17s for the same patient ID Re-attending between 3 & 9 months - Adults	0	0	N/A	56.1%	52.6%	51.6%
% of FP17s for Band 1 Urgent Courses	2	55	3.6%	6.9%	7.9%	8.9%
% of FP17s Relating to Free Repair or Replacements	0	55	0.0%	0.8%	0.8%	0.8%
% of FP17s Relating to Continuations	0	55	0.0%	1.1%	0.9%	0.9%
% of Patients satisfied with the dentistry they have received	0	0	N/A	92.4%	93.2%	93.2%
% of Patients satisfied with the time they had to wait for an appointment	0	0	N/A	88.7%	89.1%	88.8%

* This is based on patients treated on this contract for their most recent course of treatment. Figures in italics indicate the base number of FP17s or Patient Questionnaire responses are less than 100. N/A is shown where the base number of responses is less than 10 during the period. % is calculated as Quantity/Base number*100

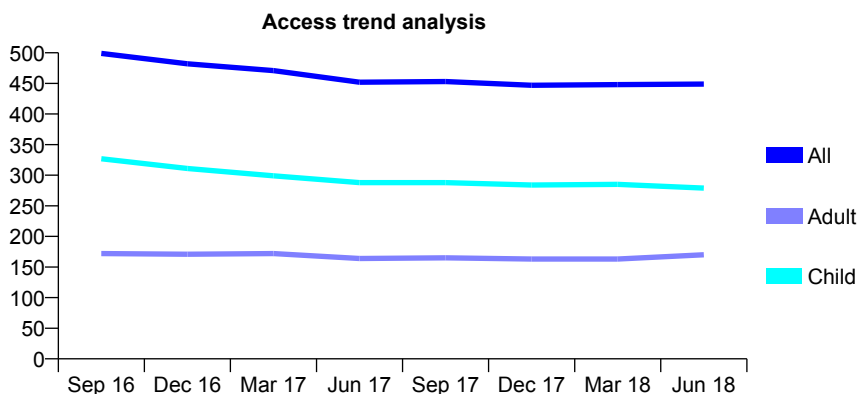
Q55 - Vital Signs At a Glance Contract Report for 571776/0001 - June 2018

Name or company name	MR JS FITTON
Contract type name	GDS Contract
Purpose of contract	General
Contract start date	01/04/2006
Contract end date	

18/19 Contracted general activity (UDA)	1,024
Carry forward general activity (UDA)	0
18/19 Contracted orthodontic activity (UOA)	0
Carry forward orthodontic activity (UOA)	0
Baseline contract value	£22,639.42

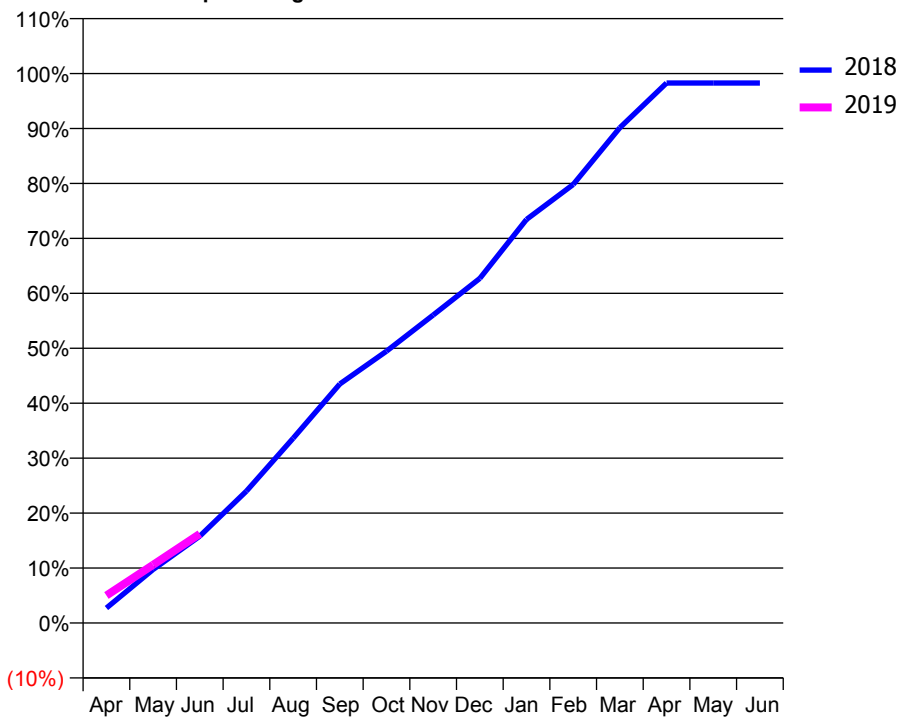
ACCESS*

Patients seen in 24 months	Total	Change since previous quarter
Quarter ending June 2017	452	
Quarter ending September 2017	453	→
Quarter ending December 2017	447	↓
Quarter ending March 2018	448	→
Quarter ending June 2018	449	→
Variance since June 2017	(0.7%)	→



ACTIVITY

Cumulative percentage of contracted UDA delivered 2018 & 2019



Month	Adjusted Scheduled Activity (UDA)	
	2018	2019
April	28	51
May	100	108
June	162	166
July	246	
August	344	
September	445	
October	507	
November	574	
December	642	
January	752	
February	817	
March	923	
April	1,006	
May	1,006	
June	1,006	

QUALITY

	Quantity	Base Number	Contract	AT	Region	England
% of FP17s for the same patient ID Re-attending within 3 months - Children	9	109	8.3%	9.7%	11.3%	11.5%
% of FP17s for the same patient ID Re-attending within 3 months - Adults	2	49	4.1%	13.6%	14.9%	15.4%
% of FP17s for the same patient ID Re-attending between 3 & 9 months - Children	82	109	75.2%	62.5%	60.0%	58.9%
% of FP17s for the same patient ID Re-attending between 3 & 9 months - Adults	34	49	69.4%	56.1%	52.6%	51.6%
% of FP17s for Band 1 Urgent Courses	6	122	4.9%	6.9%	7.9%	8.9%
% of FP17s Relating to Free Repair or Replacements	0	122	0.0%	0.8%	0.8%	0.8%
% of FP17s Relating to Continuations	0	122	0.0%	1.1%	0.9%	0.9%
% of Patients satisfied with the dentistry they have received	0	0	N/A	92.4%	93.2%	93.2%
% of Patients satisfied with the time they had to wait for an appointment	0	0	N/A	88.7%	89.1%	88.8%

* This is based on patients treated on this contract for their most recent course of treatment. Figures in italics indicate the base number of FP17s or Patient Questionnaire responses are less than 100. N/A is shown where the base number of responses is less than 10 during the period. % is calculated as Quantity/Base number*100

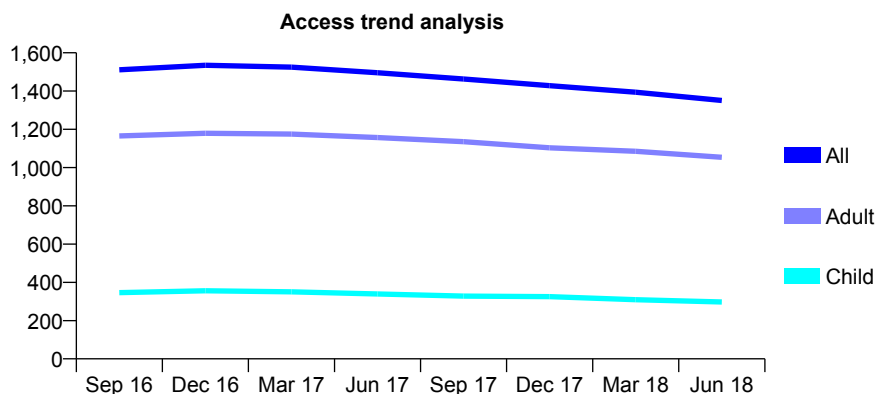
Q55 - Vital Signs At a Glance Contract Report for 572497/0001 - June 2018

Name or company name	MR CA TAVARES
Contract type name	GDS Contract
Purpose of contract	General
Contract start date	01/04/2006
Contract end date	

18/19 Contracted general activity (UDA)	4,705
Carry forward general activity (UDA)	0
18/19 Contracted orthodontic activity (UOA)	0
Carry forward orthodontic activity (UOA)	0
Baseline contract value	£104,095.35

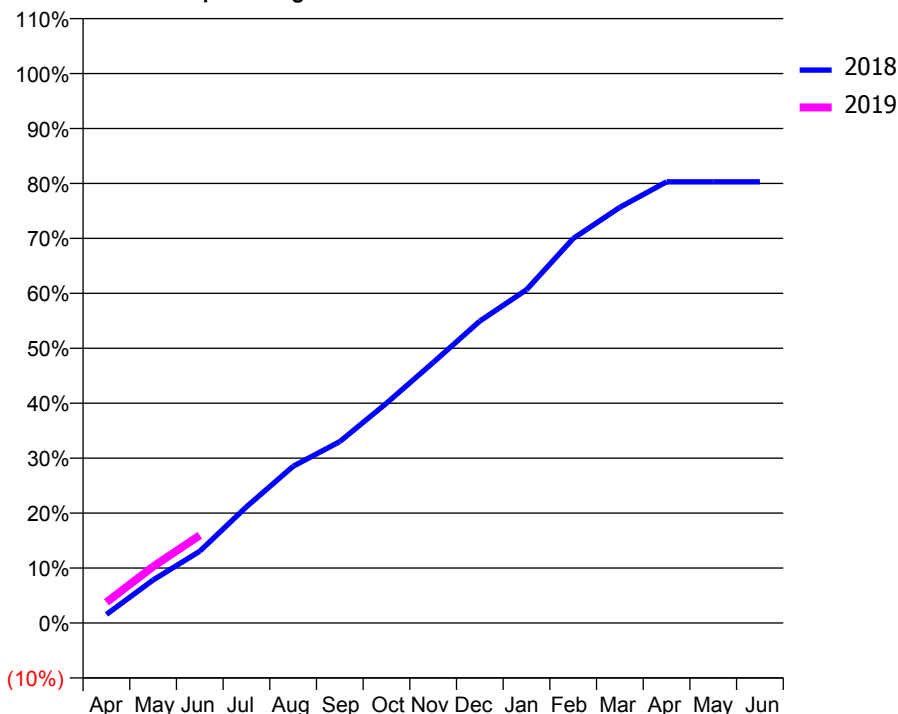
ACCESS*

Patients seen in 24 months	Total	Change since previous quarter
Quarter ending June 2017	1,496	
Quarter ending September 2017	1,463	↓
Quarter ending December 2017	1,428	↓
Quarter ending March 2018	1,394	↓
Quarter ending June 2018	1,351	↓
Variance since June 2017	(9.7%)	↓



ACTIVITY

Cumulative percentage of contracted UDA delivered 2018 & 2019



Adjusted Scheduled Activity (UDA)

Month	2018	2019
April	74	178
May	368	484
June	615	751
July	995	
August	1,343	
September	1,553	
October	1,883	
November	2,231	
December	2,586	
January	2,854	
February	3,292	
March	3,559	
April	3,778	
May	3,778	
June	3,778	

QUALITY

	Quantity	Base Number	Contract	AT	Region	England
% of FP17s for the same patient ID Re-attending within 3 months - Children	2	148	1.4%	9.7%	11.3%	11.5%
% of FP17s for the same patient ID Re-attending within 3 months - Adults	50	470	10.6%	13.6%	14.9%	15.4%
% of FP17s for the same patient ID Re-attending between 3 & 9 months - Children	100	148	67.6%	62.5%	60.0%	58.9%
% of FP17s for the same patient ID Re-attending between 3 & 9 months - Adults	337	470	71.7%	56.1%	52.6%	51.6%
% of FP17s for Band 1 Urgent Courses	31	506	6.1%	6.9%	7.9%	8.9%
% of FP17s Relating to Free Repair or Replacements	2	506	0.4%	0.8%	0.8%	0.8%
% of FP17s Relating to Continuations	3	506	0.6%	1.1%	0.9%	0.9%
% of Patients satisfied with the dentistry they have received	4	4	N/A	92.4%	93.2%	93.2%
% of Patients satisfied with the time they had to wait for an appointment	4	4	N/A	88.7%	89.1%	88.8%

* This is based on patients treated on this contract for their most recent course of treatment. Figures in italics indicate the base number of FP17s or Patient Questionnaire responses are less than 100. N/A is shown where the base number of responses is less than 10 during the period. % is calculated as Quantity/Base number*100

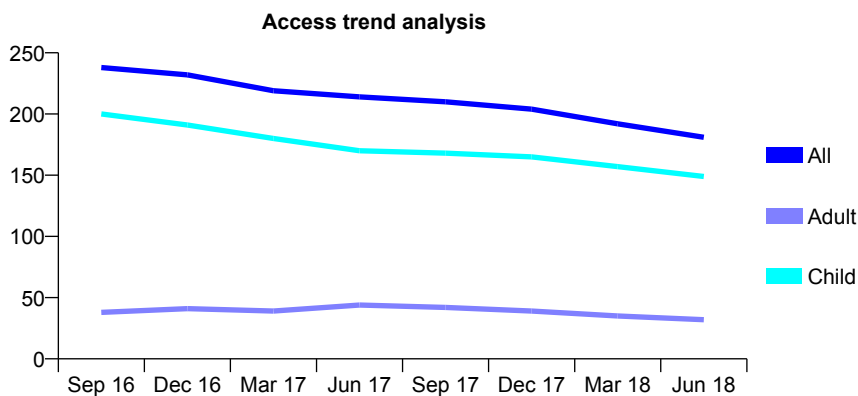
Q55 - Vital Signs At a Glance Contract Report for 572985/0001 - June 2018

Name or company name	MR C STEAD
Contract type name	GDS Contract
Purpose of contract	General
Contract start date	01/04/2006
Contract end date	

18/19 Contracted general activity (UDA)	400
Carry forward general activity (UDA)	0
18/19 Contracted orthodontic activity (UOA)	0
Carry forward orthodontic activity (UOA)	0
Baseline contract value	£9,825.16

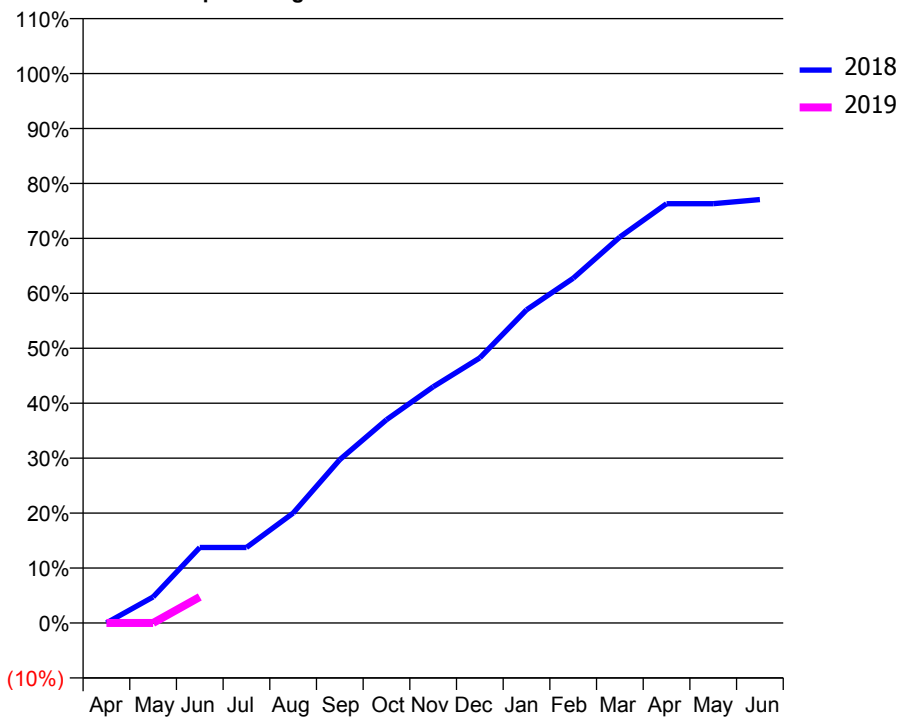
ACCESS*

Patients seen in 24 months	Total	Change since previous quarter
Quarter ending June 2017	214	
Quarter ending September 2017	210	↓
Quarter ending December 2017	204	↓
Quarter ending March 2018	192	↓
Quarter ending June 2018	181	↓
Variance since June 2017	(15.4%)	↓



ACTIVITY

Cumulative percentage of contracted UDA delivered 2018 & 2019



Month	Adjusted Scheduled Activity (UDA)	
	2018	2019
April	0	0
May	19	0
June	55	19
July	55	
August	80	
September	119	
October	148	
November	172	
December	193	
January	228	
February	251	
March	281	
April	305	
May	305	
June	308	

QUALITY

	Quantity	Base Number	Contract	AT	Region	England
% of FP17s for the same patient ID Re-attending within 3 months - Children	4	44	9.1%	9.7%	11.3%	11.5%
% of FP17s for the same patient ID Re-attending within 3 months - Adults	0	1	0.0%	13.6%	14.9%	15.4%
% of FP17s for the same patient ID Re-attending between 3 & 9 months - Children	25	44	56.8%	62.5%	60.0%	58.9%
% of FP17s for the same patient ID Re-attending between 3 & 9 months - Adults	0	1	0.0%	56.1%	52.6%	51.6%
% of FP17s for Band 1 Urgent Courses	0	20	0.0%	6.9%	7.9%	8.9%
% of FP17s Relating to Free Repair or Replacements	0	20	0.0%	0.8%	0.8%	0.8%
% of FP17s Relating to Continuations	0	20	0.0%	1.1%	0.9%	0.9%
% of Patients satisfied with the dentistry they have received	0	0	N/A	92.4%	93.2%	93.2%
% of Patients satisfied with the time they had to wait for an appointment	0	0	N/A	88.7%	89.1%	88.8%

* This is based on patients treated on this contract for their most recent course of treatment. Figures in italics indicate the base number of FP17s or Patient Questionnaire responses are less than 100. N/A is shown where the base number of responses is less than 10 during the period. % is calculated as Quantity/Base number*100

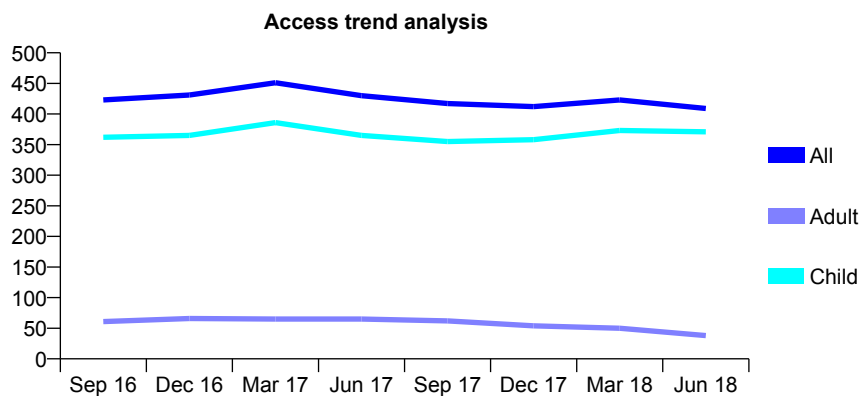
Q55 - Vital Signs At a Glance Contract Report for 574813/0001 - June 2018

Name or company name	MR BB SNAPE
Contract type name	GDS Contract
Purpose of contract	General
Contract start date	01/04/2006
Contract end date	

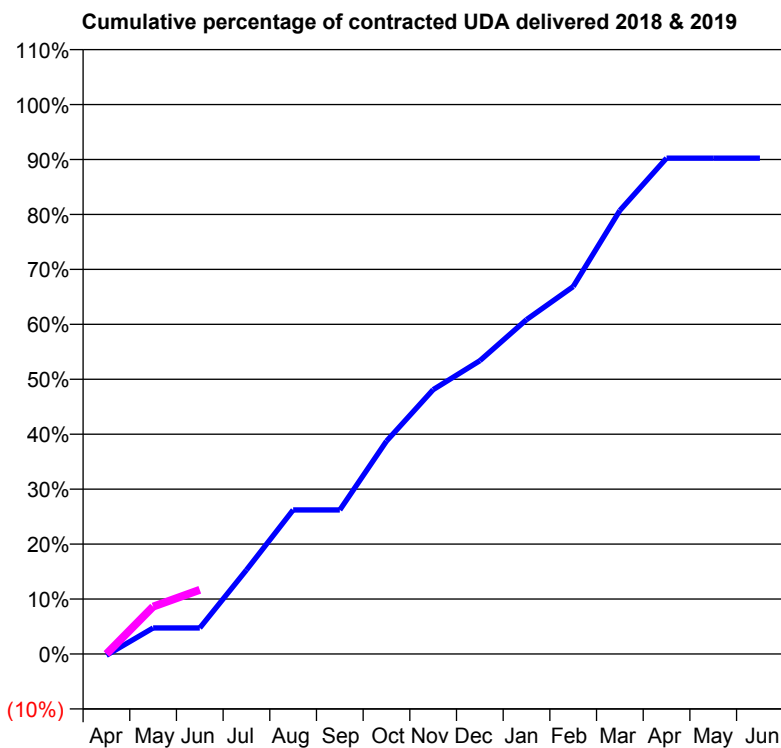
18/19 Contracted general activity (UDA)	780
Carry forward general activity (UDA)	0
18/19 Contracted orthodontic activity (UOA)	0
Carry forward orthodontic activity (UOA)	0
Baseline contract value	£15,772.80

ACCESS*

Patients seen in 24 months	Total	Change since previous quarter
Quarter ending June 2017	430	
Quarter ending September 2017	417	↓
Quarter ending December 2017	412	↓
Quarter ending March 2018	423	↑
Quarter ending June 2018	409	↓
Variance since June 2017	(4.9%)	↓



ACTIVITY



Month	Adjusted Scheduled Activity (UDA)	
	2018	2019
April	-2	0
May	37	67
June	37	91
July	119	
August	205	
September	205	
October	302	
November	375	
December	416	
January	475	
February	522	
March	630	
April	704	
May	704	
June	704	

QUALITY

	Quantity	Base Number	Contract	AT	Region	England
% of FP17s for the same patient ID Re-attending within 3 months - Children	5	123	4.1%	9.7%	11.3%	11.5%
% of FP17s for the same patient ID Re-attending within 3 months - Adults	0	0	N/A	13.6%	14.9%	15.4%
% of FP17s for the same patient ID Re-attending between 3 & 9 months - Children	93	123	75.6%	62.5%	60.0%	58.9%
% of FP17s for the same patient ID Re-attending between 3 & 9 months - Adults	0	0	N/A	56.1%	52.6%	51.6%
% of FP17s for Band 1 Urgent Courses	1	73	1.4%	6.9%	7.9%	8.9%
% of FP17s Relating to Free Repair or Replacements	0	73	0.0%	0.8%	0.8%	0.8%
% of FP17s Relating to Continuations	0	73	0.0%	1.1%	0.9%	0.9%
% of Patients satisfied with the dentistry they have received	0	0	N/A	92.4%	93.2%	93.2%
% of Patients satisfied with the time they had to wait for an appointment	0	0	N/A	88.7%	89.1%	88.8%

* This is based on patients treated on this contract for their most recent course of treatment. Figures in italics indicate the base number of FP17s or Patient Questionnaire responses are less than 100. N/A is shown where the base number of responses is less than 10 during the period. % is calculated as Quantity/Base number*100

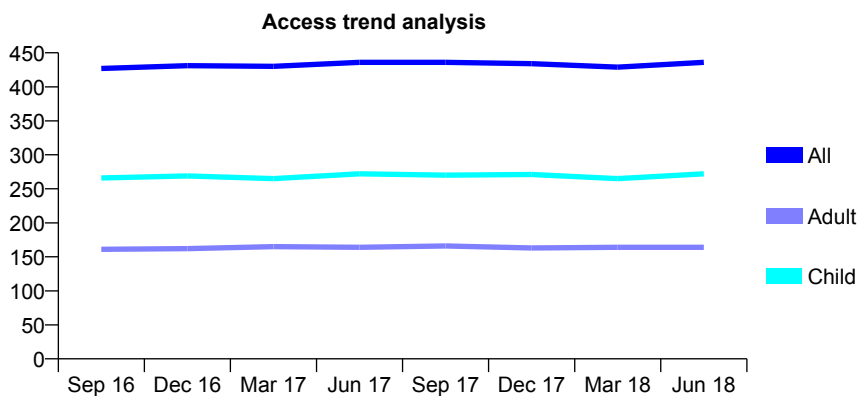
Q55 - Vital Signs At a Glance Contract Report for 575275/0001 - June 2018

Name or company name	MR SM O'DONOVAN
Contract type name	GDS Contract
Purpose of contract	General
Contract start date	01/04/2006
Contract end date	

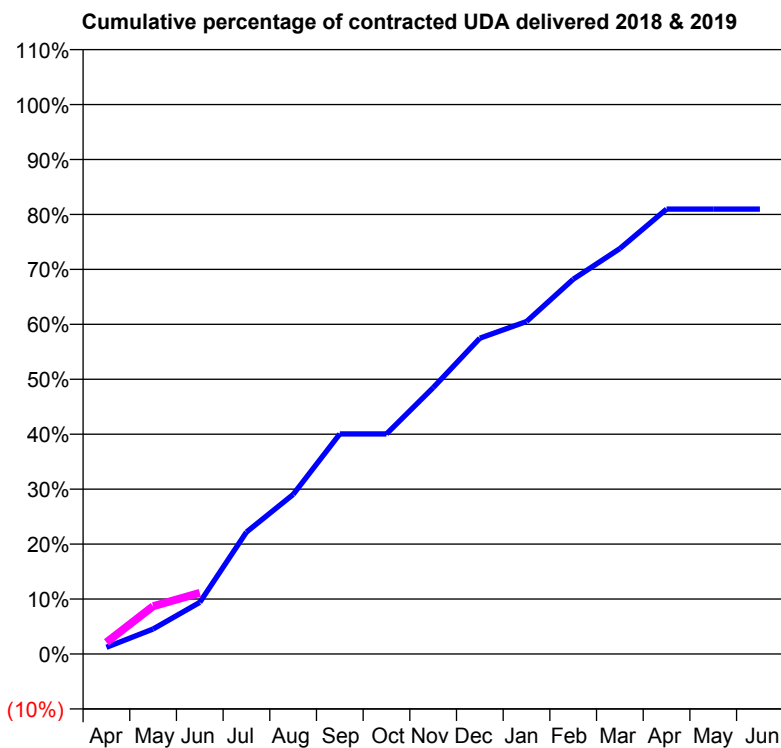
18/19 Contracted general activity (UDA)	988
Carry forward general activity (UDA)	0
18/19 Contracted orthodontic activity (UOA)	0
Carry forward orthodontic activity (UOA)	0
Baseline contract value	£20,048.55

ACCESS*

Patients seen in 24 months	Total	Change since previous quarter
Quarter ending June 2017	436	
Quarter ending September 2017	436	→
Quarter ending December 2017	434	→
Quarter ending March 2018	429	↓
Quarter ending June 2018	436	→
Variance since June 2017	0.0%	→



ACTIVITY



Month	Adjusted Scheduled Activity (UDA)	
	2018	2019
April	12	21
May	45	86
June	93	110
July	219	
August	287	
September	396	
October	396	
November	479	
December	568	
January	598	
February	674	
March	729	
April	800	
May	800	
June	800	

QUALITY

	Quantity	Base Number	Contract	AT	Region	England
% of FP17s for the same patient ID Re-attending within 3 months - Children	8	93	8.6%	9.7%	11.3%	11.5%
% of FP17s for the same patient ID Re-attending within 3 months - Adults	6	54	11.1%	13.6%	14.9%	15.4%
% of FP17s for the same patient ID Re-attending between 3 & 9 months - Children	58	93	62.4%	62.5%	60.0%	58.9%
% of FP17s for the same patient ID Re-attending between 3 & 9 months - Adults	35	54	64.8%	56.1%	52.6%	51.6%
% of FP17s for Band 1 Urgent Courses	0	86	0.0%	6.9%	7.9%	8.9%
% of FP17s Relating to Free Repair or Replacements	0	86	0.0%	0.8%	0.8%	0.8%
% of FP17s Relating to Continuations	0	86	0.0%	1.1%	0.9%	0.9%
% of Patients satisfied with the dentistry they have received	0	0	N/A	92.4%	93.2%	93.2%
% of Patients satisfied with the time they had to wait for an appointment	0	0	N/A	88.7%	89.1%	88.8%

* This is based on patients treated on this contract for their most recent course of treatment. Figures in italics indicate the base number of FP17s or Patient Questionnaire responses are less than 100. N/A is shown where the base number of responses is less than 10 during the period. % is calculated as Quantity/Base number*100

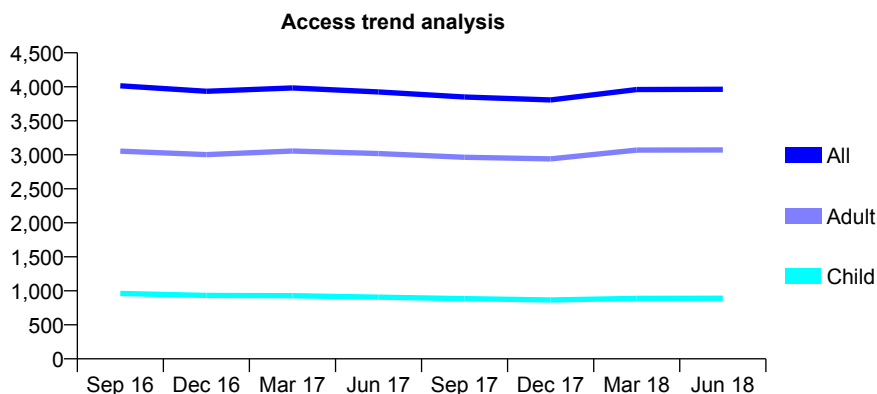
Q55 - Vital Signs At a Glance Contract Report for 576050/0002 - June 2018

Name or company name	MR AJ STOGGALL
Contract type name	GDS Contract
Purpose of contract	General
Contract start date	01/04/2006
Contract end date	

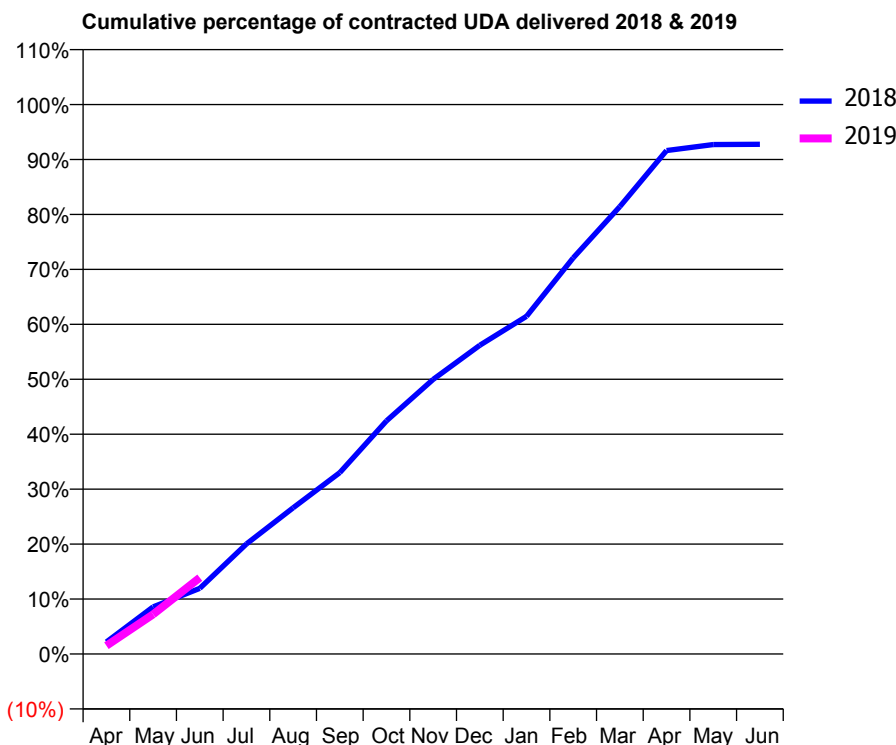
18/19 Contracted general activity (UDA)	13,035
Carry forward general activity (UDA)	0
18/19 Contracted orthodontic activity (UOA)	0
Carry forward orthodontic activity (UOA)	0
Baseline contract value	£347,732.75

ACCESS*

Patients seen in 24 months	Total	Change since previous quarter
Quarter ending June 2017	3,924	
Quarter ending September 2017	3,850	↓
Quarter ending December 2017	3,806	↓
Quarter ending March 2018	3,959	↑
Quarter ending June 2018	3,963	→
Variance since June 2017	1.0%	→



ACTIVITY



Month	Adjusted Scheduled Activity (UDA)	
	2018	2019
April	287	199
May	1,118	941
June	1,558	1,811
July	2,610	
August	3,468	
September	4,302	
October	5,532	
November	6,514	
December	7,325	
January	8,010	
February	9,396	
March	10,615	
April	11,941	
May	12,086	
June	12,092	

QUALITY

	Quantity	Base Number	Contract	AT	Region	England
% of FP17s for the same patient ID Re-attending within 3 months - Children	23	288	8.0%	9.7%	11.3%	11.5%
% of FP17s for the same patient ID Re-attending within 3 months - Adults	218	1,209	18.0%	13.6%	14.9%	15.4%
% of FP17s for the same patient ID Re-attending between 3 & 9 months - Children	169	288	58.7%	62.5%	60.0%	58.9%
% of FP17s for the same patient ID Re-attending between 3 & 9 months - Adults	682	1,209	56.4%	56.1%	52.6%	51.6%
% of FP17s for Band 1 Urgent Courses	86	982	8.8%	6.9%	7.9%	8.9%
% of FP17s Relating to Free Repair or Replacements	13	982	1.3%	0.8%	0.8%	0.8%
% of FP17s Relating to Continuations	38	982	3.9%	1.1%	0.9%	0.9%
% of Patients satisfied with the dentistry they have received	3	3	N/A	92.4%	93.2%	93.2%
% of Patients satisfied with the time they had to wait for an appointment	3	3	N/A	88.7%	89.1%	88.8%

* This is based on patients treated on this contract for their most recent course of treatment. Figures in italics indicate the base number of FP17s or Patient Questionnaire responses are less than 100. N/A is shown where the base number of responses is less than 10 during the period. % is calculated as Quantity/Base number*100

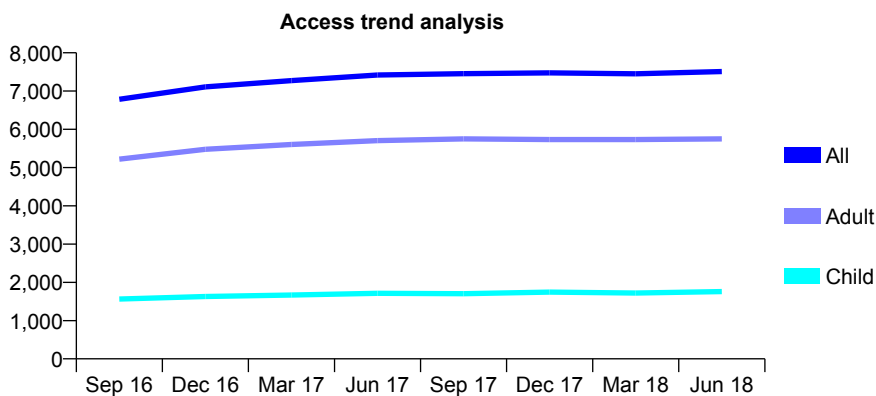
Q55 - Vital Signs At a Glance Contract Report for 577421/0001 - June 2018

Name or company name	MISS AC PETERSON
Contract type name	GDS Contract
Purpose of contract	General
Contract start date	01/04/2006
Contract end date	

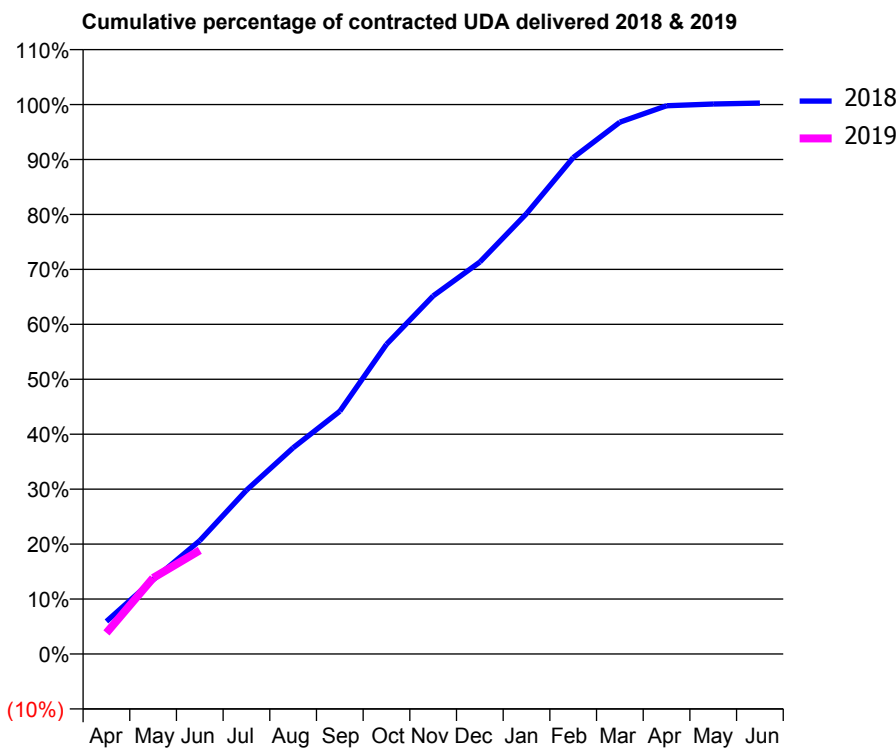
18/19 Contracted general activity (UDA)	18,015
Carry forward general activity (UDA)	0
18/19 Contracted orthodontic activity (UOA)	0
Carry forward orthodontic activity (UOA)	0
Baseline contract value	£500,144.61

ACCESS*

Patients seen in 24 months	Total	Change since previous quarter
Quarter ending June 2017	7,418	
Quarter ending September 2017	7,455	→
Quarter ending December 2017	7,476	→
Quarter ending March 2018	7,451	→
Quarter ending June 2018	7,511	→
Variance since June 2017	1.3%	→



ACTIVITY



Month	Adjusted Scheduled Activity (UDA)	
	2018	2019
April	922	693
May	2,094	2,492
June	3,202	3,399
July	4,624	
August	5,821	
September	6,854	
October	8,744	
November	10,111	
December	11,066	
January	12,435	
February	14,014	
March	15,019	
April	15,482	
May	15,530	
June	15,555	

QUALITY

	Quantity	Base Number	Contract	AT	Region	England
% of FP17s for the same patient ID Re-attending within 3 months - Children	35	631	5.5%	9.7%	11.3%	11.5%
% of FP17s for the same patient ID Re-attending within 3 months - Adults	223	1,915	11.6%	13.6%	14.9%	15.4%
% of FP17s for the same patient ID Re-attending between 3 & 9 months - Children	385	631	61.0%	62.5%	60.0%	58.9%
% of FP17s for the same patient ID Re-attending between 3 & 9 months - Adults	1,068	1,915	55.8%	56.1%	52.6%	51.6%
% of FP17s for Band 1 Urgent Courses	70	1,773	3.9%	6.9%	7.9%	8.9%
% of FP17s Relating to Free Repair or Replacements	20	1,773	1.1%	0.8%	0.8%	0.8%
% of FP17s Relating to Continuations	33	1,773	1.9%	1.1%	0.9%	0.9%
% of Patients satisfied with the dentistry they have received	21	22	95.5%	92.4%	93.2%	93.2%
% of Patients satisfied with the time they had to wait for an appointment	19	22	86.4%	88.7%	89.1%	88.8%

* This is based on patients treated on this contract for their most recent course of treatment. Figures in italics indicate the base number of FP17s or Patient Questionnaire responses are less than 100. N/A is shown where the base number of responses is less than 10 during the period. % is calculated as Quantity/Base number*100

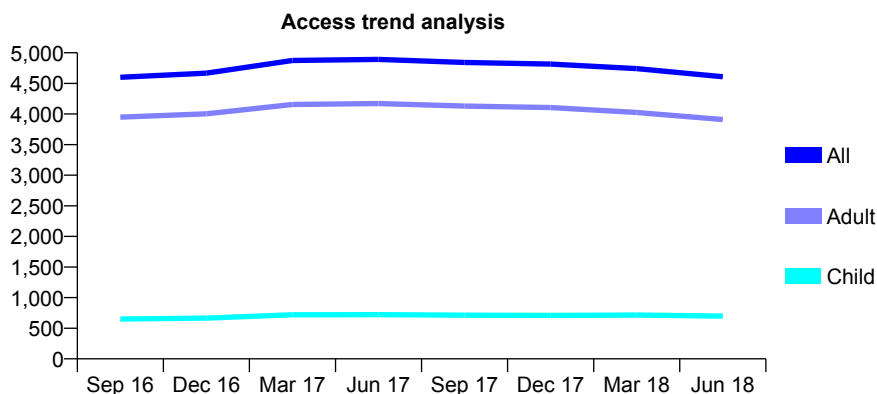
Q55 - Vital Signs At a Glance Contract Report for 612715/0001 - June 2018

Name or company name	Ward & Allison Dental Practice
Contract type name	GDS Contract
Purpose of contract	General
Contract start date	01/02/2010
Contract end date	

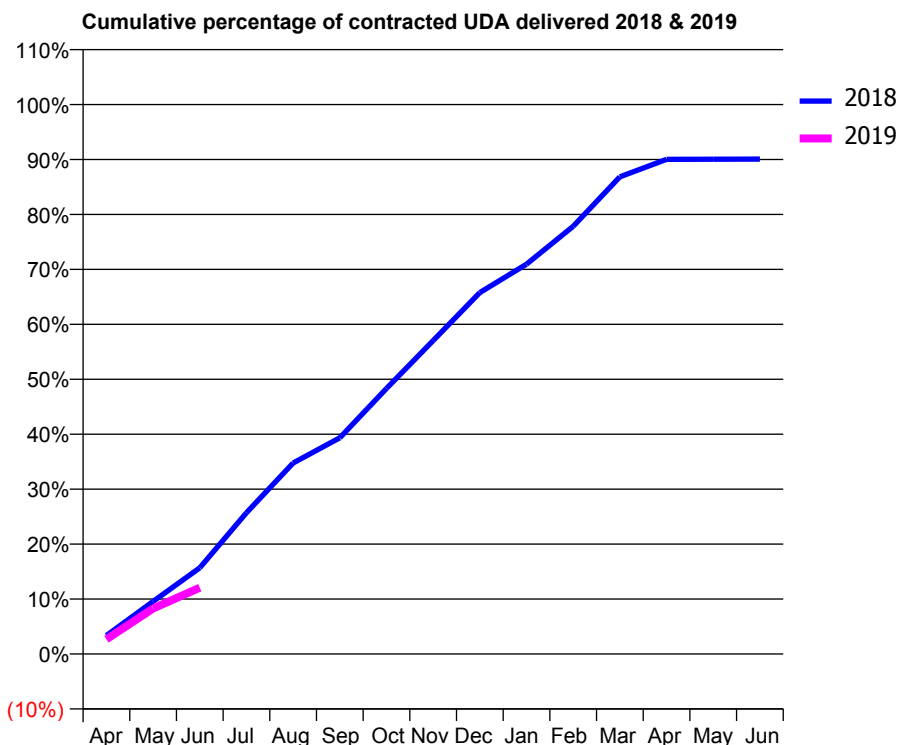
18/19 Contracted general activity (UDA)	13,207
Carry forward general activity (UDA)	0
18/19 Contracted orthodontic activity (UOA)	0
Carry forward orthodontic activity (UOA)	0
Baseline contract value	£271,495.49

ACCESS*

Patients seen in 24 months	Total	Change since previous quarter
Quarter ending June 2017	4,893	
Quarter ending September 2017	4,842	↓
Quarter ending December 2017	4,816	→
Quarter ending March 2018	4,741	↓
Quarter ending June 2018	4,608	↓
Variance since June 2017	(5.8%)	↓



ACTIVITY



Month	Adjusted Scheduled Activity (UDA)	
	2018	2019
April	443	353
May	1,265	1,095
June	2,073	1,595
July	3,397	
August	4,591	
September	5,198	
October	6,382	
November	7,532	
December	8,686	
January	9,369	
February	10,279	
March	11,468	
April	11,888	
May	11,893	
June	11,894	

QUALITY

	Quantity	Base Number	Contract	AT	Region	England
% of FP17s for the same patient ID Re-attending within 3 months - Children	6	164	3.7%	9.7%	11.3%	11.5%
% of FP17s for the same patient ID Re-attending within 3 months - Adults	97	901	10.8%	13.6%	14.9%	15.4%
% of FP17s for the same patient ID Re-attending between 3 & 9 months - Children	81	164	49.4%	62.5%	60.0%	58.9%
% of FP17s for the same patient ID Re-attending between 3 & 9 months - Adults	464	901	51.5%	56.1%	52.6%	51.6%
% of FP17s for Band 1 Urgent Courses	62	855	7.3%	6.9%	7.9%	8.9%
% of FP17s Relating to Free Repair or Replacements	7	855	0.8%	0.8%	0.8%	0.8%
% of FP17s Relating to Continuations	2	855	0.2%	1.1%	0.9%	0.9%
% of Patients satisfied with the dentistry they have received	4	5	N/A	92.4%	93.2%	93.2%
% of Patients satisfied with the time they had to wait for an appointment	4	5	N/A	88.7%	89.1%	88.8%

* This is based on patients treated on this contract for their most recent course of treatment. Figures in italics indicate the base number of FP17s or Patient Questionnaire responses are less than 100. N/A is shown where the base number of responses is less than 10 during the period. % is calculated as Quantity/Base number*100

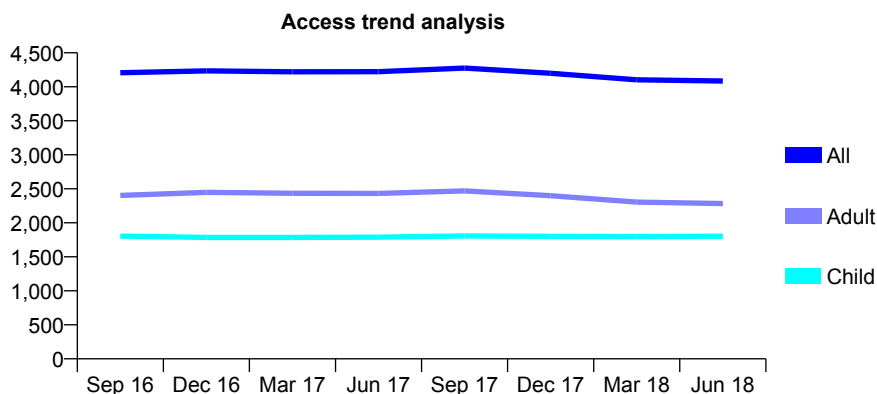
Q55 - Vital Signs At a Glance Contract Report for 651281/0001 - June 2018

Name or company name	MR GC SAVVA
Contract type name	GDS Contract
Purpose of contract	General
Contract start date	01/04/2006
Contract end date	

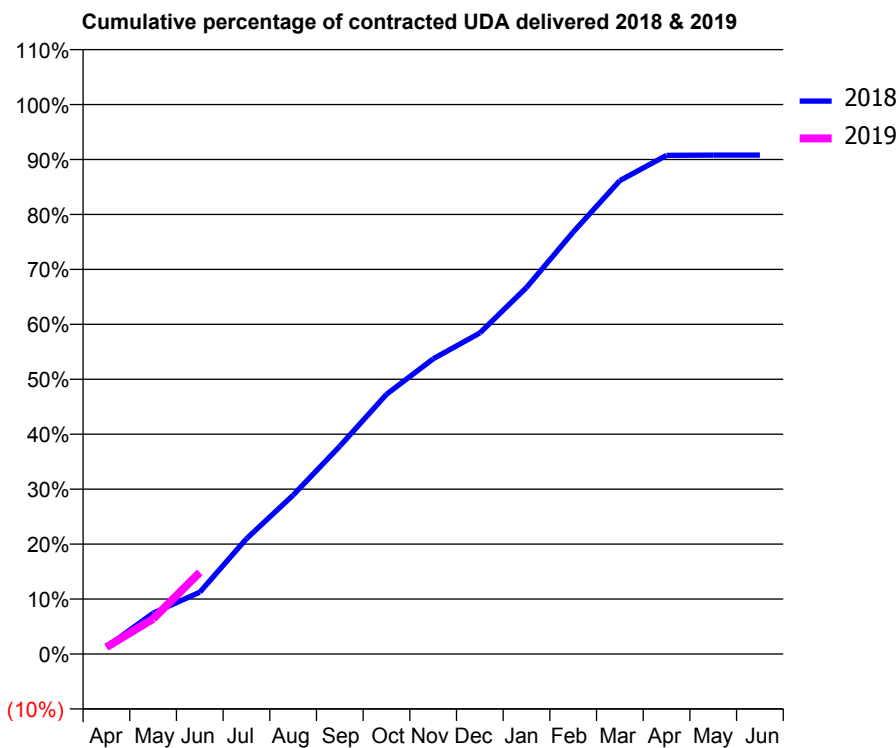
18/19 Contracted general activity (UDA)	11,011
Carry forward general activity (UDA)	0
18/19 Contracted orthodontic activity (UOA)	0
Carry forward orthodontic activity (UOA)	0
Baseline contract value	£274,763.91

ACCESS*

Patients seen in 24 months	Total	Change since previous quarter
Quarter ending June 2017	4,223	
Quarter ending September 2017	4,275	→
Quarter ending December 2017	4,199	↓
Quarter ending March 2018	4,102	↓
Quarter ending June 2018	4,086	→
Variance since June 2017	(3.2%)	↓



ACTIVITY



Month	Adjusted Scheduled Activity (UDA)	
	2018	2019
April	128	138
May	744	704
June	1,124	1,636
July	2,098	
August	2,891	
September	3,781	
October	4,725	
November	5,371	
December	5,842	
January	6,670	
February	7,680	
March	8,615	
April	9,074	
May	9,080	
June	9,080	

QUALITY

	Quantity	Base Number	Contract	AT	Region	England
% of FP17s for the same patient ID Re-attending within 3 months - Children	64	765	8.4%	9.7%	11.3%	11.5%
% of FP17s for the same patient ID Re-attending within 3 months - Adults	106	816	13.0%	13.6%	14.9%	15.4%
% of FP17s for the same patient ID Re-attending between 3 & 9 months - Children	510	765	66.7%	62.5%	60.0%	58.9%
% of FP17s for the same patient ID Re-attending between 3 & 9 months - Adults	555	816	68.0%	56.1%	52.6%	51.6%
% of FP17s for Band 1 Urgent Courses	72	1,109	6.5%	6.9%	7.9%	8.9%
% of FP17s Relating to Free Repair or Replacements	2	1,109	0.2%	0.8%	0.8%	0.8%
% of FP17s Relating to Continuations	5	1,109	0.5%	1.1%	0.9%	0.9%
% of Patients satisfied with the dentistry they have received	3	3	N/A	92.4%	93.2%	93.2%
% of Patients satisfied with the time they had to wait for an appointment	3	3	N/A	88.7%	89.1%	88.8%

* This is based on patients treated on this contract for their most recent course of treatment. Figures in italics indicate the base number of FP17s or Patient Questionnaire responses are less than 100. N/A is shown where the base number of responses is less than 10 during the period. % is calculated as Quantity/Base number*100

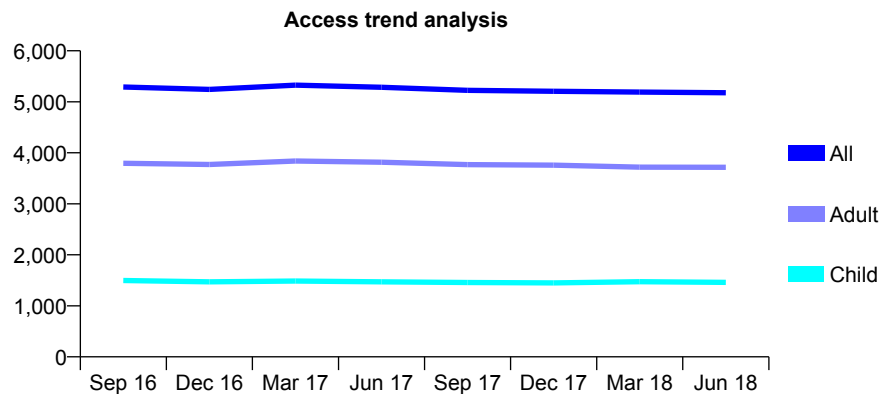
Q55 - Vital Signs At a Glance Contract Report for 653861/0001 - June 2018

Name or company name	MR AF CHALMERS
Contract type name	GDS Contract
Purpose of contract	General and Orthodontic
Contract start date	01/04/2006
Contract end date	

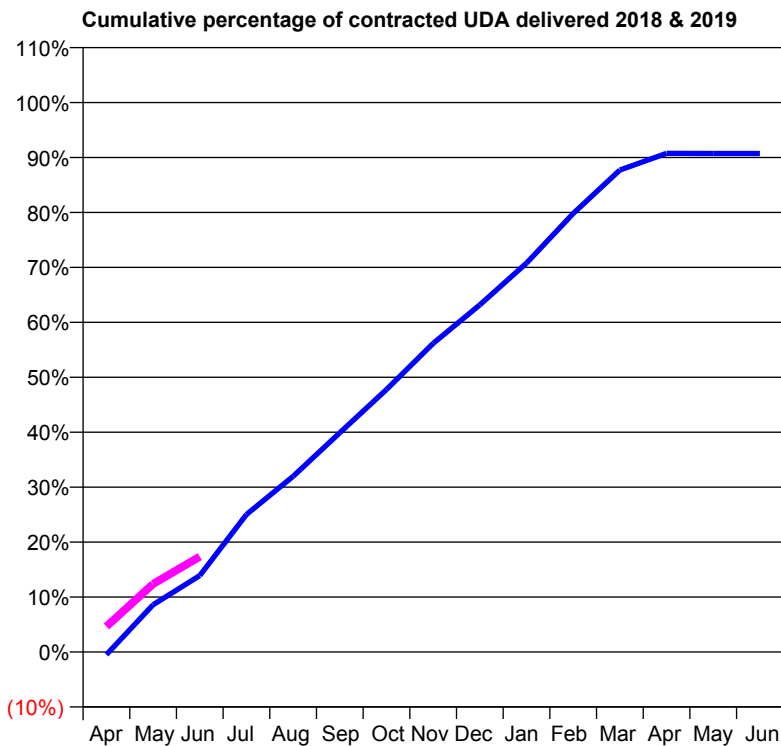
18/19 Contracted general activity (UDA)	15,500
Carry forward general activity (UDA)	0
18/19 Contracted orthodontic activity (UOA)	590
Carry forward orthodontic activity (UOA)	0
Baseline contract value	£430,940.70

ACCESS*

Patients seen in 24 months	Total	Change since previous quarter
Quarter ending June 2017	5,286	
Quarter ending September 2017	5,226	↓
Quarter ending December 2017	5,206	→
Quarter ending March 2018	5,192	→
Quarter ending June 2018	5,177	→
Variance since June 2017	(2.1%)	↓



ACTIVITY



Month	Adjusted Scheduled Activity (UDA)	
	2018	2019
April	-77	720
May	1,332	1,919
June	2,158	2,692
July	3,881	
August	4,954	
September	6,187	
October	7,404	
November	8,704	
December	9,794	
January	10,971	
February	12,369	
March	13,594	
April	14,067	
May	14,062	
June	14,063	

QUALITY

	Quantity	Base Number	Contract	AT	Region	England
% of FP17s for the same patient ID Re-attending within 3 months - Children	57	637	8.9%	9.7%	11.3%	11.5%
% of FP17s for the same patient ID Re-attending within 3 months - Adults	184	1,406	13.1%	13.6%	14.9%	15.4%
% of FP17s for the same patient ID Re-attending between 3 & 9 months - Children	474	637	74.4%	62.5%	60.0%	58.9%
% of FP17s for the same patient ID Re-attending between 3 & 9 months - Adults	983	1,406	69.9%	56.1%	52.6%	51.6%
% of FP17s for Band 1 Urgent Courses	114	1,747	6.5%	6.9%	7.9%	8.9%
% of FP17s Relating to Free Repair or Replacements	10	1,747	0.6%	0.8%	0.8%	0.8%
% of FP17s Relating to Continuations	5	1,747	0.3%	1.1%	0.9%	0.9%
% of Patients satisfied with the dentistry they have received	7	7	N/A	92.4%	93.2%	93.2%
% of Patients satisfied with the time they had to wait for an appointment	6	7	N/A	88.7%	89.1%	88.8%

* This is based on patients treated on this contract for their most recent course of treatment. Figures in italics indicate the base number of FP17s or Patient Questionnaire responses are less than 100. N/A is shown where the base number of responses is less than 10 during the period. % is calculated as Quantity/Base number*100

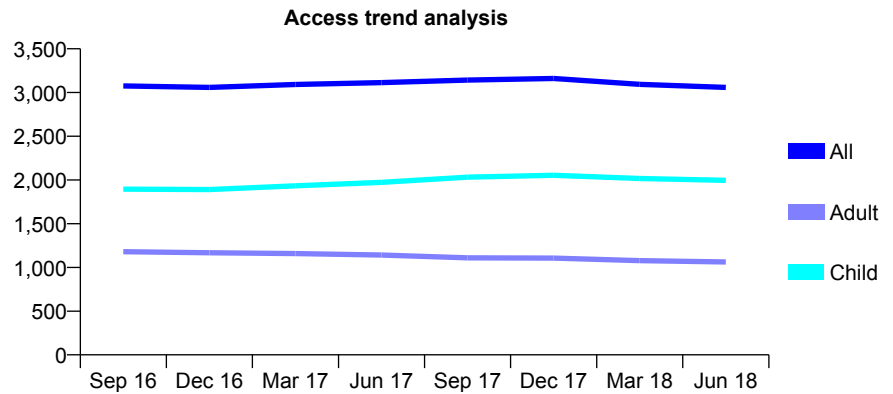
Q55 - Vital Signs At a Glance Contract Report for 673838/0001 - June 2018

Name or company name	MR JF HUME-SPRY
Contract type name	GDS Contract
Purpose of contract	General
Contract start date	01/04/2006
Contract end date	

18/19 Contracted general activity (UDA)	7,875
Carry forward general activity (UDA)	0
18/19 Contracted orthodontic activity (UOA)	0
Carry forward orthodontic activity (UOA)	0
Baseline contract value	£181,520.39

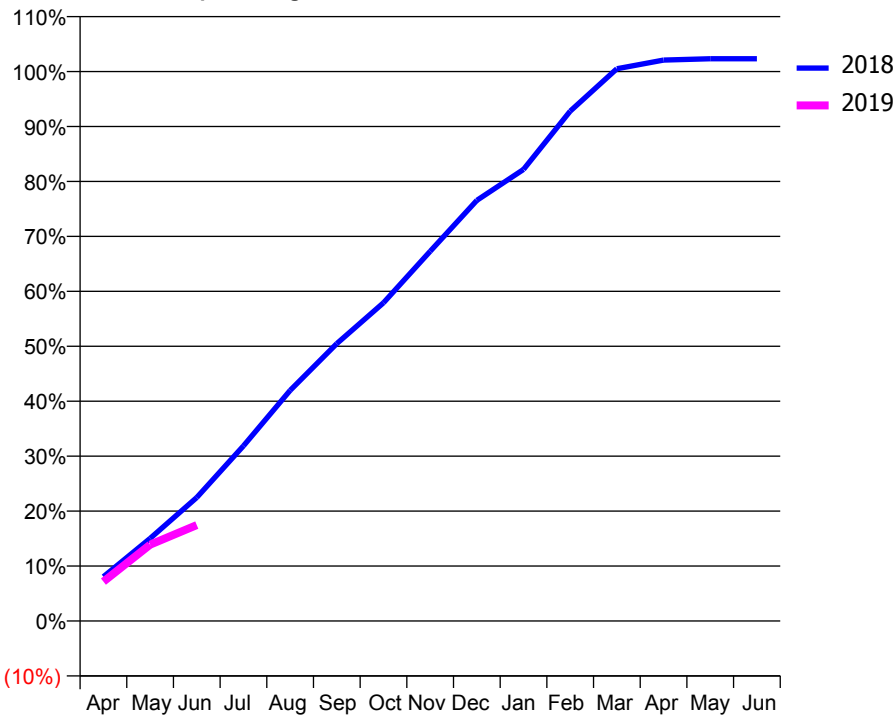
ACCESS*

Patients seen in 24 months	Total	Change since previous quarter
Quarter ending June 2017	3,113	
Quarter ending September 2017	3,142	→
Quarter ending December 2017	3,160	→
Quarter ending March 2018	3,094	↓
Quarter ending June 2018	3,058	↓
Variance since June 2017	(1.8%)	↓



ACTIVITY

Cumulative percentage of contracted UDA delivered 2018 & 2019



Month	Adjusted Scheduled Activity (UDA)	
	2018	2019
April	635	565
May	1,185	1,094
June	1,770	1,375
July	2,510	
August	3,304	
September	3,976	
October	4,561	
November	5,297	
December	6,029	
January	6,472	
February	7,307	
March	7,915	
April	8,038	
May	8,057	
June	8,057	

QUALITY

	Quantity	Base Number	Contract	AT	Region	England
% of FP17s for the same patient ID Re-attending within 3 months - Children	51	680	7.5%	9.7%	11.3%	11.5%
% of FP17s for the same patient ID Re-attending within 3 months - Adults	43	300	14.3%	13.6%	14.9%	15.4%
% of FP17s for the same patient ID Re-attending between 3 & 9 months - Children	480	680	70.6%	62.5%	60.0%	58.9%
% of FP17s for the same patient ID Re-attending between 3 & 9 months - Adults	213	300	71.0%	56.1%	52.6%	51.6%
% of FP17s for Band 1 Urgent Courses	28	850	3.3%	6.9%	7.9%	8.9%
% of FP17s Relating to Free Repair or Replacements	1	850	0.1%	0.8%	0.8%	0.8%
% of FP17s Relating to Continuations	18	850	2.1%	1.1%	0.9%	0.9%
% of Patients satisfied with the dentistry they have received	4	4	N/A	92.4%	93.2%	93.2%
% of Patients satisfied with the time they had to wait for an appointment	4	4	N/A	88.7%	89.1%	88.8%

* This is based on patients treated on this contract for their most recent course of treatment. Figures in italics indicate the base number of FP17s or Patient Questionnaire responses are less than 100. N/A is shown where the base number of responses is less than 10 during the period. % is calculated as Quantity/Base number*100

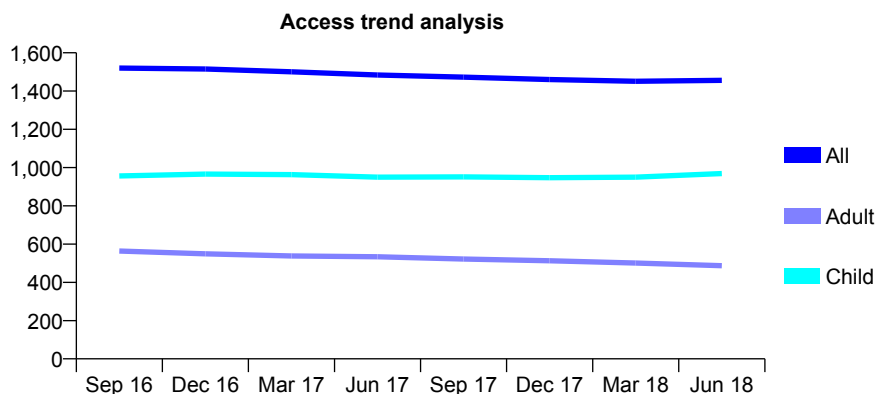
Q55 - Vital Signs At a Glance Contract Report for 673862/0002 - June 2018

Name or company name	MR SC PEARCE
Contract type name	GDS Contract
Purpose of contract	General
Contract start date	01/04/2006
Contract end date	

18/19 Contracted general activity (UDA)	4,100
Carry forward general activity (UDA)	0
18/19 Contracted orthodontic activity (UOA)	0
Carry forward orthodontic activity (UOA)	0
Baseline contract value	£94,468.84

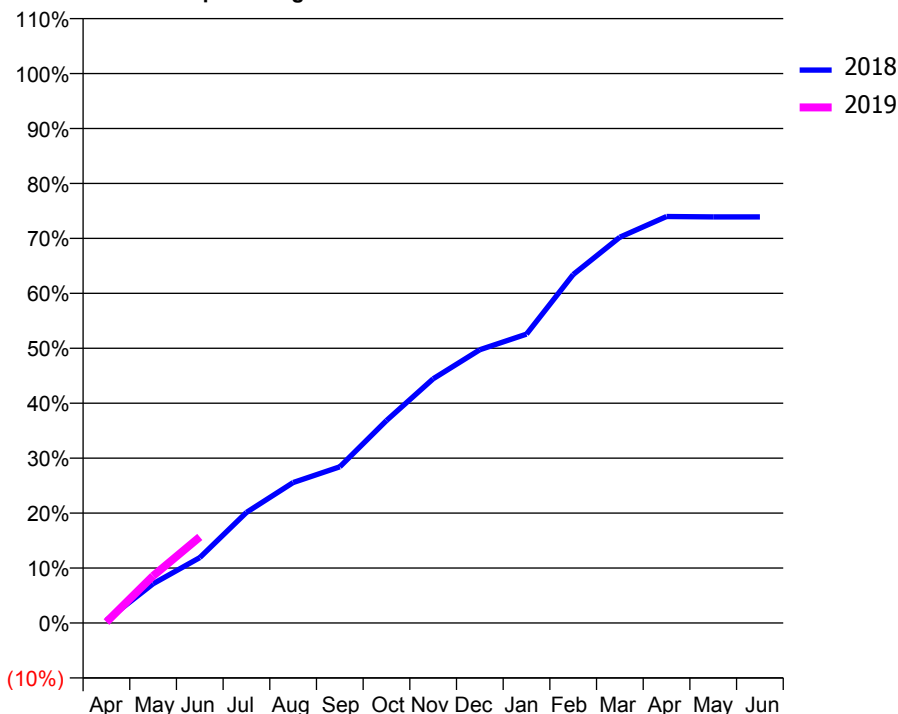
ACCESS*

Patients seen in 24 months	Total	Change since previous quarter
Quarter ending June 2017	1,484	
Quarter ending September 2017	1,473	→
Quarter ending December 2017	1,460	→
Quarter ending March 2018	1,451	→
Quarter ending June 2018	1,456	→
Variance since June 2017	(1.9%)	↓



ACTIVITY

Cumulative percentage of contracted UDA delivered 2018 & 2019



Adjusted Scheduled Activity (UDA)

Month	2018	2019
April	27	7
May	373	352
June	622	642
July	1,051	
August	1,335	
September	1,485	
October	1,925	
November	2,322	
December	2,597	
January	2,745	
February	3,313	
March	3,668	
April	3,863	
May	3,860	
June	3,860	

QUALITY

	Quantity	Base Number	Contract	AT	Region	England
% of FP17s for the same patient ID Re-attending within 3 months - Children	22	364	6.0%	9.7%	11.3%	11.5%
% of FP17s for the same patient ID Re-attending within 3 months - Adults	15	128	11.7%	13.6%	14.9%	15.4%
% of FP17s for the same patient ID Re-attending between 3 & 9 months - Children	268	364	73.6%	62.5%	60.0%	58.9%
% of FP17s for the same patient ID Re-attending between 3 & 9 months - Adults	92	128	71.9%	56.1%	52.6%	51.6%
% of FP17s for Band 1 Urgent Courses	11	395	2.8%	6.9%	7.9%	8.9%
% of FP17s Relating to Free Repair or Replacements	2	395	0.5%	0.8%	0.8%	0.8%
% of FP17s Relating to Continuations	0	395	0.0%	1.1%	0.9%	0.9%
% of Patients satisfied with the dentistry they have received	0	0	N/A	92.4%	93.2%	93.2%
% of Patients satisfied with the time they had to wait for an appointment	0	0	N/A	88.7%	89.1%	88.8%

* This is based on patients treated on this contract for their most recent course of treatment. Figures in italics indicate the base number of FP17s or Patient Questionnaire responses are less than 100. N/A is shown where the base number of responses is less than 10 during the period. % is calculated as Quantity/Base number*100

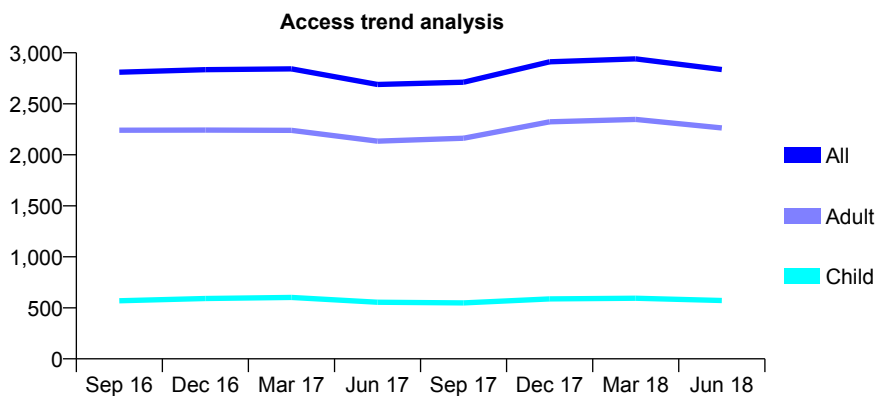
Q55 - Vital Signs At a Glance Contract Report for 674427/0001 - June 2018

Name or company name	MR N SHAW
Contract type name	GDS Contract
Purpose of contract	General
Contract start date	01/10/2007
Contract end date	

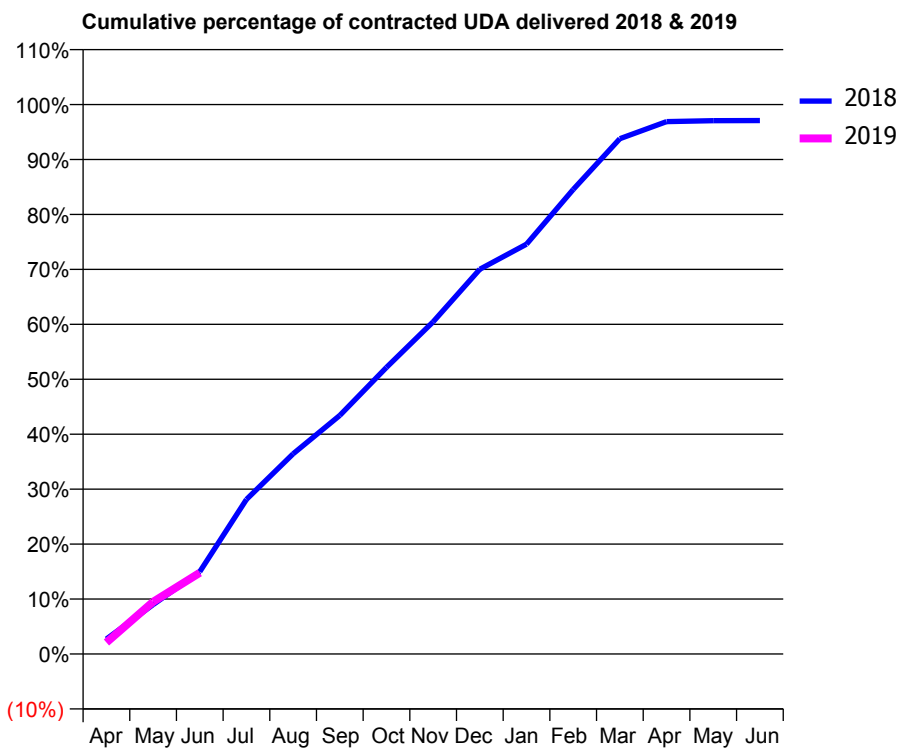
18/19 Contracted general activity (UDA)	9,028
Carry forward general activity (UDA)	0
18/19 Contracted orthodontic activity (UOA)	0
Carry forward orthodontic activity (UOA)	0
Baseline contract value	£252,914.91

ACCESS*

Patients seen in 24 months	Total	Change since previous quarter
Quarter ending June 2017	2,689	
Quarter ending September 2017	2,712	→
Quarter ending December 2017	2,912	↑
Quarter ending March 2018	2,941	→
Quarter ending June 2018	2,836	↓
Variance since June 2017	5.5%	↑



ACTIVITY



Month	Adjusted Scheduled Activity (UDA)	
	2018	2019
April	247	190
May	812	857
June	1,353	1,336
July	2,541	
August	3,290	
September	3,921	
October	4,709	
November	5,458	
December	6,322	
January	6,733	
February	7,632	
March	8,466	
April	8,748	
May	8,763	
June	8,764	

QUALITY

	Quantity	Base Number	Contract	AT	Region	England
% of FP17s for the same patient ID Re-attending within 3 months - Children	11	244	4.5%	9.7%	11.3%	11.5%
% of FP17s for the same patient ID Re-attending within 3 months - Adults	73	811	9.0%	13.6%	14.9%	15.4%
% of FP17s for the same patient ID Re-attending between 3 & 9 months - Children	184	244	75.4%	62.5%	60.0%	58.9%
% of FP17s for the same patient ID Re-attending between 3 & 9 months - Adults	521	811	64.2%	56.1%	52.6%	51.6%
% of FP17s for Band 1 Urgent Courses	13	865	1.5%	6.9%	7.9%	8.9%
% of FP17s Relating to Free Repair or Replacements	1	865	0.1%	0.8%	0.8%	0.8%
% of FP17s Relating to Continuations	12	865	1.4%	1.1%	0.9%	0.9%
% of Patients satisfied with the dentistry they have received	4	4	N/A	92.4%	93.2%	93.2%
% of Patients satisfied with the time they had to wait for an appointment	4	4	N/A	88.7%	89.1%	88.8%

* This is based on patients treated on this contract for their most recent course of treatment. Figures in italics indicate the base number of FP17s or Patient Questionnaire responses are less than 100. N/A is shown where the base number of responses is less than 10 during the period. % is calculated as Quantity/Base number*100

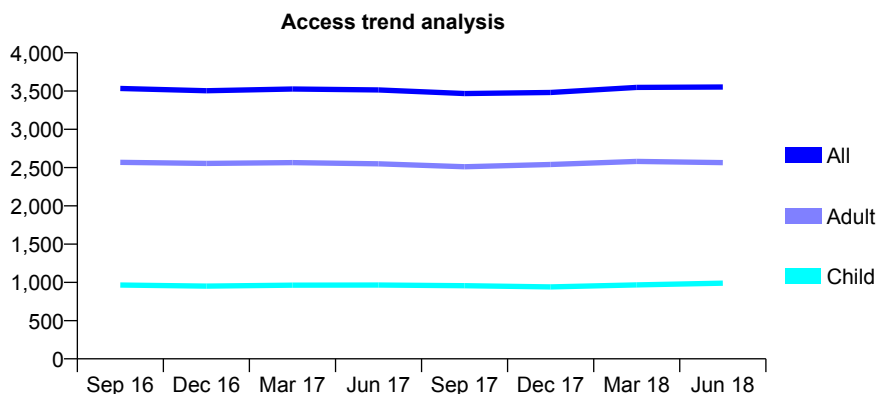
Q55 - Vital Signs At a Glance Contract Report for 677043/0001 - June 2018

Name or company name	MR D BYWATER
Contract type name	GDS Contract
Purpose of contract	General
Contract start date	01/04/2006
Contract end date	

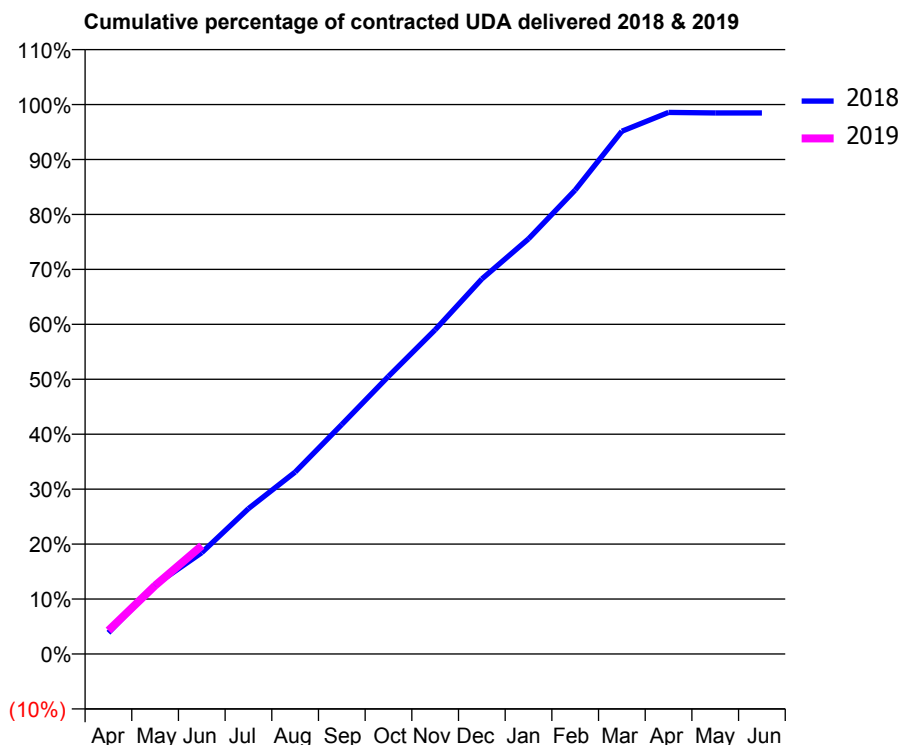
18/19 Contracted general activity (UDA)	10,505
Carry forward general activity (UDA)	0
18/19 Contracted orthodontic activity (UOA)	0
Carry forward orthodontic activity (UOA)	0
Baseline contract value	£272,873.52

ACCESS*

Patients seen in 24 months	Total	Change since previous quarter
Quarter ending June 2017	3,514	
Quarter ending September 2017	3,467	↓
Quarter ending December 2017	3,482	→
Quarter ending March 2018	3,547	→
Quarter ending June 2018	3,553	→
Variance since June 2017	1.1%	→



ACTIVITY



Month	Adjusted Scheduled Activity (UDA)	
	2018	2019
April	406	451
May	1,318	1,309
June	1,938	2,071
July	2,781	
August	3,479	
September	4,389	
October	5,310	
November	6,197	
December	7,169	
January	7,937	
February	8,871	
March	9,994	
April	10,353	
May	10,344	
June	10,343	

QUALITY

	Quantity	Base Number	Contract	AT	Region	England
% of FP17s for the same patient ID Re-attending within 3 months - Children	41	370	11.1%	9.7%	11.3%	11.5%
% of FP17s for the same patient ID Re-attending within 3 months - Adults	168	969	17.3%	13.6%	14.9%	15.4%
% of FP17s for the same patient ID Re-attending between 3 & 9 months - Children	215	370	58.1%	62.5%	60.0%	58.9%
% of FP17s for the same patient ID Re-attending between 3 & 9 months - Adults	550	969	56.8%	56.1%	52.6%	51.6%
% of FP17s for Band 1 Urgent Courses	66	1,168	5.7%	6.9%	7.9%	8.9%
% of FP17s Relating to Free Repair or Replacements	21	1,168	1.8%	0.8%	0.8%	0.8%
% of FP17s Relating to Continuations	3	1,168	0.3%	1.1%	0.9%	0.9%
% of Patients satisfied with the dentistry they have received	6	6	N/A	92.4%	93.2%	93.2%
% of Patients satisfied with the time they had to wait for an appointment	6	6	N/A	88.7%	89.1%	88.8%

* This is based on patients treated on this contract for their most recent course of treatment. Figures in italics indicate the base number of FP17s or Patient Questionnaire responses are less than 100. N/A is shown where the base number of responses is less than 10 during the period. % is calculated as Quantity/Base number*100

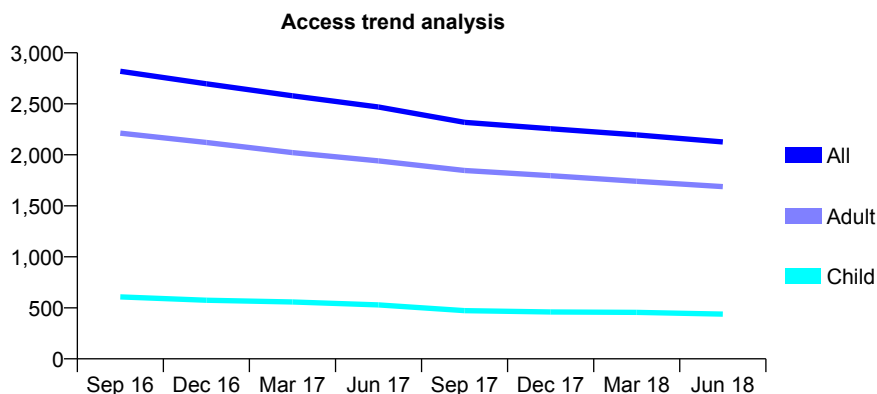
Q55 - Vital Signs At a Glance Contract Report for 677647/0001 - June 2018

Name or company name	MRS S PIENAAR
Contract type name	GDS Contract
Purpose of contract	General
Contract start date	01/10/2007
Contract end date	

18/19 Contracted general activity (UDA)	10,656
Carry forward general activity (UDA)	0
18/19 Contracted orthodontic activity (UOA)	0
Carry forward orthodontic activity (UOA)	0
Baseline contract value	£254,826.34

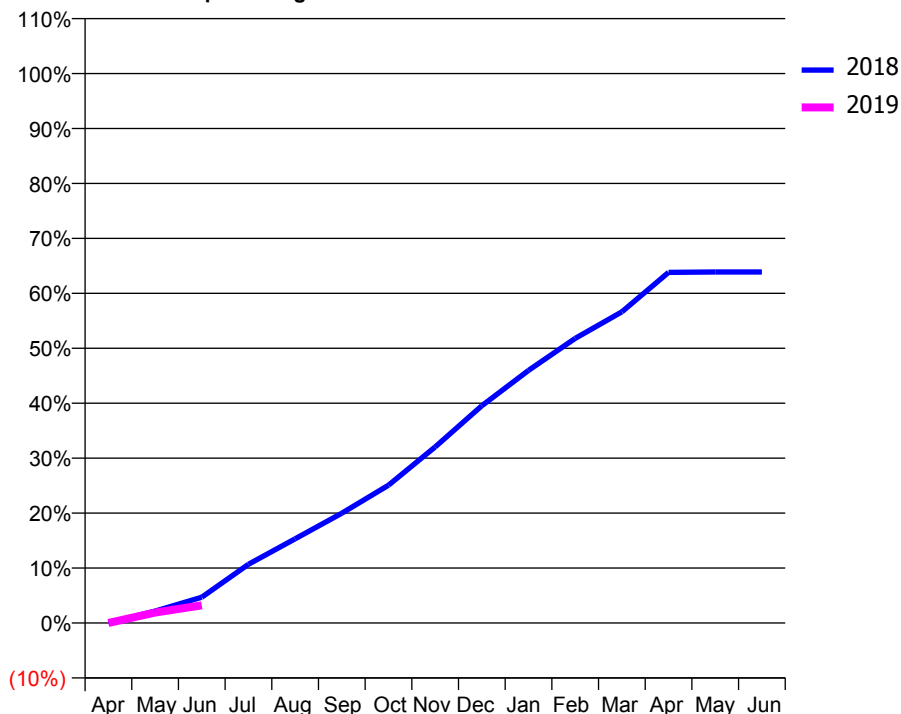
ACCESS*

Patients seen in 24 months	Total	Change since previous quarter
Quarter ending June 2017	2,469	
Quarter ending September 2017	2,318	↓
Quarter ending December 2017	2,255	↓
Quarter ending March 2018	2,196	↓
Quarter ending June 2018	2,126	↓
Variance since June 2017	(13.9%)	↓



ACTIVITY

Cumulative percentage of contracted UDA delivered 2018 & 2019



Adjusted Scheduled Activity (UDA)

Month	2018	2019
April	0	0
May	231	203
June	500	344
July	1,139	
August	1,634	
September	2,129	
October	2,673	
November	3,416	
December	4,215	
January	4,898	
February	5,520	
March	6,034	
April	6,800	
May	6,807	
June	6,808	

QUALITY

	Quantity	Base Number	Contract	AT	Region	England
% of FP17s for the same patient ID Re-attending within 3 months - Children	6	79	7.6%	9.7%	11.3%	11.5%
% of FP17s for the same patient ID Re-attending within 3 months - Adults	85	433	19.6%	13.6%	14.9%	15.4%
% of FP17s for the same patient ID Re-attending between 3 & 9 months - Children	20	79	25.3%	62.5%	60.0%	58.9%
% of FP17s for the same patient ID Re-attending between 3 & 9 months - Adults	229	433	52.9%	56.1%	52.6%	51.6%
% of FP17s for Band 1 Urgent Courses	4	181	2.2%	6.9%	7.9%	8.9%
% of FP17s Relating to Free Repair or Replacements	5	181	2.8%	0.8%	0.8%	0.8%
% of FP17s Relating to Continuations	6	181	3.3%	1.1%	0.9%	0.9%
% of Patients satisfied with the dentistry they have received	0	1	N/A	92.4%	93.2%	93.2%
% of Patients satisfied with the time they had to wait for an appointment	0	1	N/A	88.7%	89.1%	88.8%

* This is based on patients treated on this contract for their most recent course of treatment. Figures in italics indicate the base number of FP17s or Patient Questionnaire responses are less than 100. N/A is shown where the base number of responses is less than 10 during the period. % is calculated as Quantity/Base number*100

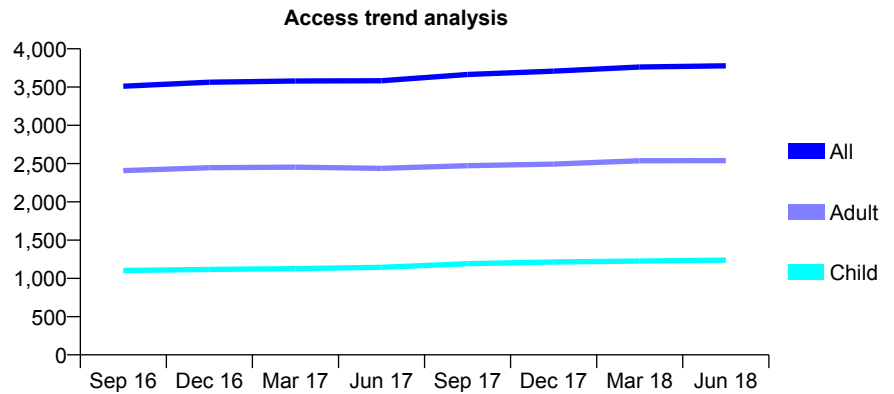
Q55 - Vital Signs At a Glance Contract Report for 679879/0001 - June 2018

Name or company name	MISS F SEZAVAR SHOKOH
Contract type name	GDS Contract
Purpose of contract	General
Contract start date	01/04/2006
Contract end date	

18/19 Contracted general activity (UDA)	14,388
Carry forward general activity (UDA)	0
18/19 Contracted orthodontic activity (UOA)	0
Carry forward orthodontic activity (UOA)	0
Baseline contract value	£355,715.62

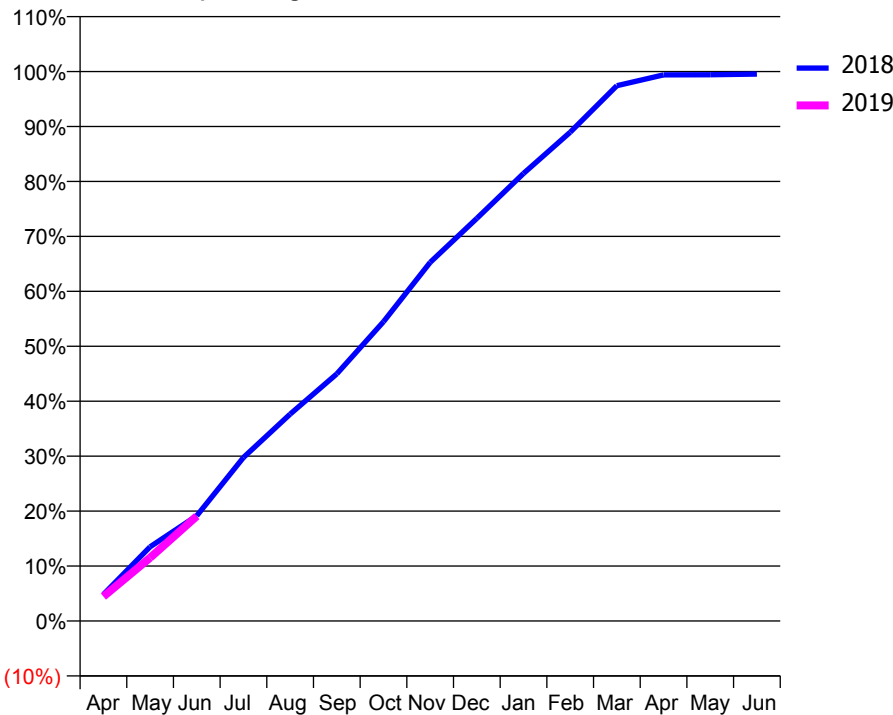
ACCESS*

Patients seen in 24 months	Total	Change since previous quarter
Quarter ending June 2017	3,582	
Quarter ending September 2017	3,664	↑
Quarter ending December 2017	3,708	→
Quarter ending March 2018	3,762	→
Quarter ending June 2018	3,778	→
Variance since June 2017	5.5%	↑



ACTIVITY

Cumulative percentage of contracted UDA delivered 2018 & 2019



Month	Adjusted Scheduled Activity (UDA)	
	2018	2019
April	696	642
May	1,942	1,656
June	2,756	2,747
July	4,282	
August	5,419	
September	6,473	
October	7,835	
November	9,390	
December	10,542	
January	11,719	
February	12,798	
March	14,016	
April	14,299	
May	14,302	
June	14,321	

QUALITY

	Quantity	Base Number	Contract	AT	Region	England
% of FP17s for the same patient ID Re-attending within 3 months - Children	38	416	9.1%	9.7%	11.3%	11.5%
% of FP17s for the same patient ID Re-attending within 3 months - Adults	148	834	17.7%	13.6%	14.9%	15.4%
% of FP17s for the same patient ID Re-attending between 3 & 9 months - Children	258	416	62.0%	62.5%	60.0%	58.9%
% of FP17s for the same patient ID Re-attending between 3 & 9 months - Adults	432	834	51.8%	56.1%	52.6%	51.6%
% of FP17s for Band 1 Urgent Courses	127	1,132	11.2%	6.9%	7.9%	8.9%
% of FP17s Relating to Free Repair or Replacements	14	1,132	1.2%	0.8%	0.8%	0.8%
% of FP17s Relating to Continuations	0	1,132	0.0%	1.1%	0.9%	0.9%
% of Patients satisfied with the dentistry they have received	2	2	N/A	92.4%	93.2%	93.2%
% of Patients satisfied with the time they had to wait for an appointment	2	2	N/A	88.7%	89.1%	88.8%

* This is based on patients treated on this contract for their most recent course of treatment. Figures in italics indicate the base number of FP17s or Patient Questionnaire responses are less than 100. N/A is shown where the base number of responses is less than 10 during the period. % is calculated as Quantity/Base number*100

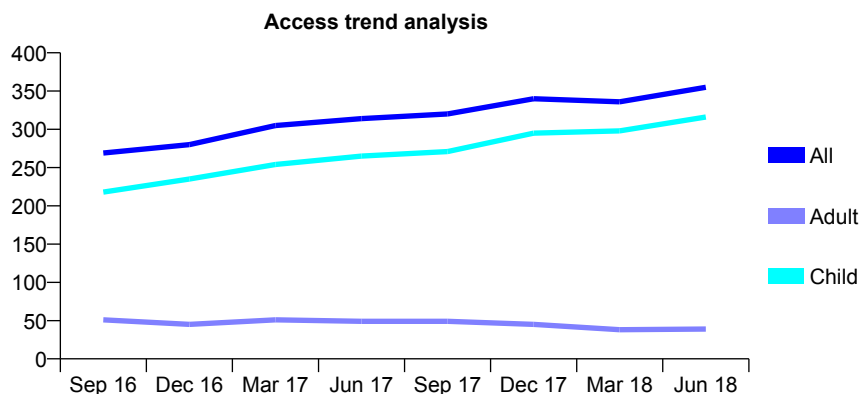
Q55 - Vital Signs At a Glance Contract Report for 710822/0001 - June 2018

Name or company name	MR R NATHWANI
Contract type name	GDS Contract
Purpose of contract	General
Contract start date	01/05/2011
Contract end date	

18/19 Contracted general activity (UDA)	863
Carry forward general activity (UDA)	0
18/19 Contracted orthodontic activity (UOA)	0
Carry forward orthodontic activity (UOA)	0
Baseline contract value	£24,031.80

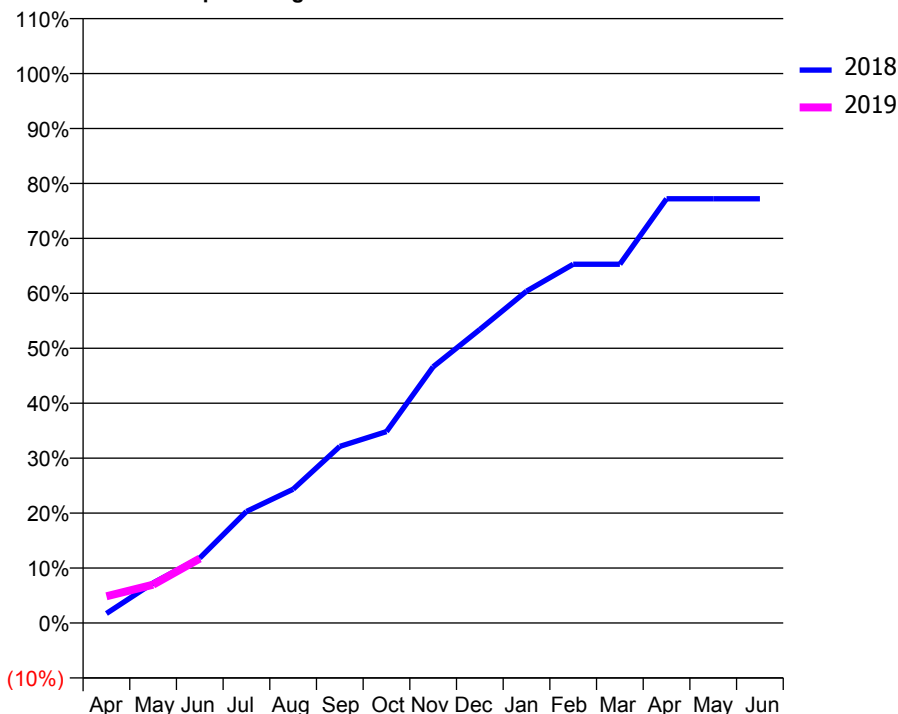
ACCESS*

Patients seen in 24 months	Total	Change since previous quarter
Quarter ending June 2017	314	
Quarter ending September 2017	320	→
Quarter ending December 2017	340	↑
Quarter ending March 2018	336	↓
Quarter ending June 2018	355	↑
Variance since June 2017	13.1%	↑



ACTIVITY

Cumulative percentage of contracted UDA delivered 2018 & 2019



Adjusted Scheduled Activity (UDA)

Month	2018	2019
April	15	42
May	63	60
June	102	101
July	175	
August	210	
September	277	
October	301	
November	402	
December	461	
January	521	
February	563	
March	563	
April	666	
May	666	
June	666	

QUALITY

	Quantity	Base Number	Contract	AT	Region	England
% of FP17s for the same patient ID Re-attending within 3 months - Children	11	155	7.1%	9.7%	11.3%	11.5%
% of FP17s for the same patient ID Re-attending within 3 months - Adults	0	7	0.0%	13.6%	14.9%	15.4%
% of FP17s for the same patient ID Re-attending between 3 & 9 months - Children	109	155	70.3%	62.5%	60.0%	58.9%
% of FP17s for the same patient ID Re-attending between 3 & 9 months - Adults	1	7	14.3%	56.1%	52.6%	51.6%
% of FP17s for Band 1 Urgent Courses	1	89	1.1%	6.9%	7.9%	8.9%
% of FP17s Relating to Free Repair or Replacements	0	89	0.0%	0.8%	0.8%	0.8%
% of FP17s Relating to Continuations	0	89	0.0%	1.1%	0.9%	0.9%
% of Patients satisfied with the dentistry they have received	1	1	N/A	92.4%	93.2%	93.2%
% of Patients satisfied with the time they had to wait for an appointment	1	1	N/A	88.7%	89.1%	88.8%

* This is based on patients treated on this contract for their most recent course of treatment. Figures in italics indicate the base number of FP17s or Patient Questionnaire responses are less than 100. N/A is shown where the base number of responses is less than 10 during the period. % is calculated as Quantity/Base number*100

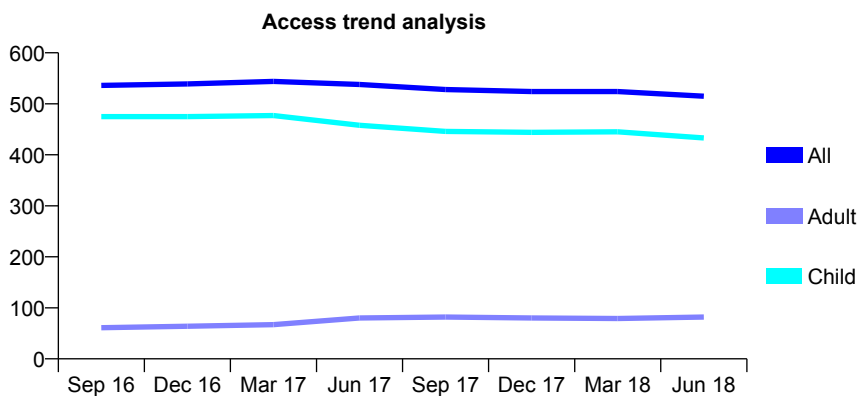
Q55 - Vital Signs At a Glance Contract Report for 729388/0001 - June 2018

Name or company name	MR JP WARD
Contract type name	GDS Contract
Purpose of contract	General and Orthodontic
Contract start date	01/04/2006
Contract end date	

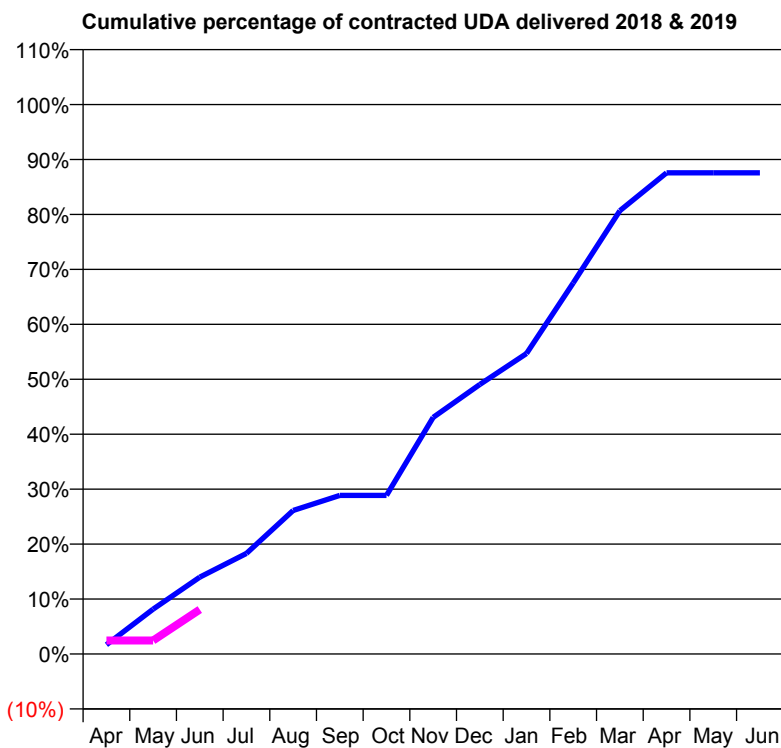
18/19 Contracted general activity (UDA)	1,628
Carry forward general activity (UDA)	0
18/19 Contracted orthodontic activity (UOA)	446
Carry forward orthodontic activity (UOA)	0
Baseline contract value	£72,602.71

ACCESS*

Patients seen in 24 months	Total	Change since previous quarter
Quarter ending June 2017	538	
Quarter ending September 2017	528	↓
Quarter ending December 2017	524	→
Quarter ending March 2018	524	→
Quarter ending June 2018	515	↓
Variance since June 2017	(4.3%)	↓



ACTIVITY



Adjusted Scheduled Activity (UDA)		
Month	2018	2019
April	28	40
May	133	40
June	228	132
July	298	
August	425	
September	470	
October	470	
November	701	
December	799	
January	890	
February	1,099	
March	1,313	
April	1,425	
May	1,425	
June	1,425	

QUALITY

	Quantity	Base Number	Contract	AT	Region	England
% of FP17s for the same patient ID Re-attending within 3 months - Children	10	137	7.3%	9.7%	11.3%	11.5%
% of FP17s for the same patient ID Re-attending within 3 months - Adults	0	0	N/A	13.6%	14.9%	15.4%
% of FP17s for the same patient ID Re-attending between 3 & 9 months - Children	97	137	70.8%	62.5%	60.0%	58.9%
% of FP17s for the same patient ID Re-attending between 3 & 9 months - Adults	0	0	N/A	56.1%	52.6%	51.6%
% of FP17s for Band 1 Urgent Courses	4	87	4.6%	6.9%	7.9%	8.9%
% of FP17s Relating to Free Repair or Replacements	0	87	0.0%	0.8%	0.8%	0.8%
% of FP17s Relating to Continuations	0	87	0.0%	1.1%	0.9%	0.9%
% of Patients satisfied with the dentistry they have received	0	0	N/A	92.4%	93.2%	93.2%
% of Patients satisfied with the time they had to wait for an appointment	0	0	N/A	88.7%	89.1%	88.8%

* This is based on patients treated on this contract for their most recent course of treatment. Figures in italics indicate the base number of FP17s or Patient Questionnaire responses are less than 100. N/A is shown where the base number of responses is less than 10 during the period. % is calculated as Quantity/Base number*100

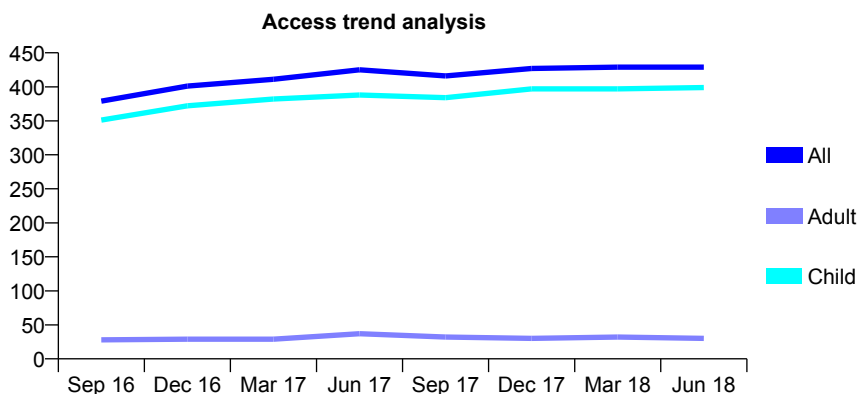
Q55 - Vital Signs At a Glance Contract Report for 745847/0001 - June 2018

Name or company name	MR SB SHAFFERY
Contract type name	GDS Contract
Purpose of contract	General
Contract start date	01/04/2006
Contract end date	

18/19 Contracted general activity (UDA)	800
Carry forward general activity (UDA)	0
18/19 Contracted orthodontic activity (UOA)	0
Carry forward orthodontic activity (UOA)	0
Baseline contract value	£19,546.04

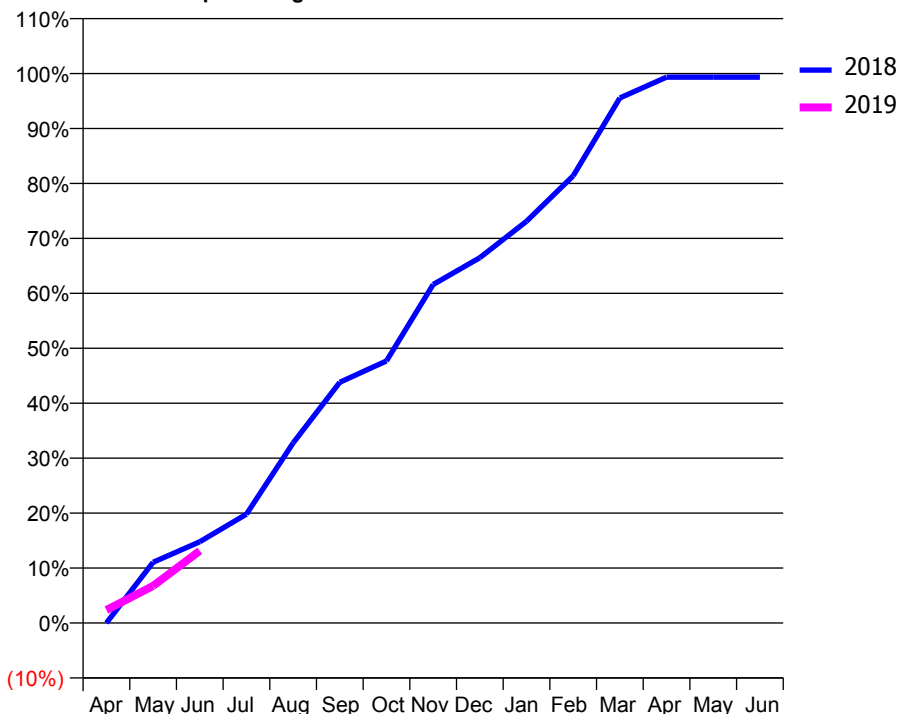
ACCESS*

Patients seen in 24 months	Total	Change since previous quarter
Quarter ending June 2017	425	
Quarter ending September 2017	416	↓
Quarter ending December 2017	427	↑
Quarter ending March 2018	429	→
Quarter ending June 2018	429	→
Variance since June 2017	0.9%	→



ACTIVITY

Cumulative percentage of contracted UDA delivered 2018 & 2019



Adjusted Scheduled Activity (UDA)

Month	2018	2019
April	0	19
May	88	54
June	118	105
July	159	
August	262	
September	351	
October	382	
November	493	
December	532	
January	585	
February	651	
March	764	
April	795	
May	795	
June	795	

QUALITY

	Quantity	Base Number	Contract	AT	Region	England
% of FP17s for the same patient ID Re-attending within 3 months - Children	6	111	5.4%	9.7%	11.3%	11.5%
% of FP17s for the same patient ID Re-attending within 3 months - Adults	0	0	N/A	13.6%	14.9%	15.4%
% of FP17s for the same patient ID Re-attending between 3 & 9 months - Children	80	111	72.1%	62.5%	60.0%	58.9%
% of FP17s for the same patient ID Re-attending between 3 & 9 months - Adults	0	0	N/A	56.1%	52.6%	51.6%
% of FP17s for Band 1 Urgent Courses	1	85	1.2%	6.9%	7.9%	8.9%
% of FP17s Relating to Free Repair or Replacements	0	85	0.0%	0.8%	0.8%	0.8%
% of FP17s Relating to Continuations	0	85	0.0%	1.1%	0.9%	0.9%
% of Patients satisfied with the dentistry they have received	0	0	N/A	92.4%	93.2%	93.2%
% of Patients satisfied with the time they had to wait for an appointment	0	0	N/A	88.7%	89.1%	88.8%

* This is based on patients treated on this contract for their most recent course of treatment. Figures in italics indicate the base number of FP17s or Patient Questionnaire responses are less than 100. N/A is shown where the base number of responses is less than 10 during the period. % is calculated as Quantity/Base number*100

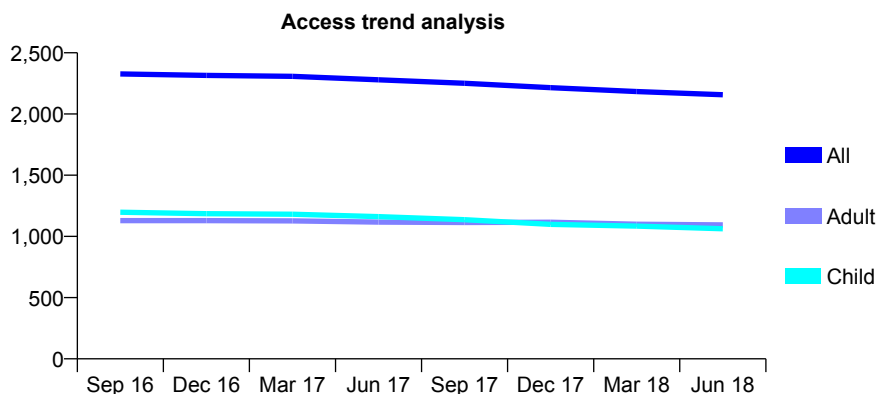
Q55 - Vital Signs At a Glance Contract Report for 746436/0001 - June 2018

Name or company name	MR MN BURTON
Contract type name	GDS Contract
Purpose of contract	General
Contract start date	01/04/2006
Contract end date	

18/19 Contracted general activity (UDA)	6,000
Carry forward general activity (UDA)	0
18/19 Contracted orthodontic activity (UOA)	0
Carry forward orthodontic activity (UOA)	0
Baseline contract value	£173,769.98

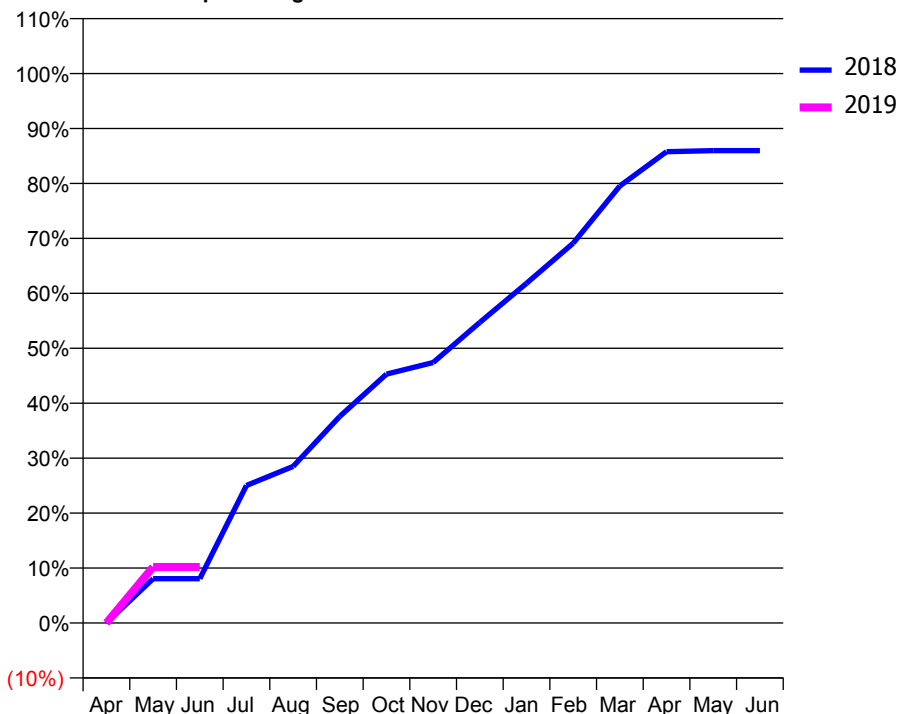
ACCESS*

Patients seen in 24 months	Total	Change since previous quarter
Quarter ending June 2017	2,279	
Quarter ending September 2017	2,251	↓
Quarter ending December 2017	2,215	↓
Quarter ending March 2018	2,184	↓
Quarter ending June 2018	2,157	↓
Variance since June 2017	(5.4%)	↓



ACTIVITY

Cumulative percentage of contracted UDA delivered 2018 & 2019



Adjusted Scheduled Activity (UDA)		
Month	2018	2019
April	0	0
May	483	613
June	483	613
July	1,502	
August	1,710	
September	2,257	
October	2,718	
November	2,845	
December	3,282	
January	3,709	
February	4,148	
March	4,773	
April	5,146	
May	5,158	
June	5,158	

QUALITY

	Quantity	Base Number	Contract	AT	Region	England
% of FP17s for the same patient ID Re-attending within 3 months - Children	23	326	7.1%	9.7%	11.3%	11.5%
% of FP17s for the same patient ID Re-attending within 3 months - Adults	22	245	9.0%	13.6%	14.9%	15.4%
% of FP17s for the same patient ID Re-attending between 3 & 9 months - Children	204	326	62.6%	62.5%	60.0%	58.9%
% of FP17s for the same patient ID Re-attending between 3 & 9 months - Adults	108	245	44.1%	56.1%	52.6%	51.6%
% of FP17s for Band 1 Urgent Courses	9	354	2.5%	6.9%	7.9%	8.9%
% of FP17s Relating to Free Repair or Replacements	0	354	0.0%	0.8%	0.8%	0.8%
% of FP17s Relating to Continuations	2	354	0.6%	1.1%	0.9%	0.9%
% of Patients satisfied with the dentistry they have received	2	2	N/A	92.4%	93.2%	93.2%
% of Patients satisfied with the time they had to wait for an appointment	2	2	N/A	88.7%	89.1%	88.8%

* This is based on patients treated on this contract for their most recent course of treatment. Figures in italics indicate the base number of FP17s or Patient Questionnaire responses are less than 100. N/A is shown where the base number of responses is less than 10 during the period. % is calculated as Quantity/Base number*100

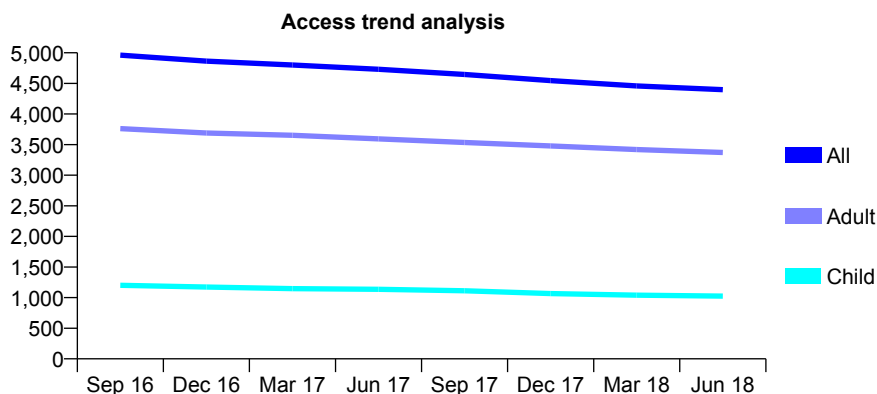
Q55 - Vital Signs At a Glance Contract Report for 746509/0001 - June 2018

Name or company name	MR RA HEPBURN
Contract type name	GDS Contract
Purpose of contract	General
Contract start date	01/04/2006
Contract end date	

18/19 Contracted general activity (UDA)	13,800
Carry forward general activity (UDA)	0
18/19 Contracted orthodontic activity (UOA)	0
Carry forward orthodontic activity (UOA)	0
Baseline contract value	£279,947.24

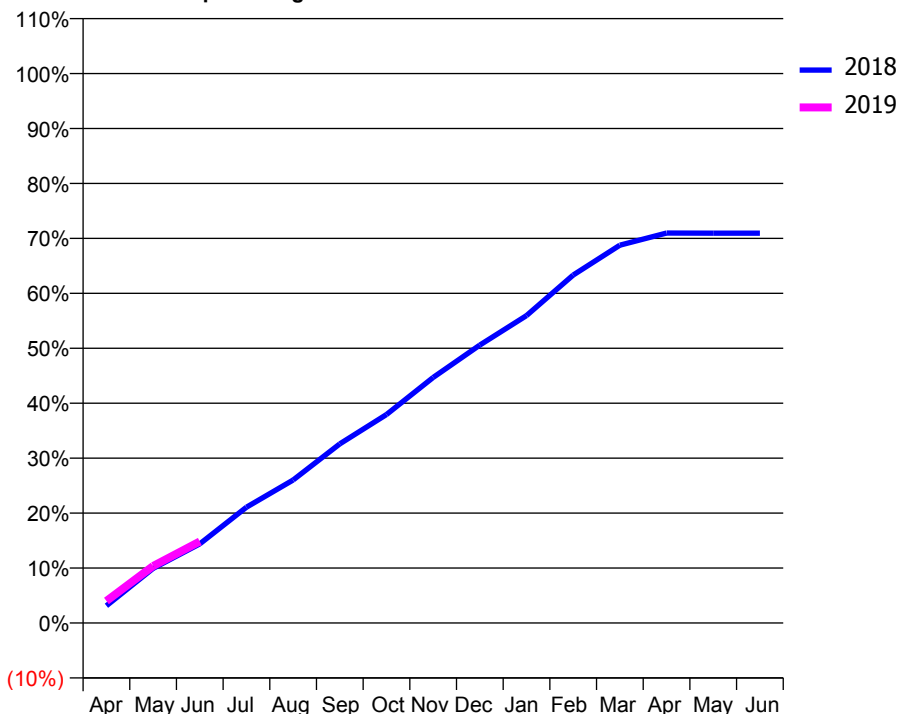
ACCESS*

Patients seen in 24 months	Total	Change since previous quarter
Quarter ending June 2017	4,731	
Quarter ending September 2017	4,646	↓
Quarter ending December 2017	4,545	↓
Quarter ending March 2018	4,459	↓
Quarter ending June 2018	4,398	↓
Variance since June 2017	(7.0%)	↓



ACTIVITY

Cumulative percentage of contracted UDA delivered 2018 & 2019



Adjusted Scheduled Activity (UDA)

Month	2018	2019
April	434	553
May	1,373	1,432
June	1,989	2,048
July	2,907	
August	3,591	
September	4,499	
October	5,235	
November	6,168	
December	6,980	
January	7,722	
February	8,739	
March	9,489	
April	9,794	
May	9,791	
June	9,791	

QUALITY

	Quantity	Base Number	Contract	AT	Region	England
% of FP17s for the same patient ID Re-attending within 3 months - Children	11	411	2.7%	9.7%	11.3%	11.5%
% of FP17s for the same patient ID Re-attending within 3 months - Adults	88	915	9.6%	13.6%	14.9%	15.4%
% of FP17s for the same patient ID Re-attending between 3 & 9 months - Children	311	411	75.7%	62.5%	60.0%	58.9%
% of FP17s for the same patient ID Re-attending between 3 & 9 months - Adults	263	915	28.7%	56.1%	52.6%	51.6%
% of FP17s for Band 1 Urgent Courses	31	1,154	2.7%	6.9%	7.9%	8.9%
% of FP17s Relating to Free Repair or Replacements	12	1,154	1.0%	0.8%	0.8%	0.8%
% of FP17s Relating to Continuations	31	1,154	2.7%	1.1%	0.9%	0.9%
% of Patients satisfied with the dentistry they have received	4	4	N/A	92.4%	93.2%	93.2%
% of Patients satisfied with the time they had to wait for an appointment	4	4	N/A	88.7%	89.1%	88.8%

* This is based on patients treated on this contract for their most recent course of treatment. Figures in italics indicate the base number of FP17s or Patient Questionnaire responses are less than 100. N/A is shown where the base number of responses is less than 10 during the period. % is calculated as Quantity/Base number*100

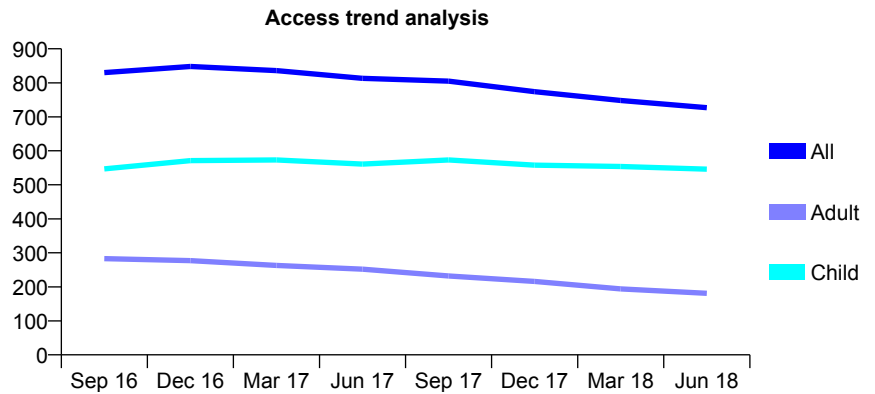
Q55 - Vital Signs At a Glance Contract Report for 751553/0002 - June 2018

Name or company name	MR S RAKSHIT
Contract type name	GDS Contract
Purpose of contract	General
Contract start date	01/04/2006
Contract end date	

18/19 Contracted general activity (UDA)	3,500
Carry forward general activity (UDA)	0
18/19 Contracted orthodontic activity (UOA)	0
Carry forward orthodontic activity (UOA)	0
Baseline contract value	£78,225.40

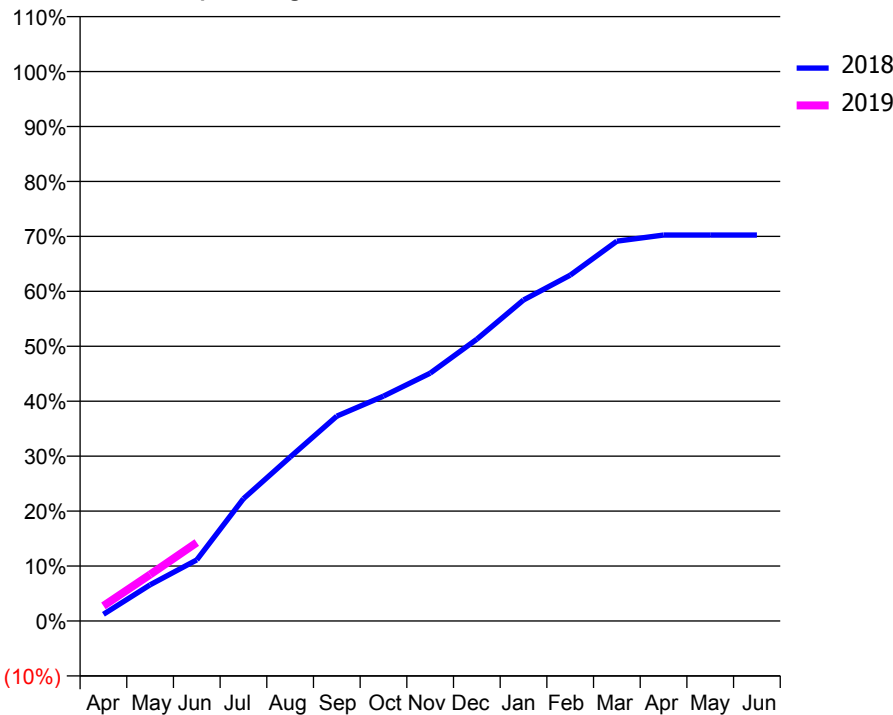
ACCESS*

Patients seen in 24 months	Total	Change since previous quarter
Quarter ending June 2017	813	
Quarter ending September 2017	805	→
Quarter ending December 2017	774	↓
Quarter ending March 2018	748	↓
Quarter ending June 2018	727	↓
Variance since June 2017	(10.6%)	↓



ACTIVITY

Cumulative percentage of contracted UDA delivered 2018 & 2019



Month	Adjusted Scheduled Activity (UDA)	
	2018	2019
April	43	96
May	231	296
June	390	500
July	779	
August	1,044	
September	1,305	
October	1,433	
November	1,579	
December	1,795	
January	2,045	
February	2,203	
March	2,419	
April	2,458	
May	2,458	
June	2,458	

QUALITY

	Quantity	Base Number	Contract	AT	Region	England
% of FP17s for the same patient ID Re-attending within 3 months - Children	6	149	4.0%	9.7%	11.3%	11.5%
% of FP17s for the same patient ID Re-attending within 3 months - Adults	10	47	21.3%	13.6%	14.9%	15.4%
% of FP17s for the same patient ID Re-attending between 3 & 9 months - Children	60	149	40.3%	62.5%	60.0%	58.9%
% of FP17s for the same patient ID Re-attending between 3 & 9 months - Adults	26	47	55.3%	56.1%	52.6%	51.6%
% of FP17s for Band 1 Urgent Courses	11	184	6.0%	6.9%	7.9%	8.9%
% of FP17s Relating to Free Repair or Replacements	0	184	0.0%	0.8%	0.8%	0.8%
% of FP17s Relating to Continuations	1	184	0.5%	1.1%	0.9%	0.9%
% of Patients satisfied with the dentistry they have received	1	1	N/A	92.4%	93.2%	93.2%
% of Patients satisfied with the time they had to wait for an appointment	1	1	N/A	88.7%	89.1%	88.8%

* This is based on patients treated on this contract for their most recent course of treatment. Figures in italics indicate the base number of FP17s or Patient Questionnaire responses are less than 100. N/A is shown where the base number of responses is less than 10 during the period. % is calculated as Quantity/Base number*100

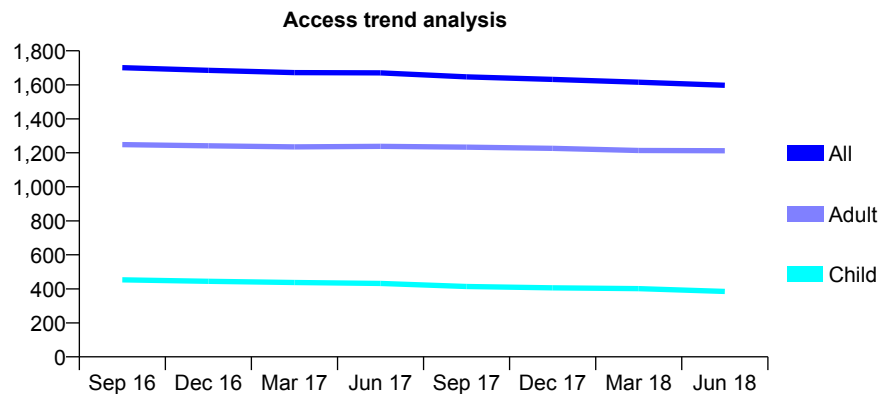
Q55 - Vital Signs At a Glance Contract Report for 752134/0001 - June 2018

Name or company name	MR CJ DONEGAN
Contract type name	GDS Contract
Purpose of contract	General
Contract start date	01/04/2006
Contract end date	

18/19 Contracted general activity (UDA)	6,517
Carry forward general activity (UDA)	0
18/19 Contracted orthodontic activity (UOA)	0
Carry forward orthodontic activity (UOA)	0
Baseline contract value	£157,262.02

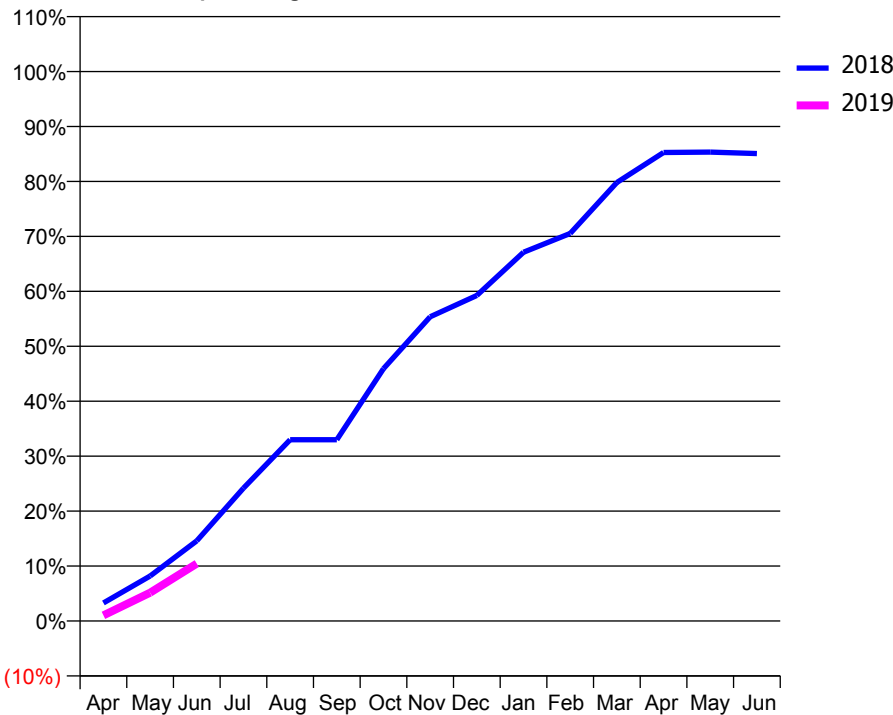
ACCESS*

Patients seen in 24 months	Total	Change since previous quarter
Quarter ending June 2017	1,670	
Quarter ending September 2017	1,647	↓
Quarter ending December 2017	1,632	→
Quarter ending March 2018	1,615	↓
Quarter ending June 2018	1,597	↓
Variance since June 2017	(4.4%)	↓



ACTIVITY

Cumulative percentage of contracted UDA delivered 2018 & 2019



Adjusted Scheduled Activity (UDA)		
Month	2018	2019
April	196	67
May	488	335
June	868	681
July	1,438	
August	1,962	
September	1,962	
October	2,730	
November	3,291	
December	3,523	
January	3,989	
February	4,194	
March	4,744	
April	5,069	
May	5,073	
June	5,058	

QUALITY

	Quantity	Base Number	Contract	AT	Region	England
% of FP17s for the same patient ID Re-attending within 3 months - Children	9	173	5.2%	9.7%	11.3%	11.5%
% of FP17s for the same patient ID Re-attending within 3 months - Adults	69	467	14.8%	13.6%	14.9%	15.4%
% of FP17s for the same patient ID Re-attending between 3 & 9 months - Children	145	173	83.8%	62.5%	60.0%	58.9%
% of FP17s for the same patient ID Re-attending between 3 & 9 months - Adults	359	467	76.9%	56.1%	52.6%	51.6%
% of FP17s for Band 1 Urgent Courses	13	481	2.7%	6.9%	7.9%	8.9%
% of FP17s Relating to Free Repair or Replacements	3	481	0.6%	0.8%	0.8%	0.8%
% of FP17s Relating to Continuations	0	481	0.0%	1.1%	0.9%	0.9%
% of Patients satisfied with the dentistry they have received	5	6	N/A	92.4%	93.2%	93.2%
% of Patients satisfied with the time they had to wait for an appointment	6	6	N/A	88.7%	89.1%	88.8%

* This is based on patients treated on this contract for their most recent course of treatment. Figures in italics indicate the base number of FP17s or Patient Questionnaire responses are less than 100. N/A is shown where the base number of responses is less than 10 during the period. % is calculated as Quantity/Base number*100

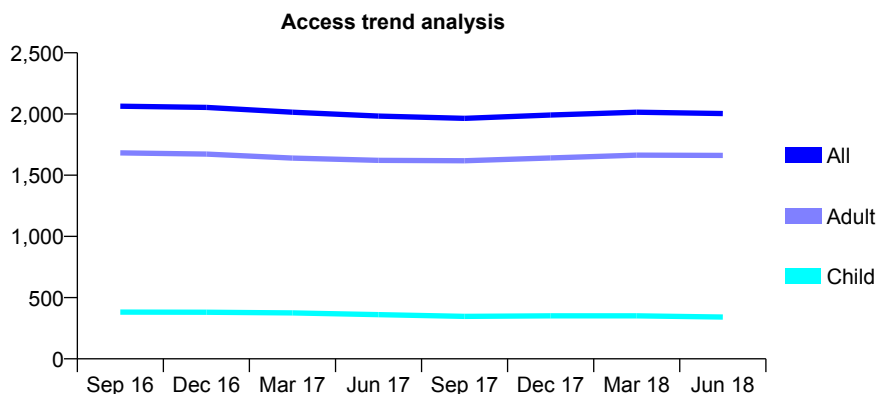
Q55 - Vital Signs At a Glance Contract Report for 753912/0001 - June 2018

Name or company name	MR BK DAWETT
Contract type name	GDS Contract
Purpose of contract	General
Contract start date	01/04/2006
Contract end date	

18/19 Contracted general activity (UDA)	6,228
Carry forward general activity (UDA)	0
18/19 Contracted orthodontic activity (UOA)	0
Carry forward orthodontic activity (UOA)	0
Baseline contract value	£258,339.31

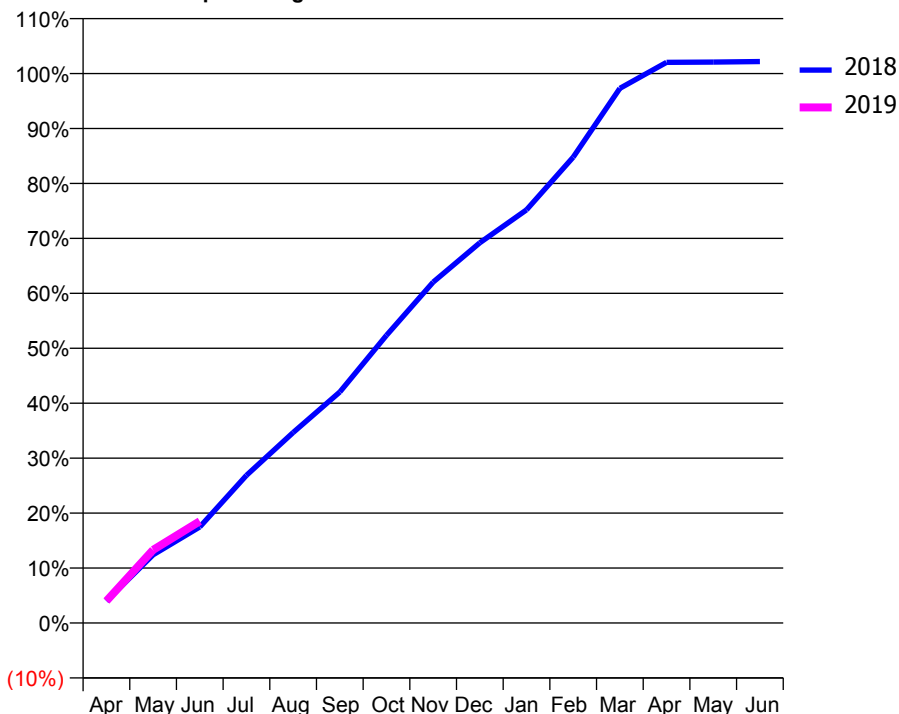
ACCESS*

Patients seen in 24 months	Total	Change since previous quarter
Quarter ending June 2017	1,983	
Quarter ending September 2017	1,965	→
Quarter ending December 2017	1,992	→
Quarter ending March 2018	2,015	→
Quarter ending June 2018	2,004	→
Variance since June 2017	1.1%	→



ACTIVITY

Cumulative percentage of contracted UDA delivered 2018 & 2019



Adjusted Scheduled Activity (UDA)

Month	2018	2019
April	248	250
May	774	829
June	1,088	1,154
July	1,674	
August	2,159	
September	2,618	
October	3,260	
November	3,863	
December	4,310	
January	4,682	
February	5,281	
March	6,060	
April	6,354	
May	6,358	
June	6,364	

QUALITY

	Quantity	Base Number	Contract	AT	Region	England
% of FP17s for the same patient ID Re-attending within 3 months - Children	6	166	3.6%	9.7%	11.3%	11.5%
% of FP17s for the same patient ID Re-attending within 3 months - Adults	107	644	16.6%	13.6%	14.9%	15.4%
% of FP17s for the same patient ID Re-attending between 3 & 9 months - Children	110	166	66.3%	62.5%	60.0%	58.9%
% of FP17s for the same patient ID Re-attending between 3 & 9 months - Adults	360	644	55.9%	56.1%	52.6%	51.6%
% of FP17s for Band 1 Urgent Courses	13	655	2.0%	6.9%	7.9%	8.9%
% of FP17s Relating to Free Repair or Replacements	17	655	2.6%	0.8%	0.8%	0.8%
% of FP17s Relating to Continuations	30	655	4.6%	1.1%	0.9%	0.9%
% of Patients satisfied with the dentistry they have received	5	5	N/A	92.4%	93.2%	93.2%
% of Patients satisfied with the time they had to wait for an appointment	5	5	N/A	88.7%	89.1%	88.8%

* This is based on patients treated on this contract for their most recent course of treatment. Figures in italics indicate the base number of FP17s or Patient Questionnaire responses are less than 100. N/A is shown where the base number of responses is less than 10 during the period. % is calculated as Quantity/Base number*100

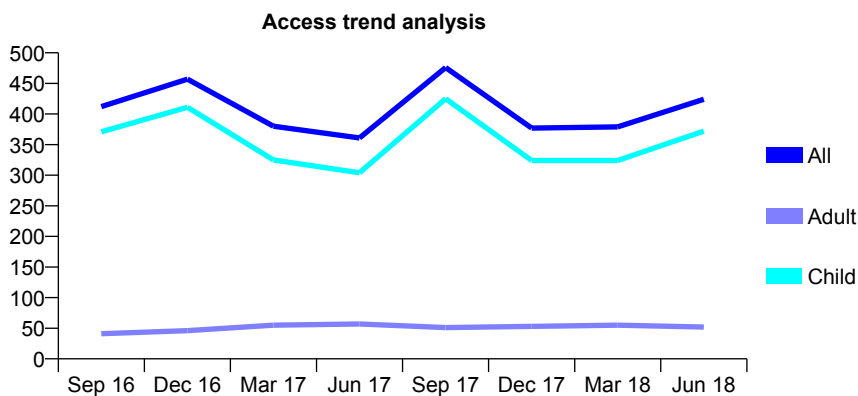
Q55 - Vital Signs At a Glance Contract Report for 754978/0001 - June 2018

Name or company name	MR AC SETON
Contract type name	GDS Contract
Purpose of contract	General
Contract start date	01/04/2006
Contract end date	

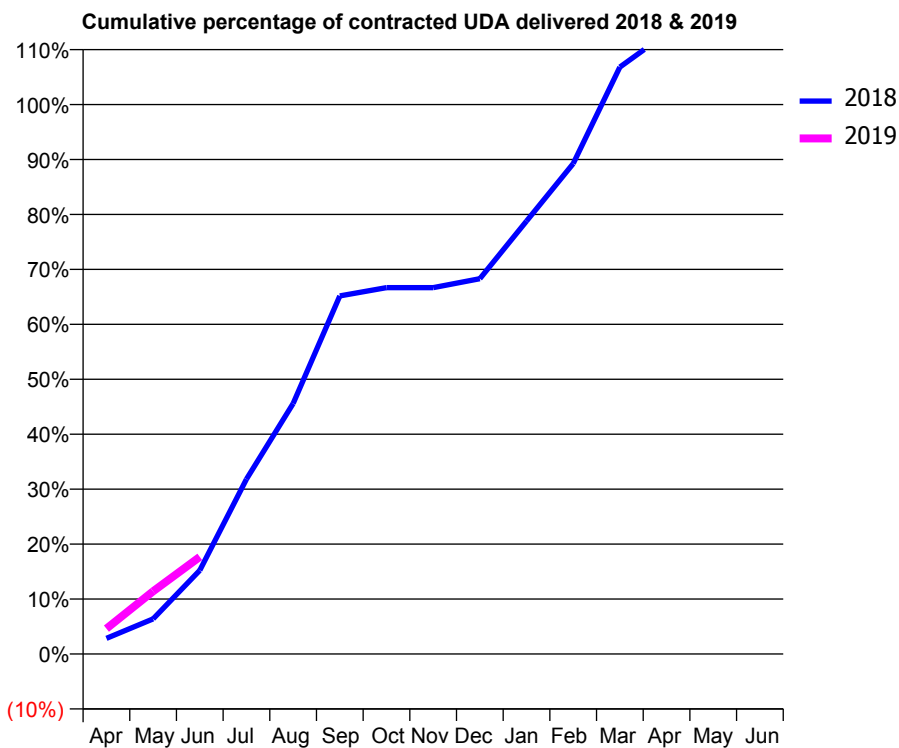
18/19 Contracted general activity (UDA)	735
Carry forward general activity (UDA)	0
18/19 Contracted orthodontic activity (UOA)	0
Carry forward orthodontic activity (UOA)	0
Baseline contract value	£17,570.74

ACCESS*

Patients seen in 24 months	Total	Change since previous quarter
Quarter ending June 2017	361	
Quarter ending September 2017	476	↑
Quarter ending December 2017	377	↓
Quarter ending March 2018	379	→
Quarter ending June 2018	424	↑
Variance since June 2017	17.5%	↑



ACTIVITY



Month	Adjusted Scheduled Activity (UDA)	
	2018	2019
April	21	34
May	47	84
June	112	130
July	234	
August	335	
September	479	
October	490	
November	490	
December	502	
January	579	
February	656	
March	785	
April	830	
May	830	
June	830	

QUALITY

	Quantity	Base Number	Contract	AT	Region	England
% of FP17s for the same patient ID Re-attending within 3 months - Children	9	118	7.6%	9.7%	11.3%	11.5%
% of FP17s for the same patient ID Re-attending within 3 months - Adults	0	0	N/A	13.6%	14.9%	15.4%
% of FP17s for the same patient ID Re-attending between 3 & 9 months - Children	18	118	15.3%	62.5%	60.0%	58.9%
% of FP17s for the same patient ID Re-attending between 3 & 9 months - Adults	0	0	N/A	56.1%	52.6%	51.6%
% of FP17s for Band 1 Urgent Courses	0	85	0.0%	6.9%	7.9%	8.9%
% of FP17s Relating to Free Repair or Replacements	0	85	0.0%	0.8%	0.8%	0.8%
% of FP17s Relating to Continuations	1	85	1.2%	1.1%	0.9%	0.9%
% of Patients satisfied with the dentistry they have received	1	1	N/A	92.4%	93.2%	93.2%
% of Patients satisfied with the time they had to wait for an appointment	1	1	N/A	88.7%	89.1%	88.8%

* This is based on patients treated on this contract for their most recent course of treatment. Figures in italics indicate the base number of FP17s or Patient Questionnaire responses are less than 100. N/A is shown where the base number of responses is less than 10 during the period. % is calculated as Quantity/Base number*100

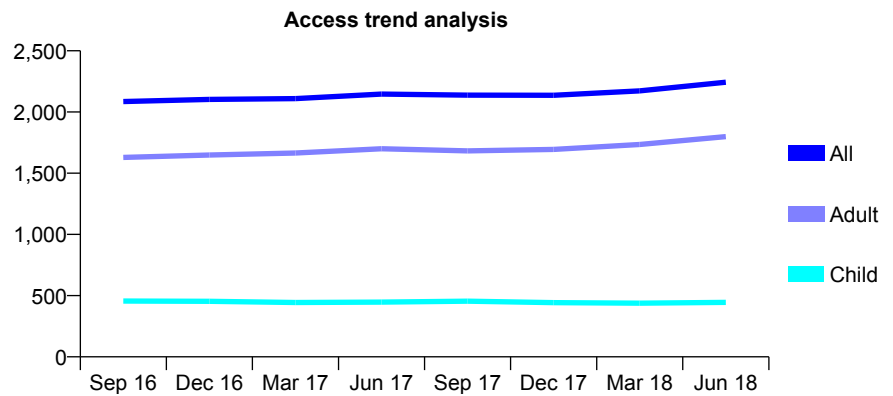
Q55 - Vital Signs At a Glance Contract Report for 755923/0001 - June 2018

Name or company name	Boulevard Dental Practice
Contract type name	GDS Contract
Purpose of contract	General
Contract start date	01/04/2006
Contract end date	

18/19 Contracted general activity (UDA)	17,537
Carry forward general activity (UDA)	0
18/19 Contracted orthodontic activity (UOA)	0
Carry forward orthodontic activity (UOA)	0
Baseline contract value	£460,356.94

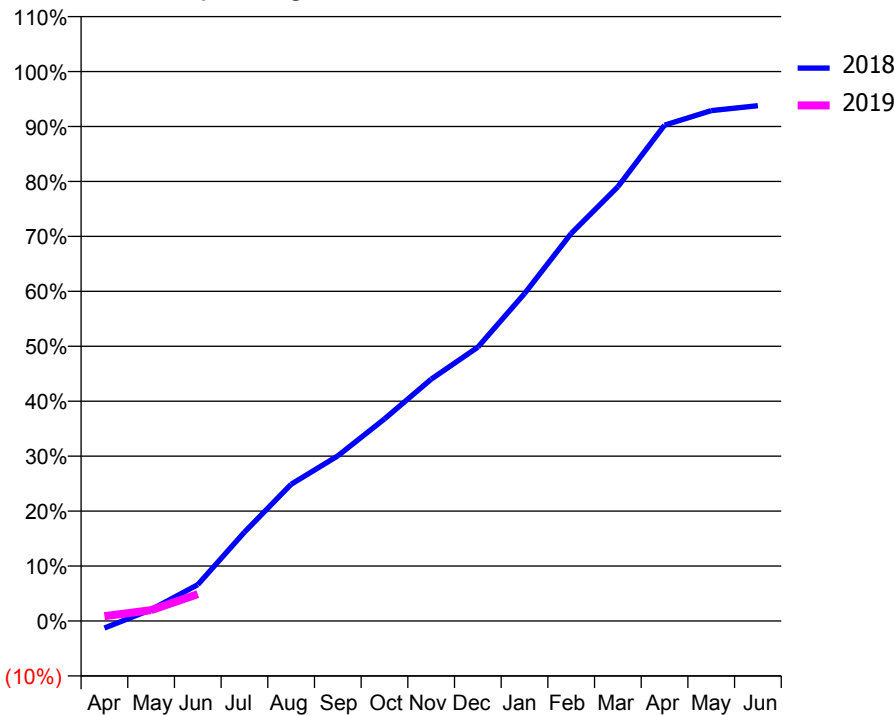
ACCESS*

Patients seen in 24 months	Total	Change since previous quarter
Quarter ending June 2017	2,147	
Quarter ending September 2017	2,138	→
Quarter ending December 2017	2,137	→
Quarter ending March 2018	2,173	→
Quarter ending June 2018	2,244	↑
Variance since June 2017	4.5%	↑



ACTIVITY

Cumulative percentage of contracted UDA delivered 2018 & 2019



Month	Adjusted Scheduled Activity (UDA)	
	2018	2019
April	-98	157
May	157	345
June	498	857
July	1,219	
August	1,876	
September	2,264	
October	2,772	
November	3,317	
December	3,756	
January	4,492	
February	5,316	
March	5,956	
April	6,802	
May	7,000	
June	7,069	

QUALITY

	Quantity	Base Number	Contract	AT	Region	England
% of FP17s for the same patient ID Re-attending within 3 months - Children	14	131	10.7%	9.7%	11.3%	11.5%
% of FP17s for the same patient ID Re-attending within 3 months - Adults	73	599	12.2%	13.6%	14.9%	15.4%
% of FP17s for the same patient ID Re-attending between 3 & 9 months - Children	63	131	48.1%	62.5%	60.0%	58.9%
% of FP17s for the same patient ID Re-attending between 3 & 9 months - Adults	329	599	54.9%	56.1%	52.6%	51.6%
% of FP17s for Band 1 Urgent Courses	61	467	13.1%	6.9%	7.9%	8.9%
% of FP17s Relating to Free Repair or Replacements	2	467	0.4%	0.8%	0.8%	0.8%
% of FP17s Relating to Continuations	0	467	0.0%	1.1%	0.9%	0.9%
% of Patients satisfied with the dentistry they have received	0	1	N/A	92.4%	93.2%	93.2%
% of Patients satisfied with the time they had to wait for an appointment	1	1	N/A	88.7%	89.1%	88.8%

* This is based on patients treated on this contract for their most recent course of treatment. Figures in italics indicate the base number of FP17s or Patient Questionnaire responses are less than 100. N/A is shown where the base number of responses is less than 10 during the period. % is calculated as Quantity/Base number*100

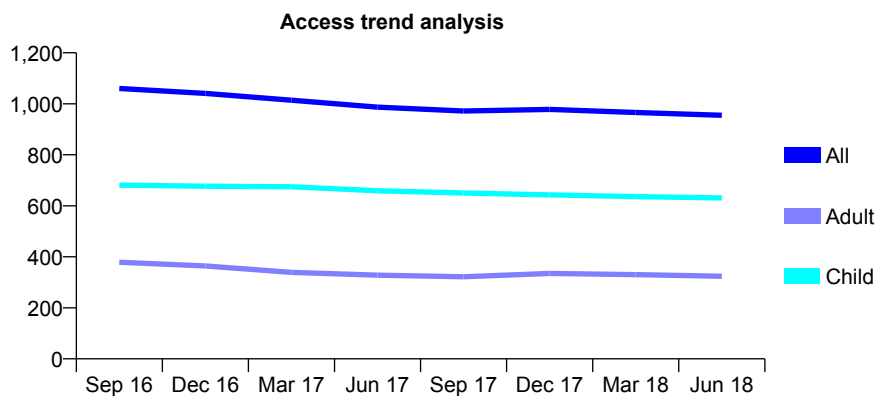
Q55 - Vital Signs At a Glance Contract Report for 761303/0001 - June 2018

Name or company name	MR RN WARD
Contract type name	GDS Contract
Purpose of contract	General
Contract start date	01/04/2006
Contract end date	

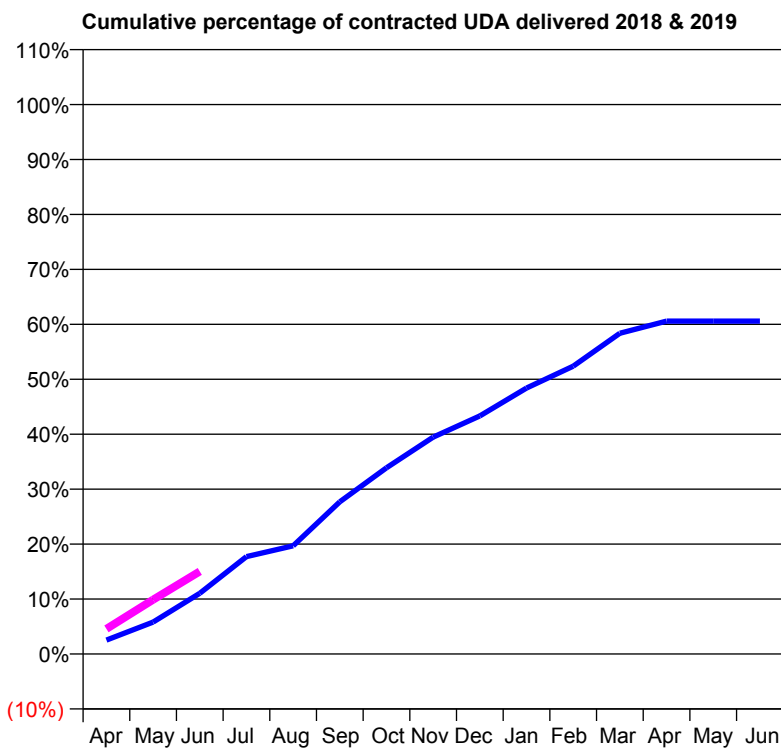
18/19 Contracted general activity (UDA)	3,000
Carry forward general activity (UDA)	0
18/19 Contracted orthodontic activity (UOA)	0
Carry forward orthodontic activity (UOA)	0
Baseline contract value	£65,978.66

ACCESS*

Patients seen in 24 months	Total	Change since previous quarter
Quarter ending June 2017	987	
Quarter ending September 2017	972	↓
Quarter ending December 2017	978	→
Quarter ending March 2018	966	↓
Quarter ending June 2018	955	↓
Variance since June 2017	(3.2%)	↓



ACTIVITY



Month	Adjusted Scheduled Activity (UDA)	
	2018	2019
April	76	137
May	174	297
June	331	451
July	532	
August	591	
September	831	
October	1,017	
November	1,184	
December	1,300	
January	1,452	
February	1,572	
March	1,751	
April	1,817	
May	1,817	
June	1,817	

QUALITY

	Quantity	Base Number	Contract	AT	Region	England
% of FP17s for the same patient ID Re-attending within 3 months - Children	20	279	7.2%	9.7%	11.3%	11.5%
% of FP17s for the same patient ID Re-attending within 3 months - Adults	9	86	10.5%	13.6%	14.9%	15.4%
% of FP17s for the same patient ID Re-attending between 3 & 9 months - Children	201	279	72.0%	62.5%	60.0%	58.9%
% of FP17s for the same patient ID Re-attending between 3 & 9 months - Adults	35	86	40.7%	56.1%	52.6%	51.6%
% of FP17s for Band 1 Urgent Courses	31	317	9.8%	6.9%	7.9%	8.9%
% of FP17s Relating to Free Repair or Replacements	0	317	0.0%	0.8%	0.8%	0.8%
% of FP17s Relating to Continuations	1	317	0.3%	1.1%	0.9%	0.9%
% of Patients satisfied with the dentistry they have received	0	0	N/A	92.4%	93.2%	93.2%
% of Patients satisfied with the time they had to wait for an appointment	0	0	N/A	88.7%	89.1%	88.8%

* This is based on patients treated on this contract for their most recent course of treatment. Figures in italics indicate the base number of FP17s or Patient Questionnaire responses are less than 100. N/A is shown where the base number of responses is less than 10 during the period. % is calculated as Quantity/Base number*100

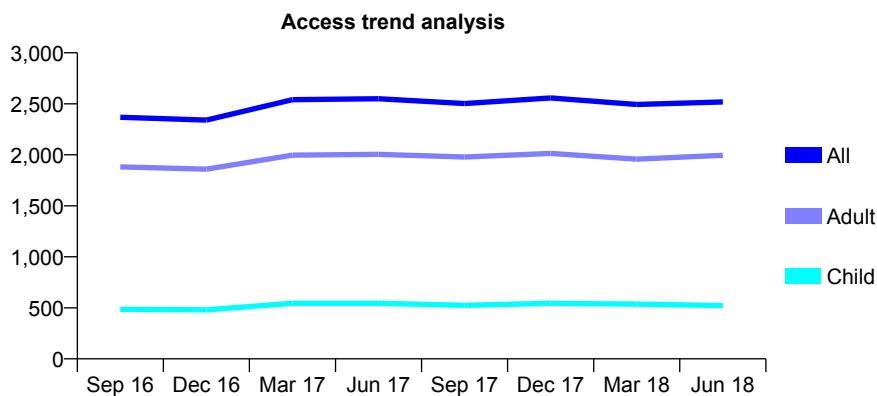
Q55 - Vital Signs At a Glance Contract Report for 769061/0001 - June 2018

Name or company name	MISS KL SMITH
Contract type name	GDS Contract
Purpose of contract	General
Contract start date	01/04/2006
Contract end date	

18/19 Contracted general activity (UDA)	9,929
Carry forward general activity (UDA)	0
18/19 Contracted orthodontic activity (UOA)	0
Carry forward orthodontic activity (UOA)	0
Baseline contract value	£230,208.75

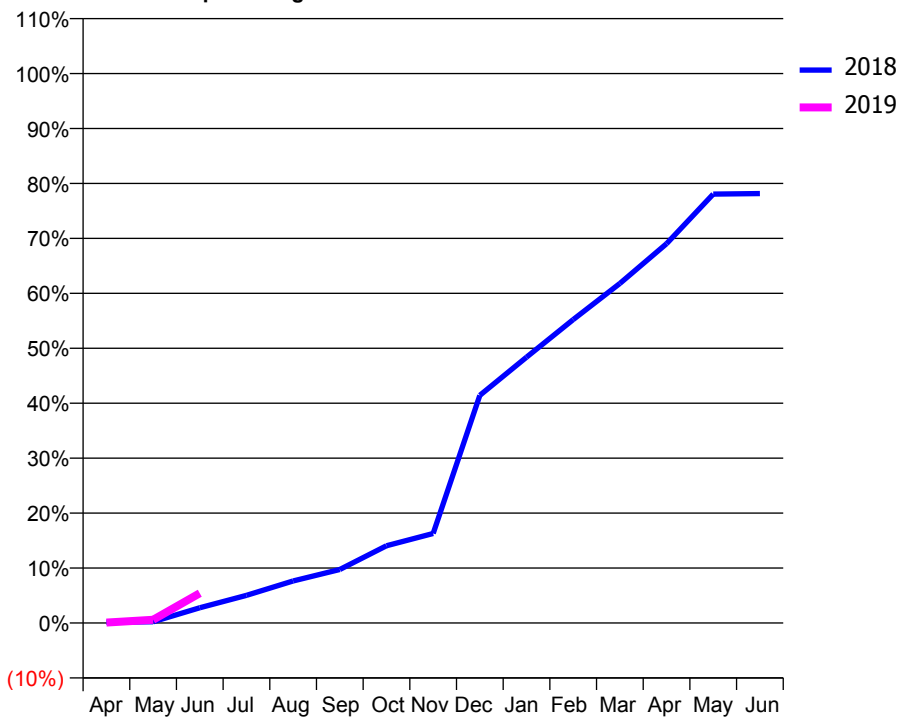
ACCESS*

Patients seen in 24 months	Total	Change since previous quarter
Quarter ending June 2017	2,550	
Quarter ending September 2017	2,503	↓
Quarter ending December 2017	2,558	↑
Quarter ending March 2018	2,494	↓
Quarter ending June 2018	2,518	→
Variance since June 2017	(1.3%)	↓



ACTIVITY

Cumulative percentage of contracted UDA delivered 2018 & 2019



Adjusted Scheduled Activity (UDA)		
Month	2018	2019
April	13	7
May	23	58
June	276	538
July	500	
August	760	
September	967	
October	1,397	
November	1,618	
December	4,114	
January	4,803	
February	5,482	
March	6,137	
April	6,854	
May	7,751	
June	7,761	

QUALITY

	Quantity	Base Number	Contract	AT	Region	England
% of FP17s for the same patient ID Re-attending within 3 months - Children	20	192	10.4%	9.7%	11.3%	11.5%
% of FP17s for the same patient ID Re-attending within 3 months - Adults	118	694	17.0%	13.6%	14.9%	15.4%
% of FP17s for the same patient ID Re-attending between 3 & 9 months - Children	118	192	61.5%	62.5%	60.0%	58.9%
% of FP17s for the same patient ID Re-attending between 3 & 9 months - Adults	342	694	49.3%	56.1%	52.6%	51.6%
% of FP17s for Band 1 Urgent Courses	34	234	14.5%	6.9%	7.9%	8.9%
% of FP17s Relating to Free Repair or Replacements	0	234	0.0%	0.8%	0.8%	0.8%
% of FP17s Relating to Continuations	7	234	3.0%	1.1%	0.9%	0.9%
% of Patients satisfied with the dentistry they have received	2	2	N/A	92.4%	93.2%	93.2%
% of Patients satisfied with the time they had to wait for an appointment	2	2	N/A	88.7%	89.1%	88.8%

* This is based on patients treated on this contract for their most recent course of treatment. Figures in italics indicate the base number of FP17s or Patient Questionnaire responses are less than 100. N/A is shown where the base number of responses is less than 10 during the period. % is calculated as Quantity/Base number*100

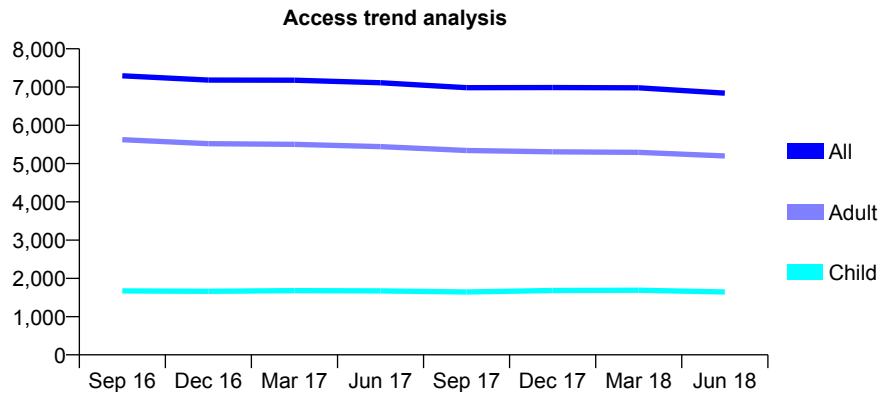
Q55 - Vital Signs At a Glance Contract Report for 783145/0001 - June 2018

Name or company name	MR BS PEERBUX
Contract type name	GDS Contract
Purpose of contract	General
Contract start date	03/10/2009
Contract end date	

18/19 Contracted general activity (UDA)	20,495
Carry forward general activity (UDA)	0
18/19 Contracted orthodontic activity (UOA)	0
Carry forward orthodontic activity (UOA)	0
Baseline contract value	£563,478.82

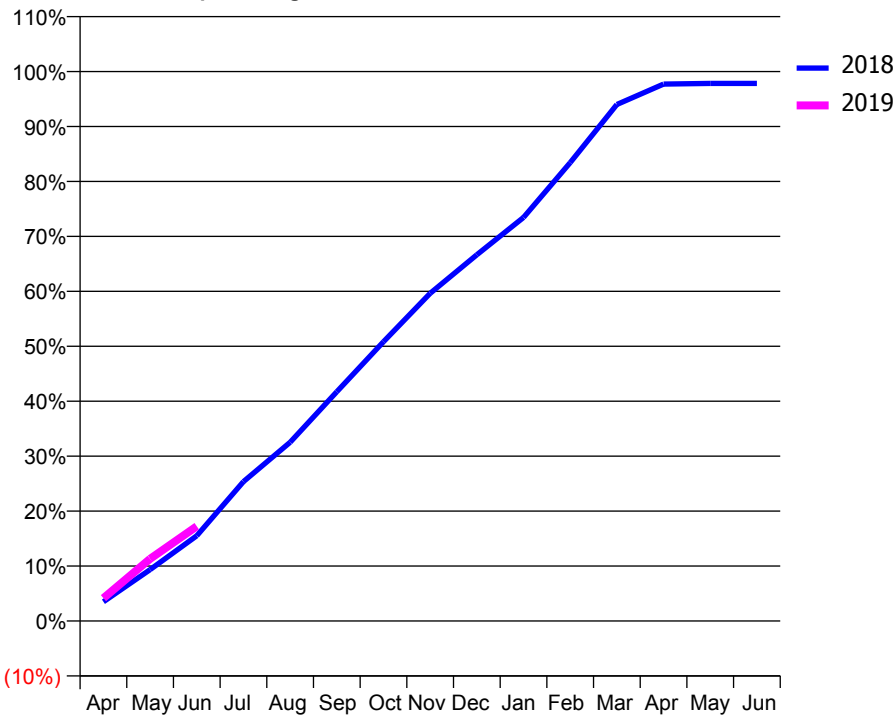
ACCESS*

Patients seen in 24 months	Total	Change since previous quarter
Quarter ending June 2017	7,113	
Quarter ending September 2017	6,985	↓
Quarter ending December 2017	6,989	→
Quarter ending March 2018	6,981	→
Quarter ending June 2018	6,842	↓
Variance since June 2017	(3.8%)	↓



ACTIVITY

Cumulative percentage of contracted UDA delivered 2018 & 2019



Adjusted Scheduled Activity (UDA)		
Month	2018	2019
April	718	852
May	1,916	2,321
June	3,182	3,534
July	5,200	
August	6,667	
September	8,552	
October	10,418	
November	12,224	
December	13,658	
January	15,050	
February	17,095	
March	19,264	
April	20,026	
May	20,053	
June	20,053	

QUALITY

	Quantity	Base Number	Contract	AT	Region	England
% of FP17s for the same patient ID Re-attending within 3 months - Children	32	501	6.4%	9.7%	11.3%	11.5%
% of FP17s for the same patient ID Re-attending within 3 months - Adults	342	1,925	17.8%	13.6%	14.9%	15.4%
% of FP17s for the same patient ID Re-attending between 3 & 9 months - Children	338	501	67.5%	62.5%	60.0%	58.9%
% of FP17s for the same patient ID Re-attending between 3 & 9 months - Adults	1,172	1,925	60.9%	56.1%	52.6%	51.6%
% of FP17s for Band 1 Urgent Courses	174	1,955	8.9%	6.9%	7.9%	8.9%
% of FP17s Relating to Free Repair or Replacements	22	1,955	1.1%	0.8%	0.8%	0.8%
% of FP17s Relating to Continuations	30	1,955	1.5%	1.1%	0.9%	0.9%
% of Patients satisfied with the dentistry they have received	5	5	N/A	92.4%	93.2%	93.2%
% of Patients satisfied with the time they had to wait for an appointment	5	5	N/A	88.7%	89.1%	88.8%

* This is based on patients treated on this contract for their most recent course of treatment. Figures in italics indicate the base number of FP17s or Patient Questionnaire responses are less than 100. N/A is shown where the base number of responses is less than 10 during the period. % is calculated as Quantity/Base number*100

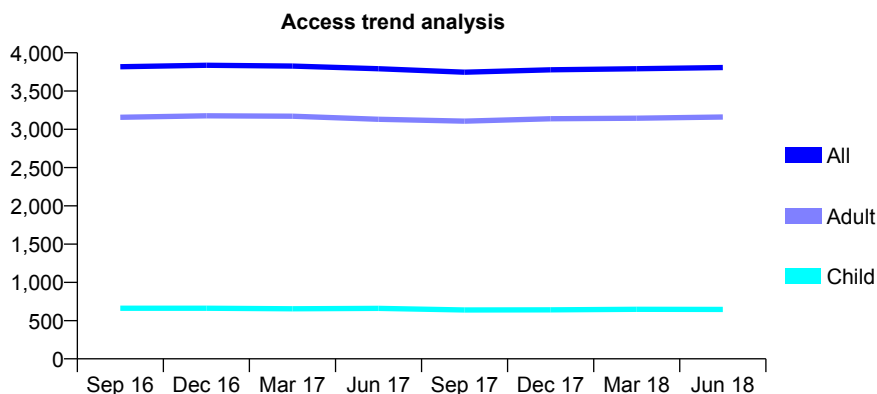
Q55 - Vital Signs At a Glance Contract Report for 787213/0001 - June 2018

Name or company name	MRS SA MITCHELL
Contract type name	GDS Contract
Purpose of contract	General
Contract start date	03/12/2012
Contract end date	

18/19 Contracted general activity (UDA)	12,621
Carry forward general activity (UDA)	0
18/19 Contracted orthodontic activity (UOA)	0
Carry forward orthodontic activity (UOA)	0
Baseline contract value	£399,756.15

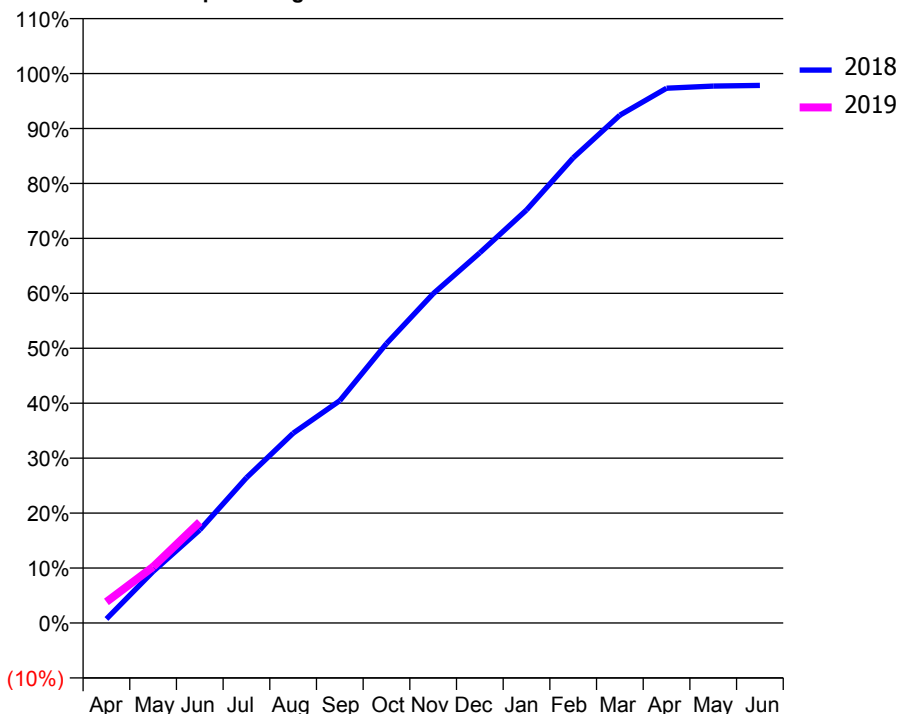
ACCESS*

Patients seen in 24 months	Total	Change since previous quarter
Quarter ending June 2017	3,792	
Quarter ending September 2017	3,746	↓
Quarter ending December 2017	3,778	→
Quarter ending March 2018	3,792	→
Quarter ending June 2018	3,807	→
Variance since June 2017	0.4%	→



ACTIVITY

Cumulative percentage of contracted UDA delivered 2018 & 2019



Month	Adjusted Scheduled Activity (UDA)	
	2018	2019
April	94	486
May	1,184	1,291
June	2,139	2,320
July	3,337	
August	4,359	
September	5,107	
October	6,418	
November	7,562	
December	8,503	
January	9,487	
February	10,684	
March	11,663	
April	12,282	
May	12,334	
June	12,348	

QUALITY

	Quantity	Base Number	Contract	AT	Region	England
% of FP17s for the same patient ID Re-attending within 3 months - Children	19	262	7.3%	9.7%	11.3%	11.5%
% of FP17s for the same patient ID Re-attending within 3 months - Adults	228	1,318	17.3%	13.6%	14.9%	15.4%
% of FP17s for the same patient ID Re-attending between 3 & 9 months - Children	199	262	76.0%	62.5%	60.0%	58.9%
% of FP17s for the same patient ID Re-attending between 3 & 9 months - Adults	847	1,318	64.3%	56.1%	52.6%	51.6%
% of FP17s for Band 1 Urgent Courses	138	1,264	10.9%	6.9%	7.9%	8.9%
% of FP17s Relating to Free Repair or Replacements	19	1,264	1.5%	0.8%	0.8%	0.8%
% of FP17s Relating to Continuations	23	1,264	1.8%	1.1%	0.9%	0.9%
% of Patients satisfied with the dentistry they have received	2	2	N/A	92.4%	93.2%	93.2%
% of Patients satisfied with the time they had to wait for an appointment	2	2	N/A	88.7%	89.1%	88.8%

* This is based on patients treated on this contract for their most recent course of treatment. Figures in italics indicate the base number of FP17s or Patient Questionnaire responses are less than 100. N/A is shown where the base number of responses is less than 10 during the period. % is calculated as Quantity/Base number*100

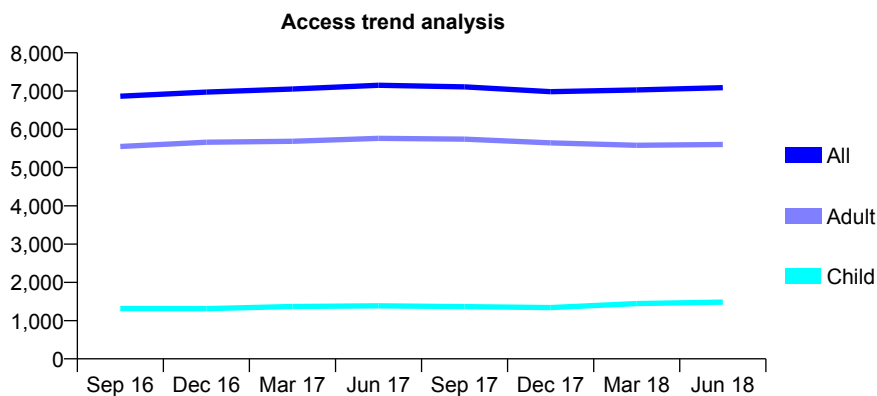
Q55 - Vital Signs At a Glance Contract Report for 810584/0001 - June 2018

Name or company name	MR PR THORPE
Contract type name	GDS Contract
Purpose of contract	General
Contract start date	01/04/2006
Contract end date	

18/19 Contracted general activity (UDA)	17,348
Carry forward general activity (UDA)	0
18/19 Contracted orthodontic activity (UOA)	0
Carry forward orthodontic activity (UOA)	0
Baseline contract value	£475,785.10

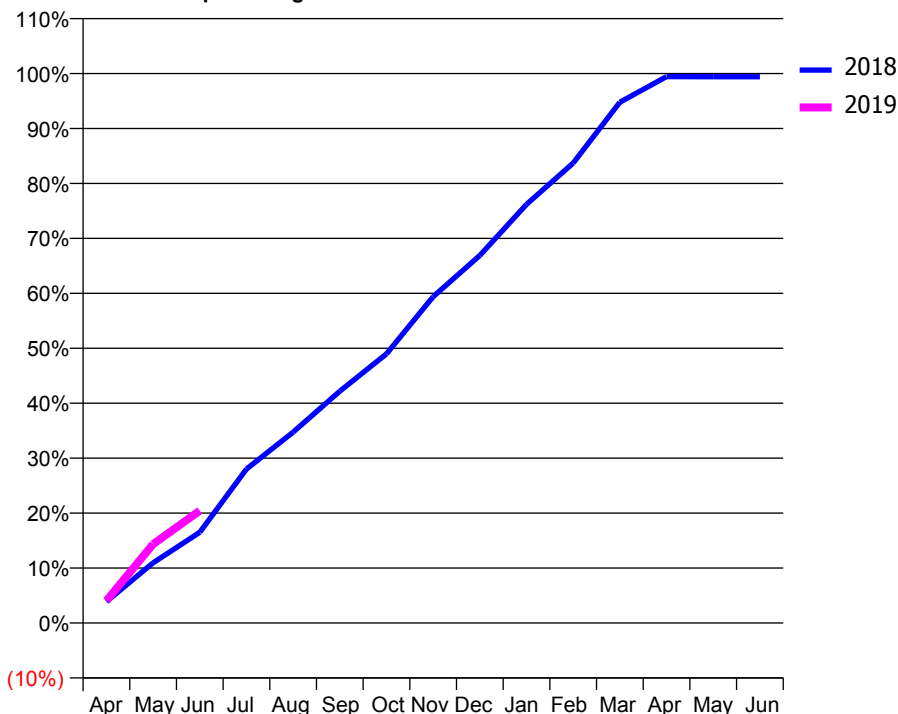
ACCESS*

Patients seen in 24 months	Total	Change since previous quarter
Quarter ending June 2017	7,151	
Quarter ending September 2017	7,108	→
Quarter ending December 2017	6,984	↓
Quarter ending March 2018	7,029	→
Quarter ending June 2018	7,088	→
Variance since June 2017	(0.9%)	→



ACTIVITY

Cumulative percentage of contracted UDA delivered 2018 & 2019



Adjusted Scheduled Activity (UDA)		
Month	2018	2019
April	676	704
May	1,901	2,492
June	2,865	3,548
July	4,859	
August	6,028	
September	7,318	
October	8,496	
November	10,305	
December	11,604	
January	13,218	
February	14,524	
March	16,442	
April	17,249	
May	17,247	
June	17,247	

QUALITY

	Quantity	Base Number	Contract	AT	Region	England
% of FP17s for the same patient ID Re-attending within 3 months - Children	24	542	4.4%	9.7%	11.3%	11.5%
% of FP17s for the same patient ID Re-attending within 3 months - Adults	185	1,983	9.3%	13.6%	14.9%	15.4%
% of FP17s for the same patient ID Re-attending between 3 & 9 months - Children	319	542	58.9%	62.5%	60.0%	58.9%
% of FP17s for the same patient ID Re-attending between 3 & 9 months - Adults	998	1,983	50.3%	56.1%	52.6%	51.6%
% of FP17s for Band 1 Urgent Courses	161	2,044	7.9%	6.9%	7.9%	8.9%
% of FP17s Relating to Free Repair or Replacements	24	2,044	1.2%	0.8%	0.8%	0.8%
% of FP17s Relating to Continuations	16	2,044	0.8%	1.1%	0.9%	0.9%
% of Patients satisfied with the dentistry they have received	7	7	N/A	92.4%	93.2%	93.2%
% of Patients satisfied with the time they had to wait for an appointment	6	7	N/A	88.7%	89.1%	88.8%

* This is based on patients treated on this contract for their most recent course of treatment. Figures in italics indicate the base number of FP17s or Patient Questionnaire responses are less than 100. N/A is shown where the base number of responses is less than 10 during the period. % is calculated as Quantity/Base number*100

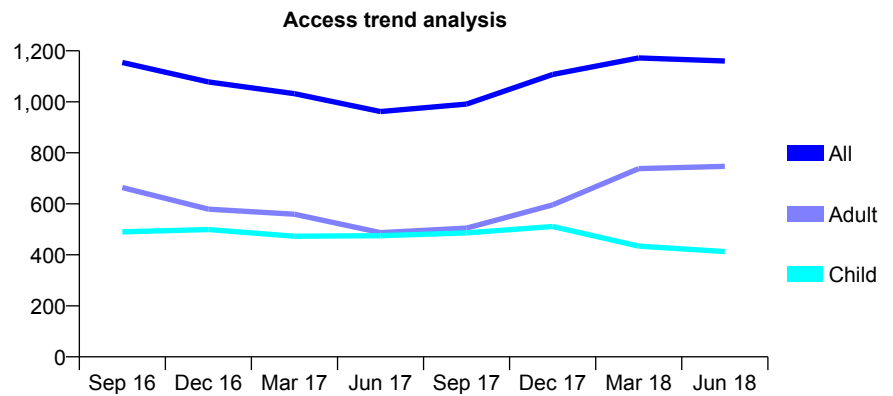
Q55 - Vital Signs At a Glance Contract Report for 810584/0002 - June 2018

Name or company name	MR PR THORPE
Contract type name	GDS Contract
Purpose of contract	General
Contract start date	01/07/2008
Contract end date	

18/19 Contracted general activity (UDA)	3,000
Carry forward general activity (UDA)	0
18/19 Contracted orthodontic activity (UOA)	0
Carry forward orthodontic activity (UOA)	0
Baseline contract value	£114,134.44

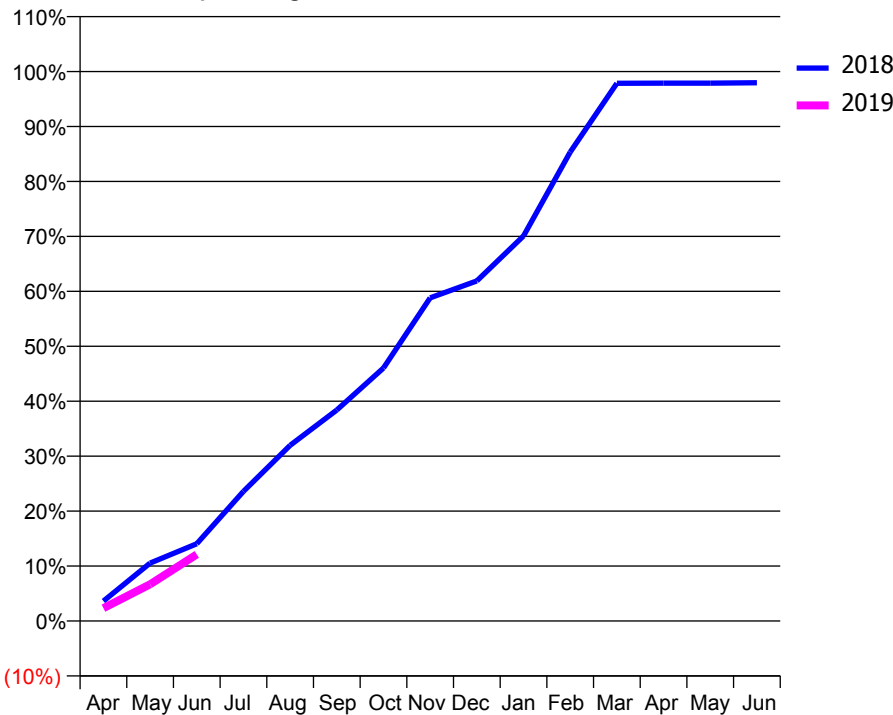
ACCESS*

Patients seen in 24 months	Total	Change since previous quarter
Quarter ending June 2017	962	
Quarter ending September 2017	991	↑
Quarter ending December 2017	1,107	↑
Quarter ending March 2018	1,172	↑
Quarter ending June 2018	1,160	↓
Variance since June 2017	20.6%	↑



ACTIVITY

Cumulative percentage of contracted UDA delivered 2018 & 2019



Adjusted Scheduled Activity (UDA)		
Month	2018	2019
April	109	70
May	317	201
June	422	364
July	708	
August	959	
September	1,152	
October	1,381	
November	1,764	
December	1,857	
January	2,102	
February	2,560	
March	2,935	
April	2,937	
May	2,937	
June	2,939	

QUALITY

	Quantity	Base Number	Contract	AT	Region	England
% of FP17s for the same patient ID Re-attending within 3 months - Children	0	104	0.0%	9.7%	11.3%	11.5%
% of FP17s for the same patient ID Re-attending within 3 months - Adults	3	102	2.9%	13.6%	14.9%	15.4%
% of FP17s for the same patient ID Re-attending between 3 & 9 months - Children	47	104	45.2%	62.5%	60.0%	58.9%
% of FP17s for the same patient ID Re-attending between 3 & 9 months - Adults	27	102	26.5%	56.1%	52.6%	51.6%
% of FP17s for Band 1 Urgent Courses	8	203	3.9%	6.9%	7.9%	8.9%
% of FP17s Relating to Free Repair or Replacements	0	203	0.0%	0.8%	0.8%	0.8%
% of FP17s Relating to Continuations	1	203	0.5%	1.1%	0.9%	0.9%
% of Patients satisfied with the dentistry they have received	2	2	N/A	92.4%	93.2%	93.2%
% of Patients satisfied with the time they had to wait for an appointment	2	2	N/A	88.7%	89.1%	88.8%

* This is based on patients treated on this contract for their most recent course of treatment. Figures in italics indicate the base number of FP17s or Patient Questionnaire responses are less than 100. N/A is shown where the base number of responses is less than 10 during the period. % is calculated as Quantity/Base number*100

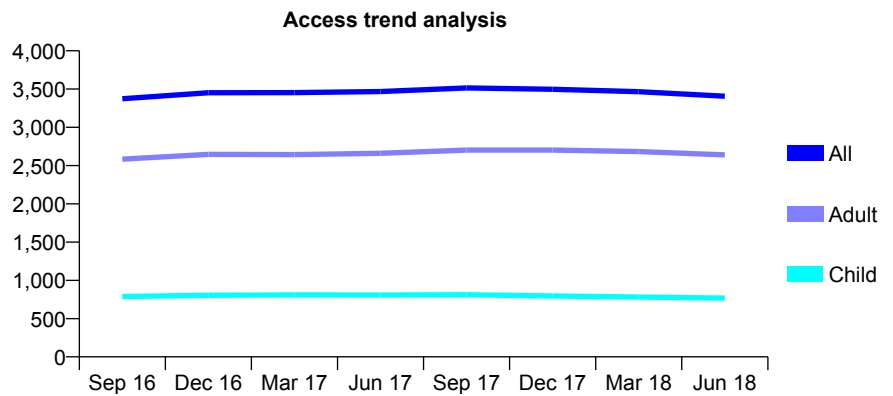
Q55 - Vital Signs At a Glance Contract Report for 813532/0001 - June 2018

Name or company name	MR AE NORTH
Contract type name	GDS Contract
Purpose of contract	General
Contract start date	01/04/2006
Contract end date	

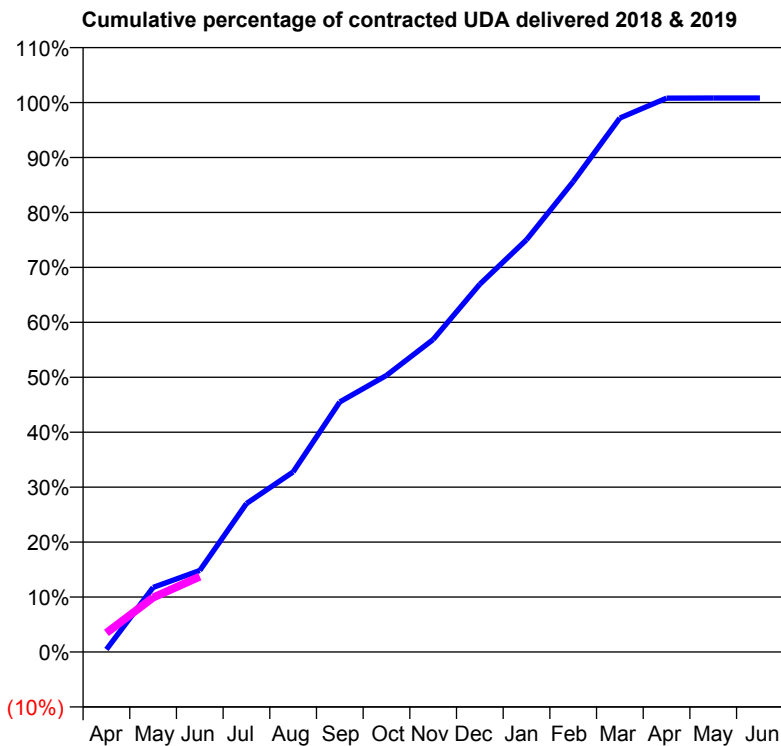
18/19 Contracted general activity (UDA)	12,083
Carry forward general activity (UDA)	0
18/19 Contracted orthodontic activity (UOA)	0
Carry forward orthodontic activity (UOA)	0
Baseline contract value	£369,333.22

ACCESS*

Patients seen in 24 months	Total	Change since previous quarter
Quarter ending June 2017	3,467	
Quarter ending September 2017	3,515	→
Quarter ending December 2017	3,498	→
Quarter ending March 2018	3,465	→
Quarter ending June 2018	3,407	↓
Variance since June 2017	(1.7%)	↓



ACTIVITY



Month	Adjusted Scheduled Activity (UDA)	
	2018	2019
April	48	420
May	1,185	1,198
June	1,496	1,658
July	2,725	
August	3,304	
September	4,590	
October	5,075	
November	5,735	
December	6,750	
January	7,565	
February	8,631	
March	9,799	
April	10,162	
May	10,166	
June	10,166	

QUALITY

	Quantity	Base Number	Contract	AT	Region	England
% of FP17s for the same patient ID Re-attending within 3 months - Children	22	213	10.3%	9.7%	11.3%	11.5%
% of FP17s for the same patient ID Re-attending within 3 months - Adults	99	843	11.7%	13.6%	14.9%	15.4%
% of FP17s for the same patient ID Re-attending between 3 & 9 months - Children	125	213	58.7%	62.5%	60.0%	58.9%
% of FP17s for the same patient ID Re-attending between 3 & 9 months - Adults	556	843	66.0%	56.1%	52.6%	51.6%
% of FP17s for Band 1 Urgent Courses	55	847	6.5%	6.9%	7.9%	8.9%
% of FP17s Relating to Free Repair or Replacements	4	847	0.5%	0.8%	0.8%	0.8%
% of FP17s Relating to Continuations	18	847	2.1%	1.1%	0.9%	0.9%
% of Patients satisfied with the dentistry they have received	6	6	N/A	92.4%	93.2%	93.2%
% of Patients satisfied with the time they had to wait for an appointment	6	6	N/A	88.7%	89.1%	88.8%

* This is based on patients treated on this contract for their most recent course of treatment. Figures in italics indicate the base number of FP17s or Patient Questionnaire responses are less than 100. N/A is shown where the base number of responses is less than 10 during the period. % is calculated as Quantity/Base number*100

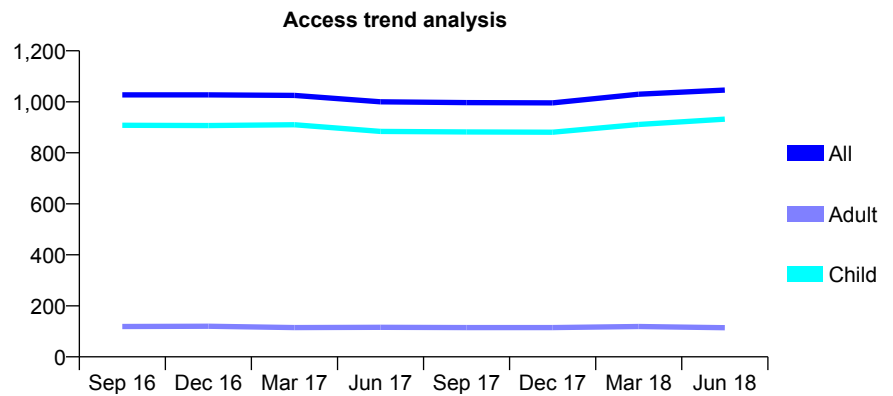
Q55 - Vital Signs At a Glance Contract Report for 813842/0002 - June 2018

Name or company name	MR DA DUNNING
Contract type name	GDS Contract
Purpose of contract	General and Orthodontic
Contract start date	01/04/2006
Contract end date	

18/19 Contracted general activity (UDA)	2,012
Carry forward general activity (UDA)	0
18/19 Contracted orthodontic activity (UOA)	423
Carry forward orthodontic activity (UOA)	0
Baseline contract value	£72,036.75

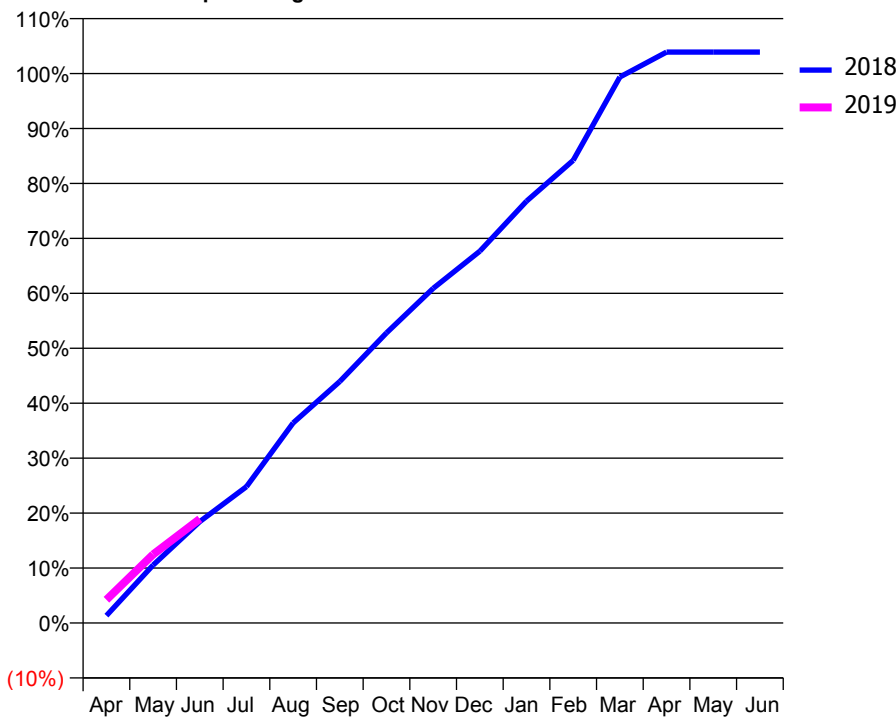
ACCESS*

Patients seen in 24 months	Total	Change since previous quarter
Quarter ending June 2017	1,000	
Quarter ending September 2017	997	→
Quarter ending December 2017	996	→
Quarter ending March 2018	1,030	↑
Quarter ending June 2018	1,046	→
Variance since June 2017	4.6%	↑



ACTIVITY

Cumulative percentage of contracted UDA delivered 2018 & 2019



Month	Adjusted Scheduled Activity (UDA)	
	2018	2019
April	27	85
May	212	251
June	371	381
July	499	
August	732	
September	885	
October	1,062	
November	1,225	
December	1,362	
January	1,544	
February	1,694	
March	1,999	
April	2,090	
May	2,090	
June	2,090	

QUALITY

	Quantity	Base Number	Contract	AT	Region	England
% of FP17s for the same patient ID Re-attending within 3 months - Children	40	386	10.4%	9.7%	11.3%	11.5%
% of FP17s for the same patient ID Re-attending within 3 months - Adults	0	8	0.0%	13.6%	14.9%	15.4%
% of FP17s for the same patient ID Re-attending between 3 & 9 months - Children	253	386	65.5%	62.5%	60.0%	58.9%
% of FP17s for the same patient ID Re-attending between 3 & 9 months - Adults	4	8	50.0%	56.1%	52.6%	51.6%
% of FP17s for Band 1 Urgent Courses	6	287	2.1%	6.9%	7.9%	8.9%
% of FP17s Relating to Free Repair or Replacements	0	287	0.0%	0.8%	0.8%	0.8%
% of FP17s Relating to Continuations	0	287	0.0%	1.1%	0.9%	0.9%
% of Patients satisfied with the dentistry they have received	1	1	N/A	92.4%	93.2%	93.2%
% of Patients satisfied with the time they had to wait for an appointment	1	1	N/A	88.7%	89.1%	88.8%

* This is based on patients treated on this contract for their most recent course of treatment. Figures in italics indicate the base number of FP17s or Patient Questionnaire responses are less than 100. N/A is shown where the base number of responses is less than 10 during the period. % is calculated as Quantity/Base number*100

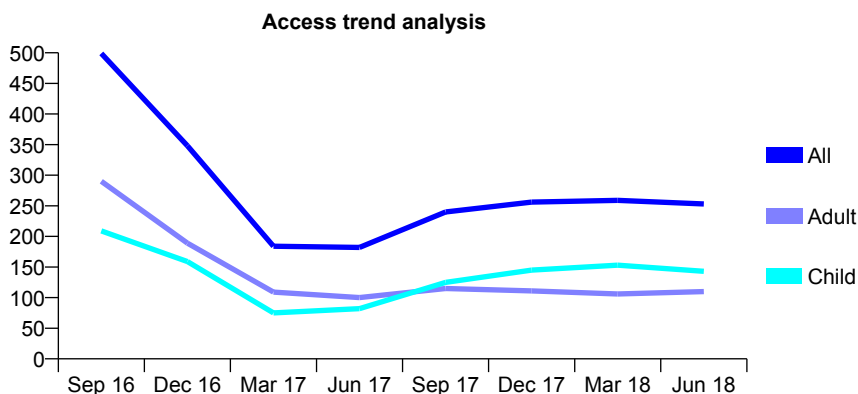
Q55 - Vital Signs At a Glance Contract Report for 819417/0001 - June 2018

Name or company name	MRS HM BAKER
Contract type name	GDS Contract
Purpose of contract	General
Contract start date	01/04/2006
Contract end date	

18/19 Contracted general activity (UDA)	617
Carry forward general activity (UDA)	0
18/19 Contracted orthodontic activity (UOA)	0
Carry forward orthodontic activity (UOA)	0
Baseline contract value	£13,950.61

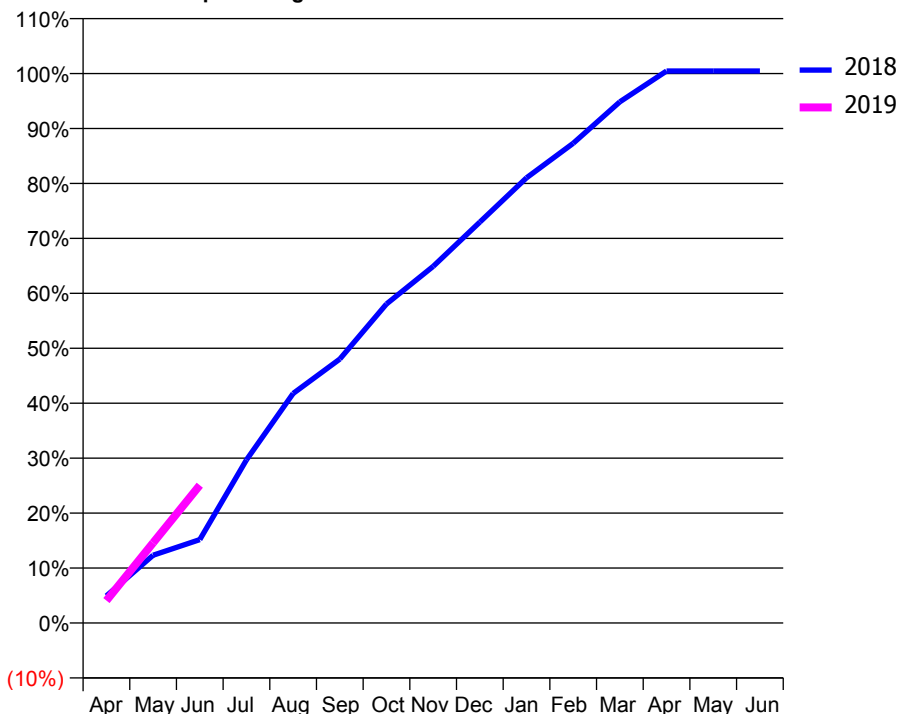
ACCESS*

Patients seen in 24 months	Total	Change since previous quarter
Quarter ending June 2017	182	
Quarter ending September 2017	240	↑
Quarter ending December 2017	256	↑
Quarter ending March 2018	259	→
Quarter ending June 2018	253	↓
Variance since June 2017	39.0%	↑



ACTIVITY

Cumulative percentage of contracted UDA delivered 2018 & 2019



Adjusted Scheduled Activity (UDA)

Month	2018	2019
April	30	25
May	76	90
June	94	155
July	183	
August	258	
September	296	
October	358	
November	400	
December	450	
January	500	
February	539	
March	585	
April	620	
May	620	
June	620	

QUALITY

	Quantity	Base Number	Contract	AT	Region	England
% of FP17s for the same patient ID Re-attending within 3 months - Children	2	71	2.8%	9.7%	11.3%	11.5%
% of FP17s for the same patient ID Re-attending within 3 months - Adults	5	64	7.8%	13.6%	14.9%	15.4%
% of FP17s for the same patient ID Re-attending between 3 & 9 months - Children	59	71	83.1%	62.5%	60.0%	58.9%
% of FP17s for the same patient ID Re-attending between 3 & 9 months - Adults	35	64	54.7%	56.1%	52.6%	51.6%
% of FP17s for Band 1 Urgent Courses	14	111	12.6%	6.9%	7.9%	8.9%
% of FP17s Relating to Free Repair or Replacements	0	111	0.0%	0.8%	0.8%	0.8%
% of FP17s Relating to Continuations	0	111	0.0%	1.1%	0.9%	0.9%
% of Patients satisfied with the dentistry they have received	1	1	N/A	92.4%	93.2%	93.2%
% of Patients satisfied with the time they had to wait for an appointment	1	1	N/A	88.7%	89.1%	88.8%

* This is based on patients treated on this contract for their most recent course of treatment. Figures in italics indicate the base number of FP17s or Patient Questionnaire responses are less than 100. N/A is shown where the base number of responses is less than 10 during the period. % is calculated as Quantity/Base number*100

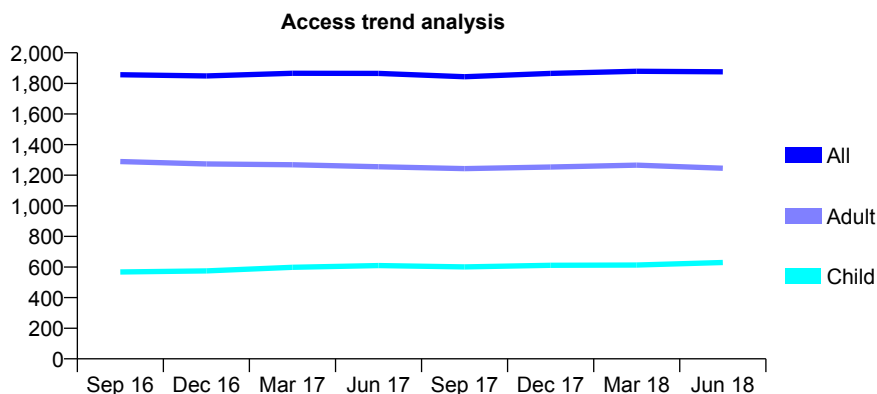
Q55 - Vital Signs At a Glance Contract Report for 819700/0001 - June 2018

Name or company name	MR JS SAGOO
Contract type name	GDS Contract
Purpose of contract	General
Contract start date	01/04/2006
Contract end date	

18/19 Contracted general activity (UDA)	6,119
Carry forward general activity (UDA)	0
18/19 Contracted orthodontic activity (UOA)	0
Carry forward orthodontic activity (UOA)	0
Baseline contract value	£173,955.55

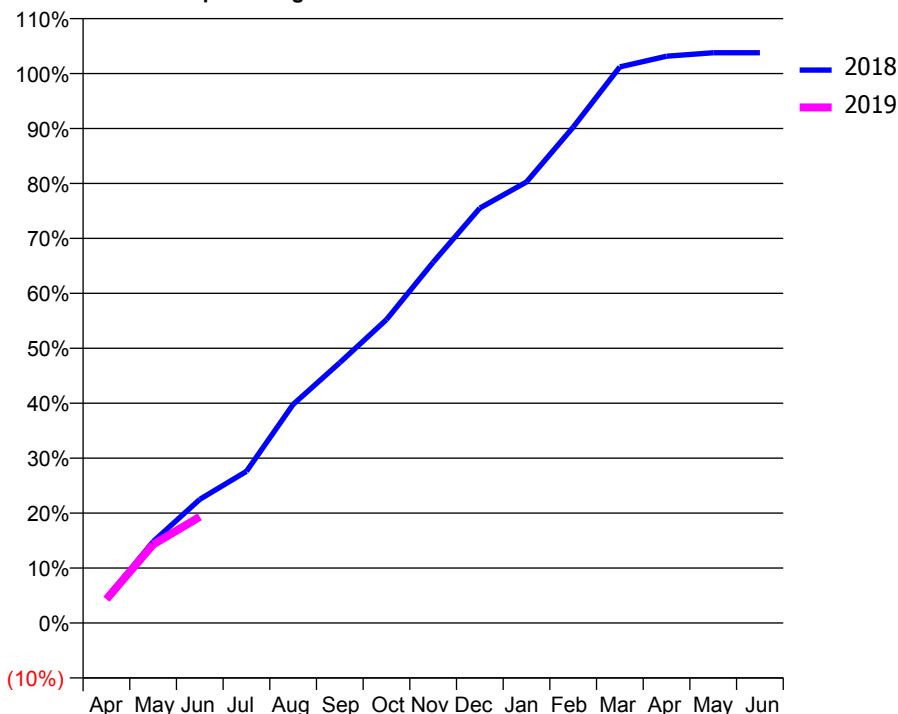
ACCESS*

Patients seen in 24 months	Total	Change since previous quarter
Quarter ending June 2017	1,865	
Quarter ending September 2017	1,844	↓
Quarter ending December 2017	1,865	→
Quarter ending March 2018	1,879	→
Quarter ending June 2018	1,876	→
Variance since June 2017	0.6%	→



ACTIVITY

Cumulative percentage of contracted UDA delivered 2018 & 2019



Adjusted Scheduled Activity (UDA)

Month	2018	2019
April	228	265
May	759	875
June	1,152	1,182
July	1,414	
August	2,037	
September	2,426	
October	2,827	
November	3,361	
December	3,865	
January	4,109	
February	4,619	
March	5,181	
April	5,280	
May	5,312	
June	5,312	

QUALITY

	Quantity	Base Number	Contract	AT	Region	England
% of FP17s for the same patient ID Re-attending within 3 months - Children	16	177	9.0%	9.7%	11.3%	11.5%
% of FP17s for the same patient ID Re-attending within 3 months - Adults	44	329	13.4%	13.6%	14.9%	15.4%
% of FP17s for the same patient ID Re-attending between 3 & 9 months - Children	81	177	45.8%	62.5%	60.0%	58.9%
% of FP17s for the same patient ID Re-attending between 3 & 9 months - Adults	151	329	45.9%	56.1%	52.6%	51.6%
% of FP17s for Band 1 Urgent Courses	27	454	5.9%	6.9%	7.9%	8.9%
% of FP17s Relating to Free Repair or Replacements	5	454	1.1%	0.8%	0.8%	0.8%
% of FP17s Relating to Continuations	11	454	2.4%	1.1%	0.9%	0.9%
% of Patients satisfied with the dentistry they have received	0	0	N/A	92.4%	93.2%	93.2%
% of Patients satisfied with the time they had to wait for an appointment	0	0	N/A	88.7%	89.1%	88.8%

* This is based on patients treated on this contract for their most recent course of treatment. Figures in italics indicate the base number of FP17s or Patient Questionnaire responses are less than 100. N/A is shown where the base number of responses is less than 10 during the period. % is calculated as Quantity/Base number*100

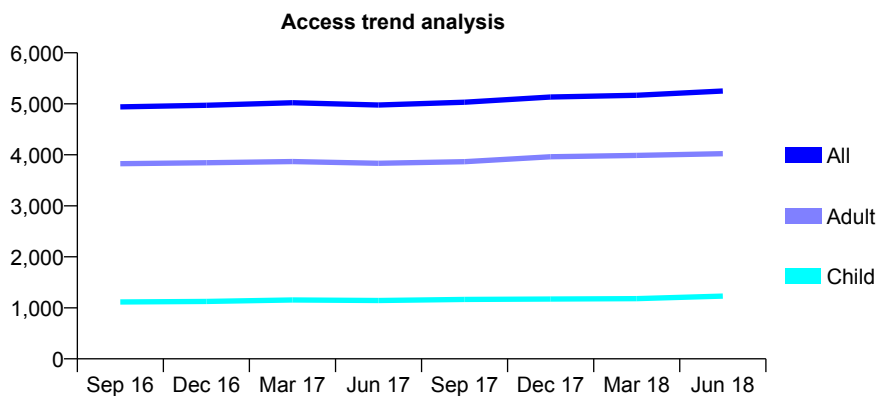
Q55 - Vital Signs At a Glance Contract Report for 819700/0002 - June 2018

Name or company name	MR JS SAGOO
Contract type name	GDS Contract
Purpose of contract	General
Contract start date	01/04/2006
Contract end date	

18/19 Contracted general activity (UDA)	15,394
Carry forward general activity (UDA)	0
18/19 Contracted orthodontic activity (UOA)	0
Carry forward orthodontic activity (UOA)	0
Baseline contract value	£382,156.66

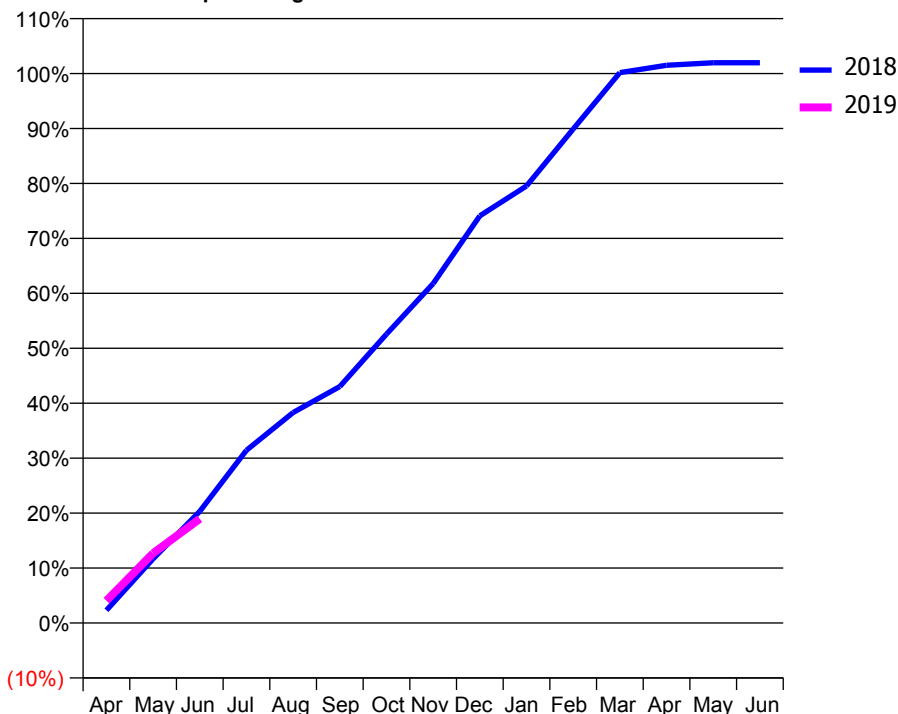
ACCESS*

Patients seen in 24 months	Total	Change since previous quarter
Quarter ending June 2017	4,977	
Quarter ending September 2017	5,031	→
Quarter ending December 2017	5,133	↑
Quarter ending March 2018	5,167	→
Quarter ending June 2018	5,252	→
Variance since June 2017	5.5%	↑



ACTIVITY

Cumulative percentage of contracted UDA delivered 2018 & 2019



Month	Adjusted Scheduled Activity (UDA)	
	2018	2019
April	309	624
May	1,566	1,956
June	2,723	2,919
July	4,209	
August	5,132	
September	5,764	
October	7,041	
November	8,273	
December	9,924	
January	10,654	
February	12,042	
March	13,416	
April	13,596	
May	13,655	
June	13,655	

QUALITY

	Quantity	Base Number	Contract	AT	Region	England
% of FP17s for the same patient ID Re-attending within 3 months - Children	32	388	8.2%	9.7%	11.3%	11.5%
% of FP17s for the same patient ID Re-attending within 3 months - Adults	162	1,148	14.1%	13.6%	14.9%	15.4%
% of FP17s for the same patient ID Re-attending between 3 & 9 months - Children	158	388	40.7%	62.5%	60.0%	58.9%
% of FP17s for the same patient ID Re-attending between 3 & 9 months - Adults	560	1,148	48.8%	56.1%	52.6%	51.6%
% of FP17s for Band 1 Urgent Courses	93	1,428	6.5%	6.9%	7.9%	8.9%
% of FP17s Relating to Free Repair or Replacements	7	1,428	0.5%	0.8%	0.8%	0.8%
% of FP17s Relating to Continuations	30	1,428	2.1%	1.1%	0.9%	0.9%
% of Patients satisfied with the dentistry they have received	3	3	N/A	92.4%	93.2%	93.2%
% of Patients satisfied with the time they had to wait for an appointment	3	3	N/A	88.7%	89.1%	88.8%

* This is based on patients treated on this contract for their most recent course of treatment. Figures in italics indicate the base number of FP17s or Patient Questionnaire responses are less than 100. N/A is shown where the base number of responses is less than 10 during the period. % is calculated as Quantity/Base number*100

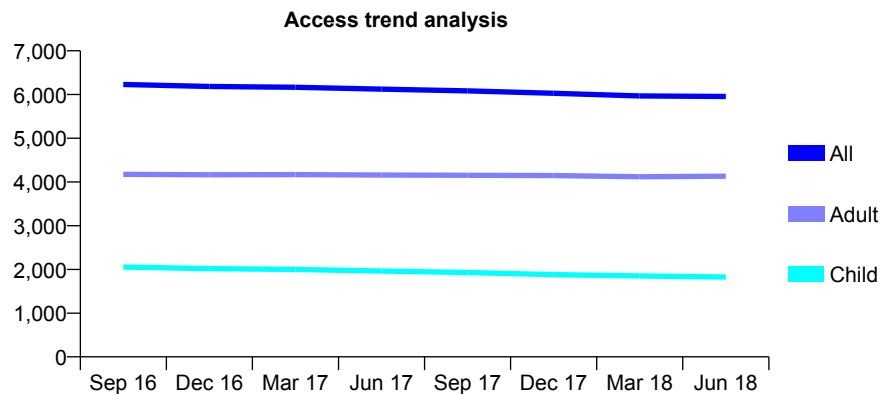
Q55 - Vital Signs At a Glance Contract Report for 825050/0001 - June 2018

Name or company name	MR LS MASTERSON
Contract type name	GDS Contract
Purpose of contract	General
Contract start date	01/04/2006
Contract end date	

18/19 Contracted general activity (UDA)	18,209
Carry forward general activity (UDA)	0
18/19 Contracted orthodontic activity (UOA)	0
Carry forward orthodontic activity (UOA)	0
Baseline contract value	£435,858.17

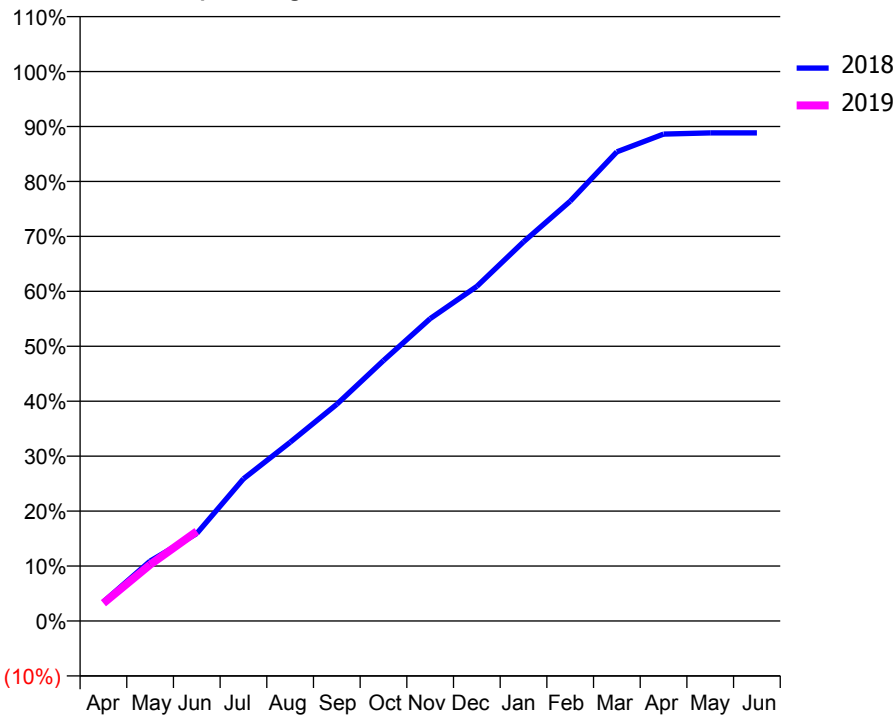
ACCESS*

Patients seen in 24 months	Total	Change since previous quarter
Quarter ending June 2017	6,123	
Quarter ending September 2017	6,082	→
Quarter ending December 2017	6,028	→
Quarter ending March 2018	5,969	→
Quarter ending June 2018	5,956	→
Variance since June 2017	(2.7%)	↓



ACTIVITY

Cumulative percentage of contracted UDA delivered 2018 & 2019



Month	Adjusted Scheduled Activity (UDA)	
	2018	2019
April	635	589
May	1,984	1,867
June	2,902	2,971
July	4,711	
August	5,922	
September	7,183	
October	8,632	
November	10,019	
December	11,091	
January	12,565	
February	13,912	
March	15,547	
April	16,135	
May	16,177	
June	16,177	

QUALITY

	Quantity	Base Number	Contract	AT	Region	England
% of FP17s for the same patient ID Re-attending within 3 months - Children	62	704	8.8%	9.7%	11.3%	11.5%
% of FP17s for the same patient ID Re-attending within 3 months - Adults	276	1,690	16.3%	13.6%	14.9%	15.4%
% of FP17s for the same patient ID Re-attending between 3 & 9 months - Children	487	704	69.2%	62.5%	60.0%	58.9%
% of FP17s for the same patient ID Re-attending between 3 & 9 months - Adults	1,177	1,690	69.6%	56.1%	52.6%	51.6%
% of FP17s for Band 1 Urgent Courses	197	1,952	10.1%	6.9%	7.9%	8.9%
% of FP17s Relating to Free Repair or Replacements	17	1,952	0.9%	0.8%	0.8%	0.8%
% of FP17s Relating to Continuations	28	1,952	1.4%	1.1%	0.9%	0.9%
% of Patients satisfied with the dentistry they have received	7	8	N/A	92.4%	93.2%	93.2%
% of Patients satisfied with the time they had to wait for an appointment	6	8	N/A	88.7%	89.1%	88.8%

* This is based on patients treated on this contract for their most recent course of treatment. Figures in italics indicate the base number of FP17s or Patient Questionnaire responses are less than 100. N/A is shown where the base number of responses is less than 10 during the period. % is calculated as Quantity/Base number*100

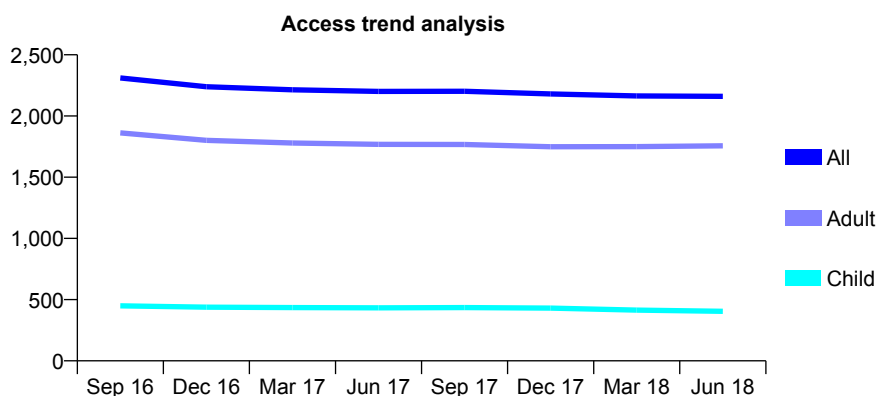
Q55 - Vital Signs At a Glance Contract Report for 829048/0002 - June 2018

Name or company name	MR BS CHATHA
Contract type name	GDS Contract
Purpose of contract	General
Contract start date	01/10/2007
Contract end date	

18/19 Contracted general activity (UDA)	9,028
Carry forward general activity (UDA)	0
18/19 Contracted orthodontic activity (UOA)	0
Carry forward orthodontic activity (UOA)	0
Baseline contract value	£252,914.91

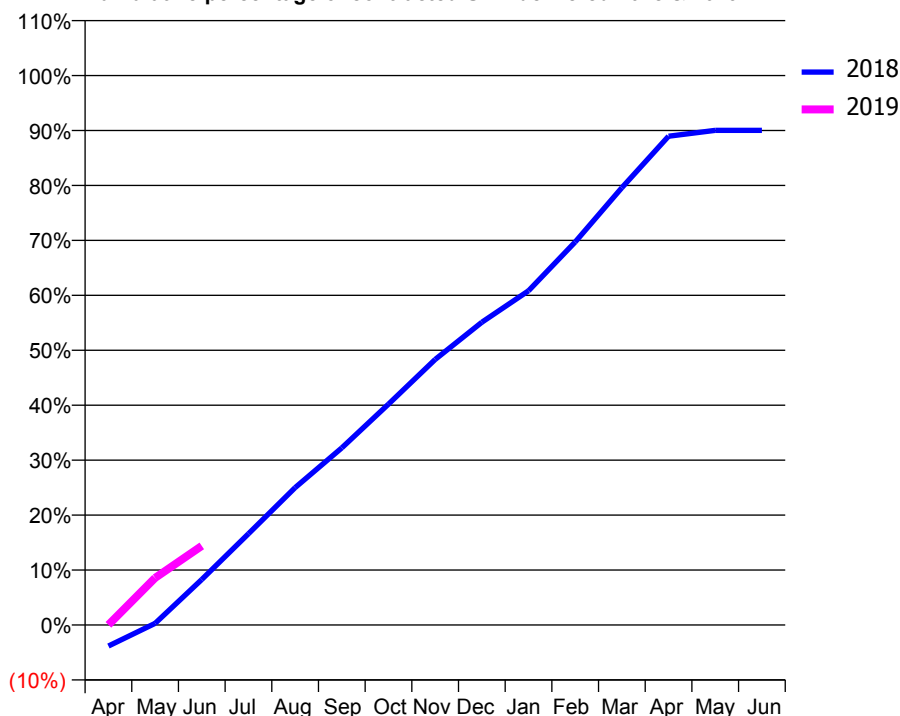
ACCESS*

Patients seen in 24 months	Total	Change since previous quarter
Quarter ending June 2017	2,201	
Quarter ending September 2017	2,202	→
Quarter ending December 2017	2,180	→
Quarter ending March 2018	2,164	→
Quarter ending June 2018	2,161	→
Variance since June 2017	(1.8%)	↓



ACTIVITY

Cumulative percentage of contracted UDA delivered 2018 & 2019



Adjusted Scheduled Activity (UDA)

Month	2018	2019
April	-348	4
May	26	774
June	749	1,301
July	1,500	
August	2,258	
September	2,910	
October	3,630	
November	4,362	
December	4,974	
January	5,490	
February	6,293	
March	7,184	
April	8,031	
May	8,126	
June	8,126	

QUALITY

	Quantity	Base Number	Contract	AT	Region	England
% of FP17s for the same patient ID Re-attending within 3 months - Children	14	153	9.2%	9.7%	11.3%	11.5%
% of FP17s for the same patient ID Re-attending within 3 months - Adults	107	730	14.7%	13.6%	14.9%	15.4%
% of FP17s for the same patient ID Re-attending between 3 & 9 months - Children	93	153	60.8%	62.5%	60.0%	58.9%
% of FP17s for the same patient ID Re-attending between 3 & 9 months - Adults	420	730	57.5%	56.1%	52.6%	51.6%
% of FP17s for Band 1 Urgent Courses	6	566	1.1%	6.9%	7.9%	8.9%
% of FP17s Relating to Free Repair or Replacements	4	566	0.7%	0.8%	0.8%	0.8%
% of FP17s Relating to Continuations	23	566	4.1%	1.1%	0.9%	0.9%
% of Patients satisfied with the dentistry they have received	6	6	N/A	92.4%	93.2%	93.2%
% of Patients satisfied with the time they had to wait for an appointment	6	6	N/A	88.7%	89.1%	88.8%

* This is based on patients treated on this contract for their most recent course of treatment. Figures in italics indicate the base number of FP17s or Patient Questionnaire responses are less than 100. N/A is shown where the base number of responses is less than 10 during the period. % is calculated as Quantity/Base number*100

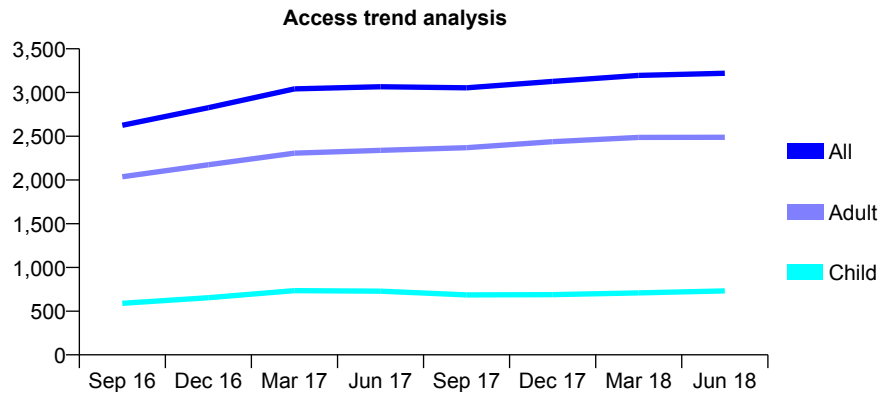
Q55 - Vital Signs At a Glance Contract Report for 833517/0001 - June 2018

Name or company name	MISS NS FRY
Contract type name	GDS Contract
Purpose of contract	General
Contract start date	01/04/2006
Contract end date	

18/19 Contracted general activity (UDA)	8,960
Carry forward general activity (UDA)	0
18/19 Contracted orthodontic activity (UOA)	0
Carry forward orthodontic activity (UOA)	0
Baseline contract value	£205,522.11

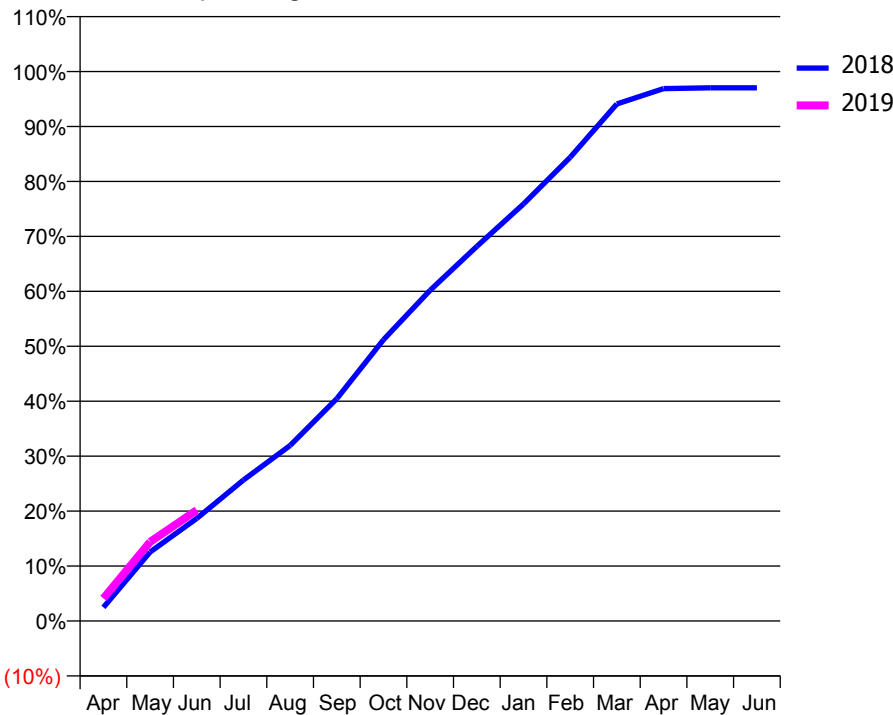
ACCESS*

Patients seen in 24 months	Total	Change since previous quarter
Quarter ending June 2017	3,066	
Quarter ending September 2017	3,054	→
Quarter ending December 2017	3,127	↑
Quarter ending March 2018	3,195	↑
Quarter ending June 2018	3,220	→
Variance since June 2017	5.0%	↑



ACTIVITY

Cumulative percentage of contracted UDA delivered 2018 & 2019



Adjusted Scheduled Activity (UDA)		
Month	2018	2019
April	223	368
May	1,126	1,290
June	1,672	1,808
July	2,300	
August	2,863	
September	3,625	
October	4,587	
November	5,394	
December	6,110	
January	6,800	
February	7,561	
March	8,432	
April	8,681	
May	8,695	
June	8,695	

QUALITY

	Quantity	Base Number	Contract	AT	Region	England
% of FP17s for the same patient ID Re-attending within 3 months - Children	27	312	8.7%	9.7%	11.3%	11.5%
% of FP17s for the same patient ID Re-attending within 3 months - Adults	159	1,090	14.6%	13.6%	14.9%	15.4%
% of FP17s for the same patient ID Re-attending between 3 & 9 months - Children	225	312	72.1%	62.5%	60.0%	58.9%
% of FP17s for the same patient ID Re-attending between 3 & 9 months - Adults	763	1,090	70.0%	56.1%	52.6%	51.6%
% of FP17s for Band 1 Urgent Courses	133	1,211	11.0%	6.9%	7.9%	8.9%
% of FP17s Relating to Free Repair or Replacements	18	1,211	1.5%	0.8%	0.8%	0.8%
% of FP17s Relating to Continuations	9	1,211	0.7%	1.1%	0.9%	0.9%
% of Patients satisfied with the dentistry they have received	2	2	N/A	92.4%	93.2%	93.2%
% of Patients satisfied with the time they had to wait for an appointment	2	2	N/A	88.7%	89.1%	88.8%

* This is based on patients treated on this contract for their most recent course of treatment. Figures in italics indicate the base number of FP17s or Patient Questionnaire responses are less than 100. N/A is shown where the base number of responses is less than 10 during the period. % is calculated as Quantity/Base number*100

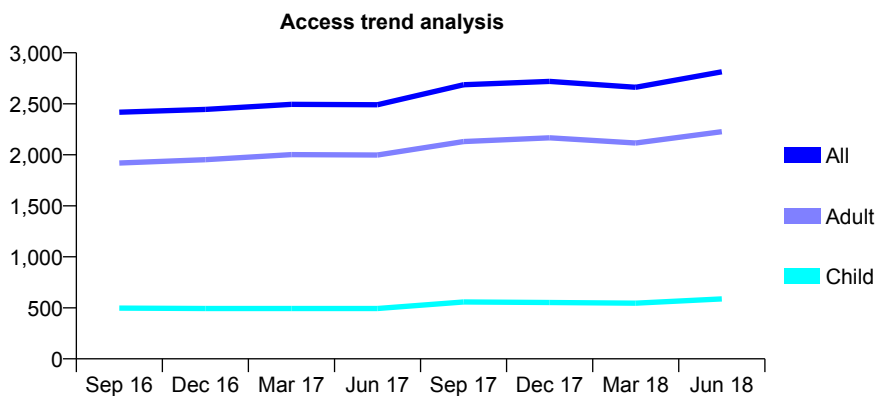
Q55 - Vital Signs At a Glance Contract Report for 836117/0001 - June 2018

Name or company name	MR RS RUPRA
Contract type name	GDS Contract
Purpose of contract	General
Contract start date	01/10/2007
Contract end date	

18/19 Contracted general activity (UDA)	9,028
Carry forward general activity (UDA)	0
18/19 Contracted orthodontic activity (UOA)	0
Carry forward orthodontic activity (UOA)	0
Baseline contract value	£252,914.91

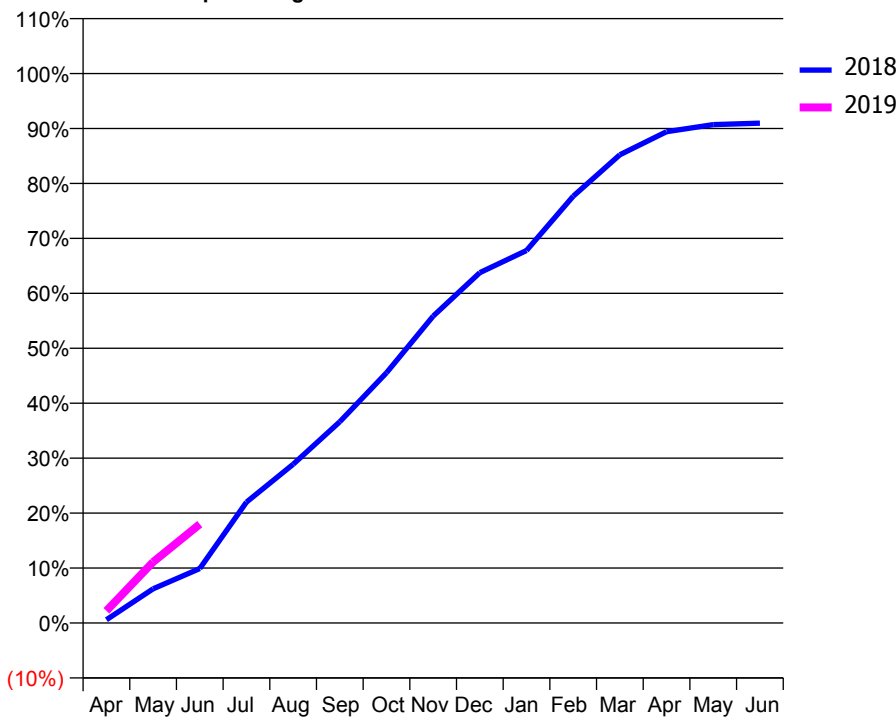
ACCESS*

Patients seen in 24 months	Total	Change since previous quarter
Quarter ending June 2017	2,491	
Quarter ending September 2017	2,687	↑
Quarter ending December 2017	2,719	→
Quarter ending March 2018	2,662	↓
Quarter ending June 2018	2,814	↑
Variance since June 2017	13.0%	↑



ACTIVITY

Cumulative percentage of contracted UDA delivered 2018 & 2019



Month	Adjusted Scheduled Activity (UDA)	
	2018	2019
April	55	200
May	562	1,002
June	894	1,625
July	1,986	
August	2,608	
September	3,307	
October	4,112	
November	5,043	
December	5,756	
January	6,120	
February	7,013	
March	7,693	
April	8,072	
May	8,188	
June	8,212	

QUALITY

	Quantity	Base Number	Contract	AT	Region	England
% of FP17s for the same patient ID Re-attending within 3 months - Children	13	279	4.7%	9.7%	11.3%	11.5%
% of FP17s for the same patient ID Re-attending within 3 months - Adults	104	1,012	10.3%	13.6%	14.9%	15.4%
% of FP17s for the same patient ID Re-attending between 3 & 9 months - Children	153	279	54.8%	62.5%	60.0%	58.9%
% of FP17s for the same patient ID Re-attending between 3 & 9 months - Adults	599	1,012	59.2%	56.1%	52.6%	51.6%
% of FP17s for Band 1 Urgent Courses	30	992	3.0%	6.9%	7.9%	8.9%
% of FP17s Relating to Free Repair or Replacements	0	992	0.0%	0.8%	0.8%	0.8%
% of FP17s Relating to Continuations	20	992	2.0%	1.1%	0.9%	0.9%
% of Patients satisfied with the dentistry they have received	6	8	N/A	92.4%	93.2%	93.2%
% of Patients satisfied with the time they had to wait for an appointment	5	8	N/A	88.7%	89.1%	88.8%

* This is based on patients treated on this contract for their most recent course of treatment. Figures in italics indicate the base number of FP17s or Patient Questionnaire responses are less than 100. N/A is shown where the base number of responses is less than 10 during the period. % is calculated as Quantity/Base number*100

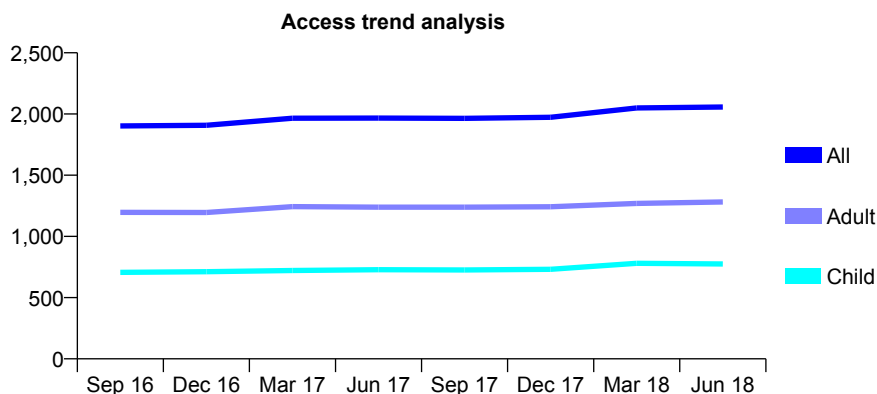
Q55 - Vital Signs At a Glance Contract Report for 836362/0001 - June 2018

Name or company name	MR MM OSMAN
Contract type name	GDS Contract
Purpose of contract	General
Contract start date	01/04/2006
Contract end date	

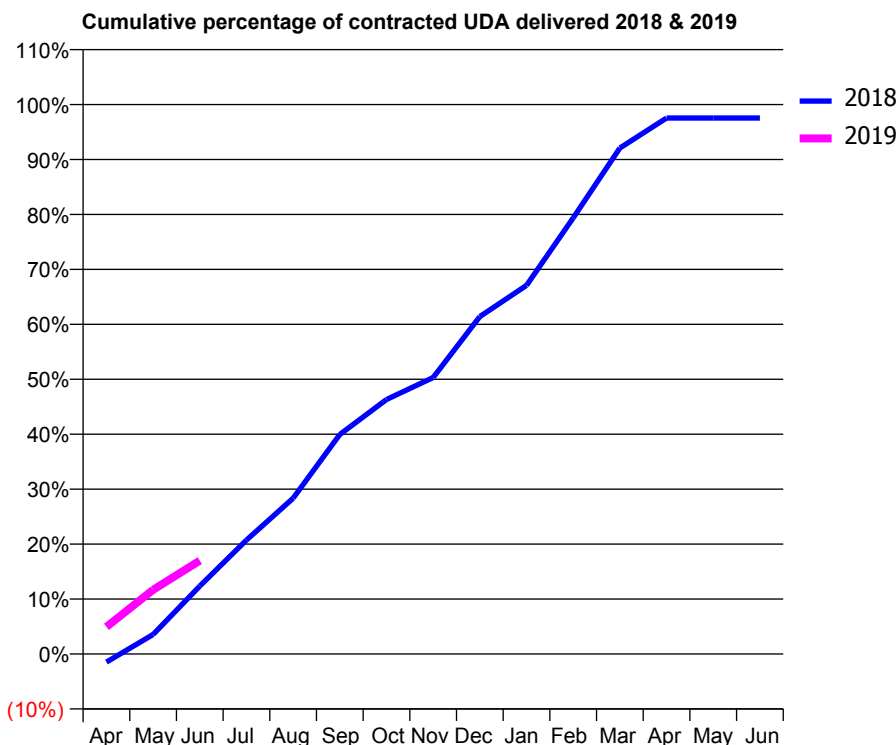
18/19 Contracted general activity (UDA)	5,819
Carry forward general activity (UDA)	0
18/19 Contracted orthodontic activity (UOA)	0
Carry forward orthodontic activity (UOA)	0
Baseline contract value	£130,853.15

ACCESS*

Patients seen in 24 months	Total	Change since previous quarter
Quarter ending June 2017	1,967	
Quarter ending September 2017	1,965	→
Quarter ending December 2017	1,973	→
Quarter ending March 2018	2,050	↑
Quarter ending June 2018	2,057	→
Variance since June 2017	4.6%	↑



ACTIVITY



Month	Adjusted Scheduled Activity (UDA)	
	2018	2019
April	-87	287
May	207	680
June	720	989
July	1,207	
August	1,650	
September	2,325	
October	2,695	
November	2,928	
December	3,573	
January	3,904	
February	4,618	
March	5,359	
April	5,675	
May	5,676	
June	5,676	

QUALITY

	Quantity	Base Number	Contract	AT	Region	England
% of FP17s for the same patient ID Re-attending within 3 months - Children	22	315	7.0%	9.7%	11.3%	11.5%
% of FP17s for the same patient ID Re-attending within 3 months - Adults	32	393	8.1%	13.6%	14.9%	15.4%
% of FP17s for the same patient ID Re-attending between 3 & 9 months - Children	247	315	78.4%	62.5%	60.0%	58.9%
% of FP17s for the same patient ID Re-attending between 3 & 9 months - Adults	261	393	66.4%	56.1%	52.6%	51.6%
% of FP17s for Band 1 Urgent Courses	23	577	4.0%	6.9%	7.9%	8.9%
% of FP17s Relating to Free Repair or Replacements	0	577	0.0%	0.8%	0.8%	0.8%
% of FP17s Relating to Continuations	0	577	0.0%	1.1%	0.9%	0.9%
% of Patients satisfied with the dentistry they have received	0	0	N/A	92.4%	93.2%	93.2%
% of Patients satisfied with the time they had to wait for an appointment	0	0	N/A	88.7%	89.1%	88.8%

* This is based on patients treated on this contract for their most recent course of treatment. Figures in italics indicate the base number of FP17s or Patient Questionnaire responses are less than 100. N/A is shown where the base number of responses is less than 10 during the period. % is calculated as Quantity/Base number*100

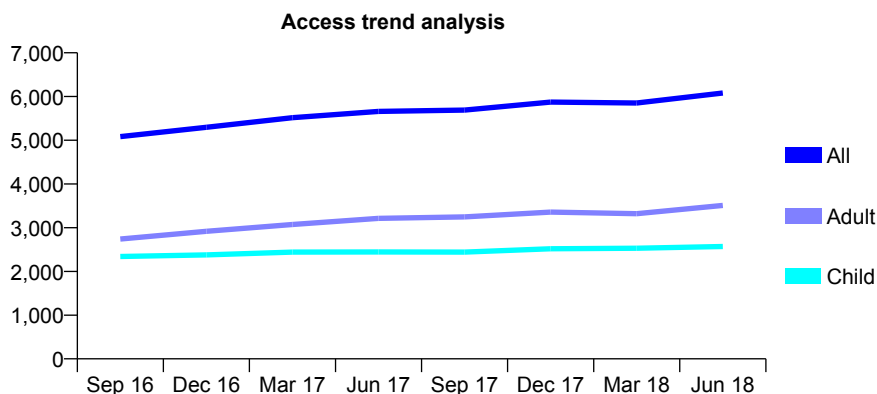
Q55 - Vital Signs At a Glance Contract Report for 860298/0001 - June 2018

Name or company name	MR KS BOLA
Contract type name	GDS Contract
Purpose of contract	General
Contract start date	30/01/2011
Contract end date	

18/19 Contracted general activity (UDA)	19,926
Carry forward general activity (UDA)	0
18/19 Contracted orthodontic activity (UOA)	0
Carry forward orthodontic activity (UOA)	0
Baseline contract value	£532,060.49

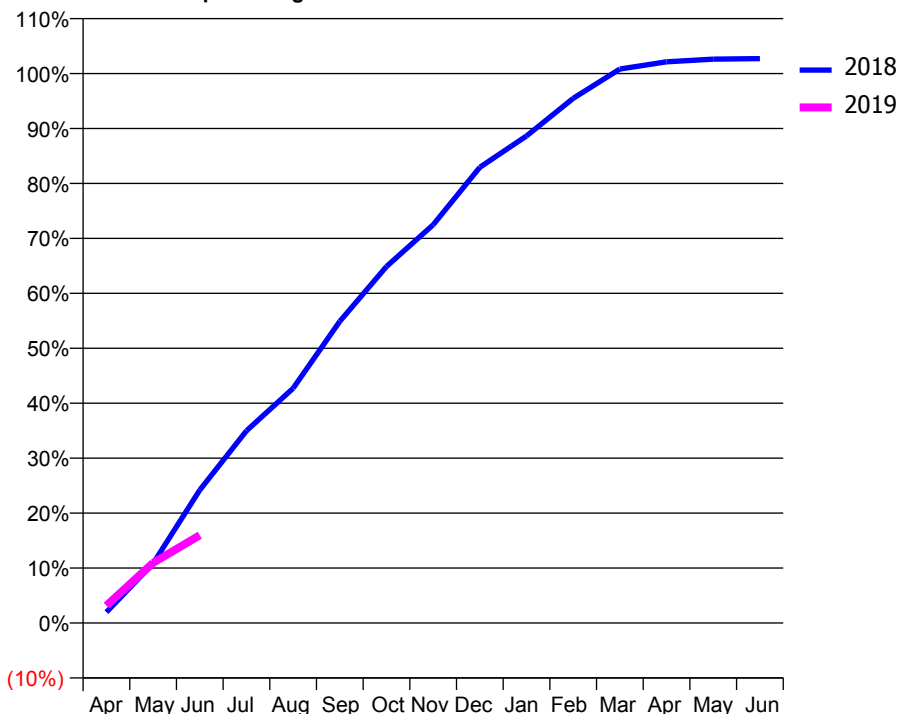
ACCESS*

Patients seen in 24 months	Total	Change since previous quarter
Quarter ending June 2017	5,660	
Quarter ending September 2017	5,689	→
Quarter ending December 2017	5,873	↑
Quarter ending March 2018	5,852	→
Quarter ending June 2018	6,079	↑
Variance since June 2017	7.4%	↑



ACTIVITY

Cumulative percentage of contracted UDA delivered 2018 & 2019



Month	Adjusted Scheduled Activity (UDA)	
	2018	2019
April	256	629
May	1,402	2,185
June	3,129	3,186
July	4,521	
August	5,522	
September	7,096	
October	8,388	
November	9,366	
December	10,721	
January	11,457	
February	12,340	
March	13,032	
April	13,202	
May	13,264	
June	13,276	

QUALITY

	Quantity	Base Number	Contract	AT	Region	England
% of FP17s for the same patient ID Re-attending within 3 months - Children	53	970	5.5%	9.7%	11.3%	11.5%
% of FP17s for the same patient ID Re-attending within 3 months - Adults	82	1,121	7.3%	13.6%	14.9%	15.4%
% of FP17s for the same patient ID Re-attending between 3 & 9 months - Children	665	970	68.6%	62.5%	60.0%	58.9%
% of FP17s for the same patient ID Re-attending between 3 & 9 months - Adults	586	1,121	52.3%	56.1%	52.6%	51.6%
% of FP17s for Band 1 Urgent Courses	145	1,933	7.5%	6.9%	7.9%	8.9%
% of FP17s Relating to Free Repair or Replacements	7	1,933	0.4%	0.8%	0.8%	0.8%
% of FP17s Relating to Continuations	5	1,933	0.3%	1.1%	0.9%	0.9%
% of Patients satisfied with the dentistry they have received	21	21	100.0%	92.4%	93.2%	93.2%
% of Patients satisfied with the time they had to wait for an appointment	20	21	95.2%	88.7%	89.1%	88.8%

* This is based on patients treated on this contract for their most recent course of treatment. Figures in italics indicate the base number of FP17s or Patient Questionnaire responses are less than 100. N/A is shown where the base number of responses is less than 10 during the period. % is calculated as Quantity/Base number*100

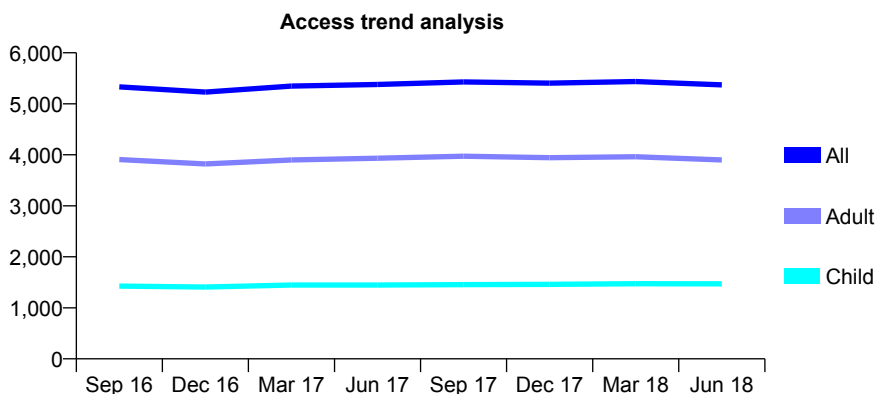
Q55 - Vital Signs At a Glance Contract Report for 860549/0001 - June 2018

Name or company name	MR CJ NAVARRO
Contract type name	GDS Contract
Purpose of contract	General
Contract start date	01/04/2006
Contract end date	

18/19 Contracted general activity (UDA)	15,500
Carry forward general activity (UDA)	0
18/19 Contracted orthodontic activity (UOA)	0
Carry forward orthodontic activity (UOA)	0
Baseline contract value	£414,859.15

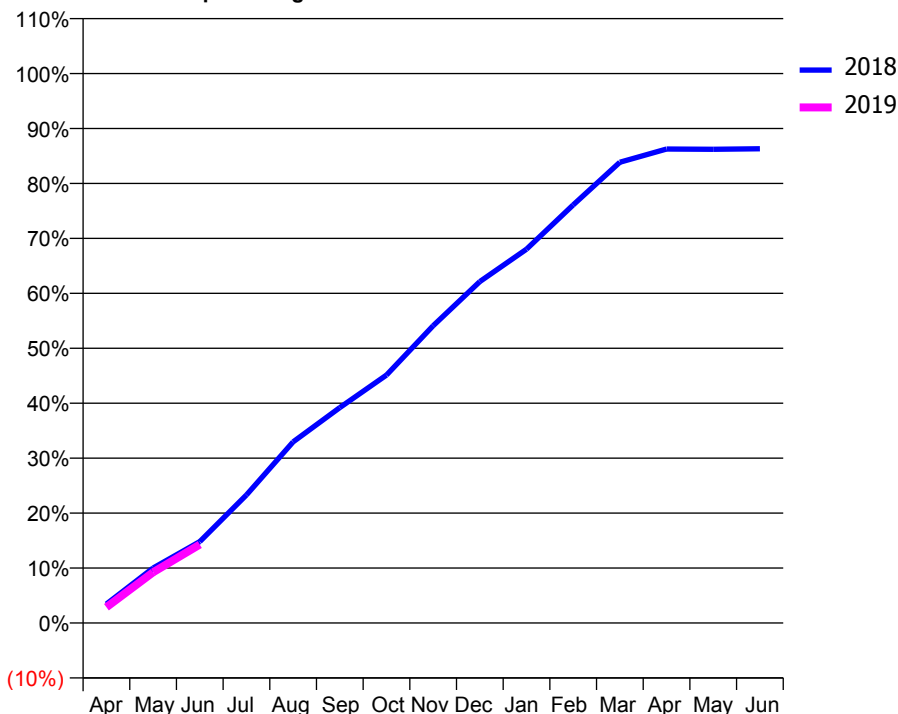
ACCESS*

Patients seen in 24 months	Total	Change since previous quarter
Quarter ending June 2017	5,380	
Quarter ending September 2017	5,429	→
Quarter ending December 2017	5,404	→
Quarter ending March 2018	5,436	→
Quarter ending June 2018	5,370	↓
Variance since June 2017	(0.2%)	→



ACTIVITY

Cumulative percentage of contracted UDA delivered 2018 & 2019



Month	Adjusted Scheduled Activity (UDA)	
	2018	2019
April	536	447
May	1,553	1,432
June	2,297	2,213
July	3,615	
August	5,109	
September	6,078	
October	6,993	
November	8,386	
December	9,632	
January	10,544	
February	11,793	
March	12,997	
April	13,371	
May	13,361	
June	13,376	

QUALITY

	Quantity	Base Number	Contract	AT	Region	England
% of FP17s for the same patient ID Re-attending within 3 months - Children	20	482	4.1%	9.7%	11.3%	11.5%
% of FP17s for the same patient ID Re-attending within 3 months - Adults	106	1,187	8.9%	13.6%	14.9%	15.4%
% of FP17s for the same patient ID Re-attending between 3 & 9 months - Children	323	482	67.0%	62.5%	60.0%	58.9%
% of FP17s for the same patient ID Re-attending between 3 & 9 months - Adults	771	1,187	65.0%	56.1%	52.6%	51.6%
% of FP17s for Band 1 Urgent Courses	52	1,219	4.3%	6.9%	7.9%	8.9%
% of FP17s Relating to Free Repair or Replacements	7	1,219	0.6%	0.8%	0.8%	0.8%
% of FP17s Relating to Continuations	10	1,219	0.8%	1.1%	0.9%	0.9%
% of Patients satisfied with the dentistry they have received	5	5	N/A	92.4%	93.2%	93.2%
% of Patients satisfied with the time they had to wait for an appointment	5	5	N/A	88.7%	89.1%	88.8%

* This is based on patients treated on this contract for their most recent course of treatment. Figures in italics indicate the base number of FP17s or Patient Questionnaire responses are less than 100. N/A is shown where the base number of responses is less than 10 during the period. % is calculated as Quantity/Base number*100

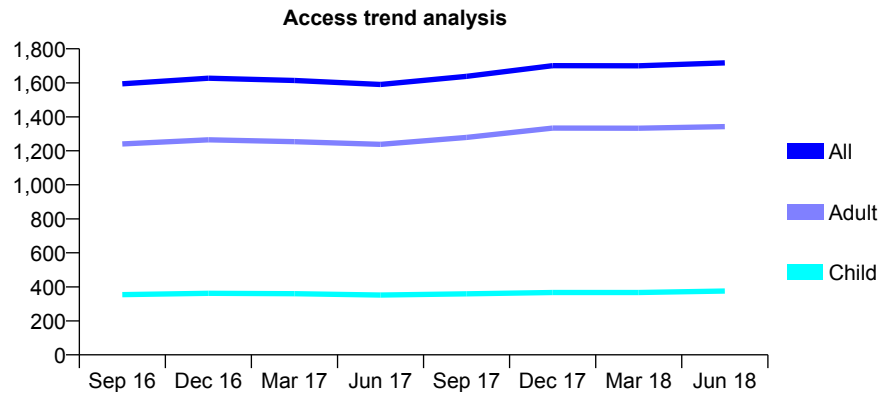
Q55 - Vital Signs At a Glance Contract Report for 861901/0001 - June 2018

Name or company name	MRS A EIMANI
Contract type name	GDS Contract
Purpose of contract	General
Contract start date	01/09/2009
Contract end date	

18/19 Contracted general activity (UDA)	9,000
Carry forward general activity (UDA)	0
18/19 Contracted orthodontic activity (UOA)	0
Carry forward orthodontic activity (UOA)	0
Baseline contract value	£215,500.14

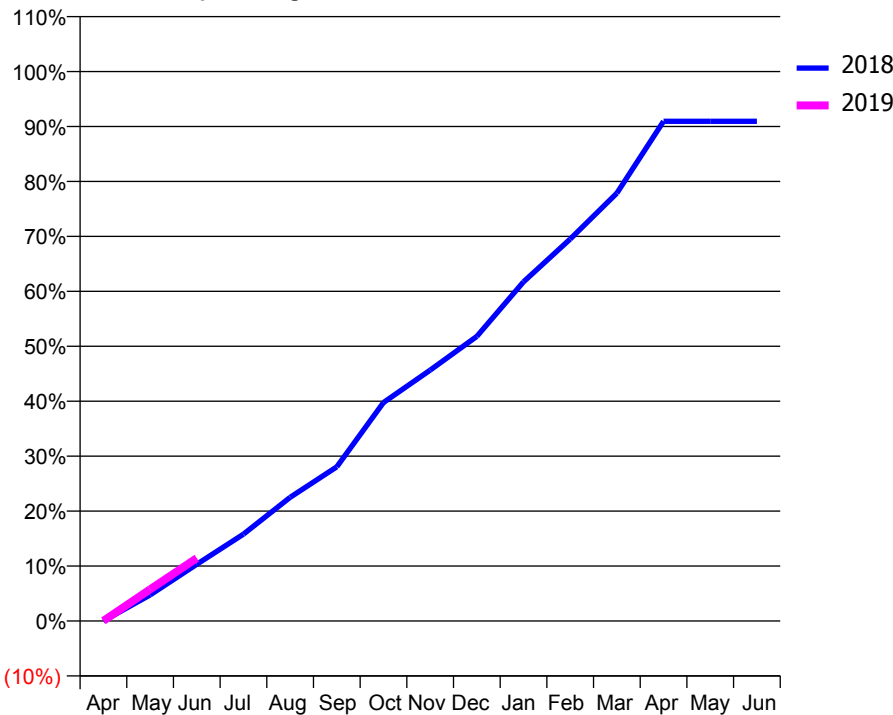
ACCESS*

Patients seen in 24 months	Total	Change since previous quarter
Quarter ending June 2017	1,590	
Quarter ending September 2017	1,638	↑
Quarter ending December 2017	1,701	↑
Quarter ending March 2018	1,700	→
Quarter ending June 2018	1,717	→
Variance since June 2017	8.0%	↑



ACTIVITY

Cumulative percentage of contracted UDA delivered 2018 & 2019



Adjusted Scheduled Activity (UDA)		
Month	2018	2019
April	0	4
May	427	518
June	929	1,029
July	1,422	
August	2,025	
September	2,525	
October	3,578	
November	4,109	
December	4,661	
January	5,556	
February	6,256	
March	7,008	
April	8,184	
May	8,184	
June	8,184	

QUALITY

	Quantity	Base Number	Contract	AT	Region	England
% of FP17s for the same patient ID Re-attending within 3 months - Children	16	146	11.0%	9.7%	11.3%	11.5%
% of FP17s for the same patient ID Re-attending within 3 months - Adults	104	526	19.8%	13.6%	14.9%	15.4%
% of FP17s for the same patient ID Re-attending between 3 & 9 months - Children	88	146	60.3%	62.5%	60.0%	58.9%
% of FP17s for the same patient ID Re-attending between 3 & 9 months - Adults	250	526	47.5%	56.1%	52.6%	51.6%
% of FP17s for Band 1 Urgent Courses	52	384	13.5%	6.9%	7.9%	8.9%
% of FP17s Relating to Free Repair or Replacements	1	384	0.3%	0.8%	0.8%	0.8%
% of FP17s Relating to Continuations	4	384	1.0%	1.1%	0.9%	0.9%
% of Patients satisfied with the dentistry they have received	0	0	N/A	92.4%	93.2%	93.2%
% of Patients satisfied with the time they had to wait for an appointment	0	0	N/A	88.7%	89.1%	88.8%

* This is based on patients treated on this contract for their most recent course of treatment. Figures in italics indicate the base number of FP17s or Patient Questionnaire responses are less than 100. N/A is shown where the base number of responses is less than 10 during the period. % is calculated as Quantity/Base number*100

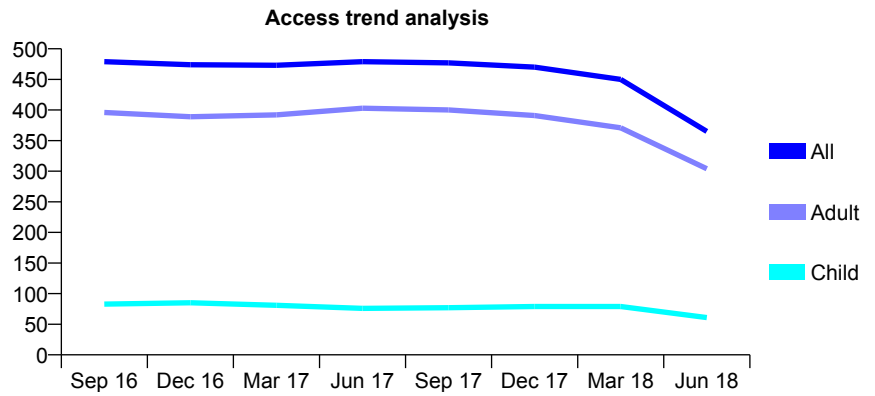
Q55 - Vital Signs At a Glance Contract Report for 898457/0001 - June 2018

Name or company name	MR ND MCLEAN
Contract type name	GDS Contract
Purpose of contract	General
Contract start date	01/04/2006
Contract end date	17/04/2018

18/19 Contracted general activity (UDA)	65
Carry forward general activity (UDA)	0
18/19 Contracted orthodontic activity (UOA)	0
Carry forward orthodontic activity (UOA)	0
Baseline contract value	£1,416.68

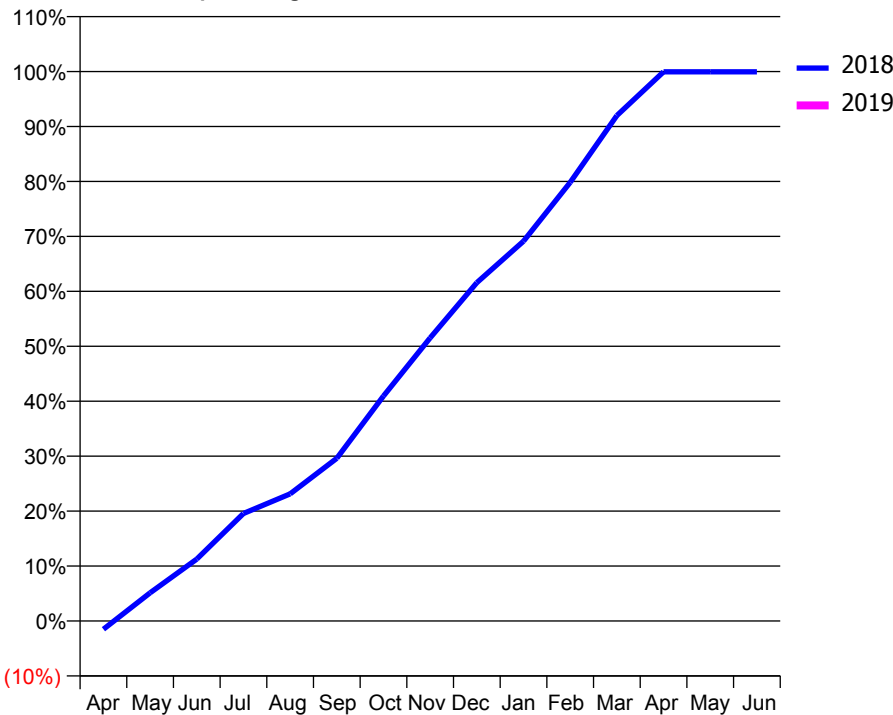
ACCESS*

Patients seen in 24 months	Total	Change since previous quarter
Quarter ending June 2017	479	
Quarter ending September 2017	477	→
Quarter ending December 2017	470	↓
Quarter ending March 2018	450	↓
Quarter ending June 2018	365	↓
Variance since June 2017	(23.8%)	↓



ACTIVITY

Cumulative percentage of contracted UDA delivered 2018 & 2019



Adjusted Scheduled Activity (UDA)		
Month	2018	2019
April	-21	84
May	71	84
June	155	84
July	269	
August	318	
September	407	
October	563	
November	708	
December	846	
January	950	
February	1,097	
March	1,264	
April	1,373	
May	1,373	
June	1,373	

QUALITY

	Quantity	Base Number	Contract	AT	Region	England
% of FP17s for the same patient ID Re-attending within 3 months - Children	2	20	10.0%	9.7%	11.3%	11.5%
% of FP17s for the same patient ID Re-attending within 3 months - Adults	13	96	13.5%	13.6%	14.9%	15.4%
% of FP17s for the same patient ID Re-attending between 3 & 9 months - Children	16	20	80.0%	62.5%	60.0%	58.9%
% of FP17s for the same patient ID Re-attending between 3 & 9 months - Adults	72	96	75.0%	56.1%	52.6%	51.6%
% of FP17s for Band 1 Urgent Courses	2	44	4.5%	6.9%	7.9%	8.9%
% of FP17s Relating to Free Repair or Replacements	1	44	2.3%	0.8%	0.8%	0.8%
% of FP17s Relating to Continuations	0	44	0.0%	1.1%	0.9%	0.9%
% of Patients satisfied with the dentistry they have received	0	0	N/A	92.4%	93.2%	93.2%
% of Patients satisfied with the time they had to wait for an appointment	0	0	N/A	88.7%	89.1%	88.8%

* This is based on patients treated on this contract for their most recent course of treatment. Figures in italics indicate the base number of FP17s or Patient Questionnaire responses are less than 100. N/A is shown where the base number of responses is less than 10 during the period. % is calculated as Quantity/Base number*100

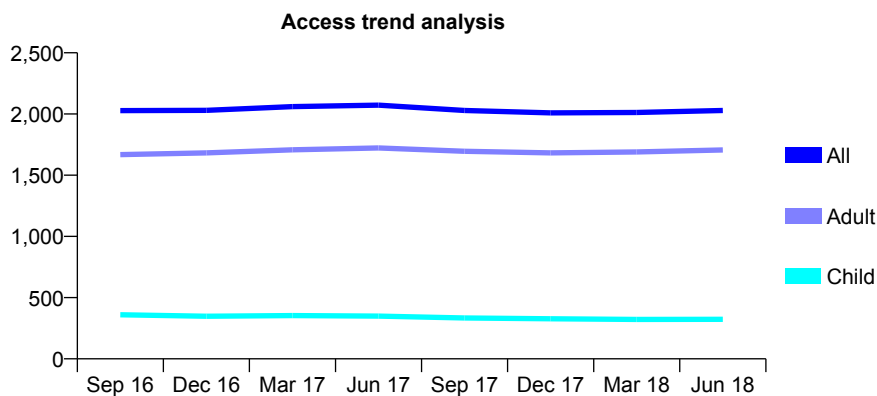
Q55 - Vital Signs At a Glance Contract Report for 907200/0001 - June 2018

Name or company name	MRS CY BIRCH
Contract type name	GDS Contract
Purpose of contract	General
Contract start date	01/04/2006
Contract end date	

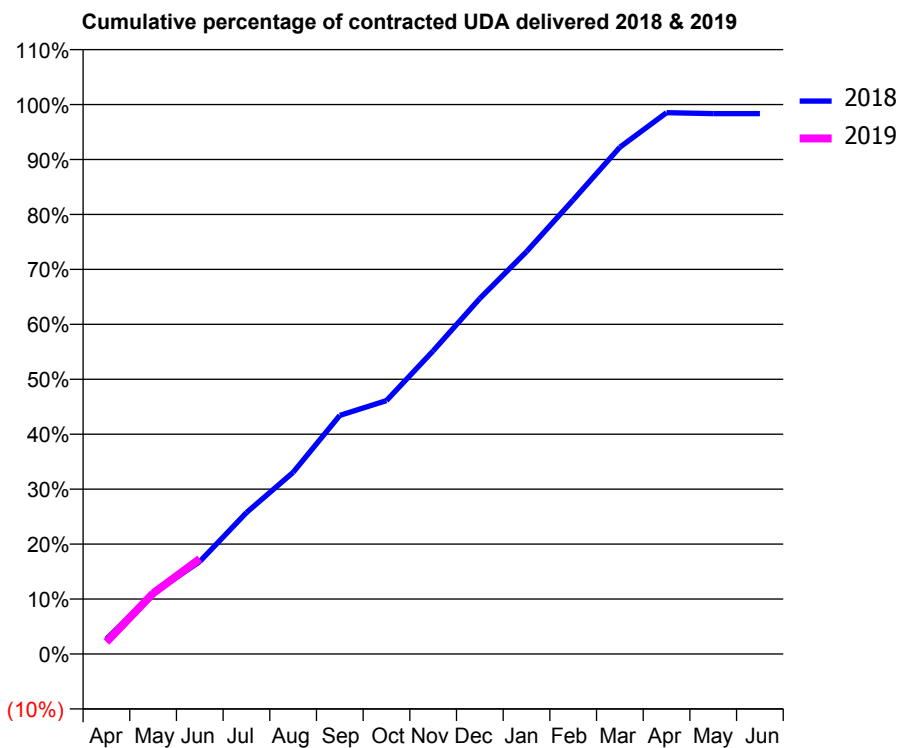
18/19 Contracted general activity (UDA)	4,973
Carry forward general activity (UDA)	0
18/19 Contracted orthodontic activity (UOA)	0
Carry forward orthodontic activity (UOA)	0
Baseline contract value	£122,640.06

ACCESS*

Patients seen in 24 months	Total	Change since previous quarter
Quarter ending June 2017	2,072	
Quarter ending September 2017	2,029	↓
Quarter ending December 2017	2,009	→
Quarter ending March 2018	2,012	→
Quarter ending June 2018	2,029	→
Variance since June 2017	(2.1%)	↓



ACTIVITY



Month	Adjusted Scheduled Activity (UDA)	
	2018	2019
April	136	110
May	551	550
June	837	861
July	1,279	
August	1,644	
September	2,159	
October	2,294	
November	2,743	
December	3,218	
January	3,642	
February	4,110	
March	4,586	
April	4,899	
May	4,890	
June	4,890	

QUALITY

	Quantity	Base Number	Contract	AT	Region	England
% of FP17s for the same patient ID Re-attending within 3 months - Children	4	120	3.3%	9.7%	11.3%	11.5%
% of FP17s for the same patient ID Re-attending within 3 months - Adults	70	570	12.3%	13.6%	14.9%	15.4%
% of FP17s for the same patient ID Re-attending between 3 & 9 months - Children	73	120	60.8%	62.5%	60.0%	58.9%
% of FP17s for the same patient ID Re-attending between 3 & 9 months - Adults	287	570	50.4%	56.1%	52.6%	51.6%
% of FP17s for Band 1 Urgent Courses	37	514	7.2%	6.9%	7.9%	8.9%
% of FP17s Relating to Free Repair or Replacements	5	514	1.0%	0.8%	0.8%	0.8%
% of FP17s Relating to Continuations	6	514	1.2%	1.1%	0.9%	0.9%
% of Patients satisfied with the dentistry they have received	2	2	N/A	92.4%	93.2%	93.2%
% of Patients satisfied with the time they had to wait for an appointment	1	2	N/A	88.7%	89.1%	88.8%

* This is based on patients treated on this contract for their most recent course of treatment. Figures in italics indicate the base number of FP17s or Patient Questionnaire responses are less than 100. N/A is shown where the base number of responses is less than 10 during the period. % is calculated as Quantity/Base number*100

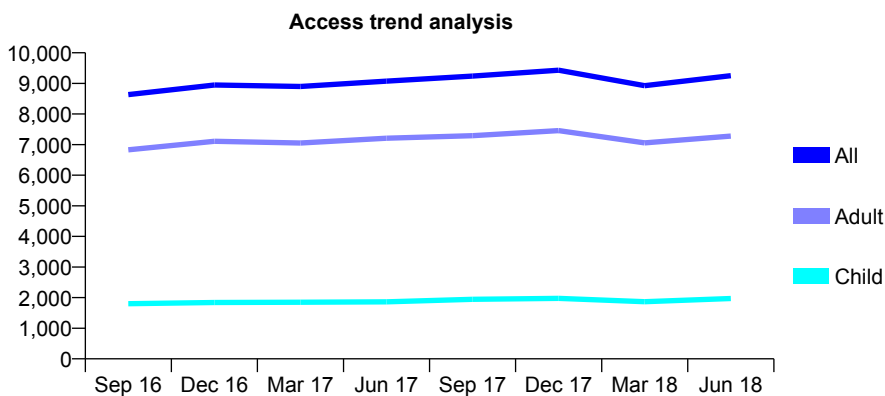
Q55 - Vital Signs At a Glance Contract Report for 911216/0001 - June 2018

Name or company name	MR K MANTLE
Contract type name	GDS Contract
Purpose of contract	General
Contract start date	01/04/2006
Contract end date	

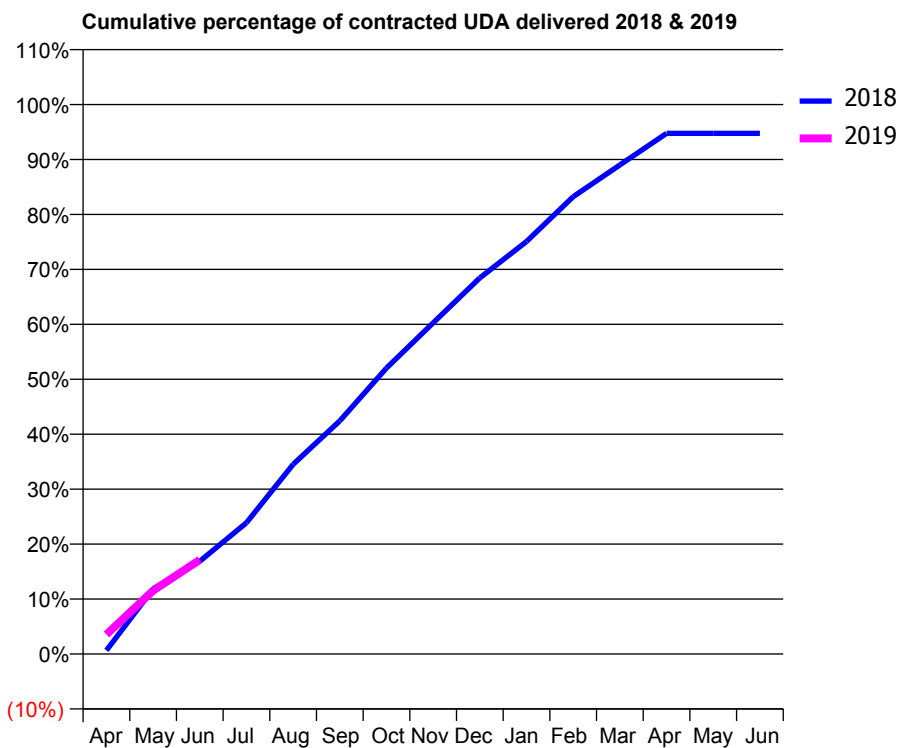
18/19 Contracted general activity (UDA)	28,001
Carry forward general activity (UDA)	0
18/19 Contracted orthodontic activity (UOA)	0
Carry forward orthodontic activity (UOA)	0
Baseline contract value	£710,767.68

ACCESS*

Patients seen in 24 months	Total	Change since previous quarter
Quarter ending June 2017	9,075	
Quarter ending September 2017	9,239	→
Quarter ending December 2017	9,433	↑
Quarter ending March 2018	8,924	↓
Quarter ending June 2018	9,253	↑
Variance since June 2017	2.0%	→



ACTIVITY



Month	Adjusted Scheduled Activity (UDA)	
	2018	2019
April	175	995
May	3,141	3,234
June	4,471	4,803
July	6,332	
August	9,150	
September	11,247	
October	13,793	
November	15,971	
December	18,136	
January	19,895	
February	22,055	
March	23,586	
April	25,109	
May	25,109	
June	25,109	

QUALITY

	Quantity	Base Number	Contract	AT	Region	England
% of FP17s for the same patient ID Re-attending within 3 months - Children	17	770	2.2%	9.7%	11.3%	11.5%
% of FP17s for the same patient ID Re-attending within 3 months - Adults	154	2,232	6.9%	13.6%	14.9%	15.4%
% of FP17s for the same patient ID Re-attending between 3 & 9 months - Children	500	770	64.9%	62.5%	60.0%	58.9%
% of FP17s for the same patient ID Re-attending between 3 & 9 months - Adults	894	2,232	40.1%	56.1%	52.6%	51.6%
% of FP17s for Band 1 Urgent Courses	99	2,392	4.1%	6.9%	7.9%	8.9%
% of FP17s Relating to Free Repair or Replacements	17	2,392	0.7%	0.8%	0.8%	0.8%
% of FP17s Relating to Continuations	22	2,392	0.9%	1.1%	0.9%	0.9%
% of Patients satisfied with the dentistry they have received	6	6	N/A	92.4%	93.2%	93.2%
% of Patients satisfied with the time they had to wait for an appointment	6	6	N/A	88.7%	89.1%	88.8%

* This is based on patients treated on this contract for their most recent course of treatment. Figures in italics indicate the base number of FP17s or Patient Questionnaire responses are less than 100. N/A is shown where the base number of responses is less than 10 during the period. % is calculated as Quantity/Base number*100

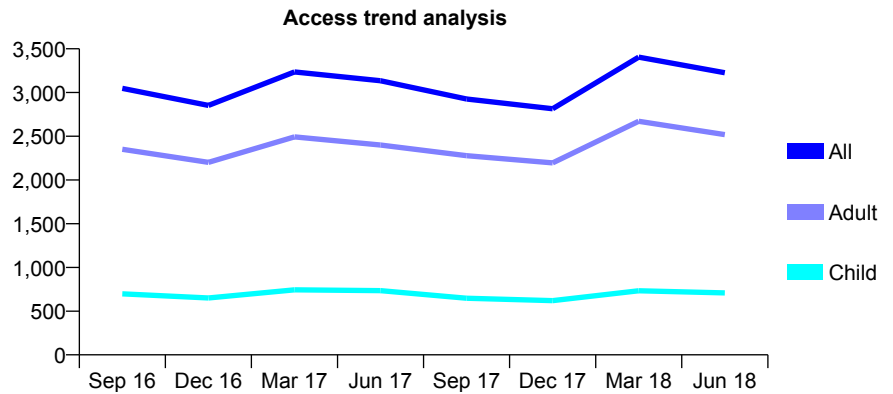
Q55 - Vital Signs At a Glance Contract Report for 911216/0002 - June 2018

Name or company name	MR K MANTLE
Contract type name	GDS Contract
Purpose of contract	General
Contract start date	01/09/2008
Contract end date	

18/19 Contracted general activity (UDA)	10,000
Carry forward general activity (UDA)	0
18/19 Contracted orthodontic activity (UOA)	0
Carry forward orthodontic activity (UOA)	0
Baseline contract value	£380,448.16

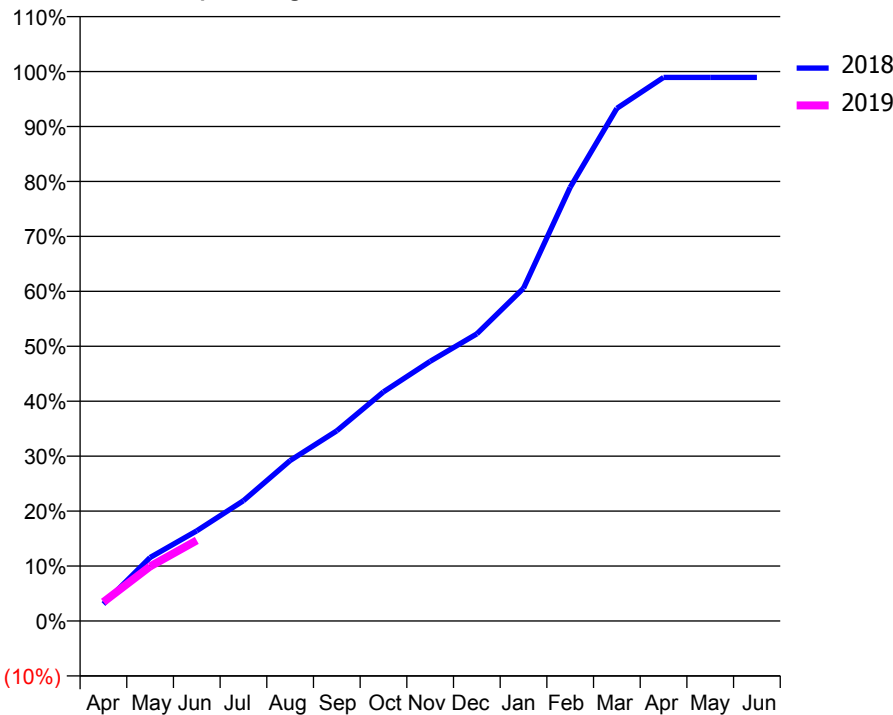
ACCESS*

Patients seen in 24 months	Total	Change since previous quarter
Quarter ending June 2017	3,134	
Quarter ending September 2017	2,926	↓
Quarter ending December 2017	2,815	↓
Quarter ending March 2018	3,404	↑
Quarter ending June 2018	3,227	↓
Variance since June 2017	3.0%	↑



ACTIVITY

Cumulative percentage of contracted UDA delivered 2018 & 2019



Month	Adjusted Scheduled Activity (UDA)	
	2018	2019
April	309	346
May	1,156	993
June	1,642	1,468
July	2,189	
August	2,921	
September	3,462	
October	4,170	
November	4,727	
December	5,226	
January	6,057	
February	7,893	
March	9,328	
April	9,893	
May	9,893	
June	9,893	

QUALITY

	Quantity	Base Number	Contract	AT	Region	England
% of FP17s for the same patient ID Re-attending within 3 months - Children	18	250	7.2%	9.7%	11.3%	11.5%
% of FP17s for the same patient ID Re-attending within 3 months - Adults	89	801	11.1%	13.6%	14.9%	15.4%
% of FP17s for the same patient ID Re-attending between 3 & 9 months - Children	156	250	62.4%	62.5%	60.0%	58.9%
% of FP17s for the same patient ID Re-attending between 3 & 9 months - Adults	495	801	61.8%	56.1%	52.6%	51.6%
% of FP17s for Band 1 Urgent Courses	25	777	3.2%	6.9%	7.9%	8.9%
% of FP17s Relating to Free Repair or Replacements	4	777	0.5%	0.8%	0.8%	0.8%
% of FP17s Relating to Continuations	16	777	2.1%	1.1%	0.9%	0.9%
% of Patients satisfied with the dentistry they have received	4	4	N/A	92.4%	93.2%	93.2%
% of Patients satisfied with the time they had to wait for an appointment	4	4	N/A	88.7%	89.1%	88.8%

* This is based on patients treated on this contract for their most recent course of treatment. Figures in italics indicate the base number of FP17s or Patient Questionnaire responses are less than 100. N/A is shown where the base number of responses is less than 10 during the period. % is calculated as Quantity/Base number*100

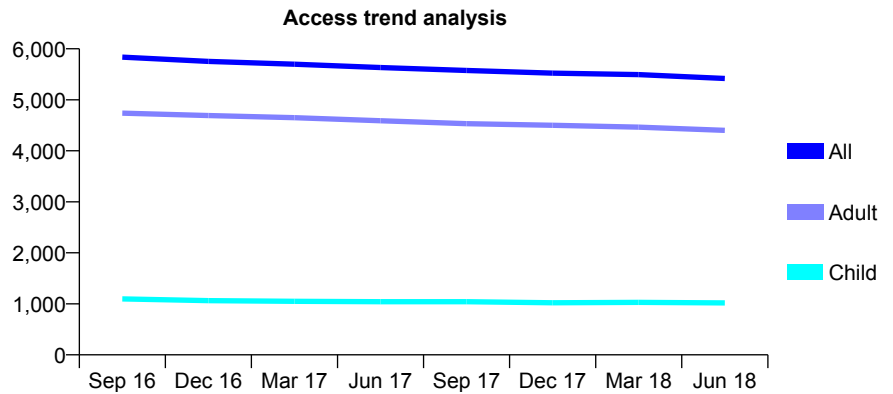
Q55 - Vital Signs At a Glance Contract Report for 914533/0001 - June 2018

Name or company name	MR PA MOORE
Contract type name	GDS Contract
Purpose of contract	General
Contract start date	18/01/2010
Contract end date	

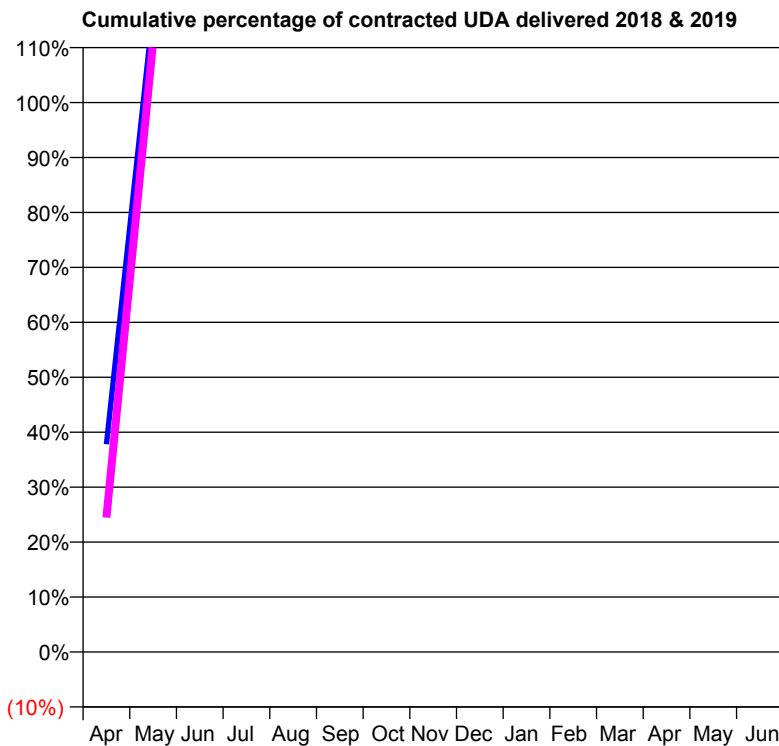
18/19 Contracted general activity (UDA)	1,330
Carry forward general activity (UDA)	0
18/19 Contracted orthodontic activity (UOA)	0
Carry forward orthodontic activity (UOA)	0
Baseline contract value	£502,013.14

ACCESS*

Patients seen in 24 months	Total	Change since previous quarter
Quarter ending June 2017	5,633	
Quarter ending September 2017	5,574	↓
Quarter ending December 2017	5,523	→
Quarter ending March 2018	5,493	→
Quarter ending June 2018	5,418	↓
Variance since June 2017	(3.8%)	↓



ACTIVITY



Adjusted Scheduled Activity (UDA)		
Month	2018	2019
April	503	326
May	1,553	1,475
June	2,271	2,109
July	3,344	
August	4,464	
September	5,317	
October	6,651	
November	7,928	
December	8,531	
January	9,648	
February	10,871	
March	11,702	
April	12,357	
May	12,358	
June	12,358	

QUALITY

	Quantity	Base Number	Contract	AT	Region	England
% of FP17s for the same patient ID Re-attending within 3 months - Children	31	395	7.8%	9.7%	11.3%	11.5%
% of FP17s for the same patient ID Re-attending within 3 months - Adults	207	1,767	11.7%	13.6%	14.9%	15.4%
% of FP17s for the same patient ID Re-attending between 3 & 9 months - Children	280	395	70.9%	62.5%	60.0%	58.9%
% of FP17s for the same patient ID Re-attending between 3 & 9 months - Adults	1,217	1,767	68.9%	56.1%	52.6%	51.6%
% of FP17s for Band 1 Urgent Courses	21	1,377	1.5%	6.9%	7.9%	8.9%
% of FP17s Relating to Free Repair or Replacements	3	1,377	0.2%	0.8%	0.8%	0.8%
% of FP17s Relating to Continuations	42	1,377	3.1%	1.1%	0.9%	0.9%
% of Patients satisfied with the dentistry they have received	4	4	N/A	92.4%	93.2%	93.2%
% of Patients satisfied with the time they had to wait for an appointment	4	4	N/A	88.7%	89.1%	88.8%

* This is based on patients treated on this contract for their most recent course of treatment. Figures in italics indicate the base number of FP17s or Patient Questionnaire responses are less than 100. N/A is shown where the base number of responses is less than 10 during the period. % is calculated as Quantity/Base number*100

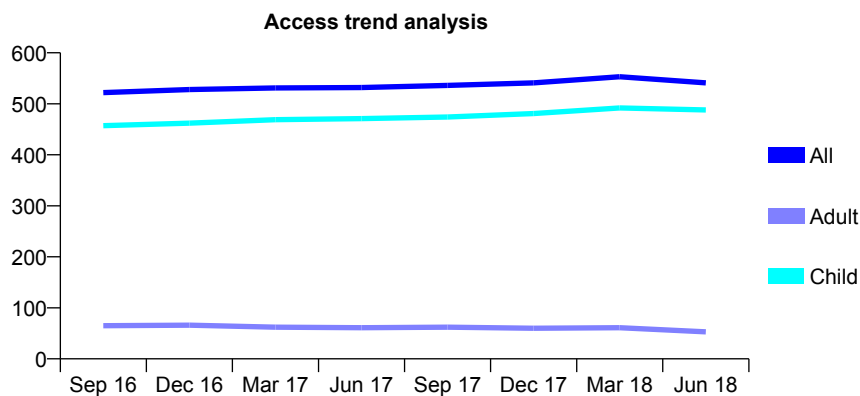
Q55 - Vital Signs At a Glance Contract Report for 919462/0001 - June 2018

Name or company name	MR SJ THACKERAY
Contract type name	GDS Contract
Purpose of contract	General
Contract start date	01/04/2006
Contract end date	

18/19 Contracted general activity (UDA)	1,200
Carry forward general activity (UDA)	0
18/19 Contracted orthodontic activity (UOA)	0
Carry forward orthodontic activity (UOA)	0
Baseline contract value	£38,085.36

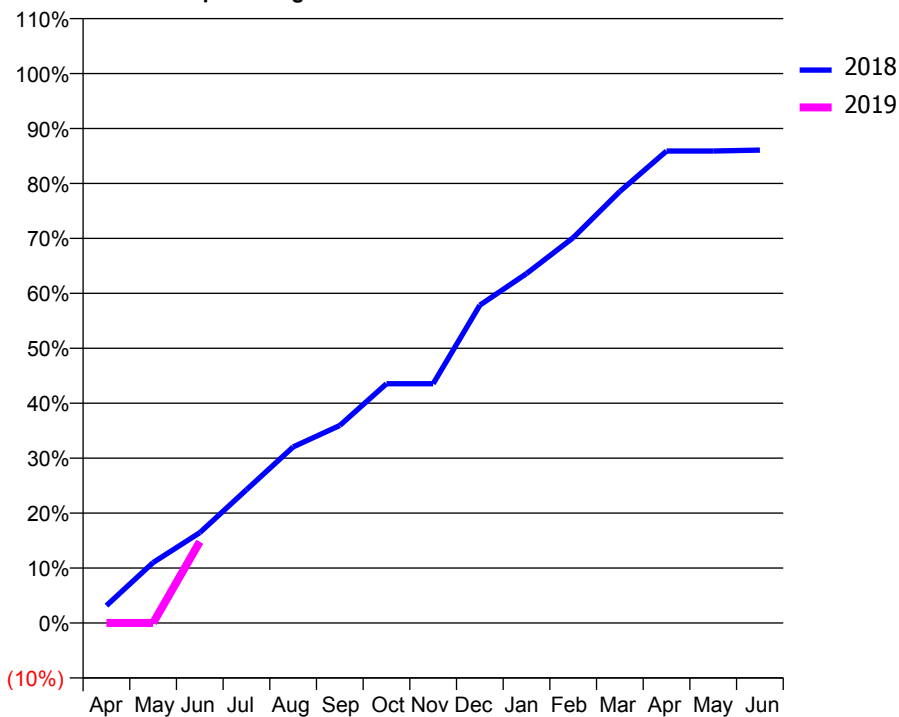
ACCESS*

Patients seen in 24 months	Total	Change since previous quarter
Quarter ending June 2017	532	
Quarter ending September 2017	536	→
Quarter ending December 2017	541	→
Quarter ending March 2018	553	↑
Quarter ending June 2018	541	↓
Variance since June 2017	1.7%	→



ACTIVITY

Cumulative percentage of contracted UDA delivered 2018 & 2019



Adjusted Scheduled Activity (UDA)		
Month	2018	2019
April	38	0
May	132	0
June	197	177
July	291	
August	384	
September	431	
October	523	
November	523	
December	694	
January	763	
February	841	
March	943	
April	1,031	
May	1,031	
June	1,033	

QUALITY

	Quantity	Base Number	Contract	AT	Region	England
% of FP17s for the same patient ID Re-attending within 3 months - Children	34	211	16.1%	9.7%	11.3%	11.5%
% of FP17s for the same patient ID Re-attending within 3 months - Adults	1	1	100.0%	13.6%	14.9%	15.4%
% of FP17s for the same patient ID Re-attending between 3 & 9 months - Children	131	211	62.1%	62.5%	60.0%	58.9%
% of FP17s for the same patient ID Re-attending between 3 & 9 months - Adults	0	1	0.0%	56.1%	52.6%	51.6%
% of FP17s for Band 1 Urgent Courses	2	132	1.5%	6.9%	7.9%	8.9%
% of FP17s Relating to Free Repair or Replacements	0	132	0.0%	0.8%	0.8%	0.8%
% of FP17s Relating to Continuations	14	132	10.6%	1.1%	0.9%	0.9%
% of Patients satisfied with the dentistry they have received	1	1	N/A	92.4%	93.2%	93.2%
% of Patients satisfied with the time they had to wait for an appointment	1	1	N/A	88.7%	89.1%	88.8%

* This is based on patients treated on this contract for their most recent course of treatment. Figures in italics indicate the base number of FP17s or Patient Questionnaire responses are less than 100. N/A is shown where the base number of responses is less than 10 during the period. % is calculated as Quantity/Base number*100

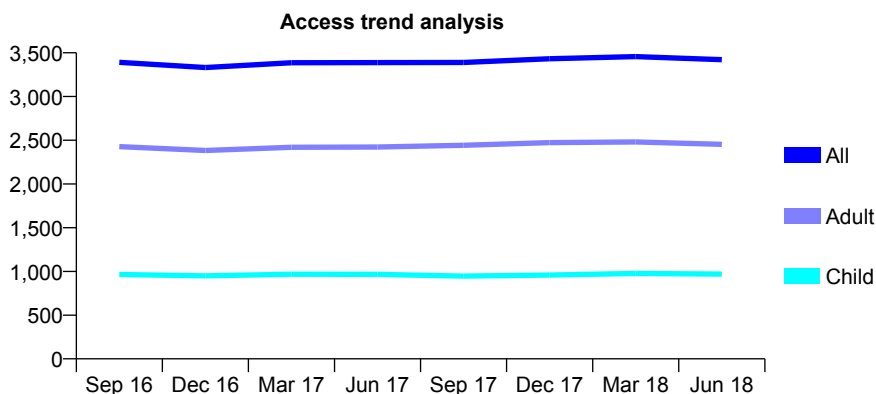
Q55 - Vital Signs At a Glance Contract Report for 927848/0001 - June 2018

Name or company name	MR AS TOFT
Contract type name	GDS Contract
Purpose of contract	General
Contract start date	01/04/2006
Contract end date	

18/19 Contracted general activity (UDA)	9,281
Carry forward general activity (UDA)	0
18/19 Contracted orthodontic activity (UOA)	0
Carry forward orthodontic activity (UOA)	0
Baseline contract value	£217,594.42

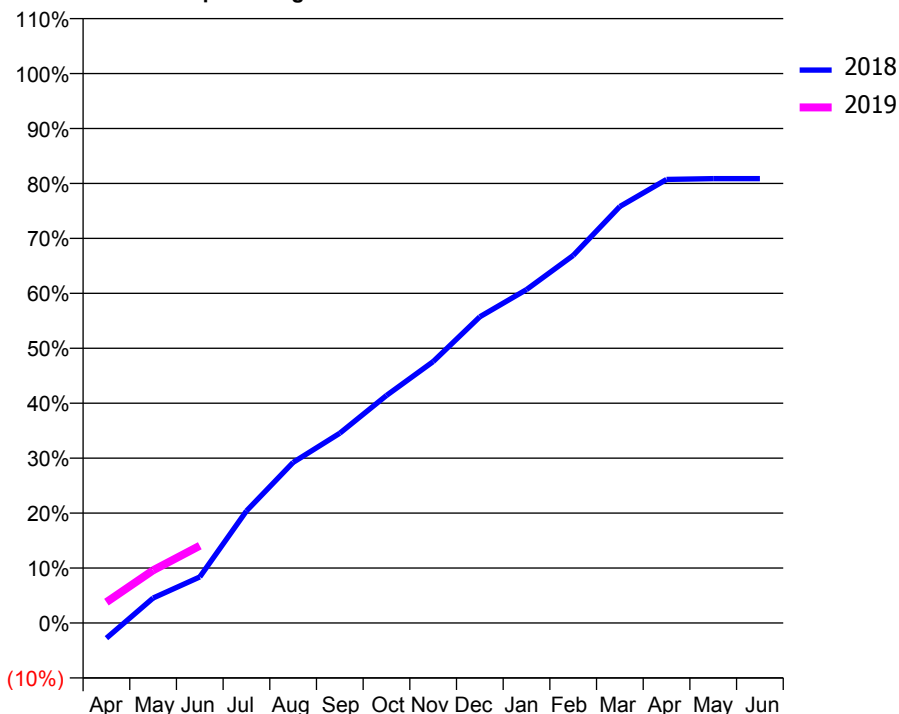
ACCESS*

Patients seen in 24 months	Total	Change since previous quarter
Quarter ending June 2017	3,388	
Quarter ending September 2017	3,389	→
Quarter ending December 2017	3,432	→
Quarter ending March 2018	3,457	→
Quarter ending June 2018	3,422	↓
Variance since June 2017	1.0%	→



ACTIVITY

Cumulative percentage of contracted UDA delivered 2018 & 2019



Month	Adjusted Scheduled Activity (UDA)	
	2018	2019
April	-258	353
May	423	891
June	779	1,305
July	1,892	
August	2,714	
September	3,207	
October	3,843	
November	4,415	
December	5,173	
January	5,631	
February	6,209	
March	7,034	
April	7,492	
May	7,506	
June	7,506	

QUALITY

	Quantity	Base Number	Contract	AT	Region	England
% of FP17s for the same patient ID Re-attending within 3 months - Children	27	314	8.6%	9.7%	11.3%	11.5%
% of FP17s for the same patient ID Re-attending within 3 months - Adults	121	868	13.9%	13.6%	14.9%	15.4%
% of FP17s for the same patient ID Re-attending between 3 & 9 months - Children	190	314	60.5%	62.5%	60.0%	58.9%
% of FP17s for the same patient ID Re-attending between 3 & 9 months - Adults	493	868	56.8%	56.1%	52.6%	51.6%
% of FP17s for Band 1 Urgent Courses	36	742	4.9%	6.9%	7.9%	8.9%
% of FP17s Relating to Free Repair or Replacements	4	742	0.5%	0.8%	0.8%	0.8%
% of FP17s Relating to Continuations	17	742	2.3%	1.1%	0.9%	0.9%
% of Patients satisfied with the dentistry they have received	4	4	N/A	92.4%	93.2%	93.2%
% of Patients satisfied with the time they had to wait for an appointment	3	4	N/A	88.7%	89.1%	88.8%

* This is based on patients treated on this contract for their most recent course of treatment. Figures in italics indicate the base number of FP17s or Patient Questionnaire responses are less than 100. N/A is shown where the base number of responses is less than 10 during the period. % is calculated as Quantity/Base number*100

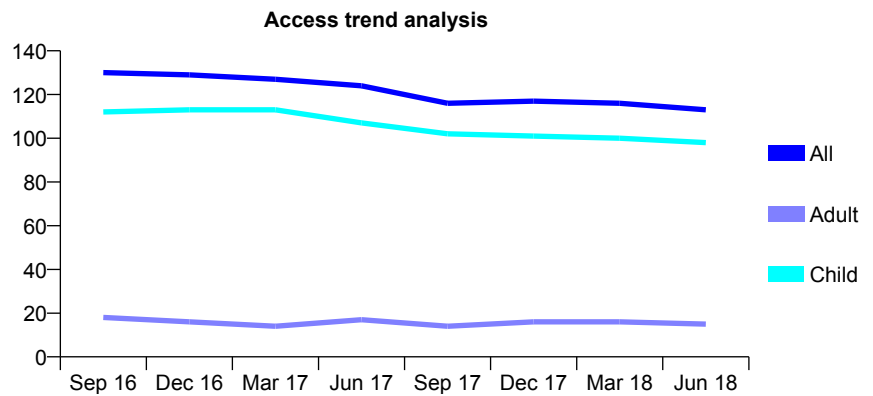
Q55 - Vital Signs At a Glance Contract Report for 927864/0001 - June 2018

Name or company name	MISS T RAJAH
Contract type name	GDS Contract
Purpose of contract	General
Contract start date	01/06/2010
Contract end date	

18/19 Contracted general activity (UDA)	283
Carry forward general activity (UDA)	0
18/19 Contracted orthodontic activity (UOA)	0
Carry forward orthodontic activity (UOA)	0
Baseline contract value	£8,689.05

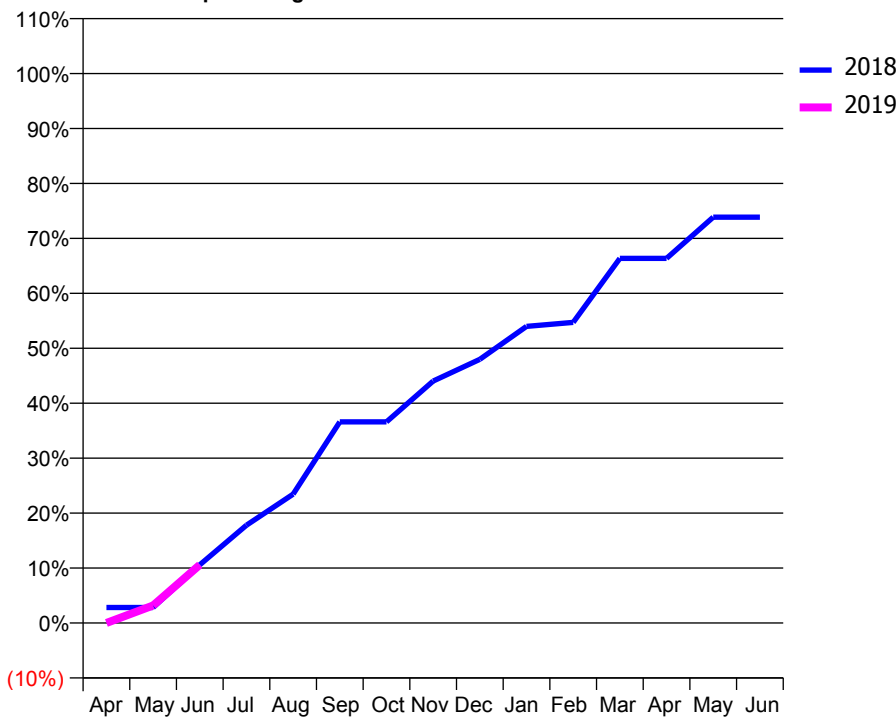
ACCESS*

Patients seen in 24 months	Total	Change since previous quarter
Quarter ending June 2017	124	
Quarter ending September 2017	116	↓
Quarter ending December 2017	117	→
Quarter ending March 2018	116	→
Quarter ending June 2018	113	↓
Variance since June 2017	(8.9%)	↓



ACTIVITY

Cumulative percentage of contracted UDA delivered 2018 & 2019



Month	Adjusted Scheduled Activity (UDA)	
	2018	2019
April	8	0
May	8	9
June	30	30
July	50	
August	66	
September	104	
October	104	
November	125	
December	136	
January	153	
February	155	
March	188	
April	188	
May	209	
June	209	

QUALITY

	Quantity	Base Number	Contract	AT	Region	England
% of FP17s for the same patient ID Re-attending within 3 months - Children	1	45	2.2%	9.7%	11.3%	11.5%
% of FP17s for the same patient ID Re-attending within 3 months - Adults	0	3	0.0%	13.6%	14.9%	15.4%
% of FP17s for the same patient ID Re-attending between 3 & 9 months - Children	36	45	80.0%	62.5%	60.0%	58.9%
% of FP17s for the same patient ID Re-attending between 3 & 9 months - Adults	3	3	100.0%	56.1%	52.6%	51.6%
% of FP17s for Band 1 Urgent Courses	0	30	0.0%	6.9%	7.9%	8.9%
% of FP17s Relating to Free Repair or Replacements	0	30	0.0%	0.8%	0.8%	0.8%
% of FP17s Relating to Continuations	0	30	0.0%	1.1%	0.9%	0.9%
% of Patients satisfied with the dentistry they have received	0	0	N/A	92.4%	93.2%	93.2%
% of Patients satisfied with the time they had to wait for an appointment	0	0	N/A	88.7%	89.1%	88.8%

* This is based on patients treated on this contract for their most recent course of treatment. Figures in italics indicate the base number of FP17s or Patient Questionnaire responses are less than 100. N/A is shown where the base number of responses is less than 10 during the period. % is calculated as Quantity/Base number*100

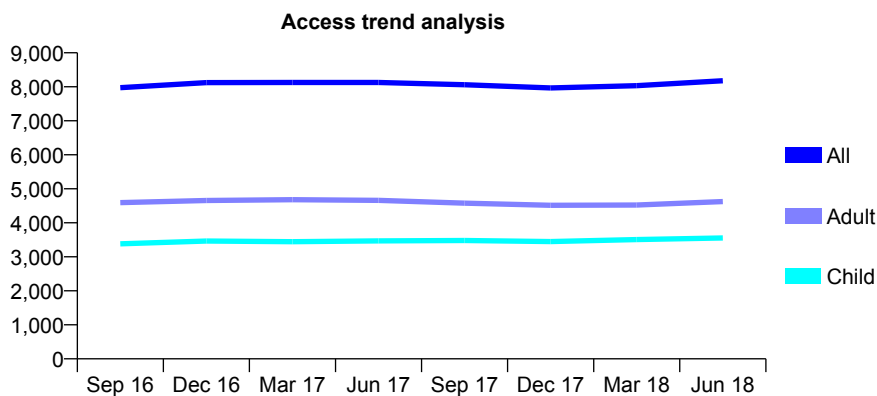
Q55 - Vital Signs At a Glance Contract Report for 931136/0001 - June 2018

Name or company name	MR TJ MALHI
Contract type name	GDS Contract
Purpose of contract	General and Orthodontic
Contract start date	01/04/2006
Contract end date	

18/19 Contracted general activity (UDA)	35,031
Carry forward general activity (UDA)	0
18/19 Contracted orthodontic activity (UOA)	101
Carry forward orthodontic activity (UOA)	0
Baseline contract value	£868,592.25

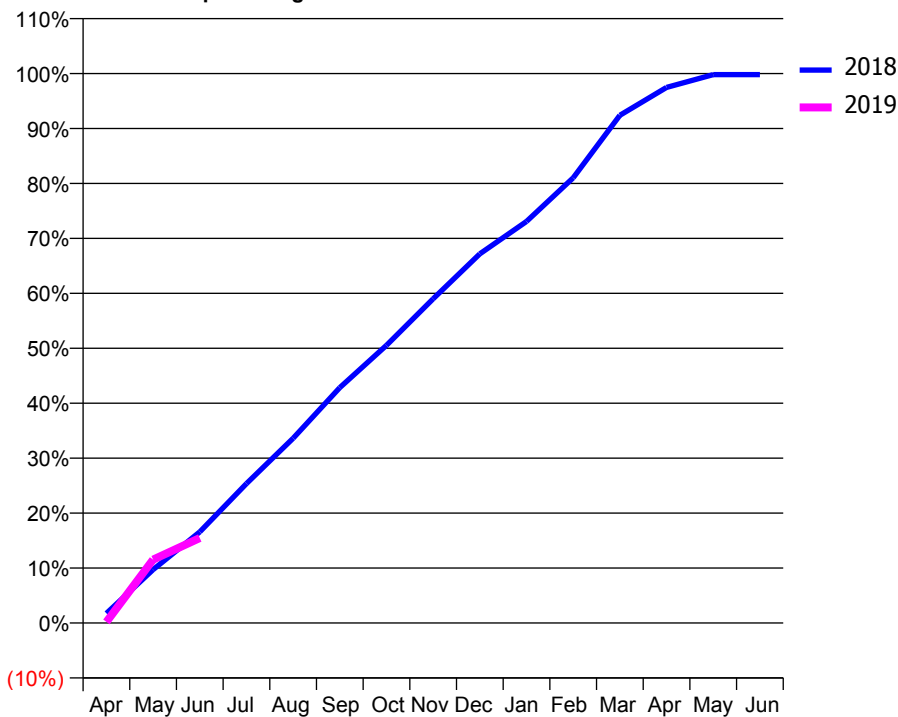
ACCESS*

Patients seen in 24 months	Total	Change since previous quarter
Quarter ending June 2017	8,129	
Quarter ending September 2017	8,061	→
Quarter ending December 2017	7,966	↓
Quarter ending March 2018	8,032	→
Quarter ending June 2018	8,180	→
Variance since June 2017	0.6%	→



ACTIVITY

Cumulative percentage of contracted UDA delivered 2018 & 2019



Month	Adjusted Scheduled Activity (UDA)	
	2018	2019
April	490	74
May	2,727	4,038
June	4,652	5,417
July	7,109	
August	9,427	
September	12,007	
October	14,169	
November	16,543	
December	18,835	
January	20,482	
February	22,709	
March	25,899	
April	27,324	
May	27,972	
June	27,973	

QUALITY

	Quantity	Base Number	Contract	AT	Region	England
% of FP17s for the same patient ID Re-attending within 3 months - Children	92	1,602	5.7%	9.7%	11.3%	11.5%
% of FP17s for the same patient ID Re-attending within 3 months - Adults	243	1,878	12.9%	13.6%	14.9%	15.4%
% of FP17s for the same patient ID Re-attending between 3 & 9 months - Children	1,069	1,602	66.7%	62.5%	60.0%	58.9%
% of FP17s for the same patient ID Re-attending between 3 & 9 months - Adults	939	1,878	50.0%	56.1%	52.6%	51.6%
% of FP17s for Band 1 Urgent Courses	223	2,436	9.2%	6.9%	7.9%	8.9%
% of FP17s Relating to Free Repair or Replacements	6	2,436	0.2%	0.8%	0.8%	0.8%
% of FP17s Relating to Continuations	4	2,436	0.2%	1.1%	0.9%	0.9%
% of Patients satisfied with the dentistry they have received	14	15	93.3%	92.4%	93.2%	93.2%
% of Patients satisfied with the time they had to wait for an appointment	12	15	80.0%	88.7%	89.1%	88.8%

* This is based on patients treated on this contract for their most recent course of treatment. Figures in italics indicate the base number of FP17s or Patient Questionnaire responses are less than 100. N/A is shown where the base number of responses is less than 10 during the period. % is calculated as Quantity/Base number*100

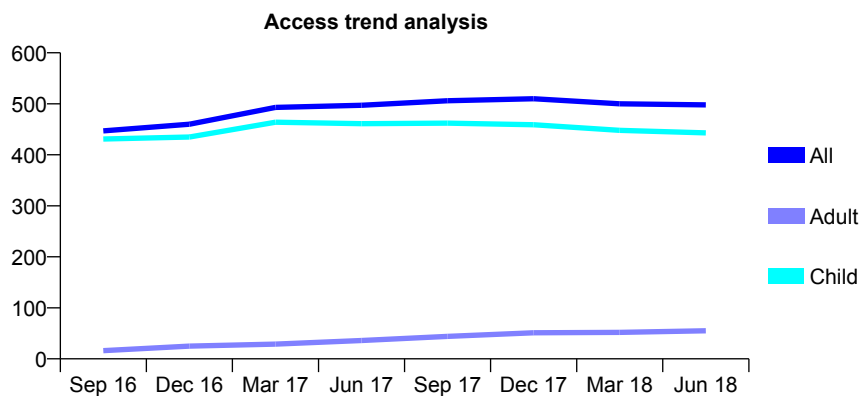
Q55 - Vital Signs At a Glance Contract Report for 939560/0001 - June 2018

Name or company name	MR DJ ALLEN
Contract type name	GDS Contract
Purpose of contract	General
Contract start date	01/11/2015
Contract end date	

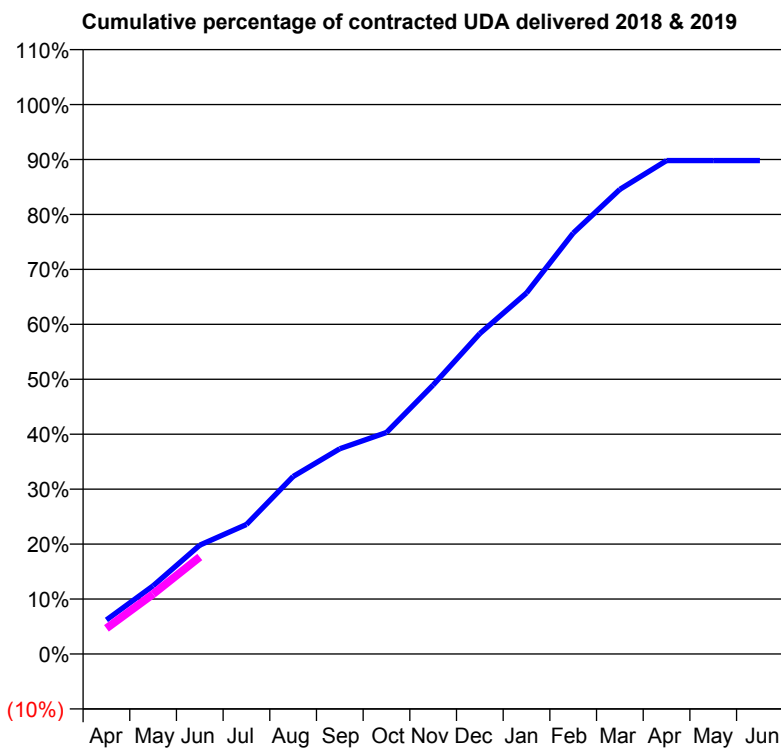
18/19 Contracted general activity (UDA)	1,112
Carry forward general activity (UDA)	0
18/19 Contracted orthodontic activity (UOA)	0
Carry forward orthodontic activity (UOA)	0
Baseline contract value	£27,212.31

ACCESS*

Patients seen in 24 months	Total	Change since previous quarter
Quarter ending June 2017	497	
Quarter ending September 2017	506	→
Quarter ending December 2017	510	→
Quarter ending March 2018	500	↓
Quarter ending June 2018	498	→
Variance since June 2017	0.2%	→



ACTIVITY



Adjusted Scheduled Activity (UDA)		
Month	2018	2019
April	69	52
May	138	121
June	220	196
July	262	
August	359	
September	415	
October	448	
November	544	
December	649	
January	731	
February	852	
March	940	
April	999	
May	999	
June	999	

QUALITY

	Quantity	Base Number	Contract	AT	Region	England
% of FP17s for the same patient ID Re-attending within 3 months - Children	4	190	2.1%	9.7%	11.3%	11.5%
% of FP17s for the same patient ID Re-attending within 3 months - Adults	0	0	N/A	13.6%	14.9%	15.4%
% of FP17s for the same patient ID Re-attending between 3 & 9 months - Children	151	190	79.5%	62.5%	60.0%	58.9%
% of FP17s for the same patient ID Re-attending between 3 & 9 months - Adults	0	0	N/A	56.1%	52.6%	51.6%
% of FP17s for Band 1 Urgent Courses	2	158	1.3%	6.9%	7.9%	8.9%
% of FP17s Relating to Free Repair or Replacements	0	158	0.0%	0.8%	0.8%	0.8%
% of FP17s Relating to Continuations	0	158	0.0%	1.1%	0.9%	0.9%
% of Patients satisfied with the dentistry they have received	0	0	N/A	92.4%	93.2%	93.2%
% of Patients satisfied with the time they had to wait for an appointment	0	0	N/A	88.7%	89.1%	88.8%

* This is based on patients treated on this contract for their most recent course of treatment. Figures in italics indicate the base number of FP17s or Patient Questionnaire responses are less than 100. N/A is shown where the base number of responses is less than 10 during the period. % is calculated as Quantity/Base number*100

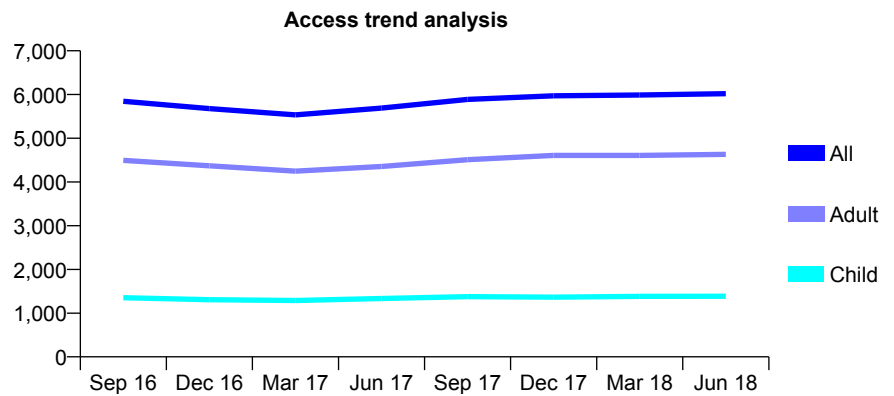
Q55 - Vital Signs At a Glance Contract Report for 939692/0001 - June 2018

Name or company name	MISS N FARZANFAR
Contract type name	GDS Contract
Purpose of contract	General
Contract start date	01/04/2006
Contract end date	

18/19 Contracted general activity (UDA)	20,000
Carry forward general activity (UDA)	0
18/19 Contracted orthodontic activity (UOA)	0
Carry forward orthodontic activity (UOA)	0
Baseline contract value	£534,147.08

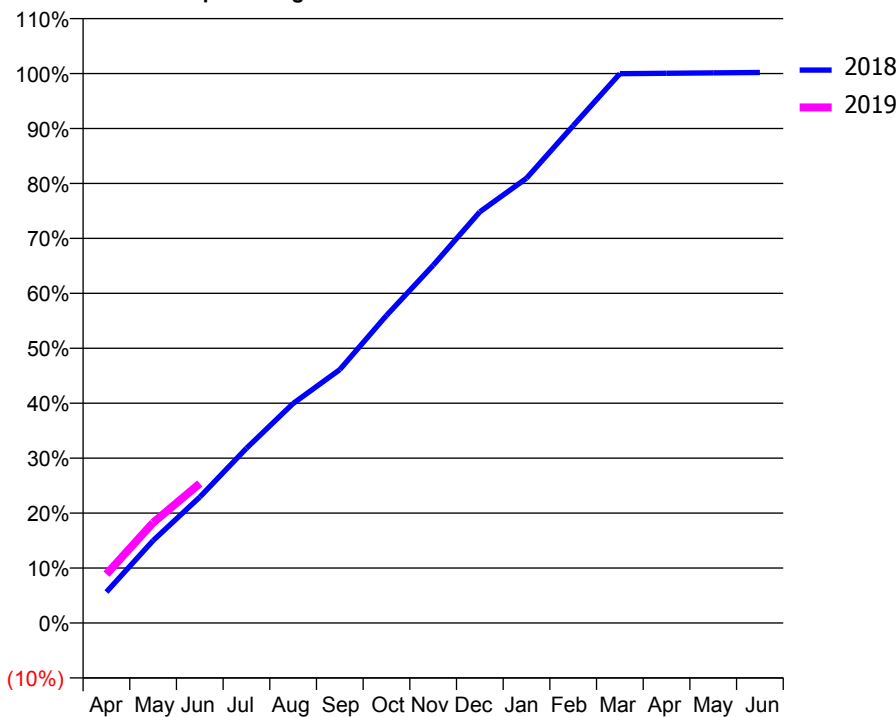
ACCESS*

Patients seen in 24 months	Total	Change since previous quarter
Quarter ending June 2017	5,689	
Quarter ending September 2017	5,887	↑
Quarter ending December 2017	5,972	→
Quarter ending March 2018	5,990	→
Quarter ending June 2018	6,020	→
Variance since June 2017	5.8%	↑



ACTIVITY

Cumulative percentage of contracted UDA delivered 2018 & 2019



Month	Adjusted Scheduled Activity (UDA)	
	2018	2019
April	1,127	1,781
May	3,001	3,651
June	4,586	5,080
July	6,362	
August	7,992	
September	9,222	
October	11,194	
November	13,021	
December	14,966	
January	16,190	
February	18,101	
March	19,995	
April	20,010	
May	20,024	
June	20,037	

QUALITY

	Quantity	Base Number	Contract	AT	Region	England
% of FP17s for the same patient ID Re-attending within 3 months - Children	70	588	11.9%	9.7%	11.3%	11.5%
% of FP17s for the same patient ID Re-attending within 3 months - Adults	298	1,736	17.2%	13.6%	14.9%	15.4%
% of FP17s for the same patient ID Re-attending between 3 & 9 months - Children	398	588	67.7%	62.5%	60.0%	58.9%
% of FP17s for the same patient ID Re-attending between 3 & 9 months - Adults	912	1,736	52.5%	56.1%	52.6%	51.6%
% of FP17s for Band 1 Urgent Courses	209	2,304	9.1%	6.9%	7.9%	8.9%
% of FP17s Relating to Free Repair or Replacements	8	2,304	0.3%	0.8%	0.8%	0.8%
% of FP17s Relating to Continuations	13	2,304	0.6%	1.1%	0.9%	0.9%
% of Patients satisfied with the dentistry they have received	9	10	90.0%	92.4%	93.2%	93.2%
% of Patients satisfied with the time they had to wait for an appointment	9	10	90.0%	88.7%	89.1%	88.8%

* This is based on patients treated on this contract for their most recent course of treatment. Figures in italics indicate the base number of FP17s or Patient Questionnaire responses are less than 100. N/A is shown where the base number of responses is less than 10 during the period. % is calculated as Quantity/Base number*100

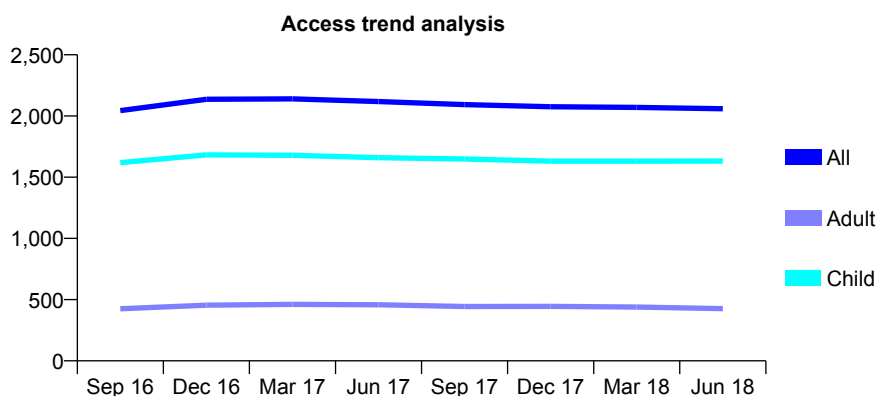
Q55 - Vital Signs At a Glance Contract Report for 942391/0001 - June 2018

Name or company name	MR A MAHMOOD
Contract type name	GDS Contract
Purpose of contract	General
Contract start date	20/08/2014
Contract end date	

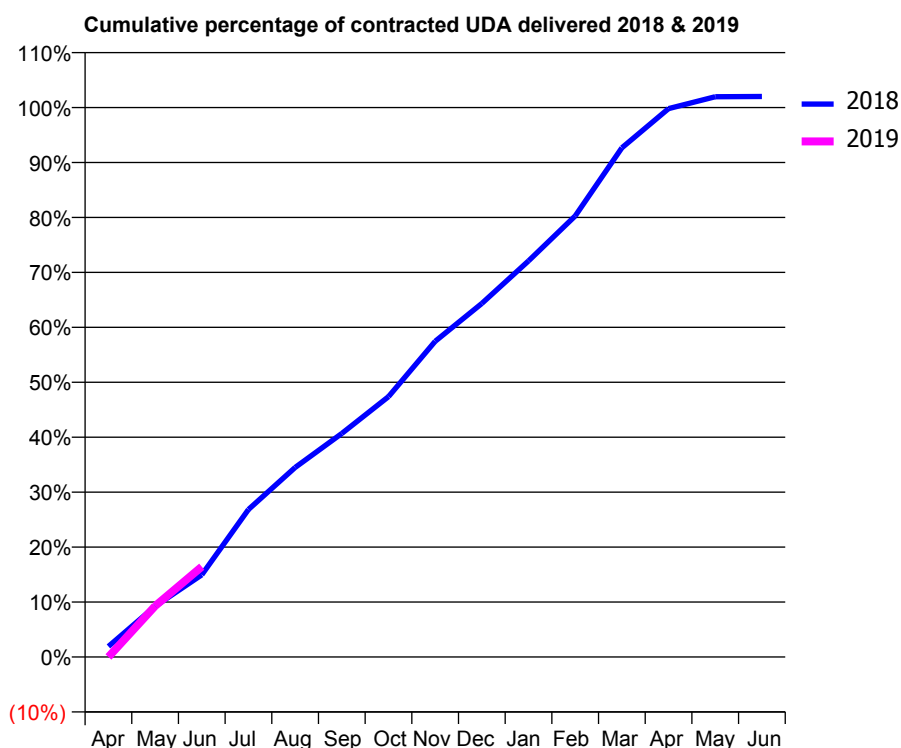
18/19 Contracted general activity (UDA)	5,071
Carry forward general activity (UDA)	0
18/19 Contracted orthodontic activity (UOA)	0
Carry forward orthodontic activity (UOA)	0
Baseline contract value	£118,106.53

ACCESS*

Patients seen in 24 months	Total	Change since previous quarter
Quarter ending June 2017	2,118	
Quarter ending September 2017	2,093	↓
Quarter ending December 2017	2,076	→
Quarter ending March 2018	2,070	→
Quarter ending June 2018	2,059	→
Variance since June 2017	(2.8%)	↓



ACTIVITY



Month	Adjusted Scheduled Activity (UDA)	
	2018	2019
April	98	0
May	468	470
June	758	833
July	1,361	
August	1,749	
September	2,063	
October	2,403	
November	2,914	
December	3,262	
January	3,655	
February	4,070	
March	4,699	
April	5,060	
May	5,170	
June	5,173	

QUALITY

	Quantity	Base Number	Contract	AT	Region	England
% of FP17s for the same patient ID Re-attending within 3 months - Children	46	586	7.8%	9.7%	11.3%	11.5%
% of FP17s for the same patient ID Re-attending within 3 months - Adults	7	82	8.5%	13.6%	14.9%	15.4%
% of FP17s for the same patient ID Re-attending between 3 & 9 months - Children	360	586	61.4%	62.5%	60.0%	58.9%
% of FP17s for the same patient ID Re-attending between 3 & 9 months - Adults	45	82	54.9%	56.1%	52.6%	51.6%
% of FP17s for Band 1 Urgent Courses	16	461	3.5%	6.9%	7.9%	8.9%
% of FP17s Relating to Free Repair or Replacements	1	461	0.2%	0.8%	0.8%	0.8%
% of FP17s Relating to Continuations	0	461	0.0%	1.1%	0.9%	0.9%
% of Patients satisfied with the dentistry they have received	1	1	N/A	92.4%	93.2%	93.2%
% of Patients satisfied with the time they had to wait for an appointment	1	1	N/A	88.7%	89.1%	88.8%

* This is based on patients treated on this contract for their most recent course of treatment. Figures in italics indicate the base number of FP17s or Patient Questionnaire responses are less than 100. N/A is shown where the base number of responses is less than 10 during the period. % is calculated as Quantity/Base number*100

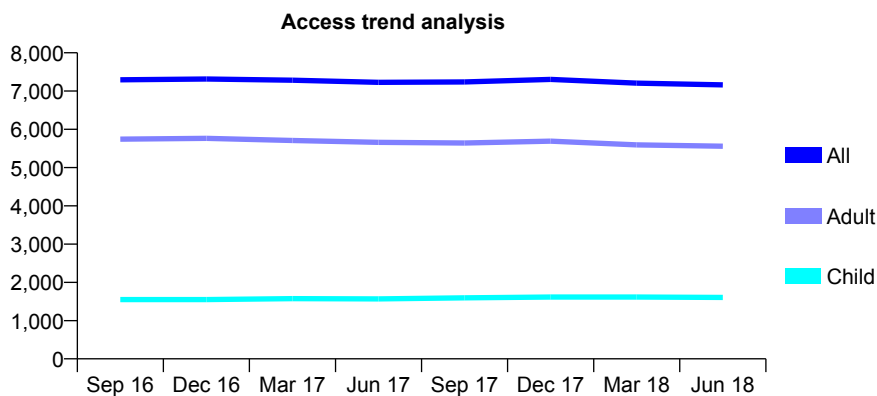
Q55 - Vital Signs At a Glance Contract Report for 946222/0001 - June 2018

Name or company name	MR G BAHARVAND
Contract type name	GDS Contract
Purpose of contract	General
Contract start date	01/04/2006
Contract end date	

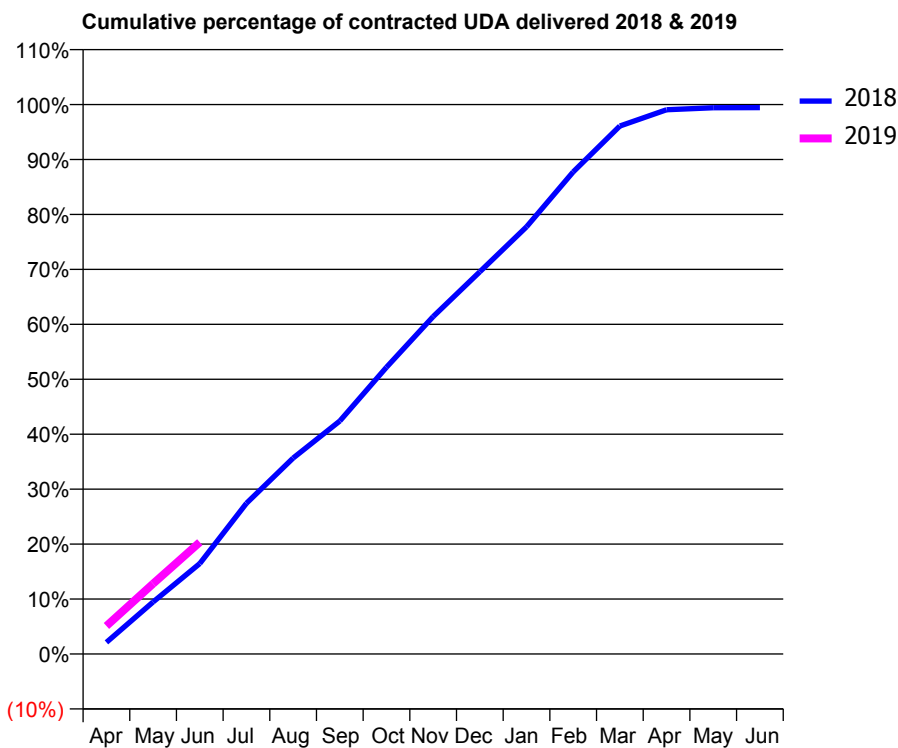
18/19 Contracted general activity (UDA)	22,590
Carry forward general activity (UDA)	0
18/19 Contracted orthodontic activity (UOA)	0
Carry forward orthodontic activity (UOA)	0
Baseline contract value	£527,604.51

ACCESS*

Patients seen in 24 months	Total	Change since previous quarter
Quarter ending June 2017	7,227	
Quarter ending September 2017	7,237	→
Quarter ending December 2017	7,305	→
Quarter ending March 2018	7,207	↓
Quarter ending June 2018	7,162	→
Variance since June 2017	(0.9%)	→



ACTIVITY



Month	Adjusted Scheduled Activity (UDA)	
	2018	2019
April	482	1,152
May	2,143	2,892
June	3,719	4,595
July	6,197	
August	8,055	
September	9,582	
October	11,789	
November	13,872	
December	15,715	
January	17,562	
February	19,821	
March	21,704	
April	22,375	
May	22,458	
June	22,462	

QUALITY

	Quantity	Base Number	Contract	AT	Region	England
% of FP17s for the same patient ID Re-attending within 3 months - Children	33	506	6.5%	9.7%	11.3%	11.5%
% of FP17s for the same patient ID Re-attending within 3 months - Adults	180	1,940	9.3%	13.6%	14.9%	15.4%
% of FP17s for the same patient ID Re-attending between 3 & 9 months - Children	351	506	69.4%	62.5%	60.0%	58.9%
% of FP17s for the same patient ID Re-attending between 3 & 9 months - Adults	1,327	1,940	68.4%	56.1%	52.6%	51.6%
% of FP17s for Band 1 Urgent Courses	57	2,039	2.8%	6.9%	7.9%	8.9%
% of FP17s Relating to Free Repair or Replacements	18	2,039	0.9%	0.8%	0.8%	0.8%
% of FP17s Relating to Continuations	8	2,039	0.4%	1.1%	0.9%	0.9%
% of Patients satisfied with the dentistry they have received	6	9	N/A	92.4%	93.2%	93.2%
% of Patients satisfied with the time they had to wait for an appointment	8	9	N/A	88.7%	89.1%	88.8%

* This is based on patients treated on this contract for their most recent course of treatment. Figures in italics indicate the base number of FP17s or Patient Questionnaire responses are less than 100. N/A is shown where the base number of responses is less than 10 during the period. % is calculated as Quantity/Base number*100

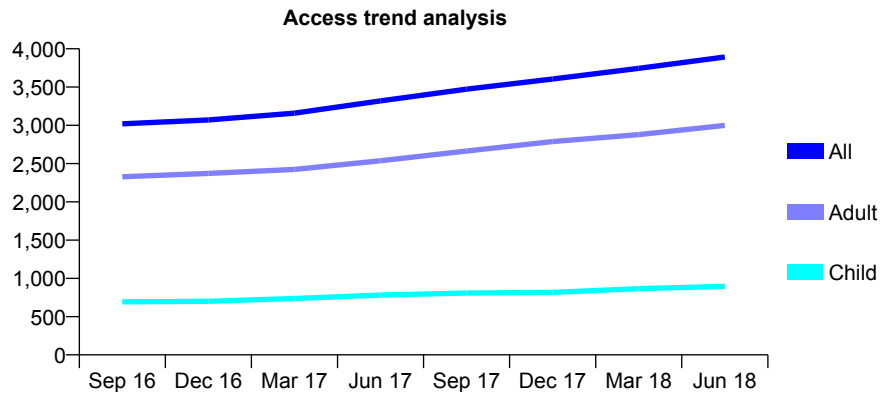
Q55 - Vital Signs At a Glance Contract Report for 950432/0001 - June 2018

Name or company name	MR N NAMIN
Contract type name	GDS Contract
Purpose of contract	General
Contract start date	01/01/2007
Contract end date	

18/19 Contracted general activity (UDA)	16,876
Carry forward general activity (UDA)	0
18/19 Contracted orthodontic activity (UOA)	0
Carry forward orthodontic activity (UOA)	0
Baseline contract value	£420,575.56

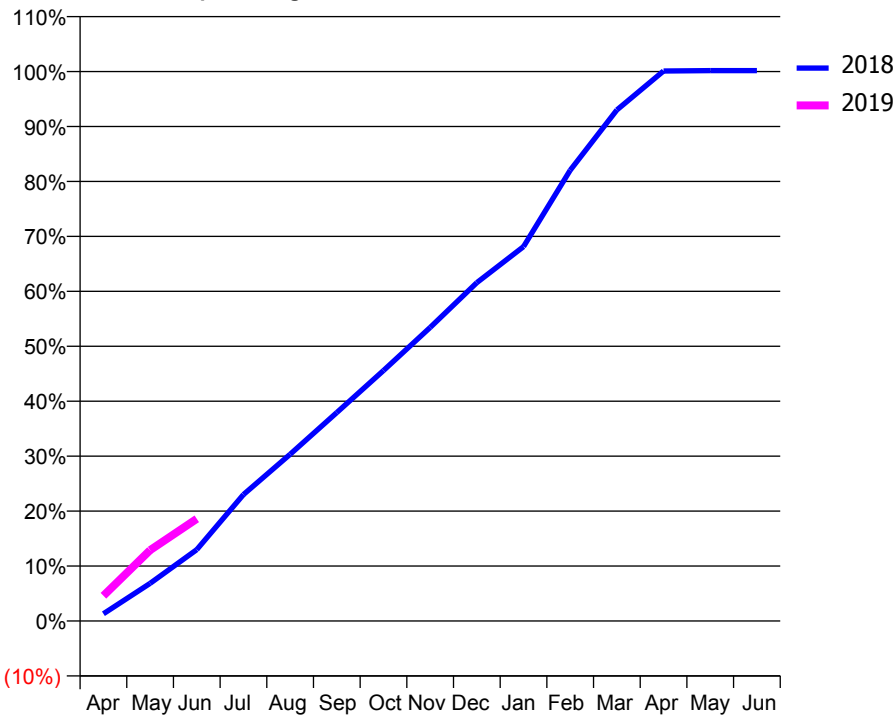
ACCESS*

Patients seen in 24 months	Total	Change since previous quarter
Quarter ending June 2017	3,319	
Quarter ending September 2017	3,472	↑
Quarter ending December 2017	3,605	↑
Quarter ending March 2018	3,744	↑
Quarter ending June 2018	3,893	↑
Variance since June 2017	17.3%	↑



ACTIVITY

Cumulative percentage of contracted UDA delivered 2018 & 2019



Month	Adjusted Scheduled Activity (UDA)	
	2018	2019
April	223	777
May	1,159	2,175
June	2,193	3,140
July	3,882	
August	5,122	
September	6,404	
October	7,691	
November	9,014	
December	10,394	
January	11,497	
February	13,842	
March	15,696	
April	16,893	
May	16,904	
June	16,904	

QUALITY

	Quantity	Base Number	Contract	AT	Region	England
% of FP17s for the same patient ID Re-attending within 3 months - Children	39	403	9.7%	9.7%	11.3%	11.5%
% of FP17s for the same patient ID Re-attending within 3 months - Adults	252	1,306	19.3%	13.6%	14.9%	15.4%
% of FP17s for the same patient ID Re-attending between 3 & 9 months - Children	261	403	64.8%	62.5%	60.0%	58.9%
% of FP17s for the same patient ID Re-attending between 3 & 9 months - Adults	732	1,306	56.0%	56.1%	52.6%	51.6%
% of FP17s for Band 1 Urgent Courses	249	1,358	18.3%	6.9%	7.9%	8.9%
% of FP17s Relating to Free Repair or Replacements	7	1,358	0.5%	0.8%	0.8%	0.8%
% of FP17s Relating to Continuations	25	1,358	1.8%	1.1%	0.9%	0.9%
% of Patients satisfied with the dentistry they have received	19	20	95.0%	92.4%	93.2%	93.2%
% of Patients satisfied with the time they had to wait for an appointment	18	20	90.0%	88.7%	89.1%	88.8%

* This is based on patients treated on this contract for their most recent course of treatment. Figures in italics indicate the base number of FP17s or Patient Questionnaire responses are less than 100. N/A is shown where the base number of responses is less than 10 during the period. % is calculated as Quantity/Base number*100

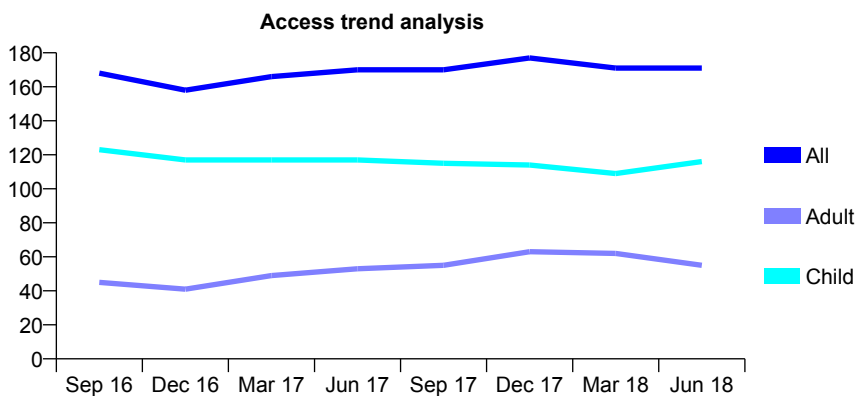
Q55 - Vital Signs At a Glance Contract Report for 959901/0001 - June 2018

Name or company name	Peak Smiles Studio Partnership
Contract type name	GDS Contract
Purpose of contract	General and Orthodontic
Contract start date	01/04/2006
Contract end date	

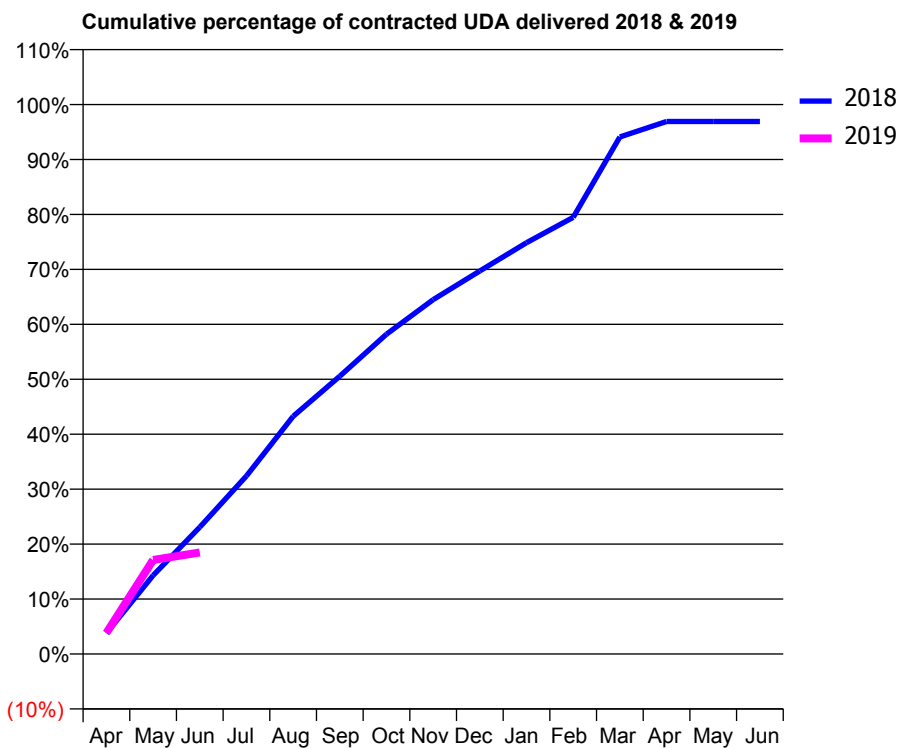
18/19 Contracted general activity (UDA)	369
Carry forward general activity (UDA)	0
18/19 Contracted orthodontic activity (UOA)	3,233
Carry forward orthodontic activity (UOA)	0
Baseline contract value	£231,046.37

ACCESS*

Patients seen in 24 months	Total	Change since previous quarter
Quarter ending June 2017	170	
Quarter ending September 2017	170	→
Quarter ending December 2017	177	↑
Quarter ending March 2018	171	↓
Quarter ending June 2018	171	→
Variance since June 2017	0.6%	→



ACTIVITY



Adjusted Scheduled Activity (UDA)		
Month	2018	2019
April	14	14
May	53	63
June	85	68
July	120	
August	160	
September	187	
October	215	
November	238	
December	257	
January	276	
February	293	
March	347	
April	358	
May	358	
June	358	

QUALITY

	Quantity	Base Number	Contract	AT	Region	England
% of FP17s for the same patient ID Re-attending within 3 months - Children	10	63	15.9%	9.7%	11.3%	11.5%
% of FP17s for the same patient ID Re-attending within 3 months - Adults	2	9	22.2%	13.6%	14.9%	15.4%
% of FP17s for the same patient ID Re-attending between 3 & 9 months - Children	14	63	22.2%	62.5%	60.0%	58.9%
% of FP17s for the same patient ID Re-attending between 3 & 9 months - Adults	4	9	44.4%	56.1%	52.6%	51.6%
% of FP17s for Band 1 Urgent Courses	1	33	3.0%	6.9%	7.9%	8.9%
% of FP17s Relating to Free Repair or Replacements	0	33	0.0%	0.8%	0.8%	0.8%
% of FP17s Relating to Continuations	0	33	0.0%	1.1%	0.9%	0.9%
% of Patients satisfied with the dentistry they have received	0	0	N/A	92.4%	93.2%	93.2%
% of Patients satisfied with the time they had to wait for an appointment	0	0	N/A	88.7%	89.1%	88.8%

* This is based on patients treated on this contract for their most recent course of treatment. Figures in italics indicate the base number of FP17s or Patient Questionnaire responses are less than 100. N/A is shown where the base number of responses is less than 10 during the period. % is calculated as Quantity/Base number*100

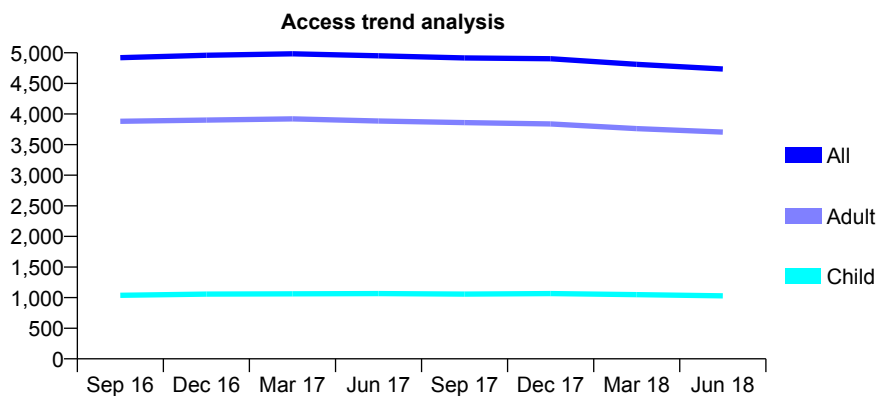
Q55 - Vital Signs At a Glance Contract Report for 960764/0002 - June 2018

Name or company name	MR SS CHITA
Contract type name	GDS Contract
Purpose of contract	General
Contract start date	05/01/2009
Contract end date	

18/19 Contracted general activity (UDA)	13,780
Carry forward general activity (UDA)	0
18/19 Contracted orthodontic activity (UOA)	0
Carry forward orthodontic activity (UOA)	0
Baseline contract value	£333,191.86

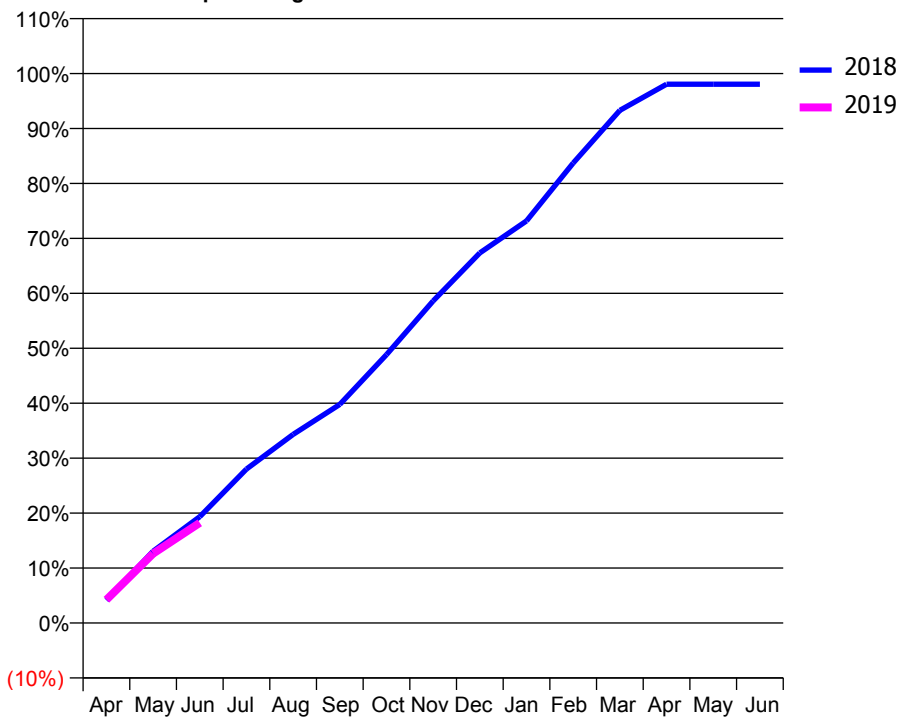
ACCESS*

Patients seen in 24 months	Total	Change since previous quarter
Quarter ending June 2017	4,952	
Quarter ending September 2017	4,917	→
Quarter ending December 2017	4,904	→
Quarter ending March 2018	4,812	↓
Quarter ending June 2018	4,735	↓
Variance since June 2017	(4.4%)	↓



ACTIVITY

Cumulative percentage of contracted UDA delivered 2018 & 2019



Adjusted Scheduled Activity (UDA)

Month	2018	2019
April	570	585
May	1,800	1,740
June	2,668	2,511
July	3,862	
August	4,732	
September	5,482	
October	6,730	
November	8,077	
December	9,281	
January	10,083	
February	11,537	
March	12,857	
April	13,512	
May	13,512	
June	13,512	

QUALITY

	Quantity	Base Number	Contract	AT	Region	England
% of FP17s for the same patient ID Re-attending within 3 months - Children	26	344	7.6%	9.7%	11.3%	11.5%
% of FP17s for the same patient ID Re-attending within 3 months - Adults	203	1,457	13.9%	13.6%	14.9%	15.4%
% of FP17s for the same patient ID Re-attending between 3 & 9 months - Children	264	344	76.7%	62.5%	60.0%	58.9%
% of FP17s for the same patient ID Re-attending between 3 & 9 months - Adults	987	1,457	67.7%	56.1%	52.6%	51.6%
% of FP17s for Band 1 Urgent Courses	97	1,514	6.4%	6.9%	7.9%	8.9%
% of FP17s Relating to Free Repair or Replacements	36	1,514	2.4%	0.8%	0.8%	0.8%
% of FP17s Relating to Continuations	13	1,514	0.9%	1.1%	0.9%	0.9%
% of Patients satisfied with the dentistry they have received	10	11	90.9%	92.4%	93.2%	93.2%
% of Patients satisfied with the time they had to wait for an appointment	11	11	100.0%	88.7%	89.1%	88.8%

* This is based on patients treated on this contract for their most recent course of treatment. Figures in italics indicate the base number of FP17s or Patient Questionnaire responses are less than 100. N/A is shown where the base number of responses is less than 10 during the period. % is calculated as Quantity/Base number*100

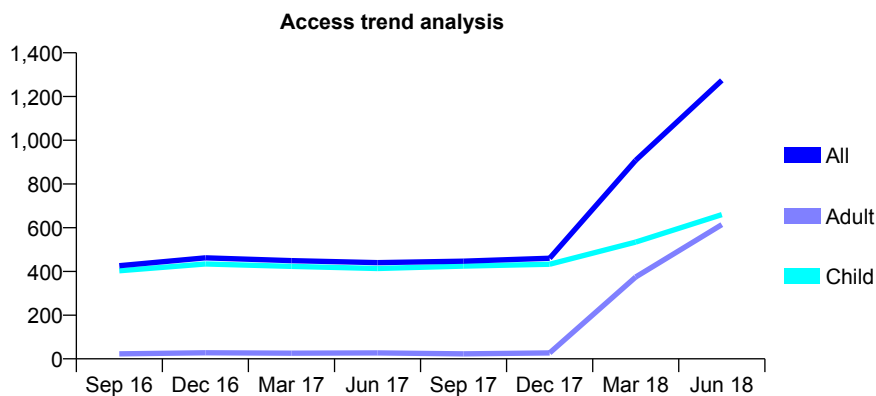
Q55 - Vital Signs At a Glance Contract Report for 964778/0001 - June 2018

Name or company name	MR KS MISSAN
Contract type name	GDS Contract
Purpose of contract	General
Contract start date	01/06/2010
Contract end date	

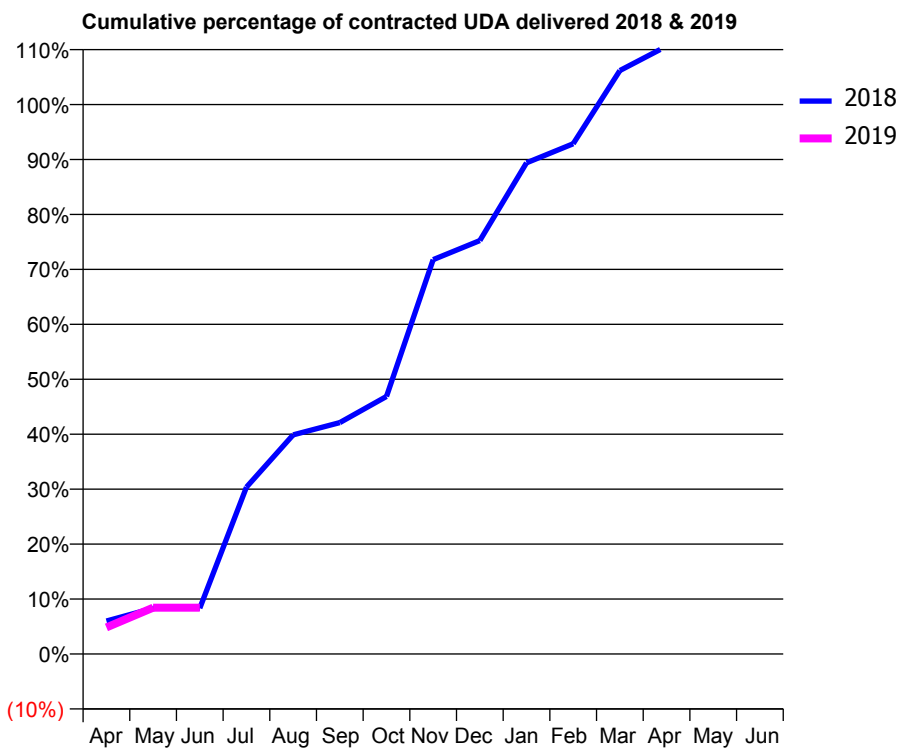
18/19 Contracted general activity (UDA)	950
Carry forward general activity (UDA)	0
18/19 Contracted orthodontic activity (UOA)	0
Carry forward orthodontic activity (UOA)	0
Baseline contract value	£23,344.65

ACCESS*

Patients seen in 24 months	Total	Change since previous quarter
Quarter ending June 2017	440	
Quarter ending September 2017	447	→
Quarter ending December 2017	460	↑
Quarter ending March 2018	908	↑
Quarter ending June 2018	1,274	↑
Variance since June 2017	189.5%	↑



ACTIVITY



Adjusted Scheduled Activity (UDA)		
Month	2018	2019
April	57	46
May	79	80
June	79	80
July	289	
August	379	
September	400	
October	445	
November	682	
December	715	
January	849	
February	882	
March	1,009	
April	1,051	
May	1,051	
June	1,051	

QUALITY

	Quantity	Base Number	Contract	AT	Region	England
% of FP17s for the same patient ID Re-attending within 3 months - Children	15	324	4.6%	9.7%	11.3%	11.5%
% of FP17s for the same patient ID Re-attending within 3 months - Adults	38	478	7.9%	13.6%	14.9%	15.4%
% of FP17s for the same patient ID Re-attending between 3 & 9 months - Children	165	324	50.9%	62.5%	60.0%	58.9%
% of FP17s for the same patient ID Re-attending between 3 & 9 months - Adults	190	478	39.7%	56.1%	52.6%	51.6%
% of FP17s for Band 1 Urgent Courses	0	72	0.0%	6.9%	7.9%	8.9%
% of FP17s Relating to Free Repair or Replacements	0	72	0.0%	0.8%	0.8%	0.8%
% of FP17s Relating to Continuations	0	72	0.0%	1.1%	0.9%	0.9%
% of Patients satisfied with the dentistry they have received	1	1	N/A	92.4%	93.2%	93.2%
% of Patients satisfied with the time they had to wait for an appointment	1	1	N/A	88.7%	89.1%	88.8%

* This is based on patients treated on this contract for their most recent course of treatment. Figures in italics indicate the base number of FP17s or Patient Questionnaire responses are less than 100. N/A is shown where the base number of responses is less than 10 during the period. % is calculated as Quantity/Base number*100

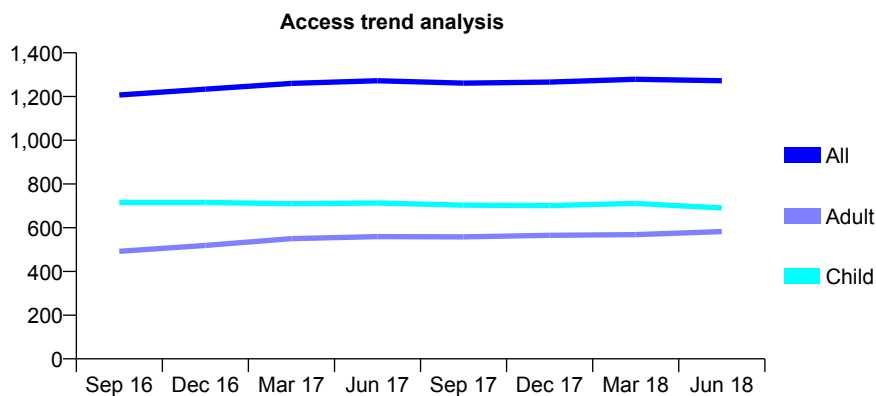
Q55 - Vital Signs At a Glance Contract Report for 993840/0001 - June 2018

Name or company name	MR RB CANTILLON
Contract type name	GDS Contract
Purpose of contract	General
Contract start date	01/04/2006
Contract end date	

18/19 Contracted general activity (UDA)	3,221
Carry forward general activity (UDA)	0
18/19 Contracted orthodontic activity (UOA)	0
Carry forward orthodontic activity (UOA)	0
Baseline contract value	£72,959.26

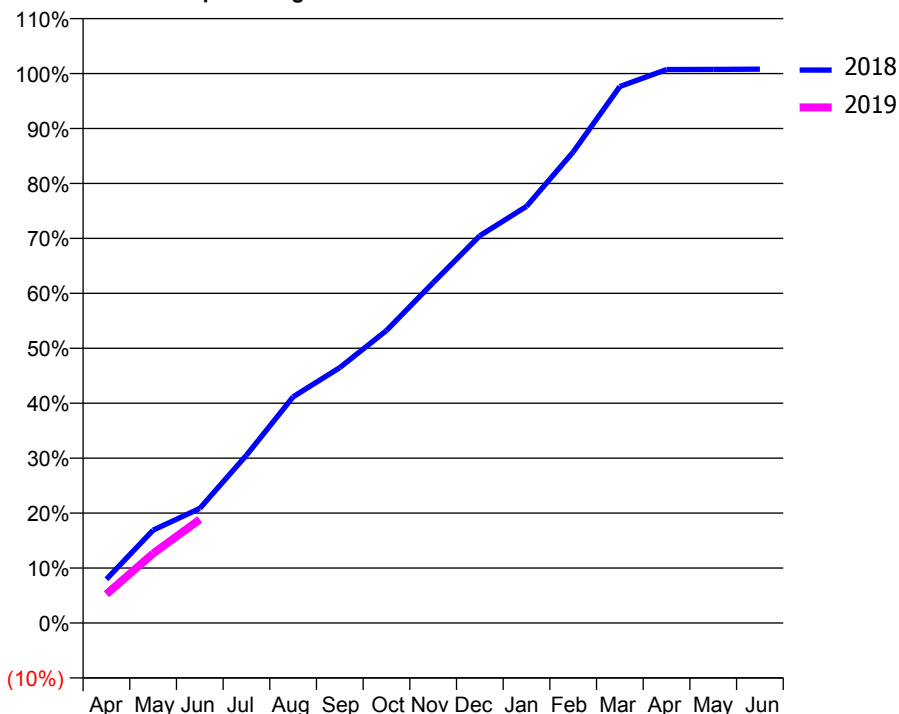
ACCESS*

Patients seen in 24 months	Total	Change since previous quarter
Quarter ending June 2017	1,272	
Quarter ending September 2017	1,261	→
Quarter ending December 2017	1,266	→
Quarter ending March 2018	1,279	→
Quarter ending June 2018	1,272	→
Variance since June 2017	0.0%	→



ACTIVITY

Cumulative percentage of contracted UDA delivered 2018 & 2019



Adjusted Scheduled Activity (UDA)

Month	2018	2019
April	256	170
May	545	408
June	672	607
July	984	
August	1,326	
September	1,497	
October	1,714	
November	1,995	
December	2,270	
January	2,443	
February	2,761	
March	3,145	
April	3,244	
May	3,245	
June	3,247	

QUALITY

	Quantity	Base Number	Contract	AT	Region	England
% of FP17s for the same patient ID Re-attending within 3 months - Children	19	257	7.4%	9.7%	11.3%	11.5%
% of FP17s for the same patient ID Re-attending within 3 months - Adults	29	189	15.3%	13.6%	14.9%	15.4%
% of FP17s for the same patient ID Re-attending between 3 & 9 months - Children	192	257	74.7%	62.5%	60.0%	58.9%
% of FP17s for the same patient ID Re-attending between 3 & 9 months - Adults	124	189	65.6%	56.1%	52.6%	51.6%
% of FP17s for Band 1 Urgent Courses	14	378	3.7%	6.9%	7.9%	8.9%
% of FP17s Relating to Free Repair or Replacements	1	378	0.3%	0.8%	0.8%	0.8%
% of FP17s Relating to Continuations	4	378	1.1%	1.1%	0.9%	0.9%
% of Patients satisfied with the dentistry they have received	0	0	N/A	92.4%	93.2%	93.2%
% of Patients satisfied with the time they had to wait for an appointment	0	0	N/A	88.7%	89.1%	88.8%

* This is based on patients treated on this contract for their most recent course of treatment. Figures in italics indicate the base number of FP17s or Patient Questionnaire responses are less than 100. N/A is shown where the base number of responses is less than 10 during the period. % is calculated as Quantity/Base number*100

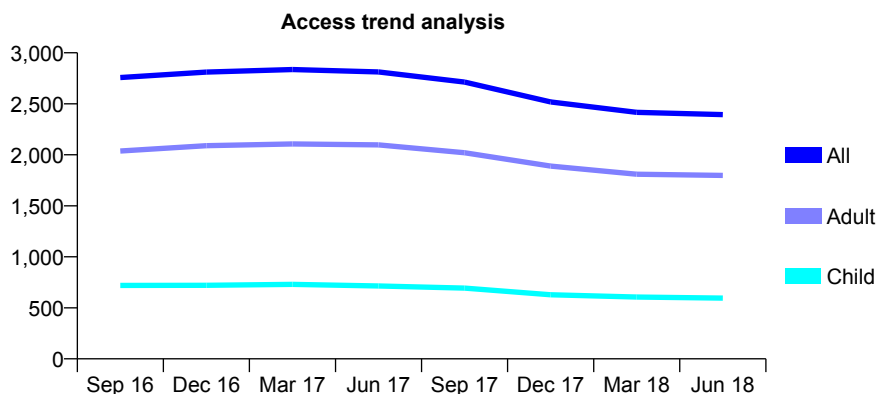
Q55 - Vital Signs At a Glance Contract Report for 997277/0001 - June 2018

Name or company name	MR CA CUNNINGTON
Contract type name	GDS Contract
Purpose of contract	General and Orthodontic
Contract start date	01/04/2006
Contract end date	

18/19 Contracted general activity (UDA)	10,740
Carry forward general activity (UDA)	0
18/19 Contracted orthodontic activity (UOA)	210
Carry forward orthodontic activity (UOA)	0
Baseline contract value	£250,412.02

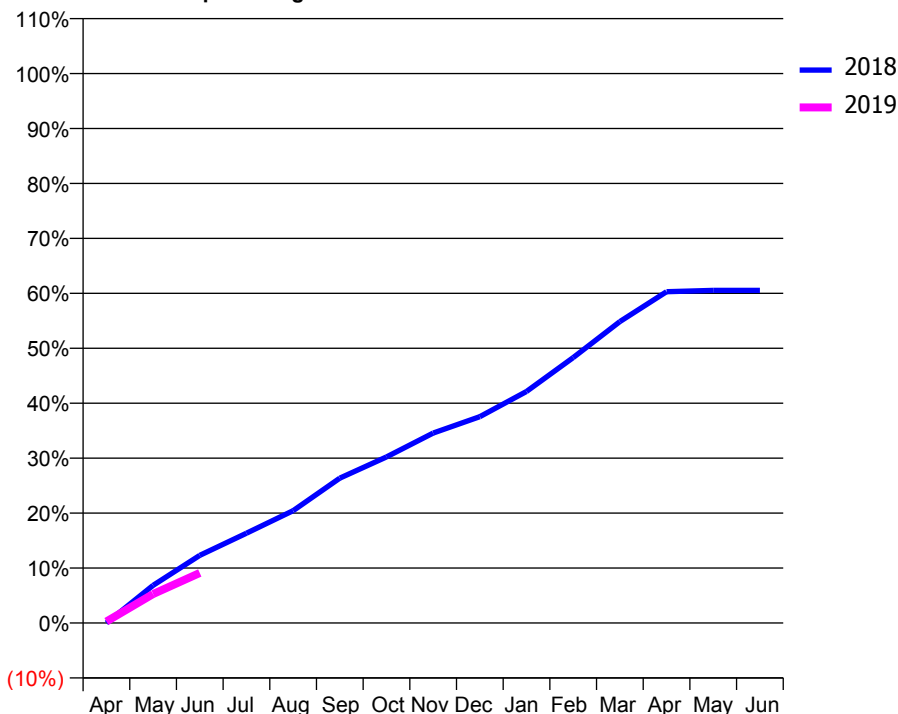
ACCESS*

Patients seen in 24 months	Total	Change since previous quarter
Quarter ending June 2017	2,813	
Quarter ending September 2017	2,713	↓
Quarter ending December 2017	2,518	↓
Quarter ending March 2018	2,416	↓
Quarter ending June 2018	2,394	→
Variance since June 2017	(14.9%)	↓



ACTIVITY

Cumulative percentage of contracted UDA delivered 2018 & 2019



Adjusted Scheduled Activity (UDA)

Month	2018	2019
April	2	31
May	735	568
June	1,324	980
July	1,756	
August	2,195	
September	2,831	
October	3,247	
November	3,713	
December	4,032	
January	4,526	
February	5,188	
March	5,891	
April	6,476	
May	6,501	
June	6,502	

QUALITY

	Quantity	Base Number	Contract	AT	Region	England
% of FP17s for the same patient ID Re-attending within 3 months - Children	9	236	3.8%	9.7%	11.3%	11.5%
% of FP17s for the same patient ID Re-attending within 3 months - Adults	42	703	6.0%	13.6%	14.9%	15.4%
% of FP17s for the same patient ID Re-attending between 3 & 9 months - Children	128	236	54.2%	62.5%	60.0%	58.9%
% of FP17s for the same patient ID Re-attending between 3 & 9 months - Adults	414	703	58.9%	56.1%	52.6%	51.6%
% of FP17s for Band 1 Urgent Courses	14	585	2.4%	6.9%	7.9%	8.9%
% of FP17s Relating to Free Repair or Replacements	2	585	0.3%	0.8%	0.8%	0.8%
% of FP17s Relating to Continuations	1	585	0.2%	1.1%	0.9%	0.9%
% of Patients satisfied with the dentistry they have received	7	8	N/A	92.4%	93.2%	93.2%
% of Patients satisfied with the time they had to wait for an appointment	7	8	N/A	88.7%	89.1%	88.8%

* This is based on patients treated on this contract for their most recent course of treatment. Figures in italics indicate the base number of FP17s or Patient Questionnaire responses are less than 100. N/A is shown where the base number of responses is less than 10 during the period. % is calculated as Quantity/Base number*100