

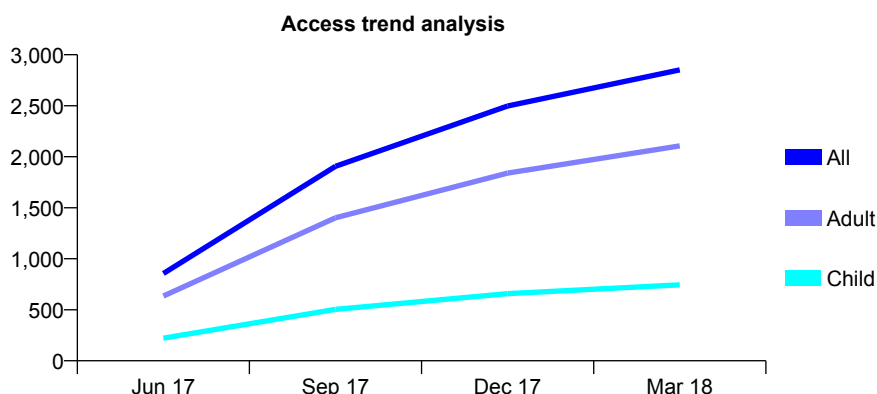
Q52 - Vital Signs At a Glance Contract Report for 100432/0000 - Year end March 2018

Name or company name	Great Horton DentCare Limited
Contract type name	PDS Contract
Purpose of contract	General
Contract start date	01/05/2017
Contract end date	30/04/2020

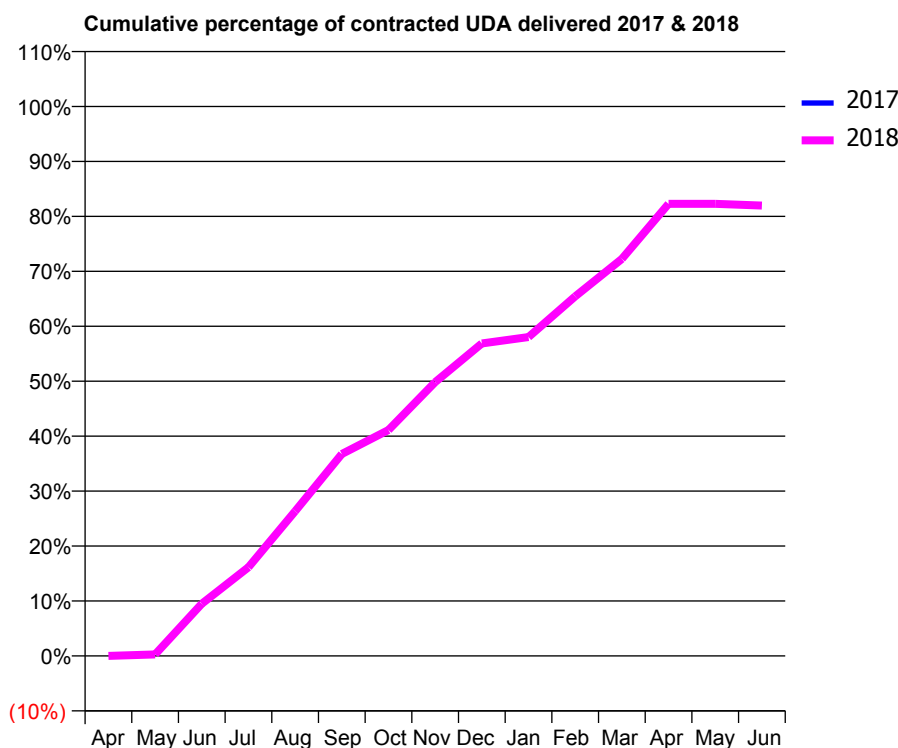
17/18 Contracted general activity (UDA)	13,507
Carry forward general activity (UDA)	0
17/18 Contracted orthodontic activity (UOA)	0
Carry forward orthodontic activity (UOA)	0
Baseline contract value	£374,474.27

ACCESS*

Patients seen in 24 months	Total	Change since previous quarter
Quarter ending March 2017	0	
Quarter ending June 2017	856	↑
Quarter ending September 2017	1,906	↑
Quarter ending December 2017	2,498	↑
Quarter ending March 2018	2,851	↑
Variance since March 2017	N/A	



ACTIVITY



Month	Adjusted Scheduled Activity (UDA)	
	2017	2018
April	0	0
May	0	37
June	0	1,284
July	0	2,183
August	0	3,559
September	0	4,965
October	0	5,555
November	0	6,732
December	0	7,680
January	0	7,840
February	0	8,840
March	0	9,760
April	0	11,112
May	0	11,112
June	0	11,071

QUALITY

	Quantity	Base Number	Contract	AT	Region	England
% of FP17s for the same patient ID Re-attending within 3 months - Children	49	1,078	4.5%	10.9%	12.8%	11.9%
% of FP17s for the same patient ID Re-attending within 3 months - Adults	346	3,150	11.0%	14.8%	16.5%	16.0%
% of FP17s for the same patient ID Re-attending between 3 & 9 months - Children	190	1,078	17.6%	60.8%	59.7%	58.3%
% of FP17s for the same patient ID Re-attending between 3 & 9 months - Adults	622	3,150	19.7%	54.6%	52.6%	50.3%
% of FP17s for Band 1 Urgent Courses	308	4,778	6.4%	8.6%	9.1%	9.1%
% of FP17s Relating to Free Repair or Replacements	42	4,778	0.9%	0.9%	1.0%	0.8%
% of FP17s Relating to Continuations	100	4,778	2.1%	1.1%	1.2%	1.0%
% of Patients satisfied with the dentistry they have received	4	4	N/A	91.4%	91.6%	91.5%
% of Patients satisfied with the time they had to wait for an appointment	4	4	N/A	88.2%	88.3%	87.9%

* This is based on patients treated on this contract for their most recent course of treatment. Figures in italics indicate the base number of FP17s or Patient Questionnaire responses are less than 100. N/A is shown where the base number of responses is less than 10 during the period. % is calculated as Quantity/Base number*100

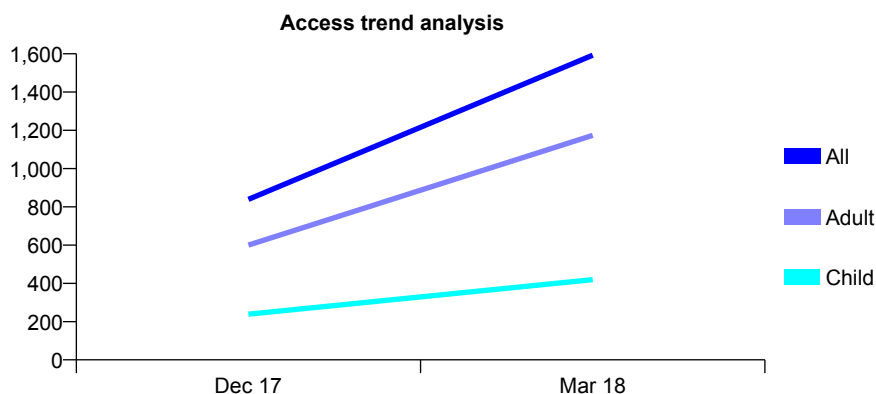
Q52 - Vital Signs At a Glance Contract Report for 100490/0000 - Year end March 2018

Name or company name	Imtiaz Khajwal & Mohammed Bala
Contract type name	GDS Contract
Purpose of contract	General
Contract start date	01/09/2017
Contract end date	

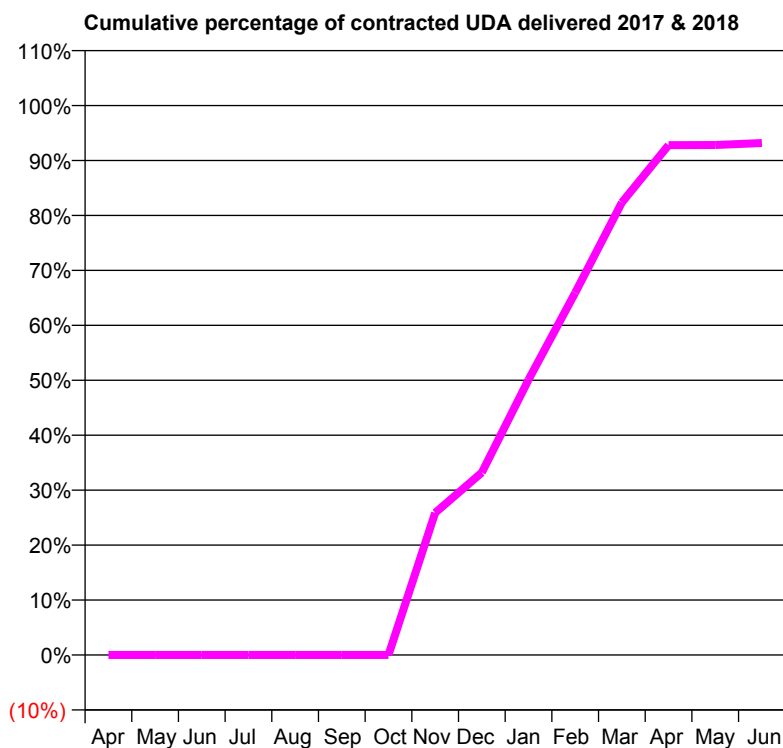
17/18 Contracted general activity (UDA)	4,024
Carry forward general activity (UDA)	0
17/18 Contracted orthodontic activity (UOA)	0
Carry forward orthodontic activity (UOA)	0
Baseline contract value	£115,272.51

ACCESS*

Patients seen in 24 months	Total	Change since previous quarter
Quarter ending March 2017	0	
Quarter ending June 2017	0	
Quarter ending September 2017	0	
Quarter ending December 2017	839	↑
Quarter ending March 2018	1,593	↑
Variance since March 2017	N/A	



ACTIVITY



Month	Adjusted Scheduled Activity (UDA)	
	2017	2018
April	0	0
May	0	0
June	0	0
July	0	0
August	0	0
September	0	0
October	0	0
November	0	1,042
December	0	1,337
January	0	2,016
February	0	2,652
March	0	3,314
April	0	3,734
May	0	3,735
June	0	3,749

QUALITY

	Quantity	Base Number	Contract	AT	Region	England
% of FP17s for the same patient ID Re-attending within 3 months - Children	28	461	6.1%	10.9%	12.8%	11.9%
% of FP17s for the same patient ID Re-attending within 3 months - Adults	100	1,334	7.5%	14.8%	16.5%	16.0%
% of FP17s for the same patient ID Re-attending between 3 & 9 months - Children	29	461	6.3%	60.8%	59.7%	58.3%
% of FP17s for the same patient ID Re-attending between 3 & 9 months - Adults	101	1,334	7.6%	54.6%	52.6%	50.3%
% of FP17s for Band 1 Urgent Courses	61	1,967	3.1%	8.6%	9.1%	9.1%
% of FP17s Relating to Free Repair or Replacements	8	1,967	0.4%	0.9%	1.0%	0.8%
% of FP17s Relating to Continuations	14	1,967	0.7%	1.1%	1.2%	1.0%
% of Patients satisfied with the dentistry they have received	0	0	N/A	91.4%	91.6%	91.5%
% of Patients satisfied with the time they had to wait for an appointment	0	0	N/A	88.2%	88.3%	87.9%

* This is based on patients treated on this contract for their most recent course of treatment. Figures in italics indicate the base number of FP17s or Patient Questionnaire responses are less than 100. N/A is shown where the base number of responses is less than 10 during the period. % is calculated as Quantity/Base number*100

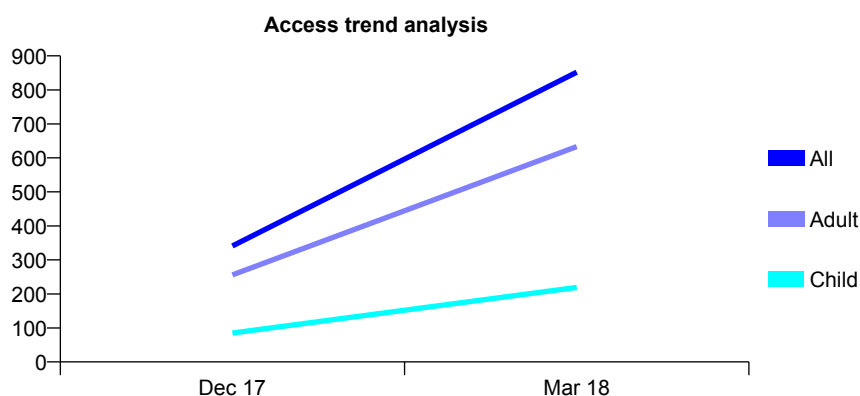
Q52 - Vital Signs At a Glance Contract Report for 100529/0000 - Year end March 2018

Name or company name	MRS M HAMER
Contract type name	GDS Contract
Purpose of contract	General
Contract start date	01/10/2017
Contract end date	31/03/2019

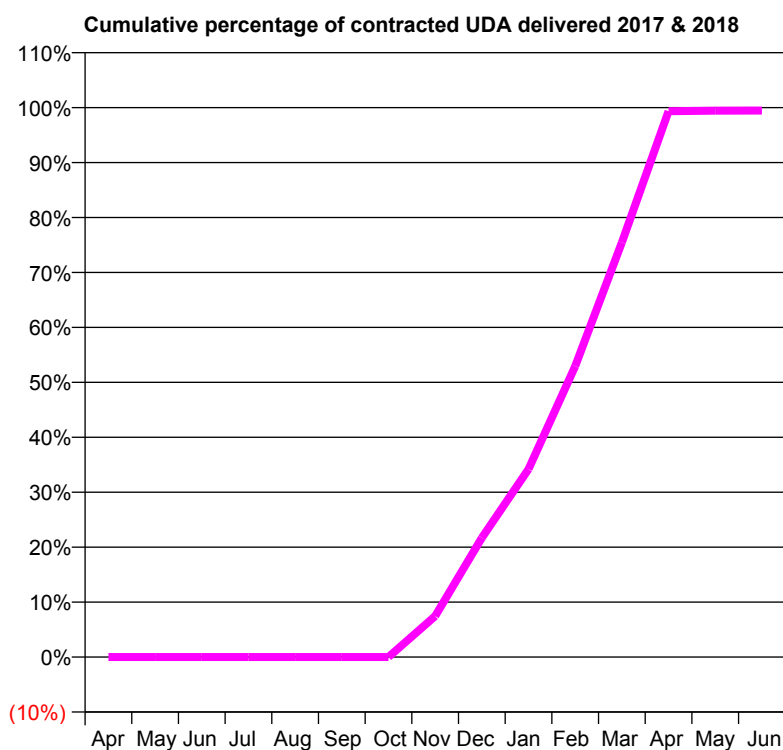
17/18 Contracted general activity (UDA)	2,500
Carry forward general activity (UDA)	0
17/18 Contracted orthodontic activity (UOA)	0
Carry forward orthodontic activity (UOA)	0
Baseline contract value	£70,750.00

ACCESS*

Patients seen in 24 months	Total	Change since previous quarter
Quarter ending March 2017	0	
Quarter ending June 2017	0	
Quarter ending September 2017	0	
Quarter ending December 2017	341	↑
Quarter ending March 2018	852	↑
Variance since March 2017	N/A	



ACTIVITY



Month	Adjusted Scheduled Activity (UDA)	
	2017	2018
April	0	0
May	0	0
June	0	0
July	0	0
August	0	0
September	0	0
October	0	0
November	0	186
December	0	543
January	0	855
February	0	1,323
March	0	1,886
April	0	2,484
May	0	2,486
June	0	2,487

QUALITY

	Quantity	Base Number	Contract	AT	Region	England
% of FP17s for the same patient ID Re-attending within 3 months - Children	3	197	1.5%	10.9%	12.8%	11.9%
% of FP17s for the same patient ID Re-attending within 3 months - Adults	30	578	5.2%	14.8%	16.5%	16.0%
% of FP17s for the same patient ID Re-attending between 3 & 9 months - Children	4	197	2.0%	60.8%	59.7%	58.3%
% of FP17s for the same patient ID Re-attending between 3 & 9 months - Adults	22	578	3.8%	54.6%	52.6%	50.3%
% of FP17s for Band 1 Urgent Courses	28	1,003	2.8%	8.6%	9.1%	9.1%
% of FP17s Relating to Free Repair or Replacements	0	1,003	0.0%	0.9%	1.0%	0.8%
% of FP17s Relating to Continuations	2	1,003	0.2%	1.1%	1.2%	1.0%
% of Patients satisfied with the dentistry they have received	0	0	N/A	91.4%	91.6%	91.5%
% of Patients satisfied with the time they had to wait for an appointment	0	0	N/A	88.2%	88.3%	87.9%

* This is based on patients treated on this contract for their most recent course of treatment. Figures in italics indicate the base number of FP17s or Patient Questionnaire responses are less than 100. N/A is shown where the base number of responses is less than 10 during the period. % is calculated as Quantity/Base number*100

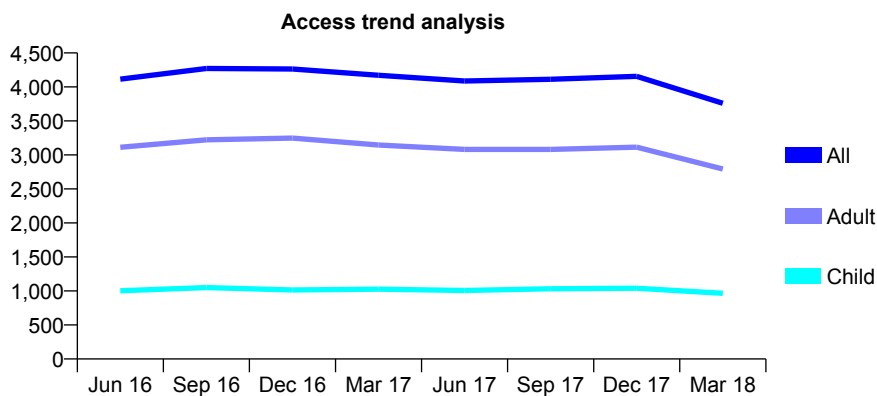
Q52 - Vital Signs At a Glance Contract Report for 101281/0009 - Year end March 2018

Name or company name	OASIS DENTAL CARE LTD
Contract type name	GDS Contract
Purpose of contract	General
Contract start date	01/04/2006
Contract end date	

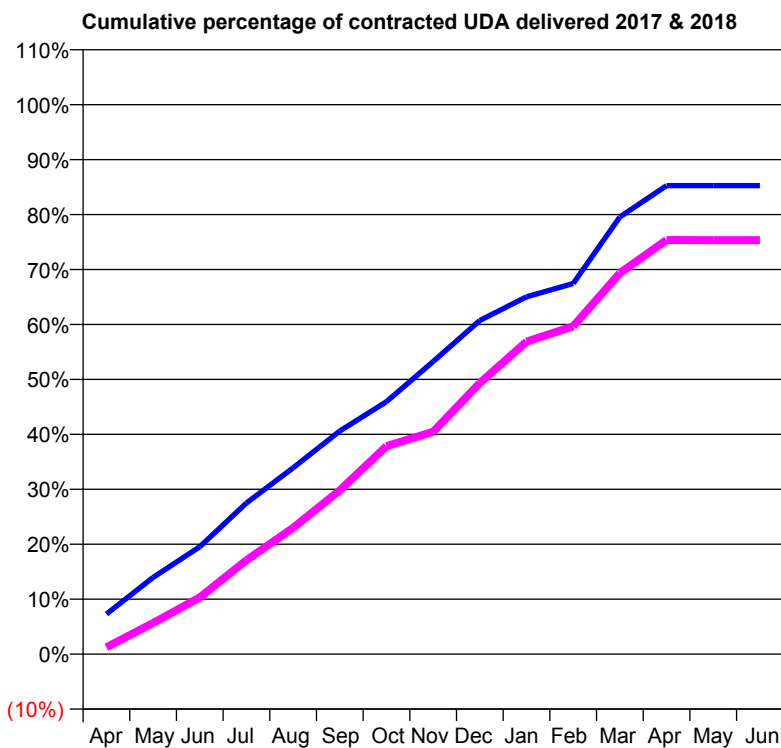
17/18 Contracted general activity (UDA)	15,000
Carry forward general activity (UDA)	0
17/18 Contracted orthodontic activity (UOA)	0
Carry forward orthodontic activity (UOA)	0
Baseline contract value	£357,721.54

ACCESS*

Patients seen in 24 months	Total	Change since previous quarter
Quarter ending March 2017	4,172	
Quarter ending June 2017	4,087	↓
Quarter ending September 2017	4,113	→
Quarter ending December 2017	4,155	→
Quarter ending March 2018	3,759	↓
Variance since March 2017	(9.9%)	↓



ACTIVITY



Month	Adjusted Scheduled Activity (UDA)	
	2017	2018
April	1,092	188
May	2,096	849
June	2,933	1,548
July	4,126	2,564
August	5,087	3,451
September	6,090	4,472
October	6,893	5,677
November	7,988	6,068
December	9,108	7,401
January	9,755	8,532
February	10,118	8,949
March	11,933	10,403
April	12,789	11,305
May	12,789	11,302
June	12,789	11,302

QUALITY

	Quantity	Base Number	Contract	AT	Region	England
% of FP17s for the same patient ID Re-attending within 3 months - Children	73	1,219	6.0%	10.9%	12.8%	11.9%
% of FP17s for the same patient ID Re-attending within 3 months - Adults	343	3,411	10.1%	14.8%	16.5%	16.0%
% of FP17s for the same patient ID Re-attending between 3 & 9 months - Children	547	1,219	44.9%	60.8%	59.7%	58.3%
% of FP17s for the same patient ID Re-attending between 3 & 9 months - Adults	1,508	3,411	44.2%	54.6%	52.6%	50.3%
% of FP17s for Band 1 Urgent Courses	233	4,510	5.2%	8.6%	9.1%	9.1%
% of FP17s Relating to Free Repair or Replacements	119	4,510	2.6%	0.9%	1.0%	0.8%
% of FP17s Relating to Continuations	56	4,510	1.2%	1.1%	1.2%	1.0%
% of Patients satisfied with the dentistry they have received	2	3	N/A	91.4%	91.6%	91.5%
% of Patients satisfied with the time they had to wait for an appointment	3	3	N/A	88.2%	88.3%	87.9%

* This is based on patients treated on this contract for their most recent course of treatment. Figures in italics indicate the base number of FP17s or Patient Questionnaire responses are less than 100. N/A is shown where the base number of responses is less than 10 during the period. % is calculated as Quantity/Base number*100

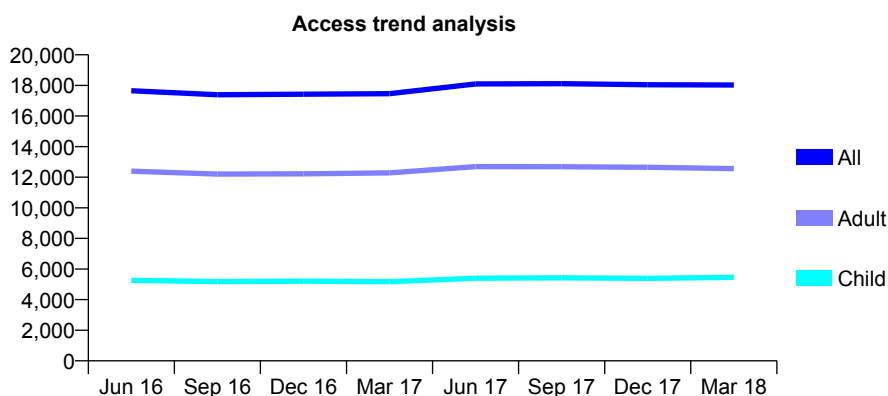
Q52 - Vital Signs At a Glance Contract Report for 101281/0012 - Year end March 2018

Name or company name	OASIS DENTAL CARE LTD
Contract type name	GDS Contract
Purpose of contract	General
Contract start date	01/04/2006
Contract end date	

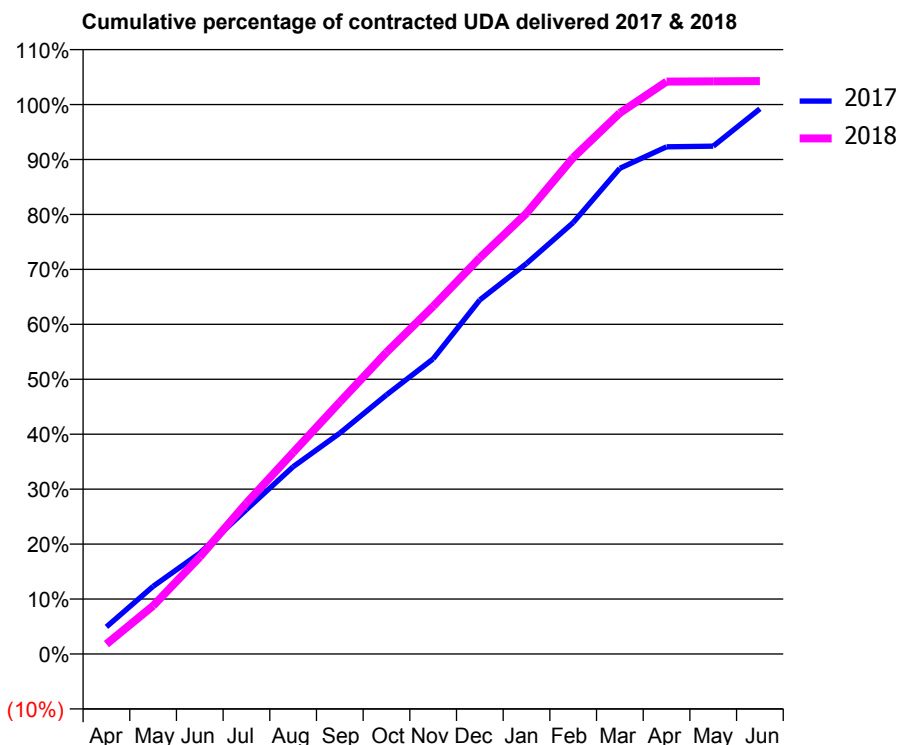
17/18 Contracted general activity (UDA)	49,223
Carry forward general activity (UDA)	396
17/18 Contracted orthodontic activity (UOA)	0
Carry forward orthodontic activity (UOA)	0
Baseline contract value	£1,419,351.82

ACCESS*

Patients seen in 24 months	Total	Change since previous quarter
Quarter ending March 2017	17,458	
Quarter ending June 2017	18,094	↑
Quarter ending September 2017	18,114	→
Quarter ending December 2017	18,043	→
Quarter ending March 2018	18,022	→
Variance since March 2017	3.2%	↑



ACTIVITY



Month	Adjusted Scheduled Activity (UDA)	
	2017	2018
April	2,458	890
May	6,130	4,317
June	9,143	8,685
July	13,096	13,532
August	16,970	18,057
September	20,021	22,575
October	23,481	27,028
November	26,746	31,148
December	32,095	35,499
January	35,396	39,480
February	39,105	44,464
March	44,024	48,468
April	45,968	51,272
May	46,019	51,296
June	49,403	51,320

QUALITY

	Quantity	Base Number	Contract	AT	Region	England
% of FP17s for the same patient ID Re-attending within 3 months - Children	833	9,346	8.9%	10.9%	12.8%	11.9%
% of FP17s for the same patient ID Re-attending within 3 months - Adults	2,715	19,370	14.0%	14.8%	16.5%	16.0%
% of FP17s for the same patient ID Re-attending between 3 & 9 months - Children	5,892	9,346	63.0%	60.8%	59.7%	58.3%
% of FP17s for the same patient ID Re-attending between 3 & 9 months - Adults	11,139	19,370	57.5%	54.6%	52.6%	50.3%
% of FP17s for Band 1 Urgent Courses	1,373	26,605	5.2%	8.6%	9.1%	9.1%
% of FP17s Relating to Free Repair or Replacements	161	26,605	0.6%	0.9%	1.0%	0.8%
% of FP17s Relating to Continuations	109	26,605	0.4%	1.1%	1.2%	1.0%
% of Patients satisfied with the dentistry they have received	9	9	N/A	91.4%	91.6%	91.5%
% of Patients satisfied with the time they had to wait for an appointment	8	9	N/A	88.2%	88.3%	87.9%

* This is based on patients treated on this contract for their most recent course of treatment. Figures in italics indicate the base number of FP17s or Patient Questionnaire responses are less than 100. N/A is shown where the base number of responses is less than 10 during the period. % is calculated as Quantity/Base number*100

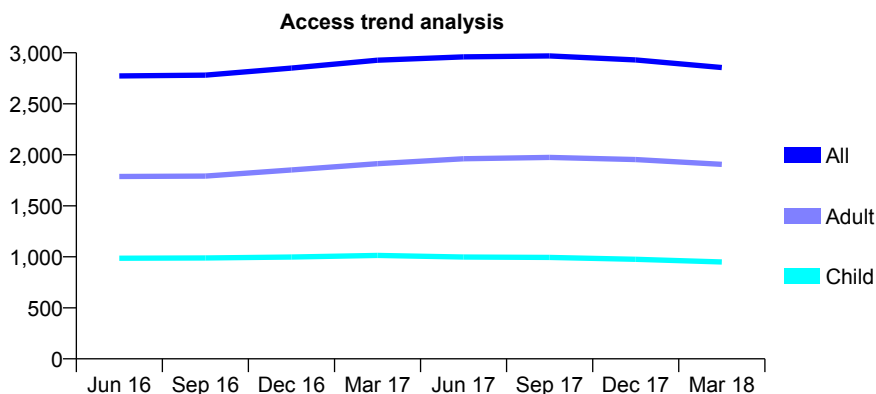
Q52 - Vital Signs At a Glance Contract Report for 101281/0013 - Year end March 2018

Name or company name	OASIS DENTAL CARE LTD
Contract type name	GDS Contract
Purpose of contract	General
Contract start date	01/04/2006
Contract end date	

17/18 Contracted general activity (UDA)	8,210
Carry forward general activity (UDA)	0
17/18 Contracted orthodontic activity (UOA)	0
Carry forward orthodontic activity (UOA)	0
Baseline contract value	£224,953.56

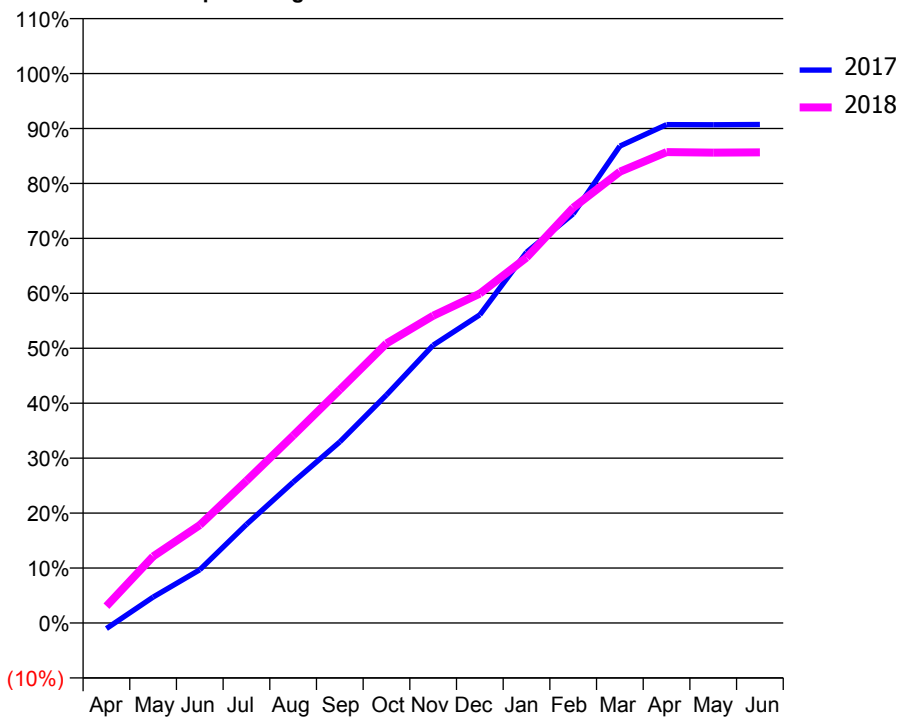
ACCESS*

Patients seen in 24 months	Total	Change since previous quarter
Quarter ending March 2017	2,927	
Quarter ending June 2017	2,960	→
Quarter ending September 2017	2,969	→
Quarter ending December 2017	2,930	↓
Quarter ending March 2018	2,856	↓
Variance since March 2017	(2.4%)	↓



ACTIVITY

Cumulative percentage of contracted UDA delivered 2017 & 2018



Month	Adjusted Scheduled Activity (UDA)	
	2017	2018
April	-85	252
May	387	994
June	796	1,463
July	1,474	2,125
August	2,106	2,799
September	2,707	3,485
October	3,408	4,178
November	4,151	4,592
December	4,606	4,922
January	5,539	5,459
February	6,113	6,205
March	7,125	6,743
April	7,447	7,036
May	7,445	7,028
June	7,448	7,031

QUALITY

	Quantity	Base Number	Contract	AT	Region	England
% of FP17s for the same patient ID Re-attending within 3 months - Children	72	1,541	4.7%	10.9%	12.8%	11.9%
% of FP17s for the same patient ID Re-attending within 3 months - Adults	232	2,621	8.9%	14.8%	16.5%	16.0%
% of FP17s for the same patient ID Re-attending between 3 & 9 months - Children	1,217	1,541	79.0%	60.8%	59.7%	58.3%
% of FP17s for the same patient ID Re-attending between 3 & 9 months - Adults	1,813	2,621	69.2%	54.6%	52.6%	50.3%
% of FP17s for Band 1 Urgent Courses	147	4,148	3.5%	8.6%	9.1%	9.1%
% of FP17s Relating to Free Repair or Replacements	34	4,148	0.8%	0.9%	1.0%	0.8%
% of FP17s Relating to Continuations	0	4,148	0.0%	1.1%	1.2%	1.0%
% of Patients satisfied with the dentistry they have received	2	2	N/A	91.4%	91.6%	91.5%
% of Patients satisfied with the time they had to wait for an appointment	1	2	N/A	88.2%	88.3%	87.9%

* This is based on patients treated on this contract for their most recent course of treatment. Figures in italics indicate the base number of FP17s or Patient Questionnaire responses are less than 100. N/A is shown where the base number of responses is less than 10 during the period. % is calculated as Quantity/Base number*100

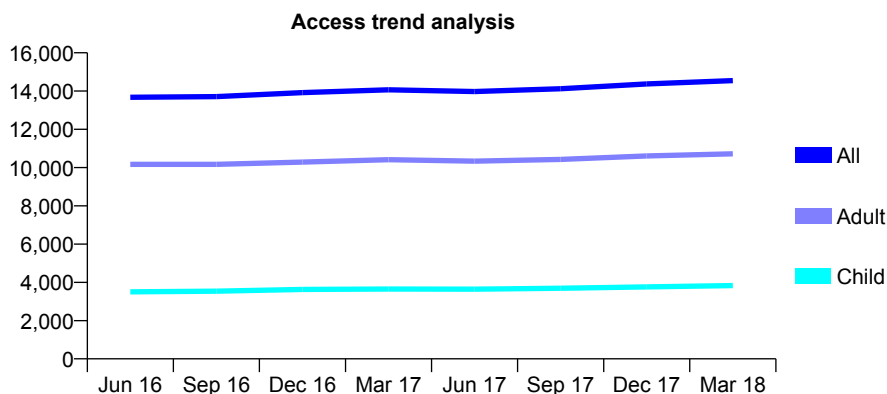
Q52 - Vital Signs At a Glance Contract Report for 101281/0016 - Year end March 2018

Name or company name	OASIS DENTAL CARE LTD
Contract type name	PDS Contract
Purpose of contract	General
Contract start date	01/04/2006
Contract end date	31/03/2021

17/18 Contracted general activity (UDA)	44,534
Carry forward general activity (UDA)	696
17/18 Contracted orthodontic activity (UOA)	0
Carry forward orthodontic activity (UOA)	0
Baseline contract value	£1,269,194.43

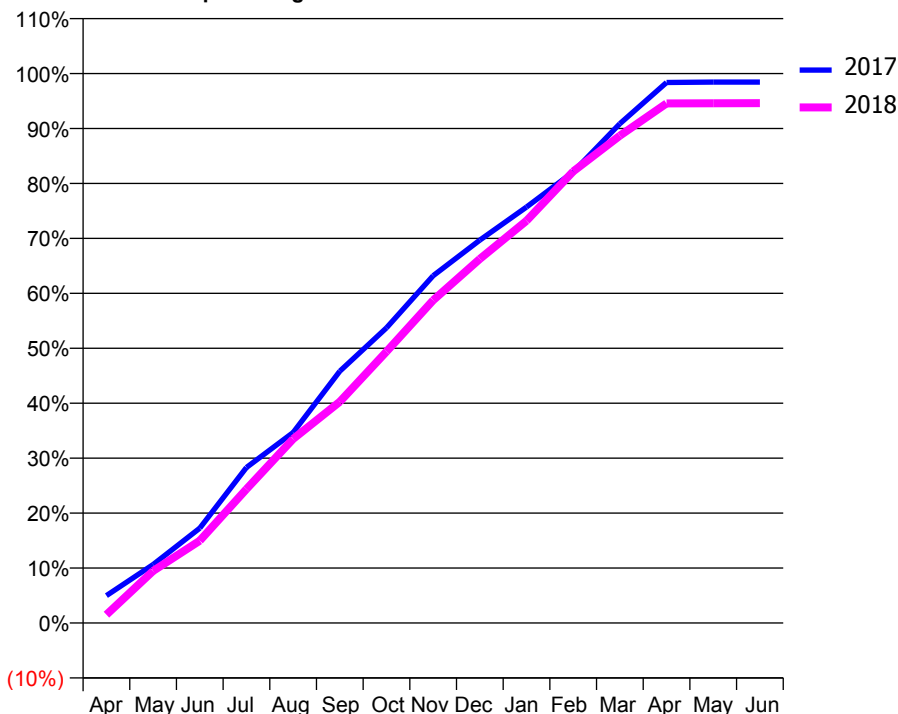
ACCESS*

Patients seen in 24 months	Total	Change since previous quarter
Quarter ending March 2017	14,067	
Quarter ending June 2017	13,975	→
Quarter ending September 2017	14,119	→
Quarter ending December 2017	14,370	→
Quarter ending March 2018	14,544	→
Variance since March 2017	3.4%	↑



ACTIVITY

Cumulative percentage of contracted UDA delivered 2017 & 2018



Month	Adjusted Scheduled Activity (UDA)	
	2017	2018
April	2,221	680
May	4,736	4,219
June	7,688	6,675
July	12,604	10,857
August	15,441	14,918
September	20,408	17,935
October	23,924	21,998
November	28,146	26,157
December	31,028	29,510
January	33,715	32,598
February	36,551	36,600
March	40,470	39,491
April	43,807	42,114
May	43,841	42,120
June	43,838	42,135

QUALITY

	Quantity	Base Number	Contract	AT	Region	England
% of FP17s for the same patient ID Re-attending within 3 months - Children	478	6,069	7.9%	10.9%	12.8%	11.9%
% of FP17s for the same patient ID Re-attending within 3 months - Adults	2,441	16,882	14.5%	14.8%	16.5%	16.0%
% of FP17s for the same patient ID Re-attending between 3 & 9 months - Children	4,057	6,069	66.8%	60.8%	59.7%	58.3%
% of FP17s for the same patient ID Re-attending between 3 & 9 months - Adults	10,674	16,882	63.2%	54.6%	52.6%	50.3%
% of FP17s for Band 1 Urgent Courses	1,076	22,584	4.8%	8.6%	9.1%	9.1%
% of FP17s Relating to Free Repair or Replacements	261	22,584	1.2%	0.9%	1.0%	0.8%
% of FP17s Relating to Continuations	306	22,584	1.4%	1.1%	1.2%	1.0%
% of Patients satisfied with the dentistry they have received	11	14	78.6%	91.4%	91.6%	91.5%
% of Patients satisfied with the time they had to wait for an appointment	13	14	92.9%	88.2%	88.3%	87.9%

* This is based on patients treated on this contract for their most recent course of treatment. Figures in italics indicate the base number of FP17s or Patient Questionnaire responses are less than 100. N/A is shown where the base number of responses is less than 10 during the period. % is calculated as Quantity/Base number*100

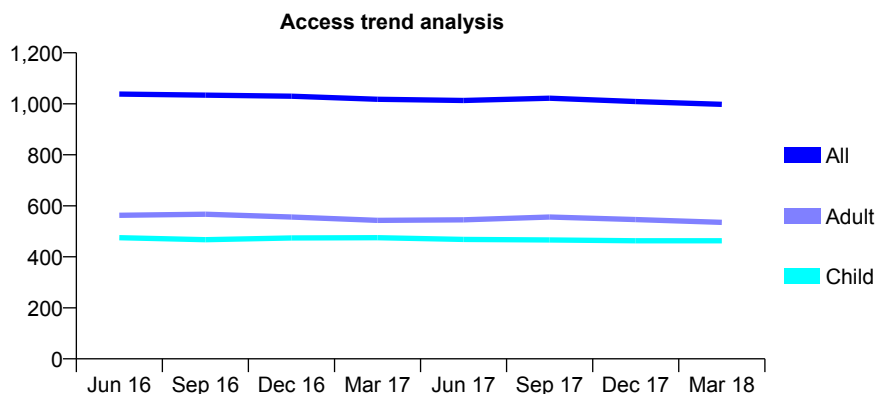
Q52 - Vital Signs At a Glance Contract Report for 101281/0024 - Year end March 2018

Name or company name	OASIS DENTAL CARE LTD
Contract type name	GDS Contract
Purpose of contract	General
Contract start date	01/04/2006
Contract end date	

17/18 Contracted general activity (UDA)	2,579
Carry forward general activity (UDA)	-36
17/18 Contracted orthodontic activity (UOA)	0
Carry forward orthodontic activity (UOA)	0
Baseline contract value	£63,227.28

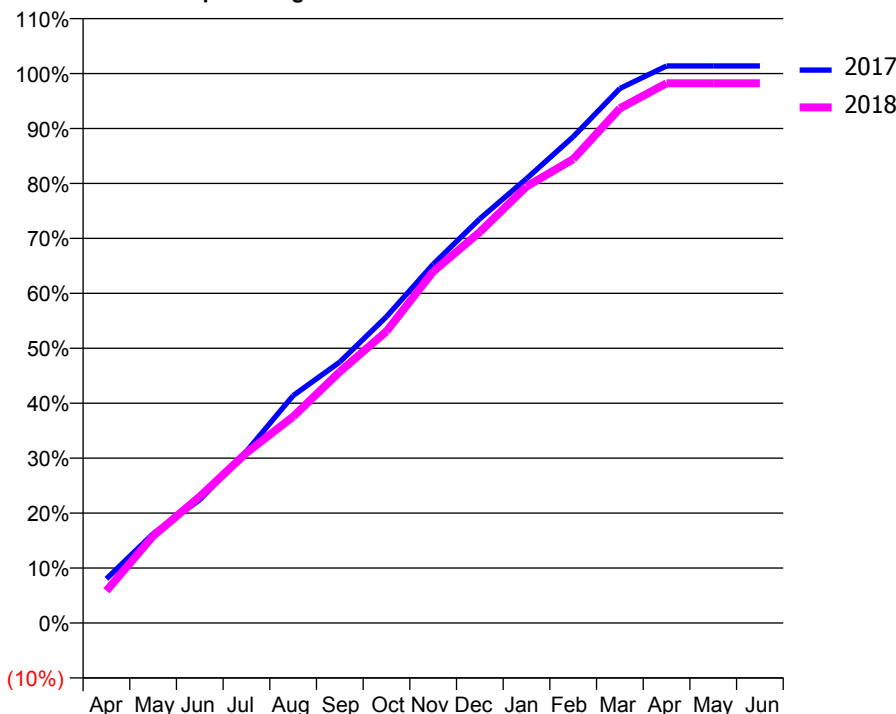
ACCESS*

Patients seen in 24 months	Total	Change since previous quarter
Quarter ending March 2017	1,018	
Quarter ending June 2017	1,013	→
Quarter ending September 2017	1,022	→
Quarter ending December 2017	1,009	↓
Quarter ending March 2018	998	↓
Variance since March 2017	(2.0%)	↓



ACTIVITY

Cumulative percentage of contracted UDA delivered 2017 & 2018



Adjusted Scheduled Activity (UDA)

Month	2017	2018
April	207	151
May	419	408
June	578	593
July	806	799
August	1,067	968
September	1,225	1,180
October	1,438	1,369
November	1,684	1,649
December	1,897	1,836
January	2,085	2,049
February	2,282	2,177
March	2,509	2,415
April	2,615	2,533
May	2,615	2,533
June	2,615	2,533

QUALITY

	Quantity	Base Number	Contract	AT	Region	England
% of FP17s for the same patient ID Re-attending within 3 months - Children	34	816	4.2%	10.9%	12.8%	11.9%
% of FP17s for the same patient ID Re-attending within 3 months - Adults	71	822	8.6%	14.8%	16.5%	16.0%
% of FP17s for the same patient ID Re-attending between 3 & 9 months - Children	656	816	80.4%	60.8%	59.7%	58.3%
% of FP17s for the same patient ID Re-attending between 3 & 9 months - Adults	622	822	75.7%	54.6%	52.6%	50.3%
% of FP17s for Band 1 Urgent Courses	29	1,642	1.8%	8.6%	9.1%	9.1%
% of FP17s Relating to Free Repair or Replacements	8	1,642	0.5%	0.9%	1.0%	0.8%
% of FP17s Relating to Continuations	2	1,642	0.1%	1.1%	1.2%	1.0%
% of Patients satisfied with the dentistry they have received	0	0	N/A	91.4%	91.6%	91.5%
% of Patients satisfied with the time they had to wait for an appointment	0	0	N/A	88.2%	88.3%	87.9%

* This is based on patients treated on this contract for their most recent course of treatment. Figures in italics indicate the base number of FP17s or Patient Questionnaire responses are less than 100. N/A is shown where the base number of responses is less than 10 during the period. % is calculated as Quantity/Base number*100

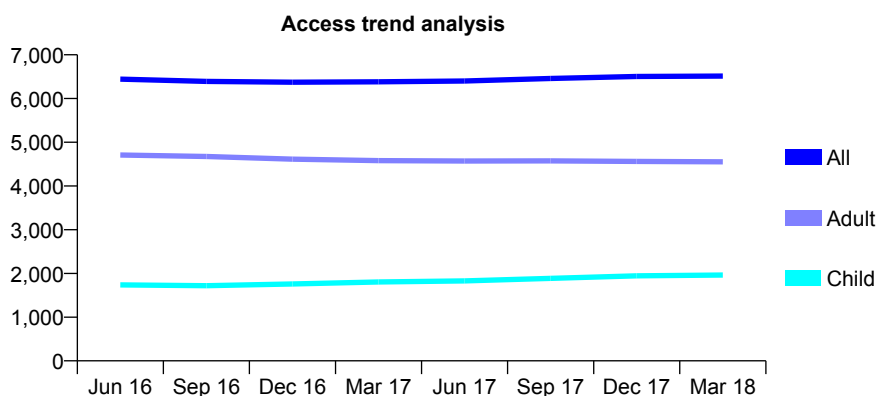
Q52 - Vital Signs At a Glance Contract Report for 101281/0030 - Year end March 2018

Name or company name	OASIS DENTAL CARE LTD
Contract type name	GDS Contract
Purpose of contract	General
Contract start date	01/04/2006
Contract end date	

17/18 Contracted general activity (UDA)	20,500
Carry forward general activity (UDA)	225
17/18 Contracted orthodontic activity (UOA)	0
Carry forward orthodontic activity (UOA)	0
Baseline contract value	£593,237.75

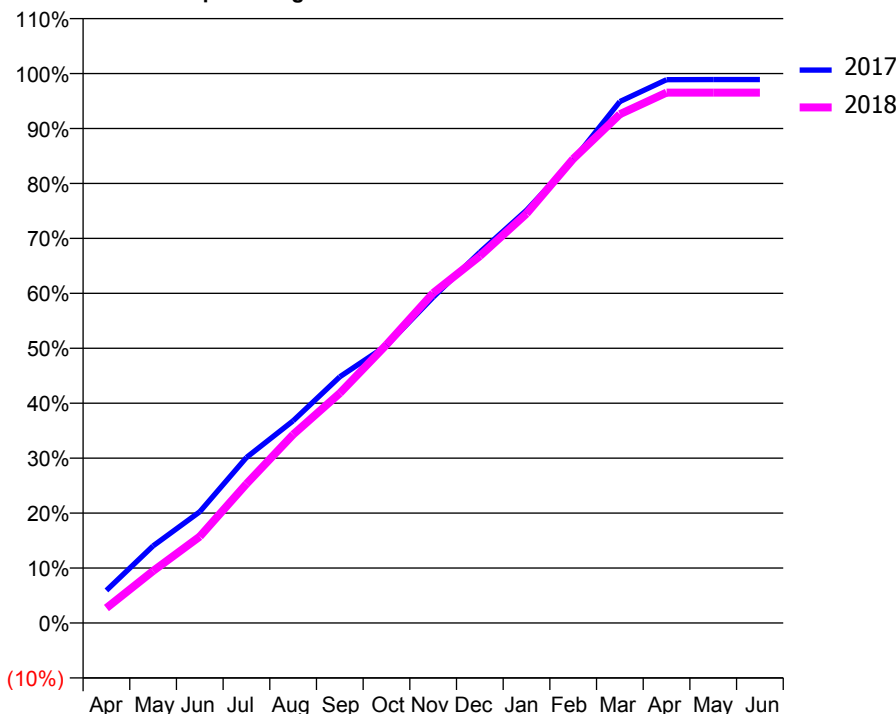
ACCESS*

Patients seen in 24 months	Total	Change since previous quarter
Quarter ending March 2017	6,383	
Quarter ending June 2017	6,401	→
Quarter ending September 2017	6,460	→
Quarter ending December 2017	6,504	→
Quarter ending March 2018	6,515	→
Variance since March 2017	2.1%	↑



ACTIVITY

Cumulative percentage of contracted UDA delivered 2017 & 2018



Adjusted Scheduled Activity (UDA)

Month	2017	2018
April	1,217	558
May	2,879	1,942
June	4,151	3,228
July	6,175	5,191
August	7,544	7,030
September	9,187	8,572
October	10,352	10,385
November	12,158	12,308
December	13,831	13,688
January	15,399	15,268
February	17,268	17,312
March	19,451	18,983
April	20,267	19,787
May	20,274	19,787
June	20,275	19,789

QUALITY

	Quantity	Base Number	Contract	AT	Region	England
% of FP17s for the same patient ID Re-attending within 3 months - Children	227	3,322	6.8%	10.9%	12.8%	11.9%
% of FP17s for the same patient ID Re-attending within 3 months - Adults	924	7,751	11.9%	14.8%	16.5%	16.0%
% of FP17s for the same patient ID Re-attending between 3 & 9 months - Children	2,213	3,322	66.6%	60.8%	59.7%	58.3%
% of FP17s for the same patient ID Re-attending between 3 & 9 months - Adults	5,373	7,751	69.3%	54.6%	52.6%	50.3%
% of FP17s for Band 1 Urgent Courses	360	11,049	3.3%	8.6%	9.1%	9.1%
% of FP17s Relating to Free Repair or Replacements	63	11,049	0.6%	0.9%	1.0%	0.8%
% of FP17s Relating to Continuations	98	11,049	0.9%	1.1%	1.2%	1.0%
% of Patients satisfied with the dentistry they have received	6	6	N/A	91.4%	91.6%	91.5%
% of Patients satisfied with the time they had to wait for an appointment	6	6	N/A	88.2%	88.3%	87.9%

* This is based on patients treated on this contract for their most recent course of treatment. Figures in italics indicate the base number of FP17s or Patient Questionnaire responses are less than 100. N/A is shown where the base number of responses is less than 10 during the period. % is calculated as Quantity/Base number*100

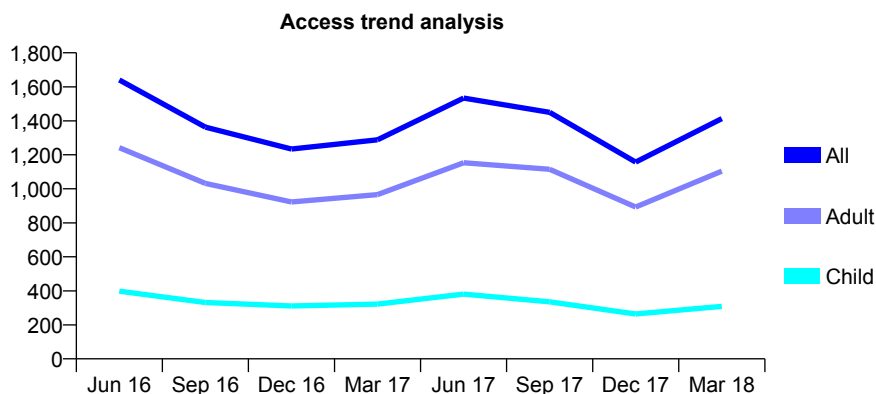
Q52 - Vital Signs At a Glance Contract Report for 101281/0184 - Year end March 2018

Name or company name	OASIS DENTAL CARE LTD
Contract type name	PDS Contract
Purpose of contract	General
Contract start date	22/09/2008
Contract end date	21/09/2018

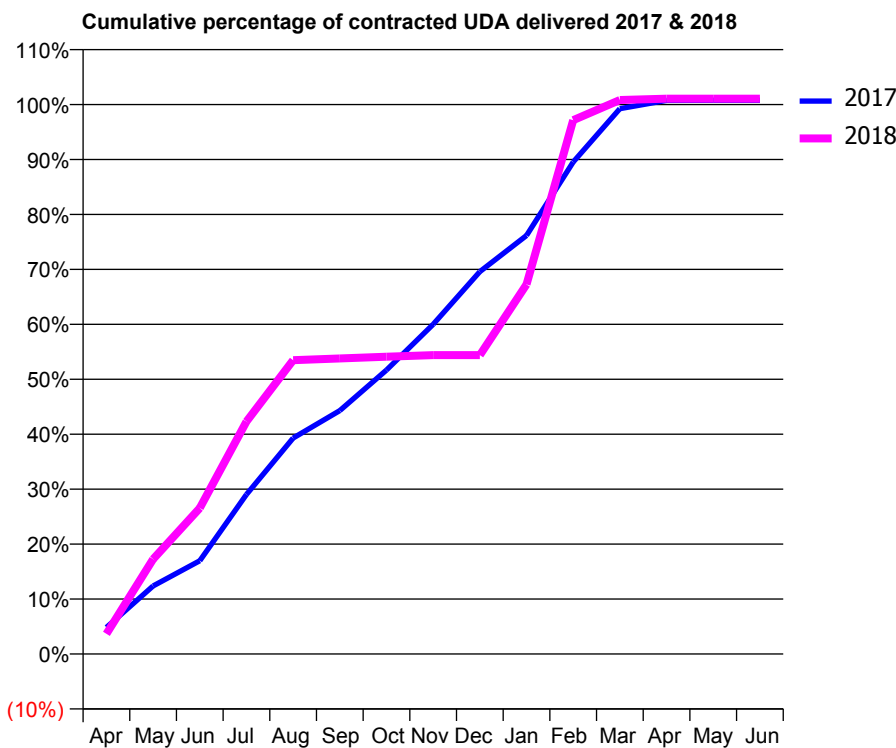
17/18 Contracted general activity (UDA)	5,500
Carry forward general activity (UDA)	-42
17/18 Contracted orthodontic activity (UOA)	0
Carry forward orthodontic activity (UOA)	0
Baseline contract value	£173,919.14

ACCESS*

Patients seen in 24 months	Total	Change since previous quarter
Quarter ending March 2017	1,288	
Quarter ending June 2017	1,534	↑
Quarter ending September 2017	1,450	↓
Quarter ending December 2017	1,157	↓
Quarter ending March 2018	1,413	↑
Variance since March 2017	9.7%	↑



ACTIVITY



Month	Adjusted Scheduled Activity (UDA)	
	2017	2018
April	267	202
May	681	950
June	934	1,460
July	1,598	2,327
August	2,162	2,941
September	2,436	2,958
October	2,842	2,976
November	3,300	2,991
December	3,827	2,991
January	4,189	3,700
February	4,924	5,344
March	5,458	5,545
April	5,541	5,558
May	5,542	5,558
June	5,542	5,558

QUALITY

	Quantity	Base Number	Contract	AT	Region	England
% of FP17s for the same patient ID Re-attending within 3 months - Children	13	407	3.2%	10.9%	12.8%	11.9%
% of FP17s for the same patient ID Re-attending within 3 months - Adults	101	1,565	6.5%	14.8%	16.5%	16.0%
% of FP17s for the same patient ID Re-attending between 3 & 9 months - Children	101	407	24.8%	60.8%	59.7%	58.3%
% of FP17s for the same patient ID Re-attending between 3 & 9 months - Adults	475	1,565	30.4%	54.6%	52.6%	50.3%
% of FP17s for Band 1 Urgent Courses	76	1,944	3.9%	8.6%	9.1%	9.1%
% of FP17s Relating to Free Repair or Replacements	27	1,944	1.4%	0.9%	1.0%	0.8%
% of FP17s Relating to Continuations	38	1,944	2.0%	1.1%	1.2%	1.0%
% of Patients satisfied with the dentistry they have received	0	0	N/A	91.4%	91.6%	91.5%
% of Patients satisfied with the time they had to wait for an appointment	0	0	N/A	88.2%	88.3%	87.9%

* This is based on patients treated on this contract for their most recent course of treatment. Figures in italics indicate the base number of FP17s or Patient Questionnaire responses are less than 100. N/A is shown where the base number of responses is less than 10 during the period. % is calculated as Quantity/Base number*100

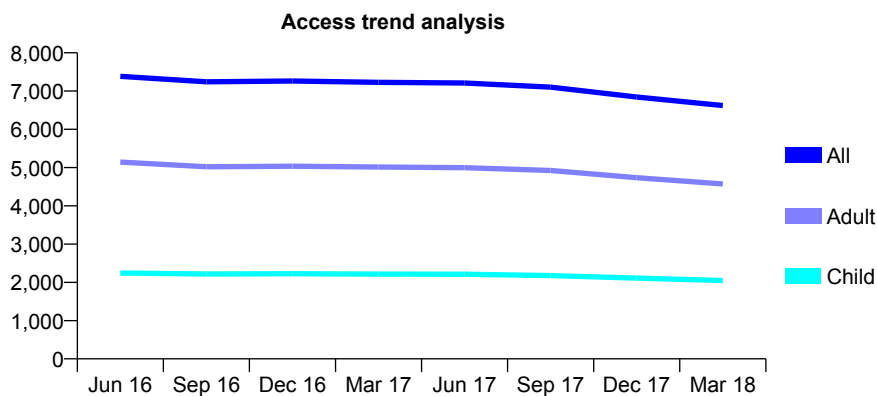
Q52 - Vital Signs At a Glance Contract Report for 101338/0051 - Year end March 2018

Name or company name	Whitecross Dental Care Limited
Contract type name	GDS Contract
Purpose of contract	General
Contract start date	02/07/2007
Contract end date	

17/18 Contracted general activity (UDA)	22,200
Carry forward general activity (UDA)	0
17/18 Contracted orthodontic activity (UOA)	0
Carry forward orthodontic activity (UOA)	0
Baseline contract value	£601,158.54

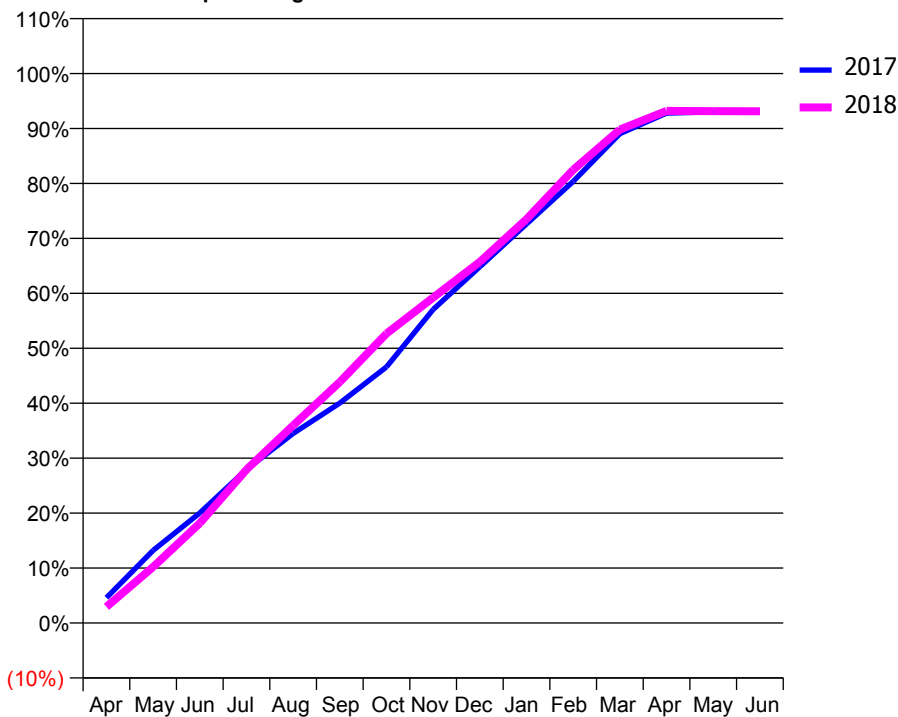
ACCESS*

Patients seen in 24 months	Total	Change since previous quarter
Quarter ending March 2017	7,227	
Quarter ending June 2017	7,210	→
Quarter ending September 2017	7,101	↓
Quarter ending December 2017	6,845	↓
Quarter ending March 2018	6,620	↓
Variance since March 2017	(8.4%)	↓



ACTIVITY

Cumulative percentage of contracted UDA delivered 2017 & 2018



Month	Adjusted Scheduled Activity (UDA)	
	2017	2018
April	1,021	653
May	2,931	2,266
June	4,449	4,031
July	6,205	6,201
August	7,660	7,979
September	8,887	9,736
October	10,348	11,693
November	12,668	13,150
December	14,391	14,590
January	16,123	16,316
February	17,842	18,309
March	19,768	19,937
April	20,596	20,689
May	20,649	20,680
June	20,661	20,676

QUALITY

	Quantity	Base Number	Contract	AT	Region	England
% of FP17s for the same patient ID Re-attending within 3 months - Children	200	2,443	8.2%	10.9%	12.8%	11.9%
% of FP17s for the same patient ID Re-attending within 3 months - Adults	890	5,597	15.9%	14.8%	16.5%	16.0%
% of FP17s for the same patient ID Re-attending between 3 & 9 months - Children	1,073	2,443	43.9%	60.8%	59.7%	58.3%
% of FP17s for the same patient ID Re-attending between 3 & 9 months - Adults	2,555	5,597	45.6%	54.6%	52.6%	50.3%
% of FP17s for Band 1 Urgent Courses	761	7,989	9.5%	8.6%	9.1%	9.1%
% of FP17s Relating to Free Repair or Replacements	62	7,989	0.8%	0.9%	1.0%	0.8%
% of FP17s Relating to Continuations	120	7,989	1.5%	1.1%	1.2%	1.0%
% of Patients satisfied with the dentistry they have received	2	3	N/A	91.4%	91.6%	91.5%
% of Patients satisfied with the time they had to wait for an appointment	2	3	N/A	88.2%	88.3%	87.9%

* This is based on patients treated on this contract for their most recent course of treatment. Figures in italics indicate the base number of FP17s or Patient Questionnaire responses are less than 100. N/A is shown where the base number of responses is less than 10 during the period. % is calculated as Quantity/Base number*100

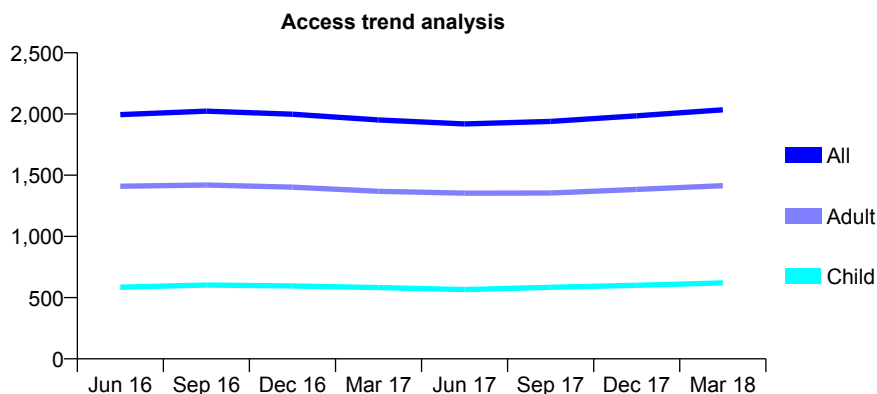
Q52 - Vital Signs At a Glance Contract Report for 101338/0052 - Year end March 2018

Name or company name	Whitecross Dental Care Limited
Contract type name	GDS Contract
Purpose of contract	General
Contract start date	02/07/2007
Contract end date	

17/18 Contracted general activity (UDA)	7,500
Carry forward general activity (UDA)	-72
17/18 Contracted orthodontic activity (UOA)	0
Carry forward orthodontic activity (UOA)	0
Baseline contract value	£203,094.10

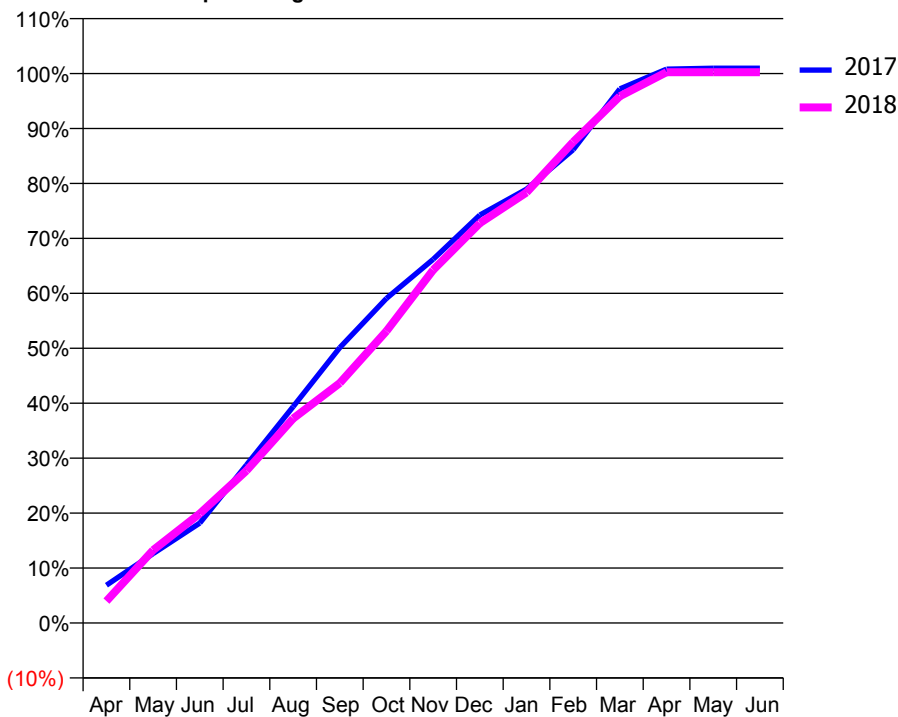
ACCESS*

Patients seen in 24 months	Total	Change since previous quarter
Quarter ending March 2017	1,951	
Quarter ending June 2017	1,919	↓
Quarter ending September 2017	1,939	→
Quarter ending December 2017	1,985	↑
Quarter ending March 2018	2,034	↑
Variance since March 2017	4.3%	↑



ACTIVITY

Cumulative percentage of contracted UDA delivered 2017 & 2018



Month	Adjusted Scheduled Activity (UDA)	
	2017	2018
April	516	300
May	947	995
June	1,365	1,493
July	2,158	2,080
August	2,953	2,790
September	3,759	3,275
October	4,431	3,985
November	4,965	4,819
December	5,568	5,457
January	5,921	5,877
February	6,460	6,565
March	7,290	7,190
April	7,560	7,518
May	7,572	7,518
June	7,572	7,518

QUALITY

	Quantity	Base Number	Contract	AT	Region	England
% of FP17s for the same patient ID Re-attending within 3 months - Children	56	927	6.0%	10.9%	12.8%	11.9%
% of FP17s for the same patient ID Re-attending within 3 months - Adults	258	2,036	12.7%	14.8%	16.5%	16.0%
% of FP17s for the same patient ID Re-attending between 3 & 9 months - Children	535	927	57.7%	60.8%	59.7%	58.3%
% of FP17s for the same patient ID Re-attending between 3 & 9 months - Adults	1,150	2,036	56.5%	54.6%	52.6%	50.3%
% of FP17s for Band 1 Urgent Courses	154	2,970	5.2%	8.6%	9.1%	9.1%
% of FP17s Relating to Free Repair or Replacements	7	2,970	0.2%	0.9%	1.0%	0.8%
% of FP17s Relating to Continuations	5	2,970	0.2%	1.1%	1.2%	1.0%
% of Patients satisfied with the dentistry they have received	0	1	N/A	91.4%	91.6%	91.5%
% of Patients satisfied with the time they had to wait for an appointment	0	1	N/A	88.2%	88.3%	87.9%

* This is based on patients treated on this contract for their most recent course of treatment. Figures in italics indicate the base number of FP17s or Patient Questionnaire responses are less than 100. N/A is shown where the base number of responses is less than 10 during the period. % is calculated as Quantity/Base number*100

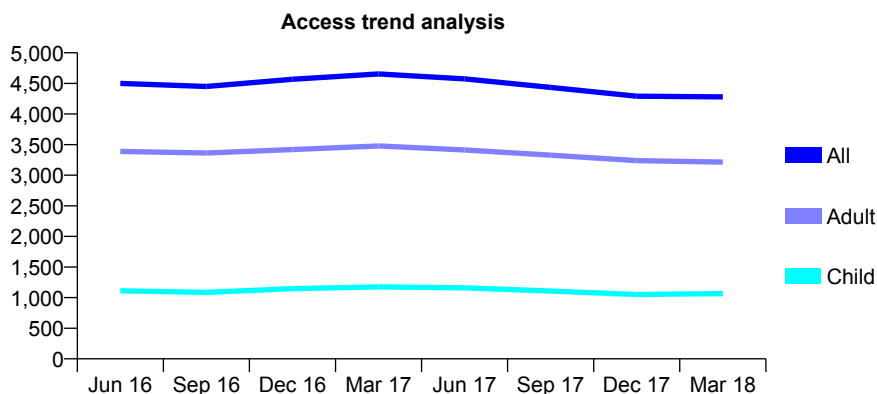
Q52 - Vital Signs At a Glance Contract Report for 101338/0053 - Year end March 2018

Name or company name	Whitecross Dental Care Limited
Contract type name	GDS Contract
Purpose of contract	General
Contract start date	02/07/2007
Contract end date	

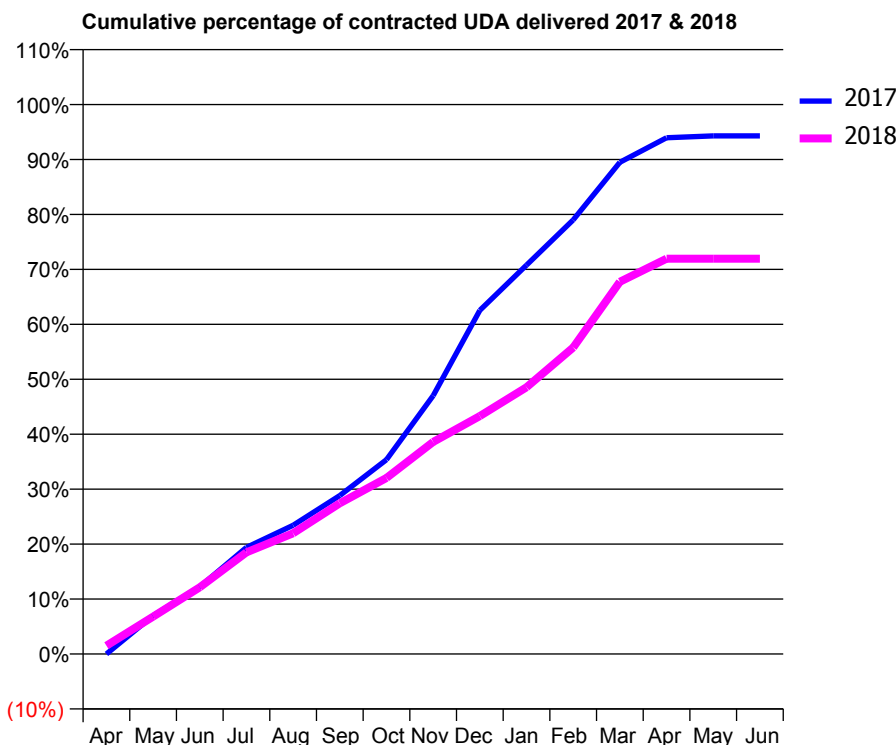
17/18 Contracted general activity (UDA)	15,346
Carry forward general activity (UDA)	0
17/18 Contracted orthodontic activity (UOA)	0
Carry forward orthodontic activity (UOA)	0
Baseline contract value	£420,238.54

ACCESS*

Patients seen in 24 months	Total	Change since previous quarter
Quarter ending March 2017	4,654	
Quarter ending June 2017	4,573	↓
Quarter ending September 2017	4,434	↓
Quarter ending December 2017	4,290	↓
Quarter ending March 2018	4,281	→
Variance since March 2017	(8.0%)	↓



ACTIVITY



Month	Adjusted Scheduled Activity (UDA)	
	2017	2018
April	-4	231
May	1,154	1,045
June	2,022	1,865
July	3,204	2,839
August	3,871	3,371
September	4,765	4,212
October	5,844	4,917
November	7,770	5,922
December	10,336	6,647
January	11,694	7,450
February	13,053	8,558
March	14,785	10,395
April	15,522	11,040
May	15,579	11,039
June	15,580	11,038

QUALITY

	Quantity	Base Number	Contract	AT	Region	England
% of FP17s for the same patient ID Re-attending within 3 months - Children	71	1,263	5.6%	10.9%	12.8%	11.9%
% of FP17s for the same patient ID Re-attending within 3 months - Adults	419	3,768	11.1%	14.8%	16.5%	16.0%
% of FP17s for the same patient ID Re-attending between 3 & 9 months - Children	614	1,263	48.6%	60.8%	59.7%	58.3%
% of FP17s for the same patient ID Re-attending between 3 & 9 months - Adults	2,002	3,768	53.1%	54.6%	52.6%	50.3%
% of FP17s for Band 1 Urgent Courses	307	4,834	6.4%	8.6%	9.1%	9.1%
% of FP17s Relating to Free Repair or Replacements	31	4,834	0.6%	0.9%	1.0%	0.8%
% of FP17s Relating to Continuations	68	4,834	1.4%	1.1%	1.2%	1.0%
% of Patients satisfied with the dentistry they have received	0	0	N/A	91.4%	91.6%	91.5%
% of Patients satisfied with the time they had to wait for an appointment	0	0	N/A	88.2%	88.3%	87.9%

* This is based on patients treated on this contract for their most recent course of treatment. Figures in italics indicate the base number of FP17s or Patient Questionnaire responses are less than 100. N/A is shown where the base number of responses is less than 10 during the period. % is calculated as Quantity/Base number*100

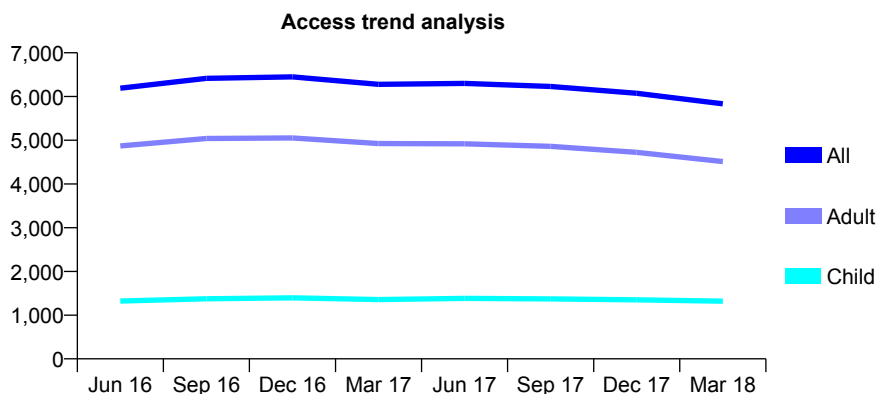
Q52 - Vital Signs At a Glance Contract Report for 101338/0054 - Year end March 2018

Name or company name	Whitecross Dental Care Limited
Contract type name	GDS Contract
Purpose of contract	General
Contract start date	02/07/2007
Contract end date	

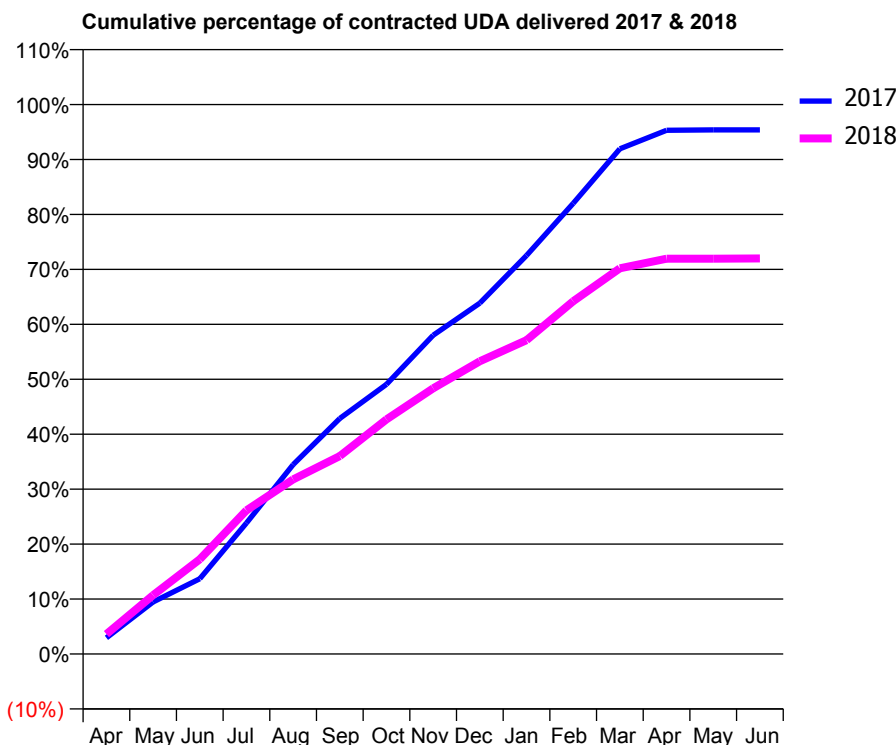
17/18 Contracted general activity (UDA)	20,057
Carry forward general activity (UDA)	0
17/18 Contracted orthodontic activity (UOA)	0
Carry forward orthodontic activity (UOA)	0
Baseline contract value	£543,124.73

ACCESS*

Patients seen in 24 months	Total	Change since previous quarter
Quarter ending March 2017	6,278	
Quarter ending June 2017	6,301	→
Quarter ending September 2017	6,231	↓
Quarter ending December 2017	6,073	↓
Quarter ending March 2018	5,832	↓
Variance since March 2017	(7.1%)	↓



ACTIVITY



Month	Adjusted Scheduled Activity (UDA)	
	2017	2018
April	606	730
May	1,944	2,150
June	2,807	3,457
July	4,889	5,244
August	7,065	6,375
September	8,790	7,226
October	10,061	8,563
November	11,893	9,696
December	13,092	10,684
January	14,869	11,457
February	16,811	12,876
March	18,847	14,079
April	19,536	14,427
May	19,553	14,428
June	19,553	14,436

QUALITY

	Quantity	Base Number	Contract	AT	Region	England
% of FP17s for the same patient ID Re-attending within 3 months - Children	76	1,581	4.8%	10.9%	12.8%	11.9%
% of FP17s for the same patient ID Re-attending within 3 months - Adults	663	5,235	12.7%	14.8%	16.5%	16.0%
% of FP17s for the same patient ID Re-attending between 3 & 9 months - Children	895	1,581	56.6%	60.8%	59.7%	58.3%
% of FP17s for the same patient ID Re-attending between 3 & 9 months - Adults	2,913	5,235	55.6%	54.6%	52.6%	50.3%
% of FP17s for Band 1 Urgent Courses	342	6,746	5.1%	8.6%	9.1%	9.1%
% of FP17s Relating to Free Repair or Replacements	70	6,746	1.0%	0.9%	1.0%	0.8%
% of FP17s Relating to Continuations	113	6,746	1.7%	1.1%	1.2%	1.0%
% of Patients satisfied with the dentistry they have received	5	5	N/A	91.4%	91.6%	91.5%
% of Patients satisfied with the time they had to wait for an appointment	5	5	N/A	88.2%	88.3%	87.9%

* This is based on patients treated on this contract for their most recent course of treatment. Figures in italics indicate the base number of FP17s or Patient Questionnaire responses are less than 100. N/A is shown where the base number of responses is less than 10 during the period. % is calculated as Quantity/Base number*100

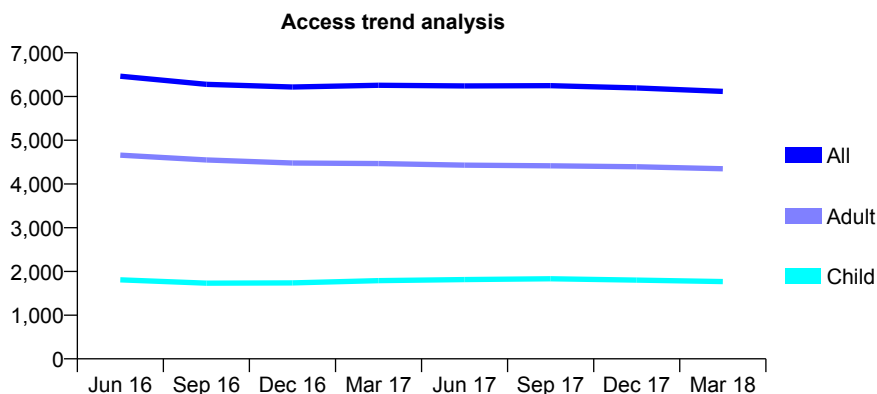
Q52 - Vital Signs At a Glance Contract Report for 101338/0055 - Year end March 2018

Name or company name	Whitecross Dental Care Limited
Contract type name	GDS Contract
Purpose of contract	General
Contract start date	02/07/2007
Contract end date	

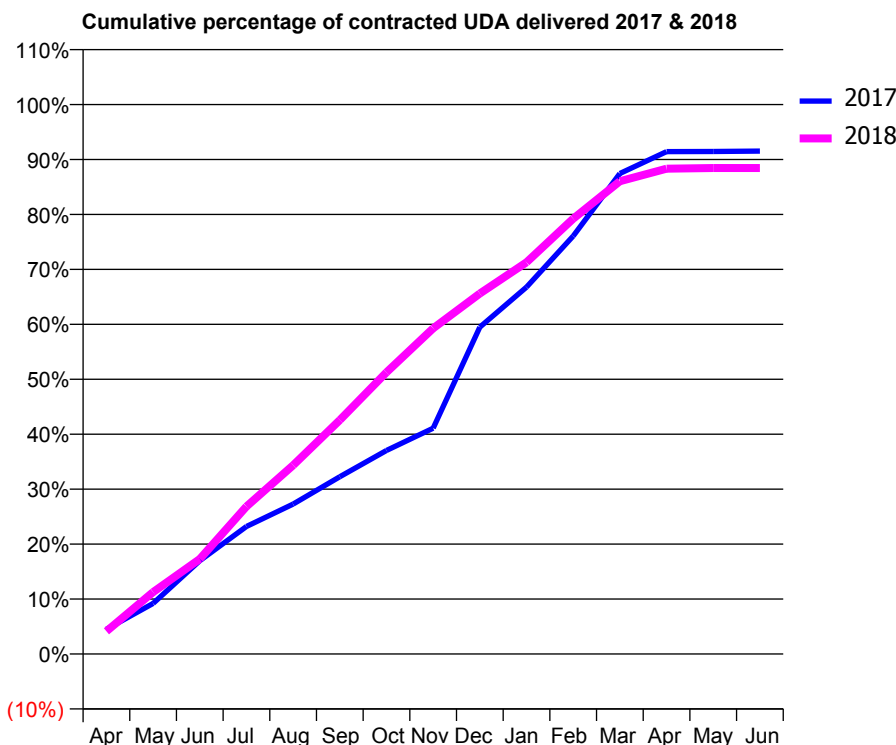
17/18 Contracted general activity (UDA)	19,000
Carry forward general activity (UDA)	0
17/18 Contracted orthodontic activity (UOA)	0
Carry forward orthodontic activity (UOA)	0
Baseline contract value	£514,505.05

ACCESS*

Patients seen in 24 months	Total	Change since previous quarter
Quarter ending March 2017	6,256	
Quarter ending June 2017	6,243	→
Quarter ending September 2017	6,247	→
Quarter ending December 2017	6,195	→
Quarter ending March 2018	6,118	↓
Variance since March 2017	(2.2%)	↓



ACTIVITY



Month	Adjusted Scheduled Activity (UDA)	
	2017	2018
April	857	788
May	1,749	2,143
June	3,227	3,285
July	4,411	5,102
August	5,185	6,526
September	6,128	8,091
October	7,036	9,742
November	7,809	11,261
December	11,303	12,464
January	12,688	13,546
February	14,455	15,051
March	16,614	16,346
April	17,372	16,779
May	17,377	16,806
June	17,391	16,806

QUALITY

	Quantity	Base Number	Contract	AT	Region	England
% of FP17s for the same patient ID Re-attending within 3 months - Children	136	2,202	6.2%	10.9%	12.8%	11.9%
% of FP17s for the same patient ID Re-attending within 3 months - Adults	692	5,597	12.4%	14.8%	16.5%	16.0%
% of FP17s for the same patient ID Re-attending between 3 & 9 months - Children	1,228	2,202	55.8%	60.8%	59.7%	58.3%
% of FP17s for the same patient ID Re-attending between 3 & 9 months - Adults	2,941	5,597	52.5%	54.6%	52.6%	50.3%
% of FP17s for Band 1 Urgent Courses	607	7,706	7.9%	8.6%	9.1%	9.1%
% of FP17s Relating to Free Repair or Replacements	87	7,706	1.1%	0.9%	1.0%	0.8%
% of FP17s Relating to Continuations	93	7,706	1.2%	1.1%	1.2%	1.0%
% of Patients satisfied with the dentistry they have received	5	5	N/A	91.4%	91.6%	91.5%
% of Patients satisfied with the time they had to wait for an appointment	5	5	N/A	88.2%	88.3%	87.9%

* This is based on patients treated on this contract for their most recent course of treatment. Figures in italics indicate the base number of FP17s or Patient Questionnaire responses are less than 100. N/A is shown where the base number of responses is less than 10 during the period. % is calculated as Quantity/Base number*100

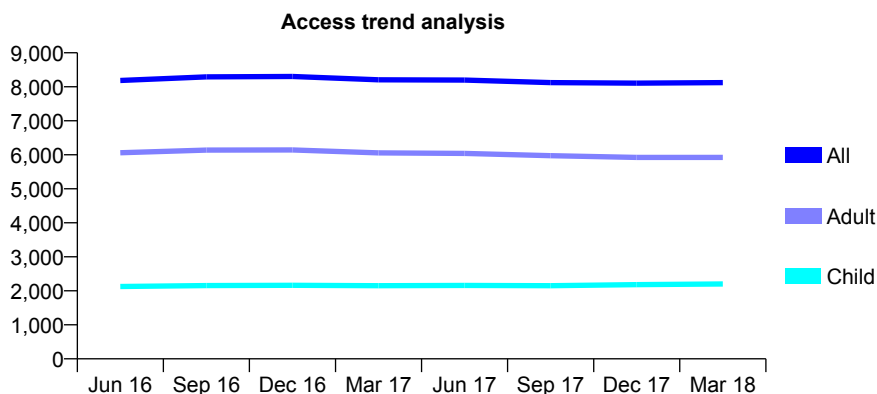
Q52 - Vital Signs At a Glance Contract Report for 101338/0056 - Year end March 2018

Name or company name	Whitecross Dental Care Limited
Contract type name	GDS Contract
Purpose of contract	General
Contract start date	02/07/2007
Contract end date	

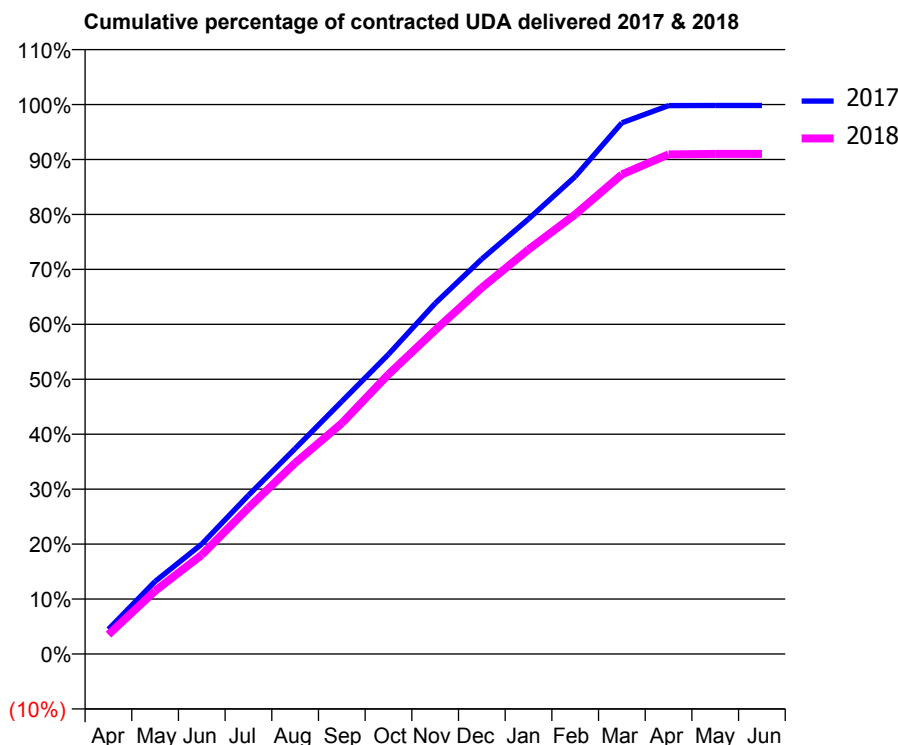
17/18 Contracted general activity (UDA)	25,300
Carry forward general activity (UDA)	0
17/18 Contracted orthodontic activity (UOA)	0
Carry forward orthodontic activity (UOA)	0
Baseline contract value	£685,104.08

ACCESS*

Patients seen in 24 months	Total	Change since previous quarter
Quarter ending March 2017	8,207	
Quarter ending June 2017	8,199	→
Quarter ending September 2017	8,124	→
Quarter ending December 2017	8,109	→
Quarter ending March 2018	8,124	→
Variance since March 2017	(1.0%)	↓



ACTIVITY



Month	Adjusted Scheduled Activity (UDA)	
	2017	2018
April	1,139	896
May	3,340	2,906
June	5,062	4,563
July	7,307	6,734
August	9,456	8,795
September	11,629	10,623
October	13,798	12,880
November	16,145	14,907
December	18,187	16,868
January	20,029	18,624
February	21,980	20,241
March	24,460	22,083
April	25,248	23,003
May	25,254	23,028
June	25,256	23,028

QUALITY

	Quantity	Base Number	Contract	AT	Region	England
% of FP17s for the same patient ID Re-attending within 3 months - Children	156	3,077	5.1%	10.9%	12.8%	11.9%
% of FP17s for the same patient ID Re-attending within 3 months - Adults	836	7,825	10.7%	14.8%	16.5%	16.0%
% of FP17s for the same patient ID Re-attending between 3 & 9 months - Children	1,889	3,077	61.4%	60.8%	59.7%	58.3%
% of FP17s for the same patient ID Re-attending between 3 & 9 months - Adults	4,446	7,825	56.8%	54.6%	52.6%	50.3%
% of FP17s for Band 1 Urgent Courses	408	10,950	3.7%	8.6%	9.1%	9.1%
% of FP17s Relating to Free Repair or Replacements	105	10,950	1.0%	0.9%	1.0%	0.8%
% of FP17s Relating to Continuations	196	10,950	1.8%	1.1%	1.2%	1.0%
% of Patients satisfied with the dentistry they have received	2	2	N/A	91.4%	91.6%	91.5%
% of Patients satisfied with the time they had to wait for an appointment	2	2	N/A	88.2%	88.3%	87.9%

* This is based on patients treated on this contract for their most recent course of treatment. Figures in italics indicate the base number of FP17s or Patient Questionnaire responses are less than 100. N/A is shown where the base number of responses is less than 10 during the period. % is calculated as Quantity/Base number*100

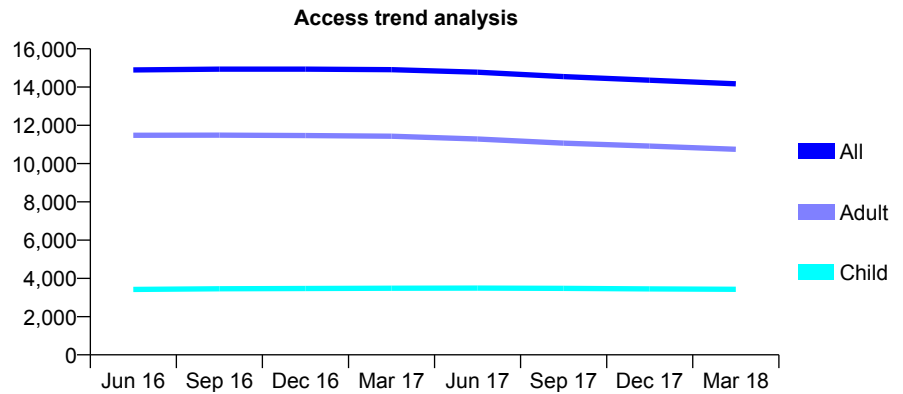
Q52 - Vital Signs At a Glance Contract Report for 101338/0067 - Year end March 2018

Name or company name	Whitecross Dental Care Limited
Contract type name	GDS Contract
Purpose of contract	General
Contract start date	01/07/2008
Contract end date	

17/18 Contracted general activity (UDA)	40,509
Carry forward general activity (UDA)	-122
17/18 Contracted orthodontic activity (UOA)	0
Carry forward orthodontic activity (UOA)	0
Baseline contract value	£1,096,951.84

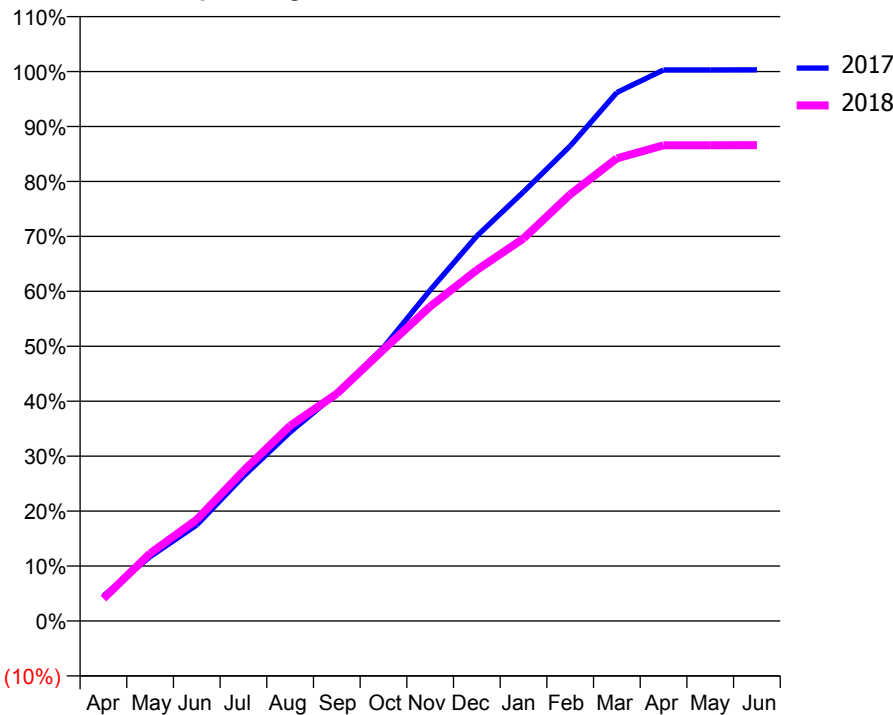
ACCESS*

Patients seen in 24 months	Total	Change since previous quarter
Quarter ending March 2017	14,912	
Quarter ending June 2017	14,775	→
Quarter ending September 2017	14,543	↓
Quarter ending December 2017	14,361	↓
Quarter ending March 2018	14,172	↓
Variance since March 2017	(5.0%)	↓



ACTIVITY

Cumulative percentage of contracted UDA delivered 2017 & 2018



Month	Adjusted Scheduled Activity (UDA)	
	2017	2018
April	1,849	1,658
May	4,744	4,986
June	7,085	7,479
July	10,667	11,076
August	13,921	14,394
September	16,799	16,755
October	20,170	20,012
November	24,393	23,187
December	28,382	25,879
January	31,634	28,202
February	35,020	31,457
March	38,959	34,110
April	40,625	35,073
May	40,624	35,071
June	40,631	35,076

QUALITY

	Quantity	Base Number	Contract	AT	Region	England
% of FP17s for the same patient ID Re-attending within 3 months - Children	248	4,806	5.2%	10.9%	12.8%	11.9%
% of FP17s for the same patient ID Re-attending within 3 months - Adults	1,672	14,928	11.2%	14.8%	16.5%	16.0%
% of FP17s for the same patient ID Re-attending between 3 & 9 months - Children	3,083	4,806	64.1%	60.8%	59.7%	58.3%
% of FP17s for the same patient ID Re-attending between 3 & 9 months - Adults	9,685	14,928	64.9%	54.6%	52.6%	50.3%
% of FP17s for Band 1 Urgent Courses	1,435	19,441	7.4%	8.6%	9.1%	9.1%
% of FP17s Relating to Free Repair or Replacements	136	19,441	0.7%	0.9%	1.0%	0.8%
% of FP17s Relating to Continuations	256	19,441	1.3%	1.1%	1.2%	1.0%
% of Patients satisfied with the dentistry they have received	14	14	100.0%	91.4%	91.6%	91.5%
% of Patients satisfied with the time they had to wait for an appointment	14	14	100.0%	88.2%	88.3%	87.9%

* This is based on patients treated on this contract for their most recent course of treatment. Figures in italics indicate the base number of FP17s or Patient Questionnaire responses are less than 100. N/A is shown where the base number of responses is less than 10 during the period. % is calculated as Quantity/Base number*100

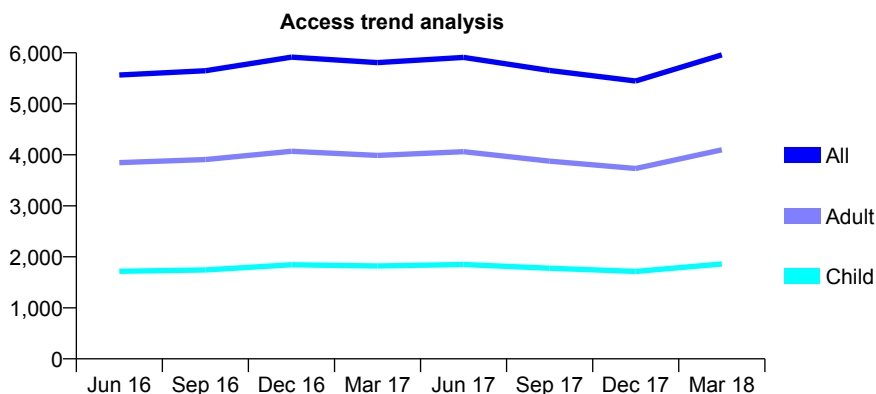
Q52 - Vital Signs At a Glance Contract Report for 101338/0074 - Year end March 2018

Name or company name	Whitecross Dental Care Limited
Contract type name	GDS Contract
Purpose of contract	General
Contract start date	09/12/2008
Contract end date	

17/18 Contracted general activity (UDA)	18,433
Carry forward general activity (UDA)	479
17/18 Contracted orthodontic activity (UOA)	0
Carry forward orthodontic activity (UOA)	0
Baseline contract value	£543,497.35

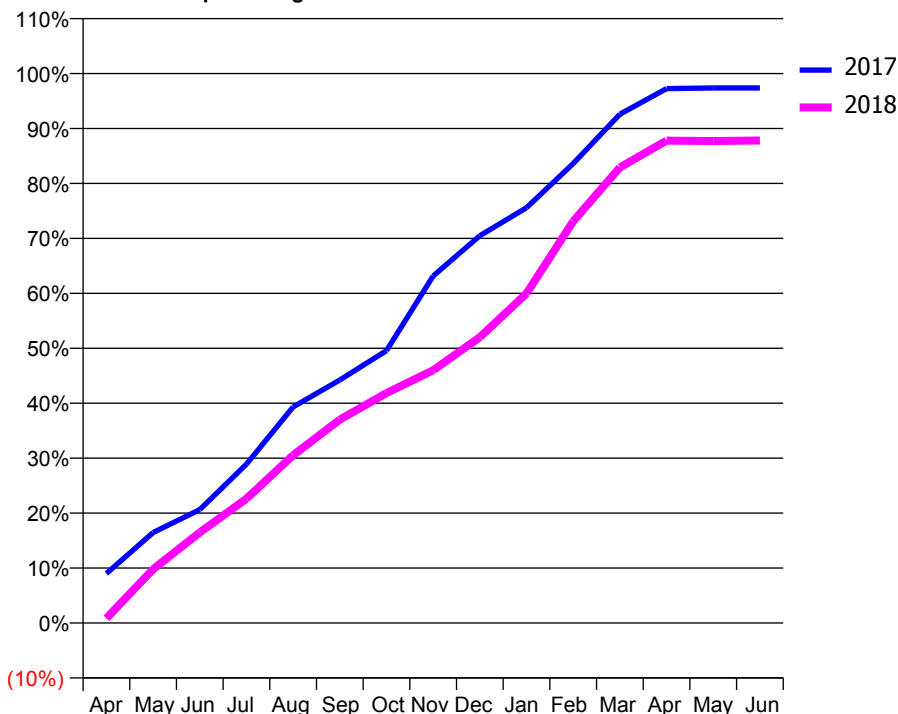
ACCESS*

Patients seen in 24 months	Total	Change since previous quarter
Quarter ending March 2017	5,808	
Quarter ending June 2017	5,911	→
Quarter ending September 2017	5,654	↓
Quarter ending December 2017	5,447	↓
Quarter ending March 2018	5,960	↑
Variance since March 2017	2.6%	↑



ACTIVITY

Cumulative percentage of contracted UDA delivered 2017 & 2018



Adjusted Scheduled Activity (UDA)

Month	2017	2018
April	1,651	158
May	3,010	1,806
June	3,775	3,040
July	5,288	4,172
August	7,193	5,628
September	8,088	6,824
October	9,066	7,715
November	11,551	8,480
December	12,888	9,590
January	13,819	11,053
February	15,289	13,476
March	16,930	15,285
April	17,786	16,180
May	17,806	16,170
June	17,808	16,187

QUALITY

	Quantity	Base Number	Contract	AT	Region	England
% of FP17s for the same patient ID Re-attending within 3 months - Children	179	2,597	6.9%	10.9%	12.8%	11.9%
% of FP17s for the same patient ID Re-attending within 3 months - Adults	608	5,258	11.6%	14.8%	16.5%	16.0%
% of FP17s for the same patient ID Re-attending between 3 & 9 months - Children	1,380	2,597	53.1%	60.8%	59.7%	58.3%
% of FP17s for the same patient ID Re-attending between 3 & 9 months - Adults	2,757	5,258	52.4%	54.6%	52.6%	50.3%
% of FP17s for Band 1 Urgent Courses	637	7,840	8.1%	8.6%	9.1%	9.1%
% of FP17s Relating to Free Repair or Replacements	28	7,840	0.4%	0.9%	1.0%	0.8%
% of FP17s Relating to Continuations	94	7,840	1.2%	1.1%	1.2%	1.0%
% of Patients satisfied with the dentistry they have received	3	3	N/A	91.4%	91.6%	91.5%
% of Patients satisfied with the time they had to wait for an appointment	3	3	N/A	88.2%	88.3%	87.9%

* This is based on patients treated on this contract for their most recent course of treatment. Figures in italics indicate the base number of FP17s or Patient Questionnaire responses are less than 100. N/A is shown where the base number of responses is less than 10 during the period. % is calculated as Quantity/Base number*100

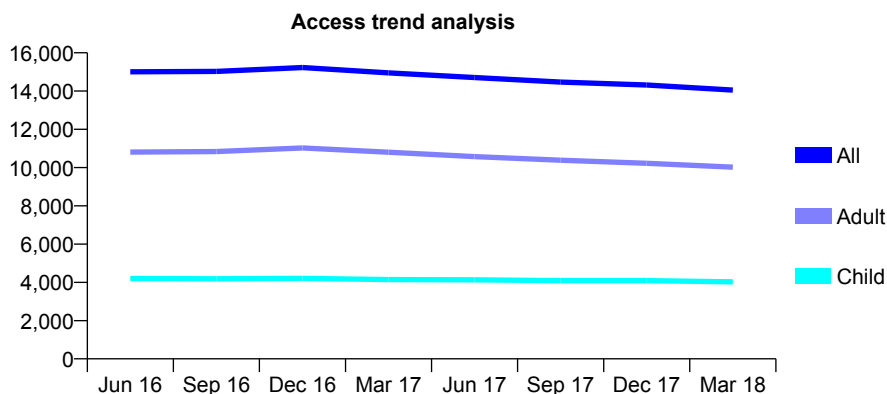
Q52 - Vital Signs At a Glance Contract Report for 101338/0079 - Year end March 2018

Name or company name	Whitecross Dental Care Limited
Contract type name	GDS Contract
Purpose of contract	General
Contract start date	01/04/2009
Contract end date	

17/18 Contracted general activity (UDA)	44,400
Carry forward general activity (UDA)	1,238
17/18 Contracted orthodontic activity (UOA)	0
Carry forward orthodontic activity (UOA)	0
Baseline contract value	£1,202,317.06

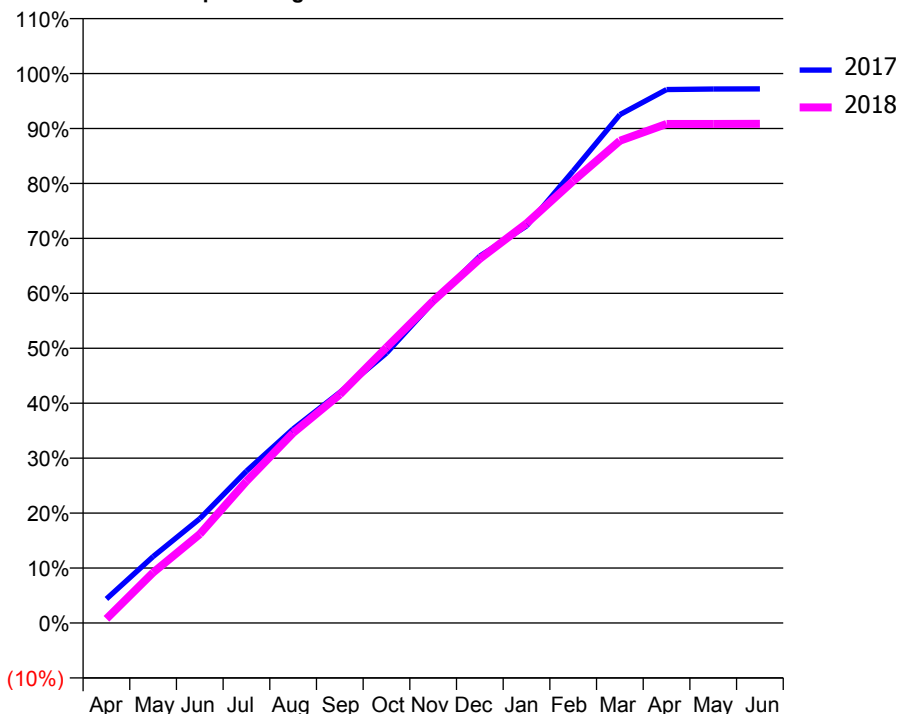
ACCESS*

Patients seen in 24 months	Total	Change since previous quarter
Quarter ending March 2017	14,952	
Quarter ending June 2017	14,705	↓
Quarter ending September 2017	14,471	↓
Quarter ending December 2017	14,313	↓
Quarter ending March 2018	14,049	↓
Variance since March 2017	(6.0%)	↓



ACTIVITY

Cumulative percentage of contracted UDA delivered 2017 & 2018



Adjusted Scheduled Activity (UDA)

Month	2017	2018
April	1,943	342
May	5,373	4,083
June	8,436	7,178
July	12,278	11,457
August	15,677	15,357
September	18,639	18,460
October	21,812	22,265
November	25,926	26,026
December	29,650	29,428
January	32,085	32,289
February	36,535	35,717
March	41,075	38,969
April	43,103	40,320
May	43,149	40,327
June	43,162	40,330

QUALITY

	Quantity	Base Number	Contract	AT	Region	England
% of FP17s for the same patient ID Re-attending within 3 months - Children	304	5,209	5.8%	10.9%	12.8%	11.9%
% of FP17s for the same patient ID Re-attending within 3 months - Adults	1,772	12,674	14.0%	14.8%	16.5%	16.0%
% of FP17s for the same patient ID Re-attending between 3 & 9 months - Children	2,889	5,209	55.5%	60.8%	59.7%	58.3%
% of FP17s for the same patient ID Re-attending between 3 & 9 months - Adults	6,636	12,674	52.4%	54.6%	52.6%	50.3%
% of FP17s for Band 1 Urgent Courses	1,478	17,699	8.4%	8.6%	9.1%	9.1%
% of FP17s Relating to Free Repair or Replacements	188	17,699	1.1%	0.9%	1.0%	0.8%
% of FP17s Relating to Continuations	350	17,699	2.0%	1.1%	1.2%	1.0%
% of Patients satisfied with the dentistry they have received	8	10	80.0%	91.4%	91.6%	91.5%
% of Patients satisfied with the time they had to wait for an appointment	8	10	80.0%	88.2%	88.3%	87.9%

* This is based on patients treated on this contract for their most recent course of treatment. Figures in italics indicate the base number of FP17s or Patient Questionnaire responses are less than 100. N/A is shown where the base number of responses is less than 10 during the period. % is calculated as Quantity/Base number*100

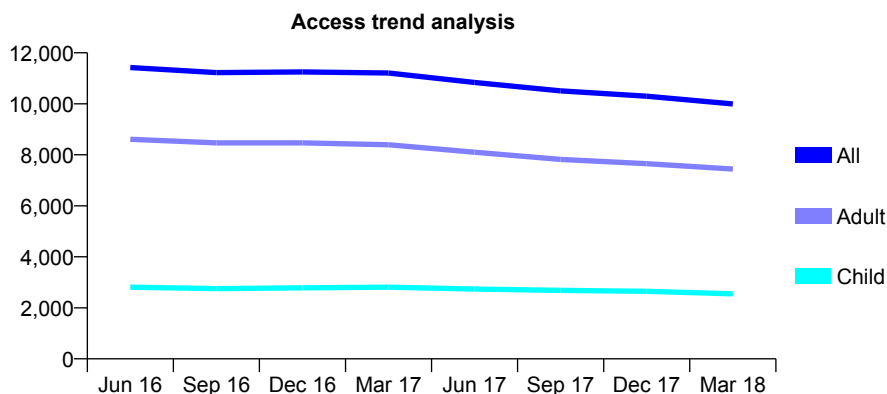
Q52 - Vital Signs At a Glance Contract Report for 101338/0080 - Year end March 2018

Name or company name	Whitecross Dental Care Limited
Contract type name	GDS Contract
Purpose of contract	General
Contract start date	01/04/2009
Contract end date	

17/18 Contracted general activity (UDA)	30,442
Carry forward general activity (UDA)	622
17/18 Contracted orthodontic activity (UOA)	0
Carry forward orthodontic activity (UOA)	0
Baseline contract value	£819,828.72

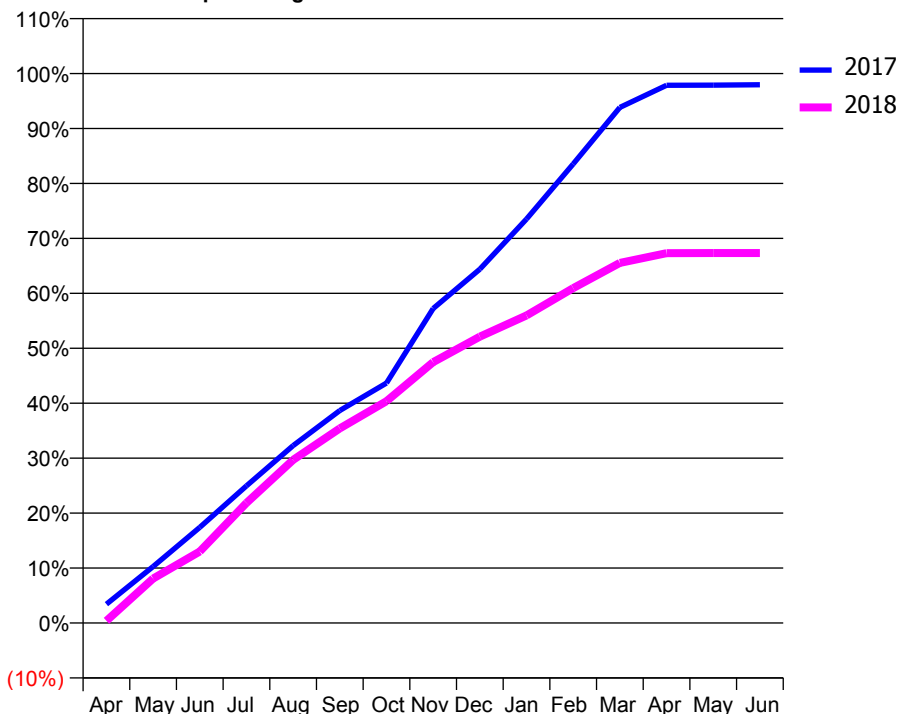
ACCESS*

Patients seen in 24 months	Total	Change since previous quarter
Quarter ending March 2017	11,206	
Quarter ending June 2017	10,835	↓
Quarter ending September 2017	10,506	↓
Quarter ending December 2017	10,300	↓
Quarter ending March 2018	9,993	↓
Variance since March 2017	(10.8%)	↓



ACTIVITY

Cumulative percentage of contracted UDA delivered 2017 & 2018



Month	Adjusted Scheduled Activity (UDA)	
	2017	2018
April	1,049	118
May	3,125	2,465
June	5,297	3,967
July	7,594	6,655
August	9,830	9,038
September	11,775	10,780
October	13,291	12,290
November	17,424	14,452
December	19,603	15,863
January	22,382	17,040
February	25,434	18,556
March	28,562	19,953
April	29,788	20,491
May	29,800	20,494
June	29,820	20,494

QUALITY

	Quantity	Base Number	Contract	AT	Region	England
% of FP17s for the same patient ID Re-attending within 3 months - Children	161	2,852	5.6%	10.9%	12.8%	11.9%
% of FP17s for the same patient ID Re-attending within 3 months - Adults	755	8,101	9.3%	14.8%	16.5%	16.0%
% of FP17s for the same patient ID Re-attending between 3 & 9 months - Children	1,532	2,852	53.7%	60.8%	59.7%	58.3%
% of FP17s for the same patient ID Re-attending between 3 & 9 months - Adults	4,397	8,101	54.3%	54.6%	52.6%	50.3%
% of FP17s for Band 1 Urgent Courses	533	10,714	5.0%	8.6%	9.1%	9.1%
% of FP17s Relating to Free Repair or Replacements	119	10,714	1.1%	0.9%	1.0%	0.8%
% of FP17s Relating to Continuations	185	10,714	1.7%	1.1%	1.2%	1.0%
% of Patients satisfied with the dentistry they have received	4	5	N/A	91.4%	91.6%	91.5%
% of Patients satisfied with the time they had to wait for an appointment	4	5	N/A	88.2%	88.3%	87.9%

* This is based on patients treated on this contract for their most recent course of treatment. Figures in italics indicate the base number of FP17s or Patient Questionnaire responses are less than 100. N/A is shown where the base number of responses is less than 10 during the period. % is calculated as Quantity/Base number*100

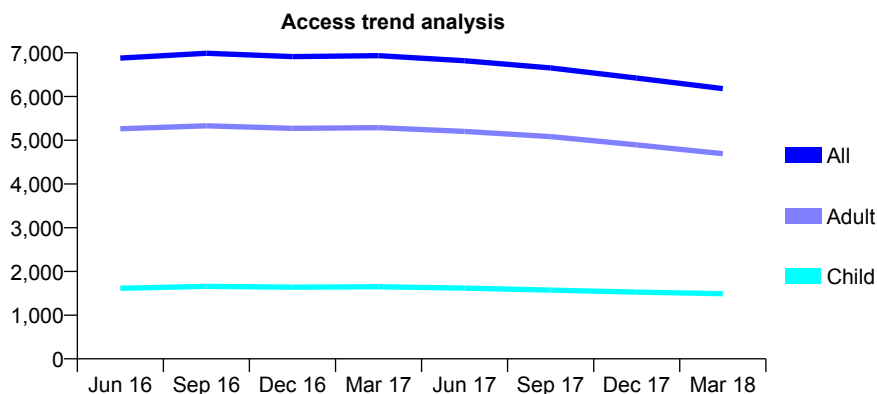
Q52 - Vital Signs At a Glance Contract Report for 101338/0081 - Year end March 2018

Name or company name	Petrie Tucker & Partners Ltd
Contract type name	GDS Contract
Purpose of contract	General
Contract start date	01/04/2009
Contract end date	

17/18 Contracted general activity (UDA)	16,300
Carry forward general activity (UDA)	-193
17/18 Contracted orthodontic activity (UOA)	0
Carry forward orthodontic activity (UOA)	0
Baseline contract value	£441,391.17

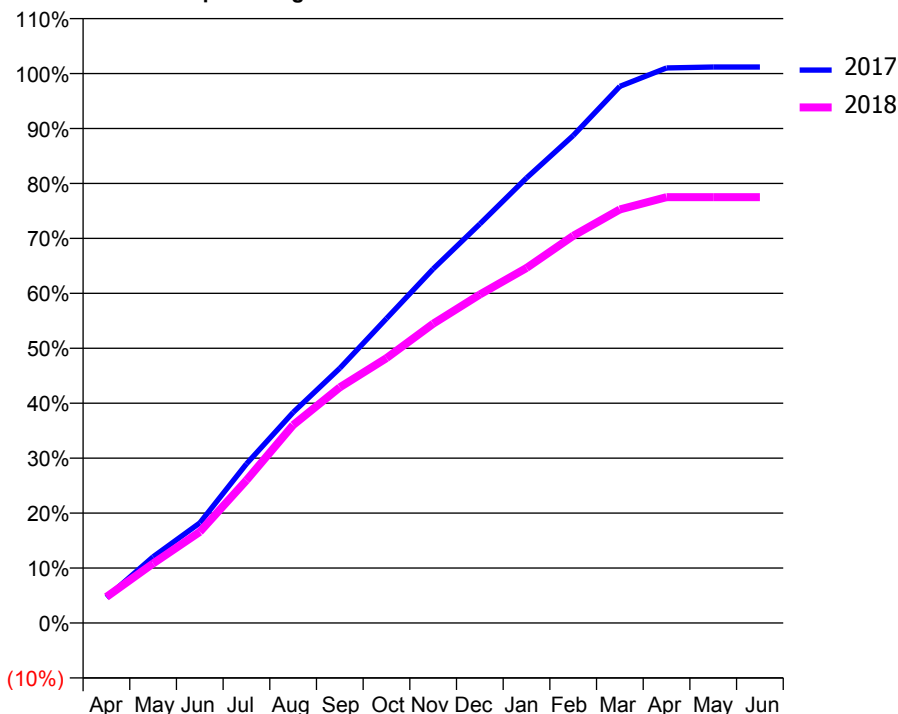
ACCESS*

Patients seen in 24 months	Total	Change since previous quarter
Quarter ending March 2017	6,935	
Quarter ending June 2017	6,819	↓
Quarter ending September 2017	6,655	↓
Quarter ending December 2017	6,422	↓
Quarter ending March 2018	6,182	↓
Variance since March 2017	(10.9%)	↓



ACTIVITY

Cumulative percentage of contracted UDA delivered 2017 & 2018



Month	Adjusted Scheduled Activity (UDA)	
	2017	2018
April	757	772
May	1,966	1,765
June	2,969	2,705
July	4,722	4,233
August	6,247	5,870
September	7,555	6,992
October	9,031	7,859
November	10,504	8,878
December	11,836	9,743
January	13,200	10,530
February	14,459	11,483
March	15,920	12,269
April	16,465	12,633
May	16,492	12,632
June	16,493	12,632

QUALITY

	Quantity	Base Number	Contract	AT	Region	England
% of FP17s for the same patient ID Re-attending within 3 months - Children	79	1,619	4.9%	10.9%	12.8%	11.9%
% of FP17s for the same patient ID Re-attending within 3 months - Adults	441	4,896	9.0%	14.8%	16.5%	16.0%
% of FP17s for the same patient ID Re-attending between 3 & 9 months - Children	819	1,619	50.6%	60.8%	59.7%	58.3%
% of FP17s for the same patient ID Re-attending between 3 & 9 months - Adults	2,186	4,896	44.6%	54.6%	52.6%	50.3%
% of FP17s for Band 1 Urgent Courses	328	6,510	5.0%	8.6%	9.1%	9.1%
% of FP17s Relating to Free Repair or Replacements	31	6,510	0.5%	0.9%	1.0%	0.8%
% of FP17s Relating to Continuations	71	6,510	1.1%	1.1%	1.2%	1.0%
% of Patients satisfied with the dentistry they have received	8	8	N/A	91.4%	91.6%	91.5%
% of Patients satisfied with the time they had to wait for an appointment	8	8	N/A	88.2%	88.3%	87.9%

* This is based on patients treated on this contract for their most recent course of treatment. Figures in italics indicate the base number of FP17s or Patient Questionnaire responses are less than 100. N/A is shown where the base number of responses is less than 10 during the period. % is calculated as Quantity/Base number*100

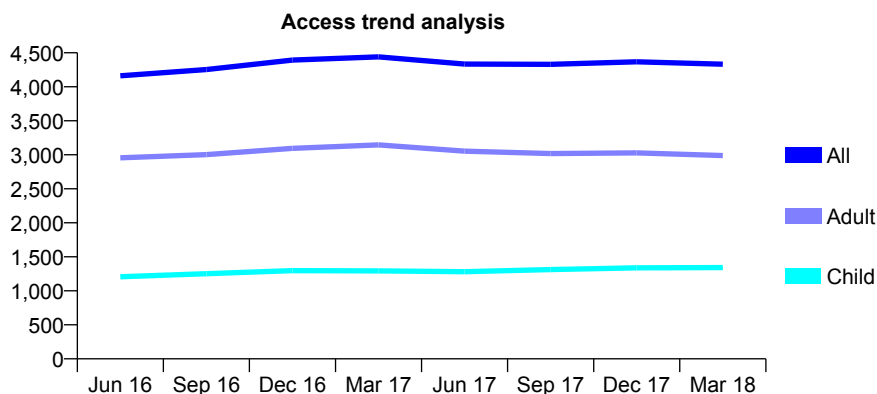
Q52 - Vital Signs At a Glance Contract Report for 101338/0098 - Year end March 2018

Name or company name	Whitecross Dental Care Limited
Contract type name	GDS Contract
Purpose of contract	General
Contract start date	01/09/2009
Contract end date	

17/18 Contracted general activity (UDA)	16,371
Carry forward general activity (UDA)	208
17/18 Contracted orthodontic activity (UOA)	0
Carry forward orthodontic activity (UOA)	0
Baseline contract value	£415,021.35

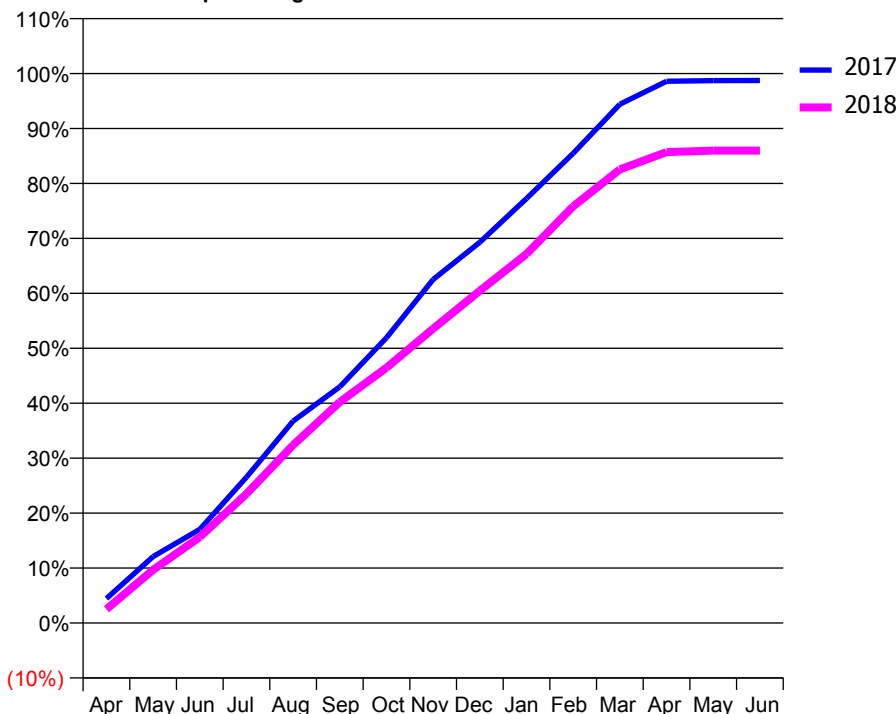
ACCESS*

Patients seen in 24 months	Total	Change since previous quarter
Quarter ending March 2017	4,440	
Quarter ending June 2017	4,335	↓
Quarter ending September 2017	4,330	→
Quarter ending December 2017	4,367	→
Quarter ending March 2018	4,333	→
Variance since March 2017	(2.4%)	↓



ACTIVITY

Cumulative percentage of contracted UDA delivered 2017 & 2018



Month	Adjusted Scheduled Activity (UDA)	
	2017	2018
April	728	412
May	1,979	1,585
June	2,791	2,560
July	4,345	3,848
August	6,015	5,303
September	7,039	6,583
October	8,500	7,608
November	10,235	8,768
December	11,343	9,900
January	12,648	10,996
February	13,995	12,412
March	15,455	13,513
April	16,139	14,030
May	16,161	14,075
June	16,163	14,075

QUALITY

	Quantity	Base Number	Contract	AT	Region	England
% of FP17s for the same patient ID Re-attending within 3 months - Children	141	2,118	6.7%	10.9%	12.8%	11.9%
% of FP17s for the same patient ID Re-attending within 3 months - Adults	514	4,034	12.7%	14.8%	16.5%	16.0%
% of FP17s for the same patient ID Re-attending between 3 & 9 months - Children	1,237	2,118	58.4%	60.8%	59.7%	58.3%
% of FP17s for the same patient ID Re-attending between 3 & 9 months - Adults	2,308	4,034	57.2%	54.6%	52.6%	50.3%
% of FP17s for Band 1 Urgent Courses	403	6,138	6.6%	8.6%	9.1%	9.1%
% of FP17s Relating to Free Repair or Replacements	82	6,138	1.3%	0.9%	1.0%	0.8%
% of FP17s Relating to Continuations	98	6,138	1.6%	1.1%	1.2%	1.0%
% of Patients satisfied with the dentistry they have received	3	3	N/A	91.4%	91.6%	91.5%
% of Patients satisfied with the time they had to wait for an appointment	3	3	N/A	88.2%	88.3%	87.9%

* This is based on patients treated on this contract for their most recent course of treatment. Figures in italics indicate the base number of FP17s or Patient Questionnaire responses are less than 100. N/A is shown where the base number of responses is less than 10 during the period. % is calculated as Quantity/Base number*100

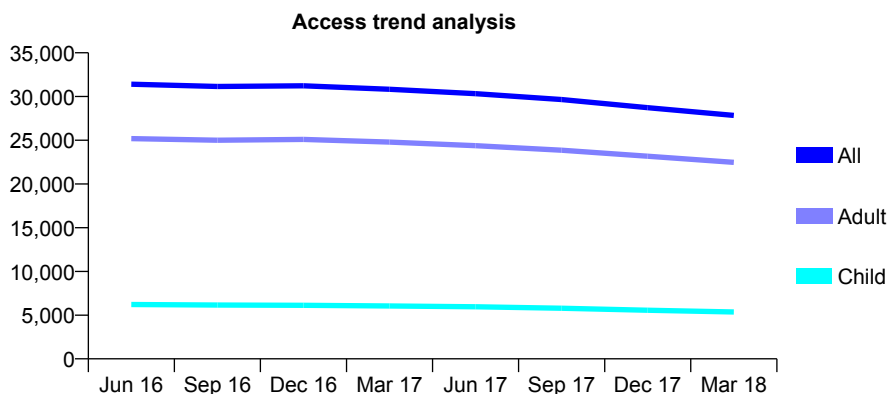
Q52 - Vital Signs At a Glance Contract Report for 101338/0104 - Year end March 2018

Name or company name	Whitecross Dental Care Limited
Contract type name	GDS Contract
Purpose of contract	General
Contract start date	01/10/2009
Contract end date	

17/18 Contracted general activity (UDA)	85,709
Carry forward general activity (UDA)	0
17/18 Contracted orthodontic activity (UOA)	0
Carry forward orthodontic activity (UOA)	0
Baseline contract value	£2,392,631.56

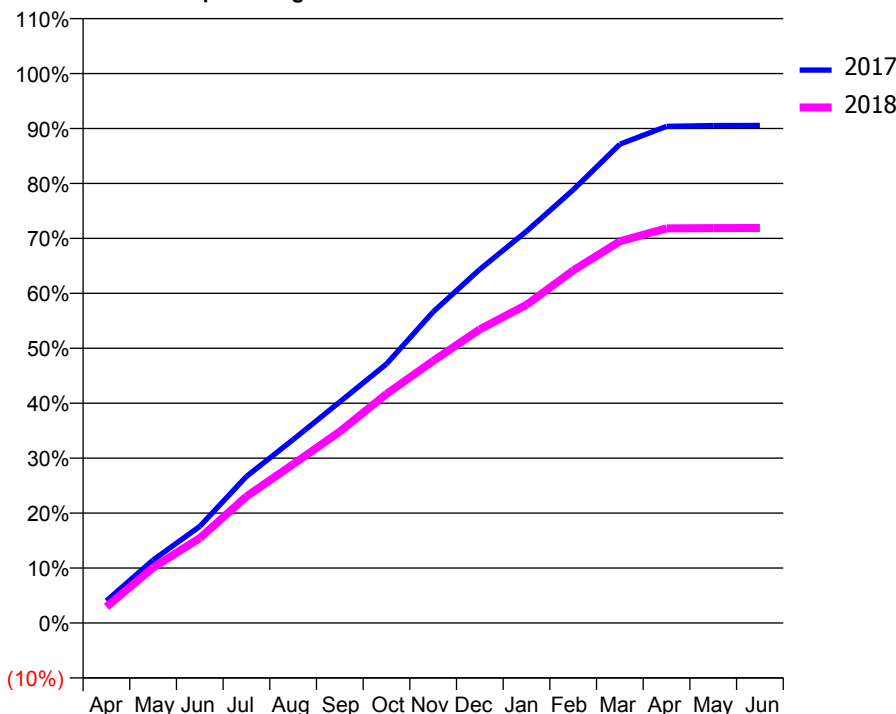
ACCESS*

Patients seen in 24 months	Total	Change since previous quarter
Quarter ending March 2017	30,832	
Quarter ending June 2017	30,321	↓
Quarter ending September 2017	29,655	↓
Quarter ending December 2017	28,729	↓
Quarter ending March 2018	27,838	↓
Variance since March 2017	(9.7%)	↓



ACTIVITY

Cumulative percentage of contracted UDA delivered 2017 & 2018



Month	Adjusted Scheduled Activity (UDA)	
	2017	2018
April	3,470	2,534
May	9,819	8,650
June	15,078	13,248
July	22,866	19,759
August	28,614	24,771
September	34,490	29,860
October	40,392	35,713
November	48,533	40,889
December	55,178	45,812
January	61,089	49,642
February	67,567	54,988
March	74,684	59,528
April	77,458	61,552
May	77,596	61,606
June	77,604	61,616

QUALITY

	Quantity	Base Number	Contract	AT	Region	England
% of FP17s for the same patient ID Re-attending within 3 months - Children	339	5,901	5.7%	10.9%	12.8%	11.9%
% of FP17s for the same patient ID Re-attending within 3 months - Adults	3,042	24,908	12.2%	14.8%	16.5%	16.0%
% of FP17s for the same patient ID Re-attending between 3 & 9 months - Children	2,266	5,901	38.4%	60.8%	59.7%	58.3%
% of FP17s for the same patient ID Re-attending between 3 & 9 months - Adults	10,059	24,908	40.4%	54.6%	52.6%	50.3%
% of FP17s for Band 1 Urgent Courses	2,902	30,439	9.5%	8.6%	9.1%	9.1%
% of FP17s Relating to Free Repair or Replacements	241	30,439	0.8%	0.9%	1.0%	0.8%
% of FP17s Relating to Continuations	548	30,439	1.8%	1.1%	1.2%	1.0%
% of Patients satisfied with the dentistry they have received	26	27	96.3%	91.4%	91.6%	91.5%
% of Patients satisfied with the time they had to wait for an appointment	23	27	85.2%	88.2%	88.3%	87.9%

* This is based on patients treated on this contract for their most recent course of treatment. Figures in italics indicate the base number of FP17s or Patient Questionnaire responses are less than 100. N/A is shown where the base number of responses is less than 10 during the period. % is calculated as Quantity/Base number*100

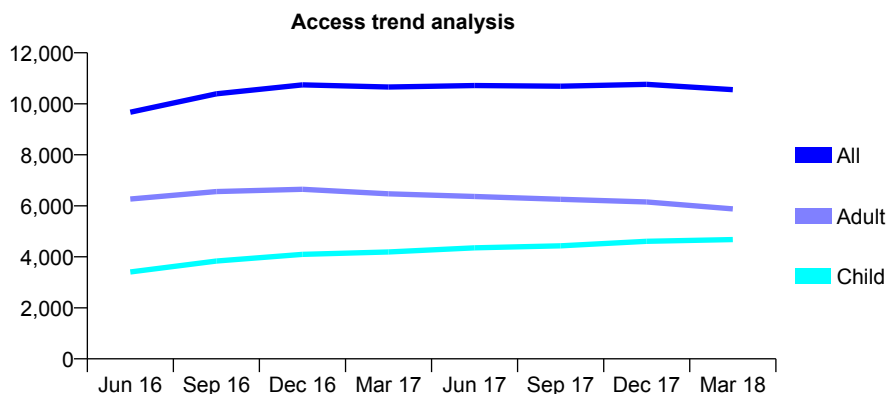
Q52 - Vital Signs At a Glance Contract Report for 101338/0138 - Year end March 2018

Name or company name	Whitecross Dental Care Limited
Contract type name	GDS Contract
Purpose of contract	General
Contract start date	01/06/2012
Contract end date	

17/18 Contracted general activity (UDA)	28,509
Carry forward general activity (UDA)	15
17/18 Contracted orthodontic activity (UOA)	0
Carry forward orthodontic activity (UOA)	0
Baseline contract value	£951,742.08

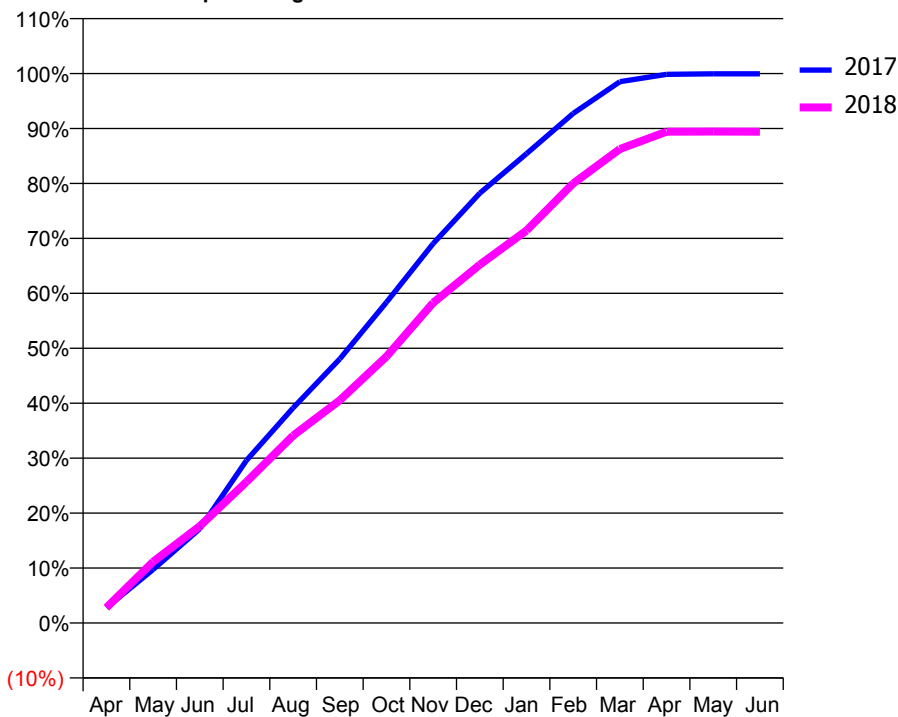
ACCESS*

Patients seen in 24 months	Total	Change since previous quarter
Quarter ending March 2017	10,661	
Quarter ending June 2017	10,716	→
Quarter ending September 2017	10,688	→
Quarter ending December 2017	10,761	→
Quarter ending March 2018	10,555	↓
Variance since March 2017	(1.0%)	→



ACTIVITY

Cumulative percentage of contracted UDA delivered 2017 & 2018



Month	Adjusted Scheduled Activity (UDA)	
	2017	2018
April	791	797
May	2,780	3,182
June	4,891	5,029
July	8,440	7,321
August	11,165	9,720
September	13,700	11,556
October	16,639	13,824
November	19,686	16,615
December	22,303	18,593
January	24,351	20,364
February	26,439	22,803
March	28,084	24,593
April	28,466	25,492
May	28,490	25,494
June	28,494	25,493

QUALITY

	Quantity	Base Number	Contract	AT	Region	England
% of FP17s for the same patient ID Re-attending within 3 months - Children	310	5,812	5.3%	10.9%	12.8%	11.9%
% of FP17s for the same patient ID Re-attending within 3 months - Adults	795	6,979	11.4%	14.8%	16.5%	16.0%
% of FP17s for the same patient ID Re-attending between 3 & 9 months - Children	2,675	5,812	46.0%	60.8%	59.7%	58.3%
% of FP17s for the same patient ID Re-attending between 3 & 9 months - Adults	3,500	6,979	50.2%	54.6%	52.6%	50.3%
% of FP17s for Band 1 Urgent Courses	955	13,039	7.3%	8.6%	9.1%	9.1%
% of FP17s Relating to Free Repair or Replacements	25	13,039	0.2%	0.9%	1.0%	0.8%
% of FP17s Relating to Continuations	137	13,039	1.1%	1.1%	1.2%	1.0%
% of Patients satisfied with the dentistry they have received	5	5	N/A	91.4%	91.6%	91.5%
% of Patients satisfied with the time they had to wait for an appointment	4	5	N/A	88.2%	88.3%	87.9%

* This is based on patients treated on this contract for their most recent course of treatment. Figures in italics indicate the base number of FP17s or Patient Questionnaire responses are less than 100. N/A is shown where the base number of responses is less than 10 during the period. % is calculated as Quantity/Base number*100

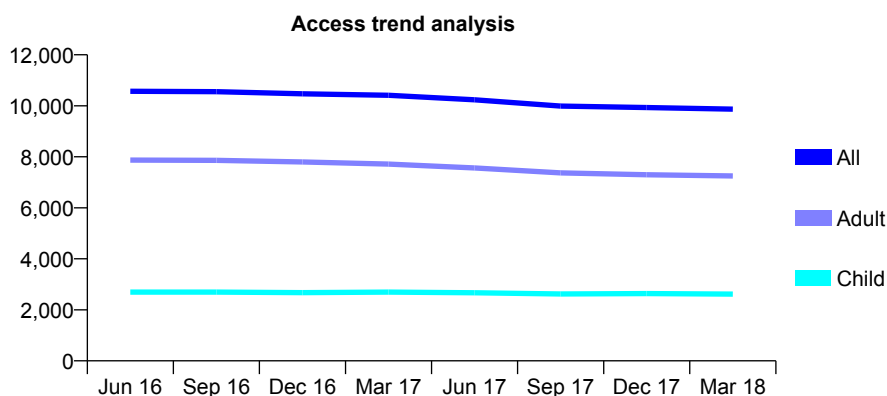
Q52 - Vital Signs At a Glance Contract Report for 101338/0139 - Year end March 2018

Name or company name	Whitecross Dental Care Limited
Contract type name	GDS Contract
Purpose of contract	General
Contract start date	01/06/2012
Contract end date	

17/18 Contracted general activity (UDA)	28,439
Carry forward general activity (UDA)	0
17/18 Contracted orthodontic activity (UOA)	0
Carry forward orthodontic activity (UOA)	0
Baseline contract value	£824,853.04

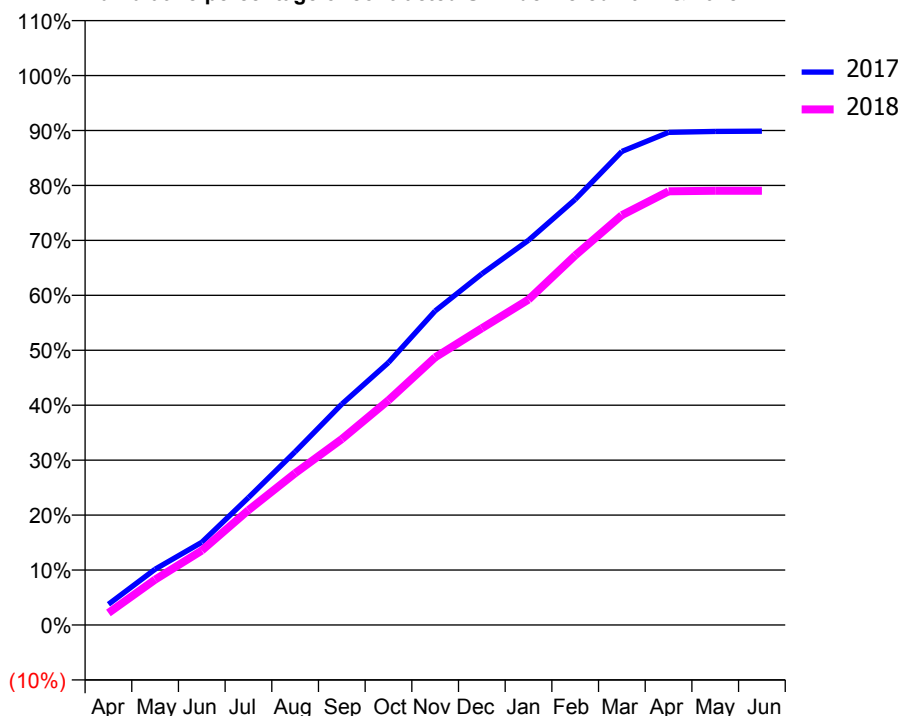
ACCESS*

Patients seen in 24 months	Total	Change since previous quarter
Quarter ending March 2017	10,412	
Quarter ending June 2017	10,236	↓
Quarter ending September 2017	9,988	↓
Quarter ending December 2017	9,934	→
Quarter ending March 2018	9,868	→
Variance since March 2017	(5.2%)	↓



ACTIVITY

Cumulative percentage of contracted UDA delivered 2017 & 2018



Adjusted Scheduled Activity (UDA)

Month	2017	2018
April	1,071	626
May	2,887	2,349
June	4,285	3,855
July	6,595	5,947
August	8,968	7,859
September	11,430	9,626
October	13,587	11,634
November	16,254	13,852
December	18,172	15,360
January	19,910	16,843
February	22,026	19,124
March	24,513	21,211
April	25,495	22,445
May	25,547	22,473
June	25,556	22,473

QUALITY

	Quantity	Base Number	Contract	AT	Region	England
% of FP17s for the same patient ID Re-attending within 3 months - Children	171	3,488	4.9%	10.9%	12.8%	11.9%
% of FP17s for the same patient ID Re-attending within 3 months - Adults	927	9,117	10.2%	14.8%	16.5%	16.0%
% of FP17s for the same patient ID Re-attending between 3 & 9 months - Children	2,077	3,488	59.5%	60.8%	59.7%	58.3%
% of FP17s for the same patient ID Re-attending between 3 & 9 months - Adults	5,024	9,117	55.1%	54.6%	52.6%	50.3%
% of FP17s for Band 1 Urgent Courses	794	12,702	6.3%	8.6%	9.1%	9.1%
% of FP17s Relating to Free Repair or Replacements	64	12,702	0.5%	0.9%	1.0%	0.8%
% of FP17s Relating to Continuations	138	12,702	1.1%	1.1%	1.2%	1.0%
% of Patients satisfied with the dentistry they have received	5	5	N/A	91.4%	91.6%	91.5%
% of Patients satisfied with the time they had to wait for an appointment	4	5	N/A	88.2%	88.3%	87.9%

* This is based on patients treated on this contract for their most recent course of treatment. Figures in italics indicate the base number of FP17s or Patient Questionnaire responses are less than 100. N/A is shown where the base number of responses is less than 10 during the period. % is calculated as Quantity/Base number*100

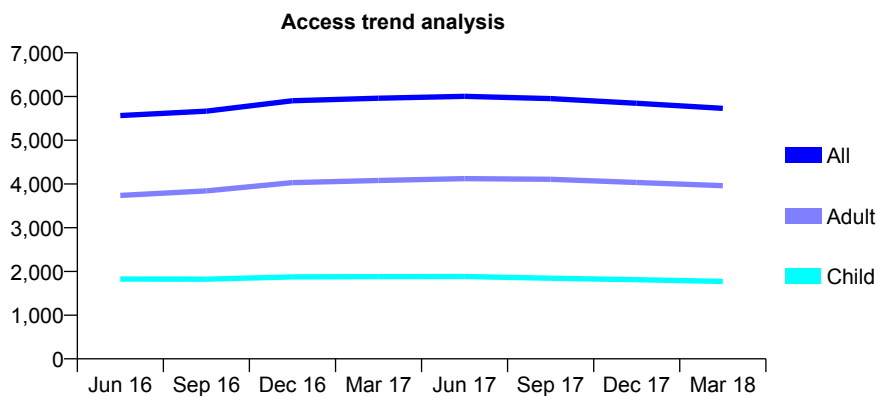
Q52 - Vital Signs At a Glance Contract Report for 101338/0140 - Year end March 2018

Name or company name	Whitecross Dental Care Limited
Contract type name	GDS Contract
Purpose of contract	General
Contract start date	01/06/2012
Contract end date	

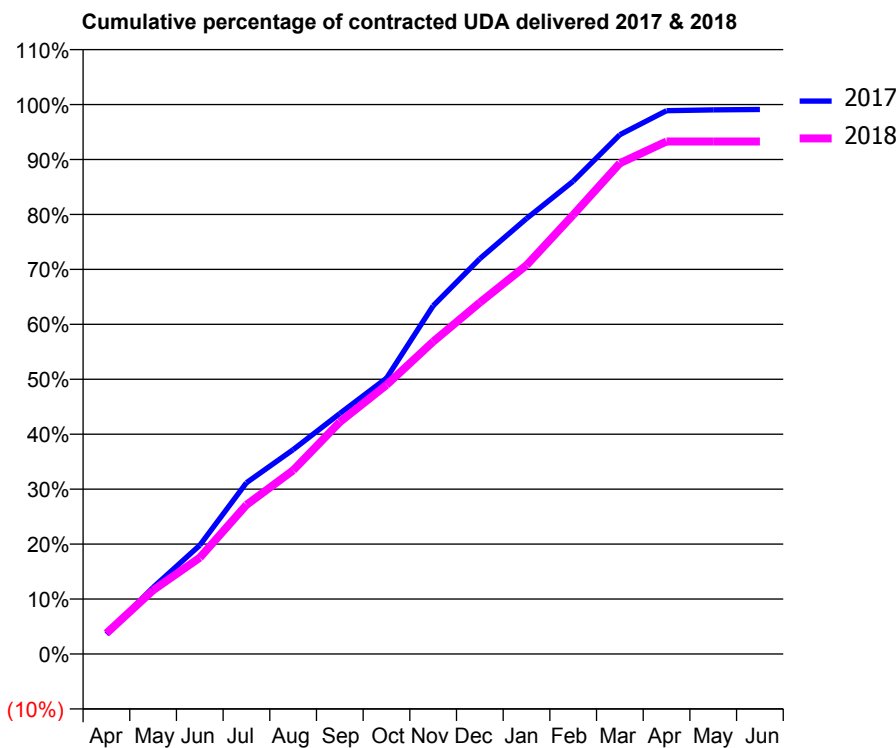
17/18 Contracted general activity (UDA)	16,508
Carry forward general activity (UDA)	150
17/18 Contracted orthodontic activity (UOA)	0
Carry forward orthodontic activity (UOA)	0
Baseline contract value	£479,688.54

ACCESS*

Patients seen in 24 months	Total	Change since previous quarter
Quarter ending March 2017	5,960	
Quarter ending June 2017	6,005	→
Quarter ending September 2017	5,953	→
Quarter ending December 2017	5,845	↓
Quarter ending March 2018	5,731	↓
Variance since March 2017	(3.8%)	↓



ACTIVITY



Month	Adjusted Scheduled Activity (UDA)	
	2017	2018
April	595	623
May	1,999	1,918
June	3,266	2,892
July	5,146	4,481
August	6,140	5,518
September	7,223	6,969
October	8,285	8,084
November	10,462	9,383
December	11,877	10,558
January	13,083	11,681
February	14,202	13,193
March	15,602	14,742
April	16,323	15,397
May	16,346	15,398
June	16,358	15,398

QUALITY

	Quantity	Base Number	Contract	AT	Region	England
% of FP17s for the same patient ID Re-attending within 3 months - Children	184	2,756	6.7%	10.9%	12.8%	11.9%
% of FP17s for the same patient ID Re-attending within 3 months - Adults	727	5,772	12.6%	14.8%	16.5%	16.0%
% of FP17s for the same patient ID Re-attending between 3 & 9 months - Children	1,765	2,756	64.0%	60.8%	59.7%	58.3%
% of FP17s for the same patient ID Re-attending between 3 & 9 months - Adults	3,221	5,772	55.8%	54.6%	52.6%	50.3%
% of FP17s for Band 1 Urgent Courses	528	8,433	6.3%	8.6%	9.1%	9.1%
% of FP17s Relating to Free Repair or Replacements	65	8,433	0.8%	0.9%	1.0%	0.8%
% of FP17s Relating to Continuations	97	8,433	1.2%	1.1%	1.2%	1.0%
% of Patients satisfied with the dentistry they have received	3	3	N/A	91.4%	91.6%	91.5%
% of Patients satisfied with the time they had to wait for an appointment	3	3	N/A	88.2%	88.3%	87.9%

* This is based on patients treated on this contract for their most recent course of treatment. Figures in italics indicate the base number of FP17s or Patient Questionnaire responses are less than 100. N/A is shown where the base number of responses is less than 10 during the period. % is calculated as Quantity/Base number*100

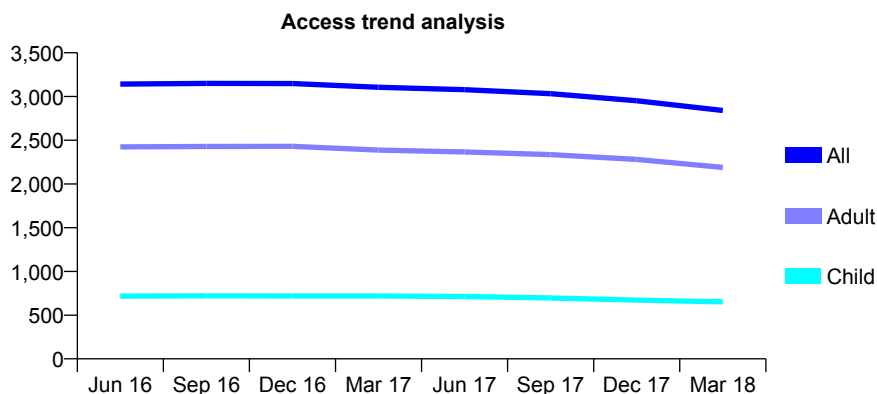
Q52 - Vital Signs At a Glance Contract Report for 101338/0141 - Year end March 2018

Name or company name	Whitecross Dental Care Limited
Contract type name	GDS Contract
Purpose of contract	General
Contract start date	01/06/2012
Contract end date	

17/18 Contracted general activity (UDA)	10,500
Carry forward general activity (UDA)	0
17/18 Contracted orthodontic activity (UOA)	0
Carry forward orthodontic activity (UOA)	0
Baseline contract value	£287,498.36

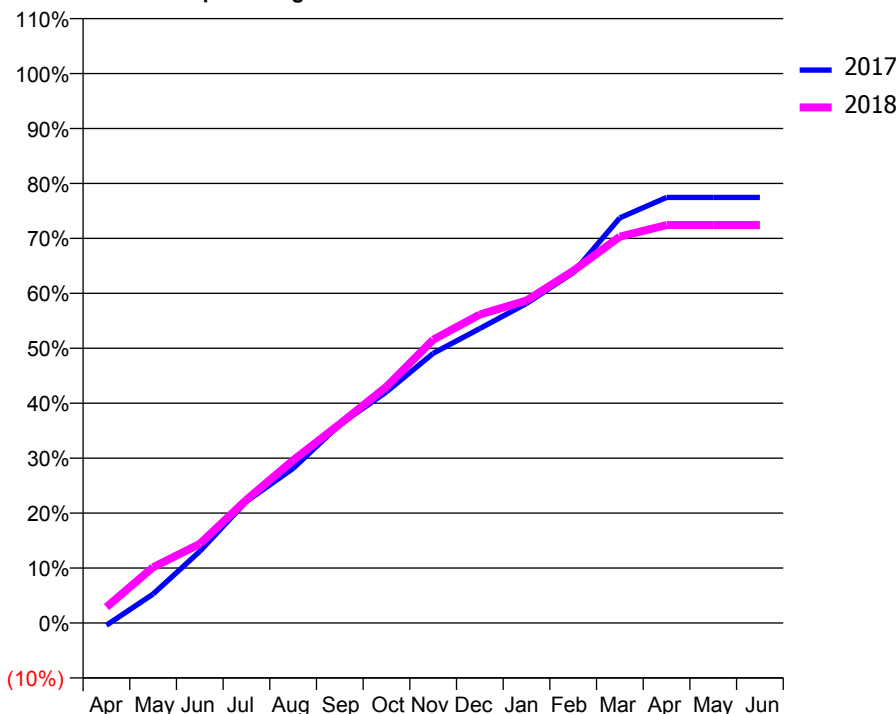
ACCESS*

Patients seen in 24 months	Total	Change since previous quarter
Quarter ending March 2017	3,106	
Quarter ending June 2017	3,079	→
Quarter ending September 2017	3,032	↓
Quarter ending December 2017	2,952	↓
Quarter ending March 2018	2,841	↓
Variance since March 2017	(8.5%)	↓



ACTIVITY

Cumulative percentage of contracted UDA delivered 2017 & 2018



Adjusted Scheduled Activity (UDA)

Month	2017	2018
April	-43	304
May	554	1,067
June	1,369	1,513
July	2,325	2,355
August	2,953	3,111
September	3,793	3,802
October	4,418	4,515
November	5,154	5,413
December	5,627	5,895
January	6,105	6,161
February	6,695	6,727
March	7,741	7,382
April	8,131	7,605
May	8,131	7,605
June	8,133	7,605

QUALITY

	Quantity	Base Number	Contract	AT	Region	England
% of FP17s for the same patient ID Re-attending within 3 months - Children	63	811	7.8%	10.9%	12.8%	11.9%
% of FP17s for the same patient ID Re-attending within 3 months - Adults	390	2,939	13.3%	14.8%	16.5%	16.0%
% of FP17s for the same patient ID Re-attending between 3 & 9 months - Children	442	811	54.5%	60.8%	59.7%	58.3%
% of FP17s for the same patient ID Re-attending between 3 & 9 months - Adults	1,602	2,939	54.5%	54.6%	52.6%	50.3%
% of FP17s for Band 1 Urgent Courses	205	3,701	5.5%	8.6%	9.1%	9.1%
% of FP17s Relating to Free Repair or Replacements	27	3,701	0.7%	0.9%	1.0%	0.8%
% of FP17s Relating to Continuations	107	3,701	2.9%	1.1%	1.2%	1.0%
% of Patients satisfied with the dentistry they have received	1	2	N/A	91.4%	91.6%	91.5%
% of Patients satisfied with the time they had to wait for an appointment	2	2	N/A	88.2%	88.3%	87.9%

* This is based on patients treated on this contract for their most recent course of treatment. Figures in italics indicate the base number of FP17s or Patient Questionnaire responses are less than 100. N/A is shown where the base number of responses is less than 10 during the period. % is calculated as Quantity/Base number*100

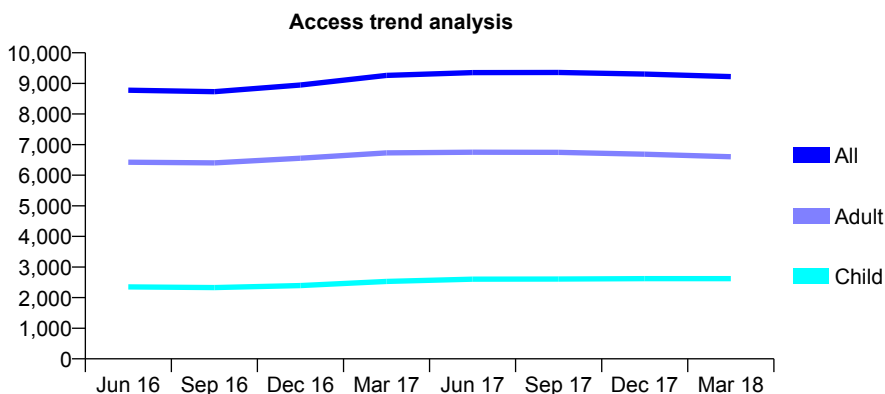
Q52 - Vital Signs At a Glance Contract Report for 101338/0142 - Year end March 2018

Name or company name	Whitecross Dental Care Limited
Contract type name	GDS Contract
Purpose of contract	General
Contract start date	01/06/2012
Contract end date	

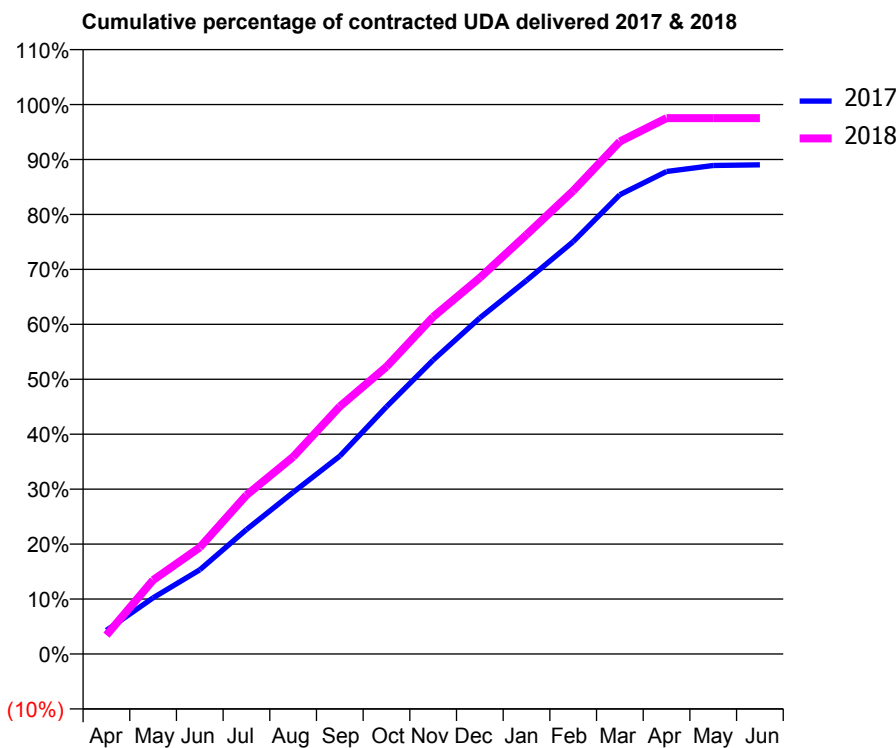
17/18 Contracted general activity (UDA)	27,907
Carry forward general activity (UDA)	0
17/18 Contracted orthodontic activity (UOA)	0
Carry forward orthodontic activity (UOA)	0
Baseline contract value	£779,200.00

ACCESS*

Patients seen in 24 months	Total	Change since previous quarter
Quarter ending March 2017	9,261	
Quarter ending June 2017	9,353	→
Quarter ending September 2017	9,357	→
Quarter ending December 2017	9,307	→
Quarter ending March 2018	9,221	→
Variance since March 2017	(0.4%)	→



ACTIVITY



Month	Adjusted Scheduled Activity (UDA)	
	2017	2018
April	1,282	957
May	3,054	3,756
June	4,568	5,411
July	6,760	8,071
August	8,774	10,010
September	10,745	12,569
October	13,425	14,592
November	15,953	17,125
December	18,242	19,108
January	20,272	21,298
February	22,380	23,524
March	24,927	26,030
April	26,186	27,216
May	26,511	27,217
June	26,550	27,217

QUALITY

	Quantity	Base Number	Contract	AT	Region	England
% of FP17s for the same patient ID Re-attending within 3 months - Children	235	4,275	5.5%	10.9%	12.8%	11.9%
% of FP17s for the same patient ID Re-attending within 3 months - Adults	1,189	9,709	12.2%	14.8%	16.5%	16.0%
% of FP17s for the same patient ID Re-attending between 3 & 9 months - Children	2,804	4,275	65.6%	60.8%	59.7%	58.3%
% of FP17s for the same patient ID Re-attending between 3 & 9 months - Adults	5,466	9,709	56.3%	54.6%	52.6%	50.3%
% of FP17s for Band 1 Urgent Courses	642	13,763	4.7%	8.6%	9.1%	9.1%
% of FP17s Relating to Free Repair or Replacements	105	13,763	0.8%	0.9%	1.0%	0.8%
% of FP17s Relating to Continuations	287	13,763	2.1%	1.1%	1.2%	1.0%
% of Patients satisfied with the dentistry they have received	12	14	85.7%	91.4%	91.6%	91.5%
% of Patients satisfied with the time they had to wait for an appointment	11	14	78.6%	88.2%	88.3%	87.9%

* This is based on patients treated on this contract for their most recent course of treatment. Figures in italics indicate the base number of FP17s or Patient Questionnaire responses are less than 100. N/A is shown where the base number of responses is less than 10 during the period. % is calculated as Quantity/Base number*100

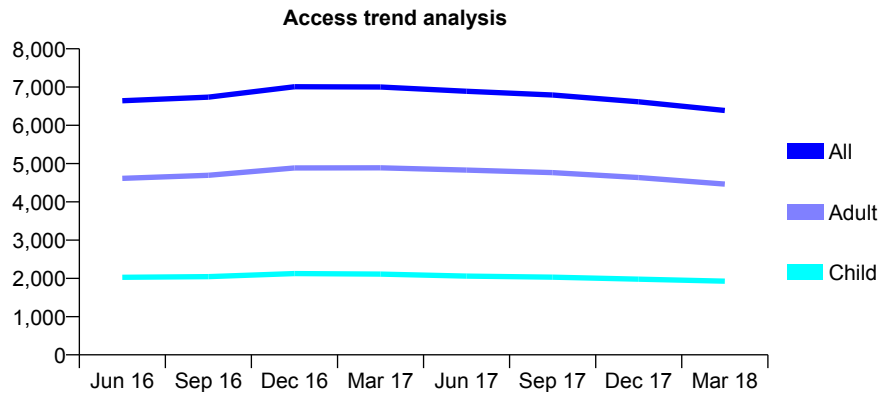
Q52 - Vital Signs At a Glance Contract Report for 101338/0143 - Year end March 2018

Name or company name	Whitecross Dental Care Limited
Contract type name	GDS Contract
Purpose of contract	General
Contract start date	01/07/2012
Contract end date	

17/18 Contracted general activity (UDA)	20,788
Carry forward general activity (UDA)	121
17/18 Contracted orthodontic activity (UOA)	0
Carry forward orthodontic activity (UOA)	0
Baseline contract value	£737,055.62

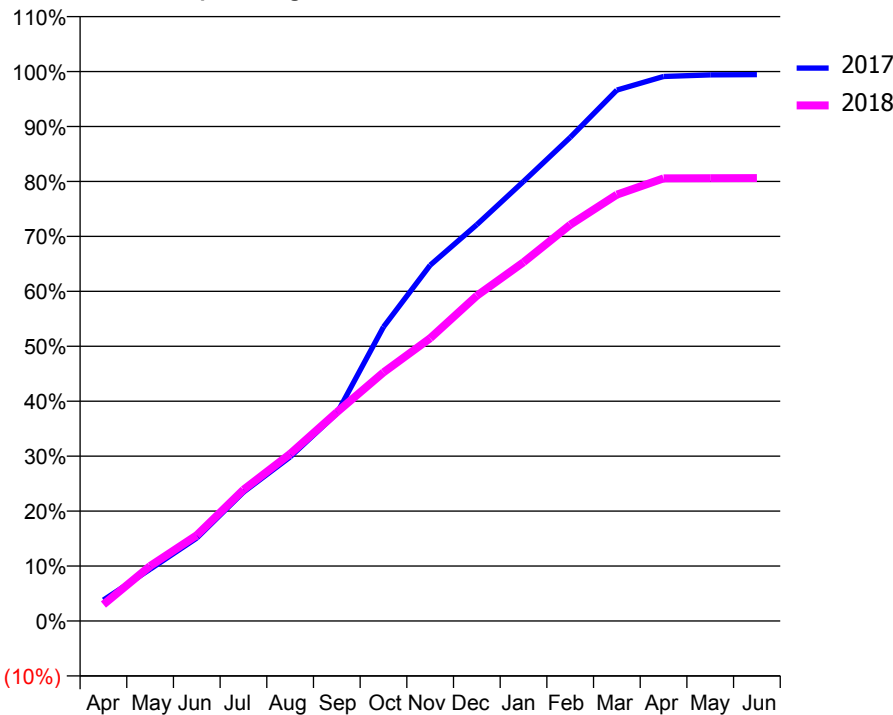
ACCESS*

Patients seen in 24 months	Total	Change since previous quarter
Quarter ending March 2017	7,000	
Quarter ending June 2017	6,891	↓
Quarter ending September 2017	6,792	↓
Quarter ending December 2017	6,613	↓
Quarter ending March 2018	6,387	↓
Variance since March 2017	(8.8%)	↓



ACTIVITY

Cumulative percentage of contracted UDA delivered 2017 & 2018



Month	Adjusted Scheduled Activity (UDA)	
	2017	2018
April	814	625
May	2,009	2,079
June	3,215	3,246
July	4,998	4,967
August	6,360	6,322
September	8,046	7,895
October	11,402	9,406
November	13,791	10,698
December	15,365	12,308
January	17,038	13,572
February	18,747	14,988
March	20,578	16,129
April	21,108	16,747
May	21,167	16,750
June	21,179	16,755

QUALITY

	Quantity	Base Number	Contract	AT	Region	England
% of FP17s for the same patient ID Re-attending within 3 months - Children	119	2,319	5.1%	10.9%	12.8%	11.9%
% of FP17s for the same patient ID Re-attending within 3 months - Adults	560	4,864	11.5%	14.8%	16.5%	16.0%
% of FP17s for the same patient ID Re-attending between 3 & 9 months - Children	1,287	2,319	55.5%	60.8%	59.7%	58.3%
% of FP17s for the same patient ID Re-attending between 3 & 9 months - Adults	2,489	4,864	51.2%	54.6%	52.6%	50.3%
% of FP17s for Band 1 Urgent Courses	272	7,116	3.8%	8.6%	9.1%	9.1%
% of FP17s Relating to Free Repair or Replacements	31	7,116	0.4%	0.9%	1.0%	0.8%
% of FP17s Relating to Continuations	134	7,116	1.9%	1.1%	1.2%	1.0%
% of Patients satisfied with the dentistry they have received	3	7	N/A	91.4%	91.6%	91.5%
% of Patients satisfied with the time they had to wait for an appointment	2	7	N/A	88.2%	88.3%	87.9%

* This is based on patients treated on this contract for their most recent course of treatment. Figures in italics indicate the base number of FP17s or Patient Questionnaire responses are less than 100. N/A is shown where the base number of responses is less than 10 during the period. % is calculated as Quantity/Base number*100

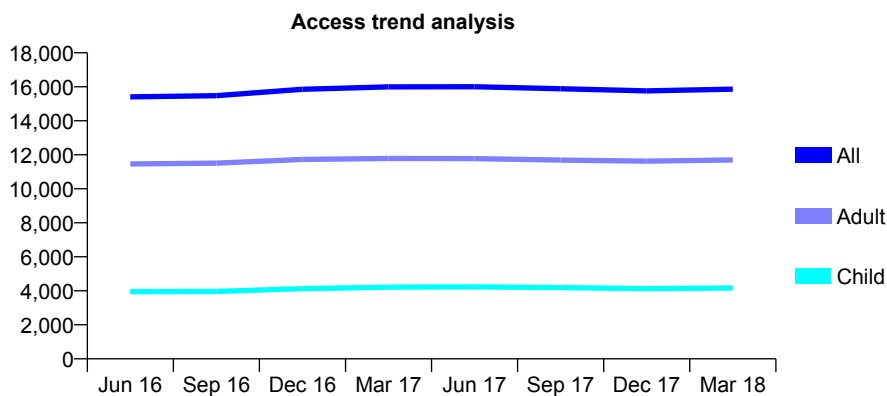
Q52 - Vital Signs At a Glance Contract Report for 101370/0081 - Year end March 2018

Name or company name	Petrie Tucker & Partners Ltd
Contract type name	GDS Contract
Purpose of contract	General
Contract start date	01/04/2007
Contract end date	

17/18 Contracted general activity (UDA)	48,026
Carry forward general activity (UDA)	-642
17/18 Contracted orthodontic activity (UOA)	0
Carry forward orthodontic activity (UOA)	0
Baseline contract value	£1,439,035.93

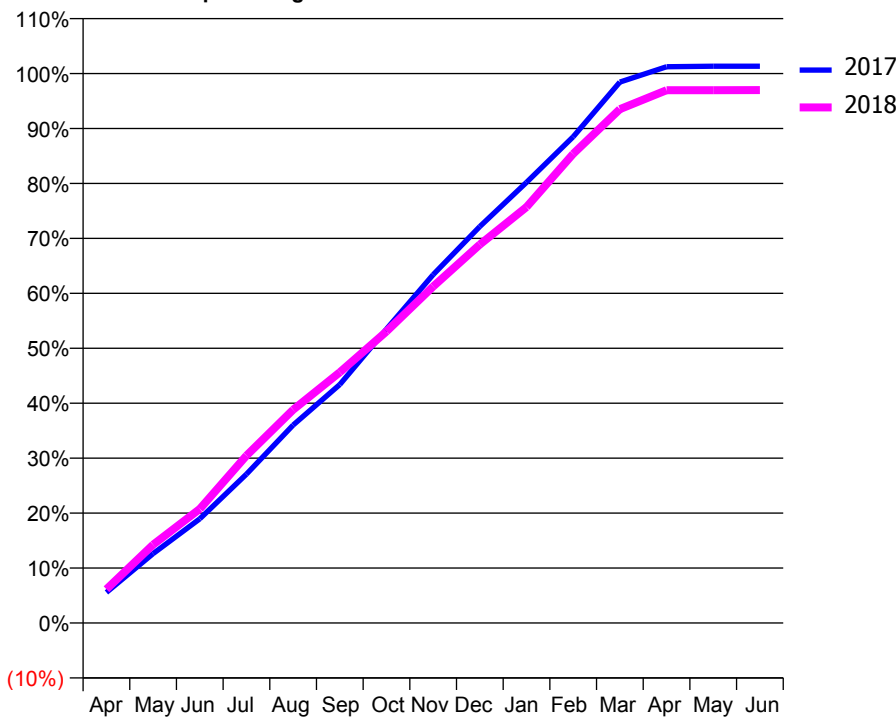
ACCESS*

Patients seen in 24 months	Total	Change since previous quarter
Quarter ending March 2017	15,997	
Quarter ending June 2017	16,007	→
Quarter ending September 2017	15,884	→
Quarter ending December 2017	15,763	→
Quarter ending March 2018	15,865	→
Variance since March 2017	(0.8%)	→



ACTIVITY

Cumulative percentage of contracted UDA delivered 2017 & 2018



Month	Adjusted Scheduled Activity (UDA)	
	2017	2018
April	2,671	2,958
May	6,070	6,848
June	9,113	9,976
July	13,014	14,628
August	17,304	18,644
September	20,843	21,911
October	25,697	25,482
November	30,450	29,412
December	34,652	33,078
January	38,508	36,358
February	42,502	41,005
March	47,277	44,907
April	48,615	46,560
May	48,665	46,571
June	48,668	46,576

QUALITY

	Quantity	Base Number	Contract	AT	Region	England
% of FP17s for the same patient ID Re-attending within 3 months - Children	600	7,186	8.3%	10.9%	12.8%	11.9%
% of FP17s for the same patient ID Re-attending within 3 months - Adults	2,140	16,855	12.7%	14.8%	16.5%	16.0%
% of FP17s for the same patient ID Re-attending between 3 & 9 months - Children	4,795	7,186	66.7%	60.8%	59.7%	58.3%
% of FP17s for the same patient ID Re-attending between 3 & 9 months - Adults	9,480	16,855	56.2%	54.6%	52.6%	50.3%
% of FP17s for Band 1 Urgent Courses	1,481	24,180	6.1%	8.6%	9.1%	9.1%
% of FP17s Relating to Free Repair or Replacements	252	24,180	1.0%	0.9%	1.0%	0.8%
% of FP17s Relating to Continuations	422	24,180	1.7%	1.1%	1.2%	1.0%
% of Patients satisfied with the dentistry they have received	17	18	94.4%	91.4%	91.6%	91.5%
% of Patients satisfied with the time they had to wait for an appointment	17	18	94.4%	88.2%	88.3%	87.9%

* This is based on patients treated on this contract for their most recent course of treatment. Figures in italics indicate the base number of FP17s or Patient Questionnaire responses are less than 100. N/A is shown where the base number of responses is less than 10 during the period. % is calculated as Quantity/Base number*100

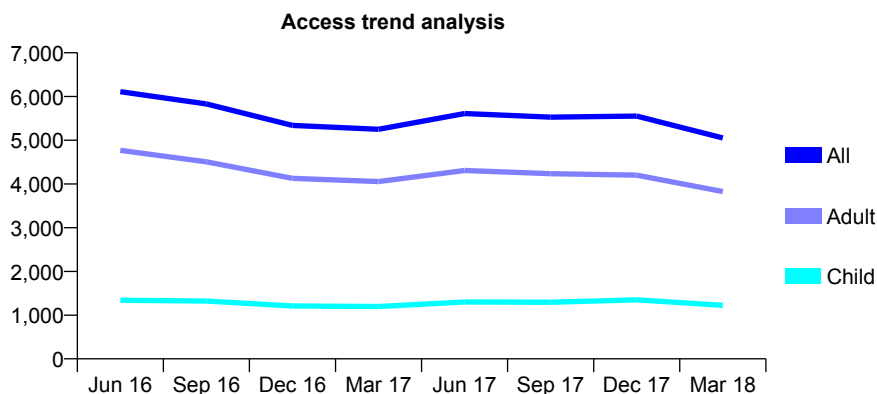
Q52 - Vital Signs At a Glance Contract Report for 101435/0095 - Year end March 2018

Name or company name	IDH Limited
Contract type name	GDS Contract
Purpose of contract	General
Contract start date	01/04/2008
Contract end date	

17/18 Contracted general activity (UDA)	17,548
Carry forward general activity (UDA)	0
17/18 Contracted orthodontic activity (UOA)	0
Carry forward orthodontic activity (UOA)	0
Baseline contract value	£457,360.96

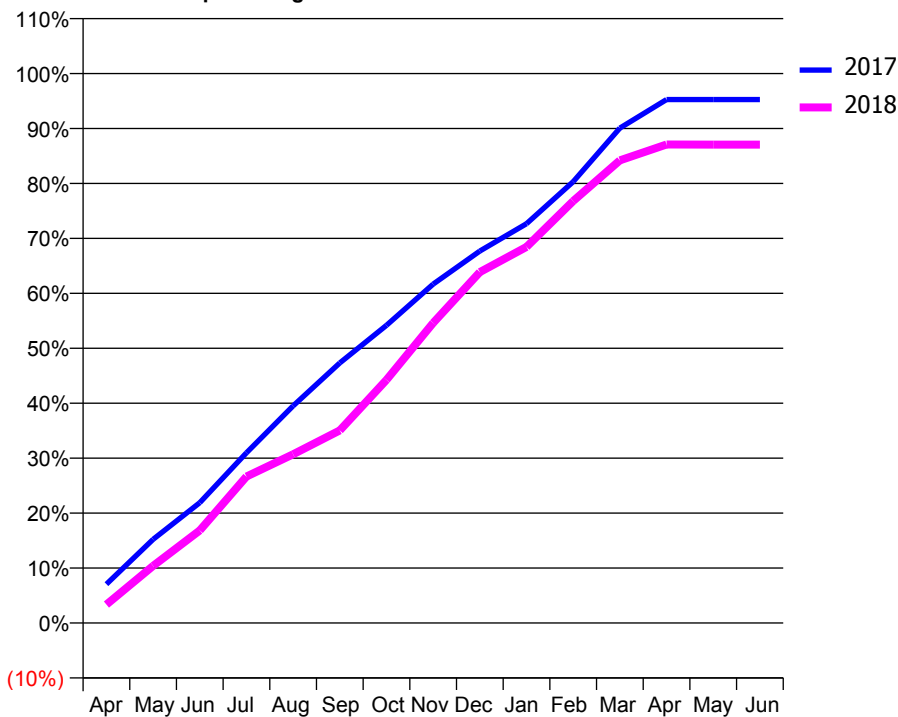
ACCESS*

Patients seen in 24 months	Total	Change since previous quarter
Quarter ending March 2017	5,251	
Quarter ending June 2017	5,611	↑
Quarter ending September 2017	5,529	↓
Quarter ending December 2017	5,554	→
Quarter ending March 2018	5,052	↓
Variance since March 2017	(3.8%)	↓



ACTIVITY

Cumulative percentage of contracted UDA delivered 2017 & 2018



Month	Adjusted Scheduled Activity (UDA)	
	2017	2018
April	1,239	588
May	2,674	1,825
June	3,842	2,957
July	5,436	4,677
August	6,936	5,390
September	8,306	6,150
October	9,507	7,765
November	10,823	9,582
December	11,878	11,207
January	12,751	12,010
February	14,093	13,477
March	15,805	14,774
April	16,716	15,280
May	16,718	15,279
June	16,718	15,279

QUALITY

	Quantity	Base Number	Contract	AT	Region	England
% of FP17s for the same patient ID Re-attending within 3 months - Children	98	1,696	5.8%	10.9%	12.8%	11.9%
% of FP17s for the same patient ID Re-attending within 3 months - Adults	579	5,171	11.2%	14.8%	16.5%	16.0%
% of FP17s for the same patient ID Re-attending between 3 & 9 months - Children	809	1,696	47.7%	60.8%	59.7%	58.3%
% of FP17s for the same patient ID Re-attending between 3 & 9 months - Adults	2,350	5,171	45.4%	54.6%	52.6%	50.3%
% of FP17s for Band 1 Urgent Courses	480	6,711	7.2%	8.6%	9.1%	9.1%
% of FP17s Relating to Free Repair or Replacements	30	6,711	0.4%	0.9%	1.0%	0.8%
% of FP17s Relating to Continuations	111	6,711	1.7%	1.1%	1.2%	1.0%
% of Patients satisfied with the dentistry they have received	6	6	N/A	91.4%	91.6%	91.5%
% of Patients satisfied with the time they had to wait for an appointment	6	6	N/A	88.2%	88.3%	87.9%

* This is based on patients treated on this contract for their most recent course of treatment. Figures in italics indicate the base number of FP17s or Patient Questionnaire responses are less than 100. N/A is shown where the base number of responses is less than 10 during the period. % is calculated as Quantity/Base number*100

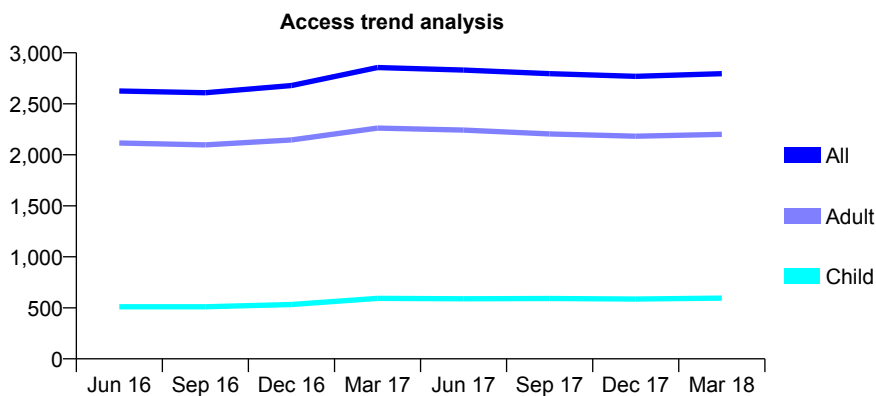
Q52 - Vital Signs At a Glance Contract Report for 103462/0001 - Year end March 2018

Name or company name	Xen Smiles Ltd
Contract type name	GDS Contract
Purpose of contract	General
Contract start date	03/05/2011
Contract end date	

17/18 Contracted general activity (UDA)	11,000
Carry forward general activity (UDA)	-189
17/18 Contracted orthodontic activity (UOA)	0
Carry forward orthodontic activity (UOA)	0
Baseline contract value	£251,172.67

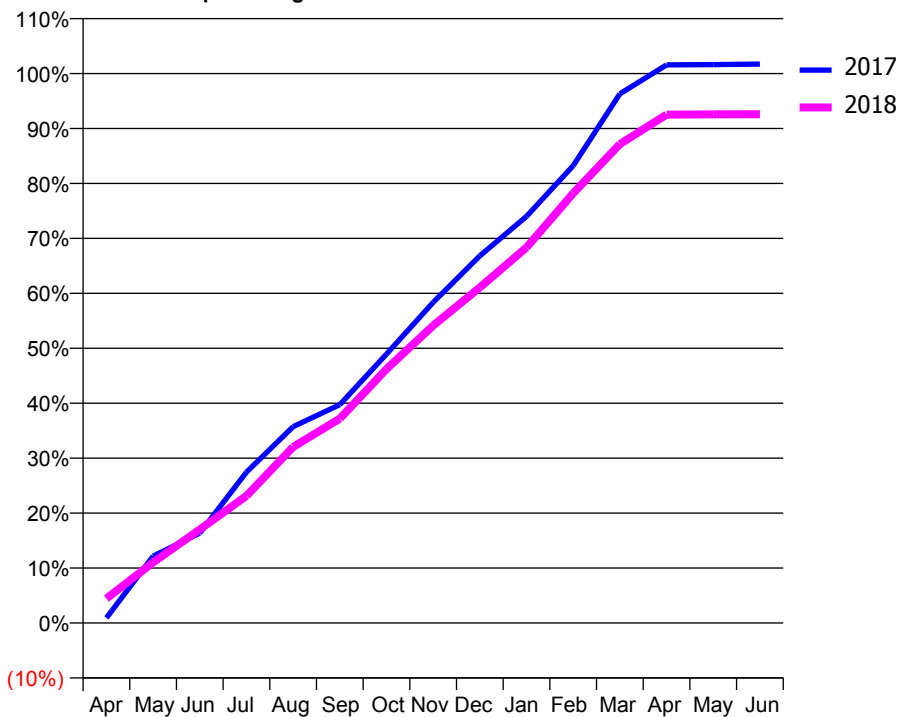
ACCESS*

Patients seen in 24 months	Total	Change since previous quarter
Quarter ending March 2017	2,855	
Quarter ending June 2017	2,831	→
Quarter ending September 2017	2,796	↓
Quarter ending December 2017	2,769	→
Quarter ending March 2018	2,795	→
Variance since March 2017	(2.1%)	↓



ACTIVITY

Cumulative percentage of contracted UDA delivered 2017 & 2018



Month	Adjusted Scheduled Activity (UDA)	
	2017	2018
April	102	490
May	1,338	1,214
June	1,800	1,874
July	3,019	2,545
August	3,930	3,524
September	4,371	4,091
October	5,383	5,085
November	6,419	5,953
December	7,350	6,717
January	8,139	7,517
February	9,155	8,603
March	10,594	9,586
April	11,172	10,177
May	11,178	10,183
June	11,189	10,184

QUALITY

	Quantity	Base Number	Contract	AT	Region	England
% of FP17s for the same patient ID Re-attending within 3 months - Children	64	809	7.9%	10.9%	12.8%	11.9%
% of FP17s for the same patient ID Re-attending within 3 months - Adults	666	3,532	18.9%	14.8%	16.5%	16.0%
% of FP17s for the same patient ID Re-attending between 3 & 9 months - Children	489	809	60.4%	60.8%	59.7%	58.3%
% of FP17s for the same patient ID Re-attending between 3 & 9 months - Adults	2,141	3,532	60.6%	54.6%	52.6%	50.3%
% of FP17s for Band 1 Urgent Courses	299	4,305	6.9%	8.6%	9.1%	9.1%
% of FP17s Relating to Free Repair or Replacements	119	4,305	2.8%	0.9%	1.0%	0.8%
% of FP17s Relating to Continuations	164	4,305	3.8%	1.1%	1.2%	1.0%
% of Patients satisfied with the dentistry they have received	5	5	N/A	91.4%	91.6%	91.5%
% of Patients satisfied with the time they had to wait for an appointment	3	5	N/A	88.2%	88.3%	87.9%

* This is based on patients treated on this contract for their most recent course of treatment. Figures in italics indicate the base number of FP17s or Patient Questionnaire responses are less than 100. N/A is shown where the base number of responses is less than 10 during the period. % is calculated as Quantity/Base number*100

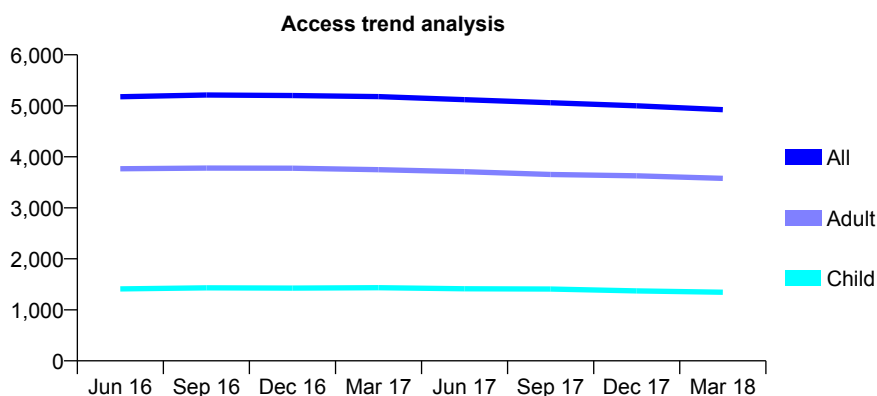
Q52 - Vital Signs At a Glance Contract Report for 106771/0001 - Year end March 2018

Name or company name	Shelldrake Drive Dental Practice Partnershi
Contract type name	GDS Contract
Purpose of contract	General
Contract start date	29/04/2011
Contract end date	

17/18 Contracted general activity (UDA)	16,400
Carry forward general activity (UDA)	282
17/18 Contracted orthodontic activity (UOA)	0
Carry forward orthodontic activity (UOA)	0
Baseline contract value	£443,571.00

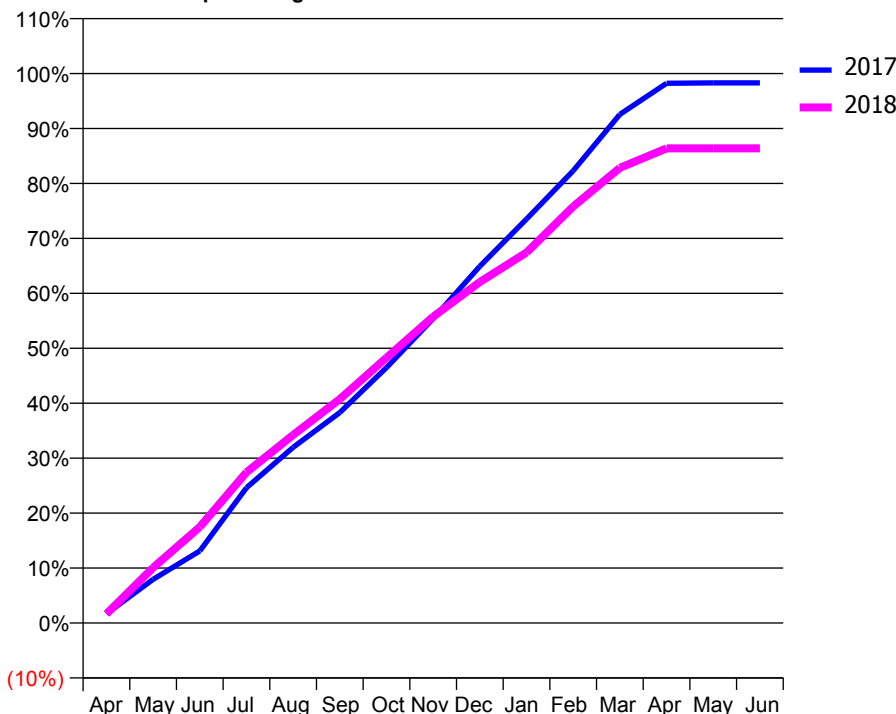
ACCESS*

Patients seen in 24 months	Total	Change since previous quarter
Quarter ending March 2017	5,181	
Quarter ending June 2017	5,121	↓
Quarter ending September 2017	5,061	↓
Quarter ending December 2017	4,999	↓
Quarter ending March 2018	4,923	↓
Variance since March 2017	(5.0%)	↓



ACTIVITY

Cumulative percentage of contracted UDA delivered 2017 & 2018



Month	Adjusted Scheduled Activity (UDA)	
	2017	2018
April	275	273
May	1,303	1,653
June	2,152	2,866
July	4,039	4,499
August	5,243	5,615
September	6,283	6,683
October	7,625	7,916
November	9,086	9,144
December	10,646	10,180
January	12,057	11,059
February	13,497	12,430
March	15,180	13,586
April	16,106	14,165
May	16,118	14,166
June	16,118	14,166

QUALITY

	Quantity	Base Number	Contract	AT	Region	England
% of FP17s for the same patient ID Re-attending within 3 months - Children	131	2,066	6.3%	10.9%	12.8%	11.9%
% of FP17s for the same patient ID Re-attending within 3 months - Adults	613	5,497	11.2%	14.8%	16.5%	16.0%
% of FP17s for the same patient ID Re-attending between 3 & 9 months - Children	1,485	2,066	71.9%	60.8%	59.7%	58.3%
% of FP17s for the same patient ID Re-attending between 3 & 9 months - Adults	3,839	5,497	69.8%	54.6%	52.6%	50.3%
% of FP17s for Band 1 Urgent Courses	281	7,499	3.7%	8.6%	9.1%	9.1%
% of FP17s Relating to Free Repair or Replacements	70	7,499	0.9%	0.9%	1.0%	0.8%
% of FP17s Relating to Continuations	160	7,499	2.1%	1.1%	1.2%	1.0%
% of Patients satisfied with the dentistry they have received	4	4	N/A	91.4%	91.6%	91.5%
% of Patients satisfied with the time they had to wait for an appointment	4	4	N/A	88.2%	88.3%	87.9%

* This is based on patients treated on this contract for their most recent course of treatment. Figures in italics indicate the base number of FP17s or Patient Questionnaire responses are less than 100. N/A is shown where the base number of responses is less than 10 during the period. % is calculated as Quantity/Base number*100

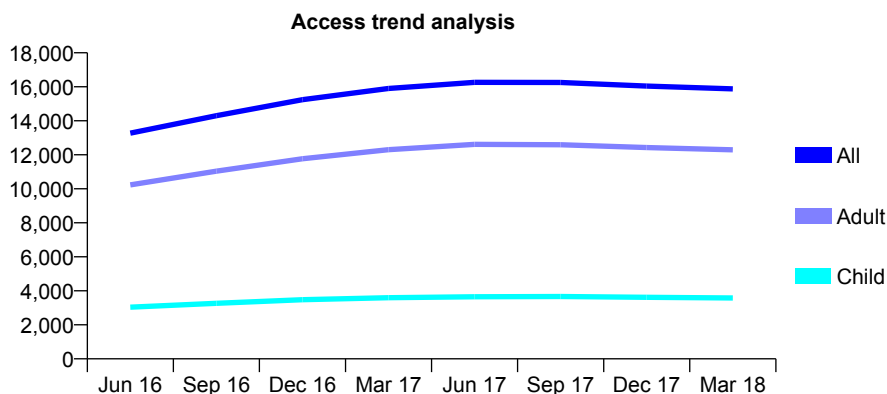
Q52 - Vital Signs At a Glance Contract Report for 107840/0001 - Year end March 2018

Name or company name	The Avondale Dental Practice Partnership
Contract type name	GDS Contract
Purpose of contract	General
Contract start date	01/07/2015
Contract end date	

17/18 Contracted general activity (UDA)	45,480
Carry forward general activity (UDA)	0
17/18 Contracted orthodontic activity (UOA)	0
Carry forward orthodontic activity (UOA)	0
Baseline contract value	£1,481,362.54

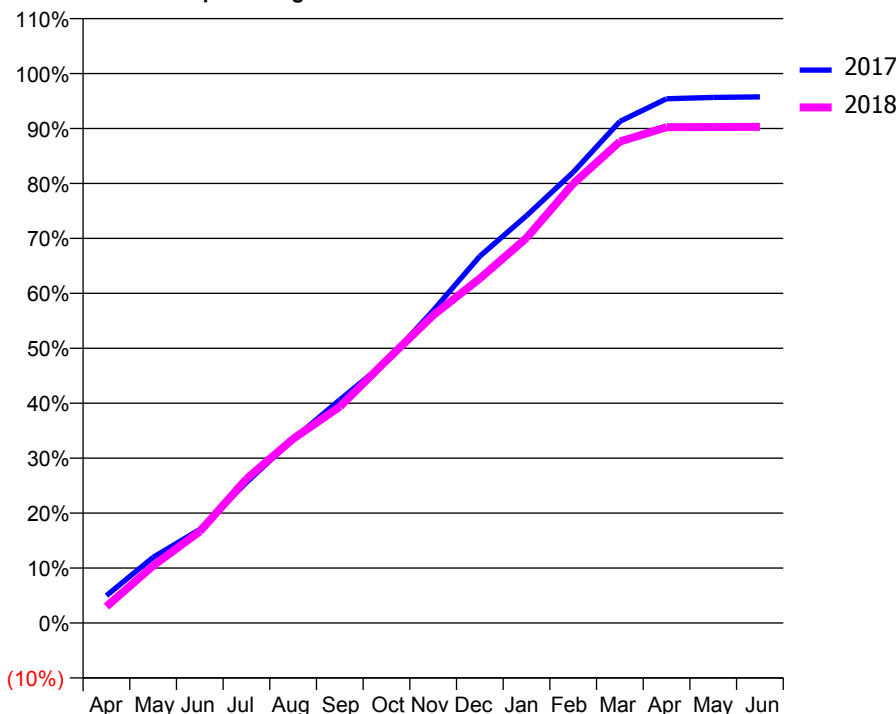
ACCESS*

Patients seen in 24 months	Total	Change since previous quarter
Quarter ending March 2017	15,901	
Quarter ending June 2017	16,265	↑
Quarter ending September 2017	16,256	→
Quarter ending December 2017	16,042	↓
Quarter ending March 2018	15,876	↓
Variance since March 2017	(0.2%)	→



ACTIVITY

Cumulative percentage of contracted UDA delivered 2017 & 2018



Month	Adjusted Scheduled Activity (UDA)	
	2017	2018
April	2,268	1,368
May	5,430	4,744
June	7,743	7,577
July	11,639	11,923
August	15,216	15,246
September	18,469	17,906
October	21,649	21,741
November	25,869	25,468
December	30,361	28,518
January	33,714	31,871
February	37,310	36,365
March	41,518	39,850
April	43,386	41,036
May	43,499	41,046
June	43,540	41,057

QUALITY

	Quantity	Base Number	Contract	AT	Region	England
% of FP17s for the same patient ID Re-attending within 3 months - Children	252	5,021	5.0%	10.9%	12.8%	11.9%
% of FP17s for the same patient ID Re-attending within 3 months - Adults	1,783	15,706	11.4%	14.8%	16.5%	16.0%
% of FP17s for the same patient ID Re-attending between 3 & 9 months - Children	2,889	5,021	57.5%	60.8%	59.7%	58.3%
% of FP17s for the same patient ID Re-attending between 3 & 9 months - Adults	8,207	15,706	52.3%	54.6%	52.6%	50.3%
% of FP17s for Band 1 Urgent Courses	1,266	19,269	6.6%	8.6%	9.1%	9.1%
% of FP17s Relating to Free Repair or Replacements	74	19,269	0.4%	0.9%	1.0%	0.8%
% of FP17s Relating to Continuations	289	19,269	1.5%	1.1%	1.2%	1.0%
% of Patients satisfied with the dentistry they have received	7	7	N/A	91.4%	91.6%	91.5%
% of Patients satisfied with the time they had to wait for an appointment	6	7	N/A	88.2%	88.3%	87.9%

* This is based on patients treated on this contract for their most recent course of treatment. Figures in italics indicate the base number of FP17s or Patient Questionnaire responses are less than 100. N/A is shown where the base number of responses is less than 10 during the period. % is calculated as Quantity/Base number*100

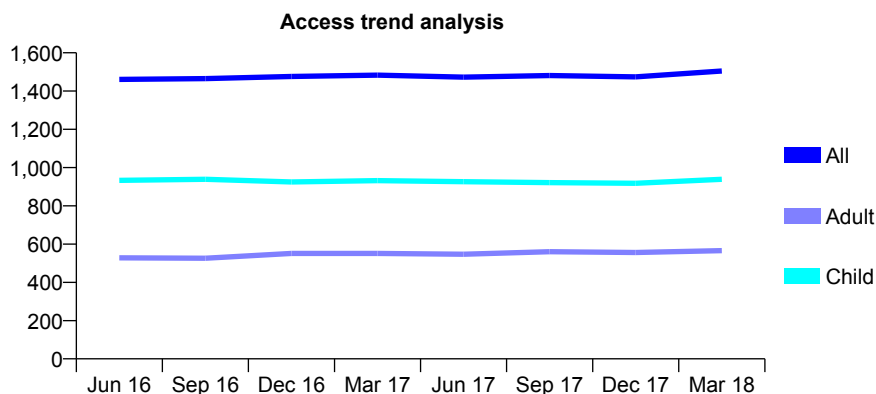
Q52 - Vital Signs At a Glance Contract Report for 112003/0001 - Year end March 2018

Name or company name	King Lane Dental Care
Contract type name	GDS Contract
Purpose of contract	General
Contract start date	12/10/2006
Contract end date	

17/18 Contracted general activity (UDA)	3,725
Carry forward general activity (UDA)	0
17/18 Contracted orthodontic activity (UOA)	0
Carry forward orthodontic activity (UOA)	0
Baseline contract value	£128,292.19

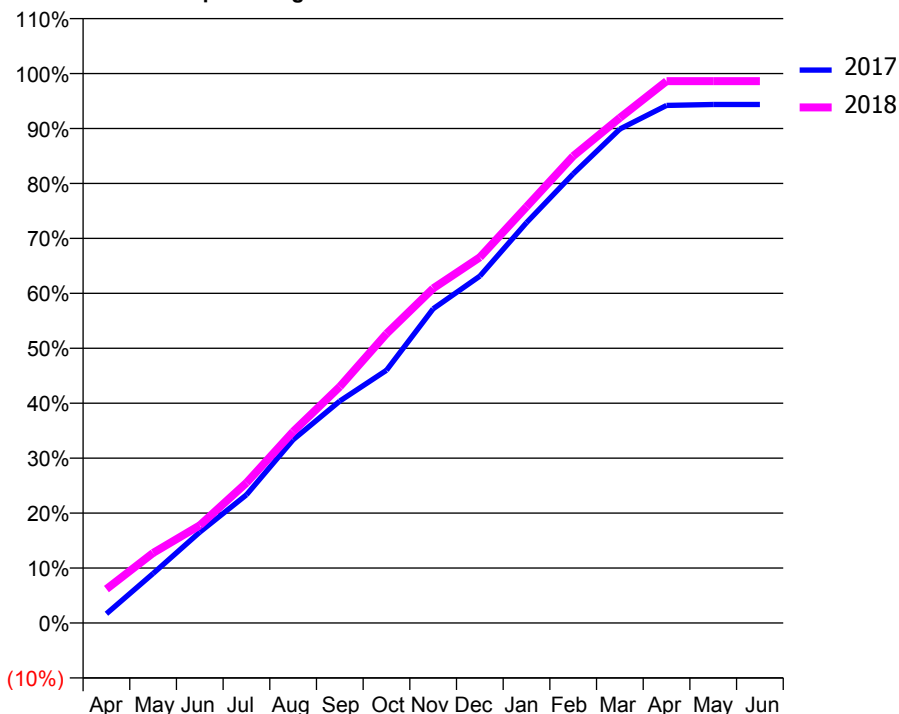
ACCESS*

Patients seen in 24 months	Total	Change since previous quarter
Quarter ending March 2017	1,483	
Quarter ending June 2017	1,473	→
Quarter ending September 2017	1,481	→
Quarter ending December 2017	1,474	→
Quarter ending March 2018	1,505	↑
Variance since March 2017	1.5%	→



ACTIVITY

Cumulative percentage of contracted UDA delivered 2017 & 2018



Month	Adjusted Scheduled Activity (UDA)	
	2017	2018
April	63	230
May	336	475
June	616	662
July	869	951
August	1,243	1,297
September	1,505	1,602
October	1,713	1,961
November	2,130	2,268
December	2,352	2,479
January	2,714	2,821
February	3,045	3,165
March	3,349	3,425
April	3,509	3,673
May	3,515	3,673
June	3,515	3,673

QUALITY

	Quantity	Base Number	Contract	AT	Region	England
% of FP17s for the same patient ID Re-attending within 3 months - Children	158	1,600	9.9%	10.9%	12.8%	11.9%
% of FP17s for the same patient ID Re-attending within 3 months - Adults	135	738	18.3%	14.8%	16.5%	16.0%
% of FP17s for the same patient ID Re-attending between 3 & 9 months - Children	1,083	1,600	67.7%	60.8%	59.7%	58.3%
% of FP17s for the same patient ID Re-attending between 3 & 9 months - Adults	436	738	59.1%	54.6%	52.6%	50.3%
% of FP17s for Band 1 Urgent Courses	136	2,348	5.8%	8.6%	9.1%	9.1%
% of FP17s Relating to Free Repair or Replacements	0	2,348	0.0%	0.9%	1.0%	0.8%
% of FP17s Relating to Continuations	4	2,348	0.2%	1.1%	1.2%	1.0%
% of Patients satisfied with the dentistry they have received	1	1	N/A	91.4%	91.6%	91.5%
% of Patients satisfied with the time they had to wait for an appointment	1	1	N/A	88.2%	88.3%	87.9%

* This is based on patients treated on this contract for their most recent course of treatment. Figures in italics indicate the base number of FP17s or Patient Questionnaire responses are less than 100. N/A is shown where the base number of responses is less than 10 during the period. % is calculated as Quantity/Base number*100

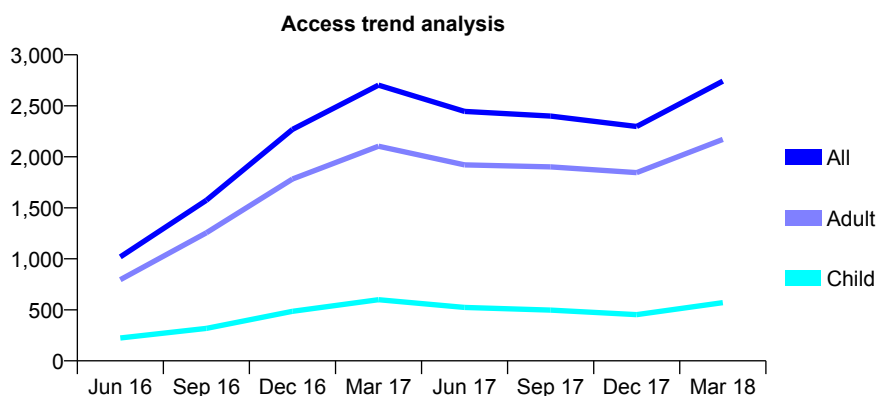
Q52 - Vital Signs At a Glance Contract Report for 112941/0001 - Year end March 2018

Name or company name	The Caulfield Dental Surgery Partnership
Contract type name	GDS Contract
Purpose of contract	General
Contract start date	01/10/2015
Contract end date	

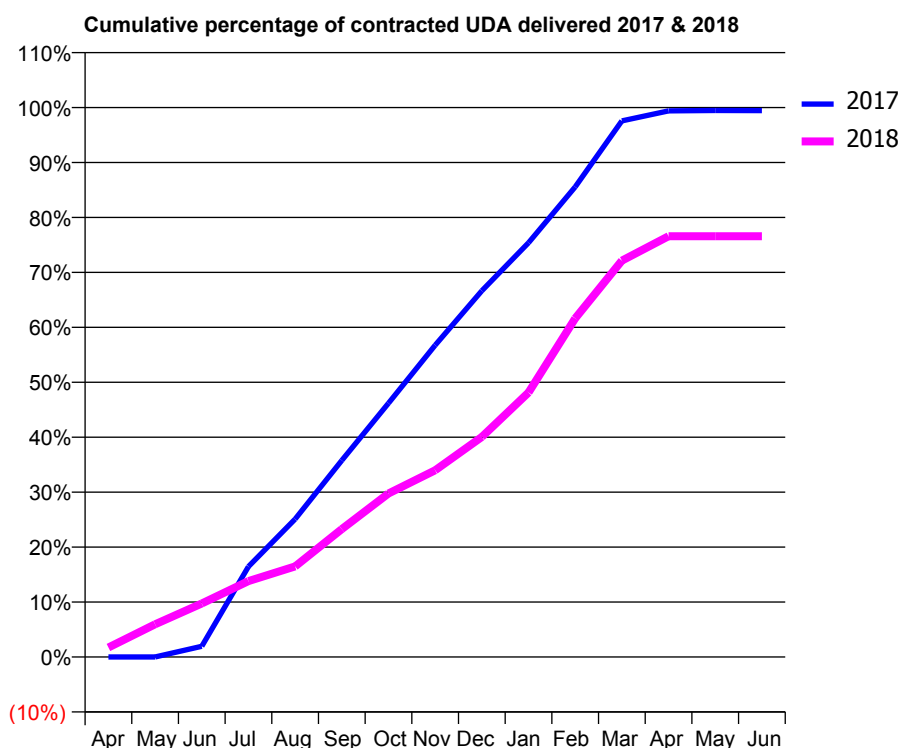
17/18 Contracted general activity (UDA)	8,000
Carry forward general activity (UDA)	45
17/18 Contracted orthodontic activity (UOA)	0
Carry forward orthodontic activity (UOA)	0
Baseline contract value	£232,944.68

ACCESS*

Patients seen in 24 months	Total	Change since previous quarter
Quarter ending March 2017	2,703	
Quarter ending June 2017	2,445	↓
Quarter ending September 2017	2,399	↓
Quarter ending December 2017	2,298	↓
Quarter ending March 2018	2,742	↑
Variance since March 2017	1.4%	→



ACTIVITY



Month	Adjusted Scheduled Activity (UDA)	
	2017	2018
April	0	139
May	0	476
June	156	779
July	1,317	1,106
August	2,009	1,319
September	2,862	1,863
October	3,695	2,381
November	4,540	2,718
December	5,331	3,205
January	6,031	3,851
February	6,844	4,930
March	7,805	5,770
April	7,951	6,126
May	7,956	6,126
June	7,955	6,126

QUALITY

	Quantity	Base Number	Contract	AT	Region	England
% of FP17s for the same patient ID Re-attending within 3 months - Children	24	623	3.9%	10.9%	12.8%	11.9%
% of FP17s for the same patient ID Re-attending within 3 months - Adults	163	2,468	6.6%	14.8%	16.5%	16.0%
% of FP17s for the same patient ID Re-attending between 3 & 9 months - Children	257	623	41.3%	60.8%	59.7%	58.3%
% of FP17s for the same patient ID Re-attending between 3 & 9 months - Adults	1,204	2,468	48.8%	54.6%	52.6%	50.3%
% of FP17s for Band 1 Urgent Courses	255	3,194	8.0%	8.6%	9.1%	9.1%
% of FP17s Relating to Free Repair or Replacements	4	3,194	0.1%	0.9%	1.0%	0.8%
% of FP17s Relating to Continuations	14	3,194	0.4%	1.1%	1.2%	1.0%
% of Patients satisfied with the dentistry they have received	0	0	N/A	91.4%	91.6%	91.5%
% of Patients satisfied with the time they had to wait for an appointment	0	0	N/A	88.2%	88.3%	87.9%

* This is based on patients treated on this contract for their most recent course of treatment. Figures in italics indicate the base number of FP17s or Patient Questionnaire responses are less than 100. N/A is shown where the base number of responses is less than 10 during the period. % is calculated as Quantity/Base number*100

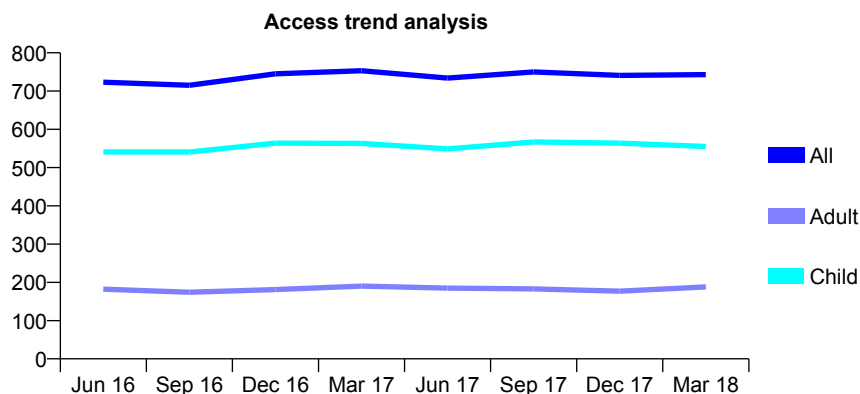
Q52 - Vital Signs At a Glance Contract Report for 117161/0001 - Year end March 2018

Name or company name	Wells Road Dental Surgery Ltd
Contract type name	GDS Contract
Purpose of contract	General
Contract start date	01/09/2008
Contract end date	

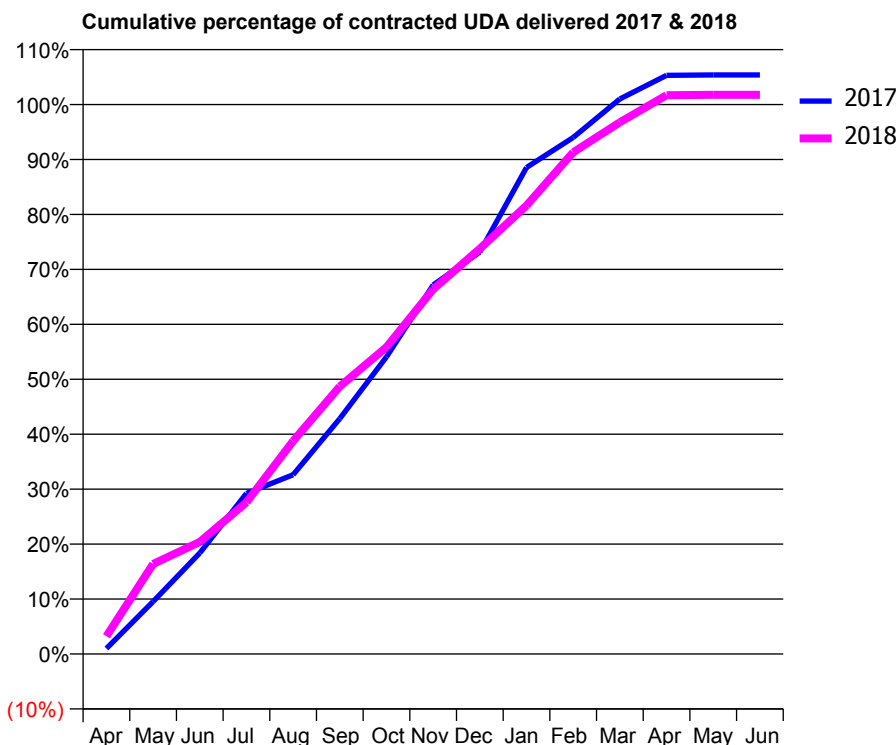
17/18 Contracted general activity (UDA)	1,300
Carry forward general activity (UDA)	0
17/18 Contracted orthodontic activity (UOA)	0
Carry forward orthodontic activity (UOA)	0
Baseline contract value	£35,505.65

ACCESS*

Patients seen in 24 months	Total	Change since previous quarter
Quarter ending March 2017	753	
Quarter ending June 2017	734	↓
Quarter ending September 2017	750	↑
Quarter ending December 2017	741	↓
Quarter ending March 2018	743	→
Variance since March 2017	(1.3%)	↓



ACTIVITY



Month	Adjusted Scheduled Activity (UDA)	
	2017	2018
April	13	42
May	124	213
June	239	265
July	380	359
August	424	504
September	557	633
October	703	726
November	873	863
December	951	959
January	1,151	1,061
February	1,222	1,187
March	1,313	1,258
April	1,369	1,322
May	1,370	1,323
June	1,370	1,323

QUALITY

	Quantity	Base Number	Contract	AT	Region	England
% of FP17s for the same patient ID Re-attending within 3 months - Children	29	845	3.4%	10.9%	12.8%	11.9%
% of FP17s for the same patient ID Re-attending within 3 months - Adults	5	168	3.0%	14.8%	16.5%	16.0%
% of FP17s for the same patient ID Re-attending between 3 & 9 months - Children	586	845	69.3%	60.8%	59.7%	58.3%
% of FP17s for the same patient ID Re-attending between 3 & 9 months - Adults	114	168	67.9%	54.6%	52.6%	50.3%
% of FP17s for Band 1 Urgent Courses	0	1,015	0.0%	8.6%	9.1%	9.1%
% of FP17s Relating to Free Repair or Replacements	0	1,015	0.0%	0.9%	1.0%	0.8%
% of FP17s Relating to Continuations	1	1,015	0.1%	1.1%	1.2%	1.0%
% of Patients satisfied with the dentistry they have received	2	2	N/A	91.4%	91.6%	91.5%
% of Patients satisfied with the time they had to wait for an appointment	2	2	N/A	88.2%	88.3%	87.9%

* This is based on patients treated on this contract for their most recent course of treatment. Figures in italics indicate the base number of FP17s or Patient Questionnaire responses are less than 100. N/A is shown where the base number of responses is less than 10 during the period. % is calculated as Quantity/Base number*100

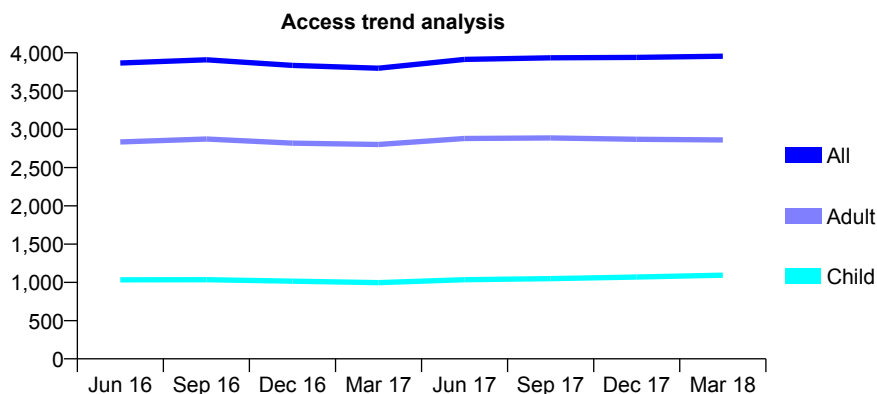
Q52 - Vital Signs At a Glance Contract Report for 117358/0001 - Year end March 2018

Name or company name	Kirkburton Dental Care Ltd
Contract type name	GDS Contract
Purpose of contract	General
Contract start date	01/04/2009
Contract end date	

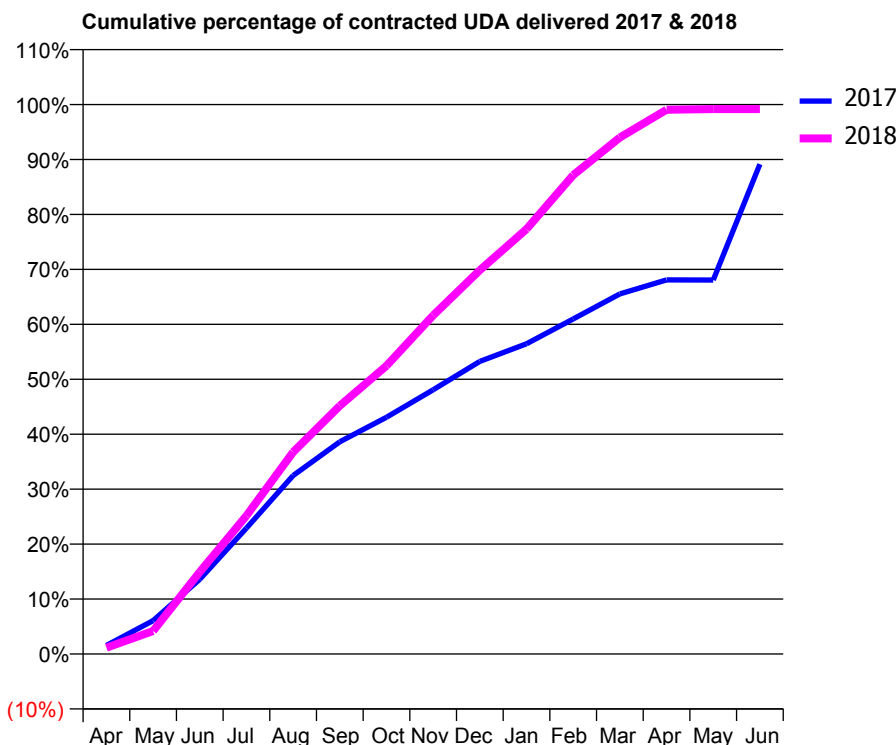
17/18 Contracted general activity (UDA)	12,000
Carry forward general activity (UDA)	0
17/18 Contracted orthodontic activity (UOA)	0
Carry forward orthodontic activity (UOA)	0
Baseline contract value	£363,606.30

ACCESS*

Patients seen in 24 months	Total	Change since previous quarter
Quarter ending March 2017	3,798	
Quarter ending June 2017	3,914	↑
Quarter ending September 2017	3,935	→
Quarter ending December 2017	3,939	→
Quarter ending March 2018	3,955	→
Variance since March 2017	4.1%	↑



ACTIVITY



Month	Adjusted Scheduled Activity (UDA)	
	2017	2018
April	188	139
May	729	502
June	1,632	1,792
July	2,750	3,020
August	3,897	4,410
September	4,634	5,421
October	5,171	6,294
November	5,771	7,395
December	6,391	8,381
January	6,775	9,280
February	7,317	10,458
March	7,865	11,281
April	8,169	11,887
May	8,166	11,899
June	10,696	11,899

QUALITY

	Quantity	Base Number	Contract	AT	Region	England
% of FP17s for the same patient ID Re-attending within 3 months - Children	165	2,166	7.6%	10.9%	12.8%	11.9%
% of FP17s for the same patient ID Re-attending within 3 months - Adults	865	5,522	15.7%	14.8%	16.5%	16.0%
% of FP17s for the same patient ID Re-attending between 3 & 9 months - Children	1,454	2,166	67.1%	60.8%	59.7%	58.3%
% of FP17s for the same patient ID Re-attending between 3 & 9 months - Adults	3,367	5,522	61.0%	54.6%	52.6%	50.3%
% of FP17s for Band 1 Urgent Courses	430	6,397	6.7%	8.6%	9.1%	9.1%
% of FP17s Relating to Free Repair or Replacements	141	6,397	2.2%	0.9%	1.0%	0.8%
% of FP17s Relating to Continuations	94	6,397	1.5%	1.1%	1.2%	1.0%
% of Patients satisfied with the dentistry they have received	6	6	N/A	91.4%	91.6%	91.5%
% of Patients satisfied with the time they had to wait for an appointment	6	6	N/A	88.2%	88.3%	87.9%

* This is based on patients treated on this contract for their most recent course of treatment. Figures in italics indicate the base number of FP17s or Patient Questionnaire responses are less than 100. N/A is shown where the base number of responses is less than 10 during the period. % is calculated as Quantity/Base number*100

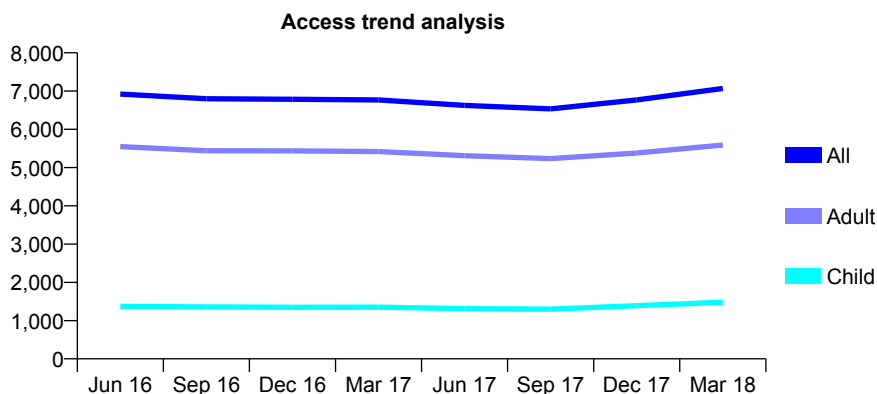
Q52 - Vital Signs At a Glance Contract Report for 118060/0004 - Year end March 2018

Name or company name	Genix Healthcare Ltd
Contract type name	GDS Contract
Purpose of contract	General
Contract start date	01/10/2006
Contract end date	

17/18 Contracted general activity (UDA)	18,700
Carry forward general activity (UDA)	84
17/18 Contracted orthodontic activity (UOA)	0
Carry forward orthodontic activity (UOA)	0
Baseline contract value	£551,985.86

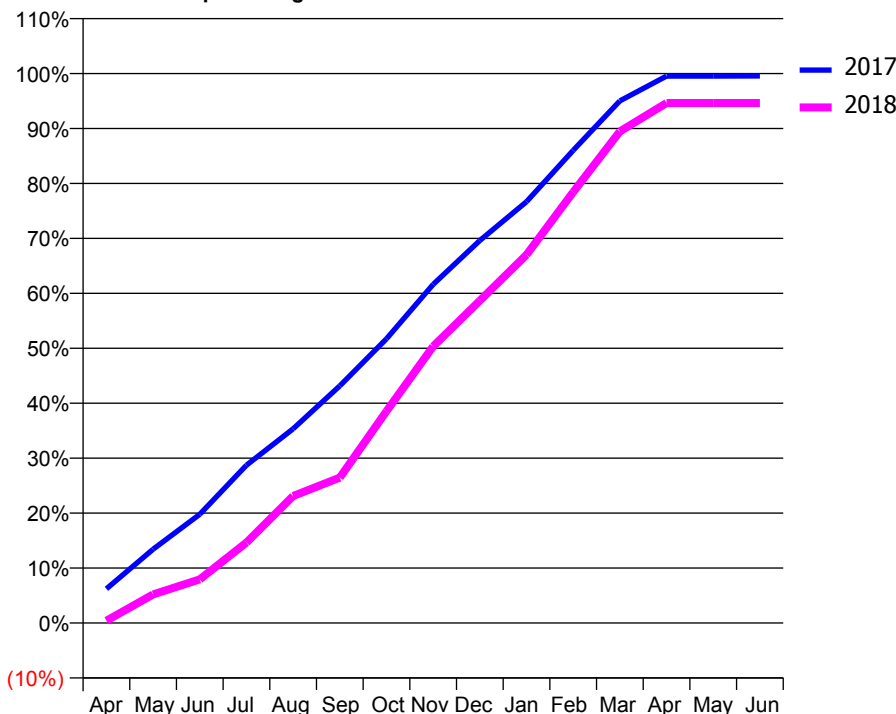
ACCESS*

Patients seen in 24 months	Total	Change since previous quarter
Quarter ending March 2017	6,769	
Quarter ending June 2017	6,624	↓
Quarter ending September 2017	6,533	↓
Quarter ending December 2017	6,768	↑
Quarter ending March 2018	7,067	↑
Variance since March 2017	4.4%	↑



ACTIVITY

Cumulative percentage of contracted UDA delivered 2017 & 2018



Adjusted Scheduled Activity (UDA)

Month	2017	2018
April	1,164	81
May	2,513	974
June	3,701	1,486
July	5,371	2,738
August	6,608	4,323
September	8,069	4,949
October	9,675	7,208
November	11,522	9,416
December	13,017	10,972
January	14,337	12,529
February	16,084	14,664
March	17,770	16,731
April	18,612	17,696
May	18,612	17,696
June	18,616	17,696

QUALITY

	Quantity	Base Number	Contract	AT	Region	England
% of FP17s for the same patient ID Re-attending within 3 months - Children	141	2,005	7.0%	10.9%	12.8%	11.9%
% of FP17s for the same patient ID Re-attending within 3 months - Adults	1,077	7,719	14.0%	14.8%	16.5%	16.0%
% of FP17s for the same patient ID Re-attending between 3 & 9 months - Children	1,118	2,005	55.8%	60.8%	59.7%	58.3%
% of FP17s for the same patient ID Re-attending between 3 & 9 months - Adults	4,069	7,719	52.7%	54.6%	52.6%	50.3%
% of FP17s for Band 1 Urgent Courses	736	9,720	7.6%	8.6%	9.1%	9.1%
% of FP17s Relating to Free Repair or Replacements	179	9,720	1.8%	0.9%	1.0%	0.8%
% of FP17s Relating to Continuations	36	9,720	0.4%	1.1%	1.2%	1.0%
% of Patients satisfied with the dentistry they have received	4	5	N/A	91.4%	91.6%	91.5%
% of Patients satisfied with the time they had to wait for an appointment	5	5	N/A	88.2%	88.3%	87.9%

* This is based on patients treated on this contract for their most recent course of treatment. Figures in italics indicate the base number of FP17s or Patient Questionnaire responses are less than 100. N/A is shown where the base number of responses is less than 10 during the period. % is calculated as Quantity/Base number*100

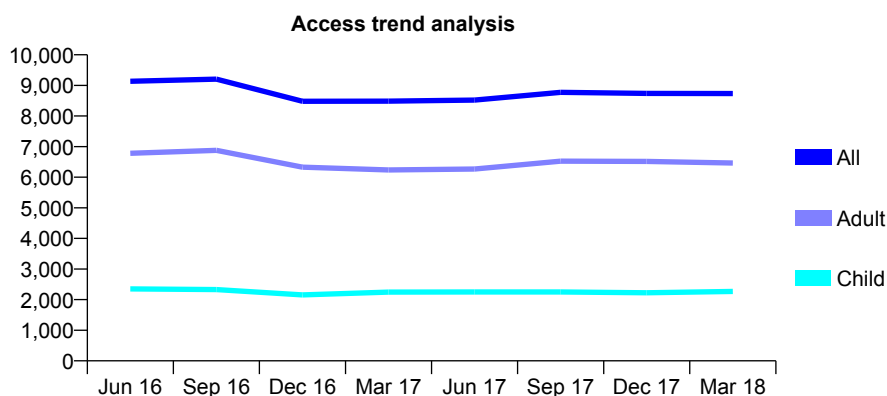
Q52 - Vital Signs At a Glance Contract Report for 118060/0009 - Year end March 2018

Name or company name	Genix Healthcare Ltd
Contract type name	GDS Contract
Purpose of contract	General
Contract start date	01/01/2007
Contract end date	

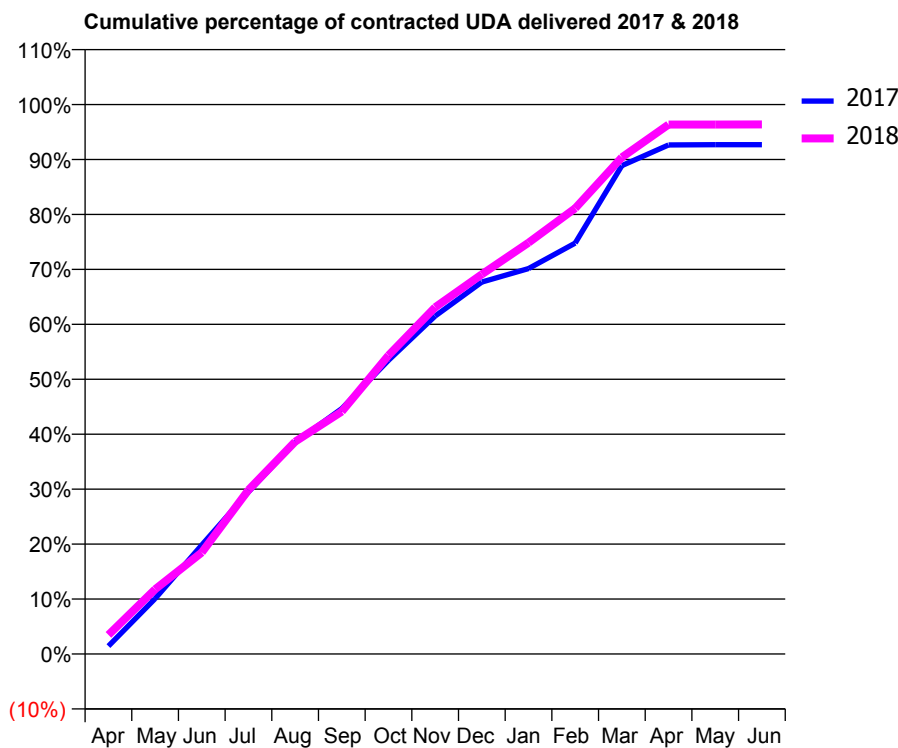
17/18 Contracted general activity (UDA)	23,667
Carry forward general activity (UDA)	0
17/18 Contracted orthodontic activity (UOA)	0
Carry forward orthodontic activity (UOA)	0
Baseline contract value	£578,342.06

ACCESS*

Patients seen in 24 months	Total	Change since previous quarter
Quarter ending March 2017	8,484	
Quarter ending June 2017	8,521	→
Quarter ending September 2017	8,774	↑
Quarter ending December 2017	8,740	→
Quarter ending March 2018	8,733	→
Variance since March 2017	2.9%	↑



ACTIVITY



Month	Adjusted Scheduled Activity (UDA)	
	2017	2018
April	342	822
May	2,389	2,786
June	4,696	4,375
July	6,980	7,068
August	9,121	9,144
September	10,573	10,443
October	12,650	12,862
November	14,554	14,938
December	16,023	16,353
January	16,603	17,715
February	17,699	19,199
March	21,034	21,389
April	21,922	22,801
May	21,935	22,801
June	21,937	22,809

QUALITY

	Quantity	Base Number	Contract	AT	Region	England
% of FP17s for the same patient ID Re-attending within 3 months - Children	205	3,136	6.5%	10.9%	12.8%	11.9%
% of FP17s for the same patient ID Re-attending within 3 months - Adults	935	8,794	10.6%	14.8%	16.5%	16.0%
% of FP17s for the same patient ID Re-attending between 3 & 9 months - Children	1,644	3,136	52.4%	60.8%	59.7%	58.3%
% of FP17s for the same patient ID Re-attending between 3 & 9 months - Adults	4,387	8,794	49.9%	54.6%	52.6%	50.3%
% of FP17s for Band 1 Urgent Courses	846	12,062	7.0%	8.6%	9.1%	9.1%
% of FP17s Relating to Free Repair or Replacements	110	12,062	0.9%	0.9%	1.0%	0.8%
% of FP17s Relating to Continuations	65	12,062	0.5%	1.1%	1.2%	1.0%
% of Patients satisfied with the dentistry they have received	12	16	75.0%	91.4%	91.6%	91.5%
% of Patients satisfied with the time they had to wait for an appointment	14	16	87.5%	88.2%	88.3%	87.9%

* This is based on patients treated on this contract for their most recent course of treatment. Figures in italics indicate the base number of FP17s or Patient Questionnaire responses are less than 100. N/A is shown where the base number of responses is less than 10 during the period. % is calculated as Quantity/Base number*100

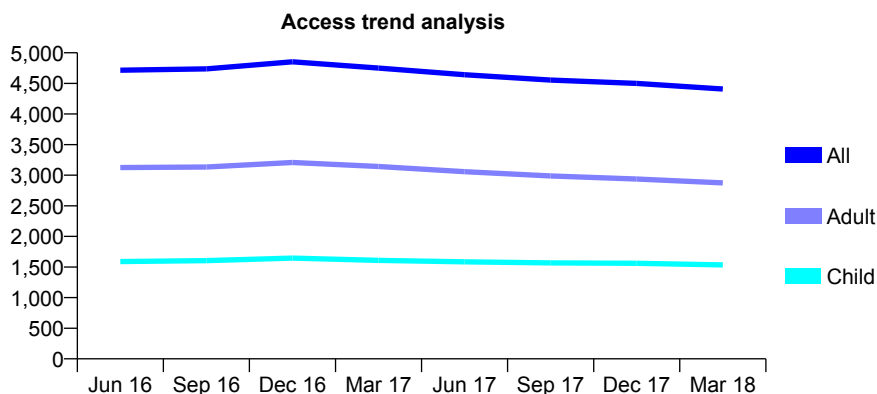
Q52 - Vital Signs At a Glance Contract Report for 118060/0012 - Year end March 2018

Name or company name	Genix Healthcare Ltd
Contract type name	GDS Contract
Purpose of contract	General
Contract start date	01/04/2007
Contract end date	

17/18 Contracted general activity (UDA)	14,018
Carry forward general activity (UDA)	0
17/18 Contracted orthodontic activity (UOA)	0
Carry forward orthodontic activity (UOA)	0
Baseline contract value	£350,493.82

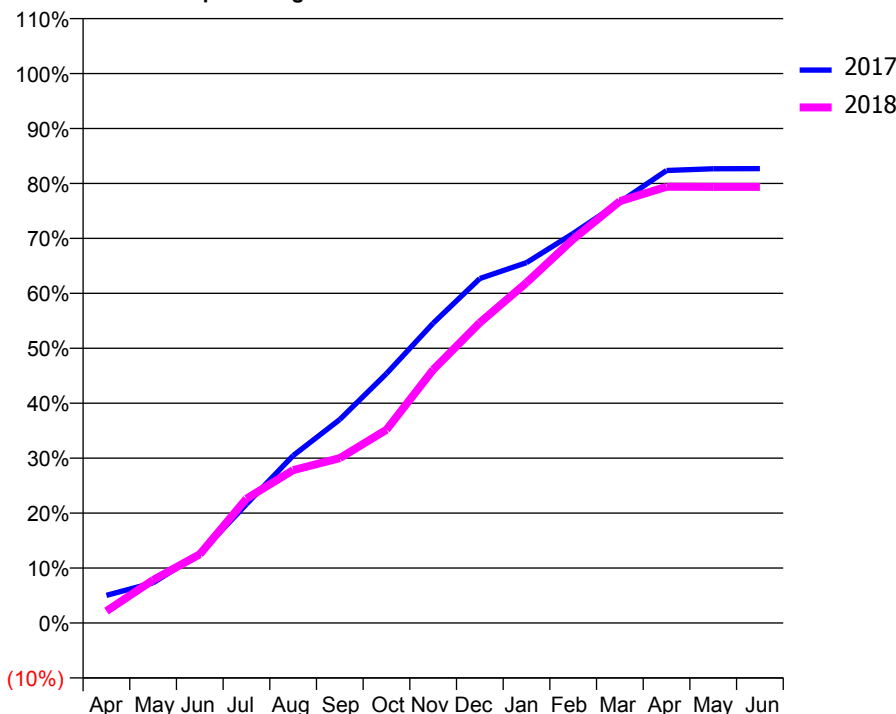
ACCESS*

Patients seen in 24 months	Total	Change since previous quarter
Quarter ending March 2017	4,751	
Quarter ending June 2017	4,642	↓
Quarter ending September 2017	4,554	↓
Quarter ending December 2017	4,500	↓
Quarter ending March 2018	4,408	↓
Variance since March 2017	(7.2%)	↓



ACTIVITY

Cumulative percentage of contracted UDA delivered 2017 & 2018



Adjusted Scheduled Activity (UDA)

Month	2017	2018
April	706	305
May	1,025	1,097
June	1,770	1,754
July	3,033	3,171
August	4,271	3,900
September	5,194	4,206
October	6,362	4,932
November	7,649	6,462
December	8,789	7,661
January	9,192	8,683
February	9,938	9,791
March	10,739	10,762
April	11,543	11,127
May	11,587	11,126
June	11,592	11,127

QUALITY

	Quantity	Base Number	Contract	AT	Region	England
% of FP17s for the same patient ID Re-attending within 3 months - Children	176	1,792	9.8%	10.9%	12.8%	11.9%
% of FP17s for the same patient ID Re-attending within 3 months - Adults	512	3,373	15.2%	14.8%	16.5%	16.0%
% of FP17s for the same patient ID Re-attending between 3 & 9 months - Children	798	1,792	44.5%	60.8%	59.7%	58.3%
% of FP17s for the same patient ID Re-attending between 3 & 9 months - Adults	1,430	3,373	42.4%	54.6%	52.6%	50.3%
% of FP17s for Band 1 Urgent Courses	408	4,930	8.3%	8.6%	9.1%	9.1%
% of FP17s Relating to Free Repair or Replacements	25	4,930	0.5%	0.9%	1.0%	0.8%
% of FP17s Relating to Continuations	18	4,930	0.4%	1.1%	1.2%	1.0%
% of Patients satisfied with the dentistry they have received	4	4	N/A	91.4%	91.6%	91.5%
% of Patients satisfied with the time they had to wait for an appointment	2	4	N/A	88.2%	88.3%	87.9%

* This is based on patients treated on this contract for their most recent course of treatment. Figures in italics indicate the base number of FP17s or Patient Questionnaire responses are less than 100. N/A is shown where the base number of responses is less than 10 during the period. % is calculated as Quantity/Base number*100

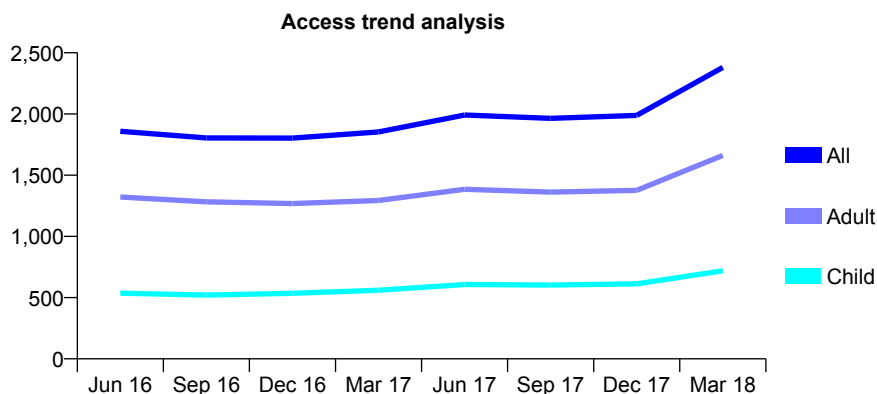
Q52 - Vital Signs At a Glance Contract Report for 118060/0015 - Year end March 2018

Name or company name	Genix Healthcare Ltd
Contract type name	GDS Contract
Purpose of contract	General
Contract start date	01/04/2008
Contract end date	

17/18 Contracted general activity (UDA)	6,000
Carry forward general activity (UDA)	201
17/18 Contracted orthodontic activity (UOA)	0
Carry forward orthodontic activity (UOA)	0
Baseline contract value	£158,153.39

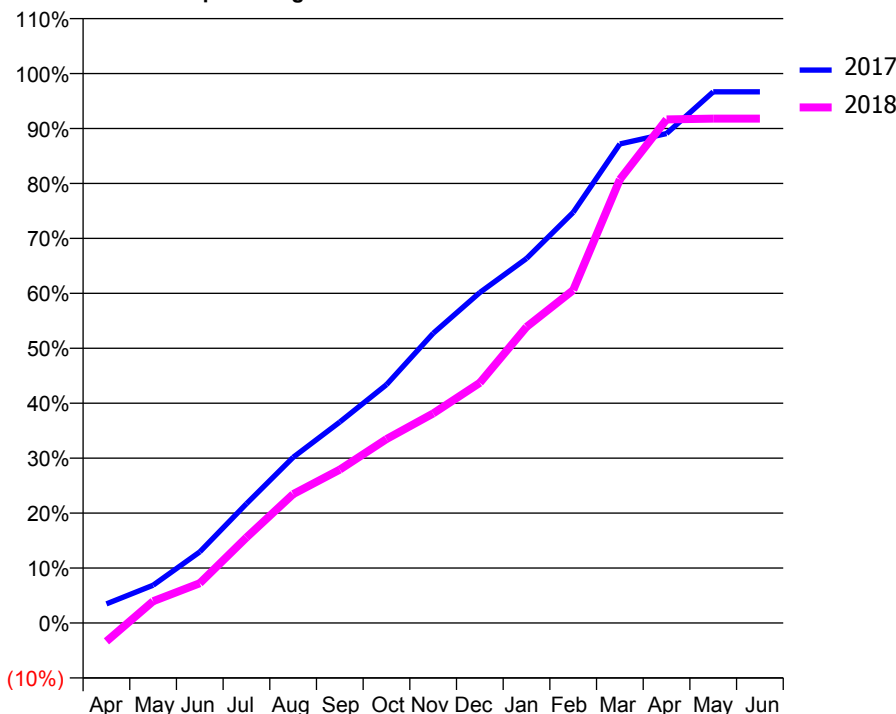
ACCESS*

Patients seen in 24 months	Total	Change since previous quarter
Quarter ending March 2017	1,854	
Quarter ending June 2017	1,992	↑
Quarter ending September 2017	1,965	↓
Quarter ending December 2017	1,989	→
Quarter ending March 2018	2,381	↑
Variance since March 2017	28.4%	↑



ACTIVITY

Cumulative percentage of contracted UDA delivered 2017 & 2018



Adjusted Scheduled Activity (UDA)

Month	2017	2018
April	210	-201
May	413	238
June	777	435
July	1,303	933
August	1,810	1,408
September	2,194	1,675
October	2,603	2,009
November	3,163	2,289
December	3,608	2,623
January	3,980	3,233
February	4,484	3,634
March	5,231	4,843
April	5,344	5,499
May	5,799	5,508
June	5,799	5,508

QUALITY

	Quantity	Base Number	Contract	AT	Region	England
% of FP17s for the same patient ID Re-attending within 3 months - Children	58	937	6.2%	10.9%	12.8%	11.9%
% of FP17s for the same patient ID Re-attending within 3 months - Adults	219	2,050	10.7%	14.8%	16.5%	16.0%
% of FP17s for the same patient ID Re-attending between 3 & 9 months - Children	446	937	47.6%	60.8%	59.7%	58.3%
% of FP17s for the same patient ID Re-attending between 3 & 9 months - Adults	950	2,050	46.3%	54.6%	52.6%	50.3%
% of FP17s for Band 1 Urgent Courses	109	2,631	4.1%	8.6%	9.1%	9.1%
% of FP17s Relating to Free Repair or Replacements	0	2,631	0.0%	0.9%	1.0%	0.8%
% of FP17s Relating to Continuations	5	2,631	0.2%	1.1%	1.2%	1.0%
% of Patients satisfied with the dentistry they have received	2	2	N/A	91.4%	91.6%	91.5%
% of Patients satisfied with the time they had to wait for an appointment	2	2	N/A	88.2%	88.3%	87.9%

* This is based on patients treated on this contract for their most recent course of treatment. Figures in italics indicate the base number of FP17s or Patient Questionnaire responses are less than 100. N/A is shown where the base number of responses is less than 10 during the period. % is calculated as Quantity/Base number*100

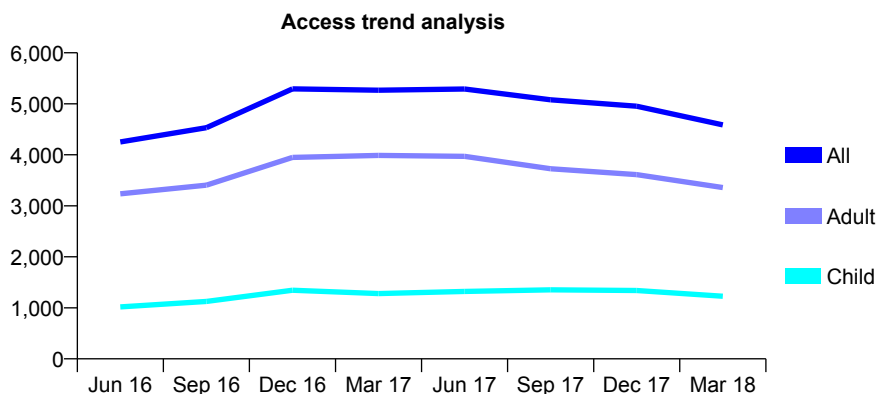
Q52 - Vital Signs At a Glance Contract Report for 118060/0018 - Year end March 2018

Name or company name	Genix Healthcare Ltd
Contract type name	GDS Contract
Purpose of contract	General
Contract start date	01/11/2009
Contract end date	

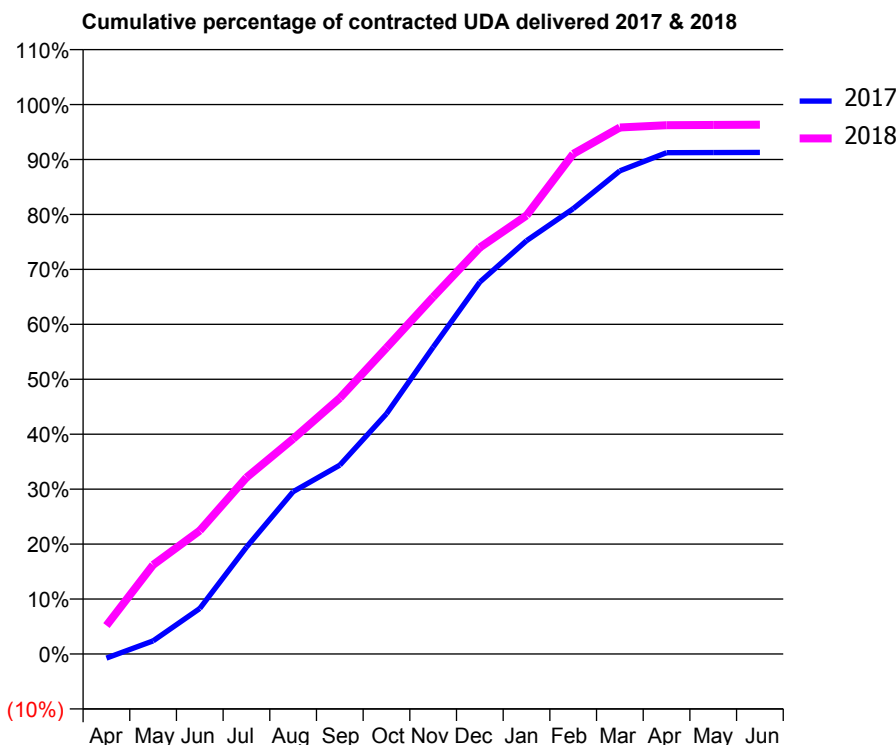
17/18 Contracted general activity (UDA)	14,000
Carry forward general activity (UDA)	0
17/18 Contracted orthodontic activity (UOA)	0
Carry forward orthodontic activity (UOA)	0
Baseline contract value	£349,278.81

ACCESS*

Patients seen in 24 months	Total	Change since previous quarter
Quarter ending March 2017	5,267	
Quarter ending June 2017	5,291	→
Quarter ending September 2017	5,078	↓
Quarter ending December 2017	4,953	↓
Quarter ending March 2018	4,586	↓
Variance since March 2017	(12.9%)	↓



ACTIVITY



Month	Adjusted Scheduled Activity (UDA)	
	2017	2018
April	-106	724
May	333	2,270
June	1,162	3,144
July	2,721	4,496
August	4,137	5,483
September	4,812	6,522
October	6,122	7,803
November	7,819	9,097
December	9,475	10,356
January	10,530	11,171
February	11,347	12,742
March	12,312	13,414
April	12,772	13,472
May	12,775	13,479
June	12,780	13,486

QUALITY

	Quantity	Base Number	Contract	AT	Region	England
% of FP17s for the same patient ID Re-attending within 3 months - Children	77	1,977	3.9%	10.9%	12.8%	11.9%
% of FP17s for the same patient ID Re-attending within 3 months - Adults	542	5,506	9.8%	14.8%	16.5%	16.0%
% of FP17s for the same patient ID Re-attending between 3 & 9 months - Children	968	1,977	49.0%	60.8%	59.7%	58.3%
% of FP17s for the same patient ID Re-attending between 3 & 9 months - Adults	2,787	5,506	50.6%	54.6%	52.6%	50.3%
% of FP17s for Band 1 Urgent Courses	748	7,204	10.4%	8.6%	9.1%	9.1%
% of FP17s Relating to Free Repair or Replacements	340	7,204	4.7%	0.9%	1.0%	0.8%
% of FP17s Relating to Continuations	41	7,204	0.6%	1.1%	1.2%	1.0%
% of Patients satisfied with the dentistry they have received	6	6	N/A	91.4%	91.6%	91.5%
% of Patients satisfied with the time they had to wait for an appointment	5	6	N/A	88.2%	88.3%	87.9%

* This is based on patients treated on this contract for their most recent course of treatment. Figures in italics indicate the base number of FP17s or Patient Questionnaire responses are less than 100. N/A is shown where the base number of responses is less than 10 during the period. % is calculated as Quantity/Base number*100

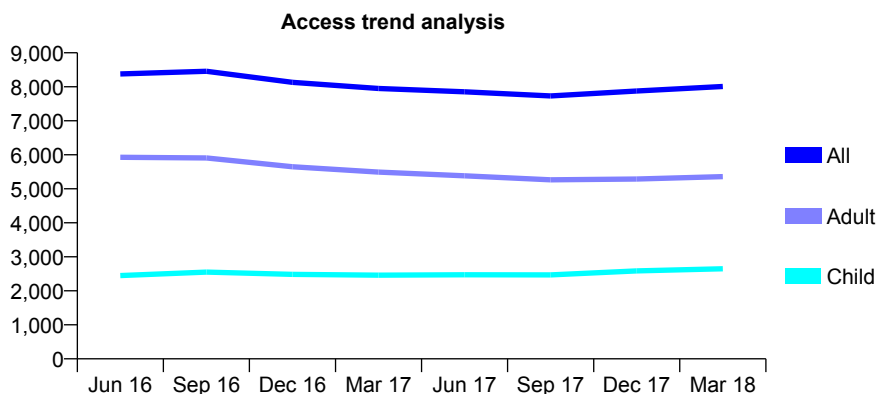
Q52 - Vital Signs At a Glance Contract Report for 118060/0031 - Year end March 2018

Name or company name	Genix Healthcare Ltd
Contract type name	GDS Contract
Purpose of contract	General
Contract start date	01/07/2012
Contract end date	

17/18 Contracted general activity (UDA)	26,800
Carry forward general activity (UDA)	0
17/18 Contracted orthodontic activity (UOA)	0
Carry forward orthodontic activity (UOA)	0
Baseline contract value	£744,522.86

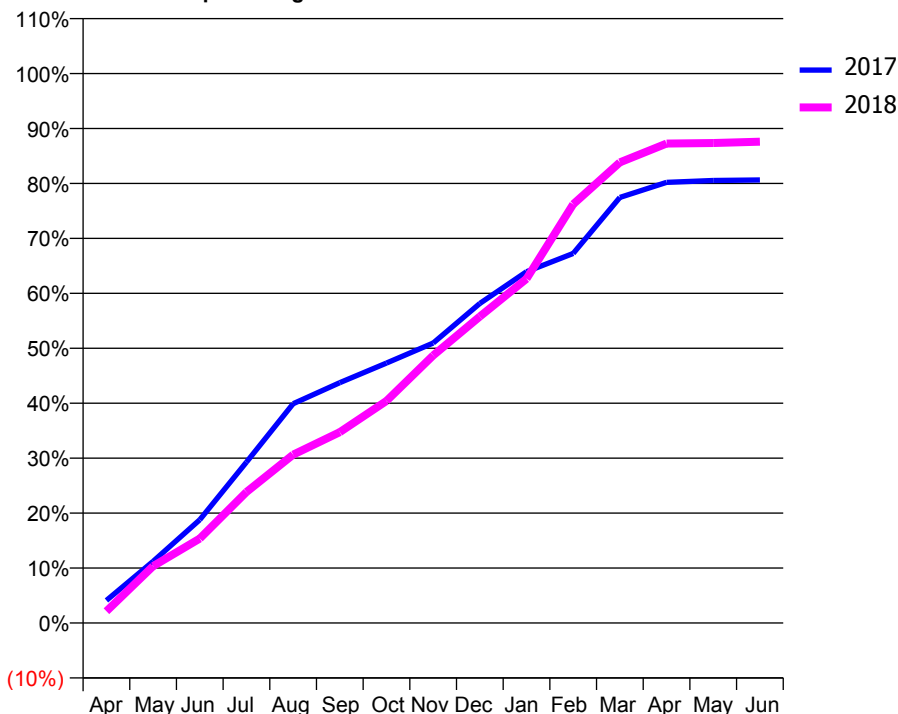
ACCESS*

Patients seen in 24 months	Total	Change since previous quarter
Quarter ending March 2017	7,950	
Quarter ending June 2017	7,854	↓
Quarter ending September 2017	7,733	↓
Quarter ending December 2017	7,877	→
Quarter ending March 2018	8,008	→
Variance since March 2017	0.7%	→



ACTIVITY

Cumulative percentage of contracted UDA delivered 2017 & 2018



Month	Adjusted Scheduled Activity (UDA)	
	2017	2018
April	1,105	573
May	3,007	2,773
June	5,036	4,122
July	7,848	6,391
August	10,694	8,210
September	11,723	9,312
October	12,675	10,829
November	13,653	13,053
December	15,585	14,946
January	17,134	16,791
February	18,025	20,424
March	20,756	22,465
April	21,490	23,383
May	21,583	23,410
June	21,605	23,474

QUALITY

	Quantity	Base Number	Contract	AT	Region	England
% of FP17s for the same patient ID Re-attending within 3 months - Children	345	3,460	10.0%	10.9%	12.8%	11.9%
% of FP17s for the same patient ID Re-attending within 3 months - Adults	1,366	7,017	19.5%	14.8%	16.5%	16.0%
% of FP17s for the same patient ID Re-attending between 3 & 9 months - Children	1,658	3,460	47.9%	60.8%	59.7%	58.3%
% of FP17s for the same patient ID Re-attending between 3 & 9 months - Adults	3,187	7,017	45.4%	54.6%	52.6%	50.3%
% of FP17s for Band 1 Urgent Courses	1,188	10,504	11.3%	8.6%	9.1%	9.1%
% of FP17s Relating to Free Repair or Replacements	77	10,504	0.7%	0.9%	1.0%	0.8%
% of FP17s Relating to Continuations	20	10,504	0.2%	1.1%	1.2%	1.0%
% of Patients satisfied with the dentistry they have received	7	10	70.0%	91.4%	91.6%	91.5%
% of Patients satisfied with the time they had to wait for an appointment	8	10	80.0%	88.2%	88.3%	87.9%

* This is based on patients treated on this contract for their most recent course of treatment. Figures in italics indicate the base number of FP17s or Patient Questionnaire responses are less than 100. N/A is shown where the base number of responses is less than 10 during the period. % is calculated as Quantity/Base number*100

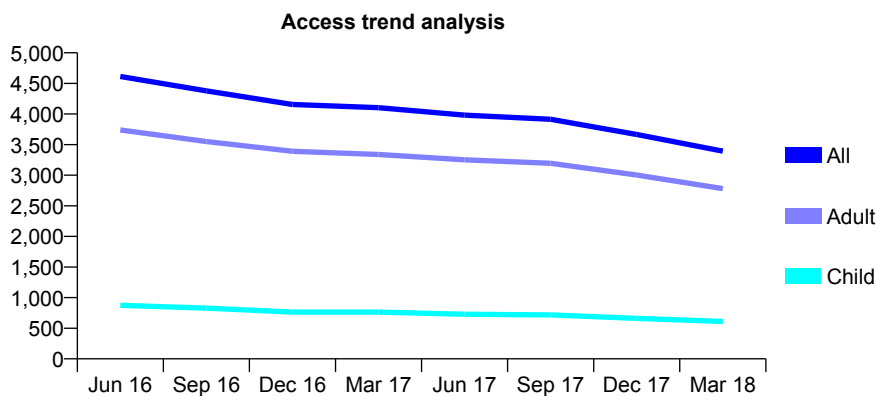
Q52 - Vital Signs At a Glance Contract Report for 121487/0001 - Year end March 2018

Name or company name	Greengates Dental Care
Contract type name	GDS Contract
Purpose of contract	General
Contract start date	01/11/2013
Contract end date	

17/18 Contracted general activity (UDA)	15,000
Carry forward general activity (UDA)	0
17/18 Contracted orthodontic activity (UOA)	0
Carry forward orthodontic activity (UOA)	0
Baseline contract value	£377,197.18

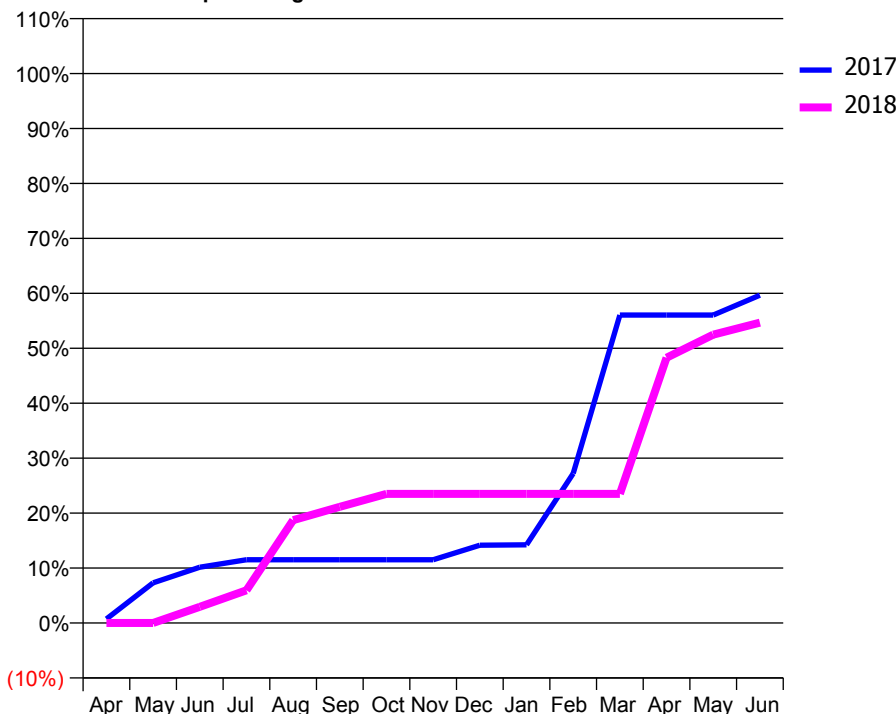
ACCESS*

Patients seen in 24 months	Total	Change since previous quarter
Quarter ending March 2017	4,103	
Quarter ending June 2017	3,981	↓
Quarter ending September 2017	3,913	↓
Quarter ending December 2017	3,665	↓
Quarter ending March 2018	3,393	↓
Variance since March 2017	(17.3%)	↓



ACTIVITY

Cumulative percentage of contracted UDA delivered 2017 & 2018



Month	Adjusted Scheduled Activity (UDA)	
	2017	2018
April	113	0
May	1,099	0
June	1,522	442
July	1,728	892
August	1,728	2,808
September	1,728	3,173
October	1,728	3,524
November	1,728	3,524
December	2,124	3,524
January	2,135	3,524
February	4,082	3,524
March	8,407	3,524
April	8,407	7,242
May	8,407	7,870
June	8,951	8,199

QUALITY

	Quantity	Base Number	Contract	AT	Region	England
% of FP17s for the same patient ID Re-attending within 3 months - Children	63	427	14.8%	10.9%	12.8%	11.9%
% of FP17s for the same patient ID Re-attending within 3 months - Adults	357	1,772	20.1%	14.8%	16.5%	16.0%
% of FP17s for the same patient ID Re-attending between 3 & 9 months - Children	186	427	43.6%	60.8%	59.7%	58.3%
% of FP17s for the same patient ID Re-attending between 3 & 9 months - Adults	723	1,772	40.8%	54.6%	52.6%	50.3%
% of FP17s for Band 1 Urgent Courses	471	4,375	10.8%	8.6%	9.1%	9.1%
% of FP17s Relating to Free Repair or Replacements	88	4,375	2.0%	0.9%	1.0%	0.8%
% of FP17s Relating to Continuations	23	4,375	0.5%	1.1%	1.2%	1.0%
% of Patients satisfied with the dentistry they have received	6	6	N/A	91.4%	91.6%	91.5%
% of Patients satisfied with the time they had to wait for an appointment	5	6	N/A	88.2%	88.3%	87.9%

* This is based on patients treated on this contract for their most recent course of treatment. Figures in italics indicate the base number of FP17s or Patient Questionnaire responses are less than 100. N/A is shown where the base number of responses is less than 10 during the period. % is calculated as Quantity/Base number*100

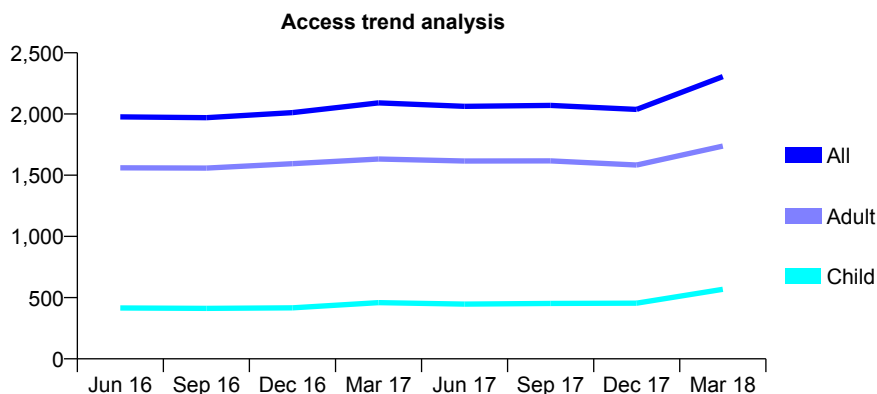
Q52 - Vital Signs At a Glance Contract Report for 122432/0001 - Year end March 2018

Name or company name	BANV Aesthetics Limited
Contract type name	GDS Contract
Purpose of contract	General
Contract start date	09/02/2012
Contract end date	

17/18 Contracted general activity (UDA)	7,559
Carry forward general activity (UDA)	170
17/18 Contracted orthodontic activity (UOA)	0
Carry forward orthodontic activity (UOA)	0
Baseline contract value	£188,119.79

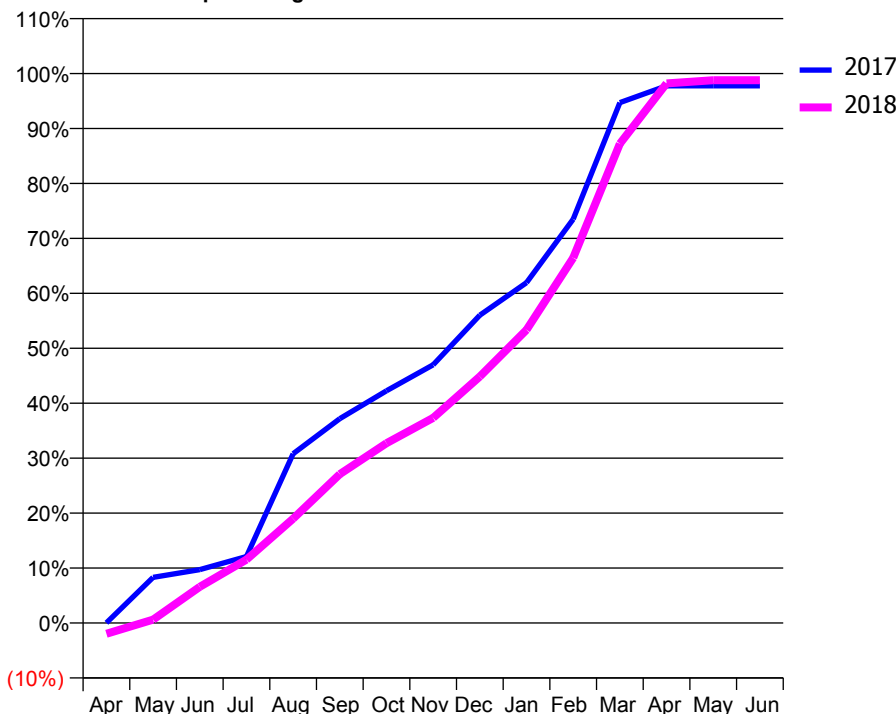
ACCESS*

Patients seen in 24 months	Total	Change since previous quarter
Quarter ending March 2017	2,091	
Quarter ending June 2017	2,063	↓
Quarter ending September 2017	2,070	→
Quarter ending December 2017	2,038	↓
Quarter ending March 2018	2,306	↑
Variance since March 2017	10.3%	↑



ACTIVITY

Cumulative percentage of contracted UDA delivered 2017 & 2018



Adjusted Scheduled Activity (UDA)

Month	2017	2018
April	2	-150
May	629	47
June	734	498
July	915	873
August	2,329	1,436
September	2,812	2,048
October	3,195	2,474
November	3,551	2,822
December	4,234	3,390
January	4,683	4,032
February	5,555	5,024
March	7,158	6,594
April	7,389	7,422
May	7,389	7,467
June	7,389	7,467

QUALITY

	Quantity	Base Number	Contract	AT	Region	England
% of FP17s for the same patient ID Re-attending within 3 months - Children	53	706	7.5%	10.9%	12.8%	11.9%
% of FP17s for the same patient ID Re-attending within 3 months - Adults	204	1,723	11.8%	14.8%	16.5%	16.0%
% of FP17s for the same patient ID Re-attending between 3 & 9 months - Children	300	706	42.5%	60.8%	59.7%	58.3%
% of FP17s for the same patient ID Re-attending between 3 & 9 months - Adults	629	1,723	36.5%	54.6%	52.6%	50.3%
% of FP17s for Band 1 Urgent Courses	174	2,548	6.8%	8.6%	9.1%	9.1%
% of FP17s Relating to Free Repair or Replacements	4	2,548	0.2%	0.9%	1.0%	0.8%
% of FP17s Relating to Continuations	18	2,548	0.7%	1.1%	1.2%	1.0%
% of Patients satisfied with the dentistry they have received	1	1	N/A	91.4%	91.6%	91.5%
% of Patients satisfied with the time they had to wait for an appointment	1	1	N/A	88.2%	88.3%	87.9%

* This is based on patients treated on this contract for their most recent course of treatment. Figures in italics indicate the base number of FP17s or Patient Questionnaire responses are less than 100. N/A is shown where the base number of responses is less than 10 during the period. % is calculated as Quantity/Base number*100

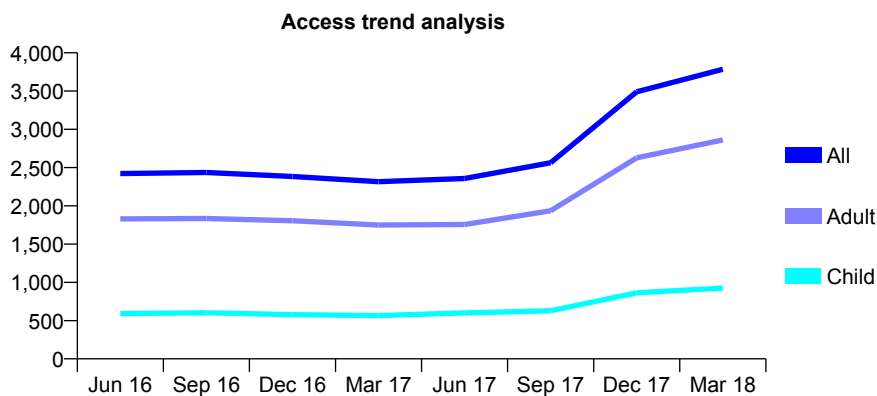
Q52 - Vital Signs At a Glance Contract Report for 122742/0001 - Year end March 2018

Name or company name	Indigo Dental Ltd
Contract type name	GDS Contract
Purpose of contract	General
Contract start date	01/10/2013
Contract end date	

17/18 Contracted general activity (UDA)	10,020
Carry forward general activity (UDA)	1,808
17/18 Contracted orthodontic activity (UOA)	0
Carry forward orthodontic activity (UOA)	0
Baseline contract value	£263,625.27

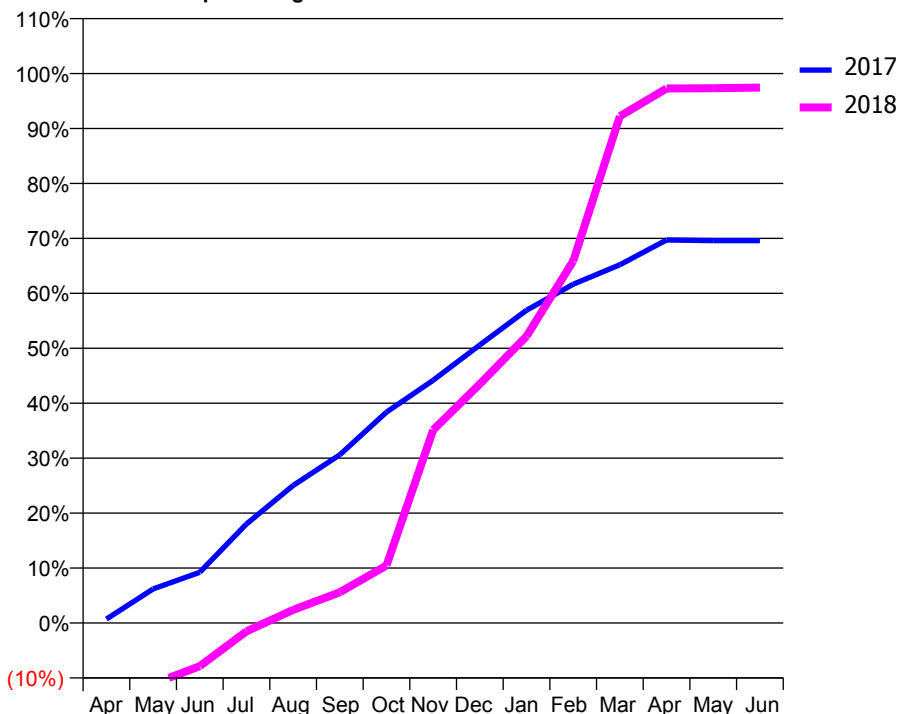
ACCESS*

Patients seen in 24 months	Total	Change since previous quarter
Quarter ending March 2017	2,315	
Quarter ending June 2017	2,357	→
Quarter ending September 2017	2,563	↑
Quarter ending December 2017	3,491	↑
Quarter ending March 2018	3,785	↑
Variance since March 2017	63.5%	↑



ACTIVITY

Cumulative percentage of contracted UDA delivered 2017 & 2018



Month	Adjusted Scheduled Activity (UDA)	
	2017	2018
April	71	-1,655
May	622	-1,113
June	926	-790
July	1,806	-155
August	2,507	240
September	3,067	560
October	3,845	1,050
November	4,426	3,521
December	5,072	4,359
January	5,703	5,229
February	6,177	6,600
March	6,533	9,241
April	6,985	9,746
May	6,973	9,752
June	6,973	9,764

QUALITY

	Quantity	Base Number	Contract	AT	Region	England
% of FP17s for the same patient ID Re-attending within 3 months - Children	81	1,494	5.4%	10.9%	12.8%	11.9%
% of FP17s for the same patient ID Re-attending within 3 months - Adults	339	4,052	8.4%	14.8%	16.5%	16.0%
% of FP17s for the same patient ID Re-attending between 3 & 9 months - Children	738	1,494	49.4%	60.8%	59.7%	58.3%
% of FP17s for the same patient ID Re-attending between 3 & 9 months - Adults	1,746	4,052	43.1%	54.6%	52.6%	50.3%
% of FP17s for Band 1 Urgent Courses	215	5,139	4.2%	8.6%	9.1%	9.1%
% of FP17s Relating to Free Repair or Replacements	42	5,139	0.8%	0.9%	1.0%	0.8%
% of FP17s Relating to Continuations	22	5,139	0.4%	1.1%	1.2%	1.0%
% of Patients satisfied with the dentistry they have received	1	1	N/A	91.4%	91.6%	91.5%
% of Patients satisfied with the time they had to wait for an appointment	1	1	N/A	88.2%	88.3%	87.9%

* This is based on patients treated on this contract for their most recent course of treatment. Figures in italics indicate the base number of FP17s or Patient Questionnaire responses are less than 100. N/A is shown where the base number of responses is less than 10 during the period. % is calculated as Quantity/Base number*100

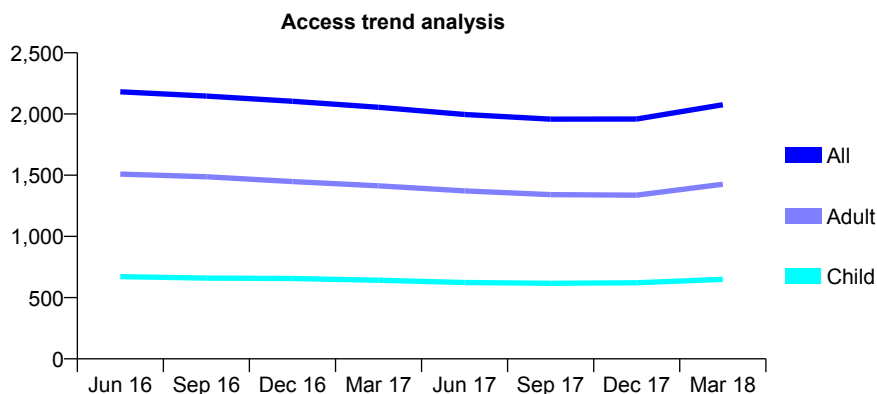
Q52 - Vital Signs At a Glance Contract Report for 123811/0001 - Year end March 2018

Name or company name	Carnegie Dental Clinic Ltd
Contract type name	GDS Contract
Purpose of contract	General
Contract start date	02/07/2007
Contract end date	

17/18 Contracted general activity (UDA)	8,152
Carry forward general activity (UDA)	-43
17/18 Contracted orthodontic activity (UOA)	0
Carry forward orthodontic activity (UOA)	0
Baseline contract value	£219,190.46

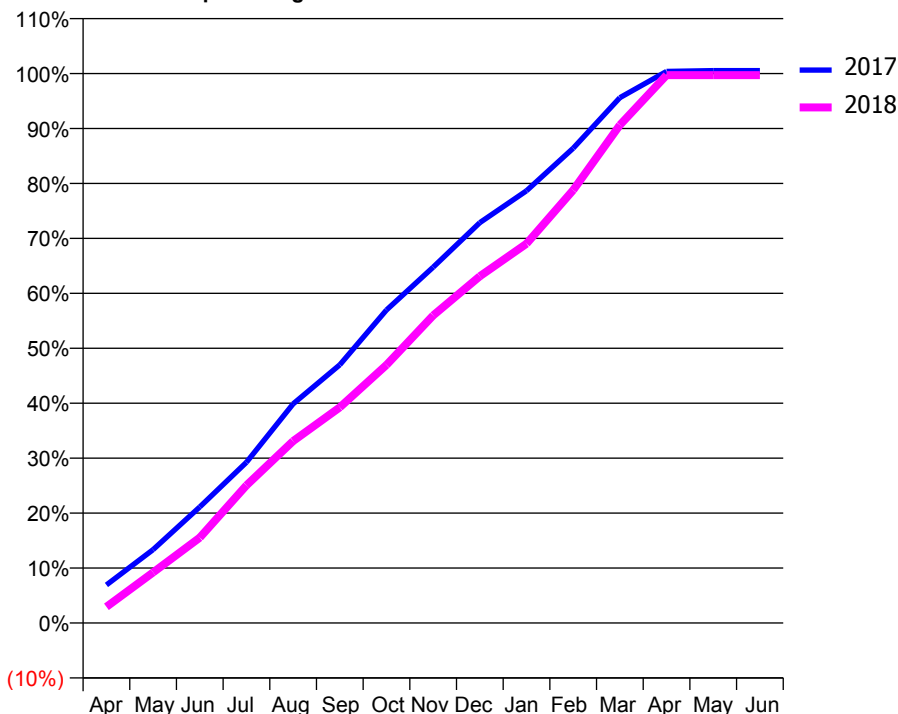
ACCESS*

Patients seen in 24 months	Total	Change since previous quarter
Quarter ending March 2017	2,055	
Quarter ending June 2017	1,996	↓
Quarter ending September 2017	1,958	↓
Quarter ending December 2017	1,959	→
Quarter ending March 2018	2,076	↑
Variance since March 2017	1.0%	→



ACTIVITY

Cumulative percentage of contracted UDA delivered 2017 & 2018



Month	Adjusted Scheduled Activity (UDA)	
	2017	2018
April	564	241
May	1,089	751
June	1,723	1,266
July	2,385	2,042
August	3,252	2,699
September	3,831	3,200
October	4,643	3,829
November	5,279	4,562
December	5,940	5,144
January	6,413	5,627
February	7,044	6,423
March	7,793	7,387
April	8,183	8,127
May	8,195	8,127
June	8,195	8,128

QUALITY

	Quantity	Base Number	Contract	AT	Region	England
% of FP17s for the same patient ID Re-attending within 3 months - Children	156	1,290	12.1%	10.9%	12.8%	11.9%
% of FP17s for the same patient ID Re-attending within 3 months - Adults	372	2,289	16.3%	14.8%	16.5%	16.0%
% of FP17s for the same patient ID Re-attending between 3 & 9 months - Children	862	1,290	66.8%	60.8%	59.7%	58.3%
% of FP17s for the same patient ID Re-attending between 3 & 9 months - Adults	1,424	2,289	62.2%	54.6%	52.6%	50.3%
% of FP17s for Band 1 Urgent Courses	279	3,651	7.6%	8.6%	9.1%	9.1%
% of FP17s Relating to Free Repair or Replacements	36	3,651	1.0%	0.9%	1.0%	0.8%
% of FP17s Relating to Continuations	28	3,651	0.8%	1.1%	1.2%	1.0%
% of Patients satisfied with the dentistry they have received	1	1	N/A	91.4%	91.6%	91.5%
% of Patients satisfied with the time they had to wait for an appointment	1	1	N/A	88.2%	88.3%	87.9%

* This is based on patients treated on this contract for their most recent course of treatment. Figures in italics indicate the base number of FP17s or Patient Questionnaire responses are less than 100. N/A is shown where the base number of responses is less than 10 during the period. % is calculated as Quantity/Base number*100

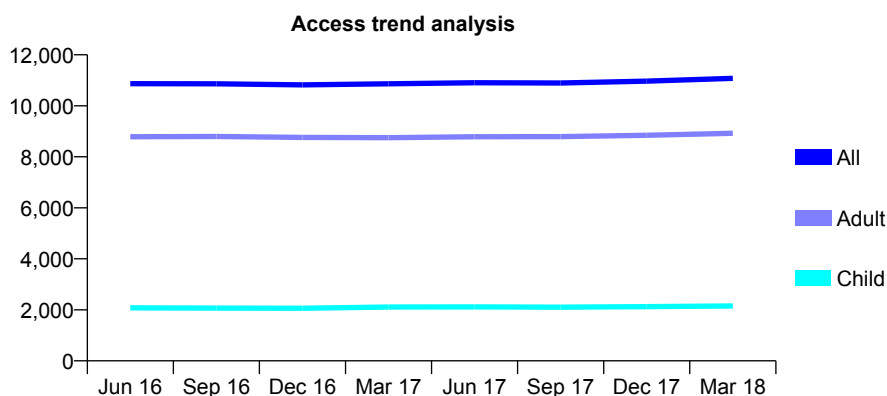
Q52 - Vital Signs At a Glance Contract Report for 125237/0001 - Year end March 2018

Name or company name	Horbury Dental Care Limited
Contract type name	GDS Contract
Purpose of contract	General
Contract start date	01/04/2011
Contract end date	

17/18 Contracted general activity (UDA)	30,037
Carry forward general activity (UDA)	354
17/18 Contracted orthodontic activity (UOA)	0
Carry forward orthodontic activity (UOA)	0
Baseline contract value	£1,141,755.59

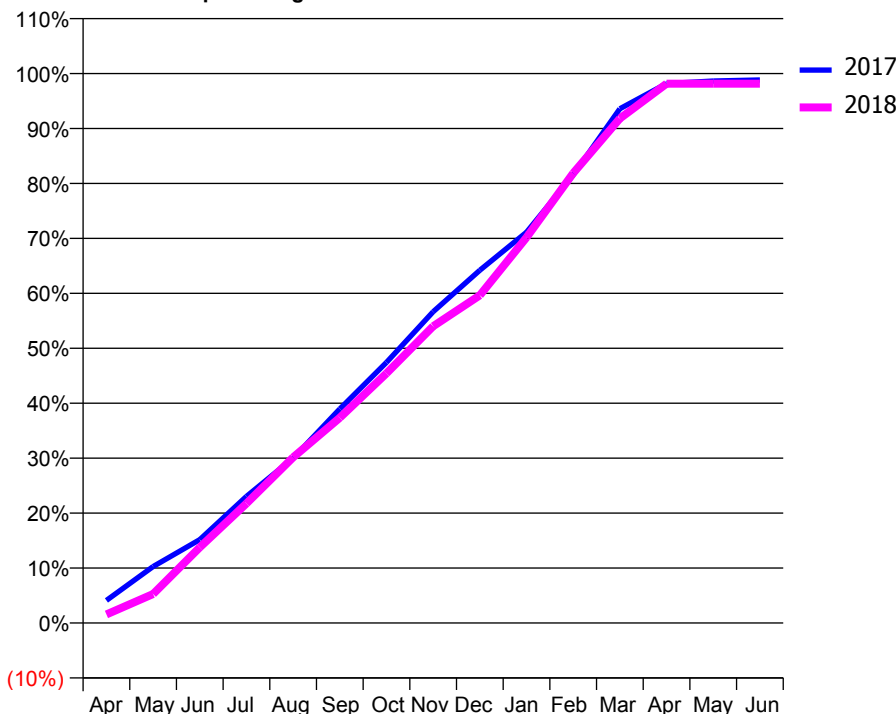
ACCESS*

Patients seen in 24 months	Total	Change since previous quarter
Quarter ending March 2017	10,862	
Quarter ending June 2017	10,903	→
Quarter ending September 2017	10,895	→
Quarter ending December 2017	10,966	→
Quarter ending March 2018	11,075	→
Variance since March 2017	2.0%	→



ACTIVITY

Cumulative percentage of contracted UDA delivered 2017 & 2018



Month	Adjusted Scheduled Activity (UDA)	
	2017	2018
April	1,235	469
May	3,086	1,584
June	4,560	4,137
July	6,924	6,536
August	9,011	9,060
September	11,700	11,220
October	14,249	13,648
November	17,013	16,219
December	19,280	17,910
January	21,363	21,080
February	24,495	24,587
March	28,113	27,576
April	29,488	29,484
May	29,626	29,483
June	29,683	29,483

QUALITY

	Quantity	Base Number	Contract	AT	Region	England
% of FP17s for the same patient ID Re-attending within 3 months - Children	275	3,552	7.7%	10.9%	12.8%	11.9%
% of FP17s for the same patient ID Re-attending within 3 months - Adults	1,325	11,872	11.2%	14.8%	16.5%	16.0%
% of FP17s for the same patient ID Re-attending between 3 & 9 months - Children	2,267	3,552	63.8%	60.8%	59.7%	58.3%
% of FP17s for the same patient ID Re-attending between 3 & 9 months - Adults	5,399	11,872	45.5%	54.6%	52.6%	50.3%
% of FP17s for Band 1 Urgent Courses	693	14,613	4.7%	8.6%	9.1%	9.1%
% of FP17s Relating to Free Repair or Replacements	164	14,613	1.1%	0.9%	1.0%	0.8%
% of FP17s Relating to Continuations	265	14,613	1.8%	1.1%	1.2%	1.0%
% of Patients satisfied with the dentistry they have received	17	17	100.0%	91.4%	91.6%	91.5%
% of Patients satisfied with the time they had to wait for an appointment	16	17	94.1%	88.2%	88.3%	87.9%

* This is based on patients treated on this contract for their most recent course of treatment. Figures in italics indicate the base number of FP17s or Patient Questionnaire responses are less than 100. N/A is shown where the base number of responses is less than 10 during the period. % is calculated as Quantity/Base number*100

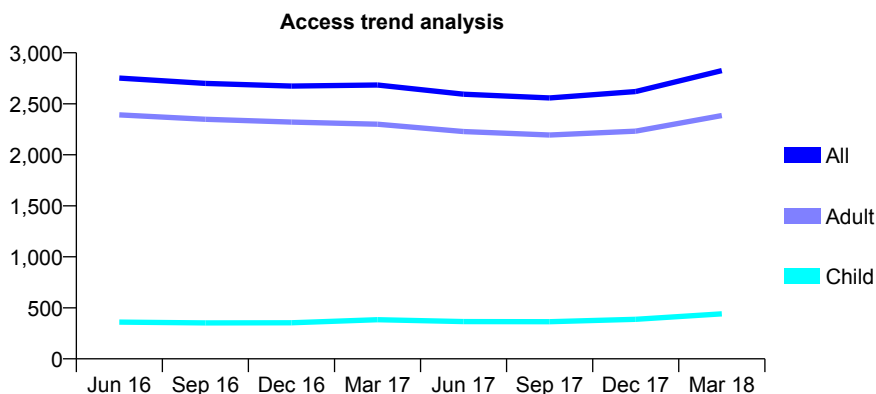
Q52 - Vital Signs At a Glance Contract Report for 128031/0001 - Year end March 2018

Name or company name	JIGL Ltd
Contract type name	GDS Contract
Purpose of contract	General
Contract start date	01/01/2011
Contract end date	

17/18 Contracted general activity (UDA)	8,000
Carry forward general activity (UDA)	0
17/18 Contracted orthodontic activity (UOA)	0
Carry forward orthodontic activity (UOA)	0
Baseline contract value	£257,288.72

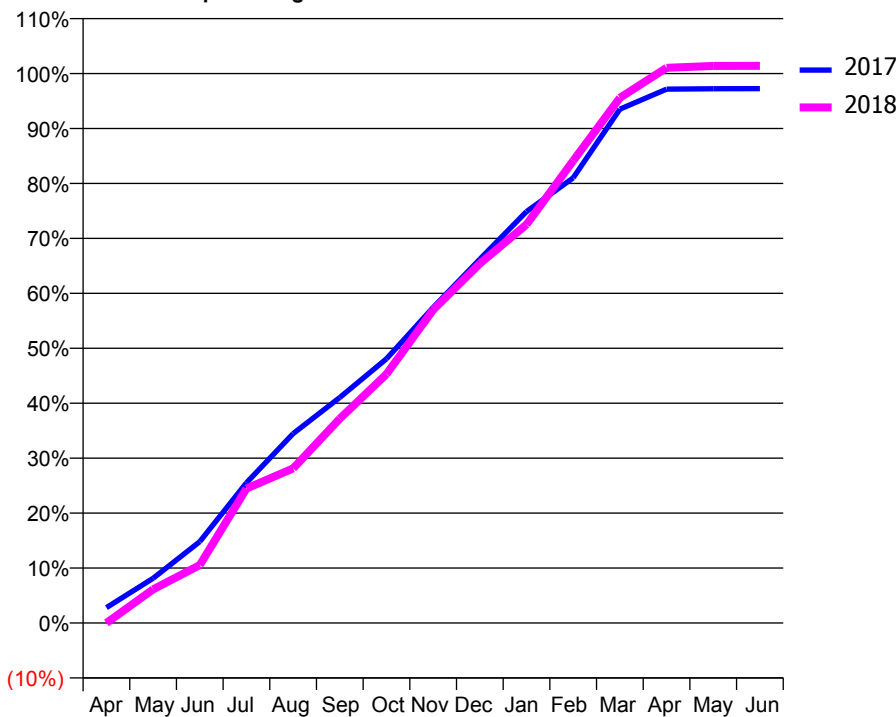
ACCESS*

Patients seen in 24 months	Total	Change since previous quarter
Quarter ending March 2017	2,684	
Quarter ending June 2017	2,594	↓
Quarter ending September 2017	2,558	↓
Quarter ending December 2017	2,620	↑
Quarter ending March 2018	2,826	↑
Variance since March 2017	5.3%	↑



ACTIVITY

Cumulative percentage of contracted UDA delivered 2017 & 2018



Month	Adjusted Scheduled Activity (UDA)	
	2017	2018
April	225	0
May	651	490
June	1,184	844
July	2,040	1,959
August	2,757	2,251
September	3,283	2,975
October	3,846	3,624
November	4,594	4,559
December	5,297	5,233
January	5,990	5,801
February	6,481	6,730
March	7,481	7,646
April	7,772	8,083
May	7,779	8,111
June	7,780	8,112

QUALITY

	Quantity	Base Number	Contract	AT	Region	England
% of FP17s for the same patient ID Re-attending within 3 months - Children	18	585	3.1%	10.9%	12.8%	11.9%
% of FP17s for the same patient ID Re-attending within 3 months - Adults	270	3,329	8.1%	14.8%	16.5%	16.0%
% of FP17s for the same patient ID Re-attending between 3 & 9 months - Children	351	585	60.0%	60.8%	59.7%	58.3%
% of FP17s for the same patient ID Re-attending between 3 & 9 months - Adults	2,004	3,329	60.2%	54.6%	52.6%	50.3%
% of FP17s for Band 1 Urgent Courses	339	4,028	8.4%	8.6%	9.1%	9.1%
% of FP17s Relating to Free Repair or Replacements	25	4,028	0.6%	0.9%	1.0%	0.8%
% of FP17s Relating to Continuations	31	4,028	0.8%	1.1%	1.2%	1.0%
% of Patients satisfied with the dentistry they have received	2	2	N/A	91.4%	91.6%	91.5%
% of Patients satisfied with the time they had to wait for an appointment	1	2	N/A	88.2%	88.3%	87.9%

* This is based on patients treated on this contract for their most recent course of treatment. Figures in italics indicate the base number of FP17s or Patient Questionnaire responses are less than 100. N/A is shown where the base number of responses is less than 10 during the period. % is calculated as Quantity/Base number*100

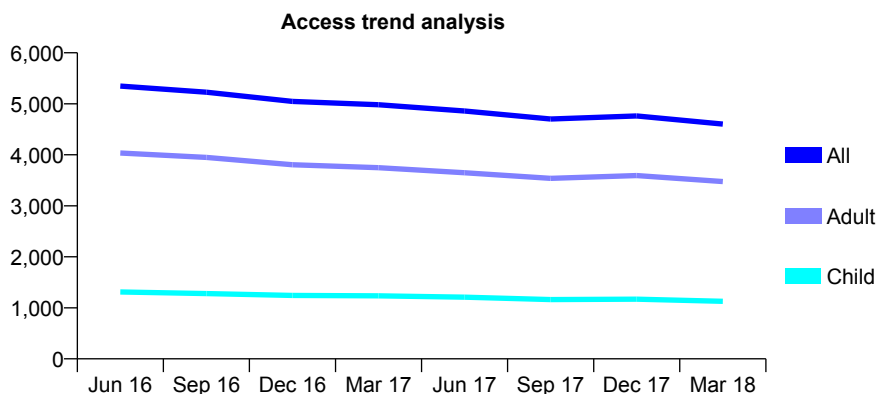
Q52 - Vital Signs At a Glance Contract Report for 128260/0001 - Year end March 2018

Name or company name	Elland Practice Ltd
Contract type name	GDS Contract
Purpose of contract	General
Contract start date	01/08/2008
Contract end date	

17/18 Contracted general activity (UDA)	16,466
Carry forward general activity (UDA)	-97
17/18 Contracted orthodontic activity (UOA)	0
Carry forward orthodontic activity (UOA)	0
Baseline contract value	£466,219.36

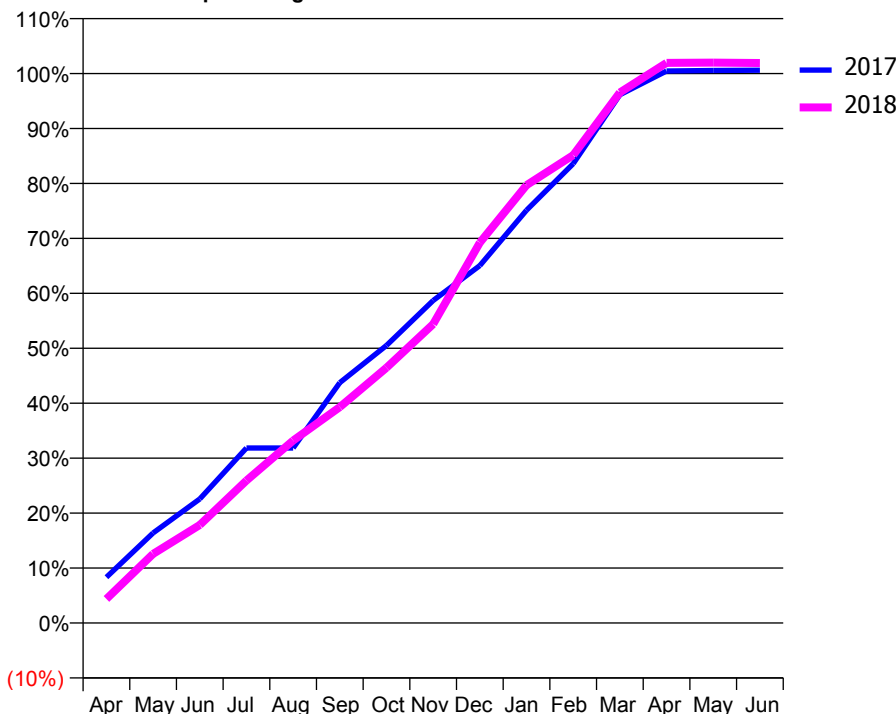
ACCESS*

Patients seen in 24 months	Total	Change since previous quarter
Quarter ending March 2017	4,981	
Quarter ending June 2017	4,858	↓
Quarter ending September 2017	4,701	↓
Quarter ending December 2017	4,763	→
Quarter ending March 2018	4,602	↓
Variance since March 2017	(7.6%)	↓



ACTIVITY

Cumulative percentage of contracted UDA delivered 2017 & 2018



Month	Adjusted Scheduled Activity (UDA)	
	2017	2018
April	1,372	723
May	2,699	2,071
June	3,717	2,939
July	5,245	4,270
August	5,245	5,467
September	7,202	6,470
October	8,317	7,651
November	9,663	8,956
December	10,711	11,398
January	12,371	13,122
February	13,762	14,021
March	15,829	15,898
April	16,539	16,786
May	16,557	16,793
June	16,563	16,781

QUALITY

	Quantity	Base Number	Contract	AT	Region	England
% of FP17s for the same patient ID Re-attending within 3 months - Children	175	1,895	9.2%	10.9%	12.8%	11.9%
% of FP17s for the same patient ID Re-attending within 3 months - Adults	903	5,601	16.1%	14.8%	16.5%	16.0%
% of FP17s for the same patient ID Re-attending between 3 & 9 months - Children	1,329	1,895	70.1%	60.8%	59.7%	58.3%
% of FP17s for the same patient ID Re-attending between 3 & 9 months - Adults	3,684	5,601	65.8%	54.6%	52.6%	50.3%
% of FP17s for Band 1 Urgent Courses	320	7,643	4.2%	8.6%	9.1%	9.1%
% of FP17s Relating to Free Repair or Replacements	37	7,643	0.5%	0.9%	1.0%	0.8%
% of FP17s Relating to Continuations	75	7,643	1.0%	1.1%	1.2%	1.0%
% of Patients satisfied with the dentistry they have received	5	5	N/A	91.4%	91.6%	91.5%
% of Patients satisfied with the time they had to wait for an appointment	4	5	N/A	88.2%	88.3%	87.9%

* This is based on patients treated on this contract for their most recent course of treatment. Figures in italics indicate the base number of FP17s or Patient Questionnaire responses are less than 100. N/A is shown where the base number of responses is less than 10 during the period. % is calculated as Quantity/Base number*100

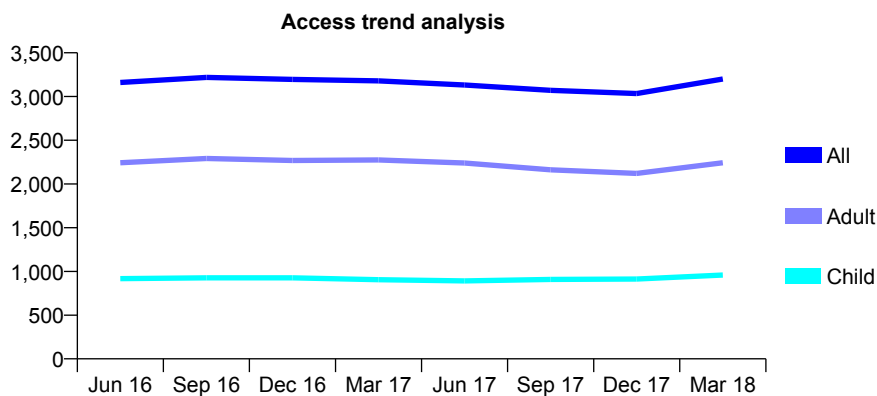
Q52 - Vital Signs At a Glance Contract Report for 129542/0001 - Year end March 2018

Name or company name	Dental Care Centre Ltd
Contract type name	PDS Contract
Purpose of contract	General
Contract start date	01/07/2007
Contract end date	31/03/2019

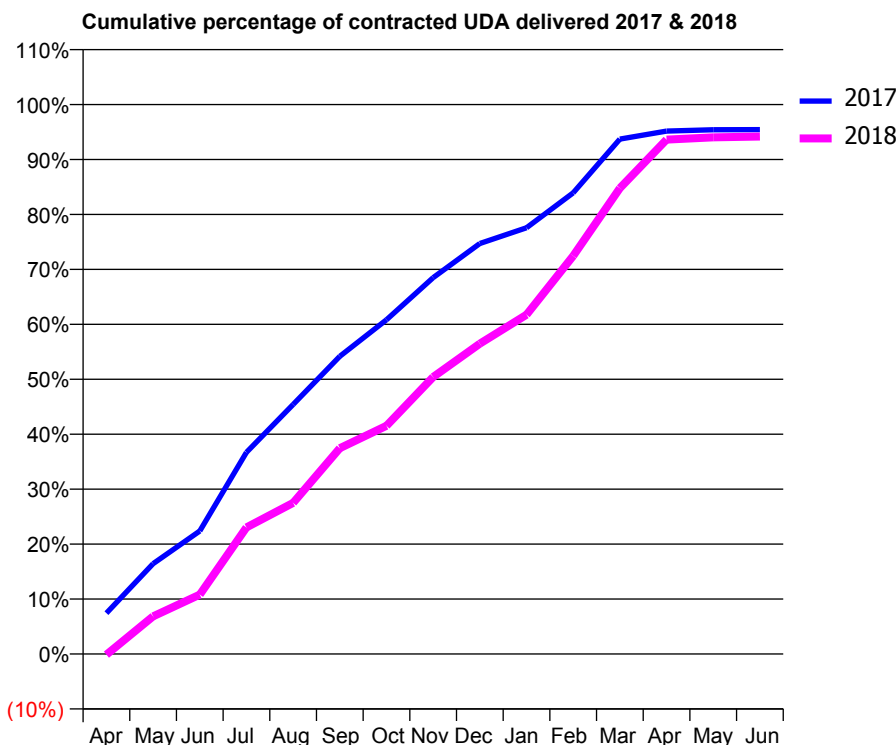
17/18 Contracted general activity (UDA)	9,661
Carry forward general activity (UDA)	460
17/18 Contracted orthodontic activity (UOA)	0
Carry forward orthodontic activity (UOA)	0
Baseline contract value	£362,339.15

ACCESS*

Patients seen in 24 months	Total	Change since previous quarter
Quarter ending March 2017	3,179	
Quarter ending June 2017	3,132	↓
Quarter ending September 2017	3,070	↓
Quarter ending December 2017	3,034	↓
Quarter ending March 2018	3,201	↑
Variance since March 2017	0.7%	→



ACTIVITY



Month	Adjusted Scheduled Activity (UDA)	
	2017	2018
April	748	-13
May	1,655	663
June	2,256	1,045
July	3,697	2,226
August	4,574	2,657
September	5,457	3,619
October	6,127	4,012
November	6,897	4,871
December	7,523	5,456
January	7,811	5,965
February	8,453	7,000
March	9,436	8,190
April	9,585	9,043
May	9,609	9,085
June	9,611	9,098

QUALITY

	Quantity	Base Number	Contract	AT	Region	England
% of FP17s for the same patient ID Re-attending within 3 months - Children	171	1,630	10.5%	10.9%	12.8%	11.9%
% of FP17s for the same patient ID Re-attending within 3 months - Adults	531	3,266	16.3%	14.8%	16.5%	16.0%
% of FP17s for the same patient ID Re-attending between 3 & 9 months - Children	1,025	1,630	62.9%	60.8%	59.7%	58.3%
% of FP17s for the same patient ID Re-attending between 3 & 9 months - Adults	1,767	3,266	54.1%	54.6%	52.6%	50.3%
% of FP17s for Band 1 Urgent Courses	618	5,166	12.0%	8.6%	9.1%	9.1%
% of FP17s Relating to Free Repair or Replacements	53	5,166	1.0%	0.9%	1.0%	0.8%
% of FP17s Relating to Continuations	46	5,166	0.9%	1.1%	1.2%	1.0%
% of Patients satisfied with the dentistry they have received	1	1	N/A	91.4%	91.6%	91.5%
% of Patients satisfied with the time they had to wait for an appointment	1	1	N/A	88.2%	88.3%	87.9%

* This is based on patients treated on this contract for their most recent course of treatment. Figures in italics indicate the base number of FP17s or Patient Questionnaire responses are less than 100. N/A is shown where the base number of responses is less than 10 during the period. % is calculated as Quantity/Base number*100

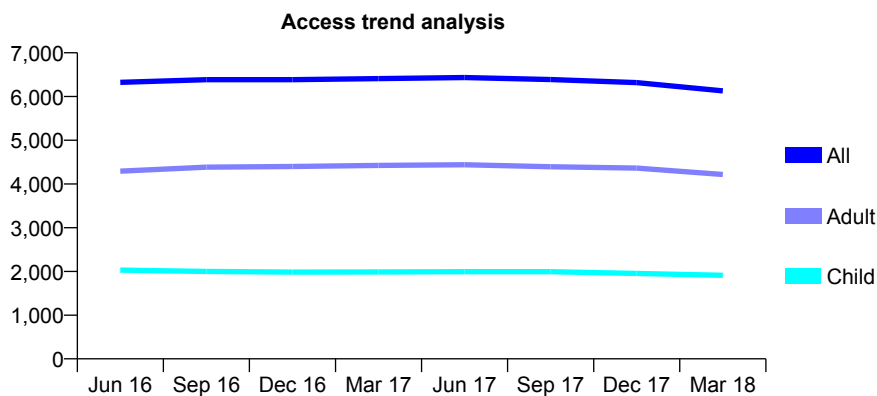
Q52 - Vital Signs At a Glance Contract Report for 129941/0001 - Year end March 2018

Name or company name	Eclipse (Batley) Ltd
Contract type name	GDS Contract
Purpose of contract	General
Contract start date	06/04/2013
Contract end date	

17/18 Contracted general activity (UDA)	19,148
Carry forward general activity (UDA)	-159
17/18 Contracted orthodontic activity (UOA)	0
Carry forward orthodontic activity (UOA)	0
Baseline contract value	£612,534.00

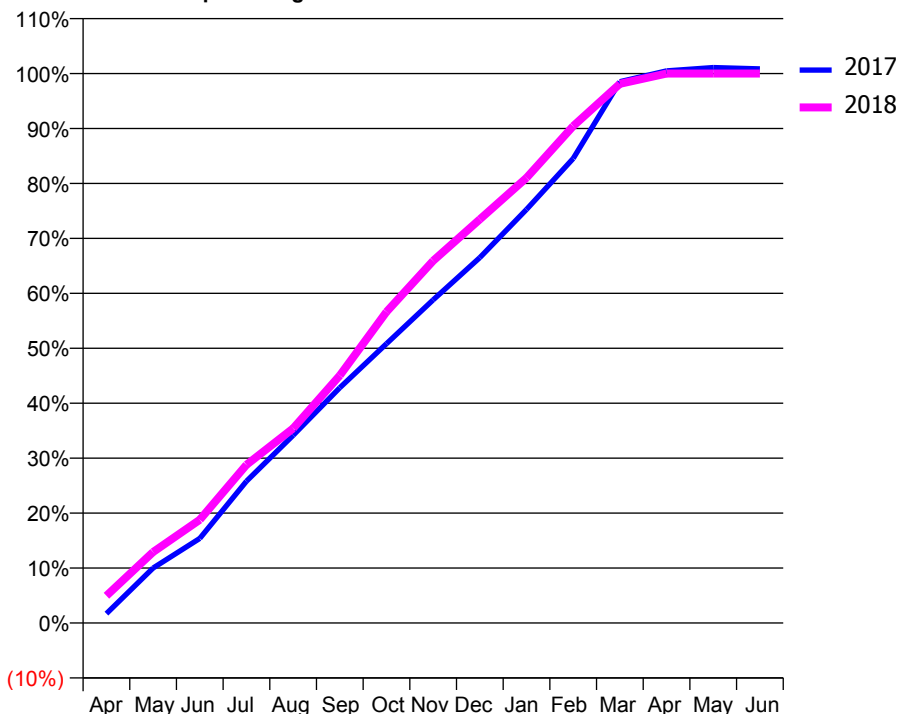
ACCESS*

Patients seen in 24 months	Total	Change since previous quarter
Quarter ending March 2017	6,411	
Quarter ending June 2017	6,433	→
Quarter ending September 2017	6,387	→
Quarter ending December 2017	6,317	↓
Quarter ending March 2018	6,129	↓
Variance since March 2017	(4.4%)	↓



ACTIVITY

Cumulative percentage of contracted UDA delivered 2017 & 2018



Month	Adjusted Scheduled Activity (UDA)	
	2017	2018
April	329	950
May	1,916	2,474
June	2,947	3,597
July	4,943	5,512
August	6,539	6,780
September	8,198	8,625
October	9,732	10,844
November	11,262	12,623
December	12,735	14,070
January	14,414	15,512
February	16,189	17,316
March	18,862	18,788
April	19,240	19,144
May	19,353	19,146
June	19,307	19,146

QUALITY

	Quantity	Base Number	Contract	AT	Region	England
% of FP17s for the same patient ID Re-attending within 3 months - Children	412	3,280	12.6%	10.9%	12.8%	11.9%
% of FP17s for the same patient ID Re-attending within 3 months - Adults	1,048	6,235	16.8%	14.8%	16.5%	16.0%
% of FP17s for the same patient ID Re-attending between 3 & 9 months - Children	2,151	3,280	65.6%	60.8%	59.7%	58.3%
% of FP17s for the same patient ID Re-attending between 3 & 9 months - Adults	3,800	6,235	60.9%	54.6%	52.6%	50.3%
% of FP17s for Band 1 Urgent Courses	627	9,185	6.8%	8.6%	9.1%	9.1%
% of FP17s Relating to Free Repair or Replacements	56	9,185	0.6%	0.9%	1.0%	0.8%
% of FP17s Relating to Continuations	41	9,185	0.4%	1.1%	1.2%	1.0%
% of Patients satisfied with the dentistry they have received	16	18	88.9%	91.4%	91.6%	91.5%
% of Patients satisfied with the time they had to wait for an appointment	14	18	77.8%	88.2%	88.3%	87.9%

* This is based on patients treated on this contract for their most recent course of treatment. Figures in italics indicate the base number of FP17s or Patient Questionnaire responses are less than 100. N/A is shown where the base number of responses is less than 10 during the period. % is calculated as Quantity/Base number*100

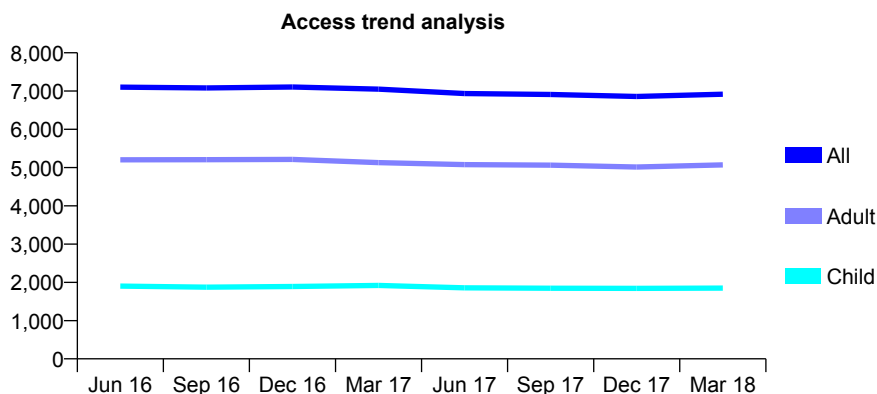
Q52 - Vital Signs At a Glance Contract Report for 131105/0001 - Year end March 2018

Name or company name	Stable Court Dental Surgery Limited
Contract type name	GDS Contract
Purpose of contract	General
Contract start date	12/11/2012
Contract end date	

17/18 Contracted general activity (UDA)	18,488
Carry forward general activity (UDA)	685
17/18 Contracted orthodontic activity (UOA)	0
Carry forward orthodontic activity (UOA)	0
Baseline contract value	£645,624.79

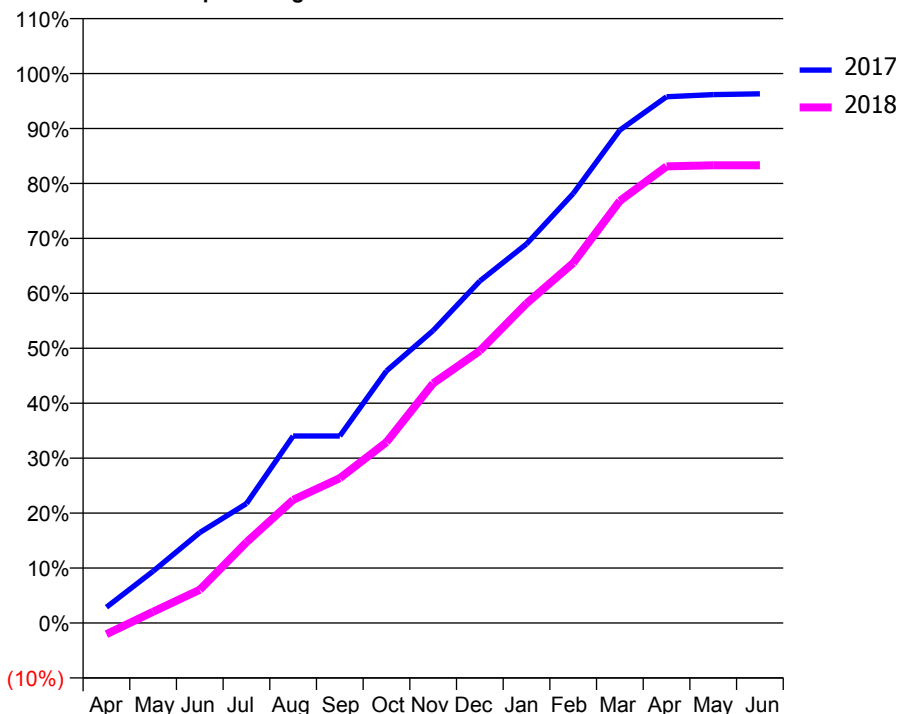
ACCESS*

Patients seen in 24 months	Total	Change since previous quarter
Quarter ending March 2017	7,049	
Quarter ending June 2017	6,935	↓
Quarter ending September 2017	6,910	→
Quarter ending December 2017	6,858	→
Quarter ending March 2018	6,918	→
Variance since March 2017	(1.9%)	↓



ACTIVITY

Cumulative percentage of contracted UDA delivered 2017 & 2018



Month	Adjusted Scheduled Activity (UDA)	
	2017	2018
April	533	-381
May	1,743	381
June	3,043	1,118
July	4,015	2,717
August	6,294	4,144
September	6,294	4,875
October	8,481	6,087
November	9,843	8,067
December	11,505	9,159
January	12,755	10,752
February	14,447	12,111
March	16,582	14,200
April	17,707	15,362
May	17,776	15,398
June	17,803	15,401

QUALITY

	Quantity	Base Number	Contract	AT	Region	England
% of FP17s for the same patient ID Re-attending within 3 months - Children	260	3,146	8.3%	10.9%	12.8%	11.9%
% of FP17s for the same patient ID Re-attending within 3 months - Adults	1,356	7,913	17.1%	14.8%	16.5%	16.0%
% of FP17s for the same patient ID Re-attending between 3 & 9 months - Children	2,092	3,146	66.5%	60.8%	59.7%	58.3%
% of FP17s for the same patient ID Re-attending between 3 & 9 months - Adults	4,451	7,913	56.2%	54.6%	52.6%	50.3%
% of FP17s for Band 1 Urgent Courses	913	10,365	8.8%	8.6%	9.1%	9.1%
% of FP17s Relating to Free Repair or Replacements	48	10,365	0.5%	0.9%	1.0%	0.8%
% of FP17s Relating to Continuations	218	10,365	2.1%	1.1%	1.2%	1.0%
% of Patients satisfied with the dentistry they have received	3	4	N/A	91.4%	91.6%	91.5%
% of Patients satisfied with the time they had to wait for an appointment	4	4	N/A	88.2%	88.3%	87.9%

* This is based on patients treated on this contract for their most recent course of treatment. Figures in italics indicate the base number of FP17s or Patient Questionnaire responses are less than 100. N/A is shown where the base number of responses is less than 10 during the period. % is calculated as Quantity/Base number*100

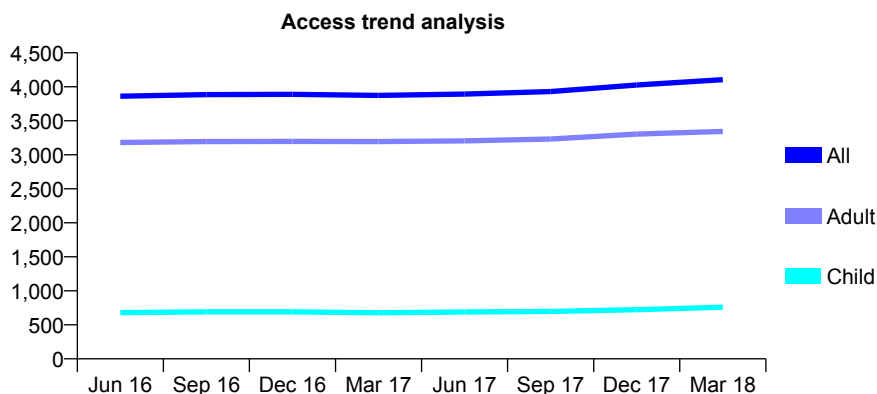
Q52 - Vital Signs At a Glance Contract Report for 131687/0001 - Year end March 2018

Name or company name	Ellis Dental Practice Limited
Contract type name	GDS Contract
Purpose of contract	General
Contract start date	07/04/2010
Contract end date	

17/18 Contracted general activity (UDA)	12,327
Carry forward general activity (UDA)	-239
17/18 Contracted orthodontic activity (UOA)	0
Carry forward orthodontic activity (UOA)	0
Baseline contract value	£350,614.86

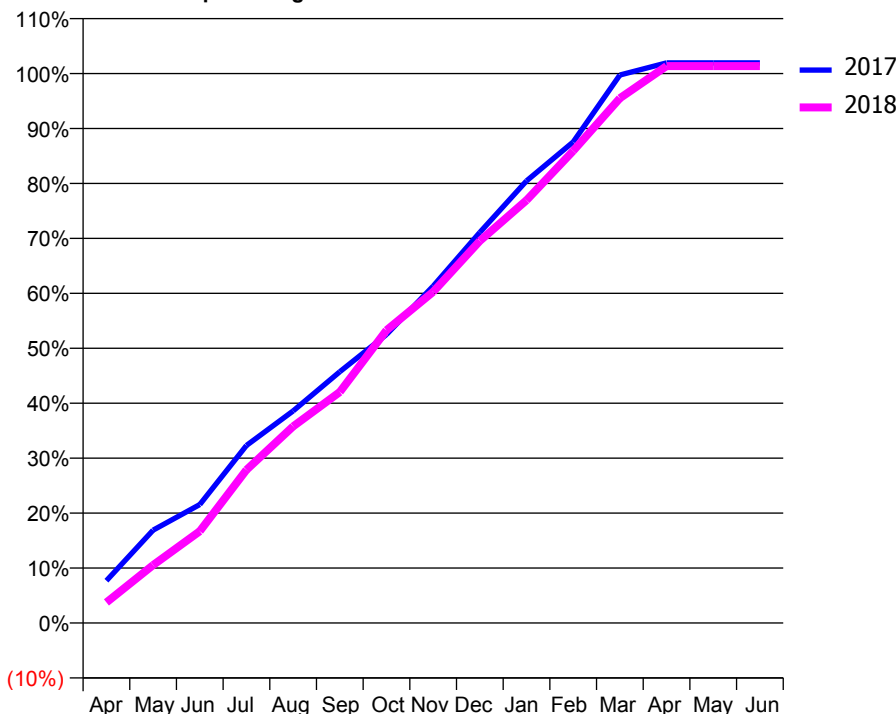
ACCESS*

Patients seen in 24 months	Total	Change since previous quarter
Quarter ending March 2017	3,873	
Quarter ending June 2017	3,894	→
Quarter ending September 2017	3,930	→
Quarter ending December 2017	4,027	↑
Quarter ending March 2018	4,104	→
Variance since March 2017	6.0%	↑



ACTIVITY

Cumulative percentage of contracted UDA delivered 2017 & 2018



Month	Adjusted Scheduled Activity (UDA)	
	2017	2018
April	950	463
May	2,084	1,301
June	2,657	2,058
July	3,982	3,437
August	4,757	4,410
September	5,639	5,182
October	6,472	6,568
November	7,556	7,429
December	8,762	8,571
January	9,919	9,485
February	10,792	10,590
March	12,293	11,773
April	12,566	12,493
May	12,566	12,493
June	12,566	12,494

QUALITY

	Quantity	Base Number	Contract	AT	Region	England
% of FP17s for the same patient ID Re-attending within 3 months - Children	73	1,165	6.3%	10.9%	12.8%	11.9%
% of FP17s for the same patient ID Re-attending within 3 months - Adults	756	5,197	14.5%	14.8%	16.5%	16.0%
% of FP17s for the same patient ID Re-attending between 3 & 9 months - Children	807	1,165	69.3%	60.8%	59.7%	58.3%
% of FP17s for the same patient ID Re-attending between 3 & 9 months - Adults	2,906	5,197	55.9%	54.6%	52.6%	50.3%
% of FP17s for Band 1 Urgent Courses	515	6,588	7.8%	8.6%	9.1%	9.1%
% of FP17s Relating to Free Repair or Replacements	36	6,588	0.5%	0.9%	1.0%	0.8%
% of FP17s Relating to Continuations	93	6,588	1.4%	1.1%	1.2%	1.0%
% of Patients satisfied with the dentistry they have received	4	5	N/A	91.4%	91.6%	91.5%
% of Patients satisfied with the time they had to wait for an appointment	4	5	N/A	88.2%	88.3%	87.9%

* This is based on patients treated on this contract for their most recent course of treatment. Figures in italics indicate the base number of FP17s or Patient Questionnaire responses are less than 100. N/A is shown where the base number of responses is less than 10 during the period. % is calculated as Quantity/Base number*100

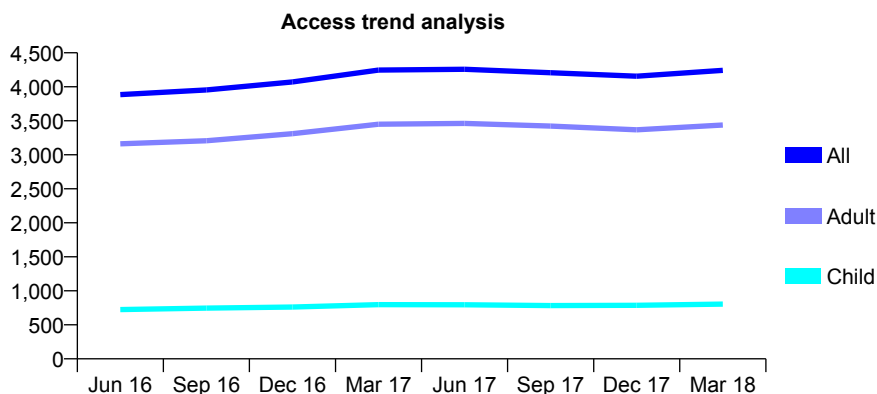
Q52 - Vital Signs At a Glance Contract Report for 132926/0001 - Year end March 2018

Name or company name	The Leeds Dental Team Limited
Contract type name	GDS Contract
Purpose of contract	General
Contract start date	01/12/2007
Contract end date	

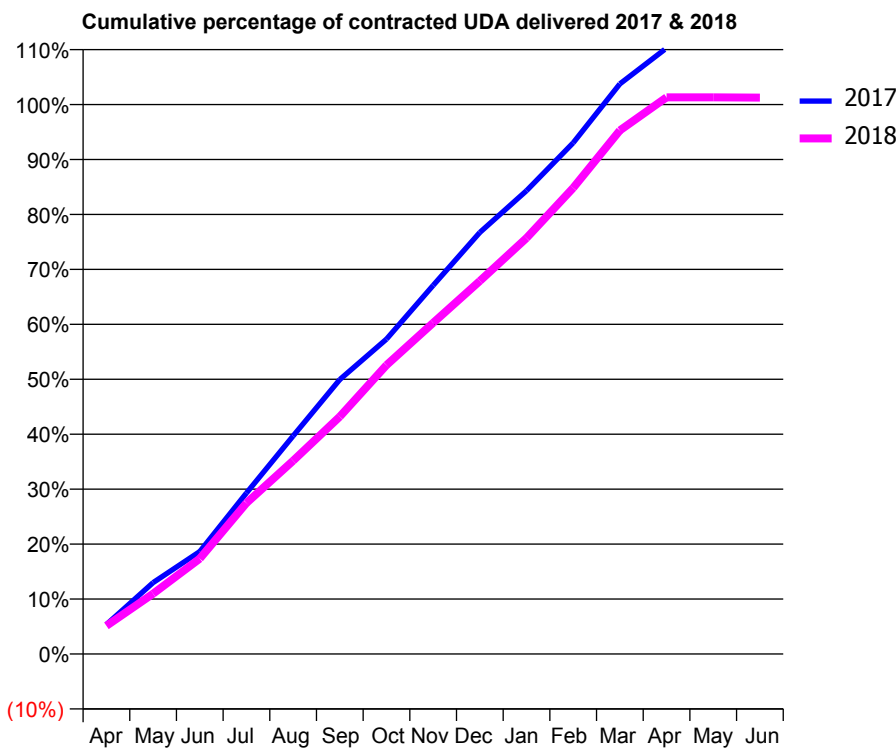
17/18 Contracted general activity (UDA)	11,617
Carry forward general activity (UDA)	-232
17/18 Contracted orthodontic activity (UOA)	0
Carry forward orthodontic activity (UOA)	0
Baseline contract value	£394,511.23

ACCESS*

Patients seen in 24 months	Total	Change since previous quarter
Quarter ending March 2017	4,247	
Quarter ending June 2017	4,258	→
Quarter ending September 2017	4,207	↓
Quarter ending December 2017	4,156	↓
Quarter ending March 2018	4,242	↑
Variance since March 2017	(0.1%)	→



ACTIVITY



Month	Adjusted Scheduled Activity (UDA)	
	2017	2018
April	624	596
May	1,509	1,276
June	2,165	2,016
July	3,405	3,194
August	4,610	4,086
September	5,804	5,020
October	6,658	6,106
November	7,792	7,001
December	8,913	7,885
January	9,796	8,795
February	10,807	9,855
March	12,054	11,069
April	12,810	11,767
May	12,849	11,767
June	12,849	11,764

QUALITY

	Quantity	Base Number	Contract	AT	Region	England
% of FP17s for the same patient ID Re-attending within 3 months - Children	107	1,307	8.2%	10.9%	12.8%	11.9%
% of FP17s for the same patient ID Re-attending within 3 months - Adults	1,106	4,917	22.5%	14.8%	16.5%	16.0%
% of FP17s for the same patient ID Re-attending between 3 & 9 months - Children	873	1,307	66.8%	60.8%	59.7%	58.3%
% of FP17s for the same patient ID Re-attending between 3 & 9 months - Adults	2,383	4,917	48.5%	54.6%	52.6%	50.3%
% of FP17s for Band 1 Urgent Courses	656	5,938	11.0%	8.6%	9.1%	9.1%
% of FP17s Relating to Free Repair or Replacements	71	5,938	1.2%	0.9%	1.0%	0.8%
% of FP17s Relating to Continuations	90	5,938	1.5%	1.1%	1.2%	1.0%
% of Patients satisfied with the dentistry they have received	1	2	N/A	91.4%	91.6%	91.5%
% of Patients satisfied with the time they had to wait for an appointment	1	2	N/A	88.2%	88.3%	87.9%

* This is based on patients treated on this contract for their most recent course of treatment. Figures in italics indicate the base number of FP17s or Patient Questionnaire responses are less than 100. N/A is shown where the base number of responses is less than 10 during the period. % is calculated as Quantity/Base number*100

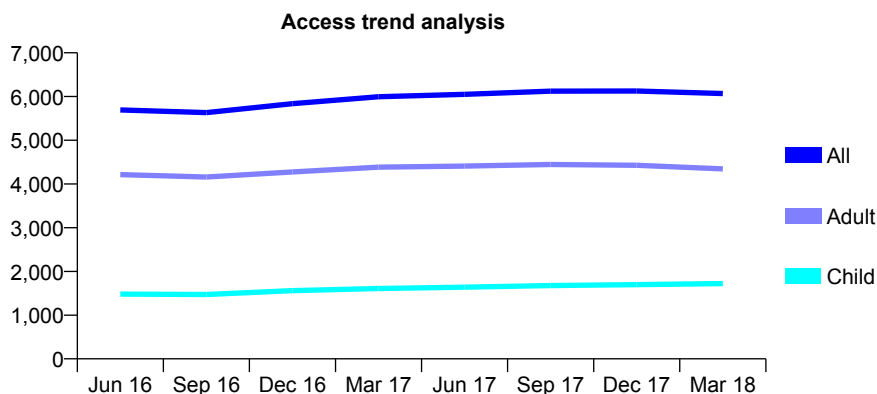
Q52 - Vital Signs At a Glance Contract Report for 133981/0001 - Year end March 2018

Name or company name	Farsley Dental Practice Limited
Contract type name	GDS Contract
Purpose of contract	General
Contract start date	01/04/2008
Contract end date	

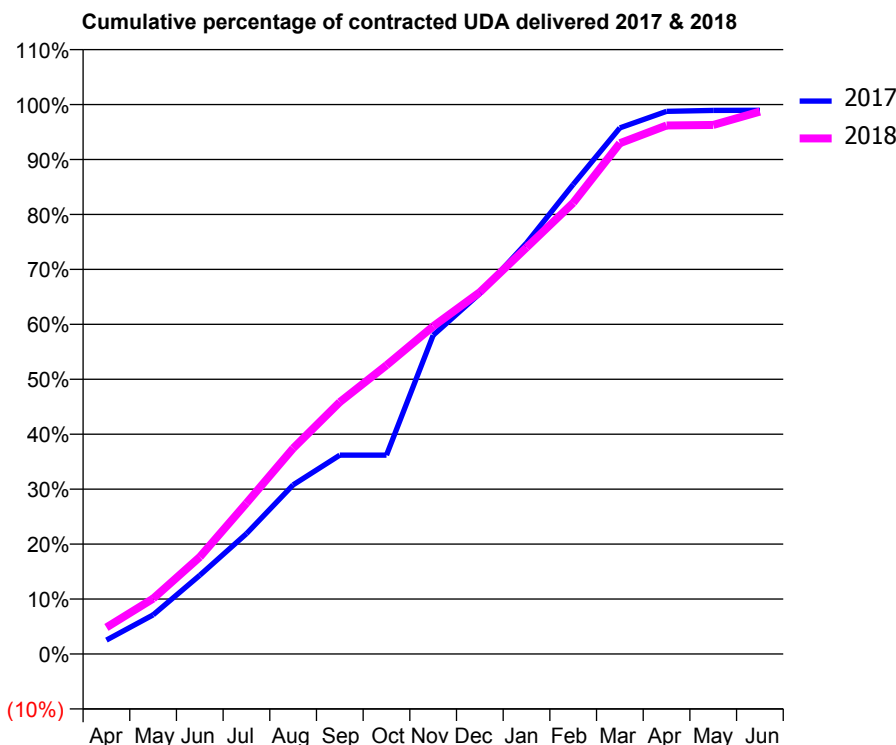
17/18 Contracted general activity (UDA)	17,651
Carry forward general activity (UDA)	188
17/18 Contracted orthodontic activity (UOA)	0
Carry forward orthodontic activity (UOA)	0
Baseline contract value	£538,236.28

ACCESS*

Patients seen in 24 months	Total	Change since previous quarter
Quarter ending March 2017	5,994	
Quarter ending June 2017	6,050	→
Quarter ending September 2017	6,122	→
Quarter ending December 2017	6,126	→
Quarter ending March 2018	6,068	→
Variance since March 2017	1.2%	→



ACTIVITY



Month	Adjusted Scheduled Activity (UDA)	
	2017	2018
April	448	853
May	1,259	1,779
June	2,527	3,118
July	3,866	4,847
August	5,434	6,609
September	6,387	8,092
October	6,387	9,276
November	10,238	10,528
December	11,579	11,622
January	13,202	13,056
February	15,084	14,491
March	16,899	16,408
April	17,433	16,978
May	17,459	16,995
June	17,463	17,424

QUALITY

	Quantity	Base Number	Contract	AT	Region	England
% of FP17s for the same patient ID Re-attending within 3 months - Children	165	2,628	6.3%	10.9%	12.8%	11.9%
% of FP17s for the same patient ID Re-attending within 3 months - Adults	769	6,534	11.8%	14.8%	16.5%	16.0%
% of FP17s for the same patient ID Re-attending between 3 & 9 months - Children	1,725	2,628	65.6%	60.8%	59.7%	58.3%
% of FP17s for the same patient ID Re-attending between 3 & 9 months - Adults	4,224	6,534	64.6%	54.6%	52.6%	50.3%
% of FP17s for Band 1 Urgent Courses	521	9,306	5.6%	8.6%	9.1%	9.1%
% of FP17s Relating to Free Repair or Replacements	27	9,306	0.3%	0.9%	1.0%	0.8%
% of FP17s Relating to Continuations	49	9,306	0.5%	1.1%	1.2%	1.0%
% of Patients satisfied with the dentistry they have received	4	4	N/A	91.4%	91.6%	91.5%
% of Patients satisfied with the time they had to wait for an appointment	4	4	N/A	88.2%	88.3%	87.9%

* This is based on patients treated on this contract for their most recent course of treatment. Figures in italics indicate the base number of FP17s or Patient Questionnaire responses are less than 100. N/A is shown where the base number of responses is less than 10 during the period. % is calculated as Quantity/Base number*100

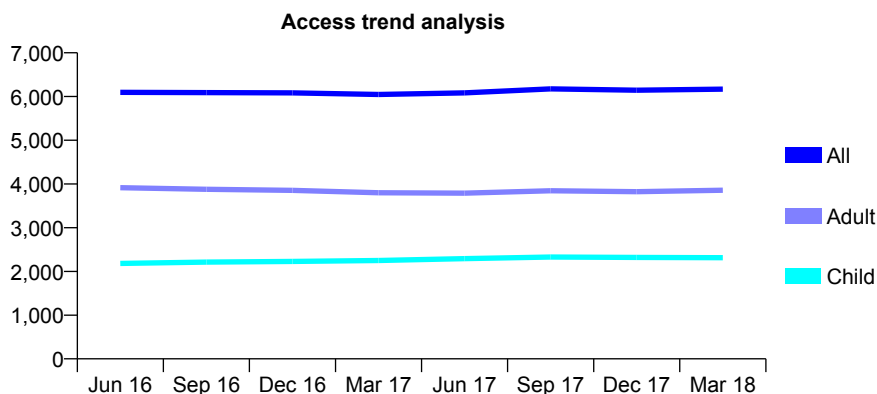
Q52 - Vital Signs At a Glance Contract Report for 135658/0001 - Year end March 2018

Name or company name	Fartown Limited
Contract type name	GDS Contract
Purpose of contract	General
Contract start date	01/05/2013
Contract end date	

17/18 Contracted general activity (UDA)	21,000
Carry forward general activity (UDA)	593
17/18 Contracted orthodontic activity (UOA)	0
Carry forward orthodontic activity (UOA)	0
Baseline contract value	£588,300.48

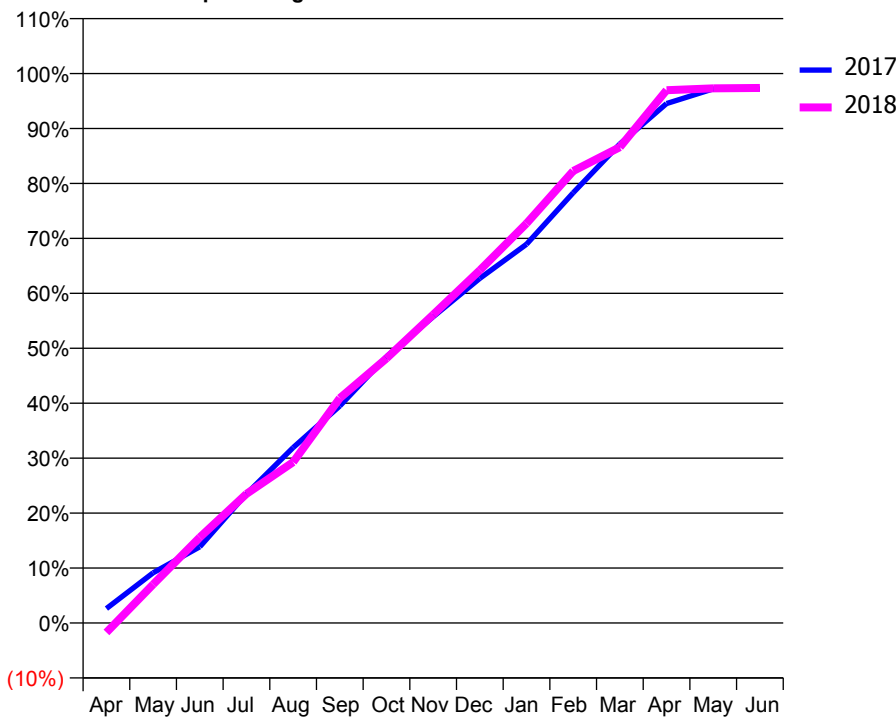
ACCESS*

Patients seen in 24 months	Total	Change since previous quarter
Quarter ending March 2017	6,048	
Quarter ending June 2017	6,082	→
Quarter ending September 2017	6,174	→
Quarter ending December 2017	6,143	→
Quarter ending March 2018	6,170	→
Variance since March 2017	2.0%	↑



ACTIVITY

Cumulative percentage of contracted UDA delivered 2017 & 2018



Month	Adjusted Scheduled Activity (UDA)	
	2017	2018
April	551	-367
May	1,917	1,477
June	2,915	3,275
July	4,937	4,938
August	6,704	6,150
September	8,291	8,592
October	10,181	10,115
November	11,703	11,783
December	13,170	13,481
January	14,477	15,273
February	16,443	17,275
March	18,307	18,188
April	19,852	20,363
May	20,415	20,430
June	20,407	20,449

QUALITY

	Quantity	Base Number	Contract	AT	Region	England
% of FP17s for the same patient ID Re-attending within 3 months - Children	332	3,567	9.3%	10.9%	12.8%	11.9%
% of FP17s for the same patient ID Re-attending within 3 months - Adults	1,358	5,852	23.2%	14.8%	16.5%	16.0%
% of FP17s for the same patient ID Re-attending between 3 & 9 months - Children	1,919	3,567	53.8%	60.8%	59.7%	58.3%
% of FP17s for the same patient ID Re-attending between 3 & 9 months - Adults	2,738	5,852	46.8%	54.6%	52.6%	50.3%
% of FP17s for Band 1 Urgent Courses	1,316	9,434	13.9%	8.6%	9.1%	9.1%
% of FP17s Relating to Free Repair or Replacements	22	9,434	0.2%	0.9%	1.0%	0.8%
% of FP17s Relating to Continuations	30	9,434	0.3%	1.1%	1.2%	1.0%
% of Patients satisfied with the dentistry they have received	3	3	N/A	91.4%	91.6%	91.5%
% of Patients satisfied with the time they had to wait for an appointment	3	3	N/A	88.2%	88.3%	87.9%

* This is based on patients treated on this contract for their most recent course of treatment. Figures in italics indicate the base number of FP17s or Patient Questionnaire responses are less than 100. N/A is shown where the base number of responses is less than 10 during the period. % is calculated as Quantity/Base number*100

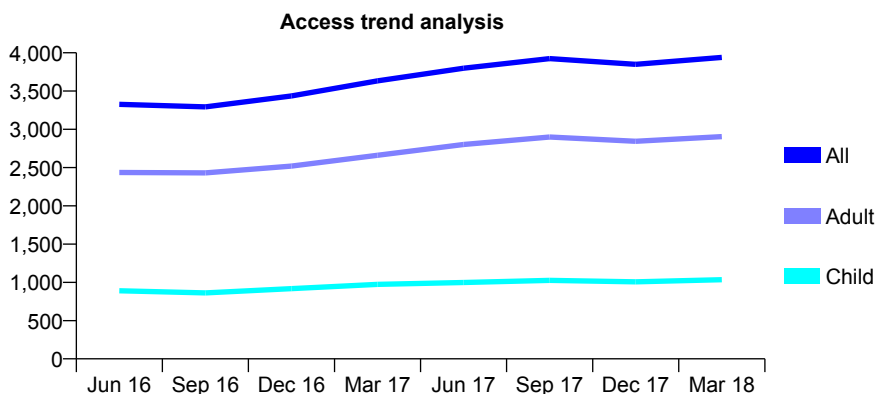
Q52 - Vital Signs At a Glance Contract Report for 138401/0001 - Year end March 2018

Name or company name	Beechwood Dental Practice Ltd
Contract type name	GDS Contract
Purpose of contract	General
Contract start date	01/01/2011
Contract end date	

17/18 Contracted general activity (UDA)	12,770
Carry forward general activity (UDA)	85
17/18 Contracted orthodontic activity (UOA)	0
Carry forward orthodontic activity (UOA)	0
Baseline contract value	£379,252.38

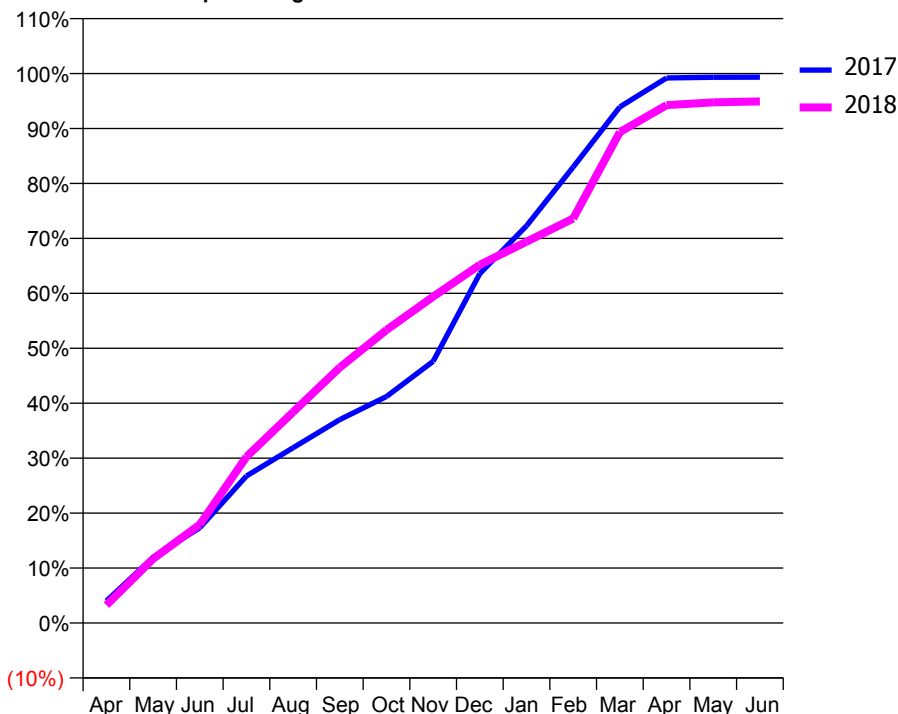
ACCESS*

Patients seen in 24 months	Total	Change since previous quarter
Quarter ending March 2017	3,633	
Quarter ending June 2017	3,798	↑
Quarter ending September 2017	3,925	↑
Quarter ending December 2017	3,850	↓
Quarter ending March 2018	3,939	↑
Variance since March 2017	8.4%	↑



ACTIVITY

Cumulative percentage of contracted UDA delivered 2017 & 2018



Adjusted Scheduled Activity (UDA)

Month	2017	2018
April	512	417
May	1,526	1,494
June	2,214	2,289
July	3,417	3,861
August	4,073	4,904
September	4,728	5,939
October	5,263	6,810
November	6,082	7,585
December	8,121	8,324
January	9,230	8,861
February	10,597	9,400
March	11,993	11,409
April	12,666	12,034
May	12,682	12,100
June	12,685	12,121

QUALITY

	Quantity	Base Number	Contract	AT	Region	England
% of FP17s for the same patient ID Re-attending within 3 months - Children	165	1,357	12.2%	10.9%	12.8%	11.9%
% of FP17s for the same patient ID Re-attending within 3 months - Adults	874	3,654	23.9%	14.8%	16.5%	16.0%
% of FP17s for the same patient ID Re-attending between 3 & 9 months - Children	562	1,357	41.4%	60.8%	59.7%	58.3%
% of FP17s for the same patient ID Re-attending between 3 & 9 months - Adults	1,274	3,654	34.9%	54.6%	52.6%	50.3%
% of FP17s for Band 1 Urgent Courses	826	5,001	16.5%	8.6%	9.1%	9.1%
% of FP17s Relating to Free Repair or Replacements	192	5,001	3.8%	0.9%	1.0%	0.8%
% of FP17s Relating to Continuations	94	5,001	1.9%	1.1%	1.2%	1.0%
% of Patients satisfied with the dentistry they have received	4	5	N/A	91.4%	91.6%	91.5%
% of Patients satisfied with the time they had to wait for an appointment	4	5	N/A	88.2%	88.3%	87.9%

* This is based on patients treated on this contract for their most recent course of treatment. Figures in italics indicate the base number of FP17s or Patient Questionnaire responses are less than 100. N/A is shown where the base number of responses is less than 10 during the period. % is calculated as Quantity/Base number*100

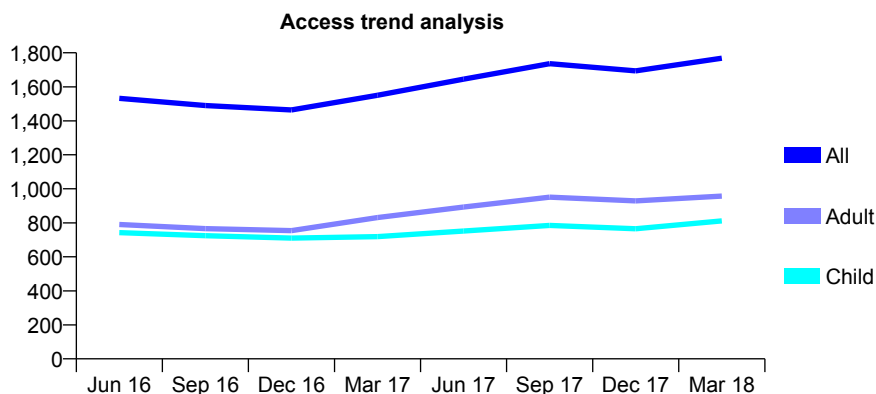
Q52 - Vital Signs At a Glance Contract Report for 138509/0002 - Year end March 2018

Name or company name	Marlborough Road Dental Practice
Contract type name	GDS Contract
Purpose of contract	General
Contract start date	07/09/2010
Contract end date	

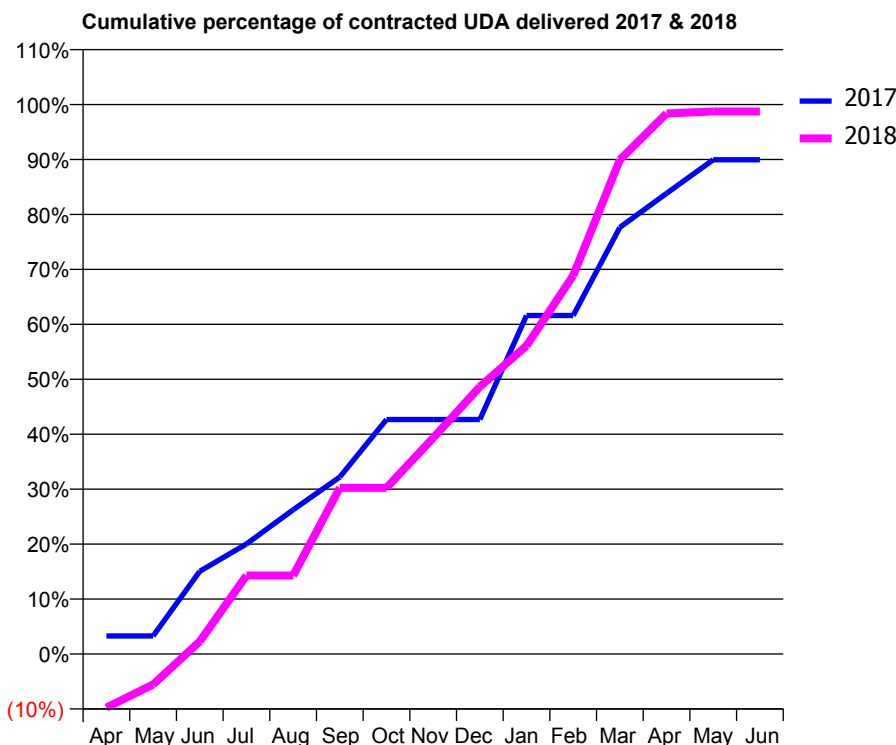
17/18 Contracted general activity (UDA)	6,781
Carry forward general activity (UDA)	663
17/18 Contracted orthodontic activity (UOA)	0
Carry forward orthodontic activity (UOA)	0
Baseline contract value	£201,181.87

ACCESS*

Patients seen in 24 months	Total	Change since previous quarter
Quarter ending March 2017	1,550	
Quarter ending June 2017	1,645	↑
Quarter ending September 2017	1,736	↑
Quarter ending December 2017	1,694	↓
Quarter ending March 2018	1,768	↑
Variance since March 2017	14.1%	↑



ACTIVITY



Month	2017	2018
April	216	-663
May	216	-378
June	993	155
July	1,319	968
August	1,729	968
September	2,123	2,051
October	2,811	2,051
November	2,811	2,666
December	2,811	3,298
January	4,059	3,804
February	4,059	4,671
March	5,116	6,100
April	5,523	6,670
May	5,926	6,695
June	5,926	6,695

QUALITY

	Quantity	Base Number	Contract	AT	Region	England
% of FP17s for the same patient ID Re-attending within 3 months - Children	147	1,813	8.1%	10.9%	12.8%	11.9%
% of FP17s for the same patient ID Re-attending within 3 months - Adults	161	1,619	9.9%	14.8%	16.5%	16.0%
% of FP17s for the same patient ID Re-attending between 3 & 9 months - Children	1,205	1,813	66.5%	60.8%	59.7%	58.3%
% of FP17s for the same patient ID Re-attending between 3 & 9 months - Adults	997	1,619	61.6%	54.6%	52.6%	50.3%
% of FP17s for Band 1 Urgent Courses	166	3,352	5.0%	8.6%	9.1%	9.1%
% of FP17s Relating to Free Repair or Replacements	4	3,352	0.1%	0.9%	1.0%	0.8%
% of FP17s Relating to Continuations	31	3,352	0.9%	1.1%	1.2%	1.0%
% of Patients satisfied with the dentistry they have received	0	0	N/A	91.4%	91.6%	91.5%
% of Patients satisfied with the time they had to wait for an appointment	0	0	N/A	88.2%	88.3%	87.9%

* This is based on patients treated on this contract for their most recent course of treatment. Figures in italics indicate the base number of FP17s or Patient Questionnaire responses are less than 100. N/A is shown where the base number of responses is less than 10 during the period. % is calculated as Quantity/Base number*100

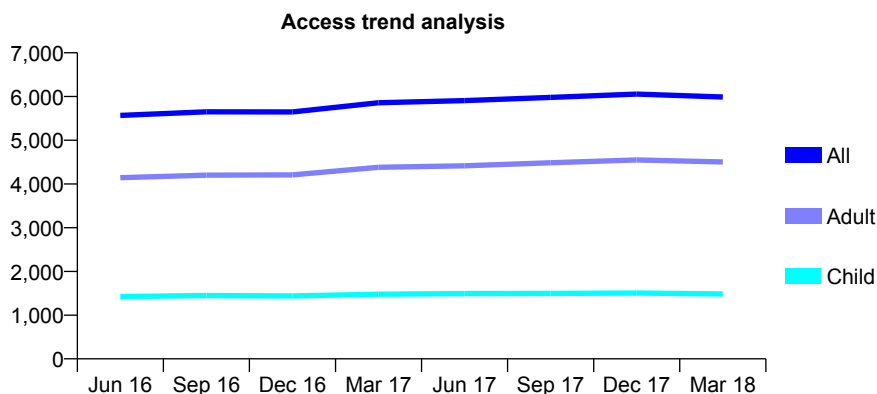
Q52 - Vital Signs At a Glance Contract Report for 138924/0001 - Year end March 2018

Name or company name	Clayton Dental Practice Ltd
Contract type name	PDS Contract
Purpose of contract	General
Contract start date	01/01/2012
Contract end date	31/12/2021

17/18 Contracted general activity (UDA)	15,103
Carry forward general activity (UDA)	-93
17/18 Contracted orthodontic activity (UOA)	0
Carry forward orthodontic activity (UOA)	0
Baseline contract value	£476,604.23

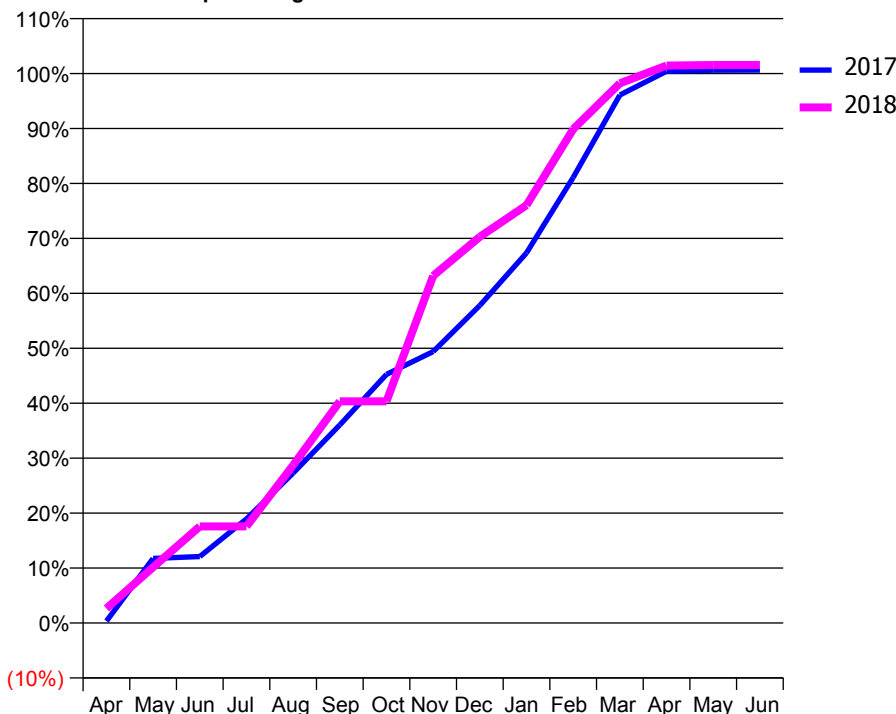
ACCESS*

Patients seen in 24 months	Total	Change since previous quarter
Quarter ending March 2017	5,859	
Quarter ending June 2017	5,908	→
Quarter ending September 2017	5,981	→
Quarter ending December 2017	6,056	→
Quarter ending March 2018	5,988	↓
Variance since March 2017	2.2%	↑



ACTIVITY

Cumulative percentage of contracted UDA delivered 2017 & 2018



Month	Adjusted Scheduled Activity (UDA)	
	2017	2018
April	54	402
May	1,777	1,534
June	1,827	2,656
July	2,861	2,656
August	4,120	4,338
September	5,446	6,092
October	6,833	6,092
November	7,462	9,542
December	8,727	10,615
January	10,174	11,486
February	12,248	13,573
March	14,513	14,835
April	15,164	15,321
May	15,192	15,337
June	15,196	15,336

QUALITY

	Quantity	Base Number	Contract	AT	Region	England
% of FP17s for the same patient ID Re-attending within 3 months - Children	195	2,215	8.8%	10.9%	12.8%	11.9%
% of FP17s for the same patient ID Re-attending within 3 months - Adults	814	5,834	14.0%	14.8%	16.5%	16.0%
% of FP17s for the same patient ID Re-attending between 3 & 9 months - Children	1,138	2,215	51.4%	60.8%	59.7%	58.3%
% of FP17s for the same patient ID Re-attending between 3 & 9 months - Adults	2,509	5,834	43.0%	54.6%	52.6%	50.3%
% of FP17s for Band 1 Urgent Courses	506	8,016	6.3%	8.6%	9.1%	9.1%
% of FP17s Relating to Free Repair or Replacements	129	8,016	1.6%	0.9%	1.0%	0.8%
% of FP17s Relating to Continuations	40	8,016	0.5%	1.1%	1.2%	1.0%
% of Patients satisfied with the dentistry they have received	6	7	N/A	91.4%	91.6%	91.5%
% of Patients satisfied with the time they had to wait for an appointment	6	7	N/A	88.2%	88.3%	87.9%

* This is based on patients treated on this contract for their most recent course of treatment. Figures in italics indicate the base number of FP17s or Patient Questionnaire responses are less than 100. N/A is shown where the base number of responses is less than 10 during the period. % is calculated as Quantity/Base number*100

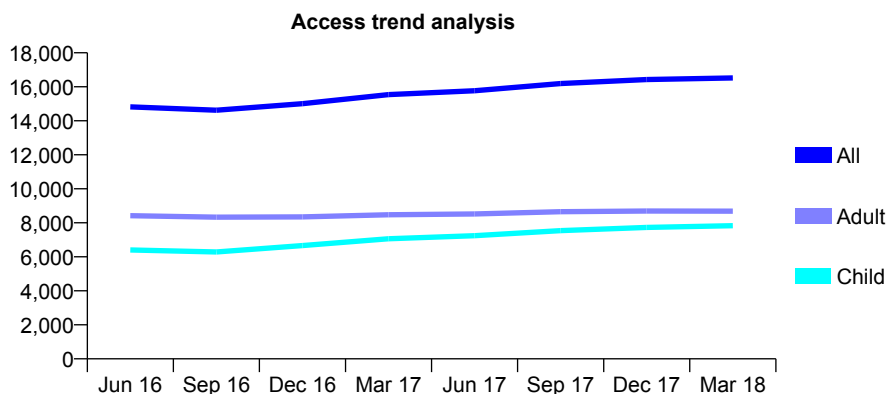
Q52 - Vital Signs At a Glance Contract Report for 139599/0001 - Year end March 2018

Name or company name	Allerton Dental Limited
Contract type name	GDS Contract
Purpose of contract	General
Contract start date	01/08/2014
Contract end date	

17/18 Contracted general activity (UDA)	44,531
Carry forward general activity (UDA)	-284
17/18 Contracted orthodontic activity (UOA)	0
Carry forward orthodontic activity (UOA)	0
Baseline contract value	£1,194,625.85

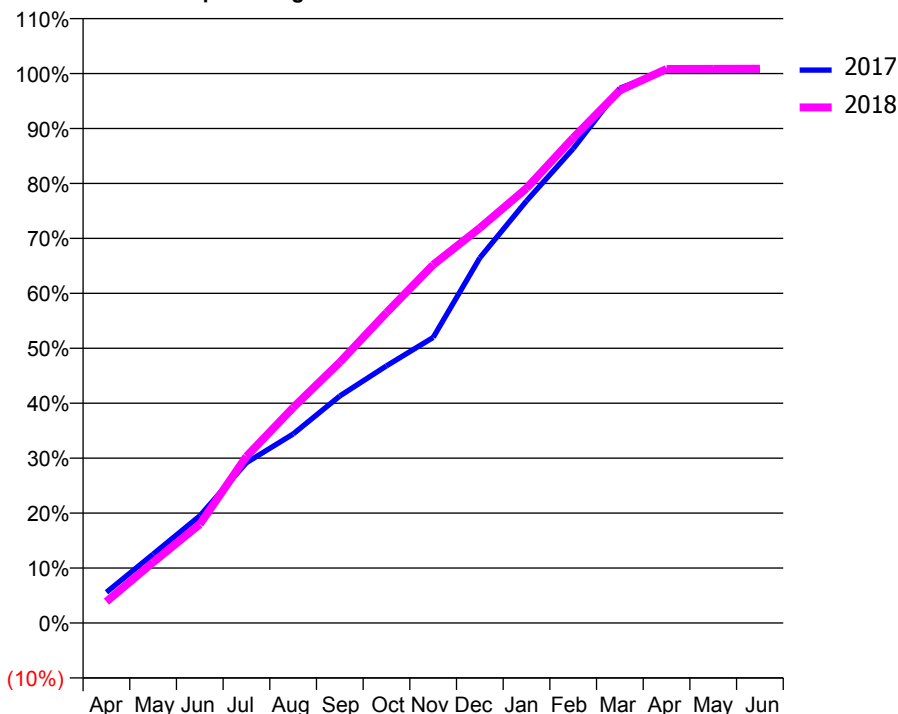
ACCESS*

Patients seen in 24 months	Total	Change since previous quarter
Quarter ending March 2017	15,540	
Quarter ending June 2017	15,766	→
Quarter ending September 2017	16,192	↑
Quarter ending December 2017	16,427	→
Quarter ending March 2018	16,519	→
Variance since March 2017	6.3%	↑



ACTIVITY

Cumulative percentage of contracted UDA delivered 2017 & 2018



Month	Adjusted Scheduled Activity (UDA)	
	2017	2018
April	2,488	1,733
May	5,573	4,921
June	8,663	8,002
July	12,965	13,505
August	15,285	17,456
September	18,355	21,131
October	20,791	25,156
November	23,085	29,034
December	29,523	32,011
January	34,126	35,239
February	38,356	39,318
March	43,235	43,171
April	44,680	44,898
May	44,721	44,909
June	44,713	44,914

QUALITY

	Quantity	Base Number	Contract	AT	Region	England
% of FP17s for the same patient ID Re-attending within 3 months - Children	1,066	12,530	8.5%	10.9%	12.8%	11.9%
% of FP17s for the same patient ID Re-attending within 3 months - Adults	1,253	11,945	10.5%	14.8%	16.5%	16.0%
% of FP17s for the same patient ID Re-attending between 3 & 9 months - Children	7,746	12,530	61.8%	60.8%	59.7%	58.3%
% of FP17s for the same patient ID Re-attending between 3 & 9 months - Adults	7,588	11,945	63.5%	54.6%	52.6%	50.3%
% of FP17s for Band 1 Urgent Courses	1,388	24,560	5.7%	8.6%	9.1%	9.1%
% of FP17s Relating to Free Repair or Replacements	140	24,560	0.6%	0.9%	1.0%	0.8%
% of FP17s Relating to Continuations	102	24,560	0.4%	1.1%	1.2%	1.0%
% of Patients satisfied with the dentistry they have received	23	24	95.8%	91.4%	91.6%	91.5%
% of Patients satisfied with the time they had to wait for an appointment	20	24	83.3%	88.2%	88.3%	87.9%

* This is based on patients treated on this contract for their most recent course of treatment. Figures in italics indicate the base number of FP17s or Patient Questionnaire responses are less than 100. N/A is shown where the base number of responses is less than 10 during the period. % is calculated as Quantity/Base number*100

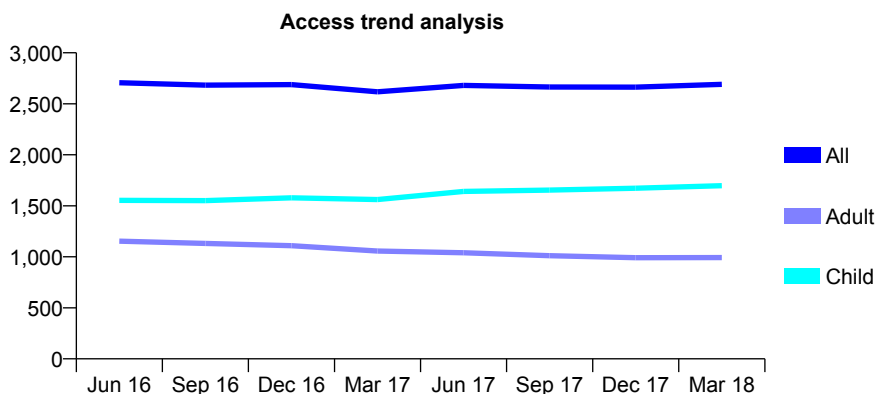
Q52 - Vital Signs At a Glance Contract Report for 140155/0001 - Year end March 2018

Name or company name	S & S Care Limited
Contract type name	GDS Contract
Purpose of contract	General
Contract start date	01/11/2009
Contract end date	

17/18 Contracted general activity (UDA)	6,546
Carry forward general activity (UDA)	-131
17/18 Contracted orthodontic activity (UOA)	0
Carry forward orthodontic activity (UOA)	0
Baseline contract value	£247,803.82

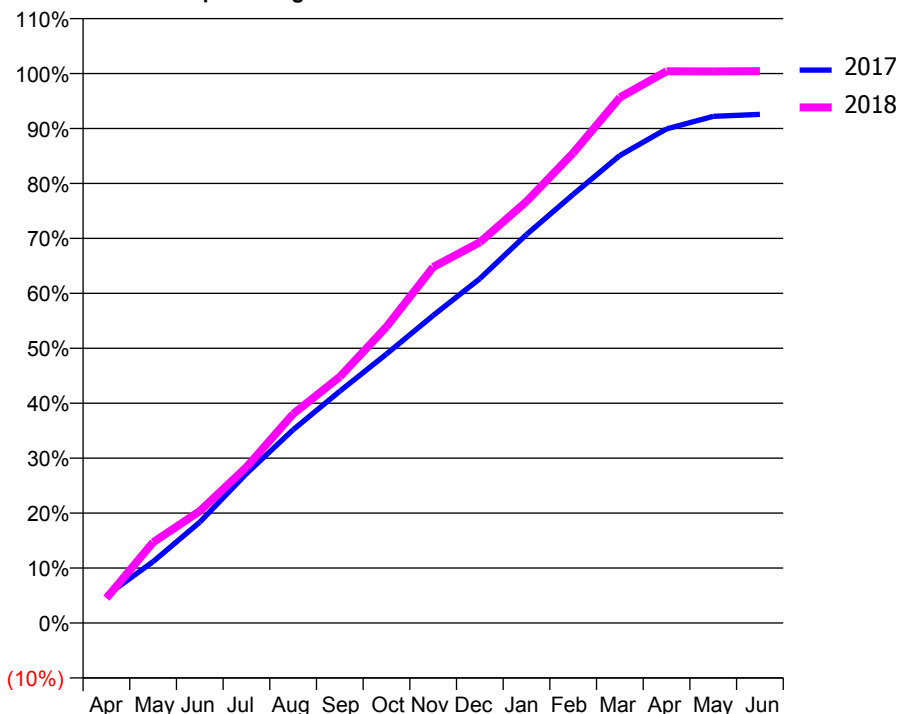
ACCESS*

Patients seen in 24 months	Total	Change since previous quarter
Quarter ending March 2017	2,618	
Quarter ending June 2017	2,681	↑
Quarter ending September 2017	2,665	→
Quarter ending December 2017	2,663	→
Quarter ending March 2018	2,691	→
Variance since March 2017	2.8%	↑



ACTIVITY

Cumulative percentage of contracted UDA delivered 2017 & 2018



Month	Adjusted Scheduled Activity (UDA)	
	2017	2018
April	327	296
May	731	963
June	1,202	1,334
July	1,780	1,858
August	2,303	2,492
September	2,762	2,934
October	3,204	3,529
November	3,664	4,241
December	4,102	4,536
January	4,628	5,022
February	5,107	5,600
March	5,570	6,261
April	5,886	6,572
May	6,035	6,571
June	6,059	6,574

QUALITY

	Quantity	Base Number	Contract	AT	Region	England
% of FP17s for the same patient ID Re-attending within 3 months - Children	337	3,078	10.9%	10.9%	12.8%	11.9%
% of FP17s for the same patient ID Re-attending within 3 months - Adults	100	1,154	8.7%	14.8%	16.5%	16.0%
% of FP17s for the same patient ID Re-attending between 3 & 9 months - Children	1,871	3,078	60.8%	60.8%	59.7%	58.3%
% of FP17s for the same patient ID Re-attending between 3 & 9 months - Adults	643	1,154	55.7%	54.6%	52.6%	50.3%
% of FP17s for Band 1 Urgent Courses	96	4,089	2.3%	8.6%	9.1%	9.1%
% of FP17s Relating to Free Repair or Replacements	1	4,089	0.0%	0.9%	1.0%	0.8%
% of FP17s Relating to Continuations	0	4,089	0.0%	1.1%	1.2%	1.0%
% of Patients satisfied with the dentistry they have received	0	0	N/A	91.4%	91.6%	91.5%
% of Patients satisfied with the time they had to wait for an appointment	0	0	N/A	88.2%	88.3%	87.9%

* This is based on patients treated on this contract for their most recent course of treatment. Figures in italics indicate the base number of FP17s or Patient Questionnaire responses are less than 100. N/A is shown where the base number of responses is less than 10 during the period. % is calculated as Quantity/Base number*100

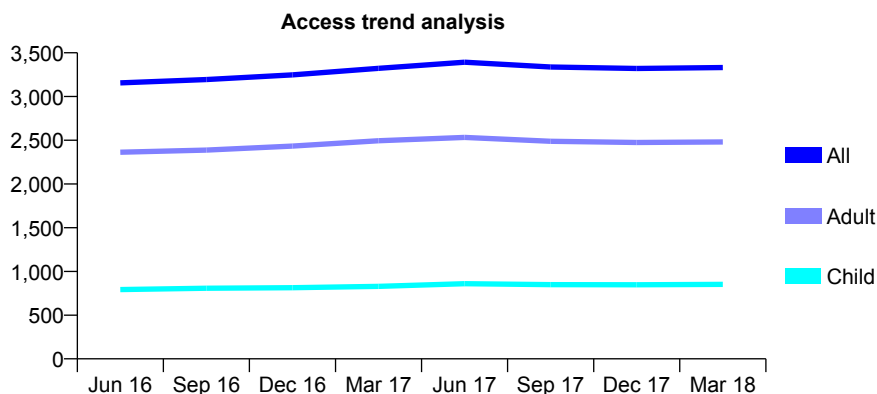
Q52 - Vital Signs At a Glance Contract Report for 140686/0001 - Year end March 2018

Name or company name	C.J. Harker & Associates Ltd
Contract type name	GDS Contract
Purpose of contract	General
Contract start date	01/05/2008
Contract end date	

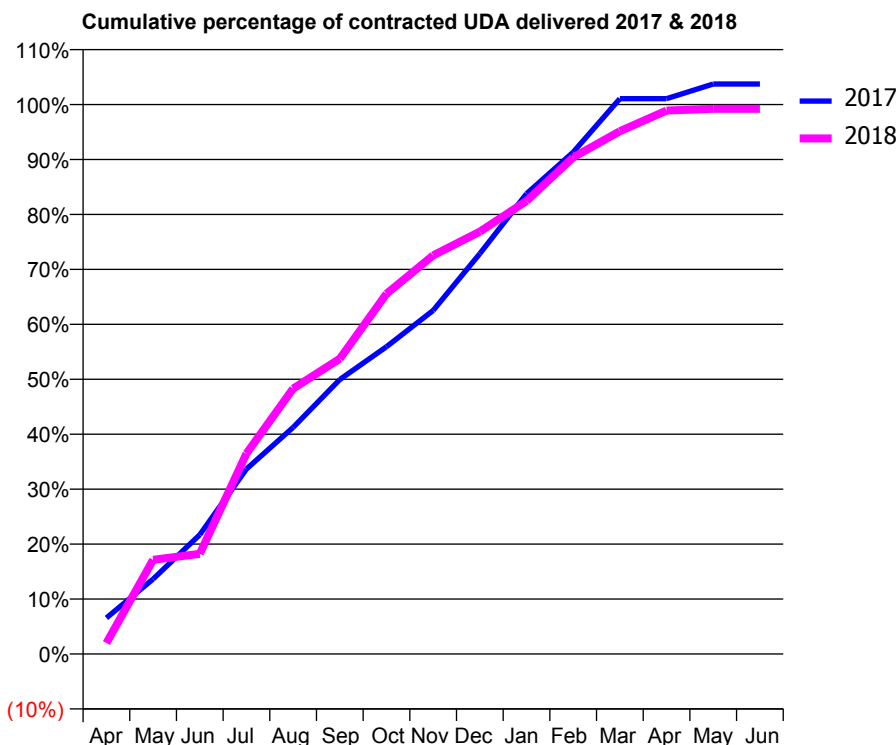
17/18 Contracted general activity (UDA)	7,582
Carry forward general activity (UDA)	-152
17/18 Contracted orthodontic activity (UOA)	0
Carry forward orthodontic activity (UOA)	0
Baseline contract value	£190,274.52

ACCESS*

Patients seen in 24 months	Total	Change since previous quarter
Quarter ending March 2017	3,323	
Quarter ending June 2017	3,393	↑
Quarter ending September 2017	3,337	↓
Quarter ending December 2017	3,321	→
Quarter ending March 2018	3,332	→
Variance since March 2017	0.3%	→



ACTIVITY



Month	Adjusted Scheduled Activity (UDA)	
	2017	2018
April	497	152
May	1,035	1,300
June	1,645	1,382
July	2,553	2,767
August	3,126	3,663
September	3,787	4,075
October	4,240	4,970
November	4,740	5,500
December	5,525	5,828
January	6,350	6,252
February	6,925	6,852
March	7,662	7,213
April	7,662	7,498
May	7,865	7,522
June	7,865	7,522

QUALITY

	Quantity	Base Number	Contract	AT	Region	England
% of FP17s for the same patient ID Re-attending within 3 months - Children	44	1,201	3.7%	10.9%	12.8%	11.9%
% of FP17s for the same patient ID Re-attending within 3 months - Adults	198	2,743	7.2%	14.8%	16.5%	16.0%
% of FP17s for the same patient ID Re-attending between 3 & 9 months - Children	798	1,201	66.4%	60.8%	59.7%	58.3%
% of FP17s for the same patient ID Re-attending between 3 & 9 months - Adults	1,278	2,743	46.6%	54.6%	52.6%	50.3%
% of FP17s for Band 1 Urgent Courses	199	4,055	4.9%	8.6%	9.1%	9.1%
% of FP17s Relating to Free Repair or Replacements	15	4,055	0.4%	0.9%	1.0%	0.8%
% of FP17s Relating to Continuations	39	4,055	1.0%	1.1%	1.2%	1.0%
% of Patients satisfied with the dentistry they have received	1	1	N/A	91.4%	91.6%	91.5%
% of Patients satisfied with the time they had to wait for an appointment	1	1	N/A	88.2%	88.3%	87.9%

* This is based on patients treated on this contract for their most recent course of treatment. Figures in italics indicate the base number of FP17s or Patient Questionnaire responses are less than 100. N/A is shown where the base number of responses is less than 10 during the period. % is calculated as Quantity/Base number*100

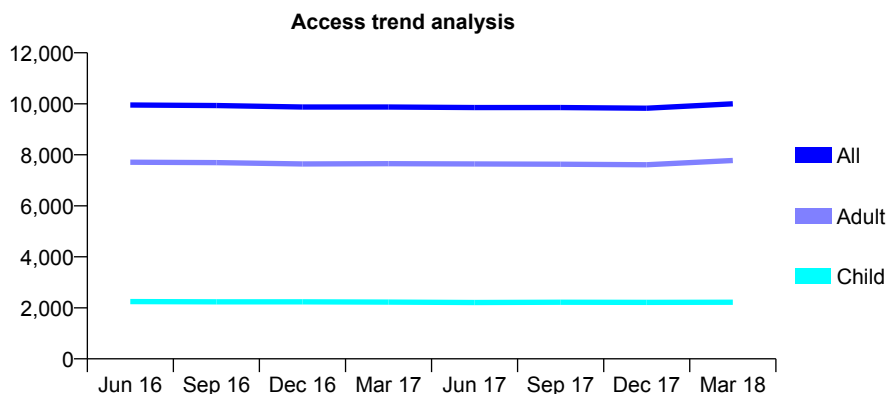
Q52 - Vital Signs At a Glance Contract Report for 140686/0002 - Year end March 2018

Name or company name	C.J. Harker & Associates Ltd
Contract type name	GDS Contract
Purpose of contract	General
Contract start date	01/05/2008
Contract end date	

17/18 Contracted general activity (UDA)	24,843
Carry forward general activity (UDA)	-497
17/18 Contracted orthodontic activity (UOA)	0
Carry forward orthodontic activity (UOA)	0
Baseline contract value	£695,554.18

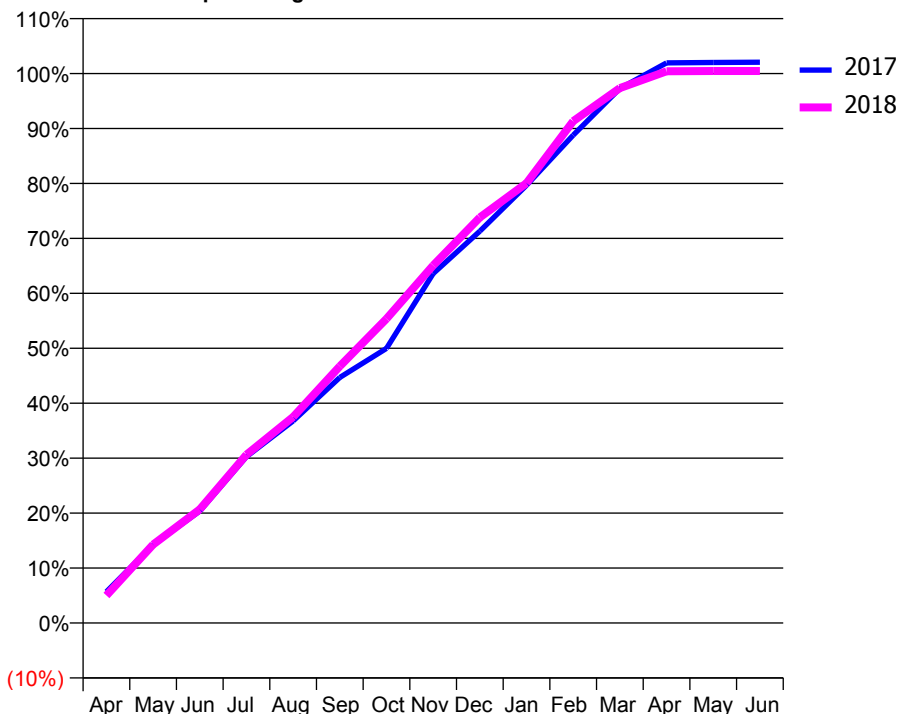
ACCESS*

Patients seen in 24 months	Total	Change since previous quarter
Quarter ending March 2017	9,875	
Quarter ending June 2017	9,855	→
Quarter ending September 2017	9,855	→
Quarter ending December 2017	9,826	→
Quarter ending March 2018	10,000	→
Variance since March 2017	1.3%	→



ACTIVITY

Cumulative percentage of contracted UDA delivered 2017 & 2018



Month	Adjusted Scheduled Activity (UDA)	
	2017	2018
April	1,414	1,247
May	3,541	3,547
June	5,062	5,142
July	7,522	7,613
August	9,135	9,314
September	11,099	11,607
October	12,415	13,754
November	15,796	16,166
December	17,713	18,334
January	19,791	19,884
February	22,057	22,691
March	24,165	24,186
April	25,322	24,945
May	25,340	24,956
June	25,351	24,955

QUALITY

	Quantity	Base Number	Contract	AT	Region	England
% of FP17s for the same patient ID Re-attending within 3 months - Children	177	3,405	5.2%	10.9%	12.8%	11.9%
% of FP17s for the same patient ID Re-attending within 3 months - Adults	1,142	10,375	11.0%	14.8%	16.5%	16.0%
% of FP17s for the same patient ID Re-attending between 3 & 9 months - Children	2,326	3,405	68.3%	60.8%	59.7%	58.3%
% of FP17s for the same patient ID Re-attending between 3 & 9 months - Adults	4,749	10,375	45.8%	54.6%	52.6%	50.3%
% of FP17s for Band 1 Urgent Courses	1,008	13,774	7.3%	8.6%	9.1%	9.1%
% of FP17s Relating to Free Repair or Replacements	73	13,774	0.5%	0.9%	1.0%	0.8%
% of FP17s Relating to Continuations	187	13,774	1.4%	1.1%	1.2%	1.0%
% of Patients satisfied with the dentistry they have received	8	9	N/A	91.4%	91.6%	91.5%
% of Patients satisfied with the time they had to wait for an appointment	9	9	N/A	88.2%	88.3%	87.9%

* This is based on patients treated on this contract for their most recent course of treatment. Figures in italics indicate the base number of FP17s or Patient Questionnaire responses are less than 100. N/A is shown where the base number of responses is less than 10 during the period. % is calculated as Quantity/Base number*100

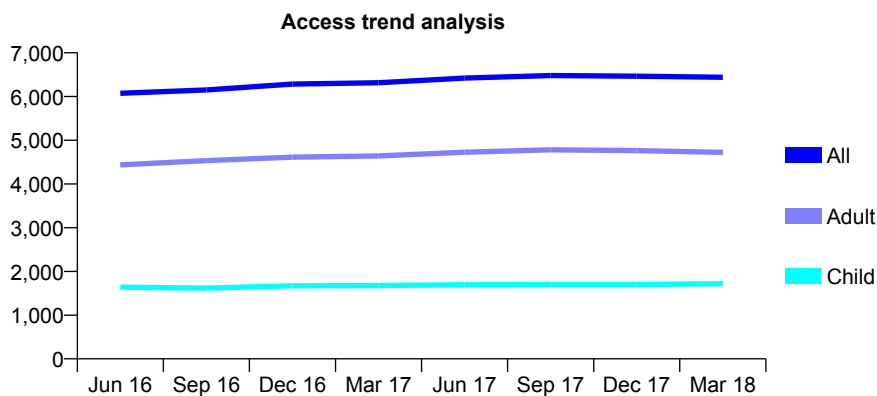
Q52 - Vital Signs At a Glance Contract Report for 141976/0001 - Year end March 2018

Name or company name	Dalton Dental Care
Contract type name	GDS Contract
Purpose of contract	General
Contract start date	01/05/2008
Contract end date	

17/18 Contracted general activity (UDA)	18,170
Carry forward general activity (UDA)	-86
17/18 Contracted orthodontic activity (UOA)	0
Carry forward orthodontic activity (UOA)	0
Baseline contract value	£558,959.99

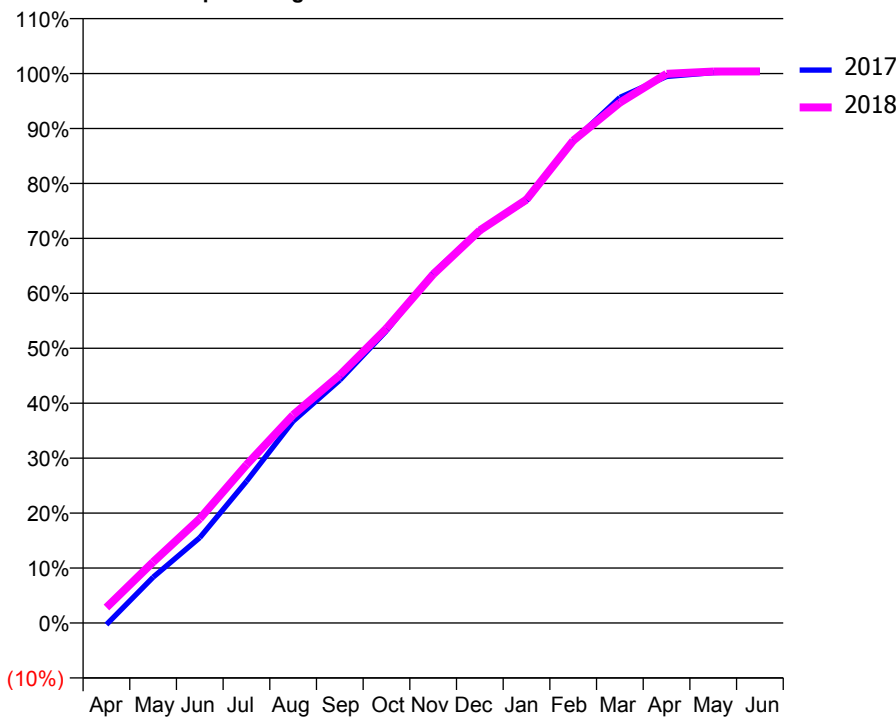
ACCESS*

Patients seen in 24 months	Total	Change since previous quarter
Quarter ending March 2017	6,316	
Quarter ending June 2017	6,422	→
Quarter ending September 2017	6,479	→
Quarter ending December 2017	6,465	→
Quarter ending March 2018	6,440	→
Variance since March 2017	2.0%	→



ACTIVITY

Cumulative percentage of contracted UDA delivered 2017 & 2018



Month	Adjusted Scheduled Activity (UDA)	
	2017	2018
April	-53	514
May	1,514	2,018
June	2,823	3,451
July	4,685	5,232
August	6,674	6,882
September	8,032	8,200
October	9,665	9,741
November	11,577	11,528
December	12,995	12,983
January	13,964	14,003
February	15,938	15,950
March	17,380	17,209
April	18,070	18,162
May	18,199	18,235
June	18,256	18,238

QUALITY

	Quantity	Base Number	Contract	AT	Region	England
% of FP17s for the same patient ID Re-attending within 3 months - Children	175	2,421	7.2%	10.9%	12.8%	11.9%
% of FP17s for the same patient ID Re-attending within 3 months - Adults	967	6,814	14.2%	14.8%	16.5%	16.0%
% of FP17s for the same patient ID Re-attending between 3 & 9 months - Children	1,366	2,421	56.4%	60.8%	59.7%	58.3%
% of FP17s for the same patient ID Re-attending between 3 & 9 months - Adults	3,971	6,814	58.3%	54.6%	52.6%	50.3%
% of FP17s for Band 1 Urgent Courses	610	9,269	6.6%	8.6%	9.1%	9.1%
% of FP17s Relating to Free Repair or Replacements	54	9,269	0.6%	0.9%	1.0%	0.8%
% of FP17s Relating to Continuations	177	9,269	1.9%	1.1%	1.2%	1.0%
% of Patients satisfied with the dentistry they have received	5	6	N/A	91.4%	91.6%	91.5%
% of Patients satisfied with the time they had to wait for an appointment	5	6	N/A	88.2%	88.3%	87.9%

* This is based on patients treated on this contract for their most recent course of treatment. Figures in italics indicate the base number of FP17s or Patient Questionnaire responses are less than 100. N/A is shown where the base number of responses is less than 10 during the period. % is calculated as Quantity/Base number*100

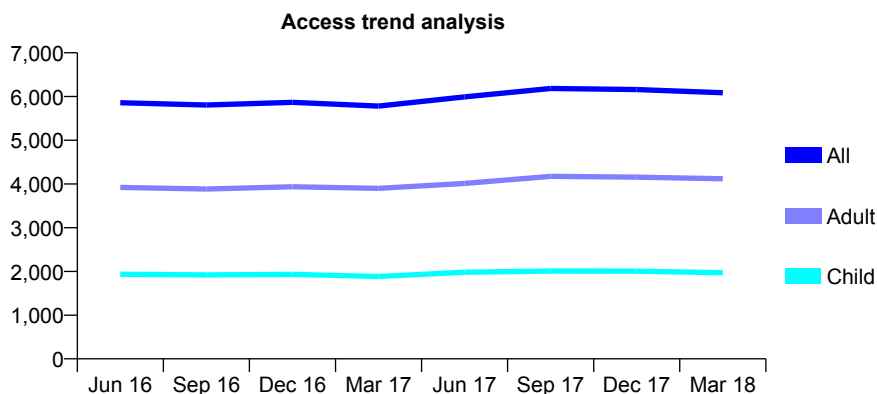
Q52 - Vital Signs At a Glance Contract Report for 143170/0001 - Year end March 2018

Name or company name	Joe Kelly & Associates Ltd
Contract type name	GDS Contract
Purpose of contract	General and Orthodontic
Contract start date	01/11/2011
Contract end date	

17/18 Contracted general activity (UDA)	13,120
Carry forward general activity (UDA)	-189
17/18 Contracted orthodontic activity (UOA)	880
Carry forward orthodontic activity (UOA)	-10
Baseline contract value	£469,399.60

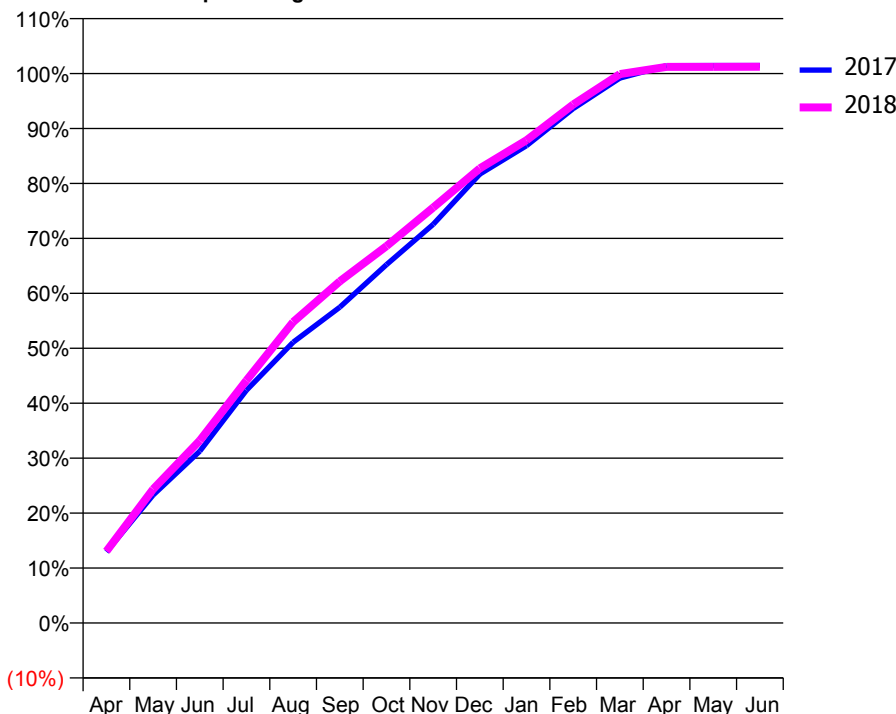
ACCESS*

Patients seen in 24 months	Total	Change since previous quarter
Quarter ending March 2017	5,783	
Quarter ending June 2017	5,993	↑
Quarter ending September 2017	6,185	↑
Quarter ending December 2017	6,161	→
Quarter ending March 2018	6,088	↓
Variance since March 2017	5.3%	↑



ACTIVITY

Cumulative percentage of contracted UDA delivered 2017 & 2018



Month	Adjusted Scheduled Activity (UDA)	
	2017	2018
April	1,698	1,716
May	3,054	3,195
June	4,101	4,356
July	5,556	5,793
August	6,705	7,189
September	7,540	8,158
October	8,555	9,000
November	9,517	9,919
December	10,718	10,855
January	11,396	11,527
February	12,282	12,381
March	13,011	13,106
April	13,305	13,278
May	13,308	13,279
June	13,309	13,282

QUALITY

	Quantity	Base Number	Contract	AT	Region	England
% of FP17s for the same patient ID Re-attending within 3 months - Children	237	2,908	8.1%	10.9%	12.8%	11.9%
% of FP17s for the same patient ID Re-attending within 3 months - Adults	526	4,752	11.1%	14.8%	16.5%	16.0%
% of FP17s for the same patient ID Re-attending between 3 & 9 months - Children	1,630	2,908	56.1%	60.8%	59.7%	58.3%
% of FP17s for the same patient ID Re-attending between 3 & 9 months - Adults	1,943	4,752	40.9%	54.6%	52.6%	50.3%
% of FP17s for Band 1 Urgent Courses	354	7,482	4.7%	8.6%	9.1%	9.1%
% of FP17s Relating to Free Repair or Replacements	6	7,482	0.1%	0.9%	1.0%	0.8%
% of FP17s Relating to Continuations	32	7,482	0.4%	1.1%	1.2%	1.0%
% of Patients satisfied with the dentistry they have received	4	4	N/A	91.4%	91.6%	91.5%
% of Patients satisfied with the time they had to wait for an appointment	4	4	N/A	88.2%	88.3%	87.9%

* This is based on patients treated on this contract for their most recent course of treatment. Figures in italics indicate the base number of FP17s or Patient Questionnaire responses are less than 100. N/A is shown where the base number of responses is less than 10 during the period. % is calculated as Quantity/Base number*100

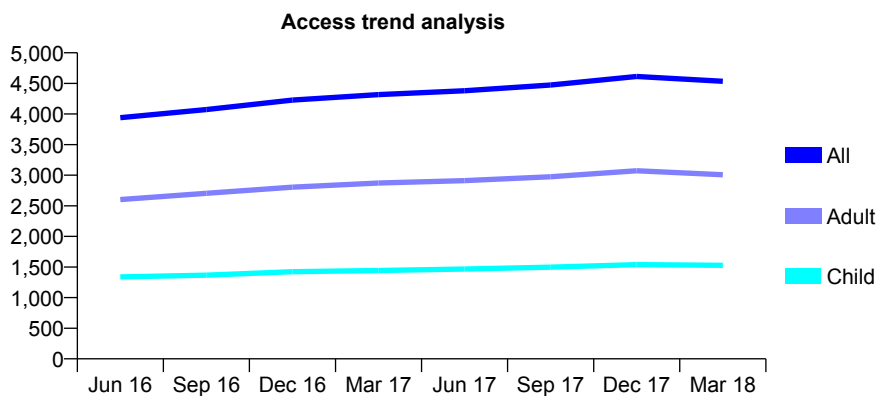
Q52 - Vital Signs At a Glance Contract Report for 143839/0001 - Year end March 2018

Name or company name	Belle Isle Family Dental Practice
Contract type name	GDS Contract
Purpose of contract	General and Orthodontic
Contract start date	01/12/2014
Contract end date	

17/18 Contracted general activity (UDA)	14,200
Carry forward general activity (UDA)	-48
17/18 Contracted orthodontic activity (UOA)	694
Carry forward orthodontic activity (UOA)	-2
Baseline contract value	£435,346.35

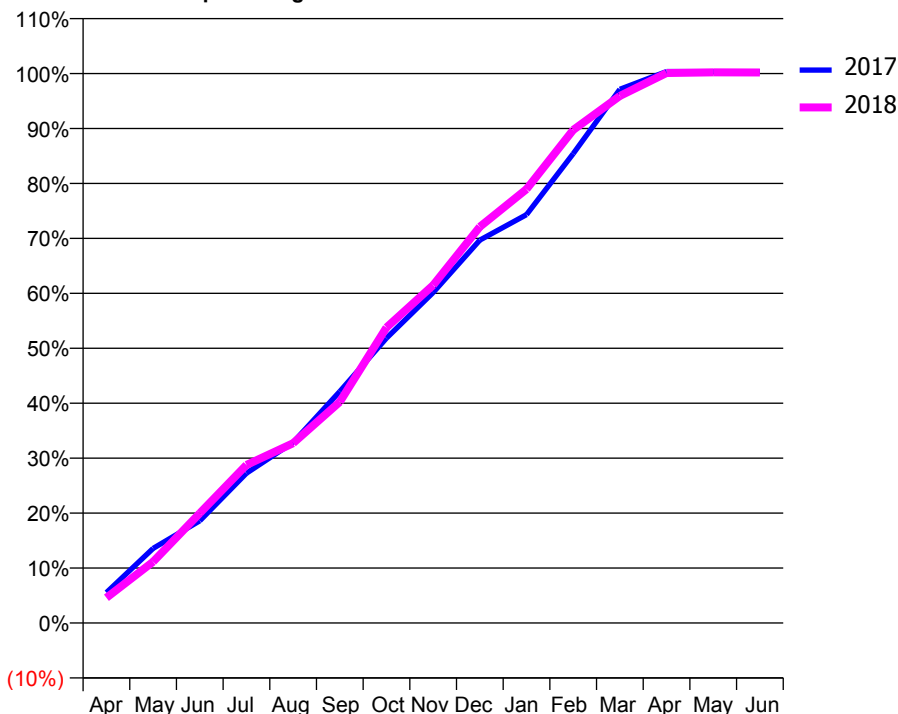
ACCESS*

Patients seen in 24 months	Total	Change since previous quarter
Quarter ending March 2017	4,317	
Quarter ending June 2017	4,380	→
Quarter ending September 2017	4,473	↑
Quarter ending December 2017	4,614	↑
Quarter ending March 2018	4,535	↓
Variance since March 2017	5.0%	↑



ACTIVITY

Cumulative percentage of contracted UDA delivered 2017 & 2018



Month	Adjusted Scheduled Activity (UDA)	
	2017	2018
April	786	653
May	1,928	1,584
June	2,640	2,839
July	3,871	4,085
August	4,668	4,646
September	5,982	5,716
October	7,362	7,637
November	8,539	8,729
December	9,895	10,238
January	10,553	11,210
February	12,128	12,740
March	13,792	13,619
April	14,249	14,212
May	14,248	14,231
June	14,248	14,228

QUALITY

	Quantity	Base Number	Contract	AT	Region	England
% of FP17s for the same patient ID Re-attending within 3 months - Children	162	2,177	7.4%	10.9%	12.8%	11.9%
% of FP17s for the same patient ID Re-attending within 3 months - Adults	499	3,834	13.0%	14.8%	16.5%	16.0%
% of FP17s for the same patient ID Re-attending between 3 & 9 months - Children	1,251	2,177	57.5%	60.8%	59.7%	58.3%
% of FP17s for the same patient ID Re-attending between 3 & 9 months - Adults	2,056	3,834	53.6%	54.6%	52.6%	50.3%
% of FP17s for Band 1 Urgent Courses	395	6,011	6.6%	8.6%	9.1%	9.1%
% of FP17s Relating to Free Repair or Replacements	39	6,011	0.6%	0.9%	1.0%	0.8%
% of FP17s Relating to Continuations	57	6,011	0.9%	1.1%	1.2%	1.0%
% of Patients satisfied with the dentistry they have received	2	2	N/A	91.4%	91.6%	91.5%
% of Patients satisfied with the time they had to wait for an appointment	2	2	N/A	88.2%	88.3%	87.9%

* This is based on patients treated on this contract for their most recent course of treatment. Figures in italics indicate the base number of FP17s or Patient Questionnaire responses are less than 100. N/A is shown where the base number of responses is less than 10 during the period. % is calculated as Quantity/Base number*100

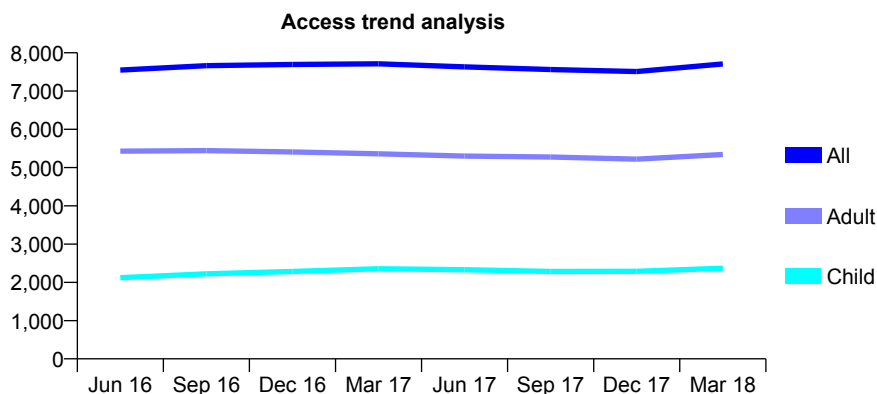
Q52 - Vital Signs At a Glance Contract Report for 144983/0001 - Year end March 2018

Name or company name	Hick Lane Dental Surgery Ltd.
Contract type name	GDS Contract
Purpose of contract	General
Contract start date	01/10/2008
Contract end date	

17/18 Contracted general activity (UDA)	22,549
Carry forward general activity (UDA)	744
17/18 Contracted orthodontic activity (UOA)	0
Carry forward orthodontic activity (UOA)	0
Baseline contract value	£685,538.24

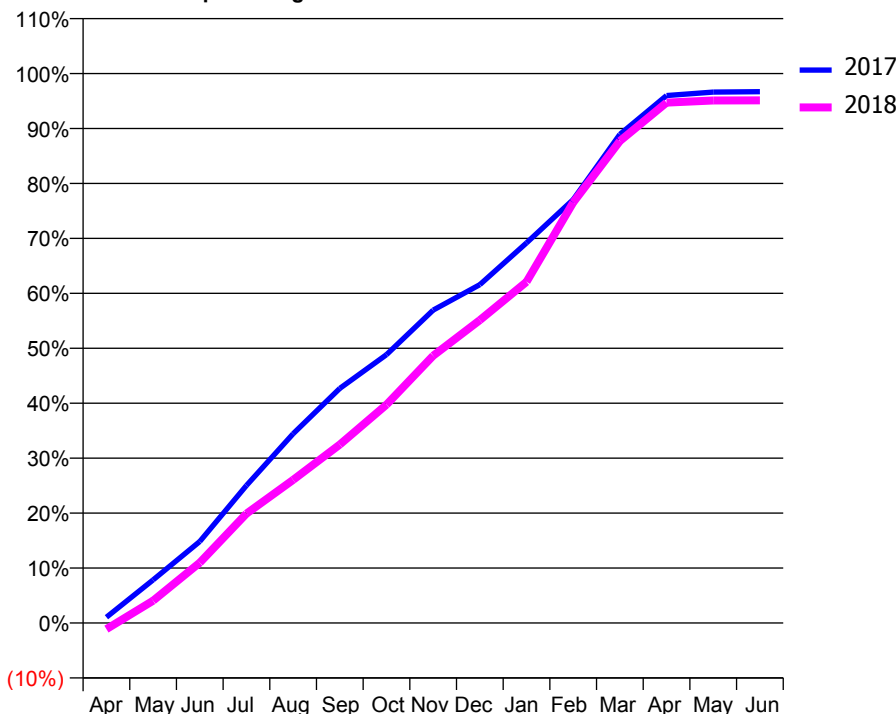
ACCESS*

Patients seen in 24 months	Total	Change since previous quarter
Quarter ending March 2017	7,714	
Quarter ending June 2017	7,631	↓
Quarter ending September 2017	7,561	→
Quarter ending December 2017	7,510	→
Quarter ending March 2018	7,710	↑
Variance since March 2017	(0.1%)	→



ACTIVITY

Cumulative percentage of contracted UDA delivered 2017 & 2018



Month	Adjusted Scheduled Activity (UDA)	
	2017	2018
April	240	-256
May	1,768	919
June	3,345	2,476
July	5,644	4,491
August	7,766	5,876
September	9,626	7,322
October	11,013	8,961
November	12,839	10,968
December	13,883	12,432
January	15,597	13,998
February	17,376	17,258
March	20,053	19,780
April	21,644	21,352
May	21,785	21,440
June	21,805	21,446

QUALITY

	Quantity	Base Number	Contract	AT	Region	England
% of FP17s for the same patient ID Re-attending within 3 months - Children	258	3,552	7.3%	10.9%	12.8%	11.9%
% of FP17s for the same patient ID Re-attending within 3 months - Adults	1,052	8,068	13.0%	14.8%	16.5%	16.0%
% of FP17s for the same patient ID Re-attending between 3 & 9 months - Children	2,156	3,552	60.7%	60.8%	59.7%	58.3%
% of FP17s for the same patient ID Re-attending between 3 & 9 months - Adults	4,867	8,068	60.3%	54.6%	52.6%	50.3%
% of FP17s for Band 1 Urgent Courses	1,026	11,540	8.9%	8.6%	9.1%	9.1%
% of FP17s Relating to Free Repair or Replacements	206	11,540	1.8%	0.9%	1.0%	0.8%
% of FP17s Relating to Continuations	136	11,540	1.2%	1.1%	1.2%	1.0%
% of Patients satisfied with the dentistry they have received	7	7	N/A	91.4%	91.6%	91.5%
% of Patients satisfied with the time they had to wait for an appointment	6	7	N/A	88.2%	88.3%	87.9%

* This is based on patients treated on this contract for their most recent course of treatment. Figures in italics indicate the base number of FP17s or Patient Questionnaire responses are less than 100. N/A is shown where the base number of responses is less than 10 during the period. % is calculated as Quantity/Base number*100

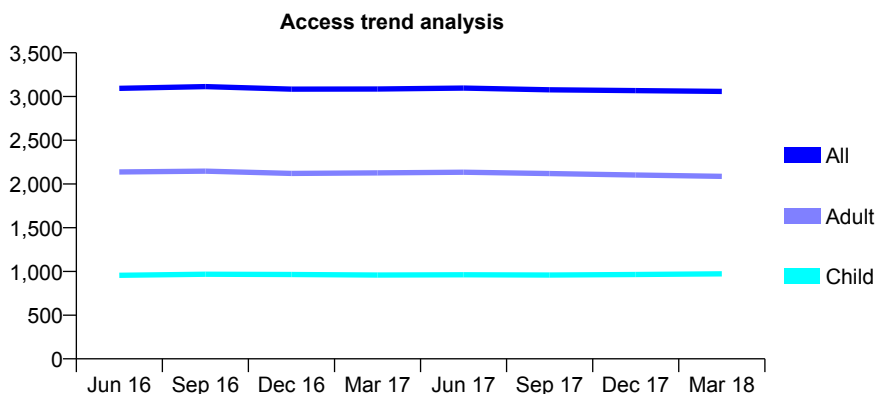
Q52 - Vital Signs At a Glance Contract Report for 145203/0001 - Year end March 2018

Name or company name	Ross Dental Surgeons Ltd
Contract type name	GDS Contract
Purpose of contract	General
Contract start date	01/11/2008
Contract end date	

17/18 Contracted general activity (UDA)	6,100
Carry forward general activity (UDA)	232
17/18 Contracted orthodontic activity (UOA)	0
Carry forward orthodontic activity (UOA)	0
Baseline contract value	£160,664.95

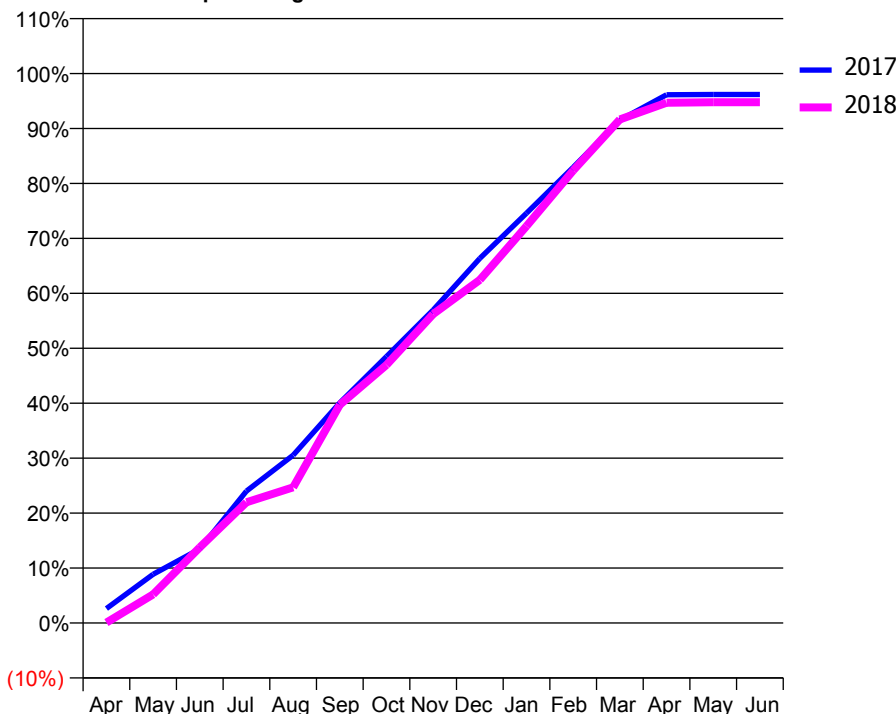
ACCESS*

Patients seen in 24 months	Total	Change since previous quarter
Quarter ending March 2017	3,086	
Quarter ending June 2017	3,096	→
Quarter ending September 2017	3,077	→
Quarter ending December 2017	3,067	→
Quarter ending March 2018	3,059	→
Variance since March 2017	(0.9%)	→



ACTIVITY

Cumulative percentage of contracted UDA delivered 2017 & 2018



Month	Adjusted Scheduled Activity (UDA)	
	2017	2018
April	161	5
May	542	318
June	822	839
July	1,465	1,340
August	1,862	1,506
September	2,444	2,422
October	2,959	2,866
November	3,475	3,428
December	4,048	3,809
January	4,549	4,405
February	5,058	5,023
March	5,583	5,591
April	5,864	5,776
May	5,867	5,782
June	5,868	5,782

QUALITY

	Quantity	Base Number	Contract	AT	Region	England
% of FP17s for the same patient ID Re-attending within 3 months - Children	94	1,825	5.2%	10.9%	12.8%	11.9%
% of FP17s for the same patient ID Re-attending within 3 months - Adults	350	3,331	10.5%	14.8%	16.5%	16.0%
% of FP17s for the same patient ID Re-attending between 3 & 9 months - Children	1,370	1,825	75.1%	60.8%	59.7%	58.3%
% of FP17s for the same patient ID Re-attending between 3 & 9 months - Adults	2,149	3,331	64.5%	54.6%	52.6%	50.3%
% of FP17s for Band 1 Urgent Courses	168	4,096	4.1%	8.6%	9.1%	9.1%
% of FP17s Relating to Free Repair or Replacements	27	4,096	0.7%	0.9%	1.0%	0.8%
% of FP17s Relating to Continuations	31	4,096	0.8%	1.1%	1.2%	1.0%
% of Patients satisfied with the dentistry they have received	1	1	N/A	91.4%	91.6%	91.5%
% of Patients satisfied with the time they had to wait for an appointment	1	1	N/A	88.2%	88.3%	87.9%

* This is based on patients treated on this contract for their most recent course of treatment. Figures in italics indicate the base number of FP17s or Patient Questionnaire responses are less than 100. N/A is shown where the base number of responses is less than 10 during the period. % is calculated as Quantity/Base number*100

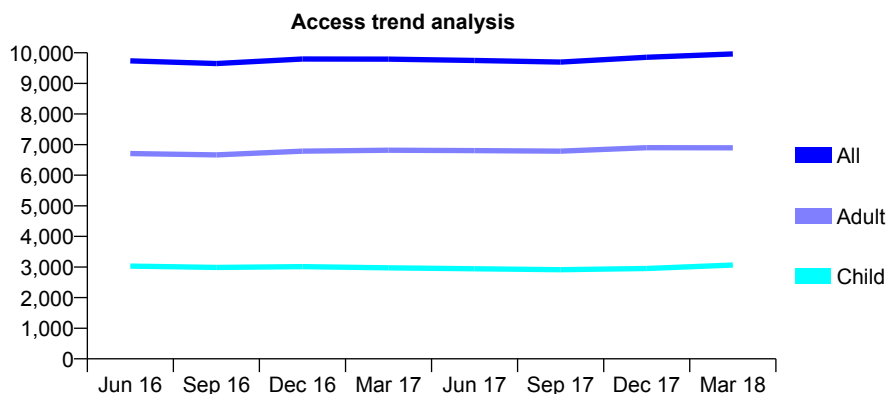
Q52 - Vital Signs At a Glance Contract Report for 145211/0001 - Year end March 2018

Name or company name	Shaw & Associates Dental Surgeons Ltd
Contract type name	GDS Contract
Purpose of contract	General
Contract start date	01/04/2010
Contract end date	

17/18 Contracted general activity (UDA)	31,000
Carry forward general activity (UDA)	-128
17/18 Contracted orthodontic activity (UOA)	0
Carry forward orthodontic activity (UOA)	0
Baseline contract value	£1,016,673.18

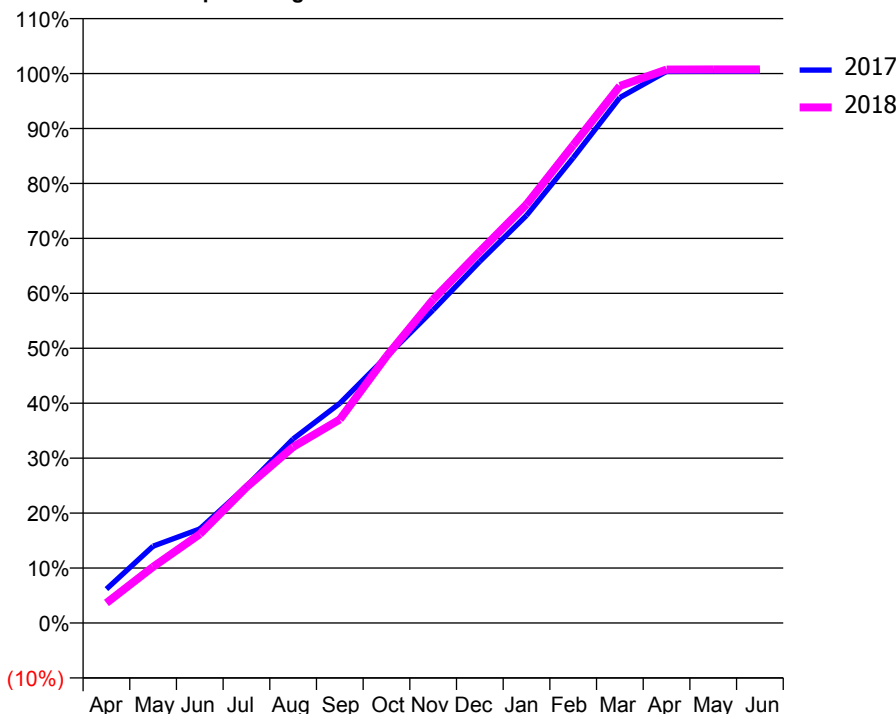
ACCESS*

Patients seen in 24 months	Total	Change since previous quarter
Quarter ending March 2017	9,794	
Quarter ending June 2017	9,749	→
Quarter ending September 2017	9,697	→
Quarter ending December 2017	9,852	→
Quarter ending March 2018	9,963	→
Variance since March 2017	1.7%	→



ACTIVITY

Cumulative percentage of contracted UDA delivered 2017 & 2018



Month	Adjusted Scheduled Activity (UDA)	
	2017	2018
April	1,915	1,131
May	4,336	3,171
June	5,311	5,013
July	7,713	7,661
August	10,386	9,933
September	12,391	11,487
October	15,031	15,051
November	17,663	18,252
December	20,395	20,962
January	22,992	23,619
February	26,245	26,960
March	29,644	30,300
April	31,115	31,223
May	31,128	31,227
June	31,128	31,227

QUALITY

	Quantity	Base Number	Contract	AT	Region	England
% of FP17s for the same patient ID Re-attending within 3 months - Children	637	5,598	11.4%	10.9%	12.8%	11.9%
% of FP17s for the same patient ID Re-attending within 3 months - Adults	1,654	11,831	14.0%	14.8%	16.5%	16.0%
% of FP17s for the same patient ID Re-attending between 3 & 9 months - Children	3,608	5,598	64.5%	60.8%	59.7%	58.3%
% of FP17s for the same patient ID Re-attending between 3 & 9 months - Adults	7,987	11,831	67.5%	54.6%	52.6%	50.3%
% of FP17s for Band 1 Urgent Courses	1,007	17,181	5.9%	8.6%	9.1%	9.1%
% of FP17s Relating to Free Repair or Replacements	248	17,181	1.4%	0.9%	1.0%	0.8%
% of FP17s Relating to Continuations	205	17,181	1.2%	1.1%	1.2%	1.0%
% of Patients satisfied with the dentistry they have received	14	15	93.3%	91.4%	91.6%	91.5%
% of Patients satisfied with the time they had to wait for an appointment	15	15	100.0%	88.2%	88.3%	87.9%

* This is based on patients treated on this contract for their most recent course of treatment. Figures in italics indicate the base number of FP17s or Patient Questionnaire responses are less than 100. N/A is shown where the base number of responses is less than 10 during the period. % is calculated as Quantity/Base number*100

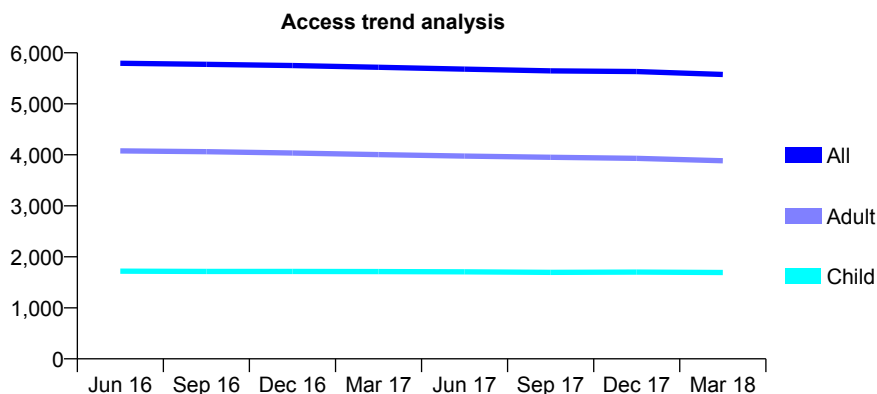
Q52 - Vital Signs At a Glance Contract Report for 145211/0002 - Year end March 2018

Name or company name	Shaw & Associates Dental Surgeons Ltd
Contract type name	GDS Contract
Purpose of contract	General
Contract start date	09/08/2010
Contract end date	

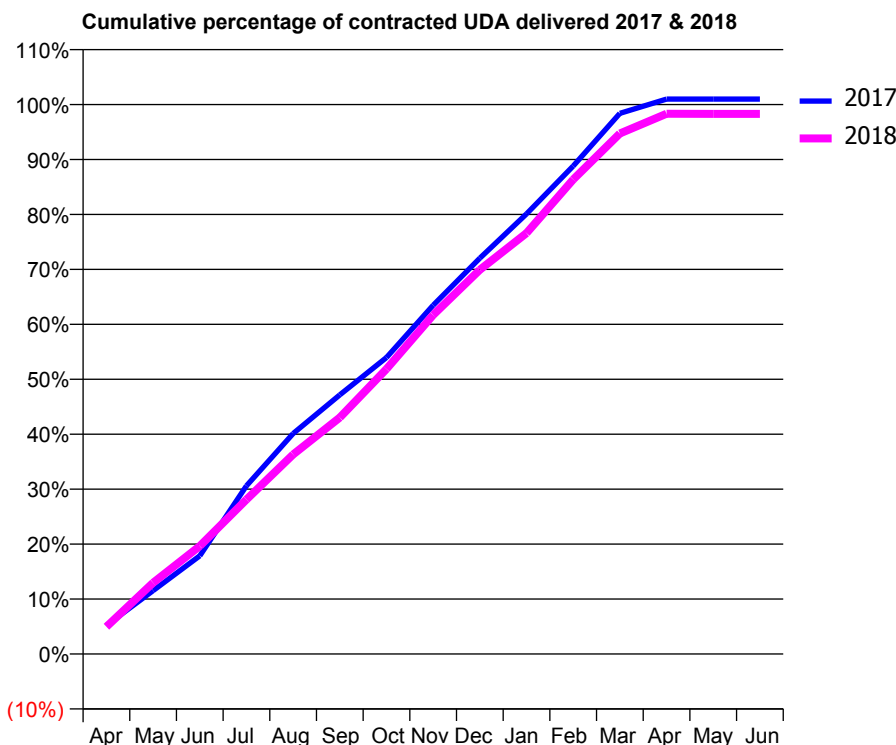
17/18 Contracted general activity (UDA)	19,532
Carry forward general activity (UDA)	-194
17/18 Contracted orthodontic activity (UOA)	0
Carry forward orthodontic activity (UOA)	0
Baseline contract value	£507,101.25

ACCESS*

Patients seen in 24 months	Total	Change since previous quarter
Quarter ending March 2017	5,717	
Quarter ending June 2017	5,680	→
Quarter ending September 2017	5,646	→
Quarter ending December 2017	5,632	→
Quarter ending March 2018	5,576	→
Variance since March 2017	(2.5%)	↓



ACTIVITY



Month	Adjusted Scheduled Activity (UDA)	
	2017	2018
April	1,018	971
May	2,256	2,534
June	3,493	3,838
July	5,979	5,491
August	7,838	7,094
September	9,212	8,404
October	10,538	10,134
November	12,395	12,051
December	14,069	13,658
January	15,644	14,961
February	17,343	16,865
March	19,219	18,501
April	19,726	19,204
May	19,726	19,200
June	19,726	19,200

QUALITY

	Quantity	Base Number	Contract	AT	Region	England
% of FP17s for the same patient ID Re-attending within 3 months - Children	393	2,950	13.3%	10.9%	12.8%	11.9%
% of FP17s for the same patient ID Re-attending within 3 months - Adults	811	6,206	13.1%	14.8%	16.5%	16.0%
% of FP17s for the same patient ID Re-attending between 3 & 9 months - Children	1,774	2,950	60.1%	60.8%	59.7%	58.3%
% of FP17s for the same patient ID Re-attending between 3 & 9 months - Adults	4,048	6,206	65.2%	54.6%	52.6%	50.3%
% of FP17s for Band 1 Urgent Courses	611	9,260	6.6%	8.6%	9.1%	9.1%
% of FP17s Relating to Free Repair or Replacements	55	9,260	0.6%	0.9%	1.0%	0.8%
% of FP17s Relating to Continuations	119	9,260	1.3%	1.1%	1.2%	1.0%
% of Patients satisfied with the dentistry they have received	8	8	N/A	91.4%	91.6%	91.5%
% of Patients satisfied with the time they had to wait for an appointment	8	8	N/A	88.2%	88.3%	87.9%

* This is based on patients treated on this contract for their most recent course of treatment. Figures in italics indicate the base number of FP17s or Patient Questionnaire responses are less than 100. N/A is shown where the base number of responses is less than 10 during the period. % is calculated as Quantity/Base number*100

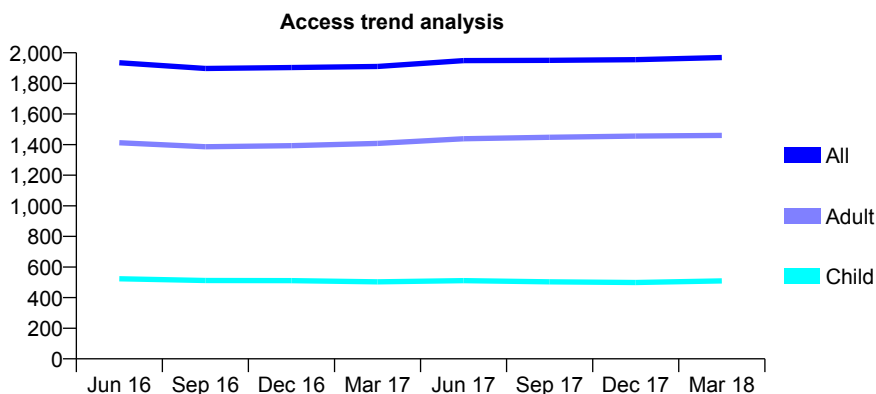
Q52 - Vital Signs At a Glance Contract Report for 145823/0001 - Year end March 2018

Name or company name	Newsome Practice limited
Contract type name	GDS Contract
Purpose of contract	General
Contract start date	07/03/2012
Contract end date	

17/18 Contracted general activity (UDA)	7,162
Carry forward general activity (UDA)	179
17/18 Contracted orthodontic activity (UOA)	0
Carry forward orthodontic activity (UOA)	0
Baseline contract value	£192,311.09

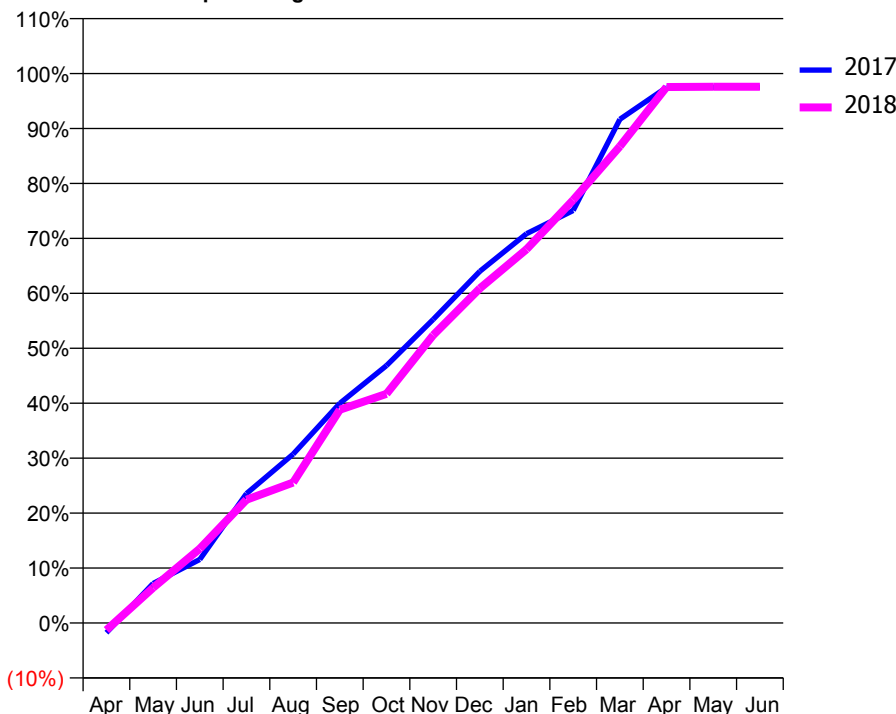
ACCESS*

Patients seen in 24 months	Total	Change since previous quarter
Quarter ending March 2017	1,911	
Quarter ending June 2017	1,949	→
Quarter ending September 2017	1,951	→
Quarter ending December 2017	1,955	→
Quarter ending March 2018	1,969	→
Variance since March 2017	3.0%	↑



ACTIVITY

Cumulative percentage of contracted UDA delivered 2017 & 2018



Adjusted Scheduled Activity (UDA)

Month	2017	2018
April	-128	-93
May	515	459
June	827	970
July	1,686	1,606
August	2,202	1,832
September	2,864	2,780
October	3,355	2,987
November	3,956	3,752
December	4,584	4,361
January	5,075	4,871
February	5,377	5,514
March	6,566	6,212
April	6,980	6,986
May	6,983	6,990
June	6,983	6,990

QUALITY

	Quantity	Base Number	Contract	AT	Region	England
% of FP17s for the same patient ID Re-attending within 3 months - Children	51	822	6.2%	10.9%	12.8%	11.9%
% of FP17s for the same patient ID Re-attending within 3 months - Adults	356	2,364	15.1%	14.8%	16.5%	16.0%
% of FP17s for the same patient ID Re-attending between 3 & 9 months - Children	589	822	71.7%	60.8%	59.7%	58.3%
% of FP17s for the same patient ID Re-attending between 3 & 9 months - Adults	1,500	2,364	63.5%	54.6%	52.6%	50.3%
% of FP17s for Band 1 Urgent Courses	169	3,348	5.0%	8.6%	9.1%	9.1%
% of FP17s Relating to Free Repair or Replacements	30	3,348	0.9%	0.9%	1.0%	0.8%
% of FP17s Relating to Continuations	43	3,348	1.3%	1.1%	1.2%	1.0%
% of Patients satisfied with the dentistry they have received	3	3	N/A	91.4%	91.6%	91.5%
% of Patients satisfied with the time they had to wait for an appointment	3	3	N/A	88.2%	88.3%	87.9%

* This is based on patients treated on this contract for their most recent course of treatment. Figures in italics indicate the base number of FP17s or Patient Questionnaire responses are less than 100. N/A is shown where the base number of responses is less than 10 during the period. % is calculated as Quantity/Base number*100

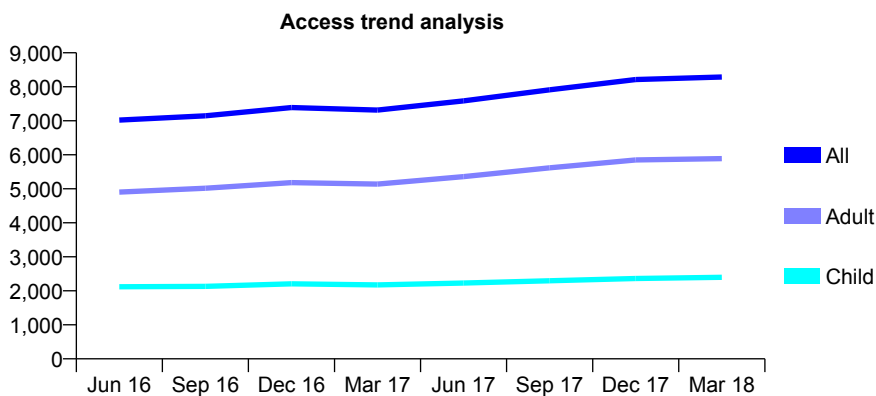
Q52 - Vital Signs At a Glance Contract Report for 148156/0002 - Year end March 2018

Name or company name	Premier Dental Limited
Contract type name	GDS Contract
Purpose of contract	General
Contract start date	01/12/2008
Contract end date	

17/18 Contracted general activity (UDA)	22,574
Carry forward general activity (UDA)	691
17/18 Contracted orthodontic activity (UOA)	0
Carry forward orthodontic activity (UOA)	0
Baseline contract value	£687,045.26

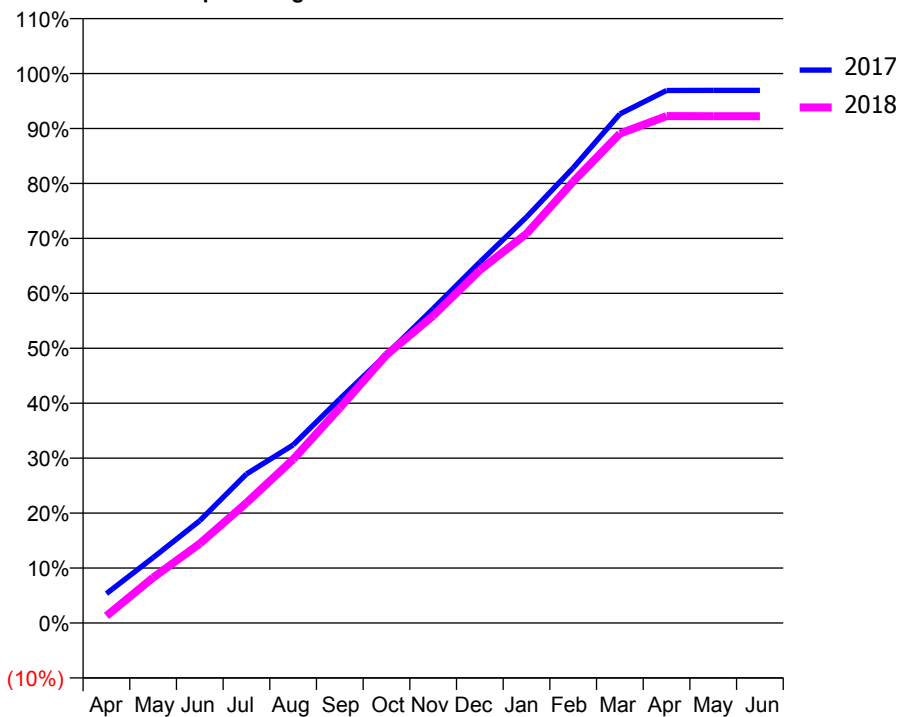
ACCESS*

Patients seen in 24 months	Total	Change since previous quarter
Quarter ending March 2017	7,317	
Quarter ending June 2017	7,588	↑
Quarter ending September 2017	7,912	↑
Quarter ending December 2017	8,212	↑
Quarter ending March 2018	8,289	→
Variance since March 2017	13.3%	↑



ACTIVITY

Cumulative percentage of contracted UDA delivered 2017 & 2018



Month	Adjusted Scheduled Activity (UDA)	
	2017	2018
April	1,208	294
May	2,688	1,863
June	4,206	3,264
July	6,122	4,938
August	7,318	6,725
September	9,203	8,837
October	11,033	11,017
November	12,917	12,623
December	14,828	14,497
January	16,680	15,996
February	18,701	18,136
March	20,915	20,106
April	21,875	20,824
May	21,880	20,820
June	21,883	20,817

QUALITY

	Quantity	Base Number	Contract	AT	Region	England
% of FP17s for the same patient ID Re-attending within 3 months - Children	160	3,018	5.3%	10.9%	12.8%	11.9%
% of FP17s for the same patient ID Re-attending within 3 months - Adults	660	6,813	9.7%	14.8%	16.5%	16.0%
% of FP17s for the same patient ID Re-attending between 3 & 9 months - Children	1,754	3,018	58.1%	60.8%	59.7%	58.3%
% of FP17s for the same patient ID Re-attending between 3 & 9 months - Adults	3,233	6,813	47.5%	54.6%	52.6%	50.3%
% of FP17s for Band 1 Urgent Courses	417	9,719	4.3%	8.6%	9.1%	9.1%
% of FP17s Relating to Free Repair or Replacements	34	9,719	0.3%	0.9%	1.0%	0.8%
% of FP17s Relating to Continuations	164	9,719	1.7%	1.1%	1.2%	1.0%
% of Patients satisfied with the dentistry they have received	4	4	N/A	91.4%	91.6%	91.5%
% of Patients satisfied with the time they had to wait for an appointment	4	4	N/A	88.2%	88.3%	87.9%

* This is based on patients treated on this contract for their most recent course of treatment. Figures in italics indicate the base number of FP17s or Patient Questionnaire responses are less than 100. N/A is shown where the base number of responses is less than 10 during the period. % is calculated as Quantity/Base number*100

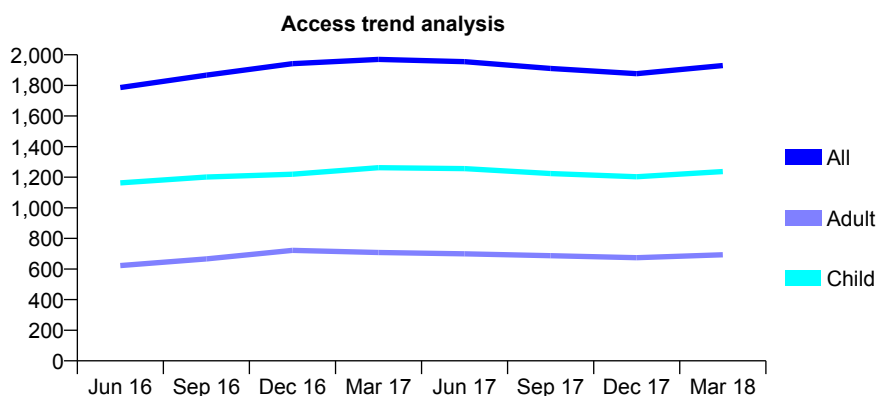
Q52 - Vital Signs At a Glance Contract Report for 149888/0001 - Year end March 2018

Name or company name	CVDC Ltd
Contract type name	GDS Contract
Purpose of contract	General
Contract start date	01/12/2014
Contract end date	

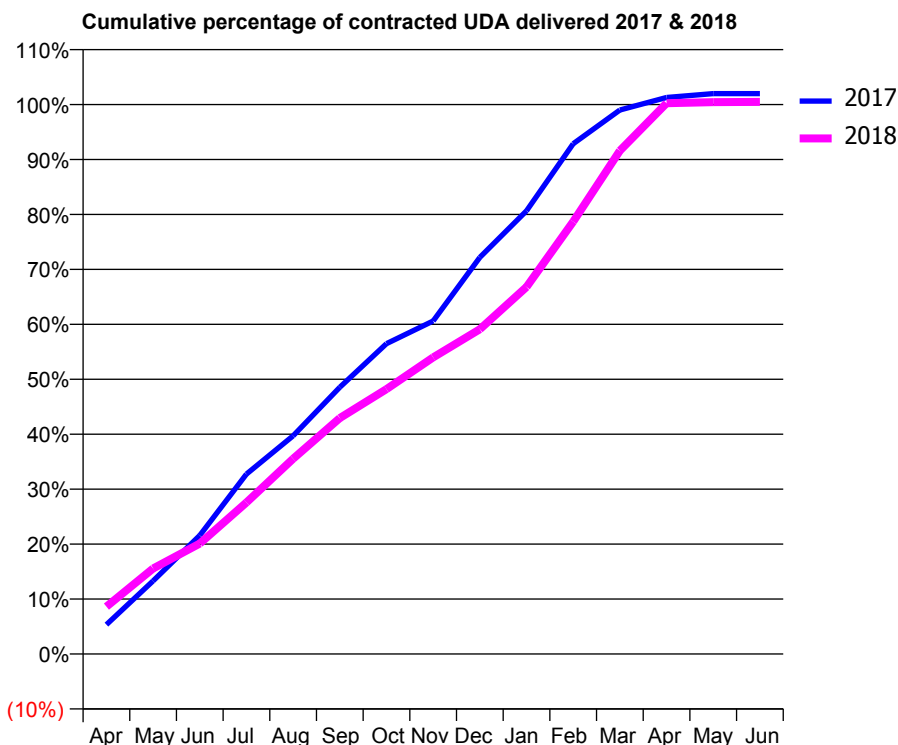
17/18 Contracted general activity (UDA)	5,000
Carry forward general activity (UDA)	-99
17/18 Contracted orthodontic activity (UOA)	0
Carry forward orthodontic activity (UOA)	0
Baseline contract value	£117,704.09

ACCESS*

Patients seen in 24 months	Total	Change since previous quarter
Quarter ending March 2017	1,970	
Quarter ending June 2017	1,955	→
Quarter ending September 2017	1,911	↓
Quarter ending December 2017	1,877	↓
Quarter ending March 2018	1,930	↑
Variance since March 2017	(2.0%)	↓



ACTIVITY



Month	Adjusted Scheduled Activity (UDA)	
	2017	2018
April	268	431
May	666	779
June	1,080	1,005
July	1,637	1,379
August	1,986	1,776
September	2,427	2,147
October	2,824	2,410
November	3,030	2,700
December	3,609	2,955
January	4,033	3,340
February	4,643	3,934
March	4,950	4,580
April	5,064	5,012
May	5,099	5,022
June	5,099	5,024

QUALITY

	Quantity	Base Number	Contract	AT	Region	England
% of FP17s for the same patient ID Re-attending within 3 months - Children	109	1,878	5.8%	10.9%	12.8%	11.9%
% of FP17s for the same patient ID Re-attending within 3 months - Adults	143	823	17.4%	14.8%	16.5%	16.0%
% of FP17s for the same patient ID Re-attending between 3 & 9 months - Children	1,202	1,878	64.0%	60.8%	59.7%	58.3%
% of FP17s for the same patient ID Re-attending between 3 & 9 months - Adults	444	823	53.9%	54.6%	52.6%	50.3%
% of FP17s for Band 1 Urgent Courses	112	2,767	4.0%	8.6%	9.1%	9.1%
% of FP17s Relating to Free Repair or Replacements	1	2,767	0.0%	0.9%	1.0%	0.8%
% of FP17s Relating to Continuations	0	2,767	0.0%	1.1%	1.2%	1.0%
% of Patients satisfied with the dentistry they have received	0	1	N/A	91.4%	91.6%	91.5%
% of Patients satisfied with the time they had to wait for an appointment	1	1	N/A	88.2%	88.3%	87.9%

* This is based on patients treated on this contract for their most recent course of treatment. Figures in italics indicate the base number of FP17s or Patient Questionnaire responses are less than 100. N/A is shown where the base number of responses is less than 10 during the period. % is calculated as Quantity/Base number*100

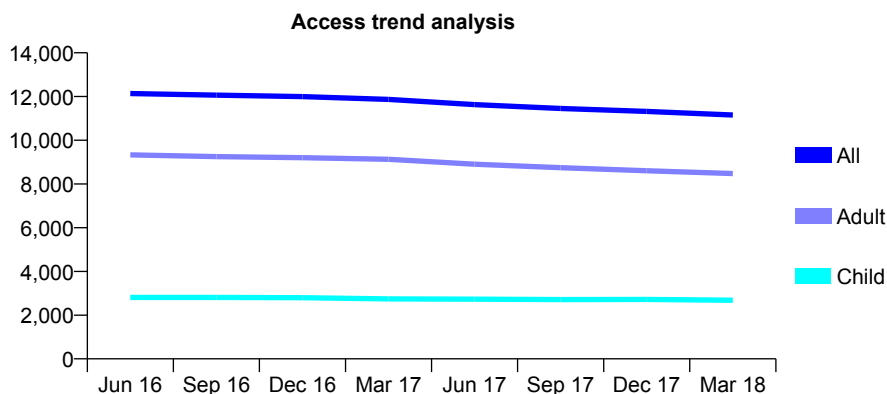
Q52 - Vital Signs At a Glance Contract Report for 151181/0001 - Year end March 2018

Name or company name	Jackro Healthcare Services Ltd
Contract type name	GDS Contract
Purpose of contract	General
Contract start date	01/03/2008
Contract end date	

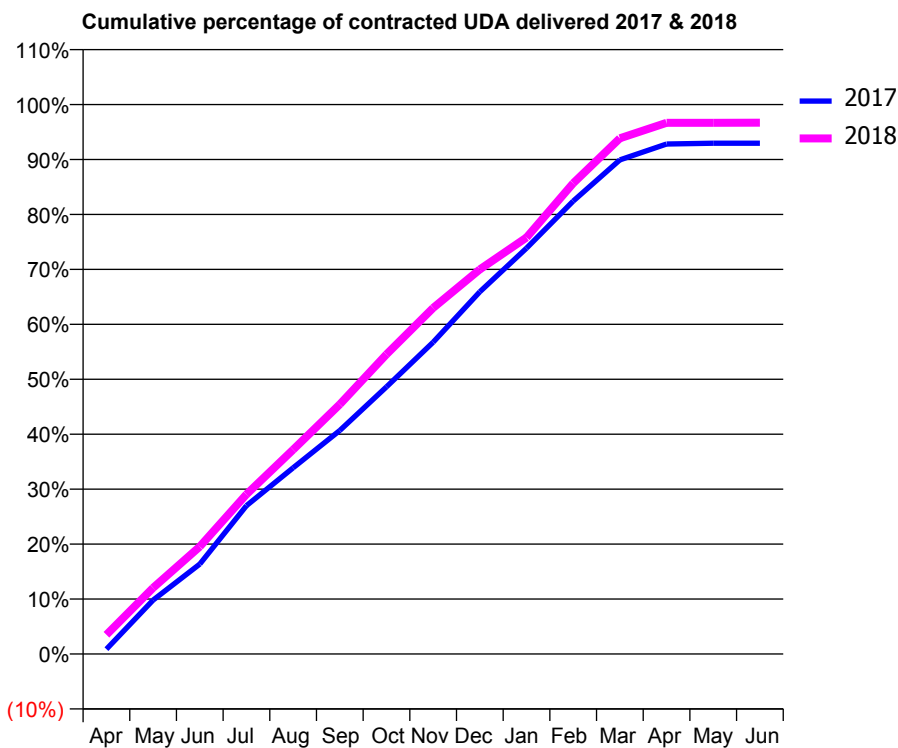
17/18 Contracted general activity (UDA)	30,000
Carry forward general activity (UDA)	0
17/18 Contracted orthodontic activity (UOA)	0
Carry forward orthodontic activity (UOA)	0
Baseline contract value	£1,022,186.96

ACCESS*

Patients seen in 24 months	Total	Change since previous quarter
Quarter ending March 2017	11,867	
Quarter ending June 2017	11,628	↓
Quarter ending September 2017	11,456	↓
Quarter ending December 2017	11,318	↓
Quarter ending March 2018	11,157	↓
Variance since March 2017	(6.0%)	↓



ACTIVITY



Month	Adjusted Scheduled Activity (UDA)	
	2017	2018
April	268	1,051
May	2,947	3,618
June	4,909	5,865
July	8,099	8,717
August	10,165	11,157
September	12,202	13,634
October	14,588	16,365
November	17,021	18,895
December	19,778	21,002
January	22,157	22,742
February	24,726	25,701
March	26,980	28,152
April	27,840	29,002
May	27,885	29,002
June	27,888	29,005

QUALITY

	Quantity	Base Number	Contract	AT	Region	England
% of FP17s for the same patient ID Re-attending within 3 months - Children	258	4,276	6.0%	10.9%	12.8%	11.9%
% of FP17s for the same patient ID Re-attending within 3 months - Adults	1,246	11,490	10.8%	14.8%	16.5%	16.0%
% of FP17s for the same patient ID Re-attending between 3 & 9 months - Children	2,642	4,276	61.8%	60.8%	59.7%	58.3%
% of FP17s for the same patient ID Re-attending between 3 & 9 months - Adults	6,319	11,490	55.0%	54.6%	52.6%	50.3%
% of FP17s for Band 1 Urgent Courses	796	15,758	5.1%	8.6%	9.1%	9.1%
% of FP17s Relating to Free Repair or Replacements	131	15,758	0.8%	0.9%	1.0%	0.8%
% of FP17s Relating to Continuations	224	15,758	1.4%	1.1%	1.2%	1.0%
% of Patients satisfied with the dentistry they have received	16	17	94.1%	91.4%	91.6%	91.5%
% of Patients satisfied with the time they had to wait for an appointment	14	17	82.4%	88.2%	88.3%	87.9%

* This is based on patients treated on this contract for their most recent course of treatment. Figures in italics indicate the base number of FP17s or Patient Questionnaire responses are less than 100. N/A is shown where the base number of responses is less than 10 during the period. % is calculated as Quantity/Base number*100

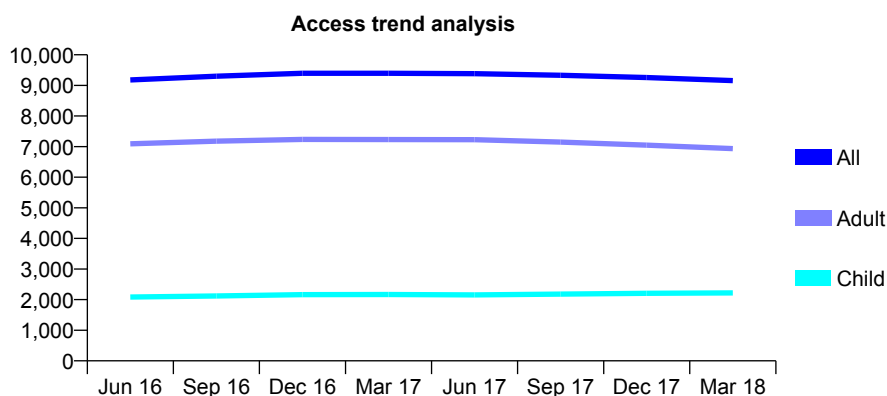
Q52 - Vital Signs At a Glance Contract Report for 151211/0001 - Year end March 2018

Name or company name	Milne, Spencer & Harris Dental Surgeons
Contract type name	GDS Contract
Purpose of contract	General and Orthodontic
Contract start date	01/04/2010
Contract end date	

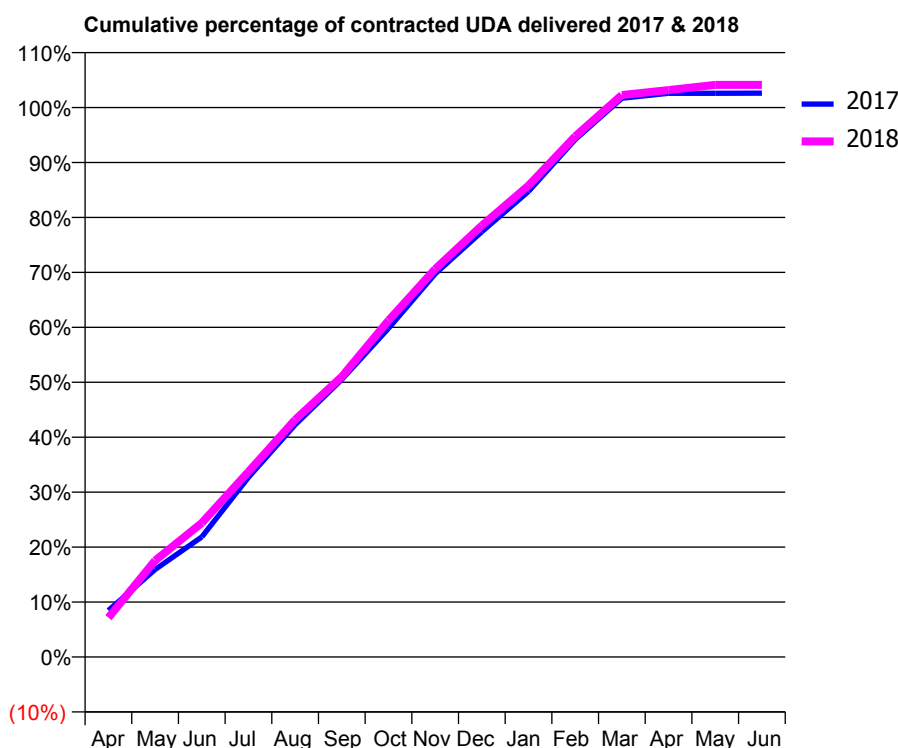
17/18 Contracted general activity (UDA)	22,000
Carry forward general activity (UDA)	-440
17/18 Contracted orthodontic activity (UOA)	650
Carry forward orthodontic activity (UOA)	-6
Baseline contract value	£747,908.18

ACCESS*

Patients seen in 24 months	Total	Change since previous quarter
Quarter ending March 2017	9,398	
Quarter ending June 2017	9,383	→
Quarter ending September 2017	9,329	→
Quarter ending December 2017	9,255	→
Quarter ending March 2018	9,158	↓
Variance since March 2017	(2.6%)	↓



ACTIVITY



Month	Adjusted Scheduled Activity (UDA)	
	2017	2018
April	1,867	1,577
May	3,507	3,864
June	4,807	5,370
July	7,194	7,419
August	9,295	9,502
September	11,115	11,224
October	13,155	13,475
November	15,342	15,532
December	17,029	17,276
January	18,640	18,875
February	20,718	20,847
March	22,372	22,499
April	22,567	22,695
May	22,570	22,907
June	22,576	22,907

QUALITY

	Quantity	Base Number	Contract	AT	Region	England
% of FP17s for the same patient ID Re-attending within 3 months - Children	307	3,262	9.4%	10.9%	12.8%	11.9%
% of FP17s for the same patient ID Re-attending within 3 months - Adults	1,082	8,508	12.7%	14.8%	16.5%	16.0%
% of FP17s for the same patient ID Re-attending between 3 & 9 months - Children	1,620	3,262	49.7%	60.8%	59.7%	58.3%
% of FP17s for the same patient ID Re-attending between 3 & 9 months - Adults	2,985	8,508	35.1%	54.6%	52.6%	50.3%
% of FP17s for Band 1 Urgent Courses	819	11,805	6.9%	8.6%	9.1%	9.1%
% of FP17s Relating to Free Repair or Replacements	115	11,805	1.0%	0.9%	1.0%	0.8%
% of FP17s Relating to Continuations	235	11,805	2.0%	1.1%	1.2%	1.0%
% of Patients satisfied with the dentistry they have received	10	10	100.0%	91.4%	91.6%	91.5%
% of Patients satisfied with the time they had to wait for an appointment	6	10	60.0%	88.2%	88.3%	87.9%

* This is based on patients treated on this contract for their most recent course of treatment. Figures in italics indicate the base number of FP17s or Patient Questionnaire responses are less than 100. N/A is shown where the base number of responses is less than 10 during the period. % is calculated as Quantity/Base number*100

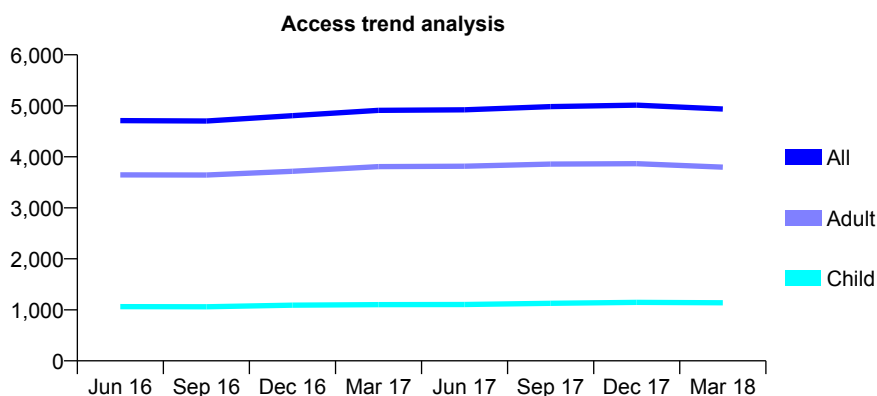
Q52 - Vital Signs At a Glance Contract Report for 151211/0002 - Year end March 2018

Name or company name	Milne, Spencer & Harris Dental Surgeons
Contract type name	GDS Contract
Purpose of contract	General and Orthodontic
Contract start date	01/04/2010
Contract end date	

17/18 Contracted general activity (UDA)	11,795
Carry forward general activity (UDA)	-236
17/18 Contracted orthodontic activity (UOA)	441
Carry forward orthodontic activity (UOA)	-9
Baseline contract value	£404,820.33

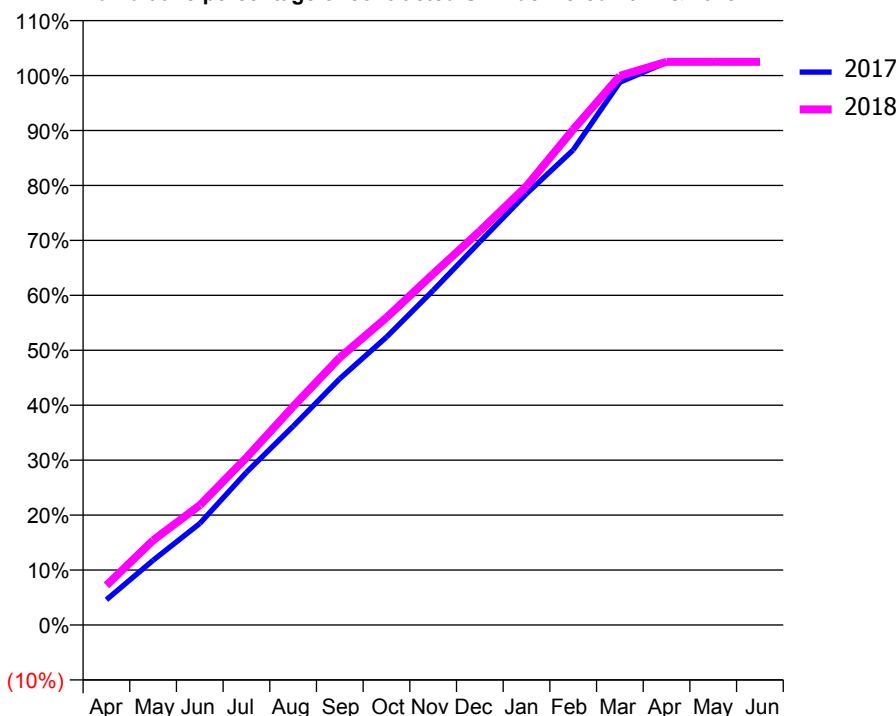
ACCESS*

Patients seen in 24 months	Total	Change since previous quarter
Quarter ending March 2017	4,911	
Quarter ending June 2017	4,921	→
Quarter ending September 2017	4,984	→
Quarter ending December 2017	5,013	→
Quarter ending March 2018	4,936	↓
Variance since March 2017	0.5%	→



ACTIVITY

Cumulative percentage of contracted UDA delivered 2017 & 2018



Month	Adjusted Scheduled Activity (UDA)	
	2017	2018
April	542	850
May	1,391	1,818
June	2,178	2,570
July	3,279	3,593
August	4,267	4,690
September	5,288	5,743
October	6,181	6,599
November	7,183	7,536
December	8,224	8,456
January	9,259	9,421
February	10,197	10,639
March	11,651	11,789
April	12,077	12,090
May	12,078	12,090
June	12,078	12,090

QUALITY

	Quantity	Base Number	Contract	AT	Region	England
% of FP17s for the same patient ID Re-attending within 3 months - Children	256	1,897	13.5%	10.9%	12.8%	11.9%
% of FP17s for the same patient ID Re-attending within 3 months - Adults	546	4,268	12.8%	14.8%	16.5%	16.0%
% of FP17s for the same patient ID Re-attending between 3 & 9 months - Children	952	1,897	50.2%	60.8%	59.7%	58.3%
% of FP17s for the same patient ID Re-attending between 3 & 9 months - Adults	1,211	4,268	28.4%	54.6%	52.6%	50.3%
% of FP17s for Band 1 Urgent Courses	424	6,026	7.0%	8.6%	9.1%	9.1%
% of FP17s Relating to Free Repair or Replacements	61	6,026	1.0%	0.9%	1.0%	0.8%
% of FP17s Relating to Continuations	171	6,026	2.8%	1.1%	1.2%	1.0%
% of Patients satisfied with the dentistry they have received	2	2	N/A	91.4%	91.6%	91.5%
% of Patients satisfied with the time they had to wait for an appointment	1	2	N/A	88.2%	88.3%	87.9%

* This is based on patients treated on this contract for their most recent course of treatment. Figures in italics indicate the base number of FP17s or Patient Questionnaire responses are less than 100. N/A is shown where the base number of responses is less than 10 during the period. % is calculated as Quantity/Base number*100

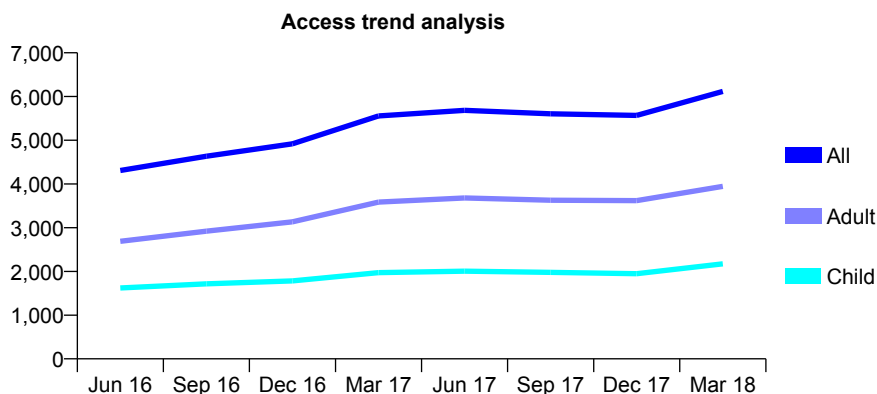
Q52 - Vital Signs At a Glance Contract Report for 151386/0002 - Year end March 2018

Name or company name	The Centre of Advanced Dentistry Yorkshire
Contract type name	GDS Contract
Purpose of contract	General
Contract start date	01/07/2015
Contract end date	

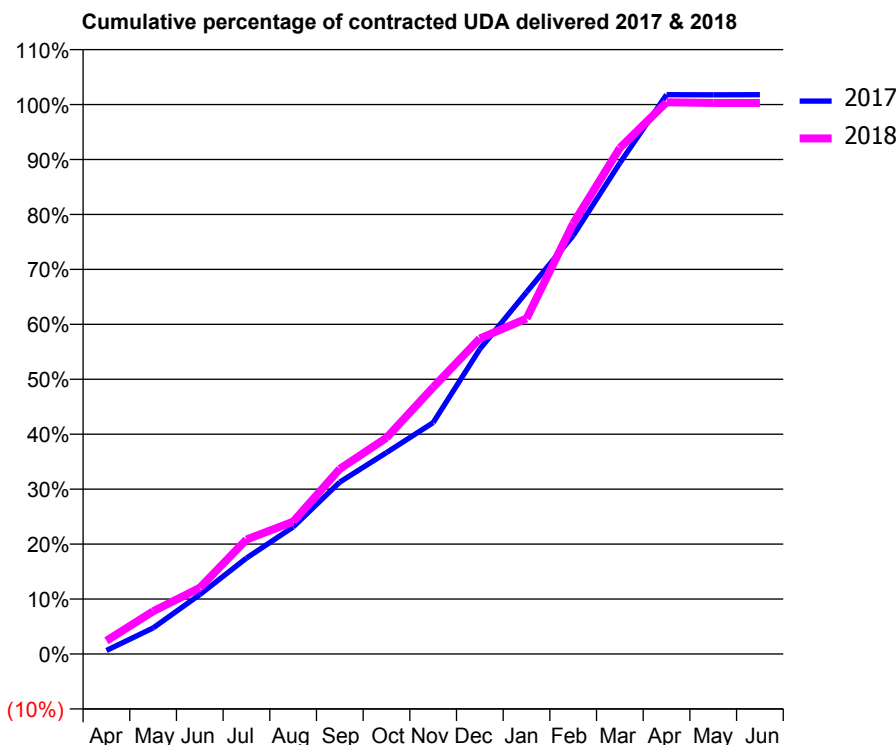
17/18 Contracted general activity (UDA)	21,059
Carry forward general activity (UDA)	-376
17/18 Contracted orthodontic activity (UOA)	0
Carry forward orthodontic activity (UOA)	0
Baseline contract value	£494,869.54

ACCESS*

Patients seen in 24 months	Total	Change since previous quarter
Quarter ending March 2017	5,556	
Quarter ending June 2017	5,685	↑
Quarter ending September 2017	5,606	↓
Quarter ending December 2017	5,567	→
Quarter ending March 2018	6,118	↑
Variance since March 2017	10.1%	↑



ACTIVITY



Month	Adjusted Scheduled Activity (UDA)	
	2017	2018
April	134	506
May	1,001	1,636
June	2,276	2,538
July	3,675	4,385
August	4,868	5,074
September	6,591	7,094
October	7,718	8,287
November	8,869	10,224
December	11,686	12,096
January	13,868	12,856
February	16,035	16,498
March	18,817	19,398
April	21,434	21,145
May	21,432	21,117
June	21,435	21,117

QUALITY

	Quantity	Base Number	Contract	AT	Region	England
% of FP17s for the same patient ID Re-attending within 3 months - Children	211	2,572	8.2%	10.9%	12.8%	11.9%
% of FP17s for the same patient ID Re-attending within 3 months - Adults	810	4,845	16.7%	14.8%	16.5%	16.0%
% of FP17s for the same patient ID Re-attending between 3 & 9 months - Children	1,115	2,572	43.4%	60.8%	59.7%	58.3%
% of FP17s for the same patient ID Re-attending between 3 & 9 months - Adults	2,032	4,845	41.9%	54.6%	52.6%	50.3%
% of FP17s for Band 1 Urgent Courses	518	7,220	7.2%	8.6%	9.1%	9.1%
% of FP17s Relating to Free Repair or Replacements	34	7,220	0.5%	0.9%	1.0%	0.8%
% of FP17s Relating to Continuations	22	7,220	0.3%	1.1%	1.2%	1.0%
% of Patients satisfied with the dentistry they have received	4	4	N/A	91.4%	91.6%	91.5%
% of Patients satisfied with the time they had to wait for an appointment	3	4	N/A	88.2%	88.3%	87.9%

* This is based on patients treated on this contract for their most recent course of treatment. Figures in italics indicate the base number of FP17s or Patient Questionnaire responses are less than 100. N/A is shown where the base number of responses is less than 10 during the period. % is calculated as Quantity/Base number*100

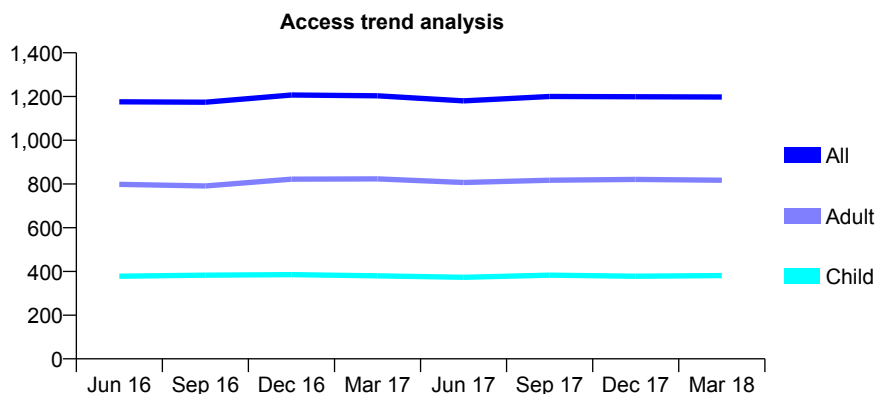
Q52 - Vital Signs At a Glance Contract Report for 151823/0001 - Year end March 2018

Name or company name	Brighthouse Dental Team Ltd
Contract type name	GDS Contract
Purpose of contract	General
Contract start date	26/10/2013
Contract end date	

17/18 Contracted general activity (UDA)	3,400
Carry forward general activity (UDA)	17
17/18 Contracted orthodontic activity (UOA)	0
Carry forward orthodontic activity (UOA)	0
Baseline contract value	£90,967.54

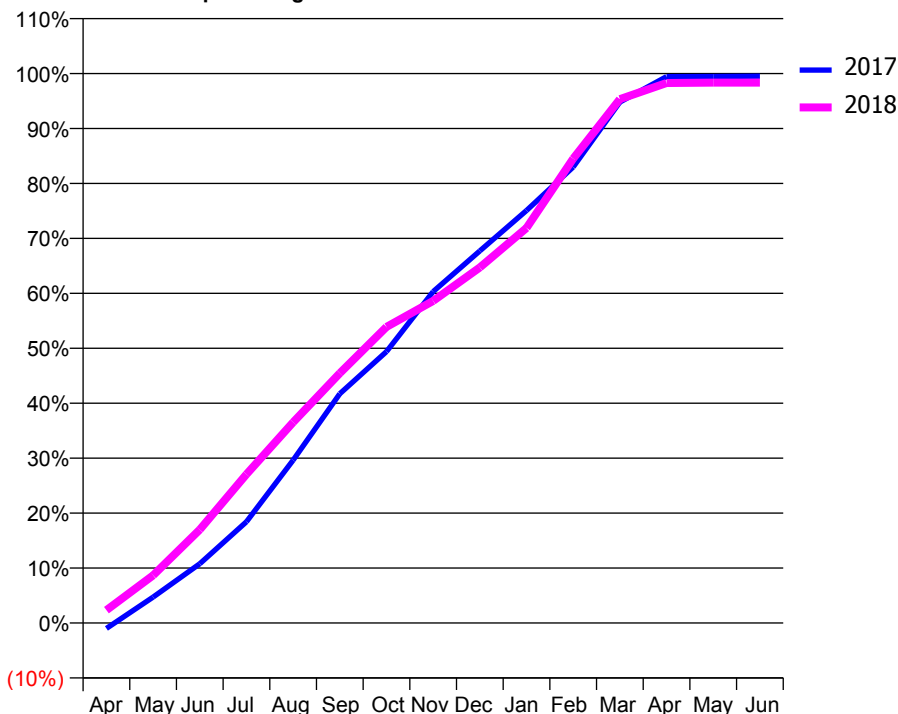
ACCESS*

Patients seen in 24 months	Total	Change since previous quarter
Quarter ending March 2017	1,203	
Quarter ending June 2017	1,180	↓
Quarter ending September 2017	1,200	→
Quarter ending December 2017	1,199	→
Quarter ending March 2018	1,198	→
Variance since March 2017	(0.4%)	→



ACTIVITY

Cumulative percentage of contracted UDA delivered 2017 & 2018



Month	Adjusted Scheduled Activity (UDA)	
	2017	2018
April	-34	79
May	161	295
June	367	578
July	627	920
August	1,008	1,242
September	1,419	1,545
October	1,680	1,832
November	2,051	1,993
December	2,303	2,200
January	2,553	2,444
February	2,822	2,873
March	3,223	3,241
April	3,380	3,341
May	3,381	3,343
June	3,383	3,343

QUALITY

	Quantity	Base Number	Contract	AT	Region	England
% of FP17s for the same patient ID Re-attending within 3 months - Children	39	620	6.3%	10.9%	12.8%	11.9%
% of FP17s for the same patient ID Re-attending within 3 months - Adults	423	1,536	27.5%	14.8%	16.5%	16.0%
% of FP17s for the same patient ID Re-attending between 3 & 9 months - Children	427	620	68.9%	60.8%	59.7%	58.3%
% of FP17s for the same patient ID Re-attending between 3 & 9 months - Adults	887	1,536	57.7%	54.6%	52.6%	50.3%
% of FP17s for Band 1 Urgent Courses	177	2,150	8.2%	8.6%	9.1%	9.1%
% of FP17s Relating to Free Repair or Replacements	11	2,150	0.5%	0.9%	1.0%	0.8%
% of FP17s Relating to Continuations	9	2,150	0.4%	1.1%	1.2%	1.0%
% of Patients satisfied with the dentistry they have received	1	1	N/A	91.4%	91.6%	91.5%
% of Patients satisfied with the time they had to wait for an appointment	1	1	N/A	88.2%	88.3%	87.9%

* This is based on patients treated on this contract for their most recent course of treatment. Figures in italics indicate the base number of FP17s or Patient Questionnaire responses are less than 100. N/A is shown where the base number of responses is less than 10 during the period. % is calculated as Quantity/Base number*100

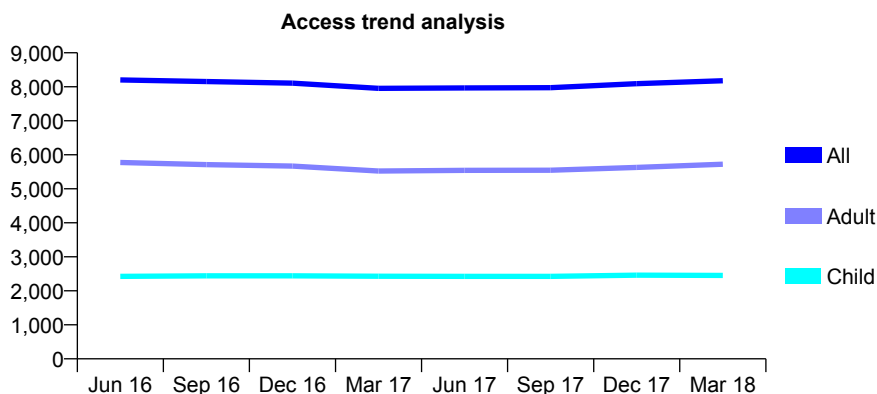
Q52 - Vital Signs At a Glance Contract Report for 154520/0001 - Year end March 2018

Name or company name	K S Hunjan Associates Limited
Contract type name	GDS Contract
Purpose of contract	General
Contract start date	01/04/2010
Contract end date	

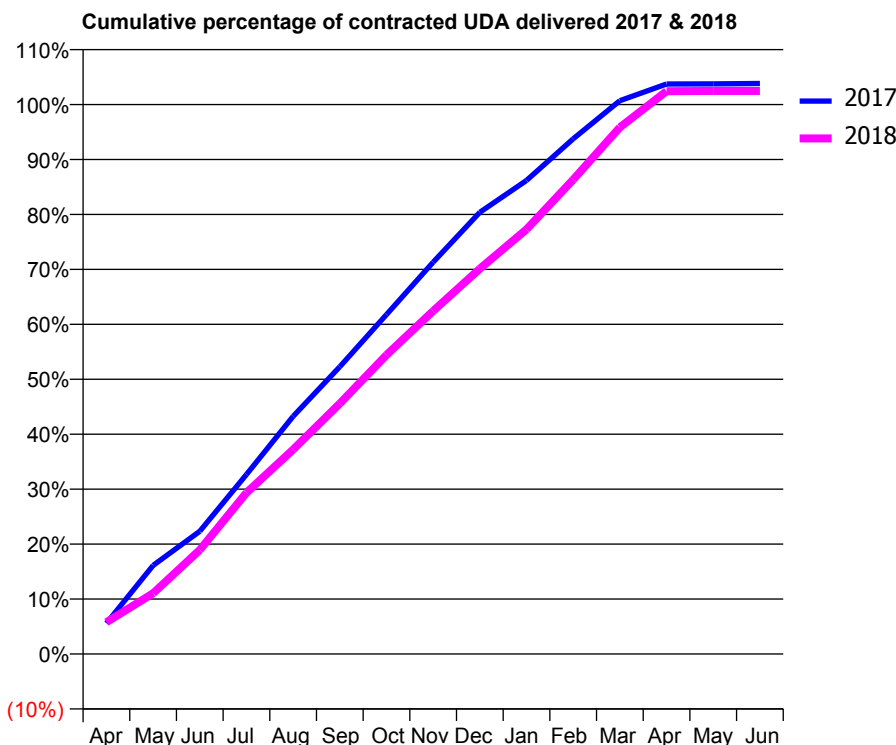
17/18 Contracted general activity (UDA)	25,000
Carry forward general activity (UDA)	-500
17/18 Contracted orthodontic activity (UOA)	0
Carry forward orthodontic activity (UOA)	0
Baseline contract value	£794,294.18

ACCESS*

Patients seen in 24 months	Total	Change since previous quarter
Quarter ending March 2017	7,953	
Quarter ending June 2017	7,968	→
Quarter ending September 2017	7,976	→
Quarter ending December 2017	8,093	→
Quarter ending March 2018	8,177	→
Variance since March 2017	2.8%	↑



ACTIVITY



Month	Adjusted Scheduled Activity (UDA)	
	2017	2018
April	1,400	1,447
May	4,030	2,764
June	5,584	4,736
July	8,171	7,336
August	10,812	9,303
September	13,070	11,396
October	15,441	13,607
November	17,829	15,604
December	20,098	17,528
January	21,545	19,320
February	23,436	21,583
March	25,175	23,961
April	25,932	25,603
May	25,940	25,617
June	25,957	25,616

QUALITY

	Quantity	Base Number	Contract	AT	Region	England
% of FP17s for the same patient ID Re-attending within 3 months - Children	387	4,238	9.1%	10.9%	12.8%	11.9%
% of FP17s for the same patient ID Re-attending within 3 months - Adults	1,502	8,914	16.8%	14.8%	16.5%	16.0%
% of FP17s for the same patient ID Re-attending between 3 & 9 months - Children	2,751	4,238	64.9%	60.8%	59.7%	58.3%
% of FP17s for the same patient ID Re-attending between 3 & 9 months - Adults	4,735	8,914	53.1%	54.6%	52.6%	50.3%
% of FP17s for Band 1 Urgent Courses	1,304	12,916	10.1%	8.6%	9.1%	9.1%
% of FP17s Relating to Free Repair or Replacements	124	12,916	1.0%	0.9%	1.0%	0.8%
% of FP17s Relating to Continuations	111	12,916	0.9%	1.1%	1.2%	1.0%
% of Patients satisfied with the dentistry they have received	15	16	93.8%	91.4%	91.6%	91.5%
% of Patients satisfied with the time they had to wait for an appointment	16	16	100.0%	88.2%	88.3%	87.9%

* This is based on patients treated on this contract for their most recent course of treatment. Figures in italics indicate the base number of FP17s or Patient Questionnaire responses are less than 100. N/A is shown where the base number of responses is less than 10 during the period. % is calculated as Quantity/Base number*100

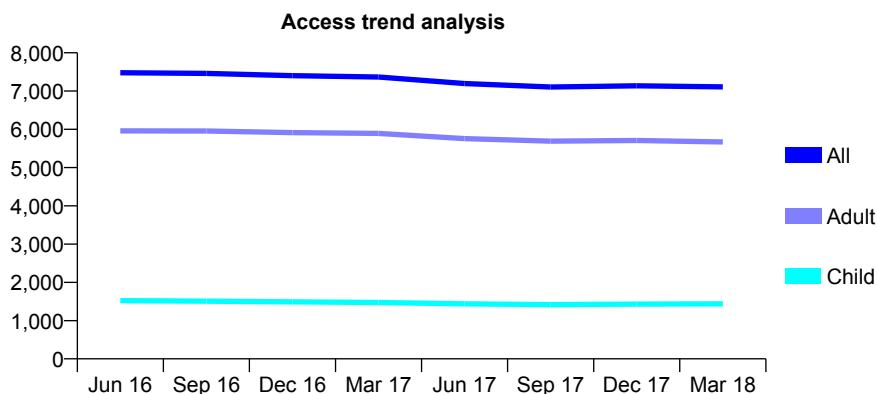
Q52 - Vital Signs At a Glance Contract Report for 154660/0001 - Year end March 2018

Name or company name	Northgate Practice Limited
Contract type name	GDS Contract
Purpose of contract	General
Contract start date	01/06/2011
Contract end date	

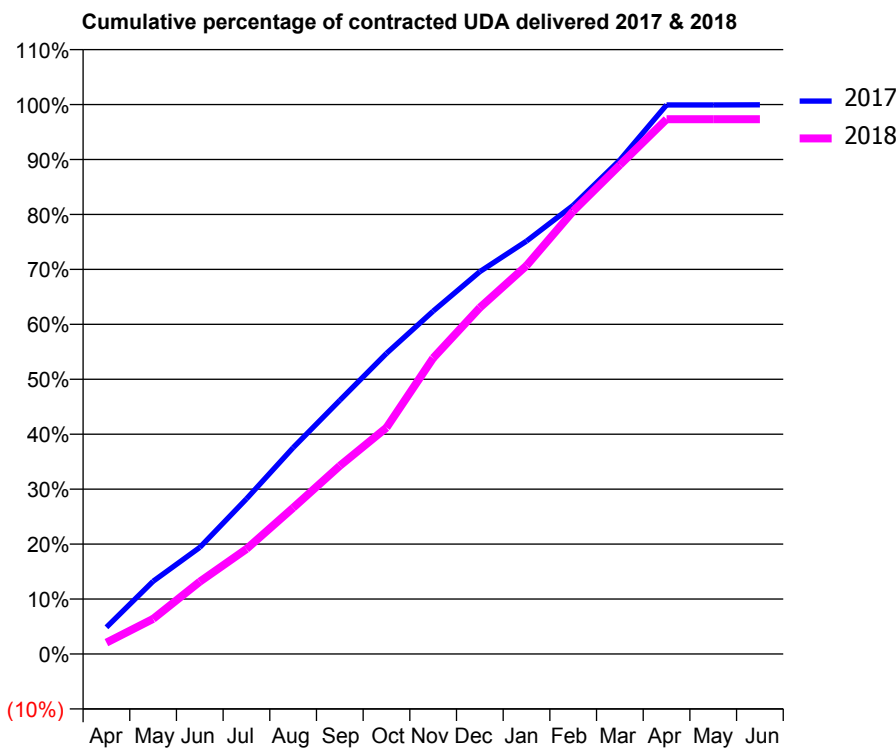
17/18 Contracted general activity (UDA)	20,000
Carry forward general activity (UDA)	11
17/18 Contracted orthodontic activity (UOA)	0
Carry forward orthodontic activity (UOA)	0
Baseline contract value	£772,098.49

ACCESS*

Patients seen in 24 months	Total	Change since previous quarter
Quarter ending March 2017	7,366	
Quarter ending June 2017	7,197	↓
Quarter ending September 2017	7,107	↓
Quarter ending December 2017	7,138	→
Quarter ending March 2018	7,108	→
Variance since March 2017	(3.5%)	↓



ACTIVITY



Month	Adjusted Scheduled Activity (UDA)	
	2017	2018
April	975	415
May	2,647	1,278
June	3,881	2,632
July	5,648	3,820
August	7,510	5,320
September	9,232	6,852
October	10,940	8,240
November	12,480	10,774
December	13,917	12,605
January	15,028	14,137
February	16,327	16,119
March	17,980	17,798
April	19,983	19,464
May	19,986	19,464
June	19,989	19,464

QUALITY

	Quantity	Base Number	Contract	AT	Region	England
% of FP17s for the same patient ID Re-attending within 3 months - Children	140	2,232	6.3%	10.9%	12.8%	11.9%
% of FP17s for the same patient ID Re-attending within 3 months - Adults	1,121	8,863	12.6%	14.8%	16.5%	16.0%
% of FP17s for the same patient ID Re-attending between 3 & 9 months - Children	1,356	2,232	60.8%	60.8%	59.7%	58.3%
% of FP17s for the same patient ID Re-attending between 3 & 9 months - Adults	5,305	8,863	59.9%	54.6%	52.6%	50.3%
% of FP17s for Band 1 Urgent Courses	523	10,648	4.9%	8.6%	9.1%	9.1%
% of FP17s Relating to Free Repair or Replacements	126	10,648	1.2%	0.9%	1.0%	0.8%
% of FP17s Relating to Continuations	203	10,648	1.9%	1.1%	1.2%	1.0%
% of Patients satisfied with the dentistry they have received	8	8	N/A	91.4%	91.6%	91.5%
% of Patients satisfied with the time they had to wait for an appointment	7	8	N/A	88.2%	88.3%	87.9%

* This is based on patients treated on this contract for their most recent course of treatment. Figures in italics indicate the base number of FP17s or Patient Questionnaire responses are less than 100. N/A is shown where the base number of responses is less than 10 during the period. % is calculated as Quantity/Base number*100

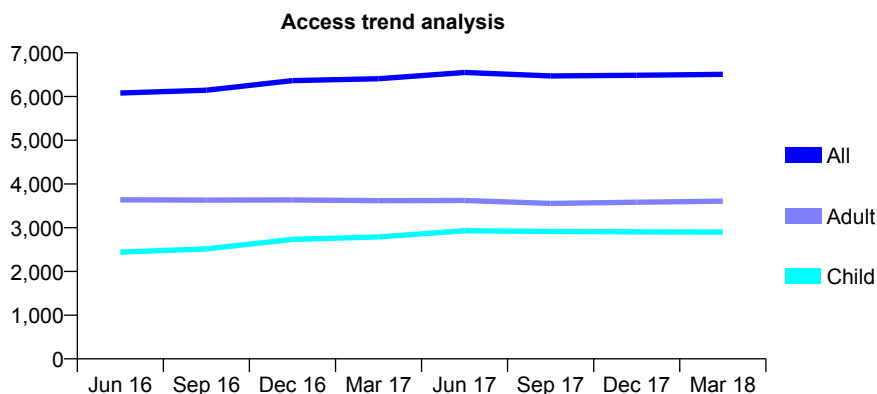
Q52 - Vital Signs At a Glance Contract Report for 156809/0001 - Year end March 2018

Name or company name	Thornhill Dental Surgery Ltd
Contract type name	GDS Contract
Purpose of contract	General
Contract start date	01/10/2012
Contract end date	

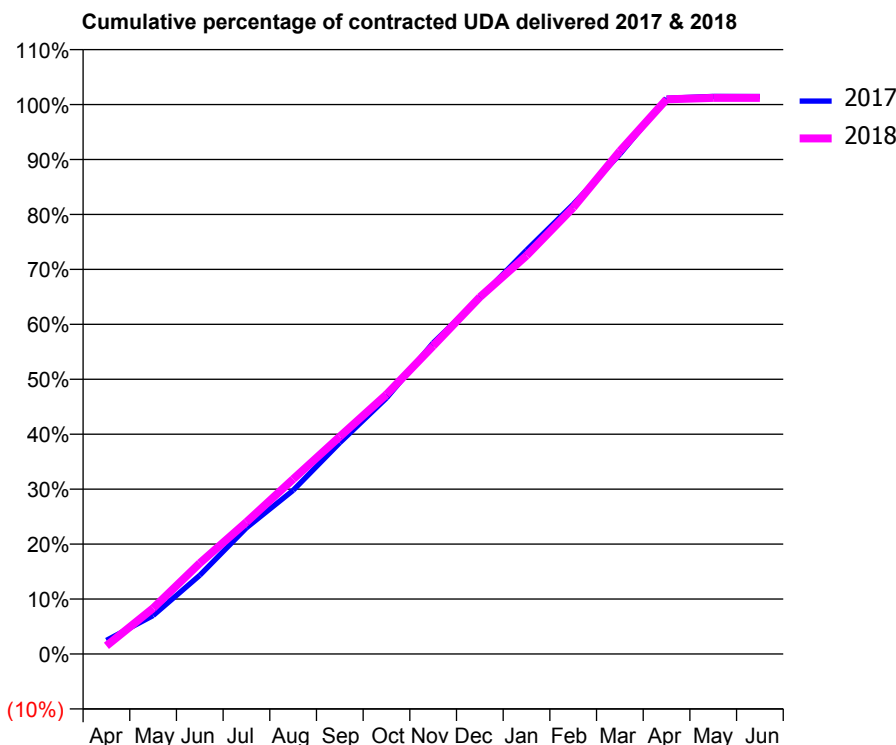
17/18 Contracted general activity (UDA)	20,625
Carry forward general activity (UDA)	-303
17/18 Contracted orthodontic activity (UOA)	0
Carry forward orthodontic activity (UOA)	0
Baseline contract value	£735,263.21

ACCESS*

Patients seen in 24 months	Total	Change since previous quarter
Quarter ending March 2017	6,406	
Quarter ending June 2017	6,550	↑
Quarter ending September 2017	6,470	↓
Quarter ending December 2017	6,486	→
Quarter ending March 2018	6,506	→
Variance since March 2017	1.6%	→



ACTIVITY



Month	Adjusted Scheduled Activity (UDA)	
	2017	2018
April	515	308
May	1,455	1,720
June	2,973	3,413
July	4,766	4,951
August	6,184	6,565
September	7,978	8,158
October	9,665	9,741
November	11,752	11,562
December	13,455	13,398
January	15,252	14,951
February	16,985	16,756
March	18,876	18,878
April	20,989	20,818
May	21,057	20,875
June	21,056	20,872

QUALITY

	Quantity	Base Number	Contract	AT	Region	England
% of FP17s for the same patient ID Re-attending within 3 months - Children	473	6,341	7.5%	10.9%	12.8%	11.9%
% of FP17s for the same patient ID Re-attending within 3 months - Adults	498	5,155	9.7%	14.8%	16.5%	16.0%
% of FP17s for the same patient ID Re-attending between 3 & 9 months - Children	4,720	6,341	74.4%	60.8%	59.7%	58.3%
% of FP17s for the same patient ID Re-attending between 3 & 9 months - Adults	3,320	5,155	64.4%	54.6%	52.6%	50.3%
% of FP17s for Band 1 Urgent Courses	487	11,446	4.3%	8.6%	9.1%	9.1%
% of FP17s Relating to Free Repair or Replacements	87	11,446	0.8%	0.9%	1.0%	0.8%
% of FP17s Relating to Continuations	46	11,446	0.4%	1.1%	1.2%	1.0%
% of Patients satisfied with the dentistry they have received	12	18	66.7%	91.4%	91.6%	91.5%
% of Patients satisfied with the time they had to wait for an appointment	14	18	77.8%	88.2%	88.3%	87.9%

* This is based on patients treated on this contract for their most recent course of treatment. Figures in italics indicate the base number of FP17s or Patient Questionnaire responses are less than 100. N/A is shown where the base number of responses is less than 10 during the period. % is calculated as Quantity/Base number*100

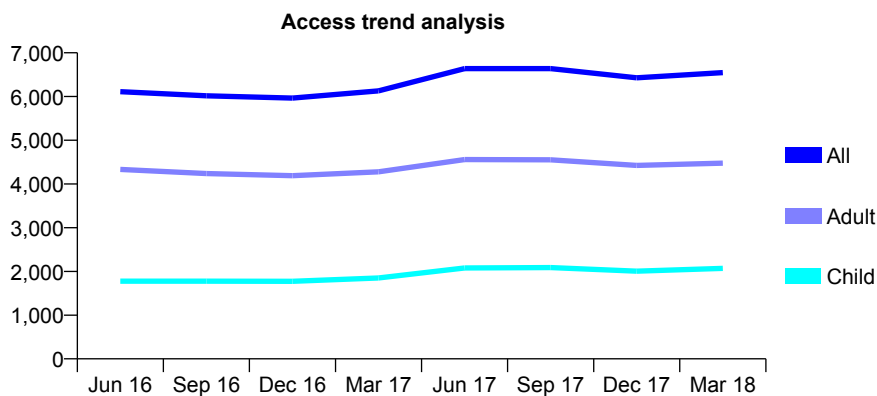
Q52 - Vital Signs At a Glance Contract Report for 158267/0001 - Year end March 2018

Name or company name	WALRUS DENTAL CARE LTD
Contract type name	GDS Contract
Purpose of contract	General
Contract start date	01/10/2009
Contract end date	

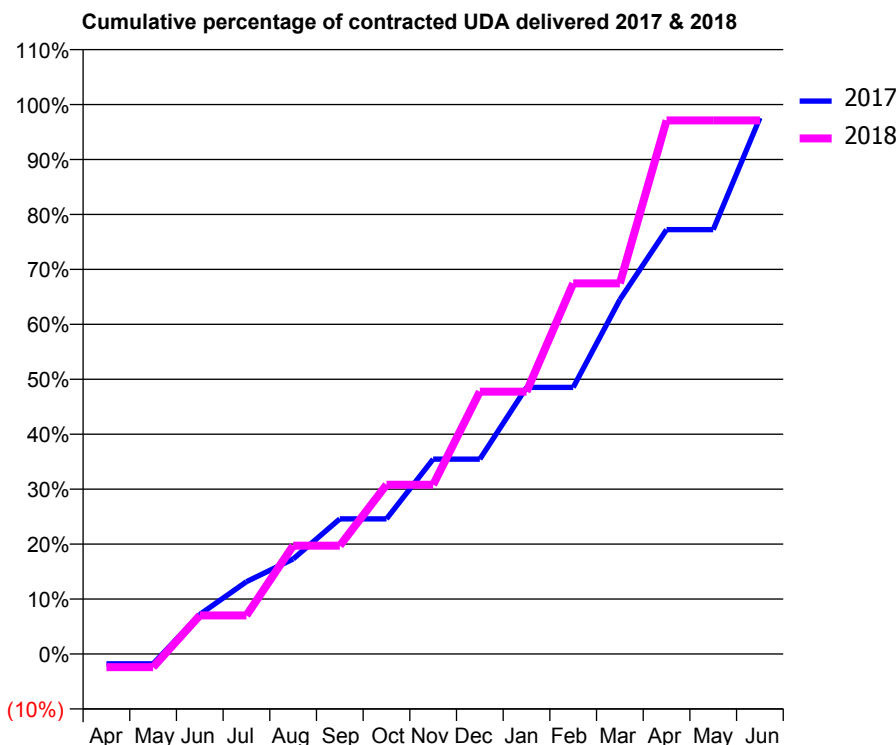
17/18 Contracted general activity (UDA)	21,877
Carry forward general activity (UDA)	527
17/18 Contracted orthodontic activity (UOA)	0
Carry forward orthodontic activity (UOA)	0
Baseline contract value	£622,701.14

ACCESS*

Patients seen in 24 months	Total	Change since previous quarter
Quarter ending March 2017	6,129	
Quarter ending June 2017	6,638	↑
Quarter ending September 2017	6,640	→
Quarter ending December 2017	6,429	↓
Quarter ending March 2018	6,546	→
Variance since March 2017	6.8%	↑



ACTIVITY



Month	Adjusted Scheduled Activity (UDA)	
	2017	2018
April	-389	-527
May	-389	-527
June	1,550	1,535
July	2,833	1,535
August	3,722	4,311
September	5,296	4,311
October	5,296	6,739
November	7,640	6,739
December	7,640	10,446
January	10,451	10,446
February	10,451	14,757
March	13,894	14,757
April	16,636	21,245
May	16,636	21,245
June	21,013	21,242

QUALITY

	Quantity	Base Number	Contract	AT	Region	England
% of FP17s for the same patient ID Re-attending within 3 months - Children	297	3,187	9.3%	10.9%	12.8%	11.9%
% of FP17s for the same patient ID Re-attending within 3 months - Adults	719	5,947	12.1%	14.8%	16.5%	16.0%
% of FP17s for the same patient ID Re-attending between 3 & 9 months - Children	1,660	3,187	52.1%	60.8%	59.7%	58.3%
% of FP17s for the same patient ID Re-attending between 3 & 9 months - Adults	3,118	5,947	52.4%	54.6%	52.6%	50.3%
% of FP17s for Band 1 Urgent Courses	569	7,527	7.6%	8.6%	9.1%	9.1%
% of FP17s Relating to Free Repair or Replacements	94	7,527	1.2%	0.9%	1.0%	0.8%
% of FP17s Relating to Continuations	18	7,527	0.2%	1.1%	1.2%	1.0%
% of Patients satisfied with the dentistry they have received	0	1	N/A	91.4%	91.6%	91.5%
% of Patients satisfied with the time they had to wait for an appointment	1	1	N/A	88.2%	88.3%	87.9%

* This is based on patients treated on this contract for their most recent course of treatment. Figures in italics indicate the base number of FP17s or Patient Questionnaire responses are less than 100. N/A is shown where the base number of responses is less than 10 during the period. % is calculated as Quantity/Base number*100

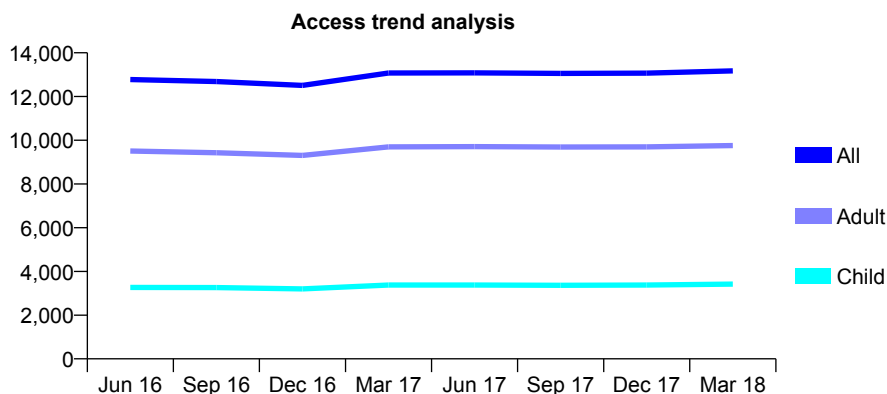
Q52 - Vital Signs At a Glance Contract Report for 159492/0001 - Year end March 2018

Name or company name	James Taylor & Partners Ltd
Contract type name	GDS Contract
Purpose of contract	General
Contract start date	01/11/2010
Contract end date	

17/18 Contracted general activity (UDA)	42,343
Carry forward general activity (UDA)	0
17/18 Contracted orthodontic activity (UOA)	0
Carry forward orthodontic activity (UOA)	0
Baseline contract value	£1,148,024.02

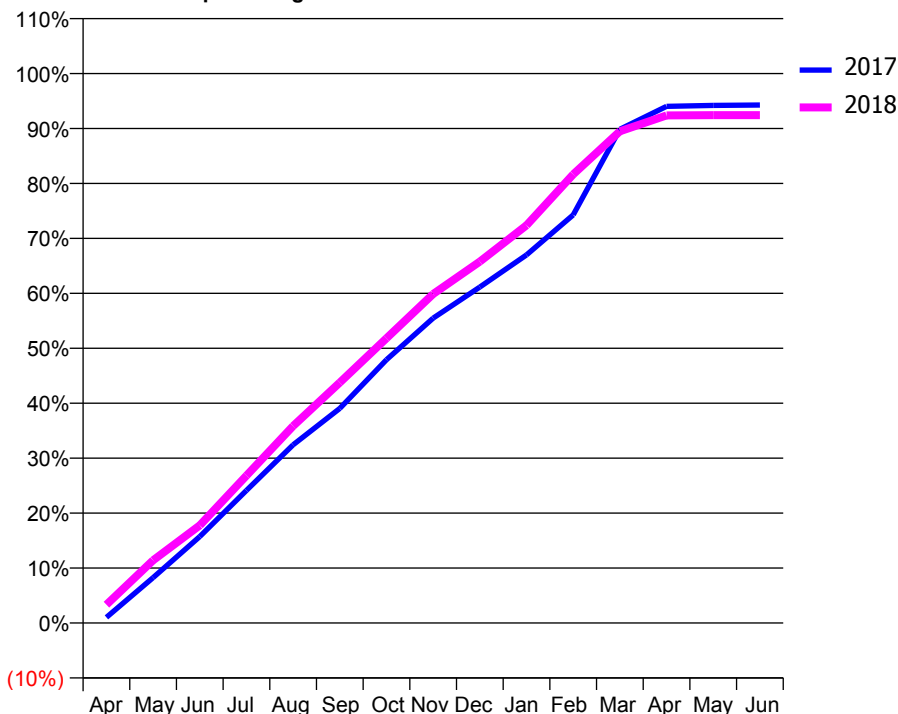
ACCESS*

Patients seen in 24 months	Total	Change since previous quarter
Quarter ending March 2017	13,074	
Quarter ending June 2017	13,080	→
Quarter ending September 2017	13,057	→
Quarter ending December 2017	13,070	→
Quarter ending March 2018	13,175	→
Variance since March 2017	0.8%	→



ACTIVITY

Cumulative percentage of contracted UDA delivered 2017 & 2018



Month	Adjusted Scheduled Activity (UDA)	
	2017	2018
April	433	1,416
May	3,503	4,835
June	6,660	7,525
July	10,222	11,355
August	13,734	15,182
September	16,535	18,533
October	20,284	21,944
November	23,498	25,354
December	25,886	27,847
January	28,364	30,648
February	31,447	34,574
March	38,044	37,888
April	39,808	39,109
May	39,880	39,130
June	39,915	39,129

QUALITY

	Quantity	Base Number	Contract	AT	Region	England
% of FP17s for the same patient ID Re-attending within 3 months - Children	567	5,649	10.0%	10.9%	12.8%	11.9%
% of FP17s for the same patient ID Re-attending within 3 months - Adults	1,822	14,490	12.6%	14.8%	16.5%	16.0%
% of FP17s for the same patient ID Re-attending between 3 & 9 months - Children	3,719	5,649	65.8%	60.8%	59.7%	58.3%
% of FP17s for the same patient ID Re-attending between 3 & 9 months - Adults	8,957	14,490	61.8%	54.6%	52.6%	50.3%
% of FP17s for Band 1 Urgent Courses	1,139	18,872	6.0%	8.6%	9.1%	9.1%
% of FP17s Relating to Free Repair or Replacements	114	18,872	0.6%	0.9%	1.0%	0.8%
% of FP17s Relating to Continuations	121	18,872	0.6%	1.1%	1.2%	1.0%
% of Patients satisfied with the dentistry they have received	9	9	N/A	91.4%	91.6%	91.5%
% of Patients satisfied with the time they had to wait for an appointment	8	9	N/A	88.2%	88.3%	87.9%

* This is based on patients treated on this contract for their most recent course of treatment. Figures in italics indicate the base number of FP17s or Patient Questionnaire responses are less than 100. N/A is shown where the base number of responses is less than 10 during the period. % is calculated as Quantity/Base number*100

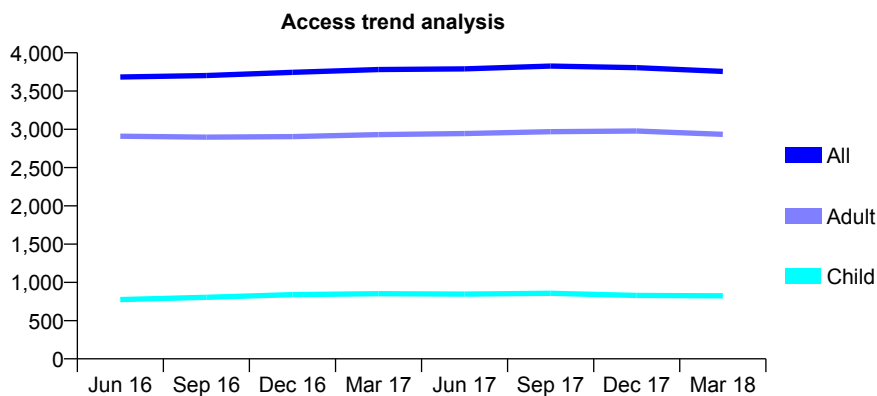
Q52 - Vital Signs At a Glance Contract Report for 159778/0001 - Year end March 2018

Name or company name	Yorkshire Smiles Limited
Contract type name	GDS Contract
Purpose of contract	General
Contract start date	01/07/2012
Contract end date	

17/18 Contracted general activity (UDA)	16,750
Carry forward general activity (UDA)	0
17/18 Contracted orthodontic activity (UOA)	0
Carry forward orthodontic activity (UOA)	0
Baseline contract value	£480,286.44

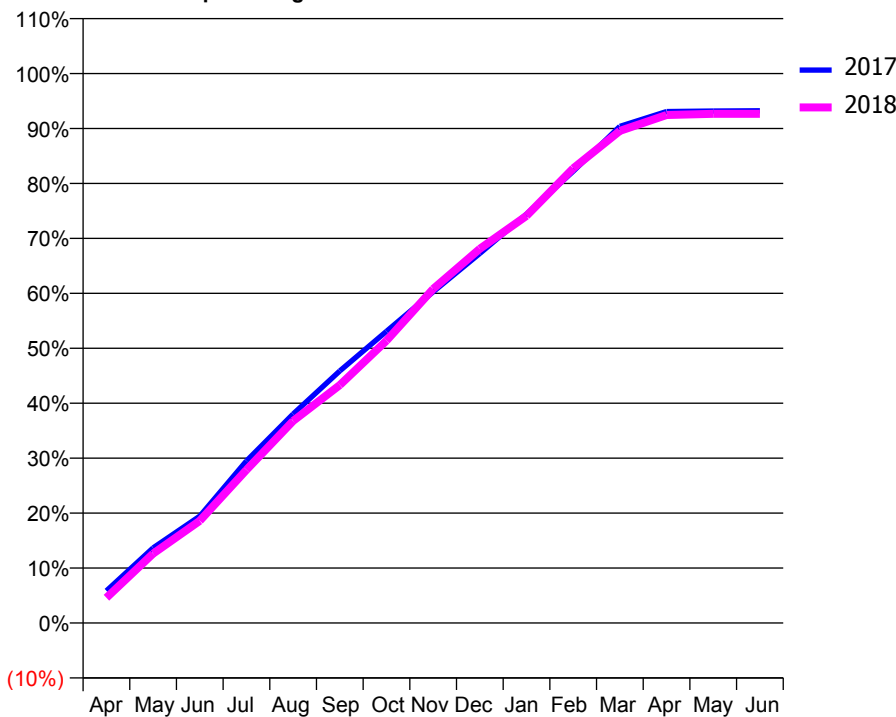
ACCESS*

Patients seen in 24 months	Total	Change since previous quarter
Quarter ending March 2017	3,782	
Quarter ending June 2017	3,790	→
Quarter ending September 2017	3,826	→
Quarter ending December 2017	3,806	→
Quarter ending March 2018	3,757	↓
Variance since March 2017	(0.7%)	→



ACTIVITY

Cumulative percentage of contracted UDA delivered 2017 & 2018



Month	Adjusted Scheduled Activity (UDA)	
	2017	2018
April	981	771
May	2,292	2,117
June	3,258	3,117
July	4,942	4,669
August	6,371	6,159
September	7,684	7,253
October	8,890	8,609
November	10,095	10,184
December	11,264	11,409
January	12,464	12,411
February	13,769	13,857
March	15,139	14,999
April	15,590	15,484
May	15,607	15,520
June	15,614	15,520

QUALITY

	Quantity	Base Number	Contract	AT	Region	England
% of FP17s for the same patient ID Re-attending within 3 months - Children	150	1,273	11.8%	10.9%	12.8%	11.9%
% of FP17s for the same patient ID Re-attending within 3 months - Adults	872	4,734	18.4%	14.8%	16.5%	16.0%
% of FP17s for the same patient ID Re-attending between 3 & 9 months - Children	751	1,273	59.0%	60.8%	59.7%	58.3%
% of FP17s for the same patient ID Re-attending between 3 & 9 months - Adults	2,900	4,734	61.3%	54.6%	52.6%	50.3%
% of FP17s for Band 1 Urgent Courses	432	6,013	7.2%	8.6%	9.1%	9.1%
% of FP17s Relating to Free Repair or Replacements	49	6,013	0.8%	0.9%	1.0%	0.8%
% of FP17s Relating to Continuations	222	6,013	3.7%	1.1%	1.2%	1.0%
% of Patients satisfied with the dentistry they have received	4	4	N/A	91.4%	91.6%	91.5%
% of Patients satisfied with the time they had to wait for an appointment	4	4	N/A	88.2%	88.3%	87.9%

* This is based on patients treated on this contract for their most recent course of treatment. Figures in italics indicate the base number of FP17s or Patient Questionnaire responses are less than 100. N/A is shown where the base number of responses is less than 10 during the period. % is calculated as Quantity/Base number*100

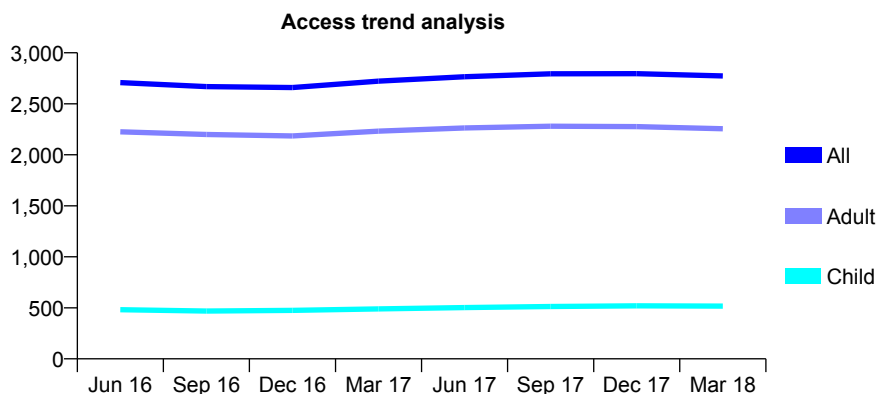
Q52 - Vital Signs At a Glance Contract Report for 160962/0001 - Year end March 2018

Name or company name	Chris Anderson Dental Surgeon Limited
Contract type name	GDS Contract
Purpose of contract	General
Contract start date	01/05/2012
Contract end date	

17/18 Contracted general activity (UDA)	5,910
Carry forward general activity (UDA)	-83
17/18 Contracted orthodontic activity (UOA)	0
Carry forward orthodontic activity (UOA)	0
Baseline contract value	£176,241.90

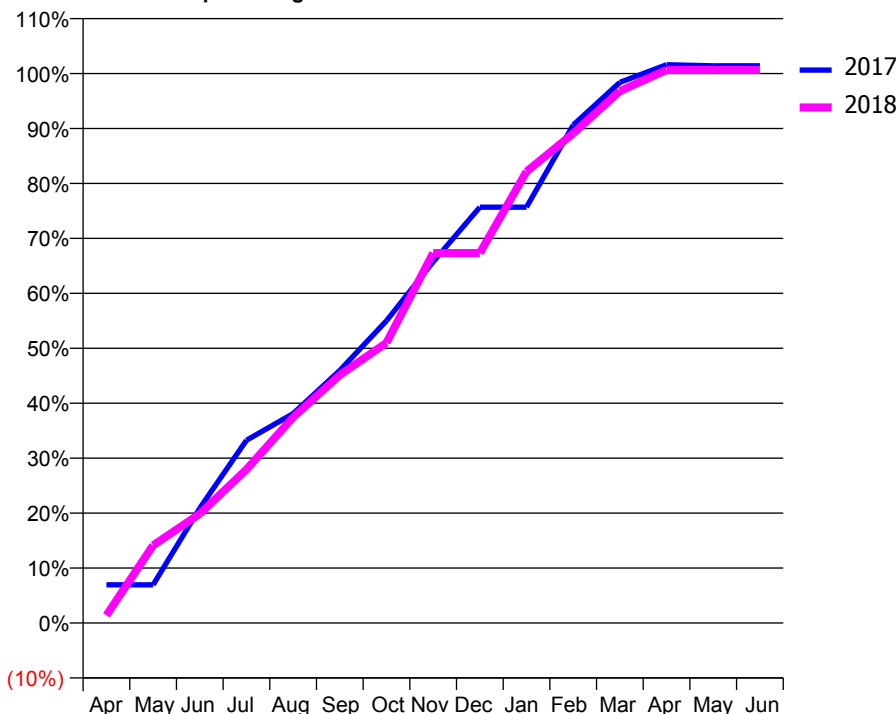
ACCESS*

Patients seen in 24 months	Total	Change since previous quarter
Quarter ending March 2017	2,722	
Quarter ending June 2017	2,766	→
Quarter ending September 2017	2,794	→
Quarter ending December 2017	2,796	→
Quarter ending March 2018	2,773	→
Variance since March 2017	1.9%	→



ACTIVITY

Cumulative percentage of contracted UDA delivered 2017 & 2018



Adjusted Scheduled Activity (UDA)

Month	2017	2018
April	412	83
May	412	836
June	1,235	1,174
July	1,966	1,651
August	2,253	2,212
September	2,718	2,667
October	3,250	3,013
November	3,884	3,980
December	4,472	3,980
January	4,472	4,856
February	5,355	5,266
March	5,815	5,720
April	6,005	5,948
May	5,993	5,948
June	5,993	5,948

QUALITY

	Quantity	Base Number	Contract	AT	Region	England
% of FP17s for the same patient ID Re-attending within 3 months - Children	25	695	3.6%	10.9%	12.8%	11.9%
% of FP17s for the same patient ID Re-attending within 3 months - Adults	245	2,997	8.2%	14.8%	16.5%	16.0%
% of FP17s for the same patient ID Re-attending between 3 & 9 months - Children	305	695	43.9%	60.8%	59.7%	58.3%
% of FP17s for the same patient ID Re-attending between 3 & 9 months - Adults	1,564	2,997	52.2%	54.6%	52.6%	50.3%
% of FP17s for Band 1 Urgent Courses	113	2,810	4.0%	8.6%	9.1%	9.1%
% of FP17s Relating to Free Repair or Replacements	10	2,810	0.4%	0.9%	1.0%	0.8%
% of FP17s Relating to Continuations	30	2,810	1.1%	1.1%	1.2%	1.0%
% of Patients satisfied with the dentistry they have received	4	4	N/A	91.4%	91.6%	91.5%
% of Patients satisfied with the time they had to wait for an appointment	3	4	N/A	88.2%	88.3%	87.9%

* This is based on patients treated on this contract for their most recent course of treatment. Figures in italics indicate the base number of FP17s or Patient Questionnaire responses are less than 100. N/A is shown where the base number of responses is less than 10 during the period. % is calculated as Quantity/Base number*100

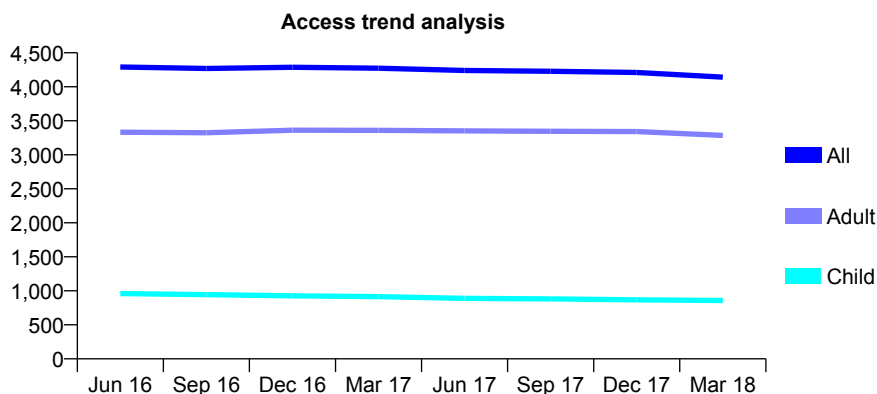
Q52 - Vital Signs At a Glance Contract Report for 161071/0001 - Year end March 2018

Name or company name	Nichols and Fisher Dental Care
Contract type name	GDS Contract
Purpose of contract	General
Contract start date	01/08/2006
Contract end date	

17/18 Contracted general activity (UDA)	11,228
Carry forward general activity (UDA)	-63
17/18 Contracted orthodontic activity (UOA)	0
Carry forward orthodontic activity (UOA)	0
Baseline contract value	£388,671.60

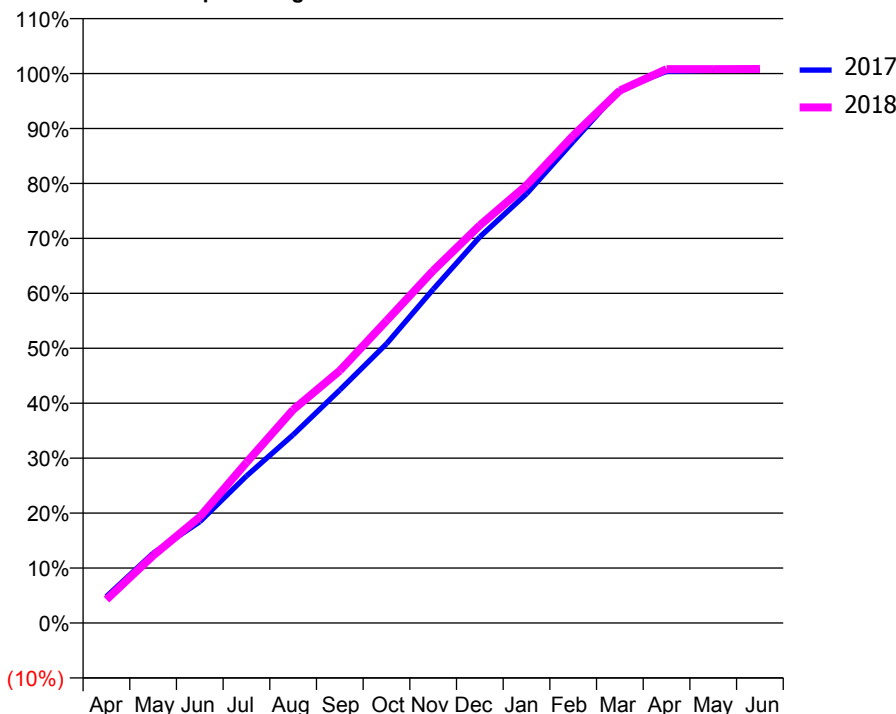
ACCESS*

Patients seen in 24 months	Total	Change since previous quarter
Quarter ending March 2017	4,274	
Quarter ending June 2017	4,241	→
Quarter ending September 2017	4,228	→
Quarter ending December 2017	4,210	→
Quarter ending March 2018	4,142	↓
Variance since March 2017	(3.1%)	↓



ACTIVITY

Cumulative percentage of contracted UDA delivered 2017 & 2018



Adjusted Scheduled Activity (UDA)

Month	2017	2018
April	541	479
May	1,426	1,378
June	2,070	2,167
July	3,004	3,278
August	3,847	4,357
September	4,762	5,156
October	5,705	6,175
November	6,818	7,201
December	7,889	8,126
January	8,769	8,943
February	9,836	9,960
March	10,895	10,881
April	11,271	11,316
May	11,291	11,318
June	11,291	11,320

QUALITY

	Quantity	Base Number	Contract	AT	Region	England
% of FP17s for the same patient ID Re-attending within 3 months - Children	72	1,395	5.2%	10.9%	12.8%	11.9%
% of FP17s for the same patient ID Re-attending within 3 months - Adults	481	3,870	12.4%	14.8%	16.5%	16.0%
% of FP17s for the same patient ID Re-attending between 3 & 9 months - Children	942	1,395	67.5%	60.8%	59.7%	58.3%
% of FP17s for the same patient ID Re-attending between 3 & 9 months - Adults	1,534	3,870	39.6%	54.6%	52.6%	50.3%
% of FP17s for Band 1 Urgent Courses	320	5,273	6.1%	8.6%	9.1%	9.1%
% of FP17s Relating to Free Repair or Replacements	77	5,273	1.5%	0.9%	1.0%	0.8%
% of FP17s Relating to Continuations	73	5,273	1.4%	1.1%	1.2%	1.0%
% of Patients satisfied with the dentistry they have received	1	3	N/A	91.4%	91.6%	91.5%
% of Patients satisfied with the time they had to wait for an appointment	3	3	N/A	88.2%	88.3%	87.9%

* This is based on patients treated on this contract for their most recent course of treatment. Figures in italics indicate the base number of FP17s or Patient Questionnaire responses are less than 100. N/A is shown where the base number of responses is less than 10 during the period. % is calculated as Quantity/Base number*100

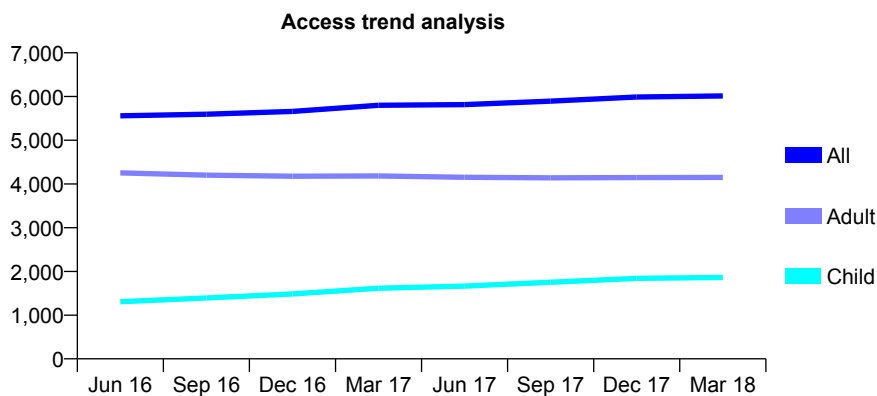
Q52 - Vital Signs At a Glance Contract Report for 161942/0001 - Year end March 2018

Name or company name	Greenhead Dental Practice Limited
Contract type name	GDS Contract
Purpose of contract	General
Contract start date	01/11/2008
Contract end date	

17/18 Contracted general activity (UDA)	18,600
Carry forward general activity (UDA)	459
17/18 Contracted orthodontic activity (UOA)	0
Carry forward orthodontic activity (UOA)	0
Baseline contract value	£478,563.77

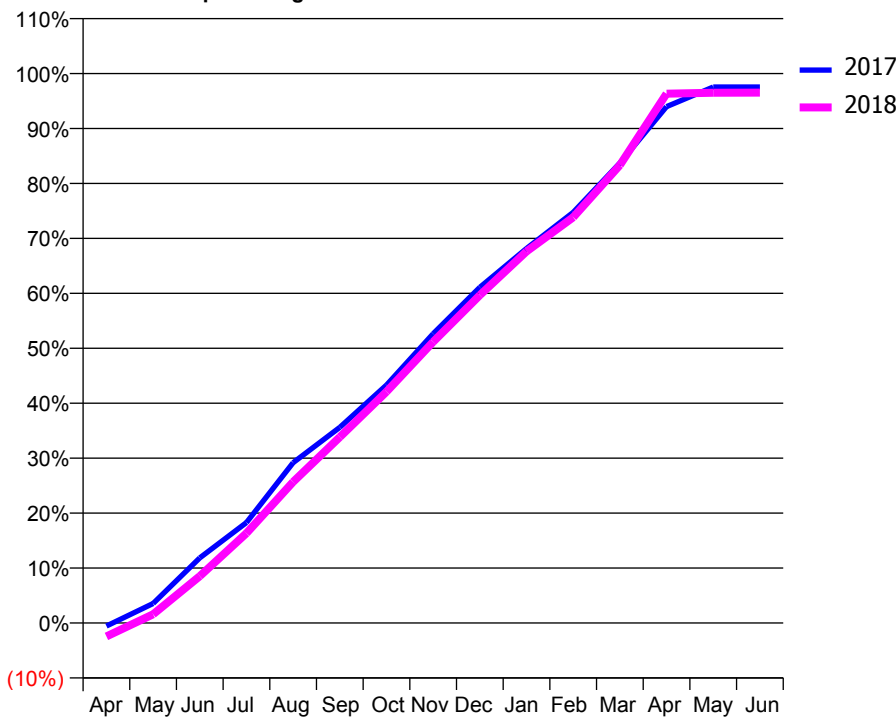
ACCESS*

Patients seen in 24 months	Total	Change since previous quarter
Quarter ending March 2017	5,799	
Quarter ending June 2017	5,816	→
Quarter ending September 2017	5,894	→
Quarter ending December 2017	5,990	→
Quarter ending March 2018	6,014	→
Variance since March 2017	3.7%	↑



ACTIVITY

Cumulative percentage of contracted UDA delivered 2017 & 2018



Month	Adjusted Scheduled Activity (UDA)	
	2017	2018
April	-104	-459
May	661	296
June	2,205	1,589
July	3,400	3,042
August	5,429	4,778
September	6,623	6,295
October	8,054	7,828
November	9,793	9,518
December	11,364	11,098
January	12,676	12,578
February	13,900	13,731
March	15,571	15,496
April	17,480	17,915
May	18,141	17,950
June	18,141	17,952

QUALITY

	Quantity	Base Number	Contract	AT	Region	England
% of FP17s for the same patient ID Re-attending within 3 months - Children	309	3,056	10.1%	10.9%	12.8%	11.9%
% of FP17s for the same patient ID Re-attending within 3 months - Adults	1,184	6,893	17.2%	14.8%	16.5%	16.0%
% of FP17s for the same patient ID Re-attending between 3 & 9 months - Children	1,801	3,056	58.9%	60.8%	59.7%	58.3%
% of FP17s for the same patient ID Re-attending between 3 & 9 months - Adults	4,346	6,893	63.0%	54.6%	52.6%	50.3%
% of FP17s for Band 1 Urgent Courses	289	9,863	2.9%	8.6%	9.1%	9.1%
% of FP17s Relating to Free Repair or Replacements	100	9,863	1.0%	0.9%	1.0%	0.8%
% of FP17s Relating to Continuations	272	9,863	2.8%	1.1%	1.2%	1.0%
% of Patients satisfied with the dentistry they have received	2	2	N/A	91.4%	91.6%	91.5%
% of Patients satisfied with the time they had to wait for an appointment	2	2	N/A	88.2%	88.3%	87.9%

* This is based on patients treated on this contract for their most recent course of treatment. Figures in italics indicate the base number of FP17s or Patient Questionnaire responses are less than 100. N/A is shown where the base number of responses is less than 10 during the period. % is calculated as Quantity/Base number*100

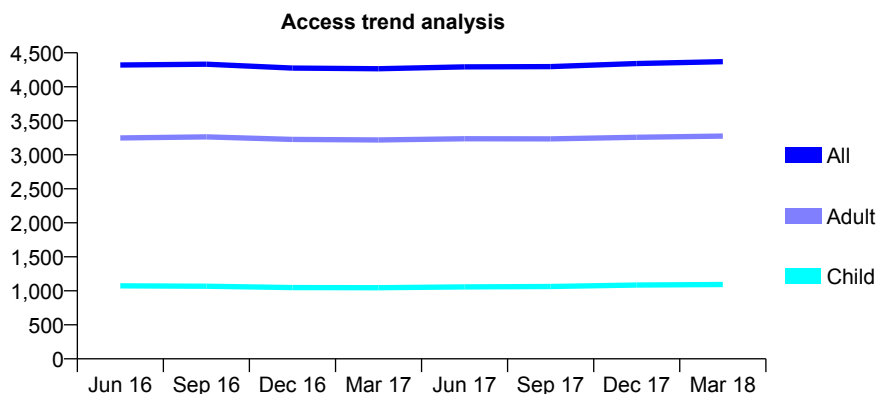
Q52 - Vital Signs At a Glance Contract Report for 162892/0001 - Year end March 2018

Name or company name	Royd House Dental Practice Limited
Contract type name	GDS Contract
Purpose of contract	General
Contract start date	01/04/2007
Contract end date	

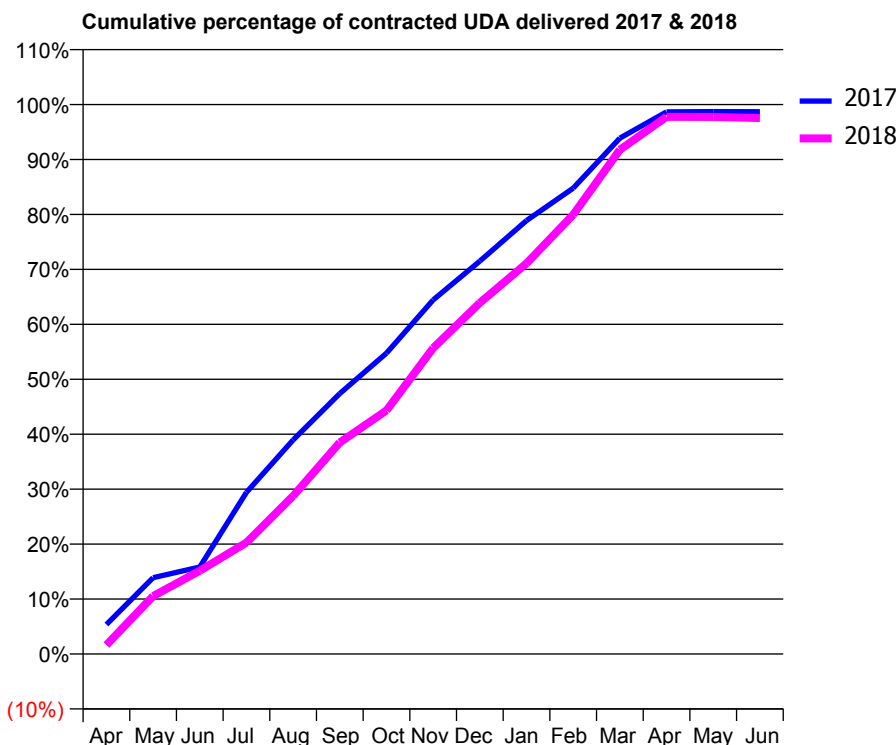
17/18 Contracted general activity (UDA)	12,786
Carry forward general activity (UDA)	0
17/18 Contracted orthodontic activity (UOA)	0
Carry forward orthodontic activity (UOA)	0
Baseline contract value	£298,449.16

ACCESS*

Patients seen in 24 months	Total	Change since previous quarter
Quarter ending March 2017	4,265	
Quarter ending June 2017	4,294	→
Quarter ending September 2017	4,298	→
Quarter ending December 2017	4,343	→
Quarter ending March 2018	4,369	→
Variance since March 2017	2.4%	↑



ACTIVITY



Month	Adjusted Scheduled Activity (UDA)	
	2017	2018
April	687	208
May	1,776	1,349
June	2,025	1,938
July	3,764	2,592
August	4,980	3,678
September	6,061	4,922
October	7,000	5,668
November	8,240	7,119
December	9,144	8,170
January	10,086	9,089
February	10,839	10,222
March	12,003	11,733
April	12,613	12,499
May	12,620	12,495
June	12,616	12,470

QUALITY

	Quantity	Base Number	Contract	AT	Region	England
% of FP17s for the same patient ID Re-attending within 3 months - Children	136	2,001	6.8%	10.9%	12.8%	11.9%
% of FP17s for the same patient ID Re-attending within 3 months - Adults	737	5,697	12.9%	14.8%	16.5%	16.0%
% of FP17s for the same patient ID Re-attending between 3 & 9 months - Children	1,424	2,001	71.2%	60.8%	59.7%	58.3%
% of FP17s for the same patient ID Re-attending between 3 & 9 months - Adults	3,976	5,697	69.8%	54.6%	52.6%	50.3%
% of FP17s for Band 1 Urgent Courses	157	6,365	2.5%	8.6%	9.1%	9.1%
% of FP17s Relating to Free Repair or Replacements	71	6,365	1.1%	0.9%	1.0%	0.8%
% of FP17s Relating to Continuations	60	6,365	0.9%	1.1%	1.2%	1.0%
% of Patients satisfied with the dentistry they have received	5	6	N/A	91.4%	91.6%	91.5%
% of Patients satisfied with the time they had to wait for an appointment	5	6	N/A	88.2%	88.3%	87.9%

* This is based on patients treated on this contract for their most recent course of treatment. Figures in italics indicate the base number of FP17s or Patient Questionnaire responses are less than 100. N/A is shown where the base number of responses is less than 10 during the period. % is calculated as Quantity/Base number*100

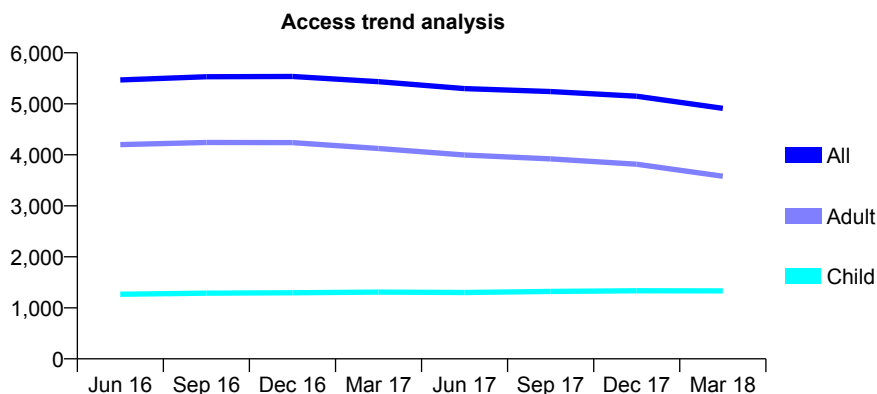
Q52 - Vital Signs At a Glance Contract Report for 162965/0001 - Year end March 2018

Name or company name	Clarendon Dental Spa (Leeds) Ltd
Contract type name	GDS Contract
Purpose of contract	General
Contract start date	01/10/2008
Contract end date	

17/18 Contracted general activity (UDA)	13,200
Carry forward general activity (UDA)	-244
17/18 Contracted orthodontic activity (UOA)	0
Carry forward orthodontic activity (UOA)	0
Baseline contract value	£347,668.40

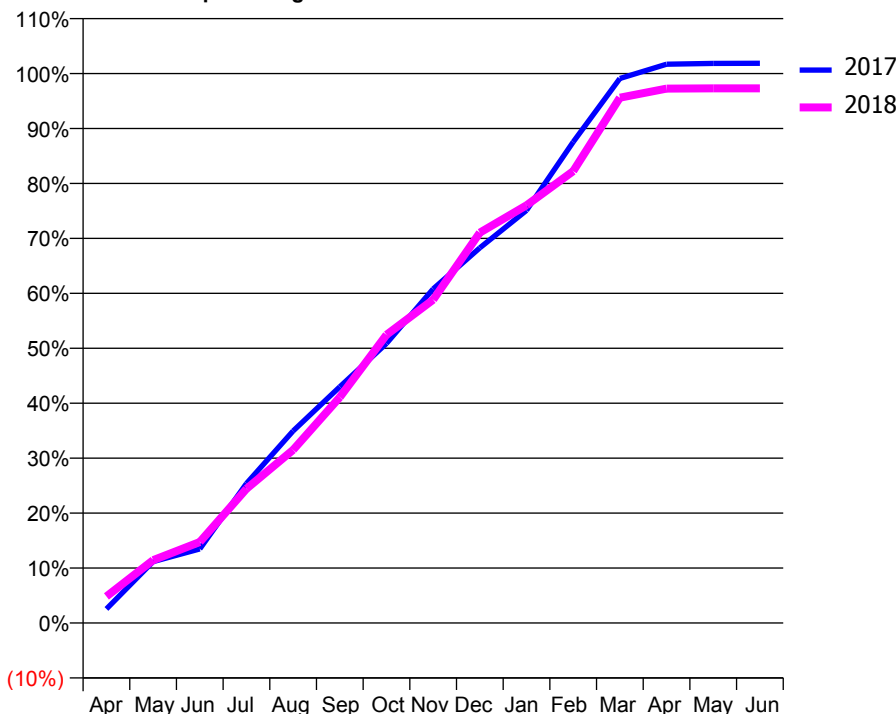
ACCESS*

Patients seen in 24 months	Total	Change since previous quarter
Quarter ending March 2017	5,434	
Quarter ending June 2017	5,297	↓
Quarter ending September 2017	5,240	↓
Quarter ending December 2017	5,150	↓
Quarter ending March 2018	4,912	↓
Variance since March 2017	(9.6%)	↓



ACTIVITY

Cumulative percentage of contracted UDA delivered 2017 & 2018



QUALITY

	Quantity	Base Number	Contract	AT	Region	England
% of FP17s for the same patient ID Re-attending within 3 months - Children	214	1,898	11.3%	10.9%	12.8%	11.9%
% of FP17s for the same patient ID Re-attending within 3 months - Adults	794	4,576	17.4%	14.8%	16.5%	16.0%
% of FP17s for the same patient ID Re-attending between 3 & 9 months - Children	1,049	1,898	55.3%	60.8%	59.7%	58.3%
% of FP17s for the same patient ID Re-attending between 3 & 9 months - Adults	2,444	4,576	53.4%	54.6%	52.6%	50.3%
% of FP17s for Band 1 Urgent Courses	592	6,453	9.2%	8.6%	9.1%	9.1%
% of FP17s Relating to Free Repair or Replacements	63	6,453	1.0%	0.9%	1.0%	0.8%
% of FP17s Relating to Continuations	35	6,453	0.5%	1.1%	1.2%	1.0%
% of Patients satisfied with the dentistry they have received	1	1	N/A	91.4%	91.6%	91.5%
% of Patients satisfied with the time they had to wait for an appointment	1	1	N/A	88.2%	88.3%	87.9%

* This is based on patients treated on this contract for their most recent course of treatment. Figures in italics indicate the base number of FP17s or Patient Questionnaire responses are less than 100. N/A is shown where the base number of responses is less than 10 during the period. % is calculated as Quantity/Base number*100

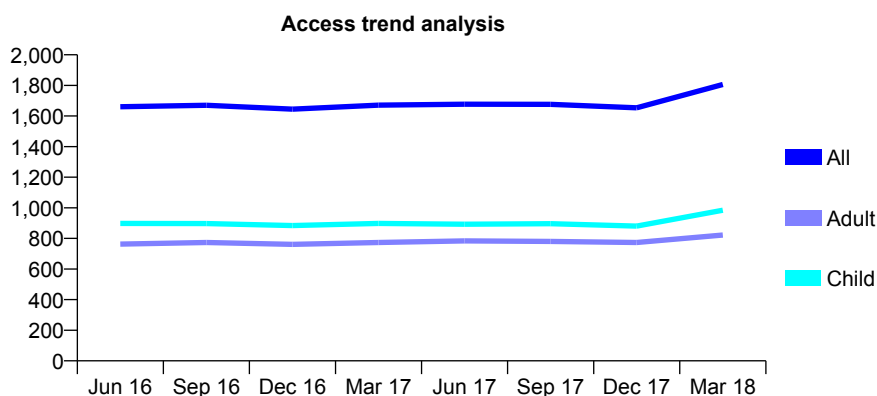
Q52 - Vital Signs At a Glance Contract Report for 164240/0001 - Year end March 2018

Name or company name	Acorn Villas Dental Practice
Contract type name	GDS Contract
Purpose of contract	General
Contract start date	01/04/2013
Contract end date	

17/18 Contracted general activity (UDA)	5,926
Carry forward general activity (UDA)	0
17/18 Contracted orthodontic activity (UOA)	0
Carry forward orthodontic activity (UOA)	0
Baseline contract value	£165,140.39

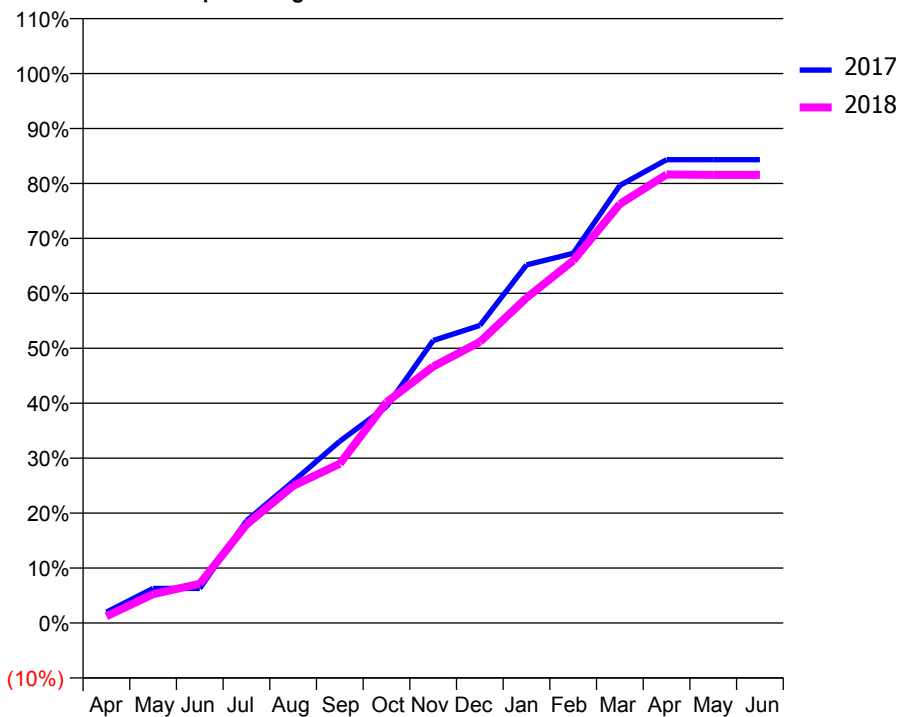
ACCESS*

Patients seen in 24 months	Total	Change since previous quarter
Quarter ending March 2017	1,671	
Quarter ending June 2017	1,677	→
Quarter ending September 2017	1,676	→
Quarter ending December 2017	1,654	↓
Quarter ending March 2018	1,806	↑
Variance since March 2017	8.1%	↑



ACTIVITY

Cumulative percentage of contracted UDA delivered 2017 & 2018



Month	Adjusted Scheduled Activity (UDA)	
	2017	2018
April	117	73
May	373	311
June	373	423
July	1,102	1,062
August	1,526	1,478
September	1,960	1,718
October	2,334	2,381
November	3,046	2,767
December	3,208	3,031
January	3,862	3,507
February	3,988	3,908
March	4,719	4,519
April	4,996	4,836
May	4,996	4,833
June	4,996	4,833

QUALITY

	Quantity	Base Number	Contract	AT	Region	England
% of FP17s for the same patient ID Re-attending within 3 months - Children	273	1,997	13.7%	10.9%	12.8%	11.9%
% of FP17s for the same patient ID Re-attending within 3 months - Adults	93	1,057	8.8%	14.8%	16.5%	16.0%
% of FP17s for the same patient ID Re-attending between 3 & 9 months - Children	1,342	1,997	67.2%	60.8%	59.7%	58.3%
% of FP17s for the same patient ID Re-attending between 3 & 9 months - Adults	682	1,057	64.5%	54.6%	52.6%	50.3%
% of FP17s for Band 1 Urgent Courses	72	3,083	2.3%	8.6%	9.1%	9.1%
% of FP17s Relating to Free Repair or Replacements	12	3,083	0.4%	0.9%	1.0%	0.8%
% of FP17s Relating to Continuations	2	3,083	0.1%	1.1%	1.2%	1.0%
% of Patients satisfied with the dentistry they have received	0	0	N/A	91.4%	91.6%	91.5%
% of Patients satisfied with the time they had to wait for an appointment	0	0	N/A	88.2%	88.3%	87.9%

* This is based on patients treated on this contract for their most recent course of treatment. Figures in italics indicate the base number of FP17s or Patient Questionnaire responses are less than 100. N/A is shown where the base number of responses is less than 10 during the period. % is calculated as Quantity/Base number*100

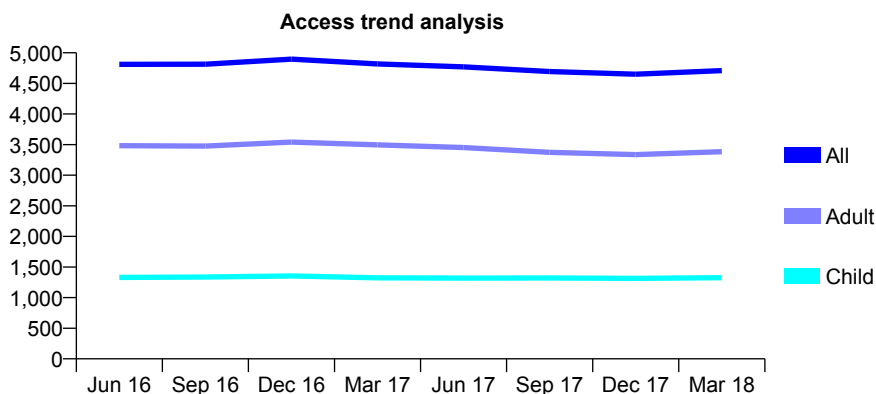
Q52 - Vital Signs At a Glance Contract Report for 164631/0001 - Year end March 2018

Name or company name	Armley Dental Practice Partnership
Contract type name	GDS Contract
Purpose of contract	General
Contract start date	01/05/2013
Contract end date	

17/18 Contracted general activity (UDA)	15,981
Carry forward general activity (UDA)	329
17/18 Contracted orthodontic activity (UOA)	0
Carry forward orthodontic activity (UOA)	0
Baseline contract value	£583,862.12

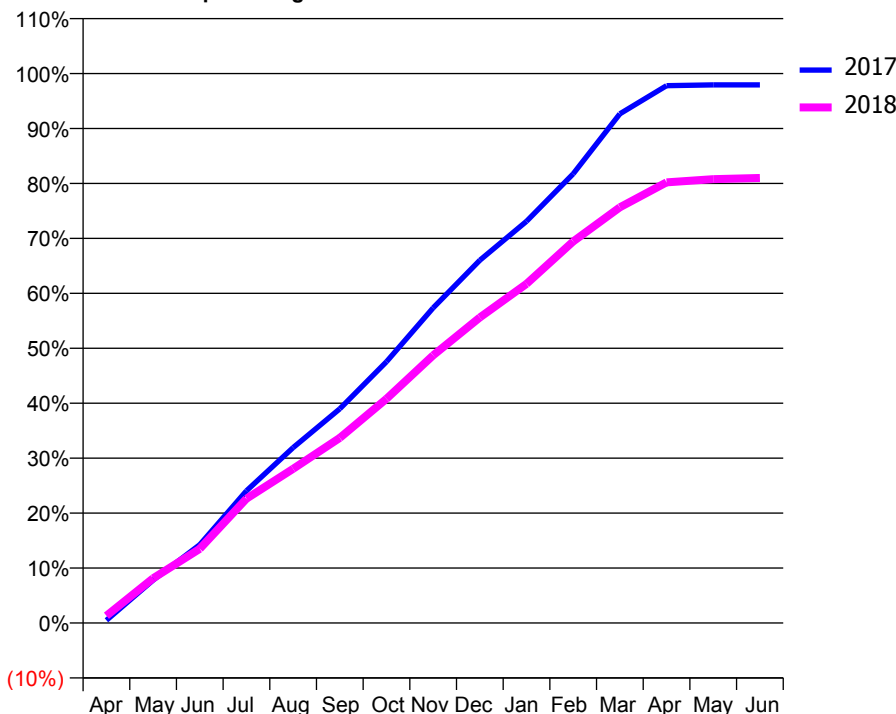
ACCESS*

Patients seen in 24 months	Total	Change since previous quarter
Quarter ending March 2017	4,819	
Quarter ending June 2017	4,771	→
Quarter ending September 2017	4,694	↓
Quarter ending December 2017	4,650	→
Quarter ending March 2018	4,710	→
Variance since March 2017	(2.3%)	↓



ACTIVITY

Cumulative percentage of contracted UDA delivered 2017 & 2018



Month	Adjusted Scheduled Activity (UDA)	
	2017	2018
April	81	213
May	1,245	1,301
June	2,277	2,159
July	3,843	3,618
August	5,103	4,486
September	6,232	5,384
October	7,600	6,519
November	9,166	7,787
December	10,549	8,887
January	11,683	9,865
February	13,065	11,098
March	14,807	12,090
April	15,625	12,814
May	15,649	12,909
June	15,652	12,942

QUALITY

	Quantity	Base Number	Contract	AT	Region	England
% of FP17s for the same patient ID Re-attending within 3 months - Children	86	1,756	4.9%	10.9%	12.8%	11.9%
% of FP17s for the same patient ID Re-attending within 3 months - Adults	373	3,914	9.5%	14.8%	16.5%	16.0%
% of FP17s for the same patient ID Re-attending between 3 & 9 months - Children	1,055	1,756	60.1%	60.8%	59.7%	58.3%
% of FP17s for the same patient ID Re-attending between 3 & 9 months - Adults	1,933	3,914	49.4%	54.6%	52.6%	50.3%
% of FP17s for Band 1 Urgent Courses	287	5,692	5.0%	8.6%	9.1%	9.1%
% of FP17s Relating to Free Repair or Replacements	25	5,692	0.4%	0.9%	1.0%	0.8%
% of FP17s Relating to Continuations	73	5,692	1.3%	1.1%	1.2%	1.0%
% of Patients satisfied with the dentistry they have received	1	1	N/A	91.4%	91.6%	91.5%
% of Patients satisfied with the time they had to wait for an appointment	1	1	N/A	88.2%	88.3%	87.9%

* This is based on patients treated on this contract for their most recent course of treatment. Figures in italics indicate the base number of FP17s or Patient Questionnaire responses are less than 100. N/A is shown where the base number of responses is less than 10 during the period. % is calculated as Quantity/Base number*100

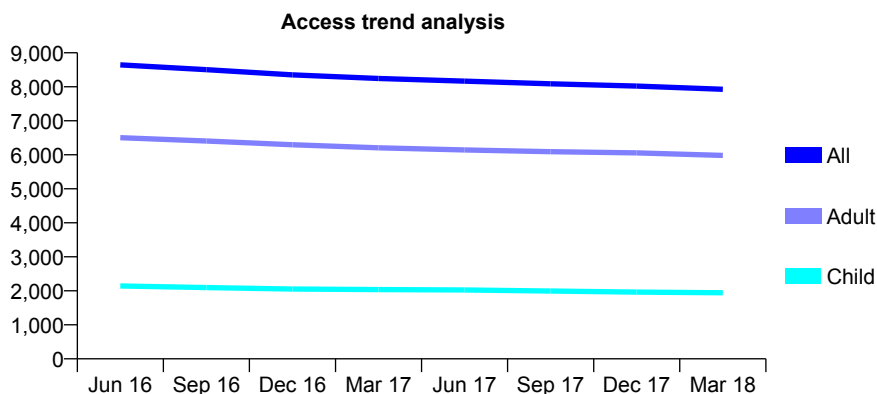
Q52 - Vital Signs At a Glance Contract Report for 165360/0001 - Year end March 2018

Name or company name	Meltham Dental Care Ltd
Contract type name	GDS Contract
Purpose of contract	General
Contract start date	01/04/2010
Contract end date	

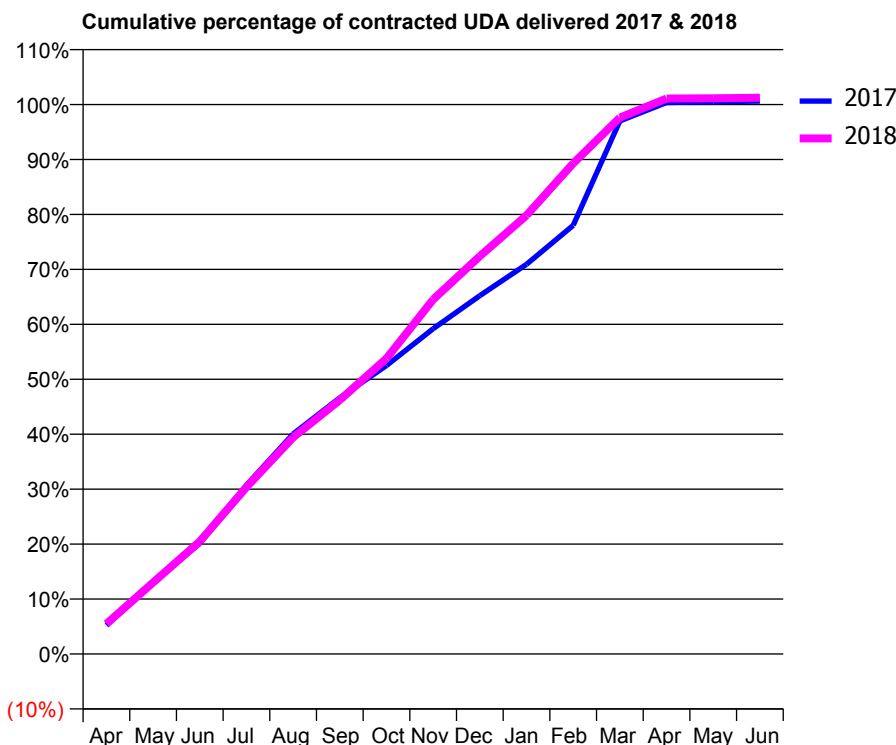
17/18 Contracted general activity (UDA)	28,778
Carry forward general activity (UDA)	-176
17/18 Contracted orthodontic activity (UOA)	0
Carry forward orthodontic activity (UOA)	0
Baseline contract value	£837,970.20

ACCESS*

Patients seen in 24 months	Total	Change since previous quarter
Quarter ending March 2017	8,244	
Quarter ending June 2017	8,167	→
Quarter ending September 2017	8,088	→
Quarter ending December 2017	8,022	→
Quarter ending March 2018	7,928	↓
Variance since March 2017	(3.8%)	↓



ACTIVITY



Month	Adjusted Scheduled Activity (UDA)	
	2017	2018
April	1,508	1,579
May	3,769	3,749
June	5,790	5,900
July	8,844	8,742
August	11,523	11,343
September	13,416	13,303
October	15,110	15,479
November	17,036	18,569
December	18,767	20,838
January	20,413	22,972
February	22,451	25,695
March	27,917	28,095
April	28,883	29,092
May	28,919	29,104
June	28,954	29,134

QUALITY

	Quantity	Base Number	Contract	AT	Region	England
% of FP17s for the same patient ID Re-attending within 3 months - Children	350	3,743	9.4%	10.9%	12.8%	11.9%
% of FP17s for the same patient ID Re-attending within 3 months - Adults	2,001	10,945	18.3%	14.8%	16.5%	16.0%
% of FP17s for the same patient ID Re-attending between 3 & 9 months - Children	2,871	3,743	76.7%	60.8%	59.7%	58.3%
% of FP17s for the same patient ID Re-attending between 3 & 9 months - Adults	7,497	10,945	68.5%	54.6%	52.6%	50.3%
% of FP17s for Band 1 Urgent Courses	932	14,663	6.4%	8.6%	9.1%	9.1%
% of FP17s Relating to Free Repair or Replacements	86	14,663	0.6%	0.9%	1.0%	0.8%
% of FP17s Relating to Continuations	174	14,663	1.2%	1.1%	1.2%	1.0%
% of Patients satisfied with the dentistry they have received	9	9	N/A	91.4%	91.6%	91.5%
% of Patients satisfied with the time they had to wait for an appointment	9	9	N/A	88.2%	88.3%	87.9%

* This is based on patients treated on this contract for their most recent course of treatment. Figures in italics indicate the base number of FP17s or Patient Questionnaire responses are less than 100. N/A is shown where the base number of responses is less than 10 during the period. % is calculated as Quantity/Base number*100

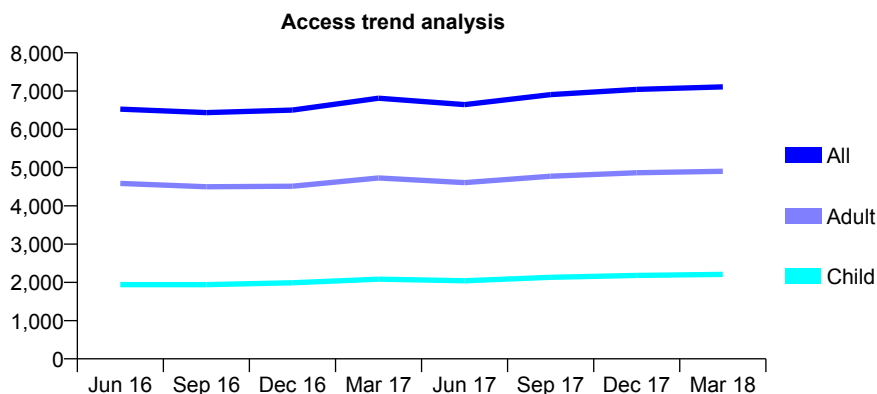
Q52 - Vital Signs At a Glance Contract Report for 166391/0001 - Year end March 2018

Name or company name	Horsforth Smile Clinic Ltd
Contract type name	GDS Contract
Purpose of contract	General
Contract start date	01/01/2014
Contract end date	

17/18 Contracted general activity (UDA)	15,597
Carry forward general activity (UDA)	-215
17/18 Contracted orthodontic activity (UOA)	0
Carry forward orthodontic activity (UOA)	0
Baseline contract value	£382,117.25

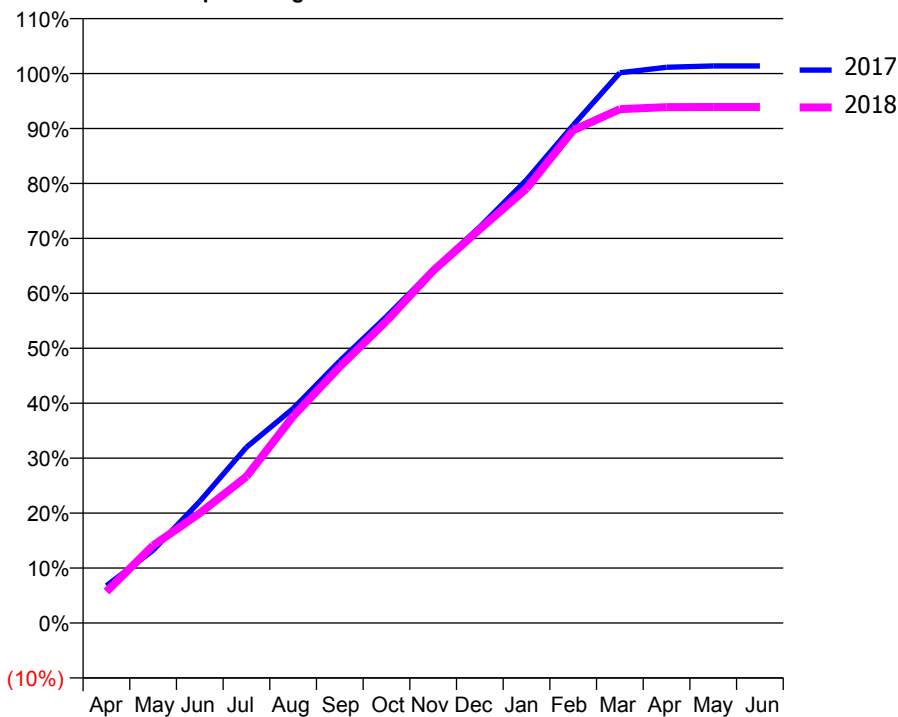
ACCESS*

Patients seen in 24 months	Total	Change since previous quarter
Quarter ending March 2017	6,813	
Quarter ending June 2017	6,646	↓
Quarter ending September 2017	6,907	↑
Quarter ending December 2017	7,044	→
Quarter ending March 2018	7,109	→
Variance since March 2017	4.3%	↑



ACTIVITY

Cumulative percentage of contracted UDA delivered 2017 & 2018



Month	Adjusted Scheduled Activity (UDA)	
	2017	2018
April	1,059	892
May	2,064	2,201
June	3,452	3,119
July	4,992	4,160
August	6,089	5,869
September	7,440	7,275
October	8,700	8,571
November	10,029	9,997
December	11,242	11,177
January	12,581	12,334
February	14,132	13,987
March	15,620	14,585
April	15,774	14,642
May	15,811	14,645
June	15,812	14,645

QUALITY

	Quantity	Base Number	Contract	AT	Region	England
% of FP17s for the same patient ID Re-attending within 3 months - Children	239	3,076	7.8%	10.9%	12.8%	11.9%
% of FP17s for the same patient ID Re-attending within 3 months - Adults	1,105	6,783	16.3%	14.8%	16.5%	16.0%
% of FP17s for the same patient ID Re-attending between 3 & 9 months - Children	1,730	3,076	56.2%	60.8%	59.7%	58.3%
% of FP17s for the same patient ID Re-attending between 3 & 9 months - Adults	3,540	6,783	52.2%	54.6%	52.6%	50.3%
% of FP17s for Band 1 Urgent Courses	790	8,731	9.0%	8.6%	9.1%	9.1%
% of FP17s Relating to Free Repair or Replacements	44	8,731	0.5%	0.9%	1.0%	0.8%
% of FP17s Relating to Continuations	36	8,731	0.4%	1.1%	1.2%	1.0%
% of Patients satisfied with the dentistry they have received	10	11	90.9%	91.4%	91.6%	91.5%
% of Patients satisfied with the time they had to wait for an appointment	8	11	72.7%	88.2%	88.3%	87.9%

* This is based on patients treated on this contract for their most recent course of treatment. Figures in italics indicate the base number of FP17s or Patient Questionnaire responses are less than 100. N/A is shown where the base number of responses is less than 10 during the period. % is calculated as Quantity/Base number*100

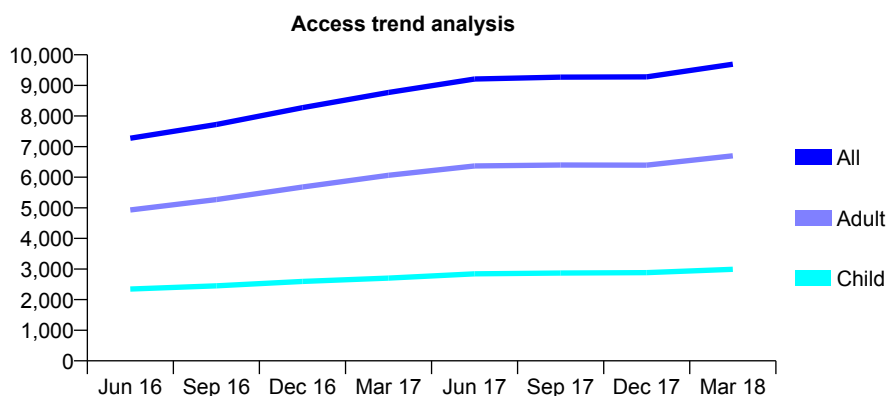
Q52 - Vital Signs At a Glance Contract Report for 166561/0001 - Year end March 2018

Name or company name	Wakefield Road Surgery Partnership
Contract type name	GDS Contract
Purpose of contract	General
Contract start date	01/07/2015
Contract end date	

17/18 Contracted general activity (UDA)	32,543
Carry forward general activity (UDA)	0
17/18 Contracted orthodontic activity (UOA)	0
Carry forward orthodontic activity (UOA)	0
Baseline contract value	£1,085,431.86

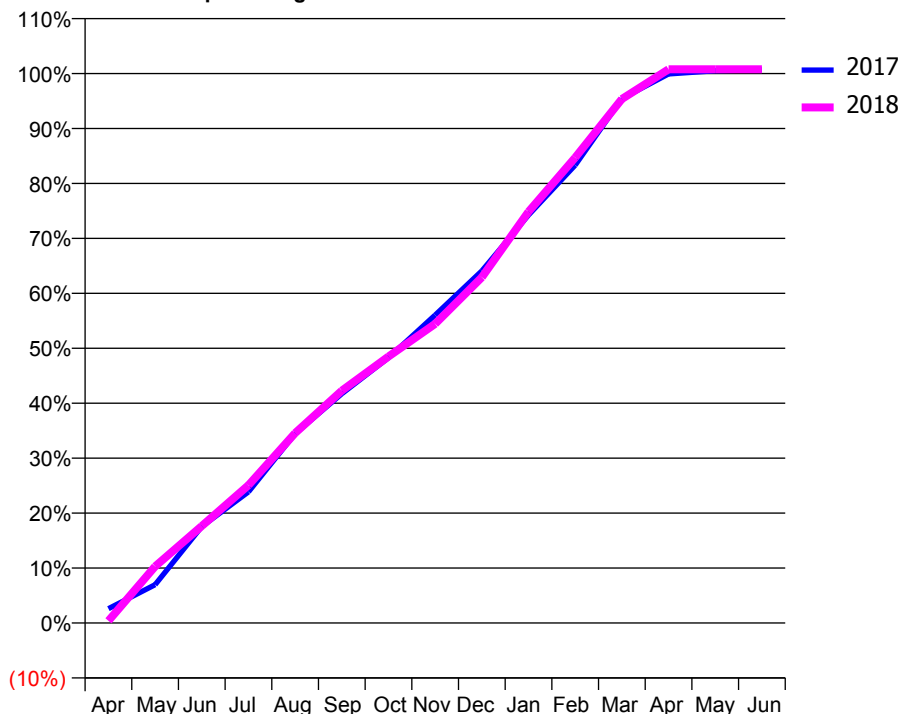
ACCESS*

Patients seen in 24 months	Total	Change since previous quarter
Quarter ending March 2017	8,767	
Quarter ending June 2017	9,211	↑
Quarter ending September 2017	9,268	→
Quarter ending December 2017	9,277	→
Quarter ending March 2018	9,692	↑
Variance since March 2017	10.6%	↑



ACTIVITY

Cumulative percentage of contracted UDA delivered 2017 & 2018



Month	Adjusted Scheduled Activity (UDA)	
	2017	2018
April	859	132
May	2,291	3,354
June	5,770	5,747
July	7,842	8,160
August	11,317	11,247
September	13,716	13,761
October	15,867	15,779
November	18,416	17,715
December	21,054	20,474
January	24,399	24,355
February	27,378	27,567
March	31,359	31,035
April	32,833	32,797
May	33,031	32,797
June	33,083	32,797

QUALITY

	Quantity	Base Number	Contract	AT	Region	England
% of FP17s for the same patient ID Re-attending within 3 months - Children	306	4,768	6.4%	10.9%	12.8%	11.9%
% of FP17s for the same patient ID Re-attending within 3 months - Adults	944	9,450	10.0%	14.8%	16.5%	16.0%
% of FP17s for the same patient ID Re-attending between 3 & 9 months - Children	2,739	4,768	57.4%	60.8%	59.7%	58.3%
% of FP17s for the same patient ID Re-attending between 3 & 9 months - Adults	5,511	9,450	58.3%	54.6%	52.6%	50.3%
% of FP17s for Band 1 Urgent Courses	695	14,287	4.9%	8.6%	9.1%	9.1%
% of FP17s Relating to Free Repair or Replacements	46	14,287	0.3%	0.9%	1.0%	0.8%
% of FP17s Relating to Continuations	92	14,287	0.6%	1.1%	1.2%	1.0%
% of Patients satisfied with the dentistry they have received	5	6	N/A	91.4%	91.6%	91.5%
% of Patients satisfied with the time they had to wait for an appointment	6	6	N/A	88.2%	88.3%	87.9%

* This is based on patients treated on this contract for their most recent course of treatment. Figures in italics indicate the base number of FP17s or Patient Questionnaire responses are less than 100. N/A is shown where the base number of responses is less than 10 during the period. % is calculated as Quantity/Base number*100

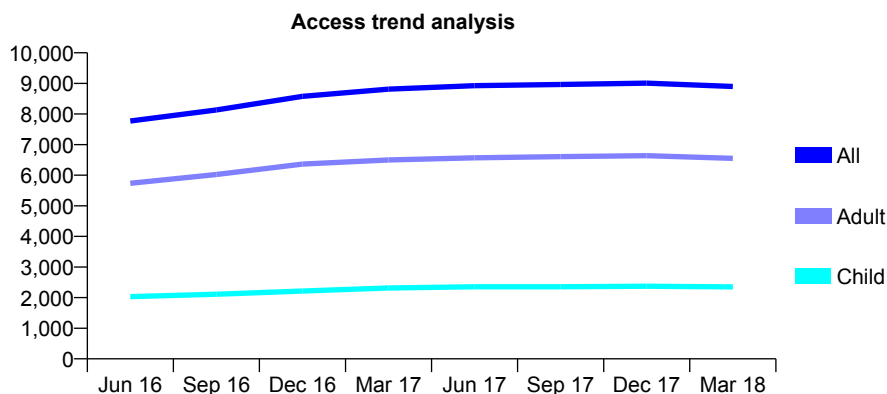
Q52 - Vital Signs At a Glance Contract Report for 167053/0001 - Year end March 2018

Name or company name	Stainbeck Dental Surgery
Contract type name	GDS Contract
Purpose of contract	General
Contract start date	17/10/2014
Contract end date	

17/18 Contracted general activity (UDA)	23,990
Carry forward general activity (UDA)	191
17/18 Contracted orthodontic activity (UOA)	0
Carry forward orthodontic activity (UOA)	0
Baseline contract value	£746,182.77

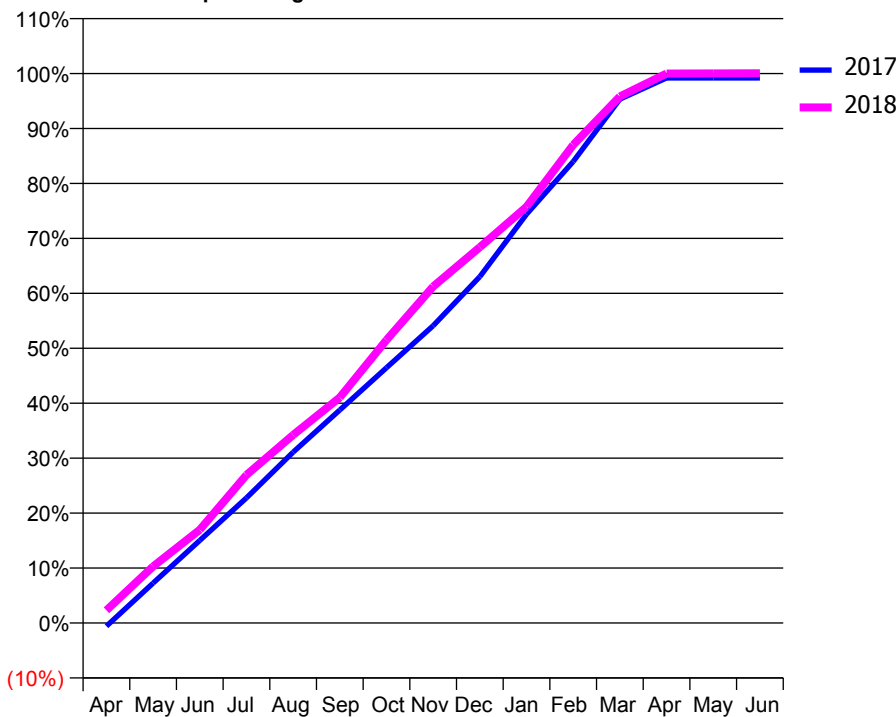
ACCESS*

Patients seen in 24 months	Total	Change since previous quarter
Quarter ending March 2017	8,814	
Quarter ending June 2017	8,925	→
Quarter ending September 2017	8,966	→
Quarter ending December 2017	9,010	→
Quarter ending March 2018	8,900	↓
Variance since March 2017	1.0%	→



ACTIVITY

Cumulative percentage of contracted UDA delivered 2017 & 2018



Month	Adjusted Scheduled Activity (UDA)	
	2017	2018
April	-144	559
May	1,746	2,472
June	3,606	4,074
July	5,464	6,466
August	7,459	8,210
September	9,300	9,847
October	11,145	12,354
November	12,977	14,691
December	15,122	16,411
January	17,849	18,175
February	20,147	20,874
March	22,873	22,985
April	23,798	23,991
May	23,799	23,995
June	23,799	23,999

QUALITY

	Quantity	Base Number	Contract	AT	Region	England
% of FP17s for the same patient ID Re-attending within 3 months - Children	221	3,116	7.1%	10.9%	12.8%	11.9%
% of FP17s for the same patient ID Re-attending within 3 months - Adults	1,249	8,491	14.7%	14.8%	16.5%	16.0%
% of FP17s for the same patient ID Re-attending between 3 & 9 months - Children	1,686	3,116	54.1%	60.8%	59.7%	58.3%
% of FP17s for the same patient ID Re-attending between 3 & 9 months - Adults	4,337	8,491	51.1%	54.6%	52.6%	50.3%
% of FP17s for Band 1 Urgent Courses	880	11,647	7.6%	8.6%	9.1%	9.1%
% of FP17s Relating to Free Repair or Replacements	113	11,647	1.0%	0.9%	1.0%	0.8%
% of FP17s Relating to Continuations	191	11,647	1.6%	1.1%	1.2%	1.0%
% of Patients satisfied with the dentistry they have received	22	22	100.0%	91.4%	91.6%	91.5%
% of Patients satisfied with the time they had to wait for an appointment	19	22	86.4%	88.2%	88.3%	87.9%

* This is based on patients treated on this contract for their most recent course of treatment. Figures in italics indicate the base number of FP17s or Patient Questionnaire responses are less than 100. N/A is shown where the base number of responses is less than 10 during the period. % is calculated as Quantity/Base number*100

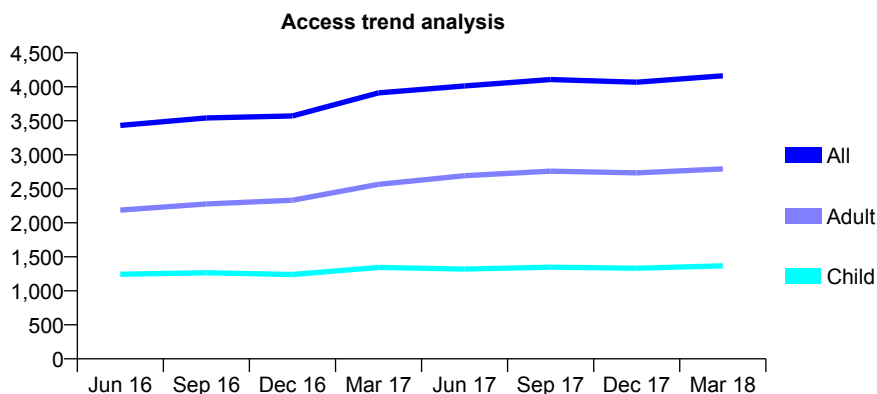
Q52 - Vital Signs At a Glance Contract Report for 167614/0001 - Year end March 2018

Name or company name	Heaton Dental Care Limited
Contract type name	GDS Contract
Purpose of contract	General
Contract start date	06/04/2015
Contract end date	

17/18 Contracted general activity (UDA)	11,276
Carry forward general activity (UDA)	40
17/18 Contracted orthodontic activity (UOA)	0
Carry forward orthodontic activity (UOA)	0
Baseline contract value	£315,978.40

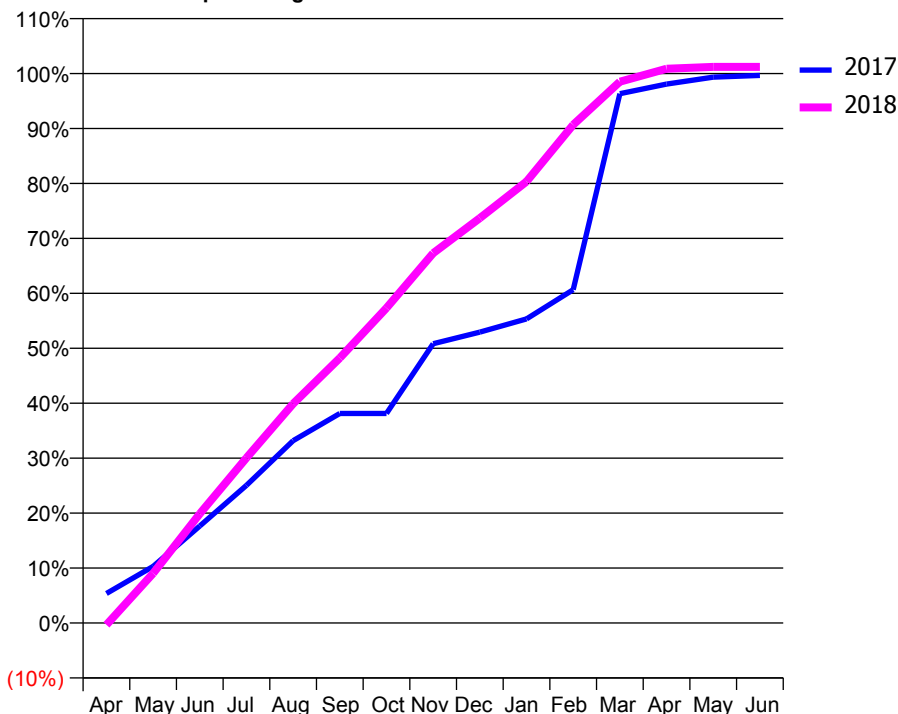
ACCESS*

Patients seen in 24 months	Total	Change since previous quarter
Quarter ending March 2017	3,910	
Quarter ending June 2017	4,013	↑
Quarter ending September 2017	4,107	↑
Quarter ending December 2017	4,068	→
Quarter ending March 2018	4,161	↑
Variance since March 2017	6.4%	↑



ACTIVITY

Cumulative percentage of contracted UDA delivered 2017 & 2018



Month	Adjusted Scheduled Activity (UDA)	
	2017	2018
April	607	-40
May	1,166	1,019
June	1,997	2,242
July	2,835	3,388
August	3,756	4,499
September	4,314	5,440
October	4,314	6,464
November	5,750	7,589
December	5,989	8,310
January	6,262	9,060
February	6,863	10,223
March	10,901	11,107
April	11,098	11,374
May	11,241	11,413
June	11,275	11,413

QUALITY

	Quantity	Base Number	Contract	AT	Region	England
% of FP17s for the same patient ID Re-attending within 3 months - Children	104	2,025	5.1%	10.9%	12.8%	11.9%
% of FP17s for the same patient ID Re-attending within 3 months - Adults	394	3,937	10.0%	14.8%	16.5%	16.0%
% of FP17s for the same patient ID Re-attending between 3 & 9 months - Children	1,211	2,025	59.8%	60.8%	59.7%	58.3%
% of FP17s for the same patient ID Re-attending between 3 & 9 months - Adults	2,291	3,937	58.2%	54.6%	52.6%	50.3%
% of FP17s for Band 1 Urgent Courses	54	4,957	1.1%	8.6%	9.1%	9.1%
% of FP17s Relating to Free Repair or Replacements	11	4,957	0.2%	0.9%	1.0%	0.8%
% of FP17s Relating to Continuations	32	4,957	0.6%	1.1%	1.2%	1.0%
% of Patients satisfied with the dentistry they have received	0	0	N/A	91.4%	91.6%	91.5%
% of Patients satisfied with the time they had to wait for an appointment	0	0	N/A	88.2%	88.3%	87.9%

* This is based on patients treated on this contract for their most recent course of treatment. Figures in italics indicate the base number of FP17s or Patient Questionnaire responses are less than 100. N/A is shown where the base number of responses is less than 10 during the period. % is calculated as Quantity/Base number*100

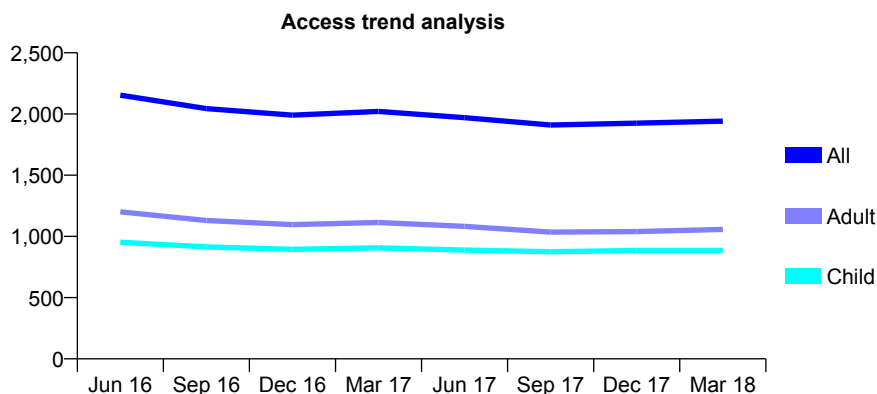
Q52 - Vital Signs At a Glance Contract Report for 168025/0001 - Year end March 2018

Name or company name	Summerville Road Dental Practice
Contract type name	GDS Contract
Purpose of contract	General
Contract start date	01/10/2013
Contract end date	

17/18 Contracted general activity (UDA)	6,736
Carry forward general activity (UDA)	-69
17/18 Contracted orthodontic activity (UOA)	0
Carry forward orthodontic activity (UOA)	0
Baseline contract value	£183,862.62

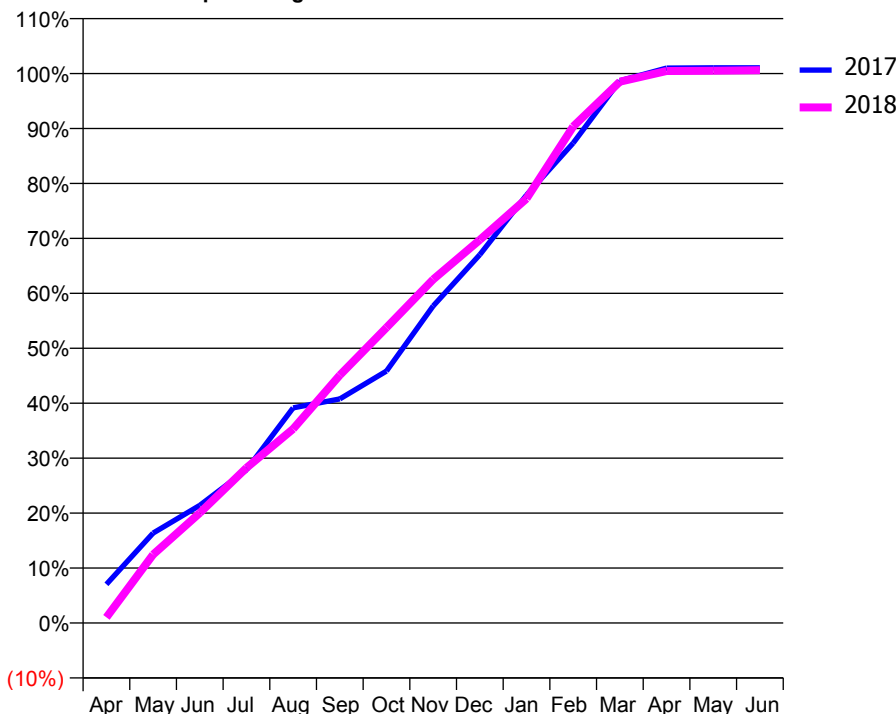
ACCESS*

Patients seen in 24 months	Total	Change since previous quarter
Quarter ending March 2017	2,021	
Quarter ending June 2017	1,970	↓
Quarter ending September 2017	1,910	↓
Quarter ending December 2017	1,925	→
Quarter ending March 2018	1,942	→
Variance since March 2017	(3.9%)	↓



ACTIVITY

Cumulative percentage of contracted UDA delivered 2017 & 2018



Month	Adjusted Scheduled Activity (UDA)	
	2017	2018
April	474	69
May	1,103	840
June	1,442	1,350
July	1,878	1,902
August	2,638	2,380
September	2,746	3,039
October	3,089	3,622
November	3,886	4,211
December	4,516	4,697
January	5,247	5,202
February	5,883	6,087
March	6,647	6,636
April	6,802	6,766
May	6,805	6,769
June	6,805	6,776

QUALITY

	Quantity	Base Number	Contract	AT	Region	England
% of FP17s for the same patient ID Re-attending within 3 months - Children	154	1,439	10.7%	10.9%	12.8%	11.9%
% of FP17s for the same patient ID Re-attending within 3 months - Adults	263	1,333	19.7%	14.8%	16.5%	16.0%
% of FP17s for the same patient ID Re-attending between 3 & 9 months - Children	762	1,439	53.0%	60.8%	59.7%	58.3%
% of FP17s for the same patient ID Re-attending between 3 & 9 months - Adults	503	1,333	37.7%	54.6%	52.6%	50.3%
% of FP17s for Band 1 Urgent Courses	242	2,768	8.7%	8.6%	9.1%	9.1%
% of FP17s Relating to Free Repair or Replacements	2	2,768	0.1%	0.9%	1.0%	0.8%
% of FP17s Relating to Continuations	0	2,768	0.0%	1.1%	1.2%	1.0%
% of Patients satisfied with the dentistry they have received	1	2	N/A	91.4%	91.6%	91.5%
% of Patients satisfied with the time they had to wait for an appointment	1	2	N/A	88.2%	88.3%	87.9%

* This is based on patients treated on this contract for their most recent course of treatment. Figures in italics indicate the base number of FP17s or Patient Questionnaire responses are less than 100. N/A is shown where the base number of responses is less than 10 during the period. % is calculated as Quantity/Base number*100

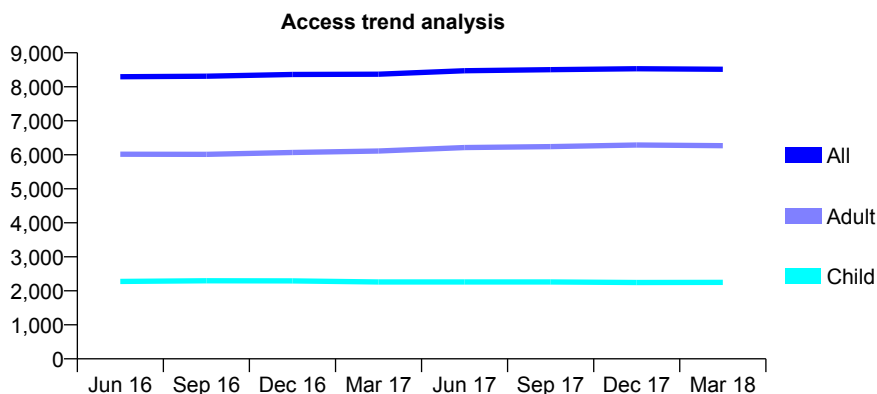
Q52 - Vital Signs At a Glance Contract Report for 168785/0001 - Year end March 2018

Name or company name	Bedford & Associates Limited
Contract type name	GDS Contract
Purpose of contract	General
Contract start date	01/11/2013
Contract end date	

17/18 Contracted general activity (UDA)	24,115
Carry forward general activity (UDA)	244
17/18 Contracted orthodontic activity (UOA)	0
Carry forward orthodontic activity (UOA)	0
Baseline contract value	£650,231.20

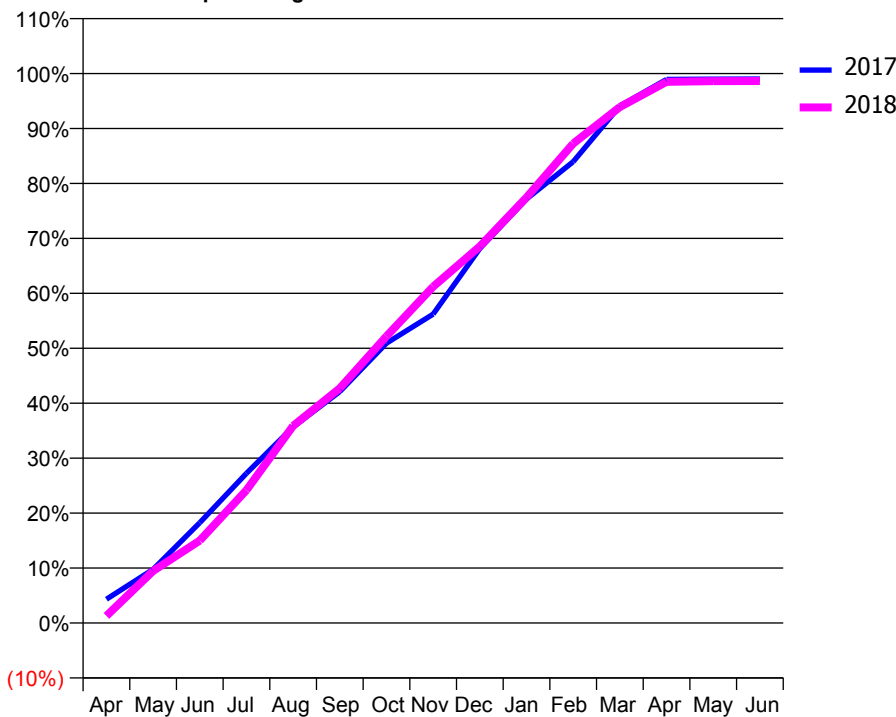
ACCESS*

Patients seen in 24 months	Total	Change since previous quarter
Quarter ending March 2017	8,370	
Quarter ending June 2017	8,472	→
Quarter ending September 2017	8,504	→
Quarter ending December 2017	8,532	→
Quarter ending March 2018	8,517	→
Variance since March 2017	1.8%	→



ACTIVITY

Cumulative percentage of contracted UDA delivered 2017 & 2018



Month	Adjusted Scheduled Activity (UDA)	
	2017	2018
April	1,048	314
May	2,358	2,286
June	4,410	3,620
July	6,581	5,830
August	8,621	8,655
September	10,174	10,302
October	12,301	12,587
November	13,576	14,762
December	16,459	16,528
January	18,638	18,677
February	20,280	21,042
March	22,730	22,642
April	23,892	23,750
May	23,908	23,777
June	23,910	23,788

QUALITY

	Quantity	Base Number	Contract	AT	Region	England
% of FP17s for the same patient ID Re-attending within 3 months - Children	187	3,140	6.0%	10.9%	12.8%	11.9%
% of FP17s for the same patient ID Re-attending within 3 months - Adults	1,020	8,406	12.1%	14.8%	16.5%	16.0%
% of FP17s for the same patient ID Re-attending between 3 & 9 months - Children	1,822	3,140	58.0%	60.8%	59.7%	58.3%
% of FP17s for the same patient ID Re-attending between 3 & 9 months - Adults	4,412	8,406	52.5%	54.6%	52.6%	50.3%
% of FP17s for Band 1 Urgent Courses	741	11,543	6.4%	8.6%	9.1%	9.1%
% of FP17s Relating to Free Repair or Replacements	185	11,543	1.6%	0.9%	1.0%	0.8%
% of FP17s Relating to Continuations	107	11,543	0.9%	1.1%	1.2%	1.0%
% of Patients satisfied with the dentistry they have received	2	2	N/A	91.4%	91.6%	91.5%
% of Patients satisfied with the time they had to wait for an appointment	2	2	N/A	88.2%	88.3%	87.9%

* This is based on patients treated on this contract for their most recent course of treatment. Figures in italics indicate the base number of FP17s or Patient Questionnaire responses are less than 100. N/A is shown where the base number of responses is less than 10 during the period. % is calculated as Quantity/Base number*100

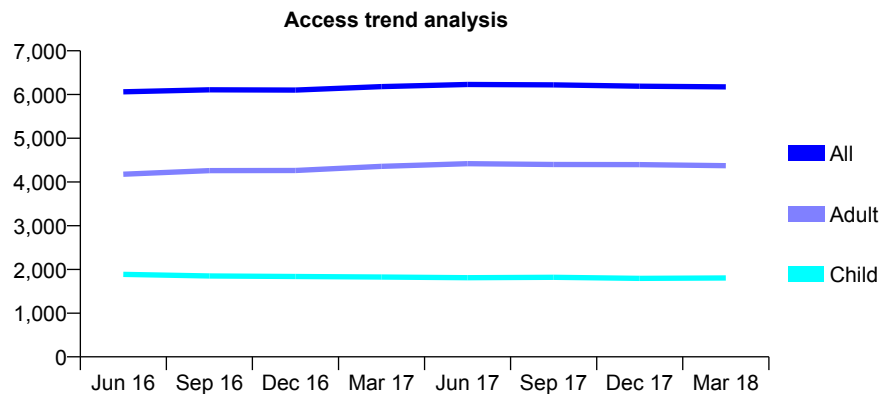
Q52 - Vital Signs At a Glance Contract Report for 168904/0001 - Year end March 2018

Name or company name	Mount Dental Surgery Limited
Contract type name	GDS Contract
Purpose of contract	General
Contract start date	01/04/2010
Contract end date	

17/18 Contracted general activity (UDA)	18,091
Carry forward general activity (UDA)	-280
17/18 Contracted orthodontic activity (UOA)	0
Carry forward orthodontic activity (UOA)	0
Baseline contract value	£562,894.50

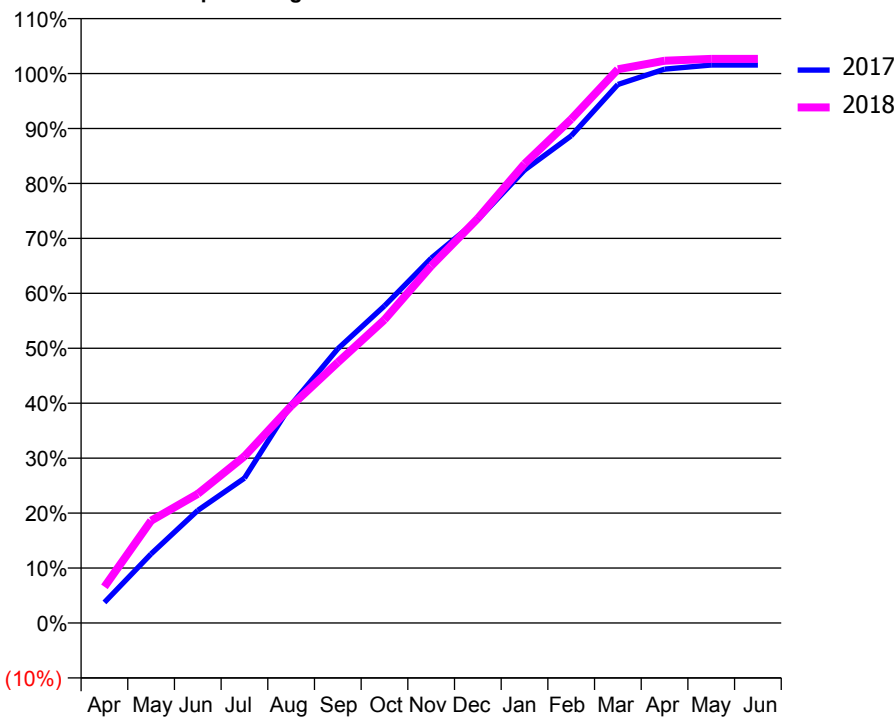
ACCESS*

Patients seen in 24 months	Total	Change since previous quarter
Quarter ending March 2017	6,180	
Quarter ending June 2017	6,229	→
Quarter ending September 2017	6,220	→
Quarter ending December 2017	6,191	→
Quarter ending March 2018	6,175	→
Variance since March 2017	(0.1%)	→



ACTIVITY

Cumulative percentage of contracted UDA delivered 2017 & 2018



Month	2017	2018
April	680	1,192
May	2,285	3,371
June	3,722	4,250
July	4,792	5,489
August	7,219	7,143
September	9,068	8,580
October	10,486	9,987
November	12,060	11,755
December	13,338	13,321
January	14,976	15,116
February	16,106	16,586
March	17,804	18,231
April	18,312	18,513
May	18,447	18,573
June	18,448	18,574

QUALITY

	Quantity	Base Number	Contract	AT	Region	England
% of FP17s for the same patient ID Re-attending within 3 months - Children	221	2,730	8.1%	10.9%	12.8%	11.9%
% of FP17s for the same patient ID Re-attending within 3 months - Adults	703	5,078	13.8%	14.8%	16.5%	16.0%
% of FP17s for the same patient ID Re-attending between 3 & 9 months - Children	1,390	2,730	50.9%	60.8%	59.7%	58.3%
% of FP17s for the same patient ID Re-attending between 3 & 9 months - Adults	2,039	5,078	40.2%	54.6%	52.6%	50.3%
% of FP17s for Band 1 Urgent Courses	704	7,676	9.2%	8.6%	9.1%	9.1%
% of FP17s Relating to Free Repair or Replacements	1	7,676	0.0%	0.9%	1.0%	0.8%
% of FP17s Relating to Continuations	55	7,676	0.7%	1.1%	1.2%	1.0%
% of Patients satisfied with the dentistry they have received	4	4	N/A	91.4%	91.6%	91.5%
% of Patients satisfied with the time they had to wait for an appointment	4	4	N/A	88.2%	88.3%	87.9%

* This is based on patients treated on this contract for their most recent course of treatment. Figures in italics indicate the base number of FP17s or Patient Questionnaire responses are less than 100. N/A is shown where the base number of responses is less than 10 during the period. % is calculated as Quantity/Base number*100

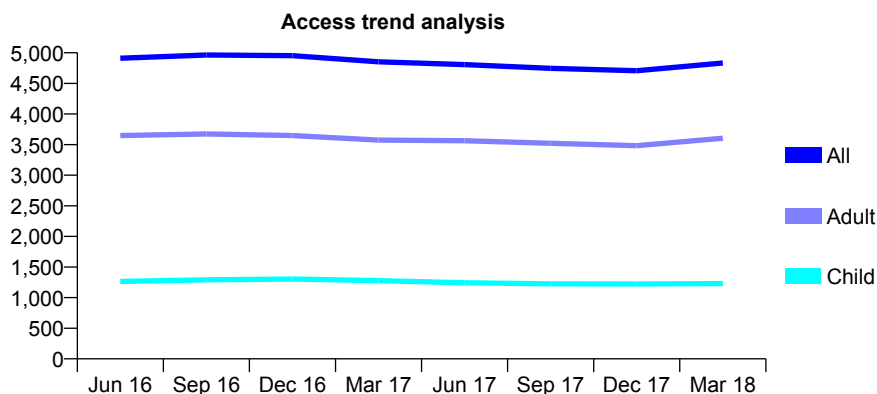
Q52 - Vital Signs At a Glance Contract Report for 169188/0001 - Year end March 2018

Name or company name	Thornton Dental Limited
Contract type name	GDS Contract
Purpose of contract	General
Contract start date	01/08/2014
Contract end date	

17/18 Contracted general activity (UDA)	14,479
Carry forward general activity (UDA)	212
17/18 Contracted orthodontic activity (UOA)	0
Carry forward orthodontic activity (UOA)	0
Baseline contract value	£348,587.74

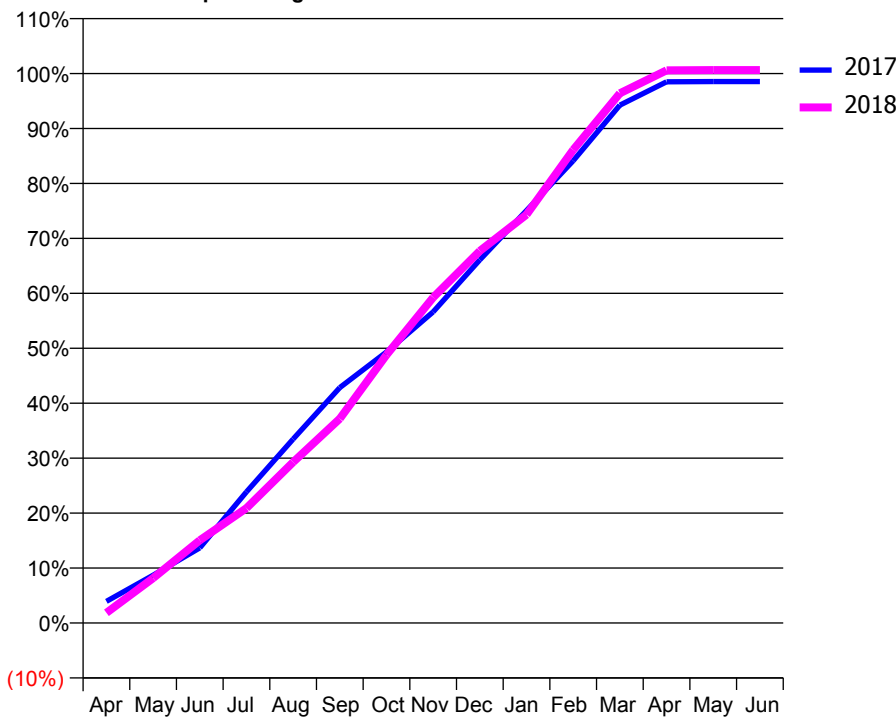
ACCESS*

Patients seen in 24 months	Total	Change since previous quarter
Quarter ending March 2017	4,852	
Quarter ending June 2017	4,808	→
Quarter ending September 2017	4,747	↓
Quarter ending December 2017	4,706	→
Quarter ending March 2018	4,834	↑
Variance since March 2017	(0.4%)	→



ACTIVITY

Cumulative percentage of contracted UDA delivered 2017 & 2018



Month	Adjusted Scheduled Activity (UDA)	
	2017	2018
April	570	269
May	1,261	1,182
June	1,980	2,180
July	3,457	3,027
August	4,845	4,238
September	6,202	5,383
October	7,140	7,063
November	8,201	8,578
December	9,569	9,804
January	10,871	10,761
February	12,180	12,469
March	13,647	13,958
April	14,260	14,561
May	14,267	14,569
June	14,267	14,570

QUALITY

	Quantity	Base Number	Contract	AT	Region	England
% of FP17s for the same patient ID Re-attending within 3 months - Children	252	2,028	12.4%	10.9%	12.8%	11.9%
% of FP17s for the same patient ID Re-attending within 3 months - Adults	699	5,638	12.4%	14.8%	16.5%	16.0%
% of FP17s for the same patient ID Re-attending between 3 & 9 months - Children	1,233	2,028	60.8%	60.8%	59.7%	58.3%
% of FP17s for the same patient ID Re-attending between 3 & 9 months - Adults	3,752	5,638	66.5%	54.6%	52.6%	50.3%
% of FP17s for Band 1 Urgent Courses	544	7,666	7.1%	8.6%	9.1%	9.1%
% of FP17s Relating to Free Repair or Replacements	88	7,666	1.1%	0.9%	1.0%	0.8%
% of FP17s Relating to Continuations	54	7,666	0.7%	1.1%	1.2%	1.0%
% of Patients satisfied with the dentistry they have received	0	0	N/A	91.4%	91.6%	91.5%
% of Patients satisfied with the time they had to wait for an appointment	0	0	N/A	88.2%	88.3%	87.9%

* This is based on patients treated on this contract for their most recent course of treatment. Figures in italics indicate the base number of FP17s or Patient Questionnaire responses are less than 100. N/A is shown where the base number of responses is less than 10 during the period. % is calculated as Quantity/Base number*100

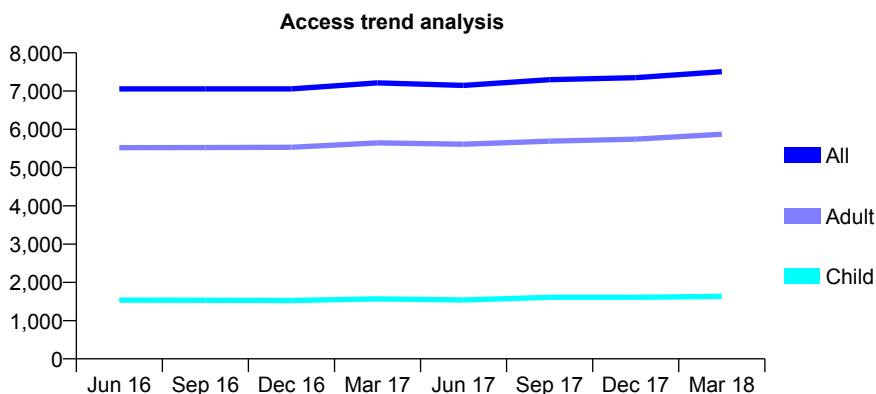
Q52 - Vital Signs At a Glance Contract Report for 172340/0001 - Year end March 2018

Name or company name	S C Milnes Ltd
Contract type name	GDS Contract
Purpose of contract	General
Contract start date	01/06/2009
Contract end date	

17/18 Contracted general activity (UDA)	21,455
Carry forward general activity (UDA)	135
17/18 Contracted orthodontic activity (UOA)	0
Carry forward orthodontic activity (UOA)	0
Baseline contract value	£679,441.94

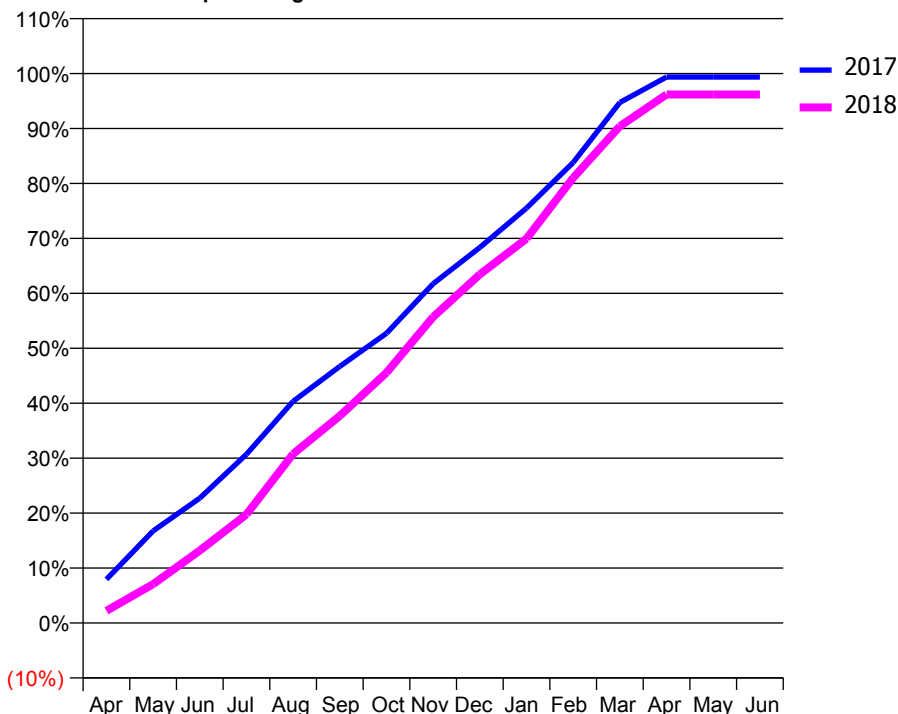
ACCESS*

Patients seen in 24 months	Total	Change since previous quarter
Quarter ending March 2017	7,214	
Quarter ending June 2017	7,148	→
Quarter ending September 2017	7,298	↑
Quarter ending December 2017	7,350	→
Quarter ending March 2018	7,506	↑
Variance since March 2017	4.0%	↑



ACTIVITY

Cumulative percentage of contracted UDA delivered 2017 & 2018



Month	Adjusted Scheduled Activity (UDA)	
	2017	2018
April	1,705	475
May	3,595	1,517
June	4,875	2,830
July	6,587	4,242
August	8,655	6,605
September	10,021	8,089
October	11,309	9,777
November	13,250	11,952
December	14,662	13,612
January	16,198	15,008
February	17,983	17,381
March	20,325	19,397
April	21,320	20,635
May	21,320	20,635
June	21,320	20,635

QUALITY

	Quantity	Base Number	Contract	AT	Region	England
% of FP17s for the same patient ID Re-attending within 3 months - Children	154	2,503	6.2%	10.9%	12.8%	11.9%
% of FP17s for the same patient ID Re-attending within 3 months - Adults	1,116	9,218	12.1%	14.8%	16.5%	16.0%
% of FP17s for the same patient ID Re-attending between 3 & 9 months - Children	1,521	2,503	60.8%	60.8%	59.7%	58.3%
% of FP17s for the same patient ID Re-attending between 3 & 9 months - Adults	5,735	9,218	62.2%	54.6%	52.6%	50.3%
% of FP17s for Band 1 Urgent Courses	440	11,813	3.7%	8.6%	9.1%	9.1%
% of FP17s Relating to Free Repair or Replacements	127	11,813	1.1%	0.9%	1.0%	0.8%
% of FP17s Relating to Continuations	173	11,813	1.5%	1.1%	1.2%	1.0%
% of Patients satisfied with the dentistry they have received	27	27	100.0%	91.4%	91.6%	91.5%
% of Patients satisfied with the time they had to wait for an appointment	22	27	81.5%	88.2%	88.3%	87.9%

* This is based on patients treated on this contract for their most recent course of treatment. Figures in italics indicate the base number of FP17s or Patient Questionnaire responses are less than 100. N/A is shown where the base number of responses is less than 10 during the period. % is calculated as Quantity/Base number*100

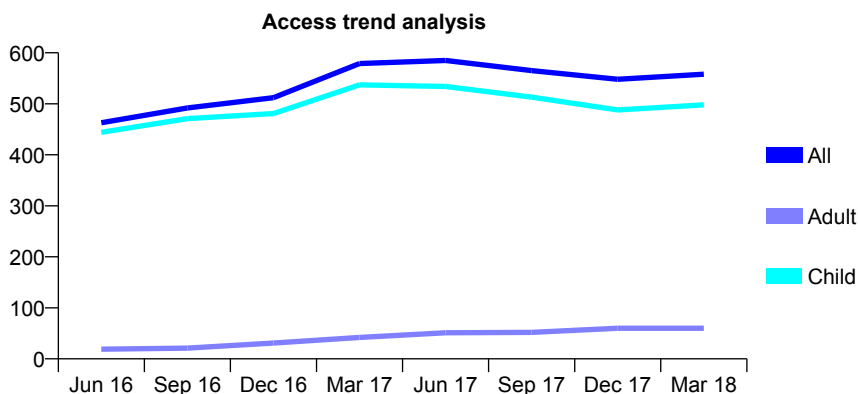
Q52 - Vital Signs At a Glance Contract Report for 173649/0001 - Year end March 2018

Name or company name	The Dental Studio
Contract type name	GDS Contract
Purpose of contract	General
Contract start date	01/06/2015
Contract end date	

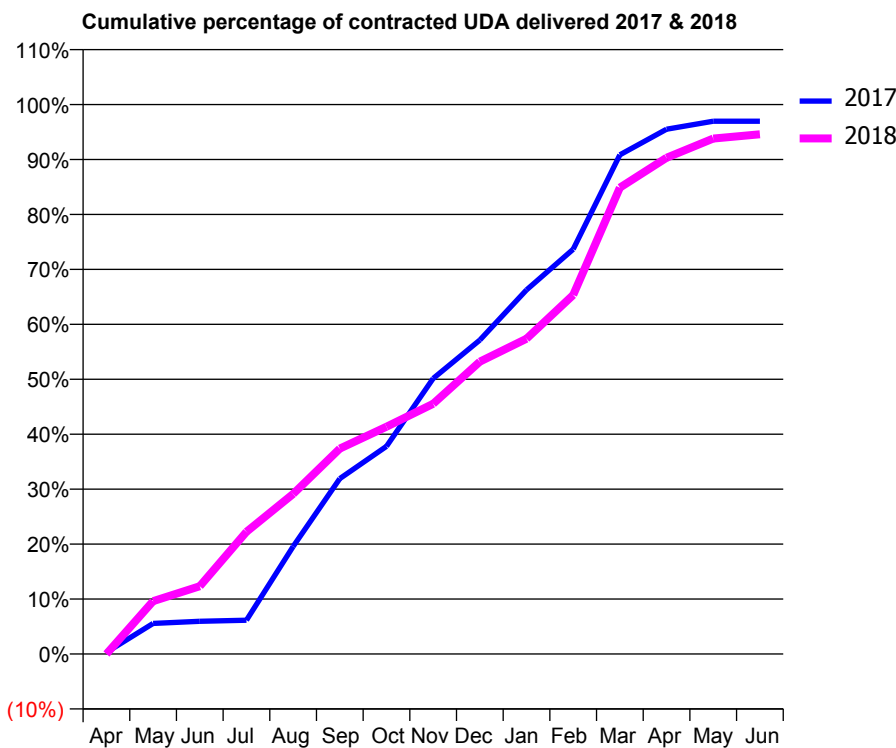
17/18 Contracted general activity (UDA)	1,030
Carry forward general activity (UDA)	0
17/18 Contracted orthodontic activity (UOA)	0
Carry forward orthodontic activity (UOA)	0
Baseline contract value	£22,854.52

ACCESS*

Patients seen in 24 months	Total	Change since previous quarter
Quarter ending March 2017	579	
Quarter ending June 2017	585	→
Quarter ending September 2017	565	↓
Quarter ending December 2017	548	↓
Quarter ending March 2018	558	→
Variance since March 2017	(3.6%)	↓



ACTIVITY



Month	Adjusted Scheduled Activity (UDA)	
	2017	2018
April	3	0
May	57	99
June	61	127
July	63	229
August	202	300
September	329	385
October	389	426
November	516	469
December	589	548
January	683	591
February	759	673
March	936	874
April	984	930
May	999	966
June	999	974

QUALITY

	Quantity	Base Number	Contract	AT	Region	England
% of FP17s for the same patient ID Re-attending within 3 months - Children	30	671	4.5%	10.9%	12.8%	11.9%
% of FP17s for the same patient ID Re-attending within 3 months - Adults	0	4	0.0%	14.8%	16.5%	16.0%
% of FP17s for the same patient ID Re-attending between 3 & 9 months - Children	405	671	60.4%	60.8%	59.7%	58.3%
% of FP17s for the same patient ID Re-attending between 3 & 9 months - Adults	0	4	0.0%	54.6%	52.6%	50.3%
% of FP17s for Band 1 Urgent Courses	1	714	0.1%	8.6%	9.1%	9.1%
% of FP17s Relating to Free Repair or Replacements	0	714	0.0%	0.9%	1.0%	0.8%
% of FP17s Relating to Continuations	0	714	0.0%	1.1%	1.2%	1.0%
% of Patients satisfied with the dentistry they have received	0	0	N/A	91.4%	91.6%	91.5%
% of Patients satisfied with the time they had to wait for an appointment	0	0	N/A	88.2%	88.3%	87.9%

* This is based on patients treated on this contract for their most recent course of treatment. Figures in italics indicate the base number of FP17s or Patient Questionnaire responses are less than 100. N/A is shown where the base number of responses is less than 10 during the period. % is calculated as Quantity/Base number*100

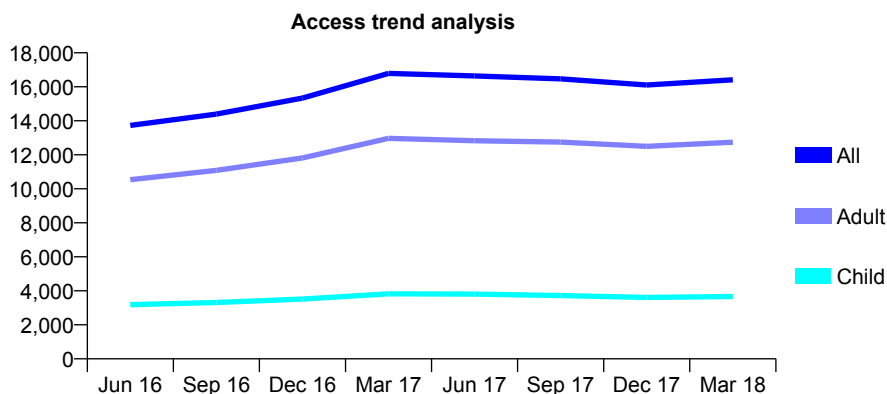
Q52 - Vital Signs At a Glance Contract Report for 173681/0001 - Year end March 2018

Name or company name	Mulli Limited
Contract type name	GDS Contract
Purpose of contract	General
Contract start date	01/05/2015
Contract end date	

17/18 Contracted general activity (UDA)	55,056
Carry forward general activity (UDA)	1,813
17/18 Contracted orthodontic activity (UOA)	0
Carry forward orthodontic activity (UOA)	0
Baseline contract value	£1,588,028.87

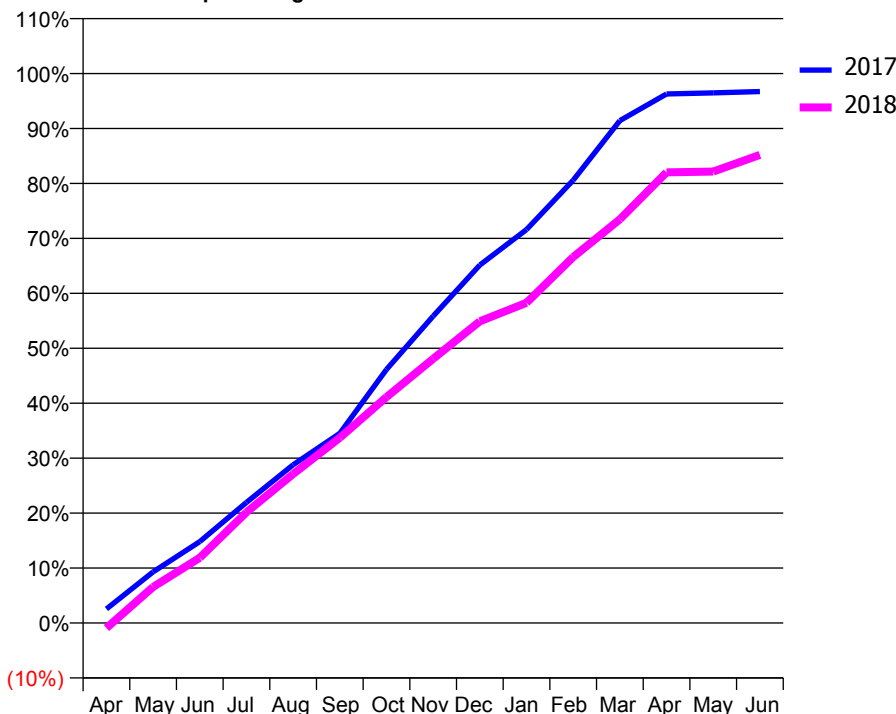
ACCESS*

Patients seen in 24 months	Total	Change since previous quarter
Quarter ending March 2017	16,791	
Quarter ending June 2017	16,638	→
Quarter ending September 2017	16,467	↓
Quarter ending December 2017	16,107	↓
Quarter ending March 2018	16,414	→
Variance since March 2017	(2.2%)	↓



ACTIVITY

Cumulative percentage of contracted UDA delivered 2017 & 2018



Month	Adjusted Scheduled Activity (UDA)	
	2017	2018
April	1,404	-508
May	5,118	3,608
June	8,158	6,535
July	12,091	11,098
August	15,852	14,936
September	18,999	18,568
October	25,407	22,636
November	30,754	26,469
December	35,863	30,229
January	39,425	32,085
February	44,360	36,661
March	50,332	40,452
April	53,010	45,146
May	53,109	45,232
June	53,243	46,899

QUALITY

	Quantity	Base Number	Contract	AT	Region	England
% of FP17s for the same patient ID Re-attending within 3 months - Children	433	5,190	8.3%	10.9%	12.8%	11.9%
% of FP17s for the same patient ID Re-attending within 3 months - Adults	2,763	17,848	15.5%	14.8%	16.5%	16.0%
% of FP17s for the same patient ID Re-attending between 3 & 9 months - Children	3,043	5,190	58.6%	60.8%	59.7%	58.3%
% of FP17s for the same patient ID Re-attending between 3 & 9 months - Adults	10,034	17,848	56.2%	54.6%	52.6%	50.3%
% of FP17s for Band 1 Urgent Courses	2,224	23,888	9.3%	8.6%	9.1%	9.1%
% of FP17s Relating to Free Repair or Replacements	506	23,888	2.1%	0.9%	1.0%	0.8%
% of FP17s Relating to Continuations	139	23,888	0.6%	1.1%	1.2%	1.0%
% of Patients satisfied with the dentistry they have received	9	10	90.0%	91.4%	91.6%	91.5%
% of Patients satisfied with the time they had to wait for an appointment	8	10	80.0%	88.2%	88.3%	87.9%

* This is based on patients treated on this contract for their most recent course of treatment. Figures in italics indicate the base number of FP17s or Patient Questionnaire responses are less than 100. N/A is shown where the base number of responses is less than 10 during the period. % is calculated as Quantity/Base number*100

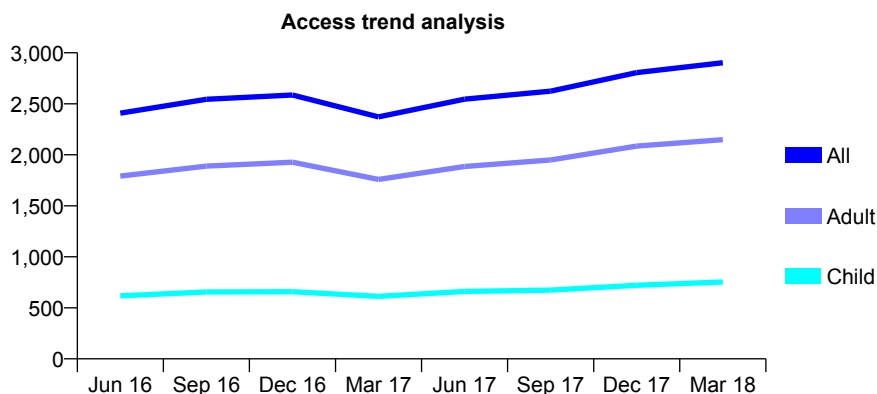
Q52 - Vital Signs At a Glance Contract Report for 173681/0002 - Year end March 2018

Name or company name	Mulli Limited
Contract type name	GDS Contract
Purpose of contract	General
Contract start date	01/05/2015
Contract end date	

17/18 Contracted general activity (UDA)	8,500
Carry forward general activity (UDA)	-162
17/18 Contracted orthodontic activity (UOA)	0
Carry forward orthodontic activity (UOA)	0
Baseline contract value	£258,010.18

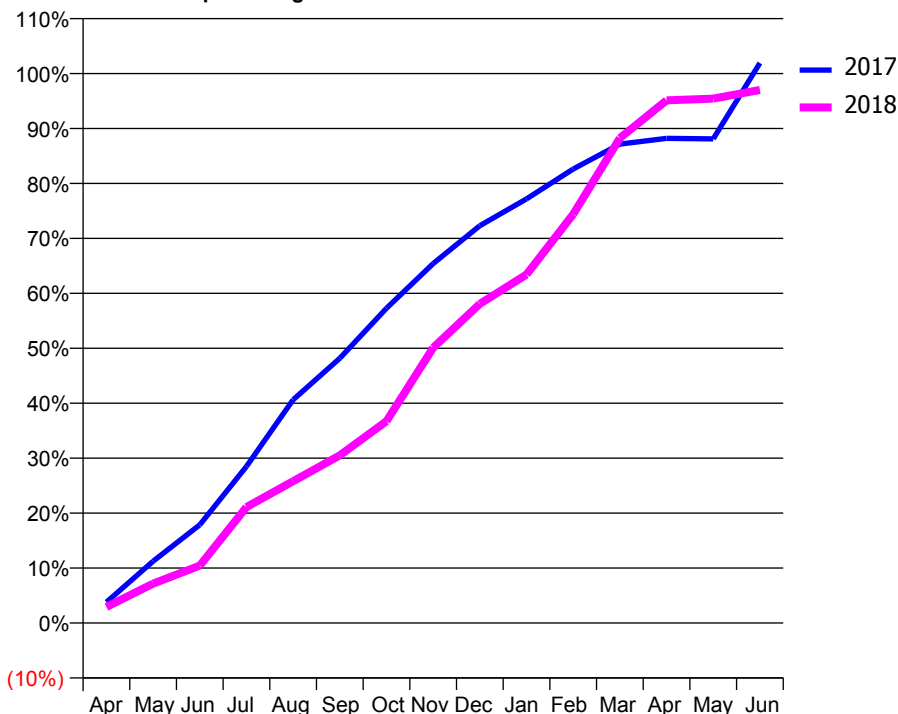
ACCESS*

Patients seen in 24 months	Total	Change since previous quarter
Quarter ending March 2017	2,372	
Quarter ending June 2017	2,546	↑
Quarter ending September 2017	2,624	↑
Quarter ending December 2017	2,806	↑
Quarter ending March 2018	2,902	↑
Variance since March 2017	22.3%	↑



ACTIVITY

Cumulative percentage of contracted UDA delivered 2017 & 2018



Month	Adjusted Scheduled Activity (UDA)	
	2017	2018
April	322	248
May	957	610
June	1,519	887
July	2,422	1,794
August	3,453	2,193
September	4,096	2,594
October	4,870	3,122
November	5,560	4,259
December	6,146	4,937
January	6,560	5,391
February	7,022	6,323
March	7,408	7,500
April	7,497	8,084
May	7,488	8,111
June	8,662	8,245

QUALITY

	Quantity	Base Number	Contract	AT	Region	England
% of FP17s for the same patient ID Re-attending within 3 months - Children	59	1,255	4.7%	10.9%	12.8%	11.9%
% of FP17s for the same patient ID Re-attending within 3 months - Adults	469	3,750	12.5%	14.8%	16.5%	16.0%
% of FP17s for the same patient ID Re-attending between 3 & 9 months - Children	715	1,255	57.0%	60.8%	59.7%	58.3%
% of FP17s for the same patient ID Re-attending between 3 & 9 months - Adults	2,178	3,750	58.1%	54.6%	52.6%	50.3%
% of FP17s for Band 1 Urgent Courses	149	4,667	3.2%	8.6%	9.1%	9.1%
% of FP17s Relating to Free Repair or Replacements	69	4,667	1.5%	0.9%	1.0%	0.8%
% of FP17s Relating to Continuations	22	4,667	0.5%	1.1%	1.2%	1.0%
% of Patients satisfied with the dentistry they have received	0	1	N/A	91.4%	91.6%	91.5%
% of Patients satisfied with the time they had to wait for an appointment	1	1	N/A	88.2%	88.3%	87.9%

* This is based on patients treated on this contract for their most recent course of treatment. Figures in italics indicate the base number of FP17s or Patient Questionnaire responses are less than 100. N/A is shown where the base number of responses is less than 10 during the period. % is calculated as Quantity/Base number*100

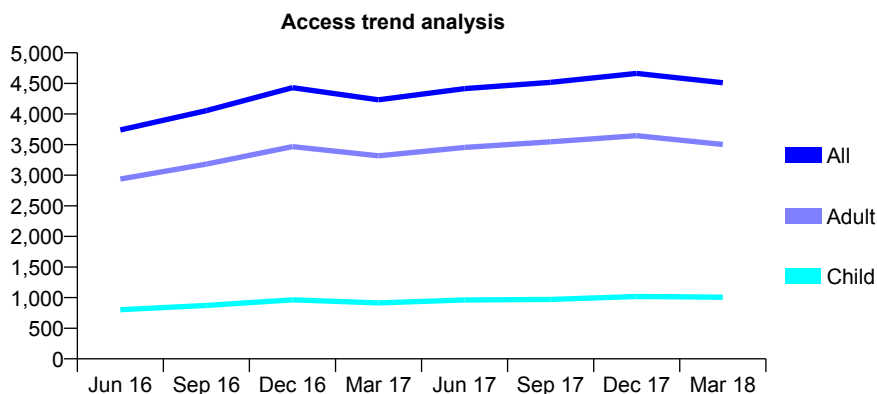
Q52 - Vital Signs At a Glance Contract Report for 173681/0003 - Year end March 2018

Name or company name	Mulli Limited
Contract type name	GDS Contract
Purpose of contract	General
Contract start date	01/05/2015
Contract end date	

17/18 Contracted general activity (UDA)	15,309
Carry forward general activity (UDA)	458
17/18 Contracted orthodontic activity (UOA)	0
Carry forward orthodontic activity (UOA)	0
Baseline contract value	£404,562.99

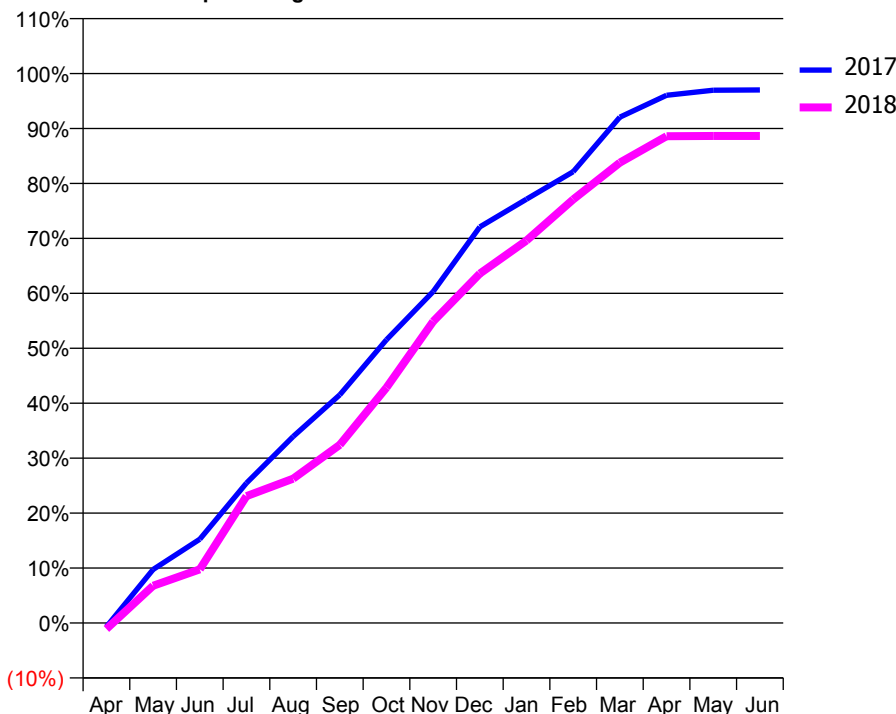
ACCESS*

Patients seen in 24 months	Total	Change since previous quarter
Quarter ending March 2017	4,231	
Quarter ending June 2017	4,416	↑
Quarter ending September 2017	4,517	↑
Quarter ending December 2017	4,663	↑
Quarter ending March 2018	4,511	↓
Variance since March 2017	6.6%	↑



ACTIVITY

Cumulative percentage of contracted UDA delivered 2017 & 2018



Month	Adjusted Scheduled Activity (UDA)	
	2017	2018
April	-107	-167
May	1,491	1,038
June	2,336	1,494
July	3,899	3,537
August	5,197	4,020
September	6,359	4,964
October	7,893	6,559
November	9,234	8,402
December	11,035	9,735
January	11,807	10,656
February	12,572	11,802
March	14,092	12,825
April	14,702	13,562
May	14,842	13,569
June	14,851	13,568

QUALITY

	Quantity	Base Number	Contract	AT	Region	England
% of FP17s for the same patient ID Re-attending within 3 months - Children	109	1,464	7.4%	10.9%	12.8%	11.9%
% of FP17s for the same patient ID Re-attending within 3 months - Adults	954	5,838	16.3%	14.8%	16.5%	16.0%
% of FP17s for the same patient ID Re-attending between 3 & 9 months - Children	821	1,464	56.1%	60.8%	59.7%	58.3%
% of FP17s for the same patient ID Re-attending between 3 & 9 months - Adults	3,348	5,838	57.3%	54.6%	52.6%	50.3%
% of FP17s for Band 1 Urgent Courses	334	7,278	4.6%	8.6%	9.1%	9.1%
% of FP17s Relating to Free Repair or Replacements	150	7,278	2.1%	0.9%	1.0%	0.8%
% of FP17s Relating to Continuations	47	7,278	0.6%	1.1%	1.2%	1.0%
% of Patients satisfied with the dentistry they have received	6	7	N/A	91.4%	91.6%	91.5%
% of Patients satisfied with the time they had to wait for an appointment	5	7	N/A	88.2%	88.3%	87.9%

* This is based on patients treated on this contract for their most recent course of treatment. Figures in italics indicate the base number of FP17s or Patient Questionnaire responses are less than 100. N/A is shown where the base number of responses is less than 10 during the period. % is calculated as Quantity/Base number*100

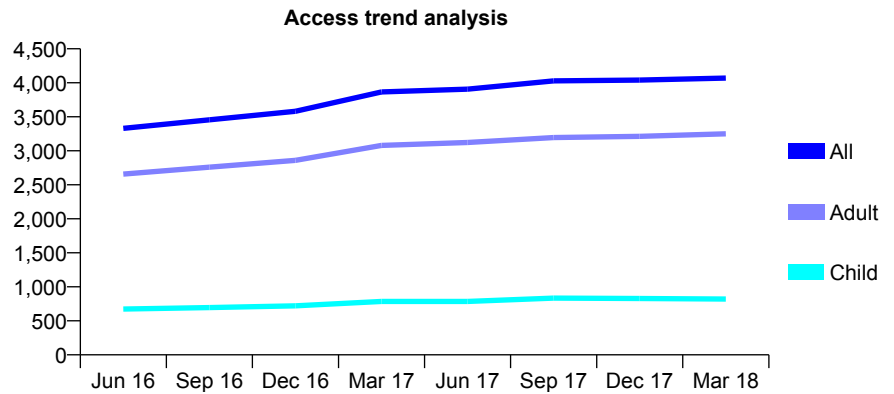
Q52 - Vital Signs At a Glance Contract Report for 173681/0004 - Year end March 2018

Name or company name	Mulli Limited
Contract type name	GDS Contract
Purpose of contract	General
Contract start date	01/05/2015
Contract end date	

17/18 Contracted general activity (UDA)	13,781
Carry forward general activity (UDA)	531
17/18 Contracted orthodontic activity (UOA)	0
Carry forward orthodontic activity (UOA)	0
Baseline contract value	£315,515.16

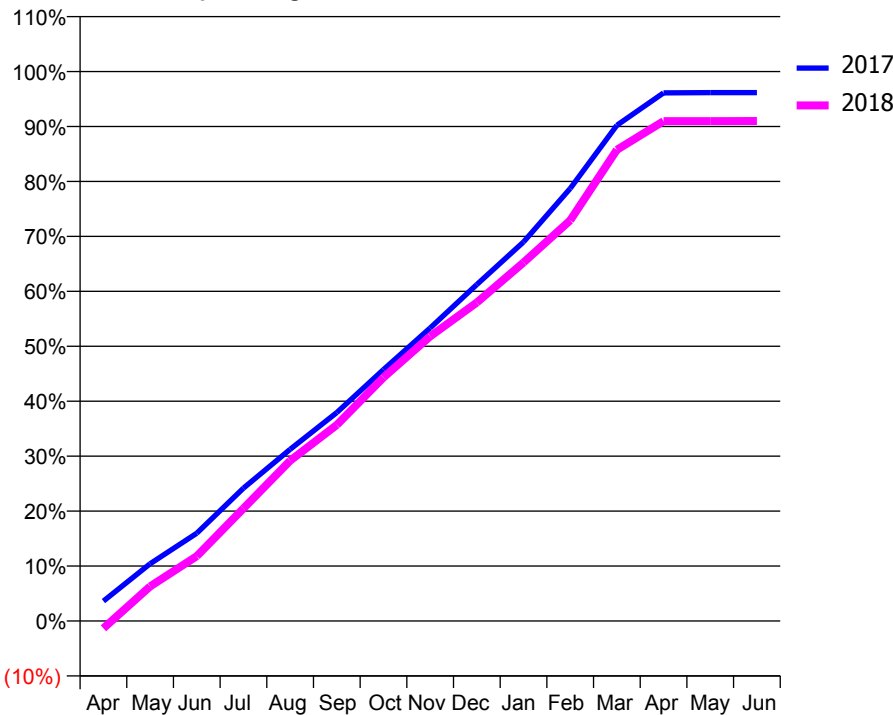
ACCESS*

Patients seen in 24 months	Total	Change since previous quarter
Quarter ending March 2017	3,865	
Quarter ending June 2017	3,907	→
Quarter ending September 2017	4,029	↑
Quarter ending December 2017	4,040	→
Quarter ending March 2018	4,070	→
Variance since March 2017	5.3%	↑



ACTIVITY

Cumulative percentage of contracted UDA delivered 2017 & 2018



Month	Adjusted Scheduled Activity (UDA)	
	2017	2018
April	500	-185
May	1,435	867
June	2,201	1,628
July	3,332	2,824
August	4,306	4,022
September	5,228	4,919
October	6,305	6,108
November	7,349	7,140
December	8,439	7,987
January	9,506	8,991
February	10,847	10,048
March	12,434	11,816
April	13,246	12,535
May	13,250	12,535
June	13,250	12,540

QUALITY

	Quantity	Base Number	Contract	AT	Region	England
% of FP17s for the same patient ID Re-attending within 3 months - Children	91	1,291	7.0%	10.9%	12.8%	11.9%
% of FP17s for the same patient ID Re-attending within 3 months - Adults	1,100	5,641	19.5%	14.8%	16.5%	16.0%
% of FP17s for the same patient ID Re-attending between 3 & 9 months - Children	816	1,291	63.2%	60.8%	59.7%	58.3%
% of FP17s for the same patient ID Re-attending between 3 & 9 months - Adults	3,449	5,641	61.1%	54.6%	52.6%	50.3%
% of FP17s for Band 1 Urgent Courses	694	6,991	9.9%	8.6%	9.1%	9.1%
% of FP17s Relating to Free Repair or Replacements	95	6,991	1.4%	0.9%	1.0%	0.8%
% of FP17s Relating to Continuations	74	6,991	1.1%	1.1%	1.2%	1.0%
% of Patients satisfied with the dentistry they have received	2	2	N/A	91.4%	91.6%	91.5%
% of Patients satisfied with the time they had to wait for an appointment	2	2	N/A	88.2%	88.3%	87.9%

* This is based on patients treated on this contract for their most recent course of treatment. Figures in italics indicate the base number of FP17s or Patient Questionnaire responses are less than 100. N/A is shown where the base number of responses is less than 10 during the period. % is calculated as Quantity/Base number*100

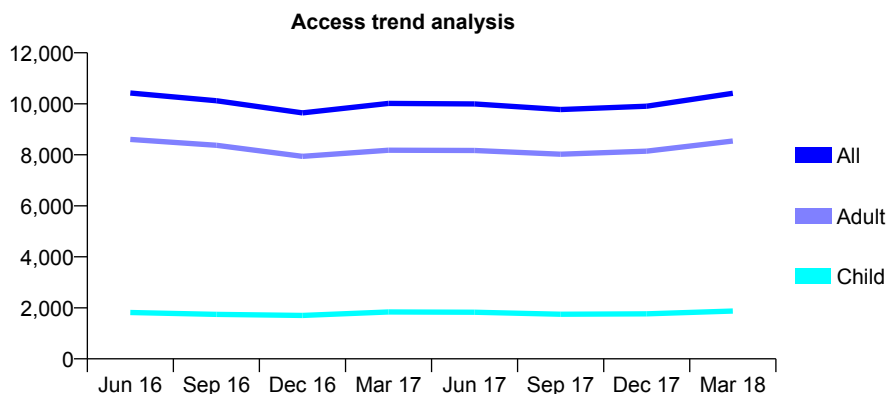
Q52 - Vital Signs At a Glance Contract Report for 174831/0001 - Year end March 2018

Name or company name	TOVEY LITTLE DENTAL CENTRE LTD
Contract type name	GDS Contract
Purpose of contract	General
Contract start date	01/04/2011
Contract end date	

17/18 Contracted general activity (UDA)	30,005
Carry forward general activity (UDA)	0
17/18 Contracted orthodontic activity (UOA)	0
Carry forward orthodontic activity (UOA)	0
Baseline contract value	£978,129.68

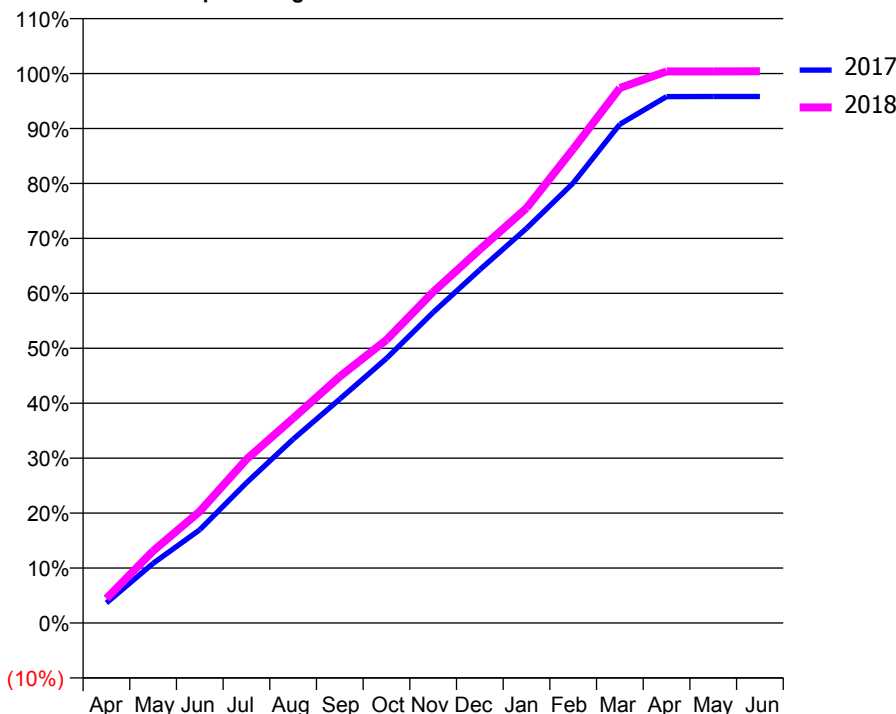
ACCESS*

Patients seen in 24 months	Total	Change since previous quarter
Quarter ending March 2017	10,018	
Quarter ending June 2017	9,997	→
Quarter ending September 2017	9,775	↓
Quarter ending December 2017	9,908	→
Quarter ending March 2018	10,415	↑
Variance since March 2017	4.0%	↑



ACTIVITY

Cumulative percentage of contracted UDA delivered 2017 & 2018



Month	Adjusted Scheduled Activity (UDA)	
	2017	2018
April	1,097	1,339
May	3,258	3,938
June	5,095	6,101
July	7,657	8,941
August	10,036	11,178
September	12,227	13,459
October	14,451	15,462
November	16,959	18,074
December	19,291	20,395
January	21,552	22,658
February	24,024	25,884
March	27,238	29,216
April	28,745	30,117
May	28,747	30,120
June	28,748	30,123

QUALITY

	Quantity	Base Number	Contract	AT	Region	England
% of FP17s for the same patient ID Re-attending within 3 months - Children	411	3,308	12.4%	10.9%	12.8%	11.9%
% of FP17s for the same patient ID Re-attending within 3 months - Adults	1,689	12,535	13.5%	14.8%	16.5%	16.0%
% of FP17s for the same patient ID Re-attending between 3 & 9 months - Children	1,878	3,308	56.8%	60.8%	59.7%	58.3%
% of FP17s for the same patient ID Re-attending between 3 & 9 months - Adults	6,106	12,535	48.7%	54.6%	52.6%	50.3%
% of FP17s for Band 1 Urgent Courses	840	14,314	5.9%	8.6%	9.1%	9.1%
% of FP17s Relating to Free Repair or Replacements	217	14,314	1.5%	0.9%	1.0%	0.8%
% of FP17s Relating to Continuations	252	14,314	1.8%	1.1%	1.2%	1.0%
% of Patients satisfied with the dentistry they have received	13	14	92.9%	91.4%	91.6%	91.5%
% of Patients satisfied with the time they had to wait for an appointment	12	14	85.7%	88.2%	88.3%	87.9%

* This is based on patients treated on this contract for their most recent course of treatment. Figures in italics indicate the base number of FP17s or Patient Questionnaire responses are less than 100. N/A is shown where the base number of responses is less than 10 during the period. % is calculated as Quantity/Base number*100

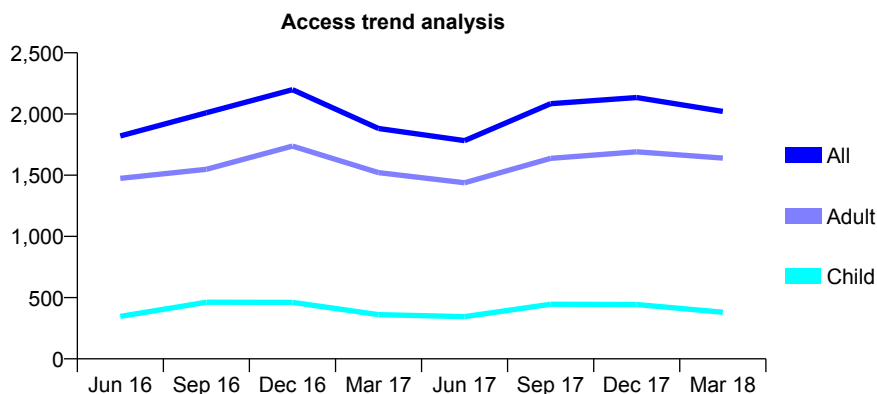
Q52 - Vital Signs At a Glance Contract Report for 174831/0002 - Year end March 2018

Name or company name	TOVEY LITTLE DENTAL CENTRE LTD
Contract type name	GDS Contract
Purpose of contract	General
Contract start date	01/04/2011
Contract end date	

17/18 Contracted general activity (UDA)	6,000
Carry forward general activity (UDA)	78
17/18 Contracted orthodontic activity (UOA)	0
Carry forward orthodontic activity (UOA)	0
Baseline contract value	£173,919.14

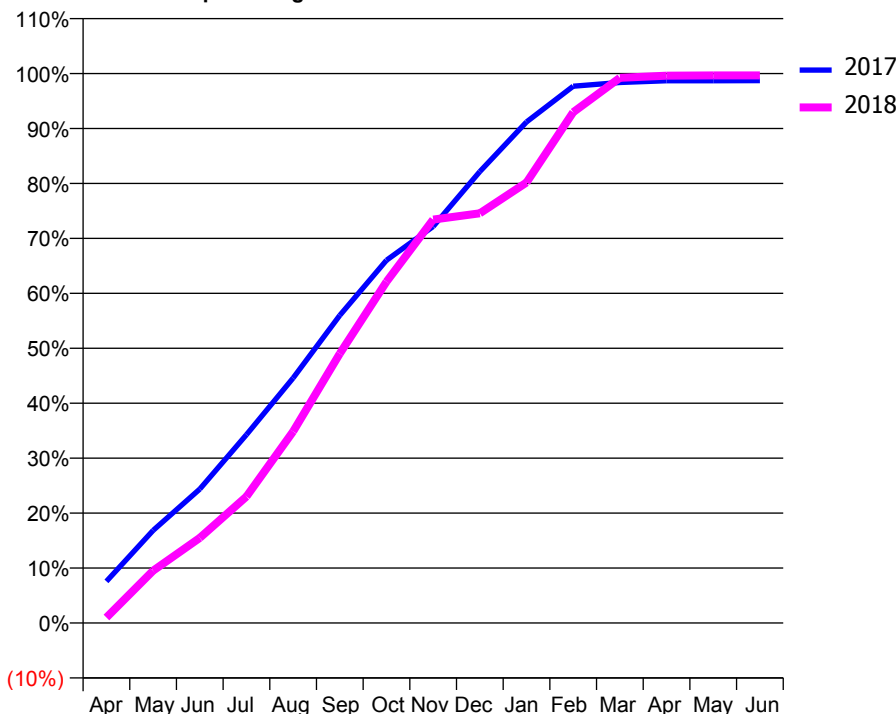
ACCESS*

Patients seen in 24 months	Total	Change since previous quarter
Quarter ending March 2017	1,882	
Quarter ending June 2017	1,783	↓
Quarter ending September 2017	2,084	↑
Quarter ending December 2017	2,135	↑
Quarter ending March 2018	2,021	↓
Variance since March 2017	7.4%	↑



ACTIVITY

Cumulative percentage of contracted UDA delivered 2017 & 2018



Month	Adjusted Scheduled Activity (UDA)	
	2017	2018
April	454	61
May	1,011	572
June	1,462	929
July	2,056	1,381
August	2,675	2,092
September	3,359	2,942
October	3,961	3,727
November	4,329	4,406
December	4,930	4,474
January	5,471	4,810
February	5,861	5,577
March	5,902	5,952
April	5,921	5,976
May	5,921	5,979
June	5,922	5,979

QUALITY

	Quantity	Base Number	Contract	AT	Region	England
% of FP17s for the same patient ID Re-attending within 3 months - Children	41	720	5.7%	10.9%	12.8%	11.9%
% of FP17s for the same patient ID Re-attending within 3 months - Adults	109	2,128	5.1%	14.8%	16.5%	16.0%
% of FP17s for the same patient ID Re-attending between 3 & 9 months - Children	358	720	49.7%	60.8%	59.7%	58.3%
% of FP17s for the same patient ID Re-attending between 3 & 9 months - Adults	460	2,128	21.6%	54.6%	52.6%	50.3%
% of FP17s for Band 1 Urgent Courses	132	2,860	4.6%	8.6%	9.1%	9.1%
% of FP17s Relating to Free Repair or Replacements	35	2,860	1.2%	0.9%	1.0%	0.8%
% of FP17s Relating to Continuations	29	2,860	1.0%	1.1%	1.2%	1.0%
% of Patients satisfied with the dentistry they have received	0	0	N/A	91.4%	91.6%	91.5%
% of Patients satisfied with the time they had to wait for an appointment	0	0	N/A	88.2%	88.3%	87.9%

* This is based on patients treated on this contract for their most recent course of treatment. Figures in italics indicate the base number of FP17s or Patient Questionnaire responses are less than 100. N/A is shown where the base number of responses is less than 10 during the period. % is calculated as Quantity/Base number*100

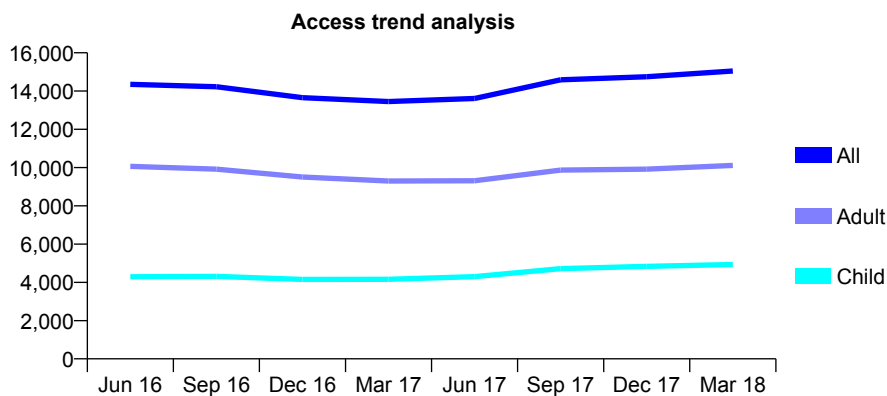
Q52 - Vital Signs At a Glance Contract Report for 177725/0001 - Year end March 2018

Name or company name	MCM Dental Services Ltd
Contract type name	GDS Contract
Purpose of contract	General
Contract start date	03/10/2007
Contract end date	

17/18 Contracted general activity (UDA)	47,000
Carry forward general activity (UDA)	0
17/18 Contracted orthodontic activity (UOA)	0
Carry forward orthodontic activity (UOA)	0
Baseline contract value	£1,426,724.38

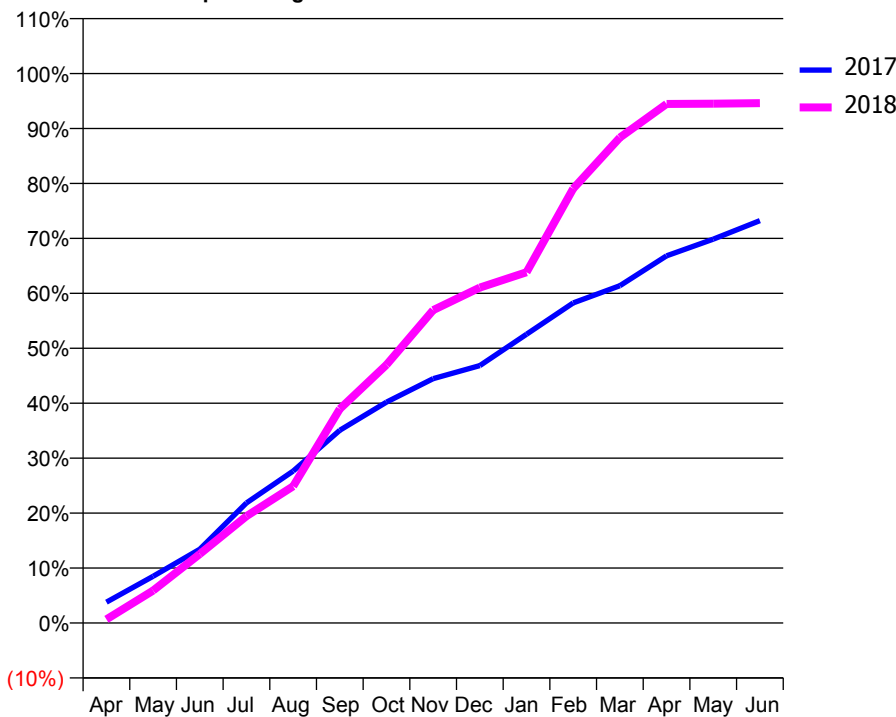
ACCESS*

Patients seen in 24 months	Total	Change since previous quarter
Quarter ending March 2017	13,455	
Quarter ending June 2017	13,612	→
Quarter ending September 2017	14,589	↑
Quarter ending December 2017	14,750	→
Quarter ending March 2018	15,045	↑
Variance since March 2017	11.8%	↑



ACTIVITY

Cumulative percentage of contracted UDA delivered 2017 & 2018



Month	Adjusted Scheduled Activity (UDA)	
	2017	2018
April	1,786	315
May	4,002	2,773
June	6,318	5,901
July	10,274	9,147
August	12,995	11,700
September	16,490	18,307
October	18,893	22,087
November	20,902	26,760
December	22,014	28,687
January	24,697	29,998
February	27,381	37,153
March	28,854	41,518
April	31,405	44,398
May	32,832	44,424
June	34,411	44,462

QUALITY

	Quantity	Base Number	Contract	AT	Region	England
% of FP17s for the same patient ID Re-attending within 3 months - Children	977	9,607	10.2%	10.9%	12.8%	11.9%
% of FP17s for the same patient ID Re-attending within 3 months - Adults	2,802	18,118	15.5%	14.8%	16.5%	16.0%
% of FP17s for the same patient ID Re-attending between 3 & 9 months - Children	5,404	9,607	56.3%	60.8%	59.7%	58.3%
% of FP17s for the same patient ID Re-attending between 3 & 9 months - Adults	9,477	18,118	52.3%	54.6%	52.6%	50.3%
% of FP17s for Band 1 Urgent Courses	2,553	22,541	11.3%	8.6%	9.1%	9.1%
% of FP17s Relating to Free Repair or Replacements	200	22,541	0.9%	0.9%	1.0%	0.8%
% of FP17s Relating to Continuations	174	22,541	0.8%	1.1%	1.2%	1.0%
% of Patients satisfied with the dentistry they have received	12	13	92.3%	91.4%	91.6%	91.5%
% of Patients satisfied with the time they had to wait for an appointment	11	13	84.6%	88.2%	88.3%	87.9%

* This is based on patients treated on this contract for their most recent course of treatment. Figures in italics indicate the base number of FP17s or Patient Questionnaire responses are less than 100. N/A is shown where the base number of responses is less than 10 during the period. % is calculated as Quantity/Base number*100

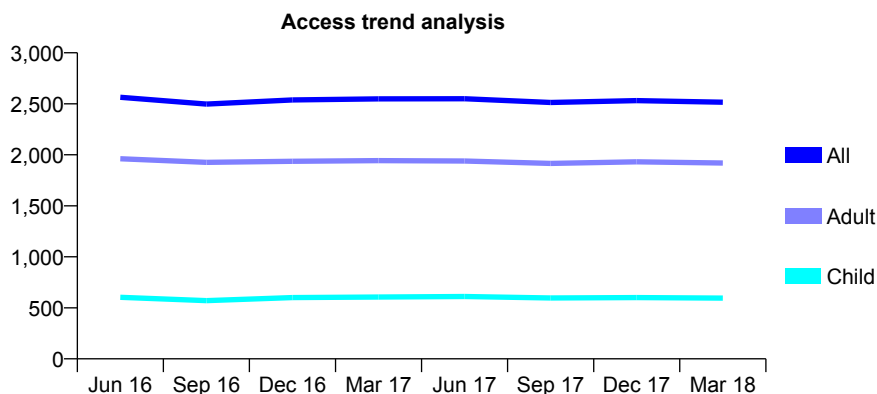
Q52 - Vital Signs At a Glance Contract Report for 180904/0002 - Year end March 2018

Name or company name	Perfect Smile Clinic (UK) Ltd
Contract type name	GDS Contract
Purpose of contract	General
Contract start date	01/03/2011
Contract end date	

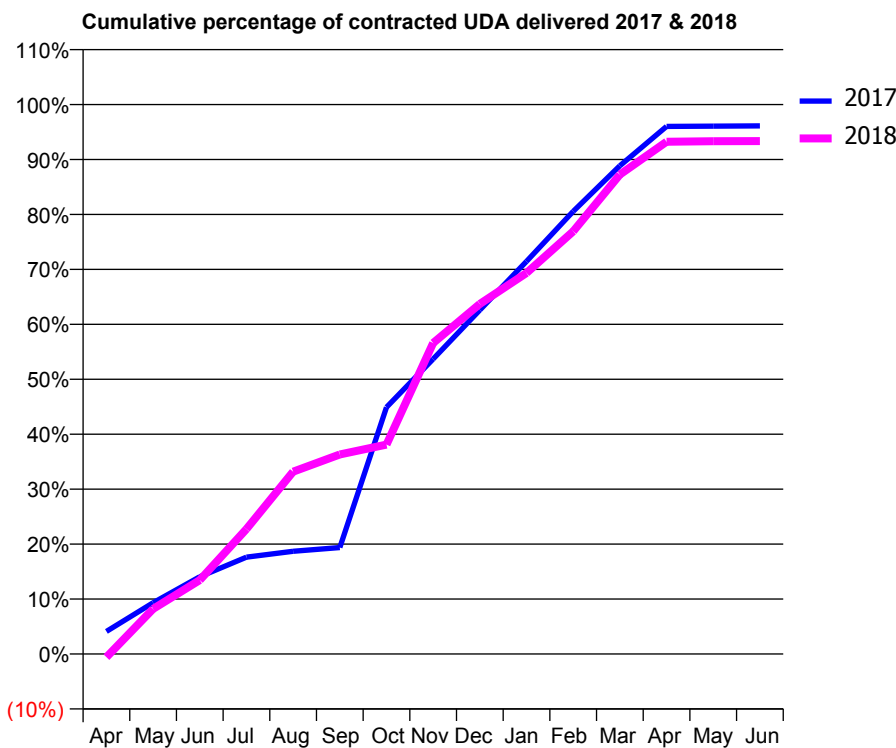
17/18 Contracted general activity (UDA)	8,080
Carry forward general activity (UDA)	314
17/18 Contracted orthodontic activity (UOA)	0
Carry forward orthodontic activity (UOA)	0
Baseline contract value	£225,757.63

ACCESS*

Patients seen in 24 months	Total	Change since previous quarter
Quarter ending March 2017	2,549	
Quarter ending June 2017	2,550	→
Quarter ending September 2017	2,513	↓
Quarter ending December 2017	2,532	→
Quarter ending March 2018	2,516	→
Variance since March 2017	(1.3%)	↓



ACTIVITY



Month	Adjusted Scheduled Activity (UDA)	
	2017	2018
April	332	-49
May	753	664
June	1,136	1,088
July	1,424	1,838
August	1,512	2,681
September	1,566	2,934
October	3,628	3,079
November	4,338	4,574
December	5,058	5,147
January	5,773	5,602
February	6,509	6,215
March	7,180	7,050
April	7,758	7,532
May	7,761	7,540
June	7,766	7,542

QUALITY

	Quantity	Base Number	Contract	AT	Region	England
% of FP17s for the same patient ID Re-attending within 3 months - Children	88	1,102	8.0%	10.9%	12.8%	11.9%
% of FP17s for the same patient ID Re-attending within 3 months - Adults	461	3,287	14.0%	14.8%	16.5%	16.0%
% of FP17s for the same patient ID Re-attending between 3 & 9 months - Children	792	1,102	71.9%	60.8%	59.7%	58.3%
% of FP17s for the same patient ID Re-attending between 3 & 9 months - Adults	2,141	3,287	65.1%	54.6%	52.6%	50.3%
% of FP17s for Band 1 Urgent Courses	302	4,312	7.0%	8.6%	9.1%	9.1%
% of FP17s Relating to Free Repair or Replacements	74	4,312	1.7%	0.9%	1.0%	0.8%
% of FP17s Relating to Continuations	26	4,312	0.6%	1.1%	1.2%	1.0%
% of Patients satisfied with the dentistry they have received	2	2	N/A	91.4%	91.6%	91.5%
% of Patients satisfied with the time they had to wait for an appointment	2	2	N/A	88.2%	88.3%	87.9%

* This is based on patients treated on this contract for their most recent course of treatment. Figures in italics indicate the base number of FP17s or Patient Questionnaire responses are less than 100. N/A is shown where the base number of responses is less than 10 during the period. % is calculated as Quantity/Base number*100

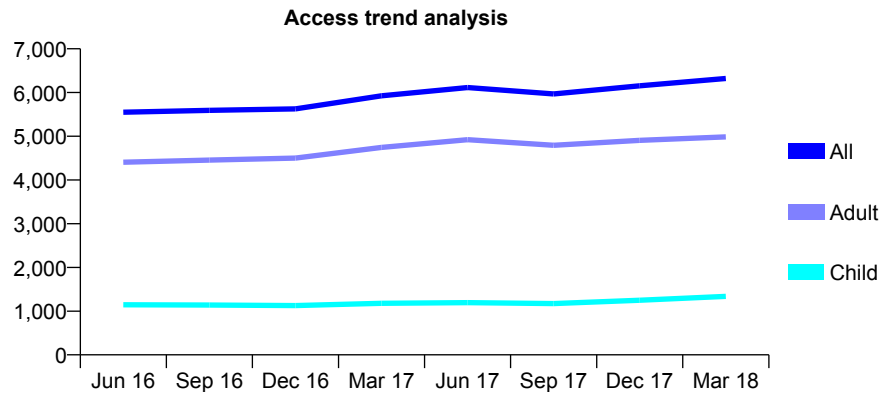
Q52 - Vital Signs At a Glance Contract Report for 181234/0001 - Year end March 2018

Name or company name	Glen Lea Dental Suite
Contract type name	GDS Contract
Purpose of contract	General
Contract start date	01/06/2012
Contract end date	

17/18 Contracted general activity (UDA)	14,835
Carry forward general activity (UDA)	-274
17/18 Contracted orthodontic activity (UOA)	0
Carry forward orthodontic activity (UOA)	0
Baseline contract value	£429,803.57

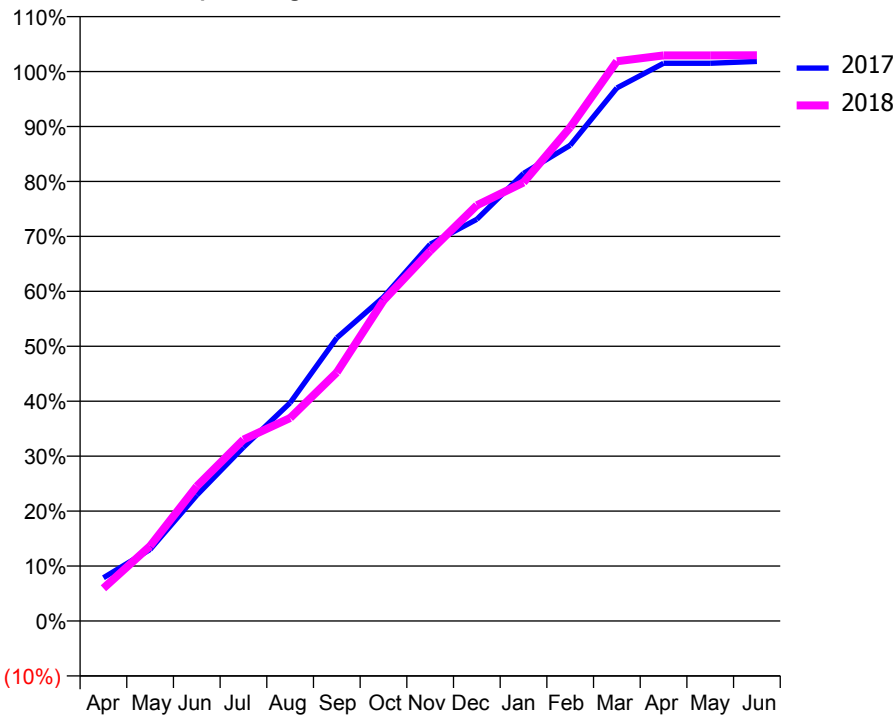
ACCESS*

Patients seen in 24 months	Total	Change since previous quarter
Quarter ending March 2017	5,924	
Quarter ending June 2017	6,113	↑
Quarter ending September 2017	5,967	↓
Quarter ending December 2017	6,154	↑
Quarter ending March 2018	6,322	↑
Variance since March 2017	6.7%	↑



ACTIVITY

Cumulative percentage of contracted UDA delivered 2017 & 2018



Month	Adjusted Scheduled Activity (UDA)	
	2017	2018
April	1,169	885
May	1,932	2,027
June	3,396	3,639
July	4,691	4,896
August	5,892	5,480
September	7,644	6,712
October	8,748	8,653
November	10,171	9,987
December	10,844	11,223
January	12,082	11,837
February	12,843	13,331
March	14,389	15,111
April	15,057	15,268
May	15,058	15,268
June	15,109	15,273

QUALITY

	Quantity	Base Number	Contract	AT	Region	England
% of FP17s for the same patient ID Re-attending within 3 months - Children	88	1,548	5.7%	10.9%	12.8%	11.9%
% of FP17s for the same patient ID Re-attending within 3 months - Adults	867	6,275	13.8%	14.8%	16.5%	16.0%
% of FP17s for the same patient ID Re-attending between 3 & 9 months - Children	362	1,548	23.4%	60.8%	59.7%	58.3%
% of FP17s for the same patient ID Re-attending between 3 & 9 months - Adults	1,658	6,275	26.4%	54.6%	52.6%	50.3%
% of FP17s for Band 1 Urgent Courses	659	6,452	10.2%	8.6%	9.1%	9.1%
% of FP17s Relating to Free Repair or Replacements	20	6,452	0.3%	0.9%	1.0%	0.8%
% of FP17s Relating to Continuations	164	6,452	2.5%	1.1%	1.2%	1.0%
% of Patients satisfied with the dentistry they have received	28	30	93.3%	91.4%	91.6%	91.5%
% of Patients satisfied with the time they had to wait for an appointment	30	30	100.0%	88.2%	88.3%	87.9%

* This is based on patients treated on this contract for their most recent course of treatment. Figures in italics indicate the base number of FP17s or Patient Questionnaire responses are less than 100. N/A is shown where the base number of responses is less than 10 during the period. % is calculated as Quantity/Base number*100

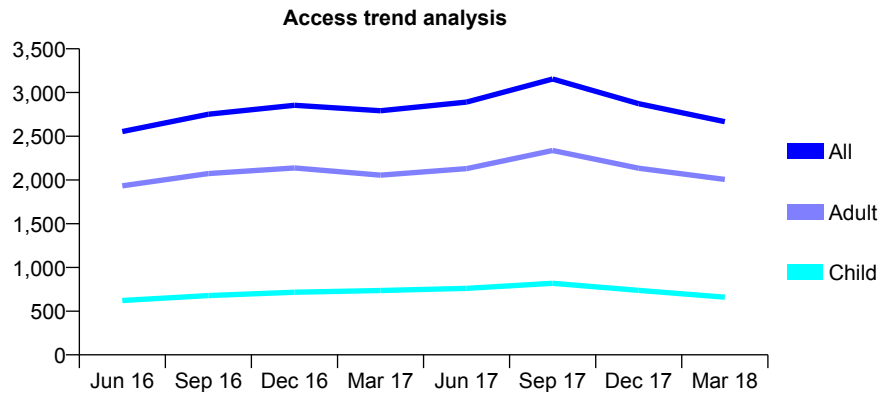
Q52 - Vital Signs At a Glance Contract Report for 181234/0002 - Year end March 2018

Name or company name	Glen Lea Dental Suite
Contract type name	GDS Contract
Purpose of contract	General
Contract start date	01/06/2012
Contract end date	

17/18 Contracted general activity (UDA)	7,000
Carry forward general activity (UDA)	-140
17/18 Contracted orthodontic activity (UOA)	0
Carry forward orthodontic activity (UOA)	0
Baseline contract value	£174,639.40

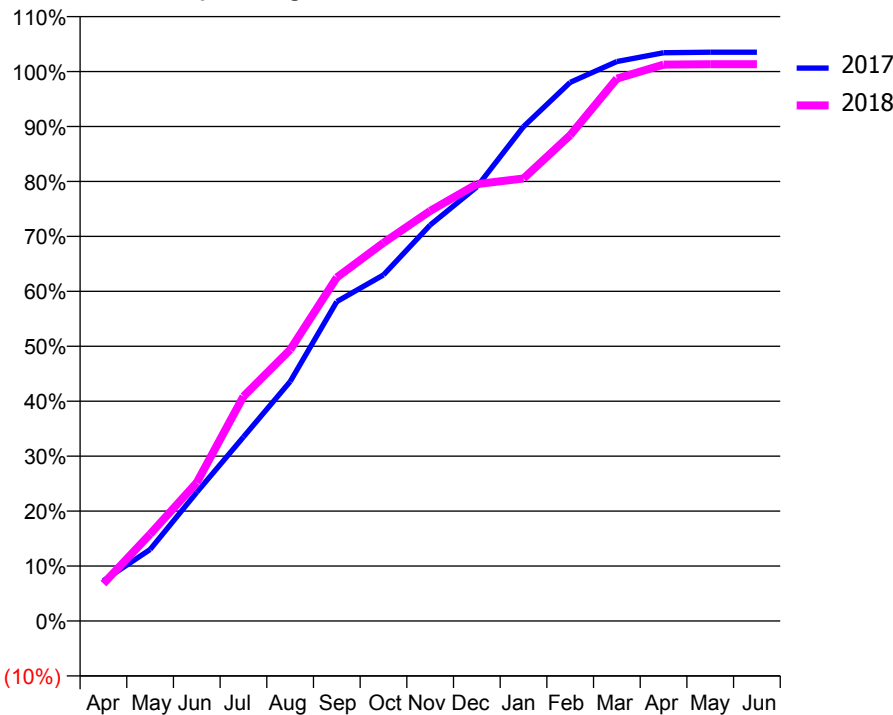
ACCESS*

Patients seen in 24 months	Total	Change since previous quarter
Quarter ending March 2017	2,791	
Quarter ending June 2017	2,891	↑
Quarter ending September 2017	3,155	↑
Quarter ending December 2017	2,872	↓
Quarter ending March 2018	2,666	↓
Variance since March 2017	(4.5%)	↓



ACTIVITY

Cumulative percentage of contracted UDA delivered 2017 & 2018



Month	Adjusted Scheduled Activity (UDA)	
	2017	2018
April	513	477
May	912	1,106
June	1,639	1,764
July	2,344	2,862
August	3,051	3,456
September	4,070	4,376
October	4,409	4,818
November	5,044	5,224
December	5,530	5,565
January	6,298	5,637
February	6,862	6,190
March	7,126	6,909
April	7,239	7,088
May	7,245	7,093
June	7,245	7,093

QUALITY

	Quantity	Base Number	Contract	AT	Region	England
% of FP17s for the same patient ID Re-attending within 3 months - Children	48	832	5.8%	10.9%	12.8%	11.9%
% of FP17s for the same patient ID Re-attending within 3 months - Adults	246	2,545	9.7%	14.8%	16.5%	16.0%
% of FP17s for the same patient ID Re-attending between 3 & 9 months - Children	233	832	28.0%	60.8%	59.7%	58.3%
% of FP17s for the same patient ID Re-attending between 3 & 9 months - Adults	566	2,545	22.2%	54.6%	52.6%	50.3%
% of FP17s for Band 1 Urgent Courses	383	3,444	11.1%	8.6%	9.1%	9.1%
% of FP17s Relating to Free Repair or Replacements	22	3,444	0.6%	0.9%	1.0%	0.8%
% of FP17s Relating to Continuations	64	3,444	1.9%	1.1%	1.2%	1.0%
% of Patients satisfied with the dentistry they have received	18	18	100.0%	91.4%	91.6%	91.5%
% of Patients satisfied with the time they had to wait for an appointment	17	18	94.4%	88.2%	88.3%	87.9%

* This is based on patients treated on this contract for their most recent course of treatment. Figures in italics indicate the base number of FP17s or Patient Questionnaire responses are less than 100. N/A is shown where the base number of responses is less than 10 during the period. % is calculated as Quantity/Base number*100

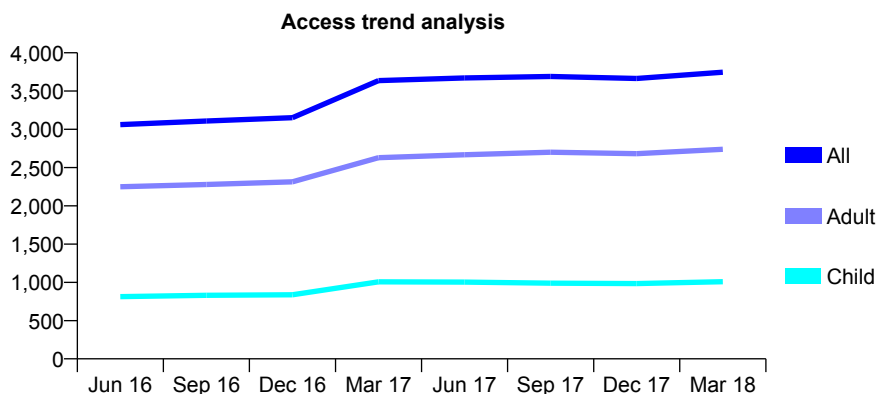
Q52 - Vital Signs At a Glance Contract Report for 181463/0001 - Year end March 2018

Name or company name	Dhinsa Dental Limited
Contract type name	GDS Contract
Purpose of contract	General
Contract start date	01/04/2009
Contract end date	

17/18 Contracted general activity (UDA)	11,550
Carry forward general activity (UDA)	16
17/18 Contracted orthodontic activity (UOA)	0
Carry forward orthodontic activity (UOA)	0
Baseline contract value	£276,205.35

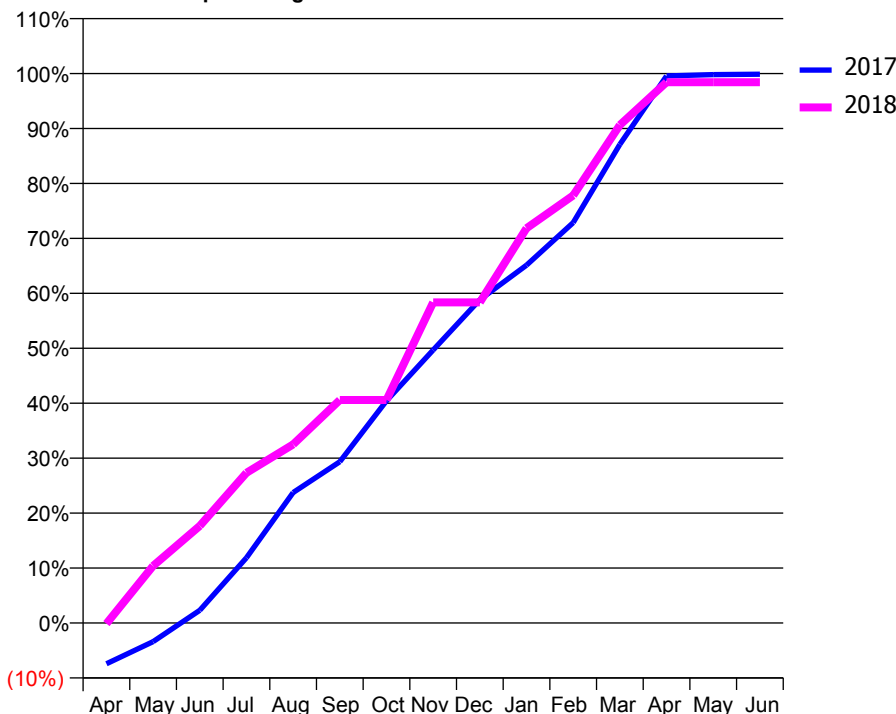
ACCESS*

Patients seen in 24 months	Total	Change since previous quarter
Quarter ending March 2017	3,636	
Quarter ending June 2017	3,671	→
Quarter ending September 2017	3,690	→
Quarter ending December 2017	3,665	→
Quarter ending March 2018	3,747	↑
Variance since March 2017	3.1%	↑



ACTIVITY

Cumulative percentage of contracted UDA delivered 2017 & 2018



Month	Adjusted Scheduled Activity (UDA)	
	2017	2018
April	-860	-16
May	-394	1,202
June	267	2,042
July	1,372	3,157
August	2,742	3,753
September	3,390	4,686
October	4,671	4,686
November	5,738	6,739
December	6,795	6,739
January	7,521	8,297
February	8,415	8,986
March	10,060	10,466
April	11,499	11,366
May	11,527	11,366
June	11,534	11,366

QUALITY

	Quantity	Base Number	Contract	AT	Region	England
% of FP17s for the same patient ID Re-attending within 3 months - Children	80	1,416	5.6%	10.9%	12.8%	11.9%
% of FP17s for the same patient ID Re-attending within 3 months - Adults	573	3,550	16.1%	14.8%	16.5%	16.0%
% of FP17s for the same patient ID Re-attending between 3 & 9 months - Children	860	1,416	60.7%	60.8%	59.7%	58.3%
% of FP17s for the same patient ID Re-attending between 3 & 9 months - Adults	1,512	3,550	42.6%	54.6%	52.6%	50.3%
% of FP17s for Band 1 Urgent Courses	256	4,906	5.2%	8.6%	9.1%	9.1%
% of FP17s Relating to Free Repair or Replacements	42	4,906	0.9%	0.9%	1.0%	0.8%
% of FP17s Relating to Continuations	72	4,906	1.5%	1.1%	1.2%	1.0%
% of Patients satisfied with the dentistry they have received	1	1	N/A	91.4%	91.6%	91.5%
% of Patients satisfied with the time they had to wait for an appointment	1	1	N/A	88.2%	88.3%	87.9%

* This is based on patients treated on this contract for their most recent course of treatment. Figures in italics indicate the base number of FP17s or Patient Questionnaire responses are less than 100. N/A is shown where the base number of responses is less than 10 during the period. % is calculated as Quantity/Base number*100

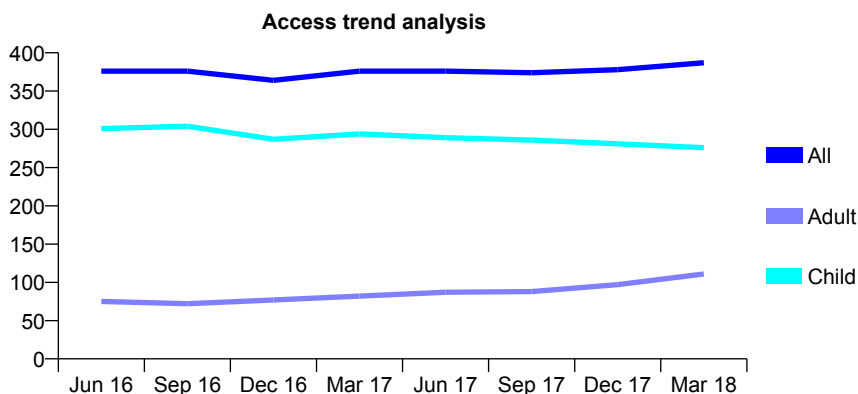
Q52 - Vital Signs At a Glance Contract Report for 182192/0001 - Year end March 2018

Name or company name	Baldon Dental Centre Ltd
Contract type name	GDS Contract
Purpose of contract	General
Contract start date	01/11/2008
Contract end date	

17/18 Contracted general activity (UDA)	835
Carry forward general activity (UDA)	1
17/18 Contracted orthodontic activity (UOA)	0
Carry forward orthodontic activity (UOA)	0
Baseline contract value	£24,228.48

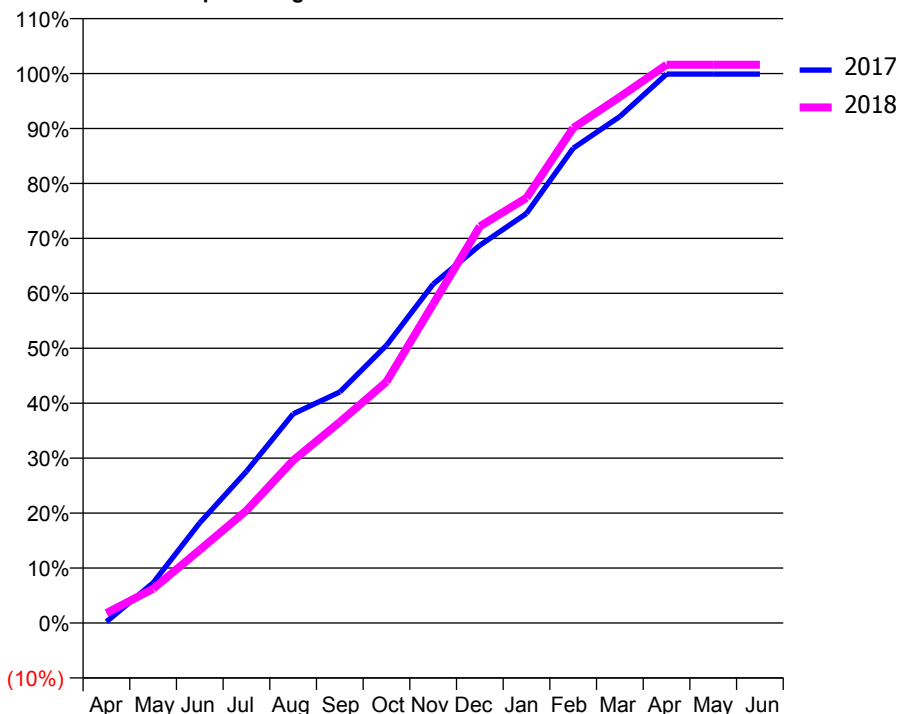
ACCESS*

Patients seen in 24 months	Total	Change since previous quarter
Quarter ending March 2017	376	
Quarter ending June 2017	376	→
Quarter ending September 2017	374	→
Quarter ending December 2017	378	→
Quarter ending March 2018	387	↑
Variance since March 2017	2.9%	↑



ACTIVITY

Cumulative percentage of contracted UDA delivered 2017 & 2018



Month	Adjusted Scheduled Activity (UDA)	
	2017	2018
April	2	15
May	61	52
June	152	111
July	230	171
August	318	247
September	351	305
October	422	367
November	515	485
December	574	603
January	622	646
February	721	752
March	770	799
April	834	848
May	834	848
June	834	848

QUALITY

	Quantity	Base Number	Contract	AT	Region	England
% of FP17s for the same patient ID Re-attending within 3 months - Children	19	427	4.4%	10.9%	12.8%	11.9%
% of FP17s for the same patient ID Re-attending within 3 months - Adults	9	90	10.0%	14.8%	16.5%	16.0%
% of FP17s for the same patient ID Re-attending between 3 & 9 months - Children	296	427	69.3%	60.8%	59.7%	58.3%
% of FP17s for the same patient ID Re-attending between 3 & 9 months - Adults	32	90	35.6%	54.6%	52.6%	50.3%
% of FP17s for Band 1 Urgent Courses	22	495	4.4%	8.6%	9.1%	9.1%
% of FP17s Relating to Free Repair or Replacements	0	495	0.0%	0.9%	1.0%	0.8%
% of FP17s Relating to Continuations	0	495	0.0%	1.1%	1.2%	1.0%
% of Patients satisfied with the dentistry they have received	0	0	N/A	91.4%	91.6%	91.5%
% of Patients satisfied with the time they had to wait for an appointment	0	0	N/A	88.2%	88.3%	87.9%

* This is based on patients treated on this contract for their most recent course of treatment. Figures in italics indicate the base number of FP17s or Patient Questionnaire responses are less than 100. N/A is shown where the base number of responses is less than 10 during the period. % is calculated as Quantity/Base number*100

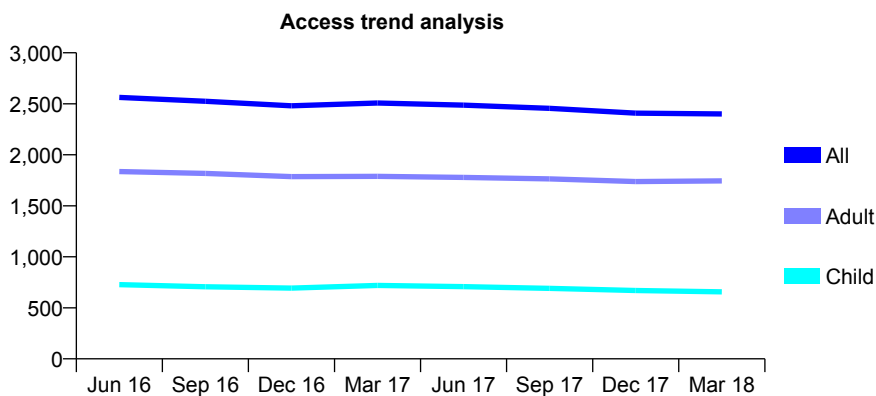
Q52 - Vital Signs At a Glance Contract Report for 183180/0001 - Year end March 2018

Name or company name	Airedale Dental Practice
Contract type name	GDS Contract
Purpose of contract	General
Contract start date	01/03/2013
Contract end date	

17/18 Contracted general activity (UDA)	8,800
Carry forward general activity (UDA)	115
17/18 Contracted orthodontic activity (UOA)	0
Carry forward orthodontic activity (UOA)	0
Baseline contract value	£281,407.59

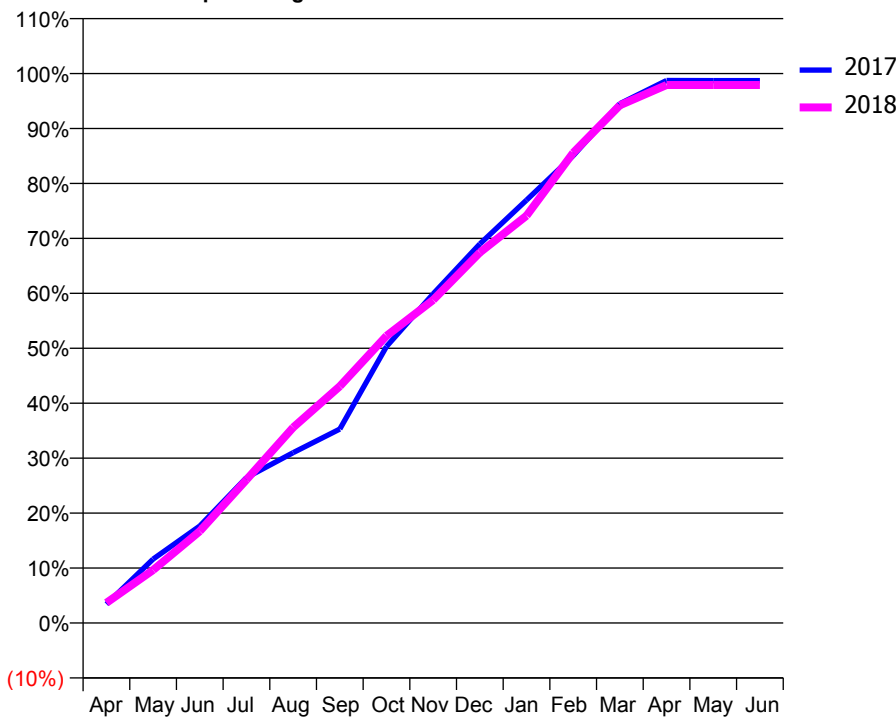
ACCESS*

Patients seen in 24 months	Total	Change since previous quarter
Quarter ending March 2017	2,508	
Quarter ending June 2017	2,487	→
Quarter ending September 2017	2,455	↓
Quarter ending December 2017	2,408	↓
Quarter ending March 2018	2,401	→
Variance since March 2017	(4.3%)	↓



ACTIVITY

Cumulative percentage of contracted UDA delivered 2017 & 2018



Month	Adjusted Scheduled Activity (UDA)	
	2017	2018
April	302	324
May	1,024	850
June	1,554	1,470
July	2,329	2,295
August	2,727	3,132
September	3,107	3,791
October	4,427	4,600
November	5,272	5,174
December	6,069	5,934
January	6,773	6,522
February	7,485	7,530
March	8,316	8,290
April	8,689	8,616
May	8,687	8,616
June	8,685	8,616

QUALITY

	Quantity	Base Number	Contract	AT	Region	England
% of FP17s for the same patient ID Re-attending within 3 months - Children	112	981	11.4%	10.9%	12.8%	11.9%
% of FP17s for the same patient ID Re-attending within 3 months - Adults	336	2,497	13.5%	14.8%	16.5%	16.0%
% of FP17s for the same patient ID Re-attending between 3 & 9 months - Children	532	981	54.2%	60.8%	59.7%	58.3%
% of FP17s for the same patient ID Re-attending between 3 & 9 months - Adults	1,321	2,497	52.9%	54.6%	52.6%	50.3%
% of FP17s for Band 1 Urgent Courses	324	3,482	9.3%	8.6%	9.1%	9.1%
% of FP17s Relating to Free Repair or Replacements	48	3,482	1.4%	0.9%	1.0%	0.8%
% of FP17s Relating to Continuations	8	3,482	0.2%	1.1%	1.2%	1.0%
% of Patients satisfied with the dentistry they have received	2	3	N/A	91.4%	91.6%	91.5%
% of Patients satisfied with the time they had to wait for an appointment	3	3	N/A	88.2%	88.3%	87.9%

* This is based on patients treated on this contract for their most recent course of treatment. Figures in italics indicate the base number of FP17s or Patient Questionnaire responses are less than 100. N/A is shown where the base number of responses is less than 10 during the period. % is calculated as Quantity/Base number*100

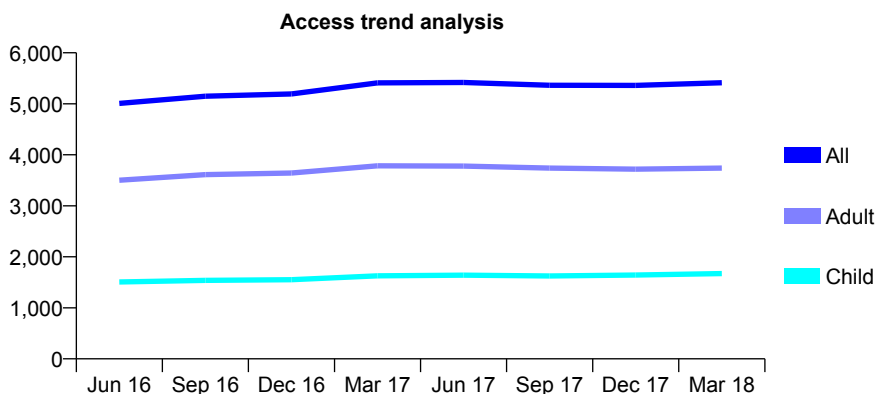
Q52 - Vital Signs At a Glance Contract Report for 183857/0001 - Year end March 2018

Name or company name	Windmill Dental
Contract type name	GDS Contract
Purpose of contract	General
Contract start date	01/03/2010
Contract end date	

17/18 Contracted general activity (UDA)	14,000
Carry forward general activity (UDA)	77
17/18 Contracted orthodontic activity (UOA)	0
Carry forward orthodontic activity (UOA)	0
Baseline contract value	£379,650.88

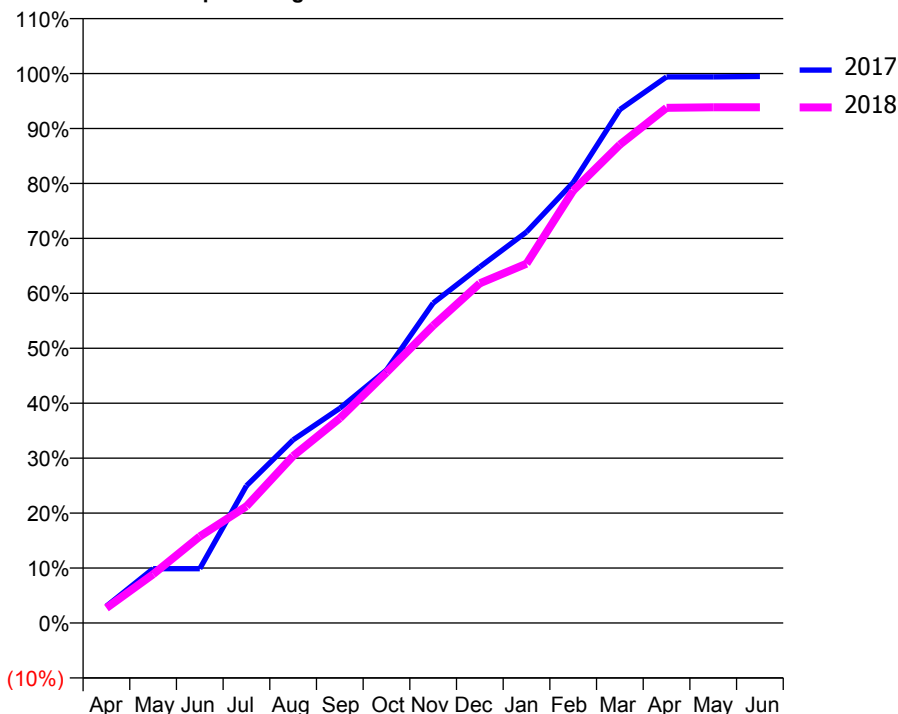
ACCESS*

Patients seen in 24 months	Total	Change since previous quarter
Quarter ending March 2017	5,411	
Quarter ending June 2017	5,419	→
Quarter ending September 2017	5,364	↓
Quarter ending December 2017	5,361	→
Quarter ending March 2018	5,413	→
Variance since March 2017	0.0%	→



ACTIVITY

Cumulative percentage of contracted UDA delivered 2017 & 2018



Month	Adjusted Scheduled Activity (UDA)	
	2017	2018
April	430	381
May	1,385	1,242
June	1,385	2,205
July	3,498	2,975
August	4,665	4,256
September	5,472	5,216
October	6,446	6,380
November	8,152	7,579
December	9,074	8,655
January	9,961	9,153
February	11,223	11,016
March	13,083	12,189
April	13,914	13,127
May	13,914	13,139
June	13,923	13,138

QUALITY

	Quantity	Base Number	Contract	AT	Region	England
% of FP17s for the same patient ID Re-attending within 3 months - Children	161	2,393	6.7%	10.9%	12.8%	11.9%
% of FP17s for the same patient ID Re-attending within 3 months - Adults	602	5,174	11.6%	14.8%	16.5%	16.0%
% of FP17s for the same patient ID Re-attending between 3 & 9 months - Children	1,563	2,393	65.3%	60.8%	59.7%	58.3%
% of FP17s for the same patient ID Re-attending between 3 & 9 months - Adults	3,312	5,174	64.0%	54.6%	52.6%	50.3%
% of FP17s for Band 1 Urgent Courses	289	6,898	4.2%	8.6%	9.1%	9.1%
% of FP17s Relating to Free Repair or Replacements	25	6,898	0.4%	0.9%	1.0%	0.8%
% of FP17s Relating to Continuations	33	6,898	0.5%	1.1%	1.2%	1.0%
% of Patients satisfied with the dentistry they have received	3	3	N/A	91.4%	91.6%	91.5%
% of Patients satisfied with the time they had to wait for an appointment	3	3	N/A	88.2%	88.3%	87.9%

* This is based on patients treated on this contract for their most recent course of treatment. Figures in italics indicate the base number of FP17s or Patient Questionnaire responses are less than 100. N/A is shown where the base number of responses is less than 10 during the period. % is calculated as Quantity/Base number*100

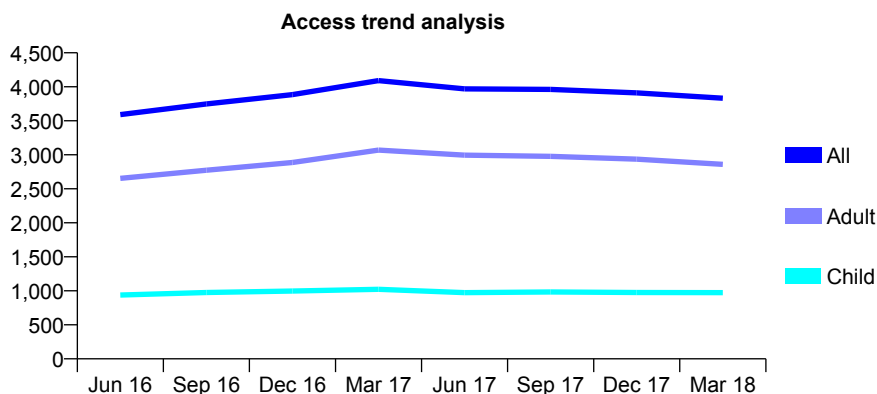
Q52 - Vital Signs At a Glance Contract Report for 184659/0001 - Year end March 2018

Name or company name	Humber & Yorkshire CDA Limited
Contract type name	GDS Contract
Purpose of contract	General
Contract start date	12/11/2009
Contract end date	

17/18 Contracted general activity (UDA)	9,485
Carry forward general activity (UDA)	243
17/18 Contracted orthodontic activity (UOA)	0
Carry forward orthodontic activity (UOA)	0
Baseline contract value	£271,179.20

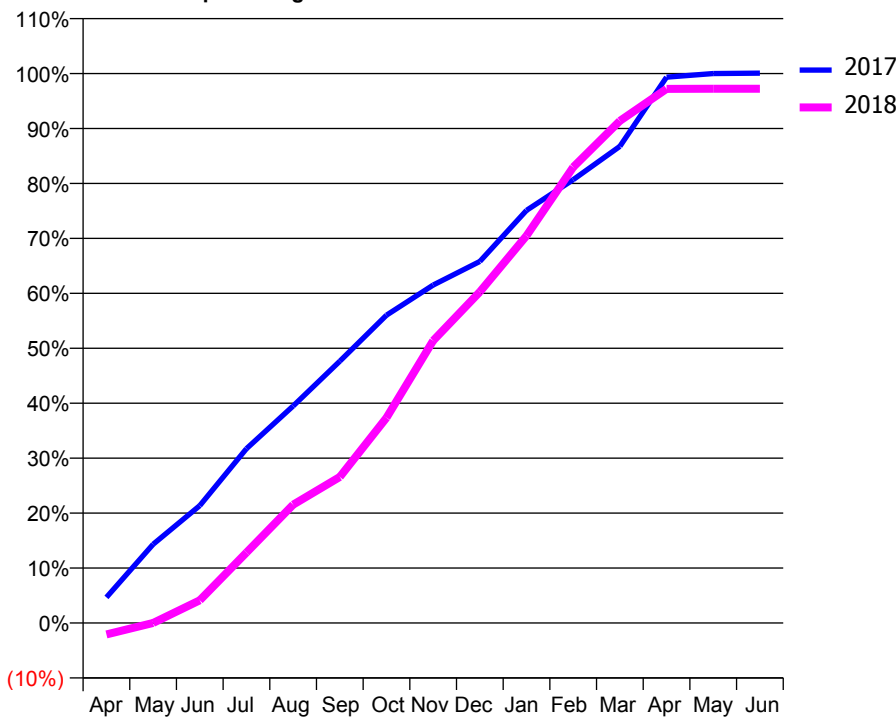
ACCESS*

Patients seen in 24 months	Total	Change since previous quarter
Quarter ending March 2017	4,092	
Quarter ending June 2017	3,969	↓
Quarter ending September 2017	3,961	→
Quarter ending December 2017	3,911	↓
Quarter ending March 2018	3,832	↓
Variance since March 2017	(6.4%)	↓



ACTIVITY

Cumulative percentage of contracted UDA delivered 2017 & 2018



Month	Adjusted Scheduled Activity (UDA)	
	2017	2018
April	440	-198
May	1,347	0
June	2,010	393
July	2,984	1,216
August	3,714	2,043
September	4,480	2,523
October	5,268	3,544
November	5,783	4,875
December	6,188	5,715
January	7,060	6,686
February	7,587	7,868
March	8,157	8,668
April	9,342	9,220
May	9,402	9,221
June	9,410	9,221

QUALITY

	Quantity	Base Number	Contract	AT	Region	England
% of FP17s for the same patient ID Re-attending within 3 months - Children	73	1,270	5.7%	10.9%	12.8%	11.9%
% of FP17s for the same patient ID Re-attending within 3 months - Adults	524	3,630	14.4%	14.8%	16.5%	16.0%
% of FP17s for the same patient ID Re-attending between 3 & 9 months - Children	662	1,270	52.1%	60.8%	59.7%	58.3%
% of FP17s for the same patient ID Re-attending between 3 & 9 months - Adults	1,614	3,630	44.5%	54.6%	52.6%	50.3%
% of FP17s for Band 1 Urgent Courses	489	4,554	10.7%	8.6%	9.1%	9.1%
% of FP17s Relating to Free Repair or Replacements	14	4,554	0.3%	0.9%	1.0%	0.8%
% of FP17s Relating to Continuations	68	4,554	1.5%	1.1%	1.2%	1.0%
% of Patients satisfied with the dentistry they have received	2	2	N/A	91.4%	91.6%	91.5%
% of Patients satisfied with the time they had to wait for an appointment	2	2	N/A	88.2%	88.3%	87.9%

* This is based on patients treated on this contract for their most recent course of treatment. Figures in italics indicate the base number of FP17s or Patient Questionnaire responses are less than 100. N/A is shown where the base number of responses is less than 10 during the period. % is calculated as Quantity/Base number*100

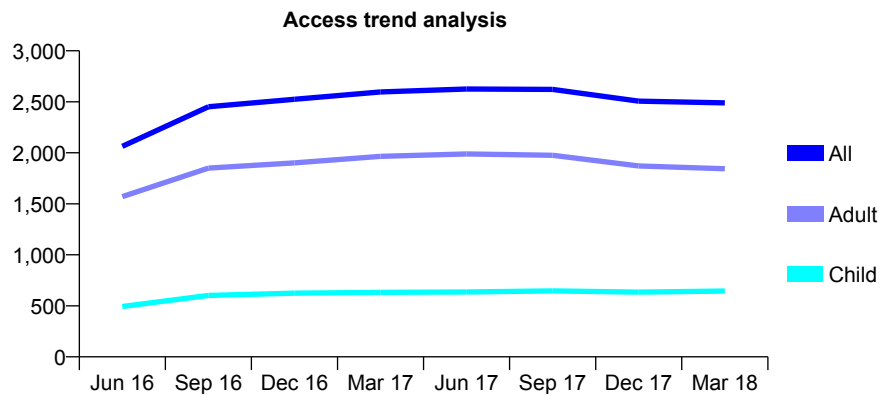
Q52 - Vital Signs At a Glance Contract Report for 184772/0001 - Year end March 2018

Name or company name	Ripponden Dental Care Ltd
Contract type name	GDS Contract
Purpose of contract	General
Contract start date	09/09/2015
Contract end date	

17/18 Contracted general activity (UDA)	7,100
Carry forward general activity (UDA)	-47
17/18 Contracted orthodontic activity (UOA)	0
Carry forward orthodontic activity (UOA)	0
Baseline contract value	£190,804.98

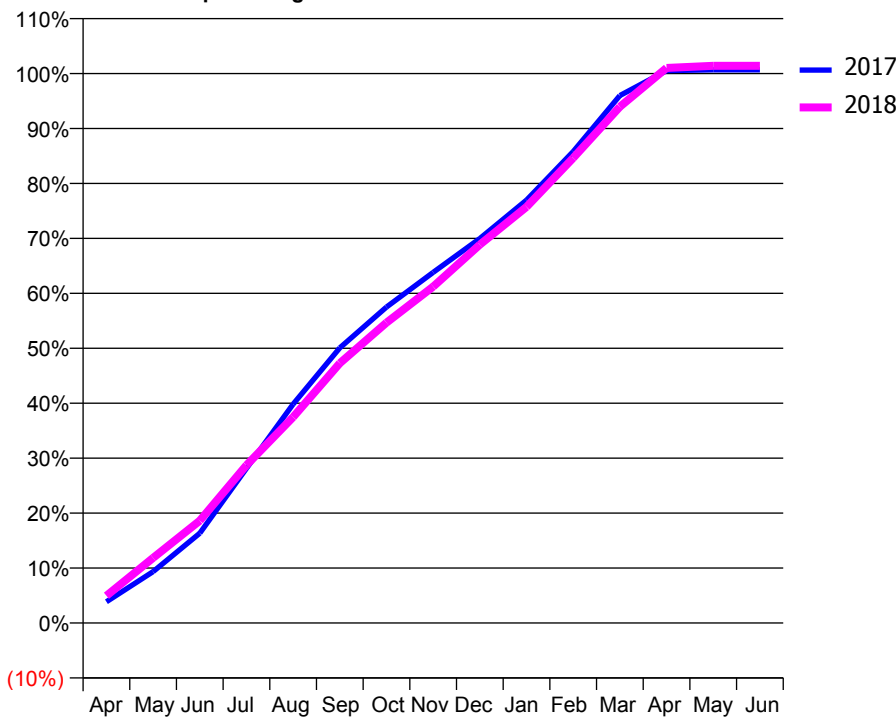
ACCESS*

Patients seen in 24 months	Total	Change since previous quarter
Quarter ending March 2017	2,597	
Quarter ending June 2017	2,625	→
Quarter ending September 2017	2,622	→
Quarter ending December 2017	2,506	↓
Quarter ending March 2018	2,489	→
Variance since March 2017	(4.2%)	↓



ACTIVITY

Cumulative percentage of contracted UDA delivered 2017 & 2018



Month	Adjusted Scheduled Activity (UDA)	
	2017	2018
April	274	353
May	664	841
June	1,161	1,323
July	1,998	2,040
August	2,829	2,661
September	3,555	3,358
October	4,083	3,882
November	4,531	4,346
December	4,969	4,890
January	5,465	5,376
February	6,092	6,009
March	6,815	6,670
April	7,137	7,172
May	7,147	7,200
June	7,147	7,200

QUALITY

	Quantity	Base Number	Contract	AT	Region	England
% of FP17s for the same patient ID Re-attending within 3 months - Children	41	851	4.8%	10.9%	12.8%	11.9%
% of FP17s for the same patient ID Re-attending within 3 months - Adults	363	2,700	13.4%	14.8%	16.5%	16.0%
% of FP17s for the same patient ID Re-attending between 3 & 9 months - Children	450	851	52.9%	60.8%	59.7%	58.3%
% of FP17s for the same patient ID Re-attending between 3 & 9 months - Adults	1,593	2,700	59.0%	54.6%	52.6%	50.3%
% of FP17s for Band 1 Urgent Courses	161	3,620	4.4%	8.6%	9.1%	9.1%
% of FP17s Relating to Free Repair or Replacements	55	3,620	1.5%	0.9%	1.0%	0.8%
% of FP17s Relating to Continuations	55	3,620	1.5%	1.1%	1.2%	1.0%
% of Patients satisfied with the dentistry they have received	1	1	N/A	91.4%	91.6%	91.5%
% of Patients satisfied with the time they had to wait for an appointment	1	1	N/A	88.2%	88.3%	87.9%

* This is based on patients treated on this contract for their most recent course of treatment. Figures in italics indicate the base number of FP17s or Patient Questionnaire responses are less than 100. N/A is shown where the base number of responses is less than 10 during the period. % is calculated as Quantity/Base number*100

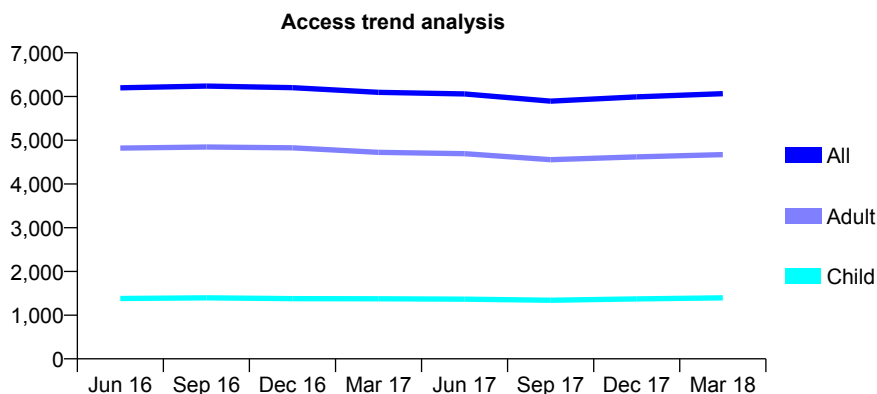
Q52 - Vital Signs At a Glance Contract Report for 184810/0001 - Year end March 2018

Name or company name	S K Exel Dental Limited
Contract type name	GDS Contract
Purpose of contract	General
Contract start date	01/12/2009
Contract end date	

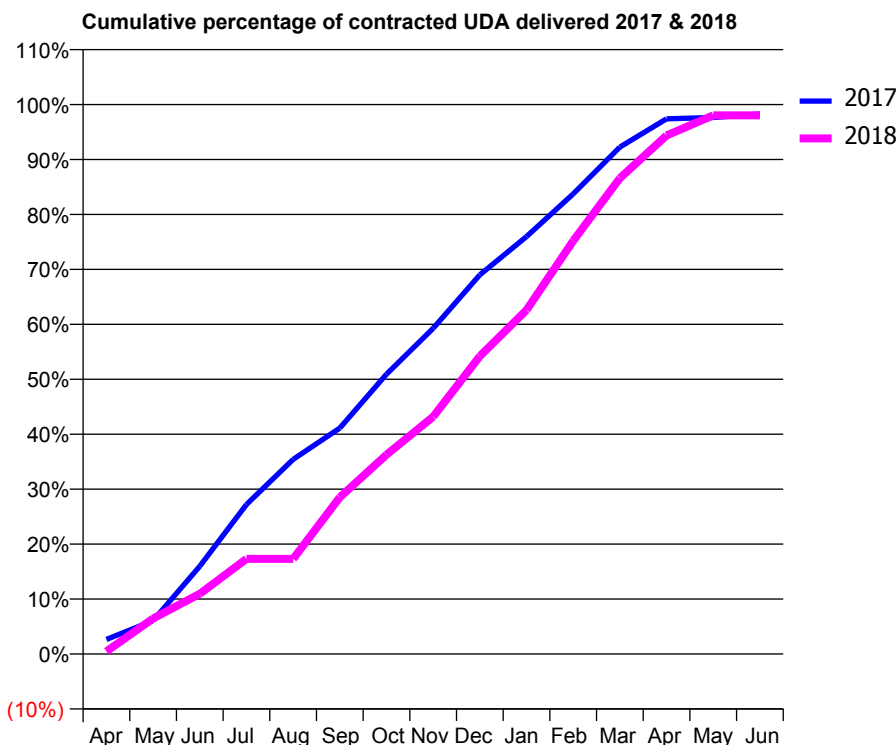
17/18 Contracted general activity (UDA)	19,460
Carry forward general activity (UDA)	-14
17/18 Contracted orthodontic activity (UOA)	0
Carry forward orthodontic activity (UOA)	0
Baseline contract value	£624,803.15

ACCESS*

Patients seen in 24 months	Total	Change since previous quarter
Quarter ending March 2017	6,097	
Quarter ending June 2017	6,058	→
Quarter ending September 2017	5,894	↓
Quarter ending December 2017	5,991	→
Quarter ending March 2018	6,066	→
Variance since March 2017	(0.5%)	→



ACTIVITY



Month	Adjusted Scheduled Activity (UDA)	
	2017	2018
April	518	90
May	1,182	1,260
June	3,112	2,133
July	5,294	3,371
August	6,892	3,371
September	8,000	5,553
October	9,911	7,057
November	11,532	8,402
December	13,427	10,545
January	14,781	12,181
February	16,296	14,631
March	17,950	16,852
April	18,954	18,365
May	19,002	19,076
June	19,123	19,078

QUALITY

	Quantity	Base Number	Contract	AT	Region	England
% of FP17s for the same patient ID Re-attending within 3 months - Children	332	2,566	12.9%	10.9%	12.8%	11.9%
% of FP17s for the same patient ID Re-attending within 3 months - Adults	867	6,007	14.4%	14.8%	16.5%	16.0%
% of FP17s for the same patient ID Re-attending between 3 & 9 months - Children	1,449	2,566	56.5%	60.8%	59.7%	58.3%
% of FP17s for the same patient ID Re-attending between 3 & 9 months - Adults	2,782	6,007	46.3%	54.6%	52.6%	50.3%
% of FP17s for Band 1 Urgent Courses	1,134	8,956	12.7%	8.6%	9.1%	9.1%
% of FP17s Relating to Free Repair or Replacements	71	8,956	0.8%	0.9%	1.0%	0.8%
% of FP17s Relating to Continuations	46	8,956	0.5%	1.1%	1.2%	1.0%
% of Patients satisfied with the dentistry they have received	5	5	N/A	91.4%	91.6%	91.5%
% of Patients satisfied with the time they had to wait for an appointment	4	5	N/A	88.2%	88.3%	87.9%

* This is based on patients treated on this contract for their most recent course of treatment. Figures in italics indicate the base number of FP17s or Patient Questionnaire responses are less than 100. N/A is shown where the base number of responses is less than 10 during the period. % is calculated as Quantity/Base number*100

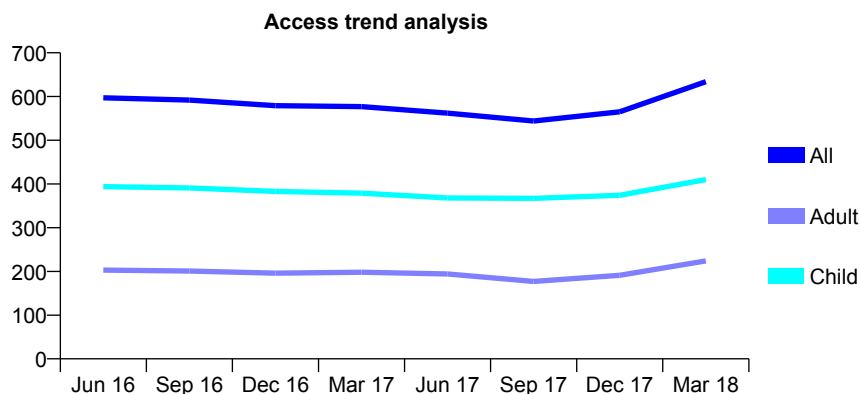
Q52 - Vital Signs At a Glance Contract Report for 185213/0001 - Year end March 2018

Name or company name	Eastleigh Dental Care
Contract type name	GDS Contract
Purpose of contract	General
Contract start date	01/08/2012
Contract end date	

17/18 Contracted general activity (UDA)	1,773
Carry forward general activity (UDA)	67
17/18 Contracted orthodontic activity (UOA)	0
Carry forward orthodontic activity (UOA)	0
Baseline contract value	£52,791.33

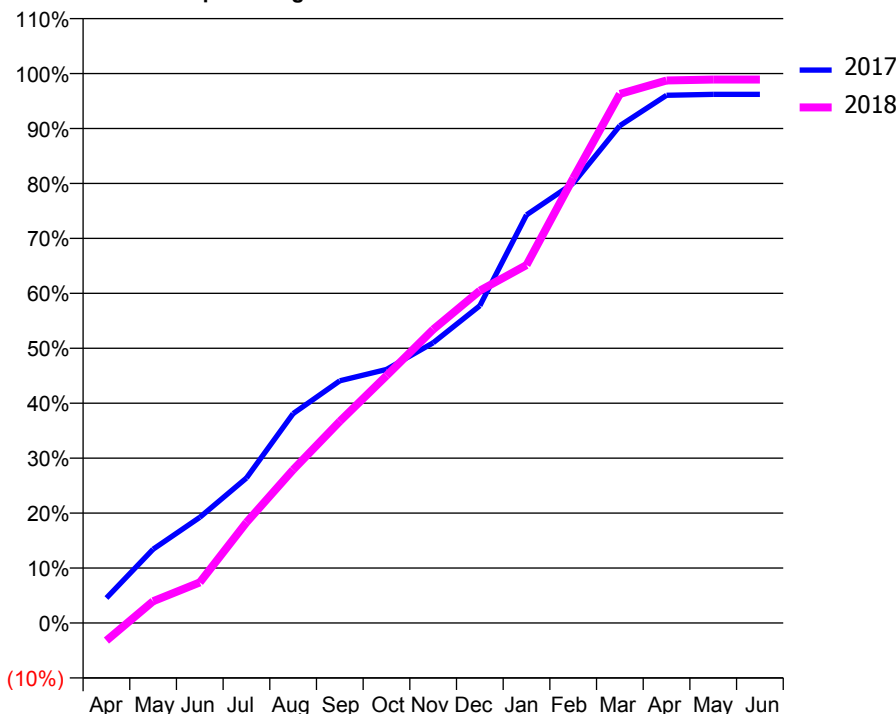
ACCESS*

Patients seen in 24 months	Total	Change since previous quarter
Quarter ending March 2017	577	
Quarter ending June 2017	562	↓
Quarter ending September 2017	544	↓
Quarter ending December 2017	565	↑
Quarter ending March 2018	634	↑
Variance since March 2017	9.9%	↑



ACTIVITY

Cumulative percentage of contracted UDA delivered 2017 & 2018



Month	Adjusted Scheduled Activity (UDA)	
	2017	2018
April	81	-57
May	238	70
June	341	131
July	468	325
August	676	495
September	782	651
October	818	798
November	904	947
December	1,024	1,073
January	1,317	1,155
February	1,419	1,435
March	1,605	1,707
April	1,703	1,751
May	1,706	1,754
June	1,706	1,754

QUALITY

	Quantity	Base Number	Contract	AT	Region	England
% of FP17s for the same patient ID Re-attending within 3 months - Children	54	723	7.5%	10.9%	12.8%	11.9%
% of FP17s for the same patient ID Re-attending within 3 months - Adults	54	290	18.6%	14.8%	16.5%	16.0%
% of FP17s for the same patient ID Re-attending between 3 & 9 months - Children	484	723	66.9%	60.8%	59.7%	58.3%
% of FP17s for the same patient ID Re-attending between 3 & 9 months - Adults	137	290	47.2%	54.6%	52.6%	50.3%
% of FP17s for Band 1 Urgent Courses	38	1,000	3.8%	8.6%	9.1%	9.1%
% of FP17s Relating to Free Repair or Replacements	1	1,000	0.1%	0.9%	1.0%	0.8%
% of FP17s Relating to Continuations	0	1,000	0.0%	1.1%	1.2%	1.0%
% of Patients satisfied with the dentistry they have received	0	0	N/A	91.4%	91.6%	91.5%
% of Patients satisfied with the time they had to wait for an appointment	0	0	N/A	88.2%	88.3%	87.9%

* This is based on patients treated on this contract for their most recent course of treatment. Figures in italics indicate the base number of FP17s or Patient Questionnaire responses are less than 100. N/A is shown where the base number of responses is less than 10 during the period. % is calculated as Quantity/Base number*100

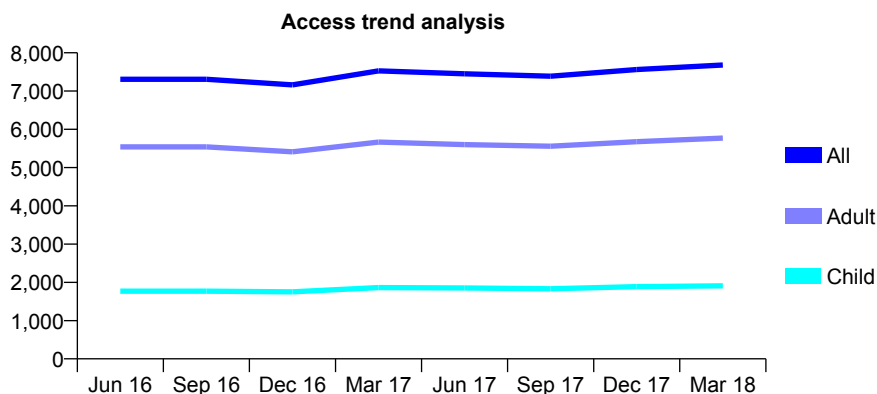
Q52 - Vital Signs At a Glance Contract Report for 187399/0001 - Year end March 2018

Name or company name	M & B Practices Ltd
Contract type name	GDS Contract
Purpose of contract	General
Contract start date	01/11/2011
Contract end date	

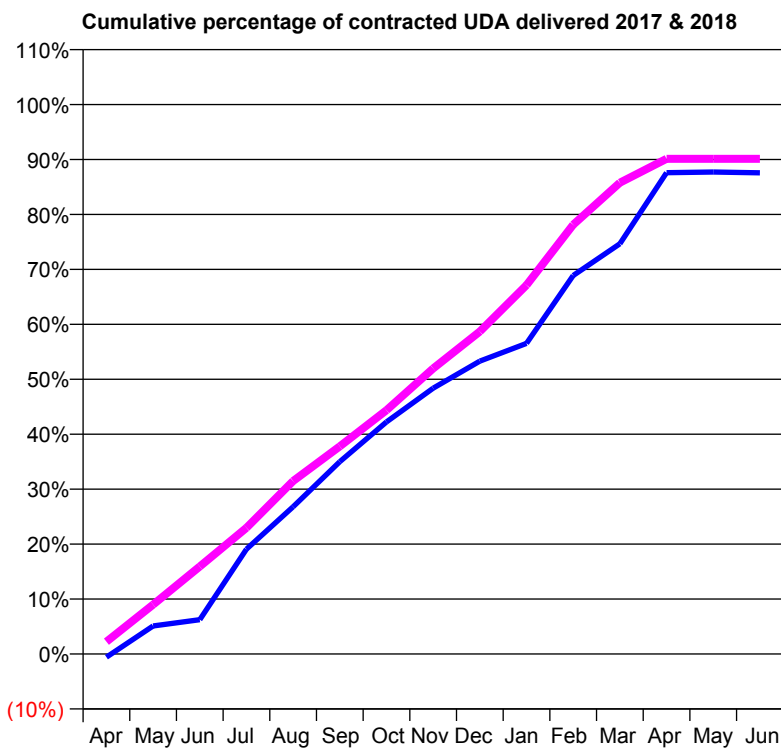
17/18 Contracted general activity (UDA)	24,700
Carry forward general activity (UDA)	0
17/18 Contracted orthodontic activity (UOA)	0
Carry forward orthodontic activity (UOA)	0
Baseline contract value	£590,243.73

ACCESS*

Patients seen in 24 months	Total	Change since previous quarter
Quarter ending March 2017	7,528	
Quarter ending June 2017	7,452	↓
Quarter ending September 2017	7,389	→
Quarter ending December 2017	7,563	↑
Quarter ending March 2018	7,682	→
Variance since March 2017	2.0%	↑



ACTIVITY



Month	Adjusted Scheduled Activity (UDA)	
	2017	2018
April	-145	554
May	1,261	2,219
June	1,541	3,936
July	4,717	5,672
August	6,618	7,775
September	8,649	9,337
October	10,431	10,961
November	11,952	12,836
December	13,168	14,499
January	13,963	16,582
February	17,011	19,297
March	18,442	21,188
April	21,637	22,258
May	21,668	22,259
June	21,632	22,258

QUALITY

	Quantity	Base Number	Contract	AT	Region	England
% of FP17s for the same patient ID Re-attending within 3 months - Children	219	2,756	7.9%	10.9%	12.8%	11.9%
% of FP17s for the same patient ID Re-attending within 3 months - Adults	1,132	8,075	14.0%	14.8%	16.5%	16.0%
% of FP17s for the same patient ID Re-attending between 3 & 9 months - Children	1,533	2,756	55.6%	60.8%	59.7%	58.3%
% of FP17s for the same patient ID Re-attending between 3 & 9 months - Adults	4,223	8,075	52.3%	54.6%	52.6%	50.3%
% of FP17s for Band 1 Urgent Courses	915	9,887	9.3%	8.6%	9.1%	9.1%
% of FP17s Relating to Free Repair or Replacements	112	9,887	1.1%	0.9%	1.0%	0.8%
% of FP17s Relating to Continuations	50	9,887	0.5%	1.1%	1.2%	1.0%
% of Patients satisfied with the dentistry they have received	3	3	N/A	91.4%	91.6%	91.5%
% of Patients satisfied with the time they had to wait for an appointment	3	3	N/A	88.2%	88.3%	87.9%

* This is based on patients treated on this contract for their most recent course of treatment. Figures in italics indicate the base number of FP17s or Patient Questionnaire responses are less than 100. N/A is shown where the base number of responses is less than 10 during the period. % is calculated as Quantity/Base number*100

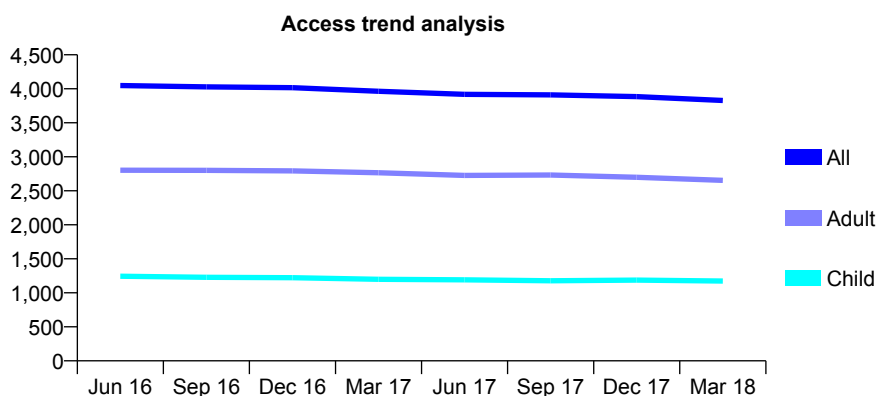
Q52 - Vital Signs At a Glance Contract Report for 188700/0001 - Year end March 2018

Name or company name	Honden Limited
Contract type name	GDS Contract
Purpose of contract	General
Contract start date	01/09/2011
Contract end date	

17/18 Contracted general activity (UDA)	10,800
Carry forward general activity (UDA)	290
17/18 Contracted orthodontic activity (UOA)	0
Carry forward orthodontic activity (UOA)	0
Baseline contract value	£321,683.46

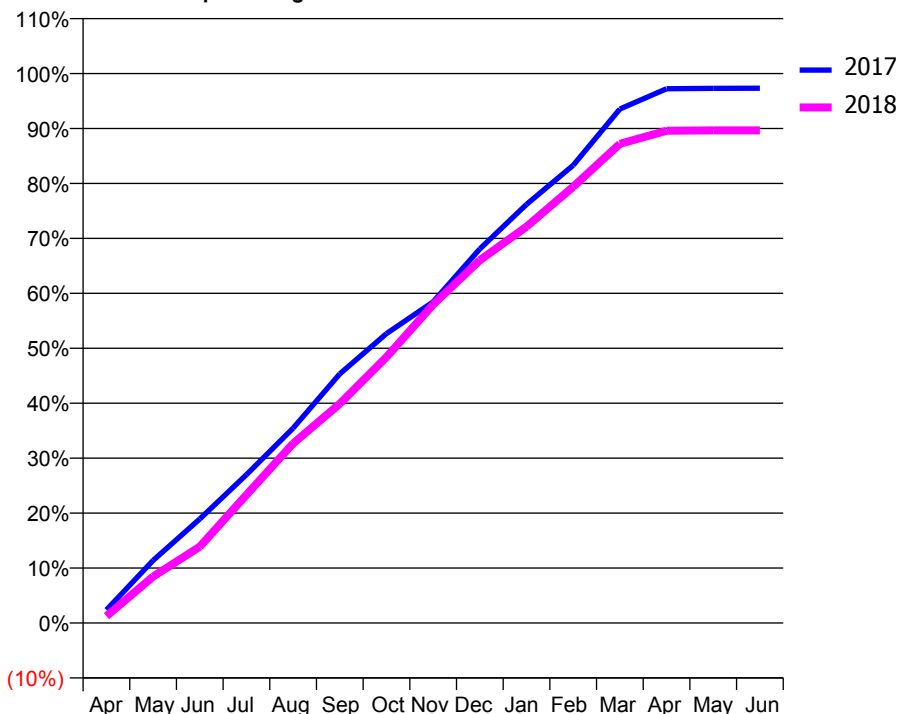
ACCESS*

Patients seen in 24 months	Total	Change since previous quarter
Quarter ending March 2017	3,964	
Quarter ending June 2017	3,919	↓
Quarter ending September 2017	3,910	→
Quarter ending December 2017	3,886	→
Quarter ending March 2018	3,828	↓
Variance since March 2017	(3.4%)	↓



ACTIVITY

Cumulative percentage of contracted UDA delivered 2017 & 2018



Month	Adjusted Scheduled Activity (UDA)	
	2017	2018
April	259	135
May	1,230	913
June	2,047	1,502
July	2,917	2,520
August	3,830	3,530
September	4,897	4,309
October	5,689	5,226
November	6,311	6,259
December	7,352	7,130
January	8,227	7,791
February	8,997	8,573
March	10,101	9,419
April	10,500	9,676
May	10,508	9,683
June	10,510	9,683

QUALITY

	Quantity	Base Number	Contract	AT	Region	England
% of FP17s for the same patient ID Re-attending within 3 months - Children	174	2,066	8.4%	10.9%	12.8%	11.9%
% of FP17s for the same patient ID Re-attending within 3 months - Adults	641	4,094	15.7%	14.8%	16.5%	16.0%
% of FP17s for the same patient ID Re-attending between 3 & 9 months - Children	1,381	2,066	66.8%	60.8%	59.7%	58.3%
% of FP17s for the same patient ID Re-attending between 3 & 9 months - Adults	2,524	4,094	61.7%	54.6%	52.6%	50.3%
% of FP17s for Band 1 Urgent Courses	409	6,096	6.7%	8.6%	9.1%	9.1%
% of FP17s Relating to Free Repair or Replacements	24	6,096	0.4%	0.9%	1.0%	0.8%
% of FP17s Relating to Continuations	107	6,096	1.8%	1.1%	1.2%	1.0%
% of Patients satisfied with the dentistry they have received	3	4	N/A	91.4%	91.6%	91.5%
% of Patients satisfied with the time they had to wait for an appointment	4	4	N/A	88.2%	88.3%	87.9%

* This is based on patients treated on this contract for their most recent course of treatment. Figures in italics indicate the base number of FP17s or Patient Questionnaire responses are less than 100. N/A is shown where the base number of responses is less than 10 during the period. % is calculated as Quantity/Base number*100

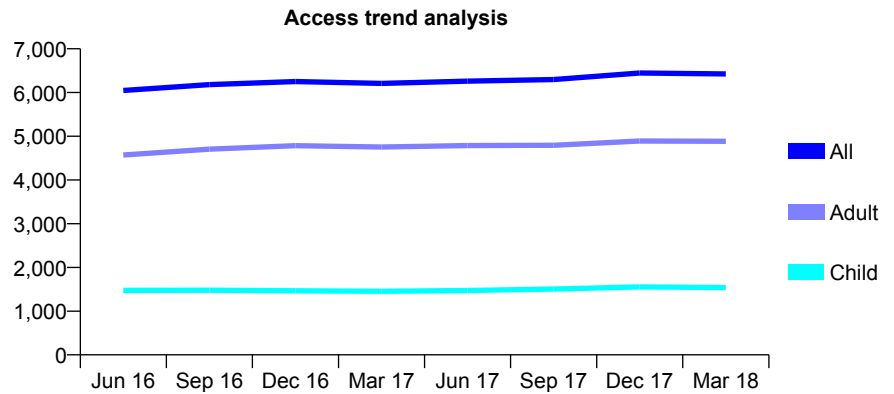
Q52 - Vital Signs At a Glance Contract Report for 190268/0001 - Year end March 2018

Name or company name	Bailiff Bridge Dental Practice
Contract type name	GDS Contract
Purpose of contract	General
Contract start date	01/07/2007
Contract end date	

17/18 Contracted general activity (UDA)	20,000
Carry forward general activity (UDA)	-398
17/18 Contracted orthodontic activity (UOA)	0
Carry forward orthodontic activity (UOA)	0
Baseline contract value	£513,441.02

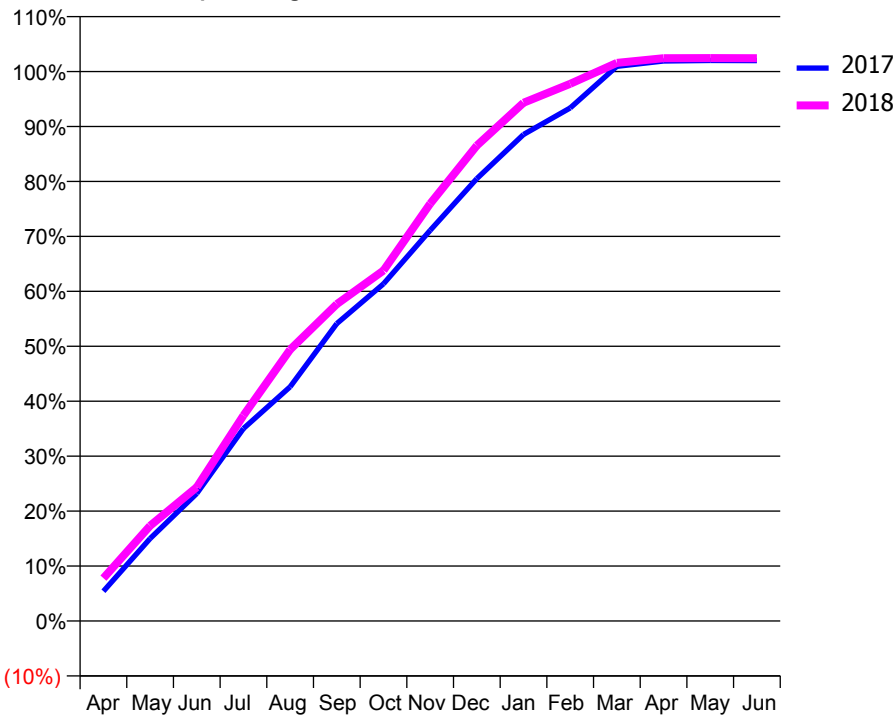
ACCESS*

Patients seen in 24 months	Total	Change since previous quarter
Quarter ending March 2017	6,208	
Quarter ending June 2017	6,259	→
Quarter ending September 2017	6,298	→
Quarter ending December 2017	6,445	↑
Quarter ending March 2018	6,424	→
Variance since March 2017	3.5%	↑



ACTIVITY

Cumulative percentage of contracted UDA delivered 2017 & 2018



Month	Adjusted Scheduled Activity (UDA)	
	2017	2018
April	1,083	1,562
May	3,000	3,467
June	4,643	4,869
July	7,007	7,484
August	8,526	9,878
September	10,824	11,532
October	12,270	12,755
November	14,217	15,189
December	16,100	17,305
January	17,706	18,862
February	18,672	19,553
March	20,187	20,316
April	20,382	20,486
May	20,400	20,486
June	20,398	20,484

QUALITY

	Quantity	Base Number	Contract	AT	Region	England
% of FP17s for the same patient ID Re-attending within 3 months - Children	275	2,653	10.4%	10.9%	12.8%	11.9%
% of FP17s for the same patient ID Re-attending within 3 months - Adults	1,125	7,274	15.5%	14.8%	16.5%	16.0%
% of FP17s for the same patient ID Re-attending between 3 & 9 months - Children	1,753	2,653	66.1%	60.8%	59.7%	58.3%
% of FP17s for the same patient ID Re-attending between 3 & 9 months - Adults	4,339	7,274	59.7%	54.6%	52.6%	50.3%
% of FP17s for Band 1 Urgent Courses	440	9,945	4.4%	8.6%	9.1%	9.1%
% of FP17s Relating to Free Repair or Replacements	107	9,945	1.1%	0.9%	1.0%	0.8%
% of FP17s Relating to Continuations	136	9,945	1.4%	1.1%	1.2%	1.0%
% of Patients satisfied with the dentistry they have received	12	12	100.0%	91.4%	91.6%	91.5%
% of Patients satisfied with the time they had to wait for an appointment	11	12	91.7%	88.2%	88.3%	87.9%

* This is based on patients treated on this contract for their most recent course of treatment. Figures in italics indicate the base number of FP17s or Patient Questionnaire responses are less than 100. N/A is shown where the base number of responses is less than 10 during the period. % is calculated as Quantity/Base number*100

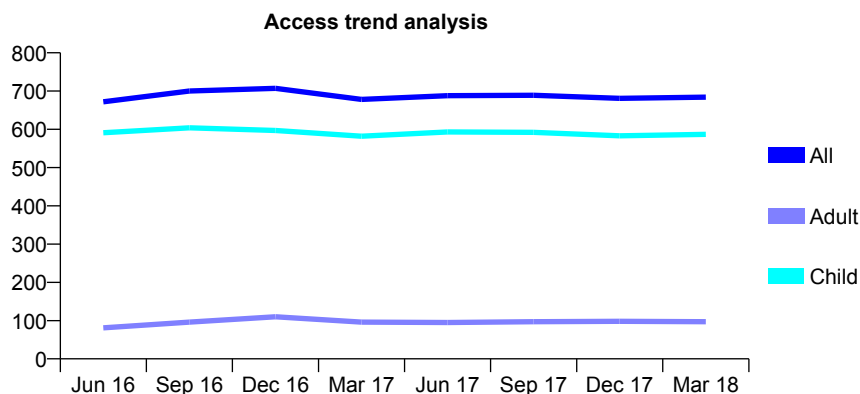
Q52 - Vital Signs At a Glance Contract Report for 190284/0001 - Year end March 2018

Name or company name	Hebden Bridge Dental Care Ltd.
Contract type name	GDS Contract
Purpose of contract	General
Contract start date	01/11/2014
Contract end date	

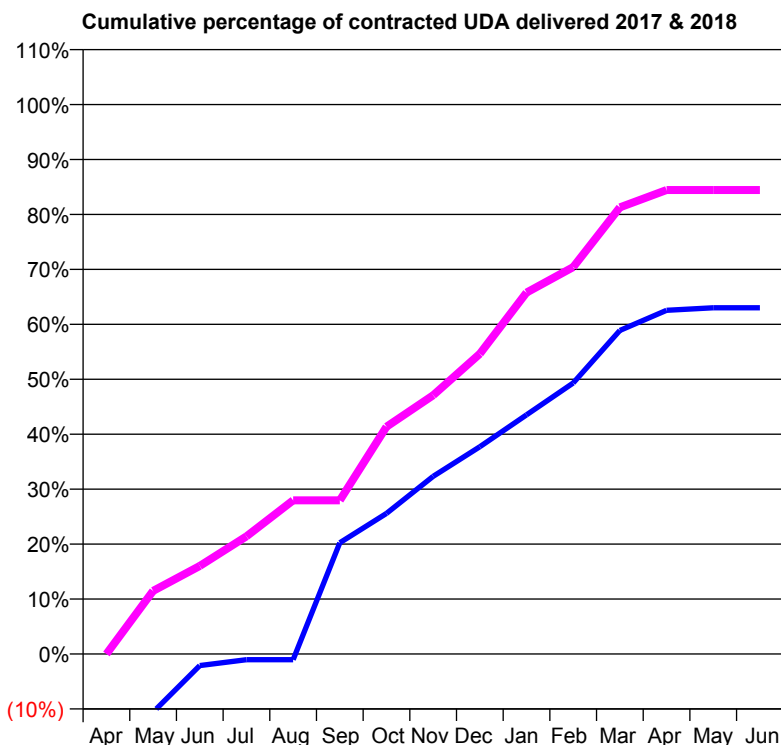
17/18 Contracted general activity (UDA)	1,500
Carry forward general activity (UDA)	0
17/18 Contracted orthodontic activity (UOA)	0
Carry forward orthodontic activity (UOA)	0
Baseline contract value	£38,414.39

ACCESS*

Patients seen in 24 months	Total	Change since previous quarter
Quarter ending March 2017	678	
Quarter ending June 2017	688	→
Quarter ending September 2017	689	→
Quarter ending December 2017	681	↓
Quarter ending March 2018	684	→
Variance since March 2017	0.9%	→



ACTIVITY



Month	Adjusted Scheduled Activity (UDA)	
	2017	2018
April	-227	0
May	-159	172
June	-32	240
July	-16	321
August	-16	419
September	304	419
October	384	620
November	485	706
December	566	820
January	653	987
February	740	1,056
March	883	1,219
April	938	1,266
May	945	1,266
June	945	1,266

QUALITY

	Quantity	Base Number	Contract	AT	Region	England
% of FP17s for the same patient ID Re-attending within 3 months - Children	50	830	6.0%	10.9%	12.8%	11.9%
% of FP17s for the same patient ID Re-attending within 3 months - Adults	1	44	2.3%	14.8%	16.5%	16.0%
% of FP17s for the same patient ID Re-attending between 3 & 9 months - Children	466	830	56.1%	60.8%	59.7%	58.3%
% of FP17s for the same patient ID Re-attending between 3 & 9 months - Adults	27	44	61.4%	54.6%	52.6%	50.3%
% of FP17s for Band 1 Urgent Courses	12	867	1.4%	8.6%	9.1%	9.1%
% of FP17s Relating to Free Repair or Replacements	0	867	0.0%	0.9%	1.0%	0.8%
% of FP17s Relating to Continuations	11	867	1.3%	1.1%	1.2%	1.0%
% of Patients satisfied with the dentistry they have received	0	0	N/A	91.4%	91.6%	91.5%
% of Patients satisfied with the time they had to wait for an appointment	0	0	N/A	88.2%	88.3%	87.9%

* This is based on patients treated on this contract for their most recent course of treatment. Figures in italics indicate the base number of FP17s or Patient Questionnaire responses are less than 100. N/A is shown where the base number of responses is less than 10 during the period. % is calculated as Quantity/Base number*100

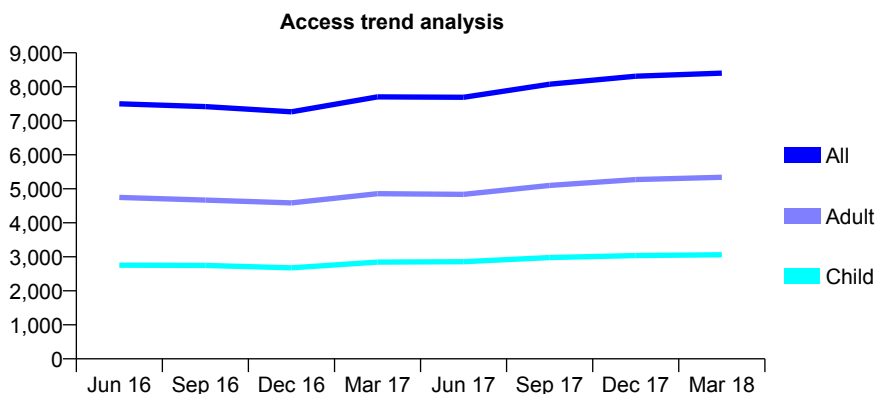
Q52 - Vital Signs At a Glance Contract Report for 190551/0001 - Year end March 2018

Name or company name	Dentistry@ltd
Contract type name	GDS Contract
Purpose of contract	General
Contract start date	11/05/2009
Contract end date	

17/18 Contracted general activity (UDA)	24,801
Carry forward general activity (UDA)	844
17/18 Contracted orthodontic activity (UOA)	0
Carry forward orthodontic activity (UOA)	0
Baseline contract value	£840,372.91

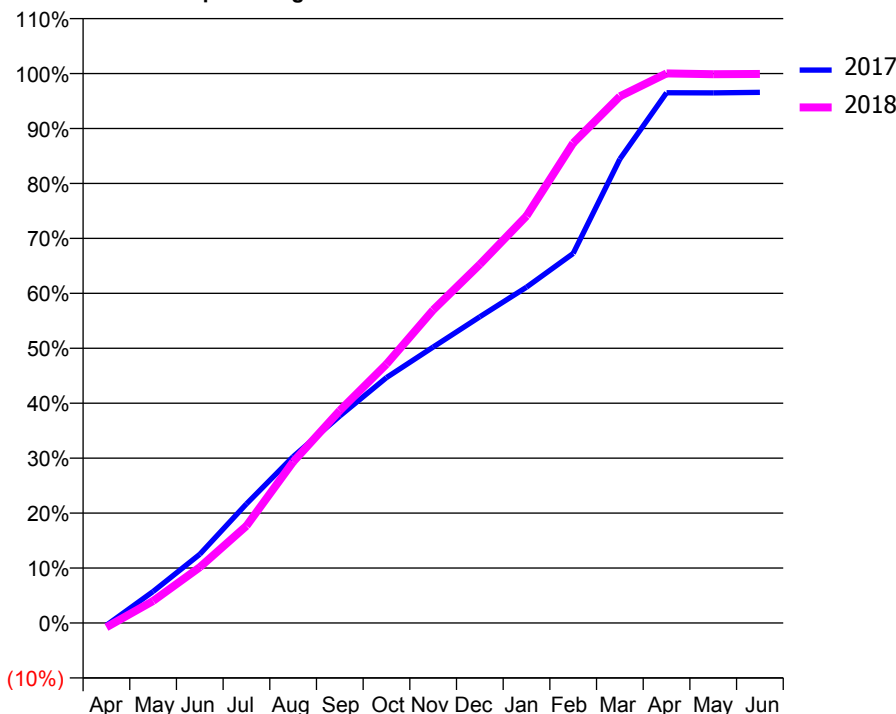
ACCESS*

Patients seen in 24 months	Total	Change since previous quarter
Quarter ending March 2017	7,705	
Quarter ending June 2017	7,694	→
Quarter ending September 2017	8,077	↑
Quarter ending December 2017	8,311	↑
Quarter ending March 2018	8,400	→
Variance since March 2017	9.0%	↑



ACTIVITY

Cumulative percentage of contracted UDA delivered 2017 & 2018



Month	Adjusted Scheduled Activity (UDA)	
	2017	2018
April	-103	-198
May	1,412	994
June	3,073	2,518
July	5,326	4,387
August	7,434	7,275
September	9,255	9,591
October	10,968	11,683
November	12,331	14,125
December	13,685	16,189
January	15,007	18,372
February	16,515	21,661
March	20,739	23,773
April	23,696	24,807
May	23,693	24,770
June	23,715	24,781

QUALITY

	Quantity	Base Number	Contract	AT	Region	England
% of FP17s for the same patient ID Re-attending within 3 months - Children	718	6,613	10.9%	10.9%	12.8%	11.9%
% of FP17s for the same patient ID Re-attending within 3 months - Adults	1,095	8,003	13.7%	14.8%	16.5%	16.0%
% of FP17s for the same patient ID Re-attending between 3 & 9 months - Children	4,223	6,613	63.9%	60.8%	59.7%	58.3%
% of FP17s for the same patient ID Re-attending between 3 & 9 months - Adults	3,997	8,003	49.9%	54.6%	52.6%	50.3%
% of FP17s for Band 1 Urgent Courses	773	13,057	5.9%	8.6%	9.1%	9.1%
% of FP17s Relating to Free Repair or Replacements	92	13,057	0.7%	0.9%	1.0%	0.8%
% of FP17s Relating to Continuations	21	13,057	0.2%	1.1%	1.2%	1.0%
% of Patients satisfied with the dentistry they have received	3	4	N/A	91.4%	91.6%	91.5%
% of Patients satisfied with the time they had to wait for an appointment	3	4	N/A	88.2%	88.3%	87.9%

* This is based on patients treated on this contract for their most recent course of treatment. Figures in italics indicate the base number of FP17s or Patient Questionnaire responses are less than 100. N/A is shown where the base number of responses is less than 10 during the period. % is calculated as Quantity/Base number*100

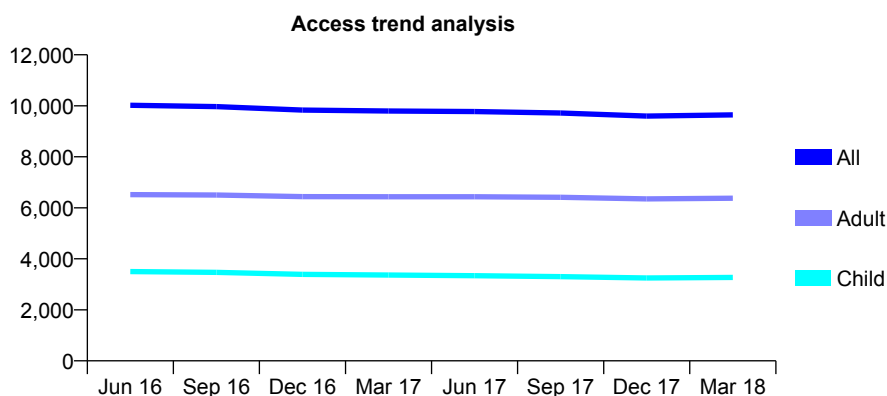
Q52 - Vital Signs At a Glance Contract Report for 190748/0001 - Year end March 2018

Name or company name	A & S Dental Surgeons Ltd
Contract type name	GDS Contract
Purpose of contract	General
Contract start date	01/03/2011
Contract end date	

17/18 Contracted general activity (UDA)	29,000
Carry forward general activity (UDA)	-79
17/18 Contracted orthodontic activity (UOA)	0
Carry forward orthodontic activity (UOA)	0
Baseline contract value	£1,128,540.67

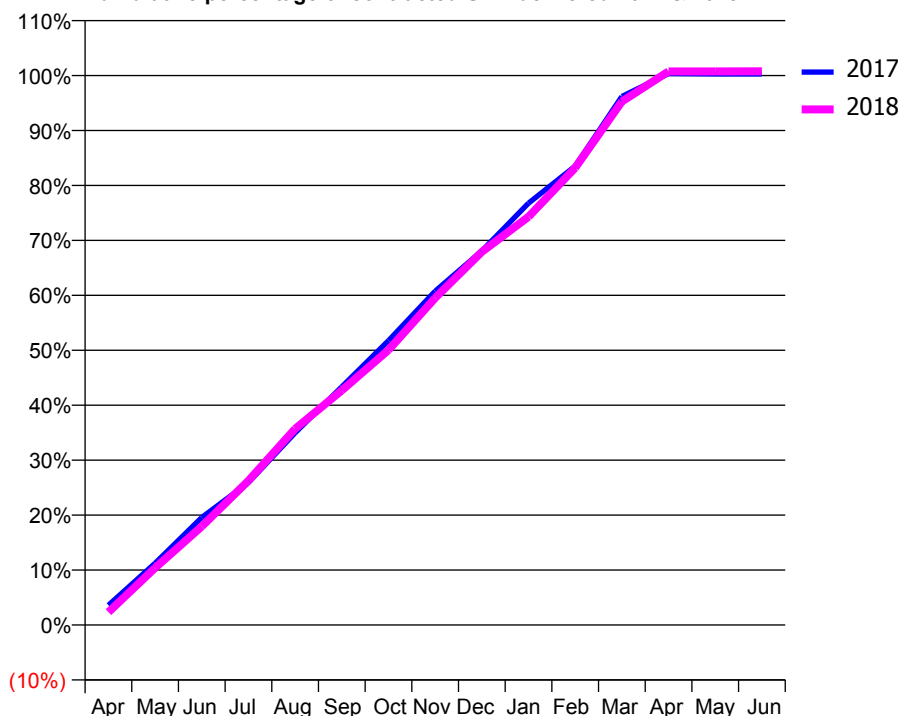
ACCESS*

Patients seen in 24 months	Total	Change since previous quarter
Quarter ending March 2017	9,798	
Quarter ending June 2017	9,773	→
Quarter ending September 2017	9,716	→
Quarter ending December 2017	9,598	↓
Quarter ending March 2018	9,644	→
Variance since March 2017	(1.6%)	↓



ACTIVITY

Cumulative percentage of contracted UDA delivered 2017 & 2018



Month	Adjusted Scheduled Activity (UDA)	
	2017	2018
April	1,045	682
May	3,260	3,014
June	5,673	5,204
July	7,522	7,615
August	10,144	10,356
September	12,574	12,385
October	15,010	14,515
November	17,620	17,258
December	19,743	19,694
January	22,264	21,543
February	24,219	24,130
March	27,894	27,627
April	29,106	29,216
May	29,082	29,219
June	29,079	29,221

QUALITY

	Quantity	Base Number	Contract	AT	Region	England
% of FP17s for the same patient ID Re-attending within 3 months - Children	350	5,719	6.1%	10.9%	12.8%	11.9%
% of FP17s for the same patient ID Re-attending within 3 months - Adults	961	9,690	9.9%	14.8%	16.5%	16.0%
% of FP17s for the same patient ID Re-attending between 3 & 9 months - Children	4,045	5,719	70.7%	60.8%	59.7%	58.3%
% of FP17s for the same patient ID Re-attending between 3 & 9 months - Adults	5,861	9,690	60.5%	54.6%	52.6%	50.3%
% of FP17s for Band 1 Urgent Courses	834	14,878	5.6%	8.6%	9.1%	9.1%
% of FP17s Relating to Free Repair or Replacements	79	14,878	0.5%	0.9%	1.0%	0.8%
% of FP17s Relating to Continuations	85	14,878	0.6%	1.1%	1.2%	1.0%
% of Patients satisfied with the dentistry they have received	2	2	N/A	91.4%	91.6%	91.5%
% of Patients satisfied with the time they had to wait for an appointment	2	2	N/A	88.2%	88.3%	87.9%

* This is based on patients treated on this contract for their most recent course of treatment. Figures in italics indicate the base number of FP17s or Patient Questionnaire responses are less than 100. N/A is shown where the base number of responses is less than 10 during the period. % is calculated as Quantity/Base number*100

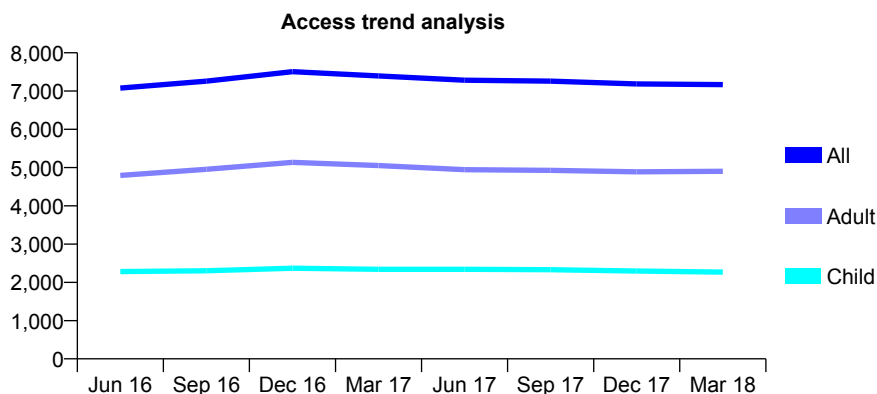
Q52 - Vital Signs At a Glance Contract Report for 190810/0001 - Year end March 2018

Name or company name	Church Street Dental Partnership
Contract type name	GDS Contract
Purpose of contract	General
Contract start date	01/12/2014
Contract end date	

17/18 Contracted general activity (UDA)	20,511
Carry forward general activity (UDA)	92
17/18 Contracted orthodontic activity (UOA)	0
Carry forward orthodontic activity (UOA)	0
Baseline contract value	£622,525.77

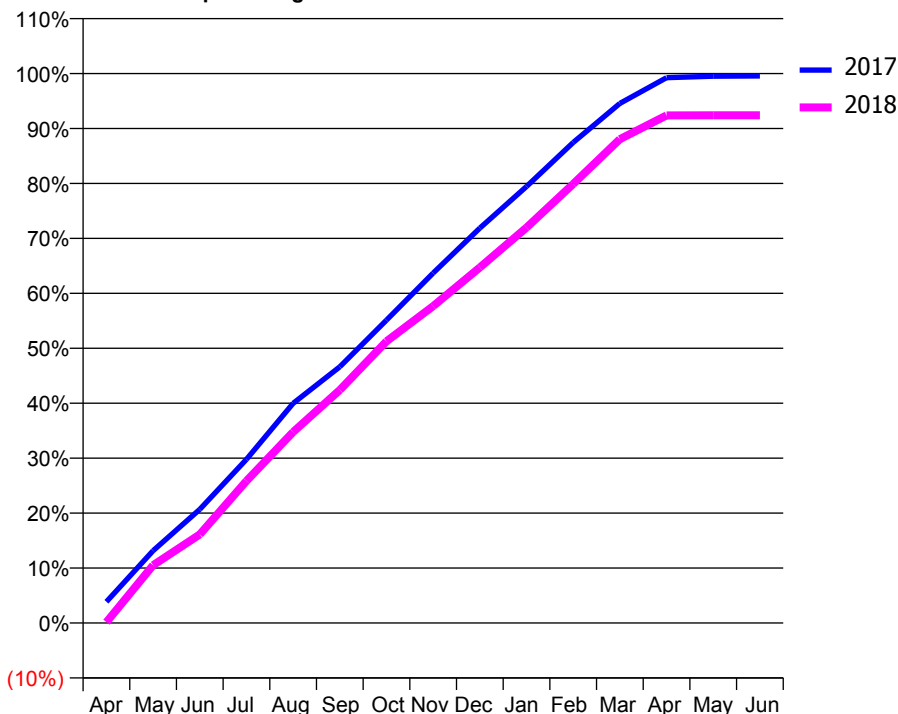
ACCESS*

Patients seen in 24 months	Total	Change since previous quarter
Quarter ending March 2017	7,394	
Quarter ending June 2017	7,284	↓
Quarter ending September 2017	7,259	→
Quarter ending December 2017	7,187	→
Quarter ending March 2018	7,169	→
Variance since March 2017	(3.0%)	↓



ACTIVITY

Cumulative percentage of contracted UDA delivered 2017 & 2018



Month	Adjusted Scheduled Activity (UDA)	
	2017	2018
April	794	31
May	2,699	2,155
June	4,241	3,308
July	6,111	5,306
August	8,201	7,131
September	9,563	8,697
October	11,305	10,516
November	13,061	11,827
December	14,741	13,274
January	16,295	14,759
February	17,937	16,389
March	19,395	18,060
April	20,357	18,948
May	20,407	18,952
June	20,419	18,952

QUALITY

	Quantity	Base Number	Contract	AT	Region	England
% of FP17s for the same patient ID Re-attending within 3 months - Children	221	3,730	5.9%	10.9%	12.8%	11.9%
% of FP17s for the same patient ID Re-attending within 3 months - Adults	468	6,737	6.9%	14.8%	16.5%	16.0%
% of FP17s for the same patient ID Re-attending between 3 & 9 months - Children	2,570	3,730	68.9%	60.8%	59.7%	58.3%
% of FP17s for the same patient ID Re-attending between 3 & 9 months - Adults	4,182	6,737	62.1%	54.6%	52.6%	50.3%
% of FP17s for Band 1 Urgent Courses	85	10,360	0.8%	8.6%	9.1%	9.1%
% of FP17s Relating to Free Repair or Replacements	21	10,360	0.2%	0.9%	1.0%	0.8%
% of FP17s Relating to Continuations	9	10,360	0.1%	1.1%	1.2%	1.0%
% of Patients satisfied with the dentistry they have received	2	2	N/A	91.4%	91.6%	91.5%
% of Patients satisfied with the time they had to wait for an appointment	1	2	N/A	88.2%	88.3%	87.9%

* This is based on patients treated on this contract for their most recent course of treatment. Figures in italics indicate the base number of FP17s or Patient Questionnaire responses are less than 100. N/A is shown where the base number of responses is less than 10 during the period. % is calculated as Quantity/Base number*100

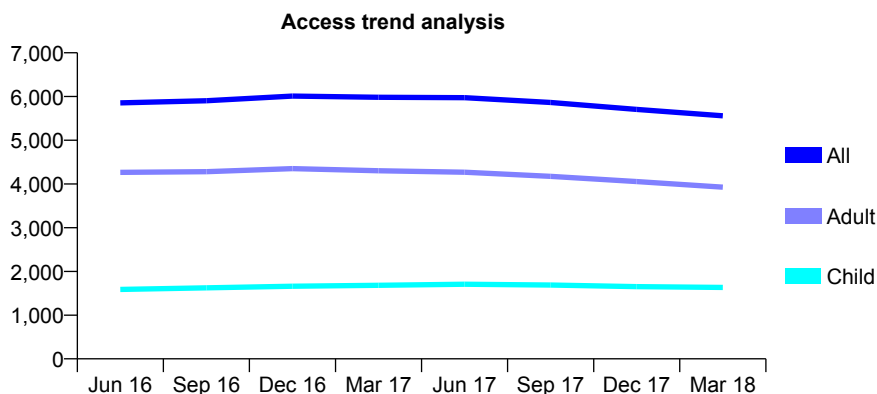
Q52 - Vital Signs At a Glance Contract Report for 192554/0001 - Year end March 2018

Name or company name	The Crossgates Lane and Chapeltown Roa
Contract type name	GDS Contract
Purpose of contract	General
Contract start date	01/05/2013
Contract end date	

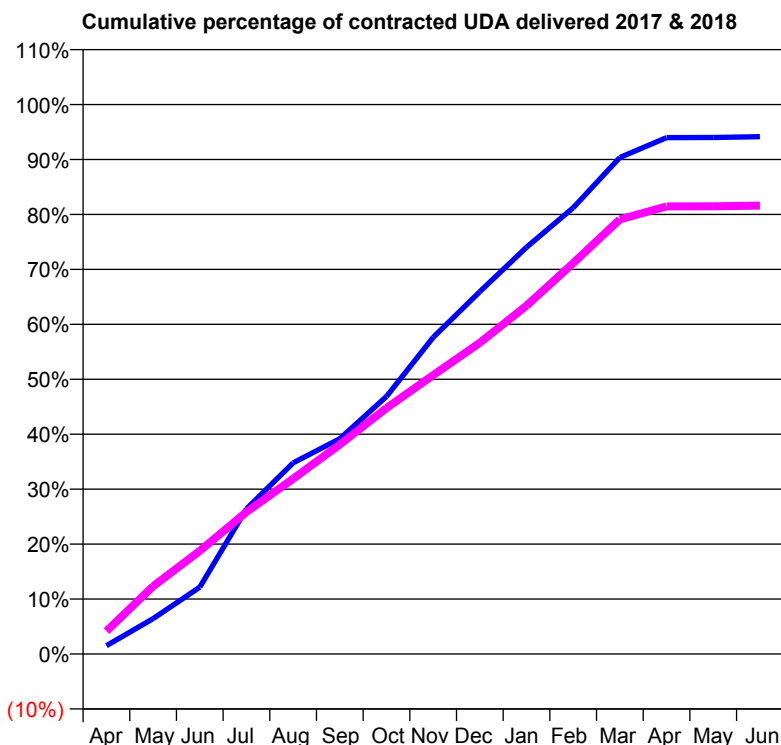
17/18 Contracted general activity (UDA)	17,895
Carry forward general activity (UDA)	0
17/18 Contracted orthodontic activity (UOA)	0
Carry forward orthodontic activity (UOA)	0
Baseline contract value	£578,556.19

ACCESS*

Patients seen in 24 months	Total	Change since previous quarter
Quarter ending March 2017	5,983	
Quarter ending June 2017	5,975	→
Quarter ending September 2017	5,863	↓
Quarter ending December 2017	5,706	↓
Quarter ending March 2018	5,560	↓
Variance since March 2017	(7.1%)	↓



ACTIVITY



Month	Adjusted Scheduled Activity (UDA)	
	2017	2018
April	272	745
May	1,153	2,210
June	2,178	3,360
July	4,728	4,628
August	6,224	5,706
September	7,010	6,823
October	8,389	8,009
November	10,312	9,083
December	11,802	10,137
January	13,246	11,343
February	14,534	12,728
March	16,168	14,155
April	16,818	14,574
May	16,822	14,580
June	16,846	14,601

QUALITY

	Quantity	Base Number	Contract	AT	Region	England
% of FP17s for the same patient ID Re-attending within 3 months - Children	157	1,989	7.9%	10.9%	12.8%	11.9%
% of FP17s for the same patient ID Re-attending within 3 months - Adults	551	4,301	12.8%	14.8%	16.5%	16.0%
% of FP17s for the same patient ID Re-attending between 3 & 9 months - Children	927	1,989	46.6%	60.8%	59.7%	58.3%
% of FP17s for the same patient ID Re-attending between 3 & 9 months - Adults	1,888	4,301	43.9%	54.6%	52.6%	50.3%
% of FP17s for Band 1 Urgent Courses	391	6,204	6.3%	8.6%	9.1%	9.1%
% of FP17s Relating to Free Repair or Replacements	25	6,204	0.4%	0.9%	1.0%	0.8%
% of FP17s Relating to Continuations	108	6,204	1.7%	1.1%	1.2%	1.0%
% of Patients satisfied with the dentistry they have received	1	1	N/A	91.4%	91.6%	91.5%
% of Patients satisfied with the time they had to wait for an appointment	1	1	N/A	88.2%	88.3%	87.9%

* This is based on patients treated on this contract for their most recent course of treatment. Figures in italics indicate the base number of FP17s or Patient Questionnaire responses are less than 100. N/A is shown where the base number of responses is less than 10 during the period. % is calculated as Quantity/Base number*100

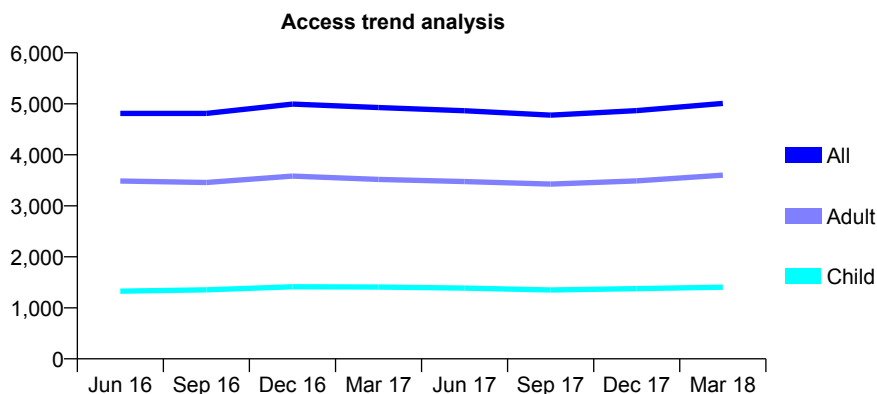
Q52 - Vital Signs At a Glance Contract Report for 192554/0002 - Year end March 2018

Name or company name	The Crossgates Lane and Chapeltown Roa
Contract type name	GDS Contract
Purpose of contract	General
Contract start date	01/05/2013
Contract end date	

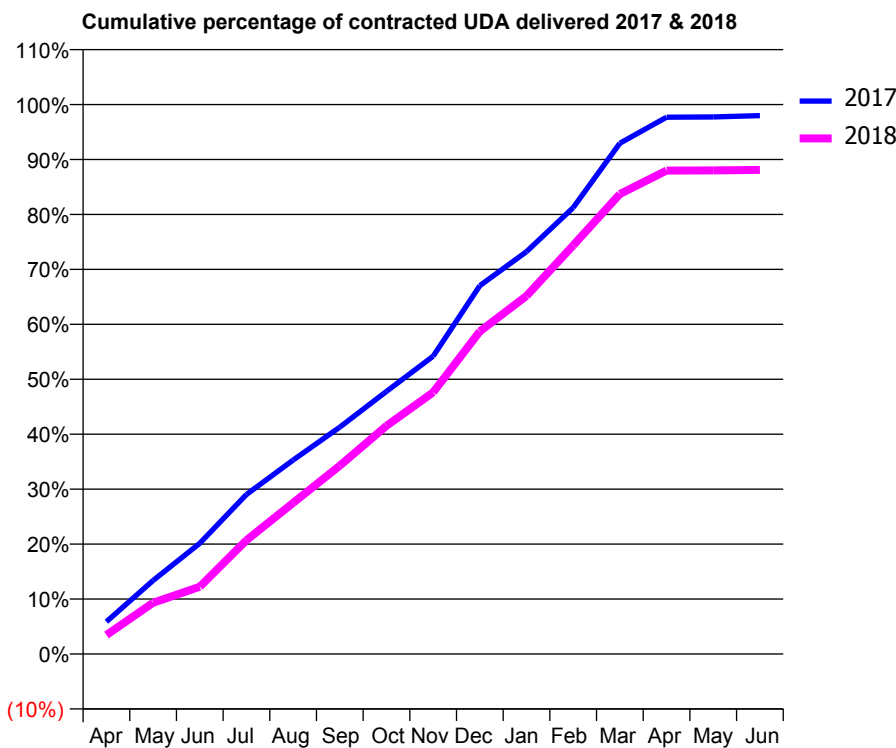
17/18 Contracted general activity (UDA)	17,479
Carry forward general activity (UDA)	0
17/18 Contracted orthodontic activity (UOA)	0
Carry forward orthodontic activity (UOA)	0
Baseline contract value	£537,139.51

ACCESS*

Patients seen in 24 months	Total	Change since previous quarter
Quarter ending March 2017	4,927	
Quarter ending June 2017	4,863	↓
Quarter ending September 2017	4,777	↓
Quarter ending December 2017	4,867	→
Quarter ending March 2018	5,007	↑
Variance since March 2017	1.6%	→



ACTIVITY



Month	Adjusted Scheduled Activity (UDA)	
	2017	2018
April	1,029	605
May	2,340	1,633
June	3,521	2,139
July	5,076	3,619
August	6,169	4,806
September	7,218	5,990
October	8,353	7,260
November	9,474	8,324
December	11,716	10,263
January	12,798	11,391
February	14,199	13,000
March	16,249	14,632
April	17,076	15,376
May	17,084	15,380
June	17,124	15,397

QUALITY

	Quantity	Base Number	Contract	AT	Region	England
% of FP17s for the same patient ID Re-attending within 3 months - Children	111	1,717	6.5%	10.9%	12.8%	11.9%
% of FP17s for the same patient ID Re-attending within 3 months - Adults	705	4,772	14.8%	14.8%	16.5%	16.0%
% of FP17s for the same patient ID Re-attending between 3 & 9 months - Children	859	1,717	50.0%	60.8%	59.7%	58.3%
% of FP17s for the same patient ID Re-attending between 3 & 9 months - Adults	2,524	4,772	52.9%	54.6%	52.6%	50.3%
% of FP17s for Band 1 Urgent Courses	416	6,510	6.4%	8.6%	9.1%	9.1%
% of FP17s Relating to Free Repair or Replacements	53	6,510	0.8%	0.9%	1.0%	0.8%
% of FP17s Relating to Continuations	169	6,510	2.6%	1.1%	1.2%	1.0%
% of Patients satisfied with the dentistry they have received	6	7	N/A	91.4%	91.6%	91.5%
% of Patients satisfied with the time they had to wait for an appointment	7	7	N/A	88.2%	88.3%	87.9%

* This is based on patients treated on this contract for their most recent course of treatment. Figures in italics indicate the base number of FP17s or Patient Questionnaire responses are less than 100. N/A is shown where the base number of responses is less than 10 during the period. % is calculated as Quantity/Base number*100

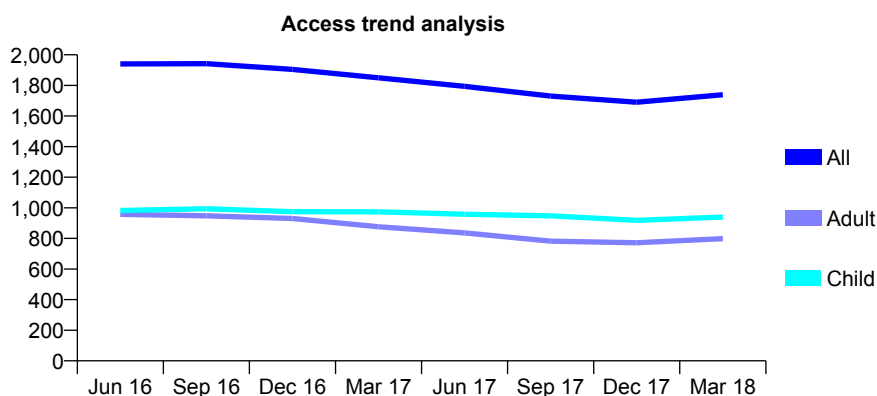
Q52 - Vital Signs At a Glance Contract Report for 193356/0001 - Year end March 2018

Name or company name	Guiseley Dental care
Contract type name	GDS Contract
Purpose of contract	General
Contract start date	01/08/2012
Contract end date	

17/18 Contracted general activity (UDA)	4,400
Carry forward general activity (UDA)	-8
17/18 Contracted orthodontic activity (UOA)	0
Carry forward orthodontic activity (UOA)	0
Baseline contract value	£112,207.45

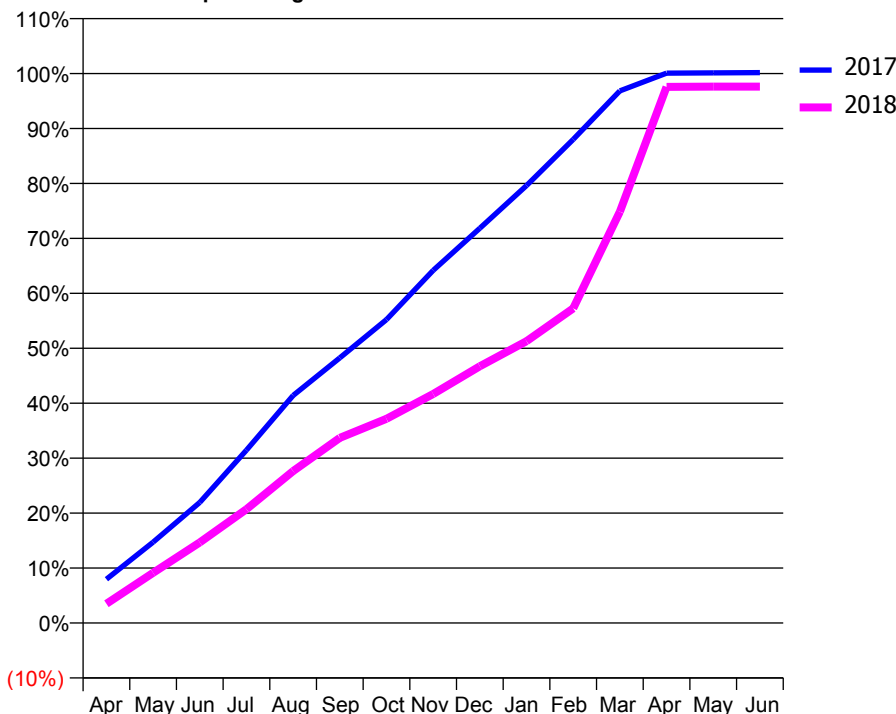
ACCESS*

Patients seen in 24 months	Total	Change since previous quarter
Quarter ending March 2017	1,850	
Quarter ending June 2017	1,794	↓
Quarter ending September 2017	1,730	↓
Quarter ending December 2017	1,690	↓
Quarter ending March 2018	1,739	↑
Variance since March 2017	(6.0%)	↓



ACTIVITY

Cumulative percentage of contracted UDA delivered 2017 & 2018



Month	Adjusted Scheduled Activity (UDA)	
	2017	2018
April	351	154
May	648	402
June	966	645
July	1,384	912
August	1,822	1,217
September	2,123	1,483
October	2,429	1,635
November	2,824	1,834
December	3,161	2,056
January	3,503	2,257
February	3,872	2,519
March	4,261	3,293
April	4,403	4,292
May	4,405	4,295
June	4,408	4,295

QUALITY

	Quantity	Base Number	Contract	AT	Region	England
% of FP17s for the same patient ID Re-attending within 3 months - Children	102	1,578	6.5%	10.9%	12.8%	11.9%
% of FP17s for the same patient ID Re-attending within 3 months - Adults	190	1,041	18.3%	14.8%	16.5%	16.0%
% of FP17s for the same patient ID Re-attending between 3 & 9 months - Children	1,089	1,578	69.0%	60.8%	59.7%	58.3%
% of FP17s for the same patient ID Re-attending between 3 & 9 months - Adults	562	1,041	54.0%	54.6%	52.6%	50.3%
% of FP17s for Band 1 Urgent Courses	160	2,907	5.5%	8.6%	9.1%	9.1%
% of FP17s Relating to Free Repair or Replacements	21	2,907	0.7%	0.9%	1.0%	0.8%
% of FP17s Relating to Continuations	9	2,907	0.3%	1.1%	1.2%	1.0%
% of Patients satisfied with the dentistry they have received	3	3	N/A	91.4%	91.6%	91.5%
% of Patients satisfied with the time they had to wait for an appointment	3	3	N/A	88.2%	88.3%	87.9%

* This is based on patients treated on this contract for their most recent course of treatment. Figures in italics indicate the base number of FP17s or Patient Questionnaire responses are less than 100. N/A is shown where the base number of responses is less than 10 during the period. % is calculated as Quantity/Base number*100

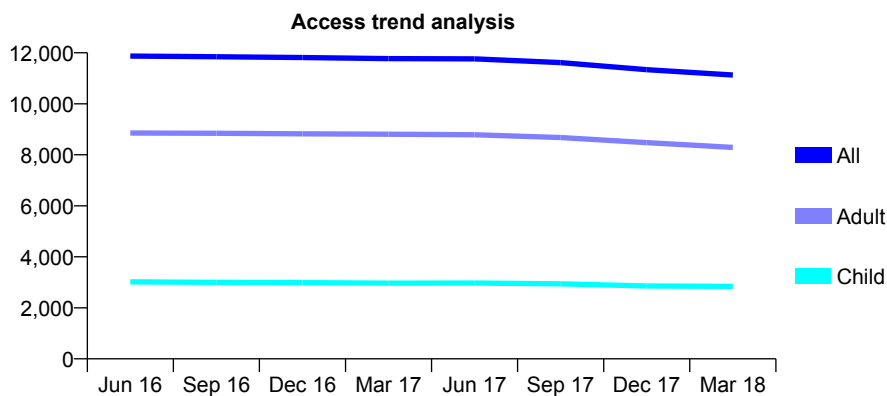
Q52 - Vital Signs At a Glance Contract Report for 193429/0002 - Year end March 2018

Name or company name	Wood Dental Ltd
Contract type name	GDS Contract
Purpose of contract	General
Contract start date	01/10/2011
Contract end date	

17/18 Contracted general activity (UDA)	26,945
Carry forward general activity (UDA)	391
17/18 Contracted orthodontic activity (UOA)	0
Carry forward orthodontic activity (UOA)	0
Baseline contract value	£912,860.16

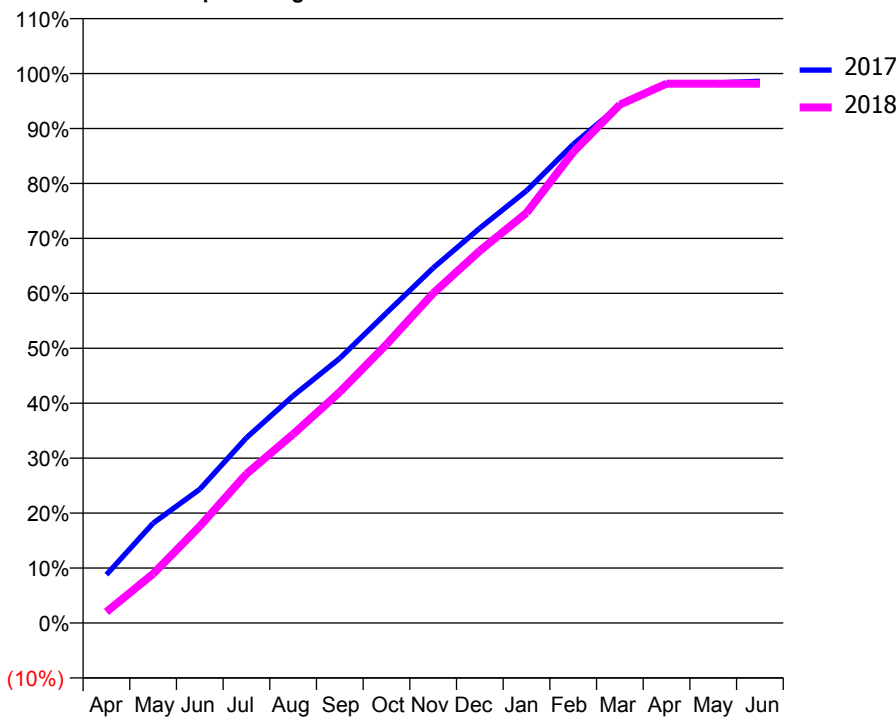
ACCESS*

Patients seen in 24 months	Total	Change since previous quarter
Quarter ending March 2017	11,774	
Quarter ending June 2017	11,762	→
Quarter ending September 2017	11,618	↓
Quarter ending December 2017	11,339	↓
Quarter ending March 2018	11,132	↓
Variance since March 2017	(5.5%)	↓



ACTIVITY

Cumulative percentage of contracted UDA delivered 2017 & 2018



Month	Adjusted Scheduled Activity (UDA)	
	2017	2018
April	2,435	549
May	5,026	2,411
June	6,738	4,743
July	9,334	7,314
August	11,442	9,264
September	13,333	11,328
October	15,615	13,662
November	17,878	16,166
December	19,887	18,253
January	21,770	20,108
February	24,104	23,094
March	26,075	25,420
April	27,191	26,447
May	27,196	26,447
June	27,284	26,448

QUALITY

	Quantity	Base Number	Contract	AT	Region	England
% of FP17s for the same patient ID Re-attending within 3 months - Children	223	4,131	5.4%	10.9%	12.8%	11.9%
% of FP17s for the same patient ID Re-attending within 3 months - Adults	1,148	10,409	11.0%	14.8%	16.5%	16.0%
% of FP17s for the same patient ID Re-attending between 3 & 9 months - Children	2,412	4,131	58.4%	60.8%	59.7%	58.3%
% of FP17s for the same patient ID Re-attending between 3 & 9 months - Adults	5,029	10,409	48.3%	54.6%	52.6%	50.3%
% of FP17s for Band 1 Urgent Courses	1,003	13,820	7.3%	8.6%	9.1%	9.1%
% of FP17s Relating to Free Repair or Replacements	132	13,820	1.0%	0.9%	1.0%	0.8%
% of FP17s Relating to Continuations	64	13,820	0.5%	1.1%	1.2%	1.0%
% of Patients satisfied with the dentistry they have received	9	9	N/A	91.4%	91.6%	91.5%
% of Patients satisfied with the time they had to wait for an appointment	7	9	N/A	88.2%	88.3%	87.9%

* This is based on patients treated on this contract for their most recent course of treatment. Figures in italics indicate the base number of FP17s or Patient Questionnaire responses are less than 100. N/A is shown where the base number of responses is less than 10 during the period. % is calculated as Quantity/Base number*100

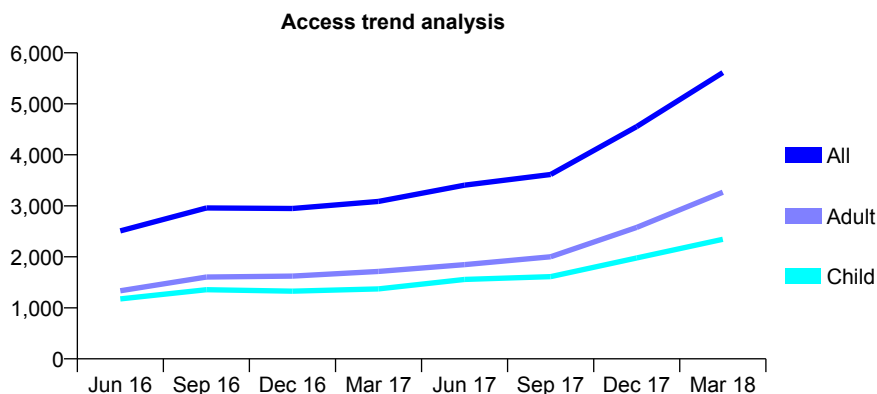
Q52 - Vital Signs At a Glance Contract Report for 194301/0002 - Year end March 2018

Name or company name	Ravat & Ray Dental Care Bradford
Contract type name	GDS Contract
Purpose of contract	General
Contract start date	07/09/2015
Contract end date	

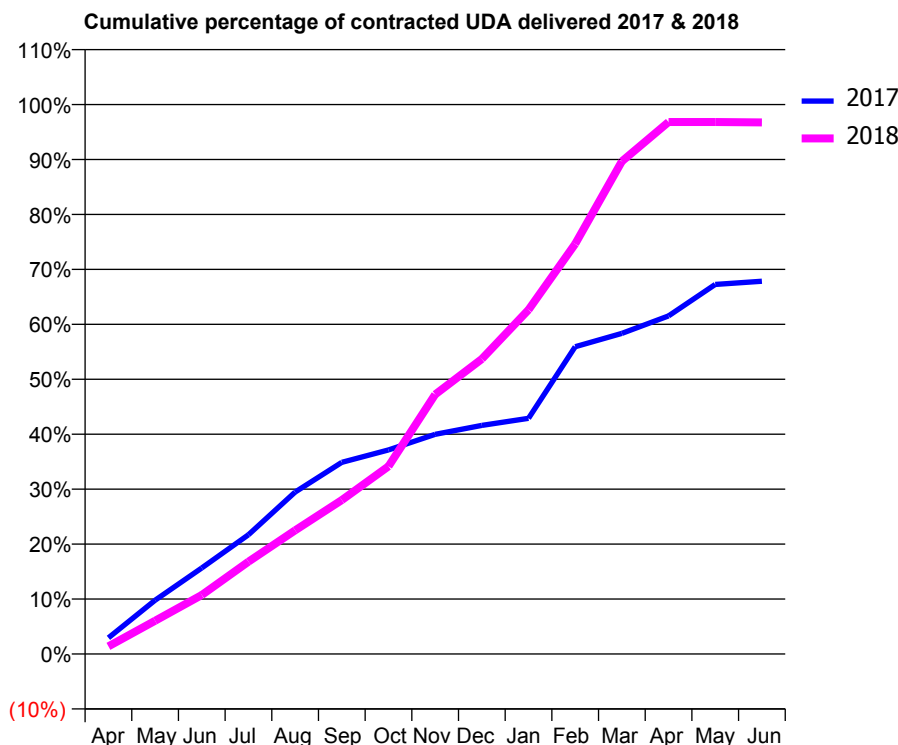
17/18 Contracted general activity (UDA)	19,528
Carry forward general activity (UDA)	0
17/18 Contracted orthodontic activity (UOA)	0
Carry forward orthodontic activity (UOA)	0
Baseline contract value	£556,240.33

ACCESS*

Patients seen in 24 months	Total	Change since previous quarter
Quarter ending March 2017	3,085	
Quarter ending June 2017	3,405	↑
Quarter ending September 2017	3,614	↑
Quarter ending December 2017	4,553	↑
Quarter ending March 2018	5,612	↑
Variance since March 2017	81.9%	↑



ACTIVITY



Month	Adjusted Scheduled Activity (UDA)	
	2017	2018
April	574	271
May	1,912	1,181
June	3,061	2,096
July	4,237	3,280
August	5,757	4,393
September	6,811	5,471
October	7,255	6,672
November	7,807	9,222
December	8,127	10,486
January	8,377	12,235
February	10,919	14,576
March	11,397	17,509
April	12,018	18,907
May	13,132	18,904
June	13,249	18,892

QUALITY

	Quantity	Base Number	Contract	AT	Region	England
% of FP17s for the same patient ID Re-attending within 3 months - Children	740	4,694	15.8%	10.9%	12.8%	11.9%
% of FP17s for the same patient ID Re-attending within 3 months - Adults	846	5,113	16.5%	14.8%	16.5%	16.0%
% of FP17s for the same patient ID Re-attending between 3 & 9 months - Children	2,335	4,694	49.7%	60.8%	59.7%	58.3%
% of FP17s for the same patient ID Re-attending between 3 & 9 months - Adults	2,169	5,113	42.4%	54.6%	52.6%	50.3%
% of FP17s for Band 1 Urgent Courses	552	9,464	5.8%	8.6%	9.1%	9.1%
% of FP17s Relating to Free Repair or Replacements	2	9,464	0.0%	0.9%	1.0%	0.8%
% of FP17s Relating to Continuations	0	9,464	0.0%	1.1%	1.2%	1.0%
% of Patients satisfied with the dentistry they have received	2	2	N/A	91.4%	91.6%	91.5%
% of Patients satisfied with the time they had to wait for an appointment	1	2	N/A	88.2%	88.3%	87.9%

* This is based on patients treated on this contract for their most recent course of treatment. Figures in italics indicate the base number of FP17s or Patient Questionnaire responses are less than 100. N/A is shown where the base number of responses is less than 10 during the period. % is calculated as Quantity/Base number*100

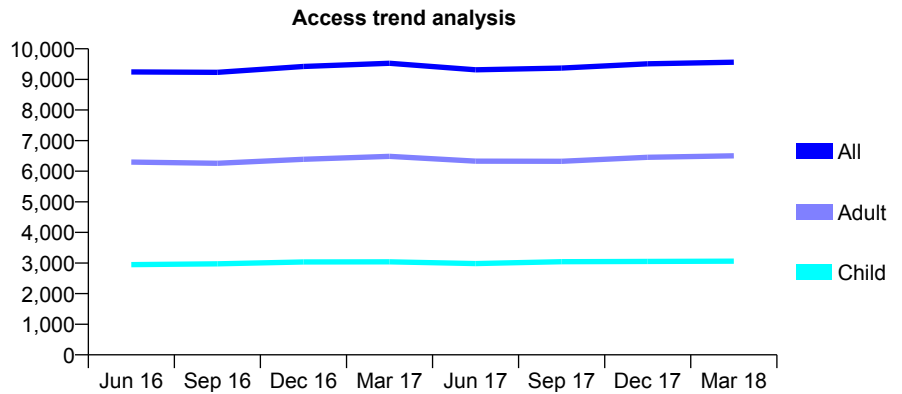
Q52 - Vital Signs At a Glance Contract Report for 195480/0001 - Year end March 2018

Name or company name	Azam & Associates Healthcare Ltd
Contract type name	GDS Contract
Purpose of contract	General
Contract start date	01/05/2010
Contract end date	

17/18 Contracted general activity (UDA)	29,187
Carry forward general activity (UDA)	-306
17/18 Contracted orthodontic activity (UOA)	0
Carry forward orthodontic activity (UOA)	0
Baseline contract value	£829,089.22

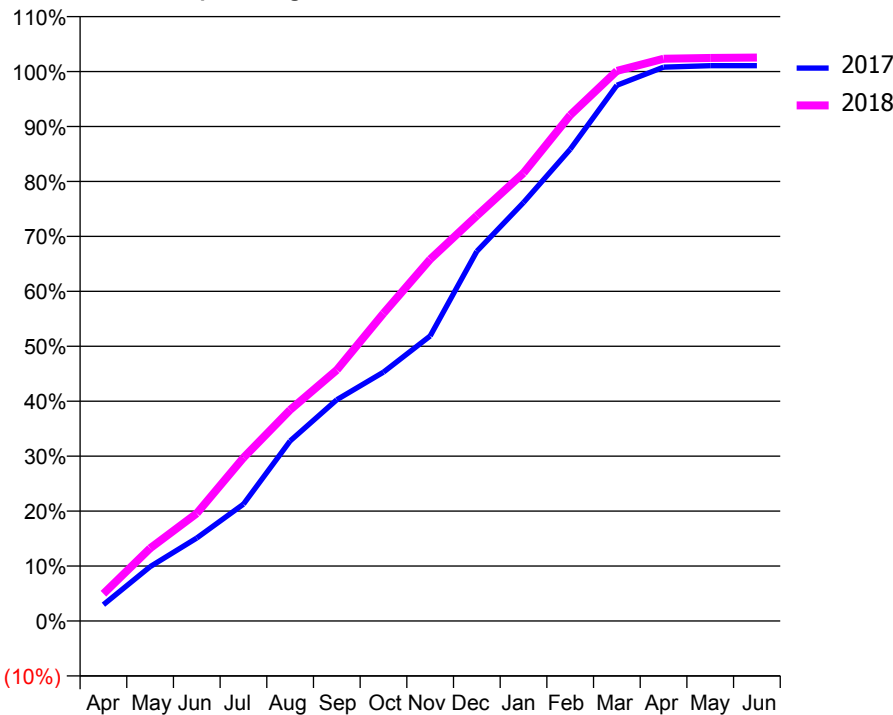
ACCESS*

Patients seen in 24 months	Total	Change since previous quarter
Quarter ending March 2017	9,529	
Quarter ending June 2017	9,313	↓
Quarter ending September 2017	9,369	→
Quarter ending December 2017	9,508	→
Quarter ending March 2018	9,563	→
Variance since March 2017	0.4%	→



ACTIVITY

Cumulative percentage of contracted UDA delivered 2017 & 2018



Month	Adjusted Scheduled Activity (UDA)	
	2017	2018
April	866	1,450
May	2,885	3,864
June	4,411	5,722
July	6,210	8,672
August	9,564	11,217
September	11,751	13,333
October	13,221	16,344
November	15,139	19,213
December	19,635	21,530
January	22,230	23,793
February	25,055	26,866
March	28,458	29,218
April	29,416	29,863
May	29,494	29,910
June	29,493	29,931

QUALITY

	Quantity	Base Number	Contract	AT	Region	England
% of FP17s for the same patient ID Re-attending within 3 months - Children	504	4,357	11.6%	10.9%	12.8%	11.9%
% of FP17s for the same patient ID Re-attending within 3 months - Adults	1,717	8,388	20.5%	14.8%	16.5%	16.0%
% of FP17s for the same patient ID Re-attending between 3 & 9 months - Children	2,375	4,357	54.5%	60.8%	59.7%	58.3%
% of FP17s for the same patient ID Re-attending between 3 & 9 months - Adults	3,706	8,388	44.2%	54.6%	52.6%	50.3%
% of FP17s for Band 1 Urgent Courses	1,778	12,710	14.0%	8.6%	9.1%	9.1%
% of FP17s Relating to Free Repair or Replacements	106	12,710	0.8%	0.9%	1.0%	0.8%
% of FP17s Relating to Continuations	54	12,710	0.4%	1.1%	1.2%	1.0%
% of Patients satisfied with the dentistry they have received	11	13	84.6%	91.4%	91.6%	91.5%
% of Patients satisfied with the time they had to wait for an appointment	11	13	84.6%	88.2%	88.3%	87.9%

* This is based on patients treated on this contract for their most recent course of treatment. Figures in italics indicate the base number of FP17s or Patient Questionnaire responses are less than 100. N/A is shown where the base number of responses is less than 10 during the period. % is calculated as Quantity/Base number*100

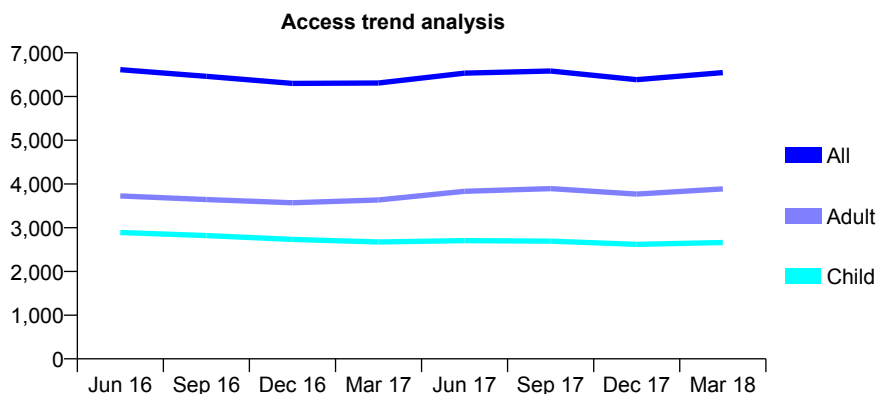
Q52 - Vital Signs At a Glance Contract Report for 195545/0001 - Year end March 2018

Name or company name	Mistry & Power
Contract type name	GDS Contract
Purpose of contract	General
Contract start date	03/10/2011
Contract end date	

17/18 Contracted general activity (UDA)	17,268
Carry forward general activity (UDA)	-14
17/18 Contracted orthodontic activity (UOA)	0
Carry forward orthodontic activity (UOA)	0
Baseline contract value	£578,043.91

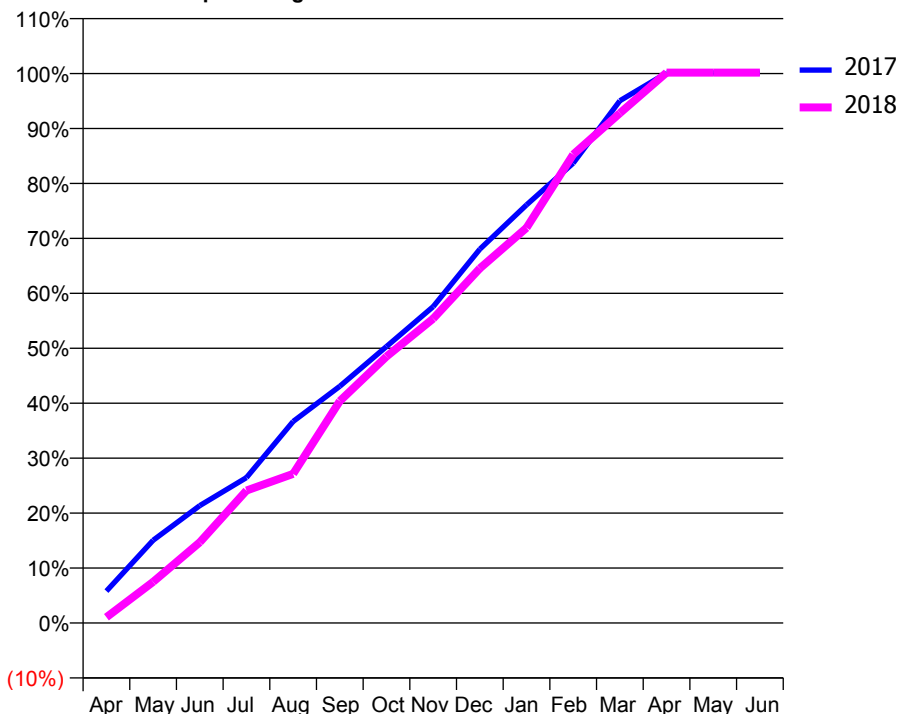
ACCESS*

Patients seen in 24 months	Total	Change since previous quarter
Quarter ending March 2017	6,309	
Quarter ending June 2017	6,535	↑
Quarter ending September 2017	6,584	→
Quarter ending December 2017	6,386	↓
Quarter ending March 2018	6,547	↑
Variance since March 2017	3.8%	↑



ACTIVITY

Cumulative percentage of contracted UDA delivered 2017 & 2018



Month	Adjusted Scheduled Activity (UDA)	
	2017	2018
April	1,001	183
May	2,600	1,291
June	3,687	2,535
July	4,565	4,165
August	6,330	4,686
September	7,433	6,976
October	8,681	8,376
November	9,936	9,563
December	11,739	11,144
January	13,131	12,418
February	14,441	14,721
March	16,401	16,022
April	17,271	17,296
May	17,271	17,296
June	17,269	17,296

QUALITY

	Quantity	Base Number	Contract	AT	Region	England
% of FP17s for the same patient ID Re-attending within 3 months - Children	142	3,831	3.7%	10.9%	12.8%	11.9%
% of FP17s for the same patient ID Re-attending within 3 months - Adults	465	4,938	9.4%	14.8%	16.5%	16.0%
% of FP17s for the same patient ID Re-attending between 3 & 9 months - Children	2,179	3,831	56.9%	60.8%	59.7%	58.3%
% of FP17s for the same patient ID Re-attending between 3 & 9 months - Adults	2,319	4,938	47.0%	54.6%	52.6%	50.3%
% of FP17s for Band 1 Urgent Courses	313	8,285	3.8%	8.6%	9.1%	9.1%
% of FP17s Relating to Free Repair or Replacements	20	8,285	0.2%	0.9%	1.0%	0.8%
% of FP17s Relating to Continuations	89	8,285	1.1%	1.1%	1.2%	1.0%
% of Patients satisfied with the dentistry they have received	2	2	N/A	91.4%	91.6%	91.5%
% of Patients satisfied with the time they had to wait for an appointment	2	2	N/A	88.2%	88.3%	87.9%

* This is based on patients treated on this contract for their most recent course of treatment. Figures in italics indicate the base number of FP17s or Patient Questionnaire responses are less than 100. N/A is shown where the base number of responses is less than 10 during the period. % is calculated as Quantity/Base number*100

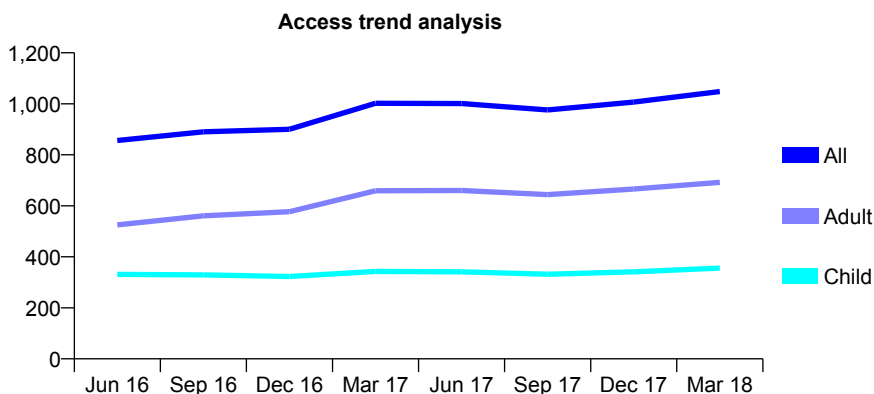
Q52 - Vital Signs At a Glance Contract Report for 195650/0001 - Year end March 2018

Name or company name	MRS FY MARTIN
Contract type name	GDS Contract
Purpose of contract	General
Contract start date	01/04/2015
Contract end date	

17/18 Contracted general activity (UDA)	3,000
Carry forward general activity (UDA)	112
17/18 Contracted orthodontic activity (UOA)	0
Carry forward orthodontic activity (UOA)	0
Baseline contract value	£67,914.22

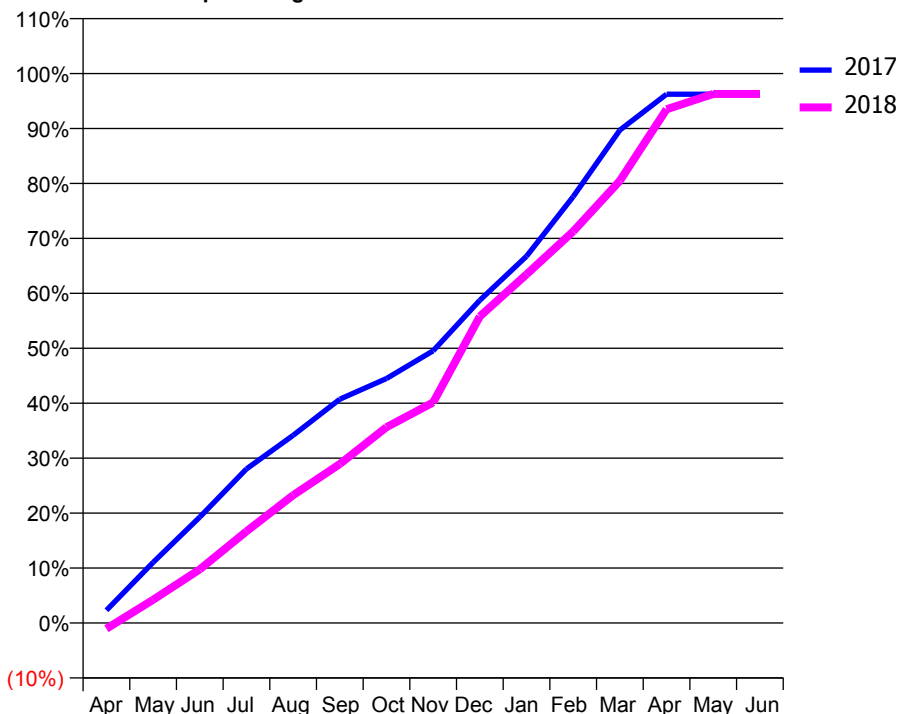
ACCESS*

Patients seen in 24 months	Total	Change since previous quarter
Quarter ending March 2017	1,002	
Quarter ending June 2017	1,001	→
Quarter ending September 2017	976	↓
Quarter ending December 2017	1,007	↑
Quarter ending March 2018	1,048	↑
Variance since March 2017	4.6%	↑



ACTIVITY

Cumulative percentage of contracted UDA delivered 2017 & 2018



Month	Adjusted Scheduled Activity (UDA)	
	2017	2018
April	70	-31
May	331	127
June	578	293
July	841	500
August	1,025	698
September	1,222	868
October	1,335	1,069
November	1,486	1,204
December	1,762	1,674
January	2,003	1,904
February	2,328	2,138
March	2,691	2,415
April	2,887	2,805
May	2,887	2,889
June	2,888	2,889

QUALITY

	Quantity	Base Number	Contract	AT	Region	England
% of FP17s for the same patient ID Re-attending within 3 months - Children	97	570	17.0%	10.9%	12.8%	11.9%
% of FP17s for the same patient ID Re-attending within 3 months - Adults	138	803	17.2%	14.8%	16.5%	16.0%
% of FP17s for the same patient ID Re-attending between 3 & 9 months - Children	321	570	56.3%	60.8%	59.7%	58.3%
% of FP17s for the same patient ID Re-attending between 3 & 9 months - Adults	370	803	46.1%	54.6%	52.6%	50.3%
% of FP17s for Band 1 Urgent Courses	88	1,496	5.9%	8.6%	9.1%	9.1%
% of FP17s Relating to Free Repair or Replacements	11	1,496	0.7%	0.9%	1.0%	0.8%
% of FP17s Relating to Continuations	37	1,496	2.5%	1.1%	1.2%	1.0%
% of Patients satisfied with the dentistry they have received	0	0	N/A	91.4%	91.6%	91.5%
% of Patients satisfied with the time they had to wait for an appointment	0	0	N/A	88.2%	88.3%	87.9%

* This is based on patients treated on this contract for their most recent course of treatment. Figures in italics indicate the base number of FP17s or Patient Questionnaire responses are less than 100. N/A is shown where the base number of responses is less than 10 during the period. % is calculated as Quantity/Base number*100

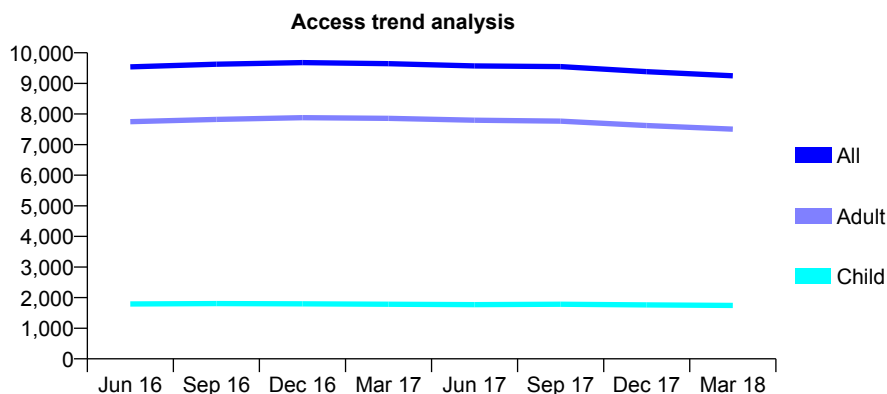
Q52 - Vital Signs At a Glance Contract Report for 197262/0001 - Year end March 2018

Name or company name	Hirst & O'Donnell Limited
Contract type name	GDS Contract
Purpose of contract	General
Contract start date	01/05/2009
Contract end date	

17/18 Contracted general activity (UDA)	27,000
Carry forward general activity (UDA)	0
17/18 Contracted orthodontic activity (UOA)	0
Carry forward orthodontic activity (UOA)	0
Baseline contract value	£823,448.27

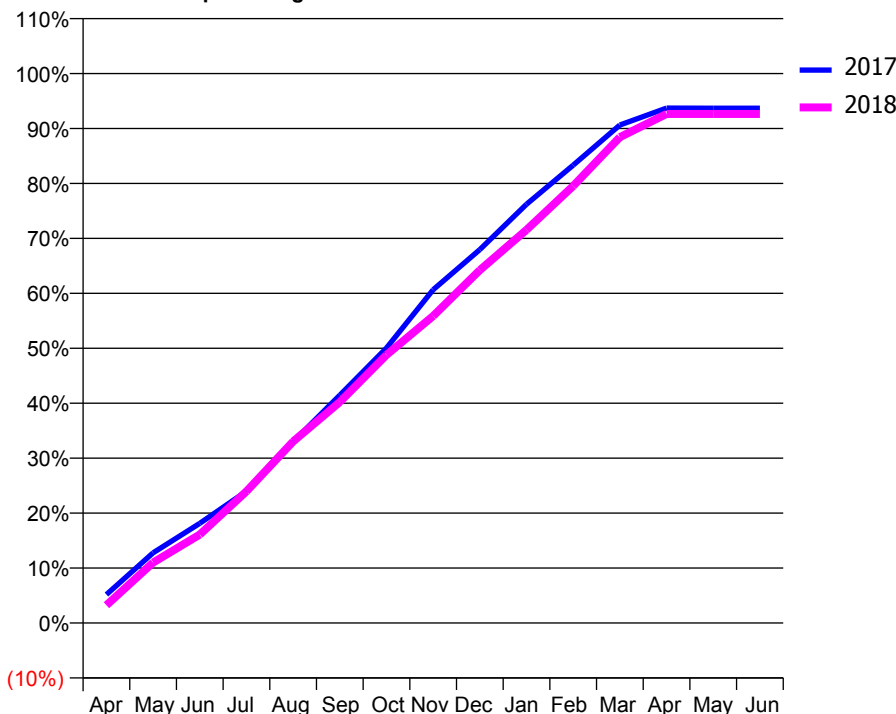
ACCESS*

Patients seen in 24 months	Total	Change since previous quarter
Quarter ending March 2017	9,643	
Quarter ending June 2017	9,571	→
Quarter ending September 2017	9,551	→
Quarter ending December 2017	9,385	↓
Quarter ending March 2018	9,248	↓
Variance since March 2017	(4.1%)	↓



ACTIVITY

Cumulative percentage of contracted UDA delivered 2017 & 2018



Month	2017	2018
April	1,396	877
May	3,450	2,969
June	4,898	4,350
July	6,479	6,467
August	8,909	8,920
September	11,193	10,858
October	13,513	13,170
November	16,380	15,087
December	18,349	17,341
January	20,577	19,320
February	22,496	21,474
March	24,469	23,874
April	25,302	25,013
May	25,292	25,010
June	25,292	25,010

QUALITY

	Quantity	Base Number	Contract	AT	Region	England
% of FP17s for the same patient ID Re-attending within 3 months - Children	130	2,831	4.6%	10.9%	12.8%	11.9%
% of FP17s for the same patient ID Re-attending within 3 months - Adults	1,189	10,110	11.8%	14.8%	16.5%	16.0%
% of FP17s for the same patient ID Re-attending between 3 & 9 months - Children	1,967	2,831	69.5%	60.8%	59.7%	58.3%
% of FP17s for the same patient ID Re-attending between 3 & 9 months - Adults	5,032	10,110	49.8%	54.6%	52.6%	50.3%
% of FP17s for Band 1 Urgent Courses	911	12,973	7.0%	8.6%	9.1%	9.1%
% of FP17s Relating to Free Repair or Replacements	73	12,973	0.6%	0.9%	1.0%	0.8%
% of FP17s Relating to Continuations	202	12,973	1.6%	1.1%	1.2%	1.0%
% of Patients satisfied with the dentistry they have received	7	7	N/A	91.4%	91.6%	91.5%
% of Patients satisfied with the time they had to wait for an appointment	5	7	N/A	88.2%	88.3%	87.9%

* This is based on patients treated on this contract for their most recent course of treatment. Figures in italics indicate the base number of FP17s or Patient Questionnaire responses are less than 100. N/A is shown where the base number of responses is less than 10 during the period. % is calculated as Quantity/Base number*100

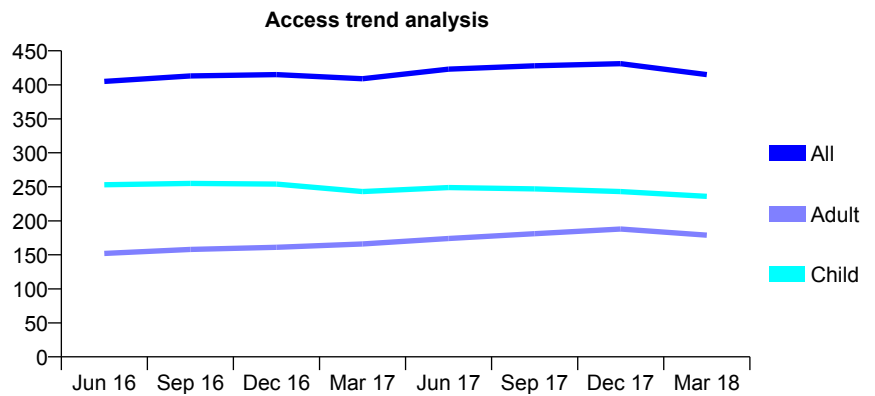
Q52 - Vital Signs At a Glance Contract Report for 197564/0001 - Year end March 2018

Name or company name	Baldon Dental Service Limited
Contract type name	GDS Contract
Purpose of contract	General
Contract start date	02/07/2007
Contract end date	

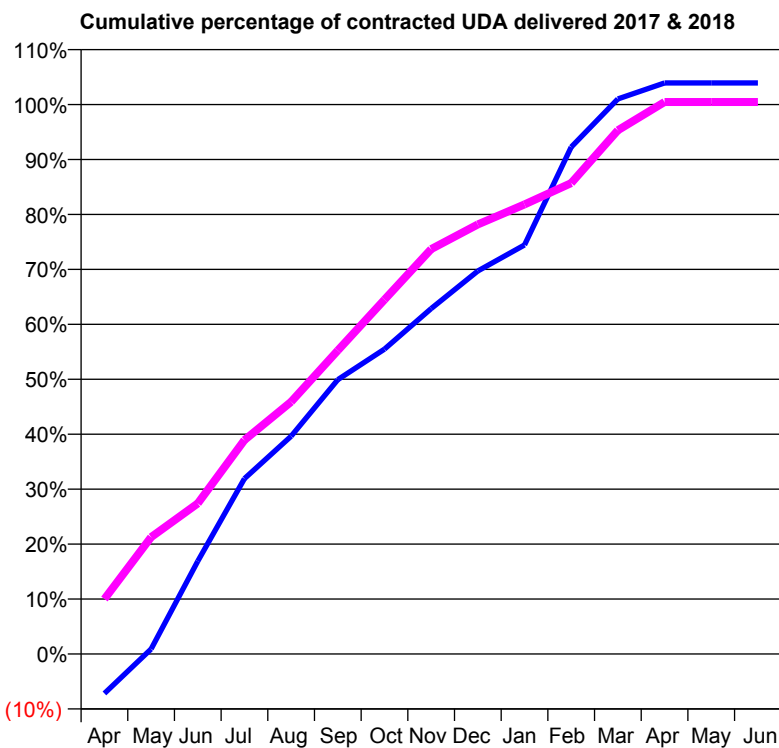
17/18 Contracted general activity (UDA)	719
Carry forward general activity (UDA)	-14
17/18 Contracted orthodontic activity (UOA)	0
Carry forward orthodontic activity (UOA)	0
Baseline contract value	£20,892.97

ACCESS*

Patients seen in 24 months	Total	Change since previous quarter
Quarter ending March 2017	409	
Quarter ending June 2017	423	↑
Quarter ending September 2017	428	→
Quarter ending December 2017	431	→
Quarter ending March 2018	415	↓
Variance since March 2017	1.5%	→



ACTIVITY



Month	Adjusted Scheduled Activity (UDA)	
	2017	2018
April	-52	72
May	7	153
June	122	197
July	230	280
August	285	330
September	359	397
October	399	464
November	452	530
December	501	562
January	535	588
February	663	616
March	726	685
April	747	722
May	747	722
June	747	722

QUALITY

	Quantity	Base Number	Contract	AT	Region	England
% of FP17s for the same patient ID Re-attending within 3 months - Children	15	357	4.2%	10.9%	12.8%	11.9%
% of FP17s for the same patient ID Re-attending within 3 months - Adults	8	136	5.9%	14.8%	16.5%	16.0%
% of FP17s for the same patient ID Re-attending between 3 & 9 months - Children	254	357	71.1%	60.8%	59.7%	58.3%
% of FP17s for the same patient ID Re-attending between 3 & 9 months - Adults	62	136	45.6%	54.6%	52.6%	50.3%
% of FP17s for Band 1 Urgent Courses	6	507	1.2%	8.6%	9.1%	9.1%
% of FP17s Relating to Free Repair or Replacements	1	507	0.2%	0.9%	1.0%	0.8%
% of FP17s Relating to Continuations	1	507	0.2%	1.1%	1.2%	1.0%
% of Patients satisfied with the dentistry they have received	0	0	N/A	91.4%	91.6%	91.5%
% of Patients satisfied with the time they had to wait for an appointment	0	0	N/A	88.2%	88.3%	87.9%

* This is based on patients treated on this contract for their most recent course of treatment. Figures in italics indicate the base number of FP17s or Patient Questionnaire responses are less than 100. N/A is shown where the base number of responses is less than 10 during the period. % is calculated as Quantity/Base number*100

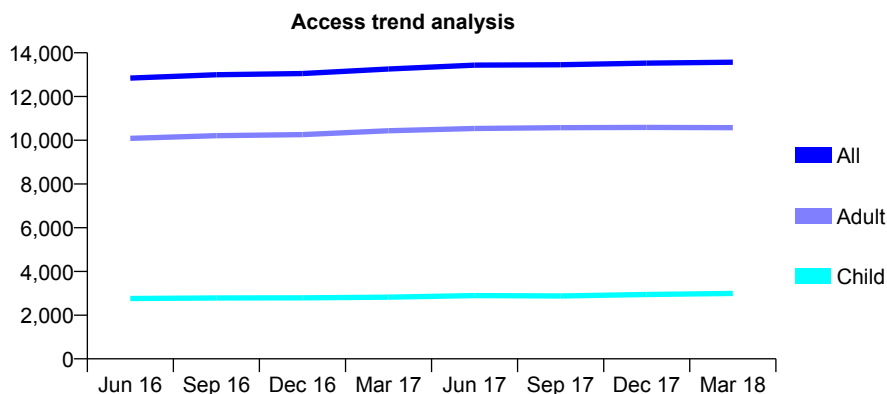
Q52 - Vital Signs At a Glance Contract Report for 197890/0001 - Year end March 2018

Name or company name	Armstrong & Haire Ltd
Contract type name	GDS Contract
Purpose of contract	General
Contract start date	01/11/2010
Contract end date	

17/18 Contracted general activity (UDA)	37,582
Carry forward general activity (UDA)	434
17/18 Contracted orthodontic activity (UOA)	0
Carry forward orthodontic activity (UOA)	0
Baseline contract value	£1,121,531.15

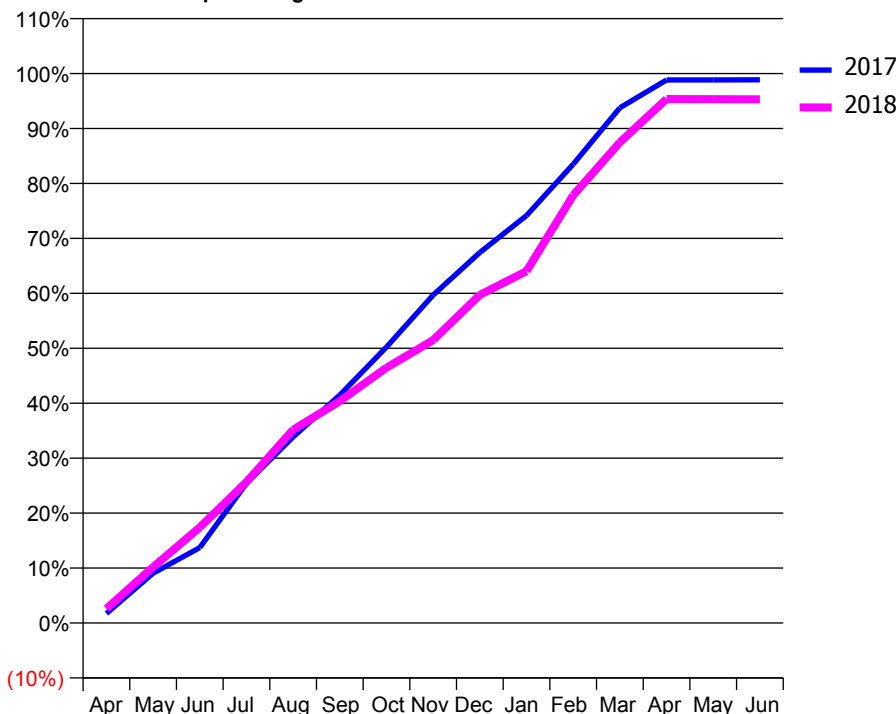
ACCESS*

Patients seen in 24 months	Total	Change since previous quarter
Quarter ending March 2017	13,256	
Quarter ending June 2017	13,434	→
Quarter ending September 2017	13,451	→
Quarter ending December 2017	13,528	→
Quarter ending March 2018	13,567	→
Variance since March 2017	2.3%	↑



ACTIVITY

Cumulative percentage of contracted UDA delivered 2017 & 2018



Adjusted Scheduled Activity (UDA)

Month	2017	2018
April	650	978
May	3,409	3,823
June	5,160	6,545
July	9,555	9,644
August	12,723	13,223
September	15,589	15,170
October	18,875	17,458
November	22,429	19,346
December	25,340	22,438
January	27,865	24,066
February	31,376	29,253
March	35,238	32,871
April	37,142	35,835
May	37,144	35,830
June	37,148	35,820

QUALITY

	Quantity	Base Number	Contract	AT	Region	England
% of FP17s for the same patient ID Re-attending within 3 months - Children	379	4,468	8.5%	10.9%	12.8%	11.9%
% of FP17s for the same patient ID Re-attending within 3 months - Adults	2,323	15,674	14.8%	14.8%	16.5%	16.0%
% of FP17s for the same patient ID Re-attending between 3 & 9 months - Children	2,696	4,468	60.3%	60.8%	59.7%	58.3%
% of FP17s for the same patient ID Re-attending between 3 & 9 months - Adults	9,452	15,674	60.3%	54.6%	52.6%	50.3%
% of FP17s for Band 1 Urgent Courses	1,297	20,112	6.4%	8.6%	9.1%	9.1%
% of FP17s Relating to Free Repair or Replacements	168	20,112	0.8%	0.9%	1.0%	0.8%
% of FP17s Relating to Continuations	365	20,112	1.8%	1.1%	1.2%	1.0%
% of Patients satisfied with the dentistry they have received	6	7	N/A	91.4%	91.6%	91.5%
% of Patients satisfied with the time they had to wait for an appointment	6	7	N/A	88.2%	88.3%	87.9%

* This is based on patients treated on this contract for their most recent course of treatment. Figures in italics indicate the base number of FP17s or Patient Questionnaire responses are less than 100. N/A is shown where the base number of responses is less than 10 during the period. % is calculated as Quantity/Base number*100

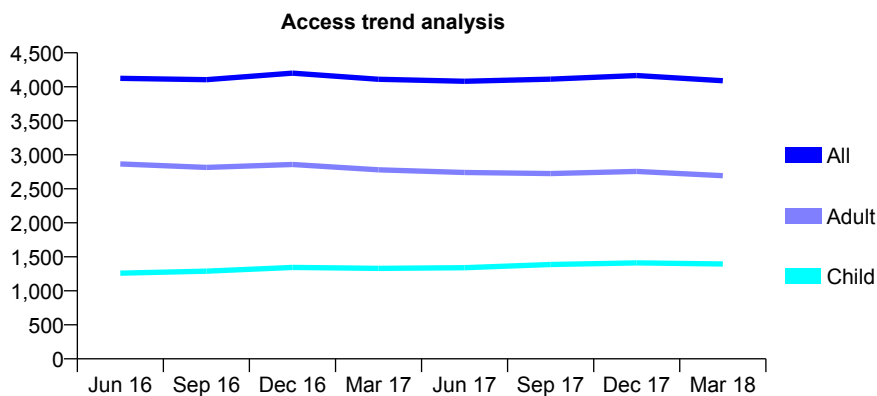
Q52 - Vital Signs At a Glance Contract Report for 198625/0001 - Year end March 2018

Name or company name	J H Sager Ltd
Contract type name	GDS Contract
Purpose of contract	General
Contract start date	01/04/2009
Contract end date	

17/18 Contracted general activity (UDA)	14,400
Carry forward general activity (UDA)	-288
17/18 Contracted orthodontic activity (UOA)	0
Carry forward orthodontic activity (UOA)	0
Baseline contract value	£393,838.06

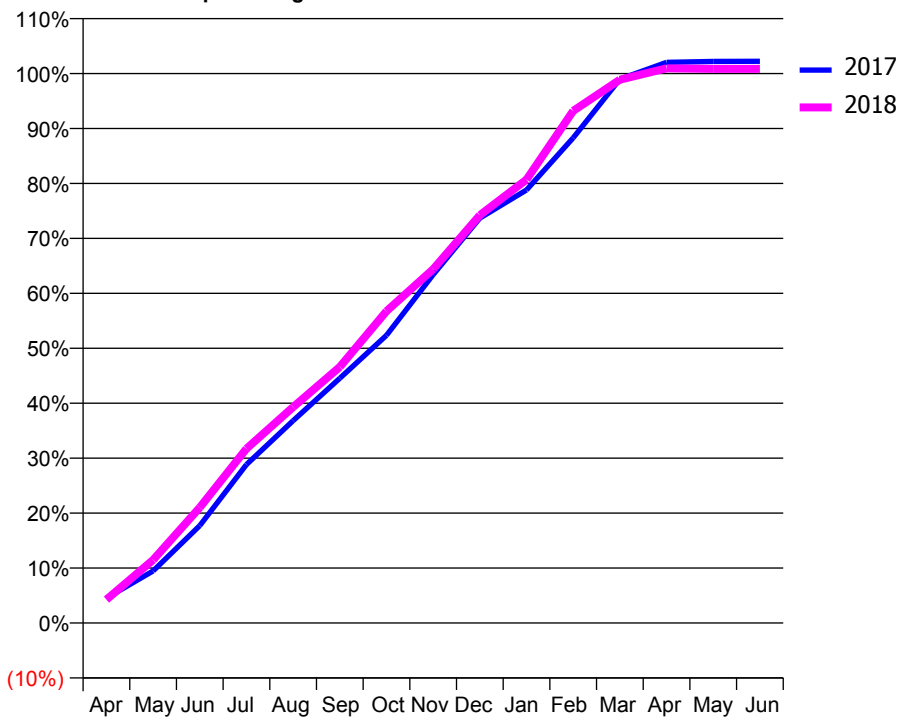
ACCESS*

Patients seen in 24 months	Total	Change since previous quarter
Quarter ending March 2017	4,110	
Quarter ending June 2017	4,082	→
Quarter ending September 2017	4,112	→
Quarter ending December 2017	4,166	→
Quarter ending March 2018	4,090	↓
Variance since March 2017	(0.5%)	→



ACTIVITY

Cumulative percentage of contracted UDA delivered 2017 & 2018



Month	Adjusted Scheduled Activity (UDA)	
	2017	2018
April	653	613
May	1,365	1,655
June	2,554	3,029
July	4,153	4,570
August	5,303	5,658
September	6,413	6,712
October	7,539	8,172
November	9,129	9,274
December	10,610	10,686
January	11,347	11,622
February	12,716	13,419
March	14,251	14,240
April	14,691	14,537
May	14,717	14,521
June	14,720	14,521

QUALITY

	Quantity	Base Number	Contract	AT	Region	England
% of FP17s for the same patient ID Re-attending within 3 months - Children	140	1,572	8.9%	10.9%	12.8%	11.9%
% of FP17s for the same patient ID Re-attending within 3 months - Adults	721	3,500	20.6%	14.8%	16.5%	16.0%
% of FP17s for the same patient ID Re-attending between 3 & 9 months - Children	696	1,572	44.3%	60.8%	59.7%	58.3%
% of FP17s for the same patient ID Re-attending between 3 & 9 months - Adults	1,686	3,500	48.2%	54.6%	52.6%	50.3%
% of FP17s for Band 1 Urgent Courses	598	4,999	12.0%	8.6%	9.1%	9.1%
% of FP17s Relating to Free Repair or Replacements	62	4,999	1.2%	0.9%	1.0%	0.8%
% of FP17s Relating to Continuations	35	4,999	0.7%	1.1%	1.2%	1.0%
% of Patients satisfied with the dentistry they have received	4	5	N/A	91.4%	91.6%	91.5%
% of Patients satisfied with the time they had to wait for an appointment	3	5	N/A	88.2%	88.3%	87.9%

* This is based on patients treated on this contract for their most recent course of treatment. Figures in italics indicate the base number of FP17s or Patient Questionnaire responses are less than 100. N/A is shown where the base number of responses is less than 10 during the period. % is calculated as Quantity/Base number*100

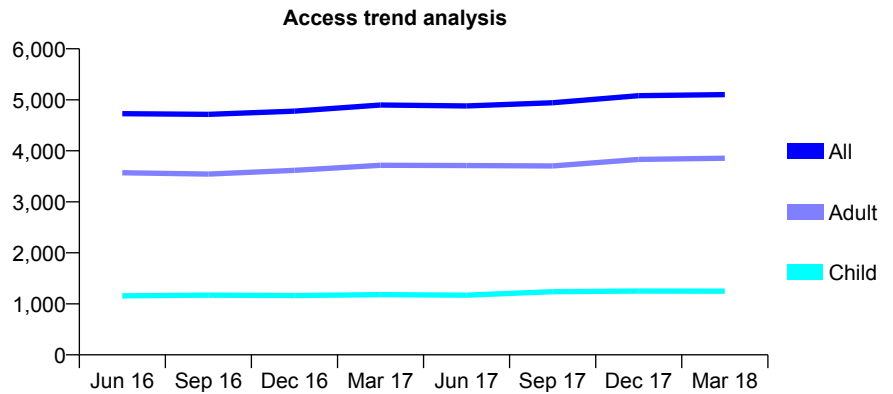
Q52 - Vital Signs At a Glance Contract Report for 202401/0004 - Year end March 2018

Name or company name	MR RS NICHOLSON
Contract type name	GDS Contract
Purpose of contract	General
Contract start date	03/04/2007
Contract end date	

17/18 Contracted general activity (UDA)	12,193
Carry forward general activity (UDA)	153
17/18 Contracted orthodontic activity (UOA)	0
Carry forward orthodontic activity (UOA)	0
Baseline contract value	£328,699.73

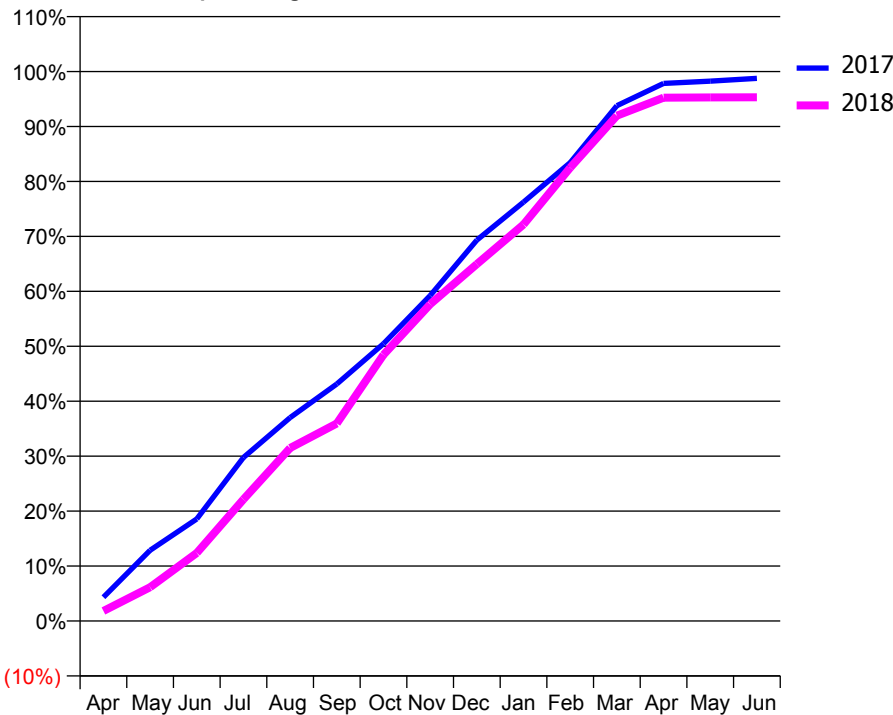
ACCESS*

Patients seen in 24 months	Total	Change since previous quarter
Quarter ending March 2017	4,898	
Quarter ending June 2017	4,881	→
Quarter ending September 2017	4,942	→
Quarter ending December 2017	5,082	↑
Quarter ending March 2018	5,103	→
Variance since March 2017	4.2%	↑



ACTIVITY

Cumulative percentage of contracted UDA delivered 2017 & 2018



Month	Adjusted Scheduled Activity (UDA)	
	2017	2018
April	527	222
May	1,568	751
June	2,266	1,510
July	3,629	2,699
August	4,515	3,839
September	5,260	4,382
October	6,153	5,906
November	7,222	7,030
December	8,451	7,920
January	9,295	8,797
February	10,171	10,057
March	11,433	11,214
April	11,927	11,611
May	11,978	11,619
June	12,040	11,622

QUALITY

	Quantity	Base Number	Contract	AT	Region	England
% of FP17s for the same patient ID Re-attending within 3 months - Children	85	1,537	5.5%	10.9%	12.8%	11.9%
% of FP17s for the same patient ID Re-attending within 3 months - Adults	398	4,391	9.1%	14.8%	16.5%	16.0%
% of FP17s for the same patient ID Re-attending between 3 & 9 months - Children	750	1,537	48.8%	60.8%	59.7%	58.3%
% of FP17s for the same patient ID Re-attending between 3 & 9 months - Adults	2,069	4,391	47.1%	54.6%	52.6%	50.3%
% of FP17s for Band 1 Urgent Courses	145	5,848	2.5%	8.6%	9.1%	9.1%
% of FP17s Relating to Free Repair or Replacements	33	5,848	0.6%	0.9%	1.0%	0.8%
% of FP17s Relating to Continuations	111	5,848	1.9%	1.1%	1.2%	1.0%
% of Patients satisfied with the dentistry they have received	0	0	N/A	91.4%	91.6%	91.5%
% of Patients satisfied with the time they had to wait for an appointment	0	0	N/A	88.2%	88.3%	87.9%

* This is based on patients treated on this contract for their most recent course of treatment. Figures in italics indicate the base number of FP17s or Patient Questionnaire responses are less than 100. N/A is shown where the base number of responses is less than 10 during the period. % is calculated as Quantity/Base number*100

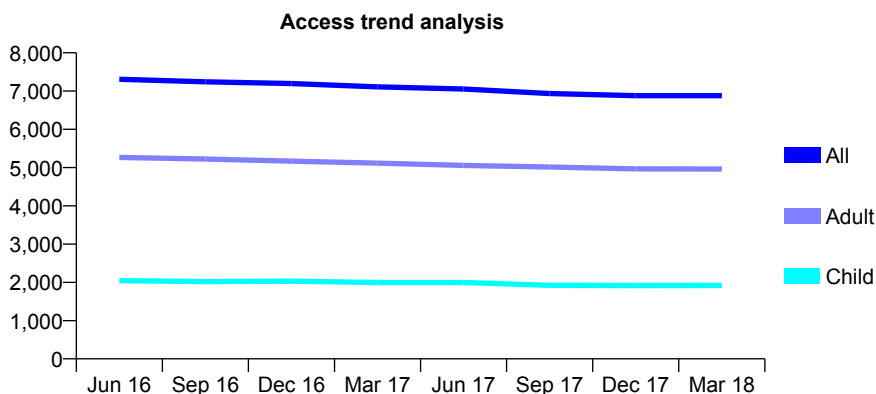
Q52 - Vital Signs At a Glance Contract Report for 204412/0002 - Year end March 2018

Name or company name	Junction Dental Practice
Contract type name	GDS Contract
Purpose of contract	General
Contract start date	16/04/2006
Contract end date	

17/18 Contracted general activity (UDA)	24,569
Carry forward general activity (UDA)	-96
17/18 Contracted orthodontic activity (UOA)	0
Carry forward orthodontic activity (UOA)	0
Baseline contract value	£667,656.53

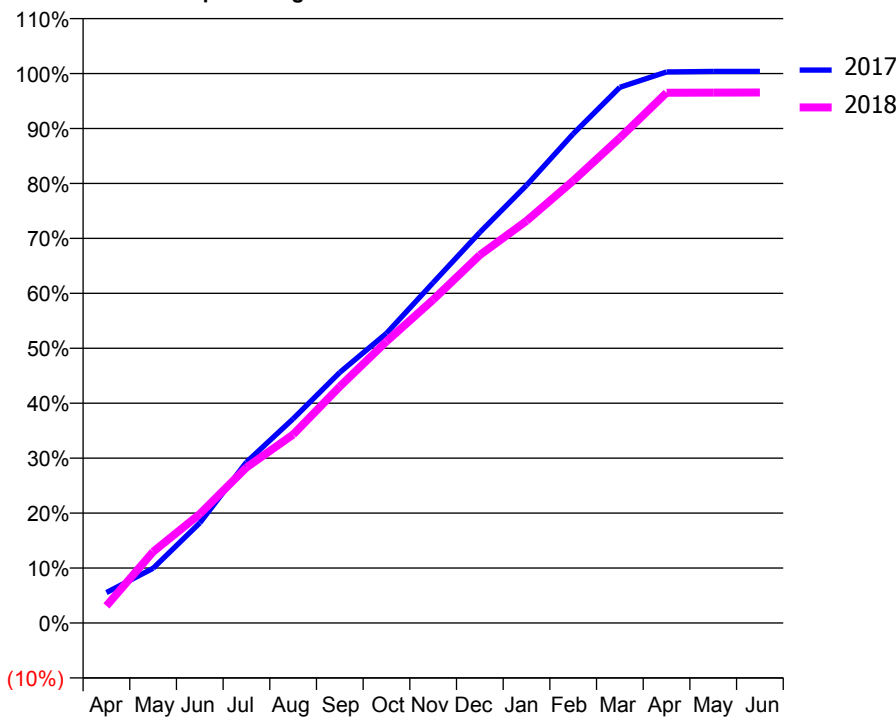
ACCESS*

Patients seen in 24 months	Total	Change since previous quarter
Quarter ending March 2017	7,109	
Quarter ending June 2017	7,052	→
Quarter ending September 2017	6,935	↓
Quarter ending December 2017	6,879	→
Quarter ending March 2018	6,880	→
Variance since March 2017	(3.2%)	↓



ACTIVITY

Cumulative percentage of contracted UDA delivered 2017 & 2018



Month	Adjusted Scheduled Activity (UDA)	
	2017	2018
April	1,362	768
May	2,449	3,187
June	4,474	4,876
July	7,192	6,957
August	9,133	8,430
September	11,205	10,574
October	12,952	12,587
November	15,218	14,456
December	17,468	16,452
January	19,573	17,978
February	21,872	19,772
March	23,950	21,692
April	24,638	23,706
May	24,665	23,715
June	24,665	23,723

QUALITY

	Quantity	Base Number	Contract	AT	Region	England
% of FP17s for the same patient ID Re-attending within 3 months - Children	234	3,145	7.4%	10.9%	12.8%	11.9%
% of FP17s for the same patient ID Re-attending within 3 months - Adults	943	7,441	12.7%	14.8%	16.5%	16.0%
% of FP17s for the same patient ID Re-attending between 3 & 9 months - Children	2,051	3,145	65.2%	60.8%	59.7%	58.3%
% of FP17s for the same patient ID Re-attending between 3 & 9 months - Adults	4,640	7,441	62.4%	54.6%	52.6%	50.3%
% of FP17s for Band 1 Urgent Courses	570	11,017	5.2%	8.6%	9.1%	9.1%
% of FP17s Relating to Free Repair or Replacements	68	11,017	0.6%	0.9%	1.0%	0.8%
% of FP17s Relating to Continuations	169	11,017	1.5%	1.1%	1.2%	1.0%
% of Patients satisfied with the dentistry they have received	2	2	N/A	91.4%	91.6%	91.5%
% of Patients satisfied with the time they had to wait for an appointment	2	2	N/A	88.2%	88.3%	87.9%

* This is based on patients treated on this contract for their most recent course of treatment. Figures in italics indicate the base number of FP17s or Patient Questionnaire responses are less than 100. N/A is shown where the base number of responses is less than 10 during the period. % is calculated as Quantity/Base number*100

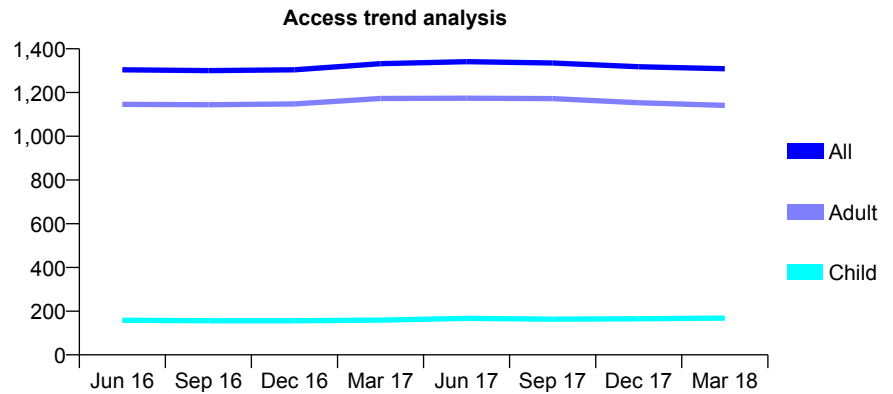
Q52 - Vital Signs At a Glance Contract Report for 208574/0001 - Year end March 2018

Name or company name	MR AR DENBIGH-WHITE
Contract type name	GDS Contract
Purpose of contract	General
Contract start date	01/04/2006
Contract end date	

17/18 Contracted general activity (UDA)	4,698
Carry forward general activity (UDA)	-44
17/18 Contracted orthodontic activity (UOA)	0
Carry forward orthodontic activity (UOA)	0
Baseline contract value	£124,912.76

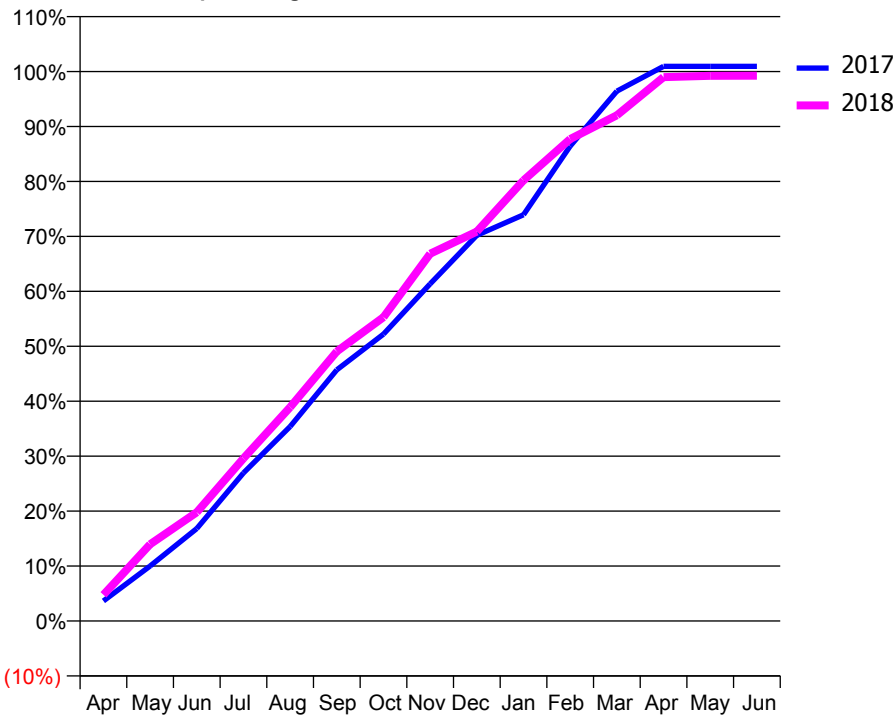
ACCESS*

Patients seen in 24 months	Total	Change since previous quarter
Quarter ending March 2017	1,332	
Quarter ending June 2017	1,341	→
Quarter ending September 2017	1,335	→
Quarter ending December 2017	1,318	↓
Quarter ending March 2018	1,309	→
Variance since March 2017	(1.7%)	↓



ACTIVITY

Cumulative percentage of contracted UDA delivered 2017 & 2018



Month	Adjusted Scheduled Activity (UDA)	
	2017	2018
April	172	224
May	470	656
June	791	930
July	1,266	1,390
August	1,663	1,828
September	2,147	2,305
October	2,453	2,598
November	2,883	3,141
December	3,297	3,329
January	3,473	3,768
February	4,061	4,121
March	4,530	4,323
April	4,742	4,649
May	4,742	4,661
June	4,742	4,662

QUALITY

	Quantity	Base Number	Contract	AT	Region	England
% of FP17s for the same patient ID Re-attending within 3 months - Children	17	245	6.9%	10.9%	12.8%	11.9%
% of FP17s for the same patient ID Re-attending within 3 months - Adults	263	1,466	17.9%	14.8%	16.5%	16.0%
% of FP17s for the same patient ID Re-attending between 3 & 9 months - Children	147	245	60.0%	60.8%	59.7%	58.3%
% of FP17s for the same patient ID Re-attending between 3 & 9 months - Adults	587	1,466	40.0%	54.6%	52.6%	50.3%
% of FP17s for Band 1 Urgent Courses	203	1,766	11.5%	8.6%	9.1%	9.1%
% of FP17s Relating to Free Repair or Replacements	76	1,766	4.3%	0.9%	1.0%	0.8%
% of FP17s Relating to Continuations	54	1,766	3.1%	1.1%	1.2%	1.0%
% of Patients satisfied with the dentistry they have received	2	2	N/A	91.4%	91.6%	91.5%
% of Patients satisfied with the time they had to wait for an appointment	2	2	N/A	88.2%	88.3%	87.9%

* This is based on patients treated on this contract for their most recent course of treatment. Figures in italics indicate the base number of FP17s or Patient Questionnaire responses are less than 100. N/A is shown where the base number of responses is less than 10 during the period. % is calculated as Quantity/Base number*100

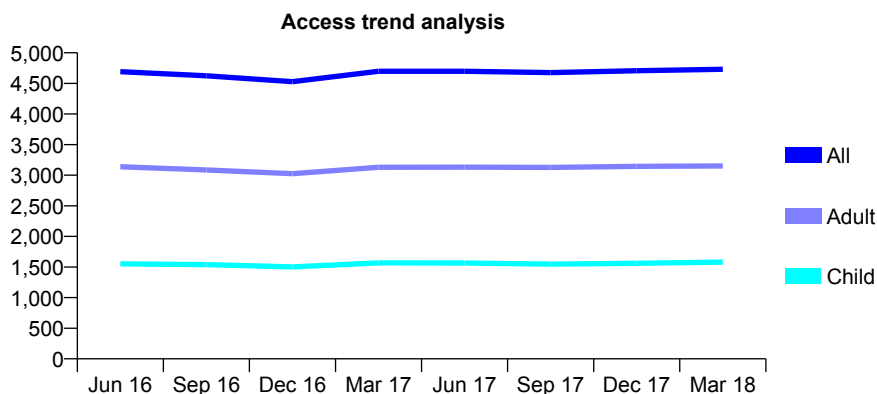
Q52 - Vital Signs At a Glance Contract Report for 215651/0001 - Year end March 2018

Name or company name	MRS AA RAYNER
Contract type name	PDS Contract
Purpose of contract	General
Contract start date	01/04/2006
Contract end date	31/03/2021

17/18 Contracted general activity (UDA)	9,684
Carry forward general activity (UDA)	0
17/18 Contracted orthodontic activity (UOA)	0
Carry forward orthodontic activity (UOA)	0
Baseline contract value	£222,557.66

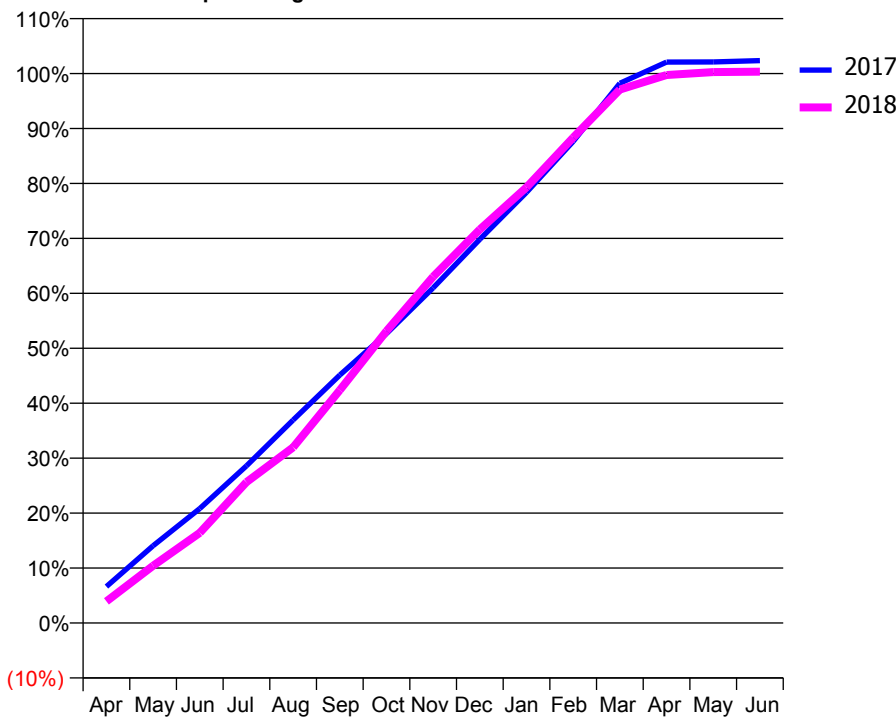
ACCESS*

Patients seen in 24 months	Total	Change since previous quarter
Quarter ending March 2017	4,698	
Quarter ending June 2017	4,698	→
Quarter ending September 2017	4,676	→
Quarter ending December 2017	4,707	→
Quarter ending March 2018	4,732	→
Variance since March 2017	0.7%	→



ACTIVITY

Cumulative percentage of contracted UDA delivered 2017 & 2018



Month	Adjusted Scheduled Activity (UDA)	
	2017	2018
April	648	381
May	1,375	1,009
June	2,036	1,590
July	2,795	2,484
August	3,611	3,097
September	4,410	4,105
October	5,148	5,146
November	5,961	6,104
December	6,824	6,936
January	7,661	7,678
February	8,566	8,555
March	9,600	9,400
April	9,977	9,656
May	9,979	9,710
June	10,002	9,716

QUALITY

	Quantity	Base Number	Contract	AT	Region	England
% of FP17s for the same patient ID Re-attending within 3 months - Children	276	2,501	11.0%	10.9%	12.8%	11.9%
% of FP17s for the same patient ID Re-attending within 3 months - Adults	641	4,086	15.7%	14.8%	16.5%	16.0%
% of FP17s for the same patient ID Re-attending between 3 & 9 months - Children	1,438	2,501	57.5%	60.8%	59.7%	58.3%
% of FP17s for the same patient ID Re-attending between 3 & 9 months - Adults	1,833	4,086	44.9%	54.6%	52.6%	50.3%
% of FP17s for Band 1 Urgent Courses	529	5,397	9.8%	8.6%	9.1%	9.1%
% of FP17s Relating to Free Repair or Replacements	19	5,397	0.4%	0.9%	1.0%	0.8%
% of FP17s Relating to Continuations	98	5,397	1.8%	1.1%	1.2%	1.0%
% of Patients satisfied with the dentistry they have received	10	11	90.9%	91.4%	91.6%	91.5%
% of Patients satisfied with the time they had to wait for an appointment	9	11	81.8%	88.2%	88.3%	87.9%

* This is based on patients treated on this contract for their most recent course of treatment. Figures in italics indicate the base number of FP17s or Patient Questionnaire responses are less than 100. N/A is shown where the base number of responses is less than 10 during the period. % is calculated as Quantity/Base number*100

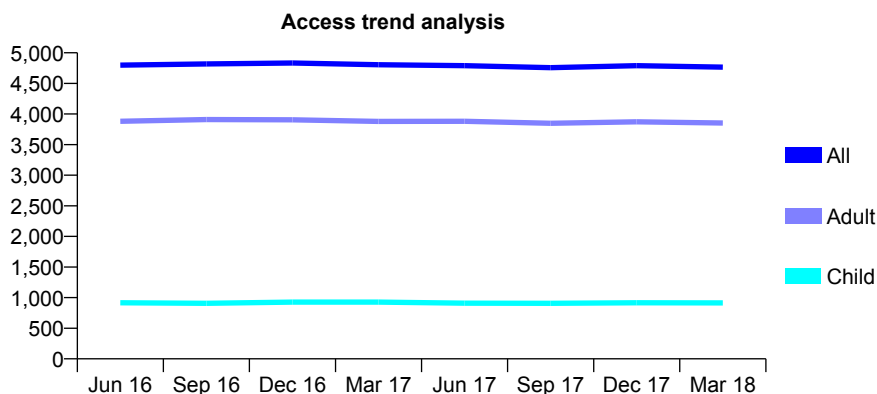
Q52 - Vital Signs At a Glance Contract Report for 215651/0002 - Year end March 2018

Name or company name	MRS AA RAYNER
Contract type name	Pilot Contract
Purpose of contract	General
Contract start date	01/04/2006
Contract end date	31/03/2021

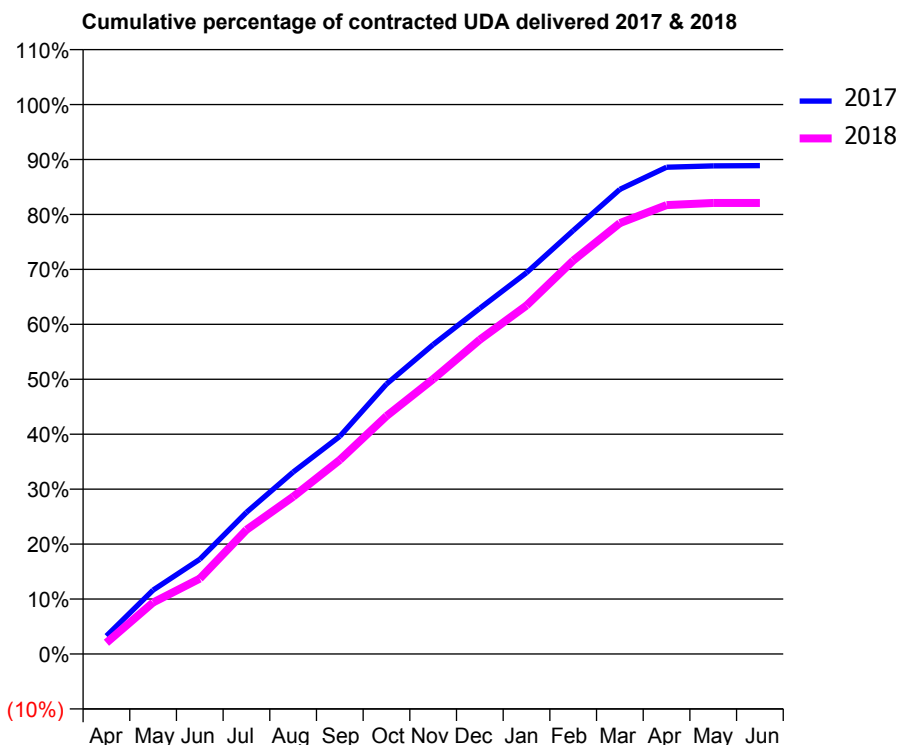
17/18 Contracted general activity (UDA)	11,957
Carry forward general activity (UDA)	0
17/18 Contracted orthodontic activity (UOA)	0
Carry forward orthodontic activity (UOA)	0
Baseline contract value	£327,920.92

ACCESS*

Patients seen in 24 months	Total	Change since previous quarter
Quarter ending March 2017	4,804	
Quarter ending June 2017	4,790	→
Quarter ending September 2017	4,756	→
Quarter ending December 2017	4,789	→
Quarter ending March 2018	4,765	→
Variance since March 2017	(0.8%)	→



ACTIVITY



Month	Adjusted Scheduled Activity (UDA)	
	2017	2018
April	394	245
May	1,391	1,122
June	2,062	1,640
July	3,083	2,703
August	3,958	3,423
September	4,737	4,224
October	5,875	5,179
November	6,734	5,981
December	7,522	6,841
January	8,298	7,582
February	9,214	8,560
March	10,110	9,377
April	10,593	9,767
May	10,622	9,814
June	10,628	9,815

QUALITY

	Quantity	Base Number	Contract	AT	Region	England
% of FP17s for the same patient ID Re-attending within 3 months - Children	85	1,189	7.1%	10.9%	12.8%	11.9%
% of FP17s for the same patient ID Re-attending within 3 months - Adults	541	4,214	12.8%	14.8%	16.5%	16.0%
% of FP17s for the same patient ID Re-attending between 3 & 9 months - Children	556	1,189	46.8%	60.8%	59.7%	58.3%
% of FP17s for the same patient ID Re-attending between 3 & 9 months - Adults	1,370	4,214	32.5%	54.6%	52.6%	50.3%
% of FP17s for Band 1 Urgent Courses	371	5,350	6.9%	8.6%	9.1%	9.1%
% of FP17s Relating to Free Repair or Replacements	50	5,350	0.9%	0.9%	1.0%	0.8%
% of FP17s Relating to Continuations	50	5,350	0.9%	1.1%	1.2%	1.0%
% of Patients satisfied with the dentistry they have received	6	7	N/A	91.4%	91.6%	91.5%
% of Patients satisfied with the time they had to wait for an appointment	7	7	N/A	88.2%	88.3%	87.9%

* This is based on patients treated on this contract for their most recent course of treatment. Figures in italics indicate the base number of FP17s or Patient Questionnaire responses are less than 100. N/A is shown where the base number of responses is less than 10 during the period. % is calculated as Quantity/Base number*100

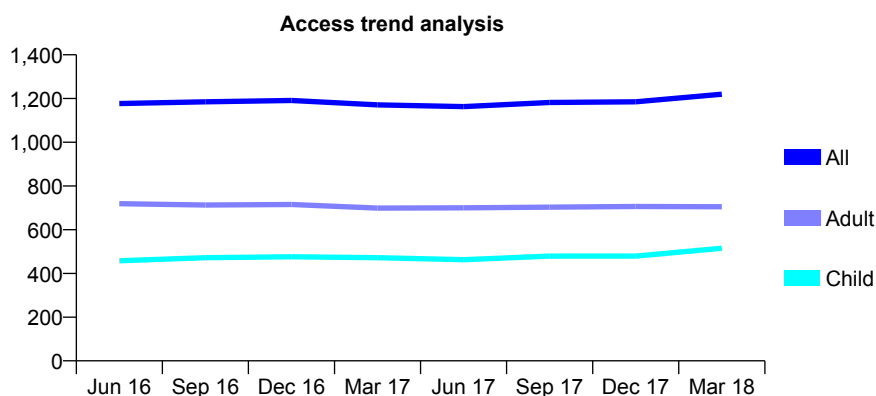
Q52 - Vital Signs At a Glance Contract Report for 222526/0001 - Year end March 2018

Name or company name	MR MR HANSON
Contract type name	GDS Contract
Purpose of contract	General
Contract start date	01/04/2006
Contract end date	

17/18 Contracted general activity (UDA)	4,896
Carry forward general activity (UDA)	62
17/18 Contracted orthodontic activity (UOA)	0
Carry forward orthodontic activity (UOA)	0
Baseline contract value	£175,249.47

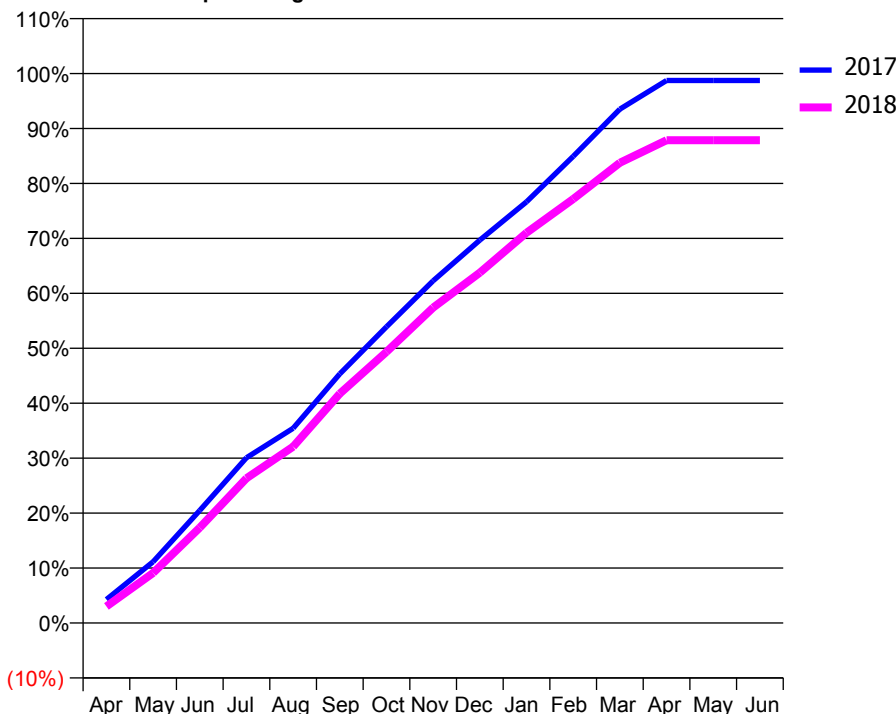
ACCESS*

Patients seen in 24 months	Total	Change since previous quarter
Quarter ending March 2017	1,171	
Quarter ending June 2017	1,163	→
Quarter ending September 2017	1,182	→
Quarter ending December 2017	1,185	→
Quarter ending March 2018	1,220	↑
Variance since March 2017	4.2%	↑



ACTIVITY

Cumulative percentage of contracted UDA delivered 2017 & 2018



Month	Adjusted Scheduled Activity (UDA)	
	2017	2018
April	210	148
May	546	446
June	1,003	851
July	1,473	1,290
August	1,736	1,572
September	2,220	2,044
October	2,640	2,416
November	3,049	2,811
December	3,412	3,122
January	3,753	3,477
February	4,158	3,777
March	4,578	4,101
April	4,834	4,302
May	4,834	4,302
June	4,834	4,302

QUALITY

	Quantity	Base Number	Contract	AT	Region	England
% of FP17s for the same patient ID Re-attending within 3 months - Children	190	1,105	17.2%	10.9%	12.8%	11.9%
% of FP17s for the same patient ID Re-attending within 3 months - Adults	229	1,065	21.5%	14.8%	16.5%	16.0%
% of FP17s for the same patient ID Re-attending between 3 & 9 months - Children	727	1,105	65.8%	60.8%	59.7%	58.3%
% of FP17s for the same patient ID Re-attending between 3 & 9 months - Adults	626	1,065	58.8%	54.6%	52.6%	50.3%
% of FP17s for Band 1 Urgent Courses	119	2,170	5.5%	8.6%	9.1%	9.1%
% of FP17s Relating to Free Repair or Replacements	0	2,170	0.0%	0.9%	1.0%	0.8%
% of FP17s Relating to Continuations	14	2,170	0.6%	1.1%	1.2%	1.0%
% of Patients satisfied with the dentistry they have received	0	1	N/A	91.4%	91.6%	91.5%
% of Patients satisfied with the time they had to wait for an appointment	0	1	N/A	88.2%	88.3%	87.9%

* This is based on patients treated on this contract for their most recent course of treatment. Figures in italics indicate the base number of FP17s or Patient Questionnaire responses are less than 100. N/A is shown where the base number of responses is less than 10 during the period. % is calculated as Quantity/Base number*100

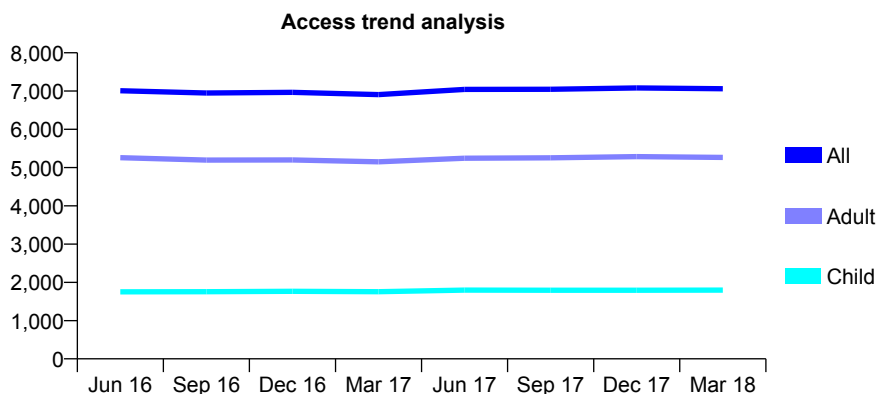
Q52 - Vital Signs At a Glance Contract Report for 224804/0001 - Year end March 2018

Name or company name	MRS SJ WEBSTER
Contract type name	GDS Contract
Purpose of contract	General
Contract start date	01/04/2006
Contract end date	

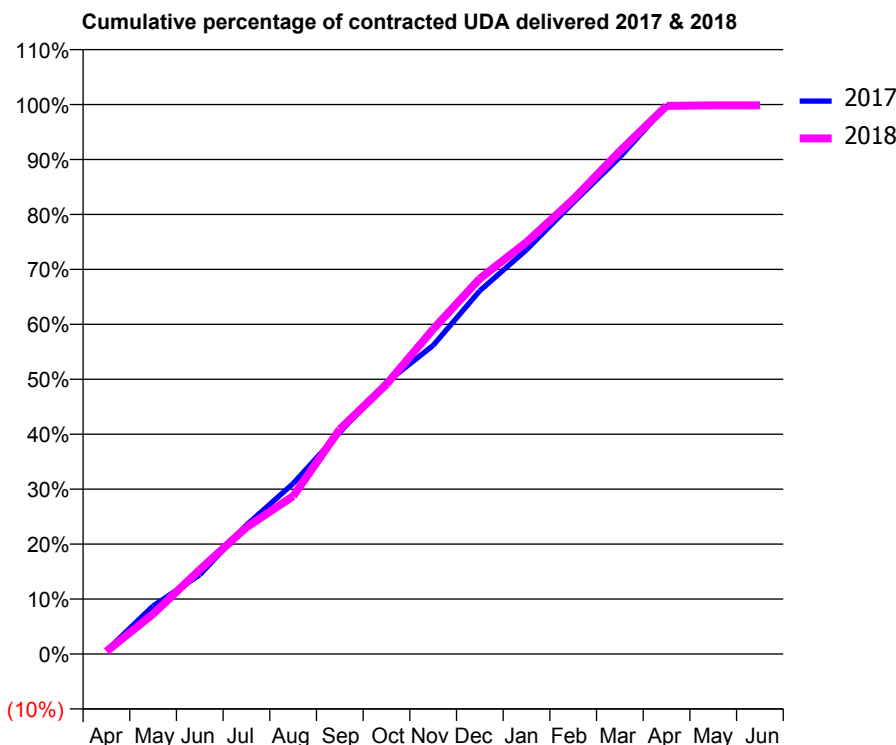
17/18 Contracted general activity (UDA)	19,900
Carry forward general activity (UDA)	35
17/18 Contracted orthodontic activity (UOA)	0
Carry forward orthodontic activity (UOA)	0
Baseline contract value	£594,428.26

ACCESS*

Patients seen in 24 months	Total	Change since previous quarter
Quarter ending March 2017	6,907	
Quarter ending June 2017	7,043	→
Quarter ending September 2017	7,048	→
Quarter ending December 2017	7,081	→
Quarter ending March 2018	7,062	→
Variance since March 2017	2.2%	↑



ACTIVITY



Month	Adjusted Scheduled Activity (UDA)	
	2017	2018
April	121	94
May	1,740	1,453
June	2,872	3,054
July	4,674	4,590
August	6,175	5,714
September	8,031	8,138
October	9,838	9,769
November	11,179	11,767
December	13,155	13,595
January	14,637	14,914
February	16,351	16,467
March	17,998	18,214
April	19,861	19,851
May	19,863	19,868
June	19,865	19,870

QUALITY

	Quantity	Base Number	Contract	AT	Region	England
% of FP17s for the same patient ID Re-attending within 3 months - Children	244	3,076	7.9%	10.9%	12.8%	11.9%
% of FP17s for the same patient ID Re-attending within 3 months - Adults	1,366	8,699	15.7%	14.8%	16.5%	16.0%
% of FP17s for the same patient ID Re-attending between 3 & 9 months - Children	2,144	3,076	69.7%	60.8%	59.7%	58.3%
% of FP17s for the same patient ID Re-attending between 3 & 9 months - Adults	5,420	8,699	62.3%	54.6%	52.6%	50.3%
% of FP17s for Band 1 Urgent Courses	506	11,574	4.4%	8.6%	9.1%	9.1%
% of FP17s Relating to Free Repair or Replacements	107	11,574	0.9%	0.9%	1.0%	0.8%
% of FP17s Relating to Continuations	63	11,574	0.5%	1.1%	1.2%	1.0%
% of Patients satisfied with the dentistry they have received	7	8	N/A	91.4%	91.6%	91.5%
% of Patients satisfied with the time they had to wait for an appointment	7	8	N/A	88.2%	88.3%	87.9%

* This is based on patients treated on this contract for their most recent course of treatment. Figures in italics indicate the base number of FP17s or Patient Questionnaire responses are less than 100. N/A is shown where the base number of responses is less than 10 during the period. % is calculated as Quantity/Base number*100

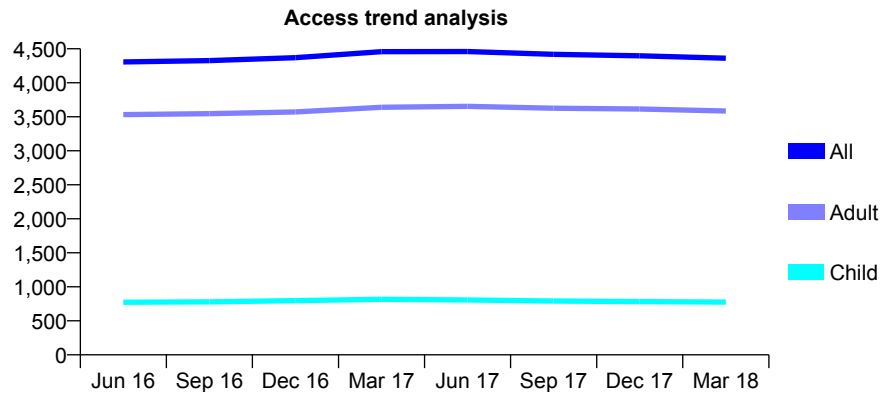
Q52 - Vital Signs At a Glance Contract Report for 224839/0001 - Year end March 2018

Name or company name	Mr JD Alker & Mr JF Slater
Contract type name	GDS Contract
Purpose of contract	General
Contract start date	01/04/2006
Contract end date	

17/18 Contracted general activity (UDA)	14,253
Carry forward general activity (UDA)	0
17/18 Contracted orthodontic activity (UOA)	0
Carry forward orthodontic activity (UOA)	0
Baseline contract value	£423,177.39

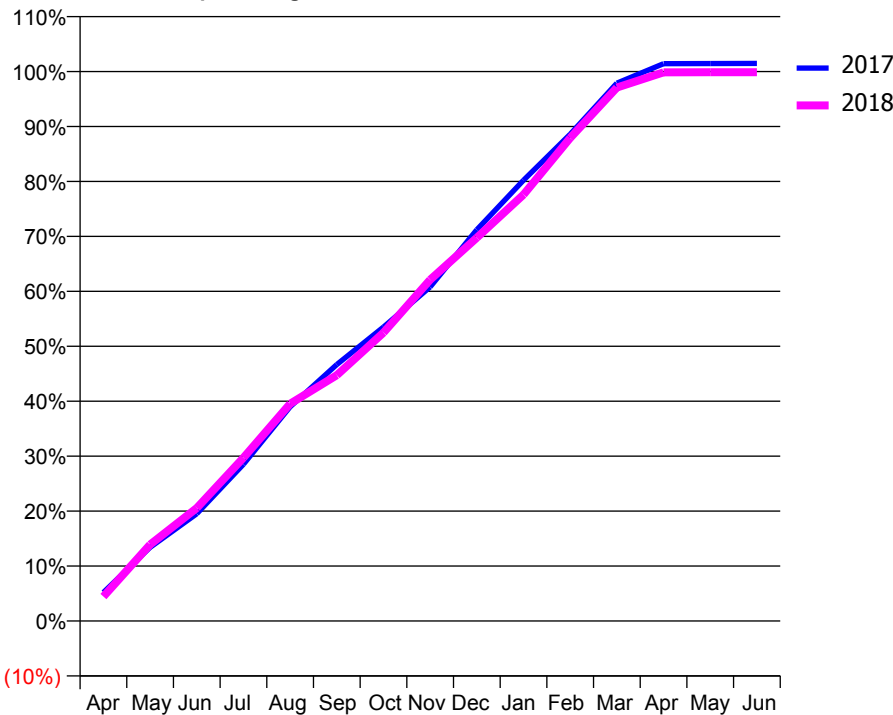
ACCESS*

Patients seen in 24 months	Total	Change since previous quarter
Quarter ending March 2017	4,457	
Quarter ending June 2017	4,460	→
Quarter ending September 2017	4,418	→
Quarter ending December 2017	4,397	→
Quarter ending March 2018	4,361	→
Variance since March 2017	(2.2%)	↓



ACTIVITY

Cumulative percentage of contracted UDA delivered 2017 & 2018



Month	Adjusted Scheduled Activity (UDA)	
	2017	2018
April	743	634
May	1,912	1,984
June	2,781	2,932
July	4,067	4,236
August	5,557	5,636
September	6,653	6,377
October	7,623	7,481
November	8,666	8,854
December	10,149	9,941
January	11,432	11,060
February	12,626	12,531
March	13,950	13,838
April	14,456	14,232
May	14,461	14,235
June	14,464	14,235

QUALITY

	Quantity	Base Number	Contract	AT	Region	England
% of FP17s for the same patient ID Re-attending within 3 months - Children	64	1,222	5.2%	10.9%	12.8%	11.9%
% of FP17s for the same patient ID Re-attending within 3 months - Adults	833	5,828	14.3%	14.8%	16.5%	16.0%
% of FP17s for the same patient ID Re-attending between 3 & 9 months - Children	844	1,222	69.1%	60.8%	59.7%	58.3%
% of FP17s for the same patient ID Re-attending between 3 & 9 months - Adults	4,098	5,828	70.3%	54.6%	52.6%	50.3%
% of FP17s for Band 1 Urgent Courses	379	7,004	5.4%	8.6%	9.1%	9.1%
% of FP17s Relating to Free Repair or Replacements	90	7,004	1.3%	0.9%	1.0%	0.8%
% of FP17s Relating to Continuations	38	7,004	0.5%	1.1%	1.2%	1.0%
% of Patients satisfied with the dentistry they have received	5	5	N/A	91.4%	91.6%	91.5%
% of Patients satisfied with the time they had to wait for an appointment	3	5	N/A	88.2%	88.3%	87.9%

* This is based on patients treated on this contract for their most recent course of treatment. Figures in italics indicate the base number of FP17s or Patient Questionnaire responses are less than 100. N/A is shown where the base number of responses is less than 10 during the period. % is calculated as Quantity/Base number*100

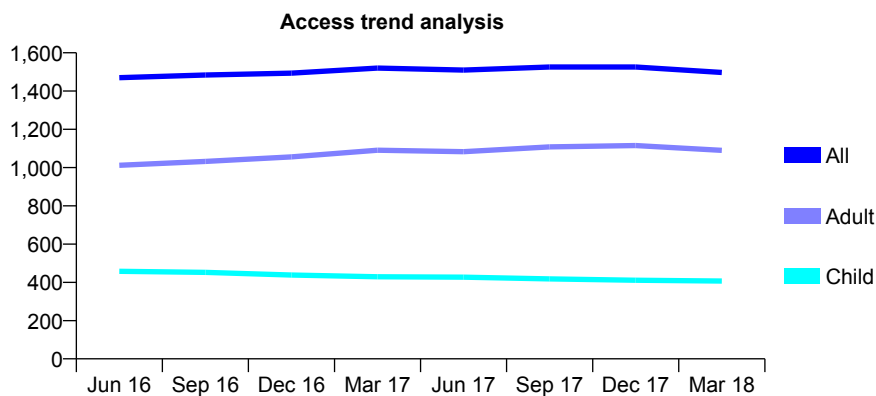
Q52 - Vital Signs At a Glance Contract Report for 228672/0001 - Year end March 2018

Name or company name	MRS GI AUSTIN
Contract type name	GDS Contract
Purpose of contract	General
Contract start date	01/04/2006
Contract end date	

17/18 Contracted general activity (UDA)	5,297
Carry forward general activity (UDA)	130
17/18 Contracted orthodontic activity (UOA)	0
Carry forward orthodontic activity (UOA)	0
Baseline contract value	£149,442.73

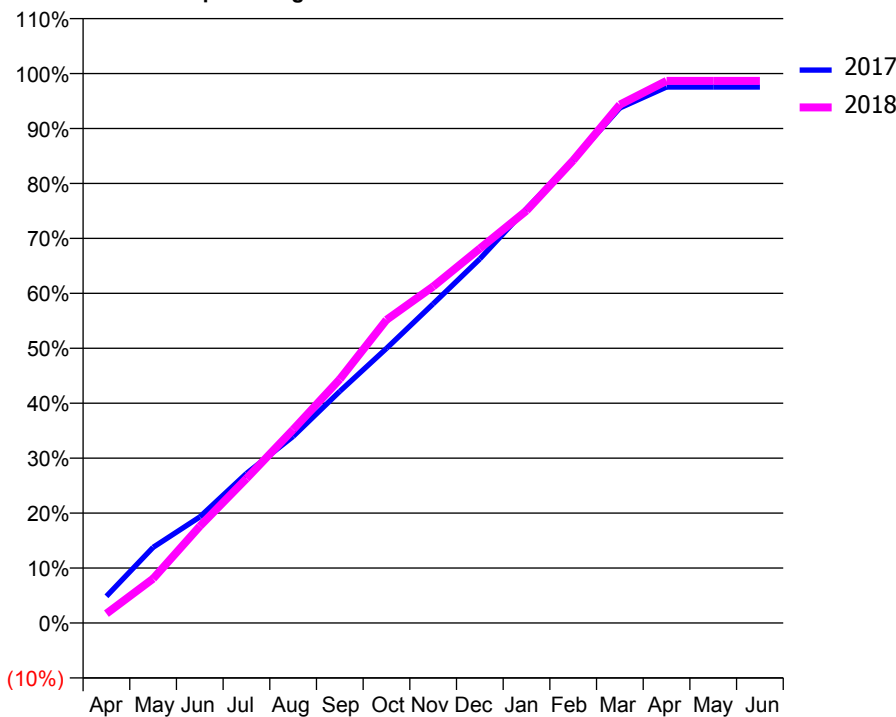
ACCESS*

Patients seen in 24 months	Total	Change since previous quarter
Quarter ending March 2017	1,520	
Quarter ending June 2017	1,510	→
Quarter ending September 2017	1,526	→
Quarter ending December 2017	1,526	→
Quarter ending March 2018	1,497	↓
Variance since March 2017	(1.5%)	↓



ACTIVITY

Cumulative percentage of contracted UDA delivered 2017 & 2018



Month	Adjusted Scheduled Activity (UDA)	
	2017	2018
April	258	90
May	729	428
June	1,022	932
July	1,442	1,393
August	1,799	1,864
September	2,234	2,351
October	2,647	2,922
November	3,077	3,243
December	3,510	3,610
January	3,995	3,975
February	4,461	4,459
March	4,965	4,997
April	5,167	5,226
May	5,167	5,226
June	5,167	5,226

QUALITY

	Quantity	Base Number	Contract	AT	Region	England
% of FP17s for the same patient ID Re-attending within 3 months - Children	94	815	11.5%	10.9%	12.8%	11.9%
% of FP17s for the same patient ID Re-attending within 3 months - Adults	421	1,634	25.8%	14.8%	16.5%	16.0%
% of FP17s for the same patient ID Re-attending between 3 & 9 months - Children	615	815	75.5%	60.8%	59.7%	58.3%
% of FP17s for the same patient ID Re-attending between 3 & 9 months - Adults	816	1,634	49.9%	54.6%	52.6%	50.3%
% of FP17s for Band 1 Urgent Courses	51	2,438	2.1%	8.6%	9.1%	9.1%
% of FP17s Relating to Free Repair or Replacements	272	2,438	11.2%	0.9%	1.0%	0.8%
% of FP17s Relating to Continuations	76	2,438	3.1%	1.1%	1.2%	1.0%
% of Patients satisfied with the dentistry they have received	2	2	N/A	91.4%	91.6%	91.5%
% of Patients satisfied with the time they had to wait for an appointment	2	2	N/A	88.2%	88.3%	87.9%

* This is based on patients treated on this contract for their most recent course of treatment. Figures in italics indicate the base number of FP17s or Patient Questionnaire responses are less than 100. N/A is shown where the base number of responses is less than 10 during the period. % is calculated as Quantity/Base number*100

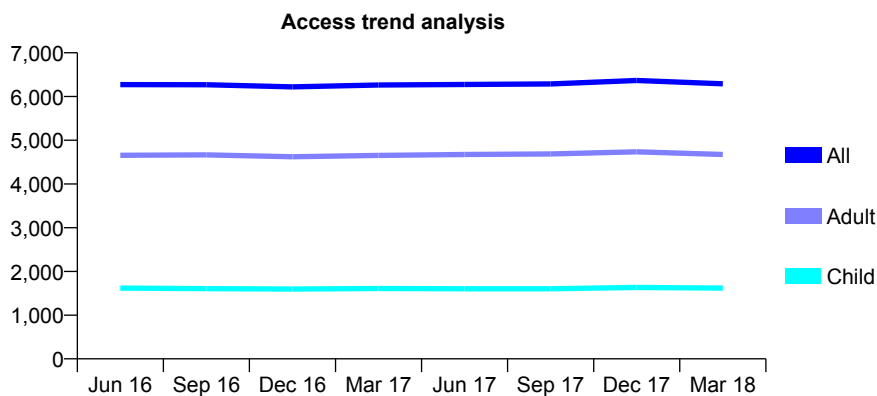
Q52 - Vital Signs At a Glance Contract Report for 230200/0001 - Year end March 2018

Name or company name	MR SJ GARDNER
Contract type name	GDS Contract
Purpose of contract	General
Contract start date	01/04/2006
Contract end date	

17/18 Contracted general activity (UDA)	17,700
Carry forward general activity (UDA)	-150
17/18 Contracted orthodontic activity (UOA)	0
Carry forward orthodontic activity (UOA)	0
Baseline contract value	£538,252.86

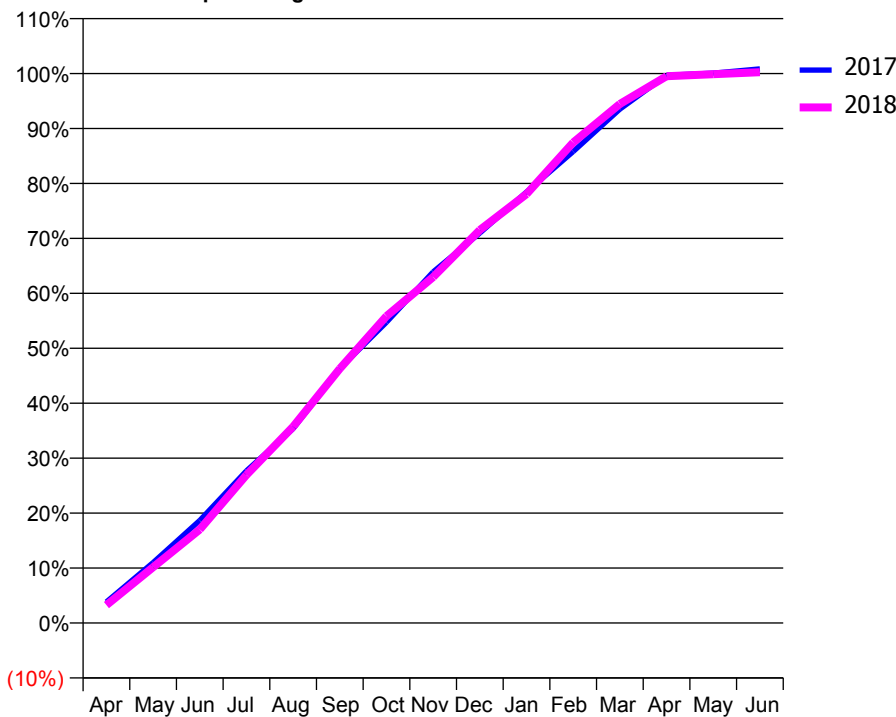
ACCESS*

Patients seen in 24 months	Total	Change since previous quarter
Quarter ending March 2017	6,262	
Quarter ending June 2017	6,277	→
Quarter ending September 2017	6,288	→
Quarter ending December 2017	6,368	→
Quarter ending March 2018	6,291	↓
Variance since March 2017	0.5%	→



ACTIVITY

Cumulative percentage of contracted UDA delivered 2017 & 2018



Month	Adjusted Scheduled Activity (UDA)	
	2017	2018
April	679	576
May	1,948	1,797
June	3,306	3,015
July	4,904	4,771
August	6,259	6,326
September	8,197	8,192
October	9,687	9,885
November	11,311	11,143
December	12,560	12,659
January	13,885	13,814
February	15,185	15,480
March	16,550	16,718
April	17,642	17,614
May	17,711	17,676
June	17,850	17,741

QUALITY

	Quantity	Base Number	Contract	AT	Region	England
% of FP17s for the same patient ID Re-attending within 3 months - Children	186	2,135	8.7%	10.9%	12.8%	11.9%
% of FP17s for the same patient ID Re-attending within 3 months - Adults	1,596	7,510	21.3%	14.8%	16.5%	16.0%
% of FP17s for the same patient ID Re-attending between 3 & 9 months - Children	1,053	2,135	49.3%	60.8%	59.7%	58.3%
% of FP17s for the same patient ID Re-attending between 3 & 9 months - Adults	3,888	7,510	51.8%	54.6%	52.6%	50.3%
% of FP17s for Band 1 Urgent Courses	1,298	9,548	13.6%	8.6%	9.1%	9.1%
% of FP17s Relating to Free Repair or Replacements	120	9,548	1.3%	0.9%	1.0%	0.8%
% of FP17s Relating to Continuations	108	9,548	1.1%	1.1%	1.2%	1.0%
% of Patients satisfied with the dentistry they have received	7	7	N/A	91.4%	91.6%	91.5%
% of Patients satisfied with the time they had to wait for an appointment	7	7	N/A	88.2%	88.3%	87.9%

* This is based on patients treated on this contract for their most recent course of treatment. Figures in italics indicate the base number of FP17s or Patient Questionnaire responses are less than 100. N/A is shown where the base number of responses is less than 10 during the period. % is calculated as Quantity/Base number*100

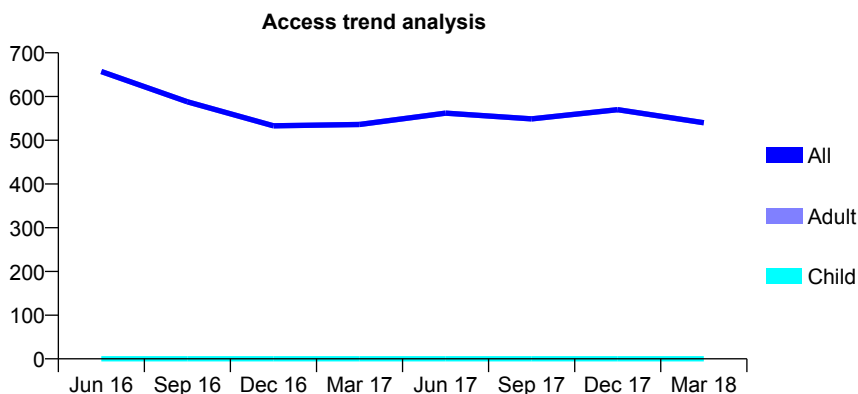
Q52 - Vital Signs At a Glance Contract Report for 230200/0002 - Year end March 2018

Name or company name	MR SJ GARDNER
Contract type name	GDS Contract
Purpose of contract	General
Contract start date	01/04/2006
Contract end date	

17/18 Contracted general activity (UDA)	1,738
Carry forward general activity (UDA)	0
17/18 Contracted orthodontic activity (UOA)	0
Carry forward orthodontic activity (UOA)	0
Baseline contract value	£107,245.92

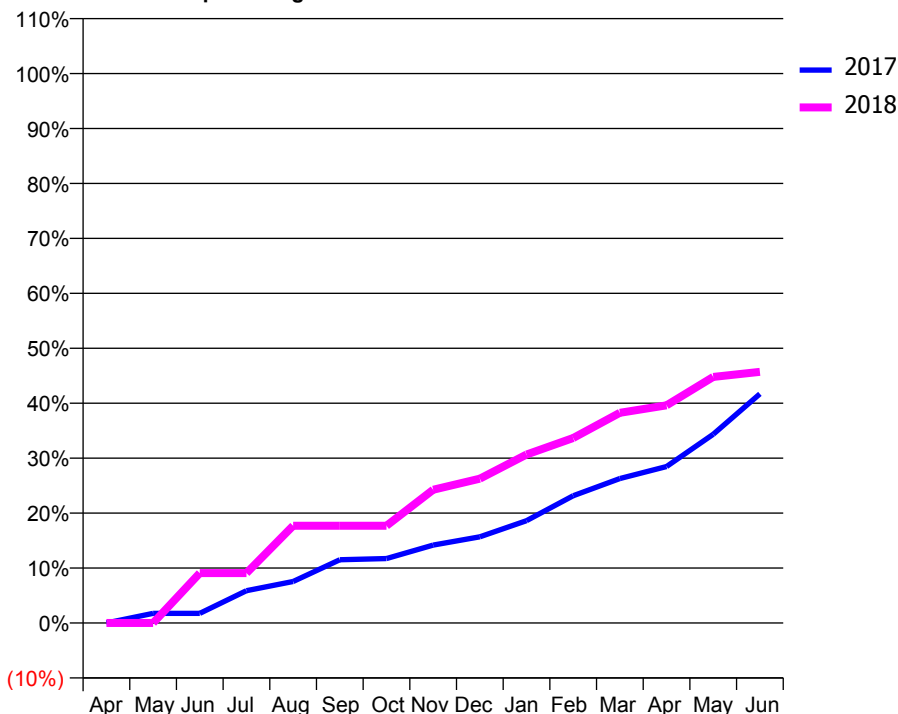
ACCESS*

Patients seen in 24 months	Total	Change since previous quarter
Quarter ending March 2017	536	
Quarter ending June 2017	562	↑
Quarter ending September 2017	549	↓
Quarter ending December 2017	570	↑
Quarter ending March 2018	540	↓
Variance since March 2017	0.7%	→



ACTIVITY

Cumulative percentage of contracted UDA delivered 2017 & 2018



Month	Adjusted Scheduled Activity (UDA)	
	2017	2018
April	0	0
May	30	0
June	30	158
July	102	158
August	131	308
September	200	308
October	204	308
November	247	421
December	273	456
January	324	533
February	402	585
March	457	665
April	495	688
May	597	778
June	725	794

QUALITY

	Quantity	Base Number	Contract	AT	Region	England
% of FP17s for the same patient ID Re-attending within 3 months - Children	0	0	N/A	10.9%	12.8%	11.9%
% of FP17s for the same patient ID Re-attending within 3 months - Adults	16	483	3.3%	14.8%	16.5%	16.0%
% of FP17s for the same patient ID Re-attending between 3 & 9 months - Children	0	0	N/A	60.8%	59.7%	58.3%
% of FP17s for the same patient ID Re-attending between 3 & 9 months - Adults	25	483	5.2%	54.6%	52.6%	50.3%
% of FP17s for Band 1 Urgent Courses	338	462	73.2%	8.6%	9.1%	9.1%
% of FP17s Relating to Free Repair or Replacements	0	462	0.0%	0.9%	1.0%	0.8%
% of FP17s Relating to Continuations	0	462	0.0%	1.1%	1.2%	1.0%
% of Patients satisfied with the dentistry they have received	0	0	N/A	91.4%	91.6%	91.5%
% of Patients satisfied with the time they had to wait for an appointment	0	0	N/A	88.2%	88.3%	87.9%

* This is based on patients treated on this contract for their most recent course of treatment. Figures in italics indicate the base number of FP17s or Patient Questionnaire responses are less than 100. N/A is shown where the base number of responses is less than 10 during the period. % is calculated as Quantity/Base number*100

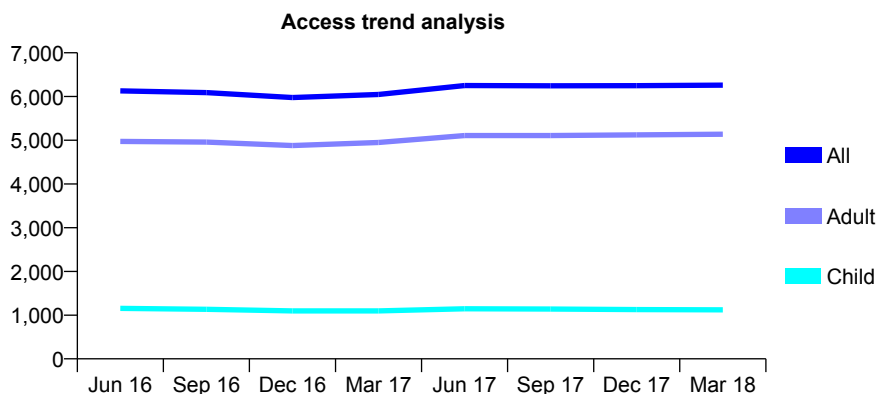
Q52 - Vital Signs At a Glance Contract Report for 231010/0001 - Year end March 2018

Name or company name	MR WS MALACH
Contract type name	Pilot Contract
Purpose of contract	General
Contract start date	01/04/2006
Contract end date	31/03/2021

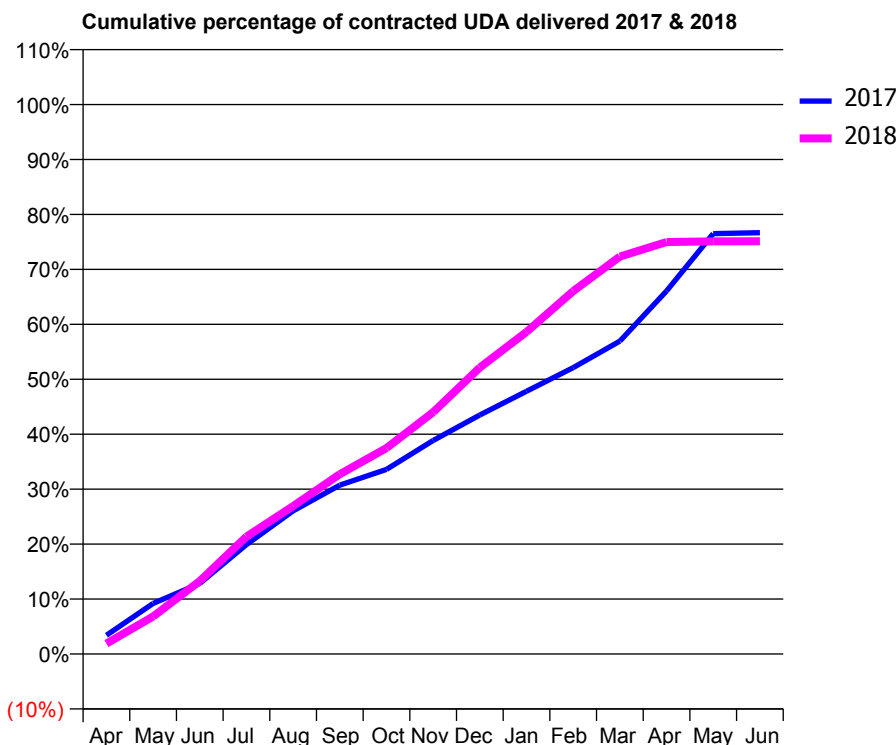
17/18 Contracted general activity (UDA)	21,490
Carry forward general activity (UDA)	0
17/18 Contracted orthodontic activity (UOA)	0
Carry forward orthodontic activity (UOA)	0
Baseline contract value	£631,492.96

ACCESS*

Patients seen in 24 months	Total	Change since previous quarter
Quarter ending March 2017	6,046	
Quarter ending June 2017	6,250	↑
Quarter ending September 2017	6,245	→
Quarter ending December 2017	6,249	→
Quarter ending March 2018	6,260	→
Variance since March 2017	3.5%	↑



ACTIVITY



Month	Adjusted Scheduled Activity (UDA)	
	2017	2018
April	735	411
May	1,981	1,470
June	2,760	2,853
July	4,276	4,593
August	5,599	5,786
September	6,604	7,033
October	7,222	8,053
November	8,352	9,457
December	9,349	11,203
January	10,276	12,596
February	11,199	14,194
March	12,239	15,543
April	14,195	16,110
May	16,442	16,140
June	16,475	16,141

QUALITY

	Quantity	Base Number	Contract	AT	Region	England
% of FP17s for the same patient ID Re-attending within 3 months - Children	203	2,215	9.2%	10.9%	12.8%	11.9%
% of FP17s for the same patient ID Re-attending within 3 months - Adults	1,178	8,512	13.8%	14.8%	16.5%	16.0%
% of FP17s for the same patient ID Re-attending between 3 & 9 months - Children	1,368	2,215	61.8%	60.8%	59.7%	58.3%
% of FP17s for the same patient ID Re-attending between 3 & 9 months - Adults	4,307	8,512	50.6%	54.6%	52.6%	50.3%
% of FP17s for Band 1 Urgent Courses	112	8,698	1.3%	8.6%	9.1%	9.1%
% of FP17s Relating to Free Repair or Replacements	143	8,698	1.6%	0.9%	1.0%	0.8%
% of FP17s Relating to Continuations	68	8,698	0.8%	1.1%	1.2%	1.0%
% of Patients satisfied with the dentistry they have received	11	13	84.6%	91.4%	91.6%	91.5%
% of Patients satisfied with the time they had to wait for an appointment	11	13	84.6%	88.2%	88.3%	87.9%

* This is based on patients treated on this contract for their most recent course of treatment. Figures in italics indicate the base number of FP17s or Patient Questionnaire responses are less than 100. N/A is shown where the base number of responses is less than 10 during the period. % is calculated as Quantity/Base number*100

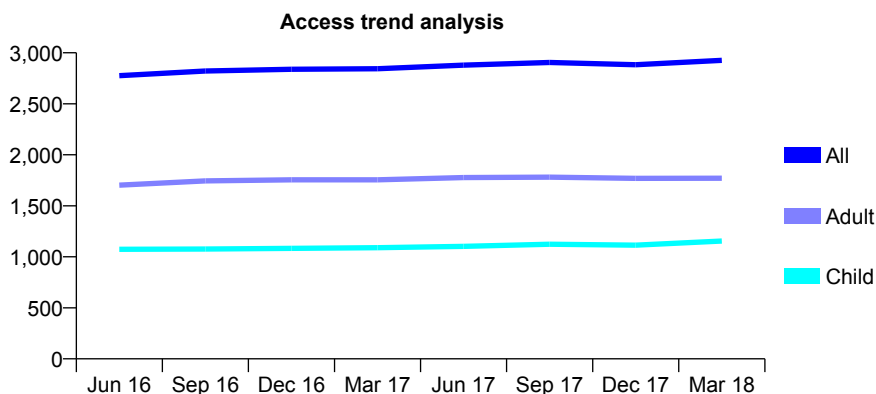
Q52 - Vital Signs At a Glance Contract Report for 233013/0003 - Year end March 2018

Name or company name	MR IS BOYD
Contract type name	GDS Contract
Purpose of contract	General
Contract start date	01/07/2009
Contract end date	

17/18 Contracted general activity (UDA)	8,600
Carry forward general activity (UDA)	-31
17/18 Contracted orthodontic activity (UOA)	0
Carry forward orthodontic activity (UOA)	0
Baseline contract value	£268,050.59

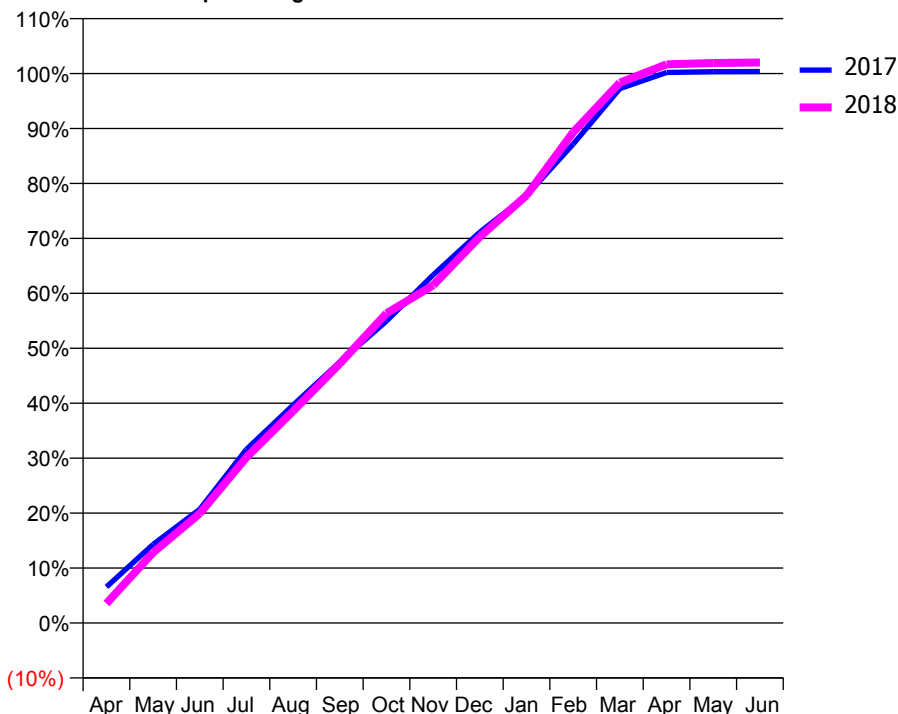
ACCESS*

Patients seen in 24 months	Total	Change since previous quarter
Quarter ending March 2017	2,844	
Quarter ending June 2017	2,879	→
Quarter ending September 2017	2,905	→
Quarter ending December 2017	2,883	→
Quarter ending March 2018	2,926	→
Variance since March 2017	2.9%	↑



ACTIVITY

Cumulative percentage of contracted UDA delivered 2017 & 2018



Month	Adjusted Scheduled Activity (UDA)	
	2017	2018
April	591	306
May	1,287	1,102
June	1,865	1,715
July	2,845	2,593
August	3,569	3,316
September	4,275	4,059
October	4,945	4,846
November	5,702	5,285
December	6,402	6,045
January	7,000	6,692
February	7,843	7,682
March	8,752	8,458
April	9,017	8,744
May	9,029	8,765
June	9,031	8,772

QUALITY

	Quantity	Base Number	Contract	AT	Region	England
% of FP17s for the same patient ID Re-attending within 3 months - Children	100	1,814	5.5%	10.9%	12.8%	11.9%
% of FP17s for the same patient ID Re-attending within 3 months - Adults	482	3,278	14.7%	14.8%	16.5%	16.0%
% of FP17s for the same patient ID Re-attending between 3 & 9 months - Children	1,249	1,814	68.9%	60.8%	59.7%	58.3%
% of FP17s for the same patient ID Re-attending between 3 & 9 months - Adults	2,450	3,278	74.7%	54.6%	52.6%	50.3%
% of FP17s for Band 1 Urgent Courses	201	5,142	3.9%	8.6%	9.1%	9.1%
% of FP17s Relating to Free Repair or Replacements	14	5,142	0.3%	0.9%	1.0%	0.8%
% of FP17s Relating to Continuations	20	5,142	0.4%	1.1%	1.2%	1.0%
% of Patients satisfied with the dentistry they have received	5	5	N/A	91.4%	91.6%	91.5%
% of Patients satisfied with the time they had to wait for an appointment	5	5	N/A	88.2%	88.3%	87.9%

* This is based on patients treated on this contract for their most recent course of treatment. Figures in italics indicate the base number of FP17s or Patient Questionnaire responses are less than 100. N/A is shown where the base number of responses is less than 10 during the period. % is calculated as Quantity/Base number*100

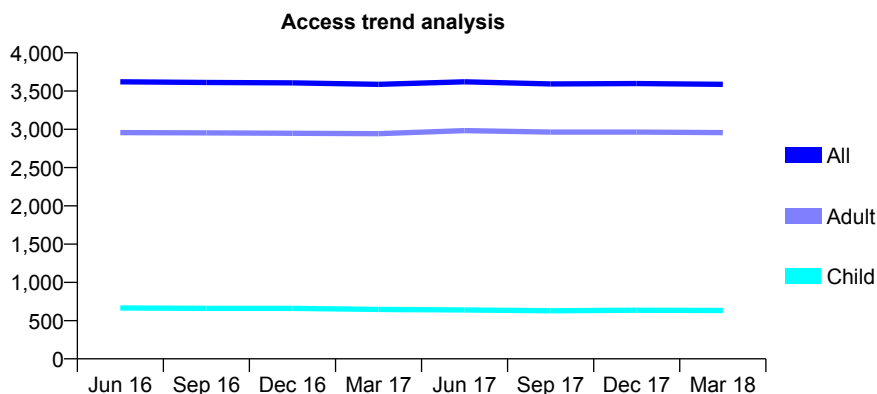
Q52 - Vital Signs At a Glance Contract Report for 235989/0001 - Year end March 2018

Name or company name	MR MJ CLARKE
Contract type name	GDS Contract
Purpose of contract	General
Contract start date	01/04/2006
Contract end date	

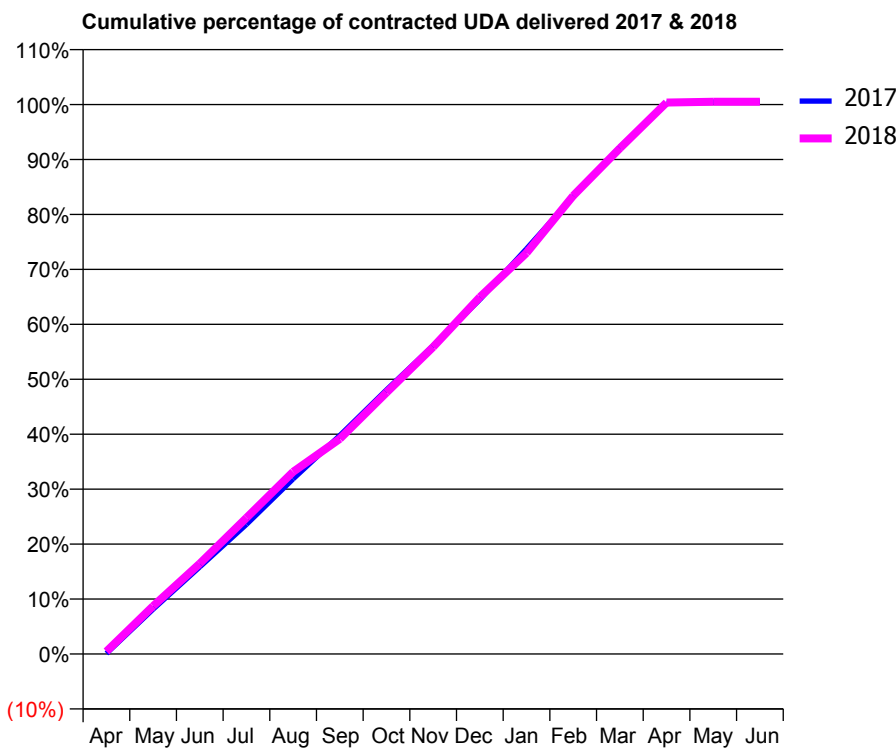
17/18 Contracted general activity (UDA)	10,826
Carry forward general activity (UDA)	-50
17/18 Contracted orthodontic activity (UOA)	0
Carry forward orthodontic activity (UOA)	0
Baseline contract value	£291,994.65

ACCESS*

Patients seen in 24 months	Total	Change since previous quarter
Quarter ending March 2017	3,588	
Quarter ending June 2017	3,621	→
Quarter ending September 2017	3,593	→
Quarter ending December 2017	3,598	→
Quarter ending March 2018	3,587	→
Variance since March 2017	(0.0%)	→



ACTIVITY



Month	Adjusted Scheduled Activity (UDA)	
	2017	2018
April	12	50
May	884	944
June	1,717	1,782
July	2,556	2,684
August	3,452	3,590
September	4,306	4,240
October	5,203	5,150
November	6,075	6,050
December	6,984	7,032
January	7,983	7,901
February	9,013	9,029
March	9,984	9,964
April	10,851	10,865
May	10,876	10,881
June	10,876	10,881

QUALITY

	Quantity	Base Number	Contract	AT	Region	England
% of FP17s for the same patient ID Re-attending within 3 months - Children	46	948	4.9%	10.9%	12.8%	11.9%
% of FP17s for the same patient ID Re-attending within 3 months - Adults	900	4,623	19.5%	14.8%	16.5%	16.0%
% of FP17s for the same patient ID Re-attending between 3 & 9 months - Children	604	948	63.7%	60.8%	59.7%	58.3%
% of FP17s for the same patient ID Re-attending between 3 & 9 months - Adults	2,487	4,623	53.8%	54.6%	52.6%	50.3%
% of FP17s for Band 1 Urgent Courses	366	5,572	6.6%	8.6%	9.1%	9.1%
% of FP17s Relating to Free Repair or Replacements	63	5,572	1.1%	0.9%	1.0%	0.8%
% of FP17s Relating to Continuations	215	5,572	3.9%	1.1%	1.2%	1.0%
% of Patients satisfied with the dentistry they have received	1	1	N/A	91.4%	91.6%	91.5%
% of Patients satisfied with the time they had to wait for an appointment	1	1	N/A	88.2%	88.3%	87.9%

* This is based on patients treated on this contract for their most recent course of treatment. Figures in italics indicate the base number of FP17s or Patient Questionnaire responses are less than 100. N/A is shown where the base number of responses is less than 10 during the period. % is calculated as Quantity/Base number*100

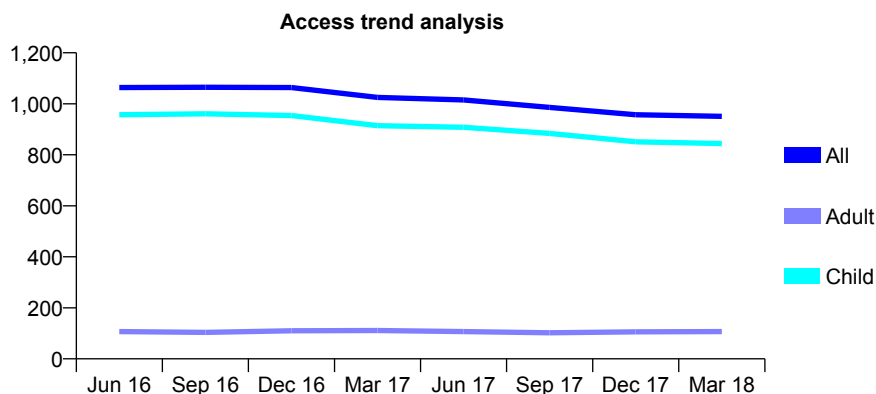
Q52 - Vital Signs At a Glance Contract Report for 237787/0001 - Year end March 2018

Name or company name	MRS PK GREWAL
Contract type name	GDS Contract
Purpose of contract	General
Contract start date	01/04/2006
Contract end date	

17/18 Contracted general activity (UDA)	1,790
Carry forward general activity (UDA)	-36
17/18 Contracted orthodontic activity (UOA)	0
Carry forward orthodontic activity (UOA)	0
Baseline contract value	£39,763.14

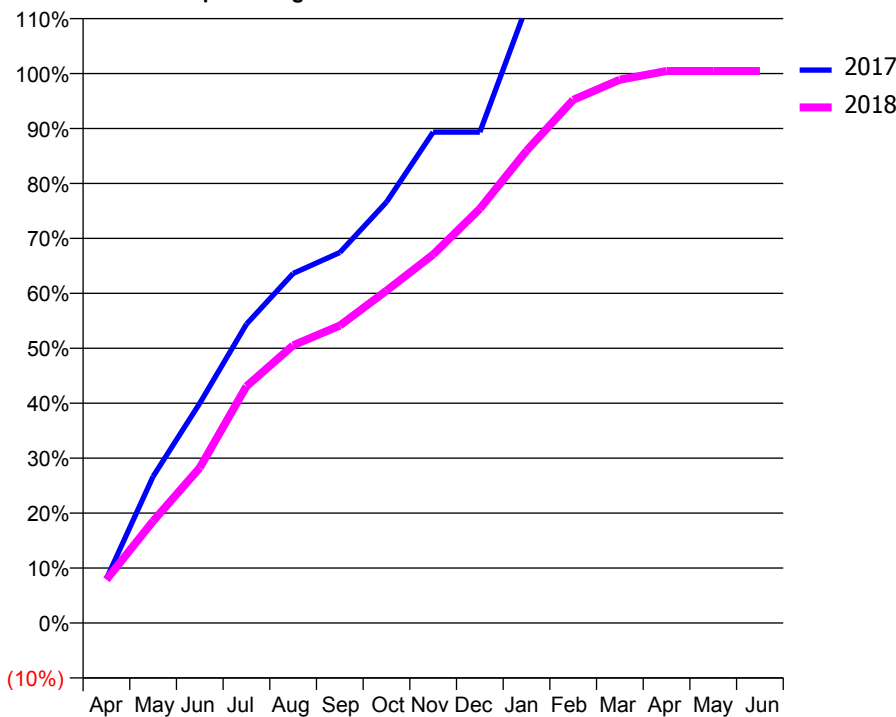
ACCESS*

Patients seen in 24 months	Total	Change since previous quarter
Quarter ending March 2017	1,025	
Quarter ending June 2017	1,015	→
Quarter ending September 2017	986	↓
Quarter ending December 2017	957	↓
Quarter ending March 2018	951	→
Variance since March 2017	(7.2%)	↓



ACTIVITY

Cumulative percentage of contracted UDA delivered 2017 & 2018



Month	Adjusted Scheduled Activity (UDA)	
	2017	2018
April	144	141
May	477	332
June	716	506
July	974	771
August	1,139	904
September	1,207	969
October	1,371	1,083
November	1,599	1,200
December	1,599	1,349
January	2,007	1,538
February	2,084	1,704
March	2,144	1,770
April	2,165	1,798
May	2,165	1,798
June	2,169	1,798

QUALITY

	Quantity	Base Number	Contract	AT	Region	England
% of FP17s for the same patient ID Re-attending within 3 months - Children	95	1,464	6.5%	10.9%	12.8%	11.9%
% of FP17s for the same patient ID Re-attending within 3 months - Adults	0	60	0.0%	14.8%	16.5%	16.0%
% of FP17s for the same patient ID Re-attending between 3 & 9 months - Children	1,116	1,464	76.2%	60.8%	59.7%	58.3%
% of FP17s for the same patient ID Re-attending between 3 & 9 months - Adults	48	60	80.0%	54.6%	52.6%	50.3%
% of FP17s for Band 1 Urgent Courses	71	1,521	4.7%	8.6%	9.1%	9.1%
% of FP17s Relating to Free Repair or Replacements	0	1,521	0.0%	0.9%	1.0%	0.8%
% of FP17s Relating to Continuations	0	1,521	0.0%	1.1%	1.2%	1.0%
% of Patients satisfied with the dentistry they have received	0	0	N/A	91.4%	91.6%	91.5%
% of Patients satisfied with the time they had to wait for an appointment	0	0	N/A	88.2%	88.3%	87.9%

* This is based on patients treated on this contract for their most recent course of treatment. Figures in italics indicate the base number of FP17s or Patient Questionnaire responses are less than 100. N/A is shown where the base number of responses is less than 10 during the period. % is calculated as Quantity/Base number*100

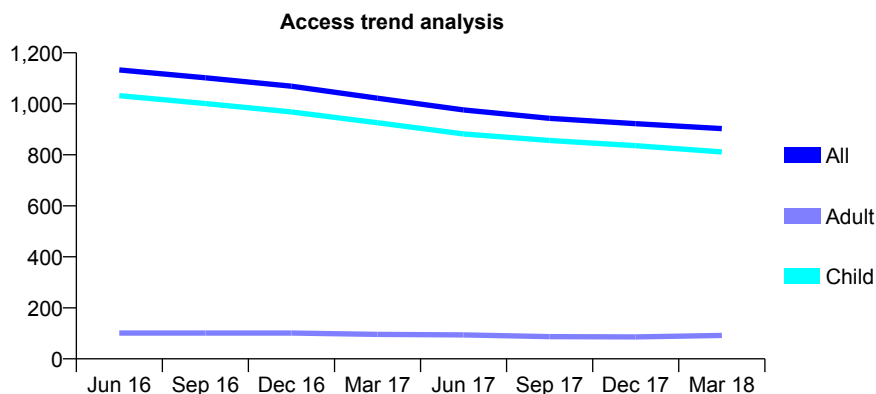
Q52 - Vital Signs At a Glance Contract Report for 239224/0001 - Year end March 2018

Name or company name	MRS SJ JARDINE
Contract type name	GDS Contract
Purpose of contract	General
Contract start date	01/04/2006
Contract end date	

17/18 Contracted general activity (UDA)	2,200
Carry forward general activity (UDA)	-44
17/18 Contracted orthodontic activity (UOA)	0
Carry forward orthodontic activity (UOA)	0
Baseline contract value	£47,469.31

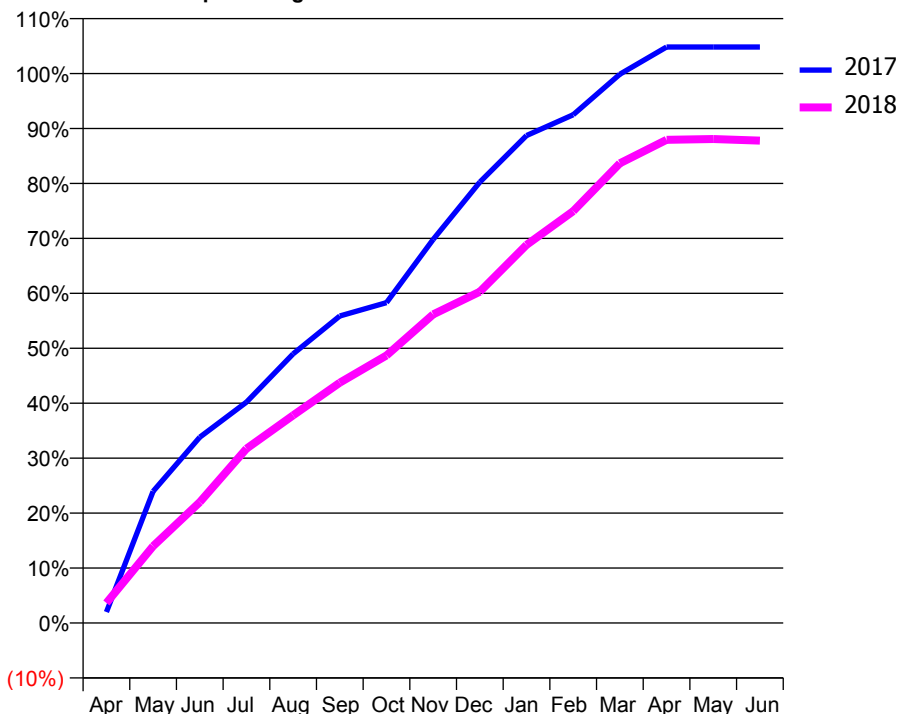
ACCESS*

Patients seen in 24 months	Total	Change since previous quarter
Quarter ending March 2017	1,022	
Quarter ending June 2017	976	↓
Quarter ending September 2017	943	↓
Quarter ending December 2017	922	↓
Quarter ending March 2018	903	↓
Variance since March 2017	(11.6%)	↓



ACTIVITY

Cumulative percentage of contracted UDA delivered 2017 & 2018



Month	Adjusted Scheduled Activity (UDA)	
	2017	2018
April	44	81
May	527	308
June	744	484
July	884	698
August	1,077	831
September	1,229	962
October	1,283	1,071
November	1,536	1,235
December	1,765	1,327
January	1,952	1,514
February	2,035	1,649
March	2,197	1,841
April	2,306	1,935
May	2,306	1,938
June	2,306	1,931

QUALITY

	Quantity	Base Number	Contract	AT	Region	England
% of FP17s for the same patient ID Re-attending within 3 months - Children	128	1,515	8.4%	10.9%	12.8%	11.9%
% of FP17s for the same patient ID Re-attending within 3 months - Adults	0	0	N/A	14.8%	16.5%	16.0%
% of FP17s for the same patient ID Re-attending between 3 & 9 months - Children	1,109	1,515	73.2%	60.8%	59.7%	58.3%
% of FP17s for the same patient ID Re-attending between 3 & 9 months - Adults	0	0	N/A	54.6%	52.6%	50.3%
% of FP17s for Band 1 Urgent Courses	52	1,508	3.4%	8.6%	9.1%	9.1%
% of FP17s Relating to Free Repair or Replacements	0	1,508	0.0%	0.9%	1.0%	0.8%
% of FP17s Relating to Continuations	0	1,508	0.0%	1.1%	1.2%	1.0%
% of Patients satisfied with the dentistry they have received	1	1	N/A	91.4%	91.6%	91.5%
% of Patients satisfied with the time they had to wait for an appointment	1	1	N/A	88.2%	88.3%	87.9%

* This is based on patients treated on this contract for their most recent course of treatment. Figures in italics indicate the base number of FP17s or Patient Questionnaire responses are less than 100. N/A is shown where the base number of responses is less than 10 during the period. % is calculated as Quantity/Base number*100

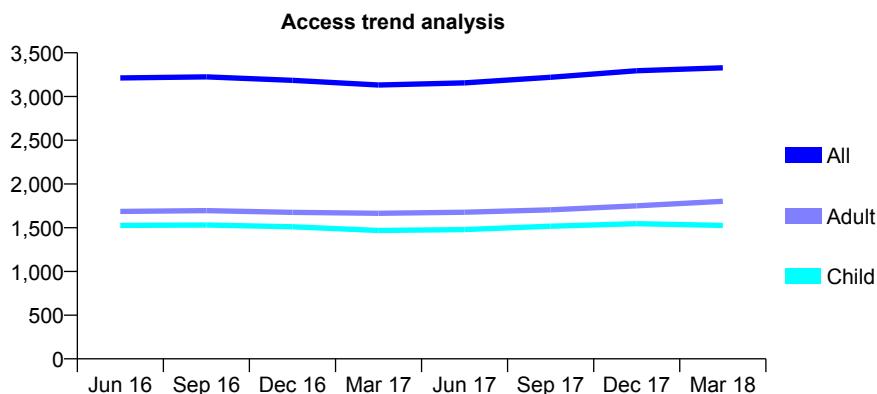
Q52 - Vital Signs At a Glance Contract Report for 250619/0001 - Year end March 2018

Name or company name	MR SH BASHIR
Contract type name	PDS Contract
Purpose of contract	General
Contract start date	01/04/2006
Contract end date	31/03/2021

17/18 Contracted general activity (UDA)	8,413
Carry forward general activity (UDA)	-162
17/18 Contracted orthodontic activity (UOA)	0
Carry forward orthodontic activity (UOA)	0
Baseline contract value	£225,721.13

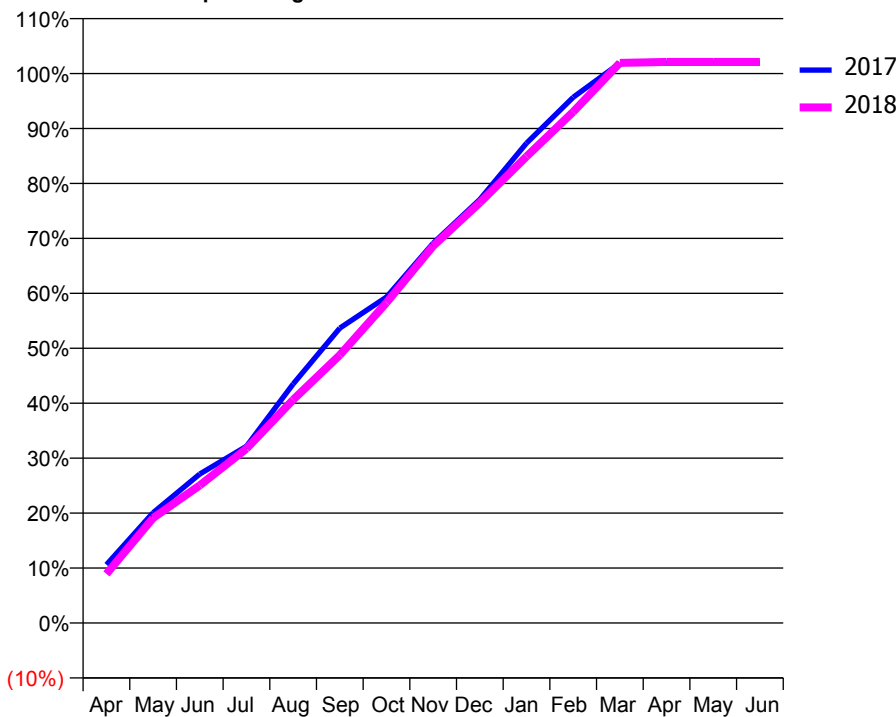
ACCESS*

Patients seen in 24 months	Total	Change since previous quarter
Quarter ending March 2017	3,132	
Quarter ending June 2017	3,156	→
Quarter ending September 2017	3,220	↑
Quarter ending December 2017	3,295	↑
Quarter ending March 2018	3,328	→
Variance since March 2017	6.3%	↑



ACTIVITY

Cumulative percentage of contracted UDA delivered 2017 & 2018



Month	Adjusted Scheduled Activity (UDA)	
	2017	2018
April	893	753
May	1,690	1,608
June	2,281	2,107
July	2,706	2,669
August	3,659	3,418
September	4,515	4,102
October	4,991	4,905
November	5,815	5,772
December	6,486	6,436
January	7,347	7,143
February	8,049	7,827
March	8,572	8,575
April	8,572	8,590
May	8,575	8,590
June	8,575	8,590

QUALITY

	Quantity	Base Number	Contract	AT	Region	England
% of FP17s for the same patient ID Re-attending within 3 months - Children	93	2,761	3.4%	10.9%	12.8%	11.9%
% of FP17s for the same patient ID Re-attending within 3 months - Adults	300	2,774	10.8%	14.8%	16.5%	16.0%
% of FP17s for the same patient ID Re-attending between 3 & 9 months - Children	2,136	2,761	77.4%	60.8%	59.7%	58.3%
% of FP17s for the same patient ID Re-attending between 3 & 9 months - Adults	1,779	2,774	64.1%	54.6%	52.6%	50.3%
% of FP17s for Band 1 Urgent Courses	175	5,545	3.2%	8.6%	9.1%	9.1%
% of FP17s Relating to Free Repair or Replacements	22	5,545	0.4%	0.9%	1.0%	0.8%
% of FP17s Relating to Continuations	20	5,545	0.4%	1.1%	1.2%	1.0%
% of Patients satisfied with the dentistry they have received	2	2	N/A	91.4%	91.6%	91.5%
% of Patients satisfied with the time they had to wait for an appointment	2	2	N/A	88.2%	88.3%	87.9%

* This is based on patients treated on this contract for their most recent course of treatment. Figures in italics indicate the base number of FP17s or Patient Questionnaire responses are less than 100. N/A is shown where the base number of responses is less than 10 during the period. % is calculated as Quantity/Base number*100

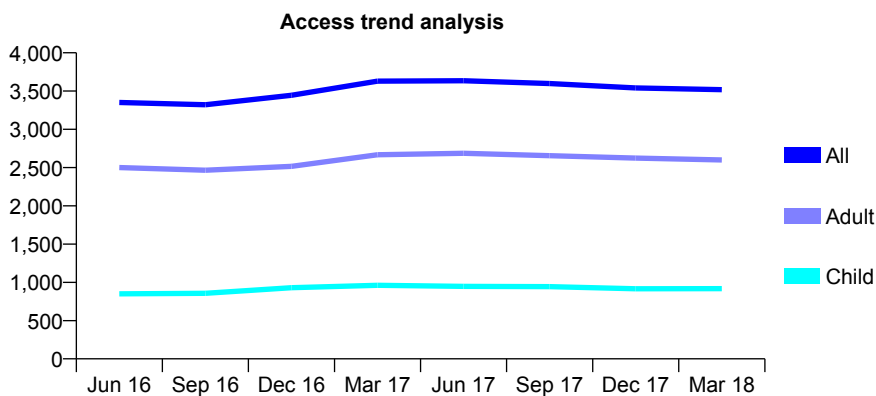
Q52 - Vital Signs At a Glance Contract Report for 263095/0001 - Year end March 2018

Name or company name	MISS F SHAKOOR
Contract type name	GDS Contract
Purpose of contract	General
Contract start date	01/05/2012
Contract end date	

17/18 Contracted general activity (UDA)	11,600
Carry forward general activity (UDA)	-23
17/18 Contracted orthodontic activity (UOA)	0
Carry forward orthodontic activity (UOA)	0
Baseline contract value	£368,921.62

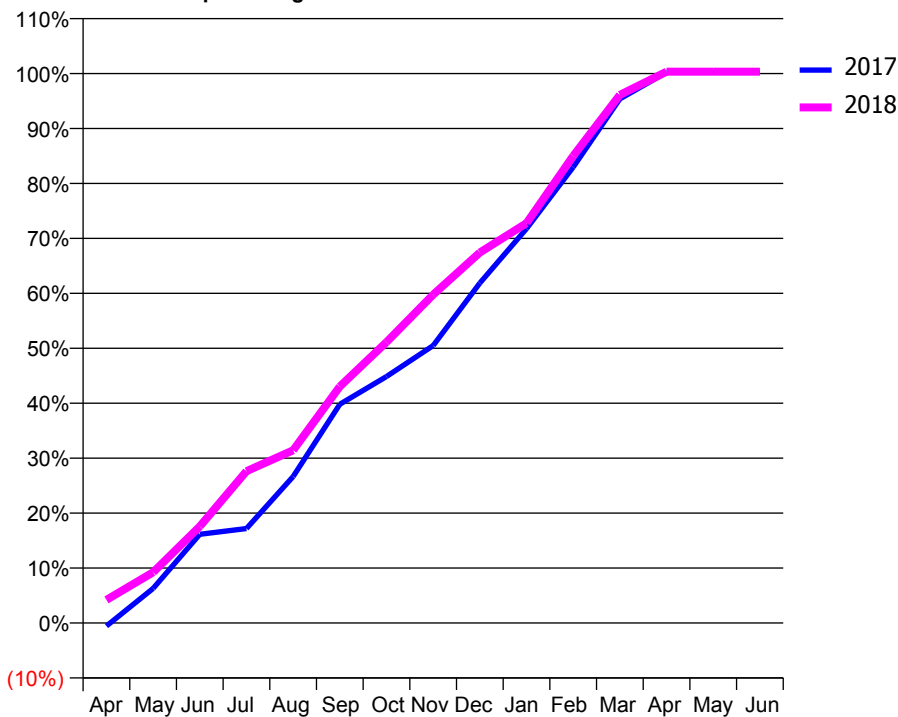
ACCESS*

Patients seen in 24 months	Total	Change since previous quarter
Quarter ending March 2017	3,630	
Quarter ending June 2017	3,634	→
Quarter ending September 2017	3,598	→
Quarter ending December 2017	3,540	↓
Quarter ending March 2018	3,518	→
Variance since March 2017	(3.1%)	↓



ACTIVITY

Cumulative percentage of contracted UDA delivered 2017 & 2018



Month	Adjusted Scheduled Activity (UDA)	
	2017	2018
April	-65	488
May	730	1,071
June	1,875	2,040
July	1,995	3,206
August	3,092	3,646
September	4,617	4,992
October	5,205	5,930
November	5,857	6,931
December	7,177	7,820
January	8,326	8,442
February	9,623	9,860
March	11,063	11,148
April	11,623	11,639
May	11,623	11,639
June	11,623	11,639

QUALITY

	Quantity	Base Number	Contract	AT	Region	England
% of FP17s for the same patient ID Re-attending within 3 months - Children	72	1,403	5.1%	10.9%	12.8%	11.9%
% of FP17s for the same patient ID Re-attending within 3 months - Adults	530	4,296	12.3%	14.8%	16.5%	16.0%
% of FP17s for the same patient ID Re-attending between 3 & 9 months - Children	1,014	1,403	72.3%	60.8%	59.7%	58.3%
% of FP17s for the same patient ID Re-attending between 3 & 9 months - Adults	3,011	4,296	70.1%	54.6%	52.6%	50.3%
% of FP17s for Band 1 Urgent Courses	187	5,603	3.3%	8.6%	9.1%	9.1%
% of FP17s Relating to Free Repair or Replacements	77	5,603	1.4%	0.9%	1.0%	0.8%
% of FP17s Relating to Continuations	109	5,603	1.9%	1.1%	1.2%	1.0%
% of Patients satisfied with the dentistry they have received	2	2	N/A	91.4%	91.6%	91.5%
% of Patients satisfied with the time they had to wait for an appointment	2	2	N/A	88.2%	88.3%	87.9%

* This is based on patients treated on this contract for their most recent course of treatment. Figures in italics indicate the base number of FP17s or Patient Questionnaire responses are less than 100. N/A is shown where the base number of responses is less than 10 during the period. % is calculated as Quantity/Base number*100

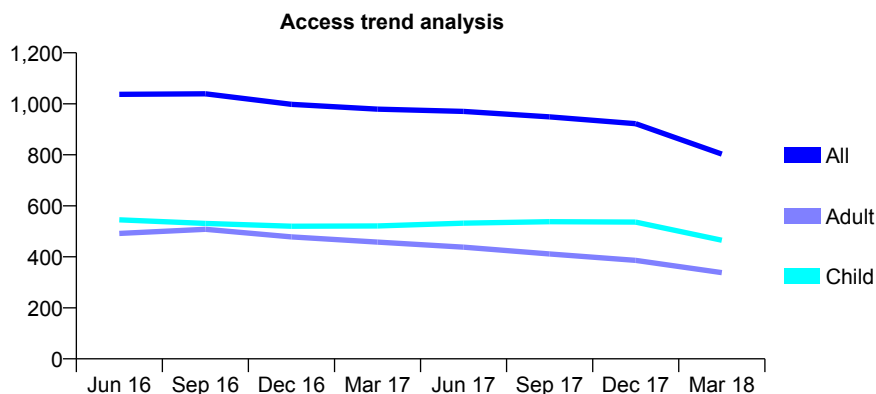
Q52 - Vital Signs At a Glance Contract Report for 269794/0001 - Year end March 2018

Name or company name	MR MP BROWN
Contract type name	GDS Contract
Purpose of contract	General
Contract start date	02/02/2009
Contract end date	

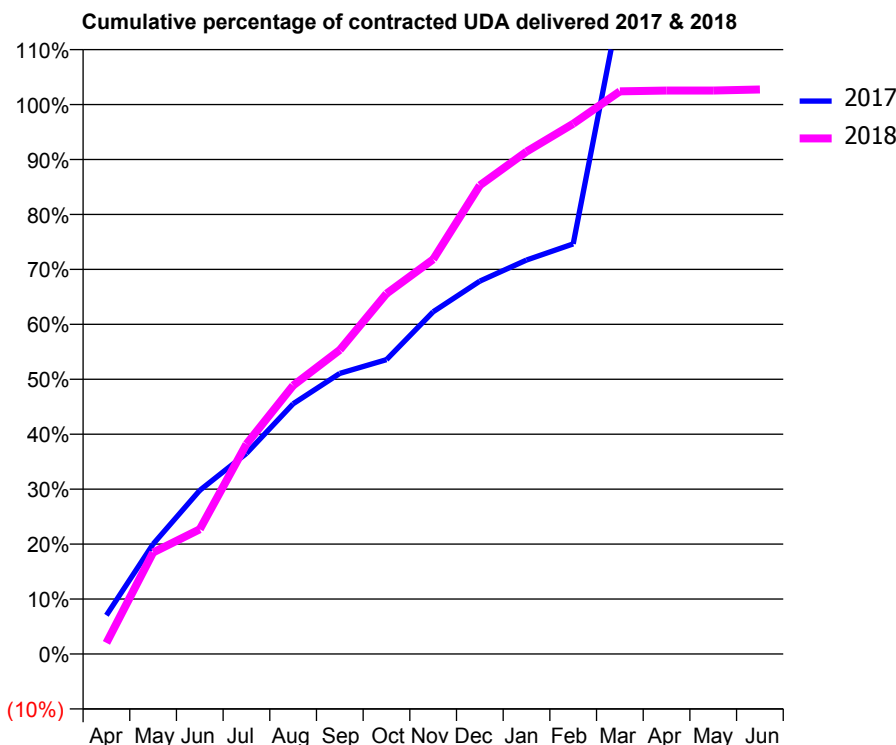
17/18 Contracted general activity (UDA)	1,436
Carry forward general activity (UDA)	-29
17/18 Contracted orthodontic activity (UOA)	0
Carry forward orthodontic activity (UOA)	0
Baseline contract value	£48,983.70

ACCESS*

Patients seen in 24 months	Total	Change since previous quarter
Quarter ending March 2017	979	
Quarter ending June 2017	970	→
Quarter ending September 2017	949	↓
Quarter ending December 2017	922	↓
Quarter ending March 2018	803	↓
Variance since March 2017	(18.0%)	↓



ACTIVITY



Month	Adjusted Scheduled Activity (UDA)	
	2017	2018
April	101	29
May	287	265
June	428	326
July	524	549
August	654	702
September	733	795
October	769	942
November	894	1,031
December	975	1,225
January	1,030	1,313
February	1,072	1,386
March	1,697	1,470
April	1,712	1,472
May	1,737	1,472
June	1,738	1,475

QUALITY

	Quantity	Base Number	Contract	AT	Region	England
% of FP17s for the same patient ID Re-attending within 3 months - Children	86	838	10.3%	10.9%	12.8%	11.9%
% of FP17s for the same patient ID Re-attending within 3 months - Adults	36	175	20.6%	14.8%	16.5%	16.0%
% of FP17s for the same patient ID Re-attending between 3 & 9 months - Children	576	838	68.7%	60.8%	59.7%	58.3%
% of FP17s for the same patient ID Re-attending between 3 & 9 months - Adults	96	175	54.9%	54.6%	52.6%	50.3%
% of FP17s for Band 1 Urgent Courses	47	984	4.8%	8.6%	9.1%	9.1%
% of FP17s Relating to Free Repair or Replacements	1	984	0.1%	0.9%	1.0%	0.8%
% of FP17s Relating to Continuations	13	984	1.3%	1.1%	1.2%	1.0%
% of Patients satisfied with the dentistry they have received	0	0	N/A	91.4%	91.6%	91.5%
% of Patients satisfied with the time they had to wait for an appointment	0	0	N/A	88.2%	88.3%	87.9%

* This is based on patients treated on this contract for their most recent course of treatment. Figures in italics indicate the base number of FP17s or Patient Questionnaire responses are less than 100. N/A is shown where the base number of responses is less than 10 during the period. % is calculated as Quantity/Base number*100

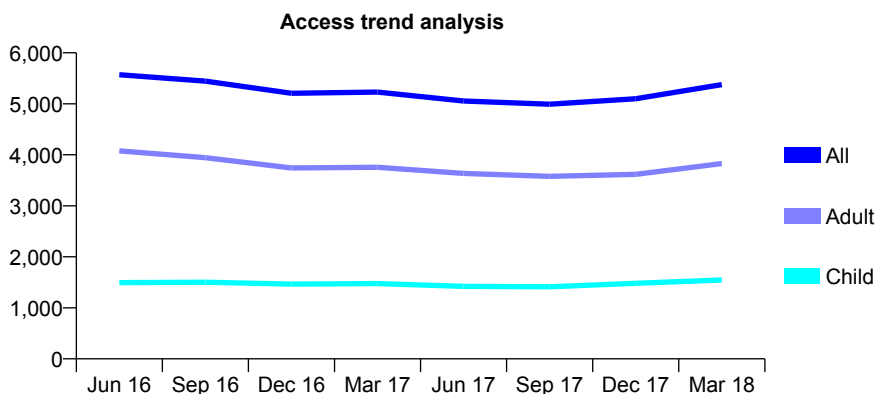
Q52 - Vital Signs At a Glance Contract Report for 269883/0002 - Year end March 2018

Name or company name	MR MA MANZOOR
Contract type name	GDS Contract
Purpose of contract	General
Contract start date	01/12/2012
Contract end date	

17/18 Contracted general activity (UDA)	17,225
Carry forward general activity (UDA)	-207
17/18 Contracted orthodontic activity (UOA)	0
Carry forward orthodontic activity (UOA)	0
Baseline contract value	£468,490.39

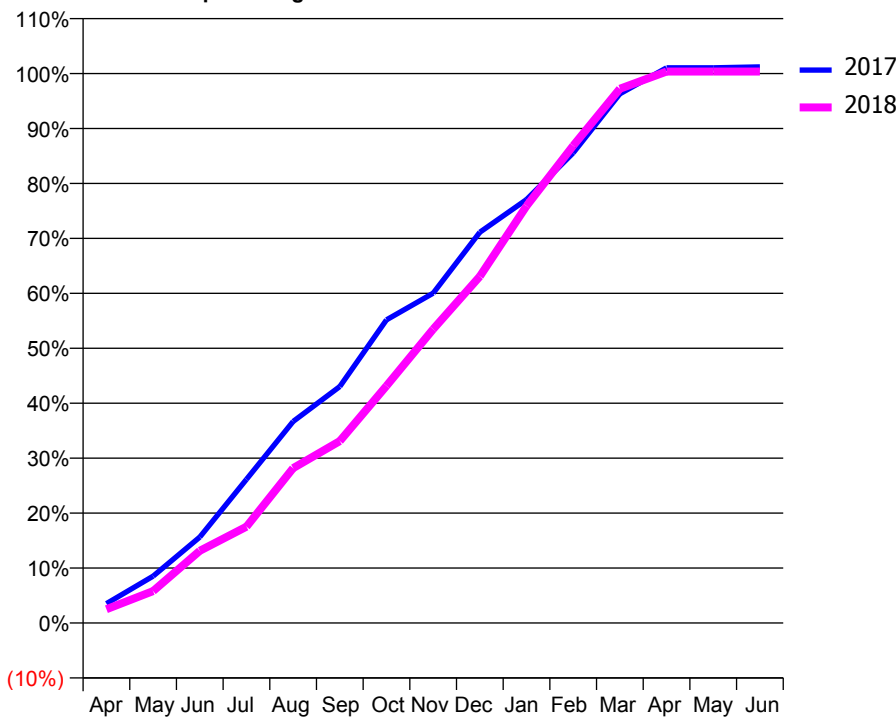
ACCESS*

Patients seen in 24 months	Total	Change since previous quarter
Quarter ending March 2017	5,231	
Quarter ending June 2017	5,055	↓
Quarter ending September 2017	4,993	↓
Quarter ending December 2017	5,099	↑
Quarter ending March 2018	5,377	↑
Variance since March 2017	2.8%	↑



ACTIVITY

Cumulative percentage of contracted UDA delivered 2017 & 2018



Month	Adjusted Scheduled Activity (UDA)	
	2017	2018
April	607	432
May	1,469	1,002
June	2,696	2,262
July	4,503	3,020
August	6,318	4,855
September	7,413	5,704
October	9,504	7,432
November	10,340	9,211
December	12,250	10,867
January	13,272	13,074
February	14,735	14,960
March	16,588	16,747
April	17,403	17,286
May	17,403	17,287
June	17,432	17,287

QUALITY

	Quantity	Base Number	Contract	AT	Region	England
% of FP17s for the same patient ID Re-attending within 3 months - Children	175	2,433	7.2%	10.9%	12.8%	11.9%
% of FP17s for the same patient ID Re-attending within 3 months - Adults	708	5,571	12.7%	14.8%	16.5%	16.0%
% of FP17s for the same patient ID Re-attending between 3 & 9 months - Children	1,407	2,433	57.8%	60.8%	59.7%	58.3%
% of FP17s for the same patient ID Re-attending between 3 & 9 months - Adults	3,287	5,571	59.0%	54.6%	52.6%	50.3%
% of FP17s for Band 1 Urgent Courses	599	7,890	7.6%	8.6%	9.1%	9.1%
% of FP17s Relating to Free Repair or Replacements	68	7,890	0.9%	0.9%	1.0%	0.8%
% of FP17s Relating to Continuations	15	7,890	0.2%	1.1%	1.2%	1.0%
% of Patients satisfied with the dentistry they have received	4	6	N/A	91.4%	91.6%	91.5%
% of Patients satisfied with the time they had to wait for an appointment	3	6	N/A	88.2%	88.3%	87.9%

* This is based on patients treated on this contract for their most recent course of treatment. Figures in italics indicate the base number of FP17s or Patient Questionnaire responses are less than 100. N/A is shown where the base number of responses is less than 10 during the period. % is calculated as Quantity/Base number*100

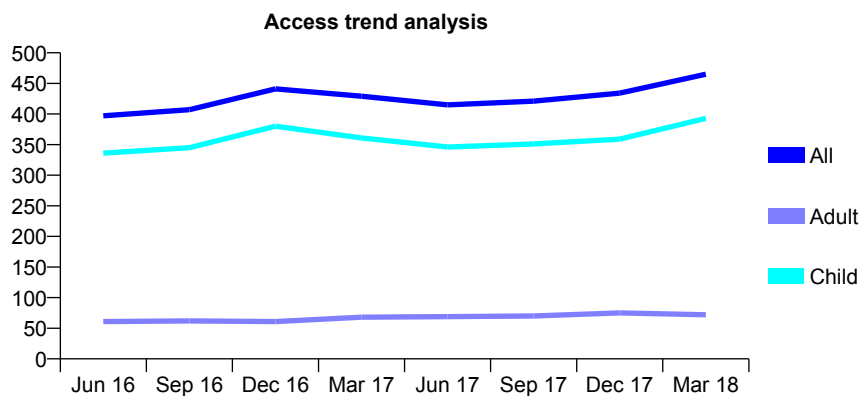
Q52 - Vital Signs At a Glance Contract Report for 271209/0001 - Year end March 2018

Name or company name	MR PJ MOORE
Contract type name	GDS Contract
Purpose of contract	General
Contract start date	15/09/2006
Contract end date	

17/18 Contracted general activity (UDA)	806
Carry forward general activity (UDA)	-16
17/18 Contracted orthodontic activity (UOA)	0
Carry forward orthodontic activity (UOA)	0
Baseline contract value	£24,257.90

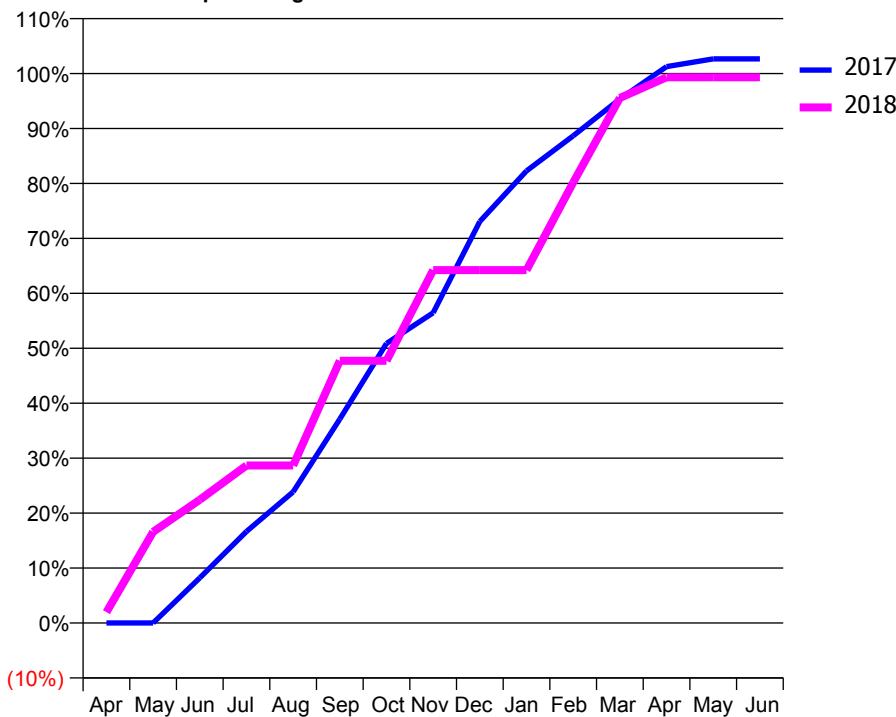
ACCESS*

Patients seen in 24 months	Total	Change since previous quarter
Quarter ending March 2017	429	
Quarter ending June 2017	415	↓
Quarter ending September 2017	421	→
Quarter ending December 2017	434	↑
Quarter ending March 2018	465	↑
Variance since March 2017	8.4%	↑



ACTIVITY

Cumulative percentage of contracted UDA delivered 2017 & 2018



Month	Adjusted Scheduled Activity (UDA)	
	2017	2018
April	0	16
May	0	134
June	66	181
July	134	231
August	192	231
September	299	385
October	410	385
November	455	518
December	589	518
January	663	518
February	715	646
March	769	770
April	816	800
May	827	800
June	827	800

QUALITY

	Quantity	Base Number	Contract	AT	Region	England
% of FP17s for the same patient ID Re-attending within 3 months - Children	45	634	7.1%	10.9%	12.8%	11.9%
% of FP17s for the same patient ID Re-attending within 3 months - Adults	6	49	12.2%	14.8%	16.5%	16.0%
% of FP17s for the same patient ID Re-attending between 3 & 9 months - Children	258	634	40.7%	60.8%	59.7%	58.3%
% of FP17s for the same patient ID Re-attending between 3 & 9 months - Adults	17	49	34.7%	54.6%	52.6%	50.3%
% of FP17s for Band 1 Urgent Courses	26	680	3.8%	8.6%	9.1%	9.1%
% of FP17s Relating to Free Repair or Replacements	0	680	0.0%	0.9%	1.0%	0.8%
% of FP17s Relating to Continuations	0	680	0.0%	1.1%	1.2%	1.0%
% of Patients satisfied with the dentistry they have received	1	1	N/A	91.4%	91.6%	91.5%
% of Patients satisfied with the time they had to wait for an appointment	1	1	N/A	88.2%	88.3%	87.9%

* This is based on patients treated on this contract for their most recent course of treatment. Figures in italics indicate the base number of FP17s or Patient Questionnaire responses are less than 100. N/A is shown where the base number of responses is less than 10 during the period. % is calculated as Quantity/Base number*100

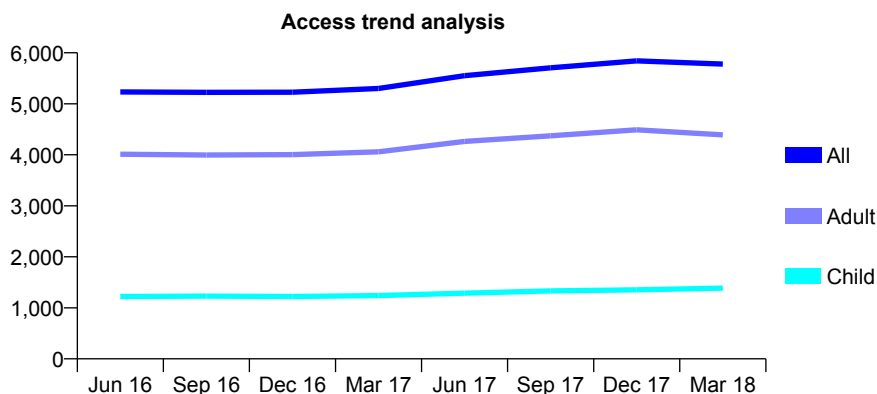
Q52 - Vital Signs At a Glance Contract Report for 305359/0001 - Year end March 2018

Name or company name	Whingate Dental Care
Contract type name	GDS Contract
Purpose of contract	General
Contract start date	01/04/2006
Contract end date	

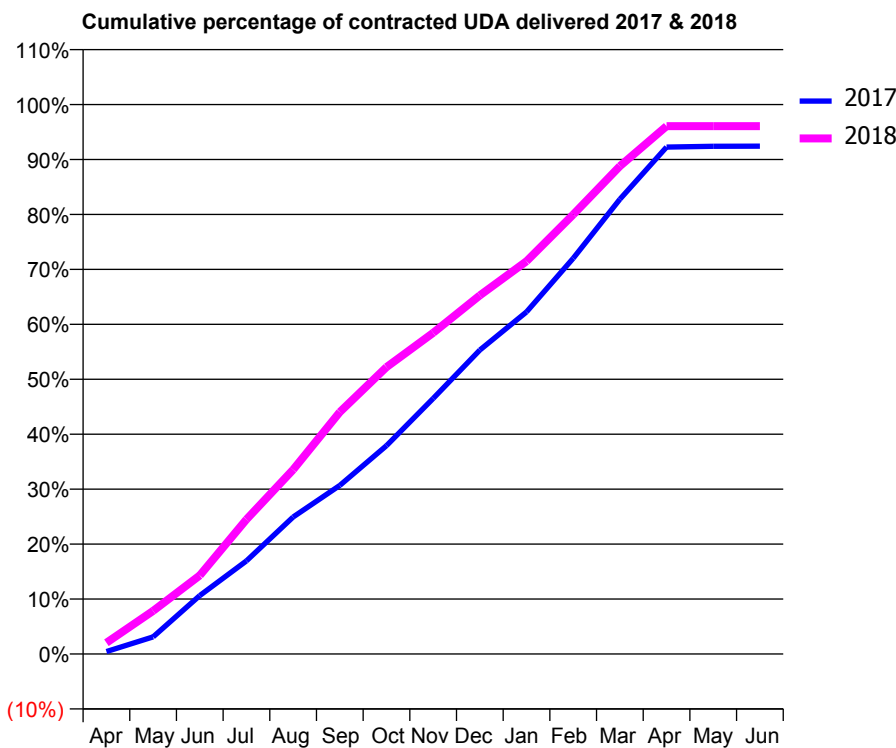
17/18 Contracted general activity (UDA)	19,060
Carry forward general activity (UDA)	0
17/18 Contracted orthodontic activity (UOA)	0
Carry forward orthodontic activity (UOA)	0
Baseline contract value	£548,445.14

ACCESS*

Patients seen in 24 months	Total	Change since previous quarter
Quarter ending March 2017	5,301	
Quarter ending June 2017	5,551	↑
Quarter ending September 2017	5,705	↑
Quarter ending December 2017	5,841	↑
Quarter ending March 2018	5,780	↓
Variance since March 2017	9.0%	↑



ACTIVITY



Month	Adjusted Scheduled Activity (UDA)	
	2017	2018
April	87	393
May	594	1,494
June	2,028	2,728
July	3,233	4,669
August	4,750	6,393
September	5,849	8,390
October	7,229	9,953
November	8,862	11,140
December	10,544	12,441
January	11,866	13,623
February	13,725	15,241
March	15,775	16,924
April	17,583	18,309
May	17,612	18,309
June	17,618	18,309

QUALITY

	Quantity	Base Number	Contract	AT	Region	England
% of FP17s for the same patient ID Re-attending within 3 months - Children	74	1,666	4.4%	10.9%	12.8%	11.9%
% of FP17s for the same patient ID Re-attending within 3 months - Adults	559	5,299	10.5%	14.8%	16.5%	16.0%
% of FP17s for the same patient ID Re-attending between 3 & 9 months - Children	599	1,666	36.0%	60.8%	59.7%	58.3%
% of FP17s for the same patient ID Re-attending between 3 & 9 months - Adults	2,063	5,299	38.9%	54.6%	52.6%	50.3%
% of FP17s for Band 1 Urgent Courses	199	6,986	2.8%	8.6%	9.1%	9.1%
% of FP17s Relating to Free Repair or Replacements	117	6,986	1.7%	0.9%	1.0%	0.8%
% of FP17s Relating to Continuations	147	6,986	2.1%	1.1%	1.2%	1.0%
% of Patients satisfied with the dentistry they have received	12	15	80.0%	91.4%	91.6%	91.5%
% of Patients satisfied with the time they had to wait for an appointment	12	15	80.0%	88.2%	88.3%	87.9%

* This is based on patients treated on this contract for their most recent course of treatment. Figures in italics indicate the base number of FP17s or Patient Questionnaire responses are less than 100. N/A is shown where the base number of responses is less than 10 during the period. % is calculated as Quantity/Base number*100

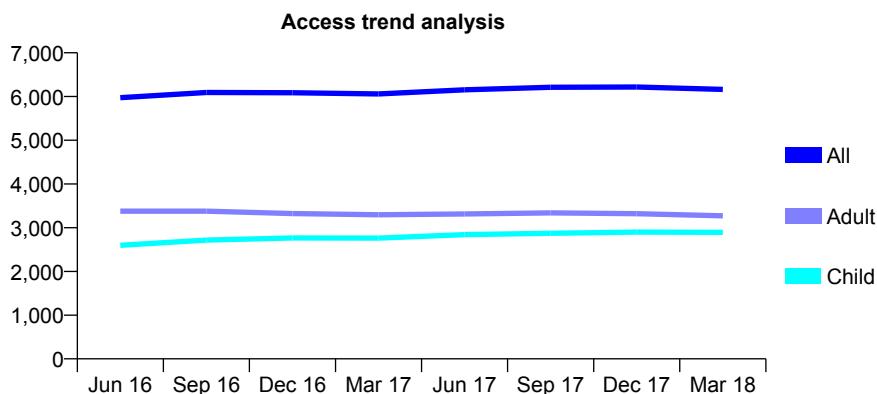
Q52 - Vital Signs At a Glance Contract Report for 306231/0003 - Year end March 2018

Name or company name	MR KS HUNJAN
Contract type name	PDS Contract
Purpose of contract	General
Contract start date	01/04/2006
Contract end date	31/03/2021

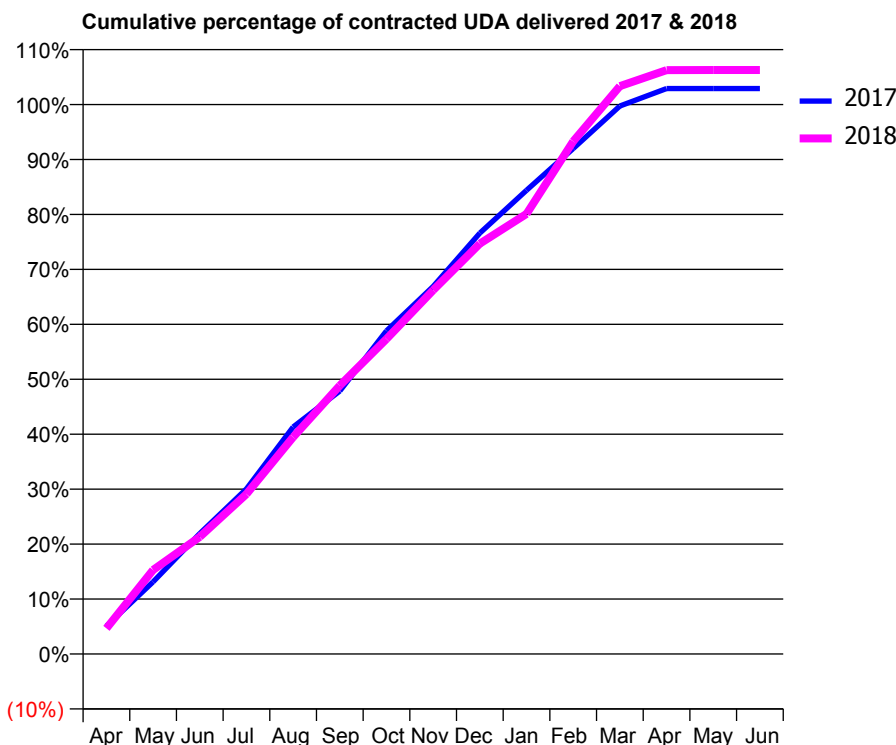
17/18 Contracted general activity (UDA)	15,382
Carry forward general activity (UDA)	-308
17/18 Contracted orthodontic activity (UOA)	0
Carry forward orthodontic activity (UOA)	0
Baseline contract value	£542,030.85

ACCESS*

Patients seen in 24 months	Total	Change since previous quarter
Quarter ending March 2017	6,060	
Quarter ending June 2017	6,153	→
Quarter ending September 2017	6,212	→
Quarter ending December 2017	6,219	→
Quarter ending March 2018	6,162	→
Variance since March 2017	1.7%	→



ACTIVITY



Month	Adjusted Scheduled Activity (UDA)	
	2017	2018
April	781	720
May	2,022	2,354
June	3,374	3,279
July	4,622	4,476
August	6,357	6,070
September	7,361	7,517
October	9,045	8,818
November	10,290	10,186
December	11,782	11,486
January	12,979	12,320
February	14,151	14,350
March	15,341	15,895
April	15,829	16,343
May	15,830	16,349
June	15,830	16,349

QUALITY

	Quantity	Base Number	Contract	AT	Region	England
% of FP17s for the same patient ID Re-attending within 3 months - Children	194	4,761	4.1%	10.9%	12.8%	11.9%
% of FP17s for the same patient ID Re-attending within 3 months - Adults	417	4,777	8.7%	14.8%	16.5%	16.0%
% of FP17s for the same patient ID Re-attending between 3 & 9 months - Children	3,096	4,761	65.0%	60.8%	59.7%	58.3%
% of FP17s for the same patient ID Re-attending between 3 & 9 months - Adults	2,875	4,777	60.2%	54.6%	52.6%	50.3%
% of FP17s for Band 1 Urgent Courses	382	9,511	4.0%	8.6%	9.1%	9.1%
% of FP17s Relating to Free Repair or Replacements	8	9,511	0.1%	0.9%	1.0%	0.8%
% of FP17s Relating to Continuations	57	9,511	0.6%	1.1%	1.2%	1.0%
% of Patients satisfied with the dentistry they have received	3	3	N/A	91.4%	91.6%	91.5%
% of Patients satisfied with the time they had to wait for an appointment	2	3	N/A	88.2%	88.3%	87.9%

* This is based on patients treated on this contract for their most recent course of treatment. Figures in italics indicate the base number of FP17s or Patient Questionnaire responses are less than 100. N/A is shown where the base number of responses is less than 10 during the period. % is calculated as Quantity/Base number*100

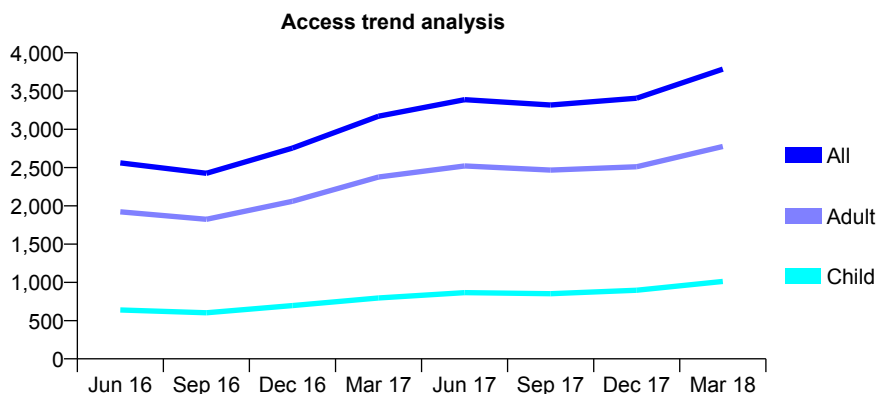
Q52 - Vital Signs At a Glance Contract Report for 318760/0001 - Year end March 2018

Name or company name	MR A HUSSAIN
Contract type name	GDS Contract
Purpose of contract	General
Contract start date	01/04/2006
Contract end date	

17/18 Contracted general activity (UDA)	11,280
Carry forward general activity (UDA)	630
17/18 Contracted orthodontic activity (UOA)	0
Carry forward orthodontic activity (UOA)	0
Baseline contract value	£362,184.82

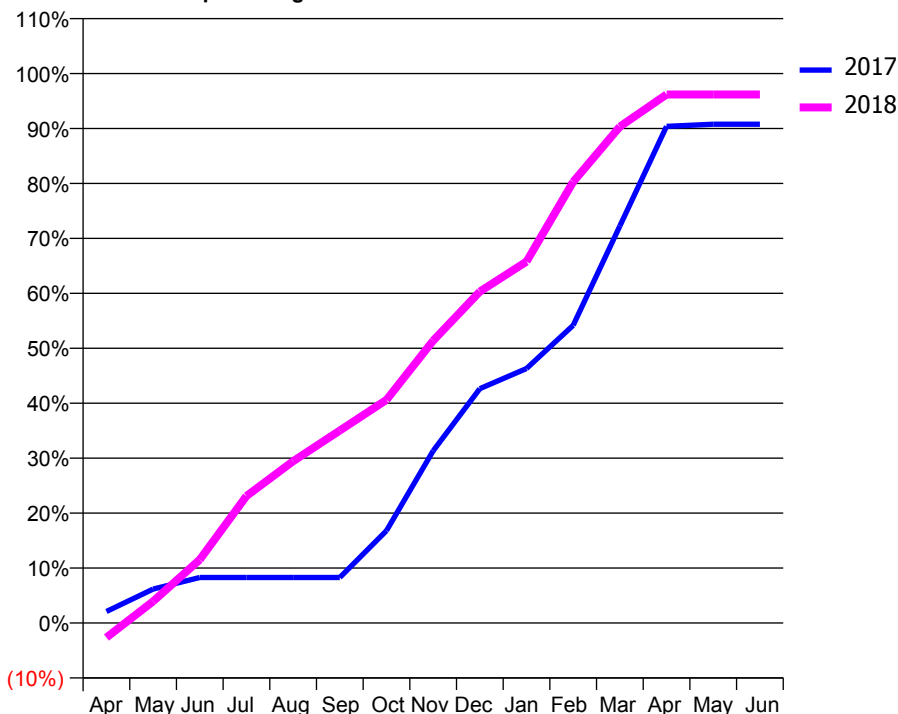
ACCESS*

Patients seen in 24 months	Total	Change since previous quarter
Quarter ending March 2017	3,171	
Quarter ending June 2017	3,387	↑
Quarter ending September 2017	3,318	↓
Quarter ending December 2017	3,406	↑
Quarter ending March 2018	3,787	↑
Variance since March 2017	19.4%	↑



ACTIVITY

Cumulative percentage of contracted UDA delivered 2017 & 2018



Adjusted Scheduled Activity (UDA)

Month	2017	2018
April	236	-299
May	697	444
June	935	1,302
July	935	2,608
August	935	3,321
September	935	3,952
October	1,895	4,581
November	3,536	5,797
December	4,812	6,804
January	5,224	7,421
February	6,112	9,056
March	8,150	10,190
April	10,196	10,848
May	10,238	10,848
June	10,238	10,848

QUALITY

	Quantity	Base Number	Contract	AT	Region	England
% of FP17s for the same patient ID Re-attending within 3 months - Children	113	1,491	7.6%	10.9%	12.8%	11.9%
% of FP17s for the same patient ID Re-attending within 3 months - Adults	820	4,364	18.8%	14.8%	16.5%	16.0%
% of FP17s for the same patient ID Re-attending between 3 & 9 months - Children	791	1,491	53.1%	60.8%	59.7%	58.3%
% of FP17s for the same patient ID Re-attending between 3 & 9 months - Adults	2,259	4,364	51.8%	54.6%	52.6%	50.3%
% of FP17s for Band 1 Urgent Courses	412	5,476	7.5%	8.6%	9.1%	9.1%
% of FP17s Relating to Free Repair or Replacements	34	5,476	0.6%	0.9%	1.0%	0.8%
% of FP17s Relating to Continuations	107	5,476	2.0%	1.1%	1.2%	1.0%
% of Patients satisfied with the dentistry they have received	2	2	N/A	91.4%	91.6%	91.5%
% of Patients satisfied with the time they had to wait for an appointment	2	2	N/A	88.2%	88.3%	87.9%

* This is based on patients treated on this contract for their most recent course of treatment. Figures in italics indicate the base number of FP17s or Patient Questionnaire responses are less than 100. N/A is shown where the base number of responses is less than 10 during the period. % is calculated as Quantity/Base number*100

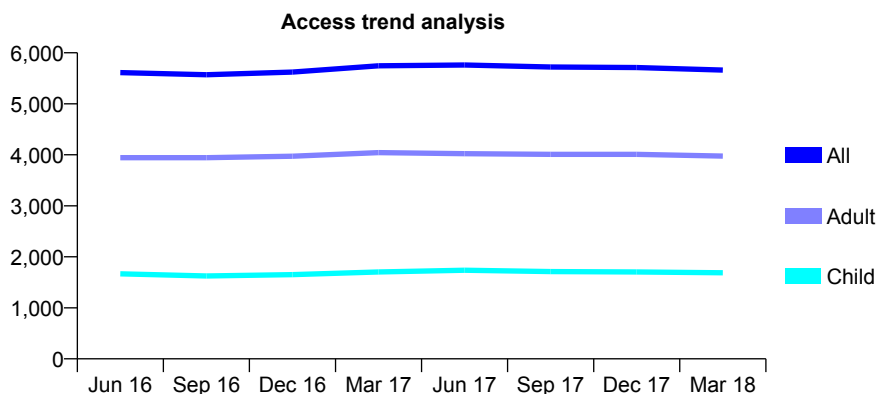
Q52 - Vital Signs At a Glance Contract Report for 318809/0001 - Year end March 2018

Name or company name	Marker & Associates Dental Practice
Contract type name	GDS Contract
Purpose of contract	General
Contract start date	01/04/2006
Contract end date	

17/18 Contracted general activity (UDA)	19,000
Carry forward general activity (UDA)	129
17/18 Contracted orthodontic activity (UOA)	0
Carry forward orthodontic activity (UOA)	0
Baseline contract value	£603,208.90

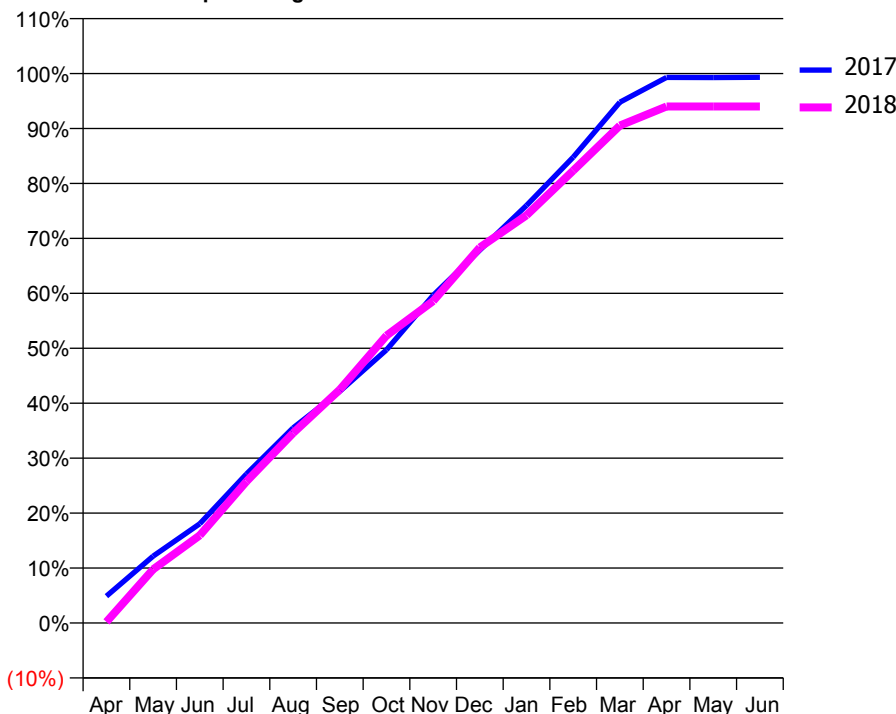
ACCESS*

Patients seen in 24 months	Total	Change since previous quarter
Quarter ending March 2017	5,744	
Quarter ending June 2017	5,761	→
Quarter ending September 2017	5,722	→
Quarter ending December 2017	5,712	→
Quarter ending March 2018	5,662	→
Variance since March 2017	(1.4%)	↓



ACTIVITY

Cumulative percentage of contracted UDA delivered 2017 & 2018



Adjusted Scheduled Activity (UDA)

Month	2017	2018
April	931	38
May	2,313	1,855
June	3,432	3,030
July	5,150	4,894
August	6,747	6,570
September	8,010	8,072
October	9,445	9,938
November	11,331	11,135
December	12,892	12,987
January	14,440	14,099
February	16,106	15,641
March	18,006	17,198
April	18,867	17,860
May	18,859	17,860
June	18,871	17,860

QUALITY

	Quantity	Base Number	Contract	AT	Region	England
% of FP17s for the same patient ID Re-attending within 3 months - Children	313	3,060	10.2%	10.9%	12.8%	11.9%
% of FP17s for the same patient ID Re-attending within 3 months - Adults	851	6,539	13.0%	14.8%	16.5%	16.0%
% of FP17s for the same patient ID Re-attending between 3 & 9 months - Children	2,019	3,060	66.0%	60.8%	59.7%	58.3%
% of FP17s for the same patient ID Re-attending between 3 & 9 months - Adults	4,550	6,539	69.6%	54.6%	52.6%	50.3%
% of FP17s for Band 1 Urgent Courses	430	9,601	4.5%	8.6%	9.1%	9.1%
% of FP17s Relating to Free Repair or Replacements	35	9,601	0.4%	0.9%	1.0%	0.8%
% of FP17s Relating to Continuations	22	9,601	0.2%	1.1%	1.2%	1.0%
% of Patients satisfied with the dentistry they have received	8	9	N/A	91.4%	91.6%	91.5%
% of Patients satisfied with the time they had to wait for an appointment	7	9	N/A	88.2%	88.3%	87.9%

* This is based on patients treated on this contract for their most recent course of treatment. Figures in italics indicate the base number of FP17s or Patient Questionnaire responses are less than 100. N/A is shown where the base number of responses is less than 10 during the period. % is calculated as Quantity/Base number*100

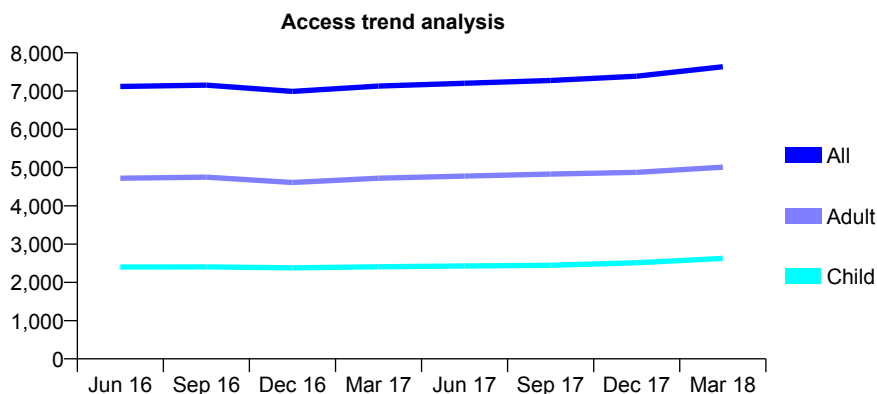
Q52 - Vital Signs At a Glance Contract Report for 320854/0001 - Year end March 2018

Name or company name	PR Jones & Associates
Contract type name	GDS Contract
Purpose of contract	General
Contract start date	01/04/2006
Contract end date	

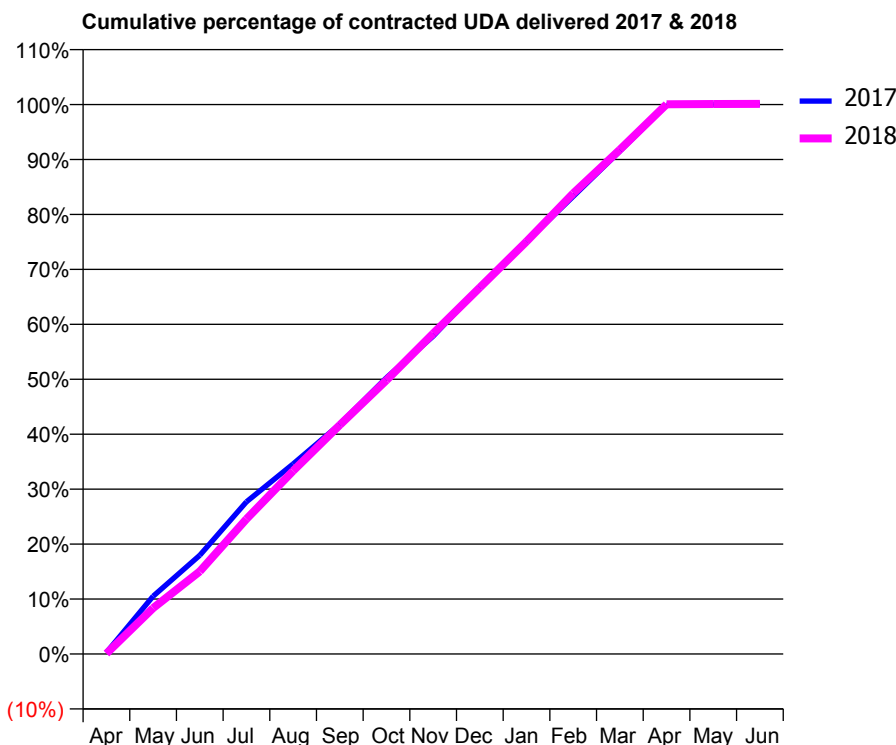
17/18 Contracted general activity (UDA)	17,816
Carry forward general activity (UDA)	-14
17/18 Contracted orthodontic activity (UOA)	0
Carry forward orthodontic activity (UOA)	0
Baseline contract value	£462,093.31

ACCESS*

Patients seen in 24 months	Total	Change since previous quarter
Quarter ending March 2017	7,129	
Quarter ending June 2017	7,205	→
Quarter ending September 2017	7,275	→
Quarter ending December 2017	7,387	→
Quarter ending March 2018	7,637	↑
Variance since March 2017	7.1%	↑



ACTIVITY



Month	Adjusted Scheduled Activity (UDA)	
	2017	2018
April	50	14
May	1,876	1,488
June	3,200	2,676
July	4,935	4,378
August	6,163	5,940
September	7,451	7,425
October	8,962	8,880
November	10,305	10,391
December	11,901	11,882
January	13,369	13,373
February	14,838	14,933
March	16,306	16,355
April	17,804	17,824
May	17,821	17,831
June	17,830	17,838

QUALITY

	Quantity	Base Number	Contract	AT	Region	England
% of FP17s for the same patient ID Re-attending within 3 months - Children	620	4,182	14.8%	10.9%	12.8%	11.9%
% of FP17s for the same patient ID Re-attending within 3 months - Adults	902	6,266	14.4%	14.8%	16.5%	16.0%
% of FP17s for the same patient ID Re-attending between 3 & 9 months - Children	2,269	4,182	54.3%	60.8%	59.7%	58.3%
% of FP17s for the same patient ID Re-attending between 3 & 9 months - Adults	2,852	6,266	45.5%	54.6%	52.6%	50.3%
% of FP17s for Band 1 Urgent Courses	257	9,560	2.7%	8.6%	9.1%	9.1%
% of FP17s Relating to Free Repair or Replacements	48	9,560	0.5%	0.9%	1.0%	0.8%
% of FP17s Relating to Continuations	95	9,560	1.0%	1.1%	1.2%	1.0%
% of Patients satisfied with the dentistry they have received	5	5	N/A	91.4%	91.6%	91.5%
% of Patients satisfied with the time they had to wait for an appointment	4	5	N/A	88.2%	88.3%	87.9%

* This is based on patients treated on this contract for their most recent course of treatment. Figures in italics indicate the base number of FP17s or Patient Questionnaire responses are less than 100. N/A is shown where the base number of responses is less than 10 during the period. % is calculated as Quantity/Base number*100

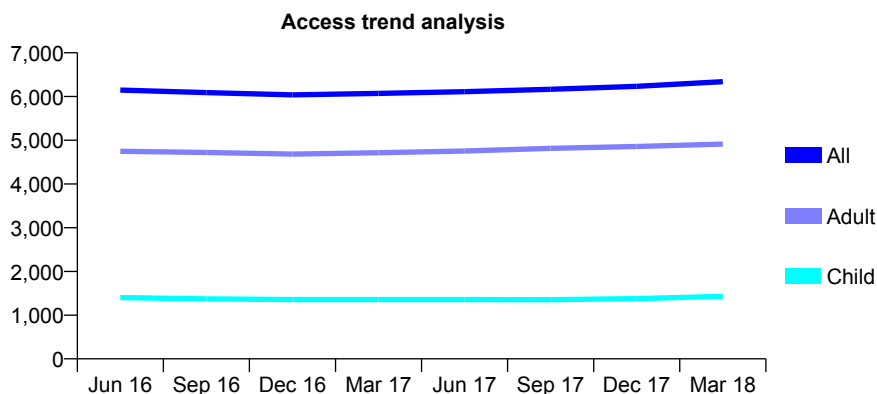
Q52 - Vital Signs At a Glance Contract Report for 322903/0001 - Year end March 2018

Name or company name	MR MA SPEIGHT
Contract type name	GDS Contract
Purpose of contract	General
Contract start date	01/04/2006
Contract end date	

17/18 Contracted general activity (UDA)	15,171
Carry forward general activity (UDA)	-303
17/18 Contracted orthodontic activity (UOA)	0
Carry forward orthodontic activity (UOA)	0
Baseline contract value	£458,186.53

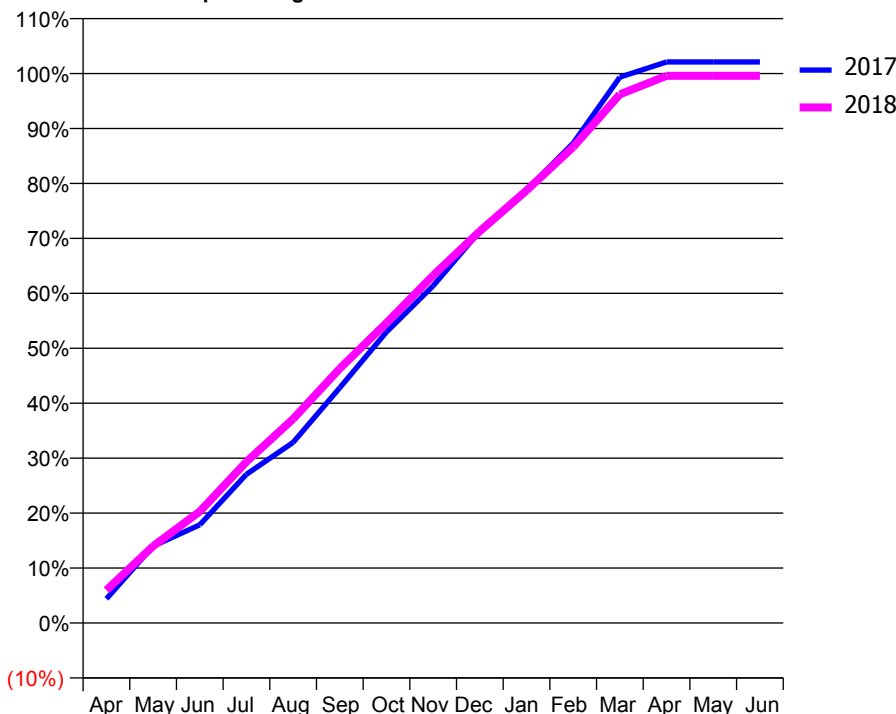
ACCESS*

Patients seen in 24 months	Total	Change since previous quarter
Quarter ending March 2017	6,070	
Quarter ending June 2017	6,110	→
Quarter ending September 2017	6,167	→
Quarter ending December 2017	6,234	→
Quarter ending March 2018	6,340	→
Variance since March 2017	4.4%	↑



ACTIVITY

Cumulative percentage of contracted UDA delivered 2017 & 2018



Month	Adjusted Scheduled Activity (UDA)	
	2017	2018
April	668	907
May	2,124	2,123
June	2,710	3,079
July	4,106	4,453
August	4,986	5,635
September	6,496	7,026
October	8,036	8,285
November	9,310	9,596
December	10,819	10,819
January	11,956	11,941
February	13,247	13,140
March	15,072	14,594
April	15,489	15,107
May	15,489	15,107
June	15,489	15,107

QUALITY

	Quantity	Base Number	Contract	AT	Region	England
% of FP17s for the same patient ID Re-attending within 3 months - Children	100	1,952	5.1%	10.9%	12.8%	11.9%
% of FP17s for the same patient ID Re-attending within 3 months - Adults	801	6,378	12.6%	14.8%	16.5%	16.0%
% of FP17s for the same patient ID Re-attending between 3 & 9 months - Children	1,057	1,952	54.1%	60.8%	59.7%	58.3%
% of FP17s for the same patient ID Re-attending between 3 & 9 months - Adults	3,048	6,378	47.8%	54.6%	52.6%	50.3%
% of FP17s for Band 1 Urgent Courses	828	8,408	9.8%	8.6%	9.1%	9.1%
% of FP17s Relating to Free Repair or Replacements	46	8,408	0.5%	0.9%	1.0%	0.8%
% of FP17s Relating to Continuations	144	8,408	1.7%	1.1%	1.2%	1.0%
% of Patients satisfied with the dentistry they have received	2	2	N/A	91.4%	91.6%	91.5%
% of Patients satisfied with the time they had to wait for an appointment	2	2	N/A	88.2%	88.3%	87.9%

* This is based on patients treated on this contract for their most recent course of treatment. Figures in italics indicate the base number of FP17s or Patient Questionnaire responses are less than 100. N/A is shown where the base number of responses is less than 10 during the period. % is calculated as Quantity/Base number*100

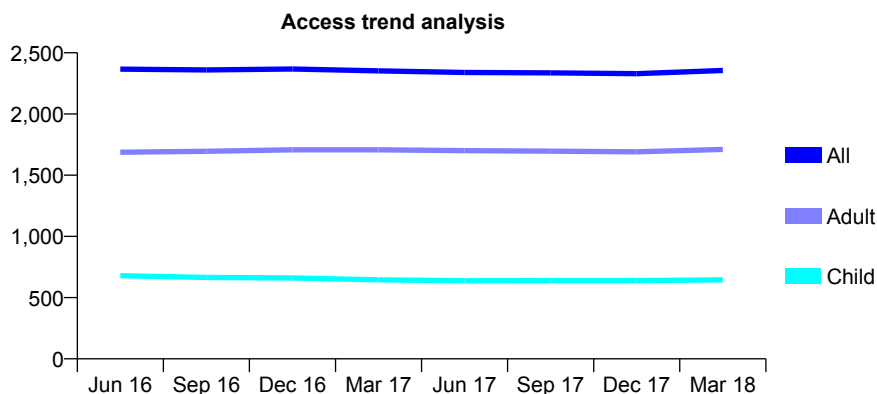
Q52 - Vital Signs At a Glance Contract Report for 324345/0001 - Year end March 2018

Name or company name	MR SP AGABEG
Contract type name	GDS Contract
Purpose of contract	General
Contract start date	01/04/2006
Contract end date	

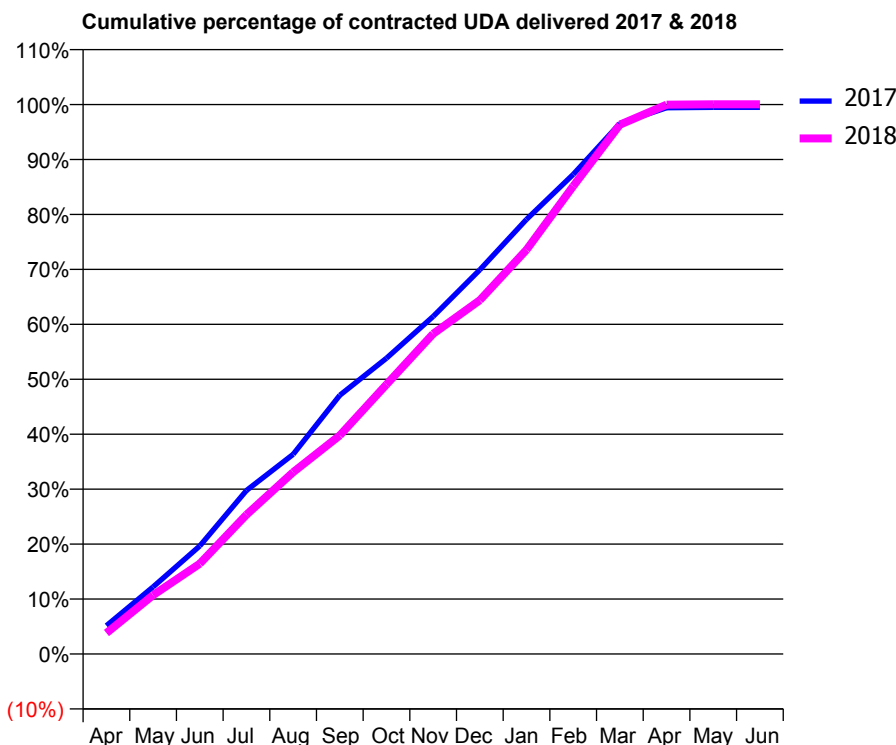
17/18 Contracted general activity (UDA)	6,799
Carry forward general activity (UDA)	35
17/18 Contracted orthodontic activity (UOA)	0
Carry forward orthodontic activity (UOA)	0
Baseline contract value	£186,459.82

ACCESS*

Patients seen in 24 months	Total	Change since previous quarter
Quarter ending March 2017	2,352	
Quarter ending June 2017	2,339	→
Quarter ending September 2017	2,336	→
Quarter ending December 2017	2,330	→
Quarter ending March 2018	2,356	→
Variance since March 2017	0.2%	→



ACTIVITY



Month	Adjusted Scheduled Activity (UDA)	
	2017	2018
April	351	260
May	831	728
June	1,337	1,118
July	2,023	1,723
August	2,470	2,250
September	3,202	2,706
October	3,660	3,336
November	4,177	3,962
December	4,754	4,378
January	5,378	5,001
February	5,935	5,789
March	6,565	6,549
April	6,760	6,797
May	6,764	6,801
June	6,764	6,802

QUALITY

	Quantity	Base Number	Contract	AT	Region	England
% of FP17s for the same patient ID Re-attending within 3 months - Children	82	972	8.4%	10.9%	12.8%	11.9%
% of FP17s for the same patient ID Re-attending within 3 months - Adults	302	2,482	12.2%	14.8%	16.5%	16.0%
% of FP17s for the same patient ID Re-attending between 3 & 9 months - Children	549	972	56.5%	60.8%	59.7%	58.3%
% of FP17s for the same patient ID Re-attending between 3 & 9 months - Adults	1,498	2,482	60.4%	54.6%	52.6%	50.3%
% of FP17s for Band 1 Urgent Courses	206	3,461	6.0%	8.6%	9.1%	9.1%
% of FP17s Relating to Free Repair or Replacements	19	3,461	0.5%	0.9%	1.0%	0.8%
% of FP17s Relating to Continuations	39	3,461	1.1%	1.1%	1.2%	1.0%
% of Patients satisfied with the dentistry they have received	2	2	N/A	91.4%	91.6%	91.5%
% of Patients satisfied with the time they had to wait for an appointment	1	2	N/A	88.2%	88.3%	87.9%

* This is based on patients treated on this contract for their most recent course of treatment. Figures in italics indicate the base number of FP17s or Patient Questionnaire responses are less than 100. N/A is shown where the base number of responses is less than 10 during the period. % is calculated as Quantity/Base number*100

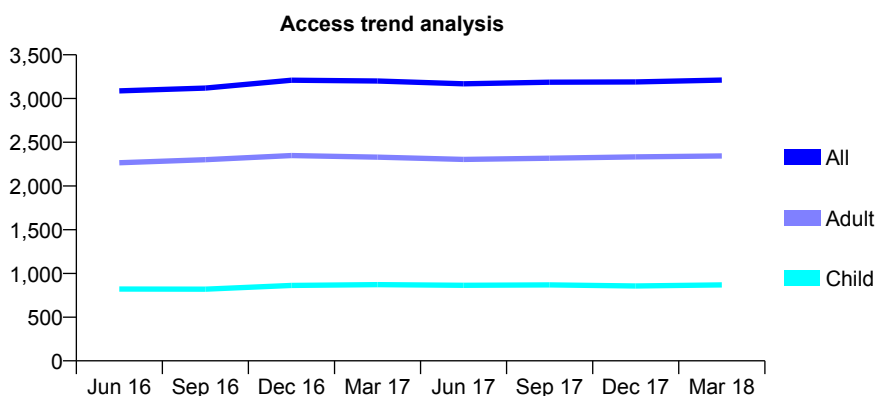
Q52 - Vital Signs At a Glance Contract Report for 324345/0003 - Year end March 2018

Name or company name	MR SP AGABEG
Contract type name	GDS Contract
Purpose of contract	General
Contract start date	01/04/2006
Contract end date	

17/18 Contracted general activity (UDA)	10,289
Carry forward general activity (UDA)	-18
17/18 Contracted orthodontic activity (UOA)	0
Carry forward orthodontic activity (UOA)	0
Baseline contract value	£308,494.27

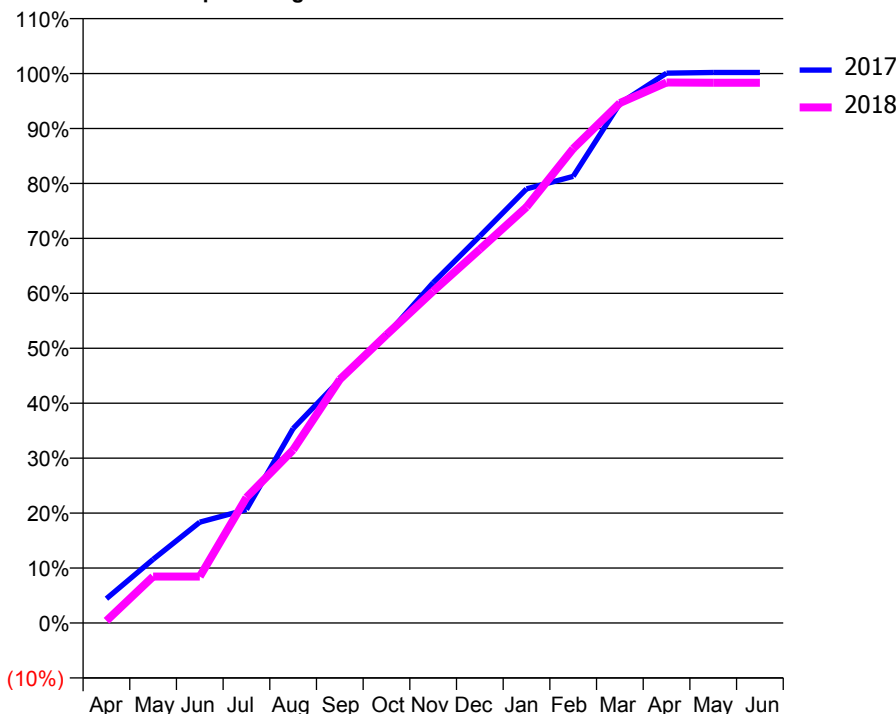
ACCESS*

Patients seen in 24 months	Total	Change since previous quarter
Quarter ending March 2017	3,201	
Quarter ending June 2017	3,168	↓
Quarter ending September 2017	3,187	→
Quarter ending December 2017	3,189	→
Quarter ending March 2018	3,211	→
Variance since March 2017	0.3%	→



ACTIVITY

Cumulative percentage of contracted UDA delivered 2017 & 2018



Adjusted Scheduled Activity (UDA)

Month	2017	2018
April	455	41
May	1,193	870
June	1,889	870
July	2,125	2,351
August	3,643	3,242
September	4,550	4,560
October	5,389	5,396
November	6,372	6,213
December	7,245	6,999
January	8,129	7,788
February	8,364	8,882
March	9,730	9,736
April	10,296	10,120
May	10,307	10,115
June	10,307	10,115

QUALITY

	Quantity	Base Number	Contract	AT	Region	England
% of FP17s for the same patient ID Re-attending within 3 months - Children	92	1,264	7.3%	10.9%	12.8%	11.9%
% of FP17s for the same patient ID Re-attending within 3 months - Adults	645	3,609	17.9%	14.8%	16.5%	16.0%
% of FP17s for the same patient ID Re-attending between 3 & 9 months - Children	735	1,264	58.1%	60.8%	59.7%	58.3%
% of FP17s for the same patient ID Re-attending between 3 & 9 months - Adults	1,891	3,609	52.4%	54.6%	52.6%	50.3%
% of FP17s for Band 1 Urgent Courses	274	4,788	5.7%	8.6%	9.1%	9.1%
% of FP17s Relating to Free Repair or Replacements	41	4,788	0.9%	0.9%	1.0%	0.8%
% of FP17s Relating to Continuations	63	4,788	1.3%	1.1%	1.2%	1.0%
% of Patients satisfied with the dentistry they have received	6	6	N/A	91.4%	91.6%	91.5%
% of Patients satisfied with the time they had to wait for an appointment	6	6	N/A	88.2%	88.3%	87.9%

* This is based on patients treated on this contract for their most recent course of treatment. Figures in italics indicate the base number of FP17s or Patient Questionnaire responses are less than 100. N/A is shown where the base number of responses is less than 10 during the period. % is calculated as Quantity/Base number*100

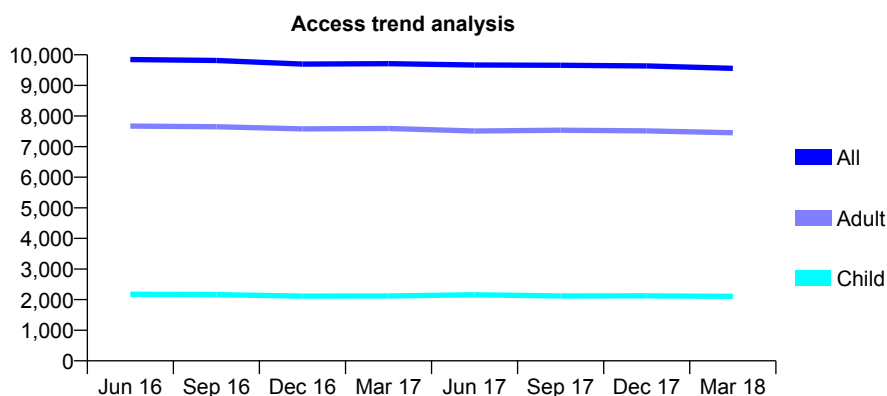
Q52 - Vital Signs At a Glance Contract Report for 325430/0001 - Year end March 2018

Name or company name	MR P BANERJEE
Contract type name	GDS Contract
Purpose of contract	General
Contract start date	01/04/2006
Contract end date	

17/18 Contracted general activity (UDA)	24,893
Carry forward general activity (UDA)	137
17/18 Contracted orthodontic activity (UOA)	0
Carry forward orthodontic activity (UOA)	0
Baseline contract value	£798,788.58

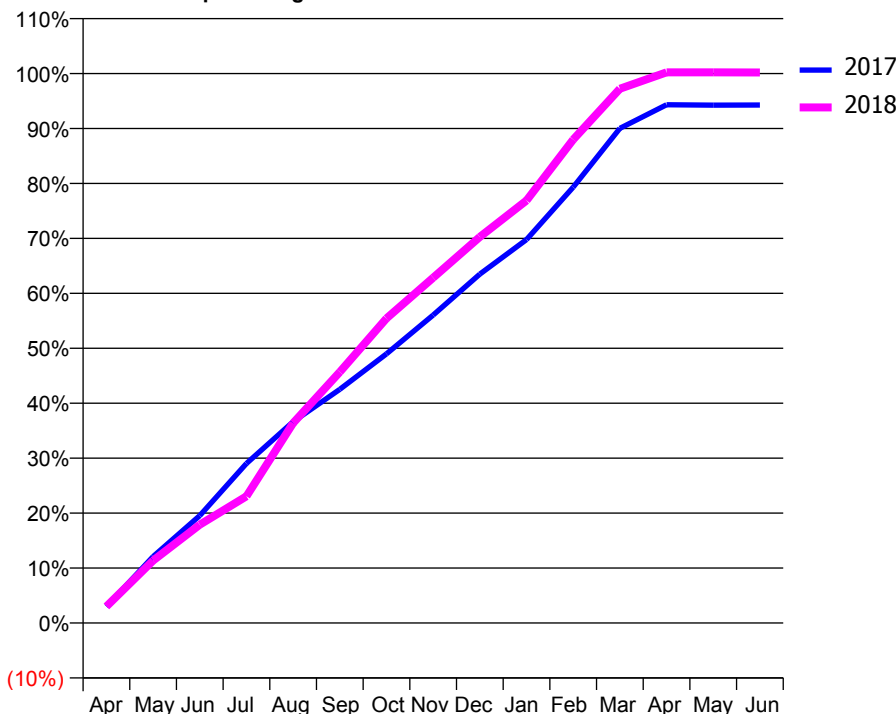
ACCESS*

Patients seen in 24 months	Total	Change since previous quarter
Quarter ending March 2017	9,711	
Quarter ending June 2017	9,666	→
Quarter ending September 2017	9,658	→
Quarter ending December 2017	9,637	→
Quarter ending March 2018	9,559	→
Variance since March 2017	(1.6%)	↓



ACTIVITY

Cumulative percentage of contracted UDA delivered 2017 & 2018



Month	Adjusted Scheduled Activity (UDA)	
	2017	2018
April	754	750
May	3,041	2,829
June	4,913	4,457
July	7,299	5,741
August	9,211	9,055
September	10,697	11,372
October	12,320	13,797
November	14,098	15,641
December	15,968	17,493
January	17,547	19,137
February	19,950	21,904
March	22,641	24,201
April	23,717	24,946
May	23,702	24,944
June	23,705	24,942

QUALITY

	Quantity	Base Number	Contract	AT	Region	England
% of FP17s for the same patient ID Re-attending within 3 months - Children	179	3,828	4.7%	10.9%	12.8%	11.9%
% of FP17s for the same patient ID Re-attending within 3 months - Adults	1,186	12,740	9.3%	14.8%	16.5%	16.0%
% of FP17s for the same patient ID Re-attending between 3 & 9 months - Children	2,813	3,828	73.5%	60.8%	59.7%	58.3%
% of FP17s for the same patient ID Re-attending between 3 & 9 months - Adults	8,343	12,740	65.5%	54.6%	52.6%	50.3%
% of FP17s for Band 1 Urgent Courses	1,099	15,557	7.1%	8.6%	9.1%	9.1%
% of FP17s Relating to Free Repair or Replacements	50	15,557	0.3%	0.9%	1.0%	0.8%
% of FP17s Relating to Continuations	48	15,557	0.3%	1.1%	1.2%	1.0%
% of Patients satisfied with the dentistry they have received	15	15	100.0%	91.4%	91.6%	91.5%
% of Patients satisfied with the time they had to wait for an appointment	12	15	80.0%	88.2%	88.3%	87.9%

* This is based on patients treated on this contract for their most recent course of treatment. Figures in italics indicate the base number of FP17s or Patient Questionnaire responses are less than 100. N/A is shown where the base number of responses is less than 10 during the period. % is calculated as Quantity/Base number*100

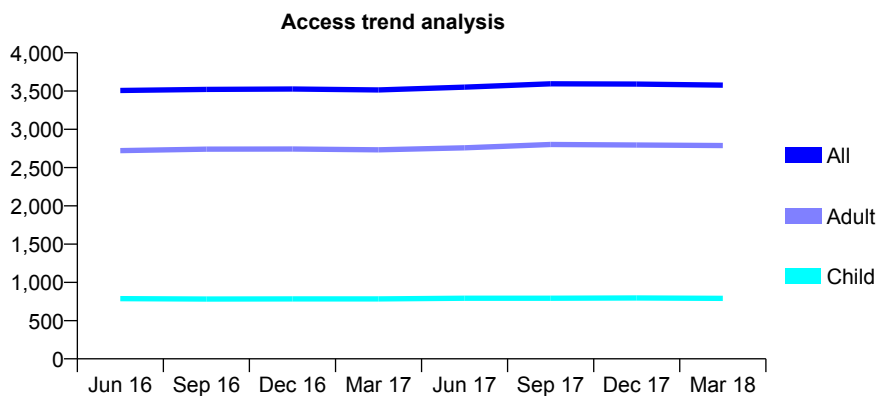
Q52 - Vital Signs At a Glance Contract Report for 328693/0001 - Year end March 2018

Name or company name	MISS TM BLACK
Contract type name	GDS Contract
Purpose of contract	General
Contract start date	01/04/2006
Contract end date	

17/18 Contracted general activity (UDA)	11,650
Carry forward general activity (UDA)	6
17/18 Contracted orthodontic activity (UOA)	0
Carry forward orthodontic activity (UOA)	0
Baseline contract value	£380,830.65

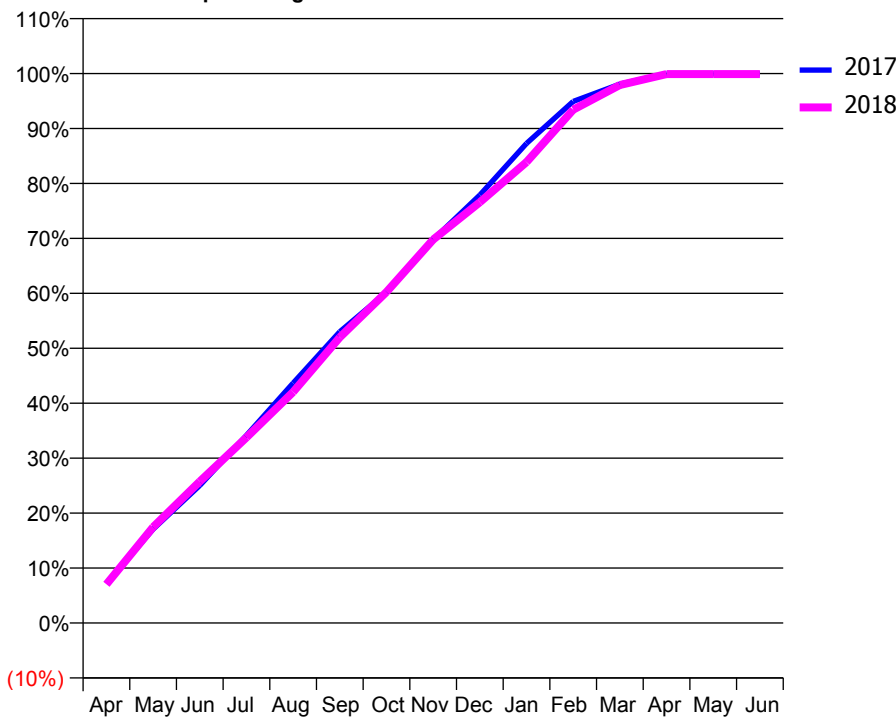
ACCESS*

Patients seen in 24 months	Total	Change since previous quarter
Quarter ending March 2017	3,515	
Quarter ending June 2017	3,551	→
Quarter ending September 2017	3,594	→
Quarter ending December 2017	3,591	→
Quarter ending March 2018	3,578	→
Variance since March 2017	1.8%	→



ACTIVITY

Cumulative percentage of contracted UDA delivered 2017 & 2018



Month	Adjusted Scheduled Activity (UDA)	
	2017	2018
April	838	820
May	1,989	2,034
June	2,917	3,002
July	3,980	3,935
August	5,088	4,898
September	6,176	6,056
October	7,014	7,018
November	8,130	8,129
December	9,074	8,921
January	10,167	9,773
February	11,057	10,884
March	11,424	11,407
April	11,644	11,639
May	11,644	11,639
June	11,644	11,639

QUALITY

	Quantity	Base Number	Contract	AT	Region	England
% of FP17s for the same patient ID Re-attending within 3 months - Children	57	1,480	3.9%	10.9%	12.8%	11.9%
% of FP17s for the same patient ID Re-attending within 3 months - Adults	847	4,936	17.2%	14.8%	16.5%	16.0%
% of FP17s for the same patient ID Re-attending between 3 & 9 months - Children	1,189	1,480	80.3%	60.8%	59.7%	58.3%
% of FP17s for the same patient ID Re-attending between 3 & 9 months - Adults	3,015	4,936	61.1%	54.6%	52.6%	50.3%
% of FP17s for Band 1 Urgent Courses	233	6,435	3.6%	8.6%	9.1%	9.1%
% of FP17s Relating to Free Repair or Replacements	141	6,435	2.2%	0.9%	1.0%	0.8%
% of FP17s Relating to Continuations	144	6,435	2.2%	1.1%	1.2%	1.0%
% of Patients satisfied with the dentistry they have received	5	5	N/A	91.4%	91.6%	91.5%
% of Patients satisfied with the time they had to wait for an appointment	3	5	N/A	88.2%	88.3%	87.9%

* This is based on patients treated on this contract for their most recent course of treatment. Figures in italics indicate the base number of FP17s or Patient Questionnaire responses are less than 100. N/A is shown where the base number of responses is less than 10 during the period. % is calculated as Quantity/Base number*100

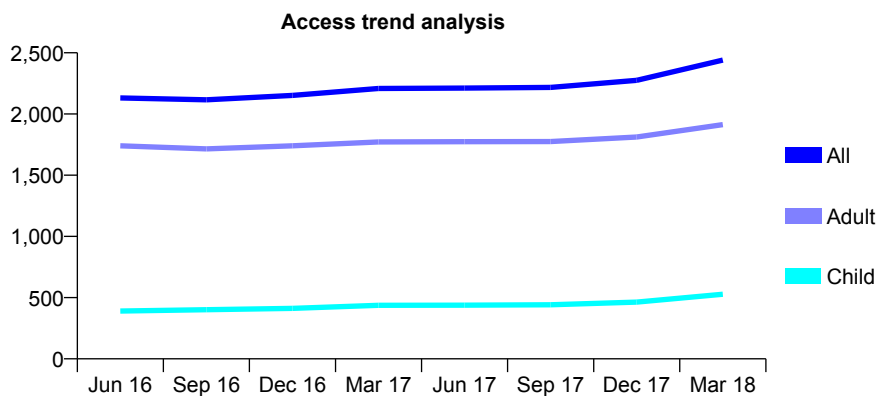
Q52 - Vital Signs At a Glance Contract Report for 356786/0001 - Year end March 2018

Name or company name	MS V DHARMAR
Contract type name	GDS Contract
Purpose of contract	General
Contract start date	21/05/2012
Contract end date	

17/18 Contracted general activity (UDA)	8,240
Carry forward general activity (UDA)	145
17/18 Contracted orthodontic activity (UOA)	0
Carry forward orthodontic activity (UOA)	0
Baseline contract value	£164,129.78

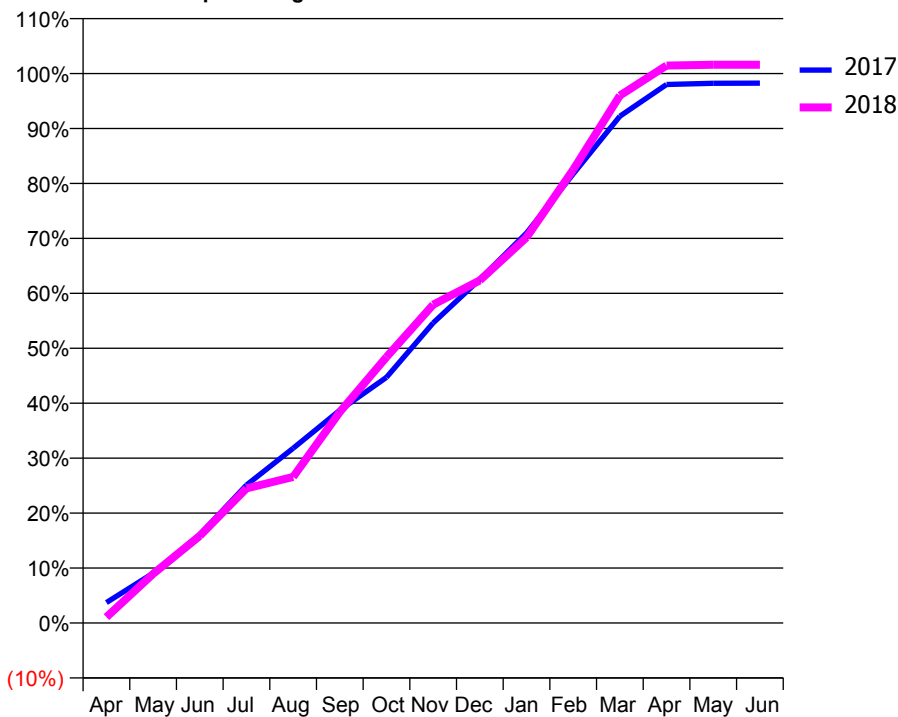
ACCESS*

Patients seen in 24 months	Total	Change since previous quarter
Quarter ending March 2017	2,209	
Quarter ending June 2017	2,212	→
Quarter ending September 2017	2,217	→
Quarter ending December 2017	2,275	↑
Quarter ending March 2018	2,441	↑
Variance since March 2017	10.5%	↑



ACTIVITY

Cumulative percentage of contracted UDA delivered 2017 & 2018



Month	Adjusted Scheduled Activity (UDA)	
	2017	2018
April	306	89
May	747	737
June	1,325	1,307
July	2,068	2,018
August	2,621	2,191
September	3,190	3,164
October	3,685	3,988
November	4,499	4,774
December	5,155	5,137
January	5,849	5,782
February	6,734	6,799
March	7,600	7,909
April	8,075	8,360
May	8,093	8,371
June	8,095	8,372

QUALITY

	Quantity	Base Number	Contract	AT	Region	England
% of FP17s for the same patient ID Re-attending within 3 months - Children	48	957	5.0%	10.9%	12.8%	11.9%
% of FP17s for the same patient ID Re-attending within 3 months - Adults	386	3,973	9.7%	14.8%	16.5%	16.0%
% of FP17s for the same patient ID Re-attending between 3 & 9 months - Children	701	957	73.2%	60.8%	59.7%	58.3%
% of FP17s for the same patient ID Re-attending between 3 & 9 months - Adults	3,072	3,973	77.3%	54.6%	52.6%	50.3%
% of FP17s for Band 1 Urgent Courses	158	4,885	3.2%	8.6%	9.1%	9.1%
% of FP17s Relating to Free Repair or Replacements	33	4,885	0.7%	0.9%	1.0%	0.8%
% of FP17s Relating to Continuations	36	4,885	0.7%	1.1%	1.2%	1.0%
% of Patients satisfied with the dentistry they have received	3	3	N/A	91.4%	91.6%	91.5%
% of Patients satisfied with the time they had to wait for an appointment	3	3	N/A	88.2%	88.3%	87.9%

* This is based on patients treated on this contract for their most recent course of treatment. Figures in italics indicate the base number of FP17s or Patient Questionnaire responses are less than 100. N/A is shown where the base number of responses is less than 10 during the period. % is calculated as Quantity/Base number*100

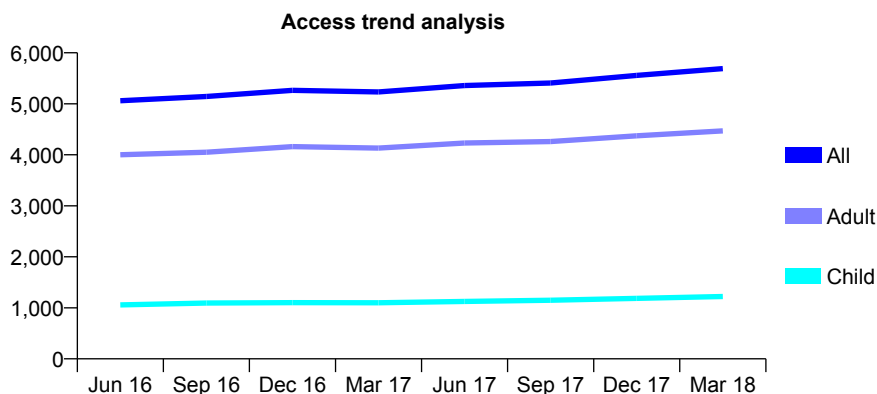
Q52 - Vital Signs At a Glance Contract Report for 358789/0001 - Year end March 2018

Name or company name	MR BS PANESAR
Contract type name	GDS Contract
Purpose of contract	General
Contract start date	01/01/2014
Contract end date	

17/18 Contracted general activity (UDA)	17,078
Carry forward general activity (UDA)	114
17/18 Contracted orthodontic activity (UOA)	0
Carry forward orthodontic activity (UOA)	0
Baseline contract value	£467,072.22

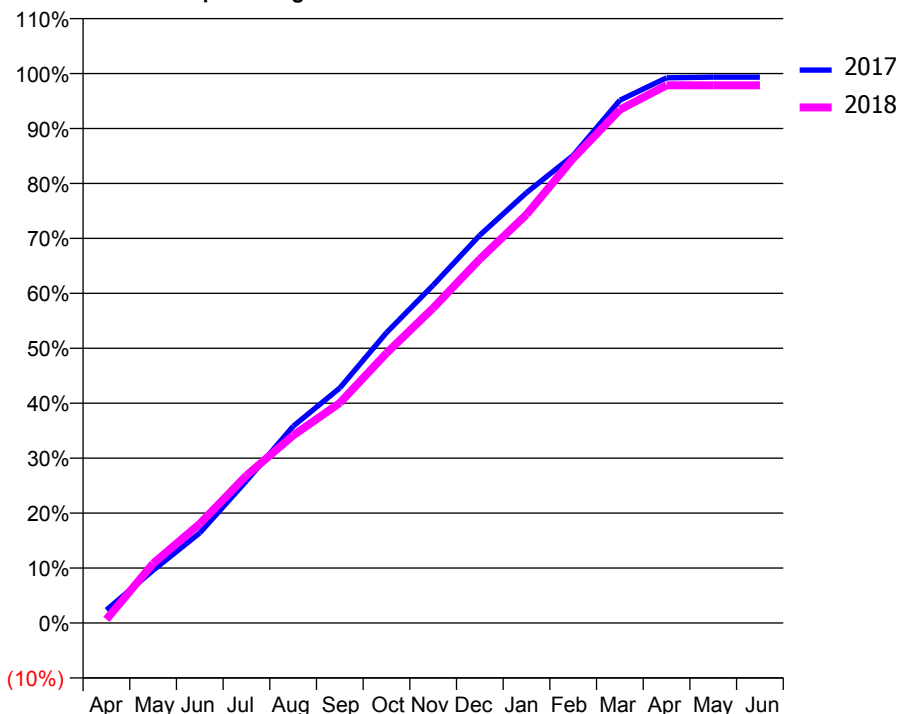
ACCESS*

Patients seen in 24 months	Total	Change since previous quarter
Quarter ending March 2017	5,233	
Quarter ending June 2017	5,358	↑
Quarter ending September 2017	5,409	→
Quarter ending December 2017	5,558	↑
Quarter ending March 2018	5,689	↑
Variance since March 2017	8.7%	↑



ACTIVITY

Cumulative percentage of contracted UDA delivered 2017 & 2018



QUALITY

	Quantity	Base Number	Contract	AT	Region	England
% of FP17s for the same patient ID Re-attending within 3 months - Children	94	1,717	5.5%	10.9%	12.8%	11.9%
% of FP17s for the same patient ID Re-attending within 3 months - Adults	852	6,636	12.8%	14.8%	16.5%	16.0%
% of FP17s for the same patient ID Re-attending between 3 & 9 months - Children	922	1,717	53.7%	60.8%	59.7%	58.3%
% of FP17s for the same patient ID Re-attending between 3 & 9 months - Adults	3,799	6,636	57.2%	54.6%	52.6%	50.3%
% of FP17s for Band 1 Urgent Courses	495	8,398	5.9%	8.6%	9.1%	9.1%
% of FP17s Relating to Free Repair or Replacements	68	8,398	0.8%	0.9%	1.0%	0.8%
% of FP17s Relating to Continuations	142	8,398	1.7%	1.1%	1.2%	1.0%
% of Patients satisfied with the dentistry they have received	5	5	N/A	91.4%	91.6%	91.5%
% of Patients satisfied with the time they had to wait for an appointment	5	5	N/A	88.2%	88.3%	87.9%

* This is based on patients treated on this contract for their most recent course of treatment. Figures in italics indicate the base number of FP17s or Patient Questionnaire responses are less than 100. N/A is shown where the base number of responses is less than 10 during the period. % is calculated as Quantity/Base number*100

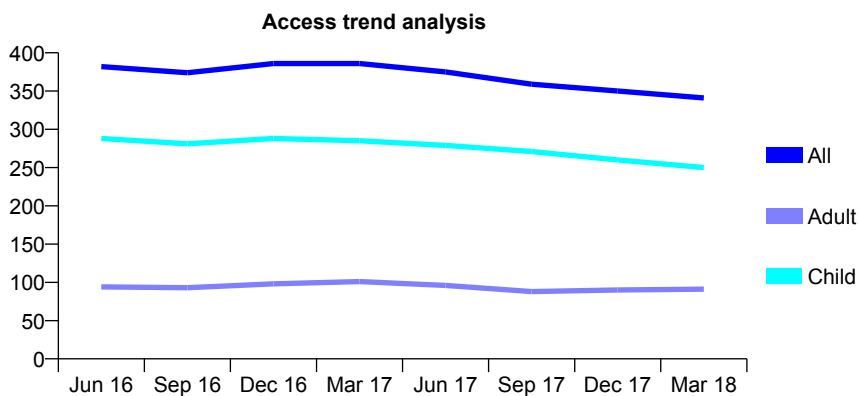
Q52 - Vital Signs At a Glance Contract Report for 359548/0002 - Year end March 2018

Name or company name	MR CW TAYLOR
Contract type name	GDS Contract
Purpose of contract	General
Contract start date	01/12/2012
Contract end date	

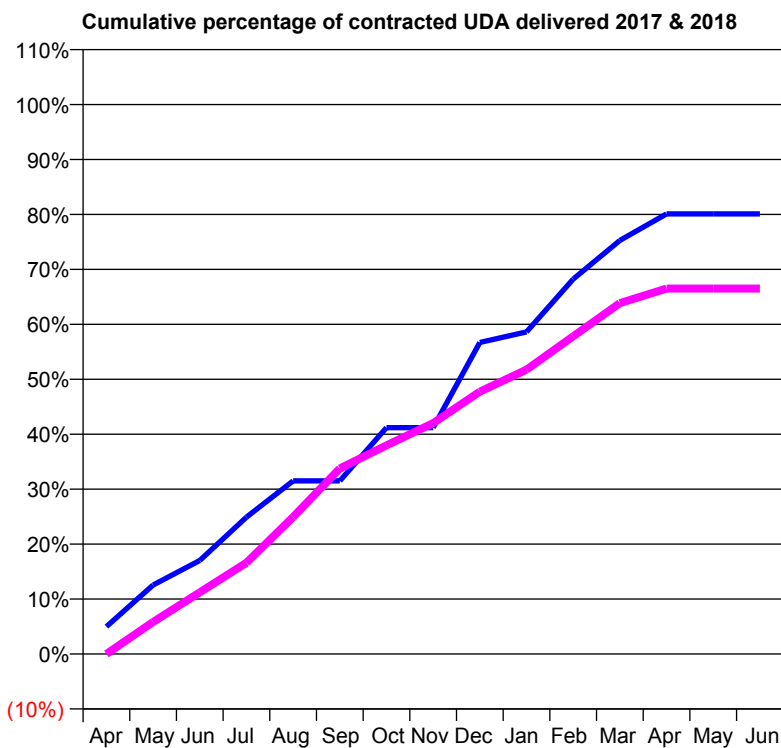
17/18 Contracted general activity (UDA)	1,096
Carry forward general activity (UDA)	0
17/18 Contracted orthodontic activity (UOA)	0
Carry forward orthodontic activity (UOA)	0
Baseline contract value	£30,814.95

ACCESS*

Patients seen in 24 months	Total	Change since previous quarter
Quarter ending March 2017	386	
Quarter ending June 2017	375	↓
Quarter ending September 2017	359	↓
Quarter ending December 2017	350	↓
Quarter ending March 2018	341	↓
Variance since March 2017	(11.7%)	↓



ACTIVITY



Month	Adjusted Scheduled Activity (UDA)	
	2017	2018
April	55	0
May	138	64
June	187	123
July	273	182
August	345	273
September	345	370
October	452	416
November	452	460
December	621	523
January	642	567
February	748	634
March	825	700
April	878	729
May	878	729
June	878	729

QUALITY

	Quantity	Base Number	Contract	AT	Region	England
% of FP17s for the same patient ID Re-attending within 3 months - Children	22	426	5.2%	10.9%	12.8%	11.9%
% of FP17s for the same patient ID Re-attending within 3 months - Adults	16	91	17.6%	14.8%	16.5%	16.0%
% of FP17s for the same patient ID Re-attending between 3 & 9 months - Children	327	426	76.8%	60.8%	59.7%	58.3%
% of FP17s for the same patient ID Re-attending between 3 & 9 months - Adults	58	91	63.7%	54.6%	52.6%	50.3%
% of FP17s for Band 1 Urgent Courses	15	500	3.0%	8.6%	9.1%	9.1%
% of FP17s Relating to Free Repair or Replacements	0	500	0.0%	0.9%	1.0%	0.8%
% of FP17s Relating to Continuations	10	500	2.0%	1.1%	1.2%	1.0%
% of Patients satisfied with the dentistry they have received	0	0	N/A	91.4%	91.6%	91.5%
% of Patients satisfied with the time they had to wait for an appointment	0	0	N/A	88.2%	88.3%	87.9%

* This is based on patients treated on this contract for their most recent course of treatment. Figures in italics indicate the base number of FP17s or Patient Questionnaire responses are less than 100. N/A is shown where the base number of responses is less than 10 during the period. % is calculated as Quantity/Base number*100

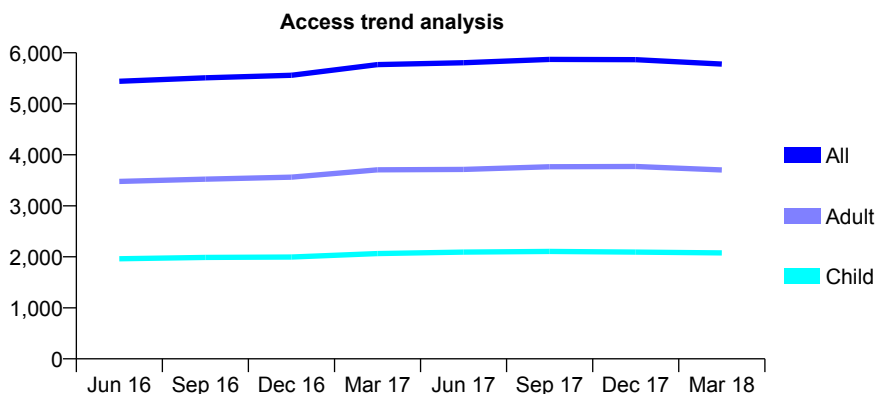
Q52 - Vital Signs At a Glance Contract Report for 366307/0001 - Year end March 2018

Name or company name	MR GR JONES
Contract type name	GDS Contract
Purpose of contract	General
Contract start date	01/11/2007
Contract end date	

17/18 Contracted general activity (UDA)	14,014
Carry forward general activity (UDA)	-122
17/18 Contracted orthodontic activity (UOA)	0
Carry forward orthodontic activity (UOA)	0
Baseline contract value	£431,360.73

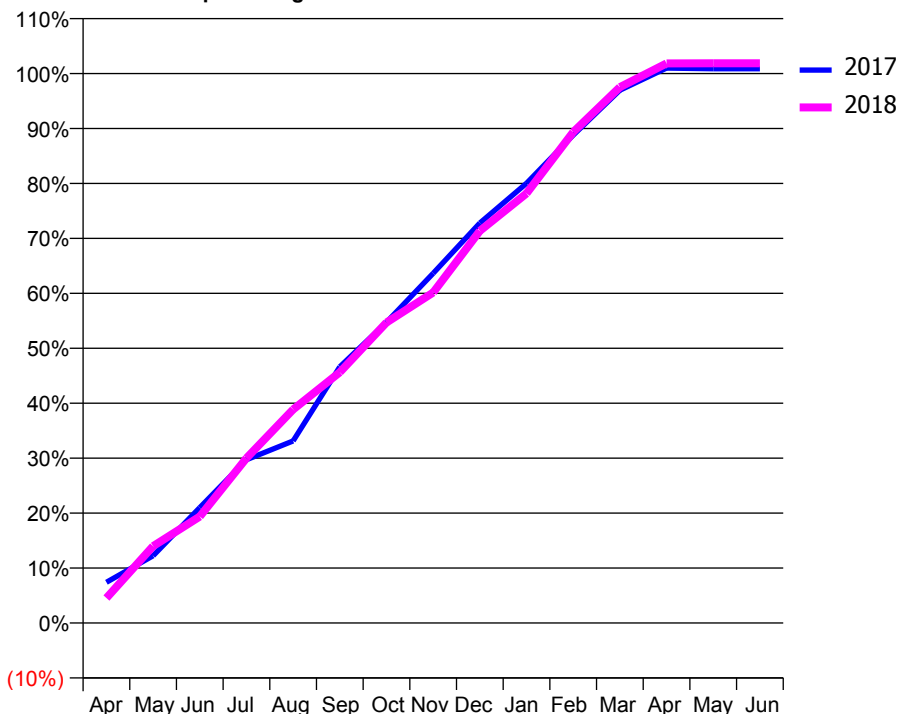
ACCESS*

Patients seen in 24 months	Total	Change since previous quarter
Quarter ending March 2017	5,769	
Quarter ending June 2017	5,806	→
Quarter ending September 2017	5,871	→
Quarter ending December 2017	5,865	→
Quarter ending March 2018	5,780	↓
Variance since March 2017	0.2%	→



ACTIVITY

Cumulative percentage of contracted UDA delivered 2017 & 2018



Month	Adjusted Scheduled Activity (UDA)	
	2017	2018
April	1,039	639
May	1,716	1,960
June	2,945	2,714
July	4,166	4,206
August	4,643	5,448
September	6,534	6,397
October	7,670	7,662
November	8,918	8,428
December	10,202	10,001
January	11,214	10,955
February	12,443	12,520
March	13,586	13,665
April	14,151	14,273
May	14,135	14,274
June	14,136	14,274

QUALITY

	Quantity	Base Number	Contract	AT	Region	England
% of FP17s for the same patient ID Re-attending within 3 months - Children	298	3,399	8.8%	10.9%	12.8%	11.9%
% of FP17s for the same patient ID Re-attending within 3 months - Adults	772	5,431	14.2%	14.8%	16.5%	16.0%
% of FP17s for the same patient ID Re-attending between 3 & 9 months - Children	2,239	3,399	65.9%	60.8%	59.7%	58.3%
% of FP17s for the same patient ID Re-attending between 3 & 9 months - Adults	3,485	5,431	64.2%	54.6%	52.6%	50.3%
% of FP17s for Band 1 Urgent Courses	551	7,839	7.0%	8.6%	9.1%	9.1%
% of FP17s Relating to Free Repair or Replacements	34	7,839	0.4%	0.9%	1.0%	0.8%
% of FP17s Relating to Continuations	13	7,839	0.2%	1.1%	1.2%	1.0%
% of Patients satisfied with the dentistry they have received	4	5	N/A	91.4%	91.6%	91.5%
% of Patients satisfied with the time they had to wait for an appointment	4	5	N/A	88.2%	88.3%	87.9%

* This is based on patients treated on this contract for their most recent course of treatment. Figures in italics indicate the base number of FP17s or Patient Questionnaire responses are less than 100. N/A is shown where the base number of responses is less than 10 during the period. % is calculated as Quantity/Base number*100

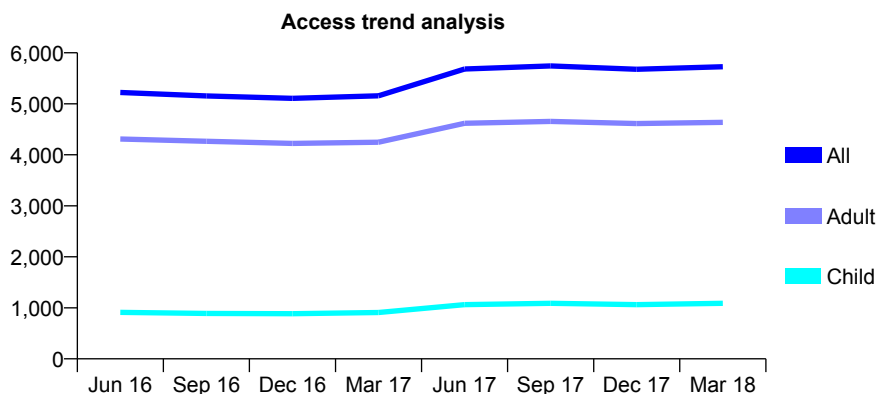
Q52 - Vital Signs At a Glance Contract Report for 367869/0001 - Year end March 2018

Name or company name	MR T RAHMAN
Contract type name	GDS Contract
Purpose of contract	General
Contract start date	10/09/2013
Contract end date	

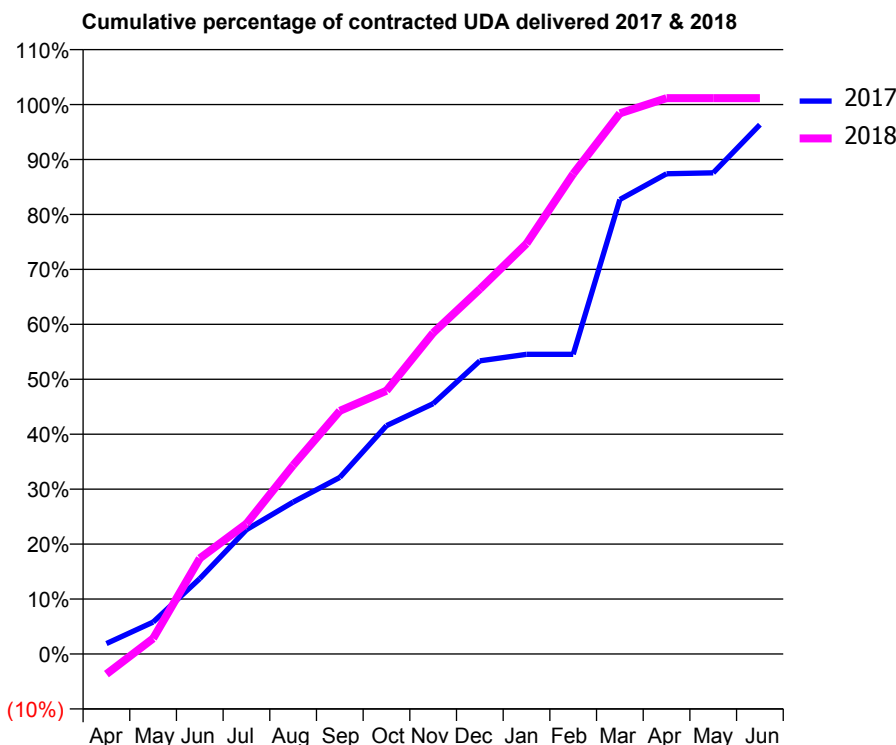
17/18 Contracted general activity (UDA)	20,660
Carry forward general activity (UDA)	760
17/18 Contracted orthodontic activity (UOA)	0
Carry forward orthodontic activity (UOA)	0
Baseline contract value	£470,600.56

ACCESS*

Patients seen in 24 months	Total	Change since previous quarter
Quarter ending March 2017	5,157	
Quarter ending June 2017	5,683	↑
Quarter ending September 2017	5,743	→
Quarter ending December 2017	5,676	↓
Quarter ending March 2018	5,726	→
Variance since March 2017	11.0%	↑



ACTIVITY



Month	Adjusted Scheduled Activity (UDA)	
	2017	2018
April	394	-760
May	1,203	584
June	2,834	3,598
July	4,676	4,901
August	5,712	7,095
September	6,638	9,143
October	8,584	9,899
November	9,414	12,075
December	11,023	13,722
January	11,270	15,427
February	11,270	18,049
March	17,087	20,326
April	18,055	20,900
May	18,093	20,899
June	19,900	20,899

QUALITY

	Quantity	Base Number	Contract	AT	Region	England
% of FP17s for the same patient ID Re-attending within 3 months - Children	166	2,077	8.0%	10.9%	12.8%	11.9%
% of FP17s for the same patient ID Re-attending within 3 months - Adults	1,190	8,023	14.8%	14.8%	16.5%	16.0%
% of FP17s for the same patient ID Re-attending between 3 & 9 months - Children	1,302	2,077	62.7%	60.8%	59.7%	58.3%
% of FP17s for the same patient ID Re-attending between 3 & 9 months - Adults	4,741	8,023	59.1%	54.6%	52.6%	50.3%
% of FP17s for Band 1 Urgent Courses	569	9,261	6.1%	8.6%	9.1%	9.1%
% of FP17s Relating to Free Repair or Replacements	39	9,261	0.4%	0.9%	1.0%	0.8%
% of FP17s Relating to Continuations	20	9,261	0.2%	1.1%	1.2%	1.0%
% of Patients satisfied with the dentistry they have received	7	7	N/A	91.4%	91.6%	91.5%
% of Patients satisfied with the time they had to wait for an appointment	7	7	N/A	88.2%	88.3%	87.9%

* This is based on patients treated on this contract for their most recent course of treatment. Figures in italics indicate the base number of FP17s or Patient Questionnaire responses are less than 100. N/A is shown where the base number of responses is less than 10 during the period. % is calculated as Quantity/Base number*100

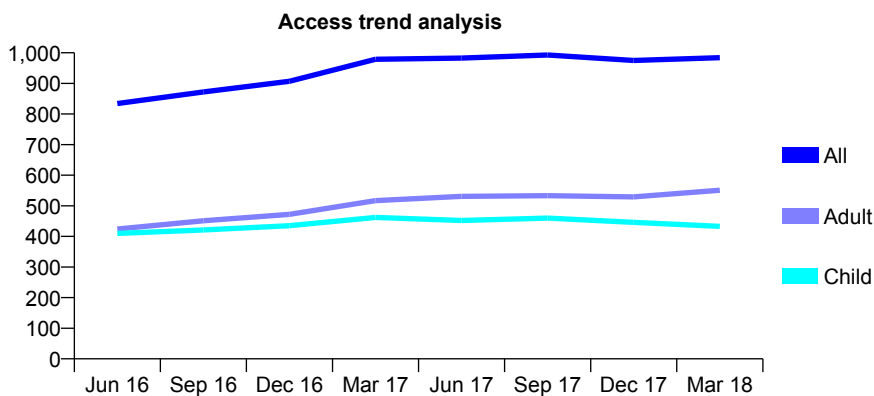
Q52 - Vital Signs At a Glance Contract Report for 367893/0001 - Year end March 2018

Name or company name	MRS KM PUNIA
Contract type name	GDS Contract
Purpose of contract	General
Contract start date	01/12/2014
Contract end date	

17/18 Contracted general activity (UDA)	3,000
Carry forward general activity (UDA)	16
17/18 Contracted orthodontic activity (UOA)	0
Carry forward orthodontic activity (UOA)	0
Baseline contract value	£87,527.76

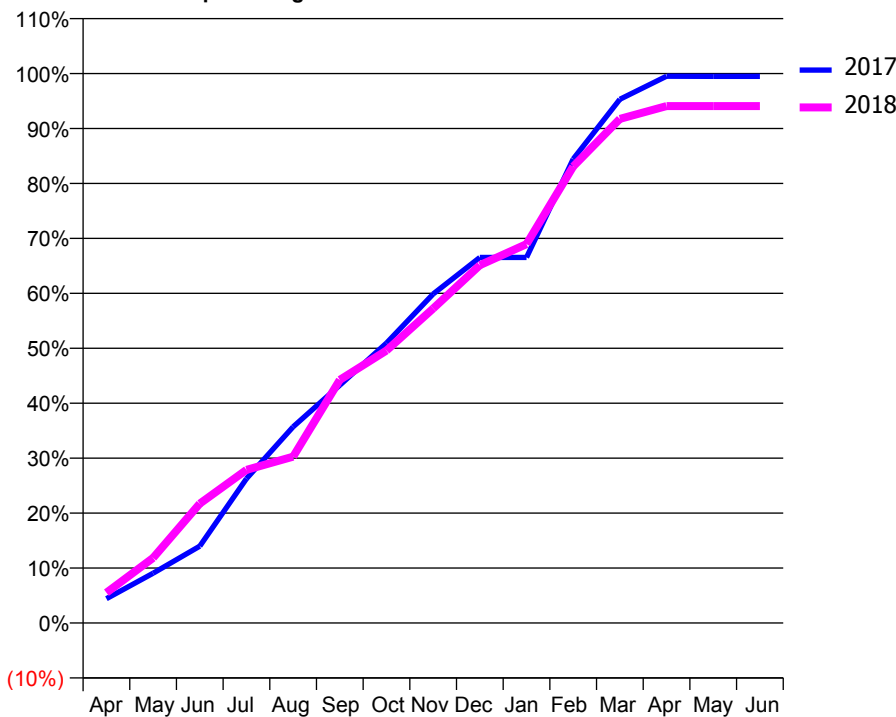
ACCESS*

Patients seen in 24 months	Total	Change since previous quarter
Quarter ending March 2017	979	
Quarter ending June 2017	983	→
Quarter ending September 2017	993	→
Quarter ending December 2017	975	↓
Quarter ending March 2018	984	→
Variance since March 2017	0.5%	→



ACTIVITY

Cumulative percentage of contracted UDA delivered 2017 & 2018



Month	2017	2018
April	133	165
May	272	356
June	420	652
July	788	836
August	1,071	908
September	1,298	1,328
October	1,529	1,488
November	1,796	1,717
December	1,996	1,954
January	1,996	2,068
February	2,533	2,492
March	2,859	2,752
April	2,985	2,822
May	2,984	2,822
June	2,984	2,822

QUALITY

	Quantity	Base Number	Contract	AT	Region	England
% of FP17s for the same patient ID Re-attending within 3 months - Children	49	732	6.7%	10.9%	12.8%	11.9%
% of FP17s for the same patient ID Re-attending within 3 months - Adults	120	824	14.6%	14.8%	16.5%	16.0%
% of FP17s for the same patient ID Re-attending between 3 & 9 months - Children	525	732	71.7%	60.8%	59.7%	58.3%
% of FP17s for the same patient ID Re-attending between 3 & 9 months - Adults	509	824	61.8%	54.6%	52.6%	50.3%
% of FP17s for Band 1 Urgent Courses	47	1,534	3.1%	8.6%	9.1%	9.1%
% of FP17s Relating to Free Repair or Replacements	5	1,534	0.3%	0.9%	1.0%	0.8%
% of FP17s Relating to Continuations	9	1,534	0.6%	1.1%	1.2%	1.0%
% of Patients satisfied with the dentistry they have received	1	1	N/A	91.4%	91.6%	91.5%
% of Patients satisfied with the time they had to wait for an appointment	1	1	N/A	88.2%	88.3%	87.9%

* This is based on patients treated on this contract for their most recent course of treatment. Figures in italics indicate the base number of FP17s or Patient Questionnaire responses are less than 100. N/A is shown where the base number of responses is less than 10 during the period. % is calculated as Quantity/Base number*100

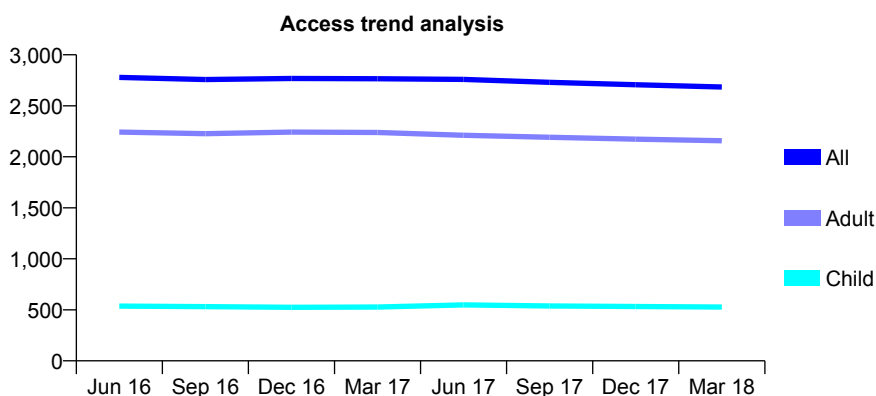
Q52 - Vital Signs At a Glance Contract Report for 560758/0001 - Year end March 2018

Name or company name	MRS MA O'SULLIVAN
Contract type name	GDS Contract
Purpose of contract	General
Contract start date	01/04/2006
Contract end date	

17/18 Contracted general activity (UDA)	6,350
Carry forward general activity (UDA)	0
17/18 Contracted orthodontic activity (UOA)	0
Carry forward orthodontic activity (UOA)	0
Baseline contract value	£172,140.36

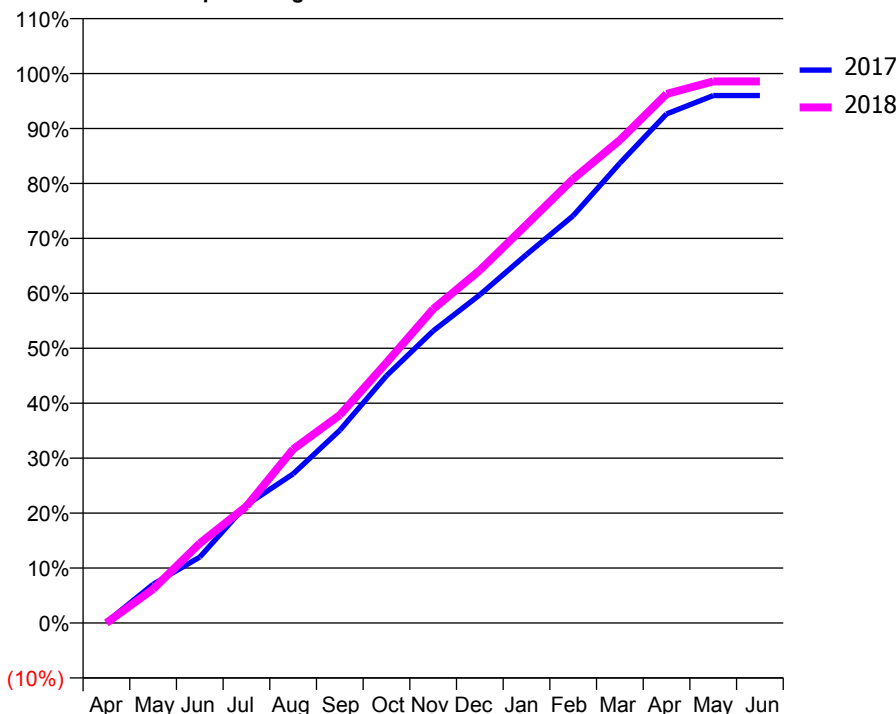
ACCESS*

Patients seen in 24 months	Total	Change since previous quarter
Quarter ending March 2017	2,766	
Quarter ending June 2017	2,759	→
Quarter ending September 2017	2,730	↓
Quarter ending December 2017	2,706	→
Quarter ending March 2018	2,684	→
Variance since March 2017	(3.0%)	↓



ACTIVITY

Cumulative percentage of contracted UDA delivered 2017 & 2018



Month	Adjusted Scheduled Activity (UDA)	
	2017	2018
April	10	0
May	447	392
June	762	920
July	1,364	1,350
August	1,724	2,008
September	2,227	2,403
October	2,857	3,008
November	3,375	3,629
December	3,793	4,076
January	4,259	4,604
February	4,707	5,133
March	5,314	5,581
April	5,883	6,114
May	6,096	6,258
June	6,096	6,258

QUALITY

	Quantity	Base Number	Contract	AT	Region	England
% of FP17s for the same patient ID Re-attending within 3 months - Children	62	762	8.1%	10.9%	12.8%	11.9%
% of FP17s for the same patient ID Re-attending within 3 months - Adults	568	2,889	19.7%	14.8%	16.5%	16.0%
% of FP17s for the same patient ID Re-attending between 3 & 9 months - Children	406	762	53.3%	60.8%	59.7%	58.3%
% of FP17s for the same patient ID Re-attending between 3 & 9 months - Adults	1,150	2,889	39.8%	54.6%	52.6%	50.3%
% of FP17s for Band 1 Urgent Courses	546	3,570	15.3%	8.6%	9.1%	9.1%
% of FP17s Relating to Free Repair or Replacements	31	3,570	0.9%	0.9%	1.0%	0.8%
% of FP17s Relating to Continuations	69	3,570	1.9%	1.1%	1.2%	1.0%
% of Patients satisfied with the dentistry they have received	8	8	N/A	91.4%	91.6%	91.5%
% of Patients satisfied with the time they had to wait for an appointment	8	8	N/A	88.2%	88.3%	87.9%

* This is based on patients treated on this contract for their most recent course of treatment. Figures in italics indicate the base number of FP17s or Patient Questionnaire responses are less than 100. N/A is shown where the base number of responses is less than 10 during the period. % is calculated as Quantity/Base number*100

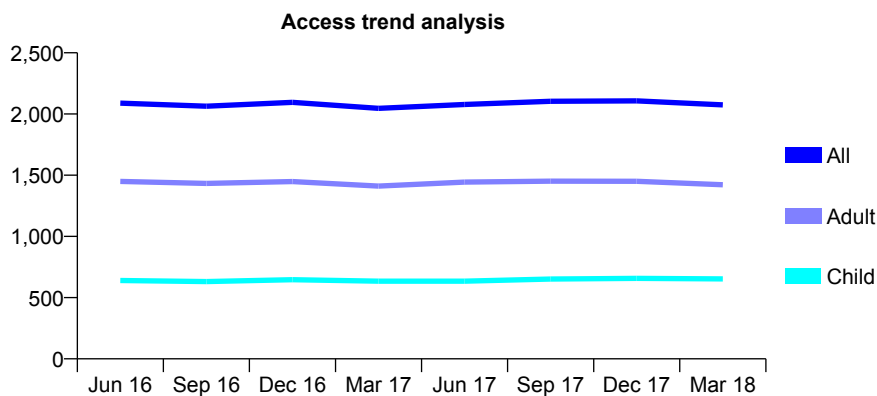
Q52 - Vital Signs At a Glance Contract Report for 569712/0001 - Year end March 2018

Name or company name	MR NM SYKES
Contract type name	GDS Contract
Purpose of contract	General
Contract start date	01/04/2006
Contract end date	

17/18 Contracted general activity (UDA)	7,500
Carry forward general activity (UDA)	-150
17/18 Contracted orthodontic activity (UOA)	0
Carry forward orthodontic activity (UOA)	0
Baseline contract value	£226,958.80

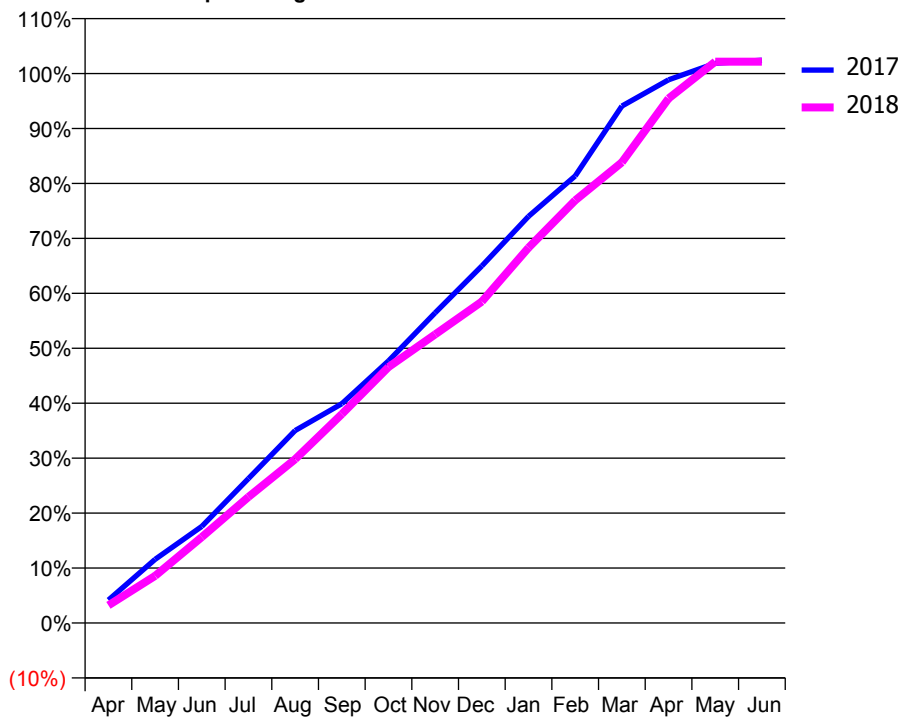
ACCESS*

Patients seen in 24 months	Total	Change since previous quarter
Quarter ending March 2017	2,046	
Quarter ending June 2017	2,078	→
Quarter ending September 2017	2,104	→
Quarter ending December 2017	2,107	→
Quarter ending March 2018	2,075	↓
Variance since March 2017	1.4%	→



ACTIVITY

Cumulative percentage of contracted UDA delivered 2017 & 2018



Adjusted Scheduled Activity (UDA)

Month	2017	2018
April	314	240
May	869	643
June	1,319	1,173
July	1,971	1,721
August	2,628	2,235
September	2,994	2,851
October	3,578	3,493
November	4,234	3,940
December	4,873	4,387
January	5,551	5,122
February	6,102	5,769
March	7,056	6,288
April	7,413	7,160
May	7,640	7,662
June	7,681	7,662

QUALITY

	Quantity	Base Number	Contract	AT	Region	England
% of FP17s for the same patient ID Re-attending within 3 months - Children	101	1,004	10.1%	10.9%	12.8%	11.9%
% of FP17s for the same patient ID Re-attending within 3 months - Adults	418	2,041	20.5%	14.8%	16.5%	16.0%
% of FP17s for the same patient ID Re-attending between 3 & 9 months - Children	571	1,004	56.9%	60.8%	59.7%	58.3%
% of FP17s for the same patient ID Re-attending between 3 & 9 months - Adults	940	2,041	46.1%	54.6%	52.6%	50.3%
% of FP17s for Band 1 Urgent Courses	137	3,313	4.1%	8.6%	9.1%	9.1%
% of FP17s Relating to Free Repair or Replacements	91	3,313	2.7%	0.9%	1.0%	0.8%
% of FP17s Relating to Continuations	8	3,313	0.2%	1.1%	1.2%	1.0%
% of Patients satisfied with the dentistry they have received	3	3	N/A	91.4%	91.6%	91.5%
% of Patients satisfied with the time they had to wait for an appointment	2	3	N/A	88.2%	88.3%	87.9%

* This is based on patients treated on this contract for their most recent course of treatment. Figures in italics indicate the base number of FP17s or Patient Questionnaire responses are less than 100. N/A is shown where the base number of responses is less than 10 during the period. % is calculated as Quantity/Base number*100

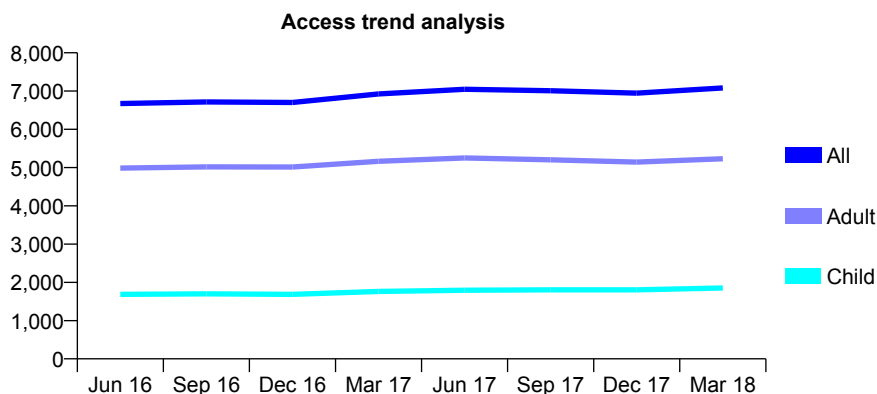
Q52 - Vital Signs At a Glance Contract Report for 575208/0002 - Year end March 2018

Name or company name	MRS JC O'SULLIVAN
Contract type name	GDS Contract
Purpose of contract	General
Contract start date	01/04/2008
Contract end date	

17/18 Contracted general activity (UDA)	18,414
Carry forward general activity (UDA)	0
17/18 Contracted orthodontic activity (UOA)	0
Carry forward orthodontic activity (UOA)	0
Baseline contract value	£659,130.02

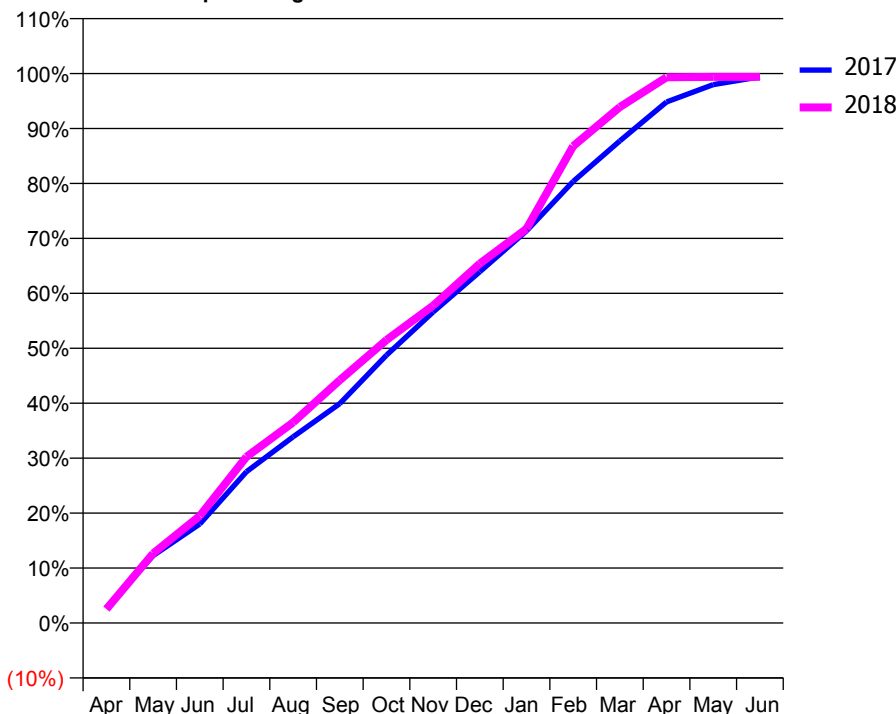
ACCESS*

Patients seen in 24 months	Total	Change since previous quarter
Quarter ending March 2017	6,924	
Quarter ending June 2017	7,045	→
Quarter ending September 2017	7,007	→
Quarter ending December 2017	6,946	→
Quarter ending March 2018	7,081	→
Variance since March 2017	2.3%	↑



ACTIVITY

Cumulative percentage of contracted UDA delivered 2017 & 2018



Month	Adjusted Scheduled Activity (UDA)	
	2017	2018
April	521	468
May	2,260	2,328
June	3,317	3,589
July	5,072	5,570
August	6,239	6,725
September	7,355	8,138
October	8,976	9,486
November	10,424	10,635
December	11,772	12,043
January	13,142	13,209
February	14,798	15,980
March	16,155	17,289
April	17,460	18,289
May	18,043	18,302
June	18,301	18,302

QUALITY

	Quantity	Base Number	Contract	AT	Region	England
% of FP17s for the same patient ID Re-attending within 3 months - Children	212	3,120	6.8%	10.9%	12.8%	11.9%
% of FP17s for the same patient ID Re-attending within 3 months - Adults	1,548	8,984	17.2%	14.8%	16.5%	16.0%
% of FP17s for the same patient ID Re-attending between 3 & 9 months - Children	2,019	3,120	64.7%	60.8%	59.7%	58.3%
% of FP17s for the same patient ID Re-attending between 3 & 9 months - Adults	5,642	8,984	62.8%	54.6%	52.6%	50.3%
% of FP17s for Band 1 Urgent Courses	905	10,540	8.6%	8.6%	9.1%	9.1%
% of FP17s Relating to Free Repair or Replacements	104	10,540	1.0%	0.9%	1.0%	0.8%
% of FP17s Relating to Continuations	228	10,540	2.2%	1.1%	1.2%	1.0%
% of Patients satisfied with the dentistry they have received	5	5	N/A	91.4%	91.6%	91.5%
% of Patients satisfied with the time they had to wait for an appointment	5	5	N/A	88.2%	88.3%	87.9%

* This is based on patients treated on this contract for their most recent course of treatment. Figures in italics indicate the base number of FP17s or Patient Questionnaire responses are less than 100. N/A is shown where the base number of responses is less than 10 during the period. % is calculated as Quantity/Base number*100

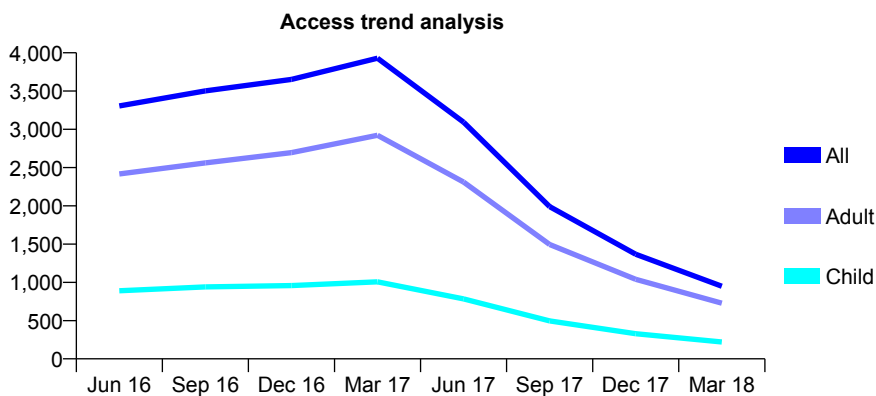
Q52 - Vital Signs At a Glance Contract Report for 606774/0001 - Year end March 2018

Name or company name	MISS LA KIANI
Contract type name	PDS Contract
Purpose of contract	General
Contract start date	21/04/2015
Contract end date	30/04/2017

17/18 Contracted general activity (UDA)	1,441
Carry forward general activity (UDA)	0
17/18 Contracted orthodontic activity (UOA)	0
Carry forward orthodontic activity (UOA)	0
Baseline contract value	£41,551.47

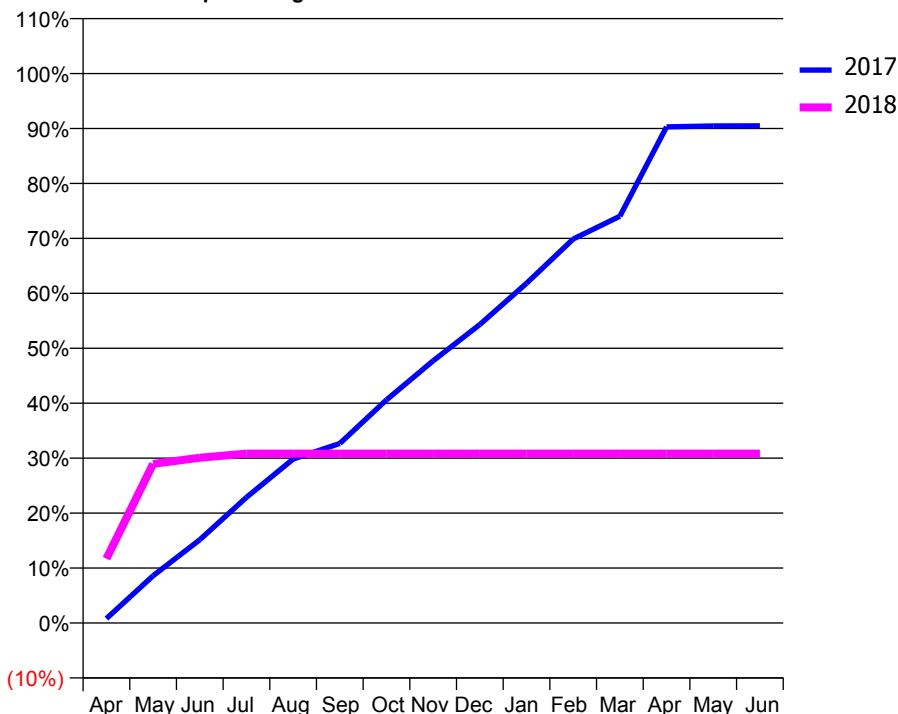
ACCESS*

Patients seen in 24 months	Total	Change since previous quarter
Quarter ending March 2017	3,929	
Quarter ending June 2017	3,093	↓
Quarter ending September 2017	1,990	↓
Quarter ending December 2017	1,368	↓
Quarter ending March 2018	949	↓
Variance since March 2017	(75.8%)	↓



ACTIVITY

Cumulative percentage of contracted UDA delivered 2017 & 2018



Month	Adjusted Scheduled Activity (UDA)	
	2017	2018
April	122	169
May	1,280	417
June	2,256	433
July	3,407	444
August	4,445	444
September	4,868	444
October	6,051	444
November	7,110	444
December	8,090	444
January	9,209	444
February	10,410	444
March	11,027	444
April	13,448	444
May	13,473	444
June	13,476	444

QUALITY

	Quantity	Base Number	Contract	AT	Region	England
% of FP17s for the same patient ID Re-attending within 3 months - Children	14	282	5.0%	10.9%	12.8%	11.9%
% of FP17s for the same patient ID Re-attending within 3 months - Adults	93	850	10.9%	14.8%	16.5%	16.0%
% of FP17s for the same patient ID Re-attending between 3 & 9 months - Children	141	282	50.0%	60.8%	59.7%	58.3%
% of FP17s for the same patient ID Re-attending between 3 & 9 months - Adults	404	850	47.5%	54.6%	52.6%	50.3%
% of FP17s for Band 1 Urgent Courses	22	171	12.9%	8.6%	9.1%	9.1%
% of FP17s Relating to Free Repair or Replacements	4	171	2.3%	0.9%	1.0%	0.8%
% of FP17s Relating to Continuations	8	171	4.7%	1.1%	1.2%	1.0%
% of Patients satisfied with the dentistry they have received	2	3	N/A	91.4%	91.6%	91.5%
% of Patients satisfied with the time they had to wait for an appointment	2	3	N/A	88.2%	88.3%	87.9%

* This is based on patients treated on this contract for their most recent course of treatment. Figures in italics indicate the base number of FP17s or Patient Questionnaire responses are less than 100. N/A is shown where the base number of responses is less than 10 during the period. % is calculated as Quantity/Base number*100

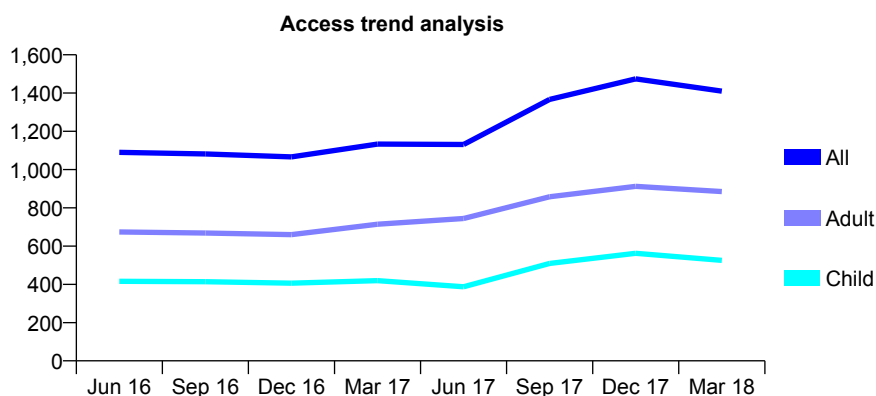
Q52 - Vital Signs At a Glance Contract Report for 623520/0001 - Year end March 2018

Name or company name	N Kaushal, D Kaushal & Chana
Contract type name	GDS Contract
Purpose of contract	General
Contract start date	01/04/2006
Contract end date	

17/18 Contracted general activity (UDA)	5,128
Carry forward general activity (UDA)	0
17/18 Contracted orthodontic activity (UOA)	0
Carry forward orthodontic activity (UOA)	0
Baseline contract value	£151,287.97

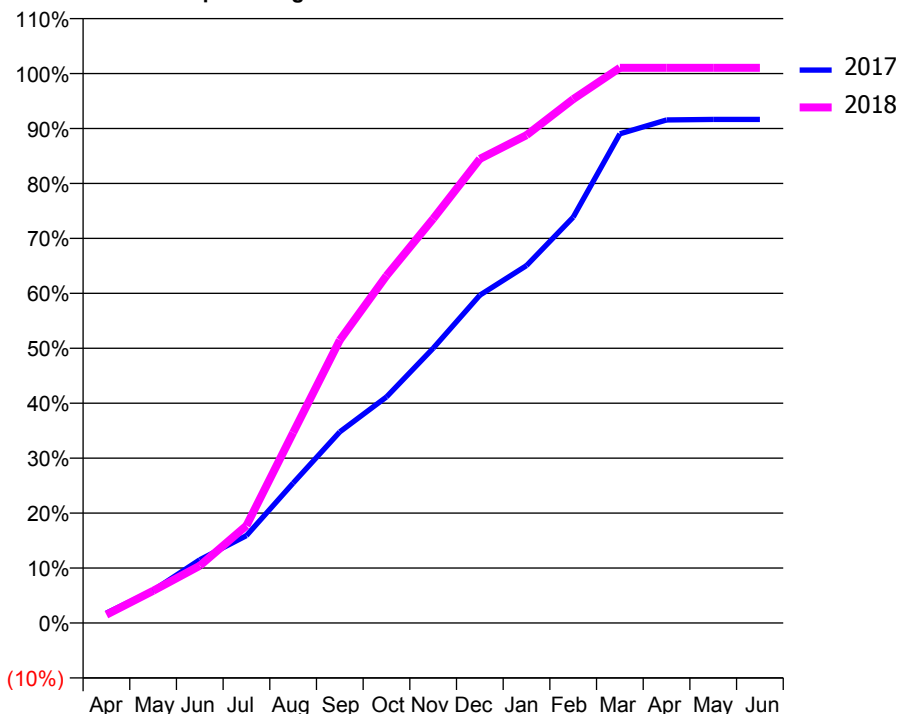
ACCESS*

Patients seen in 24 months	Total	Change since previous quarter
Quarter ending March 2017	1,133	
Quarter ending June 2017	1,131	→
Quarter ending September 2017	1,367	↑
Quarter ending December 2017	1,474	↑
Quarter ending March 2018	1,410	↓
Variance since March 2017	24.4%	↑



ACTIVITY

Cumulative percentage of contracted UDA delivered 2017 & 2018



Month	Adjusted Scheduled Activity (UDA)	
	2017	2018
April	87	78
May	287	300
June	556	535
July	769	909
August	1,230	1,777
September	1,681	2,640
October	1,989	3,241
November	2,417	3,773
December	2,884	4,331
January	3,144	4,552
February	3,570	4,889
March	4,303	5,181
April	4,425	5,181
May	4,429	5,181
June	4,429	5,181

QUALITY

	Quantity	Base Number	Contract	AT	Region	England
% of FP17s for the same patient ID Re-attending within 3 months - Children	10	551	1.8%	10.9%	12.8%	11.9%
% of FP17s for the same patient ID Re-attending within 3 months - Adults	69	873	7.9%	14.8%	16.5%	16.0%
% of FP17s for the same patient ID Re-attending between 3 & 9 months - Children	122	551	22.1%	60.8%	59.7%	58.3%
% of FP17s for the same patient ID Re-attending between 3 & 9 months - Adults	166	873	19.0%	54.6%	52.6%	50.3%
% of FP17s for Band 1 Urgent Courses	8	1,395	0.6%	8.6%	9.1%	9.1%
% of FP17s Relating to Free Repair or Replacements	0	1,395	0.0%	0.9%	1.0%	0.8%
% of FP17s Relating to Continuations	0	1,395	0.0%	1.1%	1.2%	1.0%
% of Patients satisfied with the dentistry they have received	1	2	N/A	91.4%	91.6%	91.5%
% of Patients satisfied with the time they had to wait for an appointment	1	2	N/A	88.2%	88.3%	87.9%

* This is based on patients treated on this contract for their most recent course of treatment. Figures in italics indicate the base number of FP17s or Patient Questionnaire responses are less than 100. N/A is shown where the base number of responses is less than 10 during the period. % is calculated as Quantity/Base number*100

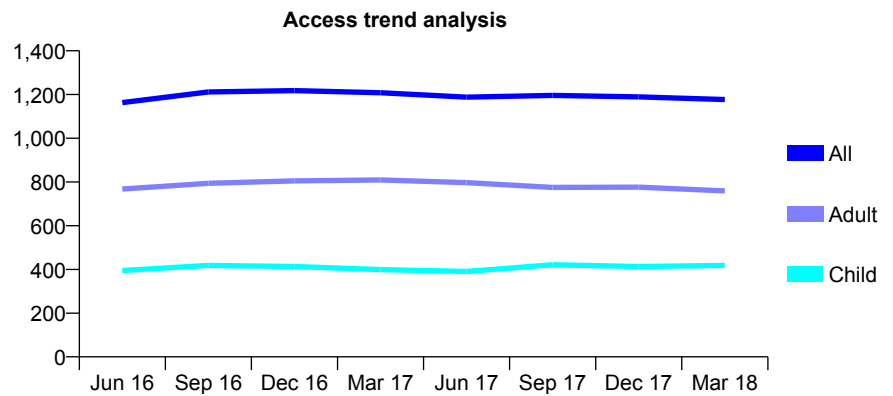
Q52 - Vital Signs At a Glance Contract Report for 623520/0002 - Year end March 2018

Name or company name	MR GS CHANA
Contract type name	GDS Contract
Purpose of contract	General
Contract start date	01/04/2006
Contract end date	

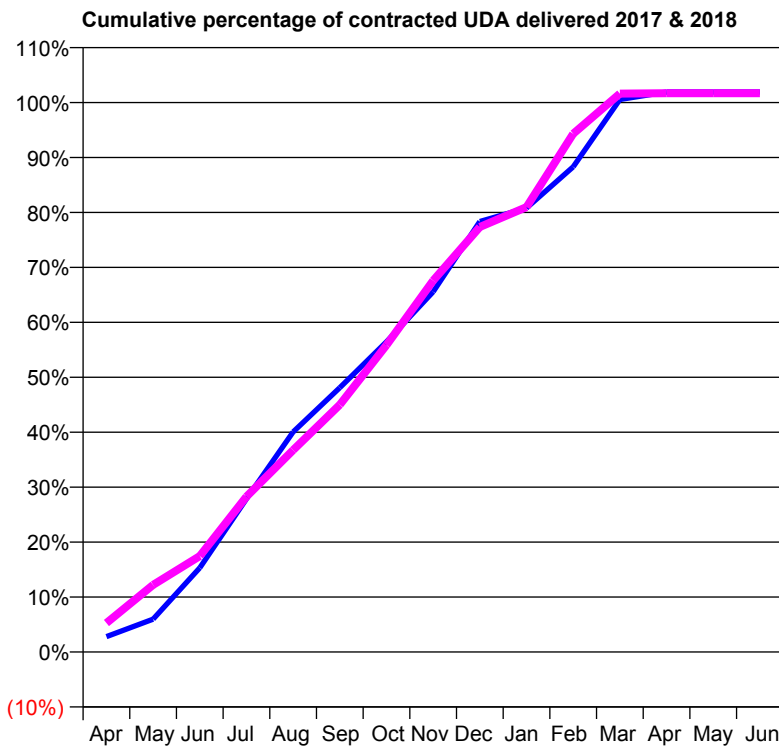
17/18 Contracted general activity (UDA)	4,150
Carry forward general activity (UDA)	-79
17/18 Contracted orthodontic activity (UOA)	0
Carry forward orthodontic activity (UOA)	0
Baseline contract value	£124,521.68

ACCESS*

Patients seen in 24 months	Total	Change since previous quarter
Quarter ending March 2017	1,208	
Quarter ending June 2017	1,188	↓
Quarter ending September 2017	1,196	→
Quarter ending December 2017	1,189	→
Quarter ending March 2018	1,177	↓
Variance since March 2017	(2.6%)	↓



ACTIVITY



Month	Adjusted Scheduled Activity (UDA)	
	2017	2018
April	116	219
May	248	507
June	636	725
July	1,156	1,174
August	1,662	1,525
September	1,996	1,868
October	2,343	2,318
November	2,720	2,805
December	3,251	3,210
January	3,353	3,360
February	3,664	3,914
March	4,172	4,217
April	4,229	4,220
May	4,229	4,220
June	4,229	4,220

QUALITY

	Quantity	Base Number	Contract	AT	Region	England
% of FP17s for the same patient ID Re-attending within 3 months - Children	6	362	1.7%	10.9%	12.8%	11.9%
% of FP17s for the same patient ID Re-attending within 3 months - Adults	32	576	5.6%	14.8%	16.5%	16.0%
% of FP17s for the same patient ID Re-attending between 3 & 9 months - Children	73	362	20.2%	60.8%	59.7%	58.3%
% of FP17s for the same patient ID Re-attending between 3 & 9 months - Adults	108	576	18.8%	54.6%	52.6%	50.3%
% of FP17s for Band 1 Urgent Courses	0	926	0.0%	8.6%	9.1%	9.1%
% of FP17s Relating to Free Repair or Replacements	0	926	0.0%	0.9%	1.0%	0.8%
% of FP17s Relating to Continuations	0	926	0.0%	1.1%	1.2%	1.0%
% of Patients satisfied with the dentistry they have received	0	0	N/A	91.4%	91.6%	91.5%
% of Patients satisfied with the time they had to wait for an appointment	0	0	N/A	88.2%	88.3%	87.9%

* This is based on patients treated on this contract for their most recent course of treatment. Figures in italics indicate the base number of FP17s or Patient Questionnaire responses are less than 100. N/A is shown where the base number of responses is less than 10 during the period. % is calculated as Quantity/Base number*100

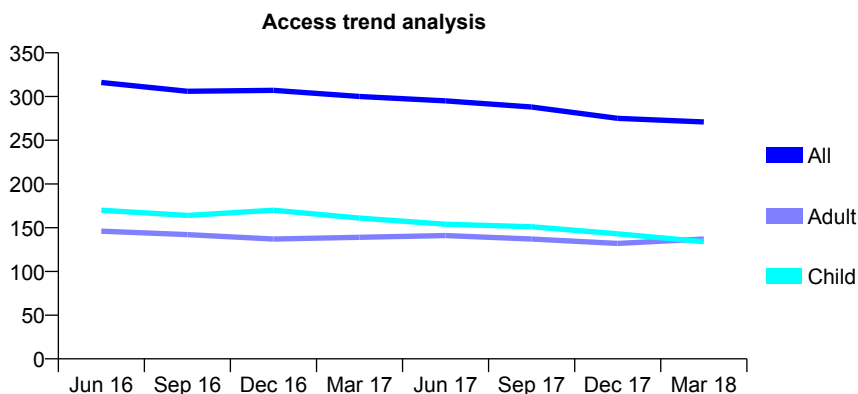
Q52 - Vital Signs At a Glance Contract Report for 631191/0001 - Year end March 2018

Name or company name	MRS MJ MILLINGTON-SMITH
Contract type name	GDS Contract
Purpose of contract	General
Contract start date	01/04/2006
Contract end date	

17/18 Contracted general activity (UDA)	850
Carry forward general activity (UDA)	0
17/18 Contracted orthodontic activity (UOA)	0
Carry forward orthodontic activity (UOA)	0
Baseline contract value	£26,513.55

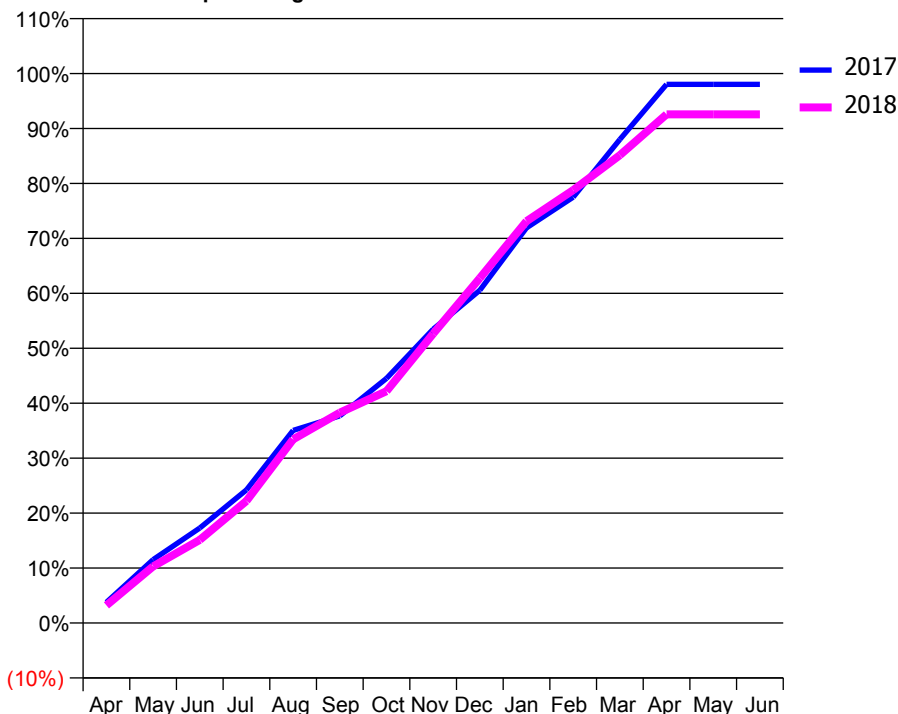
ACCESS*

Patients seen in 24 months	Total	Change since previous quarter
Quarter ending March 2017	300	
Quarter ending June 2017	295	↓
Quarter ending September 2017	288	↓
Quarter ending December 2017	275	↓
Quarter ending March 2018	271	↓
Variance since March 2017	(9.7%)	↓



ACTIVITY

Cumulative percentage of contracted UDA delivered 2017 & 2018



Adjusted Scheduled Activity (UDA)

Month	2017	2018
April	32	27
May	98	88
June	147	129
July	206	189
August	298	284
September	320	325
October	378	359
November	455	448
December	515	534
January	611	622
February	659	670
March	748	724
April	833	787
May	833	787
June	833	787

QUALITY

	Quantity	Base Number	Contract	AT	Region	England
% of FP17s for the same patient ID Re-attending within 3 months - Children	13	255	5.1%	10.9%	12.8%	11.9%
% of FP17s for the same patient ID Re-attending within 3 months - Adults	26	195	13.3%	14.8%	16.5%	16.0%
% of FP17s for the same patient ID Re-attending between 3 & 9 months - Children	195	255	76.5%	60.8%	59.7%	58.3%
% of FP17s for the same patient ID Re-attending between 3 & 9 months - Adults	124	195	63.6%	54.6%	52.6%	50.3%
% of FP17s for Band 1 Urgent Courses	9	450	2.0%	8.6%	9.1%	9.1%
% of FP17s Relating to Free Repair or Replacements	0	450	0.0%	0.9%	1.0%	0.8%
% of FP17s Relating to Continuations	2	450	0.4%	1.1%	1.2%	1.0%
% of Patients satisfied with the dentistry they have received	0	0	N/A	91.4%	91.6%	91.5%
% of Patients satisfied with the time they had to wait for an appointment	0	0	N/A	88.2%	88.3%	87.9%

* This is based on patients treated on this contract for their most recent course of treatment. Figures in italics indicate the base number of FP17s or Patient Questionnaire responses are less than 100. N/A is shown where the base number of responses is less than 10 during the period. % is calculated as Quantity/Base number*100

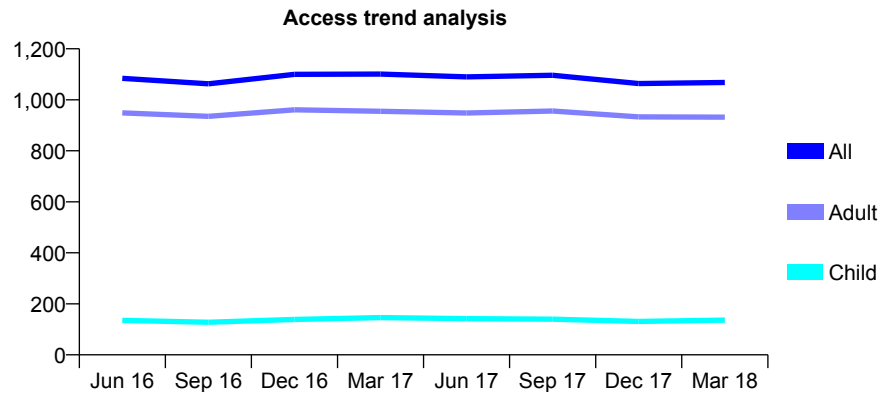
Q52 - Vital Signs At a Glance Contract Report for 631507/0001 - Year end March 2018

Name or company name	MR JC RAYNER
Contract type name	GDS Contract
Purpose of contract	General
Contract start date	01/04/2006
Contract end date	

17/18 Contracted general activity (UDA)	2,718
Carry forward general activity (UDA)	0
17/18 Contracted orthodontic activity (UOA)	0
Carry forward orthodontic activity (UOA)	0
Baseline contract value	£54,248.45

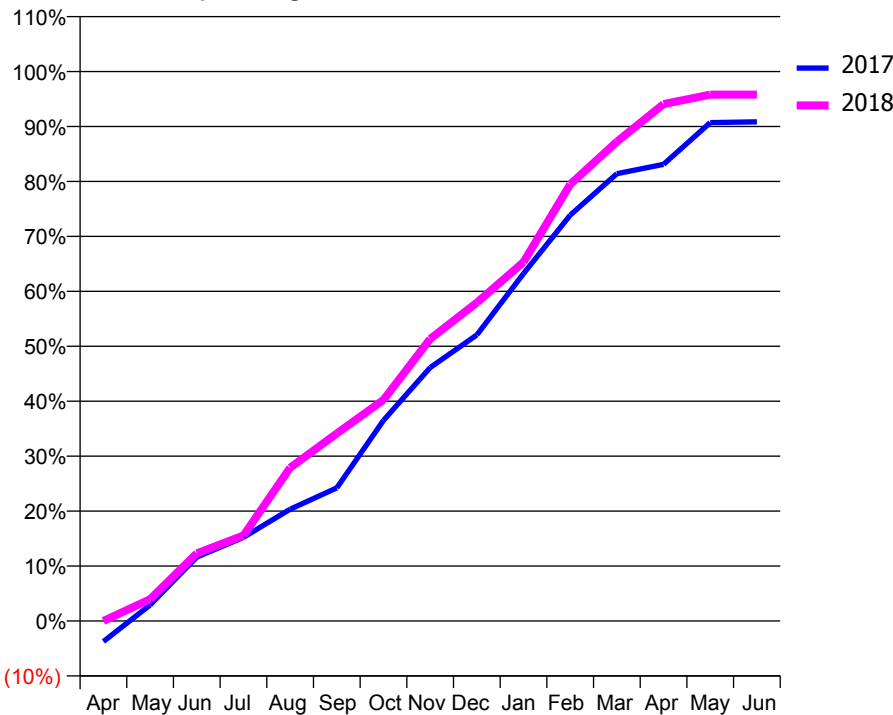
ACCESS*

Patients seen in 24 months	Total	Change since previous quarter
Quarter ending March 2017	1,101	
Quarter ending June 2017	1,090	→
Quarter ending September 2017	1,096	→
Quarter ending December 2017	1,064	↓
Quarter ending March 2018	1,068	→
Variance since March 2017	(3.0%)	↓



ACTIVITY

Cumulative percentage of contracted UDA delivered 2017 & 2018



Month	Adjusted Scheduled Activity (UDA)	
	2017	2018
April	-102	0
May	79	108
June	316	335
July	414	423
August	553	758
September	659	928
October	992	1,094
November	1,254	1,396
December	1,415	1,575
January	1,719	1,775
February	2,007	2,160
March	2,212	2,371
April	2,259	2,557
May	2,465	2,604
June	2,469	2,604

QUALITY

	Quantity	Base Number	Contract	AT	Region	England
% of FP17s for the same patient ID Re-attending within 3 months - Children	7	182	3.8%	10.9%	12.8%	11.9%
% of FP17s for the same patient ID Re-attending within 3 months - Adults	168	1,140	14.7%	14.8%	16.5%	16.0%
% of FP17s for the same patient ID Re-attending between 3 & 9 months - Children	101	182	55.5%	60.8%	59.7%	58.3%
% of FP17s for the same patient ID Re-attending between 3 & 9 months - Adults	420	1,140	36.8%	54.6%	52.6%	50.3%
% of FP17s for Band 1 Urgent Courses	133	1,322	10.1%	8.6%	9.1%	9.1%
% of FP17s Relating to Free Repair or Replacements	2	1,322	0.2%	0.9%	1.0%	0.8%
% of FP17s Relating to Continuations	22	1,322	1.7%	1.1%	1.2%	1.0%
% of Patients satisfied with the dentistry they have received	4	4	N/A	91.4%	91.6%	91.5%
% of Patients satisfied with the time they had to wait for an appointment	4	4	N/A	88.2%	88.3%	87.9%

* This is based on patients treated on this contract for their most recent course of treatment. Figures in italics indicate the base number of FP17s or Patient Questionnaire responses are less than 100. N/A is shown where the base number of responses is less than 10 during the period. % is calculated as Quantity/Base number*100

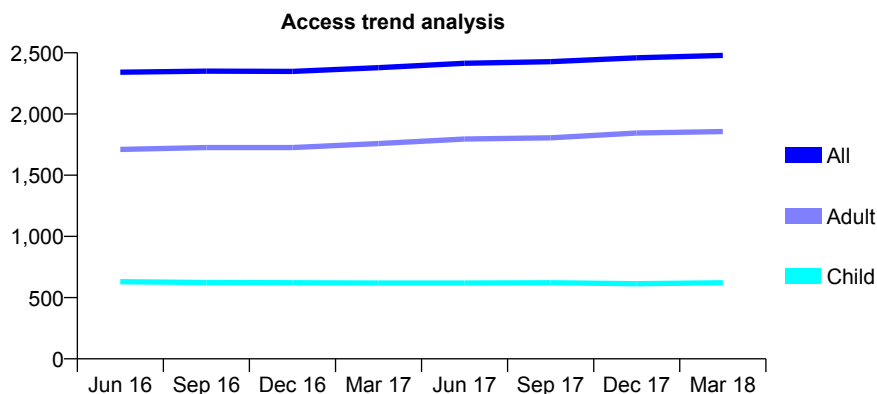
Q52 - Vital Signs At a Glance Contract Report for 632643/0001 - Year end March 2018

Name or company name	MR PA BRIDGE
Contract type name	GDS Contract
Purpose of contract	General
Contract start date	01/04/2006
Contract end date	

17/18 Contracted general activity (UDA)	9,046
Carry forward general activity (UDA)	-116
17/18 Contracted orthodontic activity (UOA)	0
Carry forward orthodontic activity (UOA)	0
Baseline contract value	£235,337.84

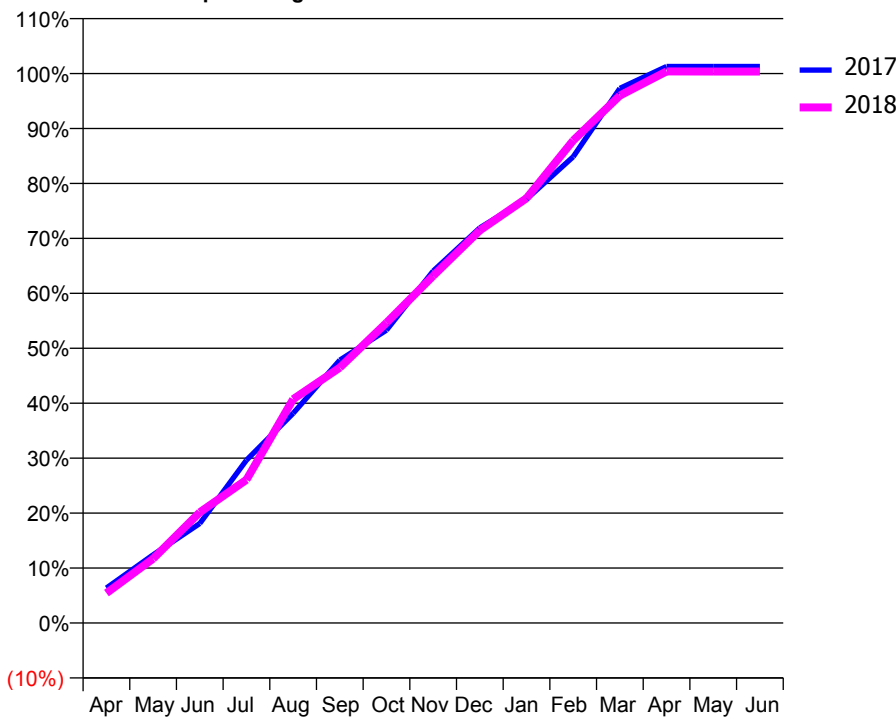
ACCESS*

Patients seen in 24 months	Total	Change since previous quarter
Quarter ending March 2017	2,378	
Quarter ending June 2017	2,415	→
Quarter ending September 2017	2,428	→
Quarter ending December 2017	2,459	→
Quarter ending March 2018	2,479	→
Variance since March 2017	4.2%	↑



ACTIVITY

Cumulative percentage of contracted UDA delivered 2017 & 2018



Month	Adjusted Scheduled Activity (UDA)	
	2017	2018
April	577	493
May	1,124	1,060
June	1,639	1,823
July	2,682	2,360
August	3,453	3,685
September	4,328	4,205
October	4,823	4,943
November	5,794	5,715
December	6,505	6,464
January	6,977	6,993
February	7,676	7,944
March	8,802	8,682
April	9,162	9,080
May	9,162	9,079
June	9,162	9,079

QUALITY

	Quantity	Base Number	Contract	AT	Region	England
% of FP17s for the same patient ID Re-attending within 3 months - Children	80	1,090	7.3%	10.9%	12.8%	11.9%
% of FP17s for the same patient ID Re-attending within 3 months - Adults	705	3,478	20.3%	14.8%	16.5%	16.0%
% of FP17s for the same patient ID Re-attending between 3 & 9 months - Children	823	1,090	75.5%	60.8%	59.7%	58.3%
% of FP17s for the same patient ID Re-attending between 3 & 9 months - Adults	2,273	3,478	65.4%	54.6%	52.6%	50.3%
% of FP17s for Band 1 Urgent Courses	283	4,566	6.2%	8.6%	9.1%	9.1%
% of FP17s Relating to Free Repair or Replacements	32	4,566	0.7%	0.9%	1.0%	0.8%
% of FP17s Relating to Continuations	93	4,566	2.0%	1.1%	1.2%	1.0%
% of Patients satisfied with the dentistry they have received	5	6	N/A	91.4%	91.6%	91.5%
% of Patients satisfied with the time they had to wait for an appointment	6	6	N/A	88.2%	88.3%	87.9%

* This is based on patients treated on this contract for their most recent course of treatment. Figures in italics indicate the base number of FP17s or Patient Questionnaire responses are less than 100. N/A is shown where the base number of responses is less than 10 during the period. % is calculated as Quantity/Base number*100

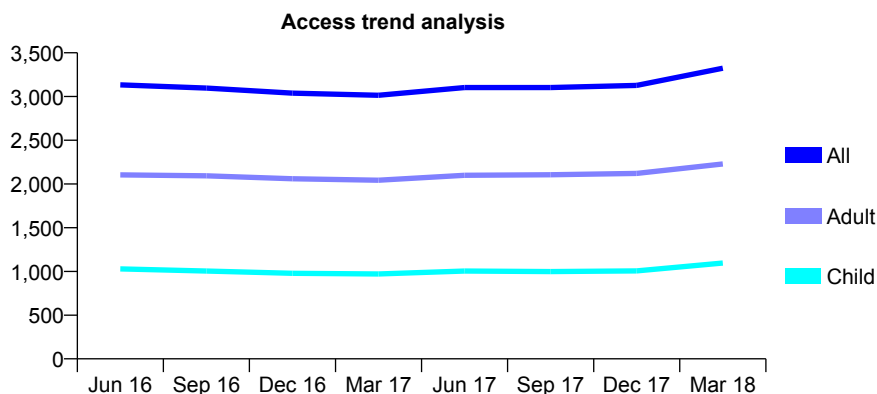
Q52 - Vital Signs At a Glance Contract Report for 643637/0001 - Year end March 2018

Name or company name	MR A VANIA
Contract type name	GDS Contract
Purpose of contract	General
Contract start date	01/04/2006
Contract end date	

17/18 Contracted general activity (UDA)	11,273
Carry forward general activity (UDA)	43
17/18 Contracted orthodontic activity (UOA)	0
Carry forward orthodontic activity (UOA)	0
Baseline contract value	£350,805.84

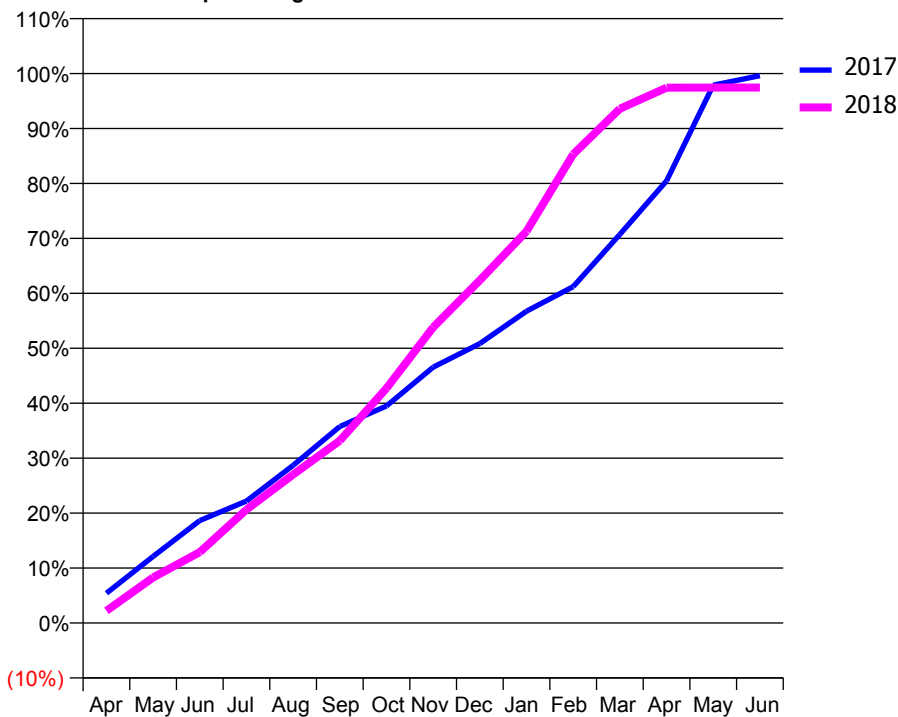
ACCESS*

Patients seen in 24 months	Total	Change since previous quarter
Quarter ending March 2017	3,014	
Quarter ending June 2017	3,103	↑
Quarter ending September 2017	3,103	→
Quarter ending December 2017	3,127	→
Quarter ending March 2018	3,324	↑
Variance since March 2017	10.3%	↑



ACTIVITY

Cumulative percentage of contracted UDA delivered 2017 & 2018



Month	Adjusted Scheduled Activity (UDA)	
	2017	2018
April	599	250
May	1,336	934
June	2,054	1,453
July	2,444	2,326
August	3,161	3,047
September	3,939	3,741
October	4,351	4,817
November	5,130	6,067
December	5,602	7,033
January	6,252	8,035
February	6,744	9,618
March	7,791	10,550
April	8,864	10,983
May	10,783	10,984
June	10,974	10,984

QUALITY

	Quantity	Base Number	Contract	AT	Region	England
% of FP17s for the same patient ID Re-attending within 3 months - Children	399	2,862	13.9%	10.9%	12.8%	11.9%
% of FP17s for the same patient ID Re-attending within 3 months - Adults	717	4,444	16.1%	14.8%	16.5%	16.0%
% of FP17s for the same patient ID Re-attending between 3 & 9 months - Children	1,778	2,862	62.1%	60.8%	59.7%	58.3%
% of FP17s for the same patient ID Re-attending between 3 & 9 months - Adults	2,398	4,444	54.0%	54.6%	52.6%	50.3%
% of FP17s for Band 1 Urgent Courses	626	6,144	10.2%	8.6%	9.1%	9.1%
% of FP17s Relating to Free Repair or Replacements	42	6,144	0.7%	0.9%	1.0%	0.8%
% of FP17s Relating to Continuations	57	6,144	0.9%	1.1%	1.2%	1.0%
% of Patients satisfied with the dentistry they have received	0	1	N/A	91.4%	91.6%	91.5%
% of Patients satisfied with the time they had to wait for an appointment	1	1	N/A	88.2%	88.3%	87.9%

* This is based on patients treated on this contract for their most recent course of treatment. Figures in italics indicate the base number of FP17s or Patient Questionnaire responses are less than 100. N/A is shown where the base number of responses is less than 10 during the period. % is calculated as Quantity/Base number*100

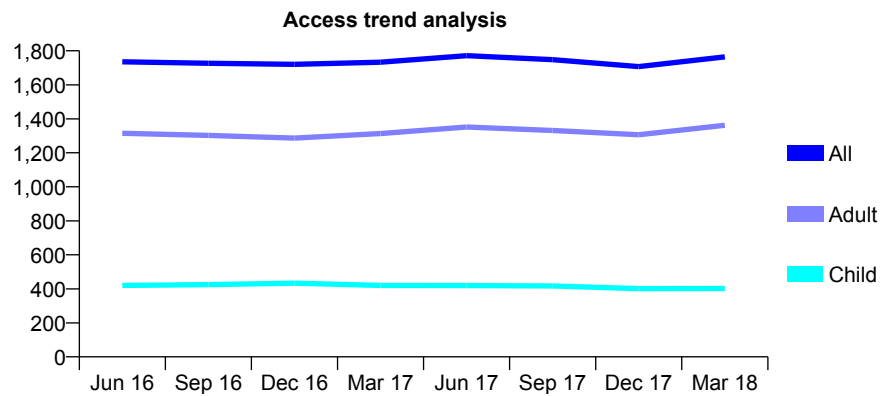
Q52 - Vital Signs At a Glance Contract Report for 650889/0001 - Year end March 2018

Name or company name	MR SO ODAI
Contract type name	GDS Contract
Purpose of contract	General
Contract start date	01/04/2006
Contract end date	

17/18 Contracted general activity (UDA)	4,672
Carry forward general activity (UDA)	505
17/18 Contracted orthodontic activity (UOA)	0
Carry forward orthodontic activity (UOA)	0
Baseline contract value	£128,827.47

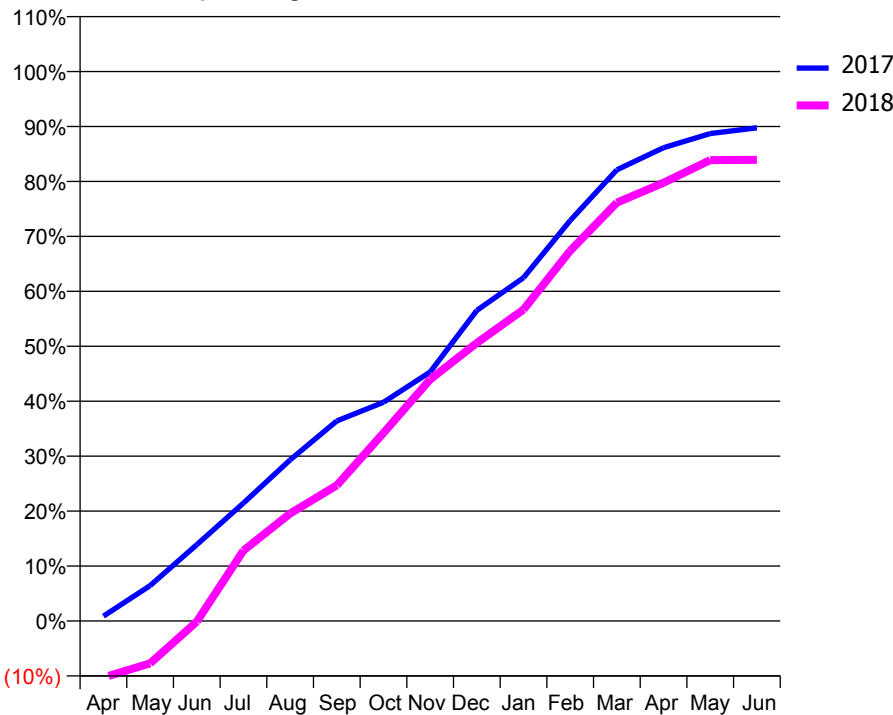
ACCESS*

Patients seen in 24 months	Total	Change since previous quarter
Quarter ending March 2017	1,733	
Quarter ending June 2017	1,771	↑
Quarter ending September 2017	1,748	↓
Quarter ending December 2017	1,707	↓
Quarter ending March 2018	1,764	↑
Variance since March 2017	1.8%	→



ACTIVITY

Cumulative percentage of contracted UDA delivered 2017 & 2018



Month	Adjusted Scheduled Activity (UDA)	
	2017	2018
April	44	-481
May	318	-361
June	685	-6
July	1,057	599
August	1,446	914
September	1,795	1,154
October	1,962	1,599
November	2,233	2,054
December	2,785	2,365
January	3,079	2,648
February	3,591	3,148
March	4,046	3,557
April	4,245	3,726
May	4,372	3,919
June	4,423	3,921

QUALITY

	Quantity	Base Number	Contract	AT	Region	England
% of FP17s for the same patient ID Re-attending within 3 months - Children	39	504	7.7%	10.9%	12.8%	11.9%
% of FP17s for the same patient ID Re-attending within 3 months - Adults	275	1,913	14.4%	14.8%	16.5%	16.0%
% of FP17s for the same patient ID Re-attending between 3 & 9 months - Children	245	504	48.6%	60.8%	59.7%	58.3%
% of FP17s for the same patient ID Re-attending between 3 & 9 months - Adults	1,017	1,913	53.2%	54.6%	52.6%	50.3%
% of FP17s for Band 1 Urgent Courses	203	2,364	8.6%	8.6%	9.1%	9.1%
% of FP17s Relating to Free Repair or Replacements	11	2,364	0.5%	0.9%	1.0%	0.8%
% of FP17s Relating to Continuations	22	2,364	0.9%	1.1%	1.2%	1.0%
% of Patients satisfied with the dentistry they have received	5	5	N/A	91.4%	91.6%	91.5%
% of Patients satisfied with the time they had to wait for an appointment	5	5	N/A	88.2%	88.3%	87.9%

* This is based on patients treated on this contract for their most recent course of treatment. Figures in italics indicate the base number of FP17s or Patient Questionnaire responses are less than 100. N/A is shown where the base number of responses is less than 10 during the period. % is calculated as Quantity/Base number*100

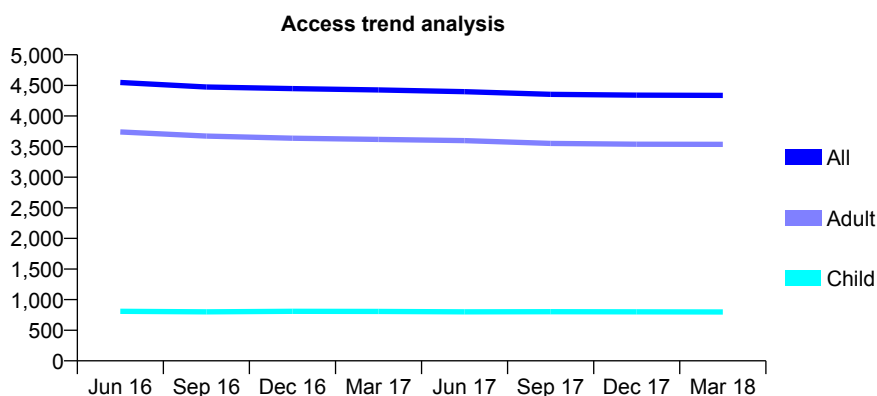
Q52 - Vital Signs At a Glance Contract Report for 650986/0001 - Year end March 2018

Name or company name	MISS JE COTTERILL
Contract type name	GDS Contract
Purpose of contract	General
Contract start date	01/04/2006
Contract end date	

17/18 Contracted general activity (UDA)	12,927
Carry forward general activity (UDA)	-259
17/18 Contracted orthodontic activity (UOA)	0
Carry forward orthodontic activity (UOA)	0
Baseline contract value	£318,103.71

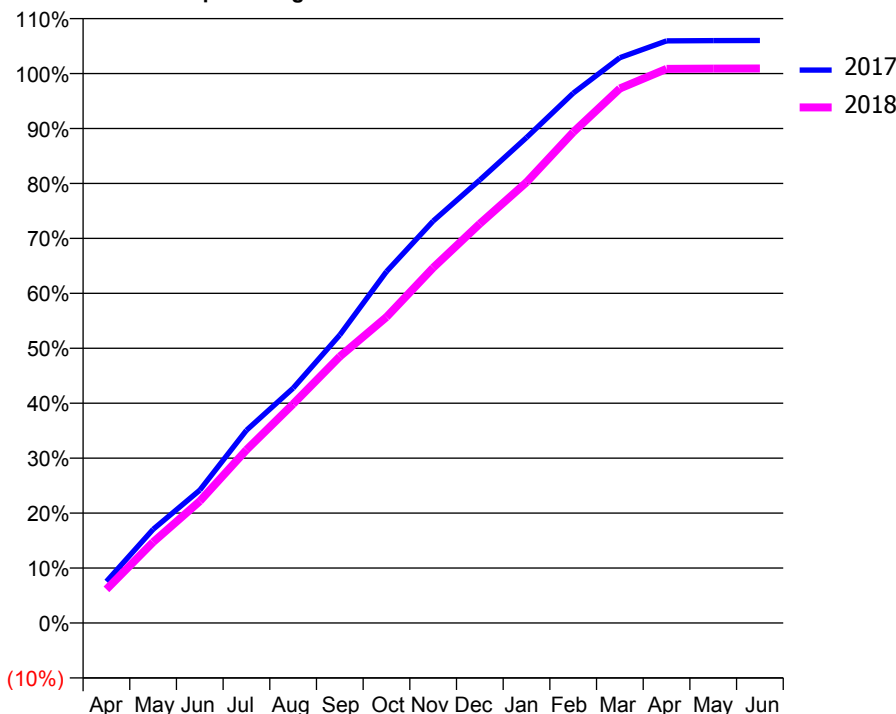
ACCESS*

Patients seen in 24 months	Total	Change since previous quarter
Quarter ending March 2017	4,425	
Quarter ending June 2017	4,397	→
Quarter ending September 2017	4,354	→
Quarter ending December 2017	4,340	→
Quarter ending March 2018	4,336	→
Variance since March 2017	(2.0%)	↓



ACTIVITY

Cumulative percentage of contracted UDA delivered 2017 & 2018



Month	Adjusted Scheduled Activity (UDA)	
	2017	2018
April	977	791
May	2,205	1,901
June	3,126	2,866
July	4,536	4,072
August	5,525	5,152
September	6,777	6,269
October	8,268	7,197
November	9,457	8,358
December	10,423	9,395
January	11,420	10,369
February	12,464	11,545
March	13,298	12,574
April	13,694	13,036
May	13,700	13,043
June	13,703	13,046

QUALITY

	Quantity	Base Number	Contract	AT	Region	England
% of FP17s for the same patient ID Re-attending within 3 months - Children	99	1,446	6.8%	10.9%	12.8%	11.9%
% of FP17s for the same patient ID Re-attending within 3 months - Adults	798	6,022	13.3%	14.8%	16.5%	16.0%
% of FP17s for the same patient ID Re-attending between 3 & 9 months - Children	1,049	1,446	72.5%	60.8%	59.7%	58.3%
% of FP17s for the same patient ID Re-attending between 3 & 9 months - Adults	4,123	6,022	68.5%	54.6%	52.6%	50.3%
% of FP17s for Band 1 Urgent Courses	478	7,433	6.4%	8.6%	9.1%	9.1%
% of FP17s Relating to Free Repair or Replacements	90	7,433	1.2%	0.9%	1.0%	0.8%
% of FP17s Relating to Continuations	43	7,433	0.6%	1.1%	1.2%	1.0%
% of Patients satisfied with the dentistry they have received	9	10	90.0%	91.4%	91.6%	91.5%
% of Patients satisfied with the time they had to wait for an appointment	10	10	100.0%	88.2%	88.3%	87.9%

* This is based on patients treated on this contract for their most recent course of treatment. Figures in italics indicate the base number of FP17s or Patient Questionnaire responses are less than 100. N/A is shown where the base number of responses is less than 10 during the period. % is calculated as Quantity/Base number*100

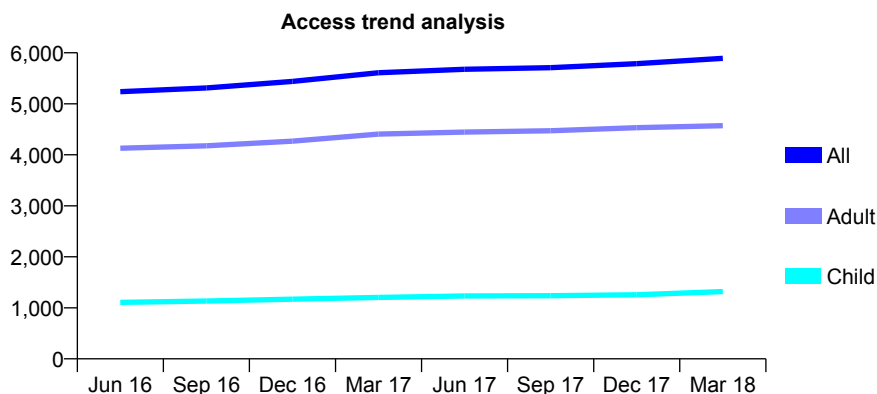
Q52 - Vital Signs At a Glance Contract Report for 658049/0001 - Year end March 2018

Name or company name	MISS KM HAYES-SINCLAIR
Contract type name	GDS Contract
Purpose of contract	General
Contract start date	01/12/2010
Contract end date	

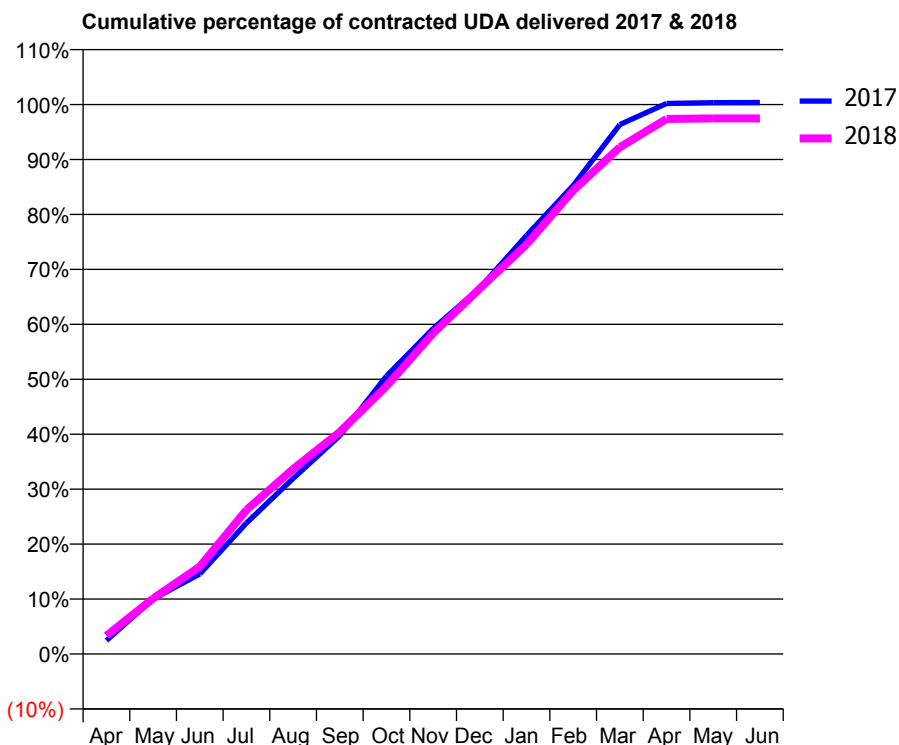
17/18 Contracted general activity (UDA)	16,775
Carry forward general activity (UDA)	-60
17/18 Contracted orthodontic activity (UOA)	0
Carry forward orthodontic activity (UOA)	0
Baseline contract value	£526,049.93

ACCESS*

Patients seen in 24 months	Total	Change since previous quarter
Quarter ending March 2017	5,609	
Quarter ending June 2017	5,678	→
Quarter ending September 2017	5,709	→
Quarter ending December 2017	5,788	→
Quarter ending March 2018	5,892	→
Variance since March 2017	5.0%	↑



ACTIVITY



Month	Adjusted Scheduled Activity (UDA)	
	2017	2018
April	414	558
May	1,681	1,695
June	2,445	2,669
July	4,001	4,399
August	5,358	5,649
September	6,665	6,781
October	8,484	8,178
November	9,933	9,794
December	11,175	11,159
January	12,775	12,503
February	14,302	14,154
March	16,163	15,470
April	16,808	16,334
May	16,829	16,352
June	16,835	16,352

QUALITY

	Quantity	Base Number	Contract	AT	Region	England
% of FP17s for the same patient ID Re-attending within 3 months - Children	225	2,152	10.5%	10.9%	12.8%	11.9%
% of FP17s for the same patient ID Re-attending within 3 months - Adults	1,062	5,613	18.9%	14.8%	16.5%	16.0%
% of FP17s for the same patient ID Re-attending between 3 & 9 months - Children	1,368	2,152	63.6%	60.8%	59.7%	58.3%
% of FP17s for the same patient ID Re-attending between 3 & 9 months - Adults	1,423	5,613	25.4%	54.6%	52.6%	50.3%
% of FP17s for Band 1 Urgent Courses	450	7,859	5.7%	8.6%	9.1%	9.1%
% of FP17s Relating to Free Repair or Replacements	88	7,859	1.1%	0.9%	1.0%	0.8%
% of FP17s Relating to Continuations	360	7,859	4.6%	1.1%	1.2%	1.0%
% of Patients satisfied with the dentistry they have received	7	8	N/A	91.4%	91.6%	91.5%
% of Patients satisfied with the time they had to wait for an appointment	7	8	N/A	88.2%	88.3%	87.9%

* This is based on patients treated on this contract for their most recent course of treatment. Figures in italics indicate the base number of FP17s or Patient Questionnaire responses are less than 100. N/A is shown where the base number of responses is less than 10 during the period. % is calculated as Quantity/Base number*100

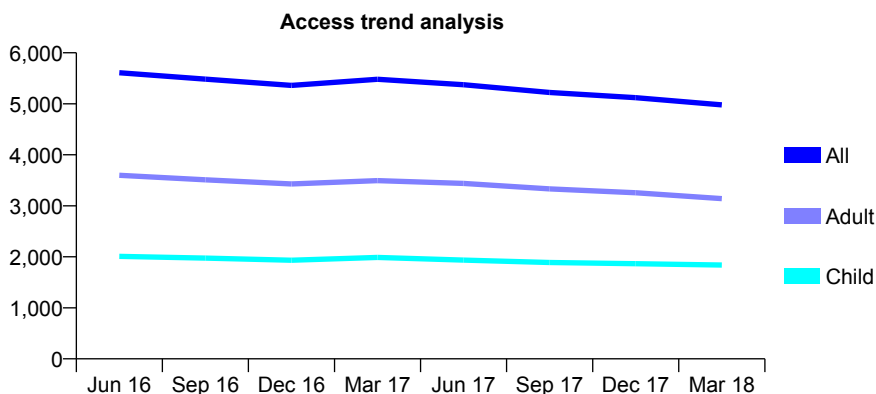
Q52 - Vital Signs At a Glance Contract Report for 658308/0002 - Year end March 2018

Name or company name	Perfect Smile Clinic (UK) Ltd
Contract type name	GDS Contract
Purpose of contract	General
Contract start date	01/11/2009
Contract end date	

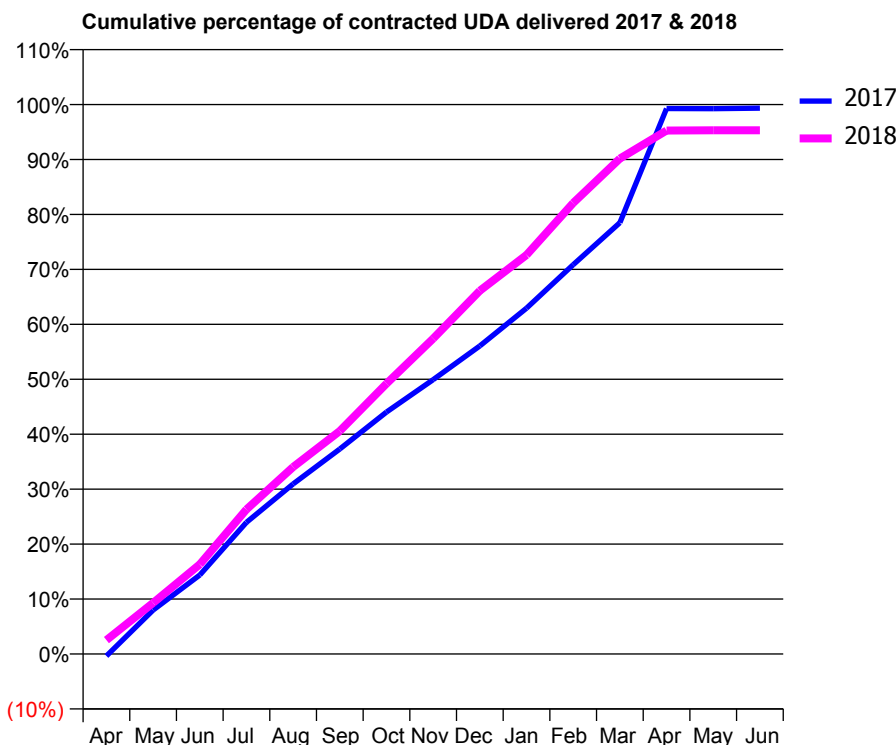
17/18 Contracted general activity (UDA)	15,500
Carry forward general activity (UDA)	102
17/18 Contracted orthodontic activity (UOA)	0
Carry forward orthodontic activity (UOA)	0
Baseline contract value	£387,873.68

ACCESS*

Patients seen in 24 months	Total	Change since previous quarter
Quarter ending March 2017	5,482	
Quarter ending June 2017	5,374	↓
Quarter ending September 2017	5,222	↓
Quarter ending December 2017	5,120	↓
Quarter ending March 2018	4,978	↓
Variance since March 2017	(9.2%)	↓



ACTIVITY



Month	Adjusted Scheduled Activity (UDA)	
	2017	2018
April	-57	392
May	1,239	1,443
June	2,229	2,531
July	3,713	4,081
August	4,797	5,277
September	5,782	6,292
October	6,827	7,625
November	7,738	8,897
December	8,690	10,247
January	9,756	11,257
February	10,980	12,724
March	12,164	13,976
April	15,384	14,766
May	15,383	14,771
June	15,398	14,773

QUALITY

	Quantity	Base Number	Contract	AT	Region	England
% of FP17s for the same patient ID Re-attending within 3 months - Children	403	3,761	10.7%	10.9%	12.8%	11.9%
% of FP17s for the same patient ID Re-attending within 3 months - Adults	1,103	5,949	18.5%	14.8%	16.5%	16.0%
% of FP17s for the same patient ID Re-attending between 3 & 9 months - Children	2,588	3,761	68.8%	60.8%	59.7%	58.3%
% of FP17s for the same patient ID Re-attending between 3 & 9 months - Adults	3,734	5,949	62.8%	54.6%	52.6%	50.3%
% of FP17s for Band 1 Urgent Courses	630	7,906	8.0%	8.6%	9.1%	9.1%
% of FP17s Relating to Free Repair or Replacements	80	7,906	1.0%	0.9%	1.0%	0.8%
% of FP17s Relating to Continuations	49	7,906	0.6%	1.1%	1.2%	1.0%
% of Patients satisfied with the dentistry they have received	0	0	N/A	91.4%	91.6%	91.5%
% of Patients satisfied with the time they had to wait for an appointment	0	0	N/A	88.2%	88.3%	87.9%

* This is based on patients treated on this contract for their most recent course of treatment. Figures in italics indicate the base number of FP17s or Patient Questionnaire responses are less than 100. N/A is shown where the base number of responses is less than 10 during the period. % is calculated as Quantity/Base number*100

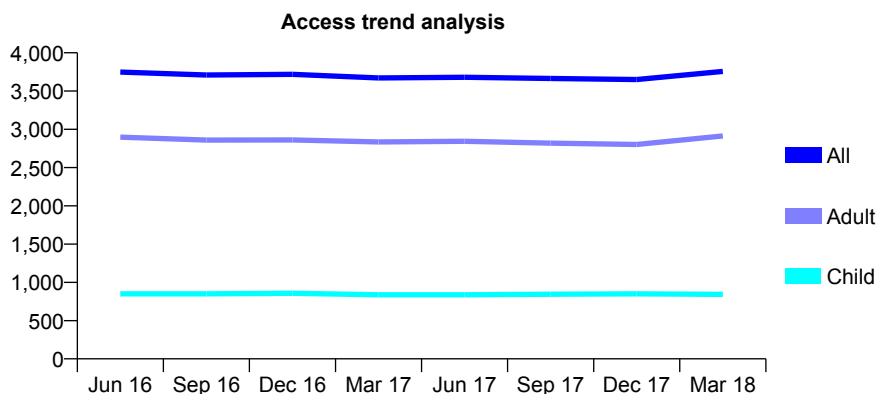
Q52 - Vital Signs At a Glance Contract Report for 659878/0001 - Year end March 2018

Name or company name	MR JE COOPER
Contract type name	GDS Contract
Purpose of contract	General
Contract start date	01/04/2006
Contract end date	

17/18 Contracted general activity (UDA)	15,984
Carry forward general activity (UDA)	0
17/18 Contracted orthodontic activity (UOA)	0
Carry forward orthodontic activity (UOA)	0
Baseline contract value	£398,066.49

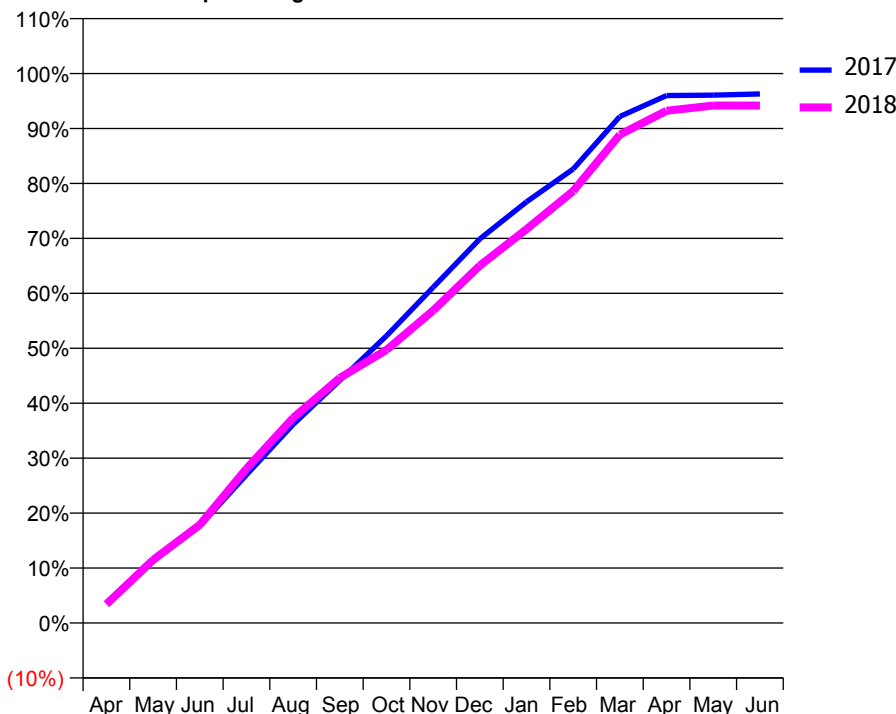
ACCESS*

Patients seen in 24 months	Total	Change since previous quarter
Quarter ending March 2017	3,672	
Quarter ending June 2017	3,681	→
Quarter ending September 2017	3,664	→
Quarter ending December 2017	3,651	→
Quarter ending March 2018	3,756	↑
Variance since March 2017	2.3%	↑



ACTIVITY

Cumulative percentage of contracted UDA delivered 2017 & 2018



Adjusted Scheduled Activity (UDA)

Month	2017	2018
April	595	547
May	1,832	1,836
June	2,821	2,858
July	4,312	4,488
August	5,777	5,968
September	7,057	7,133
October	8,354	7,942
November	9,765	9,091
December	11,172	10,397
January	12,253	11,458
February	13,204	12,564
March	14,734	14,206
April	15,343	14,902
May	15,354	15,052
June	15,390	15,052

QUALITY

	Quantity	Base Number	Contract	AT	Region	England
% of FP17s for the same patient ID Re-attending within 3 months - Children	81	1,338	6.1%	10.9%	12.8%	11.9%
% of FP17s for the same patient ID Re-attending within 3 months - Adults	619	4,690	13.2%	14.8%	16.5%	16.0%
% of FP17s for the same patient ID Re-attending between 3 & 9 months - Children	861	1,338	64.3%	60.8%	59.7%	58.3%
% of FP17s for the same patient ID Re-attending between 3 & 9 months - Adults	2,991	4,690	63.8%	54.6%	52.6%	50.3%
% of FP17s for Band 1 Urgent Courses	128	6,082	2.1%	8.6%	9.1%	9.1%
% of FP17s Relating to Free Repair or Replacements	62	6,082	1.0%	0.9%	1.0%	0.8%
% of FP17s Relating to Continuations	179	6,082	2.9%	1.1%	1.2%	1.0%
% of Patients satisfied with the dentistry they have received	2	2	N/A	91.4%	91.6%	91.5%
% of Patients satisfied with the time they had to wait for an appointment	2	2	N/A	88.2%	88.3%	87.9%

* This is based on patients treated on this contract for their most recent course of treatment. Figures in italics indicate the base number of FP17s or Patient Questionnaire responses are less than 100. N/A is shown where the base number of responses is less than 10 during the period. % is calculated as Quantity/Base number*100

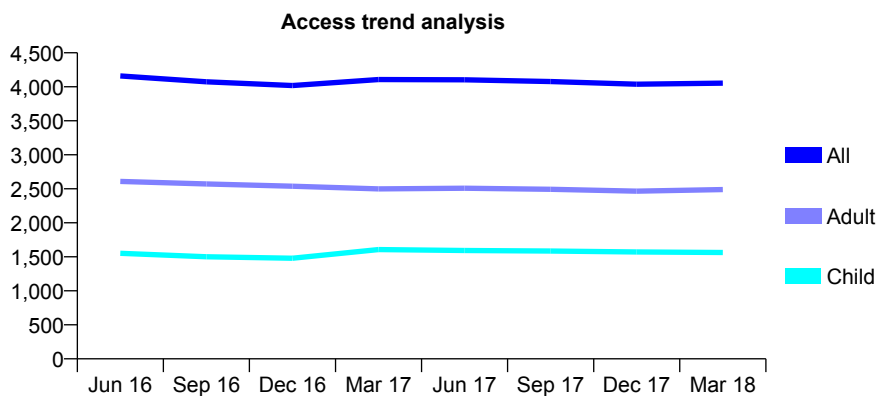
Q52 - Vital Signs At a Glance Contract Report for 673714/0001 - Year end March 2018

Name or company name	MR NV O'DONOVAN
Contract type name	GDS Contract
Purpose of contract	General
Contract start date	01/11/2007
Contract end date	

17/18 Contracted general activity (UDA)	11,788
Carry forward general activity (UDA)	117
17/18 Contracted orthodontic activity (UOA)	0
Carry forward orthodontic activity (UOA)	0
Baseline contract value	£385,076.48

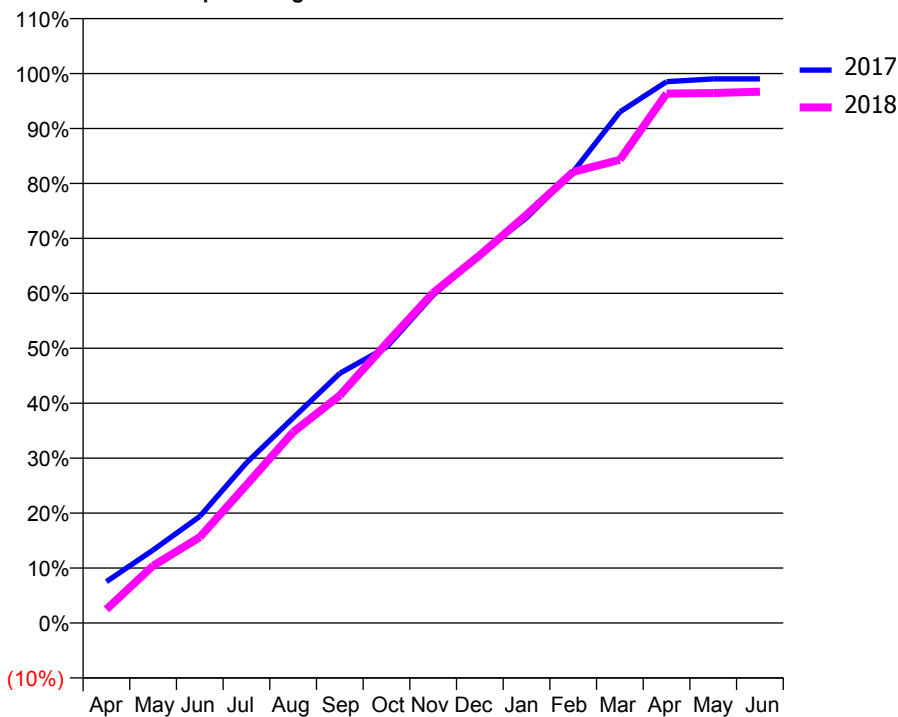
ACCESS*

Patients seen in 24 months	Total	Change since previous quarter
Quarter ending March 2017	4,106	
Quarter ending June 2017	4,102	→
Quarter ending September 2017	4,078	→
Quarter ending December 2017	4,038	→
Quarter ending March 2018	4,053	→
Variance since March 2017	(1.3%)	↓



ACTIVITY

Cumulative percentage of contracted UDA delivered 2017 & 2018



Month	Adjusted Scheduled Activity (UDA)	
	2017	2018
April	888	293
May	1,566	1,227
June	2,286	1,841
July	3,436	2,963
August	4,400	4,094
September	5,357	4,882
October	5,916	5,999
November	7,034	7,083
December	7,904	7,891
January	8,692	8,757
February	9,681	9,680
March	10,964	9,938
April	11,613	11,357
May	11,672	11,368
June	11,671	11,397

QUALITY

	Quantity	Base Number	Contract	AT	Region	England
% of FP17s for the same patient ID Re-attending within 3 months - Children	115	2,090	5.5%	10.9%	12.8%	11.9%
% of FP17s for the same patient ID Re-attending within 3 months - Adults	377	3,228	11.7%	14.8%	16.5%	16.0%
% of FP17s for the same patient ID Re-attending between 3 & 9 months - Children	1,212	2,090	58.0%	60.8%	59.7%	58.3%
% of FP17s for the same patient ID Re-attending between 3 & 9 months - Adults	1,823	3,228	56.5%	54.6%	52.6%	50.3%
% of FP17s for Band 1 Urgent Courses	223	5,679	3.9%	8.6%	9.1%	9.1%
% of FP17s Relating to Free Repair or Replacements	11	5,679	0.2%	0.9%	1.0%	0.8%
% of FP17s Relating to Continuations	97	5,679	1.7%	1.1%	1.2%	1.0%
% of Patients satisfied with the dentistry they have received	3	3	N/A	91.4%	91.6%	91.5%
% of Patients satisfied with the time they had to wait for an appointment	3	3	N/A	88.2%	88.3%	87.9%

* This is based on patients treated on this contract for their most recent course of treatment. Figures in italics indicate the base number of FP17s or Patient Questionnaire responses are less than 100. N/A is shown where the base number of responses is less than 10 during the period. % is calculated as Quantity/Base number*100

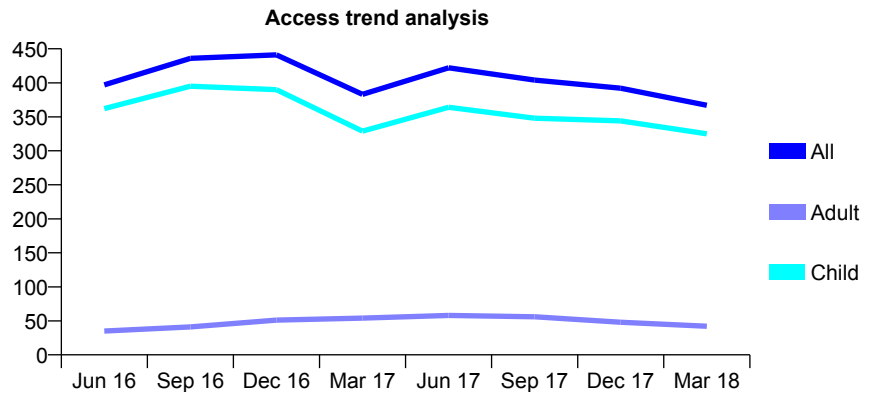
Q52 - Vital Signs At a Glance Contract Report for 673854/0001 - Year end March 2018

Name or company name	MR MR PARROTT
Contract type name	GDS Contract
Purpose of contract	General
Contract start date	01/04/2006
Contract end date	

17/18 Contracted general activity (UDA)	734
Carry forward general activity (UDA)	0
17/18 Contracted orthodontic activity (UOA)	0
Carry forward orthodontic activity (UOA)	0
Baseline contract value	£17,831.14

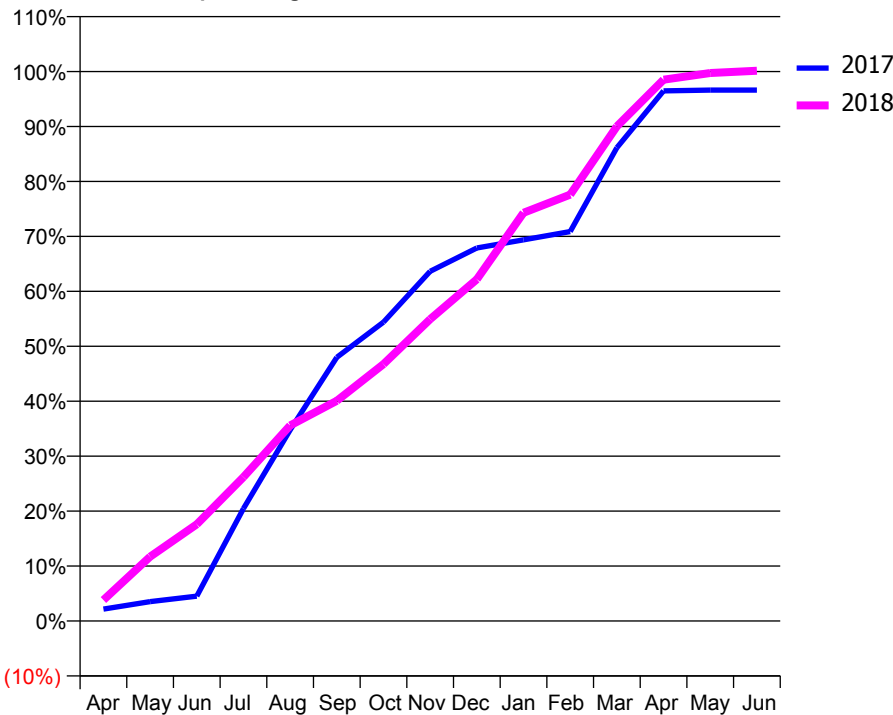
ACCESS*

Patients seen in 24 months	Total	Change since previous quarter
Quarter ending March 2017	383	
Quarter ending June 2017	422	↑
Quarter ending September 2017	404	↓
Quarter ending December 2017	392	↓
Quarter ending March 2018	367	↓
Variance since March 2017	(4.2%)	↓



ACTIVITY

Cumulative percentage of contracted UDA delivered 2017 & 2018



Month	Adjusted Scheduled Activity (UDA)	
	2017	2018
April	16	28
May	26	86
June	33	129
July	150	192
August	255	261
September	352	294
October	399	343
November	467	403
December	498	456
January	509	545
February	520	570
March	632	661
April	708	723
May	709	732
June	709	735

QUALITY

	Quantity	Base Number	Contract	AT	Region	England
% of FP17s for the same patient ID Re-attending within 3 months - Children	31	613	5.1%	10.9%	12.8%	11.9%
% of FP17s for the same patient ID Re-attending within 3 months - Adults	0	10	0.0%	14.8%	16.5%	16.0%
% of FP17s for the same patient ID Re-attending between 3 & 9 months - Children	351	613	57.3%	60.8%	59.7%	58.3%
% of FP17s for the same patient ID Re-attending between 3 & 9 months - Adults	6	10	60.0%	54.6%	52.6%	50.3%
% of FP17s for Band 1 Urgent Courses	5	619	0.8%	8.6%	9.1%	9.1%
% of FP17s Relating to Free Repair or Replacements	0	619	0.0%	0.9%	1.0%	0.8%
% of FP17s Relating to Continuations	1	619	0.2%	1.1%	1.2%	1.0%
% of Patients satisfied with the dentistry they have received	0	0	N/A	91.4%	91.6%	91.5%
% of Patients satisfied with the time they had to wait for an appointment	0	0	N/A	88.2%	88.3%	87.9%

* This is based on patients treated on this contract for their most recent course of treatment. Figures in italics indicate the base number of FP17s or Patient Questionnaire responses are less than 100. N/A is shown where the base number of responses is less than 10 during the period. % is calculated as Quantity/Base number*100

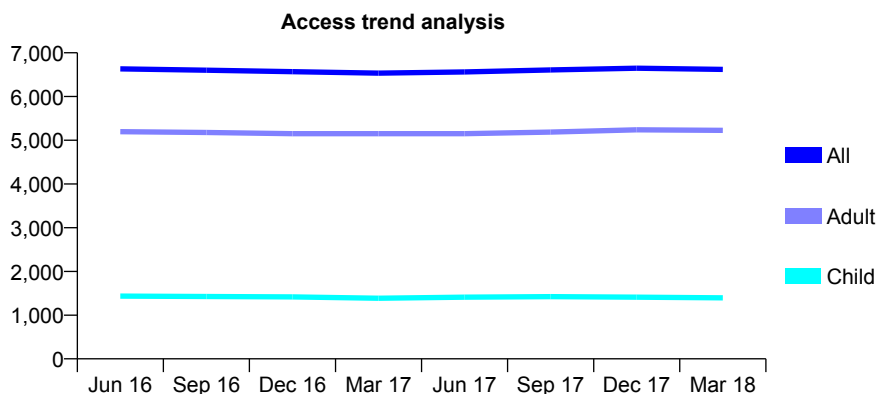
Q52 - Vital Signs At a Glance Contract Report for 674761/0001 - Year end March 2018

Name or company name	MR M YOUNAS
Contract type name	GDS Contract
Purpose of contract	General
Contract start date	01/09/2011
Contract end date	

17/18 Contracted general activity (UDA)	20,390
Carry forward general activity (UDA)	56
17/18 Contracted orthodontic activity (UOA)	0
Carry forward orthodontic activity (UOA)	0
Baseline contract value	£589,517.08

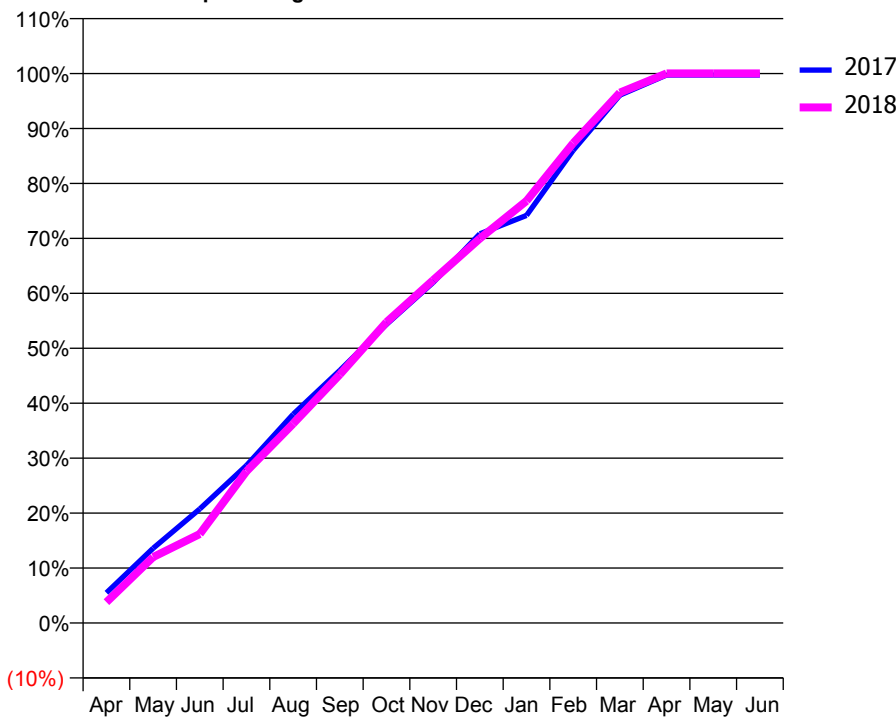
ACCESS*

Patients seen in 24 months	Total	Change since previous quarter
Quarter ending March 2017	6,536	
Quarter ending June 2017	6,563	→
Quarter ending September 2017	6,609	→
Quarter ending December 2017	6,649	→
Quarter ending March 2018	6,621	→
Variance since March 2017	1.3%	→



ACTIVITY

Cumulative percentage of contracted UDA delivered 2017 & 2018



Month	Adjusted Scheduled Activity (UDA)	
	2017	2018
April	1,120	773
May	2,774	2,449
June	4,233	3,300
July	5,844	5,630
August	7,744	7,397
September	9,373	9,221
October	11,080	11,168
November	12,637	12,724
December	14,439	14,266
January	15,123	15,664
February	17,540	17,803
March	19,587	19,678
April	20,333	20,393
May	20,334	20,394
June	20,334	20,394

QUALITY

	Quantity	Base Number	Contract	AT	Region	England
% of FP17s for the same patient ID Re-attending within 3 months - Children	191	2,412	7.9%	10.9%	12.8%	11.9%
% of FP17s for the same patient ID Re-attending within 3 months - Adults	1,102	7,923	13.9%	14.8%	16.5%	16.0%
% of FP17s for the same patient ID Re-attending between 3 & 9 months - Children	1,630	2,412	67.6%	60.8%	59.7%	58.3%
% of FP17s for the same patient ID Re-attending between 3 & 9 months - Adults	4,623	7,923	58.3%	54.6%	52.6%	50.3%
% of FP17s for Band 1 Urgent Courses	556	10,357	5.4%	8.6%	9.1%	9.1%
% of FP17s Relating to Free Repair or Replacements	85	10,357	0.8%	0.9%	1.0%	0.8%
% of FP17s Relating to Continuations	173	10,357	1.7%	1.1%	1.2%	1.0%
% of Patients satisfied with the dentistry they have received	8	8	N/A	91.4%	91.6%	91.5%
% of Patients satisfied with the time they had to wait for an appointment	8	8	N/A	88.2%	88.3%	87.9%

* This is based on patients treated on this contract for their most recent course of treatment. Figures in italics indicate the base number of FP17s or Patient Questionnaire responses are less than 100. N/A is shown where the base number of responses is less than 10 during the period. % is calculated as Quantity/Base number*100

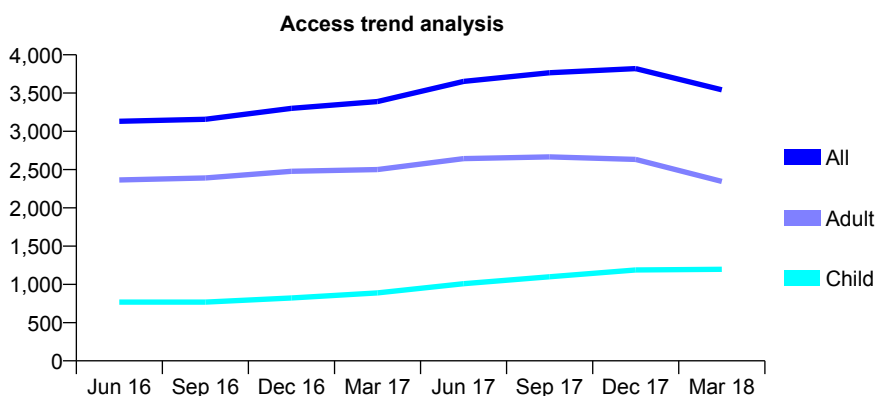
Q52 - Vital Signs At a Glance Contract Report for 676470/0002 - Year end March 2018

Name or company name	MR EA SARKER
Contract type name	GDS Contract
Purpose of contract	General
Contract start date	01/04/2006
Contract end date	

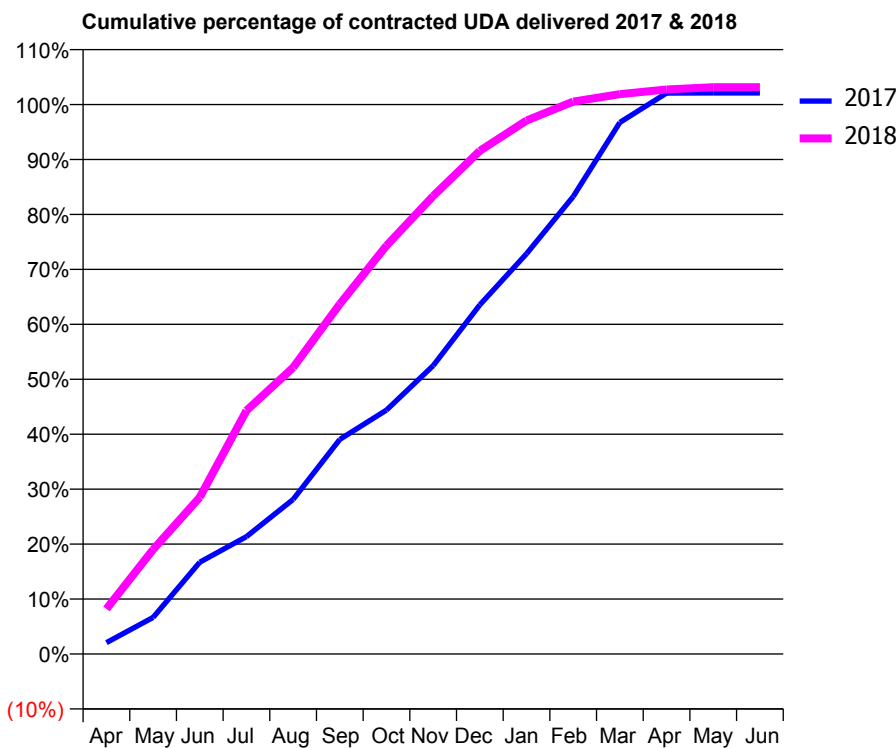
17/18 Contracted general activity (UDA)	9,500
Carry forward general activity (UDA)	-190
17/18 Contracted orthodontic activity (UOA)	0
Carry forward orthodontic activity (UOA)	0
Baseline contract value	£249,699.87

ACCESS*

Patients seen in 24 months	Total	Change since previous quarter
Quarter ending March 2017	3,389	
Quarter ending June 2017	3,653	↑
Quarter ending September 2017	3,765	↑
Quarter ending December 2017	3,820	→
Quarter ending March 2018	3,542	↓
Variance since March 2017	4.5%	↑



ACTIVITY



Month	Adjusted Scheduled Activity (UDA)	
	2017	2018
April	197	781
May	633	1,805
June	1,587	2,711
July	2,030	4,208
August	2,673	4,954
September	3,711	6,051
October	4,218	7,061
November	4,985	7,918
December	6,036	8,699
January	6,919	9,222
February	7,909	9,550
March	9,189	9,679
April	9,698	9,759
May	9,699	9,799
June	9,699	9,799

QUALITY

	Quantity	Base Number	Contract	AT	Region	England
% of FP17s for the same patient ID Re-attending within 3 months - Children	86	1,221	7.0%	10.9%	12.8%	11.9%
% of FP17s for the same patient ID Re-attending within 3 months - Adults	292	2,024	14.4%	14.8%	16.5%	16.0%
% of FP17s for the same patient ID Re-attending between 3 & 9 months - Children	228	1,221	18.7%	60.8%	59.7%	58.3%
% of FP17s for the same patient ID Re-attending between 3 & 9 months - Adults	361	2,024	17.8%	54.6%	52.6%	50.3%
% of FP17s for Band 1 Urgent Courses	139	3,131	4.4%	8.6%	9.1%	9.1%
% of FP17s Relating to Free Repair or Replacements	20	3,131	0.6%	0.9%	1.0%	0.8%
% of FP17s Relating to Continuations	39	3,131	1.2%	1.1%	1.2%	1.0%
% of Patients satisfied with the dentistry they have received	3	4	N/A	91.4%	91.6%	91.5%
% of Patients satisfied with the time they had to wait for an appointment	1	4	N/A	88.2%	88.3%	87.9%

* This is based on patients treated on this contract for their most recent course of treatment. Figures in italics indicate the base number of FP17s or Patient Questionnaire responses are less than 100. N/A is shown where the base number of responses is less than 10 during the period. % is calculated as Quantity/Base number*100

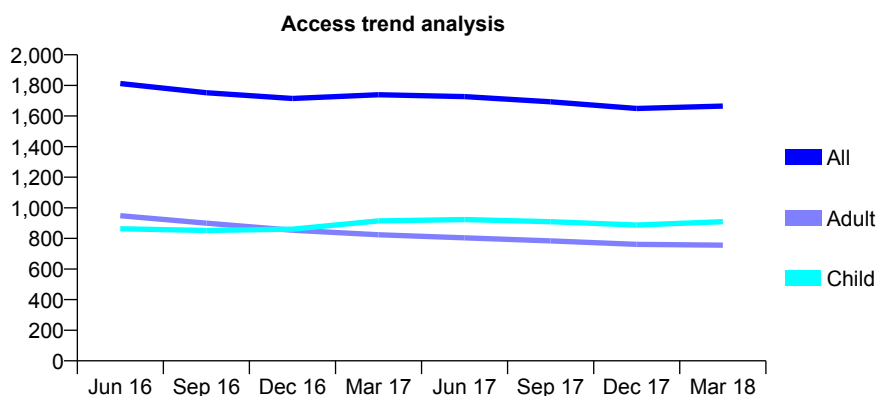
Q52 - Vital Signs At a Glance Contract Report for 676640/0002 - Year end March 2018

Name or company name	MR KS HAMID
Contract type name	GDS Contract
Purpose of contract	General
Contract start date	16/07/2014
Contract end date	

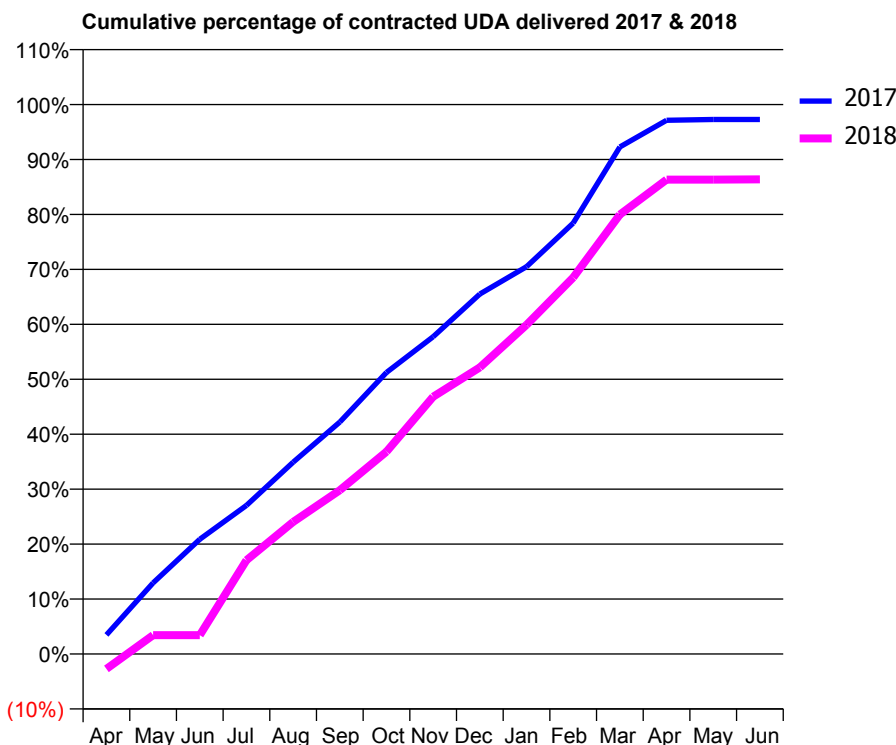
17/18 Contracted general activity (UDA)	6,500
Carry forward general activity (UDA)	177
17/18 Contracted orthodontic activity (UOA)	0
Carry forward orthodontic activity (UOA)	0
Baseline contract value	£148,768.90

ACCESS*

Patients seen in 24 months	Total	Change since previous quarter
Quarter ending March 2017	1,739	
Quarter ending June 2017	1,727	→
Quarter ending September 2017	1,693	↓
Quarter ending December 2017	1,649	↓
Quarter ending March 2018	1,665	→
Variance since March 2017	(4.3%)	↓



ACTIVITY



Month	Adjusted Scheduled Activity (UDA)	
	2017	2018
April	226	-177
May	842	223
June	1,357	223
July	1,757	1,110
August	2,270	1,562
September	2,744	1,938
October	3,330	2,394
November	3,754	3,043
December	4,259	3,390
January	4,582	3,893
February	5,098	4,453
March	5,997	5,198
April	6,313	5,612
May	6,323	5,612
June	6,323	5,614

QUALITY

	Quantity	Base Number	Contract	AT	Region	England
% of FP17s for the same patient ID Re-attending within 3 months - Children	96	1,138	8.4%	10.9%	12.8%	11.9%
% of FP17s for the same patient ID Re-attending within 3 months - Adults	314	1,229	25.5%	14.8%	16.5%	16.0%
% of FP17s for the same patient ID Re-attending between 3 & 9 months - Children	626	1,138	55.0%	60.8%	59.7%	58.3%
% of FP17s for the same patient ID Re-attending between 3 & 9 months - Adults	631	1,229	51.3%	54.6%	52.6%	50.3%
% of FP17s for Band 1 Urgent Courses	165	2,416	6.8%	8.6%	9.1%	9.1%
% of FP17s Relating to Free Repair or Replacements	54	2,416	2.2%	0.9%	1.0%	0.8%
% of FP17s Relating to Continuations	84	2,416	3.5%	1.1%	1.2%	1.0%
% of Patients satisfied with the dentistry they have received	1	1	N/A	91.4%	91.6%	91.5%
% of Patients satisfied with the time they had to wait for an appointment	1	1	N/A	88.2%	88.3%	87.9%

* This is based on patients treated on this contract for their most recent course of treatment. Figures in italics indicate the base number of FP17s or Patient Questionnaire responses are less than 100. N/A is shown where the base number of responses is less than 10 during the period. % is calculated as Quantity/Base number*100

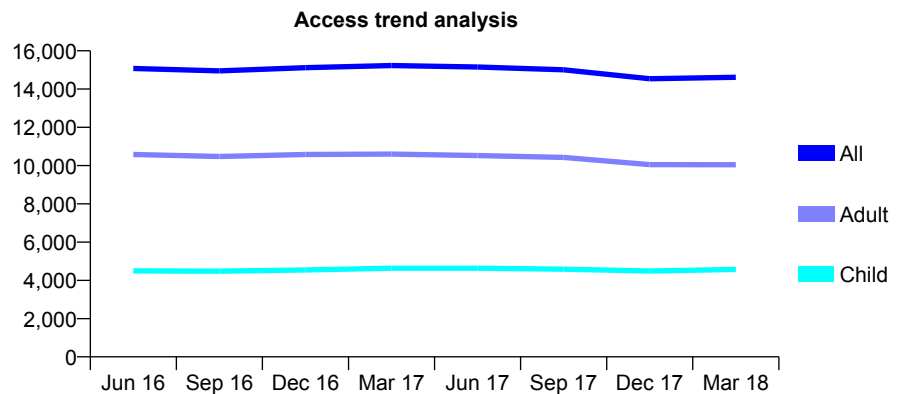
Q52 - Vital Signs At a Glance Contract Report for 680559/0001 - Year end March 2018

Name or company name	MR SS KHAN
Contract type name	PDS Contract
Purpose of contract	General
Contract start date	01/04/2006
Contract end date	31/03/2021

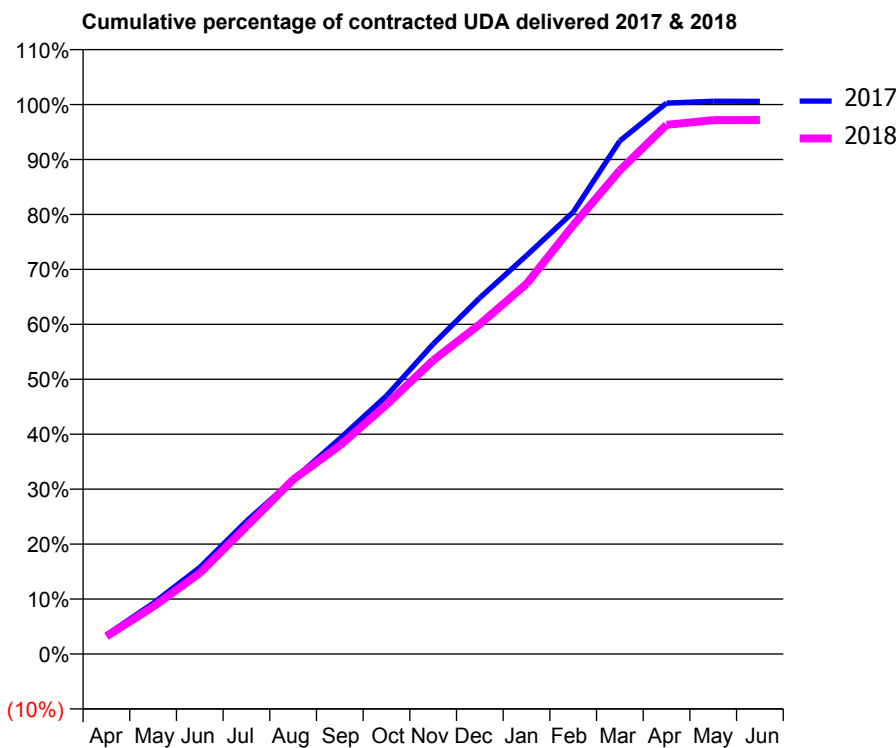
17/18 Contracted general activity (UDA)	55,890
Carry forward general activity (UDA)	-325
17/18 Contracted orthodontic activity (UOA)	0
Carry forward orthodontic activity (UOA)	0
Baseline contract value	£1,463,745.51

ACCESS*

Patients seen in 24 months	Total	Change since previous quarter
Quarter ending March 2017	15,233	
Quarter ending June 2017	15,154	→
Quarter ending September 2017	15,008	→
Quarter ending December 2017	14,536	↓
Quarter ending March 2018	14,618	→
Variance since March 2017	(4.0%)	↓



ACTIVITY



Month	Adjusted Scheduled Activity (UDA)	
	2017	2018
April	1,934	1,800
May	5,164	4,811
June	8,811	8,229
July	13,517	12,979
August	17,727	17,745
September	21,915	21,200
October	26,260	25,353
November	31,527	29,875
December	36,229	33,548
January	40,538	37,647
February	44,944	43,610
March	52,201	49,194
April	56,035	53,820
May	56,222	54,292
June	56,215	54,314

QUALITY

	Quantity	Base Number	Contract	AT	Region	England
% of FP17s for the same patient ID Re-attending within 3 months - Children	706	7,084	10.0%	10.9%	12.8%	11.9%
% of FP17s for the same patient ID Re-attending within 3 months - Adults	2,727	14,522	18.8%	14.8%	16.5%	16.0%
% of FP17s for the same patient ID Re-attending between 3 & 9 months - Children	4,303	7,084	60.7%	60.8%	59.7%	58.3%
% of FP17s for the same patient ID Re-attending between 3 & 9 months - Adults	8,152	14,522	56.1%	54.6%	52.6%	50.3%
% of FP17s for Band 1 Urgent Courses	1,685	21,910	7.7%	8.6%	9.1%	9.1%
% of FP17s Relating to Free Repair or Replacements	271	21,910	1.2%	0.9%	1.0%	0.8%
% of FP17s Relating to Continuations	69	21,910	0.3%	1.1%	1.2%	1.0%
% of Patients satisfied with the dentistry they have received	9	9	N/A	91.4%	91.6%	91.5%
% of Patients satisfied with the time they had to wait for an appointment	9	9	N/A	88.2%	88.3%	87.9%

* This is based on patients treated on this contract for their most recent course of treatment. Figures in italics indicate the base number of FP17s or Patient Questionnaire responses are less than 100. N/A is shown where the base number of responses is less than 10 during the period. % is calculated as Quantity/Base number*100

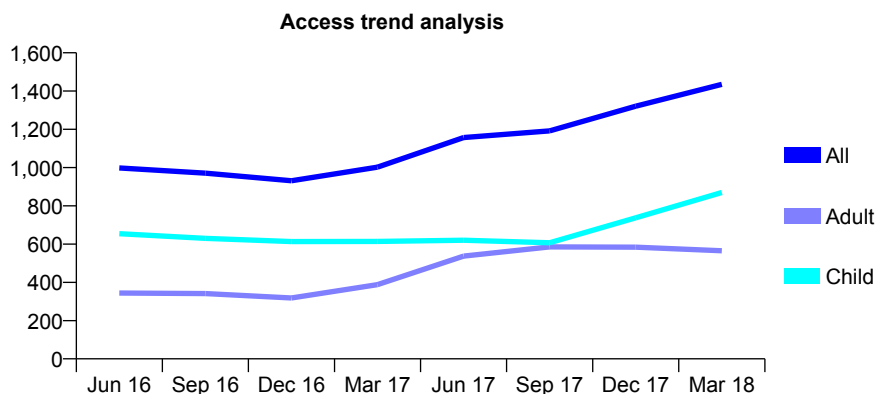
Q52 - Vital Signs At a Glance Contract Report for 693391/0001 - Year end March 2018

Name or company name	MR O FAROOQ
Contract type name	GDS Contract
Purpose of contract	General
Contract start date	01/01/2014
Contract end date	

17/18 Contracted general activity (UDA)	4,141
Carry forward general activity (UDA)	0
17/18 Contracted orthodontic activity (UOA)	0
Carry forward orthodontic activity (UOA)	0
Baseline contract value	£123,737.47

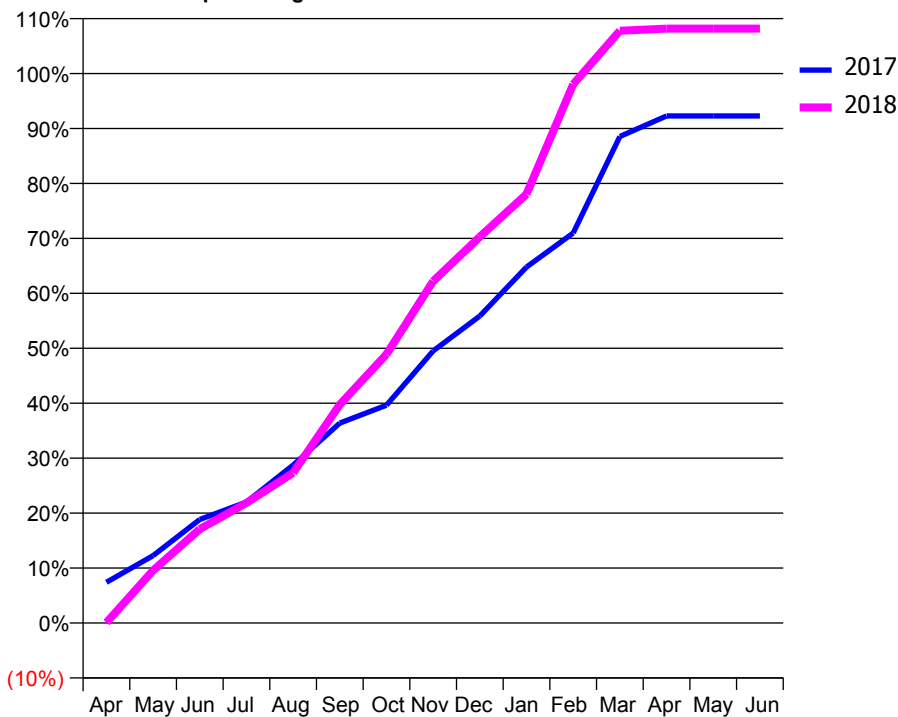
ACCESS*

Patients seen in 24 months	Total	Change since previous quarter
Quarter ending March 2017	1,002	
Quarter ending June 2017	1,157	↑
Quarter ending September 2017	1,192	↑
Quarter ending December 2017	1,321	↑
Quarter ending March 2018	1,435	↑
Variance since March 2017	43.2%	↑



ACTIVITY

Cumulative percentage of contracted UDA delivered 2017 & 2018



Month	Adjusted Scheduled Activity (UDA)	
	2017	2018
April	304	4
May	503	396
June	773	708
July	903	905
August	1,179	1,132
September	1,493	1,647
October	1,626	2,025
November	2,031	2,576
December	2,292	2,910
January	2,657	3,232
February	2,911	4,060
March	3,631	4,463
April	3,785	4,479
May	3,785	4,479
June	3,785	4,479

QUALITY

	Quantity	Base Number	Contract	AT	Region	England
% of FP17s for the same patient ID Re-attending within 3 months - Children	16	1,271	1.3%	10.9%	12.8%	11.9%
% of FP17s for the same patient ID Re-attending within 3 months - Adults	9	638	1.4%	14.8%	16.5%	16.0%
% of FP17s for the same patient ID Re-attending between 3 & 9 months - Children	716	1,271	56.3%	60.8%	59.7%	58.3%
% of FP17s for the same patient ID Re-attending between 3 & 9 months - Adults	334	638	52.4%	54.6%	52.6%	50.3%
% of FP17s for Band 1 Urgent Courses	21	1,840	1.1%	8.6%	9.1%	9.1%
% of FP17s Relating to Free Repair or Replacements	0	1,840	0.0%	0.9%	1.0%	0.8%
% of FP17s Relating to Continuations	6	1,840	0.3%	1.1%	1.2%	1.0%
% of Patients satisfied with the dentistry they have received	0	0	N/A	91.4%	91.6%	91.5%
% of Patients satisfied with the time they had to wait for an appointment	0	0	N/A	88.2%	88.3%	87.9%

* This is based on patients treated on this contract for their most recent course of treatment. Figures in italics indicate the base number of FP17s or Patient Questionnaire responses are less than 100. N/A is shown where the base number of responses is less than 10 during the period. % is calculated as Quantity/Base number*100

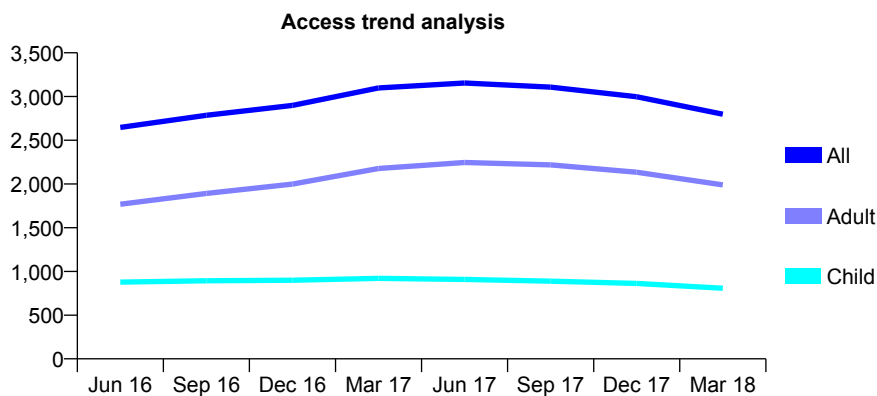
Q52 - Vital Signs At a Glance Contract Report for 693456/0001 - Year end March 2018

Name or company name	MR OE MOHAMMED
Contract type name	GDS Contract
Purpose of contract	General
Contract start date	01/04/2015
Contract end date	

17/18 Contracted general activity (UDA)	9,131
Carry forward general activity (UDA)	0
17/18 Contracted orthodontic activity (UOA)	0
Carry forward orthodontic activity (UOA)	0
Baseline contract value	£267,518.86

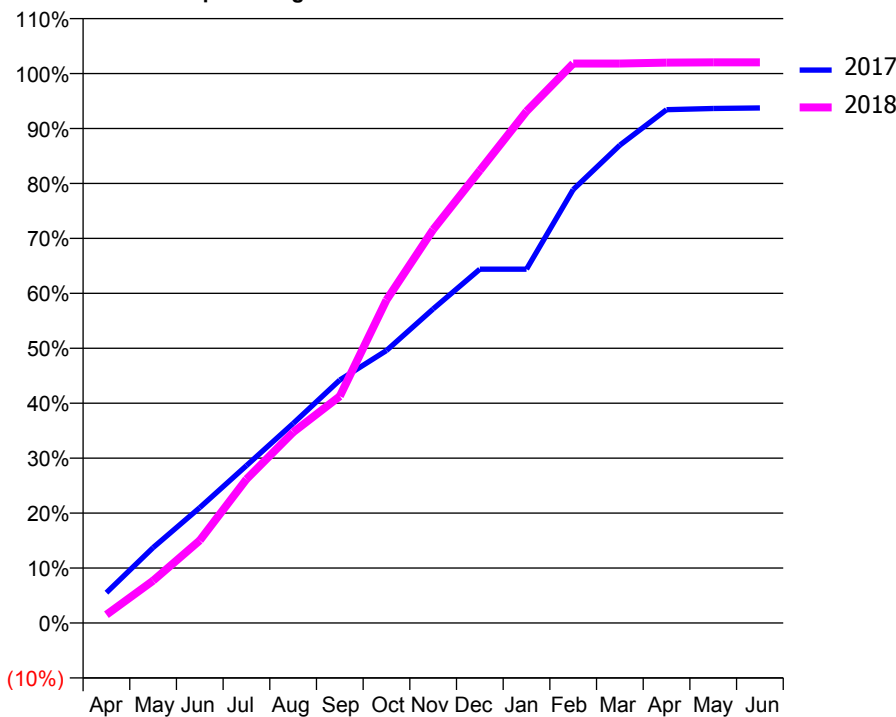
ACCESS*

Patients seen in 24 months	Total	Change since previous quarter
Quarter ending March 2017	3,098	
Quarter ending June 2017	3,154	→
Quarter ending September 2017	3,107	↓
Quarter ending December 2017	2,997	↓
Quarter ending March 2018	2,798	↓
Variance since March 2017	(9.7%)	↓



ACTIVITY

Cumulative percentage of contracted UDA delivered 2017 & 2018



Month	Adjusted Scheduled Activity (UDA)	
	2017	2018
April	500	138
May	1,240	704
June	1,899	1,372
July	2,589	2,391
August	3,284	3,169
September	3,998	3,767
October	4,483	5,368
November	5,167	6,537
December	5,822	7,520
January	5,822	8,504
February	7,131	9,296
March	7,863	9,296
April	8,445	9,313
May	8,466	9,316
June	8,473	9,316

QUALITY

	Quantity	Base Number	Contract	AT	Region	England
% of FP17s for the same patient ID Re-attending within 3 months - Children	38	1,096	3.5%	10.9%	12.8%	11.9%
% of FP17s for the same patient ID Re-attending within 3 months - Adults	297	2,420	12.3%	14.8%	16.5%	16.0%
% of FP17s for the same patient ID Re-attending between 3 & 9 months - Children	433	1,096	39.5%	60.8%	59.7%	58.3%
% of FP17s for the same patient ID Re-attending between 3 & 9 months - Adults	936	2,420	38.7%	54.6%	52.6%	50.3%
% of FP17s for Band 1 Urgent Courses	140	3,284	4.3%	8.6%	9.1%	9.1%
% of FP17s Relating to Free Repair or Replacements	21	3,284	0.6%	0.9%	1.0%	0.8%
% of FP17s Relating to Continuations	41	3,284	1.2%	1.1%	1.2%	1.0%
% of Patients satisfied with the dentistry they have received	0	0	N/A	91.4%	91.6%	91.5%
% of Patients satisfied with the time they had to wait for an appointment	0	0	N/A	88.2%	88.3%	87.9%

* This is based on patients treated on this contract for their most recent course of treatment. Figures in italics indicate the base number of FP17s or Patient Questionnaire responses are less than 100. N/A is shown where the base number of responses is less than 10 during the period. % is calculated as Quantity/Base number*100

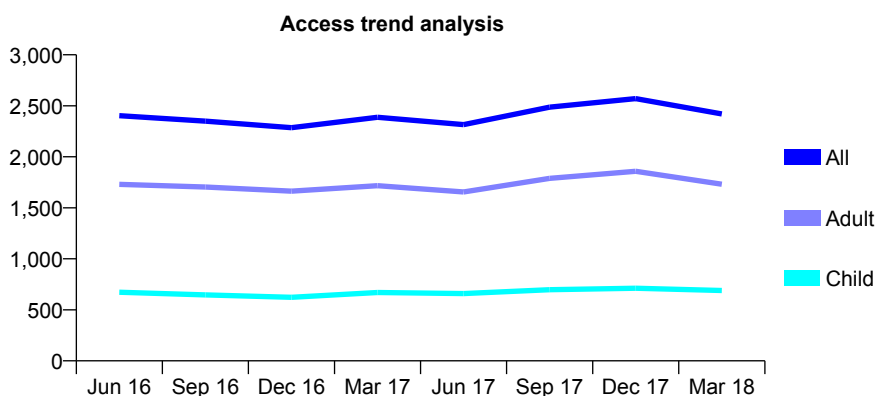
Q52 - Vital Signs At a Glance Contract Report for 712256/0001 - Year end March 2018

Name or company name	MR NT SALEEM
Contract type name	PDS Contract
Purpose of contract	General
Contract start date	02/03/2011
Contract end date	01/03/2021

17/18 Contracted general activity (UDA)	6,000
Carry forward general activity (UDA)	-120
17/18 Contracted orthodontic activity (UOA)	0
Carry forward orthodontic activity (UOA)	0
Baseline contract value	£195,848.96

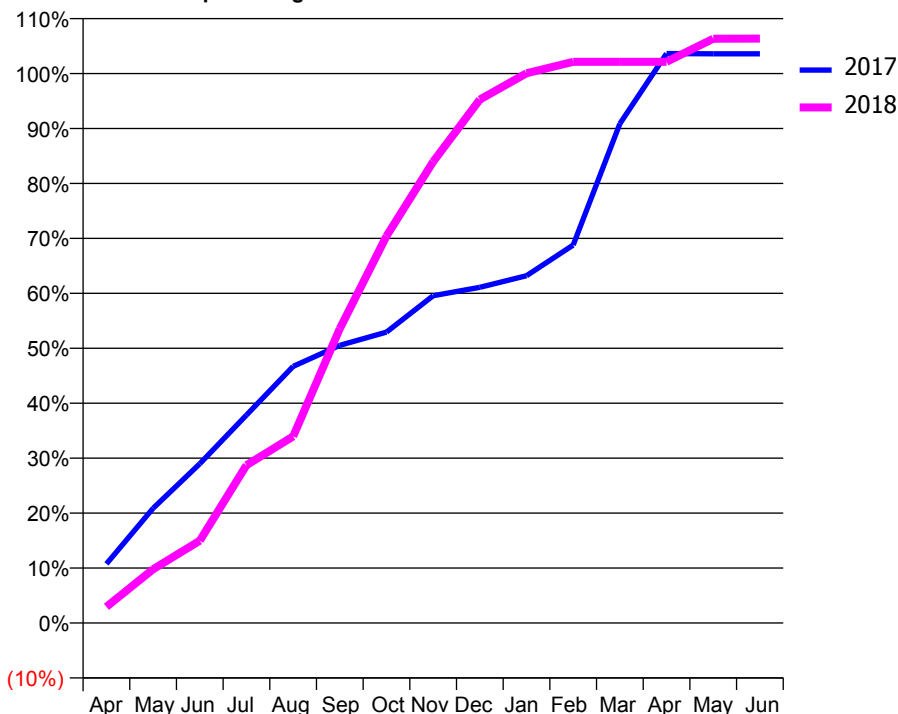
ACCESS*

Patients seen in 24 months	Total	Change since previous quarter
Quarter ending March 2017	2,387	
Quarter ending June 2017	2,316	↓
Quarter ending September 2017	2,487	↑
Quarter ending December 2017	2,570	↑
Quarter ending March 2018	2,420	↓
Variance since March 2017	1.4%	→



ACTIVITY

Cumulative percentage of contracted UDA delivered 2017 & 2018



Month	Adjusted Scheduled Activity (UDA)	
	2017	2018
April	645	177
May	1,253	588
June	1,740	899
July	2,271	1,723
August	2,802	2,038
September	3,033	3,214
October	3,176	4,225
November	3,574	5,037
December	3,666	5,716
January	3,792	6,002
February	4,127	6,127
March	5,452	6,127
April	6,218	6,127
May	6,215	6,379
June	6,215	6,381

QUALITY

	Quantity	Base Number	Contract	AT	Region	England
% of FP17s for the same patient ID Re-attending within 3 months - Children	60	948	6.3%	10.9%	12.8%	11.9%
% of FP17s for the same patient ID Re-attending within 3 months - Adults	239	2,009	11.9%	14.8%	16.5%	16.0%
% of FP17s for the same patient ID Re-attending between 3 & 9 months - Children	497	948	52.4%	60.8%	59.7%	58.3%
% of FP17s for the same patient ID Re-attending between 3 & 9 months - Adults	665	2,009	33.1%	54.6%	52.6%	50.3%
% of FP17s for Band 1 Urgent Courses	471	2,752	17.1%	8.6%	9.1%	9.1%
% of FP17s Relating to Free Repair or Replacements	1	2,752	0.0%	0.9%	1.0%	0.8%
% of FP17s Relating to Continuations	7	2,752	0.3%	1.1%	1.2%	1.0%
% of Patients satisfied with the dentistry they have received	3	3	N/A	91.4%	91.6%	91.5%
% of Patients satisfied with the time they had to wait for an appointment	3	3	N/A	88.2%	88.3%	87.9%

* This is based on patients treated on this contract for their most recent course of treatment. Figures in italics indicate the base number of FP17s or Patient Questionnaire responses are less than 100. N/A is shown where the base number of responses is less than 10 during the period. % is calculated as Quantity/Base number*100

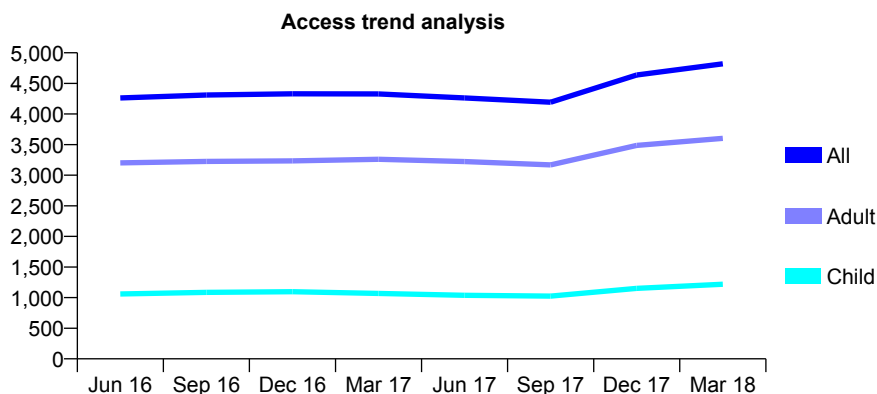
Q52 - Vital Signs At a Glance Contract Report for 712256/0002 - Year end March 2018

Name or company name	MR NT SALEEM
Contract type name	PDS Contract
Purpose of contract	General
Contract start date	02/09/2013
Contract end date	01/09/2023

17/18 Contracted general activity (UDA)	11,668
Carry forward general activity (UDA)	38
17/18 Contracted orthodontic activity (UOA)	0
Carry forward orthodontic activity (UOA)	0
Baseline contract value	£299,773.49

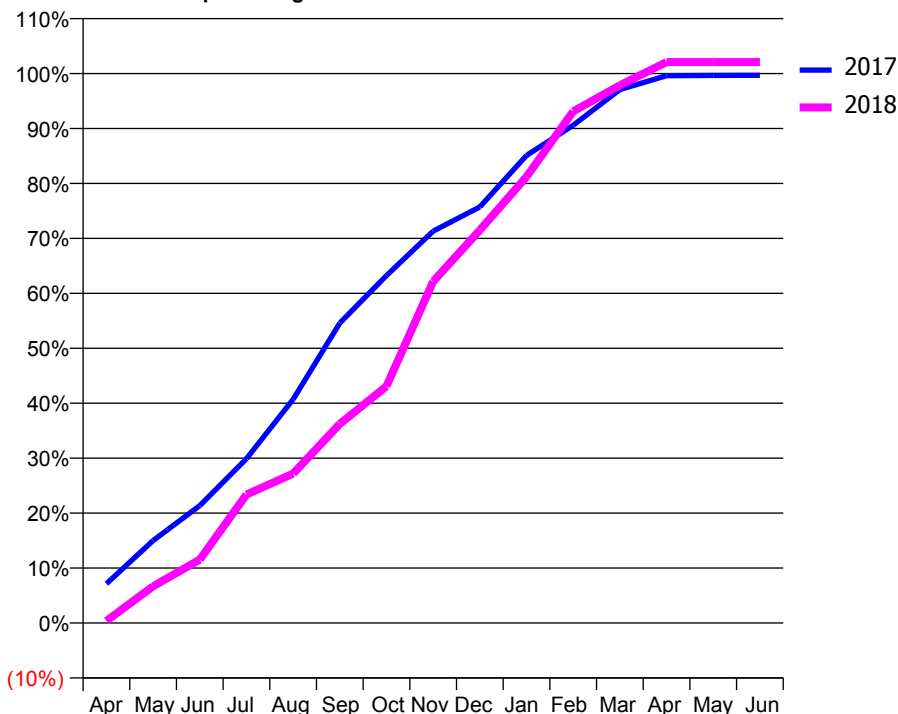
ACCESS*

Patients seen in 24 months	Total	Change since previous quarter
Quarter ending March 2017	4,328	
Quarter ending June 2017	4,262	↓
Quarter ending September 2017	4,193	↓
Quarter ending December 2017	4,638	↑
Quarter ending March 2018	4,820	↑
Variance since March 2017	11.4%	↑



ACTIVITY

Cumulative percentage of contracted UDA delivered 2017 & 2018



Month	Adjusted Scheduled Activity (UDA)	
	2017	2018
April	834	43
May	1,750	779
June	2,494	1,347
July	3,491	2,728
August	4,750	3,173
September	6,369	4,229
October	7,378	5,027
November	8,319	7,252
December	8,836	8,342
January	9,928	9,475
February	10,569	10,862
March	11,329	11,419
April	11,623	11,910
May	11,627	11,910
June	11,630	11,910

QUALITY

	Quantity	Base Number	Contract	AT	Region	England
% of FP17s for the same patient ID Re-attending within 3 months - Children	131	1,708	7.7%	10.9%	12.8%	11.9%
% of FP17s for the same patient ID Re-attending within 3 months - Adults	437	4,173	10.5%	14.8%	16.5%	16.0%
% of FP17s for the same patient ID Re-attending between 3 & 9 months - Children	916	1,708	53.6%	60.8%	59.7%	58.3%
% of FP17s for the same patient ID Re-attending between 3 & 9 months - Adults	1,835	4,173	44.0%	54.6%	52.6%	50.3%
% of FP17s for Band 1 Urgent Courses	232	5,913	3.9%	8.6%	9.1%	9.1%
% of FP17s Relating to Free Repair or Replacements	30	5,913	0.5%	0.9%	1.0%	0.8%
% of FP17s Relating to Continuations	81	5,913	1.4%	1.1%	1.2%	1.0%
% of Patients satisfied with the dentistry they have received	4	4	N/A	91.4%	91.6%	91.5%
% of Patients satisfied with the time they had to wait for an appointment	4	4	N/A	88.2%	88.3%	87.9%

* This is based on patients treated on this contract for their most recent course of treatment. Figures in italics indicate the base number of FP17s or Patient Questionnaire responses are less than 100. N/A is shown where the base number of responses is less than 10 during the period. % is calculated as Quantity/Base number*100

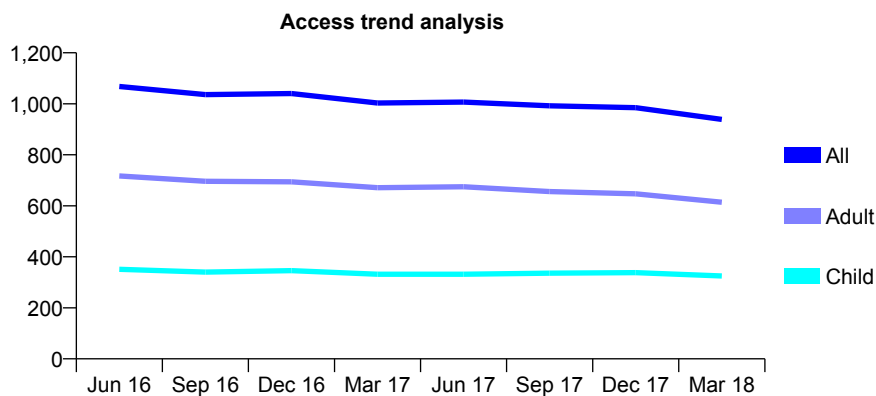
Q52 - Vital Signs At a Glance Contract Report for 715492/0001 - Year end March 2018

Name or company name	MR N TIBREWAL
Contract type name	GDS Contract
Purpose of contract	General
Contract start date	03/12/2012
Contract end date	

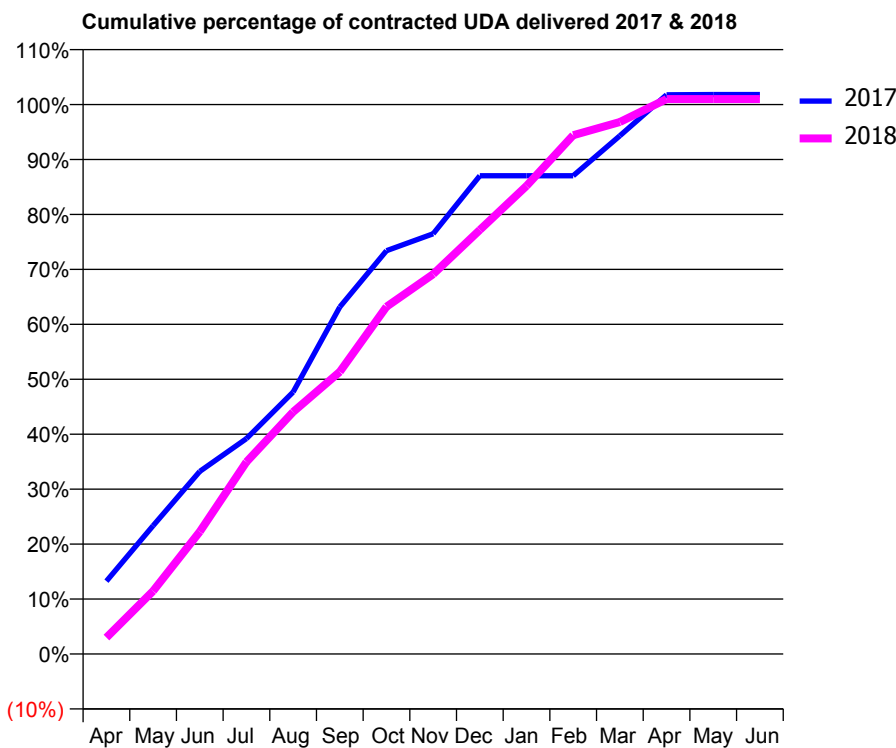
17/18 Contracted general activity (UDA)	2,000
Carry forward general activity (UDA)	-36
17/18 Contracted orthodontic activity (UOA)	0
Carry forward orthodontic activity (UOA)	0
Baseline contract value	£52,376.02

ACCESS*

Patients seen in 24 months	Total	Change since previous quarter
Quarter ending March 2017	1,003	
Quarter ending June 2017	1,007	→
Quarter ending September 2017	992	↓
Quarter ending December 2017	985	→
Quarter ending March 2018	939	↓
Variance since March 2017	(6.4%)	↓



ACTIVITY



Month	Adjusted Scheduled Activity (UDA)	
	2017	2018
April	265	60
May	467	229
June	665	445
July	784	699
August	953	881
September	1,263	1,027
October	1,468	1,264
November	1,529	1,383
December	1,741	1,543
January	1,741	1,704
February	1,741	1,888
March	1,886	1,936
April	2,035	2,020
May	2,036	2,020
June	2,036	2,020

QUALITY

	Quantity	Base Number	Contract	AT	Region	England
% of FP17s for the same patient ID Re-attending within 3 months - Children	17	378	4.5%	10.9%	12.8%	11.9%
% of FP17s for the same patient ID Re-attending within 3 months - Adults	85	791	10.7%	14.8%	16.5%	16.0%
% of FP17s for the same patient ID Re-attending between 3 & 9 months - Children	94	378	24.9%	60.8%	59.7%	58.3%
% of FP17s for the same patient ID Re-attending between 3 & 9 months - Adults	320	791	40.5%	54.6%	52.6%	50.3%
% of FP17s for Band 1 Urgent Courses	104	1,109	9.4%	8.6%	9.1%	9.1%
% of FP17s Relating to Free Repair or Replacements	4	1,109	0.4%	0.9%	1.0%	0.8%
% of FP17s Relating to Continuations	11	1,109	1.0%	1.1%	1.2%	1.0%
% of Patients satisfied with the dentistry they have received	1	1	N/A	91.4%	91.6%	91.5%
% of Patients satisfied with the time they had to wait for an appointment	1	1	N/A	88.2%	88.3%	87.9%

* This is based on patients treated on this contract for their most recent course of treatment. Figures in italics indicate the base number of FP17s or Patient Questionnaire responses are less than 100. N/A is shown where the base number of responses is less than 10 during the period. % is calculated as Quantity/Base number*100

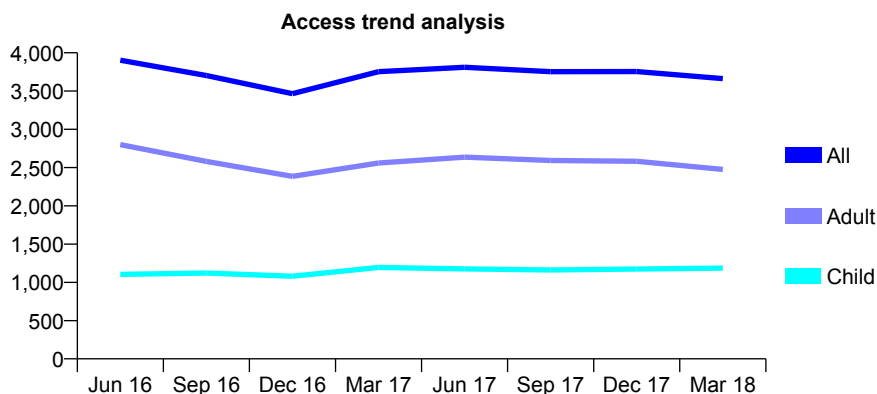
Q52 - Vital Signs At a Glance Contract Report for 719188/0001 - Year end March 2018

Name or company name	MR K RISHI
Contract type name	GDS Contract
Purpose of contract	General
Contract start date	25/09/2012
Contract end date	

17/18 Contracted general activity (UDA)	10,866
Carry forward general activity (UDA)	108
17/18 Contracted orthodontic activity (UOA)	0
Carry forward orthodontic activity (UOA)	0
Baseline contract value	£337,195.36

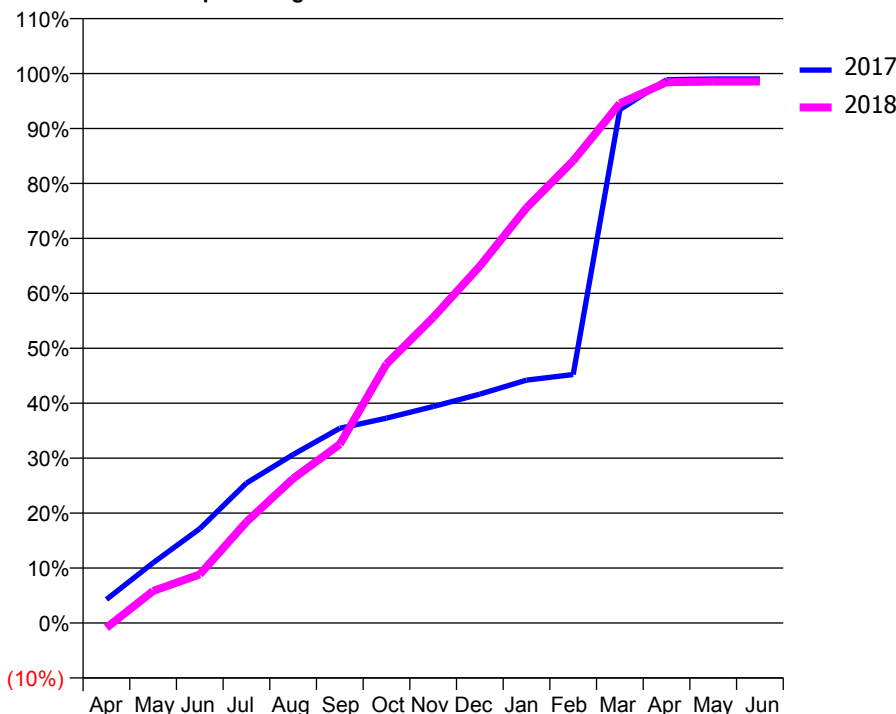
ACCESS*

Patients seen in 24 months	Total	Change since previous quarter
Quarter ending March 2017	3,754	
Quarter ending June 2017	3,811	→
Quarter ending September 2017	3,754	↓
Quarter ending December 2017	3,755	→
Quarter ending March 2018	3,662	↓
Variance since March 2017	(2.5%)	↓



ACTIVITY

Cumulative percentage of contracted UDA delivered 2017 & 2018



Adjusted Scheduled Activity (UDA)

Month	2017	2018
April	462	-97
May	1,186	634
June	1,857	961
July	2,753	1,999
August	3,317	2,858
September	3,833	3,536
October	4,032	5,123
November	4,261	6,043
December	4,504	7,057
January	4,781	8,209
February	4,890	9,139
March	10,106	10,275
April	10,694	10,695
May	10,706	10,707
June	10,707	10,707

QUALITY

	Quantity	Base Number	Contract	AT	Region	England
% of FP17s for the same patient ID Re-attending within 3 months - Children	182	2,105	8.6%	10.9%	12.8%	11.9%
% of FP17s for the same patient ID Re-attending within 3 months - Adults	502	3,829	13.1%	14.8%	16.5%	16.0%
% of FP17s for the same patient ID Re-attending between 3 & 9 months - Children	1,542	2,105	73.3%	60.8%	59.7%	58.3%
% of FP17s for the same patient ID Re-attending between 3 & 9 months - Adults	2,640	3,829	68.9%	54.6%	52.6%	50.3%
% of FP17s for Band 1 Urgent Courses	167	5,446	3.1%	8.6%	9.1%	9.1%
% of FP17s Relating to Free Repair or Replacements	2	5,446	0.0%	0.9%	1.0%	0.8%
% of FP17s Relating to Continuations	49	5,446	0.9%	1.1%	1.2%	1.0%
% of Patients satisfied with the dentistry they have received	0	0	N/A	91.4%	91.6%	91.5%
% of Patients satisfied with the time they had to wait for an appointment	0	0	N/A	88.2%	88.3%	87.9%

* This is based on patients treated on this contract for their most recent course of treatment. Figures in italics indicate the base number of FP17s or Patient Questionnaire responses are less than 100. N/A is shown where the base number of responses is less than 10 during the period. % is calculated as Quantity/Base number*100

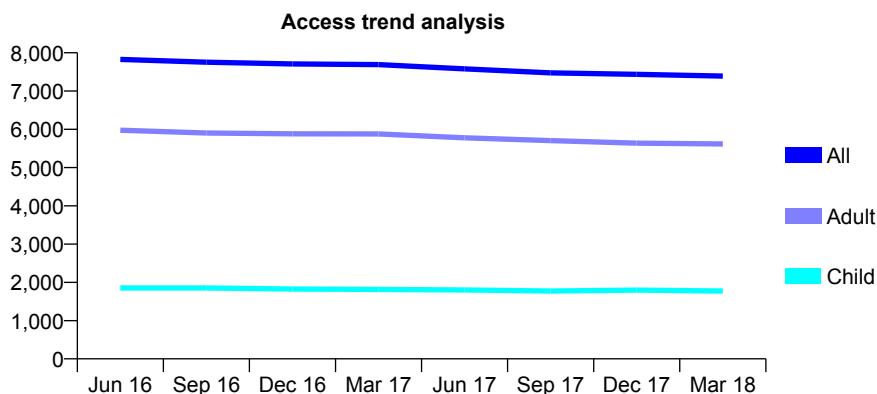
Q52 - Vital Signs At a Glance Contract Report for 721980/0004 - Year end March 2018

Name or company name	MR A HUSSAIN
Contract type name	GDS Contract
Purpose of contract	General
Contract start date	02/07/2007
Contract end date	

17/18 Contracted general activity (UDA)	22,272
Carry forward general activity (UDA)	726
17/18 Contracted orthodontic activity (UOA)	0
Carry forward orthodontic activity (UOA)	0
Baseline contract value	£653,887.17

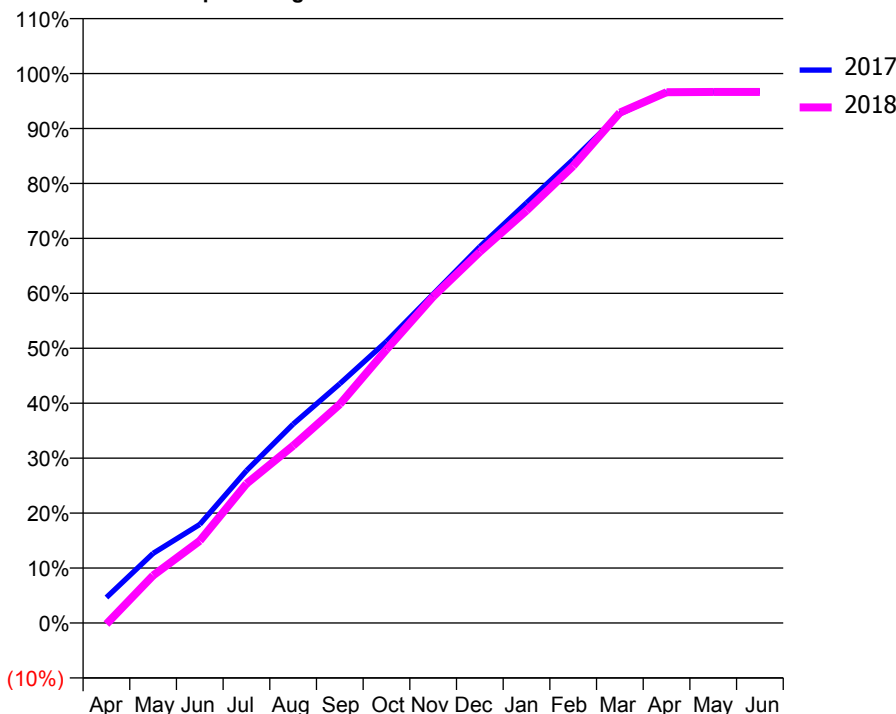
ACCESS*

Patients seen in 24 months	Total	Change since previous quarter
Quarter ending March 2017	7,692	
Quarter ending June 2017	7,579	↓
Quarter ending September 2017	7,477	↓
Quarter ending December 2017	7,436	→
Quarter ending March 2018	7,392	→
Variance since March 2017	(3.9%)	↓



ACTIVITY

Cumulative percentage of contracted UDA delivered 2017 & 2018



Adjusted Scheduled Activity (UDA)

Month	2017	2018
April	1,035	-47
May	2,822	1,929
June	3,994	3,331
July	6,175	5,646
August	8,060	7,186
September	9,697	8,868
October	11,410	11,088
November	13,332	13,226
December	15,255	15,042
January	17,029	16,713
February	18,792	18,525
March	20,637	20,684
April	21,521	21,515
May	21,526	21,523
June	21,546	21,527

QUALITY

	Quantity	Base Number	Contract	AT	Region	England
% of FP17s for the same patient ID Re-attending within 3 months - Children	229	2,627	8.7%	10.9%	12.8%	11.9%
% of FP17s for the same patient ID Re-attending within 3 months - Adults	1,347	8,490	15.9%	14.8%	16.5%	16.0%
% of FP17s for the same patient ID Re-attending between 3 & 9 months - Children	1,494	2,627	56.9%	60.8%	59.7%	58.3%
% of FP17s for the same patient ID Re-attending between 3 & 9 months - Adults	4,745	8,490	55.9%	54.6%	52.6%	50.3%
% of FP17s for Band 1 Urgent Courses	385	11,110	3.5%	8.6%	9.1%	9.1%
% of FP17s Relating to Free Repair or Replacements	160	11,110	1.4%	0.9%	1.0%	0.8%
% of FP17s Relating to Continuations	196	11,110	1.8%	1.1%	1.2%	1.0%
% of Patients satisfied with the dentistry they have received	4	4	N/A	91.4%	91.6%	91.5%
% of Patients satisfied with the time they had to wait for an appointment	4	4	N/A	88.2%	88.3%	87.9%

* This is based on patients treated on this contract for their most recent course of treatment. Figures in italics indicate the base number of FP17s or Patient Questionnaire responses are less than 100. N/A is shown where the base number of responses is less than 10 during the period. % is calculated as Quantity/Base number*100

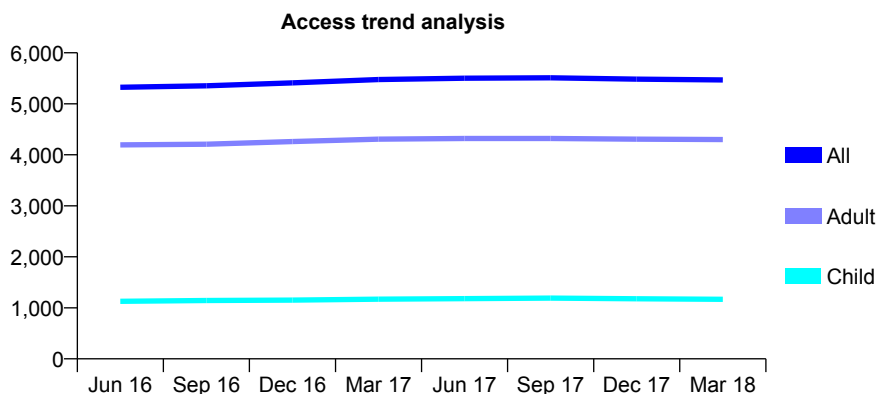
Q52 - Vital Signs At a Glance Contract Report for 721980/0006 - Year end March 2018

Name or company name	MR A HUSSAIN
Contract type name	GDS Contract
Purpose of contract	General
Contract start date	02/07/2007
Contract end date	

17/18 Contracted general activity (UDA)	15,185
Carry forward general activity (UDA)	-288
17/18 Contracted orthodontic activity (UOA)	0
Carry forward orthodontic activity (UOA)	0
Baseline contract value	£456,212.14

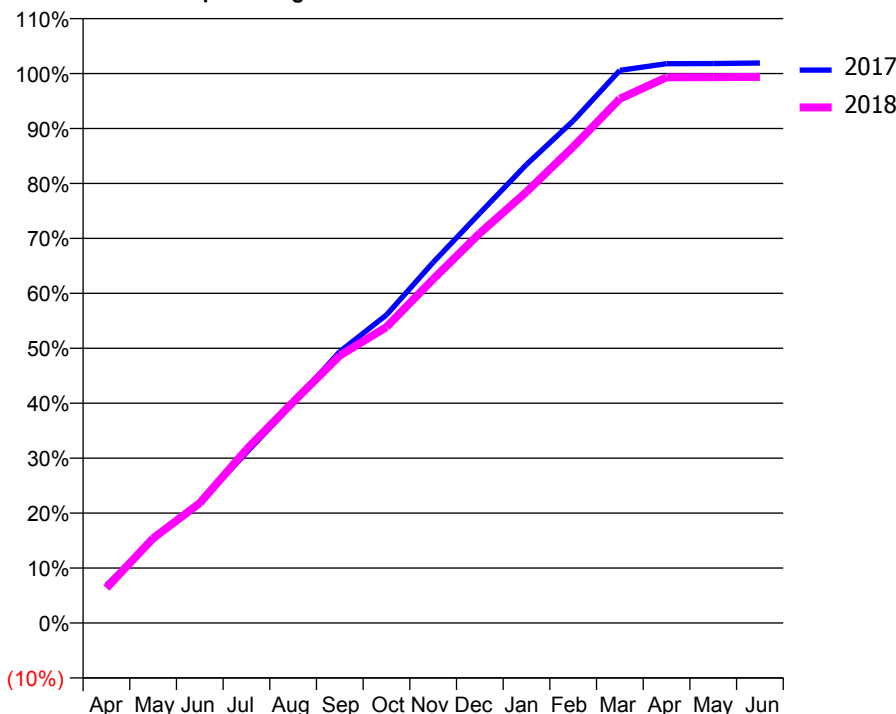
ACCESS*

Patients seen in 24 months	Total	Change since previous quarter
Quarter ending March 2017	5,477	
Quarter ending June 2017	5,501	→
Quarter ending September 2017	5,510	→
Quarter ending December 2017	5,484	→
Quarter ending March 2018	5,467	→
Variance since March 2017	(0.2%)	→



ACTIVITY

Cumulative percentage of contracted UDA delivered 2017 & 2018



Month	Adjusted Scheduled Activity (UDA)	
	2017	2018
April	1,043	967
May	2,305	2,342
June	3,324	3,316
July	4,710	4,797
August	6,073	6,107
September	7,500	7,391
October	8,513	8,179
November	9,966	9,503
December	11,325	10,771
January	12,670	11,914
February	13,875	13,159
March	15,274	14,488
April	15,457	15,081
May	15,460	15,085
June	15,473	15,091

QUALITY

	Quantity	Base Number	Contract	AT	Region	England
% of FP17s for the same patient ID Re-attending within 3 months - Children	201	1,878	10.7%	10.9%	12.8%	11.9%
% of FP17s for the same patient ID Re-attending within 3 months - Adults	955	6,595	14.5%	14.8%	16.5%	16.0%
% of FP17s for the same patient ID Re-attending between 3 & 9 months - Children	1,204	1,878	64.1%	60.8%	59.7%	58.3%
% of FP17s for the same patient ID Re-attending between 3 & 9 months - Adults	4,126	6,595	62.6%	54.6%	52.6%	50.3%
% of FP17s for Band 1 Urgent Courses	435	8,661	5.0%	8.6%	9.1%	9.1%
% of FP17s Relating to Free Repair or Replacements	144	8,661	1.7%	0.9%	1.0%	0.8%
% of FP17s Relating to Continuations	110	8,661	1.3%	1.1%	1.2%	1.0%
% of Patients satisfied with the dentistry they have received	3	3	N/A	91.4%	91.6%	91.5%
% of Patients satisfied with the time they had to wait for an appointment	2	3	N/A	88.2%	88.3%	87.9%

* This is based on patients treated on this contract for their most recent course of treatment. Figures in italics indicate the base number of FP17s or Patient Questionnaire responses are less than 100. N/A is shown where the base number of responses is less than 10 during the period. % is calculated as Quantity/Base number*100

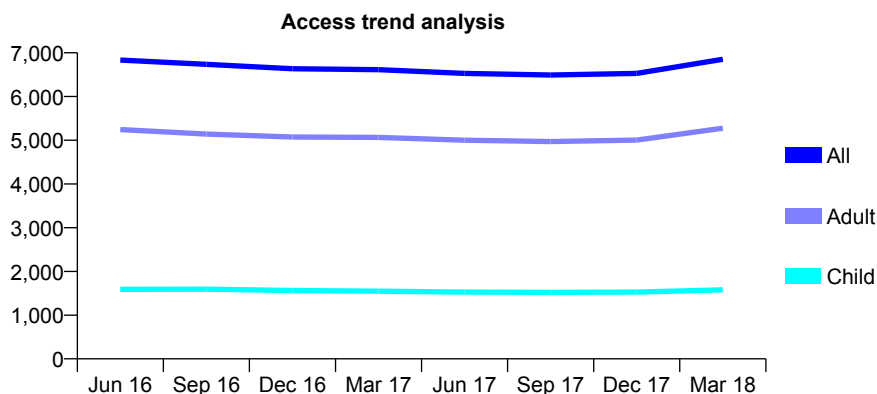
Q52 - Vital Signs At a Glance Contract Report for 721980/0007 - Year end March 2018

Name or company name	MR A HUSSAIN
Contract type name	GDS Contract
Purpose of contract	General
Contract start date	02/07/2007
Contract end date	

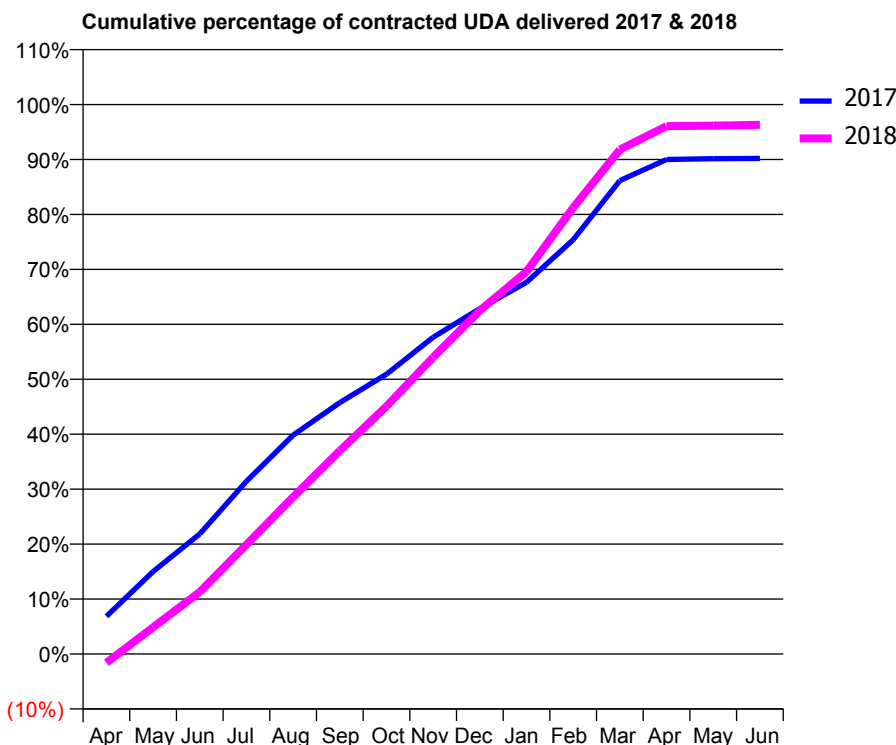
17/18 Contracted general activity (UDA)	19,645
Carry forward general activity (UDA)	1,040
17/18 Contracted orthodontic activity (UOA)	0
Carry forward orthodontic activity (UOA)	0
Baseline contract value	£604,803.08

ACCESS*

Patients seen in 24 months	Total	Change since previous quarter
Quarter ending March 2017	6,613	
Quarter ending June 2017	6,528	↓
Quarter ending September 2017	6,492	→
Quarter ending December 2017	6,530	→
Quarter ending March 2018	6,853	↑
Variance since March 2017	3.6%	↑



ACTIVITY



Month	Adjusted Scheduled Activity (UDA)	
	2017	2018
April	1,346	-318
May	2,949	956
June	4,291	2,219
July	6,175	3,913
August	7,826	5,611
September	8,991	7,269
October	10,003	8,857
November	11,326	10,610
December	12,350	12,277
January	13,286	13,670
February	14,809	15,956
March	16,927	18,032
April	17,677	18,872
May	17,709	18,890
June	17,717	18,921

QUALITY

	Quantity	Base Number	Contract	AT	Region	England
% of FP17s for the same patient ID Re-attending within 3 months - Children	198	2,464	8.0%	10.9%	12.8%	11.9%
% of FP17s for the same patient ID Re-attending within 3 months - Adults	1,035	7,794	13.3%	14.8%	16.5%	16.0%
% of FP17s for the same patient ID Re-attending between 3 & 9 months - Children	1,341	2,464	54.4%	60.8%	59.7%	58.3%
% of FP17s for the same patient ID Re-attending between 3 & 9 months - Adults	4,167	7,794	53.5%	54.6%	52.6%	50.3%
% of FP17s for Band 1 Urgent Courses	381	10,292	3.7%	8.6%	9.1%	9.1%
% of FP17s Relating to Free Repair or Replacements	140	10,292	1.4%	0.9%	1.0%	0.8%
% of FP17s Relating to Continuations	153	10,292	1.5%	1.1%	1.2%	1.0%
% of Patients satisfied with the dentistry they have received	5	5	N/A	91.4%	91.6%	91.5%
% of Patients satisfied with the time they had to wait for an appointment	4	5	N/A	88.2%	88.3%	87.9%

* This is based on patients treated on this contract for their most recent course of treatment. Figures in italics indicate the base number of FP17s or Patient Questionnaire responses are less than 100. N/A is shown where the base number of responses is less than 10 during the period. % is calculated as Quantity/Base number*100

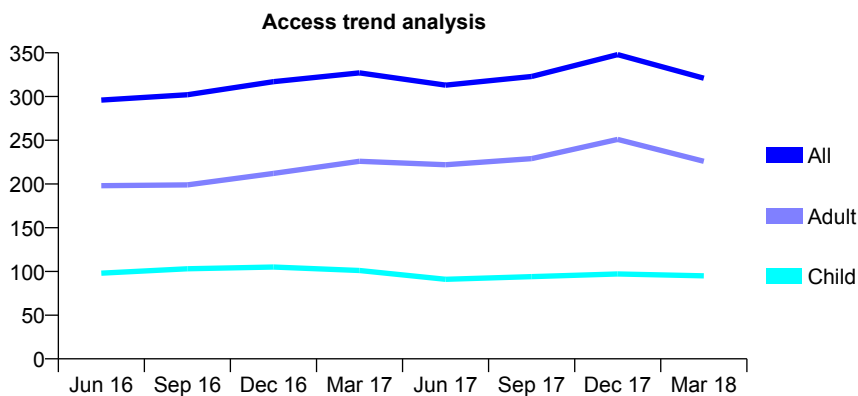
Q52 - Vital Signs At a Glance Contract Report for 729264/0001 - Year end March 2018

Name or company name	MISS AM MILARVIE
Contract type name	GDS Contract
Purpose of contract	General
Contract start date	01/04/2006
Contract end date	

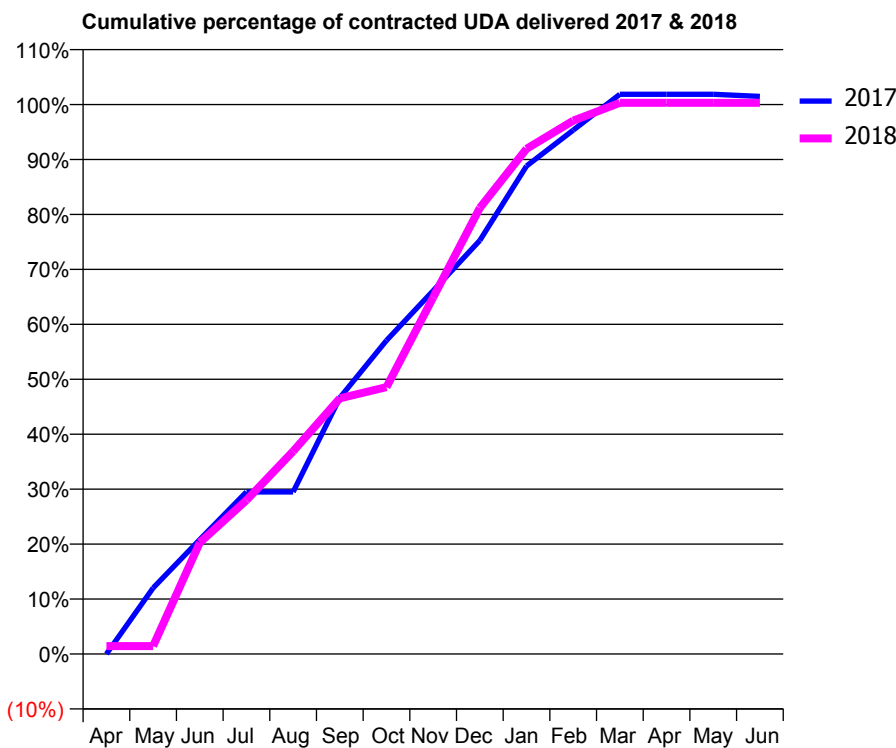
17/18 Contracted general activity (UDA)	1,042
Carry forward general activity (UDA)	-15
17/18 Contracted orthodontic activity (UOA)	0
Carry forward orthodontic activity (UOA)	0
Baseline contract value	£26,136.55

ACCESS*

Patients seen in 24 months	Total	Change since previous quarter
Quarter ending March 2017	327	
Quarter ending June 2017	313	↓
Quarter ending September 2017	323	↑
Quarter ending December 2017	348	↑
Quarter ending March 2018	321	↓
Variance since March 2017	(1.8%)	↓



ACTIVITY



Month	Adjusted Scheduled Activity (UDA)	
	2017	2018
April	0	15
May	125	15
June	217	211
July	307	292
August	307	385
September	486	485
October	595	506
November	689	676
December	784	846
January	925	958
February	993	1,011
March	1,061	1,045
April	1,061	1,045
May	1,061	1,045
June	1,057	1,045

QUALITY

	Quantity	Base Number	Contract	AT	Region	England
% of FP17s for the same patient ID Re-attending within 3 months - Children	5	148	3.4%	10.9%	12.8%	11.9%
% of FP17s for the same patient ID Re-attending within 3 months - Adults	58	311	18.6%	14.8%	16.5%	16.0%
% of FP17s for the same patient ID Re-attending between 3 & 9 months - Children	95	148	64.2%	60.8%	59.7%	58.3%
% of FP17s for the same patient ID Re-attending between 3 & 9 months - Adults	161	311	51.8%	54.6%	52.6%	50.3%
% of FP17s for Band 1 Urgent Courses	12	462	2.6%	8.6%	9.1%	9.1%
% of FP17s Relating to Free Repair or Replacements	0	462	0.0%	0.9%	1.0%	0.8%
% of FP17s Relating to Continuations	0	462	0.0%	1.1%	1.2%	1.0%
% of Patients satisfied with the dentistry they have received	0	0	N/A	91.4%	91.6%	91.5%
% of Patients satisfied with the time they had to wait for an appointment	0	0	N/A	88.2%	88.3%	87.9%

* This is based on patients treated on this contract for their most recent course of treatment. Figures in italics indicate the base number of FP17s or Patient Questionnaire responses are less than 100. N/A is shown where the base number of responses is less than 10 during the period. % is calculated as Quantity/Base number*100

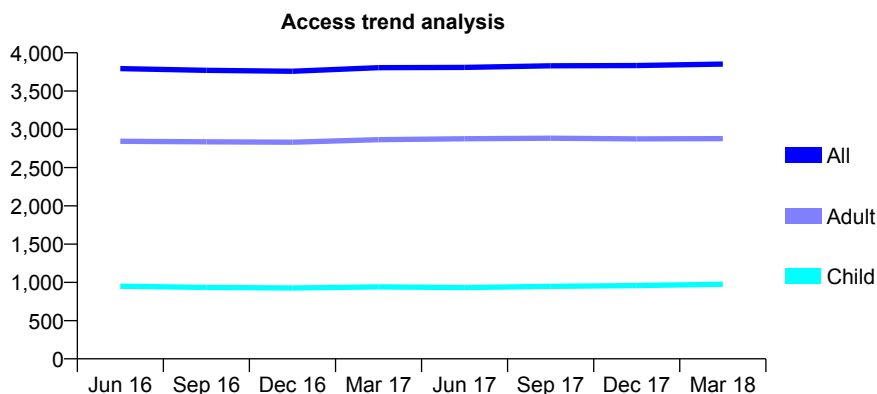
Q52 - Vital Signs At a Glance Contract Report for 731447/0001 - Year end March 2018

Name or company name	MRS CI GRAVE
Contract type name	GDS Contract
Purpose of contract	General
Contract start date	01/04/2006
Contract end date	

17/18 Contracted general activity (UDA)	10,000
Carry forward general activity (UDA)	0
17/18 Contracted orthodontic activity (UOA)	0
Carry forward orthodontic activity (UOA)	0
Baseline contract value	£230,332.23

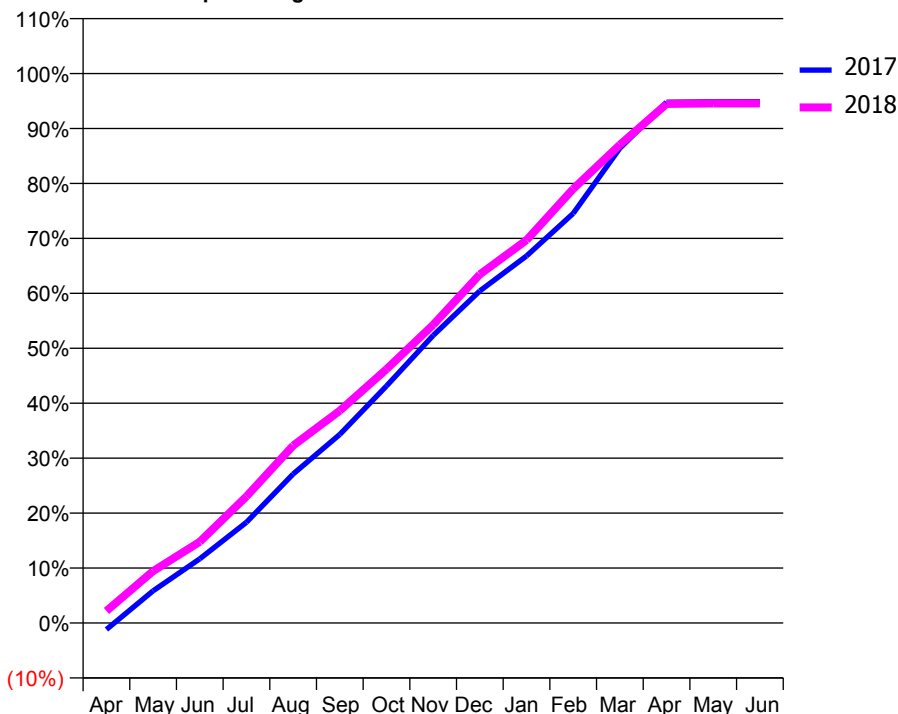
ACCESS*

Patients seen in 24 months	Total	Change since previous quarter
Quarter ending March 2017	3,806	
Quarter ending June 2017	3,809	→
Quarter ending September 2017	3,830	→
Quarter ending December 2017	3,833	→
Quarter ending March 2018	3,853	→
Variance since March 2017	1.2%	→



ACTIVITY

Cumulative percentage of contracted UDA delivered 2017 & 2018



Month	Adjusted Scheduled Activity (UDA)	
	2017	2018
April	-120	220
May	587	946
June	1,167	1,480
July	1,834	2,304
August	2,712	3,230
September	3,433	3,864
October	4,314	4,619
November	5,232	5,427
December	6,043	6,345
January	6,681	6,969
February	7,454	7,901
March	8,641	8,703
April	9,476	9,445
May	9,485	9,455
June	9,488	9,456

QUALITY

	Quantity	Base Number	Contract	AT	Region	England
% of FP17s for the same patient ID Re-attending within 3 months - Children	115	1,361	8.4%	10.9%	12.8%	11.9%
% of FP17s for the same patient ID Re-attending within 3 months - Adults	864	3,993	21.6%	14.8%	16.5%	16.0%
% of FP17s for the same patient ID Re-attending between 3 & 9 months - Children	748	1,361	55.0%	60.8%	59.7%	58.3%
% of FP17s for the same patient ID Re-attending between 3 & 9 months - Adults	1,471	3,993	36.8%	54.6%	52.6%	50.3%
% of FP17s for Band 1 Urgent Courses	861	5,259	16.4%	8.6%	9.1%	9.1%
% of FP17s Relating to Free Repair or Replacements	7	5,259	0.1%	0.9%	1.0%	0.8%
% of FP17s Relating to Continuations	75	5,259	1.4%	1.1%	1.2%	1.0%
% of Patients satisfied with the dentistry they have received	5	5	N/A	91.4%	91.6%	91.5%
% of Patients satisfied with the time they had to wait for an appointment	5	5	N/A	88.2%	88.3%	87.9%

* This is based on patients treated on this contract for their most recent course of treatment. Figures in italics indicate the base number of FP17s or Patient Questionnaire responses are less than 100. N/A is shown where the base number of responses is less than 10 during the period. % is calculated as Quantity/Base number*100

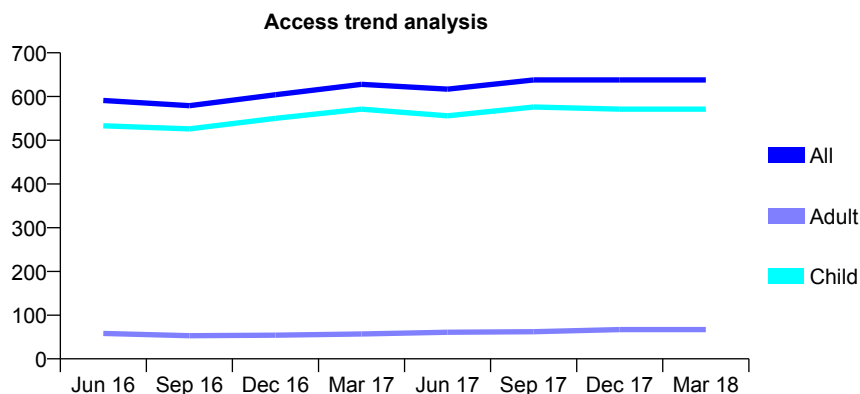
Q52 - Vital Signs At a Glance Contract Report for 738697/0001 - Year end March 2018

Name or company name	Whitehall Dental Care
Contract type name	GDS Contract
Purpose of contract	General
Contract start date	01/04/2006
Contract end date	

17/18 Contracted general activity (UDA)	1,350
Carry forward general activity (UDA)	38
17/18 Contracted orthodontic activity (UOA)	0
Carry forward orthodontic activity (UOA)	0
Baseline contract value	£32,101.17

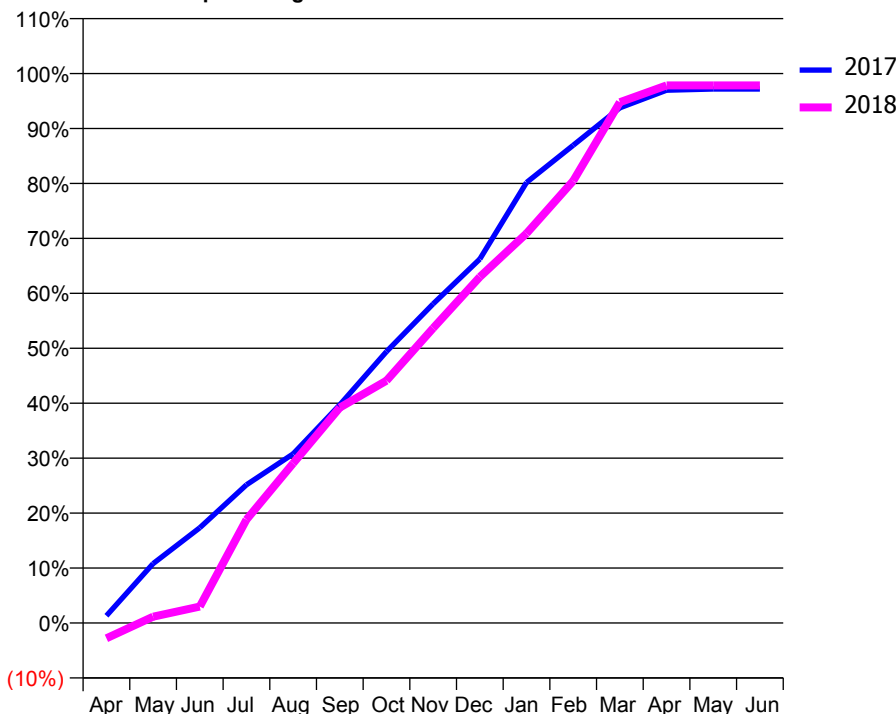
ACCESS*

Patients seen in 24 months	Total	Change since previous quarter
Quarter ending March 2017	628	
Quarter ending June 2017	617	↓
Quarter ending September 2017	638	↑
Quarter ending December 2017	638	→
Quarter ending March 2018	638	→
Variance since March 2017	1.6%	→



ACTIVITY

Cumulative percentage of contracted UDA delivered 2017 & 2018



Adjusted Scheduled Activity (UDA)

Month	2017	2018
April	18	-38
May	146	15
June	234	40
July	339	254
August	416	392
September	536	529
October	667	595
November	784	724
December	894	850
January	1,082	957
February	1,174	1,086
March	1,266	1,280
April	1,309	1,321
May	1,312	1,321
June	1,312	1,321

QUALITY

	Quantity	Base Number	Contract	AT	Region	England
% of FP17s for the same patient ID Re-attending within 3 months - Children	122	1,021	11.9%	10.9%	12.8%	11.9%
% of FP17s for the same patient ID Re-attending within 3 months - Adults	3	36	8.3%	14.8%	16.5%	16.0%
% of FP17s for the same patient ID Re-attending between 3 & 9 months - Children	650	1,021	63.7%	60.8%	59.7%	58.3%
% of FP17s for the same patient ID Re-attending between 3 & 9 months - Adults	24	36	66.7%	54.6%	52.6%	50.3%
% of FP17s for Band 1 Urgent Courses	20	1,004	2.0%	8.6%	9.1%	9.1%
% of FP17s Relating to Free Repair or Replacements	0	1,004	0.0%	0.9%	1.0%	0.8%
% of FP17s Relating to Continuations	2	1,004	0.2%	1.1%	1.2%	1.0%
% of Patients satisfied with the dentistry they have received	0	0	N/A	91.4%	91.6%	91.5%
% of Patients satisfied with the time they had to wait for an appointment	0	0	N/A	88.2%	88.3%	87.9%

* This is based on patients treated on this contract for their most recent course of treatment. Figures in italics indicate the base number of FP17s or Patient Questionnaire responses are less than 100. N/A is shown where the base number of responses is less than 10 during the period. % is calculated as Quantity/Base number*100

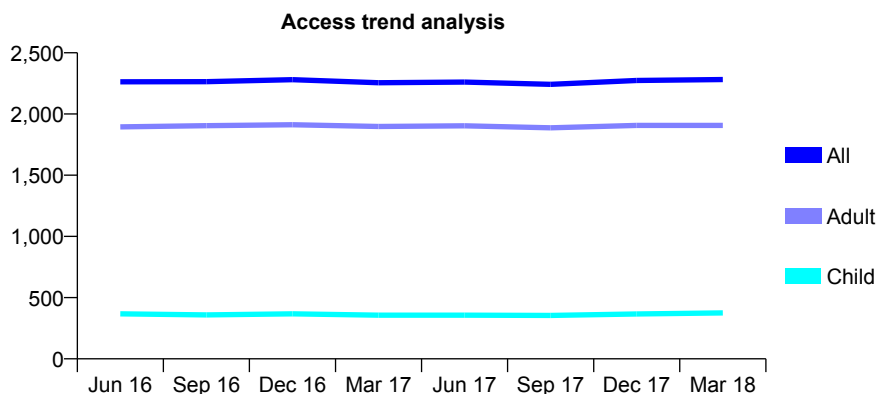
Q52 - Vital Signs At a Glance Contract Report for 739367/0001 - Year end March 2018

Name or company name	MR MW SOUTH
Contract type name	GDS Contract
Purpose of contract	General
Contract start date	01/04/2006
Contract end date	

17/18 Contracted general activity (UDA)	8,098
Carry forward general activity (UDA)	-38
17/18 Contracted orthodontic activity (UOA)	0
Carry forward orthodontic activity (UOA)	0
Baseline contract value	£220,234.88

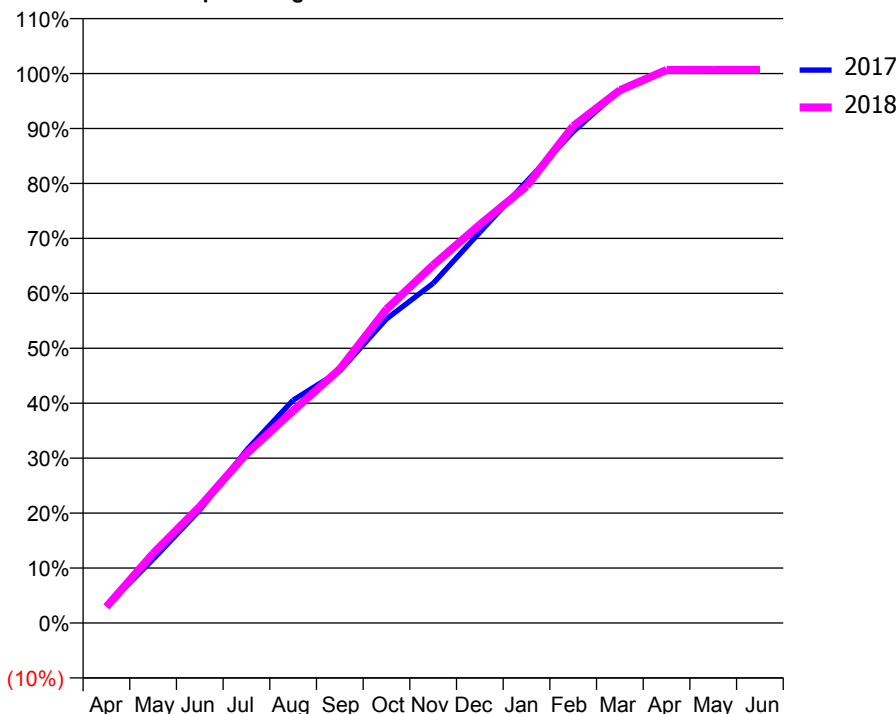
ACCESS*

Patients seen in 24 months	Total	Change since previous quarter
Quarter ending March 2017	2,255	
Quarter ending June 2017	2,261	→
Quarter ending September 2017	2,242	→
Quarter ending December 2017	2,274	→
Quarter ending March 2018	2,282	→
Variance since March 2017	1.2%	→



ACTIVITY

Cumulative percentage of contracted UDA delivered 2017 & 2018



Adjusted Scheduled Activity (UDA)

Month	2017	2018
April	247	238
May	941	1,026
June	1,666	1,714
July	2,547	2,497
August	3,285	3,127
September	3,716	3,742
October	4,482	4,625
November	5,005	5,275
December	5,759	5,871
January	6,505	6,437
February	7,241	7,323
March	7,856	7,851
April	8,136	8,150
May	8,136	8,152
June	8,136	8,152

QUALITY

	Quantity	Base Number	Contract	AT	Region	England
% of FP17s for the same patient ID Re-attending within 3 months - Children	32	594	5.4%	10.9%	12.8%	11.9%
% of FP17s for the same patient ID Re-attending within 3 months - Adults	406	3,106	13.1%	14.8%	16.5%	16.0%
% of FP17s for the same patient ID Re-attending between 3 & 9 months - Children	404	594	68.0%	60.8%	59.7%	58.3%
% of FP17s for the same patient ID Re-attending between 3 & 9 months - Adults	1,930	3,106	62.1%	54.6%	52.6%	50.3%
% of FP17s for Band 1 Urgent Courses	260	3,720	7.0%	8.6%	9.1%	9.1%
% of FP17s Relating to Free Repair or Replacements	71	3,720	1.9%	0.9%	1.0%	0.8%
% of FP17s Relating to Continuations	141	3,720	3.8%	1.1%	1.2%	1.0%
% of Patients satisfied with the dentistry they have received	5	5	N/A	91.4%	91.6%	91.5%
% of Patients satisfied with the time they had to wait for an appointment	4	5	N/A	88.2%	88.3%	87.9%

* This is based on patients treated on this contract for their most recent course of treatment. Figures in italics indicate the base number of FP17s or Patient Questionnaire responses are less than 100. N/A is shown where the base number of responses is less than 10 during the period. % is calculated as Quantity/Base number*100

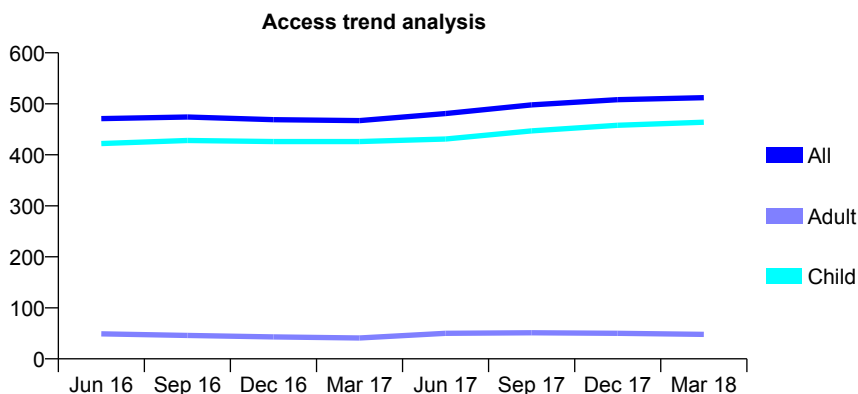
Q52 - Vital Signs At a Glance Contract Report for 745669/0001 - Year end March 2018

Name or company name	MR RA MUIRHEAD
Contract type name	GDS Contract
Purpose of contract	General
Contract start date	01/04/2006
Contract end date	

17/18 Contracted general activity (UDA)	948
Carry forward general activity (UDA)	-15
17/18 Contracted orthodontic activity (UOA)	0
Carry forward orthodontic activity (UOA)	0
Baseline contract value	£27,405.03

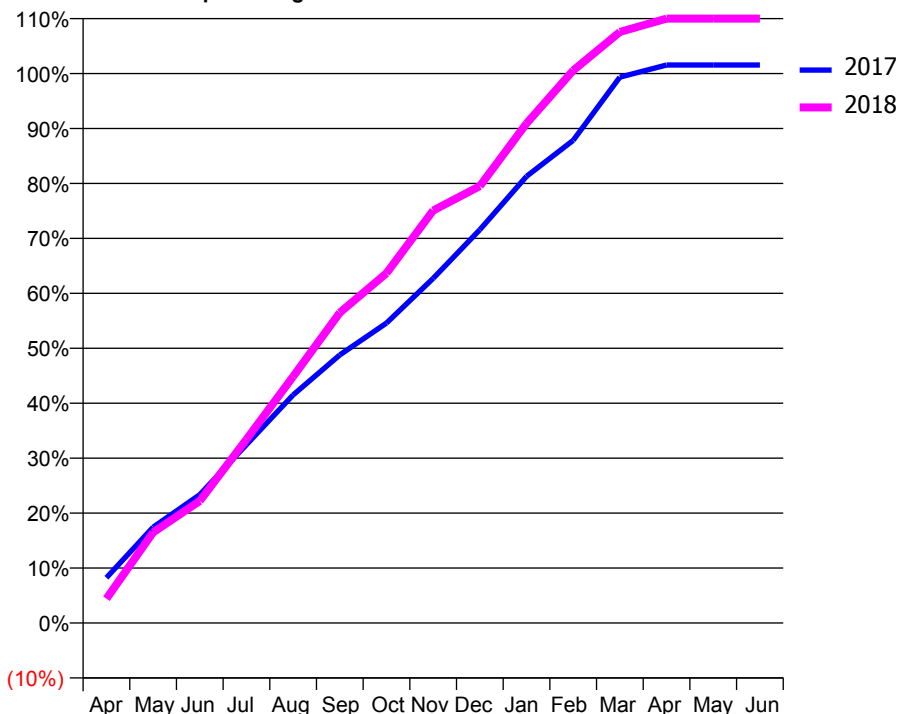
ACCESS*

Patients seen in 24 months	Total	Change since previous quarter
Quarter ending March 2017	467	
Quarter ending June 2017	481	↑
Quarter ending September 2017	498	↑
Quarter ending December 2017	508	↑
Quarter ending March 2018	512	→
Variance since March 2017	9.6%	↑



ACTIVITY

Cumulative percentage of contracted UDA delivered 2017 & 2018



Month	Adjusted Scheduled Activity (UDA)	
	2017	2018
April	78	42
May	165	156
June	221	211
July	308	317
August	394	425
September	463	535
October	518	604
November	595	712
December	679	754
January	771	862
February	833	953
March	942	1,020
April	963	1,043
May	963	1,043
June	963	1,043

QUALITY

	Quantity	Base Number	Contract	AT	Region	England
% of FP17s for the same patient ID Re-attending within 3 months - Children	75	822	9.1%	10.9%	12.8%	11.9%
% of FP17s for the same patient ID Re-attending within 3 months - Adults	1	2	50.0%	14.8%	16.5%	16.0%
% of FP17s for the same patient ID Re-attending between 3 & 9 months - Children	506	822	61.6%	60.8%	59.7%	58.3%
% of FP17s for the same patient ID Re-attending between 3 & 9 months - Adults	1	2	50.0%	54.6%	52.6%	50.3%
% of FP17s for Band 1 Urgent Courses	13	832	1.6%	8.6%	9.1%	9.1%
% of FP17s Relating to Free Repair or Replacements	0	832	0.0%	0.9%	1.0%	0.8%
% of FP17s Relating to Continuations	18	832	2.2%	1.1%	1.2%	1.0%
% of Patients satisfied with the dentistry they have received	2	2	N/A	91.4%	91.6%	91.5%
% of Patients satisfied with the time they had to wait for an appointment	2	2	N/A	88.2%	88.3%	87.9%

* This is based on patients treated on this contract for their most recent course of treatment. Figures in italics indicate the base number of FP17s or Patient Questionnaire responses are less than 100. N/A is shown where the base number of responses is less than 10 during the period. % is calculated as Quantity/Base number*100

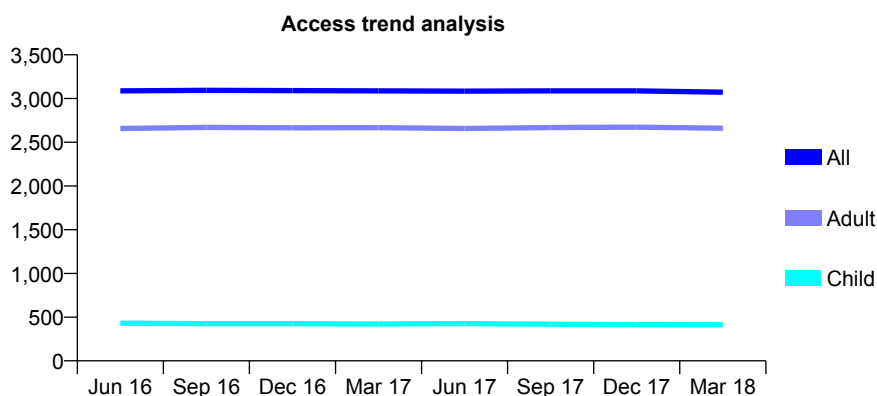
Q52 - Vital Signs At a Glance Contract Report for 751936/0001 - Year end March 2018

Name or company name	MR P HARTLEY
Contract type name	GDS Contract
Purpose of contract	General
Contract start date	01/04/2006
Contract end date	

17/18 Contracted general activity (UDA)	8,300
Carry forward general activity (UDA)	0
17/18 Contracted orthodontic activity (UOA)	0
Carry forward orthodontic activity (UOA)	0
Baseline contract value	£191,464.47

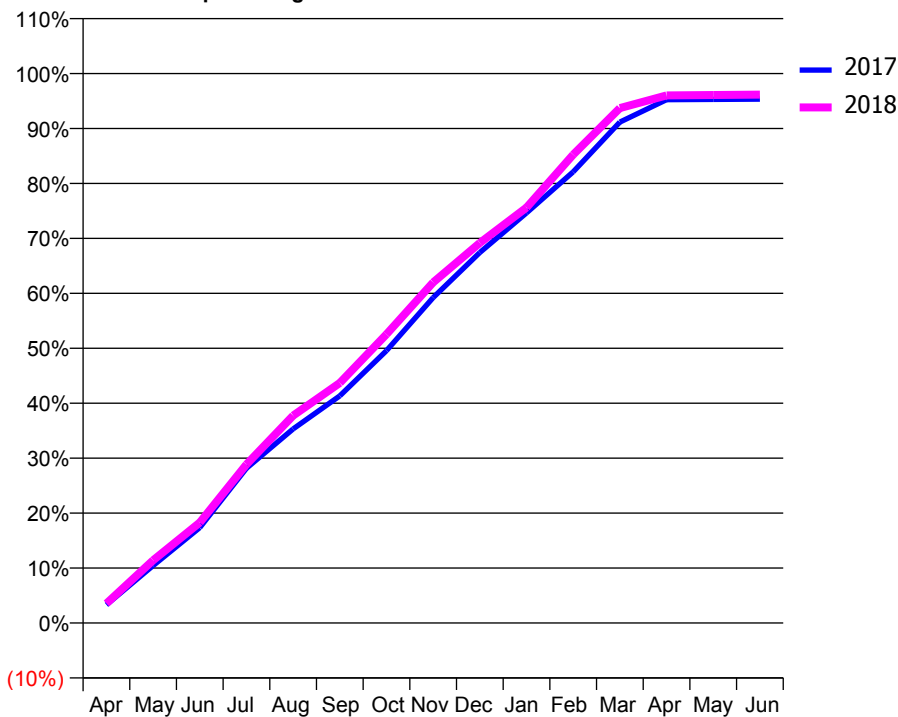
ACCESS*

Patients seen in 24 months	Total	Change since previous quarter
Quarter ending March 2017	3,088	
Quarter ending June 2017	3,084	→
Quarter ending September 2017	3,087	→
Quarter ending December 2017	3,087	→
Quarter ending March 2018	3,072	→
Variance since March 2017	(0.5%)	→



ACTIVITY

Cumulative percentage of contracted UDA delivered 2017 & 2018



Month	Adjusted Scheduled Activity (UDA)	
	2017	2018
April	275	295
May	867	948
June	1,441	1,518
July	2,337	2,395
August	2,931	3,133
September	3,431	3,627
October	4,113	4,362
November	4,916	5,145
December	5,595	5,741
January	6,194	6,275
February	6,816	7,074
March	7,566	7,777
April	7,904	7,969
May	7,909	7,975
June	7,913	7,980

QUALITY

	Quantity	Base Number	Contract	AT	Region	England
% of FP17s for the same patient ID Re-attending within 3 months - Children	19	655	2.9%	10.9%	12.8%	11.9%
% of FP17s for the same patient ID Re-attending within 3 months - Adults	444	3,864	11.5%	14.8%	16.5%	16.0%
% of FP17s for the same patient ID Re-attending between 3 & 9 months - Children	446	655	68.1%	60.8%	59.7%	58.3%
% of FP17s for the same patient ID Re-attending between 3 & 9 months - Adults	2,326	3,864	60.2%	54.6%	52.6%	50.3%
% of FP17s for Band 1 Urgent Courses	57	4,428	1.3%	8.6%	9.1%	9.1%
% of FP17s Relating to Free Repair or Replacements	28	4,428	0.6%	0.9%	1.0%	0.8%
% of FP17s Relating to Continuations	138	4,428	3.1%	1.1%	1.2%	1.0%
% of Patients satisfied with the dentistry they have received	4	4	N/A	91.4%	91.6%	91.5%
% of Patients satisfied with the time they had to wait for an appointment	4	4	N/A	88.2%	88.3%	87.9%

* This is based on patients treated on this contract for their most recent course of treatment. Figures in italics indicate the base number of FP17s or Patient Questionnaire responses are less than 100. N/A is shown where the base number of responses is less than 10 during the period. % is calculated as Quantity/Base number*100

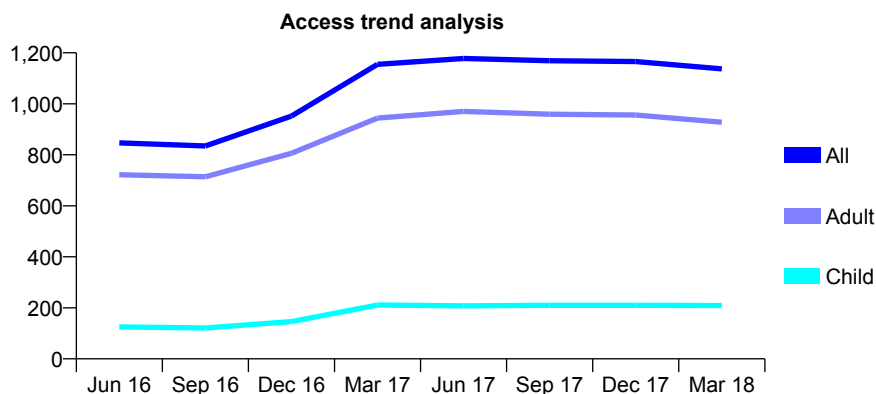
Q52 - Vital Signs At a Glance Contract Report for 759740/0005 - Year end March 2018

Name or company name	N Kaushal
Contract type name	GDS Contract
Purpose of contract	General
Contract start date	08/05/2015
Contract end date	

17/18 Contracted general activity (UDA)	3,242
Carry forward general activity (UDA)	-65
17/18 Contracted orthodontic activity (UOA)	0
Carry forward orthodontic activity (UOA)	0
Baseline contract value	£96,252.12

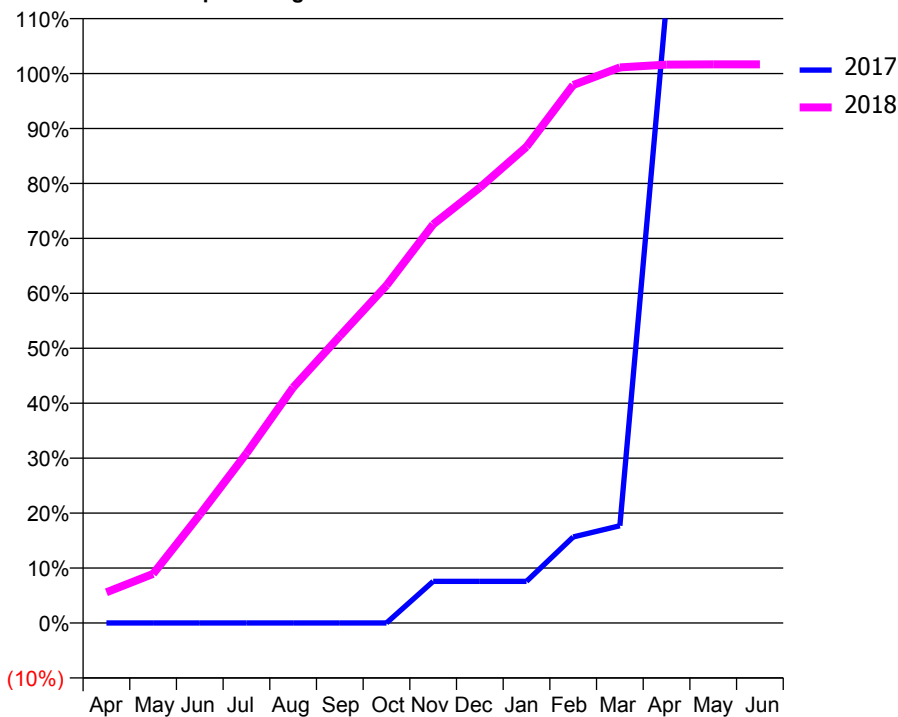
ACCESS*

Patients seen in 24 months	Total	Change since previous quarter
Quarter ending March 2017	1,155	
Quarter ending June 2017	1,178	→
Quarter ending September 2017	1,169	→
Quarter ending December 2017	1,166	→
Quarter ending March 2018	1,137	↓
Variance since March 2017	(1.6%)	↓



ACTIVITY

Cumulative percentage of contracted UDA delivered 2017 & 2018



Month	Adjusted Scheduled Activity (UDA)	
	2017	2018
April	0	181
May	0	290
June	0	639
July	0	1,001
August	0	1,390
September	0	1,692
October	0	1,992
November	246	2,352
December	246	2,569
January	246	2,810
February	508	3,174
March	574	3,278
April	3,657	3,295
May	3,662	3,296
June	3,662	3,296

QUALITY

	Quantity	Base Number	Contract	AT	Region	England
% of FP17s for the same patient ID Re-attending within 3 months - Children	36	535	6.7%	10.9%	12.8%	11.9%
% of FP17s for the same patient ID Re-attending within 3 months - Adults	324	2,681	12.1%	14.8%	16.5%	16.0%
% of FP17s for the same patient ID Re-attending between 3 & 9 months - Children	253	535	47.3%	60.8%	59.7%	58.3%
% of FP17s for the same patient ID Re-attending between 3 & 9 months - Adults	1,758	2,681	65.6%	54.6%	52.6%	50.3%
% of FP17s for Band 1 Urgent Courses	195	1,633	11.9%	8.6%	9.1%	9.1%
% of FP17s Relating to Free Repair or Replacements	111	1,633	6.8%	0.9%	1.0%	0.8%
% of FP17s Relating to Continuations	2	1,633	0.1%	1.1%	1.2%	1.0%
% of Patients satisfied with the dentistry they have received	1	2	N/A	91.4%	91.6%	91.5%
% of Patients satisfied with the time they had to wait for an appointment	1	2	N/A	88.2%	88.3%	87.9%

* This is based on patients treated on this contract for their most recent course of treatment. Figures in italics indicate the base number of FP17s or Patient Questionnaire responses are less than 100. N/A is shown where the base number of responses is less than 10 during the period. % is calculated as Quantity/Base number*100

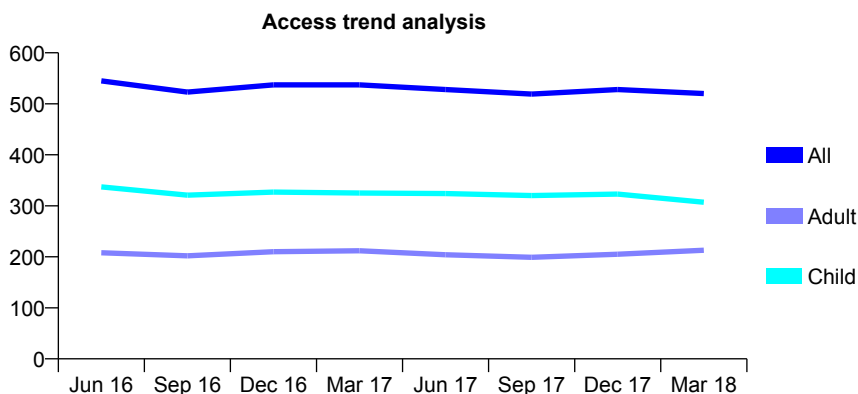
Q52 - Vital Signs At a Glance Contract Report for 764183/0001 - Year end March 2018

Name or company name	MRS P DHILLON
Contract type name	GDS Contract
Purpose of contract	General
Contract start date	01/08/2006
Contract end date	

17/18 Contracted general activity (UDA)	1,550
Carry forward general activity (UDA)	0
17/18 Contracted orthodontic activity (UOA)	0
Carry forward orthodontic activity (UOA)	0
Baseline contract value	£49,689.36

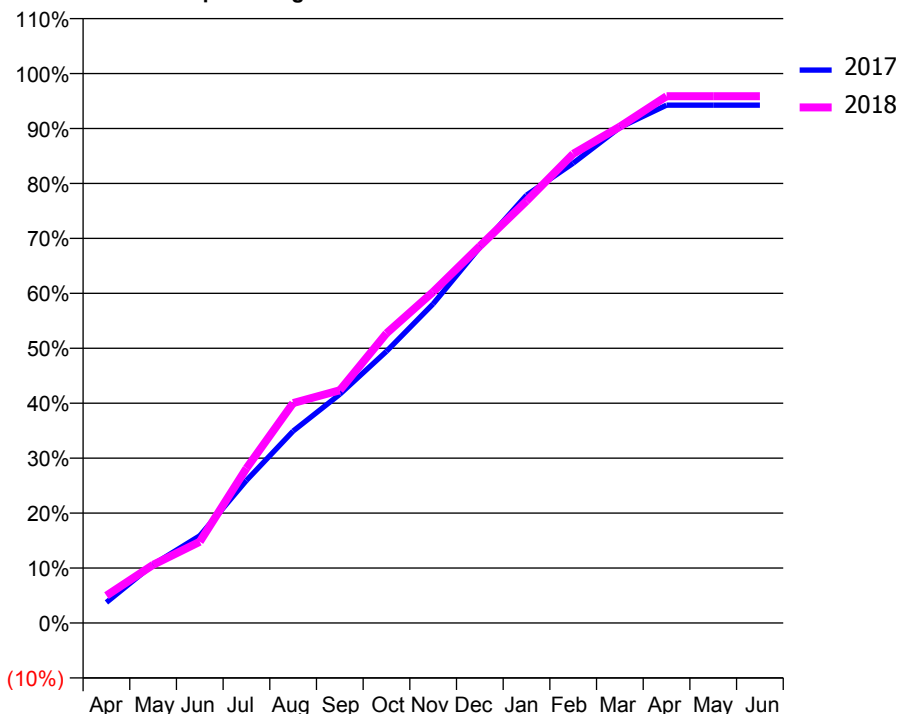
ACCESS*

Patients seen in 24 months	Total	Change since previous quarter
Quarter ending March 2017	537	
Quarter ending June 2017	528	↓
Quarter ending September 2017	519	↓
Quarter ending December 2017	528	→
Quarter ending March 2018	520	↓
Variance since March 2017	(3.2%)	↓



ACTIVITY

Cumulative percentage of contracted UDA delivered 2017 & 2018



Month	Adjusted Scheduled Activity (UDA)	
	2017	2018
April	58	77
May	165	164
June	246	229
July	402	436
August	541	620
September	645	656
October	766	817
November	900	934
December	1,060	1,063
January	1,207	1,190
February	1,297	1,324
March	1,398	1,400
April	1,461	1,486
May	1,461	1,486
June	1,461	1,486

QUALITY

	Quantity	Base Number	Contract	AT	Region	England
% of FP17s for the same patient ID Re-attending within 3 months - Children	33	573	5.8%	10.9%	12.8%	11.9%
% of FP17s for the same patient ID Re-attending within 3 months - Adults	39	272	14.3%	14.8%	16.5%	16.0%
% of FP17s for the same patient ID Re-attending between 3 & 9 months - Children	417	573	72.8%	60.8%	59.7%	58.3%
% of FP17s for the same patient ID Re-attending between 3 & 9 months - Adults	171	272	62.9%	54.6%	52.6%	50.3%
% of FP17s for Band 1 Urgent Courses	10	844	1.2%	8.6%	9.1%	9.1%
% of FP17s Relating to Free Repair or Replacements	0	844	0.0%	0.9%	1.0%	0.8%
% of FP17s Relating to Continuations	2	844	0.2%	1.1%	1.2%	1.0%
% of Patients satisfied with the dentistry they have received	0	0	N/A	91.4%	91.6%	91.5%
% of Patients satisfied with the time they had to wait for an appointment	0	0	N/A	88.2%	88.3%	87.9%

* This is based on patients treated on this contract for their most recent course of treatment. Figures in italics indicate the base number of FP17s or Patient Questionnaire responses are less than 100. N/A is shown where the base number of responses is less than 10 during the period. % is calculated as Quantity/Base number*100

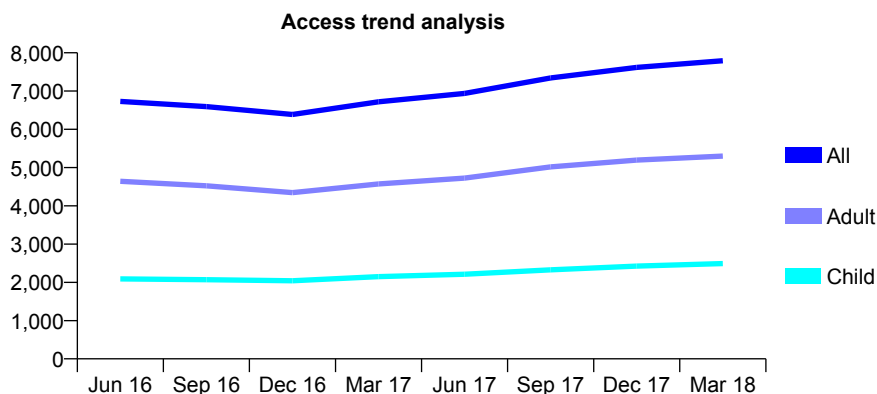
Q52 - Vital Signs At a Glance Contract Report for 764302/0001 - Year end March 2018

Name or company name	MR IH AL-HUSSEIN
Contract type name	GDS Contract
Purpose of contract	General
Contract start date	01/04/2006
Contract end date	

17/18 Contracted general activity (UDA)	15,945
Carry forward general activity (UDA)	2,841
17/18 Contracted orthodontic activity (UOA)	0
Carry forward orthodontic activity (UOA)	0
Baseline contract value	£476,554.30

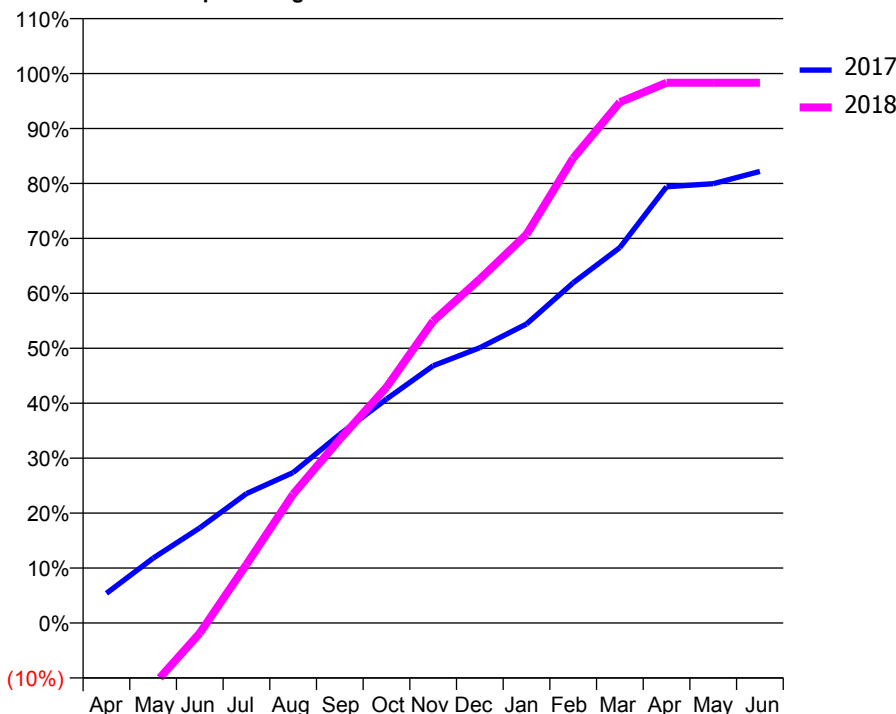
ACCESS*

Patients seen in 24 months	Total	Change since previous quarter
Quarter ending March 2017	6,718	
Quarter ending June 2017	6,937	↑
Quarter ending September 2017	7,344	↑
Quarter ending December 2017	7,618	↑
Quarter ending March 2018	7,792	↑
Variance since March 2017	16.0%	↑



ACTIVITY

Cumulative percentage of contracted UDA delivered 2017 & 2018



Month	Adjusted Scheduled Activity (UDA)	
	2017	2018
April	859	-2,528
May	1,881	-1,813
June	2,761	-298
July	3,757	1,702
August	4,365	3,740
September	5,476	5,334
October	6,500	6,842
November	7,466	8,762
December	7,988	9,980
January	8,679	11,276
February	9,871	13,492
March	10,896	15,112
April	12,660	15,678
May	12,747	15,678
June	13,104	15,678

QUALITY

	Quantity	Base Number	Contract	AT	Region	England
% of FP17s for the same patient ID Re-attending within 3 months - Children	173	3,824	4.5%	10.9%	12.8%	11.9%
% of FP17s for the same patient ID Re-attending within 3 months - Adults	603	7,379	8.2%	14.8%	16.5%	16.0%
% of FP17s for the same patient ID Re-attending between 3 & 9 months - Children	1,882	3,824	49.2%	60.8%	59.7%	58.3%
% of FP17s for the same patient ID Re-attending between 3 & 9 months - Adults	3,134	7,379	42.5%	54.6%	52.6%	50.3%
% of FP17s for Band 1 Urgent Courses	531	9,509	5.6%	8.6%	9.1%	9.1%
% of FP17s Relating to Free Repair or Replacements	0	9,509	0.0%	0.9%	1.0%	0.8%
% of FP17s Relating to Continuations	64	9,509	0.7%	1.1%	1.2%	1.0%
% of Patients satisfied with the dentistry they have received	6	7	N/A	91.4%	91.6%	91.5%
% of Patients satisfied with the time they had to wait for an appointment	7	7	N/A	88.2%	88.3%	87.9%

* This is based on patients treated on this contract for their most recent course of treatment. Figures in italics indicate the base number of FP17s or Patient Questionnaire responses are less than 100. N/A is shown where the base number of responses is less than 10 during the period. % is calculated as Quantity/Base number*100

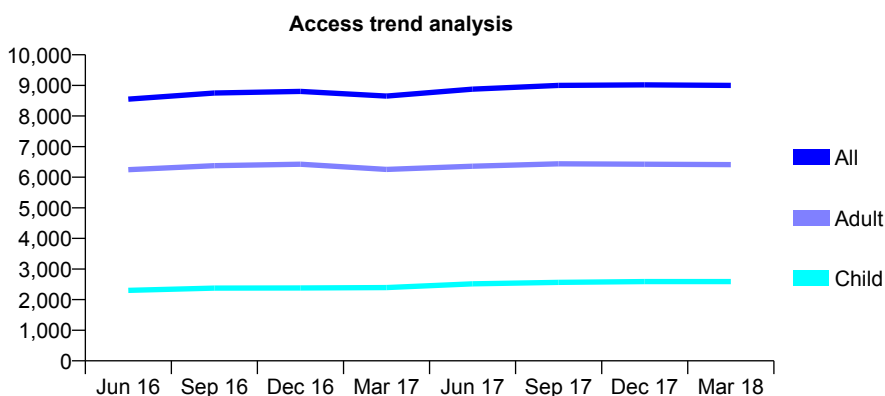
Q52 - Vital Signs At a Glance Contract Report for 765007/0002 - Year end March 2018

Name or company name	Nationwide Healthcare Providers Ltd
Contract type name	GDS Contract
Purpose of contract	General
Contract start date	01/04/2008
Contract end date	

17/18 Contracted general activity (UDA)	26,101
Carry forward general activity (UDA)	226
17/18 Contracted orthodontic activity (UOA)	0
Carry forward orthodontic activity (UOA)	0
Baseline contract value	£627,078.57

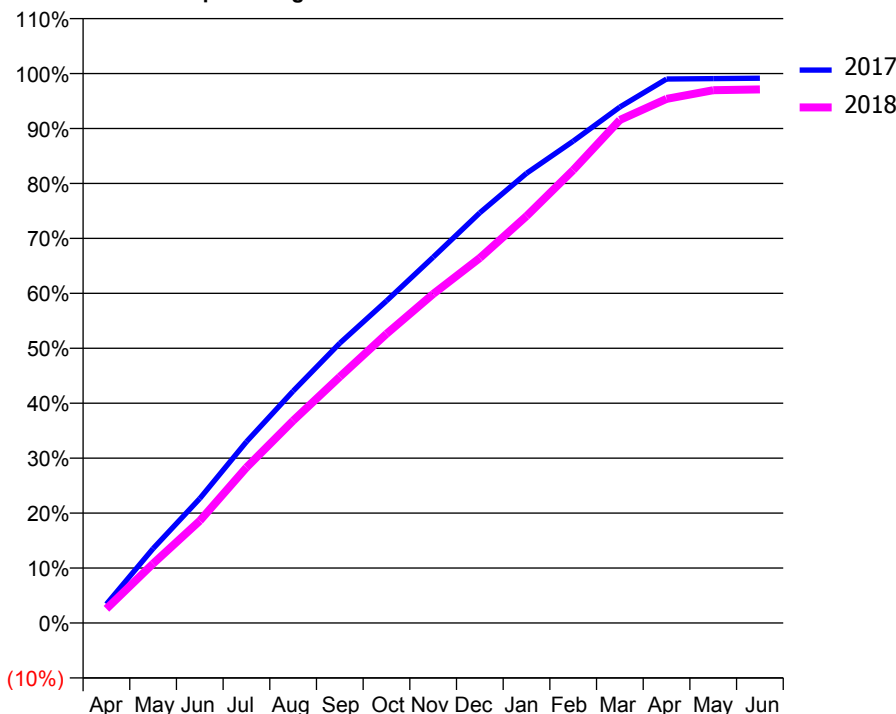
ACCESS*

Patients seen in 24 months	Total	Change since previous quarter
Quarter ending March 2017	8,651	
Quarter ending June 2017	8,876	↑
Quarter ending September 2017	9,001	→
Quarter ending December 2017	9,016	→
Quarter ending March 2018	9,000	→
Variance since March 2017	4.0%	↑



ACTIVITY

Cumulative percentage of contracted UDA delivered 2017 & 2018



Adjusted Scheduled Activity (UDA)

Month	2017	2018
April	895	674
May	3,538	2,824
June	5,914	4,857
July	8,608	7,390
August	11,015	9,612
September	13,291	11,696
October	15,298	13,736
November	17,374	15,628
December	19,485	17,337
January	21,360	19,327
February	22,886	21,513
March	24,512	23,895
April	25,841	24,897
May	25,861	25,309
June	25,875	25,343

QUALITY

	Quantity	Base Number	Contract	AT	Region	England
% of FP17s for the same patient ID Re-attending within 3 months - Children	236	3,291	7.2%	10.9%	12.8%	11.9%
% of FP17s for the same patient ID Re-attending within 3 months - Adults	833	7,643	10.9%	14.8%	16.5%	16.0%
% of FP17s for the same patient ID Re-attending between 3 & 9 months - Children	1,732	3,291	52.6%	60.8%	59.7%	58.3%
% of FP17s for the same patient ID Re-attending between 3 & 9 months - Adults	3,672	7,643	48.0%	54.6%	52.6%	50.3%
% of FP17s for Band 1 Urgent Courses	269	11,113	2.4%	8.6%	9.1%	9.1%
% of FP17s Relating to Free Repair or Replacements	54	11,113	0.5%	0.9%	1.0%	0.8%
% of FP17s Relating to Continuations	250	11,113	2.2%	1.1%	1.2%	1.0%
% of Patients satisfied with the dentistry they have received	3	4	N/A	91.4%	91.6%	91.5%
% of Patients satisfied with the time they had to wait for an appointment	3	4	N/A	88.2%	88.3%	87.9%

* This is based on patients treated on this contract for their most recent course of treatment. Figures in italics indicate the base number of FP17s or Patient Questionnaire responses are less than 100. N/A is shown where the base number of responses is less than 10 during the period. % is calculated as Quantity/Base number*100

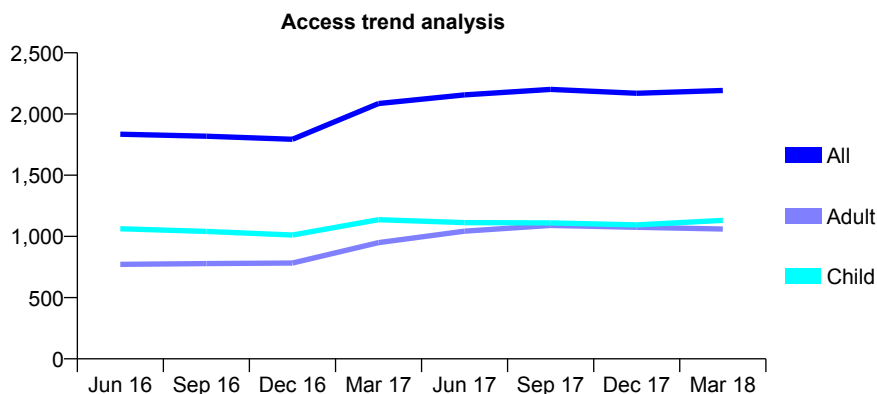
Q52 - Vital Signs At a Glance Contract Report for 772038/0001 - Year end March 2018

Name or company name	MR Z HUSSAIN
Contract type name	GDS Contract
Purpose of contract	General
Contract start date	01/04/2006
Contract end date	

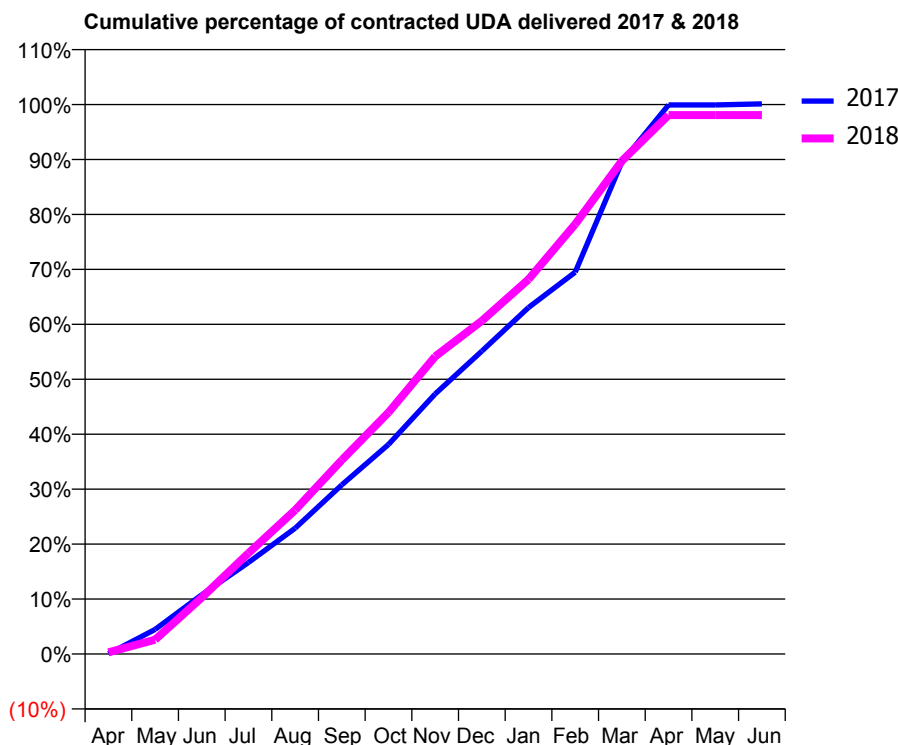
17/18 Contracted general activity (UDA)	6,112
Carry forward general activity (UDA)	-7
17/18 Contracted orthodontic activity (UOA)	0
Carry forward orthodontic activity (UOA)	0
Baseline contract value	£152,537.99

ACCESS*

Patients seen in 24 months	Total	Change since previous quarter
Quarter ending March 2017	2,086	
Quarter ending June 2017	2,156	↑
Quarter ending September 2017	2,201	↑
Quarter ending December 2017	2,169	↓
Quarter ending March 2018	2,192	→
Variance since March 2017	5.1%	↑



ACTIVITY



Month	Adjusted Scheduled Activity (UDA)	
	2017	2018
April	3	18
May	273	160
June	656	629
July	1,012	1,123
August	1,390	1,601
September	1,870	2,157
October	2,316	2,687
November	2,875	3,310
December	3,347	3,706
January	3,830	4,167
February	4,221	4,781
March	5,438	5,485
April	6,068	5,995
May	6,068	5,995
June	6,080	5,995

QUALITY

	Quantity	Base Number	Contract	AT	Region	England
% of FP17s for the same patient ID Re-attending within 3 months - Children	58	2,545	2.3%	10.9%	12.8%	11.9%
% of FP17s for the same patient ID Re-attending within 3 months - Adults	46	1,423	3.2%	14.8%	16.5%	16.0%
% of FP17s for the same patient ID Re-attending between 3 & 9 months - Children	2,092	2,545	82.2%	60.8%	59.7%	58.3%
% of FP17s for the same patient ID Re-attending between 3 & 9 months - Adults	913	1,423	64.2%	54.6%	52.6%	50.3%
% of FP17s for Band 1 Urgent Courses	55	3,972	1.4%	8.6%	9.1%	9.1%
% of FP17s Relating to Free Repair or Replacements	2	3,972	0.1%	0.9%	1.0%	0.8%
% of FP17s Relating to Continuations	0	3,972	0.0%	1.1%	1.2%	1.0%
% of Patients satisfied with the dentistry they have received	3	3	N/A	91.4%	91.6%	91.5%
% of Patients satisfied with the time they had to wait for an appointment	3	3	N/A	88.2%	88.3%	87.9%

* This is based on patients treated on this contract for their most recent course of treatment. Figures in italics indicate the base number of FP17s or Patient Questionnaire responses are less than 100. N/A is shown where the base number of responses is less than 10 during the period. % is calculated as Quantity/Base number*100

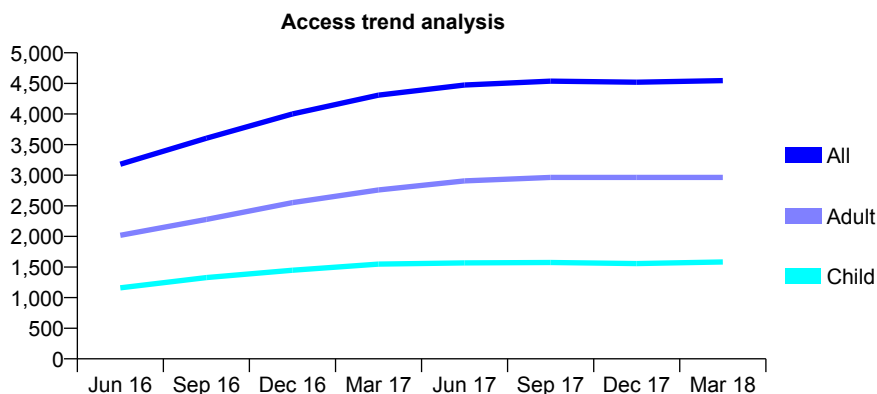
Q52 - Vital Signs At a Glance Contract Report for 773867/0002 - Year end March 2018

Name or company name	MR PK TSAKPO
Contract type name	GDS Contract
Purpose of contract	General
Contract start date	19/08/2015
Contract end date	

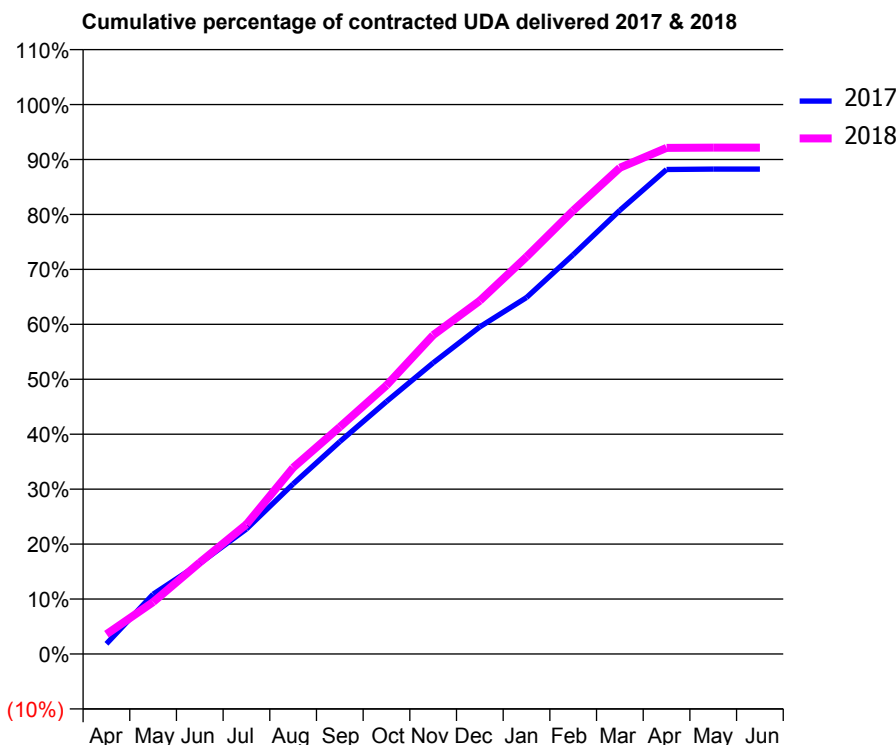
17/18 Contracted general activity (UDA)	15,240
Carry forward general activity (UDA)	0
17/18 Contracted orthodontic activity (UOA)	0
Carry forward orthodontic activity (UOA)	0
Baseline contract value	£397,579.93

ACCESS*

Patients seen in 24 months	Total	Change since previous quarter
Quarter ending March 2017	4,308	
Quarter ending June 2017	4,474	↑
Quarter ending September 2017	4,538	→
Quarter ending December 2017	4,519	→
Quarter ending March 2018	4,545	→
Variance since March 2017	5.5%	↑



ACTIVITY



Month	Adjusted Scheduled Activity (UDA)	
	2017	2018
April	281	549
May	1,658	1,442
June	2,513	2,537
July	3,467	3,596
August	4,716	5,167
September	5,888	6,298
October	7,002	7,451
November	8,076	8,843
December	9,072	9,800
January	9,888	11,015
February	11,074	12,297
March	12,308	13,486
April	13,438	14,036
May	13,450	14,044
June	13,447	14,045

QUALITY

	Quantity	Base Number	Contract	AT	Region	England
% of FP17s for the same patient ID Re-attending within 3 months - Children	362	2,723	13.3%	10.9%	12.8%	11.9%
% of FP17s for the same patient ID Re-attending within 3 months - Adults	914	4,584	19.9%	14.8%	16.5%	16.0%
% of FP17s for the same patient ID Re-attending between 3 & 9 months - Children	1,413	2,723	51.9%	60.8%	59.7%	58.3%
% of FP17s for the same patient ID Re-attending between 3 & 9 months - Adults	2,013	4,584	43.9%	54.6%	52.6%	50.3%
% of FP17s for Band 1 Urgent Courses	506	7,060	7.2%	8.6%	9.1%	9.1%
% of FP17s Relating to Free Repair or Replacements	57	7,060	0.8%	0.9%	1.0%	0.8%
% of FP17s Relating to Continuations	58	7,060	0.8%	1.1%	1.2%	1.0%
% of Patients satisfied with the dentistry they have received	12	13	92.3%	91.4%	91.6%	91.5%
% of Patients satisfied with the time they had to wait for an appointment	10	13	76.9%	88.2%	88.3%	87.9%

* This is based on patients treated on this contract for their most recent course of treatment. Figures in italics indicate the base number of FP17s or Patient Questionnaire responses are less than 100. N/A is shown where the base number of responses is less than 10 during the period. % is calculated as Quantity/Base number*100

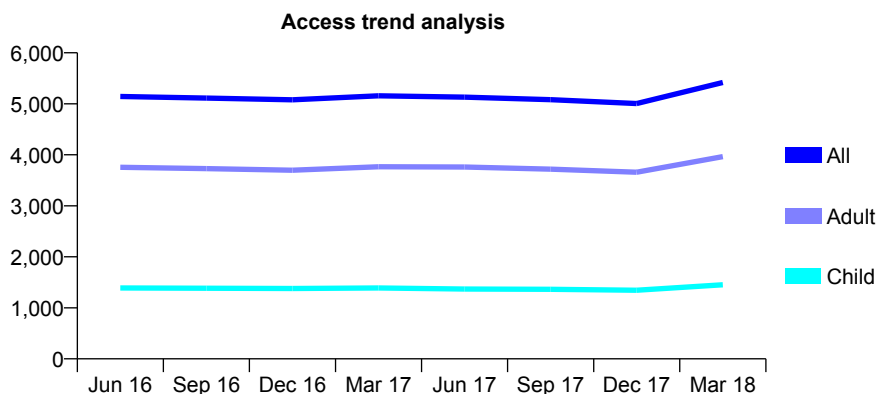
Q52 - Vital Signs At a Glance Contract Report for 776033/0001 - Year end March 2018

Name or company name	Mr EA Fowode
Contract type name	GDS Contract
Purpose of contract	General
Contract start date	01/11/2006
Contract end date	

17/18 Contracted general activity (UDA)	18,800
Carry forward general activity (UDA)	0
17/18 Contracted orthodontic activity (UOA)	0
Carry forward orthodontic activity (UOA)	0
Baseline contract value	£445,041.34

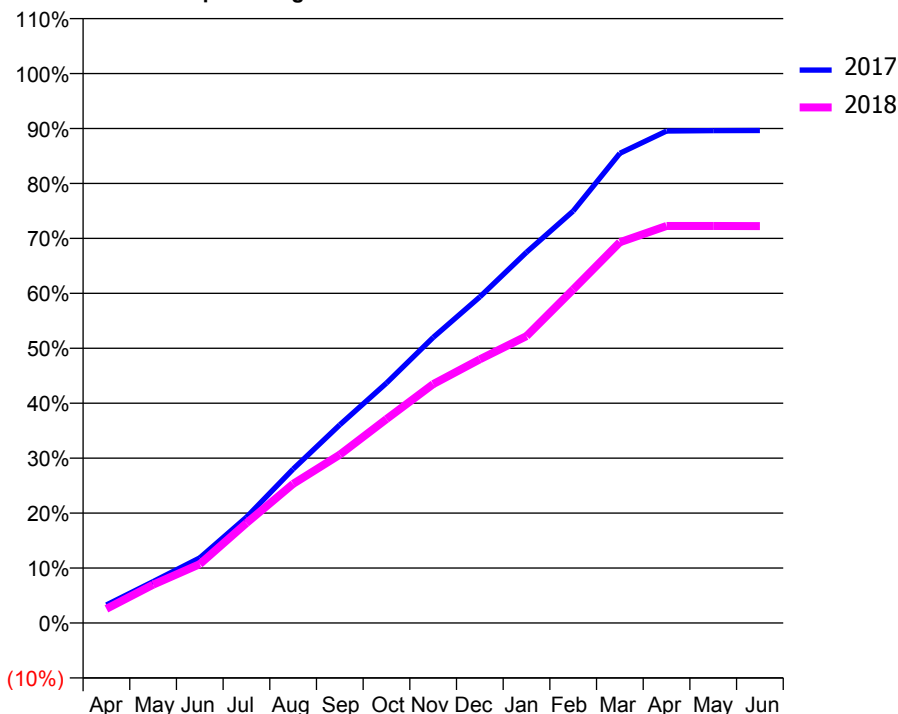
ACCESS*

Patients seen in 24 months	Total	Change since previous quarter
Quarter ending March 2017	5,156	
Quarter ending June 2017	5,131	→
Quarter ending September 2017	5,082	→
Quarter ending December 2017	5,004	↓
Quarter ending March 2018	5,417	↑
Variance since March 2017	5.1%	↑



ACTIVITY

Cumulative percentage of contracted UDA delivered 2017 & 2018



Month	Adjusted Scheduled Activity (UDA)	
	2017	2018
April	616	485
May	1,416	1,311
June	2,228	2,015
July	3,620	3,418
August	5,269	4,760
September	6,780	5,760
October	8,209	6,978
November	9,769	8,173
December	11,159	9,020
January	12,687	9,816
February	14,096	11,413
March	16,069	13,029
April	16,833	13,583
May	16,848	13,583
June	16,851	13,580

QUALITY

	Quantity	Base Number	Contract	AT	Region	England
% of FP17s for the same patient ID Re-attending within 3 months - Children	268	2,349	11.4%	10.9%	12.8%	11.9%
% of FP17s for the same patient ID Re-attending within 3 months - Adults	701	5,772	12.1%	14.8%	16.5%	16.0%
% of FP17s for the same patient ID Re-attending between 3 & 9 months - Children	1,519	2,349	64.7%	60.8%	59.7%	58.3%
% of FP17s for the same patient ID Re-attending between 3 & 9 months - Adults	3,839	5,772	66.5%	54.6%	52.6%	50.3%
% of FP17s for Band 1 Urgent Courses	399	8,094	4.9%	8.6%	9.1%	9.1%
% of FP17s Relating to Free Repair or Replacements	90	8,094	1.1%	0.9%	1.0%	0.8%
% of FP17s Relating to Continuations	33	8,094	0.4%	1.1%	1.2%	1.0%
% of Patients satisfied with the dentistry they have received	3	4	N/A	91.4%	91.6%	91.5%
% of Patients satisfied with the time they had to wait for an appointment	3	4	N/A	88.2%	88.3%	87.9%

* This is based on patients treated on this contract for their most recent course of treatment. Figures in italics indicate the base number of FP17s or Patient Questionnaire responses are less than 100. N/A is shown where the base number of responses is less than 10 during the period. % is calculated as Quantity/Base number*100

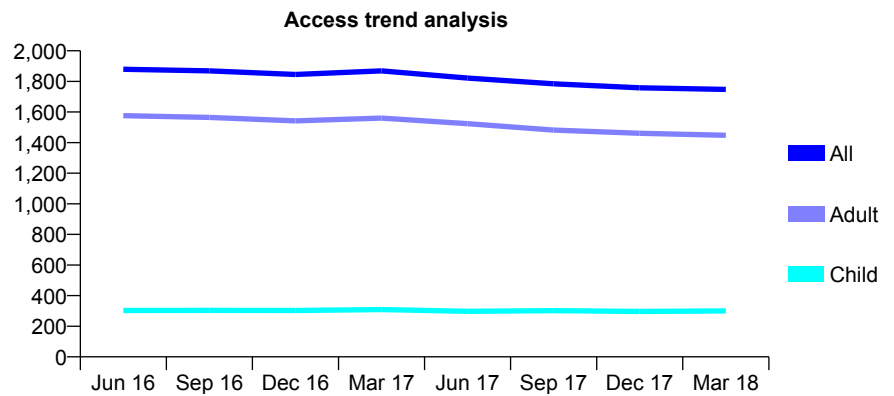
Q52 - Vital Signs At a Glance Contract Report for 776076/0001 - Year end March 2018

Name or company name	Bingley Dental Practice
Contract type name	GDS Contract
Purpose of contract	General
Contract start date	19/05/2011
Contract end date	

17/18 Contracted general activity (UDA)	5,981
Carry forward general activity (UDA)	213
17/18 Contracted orthodontic activity (UOA)	0
Carry forward orthodontic activity (UOA)	0
Baseline contract value	£165,495.11

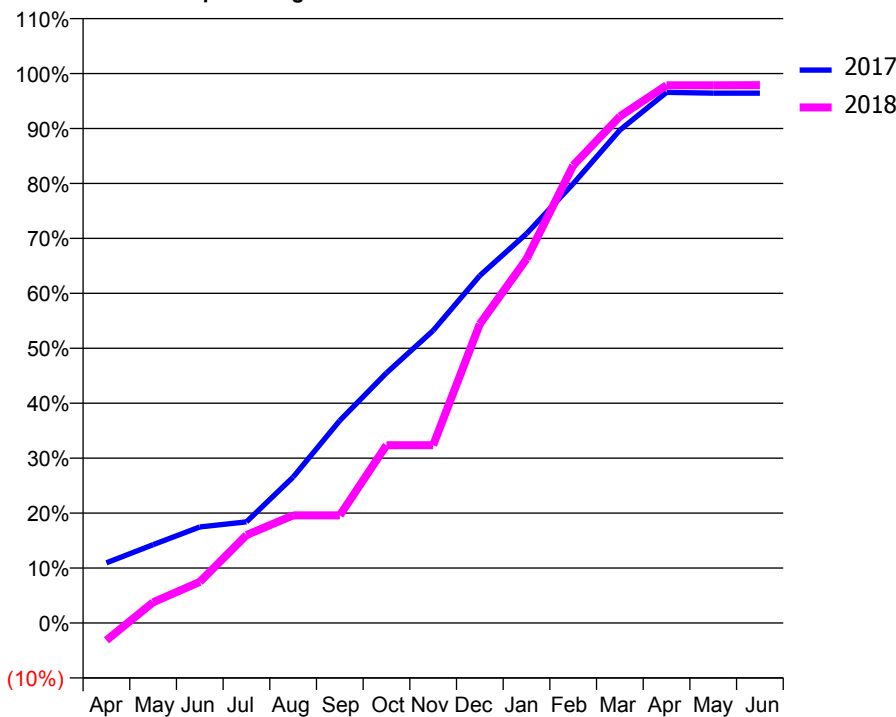
ACCESS*

Patients seen in 24 months	Total	Change since previous quarter
Quarter ending March 2017	1,869	
Quarter ending June 2017	1,822	↓
Quarter ending September 2017	1,784	↓
Quarter ending December 2017	1,758	↓
Quarter ending March 2018	1,748	→
Variance since March 2017	(6.5%)	↓



ACTIVITY

Cumulative percentage of contracted UDA delivered 2017 & 2018



Month	Adjusted Scheduled Activity (UDA)	
	2017	2018
April	655	-190
May	853	226
June	1,045	448
July	1,101	957
August	1,589	1,172
September	2,204	1,172
October	2,723	1,935
November	3,183	1,935
December	3,781	3,254
January	4,238	3,962
February	4,782	4,980
March	5,366	5,514
April	5,776	5,853
May	5,768	5,853
June	5,768	5,854

QUALITY

	Quantity	Base Number	Contract	AT	Region	England
% of FP17s for the same patient ID Re-attending within 3 months - Children	42	499	8.4%	10.9%	12.8%	11.9%
% of FP17s for the same patient ID Re-attending within 3 months - Adults	298	2,379	12.5%	14.8%	16.5%	16.0%
% of FP17s for the same patient ID Re-attending between 3 & 9 months - Children	355	499	71.1%	60.8%	59.7%	58.3%
% of FP17s for the same patient ID Re-attending between 3 & 9 months - Adults	1,716	2,379	72.1%	54.6%	52.6%	50.3%
% of FP17s for Band 1 Urgent Courses	128	2,816	4.5%	8.6%	9.1%	9.1%
% of FP17s Relating to Free Repair or Replacements	27	2,816	1.0%	0.9%	1.0%	0.8%
% of FP17s Relating to Continuations	29	2,816	1.0%	1.1%	1.2%	1.0%
% of Patients satisfied with the dentistry they have received	11	11	100.0%	91.4%	91.6%	91.5%
% of Patients satisfied with the time they had to wait for an appointment	11	11	100.0%	88.2%	88.3%	87.9%

* This is based on patients treated on this contract for their most recent course of treatment. Figures in italics indicate the base number of FP17s or Patient Questionnaire responses are less than 100. N/A is shown where the base number of responses is less than 10 during the period. % is calculated as Quantity/Base number*100

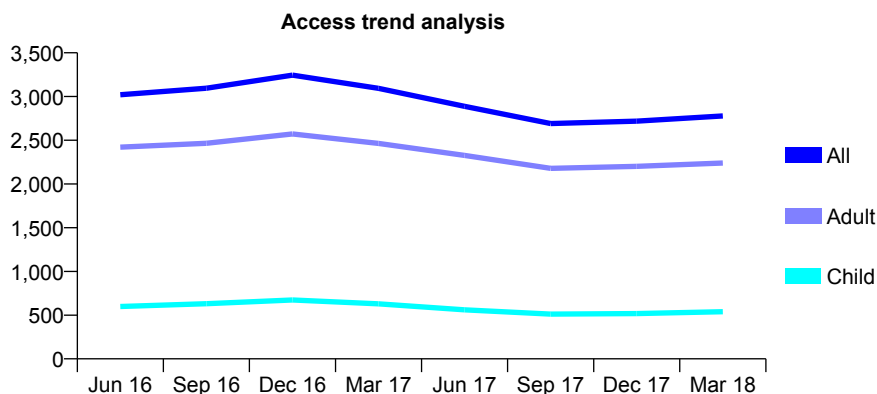
Q52 - Vital Signs At a Glance Contract Report for 776777/0001 - Year end March 2018

Name or company name	MR HR LETUKA
Contract type name	PDS Contract
Purpose of contract	General
Contract start date	16/02/2008
Contract end date	23/06/2023

17/18 Contracted general activity (UDA)	9,700
Carry forward general activity (UDA)	-194
17/18 Contracted orthodontic activity (UOA)	0
Carry forward orthodontic activity (UOA)	0
Baseline contract value	£303,925.12

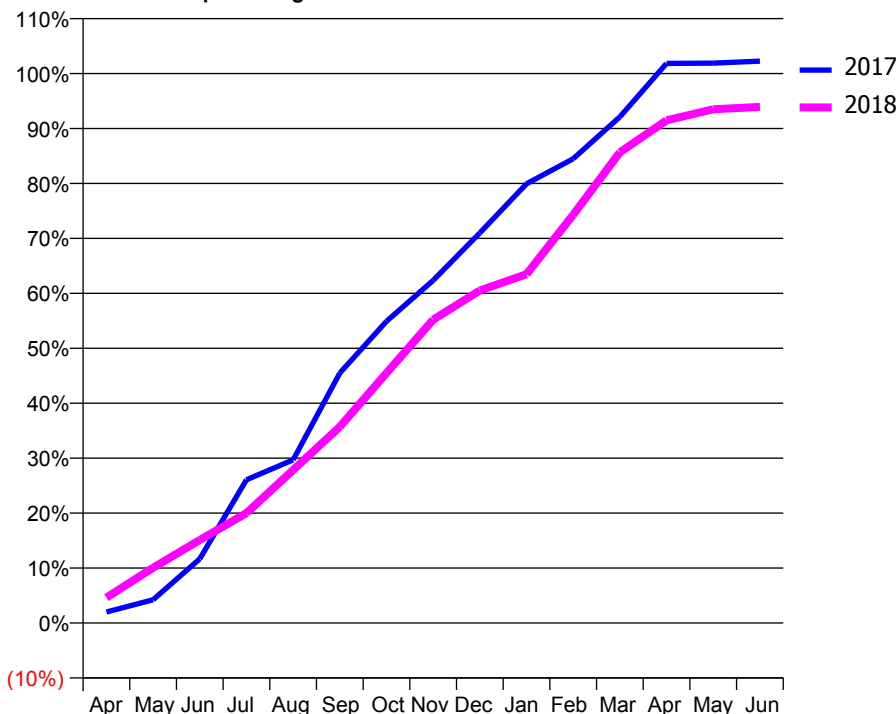
ACCESS*

Patients seen in 24 months	Total	Change since previous quarter
Quarter ending March 2017	3,093	
Quarter ending June 2017	2,887	↓
Quarter ending September 2017	2,691	↓
Quarter ending December 2017	2,719	→
Quarter ending March 2018	2,778	↑
Variance since March 2017	(10.2%)	↓



ACTIVITY

Cumulative percentage of contracted UDA delivered 2017 & 2018



Month	Adjusted Scheduled Activity (UDA)	
	2017	2018
April	194	448
May	411	976
June	1,133	1,466
July	2,528	1,941
August	2,880	2,701
September	4,413	3,464
October	5,326	4,412
November	6,047	5,353
December	6,885	5,869
January	7,753	6,157
February	8,196	7,206
March	8,933	8,308
April	9,877	8,872
May	9,883	9,068
June	9,917	9,111

QUALITY

	Quantity	Base Number	Contract	AT	Region	England
% of FP17s for the same patient ID Re-attending within 3 months - Children	65	832	7.8%	10.9%	12.8%	11.9%
% of FP17s for the same patient ID Re-attending within 3 months - Adults	463	3,357	13.8%	14.8%	16.5%	16.0%
% of FP17s for the same patient ID Re-attending between 3 & 9 months - Children	449	832	54.0%	60.8%	59.7%	58.3%
% of FP17s for the same patient ID Re-attending between 3 & 9 months - Adults	1,705	3,357	50.8%	54.6%	52.6%	50.3%
% of FP17s for Band 1 Urgent Courses	307	4,042	7.6%	8.6%	9.1%	9.1%
% of FP17s Relating to Free Repair or Replacements	0	4,042	0.0%	0.9%	1.0%	0.8%
% of FP17s Relating to Continuations	63	4,042	1.6%	1.1%	1.2%	1.0%
% of Patients satisfied with the dentistry they have received	1	1	N/A	91.4%	91.6%	91.5%
% of Patients satisfied with the time they had to wait for an appointment	1	1	N/A	88.2%	88.3%	87.9%

* This is based on patients treated on this contract for their most recent course of treatment. Figures in italics indicate the base number of FP17s or Patient Questionnaire responses are less than 100. N/A is shown where the base number of responses is less than 10 during the period. % is calculated as Quantity/Base number*100

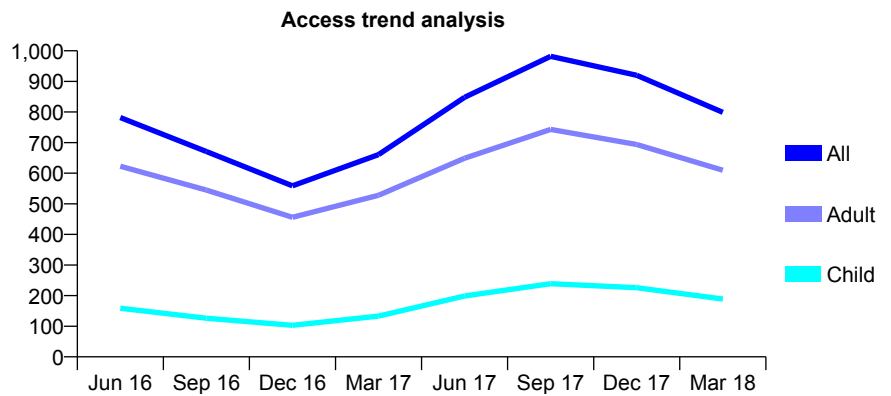
Q52 - Vital Signs At a Glance Contract Report for 776777/0002 - Year end March 2018

Name or company name	MR HR LETUKA
Contract type name	PDS Contract
Purpose of contract	General
Contract start date	24/06/2008
Contract end date	23/06/2018

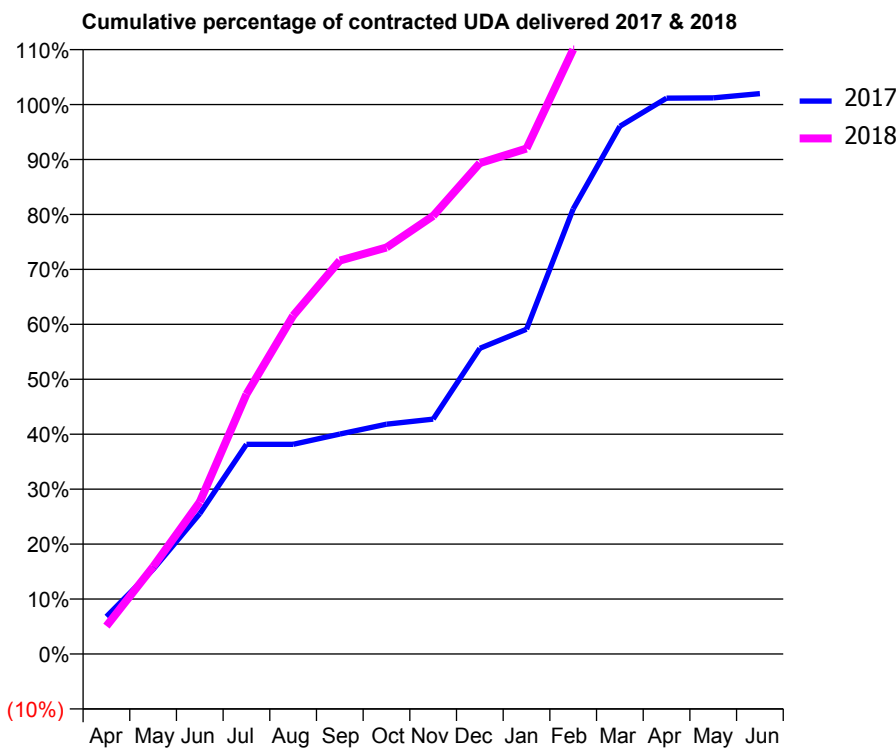
17/18 Contracted general activity (UDA)	2,300
Carry forward general activity (UDA)	-46
17/18 Contracted orthodontic activity (UOA)	0
Carry forward orthodontic activity (UOA)	0
Baseline contract value	£66,850.17

ACCESS*

Patients seen in 24 months	Total	Change since previous quarter
Quarter ending March 2017	661	
Quarter ending June 2017	848	↑
Quarter ending September 2017	982	↑
Quarter ending December 2017	920	↓
Quarter ending March 2018	799	↓
Variance since March 2017	20.9%	↑



ACTIVITY



Month	Adjusted Scheduled Activity (UDA)	
	2017	2018
April	157	117
May	354	365
June	587	637
July	878	1,087
August	878	1,416
September	921	1,647
October	962	1,702
November	983	1,834
December	1,279	2,055
January	1,359	2,116
February	1,863	2,530
March	2,209	2,565
April	2,327	2,565
May	2,328	2,577
June	2,346	2,577

QUALITY

	Quantity	Base Number	Contract	AT	Region	England
% of FP17s for the same patient ID Re-attending within 3 months - Children	11	344	3.2%	10.9%	12.8%	11.9%
% of FP17s for the same patient ID Re-attending within 3 months - Adults	69	882	7.8%	14.8%	16.5%	16.0%
% of FP17s for the same patient ID Re-attending between 3 & 9 months - Children	91	344	26.5%	60.8%	59.7%	58.3%
% of FP17s for the same patient ID Re-attending between 3 & 9 months - Adults	189	882	21.4%	54.6%	52.6%	50.3%
% of FP17s for Band 1 Urgent Courses	102	1,167	8.7%	8.6%	9.1%	9.1%
% of FP17s Relating to Free Repair or Replacements	0	1,167	0.0%	0.9%	1.0%	0.8%
% of FP17s Relating to Continuations	7	1,167	0.6%	1.1%	1.2%	1.0%
% of Patients satisfied with the dentistry they have received	1	1	N/A	91.4%	91.6%	91.5%
% of Patients satisfied with the time they had to wait for an appointment	1	1	N/A	88.2%	88.3%	87.9%

* This is based on patients treated on this contract for their most recent course of treatment. Figures in italics indicate the base number of FP17s or Patient Questionnaire responses are less than 100. N/A is shown where the base number of responses is less than 10 during the period. % is calculated as Quantity/Base number*100

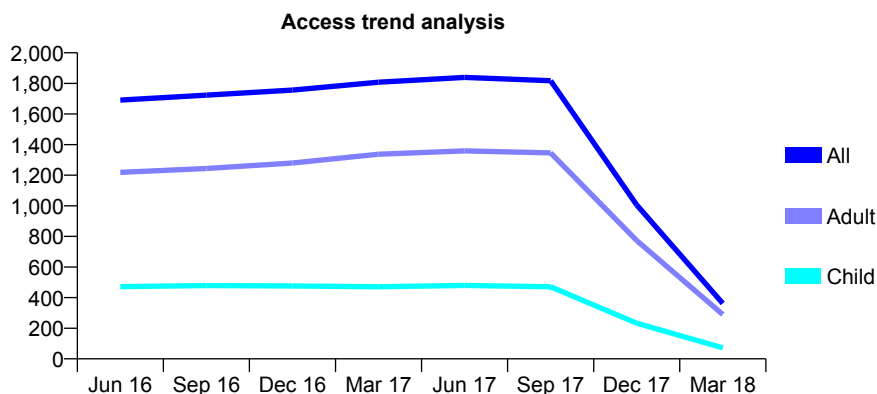
Q52 - Vital Signs At a Glance Contract Report for 782599/0001 - Year end March 2018

Name or company name	MR M BALA
Contract type name	PDS Contract
Purpose of contract	General
Contract start date	01/04/2008
Contract end date	31/08/2017

17/18 Contracted general activity (UDA)	2,735
Carry forward general activity (UDA)	0
17/18 Contracted orthodontic activity (UOA)	0
Carry forward orthodontic activity (UOA)	0
Baseline contract value	£82,337.51

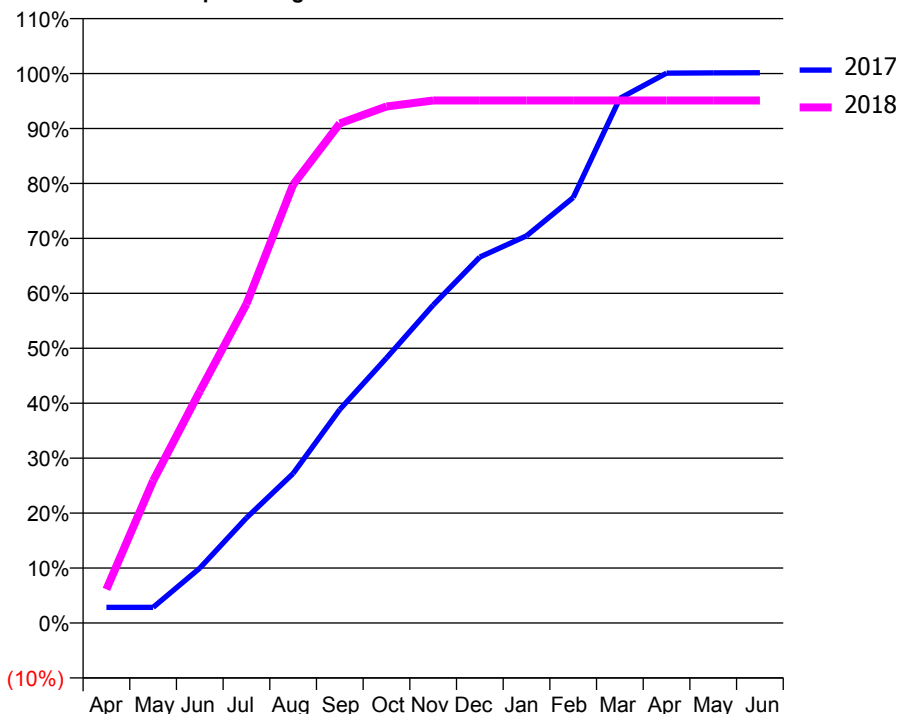
ACCESS*

Patients seen in 24 months	Total	Change since previous quarter
Quarter ending March 2017	1,808	
Quarter ending June 2017	1,839	→
Quarter ending September 2017	1,817	↓
Quarter ending December 2017	1,006	↓
Quarter ending March 2018	362	↓
Variance since March 2017	(80.0%)	↓



ACTIVITY

Cumulative percentage of contracted UDA delivered 2017 & 2018



Month	Adjusted Scheduled Activity (UDA)	
	2017	2018
April	187	168
May	187	708
June	656	1,153
July	1,256	1,588
August	1,787	2,182
September	2,551	2,487
October	3,167	2,571
November	3,798	2,601
December	4,371	2,601
January	4,625	2,601
February	5,083	2,601
March	6,267	2,601
April	6,569	2,601
May	6,572	2,601
June	6,573	2,601

QUALITY

	Quantity	Base Number	Contract	AT	Region	England
% of FP17s for the same patient ID Re-attending within 3 months - Children	23	319	7.2%	10.9%	12.8%	11.9%
% of FP17s for the same patient ID Re-attending within 3 months - Adults	147	966	15.2%	14.8%	16.5%	16.0%
% of FP17s for the same patient ID Re-attending between 3 & 9 months - Children	199	319	62.4%	60.8%	59.7%	58.3%
% of FP17s for the same patient ID Re-attending between 3 & 9 months - Adults	559	966	57.9%	54.6%	52.6%	50.3%
% of FP17s for Band 1 Urgent Courses	48	1,174	4.1%	8.6%	9.1%	9.1%
% of FP17s Relating to Free Repair or Replacements	4	1,174	0.3%	0.9%	1.0%	0.8%
% of FP17s Relating to Continuations	12	1,174	1.0%	1.1%	1.2%	1.0%
% of Patients satisfied with the dentistry they have received	4	4	N/A	91.4%	91.6%	91.5%
% of Patients satisfied with the time they had to wait for an appointment	4	4	N/A	88.2%	88.3%	87.9%

* This is based on patients treated on this contract for their most recent course of treatment. Figures in italics indicate the base number of FP17s or Patient Questionnaire responses are less than 100. N/A is shown where the base number of responses is less than 10 during the period. % is calculated as Quantity/Base number*100

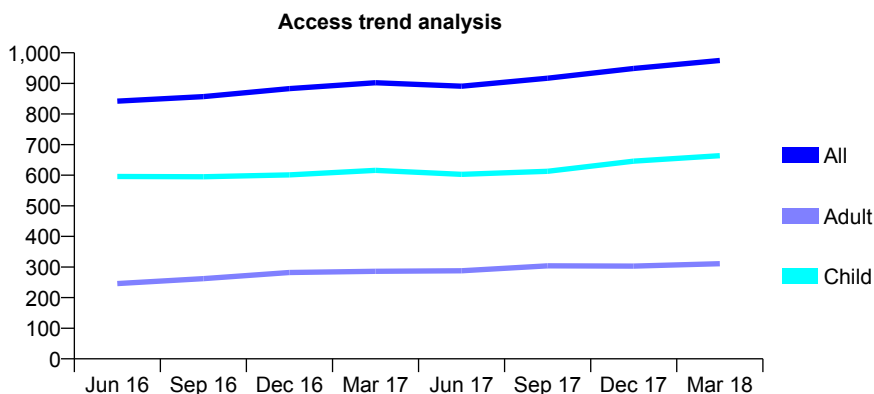
Q52 - Vital Signs At a Glance Contract Report for 782815/0001 - Year end March 2018

Name or company name	MR OJ WAINWRIGHT
Contract type name	GDS Contract
Purpose of contract	General
Contract start date	01/02/2015
Contract end date	

17/18 Contracted general activity (UDA)	2,182
Carry forward general activity (UDA)	44
17/18 Contracted orthodontic activity (UOA)	0
Carry forward orthodontic activity (UOA)	0
Baseline contract value	£47,326.14

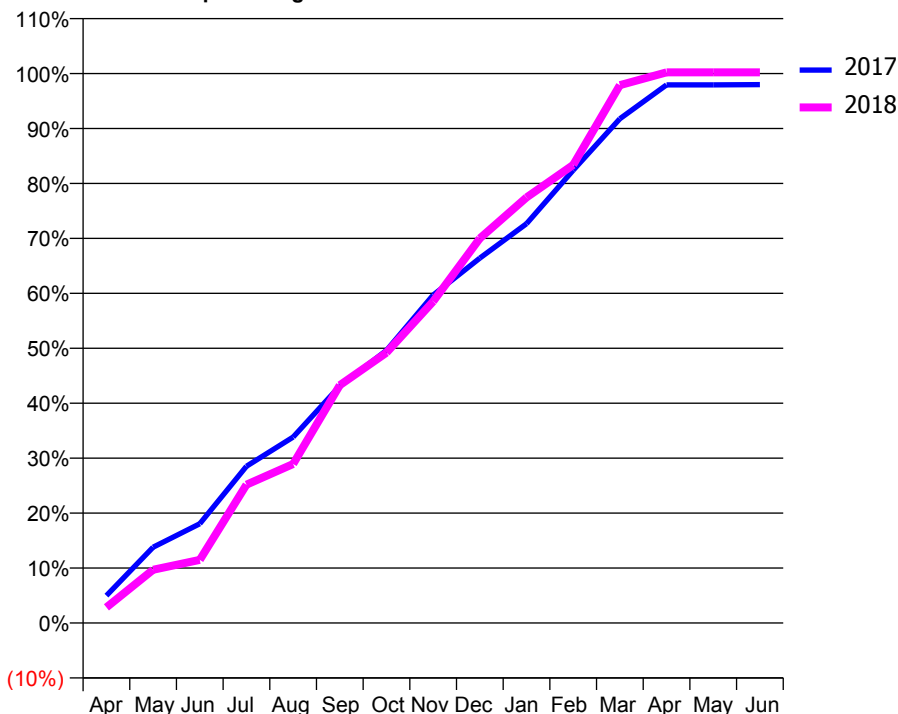
ACCESS*

Patients seen in 24 months	Total	Change since previous quarter
Quarter ending March 2017	902	
Quarter ending June 2017	891	↓
Quarter ending September 2017	917	↑
Quarter ending December 2017	949	↑
Quarter ending March 2018	975	↑
Variance since March 2017	8.1%	↑



ACTIVITY

Cumulative percentage of contracted UDA delivered 2017 & 2018



Month	Adjusted Scheduled Activity (UDA)	
	2017	2018
April	109	62
May	301	211
June	394	251
July	623	549
August	739	632
September	941	944
October	1,083	1,074
November	1,302	1,277
December	1,449	1,527
January	1,586	1,690
February	1,798	1,819
March	2,002	2,136
April	2,137	2,187
May	2,137	2,187
June	2,138	2,187

QUALITY

	Quantity	Base Number	Contract	AT	Region	England
% of FP17s for the same patient ID Re-attending within 3 months - Children	125	1,198	10.4%	10.9%	12.8%	11.9%
% of FP17s for the same patient ID Re-attending within 3 months - Adults	53	382	13.9%	14.8%	16.5%	16.0%
% of FP17s for the same patient ID Re-attending between 3 & 9 months - Children	779	1,198	65.0%	60.8%	59.7%	58.3%
% of FP17s for the same patient ID Re-attending between 3 & 9 months - Adults	230	382	60.2%	54.6%	52.6%	50.3%
% of FP17s for Band 1 Urgent Courses	49	1,522	3.2%	8.6%	9.1%	9.1%
% of FP17s Relating to Free Repair or Replacements	5	1,522	0.3%	0.9%	1.0%	0.8%
% of FP17s Relating to Continuations	0	1,522	0.0%	1.1%	1.2%	1.0%
% of Patients satisfied with the dentistry they have received	0	0	N/A	91.4%	91.6%	91.5%
% of Patients satisfied with the time they had to wait for an appointment	0	0	N/A	88.2%	88.3%	87.9%

* This is based on patients treated on this contract for their most recent course of treatment. Figures in italics indicate the base number of FP17s or Patient Questionnaire responses are less than 100. N/A is shown where the base number of responses is less than 10 during the period. % is calculated as Quantity/Base number*100

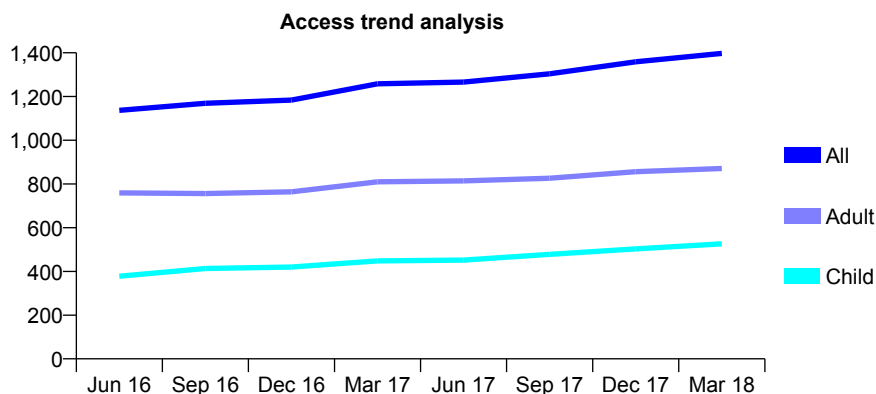
Q52 - Vital Signs At a Glance Contract Report for 793396/0001 - Year end March 2018

Name or company name	MR JP SIWEK
Contract type name	GDS Contract
Purpose of contract	General
Contract start date	01/04/2006
Contract end date	

17/18 Contracted general activity (UDA)	3,533
Carry forward general activity (UDA)	-67
17/18 Contracted orthodontic activity (UOA)	0
Carry forward orthodontic activity (UOA)	0
Baseline contract value	£94,846.29

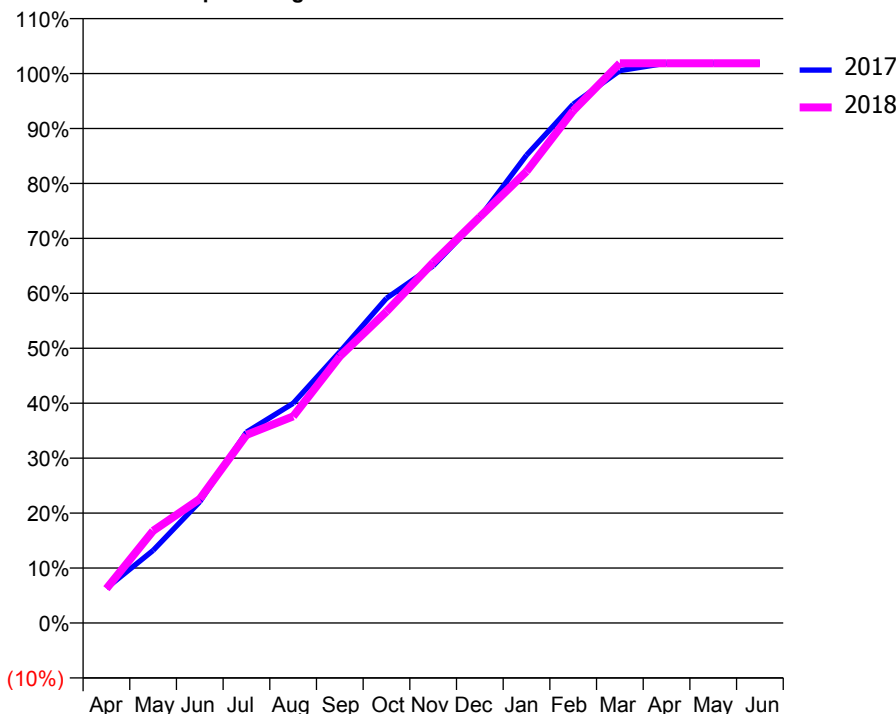
ACCESS*

Patients seen in 24 months	Total	Change since previous quarter
Quarter ending March 2017	1,258	
Quarter ending June 2017	1,266	→
Quarter ending September 2017	1,304	↑
Quarter ending December 2017	1,359	↑
Quarter ending March 2018	1,397	↑
Variance since March 2017	11.0%	↑



ACTIVITY

Cumulative percentage of contracted UDA delivered 2017 & 2018



Month	Adjusted Scheduled Activity (UDA)	
	2017	2018
April	224	221
May	467	593
June	780	798
July	1,227	1,209
August	1,412	1,329
September	1,743	1,714
October	2,088	2,003
November	2,297	2,318
December	2,608	2,611
January	3,008	2,903
February	3,335	3,293
March	3,552	3,598
April	3,600	3,598
May	3,600	3,598
June	3,600	3,598

QUALITY

	Quantity	Base Number	Contract	AT	Region	England
% of FP17s for the same patient ID Re-attending within 3 months - Children	84	653	12.9%	10.9%	12.8%	11.9%
% of FP17s for the same patient ID Re-attending within 3 months - Adults	164	1,077	15.2%	14.8%	16.5%	16.0%
% of FP17s for the same patient ID Re-attending between 3 & 9 months - Children	303	653	46.4%	60.8%	59.7%	58.3%
% of FP17s for the same patient ID Re-attending between 3 & 9 months - Adults	569	1,077	52.8%	54.6%	52.6%	50.3%
% of FP17s for Band 1 Urgent Courses	32	1,726	1.9%	8.6%	9.1%	9.1%
% of FP17s Relating to Free Repair or Replacements	1	1,726	0.1%	0.9%	1.0%	0.8%
% of FP17s Relating to Continuations	3	1,726	0.2%	1.1%	1.2%	1.0%
% of Patients satisfied with the dentistry they have received	0	0	N/A	91.4%	91.6%	91.5%
% of Patients satisfied with the time they had to wait for an appointment	0	0	N/A	88.2%	88.3%	87.9%

* This is based on patients treated on this contract for their most recent course of treatment. Figures in italics indicate the base number of FP17s or Patient Questionnaire responses are less than 100. N/A is shown where the base number of responses is less than 10 during the period. % is calculated as Quantity/Base number*100

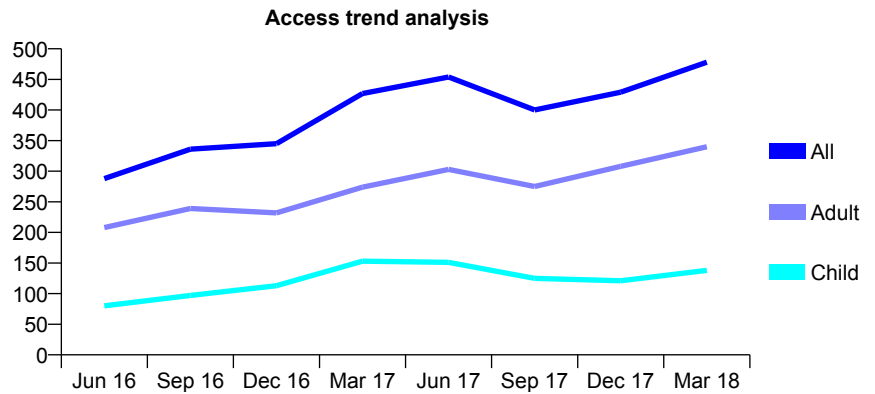
Q52 - Vital Signs At a Glance Contract Report for 800627/0002 - Year end March 2018

Name or company name	Kaushal & Kaushal
Contract type name	GDS Contract
Purpose of contract	General
Contract start date	01/04/2006
Contract end date	

17/18 Contracted general activity (UDA)	1,478
Carry forward general activity (UDA)	50
17/18 Contracted orthodontic activity (UOA)	0
Carry forward orthodontic activity (UOA)	0
Baseline contract value	£33,250.60

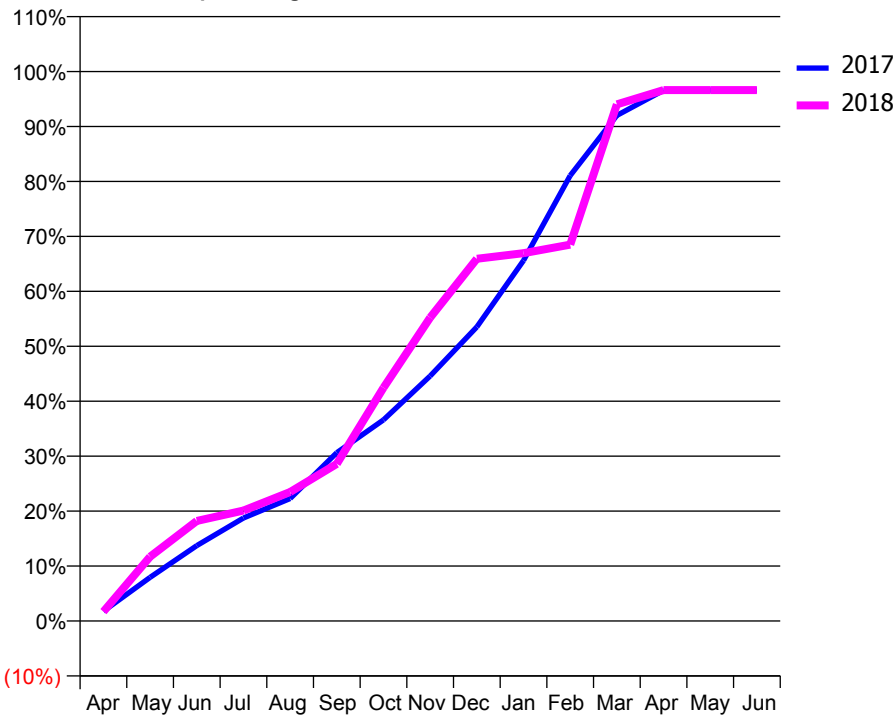
ACCESS*

Patients seen in 24 months	Total	Change since previous quarter
Quarter ending March 2017	427	
Quarter ending June 2017	454	↑
Quarter ending September 2017	400	↓
Quarter ending December 2017	429	↑
Quarter ending March 2018	478	↑
Variance since March 2017	11.9%	↑



ACTIVITY

Cumulative percentage of contracted UDA delivered 2017 & 2018



Month	Adjusted Scheduled Activity (UDA)	
	2017	2018
April	26	25
May	117	173
June	203	269
July	277	297
August	330	347
September	453	423
October	541	627
November	659	816
December	791	974
January	970	989
February	1,198	1,012
March	1,360	1,390
April	1,427	1,428
May	1,428	1,428
June	1,428	1,428

QUALITY

	Quantity	Base Number	Contract	AT	Region	England
% of FP17s for the same patient ID Re-attending within 3 months - Children	12	206	5.8%	10.9%	12.8%	11.9%
% of FP17s for the same patient ID Re-attending within 3 months - Adults	59	532	11.1%	14.8%	16.5%	16.0%
% of FP17s for the same patient ID Re-attending between 3 & 9 months - Children	74	206	35.9%	60.8%	59.7%	58.3%
% of FP17s for the same patient ID Re-attending between 3 & 9 months - Adults	143	532	26.9%	54.6%	52.6%	50.3%
% of FP17s for Band 1 Urgent Courses	46	725	6.3%	8.6%	9.1%	9.1%
% of FP17s Relating to Free Repair or Replacements	7	725	1.0%	0.9%	1.0%	0.8%
% of FP17s Relating to Continuations	14	725	1.9%	1.1%	1.2%	1.0%
% of Patients satisfied with the dentistry they have received	0	1	N/A	91.4%	91.6%	91.5%
% of Patients satisfied with the time they had to wait for an appointment	1	1	N/A	88.2%	88.3%	87.9%

* This is based on patients treated on this contract for their most recent course of treatment. Figures in italics indicate the base number of FP17s or Patient Questionnaire responses are less than 100. N/A is shown where the base number of responses is less than 10 during the period. % is calculated as Quantity/Base number*100

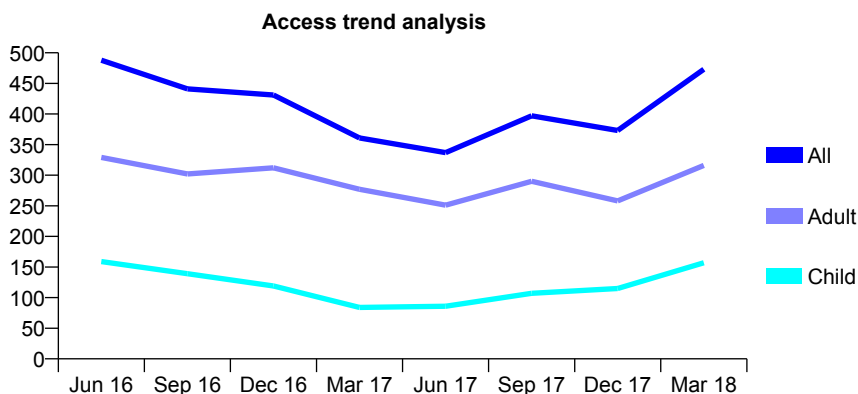
Q52 - Vital Signs At a Glance Contract Report for 800627/0003 - Year end March 2018

Name or company name	Kaushal & Kaushal
Contract type name	GDS Contract
Purpose of contract	General
Contract start date	15/06/2010
Contract end date	

17/18 Contracted general activity (UDA)	1,369
Carry forward general activity (UDA)	-23
17/18 Contracted orthodontic activity (UOA)	0
Carry forward orthodontic activity (UOA)	0
Baseline contract value	£31,358.96

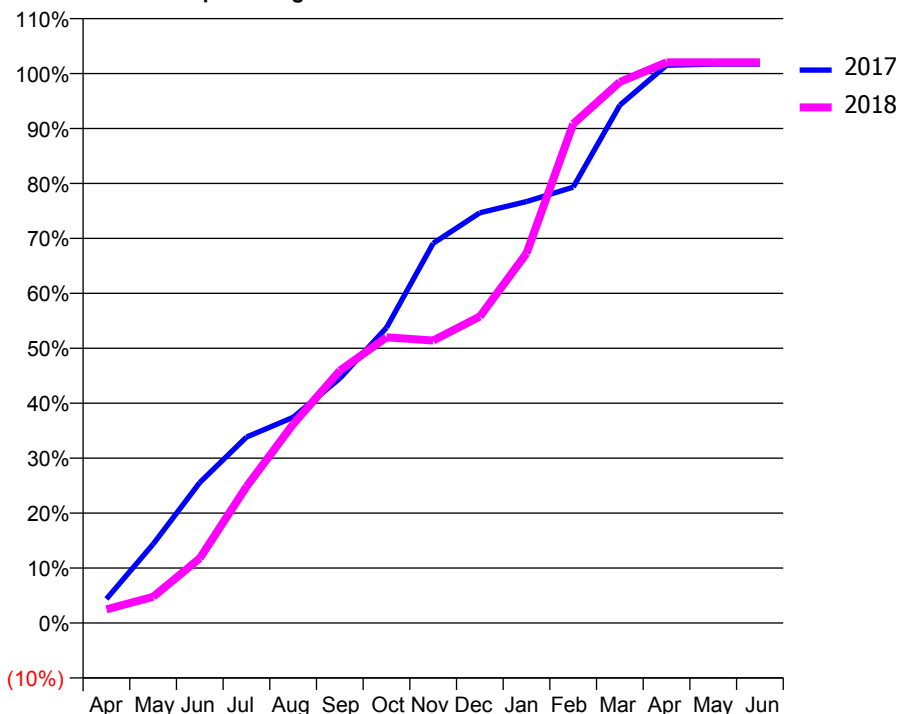
ACCESS*

Patients seen in 24 months	Total	Change since previous quarter
Quarter ending March 2017	361	
Quarter ending June 2017	337	↓
Quarter ending September 2017	397	↑
Quarter ending December 2017	373	↓
Quarter ending March 2018	473	↑
Variance since March 2017	31.0%	↑



ACTIVITY

Cumulative percentage of contracted UDA delivered 2017 & 2018



Month	Adjusted Scheduled Activity (UDA)	
	2017	2018
April	60	34
May	196	65
June	350	161
July	463	340
August	512	495
September	609	629
October	736	712
November	946	704
December	1,022	764
January	1,050	921
February	1,086	1,244
March	1,290	1,348
April	1,389	1,397
May	1,392	1,397
June	1,392	1,397

QUALITY

	Quantity	Base Number	Contract	AT	Region	England
% of FP17s for the same patient ID Re-attending within 3 months - Children	7	218	3.2%	10.9%	12.8%	11.9%
% of FP17s for the same patient ID Re-attending within 3 months - Adults	55	504	10.9%	14.8%	16.5%	16.0%
% of FP17s for the same patient ID Re-attending between 3 & 9 months - Children	47	218	21.6%	60.8%	59.7%	58.3%
% of FP17s for the same patient ID Re-attending between 3 & 9 months - Adults	137	504	27.2%	54.6%	52.6%	50.3%
% of FP17s for Band 1 Urgent Courses	54	699	7.7%	8.6%	9.1%	9.1%
% of FP17s Relating to Free Repair or Replacements	3	699	0.4%	0.9%	1.0%	0.8%
% of FP17s Relating to Continuations	8	699	1.1%	1.1%	1.2%	1.0%
% of Patients satisfied with the dentistry they have received	1	1	N/A	91.4%	91.6%	91.5%
% of Patients satisfied with the time they had to wait for an appointment	1	1	N/A	88.2%	88.3%	87.9%

* This is based on patients treated on this contract for their most recent course of treatment. Figures in italics indicate the base number of FP17s or Patient Questionnaire responses are less than 100. N/A is shown where the base number of responses is less than 10 during the period. % is calculated as Quantity/Base number*100

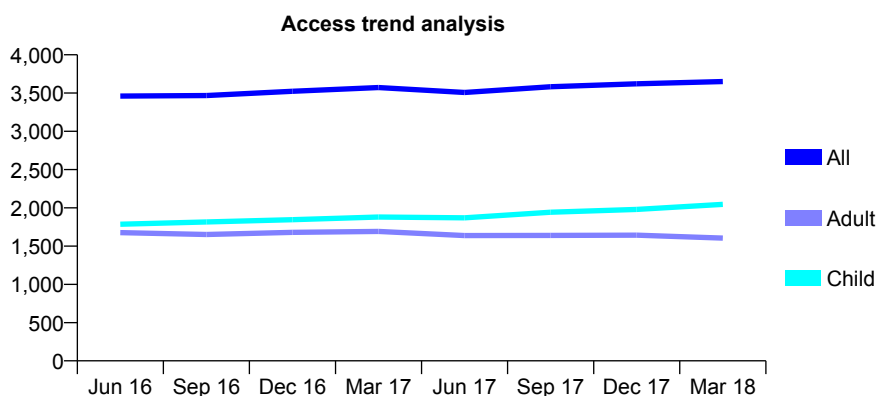
Q52 - Vital Signs At a Glance Contract Report for 811246/0001 - Year end March 2018

Name or company name	MR CJ FINNERTY
Contract type name	PDS Contract
Purpose of contract	General
Contract start date	01/04/2006
Contract end date	31/03/2021

17/18 Contracted general activity (UDA)	11,197
Carry forward general activity (UDA)	0
17/18 Contracted orthodontic activity (UOA)	0
Carry forward orthodontic activity (UOA)	0
Baseline contract value	£331,407.41

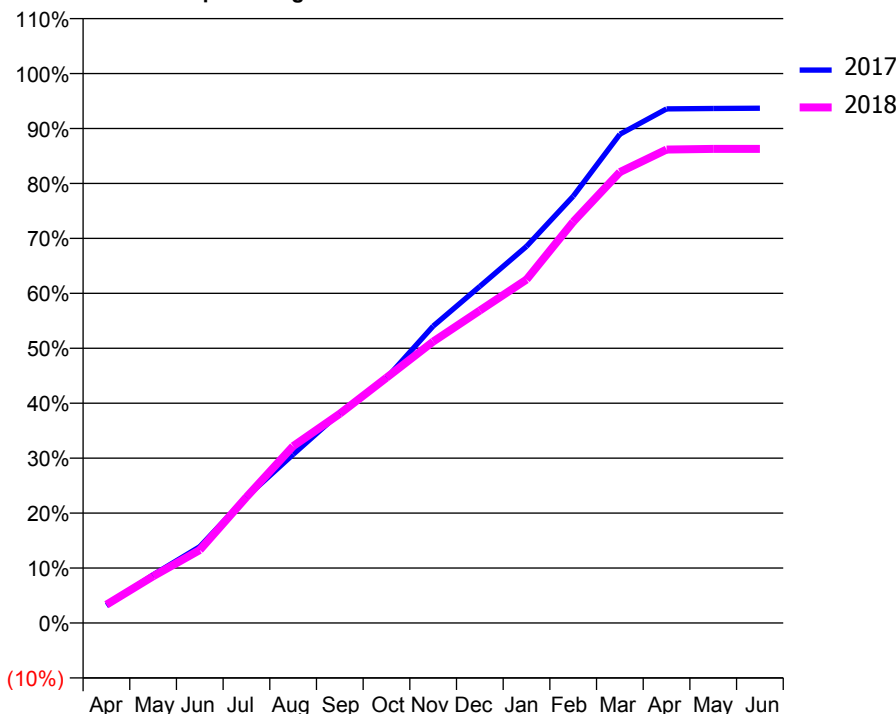
ACCESS*

Patients seen in 24 months	Total	Change since previous quarter
Quarter ending March 2017	3,572	
Quarter ending June 2017	3,508	↓
Quarter ending September 2017	3,582	↑
Quarter ending December 2017	3,621	→
Quarter ending March 2018	3,650	→
Variance since March 2017	2.2%	↑



ACTIVITY

Cumulative percentage of contracted UDA delivered 2017 & 2018



Month	Adjusted Scheduled Activity (UDA)	
	2017	2018
April	355	373
May	983	953
June	1,557	1,489
July	2,570	2,566
August	3,436	3,603
September	4,282	4,264
October	4,990	4,999
November	6,049	5,735
December	6,861	6,368
January	7,674	6,997
February	8,695	8,174
March	9,959	9,189
April	10,475	9,648
May	10,485	9,662
June	10,490	9,661

QUALITY

	Quantity	Base Number	Contract	AT	Region	England
% of FP17s for the same patient ID Re-attending within 3 months - Children	253	3,143	8.0%	10.9%	12.8%	11.9%
% of FP17s for the same patient ID Re-attending within 3 months - Adults	349	1,958	17.8%	14.8%	16.5%	16.0%
% of FP17s for the same patient ID Re-attending between 3 & 9 months - Children	2,014	3,143	64.1%	60.8%	59.7%	58.3%
% of FP17s for the same patient ID Re-attending between 3 & 9 months - Adults	1,035	1,958	52.9%	54.6%	52.6%	50.3%
% of FP17s for Band 1 Urgent Courses	355	5,084	7.0%	8.6%	9.1%	9.1%
% of FP17s Relating to Free Repair or Replacements	11	5,084	0.2%	0.9%	1.0%	0.8%
% of FP17s Relating to Continuations	2	5,084	0.0%	1.1%	1.2%	1.0%
% of Patients satisfied with the dentistry they have received	5	5	N/A	91.4%	91.6%	91.5%
% of Patients satisfied with the time they had to wait for an appointment	4	5	N/A	88.2%	88.3%	87.9%

* This is based on patients treated on this contract for their most recent course of treatment. Figures in italics indicate the base number of FP17s or Patient Questionnaire responses are less than 100. N/A is shown where the base number of responses is less than 10 during the period. % is calculated as Quantity/Base number*100

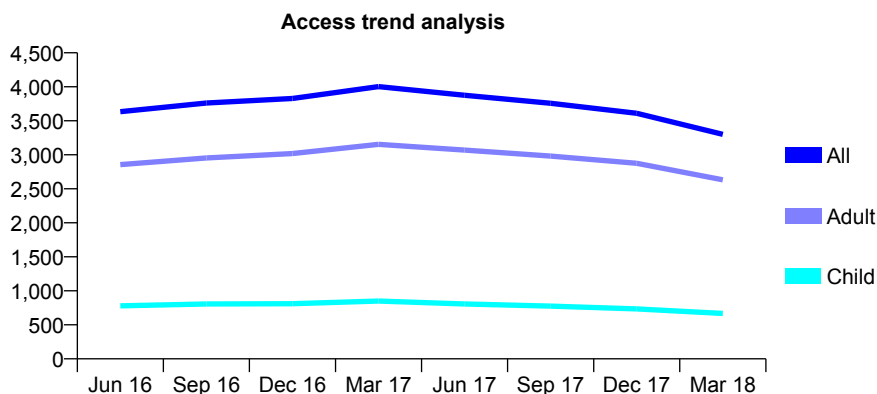
Q52 - Vital Signs At a Glance Contract Report for 811459/0001 - Year end March 2018

Name or company name	MR MA SILVESTER
Contract type name	GDS Contract
Purpose of contract	General and Orthodontic
Contract start date	01/04/2006
Contract end date	

17/18 Contracted general activity (UDA)	9,000
Carry forward general activity (UDA)	-180
17/18 Contracted orthodontic activity (UOA)	250
Carry forward orthodontic activity (UOA)	-5
Baseline contract value	£292,075.07

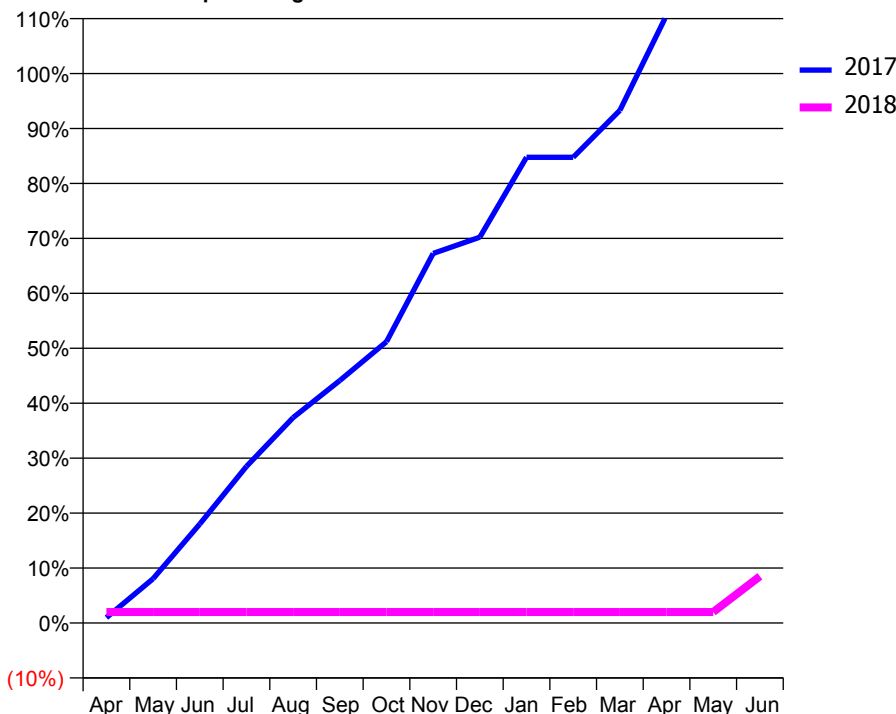
ACCESS*

Patients seen in 24 months	Total	Change since previous quarter
Quarter ending March 2017	4,003	
Quarter ending June 2017	3,876	↓
Quarter ending September 2017	3,757	↓
Quarter ending December 2017	3,610	↓
Quarter ending March 2018	3,300	↓
Variance since March 2017	(17.6%)	↓



ACTIVITY

Cumulative percentage of contracted UDA delivered 2017 & 2018



Adjusted Scheduled Activity (UDA)

Month	2017	2018
April	88	180
May	725	180
June	1,621	180
July	2,565	180
August	3,365	180
September	3,972	180
October	4,607	180
November	6,053	180
December	6,319	180
January	7,628	180
February	7,628	180
March	8,396	180
April	9,951	180
May	9,951	180
June	9,951	766

QUALITY

	Quantity	Base Number	Contract	AT	Region	England
% of FP17s for the same patient ID Re-attending within 3 months - Children	9	140	6.4%	10.9%	12.8%	11.9%
% of FP17s for the same patient ID Re-attending within 3 months - Adults	59	541	10.9%	14.8%	16.5%	16.0%
% of FP17s for the same patient ID Re-attending between 3 & 9 months - Children	24	140	17.1%	60.8%	59.7%	58.3%
% of FP17s for the same patient ID Re-attending between 3 & 9 months - Adults	128	541	23.7%	54.6%	52.6%	50.3%
% of FP17s for Band 1 Urgent Courses	287	4,576	6.3%	8.6%	9.1%	9.1%
% of FP17s Relating to Free Repair or Replacements	73	4,576	1.6%	0.9%	1.0%	0.8%
% of FP17s Relating to Continuations	10	4,576	0.2%	1.1%	1.2%	1.0%
% of Patients satisfied with the dentistry they have received	0	0	N/A	91.4%	91.6%	91.5%
% of Patients satisfied with the time they had to wait for an appointment	0	0	N/A	88.2%	88.3%	87.9%

* This is based on patients treated on this contract for their most recent course of treatment. Figures in italics indicate the base number of FP17s or Patient Questionnaire responses are less than 100. N/A is shown where the base number of responses is less than 10 during the period. % is calculated as Quantity/Base number*100

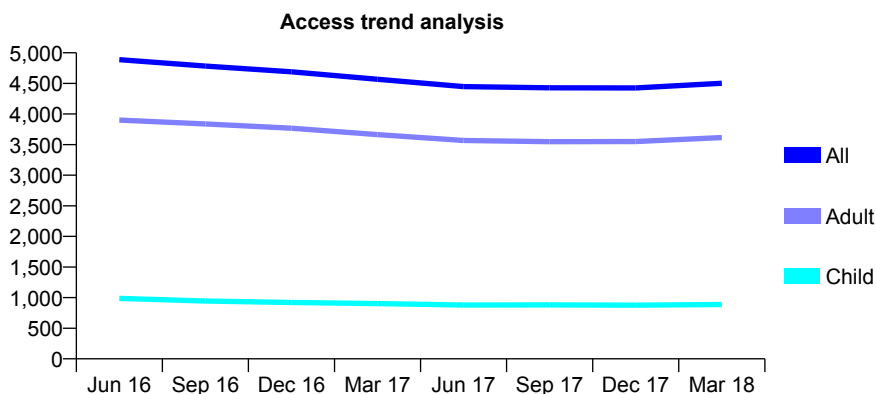
Q52 - Vital Signs At a Glance Contract Report for 812080/0001 - Year end March 2018

Name or company name	MR PA BENNETT
Contract type name	GDS Contract
Purpose of contract	General
Contract start date	01/04/2006
Contract end date	

17/18 Contracted general activity (UDA)	17,017
Carry forward general activity (UDA)	0
17/18 Contracted orthodontic activity (UOA)	0
Carry forward orthodontic activity (UOA)	0
Baseline contract value	£347,474.69

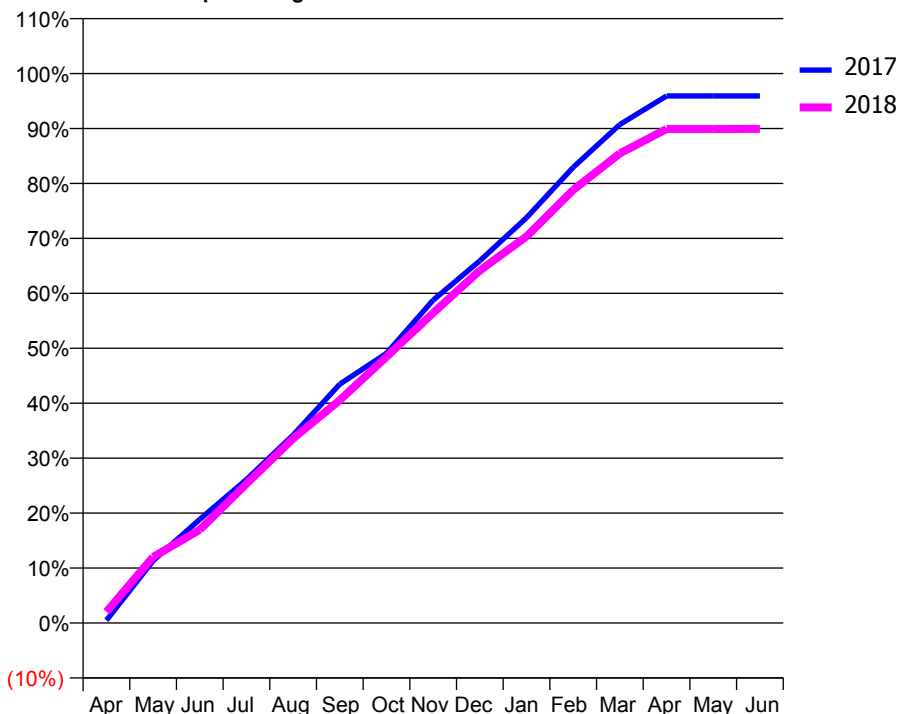
ACCESS*

Patients seen in 24 months	Total	Change since previous quarter
Quarter ending March 2017	4,567	
Quarter ending June 2017	4,447	↓
Quarter ending September 2017	4,429	→
Quarter ending December 2017	4,427	→
Quarter ending March 2018	4,503	→
Variance since March 2017	(1.4%)	↓



ACTIVITY

Cumulative percentage of contracted UDA delivered 2017 & 2018



Month	Adjusted Scheduled Activity (UDA)	
	2017	2018
April	84	346
May	1,924	2,045
June	3,211	2,887
July	4,445	4,311
August	5,819	5,715
September	7,400	6,903
October	8,353	8,246
November	9,999	9,605
December	11,219	10,918
January	12,552	11,970
February	14,112	13,411
March	15,440	14,544
April	16,321	15,296
May	16,323	15,298
June	16,323	15,300

QUALITY

	Quantity	Base Number	Contract	AT	Region	England
% of FP17s for the same patient ID Re-attending within 3 months - Children	149	1,554	9.6%	10.9%	12.8%	11.9%
% of FP17s for the same patient ID Re-attending within 3 months - Adults	685	5,765	11.9%	14.8%	16.5%	16.0%
% of FP17s for the same patient ID Re-attending between 3 & 9 months - Children	1,021	1,554	65.7%	60.8%	59.7%	58.3%
% of FP17s for the same patient ID Re-attending between 3 & 9 months - Adults	4,016	5,765	69.7%	54.6%	52.6%	50.3%
% of FP17s for Band 1 Urgent Courses	42	7,354	0.6%	8.6%	9.1%	9.1%
% of FP17s Relating to Free Repair or Replacements	45	7,354	0.6%	0.9%	1.0%	0.8%
% of FP17s Relating to Continuations	93	7,354	1.3%	1.1%	1.2%	1.0%
% of Patients satisfied with the dentistry they have received	7	9	N/A	91.4%	91.6%	91.5%
% of Patients satisfied with the time they had to wait for an appointment	9	9	N/A	88.2%	88.3%	87.9%

* This is based on patients treated on this contract for their most recent course of treatment. Figures in italics indicate the base number of FP17s or Patient Questionnaire responses are less than 100. N/A is shown where the base number of responses is less than 10 during the period. % is calculated as Quantity/Base number*100

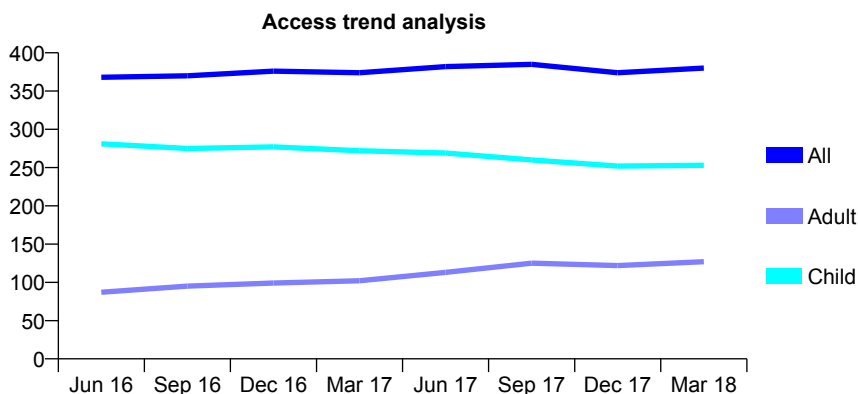
Q52 - Vital Signs At a Glance Contract Report for 812315/0001 - Year end March 2018

Name or company name	MR PS JEAVONS
Contract type name	GDS Contract
Purpose of contract	General
Contract start date	01/04/2006
Contract end date	

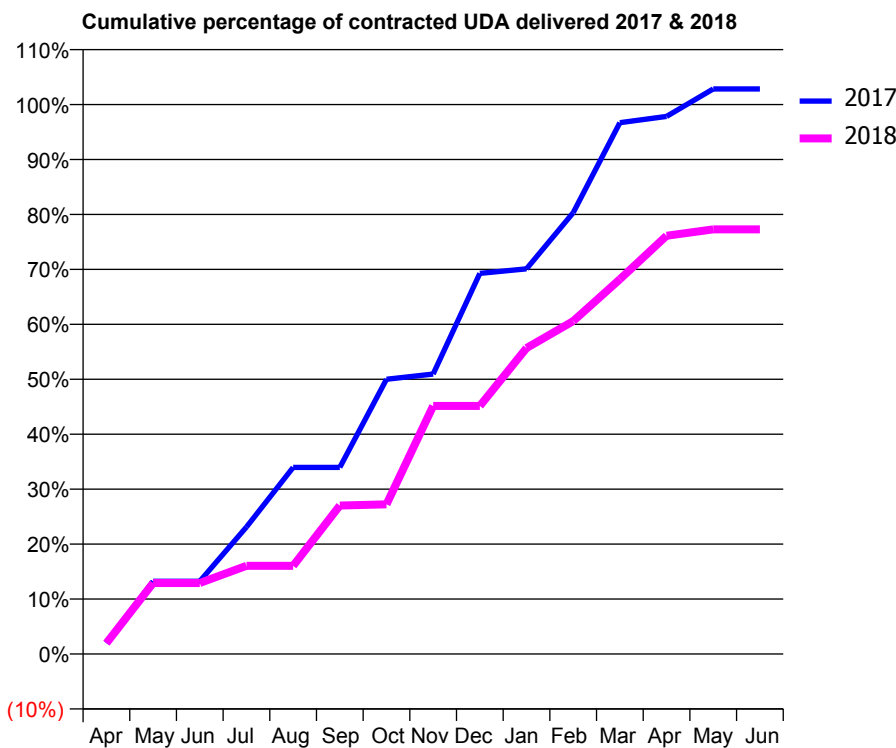
17/18 Contracted general activity (UDA)	960
Carry forward general activity (UDA)	-19
17/18 Contracted orthodontic activity (UOA)	0
Carry forward orthodontic activity (UOA)	0
Baseline contract value	£23,659.88

ACCESS*

Patients seen in 24 months	Total	Change since previous quarter
Quarter ending March 2017	374	
Quarter ending June 2017	382	↑
Quarter ending September 2017	385	→
Quarter ending December 2017	374	↓
Quarter ending March 2018	380	→
Variance since March 2017	1.6%	→



ACTIVITY



Month	Adjusted Scheduled Activity (UDA)	
	2017	2018
April	19	19
May	127	124
June	127	124
July	222	154
August	326	154
September	326	259
October	480	261
November	489	433
December	665	433
January	673	535
February	771	582
March	928	655
April	939	731
May	987	742
June	987	742

QUALITY

	Quantity	Base Number	Contract	AT	Region	England
% of FP17s for the same patient ID Re-attending within 3 months - Children	15	295	5.1%	10.9%	12.8%	11.9%
% of FP17s for the same patient ID Re-attending within 3 months - Adults	8	76	10.5%	14.8%	16.5%	16.0%
% of FP17s for the same patient ID Re-attending between 3 & 9 months - Children	158	295	53.6%	60.8%	59.7%	58.3%
% of FP17s for the same patient ID Re-attending between 3 & 9 months - Adults	8	76	10.5%	54.6%	52.6%	50.3%
% of FP17s for Band 1 Urgent Courses	4	384	1.0%	8.6%	9.1%	9.1%
% of FP17s Relating to Free Repair or Replacements	0	384	0.0%	0.9%	1.0%	0.8%
% of FP17s Relating to Continuations	0	384	0.0%	1.1%	1.2%	1.0%
% of Patients satisfied with the dentistry they have received	0	0	N/A	91.4%	91.6%	91.5%
% of Patients satisfied with the time they had to wait for an appointment	0	0	N/A	88.2%	88.3%	87.9%

* This is based on patients treated on this contract for their most recent course of treatment. Figures in italics indicate the base number of FP17s or Patient Questionnaire responses are less than 100. N/A is shown where the base number of responses is less than 10 during the period. % is calculated as Quantity/Base number*100

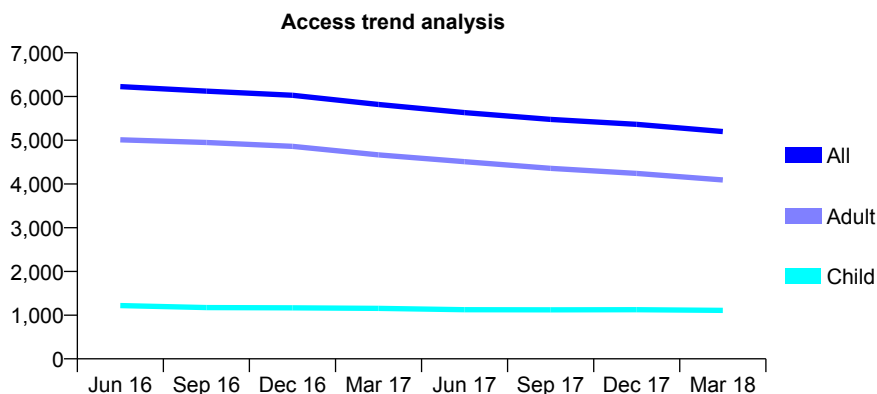
Q52 - Vital Signs At a Glance Contract Report for 815888/0001 - Year end March 2018

Name or company name	Mr M Patel
Contract type name	GDS Contract
Purpose of contract	General
Contract start date	01/04/2006
Contract end date	

17/18 Contracted general activity (UDA)	18,561
Carry forward general activity (UDA)	-157
17/18 Contracted orthodontic activity (UOA)	0
Carry forward orthodontic activity (UOA)	0
Baseline contract value	£442,501.18

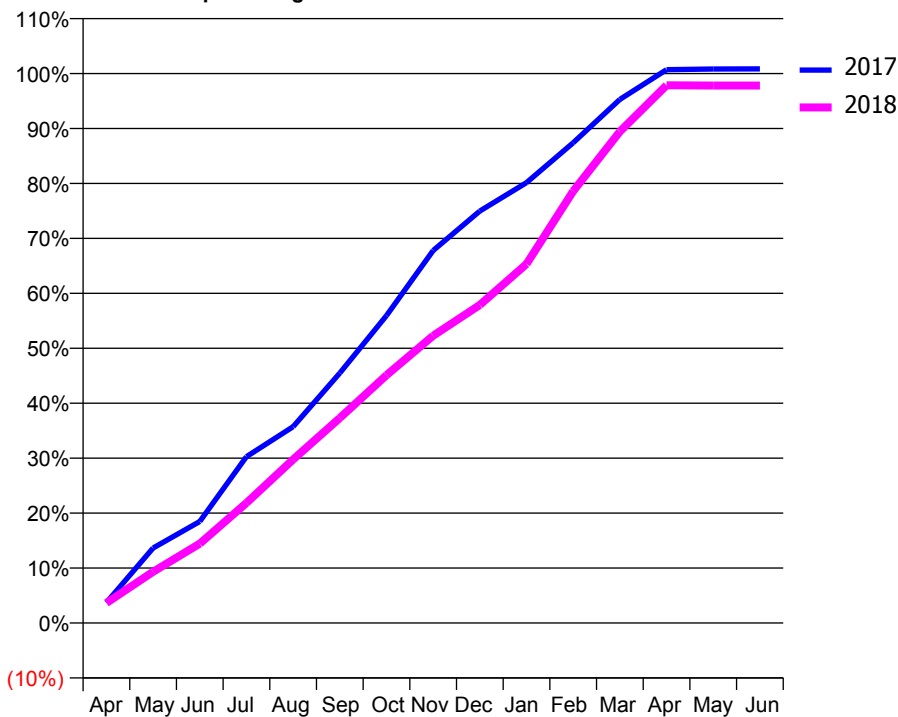
ACCESS*

Patients seen in 24 months	Total	Change since previous quarter
Quarter ending March 2017	5,819	
Quarter ending June 2017	5,633	↓
Quarter ending September 2017	5,477	↓
Quarter ending December 2017	5,364	↓
Quarter ending March 2018	5,200	↓
Variance since March 2017	(10.6%)	↓



ACTIVITY

Cumulative percentage of contracted UDA delivered 2017 & 2018



Month	Adjusted Scheduled Activity (UDA)	
	2017	2018
April	691	680
May	2,534	1,731
June	3,432	2,680
July	5,621	4,056
August	6,634	5,524
September	8,442	6,925
October	10,386	8,370
November	12,583	9,703
December	13,915	10,746
January	14,874	12,127
February	16,223	14,587
March	17,685	16,598
April	18,689	18,164
May	18,710	18,154
June	18,718	18,155

QUALITY

	Quantity	Base Number	Contract	AT	Region	England
% of FP17s for the same patient ID Re-attending within 3 months - Children	146	1,796	8.1%	10.9%	12.8%	11.9%
% of FP17s for the same patient ID Re-attending within 3 months - Adults	649	5,349	12.1%	14.8%	16.5%	16.0%
% of FP17s for the same patient ID Re-attending between 3 & 9 months - Children	1,161	1,796	64.6%	60.8%	59.7%	58.3%
% of FP17s for the same patient ID Re-attending between 3 & 9 months - Adults	3,068	5,349	57.4%	54.6%	52.6%	50.3%
% of FP17s for Band 1 Urgent Courses	348	7,163	4.9%	8.6%	9.1%	9.1%
% of FP17s Relating to Free Repair or Replacements	43	7,163	0.6%	0.9%	1.0%	0.8%
% of FP17s Relating to Continuations	44	7,163	0.6%	1.1%	1.2%	1.0%
% of Patients satisfied with the dentistry they have received	8	8	N/A	91.4%	91.6%	91.5%
% of Patients satisfied with the time they had to wait for an appointment	7	8	N/A	88.2%	88.3%	87.9%

* This is based on patients treated on this contract for their most recent course of treatment. Figures in italics indicate the base number of FP17s or Patient Questionnaire responses are less than 100. N/A is shown where the base number of responses is less than 10 during the period. % is calculated as Quantity/Base number*100

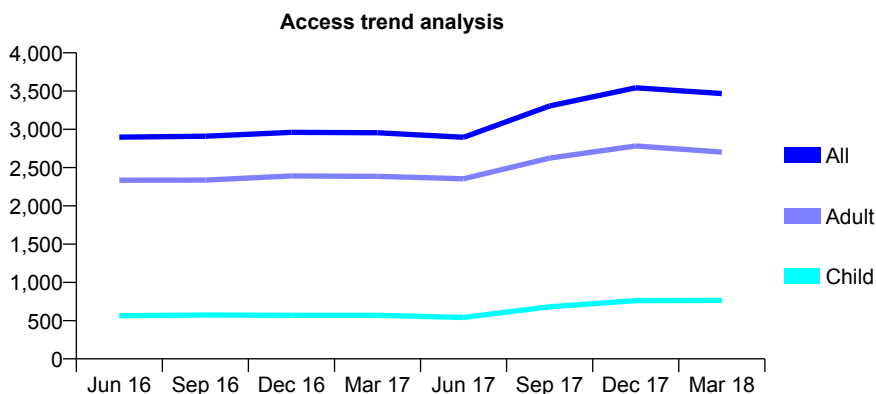
Q52 - Vital Signs At a Glance Contract Report for 822019/0001 - Year end March 2018

Name or company name	Dr Amjid Siddique
Contract type name	GDS Contract
Purpose of contract	General
Contract start date	01/04/2006
Contract end date	

17/18 Contracted general activity (UDA)	8,918
Carry forward general activity (UDA)	6
17/18 Contracted orthodontic activity (UOA)	0
Carry forward orthodontic activity (UOA)	0
Baseline contract value	£242,755.79

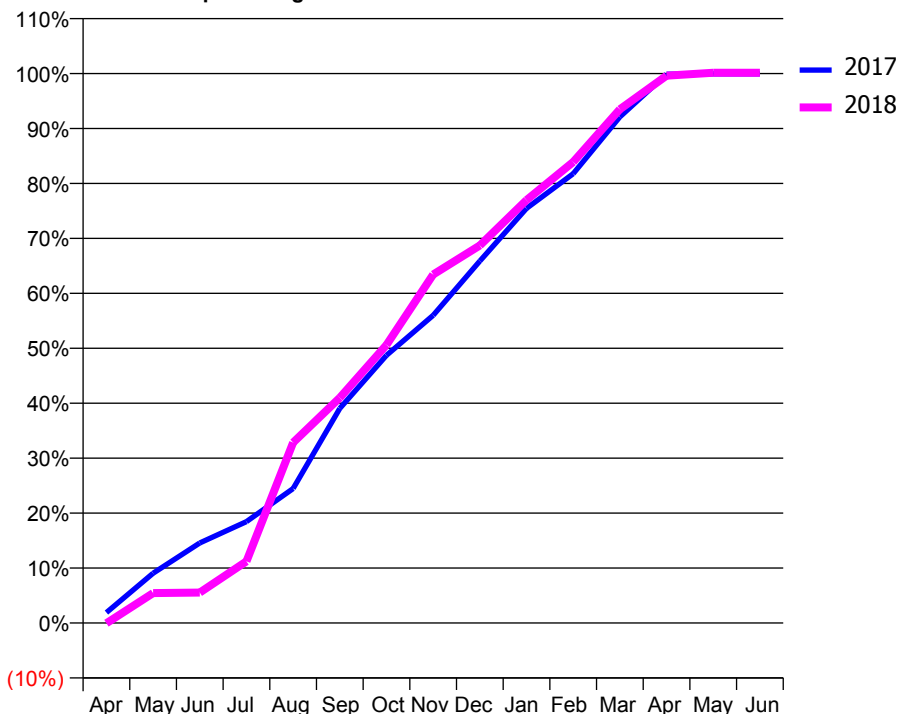
ACCESS*

Patients seen in 24 months	Total	Change since previous quarter
Quarter ending March 2017	2,955	
Quarter ending June 2017	2,895	↓
Quarter ending September 2017	3,305	↑
Quarter ending December 2017	3,543	↑
Quarter ending March 2018	3,467	↓
Variance since March 2017	17.3%	↑



ACTIVITY

Cumulative percentage of contracted UDA delivered 2017 & 2018



Month	Adjusted Scheduled Activity (UDA)	
	2017	2018
April	169	-6
May	809	487
June	1,300	494
July	1,646	1,000
August	2,183	2,928
September	3,484	3,657
October	4,345	4,513
November	4,994	5,657
December	5,875	6,129
January	6,730	6,865
February	7,293	7,482
March	8,213	8,336
April	8,906	8,883
May	8,912	8,929
June	8,912	8,929

QUALITY

	Quantity	Base Number	Contract	AT	Region	England
% of FP17s for the same patient ID Re-attending within 3 months - Children	112	1,343	8.3%	10.9%	12.8%	11.9%
% of FP17s for the same patient ID Re-attending within 3 months - Adults	432	2,437	17.7%	14.8%	16.5%	16.0%
% of FP17s for the same patient ID Re-attending between 3 & 9 months - Children	775	1,343	57.7%	60.8%	59.7%	58.3%
% of FP17s for the same patient ID Re-attending between 3 & 9 months - Adults	700	2,437	28.7%	54.6%	52.6%	50.3%
% of FP17s for Band 1 Urgent Courses	137	3,741	3.7%	8.6%	9.1%	9.1%
% of FP17s Relating to Free Repair or Replacements	72	3,741	1.9%	0.9%	1.0%	0.8%
% of FP17s Relating to Continuations	111	3,741	3.0%	1.1%	1.2%	1.0%
% of Patients satisfied with the dentistry they have received	18	21	85.7%	91.4%	91.6%	91.5%
% of Patients satisfied with the time they had to wait for an appointment	20	21	95.2%	88.2%	88.3%	87.9%

* This is based on patients treated on this contract for their most recent course of treatment. Figures in italics indicate the base number of FP17s or Patient Questionnaire responses are less than 100. N/A is shown where the base number of responses is less than 10 during the period. % is calculated as Quantity/Base number*100

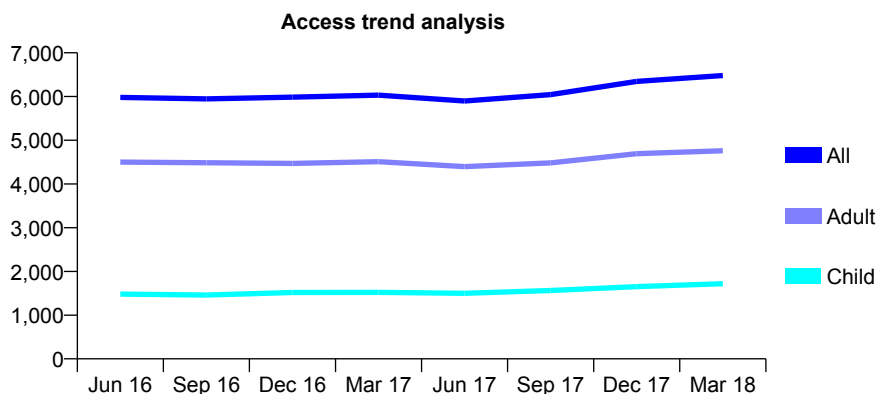
Q52 - Vital Signs At a Glance Contract Report for 827835/0001 - Year end March 2018

Name or company name	Dental Practice Hunslet
Contract type name	GDS Contract
Purpose of contract	General
Contract start date	01/04/2006
Contract end date	

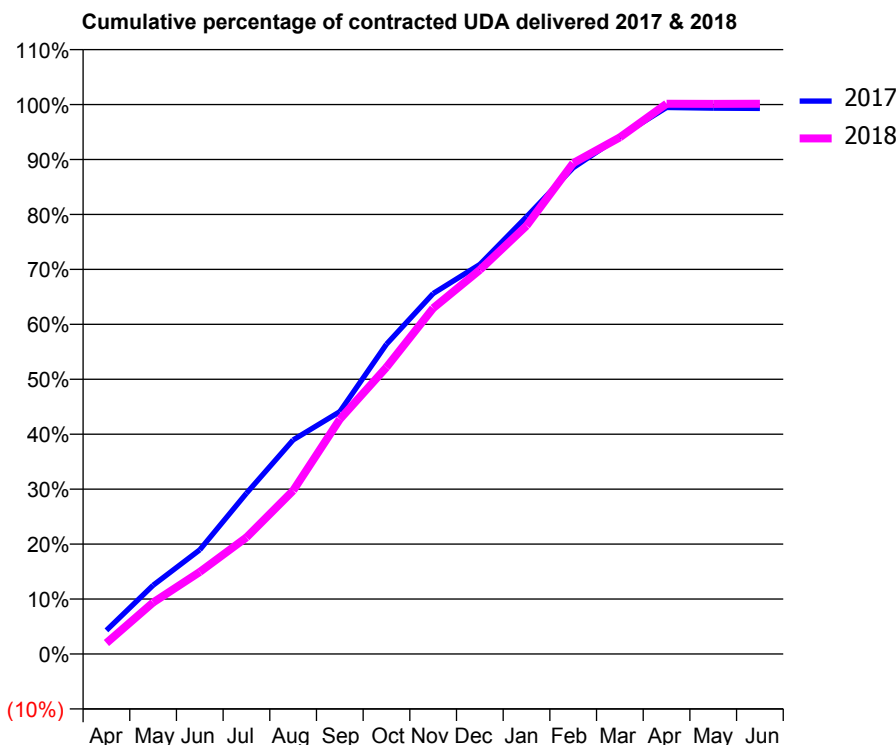
17/18 Contracted general activity (UDA)	17,107
Carry forward general activity (UDA)	120
17/18 Contracted orthodontic activity (UOA)	0
Carry forward orthodontic activity (UOA)	0
Baseline contract value	£448,485.38

ACCESS*

Patients seen in 24 months	Total	Change since previous quarter
Quarter ending March 2017	6,032	
Quarter ending June 2017	5,897	↓
Quarter ending September 2017	6,045	↑
Quarter ending December 2017	6,345	↑
Quarter ending March 2018	6,479	↑
Variance since March 2017	7.4%	↑



ACTIVITY



Month	Adjusted Scheduled Activity (UDA)	
	2017	2018
April	739	343
May	2,139	1,603
June	3,245	2,554
July	5,005	3,630
August	6,665	5,087
September	7,546	7,308
October	9,647	8,925
November	11,222	10,765
December	12,130	11,957
January	13,612	13,331
February	15,137	15,284
March	16,111	16,085
April	17,015	17,131
May	16,994	17,125
June	16,987	17,132

QUALITY

	Quantity	Base Number	Contract	AT	Region	England
% of FP17s for the same patient ID Re-attending within 3 months - Children	159	2,206	7.2%	10.9%	12.8%	11.9%
% of FP17s for the same patient ID Re-attending within 3 months - Adults	1,003	6,368	15.8%	14.8%	16.5%	16.0%
% of FP17s for the same patient ID Re-attending between 3 & 9 months - Children	1,036	2,206	47.0%	60.8%	59.7%	58.3%
% of FP17s for the same patient ID Re-attending between 3 & 9 months - Adults	2,997	6,368	47.1%	54.6%	52.6%	50.3%
% of FP17s for Band 1 Urgent Courses	1,513	8,603	17.6%	8.6%	9.1%	9.1%
% of FP17s Relating to Free Repair or Replacements	81	8,603	0.9%	0.9%	1.0%	0.8%
% of FP17s Relating to Continuations	37	8,603	0.4%	1.1%	1.2%	1.0%
% of Patients satisfied with the dentistry they have received	6	8	N/A	91.4%	91.6%	91.5%
% of Patients satisfied with the time they had to wait for an appointment	6	8	N/A	88.2%	88.3%	87.9%

* This is based on patients treated on this contract for their most recent course of treatment. Figures in italics indicate the base number of FP17s or Patient Questionnaire responses are less than 100. N/A is shown where the base number of responses is less than 10 during the period. % is calculated as Quantity/Base number*100

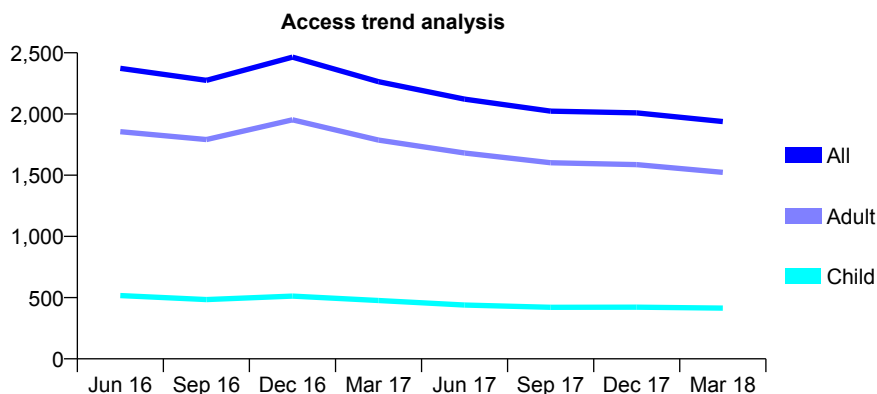
Q52 - Vital Signs At a Glance Contract Report for 827835/0002 - Year end March 2018

Name or company name	Dental Practice Hunslet
Contract type name	GDS Contract
Purpose of contract	General
Contract start date	08/06/2010
Contract end date	

17/18 Contracted general activity (UDA)	6,600
Carry forward general activity (UDA)	58
17/18 Contracted orthodontic activity (UOA)	0
Carry forward orthodontic activity (UOA)	0
Baseline contract value	£172,769.92

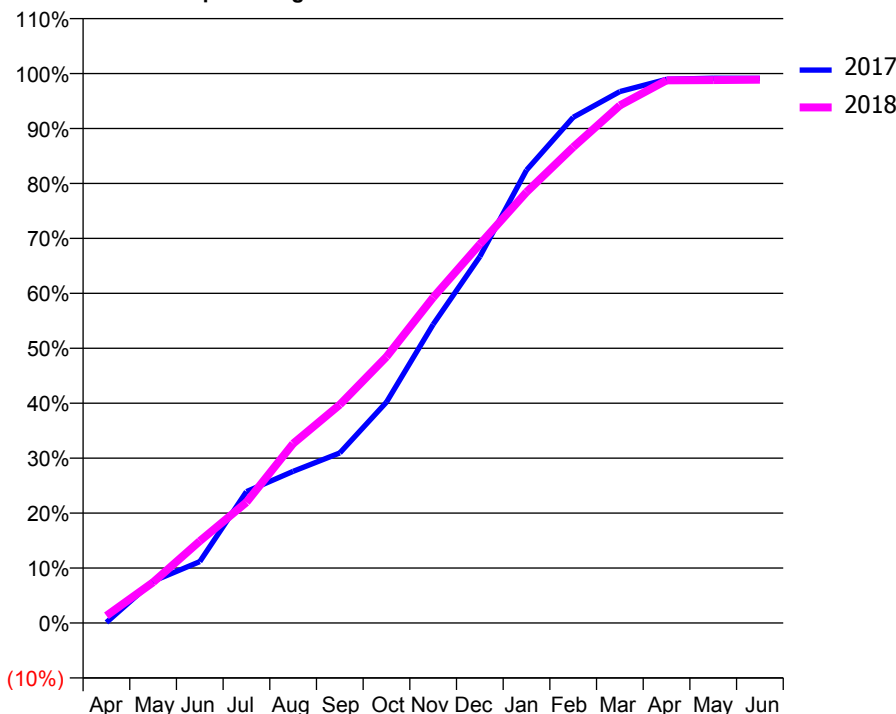
ACCESS*

Patients seen in 24 months	Total	Change since previous quarter
Quarter ending March 2017	2,264	
Quarter ending June 2017	2,121	↓
Quarter ending September 2017	2,023	↓
Quarter ending December 2017	2,009	→
Quarter ending March 2018	1,938	↓
Variance since March 2017	(14.4%)	↓



ACTIVITY

Cumulative percentage of contracted UDA delivered 2017 & 2018



Month	Adjusted Scheduled Activity (UDA)	
	2017	2018
April	8	87
May	502	489
June	738	985
July	1,579	1,450
August	1,821	2,155
September	2,042	2,623
October	2,654	3,197
November	3,587	3,911
December	4,401	4,549
January	5,439	5,176
February	6,075	5,715
March	6,383	6,216
April	6,531	6,518
May	6,544	6,521
June	6,542	6,526

QUALITY

	Quantity	Base Number	Contract	AT	Region	England
% of FP17s for the same patient ID Re-attending within 3 months - Children	28	425	6.6%	10.9%	12.8%	11.9%
% of FP17s for the same patient ID Re-attending within 3 months - Adults	226	1,633	13.8%	14.8%	16.5%	16.0%
% of FP17s for the same patient ID Re-attending between 3 & 9 months - Children	156	425	36.7%	60.8%	59.7%	58.3%
% of FP17s for the same patient ID Re-attending between 3 & 9 months - Adults	697	1,633	42.7%	54.6%	52.6%	50.3%
% of FP17s for Band 1 Urgent Courses	122	2,127	5.7%	8.6%	9.1%	9.1%
% of FP17s Relating to Free Repair or Replacements	42	2,127	2.0%	0.9%	1.0%	0.8%
% of FP17s Relating to Continuations	7	2,127	0.3%	1.1%	1.2%	1.0%
% of Patients satisfied with the dentistry they have received	3	3	N/A	91.4%	91.6%	91.5%
% of Patients satisfied with the time they had to wait for an appointment	3	3	N/A	88.2%	88.3%	87.9%

* This is based on patients treated on this contract for their most recent course of treatment. Figures in italics indicate the base number of FP17s or Patient Questionnaire responses are less than 100. N/A is shown where the base number of responses is less than 10 during the period. % is calculated as Quantity/Base number*100

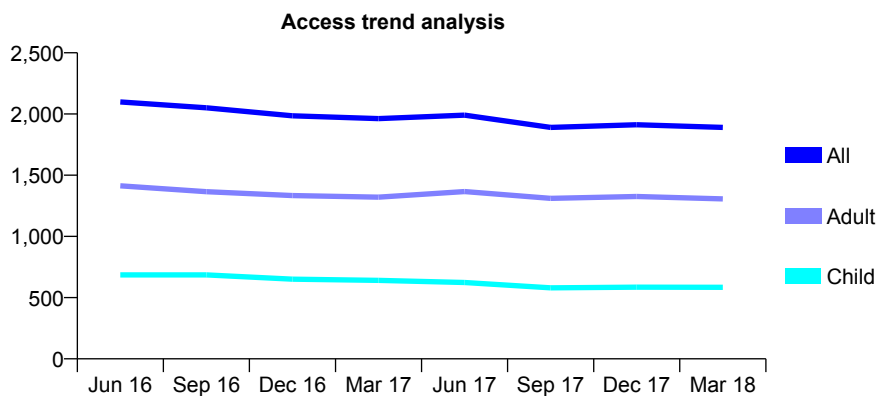
Q52 - Vital Signs At a Glance Contract Report for 829021/0001 - Year end March 2018

Name or company name	MR Y LAHER
Contract type name	GDS Contract
Purpose of contract	General
Contract start date	01/04/2006
Contract end date	

17/18 Contracted general activity (UDA)	5,500
Carry forward general activity (UDA)	0
17/18 Contracted orthodontic activity (UOA)	0
Carry forward orthodontic activity (UOA)	0
Baseline contract value	£133,898.72

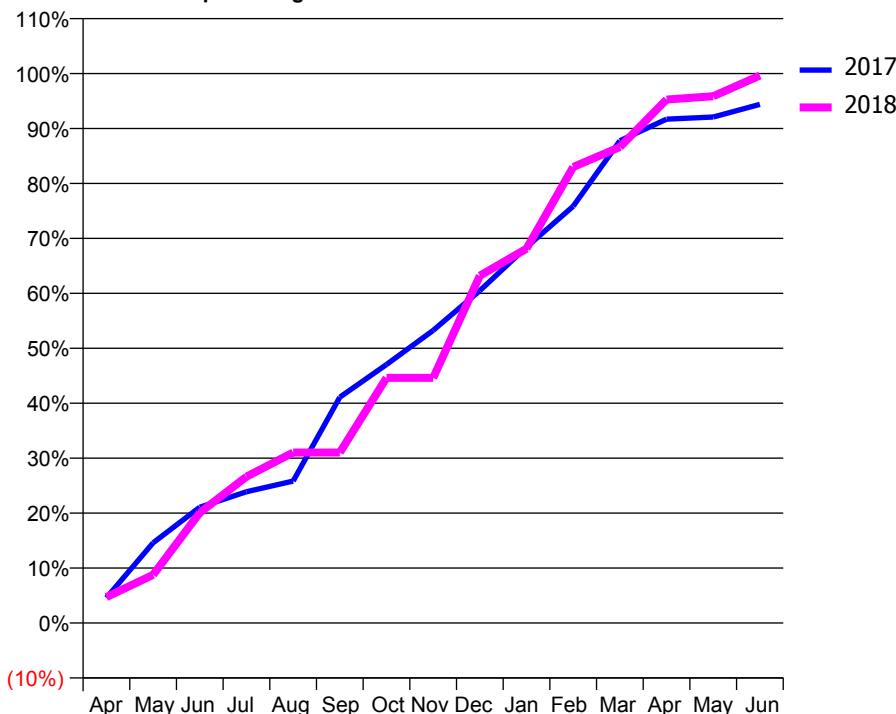
ACCESS*

Patients seen in 24 months	Total	Change since previous quarter
Quarter ending March 2017	1,962	
Quarter ending June 2017	1,991	→
Quarter ending September 2017	1,891	↓
Quarter ending December 2017	1,912	→
Quarter ending March 2018	1,891	↓
Variance since March 2017	(3.6%)	↓



ACTIVITY

Cumulative percentage of contracted UDA delivered 2017 & 2018



Adjusted Scheduled Activity (UDA)

Month	2017	2018
April	253	259
May	802	483
June	1,160	1,104
July	1,314	1,464
August	1,420	1,706
September	2,260	1,706
October	2,587	2,454
November	2,929	2,454
December	3,326	3,477
January	3,763	3,747
February	4,171	4,564
March	4,827	4,764
April	5,043	5,240
May	5,064	5,272
June	5,192	5,479

QUALITY

	Quantity	Base Number	Contract	AT	Region	England
% of FP17s for the same patient ID Re-attending within 3 months - Children	52	577	9.0%	10.9%	12.8%	11.9%
% of FP17s for the same patient ID Re-attending within 3 months - Adults	199	1,204	16.5%	14.8%	16.5%	16.0%
% of FP17s for the same patient ID Re-attending between 3 & 9 months - Children	142	577	24.6%	60.8%	59.7%	58.3%
% of FP17s for the same patient ID Re-attending between 3 & 9 months - Adults	262	1,204	21.8%	54.6%	52.6%	50.3%
% of FP17s for Band 1 Urgent Courses	202	1,855	10.9%	8.6%	9.1%	9.1%
% of FP17s Relating to Free Repair or Replacements	0	1,855	0.0%	0.9%	1.0%	0.8%
% of FP17s Relating to Continuations	0	1,855	0.0%	1.1%	1.2%	1.0%
% of Patients satisfied with the dentistry they have received	3	3	N/A	91.4%	91.6%	91.5%
% of Patients satisfied with the time they had to wait for an appointment	2	3	N/A	88.2%	88.3%	87.9%

* This is based on patients treated on this contract for their most recent course of treatment. Figures in italics indicate the base number of FP17s or Patient Questionnaire responses are less than 100. N/A is shown where the base number of responses is less than 10 during the period. % is calculated as Quantity/Base number*100

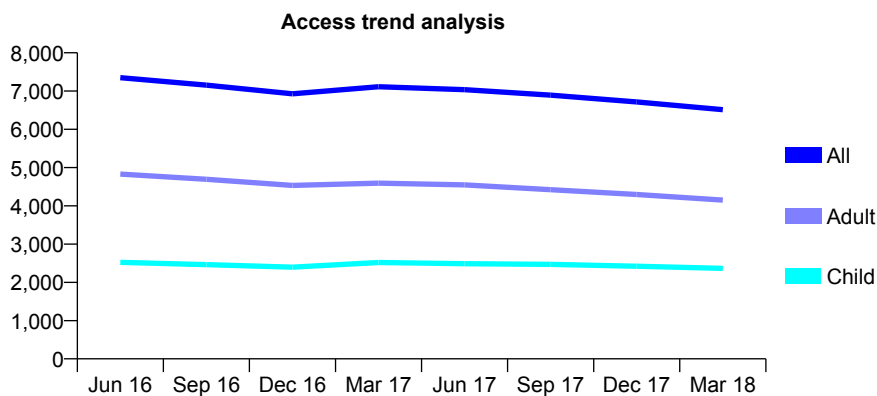
Q52 - Vital Signs At a Glance Contract Report for 834858/0003 - Year end March 2018

Name or company name	MR LW APPLETON
Contract type name	GDS Contract
Purpose of contract	General
Contract start date	06/05/2014
Contract end date	

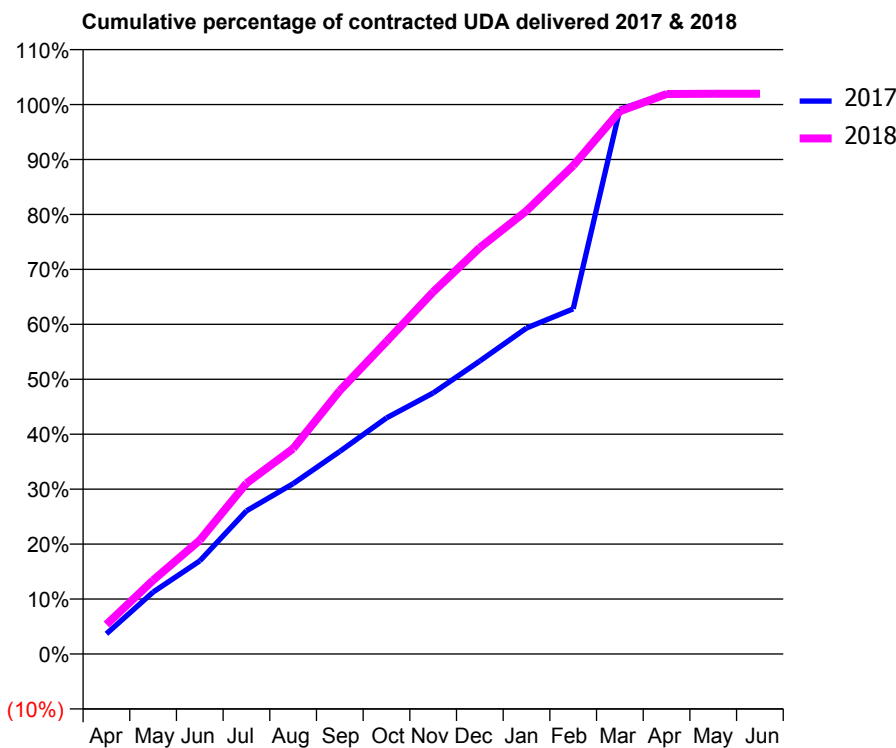
17/18 Contracted general activity (UDA)	19,607
Carry forward general activity (UDA)	-389
17/18 Contracted orthodontic activity (UOA)	0
Carry forward orthodontic activity (UOA)	0
Baseline contract value	£595,158.72

ACCESS*

Patients seen in 24 months	Total	Change since previous quarter
Quarter ending March 2017	7,114	
Quarter ending June 2017	7,035	↓
Quarter ending September 2017	6,893	↓
Quarter ending December 2017	6,716	↓
Quarter ending March 2018	6,515	↓
Variance since March 2017	(8.4%)	↓



ACTIVITY



Month	Adjusted Scheduled Activity (UDA)	
	2017	2018
April	721	1,055
May	2,212	2,632
June	3,325	4,059
July	5,107	6,092
August	6,080	7,327
September	7,229	9,400
October	8,425	11,151
November	9,313	12,918
December	10,454	14,500
January	11,632	15,814
February	12,315	17,429
March	19,436	19,369
April	19,992	19,983
May	19,991	19,990
June	19,996	19,990

QUALITY

	Quantity	Base Number	Contract	AT	Region	England
% of FP17s for the same patient ID Re-attending within 3 months - Children	398	3,961	10.0%	10.9%	12.8%	11.9%
% of FP17s for the same patient ID Re-attending within 3 months - Adults	1,400	6,731	20.8%	14.8%	16.5%	16.0%
% of FP17s for the same patient ID Re-attending between 3 & 9 months - Children	2,476	3,961	62.5%	60.8%	59.7%	58.3%
% of FP17s for the same patient ID Re-attending between 3 & 9 months - Adults	3,768	6,731	56.0%	54.6%	52.6%	50.3%
% of FP17s for Band 1 Urgent Courses	1,353	10,746	12.6%	8.6%	9.1%	9.1%
% of FP17s Relating to Free Repair or Replacements	37	10,746	0.3%	0.9%	1.0%	0.8%
% of FP17s Relating to Continuations	89	10,746	0.8%	1.1%	1.2%	1.0%
% of Patients satisfied with the dentistry they have received	7	8	N/A	91.4%	91.6%	91.5%
% of Patients satisfied with the time they had to wait for an appointment	8	8	N/A	88.2%	88.3%	87.9%

* This is based on patients treated on this contract for their most recent course of treatment. Figures in italics indicate the base number of FP17s or Patient Questionnaire responses are less than 100. N/A is shown where the base number of responses is less than 10 during the period. % is calculated as Quantity/Base number*100

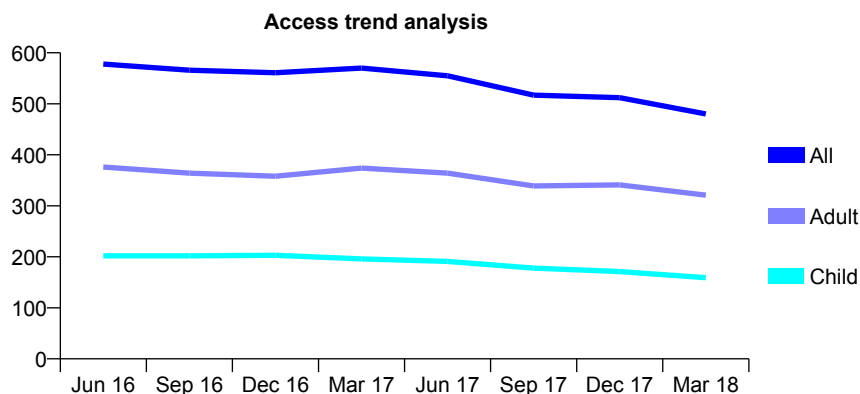
Q52 - Vital Signs At a Glance Contract Report for 838764/0002 - Year end March 2018

Name or company name	MR HM BOTT
Contract type name	GDS Contract
Purpose of contract	General
Contract start date	02/01/2009
Contract end date	

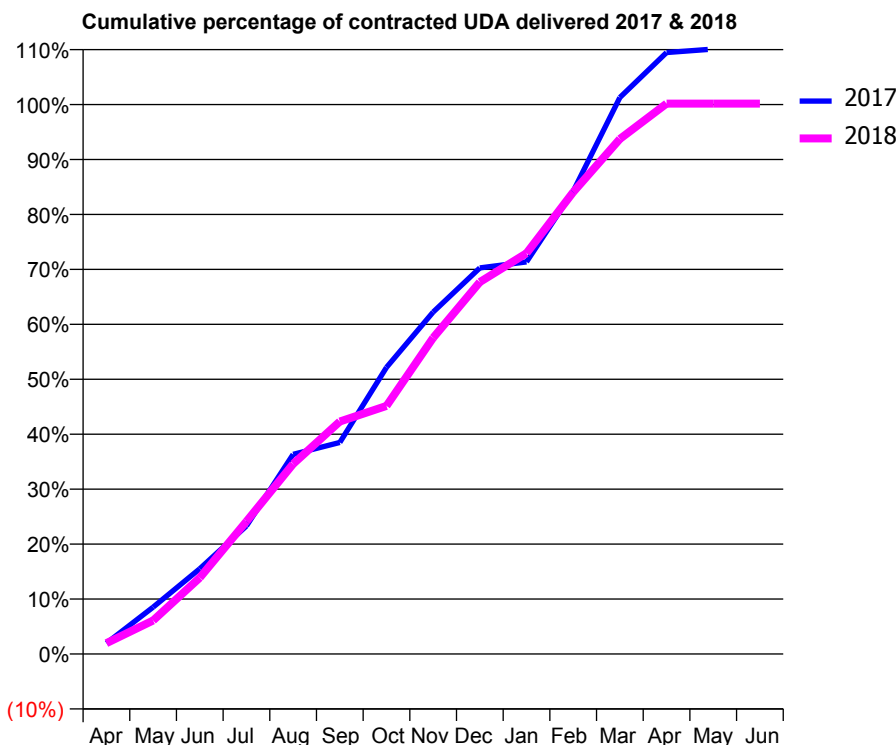
17/18 Contracted general activity (UDA)	1,260
Carry forward general activity (UDA)	-25
17/18 Contracted orthodontic activity (UOA)	0
Carry forward orthodontic activity (UOA)	0
Baseline contract value	£55,089.07

ACCESS*

Patients seen in 24 months	Total	Change since previous quarter
Quarter ending March 2017	570	
Quarter ending June 2017	555	↓
Quarter ending September 2017	517	↓
Quarter ending December 2017	512	→
Quarter ending March 2018	480	↓
Variance since March 2017	(15.8%)	↓



ACTIVITY



Month	Adjusted Scheduled Activity (UDA)	
	2017	2018
April	25	25
May	107	77
June	195	175
July	294	304
August	458	436
September	485	533
October	657	569
November	784	725
December	885	853
January	899	919
February	1,061	1,059
March	1,276	1,181
April	1,379	1,262
May	1,387	1,262
June	1,390	1,262

QUALITY

	Quantity	Base Number	Contract	AT	Region	England
% of FP17s for the same patient ID Re-attending within 3 months - Children	8	251	3.2%	10.9%	12.8%	11.9%
% of FP17s for the same patient ID Re-attending within 3 months - Adults	27	381	7.1%	14.8%	16.5%	16.0%
% of FP17s for the same patient ID Re-attending between 3 & 9 months - Children	175	251	69.7%	60.8%	59.7%	58.3%
% of FP17s for the same patient ID Re-attending between 3 & 9 months - Adults	270	381	70.9%	54.6%	52.6%	50.3%
% of FP17s for Band 1 Urgent Courses	0	623	0.0%	8.6%	9.1%	9.1%
% of FP17s Relating to Free Repair or Replacements	0	623	0.0%	0.9%	1.0%	0.8%
% of FP17s Relating to Continuations	11	623	1.8%	1.1%	1.2%	1.0%
% of Patients satisfied with the dentistry they have received	0	0	N/A	91.4%	91.6%	91.5%
% of Patients satisfied with the time they had to wait for an appointment	0	0	N/A	88.2%	88.3%	87.9%

* This is based on patients treated on this contract for their most recent course of treatment. Figures in italics indicate the base number of FP17s or Patient Questionnaire responses are less than 100. N/A is shown where the base number of responses is less than 10 during the period. % is calculated as Quantity/Base number*100

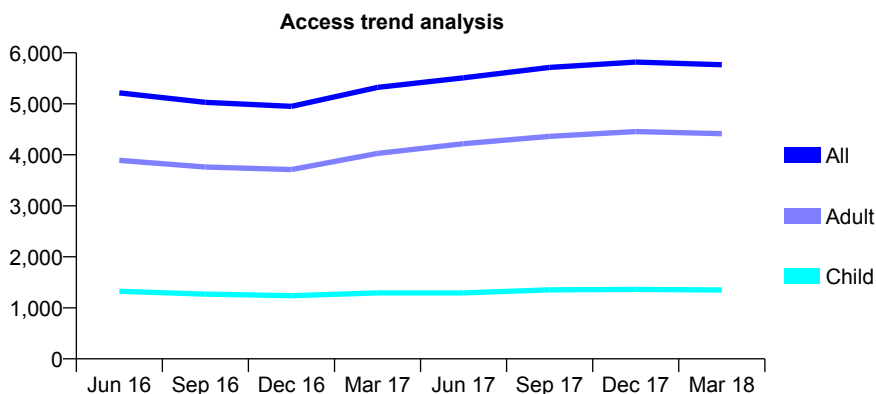
Q52 - Vital Signs At a Glance Contract Report for 841579/0001 - Year end March 2018

Name or company name	MR JS DEU
Contract type name	GDS Contract
Purpose of contract	General
Contract start date	01/04/2006
Contract end date	

17/18 Contracted general activity (UDA)	12,135
Carry forward general activity (UDA)	-81
17/18 Contracted orthodontic activity (UOA)	0
Carry forward orthodontic activity (UOA)	0
Baseline contract value	£365,560.79

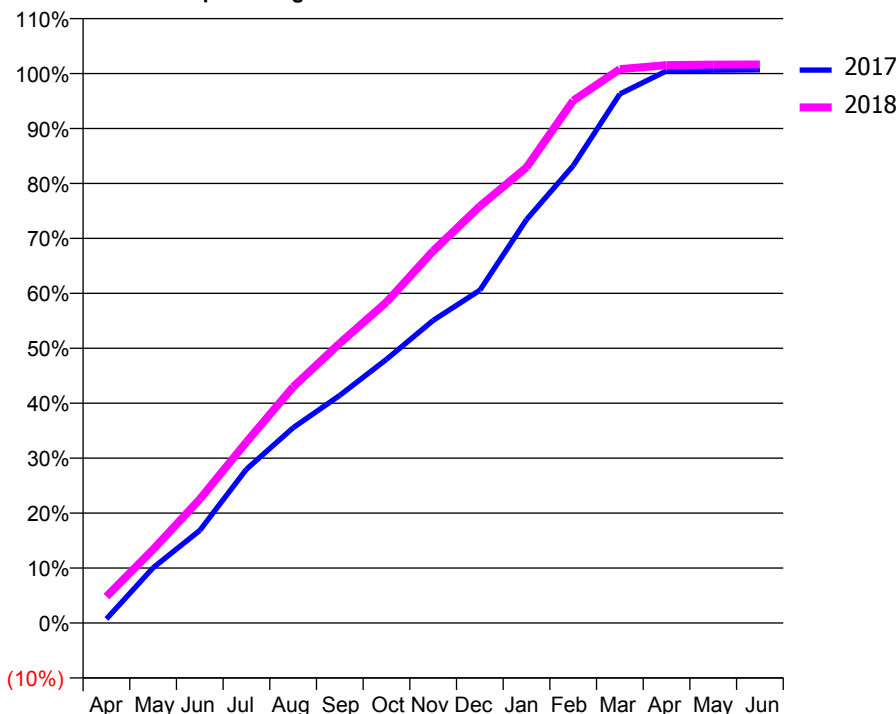
ACCESS*

Patients seen in 24 months	Total	Change since previous quarter
Quarter ending March 2017	5,321	
Quarter ending June 2017	5,510	↑
Quarter ending September 2017	5,713	↑
Quarter ending December 2017	5,818	→
Quarter ending March 2018	5,766	→
Variance since March 2017	8.4%	↑



ACTIVITY

Cumulative percentage of contracted UDA delivered 2017 & 2018



Month	Adjusted Scheduled Activity (UDA)	
	2017	2018
April	90	585
May	1,221	1,625
June	2,044	2,733
July	3,398	3,999
August	4,311	5,214
September	5,029	6,181
October	5,822	7,085
November	6,683	8,217
December	7,350	9,205
January	8,911	10,061
February	10,101	11,536
March	11,684	12,232
April	12,194	12,320
May	12,207	12,330
June	12,216	12,333

QUALITY

	Quantity	Base Number	Contract	AT	Region	England
% of FP17s for the same patient ID Re-attending within 3 months - Children	148	2,058	7.2%	10.9%	12.8%	11.9%
% of FP17s for the same patient ID Re-attending within 3 months - Adults	561	5,568	10.1%	14.8%	16.5%	16.0%
% of FP17s for the same patient ID Re-attending between 3 & 9 months - Children	1,303	2,058	63.3%	60.8%	59.7%	58.3%
% of FP17s for the same patient ID Re-attending between 3 & 9 months - Adults	2,876	5,568	51.7%	54.6%	52.6%	50.3%
% of FP17s for Band 1 Urgent Courses	242	6,283	3.9%	8.6%	9.1%	9.1%
% of FP17s Relating to Free Repair or Replacements	19	6,283	0.3%	0.9%	1.0%	0.8%
% of FP17s Relating to Continuations	7	6,283	0.1%	1.1%	1.2%	1.0%
% of Patients satisfied with the dentistry they have received	6	6	N/A	91.4%	91.6%	91.5%
% of Patients satisfied with the time they had to wait for an appointment	6	6	N/A	88.2%	88.3%	87.9%

* This is based on patients treated on this contract for their most recent course of treatment. Figures in italics indicate the base number of FP17s or Patient Questionnaire responses are less than 100. N/A is shown where the base number of responses is less than 10 during the period. % is calculated as Quantity/Base number*100

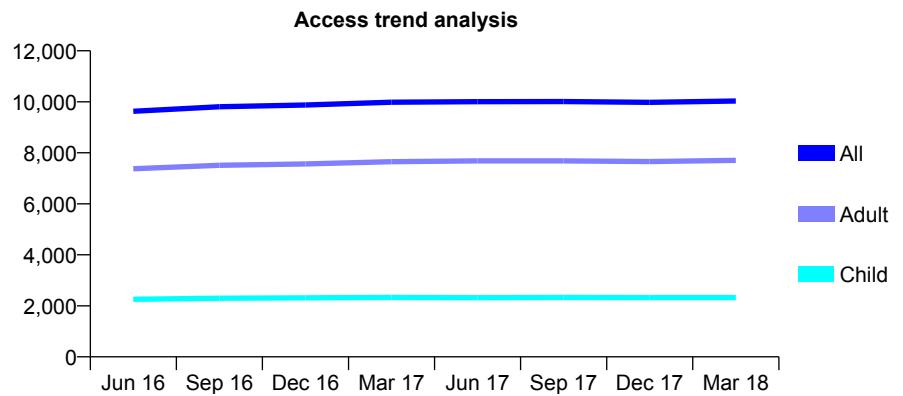
Q52 - Vital Signs At a Glance Contract Report for 842400/0001 - Year end March 2018

Name or company name	MR PR ELLUL
Contract type name	GDS Contract
Purpose of contract	General
Contract start date	01/04/2006
Contract end date	

17/18 Contracted general activity (UDA)	24,500
Carry forward general activity (UDA)	178
17/18 Contracted orthodontic activity (UOA)	0
Carry forward orthodontic activity (UOA)	0
Baseline contract value	£723,034.07

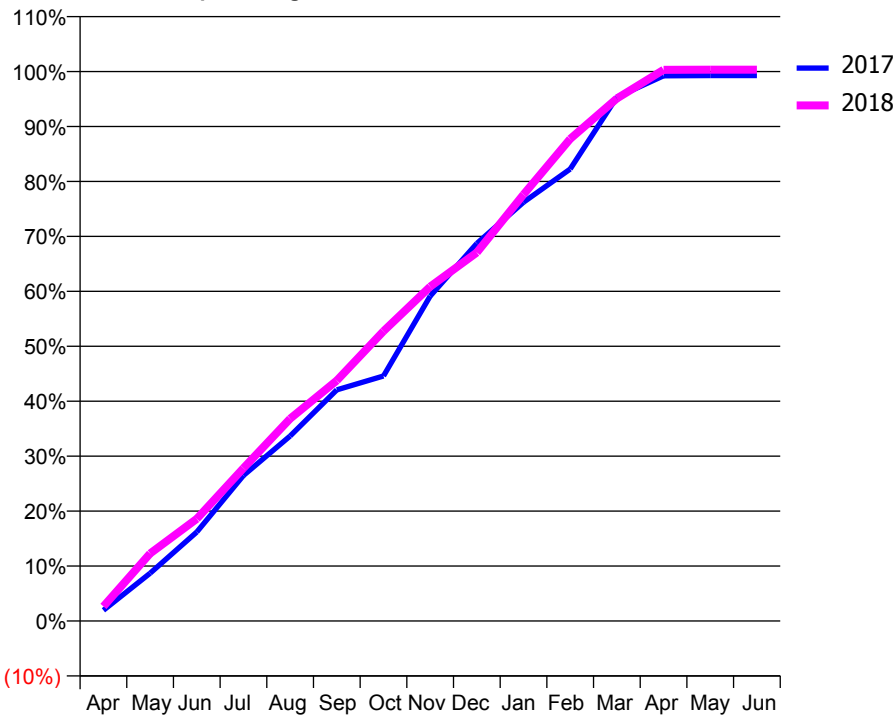
ACCESS*

Patients seen in 24 months	Total	Change since previous quarter
Quarter ending March 2017	9,983	
Quarter ending June 2017	10,003	→
Quarter ending September 2017	10,013	→
Quarter ending December 2017	9,979	→
Quarter ending March 2018	10,030	→
Variance since March 2017	0.5%	→



ACTIVITY

Cumulative percentage of contracted UDA delivered 2017 & 2018



Month	Adjusted Scheduled Activity (UDA)	
	2017	2018
April	477	649
May	2,129	3,010
June	3,969	4,556
July	6,491	6,814
August	8,247	9,021
September	10,308	10,725
October	10,927	12,923
November	14,483	14,910
December	16,837	16,427
January	18,673	19,017
February	20,153	21,497
March	23,358	23,297
April	24,310	24,578
May	24,322	24,581
June	24,322	24,583

QUALITY

	Quantity	Base Number	Contract	AT	Region	England
% of FP17s for the same patient ID Re-attending within 3 months - Children	207	3,685	5.6%	10.9%	12.8%	11.9%
% of FP17s for the same patient ID Re-attending within 3 months - Adults	1,637	11,751	13.9%	14.8%	16.5%	16.0%
% of FP17s for the same patient ID Re-attending between 3 & 9 months - Children	2,558	3,685	69.4%	60.8%	59.7%	58.3%
% of FP17s for the same patient ID Re-attending between 3 & 9 months - Adults	7,253	11,751	61.7%	54.6%	52.6%	50.3%
% of FP17s for Band 1 Urgent Courses	1,253	14,626	8.6%	8.6%	9.1%	9.1%
% of FP17s Relating to Free Repair or Replacements	98	14,626	0.7%	0.9%	1.0%	0.8%
% of FP17s Relating to Continuations	47	14,626	0.3%	1.1%	1.2%	1.0%
% of Patients satisfied with the dentistry they have received	8	11	72.7%	91.4%	91.6%	91.5%
% of Patients satisfied with the time they had to wait for an appointment	10	11	90.9%	88.2%	88.3%	87.9%

* This is based on patients treated on this contract for their most recent course of treatment. Figures in italics indicate the base number of FP17s or Patient Questionnaire responses are less than 100. N/A is shown where the base number of responses is less than 10 during the period. % is calculated as Quantity/Base number*100

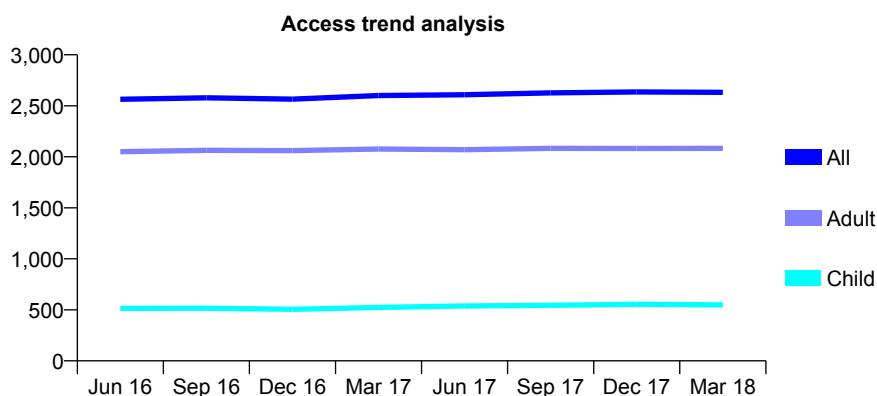
Q52 - Vital Signs At a Glance Contract Report for 842443/0001 - Year end March 2018

Name or company name	MR GS GILLER
Contract type name	GDS Contract
Purpose of contract	General
Contract start date	01/04/2006
Contract end date	

17/18 Contracted general activity (UDA)	9,355
Carry forward general activity (UDA)	299
17/18 Contracted orthodontic activity (UOA)	0
Carry forward orthodontic activity (UOA)	0
Baseline contract value	£215,471.17

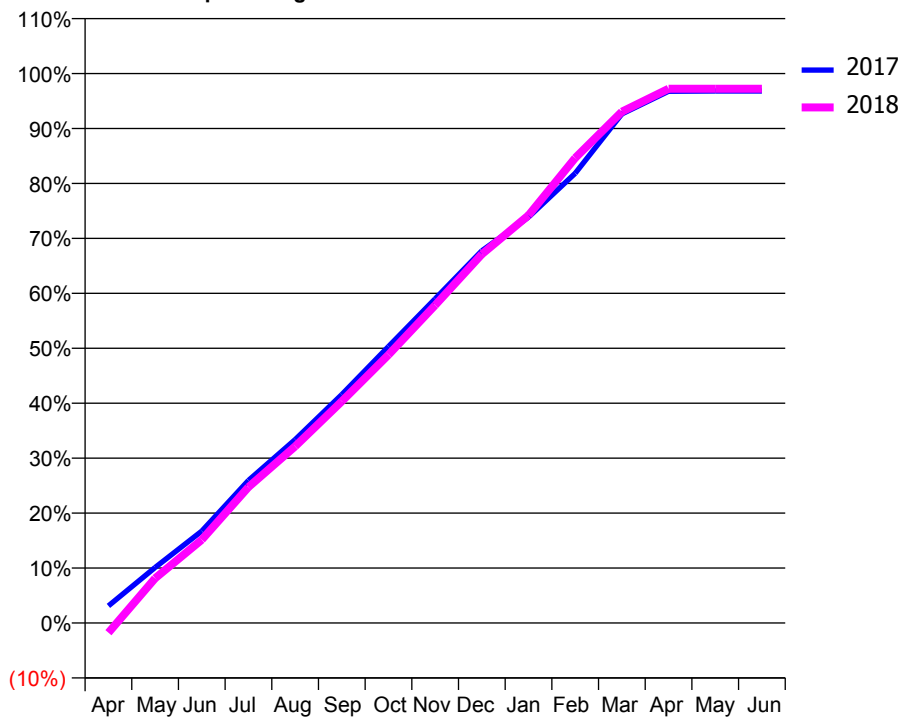
ACCESS*

Patients seen in 24 months	Total	Change since previous quarter
Quarter ending March 2017	2,600	
Quarter ending June 2017	2,608	→
Quarter ending September 2017	2,627	→
Quarter ending December 2017	2,636	→
Quarter ending March 2018	2,632	→
Variance since March 2017	1.2%	→



ACTIVITY

Cumulative percentage of contracted UDA delivered 2017 & 2018



Adjusted Scheduled Activity (UDA)

Month	2017	2018
April	292	-166
May	946	762
June	1,564	1,417
July	2,427	2,314
August	3,122	3,008
September	3,890	3,773
October	4,707	4,567
November	5,519	5,410
December	6,338	6,279
January	6,909	6,942
February	7,655	7,918
March	8,667	8,704
April	9,053	9,095
May	9,056	9,095
June	9,056	9,095

QUALITY

	Quantity	Base Number	Contract	AT	Region	England
% of FP17s for the same patient ID Re-attending within 3 months - Children	58	888	6.5%	10.9%	12.8%	11.9%
% of FP17s for the same patient ID Re-attending within 3 months - Adults	607	3,723	16.3%	14.8%	16.5%	16.0%
% of FP17s for the same patient ID Re-attending between 3 & 9 months - Children	563	888	63.4%	60.8%	59.7%	58.3%
% of FP17s for the same patient ID Re-attending between 3 & 9 months - Adults	2,424	3,723	65.1%	54.6%	52.6%	50.3%
% of FP17s for Band 1 Urgent Courses	284	4,590	6.2%	8.6%	9.1%	9.1%
% of FP17s Relating to Free Repair or Replacements	71	4,590	1.5%	0.9%	1.0%	0.8%
% of FP17s Relating to Continuations	105	4,590	2.3%	1.1%	1.2%	1.0%
% of Patients satisfied with the dentistry they have received	5	6	N/A	91.4%	91.6%	91.5%
% of Patients satisfied with the time they had to wait for an appointment	5	6	N/A	88.2%	88.3%	87.9%

* This is based on patients treated on this contract for their most recent course of treatment. Figures in italics indicate the base number of FP17s or Patient Questionnaire responses are less than 100. N/A is shown where the base number of responses is less than 10 during the period. % is calculated as Quantity/Base number*100

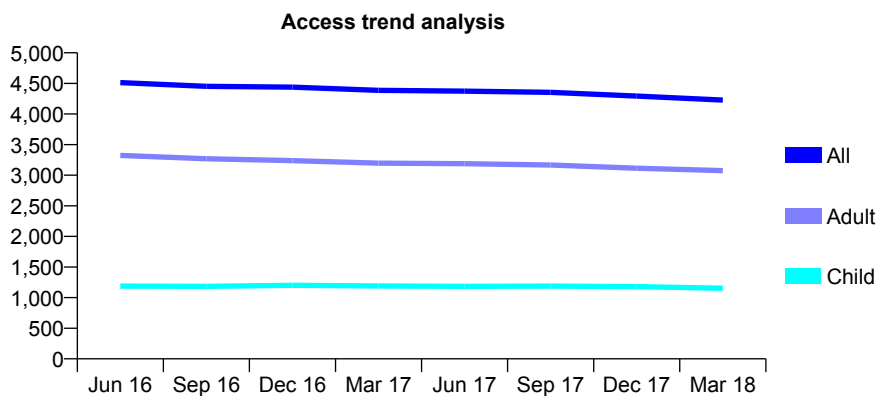
Q52 - Vital Signs At a Glance Contract Report for 844098/0001 - Year end March 2018

Name or company name	MR AM QAYYUM
Contract type name	GDS Contract
Purpose of contract	General
Contract start date	01/04/2006
Contract end date	

17/18 Contracted general activity (UDA)	11,929
Carry forward general activity (UDA)	-180
17/18 Contracted orthodontic activity (UOA)	0
Carry forward orthodontic activity (UOA)	0
Baseline contract value	£382,387.33

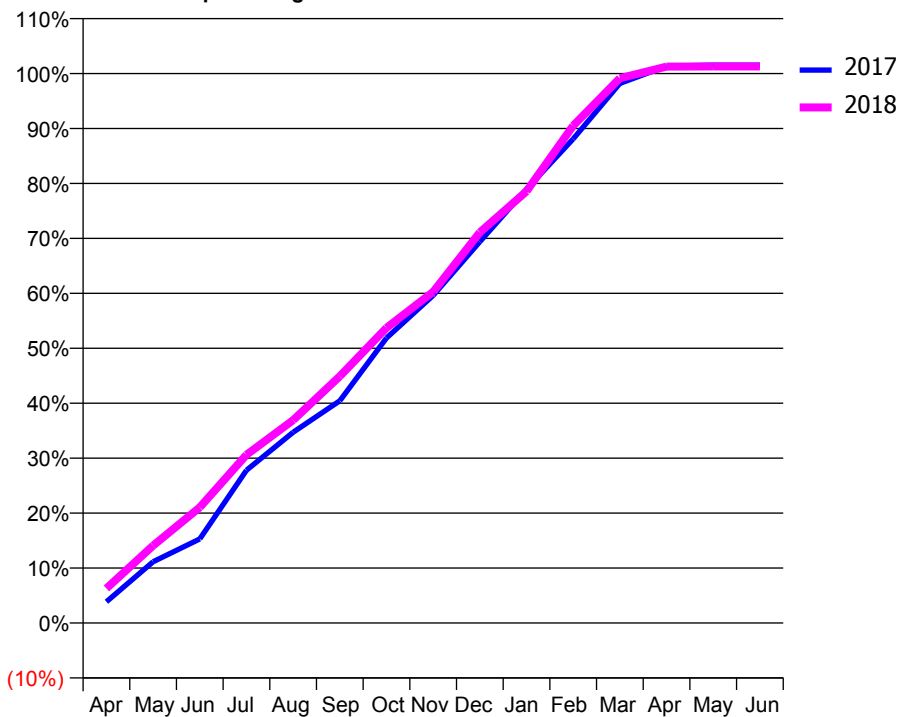
ACCESS*

Patients seen in 24 months	Total	Change since previous quarter
Quarter ending March 2017	4,387	
Quarter ending June 2017	4,373	→
Quarter ending September 2017	4,355	→
Quarter ending December 2017	4,293	↓
Quarter ending March 2018	4,228	↓
Variance since March 2017	(3.6%)	↓



ACTIVITY

Cumulative percentage of contracted UDA delivered 2017 & 2018



Month	Adjusted Scheduled Activity (UDA)	
	2017	2018
April	463	751
May	1,329	1,681
June	1,825	2,510
July	3,317	3,652
August	4,142	4,405
September	4,824	5,358
October	6,187	6,406
November	7,111	7,188
December	8,278	8,480
January	9,418	9,372
February	10,511	10,796
March	11,714	11,826
April	12,090	12,080
May	12,110	12,082
June	12,109	12,081

QUALITY

	Quantity	Base Number	Contract	AT	Region	England
% of FP17s for the same patient ID Re-attending within 3 months - Children	79	1,537	5.1%	10.9%	12.8%	11.9%
% of FP17s for the same patient ID Re-attending within 3 months - Adults	926	4,837	19.1%	14.8%	16.5%	16.0%
% of FP17s for the same patient ID Re-attending between 3 & 9 months - Children	870	1,537	56.6%	60.8%	59.7%	58.3%
% of FP17s for the same patient ID Re-attending between 3 & 9 months - Adults	2,861	4,837	59.1%	54.6%	52.6%	50.3%
% of FP17s for Band 1 Urgent Courses	565	6,322	8.9%	8.6%	9.1%	9.1%
% of FP17s Relating to Free Repair or Replacements	137	6,322	2.2%	0.9%	1.0%	0.8%
% of FP17s Relating to Continuations	96	6,322	1.5%	1.1%	1.2%	1.0%
% of Patients satisfied with the dentistry they have received	6	6	N/A	91.4%	91.6%	91.5%
% of Patients satisfied with the time they had to wait for an appointment	6	6	N/A	88.2%	88.3%	87.9%

* This is based on patients treated on this contract for their most recent course of treatment. Figures in italics indicate the base number of FP17s or Patient Questionnaire responses are less than 100. N/A is shown where the base number of responses is less than 10 during the period. % is calculated as Quantity/Base number*100

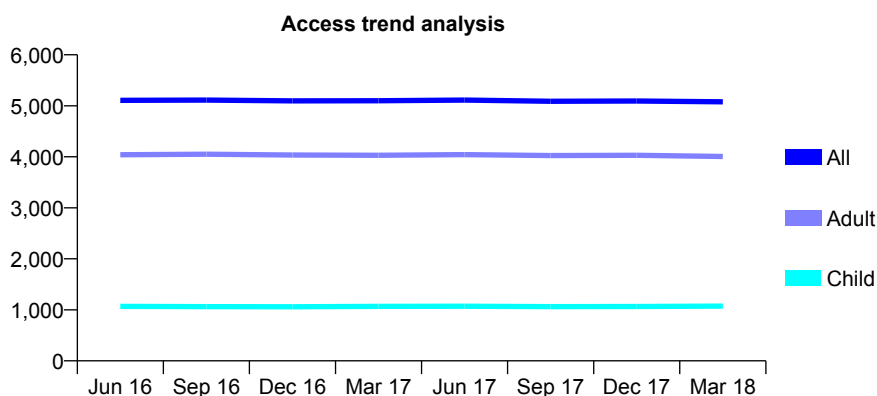
Q52 - Vital Signs At a Glance Contract Report for 847194/0001 - Year end March 2018

Name or company name	MR MJ MILLICAN
Contract type name	GDS Contract
Purpose of contract	General
Contract start date	01/04/2006
Contract end date	

17/18 Contracted general activity (UDA)	14,000
Carry forward general activity (UDA)	-204
17/18 Contracted orthodontic activity (UOA)	0
Carry forward orthodontic activity (UOA)	0
Baseline contract value	£435,935.86

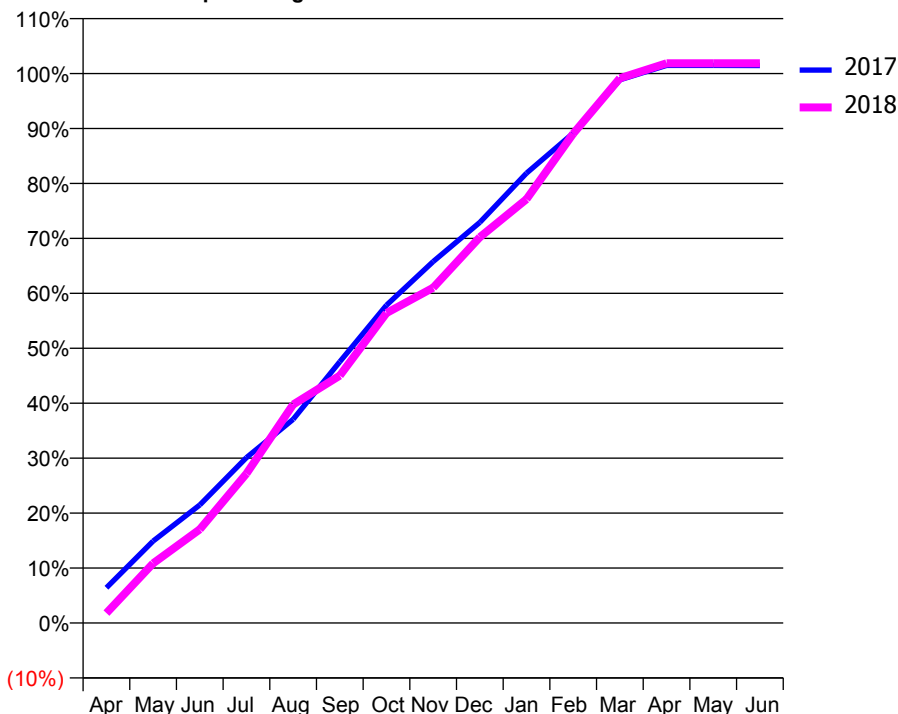
ACCESS*

Patients seen in 24 months	Total	Change since previous quarter
Quarter ending March 2017	5,099	
Quarter ending June 2017	5,113	→
Quarter ending September 2017	5,088	→
Quarter ending December 2017	5,095	→
Quarter ending March 2018	5,079	→
Variance since March 2017	(0.4%)	→



ACTIVITY

Cumulative percentage of contracted UDA delivered 2017 & 2018



Month	Adjusted Scheduled Activity (UDA)	
	2017	2018
April	899	255
May	2,086	1,520
June	3,010	2,386
July	4,215	3,806
August	5,190	5,568
September	6,656	6,303
October	8,098	7,897
November	9,210	8,543
December	10,208	9,829
January	11,461	10,797
February	12,481	12,465
March	13,840	13,879
April	14,205	14,261
May	14,205	14,261
June	14,204	14,261

QUALITY

	Quantity	Base Number	Contract	AT	Region	England
% of FP17s for the same patient ID Re-attending within 3 months - Children	93	1,763	5.3%	10.9%	12.8%	11.9%
% of FP17s for the same patient ID Re-attending within 3 months - Adults	702	6,730	10.4%	14.8%	16.5%	16.0%
% of FP17s for the same patient ID Re-attending between 3 & 9 months - Children	1,182	1,763	67.0%	60.8%	59.7%	58.3%
% of FP17s for the same patient ID Re-attending between 3 & 9 months - Adults	4,507	6,730	67.0%	54.6%	52.6%	50.3%
% of FP17s for Band 1 Urgent Courses	526	8,437	6.2%	8.6%	9.1%	9.1%
% of FP17s Relating to Free Repair or Replacements	9	8,437	0.1%	0.9%	1.0%	0.8%
% of FP17s Relating to Continuations	112	8,437	1.3%	1.1%	1.2%	1.0%
% of Patients satisfied with the dentistry they have received	5	5	N/A	91.4%	91.6%	91.5%
% of Patients satisfied with the time they had to wait for an appointment	5	5	N/A	88.2%	88.3%	87.9%

* This is based on patients treated on this contract for their most recent course of treatment. Figures in italics indicate the base number of FP17s or Patient Questionnaire responses are less than 100. N/A is shown where the base number of responses is less than 10 during the period. % is calculated as Quantity/Base number*100

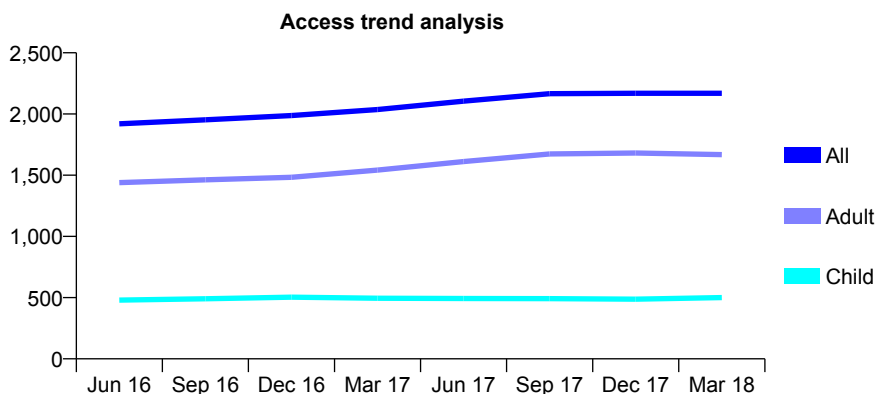
Q52 - Vital Signs At a Glance Contract Report for 852538/0001 - Year end March 2018

Name or company name	MISS NK KHROUD
Contract type name	PDS Contract
Purpose of contract	General
Contract start date	23/05/2012
Contract end date	22/05/2022

17/18 Contracted general activity (UDA)	6,205
Carry forward general activity (UDA)	0
17/18 Contracted orthodontic activity (UOA)	0
Carry forward orthodontic activity (UOA)	0
Baseline contract value	£189,266.74

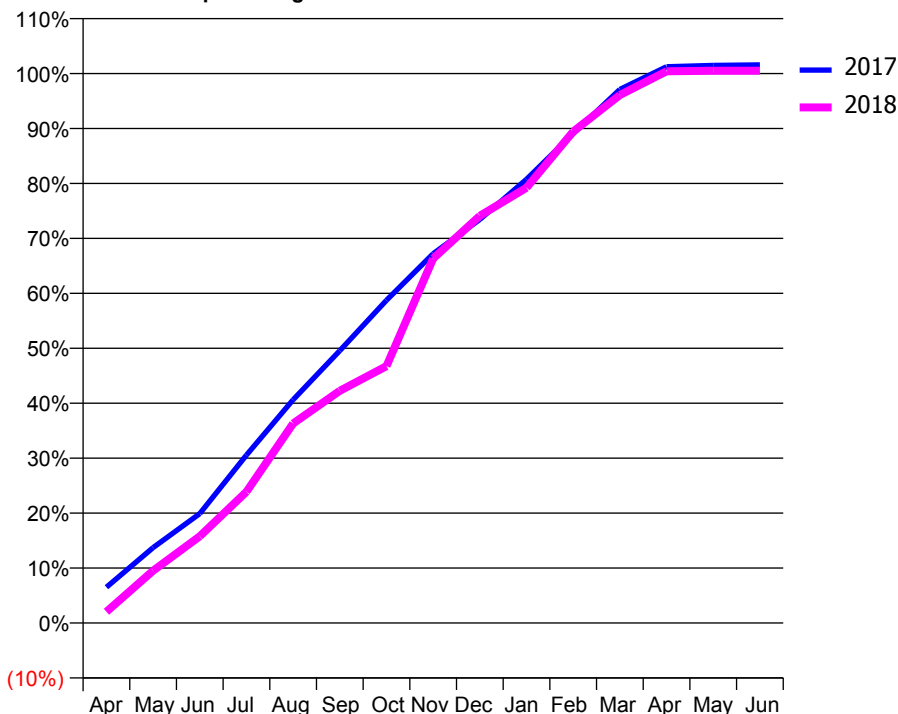
ACCESS*

Patients seen in 24 months	Total	Change since previous quarter
Quarter ending March 2017	2,037	
Quarter ending June 2017	2,105	↑
Quarter ending September 2017	2,166	↑
Quarter ending December 2017	2,169	→
Quarter ending March 2018	2,169	→
Variance since March 2017	6.5%	↑



ACTIVITY

Cumulative percentage of contracted UDA delivered 2017 & 2018



Month	Adjusted Scheduled Activity (UDA)	
	2017	2018
April	408	127
May	861	591
June	1,248	979
July	1,916	1,482
August	2,547	2,253
September	3,107	2,622
October	3,682	2,901
November	4,213	4,116
December	4,605	4,598
January	5,061	4,915
February	5,583	5,549
March	6,087	5,962
April	6,346	6,231
May	6,362	6,236
June	6,367	6,237

QUALITY

	Quantity	Base Number	Contract	AT	Region	England
% of FP17s for the same patient ID Re-attending within 3 months - Children	110	870	12.6%	10.9%	12.8%	11.9%
% of FP17s for the same patient ID Re-attending within 3 months - Adults	203	2,230	9.1%	14.8%	16.5%	16.0%
% of FP17s for the same patient ID Re-attending between 3 & 9 months - Children	517	870	59.4%	60.8%	59.7%	58.3%
% of FP17s for the same patient ID Re-attending between 3 & 9 months - Adults	1,237	2,230	55.5%	54.6%	52.6%	50.3%
% of FP17s for Band 1 Urgent Courses	75	3,123	2.4%	8.6%	9.1%	9.1%
% of FP17s Relating to Free Repair or Replacements	47	3,123	1.5%	0.9%	1.0%	0.8%
% of FP17s Relating to Continuations	18	3,123	0.6%	1.1%	1.2%	1.0%
% of Patients satisfied with the dentistry they have received	4	4	N/A	91.4%	91.6%	91.5%
% of Patients satisfied with the time they had to wait for an appointment	4	4	N/A	88.2%	88.3%	87.9%

* This is based on patients treated on this contract for their most recent course of treatment. Figures in italics indicate the base number of FP17s or Patient Questionnaire responses are less than 100. N/A is shown where the base number of responses is less than 10 during the period. % is calculated as Quantity/Base number*100

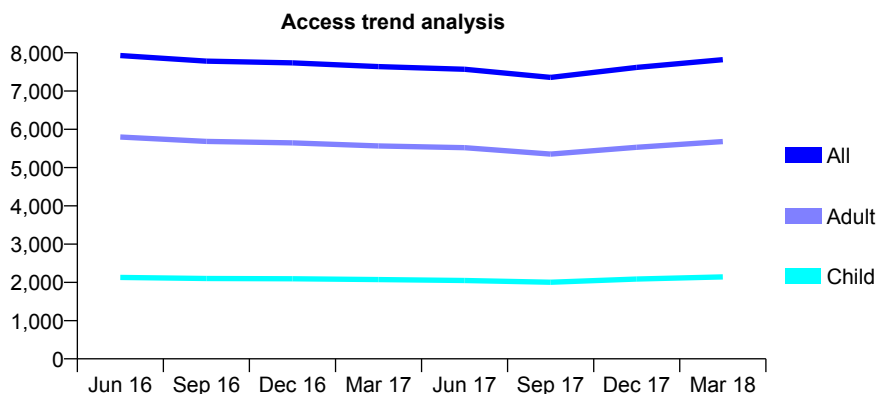
Q52 - Vital Signs At a Glance Contract Report for 854093/0001 - Year end March 2018

Name or company name	MR A HUSSAIN
Contract type name	GDS Contract
Purpose of contract	General
Contract start date	01/04/2006
Contract end date	

17/18 Contracted general activity (UDA)	21,783
Carry forward general activity (UDA)	416
17/18 Contracted orthodontic activity (UOA)	0
Carry forward orthodontic activity (UOA)	0
Baseline contract value	£819,737.54

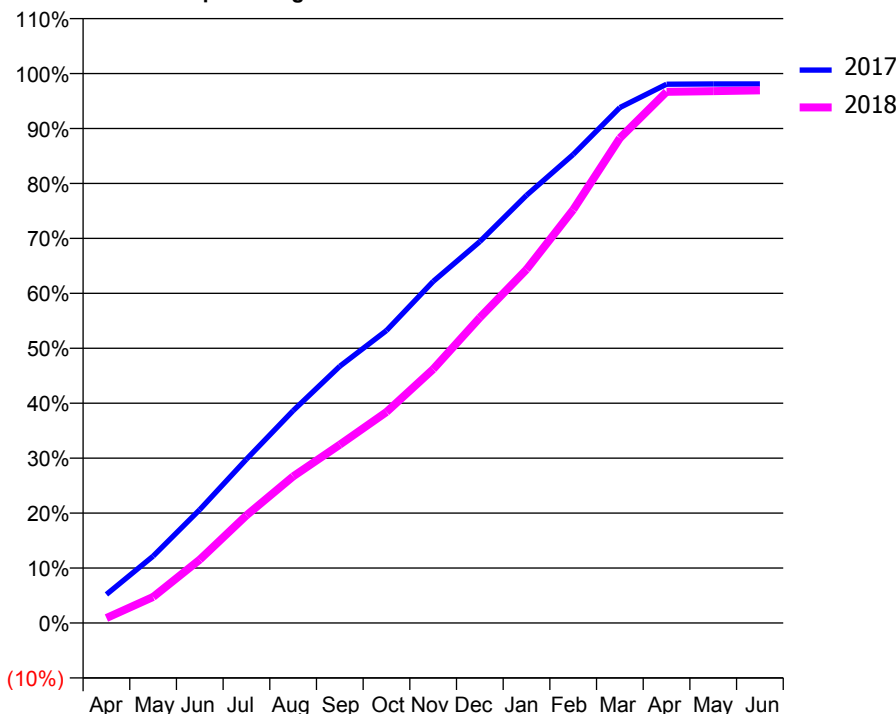
ACCESS*

Patients seen in 24 months	Total	Change since previous quarter
Quarter ending March 2017	7,638	
Quarter ending June 2017	7,568	→
Quarter ending September 2017	7,356	↓
Quarter ending December 2017	7,617	↑
Quarter ending March 2018	7,821	↑
Variance since March 2017	2.4%	↑



ACTIVITY

Cumulative percentage of contracted UDA delivered 2017 & 2018



Month	Adjusted Scheduled Activity (UDA)	
	2017	2018
April	1,133	197
May	2,654	1,036
June	4,493	2,516
July	6,492	4,269
August	8,416	5,811
September	10,180	7,070
October	11,594	8,364
November	13,539	10,063
December	15,120	12,107
January	16,957	14,015
February	18,573	16,386
March	20,432	19,221
April	21,356	21,057
May	21,367	21,082
June	21,367	21,114

QUALITY

	Quantity	Base Number	Contract	AT	Region	England
% of FP17s for the same patient ID Re-attending within 3 months - Children	180	3,223	5.6%	10.9%	12.8%	11.9%
% of FP17s for the same patient ID Re-attending within 3 months - Adults	868	7,537	11.5%	14.8%	16.5%	16.0%
% of FP17s for the same patient ID Re-attending between 3 & 9 months - Children	1,991	3,223	61.8%	60.8%	59.7%	58.3%
% of FP17s for the same patient ID Re-attending between 3 & 9 months - Adults	4,272	7,537	56.7%	54.6%	52.6%	50.3%
% of FP17s for Band 1 Urgent Courses	934	10,935	8.5%	8.6%	9.1%	9.1%
% of FP17s Relating to Free Repair or Replacements	41	10,935	0.4%	0.9%	1.0%	0.8%
% of FP17s Relating to Continuations	39	10,935	0.4%	1.1%	1.2%	1.0%
% of Patients satisfied with the dentistry they have received	12	13	92.3%	91.4%	91.6%	91.5%
% of Patients satisfied with the time they had to wait for an appointment	12	13	92.3%	88.2%	88.3%	87.9%

* This is based on patients treated on this contract for their most recent course of treatment. Figures in italics indicate the base number of FP17s or Patient Questionnaire responses are less than 100. N/A is shown where the base number of responses is less than 10 during the period. % is calculated as Quantity/Base number*100

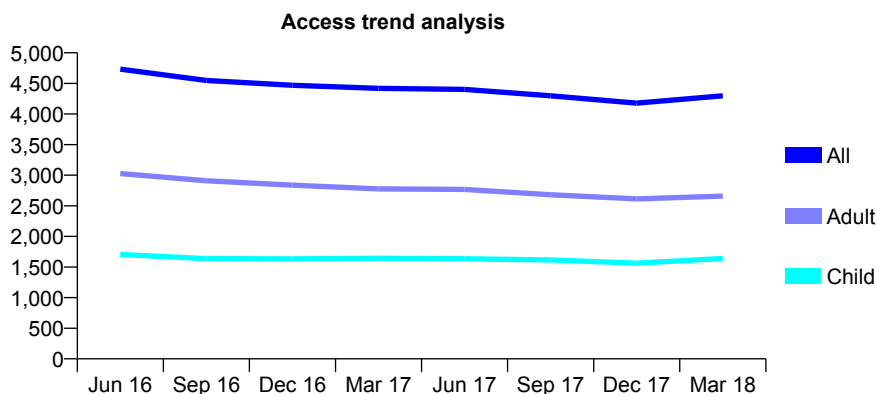
Q52 - Vital Signs At a Glance Contract Report for 854093/0005 - Year end March 2018

Name or company name	MR A HUSSAIN
Contract type name	GDS Contract
Purpose of contract	General
Contract start date	06/10/2012
Contract end date	

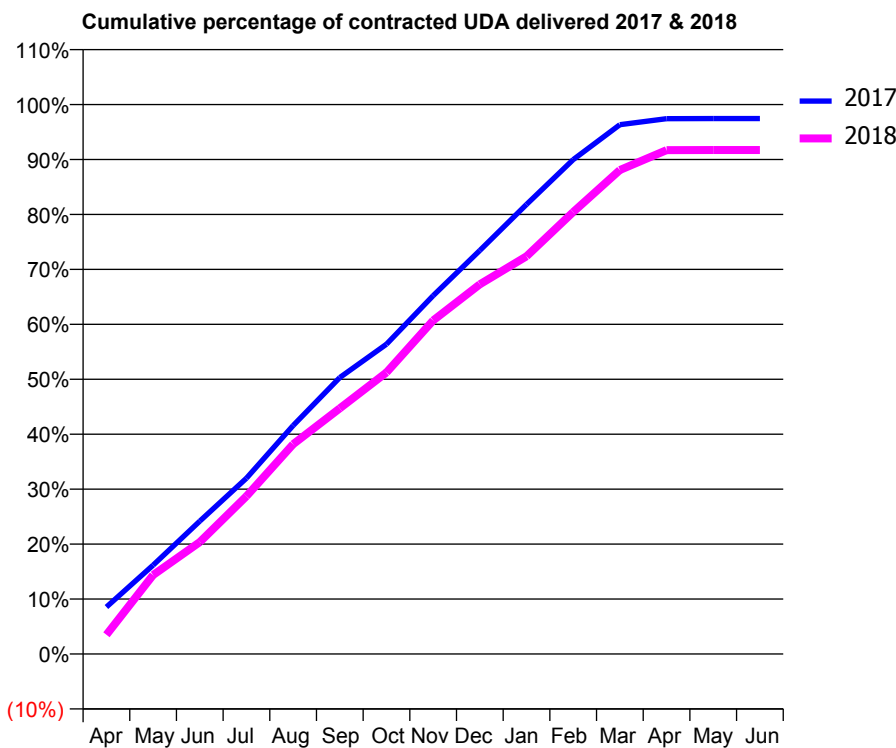
17/18 Contracted general activity (UDA)	15,788
Carry forward general activity (UDA)	402
17/18 Contracted orthodontic activity (UOA)	0
Carry forward orthodontic activity (UOA)	0
Baseline contract value	£507,544.02

ACCESS*

Patients seen in 24 months	Total	Change since previous quarter
Quarter ending March 2017	4,419	
Quarter ending June 2017	4,403	→
Quarter ending September 2017	4,297	↓
Quarter ending December 2017	4,177	↓
Quarter ending March 2018	4,298	↑
Variance since March 2017	(2.7%)	↓



ACTIVITY



Month	Adjusted Scheduled Activity (UDA)	
	2017	2018
April	1,350	552
May	2,556	2,270
June	3,821	3,218
July	5,056	4,533
August	6,571	6,028
September	7,951	7,061
October	8,910	8,091
November	10,306	9,585
December	11,606	10,623
January	12,927	11,425
February	14,216	12,699
March	15,219	13,907
April	15,392	14,477
May	15,397	14,479
June	15,399	14,479

QUALITY

	Quantity	Base Number	Contract	AT	Region	England
% of FP17s for the same patient ID Re-attending within 3 months - Children	258	2,640	9.8%	10.9%	12.8%	11.9%
% of FP17s for the same patient ID Re-attending within 3 months - Adults	791	4,015	19.7%	14.8%	16.5%	16.0%
% of FP17s for the same patient ID Re-attending between 3 & 9 months - Children	1,552	2,640	58.8%	60.8%	59.7%	58.3%
% of FP17s for the same patient ID Re-attending between 3 & 9 months - Adults	2,074	4,015	51.7%	54.6%	52.6%	50.3%
% of FP17s for Band 1 Urgent Courses	538	6,768	7.9%	8.6%	9.1%	9.1%
% of FP17s Relating to Free Repair or Replacements	63	6,768	0.9%	0.9%	1.0%	0.8%
% of FP17s Relating to Continuations	106	6,768	1.6%	1.1%	1.2%	1.0%
% of Patients satisfied with the dentistry they have received	2	2	N/A	91.4%	91.6%	91.5%
% of Patients satisfied with the time they had to wait for an appointment	2	2	N/A	88.2%	88.3%	87.9%

* This is based on patients treated on this contract for their most recent course of treatment. Figures in italics indicate the base number of FP17s or Patient Questionnaire responses are less than 100. N/A is shown where the base number of responses is less than 10 during the period. % is calculated as Quantity/Base number*100

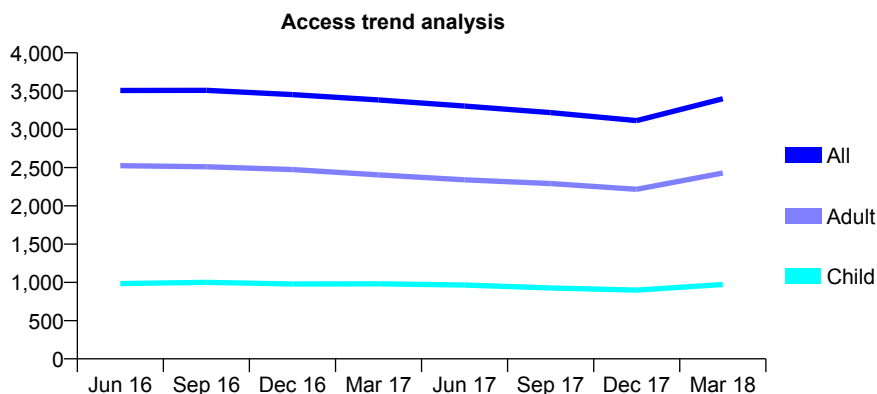
Q52 - Vital Signs At a Glance Contract Report for 854093/0006 - Year end March 2018

Name or company name	MR A HUSSAIN
Contract type name	GDS Contract
Purpose of contract	General
Contract start date	01/02/2013
Contract end date	

17/18 Contracted general activity (UDA)	10,865
Carry forward general activity (UDA)	108
17/18 Contracted orthodontic activity (UOA)	0
Carry forward orthodontic activity (UOA)	0
Baseline contract value	£354,544.95

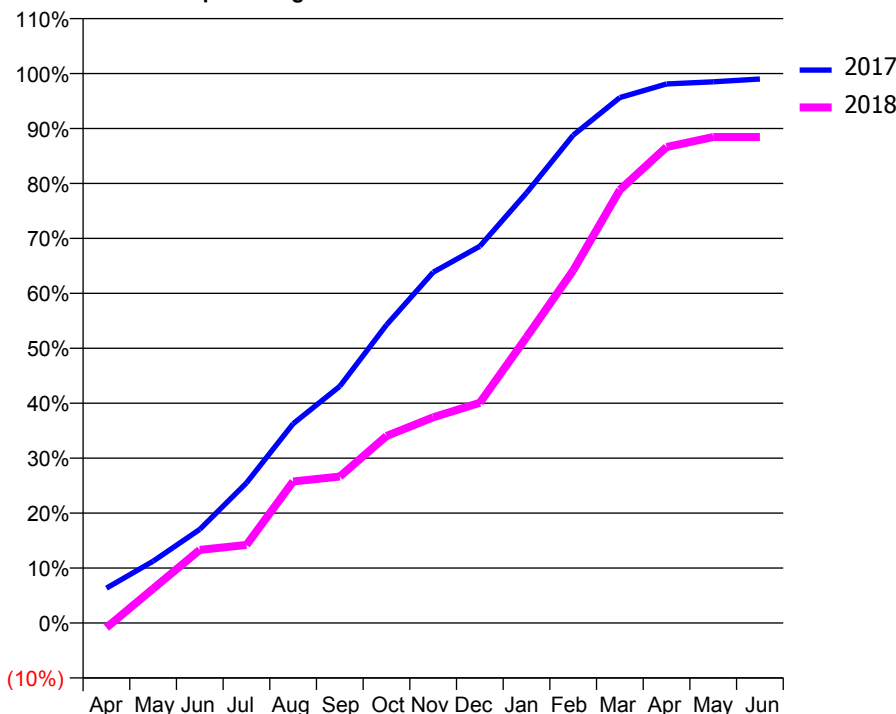
ACCESS*

Patients seen in 24 months	Total	Change since previous quarter
Quarter ending March 2017	3,384	
Quarter ending June 2017	3,304	↓
Quarter ending September 2017	3,218	↓
Quarter ending December 2017	3,114	↓
Quarter ending March 2018	3,400	↑
Variance since March 2017	0.5%	→



ACTIVITY

Cumulative percentage of contracted UDA delivered 2017 & 2018



Adjusted Scheduled Activity (UDA)

Month	2017	2018
April	690	-93
May	1,223	679
June	1,852	1,447
July	2,770	1,543
August	3,939	2,799
September	4,683	2,897
October	5,894	3,697
November	6,935	4,066
December	7,450	4,355
January	8,504	5,652
February	9,645	6,972
March	10,390	8,565
April	10,660	9,411
May	10,702	9,609
June	10,757	9,609

QUALITY

	Quantity	Base Number	Contract	AT	Region	England
% of FP17s for the same patient ID Re-attending within 3 months - Children	121	1,361	8.9%	10.9%	12.8%	11.9%
% of FP17s for the same patient ID Re-attending within 3 months - Adults	509	3,304	15.4%	14.8%	16.5%	16.0%
% of FP17s for the same patient ID Re-attending between 3 & 9 months - Children	755	1,361	55.5%	60.8%	59.7%	58.3%
% of FP17s for the same patient ID Re-attending between 3 & 9 months - Adults	1,750	3,304	53.0%	54.6%	52.6%	50.3%
% of FP17s for Band 1 Urgent Courses	320	4,887	6.5%	8.6%	9.1%	9.1%
% of FP17s Relating to Free Repair or Replacements	21	4,887	0.4%	0.9%	1.0%	0.8%
% of FP17s Relating to Continuations	105	4,887	2.1%	1.1%	1.2%	1.0%
% of Patients satisfied with the dentistry they have received	1	1	N/A	91.4%	91.6%	91.5%
% of Patients satisfied with the time they had to wait for an appointment	1	1	N/A	88.2%	88.3%	87.9%

* This is based on patients treated on this contract for their most recent course of treatment. Figures in italics indicate the base number of FP17s or Patient Questionnaire responses are less than 100. N/A is shown where the base number of responses is less than 10 during the period. % is calculated as Quantity/Base number*100

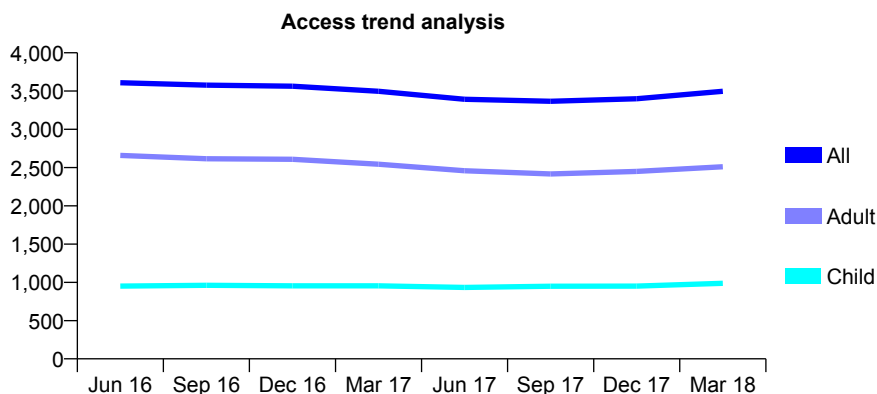
Q52 - Vital Signs At a Glance Contract Report for 854549/0002 - Year end March 2018

Name or company name	MR N THAKKER
Contract type name	GDS Contract
Purpose of contract	General
Contract start date	02/11/2009
Contract end date	

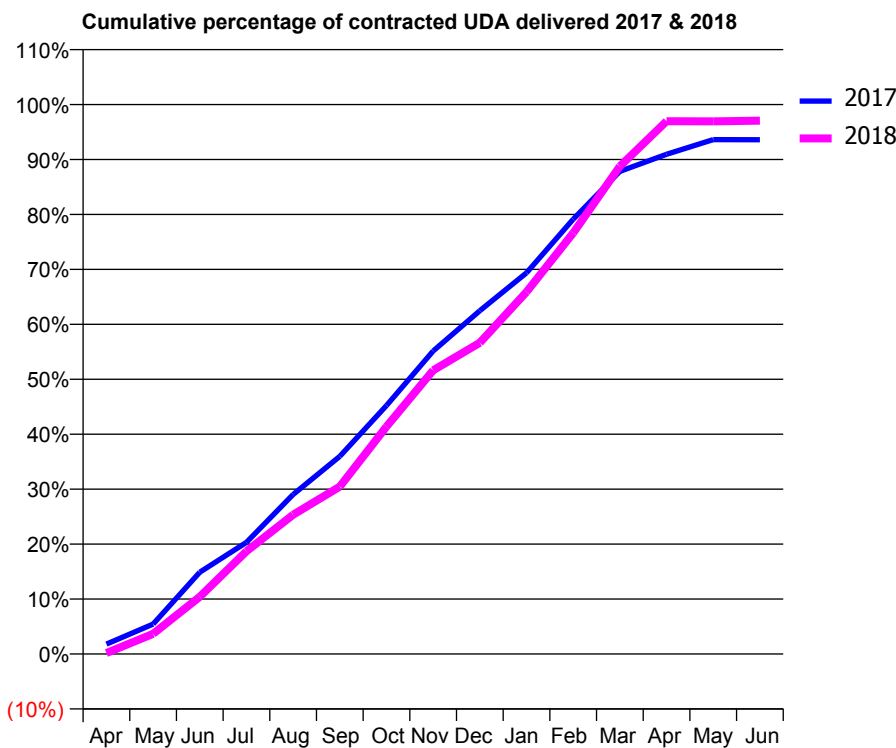
17/18 Contracted general activity (UDA)	14,000
Carry forward general activity (UDA)	0
17/18 Contracted orthodontic activity (UOA)	0
Carry forward orthodontic activity (UOA)	0
Baseline contract value	£334,122.87

ACCESS*

Patients seen in 24 months	Total	Change since previous quarter
Quarter ending March 2017	3,498	
Quarter ending June 2017	3,392	↓
Quarter ending September 2017	3,366	→
Quarter ending December 2017	3,400	→
Quarter ending March 2018	3,498	↑
Variance since March 2017	0.0%	→



ACTIVITY



Month	Adjusted Scheduled Activity (UDA)	
	2017	2018
April	253	24
May	763	515
June	2,086	1,459
July	2,845	2,617
August	4,064	3,548
September	5,037	4,265
October	6,330	5,794
November	7,719	7,230
December	8,748	7,931
January	9,711	9,227
February	11,077	10,727
March	12,297	12,426
April	12,733	13,573
May	13,107	13,572
June	13,101	13,589

QUALITY

	Quantity	Base Number	Contract	AT	Region	England
% of FP17s for the same patient ID Re-attending within 3 months - Children	82	1,396	5.9%	10.9%	12.8%	11.9%
% of FP17s for the same patient ID Re-attending within 3 months - Adults	581	3,540	16.4%	14.8%	16.5%	16.0%
% of FP17s for the same patient ID Re-attending between 3 & 9 months - Children	747	1,396	53.5%	60.8%	59.7%	58.3%
% of FP17s for the same patient ID Re-attending between 3 & 9 months - Adults	1,830	3,540	51.7%	54.6%	52.6%	50.3%
% of FP17s for Band 1 Urgent Courses	207	5,005	4.1%	8.6%	9.1%	9.1%
% of FP17s Relating to Free Repair or Replacements	94	5,005	1.9%	0.9%	1.0%	0.8%
% of FP17s Relating to Continuations	68	5,005	1.4%	1.1%	1.2%	1.0%
% of Patients satisfied with the dentistry they have received	6	6	N/A	91.4%	91.6%	91.5%
% of Patients satisfied with the time they had to wait for an appointment	5	6	N/A	88.2%	88.3%	87.9%

* This is based on patients treated on this contract for their most recent course of treatment. Figures in italics indicate the base number of FP17s or Patient Questionnaire responses are less than 100. N/A is shown where the base number of responses is less than 10 during the period. % is calculated as Quantity/Base number*100

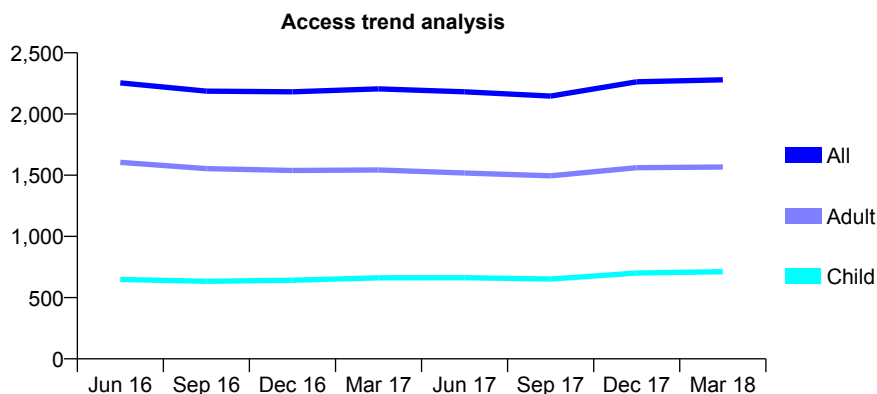
Q52 - Vital Signs At a Glance Contract Report for 854549/0003 - Year end March 2018

Name or company name	Horsforth Dental Practice
Contract type name	GDS Contract
Purpose of contract	General
Contract start date	01/03/2010
Contract end date	

17/18 Contracted general activity (UDA)	7,000
Carry forward general activity (UDA)	52
17/18 Contracted orthodontic activity (UOA)	0
Carry forward orthodontic activity (UOA)	0
Baseline contract value	£170,842.90

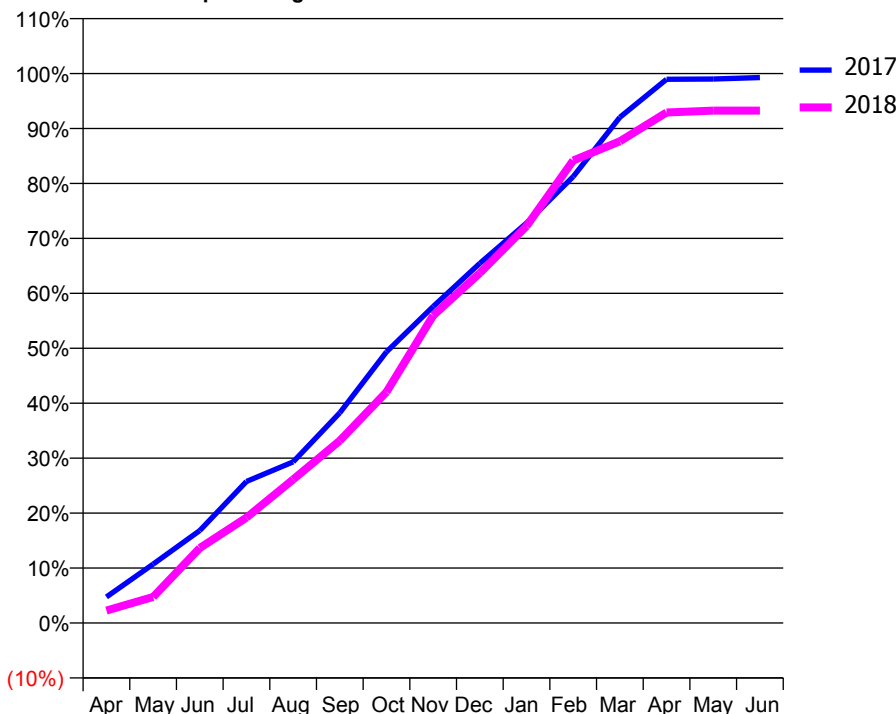
ACCESS*

Patients seen in 24 months	Total	Change since previous quarter
Quarter ending March 2017	2,205	
Quarter ending June 2017	2,181	↓
Quarter ending September 2017	2,147	↓
Quarter ending December 2017	2,263	↑
Quarter ending March 2018	2,279	→
Variance since March 2017	3.4%	↑



ACTIVITY

Cumulative percentage of contracted UDA delivered 2017 & 2018



Adjusted Scheduled Activity (UDA)

Month	2017	2018
April	332	158
May	749	332
June	1,178	956
July	1,803	1,344
August	2,052	1,828
September	2,678	2,323
October	3,454	2,943
November	4,032	3,916
December	4,582	4,458
January	5,095	5,056
February	5,687	5,891
March	6,443	6,137
April	6,927	6,503
May	6,930	6,527
June	6,948	6,527

QUALITY

	Quantity	Base Number	Contract	AT	Region	England
% of FP17s for the same patient ID Re-attending within 3 months - Children	44	969	4.5%	10.9%	12.8%	11.9%
% of FP17s for the same patient ID Re-attending within 3 months - Adults	311	2,337	13.3%	14.8%	16.5%	16.0%
% of FP17s for the same patient ID Re-attending between 3 & 9 months - Children	569	969	58.7%	60.8%	59.7%	58.3%
% of FP17s for the same patient ID Re-attending between 3 & 9 months - Adults	1,399	2,337	59.9%	54.6%	52.6%	50.3%
% of FP17s for Band 1 Urgent Courses	135	3,362	4.0%	8.6%	9.1%	9.1%
% of FP17s Relating to Free Repair or Replacements	39	3,362	1.2%	0.9%	1.0%	0.8%
% of FP17s Relating to Continuations	29	3,362	0.9%	1.1%	1.2%	1.0%
% of Patients satisfied with the dentistry they have received	1	1	N/A	91.4%	91.6%	91.5%
% of Patients satisfied with the time they had to wait for an appointment	1	1	N/A	88.2%	88.3%	87.9%

* This is based on patients treated on this contract for their most recent course of treatment. Figures in italics indicate the base number of FP17s or Patient Questionnaire responses are less than 100. N/A is shown where the base number of responses is less than 10 during the period. % is calculated as Quantity/Base number*100

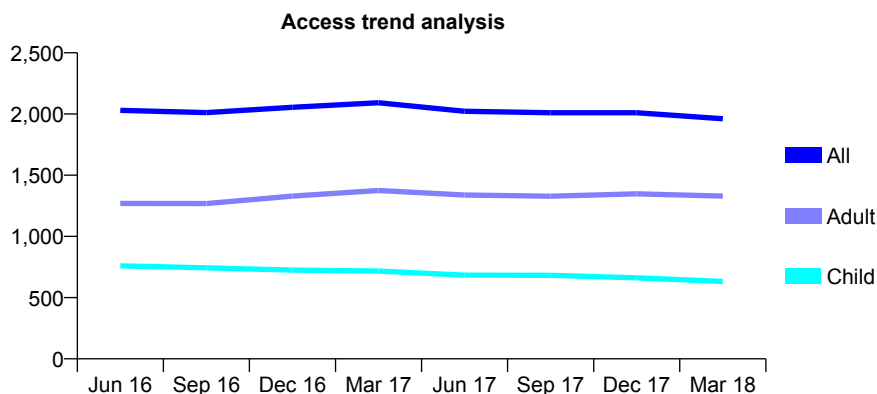
Q52 - Vital Signs At a Glance Contract Report for 855464/0004 - Year end March 2018

Name or company name	MR JA KHAN
Contract type name	GDS Contract
Purpose of contract	General
Contract start date	29/08/2012
Contract end date	

17/18 Contracted general activity (UDA)	5,250
Carry forward general activity (UDA)	24
17/18 Contracted orthodontic activity (UOA)	0
Carry forward orthodontic activity (UOA)	0
Baseline contract value	£142,637.72

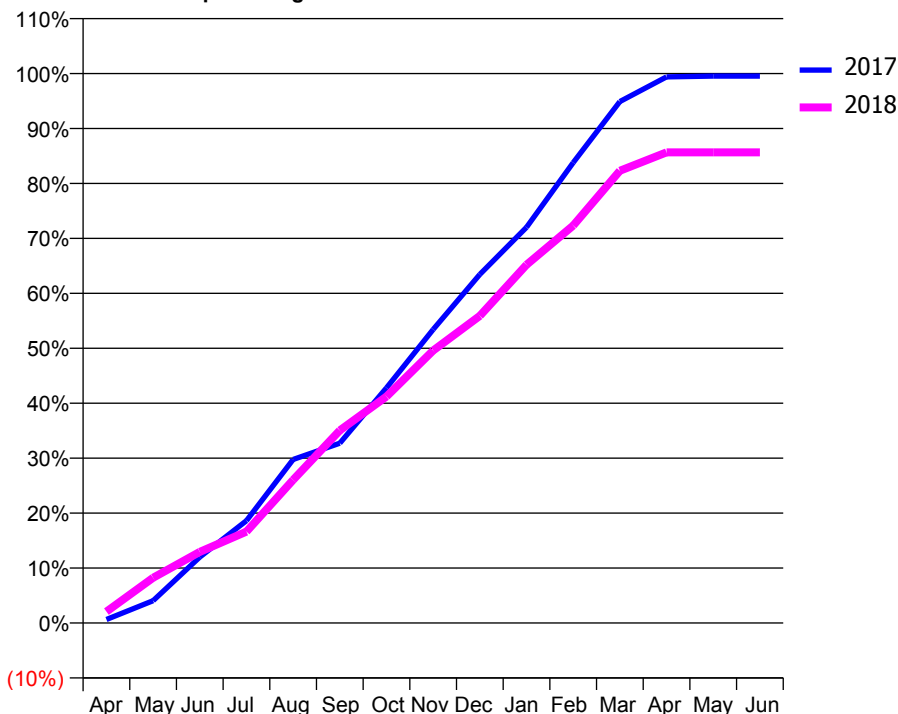
ACCESS*

Patients seen in 24 months	Total	Change since previous quarter
Quarter ending March 2017	2,092	
Quarter ending June 2017	2,022	↓
Quarter ending September 2017	2,010	→
Quarter ending December 2017	2,010	→
Quarter ending March 2018	1,961	↓
Variance since March 2017	(6.3%)	↓



ACTIVITY

Cumulative percentage of contracted UDA delivered 2017 & 2018



Month	Adjusted Scheduled Activity (UDA)	
	2017	2018
April	34	109
May	213	433
June	630	679
July	977	873
August	1,563	1,368
September	1,718	1,841
October	2,246	2,163
November	2,805	2,603
December	3,331	2,935
January	3,780	3,423
February	4,399	3,797
March	4,982	4,321
April	5,218	4,497
May	5,225	4,497
June	5,226	4,497

QUALITY

	Quantity	Base Number	Contract	AT	Region	England
% of FP17s for the same patient ID Re-attending within 3 months - Children	107	1,066	10.0%	10.9%	12.8%	11.9%
% of FP17s for the same patient ID Re-attending within 3 months - Adults	100	1,300	7.7%	14.8%	16.5%	16.0%
% of FP17s for the same patient ID Re-attending between 3 & 9 months - Children	694	1,066	65.1%	60.8%	59.7%	58.3%
% of FP17s for the same patient ID Re-attending between 3 & 9 months - Adults	376	1,300	28.9%	54.6%	52.6%	50.3%
% of FP17s for Band 1 Urgent Courses	586	2,333	25.1%	8.6%	9.1%	9.1%
% of FP17s Relating to Free Repair or Replacements	7	2,333	0.3%	0.9%	1.0%	0.8%
% of FP17s Relating to Continuations	0	2,333	0.0%	1.1%	1.2%	1.0%
% of Patients satisfied with the dentistry they have received	1	1	N/A	91.4%	91.6%	91.5%
% of Patients satisfied with the time they had to wait for an appointment	1	1	N/A	88.2%	88.3%	87.9%

* This is based on patients treated on this contract for their most recent course of treatment. Figures in italics indicate the base number of FP17s or Patient Questionnaire responses are less than 100. N/A is shown where the base number of responses is less than 10 during the period. % is calculated as Quantity/Base number*100

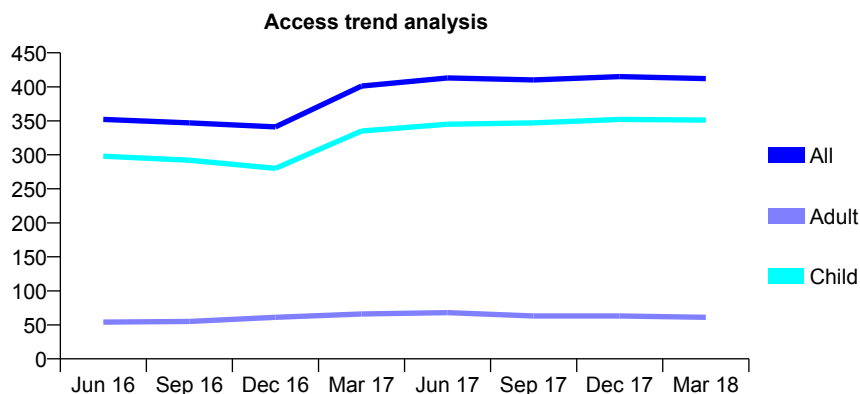
Q52 - Vital Signs At a Glance Contract Report for 857564/0001 - Year end March 2018

Name or company name	MR OD HIGGS
Contract type name	GDS Contract
Purpose of contract	General
Contract start date	15/09/2006
Contract end date	

17/18 Contracted general activity (UDA)	806
Carry forward general activity (UDA)	6
17/18 Contracted orthodontic activity (UOA)	0
Carry forward orthodontic activity (UOA)	0
Baseline contract value	£24,257.90

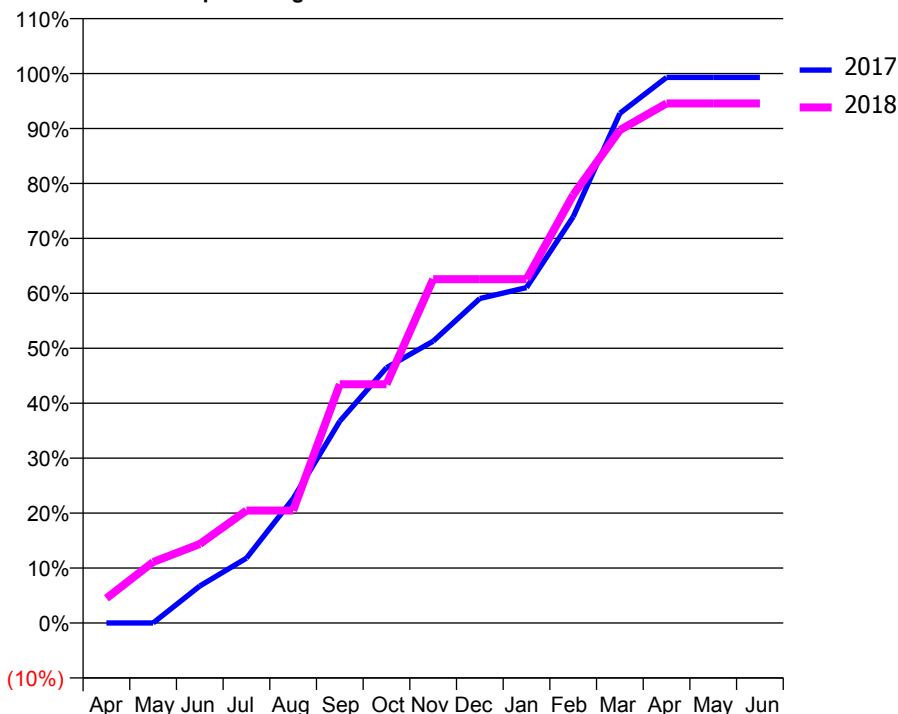
ACCESS*

Patients seen in 24 months	Total	Change since previous quarter
Quarter ending March 2017	401	
Quarter ending June 2017	413	↑
Quarter ending September 2017	410	→
Quarter ending December 2017	415	→
Quarter ending March 2018	412	→
Variance since March 2017	2.7%	↑



ACTIVITY

Cumulative percentage of contracted UDA delivered 2017 & 2018



Month	Adjusted Scheduled Activity (UDA)	
	2017	2018
April	0	36
May	0	89
June	54	116
July	95	165
August	183	165
September	296	350
October	374	350
November	413	504
December	476	504
January	492	504
February	596	628
March	748	723
April	800	762
May	800	762
June	800	762

QUALITY

	Quantity	Base Number	Contract	AT	Region	England
% of FP17s for the same patient ID Re-attending within 3 months - Children	57	638	8.9%	10.9%	12.8%	11.9%
% of FP17s for the same patient ID Re-attending within 3 months - Adults	2	29	6.9%	14.8%	16.5%	16.0%
% of FP17s for the same patient ID Re-attending between 3 & 9 months - Children	308	638	48.3%	60.8%	59.7%	58.3%
% of FP17s for the same patient ID Re-attending between 3 & 9 months - Adults	15	29	51.7%	54.6%	52.6%	50.3%
% of FP17s for Band 1 Urgent Courses	18	641	2.8%	8.6%	9.1%	9.1%
% of FP17s Relating to Free Repair or Replacements	0	641	0.0%	0.9%	1.0%	0.8%
% of FP17s Relating to Continuations	0	641	0.0%	1.1%	1.2%	1.0%
% of Patients satisfied with the dentistry they have received	0	0	N/A	91.4%	91.6%	91.5%
% of Patients satisfied with the time they had to wait for an appointment	0	0	N/A	88.2%	88.3%	87.9%

* This is based on patients treated on this contract for their most recent course of treatment. Figures in italics indicate the base number of FP17s or Patient Questionnaire responses are less than 100. N/A is shown where the base number of responses is less than 10 during the period. % is calculated as Quantity/Base number*100

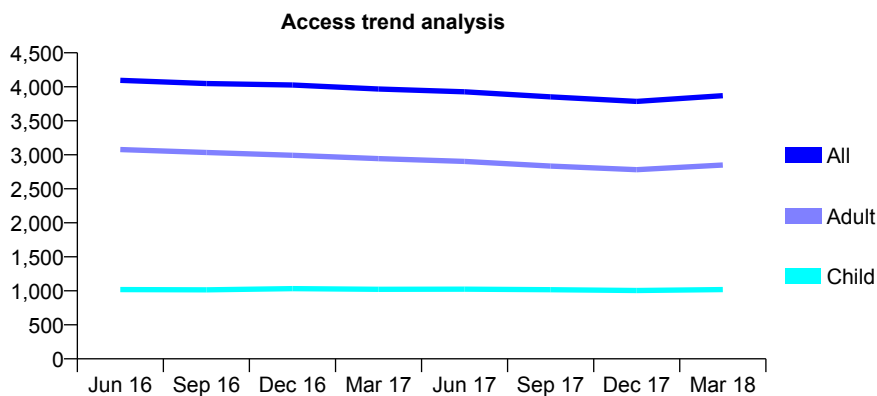
Q52 - Vital Signs At a Glance Contract Report for 905755/0001 - Year end March 2018

Name or company name	MR FN MACPHERSON
Contract type name	GDS Contract
Purpose of contract	General
Contract start date	01/04/2006
Contract end date	

17/18 Contracted general activity (UDA)	10,626
Carry forward general activity (UDA)	-8
17/18 Contracted orthodontic activity (UOA)	0
Carry forward orthodontic activity (UOA)	0
Baseline contract value	£267,447.20

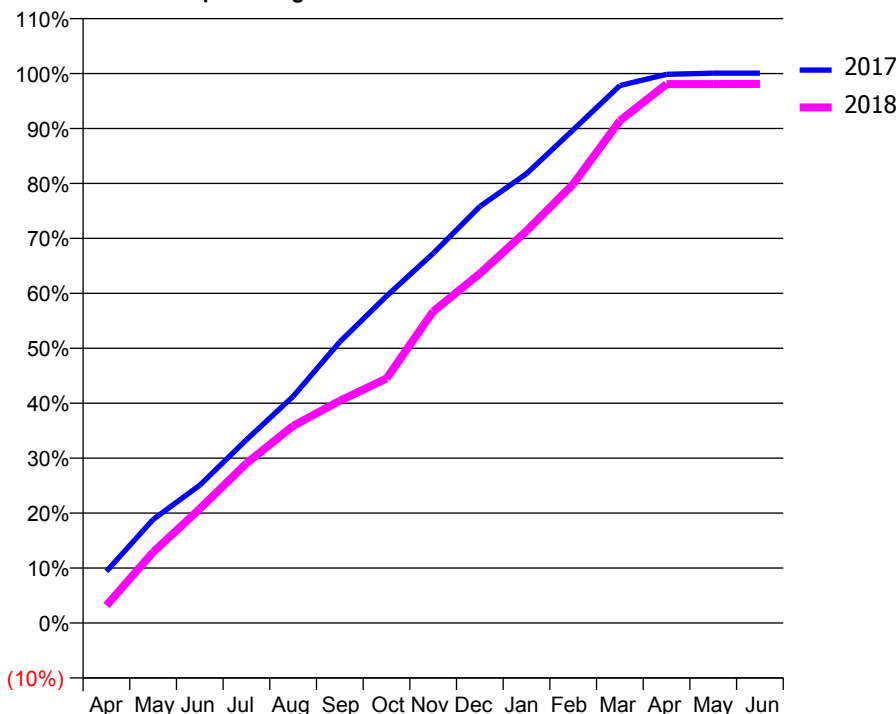
ACCESS*

Patients seen in 24 months	Total	Change since previous quarter
Quarter ending March 2017	3,967	
Quarter ending June 2017	3,927	↓
Quarter ending September 2017	3,851	↓
Quarter ending December 2017	3,786	↓
Quarter ending March 2018	3,869	↑
Variance since March 2017	(2.5%)	↓



ACTIVITY

Cumulative percentage of contracted UDA delivered 2017 & 2018



Month	Adjusted Scheduled Activity (UDA)	
	2017	2018
April	999	340
May	2,002	1,370
June	2,665	2,208
July	3,543	3,087
August	4,382	3,813
September	5,437	4,297
October	6,322	4,729
November	7,148	6,024
December	8,054	6,756
January	8,689	7,583
February	9,538	8,486
March	10,393	9,713
April	10,611	10,421
May	10,634	10,422
June	10,634	10,425

QUALITY

	Quantity	Base Number	Contract	AT	Region	England
% of FP17s for the same patient ID Re-attending within 3 months - Children	123	1,611	7.6%	10.9%	12.8%	11.9%
% of FP17s for the same patient ID Re-attending within 3 months - Adults	757	4,546	16.7%	14.8%	16.5%	16.0%
% of FP17s for the same patient ID Re-attending between 3 & 9 months - Children	1,087	1,611	67.5%	60.8%	59.7%	58.3%
% of FP17s for the same patient ID Re-attending between 3 & 9 months - Adults	2,941	4,546	64.7%	54.6%	52.6%	50.3%
% of FP17s for Band 1 Urgent Courses	624	6,295	9.9%	8.6%	9.1%	9.1%
% of FP17s Relating to Free Repair or Replacements	67	6,295	1.1%	0.9%	1.0%	0.8%
% of FP17s Relating to Continuations	58	6,295	0.9%	1.1%	1.2%	1.0%
% of Patients satisfied with the dentistry they have received	1	2	N/A	91.4%	91.6%	91.5%
% of Patients satisfied with the time they had to wait for an appointment	2	2	N/A	88.2%	88.3%	87.9%

* This is based on patients treated on this contract for their most recent course of treatment. Figures in italics indicate the base number of FP17s or Patient Questionnaire responses are less than 100. N/A is shown where the base number of responses is less than 10 during the period. % is calculated as Quantity/Base number*100

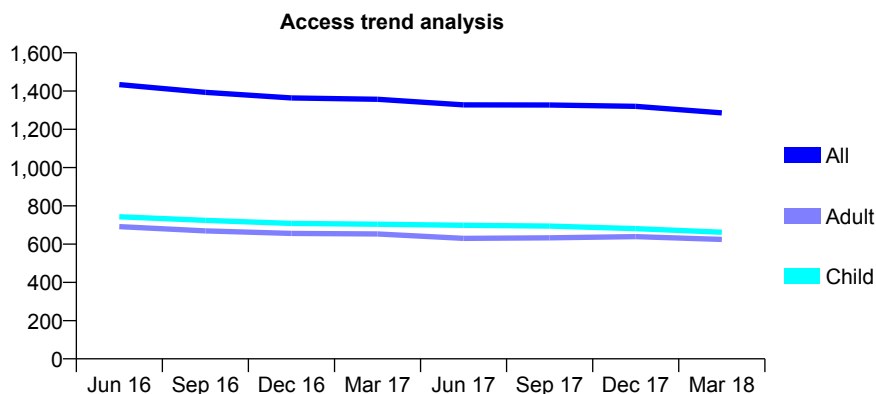
Q52 - Vital Signs At a Glance Contract Report for 911291/0001 - Year end March 2018

Name or company name	MR JG PEARSON
Contract type name	GDS Contract
Purpose of contract	General
Contract start date	01/04/2006
Contract end date	

17/18 Contracted general activity (UDA)	5,000
Carry forward general activity (UDA)	0
17/18 Contracted orthodontic activity (UOA)	0
Carry forward orthodontic activity (UOA)	0
Baseline contract value	£117,662.52

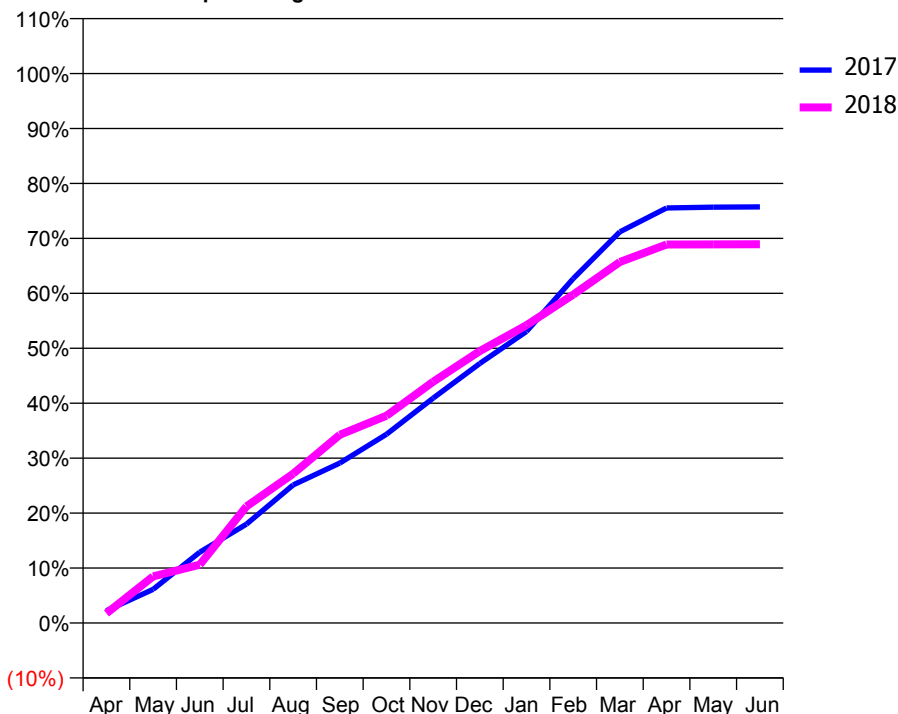
ACCESS*

Patients seen in 24 months	Total	Change since previous quarter
Quarter ending March 2017	1,357	
Quarter ending June 2017	1,328	↓
Quarter ending September 2017	1,327	→
Quarter ending December 2017	1,320	→
Quarter ending March 2018	1,286	↓
Variance since March 2017	(5.2%)	↓



ACTIVITY

Cumulative percentage of contracted UDA delivered 2017 & 2018



Month	Adjusted Scheduled Activity (UDA)	
	2017	2018
April	112	88
May	306	424
June	645	531
July	899	1,061
August	1,256	1,358
September	1,456	1,713
October	1,718	1,886
November	2,047	2,195
December	2,362	2,475
January	2,653	2,710
February	3,134	2,987
March	3,560	3,285
April	3,777	3,444
May	3,784	3,445
June	3,786	3,446

QUALITY

	Quantity	Base Number	Contract	AT	Region	England
% of FP17s for the same patient ID Re-attending within 3 months - Children	74	1,108	6.7%	10.9%	12.8%	11.9%
% of FP17s for the same patient ID Re-attending within 3 months - Adults	172	874	19.7%	14.8%	16.5%	16.0%
% of FP17s for the same patient ID Re-attending between 3 & 9 months - Children	761	1,108	68.7%	60.8%	59.7%	58.3%
% of FP17s for the same patient ID Re-attending between 3 & 9 months - Adults	529	874	60.5%	54.6%	52.6%	50.3%
% of FP17s for Band 1 Urgent Courses	171	1,942	8.8%	8.6%	9.1%	9.1%
% of FP17s Relating to Free Repair or Replacements	3	1,942	0.2%	0.9%	1.0%	0.8%
% of FP17s Relating to Continuations	10	1,942	0.5%	1.1%	1.2%	1.0%
% of Patients satisfied with the dentistry they have received	2	2	N/A	91.4%	91.6%	91.5%
% of Patients satisfied with the time they had to wait for an appointment	2	2	N/A	88.2%	88.3%	87.9%

* This is based on patients treated on this contract for their most recent course of treatment. Figures in italics indicate the base number of FP17s or Patient Questionnaire responses are less than 100. N/A is shown where the base number of responses is less than 10 during the period. % is calculated as Quantity/Base number*100

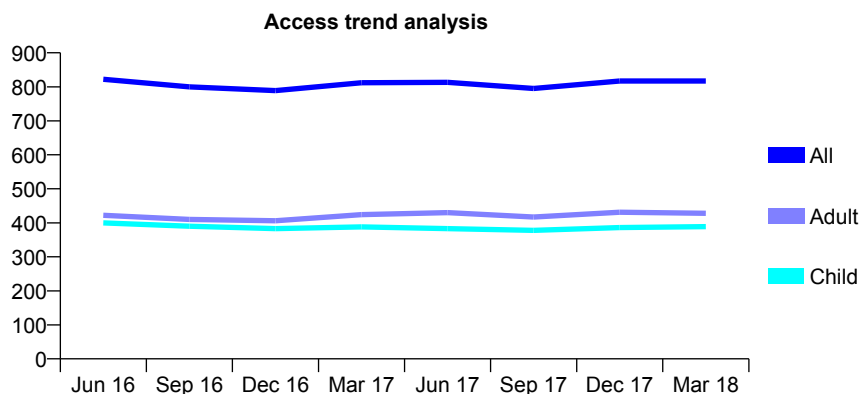
Q52 - Vital Signs At a Glance Contract Report for 913103/0001 - Year end March 2018

Name or company name	MRS JM GRAYE
Contract type name	GDS Contract
Purpose of contract	General
Contract start date	01/04/2006
Contract end date	

17/18 Contracted general activity (UDA)	2,419
Carry forward general activity (UDA)	62
17/18 Contracted orthodontic activity (UOA)	0
Carry forward orthodontic activity (UOA)	0
Baseline contract value	£53,701.14

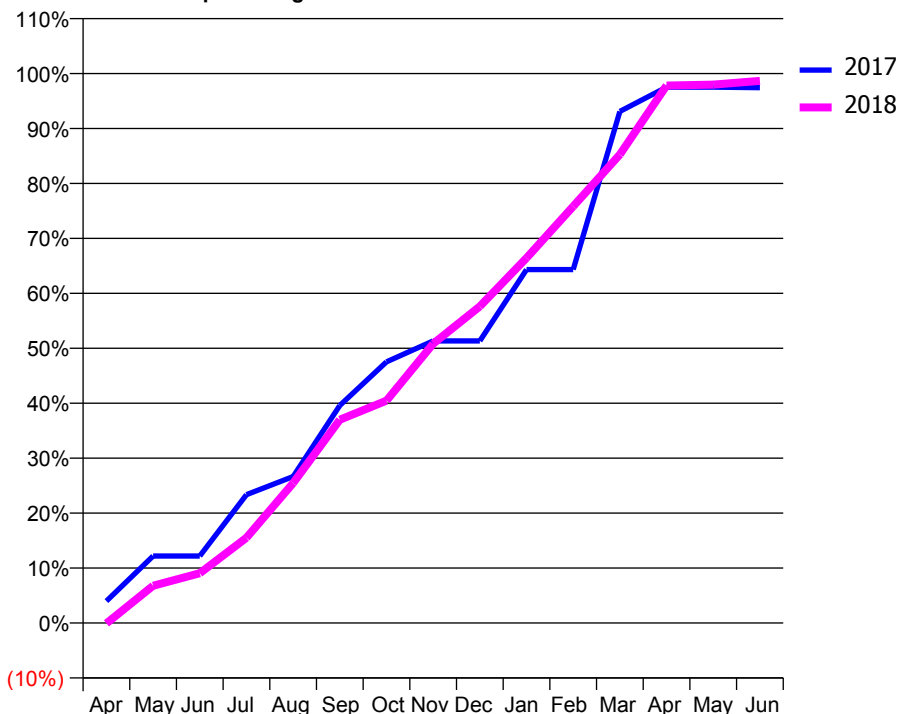
ACCESS*

Patients seen in 24 months	Total	Change since previous quarter
Quarter ending March 2017	812	
Quarter ending June 2017	813	→
Quarter ending September 2017	795	↓
Quarter ending December 2017	817	↑
Quarter ending March 2018	817	→
Variance since March 2017	0.6%	→



ACTIVITY

Cumulative percentage of contracted UDA delivered 2017 & 2018



Adjusted Scheduled Activity (UDA)

Month	2017	2018
April	96	-2
May	295	164
June	295	219
July	565	376
August	645	616
September	958	895
October	1,150	979
November	1,242	1,230
December	1,242	1,394
January	1,556	1,607
February	1,556	1,834
March	2,252	2,062
April	2,359	2,366
May	2,359	2,370
June	2,357	2,387

QUALITY

	Quantity	Base Number	Contract	AT	Region	England
% of FP17s for the same patient ID Re-attending within 3 months - Children	82	764	10.7%	10.9%	12.8%	11.9%
% of FP17s for the same patient ID Re-attending within 3 months - Adults	75	520	14.4%	14.8%	16.5%	16.0%
% of FP17s for the same patient ID Re-attending between 3 & 9 months - Children	568	764	74.3%	60.8%	59.7%	58.3%
% of FP17s for the same patient ID Re-attending between 3 & 9 months - Adults	299	520	57.5%	54.6%	52.6%	50.3%
% of FP17s for Band 1 Urgent Courses	44	1,348	3.3%	8.6%	9.1%	9.1%
% of FP17s Relating to Free Repair or Replacements	0	1,348	0.0%	0.9%	1.0%	0.8%
% of FP17s Relating to Continuations	1	1,348	0.1%	1.1%	1.2%	1.0%
% of Patients satisfied with the dentistry they have received	0	0	N/A	91.4%	91.6%	91.5%
% of Patients satisfied with the time they had to wait for an appointment	0	0	N/A	88.2%	88.3%	87.9%

* This is based on patients treated on this contract for their most recent course of treatment. Figures in italics indicate the base number of FP17s or Patient Questionnaire responses are less than 100. N/A is shown where the base number of responses is less than 10 during the period. % is calculated as Quantity/Base number*100

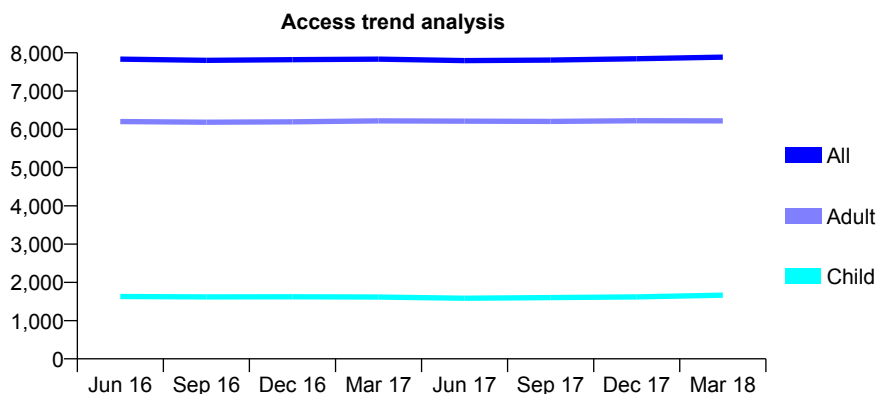
Q52 - Vital Signs At a Glance Contract Report for 914126/0001 - Year end March 2018

Name or company name	MR RM WHITE
Contract type name	GDS Contract
Purpose of contract	General
Contract start date	01/04/2006
Contract end date	

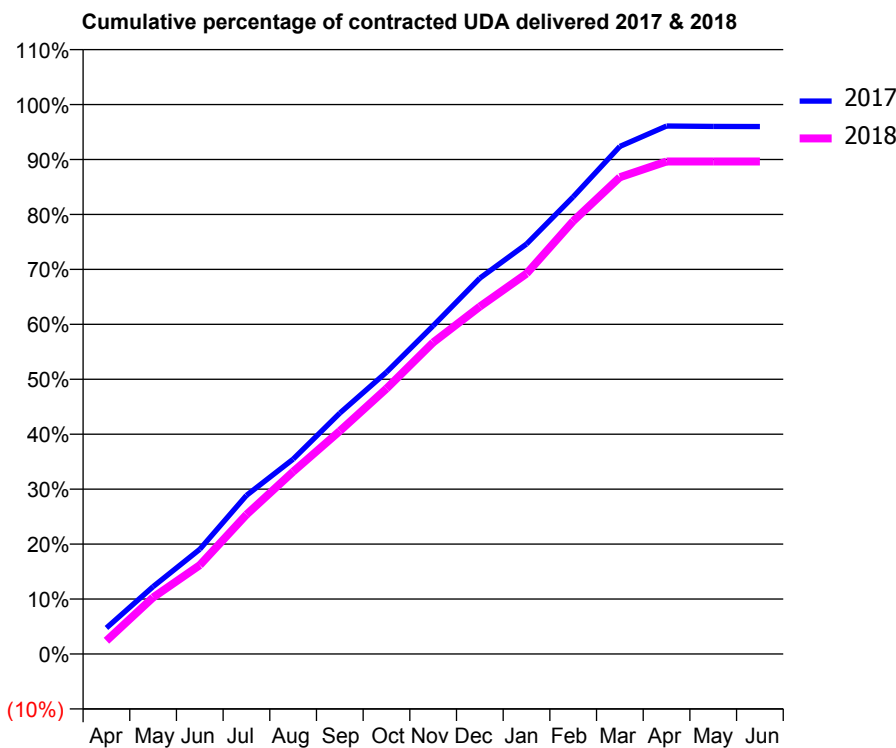
17/18 Contracted general activity (UDA)	22,295
Carry forward general activity (UDA)	0
17/18 Contracted orthodontic activity (UOA)	0
Carry forward orthodontic activity (UOA)	0
Baseline contract value	£592,950.03

ACCESS*

Patients seen in 24 months	Total	Change since previous quarter
Quarter ending March 2017	7,835	
Quarter ending June 2017	7,797	→
Quarter ending September 2017	7,810	→
Quarter ending December 2017	7,845	→
Quarter ending March 2018	7,886	→
Variance since March 2017	0.7%	→



ACTIVITY



Month	Adjusted Scheduled Activity (UDA)	
	2017	2018
April	1,059	539
May	2,733	2,296
June	4,250	3,606
July	6,438	5,655
August	7,906	7,400
September	9,775	9,049
October	11,434	10,768
November	13,317	12,641
December	15,250	14,096
January	16,636	15,434
February	18,550	17,564
March	20,593	19,346
April	21,424	19,980
May	21,408	19,984
June	21,400	19,985

QUALITY

	Quantity	Base Number	Contract	AT	Region	England
% of FP17s for the same patient ID Re-attending within 3 months - Children	127	2,537	5.0%	10.9%	12.8%	11.9%
% of FP17s for the same patient ID Re-attending within 3 months - Adults	1,381	8,741	15.8%	14.8%	16.5%	16.0%
% of FP17s for the same patient ID Re-attending between 3 & 9 months - Children	1,653	2,537	65.2%	60.8%	59.7%	58.3%
% of FP17s for the same patient ID Re-attending between 3 & 9 months - Adults	4,007	8,741	45.8%	54.6%	52.6%	50.3%
% of FP17s for Band 1 Urgent Courses	1,067	11,217	9.5%	8.6%	9.1%	9.1%
% of FP17s Relating to Free Repair or Replacements	146	11,217	1.3%	0.9%	1.0%	0.8%
% of FP17s Relating to Continuations	150	11,217	1.3%	1.1%	1.2%	1.0%
% of Patients satisfied with the dentistry they have received	14	14	100.0%	91.4%	91.6%	91.5%
% of Patients satisfied with the time they had to wait for an appointment	14	14	100.0%	88.2%	88.3%	87.9%

* This is based on patients treated on this contract for their most recent course of treatment. Figures in italics indicate the base number of FP17s or Patient Questionnaire responses are less than 100. N/A is shown where the base number of responses is less than 10 during the period. % is calculated as Quantity/Base number*100

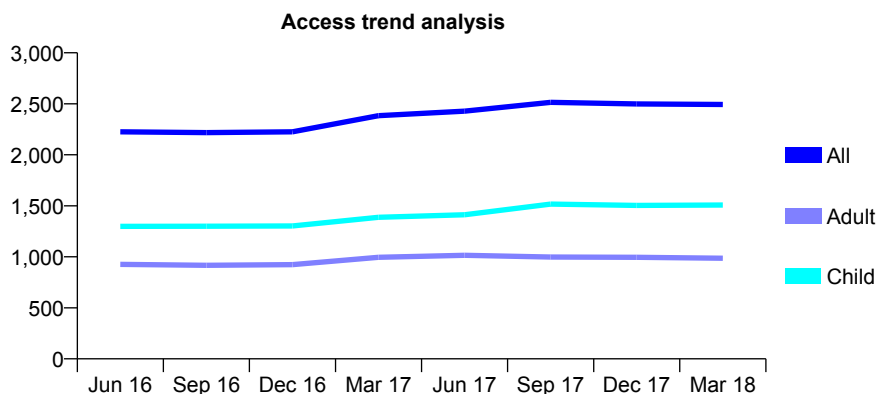
Q52 - Vital Signs At a Glance Contract Report for 914169/0001 - Year end March 2018

Name or company name	MR DS BROWN
Contract type name	GDS Contract
Purpose of contract	General
Contract start date	01/04/2006
Contract end date	

17/18 Contracted general activity (UDA)	7,850
Carry forward general activity (UDA)	-50
17/18 Contracted orthodontic activity (UOA)	0
Carry forward orthodontic activity (UOA)	0
Baseline contract value	£274,994.86

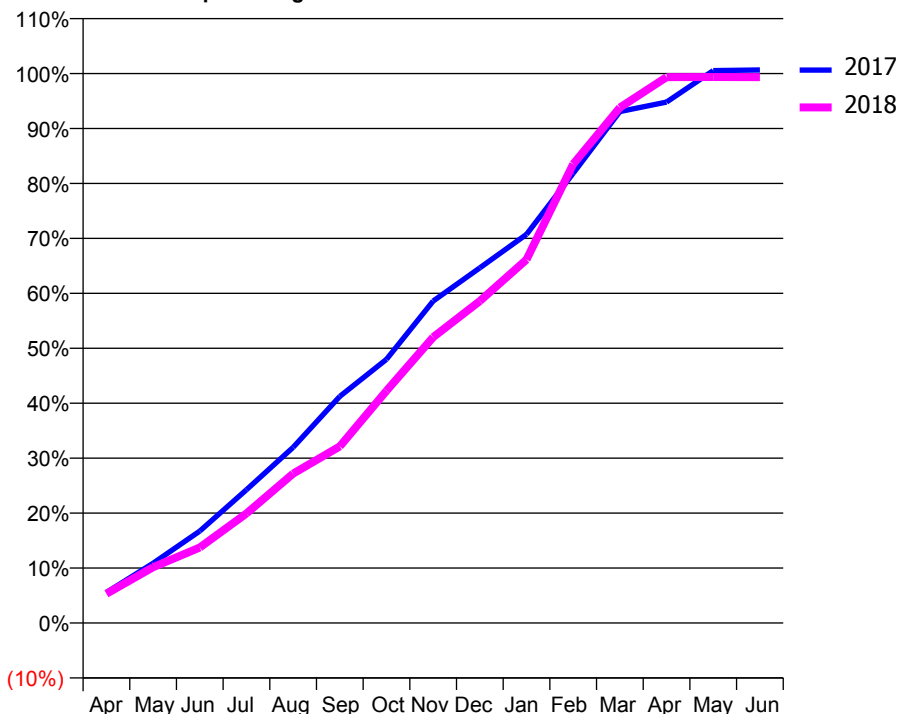
ACCESS*

Patients seen in 24 months	Total	Change since previous quarter
Quarter ending March 2017	2,384	
Quarter ending June 2017	2,428	→
Quarter ending September 2017	2,515	↑
Quarter ending December 2017	2,499	→
Quarter ending March 2018	2,494	→
Variance since March 2017	4.6%	↑



ACTIVITY

Cumulative percentage of contracted UDA delivered 2017 & 2018



Month	Adjusted Scheduled Activity (UDA)	
	2017	2018
April	437	418
May	855	798
June	1,313	1,080
July	1,903	1,564
August	2,510	2,134
September	3,237	2,523
October	3,766	3,318
November	4,600	4,083
December	5,073	4,599
January	5,553	5,193
February	6,425	6,556
March	7,306	7,364
April	7,442	7,799
May	7,891	7,801
June	7,900	7,799

QUALITY

	Quantity	Base Number	Contract	AT	Region	England
% of FP17s for the same patient ID Re-attending within 3 months - Children	238	2,733	8.7%	10.9%	12.8%	11.9%
% of FP17s for the same patient ID Re-attending within 3 months - Adults	363	1,502	24.2%	14.8%	16.5%	16.0%
% of FP17s for the same patient ID Re-attending between 3 & 9 months - Children	1,861	2,733	68.1%	60.8%	59.7%	58.3%
% of FP17s for the same patient ID Re-attending between 3 & 9 months - Adults	864	1,502	57.5%	54.6%	52.6%	50.3%
% of FP17s for Band 1 Urgent Courses	210	4,053	5.2%	8.6%	9.1%	9.1%
% of FP17s Relating to Free Repair or Replacements	0	4,053	0.0%	0.9%	1.0%	0.8%
% of FP17s Relating to Continuations	0	4,053	0.0%	1.1%	1.2%	1.0%
% of Patients satisfied with the dentistry they have received	0	0	N/A	91.4%	91.6%	91.5%
% of Patients satisfied with the time they had to wait for an appointment	0	0	N/A	88.2%	88.3%	87.9%

* This is based on patients treated on this contract for their most recent course of treatment. Figures in italics indicate the base number of FP17s or Patient Questionnaire responses are less than 100. N/A is shown where the base number of responses is less than 10 during the period. % is calculated as Quantity/Base number*100

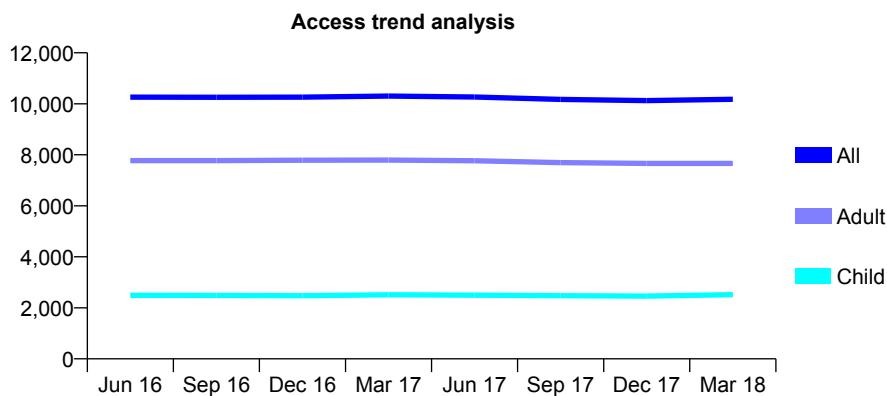
Q52 - Vital Signs At a Glance Contract Report for 915017/0001 - Year end March 2018

Name or company name	MR JP HENDRON
Contract type name	Pilot Contract
Purpose of contract	General
Contract start date	01/04/2006
Contract end date	

17/18 Contracted general activity (UDA)	30,060
Carry forward general activity (UDA)	0
17/18 Contracted orthodontic activity (UOA)	0
Carry forward orthodontic activity (UOA)	0
Baseline contract value	£924,737.63

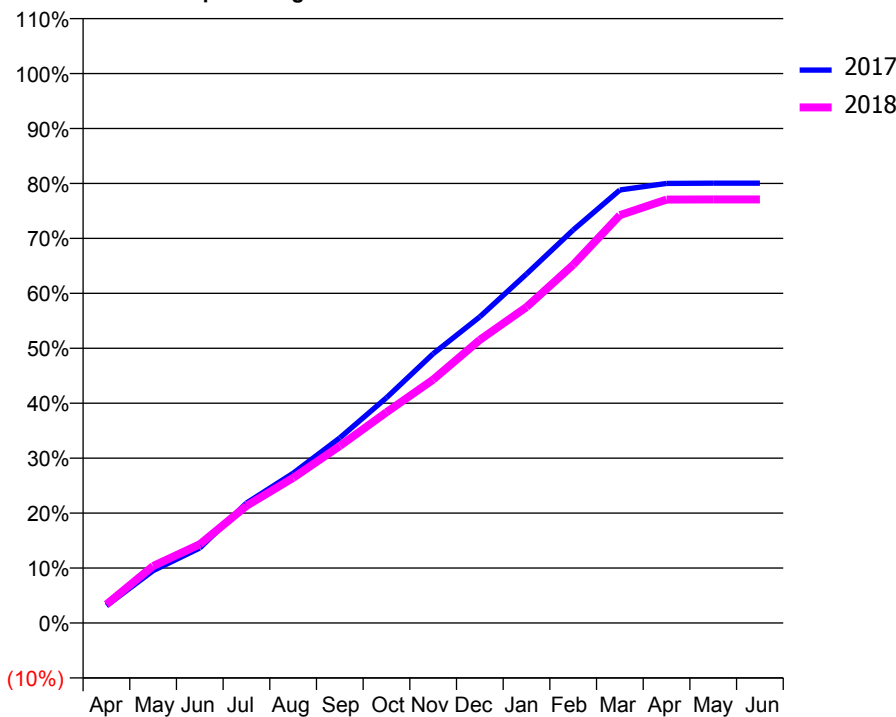
ACCESS*

Patients seen in 24 months	Total	Change since previous quarter
Quarter ending March 2017	10,305	
Quarter ending June 2017	10,266	→
Quarter ending September 2017	10,172	→
Quarter ending December 2017	10,126	→
Quarter ending March 2018	10,178	→
Variance since March 2017	(1.2%)	↓



ACTIVITY

Cumulative percentage of contracted UDA delivered 2017 & 2018



Month	Adjusted Scheduled Activity (UDA)	
	2017	2018
April	947	1,021
May	2,860	3,118
June	4,105	4,309
July	6,563	6,408
August	8,192	7,940
September	10,130	9,686
October	12,324	11,530
November	14,732	13,313
December	16,752	15,489
January	19,094	17,284
February	21,499	19,594
March	23,691	22,310
April	24,046	23,166
May	24,062	23,171
June	24,064	23,171

QUALITY

	Quantity	Base Number	Contract	AT	Region	England
% of FP17s for the same patient ID Re-attending within 3 months - Children	212	3,778	5.6%	10.9%	12.8%	11.9%
% of FP17s for the same patient ID Re-attending within 3 months - Adults	718	8,878	8.1%	14.8%	16.5%	16.0%
% of FP17s for the same patient ID Re-attending between 3 & 9 months - Children	2,451	3,778	64.9%	60.8%	59.7%	58.3%
% of FP17s for the same patient ID Re-attending between 3 & 9 months - Adults	4,353	8,878	49.0%	54.6%	52.6%	50.3%
% of FP17s for Band 1 Urgent Courses	308	12,687	2.4%	8.6%	9.1%	9.1%
% of FP17s Relating to Free Repair or Replacements	67	12,687	0.5%	0.9%	1.0%	0.8%
% of FP17s Relating to Continuations	238	12,687	1.9%	1.1%	1.2%	1.0%
% of Patients satisfied with the dentistry they have received	5	5	N/A	91.4%	91.6%	91.5%
% of Patients satisfied with the time they had to wait for an appointment	4	5	N/A	88.2%	88.3%	87.9%

* This is based on patients treated on this contract for their most recent course of treatment. Figures in italics indicate the base number of FP17s or Patient Questionnaire responses are less than 100. N/A is shown where the base number of responses is less than 10 during the period. % is calculated as Quantity/Base number*100

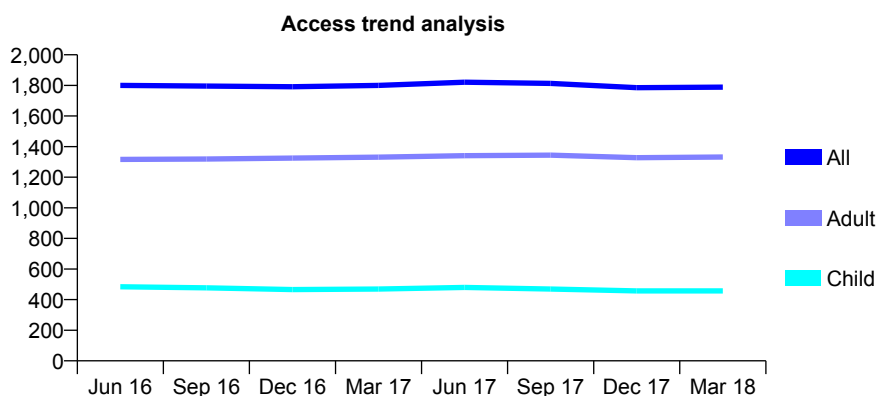
Q52 - Vital Signs At a Glance Contract Report for 915467/0001 - Year end March 2018

Name or company name	MR A STEVENSON
Contract type name	PDS Contract
Purpose of contract	General
Contract start date	01/04/2006
Contract end date	31/03/2021

17/18 Contracted general activity (UDA)	5,620
Carry forward general activity (UDA)	0
17/18 Contracted orthodontic activity (UOA)	0
Carry forward orthodontic activity (UOA)	0
Baseline contract value	£155,613.64

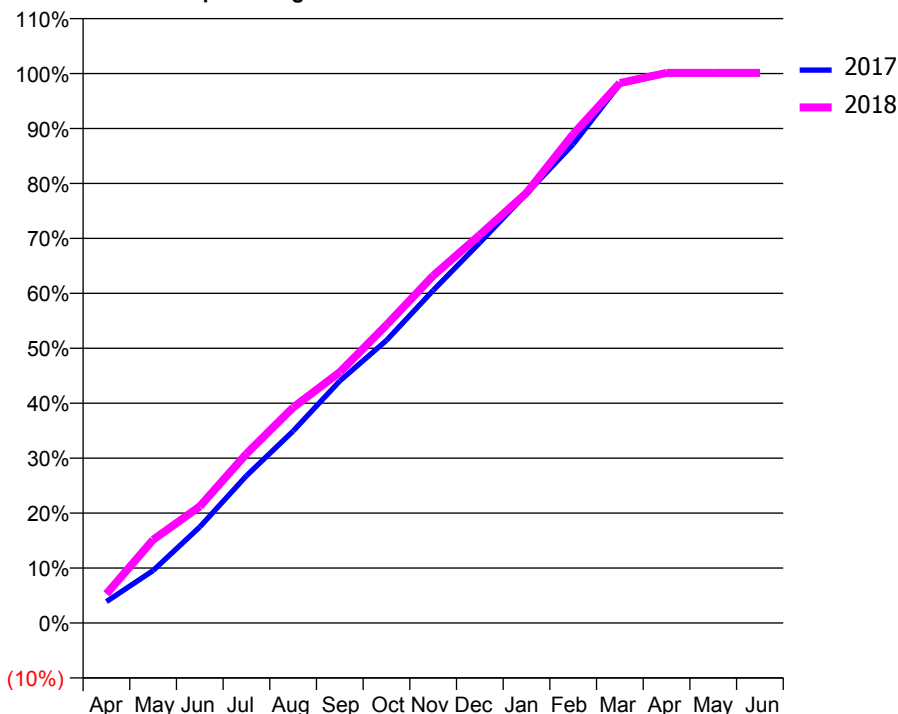
ACCESS*

Patients seen in 24 months	Total	Change since previous quarter
Quarter ending March 2017	1,800	
Quarter ending June 2017	1,821	→
Quarter ending September 2017	1,813	→
Quarter ending December 2017	1,785	↓
Quarter ending March 2018	1,789	→
Variance since March 2017	(0.6%)	→



ACTIVITY

Cumulative percentage of contracted UDA delivered 2017 & 2018



Month	Adjusted Scheduled Activity (UDA)	
	2017	2018
April	218	298
May	537	852
June	982	1,193
July	1,506	1,731
August	1,964	2,205
September	2,475	2,567
October	2,890	3,048
November	3,401	3,552
December	3,890	3,970
January	4,393	4,399
February	4,898	5,000
March	5,512	5,523
April	5,620	5,626
May	5,620	5,626
June	5,620	5,626

QUALITY

	Quantity	Base Number	Contract	AT	Region	England
% of FP17s for the same patient ID Re-attending within 3 months - Children	33	620	5.3%	10.9%	12.8%	11.9%
% of FP17s for the same patient ID Re-attending within 3 months - Adults	412	1,965	21.0%	14.8%	16.5%	16.0%
% of FP17s for the same patient ID Re-attending between 3 & 9 months - Children	238	620	38.4%	60.8%	59.7%	58.3%
% of FP17s for the same patient ID Re-attending between 3 & 9 months - Adults	872	1,965	44.4%	54.6%	52.6%	50.3%
% of FP17s for Band 1 Urgent Courses	90	2,585	3.5%	8.6%	9.1%	9.1%
% of FP17s Relating to Free Repair or Replacements	12	2,585	0.5%	0.9%	1.0%	0.8%
% of FP17s Relating to Continuations	97	2,585	3.8%	1.1%	1.2%	1.0%
% of Patients satisfied with the dentistry they have received	0	0	N/A	91.4%	91.6%	91.5%
% of Patients satisfied with the time they had to wait for an appointment	0	0	N/A	88.2%	88.3%	87.9%

* This is based on patients treated on this contract for their most recent course of treatment. Figures in italics indicate the base number of FP17s or Patient Questionnaire responses are less than 100. N/A is shown where the base number of responses is less than 10 during the period. % is calculated as Quantity/Base number*100

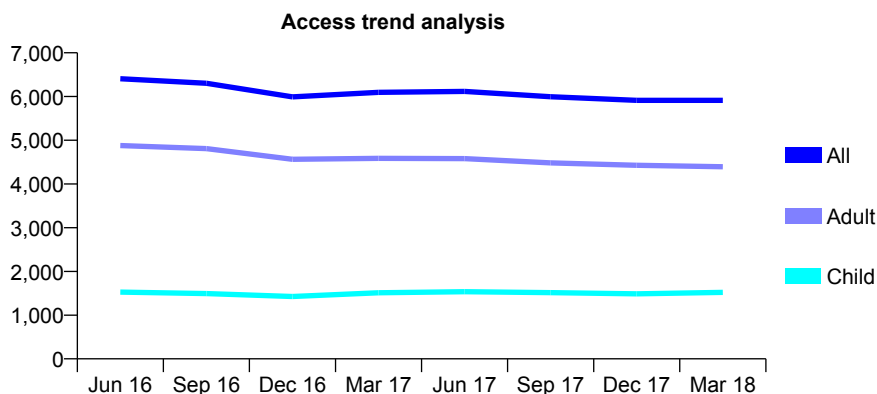
Q52 - Vital Signs At a Glance Contract Report for 917370/0011 - Year end March 2018

Name or company name	57 Dental Care
Contract type name	GDS Contract
Purpose of contract	General
Contract start date	14/04/2008
Contract end date	

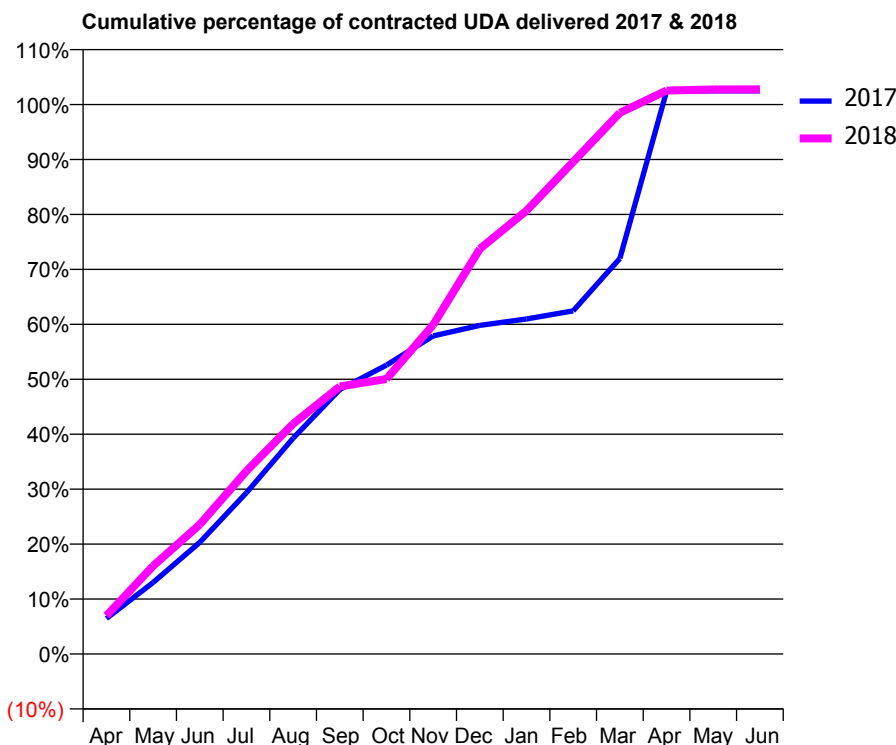
17/18 Contracted general activity (UDA)	15,000
Carry forward general activity (UDA)	-300
17/18 Contracted orthodontic activity (UOA)	0
Carry forward orthodontic activity (UOA)	0
Baseline contract value	£434,797.87

ACCESS*

Patients seen in 24 months	Total	Change since previous quarter
Quarter ending March 2017	6,096	
Quarter ending June 2017	6,116	→
Quarter ending September 2017	5,995	↓
Quarter ending December 2017	5,913	↓
Quarter ending March 2018	5,912	→
Variance since March 2017	(3.0%)	↓



ACTIVITY



Month	Adjusted Scheduled Activity (UDA)	
	2017	2018
April	970	1,045
May	1,954	2,404
June	3,050	3,538
July	4,403	4,997
August	5,892	6,284
September	7,221	7,305
October	7,888	7,508
November	8,682	8,985
December	8,970	11,060
January	9,144	12,101
February	9,368	13,435
March	10,798	14,774
April	15,360	15,380
May	15,374	15,409
June	15,374	15,414

QUALITY

	Quantity	Base Number	Contract	AT	Region	England
% of FP17s for the same patient ID Re-attending within 3 months - Children	191	2,739	7.0%	10.9%	12.8%	11.9%
% of FP17s for the same patient ID Re-attending within 3 months - Adults	1,034	6,922	14.9%	14.8%	16.5%	16.0%
% of FP17s for the same patient ID Re-attending between 3 & 9 months - Children	1,525	2,739	55.7%	60.8%	59.7%	58.3%
% of FP17s for the same patient ID Re-attending between 3 & 9 months - Adults	3,188	6,922	46.1%	54.6%	52.6%	50.3%
% of FP17s for Band 1 Urgent Courses	604	7,184	8.4%	8.6%	9.1%	9.1%
% of FP17s Relating to Free Repair or Replacements	87	7,184	1.2%	0.9%	1.0%	0.8%
% of FP17s Relating to Continuations	67	7,184	0.9%	1.1%	1.2%	1.0%
% of Patients satisfied with the dentistry they have received	5	8	N/A	91.4%	91.6%	91.5%
% of Patients satisfied with the time they had to wait for an appointment	7	8	N/A	88.2%	88.3%	87.9%

* This is based on patients treated on this contract for their most recent course of treatment. Figures in italics indicate the base number of FP17s or Patient Questionnaire responses are less than 100. N/A is shown where the base number of responses is less than 10 during the period. % is calculated as Quantity/Base number*100

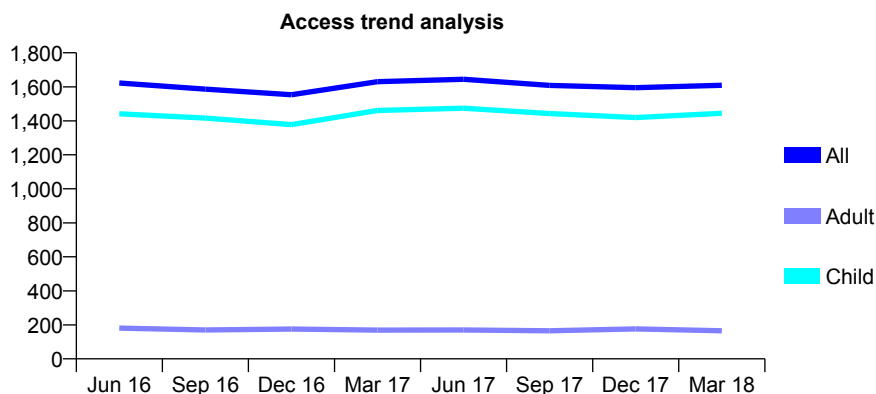
Q52 - Vital Signs At a Glance Contract Report for 917990/0001 - Year end March 2018

Name or company name	MISS L TAYLOR
Contract type name	GDS Contract
Purpose of contract	General
Contract start date	01/04/2006
Contract end date	

17/18 Contracted general activity (UDA)	3,898
Carry forward general activity (UDA)	-29
17/18 Contracted orthodontic activity (UOA)	0
Carry forward orthodontic activity (UOA)	0
Baseline contract value	£94,375.28

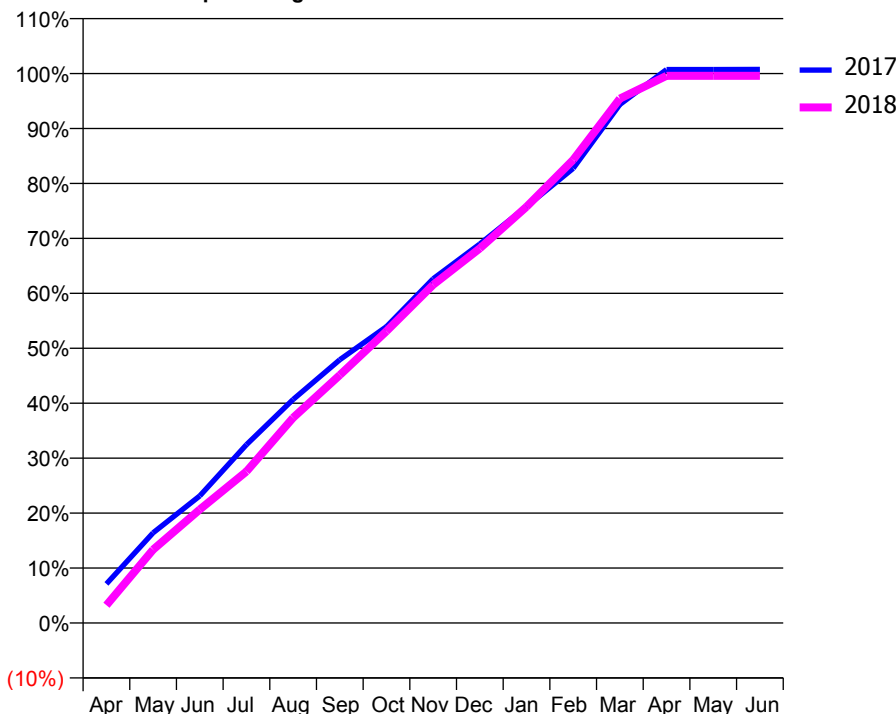
ACCESS*

Patients seen in 24 months	Total	Change since previous quarter
Quarter ending March 2017	1,630	
Quarter ending June 2017	1,644	→
Quarter ending September 2017	1,608	↓
Quarter ending December 2017	1,595	→
Quarter ending March 2018	1,609	→
Variance since March 2017	(1.3%)	↓



ACTIVITY

Cumulative percentage of contracted UDA delivered 2017 & 2018



Month	Adjusted Scheduled Activity (UDA)	
	2017	2018
April	278	126
May	640	521
June	902	805
July	1,265	1,075
August	1,586	1,456
September	1,868	1,759
October	2,102	2,070
November	2,442	2,399
December	2,689	2,657
January	2,954	2,952
February	3,226	3,286
March	3,678	3,719
April	3,926	3,882
May	3,926	3,882
June	3,927	3,882

QUALITY

	Quantity	Base Number	Contract	AT	Region	England
% of FP17s for the same patient ID Re-attending within 3 months - Children	177	2,384	7.4%	10.9%	12.8%	11.9%
% of FP17s for the same patient ID Re-attending within 3 months - Adults	4	72	5.6%	14.8%	16.5%	16.0%
% of FP17s for the same patient ID Re-attending between 3 & 9 months - Children	1,673	2,384	70.2%	60.8%	59.7%	58.3%
% of FP17s for the same patient ID Re-attending between 3 & 9 months - Adults	55	72	76.4%	54.6%	52.6%	50.3%
% of FP17s for Band 1 Urgent Courses	38	2,419	1.6%	8.6%	9.1%	9.1%
% of FP17s Relating to Free Repair or Replacements	0	2,419	0.0%	0.9%	1.0%	0.8%
% of FP17s Relating to Continuations	0	2,419	0.0%	1.1%	1.2%	1.0%
% of Patients satisfied with the dentistry they have received	1	1	N/A	91.4%	91.6%	91.5%
% of Patients satisfied with the time they had to wait for an appointment	1	1	N/A	88.2%	88.3%	87.9%

* This is based on patients treated on this contract for their most recent course of treatment. Figures in italics indicate the base number of FP17s or Patient Questionnaire responses are less than 100. N/A is shown where the base number of responses is less than 10 during the period. % is calculated as Quantity/Base number*100

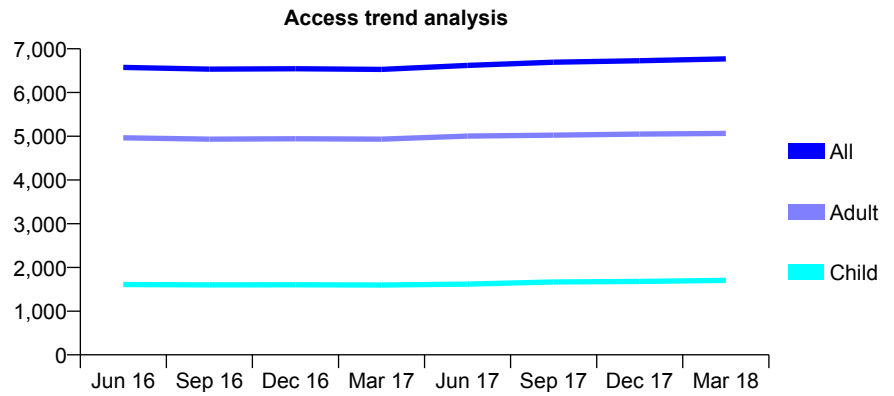
Q52 - Vital Signs At a Glance Contract Report for 919861/0001 - Year end March 2018

Name or company name	MRS SJ BARRETT
Contract type name	PDS Contract
Purpose of contract	General
Contract start date	01/04/2006
Contract end date	31/03/2021

17/18 Contracted general activity (UDA)	21,548
Carry forward general activity (UDA)	-126
17/18 Contracted orthodontic activity (UOA)	0
Carry forward orthodontic activity (UOA)	0
Baseline contract value	£618,341.91

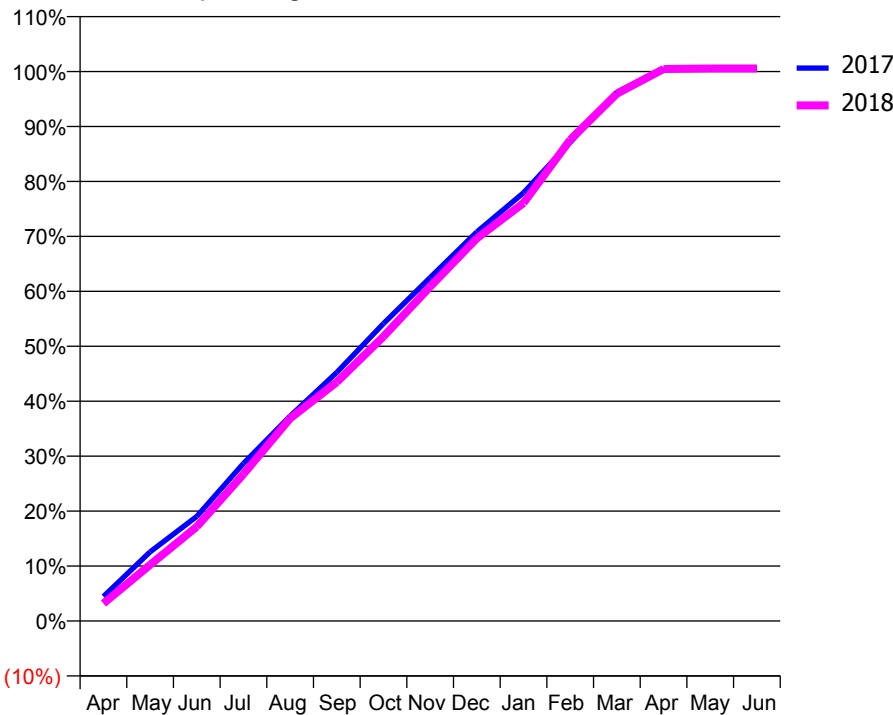
ACCESS*

Patients seen in 24 months	Total	Change since previous quarter
Quarter ending March 2017	6,530	
Quarter ending June 2017	6,620	→
Quarter ending September 2017	6,692	→
Quarter ending December 2017	6,727	→
Quarter ending March 2018	6,771	→
Variance since March 2017	3.7%	↑



ACTIVITY

Cumulative percentage of contracted UDA delivered 2017 & 2018



Month	Adjusted Scheduled Activity (UDA)	
	2017	2018
April	961	688
May	2,712	2,204
June	4,104	3,702
July	6,178	5,762
August	8,033	7,943
September	9,752	9,370
October	11,663	11,157
November	13,466	13,112
December	15,253	15,006
January	16,792	16,391
February	18,774	18,871
March	20,734	20,679
April	21,658	21,648
May	21,674	21,667
June	21,674	21,666

QUALITY

	Quantity	Base Number	Contract	AT	Region	England
% of FP17s for the same patient ID Re-attending within 3 months - Children	191	2,655	7.2%	10.9%	12.8%	11.9%
% of FP17s for the same patient ID Re-attending within 3 months - Adults	1,207	7,869	15.3%	14.8%	16.5%	16.0%
% of FP17s for the same patient ID Re-attending between 3 & 9 months - Children	1,619	2,655	61.0%	60.8%	59.7%	58.3%
% of FP17s for the same patient ID Re-attending between 3 & 9 months - Adults	4,747	7,869	60.3%	54.6%	52.6%	50.3%
% of FP17s for Band 1 Urgent Courses	973	10,488	9.3%	8.6%	9.1%	9.1%
% of FP17s Relating to Free Repair or Replacements	163	10,488	1.6%	0.9%	1.0%	0.8%
% of FP17s Relating to Continuations	144	10,488	1.4%	1.1%	1.2%	1.0%
% of Patients satisfied with the dentistry they have received	9	10	90.0%	91.4%	91.6%	91.5%
% of Patients satisfied with the time they had to wait for an appointment	9	10	90.0%	88.2%	88.3%	87.9%

* This is based on patients treated on this contract for their most recent course of treatment. Figures in italics indicate the base number of FP17s or Patient Questionnaire responses are less than 100. N/A is shown where the base number of responses is less than 10 during the period. % is calculated as Quantity/Base number*100

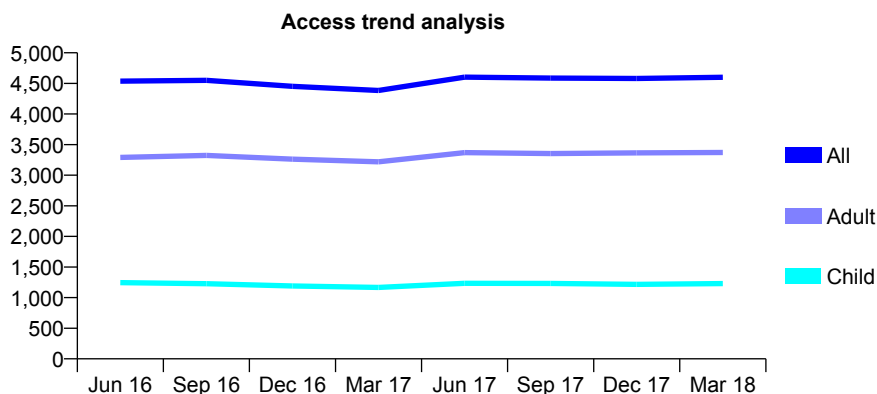
Q52 - Vital Signs At a Glance Contract Report for 929271/0001 - Year end March 2018

Name or company name	MISS R PRASAD
Contract type name	GDS Contract
Purpose of contract	General
Contract start date	01/04/2006
Contract end date	

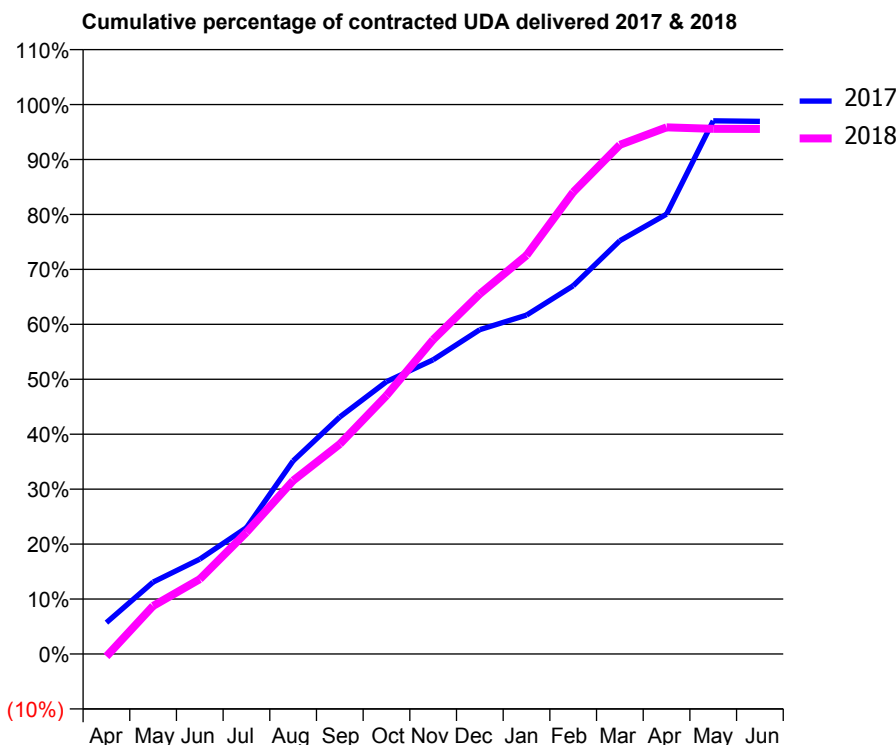
17/18 Contracted general activity (UDA)	14,610
Carry forward general activity (UDA)	446
17/18 Contracted orthodontic activity (UOA)	0
Carry forward orthodontic activity (UOA)	0
Baseline contract value	£327,492.72

ACCESS*

Patients seen in 24 months	Total	Change since previous quarter
Quarter ending March 2017	4,385	
Quarter ending June 2017	4,603	↑
Quarter ending September 2017	4,587	→
Quarter ending December 2017	4,581	→
Quarter ending March 2018	4,601	→
Variance since March 2017	4.9%	↑



ACTIVITY



Month	Adjusted Scheduled Activity (UDA)	
	2017	2018
April	834	-65
May	1,912	1,279
June	2,523	1,989
July	3,358	3,236
August	5,134	4,611
September	6,301	5,582
October	7,240	6,873
November	7,825	8,359
December	8,624	9,576
January	9,010	10,598
February	9,792	12,279
March	10,988	13,537
April	11,693	14,002
May	14,176	13,962
June	14,164	13,959

QUALITY

	Quantity	Base Number	Contract	AT	Region	England
% of FP17s for the same patient ID Re-attending within 3 months - Children	158	1,943	8.1%	10.9%	12.8%	11.9%
% of FP17s for the same patient ID Re-attending within 3 months - Adults	863	5,462	15.8%	14.8%	16.5%	16.0%
% of FP17s for the same patient ID Re-attending between 3 & 9 months - Children	1,062	1,943	54.7%	60.8%	59.7%	58.3%
% of FP17s for the same patient ID Re-attending between 3 & 9 months - Adults	2,926	5,462	53.6%	54.6%	52.6%	50.3%
% of FP17s for Band 1 Urgent Courses	240	6,033	4.0%	8.6%	9.1%	9.1%
% of FP17s Relating to Free Repair or Replacements	74	6,033	1.2%	0.9%	1.0%	0.8%
% of FP17s Relating to Continuations	46	6,033	0.8%	1.1%	1.2%	1.0%
% of Patients satisfied with the dentistry they have received	4	4	N/A	91.4%	91.6%	91.5%
% of Patients satisfied with the time they had to wait for an appointment	4	4	N/A	88.2%	88.3%	87.9%

* This is based on patients treated on this contract for their most recent course of treatment. Figures in italics indicate the base number of FP17s or Patient Questionnaire responses are less than 100. N/A is shown where the base number of responses is less than 10 during the period. % is calculated as Quantity/Base number*100

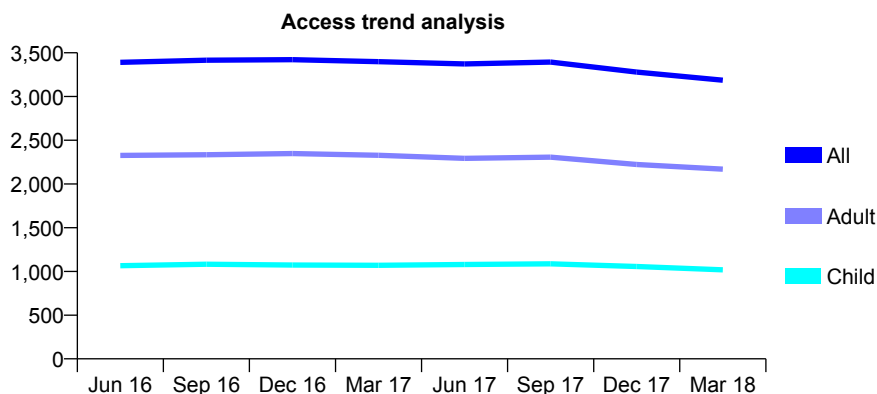
Q52 - Vital Signs At a Glance Contract Report for 932574/0001 - Year end March 2018

Name or company name	MRS M HAMER
Contract type name	GDS Contract
Purpose of contract	General
Contract start date	01/11/2007
Contract end date	

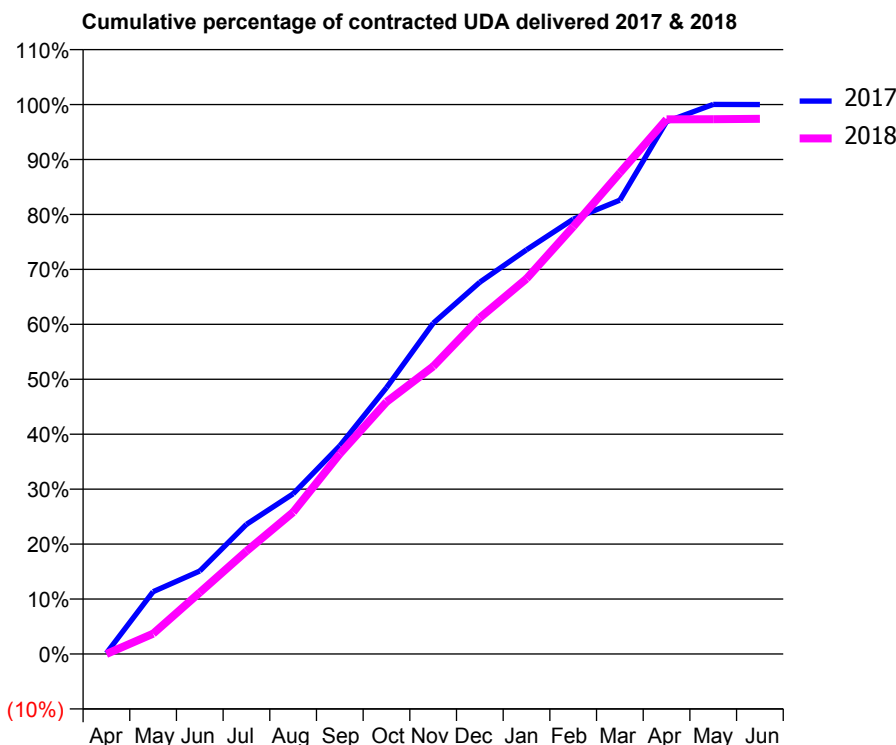
17/18 Contracted general activity (UDA)	7,800
Carry forward general activity (UDA)	1
17/18 Contracted orthodontic activity (UOA)	0
Carry forward orthodontic activity (UOA)	0
Baseline contract value	£213,238.98

ACCESS*

Patients seen in 24 months	Total	Change since previous quarter
Quarter ending March 2017	3,398	
Quarter ending June 2017	3,372	→
Quarter ending September 2017	3,394	→
Quarter ending December 2017	3,279	↓
Quarter ending March 2018	3,187	↓
Variance since March 2017	(6.2%)	↓



ACTIVITY



Month	Adjusted Scheduled Activity (UDA)	
	2017	2018
April	12	-1
May	885	289
June	1,178	873
July	1,842	1,460
August	2,274	2,012
September	2,956	2,843
October	3,781	3,579
November	4,695	4,081
December	5,279	4,773
January	5,738	5,326
February	6,172	6,066
March	6,442	6,831
April	7,557	7,590
May	7,801	7,592
June	7,799	7,597

QUALITY

	Quantity	Base Number	Contract	AT	Region	England
% of FP17s for the same patient ID Re-attending within 3 months - Children	171	2,139	8.0%	10.9%	12.8%	11.9%
% of FP17s for the same patient ID Re-attending within 3 months - Adults	185	2,605	7.1%	14.8%	16.5%	16.0%
% of FP17s for the same patient ID Re-attending between 3 & 9 months - Children	1,640	2,139	76.7%	60.8%	59.7%	58.3%
% of FP17s for the same patient ID Re-attending between 3 & 9 months - Adults	1,264	2,605	48.5%	54.6%	52.6%	50.3%
% of FP17s for Band 1 Urgent Courses	177	4,356	4.1%	8.6%	9.1%	9.1%
% of FP17s Relating to Free Repair or Replacements	22	4,356	0.5%	0.9%	1.0%	0.8%
% of FP17s Relating to Continuations	4	4,356	0.1%	1.1%	1.2%	1.0%
% of Patients satisfied with the dentistry they have received	2	2	N/A	91.4%	91.6%	91.5%
% of Patients satisfied with the time they had to wait for an appointment	2	2	N/A	88.2%	88.3%	87.9%

* This is based on patients treated on this contract for their most recent course of treatment. Figures in italics indicate the base number of FP17s or Patient Questionnaire responses are less than 100. N/A is shown where the base number of responses is less than 10 during the period. % is calculated as Quantity/Base number*100

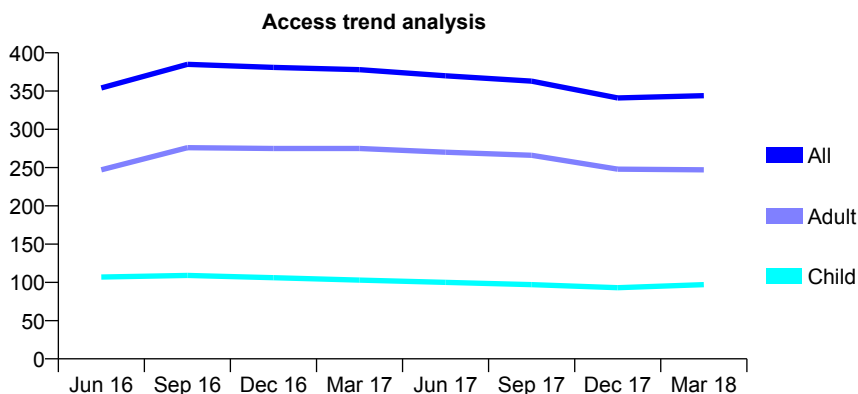
Q52 - Vital Signs At a Glance Contract Report for 934305/0002 - Year end March 2018

Name or company name	MR M DENNETT
Contract type name	GDS Contract
Purpose of contract	General
Contract start date	09/01/2013
Contract end date	

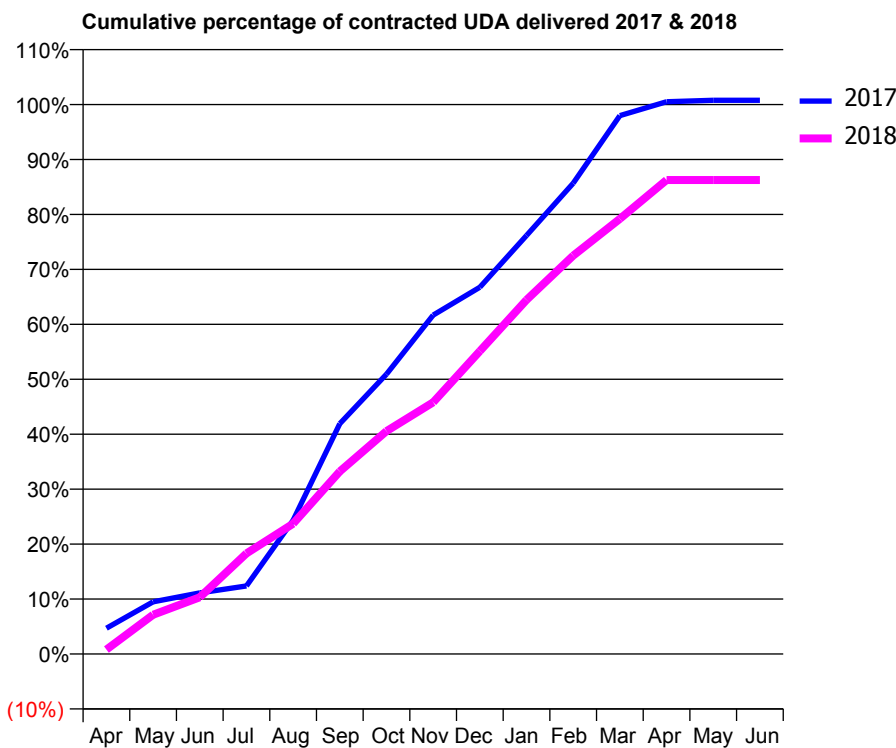
17/18 Contracted general activity (UDA)	1,105
Carry forward general activity (UDA)	-9
17/18 Contracted orthodontic activity (UOA)	0
Carry forward orthodontic activity (UOA)	0
Baseline contract value	£31,730.46

ACCESS*

Patients seen in 24 months	Total	Change since previous quarter
Quarter ending March 2017	378	
Quarter ending June 2017	370	↓
Quarter ending September 2017	363	↓
Quarter ending December 2017	341	↓
Quarter ending March 2018	344	→
Variance since March 2017	(9.0%)	↓



ACTIVITY



Month	Adjusted Scheduled Activity (UDA)	
	2017	2018
April	52	9
May	105	79
June	123	114
July	137	202
August	269	262
September	463	367
October	563	448
November	682	506
December	738	609
January	842	712
February	947	801
March	1,083	875
April	1,111	953
May	1,114	953
June	1,114	953

QUALITY

	Quantity	Base Number	Contract	AT	Region	England
% of FP17s for the same patient ID Re-attending within 3 months - Children	6	151	4.0%	10.9%	12.8%	11.9%
% of FP17s for the same patient ID Re-attending within 3 months - Adults	47	345	13.6%	14.8%	16.5%	16.0%
% of FP17s for the same patient ID Re-attending between 3 & 9 months - Children	92	151	60.9%	60.8%	59.7%	58.3%
% of FP17s for the same patient ID Re-attending between 3 & 9 months - Adults	198	345	57.4%	54.6%	52.6%	50.3%
% of FP17s for Band 1 Urgent Courses	1	522	0.2%	8.6%	9.1%	9.1%
% of FP17s Relating to Free Repair or Replacements	0	522	0.0%	0.9%	1.0%	0.8%
% of FP17s Relating to Continuations	0	522	0.0%	1.1%	1.2%	1.0%
% of Patients satisfied with the dentistry they have received	0	0	N/A	91.4%	91.6%	91.5%
% of Patients satisfied with the time they had to wait for an appointment	0	0	N/A	88.2%	88.3%	87.9%

* This is based on patients treated on this contract for their most recent course of treatment. Figures in italics indicate the base number of FP17s or Patient Questionnaire responses are less than 100. N/A is shown where the base number of responses is less than 10 during the period. % is calculated as Quantity/Base number*100

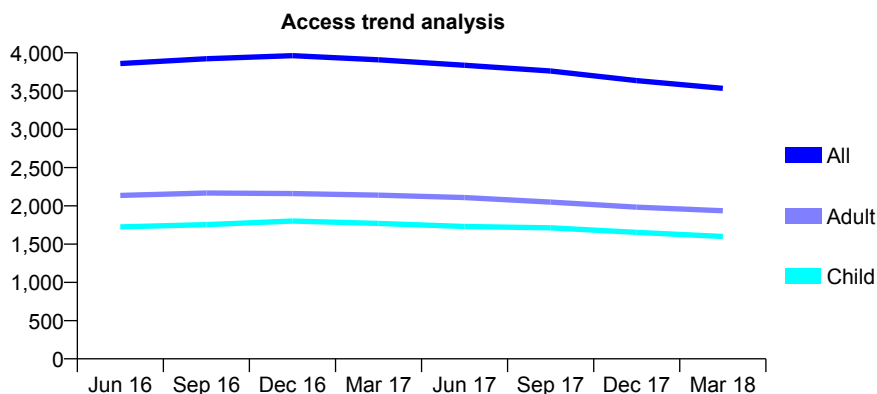
Q52 - Vital Signs At a Glance Contract Report for 934364/0002 - Year end March 2018

Name or company name	MR J LJUSTINA
Contract type name	GDS Contract
Purpose of contract	General
Contract start date	26/07/2010
Contract end date	

17/18 Contracted general activity (UDA)	12,699
Carry forward general activity (UDA)	-254
17/18 Contracted orthodontic activity (UOA)	0
Carry forward orthodontic activity (UOA)	0
Baseline contract value	£468,282.51

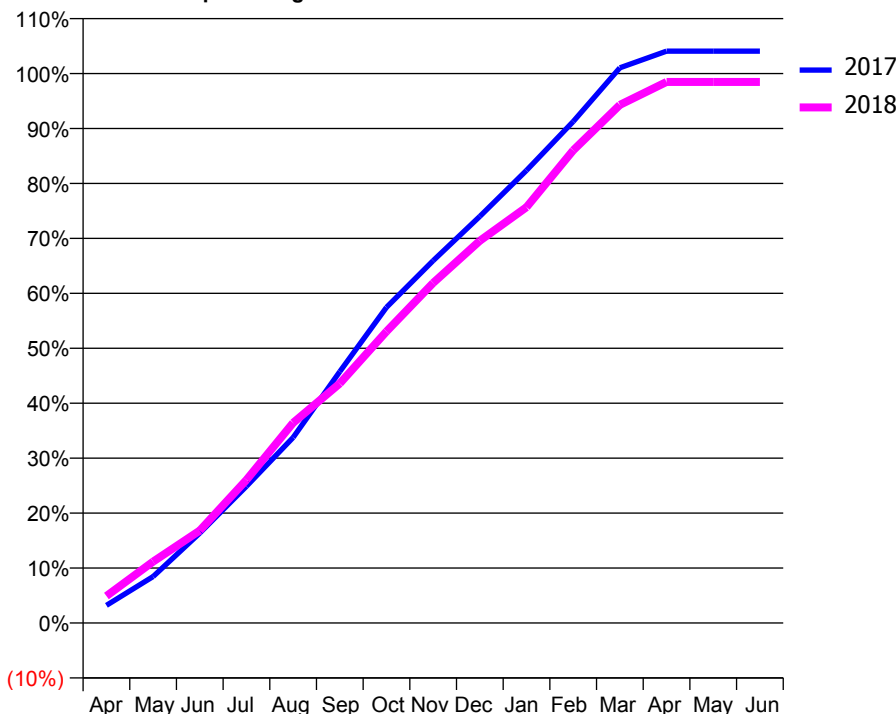
ACCESS*

Patients seen in 24 months	Total	Change since previous quarter
Quarter ending March 2017	3,909	
Quarter ending June 2017	3,837	↓
Quarter ending September 2017	3,762	↓
Quarter ending December 2017	3,636	↓
Quarter ending March 2018	3,535	↓
Variance since March 2017	(9.6%)	↓



ACTIVITY

Cumulative percentage of contracted UDA delivered 2017 & 2018



Month	Adjusted Scheduled Activity (UDA)	
	2017	2018
April	409	624
May	1,074	1,418
June	2,079	2,136
July	3,161	3,308
August	4,289	4,629
September	5,809	5,537
October	7,295	6,737
November	8,374	7,861
December	9,398	8,833
January	10,462	9,610
February	11,590	10,923
March	12,831	11,973
April	13,215	12,504
May	13,215	12,504
June	13,217	12,504

QUALITY

	Quantity	Base Number	Contract	AT	Region	England
% of FP17s for the same patient ID Re-attending within 3 months - Children	92	2,424	3.8%	10.9%	12.8%	11.9%
% of FP17s for the same patient ID Re-attending within 3 months - Adults	210	2,584	8.1%	14.8%	16.5%	16.0%
% of FP17s for the same patient ID Re-attending between 3 & 9 months - Children	1,584	2,424	65.3%	60.8%	59.7%	58.3%
% of FP17s for the same patient ID Re-attending between 3 & 9 months - Adults	1,609	2,584	62.3%	54.6%	52.6%	50.3%
% of FP17s for Band 1 Urgent Courses	217	5,060	4.3%	8.6%	9.1%	9.1%
% of FP17s Relating to Free Repair or Replacements	3	5,060	0.1%	0.9%	1.0%	0.8%
% of FP17s Relating to Continuations	33	5,060	0.7%	1.1%	1.2%	1.0%
% of Patients satisfied with the dentistry they have received	1	1	N/A	91.4%	91.6%	91.5%
% of Patients satisfied with the time they had to wait for an appointment	1	1	N/A	88.2%	88.3%	87.9%

* This is based on patients treated on this contract for their most recent course of treatment. Figures in italics indicate the base number of FP17s or Patient Questionnaire responses are less than 100. N/A is shown where the base number of responses is less than 10 during the period. % is calculated as Quantity/Base number*100

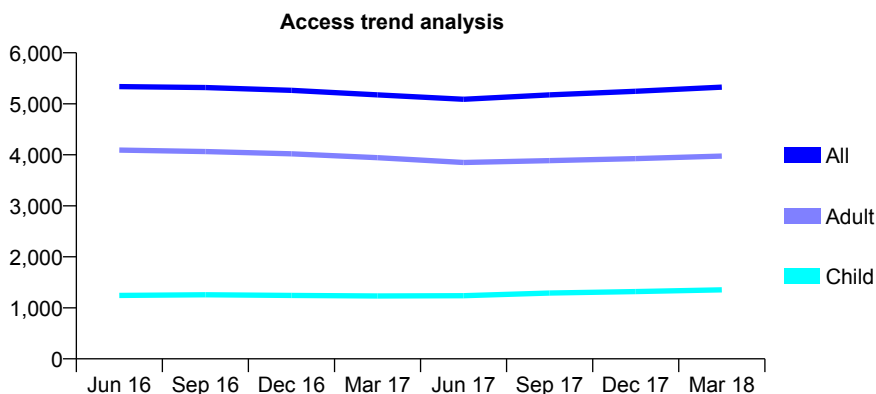
Q52 - Vital Signs At a Glance Contract Report for 941662/0001 - Year end March 2018

Name or company name	Thota and Thota
Contract type name	GDS Contract
Purpose of contract	General
Contract start date	01/04/2006
Contract end date	

17/18 Contracted general activity (UDA)	15,400
Carry forward general activity (UDA)	0
17/18 Contracted orthodontic activity (UOA)	0
Carry forward orthodontic activity (UOA)	0
Baseline contract value	£579,494.57

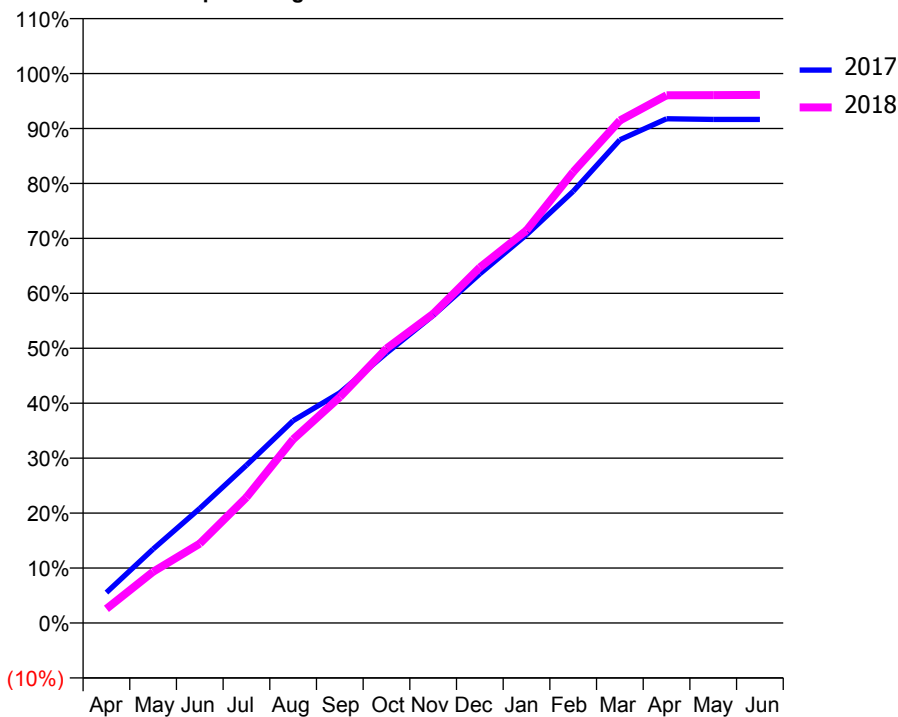
ACCESS*

Patients seen in 24 months	Total	Change since previous quarter
Quarter ending March 2017	5,176	
Quarter ending June 2017	5,088	↓
Quarter ending September 2017	5,176	→
Quarter ending December 2017	5,245	→
Quarter ending March 2018	5,328	→
Variance since March 2017	2.9%	↑



ACTIVITY

Cumulative percentage of contracted UDA delivered 2017 & 2018



Month	Adjusted Scheduled Activity (UDA)	
	2017	2018
April	854	397
May	2,074	1,437
June	3,213	2,224
July	4,422	3,522
August	5,670	5,147
September	6,453	6,332
October	7,567	7,693
November	8,620	8,666
December	9,785	9,967
January	10,881	11,004
February	12,100	12,640
March	13,541	14,083
April	14,134	14,791
May	14,115	14,794
June	14,115	14,801

QUALITY

	Quantity	Base Number	Contract	AT	Region	England
% of FP17s for the same patient ID Re-attending within 3 months - Children	215	2,136	10.1%	10.9%	12.8%	11.9%
% of FP17s for the same patient ID Re-attending within 3 months - Adults	815	5,769	14.1%	14.8%	16.5%	16.0%
% of FP17s for the same patient ID Re-attending between 3 & 9 months - Children	1,236	2,136	57.9%	60.8%	59.7%	58.3%
% of FP17s for the same patient ID Re-attending between 3 & 9 months - Adults	3,370	5,769	58.4%	54.6%	52.6%	50.3%
% of FP17s for Band 1 Urgent Courses	584	7,948	7.3%	8.6%	9.1%	9.1%
% of FP17s Relating to Free Repair or Replacements	201	7,948	2.5%	0.9%	1.0%	0.8%
% of FP17s Relating to Continuations	70	7,948	0.9%	1.1%	1.2%	1.0%
% of Patients satisfied with the dentistry they have received	4	6	N/A	91.4%	91.6%	91.5%
% of Patients satisfied with the time they had to wait for an appointment	6	6	N/A	88.2%	88.3%	87.9%

* This is based on patients treated on this contract for their most recent course of treatment. Figures in italics indicate the base number of FP17s or Patient Questionnaire responses are less than 100. N/A is shown where the base number of responses is less than 10 during the period. % is calculated as Quantity/Base number*100

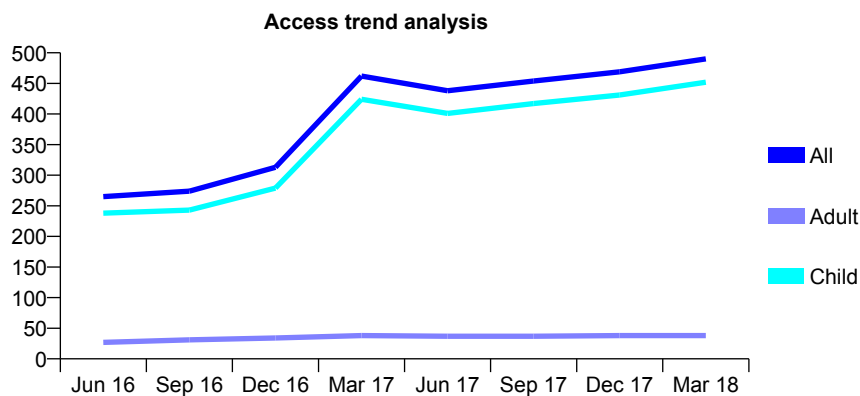
Q52 - Vital Signs At a Glance Contract Report for 941670/0001 - Year end March 2018

Name or company name	MR JA SINCLAIR
Contract type name	GDS Contract
Purpose of contract	General
Contract start date	25/03/2011
Contract end date	

17/18 Contracted general activity (UDA)	886
Carry forward general activity (UDA)	-18
17/18 Contracted orthodontic activity (UOA)	0
Carry forward orthodontic activity (UOA)	0
Baseline contract value	£18,666.81

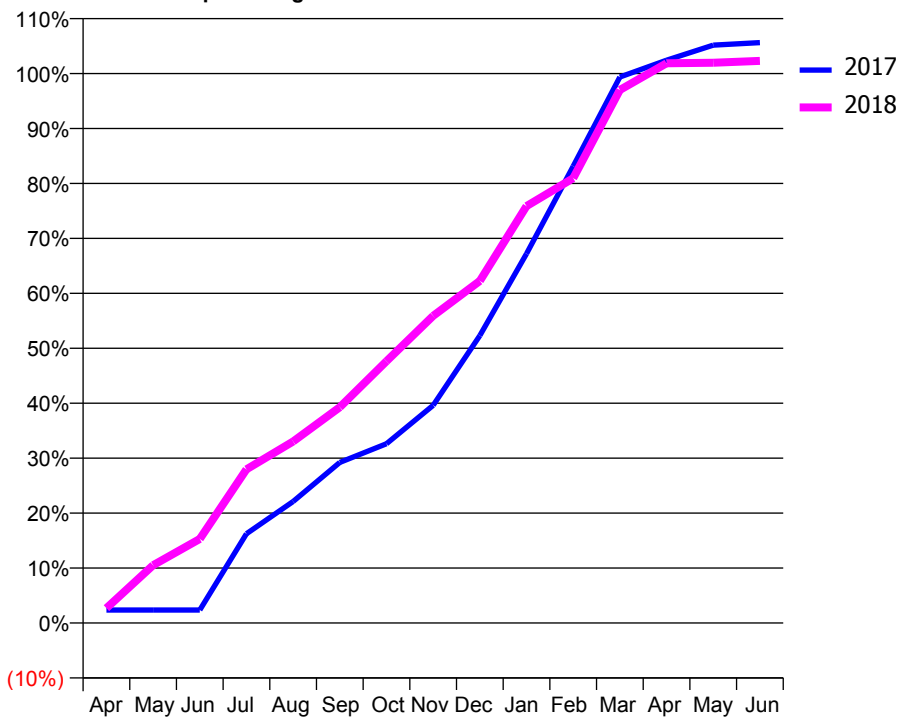
ACCESS*

Patients seen in 24 months	Total	Change since previous quarter
Quarter ending March 2017	462	
Quarter ending June 2017	438	↓
Quarter ending September 2017	454	↑
Quarter ending December 2017	469	↑
Quarter ending March 2018	490	↑
Variance since March 2017	6.1%	↑



ACTIVITY

Cumulative percentage of contracted UDA delivered 2017 & 2018



Month	Adjusted Scheduled Activity (UDA)	
	2017	2018
April	21	24
May	21	93
June	21	136
July	144	248
August	196	293
September	259	348
October	289	422
November	351	495
December	463	552
January	595	672
February	736	717
March	880	859
April	907	902
May	932	903
June	936	906

QUALITY

	Quantity	Base Number	Contract	AT	Region	England
% of FP17s for the same patient ID Re-attending within 3 months - Children	36	693	5.2%	10.9%	12.8%	11.9%
% of FP17s for the same patient ID Re-attending within 3 months - Adults	0	8	0.0%	14.8%	16.5%	16.0%
% of FP17s for the same patient ID Re-attending between 3 & 9 months - Children	400	693	57.7%	60.8%	59.7%	58.3%
% of FP17s for the same patient ID Re-attending between 3 & 9 months - Adults	2	8	25.0%	54.6%	52.6%	50.3%
% of FP17s for Band 1 Urgent Courses	12	694	1.7%	8.6%	9.1%	9.1%
% of FP17s Relating to Free Repair or Replacements	0	694	0.0%	0.9%	1.0%	0.8%
% of FP17s Relating to Continuations	0	694	0.0%	1.1%	1.2%	1.0%
% of Patients satisfied with the dentistry they have received	0	0	N/A	91.4%	91.6%	91.5%
% of Patients satisfied with the time they had to wait for an appointment	0	0	N/A	88.2%	88.3%	87.9%

* This is based on patients treated on this contract for their most recent course of treatment. Figures in italics indicate the base number of FP17s or Patient Questionnaire responses are less than 100. N/A is shown where the base number of responses is less than 10 during the period. % is calculated as Quantity/Base number*100

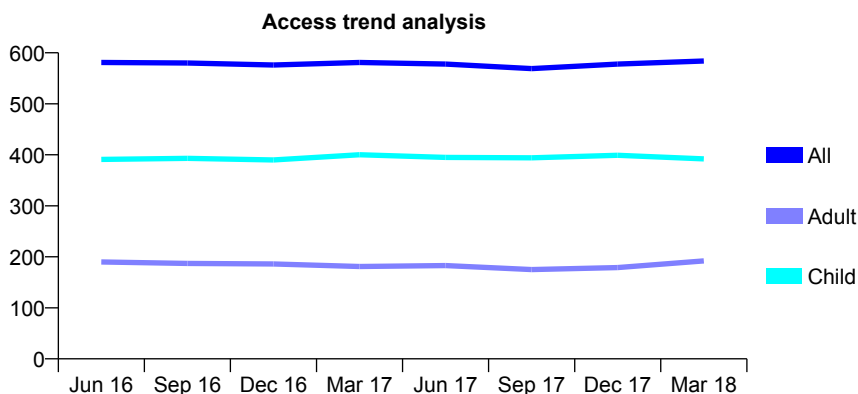
Q52 - Vital Signs At a Glance Contract Report for 964387/0001 - Year end March 2018

Name or company name	MR NP COLE
Contract type name	GDS Contract
Purpose of contract	General
Contract start date	04/10/2010
Contract end date	

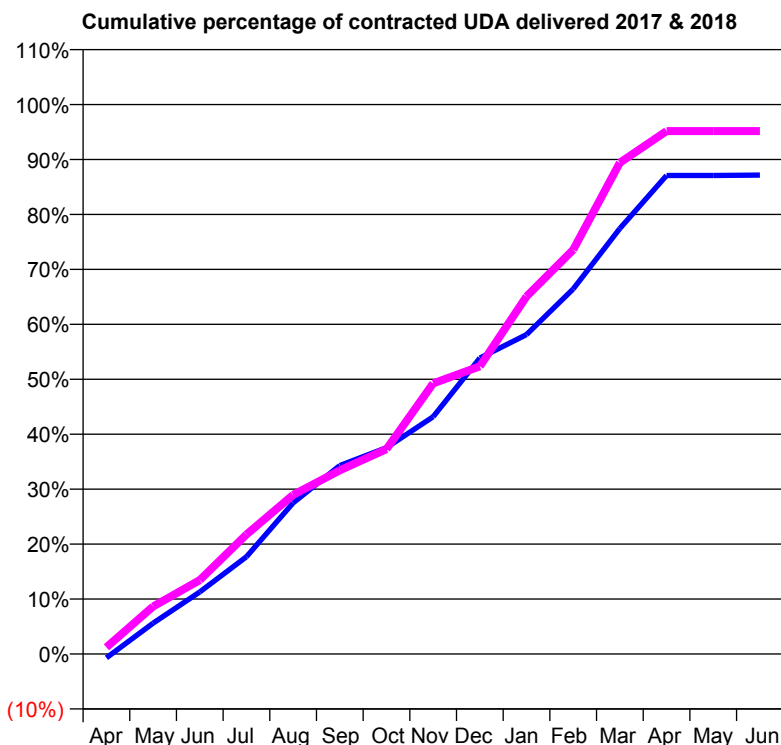
17/18 Contracted general activity (UDA)	1,550
Carry forward general activity (UDA)	0
17/18 Contracted orthodontic activity (UOA)	0
Carry forward orthodontic activity (UOA)	0
Baseline contract value	£46,482.40

ACCESS*

Patients seen in 24 months	Total	Change since previous quarter
Quarter ending March 2017	581	
Quarter ending June 2017	578	→
Quarter ending September 2017	569	↓
Quarter ending December 2017	578	→
Quarter ending March 2018	584	→
Variance since March 2017	0.5%	→



ACTIVITY



Month	Adjusted Scheduled Activity (UDA)	
	2017	2018
April	-11	19
May	87	134
June	175	209
July	274	337
August	426	449
September	532	518
October	582	578
November	669	763
December	835	811
January	901	1,009
February	1,030	1,140
March	1,201	1,386
April	1,350	1,475
May	1,350	1,475
June	1,351	1,475

QUALITY

	Quantity	Base Number	Contract	AT	Region	England
% of FP17s for the same patient ID Re-attending within 3 months - Children	54	791	6.8%	10.9%	12.8%	11.9%
% of FP17s for the same patient ID Re-attending within 3 months - Adults	31	241	12.9%	14.8%	16.5%	16.0%
% of FP17s for the same patient ID Re-attending between 3 & 9 months - Children	545	791	68.9%	60.8%	59.7%	58.3%
% of FP17s for the same patient ID Re-attending between 3 & 9 months - Adults	142	241	58.9%	54.6%	52.6%	50.3%
% of FP17s for Band 1 Urgent Courses	36	972	3.7%	8.6%	9.1%	9.1%
% of FP17s Relating to Free Repair or Replacements	0	972	0.0%	0.9%	1.0%	0.8%
% of FP17s Relating to Continuations	0	972	0.0%	1.1%	1.2%	1.0%
% of Patients satisfied with the dentistry they have received	1	1	N/A	91.4%	91.6%	91.5%
% of Patients satisfied with the time they had to wait for an appointment	1	1	N/A	88.2%	88.3%	87.9%

* This is based on patients treated on this contract for their most recent course of treatment. Figures in italics indicate the base number of FP17s or Patient Questionnaire responses are less than 100. N/A is shown where the base number of responses is less than 10 during the period. % is calculated as Quantity/Base number*100

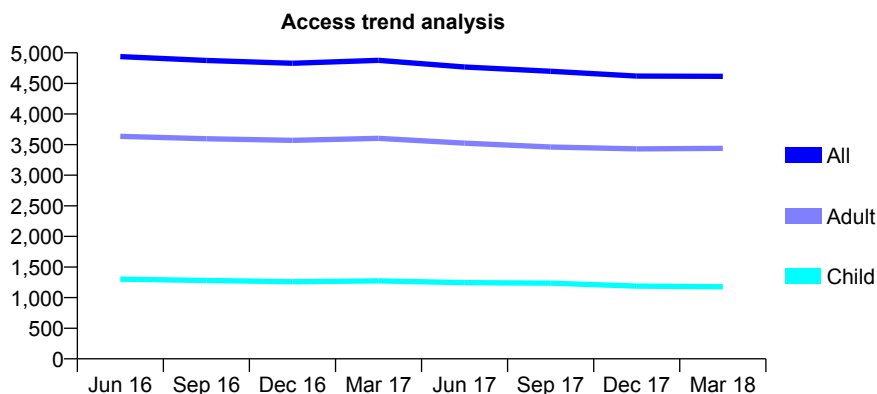
Q52 - Vital Signs At a Glance Contract Report for 973793/0001 - Year end March 2018

Name or company name	MR RB LAD
Contract type name	GDS Contract
Purpose of contract	General
Contract start date	02/08/2010
Contract end date	

17/18 Contracted general activity (UDA)	13,862
Carry forward general activity (UDA)	-75
17/18 Contracted orthodontic activity (UOA)	0
Carry forward orthodontic activity (UOA)	0
Baseline contract value	£435,031.50

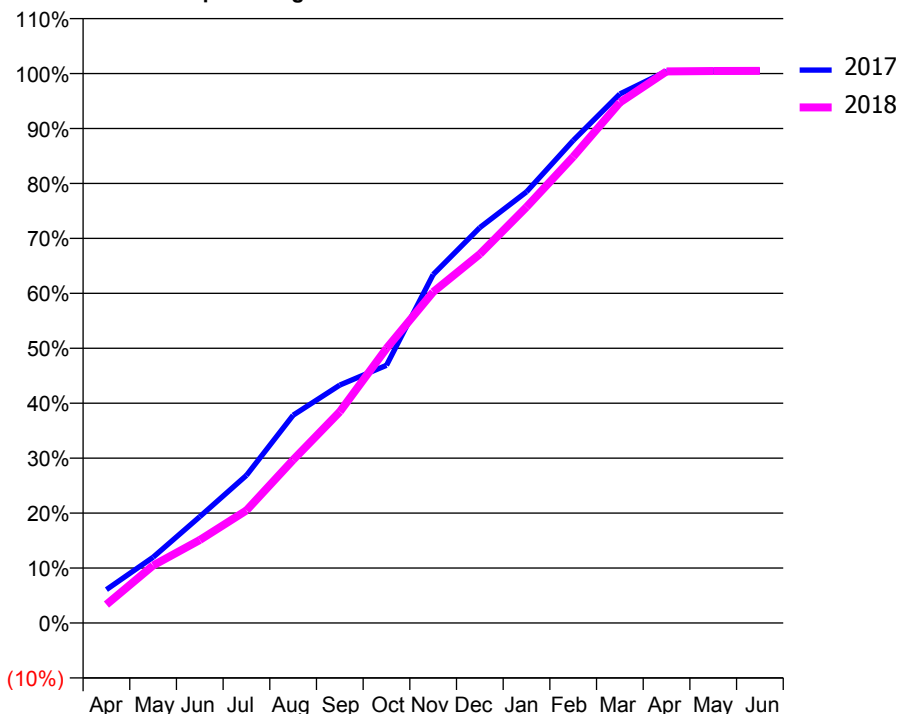
ACCESS*

Patients seen in 24 months	Total	Change since previous quarter
Quarter ending March 2017	4,876	
Quarter ending June 2017	4,769	↓
Quarter ending September 2017	4,698	↓
Quarter ending December 2017	4,619	↓
Quarter ending March 2018	4,615	→
Variance since March 2017	(5.4%)	↓



ACTIVITY

Cumulative percentage of contracted UDA delivered 2017 & 2018



Month	Adjusted Scheduled Activity (UDA)	
	2017	2018
April	850	467
May	1,676	1,450
June	2,706	2,096
July	3,761	2,842
August	5,290	4,115
September	6,057	5,330
October	6,561	6,928
November	8,871	8,350
December	10,069	9,306
January	10,979	10,492
February	12,285	11,763
March	13,468	13,132
April	14,049	13,914
May	14,063	13,926
June	14,065	13,928

QUALITY

	Quantity	Base Number	Contract	AT	Region	England
% of FP17s for the same patient ID Re-attending within 3 months - Children	201	1,974	10.2%	10.9%	12.8%	11.9%
% of FP17s for the same patient ID Re-attending within 3 months - Adults	801	5,494	14.6%	14.8%	16.5%	16.0%
% of FP17s for the same patient ID Re-attending between 3 & 9 months - Children	1,313	1,974	66.5%	60.8%	59.7%	58.3%
% of FP17s for the same patient ID Re-attending between 3 & 9 months - Adults	3,441	5,494	62.6%	54.6%	52.6%	50.3%
% of FP17s for Band 1 Urgent Courses	370	6,785	5.5%	8.6%	9.1%	9.1%
% of FP17s Relating to Free Repair or Replacements	80	6,785	1.2%	0.9%	1.0%	0.8%
% of FP17s Relating to Continuations	57	6,785	0.8%	1.1%	1.2%	1.0%
% of Patients satisfied with the dentistry they have received	9	9	N/A	91.4%	91.6%	91.5%
% of Patients satisfied with the time they had to wait for an appointment	9	9	N/A	88.2%	88.3%	87.9%

* This is based on patients treated on this contract for their most recent course of treatment. Figures in italics indicate the base number of FP17s or Patient Questionnaire responses are less than 100. N/A is shown where the base number of responses is less than 10 during the period. % is calculated as Quantity/Base number*100

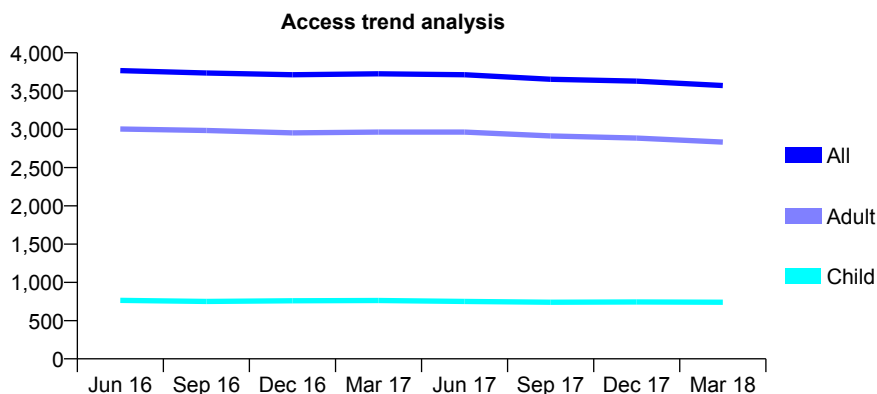
Q52 - Vital Signs At a Glance Contract Report for 999261/0001 - Year end March 2018

Name or company name	MISS AJ EDEN
Contract type name	GDS Contract
Purpose of contract	General
Contract start date	01/04/2006
Contract end date	

17/18 Contracted general activity (UDA)	10,750
Carry forward general activity (UDA)	153
17/18 Contracted orthodontic activity (UOA)	0
Carry forward orthodontic activity (UOA)	0
Baseline contract value	£250,060.07

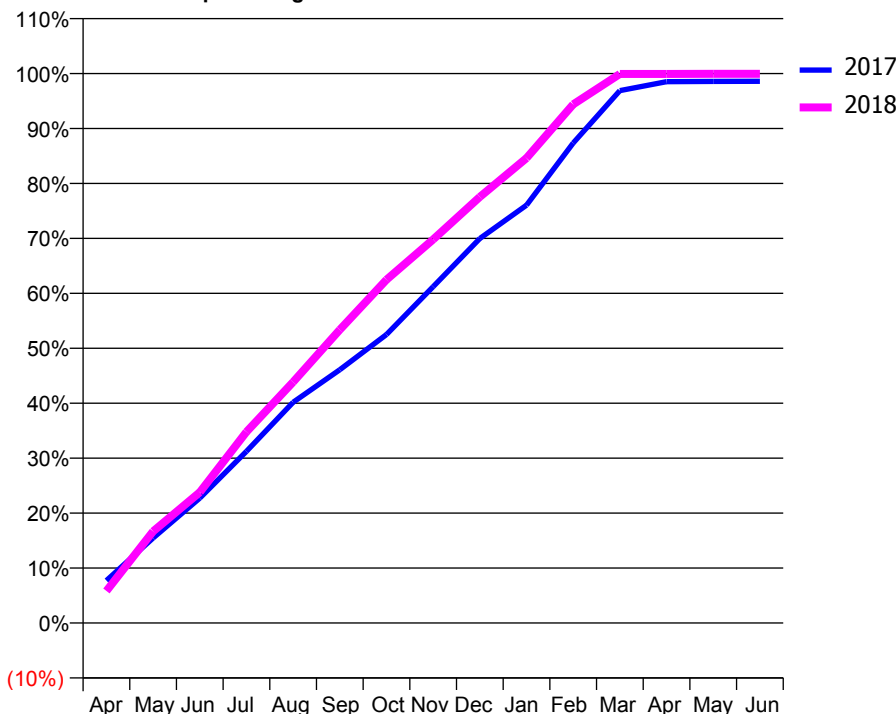
ACCESS*

Patients seen in 24 months	Total	Change since previous quarter
Quarter ending March 2017	3,726	
Quarter ending June 2017	3,713	→
Quarter ending September 2017	3,654	↓
Quarter ending December 2017	3,629	→
Quarter ending March 2018	3,572	↓
Variance since March 2017	(4.1%)	↓



ACTIVITY

Cumulative percentage of contracted UDA delivered 2017 & 2018



Month	Adjusted Scheduled Activity (UDA)	
	2017	2018
April	831	628
May	1,664	1,793
June	2,443	2,557
July	3,360	3,739
August	4,318	4,715
September	4,955	5,738
October	5,645	6,716
November	6,581	7,504
December	7,522	8,337
January	8,175	9,095
February	9,390	10,146
March	10,414	10,740
April	10,591	10,742
May	10,596	10,743
June	10,597	10,744

QUALITY

	Quantity	Base Number	Contract	AT	Region	England
% of FP17s for the same patient ID Re-attending within 3 months - Children	115	1,251	9.2%	10.9%	12.8%	11.9%
% of FP17s for the same patient ID Re-attending within 3 months - Adults	754	4,639	16.3%	14.8%	16.5%	16.0%
% of FP17s for the same patient ID Re-attending between 3 & 9 months - Children	870	1,251	69.5%	60.8%	59.7%	58.3%
% of FP17s for the same patient ID Re-attending between 3 & 9 months - Adults	3,092	4,639	66.7%	54.6%	52.6%	50.3%
% of FP17s for Band 1 Urgent Courses	460	5,771	8.0%	8.6%	9.1%	9.1%
% of FP17s Relating to Free Repair or Replacements	146	5,771	2.5%	0.9%	1.0%	0.8%
% of FP17s Relating to Continuations	38	5,771	0.7%	1.1%	1.2%	1.0%
% of Patients satisfied with the dentistry they have received	4	4	N/A	91.4%	91.6%	91.5%
% of Patients satisfied with the time they had to wait for an appointment	4	4	N/A	88.2%	88.3%	87.9%

* This is based on patients treated on this contract for their most recent course of treatment. Figures in italics indicate the base number of FP17s or Patient Questionnaire responses are less than 100. N/A is shown where the base number of responses is less than 10 during the period. % is calculated as Quantity/Base number*100

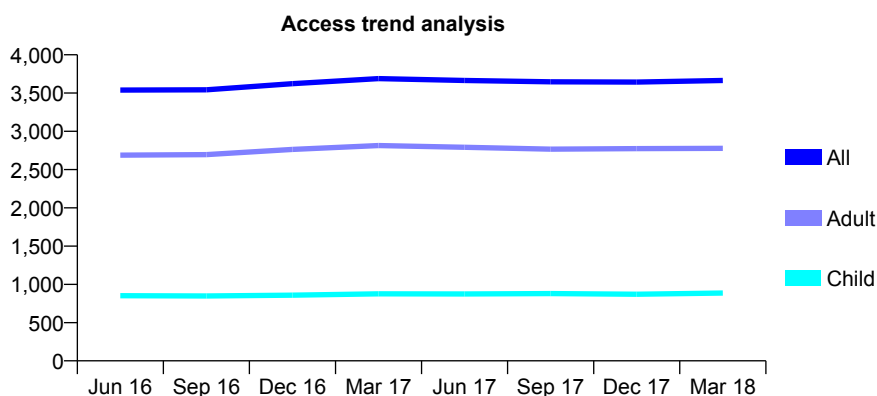
Q52 - Vital Signs At a Glance Contract Report for 999261/0002 - Year end March 2018

Name or company name	MISS AJ EDEN
Contract type name	GDS Contract
Purpose of contract	General
Contract start date	01/04/2006
Contract end date	

17/18 Contracted general activity (UDA)	11,000
Carry forward general activity (UDA)	244
17/18 Contracted orthodontic activity (UOA)	0
Carry forward orthodontic activity (UOA)	0
Baseline contract value	£255,342.32

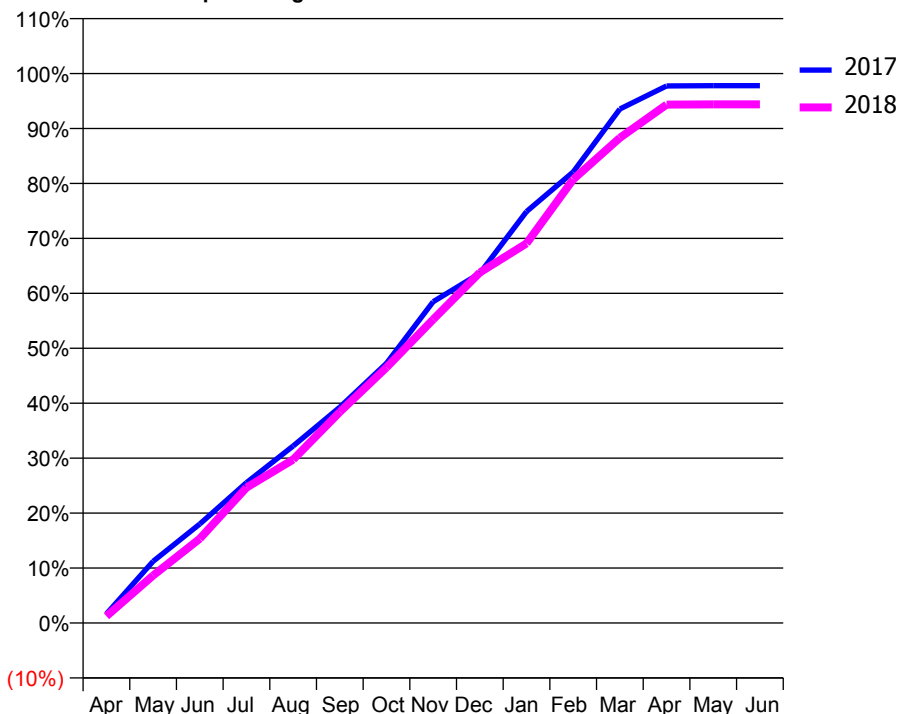
ACCESS*

Patients seen in 24 months	Total	Change since previous quarter
Quarter ending March 2017	3,689	
Quarter ending June 2017	3,665	→
Quarter ending September 2017	3,647	→
Quarter ending December 2017	3,643	→
Quarter ending March 2018	3,665	→
Variance since March 2017	(0.7%)	→



ACTIVITY

Cumulative percentage of contracted UDA delivered 2017 & 2018



Adjusted Scheduled Activity (UDA)

Month	2017	2018
April	182	137
May	1,236	953
June	1,982	1,687
July	2,809	2,710
August	3,543	3,272
September	4,322	4,223
October	5,197	5,117
November	6,432	6,077
December	7,001	7,017
January	8,237	7,599
February	9,029	8,880
March	10,289	9,712
April	10,750	10,377
May	10,757	10,382
June	10,756	10,382

QUALITY

	Quantity	Base Number	Contract	AT	Region	England
% of FP17s for the same patient ID Re-attending within 3 months - Children	83	1,451	5.7%	10.9%	12.8%	11.9%
% of FP17s for the same patient ID Re-attending within 3 months - Adults	495	4,395	11.3%	14.8%	16.5%	16.0%
% of FP17s for the same patient ID Re-attending between 3 & 9 months - Children	1,000	1,451	68.9%	60.8%	59.7%	58.3%
% of FP17s for the same patient ID Re-attending between 3 & 9 months - Adults	3,023	4,395	68.8%	54.6%	52.6%	50.3%
% of FP17s for Band 1 Urgent Courses	292	5,919	4.9%	8.6%	9.1%	9.1%
% of FP17s Relating to Free Repair or Replacements	62	5,919	1.0%	0.9%	1.0%	0.8%
% of FP17s Relating to Continuations	88	5,919	1.5%	1.1%	1.2%	1.0%
% of Patients satisfied with the dentistry they have received	4	5	N/A	91.4%	91.6%	91.5%
% of Patients satisfied with the time they had to wait for an appointment	5	5	N/A	88.2%	88.3%	87.9%

* This is based on patients treated on this contract for their most recent course of treatment. Figures in italics indicate the base number of FP17s or Patient Questionnaire responses are less than 100. N/A is shown where the base number of responses is less than 10 during the period. % is calculated as Quantity/Base number*100

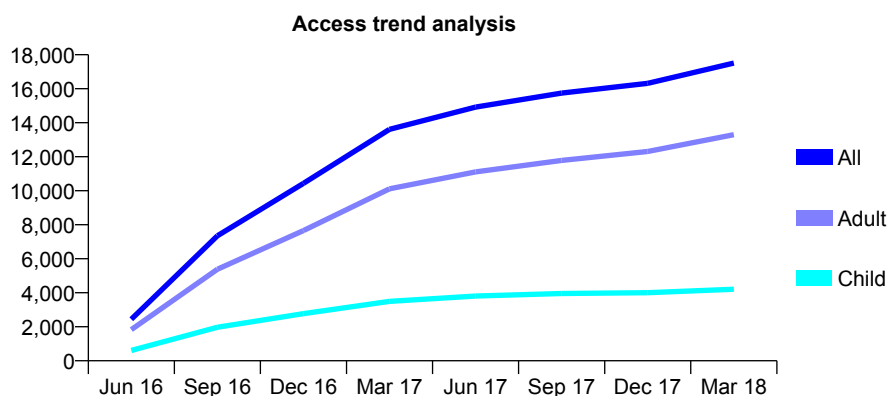
Q53 - Vital Signs At a Glance Contract Report for 100138/0000 - Year end March 2018

Name or company name	Longfellow Road Partnership
Contract type name	GDS Contract
Purpose of contract	General
Contract start date	01/05/2016
Contract end date	

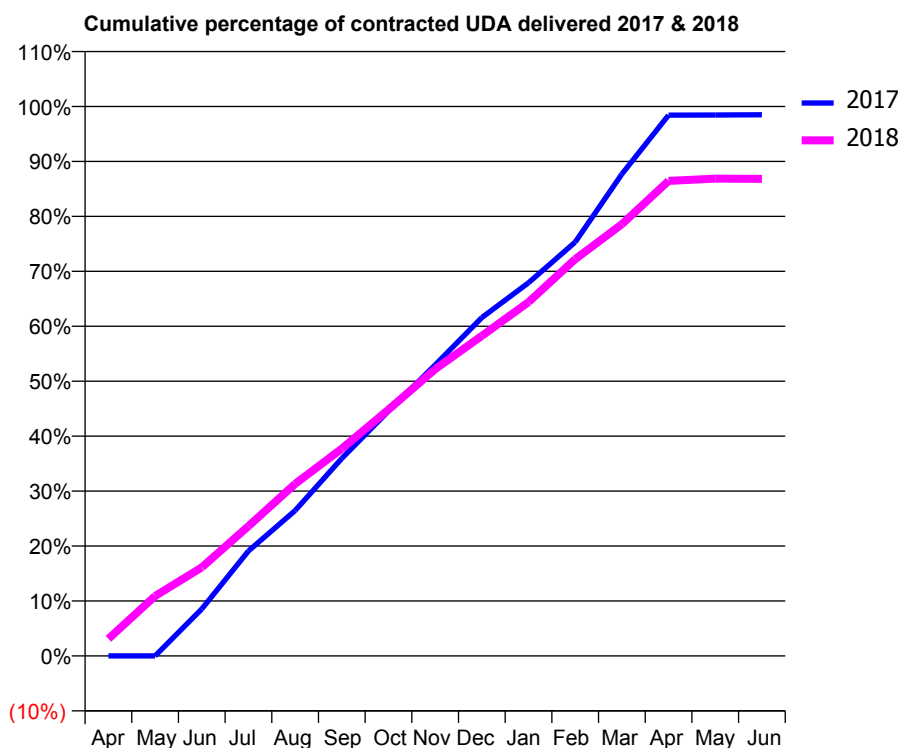
17/18 Contracted general activity (UDA)	49,397
Carry forward general activity (UDA)	0
17/18 Contracted orthodontic activity (UOA)	0
Carry forward orthodontic activity (UOA)	0
Baseline contract value	£1,187,526.61

ACCESS*

Patients seen in 24 months	Total	Change since previous quarter
Quarter ending March 2017	13,612	
Quarter ending June 2017	14,918	↑
Quarter ending September 2017	15,744	↑
Quarter ending December 2017	16,316	↑
Quarter ending March 2018	17,510	↑
Variance since March 2017	28.6%	↑



ACTIVITY



Month	Adjusted Scheduled Activity (UDA)	
	2017	2018
April	0	1,541
May	0	5,394
June	3,876	7,966
July	8,651	11,667
August	11,979	15,471
September	16,283	18,629
October	20,185	22,141
November	23,977	25,776
December	27,887	28,779
January	30,756	31,804
February	34,101	35,668
March	39,704	38,814
April	44,561	42,698
May	44,571	42,903
June	44,596	42,888

QUALITY

	Quantity	Base Number	Contract	AT	Region	England
% of FP17s for the same patient ID Re-attending within 3 months - Children	337	5,760	5.9%	9.3%	11.6%	11.9%
% of FP17s for the same patient ID Re-attending within 3 months - Adults	1,778	16,083	11.1%	12.9%	15.4%	16.0%
% of FP17s for the same patient ID Re-attending between 3 & 9 months - Children	3,258	5,760	56.6%	59.1%	59.4%	58.3%
% of FP17s for the same patient ID Re-attending between 3 & 9 months - Adults	7,780	16,083	48.4%	49.4%	51.3%	50.3%
% of FP17s for Band 1 Urgent Courses	1,366	21,526	6.3%	7.0%	8.0%	9.1%
% of FP17s Relating to Free Repair or Replacements	163	21,526	0.8%	0.8%	0.8%	0.8%
% of FP17s Relating to Continuations	30	21,526	0.1%	1.1%	1.0%	1.0%
% of Patients satisfied with the dentistry they have received	38	39	97.4%	92.6%	91.7%	91.5%
% of Patients satisfied with the time they had to wait for an appointment	34	39	87.2%	89.8%	88.3%	87.9%

* This is based on patients treated on this contract for their most recent course of treatment. Figures in italics indicate the base number of FP17s or Patient Questionnaire responses are less than 100. N/A is shown where the base number of responses is less than 10 during the period. % is calculated as Quantity/Base number*100

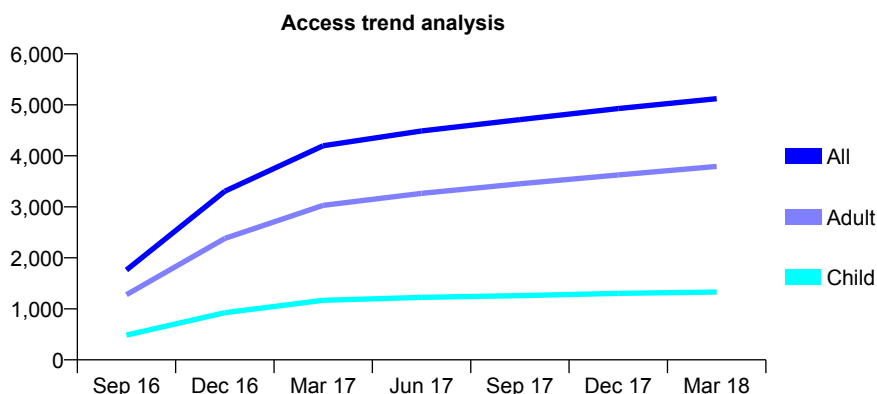
Q53 - Vital Signs At a Glance Contract Report for 100188/0000 - Year end March 2018

Name or company name	High Street Dental Practice
Contract type name	GDS Contract
Purpose of contract	General
Contract start date	01/07/2016
Contract end date	

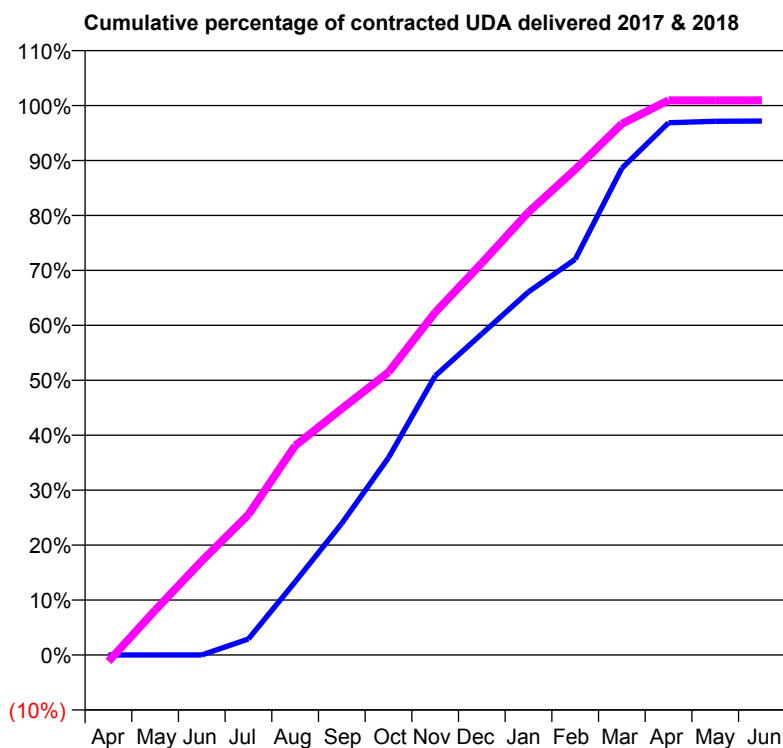
17/18 Contracted general activity (UDA)	14,203
Carry forward general activity (UDA)	167
17/18 Contracted orthodontic activity (UOA)	0
Carry forward orthodontic activity (UOA)	0
Baseline contract value	£307,261.31

ACCESS*

Patients seen in 24 months	Total	Change since previous quarter
Quarter ending March 2017	4,197	
Quarter ending June 2017	4,488	↑
Quarter ending September 2017	4,711	↑
Quarter ending December 2017	4,928	↑
Quarter ending March 2018	5,121	↑
Variance since March 2017	22.0%	↑



ACTIVITY



Month	Adjusted Scheduled Activity (UDA)	
	2017	2018
April	0	-167
May	0	1,157
June	0	2,431
July	311	3,631
August	1,420	5,409
September	2,557	6,369
October	3,834	7,308
November	5,424	8,855
December	6,240	10,133
January	7,057	11,450
February	7,689	12,551
March	9,459	13,730
April	10,342	14,335
May	10,372	14,338
June	10,375	14,338

QUALITY

	Quantity	Base Number	Contract	AT	Region	England
% of FP17s for the same patient ID Re-attending within 3 months - Children	126	2,194	5.7%	9.3%	11.6%	11.9%
% of FP17s for the same patient ID Re-attending within 3 months - Adults	945	6,052	15.6%	12.9%	15.4%	16.0%
% of FP17s for the same patient ID Re-attending between 3 & 9 months - Children	1,405	2,194	64.0%	59.1%	59.4%	58.3%
% of FP17s for the same patient ID Re-attending between 3 & 9 months - Adults	3,457	6,052	57.1%	49.4%	51.3%	50.3%
% of FP17s for Band 1 Urgent Courses	93	8,073	1.2%	7.0%	8.0%	9.1%
% of FP17s Relating to Free Repair or Replacements	19	8,073	0.2%	0.8%	0.8%	0.8%
% of FP17s Relating to Continuations	391	8,073	4.8%	1.1%	1.0%	1.0%
% of Patients satisfied with the dentistry they have received	12	13	92.3%	92.6%	91.7%	91.5%
% of Patients satisfied with the time they had to wait for an appointment	12	13	92.3%	89.8%	88.3%	87.9%

* This is based on patients treated on this contract for their most recent course of treatment. Figures in italics indicate the base number of FP17s or Patient Questionnaire responses are less than 100. N/A is shown where the base number of responses is less than 10 during the period. % is calculated as Quantity/Base number*100

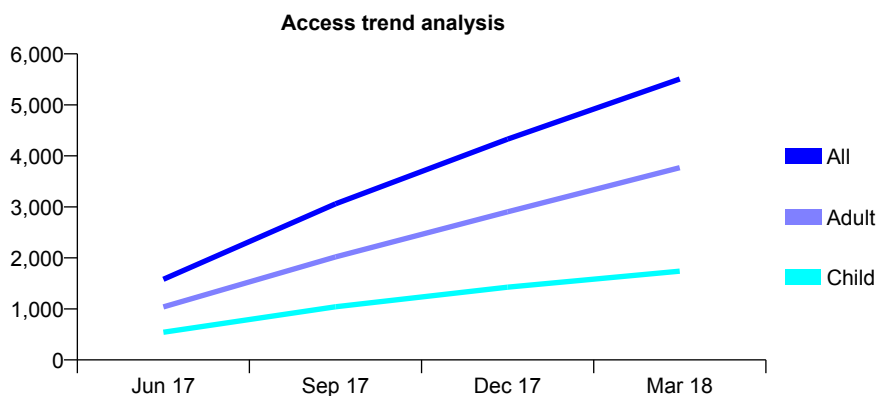
Q53 - Vital Signs At a Glance Contract Report for 100395/0000 - Year end March 2018

Name or company name	MR NJ GIBB
Contract type name	GDS Contract
Purpose of contract	General
Contract start date	01/04/2017
Contract end date	

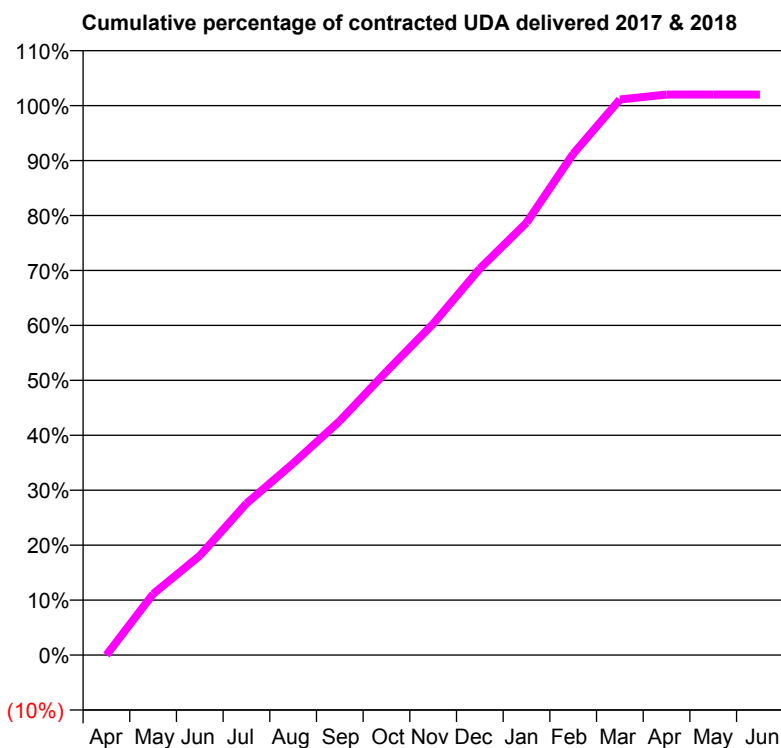
17/18 Contracted general activity (UDA)	14,999
Carry forward general activity (UDA)	0
17/18 Contracted orthodontic activity (UOA)	0
Carry forward orthodontic activity (UOA)	0
Baseline contract value	£360,311.25

ACCESS*

Patients seen in 24 months	Total	Change since previous quarter
Quarter ending March 2017	0	
Quarter ending June 2017	1,581	↑
Quarter ending September 2017	3,061	↑
Quarter ending December 2017	4,328	↑
Quarter ending March 2018	5,507	↑
Variance since March 2017	N/A	



ACTIVITY



Month	Adjusted Scheduled Activity (UDA)	
	2017	2018
April	0	0
May	0	1,668
June	0	2,714
July	0	4,140
August	0	5,234
September	0	6,394
October	0	7,740
November	0	9,042
December	0	10,548
January	0	11,801
February	0	13,683
March	0	15,163
April	0	15,300
May	0	15,300
June	0	15,300

QUALITY

	Quantity	Base Number	Contract	AT	Region	England
% of FP17s for the same patient ID Re-attending within 3 months - Children	124	2,681	4.6%	9.3%	11.6%	11.9%
% of FP17s for the same patient ID Re-attending within 3 months - Adults	594	5,744	10.3%	12.9%	15.4%	16.0%
% of FP17s for the same patient ID Re-attending between 3 & 9 months - Children	623	2,681	23.2%	59.1%	59.4%	58.3%
% of FP17s for the same patient ID Re-attending between 3 & 9 months - Adults	918	5,744	16.0%	49.4%	51.3%	50.3%
% of FP17s for Band 1 Urgent Courses	894	8,496	10.5%	7.0%	8.0%	9.1%
% of FP17s Relating to Free Repair or Replacements	62	8,496	0.7%	0.8%	0.8%	0.8%
% of FP17s Relating to Continuations	165	8,496	1.9%	1.1%	1.0%	1.0%
% of Patients satisfied with the dentistry they have received	4	7	N/A	92.6%	91.7%	91.5%
% of Patients satisfied with the time they had to wait for an appointment	5	7	N/A	89.8%	88.3%	87.9%

* This is based on patients treated on this contract for their most recent course of treatment. Figures in italics indicate the base number of FP17s or Patient Questionnaire responses are less than 100. N/A is shown where the base number of responses is less than 10 during the period. % is calculated as Quantity/Base number*100

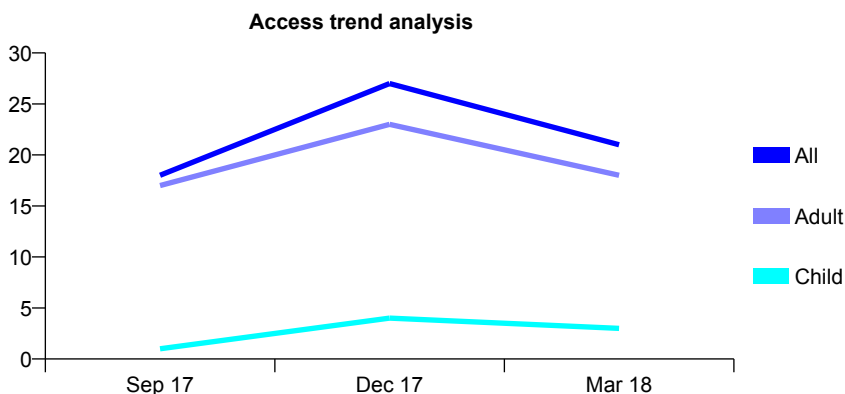
Q53 - Vital Signs At a Glance Contract Report for 100396/0000 - Year end March 2018

Name or company name	Richmond Dental Practice Ltd.
Contract type name	GDS Contract
Purpose of contract	General
Contract start date	01/04/2017
Contract end date	

17/18 Contracted general activity (UDA)	1,825
Carry forward general activity (UDA)	0
17/18 Contracted orthodontic activity (UOA)	0
Carry forward orthodontic activity (UOA)	0
Baseline contract value	£38,761.91

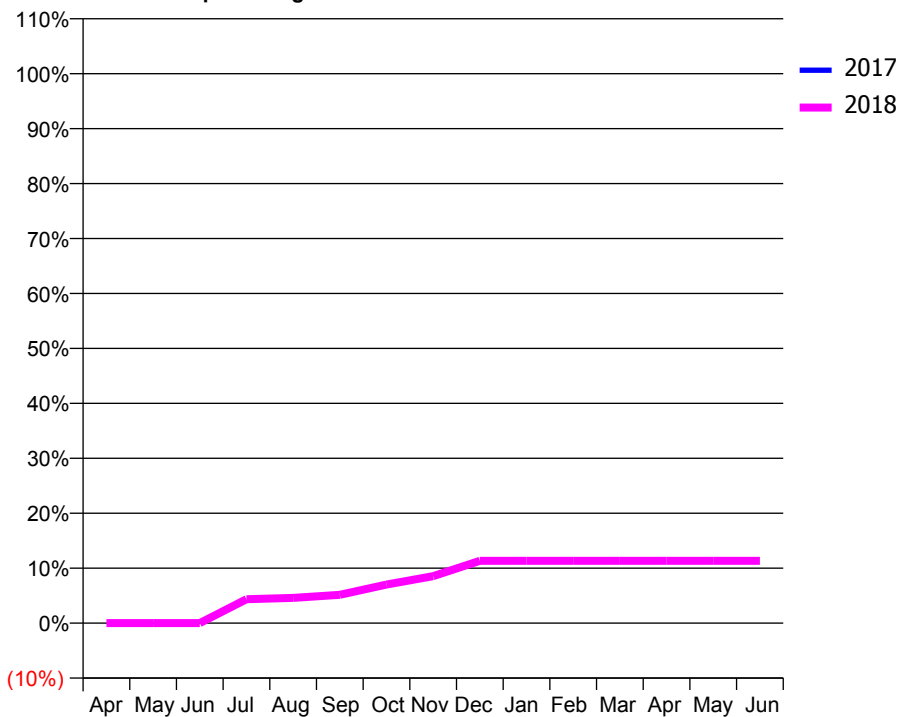
ACCESS*

Patients seen in 24 months	Total	Change since previous quarter
Quarter ending March 2017	0	
Quarter ending June 2017	0	
Quarter ending September 2017	18	↑
Quarter ending December 2017	27	↑
Quarter ending March 2018	21	↓
Variance since March 2017	N/A	



ACTIVITY

Cumulative percentage of contracted UDA delivered 2017 & 2018



Adjusted Scheduled Activity (UDA)

Month	2017	2018
April	0	0
May	0	0
June	0	0
July	0	80
August	0	84
September	0	94
October	0	128
November	0	156
December	0	207
January	0	207
February	0	207
March	0	207
April	0	207
May	0	207
June	0	207

QUALITY

	Quantity	Base Number	Contract	AT	Region	England
% of FP17s for the same patient ID Re-attending within 3 months - Children	0	9	0.0%	9.3%	11.6%	11.9%
% of FP17s for the same patient ID Re-attending within 3 months - Adults	1	33	3.0%	12.9%	15.4%	16.0%
% of FP17s for the same patient ID Re-attending between 3 & 9 months - Children	0	9	0.0%	59.1%	59.4%	58.3%
% of FP17s for the same patient ID Re-attending between 3 & 9 months - Adults	0	33	0.0%	49.4%	51.3%	50.3%
% of FP17s for Band 1 Urgent Courses	10	42	23.8%	7.0%	8.0%	9.1%
% of FP17s Relating to Free Repair or Replacements	0	42	0.0%	0.8%	0.8%	0.8%
% of FP17s Relating to Continuations	0	42	0.0%	1.1%	1.0%	1.0%
% of Patients satisfied with the dentistry they have received	0	0	N/A	92.6%	91.7%	91.5%
% of Patients satisfied with the time they had to wait for an appointment	0	0	N/A	89.8%	88.3%	87.9%

* This is based on patients treated on this contract for their most recent course of treatment. Figures in italics indicate the base number of FP17s or Patient Questionnaire responses are less than 100. N/A is shown where the base number of responses is less than 10 during the period. % is calculated as Quantity/Base number*100

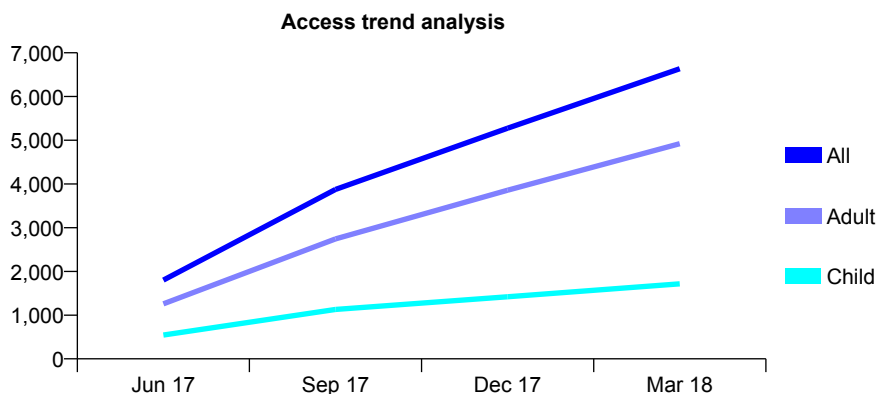
Q53 - Vital Signs At a Glance Contract Report for 100397/0000 - Year end March 2018

Name or company name	MR A PANDEY
Contract type name	GDS Contract
Purpose of contract	General
Contract start date	01/04/2017
Contract end date	

17/18 Contracted general activity (UDA)	26,912
Carry forward general activity (UDA)	0
17/18 Contracted orthodontic activity (UOA)	0
Carry forward orthodontic activity (UOA)	0
Baseline contract value	£557,797.21

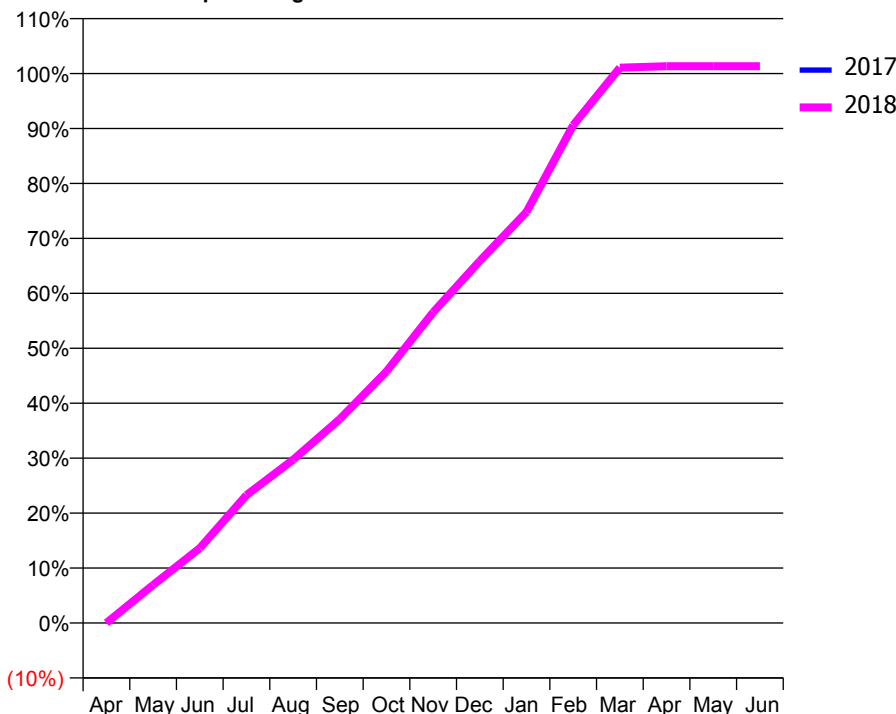
ACCESS*

Patients seen in 24 months	Total	Change since previous quarter
Quarter ending March 2017	0	
Quarter ending June 2017	1,802	↑
Quarter ending September 2017	3,874	↑
Quarter ending December 2017	5,276	↑
Quarter ending March 2018	6,635	↑
Variance since March 2017	N/A	



ACTIVITY

Cumulative percentage of contracted UDA delivered 2017 & 2018



Month	Adjusted Scheduled Activity (UDA)	
	2017	2018
April	0	0
May	0	1,863
June	0	3,665
July	0	6,267
August	0	7,997
September	0	9,986
October	0	12,319
November	0	15,220
December	0	17,732
January	0	20,133
February	0	24,385
March	0	27,198
April	0	27,268
May	0	27,268
June	0	27,268

QUALITY

	Quantity	Base Number	Contract	AT	Region	England
% of FP17s for the same patient ID Re-attending within 3 months - Children	144	2,718	5.3%	9.3%	11.6%	11.9%
% of FP17s for the same patient ID Re-attending within 3 months - Adults	894	7,779	11.5%	12.9%	15.4%	16.0%
% of FP17s for the same patient ID Re-attending between 3 & 9 months - Children	639	2,718	23.5%	59.1%	59.4%	58.3%
% of FP17s for the same patient ID Re-attending between 3 & 9 months - Adults	1,515	7,779	19.5%	49.4%	51.3%	50.3%
% of FP17s for Band 1 Urgent Courses	1,014	10,554	9.6%	7.0%	8.0%	9.1%
% of FP17s Relating to Free Repair or Replacements	80	10,554	0.8%	0.8%	0.8%	0.8%
% of FP17s Relating to Continuations	115	10,554	1.1%	1.1%	1.0%	1.0%
% of Patients satisfied with the dentistry they have received	15	17	88.2%	92.6%	91.7%	91.5%
% of Patients satisfied with the time they had to wait for an appointment	14	17	82.4%	89.8%	88.3%	87.9%

* This is based on patients treated on this contract for their most recent course of treatment. Figures in italics indicate the base number of FP17s or Patient Questionnaire responses are less than 100. N/A is shown where the base number of responses is less than 10 during the period. % is calculated as Quantity/Base number*100

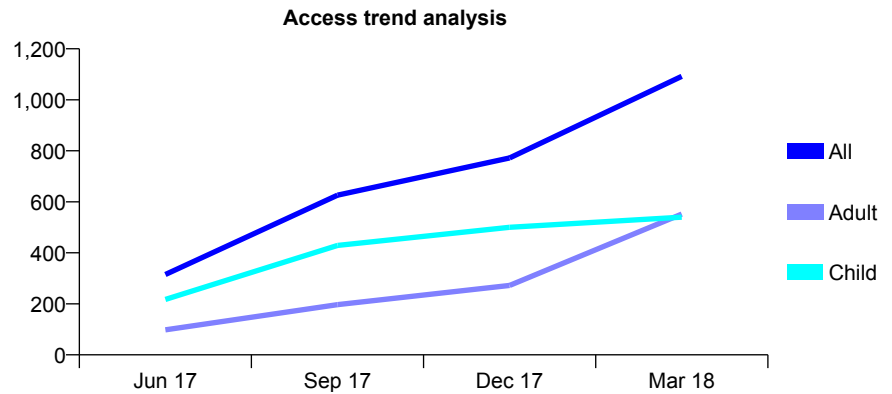
Q53 - Vital Signs At a Glance Contract Report for 100399/0000 - Year end March 2018

Name or company name	MR T MIRZA
Contract type name	GDS Contract
Purpose of contract	General
Contract start date	01/04/2017
Contract end date	

17/18 Contracted general activity (UDA)	4,967
Carry forward general activity (UDA)	0
17/18 Contracted orthodontic activity (UOA)	0
Carry forward orthodontic activity (UOA)	0
Baseline contract value	£106,197.00

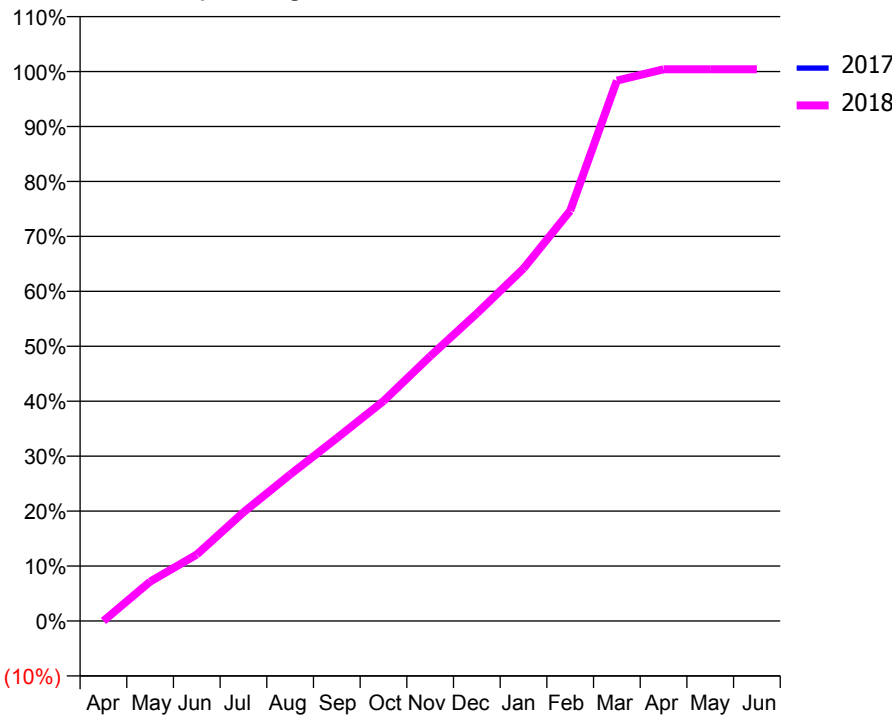
ACCESS*

Patients seen in 24 months	Total	Change since previous quarter
Quarter ending March 2017	0	
Quarter ending June 2017	315	↑
Quarter ending September 2017	626	↑
Quarter ending December 2017	772	↑
Quarter ending March 2018	1,092	↑
Variance since March 2017	N/A	



ACTIVITY

Cumulative percentage of contracted UDA delivered 2017 & 2018



Month	Adjusted Scheduled Activity (UDA)	
	2017	2018
April	0	0
May	0	356
June	0	601
July	0	983
August	0	1,324
September	0	1,653
October	0	1,989
November	0	2,393
December	0	2,780
January	0	3,186
February	0	3,709
March	0	4,885
April	0	4,987
May	0	4,987
June	0	4,987

QUALITY

	Quantity	Base Number	Contract	AT	Region	England
% of FP17s for the same patient ID Re-attending within 3 months - Children	18	898	2.0%	9.3%	11.6%	11.9%
% of FP17s for the same patient ID Re-attending within 3 months - Adults	43	735	5.9%	12.9%	15.4%	16.0%
% of FP17s for the same patient ID Re-attending between 3 & 9 months - Children	250	898	27.8%	59.1%	59.4%	58.3%
% of FP17s for the same patient ID Re-attending between 3 & 9 months - Adults	91	735	12.4%	49.4%	51.3%	50.3%
% of FP17s for Band 1 Urgent Courses	49	1,655	3.0%	7.0%	8.0%	9.1%
% of FP17s Relating to Free Repair or Replacements	1	1,655	0.1%	0.8%	0.8%	0.8%
% of FP17s Relating to Continuations	0	1,655	0.0%	1.1%	1.0%	1.0%
% of Patients satisfied with the dentistry they have received	3	3	N/A	92.6%	91.7%	91.5%
% of Patients satisfied with the time they had to wait for an appointment	3	3	N/A	89.8%	88.3%	87.9%

* This is based on patients treated on this contract for their most recent course of treatment. Figures in italics indicate the base number of FP17s or Patient Questionnaire responses are less than 100. N/A is shown where the base number of responses is less than 10 during the period. % is calculated as Quantity/Base number*100

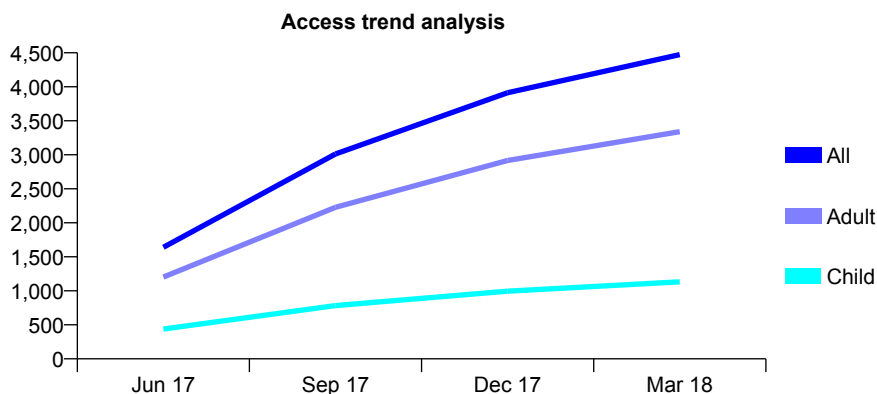
Q53 - Vital Signs At a Glance Contract Report for 100406/0000 - Year end March 2018

Name or company name	Gentle Dental Care (DROITWICH)LTD
Contract type name	GDS Contract
Purpose of contract	General
Contract start date	01/04/2017
Contract end date	

17/18 Contracted general activity (UDA)	13,850
Carry forward general activity (UDA)	0
17/18 Contracted orthodontic activity (UOA)	0
Carry forward orthodontic activity (UOA)	0
Baseline contract value	£294,165.69

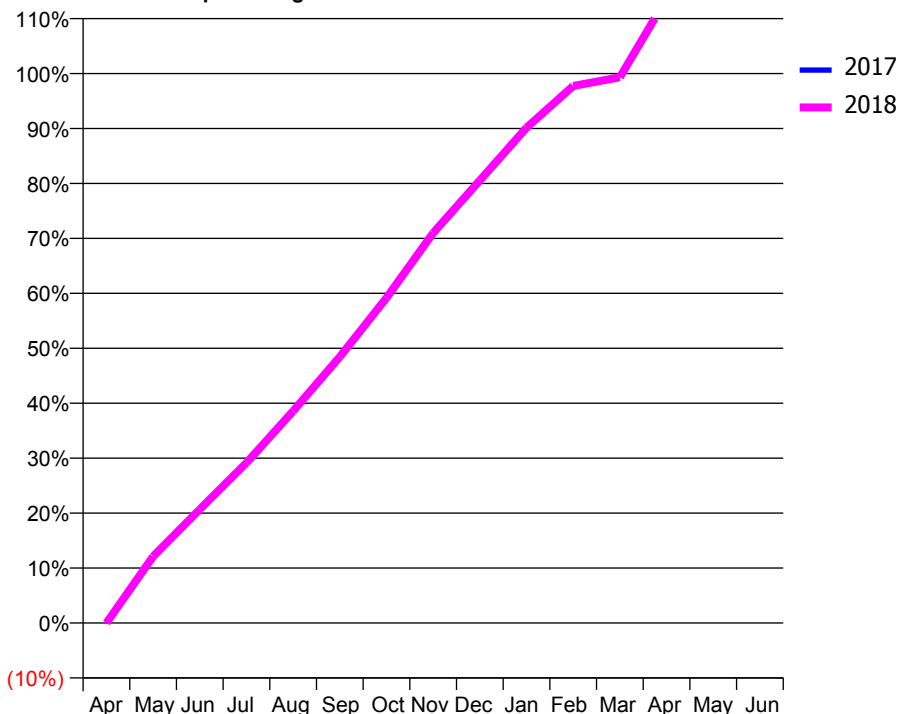
ACCESS*

Patients seen in 24 months	Total	Change since previous quarter
Quarter ending March 2017	0	
Quarter ending June 2017	1,641	↑
Quarter ending September 2017	3,012	↑
Quarter ending December 2017	3,912	↑
Quarter ending March 2018	4,473	↑
Variance since March 2017	N/A	



ACTIVITY

Cumulative percentage of contracted UDA delivered 2017 & 2018



Month	Adjusted Scheduled Activity (UDA)	
	2017	2018
April	0	0
May	0	1,678
June	0	2,865
July	0	4,037
August	0	5,343
September	0	6,711
October	0	8,197
November	0	9,834
December	0	11,158
January	0	12,485
February	0	13,537
March	0	13,753
April	0	15,739
May	0	15,741
June	0	15,738

QUALITY

	Quantity	Base Number	Contract	AT	Region	England
% of FP17s for the same patient ID Re-attending within 3 months - Children	113	1,569	7.2%	9.3%	11.6%	11.9%
% of FP17s for the same patient ID Re-attending within 3 months - Adults	632	4,926	12.8%	12.9%	15.4%	16.0%
% of FP17s for the same patient ID Re-attending between 3 & 9 months - Children	278	1,569	17.7%	59.1%	59.4%	58.3%
% of FP17s for the same patient ID Re-attending between 3 & 9 months - Adults	871	4,926	17.7%	49.4%	51.3%	50.3%
% of FP17s for Band 1 Urgent Courses	810	7,301	11.1%	7.0%	8.0%	9.1%
% of FP17s Relating to Free Repair or Replacements	114	7,301	1.6%	0.8%	0.8%	0.8%
% of FP17s Relating to Continuations	90	7,301	1.2%	1.1%	1.0%	1.0%
% of Patients satisfied with the dentistry they have received	9	9	N/A	92.6%	91.7%	91.5%
% of Patients satisfied with the time they had to wait for an appointment	9	9	N/A	89.8%	88.3%	87.9%

* This is based on patients treated on this contract for their most recent course of treatment. Figures in italics indicate the base number of FP17s or Patient Questionnaire responses are less than 100. N/A is shown where the base number of responses is less than 10 during the period. % is calculated as Quantity/Base number*100

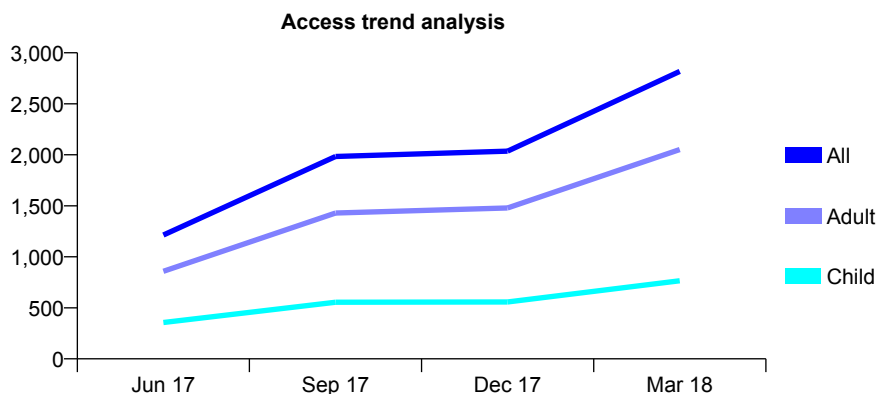
Q53 - Vital Signs At a Glance Contract Report for 100407/0000 - Year end March 2018

Name or company name	Gentle Dental Care (EVESHAM)LTD
Contract type name	GDS Contract
Purpose of contract	General
Contract start date	01/04/2017
Contract end date	

17/18 Contracted general activity (UDA)	17,200
Carry forward general activity (UDA)	0
17/18 Contracted orthodontic activity (UOA)	0
Carry forward orthodontic activity (UOA)	0
Baseline contract value	£366,187.48

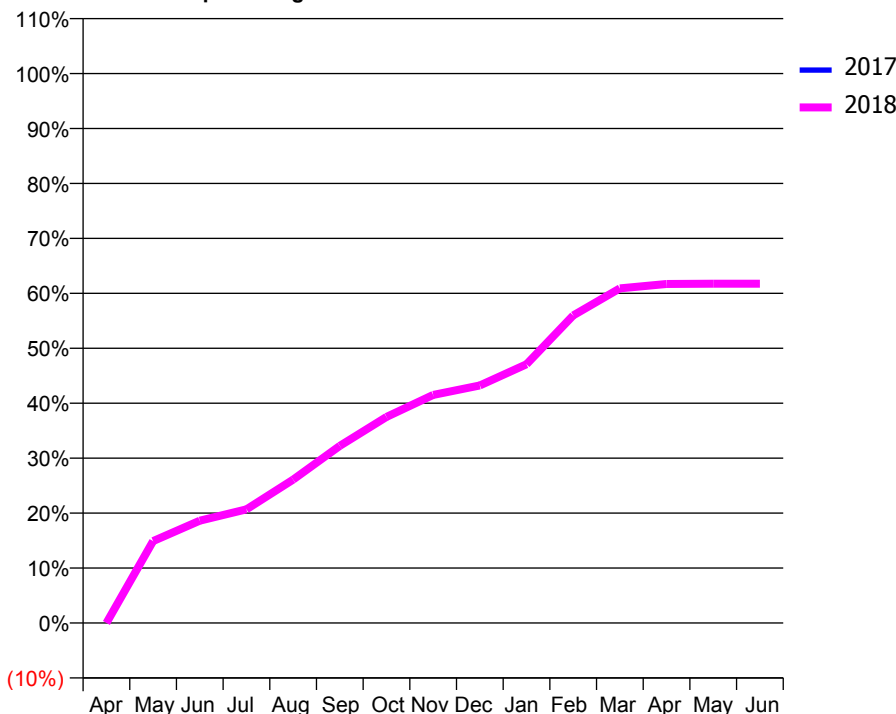
ACCESS*

Patients seen in 24 months	Total	Change since previous quarter
Quarter ending March 2017	0	
Quarter ending June 2017	1,214	↑
Quarter ending September 2017	1,984	↑
Quarter ending December 2017	2,036	↑
Quarter ending March 2018	2,817	↑
Variance since March 2017	N/A	



ACTIVITY

Cumulative percentage of contracted UDA delivered 2017 & 2018



Month	Adjusted Scheduled Activity (UDA)	
	2017	2018
April	0	0
May	0	2,567
June	0	3,205
July	0	3,557
August	0	4,487
September	0	5,547
October	0	6,449
November	0	7,138
December	0	7,434
January	0	8,098
February	0	9,626
March	0	10,474
April	0	10,612
May	0	10,620
June	0	10,620

QUALITY

	Quantity	Base Number	Contract	AT	Region	England
% of FP17s for the same patient ID Re-attending within 3 months - Children	15	1,190	1.3%	9.3%	11.6%	11.9%
% of FP17s for the same patient ID Re-attending within 3 months - Adults	167	3,267	5.1%	12.9%	15.4%	16.0%
% of FP17s for the same patient ID Re-attending between 3 & 9 months - Children	79	1,190	6.6%	59.1%	59.4%	58.3%
% of FP17s for the same patient ID Re-attending between 3 & 9 months - Adults	205	3,267	6.3%	49.4%	51.3%	50.3%
% of FP17s for Band 1 Urgent Courses	451	4,515	10.0%	7.0%	8.0%	9.1%
% of FP17s Relating to Free Repair or Replacements	49	4,515	1.1%	0.8%	0.8%	0.8%
% of FP17s Relating to Continuations	36	4,515	0.8%	1.1%	1.0%	1.0%
% of Patients satisfied with the dentistry they have received	0	0	N/A	92.6%	91.7%	91.5%
% of Patients satisfied with the time they had to wait for an appointment	0	0	N/A	89.8%	88.3%	87.9%

* This is based on patients treated on this contract for their most recent course of treatment. Figures in italics indicate the base number of FP17s or Patient Questionnaire responses are less than 100. N/A is shown where the base number of responses is less than 10 during the period. % is calculated as Quantity/Base number*100

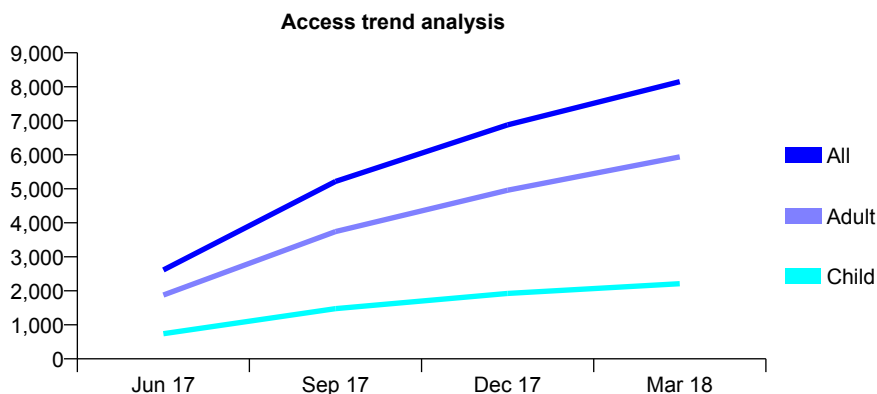
Q53 - Vital Signs At a Glance Contract Report for 100408/0000 - Year end March 2018

Name or company name	Gentle Dental Care (WORCESTER)LTD
Contract type name	GDS Contract
Purpose of contract	General
Contract start date	01/04/2017
Contract end date	

17/18 Contracted general activity (UDA)	30,500
Carry forward general activity (UDA)	0
17/18 Contracted orthodontic activity (UOA)	0
Carry forward orthodontic activity (UOA)	0
Baseline contract value	£647,801.70

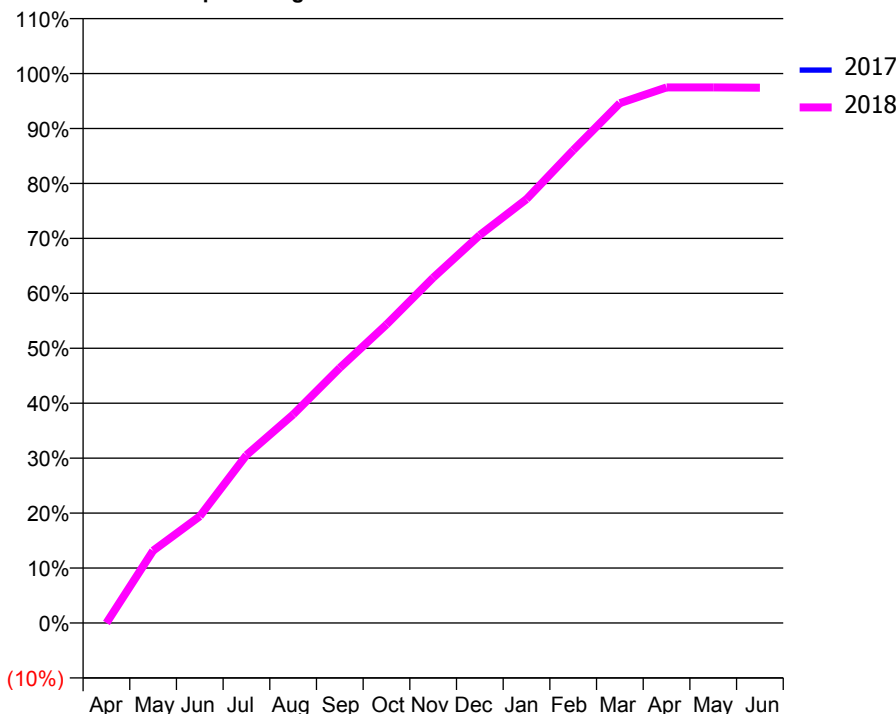
ACCESS*

Patients seen in 24 months	Total	Change since previous quarter
Quarter ending March 2017	0	
Quarter ending June 2017	2,614	↑
Quarter ending September 2017	5,219	↑
Quarter ending December 2017	6,881	↑
Quarter ending March 2018	8,150	↑
Variance since March 2017	N/A	



ACTIVITY

Cumulative percentage of contracted UDA delivered 2017 & 2018



Month	Adjusted Scheduled Activity (UDA)	
	2017	2018
April	0	0
May	0	4,012
June	0	5,923
July	0	9,319
August	0	11,575
September	0	14,162
October	0	16,570
November	0	19,166
December	0	21,533
January	0	23,524
February	0	26,241
March	0	28,853
April	0	29,731
May	0	29,730
June	0	29,714

QUALITY

	Quantity	Base Number	Contract	AT	Region	England
% of FP17s for the same patient ID Re-attending within 3 months - Children	203	3,321	6.1%	9.3%	11.6%	11.9%
% of FP17s for the same patient ID Re-attending within 3 months - Adults	1,190	9,253	12.9%	12.9%	15.4%	16.0%
% of FP17s for the same patient ID Re-attending between 3 & 9 months - Children	662	3,321	19.9%	59.1%	59.4%	58.3%
% of FP17s for the same patient ID Re-attending between 3 & 9 months - Adults	1,627	9,253	17.6%	49.4%	51.3%	50.3%
% of FP17s for Band 1 Urgent Courses	1,248	12,981	9.6%	7.0%	8.0%	9.1%
% of FP17s Relating to Free Repair or Replacements	151	12,981	1.2%	0.8%	0.8%	0.8%
% of FP17s Relating to Continuations	130	12,981	1.0%	1.1%	1.0%	1.0%
% of Patients satisfied with the dentistry they have received	4	4	N/A	92.6%	91.7%	91.5%
% of Patients satisfied with the time they had to wait for an appointment	4	4	N/A	89.8%	88.3%	87.9%

* This is based on patients treated on this contract for their most recent course of treatment. Figures in italics indicate the base number of FP17s or Patient Questionnaire responses are less than 100. N/A is shown where the base number of responses is less than 10 during the period. % is calculated as Quantity/Base number*100

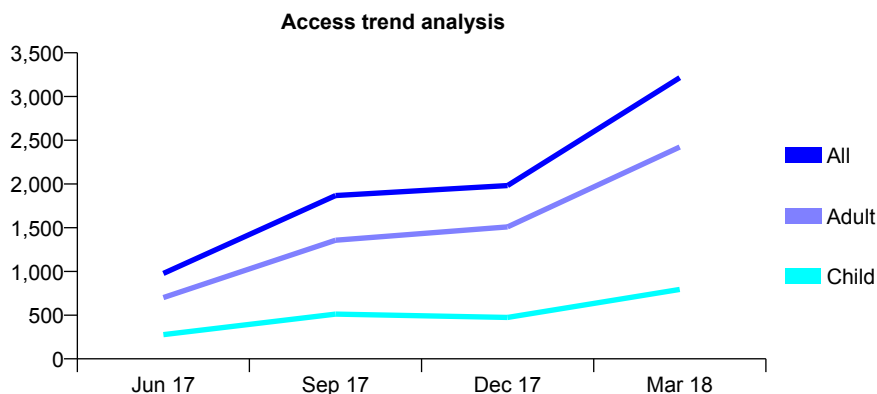
Q53 - Vital Signs At a Glance Contract Report for 100430/0000 - Year end March 2018

Name or company name	MR T MOODLEY
Contract type name	GDS Contract
Purpose of contract	General
Contract start date	01/04/2017
Contract end date	

17/18 Contracted general activity (UDA)	9,920
Carry forward general activity (UDA)	0
17/18 Contracted orthodontic activity (UOA)	0
Carry forward orthodontic activity (UOA)	0
Baseline contract value	£219,979.50

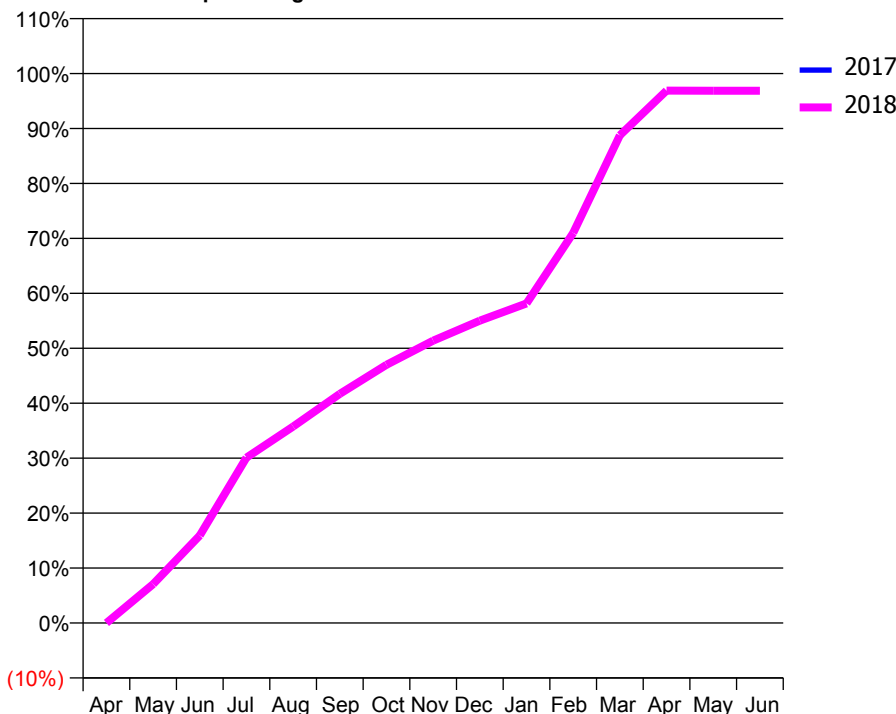
ACCESS*

Patients seen in 24 months	Total	Change since previous quarter
Quarter ending March 2017	0	
Quarter ending June 2017	977	↑
Quarter ending September 2017	1,868	↑
Quarter ending December 2017	1,982	↑
Quarter ending March 2018	3,216	↑
Variance since March 2017	N/A	



ACTIVITY

Cumulative percentage of contracted UDA delivered 2017 & 2018



Month	Adjusted Scheduled Activity (UDA)	
	2017	2018
April	0	0
May	0	703
June	0	1,581
July	0	2,986
August	0	3,547
September	0	4,137
October	0	4,662
November	0	5,097
December	0	5,459
January	0	5,770
February	0	7,041
March	0	8,805
April	0	9,611
May	0	9,608
June	0	9,608

QUALITY

	Quantity	Base Number	Contract	AT	Region	England
% of FP17s for the same patient ID Re-attending within 3 months - Children	26	1,083	2.4%	9.3%	11.6%	11.9%
% of FP17s for the same patient ID Re-attending within 3 months - Adults	176	3,234	5.4%	12.9%	15.4%	16.0%
% of FP17s for the same patient ID Re-attending between 3 & 9 months - Children	117	1,083	10.8%	59.1%	59.4%	58.3%
% of FP17s for the same patient ID Re-attending between 3 & 9 months - Adults	295	3,234	9.1%	49.4%	51.3%	50.3%
% of FP17s for Band 1 Urgent Courses	120	4,273	2.8%	7.0%	8.0%	9.1%
% of FP17s Relating to Free Repair or Replacements	37	4,273	0.9%	0.8%	0.8%	0.8%
% of FP17s Relating to Continuations	58	4,273	1.4%	1.1%	1.0%	1.0%
% of Patients satisfied with the dentistry they have received	5	5	N/A	92.6%	91.7%	91.5%
% of Patients satisfied with the time they had to wait for an appointment	5	5	N/A	89.8%	88.3%	87.9%

* This is based on patients treated on this contract for their most recent course of treatment. Figures in italics indicate the base number of FP17s or Patient Questionnaire responses are less than 100. N/A is shown where the base number of responses is less than 10 during the period. % is calculated as Quantity/Base number*100

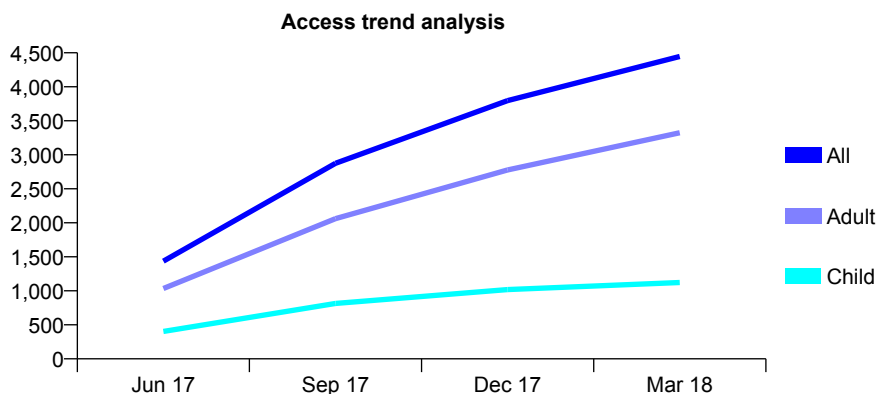
Q53 - Vital Signs At a Glance Contract Report for 100431/0000 - Year end March 2018

Name or company name	OASIS DENTAL CARE LTD
Contract type name	GDS Contract
Purpose of contract	General
Contract start date	01/04/2017
Contract end date	

17/18 Contracted general activity (UDA)	16,078
Carry forward general activity (UDA)	0
17/18 Contracted orthodontic activity (UOA)	0
Carry forward orthodontic activity (UOA)	0
Baseline contract value	£341,487.07

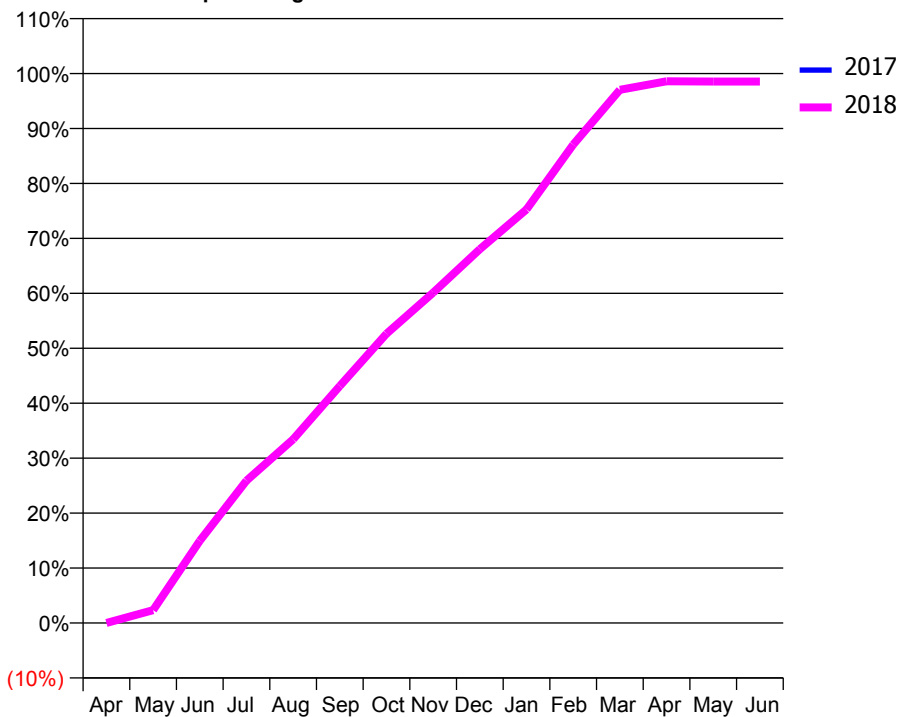
ACCESS*

Patients seen in 24 months	Total	Change since previous quarter
Quarter ending March 2017	0	
Quarter ending June 2017	1,437	↑
Quarter ending September 2017	2,876	↑
Quarter ending December 2017	3,797	↑
Quarter ending March 2018	4,446	↑
Variance since March 2017	N/A	



ACTIVITY

Cumulative percentage of contracted UDA delivered 2017 & 2018



Month	Adjusted Scheduled Activity (UDA)	
	2017	2018
April	0	0
May	0	377
June	0	2,407
July	0	4,166
August	0	5,373
September	0	6,936
October	0	8,466
November	0	9,665
December	0	10,939
January	0	12,101
February	0	13,999
March	0	15,599
April	0	15,851
May	0	15,844
June	0	15,843

QUALITY

	Quantity	Base Number	Contract	AT	Region	England
% of FP17s for the same patient ID Re-attending within 3 months - Children	62	1,839	3.4%	9.3%	11.6%	11.9%
% of FP17s for the same patient ID Re-attending within 3 months - Adults	375	4,871	7.7%	12.9%	15.4%	16.0%
% of FP17s for the same patient ID Re-attending between 3 & 9 months - Children	557	1,839	30.3%	59.1%	59.4%	58.3%
% of FP17s for the same patient ID Re-attending between 3 & 9 months - Adults	928	4,871	19.1%	49.4%	51.3%	50.3%
% of FP17s for Band 1 Urgent Courses	607	6,805	8.9%	7.0%	8.0%	9.1%
% of FP17s Relating to Free Repair or Replacements	70	6,805	1.0%	0.8%	0.8%	0.8%
% of FP17s Relating to Continuations	13	6,805	0.2%	1.1%	1.0%	1.0%
% of Patients satisfied with the dentistry they have received	5	6	N/A	92.6%	91.7%	91.5%
% of Patients satisfied with the time they had to wait for an appointment	6	6	N/A	89.8%	88.3%	87.9%

* This is based on patients treated on this contract for their most recent course of treatment. Figures in italics indicate the base number of FP17s or Patient Questionnaire responses are less than 100. N/A is shown where the base number of responses is less than 10 during the period. % is calculated as Quantity/Base number*100

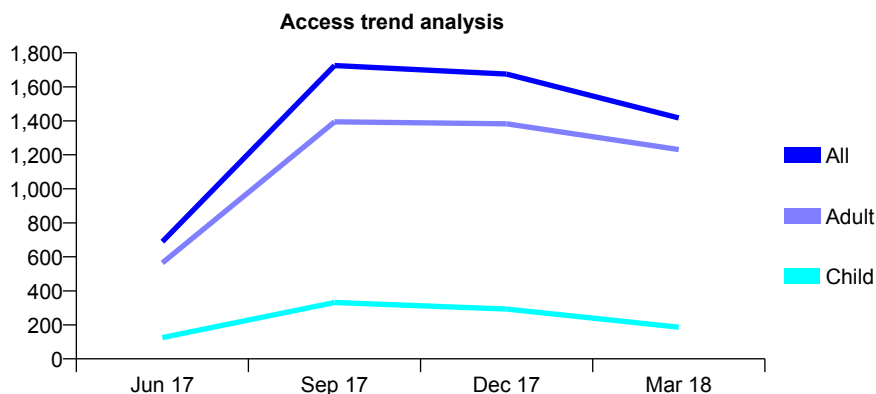
Q53 - Vital Signs At a Glance Contract Report for 100435/0000 - Year end March 2018

Name or company name	MR DJ LANGMAN
Contract type name	GDS Contract
Purpose of contract	General
Contract start date	01/04/2017
Contract end date	

17/18 Contracted general activity (UDA)	5,027
Carry forward general activity (UDA)	0
17/18 Contracted orthodontic activity (UOA)	0
Carry forward orthodontic activity (UOA)	0
Baseline contract value	£123,896.50

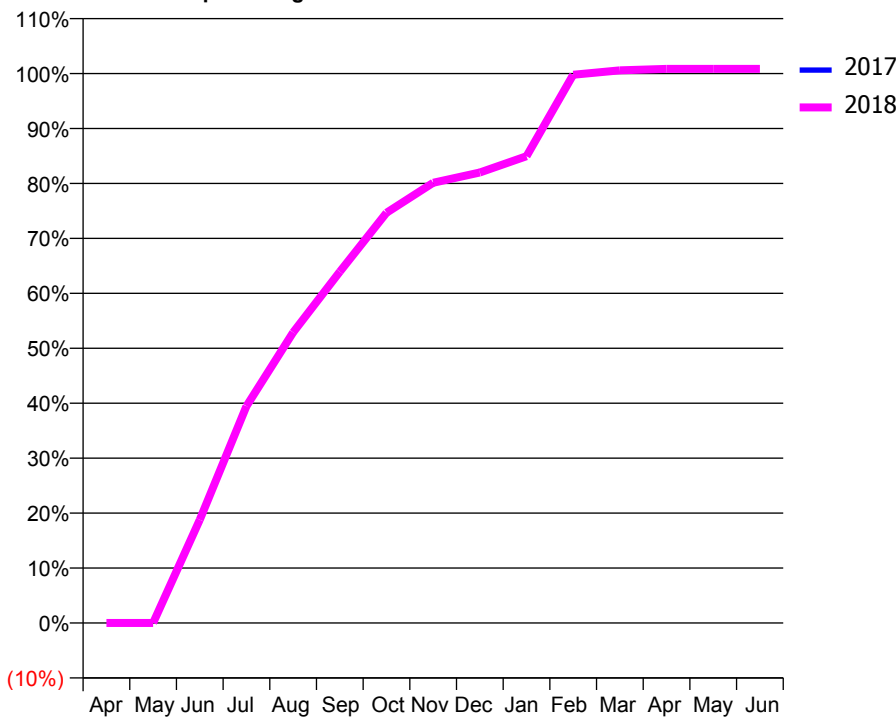
ACCESS*

Patients seen in 24 months	Total	Change since previous quarter
Quarter ending March 2017	0	
Quarter ending June 2017	689	↑
Quarter ending September 2017	1,725	↑
Quarter ending December 2017	1,675	↓
Quarter ending March 2018	1,417	↓
Variance since March 2017	N/A	



ACTIVITY

Cumulative percentage of contracted UDA delivered 2017 & 2018



Month	Adjusted Scheduled Activity (UDA)	
	2017	2018
April	0	0
May	0	0
June	0	945
July	0	1,984
August	0	2,659
September	0	3,214
October	0	3,753
November	0	4,028
December	0	4,122
January	0	4,270
February	0	5,016
March	0	5,056
April	0	5,069
May	0	5,069
June	0	5,069

QUALITY

	Quantity	Base Number	Contract	AT	Region	England
% of FP17s for the same patient ID Re-attending within 3 months - Children	10	464	2.2%	9.3%	11.6%	11.9%
% of FP17s for the same patient ID Re-attending within 3 months - Adults	183	2,342	7.8%	12.9%	15.4%	16.0%
% of FP17s for the same patient ID Re-attending between 3 & 9 months - Children	54	464	11.6%	59.1%	59.4%	58.3%
% of FP17s for the same patient ID Re-attending between 3 & 9 months - Adults	209	2,342	8.9%	49.4%	51.3%	50.3%
% of FP17s for Band 1 Urgent Courses	248	2,813	8.8%	7.0%	8.0%	9.1%
% of FP17s Relating to Free Repair or Replacements	22	2,813	0.8%	0.8%	0.8%	0.8%
% of FP17s Relating to Continuations	28	2,813	1.0%	1.1%	1.0%	1.0%
% of Patients satisfied with the dentistry they have received	1	1	N/A	92.6%	91.7%	91.5%
% of Patients satisfied with the time they had to wait for an appointment	1	1	N/A	89.8%	88.3%	87.9%

* This is based on patients treated on this contract for their most recent course of treatment. Figures in italics indicate the base number of FP17s or Patient Questionnaire responses are less than 100. N/A is shown where the base number of responses is less than 10 during the period. % is calculated as Quantity/Base number*100

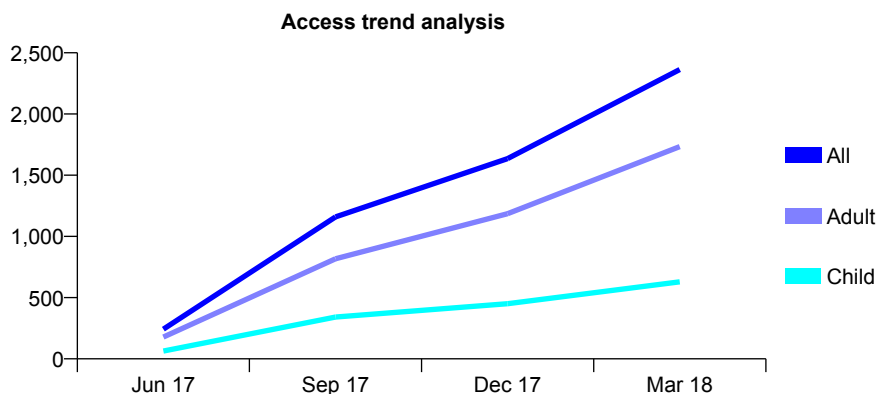
Q53 - Vital Signs At a Glance Contract Report for 100449/0000 - Year end March 2018

Name or company name	BST Partnership
Contract type name	GDS Contract
Purpose of contract	General
Contract start date	01/04/2017
Contract end date	

17/18 Contracted general activity (UDA)	8,270
Carry forward general activity (UDA)	0
17/18 Contracted orthodontic activity (UOA)	0
Carry forward orthodontic activity (UOA)	0
Baseline contract value	£198,234.40

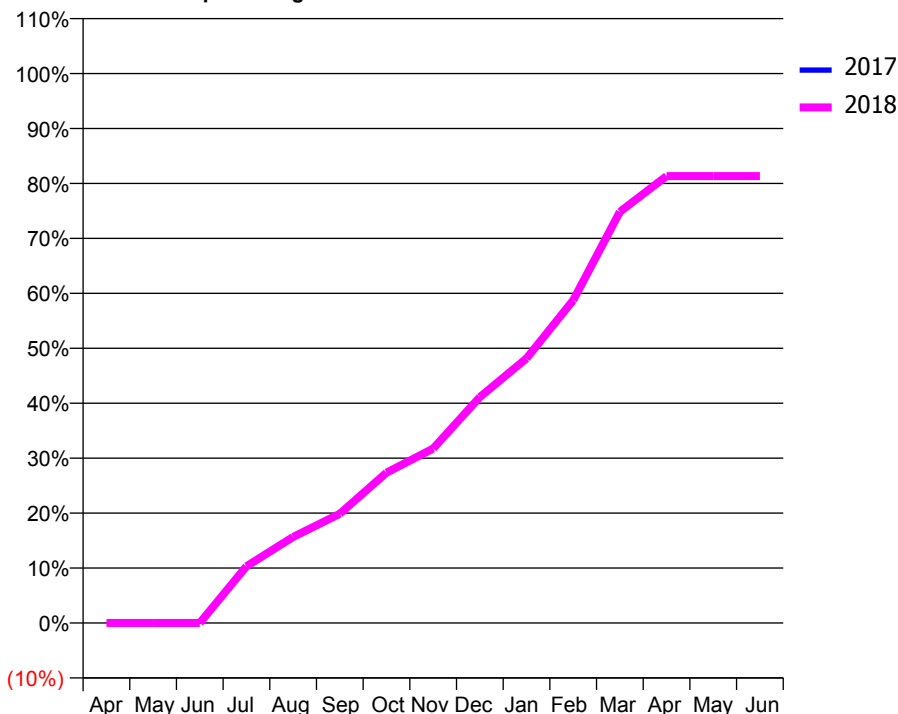
ACCESS*

Patients seen in 24 months	Total	Change since previous quarter
Quarter ending March 2017	0	
Quarter ending June 2017	242	↑
Quarter ending September 2017	1,160	↑
Quarter ending December 2017	1,636	↑
Quarter ending March 2018	2,363	↑
Variance since March 2017	N/A	



ACTIVITY

Cumulative percentage of contracted UDA delivered 2017 & 2018



Month	Adjusted Scheduled Activity (UDA)	
	2017	2018
April	0	0
May	0	0
June	0	0
July	0	854
August	0	1,295
September	0	1,644
October	0	2,263
November	0	2,625
December	0	3,400
January	0	3,983
February	0	4,859
March	0	6,188
April	0	6,726
May	0	6,725
June	0	6,725

QUALITY

	Quantity	Base Number	Contract	AT	Region	England
% of FP17s for the same patient ID Re-attending within 3 months - Children	42	949	4.4%	9.3%	11.6%	11.9%
% of FP17s for the same patient ID Re-attending within 3 months - Adults	218	2,507	8.7%	12.9%	15.4%	16.0%
% of FP17s for the same patient ID Re-attending between 3 & 9 months - Children	239	949	25.2%	59.1%	59.4%	58.3%
% of FP17s for the same patient ID Re-attending between 3 & 9 months - Adults	517	2,507	20.6%	49.4%	51.3%	50.3%
% of FP17s for Band 1 Urgent Courses	280	3,644	7.7%	7.0%	8.0%	9.1%
% of FP17s Relating to Free Repair or Replacements	12	3,644	0.3%	0.8%	0.8%	0.8%
% of FP17s Relating to Continuations	20	3,644	0.5%	1.1%	1.0%	1.0%
% of Patients satisfied with the dentistry they have received	8	9	N/A	92.6%	91.7%	91.5%
% of Patients satisfied with the time they had to wait for an appointment	5	9	N/A	89.8%	88.3%	87.9%

* This is based on patients treated on this contract for their most recent course of treatment. Figures in italics indicate the base number of FP17s or Patient Questionnaire responses are less than 100. N/A is shown where the base number of responses is less than 10 during the period. % is calculated as Quantity/Base number*100

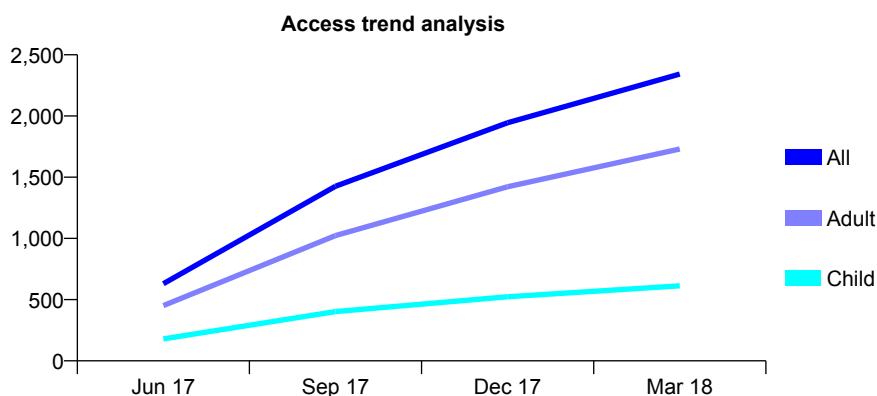
Q53 - Vital Signs At a Glance Contract Report for 100450/0000 - Year end March 2018

Name or company name	OASIS DENTAL CARE LTD
Contract type name	GDS Contract
Purpose of contract	General
Contract start date	01/04/2017
Contract end date	

17/18 Contracted general activity (UDA)	5,880
Carry forward general activity (UDA)	0
17/18 Contracted orthodontic activity (UOA)	0
Carry forward orthodontic activity (UOA)	0
Baseline contract value	£133,504.80

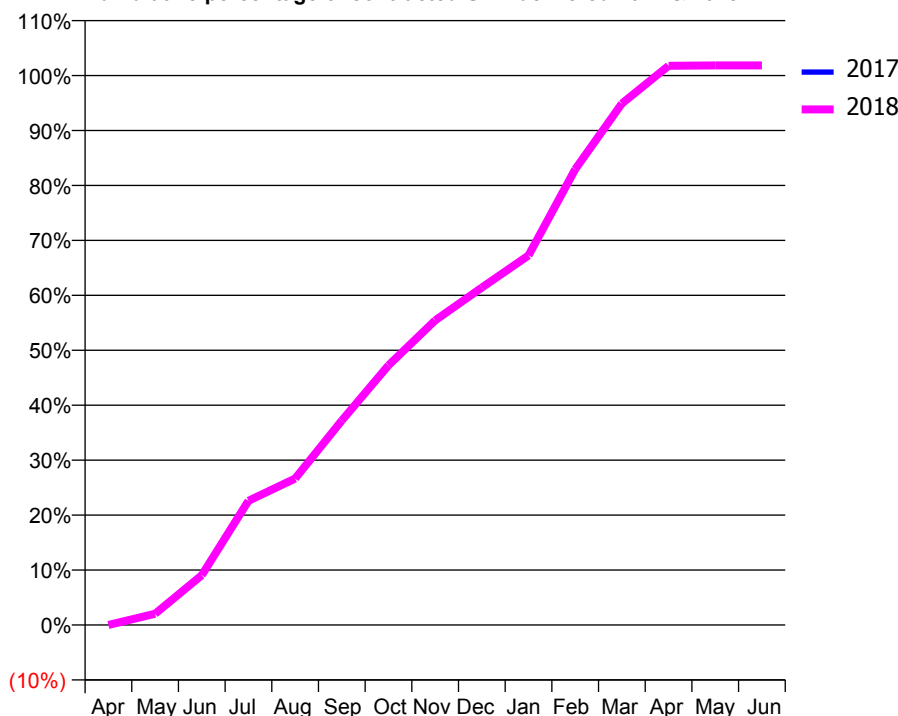
ACCESS*

Patients seen in 24 months	Total	Change since previous quarter
Quarter ending March 2017	0	
Quarter ending June 2017	630	↑
Quarter ending September 2017	1,426	↑
Quarter ending December 2017	1,945	↑
Quarter ending March 2018	2,343	↑
Variance since March 2017	N/A	



ACTIVITY

Cumulative percentage of contracted UDA delivered 2017 & 2018



Adjusted Scheduled Activity (UDA)

Month	2017	2018
April	0	0
May	0	121
June	0	533
July	0	1,330
August	0	1,567
September	0	2,188
October	0	2,778
November	0	3,260
December	0	3,610
January	0	3,954
February	0	4,876
March	0	5,580
April	0	5,984
May	0	5,988
June	0	5,988

QUALITY

	Quantity	Base Number	Contract	AT	Region	England
% of FP17s for the same patient ID Re-attending within 3 months - Children	10	902	1.1%	9.3%	11.6%	11.9%
% of FP17s for the same patient ID Re-attending within 3 months - Adults	49	2,483	2.0%	12.9%	15.4%	16.0%
% of FP17s for the same patient ID Re-attending between 3 & 9 months - Children	169	902	18.7%	59.1%	59.4%	58.3%
% of FP17s for the same patient ID Re-attending between 3 & 9 months - Adults	396	2,483	15.9%	49.4%	51.3%	50.3%
% of FP17s for Band 1 Urgent Courses	97	3,585	2.7%	7.0%	8.0%	9.1%
% of FP17s Relating to Free Repair or Replacements	19	3,585	0.5%	0.8%	0.8%	0.8%
% of FP17s Relating to Continuations	10	3,585	0.3%	1.1%	1.0%	1.0%
% of Patients satisfied with the dentistry they have received	1	1	N/A	92.6%	91.7%	91.5%
% of Patients satisfied with the time they had to wait for an appointment	0	1	N/A	89.8%	88.3%	87.9%

* This is based on patients treated on this contract for their most recent course of treatment. Figures in italics indicate the base number of FP17s or Patient Questionnaire responses are less than 100. N/A is shown where the base number of responses is less than 10 during the period. % is calculated as Quantity/Base number*100

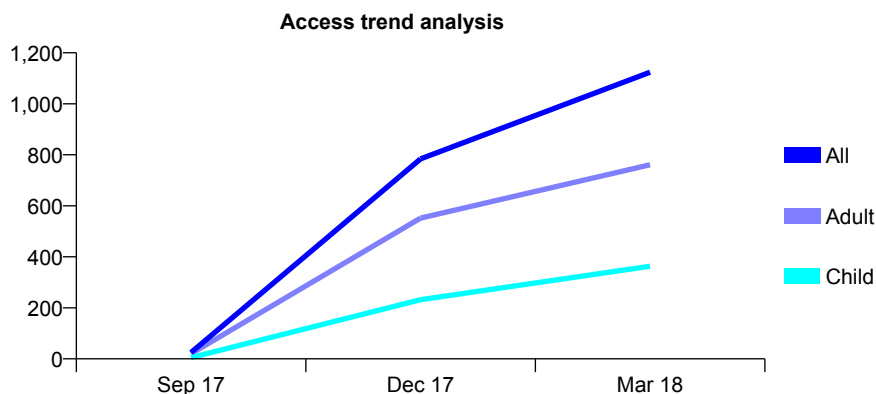
Q53 - Vital Signs At a Glance Contract Report for 100514/0000 - Year end March 2018

Name or company name	MR AS DULKU
Contract type name	PDS Plus Contract
Purpose of contract	General
Contract start date	01/09/2017
Contract end date	30/06/2018

17/18 Contracted general activity (UDA)	2,817
Carry forward general activity (UDA)	0
17/18 Contracted orthodontic activity (UOA)	0
Carry forward orthodontic activity (UOA)	0
Baseline contract value	£32,725.00

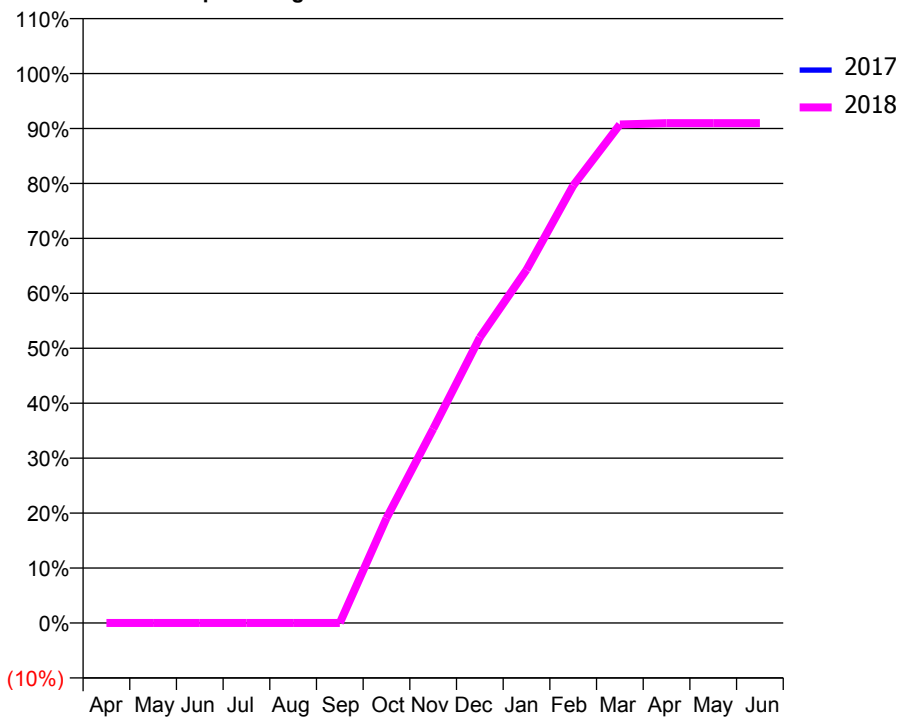
ACCESS*

Patients seen in 24 months	Total	Change since previous quarter
Quarter ending March 2017	0	
Quarter ending June 2017	0	
Quarter ending September 2017	25	↑
Quarter ending December 2017	784	↑
Quarter ending March 2018	1,124	↑
Variance since March 2017	N/A	



ACTIVITY

Cumulative percentage of contracted UDA delivered 2017 & 2018



Month	Adjusted Scheduled Activity (UDA)	
	2017	2018
April	0	0
May	0	0
June	0	0
July	0	0
August	0	0
September	0	0
October	0	538
November	0	995
December	0	1,464
January	0	1,810
February	0	2,243
March	0	2,555
April	0	2,562
May	0	2,562
June	0	2,562

QUALITY

	Quantity	Base Number	Contract	AT	Region	England
% of FP17s for the same patient ID Re-attending within 3 months - Children	8	427	1.9%	9.3%	11.6%	11.9%
% of FP17s for the same patient ID Re-attending within 3 months - Adults	30	973	3.1%	12.9%	15.4%	16.0%
% of FP17s for the same patient ID Re-attending between 3 & 9 months - Children	20	427	4.7%	59.1%	59.4%	58.3%
% of FP17s for the same patient ID Re-attending between 3 & 9 months - Adults	99	973	10.2%	49.4%	51.3%	50.3%
% of FP17s for Band 1 Urgent Courses	27	1,403	1.9%	7.0%	8.0%	9.1%
% of FP17s Relating to Free Repair or Replacements	13	1,403	0.9%	0.8%	0.8%	0.8%
% of FP17s Relating to Continuations	6	1,403	0.4%	1.1%	1.0%	1.0%
% of Patients satisfied with the dentistry they have received	0	0	N/A	92.6%	91.7%	91.5%
% of Patients satisfied with the time they had to wait for an appointment	0	0	N/A	89.8%	88.3%	87.9%

* This is based on patients treated on this contract for their most recent course of treatment. Figures in italics indicate the base number of FP17s or Patient Questionnaire responses are less than 100. N/A is shown where the base number of responses is less than 10 during the period. % is calculated as Quantity/Base number*100

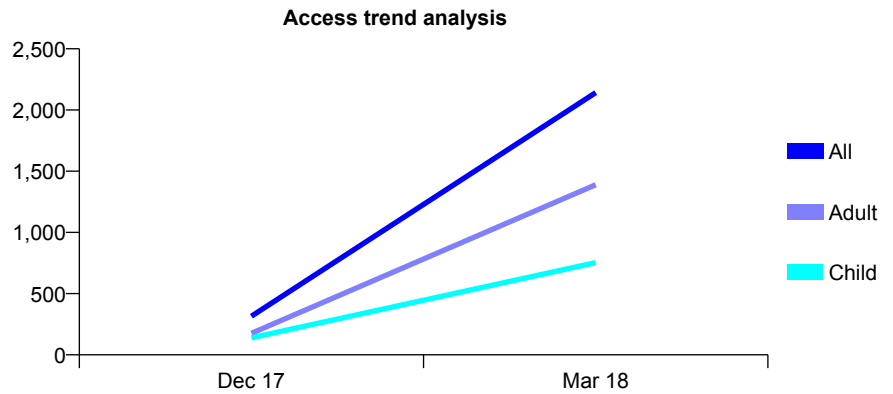
Q53 - Vital Signs At a Glance Contract Report for 100540/0000 - Year end March 2018

Name or company name	College Road Dental Practice
Contract type name	GDS Contract
Purpose of contract	General
Contract start date	01/04/2017
Contract end date	

17/18 Contracted general activity (UDA)	7,700
Carry forward general activity (UDA)	0
17/18 Contracted orthodontic activity (UOA)	0
Carry forward orthodontic activity (UOA)	0
Baseline contract value	£169,400.00

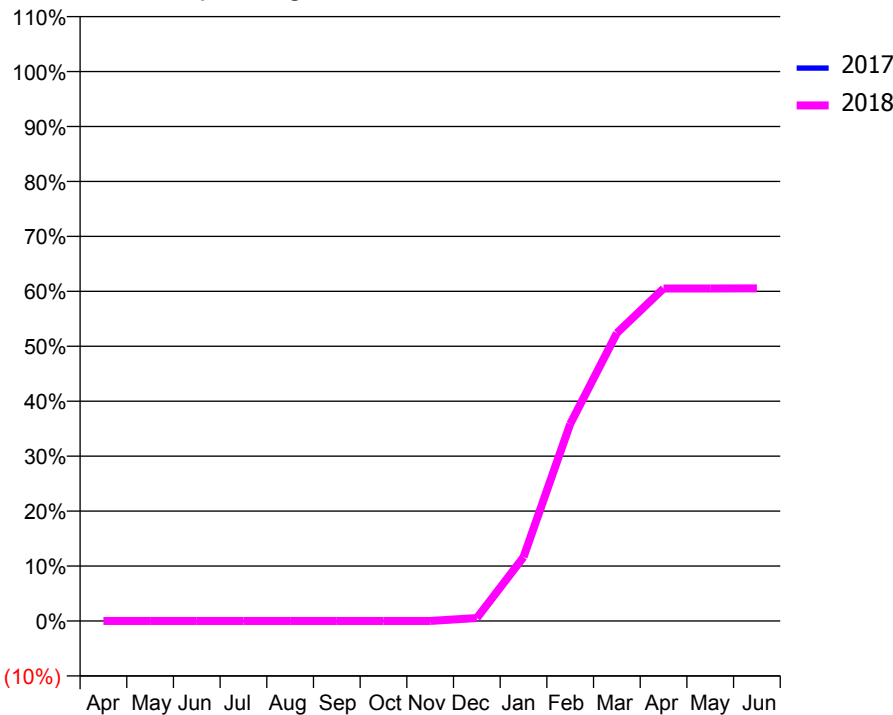
ACCESS*

Patients seen in 24 months	Total	Change since previous quarter
Quarter ending March 2017	0	
Quarter ending June 2017	0	
Quarter ending September 2017	0	
Quarter ending December 2017	315	↑
Quarter ending March 2018	2,142	↑
Variance since March 2017	N/A	



ACTIVITY

Cumulative percentage of contracted UDA delivered 2017 & 2018



Month	Adjusted Scheduled Activity (UDA)	
	2017	2018
April	0	0
May	0	0
June	0	0
July	0	0
August	0	0
September	0	0
October	0	0
November	0	0
December	0	42
January	0	895
February	0	2,762
March	0	4,035
April	0	4,659
May	0	4,660
June	0	4,661

QUALITY

	Quantity	Base Number	Contract	AT	Region	England
% of FP17s for the same patient ID Re-attending within 3 months - Children	12	732	1.6%	9.3%	11.6%	11.9%
% of FP17s for the same patient ID Re-attending within 3 months - Adults	36	1,311	2.7%	12.9%	15.4%	16.0%
% of FP17s for the same patient ID Re-attending between 3 & 9 months - Children	2	732	0.3%	59.1%	59.4%	58.3%
% of FP17s for the same patient ID Re-attending between 3 & 9 months - Adults	3	1,311	0.2%	49.4%	51.3%	50.3%
% of FP17s for Band 1 Urgent Courses	40	2,283	1.8%	7.0%	8.0%	9.1%
% of FP17s Relating to Free Repair or Replacements	1	2,283	0.0%	0.8%	0.8%	0.8%
% of FP17s Relating to Continuations	26	2,283	1.1%	1.1%	1.0%	1.0%
% of Patients satisfied with the dentistry they have received	0	0	N/A	92.6%	91.7%	91.5%
% of Patients satisfied with the time they had to wait for an appointment	0	0	N/A	89.8%	88.3%	87.9%

* This is based on patients treated on this contract for their most recent course of treatment. Figures in italics indicate the base number of FP17s or Patient Questionnaire responses are less than 100. N/A is shown where the base number of responses is less than 10 during the period. % is calculated as Quantity/Base number*100

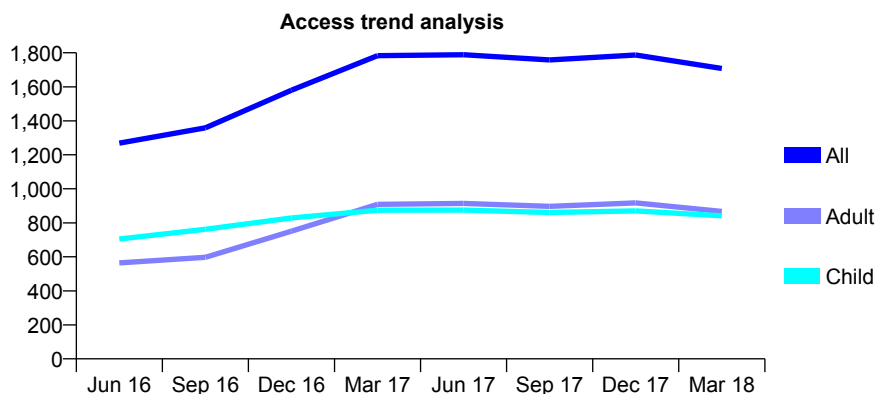
Q53 - Vital Signs At a Glance Contract Report for 101281/0108 - Year end March 2018

Name or company name	OASIS DENTAL CARE LTD
Contract type name	GDS Contract
Purpose of contract	General
Contract start date	01/04/2006
Contract end date	

17/18 Contracted general activity (UDA)	2,500
Carry forward general activity (UDA)	0
17/18 Contracted orthodontic activity (UOA)	0
Carry forward orthodontic activity (UOA)	0
Baseline contract value	£60,748.99

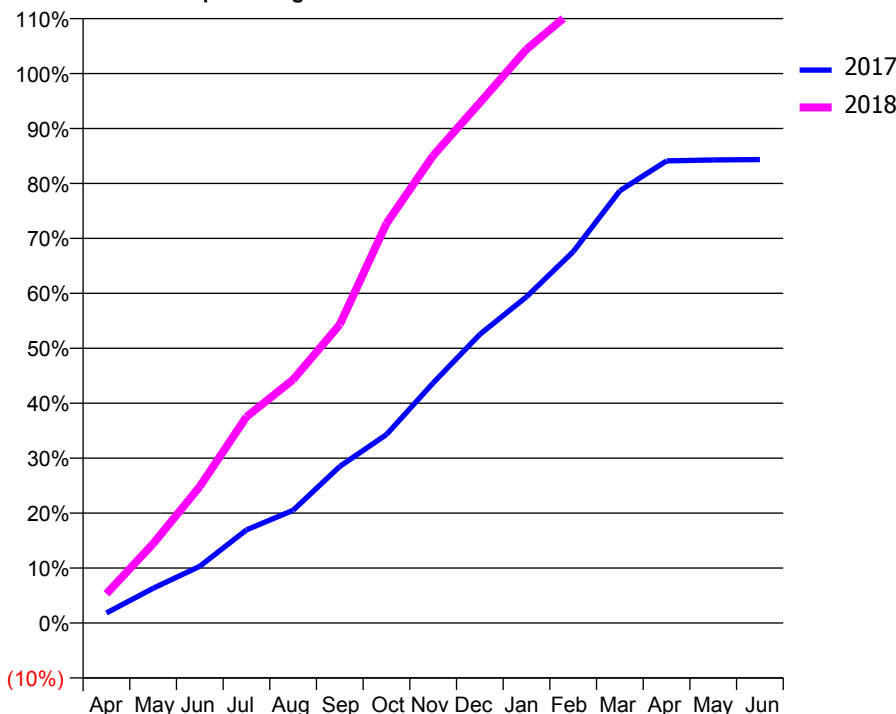
ACCESS*

Patients seen in 24 months	Total	Change since previous quarter
Quarter ending March 2017	1,783	
Quarter ending June 2017	1,789	→
Quarter ending September 2017	1,758	↓
Quarter ending December 2017	1,787	→
Quarter ending March 2018	1,708	↓
Variance since March 2017	(4.2%)	↓



ACTIVITY

Cumulative percentage of contracted UDA delivered 2017 & 2018



Adjusted Scheduled Activity (UDA)

Month	2017	2018
April	73	133
May	252	361
June	413	621
July	678	938
August	821	1,107
September	1,140	1,358
October	1,372	1,818
November	1,747	2,127
December	2,101	2,367
January	2,374	2,610
February	2,703	2,787
March	3,147	2,932
April	3,364	3,011
May	3,370	3,012
June	3,373	3,012

QUALITY

	Quantity	Base Number	Contract	AT	Region	England
% of FP17s for the same patient ID Re-attending within 3 months - Children	58	1,198	4.8%	9.3%	11.6%	11.9%
% of FP17s for the same patient ID Re-attending within 3 months - Adults	137	1,019	13.4%	12.9%	15.4%	16.0%
% of FP17s for the same patient ID Re-attending between 3 & 9 months - Children	832	1,198	69.4%	59.1%	59.4%	58.3%
% of FP17s for the same patient ID Re-attending between 3 & 9 months - Adults	601	1,019	59.0%	49.4%	51.3%	50.3%
% of FP17s for Band 1 Urgent Courses	104	2,130	4.9%	7.0%	8.0%	9.1%
% of FP17s Relating to Free Repair or Replacements	11	2,130	0.5%	0.8%	0.8%	0.8%
% of FP17s Relating to Continuations	38	2,130	1.8%	1.1%	1.0%	1.0%
% of Patients satisfied with the dentistry they have received	2	3	N/A	92.6%	91.7%	91.5%
% of Patients satisfied with the time they had to wait for an appointment	3	3	N/A	89.8%	88.3%	87.9%

* This is based on patients treated on this contract for their most recent course of treatment. Figures in italics indicate the base number of FP17s or Patient Questionnaire responses are less than 100. N/A is shown where the base number of responses is less than 10 during the period. % is calculated as Quantity/Base number*100

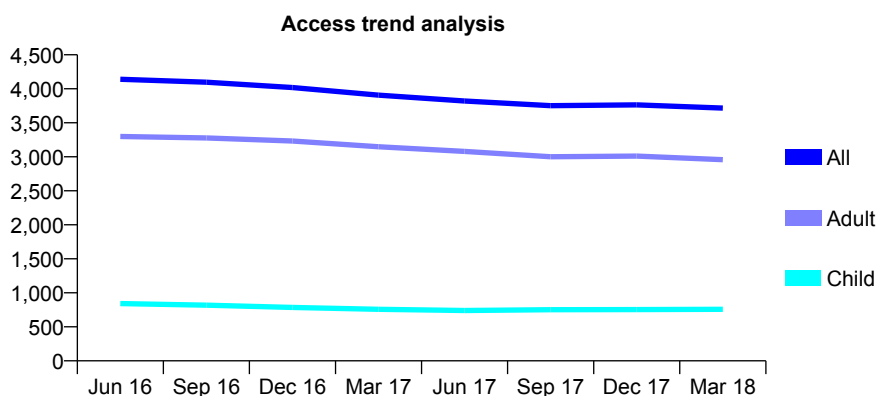
Q53 - Vital Signs At a Glance Contract Report for 101281/0134 - Year end March 2018

Name or company name	OASIS DENTAL CARE LTD
Contract type name	GDS Contract
Purpose of contract	General
Contract start date	01/04/2006
Contract end date	

17/18 Contracted general activity (UDA)	12,151
Carry forward general activity (UDA)	0
17/18 Contracted orthodontic activity (UOA)	0
Carry forward orthodontic activity (UOA)	0
Baseline contract value	£267,297.86

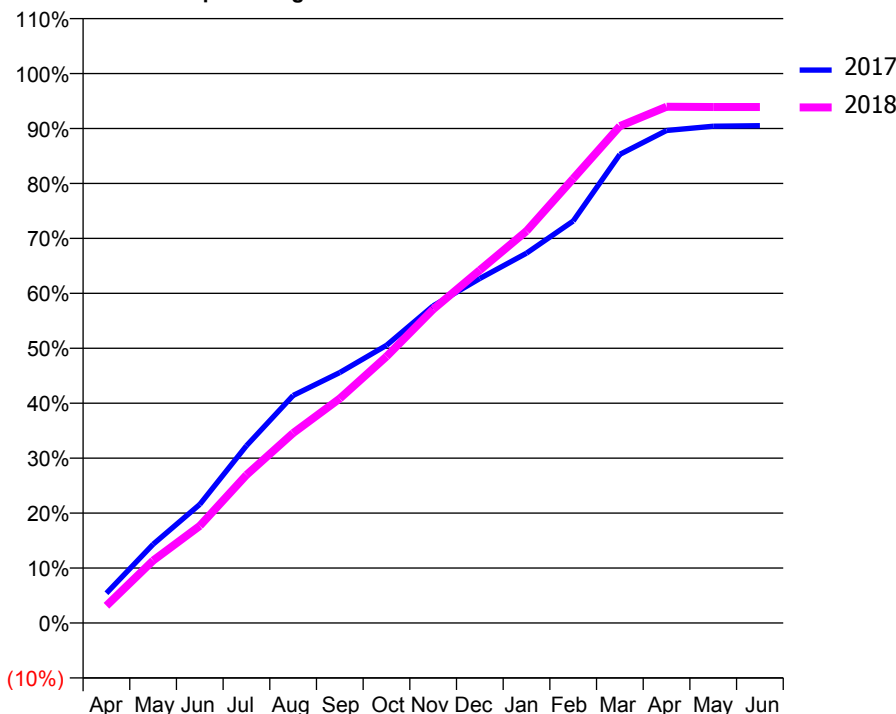
ACCESS*

Patients seen in 24 months	Total	Change since previous quarter
Quarter ending March 2017	3,907	
Quarter ending June 2017	3,820	↓
Quarter ending September 2017	3,752	↓
Quarter ending December 2017	3,764	→
Quarter ending March 2018	3,716	↓
Variance since March 2017	(4.9%)	↓



ACTIVITY

Cumulative percentage of contracted UDA delivered 2017 & 2018



Month	Adjusted Scheduled Activity (UDA)	
	2017	2018
April	660	381
May	1,742	1,381
June	2,622	2,147
July	3,920	3,274
August	5,033	4,200
September	5,540	4,964
October	6,141	5,893
November	7,013	6,938
December	7,618	7,803
January	8,179	8,668
February	8,890	9,828
March	10,362	10,987
April	10,892	11,415
May	10,986	11,410
June	10,996	11,411

QUALITY

	Quantity	Base Number	Contract	AT	Region	England
% of FP17s for the same patient ID Re-attending within 3 months - Children	64	1,240	5.2%	9.3%	11.6%	11.9%
% of FP17s for the same patient ID Re-attending within 3 months - Adults	528	4,623	11.4%	12.9%	15.4%	16.0%
% of FP17s for the same patient ID Re-attending between 3 & 9 months - Children	850	1,240	68.5%	59.1%	59.4%	58.3%
% of FP17s for the same patient ID Re-attending between 3 & 9 months - Adults	3,095	4,623	66.9%	49.4%	51.3%	50.3%
% of FP17s for Band 1 Urgent Courses	175	5,740	3.0%	7.0%	8.0%	9.1%
% of FP17s Relating to Free Repair or Replacements	91	5,740	1.6%	0.8%	0.8%	0.8%
% of FP17s Relating to Continuations	45	5,740	0.8%	1.1%	1.0%	1.0%
% of Patients satisfied with the dentistry they have received	8	10	80.0%	92.6%	91.7%	91.5%
% of Patients satisfied with the time they had to wait for an appointment	10	10	100.0%	89.8%	88.3%	87.9%

* This is based on patients treated on this contract for their most recent course of treatment. Figures in italics indicate the base number of FP17s or Patient Questionnaire responses are less than 100. N/A is shown where the base number of responses is less than 10 during the period. % is calculated as Quantity/Base number*100

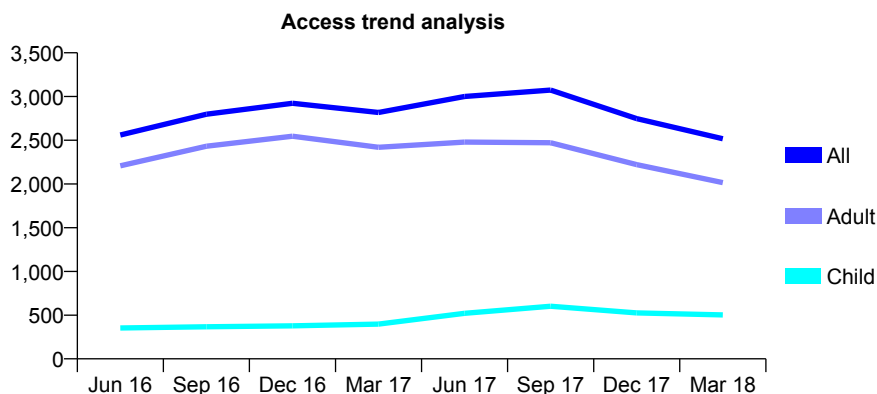
Q53 - Vital Signs At a Glance Contract Report for 101281/0149 - Year end March 2018

Name or company name	OASIS DENTAL CARE LTD
Contract type name	GDS Contract
Purpose of contract	General
Contract start date	01/04/2006
Contract end date	

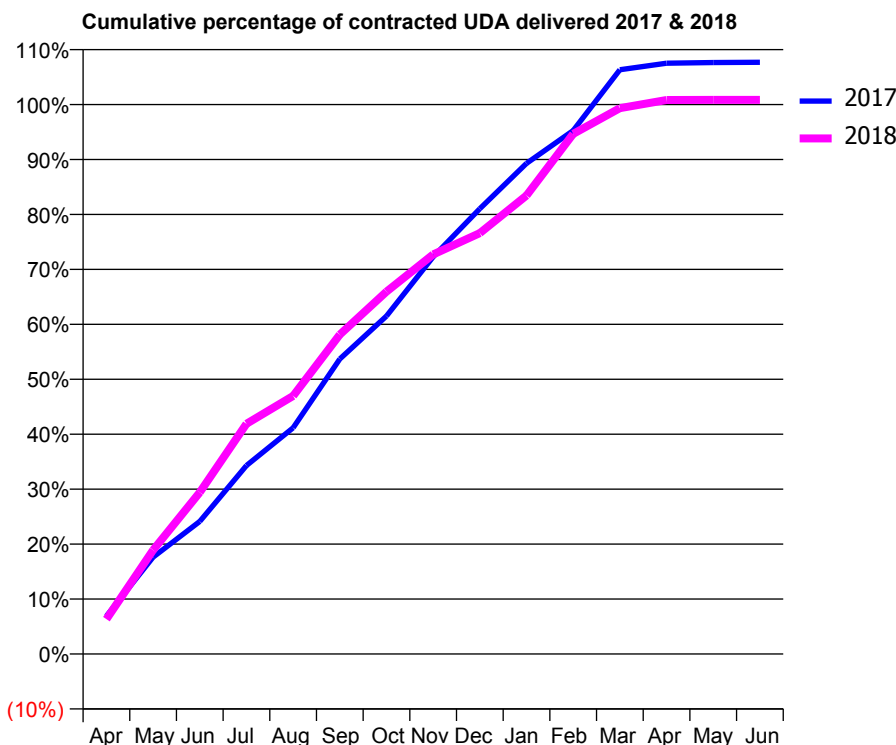
17/18 Contracted general activity (UDA)	7,534
Carry forward general activity (UDA)	-151
17/18 Contracted orthodontic activity (UOA)	0
Carry forward orthodontic activity (UOA)	0
Baseline contract value	£185,358.54

ACCESS*

Patients seen in 24 months	Total	Change since previous quarter
Quarter ending March 2017	2,817	
Quarter ending June 2017	3,000	↑
Quarter ending September 2017	3,073	↑
Quarter ending December 2017	2,748	↓
Quarter ending March 2018	2,517	↓
Variance since March 2017	(10.6%)	↓



ACTIVITY



Month	Adjusted Scheduled Activity (UDA)	
	2017	2018
April	520	478
May	1,328	1,425
June	1,818	2,217
July	2,583	3,157
August	3,101	3,539
September	4,045	4,379
October	4,634	4,968
November	5,445	5,479
December	6,105	5,771
January	6,727	6,287
February	7,177	7,130
March	8,010	7,484
April	8,101	7,596
May	8,110	7,597
June	8,113	7,597

QUALITY

	Quantity	Base Number	Contract	AT	Region	England
% of FP17s for the same patient ID Re-attending within 3 months - Children	48	894	5.4%	9.3%	11.6%	11.9%
% of FP17s for the same patient ID Re-attending within 3 months - Adults	345	3,390	10.2%	12.9%	15.4%	16.0%
% of FP17s for the same patient ID Re-attending between 3 & 9 months - Children	297	894	33.2%	59.1%	59.4%	58.3%
% of FP17s for the same patient ID Re-attending between 3 & 9 months - Adults	1,402	3,390	41.4%	49.4%	51.3%	50.3%
% of FP17s for Band 1 Urgent Courses	379	4,282	8.9%	7.0%	8.0%	9.1%
% of FP17s Relating to Free Repair or Replacements	30	4,282	0.7%	0.8%	0.8%	0.8%
% of FP17s Relating to Continuations	54	4,282	1.3%	1.1%	1.0%	1.0%
% of Patients satisfied with the dentistry they have received	4	5	N/A	92.6%	91.7%	91.5%
% of Patients satisfied with the time they had to wait for an appointment	4	5	N/A	89.8%	88.3%	87.9%

* This is based on patients treated on this contract for their most recent course of treatment. Figures in italics indicate the base number of FP17s or Patient Questionnaire responses are less than 100. N/A is shown where the base number of responses is less than 10 during the period. % is calculated as Quantity/Base number*100

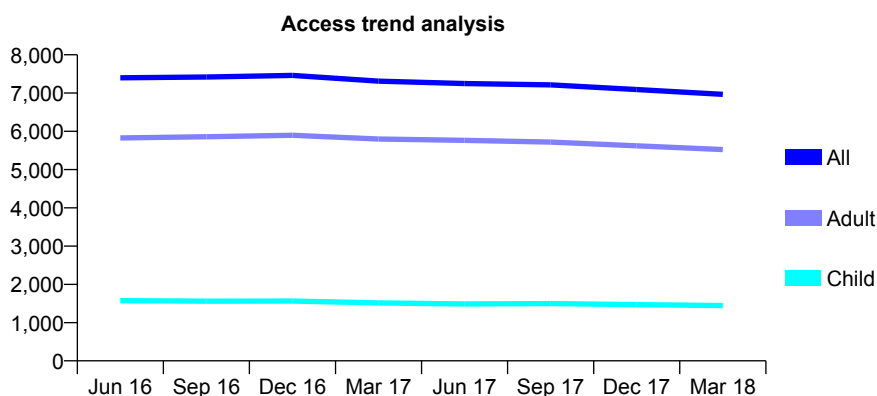
Q53 - Vital Signs At a Glance Contract Report for 101281/0164 - Year end March 2018

Name or company name	OASIS DENTAL CARE LTD
Contract type name	GDS Contract
Purpose of contract	General
Contract start date	01/02/2007
Contract end date	

17/18 Contracted general activity (UDA)	21,454
Carry forward general activity (UDA)	0
17/18 Contracted orthodontic activity (UOA)	0
Carry forward orthodontic activity (UOA)	0
Baseline contract value	£450,534.00

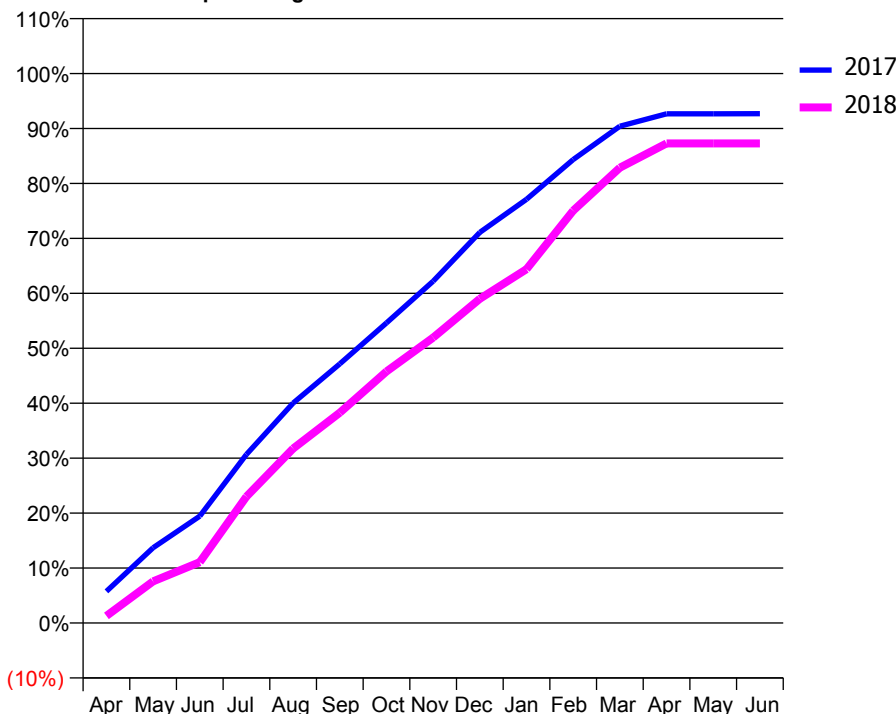
ACCESS*

Patients seen in 24 months	Total	Change since previous quarter
Quarter ending March 2017	7,313	
Quarter ending June 2017	7,249	→
Quarter ending September 2017	7,213	→
Quarter ending December 2017	7,091	↓
Quarter ending March 2018	6,968	↓
Variance since March 2017	(4.7%)	↓



ACTIVITY

Cumulative percentage of contracted UDA delivered 2017 & 2018



Adjusted Scheduled Activity (UDA)

Month	2017	2018
April	1,238	276
May	2,939	1,627
June	4,172	2,376
July	6,583	4,936
August	8,588	6,812
September	10,116	8,212
October	11,719	9,821
November	13,347	11,145
December	15,254	12,661
January	16,541	13,814
February	18,094	16,101
March	19,397	17,779
April	19,879	18,725
May	19,882	18,725
June	19,885	18,724

QUALITY

	Quantity	Base Number	Contract	AT	Region	England
% of FP17s for the same patient ID Re-attending within 3 months - Children	188	2,084	9.0%	9.3%	11.6%	11.9%
% of FP17s for the same patient ID Re-attending within 3 months - Adults	1,154	7,122	16.2%	12.9%	15.4%	16.0%
% of FP17s for the same patient ID Re-attending between 3 & 9 months - Children	1,164	2,084	55.9%	59.1%	59.4%	58.3%
% of FP17s for the same patient ID Re-attending between 3 & 9 months - Adults	3,008	7,122	42.2%	49.4%	51.3%	50.3%
% of FP17s for Band 1 Urgent Courses	644	9,417	6.8%	7.0%	8.0%	9.1%
% of FP17s Relating to Free Repair or Replacements	195	9,417	2.1%	0.8%	0.8%	0.8%
% of FP17s Relating to Continuations	335	9,417	3.6%	1.1%	1.0%	1.0%
% of Patients satisfied with the dentistry they have received	7	9	N/A	92.6%	91.7%	91.5%
% of Patients satisfied with the time they had to wait for an appointment	9	9	N/A	89.8%	88.3%	87.9%

* This is based on patients treated on this contract for their most recent course of treatment. Figures in italics indicate the base number of FP17s or Patient Questionnaire responses are less than 100. N/A is shown where the base number of responses is less than 10 during the period. % is calculated as Quantity/Base number*100

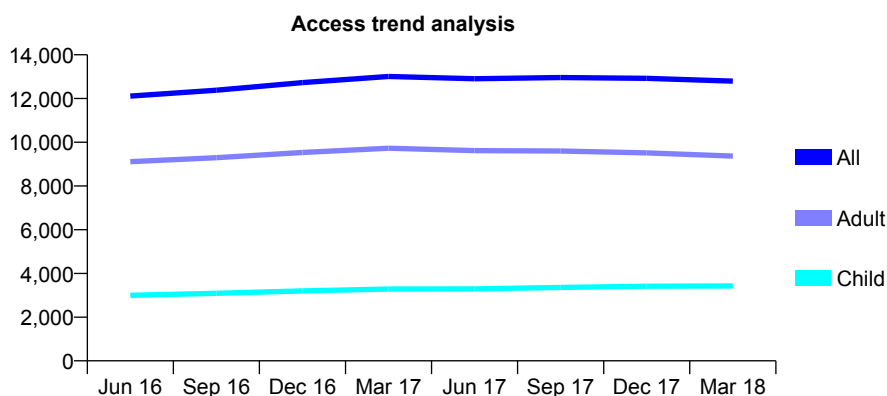
Q53 - Vital Signs At a Glance Contract Report for 101281/0166 - Year end March 2018

Name or company name	OASIS DENTAL CARE LTD
Contract type name	GDS Contract
Purpose of contract	General
Contract start date	27/04/2007
Contract end date	

17/18 Contracted general activity (UDA)	34,800
Carry forward general activity (UDA)	-688
17/18 Contracted orthodontic activity (UOA)	0
Carry forward orthodontic activity (UOA)	0
Baseline contract value	£730,800.00

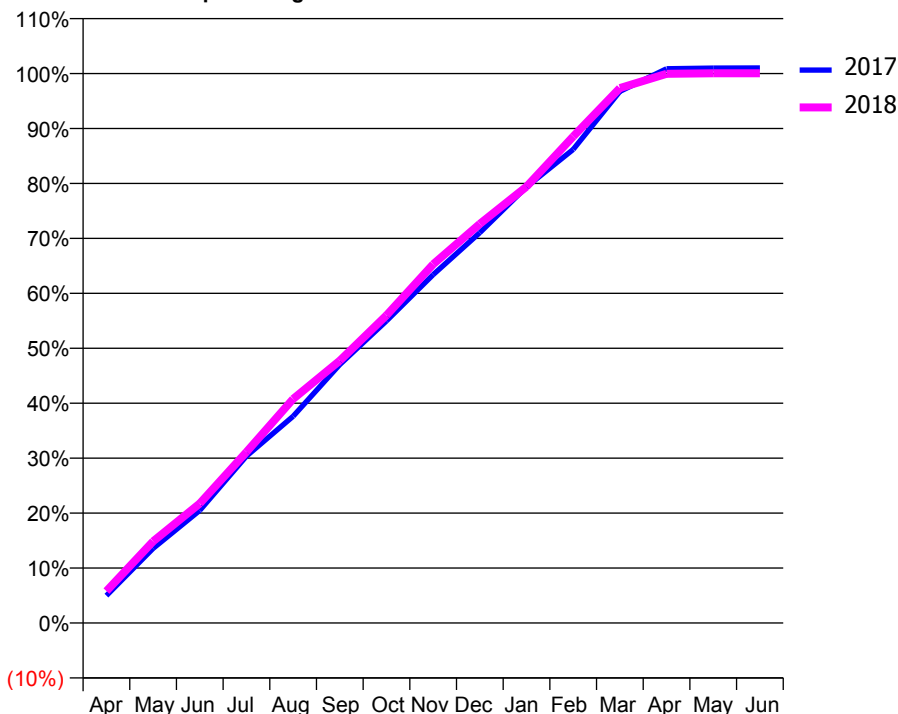
ACCESS*

Patients seen in 24 months	Total	Change since previous quarter
Quarter ending March 2017	13,011	
Quarter ending June 2017	12,906	→
Quarter ending September 2017	12,958	→
Quarter ending December 2017	12,924	→
Quarter ending March 2018	12,795	→
Variance since March 2017	(1.7%)	↓



ACTIVITY

Cumulative percentage of contracted UDA delivered 2017 & 2018



Month	Adjusted Scheduled Activity (UDA)	
	2017	2018
April	1,809	2,026
May	4,931	5,174
June	7,435	7,570
July	11,027	10,828
August	13,655	14,195
September	17,073	16,615
October	19,953	19,485
November	23,014	22,718
December	25,786	25,281
January	28,813	27,633
February	31,289	30,808
March	35,116	33,874
April	36,613	34,782
May	36,657	34,814
June	36,663	34,814

QUALITY

	Quantity	Base Number	Contract	AT	Region	England
% of FP17s for the same patient ID Re-attending within 3 months - Children	409	5,380	7.6%	9.3%	11.6%	11.9%
% of FP17s for the same patient ID Re-attending within 3 months - Adults	2,251	13,932	16.2%	12.9%	15.4%	16.0%
% of FP17s for the same patient ID Re-attending between 3 & 9 months - Children	3,541	5,380	65.8%	59.1%	59.4%	58.3%
% of FP17s for the same patient ID Re-attending between 3 & 9 months - Adults	8,221	13,932	59.0%	49.4%	51.3%	50.3%
% of FP17s for Band 1 Urgent Courses	1,612	19,009	8.5%	7.0%	8.0%	9.1%
% of FP17s Relating to Free Repair or Replacements	372	19,009	2.0%	0.8%	0.8%	0.8%
% of FP17s Relating to Continuations	313	19,009	1.6%	1.1%	1.0%	1.0%
% of Patients satisfied with the dentistry they have received	15	15	100.0%	92.6%	91.7%	91.5%
% of Patients satisfied with the time they had to wait for an appointment	13	15	86.7%	89.8%	88.3%	87.9%

* This is based on patients treated on this contract for their most recent course of treatment. Figures in italics indicate the base number of FP17s or Patient Questionnaire responses are less than 100. N/A is shown where the base number of responses is less than 10 during the period. % is calculated as Quantity/Base number*100

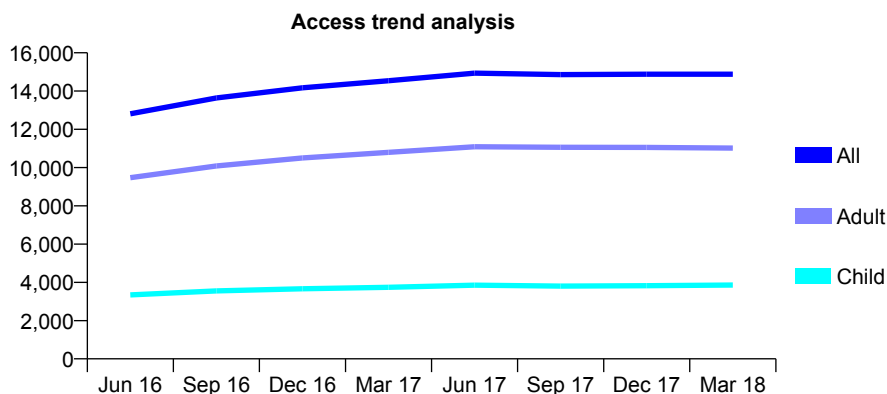
Q53 - Vital Signs At a Glance Contract Report for 101281/0172 - Year end March 2018

Name or company name	OASIS DENTAL CARE LTD
Contract type name	GDS Contract
Purpose of contract	General
Contract start date	01/11/2007
Contract end date	

17/18 Contracted general activity (UDA)	40,086
Carry forward general activity (UDA)	-44
17/18 Contracted orthodontic activity (UOA)	0
Carry forward orthodontic activity (UOA)	0
Baseline contract value	£1,073,481.30

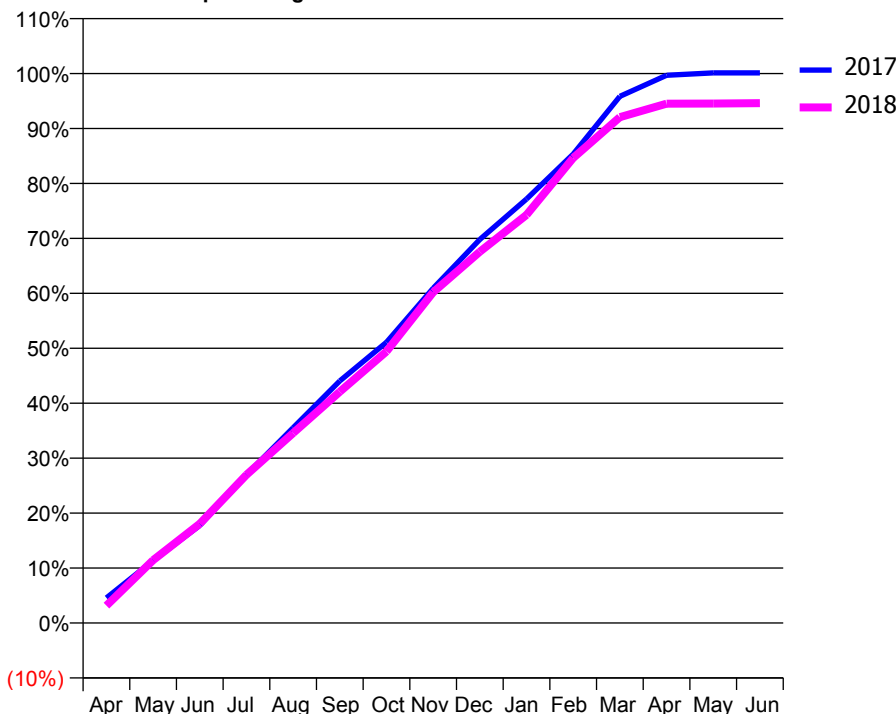
ACCESS*

Patients seen in 24 months	Total	Change since previous quarter
Quarter ending March 2017	14,539	
Quarter ending June 2017	14,940	↑
Quarter ending September 2017	14,862	→
Quarter ending December 2017	14,879	→
Quarter ending March 2018	14,878	→
Variance since March 2017	2.3%	↑



ACTIVITY

Cumulative percentage of contracted UDA delivered 2017 & 2018



Month	Adjusted Scheduled Activity (UDA)	
	2017	2018
April	1,830	1,272
May	4,554	4,583
June	7,118	7,247
July	10,821	10,813
August	14,247	13,857
September	17,661	16,870
October	20,480	19,815
November	24,422	24,130
December	27,980	27,087
January	30,924	29,773
February	34,202	33,922
March	38,417	36,900
April	39,953	37,885
May	40,131	37,889
June	40,130	37,923

QUALITY

	Quantity	Base Number	Contract	AT	Region	England
% of FP17s for the same patient ID Re-attending within 3 months - Children	1,258	6,792	18.5%	9.3%	11.6%	11.9%
% of FP17s for the same patient ID Re-attending within 3 months - Adults	1,945	14,244	13.7%	12.9%	15.4%	16.0%
% of FP17s for the same patient ID Re-attending between 3 & 9 months - Children	3,767	6,792	55.5%	59.1%	59.4%	58.3%
% of FP17s for the same patient ID Re-attending between 3 & 9 months - Adults	7,390	14,244	51.9%	49.4%	51.3%	50.3%
% of FP17s for Band 1 Urgent Courses	1,859	20,707	9.0%	7.0%	8.0%	9.1%
% of FP17s Relating to Free Repair or Replacements	107	20,707	0.5%	0.8%	0.8%	0.8%
% of FP17s Relating to Continuations	356	20,707	1.7%	1.1%	1.0%	1.0%
% of Patients satisfied with the dentistry they have received	13	14	92.9%	92.6%	91.7%	91.5%
% of Patients satisfied with the time they had to wait for an appointment	12	14	85.7%	89.8%	88.3%	87.9%

* This is based on patients treated on this contract for their most recent course of treatment. Figures in italics indicate the base number of FP17s or Patient Questionnaire responses are less than 100. N/A is shown where the base number of responses is less than 10 during the period. % is calculated as Quantity/Base number*100

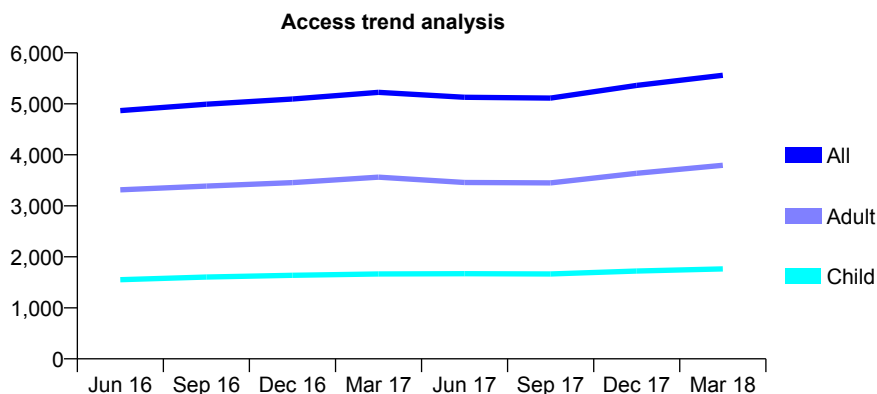
Q53 - Vital Signs At a Glance Contract Report for 101362/0005 - Year end March 2018

Name or company name	Rodericks Dental Limited
Contract type name	GDS Contract
Purpose of contract	General
Contract start date	01/04/2008
Contract end date	

17/18 Contracted general activity (UDA)	14,000
Carry forward general activity (UDA)	189
17/18 Contracted orthodontic activity (UOA)	0
Carry forward orthodontic activity (UOA)	0
Baseline contract value	£330,442.37

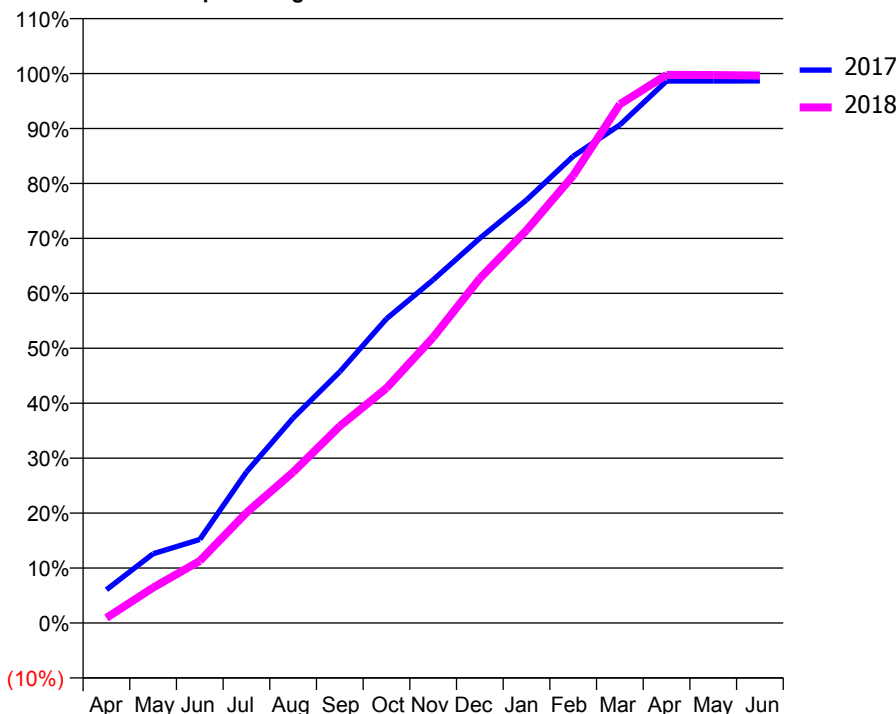
ACCESS*

Patients seen in 24 months	Total	Change since previous quarter
Quarter ending March 2017	5,224	
Quarter ending June 2017	5,127	↓
Quarter ending September 2017	5,112	→
Quarter ending December 2017	5,360	↑
Quarter ending March 2018	5,559	↑
Variance since March 2017	6.4%	↑



ACTIVITY

Cumulative percentage of contracted UDA delivered 2017 & 2018



Month	Adjusted Scheduled Activity (UDA)	
	2017	2018
April	846	130
May	1,766	901
June	2,130	1,582
July	3,849	2,810
August	5,222	3,845
September	6,403	5,015
October	7,752	5,986
November	8,743	7,278
December	9,802	8,780
January	10,777	10,007
February	11,892	11,398
March	12,689	13,216
April	13,810	13,964
May	13,810	13,960
June	13,811	13,948

QUALITY

	Quantity	Base Number	Contract	AT	Region	England
% of FP17s for the same patient ID Re-attending within 3 months - Children	117	2,418	4.8%	9.3%	11.6%	11.9%
% of FP17s for the same patient ID Re-attending within 3 months - Adults	444	4,541	9.8%	12.9%	15.4%	16.0%
% of FP17s for the same patient ID Re-attending between 3 & 9 months - Children	1,335	2,418	55.2%	59.1%	59.4%	58.3%
% of FP17s for the same patient ID Re-attending between 3 & 9 months - Adults	2,144	4,541	47.2%	49.4%	51.3%	50.3%
% of FP17s for Band 1 Urgent Courses	305	6,382	4.8%	7.0%	8.0%	9.1%
% of FP17s Relating to Free Repair or Replacements	25	6,382	0.4%	0.8%	0.8%	0.8%
% of FP17s Relating to Continuations	29	6,382	0.5%	1.1%	1.0%	1.0%
% of Patients satisfied with the dentistry they have received	7	7	N/A	92.6%	91.7%	91.5%
% of Patients satisfied with the time they had to wait for an appointment	6	7	N/A	89.8%	88.3%	87.9%

* This is based on patients treated on this contract for their most recent course of treatment. Figures in italics indicate the base number of FP17s or Patient Questionnaire responses are less than 100. N/A is shown where the base number of responses is less than 10 during the period. % is calculated as Quantity/Base number*100

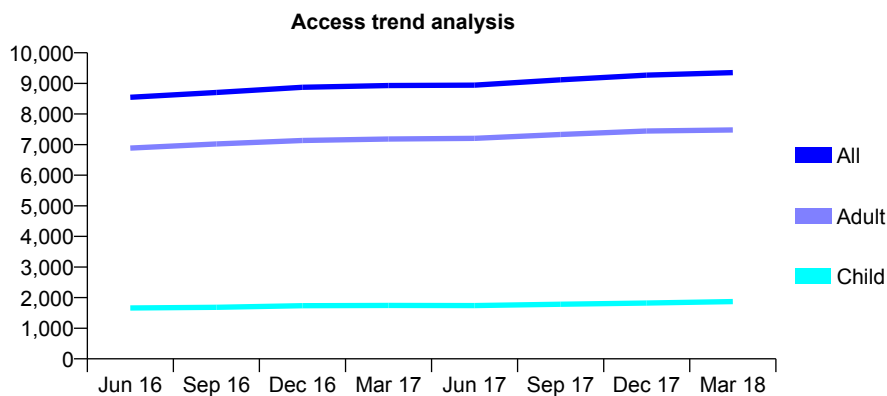
Q53 - Vital Signs At a Glance Contract Report for 101435/0091 - Year end March 2018

Name or company name	IDH Limited
Contract type name	GDS Contract
Purpose of contract	General
Contract start date	01/03/2008
Contract end date	

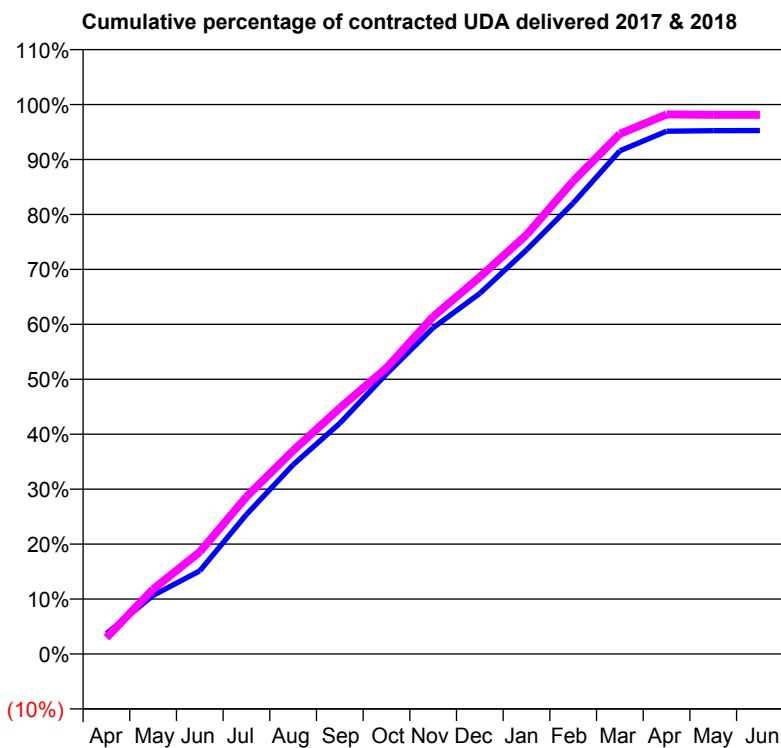
17/18 Contracted general activity (UDA)	23,435
Carry forward general activity (UDA)	0
17/18 Contracted orthodontic activity (UOA)	0
Carry forward orthodontic activity (UOA)	0
Baseline contract value	£579,946.00

ACCESS*

Patients seen in 24 months	Total	Change since previous quarter
Quarter ending March 2017	8,930	
Quarter ending June 2017	8,945	→
Quarter ending September 2017	9,116	→
Quarter ending December 2017	9,268	→
Quarter ending March 2018	9,351	→
Variance since March 2017	4.7%	↑



ACTIVITY



Month	Adjusted Scheduled Activity (UDA)	
	2017	2018
April	869	695
May	2,499	2,767
June	3,546	4,355
July	5,954	6,710
August	8,072	8,676
September	9,841	10,490
October	11,947	12,199
November	13,912	14,391
December	15,381	16,078
January	17,235	17,878
February	19,228	20,169
March	21,459	22,181
April	22,295	23,010
May	22,317	22,996
June	22,326	22,995

QUALITY

	Quantity	Base Number	Contract	AT	Region	England
% of FP17s for the same patient ID Re-attending within 3 months - Children	139	2,711	5.1%	9.3%	11.6%	11.9%
% of FP17s for the same patient ID Re-attending within 3 months - Adults	1,124	9,597	11.7%	12.9%	15.4%	16.0%
% of FP17s for the same patient ID Re-attending between 3 & 9 months - Children	1,577	2,711	58.2%	59.1%	59.4%	58.3%
% of FP17s for the same patient ID Re-attending between 3 & 9 months - Adults	4,686	9,597	48.8%	49.4%	51.3%	50.3%
% of FP17s for Band 1 Urgent Courses	986	12,368	8.0%	7.0%	8.0%	9.1%
% of FP17s Relating to Free Repair or Replacements	59	12,368	0.5%	0.8%	0.8%	0.8%
% of FP17s Relating to Continuations	148	12,368	1.2%	1.1%	1.0%	1.0%
% of Patients satisfied with the dentistry they have received	15	16	93.8%	92.6%	91.7%	91.5%
% of Patients satisfied with the time they had to wait for an appointment	15	16	93.8%	89.8%	88.3%	87.9%

* This is based on patients treated on this contract for their most recent course of treatment. Figures in italics indicate the base number of FP17s or Patient Questionnaire responses are less than 100. N/A is shown where the base number of responses is less than 10 during the period. % is calculated as Quantity/Base number*100

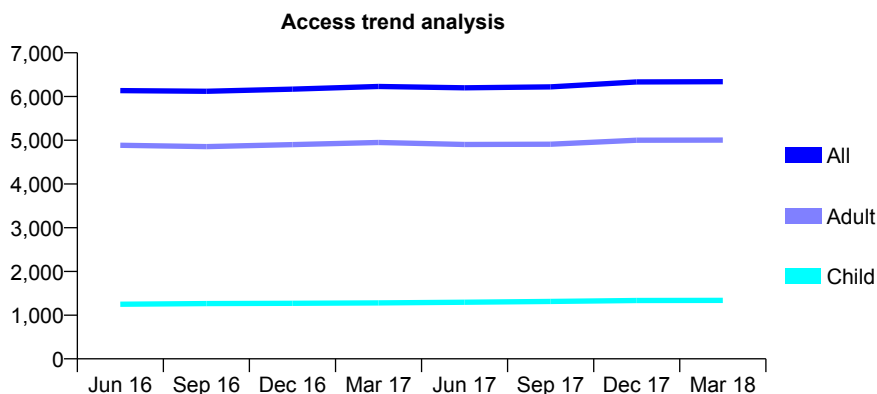
Q53 - Vital Signs At a Glance Contract Report for 101435/0098 - Year end March 2018

Name or company name	IDH Limited
Contract type name	GDS Contract
Purpose of contract	General
Contract start date	01/05/2008
Contract end date	

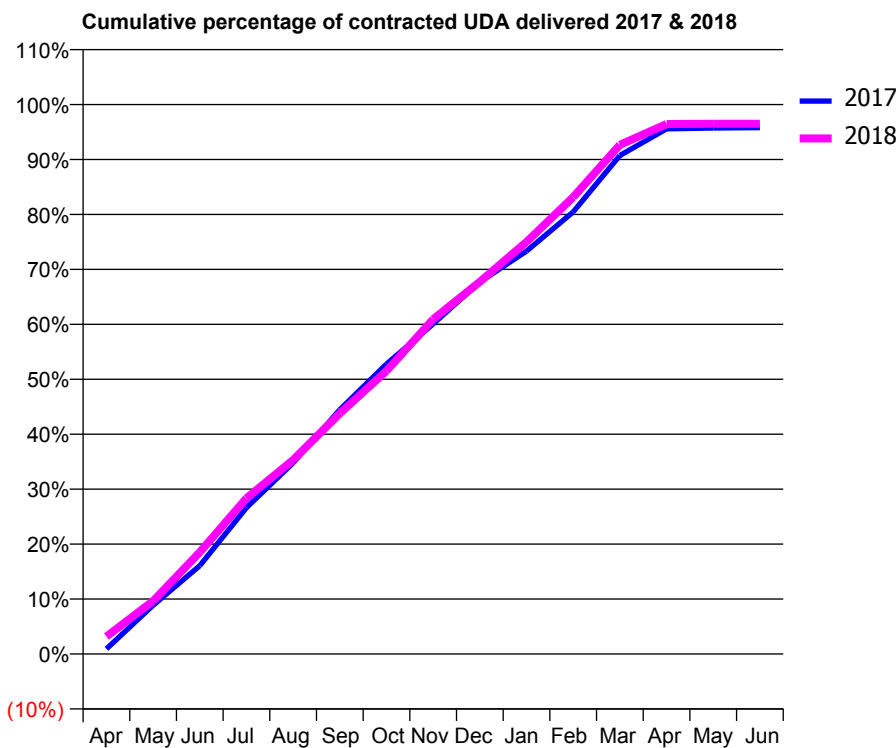
17/18 Contracted general activity (UDA)	17,250
Carry forward general activity (UDA)	0
17/18 Contracted orthodontic activity (UOA)	0
Carry forward orthodontic activity (UOA)	0
Baseline contract value	£407,745.23

ACCESS*

Patients seen in 24 months	Total	Change since previous quarter
Quarter ending March 2017	6,229	
Quarter ending June 2017	6,198	→
Quarter ending September 2017	6,222	→
Quarter ending December 2017	6,334	→
Quarter ending March 2018	6,341	→
Variance since March 2017	1.8%	→



ACTIVITY



Month	Adjusted Scheduled Activity (UDA)	
	2017	2018
April	162	552
May	1,529	1,664
June	2,773	3,194
July	4,595	4,890
August	6,001	6,091
September	7,672	7,554
October	9,103	8,889
November	10,364	10,510
December	11,677	11,686
January	12,648	12,938
February	13,878	14,342
March	15,648	15,986
April	16,488	16,636
May	16,512	16,645
June	16,525	16,645

QUALITY

	Quantity	Base Number	Contract	AT	Region	England
% of FP17s for the same patient ID Re-attending within 3 months - Children	70	1,594	4.4%	9.3%	11.6%	11.9%
% of FP17s for the same patient ID Re-attending within 3 months - Adults	417	5,209	8.0%	12.9%	15.4%	16.0%
% of FP17s for the same patient ID Re-attending between 3 & 9 months - Children	671	1,594	42.1%	59.1%	59.4%	58.3%
% of FP17s for the same patient ID Re-attending between 3 & 9 months - Adults	2,060	5,209	39.5%	49.4%	51.3%	50.3%
% of FP17s for Band 1 Urgent Courses	315	6,763	4.7%	7.0%	8.0%	9.1%
% of FP17s Relating to Free Repair or Replacements	38	6,763	0.6%	0.8%	0.8%	0.8%
% of FP17s Relating to Continuations	89	6,763	1.3%	1.1%	1.0%	1.0%
% of Patients satisfied with the dentistry they have received	24	26	92.3%	92.6%	91.7%	91.5%
% of Patients satisfied with the time they had to wait for an appointment	24	26	92.3%	89.8%	88.3%	87.9%

* This is based on patients treated on this contract for their most recent course of treatment. Figures in italics indicate the base number of FP17s or Patient Questionnaire responses are less than 100. N/A is shown where the base number of responses is less than 10 during the period. % is calculated as Quantity/Base number*100

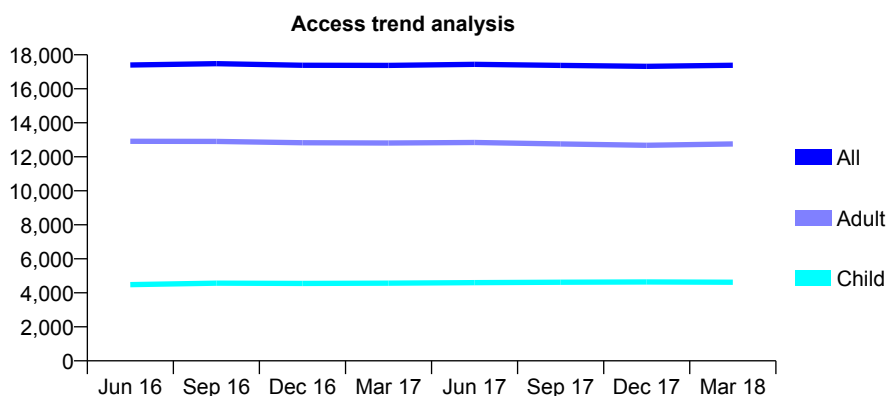
Q53 - Vital Signs At a Glance Contract Report for 101435/0102 - Year end March 2018

Name or company name	IDH Limited
Contract type name	GDS Contract
Purpose of contract	General
Contract start date	01/06/2008
Contract end date	

17/18 Contracted general activity (UDA)	54,777
Carry forward general activity (UDA)	0
17/18 Contracted orthodontic activity (UOA)	0
Carry forward orthodontic activity (UOA)	0
Baseline contract value	£1,451,035.05

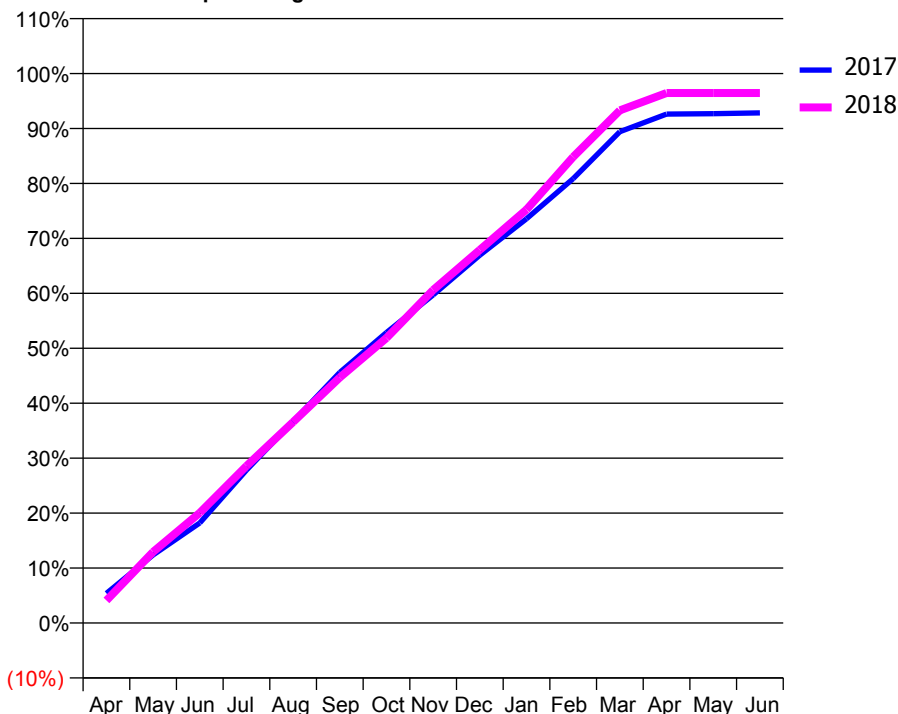
ACCESS*

Patients seen in 24 months	Total	Change since previous quarter
Quarter ending March 2017	17,376	
Quarter ending June 2017	17,443	→
Quarter ending September 2017	17,376	→
Quarter ending December 2017	17,318	→
Quarter ending March 2018	17,387	→
Variance since March 2017	0.1%	→



ACTIVITY

Cumulative percentage of contracted UDA delivered 2017 & 2018



Month	Adjusted Scheduled Activity (UDA)	
	2017	2018
April	2,952	2,254
May	6,785	7,097
June	9,972	10,989
July	15,238	15,654
August	20,089	20,038
September	24,978	24,477
October	28,954	28,418
November	32,713	33,193
December	36,673	37,201
January	40,295	41,211
February	44,295	46,468
March	48,975	51,105
April	50,737	52,831
May	50,768	52,835
June	50,854	52,837

QUALITY

	Quantity	Base Number	Contract	AT	Region	England
% of FP17s for the same patient ID Re-attending within 3 months - Children	408	6,714	6.1%	9.3%	11.6%	11.9%
% of FP17s for the same patient ID Re-attending within 3 months - Adults	2,330	17,647	13.2%	12.9%	15.4%	16.0%
% of FP17s for the same patient ID Re-attending between 3 & 9 months - Children	4,043	6,714	60.2%	59.1%	59.4%	58.3%
% of FP17s for the same patient ID Re-attending between 3 & 9 months - Adults	9,528	17,647	54.0%	49.4%	51.3%	50.3%
% of FP17s for Band 1 Urgent Courses	1,254	24,157	5.2%	7.0%	8.0%	9.1%
% of FP17s Relating to Free Repair or Replacements	277	24,157	1.1%	0.8%	0.8%	0.8%
% of FP17s Relating to Continuations	562	24,157	2.3%	1.1%	1.0%	1.0%
% of Patients satisfied with the dentistry they have received	22	23	95.7%	92.6%	91.7%	91.5%
% of Patients satisfied with the time they had to wait for an appointment	20	23	87.0%	89.8%	88.3%	87.9%

* This is based on patients treated on this contract for their most recent course of treatment. Figures in italics indicate the base number of FP17s or Patient Questionnaire responses are less than 100. N/A is shown where the base number of responses is less than 10 during the period. % is calculated as Quantity/Base number*100

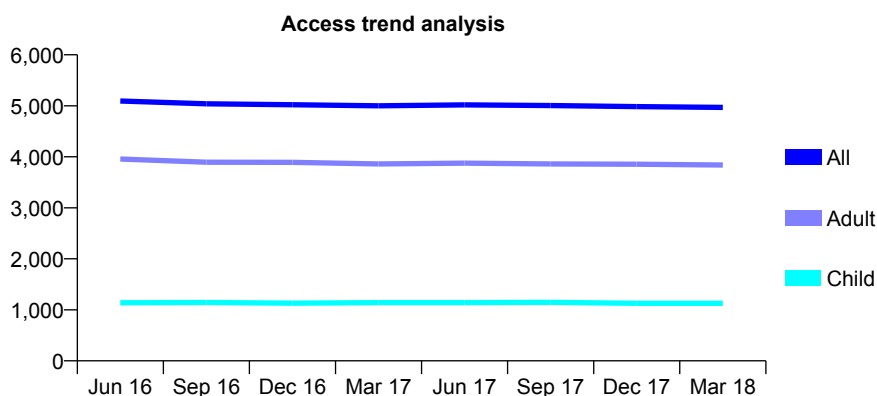
Q53 - Vital Signs At a Glance Contract Report for 101796/0001 - Year end March 2018

Name or company name	Villimaitis/Vilimaitiene
Contract type name	GDS Contract
Purpose of contract	General
Contract start date	01/12/2013
Contract end date	

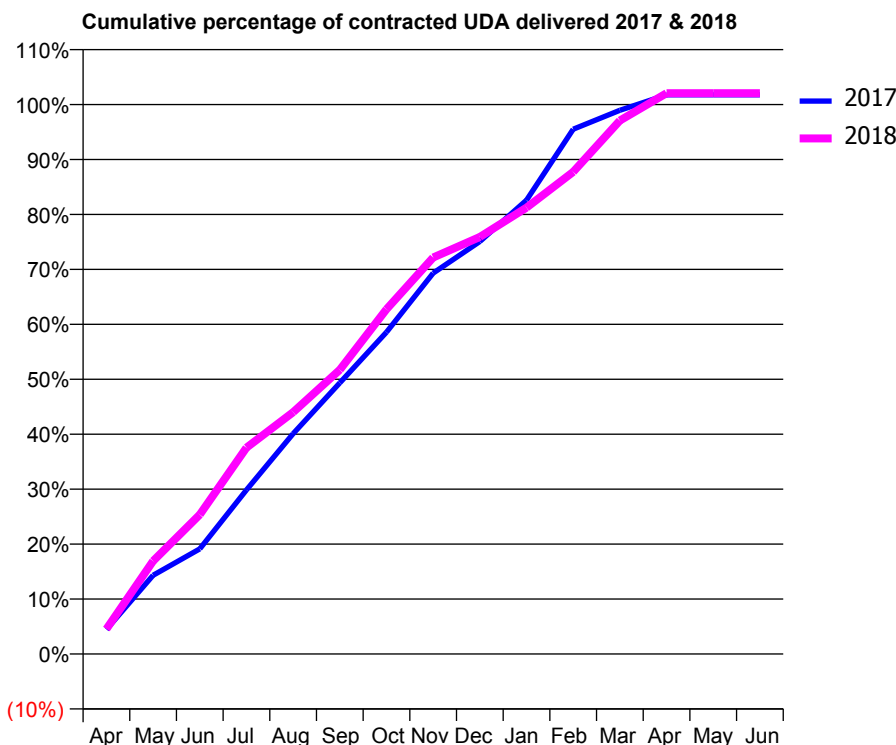
17/18 Contracted general activity (UDA)	11,200
Carry forward general activity (UDA)	-197
17/18 Contracted orthodontic activity (UOA)	0
Carry forward orthodontic activity (UOA)	0
Baseline contract value	£324,148.95

ACCESS*

Patients seen in 24 months	Total	Change since previous quarter
Quarter ending March 2017	5,001	
Quarter ending June 2017	5,017	→
Quarter ending September 2017	5,006	→
Quarter ending December 2017	4,984	→
Quarter ending March 2018	4,969	→
Variance since March 2017	(0.6%)	→



ACTIVITY



Month	Adjusted Scheduled Activity (UDA)	
	2017	2018
April	500	510
May	1,605	1,895
June	2,142	2,842
July	3,345	4,205
August	4,492	4,929
September	5,528	5,794
October	6,559	7,026
November	7,764	8,082
December	8,408	8,499
January	9,250	9,098
February	10,695	9,826
March	11,081	10,873
April	11,396	11,431
May	11,396	11,431
June	11,396	11,431

QUALITY

	Quantity	Base Number	Contract	AT	Region	England
% of FP17s for the same patient ID Re-attending within 3 months - Children	79	1,870	4.2%	9.3%	11.6%	11.9%
% of FP17s for the same patient ID Re-attending within 3 months - Adults	182	3,875	4.7%	12.9%	15.4%	16.0%
% of FP17s for the same patient ID Re-attending between 3 & 9 months - Children	1,297	1,870	69.4%	59.1%	59.4%	58.3%
% of FP17s for the same patient ID Re-attending between 3 & 9 months - Adults	1,449	3,875	37.4%	49.4%	51.3%	50.3%
% of FP17s for Band 1 Urgent Courses	342	5,829	5.9%	7.0%	8.0%	9.1%
% of FP17s Relating to Free Repair or Replacements	31	5,829	0.5%	0.8%	0.8%	0.8%
% of FP17s Relating to Continuations	24	5,829	0.4%	1.1%	1.0%	1.0%
% of Patients satisfied with the dentistry they have received	10	10	100.0%	92.6%	91.7%	91.5%
% of Patients satisfied with the time they had to wait for an appointment	8	10	80.0%	89.8%	88.3%	87.9%

* This is based on patients treated on this contract for their most recent course of treatment. Figures in italics indicate the base number of FP17s or Patient Questionnaire responses are less than 100. N/A is shown where the base number of responses is less than 10 during the period. % is calculated as Quantity/Base number*100

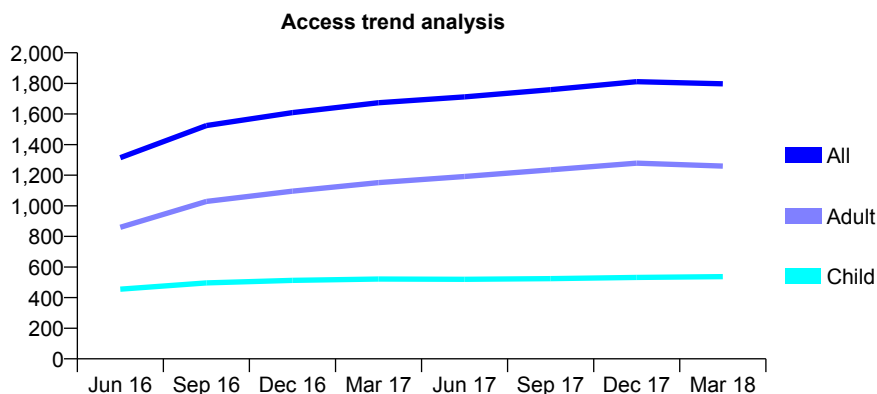
Q53 - Vital Signs At a Glance Contract Report for 103063/0001 - Year end March 2018

Name or company name	MR KS RATRA
Contract type name	GDS Contract
Purpose of contract	General
Contract start date	01/12/2015
Contract end date	

17/18 Contracted general activity (UDA)	4,910
Carry forward general activity (UDA)	-99
17/18 Contracted orthodontic activity (UOA)	0
Carry forward orthodontic activity (UOA)	0
Baseline contract value	£130,533.78

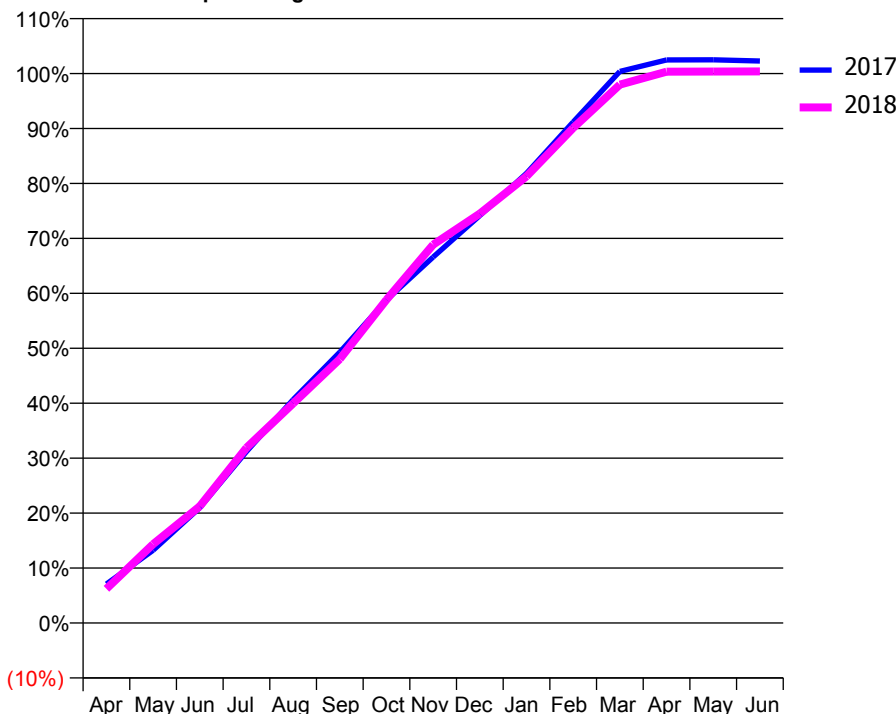
ACCESS*

Patients seen in 24 months	Total	Change since previous quarter
Quarter ending March 2017	1,674	
Quarter ending June 2017	1,712	↑
Quarter ending September 2017	1,759	↑
Quarter ending December 2017	1,811	↑
Quarter ending March 2018	1,797	→
Variance since March 2017	7.3%	↑



ACTIVITY

Cumulative percentage of contracted UDA delivered 2017 & 2018



Month	Adjusted Scheduled Activity (UDA)	
	2017	2018
April	348	306
May	650	704
June	1,031	1,044
July	1,532	1,566
August	1,996	1,962
September	2,420	2,358
October	2,887	2,889
November	3,270	3,380
December	3,640	3,658
January	4,019	3,991
February	4,477	4,423
March	4,929	4,811
April	5,032	4,926
May	5,033	4,927
June	5,022	4,928

QUALITY

	Quantity	Base Number	Contract	AT	Region	England
% of FP17s for the same patient ID Re-attending within 3 months - Children	69	910	7.6%	9.3%	11.6%	11.9%
% of FP17s for the same patient ID Re-attending within 3 months - Adults	291	1,921	15.1%	12.9%	15.4%	16.0%
% of FP17s for the same patient ID Re-attending between 3 & 9 months - Children	648	910	71.2%	59.1%	59.4%	58.3%
% of FP17s for the same patient ID Re-attending between 3 & 9 months - Adults	1,220	1,921	63.5%	49.4%	51.3%	50.3%
% of FP17s for Band 1 Urgent Courses	106	2,856	3.7%	7.0%	8.0%	9.1%
% of FP17s Relating to Free Repair or Replacements	48	2,856	1.7%	0.8%	0.8%	0.8%
% of FP17s Relating to Continuations	17	2,856	0.6%	1.1%	1.0%	1.0%
% of Patients satisfied with the dentistry they have received	4	4	N/A	92.6%	91.7%	91.5%
% of Patients satisfied with the time they had to wait for an appointment	3	4	N/A	89.8%	88.3%	87.9%

* This is based on patients treated on this contract for their most recent course of treatment. Figures in italics indicate the base number of FP17s or Patient Questionnaire responses are less than 100. N/A is shown where the base number of responses is less than 10 during the period. % is calculated as Quantity/Base number*100

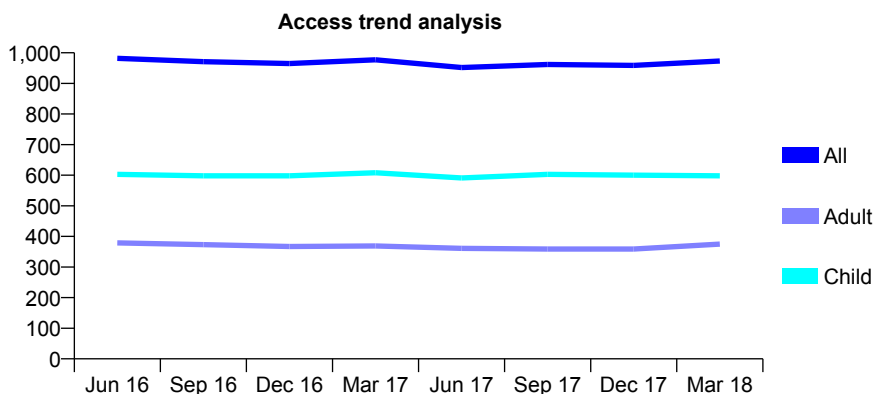
Q53 - Vital Signs At a Glance Contract Report for 105341/0001 - Year end March 2018

Name or company name	Rossmamor Limited
Contract type name	GDS Contract
Purpose of contract	General
Contract start date	01/04/2010
Contract end date	

17/18 Contracted general activity (UDA)	2,800
Carry forward general activity (UDA)	-56
17/18 Contracted orthodontic activity (UOA)	0
Carry forward orthodontic activity (UOA)	0
Baseline contract value	£82,871.31

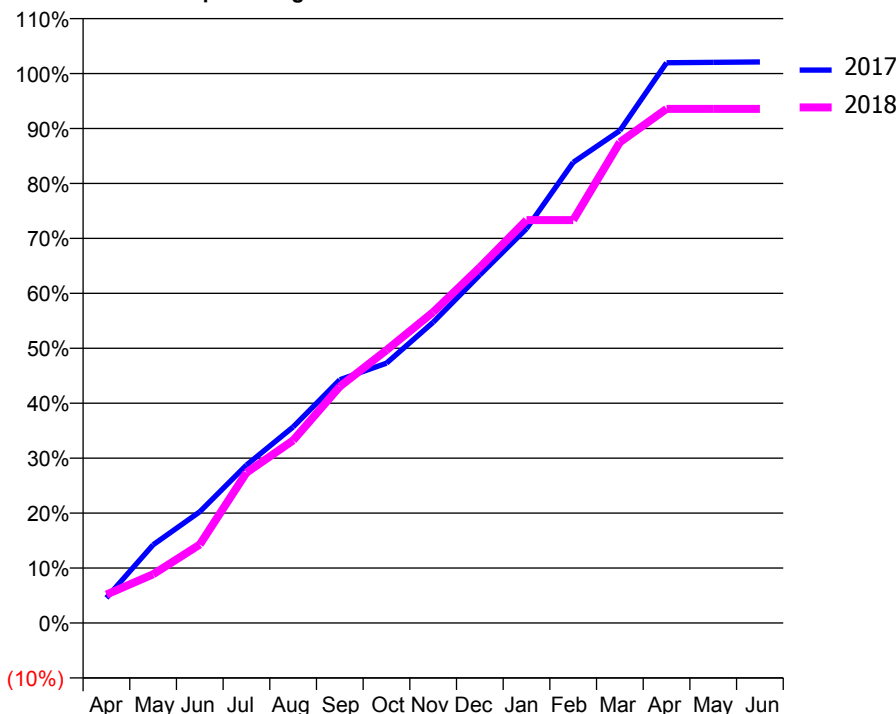
ACCESS*

Patients seen in 24 months	Total	Change since previous quarter
Quarter ending March 2017	977	
Quarter ending June 2017	952	↓
Quarter ending September 2017	962	→
Quarter ending December 2017	959	→
Quarter ending March 2018	973	→
Variance since March 2017	(0.4%)	→



ACTIVITY

Cumulative percentage of contracted UDA delivered 2017 & 2018



Adjusted Scheduled Activity (UDA)

Month	2017	2018
April	128	145
May	398	249
June	567	400
July	805	766
August	999	930
September	1,239	1,205
October	1,324	1,391
November	1,532	1,584
December	1,774	1,813
January	2,010	2,053
February	2,347	2,053
March	2,509	2,450
April	2,855	2,620
May	2,857	2,620
June	2,859	2,620

QUALITY

	Quantity	Base Number	Contract	AT	Region	England
% of FP17s for the same patient ID Re-attending within 3 months - Children	124	1,052	11.8%	9.3%	11.6%	11.9%
% of FP17s for the same patient ID Re-attending within 3 months - Adults	108	528	20.5%	12.9%	15.4%	16.0%
% of FP17s for the same patient ID Re-attending between 3 & 9 months - Children	673	1,052	64.0%	59.1%	59.4%	58.3%
% of FP17s for the same patient ID Re-attending between 3 & 9 months - Adults	321	528	60.8%	49.4%	51.3%	50.3%
% of FP17s for Band 1 Urgent Courses	80	1,511	5.3%	7.0%	8.0%	9.1%
% of FP17s Relating to Free Repair or Replacements	0	1,511	0.0%	0.8%	0.8%	0.8%
% of FP17s Relating to Continuations	0	1,511	0.0%	1.1%	1.0%	1.0%
% of Patients satisfied with the dentistry they have received	2	3	N/A	92.6%	91.7%	91.5%
% of Patients satisfied with the time they had to wait for an appointment	3	3	N/A	89.8%	88.3%	87.9%

* This is based on patients treated on this contract for their most recent course of treatment. Figures in italics indicate the base number of FP17s or Patient Questionnaire responses are less than 100. N/A is shown where the base number of responses is less than 10 during the period. % is calculated as Quantity/Base number*100

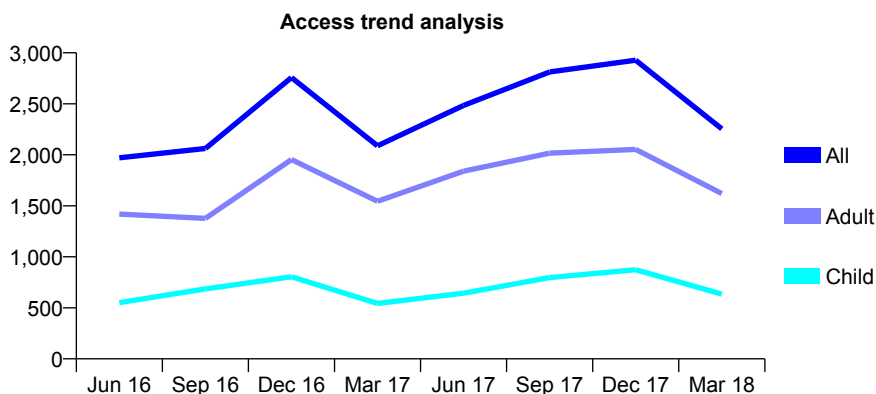
Q53 - Vital Signs At a Glance Contract Report for 109789/0001 - Year end March 2018

Name or company name	Dental Surgery, 60 Long Street
Contract type name	GDS Contract
Purpose of contract	General
Contract start date	01/04/2014
Contract end date	

17/18 Contracted general activity (UDA)	6,414
Carry forward general activity (UDA)	-129
17/18 Contracted orthodontic activity (UOA)	0
Carry forward orthodontic activity (UOA)	0
Baseline contract value	£148,385.30

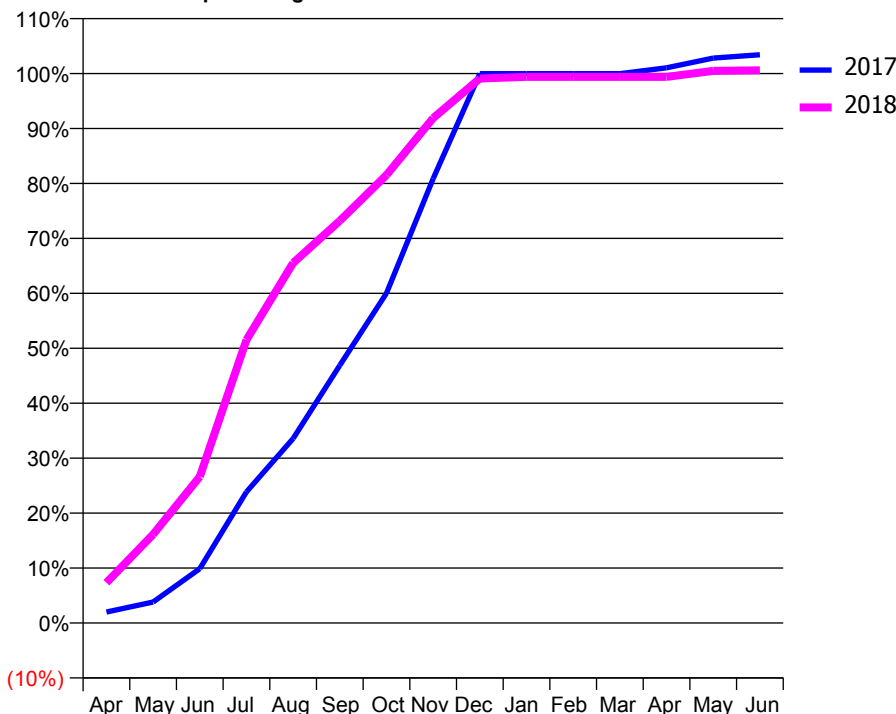
ACCESS*

Patients seen in 24 months	Total	Change since previous quarter
Quarter ending March 2017	2,088	
Quarter ending June 2017	2,484	↑
Quarter ending September 2017	2,813	↑
Quarter ending December 2017	2,927	↑
Quarter ending March 2018	2,254	↓
Variance since March 2017	8.0%	↑



ACTIVITY

Cumulative percentage of contracted UDA delivered 2017 & 2018



Month	Adjusted Scheduled Activity (UDA)	
	2017	2018
April	128	470
May	244	1,035
June	635	1,709
July	1,531	3,305
August	2,154	4,203
September	3,008	4,695
October	3,851	5,230
November	5,187	5,894
December	6,411	6,356
January	6,411	6,374
February	6,411	6,374
March	6,411	6,374
April	6,480	6,374
May	6,594	6,445
June	6,633	6,451

QUALITY

	Quantity	Base Number	Contract	AT	Region	England
% of FP17s for the same patient ID Re-attending within 3 months - Children	66	1,101	6.0%	9.3%	11.6%	11.9%
% of FP17s for the same patient ID Re-attending within 3 months - Adults	200	1,910	10.5%	12.9%	15.4%	16.0%
% of FP17s for the same patient ID Re-attending between 3 & 9 months - Children	361	1,101	32.8%	59.1%	59.4%	58.3%
% of FP17s for the same patient ID Re-attending between 3 & 9 months - Adults	565	1,910	29.6%	49.4%	51.3%	50.3%
% of FP17s for Band 1 Urgent Courses	224	2,957	7.6%	7.0%	8.0%	9.1%
% of FP17s Relating to Free Repair or Replacements	23	2,957	0.8%	0.8%	0.8%	0.8%
% of FP17s Relating to Continuations	17	2,957	0.6%	1.1%	1.0%	1.0%
% of Patients satisfied with the dentistry they have received	9	10	90.0%	92.6%	91.7%	91.5%
% of Patients satisfied with the time they had to wait for an appointment	10	10	100.0%	89.8%	88.3%	87.9%

* This is based on patients treated on this contract for their most recent course of treatment. Figures in italics indicate the base number of FP17s or Patient Questionnaire responses are less than 100. N/A is shown where the base number of responses is less than 10 during the period. % is calculated as Quantity/Base number*100

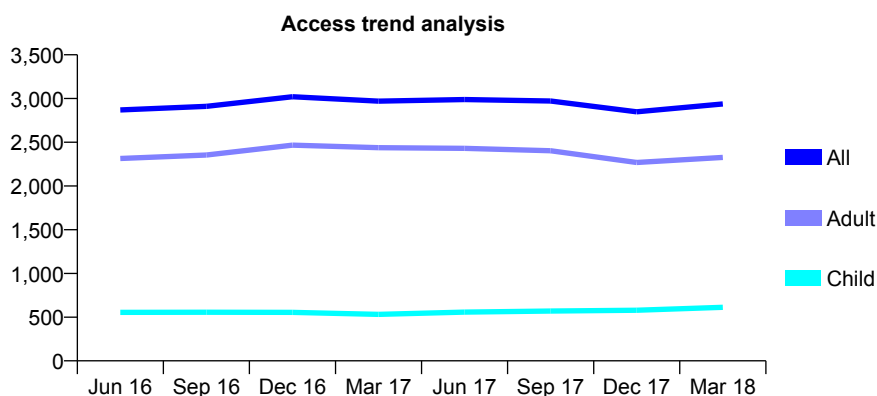
Q53 - Vital Signs At a Glance Contract Report for 109975/0001 - Year end March 2018

Name or company name	165 Long Street, Atherstone
Contract type name	GDS Contract
Purpose of contract	General
Contract start date	01/03/2011
Contract end date	

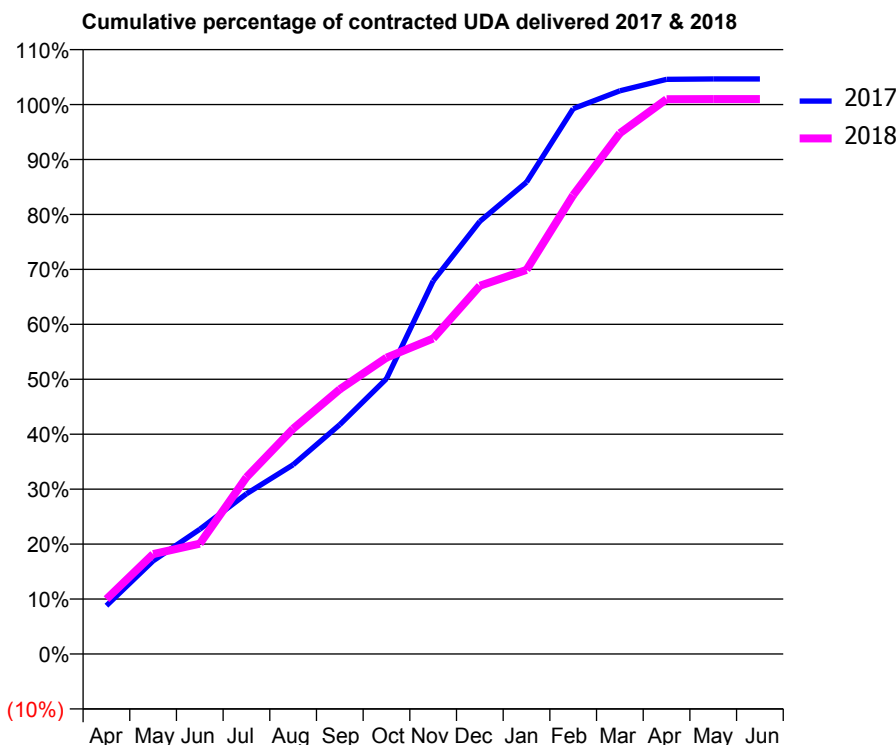
17/18 Contracted general activity (UDA)	7,887
Carry forward general activity (UDA)	-158
17/18 Contracted orthodontic activity (UOA)	0
Carry forward orthodontic activity (UOA)	0
Baseline contract value	£171,103.24

ACCESS*

Patients seen in 24 months	Total	Change since previous quarter
Quarter ending March 2017	2,970	
Quarter ending June 2017	2,988	→
Quarter ending September 2017	2,972	→
Quarter ending December 2017	2,848	↓
Quarter ending March 2018	2,938	↑
Variance since March 2017	(1.1%)	↓



ACTIVITY



Month	Adjusted Scheduled Activity (UDA)	
	2017	2018
April	693	787
May	1,336	1,435
June	1,790	1,584
July	2,299	2,538
August	2,717	3,234
September	3,292	3,800
October	3,950	4,255
November	5,354	4,529
December	6,210	5,285
January	6,773	5,513
February	7,826	6,587
March	8,083	7,474
April	8,247	7,962
May	8,253	7,965
June	8,253	7,965

QUALITY

	Quantity	Base Number	Contract	AT	Region	England
% of FP17s for the same patient ID Re-attending within 3 months - Children	79	924	8.5%	9.3%	11.6%	11.9%
% of FP17s for the same patient ID Re-attending within 3 months - Adults	252	2,089	12.1%	12.9%	15.4%	16.0%
% of FP17s for the same patient ID Re-attending between 3 & 9 months - Children	507	924	54.9%	59.1%	59.4%	58.3%
% of FP17s for the same patient ID Re-attending between 3 & 9 months - Adults	774	2,089	37.1%	49.4%	51.3%	50.3%
% of FP17s for Band 1 Urgent Courses	235	3,230	7.3%	7.0%	8.0%	9.1%
% of FP17s Relating to Free Repair or Replacements	27	3,230	0.8%	0.8%	0.8%	0.8%
% of FP17s Relating to Continuations	30	3,230	0.9%	1.1%	1.0%	1.0%
% of Patients satisfied with the dentistry they have received	2	2	N/A	92.6%	91.7%	91.5%
% of Patients satisfied with the time they had to wait for an appointment	2	2	N/A	89.8%	88.3%	87.9%

* This is based on patients treated on this contract for their most recent course of treatment. Figures in italics indicate the base number of FP17s or Patient Questionnaire responses are less than 100. N/A is shown where the base number of responses is less than 10 during the period. % is calculated as Quantity/Base number*100

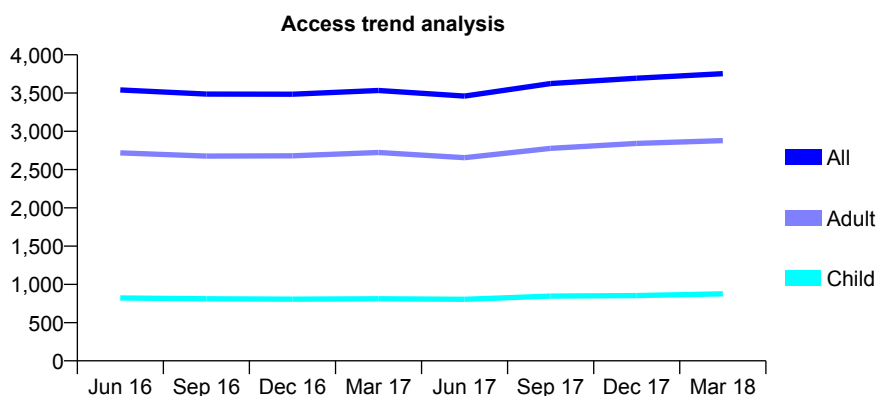
Q53 - Vital Signs At a Glance Contract Report for 113131/0001 - Year end March 2018

Name or company name	76Dental
Contract type name	GDS Contract
Purpose of contract	General
Contract start date	01/04/2011
Contract end date	

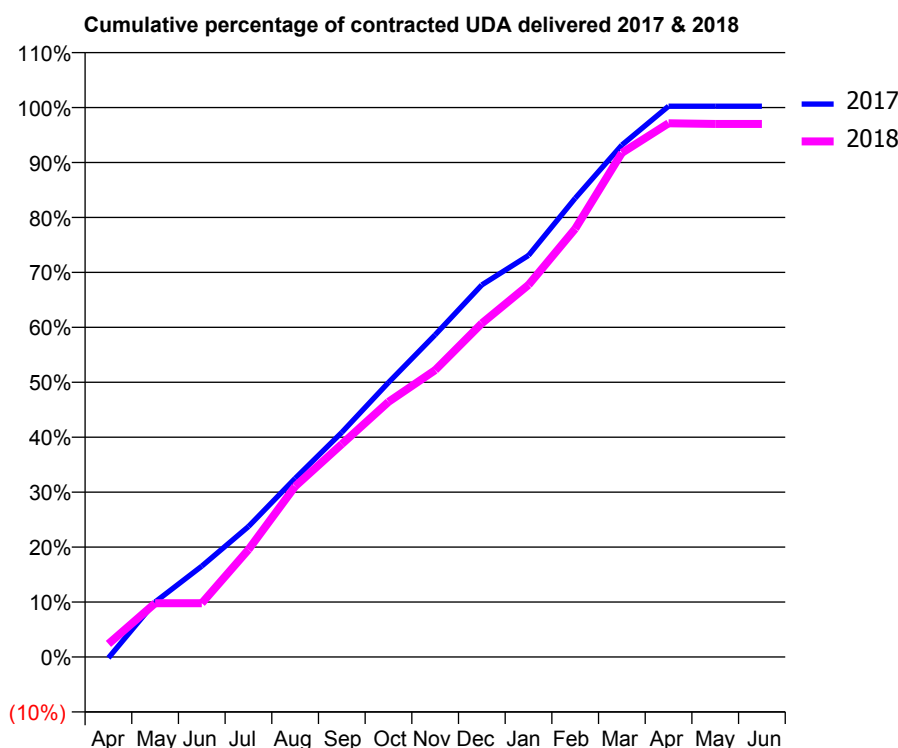
17/18 Contracted general activity (UDA)	11,219
Carry forward general activity (UDA)	-26
17/18 Contracted orthodontic activity (UOA)	0
Carry forward orthodontic activity (UOA)	0
Baseline contract value	£321,125.43

ACCESS*

Patients seen in 24 months	Total	Change since previous quarter
Quarter ending March 2017	3,534	
Quarter ending June 2017	3,461	↓
Quarter ending September 2017	3,624	↑
Quarter ending December 2017	3,694	→
Quarter ending March 2018	3,753	→
Variance since March 2017	6.2%	↑



ACTIVITY



Month	Adjusted Scheduled Activity (UDA)	
	2017	2018
April	-21	267
May	1,123	1,099
June	1,854	1,099
July	2,664	2,192
August	3,647	3,484
September	4,587	4,347
October	5,604	5,209
November	6,578	5,858
December	7,598	6,812
January	8,199	7,598
February	9,366	8,742
March	10,454	10,292
April	11,245	10,897
May	11,245	10,884
June	11,245	10,883

QUALITY

	Quantity	Base Number	Contract	AT	Region	England
% of FP17s for the same patient ID Re-attending within 3 months - Children	71	1,307	5.4%	9.3%	11.6%	11.9%
% of FP17s for the same patient ID Re-attending within 3 months - Adults	455	4,098	11.1%	12.9%	15.4%	16.0%
% of FP17s for the same patient ID Re-attending between 3 & 9 months - Children	802	1,307	61.4%	59.1%	59.4%	58.3%
% of FP17s for the same patient ID Re-attending between 3 & 9 months - Adults	2,343	4,098	57.2%	49.4%	51.3%	50.3%
% of FP17s for Band 1 Urgent Courses	197	5,034	3.9%	7.0%	8.0%	9.1%
% of FP17s Relating to Free Repair or Replacements	68	5,034	1.4%	0.8%	0.8%	0.8%
% of FP17s Relating to Continuations	22	5,034	0.4%	1.1%	1.0%	1.0%
% of Patients satisfied with the dentistry they have received	0	0	N/A	92.6%	91.7%	91.5%
% of Patients satisfied with the time they had to wait for an appointment	0	0	N/A	89.8%	88.3%	87.9%

* This is based on patients treated on this contract for their most recent course of treatment. Figures in italics indicate the base number of FP17s or Patient Questionnaire responses are less than 100. N/A is shown where the base number of responses is less than 10 during the period. % is calculated as Quantity/Base number*100

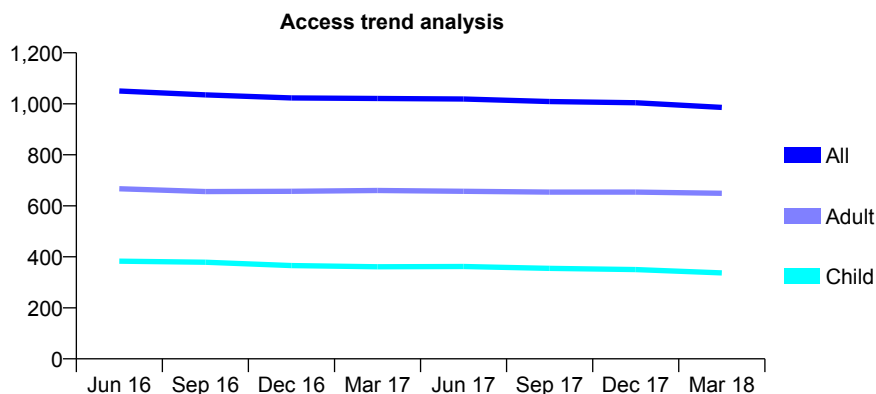
Q53 - Vital Signs At a Glance Contract Report for 115010/0001 - Year end March 2018

Name or company name	Salmon And Light Dental Practice
Contract type name	GDS Contract
Purpose of contract	General
Contract start date	01/04/2012
Contract end date	

17/18 Contracted general activity (UDA)	3,171
Carry forward general activity (UDA)	0
17/18 Contracted orthodontic activity (UOA)	0
Carry forward orthodontic activity (UOA)	0
Baseline contract value	£75,013.02

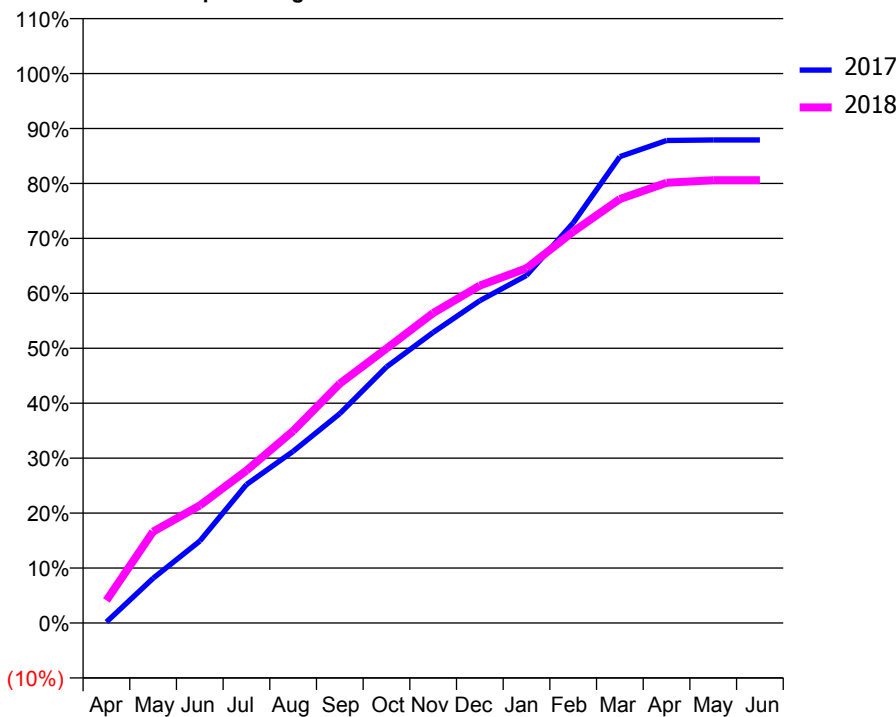
ACCESS*

Patients seen in 24 months	Total	Change since previous quarter
Quarter ending March 2017	1,021	
Quarter ending June 2017	1,019	→
Quarter ending September 2017	1,009	→
Quarter ending December 2017	1,004	→
Quarter ending March 2018	986	↓
Variance since March 2017	(3.4%)	↓



ACTIVITY

Cumulative percentage of contracted UDA delivered 2017 & 2018



Month	Adjusted Scheduled Activity (UDA)	
	2017	2018
April	6	131
May	258	528
June	473	678
July	799	880
August	991	1,109
September	1,208	1,382
October	1,478	1,584
November	1,677	1,789
December	1,860	1,947
January	2,006	2,047
February	2,309	2,258
March	2,691	2,447
April	2,785	2,541
May	2,788	2,555
June	2,788	2,555

QUALITY

	Quantity	Base Number	Contract	AT	Region	England
% of FP17s for the same patient ID Re-attending within 3 months - Children	57	609	9.4%	9.3%	11.6%	11.9%
% of FP17s for the same patient ID Re-attending within 3 months - Adults	158	955	16.5%	12.9%	15.4%	16.0%
% of FP17s for the same patient ID Re-attending between 3 & 9 months - Children	426	609	70.0%	59.1%	59.4%	58.3%
% of FP17s for the same patient ID Re-attending between 3 & 9 months - Adults	592	955	62.0%	49.4%	51.3%	50.3%
% of FP17s for Band 1 Urgent Courses	141	1,582	8.9%	7.0%	8.0%	9.1%
% of FP17s Relating to Free Repair or Replacements	0	1,582	0.0%	0.8%	0.8%	0.8%
% of FP17s Relating to Continuations	2	1,582	0.1%	1.1%	1.0%	1.0%
% of Patients satisfied with the dentistry they have received	0	1	N/A	92.6%	91.7%	91.5%
% of Patients satisfied with the time they had to wait for an appointment	1	1	N/A	89.8%	88.3%	87.9%

* This is based on patients treated on this contract for their most recent course of treatment. Figures in italics indicate the base number of FP17s or Patient Questionnaire responses are less than 100. N/A is shown where the base number of responses is less than 10 during the period. % is calculated as Quantity/Base number*100

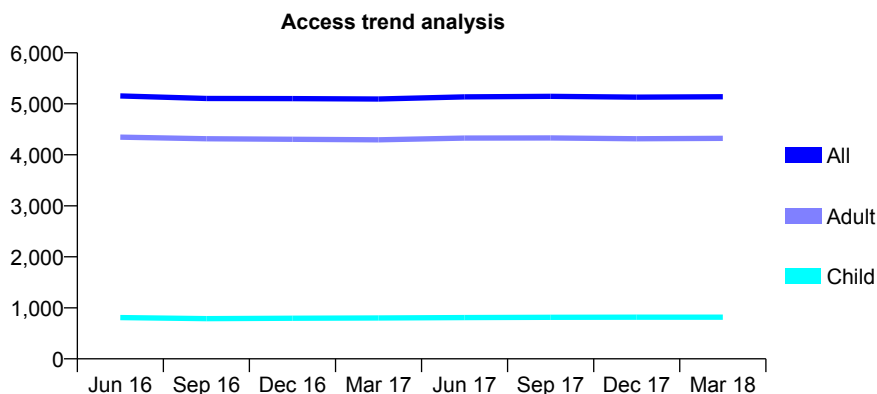
Q53 - Vital Signs At a Glance Contract Report for 116548/0001 - Year end March 2018

Name or company name	Weobley Dental Surgery
Contract type name	GDS Contract
Purpose of contract	General
Contract start date	01/04/2006
Contract end date	

17/18 Contracted general activity (UDA)	17,977
Carry forward general activity (UDA)	0
17/18 Contracted orthodontic activity (UOA)	0
Carry forward orthodontic activity (UOA)	0
Baseline contract value	£504,760.47

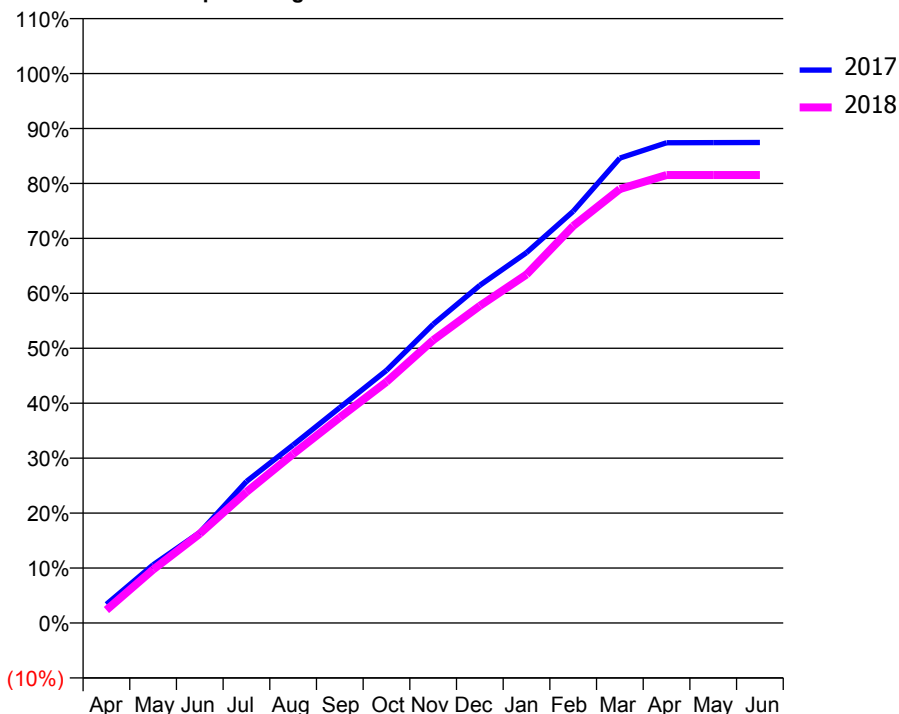
ACCESS*

Patients seen in 24 months	Total	Change since previous quarter
Quarter ending March 2017	5,094	
Quarter ending June 2017	5,137	→
Quarter ending September 2017	5,146	→
Quarter ending December 2017	5,131	→
Quarter ending March 2018	5,139	→
Variance since March 2017	0.9%	→



ACTIVITY

Cumulative percentage of contracted UDA delivered 2017 & 2018



Month	Adjusted Scheduled Activity (UDA)	
	2017	2018
April	611	424
May	1,904	1,746
June	2,965	2,920
July	4,631	4,285
August	5,825	5,529
September	7,046	6,723
October	8,263	7,889
November	9,776	9,255
December	11,048	10,378
January	12,117	11,403
February	13,469	12,991
March	15,209	14,196
April	15,713	14,654
May	15,717	14,655
June	15,721	14,655

QUALITY

	Quantity	Base Number	Contract	AT	Region	England
% of FP17s for the same patient ID Re-attending within 3 months - Children	98	1,281	7.7%	9.3%	11.6%	11.9%
% of FP17s for the same patient ID Re-attending within 3 months - Adults	1,350	7,068	19.1%	12.9%	15.4%	16.0%
% of FP17s for the same patient ID Re-attending between 3 & 9 months - Children	730	1,281	57.0%	59.1%	59.4%	58.3%
% of FP17s for the same patient ID Re-attending between 3 & 9 months - Adults	3,469	7,068	49.1%	49.4%	51.3%	50.3%
% of FP17s for Band 1 Urgent Courses	733	8,340	8.8%	7.0%	8.0%	9.1%
% of FP17s Relating to Free Repair or Replacements	150	8,340	1.8%	0.8%	0.8%	0.8%
% of FP17s Relating to Continuations	222	8,340	2.7%	1.1%	1.0%	1.0%
% of Patients satisfied with the dentistry they have received	49	50	98.0%	92.6%	91.7%	91.5%
% of Patients satisfied with the time they had to wait for an appointment	48	50	96.0%	89.8%	88.3%	87.9%

* This is based on patients treated on this contract for their most recent course of treatment. Figures in italics indicate the base number of FP17s or Patient Questionnaire responses are less than 100. N/A is shown where the base number of responses is less than 10 during the period. % is calculated as Quantity/Base number*100

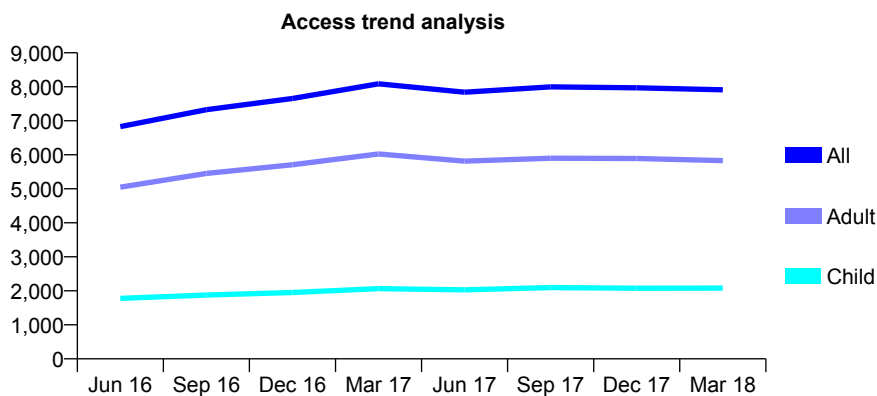
Q53 - Vital Signs At a Glance Contract Report for 124192/0001 - Year end March 2018

Name or company name	The Manor Dental Surgery
Contract type name	GDS Contract
Purpose of contract	General
Contract start date	01/04/2015
Contract end date	

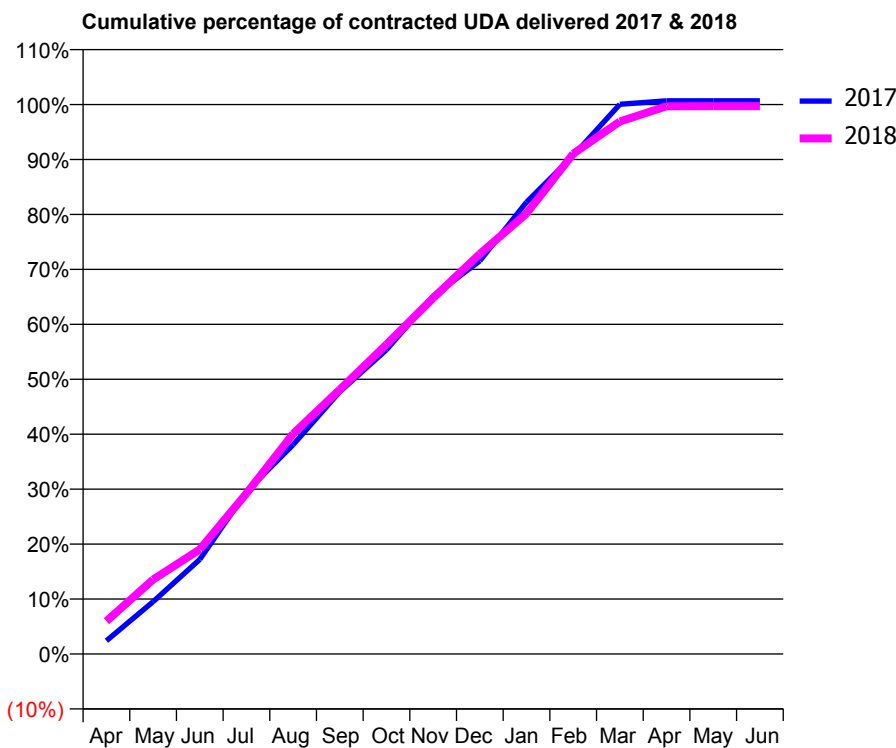
17/18 Contracted general activity (UDA)	22,892
Carry forward general activity (UDA)	-151
17/18 Contracted orthodontic activity (UOA)	0
Carry forward orthodontic activity (UOA)	0
Baseline contract value	£675,358.04

ACCESS*

Patients seen in 24 months	Total	Change since previous quarter
Quarter ending March 2017	8,090	
Quarter ending June 2017	7,842	↓
Quarter ending September 2017	7,997	→
Quarter ending December 2017	7,971	→
Quarter ending March 2018	7,910	→
Variance since March 2017	(2.2%)	↓



ACTIVITY



Month	Adjusted Scheduled Activity (UDA)	
	2017	2018
April	544	1,368
May	2,149	3,104
June	3,879	4,357
July	6,657	6,690
August	8,581	9,173
September	10,758	11,018
October	12,478	12,896
November	14,678	14,827
December	16,126	16,666
January	18,532	18,354
February	20,442	20,843
March	22,547	22,182
April	22,688	22,819
May	22,688	22,824
June	22,688	22,824

QUALITY

	Quantity	Base Number	Contract	AT	Region	England
% of FP17s for the same patient ID Re-attending within 3 months - Children	135	2,978	4.5%	9.3%	11.6%	11.9%
% of FP17s for the same patient ID Re-attending within 3 months - Adults	784	7,552	10.4%	12.9%	15.4%	16.0%
% of FP17s for the same patient ID Re-attending between 3 & 9 months - Children	1,890	2,978	63.5%	59.1%	59.4%	58.3%
% of FP17s for the same patient ID Re-attending between 3 & 9 months - Adults	4,600	7,552	60.9%	49.4%	51.3%	50.3%
% of FP17s for Band 1 Urgent Courses	584	10,754	5.4%	7.0%	8.0%	9.1%
% of FP17s Relating to Free Repair or Replacements	20	10,754	0.2%	0.8%	0.8%	0.8%
% of FP17s Relating to Continuations	110	10,754	1.0%	1.1%	1.0%	1.0%
% of Patients satisfied with the dentistry they have received	18	19	94.7%	92.6%	91.7%	91.5%
% of Patients satisfied with the time they had to wait for an appointment	16	19	84.2%	89.8%	88.3%	87.9%

* This is based on patients treated on this contract for their most recent course of treatment. Figures in italics indicate the base number of FP17s or Patient Questionnaire responses are less than 100. N/A is shown where the base number of responses is less than 10 during the period. % is calculated as Quantity/Base number*100

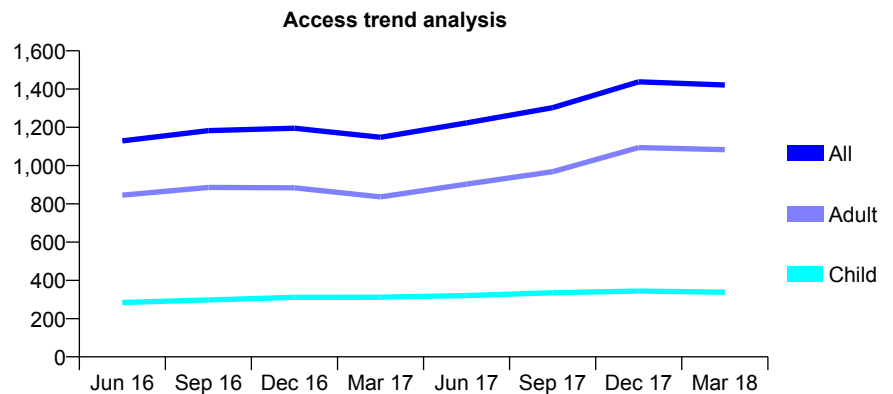
Q53 - Vital Signs At a Glance Contract Report for 129216/0001 - Year end March 2018

Name or company name	Acacia Dental Practice Limited
Contract type name	GDS Contract
Purpose of contract	General
Contract start date	01/11/2012
Contract end date	

17/18 Contracted general activity (UDA)	3,760
Carry forward general activity (UDA)	0
17/18 Contracted orthodontic activity (UOA)	0
Carry forward orthodontic activity (UOA)	0
Baseline contract value	£96,225.19

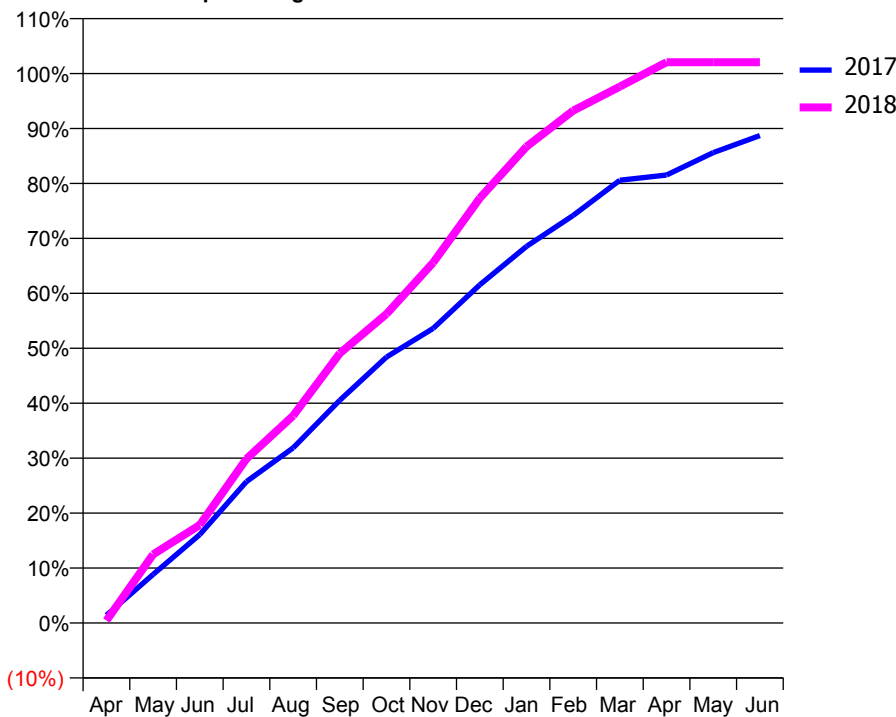
ACCESS*

Patients seen in 24 months	Total	Change since previous quarter
Quarter ending March 2017	1,148	
Quarter ending June 2017	1,223	↑
Quarter ending September 2017	1,303	↑
Quarter ending December 2017	1,438	↑
Quarter ending March 2018	1,421	↓
Variance since March 2017	23.8%	↑



ACTIVITY

Cumulative percentage of contracted UDA delivered 2017 & 2018



Month	Adjusted Scheduled Activity (UDA)	
	2017	2018
April	53	17
May	333	470
June	606	671
July	967	1,124
August	1,199	1,418
September	1,524	1,846
October	1,819	2,114
November	2,016	2,466
December	2,315	2,908
January	2,577	3,260
February	2,789	3,506
March	3,030	3,670
April	3,065	3,837
May	3,219	3,837
June	3,336	3,837

QUALITY

	Quantity	Base Number	Contract	AT	Region	England
% of FP17s for the same patient ID Re-attending within 3 months - Children	34	527	6.5%	9.3%	11.6%	11.9%
% of FP17s for the same patient ID Re-attending within 3 months - Adults	195	1,498	13.0%	12.9%	15.4%	16.0%
% of FP17s for the same patient ID Re-attending between 3 & 9 months - Children	285	527	54.1%	59.1%	59.4%	58.3%
% of FP17s for the same patient ID Re-attending between 3 & 9 months - Adults	580	1,498	38.7%	49.4%	51.3%	50.3%
% of FP17s for Band 1 Urgent Courses	88	1,955	4.5%	7.0%	8.0%	9.1%
% of FP17s Relating to Free Repair or Replacements	13	1,955	0.7%	0.8%	0.8%	0.8%
% of FP17s Relating to Continuations	43	1,955	2.2%	1.1%	1.0%	1.0%
% of Patients satisfied with the dentistry they have received	0	0	N/A	92.6%	91.7%	91.5%
% of Patients satisfied with the time they had to wait for an appointment	0	0	N/A	89.8%	88.3%	87.9%

* This is based on patients treated on this contract for their most recent course of treatment. Figures in italics indicate the base number of FP17s or Patient Questionnaire responses are less than 100. N/A is shown where the base number of responses is less than 10 during the period. % is calculated as Quantity/Base number*100

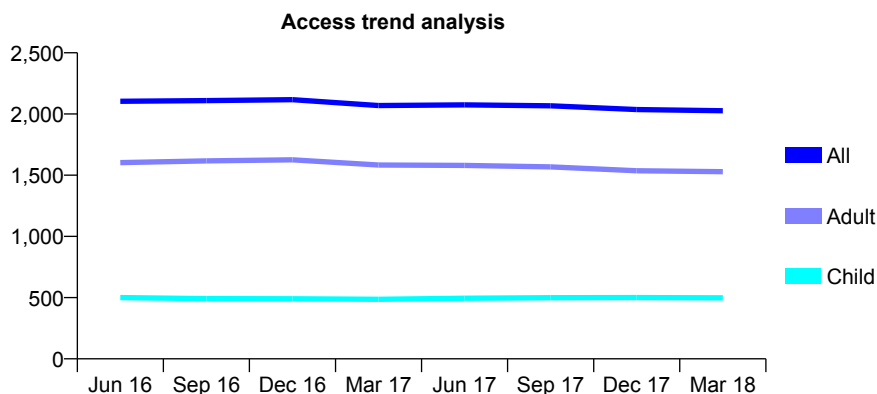
Q53 - Vital Signs At a Glance Contract Report for 130346/0001 - Year end March 2018

Name or company name	Kingsbury Dental Practice
Contract type name	GDS Contract
Purpose of contract	General
Contract start date	01/04/2011
Contract end date	

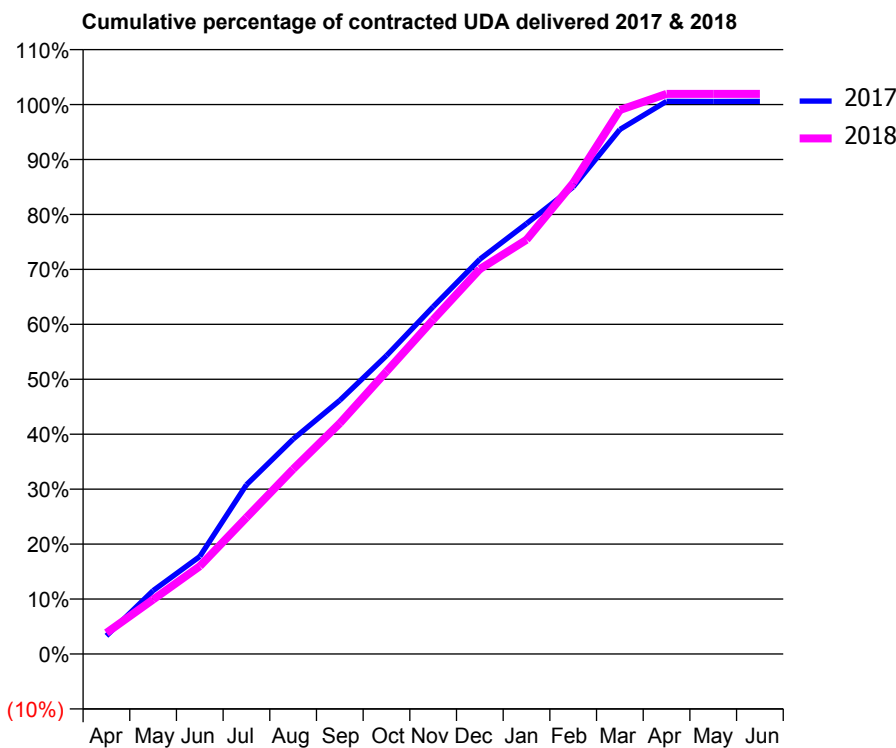
17/18 Contracted general activity (UDA)	5,800
Carry forward general activity (UDA)	-33
17/18 Contracted orthodontic activity (UOA)	0
Carry forward orthodontic activity (UOA)	0
Baseline contract value	£184,942.02

ACCESS*

Patients seen in 24 months	Total	Change since previous quarter
Quarter ending March 2017	2,069	
Quarter ending June 2017	2,075	→
Quarter ending September 2017	2,067	→
Quarter ending December 2017	2,037	↓
Quarter ending March 2018	2,027	→
Variance since March 2017	(2.0%)	↓



ACTIVITY



Month	Adjusted Scheduled Activity (UDA)	
	2017	2018
April	192	222
May	670	575
June	1,030	927
July	1,786	1,441
August	2,269	1,951
September	2,677	2,436
October	3,149	2,981
November	3,666	3,530
December	4,166	4,062
January	4,542	4,373
February	4,930	4,972
March	5,537	5,741
April	5,833	5,912
May	5,832	5,912
June	5,833	5,912

QUALITY

	Quantity	Base Number	Contract	AT	Region	England
% of FP17s for the same patient ID Re-attending within 3 months - Children	26	552	4.7%	9.3%	11.6%	11.9%
% of FP17s for the same patient ID Re-attending within 3 months - Adults	256	1,868	13.7%	12.9%	15.4%	16.0%
% of FP17s for the same patient ID Re-attending between 3 & 9 months - Children	171	552	31.0%	59.1%	59.4%	58.3%
% of FP17s for the same patient ID Re-attending between 3 & 9 months - Adults	697	1,868	37.3%	49.4%	51.3%	50.3%
% of FP17s for Band 1 Urgent Courses	83	2,406	3.4%	7.0%	8.0%	9.1%
% of FP17s Relating to Free Repair or Replacements	25	2,406	1.0%	0.8%	0.8%	0.8%
% of FP17s Relating to Continuations	23	2,406	1.0%	1.1%	1.0%	1.0%
% of Patients satisfied with the dentistry they have received	2	2	N/A	92.6%	91.7%	91.5%
% of Patients satisfied with the time they had to wait for an appointment	2	2	N/A	89.8%	88.3%	87.9%

* This is based on patients treated on this contract for their most recent course of treatment. Figures in italics indicate the base number of FP17s or Patient Questionnaire responses are less than 100. N/A is shown where the base number of responses is less than 10 during the period. % is calculated as Quantity/Base number*100

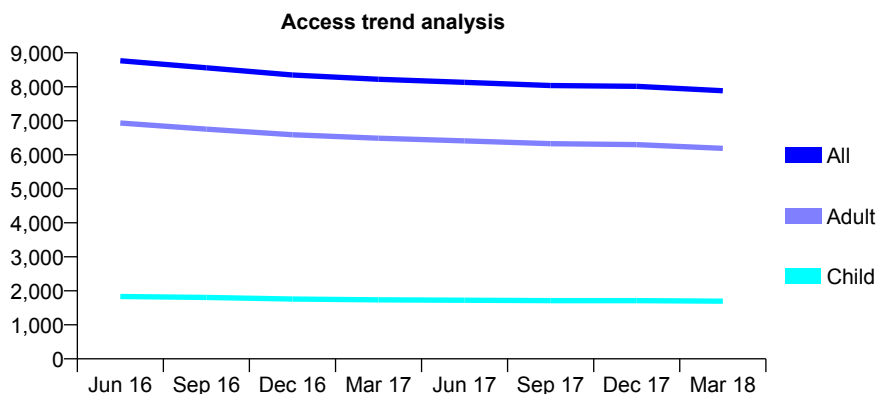
Q53 - Vital Signs At a Glance Contract Report for 134996/0001 - Year end March 2018

Name or company name	Marden House Dental Practice Partnership
Contract type name	GDS Contract
Purpose of contract	General
Contract start date	17/01/2014
Contract end date	

17/18 Contracted general activity (UDA)	18,625
Carry forward general activity (UDA)	0
17/18 Contracted orthodontic activity (UOA)	0
Carry forward orthodontic activity (UOA)	0
Baseline contract value	£576,643.48

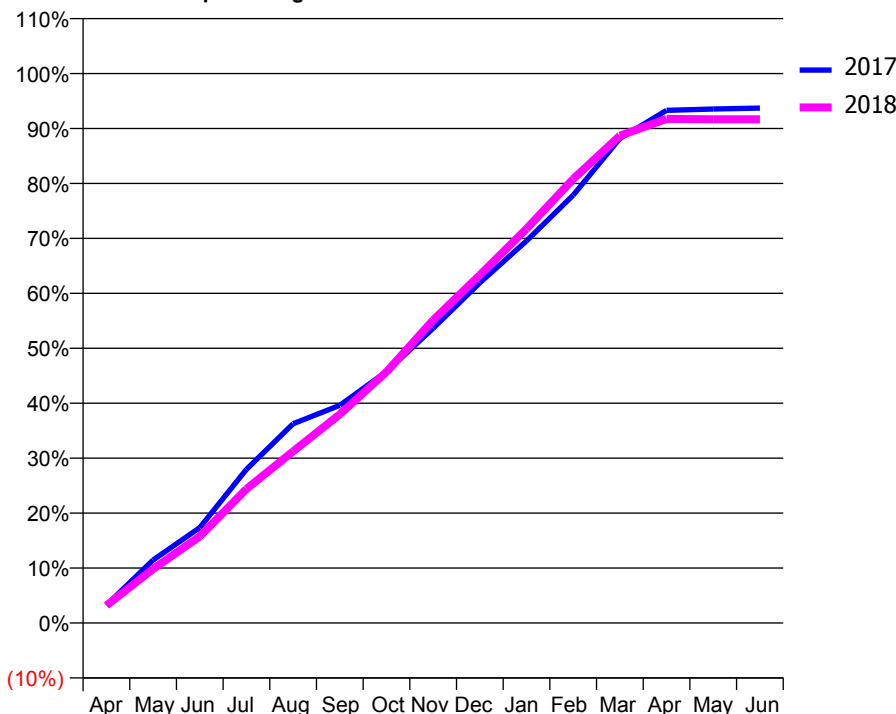
ACCESS*

Patients seen in 24 months	Total	Change since previous quarter
Quarter ending March 2017	8,222	
Quarter ending June 2017	8,130	↓
Quarter ending September 2017	8,036	↓
Quarter ending December 2017	8,012	→
Quarter ending March 2018	7,886	↓
Variance since March 2017	(4.1%)	↓



ACTIVITY

Cumulative percentage of contracted UDA delivered 2017 & 2018



Month	Adjusted Scheduled Activity (UDA)	
	2017	2018
April	606	594
May	2,135	1,831
June	3,234	2,936
July	5,211	4,545
August	6,753	5,819
September	7,380	7,076
October	8,521	8,513
November	9,992	10,265
December	11,531	11,792
January	12,950	13,360
February	14,503	15,051
March	16,422	16,519
April	17,374	17,086
May	17,423	17,074
June	17,453	17,074

QUALITY

	Quantity	Base Number	Contract	AT	Region	England
% of FP17s for the same patient ID Re-attending within 3 months - Children	103	2,119	4.9%	9.3%	11.6%	11.9%
% of FP17s for the same patient ID Re-attending within 3 months - Adults	826	7,520	11.0%	12.9%	15.4%	16.0%
% of FP17s for the same patient ID Re-attending between 3 & 9 months - Children	712	2,119	33.6%	59.1%	59.4%	58.3%
% of FP17s for the same patient ID Re-attending between 3 & 9 months - Adults	2,316	7,520	30.8%	49.4%	51.3%	50.3%
% of FP17s for Band 1 Urgent Courses	1,037	9,490	10.9%	7.0%	8.0%	9.1%
% of FP17s Relating to Free Repair or Replacements	33	9,490	0.3%	0.8%	0.8%	0.8%
% of FP17s Relating to Continuations	88	9,490	0.9%	1.1%	1.0%	1.0%
% of Patients satisfied with the dentistry they have received	8	8	N/A	92.6%	91.7%	91.5%
% of Patients satisfied with the time they had to wait for an appointment	8	8	N/A	89.8%	88.3%	87.9%

* This is based on patients treated on this contract for their most recent course of treatment. Figures in italics indicate the base number of FP17s or Patient Questionnaire responses are less than 100. N/A is shown where the base number of responses is less than 10 during the period. % is calculated as Quantity/Base number*100

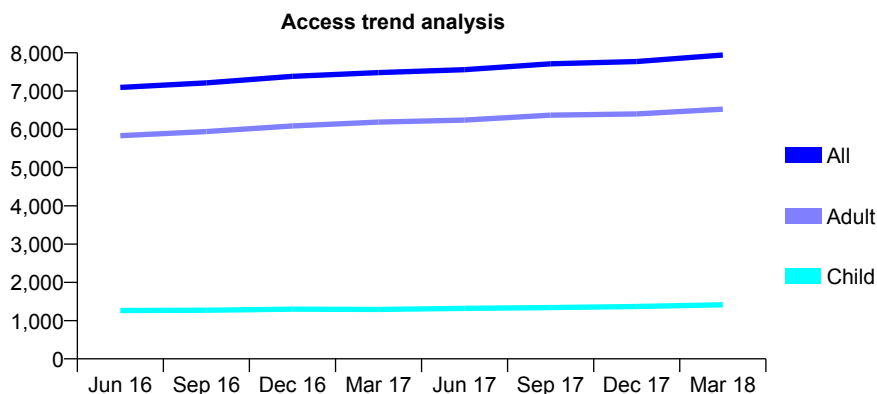
Q53 - Vital Signs At a Glance Contract Report for 135194/0001 - Year end March 2018

Name or company name	S.R. Williams Ltd
Contract type name	GDS Contract
Purpose of contract	General
Contract start date	01/04/2009
Contract end date	

17/18 Contracted general activity (UDA)	18,067
Carry forward general activity (UDA)	-113
17/18 Contracted orthodontic activity (UOA)	0
Carry forward orthodontic activity (UOA)	0
Baseline contract value	£532,759.63

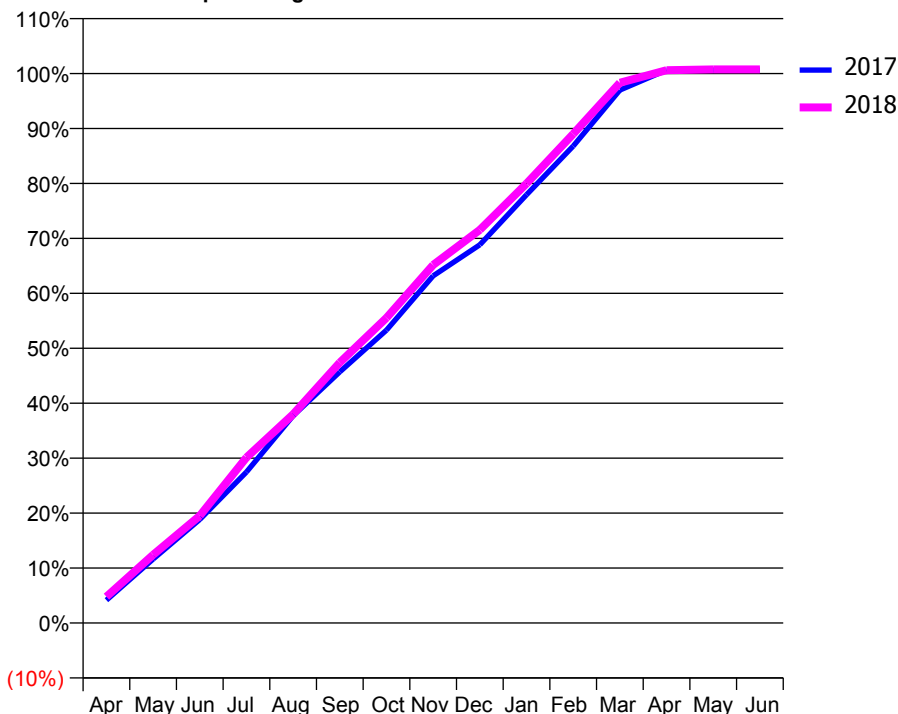
ACCESS*

Patients seen in 24 months	Total	Change since previous quarter
Quarter ending March 2017	7,483	
Quarter ending June 2017	7,559	→
Quarter ending September 2017	7,712	↑
Quarter ending December 2017	7,772	→
Quarter ending March 2018	7,941	↑
Variance since March 2017	6.1%	↑



ACTIVITY

Cumulative percentage of contracted UDA delivered 2017 & 2018



Month	Adjusted Scheduled Activity (UDA)	
	2017	2018
April	753	866
May	2,101	2,241
June	3,405	3,528
July	4,963	5,441
August	6,814	6,863
September	8,257	8,565
October	9,632	10,036
November	11,415	11,773
December	12,435	12,927
January	14,080	14,450
February	15,681	16,079
March	17,524	17,762
April	18,181	18,176
May	18,182	18,200
June	18,180	18,202

QUALITY

	Quantity	Base Number	Contract	AT	Region	England
% of FP17s for the same patient ID Re-attending within 3 months - Children	171	2,229	7.7%	9.3%	11.6%	11.9%
% of FP17s for the same patient ID Re-attending within 3 months - Adults	887	7,594	11.7%	12.9%	15.4%	16.0%
% of FP17s for the same patient ID Re-attending between 3 & 9 months - Children	1,427	2,229	64.0%	59.1%	59.4%	58.3%
% of FP17s for the same patient ID Re-attending between 3 & 9 months - Adults	2,426	7,594	31.9%	49.4%	51.3%	50.3%
% of FP17s for Band 1 Urgent Courses	513	9,750	5.3%	7.0%	8.0%	9.1%
% of FP17s Relating to Free Repair or Replacements	57	9,750	0.6%	0.8%	0.8%	0.8%
% of FP17s Relating to Continuations	126	9,750	1.3%	1.1%	1.0%	1.0%
% of Patients satisfied with the dentistry they have received	15	16	93.8%	92.6%	91.7%	91.5%
% of Patients satisfied with the time they had to wait for an appointment	13	16	81.3%	89.8%	88.3%	87.9%

* This is based on patients treated on this contract for their most recent course of treatment. Figures in italics indicate the base number of FP17s or Patient Questionnaire responses are less than 100. N/A is shown where the base number of responses is less than 10 during the period. % is calculated as Quantity/Base number*100

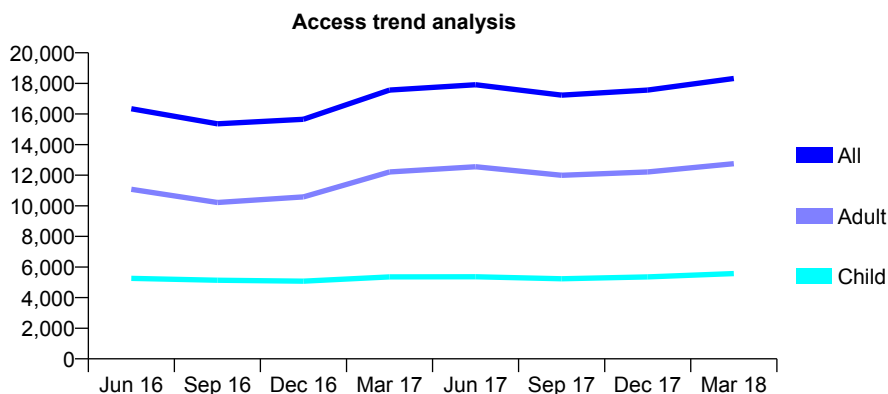
Q53 - Vital Signs At a Glance Contract Report for 137243/0001 - Year end March 2018

Name or company name	Camphill Dental Practice
Contract type name	GDS Contract
Purpose of contract	General
Contract start date	01/04/2014
Contract end date	

17/18 Contracted general activity (UDA)	41,852
Carry forward general activity (UDA)	-838
17/18 Contracted orthodontic activity (UOA)	0
Carry forward orthodontic activity (UOA)	0
Baseline contract value	£945,087.60

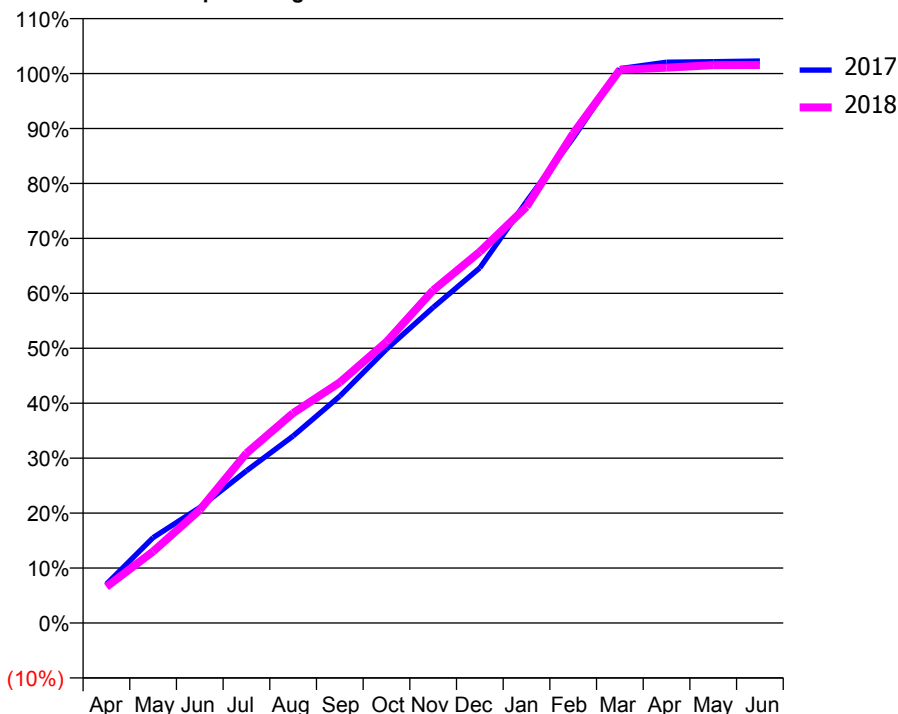
ACCESS*

Patients seen in 24 months	Total	Change since previous quarter
Quarter ending March 2017	17,564	
Quarter ending June 2017	17,917	↑
Quarter ending September 2017	17,229	↓
Quarter ending December 2017	17,568	→
Quarter ending March 2018	18,326	↑
Variance since March 2017	4.3%	↑



ACTIVITY

Cumulative percentage of contracted UDA delivered 2017 & 2018



Month	Adjusted Scheduled Activity (UDA)	
	2017	2018
April	2,960	2,756
May	6,504	5,450
June	8,801	8,620
July	11,596	12,934
August	14,242	15,991
September	17,281	18,322
October	20,851	21,417
November	24,037	25,343
December	27,049	28,277
January	32,107	31,703
February	36,941	37,289
March	42,224	42,131
April	42,710	42,294
May	42,756	42,486
June	42,801	42,500

QUALITY

	Quantity	Base Number	Contract	AT	Region	England
% of FP17s for the same patient ID Re-attending within 3 months - Children	423	7,627	5.5%	9.3%	11.6%	11.9%
% of FP17s for the same patient ID Re-attending within 3 months - Adults	1,064	12,964	8.2%	12.9%	15.4%	16.0%
% of FP17s for the same patient ID Re-attending between 3 & 9 months - Children	4,186	7,627	54.9%	59.1%	59.4%	58.3%
% of FP17s for the same patient ID Re-attending between 3 & 9 months - Adults	5,222	12,964	40.3%	49.4%	51.3%	50.3%
% of FP17s for Band 1 Urgent Courses	1,079	20,479	5.3%	7.0%	8.0%	9.1%
% of FP17s Relating to Free Repair or Replacements	72	20,479	0.4%	0.8%	0.8%	0.8%
% of FP17s Relating to Continuations	192	20,479	0.9%	1.1%	1.0%	1.0%
% of Patients satisfied with the dentistry they have received	22	25	88.0%	92.6%	91.7%	91.5%
% of Patients satisfied with the time they had to wait for an appointment	20	25	80.0%	89.8%	88.3%	87.9%

* This is based on patients treated on this contract for their most recent course of treatment. Figures in italics indicate the base number of FP17s or Patient Questionnaire responses are less than 100. N/A is shown where the base number of responses is less than 10 during the period. % is calculated as Quantity/Base number*100

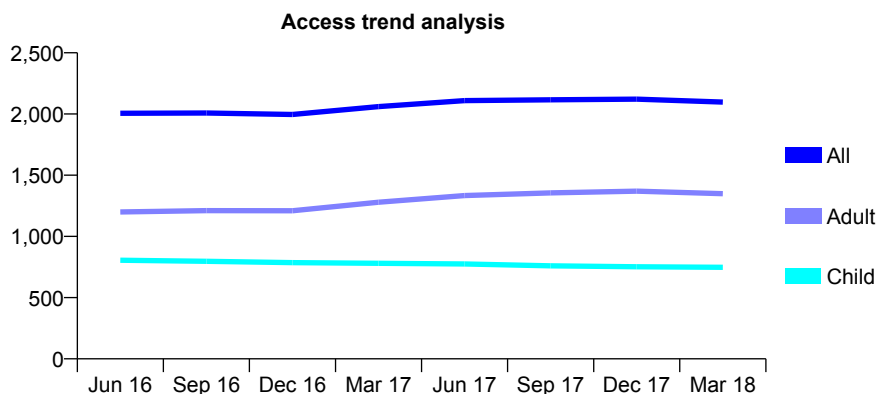
Q53 - Vital Signs At a Glance Contract Report for 141224/0001 - Year end March 2018

Name or company name	Abbey Cottage Dental Practice Ltd
Contract type name	GDS Contract
Purpose of contract	General and Orthodontic
Contract start date	01/04/2009
Contract end date	

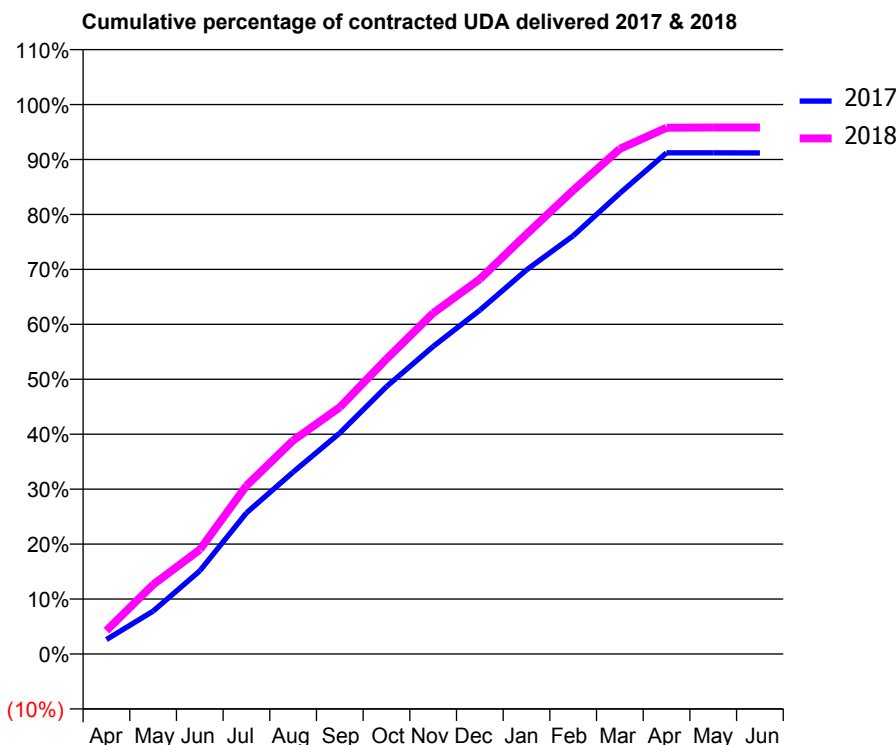
17/18 Contracted general activity (UDA)	5,534
Carry forward general activity (UDA)	0
17/18 Contracted orthodontic activity (UOA)	0
Carry forward orthodontic activity (UOA)	0
Baseline contract value	£136,133.93

ACCESS*

Patients seen in 24 months	Total	Change since previous quarter
Quarter ending March 2017	2,060	
Quarter ending June 2017	2,109	↑
Quarter ending September 2017	2,116	→
Quarter ending December 2017	2,122	→
Quarter ending March 2018	2,097	↓
Variance since March 2017	1.8%	→



ACTIVITY



Month	Adjusted Scheduled Activity (UDA)	
	2017	2018
April	146	236
May	431	698
June	836	1,050
July	1,419	1,695
August	1,829	2,151
September	2,223	2,485
October	2,690	2,972
November	3,094	3,433
December	3,458	3,775
January	3,863	4,228
February	4,206	4,670
March	4,634	5,087
April	5,040	5,300
May	5,040	5,302
June	5,039	5,302

QUALITY

	Quantity	Base Number	Contract	AT	Region	England
% of FP17s for the same patient ID Re-attending within 3 months - Children	80	1,223	6.5%	9.3%	11.6%	11.9%
% of FP17s for the same patient ID Re-attending within 3 months - Adults	302	1,971	15.3%	12.9%	15.4%	16.0%
% of FP17s for the same patient ID Re-attending between 3 & 9 months - Children	767	1,223	62.7%	59.1%	59.4%	58.3%
% of FP17s for the same patient ID Re-attending between 3 & 9 months - Adults	977	1,971	49.6%	49.4%	51.3%	50.3%
% of FP17s for Band 1 Urgent Courses	262	3,143	8.3%	7.0%	8.0%	9.1%
% of FP17s Relating to Free Repair or Replacements	24	3,143	0.8%	0.8%	0.8%	0.8%
% of FP17s Relating to Continuations	11	3,143	0.3%	1.1%	1.0%	1.0%
% of Patients satisfied with the dentistry they have received	5	5	N/A	92.6%	91.7%	91.5%
% of Patients satisfied with the time they had to wait for an appointment	5	5	N/A	89.8%	88.3%	87.9%

* This is based on patients treated on this contract for their most recent course of treatment. Figures in italics indicate the base number of FP17s or Patient Questionnaire responses are less than 100. N/A is shown where the base number of responses is less than 10 during the period. % is calculated as Quantity/Base number*100

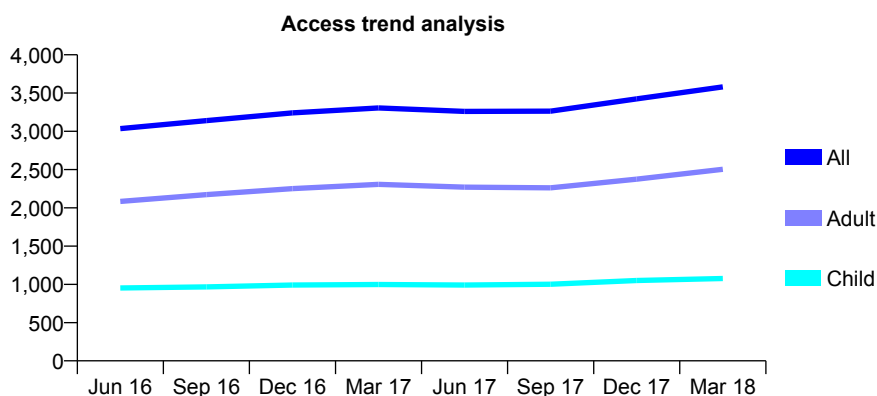
Q53 - Vital Signs At a Glance Contract Report for 142735/0001 - Year end March 2018

Name or company name	Allesley Park Dental Practice
Contract type name	GDS Contract
Purpose of contract	General
Contract start date	01/04/2015
Contract end date	

17/18 Contracted general activity (UDA)	7,784
Carry forward general activity (UDA)	0
17/18 Contracted orthodontic activity (UOA)	0
Carry forward orthodontic activity (UOA)	0
Baseline contract value	£174,392.49

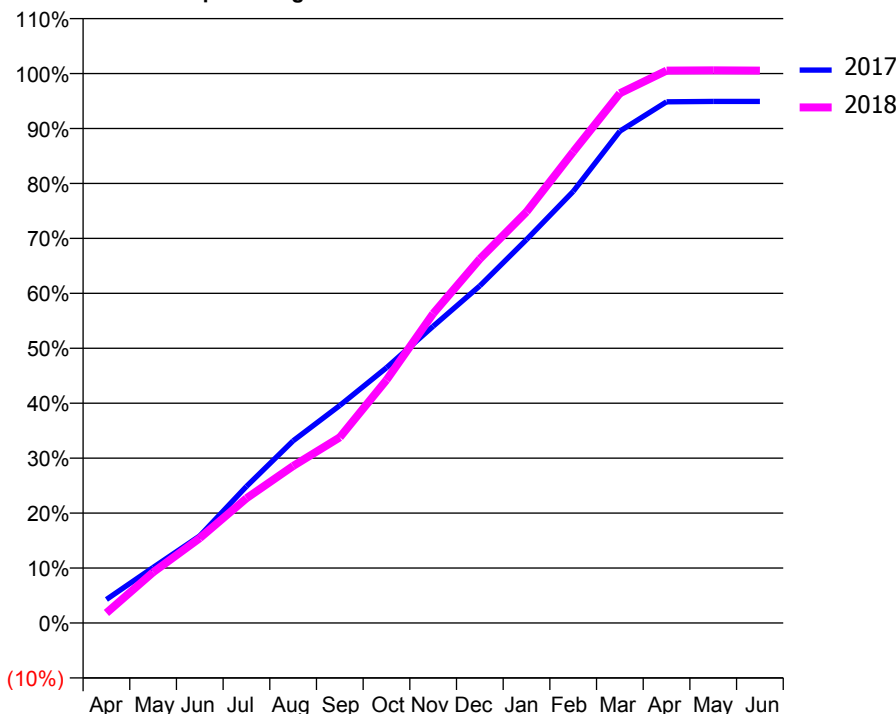
ACCESS*

Patients seen in 24 months	Total	Change since previous quarter
Quarter ending March 2017	3,305	
Quarter ending June 2017	3,261	↓
Quarter ending September 2017	3,263	→
Quarter ending December 2017	3,424	↑
Quarter ending March 2018	3,581	↑
Variance since March 2017	8.4%	↑



ACTIVITY

Cumulative percentage of contracted UDA delivered 2017 & 2018



Adjusted Scheduled Activity (UDA)

Month	2017	2018
April	334	142
May	787	719
June	1,235	1,202
July	1,935	1,766
August	2,581	2,224
September	3,082	2,631
October	3,617	3,443
November	4,204	4,382
December	4,776	5,158
January	5,431	5,824
February	6,113	6,674
March	6,968	7,504
April	7,382	7,825
May	7,389	7,829
June	7,389	7,824

QUALITY

	Quantity	Base Number	Contract	AT	Region	England
% of FP17s for the same patient ID Re-attending within 3 months - Children	68	1,524	4.5%	9.3%	11.6%	11.9%
% of FP17s for the same patient ID Re-attending within 3 months - Adults	395	3,286	12.0%	12.9%	15.4%	16.0%
% of FP17s for the same patient ID Re-attending between 3 & 9 months - Children	868	1,524	57.0%	59.1%	59.4%	58.3%
% of FP17s for the same patient ID Re-attending between 3 & 9 months - Adults	1,665	3,286	50.7%	49.4%	51.3%	50.3%
% of FP17s for Band 1 Urgent Courses	197	4,144	4.8%	7.0%	8.0%	9.1%
% of FP17s Relating to Free Repair or Replacements	18	4,144	0.4%	0.8%	0.8%	0.8%
% of FP17s Relating to Continuations	19	4,144	0.5%	1.1%	1.0%	1.0%
% of Patients satisfied with the dentistry they have received	9	11	81.8%	92.6%	91.7%	91.5%
% of Patients satisfied with the time they had to wait for an appointment	10	11	90.9%	89.8%	88.3%	87.9%

* This is based on patients treated on this contract for their most recent course of treatment. Figures in italics indicate the base number of FP17s or Patient Questionnaire responses are less than 100. N/A is shown where the base number of responses is less than 10 during the period. % is calculated as Quantity/Base number*100

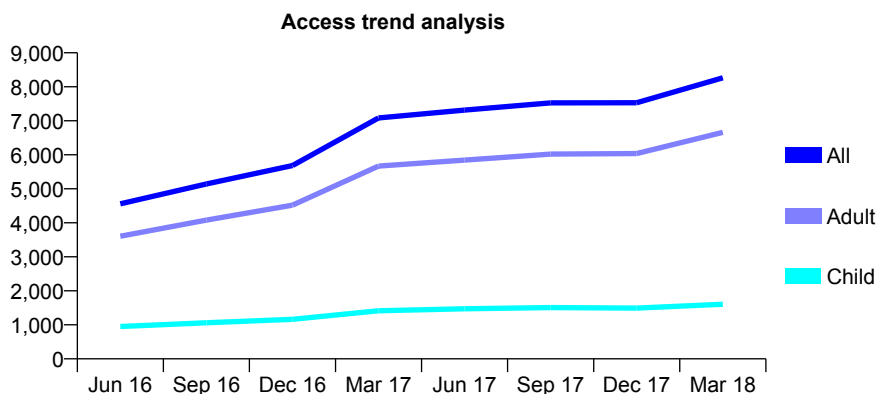
Q53 - Vital Signs At a Glance Contract Report for 143502/0001 - Year end March 2018

Name or company name	Light Lane Dental Practice
Contract type name	GDS Contract
Purpose of contract	General and Orthodontic
Contract start date	01/10/2015
Contract end date	

17/18 Contracted general activity (UDA)	22,006
Carry forward general activity (UDA)	769
17/18 Contracted orthodontic activity (UOA)	290
Carry forward orthodontic activity (UOA)	-6
Baseline contract value	£616,912.15

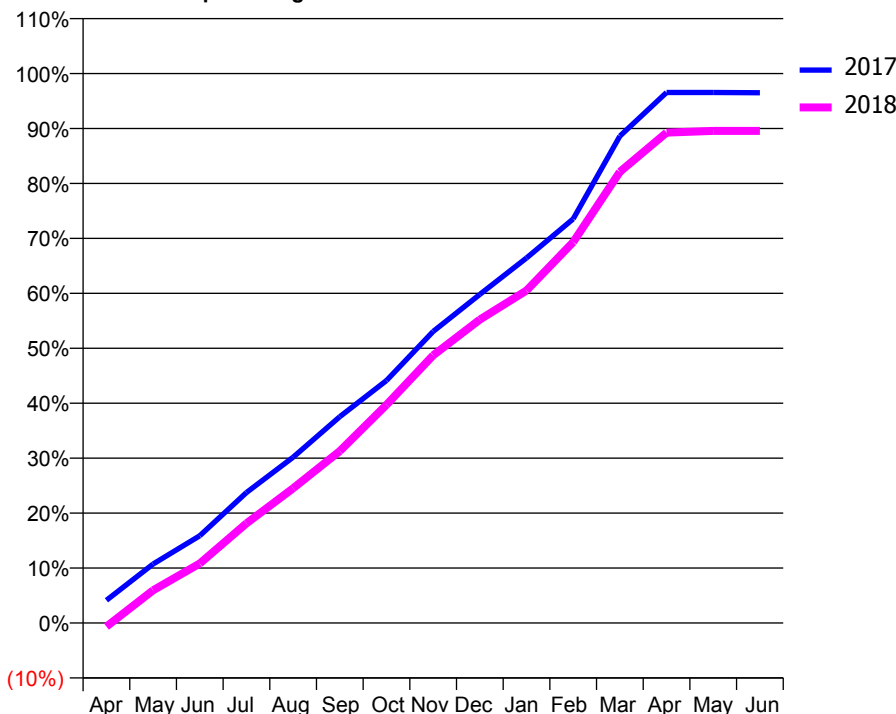
ACCESS*

Patients seen in 24 months	Total	Change since previous quarter
Quarter ending March 2017	7,085	
Quarter ending June 2017	7,316	↑
Quarter ending September 2017	7,528	↑
Quarter ending December 2017	7,532	→
Quarter ending March 2018	8,266	↑
Variance since March 2017	16.7%	↑



ACTIVITY

Cumulative percentage of contracted UDA delivered 2017 & 2018



Month	Adjusted Scheduled Activity (UDA)	
	2017	2018
April	912	-146
May	2,365	1,311
June	3,494	2,382
July	5,227	3,990
August	6,638	5,397
September	8,264	6,888
October	9,711	8,738
November	11,677	10,722
December	13,160	12,150
January	14,619	13,318
February	16,184	15,253
March	19,500	18,070
April	21,245	19,638
May	21,246	19,709
June	21,237	19,706

QUALITY

	Quantity	Base Number	Contract	AT	Region	England
% of FP17s for the same patient ID Re-attending within 3 months - Children	51	1,890	2.7%	9.3%	11.6%	11.9%
% of FP17s for the same patient ID Re-attending within 3 months - Adults	1,192	8,216	14.5%	12.9%	15.4%	16.0%
% of FP17s for the same patient ID Re-attending between 3 & 9 months - Children	888	1,890	47.0%	59.1%	59.4%	58.3%
% of FP17s for the same patient ID Re-attending between 3 & 9 months - Adults	3,703	8,216	45.1%	49.4%	51.3%	50.3%
% of FP17s for Band 1 Urgent Courses	479	10,020	4.8%	7.0%	8.0%	9.1%
% of FP17s Relating to Free Repair or Replacements	37	10,020	0.4%	0.8%	0.8%	0.8%
% of FP17s Relating to Continuations	37	10,020	0.4%	1.1%	1.0%	1.0%
% of Patients satisfied with the dentistry they have received	3	4	N/A	92.6%	91.7%	91.5%
% of Patients satisfied with the time they had to wait for an appointment	4	4	N/A	89.8%	88.3%	87.9%

* This is based on patients treated on this contract for their most recent course of treatment. Figures in italics indicate the base number of FP17s or Patient Questionnaire responses are less than 100. N/A is shown where the base number of responses is less than 10 during the period. % is calculated as Quantity/Base number*100

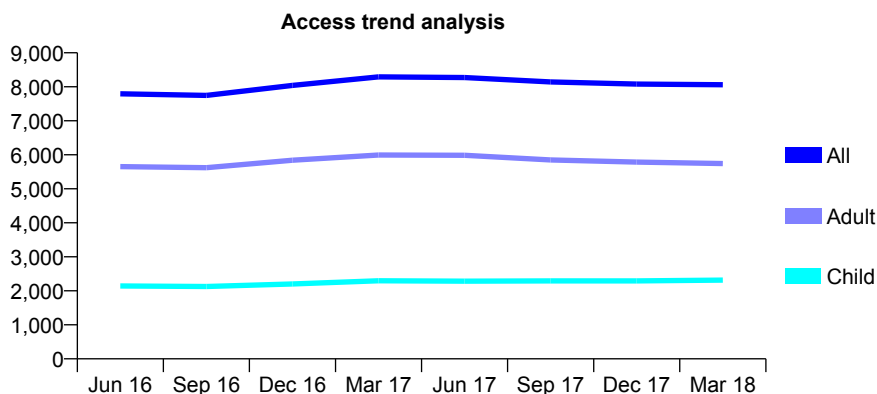
Q53 - Vital Signs At a Glance Contract Report for 143561/0001 - Year end March 2018

Name or company name	New Road Dental Practice
Contract type name	GDS Contract
Purpose of contract	General
Contract start date	01/06/2008
Contract end date	

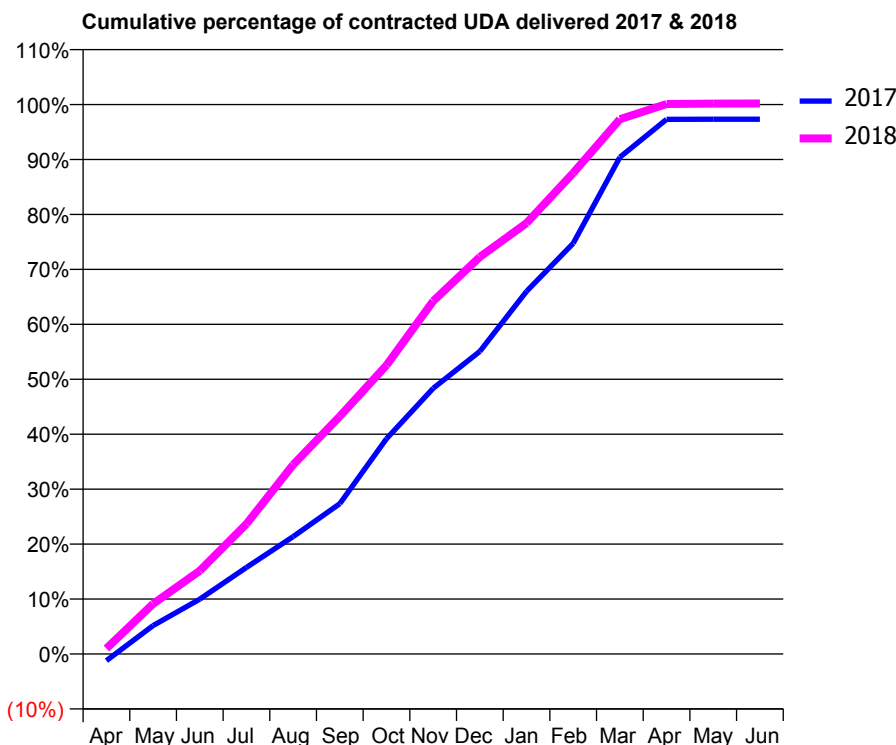
17/18 Contracted general activity (UDA)	21,350
Carry forward general activity (UDA)	572
17/18 Contracted orthodontic activity (UOA)	0
Carry forward orthodontic activity (UOA)	0
Baseline contract value	£479,526.70

ACCESS*

Patients seen in 24 months	Total	Change since previous quarter
Quarter ending March 2017	8,294	
Quarter ending June 2017	8,271	→
Quarter ending September 2017	8,144	↓
Quarter ending December 2017	8,081	→
Quarter ending March 2018	8,062	→
Variance since March 2017	(2.8%)	↓



ACTIVITY



Month	Adjusted Scheduled Activity (UDA)	
	2017	2018
April	-261	217
May	1,107	1,949
June	2,131	3,237
July	3,367	5,053
August	4,561	7,352
September	5,839	9,236
October	8,365	11,219
November	10,324	13,710
December	11,757	15,427
January	14,090	16,742
February	15,955	18,688
March	19,304	20,776
April	20,774	21,368
May	20,777	21,386
June	20,778	21,391

QUALITY

	Quantity	Base Number	Contract	AT	Region	England
% of FP17s for the same patient ID Re-attending within 3 months - Children	277	4,278	6.5%	9.3%	11.6%	11.9%
% of FP17s for the same patient ID Re-attending within 3 months - Adults	1,019	8,567	11.9%	12.9%	15.4%	16.0%
% of FP17s for the same patient ID Re-attending between 3 & 9 months - Children	3,025	4,278	70.7%	59.1%	59.4%	58.3%
% of FP17s for the same patient ID Re-attending between 3 & 9 months - Adults	5,339	8,567	62.3%	49.4%	51.3%	50.3%
% of FP17s for Band 1 Urgent Courses	666	11,648	5.7%	7.0%	8.0%	9.1%
% of FP17s Relating to Free Repair or Replacements	143	11,648	1.2%	0.8%	0.8%	0.8%
% of FP17s Relating to Continuations	56	11,648	0.5%	1.1%	1.0%	1.0%
% of Patients satisfied with the dentistry they have received	15	15	100.0%	92.6%	91.7%	91.5%
% of Patients satisfied with the time they had to wait for an appointment	15	15	100.0%	89.8%	88.3%	87.9%

* This is based on patients treated on this contract for their most recent course of treatment. Figures in italics indicate the base number of FP17s or Patient Questionnaire responses are less than 100. N/A is shown where the base number of responses is less than 10 during the period. % is calculated as Quantity/Base number*100

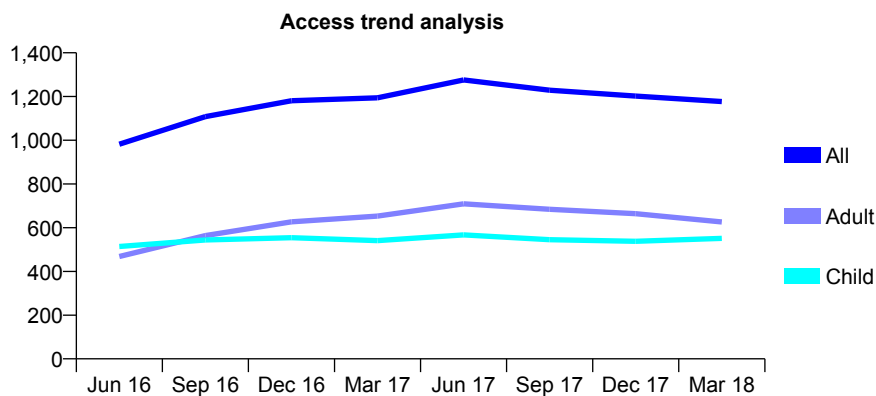
Q53 - Vital Signs At a Glance Contract Report for 147222/0001 - Year end March 2018

Name or company name	Hudson & Mileson
Contract type name	GDS Contract
Purpose of contract	General
Contract start date	01/04/2006
Contract end date	

17/18 Contracted general activity (UDA)	2,600
Carry forward general activity (UDA)	-11
17/18 Contracted orthodontic activity (UOA)	0
Carry forward orthodontic activity (UOA)	0
Baseline contract value	£78,407.70

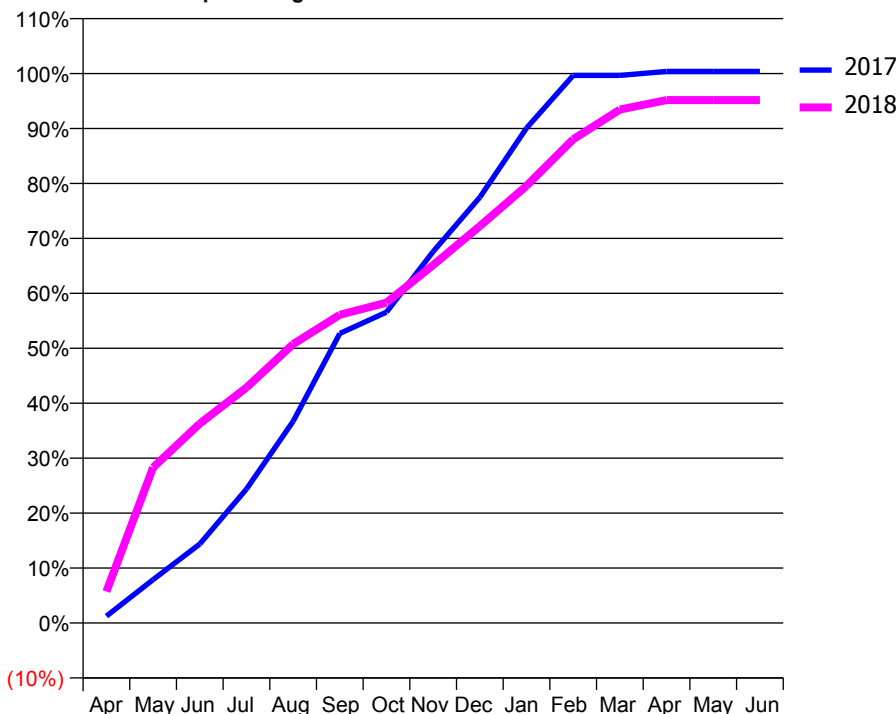
ACCESS*

Patients seen in 24 months	Total	Change since previous quarter
Quarter ending March 2017	1,194	
Quarter ending June 2017	1,276	↑
Quarter ending September 2017	1,229	↓
Quarter ending December 2017	1,202	↓
Quarter ending March 2018	1,177	↓
Variance since March 2017	(1.4%)	↓



ACTIVITY

Cumulative percentage of contracted UDA delivered 2017 & 2018



Month	Adjusted Scheduled Activity (UDA)	
	2017	2018
April	32	149
May	205	736
June	374	944
July	634	1,114
August	954	1,320
September	1,370	1,458
October	1,471	1,516
November	1,757	1,694
December	2,014	1,878
January	2,342	2,068
February	2,591	2,289
March	2,591	2,429
April	2,610	2,474
May	2,610	2,474
June	2,610	2,474

QUALITY

	Quantity	Base Number	Contract	AT	Region	England
% of FP17s for the same patient ID Re-attending within 3 months - Children	66	990	6.7%	9.3%	11.6%	11.9%
% of FP17s for the same patient ID Re-attending within 3 months - Adults	62	645	9.6%	12.9%	15.4%	16.0%
% of FP17s for the same patient ID Re-attending between 3 & 9 months - Children	667	990	67.4%	59.1%	59.4%	58.3%
% of FP17s for the same patient ID Re-attending between 3 & 9 months - Adults	377	645	58.4%	49.4%	51.3%	50.3%
% of FP17s for Band 1 Urgent Courses	38	1,655	2.3%	7.0%	8.0%	9.1%
% of FP17s Relating to Free Repair or Replacements	0	1,655	0.0%	0.8%	0.8%	0.8%
% of FP17s Relating to Continuations	26	1,655	1.6%	1.1%	1.0%	1.0%
% of Patients satisfied with the dentistry they have received	3	4	N/A	92.6%	91.7%	91.5%
% of Patients satisfied with the time they had to wait for an appointment	4	4	N/A	89.8%	88.3%	87.9%

* This is based on patients treated on this contract for their most recent course of treatment. Figures in italics indicate the base number of FP17s or Patient Questionnaire responses are less than 100. N/A is shown where the base number of responses is less than 10 during the period. % is calculated as Quantity/Base number*100

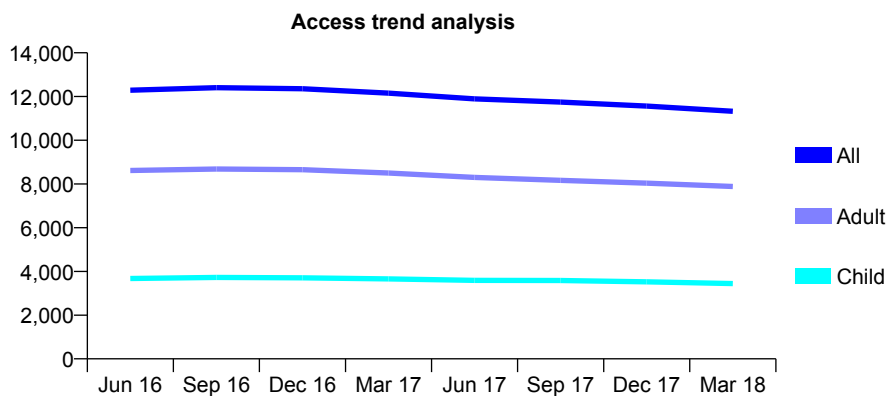
Q53 - Vital Signs At a Glance Contract Report for 148571/0001 - Year end March 2018

Name or company name	Lyppard Dental Centre
Contract type name	GDS Contract
Purpose of contract	General
Contract start date	01/04/2014
Contract end date	

17/18 Contracted general activity (UDA)	26,414
Carry forward general activity (UDA)	-529
17/18 Contracted orthodontic activity (UOA)	0
Carry forward orthodontic activity (UOA)	0
Baseline contract value	£836,091.76

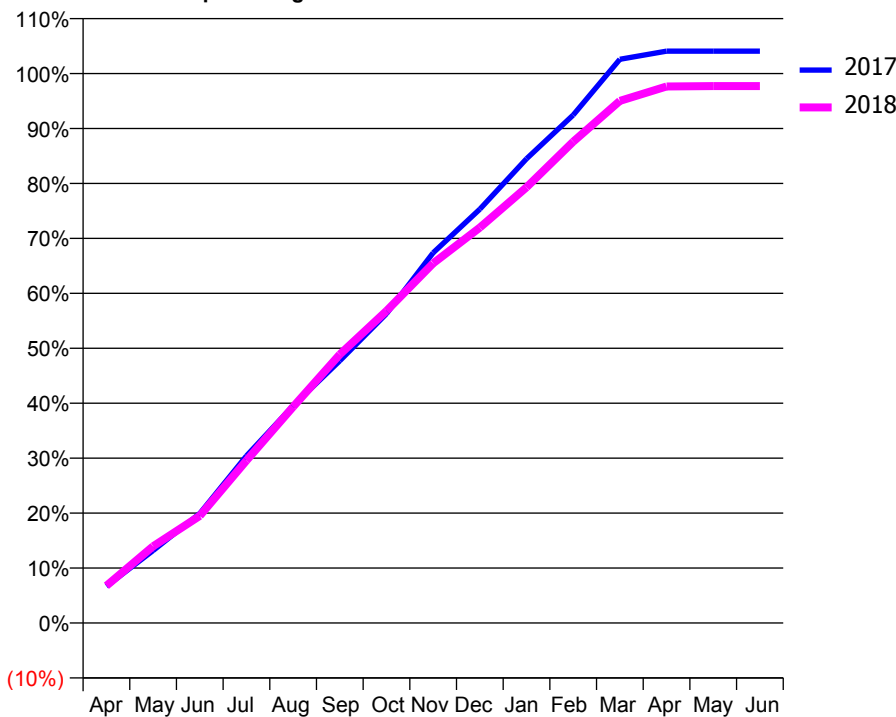
ACCESS*

Patients seen in 24 months	Total	Change since previous quarter
Quarter ending March 2017	12,155	
Quarter ending June 2017	11,891	↓
Quarter ending September 2017	11,748	↓
Quarter ending December 2017	11,560	↓
Quarter ending March 2018	11,328	↓
Variance since March 2017	(6.8%)	↓



ACTIVITY

Cumulative percentage of contracted UDA delivered 2017 & 2018



Month	Adjusted Scheduled Activity (UDA)	
	2017	2018
April	1,765	1,791
May	3,483	3,688
June	5,266	5,151
July	8,033	7,813
August	10,443	10,395
September	12,605	12,911
October	14,866	15,003
November	17,794	17,289
December	19,895	19,007
January	22,313	20,945
February	24,415	23,137
March	27,097	25,100
April	27,487	25,788
May	27,490	25,807
June	27,490	25,807

QUALITY

	Quantity	Base Number	Contract	AT	Region	England
% of FP17s for the same patient ID Re-attending within 3 months - Children	263	4,300	6.1%	9.3%	11.6%	11.9%
% of FP17s for the same patient ID Re-attending within 3 months - Adults	951	7,980	11.9%	12.9%	15.4%	16.0%
% of FP17s for the same patient ID Re-attending between 3 & 9 months - Children	2,214	4,300	51.5%	59.1%	59.4%	58.3%
% of FP17s for the same patient ID Re-attending between 3 & 9 months - Adults	2,903	7,980	36.4%	49.4%	51.3%	50.3%
% of FP17s for Band 1 Urgent Courses	860	12,434	6.9%	7.0%	8.0%	9.1%
% of FP17s Relating to Free Repair or Replacements	133	12,434	1.1%	0.8%	0.8%	0.8%
% of FP17s Relating to Continuations	171	12,434	1.4%	1.1%	1.0%	1.0%
% of Patients satisfied with the dentistry they have received	4	4	N/A	92.6%	91.7%	91.5%
% of Patients satisfied with the time they had to wait for an appointment	3	4	N/A	89.8%	88.3%	87.9%

* This is based on patients treated on this contract for their most recent course of treatment. Figures in italics indicate the base number of FP17s or Patient Questionnaire responses are less than 100. N/A is shown where the base number of responses is less than 10 during the period. % is calculated as Quantity/Base number*100

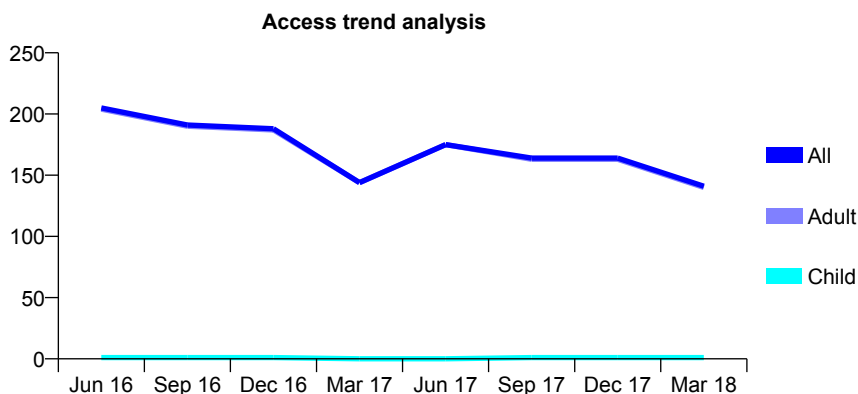
Q53 - Vital Signs At a Glance Contract Report for 148571/0002 - Year end March 2018

Name or company name	Lyppard Dental Centre
Contract type name	GDS Contract
Purpose of contract	General
Contract start date	01/04/2014
Contract end date	

17/18 Contracted general activity (UDA)	750
Carry forward general activity (UDA)	8
17/18 Contracted orthodontic activity (UOA)	0
Carry forward orthodontic activity (UOA)	0
Baseline contract value	£278,492.17

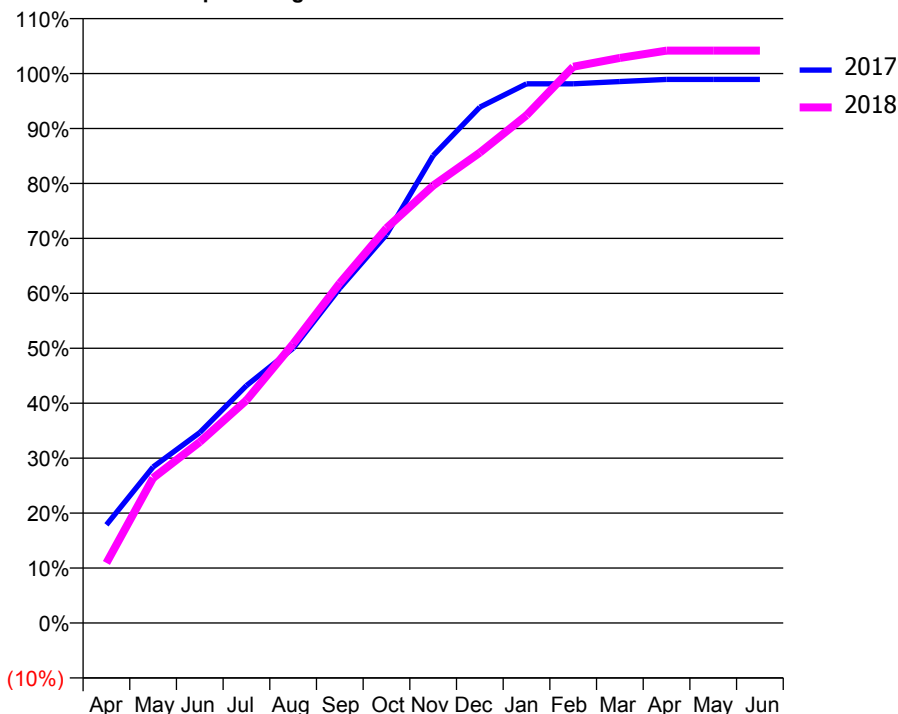
ACCESS*

Patients seen in 24 months	Total	Change since previous quarter
Quarter ending March 2017	144	
Quarter ending June 2017	175	↑
Quarter ending September 2017	164	↓
Quarter ending December 2017	164	→
Quarter ending March 2018	141	↓
Variance since March 2017	(2.1%)	↓



ACTIVITY

Cumulative percentage of contracted UDA delivered 2017 & 2018



Month	Adjusted Scheduled Activity (UDA)	
	2017	2018
April	134	82
May	213	198
June	260	247
July	324	304
August	375	381
September	457	464
October	530	539
November	638	597
December	704	642
January	736	693
February	736	759
March	739	771
April	742	781
May	742	781
June	742	781

QUALITY

	Quantity	Base Number	Contract	AT	Region	England
% of FP17s for the same patient ID Re-attending within 3 months - Children	0	5	0.0%	9.3%	11.6%	11.9%
% of FP17s for the same patient ID Re-attending within 3 months - Adults	10	270	3.7%	12.9%	15.4%	16.0%
% of FP17s for the same patient ID Re-attending between 3 & 9 months - Children	0	5	0.0%	59.1%	59.4%	58.3%
% of FP17s for the same patient ID Re-attending between 3 & 9 months - Adults	8	270	3.0%	49.4%	51.3%	50.3%
% of FP17s for Band 1 Urgent Courses	1	279	0.4%	7.0%	8.0%	9.1%
% of FP17s Relating to Free Repair or Replacements	0	279	0.0%	0.8%	0.8%	0.8%
% of FP17s Relating to Continuations	7	279	2.5%	1.1%	1.0%	1.0%
% of Patients satisfied with the dentistry they have received	1	1	N/A	92.6%	91.7%	91.5%
% of Patients satisfied with the time they had to wait for an appointment	1	1	N/A	89.8%	88.3%	87.9%

* This is based on patients treated on this contract for their most recent course of treatment. Figures in italics indicate the base number of FP17s or Patient Questionnaire responses are less than 100. N/A is shown where the base number of responses is less than 10 during the period. % is calculated as Quantity/Base number*100

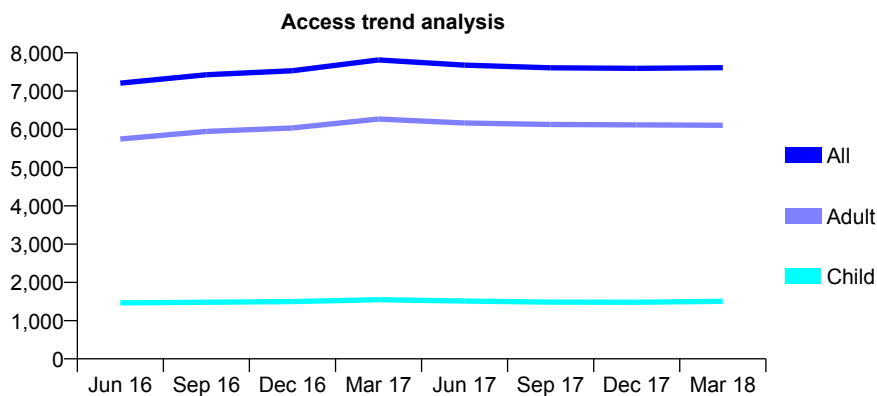
Q53 - Vital Signs At a Glance Contract Report for 150312/0001 - Year end March 2018

Name or company name	Dorset House Dental
Contract type name	GDS Contract
Purpose of contract	General and Orthodontic
Contract start date	01/04/2015
Contract end date	

17/18 Contracted general activity (UDA)	21,588
Carry forward general activity (UDA)	0
17/18 Contracted orthodontic activity (UOA)	628
Carry forward orthodontic activity (UOA)	0
Baseline contract value	£697,556.96

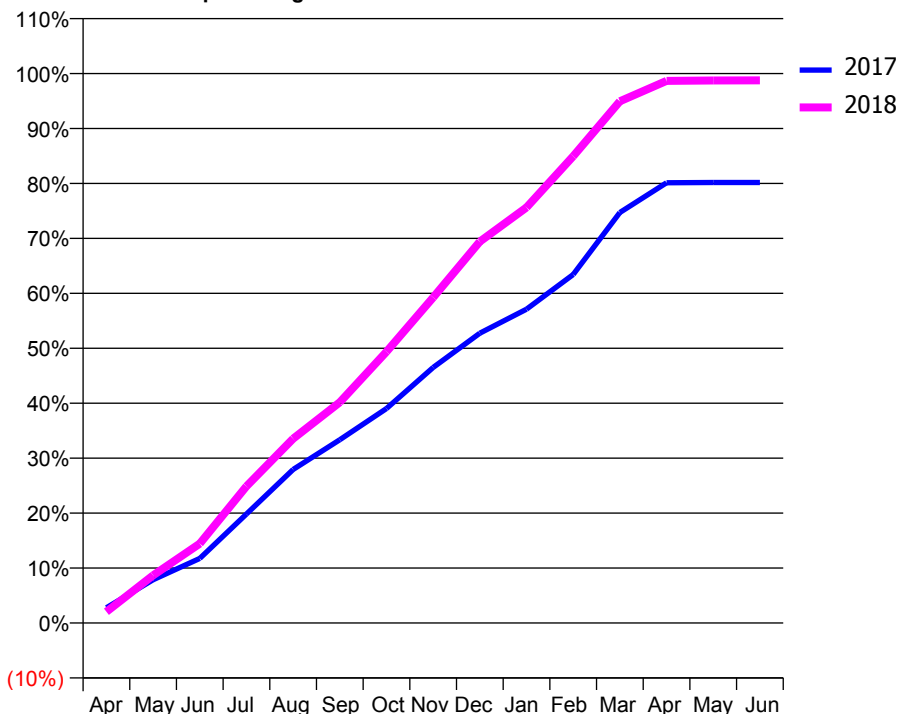
ACCESS*

Patients seen in 24 months	Total	Change since previous quarter
Quarter ending March 2017	7,815	
Quarter ending June 2017	7,676	↓
Quarter ending September 2017	7,608	→
Quarter ending December 2017	7,594	→
Quarter ending March 2018	7,611	→
Variance since March 2017	(2.6%)	↓



ACTIVITY

Cumulative percentage of contracted UDA delivered 2017 & 2018



Month	Adjusted Scheduled Activity (UDA)	
	2017	2018
April	601	445
May	1,699	1,871
June	2,540	3,119
July	4,282	5,371
August	6,030	7,245
September	7,203	8,675
October	8,427	10,657
November	10,042	12,789
December	11,386	14,983
January	12,327	16,326
February	13,693	18,339
March	16,130	20,496
April	17,295	21,297
May	17,307	21,315
June	17,308	21,319

QUALITY

	Quantity	Base Number	Contract	AT	Region	England
% of FP17s for the same patient ID Re-attending within 3 months - Children	126	2,053	6.1%	9.3%	11.6%	11.9%
% of FP17s for the same patient ID Re-attending within 3 months - Adults	1,111	7,631	14.6%	12.9%	15.4%	16.0%
% of FP17s for the same patient ID Re-attending between 3 & 9 months - Children	1,105	2,053	53.8%	59.1%	59.4%	58.3%
% of FP17s for the same patient ID Re-attending between 3 & 9 months - Adults	2,884	7,631	37.8%	49.4%	51.3%	50.3%
% of FP17s for Band 1 Urgent Courses	325	9,483	3.4%	7.0%	8.0%	9.1%
% of FP17s Relating to Free Repair or Replacements	102	9,483	1.1%	0.8%	0.8%	0.8%
% of FP17s Relating to Continuations	413	9,483	4.4%	1.1%	1.0%	1.0%
% of Patients satisfied with the dentistry they have received	20	23	87.0%	92.6%	91.7%	91.5%
% of Patients satisfied with the time they had to wait for an appointment	18	23	78.3%	89.8%	88.3%	87.9%

* This is based on patients treated on this contract for their most recent course of treatment. Figures in italics indicate the base number of FP17s or Patient Questionnaire responses are less than 100. N/A is shown where the base number of responses is less than 10 during the period. % is calculated as Quantity/Base number*100

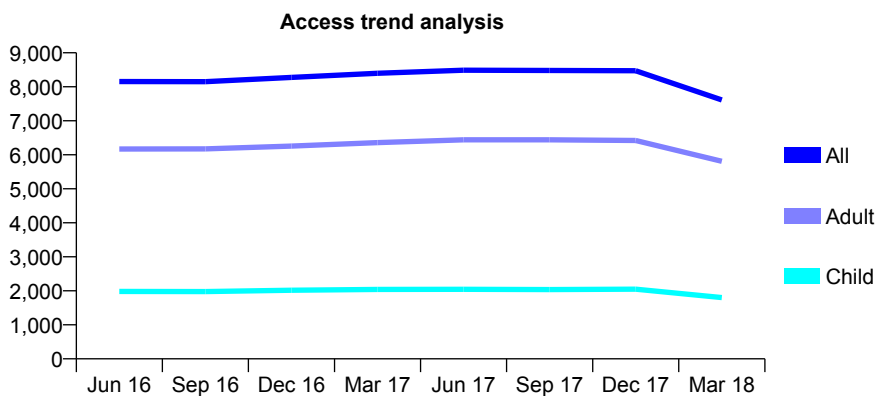
Q53 - Vital Signs At a Glance Contract Report for 152358/0001 - Year end March 2018

Name or company name	Ombersley Road Dental Practice
Contract type name	GDS Contract
Purpose of contract	General
Contract start date	22/03/2011
Contract end date	

17/18 Contracted general activity (UDA)	26,610
Carry forward general activity (UDA)	-494
17/18 Contracted orthodontic activity (UOA)	0
Carry forward orthodontic activity (UOA)	0
Baseline contract value	£667,554.44

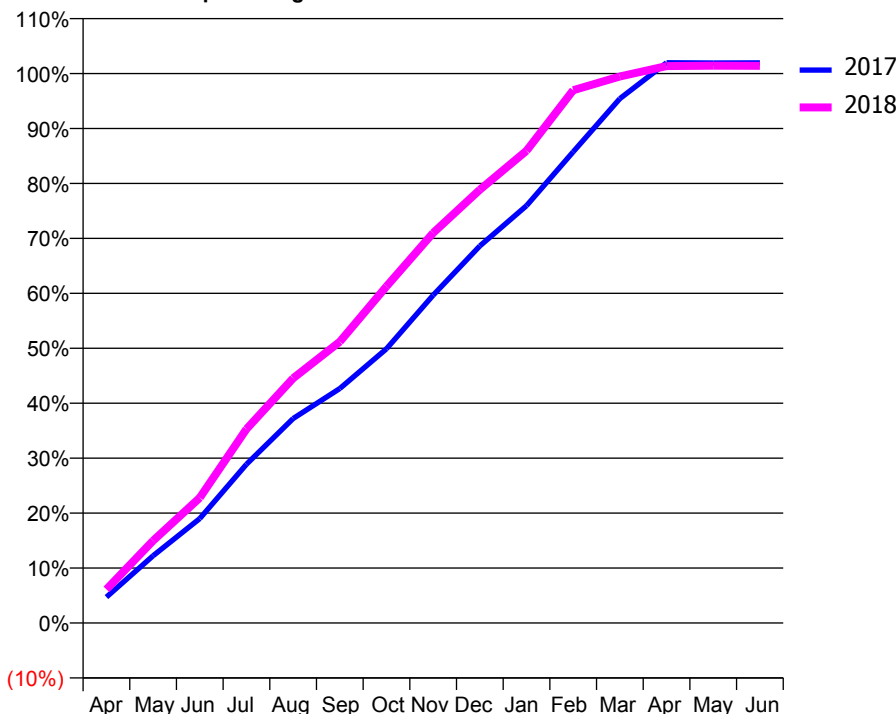
ACCESS*

Patients seen in 24 months	Total	Change since previous quarter
Quarter ending March 2017	8,399	
Quarter ending June 2017	8,489	→
Quarter ending September 2017	8,479	→
Quarter ending December 2017	8,472	→
Quarter ending March 2018	7,613	↓
Variance since March 2017	(9.4%)	↓



ACTIVITY

Cumulative percentage of contracted UDA delivered 2017 & 2018



Month	Adjusted Scheduled Activity (UDA)	
	2017	2018
April	1,206	1,629
May	3,135	3,988
June	4,871	6,064
July	7,400	9,393
August	9,533	11,854
September	10,930	13,622
October	12,779	16,301
November	15,278	18,891
December	17,574	20,985
January	19,449	22,870
February	21,961	25,799
March	24,439	26,468
April	26,113	26,968
May	26,101	26,987
June	26,104	26,985

QUALITY

	Quantity	Base Number	Contract	AT	Region	England
% of FP17s for the same patient ID Re-attending within 3 months - Children	107	2,787	3.8%	9.3%	11.6%	11.9%
% of FP17s for the same patient ID Re-attending within 3 months - Adults	590	8,235	7.2%	12.9%	15.4%	16.0%
% of FP17s for the same patient ID Re-attending between 3 & 9 months - Children	1,801	2,787	64.6%	59.1%	59.4%	58.3%
% of FP17s for the same patient ID Re-attending between 3 & 9 months - Adults	5,284	8,235	64.2%	49.4%	51.3%	50.3%
% of FP17s for Band 1 Urgent Courses	325	10,539	3.1%	7.0%	8.0%	9.1%
% of FP17s Relating to Free Repair or Replacements	29	10,539	0.3%	0.8%	0.8%	0.8%
% of FP17s Relating to Continuations	9	10,539	0.1%	1.1%	1.0%	1.0%
% of Patients satisfied with the dentistry they have received	21	23	91.3%	92.6%	91.7%	91.5%
% of Patients satisfied with the time they had to wait for an appointment	21	23	91.3%	89.8%	88.3%	87.9%

* This is based on patients treated on this contract for their most recent course of treatment. Figures in italics indicate the base number of FP17s or Patient Questionnaire responses are less than 100. N/A is shown where the base number of responses is less than 10 during the period. % is calculated as Quantity/Base number*100

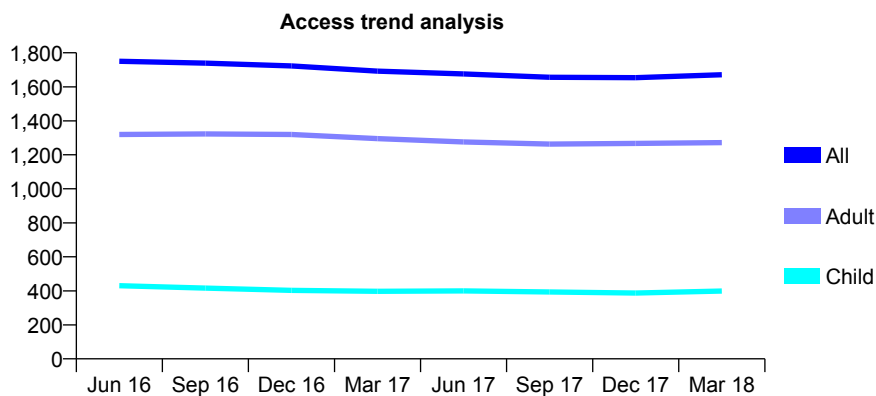
Q53 - Vital Signs At a Glance Contract Report for 152366/0001 - Year end March 2018

Name or company name	Damani Dental Practice.
Contract type name	GDS Contract
Purpose of contract	General
Contract start date	08/12/2010
Contract end date	

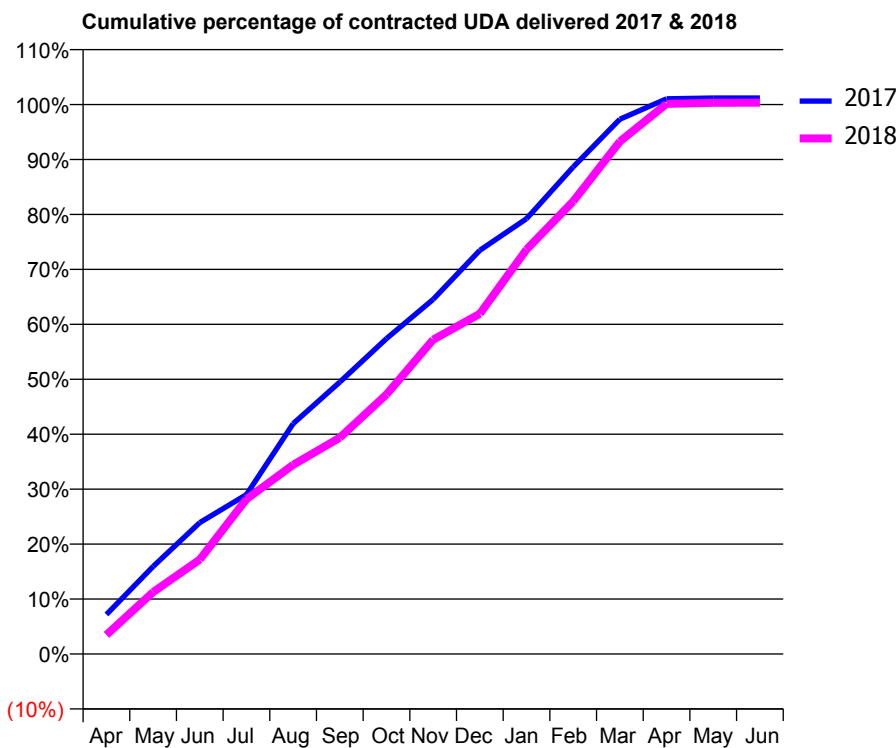
17/18 Contracted general activity (UDA)	5,961
Carry forward general activity (UDA)	-70
17/18 Contracted orthodontic activity (UOA)	0
Carry forward orthodontic activity (UOA)	0
Baseline contract value	£153,312.28

ACCESS*

Patients seen in 24 months	Total	Change since previous quarter
Quarter ending March 2017	1,692	
Quarter ending June 2017	1,676	→
Quarter ending September 2017	1,656	↓
Quarter ending December 2017	1,654	→
Quarter ending March 2018	1,671	→
Variance since March 2017	(1.2%)	↓



ACTIVITY



Month	Adjusted Scheduled Activity (UDA)	
	2017	2018
April	429	208
May	949	671
June	1,426	1,025
July	1,730	1,680
August	2,499	2,052
September	2,951	2,347
October	3,422	2,816
November	3,847	3,410
December	4,380	3,691
January	4,722	4,389
February	5,283	4,910
March	5,801	5,560
April	6,023	5,968
May	6,031	5,980
June	6,031	5,981

QUALITY

	Quantity	Base Number	Contract	AT	Region	England
% of FP17s for the same patient ID Re-attending within 3 months - Children	38	686	5.5%	9.3%	11.6%	11.9%
% of FP17s for the same patient ID Re-attending within 3 months - Adults	254	2,051	12.4%	12.9%	15.4%	16.0%
% of FP17s for the same patient ID Re-attending between 3 & 9 months - Children	462	686	67.3%	59.1%	59.4%	58.3%
% of FP17s for the same patient ID Re-attending between 3 & 9 months - Adults	1,320	2,051	64.4%	49.4%	51.3%	50.3%
% of FP17s for Band 1 Urgent Courses	161	2,781	5.8%	7.0%	8.0%	9.1%
% of FP17s Relating to Free Repair or Replacements	51	2,781	1.8%	0.8%	0.8%	0.8%
% of FP17s Relating to Continuations	66	2,781	2.4%	1.1%	1.0%	1.0%
% of Patients satisfied with the dentistry they have received	2	2	N/A	92.6%	91.7%	91.5%
% of Patients satisfied with the time they had to wait for an appointment	2	2	N/A	89.8%	88.3%	87.9%

* This is based on patients treated on this contract for their most recent course of treatment. Figures in italics indicate the base number of FP17s or Patient Questionnaire responses are less than 100. N/A is shown where the base number of responses is less than 10 during the period. % is calculated as Quantity/Base number*100

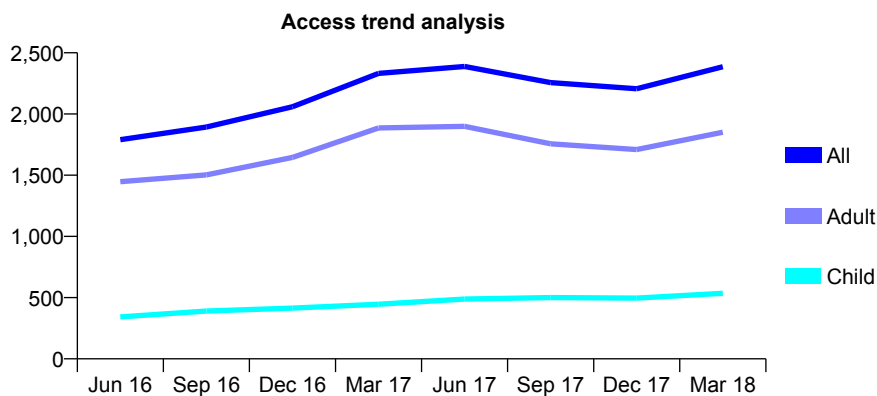
Q53 - Vital Signs At a Glance Contract Report for 152854/0001 - Year end March 2018

Name or company name	Cottage Dental Practice
Contract type name	GDS Contract
Purpose of contract	General
Contract start date	01/07/2015
Contract end date	

17/18 Contracted general activity (UDA)	6,331
Carry forward general activity (UDA)	-39
17/18 Contracted orthodontic activity (UOA)	0
Carry forward orthodontic activity (UOA)	0
Baseline contract value	£180,030.17

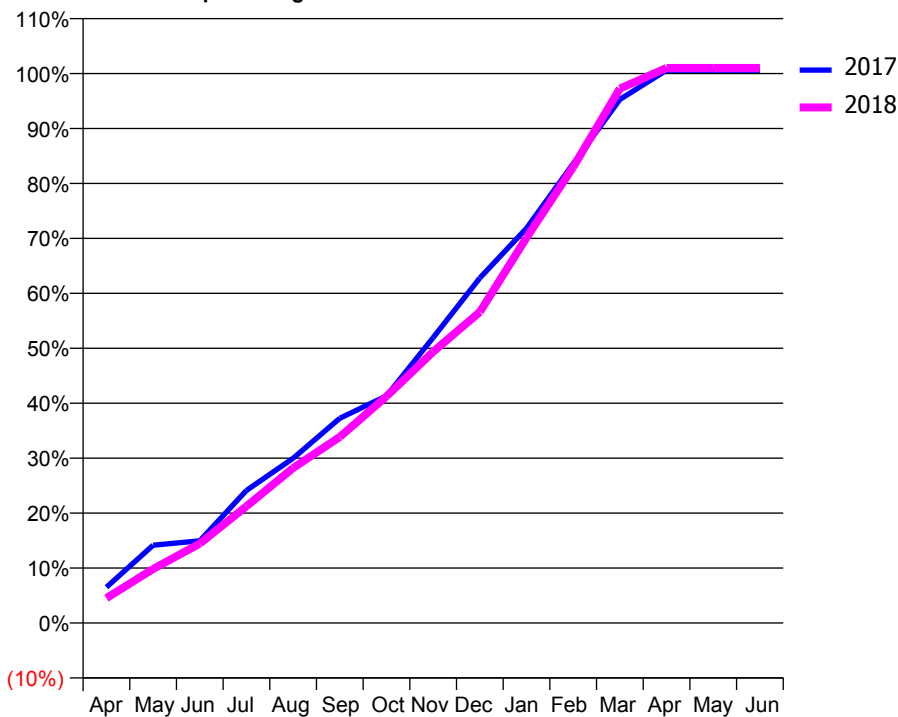
ACCESS*

Patients seen in 24 months	Total	Change since previous quarter
Quarter ending March 2017	2,332	
Quarter ending June 2017	2,388	↑
Quarter ending September 2017	2,257	↓
Quarter ending December 2017	2,206	↓
Quarter ending March 2018	2,386	↑
Variance since March 2017	2.3%	↑



ACTIVITY

Cumulative percentage of contracted UDA delivered 2017 & 2018



Month	Adjusted Scheduled Activity (UDA)	
	2017	2018
April	413	287
May	897	622
June	947	916
July	1,528	1,345
August	1,897	1,786
September	2,359	2,143
October	2,618	2,611
November	3,288	3,126
December	3,975	3,584
January	4,548	4,440
February	5,292	5,253
March	6,032	6,156
April	6,369	6,396
May	6,369	6,396
June	6,369	6,396

QUALITY

	Quantity	Base Number	Contract	AT	Region	England
% of FP17s for the same patient ID Re-attending within 3 months - Children	46	832	5.5%	9.3%	11.6%	11.9%
% of FP17s for the same patient ID Re-attending within 3 months - Adults	137	1,679	8.2%	12.9%	15.4%	16.0%
% of FP17s for the same patient ID Re-attending between 3 & 9 months - Children	460	832	55.3%	59.1%	59.4%	58.3%
% of FP17s for the same patient ID Re-attending between 3 & 9 months - Adults	385	1,679	22.9%	49.4%	51.3%	50.3%
% of FP17s for Band 1 Urgent Courses	38	2,478	1.5%	7.0%	8.0%	9.1%
% of FP17s Relating to Free Repair or Replacements	9	2,478	0.4%	0.8%	0.8%	0.8%
% of FP17s Relating to Continuations	10	2,478	0.4%	1.1%	1.0%	1.0%
% of Patients satisfied with the dentistry they have received	3	4	N/A	92.6%	91.7%	91.5%
% of Patients satisfied with the time they had to wait for an appointment	3	4	N/A	89.8%	88.3%	87.9%

* This is based on patients treated on this contract for their most recent course of treatment. Figures in italics indicate the base number of FP17s or Patient Questionnaire responses are less than 100. N/A is shown where the base number of responses is less than 10 during the period. % is calculated as Quantity/Base number*100

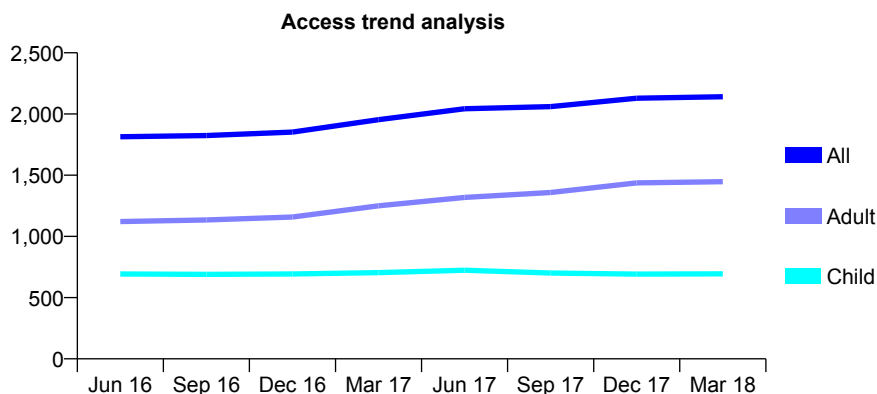
Q53 - Vital Signs At a Glance Contract Report for 153486/0001 - Year end March 2018

Name or company name	Gosford Lodge Dental Surgery
Contract type name	GDS Contract
Purpose of contract	General
Contract start date	21/04/2012
Contract end date	

17/18 Contracted general activity (UDA)	5,515
Carry forward general activity (UDA)	-111
17/18 Contracted orthodontic activity (UOA)	0
Carry forward orthodontic activity (UOA)	0
Baseline contract value	£150,867.85

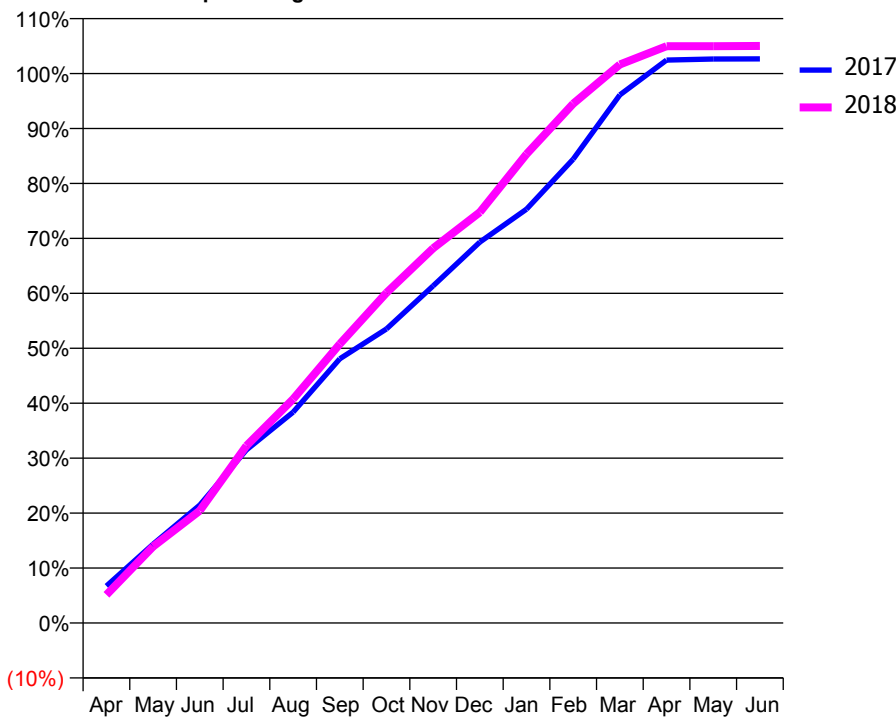
ACCESS*

Patients seen in 24 months	Total	Change since previous quarter
Quarter ending March 2017	1,954	
Quarter ending June 2017	2,043	↑
Quarter ending September 2017	2,060	→
Quarter ending December 2017	2,129	↑
Quarter ending March 2018	2,141	→
Variance since March 2017	9.6%	↑



ACTIVITY

Cumulative percentage of contracted UDA delivered 2017 & 2018



Month	Adjusted Scheduled Activity (UDA)	
	2017	2018
April	372	283
May	792	767
June	1,183	1,128
July	1,738	1,780
August	2,116	2,248
September	2,652	2,800
October	2,951	3,314
November	3,384	3,762
December	3,822	4,123
January	4,153	4,706
February	4,655	5,212
March	5,301	5,605
April	5,650	5,788
May	5,661	5,789
June	5,662	5,791

QUALITY

	Quantity	Base Number	Contract	AT	Region	England
% of FP17s for the same patient ID Re-attending within 3 months - Children	62	919	6.7%	9.3%	11.6%	11.9%
% of FP17s for the same patient ID Re-attending within 3 months - Adults	201	1,547	13.0%	12.9%	15.4%	16.0%
% of FP17s for the same patient ID Re-attending between 3 & 9 months - Children	492	919	53.5%	59.1%	59.4%	58.3%
% of FP17s for the same patient ID Re-attending between 3 & 9 months - Adults	544	1,547	35.2%	49.4%	51.3%	50.3%
% of FP17s for Band 1 Urgent Courses	270	2,411	11.2%	7.0%	8.0%	9.1%
% of FP17s Relating to Free Repair or Replacements	12	2,411	0.5%	0.8%	0.8%	0.8%
% of FP17s Relating to Continuations	3	2,411	0.1%	1.1%	1.0%	1.0%
% of Patients satisfied with the dentistry they have received	2	3	N/A	92.6%	91.7%	91.5%
% of Patients satisfied with the time they had to wait for an appointment	2	3	N/A	89.8%	88.3%	87.9%

* This is based on patients treated on this contract for their most recent course of treatment. Figures in italics indicate the base number of FP17s or Patient Questionnaire responses are less than 100. N/A is shown where the base number of responses is less than 10 during the period. % is calculated as Quantity/Base number*100

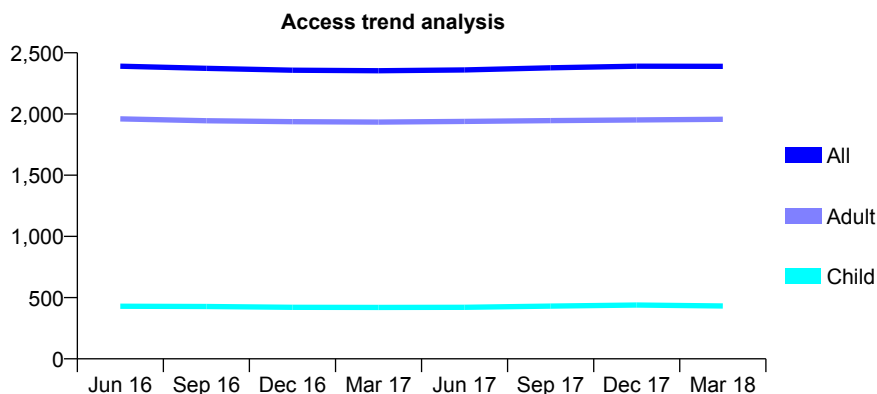
Q53 - Vital Signs At a Glance Contract Report for 158380/0001 - Year end March 2018

Name or company name	Callowbrook Dental Surgery
Contract type name	GDS Contract
Purpose of contract	General
Contract start date	06/12/2010
Contract end date	

17/18 Contracted general activity (UDA)	7,424
Carry forward general activity (UDA)	-149
17/18 Contracted orthodontic activity (UOA)	0
Carry forward orthodontic activity (UOA)	0
Baseline contract value	£172,990.55

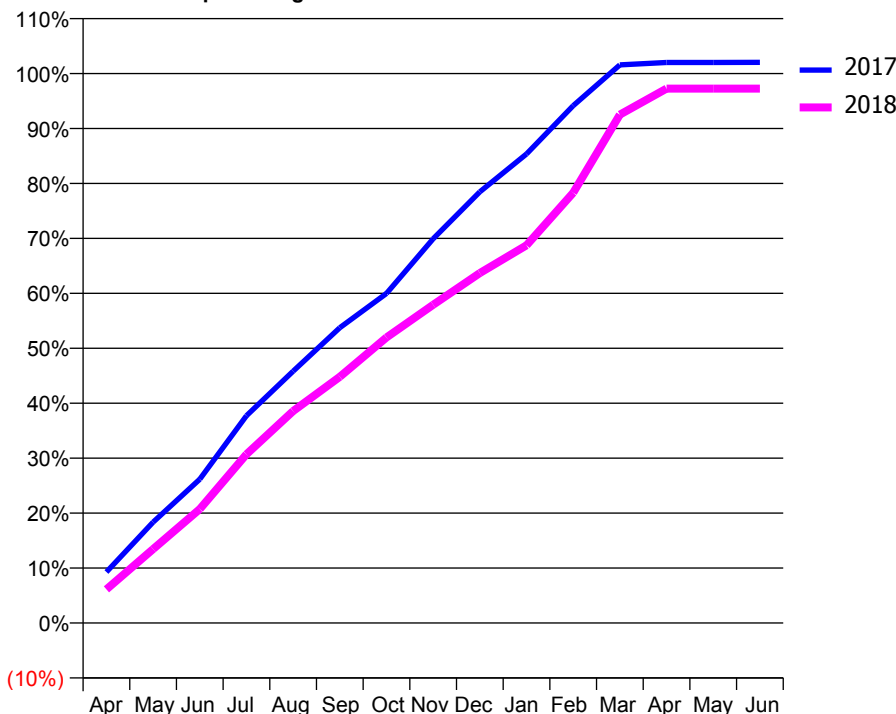
ACCESS*

Patients seen in 24 months	Total	Change since previous quarter
Quarter ending March 2017	2,354	
Quarter ending June 2017	2,360	→
Quarter ending September 2017	2,377	→
Quarter ending December 2017	2,391	→
Quarter ending March 2018	2,389	→
Variance since March 2017	1.5%	→



ACTIVITY

Cumulative percentage of contracted UDA delivered 2017 & 2018



Adjusted Scheduled Activity (UDA)

Month	2017	2018
April	689	455
May	1,363	1,000
June	1,943	1,540
July	2,800	2,280
August	3,403	2,864
September	3,990	3,326
October	4,452	3,858
November	5,191	4,300
December	5,825	4,728
January	6,337	5,102
February	6,989	5,812
March	7,540	6,868
April	7,573	7,220
May	7,573	7,220
June	7,574	7,220

QUALITY

	Quantity	Base Number	Contract	AT	Region	England
% of FP17s for the same patient ID Re-attending within 3 months - Children	38	644	5.9%	9.3%	11.6%	11.9%
% of FP17s for the same patient ID Re-attending within 3 months - Adults	479	3,007	15.9%	12.9%	15.4%	16.0%
% of FP17s for the same patient ID Re-attending between 3 & 9 months - Children	373	644	57.9%	59.1%	59.4%	58.3%
% of FP17s for the same patient ID Re-attending between 3 & 9 months - Adults	1,754	3,007	58.3%	49.4%	51.3%	50.3%
% of FP17s for Band 1 Urgent Courses	172	3,813	4.5%	7.0%	8.0%	9.1%
% of FP17s Relating to Free Repair or Replacements	94	3,813	2.5%	0.8%	0.8%	0.8%
% of FP17s Relating to Continuations	134	3,813	3.5%	1.1%	1.0%	1.0%
% of Patients satisfied with the dentistry they have received	4	4	N/A	92.6%	91.7%	91.5%
% of Patients satisfied with the time they had to wait for an appointment	4	4	N/A	89.8%	88.3%	87.9%

* This is based on patients treated on this contract for their most recent course of treatment. Figures in italics indicate the base number of FP17s or Patient Questionnaire responses are less than 100. N/A is shown where the base number of responses is less than 10 during the period. % is calculated as Quantity/Base number*100

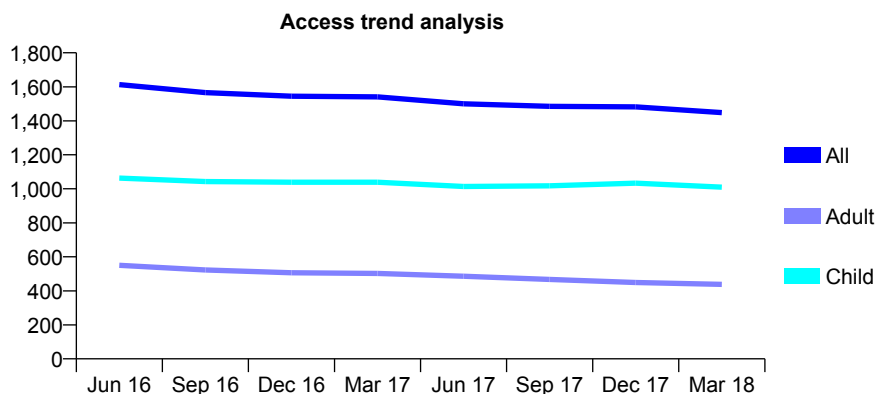
Q53 - Vital Signs At a Glance Contract Report for 159344/0001 - Year end March 2018

Name or company name	Whitehouse Partners and Associates
Contract type name	GDS Contract
Purpose of contract	General
Contract start date	03/03/2011
Contract end date	

17/18 Contracted general activity (UDA)	2,600
Carry forward general activity (UDA)	0
17/18 Contracted orthodontic activity (UOA)	0
Carry forward orthodontic activity (UOA)	0
Baseline contract value	£66,290.16

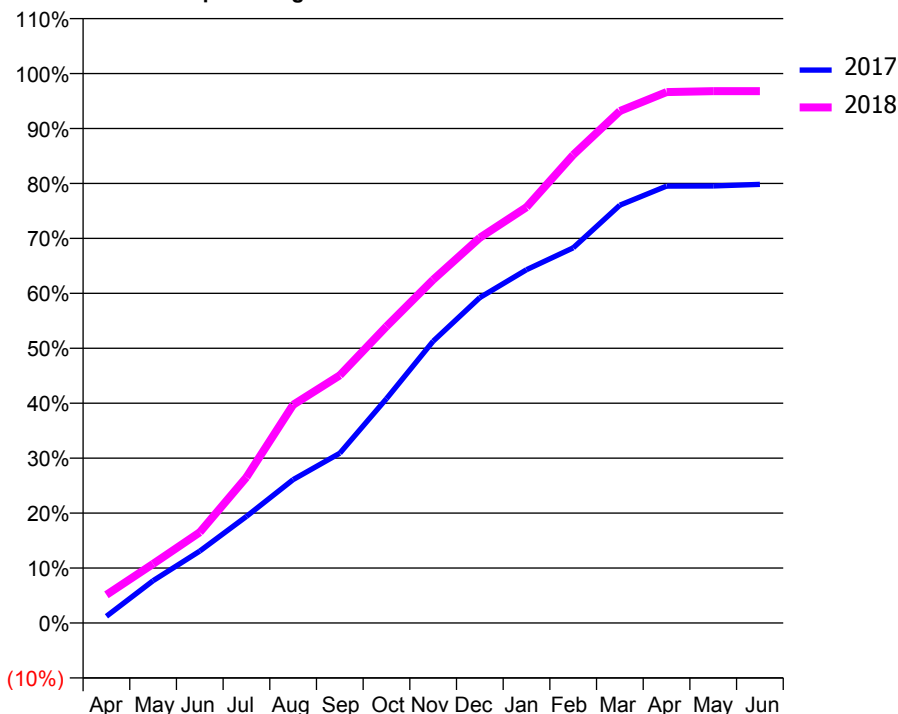
ACCESS*

Patients seen in 24 months	Total	Change since previous quarter
Quarter ending March 2017	1,541	
Quarter ending June 2017	1,500	↓
Quarter ending September 2017	1,485	↓
Quarter ending December 2017	1,482	→
Quarter ending March 2018	1,448	↓
Variance since March 2017	(6.0%)	↓



ACTIVITY

Cumulative percentage of contracted UDA delivered 2017 & 2018



Month	Adjusted Scheduled Activity (UDA)	
	2017	2018
April	39	133
May	247	280
June	419	429
July	621	690
August	835	1,033
September	989	1,172
October	1,306	1,403
November	1,641	1,624
December	1,895	1,823
January	2,058	1,967
February	2,185	2,215
March	2,434	2,423
April	2,544	2,512
May	2,545	2,517
June	2,554	2,517

QUALITY

	Quantity	Base Number	Contract	AT	Region	England
% of FP17s for the same patient ID Re-attending within 3 months - Children	57	1,359	4.2%	9.3%	11.6%	11.9%
% of FP17s for the same patient ID Re-attending within 3 months - Adults	38	405	9.4%	12.9%	15.4%	16.0%
% of FP17s for the same patient ID Re-attending between 3 & 9 months - Children	746	1,359	54.9%	59.1%	59.4%	58.3%
% of FP17s for the same patient ID Re-attending between 3 & 9 months - Adults	230	405	56.8%	49.4%	51.3%	50.3%
% of FP17s for Band 1 Urgent Courses	59	1,749	3.4%	7.0%	8.0%	9.1%
% of FP17s Relating to Free Repair or Replacements	0	1,749	0.0%	0.8%	0.8%	0.8%
% of FP17s Relating to Continuations	1	1,749	0.1%	1.1%	1.0%	1.0%
% of Patients satisfied with the dentistry they have received	0	0	N/A	92.6%	91.7%	91.5%
% of Patients satisfied with the time they had to wait for an appointment	0	0	N/A	89.8%	88.3%	87.9%

* This is based on patients treated on this contract for their most recent course of treatment. Figures in italics indicate the base number of FP17s or Patient Questionnaire responses are less than 100. N/A is shown where the base number of responses is less than 10 during the period. % is calculated as Quantity/Base number*100

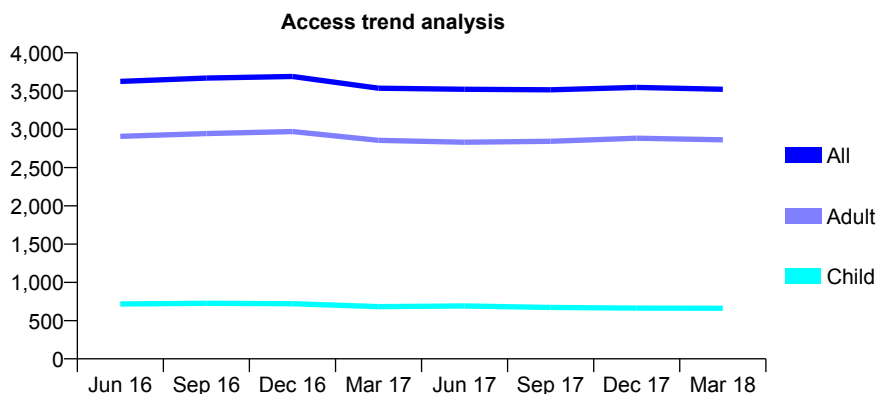
Q53 - Vital Signs At a Glance Contract Report for 161748/0001 - Year end March 2018

Name or company name	The Cottage Dental Surgery
Contract type name	GDS Contract
Purpose of contract	General
Contract start date	04/01/2011
Contract end date	

17/18 Contracted general activity (UDA)	10,195
Carry forward general activity (UDA)	208
17/18 Contracted orthodontic activity (UOA)	0
Carry forward orthodontic activity (UOA)	0
Baseline contract value	£219,368.81

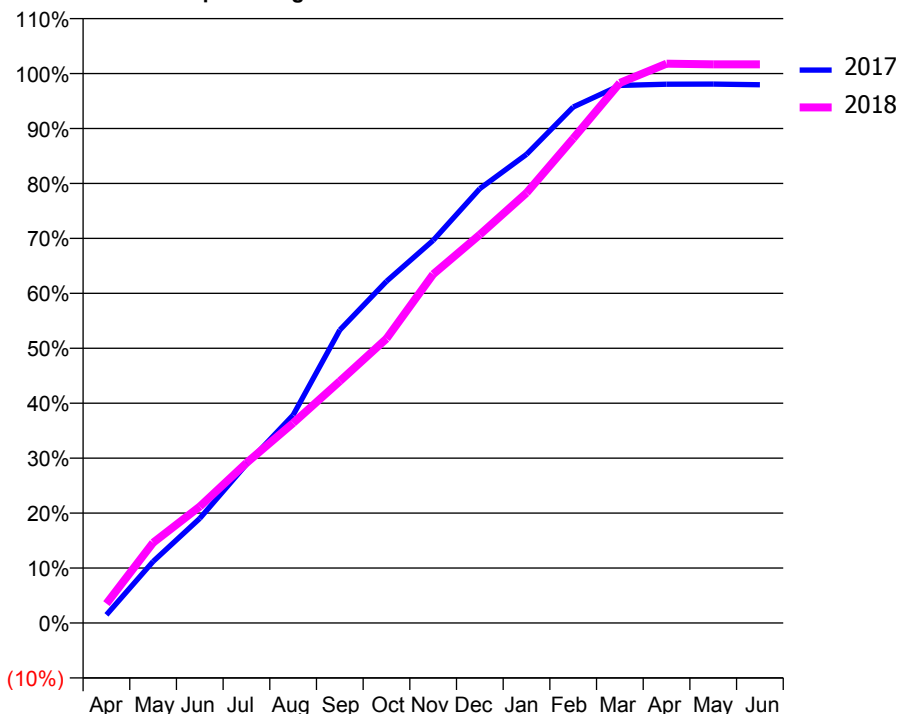
ACCESS*

Patients seen in 24 months	Total	Change since previous quarter
Quarter ending March 2017	3,538	
Quarter ending June 2017	3,523	→
Quarter ending September 2017	3,516	→
Quarter ending December 2017	3,547	→
Quarter ending March 2018	3,524	→
Variance since March 2017	(0.4%)	→



ACTIVITY

Cumulative percentage of contracted UDA delivered 2017 & 2018



Month	Adjusted Scheduled Activity (UDA)	
	2017	2018
April	152	360
May	1,141	1,491
June	1,940	2,161
July	2,945	2,970
August	3,858	3,710
September	5,437	4,485
October	6,341	5,275
November	7,100	6,471
December	8,058	7,205
January	8,696	7,979
February	9,574	8,990
March	9,973	10,022
April	9,996	10,377
May	9,999	10,365
June	9,987	10,365

QUALITY

	Quantity	Base Number	Contract	AT	Region	England
% of FP17s for the same patient ID Re-attending within 3 months - Children	51	940	5.4%	9.3%	11.6%	11.9%
% of FP17s for the same patient ID Re-attending within 3 months - Adults	530	3,832	13.8%	12.9%	15.4%	16.0%
% of FP17s for the same patient ID Re-attending between 3 & 9 months - Children	521	940	55.4%	59.1%	59.4%	58.3%
% of FP17s for the same patient ID Re-attending between 3 & 9 months - Adults	1,937	3,832	50.5%	49.4%	51.3%	50.3%
% of FP17s for Band 1 Urgent Courses	533	4,954	10.8%	7.0%	8.0%	9.1%
% of FP17s Relating to Free Repair or Replacements	96	4,954	1.9%	0.8%	0.8%	0.8%
% of FP17s Relating to Continuations	33	4,954	0.7%	1.1%	1.0%	1.0%
% of Patients satisfied with the dentistry they have received	7	8	N/A	92.6%	91.7%	91.5%
% of Patients satisfied with the time they had to wait for an appointment	8	8	N/A	89.8%	88.3%	87.9%

* This is based on patients treated on this contract for their most recent course of treatment. Figures in italics indicate the base number of FP17s or Patient Questionnaire responses are less than 100. N/A is shown where the base number of responses is less than 10 during the period. % is calculated as Quantity/Base number*100

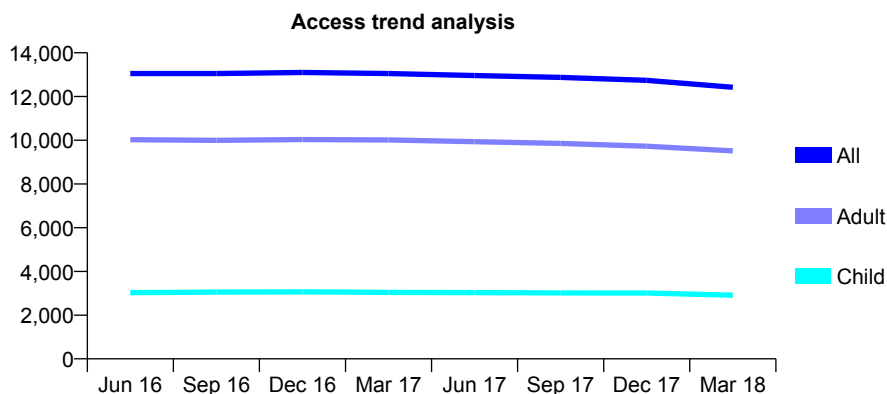
Q53 - Vital Signs At a Glance Contract Report for 164062/0001 - Year end March 2018

Name or company name	Integrated Dental Holdings Limited (IDH 47)
Contract type name	GDS Contract
Purpose of contract	General
Contract start date	18/01/2011
Contract end date	

17/18 Contracted general activity (UDA)	38,500
Carry forward general activity (UDA)	0
17/18 Contracted orthodontic activity (UOA)	0
Carry forward orthodontic activity (UOA)	0
Baseline contract value	£837,936.17

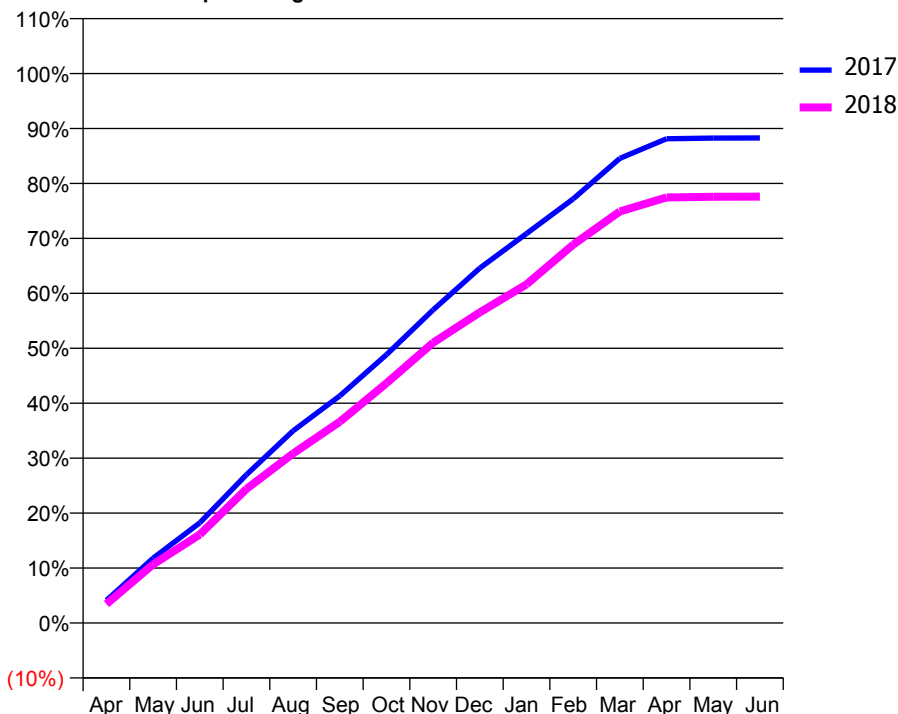
ACCESS*

Patients seen in 24 months	Total	Change since previous quarter
Quarter ending March 2017	13,049	
Quarter ending June 2017	12,962	→
Quarter ending September 2017	12,872	→
Quarter ending December 2017	12,741	↓
Quarter ending March 2018	12,426	↓
Variance since March 2017	(4.8%)	↓



ACTIVITY

Cumulative percentage of contracted UDA delivered 2017 & 2018



Month	Adjusted Scheduled Activity (UDA)	
	2017	2018
April	1,743	1,331
May	5,000	4,106
June	7,724	6,196
July	11,439	9,399
August	14,816	11,882
September	17,510	14,107
October	20,682	16,805
November	24,139	19,646
December	27,352	21,764
January	30,018	23,721
February	32,690	26,512
March	35,817	28,839
April	37,326	29,819
May	37,378	29,868
June	37,380	29,876

QUALITY

	Quantity	Base Number	Contract	AT	Region	England
% of FP17s for the same patient ID Re-attending within 3 months - Children	203	4,131	4.9%	9.3%	11.6%	11.9%
% of FP17s for the same patient ID Re-attending within 3 months - Adults	1,349	11,835	11.4%	12.9%	15.4%	16.0%
% of FP17s for the same patient ID Re-attending between 3 & 9 months - Children	2,777	4,131	67.2%	59.1%	59.4%	58.3%
% of FP17s for the same patient ID Re-attending between 3 & 9 months - Adults	6,367	11,835	53.8%	49.4%	51.3%	50.3%
% of FP17s for Band 1 Urgent Courses	1,317	15,775	8.3%	7.0%	8.0%	9.1%
% of FP17s Relating to Free Repair or Replacements	103	15,775	0.7%	0.8%	0.8%	0.8%
% of FP17s Relating to Continuations	164	15,775	1.0%	1.1%	1.0%	1.0%
% of Patients satisfied with the dentistry they have received	20	22	90.9%	92.6%	91.7%	91.5%
% of Patients satisfied with the time they had to wait for an appointment	21	22	95.5%	89.8%	88.3%	87.9%

* This is based on patients treated on this contract for their most recent course of treatment. Figures in italics indicate the base number of FP17s or Patient Questionnaire responses are less than 100. N/A is shown where the base number of responses is less than 10 during the period. % is calculated as Quantity/Base number*100

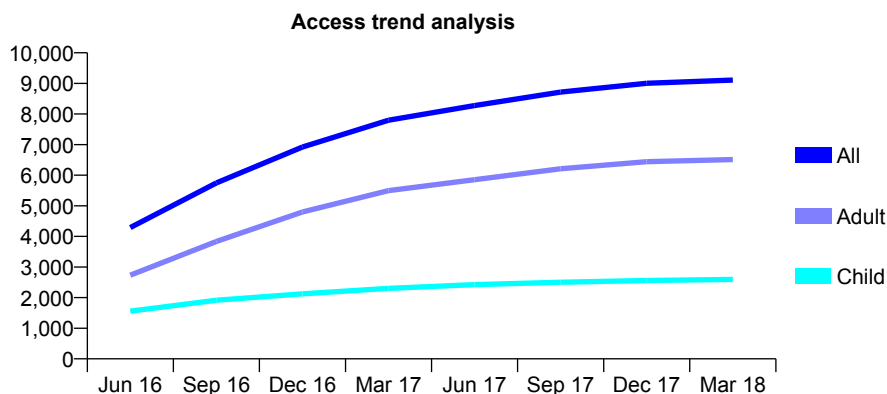
Q53 - Vital Signs At a Glance Contract Report for 165182/0001 - Year end March 2018

Name or company name	Dentist at Redhouse Ltd
Contract type name	GDS Contract
Purpose of contract	General
Contract start date	01/02/2016
Contract end date	

17/18 Contracted general activity (UDA)	21,849
Carry forward general activity (UDA)	-140
17/18 Contracted orthodontic activity (UOA)	0
Carry forward orthodontic activity (UOA)	0
Baseline contract value	£708,628.46

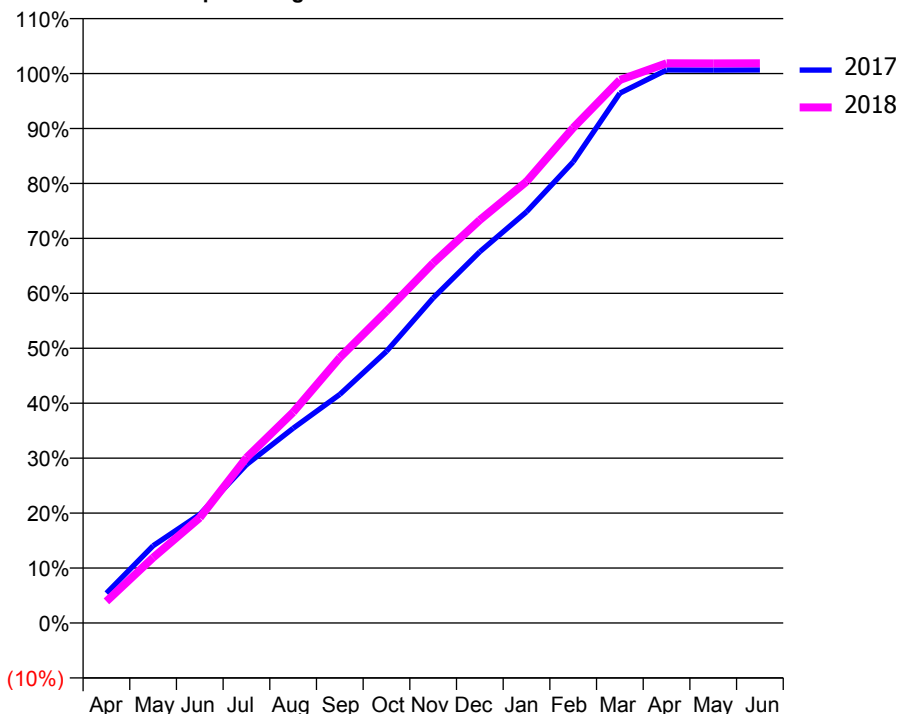
ACCESS*

Patients seen in 24 months	Total	Change since previous quarter
Quarter ending March 2017	7,798	
Quarter ending June 2017	8,278	↑
Quarter ending September 2017	8,715	↑
Quarter ending December 2017	9,005	↑
Quarter ending March 2018	9,108	→
Variance since March 2017	16.8%	↑



ACTIVITY

Cumulative percentage of contracted UDA delivered 2017 & 2018



Month	Adjusted Scheduled Activity (UDA)	
	2017	2018
April	1,184	859
May	3,073	2,599
June	4,317	4,183
July	6,299	6,570
August	7,744	8,379
September	9,090	10,553
October	10,801	12,400
November	12,921	14,315
December	14,765	16,025
January	16,351	17,552
February	18,337	19,690
March	21,070	21,594
April	21,990	22,256
May	21,985	22,251
June	21,989	22,253

QUALITY

	Quantity	Base Number	Contract	AT	Region	England
% of FP17s for the same patient ID Re-attending within 3 months - Children	214	4,010	5.3%	9.3%	11.6%	11.9%
% of FP17s for the same patient ID Re-attending within 3 months - Adults	840	8,096	10.4%	12.9%	15.4%	16.0%
% of FP17s for the same patient ID Re-attending between 3 & 9 months - Children	2,647	4,010	66.0%	59.1%	59.4%	58.3%
% of FP17s for the same patient ID Re-attending between 3 & 9 months - Adults	3,626	8,096	44.8%	49.4%	51.3%	50.3%
% of FP17s for Band 1 Urgent Courses	445	10,292	4.3%	7.0%	8.0%	9.1%
% of FP17s Relating to Free Repair or Replacements	72	10,292	0.7%	0.8%	0.8%	0.8%
% of FP17s Relating to Continuations	64	10,292	0.6%	1.1%	1.0%	1.0%
% of Patients satisfied with the dentistry they have received	6	7	N/A	92.6%	91.7%	91.5%
% of Patients satisfied with the time they had to wait for an appointment	6	7	N/A	89.8%	88.3%	87.9%

* This is based on patients treated on this contract for their most recent course of treatment. Figures in italics indicate the base number of FP17s or Patient Questionnaire responses are less than 100. N/A is shown where the base number of responses is less than 10 during the period. % is calculated as Quantity/Base number*100

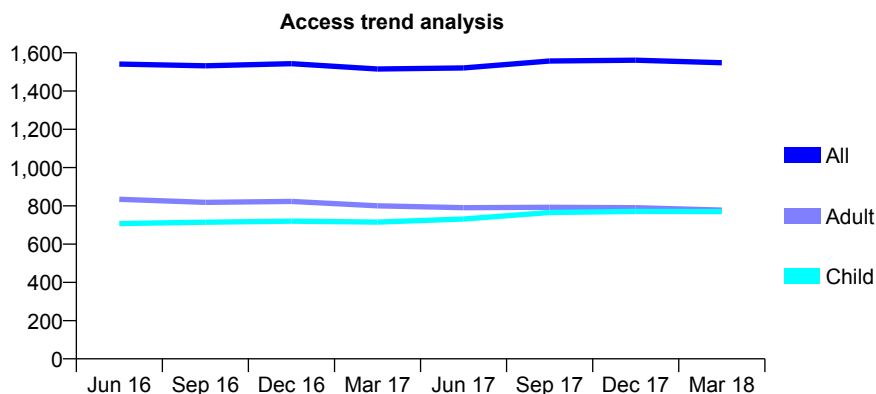
Q53 - Vital Signs At a Glance Contract Report for 166170/0001 - Year end March 2018

Name or company name	Rubery Dental Surgery Limited
Contract type name	GDS Contract
Purpose of contract	General
Contract start date	01/11/2007
Contract end date	

17/18 Contracted general activity (UDA)	7,372
Carry forward general activity (UDA)	-91
17/18 Contracted orthodontic activity (UOA)	0
Carry forward orthodontic activity (UOA)	0
Baseline contract value	£176,464.05

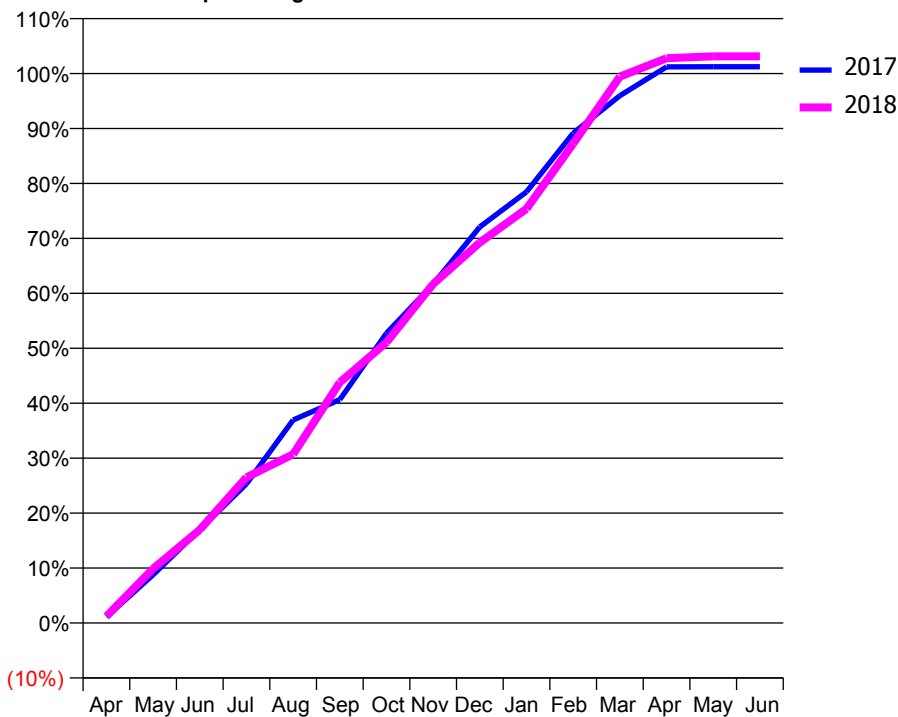
ACCESS*

Patients seen in 24 months	Total	Change since previous quarter
Quarter ending March 2017	1,515	
Quarter ending June 2017	1,521	→
Quarter ending September 2017	1,557	↑
Quarter ending December 2017	1,561	→
Quarter ending March 2018	1,548	→
Variance since March 2017	2.2%	↑



ACTIVITY

Cumulative percentage of contracted UDA delivered 2017 & 2018



Month	Adjusted Scheduled Activity (UDA)	
	2017	2018
April	84	91
May	647	728
June	1,256	1,252
July	1,867	1,954
August	2,724	2,264
September	2,998	3,228
October	3,888	3,764
November	4,547	4,549
December	5,314	5,106
January	5,784	5,557
February	6,573	6,431
March	7,074	7,329
April	7,461	7,578
May	7,463	7,603
June	7,463	7,603

QUALITY

	Quantity	Base Number	Contract	AT	Region	England
% of FP17s for the same patient ID Re-attending within 3 months - Children	79	1,099	7.2%	9.3%	11.6%	11.9%
% of FP17s for the same patient ID Re-attending within 3 months - Adults	175	1,191	14.7%	12.9%	15.4%	16.0%
% of FP17s for the same patient ID Re-attending between 3 & 9 months - Children	568	1,099	51.7%	59.1%	59.4%	58.3%
% of FP17s for the same patient ID Re-attending between 3 & 9 months - Adults	699	1,191	58.7%	49.4%	51.3%	50.3%
% of FP17s for Band 1 Urgent Courses	145	2,227	6.5%	7.0%	8.0%	9.1%
% of FP17s Relating to Free Repair or Replacements	0	2,227	0.0%	0.8%	0.8%	0.8%
% of FP17s Relating to Continuations	0	2,227	0.0%	1.1%	1.0%	1.0%
% of Patients satisfied with the dentistry they have received	0	0	N/A	92.6%	91.7%	91.5%
% of Patients satisfied with the time they had to wait for an appointment	0	0	N/A	89.8%	88.3%	87.9%

* This is based on patients treated on this contract for their most recent course of treatment. Figures in italics indicate the base number of FP17s or Patient Questionnaire responses are less than 100. N/A is shown where the base number of responses is less than 10 during the period. % is calculated as Quantity/Base number*100

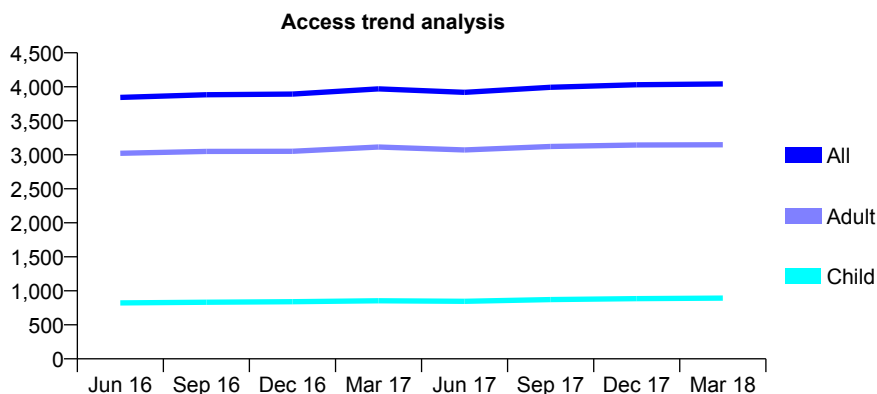
Q53 - Vital Signs At a Glance Contract Report for 167444/0001 - Year end March 2018

Name or company name	Eachway Dental Practice
Contract type name	GDS Contract
Purpose of contract	General
Contract start date	01/04/2012
Contract end date	

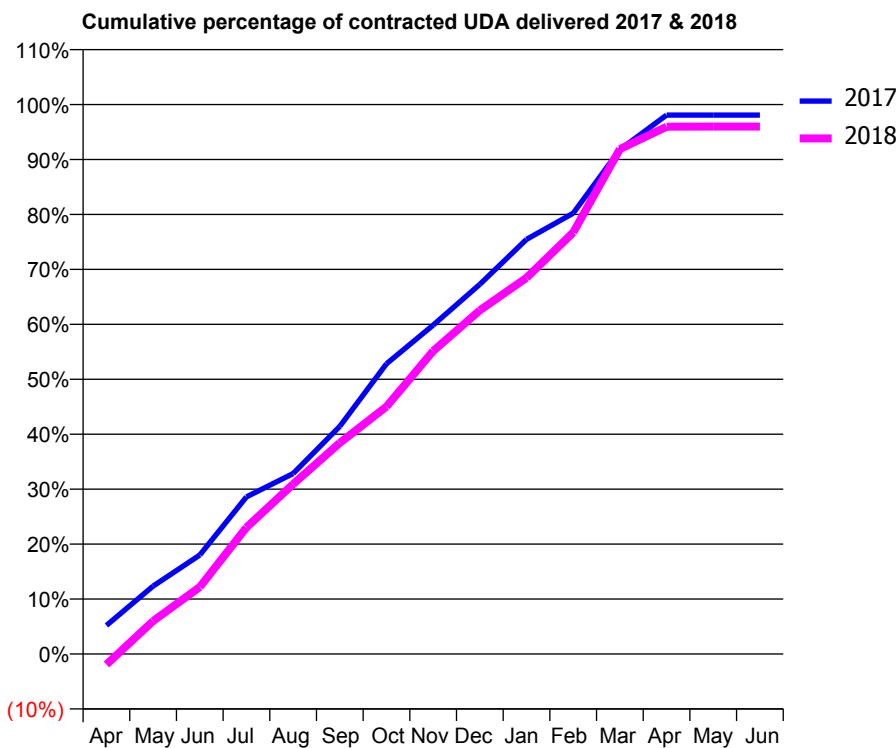
17/18 Contracted general activity (UDA)	9,534
Carry forward general activity (UDA)	184
17/18 Contracted orthodontic activity (UOA)	0
Carry forward orthodontic activity (UOA)	0
Baseline contract value	£219,418.93

ACCESS*

Patients seen in 24 months	Total	Change since previous quarter
Quarter ending March 2017	3,969	
Quarter ending June 2017	3,918	↓
Quarter ending September 2017	3,994	→
Quarter ending December 2017	4,030	→
Quarter ending March 2018	4,043	→
Variance since March 2017	1.9%	→



ACTIVITY



Month	Adjusted Scheduled Activity (UDA)	
	2017	2018
April	496	-184
May	1,178	572
June	1,717	1,163
July	2,726	2,196
August	3,133	2,948
September	3,951	3,664
October	5,035	4,293
November	5,708	5,257
December	6,415	5,963
January	7,194	6,527
February	7,647	7,315
March	8,751	8,760
April	9,350	9,149
May	9,351	9,151
June	9,350	9,151

QUALITY

	Quantity	Base Number	Contract	AT	Region	England
% of FP17s for the same patient ID Re-attending within 3 months - Children	31	1,303	2.4%	9.3%	11.6%	11.9%
% of FP17s for the same patient ID Re-attending within 3 months - Adults	333	4,432	7.5%	12.9%	15.4%	16.0%
% of FP17s for the same patient ID Re-attending between 3 & 9 months - Children	819	1,303	62.9%	59.1%	59.4%	58.3%
% of FP17s for the same patient ID Re-attending between 3 & 9 months - Adults	2,577	4,432	58.1%	49.4%	51.3%	50.3%
% of FP17s for Band 1 Urgent Courses	294	5,585	5.3%	7.0%	8.0%	9.1%
% of FP17s Relating to Free Repair or Replacements	26	5,585	0.5%	0.8%	0.8%	0.8%
% of FP17s Relating to Continuations	6	5,585	0.1%	1.1%	1.0%	1.0%
% of Patients satisfied with the dentistry they have received	6	7	N/A	92.6%	91.7%	91.5%
% of Patients satisfied with the time they had to wait for an appointment	7	7	N/A	89.8%	88.3%	87.9%

* This is based on patients treated on this contract for their most recent course of treatment. Figures in italics indicate the base number of FP17s or Patient Questionnaire responses are less than 100. N/A is shown where the base number of responses is less than 10 during the period. % is calculated as Quantity/Base number*100

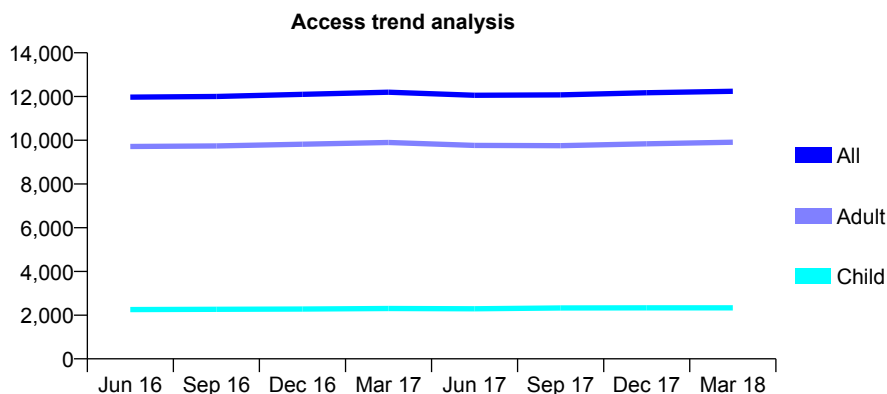
Q53 - Vital Signs At a Glance Contract Report for 167797/0002 - Year end March 2018

Name or company name	Grafton House Dental Practice
Contract type name	PDS Plus Contract
Purpose of contract	General
Contract start date	01/04/2011
Contract end date	31/05/2018

17/18 Contracted general activity (UDA)	32,084
Carry forward general activity (UDA)	-109
17/18 Contracted orthodontic activity (UOA)	0
Carry forward orthodontic activity (UOA)	0
Baseline contract value	£677,820.57

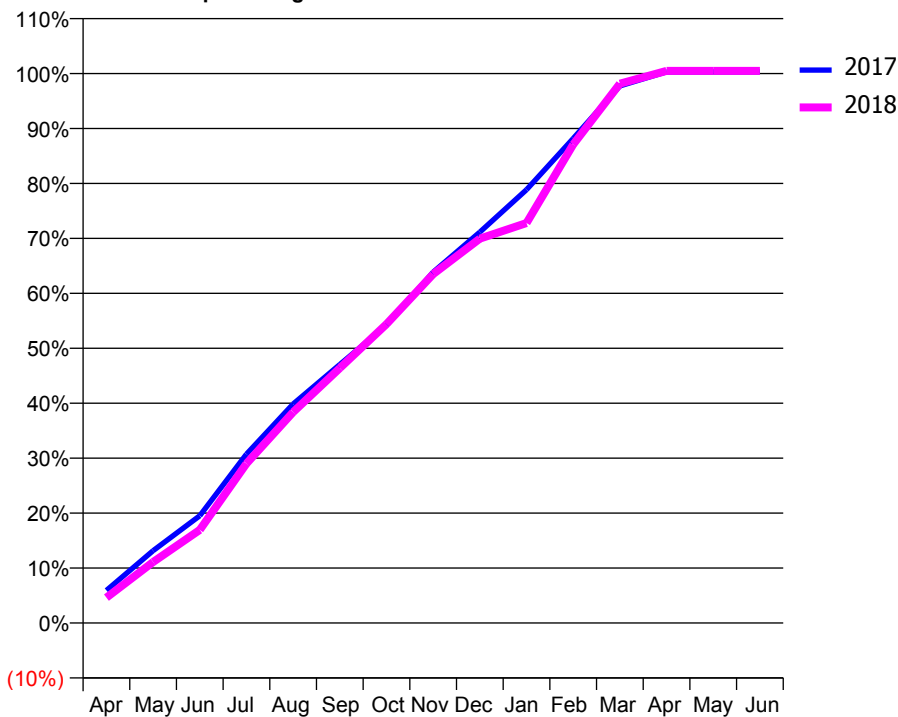
ACCESS*

Patients seen in 24 months	Total	Change since previous quarter
Quarter ending March 2017	12,196	
Quarter ending June 2017	12,057	↓
Quarter ending September 2017	12,076	→
Quarter ending December 2017	12,170	→
Quarter ending March 2018	12,242	→
Variance since March 2017	0.4%	→



ACTIVITY

Cumulative percentage of contracted UDA delivered 2017 & 2018



QUALITY

	Quantity	Base Number	Contract	AT	Region	England
% of FP17s for the same patient ID Re-attending within 3 months - Children	142	3,461	4.1%	9.3%	11.6%	11.9%
% of FP17s for the same patient ID Re-attending within 3 months - Adults	667	12,805	5.2%	12.9%	15.4%	16.0%
% of FP17s for the same patient ID Re-attending between 3 & 9 months - Children	2,200	3,461	63.6%	59.1%	59.4%	58.3%
% of FP17s for the same patient ID Re-attending between 3 & 9 months - Adults	8,365	12,805	65.3%	49.4%	51.3%	50.3%
% of FP17s for Band 1 Urgent Courses	409	16,253	2.5%	7.0%	8.0%	9.1%
% of FP17s Relating to Free Repair or Replacements	43	16,253	0.3%	0.8%	0.8%	0.8%
% of FP17s Relating to Continuations	65	16,253	0.4%	1.1%	1.0%	1.0%
% of Patients satisfied with the dentistry they have received	16	16	100.0%	92.6%	91.7%	91.5%
% of Patients satisfied with the time they had to wait for an appointment	15	16	93.8%	89.8%	88.3%	87.9%

* This is based on patients treated on this contract for their most recent course of treatment. Figures in italics indicate the base number of FP17s or Patient Questionnaire responses are less than 100. N/A is shown where the base number of responses is less than 10 during the period. % is calculated as Quantity/Base number*100

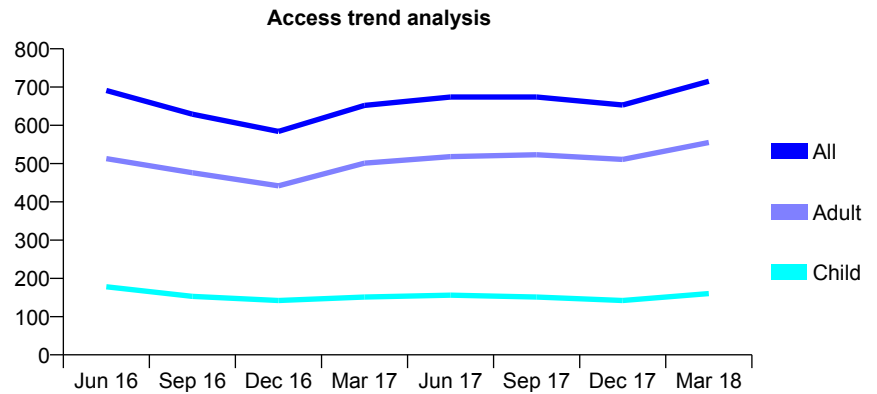
Q53 - Vital Signs At a Glance Contract Report for 169536/0001 - Year end March 2018

Name or company name	Mrs Tait and Mr Parsons
Contract type name	GDS Contract
Purpose of contract	General
Contract start date	01/11/2012
Contract end date	

17/18 Contracted general activity (UDA)	1,878
Carry forward general activity (UDA)	73
17/18 Contracted orthodontic activity (UOA)	0
Carry forward orthodontic activity (UOA)	0
Baseline contract value	£46,947.94

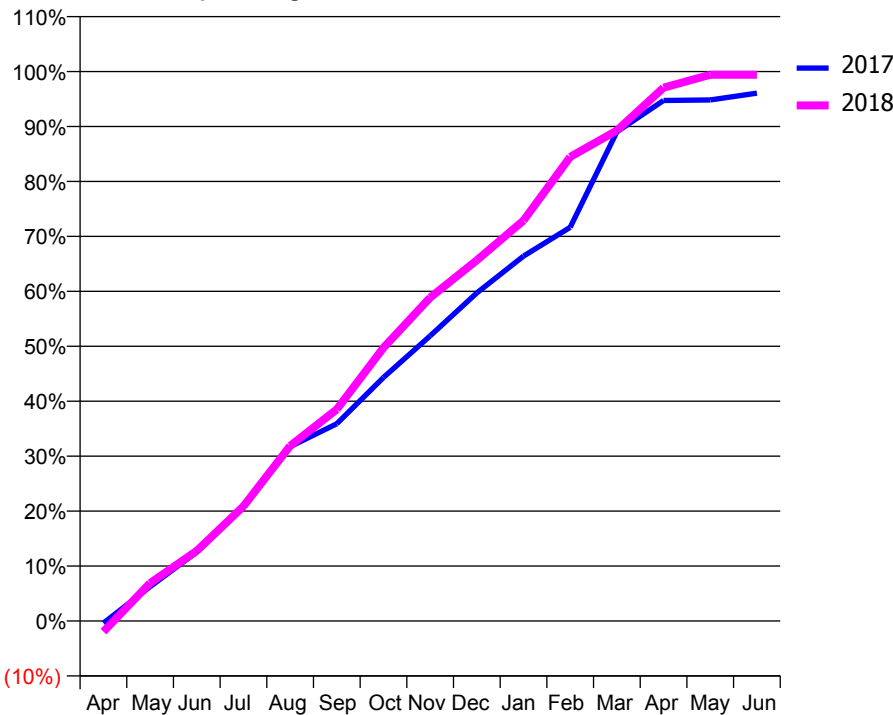
ACCESS*

Patients seen in 24 months	Total	Change since previous quarter
Quarter ending March 2017	652	
Quarter ending June 2017	674	↑
Quarter ending September 2017	674	→
Quarter ending December 2017	653	↓
Quarter ending March 2018	715	↑
Variance since March 2017	9.7%	↑



ACTIVITY

Cumulative percentage of contracted UDA delivered 2017 & 2018



Month	Adjusted Scheduled Activity (UDA)	
	2017	2018
April	-7	-37
May	117	130
June	236	240
July	391	392
August	596	599
September	674	724
October	833	934
November	975	1,106
December	1,121	1,233
January	1,247	1,369
February	1,346	1,586
March	1,672	1,676
April	1,779	1,823
May	1,781	1,867
June	1,804	1,867

QUALITY

	Quantity	Base Number	Contract	AT	Region	England
% of FP17s for the same patient ID Re-attending within 3 months - Children	12	241	5.0%	9.3%	11.6%	11.9%
% of FP17s for the same patient ID Re-attending within 3 months - Adults	103	848	12.1%	12.9%	15.4%	16.0%
% of FP17s for the same patient ID Re-attending between 3 & 9 months - Children	129	241	53.5%	59.1%	59.4%	58.3%
% of FP17s for the same patient ID Re-attending between 3 & 9 months - Adults	406	848	47.9%	49.4%	51.3%	50.3%
% of FP17s for Band 1 Urgent Courses	74	1,102	6.7%	7.0%	8.0%	9.1%
% of FP17s Relating to Free Repair or Replacements	16	1,102	1.5%	0.8%	0.8%	0.8%
% of FP17s Relating to Continuations	17	1,102	1.5%	1.1%	1.0%	1.0%
% of Patients satisfied with the dentistry they have received	1	1	N/A	92.6%	91.7%	91.5%
% of Patients satisfied with the time they had to wait for an appointment	1	1	N/A	89.8%	88.3%	87.9%

* This is based on patients treated on this contract for their most recent course of treatment. Figures in italics indicate the base number of FP17s or Patient Questionnaire responses are less than 100. N/A is shown where the base number of responses is less than 10 during the period. % is calculated as Quantity/Base number*100

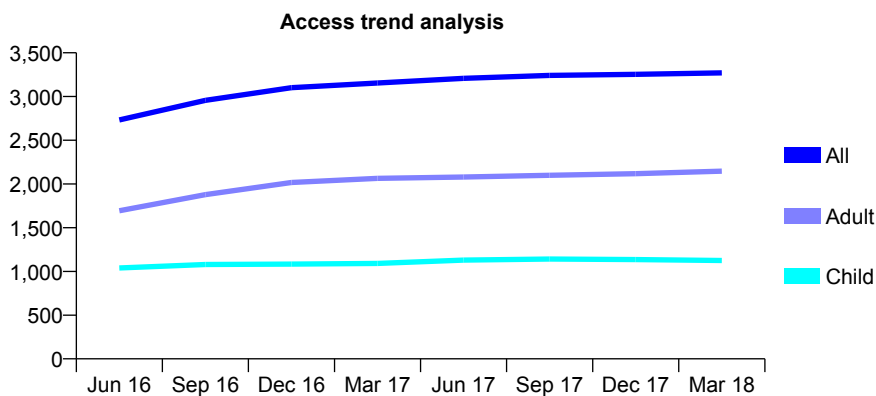
Q53 - Vital Signs At a Glance Contract Report for 169994/0002 - Year end March 2018

Name or company name	Abbotsbury Court Dental Practice
Contract type name	GDS Contract
Purpose of contract	General
Contract start date	02/09/2012
Contract end date	

17/18 Contracted general activity (UDA)	7,277
Carry forward general activity (UDA)	13
17/18 Contracted orthodontic activity (UOA)	0
Carry forward orthodontic activity (UOA)	0
Baseline contract value	£189,158.02

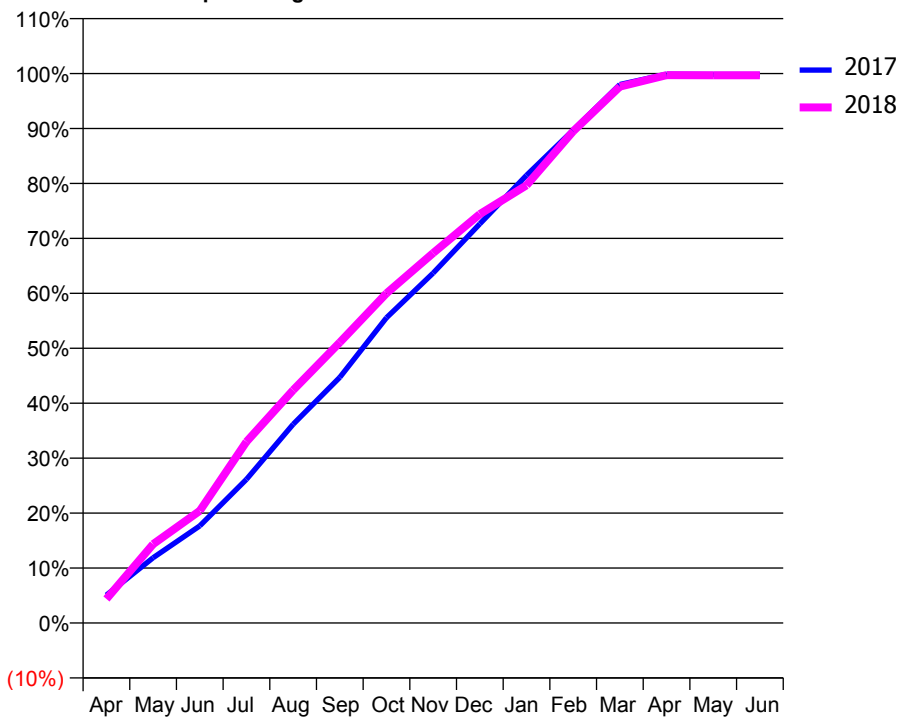
ACCESS*

Patients seen in 24 months	Total	Change since previous quarter
Quarter ending March 2017	3,155	
Quarter ending June 2017	3,208	→
Quarter ending September 2017	3,241	→
Quarter ending December 2017	3,254	→
Quarter ending March 2018	3,271	→
Variance since March 2017	3.7%	↑



ACTIVITY

Cumulative percentage of contracted UDA delivered 2017 & 2018



Month	Adjusted Scheduled Activity (UDA)	
	2017	2018
April	382	319
May	895	1,045
June	1,330	1,487
July	1,967	2,400
August	2,722	3,084
September	3,365	3,716
October	4,182	4,367
November	4,793	4,899
December	5,468	5,415
January	6,132	5,797
February	6,752	6,512
March	7,377	7,104
April	7,518	7,256
May	7,514	7,254
June	7,514	7,254

QUALITY

	Quantity	Base Number	Contract	AT	Region	England
% of FP17s for the same patient ID Re-attending within 3 months - Children	144	1,750	8.2%	9.3%	11.6%	11.9%
% of FP17s for the same patient ID Re-attending within 3 months - Adults	441	2,737	16.1%	12.9%	15.4%	16.0%
% of FP17s for the same patient ID Re-attending between 3 & 9 months - Children	1,082	1,750	61.8%	59.1%	59.4%	58.3%
% of FP17s for the same patient ID Re-attending between 3 & 9 months - Adults	1,297	2,737	47.4%	49.4%	51.3%	50.3%
% of FP17s for Band 1 Urgent Courses	348	4,508	7.7%	7.0%	8.0%	9.1%
% of FP17s Relating to Free Repair or Replacements	42	4,508	0.9%	0.8%	0.8%	0.8%
% of FP17s Relating to Continuations	19	4,508	0.4%	1.1%	1.0%	1.0%
% of Patients satisfied with the dentistry they have received	6	7	N/A	92.6%	91.7%	91.5%
% of Patients satisfied with the time they had to wait for an appointment	6	7	N/A	89.8%	88.3%	87.9%

* This is based on patients treated on this contract for their most recent course of treatment. Figures in italics indicate the base number of FP17s or Patient Questionnaire responses are less than 100. N/A is shown where the base number of responses is less than 10 during the period. % is calculated as Quantity/Base number*100

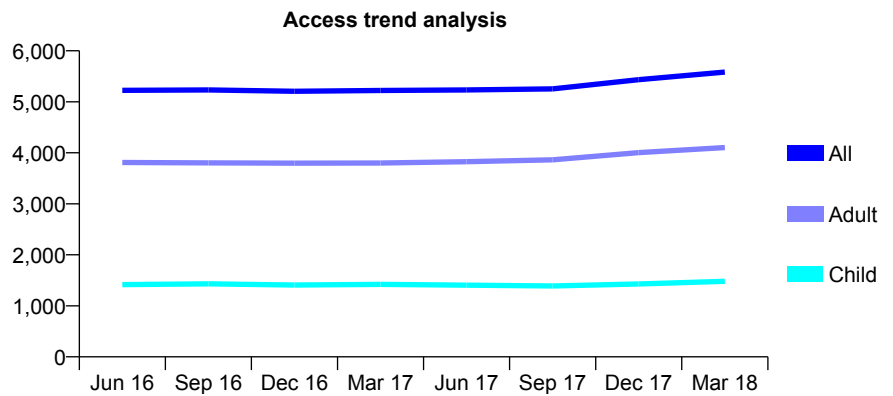
Q53 - Vital Signs At a Glance Contract Report for 174009/0001 - Year end March 2018

Name or company name	Droitwich Spa Dental Practice
Contract type name	GDS Contract
Purpose of contract	General
Contract start date	01/03/2012
Contract end date	

17/18 Contracted general activity (UDA)	17,772
Carry forward general activity (UDA)	-28
17/18 Contracted orthodontic activity (UOA)	0
Carry forward orthodontic activity (UOA)	0
Baseline contract value	£501,481.78

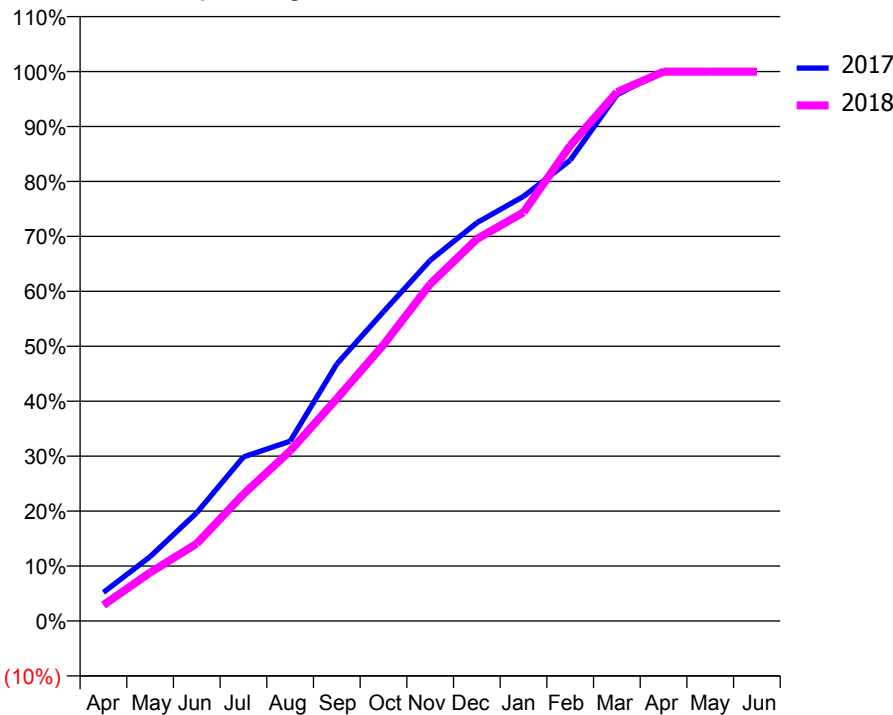
ACCESS*

Patients seen in 24 months	Total	Change since previous quarter
Quarter ending March 2017	5,221	
Quarter ending June 2017	5,232	→
Quarter ending September 2017	5,253	→
Quarter ending December 2017	5,434	↑
Quarter ending March 2018	5,582	↑
Variance since March 2017	6.9%	↑



ACTIVITY

Cumulative percentage of contracted UDA delivered 2017 & 2018



Month	Adjusted Scheduled Activity (UDA)	
	2017	2018
April	927	516
May	2,080	1,567
June	3,505	2,505
July	5,306	4,102
August	5,815	5,500
September	8,314	7,191
October	10,005	8,934
November	11,664	10,897
December	12,881	12,356
January	13,736	13,218
February	14,903	15,375
March	17,015	17,107
April	17,800	17,765
May	17,800	17,766
June	17,800	17,766

QUALITY

	Quantity	Base Number	Contract	AT	Region	England
% of FP17s for the same patient ID Re-attending within 3 months - Children	107	2,251	4.8%	9.3%	11.6%	11.9%
% of FP17s for the same patient ID Re-attending within 3 months - Adults	791	5,990	13.2%	12.9%	15.4%	16.0%
% of FP17s for the same patient ID Re-attending between 3 & 9 months - Children	1,518	2,251	67.4%	59.1%	59.4%	58.3%
% of FP17s for the same patient ID Re-attending between 3 & 9 months - Adults	3,467	5,990	57.9%	49.4%	51.3%	50.3%
% of FP17s for Band 1 Urgent Courses	529	7,559	7.0%	7.0%	8.0%	9.1%
% of FP17s Relating to Free Repair or Replacements	93	7,559	1.2%	0.8%	0.8%	0.8%
% of FP17s Relating to Continuations	81	7,559	1.1%	1.1%	1.0%	1.0%
% of Patients satisfied with the dentistry they have received	12	12	100.0%	92.6%	91.7%	91.5%
% of Patients satisfied with the time they had to wait for an appointment	11	12	91.7%	89.8%	88.3%	87.9%

* This is based on patients treated on this contract for their most recent course of treatment. Figures in italics indicate the base number of FP17s or Patient Questionnaire responses are less than 100. N/A is shown where the base number of responses is less than 10 during the period. % is calculated as Quantity/Base number*100

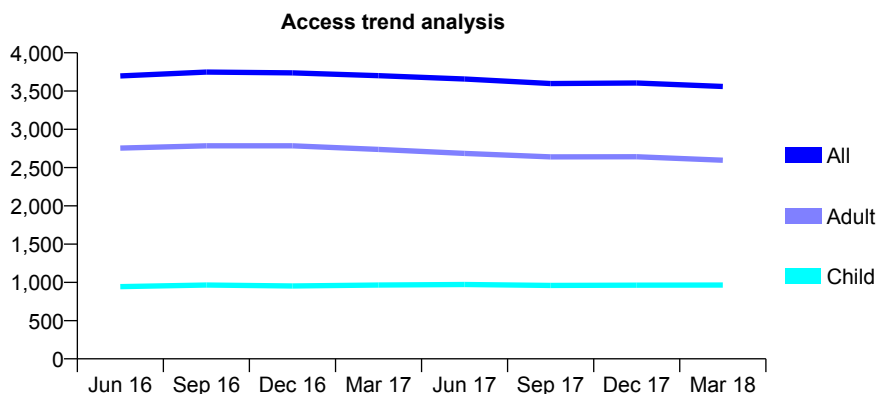
Q53 - Vital Signs At a Glance Contract Report for 174203/0001 - Year end March 2018

Name or company name	Brighton Villa Dental Practice
Contract type name	GDS Contract
Purpose of contract	General
Contract start date	01/04/2006
Contract end date	

17/18 Contracted general activity (UDA)	11,754
Carry forward general activity (UDA)	439
17/18 Contracted orthodontic activity (UOA)	0
Carry forward orthodontic activity (UOA)	0
Baseline contract value	£289,097.56

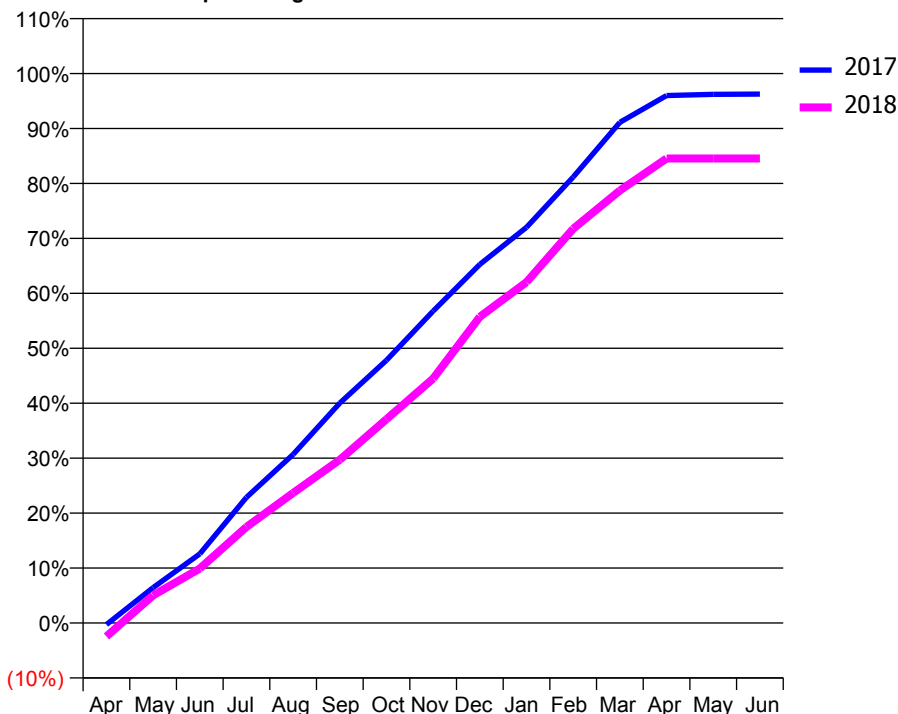
ACCESS*

Patients seen in 24 months	Total	Change since previous quarter
Quarter ending March 2017	3,701	
Quarter ending June 2017	3,657	↓
Quarter ending September 2017	3,599	↓
Quarter ending December 2017	3,605	→
Quarter ending March 2018	3,560	↓
Variance since March 2017	(3.8%)	↓



ACTIVITY

Cumulative percentage of contracted UDA delivered 2017 & 2018



Month	Adjusted Scheduled Activity (UDA)	
	2017	2018
April	-37	-290
May	756	593
June	1,480	1,164
July	2,688	2,054
August	3,608	2,781
September	4,704	3,494
October	5,620	4,361
November	6,673	5,229
December	7,671	6,551
January	8,465	7,292
February	9,539	8,433
March	10,708	9,250
April	11,283	9,936
May	11,308	9,936
June	11,315	9,936

QUALITY

	Quantity	Base Number	Contract	AT	Region	England
% of FP17s for the same patient ID Re-attending within 3 months - Children	170	1,613	10.5%	9.3%	11.6%	11.9%
% of FP17s for the same patient ID Re-attending within 3 months - Adults	648	4,040	16.0%	12.9%	15.4%	16.0%
% of FP17s for the same patient ID Re-attending between 3 & 9 months - Children	1,016	1,613	63.0%	59.1%	59.4%	58.3%
% of FP17s for the same patient ID Re-attending between 3 & 9 months - Adults	2,604	4,040	64.5%	49.4%	51.3%	50.3%
% of FP17s for Band 1 Urgent Courses	481	5,704	8.4%	7.0%	8.0%	9.1%
% of FP17s Relating to Free Repair or Replacements	68	5,704	1.2%	0.8%	0.8%	0.8%
% of FP17s Relating to Continuations	123	5,704	2.2%	1.1%	1.0%	1.0%
% of Patients satisfied with the dentistry they have received	6	7	N/A	92.6%	91.7%	91.5%
% of Patients satisfied with the time they had to wait for an appointment	7	7	N/A	89.8%	88.3%	87.9%

* This is based on patients treated on this contract for their most recent course of treatment. Figures in italics indicate the base number of FP17s or Patient Questionnaire responses are less than 100. N/A is shown where the base number of responses is less than 10 during the period. % is calculated as Quantity/Base number*100

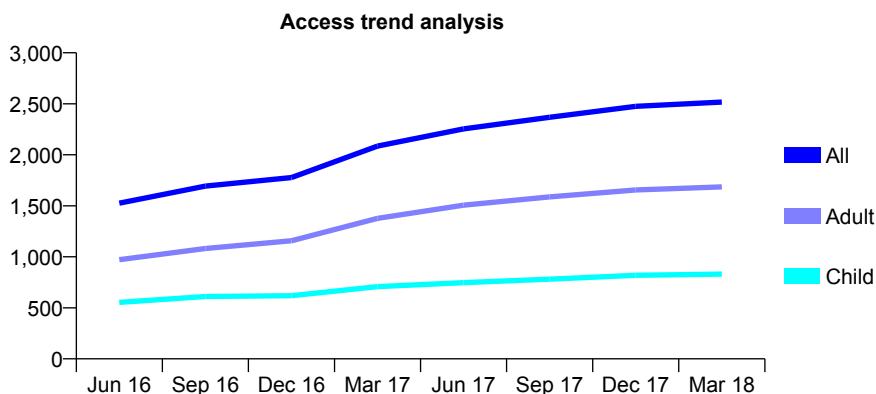
Q53 - Vital Signs At a Glance Contract Report for 175668/0001 - Year end March 2018

Name or company name	Mr J Arhi
Contract type name	GDS Contract
Purpose of contract	General
Contract start date	01/11/2015
Contract end date	

17/18 Contracted general activity (UDA)	7,993
Carry forward general activity (UDA)	-64
17/18 Contracted orthodontic activity (UOA)	0
Carry forward orthodontic activity (UOA)	0
Baseline contract value	£198,875.57

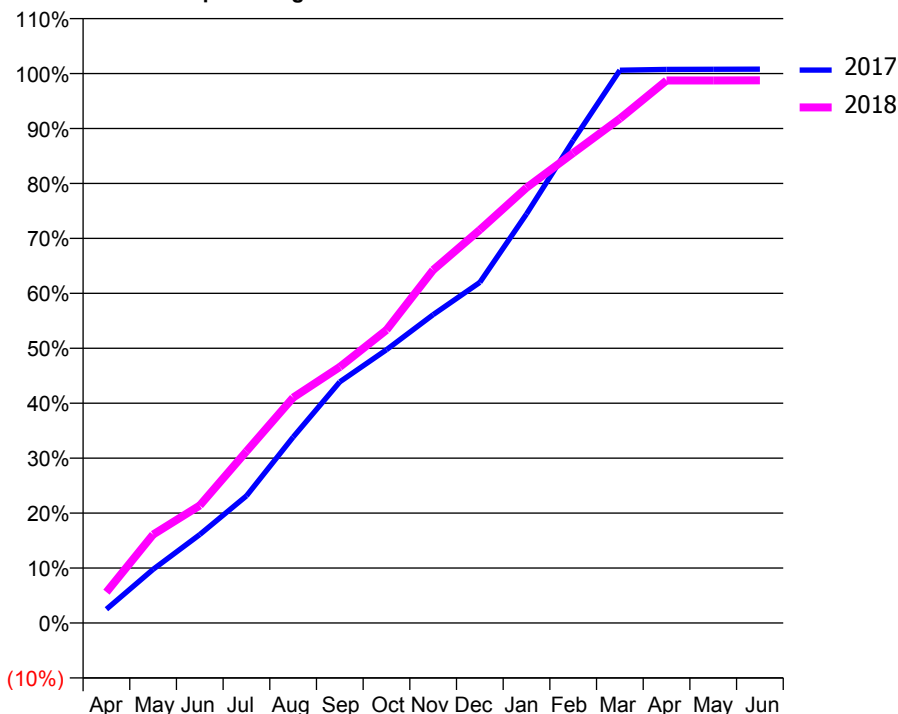
ACCESS*

Patients seen in 24 months	Total	Change since previous quarter
Quarter ending March 2017	2,085	
Quarter ending June 2017	2,254	↑
Quarter ending September 2017	2,368	↑
Quarter ending December 2017	2,475	↑
Quarter ending March 2018	2,517	→
Variance since March 2017	20.7%	↑



ACTIVITY

Cumulative percentage of contracted UDA delivered 2017 & 2018



Month	2017	2018
April	201	449
May	780	1,287
June	1,286	1,710
July	1,850	2,497
August	2,705	3,279
September	3,508	3,726
October	3,975	4,262
November	4,486	5,135
December	4,955	5,720
January	5,950	6,333
February	7,021	6,835
March	8,042	7,337
April	8,053	7,892
May	8,054	7,891
June	8,057	7,894

QUALITY

	Quantity	Base Number	Contract	AT	Region	England
% of FP17s for the same patient ID Re-attending within 3 months - Children	59	1,061	5.6%	9.3%	11.6%	11.9%
% of FP17s for the same patient ID Re-attending within 3 months - Adults	201	2,027	9.9%	12.9%	15.4%	16.0%
% of FP17s for the same patient ID Re-attending between 3 & 9 months - Children	642	1,061	60.5%	59.1%	59.4%	58.3%
% of FP17s for the same patient ID Re-attending between 3 & 9 months - Adults	1,207	2,027	59.5%	49.4%	51.3%	50.3%
% of FP17s for Band 1 Urgent Courses	175	3,616	4.8%	7.0%	8.0%	9.1%
% of FP17s Relating to Free Repair or Replacements	38	3,616	1.1%	0.8%	0.8%	0.8%
% of FP17s Relating to Continuations	4	3,616	0.1%	1.1%	1.0%	1.0%
% of Patients satisfied with the dentistry they have received	4	5	N/A	92.6%	91.7%	91.5%
% of Patients satisfied with the time they had to wait for an appointment	5	5	N/A	89.8%	88.3%	87.9%

* This is based on patients treated on this contract for their most recent course of treatment. Figures in italics indicate the base number of FP17s or Patient Questionnaire responses are less than 100. N/A is shown where the base number of responses is less than 10 during the period. % is calculated as Quantity/Base number*100

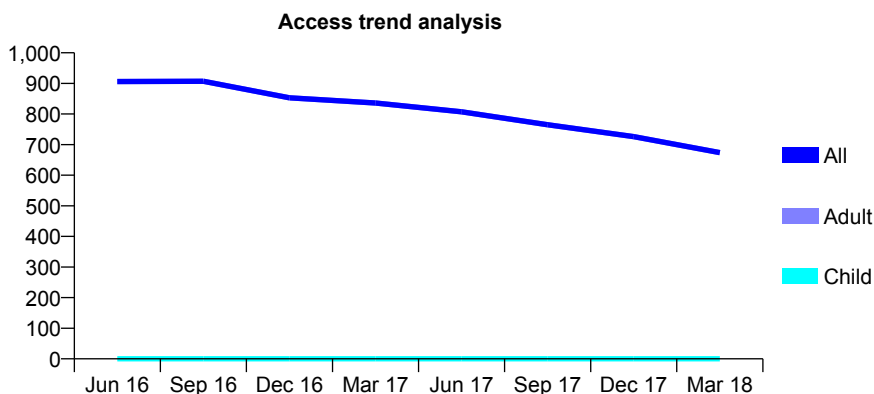
Q53 - Vital Signs At a Glance Contract Report for 175951/0001 - Year end March 2018

Name or company name	Gentle Dental Care (WORCESTER)LTD. C
Contract type name	PDS Plus Contract
Purpose of contract	General
Contract start date	01/04/2012
Contract end date	30/06/2018

17/18 Contracted general activity (UDA)	6,000
Carry forward general activity (UDA)	0
17/18 Contracted orthodontic activity (UOA)	0
Carry forward orthodontic activity (UOA)	0
Baseline contract value	£95,399.18

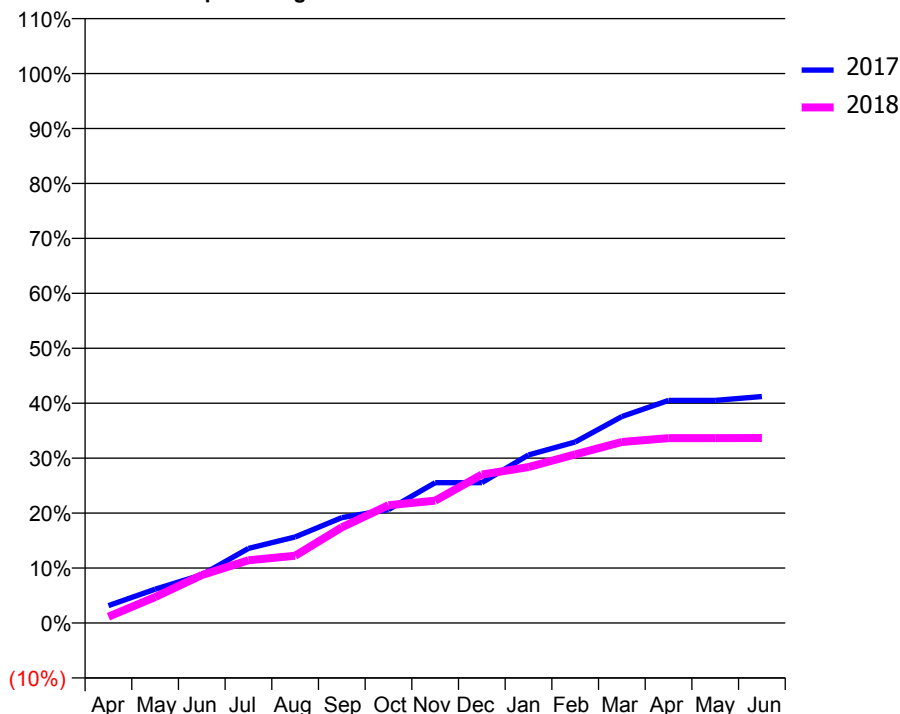
ACCESS*

Patients seen in 24 months	Total	Change since previous quarter
Quarter ending March 2017	836	
Quarter ending June 2017	807	↓
Quarter ending September 2017	765	↓
Quarter ending December 2017	726	↓
Quarter ending March 2018	674	↓
Variance since March 2017	(19.4%)	↓



ACTIVITY

Cumulative percentage of contracted UDA delivered 2017 & 2018



Month	Adjusted Scheduled Activity (UDA)	
	2017	2018
April	190	69
May	369	283
June	526	524
July	814	685
August	940	735
September	1,151	1,045
October	1,238	1,286
November	1,533	1,336
December	1,533	1,621
January	1,835	1,702
February	1,977	1,841
March	2,255	1,976
April	2,430	2,018
May	2,430	2,019
June	2,473	2,020

QUALITY

	Quantity	Base Number	Contract	AT	Region	England
% of FP17s for the same patient ID Re-attending within 3 months - Children	0	0	N/A	9.3%	11.6%	11.9%
% of FP17s for the same patient ID Re-attending within 3 months - Adults	39	435	9.0%	12.9%	15.4%	16.0%
% of FP17s for the same patient ID Re-attending between 3 & 9 months - Children	0	0	N/A	59.1%	59.4%	58.3%
% of FP17s for the same patient ID Re-attending between 3 & 9 months - Adults	44	435	10.1%	49.4%	51.3%	50.3%
% of FP17s for Band 1 Urgent Courses	6	399	1.5%	7.0%	8.0%	9.1%
% of FP17s Relating to Free Repair or Replacements	1	399	0.3%	0.8%	0.8%	0.8%
% of FP17s Relating to Continuations	0	399	0.0%	1.1%	1.0%	1.0%
% of Patients satisfied with the dentistry they have received	0	0	N/A	92.6%	91.7%	91.5%
% of Patients satisfied with the time they had to wait for an appointment	0	0	N/A	89.8%	88.3%	87.9%

* This is based on patients treated on this contract for their most recent course of treatment. Figures in italics indicate the base number of FP17s or Patient Questionnaire responses are less than 100. N/A is shown where the base number of responses is less than 10 during the period. % is calculated as Quantity/Base number*100

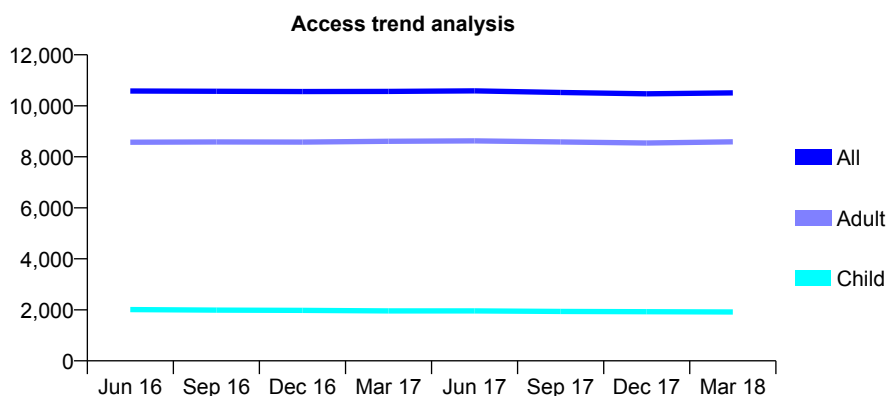
Q53 - Vital Signs At a Glance Contract Report for 176370/0001 - Year end March 2018

Name or company name	Kyrle Street Dental Practice
Contract type name	Pilot Contract
Purpose of contract	General
Contract start date	01/04/2006
Contract end date	

17/18 Contracted general activity (UDA)	29,000
Carry forward general activity (UDA)	0
17/18 Contracted orthodontic activity (UOA)	0
Carry forward orthodontic activity (UOA)	0
Baseline contract value	£759,166.64

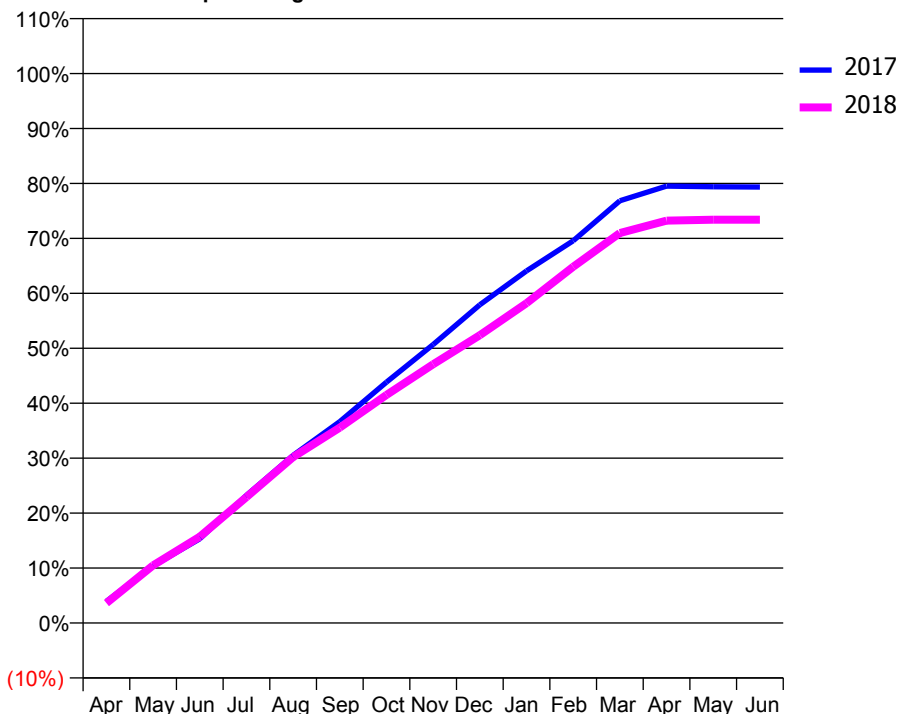
ACCESS*

Patients seen in 24 months	Total	Change since previous quarter
Quarter ending March 2017	10,566	
Quarter ending June 2017	10,584	→
Quarter ending September 2017	10,524	→
Quarter ending December 2017	10,468	→
Quarter ending March 2018	10,505	→
Variance since March 2017	(0.6%)	→



ACTIVITY

Cumulative percentage of contracted UDA delivered 2017 & 2018



Month	Adjusted Scheduled Activity (UDA)	
	2017	2018
April	1,142	1,053
May	3,014	3,045
June	4,444	4,557
July	6,738	6,644
August	8,849	8,760
September	10,627	10,313
October	12,714	12,035
November	14,694	13,655
December	16,793	15,189
January	18,582	16,879
February	20,172	18,797
March	22,281	20,584
April	23,055	21,233
May	23,024	21,284
June	23,011	21,285

QUALITY

	Quantity	Base Number	Contract	AT	Region	England
% of FP17s for the same patient ID Re-attending within 3 months - Children	114	2,230	5.1%	9.3%	11.6%	11.9%
% of FP17s for the same patient ID Re-attending within 3 months - Adults	1,245	9,330	13.3%	12.9%	15.4%	16.0%
% of FP17s for the same patient ID Re-attending between 3 & 9 months - Children	781	2,230	35.0%	59.1%	59.4%	58.3%
% of FP17s for the same patient ID Re-attending between 3 & 9 months - Adults	2,775	9,330	29.7%	49.4%	51.3%	50.3%
% of FP17s for Band 1 Urgent Courses	1,541	11,459	13.4%	7.0%	8.0%	9.1%
% of FP17s Relating to Free Repair or Replacements	55	11,459	0.5%	0.8%	0.8%	0.8%
% of FP17s Relating to Continuations	13	11,459	0.1%	1.1%	1.0%	1.0%
% of Patients satisfied with the dentistry they have received	16	18	88.9%	92.6%	91.7%	91.5%
% of Patients satisfied with the time they had to wait for an appointment	15	18	83.3%	89.8%	88.3%	87.9%

* This is based on patients treated on this contract for their most recent course of treatment. Figures in italics indicate the base number of FP17s or Patient Questionnaire responses are less than 100. N/A is shown where the base number of responses is less than 10 during the period. % is calculated as Quantity/Base number*100

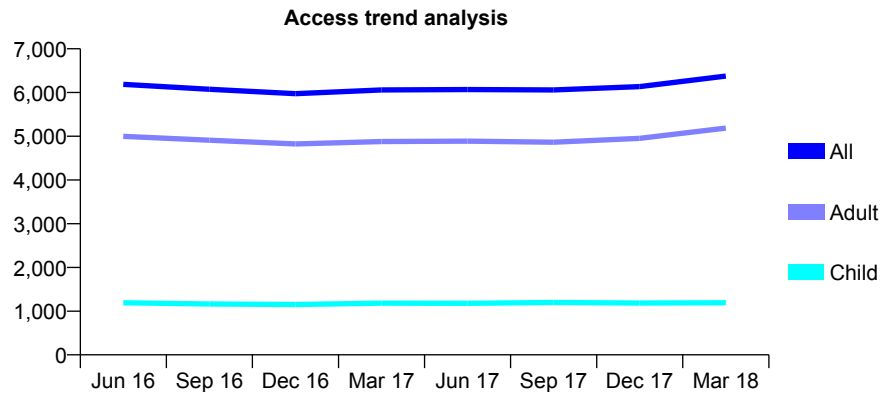
Q53 - Vital Signs At a Glance Contract Report for 176834/0001 - Year end March 2018

Name or company name	Bewdley Dental Partnership
Contract type name	GDS Contract
Purpose of contract	General
Contract start date	01/02/2009
Contract end date	

17/18 Contracted general activity (UDA)	20,370
Carry forward general activity (UDA)	594
17/18 Contracted orthodontic activity (UOA)	0
Carry forward orthodontic activity (UOA)	0
Baseline contract value	£669,490.14

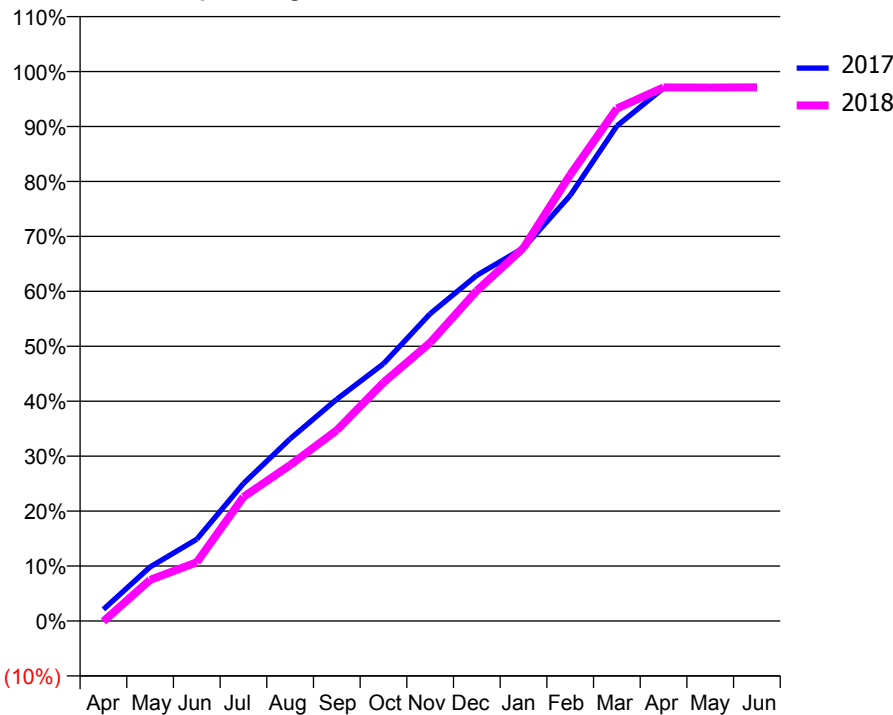
ACCESS*

Patients seen in 24 months	Total	Change since previous quarter
Quarter ending March 2017	6,060	
Quarter ending June 2017	6,068	→
Quarter ending September 2017	6,059	→
Quarter ending December 2017	6,136	→
Quarter ending March 2018	6,377	↑
Variance since March 2017	5.2%	↑



ACTIVITY

Cumulative percentage of contracted UDA delivered 2017 & 2018



Month	Adjusted Scheduled Activity (UDA)	
	2017	2018
April	433	-16
May	2,006	1,526
June	3,031	2,179
July	5,099	4,600
August	6,755	5,779
September	8,225	7,071
October	9,537	8,840
November	11,391	10,321
December	12,813	12,245
January	13,831	13,833
February	15,777	16,544
March	18,353	18,998
April	19,754	19,782
May	19,776	19,776
June	19,776	19,785

QUALITY

	Quantity	Base Number	Contract	AT	Region	England
% of FP17s for the same patient ID Re-attending within 3 months - Children	80	1,800	4.4%	9.3%	11.6%	11.9%
% of FP17s for the same patient ID Re-attending within 3 months - Adults	746	6,982	10.7%	12.9%	15.4%	16.0%
% of FP17s for the same patient ID Re-attending between 3 & 9 months - Children	1,117	1,800	62.1%	59.1%	59.4%	58.3%
% of FP17s for the same patient ID Re-attending between 3 & 9 months - Adults	3,357	6,982	48.1%	49.4%	51.3%	50.3%
% of FP17s for Band 1 Urgent Courses	153	8,589	1.8%	7.0%	8.0%	9.1%
% of FP17s Relating to Free Repair or Replacements	163	8,589	1.9%	0.8%	0.8%	0.8%
% of FP17s Relating to Continuations	90	8,589	1.0%	1.1%	1.0%	1.0%
% of Patients satisfied with the dentistry they have received	9	9	N/A	92.6%	91.7%	91.5%
% of Patients satisfied with the time they had to wait for an appointment	9	9	N/A	89.8%	88.3%	87.9%

* This is based on patients treated on this contract for their most recent course of treatment. Figures in italics indicate the base number of FP17s or Patient Questionnaire responses are less than 100. N/A is shown where the base number of responses is less than 10 during the period. % is calculated as Quantity/Base number*100

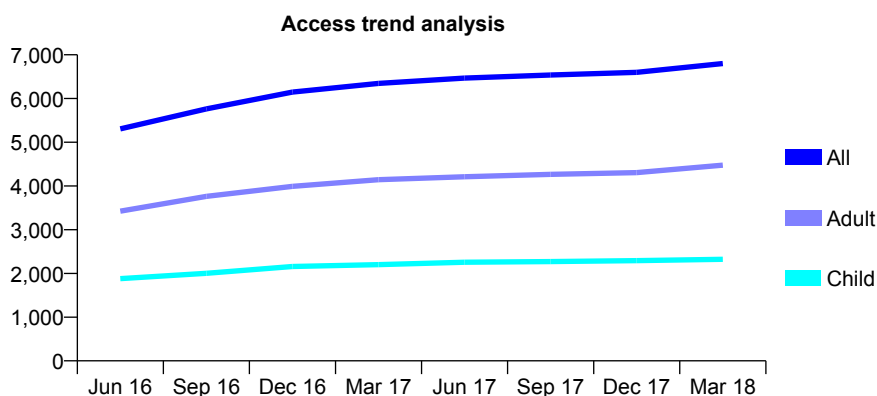
Q53 - Vital Signs At a Glance Contract Report for 177040/0001 - Year end March 2018

Name or company name	Mr S B Ahmed Mulgund and Mrs S S Mulgund
Contract type name	GDS Contract
Purpose of contract	General
Contract start date	01/12/2014
Contract end date	

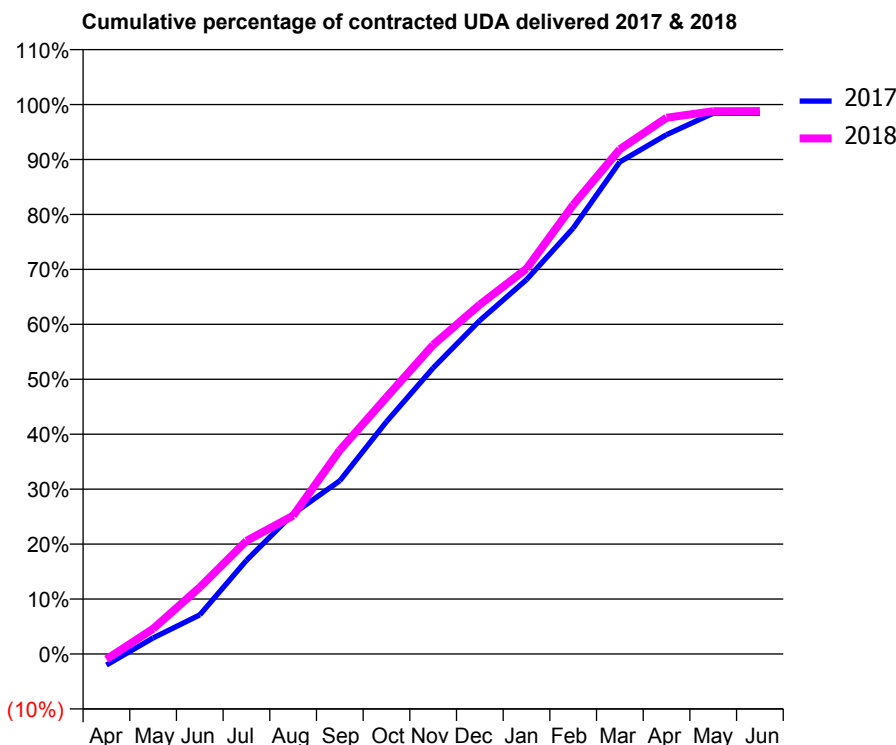
17/18 Contracted general activity (UDA)	14,774
Carry forward general activity (UDA)	233
17/18 Contracted orthodontic activity (UOA)	0
Carry forward orthodontic activity (UOA)	0
Baseline contract value	£388,086.18

ACCESS*

Patients seen in 24 months	Total	Change since previous quarter
Quarter ending March 2017	6,346	
Quarter ending June 2017	6,467	→
Quarter ending September 2017	6,537	→
Quarter ending December 2017	6,598	→
Quarter ending March 2018	6,800	↑
Variance since March 2017	7.2%	↑



ACTIVITY



Month	Adjusted Scheduled Activity (UDA)	
	2017	2018
April	-301	-146
May	433	680
June	1,051	1,796
July	2,519	3,041
August	3,770	3,720
September	4,660	5,478
October	6,246	6,905
November	7,694	8,312
December	8,970	9,395
January	10,065	10,360
February	11,450	12,076
March	13,232	13,572
April	13,962	14,419
May	14,540	14,594
June	14,540	14,597

QUALITY

	Quantity	Base Number	Contract	AT	Region	England
% of FP17s for the same patient ID Re-attending within 3 months - Children	133	2,880	4.6%	9.3%	11.6%	11.9%
% of FP17s for the same patient ID Re-attending within 3 months - Adults	385	4,486	8.6%	12.9%	15.4%	16.0%
% of FP17s for the same patient ID Re-attending between 3 & 9 months - Children	1,611	2,880	55.9%	59.1%	59.4%	58.3%
% of FP17s for the same patient ID Re-attending between 3 & 9 months - Adults	2,001	4,486	44.6%	49.4%	51.3%	50.3%
% of FP17s for Band 1 Urgent Courses	27	6,347	0.4%	7.0%	8.0%	9.1%
% of FP17s Relating to Free Repair or Replacements	4	6,347	0.1%	0.8%	0.8%	0.8%
% of FP17s Relating to Continuations	13	6,347	0.2%	1.1%	1.0%	1.0%
% of Patients satisfied with the dentistry they have received	0	1	N/A	92.6%	91.7%	91.5%
% of Patients satisfied with the time they had to wait for an appointment	1	1	N/A	89.8%	88.3%	87.9%

* This is based on patients treated on this contract for their most recent course of treatment. Figures in italics indicate the base number of FP17s or Patient Questionnaire responses are less than 100. N/A is shown where the base number of responses is less than 10 during the period. % is calculated as Quantity/Base number*100

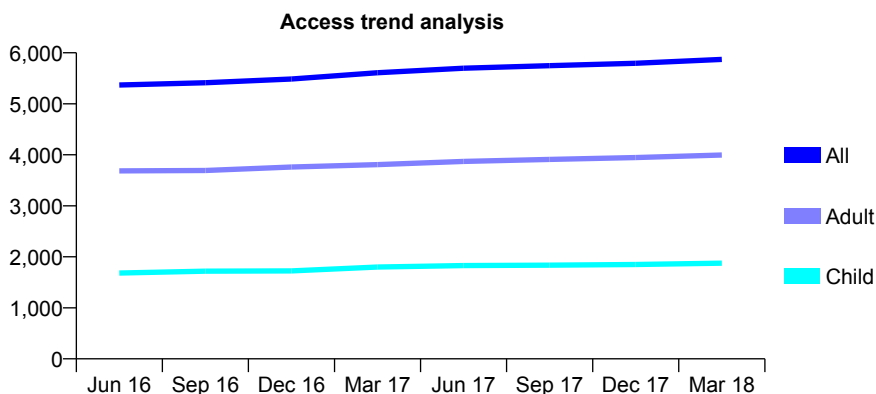
Q53 - Vital Signs At a Glance Contract Report for 179531/0001 - Year end March 2018

Name or company name	Mr & Mrs Parvis
Contract type name	GDS Contract
Purpose of contract	General and Orthodontic
Contract start date	01/07/2013
Contract end date	

17/18 Contracted general activity (UDA)	14,510
Carry forward general activity (UDA)	47
17/18 Contracted orthodontic activity (UOA)	106
Carry forward orthodontic activity (UOA)	0
Baseline contract value	£365,767.35

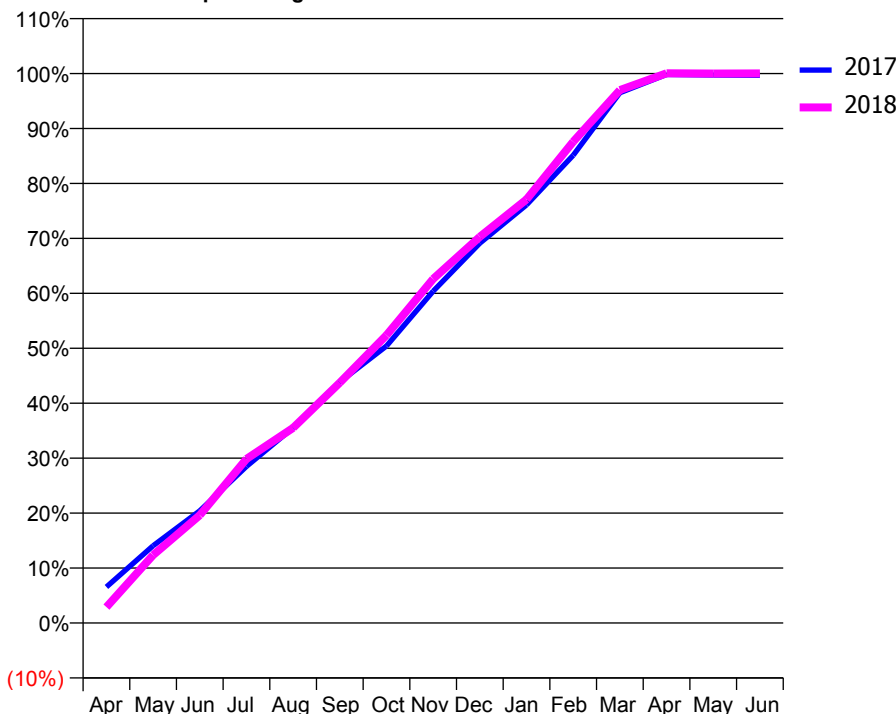
ACCESS*

Patients seen in 24 months	Total	Change since previous quarter
Quarter ending March 2017	5,608	
Quarter ending June 2017	5,699	→
Quarter ending September 2017	5,748	→
Quarter ending December 2017	5,795	→
Quarter ending March 2018	5,870	→
Variance since March 2017	4.7%	↑



ACTIVITY

Cumulative percentage of contracted UDA delivered 2017 & 2018



Month	Adjusted Scheduled Activity (UDA)	
	2017	2018
April	952	421
May	2,042	1,795
June	2,964	2,848
July	4,136	4,332
August	5,155	5,155
September	6,365	6,347
October	7,316	7,601
November	8,762	9,088
December	10,030	10,200
January	11,041	11,187
February	12,351	12,710
March	14,002	14,073
April	14,484	14,516
May	14,471	14,508
June	14,463	14,511

QUALITY

	Quantity	Base Number	Contract	AT	Region	England
% of FP17s for the same patient ID Re-attending within 3 months - Children	179	2,793	6.4%	9.3%	11.6%	11.9%
% of FP17s for the same patient ID Re-attending within 3 months - Adults	665	5,073	13.1%	12.9%	15.4%	16.0%
% of FP17s for the same patient ID Re-attending between 3 & 9 months - Children	1,805	2,793	64.6%	59.1%	59.4%	58.3%
% of FP17s for the same patient ID Re-attending between 3 & 9 months - Adults	2,462	5,073	48.5%	49.4%	51.3%	50.3%
% of FP17s for Band 1 Urgent Courses	261	7,788	3.4%	7.0%	8.0%	9.1%
% of FP17s Relating to Free Repair or Replacements	31	7,788	0.4%	0.8%	0.8%	0.8%
% of FP17s Relating to Continuations	7	7,788	0.1%	1.1%	1.0%	1.0%
% of Patients satisfied with the dentistry they have received	10	13	76.9%	92.6%	91.7%	91.5%
% of Patients satisfied with the time they had to wait for an appointment	10	13	76.9%	89.8%	88.3%	87.9%

* This is based on patients treated on this contract for their most recent course of treatment. Figures in italics indicate the base number of FP17s or Patient Questionnaire responses are less than 100. N/A is shown where the base number of responses is less than 10 during the period. % is calculated as Quantity/Base number*100

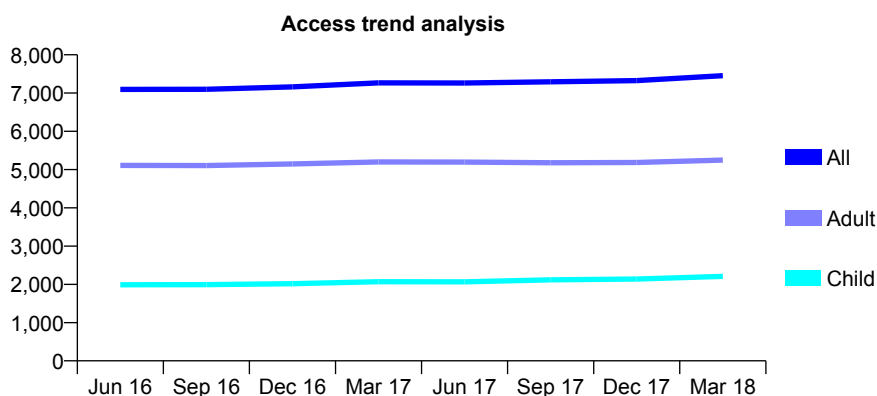
Q53 - Vital Signs At a Glance Contract Report for 179531/0002 - Year end March 2018

Name or company name	Mr & Mrs Parvis
Contract type name	GDS Contract
Purpose of contract	General and Orthodontic
Contract start date	01/07/2013
Contract end date	

17/18 Contracted general activity (UDA)	16,334
Carry forward general activity (UDA)	17
17/18 Contracted orthodontic activity (UOA)	264
Carry forward orthodontic activity (UOA)	3
Baseline contract value	£433,199.60

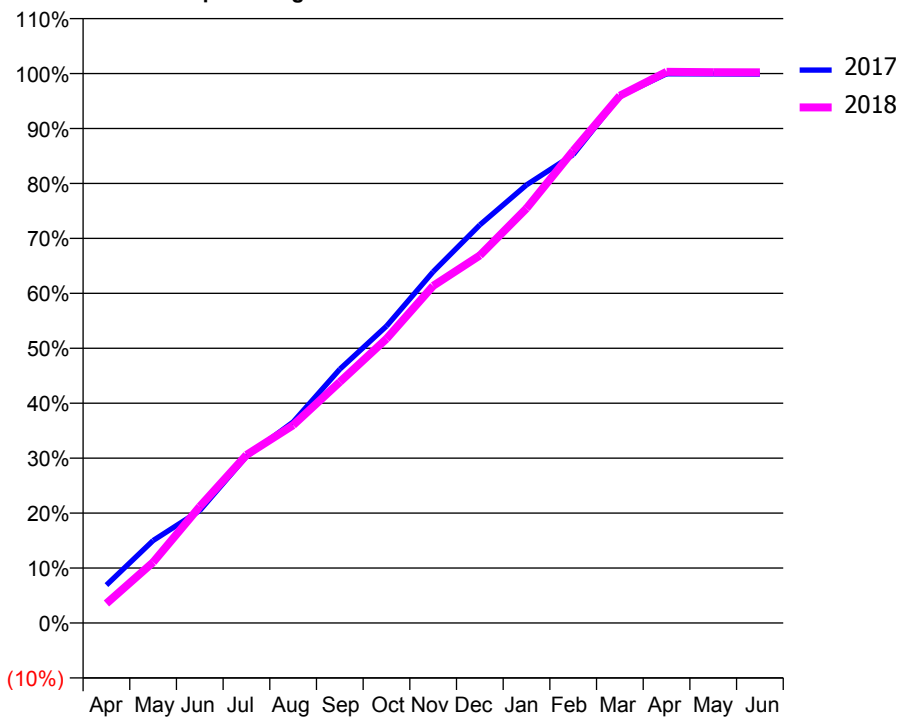
ACCESS*

Patients seen in 24 months	Total	Change since previous quarter
Quarter ending March 2017	7,267	
Quarter ending June 2017	7,262	→
Quarter ending September 2017	7,295	→
Quarter ending December 2017	7,325	→
Quarter ending March 2018	7,454	→
Variance since March 2017	2.6%	↑



ACTIVITY

Cumulative percentage of contracted UDA delivered 2017 & 2018



Month	Adjusted Scheduled Activity (UDA)	
	2017	2018
April	1,127	582
May	2,450	1,807
June	3,342	3,464
July	4,951	4,995
August	5,975	5,882
September	7,547	7,164
October	8,825	8,449
November	10,443	10,022
December	11,832	10,925
January	13,024	12,325
February	13,924	14,036
March	15,662	15,677
April	16,325	16,386
May	16,321	16,372
June	16,316	16,369

QUALITY

	Quantity	Base Number	Contract	AT	Region	England
% of FP17s for the same patient ID Re-attending within 3 months - Children	197	3,360	5.9%	9.3%	11.6%	11.9%
% of FP17s for the same patient ID Re-attending within 3 months - Adults	729	6,745	10.8%	12.9%	15.4%	16.0%
% of FP17s for the same patient ID Re-attending between 3 & 9 months - Children	2,210	3,360	65.8%	59.1%	59.4%	58.3%
% of FP17s for the same patient ID Re-attending between 3 & 9 months - Adults	3,705	6,745	54.9%	49.4%	51.3%	50.3%
% of FP17s for Band 1 Urgent Courses	337	9,197	3.7%	7.0%	8.0%	9.1%
% of FP17s Relating to Free Repair or Replacements	49	9,197	0.5%	0.8%	0.8%	0.8%
% of FP17s Relating to Continuations	28	9,197	0.3%	1.1%	1.0%	1.0%
% of Patients satisfied with the dentistry they have received	19	19	100.0%	92.6%	91.7%	91.5%
% of Patients satisfied with the time they had to wait for an appointment	18	19	94.7%	89.8%	88.3%	87.9%

* This is based on patients treated on this contract for their most recent course of treatment. Figures in italics indicate the base number of FP17s or Patient Questionnaire responses are less than 100. N/A is shown where the base number of responses is less than 10 during the period. % is calculated as Quantity/Base number*100

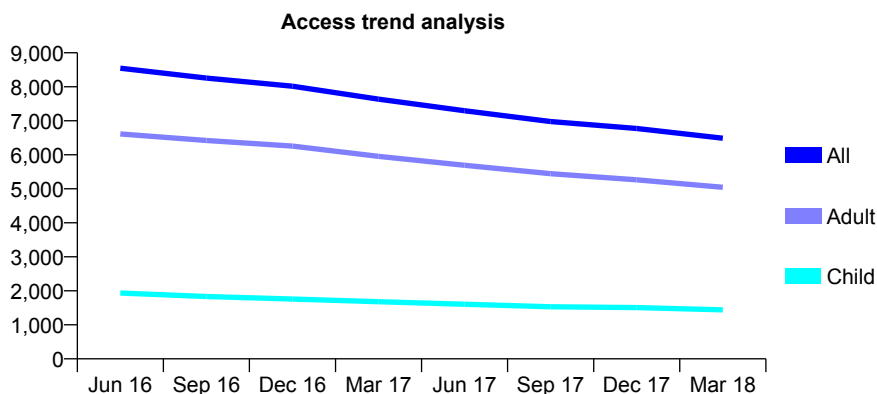
Q53 - Vital Signs At a Glance Contract Report for 180122/0002 - Year end March 2018

Name or company name	IDH Limited
Contract type name	GDS Contract
Purpose of contract	General
Contract start date	01/09/2008
Contract end date	

17/18 Contracted general activity (UDA)	24,615
Carry forward general activity (UDA)	0
17/18 Contracted orthodontic activity (UOA)	0
Carry forward orthodontic activity (UOA)	0
Baseline contract value	£722,704.81

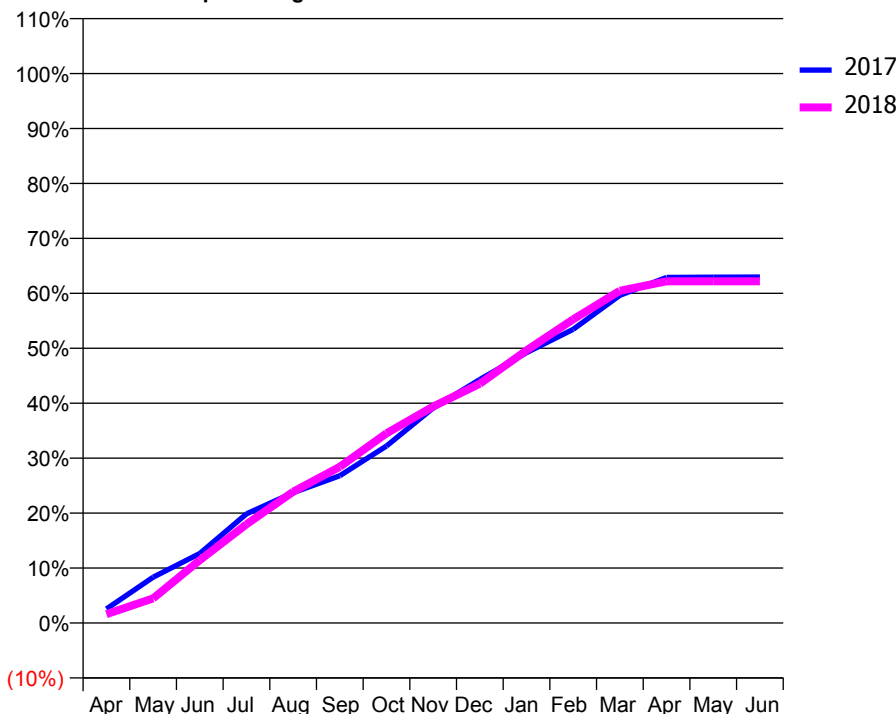
ACCESS*

Patients seen in 24 months	Total	Change since previous quarter
Quarter ending March 2017	7,637	
Quarter ending June 2017	7,298	↓
Quarter ending September 2017	6,977	↓
Quarter ending December 2017	6,773	↓
Quarter ending March 2018	6,488	↓
Variance since March 2017	(15.0%)	↓



ACTIVITY

Cumulative percentage of contracted UDA delivered 2017 & 2018



Month	Adjusted Scheduled Activity (UDA)	
	2017	2018
April	632	398
May	2,054	1,103
June	3,115	2,819
July	4,892	4,423
August	5,841	5,880
September	6,596	7,000
October	7,928	8,495
November	9,634	9,698
December	10,909	10,718
January	12,113	12,210
February	13,156	13,602
March	14,677	14,881
April	15,478	15,305
May	15,489	15,305
June	15,498	15,305

QUALITY

	Quantity	Base Number	Contract	AT	Region	England
% of FP17s for the same patient ID Re-attending within 3 months - Children	115	1,922	6.0%	9.3%	11.6%	11.9%
% of FP17s for the same patient ID Re-attending within 3 months - Adults	878	6,562	13.4%	12.9%	15.4%	16.0%
% of FP17s for the same patient ID Re-attending between 3 & 9 months - Children	909	1,922	47.3%	59.1%	59.4%	58.3%
% of FP17s for the same patient ID Re-attending between 3 & 9 months - Adults	2,676	6,562	40.8%	49.4%	51.3%	50.3%
% of FP17s for Band 1 Urgent Courses	794	8,329	9.5%	7.0%	8.0%	9.1%
% of FP17s Relating to Free Repair or Replacements	65	8,329	0.8%	0.8%	0.8%	0.8%
% of FP17s Relating to Continuations	129	8,329	1.5%	1.1%	1.0%	1.0%
% of Patients satisfied with the dentistry they have received	2	2	N/A	92.6%	91.7%	91.5%
% of Patients satisfied with the time they had to wait for an appointment	1	2	N/A	89.8%	88.3%	87.9%

* This is based on patients treated on this contract for their most recent course of treatment. Figures in italics indicate the base number of FP17s or Patient Questionnaire responses are less than 100. N/A is shown where the base number of responses is less than 10 during the period. % is calculated as Quantity/Base number*100

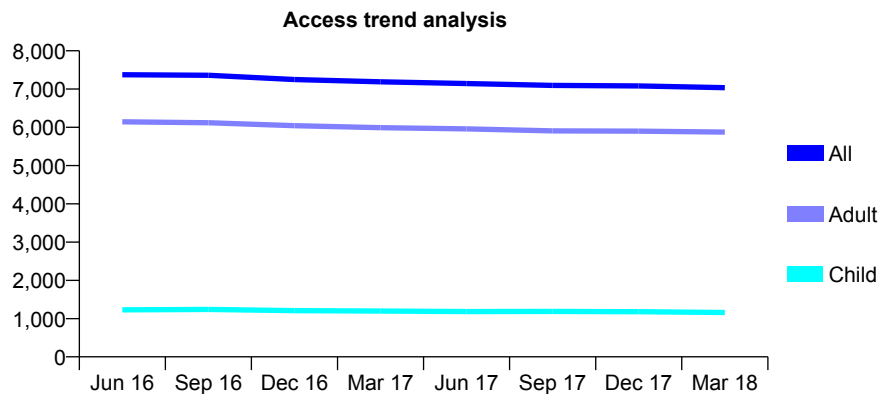
Q53 - Vital Signs At a Glance Contract Report for 180793/0001 - Year end March 2018

Name or company name	Colehill Smile Care Limited
Contract type name	GDS Contract
Purpose of contract	General
Contract start date	01/04/2014
Contract end date	

17/18 Contracted general activity (UDA)	20,993
Carry forward general activity (UDA)	466
17/18 Contracted orthodontic activity (UOA)	0
Carry forward orthodontic activity (UOA)	0
Baseline contract value	£607,635.17

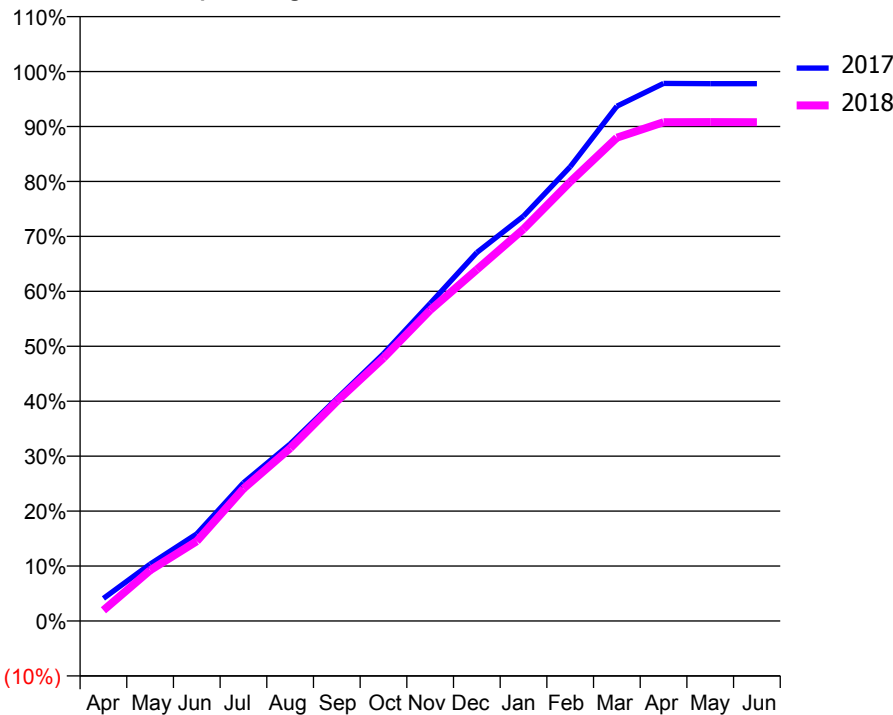
ACCESS*

Patients seen in 24 months	Total	Change since previous quarter
Quarter ending March 2017	7,189	
Quarter ending June 2017	7,145	→
Quarter ending September 2017	7,094	→
Quarter ending December 2017	7,082	→
Quarter ending March 2018	7,036	→
Variance since March 2017	(2.1%)	↓



ACTIVITY

Cumulative percentage of contracted UDA delivered 2017 & 2018



QUALITY

	Quantity	Base Number	Contract	AT	Region	England
% of FP17s for the same patient ID Re-attending within 3 months - Children	133	1,801	7.4%	9.3%	11.6%	11.9%
% of FP17s for the same patient ID Re-attending within 3 months - Adults	1,262	8,948	14.1%	12.9%	15.4%	16.0%
% of FP17s for the same patient ID Re-attending between 3 & 9 months - Children	1,108	1,801	61.5%	59.1%	59.4%	58.3%
% of FP17s for the same patient ID Re-attending between 3 & 9 months - Adults	5,479	8,948	61.2%	49.4%	51.3%	50.3%
% of FP17s for Band 1 Urgent Courses	953	10,698	8.9%	7.0%	8.0%	9.1%
% of FP17s Relating to Free Repair or Replacements	218	10,698	2.0%	0.8%	0.8%	0.8%
% of FP17s Relating to Continuations	115	10,698	1.1%	1.1%	1.0%	1.0%
% of Patients satisfied with the dentistry they have received	12	13	92.3%	92.6%	91.7%	91.5%
% of Patients satisfied with the time they had to wait for an appointment	13	13	100.0%	89.8%	88.3%	87.9%

* This is based on patients treated on this contract for their most recent course of treatment. Figures in italics indicate the base number of FP17s or Patient Questionnaire responses are less than 100. N/A is shown where the base number of responses is less than 10 during the period. % is calculated as Quantity/Base number*100

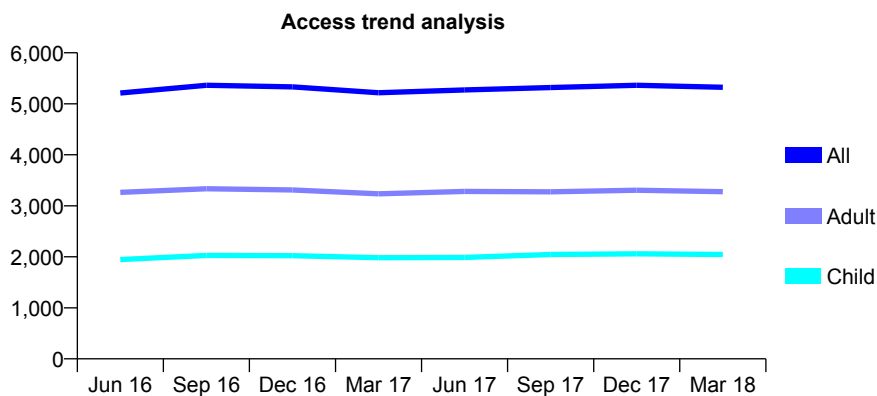
Q53 - Vital Signs At a Glance Contract Report for 181307/0001 - Year end March 2018

Name or company name	Willenhall Dental Care
Contract type name	GDS Contract
Purpose of contract	General
Contract start date	01/09/2011
Contract end date	

17/18 Contracted general activity (UDA)	12,679
Carry forward general activity (UDA)	-25
17/18 Contracted orthodontic activity (UOA)	0
Carry forward orthodontic activity (UOA)	0
Baseline contract value	£320,566.18

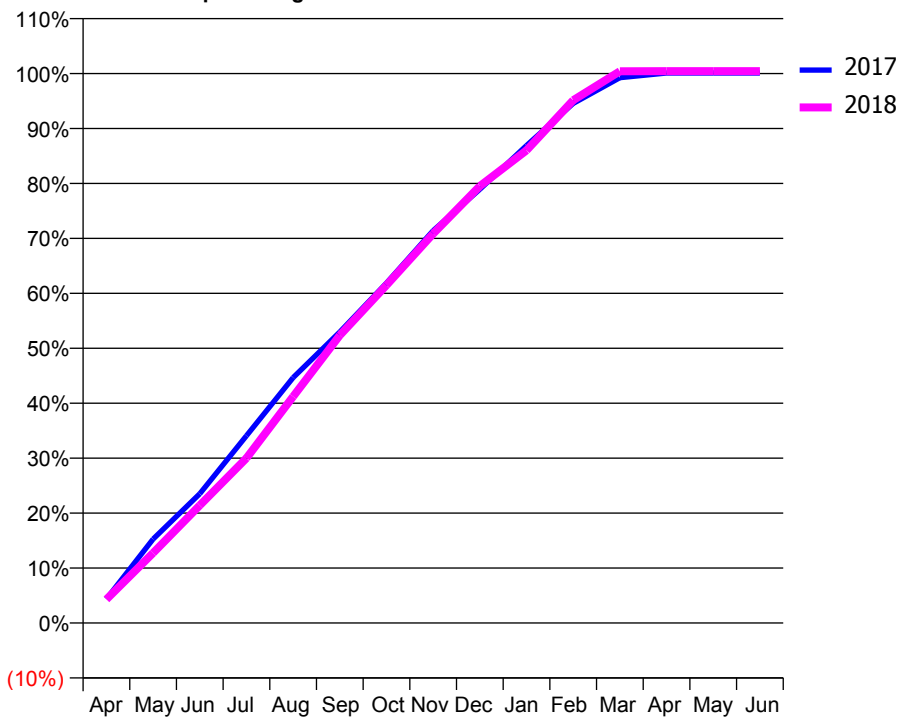
ACCESS*

Patients seen in 24 months	Total	Change since previous quarter
Quarter ending March 2017	5,217	
Quarter ending June 2017	5,271	→
Quarter ending September 2017	5,320	→
Quarter ending December 2017	5,364	→
Quarter ending March 2018	5,323	→
Variance since March 2017	2.0%	↑



ACTIVITY

Cumulative percentage of contracted UDA delivered 2017 & 2018



Month	Adjusted Scheduled Activity (UDA)	
	2017	2018
April	555	546
May	1,936	1,618
June	2,982	2,715
July	4,322	3,805
August	5,664	5,225
September	6,714	6,637
October	7,844	7,795
November	9,054	8,984
December	10,006	10,082
January	11,016	10,904
February	11,989	12,063
March	12,582	12,730
April	12,691	12,735
May	12,691	12,735
June	12,691	12,735

QUALITY

	Quantity	Base Number	Contract	AT	Region	England
% of FP17s for the same patient ID Re-attending within 3 months - Children	12	2,549	0.5%	9.3%	11.6%	11.9%
% of FP17s for the same patient ID Re-attending within 3 months - Adults	24	3,551	0.7%	12.9%	15.4%	16.0%
% of FP17s for the same patient ID Re-attending between 3 & 9 months - Children	1,488	2,549	58.4%	59.1%	59.4%	58.3%
% of FP17s for the same patient ID Re-attending between 3 & 9 months - Adults	1,898	3,551	53.4%	49.4%	51.3%	50.3%
% of FP17s for Band 1 Urgent Courses	8	6,078	0.1%	7.0%	8.0%	9.1%
% of FP17s Relating to Free Repair or Replacements	0	6,078	0.0%	0.8%	0.8%	0.8%
% of FP17s Relating to Continuations	2	6,078	0.0%	1.1%	1.0%	1.0%
% of Patients satisfied with the dentistry they have received	6	6	N/A	92.6%	91.7%	91.5%
% of Patients satisfied with the time they had to wait for an appointment	6	6	N/A	89.8%	88.3%	87.9%

* This is based on patients treated on this contract for their most recent course of treatment. Figures in italics indicate the base number of FP17s or Patient Questionnaire responses are less than 100. N/A is shown where the base number of responses is less than 10 during the period. % is calculated as Quantity/Base number*100

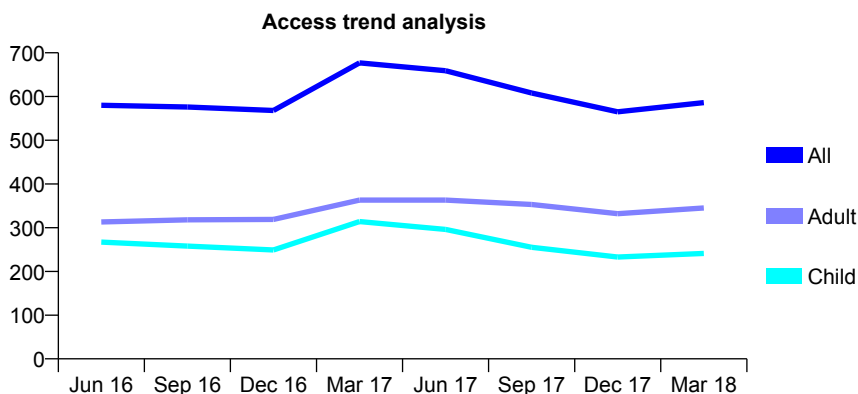
Q53 - Vital Signs At a Glance Contract Report for 182109/0001 - Year end March 2018

Name or company name	Evesham Place Limited
Contract type name	GDS Contract
Purpose of contract	General
Contract start date	01/04/2015
Contract end date	

17/18 Contracted general activity (UDA)	1,452
Carry forward general activity (UDA)	3
17/18 Contracted orthodontic activity (UOA)	0
Carry forward orthodontic activity (UOA)	0
Baseline contract value	£35,822.69

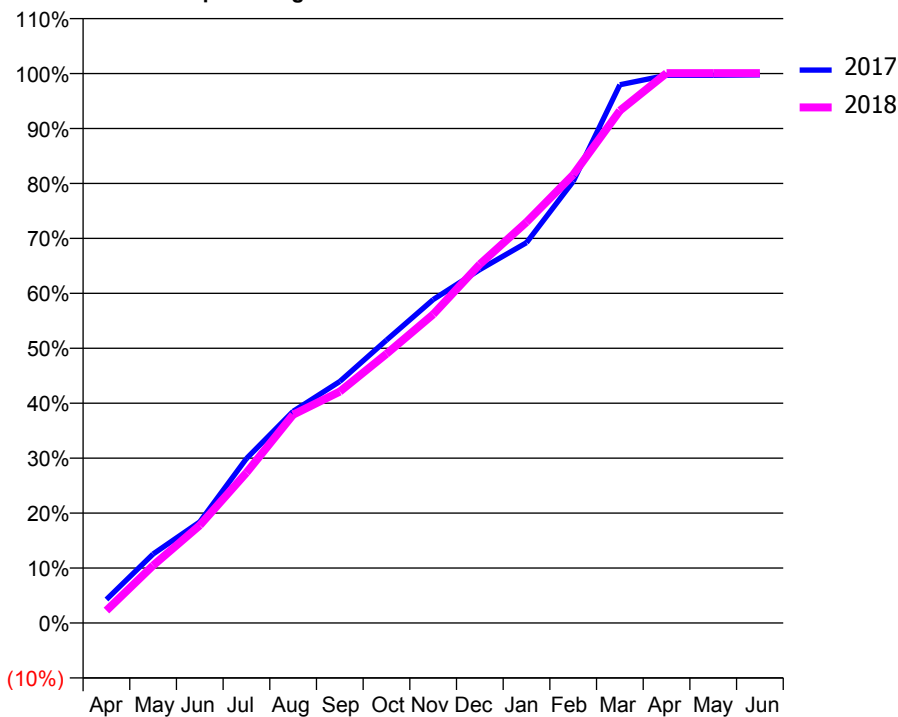
ACCESS*

Patients seen in 24 months	Total	Change since previous quarter
Quarter ending March 2017	677	
Quarter ending June 2017	659	↓
Quarter ending September 2017	608	↓
Quarter ending December 2017	565	↓
Quarter ending March 2018	586	↑
Variance since March 2017	(13.4%)	↓



ACTIVITY

Cumulative percentage of contracted UDA delivered 2017 & 2018



Month	Adjusted Scheduled Activity (UDA)	
	2017	2018
April	62	33
May	182	152
June	267	258
July	435	397
August	559	551
September	638	612
October	748	711
November	855	816
December	934	948
January	1,005	1,059
February	1,167	1,184
March	1,422	1,354
April	1,447	1,453
May	1,447	1,453
June	1,448	1,453

QUALITY

	Quantity	Base Number	Contract	AT	Region	England
% of FP17s for the same patient ID Re-attending within 3 months - Children	25	389	6.4%	9.3%	11.6%	11.9%
% of FP17s for the same patient ID Re-attending within 3 months - Adults	40	427	9.4%	12.9%	15.4%	16.0%
% of FP17s for the same patient ID Re-attending between 3 & 9 months - Children	254	389	65.3%	59.1%	59.4%	58.3%
% of FP17s for the same patient ID Re-attending between 3 & 9 months - Adults	159	427	37.2%	49.4%	51.3%	50.3%
% of FP17s for Band 1 Urgent Courses	65	846	7.7%	7.0%	8.0%	9.1%
% of FP17s Relating to Free Repair or Replacements	3	846	0.4%	0.8%	0.8%	0.8%
% of FP17s Relating to Continuations	9	846	1.1%	1.1%	1.0%	1.0%
% of Patients satisfied with the dentistry they have received	1	1	N/A	92.6%	91.7%	91.5%
% of Patients satisfied with the time they had to wait for an appointment	1	1	N/A	89.8%	88.3%	87.9%

* This is based on patients treated on this contract for their most recent course of treatment. Figures in italics indicate the base number of FP17s or Patient Questionnaire responses are less than 100. N/A is shown where the base number of responses is less than 10 during the period. % is calculated as Quantity/Base number*100

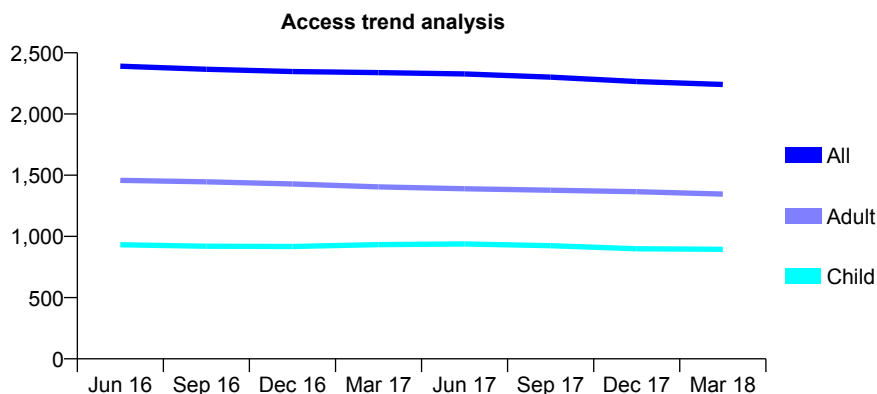
Q53 - Vital Signs At a Glance Contract Report for 187860/0001 - Year end March 2018

Name or company name	Collins House Dental Surgery
Contract type name	GDS Contract
Purpose of contract	General
Contract start date	01/04/2006
Contract end date	

17/18 Contracted general activity (UDA)	7,000
Carry forward general activity (UDA)	0
17/18 Contracted orthodontic activity (UOA)	0
Carry forward orthodontic activity (UOA)	0
Baseline contract value	£209,193.29

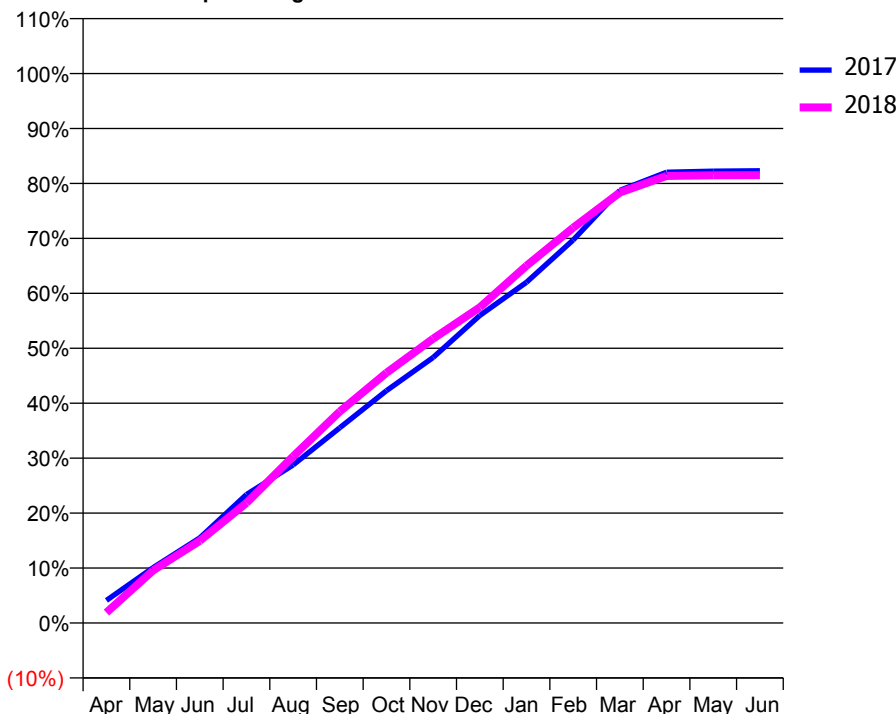
ACCESS*

Patients seen in 24 months	Total	Change since previous quarter
Quarter ending March 2017	2,338	
Quarter ending June 2017	2,327	→
Quarter ending September 2017	2,301	↓
Quarter ending December 2017	2,265	↓
Quarter ending March 2018	2,241	↓
Variance since March 2017	(4.1%)	↓



ACTIVITY

Cumulative percentage of contracted UDA delivered 2017 & 2018



Month	Adjusted Scheduled Activity (UDA)	
	2017	2018
April	324	133
May	796	670
June	1,225	1,048
July	1,847	1,529
August	2,273	2,122
September	2,808	2,694
October	3,340	3,188
November	3,817	3,622
December	4,421	4,022
January	4,900	4,551
February	5,507	5,036
March	6,219	5,483
April	6,481	5,695
May	6,496	5,703
June	6,502	5,706

QUALITY

	Quantity	Base Number	Contract	AT	Region	England
% of FP17s for the same patient ID Re-attending within 3 months - Children	102	1,625	6.3%	9.3%	11.6%	11.9%
% of FP17s for the same patient ID Re-attending within 3 months - Adults	270	2,120	12.7%	12.9%	15.4%	16.0%
% of FP17s for the same patient ID Re-attending between 3 & 9 months - Children	1,225	1,625	75.4%	59.1%	59.4%	58.3%
% of FP17s for the same patient ID Re-attending between 3 & 9 months - Adults	1,536	2,120	72.5%	49.4%	51.3%	50.3%
% of FP17s for Band 1 Urgent Courses	169	3,740	4.5%	7.0%	8.0%	9.1%
% of FP17s Relating to Free Repair or Replacements	0	3,740	0.0%	0.8%	0.8%	0.8%
% of FP17s Relating to Continuations	21	3,740	0.6%	1.1%	1.0%	1.0%
% of Patients satisfied with the dentistry they have received	2	2	N/A	92.6%	91.7%	91.5%
% of Patients satisfied with the time they had to wait for an appointment	2	2	N/A	89.8%	88.3%	87.9%

* This is based on patients treated on this contract for their most recent course of treatment. Figures in italics indicate the base number of FP17s or Patient Questionnaire responses are less than 100. N/A is shown where the base number of responses is less than 10 during the period. % is calculated as Quantity/Base number*100

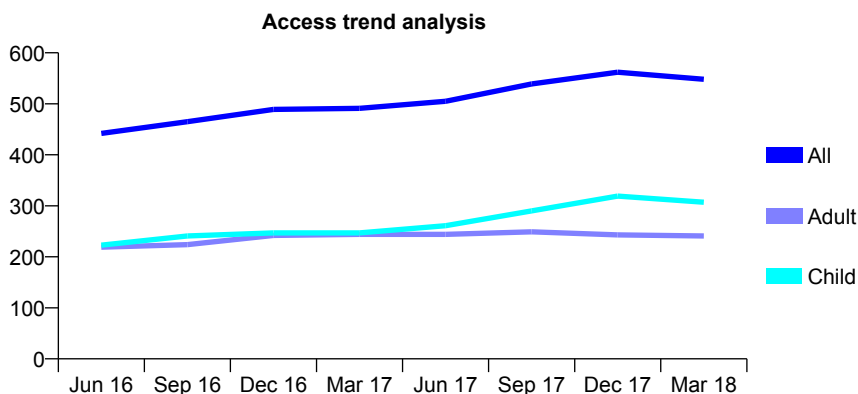
Q53 - Vital Signs At a Glance Contract Report for 189863/0001 - Year end March 2018

Name or company name	David Holloman Dentistry Ltd
Contract type name	GDS Contract
Purpose of contract	General
Contract start date	01/04/2012
Contract end date	

17/18 Contracted general activity (UDA)	1,678
Carry forward general activity (UDA)	0
17/18 Contracted orthodontic activity (UOA)	0
Carry forward orthodontic activity (UOA)	0
Baseline contract value	£41,283.72

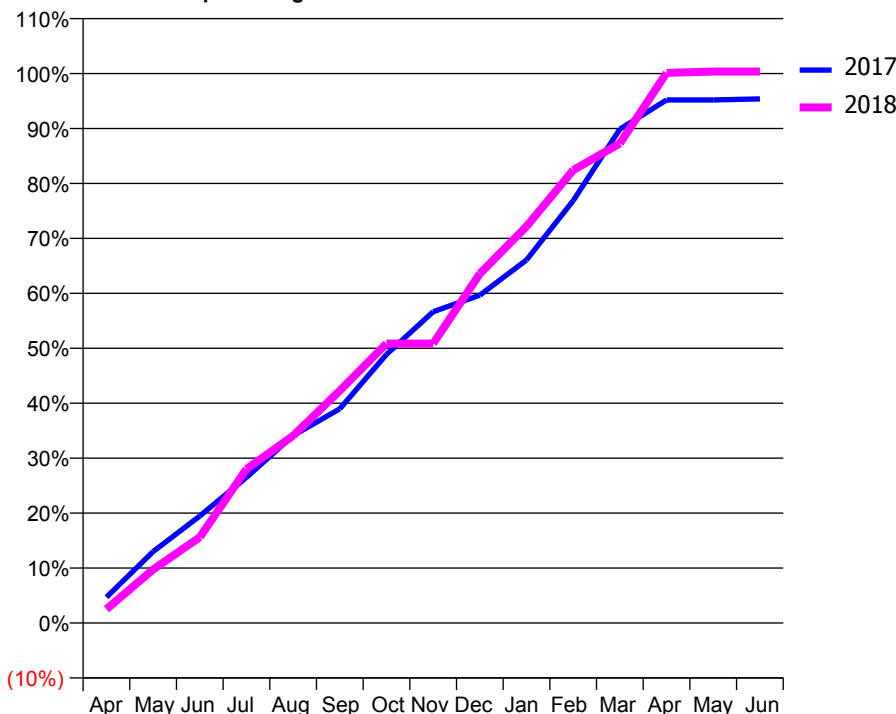
ACCESS*

Patients seen in 24 months	Total	Change since previous quarter
Quarter ending March 2017	491	
Quarter ending June 2017	505	↑
Quarter ending September 2017	539	↑
Quarter ending December 2017	562	↑
Quarter ending March 2018	548	↓
Variance since March 2017	11.6%	↑



ACTIVITY

Cumulative percentage of contracted UDA delivered 2017 & 2018



Month	Adjusted Scheduled Activity (UDA)	
	2017	2018
April	79	42
May	218	164
June	327	262
July	445	470
August	572	572
September	654	709
October	820	853
November	951	853
December	1,001	1,067
January	1,109	1,211
February	1,290	1,383
March	1,508	1,464
April	1,597	1,680
May	1,597	1,684
June	1,600	1,684

QUALITY

	Quantity	Base Number	Contract	AT	Region	England
% of FP17s for the same patient ID Re-attending within 3 months - Children	88	525	16.8%	9.3%	11.6%	11.9%
% of FP17s for the same patient ID Re-attending within 3 months - Adults	83	356	23.3%	12.9%	15.4%	16.0%
% of FP17s for the same patient ID Re-attending between 3 & 9 months - Children	255	525	48.6%	59.1%	59.4%	58.3%
% of FP17s for the same patient ID Re-attending between 3 & 9 months - Adults	152	356	42.7%	49.4%	51.3%	50.3%
% of FP17s for Band 1 Urgent Courses	66	955	6.9%	7.0%	8.0%	9.1%
% of FP17s Relating to Free Repair or Replacements	0	955	0.0%	0.8%	0.8%	0.8%
% of FP17s Relating to Continuations	4	955	0.4%	1.1%	1.0%	1.0%
% of Patients satisfied with the dentistry they have received	1	1	N/A	92.6%	91.7%	91.5%
% of Patients satisfied with the time they had to wait for an appointment	1	1	N/A	89.8%	88.3%	87.9%

* This is based on patients treated on this contract for their most recent course of treatment. Figures in italics indicate the base number of FP17s or Patient Questionnaire responses are less than 100. N/A is shown where the base number of responses is less than 10 during the period. % is calculated as Quantity/Base number*100

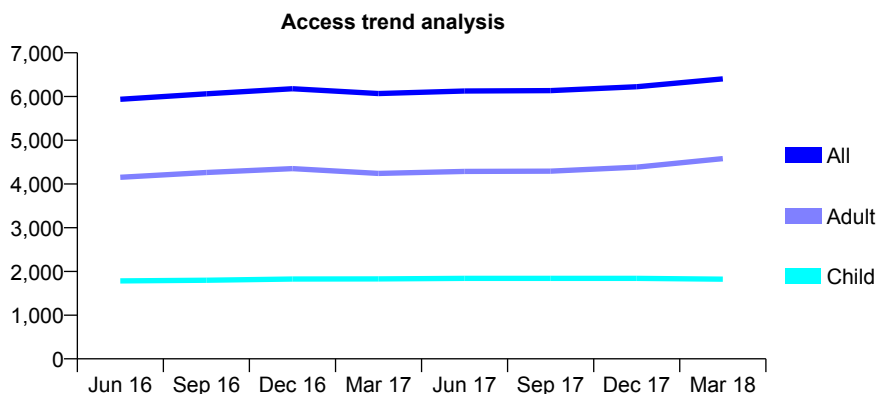
Q53 - Vital Signs At a Glance Contract Report for 190454/0001 - Year end March 2018

Name or company name	Malvern Hills Dental Care
Contract type name	GDS Contract
Purpose of contract	General
Contract start date	01/11/2012
Contract end date	

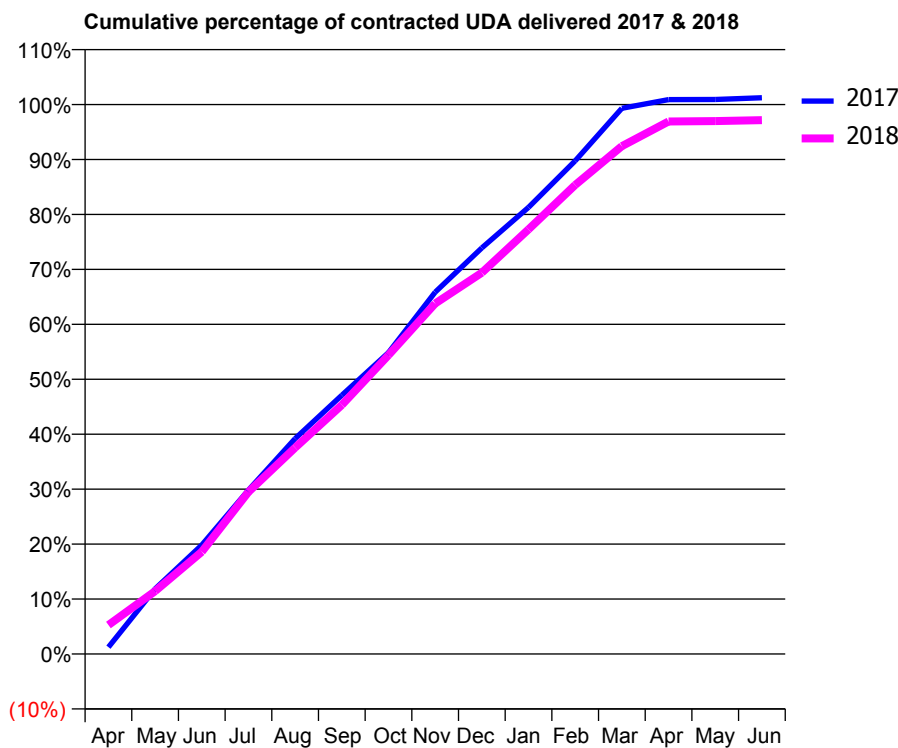
17/18 Contracted general activity (UDA)	18,773
Carry forward general activity (UDA)	-231
17/18 Contracted orthodontic activity (UOA)	0
Carry forward orthodontic activity (UOA)	0
Baseline contract value	£422,777.45

ACCESS*

Patients seen in 24 months	Total	Change since previous quarter
Quarter ending March 2017	6,068	
Quarter ending June 2017	6,127	→
Quarter ending September 2017	6,134	→
Quarter ending December 2017	6,225	→
Quarter ending March 2018	6,403	↑
Variance since March 2017	5.5%	↑



ACTIVITY



Month	Adjusted Scheduled Activity (UDA)	
	2017	2018
April	235	992
May	2,227	2,148
June	3,726	3,494
July	5,601	5,536
August	7,360	7,051
September	8,839	8,509
October	10,296	10,210
November	12,363	11,976
December	13,875	13,029
January	15,260	14,508
February	16,851	16,024
March	18,645	17,348
April	18,942	18,191
May	18,945	18,209
June	19,004	18,240

QUALITY

	Quantity	Base Number	Contract	AT	Region	England
% of FP17s for the same patient ID Re-attending within 3 months - Children	239	2,669	9.0%	9.3%	11.6%	11.9%
% of FP17s for the same patient ID Re-attending within 3 months - Adults	770	5,099	15.1%	12.9%	15.4%	16.0%
% of FP17s for the same patient ID Re-attending between 3 & 9 months - Children	1,570	2,669	58.8%	59.1%	59.4%	58.3%
% of FP17s for the same patient ID Re-attending between 3 & 9 months - Adults	1,984	5,099	38.9%	49.4%	51.3%	50.3%
% of FP17s for Band 1 Urgent Courses	415	8,038	5.2%	7.0%	8.0%	9.1%
% of FP17s Relating to Free Repair or Replacements	118	8,038	1.5%	0.8%	0.8%	0.8%
% of FP17s Relating to Continuations	110	8,038	1.4%	1.1%	1.0%	1.0%
% of Patients satisfied with the dentistry they have received	9	10	90.0%	92.6%	91.7%	91.5%
% of Patients satisfied with the time they had to wait for an appointment	9	10	90.0%	89.8%	88.3%	87.9%

* This is based on patients treated on this contract for their most recent course of treatment. Figures in italics indicate the base number of FP17s or Patient Questionnaire responses are less than 100. N/A is shown where the base number of responses is less than 10 during the period. % is calculated as Quantity/Base number*100

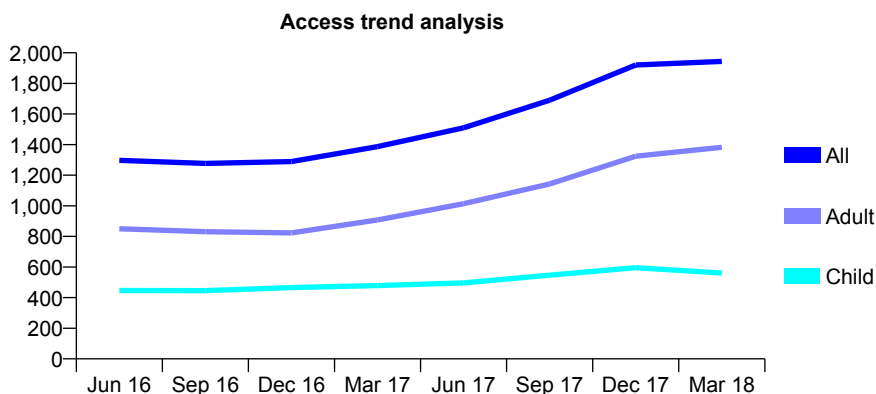
Q53 - Vital Signs At a Glance Contract Report for 190594/0002 - Year end March 2018

Name or company name	Mercian House Dental Practice
Contract type name	GDS Contract
Purpose of contract	General
Contract start date	01/06/2012
Contract end date	

17/18 Contracted general activity (UDA)	3,374
Carry forward general activity (UDA)	-15
17/18 Contracted orthodontic activity (UOA)	0
Carry forward orthodontic activity (UOA)	0
Baseline contract value	£134,673.80

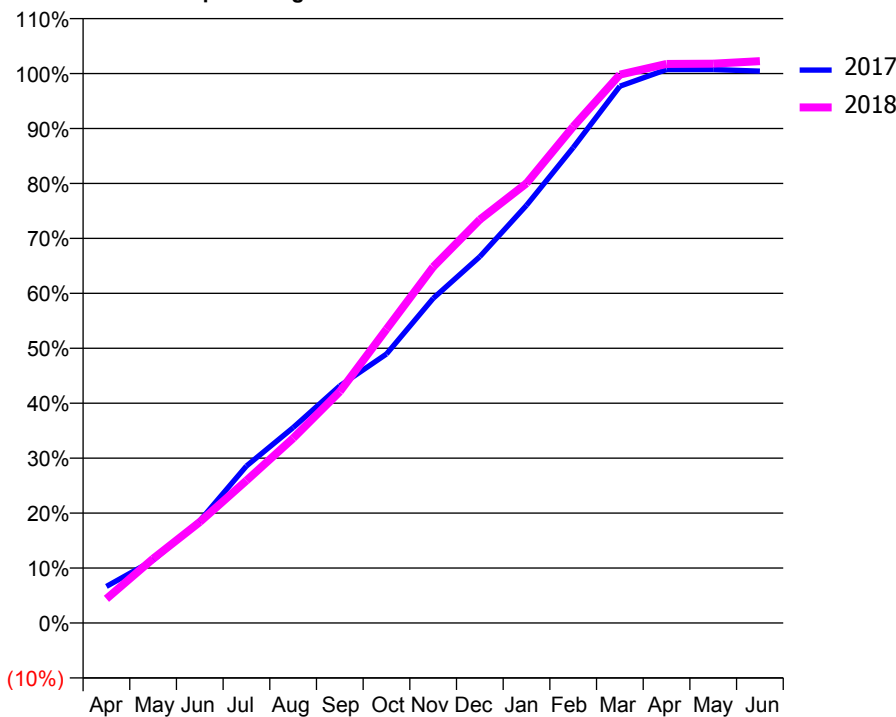
ACCESS*

Patients seen in 24 months	Total	Change since previous quarter
Quarter ending March 2017	1,387	
Quarter ending June 2017	1,510	↑
Quarter ending September 2017	1,690	↑
Quarter ending December 2017	1,920	↑
Quarter ending March 2018	1,944	→
Variance since March 2017	40.2%	↑



ACTIVITY

Cumulative percentage of contracted UDA delivered 2017 & 2018



Month	Adjusted Scheduled Activity (UDA)	
	2017	2018
April	225	148
May	386	395
June	627	620
July	964	875
August	1,200	1,135
September	1,456	1,421
October	1,652	1,804
November	1,993	2,187
December	2,250	2,477
January	2,564	2,700
February	2,920	3,048
March	3,296	3,367
April	3,398	3,433
May	3,398	3,435
June	3,388	3,450

QUALITY

	Quantity	Base Number	Contract	AT	Region	England
% of FP17s for the same patient ID Re-attending within 3 months - Children	30	932	3.2%	9.3%	11.6%	11.9%
% of FP17s for the same patient ID Re-attending within 3 months - Adults	146	1,887	7.7%	12.9%	15.4%	16.0%
% of FP17s for the same patient ID Re-attending between 3 & 9 months - Children	586	932	62.9%	59.1%	59.4%	58.3%
% of FP17s for the same patient ID Re-attending between 3 & 9 months - Adults	867	1,887	45.9%	49.4%	51.3%	50.3%
% of FP17s for Band 1 Urgent Courses	108	2,132	5.1%	7.0%	8.0%	9.1%
% of FP17s Relating to Free Repair or Replacements	4	2,132	0.2%	0.8%	0.8%	0.8%
% of FP17s Relating to Continuations	4	2,132	0.2%	1.1%	1.0%	1.0%
% of Patients satisfied with the dentistry they have received	0	0	N/A	92.6%	91.7%	91.5%
% of Patients satisfied with the time they had to wait for an appointment	0	0	N/A	89.8%	88.3%	87.9%

* This is based on patients treated on this contract for their most recent course of treatment. Figures in italics indicate the base number of FP17s or Patient Questionnaire responses are less than 100. N/A is shown where the base number of responses is less than 10 during the period. % is calculated as Quantity/Base number*100

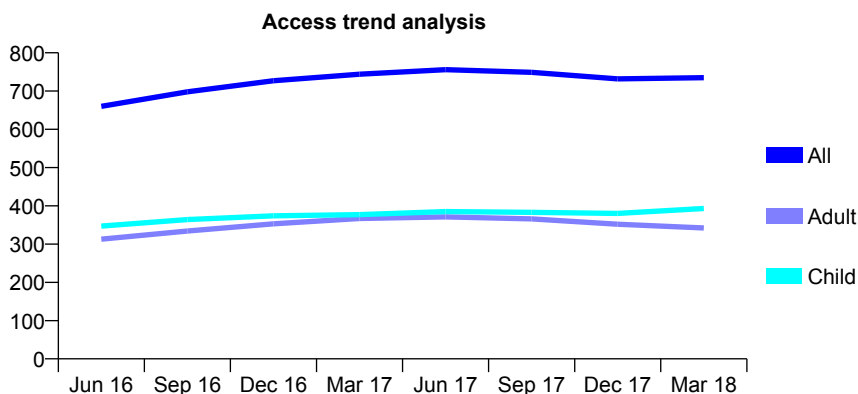
Q53 - Vital Signs At a Glance Contract Report for 192120/0001 - Year end March 2018

Name or company name	Parkside Bromsgrove Ltd
Contract type name	GDS Contract
Purpose of contract	General
Contract start date	01/06/2015
Contract end date	

17/18 Contracted general activity (UDA)	1,866
Carry forward general activity (UDA)	-38
17/18 Contracted orthodontic activity (UOA)	0
Carry forward orthodontic activity (UOA)	0
Baseline contract value	£41,537.44

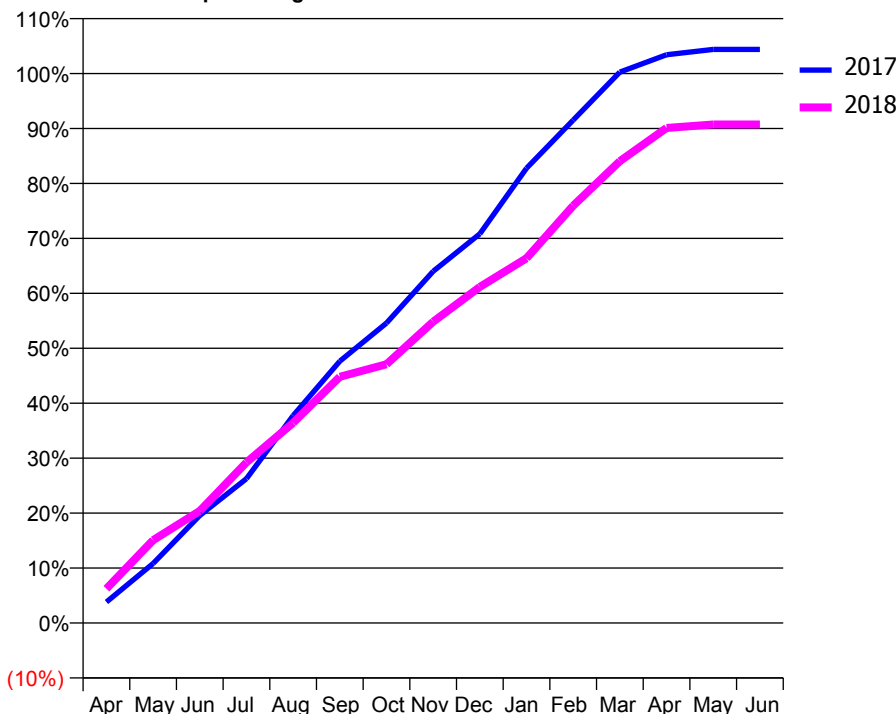
ACCESS*

Patients seen in 24 months	Total	Change since previous quarter
Quarter ending March 2017	744	
Quarter ending June 2017	756	→
Quarter ending September 2017	749	→
Quarter ending December 2017	732	↓
Quarter ending March 2018	735	→
Variance since March 2017	(1.2%)	↓



ACTIVITY

Cumulative percentage of contracted UDA delivered 2017 & 2018



Month	Adjusted Scheduled Activity (UDA)	
	2017	2018
April	71	116
May	202	281
June	365	381
July	490	546
August	704	680
September	889	836
October	1,019	879
November	1,194	1,023
December	1,322	1,141
January	1,544	1,239
February	1,708	1,417
March	1,871	1,568
April	1,930	1,681
May	1,948	1,693
June	1,948	1,693

QUALITY

	Quantity	Base Number	Contract	AT	Region	England
% of FP17s for the same patient ID Re-attending within 3 months - Children	34	640	5.3%	9.3%	11.6%	11.9%
% of FP17s for the same patient ID Re-attending within 3 months - Adults	68	401	17.0%	12.9%	15.4%	16.0%
% of FP17s for the same patient ID Re-attending between 3 & 9 months - Children	449	640	70.2%	59.1%	59.4%	58.3%
% of FP17s for the same patient ID Re-attending between 3 & 9 months - Adults	228	401	56.9%	49.4%	51.3%	50.3%
% of FP17s for Band 1 Urgent Courses	50	1,069	4.7%	7.0%	8.0%	9.1%
% of FP17s Relating to Free Repair or Replacements	4	1,069	0.4%	0.8%	0.8%	0.8%
% of FP17s Relating to Continuations	0	1,069	0.0%	1.1%	1.0%	1.0%
% of Patients satisfied with the dentistry they have received	0	0	N/A	92.6%	91.7%	91.5%
% of Patients satisfied with the time they had to wait for an appointment	0	0	N/A	89.8%	88.3%	87.9%

* This is based on patients treated on this contract for their most recent course of treatment. Figures in italics indicate the base number of FP17s or Patient Questionnaire responses are less than 100. N/A is shown where the base number of responses is less than 10 during the period. % is calculated as Quantity/Base number*100

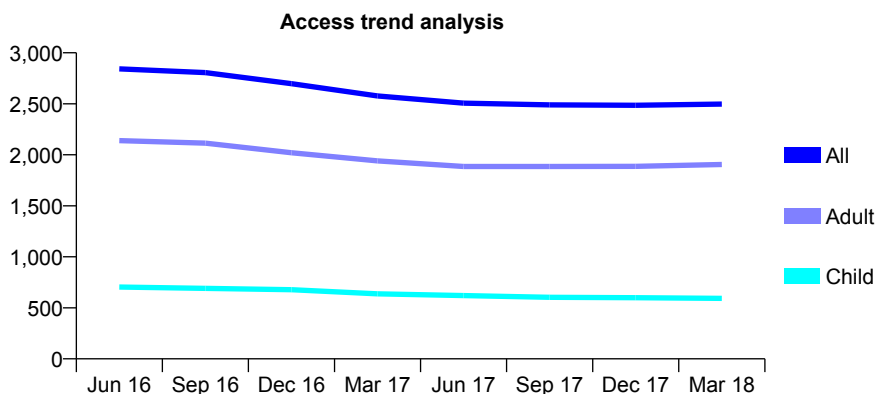
Q53 - Vital Signs At a Glance Contract Report for 198773/0001 - Year end March 2018

Name or company name	Crabbs Cross Dental Surgery
Contract type name	GDS Contract
Purpose of contract	General
Contract start date	01/11/2012
Contract end date	

17/18 Contracted general activity (UDA)	9,300
Carry forward general activity (UDA)	-7
17/18 Contracted orthodontic activity (UOA)	0
Carry forward orthodontic activity (UOA)	0
Baseline contract value	£205,602.16

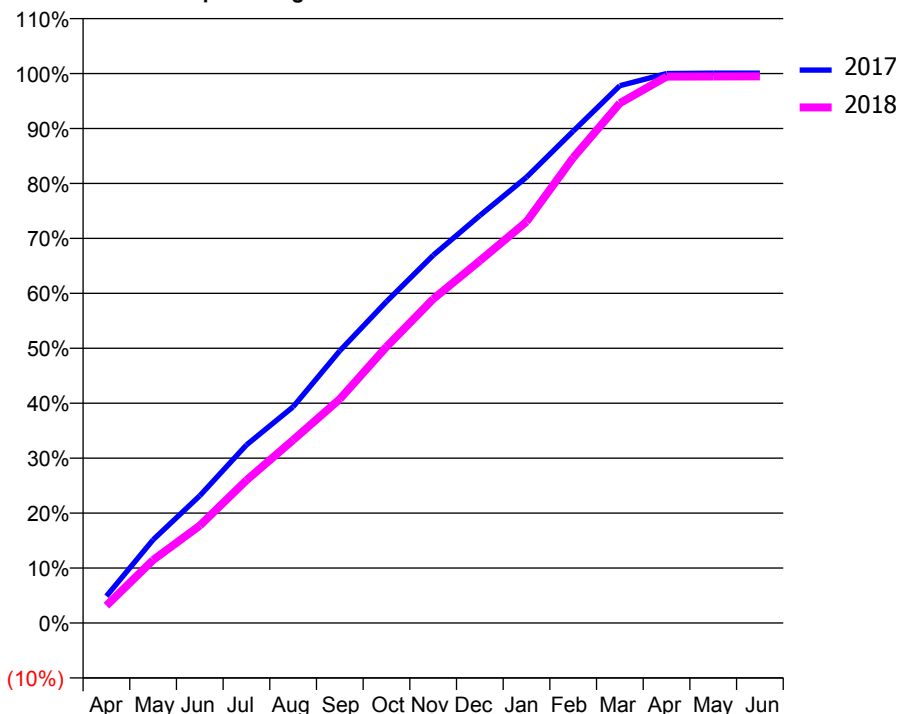
ACCESS*

Patients seen in 24 months	Total	Change since previous quarter
Quarter ending March 2017	2,577	
Quarter ending June 2017	2,506	↓
Quarter ending September 2017	2,489	→
Quarter ending December 2017	2,486	→
Quarter ending March 2018	2,498	→
Variance since March 2017	(3.1%)	↓



ACTIVITY

Cumulative percentage of contracted UDA delivered 2017 & 2018



Month	Adjusted Scheduled Activity (UDA)	
	2017	2018
April	456	295
May	1,409	1,066
June	2,155	1,649
July	3,014	2,415
August	3,658	3,097
September	4,607	3,790
October	5,441	4,676
November	6,224	5,484
December	6,897	6,131
January	7,546	6,792
February	8,325	7,875
March	9,095	8,799
April	9,300	9,248
May	9,307	9,250
June	9,307	9,251

QUALITY

	Quantity	Base Number	Contract	AT	Region	England
% of FP17s for the same patient ID Re-attending within 3 months - Children	36	905	4.0%	9.3%	11.6%	11.9%
% of FP17s for the same patient ID Re-attending within 3 months - Adults	454	2,962	15.3%	12.9%	15.4%	16.0%
% of FP17s for the same patient ID Re-attending between 3 & 9 months - Children	632	905	69.8%	59.1%	59.4%	58.3%
% of FP17s for the same patient ID Re-attending between 3 & 9 months - Adults	1,816	2,962	61.3%	49.4%	51.3%	50.3%
% of FP17s for Band 1 Urgent Courses	190	3,915	4.9%	7.0%	8.0%	9.1%
% of FP17s Relating to Free Repair or Replacements	45	3,915	1.1%	0.8%	0.8%	0.8%
% of FP17s Relating to Continuations	44	3,915	1.1%	1.1%	1.0%	1.0%
% of Patients satisfied with the dentistry they have received	4	4	N/A	92.6%	91.7%	91.5%
% of Patients satisfied with the time they had to wait for an appointment	4	4	N/A	89.8%	88.3%	87.9%

* This is based on patients treated on this contract for their most recent course of treatment. Figures in italics indicate the base number of FP17s or Patient Questionnaire responses are less than 100. N/A is shown where the base number of responses is less than 10 during the period. % is calculated as Quantity/Base number*100

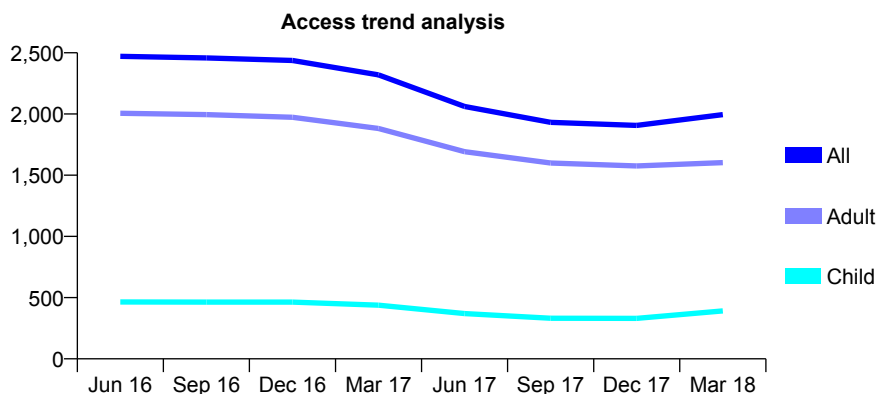
Q53 - Vital Signs At a Glance Contract Report for 208825/0001 - Year end March 2018

Name or company name	Polesworth Dental Centre
Contract type name	GDS Contract
Purpose of contract	General
Contract start date	01/04/2006
Contract end date	31/03/2018

17/18 Contracted general activity (UDA)	6,782
Carry forward general activity (UDA)	264
17/18 Contracted orthodontic activity (UOA)	0
Carry forward orthodontic activity (UOA)	0
Baseline contract value	£152,723.71

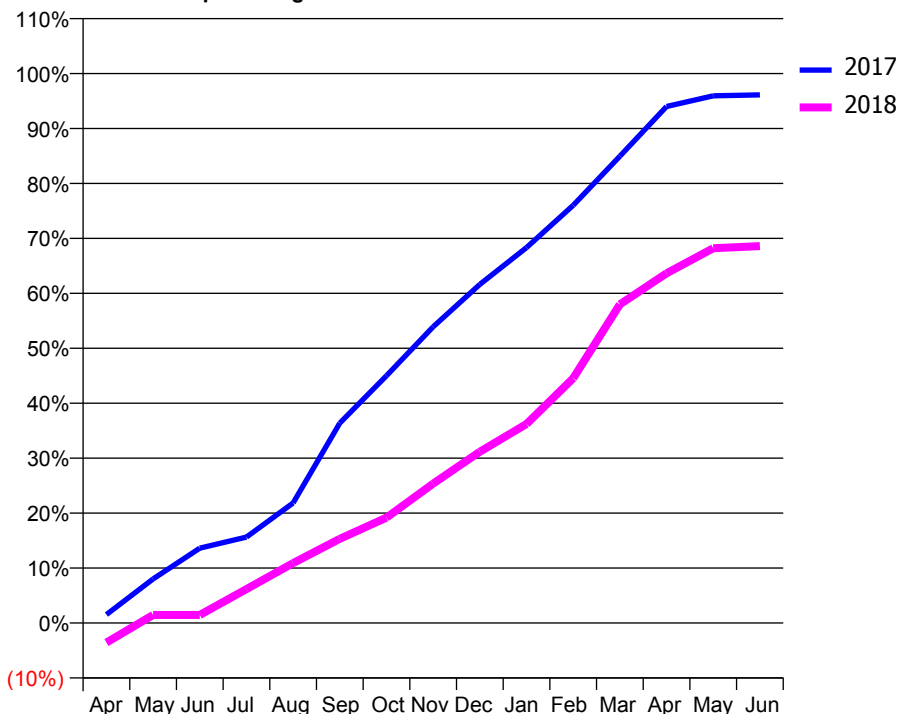
ACCESS*

Patients seen in 24 months	Total	Change since previous quarter
Quarter ending March 2017	2,320	
Quarter ending June 2017	2,062	↓
Quarter ending September 2017	1,932	↓
Quarter ending December 2017	1,907	↓
Quarter ending March 2018	1,995	↑
Variance since March 2017	(14.0%)	↓



ACTIVITY

Cumulative percentage of contracted UDA delivered 2017 & 2018



Month	Adjusted Scheduled Activity (UDA)	
	2017	2018
April	104	-242
May	544	100
June	925	100
July	1,060	418
August	1,482	740
September	2,468	1,039
October	3,052	1,301
November	3,657	1,721
December	4,179	2,114
January	4,634	2,456
February	5,155	3,021
March	5,761	3,932
April	6,376	4,316
May	6,506	4,625
June	6,518	4,651

QUALITY

	Quantity	Base Number	Contract	AT	Region	England
% of FP17s for the same patient ID Re-attending within 3 months - Children	17	395	4.3%	9.3%	11.6%	11.9%
% of FP17s for the same patient ID Re-attending within 3 months - Adults	332	1,925	17.2%	12.9%	15.4%	16.0%
% of FP17s for the same patient ID Re-attending between 3 & 9 months - Children	109	395	27.6%	59.1%	59.4%	58.3%
% of FP17s for the same patient ID Re-attending between 3 & 9 months - Adults	612	1,925	31.8%	49.4%	51.3%	50.3%
% of FP17s for Band 1 Urgent Courses	334	2,386	14.0%	7.0%	8.0%	9.1%
% of FP17s Relating to Free Repair or Replacements	34	2,386	1.4%	0.8%	0.8%	0.8%
% of FP17s Relating to Continuations	40	2,386	1.7%	1.1%	1.0%	1.0%
% of Patients satisfied with the dentistry they have received	1	2	N/A	92.6%	91.7%	91.5%
% of Patients satisfied with the time they had to wait for an appointment	2	2	N/A	89.8%	88.3%	87.9%

* This is based on patients treated on this contract for their most recent course of treatment. Figures in italics indicate the base number of FP17s or Patient Questionnaire responses are less than 100. N/A is shown where the base number of responses is less than 10 during the period. % is calculated as Quantity/Base number*100

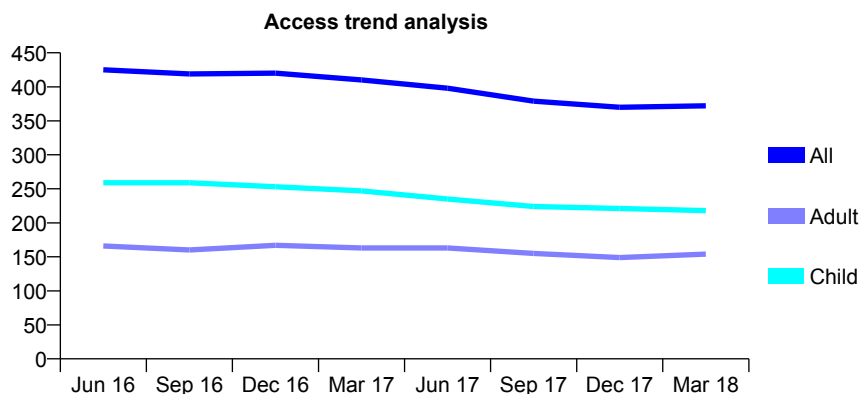
Q53 - Vital Signs At a Glance Contract Report for 224472/0001 - Year end March 2018

Name or company name	MRS AC HADDON
Contract type name	GDS Contract
Purpose of contract	General
Contract start date	21/09/2011
Contract end date	

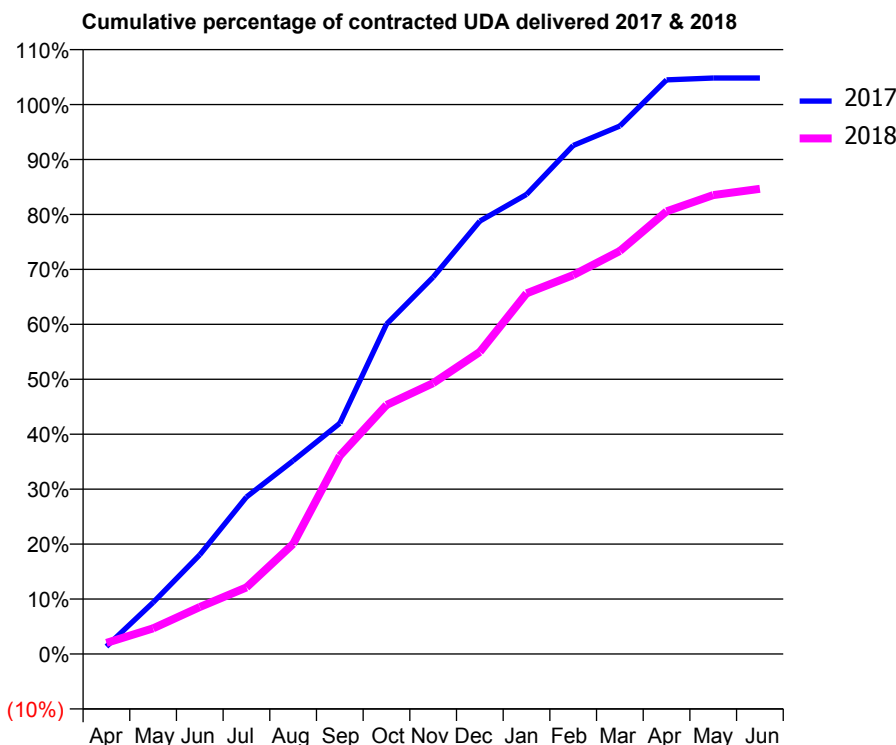
17/18 Contracted general activity (UDA)	1,240
Carry forward general activity (UDA)	-25
17/18 Contracted orthodontic activity (UOA)	0
Carry forward orthodontic activity (UOA)	0
Baseline contract value	£29,073.88

ACCESS*

Patients seen in 24 months	Total	Change since previous quarter
Quarter ending March 2017	410	
Quarter ending June 2017	398	↓
Quarter ending September 2017	379	↓
Quarter ending December 2017	370	↓
Quarter ending March 2018	372	→
Variance since March 2017	(9.3%)	↓



ACTIVITY



Month	Adjusted Scheduled Activity (UDA)	
	2017	2018
April	17	25
May	116	58
June	224	106
July	354	150
August	436	248
September	521	447
October	744	562
November	850	611
December	977	682
January	1,037	814
February	1,147	855
March	1,191	909
April	1,296	999
May	1,300	1,036
June	1,300	1,050

QUALITY

	Quantity	Base Number	Contract	AT	Region	England
% of FP17s for the same patient ID Re-attending within 3 months - Children	47	367	12.8%	9.3%	11.6%	11.9%
% of FP17s for the same patient ID Re-attending within 3 months - Adults	34	184	18.5%	12.9%	15.4%	16.0%
% of FP17s for the same patient ID Re-attending between 3 & 9 months - Children	239	367	65.1%	59.1%	59.4%	58.3%
% of FP17s for the same patient ID Re-attending between 3 & 9 months - Adults	89	184	48.4%	49.4%	51.3%	50.3%
% of FP17s for Band 1 Urgent Courses	24	571	4.2%	7.0%	8.0%	9.1%
% of FP17s Relating to Free Repair or Replacements	3	571	0.5%	0.8%	0.8%	0.8%
% of FP17s Relating to Continuations	10	571	1.8%	1.1%	1.0%	1.0%
% of Patients satisfied with the dentistry they have received	0	0	N/A	92.6%	91.7%	91.5%
% of Patients satisfied with the time they had to wait for an appointment	0	0	N/A	89.8%	88.3%	87.9%

* This is based on patients treated on this contract for their most recent course of treatment. Figures in italics indicate the base number of FP17s or Patient Questionnaire responses are less than 100. N/A is shown where the base number of responses is less than 10 during the period. % is calculated as Quantity/Base number*100

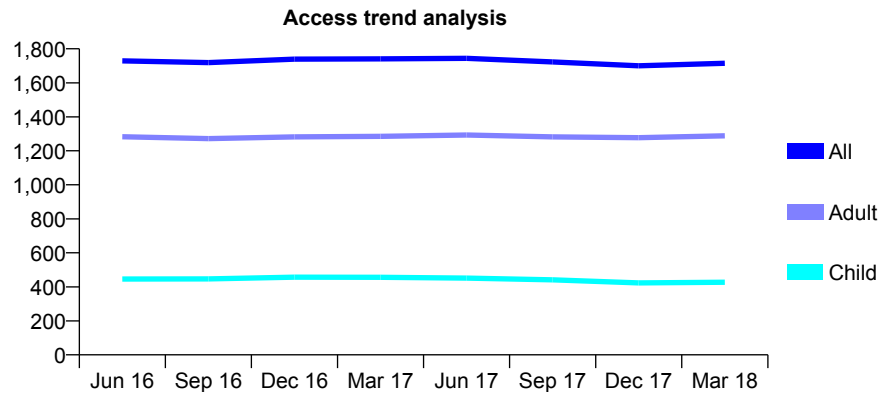
Q53 - Vital Signs At a Glance Contract Report for 232424/0001 - Year end March 2018

Name or company name	MRS SL RAGSDALE
Contract type name	GDS Contract
Purpose of contract	General
Contract start date	01/04/2006
Contract end date	

17/18 Contracted general activity (UDA)	4,503
Carry forward general activity (UDA)	0
17/18 Contracted orthodontic activity (UOA)	0
Carry forward orthodontic activity (UOA)	0
Baseline contract value	£119,031.85

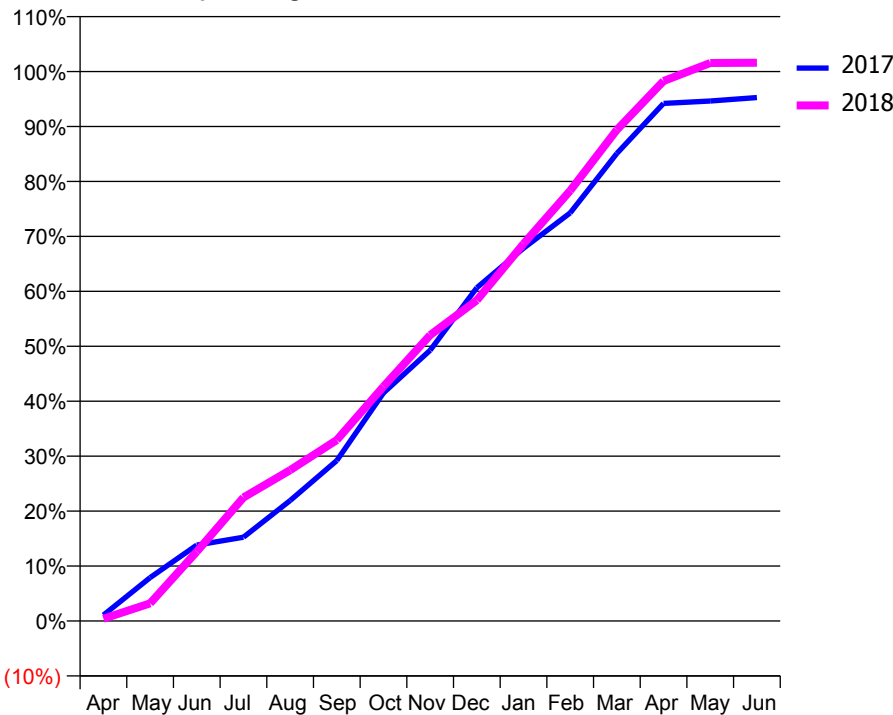
ACCESS*

Patients seen in 24 months	Total	Change since previous quarter
Quarter ending March 2017	1,741	
Quarter ending June 2017	1,744	→
Quarter ending September 2017	1,723	↓
Quarter ending December 2017	1,700	↓
Quarter ending March 2018	1,715	→
Variance since March 2017	(1.5%)	↓



ACTIVITY

Cumulative percentage of contracted UDA delivered 2017 & 2018



Month	Adjusted Scheduled Activity (UDA)	
	2017	2018
April	48	19
May	355	145
June	623	568
July	687	1,012
August	988	1,237
September	1,315	1,483
October	1,869	1,922
November	2,219	2,343
December	2,731	2,628
January	3,055	3,091
February	3,344	3,527
March	3,832	4,025
April	4,242	4,425
May	4,262	4,573
June	4,290	4,575

QUALITY

	Quantity	Base Number	Contract	AT	Region	England
% of FP17s for the same patient ID Re-attending within 3 months - Children	47	602	7.8%	9.3%	11.6%	11.9%
% of FP17s for the same patient ID Re-attending within 3 months - Adults	349	1,949	17.9%	12.9%	15.4%	16.0%
% of FP17s for the same patient ID Re-attending between 3 & 9 months - Children	297	602	49.3%	59.1%	59.4%	58.3%
% of FP17s for the same patient ID Re-attending between 3 & 9 months - Adults	948	1,949	48.6%	49.4%	51.3%	50.3%
% of FP17s for Band 1 Urgent Courses	289	2,612	11.1%	7.0%	8.0%	9.1%
% of FP17s Relating to Free Repair or Replacements	43	2,612	1.6%	0.8%	0.8%	0.8%
% of FP17s Relating to Continuations	18	2,612	0.7%	1.1%	1.0%	1.0%
% of Patients satisfied with the dentistry they have received	2	2	N/A	92.6%	91.7%	91.5%
% of Patients satisfied with the time they had to wait for an appointment	2	2	N/A	89.8%	88.3%	87.9%

* This is based on patients treated on this contract for their most recent course of treatment. Figures in italics indicate the base number of FP17s or Patient Questionnaire responses are less than 100. N/A is shown where the base number of responses is less than 10 during the period. % is calculated as Quantity/Base number*100

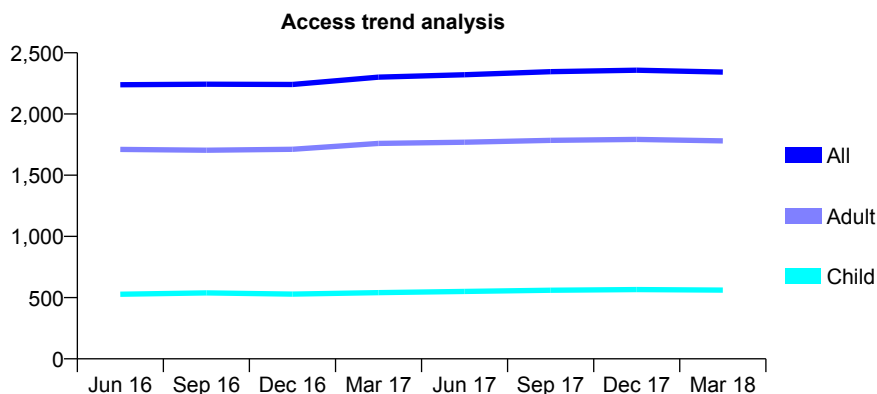
Q53 - Vital Signs At a Glance Contract Report for 234753/0001 - Year end March 2018

Name or company name	MRS F SMART
Contract type name	GDS Contract
Purpose of contract	General
Contract start date	01/04/2006
Contract end date	

17/18 Contracted general activity (UDA)	6,000
Carry forward general activity (UDA)	7
17/18 Contracted orthodontic activity (UOA)	0
Carry forward orthodontic activity (UOA)	0
Baseline contract value	£178,860.78

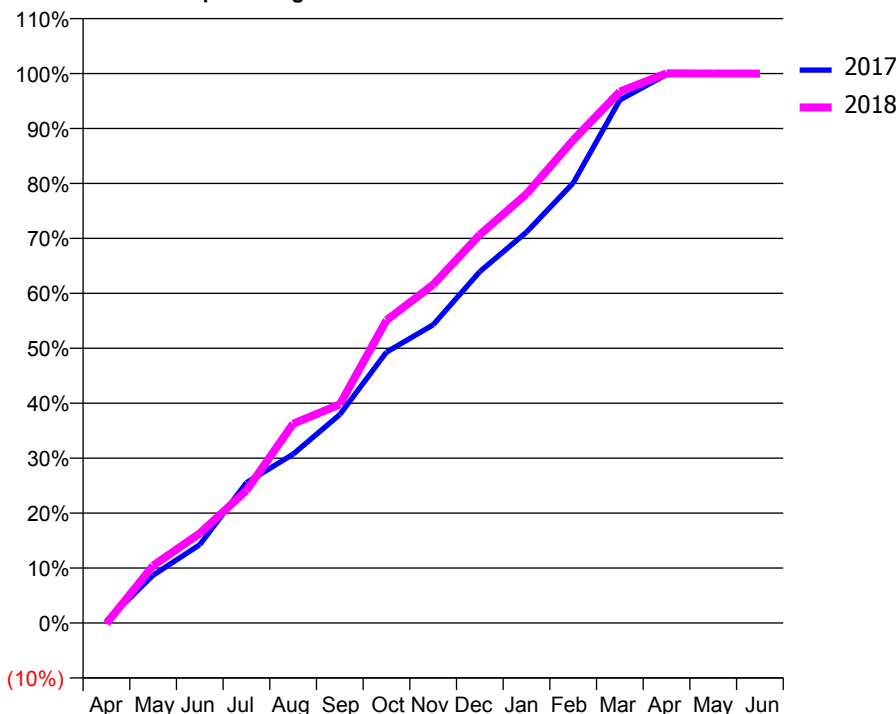
ACCESS*

Patients seen in 24 months	Total	Change since previous quarter
Quarter ending March 2017	2,301	
Quarter ending June 2017	2,321	→
Quarter ending September 2017	2,346	→
Quarter ending December 2017	2,358	→
Quarter ending March 2018	2,343	→
Variance since March 2017	1.8%	→



ACTIVITY

Cumulative percentage of contracted UDA delivered 2017 & 2018



Adjusted Scheduled Activity (UDA)

Month	2017	2018
April	22	-7
May	522	627
June	856	979
July	1,532	1,448
August	1,844	2,176
September	2,277	2,387
October	2,959	3,305
November	3,256	3,695
December	3,837	4,240
January	4,268	4,685
February	4,804	5,273
March	5,712	5,803
April	5,990	6,002
May	5,993	6,000
June	5,993	6,000

QUALITY

	Quantity	Base Number	Contract	AT	Region	England
% of FP17s for the same patient ID Re-attending within 3 months - Children	61	903	6.8%	9.3%	11.6%	11.9%
% of FP17s for the same patient ID Re-attending within 3 months - Adults	366	2,437	15.0%	12.9%	15.4%	16.0%
% of FP17s for the same patient ID Re-attending between 3 & 9 months - Children	620	903	68.7%	59.1%	59.4%	58.3%
% of FP17s for the same patient ID Re-attending between 3 & 9 months - Adults	1,226	2,437	50.3%	49.4%	51.3%	50.3%
% of FP17s for Band 1 Urgent Courses	193	3,311	5.8%	7.0%	8.0%	9.1%
% of FP17s Relating to Free Repair or Replacements	22	3,311	0.7%	0.8%	0.8%	0.8%
% of FP17s Relating to Continuations	45	3,311	1.4%	1.1%	1.0%	1.0%
% of Patients satisfied with the dentistry they have received	4	4	N/A	92.6%	91.7%	91.5%
% of Patients satisfied with the time they had to wait for an appointment	4	4	N/A	89.8%	88.3%	87.9%

* This is based on patients treated on this contract for their most recent course of treatment. Figures in italics indicate the base number of FP17s or Patient Questionnaire responses are less than 100. N/A is shown where the base number of responses is less than 10 during the period. % is calculated as Quantity/Base number*100

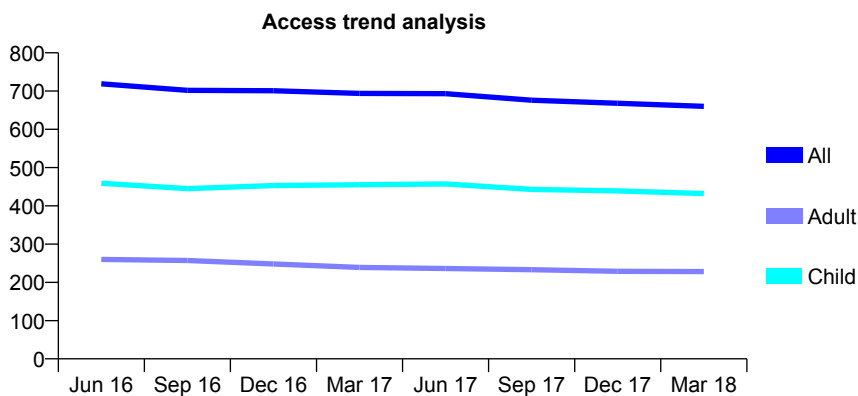
Q53 - Vital Signs At a Glance Contract Report for 250554/0001 - Year end March 2018

Name or company name	MRS CJ PRINT
Contract type name	GDS Contract
Purpose of contract	General
Contract start date	01/04/2006
Contract end date	

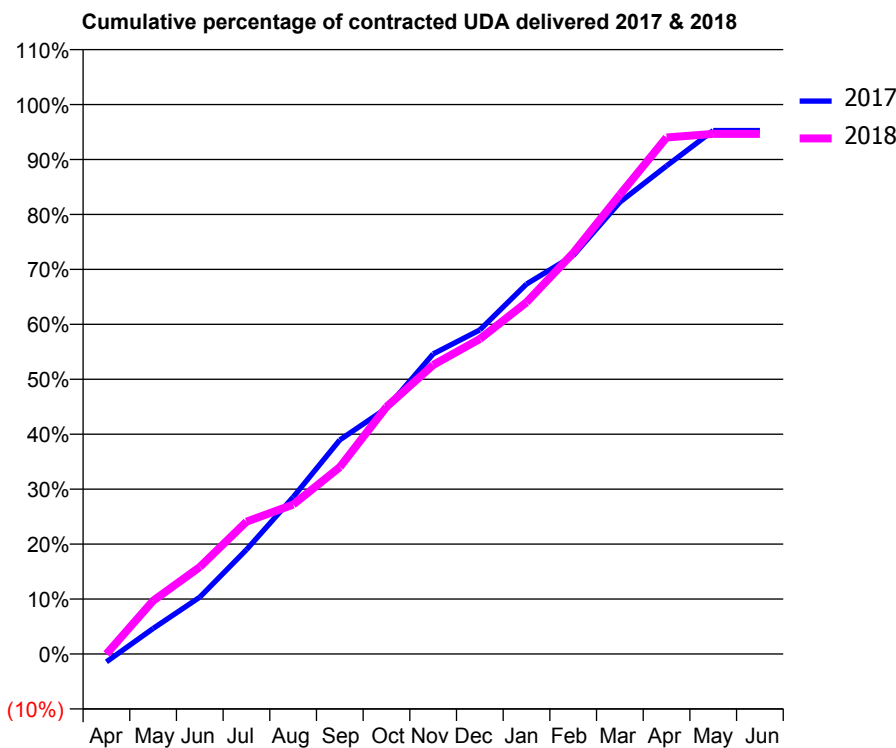
17/18 Contracted general activity (UDA)	1,790
Carry forward general activity (UDA)	0
17/18 Contracted orthodontic activity (UOA)	0
Carry forward orthodontic activity (UOA)	0
Baseline contract value	£40,842.24

ACCESS*

Patients seen in 24 months	Total	Change since previous quarter
Quarter ending March 2017	694	
Quarter ending June 2017	693	→
Quarter ending September 2017	676	↓
Quarter ending December 2017	668	↓
Quarter ending March 2018	660	↓
Variance since March 2017	(4.9%)	↓



ACTIVITY



Month	Adjusted Scheduled Activity (UDA)	
	2017	2018
April	-26	0
May	83	173
June	185	283
July	340	431
August	511	487
September	698	609
October	801	805
November	978	941
December	1,056	1,026
January	1,205	1,146
February	1,298	1,306
March	1,472	1,496
April	1,590	1,682
May	1,705	1,694
June	1,705	1,694

QUALITY

	Quantity	Base Number	Contract	AT	Region	England
% of FP17s for the same patient ID Re-attending within 3 months - Children	78	820	9.5%	9.3%	11.6%	11.9%
% of FP17s for the same patient ID Re-attending within 3 months - Adults	20	218	9.2%	12.9%	15.4%	16.0%
% of FP17s for the same patient ID Re-attending between 3 & 9 months - Children	577	820	70.4%	59.1%	59.4%	58.3%
% of FP17s for the same patient ID Re-attending between 3 & 9 months - Adults	113	218	51.8%	49.4%	51.3%	50.3%
% of FP17s for Band 1 Urgent Courses	22	1,064	2.1%	7.0%	8.0%	9.1%
% of FP17s Relating to Free Repair or Replacements	0	1,064	0.0%	0.8%	0.8%	0.8%
% of FP17s Relating to Continuations	3	1,064	0.3%	1.1%	1.0%	1.0%
% of Patients satisfied with the dentistry they have received	0	0	N/A	92.6%	91.7%	91.5%
% of Patients satisfied with the time they had to wait for an appointment	0	0	N/A	89.8%	88.3%	87.9%

* This is based on patients treated on this contract for their most recent course of treatment. Figures in italics indicate the base number of FP17s or Patient Questionnaire responses are less than 100. N/A is shown where the base number of responses is less than 10 during the period. % is calculated as Quantity/Base number*100

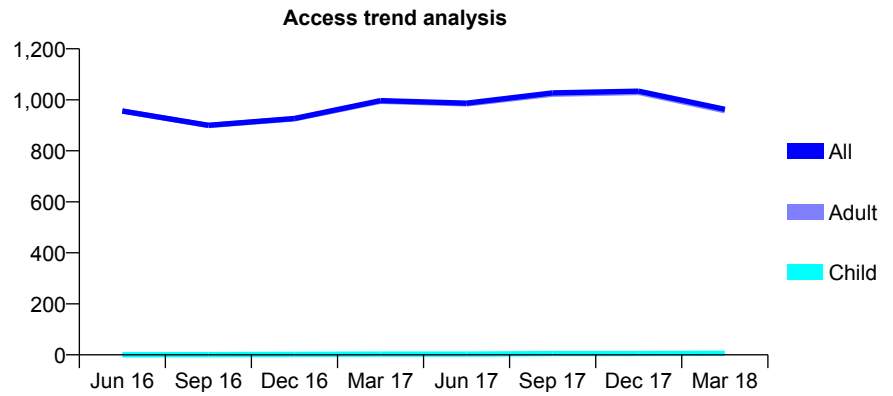
Q53 - Vital Signs At a Glance Contract Report for 250554/0002 - Year end March 2018

Name or company name	MRS CJ PRINT
Contract type name	GDS Contract
Purpose of contract	General
Contract start date	01/06/2009
Contract end date	

17/18 Contracted general activity (UDA)	3,000
Carry forward general activity (UDA)	88
17/18 Contracted orthodontic activity (UOA)	0
Carry forward orthodontic activity (UOA)	0
Baseline contract value	£86,416.09

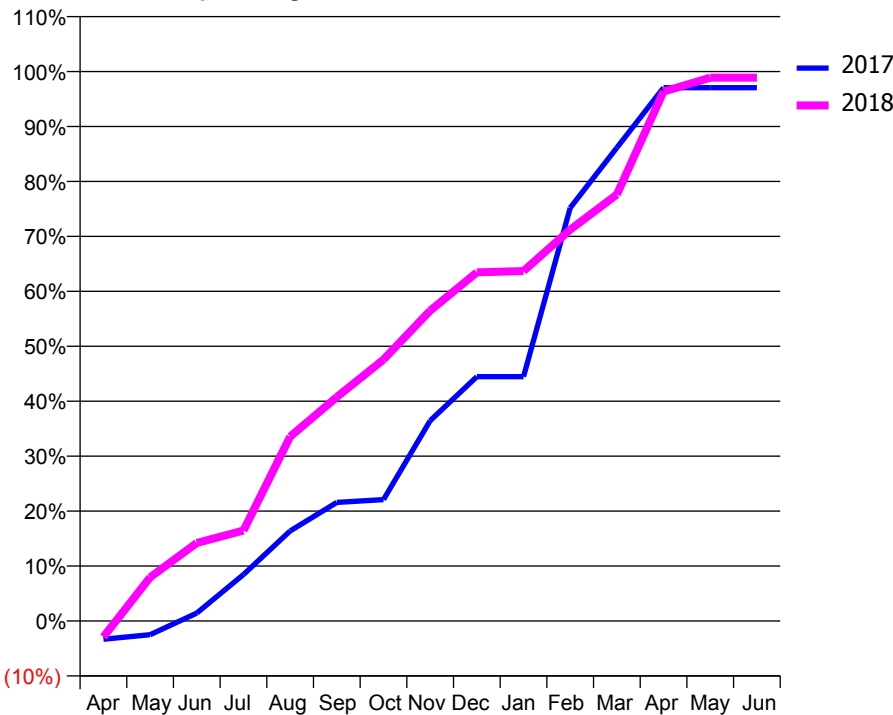
ACCESS*

Patients seen in 24 months	Total	Change since previous quarter
Quarter ending March 2017	997	
Quarter ending June 2017	987	↓
Quarter ending September 2017	1,027	↑
Quarter ending December 2017	1,034	→
Quarter ending March 2018	963	↓
Variance since March 2017	(3.4%)	↓



ACTIVITY

Cumulative percentage of contracted UDA delivered 2017 & 2018



Month	Adjusted Scheduled Activity (UDA)	
	2017	2018
April	-100	-88
May	-76	238
June	43	426
July	254	494
August	492	1,006
September	647	1,223
October	663	1,427
November	1,094	1,694
December	1,334	1,904
January	1,334	1,911
February	2,255	2,136
March	2,584	2,329
April	2,911	2,890
May	2,911	2,966
June	2,911	2,966

QUALITY

	Quantity	Base Number	Contract	AT	Region	England
% of FP17s for the same patient ID Re-attending within 3 months - Children	0	3	0.0%	9.3%	11.6%	11.9%
% of FP17s for the same patient ID Re-attending within 3 months - Adults	37	846	4.4%	12.9%	15.4%	16.0%
% of FP17s for the same patient ID Re-attending between 3 & 9 months - Children	0	3	0.0%	59.1%	59.4%	58.3%
% of FP17s for the same patient ID Re-attending between 3 & 9 months - Adults	411	846	48.6%	49.4%	51.3%	50.3%
% of FP17s for Band 1 Urgent Courses	56	893	6.3%	7.0%	8.0%	9.1%
% of FP17s Relating to Free Repair or Replacements	0	893	0.0%	0.8%	0.8%	0.8%
% of FP17s Relating to Continuations	0	893	0.0%	1.1%	1.0%	1.0%
% of Patients satisfied with the dentistry they have received	0	1	N/A	92.6%	91.7%	91.5%
% of Patients satisfied with the time they had to wait for an appointment	0	1	N/A	89.8%	88.3%	87.9%

* This is based on patients treated on this contract for their most recent course of treatment. Figures in italics indicate the base number of FP17s or Patient Questionnaire responses are less than 100. N/A is shown where the base number of responses is less than 10 during the period. % is calculated as Quantity/Base number*100

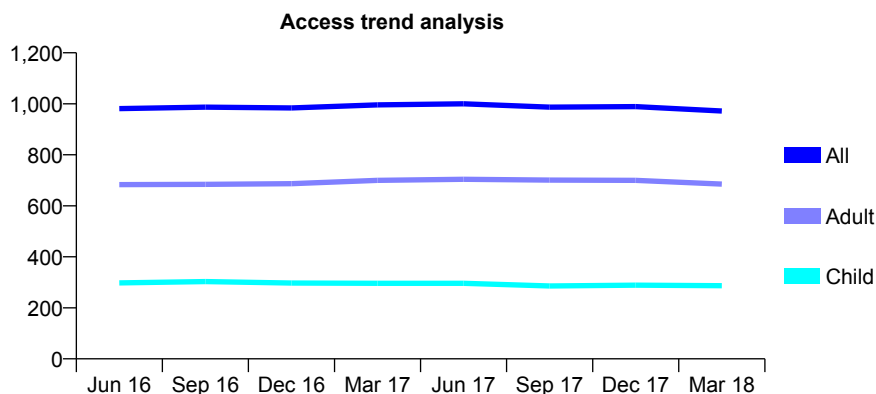
Q53 - Vital Signs At a Glance Contract Report for 254649/0001 - Year end March 2018

Name or company name	MR MD JONES
Contract type name	GDS Contract
Purpose of contract	General
Contract start date	06/04/2009
Contract end date	

17/18 Contracted general activity (UDA)	3,000
Carry forward general activity (UDA)	110
17/18 Contracted orthodontic activity (UOA)	0
Carry forward orthodontic activity (UOA)	0
Baseline contract value	£81,524.62

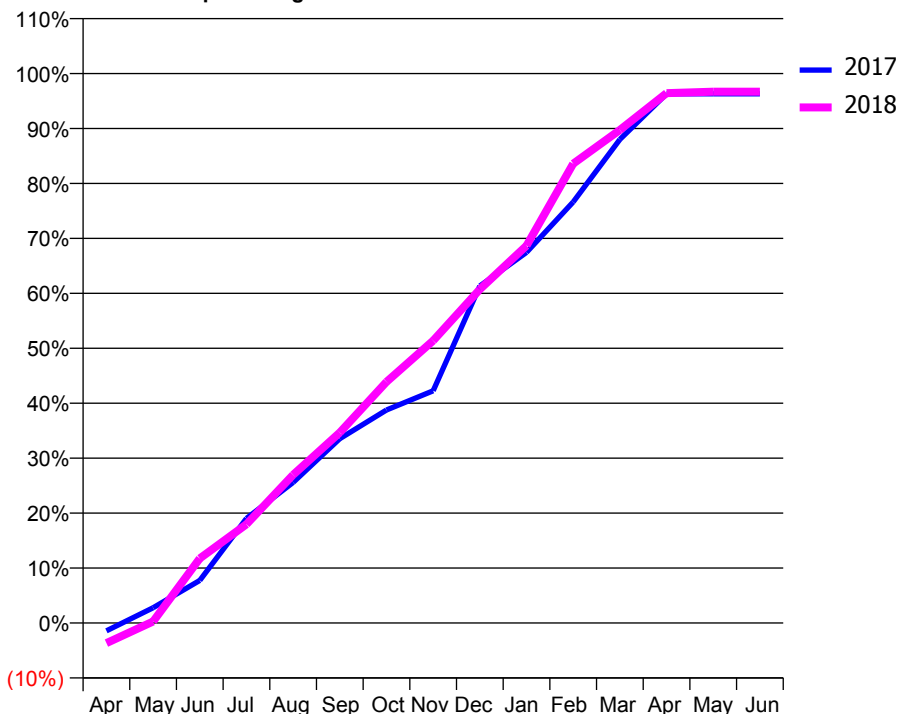
ACCESS*

Patients seen in 24 months	Total	Change since previous quarter
Quarter ending March 2017	996	
Quarter ending June 2017	1,000	→
Quarter ending September 2017	987	↓
Quarter ending December 2017	989	→
Quarter ending March 2018	972	↓
Variance since March 2017	(2.4%)	↓



ACTIVITY

Cumulative percentage of contracted UDA delivered 2017 & 2018



Month	Adjusted Scheduled Activity (UDA)	
	2017	2018
April	-44	-110
May	83	8
June	232	353
July	571	539
August	768	809
September	1,007	1,040
October	1,163	1,317
November	1,268	1,542
December	1,840	1,822
January	2,023	2,060
February	2,298	2,507
March	2,640	2,692
April	2,889	2,893
May	2,889	2,901
June	2,889	2,901

QUALITY

	Quantity	Base Number	Contract	AT	Region	England
% of FP17s for the same patient ID Re-attending within 3 months - Children	16	431	3.7%	9.3%	11.6%	11.9%
% of FP17s for the same patient ID Re-attending within 3 months - Adults	156	1,132	13.8%	12.9%	15.4%	16.0%
% of FP17s for the same patient ID Re-attending between 3 & 9 months - Children	287	431	66.6%	59.1%	59.4%	58.3%
% of FP17s for the same patient ID Re-attending between 3 & 9 months - Adults	756	1,132	66.8%	49.4%	51.3%	50.3%
% of FP17s for Band 1 Urgent Courses	20	1,553	1.3%	7.0%	8.0%	9.1%
% of FP17s Relating to Free Repair or Replacements	9	1,553	0.6%	0.8%	0.8%	0.8%
% of FP17s Relating to Continuations	49	1,553	3.2%	1.1%	1.0%	1.0%
% of Patients satisfied with the dentistry they have received	0	0	N/A	92.6%	91.7%	91.5%
% of Patients satisfied with the time they had to wait for an appointment	0	0	N/A	89.8%	88.3%	87.9%

* This is based on patients treated on this contract for their most recent course of treatment. Figures in italics indicate the base number of FP17s or Patient Questionnaire responses are less than 100. N/A is shown where the base number of responses is less than 10 during the period. % is calculated as Quantity/Base number*100

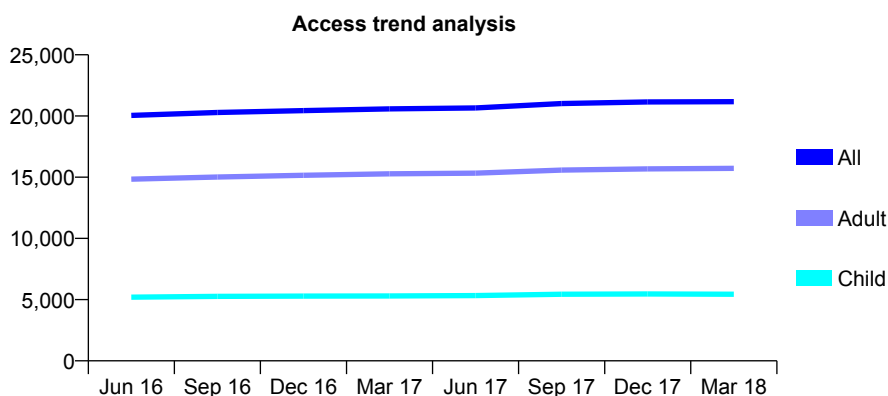
Q53 - Vital Signs At a Glance Contract Report for 256781/0001 - Year end March 2018

Name or company name	MR AS DEOL
Contract type name	GDS Contract
Purpose of contract	General
Contract start date	01/04/2006
Contract end date	

17/18 Contracted general activity (UDA)	51,974
Carry forward general activity (UDA)	-989
17/18 Contracted orthodontic activity (UOA)	0
Carry forward orthodontic activity (UOA)	0
Baseline contract value	£1,448,970.85

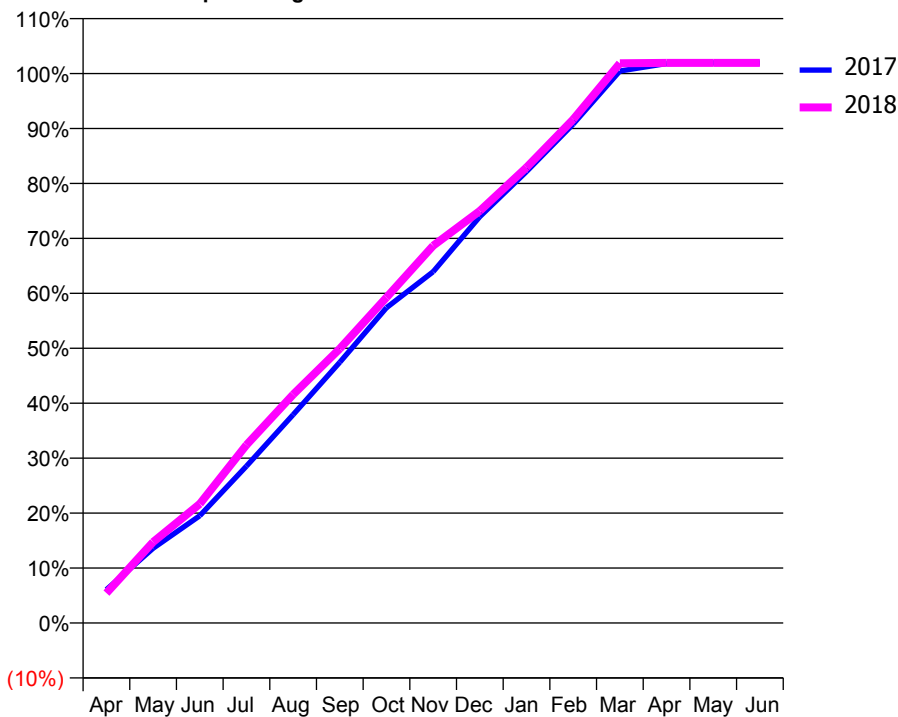
ACCESS*

Patients seen in 24 months	Total	Change since previous quarter
Quarter ending March 2017	20,583	
Quarter ending June 2017	20,663	→
Quarter ending September 2017	21,022	→
Quarter ending December 2017	21,149	→
Quarter ending March 2018	21,173	→
Variance since March 2017	2.9%	↑



ACTIVITY

Cumulative percentage of contracted UDA delivered 2017 & 2018



Adjusted Scheduled Activity (UDA)

Month	2017	2018
April	3,165	2,829
May	7,069	7,656
June	10,150	11,275
July	14,841	16,844
August	19,702	21,611
September	24,665	25,952
October	29,817	30,792
November	33,233	35,686
December	38,433	38,979
January	42,697	43,087
February	47,190	47,634
March	52,205	52,943
April	52,921	52,978
May	52,978	52,977
June	52,963	52,977

QUALITY

	Quantity	Base Number	Contract	AT	Region	England
% of FP17s for the same patient ID Re-attending within 3 months - Children	279	7,307	3.8%	9.3%	11.6%	11.9%
% of FP17s for the same patient ID Re-attending within 3 months - Adults	1,136	19,684	5.8%	12.9%	15.4%	16.0%
% of FP17s for the same patient ID Re-attending between 3 & 9 months - Children	4,297	7,307	58.8%	59.1%	59.4%	58.3%
% of FP17s for the same patient ID Re-attending between 3 & 9 months - Adults	11,787	19,684	59.9%	49.4%	51.3%	50.3%
% of FP17s for Band 1 Urgent Courses	878	26,221	3.3%	7.0%	8.0%	9.1%
% of FP17s Relating to Free Repair or Replacements	97	26,221	0.4%	0.8%	0.8%	0.8%
% of FP17s Relating to Continuations	72	26,221	0.3%	1.1%	1.0%	1.0%
% of Patients satisfied with the dentistry they have received	22	23	95.7%	92.6%	91.7%	91.5%
% of Patients satisfied with the time they had to wait for an appointment	23	23	100.0%	89.8%	88.3%	87.9%

* This is based on patients treated on this contract for their most recent course of treatment. Figures in italics indicate the base number of FP17s or Patient Questionnaire responses are less than 100. N/A is shown where the base number of responses is less than 10 during the period. % is calculated as Quantity/Base number*100

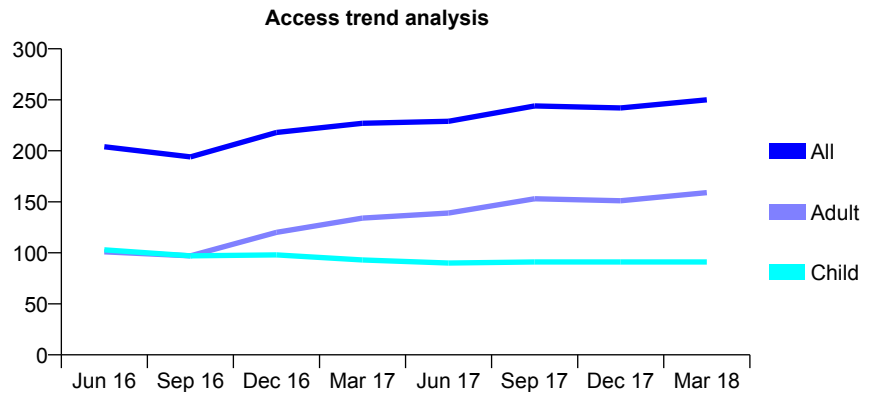
Q53 - Vital Signs At a Glance Contract Report for 261785/0002 - Year end March 2018

Name or company name	MR P SABHARWAL
Contract type name	GDS Contract
Purpose of contract	General
Contract start date	01/05/2013
Contract end date	

17/18 Contracted general activity (UDA)	812
Carry forward general activity (UDA)	-17
17/18 Contracted orthodontic activity (UOA)	0
Carry forward orthodontic activity (UOA)	0
Baseline contract value	£19,483.67

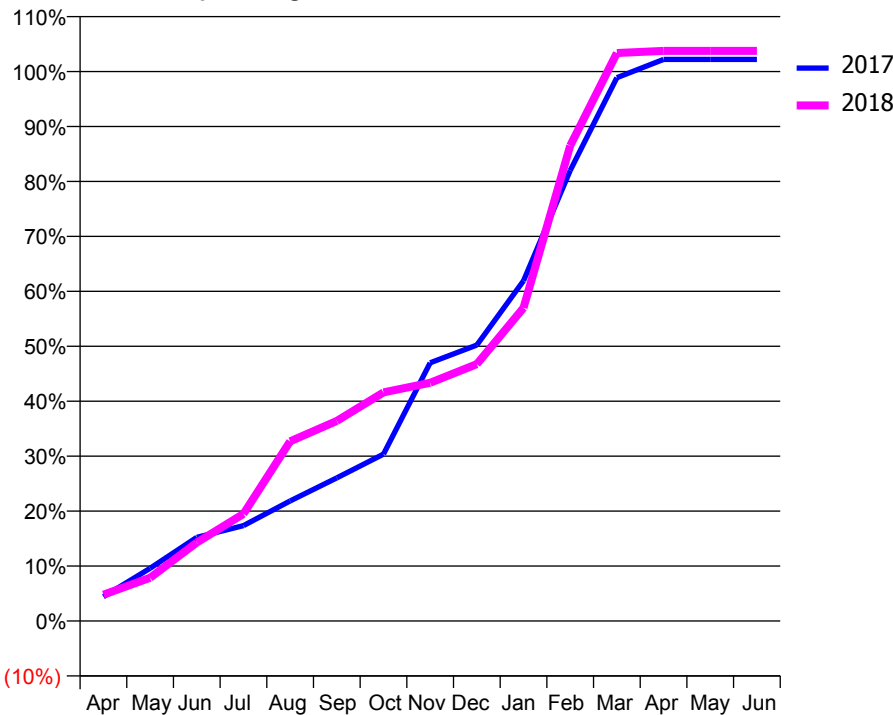
ACCESS*

Patients seen in 24 months	Total	Change since previous quarter
Quarter ending March 2017	227	
Quarter ending June 2017	229	→
Quarter ending September 2017	244	↑
Quarter ending December 2017	242	→
Quarter ending March 2018	250	↑
Variance since March 2017	10.1%	↑



ACTIVITY

Cumulative percentage of contracted UDA delivered 2017 & 2018



Month	Adjusted Scheduled Activity (UDA)	
	2017	2018
April	36	39
May	78	64
June	124	116
July	141	158
August	177	266
September	212	296
October	247	338
November	382	352
December	408	380
January	503	463
February	666	702
March	803	839
April	830	842
May	830	842
June	830	842

QUALITY

	Quantity	Base Number	Contract	AT	Region	England
% of FP17s for the same patient ID Re-attending within 3 months - Children	2	120	1.7%	9.3%	11.6%	11.9%
% of FP17s for the same patient ID Re-attending within 3 months - Adults	9	163	5.5%	12.9%	15.4%	16.0%
% of FP17s for the same patient ID Re-attending between 3 & 9 months - Children	72	120	60.0%	59.1%	59.4%	58.3%
% of FP17s for the same patient ID Re-attending between 3 & 9 months - Adults	68	163	41.7%	49.4%	51.3%	50.3%
% of FP17s for Band 1 Urgent Courses	12	281	4.3%	7.0%	8.0%	9.1%
% of FP17s Relating to Free Repair or Replacements	0	281	0.0%	0.8%	0.8%	0.8%
% of FP17s Relating to Continuations	0	281	0.0%	1.1%	1.0%	1.0%
% of Patients satisfied with the dentistry they have received	0	0	N/A	92.6%	91.7%	91.5%
% of Patients satisfied with the time they had to wait for an appointment	0	0	N/A	89.8%	88.3%	87.9%

* This is based on patients treated on this contract for their most recent course of treatment. Figures in italics indicate the base number of FP17s or Patient Questionnaire responses are less than 100. N/A is shown where the base number of responses is less than 10 during the period. % is calculated as Quantity/Base number*100

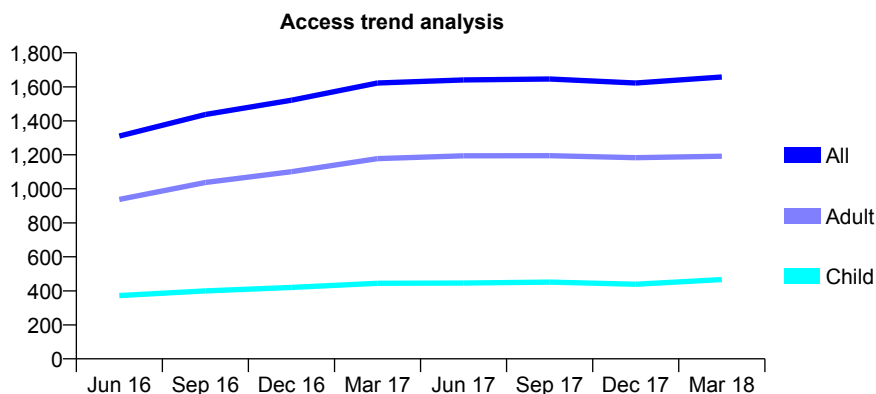
Q53 - Vital Signs At a Glance Contract Report for 262307/0001 - Year end March 2018

Name or company name	MR PA MOYO
Contract type name	GDS Contract
Purpose of contract	General
Contract start date	01/08/2015
Contract end date	

17/18 Contracted general activity (UDA)	4,577
Carry forward general activity (UDA)	13
17/18 Contracted orthodontic activity (UOA)	0
Carry forward orthodontic activity (UOA)	0
Baseline contract value	£137,018.07

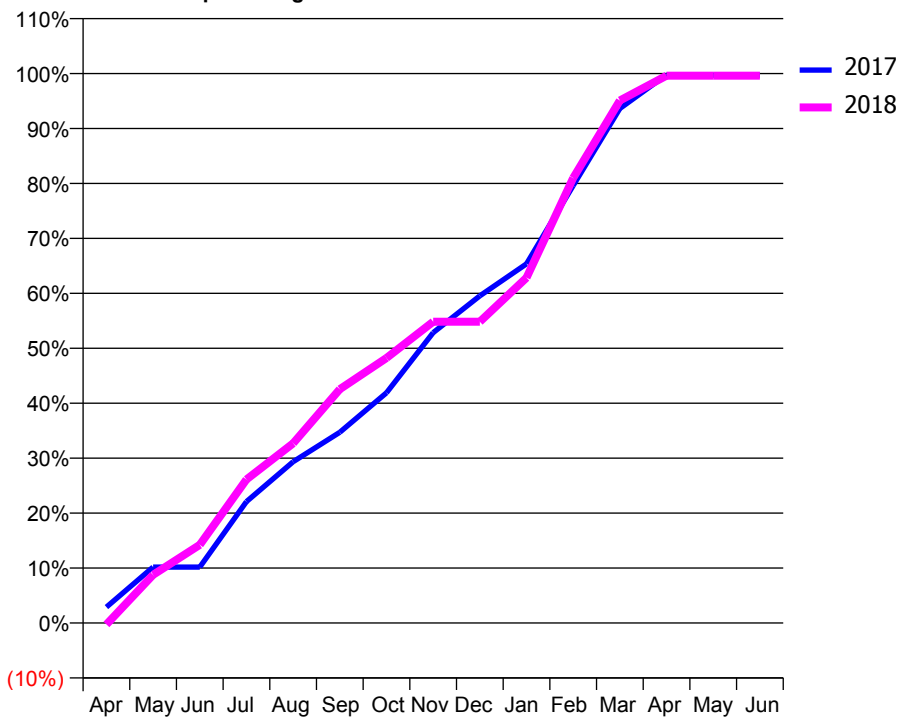
ACCESS*

Patients seen in 24 months	Total	Change since previous quarter
Quarter ending March 2017	1,622	
Quarter ending June 2017	1,640	→
Quarter ending September 2017	1,646	→
Quarter ending December 2017	1,622	↓
Quarter ending March 2018	1,658	↑
Variance since March 2017	2.2%	↑



ACTIVITY

Cumulative percentage of contracted UDA delivered 2017 & 2018



Month	Adjusted Scheduled Activity (UDA)	
	2017	2018
April	133	-13
May	466	402
June	466	651
July	1,012	1,196
August	1,344	1,496
September	1,588	1,948
October	1,917	2,208
November	2,419	2,510
December	2,725	2,510
January	2,991	2,876
February	3,644	3,707
March	4,286	4,352
April	4,567	4,558
May	4,564	4,558
June	4,564	4,558

QUALITY

	Quantity	Base Number	Contract	AT	Region	England
% of FP17s for the same patient ID Re-attending within 3 months - Children	24	678	3.5%	9.3%	11.6%	11.9%
% of FP17s for the same patient ID Re-attending within 3 months - Adults	177	1,640	10.8%	12.9%	15.4%	16.0%
% of FP17s for the same patient ID Re-attending between 3 & 9 months - Children	379	678	55.9%	59.1%	59.4%	58.3%
% of FP17s for the same patient ID Re-attending between 3 & 9 months - Adults	872	1,640	53.2%	49.4%	51.3%	50.3%
% of FP17s for Band 1 Urgent Courses	68	2,306	2.9%	7.0%	8.0%	9.1%
% of FP17s Relating to Free Repair or Replacements	24	2,306	1.0%	0.8%	0.8%	0.8%
% of FP17s Relating to Continuations	0	2,306	0.0%	1.1%	1.0%	1.0%
% of Patients satisfied with the dentistry they have received	2	2	N/A	92.6%	91.7%	91.5%
% of Patients satisfied with the time they had to wait for an appointment	2	2	N/A	89.8%	88.3%	87.9%

* This is based on patients treated on this contract for their most recent course of treatment. Figures in italics indicate the base number of FP17s or Patient Questionnaire responses are less than 100. N/A is shown where the base number of responses is less than 10 during the period. % is calculated as Quantity/Base number*100

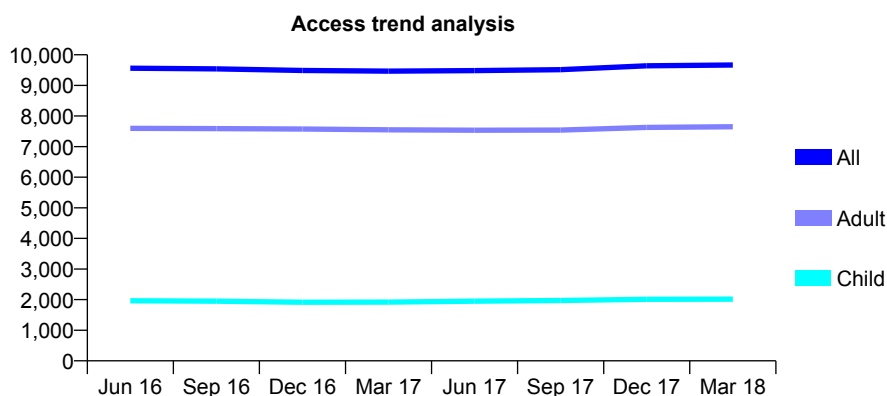
Q53 - Vital Signs At a Glance Contract Report for 262919/0001 - Year end March 2018

Name or company name	Prestige Dental Care
Contract type name	GDS Contract
Purpose of contract	General
Contract start date	01/04/2006
Contract end date	

17/18 Contracted general activity (UDA)	37,353
Carry forward general activity (UDA)	371
17/18 Contracted orthodontic activity (UOA)	0
Carry forward orthodontic activity (UOA)	0
Baseline contract value	£943,333.11

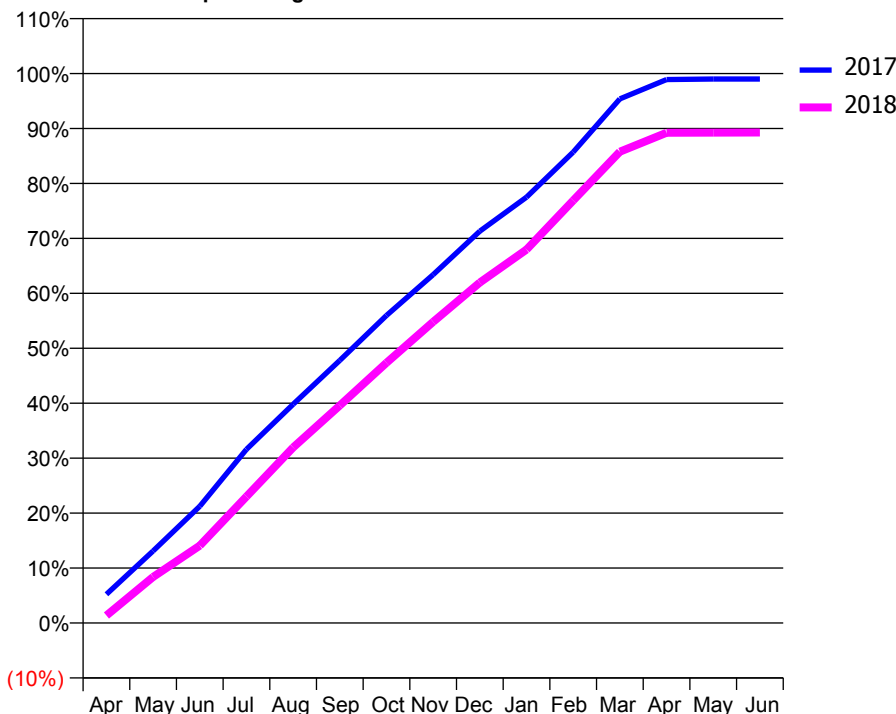
ACCESS*

Patients seen in 24 months	Total	Change since previous quarter
Quarter ending March 2017	9,468	
Quarter ending June 2017	9,485	→
Quarter ending September 2017	9,512	→
Quarter ending December 2017	9,639	→
Quarter ending March 2018	9,665	→
Variance since March 2017	2.1%	↑



ACTIVITY

Cumulative percentage of contracted UDA delivered 2017 & 2018



Month	Adjusted Scheduled Activity (UDA)	
	2017	2018
April	1,950	511
May	4,898	3,129
June	7,939	5,259
July	11,802	8,599
August	14,872	11,933
September	17,851	14,792
October	20,907	17,690
November	23,684	20,468
December	26,633	23,144
January	28,950	25,382
February	32,013	28,725
March	35,624	32,042
April	36,945	33,327
May	36,978	33,335
June	36,982	33,347

QUALITY

	Quantity	Base Number	Contract	AT	Region	England
% of FP17s for the same patient ID Re-attending within 3 months - Children	183	3,138	5.8%	9.3%	11.6%	11.9%
% of FP17s for the same patient ID Re-attending within 3 months - Adults	1,952	12,905	15.1%	12.9%	15.4%	16.0%
% of FP17s for the same patient ID Re-attending between 3 & 9 months - Children	2,076	3,138	66.2%	59.1%	59.4%	58.3%
% of FP17s for the same patient ID Re-attending between 3 & 9 months - Adults	8,507	12,905	65.9%	49.4%	51.3%	50.3%
% of FP17s for Band 1 Urgent Courses	672	16,041	4.2%	7.0%	8.0%	9.1%
% of FP17s Relating to Free Repair or Replacements	275	16,041	1.7%	0.8%	0.8%	0.8%
% of FP17s Relating to Continuations	416	16,041	2.6%	1.1%	1.0%	1.0%
% of Patients satisfied with the dentistry they have received	16	18	88.9%	92.6%	91.7%	91.5%
% of Patients satisfied with the time they had to wait for an appointment	17	18	94.4%	89.8%	88.3%	87.9%

* This is based on patients treated on this contract for their most recent course of treatment. Figures in italics indicate the base number of FP17s or Patient Questionnaire responses are less than 100. N/A is shown where the base number of responses is less than 10 during the period. % is calculated as Quantity/Base number*100

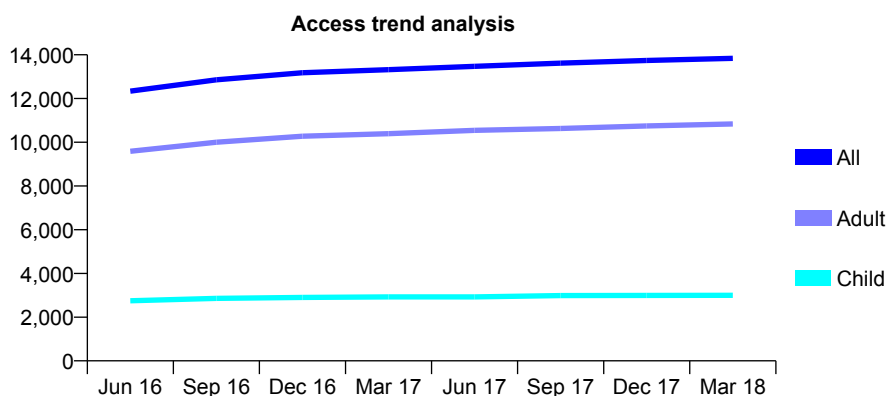
Q53 - Vital Signs At a Glance Contract Report for 269654/0001 - Year end March 2018

Name or company name	MR H SANGHERA
Contract type name	GDS Contract
Purpose of contract	General
Contract start date	01/04/2006
Contract end date	

17/18 Contracted general activity (UDA)	36,773
Carry forward general activity (UDA)	961
17/18 Contracted orthodontic activity (UOA)	0
Carry forward orthodontic activity (UOA)	0
Baseline contract value	£1,031,909.56

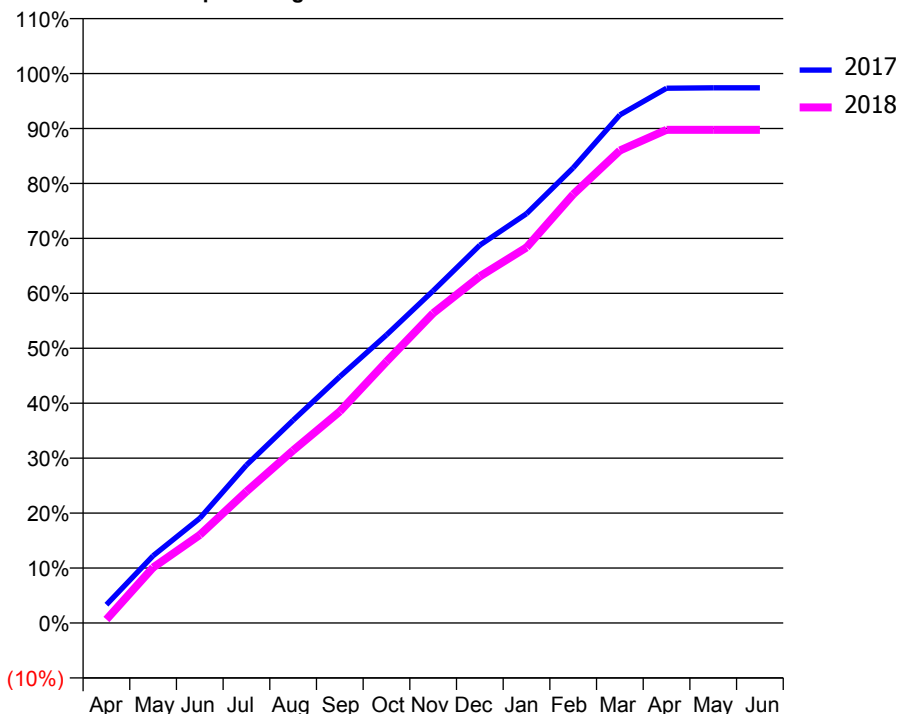
ACCESS*

Patients seen in 24 months	Total	Change since previous quarter
Quarter ending March 2017	13,317	
Quarter ending June 2017	13,470	→
Quarter ending September 2017	13,619	→
Quarter ending December 2017	13,738	→
Quarter ending March 2018	13,840	→
Variance since March 2017	3.9%	↑



ACTIVITY

Cumulative percentage of contracted UDA delivered 2017 & 2018



Month	Adjusted Scheduled Activity (UDA)	
	2017	2018
April	1,223	238
May	4,499	3,714
June	7,010	5,897
July	10,574	8,800
August	13,572	11,553
September	16,485	14,159
October	19,278	17,495
November	22,236	20,738
December	25,289	23,200
January	27,394	25,129
February	30,457	28,684
March	34,006	31,618
April	35,788	33,001
May	35,812	33,001
June	35,812	33,001

QUALITY

	Quantity	Base Number	Contract	AT	Region	England
% of FP17s for the same patient ID Re-attending within 3 months - Children	168	3,361	5.0%	9.3%	11.6%	11.9%
% of FP17s for the same patient ID Re-attending within 3 months - Adults	855	10,561	8.1%	12.9%	15.4%	16.0%
% of FP17s for the same patient ID Re-attending between 3 & 9 months - Children	1,135	3,361	33.8%	59.1%	59.4%	58.3%
% of FP17s for the same patient ID Re-attending between 3 & 9 months - Adults	2,440	10,561	23.1%	49.4%	51.3%	50.3%
% of FP17s for Band 1 Urgent Courses	175	13,796	1.3%	7.0%	8.0%	9.1%
% of FP17s Relating to Free Repair or Replacements	147	13,796	1.1%	0.8%	0.8%	0.8%
% of FP17s Relating to Continuations	304	13,796	2.2%	1.1%	1.0%	1.0%
% of Patients satisfied with the dentistry they have received	26	26	100.0%	92.6%	91.7%	91.5%
% of Patients satisfied with the time they had to wait for an appointment	25	26	96.2%	89.8%	88.3%	87.9%

* This is based on patients treated on this contract for their most recent course of treatment. Figures in italics indicate the base number of FP17s or Patient Questionnaire responses are less than 100. N/A is shown where the base number of responses is less than 10 during the period. % is calculated as Quantity/Base number*100

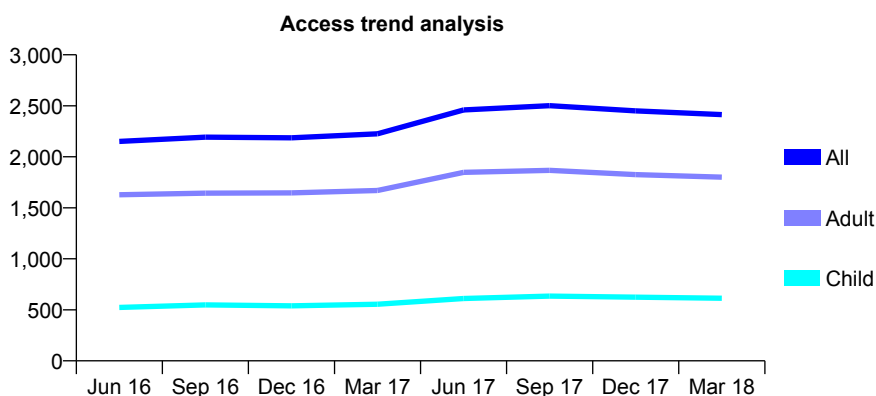
Q53 - Vital Signs At a Glance Contract Report for 273600/0003 - Year end March 2018

Name or company name	MISS H ANJAM
Contract type name	GDS Contract
Purpose of contract	General
Contract start date	01/04/2007
Contract end date	

17/18 Contracted general activity (UDA)	6,434
Carry forward general activity (UDA)	0
17/18 Contracted orthodontic activity (UOA)	0
Carry forward orthodontic activity (UOA)	0
Baseline contract value	£145,552.13

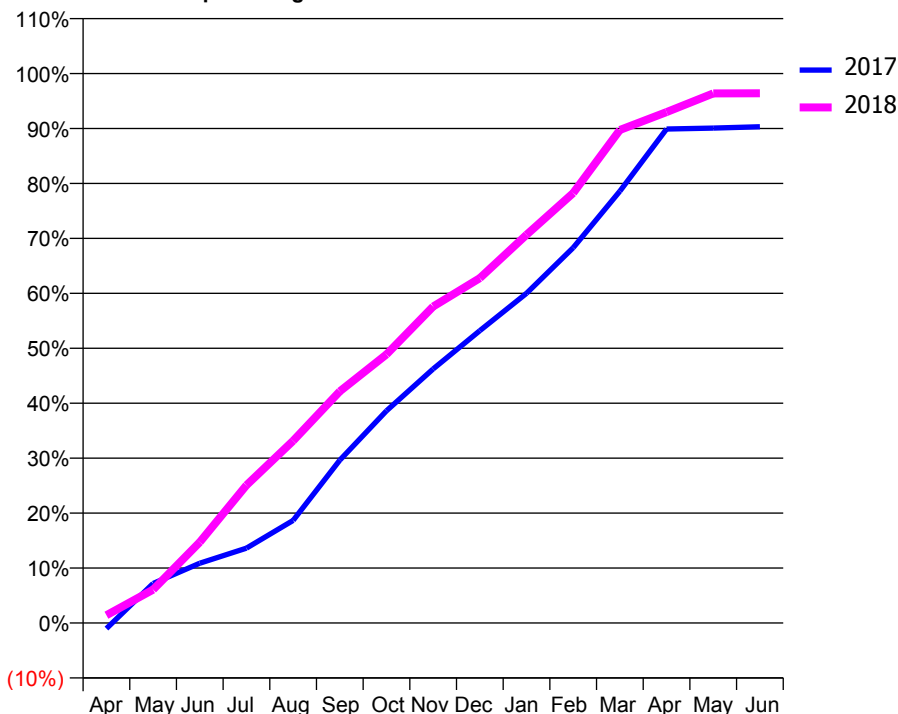
ACCESS*

Patients seen in 24 months	Total	Change since previous quarter
Quarter ending March 2017	2,225	
Quarter ending June 2017	2,459	↑
Quarter ending September 2017	2,501	→
Quarter ending December 2017	2,450	↓
Quarter ending March 2018	2,414	↓
Variance since March 2017	8.5%	↑



ACTIVITY

Cumulative percentage of contracted UDA delivered 2017 & 2018



Month	Adjusted Scheduled Activity (UDA)	
	2017	2018
April	-66	91
May	464	391
June	701	946
July	877	1,614
August	1,202	2,133
September	1,906	2,713
October	2,485	3,145
November	2,975	3,706
December	3,423	4,039
January	3,861	4,545
February	4,395	5,035
March	5,056	5,773
April	5,783	5,982
May	5,794	6,201
June	5,810	6,202

QUALITY

	Quantity	Base Number	Contract	AT	Region	England
% of FP17s for the same patient ID Re-attending within 3 months - Children	26	764	3.4%	9.3%	11.6%	11.9%
% of FP17s for the same patient ID Re-attending within 3 months - Adults	245	2,305	10.6%	12.9%	15.4%	16.0%
% of FP17s for the same patient ID Re-attending between 3 & 9 months - Children	274	764	35.9%	59.1%	59.4%	58.3%
% of FP17s for the same patient ID Re-attending between 3 & 9 months - Adults	887	2,305	38.5%	49.4%	51.3%	50.3%
% of FP17s for Band 1 Urgent Courses	280	2,995	9.3%	7.0%	8.0%	9.1%
% of FP17s Relating to Free Repair or Replacements	19	2,995	0.6%	0.8%	0.8%	0.8%
% of FP17s Relating to Continuations	18	2,995	0.6%	1.1%	1.0%	1.0%
% of Patients satisfied with the dentistry they have received	9	10	90.0%	92.6%	91.7%	91.5%
% of Patients satisfied with the time they had to wait for an appointment	9	10	90.0%	89.8%	88.3%	87.9%

* This is based on patients treated on this contract for their most recent course of treatment. Figures in italics indicate the base number of FP17s or Patient Questionnaire responses are less than 100. N/A is shown where the base number of responses is less than 10 during the period. % is calculated as Quantity/Base number*100

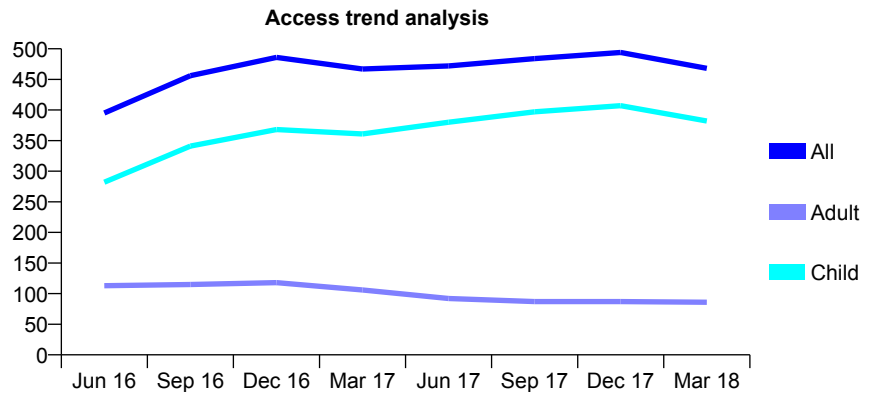
Q53 - Vital Signs At a Glance Contract Report for 296163/0001 - Year end March 2018

Name or company name	MR S DHANDA
Contract type name	GDS Contract
Purpose of contract	General
Contract start date	01/01/2015
Contract end date	

17/18 Contracted general activity (UDA)	1,021
Carry forward general activity (UDA)	-21
17/18 Contracted orthodontic activity (UOA)	0
Carry forward orthodontic activity (UOA)	0
Baseline contract value	£23,712.84

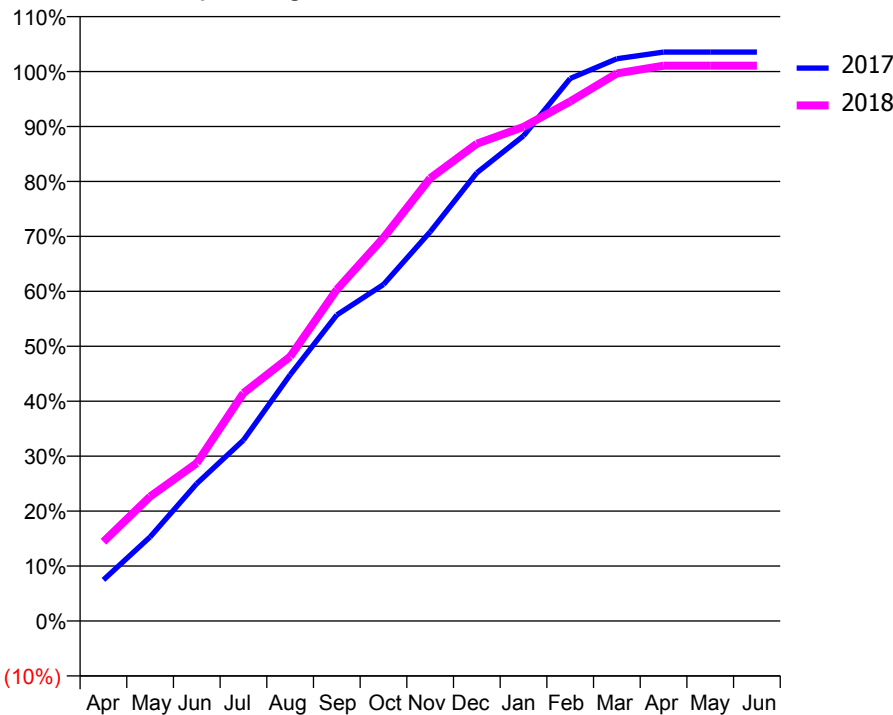
ACCESS*

Patients seen in 24 months	Total	Change since previous quarter
Quarter ending March 2017	467	
Quarter ending June 2017	472	→
Quarter ending September 2017	484	↑
Quarter ending December 2017	494	↑
Quarter ending March 2018	468	↓
Variance since March 2017	0.2%	→



ACTIVITY

Cumulative percentage of contracted UDA delivered 2017 & 2018



Month	Adjusted Scheduled Activity (UDA)	
	2017	2018
April	76	147
May	156	231
June	255	294
July	336	424
August	457	491
September	569	616
October	625	712
November	723	823
December	833	887
January	901	918
February	1,008	965
March	1,045	1,017
April	1,057	1,032
May	1,057	1,032
June	1,057	1,032

QUALITY

	Quantity	Base Number	Contract	AT	Region	England
% of FP17s for the same patient ID Re-attending within 3 months - Children	44	622	7.1%	9.3%	11.6%	11.9%
% of FP17s for the same patient ID Re-attending within 3 months - Adults	3	64	4.7%	12.9%	15.4%	16.0%
% of FP17s for the same patient ID Re-attending between 3 & 9 months - Children	389	622	62.5%	59.1%	59.4%	58.3%
% of FP17s for the same patient ID Re-attending between 3 & 9 months - Adults	48	64	75.0%	49.4%	51.3%	50.3%
% of FP17s for Band 1 Urgent Courses	34	693	4.9%	7.0%	8.0%	9.1%
% of FP17s Relating to Free Repair or Replacements	0	693	0.0%	0.8%	0.8%	0.8%
% of FP17s Relating to Continuations	1	693	0.1%	1.1%	1.0%	1.0%
% of Patients satisfied with the dentistry they have received	0	0	N/A	92.6%	91.7%	91.5%
% of Patients satisfied with the time they had to wait for an appointment	0	0	N/A	89.8%	88.3%	87.9%

* This is based on patients treated on this contract for their most recent course of treatment. Figures in italics indicate the base number of FP17s or Patient Questionnaire responses are less than 100. N/A is shown where the base number of responses is less than 10 during the period. % is calculated as Quantity/Base number*100

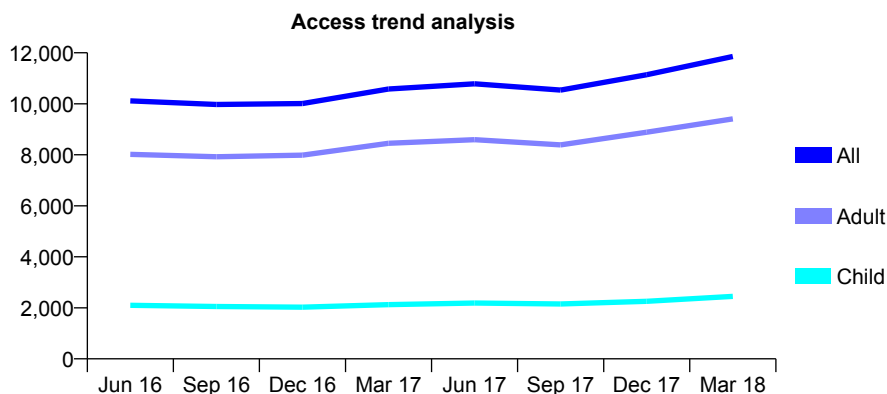
Q53 - Vital Signs At a Glance Contract Report for 309699/0001 - Year end March 2018

Name or company name	MR DJ LANGMAN
Contract type name	GDS Contract
Purpose of contract	General
Contract start date	01/04/2006
Contract end date	

17/18 Contracted general activity (UDA)	29,745
Carry forward general activity (UDA)	173
17/18 Contracted orthodontic activity (UOA)	0
Carry forward orthodontic activity (UOA)	0
Baseline contract value	£957,641.10

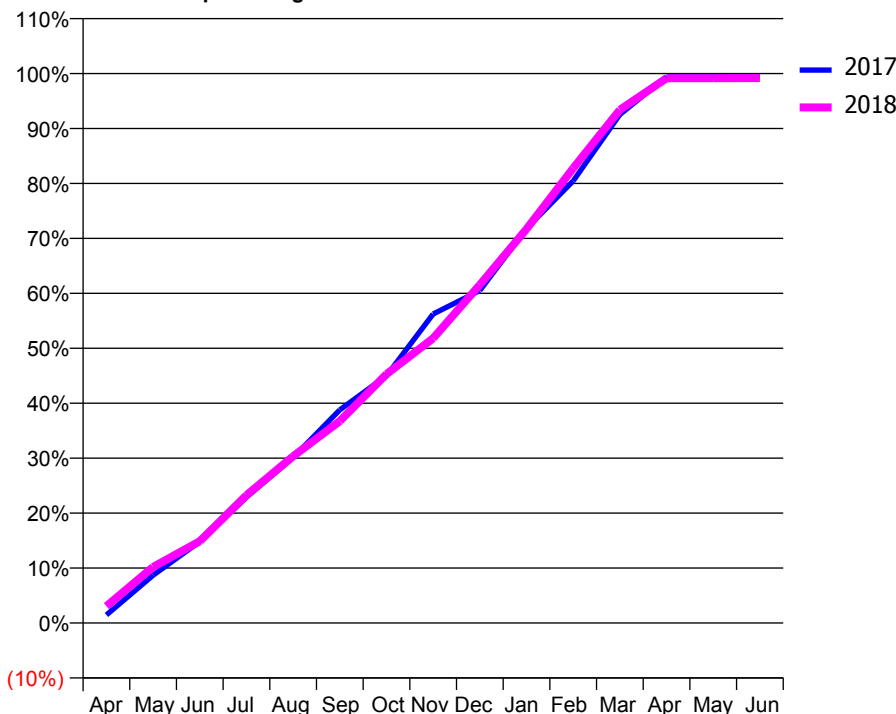
ACCESS*

Patients seen in 24 months	Total	Change since previous quarter
Quarter ending March 2017	10,581	
Quarter ending June 2017	10,784	→
Quarter ending September 2017	10,540	↓
Quarter ending December 2017	11,138	↑
Quarter ending March 2018	11,858	↑
Variance since March 2017	12.1%	↑



ACTIVITY

Cumulative percentage of contracted UDA delivered 2017 & 2018



Month	Adjusted Scheduled Activity (UDA)	
	2017	2018
April	438	912
May	2,587	3,038
June	4,407	4,427
July	6,818	6,918
August	8,958	9,023
September	11,537	10,933
October	13,389	13,471
November	16,732	15,414
December	17,998	18,311
January	21,353	21,328
February	23,934	24,615
March	27,526	27,783
April	29,567	29,492
May	29,570	29,492
June	29,572	29,494

QUALITY

	Quantity	Base Number	Contract	AT	Region	England
% of FP17s for the same patient ID Re-attending within 3 months - Children	256	3,739	6.8%	9.3%	11.6%	11.9%
% of FP17s for the same patient ID Re-attending within 3 months - Adults	1,866	12,928	14.4%	12.9%	15.4%	16.0%
% of FP17s for the same patient ID Re-attending between 3 & 9 months - Children	2,217	3,739	59.3%	59.1%	59.4%	58.3%
% of FP17s for the same patient ID Re-attending between 3 & 9 months - Adults	4,904	12,928	37.9%	49.4%	51.3%	50.3%
% of FP17s for Band 1 Urgent Courses	1,040	16,625	6.3%	7.0%	8.0%	9.1%
% of FP17s Relating to Free Repair or Replacements	179	16,625	1.1%	0.8%	0.8%	0.8%
% of FP17s Relating to Continuations	195	16,625	1.2%	1.1%	1.0%	1.0%
% of Patients satisfied with the dentistry they have received	6	6	N/A	92.6%	91.7%	91.5%
% of Patients satisfied with the time they had to wait for an appointment	6	6	N/A	89.8%	88.3%	87.9%

* This is based on patients treated on this contract for their most recent course of treatment. Figures in italics indicate the base number of FP17s or Patient Questionnaire responses are less than 100. N/A is shown where the base number of responses is less than 10 during the period. % is calculated as Quantity/Base number*100

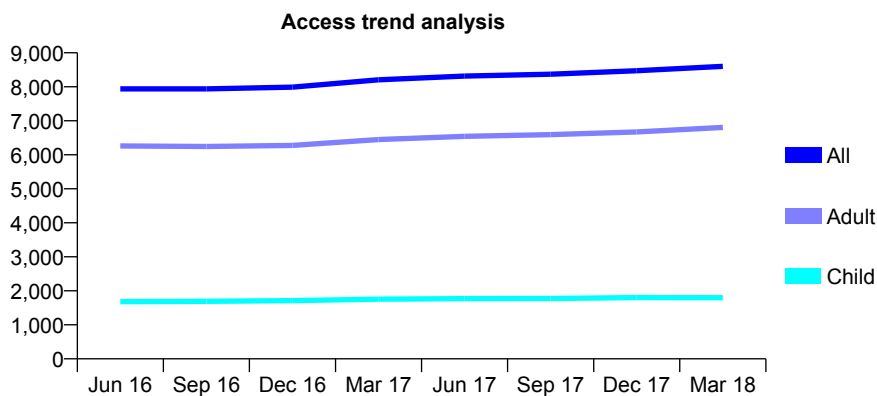
Q53 - Vital Signs At a Glance Contract Report for 309699/0002 - Year end March 2018

Name or company name	MR DJ LANGMAN
Contract type name	GDS Contract
Purpose of contract	General
Contract start date	01/04/2006
Contract end date	

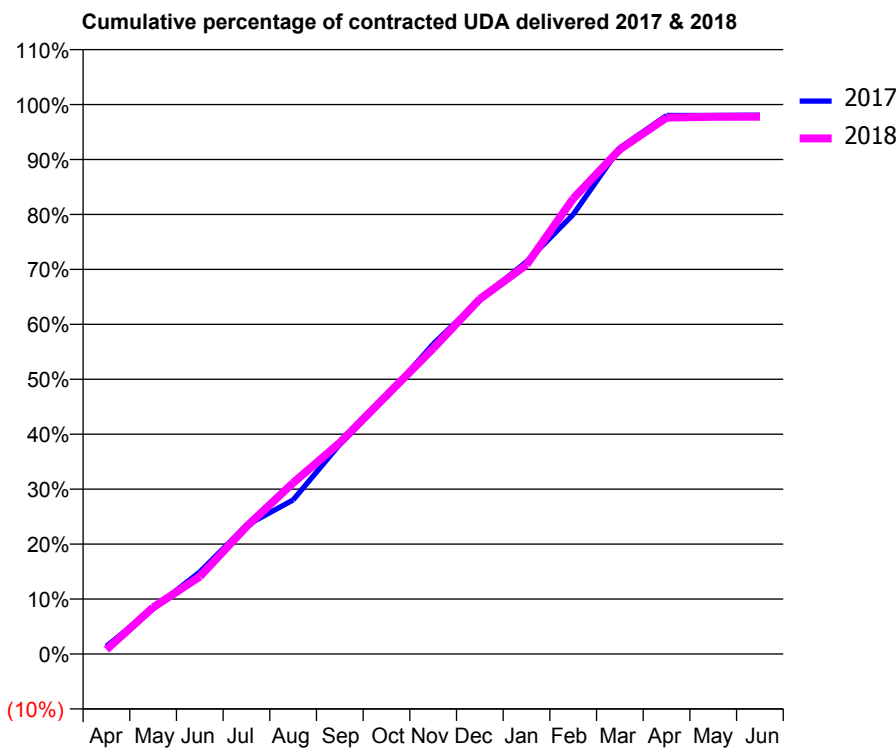
17/18 Contracted general activity (UDA)	22,500
Carry forward general activity (UDA)	439
17/18 Contracted orthodontic activity (UOA)	0
Carry forward orthodontic activity (UOA)	0
Baseline contract value	£724,388.12

ACCESS*

Patients seen in 24 months	Total	Change since previous quarter
Quarter ending March 2017	8,204	
Quarter ending June 2017	8,317	→
Quarter ending September 2017	8,371	→
Quarter ending December 2017	8,471	→
Quarter ending March 2018	8,602	→
Variance since March 2017	4.9%	↑



ACTIVITY



Month	Adjusted Scheduled Activity (UDA)	
	2017	2018
April	319	182
May	1,860	1,906
June	3,363	3,168
July	5,264	5,219
August	6,310	7,007
September	8,588	8,652
October	10,530	10,585
November	12,693	12,512
December	14,529	14,535
January	16,061	15,933
February	17,991	18,651
March	20,726	20,663
April	22,050	21,961
May	22,050	21,997
June	22,061	22,000

QUALITY

	Quantity	Base Number	Contract	AT	Region	England
% of FP17s for the same patient ID Re-attending within 3 months - Children	236	2,932	8.0%	9.3%	11.6%	11.9%
% of FP17s for the same patient ID Re-attending within 3 months - Adults	1,424	10,192	14.0%	12.9%	15.4%	16.0%
% of FP17s for the same patient ID Re-attending between 3 & 9 months - Children	2,013	2,932	68.7%	59.1%	59.4%	58.3%
% of FP17s for the same patient ID Re-attending between 3 & 9 months - Adults	5,507	10,192	54.0%	49.4%	51.3%	50.3%
% of FP17s for Band 1 Urgent Courses	684	13,190	5.2%	7.0%	8.0%	9.1%
% of FP17s Relating to Free Repair or Replacements	144	13,190	1.1%	0.8%	0.8%	0.8%
% of FP17s Relating to Continuations	195	13,190	1.5%	1.1%	1.0%	1.0%
% of Patients satisfied with the dentistry they have received	13	14	92.9%	92.6%	91.7%	91.5%
% of Patients satisfied with the time they had to wait for an appointment	11	14	78.6%	89.8%	88.3%	87.9%

* This is based on patients treated on this contract for their most recent course of treatment. Figures in italics indicate the base number of FP17s or Patient Questionnaire responses are less than 100. N/A is shown where the base number of responses is less than 10 during the period. % is calculated as Quantity/Base number*100

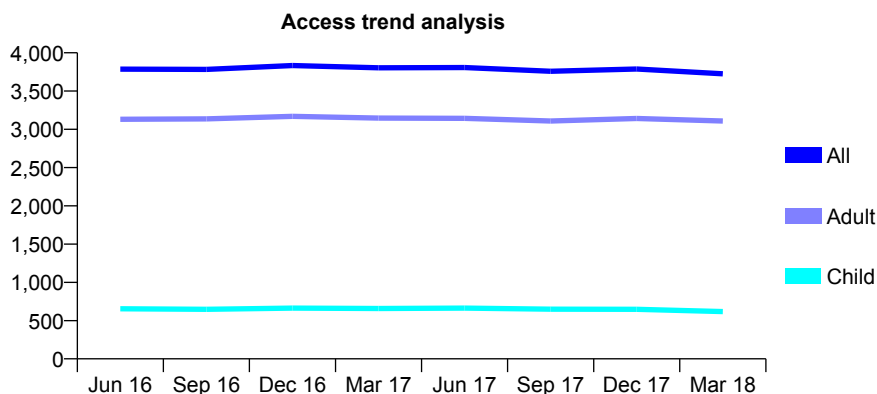
Q53 - Vital Signs At a Glance Contract Report for 324531/0001 - Year end March 2018

Name or company name	MISS AH DAVEY
Contract type name	GDS Contract
Purpose of contract	General
Contract start date	01/04/2006
Contract end date	

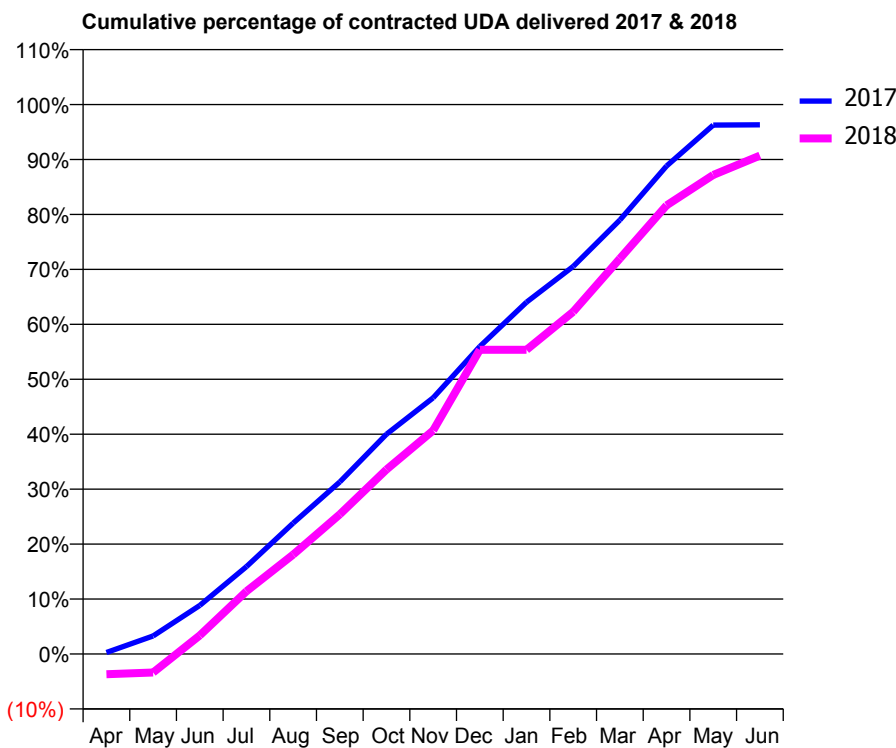
17/18 Contracted general activity (UDA)	10,389
Carry forward general activity (UDA)	384
17/18 Contracted orthodontic activity (UOA)	0
Carry forward orthodontic activity (UOA)	0
Baseline contract value	£225,238.17

ACCESS*

Patients seen in 24 months	Total	Change since previous quarter
Quarter ending March 2017	3,804	
Quarter ending June 2017	3,807	→
Quarter ending September 2017	3,758	↓
Quarter ending December 2017	3,788	→
Quarter ending March 2018	3,726	↓
Variance since March 2017	(2.1%)	↓



ACTIVITY



Month	Adjusted Scheduled Activity (UDA)	
	2017	2018
April	30	-384
May	341	-353
June	918	351
July	1,652	1,185
August	2,475	1,879
September	3,253	2,641
October	4,156	3,487
November	4,845	4,228
December	5,816	5,752
January	6,653	5,752
February	7,327	6,472
March	8,206	7,475
April	9,227	8,481
May	10,001	9,058
June	10,005	9,422

QUALITY

	Quantity	Base Number	Contract	AT	Region	England
% of FP17s for the same patient ID Re-attending within 3 months - Children	83	1,016	8.2%	9.3%	11.6%	11.9%
% of FP17s for the same patient ID Re-attending within 3 months - Adults	535	4,184	12.8%	12.9%	15.4%	16.0%
% of FP17s for the same patient ID Re-attending between 3 & 9 months - Children	597	1,016	58.8%	59.1%	59.4%	58.3%
% of FP17s for the same patient ID Re-attending between 3 & 9 months - Adults	1,665	4,184	39.8%	49.4%	51.3%	50.3%
% of FP17s for Band 1 Urgent Courses	332	5,164	6.4%	7.0%	8.0%	9.1%
% of FP17s Relating to Free Repair or Replacements	54	5,164	1.0%	0.8%	0.8%	0.8%
% of FP17s Relating to Continuations	63	5,164	1.2%	1.1%	1.0%	1.0%
% of Patients satisfied with the dentistry they have received	19	20	95.0%	92.6%	91.7%	91.5%
% of Patients satisfied with the time they had to wait for an appointment	19	20	95.0%	89.8%	88.3%	87.9%

* This is based on patients treated on this contract for their most recent course of treatment. Figures in italics indicate the base number of FP17s or Patient Questionnaire responses are less than 100. N/A is shown where the base number of responses is less than 10 during the period. % is calculated as Quantity/Base number*100

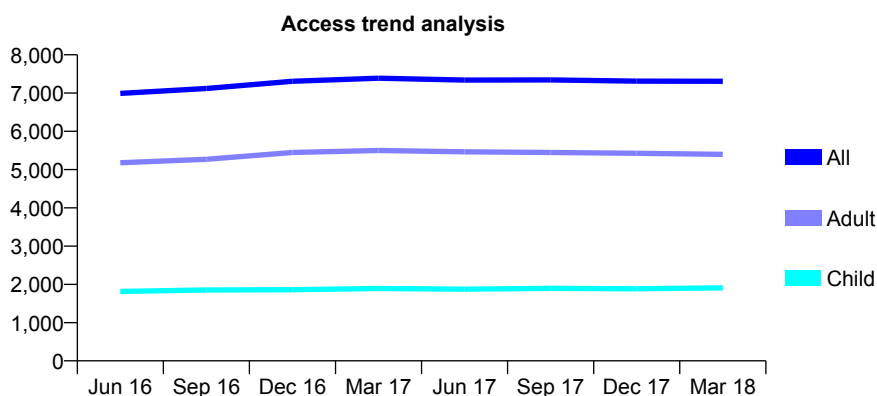
Q53 - Vital Signs At a Glance Contract Report for 325708/0006 - Year end March 2018

Name or company name	Balbir S Bhandal, Amrik S Bhandal & Baljit
Contract type name	GDS Contract
Purpose of contract	General and Orthodontic
Contract start date	01/04/2006
Contract end date	

17/18 Contracted general activity (UDA)	23,158
Carry forward general activity (UDA)	-58
17/18 Contracted orthodontic activity (UOA)	203
Carry forward orthodontic activity (UOA)	7
Baseline contract value	£555,416.65

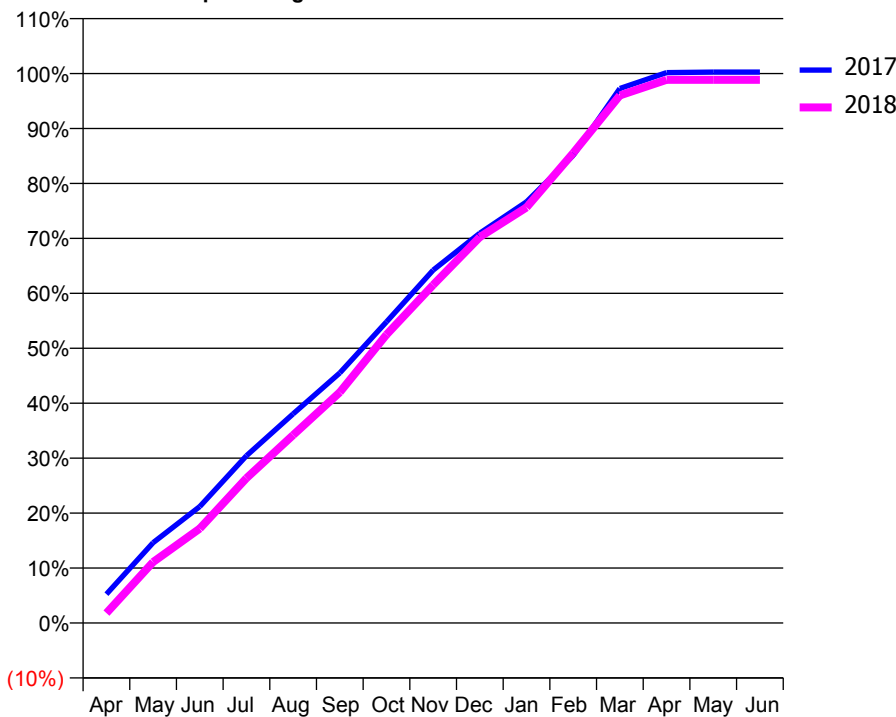
ACCESS*

Patients seen in 24 months	Total	Change since previous quarter
Quarter ending March 2017	7,389	
Quarter ending June 2017	7,338	→
Quarter ending September 2017	7,344	→
Quarter ending December 2017	7,310	→
Quarter ending March 2018	7,308	→
Variance since March 2017	(1.1%)	↓



ACTIVITY

Cumulative percentage of contracted UDA delivered 2017 & 2018



Month	Adjusted Scheduled Activity (UDA)	
	2017	2018
April	1,218	421
May	3,388	2,570
June	4,910	3,983
July	7,052	6,108
August	8,817	7,922
September	10,540	9,726
October	12,693	12,151
November	14,875	14,251
December	16,429	16,265
January	17,747	17,515
February	19,704	19,808
March	22,526	22,236
April	23,194	22,891
May	23,216	22,891
June	23,216	22,894

QUALITY

	Quantity	Base Number	Contract	AT	Region	England
% of FP17s for the same patient ID Re-attending within 3 months - Children	141	2,588	5.4%	9.3%	11.6%	11.9%
% of FP17s for the same patient ID Re-attending within 3 months - Adults	970	7,566	12.8%	12.9%	15.4%	16.0%
% of FP17s for the same patient ID Re-attending between 3 & 9 months - Children	1,530	2,588	59.1%	59.1%	59.4%	58.3%
% of FP17s for the same patient ID Re-attending between 3 & 9 months - Adults	4,387	7,566	58.0%	49.4%	51.3%	50.3%
% of FP17s for Band 1 Urgent Courses	644	10,072	6.4%	7.0%	8.0%	9.1%
% of FP17s Relating to Free Repair or Replacements	132	10,072	1.3%	0.8%	0.8%	0.8%
% of FP17s Relating to Continuations	96	10,072	1.0%	1.1%	1.0%	1.0%
% of Patients satisfied with the dentistry they have received	7	8	N/A	92.6%	91.7%	91.5%
% of Patients satisfied with the time they had to wait for an appointment	7	8	N/A	89.8%	88.3%	87.9%

* This is based on patients treated on this contract for their most recent course of treatment. Figures in italics indicate the base number of FP17s or Patient Questionnaire responses are less than 100. N/A is shown where the base number of responses is less than 10 during the period. % is calculated as Quantity/Base number*100

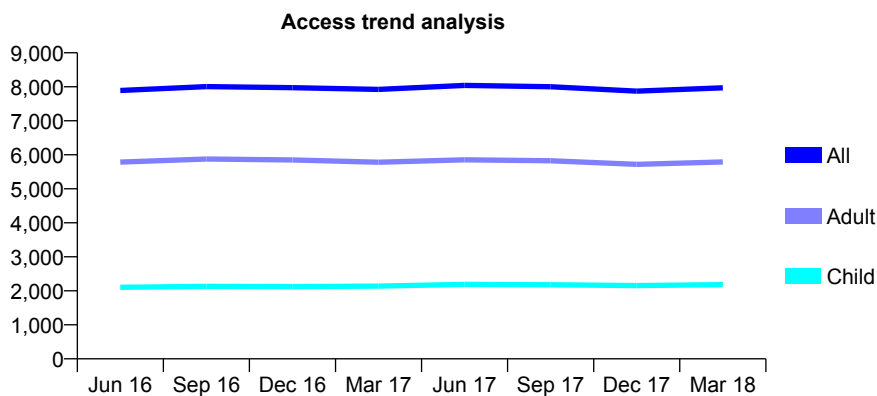
Q53 - Vital Signs At a Glance Contract Report for 331805/0002 - Year end March 2018

Name or company name	MR JS SHERGILL
Contract type name	GDS Contract
Purpose of contract	General
Contract start date	01/04/2006
Contract end date	

17/18 Contracted general activity (UDA)	19,165
Carry forward general activity (UDA)	-384
17/18 Contracted orthodontic activity (UOA)	0
Carry forward orthodontic activity (UOA)	0
Baseline contract value	£480,953.69

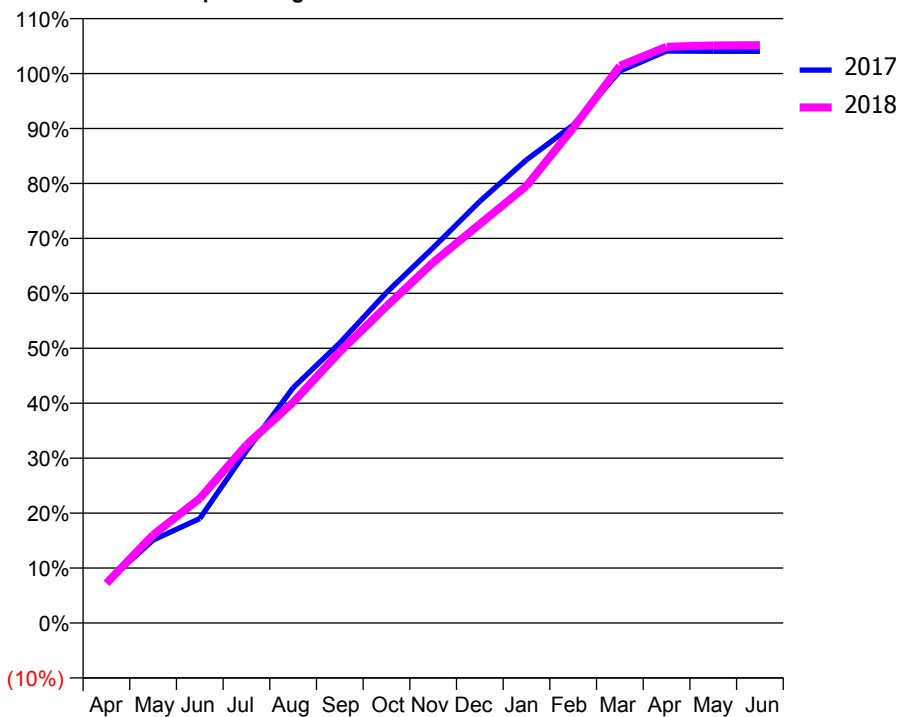
ACCESS*

Patients seen in 24 months	Total	Change since previous quarter
Quarter ending March 2017	7,923	
Quarter ending June 2017	8,042	→
Quarter ending September 2017	8,002	→
Quarter ending December 2017	7,874	↓
Quarter ending March 2018	7,971	→
Variance since March 2017	0.6%	→



ACTIVITY

Cumulative percentage of contracted UDA delivered 2017 & 2018



Month	Adjusted Scheduled Activity (UDA)	
	2017	2018
April	1,420	1,389
May	2,896	3,077
June	3,642	4,347
July	6,005	6,215
August	8,204	7,701
September	9,769	9,462
October	11,525	11,047
November	13,092	12,580
December	14,706	13,917
January	16,156	15,248
February	17,366	17,265
March	19,250	19,431
April	19,952	20,099
May	19,940	20,145
June	19,942	20,155

QUALITY

	Quantity	Base Number	Contract	AT	Region	England
% of FP17s for the same patient ID Re-attending within 3 months - Children	187	3,161	5.9%	9.3%	11.6%	11.9%
% of FP17s for the same patient ID Re-attending within 3 months - Adults	709	7,336	9.7%	12.9%	15.4%	16.0%
% of FP17s for the same patient ID Re-attending between 3 & 9 months - Children	1,963	3,161	62.1%	59.1%	59.4%	58.3%
% of FP17s for the same patient ID Re-attending between 3 & 9 months - Adults	3,762	7,336	51.3%	49.4%	51.3%	50.3%
% of FP17s for Band 1 Urgent Courses	595	10,476	5.7%	7.0%	8.0%	9.1%
% of FP17s Relating to Free Repair or Replacements	86	10,476	0.8%	0.8%	0.8%	0.8%
% of FP17s Relating to Continuations	104	10,476	1.0%	1.1%	1.0%	1.0%
% of Patients satisfied with the dentistry they have received	9	10	90.0%	92.6%	91.7%	91.5%
% of Patients satisfied with the time they had to wait for an appointment	9	10	90.0%	89.8%	88.3%	87.9%

* This is based on patients treated on this contract for their most recent course of treatment. Figures in italics indicate the base number of FP17s or Patient Questionnaire responses are less than 100. N/A is shown where the base number of responses is less than 10 during the period. % is calculated as Quantity/Base number*100

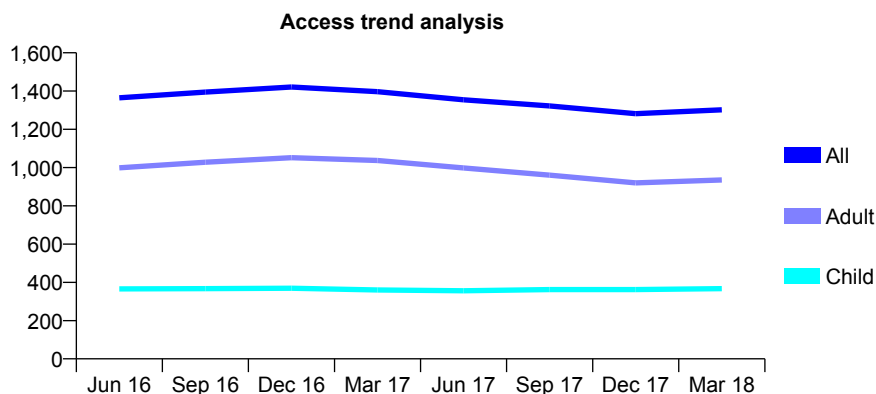
Q53 - Vital Signs At a Glance Contract Report for 331805/0003 - Year end March 2018

Name or company name	MR JS SHERGILL
Contract type name	GDS Contract
Purpose of contract	General
Contract start date	01/04/2006
Contract end date	

17/18 Contracted general activity (UDA)	3,550
Carry forward general activity (UDA)	-71
17/18 Contracted orthodontic activity (UOA)	0
Carry forward orthodontic activity (UOA)	0
Baseline contract value	£90,046.96

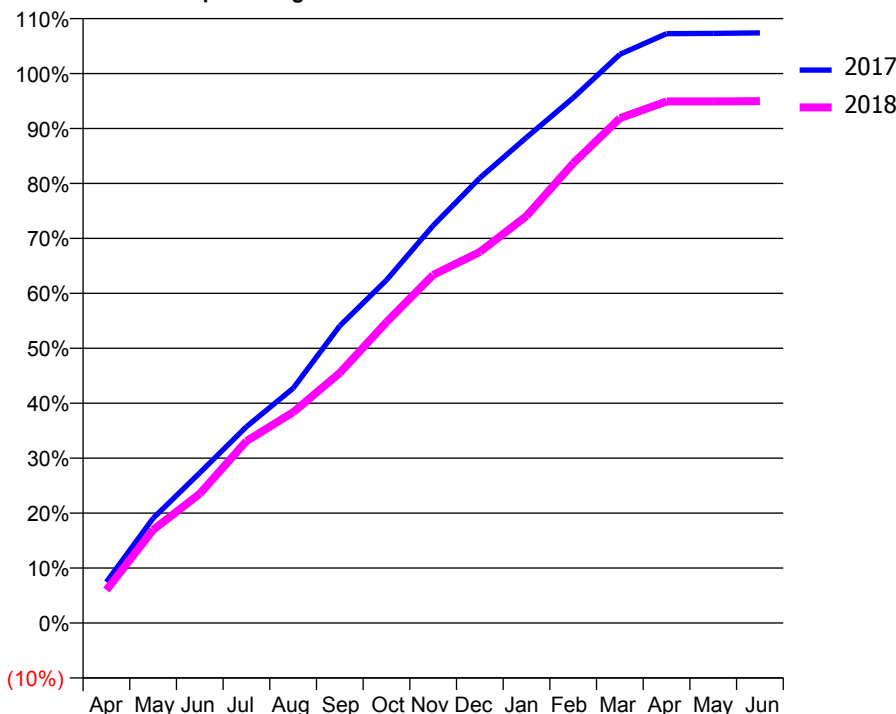
ACCESS*

Patients seen in 24 months	Total	Change since previous quarter
Quarter ending March 2017	1,397	
Quarter ending June 2017	1,354	↓
Quarter ending September 2017	1,322	↓
Quarter ending December 2017	1,282	↓
Quarter ending March 2018	1,302	→
Variance since March 2017	(6.8%)	↓



ACTIVITY

Cumulative percentage of contracted UDA delivered 2017 & 2018



Month	Adjusted Scheduled Activity (UDA)	
	2017	2018
April	265	213
May	677	602
June	971	835
July	1,269	1,175
August	1,517	1,361
September	1,920	1,615
October	2,215	1,944
November	2,567	2,249
December	2,875	2,397
January	3,137	2,630
February	3,393	2,970
March	3,674	3,261
April	3,807	3,370
May	3,809	3,370
June	3,812	3,372

QUALITY

	Quantity	Base Number	Contract	AT	Region	England
% of FP17s for the same patient ID Re-attending within 3 months - Children	40	560	7.1%	9.3%	11.6%	11.9%
% of FP17s for the same patient ID Re-attending within 3 months - Adults	201	1,236	16.3%	12.9%	15.4%	16.0%
% of FP17s for the same patient ID Re-attending between 3 & 9 months - Children	349	560	62.3%	59.1%	59.4%	58.3%
% of FP17s for the same patient ID Re-attending between 3 & 9 months - Adults	684	1,236	55.3%	49.4%	51.3%	50.3%
% of FP17s for Band 1 Urgent Courses	181	1,786	10.1%	7.0%	8.0%	9.1%
% of FP17s Relating to Free Repair or Replacements	11	1,786	0.6%	0.8%	0.8%	0.8%
% of FP17s Relating to Continuations	10	1,786	0.6%	1.1%	1.0%	1.0%
% of Patients satisfied with the dentistry they have received	2	2	N/A	92.6%	91.7%	91.5%
% of Patients satisfied with the time they had to wait for an appointment	1	2	N/A	89.8%	88.3%	87.9%

* This is based on patients treated on this contract for their most recent course of treatment. Figures in italics indicate the base number of FP17s or Patient Questionnaire responses are less than 100. N/A is shown where the base number of responses is less than 10 during the period. % is calculated as Quantity/Base number*100

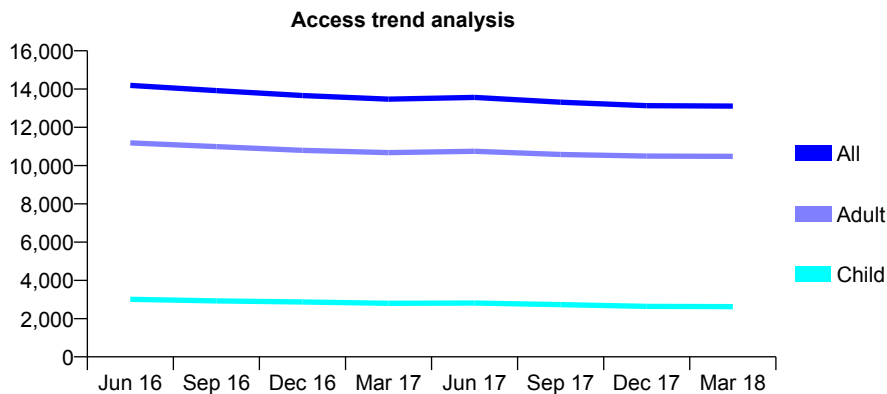
Q53 - Vital Signs At a Glance Contract Report for 334820/0001 - Year end March 2018

Name or company name	MR AS DULKU
Contract type name	GDS Contract
Purpose of contract	General
Contract start date	01/04/2006
Contract end date	

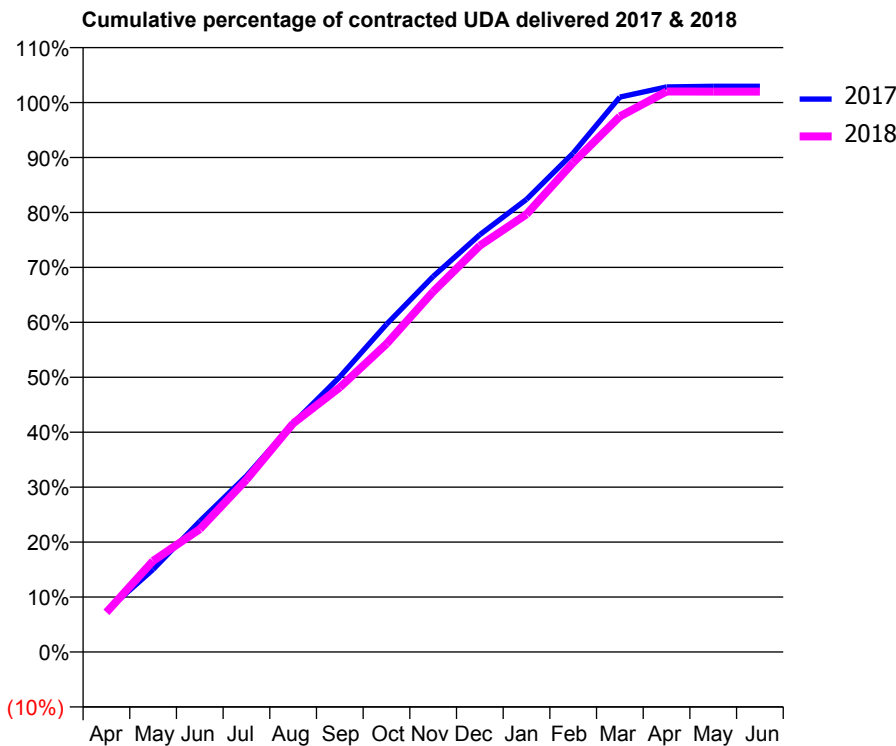
17/18 Contracted general activity (UDA)	44,202
Carry forward general activity (UDA)	-885
17/18 Contracted orthodontic activity (UOA)	0
Carry forward orthodontic activity (UOA)	0
Baseline contract value	£1,344,843.63

ACCESS*

Patients seen in 24 months	Total	Change since previous quarter
Quarter ending March 2017	13,472	
Quarter ending June 2017	13,560	→
Quarter ending September 2017	13,312	↓
Quarter ending December 2017	13,132	↓
Quarter ending March 2018	13,108	→
Variance since March 2017	(2.7%)	↓



ACTIVITY



Month	Adjusted Scheduled Activity (UDA)	
	2017	2018
April	3,309	3,196
May	6,649	7,330
June	10,515	9,887
July	14,159	13,859
August	18,404	18,391
September	22,131	21,285
October	26,355	24,786
November	30,207	28,993
December	33,564	32,687
January	36,412	35,206
February	40,129	39,368
March	44,639	43,081
April	45,454	45,094
May	45,504	45,077
June	45,509	45,074

QUALITY

	Quantity	Base Number	Contract	AT	Region	England
% of FP17s for the same patient ID Re-attending within 3 months - Children	223	4,613	4.8%	9.3%	11.6%	11.9%
% of FP17s for the same patient ID Re-attending within 3 months - Adults	2,156	19,711	10.9%	12.9%	15.4%	16.0%
% of FP17s for the same patient ID Re-attending between 3 & 9 months - Children	3,328	4,613	72.1%	59.1%	59.4%	58.3%
% of FP17s for the same patient ID Re-attending between 3 & 9 months - Adults	14,388	19,711	73.0%	49.4%	51.3%	50.3%
% of FP17s for Band 1 Urgent Courses	553	24,908	2.2%	7.0%	8.0%	9.1%
% of FP17s Relating to Free Repair or Replacements	192	24,908	0.8%	0.8%	0.8%	0.8%
% of FP17s Relating to Continuations	421	24,908	1.7%	1.1%	1.0%	1.0%
% of Patients satisfied with the dentistry they have received	39	41	95.1%	92.6%	91.7%	91.5%
% of Patients satisfied with the time they had to wait for an appointment	39	41	95.1%	89.8%	88.3%	87.9%

* This is based on patients treated on this contract for their most recent course of treatment. Figures in italics indicate the base number of FP17s or Patient Questionnaire responses are less than 100. N/A is shown where the base number of responses is less than 10 during the period. % is calculated as Quantity/Base number*100

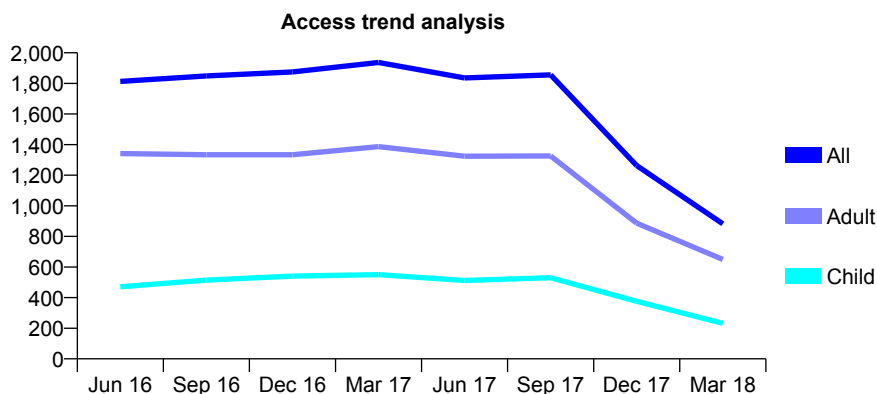
Q53 - Vital Signs At a Glance Contract Report for 334820/0002 - Year end March 2018

Name or company name	MR AS DULKU
Contract type name	PDS Plus Contract
Purpose of contract	General
Contract start date	01/11/2010
Contract end date	31/08/2017

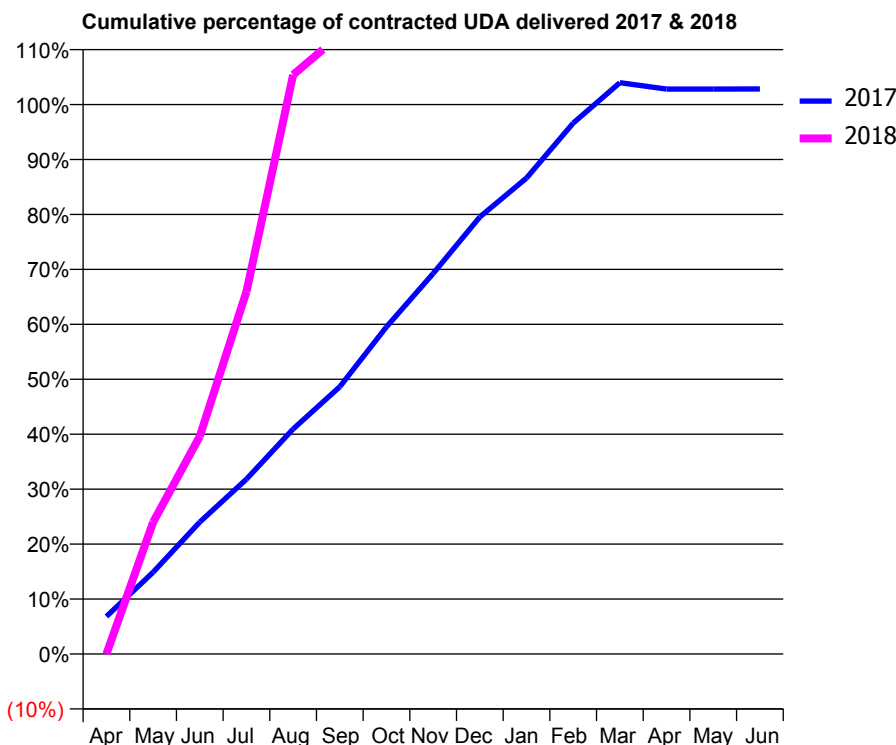
17/18 Contracted general activity (UDA)	2,083
Carry forward general activity (UDA)	0
17/18 Contracted orthodontic activity (UOA)	0
Carry forward orthodontic activity (UOA)	0
Baseline contract value	£23,375.00

ACCESS*

Patients seen in 24 months	Total	Change since previous quarter
Quarter ending March 2017	1,937	
Quarter ending June 2017	1,836	↓
Quarter ending September 2017	1,856	→
Quarter ending December 2017	1,263	↓
Quarter ending March 2018	882	↓
Variance since March 2017	(54.5%)	↓



ACTIVITY



Month	Adjusted Scheduled Activity (UDA)	
	2017	2018
April	341	0
May	744	500
June	1,201	825
July	1,591	1,373
August	2,048	2,196
September	2,433	2,346
October	2,977	2,376
November	3,463	2,379
December	3,977	2,385
January	4,331	2,388
February	4,831	2,388
March	5,198	2,388
April	5,140	2,388
May	5,140	2,388
June	5,141	2,388

QUALITY

	Quantity	Base Number	Contract	AT	Region	England
% of FP17s for the same patient ID Re-attending within 3 months - Children	1	311	0.3%	9.3%	11.6%	11.9%
% of FP17s for the same patient ID Re-attending within 3 months - Adults	20	749	2.7%	12.9%	15.4%	16.0%
% of FP17s for the same patient ID Re-attending between 3 & 9 months - Children	124	311	39.9%	59.1%	59.4%	58.3%
% of FP17s for the same patient ID Re-attending between 3 & 9 months - Adults	297	749	39.7%	49.4%	51.3%	50.3%
% of FP17s for Band 1 Urgent Courses	14	1,072	1.3%	7.0%	8.0%	9.1%
% of FP17s Relating to Free Repair or Replacements	13	1,072	1.2%	0.8%	0.8%	0.8%
% of FP17s Relating to Continuations	5	1,072	0.5%	1.1%	1.0%	1.0%
% of Patients satisfied with the dentistry they have received	2	2	N/A	92.6%	91.7%	91.5%
% of Patients satisfied with the time they had to wait for an appointment	2	2	N/A	89.8%	88.3%	87.9%

* This is based on patients treated on this contract for their most recent course of treatment. Figures in italics indicate the base number of FP17s or Patient Questionnaire responses are less than 100. N/A is shown where the base number of responses is less than 10 during the period. % is calculated as Quantity/Base number*100

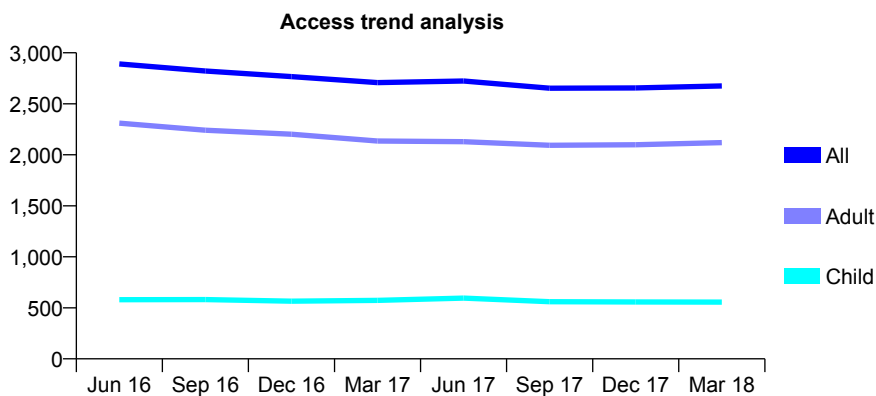
Q53 - Vital Signs At a Glance Contract Report for 339202/0001 - Year end March 2018

Name or company name	MR M FIAZ
Contract type name	GDS Contract
Purpose of contract	General
Contract start date	01/04/2006
Contract end date	

17/18 Contracted general activity (UDA)	12,500
Carry forward general activity (UDA)	0
17/18 Contracted orthodontic activity (UOA)	0
Carry forward orthodontic activity (UOA)	0
Baseline contract value	£349,641.23

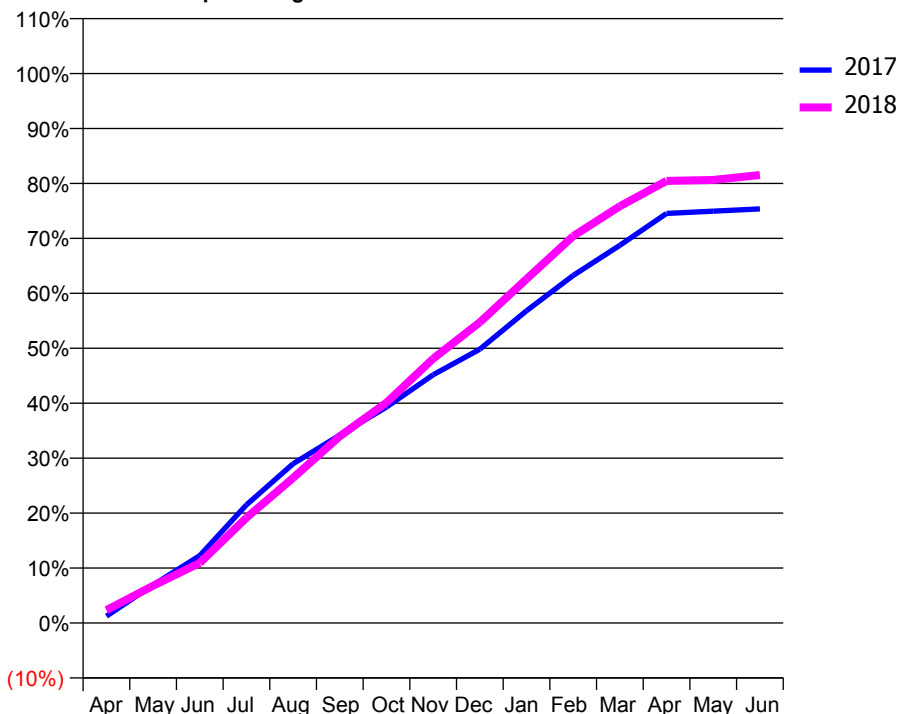
ACCESS*

Patients seen in 24 months	Total	Change since previous quarter
Quarter ending March 2017	2,708	
Quarter ending June 2017	2,724	→
Quarter ending September 2017	2,653	↓
Quarter ending December 2017	2,656	→
Quarter ending March 2018	2,675	→
Variance since March 2017	(1.2%)	↓



ACTIVITY

Cumulative percentage of contracted UDA delivered 2017 & 2018



Month	Adjusted Scheduled Activity (UDA)	
	2017	2018
April	163	294
May	908	847
June	1,609	1,365
July	2,820	2,395
August	3,799	3,301
September	4,483	4,247
October	5,150	5,012
November	5,922	6,015
December	6,533	6,841
January	7,447	7,825
February	8,293	8,800
March	9,012	9,479
April	9,771	10,058
May	9,826	10,079
June	9,880	10,190

QUALITY

	Quantity	Base Number	Contract	AT	Region	England
% of FP17s for the same patient ID Re-attending within 3 months - Children	61	580	10.5%	9.3%	11.6%	11.9%
% of FP17s for the same patient ID Re-attending within 3 months - Adults	297	2,062	14.4%	12.9%	15.4%	16.0%
% of FP17s for the same patient ID Re-attending between 3 & 9 months - Children	115	580	19.8%	59.1%	59.4%	58.3%
% of FP17s for the same patient ID Re-attending between 3 & 9 months - Adults	437	2,062	21.2%	49.4%	51.3%	50.3%
% of FP17s for Band 1 Urgent Courses	282	2,639	10.7%	7.0%	8.0%	9.1%
% of FP17s Relating to Free Repair or Replacements	33	2,639	1.3%	0.8%	0.8%	0.8%
% of FP17s Relating to Continuations	34	2,639	1.3%	1.1%	1.0%	1.0%
% of Patients satisfied with the dentistry they have received	3	3	N/A	92.6%	91.7%	91.5%
% of Patients satisfied with the time they had to wait for an appointment	3	3	N/A	89.8%	88.3%	87.9%

* This is based on patients treated on this contract for their most recent course of treatment. Figures in italics indicate the base number of FP17s or Patient Questionnaire responses are less than 100. N/A is shown where the base number of responses is less than 10 during the period. % is calculated as Quantity/Base number*100

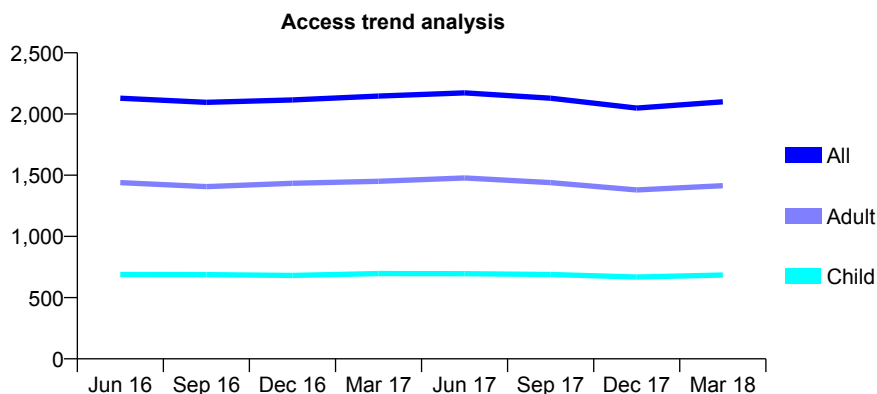
Q53 - Vital Signs At a Glance Contract Report for 339245/0001 - Year end March 2018

Name or company name	MR SS TIWANA
Contract type name	GDS Contract
Purpose of contract	General
Contract start date	01/04/2006
Contract end date	10/05/2018

17/18 Contracted general activity (UDA)	6,915
Carry forward general activity (UDA)	0
17/18 Contracted orthodontic activity (UOA)	0
Carry forward orthodontic activity (UOA)	0
Baseline contract value	£201,017.77

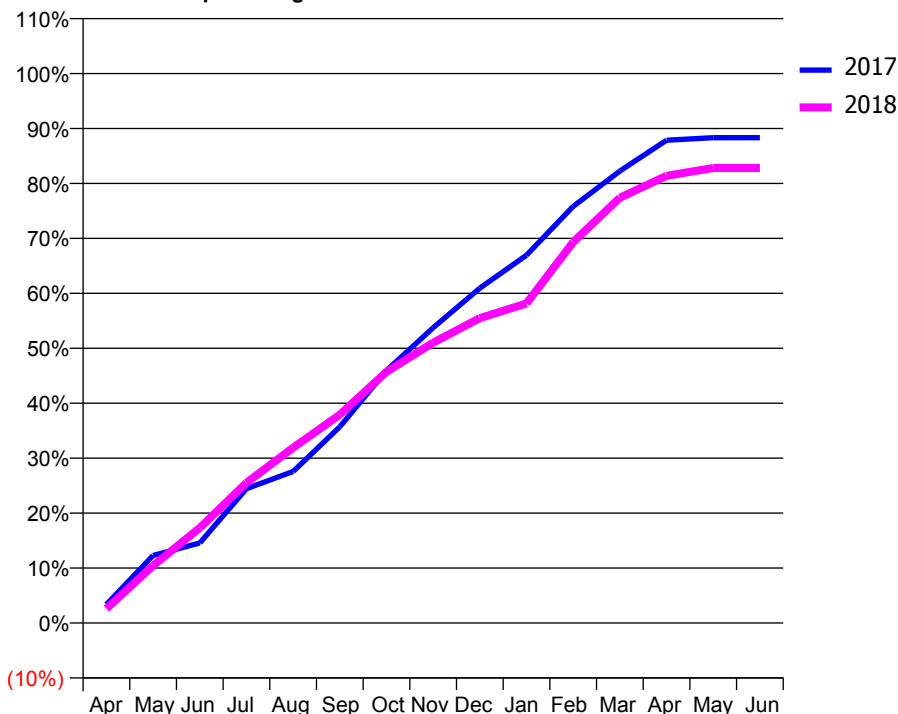
ACCESS*

Patients seen in 24 months	Total	Change since previous quarter
Quarter ending March 2017	2,147	
Quarter ending June 2017	2,173	→
Quarter ending September 2017	2,129	↓
Quarter ending December 2017	2,048	↓
Quarter ending March 2018	2,100	↑
Variance since March 2017	(2.2%)	↓



ACTIVITY

Cumulative percentage of contracted UDA delivered 2017 & 2018



Month	Adjusted Scheduled Activity (UDA)	
	2017	2018
April	234	181
May	850	722
June	1,007	1,198
July	1,691	1,765
August	1,907	2,206
September	2,469	2,622
October	3,177	3,161
November	3,716	3,529
December	4,215	3,836
January	4,628	4,021
February	5,243	4,793
March	5,688	5,353
April	6,075	5,628
May	6,108	5,726
June	6,108	5,726

QUALITY

	Quantity	Base Number	Contract	AT	Region	England
% of FP17s for the same patient ID Re-attending within 3 months - Children	66	904	7.3%	9.3%	11.6%	11.9%
% of FP17s for the same patient ID Re-attending within 3 months - Adults	174	1,665	10.5%	12.9%	15.4%	16.0%
% of FP17s for the same patient ID Re-attending between 3 & 9 months - Children	518	904	57.3%	59.1%	59.4%	58.3%
% of FP17s for the same patient ID Re-attending between 3 & 9 months - Adults	859	1,665	51.6%	49.4%	51.3%	50.3%
% of FP17s for Band 1 Urgent Courses	108	2,538	4.3%	7.0%	8.0%	9.1%
% of FP17s Relating to Free Repair or Replacements	14	2,538	0.6%	0.8%	0.8%	0.8%
% of FP17s Relating to Continuations	29	2,538	1.1%	1.1%	1.0%	1.0%
% of Patients satisfied with the dentistry they have received	1	1	N/A	92.6%	91.7%	91.5%
% of Patients satisfied with the time they had to wait for an appointment	1	1	N/A	89.8%	88.3%	87.9%

* This is based on patients treated on this contract for their most recent course of treatment. Figures in italics indicate the base number of FP17s or Patient Questionnaire responses are less than 100. N/A is shown where the base number of responses is less than 10 during the period. % is calculated as Quantity/Base number*100

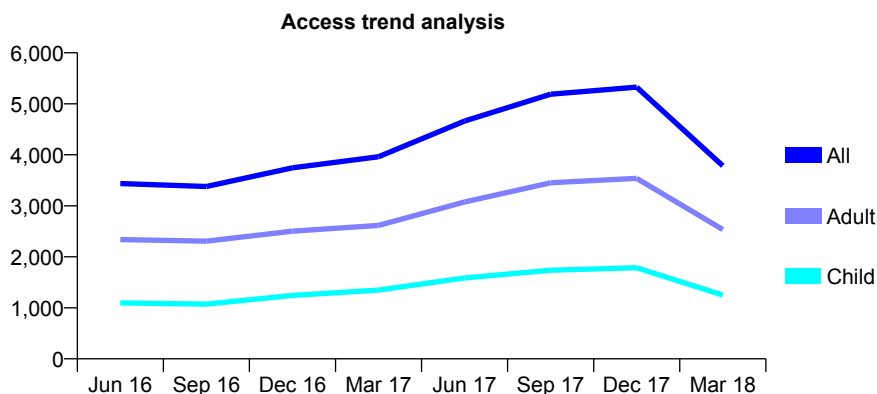
Q53 - Vital Signs At a Glance Contract Report for 339830/0001 - Year end March 2018

Name or company name	Mr Kavanagh and Mr Dehal
Contract type name	GDS Contract
Purpose of contract	General
Contract start date	01/04/2006
Contract end date	

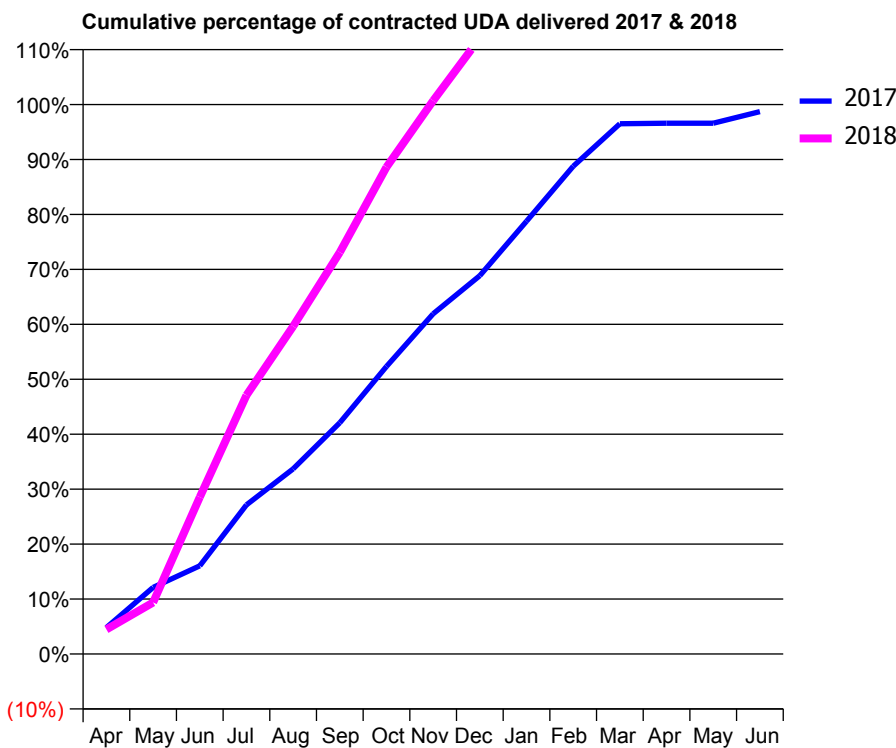
17/18 Contracted general activity (UDA)	10,525
Carry forward general activity (UDA)	135
17/18 Contracted orthodontic activity (UOA)	0
Carry forward orthodontic activity (UOA)	0
Baseline contract value	£250,071.19

ACCESS*

Patients seen in 24 months	Total	Change since previous quarter
Quarter ending March 2017	3,963	
Quarter ending June 2017	4,662	↑
Quarter ending September 2017	5,189	↑
Quarter ending December 2017	5,327	↑
Quarter ending March 2018	3,785	↓
Variance since March 2017	(4.5%)	↓



ACTIVITY



Month	Adjusted Scheduled Activity (UDA)	
	2017	2018
April	507	470
May	1,275	988
June	1,689	3,006
July	2,857	4,955
August	3,546	6,277
September	4,430	7,695
October	5,507	9,326
November	6,518	10,598
December	7,246	11,796
January	8,290	11,901
February	9,340	11,931
March	10,155	11,976
April	10,166	11,983
May	10,166	11,983
June	10,389	11,983

QUALITY

	Quantity	Base Number	Contract	AT	Region	England
% of FP17s for the same patient ID Re-attending within 3 months - Children	98	2,160	4.5%	9.3%	11.6%	11.9%
% of FP17s for the same patient ID Re-attending within 3 months - Adults	312	3,814	8.2%	12.9%	15.4%	16.0%
% of FP17s for the same patient ID Re-attending between 3 & 9 months - Children	903	2,160	41.8%	59.1%	59.4%	58.3%
% of FP17s for the same patient ID Re-attending between 3 & 9 months - Adults	1,389	3,814	36.4%	49.4%	51.3%	50.3%
% of FP17s for Band 1 Urgent Courses	83	5,799	1.4%	7.0%	8.0%	9.1%
% of FP17s Relating to Free Repair or Replacements	45	5,799	0.8%	0.8%	0.8%	0.8%
% of FP17s Relating to Continuations	94	5,799	1.6%	1.1%	1.0%	1.0%
% of Patients satisfied with the dentistry they have received	4	4	N/A	92.6%	91.7%	91.5%
% of Patients satisfied with the time they had to wait for an appointment	4	4	N/A	89.8%	88.3%	87.9%

* This is based on patients treated on this contract for their most recent course of treatment. Figures in italics indicate the base number of FP17s or Patient Questionnaire responses are less than 100. N/A is shown where the base number of responses is less than 10 during the period. % is calculated as Quantity/Base number*100

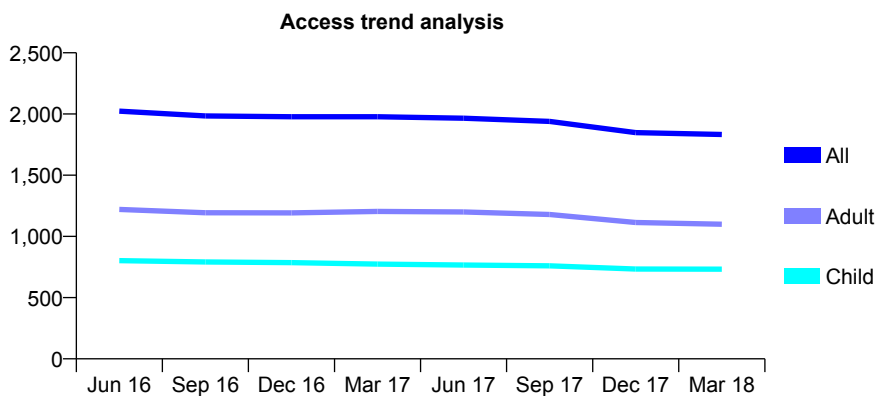
Q53 - Vital Signs At a Glance Contract Report for 340936/0001 - Year end March 2018

Name or company name	MRS S RAHIMI
Contract type name	GDS Contract
Purpose of contract	General
Contract start date	01/04/2006
Contract end date	

17/18 Contracted general activity (UDA)	5,948
Carry forward general activity (UDA)	-94
17/18 Contracted orthodontic activity (UOA)	0
Carry forward orthodontic activity (UOA)	0
Baseline contract value	£176,216.01

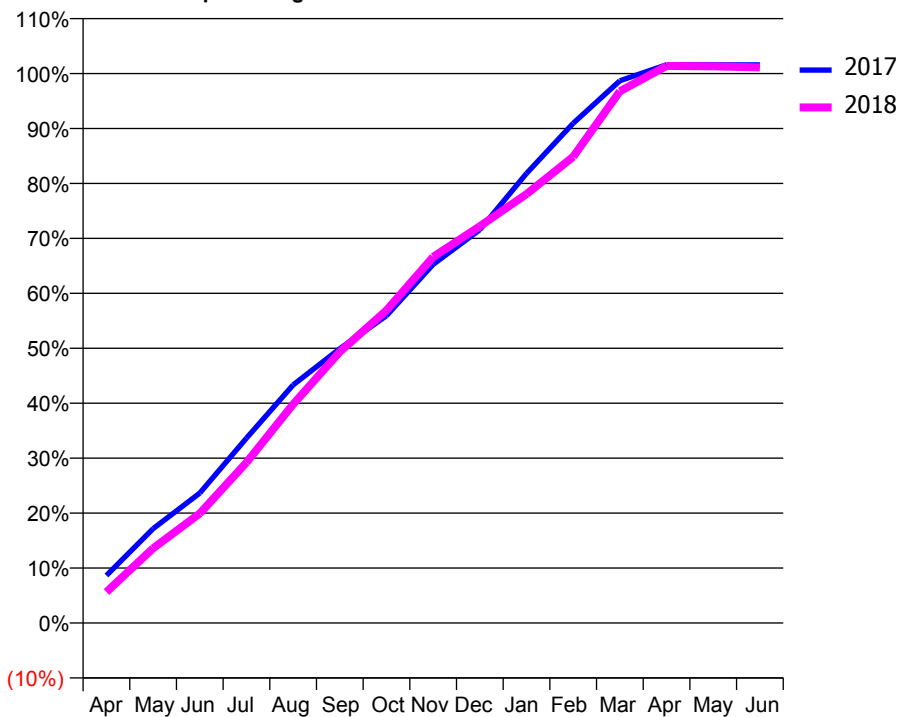
ACCESS*

Patients seen in 24 months	Total	Change since previous quarter
Quarter ending March 2017	1,978	
Quarter ending June 2017	1,966	→
Quarter ending September 2017	1,939	↓
Quarter ending December 2017	1,848	↓
Quarter ending March 2018	1,833	→
Variance since March 2017	(7.3%)	↓



ACTIVITY

Cumulative percentage of contracted UDA delivered 2017 & 2018



Month	Adjusted Scheduled Activity (UDA)	
	2017	2018
April	514	336
May	1,021	808
June	1,407	1,186
July	2,002	1,737
August	2,577	2,368
September	2,970	2,935
October	3,327	3,384
November	3,882	3,962
December	4,258	4,295
January	4,867	4,642
February	5,409	5,046
March	5,870	5,755
April	6,043	6,030
May	6,041	6,026
June	6,042	6,014

QUALITY

	Quantity	Base Number	Contract	AT	Region	England
% of FP17s for the same patient ID Re-attending within 3 months - Children	113	1,218	9.3%	9.3%	11.6%	11.9%
% of FP17s for the same patient ID Re-attending within 3 months - Adults	277	1,583	17.5%	12.9%	15.4%	16.0%
% of FP17s for the same patient ID Re-attending between 3 & 9 months - Children	838	1,218	68.8%	59.1%	59.4%	58.3%
% of FP17s for the same patient ID Re-attending between 3 & 9 months - Adults	1,016	1,583	64.2%	49.4%	51.3%	50.3%
% of FP17s for Band 1 Urgent Courses	188	2,842	6.6%	7.0%	8.0%	9.1%
% of FP17s Relating to Free Repair or Replacements	49	2,842	1.7%	0.8%	0.8%	0.8%
% of FP17s Relating to Continuations	9	2,842	0.3%	1.1%	1.0%	1.0%
% of Patients satisfied with the dentistry they have received	2	2	N/A	92.6%	91.7%	91.5%
% of Patients satisfied with the time they had to wait for an appointment	2	2	N/A	89.8%	88.3%	87.9%

* This is based on patients treated on this contract for their most recent course of treatment. Figures in italics indicate the base number of FP17s or Patient Questionnaire responses are less than 100. N/A is shown where the base number of responses is less than 10 during the period. % is calculated as Quantity/Base number*100

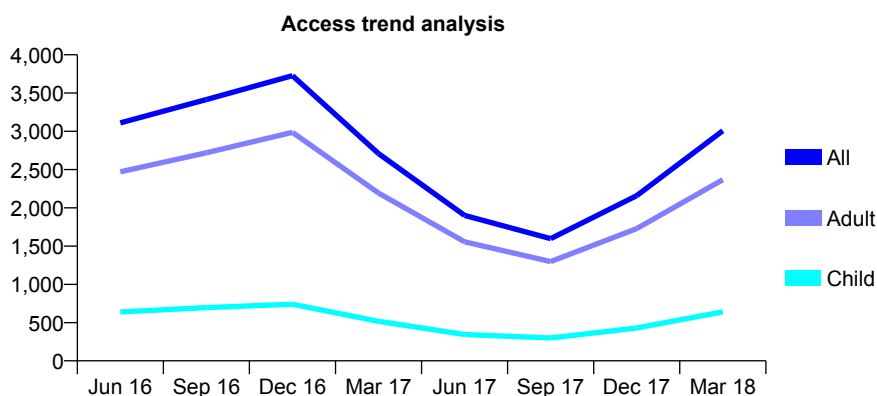
Q53 - Vital Signs At a Glance Contract Report for 342807/0001 - Year end March 2018

Name or company name	MR HM MOSTAFA
Contract type name	GDS Contract
Purpose of contract	General
Contract start date	21/08/2006
Contract end date	

17/18 Contracted general activity (UDA)	8,075
Carry forward general activity (UDA)	165
17/18 Contracted orthodontic activity (UOA)	0
Carry forward orthodontic activity (UOA)	0
Baseline contract value	£203,052.36

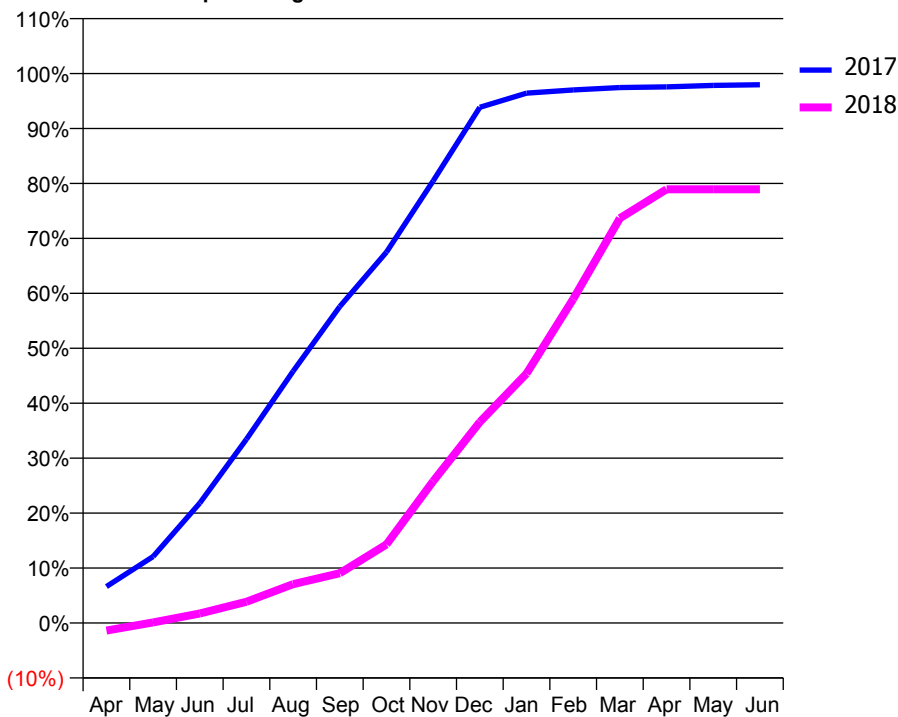
ACCESS*

Patients seen in 24 months	Total	Change since previous quarter
Quarter ending March 2017	2,710	
Quarter ending June 2017	1,900	↓
Quarter ending September 2017	1,597	↓
Quarter ending December 2017	2,158	↑
Quarter ending March 2018	3,008	↑
Variance since March 2017	11.0%	↑



ACTIVITY

Cumulative percentage of contracted UDA delivered 2017 & 2018



Month	Adjusted Scheduled Activity (UDA)	
	2017	2018
April	536	-114
May	977	8
June	1,762	140
July	2,702	312
August	3,700	572
September	4,650	732
October	5,451	1,156
November	6,498	2,085
December	7,579	2,955
January	7,786	3,665
February	7,834	4,760
March	7,868	5,949
April	7,879	6,373
May	7,899	6,374
June	7,909	6,374

QUALITY

	Quantity	Base Number	Contract	AT	Region	England
% of FP17s for the same patient ID Re-attending within 3 months - Children	25	695	3.6%	9.3%	11.6%	11.9%
% of FP17s for the same patient ID Re-attending within 3 months - Adults	226	2,433	9.3%	12.9%	15.4%	16.0%
% of FP17s for the same patient ID Re-attending between 3 & 9 months - Children	94	695	13.5%	59.1%	59.4%	58.3%
% of FP17s for the same patient ID Re-attending between 3 & 9 months - Adults	280	2,433	11.5%	49.4%	51.3%	50.3%
% of FP17s for Band 1 Urgent Courses	322	3,299	9.8%	7.0%	8.0%	9.1%
% of FP17s Relating to Free Repair or Replacements	26	3,299	0.8%	0.8%	0.8%	0.8%
% of FP17s Relating to Continuations	17	3,299	0.5%	1.1%	1.0%	1.0%
% of Patients satisfied with the dentistry they have received	1	1	N/A	92.6%	91.7%	91.5%
% of Patients satisfied with the time they had to wait for an appointment	1	1	N/A	89.8%	88.3%	87.9%

* This is based on patients treated on this contract for their most recent course of treatment. Figures in italics indicate the base number of FP17s or Patient Questionnaire responses are less than 100. N/A is shown where the base number of responses is less than 10 during the period. % is calculated as Quantity/Base number*100

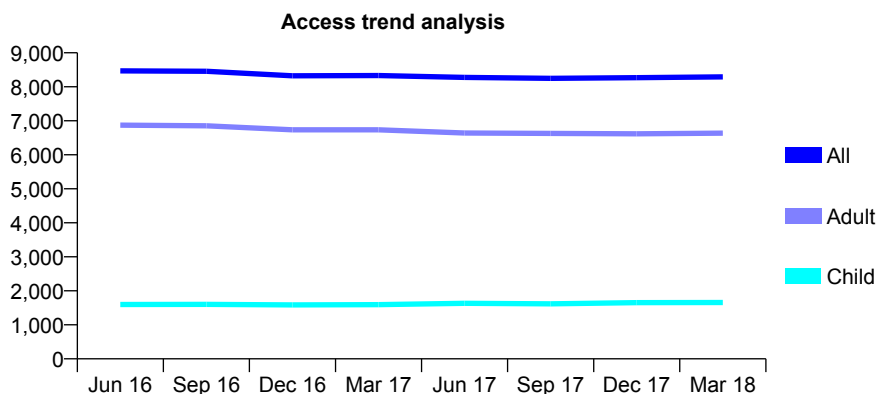
Q53 - Vital Signs At a Glance Contract Report for 343609/0001 - Year end March 2018

Name or company name	MR A SAGHIR
Contract type name	GDS Contract
Purpose of contract	General
Contract start date	01/04/2006
Contract end date	

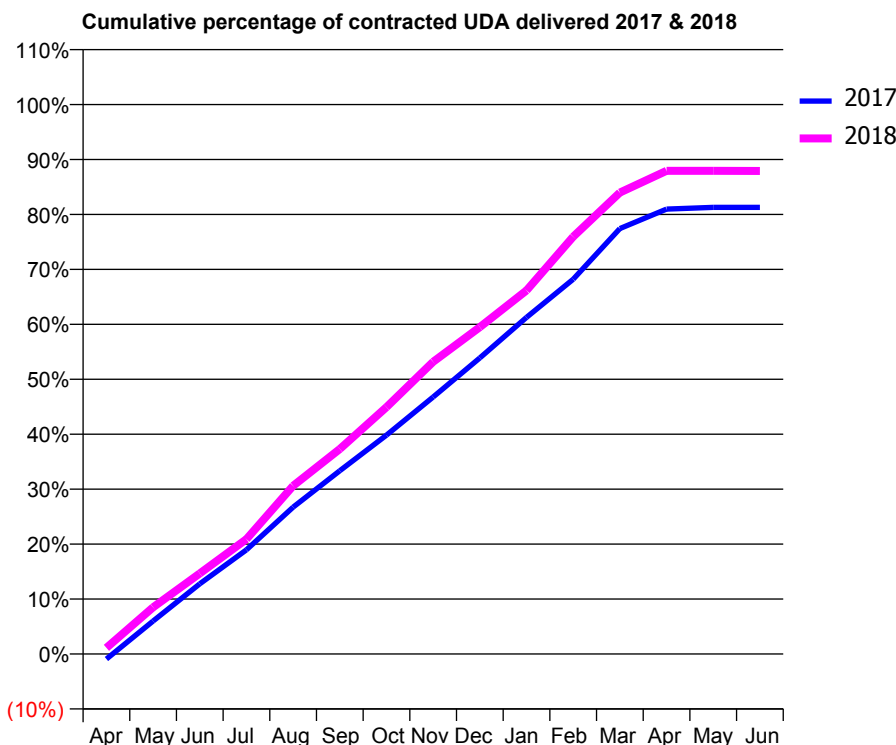
17/18 Contracted general activity (UDA)	22,885
Carry forward general activity (UDA)	0
17/18 Contracted orthodontic activity (UOA)	0
Carry forward orthodontic activity (UOA)	0
Baseline contract value	£643,041.34

ACCESS*

Patients seen in 24 months	Total	Change since previous quarter
Quarter ending March 2017	8,330	
Quarter ending June 2017	8,277	→
Quarter ending September 2017	8,248	→
Quarter ending December 2017	8,268	→
Quarter ending March 2018	8,293	→
Variance since March 2017	(0.4%)	→



ACTIVITY



Month	Adjusted Scheduled Activity (UDA)	
	2017	2018
April	-213	257
May	1,373	1,945
June	2,926	3,355
July	4,338	4,786
August	6,118	7,004
September	7,631	8,537
October	9,118	10,280
November	10,703	12,172
December	12,331	13,615
January	14,022	15,144
February	15,609	17,382
March	17,717	19,219
April	18,530	20,121
May	18,602	20,122
June	18,604	20,118

QUALITY

	Quantity	Base Number	Contract	AT	Region	England
% of FP17s for the same patient ID Re-attending within 3 months - Children	134	2,305	5.8%	9.3%	11.6%	11.9%
% of FP17s for the same patient ID Re-attending within 3 months - Adults	1,211	8,661	14.0%	12.9%	15.4%	16.0%
% of FP17s for the same patient ID Re-attending between 3 & 9 months - Children	1,172	2,305	50.8%	59.1%	59.4%	58.3%
% of FP17s for the same patient ID Re-attending between 3 & 9 months - Adults	3,840	8,661	44.3%	49.4%	51.3%	50.3%
% of FP17s for Band 1 Urgent Courses	773	10,296	7.5%	7.0%	8.0%	9.1%
% of FP17s Relating to Free Repair or Replacements	165	10,296	1.6%	0.8%	0.8%	0.8%
% of FP17s Relating to Continuations	52	10,296	0.5%	1.1%	1.0%	1.0%
% of Patients satisfied with the dentistry they have received	11	11	100.0%	92.6%	91.7%	91.5%
% of Patients satisfied with the time they had to wait for an appointment	10	11	90.9%	89.8%	88.3%	87.9%

* This is based on patients treated on this contract for their most recent course of treatment. Figures in italics indicate the base number of FP17s or Patient Questionnaire responses are less than 100. N/A is shown where the base number of responses is less than 10 during the period. % is calculated as Quantity/Base number*100

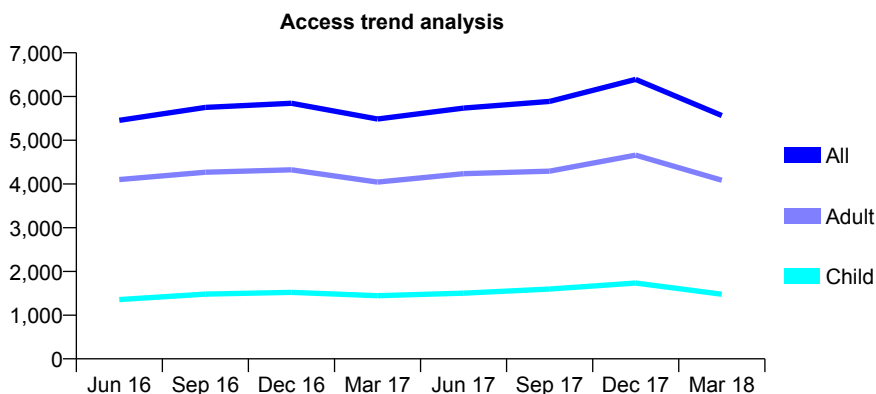
Q53 - Vital Signs At a Glance Contract Report for 345423/0001 - Year end March 2018

Name or company name	MR T MOODLEY
Contract type name	GDS Contract
Purpose of contract	General
Contract start date	01/04/2006
Contract end date	

17/18 Contracted general activity (UDA)	14,129
Carry forward general activity (UDA)	-227
17/18 Contracted orthodontic activity (UOA)	0
Carry forward orthodontic activity (UOA)	0
Baseline contract value	£371,753.63

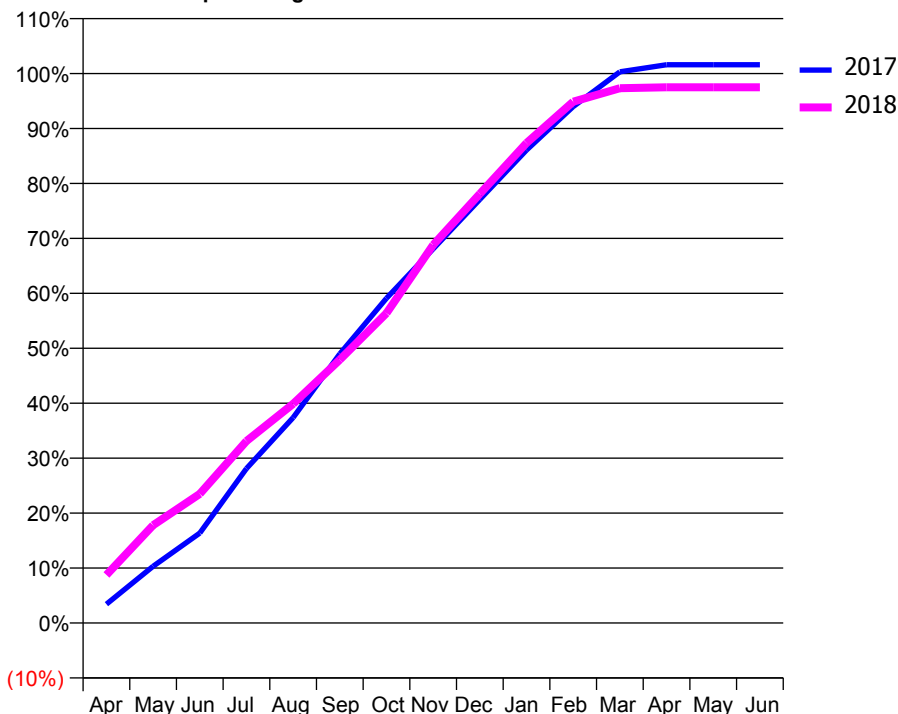
ACCESS*

Patients seen in 24 months	Total	Change since previous quarter
Quarter ending March 2017	5,485	
Quarter ending June 2017	5,735	↑
Quarter ending September 2017	5,889	↑
Quarter ending December 2017	6,391	↑
Quarter ending March 2018	5,564	↓
Variance since March 2017	1.4%	→



ACTIVITY

Cumulative percentage of contracted UDA delivered 2017 & 2018



Month	Adjusted Scheduled Activity (UDA)	
	2017	2018
April	486	1,235
May	1,458	2,515
June	2,311	3,321
July	3,972	4,679
August	5,282	5,634
September	6,919	6,771
October	8,352	7,965
November	9,621	9,721
December	10,892	11,034
January	12,160	12,342
February	13,278	13,405
March	14,173	13,751
April	14,355	13,775
May	14,355	13,775
June	14,355	13,775

QUALITY

	Quantity	Base Number	Contract	AT	Region	England
% of FP17s for the same patient ID Re-attending within 3 months - Children	149	2,377	6.3%	9.3%	11.6%	11.9%
% of FP17s for the same patient ID Re-attending within 3 months - Adults	524	5,302	9.9%	12.9%	15.4%	16.0%
% of FP17s for the same patient ID Re-attending between 3 & 9 months - Children	1,012	2,377	42.6%	59.1%	59.4%	58.3%
% of FP17s for the same patient ID Re-attending between 3 & 9 months - Adults	1,602	5,302	30.2%	49.4%	51.3%	50.3%
% of FP17s for Band 1 Urgent Courses	358	7,027	5.1%	7.0%	8.0%	9.1%
% of FP17s Relating to Free Repair or Replacements	55	7,027	0.8%	0.8%	0.8%	0.8%
% of FP17s Relating to Continuations	178	7,027	2.5%	1.1%	1.0%	1.0%
% of Patients satisfied with the dentistry they have received	5	5	N/A	92.6%	91.7%	91.5%
% of Patients satisfied with the time they had to wait for an appointment	5	5	N/A	89.8%	88.3%	87.9%

* This is based on patients treated on this contract for their most recent course of treatment. Figures in italics indicate the base number of FP17s or Patient Questionnaire responses are less than 100. N/A is shown where the base number of responses is less than 10 during the period. % is calculated as Quantity/Base number*100

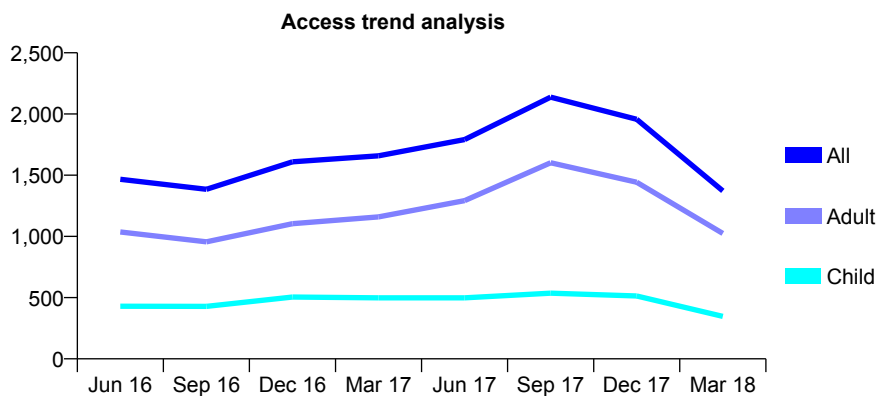
Q53 - Vital Signs At a Glance Contract Report for 358584/0001 - Year end March 2018

Name or company name	MR A PANDEY
Contract type name	GDS Contract
Purpose of contract	General
Contract start date	01/04/2006
Contract end date	

17/18 Contracted general activity (UDA)	7,523
Carry forward general activity (UDA)	-40
17/18 Contracted orthodontic activity (UOA)	0
Carry forward orthodontic activity (UOA)	0
Baseline contract value	£277,892.31

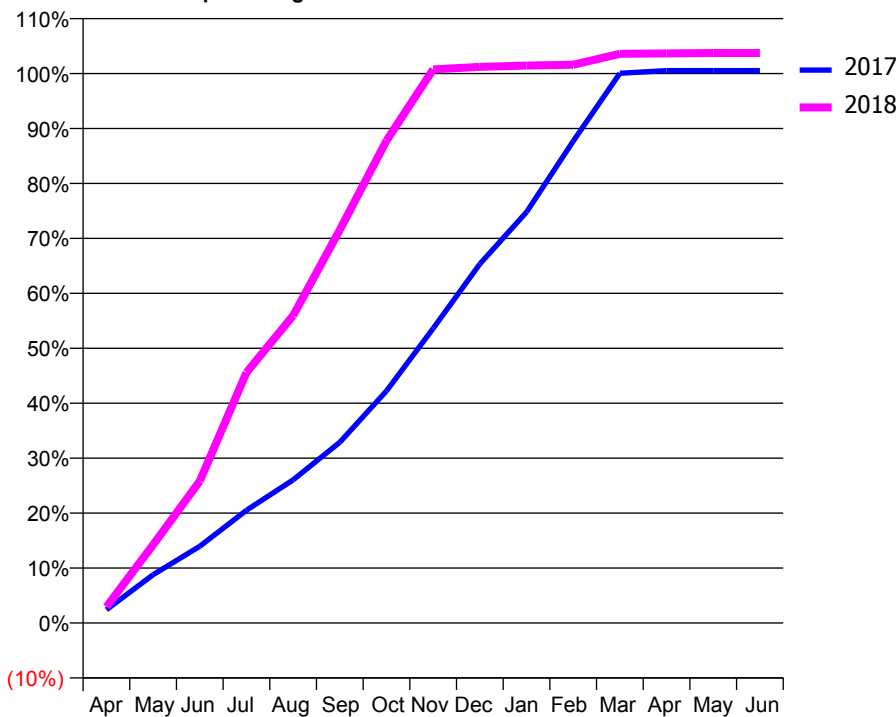
ACCESS*

Patients seen in 24 months	Total	Change since previous quarter
Quarter ending March 2017	1,658	
Quarter ending June 2017	1,791	↑
Quarter ending September 2017	2,138	↑
Quarter ending December 2017	1,957	↓
Quarter ending March 2018	1,372	↓
Variance since March 2017	(17.2%)	↓



ACTIVITY

Cumulative percentage of contracted UDA delivered 2017 & 2018



Month	Adjusted Scheduled Activity (UDA)	
	2017	2018
April	182	222
May	662	1,071
June	1,050	1,943
July	1,543	3,430
August	1,960	4,209
September	2,475	5,383
October	3,177	6,604
November	4,033	7,580
December	4,915	7,614
January	5,625	7,633
February	6,598	7,643
March	7,526	7,792
April	7,562	7,797
May	7,562	7,804
June	7,562	7,804

QUALITY

	Quantity	Base Number	Contract	AT	Region	England
% of FP17s for the same patient ID Re-attending within 3 months - Children	23	575	4.0%	9.3%	11.6%	11.9%
% of FP17s for the same patient ID Re-attending within 3 months - Adults	191	1,783	10.7%	12.9%	15.4%	16.0%
% of FP17s for the same patient ID Re-attending between 3 & 9 months - Children	240	575	41.7%	59.1%	59.4%	58.3%
% of FP17s for the same patient ID Re-attending between 3 & 9 months - Adults	565	1,783	31.7%	49.4%	51.3%	50.3%
% of FP17s for Band 1 Urgent Courses	168	2,358	7.1%	7.0%	8.0%	9.1%
% of FP17s Relating to Free Repair or Replacements	33	2,358	1.4%	0.8%	0.8%	0.8%
% of FP17s Relating to Continuations	49	2,358	2.1%	1.1%	1.0%	1.0%
% of Patients satisfied with the dentistry they have received	2	2	N/A	92.6%	91.7%	91.5%
% of Patients satisfied with the time they had to wait for an appointment	2	2	N/A	89.8%	88.3%	87.9%

* This is based on patients treated on this contract for their most recent course of treatment. Figures in italics indicate the base number of FP17s or Patient Questionnaire responses are less than 100. N/A is shown where the base number of responses is less than 10 during the period. % is calculated as Quantity/Base number*100

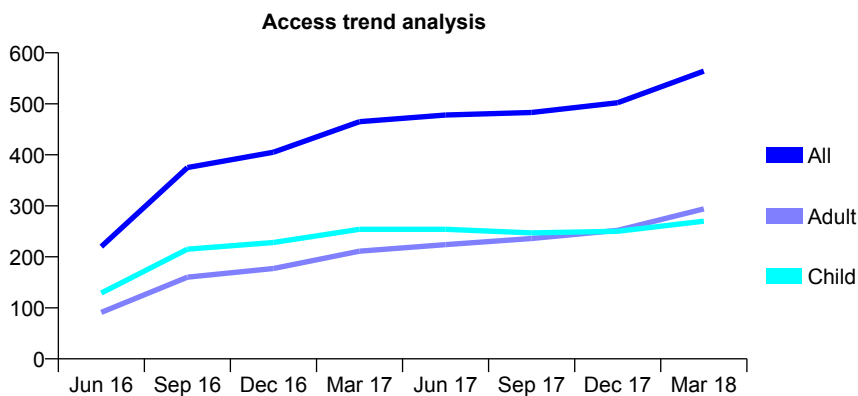
Q53 - Vital Signs At a Glance Contract Report for 499579/0001 - Year end March 2018

Name or company name	MR SR GIBSON-SEXTON
Contract type name	GDS Contract
Purpose of contract	General
Contract start date	01/12/2015
Contract end date	

17/18 Contracted general activity (UDA)	1,192
Carry forward general activity (UDA)	20
17/18 Contracted orthodontic activity (UOA)	0
Carry forward orthodontic activity (UOA)	0
Baseline contract value	£25,859.64

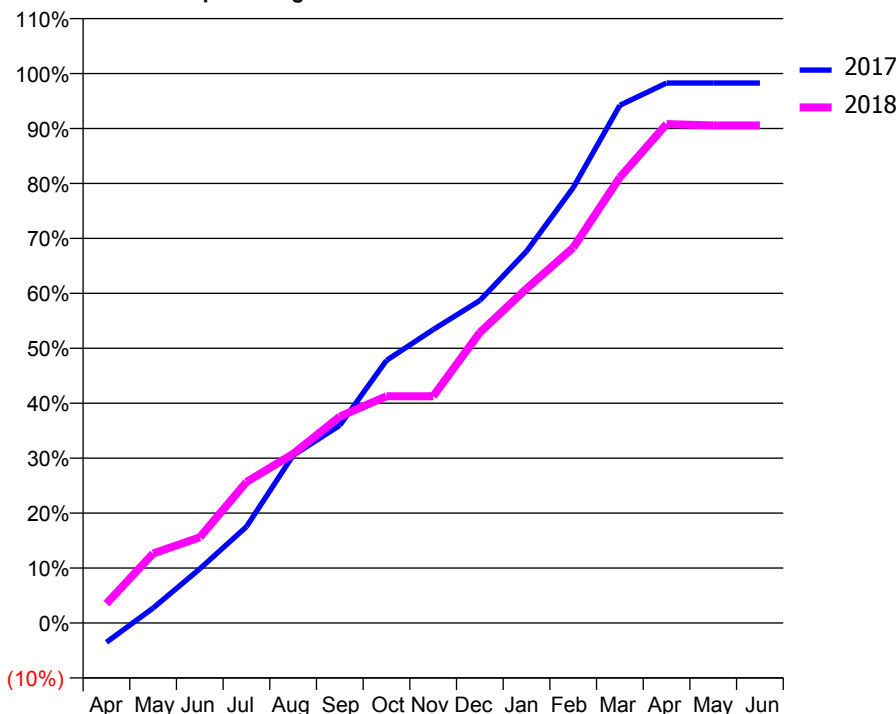
ACCESS*

Patients seen in 24 months	Total	Change since previous quarter
Quarter ending March 2017	465	
Quarter ending June 2017	478	↑
Quarter ending September 2017	483	→
Quarter ending December 2017	502	↑
Quarter ending March 2018	564	↑
Variance since March 2017	21.3%	↑



ACTIVITY

Cumulative percentage of contracted UDA delivered 2017 & 2018



Month	Adjusted Scheduled Activity (UDA)	
	2017	2018
April	-42	42
May	33	151
June	118	186
July	209	306
August	364	367
September	429	448
October	570	492
November	636	492
December	700	630
January	806	725
February	944	814
March	1,123	967
April	1,171	1,082
May	1,171	1,079
June	1,171	1,079

QUALITY

	Quantity	Base Number	Contract	AT	Region	England
% of FP17s for the same patient ID Re-attending within 3 months - Children	24	411	5.8%	9.3%	11.6%	11.9%
% of FP17s for the same patient ID Re-attending within 3 months - Adults	28	365	7.7%	12.9%	15.4%	16.0%
% of FP17s for the same patient ID Re-attending between 3 & 9 months - Children	279	411	67.9%	59.1%	59.4%	58.3%
% of FP17s for the same patient ID Re-attending between 3 & 9 months - Adults	224	365	61.4%	49.4%	51.3%	50.3%
% of FP17s for Band 1 Urgent Courses	25	797	3.1%	7.0%	8.0%	9.1%
% of FP17s Relating to Free Repair or Replacements	0	797	0.0%	0.8%	0.8%	0.8%
% of FP17s Relating to Continuations	1	797	0.1%	1.1%	1.0%	1.0%
% of Patients satisfied with the dentistry they have received	2	2	N/A	92.6%	91.7%	91.5%
% of Patients satisfied with the time they had to wait for an appointment	2	2	N/A	89.8%	88.3%	87.9%

* This is based on patients treated on this contract for their most recent course of treatment. Figures in italics indicate the base number of FP17s or Patient Questionnaire responses are less than 100. N/A is shown where the base number of responses is less than 10 during the period. % is calculated as Quantity/Base number*100

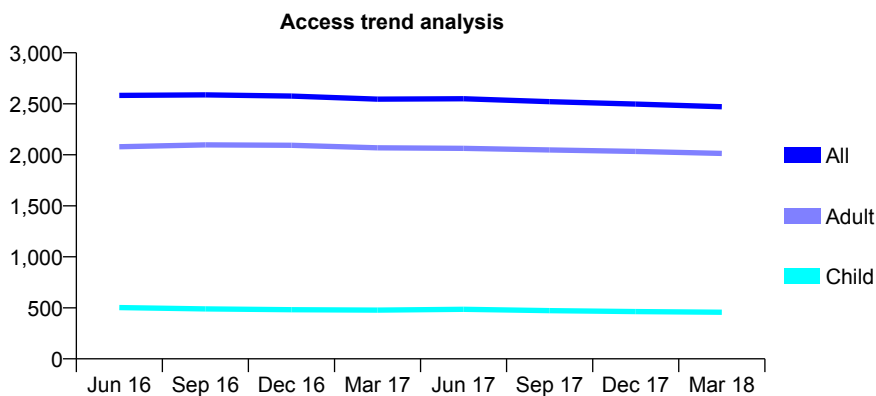
Q53 - Vital Signs At a Glance Contract Report for 564931/0001 - Year end March 2018

Name or company name	MR PC SEE
Contract type name	GDS Contract
Purpose of contract	General
Contract start date	01/04/2006
Contract end date	

17/18 Contracted general activity (UDA)	7,635
Carry forward general activity (UDA)	-153
17/18 Contracted orthodontic activity (UOA)	0
Carry forward orthodontic activity (UOA)	0
Baseline contract value	£188,955.64

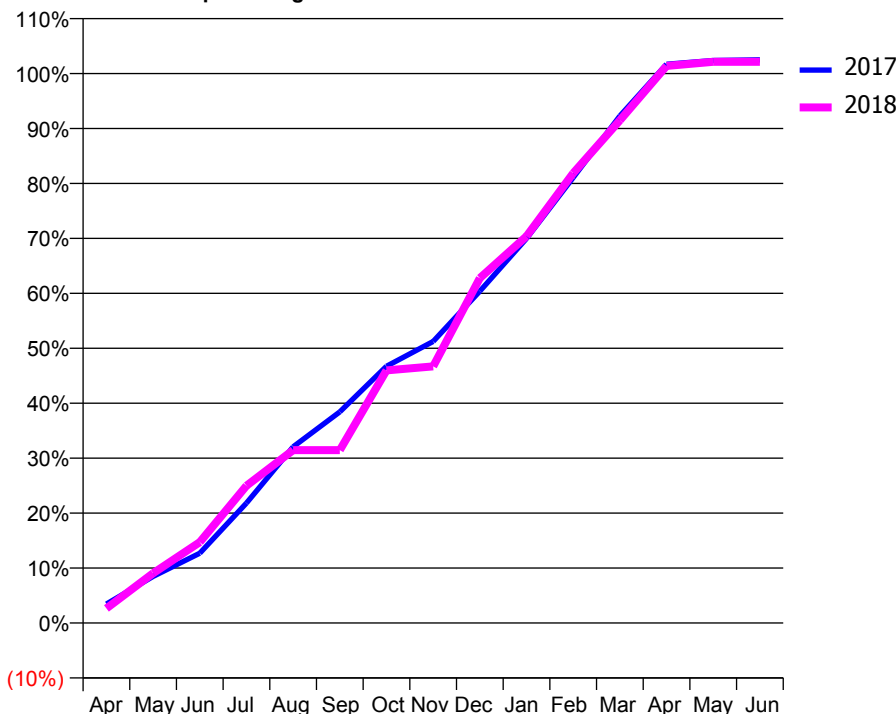
ACCESS*

Patients seen in 24 months	Total	Change since previous quarter
Quarter ending March 2017	2,546	
Quarter ending June 2017	2,550	→
Quarter ending September 2017	2,521	↓
Quarter ending December 2017	2,497	→
Quarter ending March 2018	2,471	↓
Variance since March 2017	(2.9%)	↓



ACTIVITY

Cumulative percentage of contracted UDA delivered 2017 & 2018



Month	Adjusted Scheduled Activity (UDA)	
	2017	2018
April	264	203
May	648	692
June	970	1,123
July	1,667	1,907
August	2,449	2,402
September	2,935	2,402
October	3,568	3,510
November	3,912	3,565
December	4,610	4,792
January	5,343	5,375
February	6,189	6,251
March	7,046	6,985
April	7,763	7,739
May	7,816	7,798
June	7,825	7,798

QUALITY

	Quantity	Base Number	Contract	AT	Region	England
% of FP17s for the same patient ID Re-attending within 3 months - Children	63	646	9.8%	9.3%	11.6%	11.9%
% of FP17s for the same patient ID Re-attending within 3 months - Adults	733	3,152	23.3%	12.9%	15.4%	16.0%
% of FP17s for the same patient ID Re-attending between 3 & 9 months - Children	291	646	45.0%	59.1%	59.4%	58.3%
% of FP17s for the same patient ID Re-attending between 3 & 9 months - Adults	1,438	3,152	45.6%	49.4%	51.3%	50.3%
% of FP17s for Band 1 Urgent Courses	504	3,840	13.1%	7.0%	8.0%	9.1%
% of FP17s Relating to Free Repair or Replacements	193	3,840	5.0%	0.8%	0.8%	0.8%
% of FP17s Relating to Continuations	112	3,840	2.9%	1.1%	1.0%	1.0%
% of Patients satisfied with the dentistry they have received	8	9	N/A	92.6%	91.7%	91.5%
% of Patients satisfied with the time they had to wait for an appointment	7	9	N/A	89.8%	88.3%	87.9%

* This is based on patients treated on this contract for their most recent course of treatment. Figures in italics indicate the base number of FP17s or Patient Questionnaire responses are less than 100. N/A is shown where the base number of responses is less than 10 during the period. % is calculated as Quantity/Base number*100

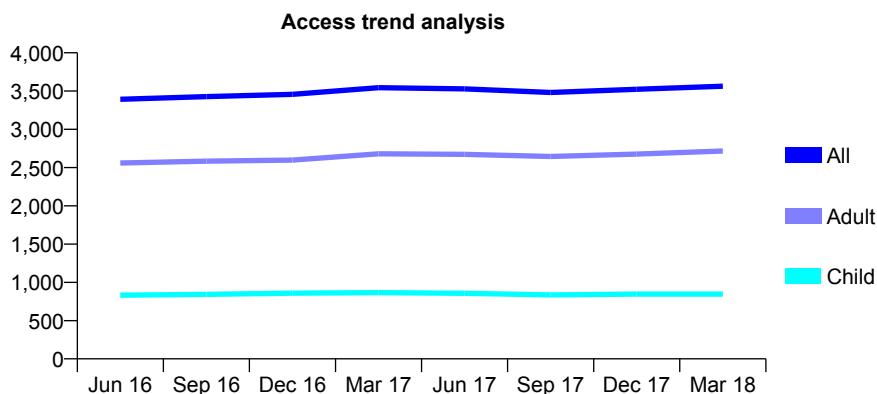
Q53 - Vital Signs At a Glance Contract Report for 569925/0001 - Year end March 2018

Name or company name	MR AR ASHTON
Contract type name	GDS Contract
Purpose of contract	General
Contract start date	01/04/2006
Contract end date	

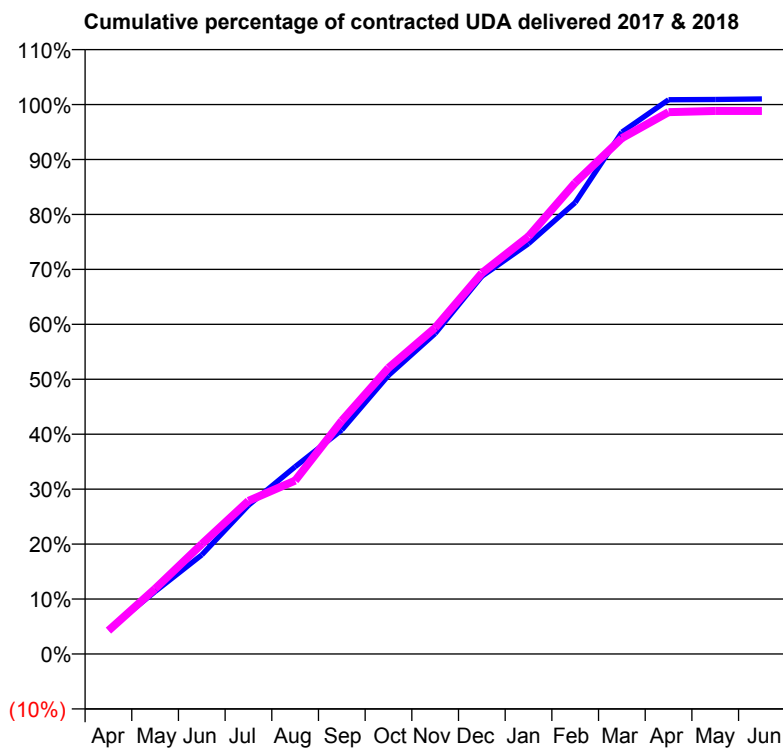
17/18 Contracted general activity (UDA)	9,986
Carry forward general activity (UDA)	-124
17/18 Contracted orthodontic activity (UOA)	0
Carry forward orthodontic activity (UOA)	0
Baseline contract value	£244,229.63

ACCESS*

Patients seen in 24 months	Total	Change since previous quarter
Quarter ending March 2017	3,544	
Quarter ending June 2017	3,529	→
Quarter ending September 2017	3,481	↓
Quarter ending December 2017	3,524	→
Quarter ending March 2018	3,564	→
Variance since March 2017	0.6%	→



ACTIVITY



Month	Adjusted Scheduled Activity (UDA)	
	2017	2018
April	440	425
May	1,135	1,185
June	1,802	1,998
July	2,704	2,784
August	3,404	3,152
September	4,072	4,241
October	5,064	5,200
November	5,825	5,927
December	6,863	6,922
January	7,458	7,588
February	8,204	8,564
March	9,485	9,376
April	10,074	9,847
May	10,078	9,868
June	10,087	9,868

QUALITY

	Quantity	Base Number	Contract	AT	Region	England
% of FP17s for the same patient ID Re-attending within 3 months - Children	57	1,106	5.2%	9.3%	11.6%	11.9%
% of FP17s for the same patient ID Re-attending within 3 months - Adults	265	3,315	8.0%	12.9%	15.4%	16.0%
% of FP17s for the same patient ID Re-attending between 3 & 9 months - Children	611	1,106	55.2%	59.1%	59.4%	58.3%
% of FP17s for the same patient ID Re-attending between 3 & 9 months - Adults	1,928	3,315	58.2%	49.4%	51.3%	50.3%
% of FP17s for Band 1 Urgent Courses	192	4,405	4.4%	7.0%	8.0%	9.1%
% of FP17s Relating to Free Repair or Replacements	36	4,405	0.8%	0.8%	0.8%	0.8%
% of FP17s Relating to Continuations	71	4,405	1.6%	1.1%	1.0%	1.0%
% of Patients satisfied with the dentistry they have received	6	6	N/A	92.6%	91.7%	91.5%
% of Patients satisfied with the time they had to wait for an appointment	5	6	N/A	89.8%	88.3%	87.9%

* This is based on patients treated on this contract for their most recent course of treatment. Figures in italics indicate the base number of FP17s or Patient Questionnaire responses are less than 100. N/A is shown where the base number of responses is less than 10 during the period. % is calculated as Quantity/Base number*100

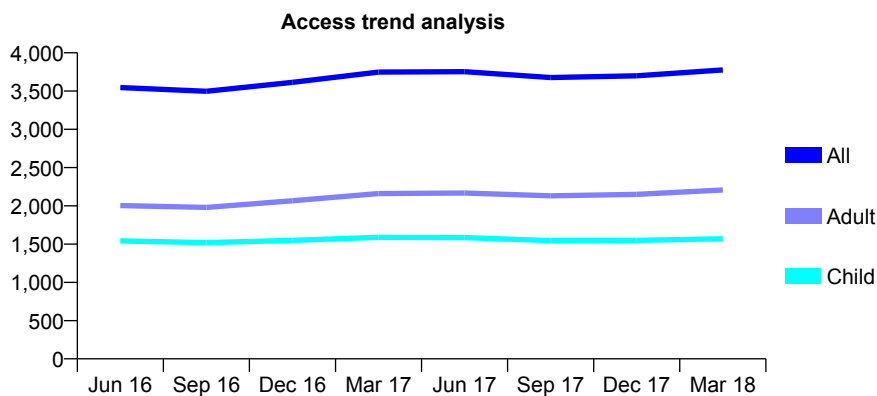
Q53 - Vital Signs At a Glance Contract Report for 574422/0001 - Year end March 2018

Name or company name	MR R OSMAN
Contract type name	GDS Contract
Purpose of contract	General and Orthodontic
Contract start date	01/04/2006
Contract end date	

17/18 Contracted general activity (UDA)	5,528
Carry forward general activity (UDA)	209
17/18 Contracted orthodontic activity (UOA)	1,188
Carry forward orthodontic activity (UOA)	-19
Baseline contract value	£208,225.75

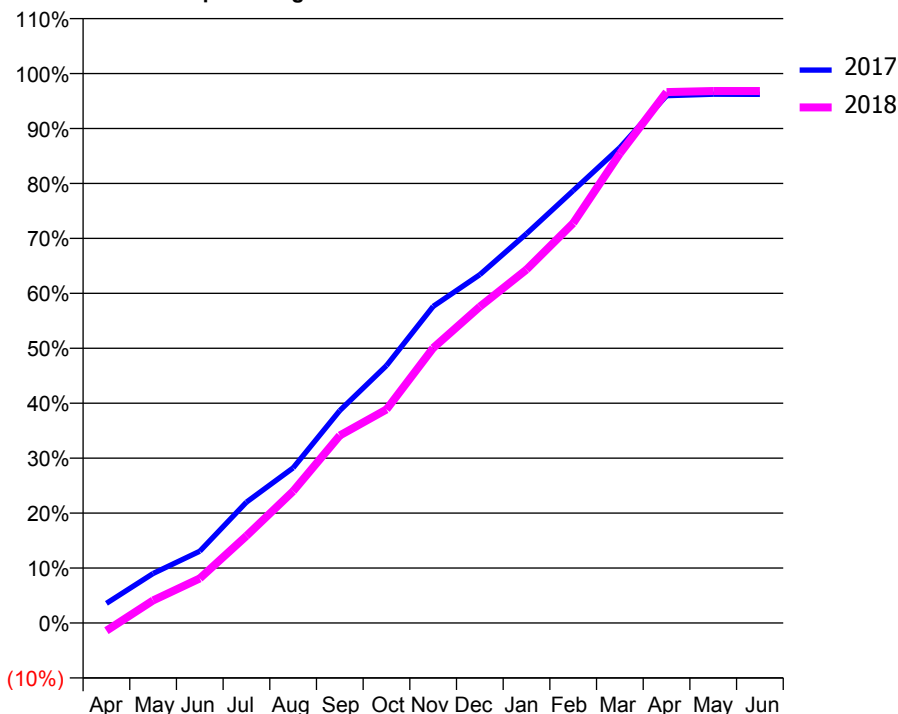
ACCESS*

Patients seen in 24 months	Total	Change since previous quarter
Quarter ending March 2017	3,749	
Quarter ending June 2017	3,754	→
Quarter ending September 2017	3,676	↓
Quarter ending December 2017	3,699	→
Quarter ending March 2018	3,776	↑
Variance since March 2017	0.7%	→



ACTIVITY

Cumulative percentage of contracted UDA delivered 2017 & 2018



Month	Adjusted Scheduled Activity (UDA)	
	2017	2018
April	198	-78
May	499	228
June	722	449
July	1,215	876
August	1,561	1,327
September	2,138	1,886
October	2,590	2,149
November	3,185	2,766
December	3,505	3,182
January	3,917	3,556
February	4,350	4,022
March	4,783	4,722
April	5,305	5,341
May	5,319	5,351
June	5,318	5,351

QUALITY

	Quantity	Base Number	Contract	AT	Region	England
% of FP17s for the same patient ID Re-attending within 3 months - Children	303	2,487	12.2%	9.3%	11.6%	11.9%
% of FP17s for the same patient ID Re-attending within 3 months - Adults	414	3,016	13.7%	12.9%	15.4%	16.0%
% of FP17s for the same patient ID Re-attending between 3 & 9 months - Children	1,463	2,487	58.8%	59.1%	59.4%	58.3%
% of FP17s for the same patient ID Re-attending between 3 & 9 months - Adults	1,654	3,016	54.8%	49.4%	51.3%	50.3%
% of FP17s for Band 1 Urgent Courses	148	2,906	5.1%	7.0%	8.0%	9.1%
% of FP17s Relating to Free Repair or Replacements	21	2,906	0.7%	0.8%	0.8%	0.8%
% of FP17s Relating to Continuations	33	2,906	1.1%	1.1%	1.0%	1.0%
% of Patients satisfied with the dentistry they have received	8	8	N/A	92.6%	91.7%	91.5%
% of Patients satisfied with the time they had to wait for an appointment	8	8	N/A	89.8%	88.3%	87.9%

* This is based on patients treated on this contract for their most recent course of treatment. Figures in italics indicate the base number of FP17s or Patient Questionnaire responses are less than 100. N/A is shown where the base number of responses is less than 10 during the period. % is calculated as Quantity/Base number*100

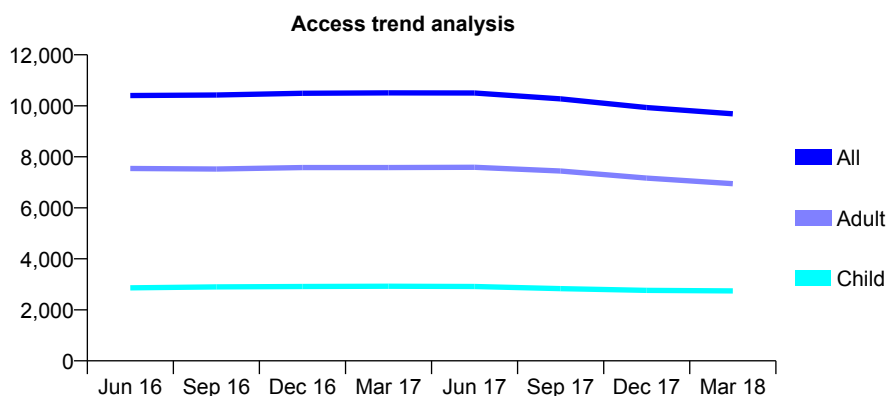
Q53 - Vital Signs At a Glance Contract Report for 574422/0002 - Year end March 2018

Name or company name	MR R OSMAN
Contract type name	GDS Contract
Purpose of contract	General and Orthodontic
Contract start date	01/04/2006
Contract end date	

17/18 Contracted general activity (UDA)	30,693
Carry forward general activity (UDA)	0
17/18 Contracted orthodontic activity (UOA)	1,672
Carry forward orthodontic activity (UOA)	0
Baseline contract value	£898,178.07

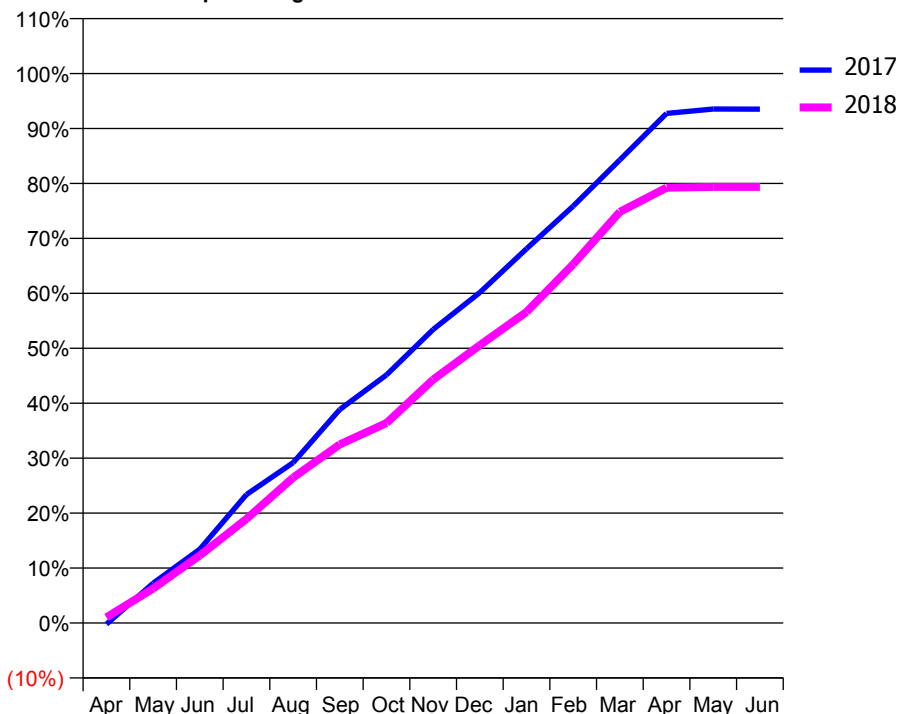
ACCESS*

Patients seen in 24 months	Total	Change since previous quarter
Quarter ending March 2017	10,505	
Quarter ending June 2017	10,504	→
Quarter ending September 2017	10,272	↓
Quarter ending December 2017	9,930	↓
Quarter ending March 2018	9,686	↓
Variance since March 2017	(7.8%)	↓



ACTIVITY

Cumulative percentage of contracted UDA delivered 2017 & 2018



Month	Adjusted Scheduled Activity (UDA)	
	2017	2018
April	-74	320
May	2,225	1,923
June	4,124	3,771
July	7,177	5,813
August	8,953	8,121
September	11,925	9,974
October	13,858	11,171
November	16,397	13,594
December	18,464	15,519
January	20,907	17,371
February	23,285	20,038
March	25,869	22,968
April	28,462	24,317
May	28,706	24,363
June	28,705	24,363

QUALITY

	Quantity	Base Number	Contract	AT	Region	England
% of FP17s for the same patient ID Re-attending within 3 months - Children	656	3,809	17.2%	9.3%	11.6%	11.9%
% of FP17s for the same patient ID Re-attending within 3 months - Adults	1,750	8,476	20.6%	12.9%	15.4%	16.0%
% of FP17s for the same patient ID Re-attending between 3 & 9 months - Children	1,782	3,809	46.8%	59.1%	59.4%	58.3%
% of FP17s for the same patient ID Re-attending between 3 & 9 months - Adults	3,542	8,476	41.8%	49.4%	51.3%	50.3%
% of FP17s for Band 1 Urgent Courses	1,082	10,407	10.4%	7.0%	8.0%	9.1%
% of FP17s Relating to Free Repair or Replacements	168	10,407	1.6%	0.8%	0.8%	0.8%
% of FP17s Relating to Continuations	203	10,407	2.0%	1.1%	1.0%	1.0%
% of Patients satisfied with the dentistry they have received	20	20	100.0%	92.6%	91.7%	91.5%
% of Patients satisfied with the time they had to wait for an appointment	18	20	90.0%	89.8%	88.3%	87.9%

* This is based on patients treated on this contract for their most recent course of treatment. Figures in italics indicate the base number of FP17s or Patient Questionnaire responses are less than 100. N/A is shown where the base number of responses is less than 10 during the period. % is calculated as Quantity/Base number*100

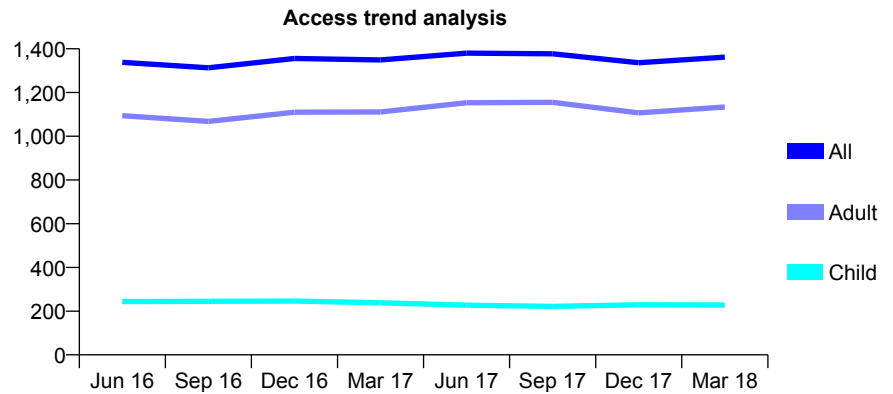
Q53 - Vital Signs At a Glance Contract Report for 574546/0001 - Year end March 2018

Name or company name	MR PS THIARA
Contract type name	GDS Contract
Purpose of contract	General
Contract start date	01/04/2006
Contract end date	

17/18 Contracted general activity (UDA)	2,900
Carry forward general activity (UDA)	0
17/18 Contracted orthodontic activity (UOA)	0
Carry forward orthodontic activity (UOA)	0
Baseline contract value	£73,262.87

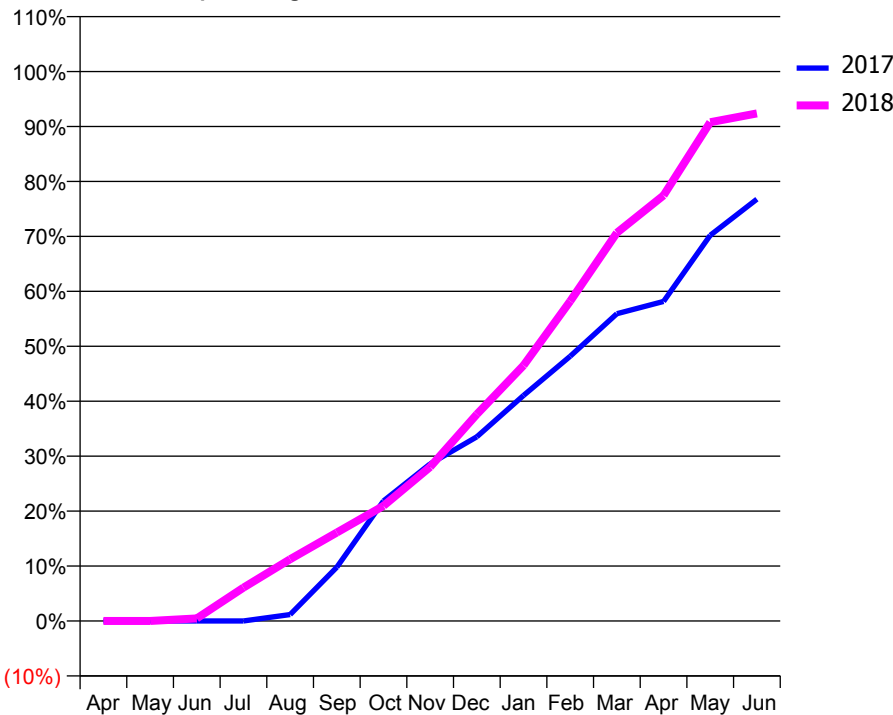
ACCESS*

Patients seen in 24 months	Total	Change since previous quarter
Quarter ending March 2017	1,349	
Quarter ending June 2017	1,380	↑
Quarter ending September 2017	1,377	→
Quarter ending December 2017	1,336	↓
Quarter ending March 2018	1,362	→
Variance since March 2017	1.0%	→



ACTIVITY

Cumulative percentage of contracted UDA delivered 2017 & 2018



Month	Adjusted Scheduled Activity (UDA)	
	2017	2018
April	0	0
May	0	0
June	0	14
July	0	176
August	45	326
September	372	467
October	830	608
November	1,087	813
December	1,274	1,091
January	1,560	1,349
February	1,831	1,688
March	2,125	2,049
April	2,210	2,246
May	2,667	2,632
June	2,917	2,679

QUALITY

	Quantity	Base Number	Contract	AT	Region	England
% of FP17s for the same patient ID Re-attending within 3 months - Children	2	245	0.8%	9.3%	11.6%	11.9%
% of FP17s for the same patient ID Re-attending within 3 months - Adults	15	982	1.5%	12.9%	15.4%	16.0%
% of FP17s for the same patient ID Re-attending between 3 & 9 months - Children	87	245	35.5%	59.1%	59.4%	58.3%
% of FP17s for the same patient ID Re-attending between 3 & 9 months - Adults	325	982	33.1%	49.4%	51.3%	50.3%
% of FP17s for Band 1 Urgent Courses	0	1,174	0.0%	7.0%	8.0%	9.1%
% of FP17s Relating to Free Repair or Replacements	0	1,174	0.0%	0.8%	0.8%	0.8%
% of FP17s Relating to Continuations	0	1,174	0.0%	1.1%	1.0%	1.0%
% of Patients satisfied with the dentistry they have received	3	5	N/A	92.6%	91.7%	91.5%
% of Patients satisfied with the time they had to wait for an appointment	5	5	N/A	89.8%	88.3%	87.9%

* This is based on patients treated on this contract for their most recent course of treatment. Figures in italics indicate the base number of FP17s or Patient Questionnaire responses are less than 100. N/A is shown where the base number of responses is less than 10 during the period. % is calculated as Quantity/Base number*100

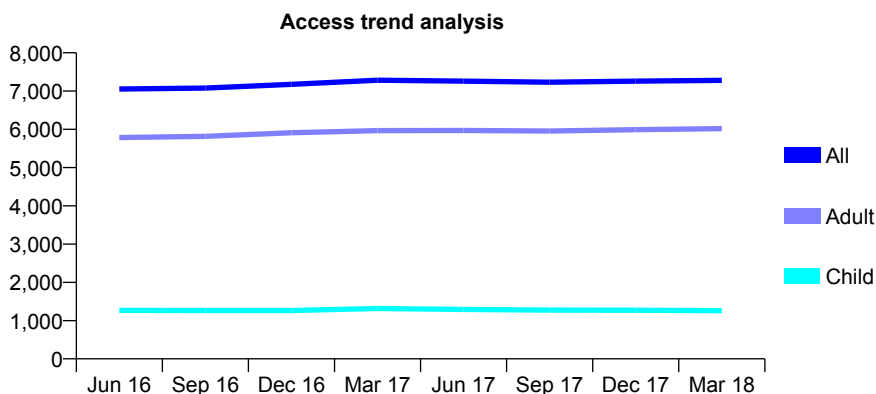
Q53 - Vital Signs At a Glance Contract Report for 575186/0002 - Year end March 2018

Name or company name	MR S OWEN
Contract type name	Pilot Contract
Purpose of contract	General
Contract start date	01/04/2006
Contract end date	

17/18 Contracted general activity (UDA)	23,300
Carry forward general activity (UDA)	0
17/18 Contracted orthodontic activity (UOA)	0
Carry forward orthodontic activity (UOA)	0
Baseline contract value	£690,654.42

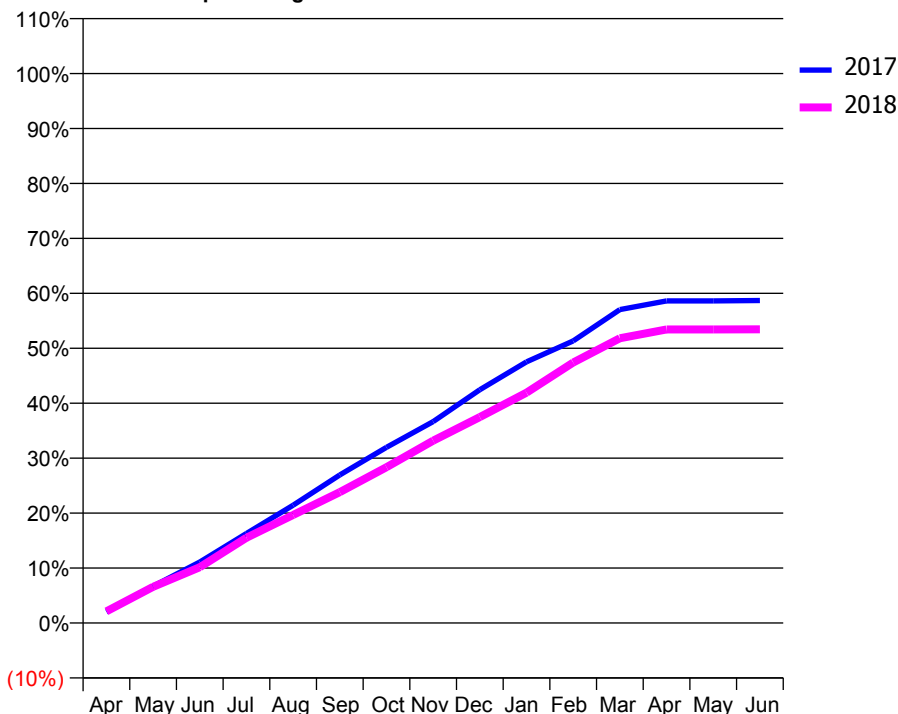
ACCESS*

Patients seen in 24 months	Total	Change since previous quarter
Quarter ending March 2017	7,282	
Quarter ending June 2017	7,260	→
Quarter ending September 2017	7,231	→
Quarter ending December 2017	7,261	→
Quarter ending March 2018	7,280	→
Variance since March 2017	(0.0%)	→



ACTIVITY

Cumulative percentage of contracted UDA delivered 2017 & 2018



Month	Adjusted Scheduled Activity (UDA)	
	2017	2018
April	470	495
May	1,566	1,536
June	2,585	2,368
July	3,795	3,617
August	4,993	4,582
September	6,281	5,550
October	7,449	6,605
November	8,539	7,734
December	9,893	8,730
January	11,076	9,770
February	11,960	11,048
March	13,288	12,072
April	13,657	12,446
May	13,659	12,446
June	13,673	12,454

QUALITY

	Quantity	Base Number	Contract	AT	Region	England
% of FP17s for the same patient ID Re-attending within 3 months - Children	19	1,547	1.2%	9.3%	11.6%	11.9%
% of FP17s for the same patient ID Re-attending within 3 months - Adults	312	6,331	4.9%	12.9%	15.4%	16.0%
% of FP17s for the same patient ID Re-attending between 3 & 9 months - Children	767	1,547	49.6%	59.1%	59.4%	58.3%
% of FP17s for the same patient ID Re-attending between 3 & 9 months - Adults	2,107	6,331	33.3%	49.4%	51.3%	50.3%
% of FP17s for Band 1 Urgent Courses	438	7,825	5.6%	7.0%	8.0%	9.1%
% of FP17s Relating to Free Repair or Replacements	8	7,825	0.1%	0.8%	0.8%	0.8%
% of FP17s Relating to Continuations	19	7,825	0.2%	1.1%	1.0%	1.0%
% of Patients satisfied with the dentistry they have received	10	10	100.0%	92.6%	91.7%	91.5%
% of Patients satisfied with the time they had to wait for an appointment	7	10	70.0%	89.8%	88.3%	87.9%

* This is based on patients treated on this contract for their most recent course of treatment. Figures in italics indicate the base number of FP17s or Patient Questionnaire responses are less than 100. N/A is shown where the base number of responses is less than 10 during the period. % is calculated as Quantity/Base number*100

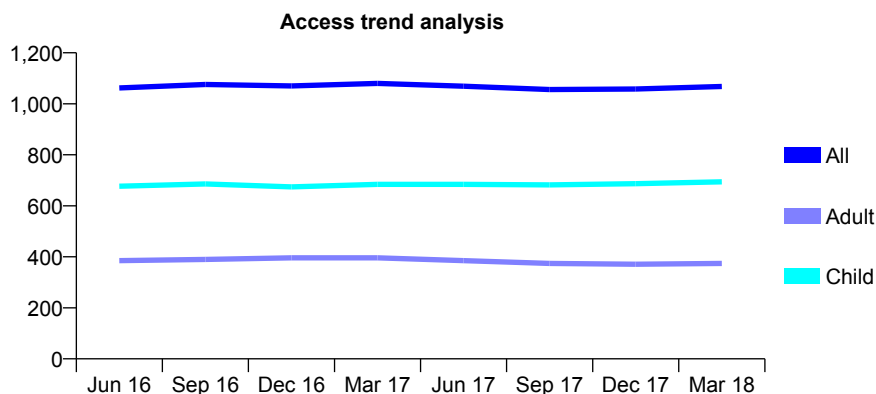
Q53 - Vital Signs At a Glance Contract Report for 575798/0001 - Year end March 2018

Name or company name	Hughes & Meixner
Contract type name	GDS Contract
Purpose of contract	General
Contract start date	01/04/2006
Contract end date	

17/18 Contracted general activity (UDA)	2,750
Carry forward general activity (UDA)	0
17/18 Contracted orthodontic activity (UOA)	0
Carry forward orthodontic activity (UOA)	0
Baseline contract value	£71,531.66

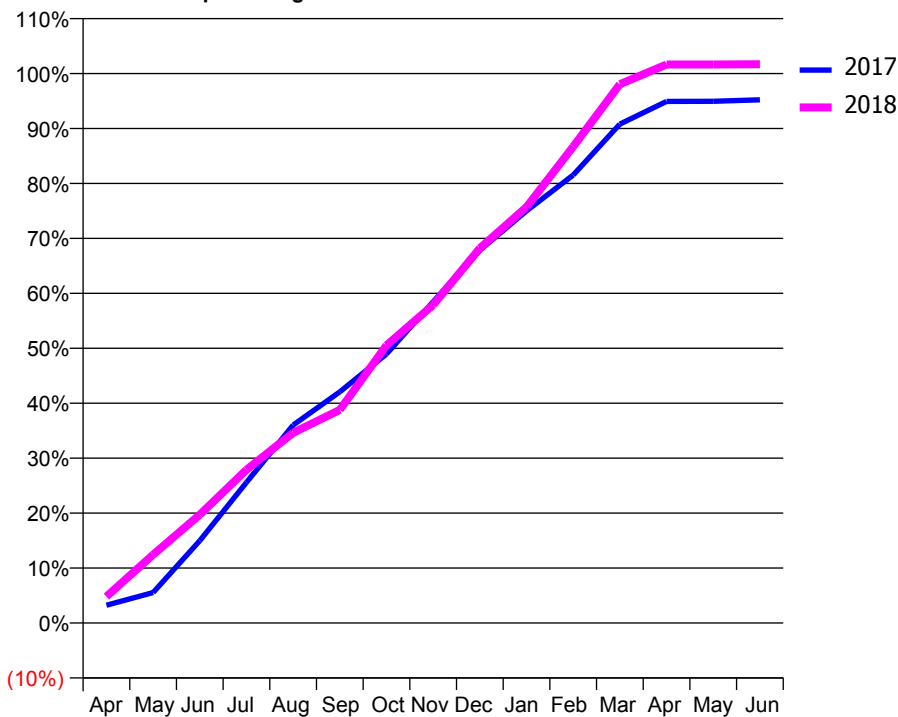
ACCESS*

Patients seen in 24 months	Total	Change since previous quarter
Quarter ending March 2017	1,080	
Quarter ending June 2017	1,069	↓
Quarter ending September 2017	1,056	↓
Quarter ending December 2017	1,058	→
Quarter ending March 2018	1,068	→
Variance since March 2017	(1.1%)	↓



ACTIVITY

Cumulative percentage of contracted UDA delivered 2017 & 2018



Month	Adjusted Scheduled Activity (UDA)	
	2017	2018
April	89	132
May	153	342
June	412	542
July	704	767
August	991	952
September	1,157	1,067
October	1,347	1,390
November	1,608	1,592
December	1,865	1,876
January	2,062	2,082
February	2,242	2,384
March	2,497	2,696
April	2,610	2,795
May	2,611	2,795
June	2,618	2,796

QUALITY

	Quantity	Base Number	Contract	AT	Region	England
% of FP17s for the same patient ID Re-attending within 3 months - Children	74	1,141	6.5%	9.3%	11.6%	11.9%
% of FP17s for the same patient ID Re-attending within 3 months - Adults	115	450	25.6%	12.9%	15.4%	16.0%
% of FP17s for the same patient ID Re-attending between 3 & 9 months - Children	782	1,141	68.5%	59.1%	59.4%	58.3%
% of FP17s for the same patient ID Re-attending between 3 & 9 months - Adults	213	450	47.3%	49.4%	51.3%	50.3%
% of FP17s for Band 1 Urgent Courses	127	1,605	7.9%	7.0%	8.0%	9.1%
% of FP17s Relating to Free Repair or Replacements	3	1,605	0.2%	0.8%	0.8%	0.8%
% of FP17s Relating to Continuations	0	1,605	0.0%	1.1%	1.0%	1.0%
% of Patients satisfied with the dentistry they have received	0	0	N/A	92.6%	91.7%	91.5%
% of Patients satisfied with the time they had to wait for an appointment	0	0	N/A	89.8%	88.3%	87.9%

* This is based on patients treated on this contract for their most recent course of treatment. Figures in italics indicate the base number of FP17s or Patient Questionnaire responses are less than 100. N/A is shown where the base number of responses is less than 10 during the period. % is calculated as Quantity/Base number*100

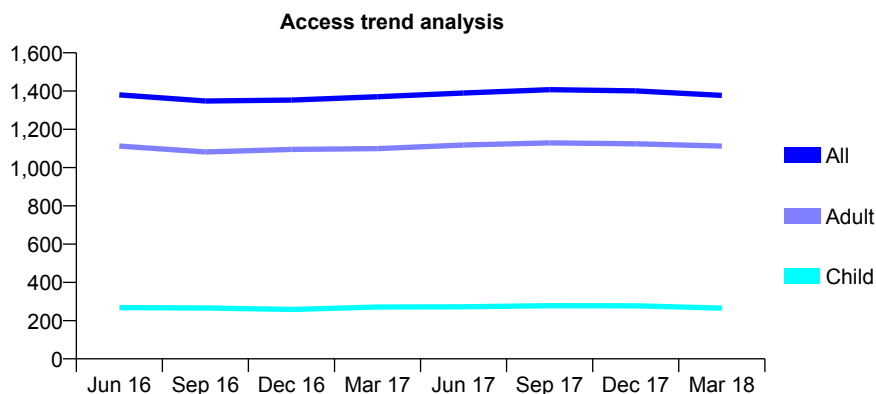
Q53 - Vital Signs At a Glance Contract Report for 619744/0005 - Year end March 2018

Name or company name	MR AM WILLIAMS
Contract type name	GDS Contract
Purpose of contract	General
Contract start date	02/07/2012
Contract end date	

17/18 Contracted general activity (UDA)	3,761
Carry forward general activity (UDA)	0
17/18 Contracted orthodontic activity (UOA)	0
Carry forward orthodontic activity (UOA)	0
Baseline contract value	£78,981.00

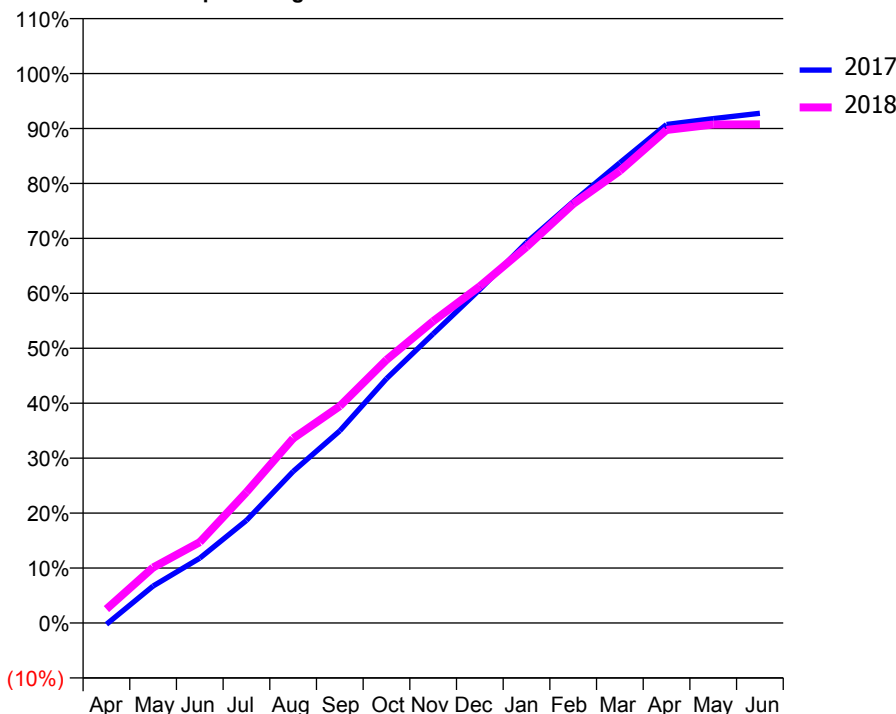
ACCESS*

Patients seen in 24 months	Total	Change since previous quarter
Quarter ending March 2017	1,370	
Quarter ending June 2017	1,390	→
Quarter ending September 2017	1,407	→
Quarter ending December 2017	1,401	→
Quarter ending March 2018	1,377	↓
Variance since March 2017	0.5%	→



ACTIVITY

Cumulative percentage of contracted UDA delivered 2017 & 2018



Month	Adjusted Scheduled Activity (UDA)	
	2017	2018
April	-10	96
May	253	380
June	444	554
July	702	896
August	1,037	1,264
September	1,315	1,485
October	1,673	1,802
November	1,979	2,066
December	2,283	2,305
January	2,604	2,574
February	2,883	2,868
March	3,150	3,095
April	3,412	3,375
May	3,452	3,412
June	3,488	3,413

QUALITY

	Quantity	Base Number	Contract	AT	Region	England
% of FP17s for the same patient ID Re-attending within 3 months - Children	11	407	2.7%	9.3%	11.6%	11.9%
% of FP17s for the same patient ID Re-attending within 3 months - Adults	228	1,798	12.7%	12.9%	15.4%	16.0%
% of FP17s for the same patient ID Re-attending between 3 & 9 months - Children	264	407	64.9%	59.1%	59.4%	58.3%
% of FP17s for the same patient ID Re-attending between 3 & 9 months - Adults	1,151	1,798	64.0%	49.4%	51.3%	50.3%
% of FP17s for Band 1 Urgent Courses	214	2,217	9.7%	7.0%	8.0%	9.1%
% of FP17s Relating to Free Repair or Replacements	28	2,217	1.3%	0.8%	0.8%	0.8%
% of FP17s Relating to Continuations	18	2,217	0.8%	1.1%	1.0%	1.0%
% of Patients satisfied with the dentistry they have received	15	15	100.0%	92.6%	91.7%	91.5%
% of Patients satisfied with the time they had to wait for an appointment	15	15	100.0%	89.8%	88.3%	87.9%

* This is based on patients treated on this contract for their most recent course of treatment. Figures in italics indicate the base number of FP17s or Patient Questionnaire responses are less than 100. N/A is shown where the base number of responses is less than 10 during the period. % is calculated as Quantity/Base number*100

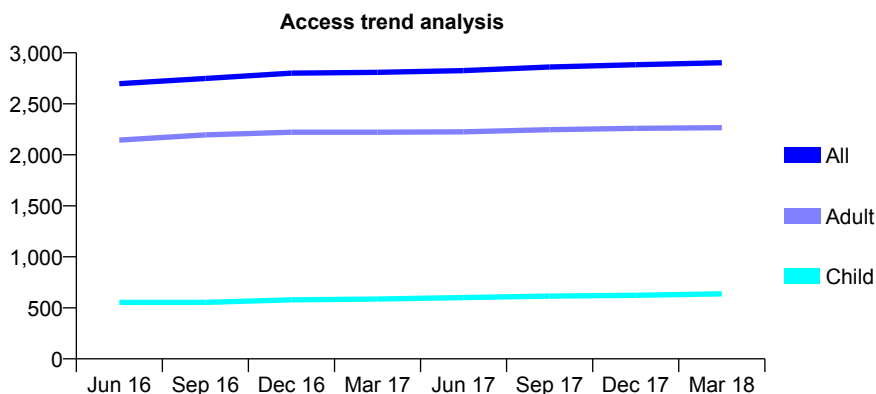
Q53 - Vital Signs At a Glance Contract Report for 619744/0006 - Year end March 2018

Name or company name	MR AM WILLIAMS
Contract type name	GDS Contract
Purpose of contract	General and Orthodontic
Contract start date	02/07/2012
Contract end date	

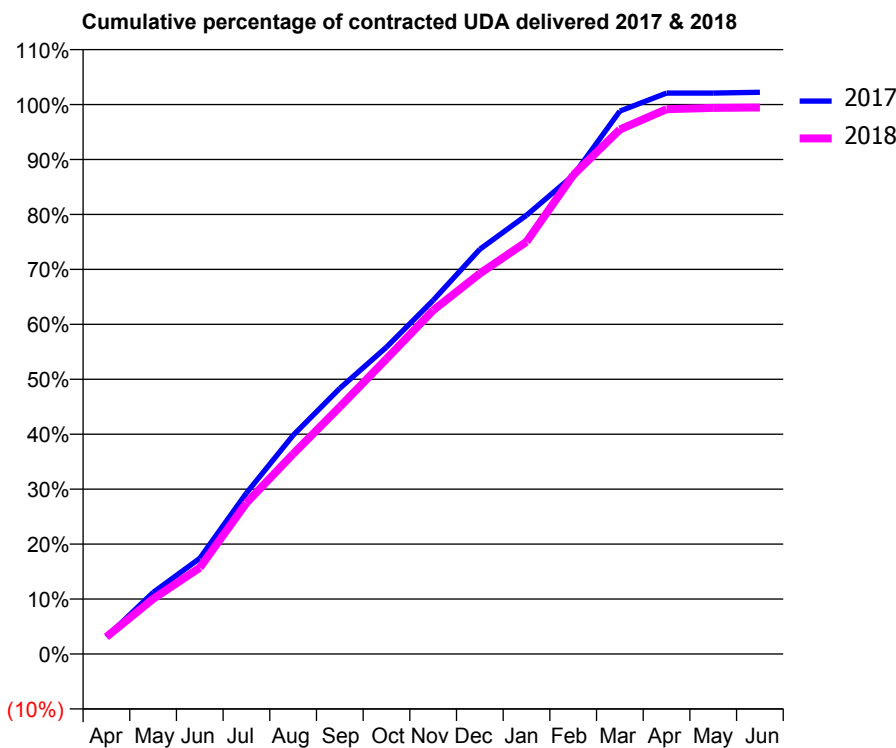
17/18 Contracted general activity (UDA)	7,452
Carry forward general activity (UDA)	23
17/18 Contracted orthodontic activity (UOA)	409
Carry forward orthodontic activity (UOA)	-9
Baseline contract value	£180,651.20

ACCESS*

Patients seen in 24 months	Total	Change since previous quarter
Quarter ending March 2017	2,808	
Quarter ending June 2017	2,825	→
Quarter ending September 2017	2,861	→
Quarter ending December 2017	2,883	→
Quarter ending March 2018	2,903	→
Variance since March 2017	3.4%	↑



ACTIVITY



Month	Adjusted Scheduled Activity (UDA)	
	2017	2018
April	230	232
May	835	748
June	1,297	1,171
July	2,183	2,051
August	2,967	2,714
September	3,604	3,352
October	4,161	4,003
November	4,797	4,661
December	5,490	5,161
January	5,950	5,591
February	6,489	6,495
March	7,362	7,113
April	7,608	7,388
May	7,608	7,407
June	7,618	7,411

QUALITY

	Quantity	Base Number	Contract	AT	Region	England
% of FP17s for the same patient ID Re-attending within 3 months - Children	67	983	6.8%	9.3%	11.6%	11.9%
% of FP17s for the same patient ID Re-attending within 3 months - Adults	448	3,457	13.0%	12.9%	15.4%	16.0%
% of FP17s for the same patient ID Re-attending between 3 & 9 months - Children	597	983	60.7%	59.1%	59.4%	58.3%
% of FP17s for the same patient ID Re-attending between 3 & 9 months - Adults	2,120	3,457	61.3%	49.4%	51.3%	50.3%
% of FP17s for Band 1 Urgent Courses	345	4,421	7.8%	7.0%	8.0%	9.1%
% of FP17s Relating to Free Repair or Replacements	47	4,421	1.1%	0.8%	0.8%	0.8%
% of FP17s Relating to Continuations	73	4,421	1.7%	1.1%	1.0%	1.0%
% of Patients satisfied with the dentistry they have received	6	6	N/A	92.6%	91.7%	91.5%
% of Patients satisfied with the time they had to wait for an appointment	5	6	N/A	89.8%	88.3%	87.9%

* This is based on patients treated on this contract for their most recent course of treatment. Figures in italics indicate the base number of FP17s or Patient Questionnaire responses are less than 100. N/A is shown where the base number of responses is less than 10 during the period. % is calculated as Quantity/Base number*100

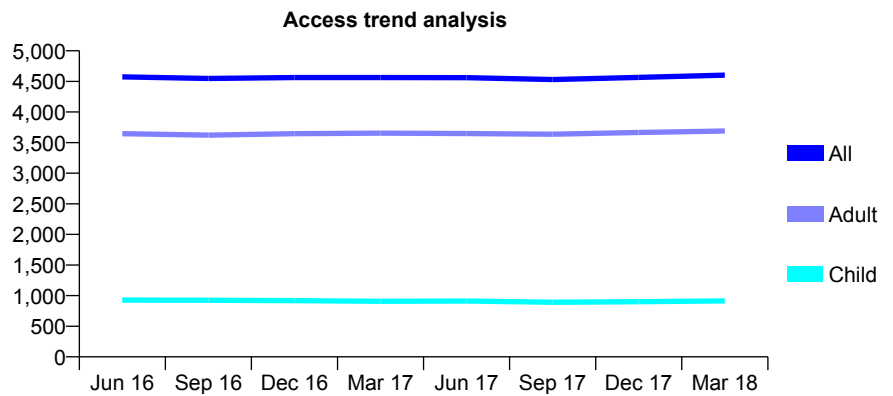
Q53 - Vital Signs At a Glance Contract Report for 626171/0001 - Year end March 2018

Name or company name	MR MG HASSALL
Contract type name	GDS Contract
Purpose of contract	General
Contract start date	01/04/2006
Contract end date	

17/18 Contracted general activity (UDA)	12,950
Carry forward general activity (UDA)	-144
17/18 Contracted orthodontic activity (UOA)	0
Carry forward orthodontic activity (UOA)	0
Baseline contract value	£271,950.00

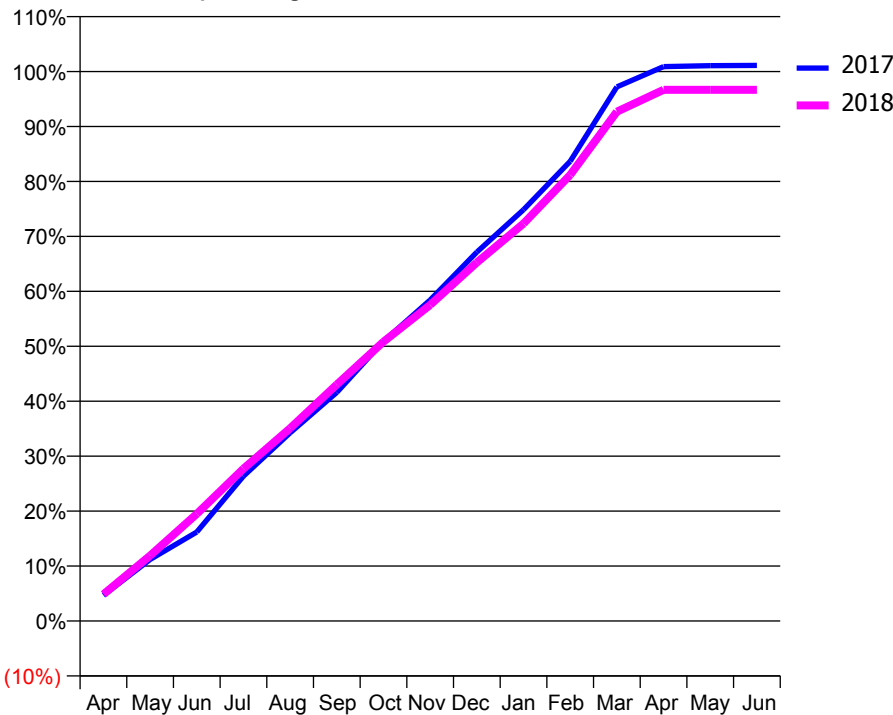
ACCESS*

Patients seen in 24 months	Total	Change since previous quarter
Quarter ending March 2017	4,563	
Quarter ending June 2017	4,560	→
Quarter ending September 2017	4,531	→
Quarter ending December 2017	4,565	→
Quarter ending March 2018	4,603	→
Variance since March 2017	0.9%	→



ACTIVITY

Cumulative percentage of contracted UDA delivered 2017 & 2018



Month	Adjusted Scheduled Activity (UDA)	
	2017	2018
April	605	630
May	1,452	1,543
June	2,096	2,524
July	3,414	3,592
August	4,435	4,543
September	5,387	5,573
October	6,591	6,582
November	7,565	7,451
December	8,694	8,448
January	9,694	9,366
February	10,835	10,513
March	12,586	12,004
April	13,065	12,519
May	13,086	12,519
June	13,094	12,519

QUALITY

	Quantity	Base Number	Contract	AT	Region	England
% of FP17s for the same patient ID Re-attending within 3 months - Children	63	1,183	5.3%	9.3%	11.6%	11.9%
% of FP17s for the same patient ID Re-attending within 3 months - Adults	567	5,017	11.3%	12.9%	15.4%	16.0%
% of FP17s for the same patient ID Re-attending between 3 & 9 months - Children	457	1,183	38.6%	59.1%	59.4%	58.3%
% of FP17s for the same patient ID Re-attending between 3 & 9 months - Adults	1,909	5,017	38.1%	49.4%	51.3%	50.3%
% of FP17s for Band 1 Urgent Courses	103	6,193	1.7%	7.0%	8.0%	9.1%
% of FP17s Relating to Free Repair or Replacements	76	6,193	1.2%	0.8%	0.8%	0.8%
% of FP17s Relating to Continuations	173	6,193	2.8%	1.1%	1.0%	1.0%
% of Patients satisfied with the dentistry they have received	5	5	N/A	92.6%	91.7%	91.5%
% of Patients satisfied with the time they had to wait for an appointment	5	5	N/A	89.8%	88.3%	87.9%

* This is based on patients treated on this contract for their most recent course of treatment. Figures in italics indicate the base number of FP17s or Patient Questionnaire responses are less than 100. N/A is shown where the base number of responses is less than 10 during the period. % is calculated as Quantity/Base number*100

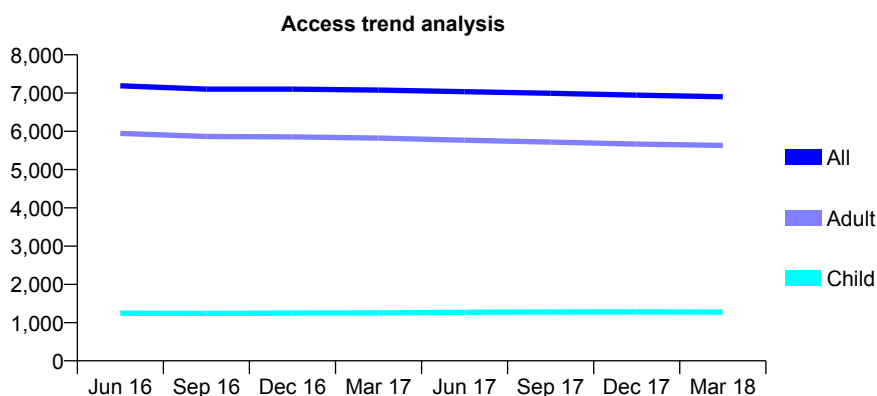
Q53 - Vital Signs At a Glance Contract Report for 630152/0001 - Year end March 2018

Name or company name	MR TJ LEWIN
Contract type name	GDS Contract
Purpose of contract	General
Contract start date	01/04/2006
Contract end date	

17/18 Contracted general activity (UDA)	18,059
Carry forward general activity (UDA)	-51
17/18 Contracted orthodontic activity (UOA)	0
Carry forward orthodontic activity (UOA)	0
Baseline contract value	£454,720.09

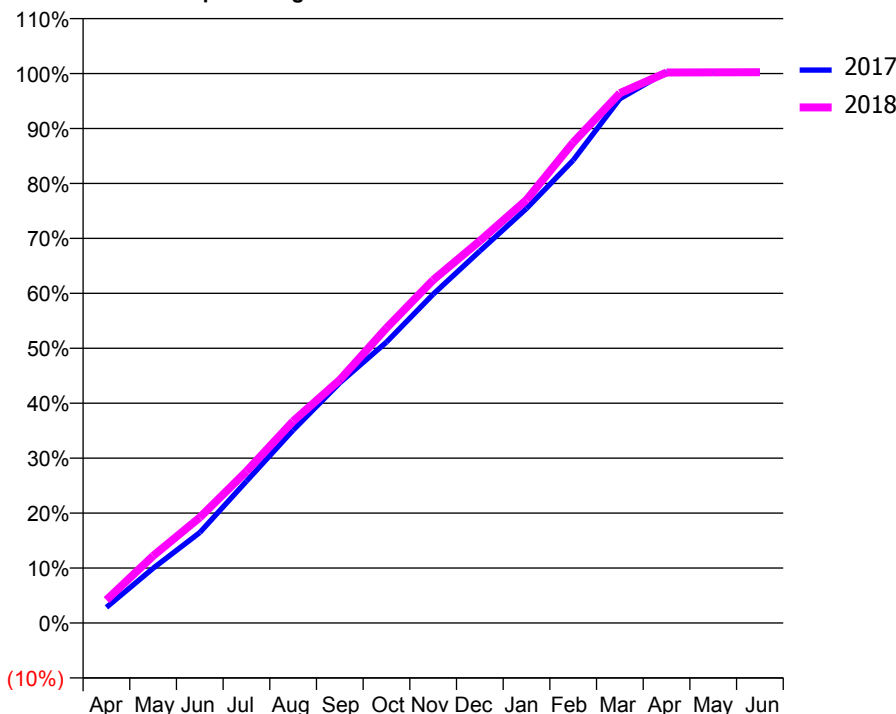
ACCESS*

Patients seen in 24 months	Total	Change since previous quarter
Quarter ending March 2017	7,077	
Quarter ending June 2017	7,037	→
Quarter ending September 2017	6,993	→
Quarter ending December 2017	6,945	→
Quarter ending March 2018	6,905	→
Variance since March 2017	(2.4%)	↓



ACTIVITY

Cumulative percentage of contracted UDA delivered 2017 & 2018



Month	Adjusted Scheduled Activity (UDA)	
	2017	2018
April	515	755
May	1,798	2,207
June	2,973	3,468
July	4,659	4,984
August	6,340	6,632
September	7,895	7,993
October	9,232	9,696
November	10,804	11,275
December	12,223	12,558
January	13,624	13,909
February	15,208	15,791
March	17,227	17,412
April	18,109	18,092
May	18,110	18,095
June	18,110	18,099

QUALITY

	Quantity	Base Number	Contract	AT	Region	England
% of FP17s for the same patient ID Re-attending within 3 months - Children	86	1,928	4.5%	9.3%	11.6%	11.9%
% of FP17s for the same patient ID Re-attending within 3 months - Adults	1,206	7,908	15.3%	12.9%	15.4%	16.0%
% of FP17s for the same patient ID Re-attending between 3 & 9 months - Children	1,082	1,928	56.1%	59.1%	59.4%	58.3%
% of FP17s for the same patient ID Re-attending between 3 & 9 months - Adults	2,943	7,908	37.2%	49.4%	51.3%	50.3%
% of FP17s for Band 1 Urgent Courses	715	8,589	8.3%	7.0%	8.0%	9.1%
% of FP17s Relating to Free Repair or Replacements	81	8,589	0.9%	0.8%	0.8%	0.8%
% of FP17s Relating to Continuations	104	8,589	1.2%	1.1%	1.0%	1.0%
% of Patients satisfied with the dentistry they have received	11	11	100.0%	92.6%	91.7%	91.5%
% of Patients satisfied with the time they had to wait for an appointment	10	11	90.9%	89.8%	88.3%	87.9%

* This is based on patients treated on this contract for their most recent course of treatment. Figures in italics indicate the base number of FP17s or Patient Questionnaire responses are less than 100. N/A is shown where the base number of responses is less than 10 during the period. % is calculated as Quantity/Base number*100

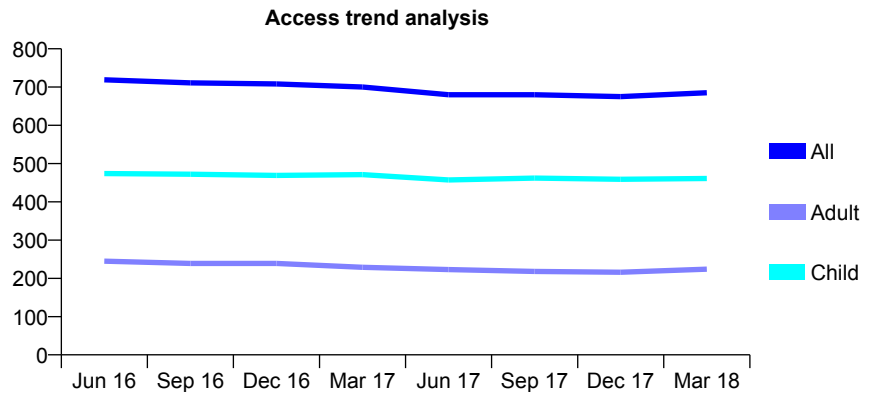
Q53 - Vital Signs At a Glance Contract Report for 630470/0001 - Year end March 2018

Name or company name	Arthurell, Airdrie, Wellington
Contract type name	GDS Contract
Purpose of contract	General
Contract start date	01/08/2012
Contract end date	

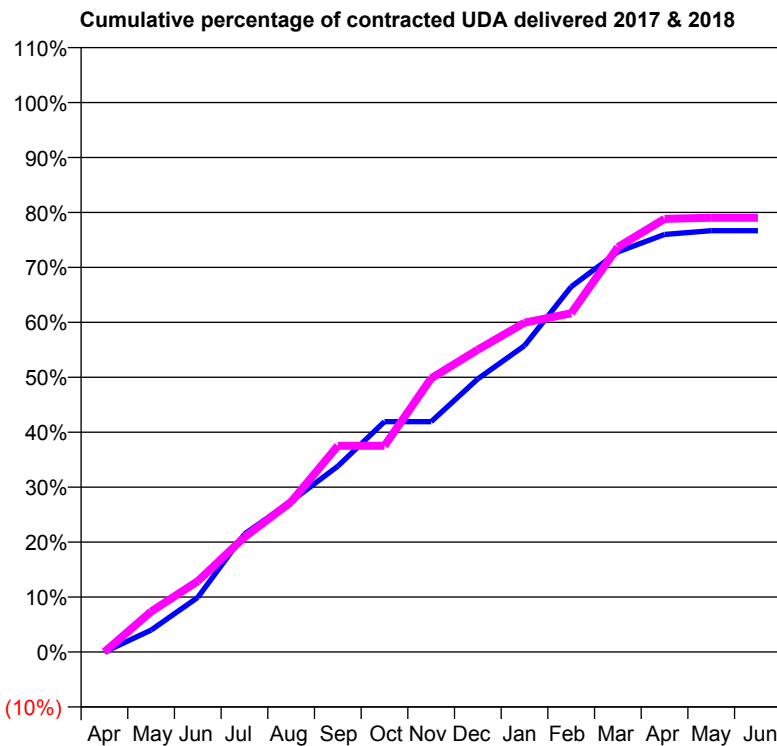
17/18 Contracted general activity (UDA)	1,630
Carry forward general activity (UDA)	0
17/18 Contracted orthodontic activity (UOA)	0
Carry forward orthodontic activity (UOA)	0
Baseline contract value	£36,665.26

ACCESS*

Patients seen in 24 months	Total	Change since previous quarter
Quarter ending March 2017	700	
Quarter ending June 2017	680	↓
Quarter ending September 2017	680	→
Quarter ending December 2017	675	→
Quarter ending March 2018	685	→
Variance since March 2017	(2.1%)	↓



ACTIVITY



Month	Adjusted Scheduled Activity (UDA)	
	2017	2018
April	0	0
May	65	120
June	162	210
July	350	341
August	447	446
September	551	612
October	683	612
November	683	812
December	810	897
January	909	977
February	1,084	1,005
March	1,187	1,201
April	1,239	1,285
May	1,250	1,288
June	1,250	1,288

QUALITY

	Quantity	Base Number	Contract	AT	Region	England
% of FP17s for the same patient ID Re-attending within 3 months - Children	44	769	5.7%	9.3%	11.6%	11.9%
% of FP17s for the same patient ID Re-attending within 3 months - Adults	18	248	7.3%	12.9%	15.4%	16.0%
% of FP17s for the same patient ID Re-attending between 3 & 9 months - Children	575	769	74.8%	59.1%	59.4%	58.3%
% of FP17s for the same patient ID Re-attending between 3 & 9 months - Adults	160	248	64.5%	49.4%	51.3%	50.3%
% of FP17s for Band 1 Urgent Courses	5	1,035	0.5%	7.0%	8.0%	9.1%
% of FP17s Relating to Free Repair or Replacements	0	1,035	0.0%	0.8%	0.8%	0.8%
% of FP17s Relating to Continuations	0	1,035	0.0%	1.1%	1.0%	1.0%
% of Patients satisfied with the dentistry they have received	0	0	N/A	92.6%	91.7%	91.5%
% of Patients satisfied with the time they had to wait for an appointment	0	0	N/A	89.8%	88.3%	87.9%

* This is based on patients treated on this contract for their most recent course of treatment. Figures in italics indicate the base number of FP17s or Patient Questionnaire responses are less than 100. N/A is shown where the base number of responses is less than 10 during the period. % is calculated as Quantity/Base number*100

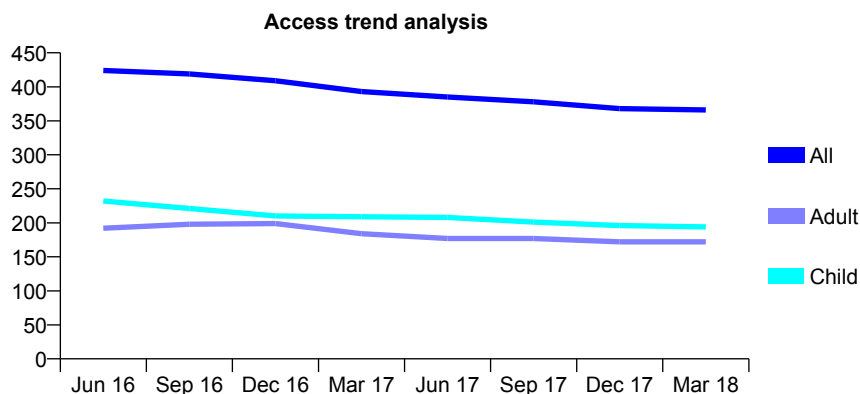
Q53 - Vital Signs At a Glance Contract Report for 634794/0001 - Year end March 2018

Name or company name	MR MA FELLER
Contract type name	GDS Contract
Purpose of contract	General
Contract start date	01/04/2006
Contract end date	

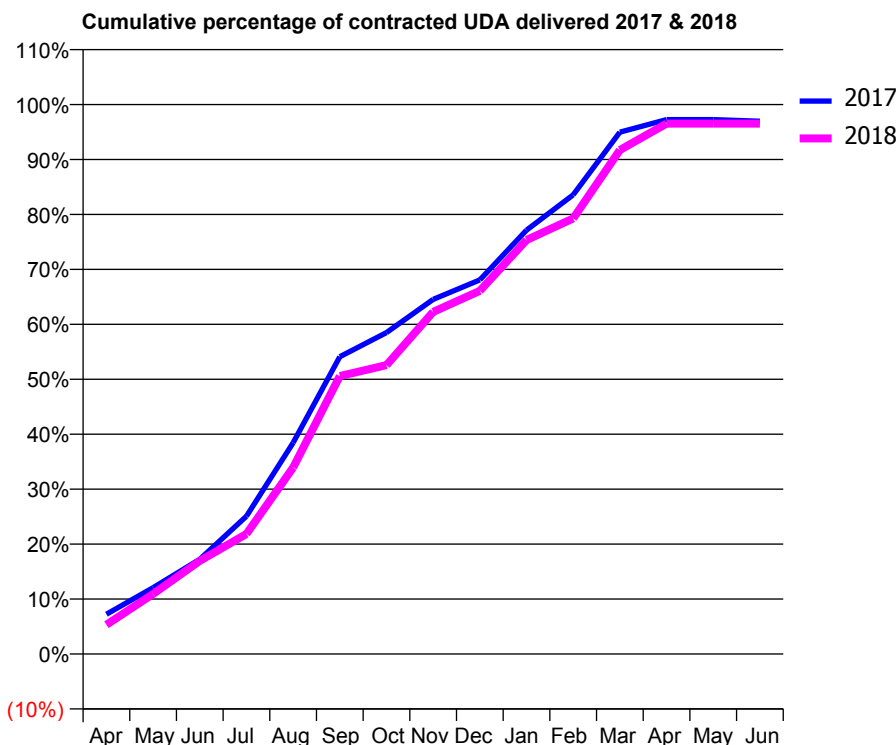
17/18 Contracted general activity (UDA)	1,049
Carry forward general activity (UDA)	31
17/18 Contracted orthodontic activity (UOA)	0
Carry forward orthodontic activity (UOA)	0
Baseline contract value	£26,403.42

ACCESS*

Patients seen in 24 months	Total	Change since previous quarter
Quarter ending March 2017	393	
Quarter ending June 2017	385	↓
Quarter ending September 2017	378	↓
Quarter ending December 2017	368	↓
Quarter ending March 2018	366	→
Variance since March 2017	(6.9%)	↓



ACTIVITY



Month	Adjusted Scheduled Activity (UDA)	
	2017	2018
April	76	56
May	127	115
June	181	178
July	263	229
August	403	356
September	568	531
October	614	552
November	677	653
December	714	693
January	809	790
February	877	832
March	996	962
April	1,020	1,013
May	1,020	1,013
June	1,017	1,013

QUALITY

	Quantity	Base Number	Contract	AT	Region	England
% of FP17s for the same patient ID Re-attending within 3 months - Children	22	318	6.9%	9.3%	11.6%	11.9%
% of FP17s for the same patient ID Re-attending within 3 months - Adults	3	133	2.3%	12.9%	15.4%	16.0%
% of FP17s for the same patient ID Re-attending between 3 & 9 months - Children	187	318	58.8%	59.1%	59.4%	58.3%
% of FP17s for the same patient ID Re-attending between 3 & 9 months - Adults	39	133	29.3%	49.4%	51.3%	50.3%
% of FP17s for Band 1 Urgent Courses	24	464	5.2%	7.0%	8.0%	9.1%
% of FP17s Relating to Free Repair or Replacements	0	464	0.0%	0.8%	0.8%	0.8%
% of FP17s Relating to Continuations	0	464	0.0%	1.1%	1.0%	1.0%
% of Patients satisfied with the dentistry they have received	0	0	N/A	92.6%	91.7%	91.5%
% of Patients satisfied with the time they had to wait for an appointment	0	0	N/A	89.8%	88.3%	87.9%

* This is based on patients treated on this contract for their most recent course of treatment. Figures in italics indicate the base number of FP17s or Patient Questionnaire responses are less than 100. N/A is shown where the base number of responses is less than 10 during the period. % is calculated as Quantity/Base number*100

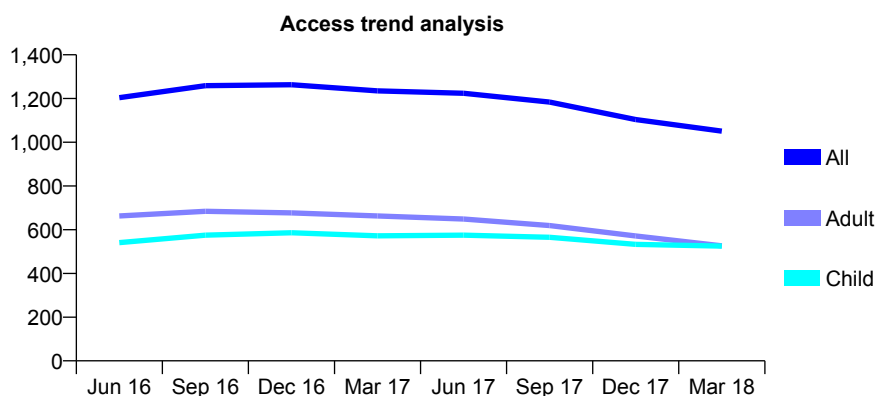
Q53 - Vital Signs At a Glance Contract Report for 635138/0001 - Year end March 2018

Name or company name	MR FM RAHMAN
Contract type name	GDS Contract
Purpose of contract	General
Contract start date	01/04/2006
Contract end date	

17/18 Contracted general activity (UDA)	3,619
Carry forward general activity (UDA)	-73
17/18 Contracted orthodontic activity (UOA)	0
Carry forward orthodontic activity (UOA)	0
Baseline contract value	£107,379.65

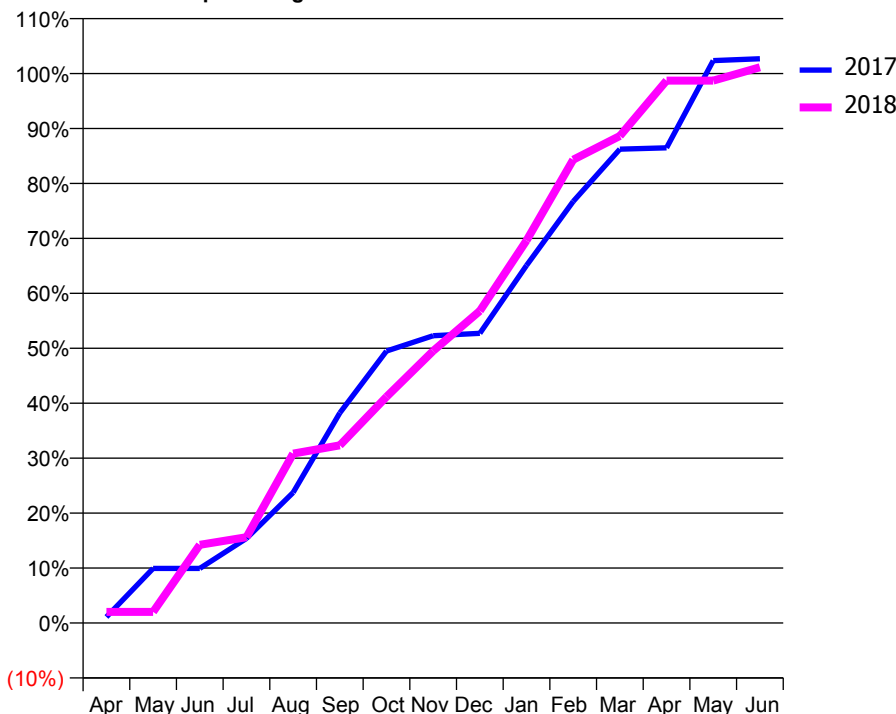
ACCESS*

Patients seen in 24 months	Total	Change since previous quarter
Quarter ending March 2017	1,235	
Quarter ending June 2017	1,224	→
Quarter ending September 2017	1,184	↓
Quarter ending December 2017	1,104	↓
Quarter ending March 2018	1,051	↓
Variance since March 2017	(14.9%)	↓



ACTIVITY

Cumulative percentage of contracted UDA delivered 2017 & 2018



Month	Adjusted Scheduled Activity (UDA)	
	2017	2018
April	40	73
May	360	73
June	360	515
July	557	565
August	859	1,116
September	1,384	1,170
October	1,791	1,490
November	1,892	1,792
December	1,908	2,056
January	2,355	2,519
February	2,777	3,051
March	3,121	3,208
April	3,130	3,572
May	3,704	3,572
June	3,716	3,660

QUALITY

	Quantity	Base Number	Contract	AT	Region	England
% of FP17s for the same patient ID Re-attending within 3 months - Children	36	630	5.7%	9.3%	11.6%	11.9%
% of FP17s for the same patient ID Re-attending within 3 months - Adults	60	450	13.3%	12.9%	15.4%	16.0%
% of FP17s for the same patient ID Re-attending between 3 & 9 months - Children	310	630	49.2%	59.1%	59.4%	58.3%
% of FP17s for the same patient ID Re-attending between 3 & 9 months - Adults	159	450	35.3%	49.4%	51.3%	50.3%
% of FP17s for Band 1 Urgent Courses	67	1,062	6.3%	7.0%	8.0%	9.1%
% of FP17s Relating to Free Repair or Replacements	0	1,062	0.0%	0.8%	0.8%	0.8%
% of FP17s Relating to Continuations	1	1,062	0.1%	1.1%	1.0%	1.0%
% of Patients satisfied with the dentistry they have received	0	0	N/A	92.6%	91.7%	91.5%
% of Patients satisfied with the time they had to wait for an appointment	0	0	N/A	89.8%	88.3%	87.9%

* This is based on patients treated on this contract for their most recent course of treatment. Figures in italics indicate the base number of FP17s or Patient Questionnaire responses are less than 100. N/A is shown where the base number of responses is less than 10 during the period. % is calculated as Quantity/Base number*100

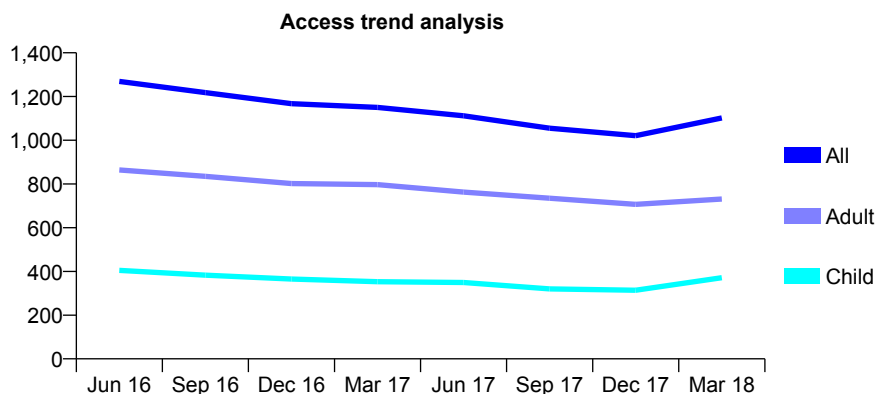
Q53 - Vital Signs At a Glance Contract Report for 641960/0002 - Year end March 2018

Name or company name	MR AJ BROWNE
Contract type name	GDS Contract
Purpose of contract	General
Contract start date	01/01/2014
Contract end date	

17/18 Contracted general activity (UDA)	2,500
Carry forward general activity (UDA)	0
17/18 Contracted orthodontic activity (UOA)	0
Carry forward orthodontic activity (UOA)	0
Baseline contract value	£55,881.37

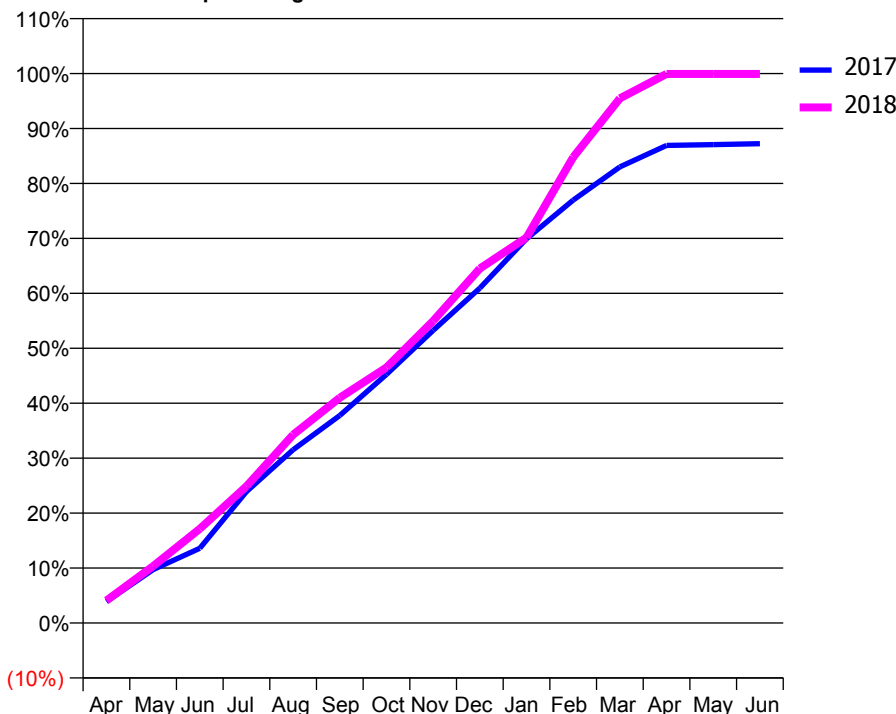
ACCESS*

Patients seen in 24 months	Total	Change since previous quarter
Quarter ending March 2017	1,150	
Quarter ending June 2017	1,112	↓
Quarter ending September 2017	1,055	↓
Quarter ending December 2017	1,021	↓
Quarter ending March 2018	1,102	↑
Variance since March 2017	(4.2%)	↓



ACTIVITY

Cumulative percentage of contracted UDA delivered 2017 & 2018



Month	Adjusted Scheduled Activity (UDA)	
	2017	2018
April	107	102
May	267	259
June	374	429
July	657	622
August	867	857
September	1,039	1,025
October	1,244	1,163
November	1,465	1,374
December	1,676	1,613
January	1,923	1,754
February	2,117	2,120
March	2,283	2,387
April	2,390	2,498
May	2,394	2,498
June	2,399	2,498

QUALITY

	Quantity	Base Number	Contract	AT	Region	England
% of FP17s for the same patient ID Re-attending within 3 months - Children	31	550	5.6%	9.3%	11.6%	11.9%
% of FP17s for the same patient ID Re-attending within 3 months - Adults	98	1,018	9.6%	12.9%	15.4%	16.0%
% of FP17s for the same patient ID Re-attending between 3 & 9 months - Children	330	550	60.0%	59.1%	59.4%	58.3%
% of FP17s for the same patient ID Re-attending between 3 & 9 months - Adults	527	1,018	51.8%	49.4%	51.3%	50.3%
% of FP17s for Band 1 Urgent Courses	81	1,561	5.2%	7.0%	8.0%	9.1%
% of FP17s Relating to Free Repair or Replacements	12	1,561	0.8%	0.8%	0.8%	0.8%
% of FP17s Relating to Continuations	27	1,561	1.7%	1.1%	1.0%	1.0%
% of Patients satisfied with the dentistry they have received	2	2	N/A	92.6%	91.7%	91.5%
% of Patients satisfied with the time they had to wait for an appointment	1	2	N/A	89.8%	88.3%	87.9%

* This is based on patients treated on this contract for their most recent course of treatment. Figures in italics indicate the base number of FP17s or Patient Questionnaire responses are less than 100. N/A is shown where the base number of responses is less than 10 during the period. % is calculated as Quantity/Base number*100

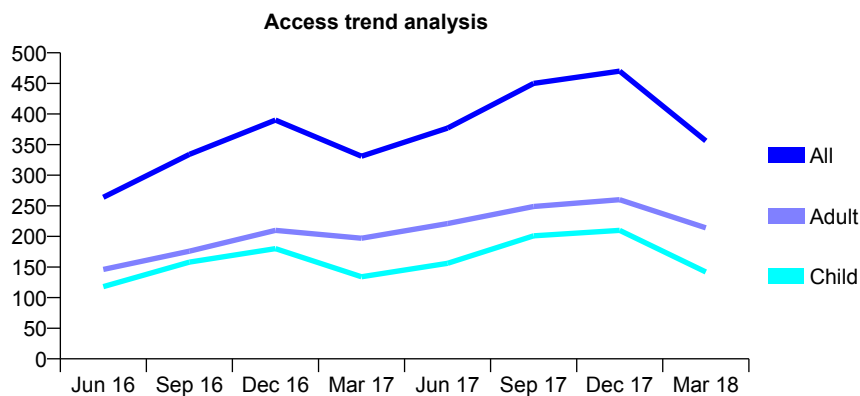
Q53 - Vital Signs At a Glance Contract Report for 641960/0003 - Year end March 2018

Name or company name	MR AJ BROWNE
Contract type name	GDS Contract
Purpose of contract	General
Contract start date	01/09/2015
Contract end date	

17/18 Contracted general activity (UDA)	807
Carry forward general activity (UDA)	11
17/18 Contracted orthodontic activity (UOA)	0
Carry forward orthodontic activity (UOA)	0
Baseline contract value	£20,110.87

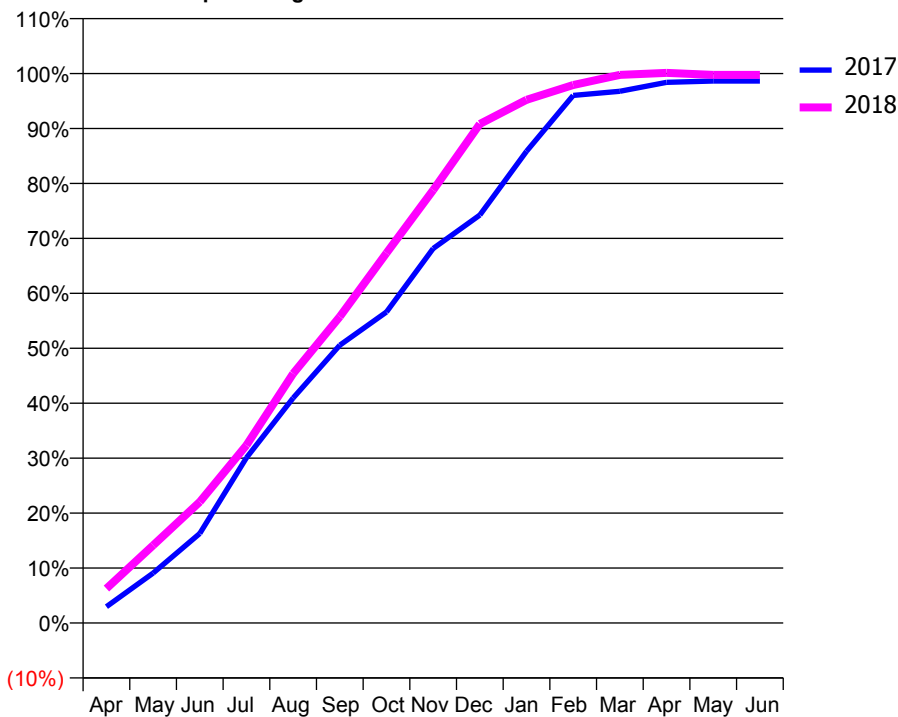
ACCESS*

Patients seen in 24 months	Total	Change since previous quarter
Quarter ending March 2017	331	
Quarter ending June 2017	377	↑
Quarter ending September 2017	450	↑
Quarter ending December 2017	470	↑
Quarter ending March 2018	356	↓
Variance since March 2017	7.6%	↑



ACTIVITY

Cumulative percentage of contracted UDA delivered 2017 & 2018



Month	Adjusted Scheduled Activity (UDA)	
	2017	2018
April	24	51
May	73	114
June	132	178
July	243	261
August	330	366
September	408	450
October	457	543
November	550	636
December	599	733
January	693	768
February	775	790
March	781	805
April	794	808
May	796	805
June	796	805

QUALITY

	Quantity	Base Number	Contract	AT	Region	England
% of FP17s for the same patient ID Re-attending within 3 months - Children	13	276	4.7%	9.3%	11.6%	11.9%
% of FP17s for the same patient ID Re-attending within 3 months - Adults	20	287	7.0%	12.9%	15.4%	16.0%
% of FP17s for the same patient ID Re-attending between 3 & 9 months - Children	111	276	40.2%	59.1%	59.4%	58.3%
% of FP17s for the same patient ID Re-attending between 3 & 9 months - Adults	103	287	35.9%	49.4%	51.3%	50.3%
% of FP17s for Band 1 Urgent Courses	20	550	3.6%	7.0%	8.0%	9.1%
% of FP17s Relating to Free Repair or Replacements	0	550	0.0%	0.8%	0.8%	0.8%
% of FP17s Relating to Continuations	9	550	1.6%	1.1%	1.0%	1.0%
% of Patients satisfied with the dentistry they have received	1	1	N/A	92.6%	91.7%	91.5%
% of Patients satisfied with the time they had to wait for an appointment	1	1	N/A	89.8%	88.3%	87.9%

* This is based on patients treated on this contract for their most recent course of treatment. Figures in italics indicate the base number of FP17s or Patient Questionnaire responses are less than 100. N/A is shown where the base number of responses is less than 10 during the period. % is calculated as Quantity/Base number*100

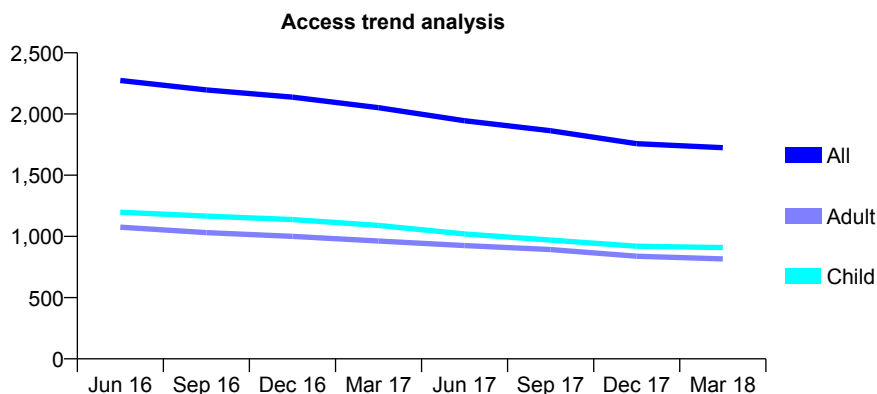
Q53 - Vital Signs At a Glance Contract Report for 650072/0001 - Year end March 2018

Name or company name	MR PR BRADLEY
Contract type name	GDS Contract
Purpose of contract	General
Contract start date	01/04/2006
Contract end date	

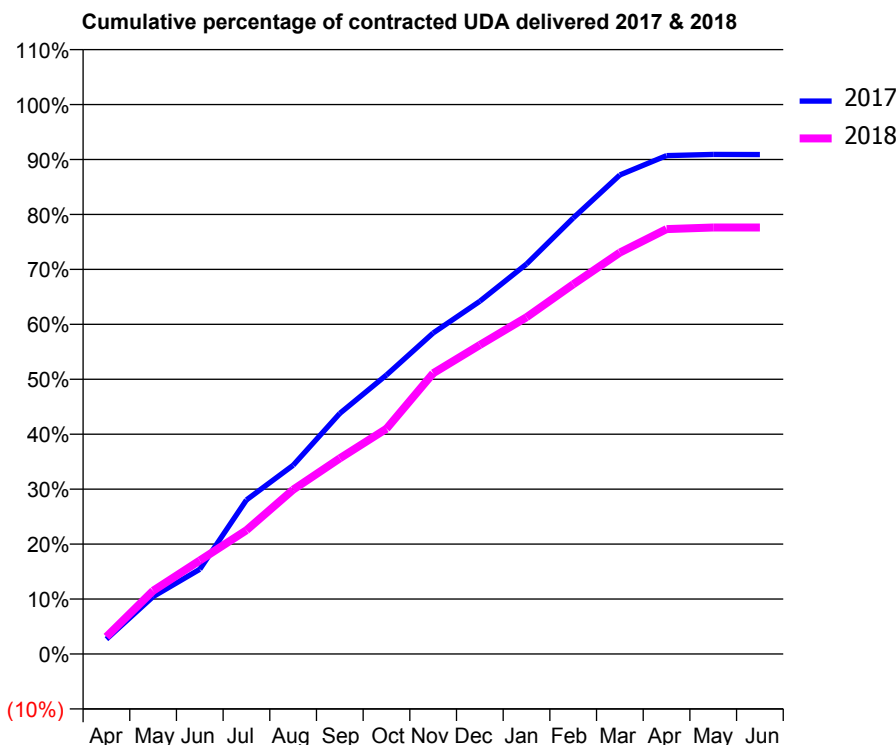
17/18 Contracted general activity (UDA)	4,800
Carry forward general activity (UDA)	0
17/18 Contracted orthodontic activity (UOA)	0
Carry forward orthodontic activity (UOA)	0
Baseline contract value	£120,336.00

ACCESS*

Patients seen in 24 months	Total	Change since previous quarter
Quarter ending March 2017	2,052	
Quarter ending June 2017	1,945	↓
Quarter ending September 2017	1,863	↓
Quarter ending December 2017	1,758	↓
Quarter ending March 2018	1,725	↓
Variance since March 2017	(15.9%)	↓



ACTIVITY



Month	Adjusted Scheduled Activity (UDA)	
	2017	2018
April	136	151
May	522	553
June	771	817
July	1,403	1,081
August	1,717	1,436
September	2,189	1,710
October	2,538	1,968
November	2,921	2,453
December	3,210	2,699
January	3,548	2,942
February	3,967	3,230
March	4,359	3,507
April	4,534	3,712
May	4,546	3,725
June	4,545	3,725

QUALITY

	Quantity	Base Number	Contract	AT	Region	England
% of FP17s for the same patient ID Re-attending within 3 months - Children	94	1,557	6.0%	9.3%	11.6%	11.9%
% of FP17s for the same patient ID Re-attending within 3 months - Adults	112	1,007	11.1%	12.9%	15.4%	16.0%
% of FP17s for the same patient ID Re-attending between 3 & 9 months - Children	1,123	1,557	72.1%	59.1%	59.4%	58.3%
% of FP17s for the same patient ID Re-attending between 3 & 9 months - Adults	686	1,007	68.1%	49.4%	51.3%	50.3%
% of FP17s for Band 1 Urgent Courses	109	2,595	4.2%	7.0%	8.0%	9.1%
% of FP17s Relating to Free Repair or Replacements	0	2,595	0.0%	0.8%	0.8%	0.8%
% of FP17s Relating to Continuations	2	2,595	0.1%	1.1%	1.0%	1.0%
% of Patients satisfied with the dentistry they have received	2	2	N/A	92.6%	91.7%	91.5%
% of Patients satisfied with the time they had to wait for an appointment	2	2	N/A	89.8%	88.3%	87.9%

* This is based on patients treated on this contract for their most recent course of treatment. Figures in italics indicate the base number of FP17s or Patient Questionnaire responses are less than 100. N/A is shown where the base number of responses is less than 10 during the period. % is calculated as Quantity/Base number*100

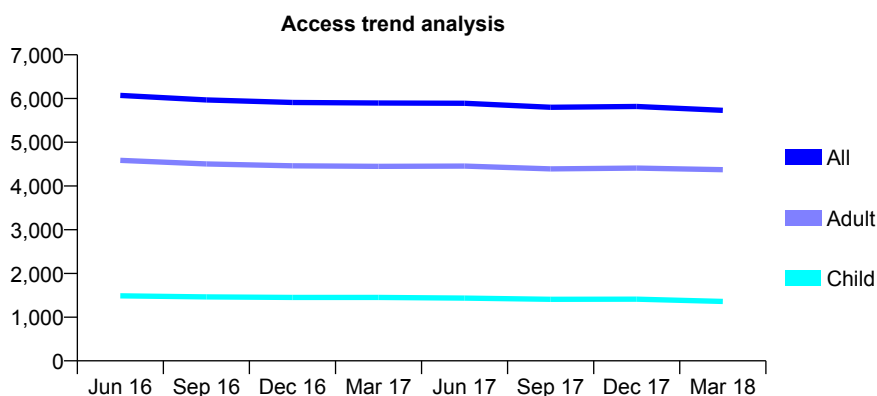
Q53 - Vital Signs At a Glance Contract Report for 650579/0001 - Year end March 2018

Name or company name	A Stanley and N Kalidas
Contract type name	GDS Contract
Purpose of contract	General
Contract start date	01/04/2006
Contract end date	

17/18 Contracted general activity (UDA)	17,035
Carry forward general activity (UDA)	-260
17/18 Contracted orthodontic activity (UOA)	0
Carry forward orthodontic activity (UOA)	0
Baseline contract value	£582,795.12

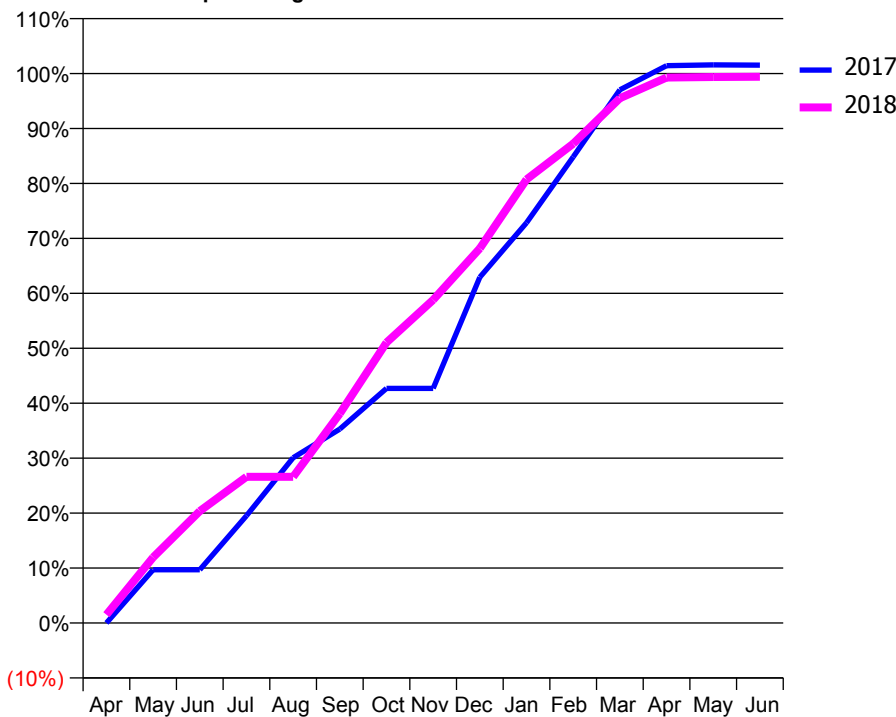
ACCESS*

Patients seen in 24 months	Total	Change since previous quarter
Quarter ending March 2017	5,898	
Quarter ending June 2017	5,892	→
Quarter ending September 2017	5,801	↓
Quarter ending December 2017	5,818	→
Quarter ending March 2018	5,729	↓
Variance since March 2017	(2.9%)	↓



ACTIVITY

Cumulative percentage of contracted UDA delivered 2017 & 2018



Month	Adjusted Scheduled Activity (UDA)	
	2017	2018
April	1	260
May	1,651	2,035
June	1,651	3,469
July	3,327	4,532
August	5,122	4,532
September	6,011	6,491
October	7,272	8,694
November	7,272	10,019
December	10,723	11,613
January	12,410	13,752
February	14,451	14,859
March	16,530	16,270
April	17,279	16,909
May	17,301	16,926
June	17,295	16,935

QUALITY

	Quantity	Base Number	Contract	AT	Region	England
% of FP17s for the same patient ID Re-attending within 3 months - Children	151	2,077	7.3%	9.3%	11.6%	11.9%
% of FP17s for the same patient ID Re-attending within 3 months - Adults	772	6,063	12.7%	12.9%	15.4%	16.0%
% of FP17s for the same patient ID Re-attending between 3 & 9 months - Children	1,348	2,077	64.9%	59.1%	59.4%	58.3%
% of FP17s for the same patient ID Re-attending between 3 & 9 months - Adults	2,709	6,063	44.7%	49.4%	51.3%	50.3%
% of FP17s for Band 1 Urgent Courses	153	7,283	2.1%	7.0%	8.0%	9.1%
% of FP17s Relating to Free Repair or Replacements	0	7,283	0.0%	0.8%	0.8%	0.8%
% of FP17s Relating to Continuations	217	7,283	3.0%	1.1%	1.0%	1.0%
% of Patients satisfied with the dentistry they have received	3	3	N/A	92.6%	91.7%	91.5%
% of Patients satisfied with the time they had to wait for an appointment	3	3	N/A	89.8%	88.3%	87.9%

* This is based on patients treated on this contract for their most recent course of treatment. Figures in italics indicate the base number of FP17s or Patient Questionnaire responses are less than 100. N/A is shown where the base number of responses is less than 10 during the period. % is calculated as Quantity/Base number*100

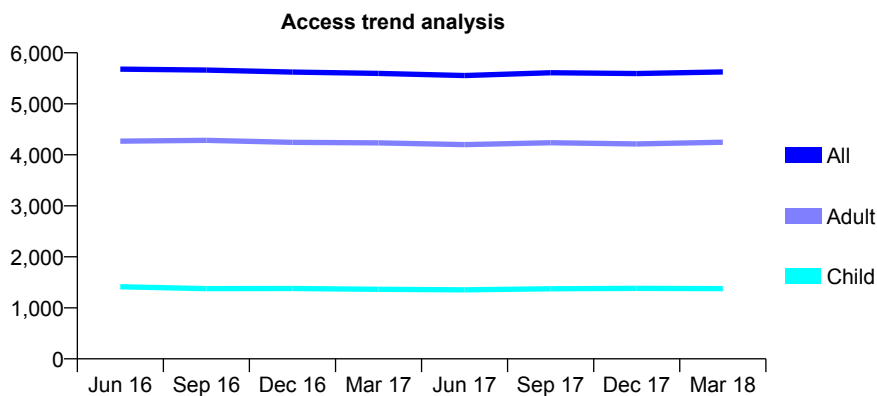
Q53 - Vital Signs At a Glance Contract Report for 653071/0002 - Year end March 2018

Name or company name	MISS SS KHAIRA
Contract type name	GDS Contract
Purpose of contract	General
Contract start date	01/04/2013
Contract end date	

17/18 Contracted general activity (UDA)	16,115
Carry forward general activity (UDA)	273
17/18 Contracted orthodontic activity (UOA)	0
Carry forward orthodontic activity (UOA)	0
Baseline contract value	£373,109.33

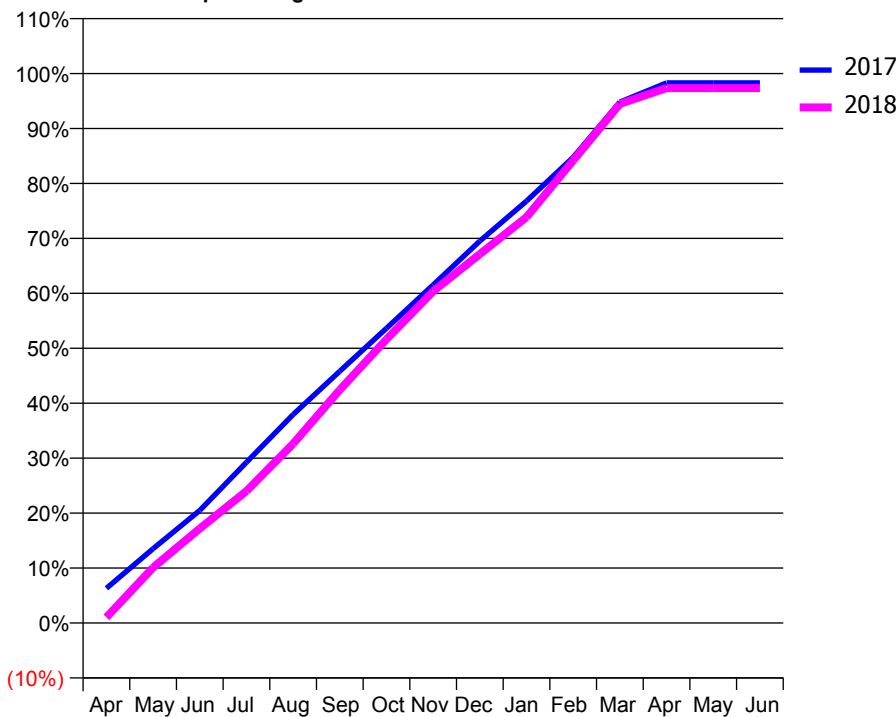
ACCESS*

Patients seen in 24 months	Total	Change since previous quarter
Quarter ending March 2017	5,597	
Quarter ending June 2017	5,553	→
Quarter ending September 2017	5,609	→
Quarter ending December 2017	5,594	→
Quarter ending March 2018	5,624	→
Variance since March 2017	0.5%	→



ACTIVITY

Cumulative percentage of contracted UDA delivered 2017 & 2018



Month	Adjusted Scheduled Activity (UDA)	
	2017	2018
April	1,020	165
May	2,179	1,627
June	3,303	2,771
July	4,716	3,869
August	6,113	5,258
September	7,385	6,840
October	8,643	8,318
November	9,915	9,727
December	11,201	10,819
January	12,377	11,900
February	13,659	13,563
March	15,277	15,223
April	15,840	15,686
May	15,842	15,686
June	15,842	15,686

QUALITY

	Quantity	Base Number	Contract	AT	Region	England
% of FP17s for the same patient ID Re-attending within 3 months - Children	121	2,119	5.7%	9.3%	11.6%	11.9%
% of FP17s for the same patient ID Re-attending within 3 months - Adults	798	6,283	12.7%	12.9%	15.4%	16.0%
% of FP17s for the same patient ID Re-attending between 3 & 9 months - Children	1,376	2,119	64.9%	59.1%	59.4%	58.3%
% of FP17s for the same patient ID Re-attending between 3 & 9 months - Adults	3,800	6,283	60.5%	49.4%	51.3%	50.3%
% of FP17s for Band 1 Urgent Courses	640	8,370	7.6%	7.0%	8.0%	9.1%
% of FP17s Relating to Free Repair or Replacements	156	8,370	1.9%	0.8%	0.8%	0.8%
% of FP17s Relating to Continuations	36	8,370	0.4%	1.1%	1.0%	1.0%
% of Patients satisfied with the dentistry they have received	7	9	N/A	92.6%	91.7%	91.5%
% of Patients satisfied with the time they had to wait for an appointment	8	9	N/A	89.8%	88.3%	87.9%

* This is based on patients treated on this contract for their most recent course of treatment. Figures in italics indicate the base number of FP17s or Patient Questionnaire responses are less than 100. N/A is shown where the base number of responses is less than 10 during the period. % is calculated as Quantity/Base number*100

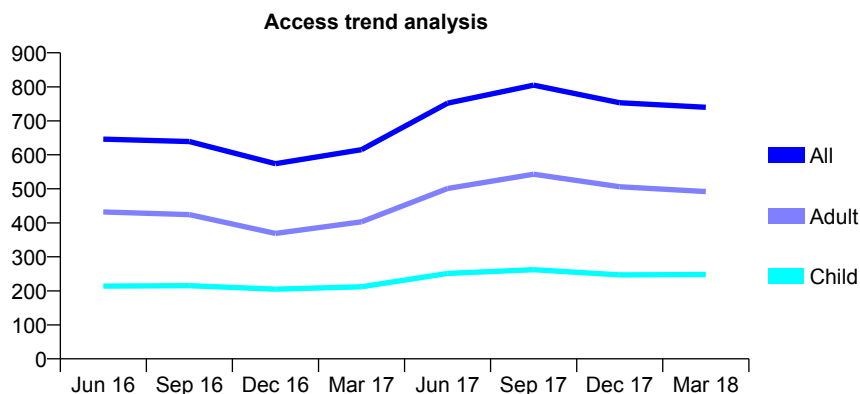
Q53 - Vital Signs At a Glance Contract Report for 654221/0001 - Year end March 2018

Name or company name	MR SP HUNDAL
Contract type name	GDS Contract
Purpose of contract	General
Contract start date	01/04/2006
Contract end date	

17/18 Contracted general activity (UDA)	6,000
Carry forward general activity (UDA)	0
17/18 Contracted orthodontic activity (UOA)	0
Carry forward orthodontic activity (UOA)	0
Baseline contract value	£172,438.79

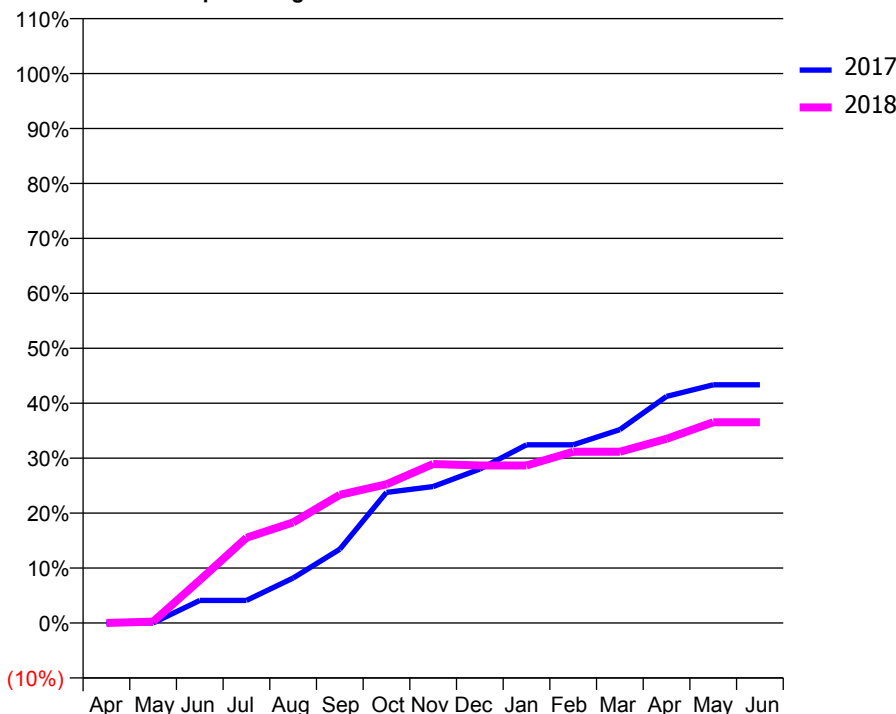
ACCESS*

Patients seen in 24 months	Total	Change since previous quarter
Quarter ending March 2017	615	
Quarter ending June 2017	752	↑
Quarter ending September 2017	805	↑
Quarter ending December 2017	753	↓
Quarter ending March 2018	740	↓
Variance since March 2017	20.3%	↑



ACTIVITY

Cumulative percentage of contracted UDA delivered 2017 & 2018



Adjusted Scheduled Activity (UDA)

Month	2017	2018
April	0	0
May	0	16
June	247	468
July	247	932
August	491	1,099
September	806	1,400
October	1,426	1,515
November	1,490	1,737
December	1,681	1,721
January	1,946	1,721
February	1,946	1,870
March	2,111	1,870
April	2,475	2,011
May	2,601	2,192
June	2,601	2,192

QUALITY

	Quantity	Base Number	Contract	AT	Region	England
% of FP17s for the same patient ID Re-attending within 3 months - Children	5	211	2.4%	9.3%	11.6%	11.9%
% of FP17s for the same patient ID Re-attending within 3 months - Adults	11	398	2.8%	12.9%	15.4%	16.0%
% of FP17s for the same patient ID Re-attending between 3 & 9 months - Children	48	211	22.7%	59.1%	59.4%	58.3%
% of FP17s for the same patient ID Re-attending between 3 & 9 months - Adults	71	398	17.8%	49.4%	51.3%	50.3%
% of FP17s for Band 1 Urgent Courses	4	617	0.6%	7.0%	8.0%	9.1%
% of FP17s Relating to Free Repair or Replacements	5	617	0.8%	0.8%	0.8%	0.8%
% of FP17s Relating to Continuations	0	617	0.0%	1.1%	1.0%	1.0%
% of Patients satisfied with the dentistry they have received	1	1	N/A	92.6%	91.7%	91.5%
% of Patients satisfied with the time they had to wait for an appointment	1	1	N/A	89.8%	88.3%	87.9%

* This is based on patients treated on this contract for their most recent course of treatment. Figures in italics indicate the base number of FP17s or Patient Questionnaire responses are less than 100. N/A is shown where the base number of responses is less than 10 during the period. % is calculated as Quantity/Base number*100

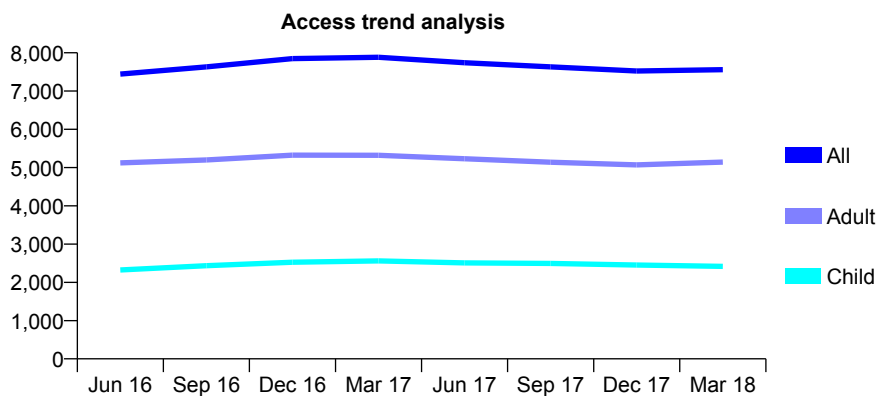
Q53 - Vital Signs At a Glance Contract Report for 658480/0001 - Year end March 2018

Name or company name	MISS TJ WHITMORE
Contract type name	GDS Contract
Purpose of contract	General
Contract start date	01/09/2006
Contract end date	

17/18 Contracted general activity (UDA)	15,317
Carry forward general activity (UDA)	-55
17/18 Contracted orthodontic activity (UOA)	0
Carry forward orthodontic activity (UOA)	0
Baseline contract value	£435,117.05

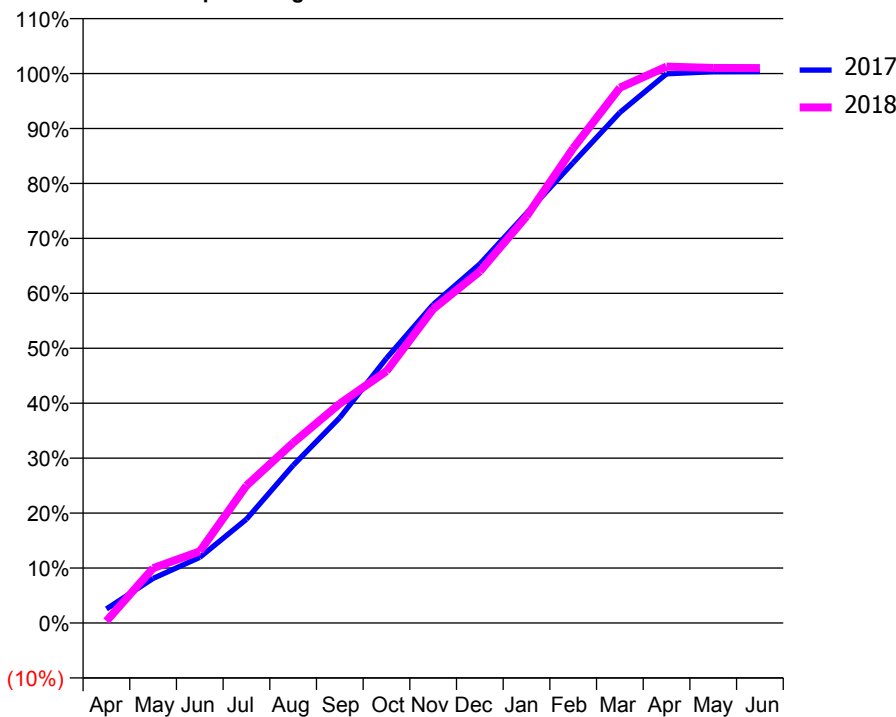
ACCESS*

Patients seen in 24 months	Total	Change since previous quarter
Quarter ending March 2017	7,883	
Quarter ending June 2017	7,739	↓
Quarter ending September 2017	7,633	↓
Quarter ending December 2017	7,524	↓
Quarter ending March 2018	7,560	→
Variance since March 2017	(4.1%)	↓



ACTIVITY

Cumulative percentage of contracted UDA delivered 2017 & 2018



Month	Adjusted Scheduled Activity (UDA)	
	2017	2018
April	394	55
May	1,245	1,530
June	1,830	1,999
July	2,894	3,832
August	4,394	5,023
September	5,726	6,118
October	7,380	7,020
November	8,879	8,753
December	10,007	9,799
January	11,419	11,334
February	12,834	13,236
March	14,231	14,923
April	15,310	15,510
May	15,369	15,472
June	15,371	15,468

QUALITY

	Quantity	Base Number	Contract	AT	Region	England
% of FP17s for the same patient ID Re-attending within 3 months - Children	221	4,207	5.3%	9.3%	11.6%	11.9%
% of FP17s for the same patient ID Re-attending within 3 months - Adults	259	5,710	4.5%	12.9%	15.4%	16.0%
% of FP17s for the same patient ID Re-attending between 3 & 9 months - Children	2,924	4,207	69.5%	59.1%	59.4%	58.3%
% of FP17s for the same patient ID Re-attending between 3 & 9 months - Adults	2,139	5,710	37.5%	49.4%	51.3%	50.3%
% of FP17s for Band 1 Urgent Courses	390	9,498	4.1%	7.0%	8.0%	9.1%
% of FP17s Relating to Free Repair or Replacements	62	9,498	0.7%	0.8%	0.8%	0.8%
% of FP17s Relating to Continuations	20	9,498	0.2%	1.1%	1.0%	1.0%
% of Patients satisfied with the dentistry they have received	6	7	N/A	92.6%	91.7%	91.5%
% of Patients satisfied with the time they had to wait for an appointment	7	7	N/A	89.8%	88.3%	87.9%

* This is based on patients treated on this contract for their most recent course of treatment. Figures in italics indicate the base number of FP17s or Patient Questionnaire responses are less than 100. N/A is shown where the base number of responses is less than 10 during the period. % is calculated as Quantity/Base number*100

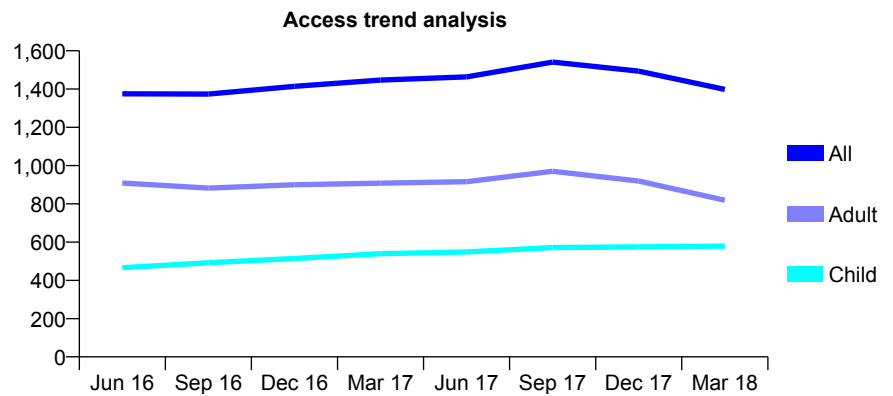
Q53 - Vital Signs At a Glance Contract Report for 658995/0002 - Year end March 2018

Name or company name	MR SR MEHTA
Contract type name	GDS Contract
Purpose of contract	General
Contract start date	03/07/2013
Contract end date	

17/18 Contracted general activity (UDA)	4,000
Carry forward general activity (UDA)	36
17/18 Contracted orthodontic activity (UOA)	0
Carry forward orthodontic activity (UOA)	0
Baseline contract value	£116,541.34

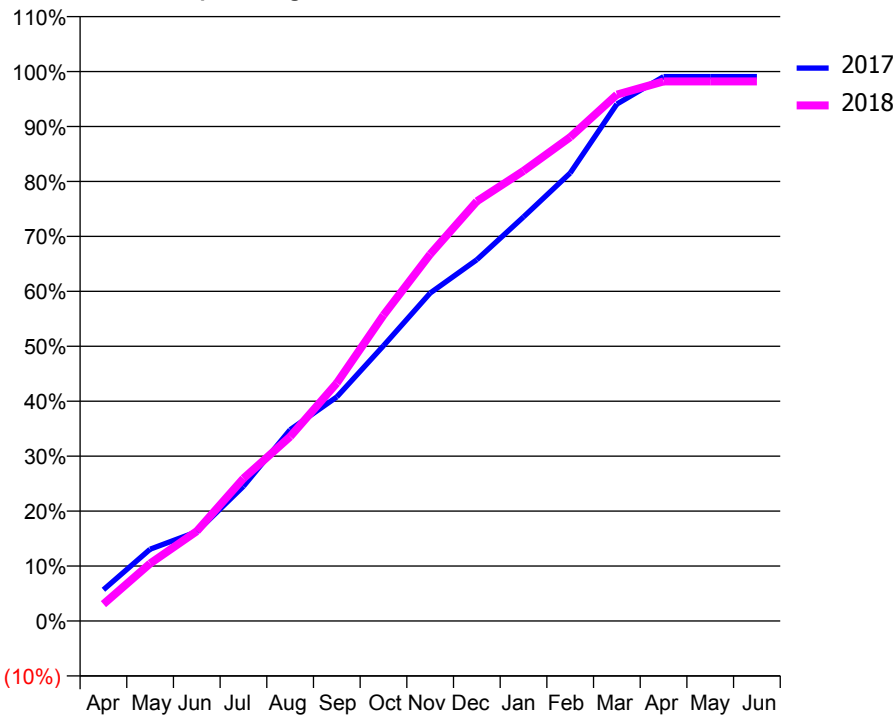
ACCESS*

Patients seen in 24 months	Total	Change since previous quarter
Quarter ending March 2017	1,447	
Quarter ending June 2017	1,464	→
Quarter ending September 2017	1,541	↑
Quarter ending December 2017	1,494	↓
Quarter ending March 2018	1,398	↓
Variance since March 2017	(3.4%)	↓



ACTIVITY

Cumulative percentage of contracted UDA delivered 2017 & 2018



Month	Adjusted Scheduled Activity (UDA)	
	2017	2018
April	227	123
May	523	419
June	650	654
July	981	1,039
August	1,392	1,342
September	1,631	1,732
October	2,004	2,227
November	2,387	2,670
December	2,630	3,055
January	2,941	3,277
February	3,261	3,522
March	3,763	3,832
April	3,963	3,928
May	3,963	3,928
June	3,963	3,928

QUALITY

	Quantity	Base Number	Contract	AT	Region	England
% of FP17s for the same patient ID Re-attending within 3 months - Children	29	867	3.3%	9.3%	11.6%	11.9%
% of FP17s for the same patient ID Re-attending within 3 months - Adults	88	911	9.7%	12.9%	15.4%	16.0%
% of FP17s for the same patient ID Re-attending between 3 & 9 months - Children	566	867	65.3%	59.1%	59.4%	58.3%
% of FP17s for the same patient ID Re-attending between 3 & 9 months - Adults	319	911	35.0%	49.4%	51.3%	50.3%
% of FP17s for Band 1 Urgent Courses	38	1,763	2.2%	7.0%	8.0%	9.1%
% of FP17s Relating to Free Repair or Replacements	1	1,763	0.1%	0.8%	0.8%	0.8%
% of FP17s Relating to Continuations	11	1,763	0.6%	1.1%	1.0%	1.0%
% of Patients satisfied with the dentistry they have received	0	0	N/A	92.6%	91.7%	91.5%
% of Patients satisfied with the time they had to wait for an appointment	0	0	N/A	89.8%	88.3%	87.9%

* This is based on patients treated on this contract for their most recent course of treatment. Figures in italics indicate the base number of FP17s or Patient Questionnaire responses are less than 100. N/A is shown where the base number of responses is less than 10 during the period. % is calculated as Quantity/Base number*100

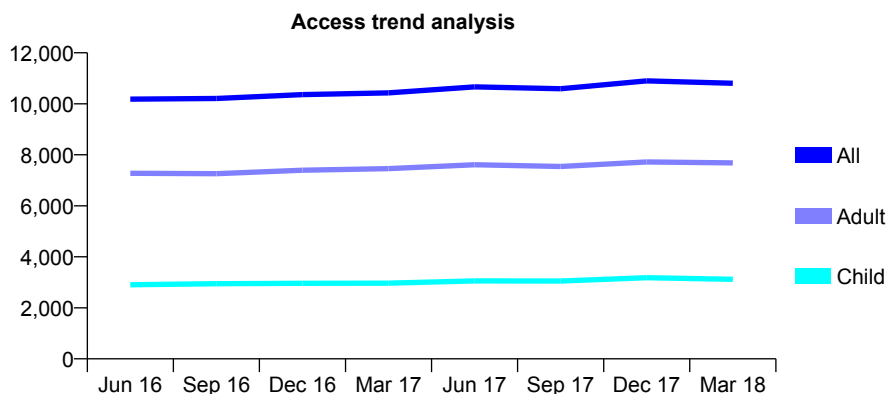
Q53 - Vital Signs At a Glance Contract Report for 676349/0001 - Year end March 2018

Name or company name	MRS MK DEOL
Contract type name	GDS Contract
Purpose of contract	General
Contract start date	01/04/2006
Contract end date	

17/18 Contracted general activity (UDA)	22,272
Carry forward general activity (UDA)	-154
17/18 Contracted orthodontic activity (UOA)	0
Carry forward orthodontic activity (UOA)	0
Baseline contract value	£664,246.04

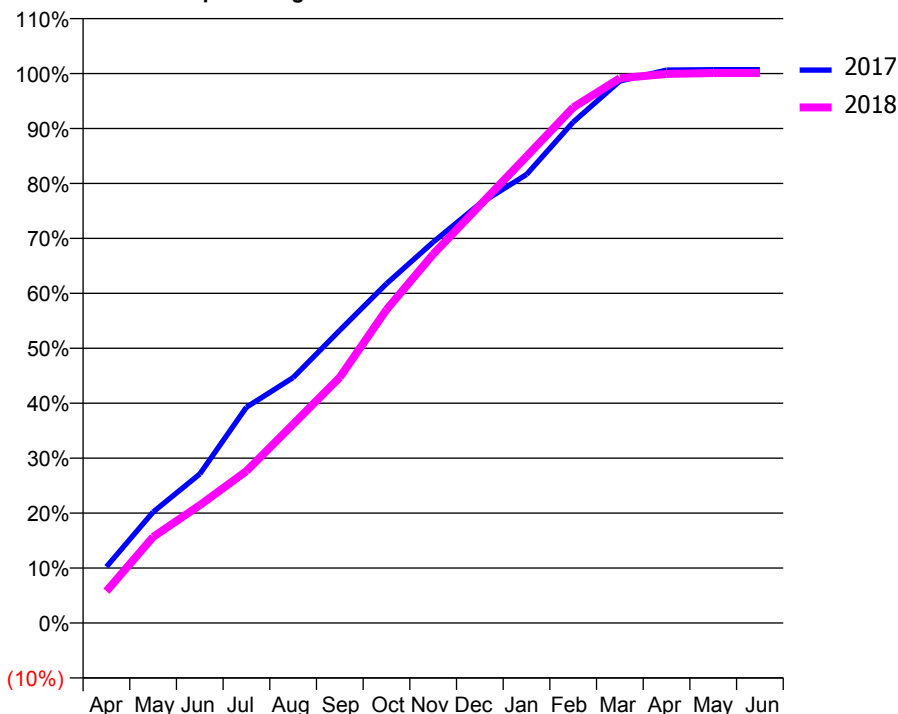
ACCESS*

Patients seen in 24 months	Total	Change since previous quarter
Quarter ending March 2017	10,429	
Quarter ending June 2017	10,666	↑
Quarter ending September 2017	10,592	→
Quarter ending December 2017	10,901	↑
Quarter ending March 2018	10,803	→
Variance since March 2017	3.6%	↑



ACTIVITY

Cumulative percentage of contracted UDA delivered 2017 & 2018



Month	Adjusted Scheduled Activity (UDA)	
	2017	2018
April	2,281	1,291
May	4,500	3,489
June	6,041	4,775
July	8,748	6,157
August	9,948	8,054
September	11,868	9,957
October	13,751	12,697
November	15,438	14,945
December	16,993	16,933
January	18,179	18,911
February	20,305	20,896
March	21,966	22,083
April	22,409	22,252
May	22,427	22,293
June	22,426	22,292

QUALITY

	Quantity	Base Number	Contract	AT	Region	England
% of FP17s for the same patient ID Re-attending within 3 months - Children	157	3,820	4.1%	9.3%	11.6%	11.9%
% of FP17s for the same patient ID Re-attending within 3 months - Adults	458	8,609	5.3%	12.9%	15.4%	16.0%
% of FP17s for the same patient ID Re-attending between 3 & 9 months - Children	1,985	3,820	52.0%	59.1%	59.4%	58.3%
% of FP17s for the same patient ID Re-attending between 3 & 9 months - Adults	4,304	8,609	50.0%	49.4%	51.3%	50.3%
% of FP17s for Band 1 Urgent Courses	167	10,872	1.5%	7.0%	8.0%	9.1%
% of FP17s Relating to Free Repair or Replacements	40	10,872	0.4%	0.8%	0.8%	0.8%
% of FP17s Relating to Continuations	42	10,872	0.4%	1.1%	1.0%	1.0%
% of Patients satisfied with the dentistry they have received	8	9	N/A	92.6%	91.7%	91.5%
% of Patients satisfied with the time they had to wait for an appointment	9	9	N/A	89.8%	88.3%	87.9%

* This is based on patients treated on this contract for their most recent course of treatment. Figures in italics indicate the base number of FP17s or Patient Questionnaire responses are less than 100. N/A is shown where the base number of responses is less than 10 during the period. % is calculated as Quantity/Base number*100

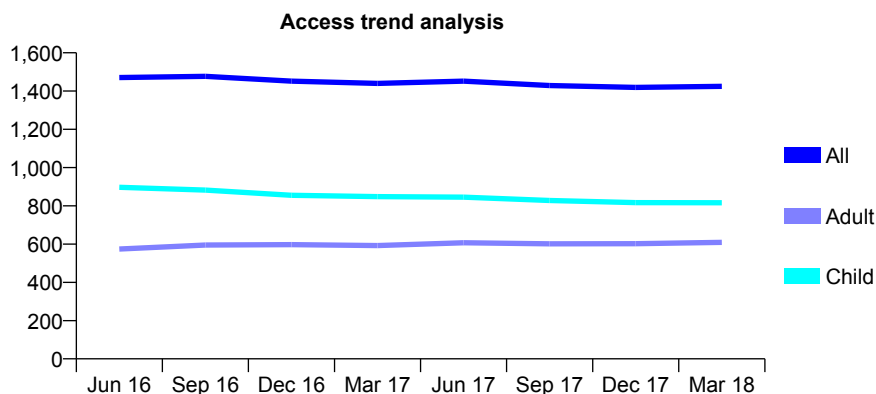
Q53 - Vital Signs At a Glance Contract Report for 679836/0001 - Year end March 2018

Name or company name	MR P MULLIGAN
Contract type name	GDS Contract
Purpose of contract	General
Contract start date	01/04/2006
Contract end date	

17/18 Contracted general activity (UDA)	3,500
Carry forward general activity (UDA)	0
17/18 Contracted orthodontic activity (UOA)	0
Carry forward orthodontic activity (UOA)	0
Baseline contract value	£107,514.65

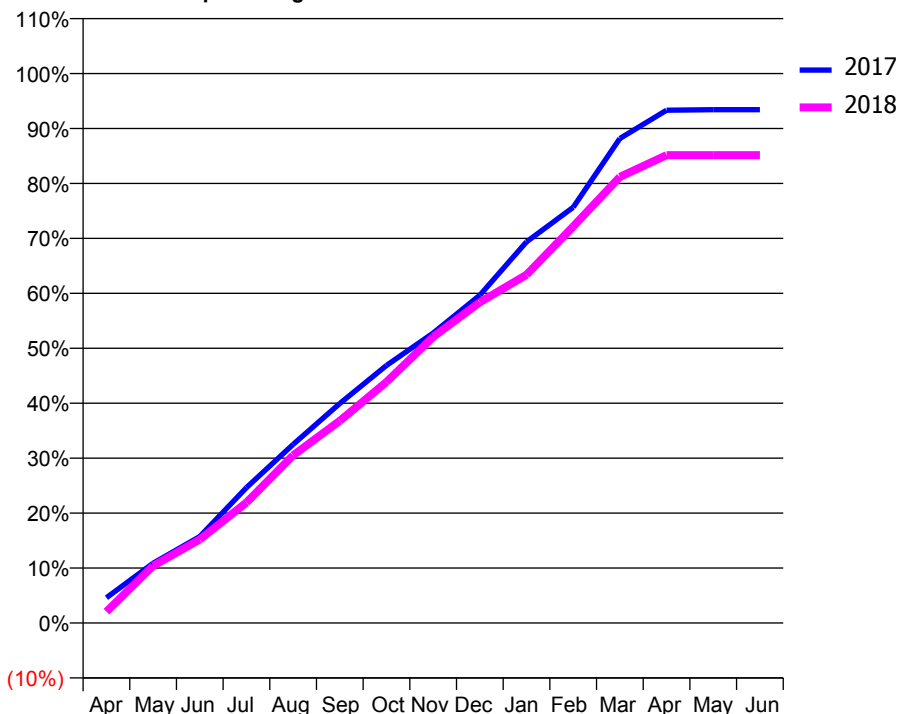
ACCESS*

Patients seen in 24 months	Total	Change since previous quarter
Quarter ending March 2017	1,440	
Quarter ending June 2017	1,452	→
Quarter ending September 2017	1,429	↓
Quarter ending December 2017	1,419	→
Quarter ending March 2018	1,425	→
Variance since March 2017	(1.0%)	↓



ACTIVITY

Cumulative percentage of contracted UDA delivered 2017 & 2018



Adjusted Scheduled Activity (UDA)

Month	2017	2018
April	170	72
May	402	364
June	583	532
July	911	767
August	1,203	1,068
September	1,478	1,288
October	1,735	1,536
November	1,953	1,822
December	2,208	2,043
January	2,566	2,218
February	2,799	2,526
March	3,262	2,842
April	3,452	2,980
May	3,456	2,980
June	3,456	2,980

QUALITY

	Quantity	Base Number	Contract	AT	Region	England
% of FP17s for the same patient ID Re-attending within 3 months - Children	79	1,570	5.0%	9.3%	11.6%	11.9%
% of FP17s for the same patient ID Re-attending within 3 months - Adults	40	706	5.7%	12.9%	15.4%	16.0%
% of FP17s for the same patient ID Re-attending between 3 & 9 months - Children	1,179	1,570	75.1%	59.1%	59.4%	58.3%
% of FP17s for the same patient ID Re-attending between 3 & 9 months - Adults	462	706	65.4%	49.4%	51.3%	50.3%
% of FP17s for Band 1 Urgent Courses	51	2,252	2.3%	7.0%	8.0%	9.1%
% of FP17s Relating to Free Repair or Replacements	3	2,252	0.1%	0.8%	0.8%	0.8%
% of FP17s Relating to Continuations	3	2,252	0.1%	1.1%	1.0%	1.0%
% of Patients satisfied with the dentistry they have received	1	1	N/A	92.6%	91.7%	91.5%
% of Patients satisfied with the time they had to wait for an appointment	1	1	N/A	89.8%	88.3%	87.9%

* This is based on patients treated on this contract for their most recent course of treatment. Figures in italics indicate the base number of FP17s or Patient Questionnaire responses are less than 100. N/A is shown where the base number of responses is less than 10 during the period. % is calculated as Quantity/Base number*100

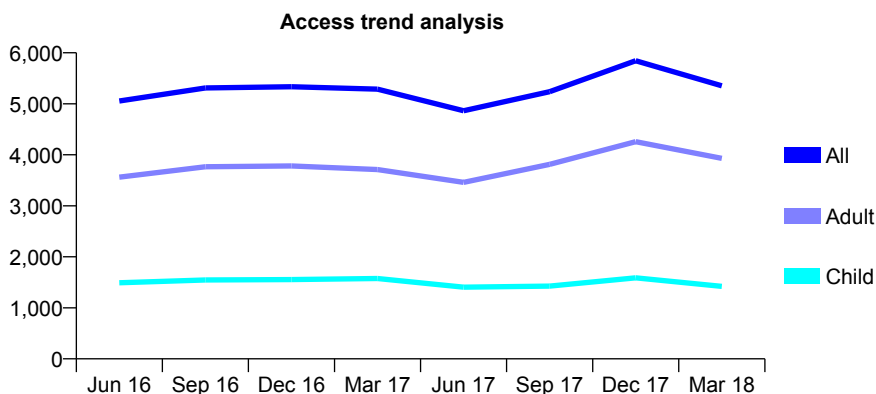
Q53 - Vital Signs At a Glance Contract Report for 681202/0003 - Year end March 2018

Name or company name	MR M EBRAHIM
Contract type name	GDS Contract
Purpose of contract	General
Contract start date	17/01/2013
Contract end date	

17/18 Contracted general activity (UDA)	17,400
Carry forward general activity (UDA)	0
17/18 Contracted orthodontic activity (UOA)	0
Carry forward orthodontic activity (UOA)	0
Baseline contract value	£465,076.55

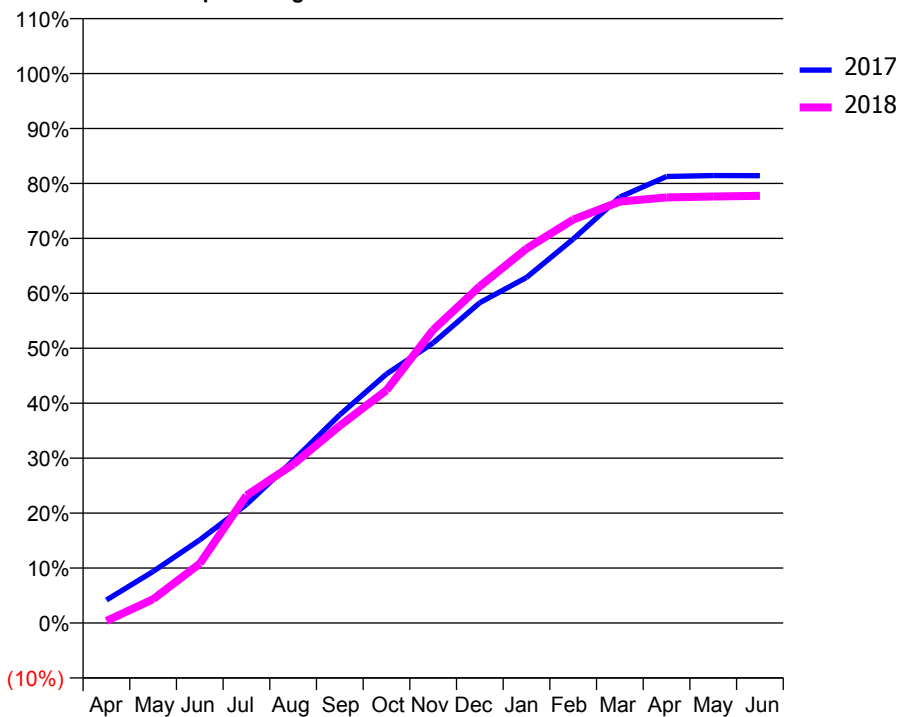
ACCESS*

Patients seen in 24 months	Total	Change since previous quarter
Quarter ending March 2017	5,288	
Quarter ending June 2017	4,865	↓
Quarter ending September 2017	5,238	↑
Quarter ending December 2017	5,844	↑
Quarter ending March 2018	5,352	↓
Variance since March 2017	1.2%	→



ACTIVITY

Cumulative percentage of contracted UDA delivered 2017 & 2018



Month	Adjusted Scheduled Activity (UDA)	
	2017	2018
April	729	66
May	1,632	755
June	2,631	1,880
July	3,754	4,038
August	5,147	5,023
September	6,594	6,246
October	7,885	7,370
November	8,868	9,285
December	10,146	10,662
January	10,942	11,854
February	12,160	12,777
March	13,490	13,344
April	14,139	13,476
May	14,167	13,505
June	14,164	13,525

QUALITY

	Quantity	Base Number	Contract	AT	Region	England
% of FP17s for the same patient ID Re-attending within 3 months - Children	67	1,776	3.8%	9.3%	11.6%	11.9%
% of FP17s for the same patient ID Re-attending within 3 months - Adults	477	4,709	10.1%	12.9%	15.4%	16.0%
% of FP17s for the same patient ID Re-attending between 3 & 9 months - Children	701	1,776	39.5%	59.1%	59.4%	58.3%
% of FP17s for the same patient ID Re-attending between 3 & 9 months - Adults	1,179	4,709	25.0%	49.4%	51.3%	50.3%
% of FP17s for Band 1 Urgent Courses	581	6,224	9.3%	7.0%	8.0%	9.1%
% of FP17s Relating to Free Repair or Replacements	72	6,224	1.2%	0.8%	0.8%	0.8%
% of FP17s Relating to Continuations	61	6,224	1.0%	1.1%	1.0%	1.0%
% of Patients satisfied with the dentistry they have received	6	6	N/A	92.6%	91.7%	91.5%
% of Patients satisfied with the time they had to wait for an appointment	5	6	N/A	89.8%	88.3%	87.9%

* This is based on patients treated on this contract for their most recent course of treatment. Figures in italics indicate the base number of FP17s or Patient Questionnaire responses are less than 100. N/A is shown where the base number of responses is less than 10 during the period. % is calculated as Quantity/Base number*100

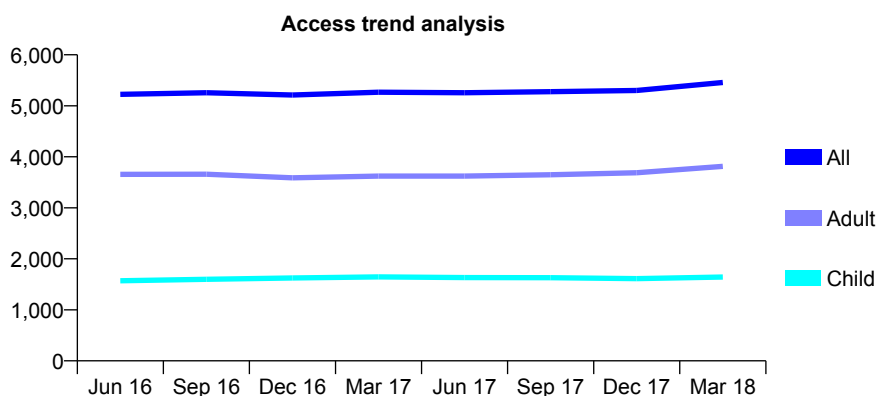
Q53 - Vital Signs At a Glance Contract Report for 682500/0001 - Year end March 2018

Name or company name	MR MN GAMBROUDES
Contract type name	GDS Contract
Purpose of contract	General
Contract start date	01/04/2006
Contract end date	

17/18 Contracted general activity (UDA)	14,071
Carry forward general activity (UDA)	15
17/18 Contracted orthodontic activity (UOA)	0
Carry forward orthodontic activity (UOA)	0
Baseline contract value	£419,464.24

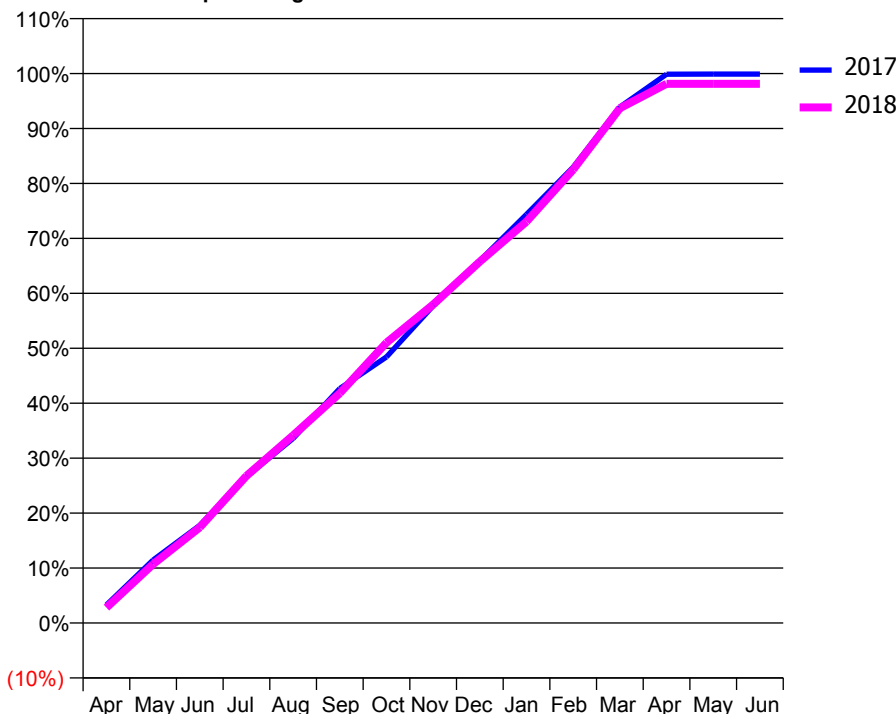
ACCESS*

Patients seen in 24 months	Total	Change since previous quarter
Quarter ending March 2017	5,267	
Quarter ending June 2017	5,255	→
Quarter ending September 2017	5,277	→
Quarter ending December 2017	5,301	→
Quarter ending March 2018	5,457	↑
Variance since March 2017	3.6%	↑



ACTIVITY

Cumulative percentage of contracted UDA delivered 2017 & 2018



Month	Adjusted Scheduled Activity (UDA)	
	2017	2018
April	462	396
May	1,615	1,509
June	2,502	2,448
July	3,751	3,769
August	4,727	4,807
September	6,004	5,884
October	6,813	7,178
November	8,123	8,157
December	9,280	9,256
January	10,464	10,279
February	11,673	11,610
March	13,214	13,182
April	14,054	13,806
May	14,056	13,806
June	14,056	13,806

QUALITY

	Quantity	Base Number	Contract	AT	Region	England
% of FP17s for the same patient ID Re-attending within 3 months - Children	192	2,650	7.2%	9.3%	11.6%	11.9%
% of FP17s for the same patient ID Re-attending within 3 months - Adults	670	5,497	12.2%	12.9%	15.4%	16.0%
% of FP17s for the same patient ID Re-attending between 3 & 9 months - Children	1,798	2,650	67.8%	59.1%	59.4%	58.3%
% of FP17s for the same patient ID Re-attending between 3 & 9 months - Adults	3,268	5,497	59.5%	49.4%	51.3%	50.3%
% of FP17s for Band 1 Urgent Courses	294	8,083	3.6%	7.0%	8.0%	9.1%
% of FP17s Relating to Free Repair or Replacements	41	8,083	0.5%	0.8%	0.8%	0.8%
% of FP17s Relating to Continuations	46	8,083	0.6%	1.1%	1.0%	1.0%
% of Patients satisfied with the dentistry they have received	5	5	N/A	92.6%	91.7%	91.5%
% of Patients satisfied with the time they had to wait for an appointment	4	5	N/A	89.8%	88.3%	87.9%

* This is based on patients treated on this contract for their most recent course of treatment. Figures in italics indicate the base number of FP17s or Patient Questionnaire responses are less than 100. N/A is shown where the base number of responses is less than 10 during the period. % is calculated as Quantity/Base number*100

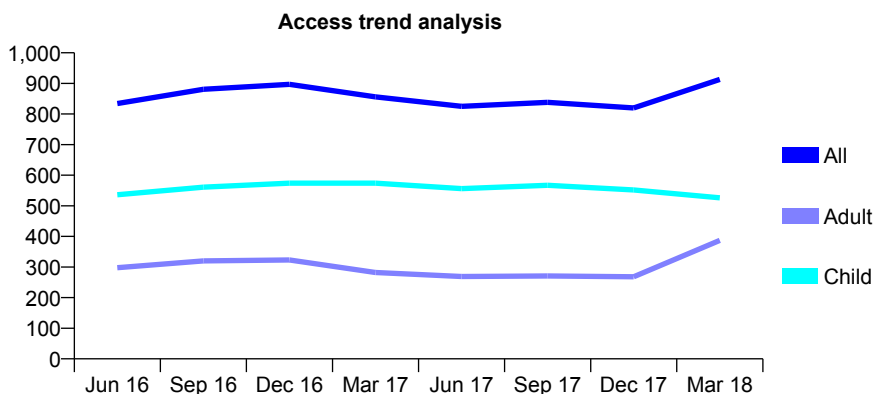
Q53 - Vital Signs At a Glance Contract Report for 688142/0001 - Year end March 2018

Name or company name	MR P GOVENDER
Contract type name	GDS Contract
Purpose of contract	General
Contract start date	01/04/2010
Contract end date	

17/18 Contracted general activity (UDA)	1,400
Carry forward general activity (UDA)	-28
17/18 Contracted orthodontic activity (UOA)	0
Carry forward orthodontic activity (UOA)	0
Baseline contract value	£34,061.14

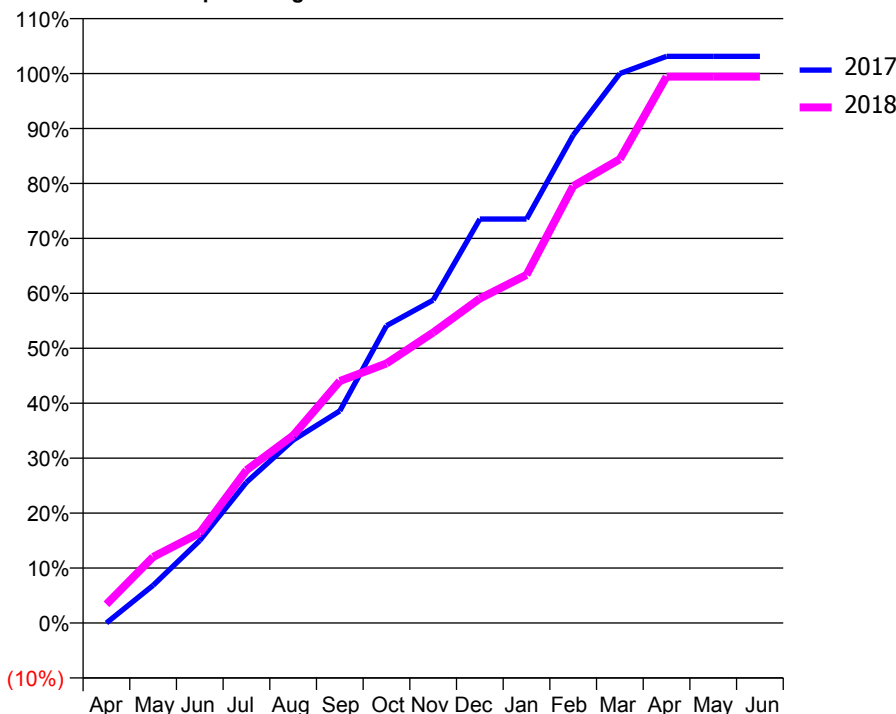
ACCESS*

Patients seen in 24 months	Total	Change since previous quarter
Quarter ending March 2017	856	
Quarter ending June 2017	825	↓
Quarter ending September 2017	838	→
Quarter ending December 2017	820	↓
Quarter ending March 2018	913	↑
Variance since March 2017	6.7%	↑



ACTIVITY

Cumulative percentage of contracted UDA delivered 2017 & 2018



Month	Adjusted Scheduled Activity (UDA)	
	2017	2018
April	0	48
May	96	168
June	210	229
July	359	390
August	466	478
September	540	616
October	758	661
November	823	740
December	1,029	827
January	1,029	887
February	1,243	1,113
March	1,400	1,182
April	1,444	1,392
May	1,444	1,392
June	1,444	1,392

QUALITY

	Quantity	Base Number	Contract	AT	Region	England
% of FP17s for the same patient ID Re-attending within 3 months - Children	19	627	3.0%	9.3%	11.6%	11.9%
% of FP17s for the same patient ID Re-attending within 3 months - Adults	28	273	10.3%	12.9%	15.4%	16.0%
% of FP17s for the same patient ID Re-attending between 3 & 9 months - Children	370	627	59.0%	59.1%	59.4%	58.3%
% of FP17s for the same patient ID Re-attending between 3 & 9 months - Adults	77	273	28.2%	49.4%	51.3%	50.3%
% of FP17s for Band 1 Urgent Courses	81	953	8.5%	7.0%	8.0%	9.1%
% of FP17s Relating to Free Repair or Replacements	0	953	0.0%	0.8%	0.8%	0.8%
% of FP17s Relating to Continuations	0	953	0.0%	1.1%	1.0%	1.0%
% of Patients satisfied with the dentistry they have received	1	1	N/A	92.6%	91.7%	91.5%
% of Patients satisfied with the time they had to wait for an appointment	1	1	N/A	89.8%	88.3%	87.9%

* This is based on patients treated on this contract for their most recent course of treatment. Figures in italics indicate the base number of FP17s or Patient Questionnaire responses are less than 100. N/A is shown where the base number of responses is less than 10 during the period. % is calculated as Quantity/Base number*100

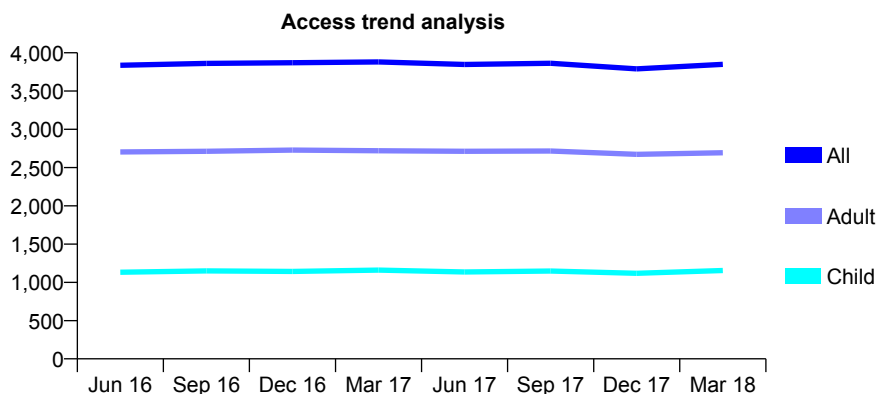
Q53 - Vital Signs At a Glance Contract Report for 693162/0002 - Year end March 2018

Name or company name	MR RK BOJ
Contract type name	GDS Contract
Purpose of contract	General
Contract start date	16/06/2006
Contract end date	

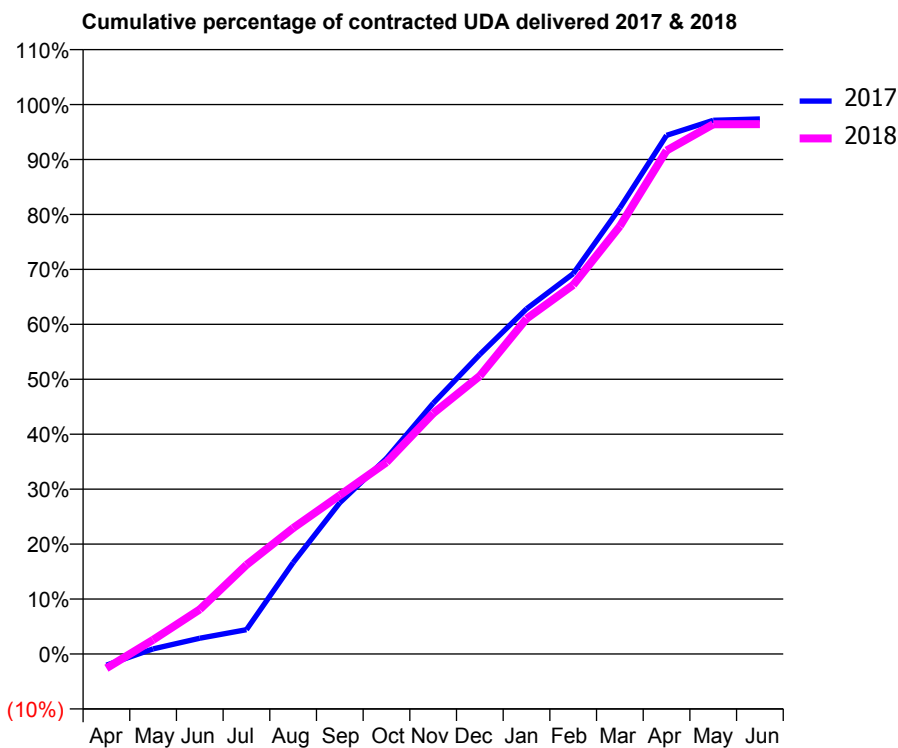
17/18 Contracted general activity (UDA)	10,400
Carry forward general activity (UDA)	272
17/18 Contracted orthodontic activity (UOA)	0
Carry forward orthodontic activity (UOA)	0
Baseline contract value	£297,302.71

ACCESS*

Patients seen in 24 months	Total	Change since previous quarter
Quarter ending March 2017	3,880	
Quarter ending June 2017	3,847	→
Quarter ending September 2017	3,863	→
Quarter ending December 2017	3,790	↓
Quarter ending March 2018	3,849	→
Variance since March 2017	(0.8%)	→



ACTIVITY



Month	2017	2018
April	-213	-272
May	98	270
June	299	845
July	460	1,688
August	1,731	2,383
September	2,864	3,003
October	3,705	3,627
November	4,746	4,553
December	5,668	5,263
January	6,532	6,347
February	7,200	6,983
March	8,440	8,097
April	9,816	9,529
May	10,102	10,025
June	10,127	10,029

QUALITY

	Quantity	Base Number	Contract	AT	Region	England
% of FP17s for the same patient ID Re-attending within 3 months - Children	58	1,027	5.6%	9.3%	11.6%	11.9%
% of FP17s for the same patient ID Re-attending within 3 months - Adults	297	2,337	12.7%	12.9%	15.4%	16.0%
% of FP17s for the same patient ID Re-attending between 3 & 9 months - Children	267	1,027	26.0%	59.1%	59.4%	58.3%
% of FP17s for the same patient ID Re-attending between 3 & 9 months - Adults	515	2,337	22.0%	49.4%	51.3%	50.3%
% of FP17s for Band 1 Urgent Courses	168	3,383	5.0%	7.0%	8.0%	9.1%
% of FP17s Relating to Free Repair or Replacements	26	3,383	0.8%	0.8%	0.8%	0.8%
% of FP17s Relating to Continuations	68	3,383	2.0%	1.1%	1.0%	1.0%
% of Patients satisfied with the dentistry they have received	4	5	N/A	92.6%	91.7%	91.5%
% of Patients satisfied with the time they had to wait for an appointment	3	5	N/A	89.8%	88.3%	87.9%

* This is based on patients treated on this contract for their most recent course of treatment. Figures in italics indicate the base number of FP17s or Patient Questionnaire responses are less than 100. N/A is shown where the base number of responses is less than 10 during the period. % is calculated as Quantity/Base number*100

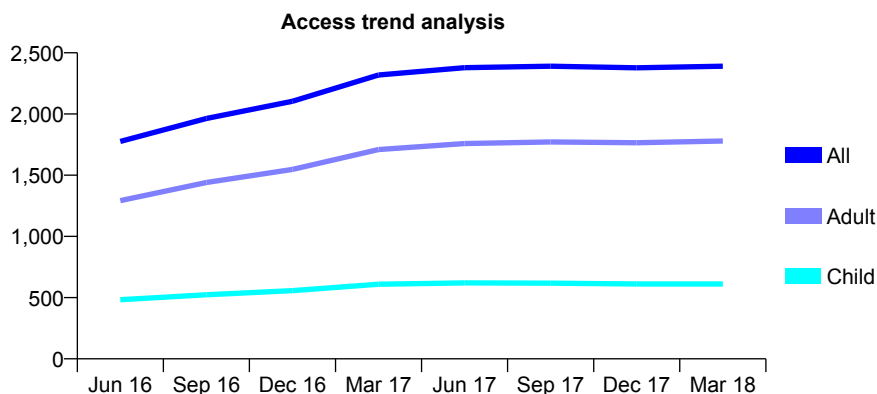
Q53 - Vital Signs At a Glance Contract Report for 698253/0001 - Year end March 2018

Name or company name	MR NS MALHI
Contract type name	GDS Contract
Purpose of contract	General
Contract start date	01/06/2015
Contract end date	

17/18 Contracted general activity (UDA)	6,395
Carry forward general activity (UDA)	-29
17/18 Contracted orthodontic activity (UOA)	0
Carry forward orthodontic activity (UOA)	0
Baseline contract value	£182,389.34

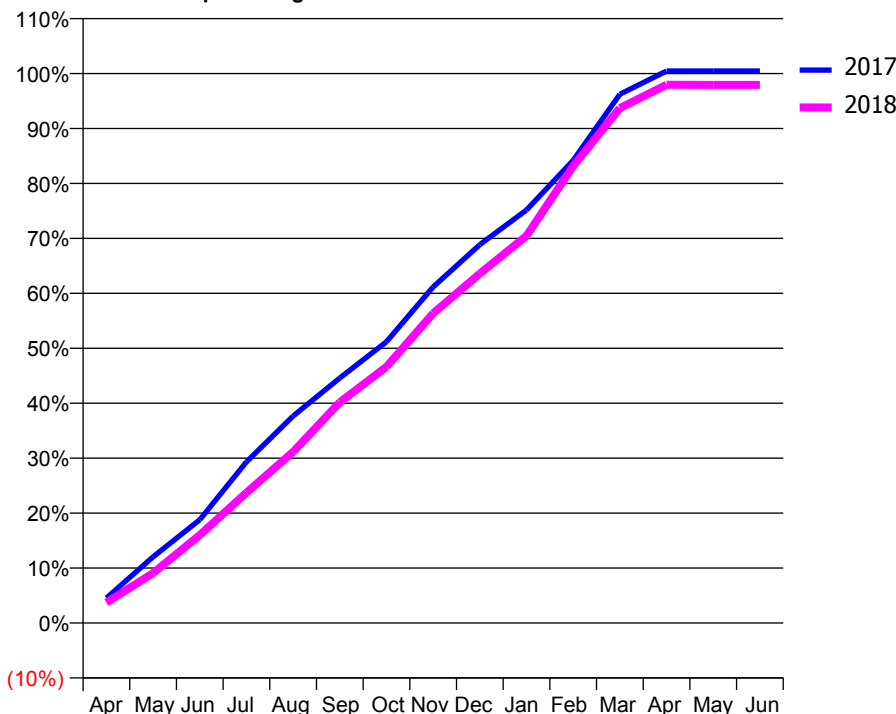
ACCESS*

Patients seen in 24 months	Total	Change since previous quarter
Quarter ending March 2017	2,319	
Quarter ending June 2017	2,379	↑
Quarter ending September 2017	2,390	→
Quarter ending December 2017	2,377	→
Quarter ending March 2018	2,391	→
Variance since March 2017	3.1%	↑



ACTIVITY

Cumulative percentage of contracted UDA delivered 2017 & 2018



Adjusted Scheduled Activity (UDA)

Month	2017	2018
April	291	238
May	771	580
June	1,201	1,024
July	1,875	1,517
August	2,409	1,992
September	2,852	2,569
October	3,274	2,981
November	3,911	3,604
December	4,404	4,066
January	4,806	4,505
February	5,384	5,319
March	6,154	5,993
April	6,423	6,264
May	6,423	6,263
June	6,423	6,263

QUALITY

	Quantity	Base Number	Contract	AT	Region	England
% of FP17s for the same patient ID Re-attending within 3 months - Children	25	751	3.3%	9.3%	11.6%	11.9%
% of FP17s for the same patient ID Re-attending within 3 months - Adults	117	1,739	6.7%	12.9%	15.4%	16.0%
% of FP17s for the same patient ID Re-attending between 3 & 9 months - Children	362	751	48.2%	59.1%	59.4%	58.3%
% of FP17s for the same patient ID Re-attending between 3 & 9 months - Adults	663	1,739	38.1%	49.4%	51.3%	50.3%
% of FP17s for Band 1 Urgent Courses	160	2,496	6.4%	7.0%	8.0%	9.1%
% of FP17s Relating to Free Repair or Replacements	9	2,496	0.4%	0.8%	0.8%	0.8%
% of FP17s Relating to Continuations	7	2,496	0.3%	1.1%	1.0%	1.0%
% of Patients satisfied with the dentistry they have received	2	2	N/A	92.6%	91.7%	91.5%
% of Patients satisfied with the time they had to wait for an appointment	1	2	N/A	89.8%	88.3%	87.9%

* This is based on patients treated on this contract for their most recent course of treatment. Figures in italics indicate the base number of FP17s or Patient Questionnaire responses are less than 100. N/A is shown where the base number of responses is less than 10 during the period. % is calculated as Quantity/Base number*100

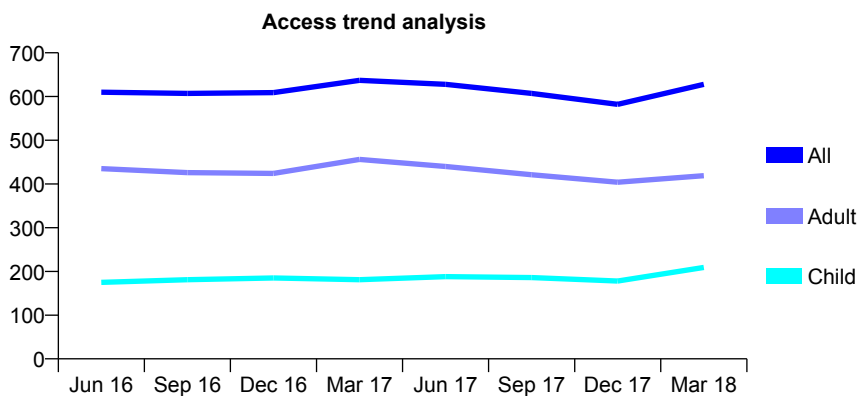
Q53 - Vital Signs At a Glance Contract Report for 716820/0001 - Year end March 2018

Name or company name	MRS HM KOTLINSKA - STASZKOWS
Contract type name	GDS Contract
Purpose of contract	General
Contract start date	21/06/2010
Contract end date	

17/18 Contracted general activity (UDA)	1,813
Carry forward general activity (UDA)	0
17/18 Contracted orthodontic activity (UOA)	0
Carry forward orthodontic activity (UOA)	0
Baseline contract value	£45,895.25

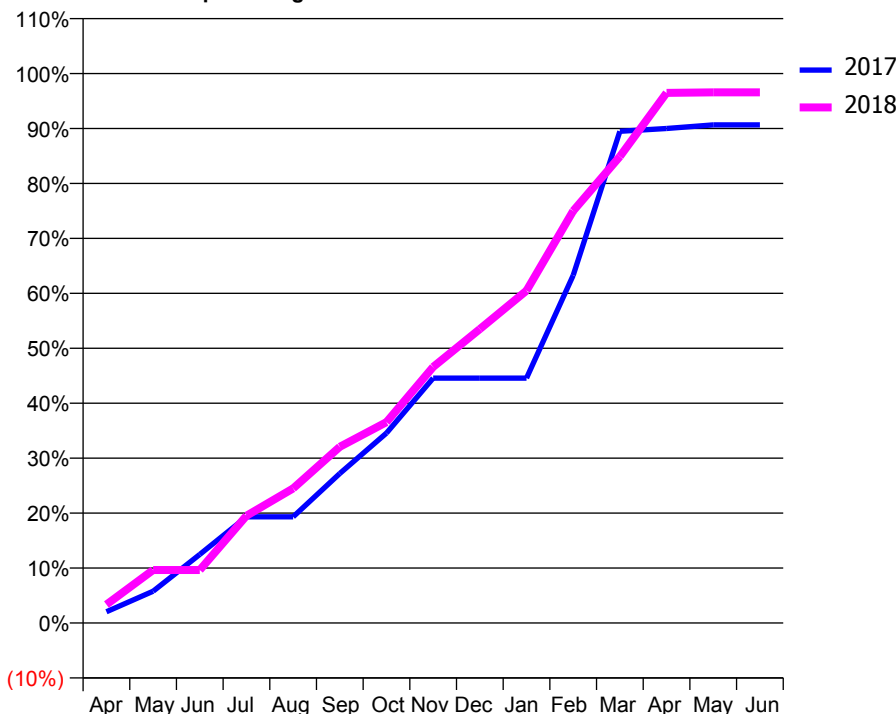
ACCESS*

Patients seen in 24 months	Total	Change since previous quarter
Quarter ending March 2017	637	
Quarter ending June 2017	628	↓
Quarter ending September 2017	607	↓
Quarter ending December 2017	582	↓
Quarter ending March 2018	628	↑
Variance since March 2017	(1.4%)	↓



ACTIVITY

Cumulative percentage of contracted UDA delivered 2017 & 2018



Month	Adjusted Scheduled Activity (UDA)	
	2017	2018
April	37	61
May	105	175
June	226	175
July	351	354
August	351	444
September	494	581
October	627	663
November	808	845
December	808	970
January	808	1,097
February	1,147	1,360
March	1,622	1,539
April	1,631	1,749
May	1,643	1,751
June	1,643	1,751

QUALITY

	Quantity	Base Number	Contract	AT	Region	England
% of FP17s for the same patient ID Re-attending within 3 months - Children	15	286	5.2%	9.3%	11.6%	11.9%
% of FP17s for the same patient ID Re-attending within 3 months - Adults	50	467	10.7%	12.9%	15.4%	16.0%
% of FP17s for the same patient ID Re-attending between 3 & 9 months - Children	152	286	53.1%	59.1%	59.4%	58.3%
% of FP17s for the same patient ID Re-attending between 3 & 9 months - Adults	192	467	41.1%	49.4%	51.3%	50.3%
% of FP17s for Band 1 Urgent Courses	5	824	0.6%	7.0%	8.0%	9.1%
% of FP17s Relating to Free Repair or Replacements	10	824	1.2%	0.8%	0.8%	0.8%
% of FP17s Relating to Continuations	9	824	1.1%	1.1%	1.0%	1.0%
% of Patients satisfied with the dentistry they have received	1	1	N/A	92.6%	91.7%	91.5%
% of Patients satisfied with the time they had to wait for an appointment	1	1	N/A	89.8%	88.3%	87.9%

* This is based on patients treated on this contract for their most recent course of treatment. Figures in italics indicate the base number of FP17s or Patient Questionnaire responses are less than 100. N/A is shown where the base number of responses is less than 10 during the period. % is calculated as Quantity/Base number*100

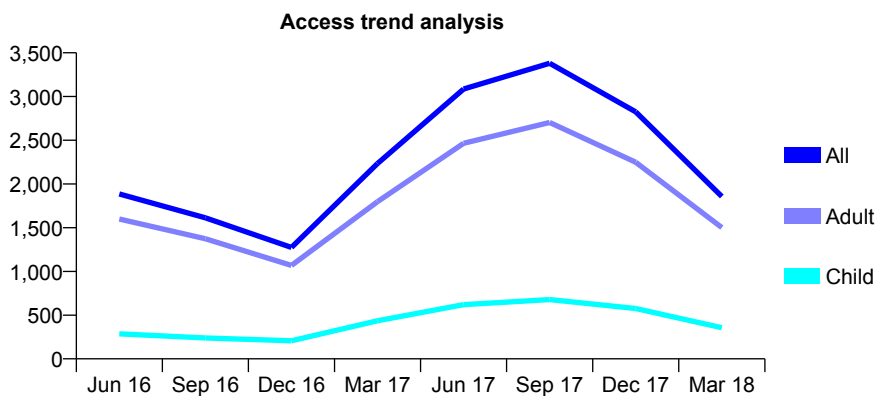
Q53 - Vital Signs At a Glance Contract Report for 731323/0001 - Year end March 2018

Name or company name	Leicester Street Dental Surgery
Contract type name	GDS Contract
Purpose of contract	General
Contract start date	01/04/2006
Contract end date	31/03/2018

17/18 Contracted general activity (UDA)	6,641
Carry forward general activity (UDA)	0
17/18 Contracted orthodontic activity (UOA)	0
Carry forward orthodontic activity (UOA)	0
Baseline contract value	£154,001.88

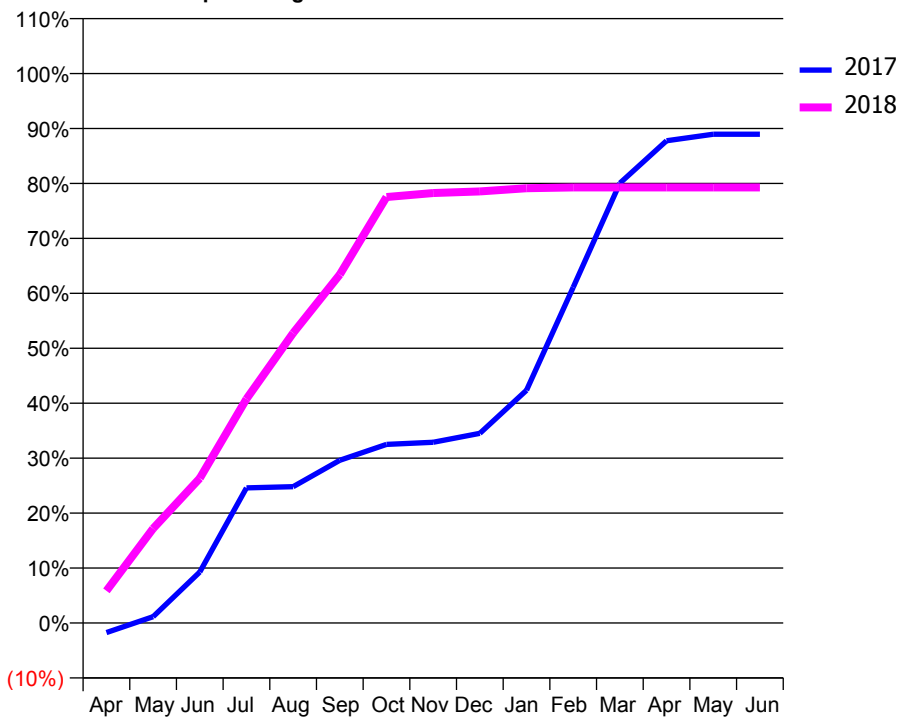
ACCESS*

Patients seen in 24 months	Total	Change since previous quarter
Quarter ending March 2017	2,234	
Quarter ending June 2017	3,086	↑
Quarter ending September 2017	3,381	↑
Quarter ending December 2017	2,825	↓
Quarter ending March 2018	1,857	↓
Variance since March 2017	(16.9%)	↓



ACTIVITY

Cumulative percentage of contracted UDA delivered 2017 & 2018



Month	Adjusted Scheduled Activity (UDA)	
	2017	2018
April	-117	389
May	77	1,141
June	617	1,749
July	1,634	2,709
August	1,648	3,505
September	1,967	4,212
October	2,159	5,147
November	2,185	5,197
December	2,292	5,216
January	2,814	5,255
February	4,058	5,264
March	5,316	5,264
April	5,829	5,264
May	5,908	5,264
June	5,908	5,264

QUALITY

	Quantity	Base Number	Contract	AT	Region	England
% of FP17s for the same patient ID Re-attending within 3 months - Children	50	780	6.4%	9.3%	11.6%	11.9%
% of FP17s for the same patient ID Re-attending within 3 months - Adults	285	2,373	12.0%	12.9%	15.4%	16.0%
% of FP17s for the same patient ID Re-attending between 3 & 9 months - Children	283	780	36.3%	59.1%	59.4%	58.3%
% of FP17s for the same patient ID Re-attending between 3 & 9 months - Adults	629	2,373	26.5%	49.4%	51.3%	50.3%
% of FP17s for Band 1 Urgent Courses	263	2,849	9.2%	7.0%	8.0%	9.1%
% of FP17s Relating to Free Repair or Replacements	11	2,849	0.4%	0.8%	0.8%	0.8%
% of FP17s Relating to Continuations	22	2,849	0.8%	1.1%	1.0%	1.0%
% of Patients satisfied with the dentistry they have received	5	6	N/A	92.6%	91.7%	91.5%
% of Patients satisfied with the time they had to wait for an appointment	6	6	N/A	89.8%	88.3%	87.9%

* This is based on patients treated on this contract for their most recent course of treatment. Figures in italics indicate the base number of FP17s or Patient Questionnaire responses are less than 100. N/A is shown where the base number of responses is less than 10 during the period. % is calculated as Quantity/Base number*100

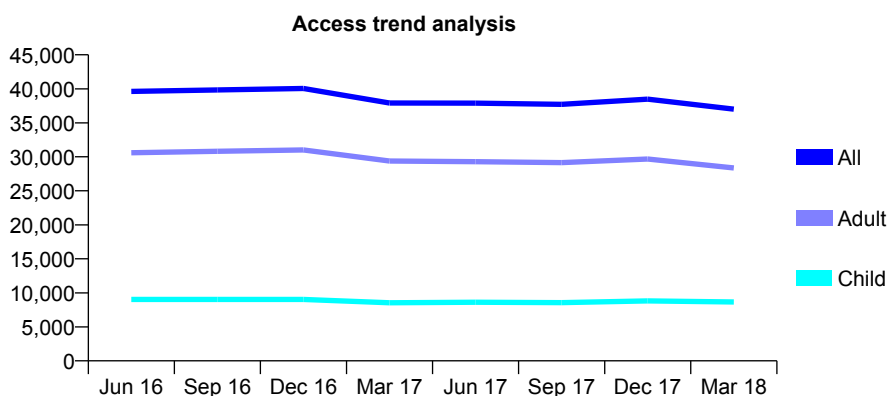
Q53 - Vital Signs At a Glance Contract Report for 732052/0003 - Year end March 2018

Name or company name	Balbir S Bhandal, Amrik S Bhandal & Baljit
Contract type name	GDS Contract
Purpose of contract	General and Orthodontic
Contract start date	01/04/2006
Contract end date	

17/18 Contracted general activity (UDA)	100,734
Carry forward general activity (UDA)	-383
17/18 Contracted orthodontic activity (UOA)	3,423
Carry forward orthodontic activity (UOA)	-69
Baseline contract value	£2,949,536.28

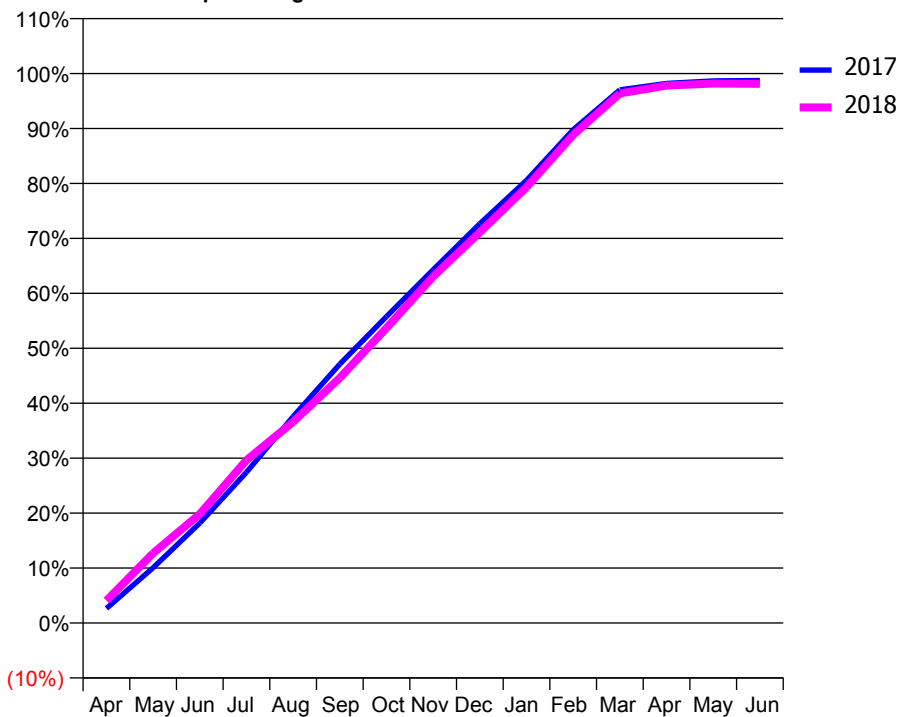
ACCESS*

Patients seen in 24 months	Total	Change since previous quarter
Quarter ending March 2017	37,916	
Quarter ending June 2017	37,901	→
Quarter ending September 2017	37,712	→
Quarter ending December 2017	38,480	↑
Quarter ending March 2018	37,012	↓
Variance since March 2017	(2.4%)	↓



ACTIVITY

Cumulative percentage of contracted UDA delivered 2017 & 2018



Month	Adjusted Scheduled Activity (UDA)	
	2017	2018
April	2,667	4,109
May	10,127	12,792
June	18,328	19,984
July	27,636	29,866
August	37,843	36,883
September	47,464	44,946
October	56,190	54,080
November	64,759	63,521
December	73,194	71,628
January	81,156	79,888
February	90,438	89,492
March	97,750	97,073
April	98,924	98,528
May	99,381	98,885
June	99,459	98,845

QUALITY

	Quantity	Base Number	Contract	AT	Region	England
% of FP17s for the same patient ID Re-attending within 3 months - Children	543	9,573	5.7%	9.3%	11.6%	11.9%
% of FP17s for the same patient ID Re-attending within 3 months - Adults	1,822	26,677	6.8%	12.9%	15.4%	16.0%
% of FP17s for the same patient ID Re-attending between 3 & 9 months - Children	3,327	9,573	34.8%	59.1%	59.4%	58.3%
% of FP17s for the same patient ID Re-attending between 3 & 9 months - Adults	8,454	26,677	31.7%	49.4%	51.3%	50.3%
% of FP17s for Band 1 Urgent Courses	708	35,950	2.0%	7.0%	8.0%	9.1%
% of FP17s Relating to Free Repair or Replacements	99	35,950	0.3%	0.8%	0.8%	0.8%
% of FP17s Relating to Continuations	22	35,950	0.1%	1.1%	1.0%	1.0%
% of Patients satisfied with the dentistry they have received	24	26	92.3%	92.6%	91.7%	91.5%
% of Patients satisfied with the time they had to wait for an appointment	21	26	80.8%	89.8%	88.3%	87.9%

* This is based on patients treated on this contract for their most recent course of treatment. Figures in italics indicate the base number of FP17s or Patient Questionnaire responses are less than 100. N/A is shown where the base number of responses is less than 10 during the period. % is calculated as Quantity/Base number*100

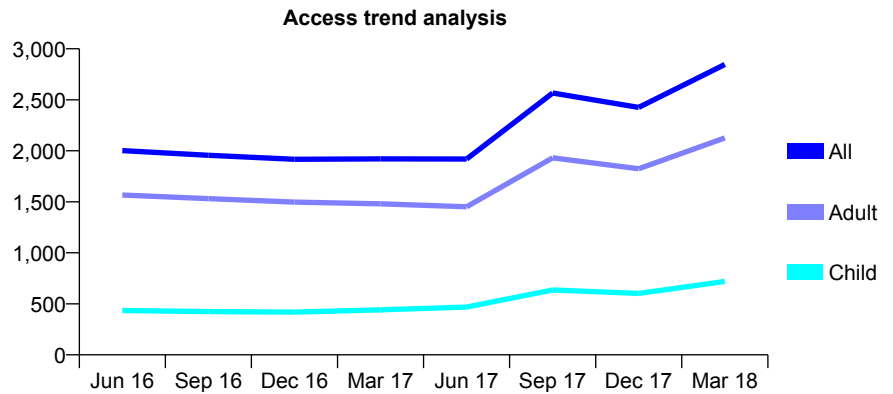
Q53 - Vital Signs At a Glance Contract Report for 732052/0004 - Year end March 2018

Name or company name	Balbir S Bhandal, Amrik S Bhandal & Baljit
Contract type name	GDS Contract
Purpose of contract	General
Contract start date	01/04/2006
Contract end date	

17/18 Contracted general activity (UDA)	7,618
Carry forward general activity (UDA)	0
17/18 Contracted orthodontic activity (UOA)	0
Carry forward orthodontic activity (UOA)	0
Baseline contract value	£190,784.80

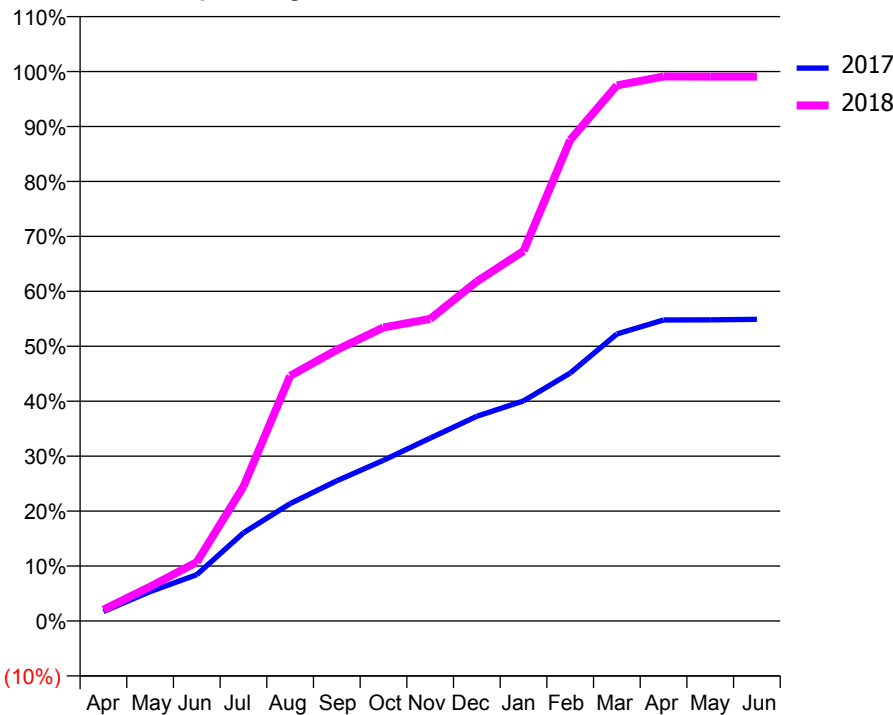
ACCESS*

Patients seen in 24 months	Total	Change since previous quarter
Quarter ending March 2017	1,921	
Quarter ending June 2017	1,920	→
Quarter ending September 2017	2,567	↑
Quarter ending December 2017	2,426	↓
Quarter ending March 2018	2,846	↑
Variance since March 2017	48.2%	↑



ACTIVITY

Cumulative percentage of contracted UDA delivered 2017 & 2018



Month	Adjusted Scheduled Activity (UDA)	
	2017	2018
April	133	157
May	408	475
June	642	816
July	1,224	1,865
August	1,628	3,398
September	1,945	3,758
October	2,229	4,070
November	2,536	4,189
December	2,838	4,707
January	3,051	5,130
February	3,438	6,669
March	3,980	7,426
April	4,174	7,549
May	4,175	7,548
June	4,182	7,548

QUALITY

	Quantity	Base Number	Contract	AT	Region	England
% of FP17s for the same patient ID Re-attending within 3 months - Children	40	1,229	3.3%	9.3%	11.6%	11.9%
% of FP17s for the same patient ID Re-attending within 3 months - Adults	268	3,643	7.4%	12.9%	15.4%	16.0%
% of FP17s for the same patient ID Re-attending between 3 & 9 months - Children	399	1,229	32.5%	59.1%	59.4%	58.3%
% of FP17s for the same patient ID Re-attending between 3 & 9 months - Adults	1,235	3,643	33.9%	49.4%	51.3%	50.3%
% of FP17s for Band 1 Urgent Courses	30	3,555	0.8%	7.0%	8.0%	9.1%
% of FP17s Relating to Free Repair or Replacements	12	3,555	0.3%	0.8%	0.8%	0.8%
% of FP17s Relating to Continuations	3	3,555	0.1%	1.1%	1.0%	1.0%
% of Patients satisfied with the dentistry they have received	4	4	N/A	92.6%	91.7%	91.5%
% of Patients satisfied with the time they had to wait for an appointment	4	4	N/A	89.8%	88.3%	87.9%

* This is based on patients treated on this contract for their most recent course of treatment. Figures in italics indicate the base number of FP17s or Patient Questionnaire responses are less than 100. N/A is shown where the base number of responses is less than 10 during the period. % is calculated as Quantity/Base number*100

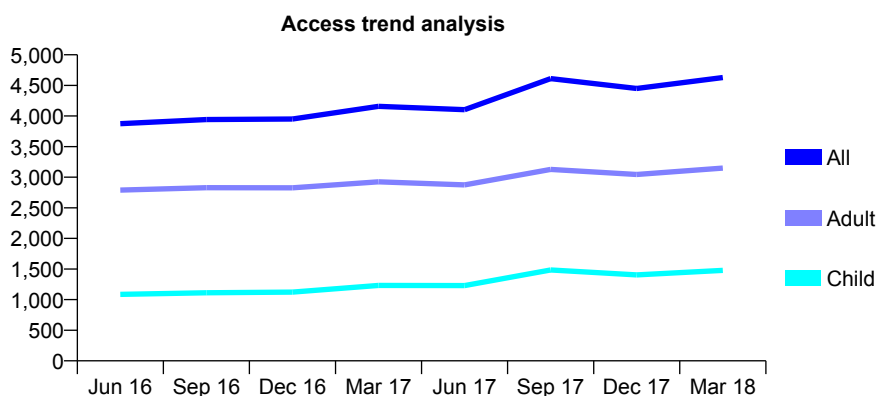
Q53 - Vital Signs At a Glance Contract Report for 732052/0005 - Year end March 2018

Name or company name	Balbir S Bhandal, Amrik S Bhandal & Baljit
Contract type name	GDS Contract
Purpose of contract	General
Contract start date	18/05/2009
Contract end date	

17/18 Contracted general activity (UDA)	11,000
Carry forward general activity (UDA)	0
17/18 Contracted orthodontic activity (UOA)	0
Carry forward orthodontic activity (UOA)	0
Baseline contract value	£268,467.40

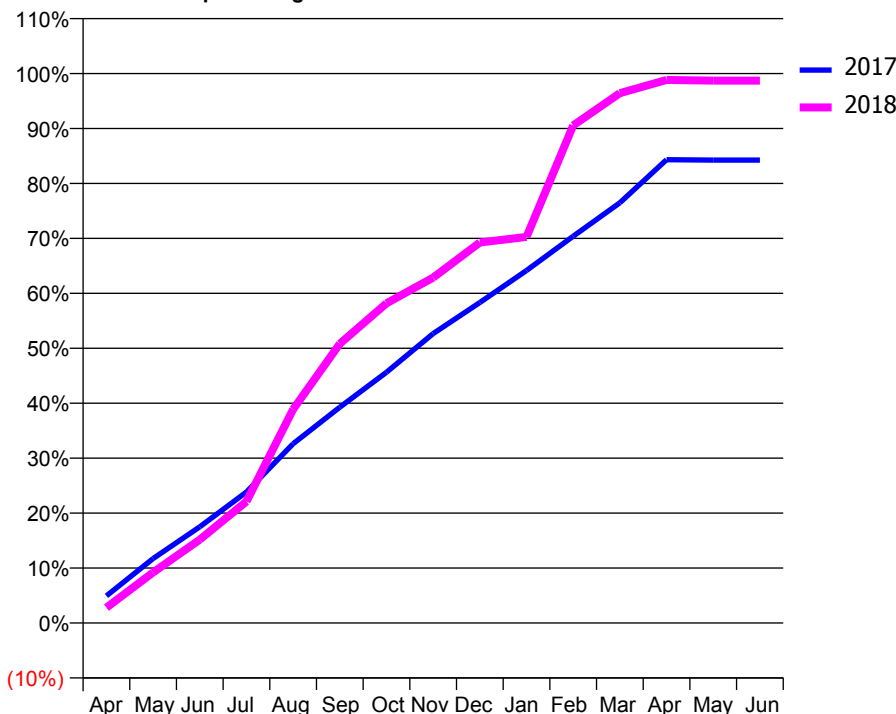
ACCESS*

Patients seen in 24 months	Total	Change since previous quarter
Quarter ending March 2017	4,158	
Quarter ending June 2017	4,103	↓
Quarter ending September 2017	4,612	↑
Quarter ending December 2017	4,450	↓
Quarter ending March 2018	4,628	↑
Variance since March 2017	11.3%	↑



ACTIVITY

Cumulative percentage of contracted UDA delivered 2017 & 2018



Adjusted Scheduled Activity (UDA)

Month	2017	2018
April	543	308
May	1,290	1,012
June	1,925	1,670
July	2,623	2,433
August	3,589	4,278
September	4,320	5,592
October	5,020	6,401
November	5,794	6,916
December	6,415	7,617
January	7,056	7,730
February	7,742	9,961
March	8,411	10,608
April	9,275	10,871
May	9,266	10,859
June	9,266	10,859

QUALITY

	Quantity	Base Number	Contract	AT	Region	England
% of FP17s for the same patient ID Re-attending within 3 months - Children	10	1,658	0.6%	9.3%	11.6%	11.9%
% of FP17s for the same patient ID Re-attending within 3 months - Adults	82	2,967	2.8%	12.9%	15.4%	16.0%
% of FP17s for the same patient ID Re-attending between 3 & 9 months - Children	352	1,658	21.2%	59.1%	59.4%	58.3%
% of FP17s for the same patient ID Re-attending between 3 & 9 months - Adults	762	2,967	25.7%	49.4%	51.3%	50.3%
% of FP17s for Band 1 Urgent Courses	78	4,335	1.8%	7.0%	8.0%	9.1%
% of FP17s Relating to Free Repair or Replacements	1	4,335	0.0%	0.8%	0.8%	0.8%
% of FP17s Relating to Continuations	0	4,335	0.0%	1.1%	1.0%	1.0%
% of Patients satisfied with the dentistry they have received	3	4	N/A	92.6%	91.7%	91.5%
% of Patients satisfied with the time they had to wait for an appointment	4	4	N/A	89.8%	88.3%	87.9%

* This is based on patients treated on this contract for their most recent course of treatment. Figures in italics indicate the base number of FP17s or Patient Questionnaire responses are less than 100. N/A is shown where the base number of responses is less than 10 during the period. % is calculated as Quantity/Base number*100

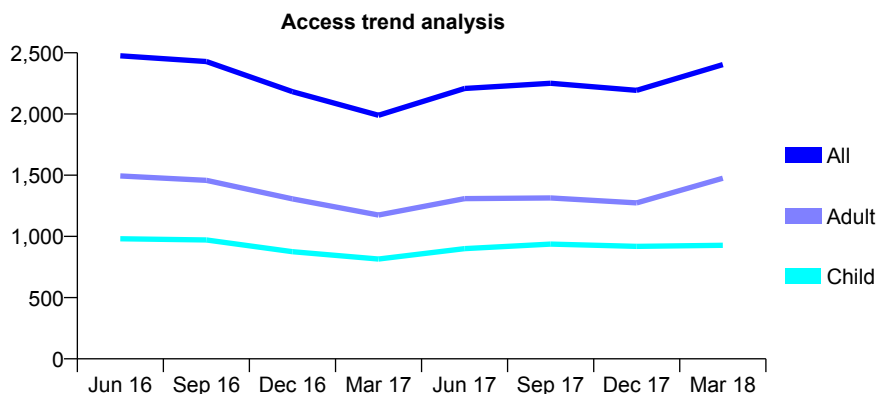
Q53 - Vital Signs At a Glance Contract Report for 732052/0006 - Year end March 2018

Name or company name	Balbir S Bhandal, Amrik S Bhandal & Baljit
Contract type name	GDS Contract
Purpose of contract	General
Contract start date	18/05/2009
Contract end date	

17/18 Contracted general activity (UDA)	6,600
Carry forward general activity (UDA)	0
17/18 Contracted orthodontic activity (UOA)	0
Carry forward orthodontic activity (UOA)	0
Baseline contract value	£161,080.44

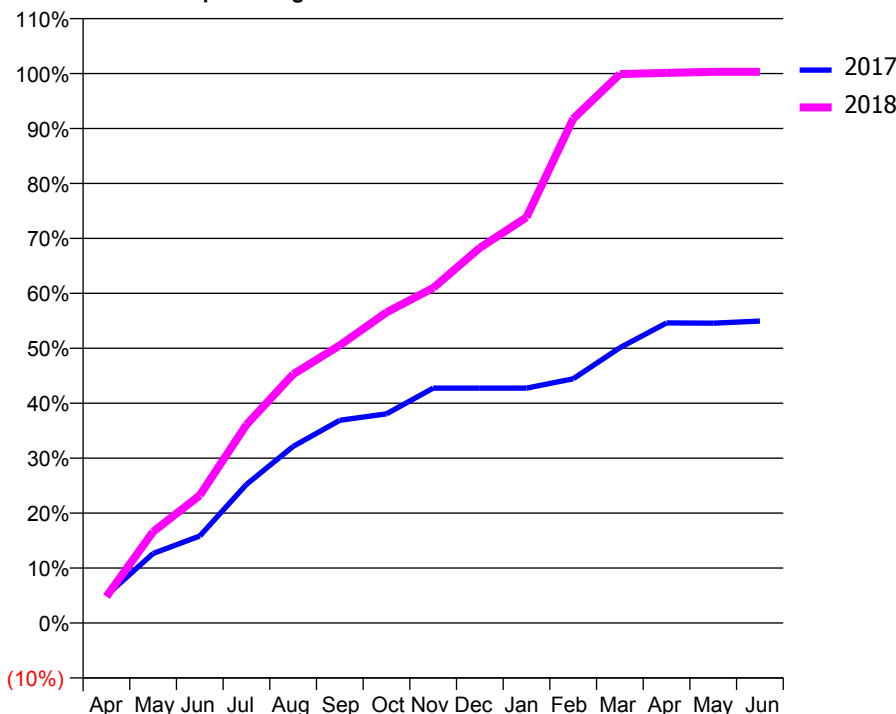
ACCESS*

Patients seen in 24 months	Total	Change since previous quarter
Quarter ending March 2017	1,990	
Quarter ending June 2017	2,209	↑
Quarter ending September 2017	2,251	→
Quarter ending December 2017	2,193	↓
Quarter ending March 2018	2,404	↑
Variance since March 2017	20.8%	↑



ACTIVITY

Cumulative percentage of contracted UDA delivered 2017 & 2018



Month	Adjusted Scheduled Activity (UDA)	
	2017	2018
April	333	318
May	835	1,096
June	1,045	1,533
July	1,666	2,383
August	2,121	2,988
September	2,435	3,335
October	2,512	3,731
November	2,821	4,024
December	2,821	4,506
January	2,821	4,873
February	2,934	6,057
March	3,307	6,594
April	3,604	6,608
May	3,601	6,621
June	3,627	6,620

QUALITY

	Quantity	Base Number	Contract	AT	Region	England
% of FP17s for the same patient ID Re-attending within 3 months - Children	20	1,053	1.9%	9.3%	11.6%	11.9%
% of FP17s for the same patient ID Re-attending within 3 months - Adults	53	1,612	3.3%	12.9%	15.4%	16.0%
% of FP17s for the same patient ID Re-attending between 3 & 9 months - Children	254	1,053	24.1%	59.1%	59.4%	58.3%
% of FP17s for the same patient ID Re-attending between 3 & 9 months - Adults	304	1,612	18.9%	49.4%	51.3%	50.3%
% of FP17s for Band 1 Urgent Courses	18	2,550	0.7%	7.0%	8.0%	9.1%
% of FP17s Relating to Free Repair or Replacements	5	2,550	0.2%	0.8%	0.8%	0.8%
% of FP17s Relating to Continuations	0	2,550	0.0%	1.1%	1.0%	1.0%
% of Patients satisfied with the dentistry they have received	1	1	N/A	92.6%	91.7%	91.5%
% of Patients satisfied with the time they had to wait for an appointment	0	1	N/A	89.8%	88.3%	87.9%

* This is based on patients treated on this contract for their most recent course of treatment. Figures in italics indicate the base number of FP17s or Patient Questionnaire responses are less than 100. N/A is shown where the base number of responses is less than 10 during the period. % is calculated as Quantity/Base number*100

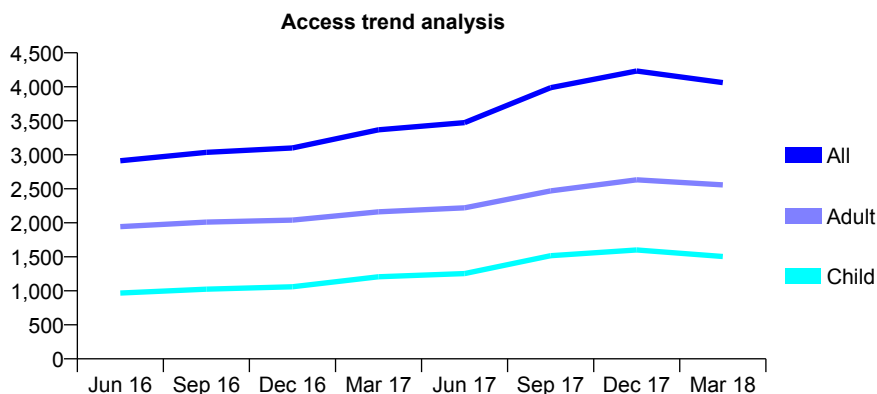
Q53 - Vital Signs At a Glance Contract Report for 732052/0007 - Year end March 2018

Name or company name	Balbir S Bhandal, Amrik S Bhandal & Baljit
Contract type name	GDS Contract
Purpose of contract	General
Contract start date	18/05/2009
Contract end date	

17/18 Contracted general activity (UDA)	11,000
Carry forward general activity (UDA)	0
17/18 Contracted orthodontic activity (UOA)	0
Carry forward orthodontic activity (UOA)	0
Baseline contract value	£268,467.40

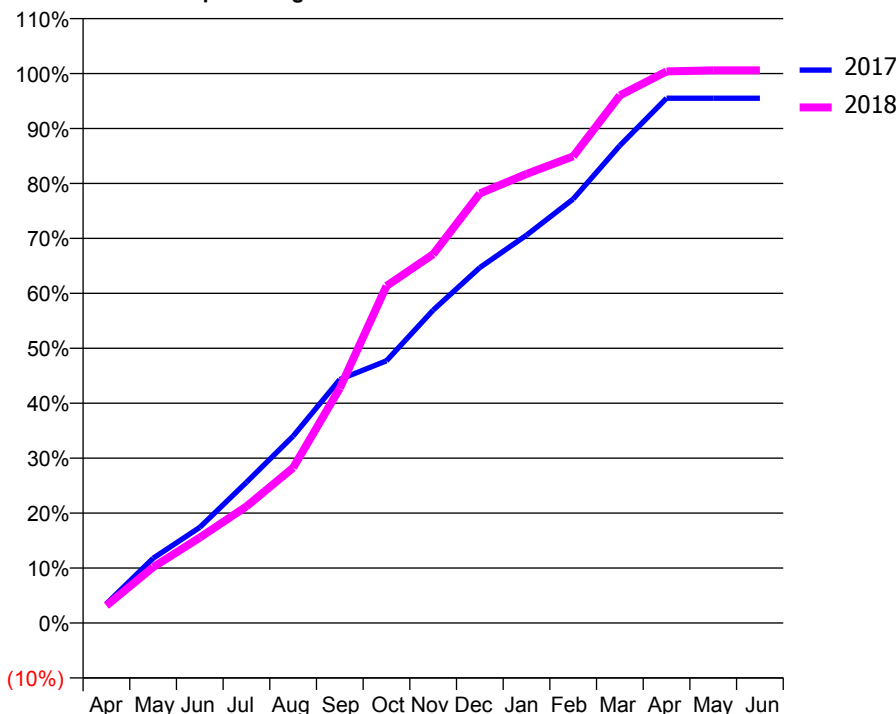
ACCESS*

Patients seen in 24 months	Total	Change since previous quarter
Quarter ending March 2017	3,368	
Quarter ending June 2017	3,473	↑
Quarter ending September 2017	3,987	↑
Quarter ending December 2017	4,232	↑
Quarter ending March 2018	4,061	↓
Variance since March 2017	20.6%	↑



ACTIVITY

Cumulative percentage of contracted UDA delivered 2017 & 2018



Adjusted Scheduled Activity (UDA)

Month	2017	2018
April	386	349
May	1,295	1,117
June	1,914	1,709
July	2,818	2,335
August	3,741	3,109
September	4,875	4,699
October	5,250	6,747
November	6,264	7,383
December	7,116	8,599
January	7,763	8,989
February	8,488	9,342
March	9,559	10,562
April	10,505	11,041
May	10,504	11,062
June	10,504	11,062

QUALITY

	Quantity	Base Number	Contract	AT	Region	England
% of FP17s for the same patient ID Re-attending within 3 months - Children	58	2,115	2.7%	9.3%	11.6%	11.9%
% of FP17s for the same patient ID Re-attending within 3 months - Adults	76	2,720	2.8%	12.9%	15.4%	16.0%
% of FP17s for the same patient ID Re-attending between 3 & 9 months - Children	949	2,115	44.9%	59.1%	59.4%	58.3%
% of FP17s for the same patient ID Re-attending between 3 & 9 months - Adults	1,028	2,720	37.8%	49.4%	51.3%	50.3%
% of FP17s for Band 1 Urgent Courses	32	4,649	0.7%	7.0%	8.0%	9.1%
% of FP17s Relating to Free Repair or Replacements	11	4,649	0.2%	0.8%	0.8%	0.8%
% of FP17s Relating to Continuations	3	4,649	0.1%	1.1%	1.0%	1.0%
% of Patients satisfied with the dentistry they have received	2	3	N/A	92.6%	91.7%	91.5%
% of Patients satisfied with the time they had to wait for an appointment	2	3	N/A	89.8%	88.3%	87.9%

* This is based on patients treated on this contract for their most recent course of treatment. Figures in italics indicate the base number of FP17s or Patient Questionnaire responses are less than 100. N/A is shown where the base number of responses is less than 10 during the period. % is calculated as Quantity/Base number*100

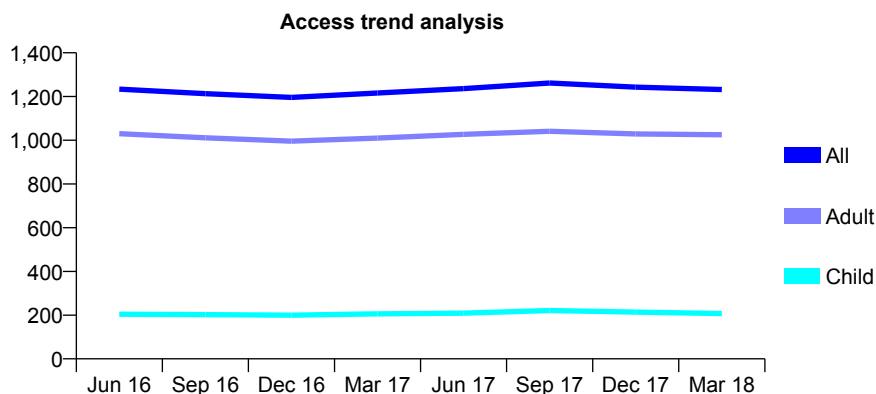
Q53 - Vital Signs At a Glance Contract Report for 735868/0001 - Year end March 2018

Name or company name	MRS JA WARHAM
Contract type name	GDS Contract
Purpose of contract	General
Contract start date	01/04/2006
Contract end date	

17/18 Contracted general activity (UDA)	4,154
Carry forward general activity (UDA)	122
17/18 Contracted orthodontic activity (UOA)	0
Carry forward orthodontic activity (UOA)	0
Baseline contract value	£106,311.49

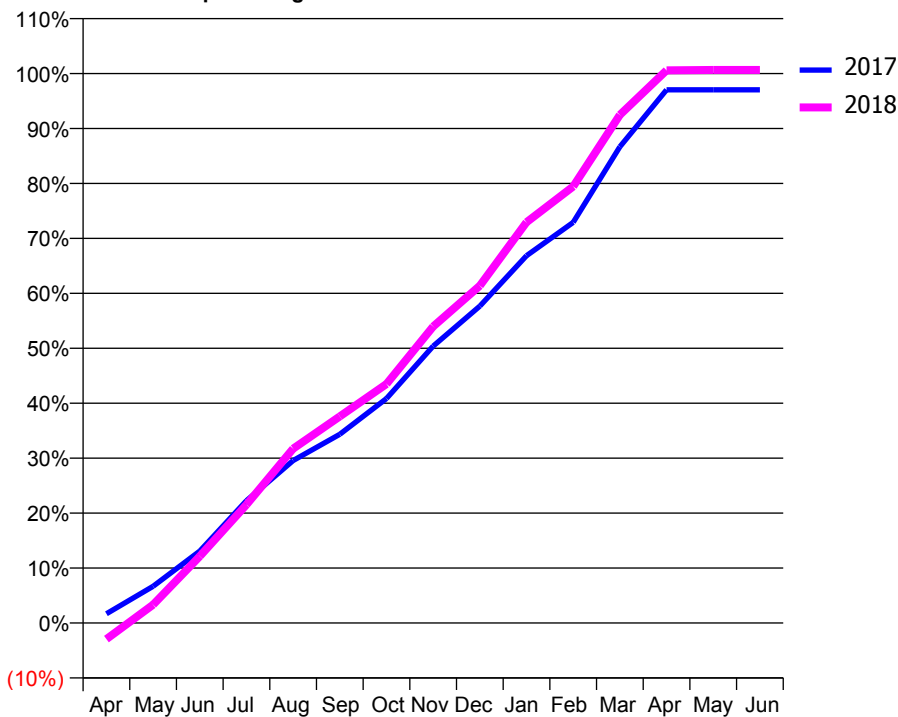
ACCESS*

Patients seen in 24 months	Total	Change since previous quarter
Quarter ending March 2017	1,216	
Quarter ending June 2017	1,236	→
Quarter ending September 2017	1,262	↑
Quarter ending December 2017	1,243	↓
Quarter ending March 2018	1,232	→
Variance since March 2017	1.3%	→



ACTIVITY

Cumulative percentage of contracted UDA delivered 2017 & 2018



Adjusted Scheduled Activity (UDA)

Month	2017	2018
April	70	-122
May	277	139
June	544	504
July	925	895
August	1,228	1,318
September	1,427	1,562
October	1,697	1,807
November	2,093	2,242
December	2,396	2,550
January	2,777	3,030
February	3,028	3,300
March	3,600	3,841
April	4,031	4,178
May	4,031	4,180
June	4,031	4,180

QUALITY

	Quantity	Base Number	Contract	AT	Region	England
% of FP17s for the same patient ID Re-attending within 3 months - Children	22	355	6.2%	9.3%	11.6%	11.9%
% of FP17s for the same patient ID Re-attending within 3 months - Adults	274	1,524	18.0%	12.9%	15.4%	16.0%
% of FP17s for the same patient ID Re-attending between 3 & 9 months - Children	242	355	68.2%	59.1%	59.4%	58.3%
% of FP17s for the same patient ID Re-attending between 3 & 9 months - Adults	704	1,524	46.2%	49.4%	51.3%	50.3%
% of FP17s for Band 1 Urgent Courses	316	1,854	17.0%	7.0%	8.0%	9.1%
% of FP17s Relating to Free Repair or Replacements	36	1,854	1.9%	0.8%	0.8%	0.8%
% of FP17s Relating to Continuations	39	1,854	2.1%	1.1%	1.0%	1.0%
% of Patients satisfied with the dentistry they have received	3	4	N/A	92.6%	91.7%	91.5%
% of Patients satisfied with the time they had to wait for an appointment	2	4	N/A	89.8%	88.3%	87.9%

* This is based on patients treated on this contract for their most recent course of treatment. Figures in italics indicate the base number of FP17s or Patient Questionnaire responses are less than 100. N/A is shown where the base number of responses is less than 10 during the period. % is calculated as Quantity/Base number*100

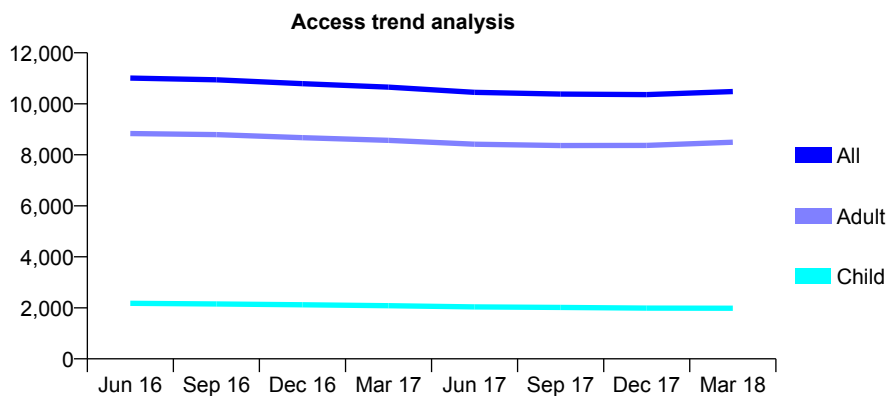
Q53 - Vital Signs At a Glance Contract Report for 740179/0001 - Year end March 2018

Name or company name	MR JC ALLEN
Contract type name	GDS Contract
Purpose of contract	General and Orthodontic
Contract start date	01/04/2006
Contract end date	

17/18 Contracted general activity (UDA)	28,247
Carry forward general activity (UDA)	-8
17/18 Contracted orthodontic activity (UOA)	645
Carry forward orthodontic activity (UOA)	0
Baseline contract value	£928,659.78

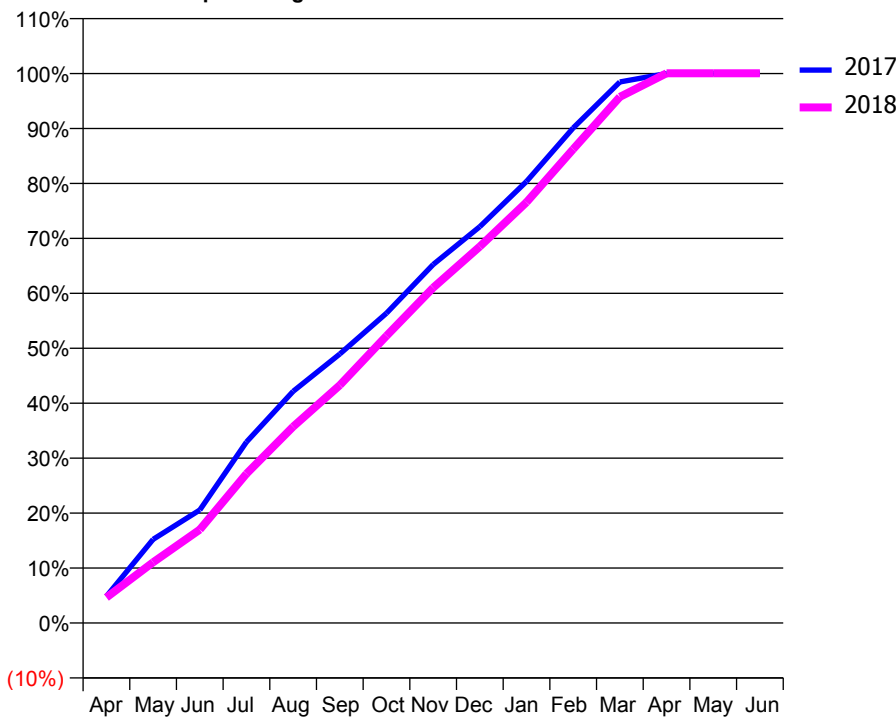
ACCESS*

Patients seen in 24 months	Total	Change since previous quarter
Quarter ending March 2017	10,653	
Quarter ending June 2017	10,451	↓
Quarter ending September 2017	10,384	→
Quarter ending December 2017	10,362	→
Quarter ending March 2018	10,481	→
Variance since March 2017	(1.6%)	↓



ACTIVITY

Cumulative percentage of contracted UDA delivered 2017 & 2018



Month	Adjusted Scheduled Activity (UDA)	
	2017	2018
April	1,377	1,311
May	4,304	3,121
June	5,808	4,802
July	9,306	7,672
August	11,912	10,097
September	13,826	12,225
October	15,926	14,761
November	18,431	17,238
December	20,373	19,354
January	22,697	21,628
February	25,446	24,356
March	27,813	27,046
April	28,242	28,256
May	28,242	28,256
June	28,254	28,256

QUALITY

	Quantity	Base Number	Contract	AT	Region	England
% of FP17s for the same patient ID Re-attending within 3 months - Children	213	3,292	6.5%	9.3%	11.6%	11.9%
% of FP17s for the same patient ID Re-attending within 3 months - Adults	1,867	12,791	14.6%	12.9%	15.4%	16.0%
% of FP17s for the same patient ID Re-attending between 3 & 9 months - Children	2,322	3,292	70.5%	59.1%	59.4%	58.3%
% of FP17s for the same patient ID Re-attending between 3 & 9 months - Adults	6,682	12,791	52.2%	49.4%	51.3%	50.3%
% of FP17s for Band 1 Urgent Courses	766	16,313	4.7%	7.0%	8.0%	9.1%
% of FP17s Relating to Free Repair or Replacements	138	16,313	0.8%	0.8%	0.8%	0.8%
% of FP17s Relating to Continuations	471	16,313	2.9%	1.1%	1.0%	1.0%
% of Patients satisfied with the dentistry they have received	23	23	100.0%	92.6%	91.7%	91.5%
% of Patients satisfied with the time they had to wait for an appointment	22	23	95.7%	89.8%	88.3%	87.9%

* This is based on patients treated on this contract for their most recent course of treatment. Figures in italics indicate the base number of FP17s or Patient Questionnaire responses are less than 100. N/A is shown where the base number of responses is less than 10 during the period. % is calculated as Quantity/Base number*100

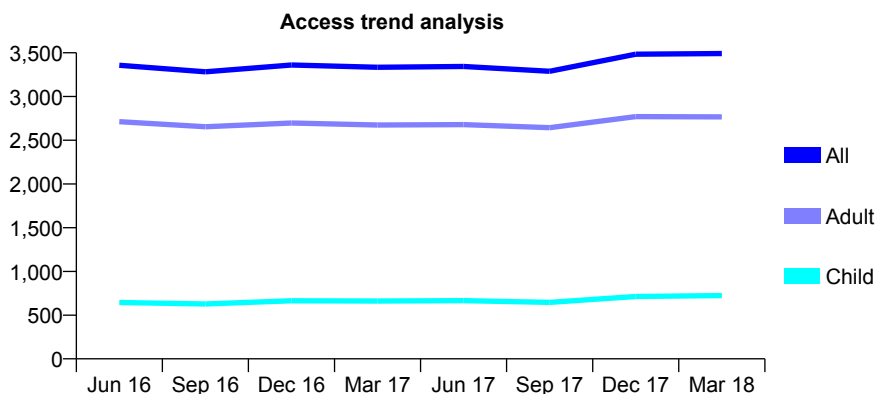
Q53 - Vital Signs At a Glance Contract Report for 742597/0001 - Year end March 2018

Name or company name	MR SS UBHI
Contract type name	GDS Contract
Purpose of contract	General
Contract start date	01/04/2006
Contract end date	

17/18 Contracted general activity (UDA)	7,983
Carry forward general activity (UDA)	-6
17/18 Contracted orthodontic activity (UOA)	0
Carry forward orthodontic activity (UOA)	0
Baseline contract value	£237,959.93

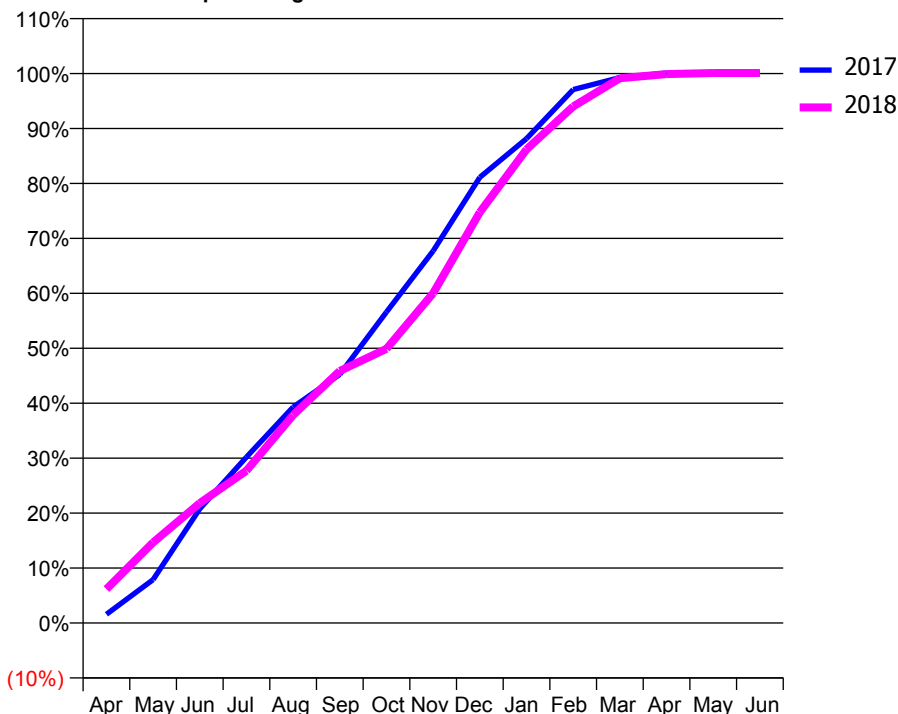
ACCESS*

Patients seen in 24 months	Total	Change since previous quarter
Quarter ending March 2017	3,335	
Quarter ending June 2017	3,343	→
Quarter ending September 2017	3,289	↓
Quarter ending December 2017	3,484	↑
Quarter ending March 2018	3,491	→
Variance since March 2017	4.7%	↑



ACTIVITY

Cumulative percentage of contracted UDA delivered 2017 & 2018



Month	Adjusted Scheduled Activity (UDA)	
	2017	2018
April	127	493
May	631	1,170
June	1,659	1,743
July	2,410	2,213
August	3,138	3,021
September	3,611	3,662
October	4,519	3,984
November	5,406	4,791
December	6,475	5,967
January	7,037	6,880
February	7,749	7,503
March	7,925	7,914
April	7,989	7,974
May	7,989	7,989
June	7,989	7,989

QUALITY

	Quantity	Base Number	Contract	AT	Region	England
% of FP17s for the same patient ID Re-attending within 3 months - Children	58	968	6.0%	9.3%	11.6%	11.9%
% of FP17s for the same patient ID Re-attending within 3 months - Adults	383	2,859	13.4%	12.9%	15.4%	16.0%
% of FP17s for the same patient ID Re-attending between 3 & 9 months - Children	530	968	54.8%	59.1%	59.4%	58.3%
% of FP17s for the same patient ID Re-attending between 3 & 9 months - Adults	787	2,859	27.5%	49.4%	51.3%	50.3%
% of FP17s for Band 1 Urgent Courses	465	3,838	12.1%	7.0%	8.0%	9.1%
% of FP17s Relating to Free Repair or Replacements	5	3,838	0.1%	0.8%	0.8%	0.8%
% of FP17s Relating to Continuations	24	3,838	0.6%	1.1%	1.0%	1.0%
% of Patients satisfied with the dentistry they have received	16	18	88.9%	92.6%	91.7%	91.5%
% of Patients satisfied with the time they had to wait for an appointment	15	18	83.3%	89.8%	88.3%	87.9%

* This is based on patients treated on this contract for their most recent course of treatment. Figures in italics indicate the base number of FP17s or Patient Questionnaire responses are less than 100. N/A is shown where the base number of responses is less than 10 during the period. % is calculated as Quantity/Base number*100

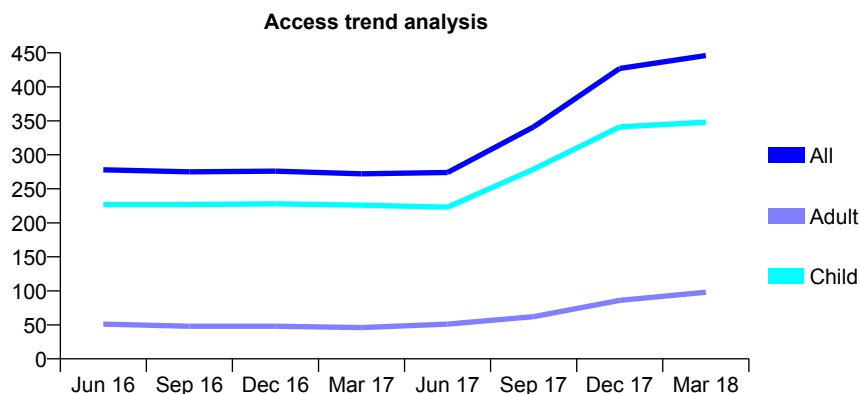
Q53 - Vital Signs At a Glance Contract Report for 746371/0001 - Year end March 2018

Name or company name	Walker, Norman and Craven (headless cro:
Contract type name	GDS Contract
Purpose of contract	General
Contract start date	01/04/2006
Contract end date	

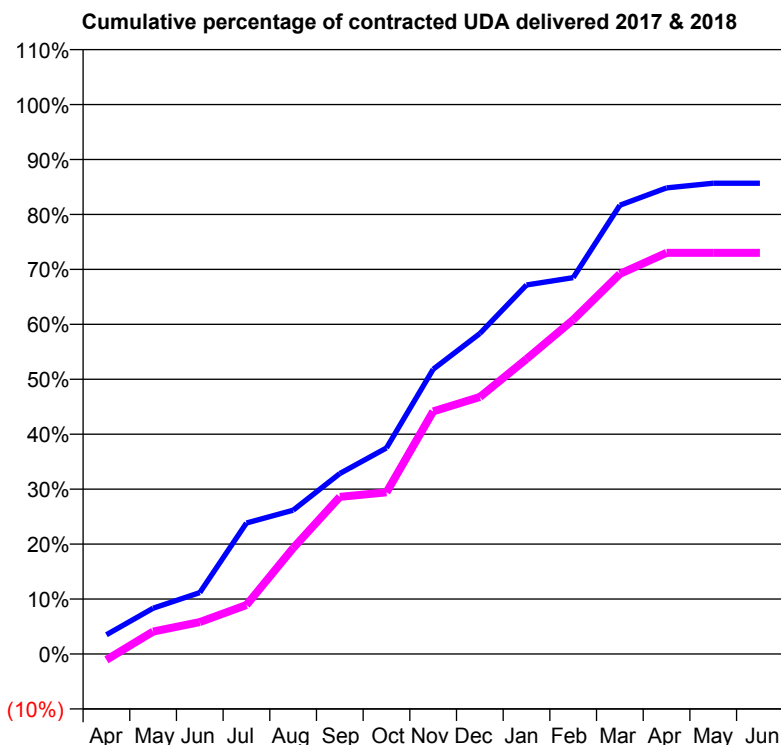
17/18 Contracted general activity (UDA)	1,100
Carry forward general activity (UDA)	12
17/18 Contracted orthodontic activity (UOA)	0
Carry forward orthodontic activity (UOA)	0
Baseline contract value	£26,712.29

ACCESS*

Patients seen in 24 months	Total	Change since previous quarter
Quarter ending March 2017	272	
Quarter ending June 2017	274	→
Quarter ending September 2017	341	↑
Quarter ending December 2017	427	↑
Quarter ending March 2018	446	↑
Variance since March 2017	64.0%	↑



ACTIVITY



Month	Adjusted Scheduled Activity (UDA)	
	2017	2018
April	21	-12
May	50	45
June	67	64
July	143	98
August	157	212
September	197	315
October	225	324
November	311	486
December	350	515
January	403	591
February	411	669
March	490	761
April	509	803
May	514	803
June	514	803

QUALITY

	Quantity	Base Number	Contract	AT	Region	England
% of FP17s for the same patient ID Re-attending within 3 months - Children	26	555	4.7%	9.3%	11.6%	11.9%
% of FP17s for the same patient ID Re-attending within 3 months - Adults	10	80	12.5%	12.9%	15.4%	16.0%
% of FP17s for the same patient ID Re-attending between 3 & 9 months - Children	305	555	55.0%	59.1%	59.4%	58.3%
% of FP17s for the same patient ID Re-attending between 3 & 9 months - Adults	26	80	32.5%	49.4%	51.3%	50.3%
% of FP17s for Band 1 Urgent Courses	6	644	0.9%	7.0%	8.0%	9.1%
% of FP17s Relating to Free Repair or Replacements	0	644	0.0%	0.8%	0.8%	0.8%
% of FP17s Relating to Continuations	0	644	0.0%	1.1%	1.0%	1.0%
% of Patients satisfied with the dentistry they have received	0	0	N/A	92.6%	91.7%	91.5%
% of Patients satisfied with the time they had to wait for an appointment	0	0	N/A	89.8%	88.3%	87.9%

* This is based on patients treated on this contract for their most recent course of treatment. Figures in italics indicate the base number of FP17s or Patient Questionnaire responses are less than 100. N/A is shown where the base number of responses is less than 10 during the period. % is calculated as Quantity/Base number*100

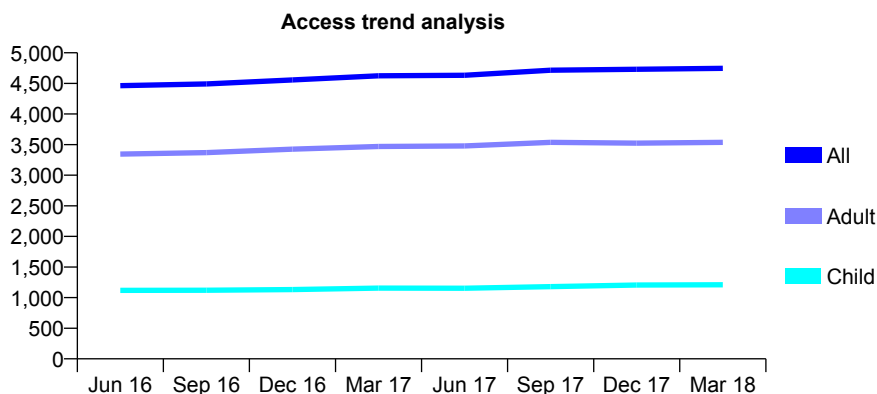
Q53 - Vital Signs At a Glance Contract Report for 749419/0001 - Year end March 2018

Name or company name	MR SA CHALKER
Contract type name	GDS Contract
Purpose of contract	General
Contract start date	01/04/2006
Contract end date	

17/18 Contracted general activity (UDA)	10,827
Carry forward general activity (UDA)	19
17/18 Contracted orthodontic activity (UOA)	0
Carry forward orthodontic activity (UOA)	0
Baseline contract value	£253,198.51

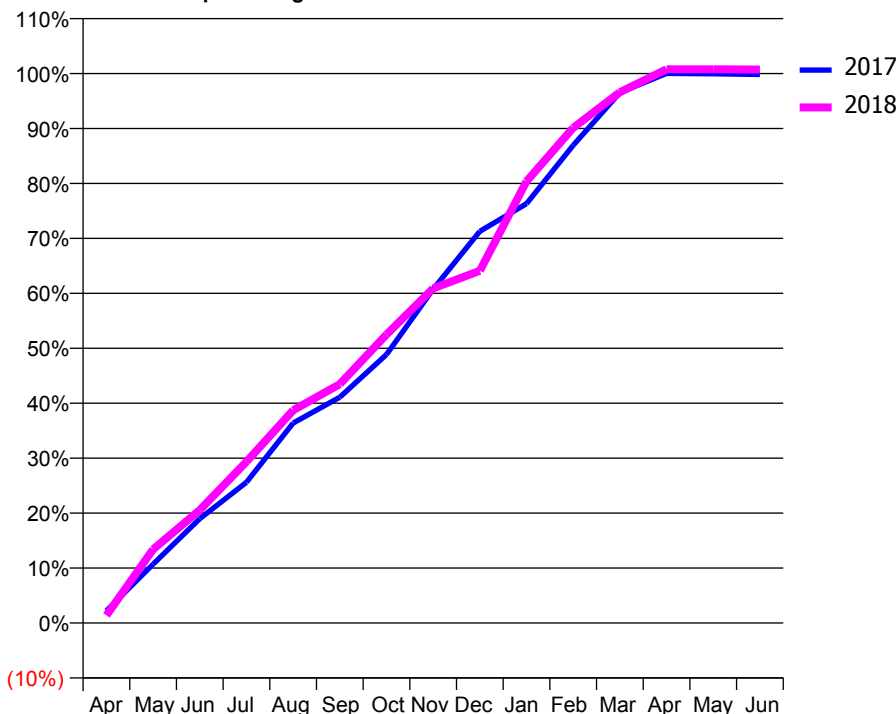
ACCESS*

Patients seen in 24 months	Total	Change since previous quarter
Quarter ending March 2017	4,625	
Quarter ending June 2017	4,632	→
Quarter ending September 2017	4,716	→
Quarter ending December 2017	4,730	→
Quarter ending March 2018	4,747	→
Variance since March 2017	2.6%	↑



ACTIVITY

Cumulative percentage of contracted UDA delivered 2017 & 2018



Month	Adjusted Scheduled Activity (UDA)	
	2017	2018
April	241	152
May	1,161	1,450
June	2,057	2,226
July	2,772	3,179
August	3,940	4,192
September	4,449	4,708
October	5,291	5,683
November	6,578	6,593
December	7,719	6,939
January	8,261	8,702
February	9,412	9,757
March	10,449	10,459
April	10,828	10,909
May	10,820	10,910
June	10,808	10,904

QUALITY

	Quantity	Base Number	Contract	AT	Region	England
% of FP17s for the same patient ID Re-attending within 3 months - Children	131	2,005	6.5%	9.3%	11.6%	11.9%
% of FP17s for the same patient ID Re-attending within 3 months - Adults	510	4,218	12.1%	12.9%	15.4%	16.0%
% of FP17s for the same patient ID Re-attending between 3 & 9 months - Children	1,410	2,005	70.3%	59.1%	59.4%	58.3%
% of FP17s for the same patient ID Re-attending between 3 & 9 months - Adults	1,528	4,218	36.2%	49.4%	51.3%	50.3%
% of FP17s for Band 1 Urgent Courses	628	6,275	10.0%	7.0%	8.0%	9.1%
% of FP17s Relating to Free Repair or Replacements	80	6,275	1.3%	0.8%	0.8%	0.8%
% of FP17s Relating to Continuations	33	6,275	0.5%	1.1%	1.0%	1.0%
% of Patients satisfied with the dentistry they have received	9	9	N/A	92.6%	91.7%	91.5%
% of Patients satisfied with the time they had to wait for an appointment	9	9	N/A	89.8%	88.3%	87.9%

* This is based on patients treated on this contract for their most recent course of treatment. Figures in italics indicate the base number of FP17s or Patient Questionnaire responses are less than 100. N/A is shown where the base number of responses is less than 10 during the period. % is calculated as Quantity/Base number*100

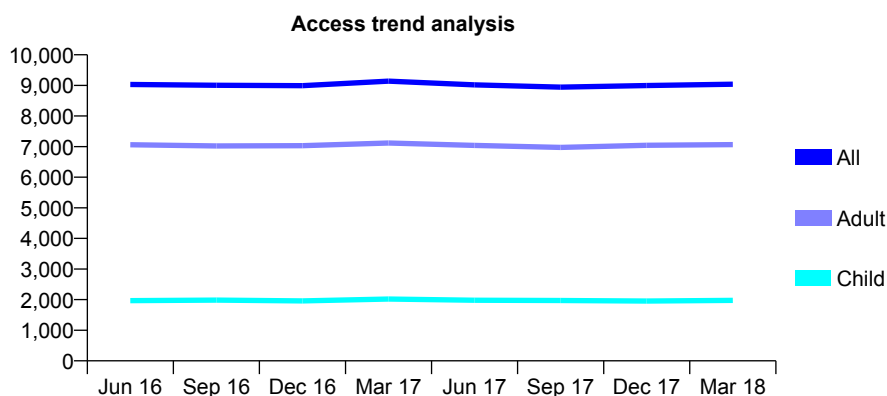
Q53 - Vital Signs At a Glance Contract Report for 753955/0001 - Year end March 2018

Name or company name	MR AM RAJPUT
Contract type name	GDS Contract
Purpose of contract	General
Contract start date	01/04/2006
Contract end date	

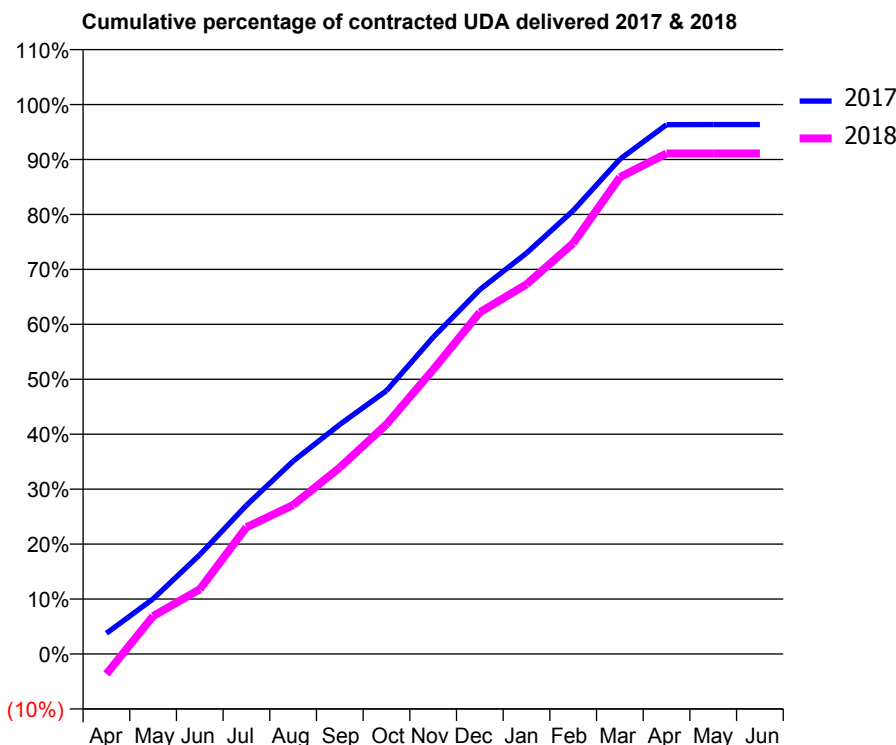
17/18 Contracted general activity (UDA)	27,792
Carry forward general activity (UDA)	1,012
17/18 Contracted orthodontic activity (UOA)	0
Carry forward orthodontic activity (UOA)	0
Baseline contract value	£725,323.31

ACCESS*

Patients seen in 24 months	Total	Change since previous quarter
Quarter ending March 2017	9,138	
Quarter ending June 2017	9,019	↓
Quarter ending September 2017	8,942	→
Quarter ending December 2017	8,997	→
Quarter ending March 2018	9,039	→
Variance since March 2017	(1.1%)	↓



ACTIVITY



Month	Adjusted Scheduled Activity (UDA)	
	2017	2018
April	1,052	-1,012
May	2,790	1,915
June	5,023	3,272
July	7,522	6,408
August	9,755	7,538
September	11,609	9,430
October	13,319	11,620
November	16,023	14,383
December	18,430	17,285
January	20,277	18,698
February	22,425	20,777
March	25,022	24,116
April	26,775	25,317
May	26,780	25,312
June	26,780	25,312

QUALITY

	Quantity	Base Number	Contract	AT	Region	England
% of FP17s for the same patient ID Re-attending within 3 months - Children	178	3,067	5.8%	9.3%	11.6%	11.9%
% of FP17s for the same patient ID Re-attending within 3 months - Adults	1,473	11,089	13.3%	12.9%	15.4%	16.0%
% of FP17s for the same patient ID Re-attending between 3 & 9 months - Children	2,100	3,067	68.5%	59.1%	59.4%	58.3%
% of FP17s for the same patient ID Re-attending between 3 & 9 months - Adults	7,172	11,089	64.7%	49.4%	51.3%	50.3%
% of FP17s for Band 1 Urgent Courses	421	13,865	3.0%	7.0%	8.0%	9.1%
% of FP17s Relating to Free Repair or Replacements	92	13,865	0.7%	0.8%	0.8%	0.8%
% of FP17s Relating to Continuations	452	13,865	3.3%	1.1%	1.0%	1.0%
% of Patients satisfied with the dentistry they have received	7	7	N/A	92.6%	91.7%	91.5%
% of Patients satisfied with the time they had to wait for an appointment	6	7	N/A	89.8%	88.3%	87.9%

* This is based on patients treated on this contract for their most recent course of treatment. Figures in italics indicate the base number of FP17s or Patient Questionnaire responses are less than 100. N/A is shown where the base number of responses is less than 10 during the period. % is calculated as Quantity/Base number*100

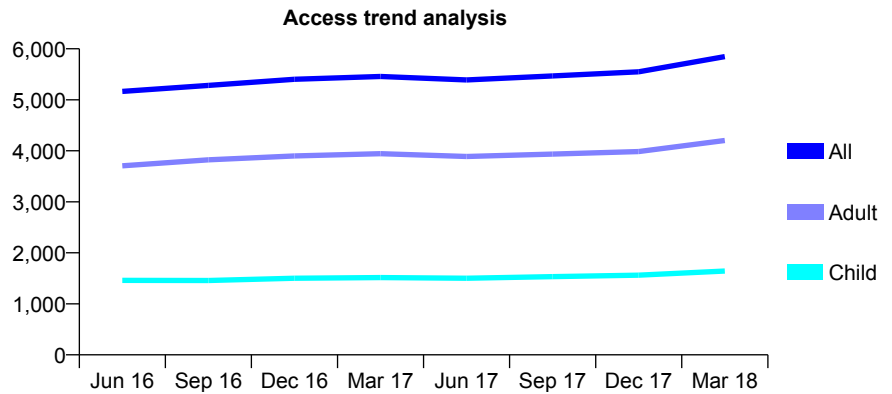
Q53 - Vital Signs At a Glance Contract Report for 763225/0001 - Year end March 2018

Name or company name	MR SS MATHAROO
Contract type name	GDS Contract
Purpose of contract	General
Contract start date	01/04/2006
Contract end date	

17/18 Contracted general activity (UDA)	11,255
Carry forward general activity (UDA)	0
17/18 Contracted orthodontic activity (UOA)	0
Carry forward orthodontic activity (UOA)	0
Baseline contract value	£335,508.20

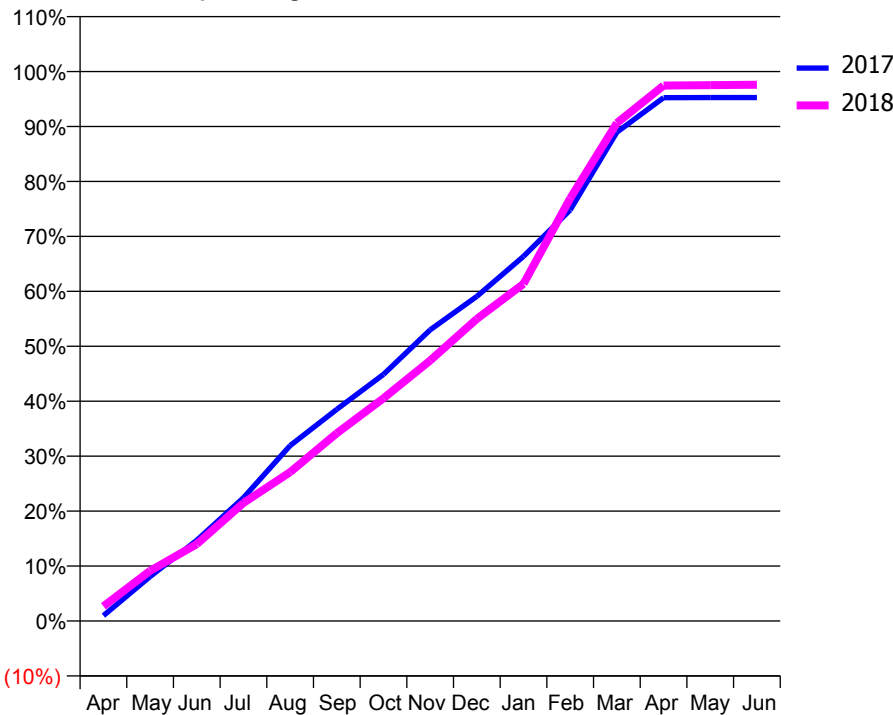
ACCESS*

Patients seen in 24 months	Total	Change since previous quarter
Quarter ending March 2017	5,458	
Quarter ending June 2017	5,390	↓
Quarter ending September 2017	5,468	→
Quarter ending December 2017	5,548	→
Quarter ending March 2018	5,847	↑
Variance since March 2017	7.1%	↑



ACTIVITY

Cumulative percentage of contracted UDA delivered 2017 & 2018



Month	Adjusted Scheduled Activity (UDA)	
	2017	2018
April	112	302
May	910	1,029
June	1,655	1,575
July	2,525	2,419
August	3,592	3,050
September	4,336	3,847
October	5,053	4,564
November	5,963	5,336
December	6,650	6,188
January	7,468	6,906
February	8,418	8,657
March	10,012	10,201
April	10,720	10,967
May	10,721	10,976
June	10,721	10,984

QUALITY

	Quantity	Base Number	Contract	AT	Region	England
% of FP17s for the same patient ID Re-attending within 3 months - Children	72	2,254	3.2%	9.3%	11.6%	11.9%
% of FP17s for the same patient ID Re-attending within 3 months - Adults	437	4,973	8.8%	12.9%	15.4%	16.0%
% of FP17s for the same patient ID Re-attending between 3 & 9 months - Children	1,239	2,254	55.0%	59.1%	59.4%	58.3%
% of FP17s for the same patient ID Re-attending between 3 & 9 months - Adults	2,200	4,973	44.2%	49.4%	51.3%	50.3%
% of FP17s for Band 1 Urgent Courses	231	6,038	3.8%	7.0%	8.0%	9.1%
% of FP17s Relating to Free Repair or Replacements	19	6,038	0.3%	0.8%	0.8%	0.8%
% of FP17s Relating to Continuations	42	6,038	0.7%	1.1%	1.0%	1.0%
% of Patients satisfied with the dentistry they have received	6	8	N/A	92.6%	91.7%	91.5%
% of Patients satisfied with the time they had to wait for an appointment	6	8	N/A	89.8%	88.3%	87.9%

* This is based on patients treated on this contract for their most recent course of treatment. Figures in italics indicate the base number of FP17s or Patient Questionnaire responses are less than 100. N/A is shown where the base number of responses is less than 10 during the period. % is calculated as Quantity/Base number*100

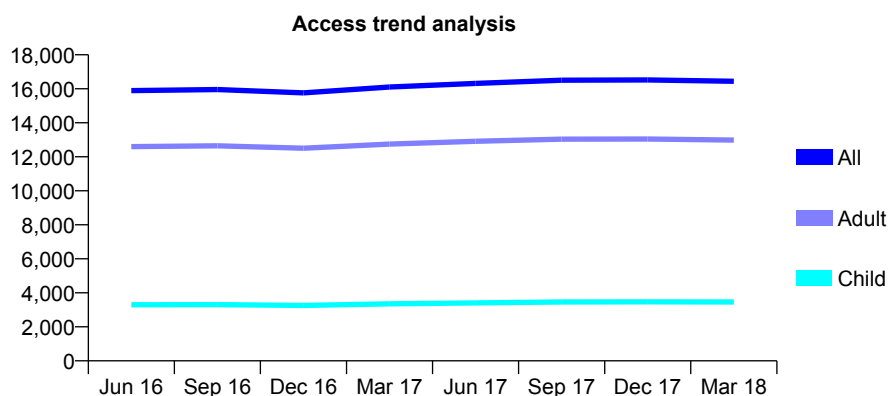
Q53 - Vital Signs At a Glance Contract Report for 764353/0001 - Year end March 2018

Name or company name	MRS RP ATWAL
Contract type name	GDS Contract
Purpose of contract	General
Contract start date	01/04/2006
Contract end date	

17/18 Contracted general activity (UDA)	41,132
Carry forward general activity (UDA)	182
17/18 Contracted orthodontic activity (UOA)	0
Carry forward orthodontic activity (UOA)	0
Baseline contract value	£1,248,694.11

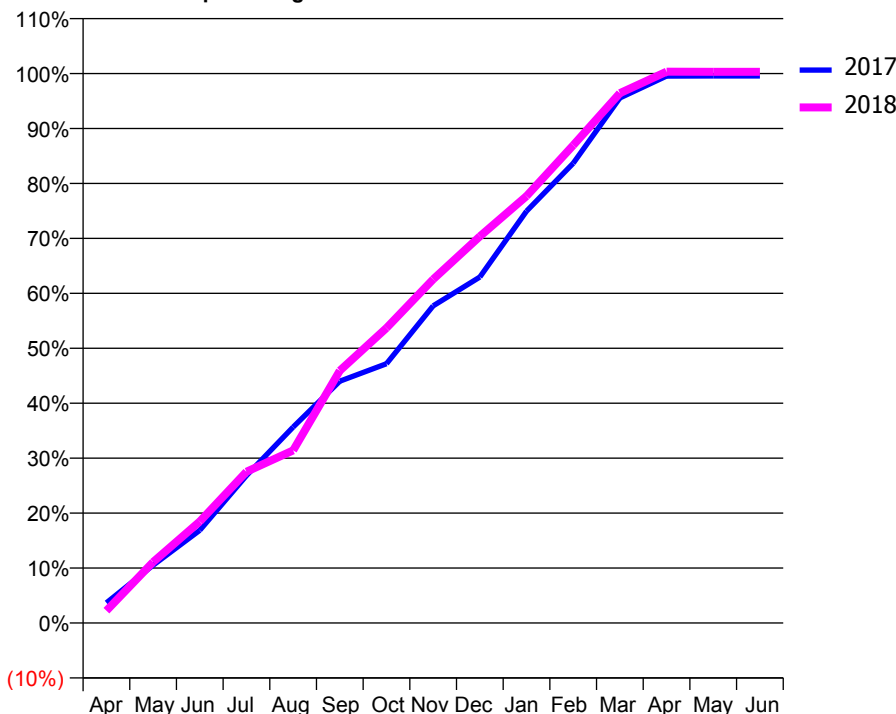
ACCESS*

Patients seen in 24 months	Total	Change since previous quarter
Quarter ending March 2017	16,102	
Quarter ending June 2017	16,318	→
Quarter ending September 2017	16,503	→
Quarter ending December 2017	16,518	→
Quarter ending March 2018	16,443	→
Variance since March 2017	2.1%	↑



ACTIVITY

Cumulative percentage of contracted UDA delivered 2017 & 2018



Month	Adjusted Scheduled Activity (UDA)	
	2017	2018
April	1,511	925
May	4,326	4,568
June	6,940	7,603
July	11,037	11,329
August	14,668	12,922
September	18,101	18,893
October	19,405	22,081
November	23,744	25,724
December	25,895	28,942
January	30,824	31,960
February	34,409	35,763
March	39,307	39,657
April	40,935	41,264
May	40,947	41,262
June	40,949	41,260

QUALITY

	Quantity	Base Number	Contract	AT	Region	England
% of FP17s for the same patient ID Re-attending within 3 months - Children	151	5,533	2.7%	9.3%	11.6%	11.9%
% of FP17s for the same patient ID Re-attending within 3 months - Adults	1,058	18,174	5.8%	12.9%	15.4%	16.0%
% of FP17s for the same patient ID Re-attending between 3 & 9 months - Children	4,133	5,533	74.7%	59.1%	59.4%	58.3%
% of FP17s for the same patient ID Re-attending between 3 & 9 months - Adults	10,417	18,174	57.3%	49.4%	51.3%	50.3%
% of FP17s for Band 1 Urgent Courses	257	23,806	1.1%	7.0%	8.0%	9.1%
% of FP17s Relating to Free Repair or Replacements	47	23,806	0.2%	0.8%	0.8%	0.8%
% of FP17s Relating to Continuations	204	23,806	0.9%	1.1%	1.0%	1.0%
% of Patients satisfied with the dentistry they have received	21	24	87.5%	92.6%	91.7%	91.5%
% of Patients satisfied with the time they had to wait for an appointment	22	24	91.7%	89.8%	88.3%	87.9%

* This is based on patients treated on this contract for their most recent course of treatment. Figures in italics indicate the base number of FP17s or Patient Questionnaire responses are less than 100. N/A is shown where the base number of responses is less than 10 during the period. % is calculated as Quantity/Base number*100

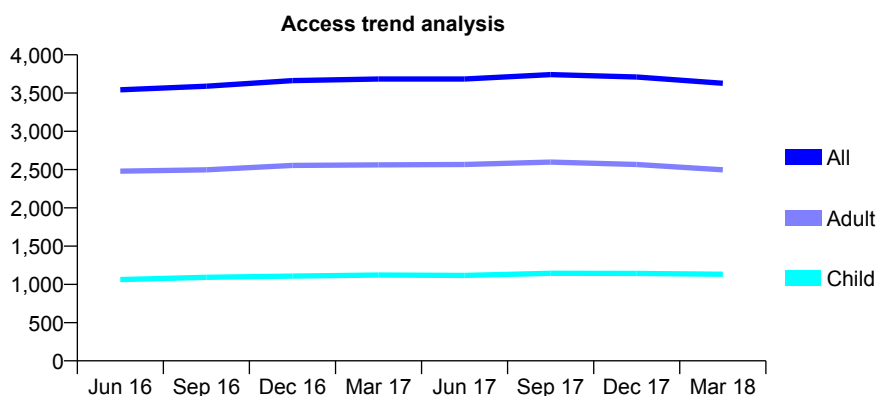
Q53 - Vital Signs At a Glance Contract Report for 765716/0001 - Year end March 2018

Name or company name	MR TO YUNUS
Contract type name	GDS Contract
Purpose of contract	General
Contract start date	01/04/2006
Contract end date	

17/18 Contracted general activity (UDA)	8,281
Carry forward general activity (UDA)	-5
17/18 Contracted orthodontic activity (UOA)	0
Carry forward orthodontic activity (UOA)	0
Baseline contract value	£251,413.82

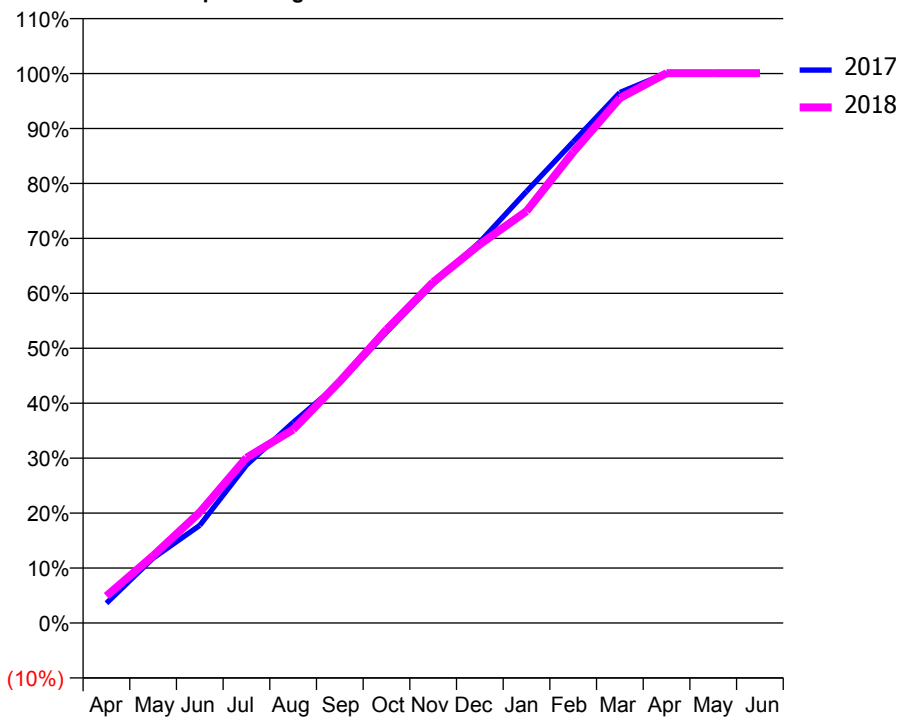
ACCESS*

Patients seen in 24 months	Total	Change since previous quarter
Quarter ending March 2017	3,684	
Quarter ending June 2017	3,683	→
Quarter ending September 2017	3,742	→
Quarter ending December 2017	3,710	→
Quarter ending March 2018	3,628	↓
Variance since March 2017	(1.5%)	↓



ACTIVITY

Cumulative percentage of contracted UDA delivered 2017 & 2018



Month	Adjusted Scheduled Activity (UDA)	
	2017	2018
April	299	406
May	978	1,013
June	1,473	1,670
July	2,380	2,490
August	3,024	2,914
September	3,622	3,642
October	4,384	4,422
November	5,111	5,137
December	5,743	5,707
January	6,503	6,207
February	7,252	7,097
March	7,995	7,910
April	8,286	8,286
May	8,286	8,286
June	8,286	8,286

QUALITY

	Quantity	Base Number	Contract	AT	Region	England
% of FP17s for the same patient ID Re-attending within 3 months - Children	20	1,399	1.4%	9.3%	11.6%	11.9%
% of FP17s for the same patient ID Re-attending within 3 months - Adults	141	2,726	5.2%	12.9%	15.4%	16.0%
% of FP17s for the same patient ID Re-attending between 3 & 9 months - Children	768	1,399	54.9%	59.1%	59.4%	58.3%
% of FP17s for the same patient ID Re-attending between 3 & 9 months - Adults	1,016	2,726	37.3%	49.4%	51.3%	50.3%
% of FP17s for Band 1 Urgent Courses	115	4,123	2.8%	7.0%	8.0%	9.1%
% of FP17s Relating to Free Repair or Replacements	4	4,123	0.1%	0.8%	0.8%	0.8%
% of FP17s Relating to Continuations	14	4,123	0.3%	1.1%	1.0%	1.0%
% of Patients satisfied with the dentistry they have received	6	6	N/A	92.6%	91.7%	91.5%
% of Patients satisfied with the time they had to wait for an appointment	6	6	N/A	89.8%	88.3%	87.9%

* This is based on patients treated on this contract for their most recent course of treatment. Figures in italics indicate the base number of FP17s or Patient Questionnaire responses are less than 100. N/A is shown where the base number of responses is less than 10 during the period. % is calculated as Quantity/Base number*100

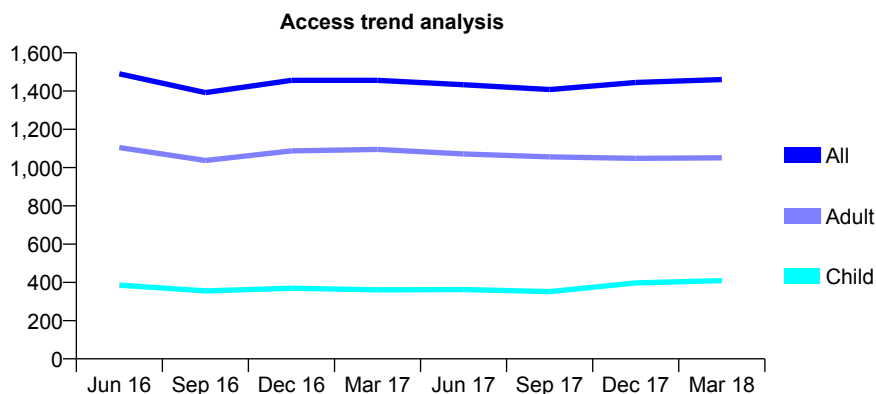
Q53 - Vital Signs At a Glance Contract Report for 768677/0002 - Year end March 2018

Name or company name	MR S MIRFENDERESKI
Contract type name	GDS Contract
Purpose of contract	General
Contract start date	01/04/2006
Contract end date	

17/18 Contracted general activity (UDA)	7,259
Carry forward general activity (UDA)	0
17/18 Contracted orthodontic activity (UOA)	0
Carry forward orthodontic activity (UOA)	0
Baseline contract value	£192,309.48

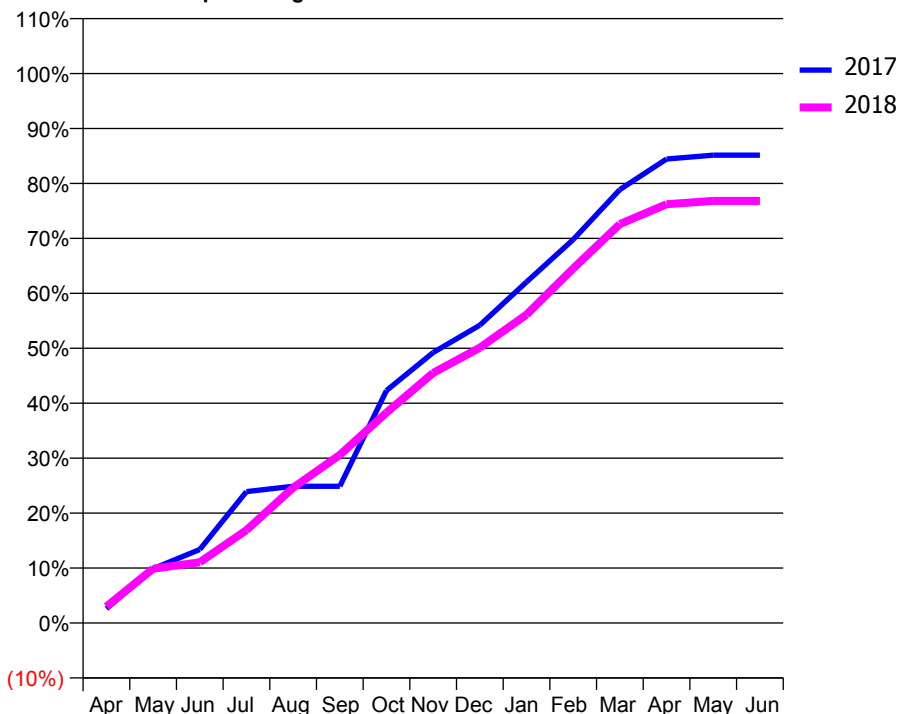
ACCESS*

Patients seen in 24 months	Total	Change since previous quarter
Quarter ending March 2017	1,456	
Quarter ending June 2017	1,433	↓
Quarter ending September 2017	1,408	↓
Quarter ending December 2017	1,445	↑
Quarter ending March 2018	1,460	→
Variance since March 2017	0.3%	→



ACTIVITY

Cumulative percentage of contracted UDA delivered 2017 & 2018



Adjusted Scheduled Activity (UDA)

Month	2017	2018
April	190	217
May	719	718
June	972	803
July	1,736	1,228
August	1,807	1,786
September	1,807	2,221
October	3,071	2,778
November	3,573	3,304
December	3,935	3,637
January	4,506	4,074
February	5,065	4,683
March	5,725	5,269
April	6,130	5,532
May	6,180	5,577
June	6,180	5,577

QUALITY

	Quantity	Base Number	Contract	AT	Region	England
% of FP17s for the same patient ID Re-attending within 3 months - Children	47	536	8.8%	9.3%	11.6%	11.9%
% of FP17s for the same patient ID Re-attending within 3 months - Adults	277	1,300	21.3%	12.9%	15.4%	16.0%
% of FP17s for the same patient ID Re-attending between 3 & 9 months - Children	234	536	43.7%	59.1%	59.4%	58.3%
% of FP17s for the same patient ID Re-attending between 3 & 9 months - Adults	541	1,300	41.6%	49.4%	51.3%	50.3%
% of FP17s for Band 1 Urgent Courses	121	1,796	6.7%	7.0%	8.0%	9.1%
% of FP17s Relating to Free Repair or Replacements	6	1,796	0.3%	0.8%	0.8%	0.8%
% of FP17s Relating to Continuations	37	1,796	2.1%	1.1%	1.0%	1.0%
% of Patients satisfied with the dentistry they have received	2	2	N/A	92.6%	91.7%	91.5%
% of Patients satisfied with the time they had to wait for an appointment	2	2	N/A	89.8%	88.3%	87.9%

* This is based on patients treated on this contract for their most recent course of treatment. Figures in italics indicate the base number of FP17s or Patient Questionnaire responses are less than 100. N/A is shown where the base number of responses is less than 10 during the period. % is calculated as Quantity/Base number*100

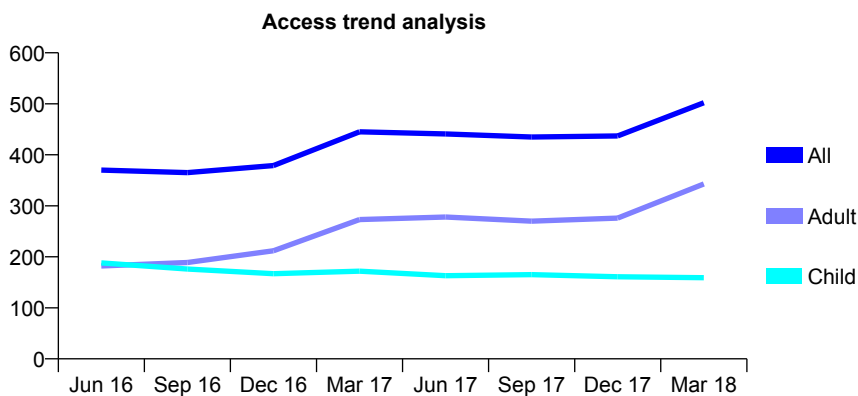
Q53 - Vital Signs At a Glance Contract Report for 770647/0002 - Year end March 2018

Name or company name	MR AI PARUK
Contract type name	GDS Contract
Purpose of contract	General
Contract start date	18/08/2008
Contract end date	

17/18 Contracted general activity (UDA)	1,000
Carry forward general activity (UDA)	-1
17/18 Contracted orthodontic activity (UOA)	0
Carry forward orthodontic activity (UOA)	0
Baseline contract value	£25,329.85

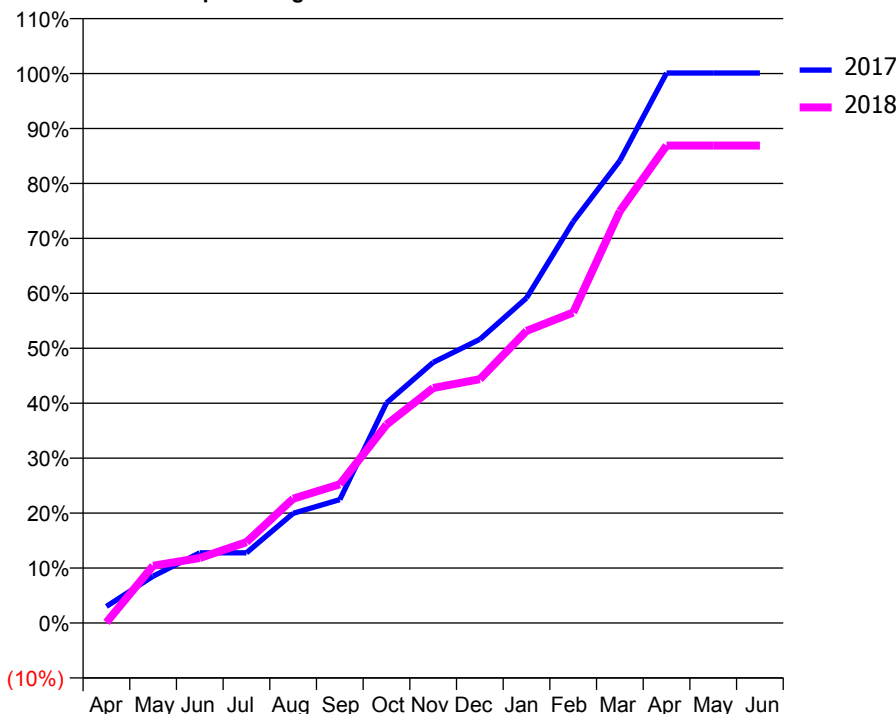
ACCESS*

Patients seen in 24 months	Total	Change since previous quarter
Quarter ending March 2017	445	
Quarter ending June 2017	441	→
Quarter ending September 2017	435	↓
Quarter ending December 2017	437	→
Quarter ending March 2018	502	↑
Variance since March 2017	12.8%	↑



ACTIVITY

Cumulative percentage of contracted UDA delivered 2017 & 2018



Month	Adjusted Scheduled Activity (UDA)	
	2017	2018
April	30	1
May	85	104
June	128	118
July	128	147
August	200	226
September	225	252
October	401	361
November	474	428
December	516	444
January	592	532
February	730	565
March	841	750
April	1,001	869
May	1,001	869
June	1,001	869

QUALITY

	Quantity	Base Number	Contract	AT	Region	England
% of FP17s for the same patient ID Re-attending within 3 months - Children	15	275	5.5%	9.3%	11.6%	11.9%
% of FP17s for the same patient ID Re-attending within 3 months - Adults	12	293	4.1%	12.9%	15.4%	16.0%
% of FP17s for the same patient ID Re-attending between 3 & 9 months - Children	210	275	76.4%	59.1%	59.4%	58.3%
% of FP17s for the same patient ID Re-attending between 3 & 9 months - Adults	91	293	31.1%	49.4%	51.3%	50.3%
% of FP17s for Band 1 Urgent Courses	25	542	4.6%	7.0%	8.0%	9.1%
% of FP17s Relating to Free Repair or Replacements	0	542	0.0%	0.8%	0.8%	0.8%
% of FP17s Relating to Continuations	0	542	0.0%	1.1%	1.0%	1.0%
% of Patients satisfied with the dentistry they have received	1	1	N/A	92.6%	91.7%	91.5%
% of Patients satisfied with the time they had to wait for an appointment	1	1	N/A	89.8%	88.3%	87.9%

* This is based on patients treated on this contract for their most recent course of treatment. Figures in italics indicate the base number of FP17s or Patient Questionnaire responses are less than 100. N/A is shown where the base number of responses is less than 10 during the period. % is calculated as Quantity/Base number*100

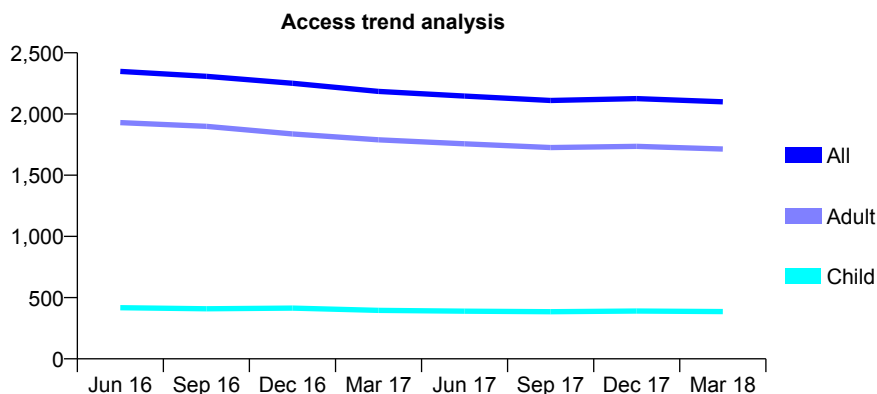
Q53 - Vital Signs At a Glance Contract Report for 773492/0001 - Year end March 2018

Name or company name	MS S KUTTY
Contract type name	GDS Contract
Purpose of contract	General
Contract start date	01/07/2013
Contract end date	

17/18 Contracted general activity (UDA)	7,615
Carry forward general activity (UDA)	-86
17/18 Contracted orthodontic activity (UOA)	0
Carry forward orthodontic activity (UOA)	0
Baseline contract value	£226,998.15

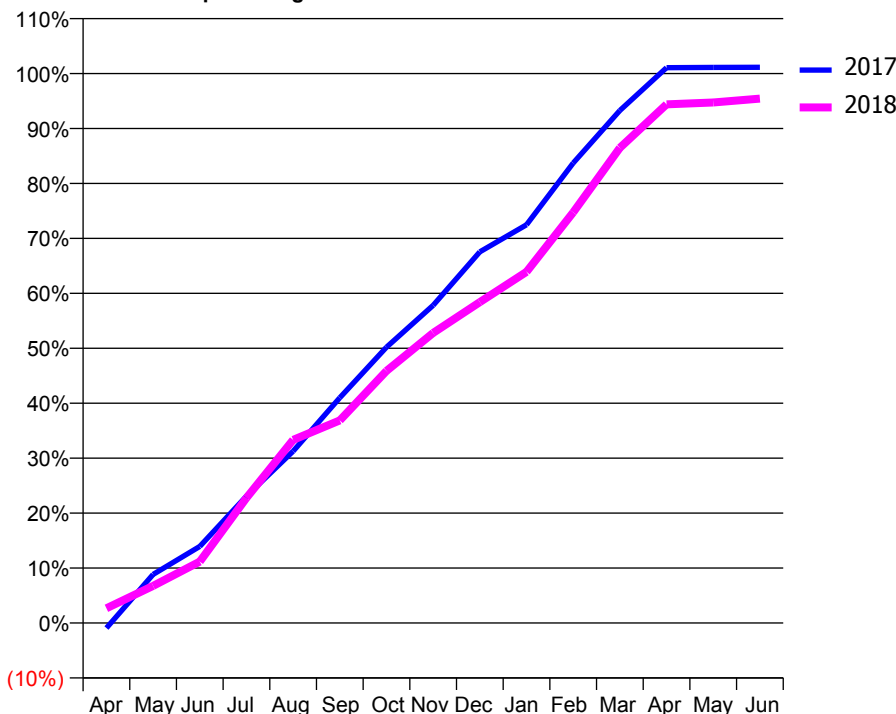
ACCESS*

Patients seen in 24 months	Total	Change since previous quarter
Quarter ending March 2017	2,185	
Quarter ending June 2017	2,146	↓
Quarter ending September 2017	2,111	↓
Quarter ending December 2017	2,126	→
Quarter ending March 2018	2,100	↓
Variance since March 2017	(3.9%)	↓



ACTIVITY

Cumulative percentage of contracted UDA delivered 2017 & 2018



Adjusted Scheduled Activity (UDA)

Month	2017	2018
April	-72	205
May	674	515
June	1,061	850
July	1,759	1,735
August	2,380	2,539
September	3,122	2,809
October	3,823	3,494
November	4,402	4,021
December	5,143	4,447
January	5,519	4,866
February	6,375	5,690
March	7,103	6,586
April	7,695	7,187
May	7,700	7,213
June	7,701	7,268

QUALITY

	Quantity	Base Number	Contract	AT	Region	England
% of FP17s for the same patient ID Re-attending within 3 months - Children	49	677	7.2%	9.3%	11.6%	11.9%
% of FP17s for the same patient ID Re-attending within 3 months - Adults	424	2,791	15.2%	12.9%	15.4%	16.0%
% of FP17s for the same patient ID Re-attending between 3 & 9 months - Children	457	677	67.5%	59.1%	59.4%	58.3%
% of FP17s for the same patient ID Re-attending between 3 & 9 months - Adults	1,698	2,791	60.8%	49.4%	51.3%	50.3%
% of FP17s for Band 1 Urgent Courses	195	3,437	5.7%	7.0%	8.0%	9.1%
% of FP17s Relating to Free Repair or Replacements	33	3,437	1.0%	0.8%	0.8%	0.8%
% of FP17s Relating to Continuations	58	3,437	1.7%	1.1%	1.0%	1.0%
% of Patients satisfied with the dentistry they have received	1	1	N/A	92.6%	91.7%	91.5%
% of Patients satisfied with the time they had to wait for an appointment	1	1	N/A	89.8%	88.3%	87.9%

* This is based on patients treated on this contract for their most recent course of treatment. Figures in italics indicate the base number of FP17s or Patient Questionnaire responses are less than 100. N/A is shown where the base number of responses is less than 10 during the period. % is calculated as Quantity/Base number*100

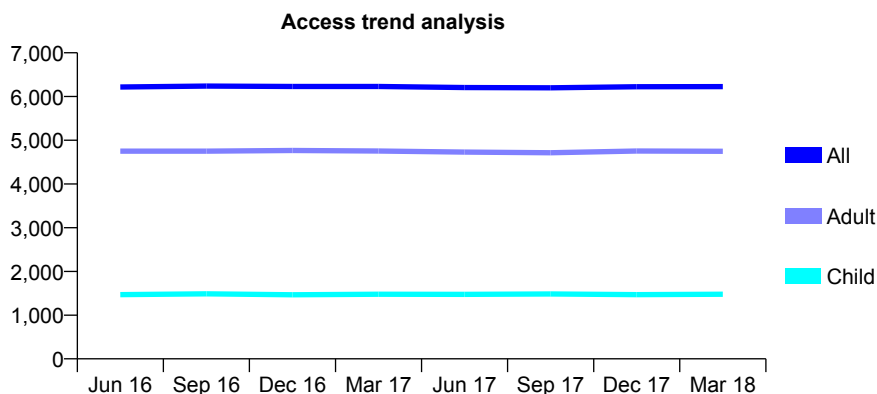
Q53 - Vital Signs At a Glance Contract Report for 781142/0001 - Year end March 2018

Name or company name	MR A KACHHALA
Contract type name	GDS Contract
Purpose of contract	General
Contract start date	01/04/2009
Contract end date	

17/18 Contracted general activity (UDA)	18,442
Carry forward general activity (UDA)	107
17/18 Contracted orthodontic activity (UOA)	0
Carry forward orthodontic activity (UOA)	0
Baseline contract value	£439,997.46

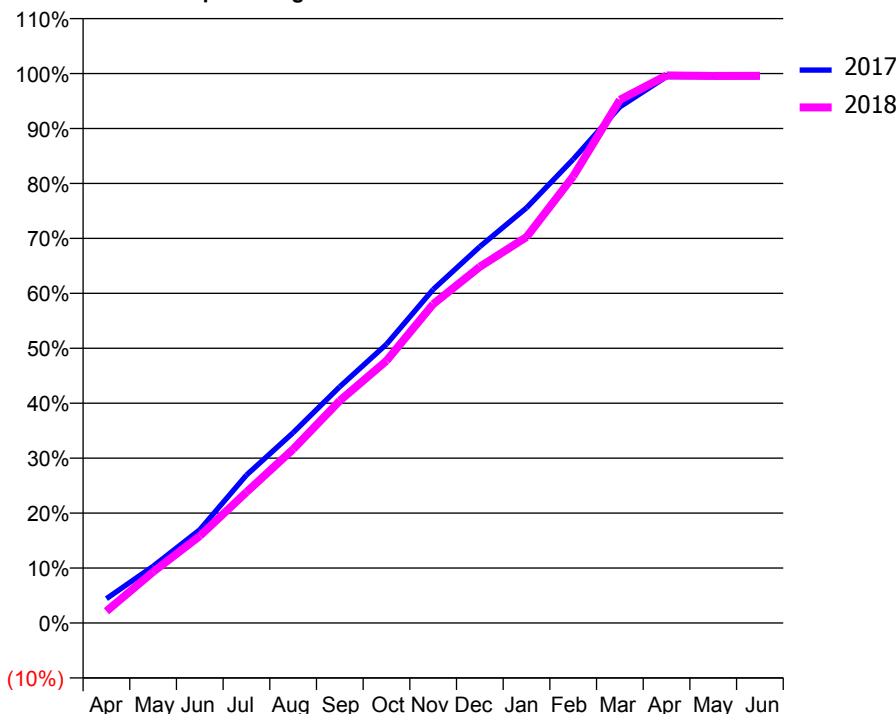
ACCESS*

Patients seen in 24 months	Total	Change since previous quarter
Quarter ending March 2017	6,230	
Quarter ending June 2017	6,205	→
Quarter ending September 2017	6,198	→
Quarter ending December 2017	6,224	→
Quarter ending March 2018	6,227	→
Variance since March 2017	(0.0%)	→



ACTIVITY

Cumulative percentage of contracted UDA delivered 2017 & 2018



Adjusted Scheduled Activity (UDA)

Month	2017	2018
April	818	395
May	1,906	1,716
June	3,129	2,918
July	4,965	4,393
August	6,390	5,836
September	7,931	7,463
October	9,355	8,799
November	11,193	10,701
December	12,632	11,954
January	13,932	12,956
February	15,565	14,989
March	17,320	17,561
April	18,340	18,379
May	18,338	18,361
June	18,335	18,362

QUALITY

	Quantity	Base Number	Contract	AT	Region	England
% of FP17s for the same patient ID Re-attending within 3 months - Children	162	2,480	6.5%	9.3%	11.6%	11.9%
% of FP17s for the same patient ID Re-attending within 3 months - Adults	616	5,886	10.5%	12.9%	15.4%	16.0%
% of FP17s for the same patient ID Re-attending between 3 & 9 months - Children	1,638	2,480	66.0%	59.1%	59.4%	58.3%
% of FP17s for the same patient ID Re-attending between 3 & 9 months - Adults	2,845	5,886	48.3%	49.4%	51.3%	50.3%
% of FP17s for Band 1 Urgent Courses	474	8,304	5.7%	7.0%	8.0%	9.1%
% of FP17s Relating to Free Repair or Replacements	44	8,304	0.5%	0.8%	0.8%	0.8%
% of FP17s Relating to Continuations	20	8,304	0.2%	1.1%	1.0%	1.0%
% of Patients satisfied with the dentistry they have received	13	14	92.9%	92.6%	91.7%	91.5%
% of Patients satisfied with the time they had to wait for an appointment	14	14	100.0%	89.8%	88.3%	87.9%

* This is based on patients treated on this contract for their most recent course of treatment. Figures in italics indicate the base number of FP17s or Patient Questionnaire responses are less than 100. N/A is shown where the base number of responses is less than 10 during the period. % is calculated as Quantity/Base number*100

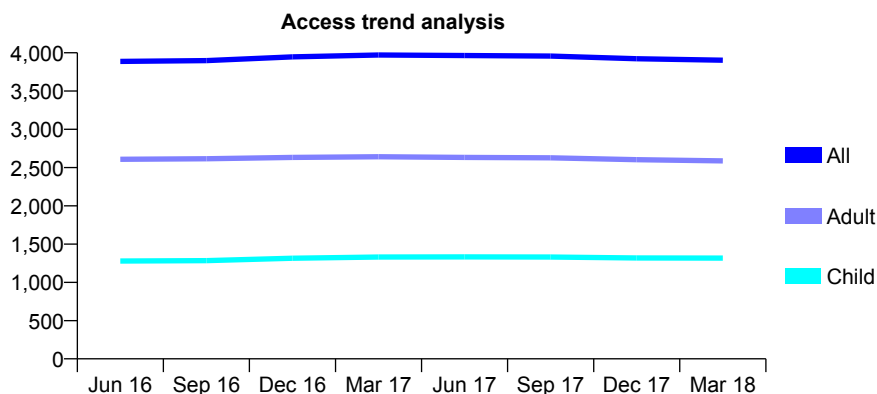
Q53 - Vital Signs At a Glance Contract Report for 782041/0001 - Year end March 2018

Name or company name	MS S MESTRY
Contract type name	GDS Contract
Purpose of contract	General
Contract start date	31/07/2006
Contract end date	

17/18 Contracted general activity (UDA)	10,848
Carry forward general activity (UDA)	-170
17/18 Contracted orthodontic activity (UOA)	0
Carry forward orthodontic activity (UOA)	0
Baseline contract value	£269,408.73

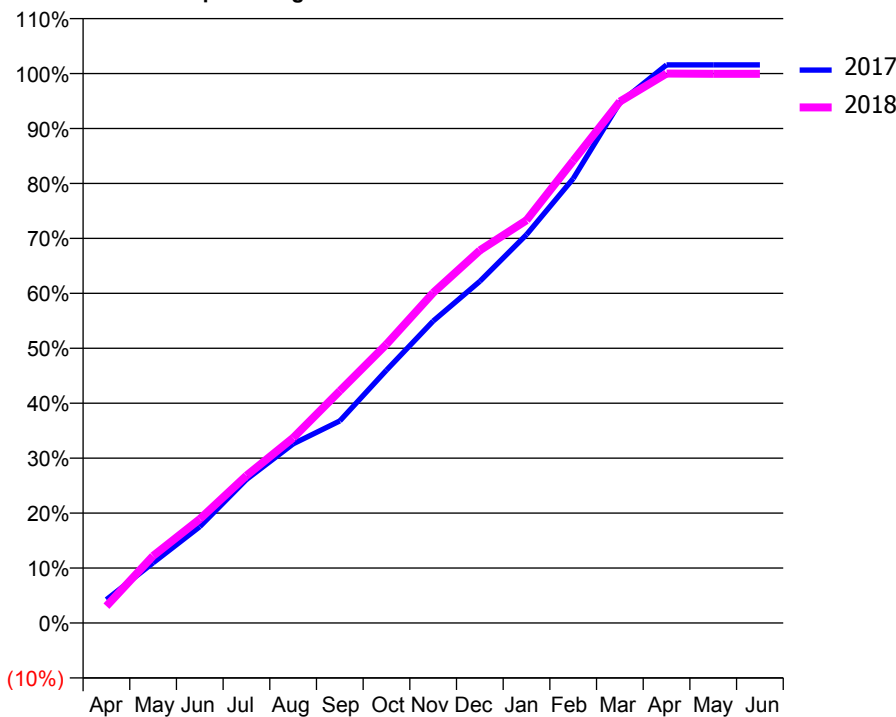
ACCESS*

Patients seen in 24 months	Total	Change since previous quarter
Quarter ending March 2017	3,971	
Quarter ending June 2017	3,965	→
Quarter ending September 2017	3,957	→
Quarter ending December 2017	3,922	→
Quarter ending March 2018	3,904	→
Variance since March 2017	(1.7%)	↓



ACTIVITY

Cumulative percentage of contracted UDA delivered 2017 & 2018



Month	Adjusted Scheduled Activity (UDA)	
	2017	2018
April	462	333
May	1,187	1,324
June	1,901	2,051
July	2,834	2,911
August	3,538	3,656
September	3,991	4,581
October	4,992	5,503
November	5,960	6,518
December	6,747	7,356
January	7,666	7,952
February	8,773	9,125
March	10,275	10,295
April	11,019	10,848
May	11,017	10,843
June	11,017	10,841

QUALITY

	Quantity	Base Number	Contract	AT	Region	England
% of FP17s for the same patient ID Re-attending within 3 months - Children	127	1,775	7.2%	9.3%	11.6%	11.9%
% of FP17s for the same patient ID Re-attending within 3 months - Adults	492	3,210	15.3%	12.9%	15.4%	16.0%
% of FP17s for the same patient ID Re-attending between 3 & 9 months - Children	1,101	1,775	62.0%	59.1%	59.4%	58.3%
% of FP17s for the same patient ID Re-attending between 3 & 9 months - Adults	1,506	3,210	46.9%	49.4%	51.3%	50.3%
% of FP17s for Band 1 Urgent Courses	326	4,406	7.4%	7.0%	8.0%	9.1%
% of FP17s Relating to Free Repair or Replacements	42	4,406	1.0%	0.8%	0.8%	0.8%
% of FP17s Relating to Continuations	22	4,406	0.5%	1.1%	1.0%	1.0%
% of Patients satisfied with the dentistry they have received	4	4	N/A	92.6%	91.7%	91.5%
% of Patients satisfied with the time they had to wait for an appointment	4	4	N/A	89.8%	88.3%	87.9%

* This is based on patients treated on this contract for their most recent course of treatment. Figures in italics indicate the base number of FP17s or Patient Questionnaire responses are less than 100. N/A is shown where the base number of responses is less than 10 during the period. % is calculated as Quantity/Base number*100

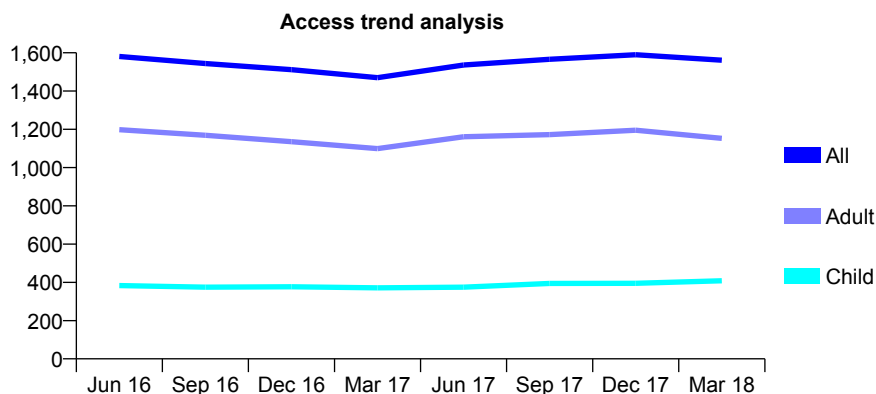
Q53 - Vital Signs At a Glance Contract Report for 794643/0002 - Year end March 2018

Name or company name	MR W SIDHU
Contract type name	GDS Contract
Purpose of contract	General and Orthodontic
Contract start date	03/01/2012
Contract end date	

17/18 Contracted general activity (UDA)	6,301
Carry forward general activity (UDA)	0
17/18 Contracted orthodontic activity (UOA)	51
Carry forward orthodontic activity (UOA)	-2
Baseline contract value	£160,600.76

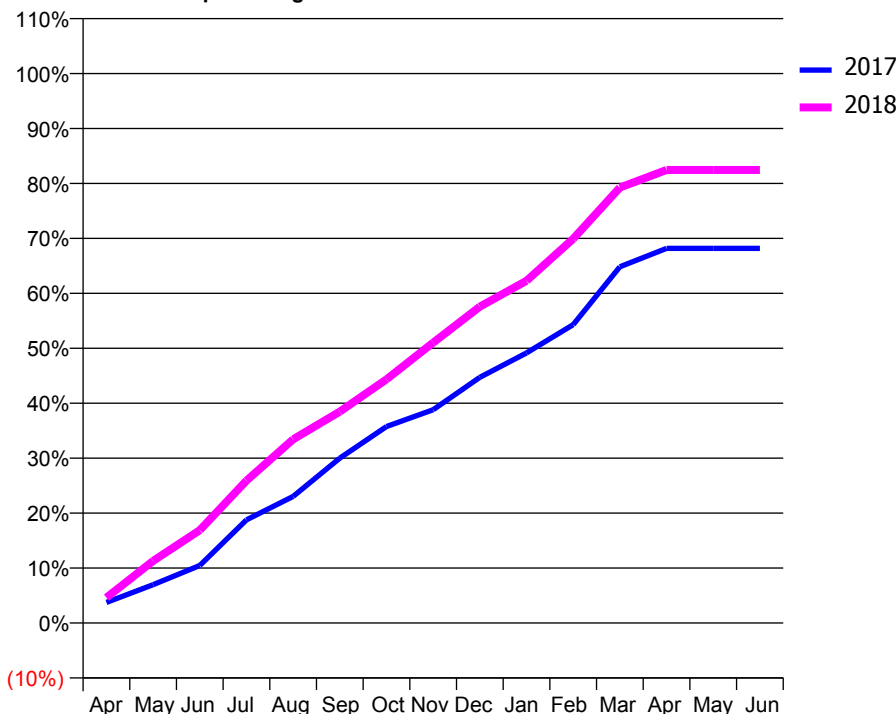
ACCESS*

Patients seen in 24 months	Total	Change since previous quarter
Quarter ending March 2017	1,470	
Quarter ending June 2017	1,536	↑
Quarter ending September 2017	1,566	→
Quarter ending December 2017	1,590	→
Quarter ending March 2018	1,561	↓
Variance since March 2017	6.2%	↑



ACTIVITY

Cumulative percentage of contracted UDA delivered 2017 & 2018



Month	Adjusted Scheduled Activity (UDA)	
	2017	2018
April	236	291
May	440	711
June	660	1,065
July	1,182	1,632
August	1,452	2,106
September	1,891	2,425
October	2,253	2,795
November	2,446	3,215
December	2,817	3,627
January	3,098	3,924
February	3,421	4,406
March	4,084	4,993
April	4,297	5,195
May	4,297	5,195
June	4,297	5,195

QUALITY

	Quantity	Base Number	Contract	AT	Region	England
% of FP17s for the same patient ID Re-attending within 3 months - Children	36	482	7.5%	9.3%	11.6%	11.9%
% of FP17s for the same patient ID Re-attending within 3 months - Adults	125	1,319	9.5%	12.9%	15.4%	16.0%
% of FP17s for the same patient ID Re-attending between 3 & 9 months - Children	199	482	41.3%	59.1%	59.4%	58.3%
% of FP17s for the same patient ID Re-attending between 3 & 9 months - Adults	472	1,319	35.8%	49.4%	51.3%	50.3%
% of FP17s for Band 1 Urgent Courses	22	1,776	1.2%	7.0%	8.0%	9.1%
% of FP17s Relating to Free Repair or Replacements	0	1,776	0.0%	0.8%	0.8%	0.8%
% of FP17s Relating to Continuations	4	1,776	0.2%	1.1%	1.0%	1.0%
% of Patients satisfied with the dentistry they have received	1	2	N/A	92.6%	91.7%	91.5%
% of Patients satisfied with the time they had to wait for an appointment	2	2	N/A	89.8%	88.3%	87.9%

* This is based on patients treated on this contract for their most recent course of treatment. Figures in italics indicate the base number of FP17s or Patient Questionnaire responses are less than 100. N/A is shown where the base number of responses is less than 10 during the period. % is calculated as Quantity/Base number*100

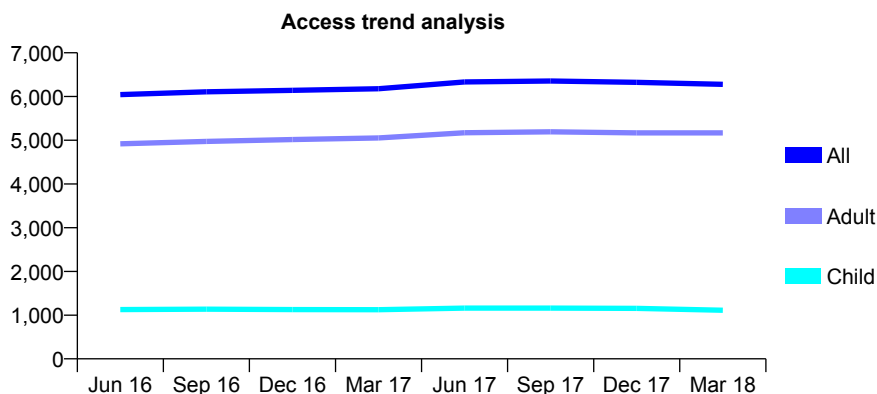
Q53 - Vital Signs At a Glance Contract Report for 814113/0001 - Year end March 2018

Name or company name	MR RA ARROWSMITH
Contract type name	GDS Contract
Purpose of contract	General
Contract start date	01/04/2006
Contract end date	

17/18 Contracted general activity (UDA)	12,778
Carry forward general activity (UDA)	69
17/18 Contracted orthodontic activity (UOA)	0
Carry forward orthodontic activity (UOA)	0
Baseline contract value	£369,884.04

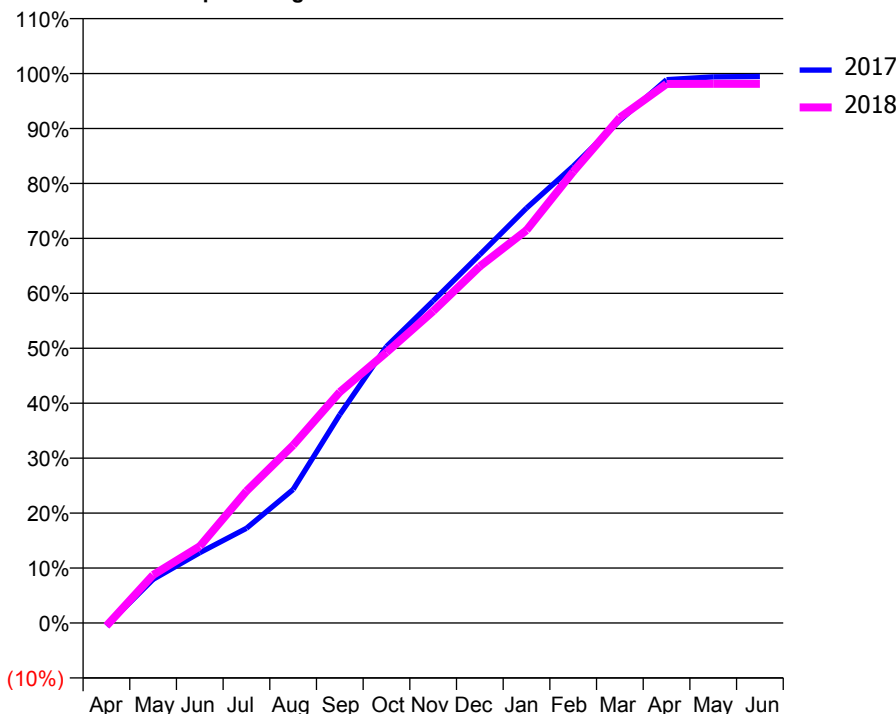
ACCESS*

Patients seen in 24 months	Total	Change since previous quarter
Quarter ending March 2017	6,178	
Quarter ending June 2017	6,334	↑
Quarter ending September 2017	6,354	→
Quarter ending December 2017	6,323	→
Quarter ending March 2018	6,278	→
Variance since March 2017	1.6%	→



ACTIVITY

Cumulative percentage of contracted UDA delivered 2017 & 2018



Month	Adjusted Scheduled Activity (UDA)	
	2017	2018
April	-70	-69
May	1,016	1,119
June	1,637	1,784
July	2,203	3,069
August	3,104	4,136
September	4,848	5,372
October	6,429	6,294
November	7,490	7,251
December	8,565	8,293
January	9,649	9,135
February	10,621	10,495
March	11,688	11,754
April	12,633	12,536
May	12,700	12,539
June	12,708	12,538

QUALITY

	Quantity	Base Number	Contract	AT	Region	England
% of FP17s for the same patient ID Re-attending within 3 months - Children	99	1,614	6.1%	9.3%	11.6%	11.9%
% of FP17s for the same patient ID Re-attending within 3 months - Adults	589	6,689	8.8%	12.9%	15.4%	16.0%
% of FP17s for the same patient ID Re-attending between 3 & 9 months - Children	760	1,614	47.1%	59.1%	59.4%	58.3%
% of FP17s for the same patient ID Re-attending between 3 & 9 months - Adults	2,864	6,689	42.8%	49.4%	51.3%	50.3%
% of FP17s for Band 1 Urgent Courses	434	7,155	6.1%	7.0%	8.0%	9.1%
% of FP17s Relating to Free Repair or Replacements	34	7,155	0.5%	0.8%	0.8%	0.8%
% of FP17s Relating to Continuations	37	7,155	0.5%	1.1%	1.0%	1.0%
% of Patients satisfied with the dentistry they have received	13	15	86.7%	92.6%	91.7%	91.5%
% of Patients satisfied with the time they had to wait for an appointment	11	15	73.3%	89.8%	88.3%	87.9%

* This is based on patients treated on this contract for their most recent course of treatment. Figures in italics indicate the base number of FP17s or Patient Questionnaire responses are less than 100. N/A is shown where the base number of responses is less than 10 during the period. % is calculated as Quantity/Base number*100

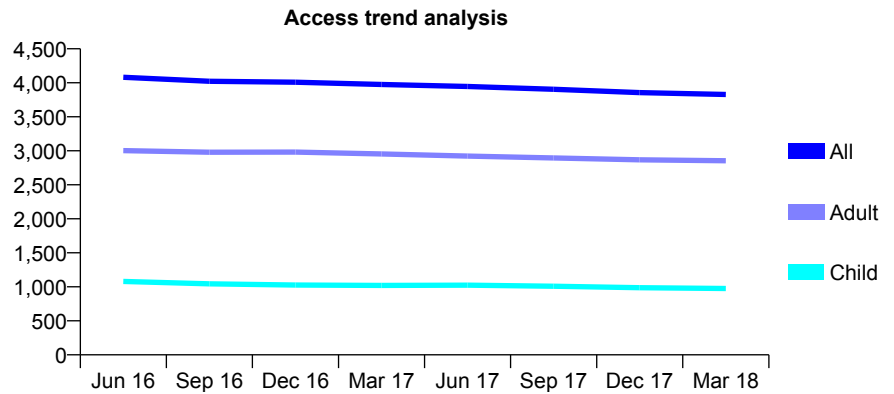
Q53 - Vital Signs At a Glance Contract Report for 817066/0001 - Year end March 2018

Name or company name	MR PR VICKERY
Contract type name	GDS Contract
Purpose of contract	General
Contract start date	01/04/2006
Contract end date	

17/18 Contracted general activity (UDA)	16,087
Carry forward general activity (UDA)	540
17/18 Contracted orthodontic activity (UOA)	0
Carry forward orthodontic activity (UOA)	0
Baseline contract value	£403,067.49

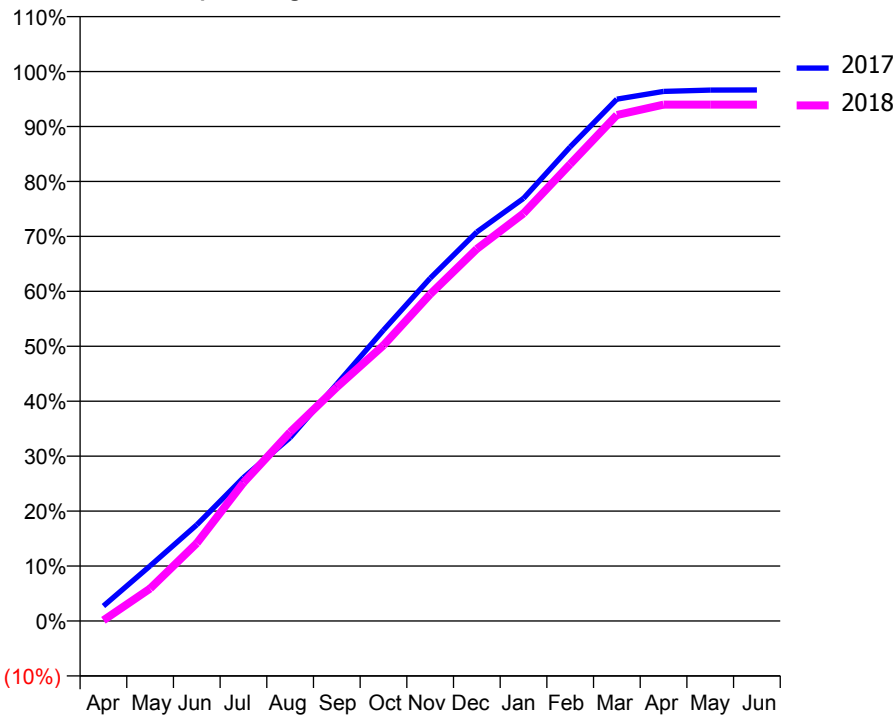
ACCESS*

Patients seen in 24 months	Total	Change since previous quarter
Quarter ending March 2017	3,975	
Quarter ending June 2017	3,947	→
Quarter ending September 2017	3,904	↓
Quarter ending December 2017	3,855	↓
Quarter ending March 2018	3,829	→
Variance since March 2017	(3.7%)	↓



ACTIVITY

Cumulative percentage of contracted UDA delivered 2017 & 2018



Month	Adjusted Scheduled Activity (UDA)	
	2017	2018
April	440	21
May	1,615	950
June	2,815	2,277
July	4,200	4,052
August	5,371	5,528
September	6,940	6,844
October	8,517	8,070
November	10,036	9,566
December	11,389	10,893
January	12,372	11,933
February	13,879	13,376
March	15,278	14,815
April	15,506	15,116
May	15,542	15,118
June	15,546	15,119

QUALITY

	Quantity	Base Number	Contract	AT	Region	England
% of FP17s for the same patient ID Re-attending within 3 months - Children	148	1,777	8.3%	9.3%	11.6%	11.9%
% of FP17s for the same patient ID Re-attending within 3 months - Adults	718	5,100	14.1%	12.9%	15.4%	16.0%
% of FP17s for the same patient ID Re-attending between 3 & 9 months - Children	1,227	1,777	69.0%	59.1%	59.4%	58.3%
% of FP17s for the same patient ID Re-attending between 3 & 9 months - Adults	3,306	5,100	64.8%	49.4%	51.3%	50.3%
% of FP17s for Band 1 Urgent Courses	432	6,854	6.3%	7.0%	8.0%	9.1%
% of FP17s Relating to Free Repair or Replacements	60	6,854	0.9%	0.8%	0.8%	0.8%
% of FP17s Relating to Continuations	129	6,854	1.9%	1.1%	1.0%	1.0%
% of Patients satisfied with the dentistry they have received	5	5	N/A	92.6%	91.7%	91.5%
% of Patients satisfied with the time they had to wait for an appointment	5	5	N/A	89.8%	88.3%	87.9%

* This is based on patients treated on this contract for their most recent course of treatment. Figures in italics indicate the base number of FP17s or Patient Questionnaire responses are less than 100. N/A is shown where the base number of responses is less than 10 during the period. % is calculated as Quantity/Base number*100

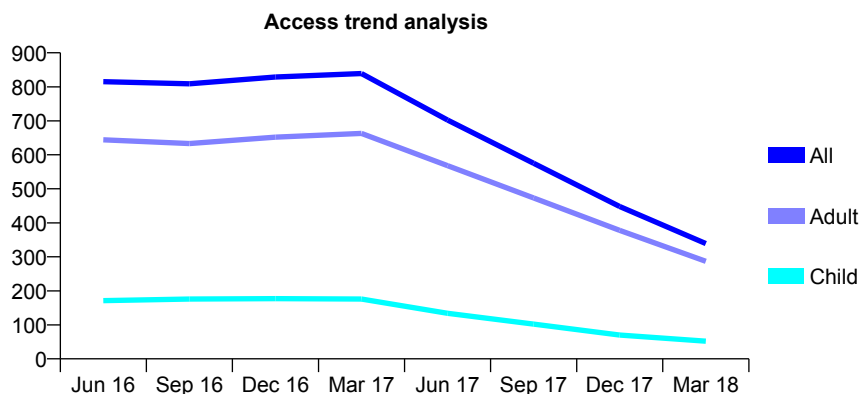
Q53 - Vital Signs At a Glance Contract Report for 818895/0003 - Year end March 2018

Name or company name	MR BS MATHARU
Contract type name	GDS Contract
Purpose of contract	General
Contract start date	05/08/2006
Contract end date	30/04/2017

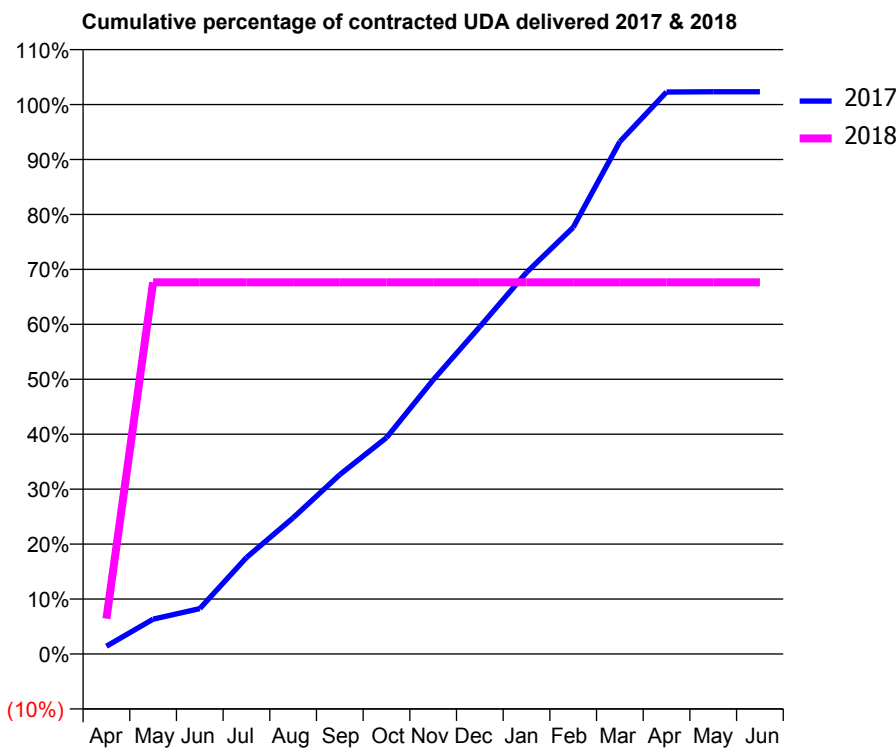
17/18 Contracted general activity (UDA)	217
Carry forward general activity (UDA)	0
17/18 Contracted orthodontic activity (UOA)	0
Carry forward orthodontic activity (UOA)	0
Baseline contract value	£5,222.36

ACCESS*

Patients seen in 24 months	Total	Change since previous quarter
Quarter ending March 2017	839	
Quarter ending June 2017	702	↓
Quarter ending September 2017	575	↓
Quarter ending December 2017	448	↓
Quarter ending March 2018	339	↓
Variance since March 2017	(59.6%)	↓



ACTIVITY



Month	Adjusted Scheduled Activity (UDA)	
	2017	2018
April	37	14
May	166	147
June	216	147
July	458	147
August	647	147
September	852	147
October	1,027	147
November	1,301	147
December	1,553	147
January	1,811	147
February	2,025	147
March	2,432	147
April	2,667	147
May	2,668	147
June	2,668	147

QUALITY

	Quantity	Base Number	Contract	AT	Region	England
% of FP17s for the same patient ID Re-attending within 3 months - Children	0	25	0.0%	9.3%	11.6%	11.9%
% of FP17s for the same patient ID Re-attending within 3 months - Adults	19	105	18.1%	12.9%	15.4%	16.0%
% of FP17s for the same patient ID Re-attending between 3 & 9 months - Children	15	25	60.0%	59.1%	59.4%	58.3%
% of FP17s for the same patient ID Re-attending between 3 & 9 months - Adults	26	105	24.8%	49.4%	51.3%	50.3%
% of FP17s for Band 1 Urgent Courses	4	78	5.1%	7.0%	8.0%	9.1%
% of FP17s Relating to Free Repair or Replacements	0	78	0.0%	0.8%	0.8%	0.8%
% of FP17s Relating to Continuations	5	78	6.4%	1.1%	1.0%	1.0%
% of Patients satisfied with the dentistry they have received	0	0	N/A	92.6%	91.7%	91.5%
% of Patients satisfied with the time they had to wait for an appointment	0	0	N/A	89.8%	88.3%	87.9%

* This is based on patients treated on this contract for their most recent course of treatment. Figures in italics indicate the base number of FP17s or Patient Questionnaire responses are less than 100. N/A is shown where the base number of responses is less than 10 during the period. % is calculated as Quantity/Base number*100

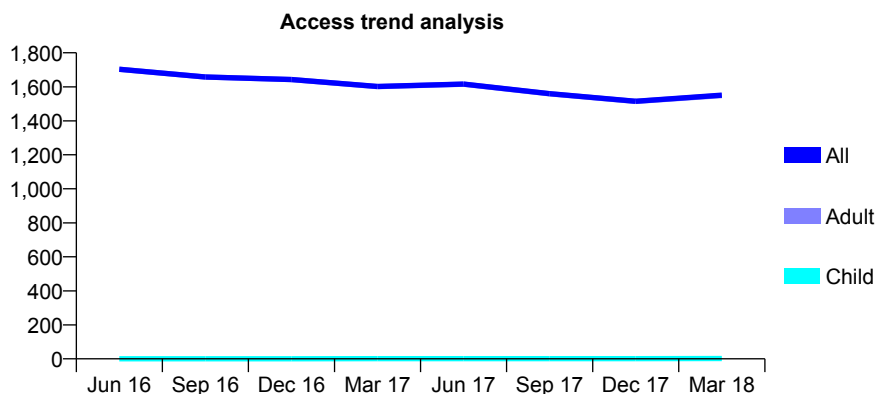
Q53 - Vital Signs At a Glance Contract Report for 819166/0001 - Year end March 2018

Name or company name	MRS CA HARRINGTON
Contract type name	GDS Contract
Purpose of contract	General
Contract start date	18/09/2006
Contract end date	

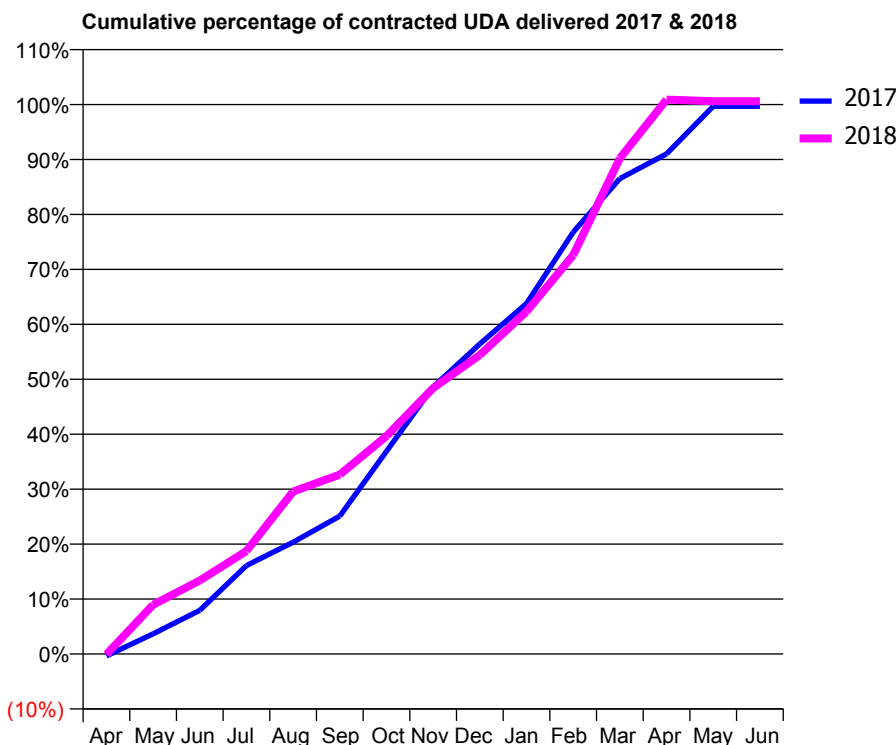
17/18 Contracted general activity (UDA)	4,264
Carry forward general activity (UDA)	14
17/18 Contracted orthodontic activity (UOA)	0
Carry forward orthodontic activity (UOA)	0
Baseline contract value	£117,725.12

ACCESS*

Patients seen in 24 months	Total	Change since previous quarter
Quarter ending March 2017	1,602	
Quarter ending June 2017	1,616	→
Quarter ending September 2017	1,560	↓
Quarter ending December 2017	1,515	↓
Quarter ending March 2018	1,551	↑
Variance since March 2017	(3.2%)	↓



ACTIVITY



Month	Adjusted Scheduled Activity (UDA)	
	2017	2018
April	-16	-4
May	157	383
June	339	571
July	686	800
August	867	1,261
September	1,070	1,392
October	1,573	1,691
November	2,073	2,064
December	2,406	2,321
January	2,719	2,658
February	3,273	3,095
March	3,690	3,847
April	3,881	4,302
May	4,250	4,290
June	4,250	4,290

QUALITY

	Quantity	Base Number	Contract	AT	Region	England
% of FP17s for the same patient ID Re-attending within 3 months - Children	0	1	0.0%	9.3%	11.6%	11.9%
% of FP17s for the same patient ID Re-attending within 3 months - Adults	71	1,459	4.9%	12.9%	15.4%	16.0%
% of FP17s for the same patient ID Re-attending between 3 & 9 months - Children	0	1	0.0%	59.1%	59.4%	58.3%
% of FP17s for the same patient ID Re-attending between 3 & 9 months - Adults	755	1,459	51.7%	49.4%	51.3%	50.3%
% of FP17s for Band 1 Urgent Courses	45	1,444	3.1%	7.0%	8.0%	9.1%
% of FP17s Relating to Free Repair or Replacements	1	1,444	0.1%	0.8%	0.8%	0.8%
% of FP17s Relating to Continuations	0	1,444	0.0%	1.1%	1.0%	1.0%
% of Patients satisfied with the dentistry they have received	1	2	N/A	92.6%	91.7%	91.5%
% of Patients satisfied with the time they had to wait for an appointment	2	2	N/A	89.8%	88.3%	87.9%

* This is based on patients treated on this contract for their most recent course of treatment. Figures in italics indicate the base number of FP17s or Patient Questionnaire responses are less than 100. N/A is shown where the base number of responses is less than 10 during the period. % is calculated as Quantity/Base number*100

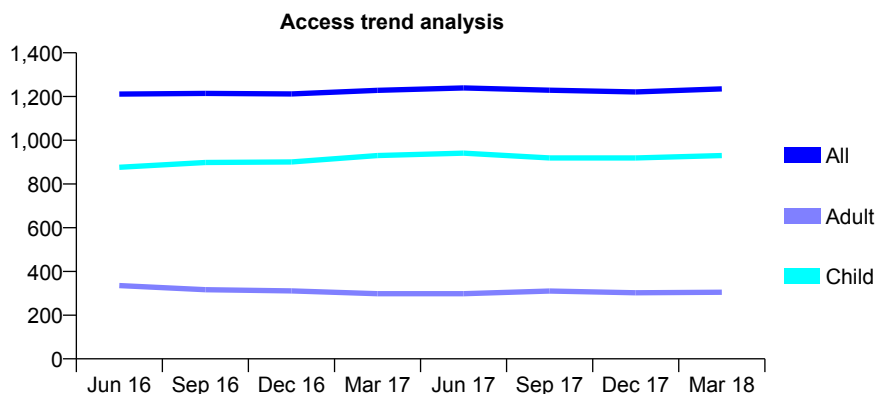
Q53 - Vital Signs At a Glance Contract Report for 825212/0004 - Year end March 2018

Name or company name	MR D DALBY
Contract type name	GDS Contract
Purpose of contract	General
Contract start date	01/08/2012
Contract end date	

17/18 Contracted general activity (UDA)	2,200
Carry forward general activity (UDA)	12
17/18 Contracted orthodontic activity (UOA)	0
Carry forward orthodontic activity (UOA)	0
Baseline contract value	£64,636.09

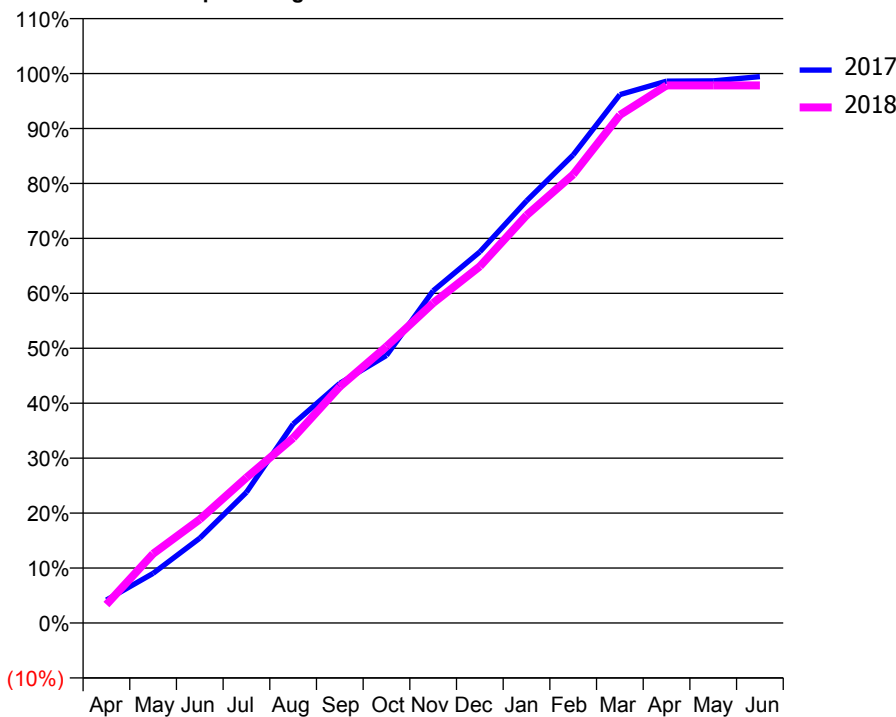
ACCESS*

Patients seen in 24 months	Total	Change since previous quarter
Quarter ending March 2017	1,228	
Quarter ending June 2017	1,239	→
Quarter ending September 2017	1,229	→
Quarter ending December 2017	1,221	→
Quarter ending March 2018	1,235	→
Variance since March 2017	0.6%	→



ACTIVITY

Cumulative percentage of contracted UDA delivered 2017 & 2018



Month	Adjusted Scheduled Activity (UDA)	
	2017	2018
April	92	74
May	199	277
June	340	415
July	523	582
August	797	741
September	959	946
October	1,071	1,107
November	1,330	1,281
December	1,486	1,428
January	1,690	1,632
February	1,874	1,796
March	2,116	2,034
April	2,169	2,152
May	2,171	2,152
June	2,188	2,152

QUALITY

	Quantity	Base Number	Contract	AT	Region	England
% of FP17s for the same patient ID Re-attending within 3 months - Children	130	1,441	9.0%	9.3%	11.6%	11.9%
% of FP17s for the same patient ID Re-attending within 3 months - Adults	20	224	8.9%	12.9%	15.4%	16.0%
% of FP17s for the same patient ID Re-attending between 3 & 9 months - Children	814	1,441	56.5%	59.1%	59.4%	58.3%
% of FP17s for the same patient ID Re-attending between 3 & 9 months - Adults	87	224	38.8%	49.4%	51.3%	50.3%
% of FP17s for Band 1 Urgent Courses	77	1,701	4.5%	7.0%	8.0%	9.1%
% of FP17s Relating to Free Repair or Replacements	1	1,701	0.1%	0.8%	0.8%	0.8%
% of FP17s Relating to Continuations	26	1,701	1.5%	1.1%	1.0%	1.0%
% of Patients satisfied with the dentistry they have received	0	0	N/A	92.6%	91.7%	91.5%
% of Patients satisfied with the time they had to wait for an appointment	0	0	N/A	89.8%	88.3%	87.9%

* This is based on patients treated on this contract for their most recent course of treatment. Figures in italics indicate the base number of FP17s or Patient Questionnaire responses are less than 100. N/A is shown where the base number of responses is less than 10 during the period. % is calculated as Quantity/Base number*100

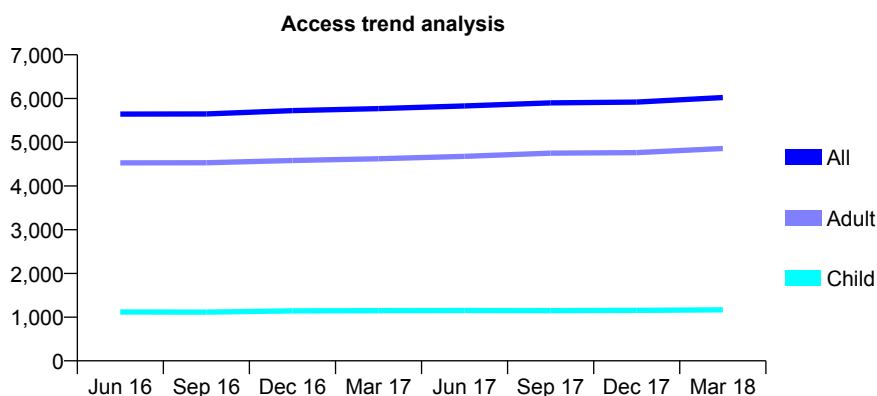
Q53 - Vital Signs At a Glance Contract Report for 831662/0001 - Year end March 2018

Name or company name	MR SJ THOMAS
Contract type name	GDS Contract
Purpose of contract	General
Contract start date	01/04/2006
Contract end date	

17/18 Contracted general activity (UDA)	18,115
Carry forward general activity (UDA)	0
17/18 Contracted orthodontic activity (UOA)	0
Carry forward orthodontic activity (UOA)	0
Baseline contract value	£524,336.28

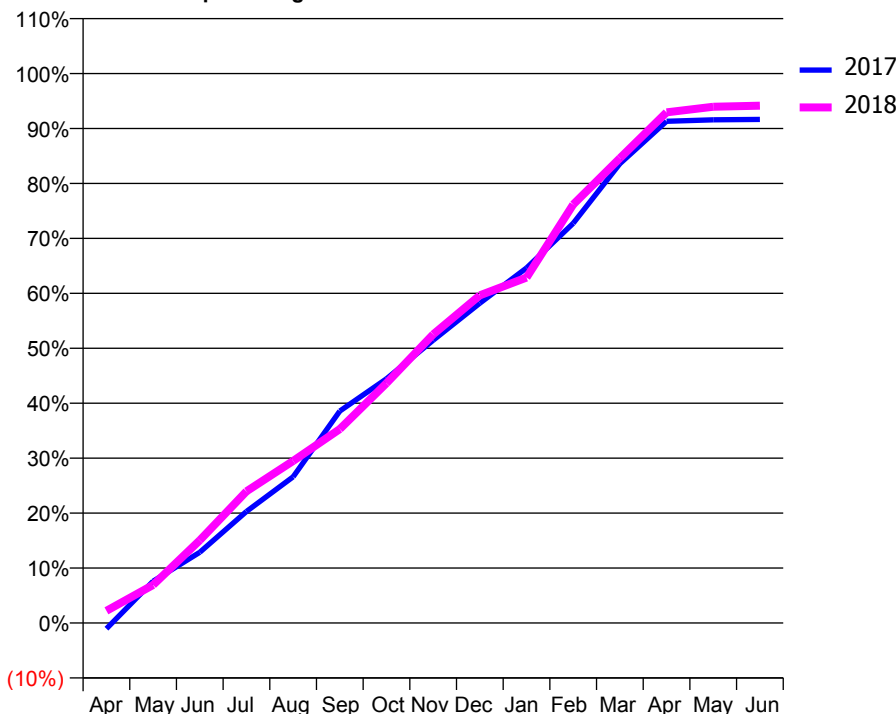
ACCESS*

Patients seen in 24 months	Total	Change since previous quarter
Quarter ending March 2017	5,769	
Quarter ending June 2017	5,830	→
Quarter ending September 2017	5,899	→
Quarter ending December 2017	5,918	→
Quarter ending March 2018	6,023	→
Variance since March 2017	4.4%	↑



ACTIVITY

Cumulative percentage of contracted UDA delivered 2017 & 2018



Month	Adjusted Scheduled Activity (UDA)	
	2017	2018
April	-189	401
May	1,378	1,256
June	2,330	2,726
July	3,676	4,342
August	4,818	5,344
September	6,989	6,393
October	8,050	7,906
November	9,324	9,514
December	10,545	10,805
January	11,703	11,388
February	13,179	13,797
March	15,143	15,324
April	16,538	16,835
May	16,588	17,020
June	16,600	17,056

QUALITY

	Quantity	Base Number	Contract	AT	Region	England
% of FP17s for the same patient ID Re-attending within 3 months - Children	102	1,742	5.9%	9.3%	11.6%	11.9%
% of FP17s for the same patient ID Re-attending within 3 months - Adults	899	6,270	14.3%	12.9%	15.4%	16.0%
% of FP17s for the same patient ID Re-attending between 3 & 9 months - Children	1,058	1,742	60.7%	59.1%	59.4%	58.3%
% of FP17s for the same patient ID Re-attending between 3 & 9 months - Adults	2,144	6,270	34.2%	49.4%	51.3%	50.3%
% of FP17s for Band 1 Urgent Courses	551	8,091	6.8%	7.0%	8.0%	9.1%
% of FP17s Relating to Free Repair or Replacements	58	8,091	0.7%	0.8%	0.8%	0.8%
% of FP17s Relating to Continuations	242	8,091	3.0%	1.1%	1.0%	1.0%
% of Patients satisfied with the dentistry they have received	17	20	85.0%	92.6%	91.7%	91.5%
% of Patients satisfied with the time they had to wait for an appointment	17	20	85.0%	89.8%	88.3%	87.9%

* This is based on patients treated on this contract for their most recent course of treatment. Figures in italics indicate the base number of FP17s or Patient Questionnaire responses are less than 100. N/A is shown where the base number of responses is less than 10 during the period. % is calculated as Quantity/Base number*100

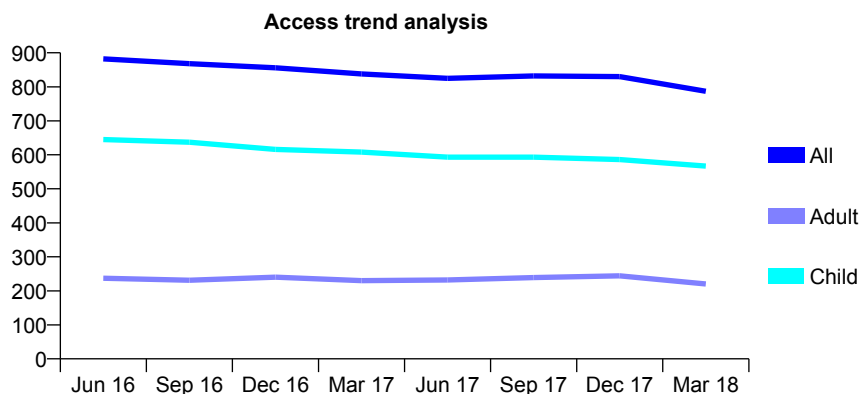
Q53 - Vital Signs At a Glance Contract Report for 835765/0001 - Year end March 2018

Name or company name	MISS P WILKES
Contract type name	GDS Contract
Purpose of contract	General
Contract start date	01/08/2008
Contract end date	

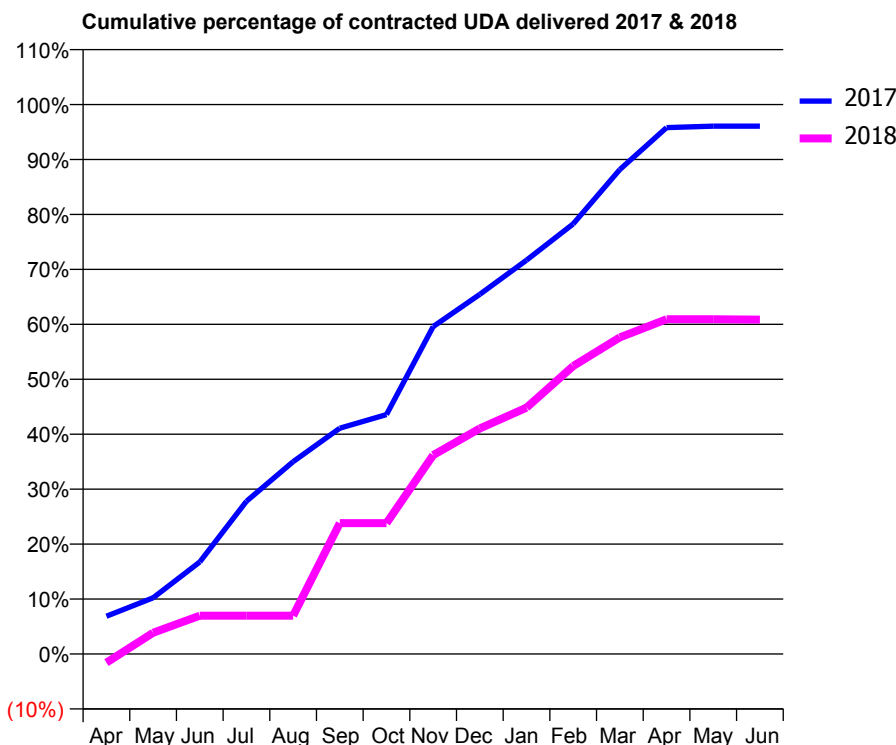
17/18 Contracted general activity (UDA)	1,750
Carry forward general activity (UDA)	68
17/18 Contracted orthodontic activity (UOA)	0
Carry forward orthodontic activity (UOA)	0
Baseline contract value	£40,691.15

ACCESS*

Patients seen in 24 months	Total	Change since previous quarter
Quarter ending March 2017	838	
Quarter ending June 2017	825	↓
Quarter ending September 2017	832	→
Quarter ending December 2017	830	→
Quarter ending March 2018	787	↓
Variance since March 2017	(6.1%)	↓



ACTIVITY



Month	Adjusted Scheduled Activity (UDA)	
	2017	2018
April	120	-28
May	179	68
June	293	122
July	487	122
August	613	122
September	719	417
October	762	417
November	1,043	633
December	1,146	718
January	1,254	785
February	1,370	917
March	1,543	1,008
April	1,676	1,066
May	1,681	1,066
June	1,681	1,065

QUALITY

	Quantity	Base Number	Contract	AT	Region	England
% of FP17s for the same patient ID Re-attending within 3 months - Children	51	847	6.0%	9.3%	11.6%	11.9%
% of FP17s for the same patient ID Re-attending within 3 months - Adults	23	187	12.3%	12.9%	15.4%	16.0%
% of FP17s for the same patient ID Re-attending between 3 & 9 months - Children	533	847	62.9%	59.1%	59.4%	58.3%
% of FP17s for the same patient ID Re-attending between 3 & 9 months - Adults	102	187	54.5%	49.4%	51.3%	50.3%
% of FP17s for Band 1 Urgent Courses	48	1,000	4.8%	7.0%	8.0%	9.1%
% of FP17s Relating to Free Repair or Replacements	0	1,000	0.0%	0.8%	0.8%	0.8%
% of FP17s Relating to Continuations	9	1,000	0.9%	1.1%	1.0%	1.0%
% of Patients satisfied with the dentistry they have received	0	0	N/A	92.6%	91.7%	91.5%
% of Patients satisfied with the time they had to wait for an appointment	0	0	N/A	89.8%	88.3%	87.9%

* This is based on patients treated on this contract for their most recent course of treatment. Figures in italics indicate the base number of FP17s or Patient Questionnaire responses are less than 100. N/A is shown where the base number of responses is less than 10 during the period. % is calculated as Quantity/Base number*100

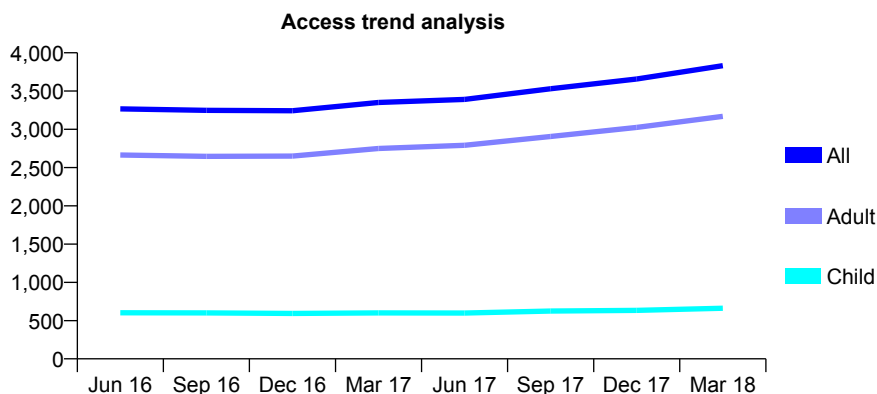
Q53 - Vital Signs At a Glance Contract Report for 836354/0001 - Year end March 2018

Name or company name	MR SS HOTHI
Contract type name	GDS Contract
Purpose of contract	General
Contract start date	01/04/2006
Contract end date	

17/18 Contracted general activity (UDA)	11,116
Carry forward general activity (UDA)	-45
17/18 Contracted orthodontic activity (UOA)	0
Carry forward orthodontic activity (UOA)	0
Baseline contract value	£331,377.71

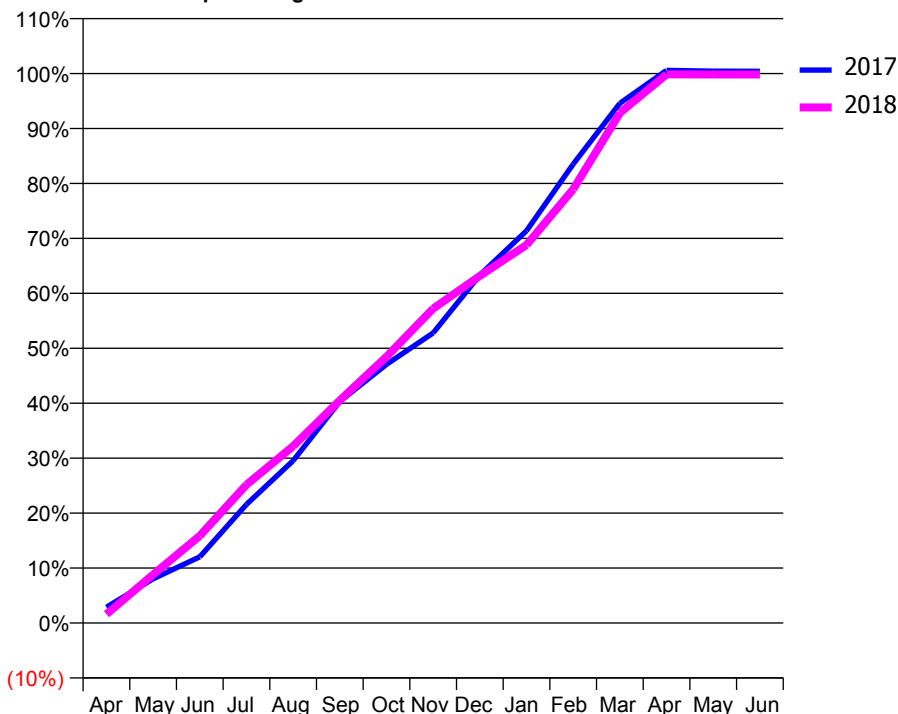
ACCESS*

Patients seen in 24 months	Total	Change since previous quarter
Quarter ending March 2017	3,350	
Quarter ending June 2017	3,390	→
Quarter ending September 2017	3,531	↑
Quarter ending December 2017	3,657	↑
Quarter ending March 2018	3,832	↑
Variance since March 2017	14.4%	↑



ACTIVITY

Cumulative percentage of contracted UDA delivered 2017 & 2018



Month	Adjusted Scheduled Activity (UDA)	
	2017	2018
April	320	180
May	893	979
June	1,338	1,765
July	2,400	2,799
August	3,285	3,577
September	4,483	4,506
October	5,231	5,389
November	5,869	6,362
December	7,040	7,024
January	7,935	7,649
February	9,283	8,776
March	10,513	10,320
April	11,180	11,098
May	11,163	11,096
June	11,160	11,096

QUALITY

	Quantity	Base Number	Contract	AT	Region	England
% of FP17s for the same patient ID Re-attending within 3 months - Children	79	1,033	7.6%	9.3%	11.6%	11.9%
% of FP17s for the same patient ID Re-attending within 3 months - Adults	509	4,270	11.9%	12.9%	15.4%	16.0%
% of FP17s for the same patient ID Re-attending between 3 & 9 months - Children	552	1,033	53.4%	59.1%	59.4%	58.3%
% of FP17s for the same patient ID Re-attending between 3 & 9 months - Adults	1,959	4,270	45.9%	49.4%	51.3%	50.3%
% of FP17s for Band 1 Urgent Courses	364	5,364	6.8%	7.0%	8.0%	9.1%
% of FP17s Relating to Free Repair or Replacements	54	5,364	1.0%	0.8%	0.8%	0.8%
% of FP17s Relating to Continuations	18	5,364	0.3%	1.1%	1.0%	1.0%
% of Patients satisfied with the dentistry they have received	13	13	100.0%	92.6%	91.7%	91.5%
% of Patients satisfied with the time they had to wait for an appointment	13	13	100.0%	89.8%	88.3%	87.9%

* This is based on patients treated on this contract for their most recent course of treatment. Figures in italics indicate the base number of FP17s or Patient Questionnaire responses are less than 100. N/A is shown where the base number of responses is less than 10 during the period. % is calculated as Quantity/Base number*100

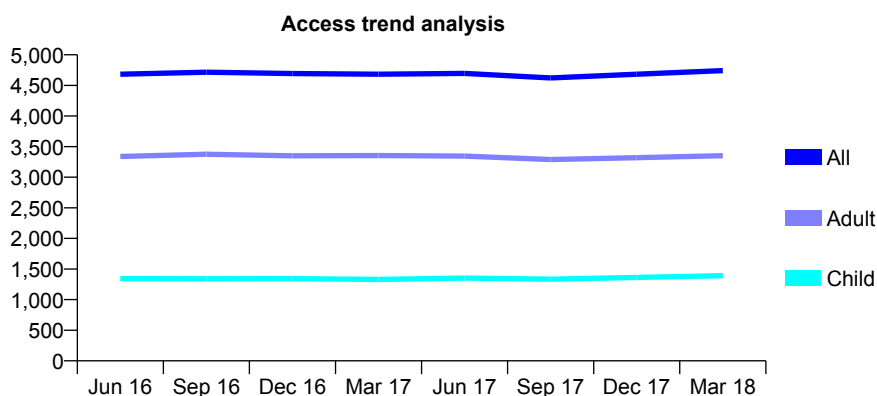
Q53 - Vital Signs At a Glance Contract Report for 841196/0001 - Year end March 2018

Name or company name	MR A KAKAY AFSHARY
Contract type name	GDS Contract
Purpose of contract	General
Contract start date	01/04/2006
Contract end date	

17/18 Contracted general activity (UDA)	11,465
Carry forward general activity (UDA)	-138
17/18 Contracted orthodontic activity (UOA)	0
Carry forward orthodontic activity (UOA)	0
Baseline contract value	£348,075.58

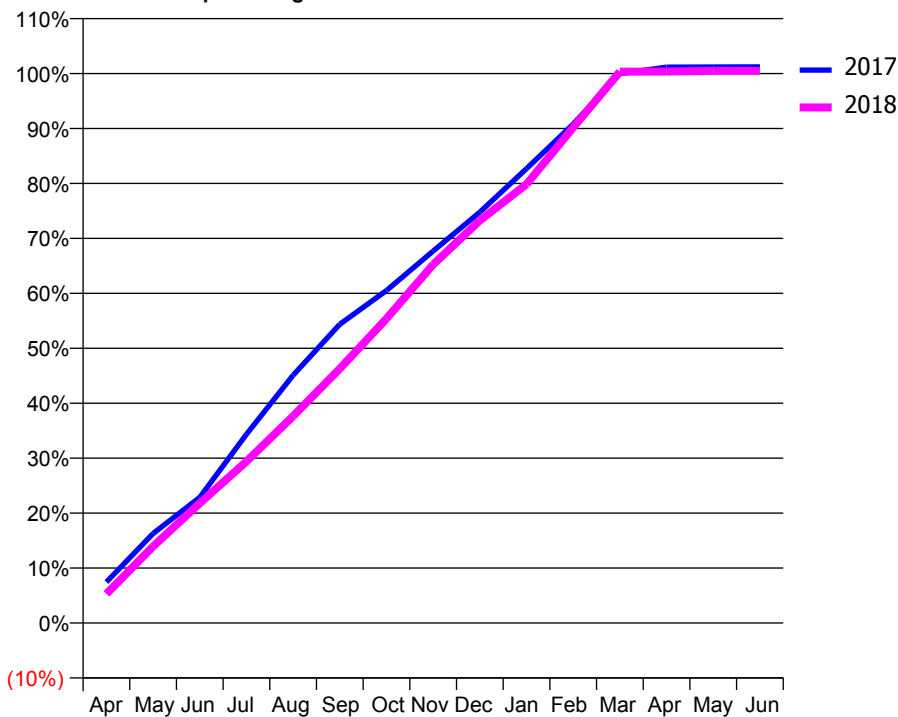
ACCESS*

Patients seen in 24 months	Total	Change since previous quarter
Quarter ending March 2017	4,683	
Quarter ending June 2017	4,696	→
Quarter ending September 2017	4,623	↓
Quarter ending December 2017	4,683	→
Quarter ending March 2018	4,741	→
Variance since March 2017	1.2%	→



ACTIVITY

Cumulative percentage of contracted UDA delivered 2017 & 2018



Month	Adjusted Scheduled Activity (UDA)	
	2017	2018
April	856	609
May	1,870	1,599
June	2,623	2,500
July	3,940	3,370
August	5,170	4,316
September	6,234	5,306
October	6,937	6,351
November	7,761	7,479
December	8,573	8,397
January	9,479	9,154
February	10,409	10,336
March	11,462	11,504
April	11,598	11,507
May	11,601	11,519
June	11,602	11,519

QUALITY

	Quantity	Base Number	Contract	AT	Region	England
% of FP17s for the same patient ID Re-attending within 3 months - Children	85	1,728	4.9%	9.3%	11.6%	11.9%
% of FP17s for the same patient ID Re-attending within 3 months - Adults	236	3,818	6.2%	12.9%	15.4%	16.0%
% of FP17s for the same patient ID Re-attending between 3 & 9 months - Children	871	1,728	50.4%	59.1%	59.4%	58.3%
% of FP17s for the same patient ID Re-attending between 3 & 9 months - Adults	1,934	3,818	50.7%	49.4%	51.3%	50.3%
% of FP17s for Band 1 Urgent Courses	80	5,516	1.5%	7.0%	8.0%	9.1%
% of FP17s Relating to Free Repair or Replacements	15	5,516	0.3%	0.8%	0.8%	0.8%
% of FP17s Relating to Continuations	1	5,516	0.0%	1.1%	1.0%	1.0%
% of Patients satisfied with the dentistry they have received	5	6	N/A	92.6%	91.7%	91.5%
% of Patients satisfied with the time they had to wait for an appointment	6	6	N/A	89.8%	88.3%	87.9%

* This is based on patients treated on this contract for their most recent course of treatment. Figures in italics indicate the base number of FP17s or Patient Questionnaire responses are less than 100. N/A is shown where the base number of responses is less than 10 during the period. % is calculated as Quantity/Base number*100

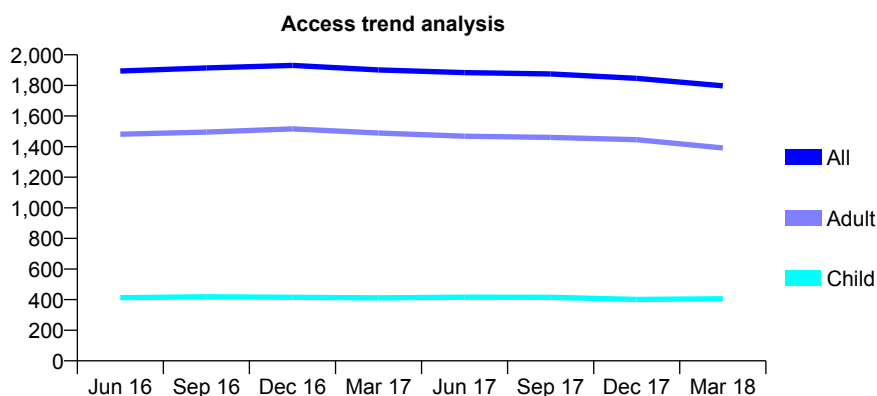
Q53 - Vital Signs At a Glance Contract Report for 841315/0003 - Year end March 2018

Name or company name	MRS S BALKRISHNA
Contract type name	GDS Contract
Purpose of contract	General
Contract start date	01/04/2006
Contract end date	

17/18 Contracted general activity (UDA)	5,472
Carry forward general activity (UDA)	-104
17/18 Contracted orthodontic activity (UOA)	0
Carry forward orthodontic activity (UOA)	0
Baseline contract value	£129,830.26

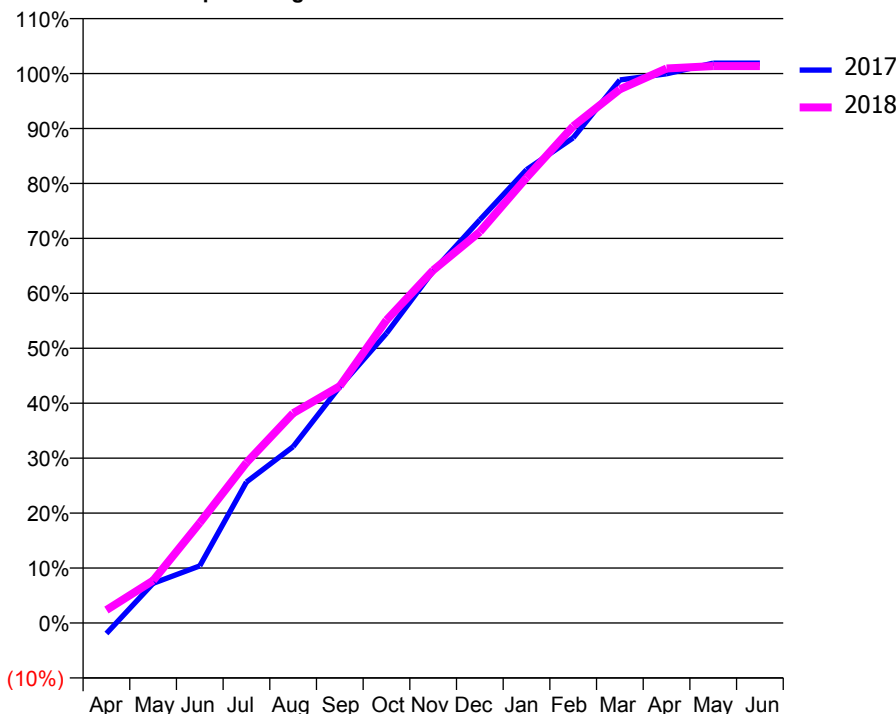
ACCESS*

Patients seen in 24 months	Total	Change since previous quarter
Quarter ending March 2017	1,901	
Quarter ending June 2017	1,884	→
Quarter ending September 2017	1,875	→
Quarter ending December 2017	1,846	↓
Quarter ending March 2018	1,797	↓
Variance since March 2017	(5.5%)	↓



ACTIVITY

Cumulative percentage of contracted UDA delivered 2017 & 2018



Month	Adjusted Scheduled Activity (UDA)	
	2017	2018
April	-105	130
May	395	423
June	568	998
July	1,404	1,597
August	1,756	2,090
September	2,354	2,359
October	2,885	3,016
November	3,506	3,513
December	4,015	3,895
January	4,515	4,435
February	4,832	4,947
March	5,408	5,315
April	5,469	5,521
May	5,576	5,545
June	5,576	5,545

QUALITY

	Quantity	Base Number	Contract	AT	Region	England
% of FP17s for the same patient ID Re-attending within 3 months - Children	28	570	4.9%	9.3%	11.6%	11.9%
% of FP17s for the same patient ID Re-attending within 3 months - Adults	184	1,748	10.5%	12.9%	15.4%	16.0%
% of FP17s for the same patient ID Re-attending between 3 & 9 months - Children	311	570	54.6%	59.1%	59.4%	58.3%
% of FP17s for the same patient ID Re-attending between 3 & 9 months - Adults	869	1,748	49.7%	49.4%	51.3%	50.3%
% of FP17s for Band 1 Urgent Courses	77	2,354	3.3%	7.0%	8.0%	9.1%
% of FP17s Relating to Free Repair or Replacements	17	2,354	0.7%	0.8%	0.8%	0.8%
% of FP17s Relating to Continuations	32	2,354	1.4%	1.1%	1.0%	1.0%
% of Patients satisfied with the dentistry they have received	4	4	N/A	92.6%	91.7%	91.5%
% of Patients satisfied with the time they had to wait for an appointment	2	4	N/A	89.8%	88.3%	87.9%

* This is based on patients treated on this contract for their most recent course of treatment. Figures in italics indicate the base number of FP17s or Patient Questionnaire responses are less than 100. N/A is shown where the base number of responses is less than 10 during the period. % is calculated as Quantity/Base number*100

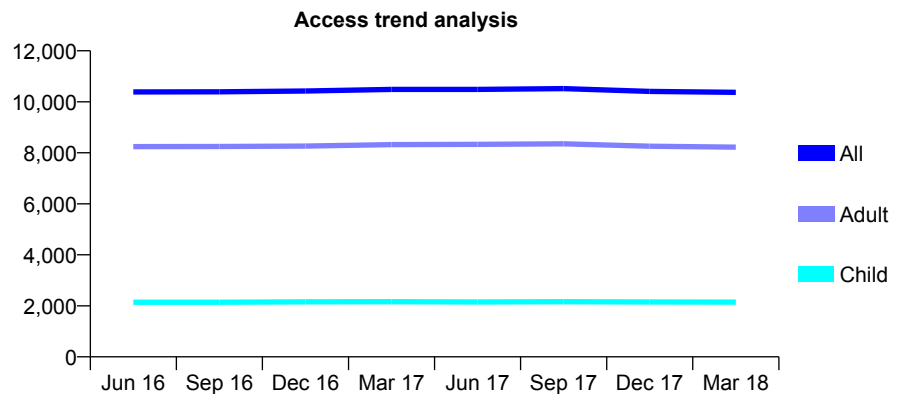
Q53 - Vital Signs At a Glance Contract Report for 847518/0001 - Year end March 2018

Name or company name	MR KS SHOKER
Contract type name	GDS Contract
Purpose of contract	General
Contract start date	01/04/2006
Contract end date	

17/18 Contracted general activity (UDA)	25,422
Carry forward general activity (UDA)	267
17/18 Contracted orthodontic activity (UOA)	0
Carry forward orthodontic activity (UOA)	0
Baseline contract value	£674,442.85

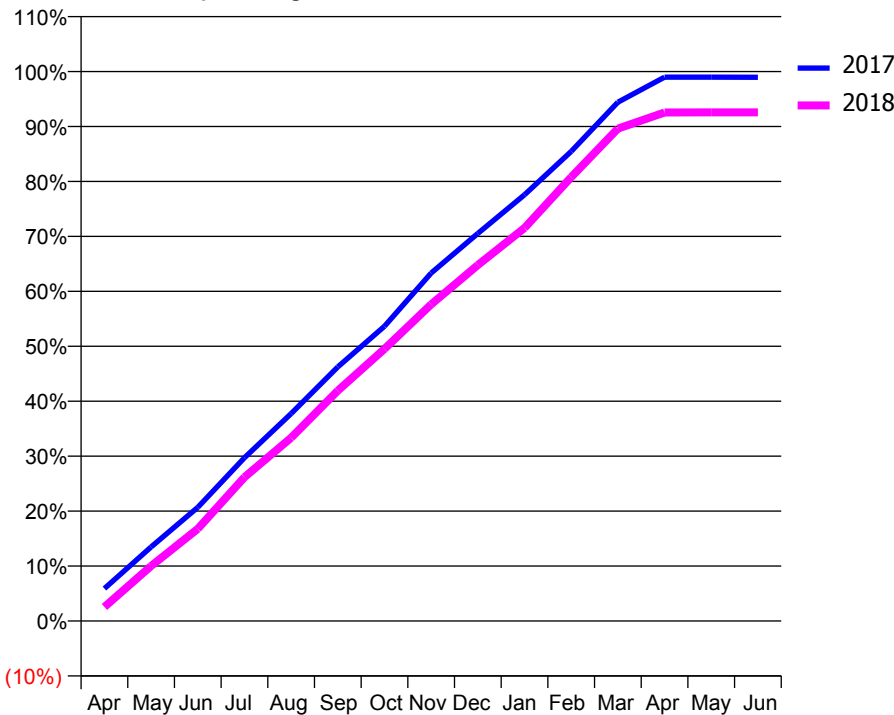
ACCESS*

Patients seen in 24 months	Total	Change since previous quarter
Quarter ending March 2017	10,485	
Quarter ending June 2017	10,484	→
Quarter ending September 2017	10,516	→
Quarter ending December 2017	10,410	↓
Quarter ending March 2018	10,371	→
Variance since March 2017	(1.1%)	↓



ACTIVITY

Cumulative percentage of contracted UDA delivered 2017 & 2018



Month	Adjusted Scheduled Activity (UDA)	
	2017	2018
April	1,500	652
May	3,425	2,547
June	5,261	4,266
July	7,552	6,656
August	9,599	8,481
September	11,755	10,657
October	13,636	12,588
November	16,096	14,648
December	17,931	16,470
January	19,720	18,185
February	21,725	20,536
March	24,003	22,780
April	25,162	23,524
May	25,158	23,534
June	25,155	23,531

QUALITY

	Quantity	Base Number	Contract	AT	Region	England
% of FP17s for the same patient ID Re-attending within 3 months - Children	217	2,828	7.7%	9.3%	11.6%	11.9%
% of FP17s for the same patient ID Re-attending within 3 months - Adults	1,103	9,653	11.4%	12.9%	15.4%	16.0%
% of FP17s for the same patient ID Re-attending between 3 & 9 months - Children	1,470	2,828	52.0%	59.1%	59.4%	58.3%
% of FP17s for the same patient ID Re-attending between 3 & 9 months - Adults	4,331	9,653	44.9%	49.4%	51.3%	50.3%
% of FP17s for Band 1 Urgent Courses	710	11,779	6.0%	7.0%	8.0%	9.1%
% of FP17s Relating to Free Repair or Replacements	75	11,779	0.6%	0.8%	0.8%	0.8%
% of FP17s Relating to Continuations	129	11,779	1.1%	1.1%	1.0%	1.0%
% of Patients satisfied with the dentistry they have received	19	19	100.0%	92.6%	91.7%	91.5%
% of Patients satisfied with the time they had to wait for an appointment	19	19	100.0%	89.8%	88.3%	87.9%

* This is based on patients treated on this contract for their most recent course of treatment. Figures in italics indicate the base number of FP17s or Patient Questionnaire responses are less than 100. N/A is shown where the base number of responses is less than 10 during the period. % is calculated as Quantity/Base number*100

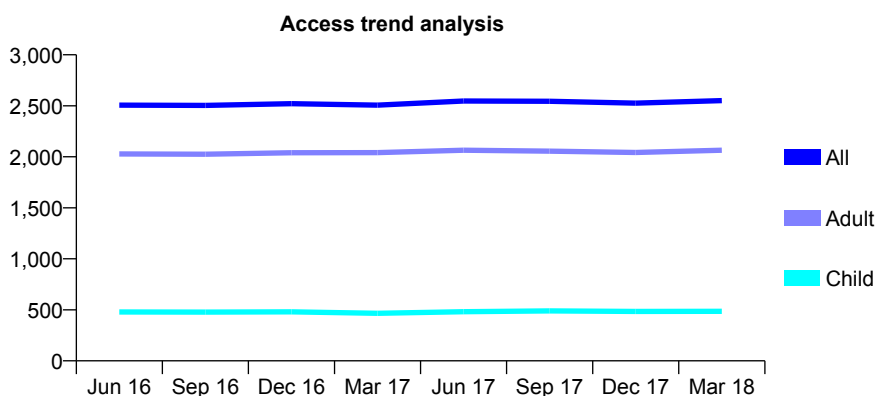
Q53 - Vital Signs At a Glance Contract Report for 848026/0001 - Year end March 2018

Name or company name	MR GA MOEZZI
Contract type name	GDS Contract
Purpose of contract	General
Contract start date	01/04/2006
Contract end date	

17/18 Contracted general activity (UDA)	7,468
Carry forward general activity (UDA)	-61
17/18 Contracted orthodontic activity (UOA)	0
Carry forward orthodontic activity (UOA)	0
Baseline contract value	£226,713.88

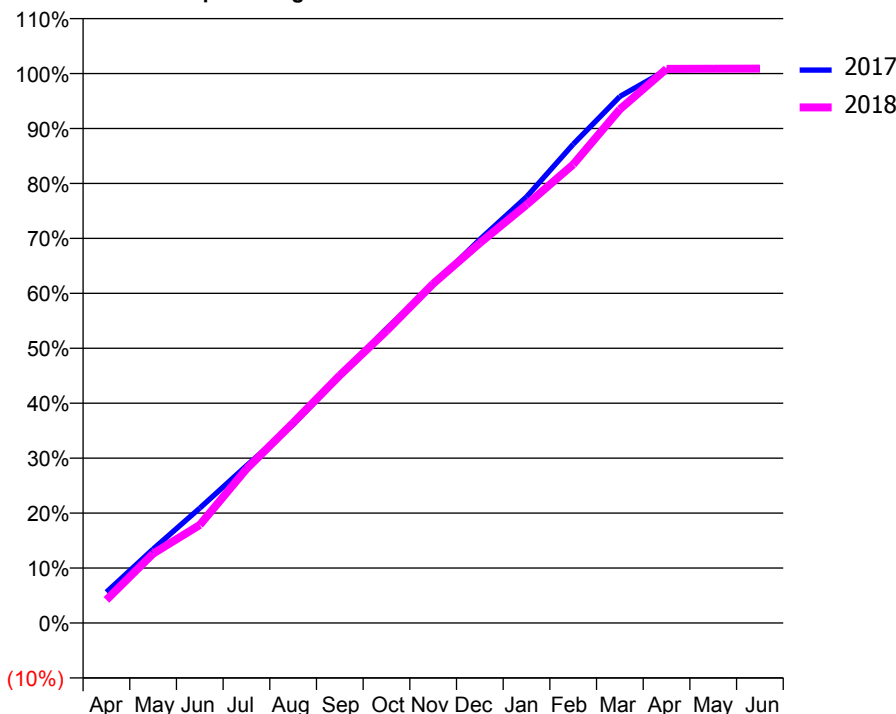
ACCESS*

Patients seen in 24 months	Total	Change since previous quarter
Quarter ending March 2017	2,507	
Quarter ending June 2017	2,547	→
Quarter ending September 2017	2,544	→
Quarter ending December 2017	2,526	→
Quarter ending March 2018	2,551	→
Variance since March 2017	1.8%	→



ACTIVITY

Cumulative percentage of contracted UDA delivered 2017 & 2018



Month	Adjusted Scheduled Activity (UDA)	
	2017	2018
April	420	314
May	1,004	944
June	1,560	1,332
July	2,138	2,095
August	2,698	2,721
September	3,356	3,367
October	4,001	3,970
November	4,595	4,611
December	5,213	5,165
January	5,792	5,685
February	6,507	6,232
March	7,155	6,981
April	7,516	7,530
May	7,529	7,533
June	7,529	7,534

QUALITY

	Quantity	Base Number	Contract	AT	Region	England
% of FP17s for the same patient ID Re-attending within 3 months - Children	31	708	4.4%	9.3%	11.6%	11.9%
% of FP17s for the same patient ID Re-attending within 3 months - Adults	283	2,579	11.0%	12.9%	15.4%	16.0%
% of FP17s for the same patient ID Re-attending between 3 & 9 months - Children	423	708	59.7%	59.1%	59.4%	58.3%
% of FP17s for the same patient ID Re-attending between 3 & 9 months - Adults	1,215	2,579	47.1%	49.4%	51.3%	50.3%
% of FP17s for Band 1 Urgent Courses	217	3,329	6.5%	7.0%	8.0%	9.1%
% of FP17s Relating to Free Repair or Replacements	11	3,329	0.3%	0.8%	0.8%	0.8%
% of FP17s Relating to Continuations	30	3,329	0.9%	1.1%	1.0%	1.0%
% of Patients satisfied with the dentistry they have received	5	5	N/A	92.6%	91.7%	91.5%
% of Patients satisfied with the time they had to wait for an appointment	5	5	N/A	89.8%	88.3%	87.9%

* This is based on patients treated on this contract for their most recent course of treatment. Figures in italics indicate the base number of FP17s or Patient Questionnaire responses are less than 100. N/A is shown where the base number of responses is less than 10 during the period. % is calculated as Quantity/Base number*100

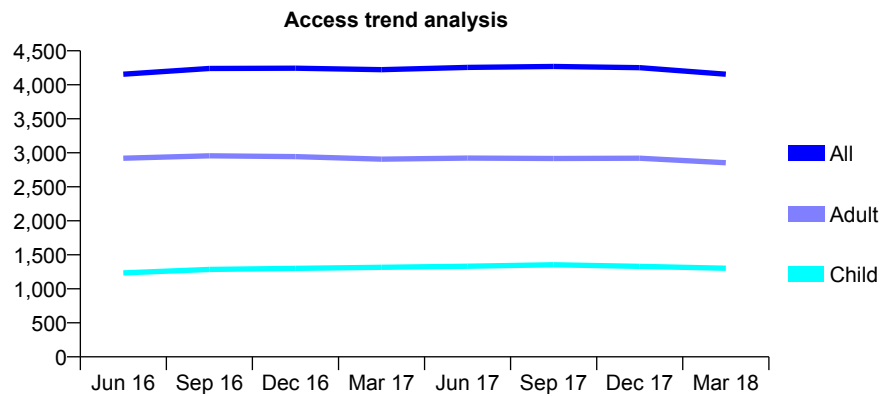
Q53 - Vital Signs At a Glance Contract Report for 852775/0001 - Year end March 2018

Name or company name	MR F JAMALL
Contract type name	GDS Contract
Purpose of contract	General
Contract start date	01/04/2006
Contract end date	

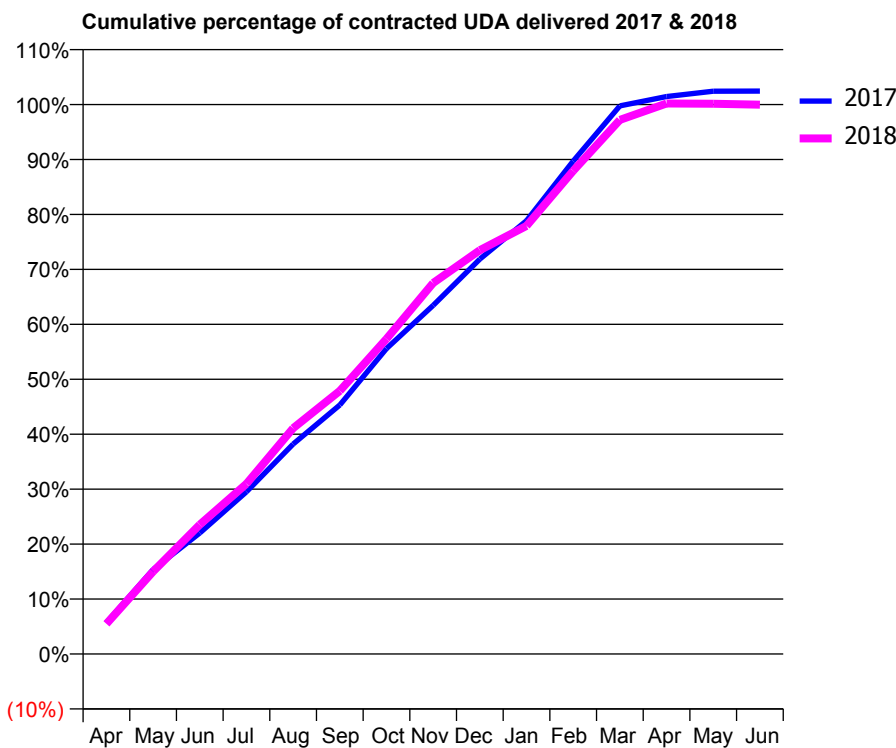
17/18 Contracted general activity (UDA)	10,157
Carry forward general activity (UDA)	-204
17/18 Contracted orthodontic activity (UOA)	0
Carry forward orthodontic activity (UOA)	0
Baseline contract value	£301,951.53

ACCESS*

Patients seen in 24 months	Total	Change since previous quarter
Quarter ending March 2017	4,223	
Quarter ending June 2017	4,255	→
Quarter ending September 2017	4,270	→
Quarter ending December 2017	4,251	→
Quarter ending March 2018	4,155	↓
Variance since March 2017	(1.6%)	↓



ACTIVITY



Month	Adjusted Scheduled Activity (UDA)	
	2017	2018
April	580	558
May	1,560	1,523
June	2,237	2,391
July	2,998	3,147
August	3,880	4,174
September	4,603	4,865
October	5,647	5,826
November	6,444	6,859
December	7,301	7,464
January	8,010	7,913
February	9,111	8,931
March	10,132	9,872
April	10,305	10,176
May	10,403	10,172
June	10,405	10,155

QUALITY

	Quantity	Base Number	Contract	AT	Region	England
% of FP17s for the same patient ID Re-attending within 3 months - Children	127	2,015	6.3%	9.3%	11.6%	11.9%
% of FP17s for the same patient ID Re-attending within 3 months - Adults	347	3,501	9.9%	12.9%	15.4%	16.0%
% of FP17s for the same patient ID Re-attending between 3 & 9 months - Children	1,305	2,015	64.8%	59.1%	59.4%	58.3%
% of FP17s for the same patient ID Re-attending between 3 & 9 months - Adults	1,941	3,501	55.4%	49.4%	51.3%	50.3%
% of FP17s for Band 1 Urgent Courses	349	5,564	6.3%	7.0%	8.0%	9.1%
% of FP17s Relating to Free Repair or Replacements	21	5,564	0.4%	0.8%	0.8%	0.8%
% of FP17s Relating to Continuations	5	5,564	0.1%	1.1%	1.0%	1.0%
% of Patients satisfied with the dentistry they have received	12	12	100.0%	92.6%	91.7%	91.5%
% of Patients satisfied with the time they had to wait for an appointment	12	12	100.0%	89.8%	88.3%	87.9%

* This is based on patients treated on this contract for their most recent course of treatment. Figures in italics indicate the base number of FP17s or Patient Questionnaire responses are less than 100. N/A is shown where the base number of responses is less than 10 during the period. % is calculated as Quantity/Base number*100

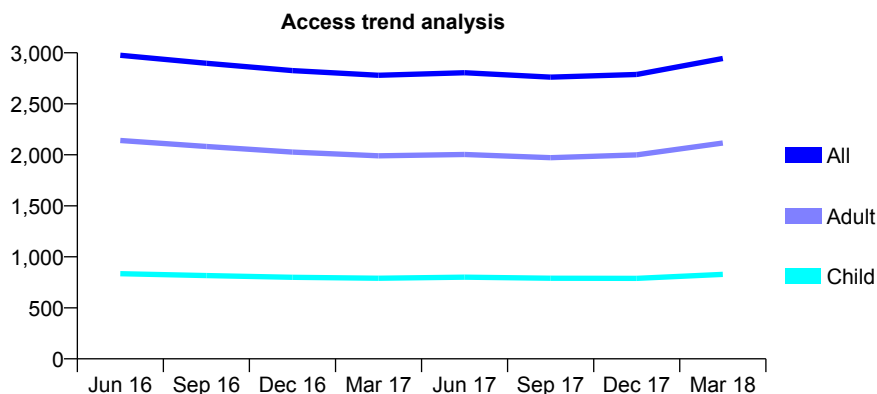
Q53 - Vital Signs At a Glance Contract Report for 852775/0003 - Year end March 2018

Name or company name	Southam Dental Care.
Contract type name	GDS Contract
Purpose of contract	General
Contract start date	01/04/2009
Contract end date	

17/18 Contracted general activity (UDA)	8,000
Carry forward general activity (UDA)	94
17/18 Contracted orthodontic activity (UOA)	0
Carry forward orthodontic activity (UOA)	0
Baseline contract value	£217,398.94

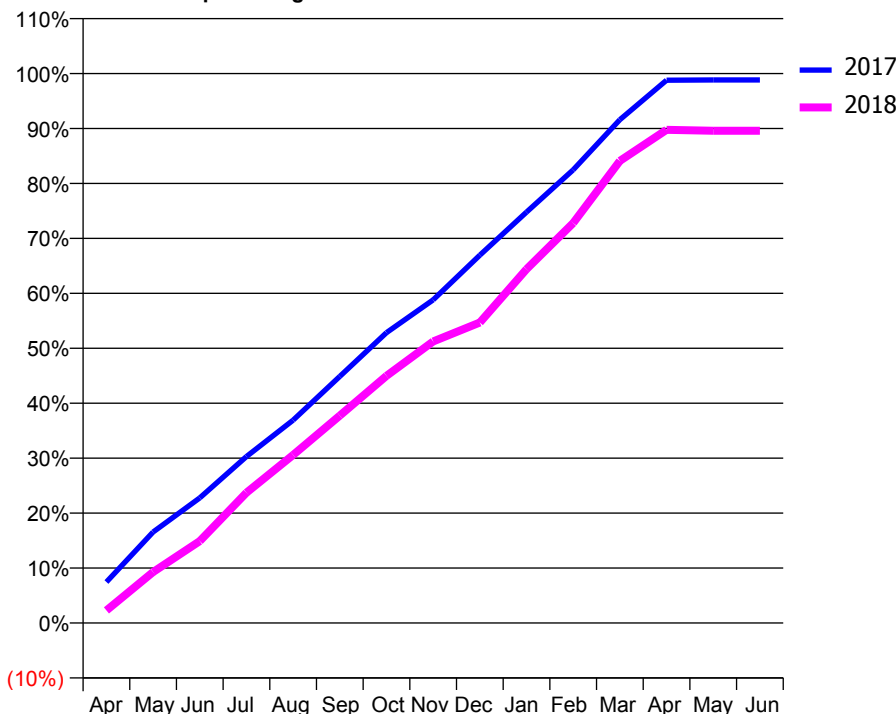
ACCESS*

Patients seen in 24 months	Total	Change since previous quarter
Quarter ending March 2017	2,780	
Quarter ending June 2017	2,804	→
Quarter ending September 2017	2,762	↓
Quarter ending December 2017	2,788	→
Quarter ending March 2018	2,944	↑
Variance since March 2017	5.9%	↑



ACTIVITY

Cumulative percentage of contracted UDA delivered 2017 & 2018



Adjusted Scheduled Activity (UDA)

Month	2017	2018
April	597	184
May	1,326	743
June	1,822	1,193
July	2,424	1,898
August	2,953	2,447
September	3,590	3,019
October	4,227	3,599
November	4,704	4,100
December	5,355	4,374
January	5,983	5,151
February	6,597	5,822
March	7,328	6,728
April	7,902	7,179
May	7,906	7,167
June	7,906	7,167

QUALITY

	Quantity	Base Number	Contract	AT	Region	England
% of FP17s for the same patient ID Re-attending within 3 months - Children	55	1,357	4.1%	9.3%	11.6%	11.9%
% of FP17s for the same patient ID Re-attending within 3 months - Adults	213	2,732	7.8%	12.9%	15.4%	16.0%
% of FP17s for the same patient ID Re-attending between 3 & 9 months - Children	962	1,357	70.9%	59.1%	59.4%	58.3%
% of FP17s for the same patient ID Re-attending between 3 & 9 months - Adults	1,434	2,732	52.5%	49.4%	51.3%	50.3%
% of FP17s for Band 1 Urgent Courses	193	4,072	4.7%	7.0%	8.0%	9.1%
% of FP17s Relating to Free Repair or Replacements	23	4,072	0.6%	0.8%	0.8%	0.8%
% of FP17s Relating to Continuations	15	4,072	0.4%	1.1%	1.0%	1.0%
% of Patients satisfied with the dentistry they have received	5	5	N/A	92.6%	91.7%	91.5%
% of Patients satisfied with the time they had to wait for an appointment	5	5	N/A	89.8%	88.3%	87.9%

* This is based on patients treated on this contract for their most recent course of treatment. Figures in italics indicate the base number of FP17s or Patient Questionnaire responses are less than 100. N/A is shown where the base number of responses is less than 10 during the period. % is calculated as Quantity/Base number*100

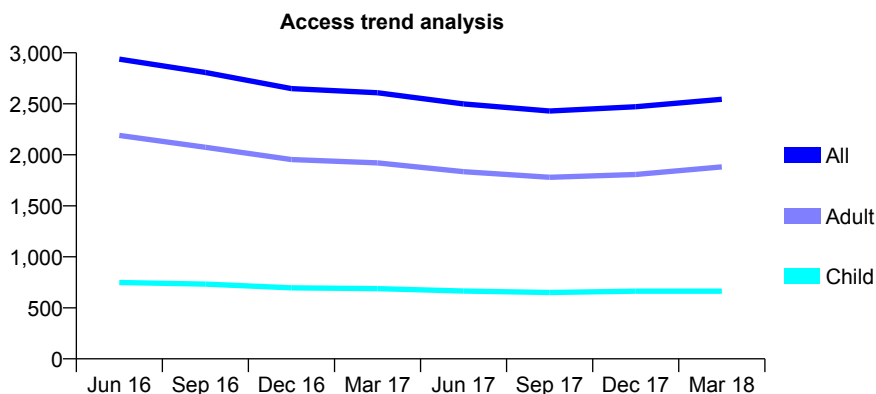
Q53 - Vital Signs At a Glance Contract Report for 852775/0004 - Year end March 2018

Name or company name	MR F JAMALL
Contract type name	GDS Contract
Purpose of contract	General
Contract start date	26/04/2010
Contract end date	

17/18 Contracted general activity (UDA)	8,000
Carry forward general activity (UDA)	-10
17/18 Contracted orthodontic activity (UOA)	0
Carry forward orthodontic activity (UOA)	0
Baseline contract value	£215,008.29

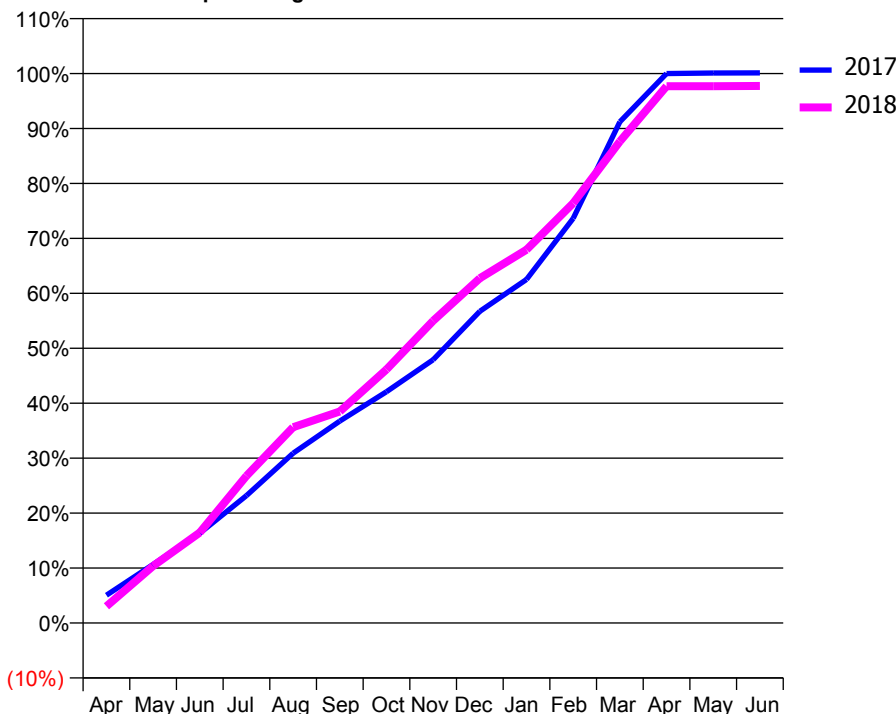
ACCESS*

Patients seen in 24 months	Total	Change since previous quarter
Quarter ending March 2017	2,609	
Quarter ending June 2017	2,499	↓
Quarter ending September 2017	2,430	↓
Quarter ending December 2017	2,471	→
Quarter ending March 2018	2,545	↑
Variance since March 2017	(2.5%)	↓



ACTIVITY

Cumulative percentage of contracted UDA delivered 2017 & 2018



Month	Adjusted Scheduled Activity (UDA)	
	2017	2018
April	405	244
May	854	829
June	1,307	1,317
July	1,854	2,143
August	2,472	2,850
September	2,940	3,080
October	3,367	3,691
November	3,833	4,400
December	4,539	5,020
January	5,002	5,435
February	5,891	6,111
March	7,297	7,011
April	7,999	7,814
May	8,006	7,814
June	8,009	7,819

QUALITY

	Quantity	Base Number	Contract	AT	Region	England
% of FP17s for the same patient ID Re-attending within 3 months - Children	48	953	5.0%	9.3%	11.6%	11.9%
% of FP17s for the same patient ID Re-attending within 3 months - Adults	198	2,326	8.5%	12.9%	15.4%	16.0%
% of FP17s for the same patient ID Re-attending between 3 & 9 months - Children	597	953	62.6%	59.1%	59.4%	58.3%
% of FP17s for the same patient ID Re-attending between 3 & 9 months - Adults	1,271	2,326	54.6%	49.4%	51.3%	50.3%
% of FP17s for Band 1 Urgent Courses	288	3,353	8.6%	7.0%	8.0%	9.1%
% of FP17s Relating to Free Repair or Replacements	39	3,353	1.2%	0.8%	0.8%	0.8%
% of FP17s Relating to Continuations	9	3,353	0.3%	1.1%	1.0%	1.0%
% of Patients satisfied with the dentistry they have received	7	8	N/A	92.6%	91.7%	91.5%
% of Patients satisfied with the time they had to wait for an appointment	6	8	N/A	89.8%	88.3%	87.9%

* This is based on patients treated on this contract for their most recent course of treatment. Figures in italics indicate the base number of FP17s or Patient Questionnaire responses are less than 100. N/A is shown where the base number of responses is less than 10 during the period. % is calculated as Quantity/Base number*100

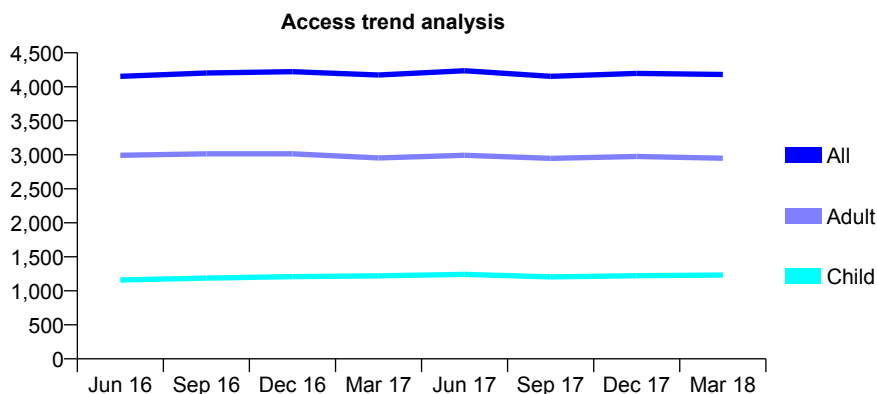
Q53 - Vital Signs At a Glance Contract Report for 857920/0001 - Year end March 2018

Name or company name	MR B JAMAL
Contract type name	GDS Contract
Purpose of contract	General
Contract start date	01/04/2006
Contract end date	

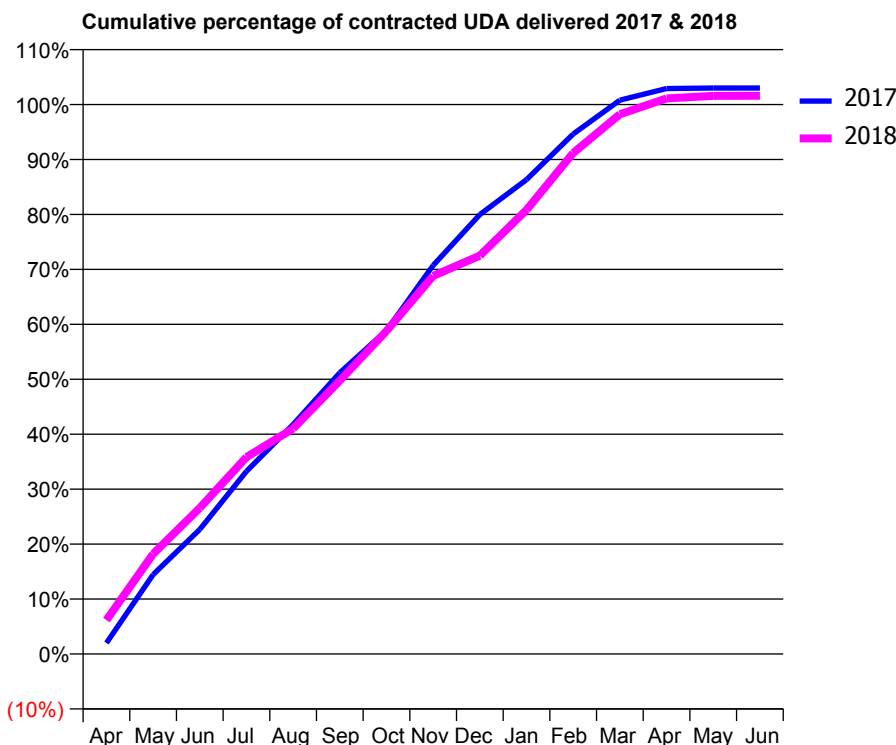
17/18 Contracted general activity (UDA)	11,646
Carry forward general activity (UDA)	-233
17/18 Contracted orthodontic activity (UOA)	0
Carry forward orthodontic activity (UOA)	0
Baseline contract value	£313,102.42

ACCESS*

Patients seen in 24 months	Total	Change since previous quarter
Quarter ending March 2017	4,174	
Quarter ending June 2017	4,237	→
Quarter ending September 2017	4,153	↓
Quarter ending December 2017	4,198	→
Quarter ending March 2018	4,182	→
Variance since March 2017	0.2%	→



ACTIVITY



Month	Adjusted Scheduled Activity (UDA)	
	2017	2018
April	233	719
May	1,683	2,120
June	2,640	3,096
July	3,874	4,173
August	4,865	4,778
September	5,961	5,794
October	6,857	6,847
November	8,238	8,014
December	9,313	8,442
January	10,053	9,412
February	11,021	10,619
March	11,738	11,440
April	11,983	11,776
May	11,997	11,829
June	11,997	11,830

QUALITY

	Quantity	Base Number	Contract	AT	Region	England
% of FP17s for the same patient ID Re-attending within 3 months - Children	113	1,459	7.7%	9.3%	11.6%	11.9%
% of FP17s for the same patient ID Re-attending within 3 months - Adults	403	3,258	12.4%	12.9%	15.4%	16.0%
% of FP17s for the same patient ID Re-attending between 3 & 9 months - Children	721	1,459	49.4%	59.1%	59.4%	58.3%
% of FP17s for the same patient ID Re-attending between 3 & 9 months - Adults	1,275	3,258	39.1%	49.4%	51.3%	50.3%
% of FP17s for Band 1 Urgent Courses	491	4,734	10.4%	7.0%	8.0%	9.1%
% of FP17s Relating to Free Repair or Replacements	37	4,734	0.8%	0.8%	0.8%	0.8%
% of FP17s Relating to Continuations	26	4,734	0.5%	1.1%	1.0%	1.0%
% of Patients satisfied with the dentistry they have received	20	22	90.9%	92.6%	91.7%	91.5%
% of Patients satisfied with the time they had to wait for an appointment	18	22	81.8%	89.8%	88.3%	87.9%

* This is based on patients treated on this contract for their most recent course of treatment. Figures in italics indicate the base number of FP17s or Patient Questionnaire responses are less than 100. N/A is shown where the base number of responses is less than 10 during the period. % is calculated as Quantity/Base number*100

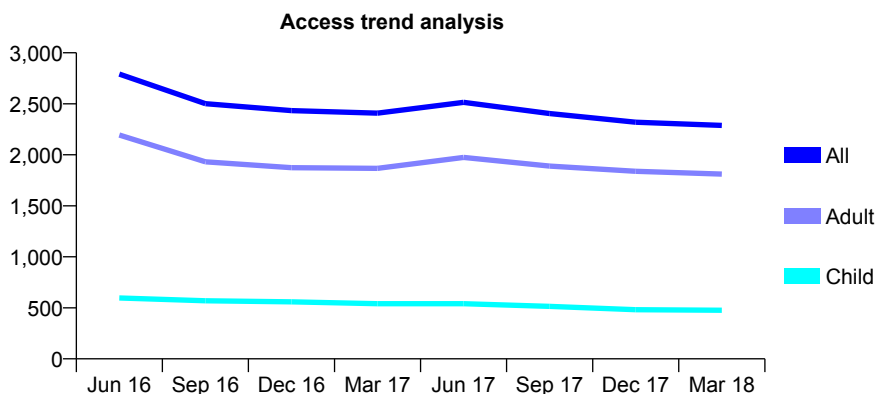
Q53 - Vital Signs At a Glance Contract Report for 898864/0001 - Year end March 2018

Name or company name	MRS JA SMITH
Contract type name	GDS Contract
Purpose of contract	General
Contract start date	01/04/2006
Contract end date	

17/18 Contracted general activity (UDA)	9,472
Carry forward general activity (UDA)	0
17/18 Contracted orthodontic activity (UOA)	0
Carry forward orthodontic activity (UOA)	0
Baseline contract value	£237,500.81

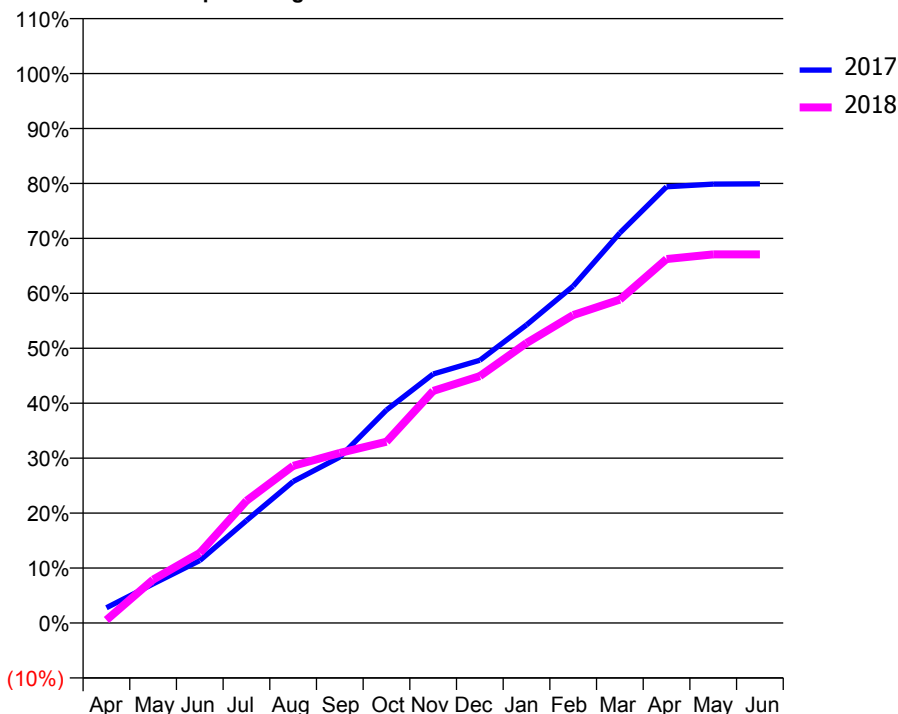
ACCESS*

Patients seen in 24 months	Total	Change since previous quarter
Quarter ending March 2017	2,408	
Quarter ending June 2017	2,514	↑
Quarter ending September 2017	2,405	↓
Quarter ending December 2017	2,320	↓
Quarter ending March 2018	2,288	↓
Variance since March 2017	(5.0%)	↓



ACTIVITY

Cumulative percentage of contracted UDA delivered 2017 & 2018



Month	Adjusted Scheduled Activity (UDA)	
	2017	2018
April	263	51
May	675	747
June	1,077	1,207
July	1,766	2,106
August	2,439	2,709
September	2,860	2,931
October	3,672	3,126
November	4,292	4,000
December	4,529	4,255
January	5,138	4,827
February	5,807	5,310
March	6,724	5,574
April	7,520	6,274
May	7,565	6,355
June	7,570	6,355

QUALITY

	Quantity	Base Number	Contract	AT	Region	England
% of FP17s for the same patient ID Re-attending within 3 months - Children	85	716	11.9%	9.3%	11.6%	11.9%
% of FP17s for the same patient ID Re-attending within 3 months - Adults	585	2,276	25.7%	12.9%	15.4%	16.0%
% of FP17s for the same patient ID Re-attending between 3 & 9 months - Children	430	716	60.1%	59.1%	59.4%	58.3%
% of FP17s for the same patient ID Re-attending between 3 & 9 months - Adults	808	2,276	35.5%	49.4%	51.3%	50.3%
% of FP17s for Band 1 Urgent Courses	450	3,021	14.9%	7.0%	8.0%	9.1%
% of FP17s Relating to Free Repair or Replacements	26	3,021	0.9%	0.8%	0.8%	0.8%
% of FP17s Relating to Continuations	44	3,021	1.5%	1.1%	1.0%	1.0%
% of Patients satisfied with the dentistry they have received	7	8	N/A	92.6%	91.7%	91.5%
% of Patients satisfied with the time they had to wait for an appointment	8	8	N/A	89.8%	88.3%	87.9%

* This is based on patients treated on this contract for their most recent course of treatment. Figures in italics indicate the base number of FP17s or Patient Questionnaire responses are less than 100. N/A is shown where the base number of responses is less than 10 during the period. % is calculated as Quantity/Base number*100

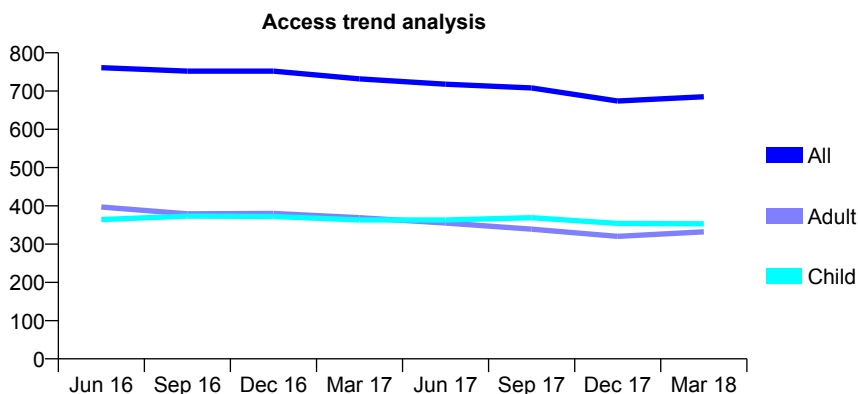
Q53 - Vital Signs At a Glance Contract Report for 905461/0001 - Year end March 2018

Name or company name	Densmile Dental Care
Contract type name	GDS Contract
Purpose of contract	General
Contract start date	01/04/2006
Contract end date	

17/18 Contracted general activity (UDA)	3,245
Carry forward general activity (UDA)	-65
17/18 Contracted orthodontic activity (UOA)	0
Carry forward orthodontic activity (UOA)	0
Baseline contract value	£92,405.61

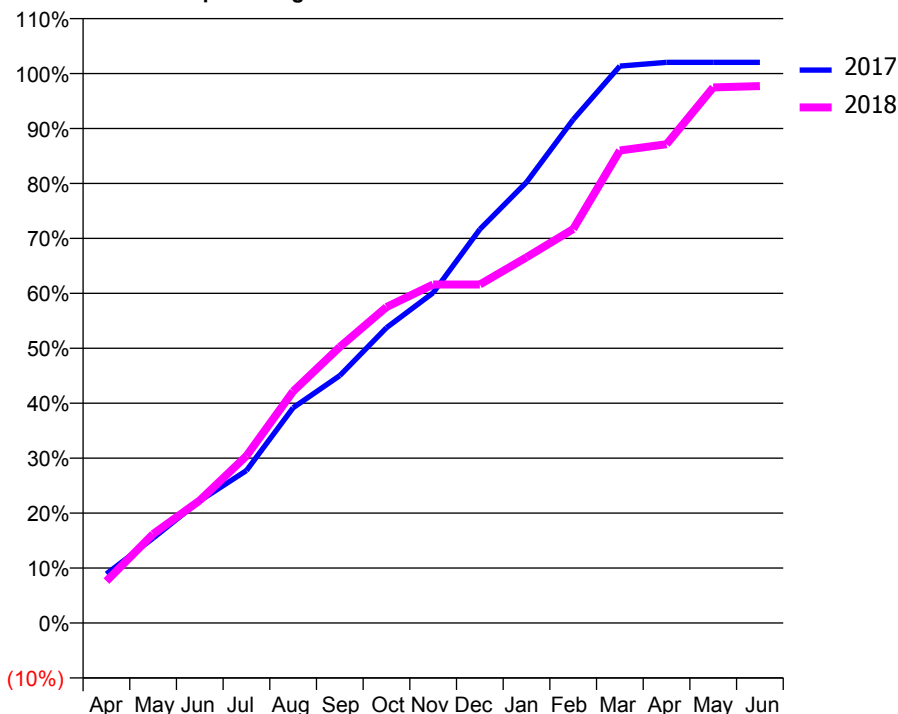
ACCESS*

Patients seen in 24 months	Total	Change since previous quarter
Quarter ending March 2017	732	
Quarter ending June 2017	718	↓
Quarter ending September 2017	708	↓
Quarter ending December 2017	674	↓
Quarter ending March 2018	685	→
Variance since March 2017	(6.4%)	↓



ACTIVITY

Cumulative percentage of contracted UDA delivered 2017 & 2018



Adjusted Scheduled Activity (UDA)

Month	2017	2018
April	290	247
May	501	526
June	722	724
July	900	987
August	1,271	1,369
September	1,461	1,630
October	1,744	1,866
November	1,950	1,999
December	2,325	1,999
January	2,603	2,159
February	2,973	2,327
March	3,289	2,790
April	3,311	2,827
May	3,311	3,163
June	3,311	3,171

QUALITY

	Quantity	Base Number	Contract	AT	Region	England
% of FP17s for the same patient ID Re-attending within 3 months - Children	42	643	6.5%	9.3%	11.6%	11.9%
% of FP17s for the same patient ID Re-attending within 3 months - Adults	80	511	15.7%	12.9%	15.4%	16.0%
% of FP17s for the same patient ID Re-attending between 3 & 9 months - Children	444	643	69.1%	59.1%	59.4%	58.3%
% of FP17s for the same patient ID Re-attending between 3 & 9 months - Adults	276	511	54.0%	49.4%	51.3%	50.3%
% of FP17s for Band 1 Urgent Courses	90	1,338	6.7%	7.0%	8.0%	9.1%
% of FP17s Relating to Free Repair or Replacements	7	1,338	0.5%	0.8%	0.8%	0.8%
% of FP17s Relating to Continuations	1	1,338	0.1%	1.1%	1.0%	1.0%
% of Patients satisfied with the dentistry they have received	0	0	N/A	92.6%	91.7%	91.5%
% of Patients satisfied with the time they had to wait for an appointment	0	0	N/A	89.8%	88.3%	87.9%

* This is based on patients treated on this contract for their most recent course of treatment. Figures in italics indicate the base number of FP17s or Patient Questionnaire responses are less than 100. N/A is shown where the base number of responses is less than 10 during the period. % is calculated as Quantity/Base number*100

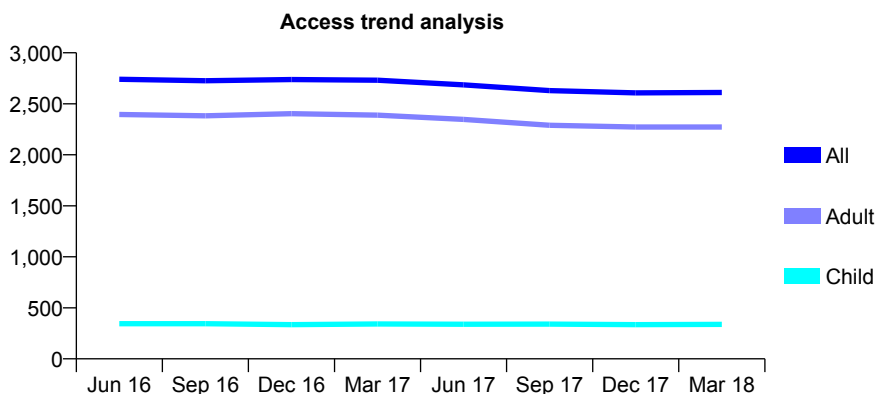
Q53 - Vital Signs At a Glance Contract Report for 906972/0001 - Year end March 2018

Name or company name	MR RS BATE
Contract type name	GDS Contract
Purpose of contract	General
Contract start date	01/04/2006
Contract end date	

17/18 Contracted general activity (UDA)	7,216
Carry forward general activity (UDA)	-51
17/18 Contracted orthodontic activity (UOA)	0
Carry forward orthodontic activity (UOA)	0
Baseline contract value	£215,113.46

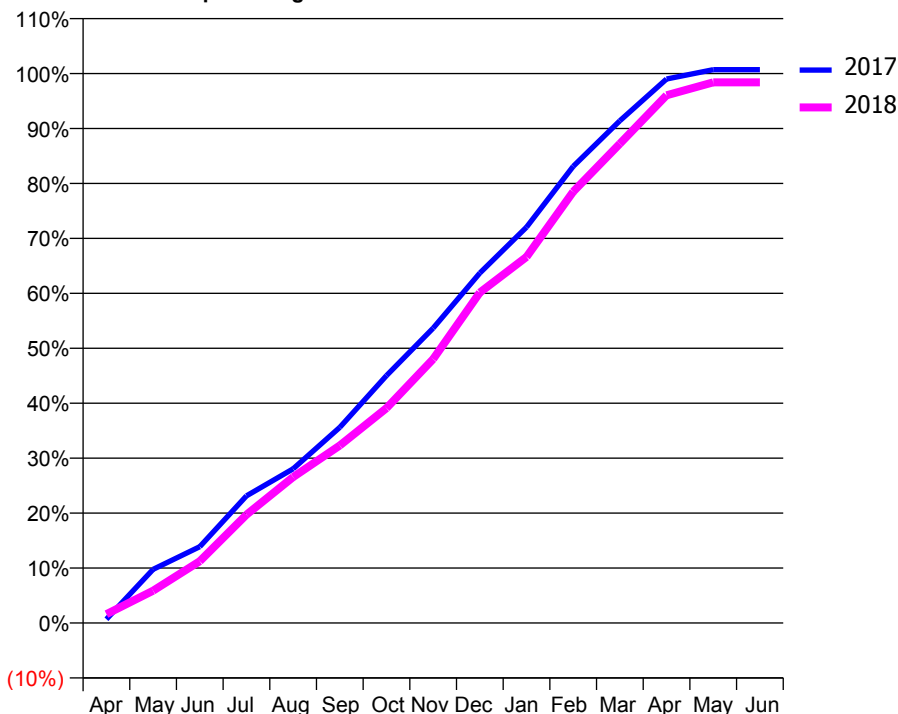
ACCESS*

Patients seen in 24 months	Total	Change since previous quarter
Quarter ending March 2017	2,731	
Quarter ending June 2017	2,686	↓
Quarter ending September 2017	2,629	↓
Quarter ending December 2017	2,607	→
Quarter ending March 2018	2,611	→
Variance since March 2017	(4.4%)	↓



ACTIVITY

Cumulative percentage of contracted UDA delivered 2017 & 2018



Month	Adjusted Scheduled Activity (UDA)	
	2017	2018
April	50	117
May	705	424
June	1,003	811
July	1,670	1,424
August	2,025	1,917
September	2,570	2,331
October	3,250	2,821
November	3,873	3,466
December	4,596	4,340
January	5,198	4,807
February	5,996	5,663
March	6,595	6,294
April	7,144	6,931
May	7,267	7,100
June	7,267	7,100

QUALITY

	Quantity	Base Number	Contract	AT	Region	England
% of FP17s for the same patient ID Re-attending within 3 months - Children	12	376	3.2%	9.3%	11.6%	11.9%
% of FP17s for the same patient ID Re-attending within 3 months - Adults	401	2,883	13.9%	12.9%	15.4%	16.0%
% of FP17s for the same patient ID Re-attending between 3 & 9 months - Children	128	376	34.0%	59.1%	59.4%	58.3%
% of FP17s for the same patient ID Re-attending between 3 & 9 months - Adults	1,272	2,883	44.1%	49.4%	51.3%	50.3%
% of FP17s for Band 1 Urgent Courses	203	3,282	6.2%	7.0%	8.0%	9.1%
% of FP17s Relating to Free Repair or Replacements	54	3,282	1.6%	0.8%	0.8%	0.8%
% of FP17s Relating to Continuations	44	3,282	1.3%	1.1%	1.0%	1.0%
% of Patients satisfied with the dentistry they have received	15	16	93.8%	92.6%	91.7%	91.5%
% of Patients satisfied with the time they had to wait for an appointment	13	16	81.3%	89.8%	88.3%	87.9%

* This is based on patients treated on this contract for their most recent course of treatment. Figures in italics indicate the base number of FP17s or Patient Questionnaire responses are less than 100. N/A is shown where the base number of responses is less than 10 during the period. % is calculated as Quantity/Base number*100

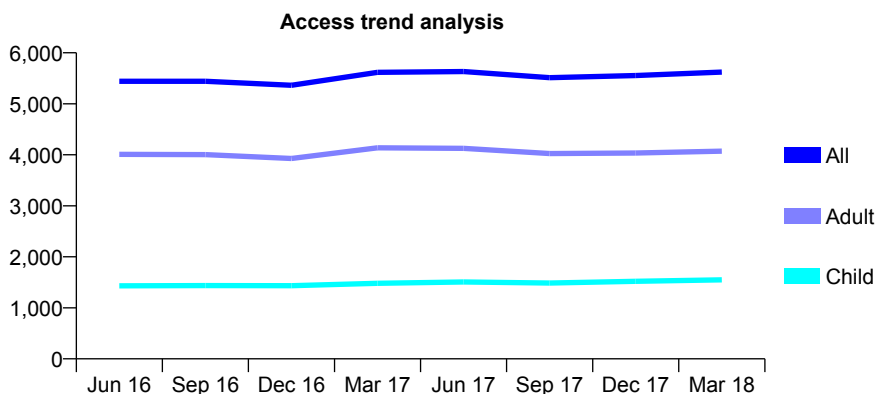
Q53 - Vital Signs At a Glance Contract Report for 910449/0001 - Year end March 2018

Name or company name	MR JA CLARK
Contract type name	GDS Contract
Purpose of contract	General
Contract start date	01/04/2006
Contract end date	

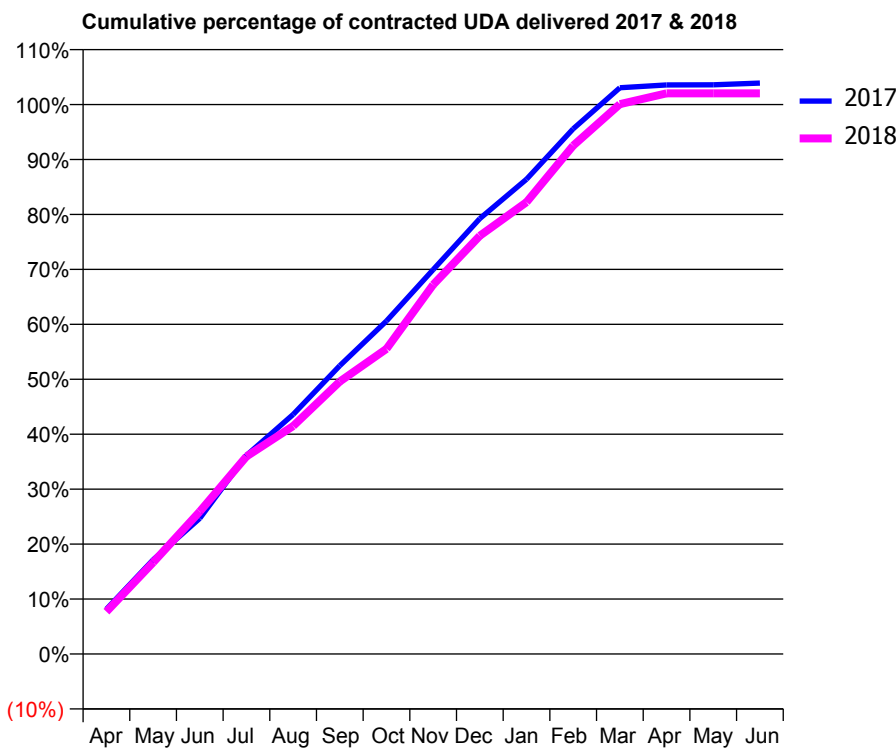
17/18 Contracted general activity (UDA)	12,206
Carry forward general activity (UDA)	-245
17/18 Contracted orthodontic activity (UOA)	0
Carry forward orthodontic activity (UOA)	0
Baseline contract value	£336,032.54

ACCESS*

Patients seen in 24 months	Total	Change since previous quarter
Quarter ending March 2017	5,618	
Quarter ending June 2017	5,632	→
Quarter ending September 2017	5,512	↓
Quarter ending December 2017	5,555	→
Quarter ending March 2018	5,622	→
Variance since March 2017	0.1%	→



ACTIVITY



Month	Adjusted Scheduled Activity (UDA)	
	2017	2018
April	998	940
May	2,094	2,033
June	3,015	3,166
July	4,412	4,390
August	5,320	5,063
September	6,404	6,052
October	7,398	6,778
November	8,537	8,204
December	9,674	9,291
January	10,545	10,036
February	11,667	11,292
March	12,577	12,213
April	12,641	12,455
May	12,643	12,455
June	12,683	12,455

QUALITY

	Quantity	Base Number	Contract	AT	Region	England
% of FP17s for the same patient ID Re-attending within 3 months - Children	147	2,305	6.4%	9.3%	11.6%	11.9%
% of FP17s for the same patient ID Re-attending within 3 months - Adults	760	5,739	13.2%	12.9%	15.4%	16.0%
% of FP17s for the same patient ID Re-attending between 3 & 9 months - Children	1,423	2,305	61.7%	59.1%	59.4%	58.3%
% of FP17s for the same patient ID Re-attending between 3 & 9 months - Adults	3,379	5,739	58.9%	49.4%	51.3%	50.3%
% of FP17s for Band 1 Urgent Courses	484	7,837	6.2%	7.0%	8.0%	9.1%
% of FP17s Relating to Free Repair or Replacements	73	7,837	0.9%	0.8%	0.8%	0.8%
% of FP17s Relating to Continuations	90	7,837	1.1%	1.1%	1.0%	1.0%
% of Patients satisfied with the dentistry they have received	8	9	N/A	92.6%	91.7%	91.5%
% of Patients satisfied with the time they had to wait for an appointment	9	9	N/A	89.8%	88.3%	87.9%

* This is based on patients treated on this contract for their most recent course of treatment. Figures in italics indicate the base number of FP17s or Patient Questionnaire responses are less than 100. N/A is shown where the base number of responses is less than 10 during the period. % is calculated as Quantity/Base number*100

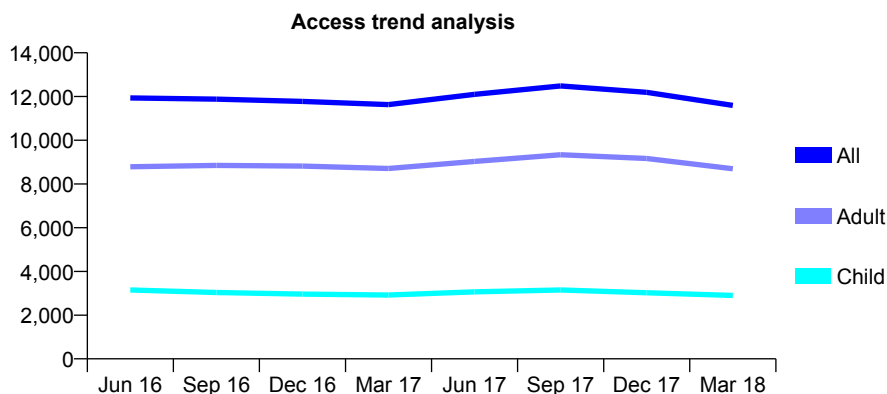
Q53 - Vital Signs At a Glance Contract Report for 910899/0001 - Year end March 2018

Name or company name	MR NJ GIBB
Contract type name	GDS Contract
Purpose of contract	General
Contract start date	01/04/2006
Contract end date	

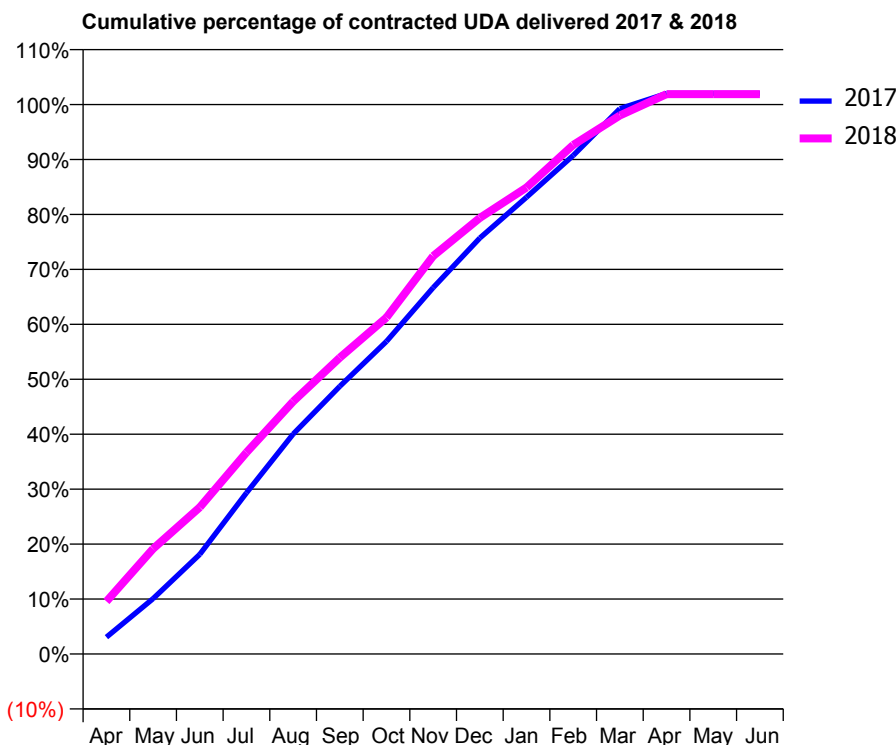
17/18 Contracted general activity (UDA)	30,266
Carry forward general activity (UDA)	-604
17/18 Contracted orthodontic activity (UOA)	0
Carry forward orthodontic activity (UOA)	0
Baseline contract value	£902,238.22

ACCESS*

Patients seen in 24 months	Total	Change since previous quarter
Quarter ending March 2017	11,632	
Quarter ending June 2017	12,097	↑
Quarter ending September 2017	12,487	↑
Quarter ending December 2017	12,193	↓
Quarter ending March 2018	11,592	↓
Variance since March 2017	(0.3%)	→



ACTIVITY



Month	Adjusted Scheduled Activity (UDA)	
	2017	2018
April	926	2,895
May	3,048	5,796
June	5,488	8,081
July	8,877	11,099
August	12,112	13,903
September	14,741	16,327
October	17,217	18,537
November	20,182	21,921
December	22,909	24,021
January	25,156	25,698
February	27,457	28,040
March	30,035	29,658
April	30,870	30,837
May	30,870	30,837
June	30,870	30,837

QUALITY

	Quantity	Base Number	Contract	AT	Region	England
% of FP17s for the same patient ID Re-attending within 3 months - Children	252	4,643	5.4%	9.3%	11.6%	11.9%
% of FP17s for the same patient ID Re-attending within 3 months - Adults	1,409	11,519	12.2%	12.9%	15.4%	16.0%
% of FP17s for the same patient ID Re-attending between 3 & 9 months - Children	2,897	4,643	62.4%	59.1%	59.4%	58.3%
% of FP17s for the same patient ID Re-attending between 3 & 9 months - Adults	5,602	11,519	48.6%	49.4%	51.3%	50.3%
% of FP17s for Band 1 Urgent Courses	1,296	16,216	8.0%	7.0%	8.0%	9.1%
% of FP17s Relating to Free Repair or Replacements	142	16,216	0.9%	0.8%	0.8%	0.8%
% of FP17s Relating to Continuations	234	16,216	1.4%	1.1%	1.0%	1.0%
% of Patients satisfied with the dentistry they have received	7	8	N/A	92.6%	91.7%	91.5%
% of Patients satisfied with the time they had to wait for an appointment	7	8	N/A	89.8%	88.3%	87.9%

* This is based on patients treated on this contract for their most recent course of treatment. Figures in italics indicate the base number of FP17s or Patient Questionnaire responses are less than 100. N/A is shown where the base number of responses is less than 10 during the period. % is calculated as Quantity/Base number*100

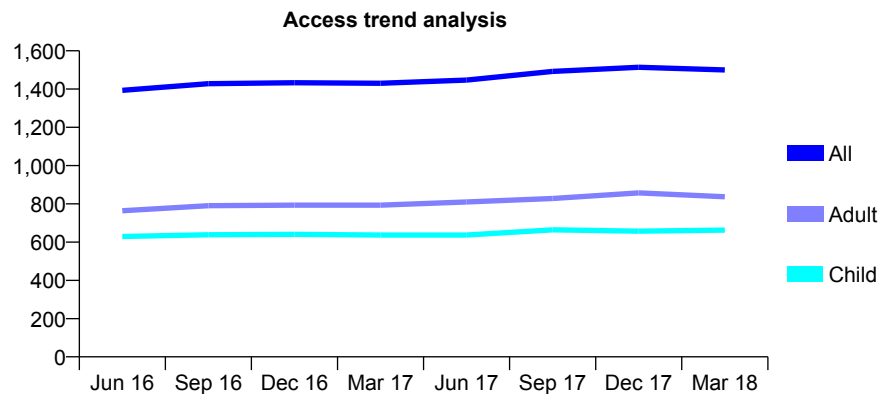
Q53 - Vital Signs At a Glance Contract Report for 911488/0001 - Year end March 2018

Name or company name	MR AD LEE
Contract type name	GDS Contract
Purpose of contract	General
Contract start date	01/04/2006
Contract end date	

17/18 Contracted general activity (UDA)	6,333
Carry forward general activity (UDA)	90
17/18 Contracted orthodontic activity (UOA)	0
Carry forward orthodontic activity (UOA)	0
Baseline contract value	£191,353.34

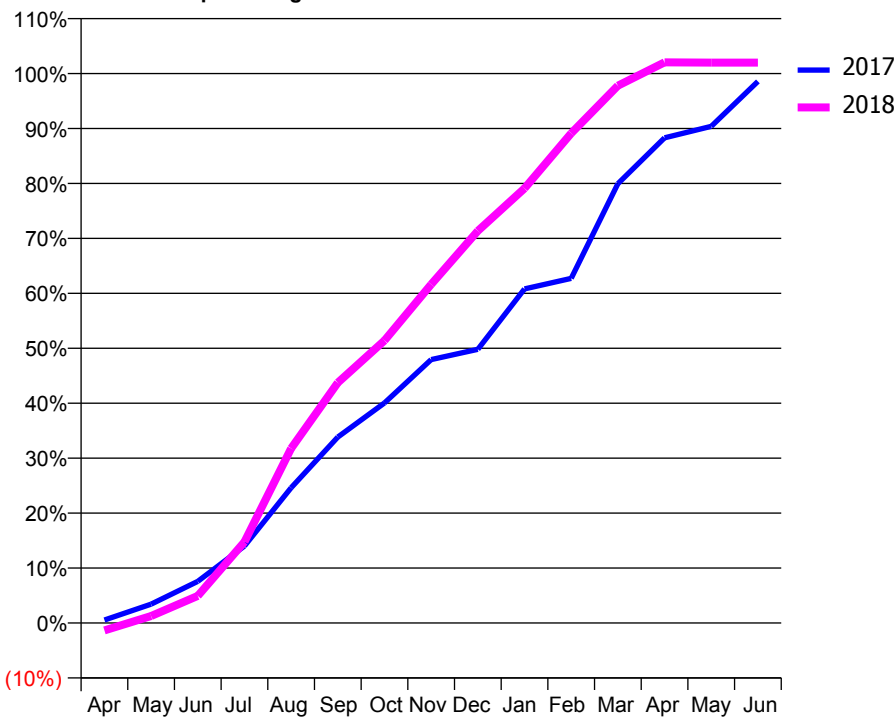
ACCESS*

Patients seen in 24 months	Total	Change since previous quarter
Quarter ending March 2017	1,430	
Quarter ending June 2017	1,447	→
Quarter ending September 2017	1,492	↑
Quarter ending December 2017	1,514	→
Quarter ending March 2018	1,500	→
Variance since March 2017	4.9%	↑



ACTIVITY

Cumulative percentage of contracted UDA delivered 2017 & 2018



Month	Adjusted Scheduled Activity (UDA)	
	2017	2018
April	35	-87
May	218	81
June	481	313
July	887	935
August	1,559	2,012
September	2,143	2,770
October	2,537	3,256
November	3,036	3,902
December	3,154	4,520
January	3,850	5,010
February	3,972	5,645
March	5,063	6,193
April	5,592	6,461
May	5,723	6,458
June	6,242	6,458

QUALITY

	Quantity	Base Number	Contract	AT	Region	England
% of FP17s for the same patient ID Re-attending within 3 months - Children	291	1,406	20.7%	9.3%	11.6%	11.9%
% of FP17s for the same patient ID Re-attending within 3 months - Adults	331	1,148	28.8%	12.9%	15.4%	16.0%
% of FP17s for the same patient ID Re-attending between 3 & 9 months - Children	787	1,406	56.0%	59.1%	59.4%	58.3%
% of FP17s for the same patient ID Re-attending between 3 & 9 months - Adults	442	1,148	38.5%	49.4%	51.3%	50.3%
% of FP17s for Band 1 Urgent Courses	154	2,389	6.4%	7.0%	8.0%	9.1%
% of FP17s Relating to Free Repair or Replacements	7	2,389	0.3%	0.8%	0.8%	0.8%
% of FP17s Relating to Continuations	105	2,389	4.4%	1.1%	1.0%	1.0%
% of Patients satisfied with the dentistry they have received	10	10	100.0%	92.6%	91.7%	91.5%
% of Patients satisfied with the time they had to wait for an appointment	8	10	80.0%	89.8%	88.3%	87.9%

* This is based on patients treated on this contract for their most recent course of treatment. Figures in italics indicate the base number of FP17s or Patient Questionnaire responses are less than 100. N/A is shown where the base number of responses is less than 10 during the period. % is calculated as Quantity/Base number*100

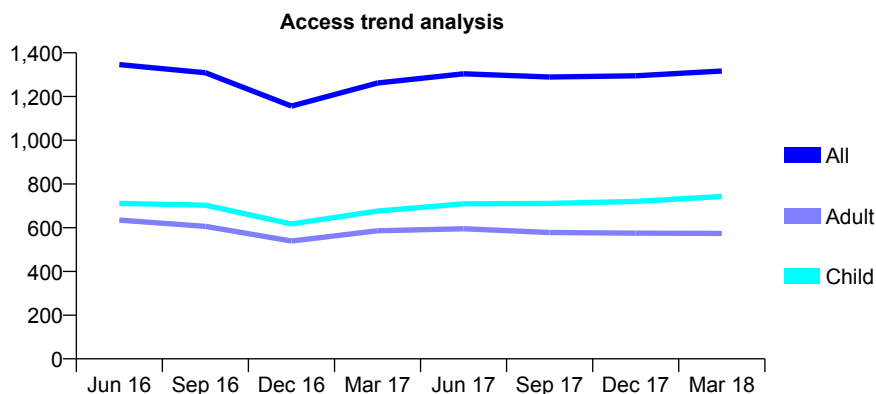
Q53 - Vital Signs At a Glance Contract Report for 913286/0001 - Year end March 2018

Name or company name	Unique Smiles Alcester
Contract type name	GDS Contract
Purpose of contract	General
Contract start date	01/04/2006
Contract end date	

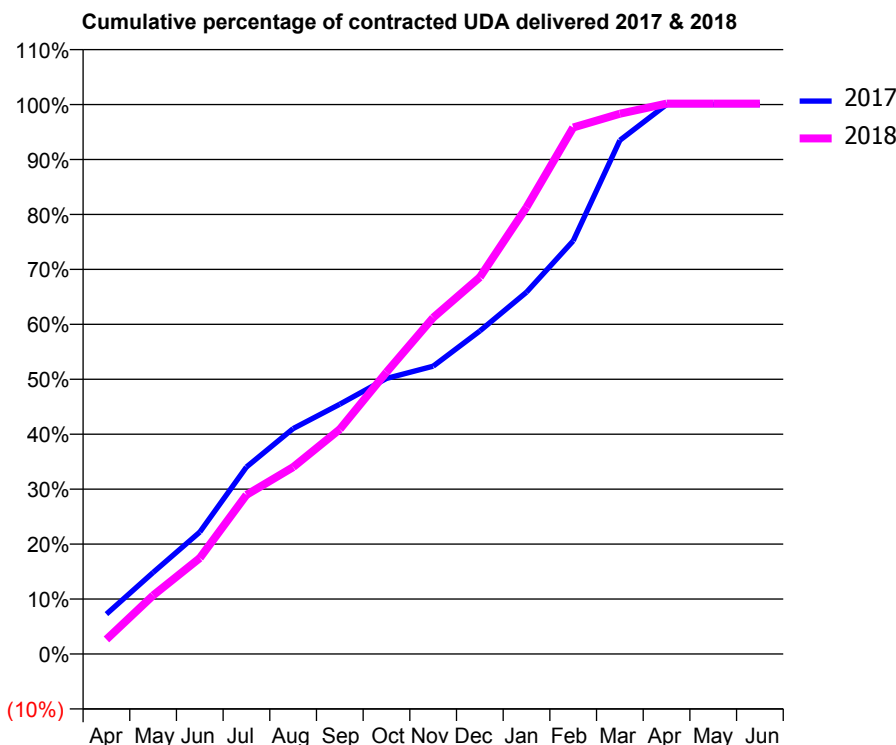
17/18 Contracted general activity (UDA)	3,036
Carry forward general activity (UDA)	0
17/18 Contracted orthodontic activity (UOA)	0
Carry forward orthodontic activity (UOA)	0
Baseline contract value	£75,969.32

ACCESS*

Patients seen in 24 months	Total	Change since previous quarter
Quarter ending March 2017	1,262	
Quarter ending June 2017	1,304	↑
Quarter ending September 2017	1,289	↓
Quarter ending December 2017	1,295	→
Quarter ending March 2018	1,317	→
Variance since March 2017	4.4%	↑



ACTIVITY



Month	Adjusted Scheduled Activity (UDA)	
	2017	2018
April	221	80
May	450	324
June	674	530
July	1,033	880
August	1,245	1,032
September	1,381	1,242
October	1,523	1,557
November	1,591	1,859
December	1,785	2,082
January	1,999	2,468
February	2,283	2,909
March	2,838	2,985
April	3,036	3,041
May	3,036	3,041
June	3,036	3,041

QUALITY

	Quantity	Base Number	Contract	AT	Region	England
% of FP17s for the same patient ID Re-attending within 3 months - Children	60	959	6.3%	9.3%	11.6%	11.9%
% of FP17s for the same patient ID Re-attending within 3 months - Adults	89	538	16.5%	12.9%	15.4%	16.0%
% of FP17s for the same patient ID Re-attending between 3 & 9 months - Children	443	959	46.2%	59.1%	59.4%	58.3%
% of FP17s for the same patient ID Re-attending between 3 & 9 months - Adults	192	538	35.7%	49.4%	51.3%	50.3%
% of FP17s for Band 1 Urgent Courses	74	1,440	5.1%	7.0%	8.0%	9.1%
% of FP17s Relating to Free Repair or Replacements	1	1,440	0.1%	0.8%	0.8%	0.8%
% of FP17s Relating to Continuations	0	1,440	0.0%	1.1%	1.0%	1.0%
% of Patients satisfied with the dentistry they have received	1	1	N/A	92.6%	91.7%	91.5%
% of Patients satisfied with the time they had to wait for an appointment	1	1	N/A	89.8%	88.3%	87.9%

* This is based on patients treated on this contract for their most recent course of treatment. Figures in italics indicate the base number of FP17s or Patient Questionnaire responses are less than 100. N/A is shown where the base number of responses is less than 10 during the period. % is calculated as Quantity/Base number*100

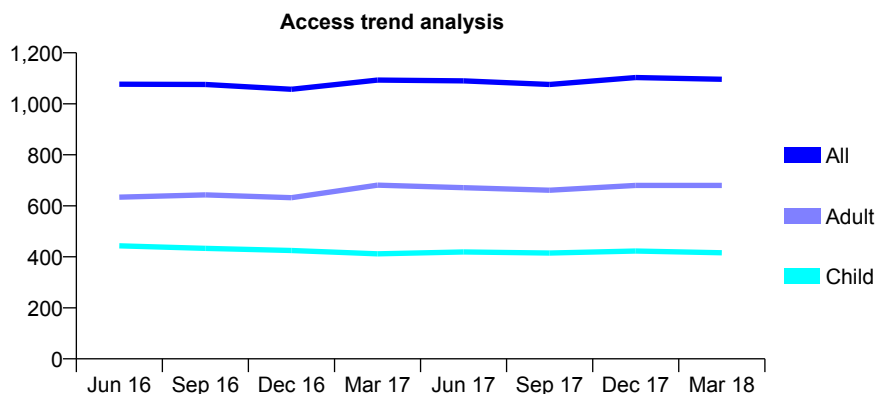
Q53 - Vital Signs At a Glance Contract Report for 917931/0001 - Year end March 2018

Name or company name	MR M MEHRA
Contract type name	GDS Contract
Purpose of contract	General
Contract start date	01/04/2006
Contract end date	

17/18 Contracted general activity (UDA)	2,267
Carry forward general activity (UDA)	-27
17/18 Contracted orthodontic activity (UOA)	0
Carry forward orthodontic activity (UOA)	0
Baseline contract value	£60,878.24

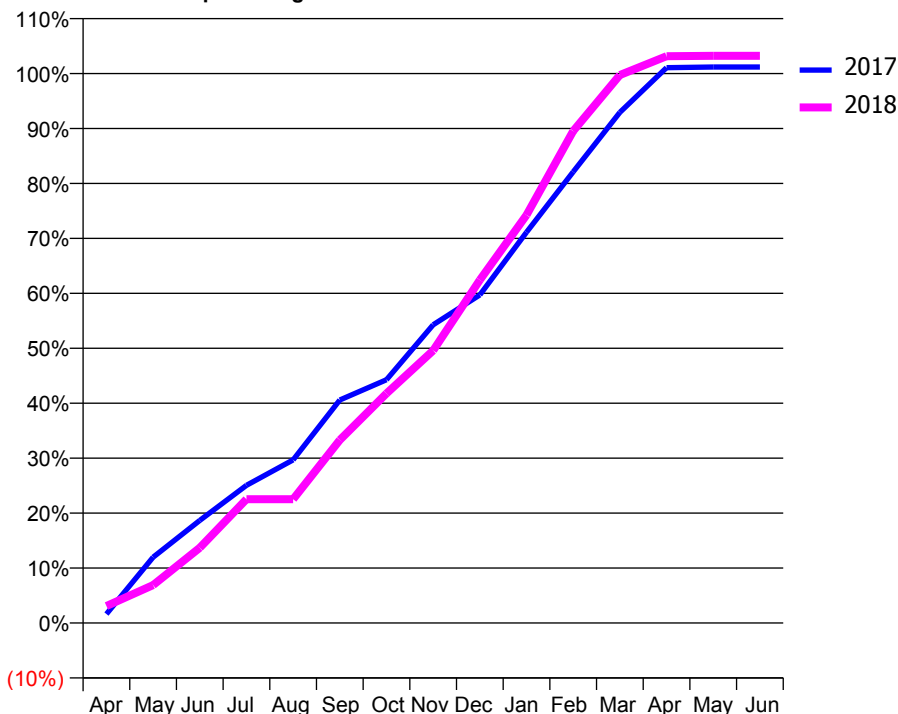
ACCESS*

Patients seen in 24 months	Total	Change since previous quarter
Quarter ending March 2017	1,093	
Quarter ending June 2017	1,090	→
Quarter ending September 2017	1,076	↓
Quarter ending December 2017	1,103	↑
Quarter ending March 2018	1,096	→
Variance since March 2017	0.3%	→



ACTIVITY

Cumulative percentage of contracted UDA delivered 2017 & 2018



Adjusted Scheduled Activity (UDA)

Month	2017	2018
April	37	70
May	271	156
June	423	311
July	568	511
August	673	511
September	920	755
October	1,004	947
November	1,230	1,124
December	1,354	1,415
January	1,612	1,683
February	1,861	2,030
March	2,107	2,261
April	2,291	2,338
May	2,294	2,340
June	2,294	2,340

QUALITY

	Quantity	Base Number	Contract	AT	Region	England
% of FP17s for the same patient ID Re-attending within 3 months - Children	19	631	3.0%	9.3%	11.6%	11.9%
% of FP17s for the same patient ID Re-attending within 3 months - Adults	56	681	8.2%	12.9%	15.4%	16.0%
% of FP17s for the same patient ID Re-attending between 3 & 9 months - Children	425	631	67.4%	59.1%	59.4%	58.3%
% of FP17s for the same patient ID Re-attending between 3 & 9 months - Adults	263	681	38.6%	49.4%	51.3%	50.3%
% of FP17s for Band 1 Urgent Courses	46	1,278	3.6%	7.0%	8.0%	9.1%
% of FP17s Relating to Free Repair or Replacements	0	1,278	0.0%	0.8%	0.8%	0.8%
% of FP17s Relating to Continuations	0	1,278	0.0%	1.1%	1.0%	1.0%
% of Patients satisfied with the dentistry they have received	1	1	N/A	92.6%	91.7%	91.5%
% of Patients satisfied with the time they had to wait for an appointment	1	1	N/A	89.8%	88.3%	87.9%

* This is based on patients treated on this contract for their most recent course of treatment. Figures in italics indicate the base number of FP17s or Patient Questionnaire responses are less than 100. N/A is shown where the base number of responses is less than 10 during the period. % is calculated as Quantity/Base number*100

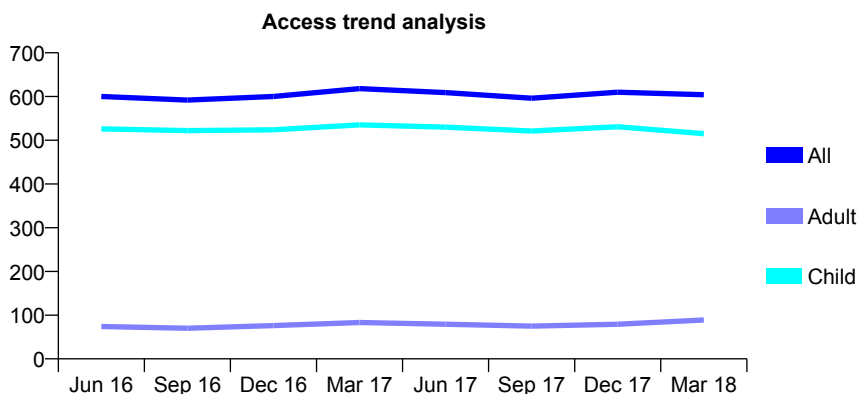
Q53 - Vital Signs At a Glance Contract Report for 920991/0001 - Year end March 2018

Name or company name	MR RA COLEBOURNE
Contract type name	GDS Contract
Purpose of contract	General
Contract start date	01/04/2006
Contract end date	

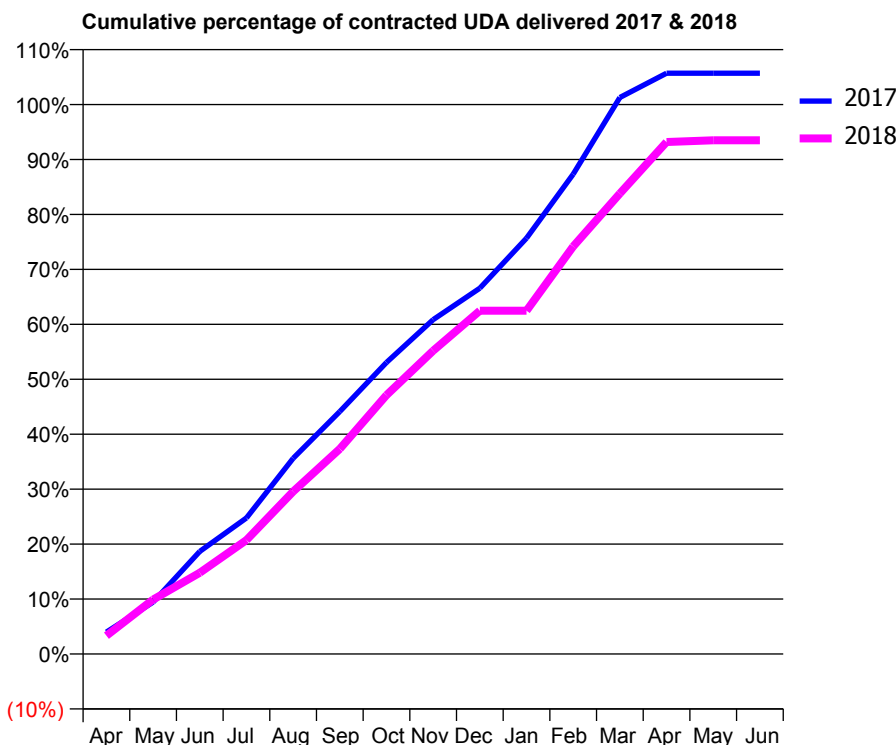
17/18 Contracted general activity (UDA)	1,255
Carry forward general activity (UDA)	-26
17/18 Contracted orthodontic activity (UOA)	0
Carry forward orthodontic activity (UOA)	0
Baseline contract value	£34,257.80

ACCESS*

Patients seen in 24 months	Total	Change since previous quarter
Quarter ending March 2017	618	
Quarter ending June 2017	609	↓
Quarter ending September 2017	596	↓
Quarter ending December 2017	610	↑
Quarter ending March 2018	604	→
Variance since March 2017	(2.3%)	↓



ACTIVITY



Month	Adjusted Scheduled Activity (UDA)	
	2017	2018
April	50	42
May	119	124
June	234	186
July	311	260
August	447	371
September	554	468
October	666	591
November	764	693
December	836	784
January	950	784
February	1,096	931
March	1,271	1,052
April	1,326	1,169
May	1,326	1,173
June	1,326	1,173

QUALITY

	Quantity	Base Number	Contract	AT	Region	England
% of FP17s for the same patient ID Re-attending within 3 months - Children	37	819	4.5%	9.3%	11.6%	11.9%
% of FP17s for the same patient ID Re-attending within 3 months - Adults	1	39	2.6%	12.9%	15.4%	16.0%
% of FP17s for the same patient ID Re-attending between 3 & 9 months - Children	627	819	76.6%	59.1%	59.4%	58.3%
% of FP17s for the same patient ID Re-attending between 3 & 9 months - Adults	31	39	79.5%	49.4%	51.3%	50.3%
% of FP17s for Band 1 Urgent Courses	17	901	1.9%	7.0%	8.0%	9.1%
% of FP17s Relating to Free Repair or Replacements	0	901	0.0%	0.8%	0.8%	0.8%
% of FP17s Relating to Continuations	0	901	0.0%	1.1%	1.0%	1.0%
% of Patients satisfied with the dentistry they have received	0	0	N/A	92.6%	91.7%	91.5%
% of Patients satisfied with the time they had to wait for an appointment	0	0	N/A	89.8%	88.3%	87.9%

* This is based on patients treated on this contract for their most recent course of treatment. Figures in italics indicate the base number of FP17s or Patient Questionnaire responses are less than 100. N/A is shown where the base number of responses is less than 10 during the period. % is calculated as Quantity/Base number*100

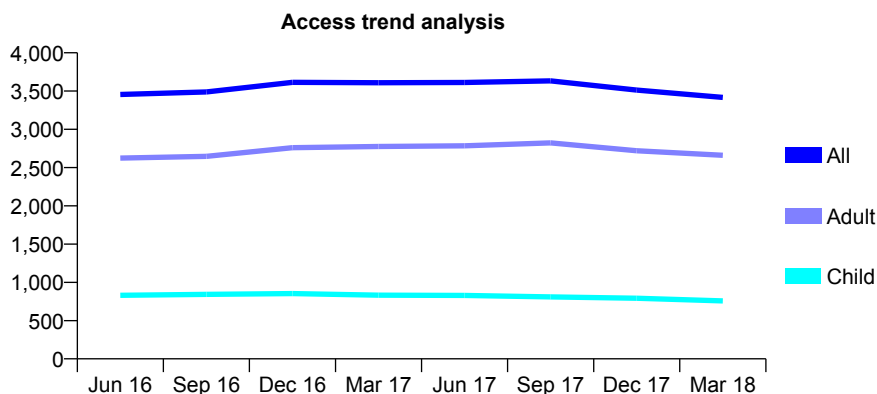
Q53 - Vital Signs At a Glance Contract Report for 923168/0001 - Year end March 2018

Name or company name	MR ME WINT
Contract type name	GDS Contract
Purpose of contract	General
Contract start date	01/04/2006
Contract end date	

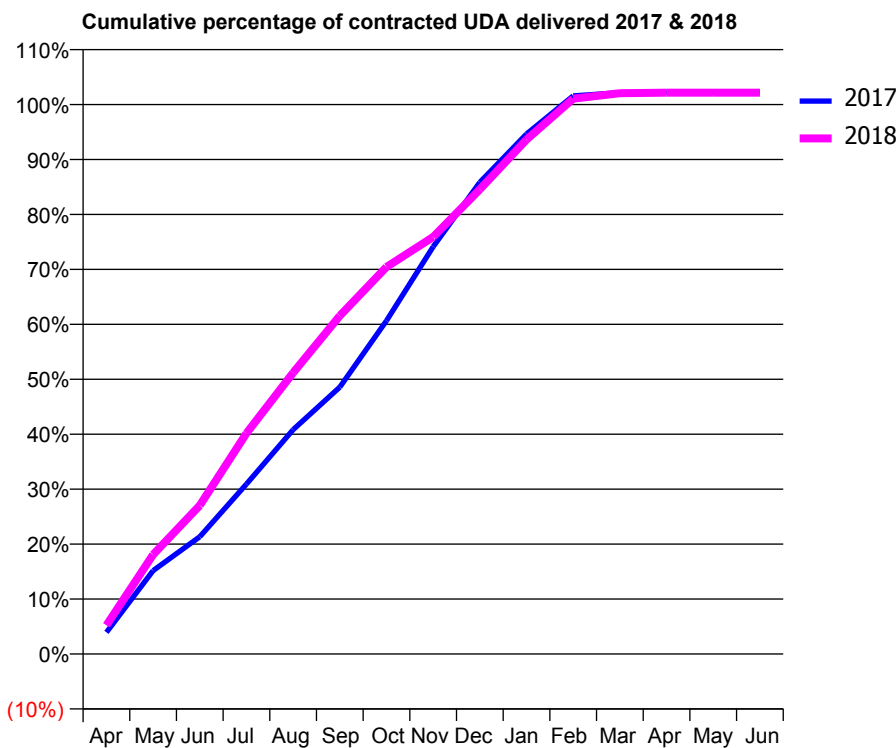
17/18 Contracted general activity (UDA)	7,833
Carry forward general activity (UDA)	-157
17/18 Contracted orthodontic activity (UOA)	0
Carry forward orthodontic activity (UOA)	0
Baseline contract value	£234,982.48

ACCESS*

Patients seen in 24 months	Total	Change since previous quarter
Quarter ending March 2017	3,608	
Quarter ending June 2017	3,612	→
Quarter ending September 2017	3,633	→
Quarter ending December 2017	3,512	↓
Quarter ending March 2018	3,417	↓
Variance since March 2017	(5.3%)	↓



ACTIVITY



Month	Adjusted Scheduled Activity (UDA)	
	2017	2018
April	309	410
May	1,189	1,416
June	1,671	2,119
July	2,422	3,147
August	3,197	4,010
September	3,804	4,821
October	4,752	5,518
November	5,806	5,946
December	6,725	6,624
January	7,412	7,332
February	7,955	7,917
March	8,001	7,993
April	8,007	8,002
May	8,011	8,002
June	8,011	8,002

QUALITY

	Quantity	Base Number	Contract	AT	Region	England
% of FP17s for the same patient ID Re-attending within 3 months - Children	66	1,123	5.9%	9.3%	11.6%	11.9%
% of FP17s for the same patient ID Re-attending within 3 months - Adults	606	3,426	17.7%	12.9%	15.4%	16.0%
% of FP17s for the same patient ID Re-attending between 3 & 9 months - Children	672	1,123	59.8%	59.1%	59.4%	58.3%
% of FP17s for the same patient ID Re-attending between 3 & 9 months - Adults	1,375	3,426	40.1%	49.4%	51.3%	50.3%
% of FP17s for Band 1 Urgent Courses	439	4,546	9.7%	7.0%	8.0%	9.1%
% of FP17s Relating to Free Repair or Replacements	55	4,546	1.2%	0.8%	0.8%	0.8%
% of FP17s Relating to Continuations	49	4,546	1.1%	1.1%	1.0%	1.0%
% of Patients satisfied with the dentistry they have received	7	7	N/A	92.6%	91.7%	91.5%
% of Patients satisfied with the time they had to wait for an appointment	7	7	N/A	89.8%	88.3%	87.9%

* This is based on patients treated on this contract for their most recent course of treatment. Figures in italics indicate the base number of FP17s or Patient Questionnaire responses are less than 100. N/A is shown where the base number of responses is less than 10 during the period. % is calculated as Quantity/Base number*100

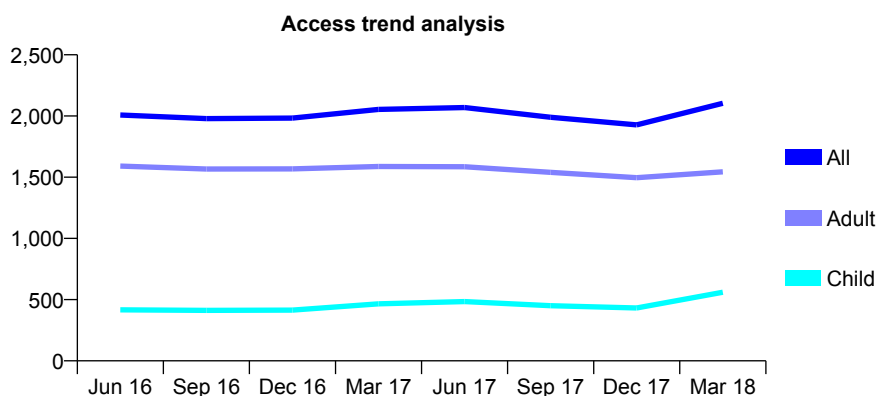
Q53 - Vital Signs At a Glance Contract Report for 925926/0001 - Year end March 2018

Name or company name	MR PK MAHAPATRA
Contract type name	GDS Contract
Purpose of contract	General
Contract start date	01/04/2006
Contract end date	

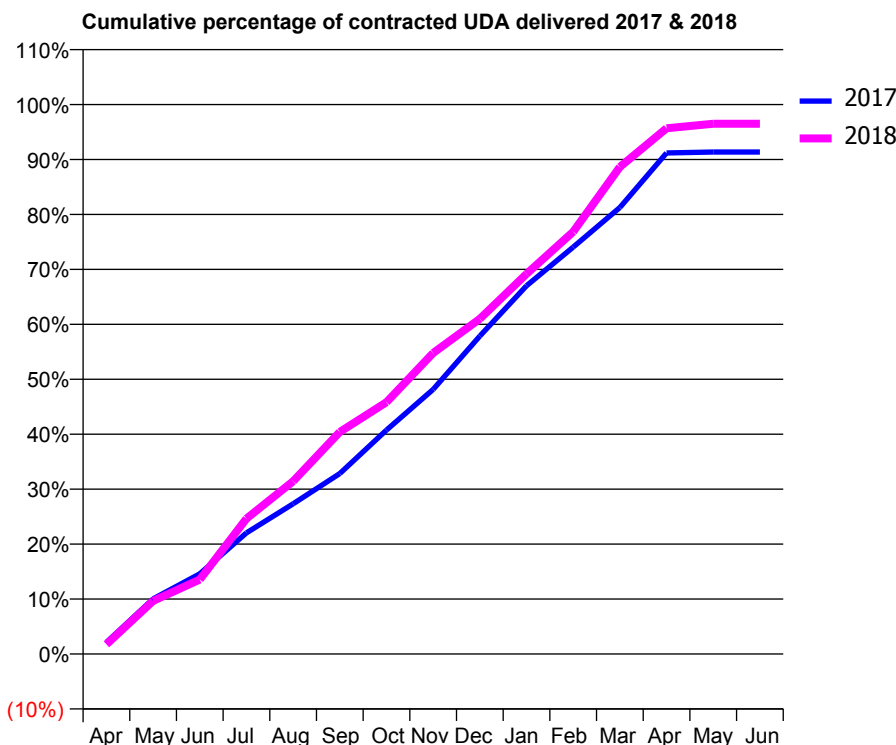
17/18 Contracted general activity (UDA)	6,138
Carry forward general activity (UDA)	0
17/18 Contracted orthodontic activity (UOA)	0
Carry forward orthodontic activity (UOA)	0
Baseline contract value	£182,972.19

ACCESS*

Patients seen in 24 months	Total	Change since previous quarter
Quarter ending March 2017	2,054	
Quarter ending June 2017	2,069	→
Quarter ending September 2017	1,990	↓
Quarter ending December 2017	1,928	↓
Quarter ending March 2018	2,104	↑
Variance since March 2017	2.4%	↑



ACTIVITY



Month	Adjusted Scheduled Activity (UDA)	
	2017	2018
April	130	108
May	616	593
June	895	832
July	1,353	1,513
August	1,678	1,930
September	2,016	2,480
October	2,501	2,813
November	2,955	3,363
December	3,552	3,744
January	4,113	4,246
February	4,545	4,717
March	4,988	5,441
April	5,597	5,873
May	5,607	5,923
June	5,608	5,923

QUALITY

	Quantity	Base Number	Contract	AT	Region	England
% of FP17s for the same patient ID Re-attending within 3 months - Children	38	778	4.9%	9.3%	11.6%	11.9%
% of FP17s for the same patient ID Re-attending within 3 months - Adults	325	2,152	15.1%	12.9%	15.4%	16.0%
% of FP17s for the same patient ID Re-attending between 3 & 9 months - Children	286	778	36.8%	59.1%	59.4%	58.3%
% of FP17s for the same patient ID Re-attending between 3 & 9 months - Adults	1,017	2,152	47.3%	49.4%	51.3%	50.3%
% of FP17s for Band 1 Urgent Courses	176	2,868	6.1%	7.0%	8.0%	9.1%
% of FP17s Relating to Free Repair or Replacements	56	2,868	2.0%	0.8%	0.8%	0.8%
% of FP17s Relating to Continuations	31	2,868	1.1%	1.1%	1.0%	1.0%
% of Patients satisfied with the dentistry they have received	5	5	N/A	92.6%	91.7%	91.5%
% of Patients satisfied with the time they had to wait for an appointment	5	5	N/A	89.8%	88.3%	87.9%

* This is based on patients treated on this contract for their most recent course of treatment. Figures in italics indicate the base number of FP17s or Patient Questionnaire responses are less than 100. N/A is shown where the base number of responses is less than 10 during the period. % is calculated as Quantity/Base number*100

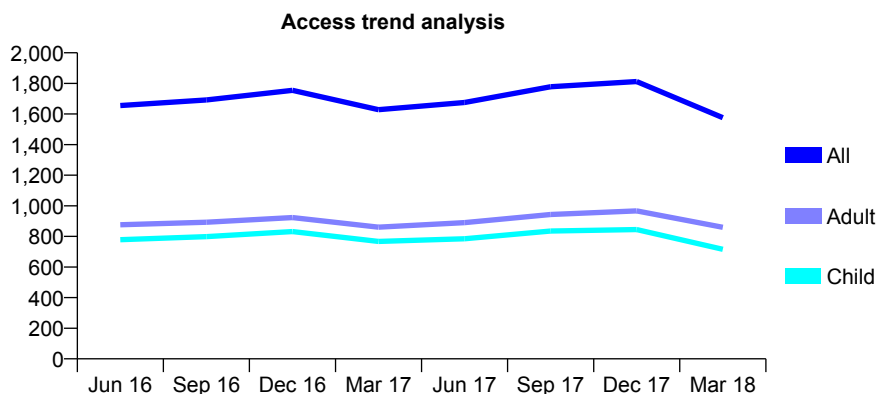
Q53 - Vital Signs At a Glance Contract Report for 925926/0002 - Year end March 2018

Name or company name	MR PK MAHAPATRA
Contract type name	GDS Contract
Purpose of contract	General and Orthodontic
Contract start date	01/02/2013
Contract end date	

17/18 Contracted general activity (UDA)	3,200
Carry forward general activity (UDA)	0
17/18 Contracted orthodontic activity (UOA)	2,404
Carry forward orthodontic activity (UOA)	-15
Baseline contract value	£262,968.31

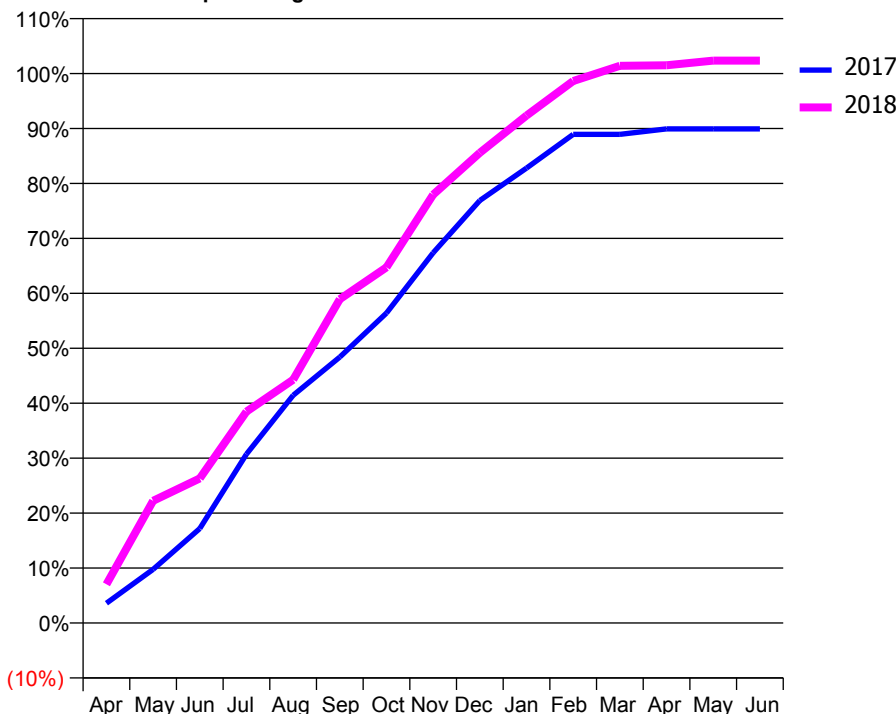
ACCESS*

Patients seen in 24 months	Total	Change since previous quarter
Quarter ending March 2017	1,628	
Quarter ending June 2017	1,675	↑
Quarter ending September 2017	1,778	↑
Quarter ending December 2017	1,812	→
Quarter ending March 2018	1,576	↓
Variance since March 2017	(3.2%)	↓



ACTIVITY

Cumulative percentage of contracted UDA delivered 2017 & 2018



Month	Adjusted Scheduled Activity (UDA)	
	2017	2018
April	129	225
May	351	711
June	618	842
July	1,105	1,231
August	1,490	1,417
September	1,740	1,886
October	2,028	2,072
November	2,422	2,495
December	2,764	2,738
January	2,977	2,955
February	3,197	3,156
March	3,197	3,245
April	3,232	3,248
May	3,232	3,275
June	3,232	3,275

QUALITY

	Quantity	Base Number	Contract	AT	Region	England
% of FP17s for the same patient ID Re-attending within 3 months - Children	93	1,164	8.0%	9.3%	11.6%	11.9%
% of FP17s for the same patient ID Re-attending within 3 months - Adults	80	964	8.3%	12.9%	15.4%	16.0%
% of FP17s for the same patient ID Re-attending between 3 & 9 months - Children	511	1,164	43.9%	59.1%	59.4%	58.3%
% of FP17s for the same patient ID Re-attending between 3 & 9 months - Adults	416	964	43.2%	49.4%	51.3%	50.3%
% of FP17s for Band 1 Urgent Courses	139	1,889	7.4%	7.0%	8.0%	9.1%
% of FP17s Relating to Free Repair or Replacements	0	1,889	0.0%	0.8%	0.8%	0.8%
% of FP17s Relating to Continuations	0	1,889	0.0%	1.1%	1.0%	1.0%
% of Patients satisfied with the dentistry they have received	0	1	N/A	92.6%	91.7%	91.5%
% of Patients satisfied with the time they had to wait for an appointment	0	1	N/A	89.8%	88.3%	87.9%

* This is based on patients treated on this contract for their most recent course of treatment. Figures in italics indicate the base number of FP17s or Patient Questionnaire responses are less than 100. N/A is shown where the base number of responses is less than 10 during the period. % is calculated as Quantity/Base number*100

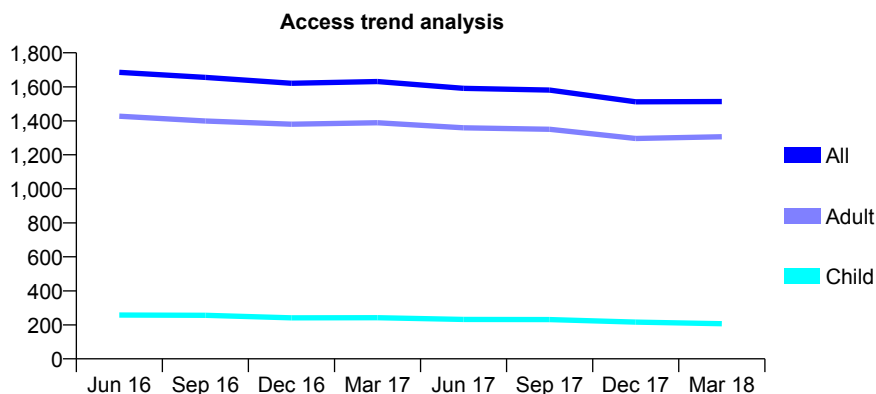
Q53 - Vital Signs At a Glance Contract Report for 926914/0001 - Year end March 2018

Name or company name	MR LZ BRYNIARSKI
Contract type name	GDS Contract
Purpose of contract	General
Contract start date	01/02/2008
Contract end date	

17/18 Contracted general activity (UDA)	5,000
Carry forward general activity (UDA)	-41
17/18 Contracted orthodontic activity (UOA)	0
Carry forward orthodontic activity (UOA)	0
Baseline contract value	£140,494.07

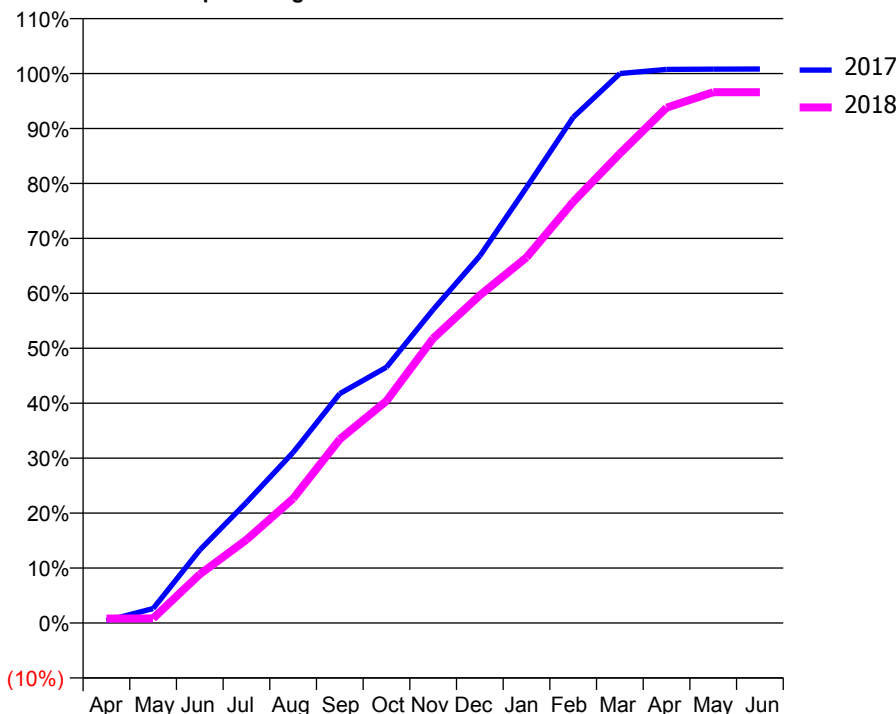
ACCESS*

Patients seen in 24 months	Total	Change since previous quarter
Quarter ending March 2017	1,631	
Quarter ending June 2017	1,591	↓
Quarter ending September 2017	1,581	→
Quarter ending December 2017	1,512	↓
Quarter ending March 2018	1,513	→
Variance since March 2017	(7.2%)	↓



ACTIVITY

Cumulative percentage of contracted UDA delivered 2017 & 2018



Month	Adjusted Scheduled Activity (UDA)	
	2017	2018
April	21	41
May	132	42
June	664	444
July	1,097	758
August	1,552	1,132
September	2,088	1,672
October	2,327	2,020
November	2,852	2,589
December	3,340	2,982
January	3,963	3,326
February	4,602	3,832
March	4,999	4,271
April	5,038	4,689
May	5,040	4,830
June	5,041	4,830

QUALITY

	Quantity	Base Number	Contract	AT	Region	England
% of FP17s for the same patient ID Re-attending within 3 months - Children	12	319	3.8%	9.3%	11.6%	11.9%
% of FP17s for the same patient ID Re-attending within 3 months - Adults	236	1,917	12.3%	12.9%	15.4%	16.0%
% of FP17s for the same patient ID Re-attending between 3 & 9 months - Children	196	319	61.4%	59.1%	59.4%	58.3%
% of FP17s for the same patient ID Re-attending between 3 & 9 months - Adults	1,095	1,917	57.1%	49.4%	51.3%	50.3%
% of FP17s for Band 1 Urgent Courses	185	2,448	7.6%	7.0%	8.0%	9.1%
% of FP17s Relating to Free Repair or Replacements	14	2,448	0.6%	0.8%	0.8%	0.8%
% of FP17s Relating to Continuations	25	2,448	1.0%	1.1%	1.0%	1.0%
% of Patients satisfied with the dentistry they have received	2	2	N/A	92.6%	91.7%	91.5%
% of Patients satisfied with the time they had to wait for an appointment	2	2	N/A	89.8%	88.3%	87.9%

* This is based on patients treated on this contract for their most recent course of treatment. Figures in italics indicate the base number of FP17s or Patient Questionnaire responses are less than 100. N/A is shown where the base number of responses is less than 10 during the period. % is calculated as Quantity/Base number*100

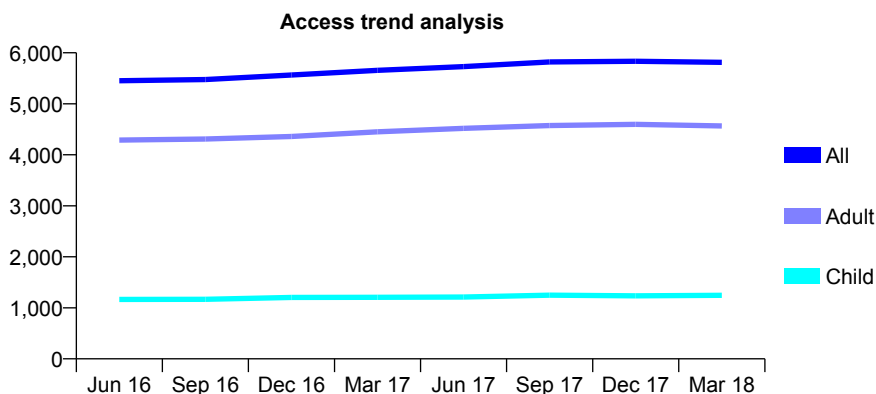
Q53 - Vital Signs At a Glance Contract Report for 927724/0001 - Year end March 2018

Name or company name	MR SS DEHAL
Contract type name	GDS Contract
Purpose of contract	General
Contract start date	01/04/2006
Contract end date	

17/18 Contracted general activity (UDA)	18,430
Carry forward general activity (UDA)	0
17/18 Contracted orthodontic activity (UOA)	0
Carry forward orthodontic activity (UOA)	0
Baseline contract value	£549,072.84

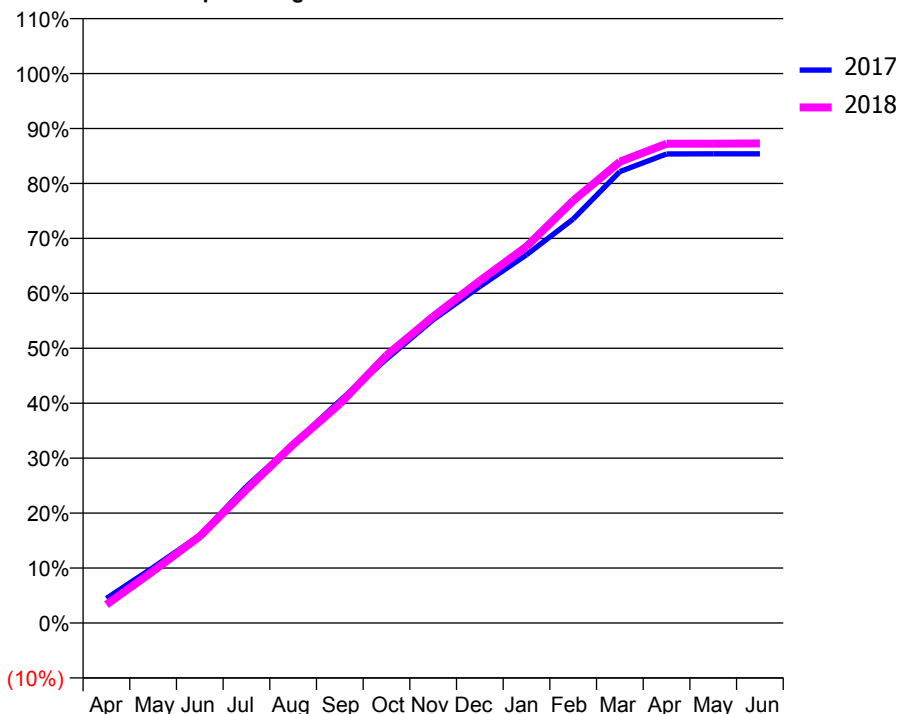
ACCESS*

Patients seen in 24 months	Total	Change since previous quarter
Quarter ending March 2017	5,657	
Quarter ending June 2017	5,730	→
Quarter ending September 2017	5,821	→
Quarter ending December 2017	5,833	→
Quarter ending March 2018	5,812	→
Variance since March 2017	2.7%	↑



ACTIVITY

Cumulative percentage of contracted UDA delivered 2017 & 2018



Month	Adjusted Scheduled Activity (UDA)	
	2017	2018
April	825	619
May	1,862	1,744
June	2,939	2,907
July	4,582	4,481
August	5,995	5,985
September	7,455	7,350
October	8,855	8,979
November	10,170	10,280
December	11,287	11,477
January	12,353	12,629
February	13,547	14,166
March	15,140	15,473
April	15,732	16,077
May	15,734	16,074
June	15,736	16,086

QUALITY

	Quantity	Base Number	Contract	AT	Region	England
% of FP17s for the same patient ID Re-attending within 3 months - Children	118	1,865	6.3%	9.3%	11.6%	11.9%
% of FP17s for the same patient ID Re-attending within 3 months - Adults	813	6,199	13.1%	12.9%	15.4%	16.0%
% of FP17s for the same patient ID Re-attending between 3 & 9 months - Children	1,175	1,865	63.0%	59.1%	59.4%	58.3%
% of FP17s for the same patient ID Re-attending between 3 & 9 months - Adults	3,575	6,199	57.7%	49.4%	51.3%	50.3%
% of FP17s for Band 1 Urgent Courses	562	8,032	7.0%	7.0%	8.0%	9.1%
% of FP17s Relating to Free Repair or Replacements	143	8,032	1.8%	0.8%	0.8%	0.8%
% of FP17s Relating to Continuations	58	8,032	0.7%	1.1%	1.0%	1.0%
% of Patients satisfied with the dentistry they have received	11	11	100.0%	92.6%	91.7%	91.5%
% of Patients satisfied with the time they had to wait for an appointment	10	11	90.9%	89.8%	88.3%	87.9%

* This is based on patients treated on this contract for their most recent course of treatment. Figures in italics indicate the base number of FP17s or Patient Questionnaire responses are less than 100. N/A is shown where the base number of responses is less than 10 during the period. % is calculated as Quantity/Base number*100

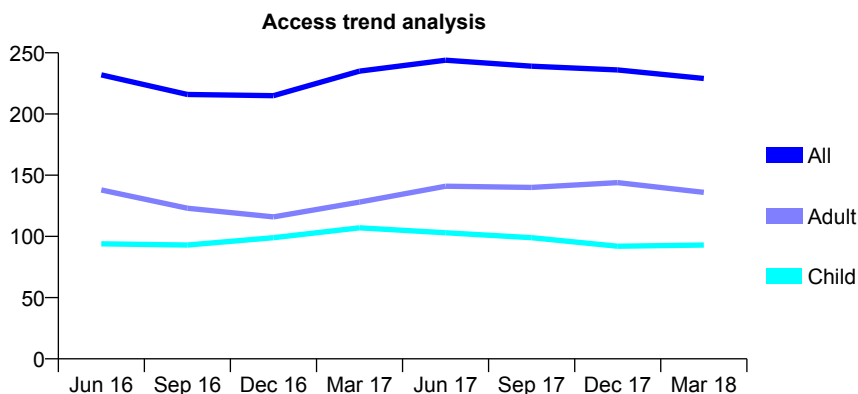
Q53 - Vital Signs At a Glance Contract Report for 931438/0001 - Year end March 2018

Name or company name	MR JS HEER
Contract type name	GDS Contract
Purpose of contract	General
Contract start date	01/04/2006
Contract end date	

17/18 Contracted general activity (UDA)	447
Carry forward general activity (UDA)	-9
17/18 Contracted orthodontic activity (UOA)	0
Carry forward orthodontic activity (UOA)	0
Baseline contract value	£11,532.75

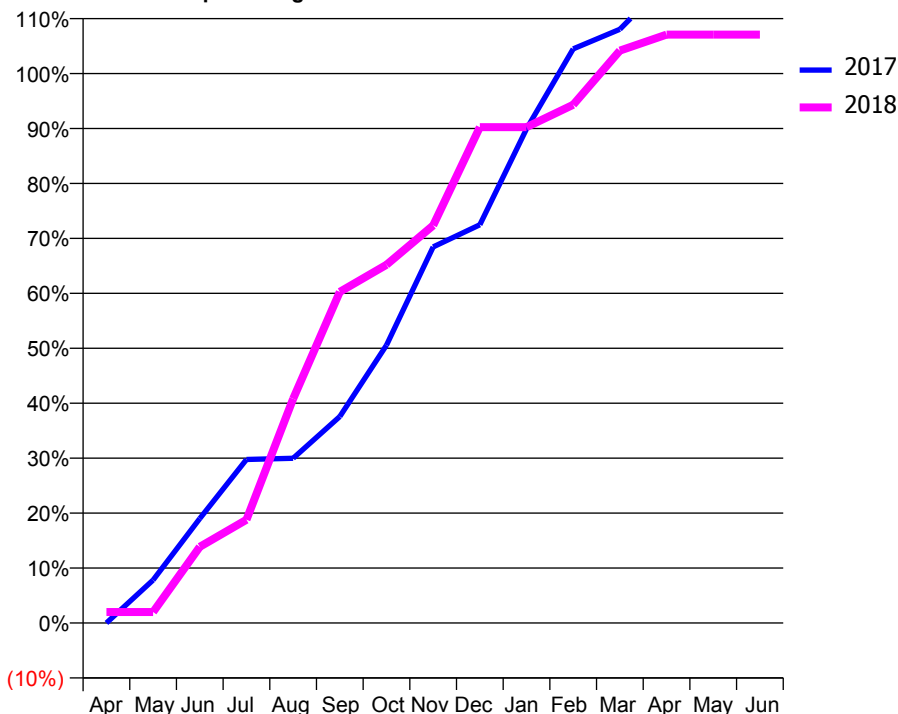
ACCESS*

Patients seen in 24 months	Total	Change since previous quarter
Quarter ending March 2017	235	
Quarter ending June 2017	244	↑
Quarter ending September 2017	239	↓
Quarter ending December 2017	236	↓
Quarter ending March 2018	229	↓
Variance since March 2017	(2.6%)	↓



ACTIVITY

Cumulative percentage of contracted UDA delivered 2017 & 2018



Month	Adjusted Scheduled Activity (UDA)	
	2017	2018
April	0	9
May	35	9
June	85	62
July	133	84
August	134	182
September	168	269
October	226	291
November	306	323
December	324	403
January	402	403
February	467	422
March	483	466
April	521	479
May	522	479
June	525	479

QUALITY

	Quantity	Base Number	Contract	AT	Region	England
% of FP17s for the same patient ID Re-attending within 3 months - Children	3	93	3.2%	9.3%	11.6%	11.9%
% of FP17s for the same patient ID Re-attending within 3 months - Adults	18	115	15.7%	12.9%	15.4%	16.0%
% of FP17s for the same patient ID Re-attending between 3 & 9 months - Children	32	93	34.4%	59.1%	59.4%	58.3%
% of FP17s for the same patient ID Re-attending between 3 & 9 months - Adults	30	115	26.1%	49.4%	51.3%	50.3%
% of FP17s for Band 1 Urgent Courses	4	191	2.1%	7.0%	8.0%	9.1%
% of FP17s Relating to Free Repair or Replacements	4	191	2.1%	0.8%	0.8%	0.8%
% of FP17s Relating to Continuations	2	191	1.0%	1.1%	1.0%	1.0%
% of Patients satisfied with the dentistry they have received	1	1	N/A	92.6%	91.7%	91.5%
% of Patients satisfied with the time they had to wait for an appointment	1	1	N/A	89.8%	88.3%	87.9%

* This is based on patients treated on this contract for their most recent course of treatment. Figures in italics indicate the base number of FP17s or Patient Questionnaire responses are less than 100. N/A is shown where the base number of responses is less than 10 during the period. % is calculated as Quantity/Base number*100

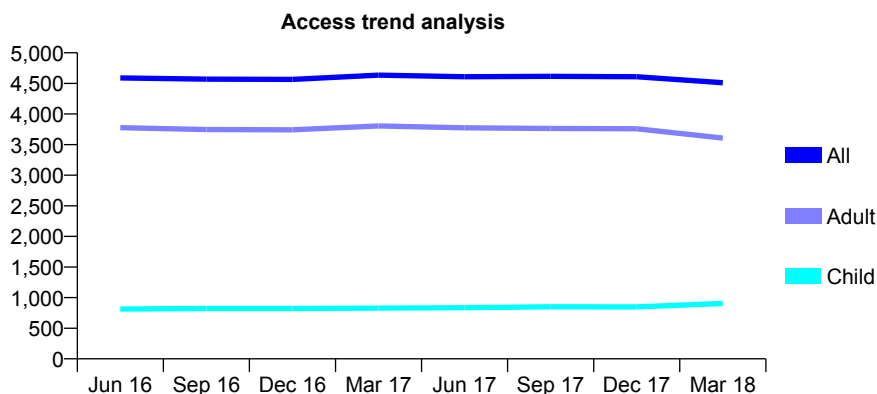
Q53 - Vital Signs At a Glance Contract Report for 931632/0001 - Year end March 2018

Name or company name	MR T MIRZA
Contract type name	GDS Contract
Purpose of contract	General
Contract start date	10/07/2006
Contract end date	

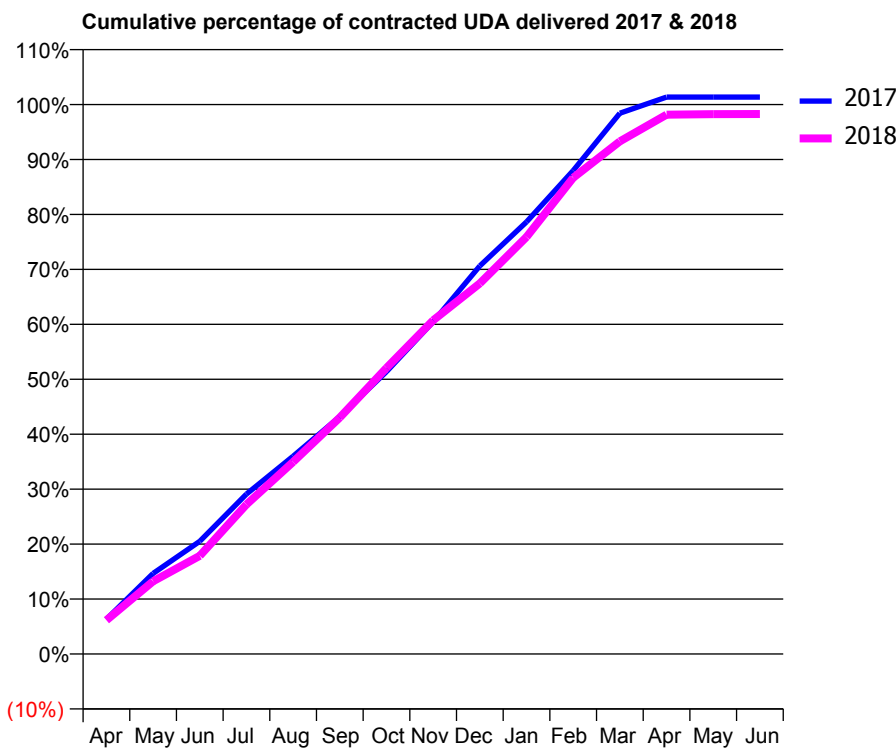
17/18 Contracted general activity (UDA)	16,398
Carry forward general activity (UDA)	-221
17/18 Contracted orthodontic activity (UOA)	0
Carry forward orthodontic activity (UOA)	0
Baseline contract value	£425,780.07

ACCESS*

Patients seen in 24 months	Total	Change since previous quarter
Quarter ending March 2017	4,635	
Quarter ending June 2017	4,610	→
Quarter ending September 2017	4,615	→
Quarter ending December 2017	4,609	→
Quarter ending March 2018	4,511	↓
Variance since March 2017	(2.7%)	↓



ACTIVITY



Month	Adjusted Scheduled Activity (UDA)	
	2017	2018
April	1,040	1,010
May	2,406	2,169
June	3,363	2,931
July	4,775	4,463
August	5,902	5,732
September	7,086	7,058
October	8,426	8,539
November	9,914	9,956
December	11,583	11,059
January	12,895	12,446
February	14,429	14,212
March	16,140	15,296
April	16,621	16,094
May	16,618	16,110
June	16,619	16,112

QUALITY

	Quantity	Base Number	Contract	AT	Region	England
% of FP17s for the same patient ID Re-attending within 3 months - Children	59	1,246	4.7%	9.3%	11.6%	11.9%
% of FP17s for the same patient ID Re-attending within 3 months - Adults	561	5,290	10.6%	12.9%	15.4%	16.0%
% of FP17s for the same patient ID Re-attending between 3 & 9 months - Children	739	1,246	59.3%	59.1%	59.4%	58.3%
% of FP17s for the same patient ID Re-attending between 3 & 9 months - Adults	3,241	5,290	61.3%	49.4%	51.3%	50.3%
% of FP17s for Band 1 Urgent Courses	334	6,583	5.1%	7.0%	8.0%	9.1%
% of FP17s Relating to Free Repair or Replacements	83	6,583	1.3%	0.8%	0.8%	0.8%
% of FP17s Relating to Continuations	113	6,583	1.7%	1.1%	1.0%	1.0%
% of Patients satisfied with the dentistry they have received	9	9	N/A	92.6%	91.7%	91.5%
% of Patients satisfied with the time they had to wait for an appointment	6	9	N/A	89.8%	88.3%	87.9%

* This is based on patients treated on this contract for their most recent course of treatment. Figures in italics indicate the base number of FP17s or Patient Questionnaire responses are less than 100. N/A is shown where the base number of responses is less than 10 during the period. % is calculated as Quantity/Base number*100

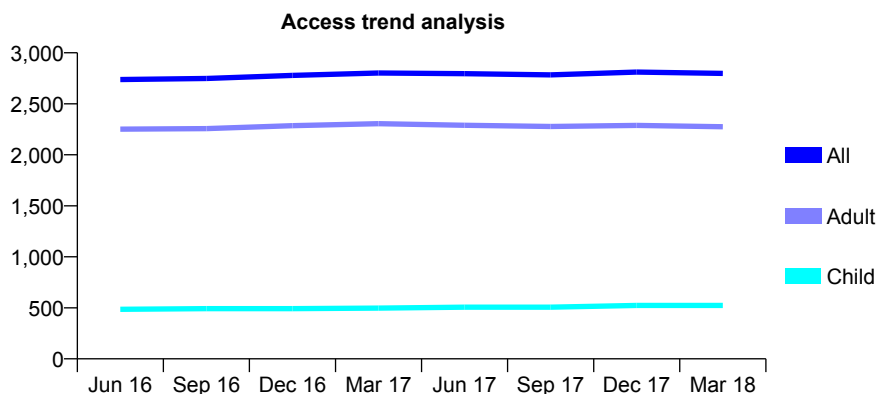
Q53 - Vital Signs At a Glance Contract Report for 932833/0001 - Year end March 2018

Name or company name	MR B RAHNAMA
Contract type name	GDS Contract
Purpose of contract	General
Contract start date	01/04/2006
Contract end date	

17/18 Contracted general activity (UDA)	7,591
Carry forward general activity (UDA)	-58
17/18 Contracted orthodontic activity (UOA)	0
Carry forward orthodontic activity (UOA)	0
Baseline contract value	£230,462.78

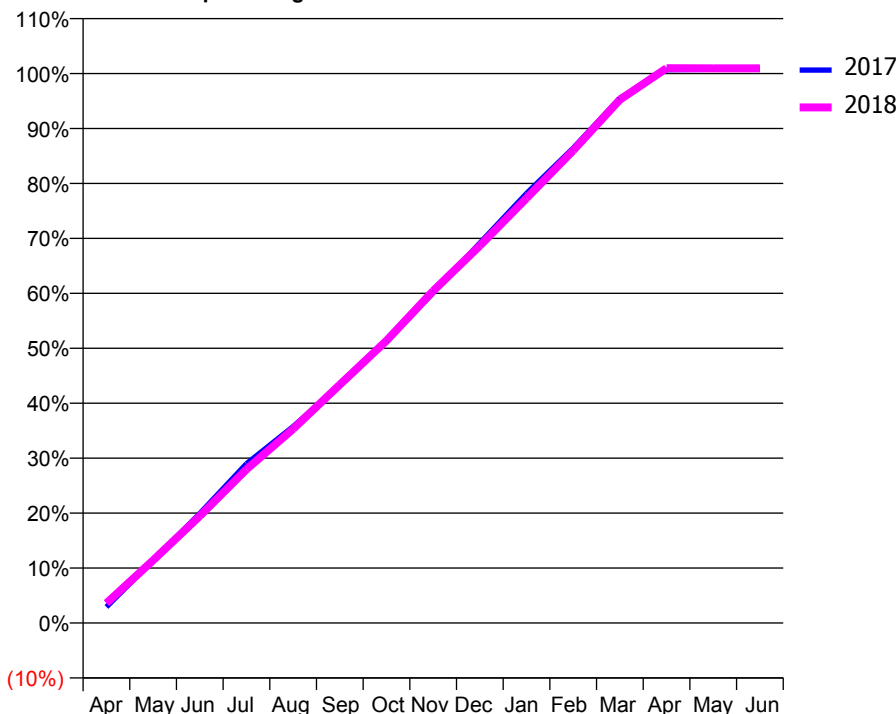
ACCESS*

Patients seen in 24 months	Total	Change since previous quarter
Quarter ending March 2017	2,802	
Quarter ending June 2017	2,796	→
Quarter ending September 2017	2,784	→
Quarter ending December 2017	2,811	→
Quarter ending March 2018	2,798	→
Variance since March 2017	(0.1%)	→



ACTIVITY

Cumulative percentage of contracted UDA delivered 2017 & 2018



Month	Adjusted Scheduled Activity (UDA)	
	2017	2018
April	222	273
May	866	867
June	1,513	1,478
July	2,200	2,124
August	2,714	2,681
September	3,282	3,292
October	3,888	3,901
November	4,562	4,588
December	5,248	5,212
January	5,935	5,868
February	6,560	6,528
March	7,250	7,229
April	7,645	7,665
May	7,649	7,662
June	7,649	7,662

QUALITY

	Quantity	Base Number	Contract	AT	Region	England
% of FP17s for the same patient ID Re-attending within 3 months - Children	32	736	4.3%	9.3%	11.6%	11.9%
% of FP17s for the same patient ID Re-attending within 3 months - Adults	273	3,026	9.0%	12.9%	15.4%	16.0%
% of FP17s for the same patient ID Re-attending between 3 & 9 months - Children	398	736	54.1%	59.1%	59.4%	58.3%
% of FP17s for the same patient ID Re-attending between 3 & 9 months - Adults	1,526	3,026	50.4%	49.4%	51.3%	50.3%
% of FP17s for Band 1 Urgent Courses	305	3,817	8.0%	7.0%	8.0%	9.1%
% of FP17s Relating to Free Repair or Replacements	4	3,817	0.1%	0.8%	0.8%	0.8%
% of FP17s Relating to Continuations	15	3,817	0.4%	1.1%	1.0%	1.0%
% of Patients satisfied with the dentistry they have received	3	4	N/A	92.6%	91.7%	91.5%
% of Patients satisfied with the time they had to wait for an appointment	4	4	N/A	89.8%	88.3%	87.9%

* This is based on patients treated on this contract for their most recent course of treatment. Figures in italics indicate the base number of FP17s or Patient Questionnaire responses are less than 100. N/A is shown where the base number of responses is less than 10 during the period. % is calculated as Quantity/Base number*100

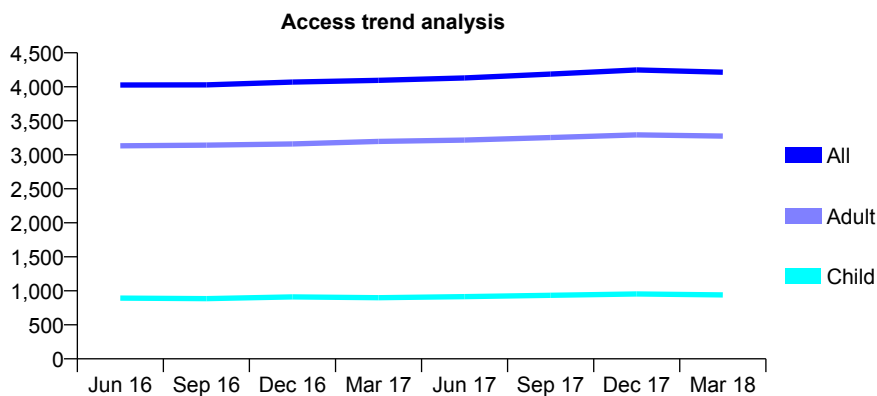
Q53 - Vital Signs At a Glance Contract Report for 960128/0001 - Year end March 2018

Name or company name	MR Z SACRANIE
Contract type name	GDS Contract
Purpose of contract	General
Contract start date	01/04/2009
Contract end date	

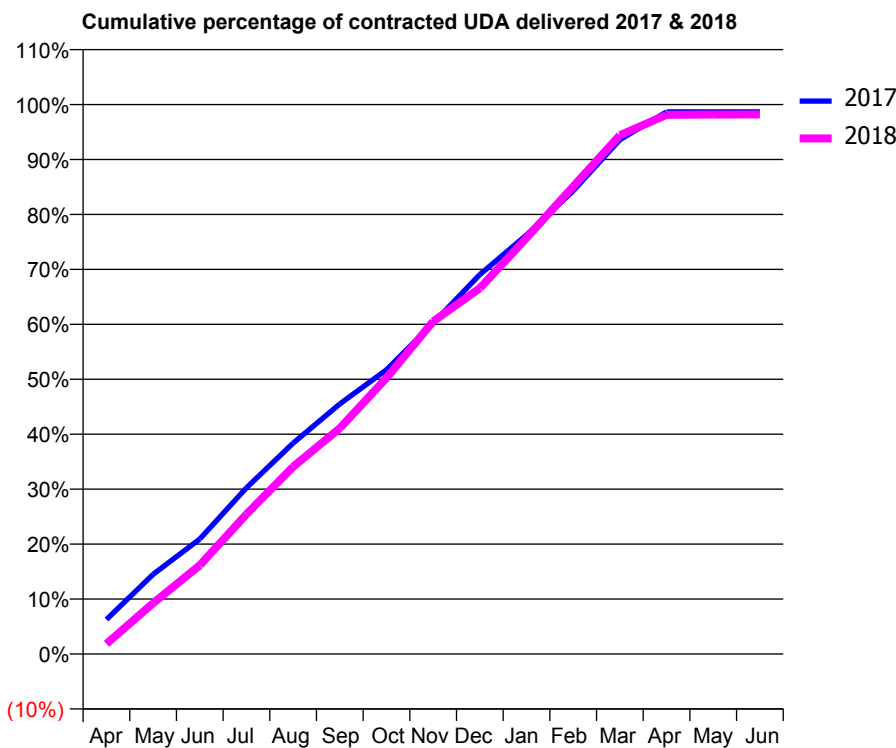
17/18 Contracted general activity (UDA)	12,000
Carry forward general activity (UDA)	162
17/18 Contracted orthodontic activity (UOA)	0
Carry forward orthodontic activity (UOA)	0
Baseline contract value	£361,317.04

ACCESS*

Patients seen in 24 months	Total	Change since previous quarter
Quarter ending March 2017	4,096	
Quarter ending June 2017	4,131	→
Quarter ending September 2017	4,188	→
Quarter ending December 2017	4,248	→
Quarter ending March 2018	4,215	→
Variance since March 2017	2.9%	↑



ACTIVITY



Month	Adjusted Scheduled Activity (UDA)	
	2017	2018
April	753	224
May	1,741	1,111
June	2,512	1,937
July	3,631	3,053
August	4,607	4,090
September	5,463	4,933
October	6,207	6,029
November	7,227	7,264
December	8,286	7,989
January	9,150	9,087
February	10,116	10,211
March	11,229	11,330
April	11,838	11,776
May	11,840	11,782
June	11,838	11,784

QUALITY

	Quantity	Base Number	Contract	AT	Region	England
% of FP17s for the same patient ID Re-attending within 3 months - Children	138	1,525	9.0%	9.3%	11.6%	11.9%
% of FP17s for the same patient ID Re-attending within 3 months - Adults	862	4,957	17.4%	12.9%	15.4%	16.0%
% of FP17s for the same patient ID Re-attending between 3 & 9 months - Children	944	1,525	61.9%	59.1%	59.4%	58.3%
% of FP17s for the same patient ID Re-attending between 3 & 9 months - Adults	2,799	4,957	56.5%	49.4%	51.3%	50.3%
% of FP17s for Band 1 Urgent Courses	591	5,798	10.2%	7.0%	8.0%	9.1%
% of FP17s Relating to Free Repair or Replacements	51	5,798	0.9%	0.8%	0.8%	0.8%
% of FP17s Relating to Continuations	41	5,798	0.7%	1.1%	1.0%	1.0%
% of Patients satisfied with the dentistry they have received	11	11	100.0%	92.6%	91.7%	91.5%
% of Patients satisfied with the time they had to wait for an appointment	11	11	100.0%	89.8%	88.3%	87.9%

* This is based on patients treated on this contract for their most recent course of treatment. Figures in italics indicate the base number of FP17s or Patient Questionnaire responses are less than 100. N/A is shown where the base number of responses is less than 10 during the period. % is calculated as Quantity/Base number*100

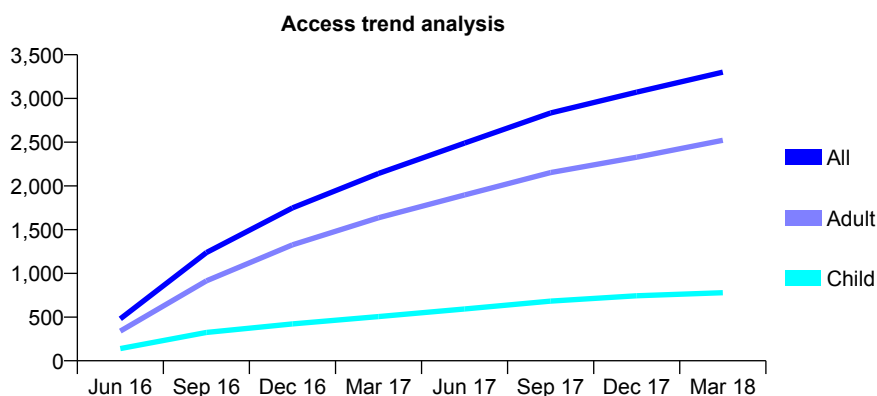
Q54 - Vital Signs At a Glance Contract Report for 100085/0000 - Year end March 2018

Name or company name	Broadway Dental Suite
Contract type name	GDS Contract
Purpose of contract	General
Contract start date	01/04/2016
Contract end date	

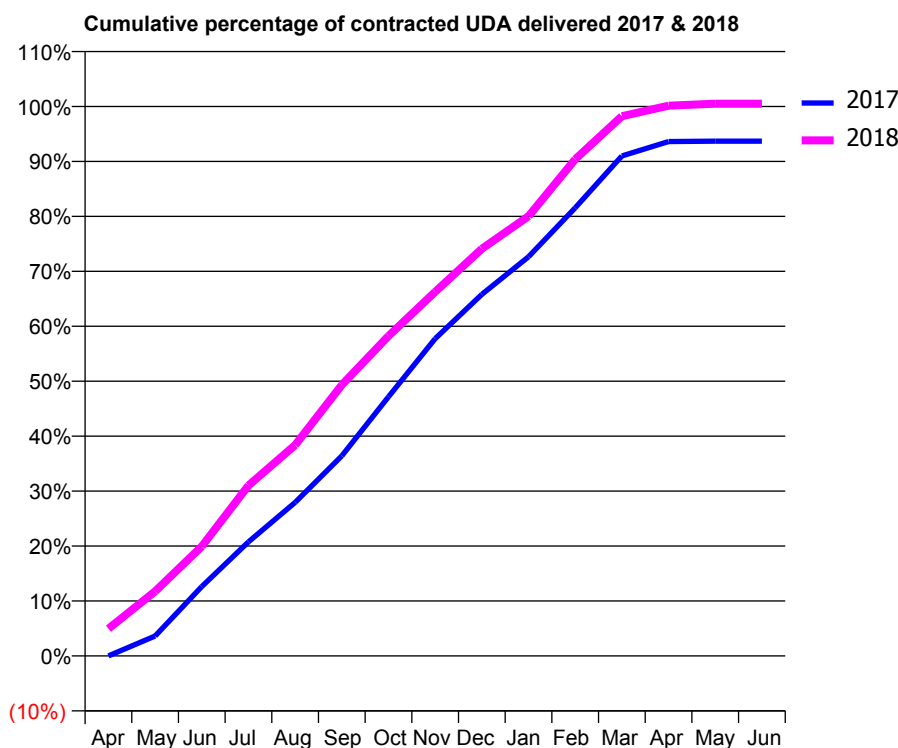
17/18 Contracted general activity (UDA)	11,239
Carry forward general activity (UDA)	0
17/18 Contracted orthodontic activity (UOA)	0
Carry forward orthodontic activity (UOA)	0
Baseline contract value	£372,990.26

ACCESS*

Patients seen in 24 months	Total	Change since previous quarter
Quarter ending March 2017	2,142	
Quarter ending June 2017	2,489	↑
Quarter ending September 2017	2,835	↑
Quarter ending December 2017	3,072	↑
Quarter ending March 2018	3,301	↑
Variance since March 2017	54.1%	↑



ACTIVITY



Month	Adjusted Scheduled Activity (UDA)	
	2017	2018
April	0	558
May	406	1,321
June	1,420	2,240
July	2,333	3,487
August	3,140	4,312
September	4,091	5,543
October	5,300	6,545
November	6,490	7,446
December	7,394	8,327
January	8,164	8,993
February	9,167	10,157
March	10,227	11,040
April	10,521	11,253
May	10,528	11,296
June	10,529	11,296

QUALITY

	Quantity	Base Number	Contract	AT	Region	England
% of FP17s for the same patient ID Re-attending within 3 months - Children	41	782	5.2%	10.0%	11.6%	11.9%
% of FP17s for the same patient ID Re-attending within 3 months - Adults	269	2,377	11.3%	15.0%	15.4%	16.0%
% of FP17s for the same patient ID Re-attending between 3 & 9 months - Children	254	782	32.5%	51.9%	59.4%	58.3%
% of FP17s for the same patient ID Re-attending between 3 & 9 months - Adults	755	2,377	31.8%	47.0%	51.3%	50.3%
% of FP17s for Band 1 Urgent Courses	213	3,109	6.9%	8.0%	8.0%	9.1%
% of FP17s Relating to Free Repair or Replacements	32	3,109	1.0%	0.7%	0.8%	0.8%
% of FP17s Relating to Continuations	12	3,109	0.4%	0.9%	1.0%	1.0%
% of Patients satisfied with the dentistry they have received	0	0	N/A	92.0%	91.7%	91.5%
% of Patients satisfied with the time they had to wait for an appointment	0	0	N/A	90.1%	88.3%	87.9%

* This is based on patients treated on this contract for their most recent course of treatment. Figures in italics indicate the base number of FP17s or Patient Questionnaire responses are less than 100. N/A is shown where the base number of responses is less than 10 during the period. % is calculated as Quantity/Base number*100

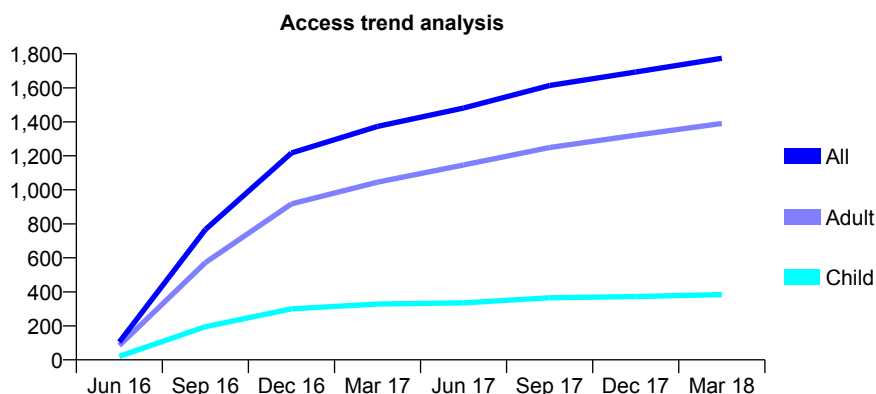
Q54 - Vital Signs At a Glance Contract Report for 100162/0000 - Year end March 2018

Name or company name	Jandu Dental Surgery
Contract type name	GDS Contract
Purpose of contract	General
Contract start date	01/06/2016
Contract end date	

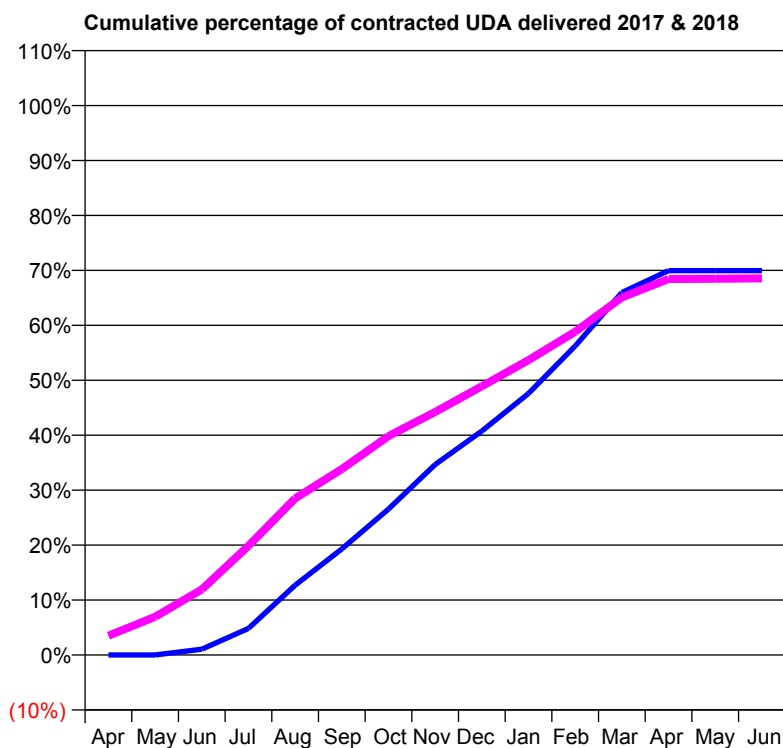
17/18 Contracted general activity (UDA)	7,200
Carry forward general activity (UDA)	0
17/18 Contracted orthodontic activity (UOA)	0
Carry forward orthodontic activity (UOA)	0
Baseline contract value	£154,937.75

ACCESS*

Patients seen in 24 months	Total	Change since previous quarter
Quarter ending March 2017	1,373	
Quarter ending June 2017	1,481	↑
Quarter ending September 2017	1,614	↑
Quarter ending December 2017	1,693	↑
Quarter ending March 2018	1,774	↑
Variance since March 2017	29.2%	↑



ACTIVITY



Month	Adjusted Scheduled Activity (UDA)	
	2017	2018
April	0	252
May	0	500
June	64	859
July	291	1,430
August	762	2,052
September	1,158	2,437
October	1,593	2,868
November	2,081	3,185
December	2,445	3,521
January	2,856	3,865
February	3,374	4,236
March	3,958	4,686
April	4,197	4,926
May	4,197	4,929
June	4,197	4,934

QUALITY

	Quantity	Base Number	Contract	AT	Region	England
% of FP17s for the same patient ID Re-attending within 3 months - Children	51	662	7.7%	10.0%	11.6%	11.9%
% of FP17s for the same patient ID Re-attending within 3 months - Adults	370	2,172	17.0%	15.0%	15.4%	16.0%
% of FP17s for the same patient ID Re-attending between 3 & 9 months - Children	435	662	65.7%	51.9%	59.4%	58.3%
% of FP17s for the same patient ID Re-attending between 3 & 9 months - Adults	1,242	2,172	57.2%	47.0%	51.3%	50.3%
% of FP17s for Band 1 Urgent Courses	187	2,880	6.5%	8.0%	8.0%	9.1%
% of FP17s Relating to Free Repair or Replacements	0	2,880	0.0%	0.7%	0.8%	0.8%
% of FP17s Relating to Continuations	90	2,880	3.1%	0.9%	1.0%	1.0%
% of Patients satisfied with the dentistry they have received	1	1	N/A	92.0%	91.7%	91.5%
% of Patients satisfied with the time they had to wait for an appointment	1	1	N/A	90.1%	88.3%	87.9%

* This is based on patients treated on this contract for their most recent course of treatment. Figures in italics indicate the base number of FP17s or Patient Questionnaire responses are less than 100. N/A is shown where the base number of responses is less than 10 during the period. % is calculated as Quantity/Base number*100

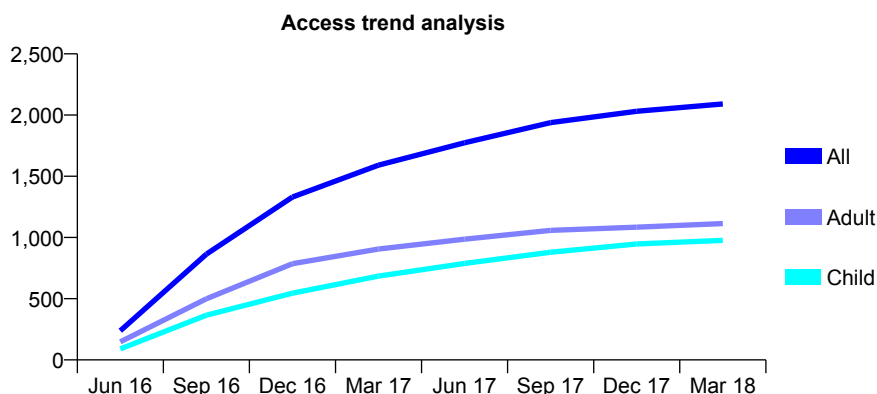
Q54 - Vital Signs At a Glance Contract Report for 100164/0000 - Year end March 2018

Name or company name	Princes End Dental Practice
Contract type name	GDS Contract
Purpose of contract	General
Contract start date	01/06/2016
Contract end date	

17/18 Contracted general activity (UDA)	4,890
Carry forward general activity (UDA)	1
17/18 Contracted orthodontic activity (UOA)	0
Carry forward orthodontic activity (UOA)	0
Baseline contract value	£119,474.63

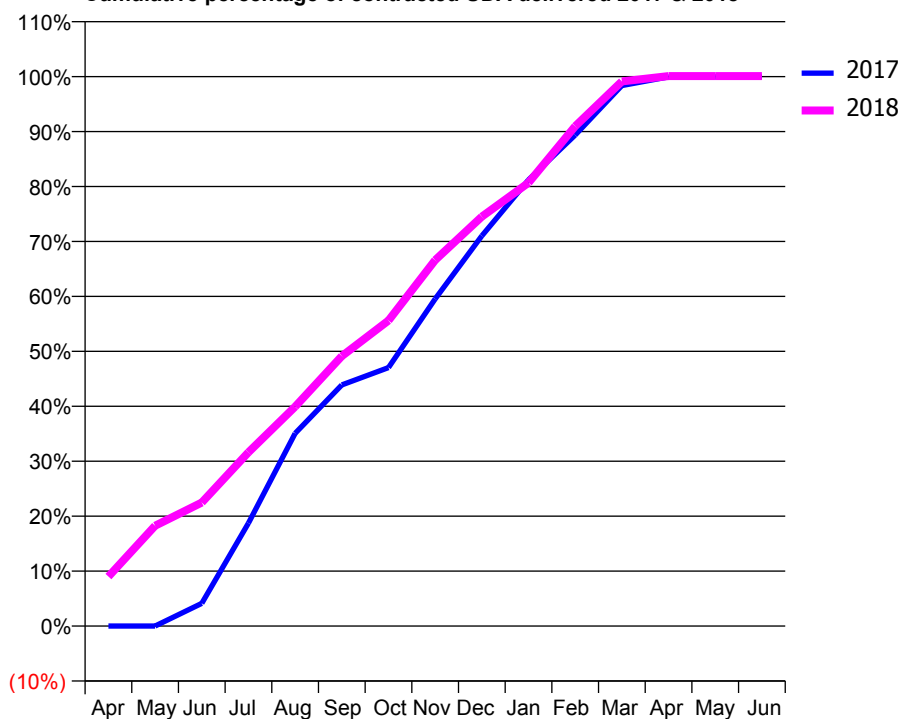
ACCESS*

Patients seen in 24 months	Total	Change since previous quarter
Quarter ending March 2017	1,591	
Quarter ending June 2017	1,774	↑
Quarter ending September 2017	1,938	↑
Quarter ending December 2017	2,031	↑
Quarter ending March 2018	2,091	↑
Variance since March 2017	31.4%	↑



ACTIVITY

Cumulative percentage of contracted UDA delivered 2017 & 2018



Adjusted Scheduled Activity (UDA)

Month	2017	2018
April	0	441
May	0	893
June	251	1,099
July	1,141	1,547
August	2,135	1,953
September	2,672	2,403
October	2,863	2,719
November	3,624	3,257
December	4,323	3,644
January	4,944	3,945
February	5,440	4,448
March	5,988	4,846
April	6,084	4,895
May	6,084	4,895
June	6,084	4,895

QUALITY

	Quantity	Base Number	Contract	AT	Region	England
% of FP17s for the same patient ID Re-attending within 3 months - Children	43	1,209	3.6%	10.0%	11.6%	11.9%
% of FP17s for the same patient ID Re-attending within 3 months - Adults	113	882	12.8%	15.0%	15.4%	16.0%
% of FP17s for the same patient ID Re-attending between 3 & 9 months - Children	510	1,209	42.2%	51.9%	59.4%	58.3%
% of FP17s for the same patient ID Re-attending between 3 & 9 months - Adults	387	882	43.9%	47.0%	51.3%	50.3%
% of FP17s for Band 1 Urgent Courses	94	2,075	4.5%	8.0%	8.0%	9.1%
% of FP17s Relating to Free Repair or Replacements	0	2,075	0.0%	0.7%	0.8%	0.8%
% of FP17s Relating to Continuations	0	2,075	0.0%	0.9%	1.0%	1.0%
% of Patients satisfied with the dentistry they have received	1	1	N/A	92.0%	91.7%	91.5%
% of Patients satisfied with the time they had to wait for an appointment	1	1	N/A	90.1%	88.3%	87.9%

* This is based on patients treated on this contract for their most recent course of treatment. Figures in italics indicate the base number of FP17s or Patient Questionnaire responses are less than 100. N/A is shown where the base number of responses is less than 10 during the period. % is calculated as Quantity/Base number*100

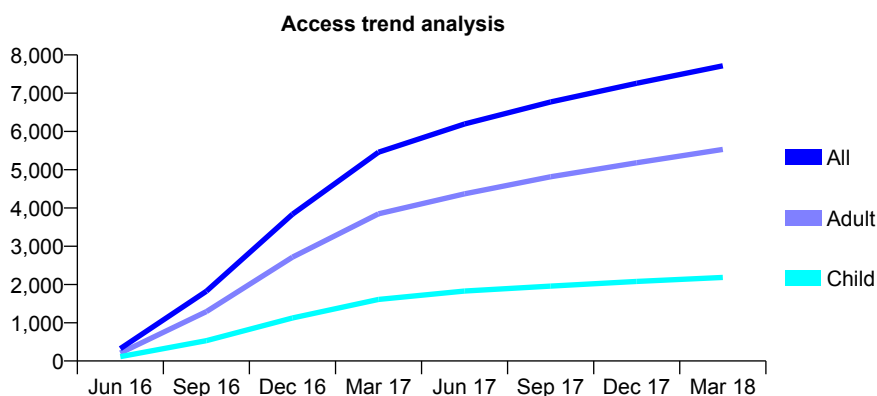
Q54 - Vital Signs At a Glance Contract Report for 100165/0000 - Year end March 2018

Name or company name	Family Dental Centre Partnership
Contract type name	GDS Contract
Purpose of contract	General
Contract start date	01/06/2016
Contract end date	

17/18 Contracted general activity (UDA)	17,884
Carry forward general activity (UDA)	282
17/18 Contracted orthodontic activity (UOA)	0
Carry forward orthodontic activity (UOA)	0
Baseline contract value	£505,671.52

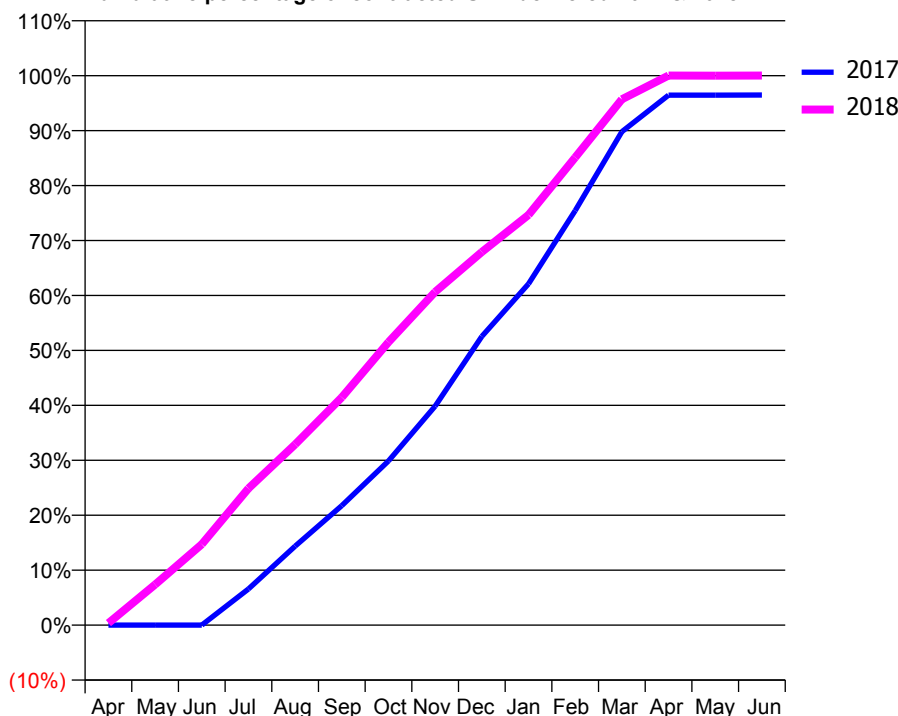
ACCESS*

Patients seen in 24 months	Total	Change since previous quarter
Quarter ending March 2017	5,456	
Quarter ending June 2017	6,196	↑
Quarter ending September 2017	6,771	↑
Quarter ending December 2017	7,259	↑
Quarter ending March 2018	7,716	↑
Variance since March 2017	41.4%	↑



ACTIVITY

Cumulative percentage of contracted UDA delivered 2017 & 2018



Adjusted Scheduled Activity (UDA)

Month	2017	2018
April	0	68
May	0	1,320
June	0	2,632
July	1,025	4,449
August	2,235	5,881
September	3,385	7,414
October	4,648	9,211
November	6,199	10,849
December	8,173	12,144
January	9,659	13,352
February	11,729	15,222
March	13,966	17,115
April	14,998	17,885
May	14,998	17,884
June	15,002	17,886

QUALITY

	Quantity	Base Number	Contract	AT	Region	England
% of FP17s for the same patient ID Re-attending within 3 months - Children	189	2,613	7.2%	10.0%	11.6%	11.9%
% of FP17s for the same patient ID Re-attending within 3 months - Adults	985	6,908	14.3%	15.0%	15.4%	16.0%
% of FP17s for the same patient ID Re-attending between 3 & 9 months - Children	1,140	2,613	43.6%	51.9%	59.4%	58.3%
% of FP17s for the same patient ID Re-attending between 3 & 9 months - Adults	3,135	6,908	45.4%	47.0%	51.3%	50.3%
% of FP17s for Band 1 Urgent Courses	689	8,920	7.7%	8.0%	8.0%	9.1%
% of FP17s Relating to Free Repair or Replacements	92	8,920	1.0%	0.7%	0.8%	0.8%
% of FP17s Relating to Continuations	86	8,920	1.0%	0.9%	1.0%	1.0%
% of Patients satisfied with the dentistry they have received	6	6	N/A	92.0%	91.7%	91.5%
% of Patients satisfied with the time they had to wait for an appointment	6	6	N/A	90.1%	88.3%	87.9%

* This is based on patients treated on this contract for their most recent course of treatment. Figures in italics indicate the base number of FP17s or Patient Questionnaire responses are less than 100. N/A is shown where the base number of responses is less than 10 during the period. % is calculated as Quantity/Base number*100

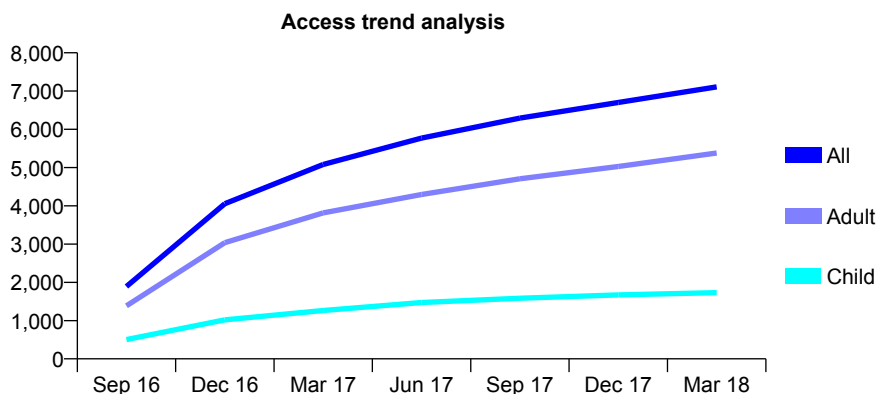
Q54 - Vital Signs At a Glance Contract Report for 100173/0000 - Year end March 2018

Name or company name	Hilltop Dental Spa
Contract type name	GDS Contract
Purpose of contract	General
Contract start date	01/07/2016
Contract end date	

17/18 Contracted general activity (UDA)	23,164
Carry forward general activity (UDA)	5
17/18 Contracted orthodontic activity (UOA)	0
Carry forward orthodontic activity (UOA)	0
Baseline contract value	£634,691.61

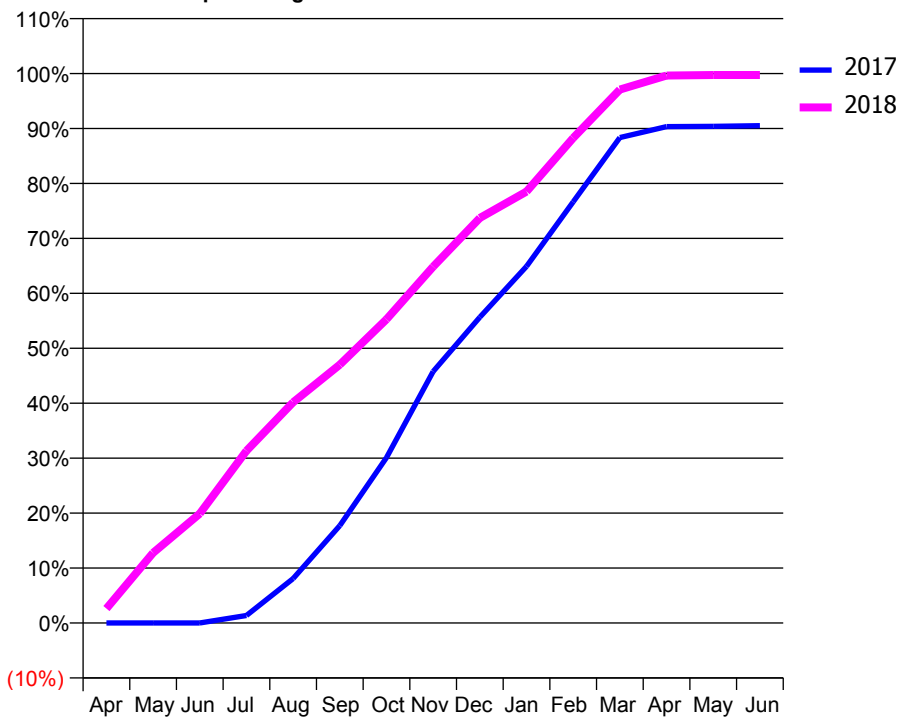
ACCESS*

Patients seen in 24 months	Total	Change since previous quarter
Quarter ending March 2017	5,079	
Quarter ending June 2017	5,771	↑
Quarter ending September 2017	6,293	↑
Quarter ending December 2017	6,701	↑
Quarter ending March 2018	7,108	↑
Variance since March 2017	39.9%	↑



ACTIVITY

Cumulative percentage of contracted UDA delivered 2017 & 2018



Month	Adjusted Scheduled Activity (UDA)	
	2017	2018
April	0	611
May	0	2,962
June	0	4,609
July	232	7,257
August	1,369	9,304
September	3,003	10,893
October	5,098	12,802
November	7,749	15,024
December	9,423	17,077
January	10,987	18,188
February	12,976	20,449
March	14,956	22,486
April	15,293	23,078
May	15,301	23,102
June	15,321	23,102

QUALITY

	Quantity	Base Number	Contract	AT	Region	England
% of FP17s for the same patient ID Re-attending within 3 months - Children	175	2,495	7.0%	10.0%	11.6%	11.9%
% of FP17s for the same patient ID Re-attending within 3 months - Adults	922	7,326	12.6%	15.0%	15.4%	16.0%
% of FP17s for the same patient ID Re-attending between 3 & 9 months - Children	1,443	2,495	57.8%	51.9%	59.4%	58.3%
% of FP17s for the same patient ID Re-attending between 3 & 9 months - Adults	4,131	7,326	56.4%	47.0%	51.3%	50.3%
% of FP17s for Band 1 Urgent Courses	408	9,902	4.1%	8.0%	8.0%	9.1%
% of FP17s Relating to Free Repair or Replacements	82	9,902	0.8%	0.7%	0.8%	0.8%
% of FP17s Relating to Continuations	234	9,902	2.4%	0.9%	1.0%	1.0%
% of Patients satisfied with the dentistry they have received	9	9	N/A	92.0%	91.7%	91.5%
% of Patients satisfied with the time they had to wait for an appointment	8	9	N/A	90.1%	88.3%	87.9%

* This is based on patients treated on this contract for their most recent course of treatment. Figures in italics indicate the base number of FP17s or Patient Questionnaire responses are less than 100. N/A is shown where the base number of responses is less than 10 during the period. % is calculated as Quantity/Base number*100

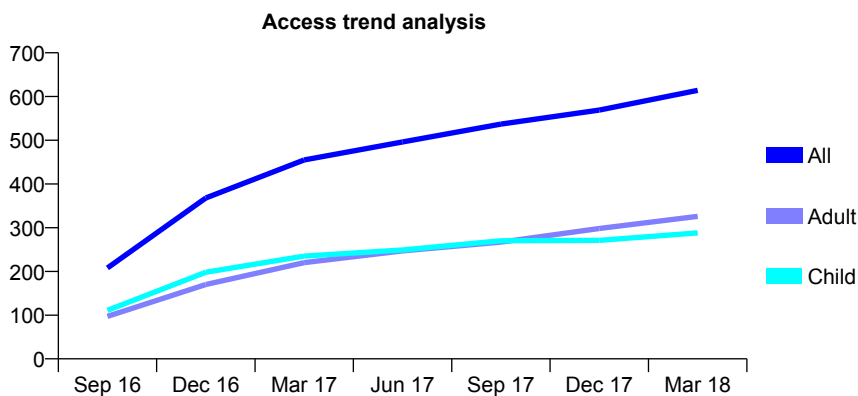
Q54 - Vital Signs At a Glance Contract Report for 100176/0000 - Year end March 2018

Name or company name	Mr S Merali
Contract type name	GDS Contract
Purpose of contract	General
Contract start date	01/07/2016
Contract end date	

17/18 Contracted general activity (UDA)	2,323
Carry forward general activity (UDA)	11
17/18 Contracted orthodontic activity (UOA)	0
Carry forward orthodontic activity (UOA)	0
Baseline contract value	£54,047.10

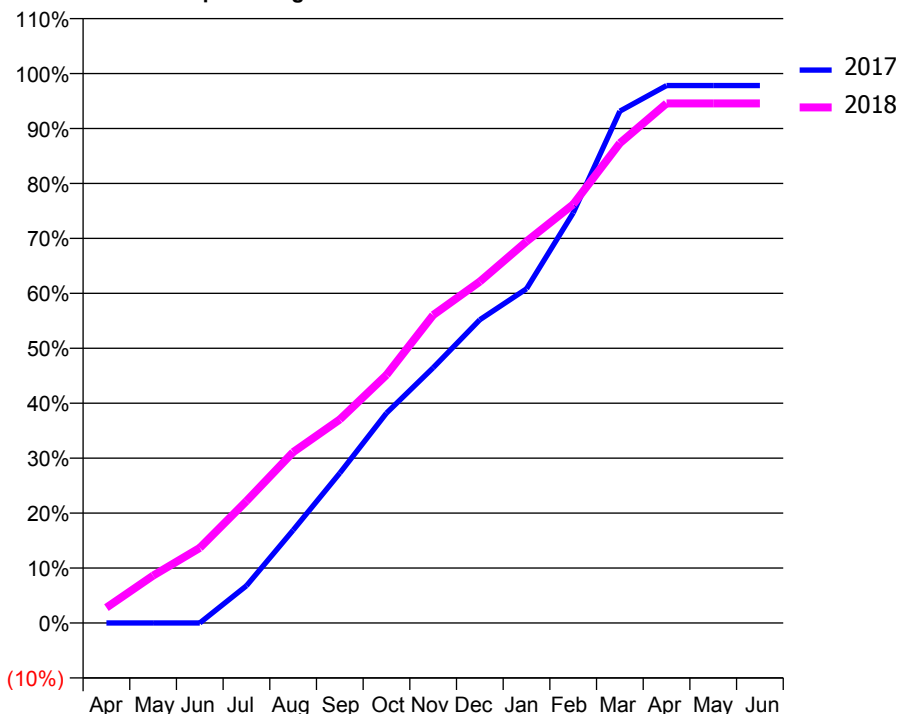
ACCESS*

Patients seen in 24 months	Total	Change since previous quarter
Quarter ending March 2017	455	
Quarter ending June 2017	496	↑
Quarter ending September 2017	537	↑
Quarter ending December 2017	569	↑
Quarter ending March 2018	614	↑
Variance since March 2017	34.9%	↑



ACTIVITY

Cumulative percentage of contracted UDA delivered 2017 & 2018



Month	Adjusted Scheduled Activity (UDA)	
	2017	2018
April	0	65
May	0	200
June	0	318
July	119	516
August	296	723
September	478	861
October	670	1,049
November	814	1,302
December	967	1,443
January	1,066	1,613
February	1,308	1,770
March	1,633	2,029
April	1,715	2,197
May	1,715	2,197
June	1,715	2,197

QUALITY

	Quantity	Base Number	Contract	AT	Region	England
% of FP17s for the same patient ID Re-attending within 3 months - Children	23	372	6.2%	10.0%	11.6%	11.9%
% of FP17s for the same patient ID Re-attending within 3 months - Adults	69	393	17.6%	15.0%	15.4%	16.0%
% of FP17s for the same patient ID Re-attending between 3 & 9 months - Children	194	372	52.2%	51.9%	59.4%	58.3%
% of FP17s for the same patient ID Re-attending between 3 & 9 months - Adults	172	393	43.8%	47.0%	51.3%	50.3%
% of FP17s for Band 1 Urgent Courses	54	793	6.8%	8.0%	8.0%	9.1%
% of FP17s Relating to Free Repair or Replacements	0	793	0.0%	0.7%	0.8%	0.8%
% of FP17s Relating to Continuations	1	793	0.1%	0.9%	1.0%	1.0%
% of Patients satisfied with the dentistry they have received	3	4	N/A	92.0%	91.7%	91.5%
% of Patients satisfied with the time they had to wait for an appointment	4	4	N/A	90.1%	88.3%	87.9%

* This is based on patients treated on this contract for their most recent course of treatment. Figures in italics indicate the base number of FP17s or Patient Questionnaire responses are less than 100. N/A is shown where the base number of responses is less than 10 during the period. % is calculated as Quantity/Base number*100

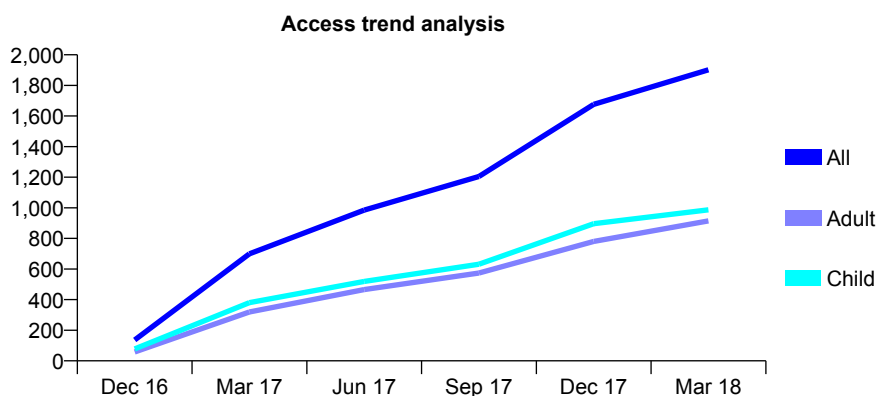
Q54 - Vital Signs At a Glance Contract Report for 100227/0000 - Year end March 2018

Name or company name	Wolverhampton Community Dental Service
Contract type name	PDS Contract
Purpose of contract	General
Contract start date	01/11/2016
Contract end date	31/03/2019

17/18 Contracted general activity (UDA)	4,500
Carry forward general activity (UDA)	0
17/18 Contracted orthodontic activity (UOA)	0
Carry forward orthodontic activity (UOA)	0
Baseline contract value	£0.00

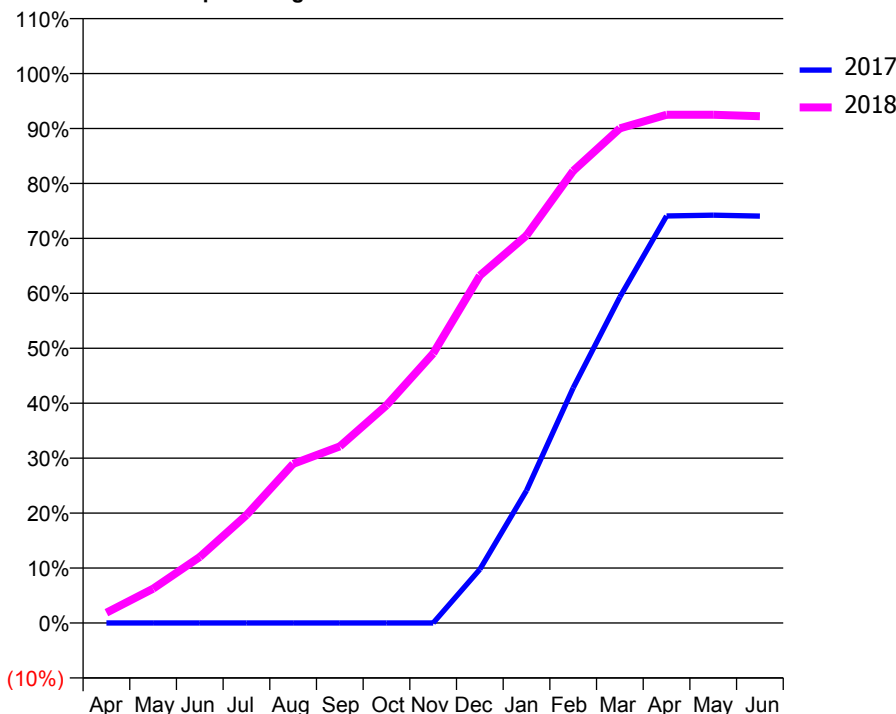
ACCESS*

Patients seen in 24 months	Total	Change since previous quarter
Quarter ending March 2017	699	
Quarter ending June 2017	985	↑
Quarter ending September 2017	1,205	↑
Quarter ending December 2017	1,676	↑
Quarter ending March 2018	1,902	↑
Variance since March 2017	172.1%	↑



ACTIVITY

Cumulative percentage of contracted UDA delivered 2017 & 2018



Month	Adjusted Scheduled Activity (UDA)	
	2017	2018
April	0	85
May	0	281
June	0	541
July	0	884
August	0	1,303
September	0	1,447
October	0	1,782
November	0	2,208
December	183	2,845
January	452	3,173
February	803	3,703
March	1,112	4,051
April	1,389	4,162
May	1,392	4,162
June	1,389	4,150

QUALITY

	Quantity	Base Number	Contract	AT	Region	England
% of FP17s for the same patient ID Re-attending within 3 months - Children	98	1,378	7.1%	10.0%	11.6%	11.9%
% of FP17s for the same patient ID Re-attending within 3 months - Adults	160	1,151	13.9%	15.0%	15.4%	16.0%
% of FP17s for the same patient ID Re-attending between 3 & 9 months - Children	138	1,378	10.0%	51.9%	59.4%	58.3%
% of FP17s for the same patient ID Re-attending between 3 & 9 months - Adults	198	1,151	17.2%	47.0%	51.3%	50.3%
% of FP17s for Band 1 Urgent Courses	256	2,447	10.5%	8.0%	8.0%	9.1%
% of FP17s Relating to Free Repair or Replacements	0	2,447	0.0%	0.7%	0.8%	0.8%
% of FP17s Relating to Continuations	0	2,447	0.0%	0.9%	1.0%	1.0%
% of Patients satisfied with the dentistry they have received	0	0	N/A	92.0%	91.7%	91.5%
% of Patients satisfied with the time they had to wait for an appointment	0	0	N/A	90.1%	88.3%	87.9%

* This is based on patients treated on this contract for their most recent course of treatment. Figures in italics indicate the base number of FP17s or Patient Questionnaire responses are less than 100. N/A is shown where the base number of responses is less than 10 during the period. % is calculated as Quantity/Base number*100

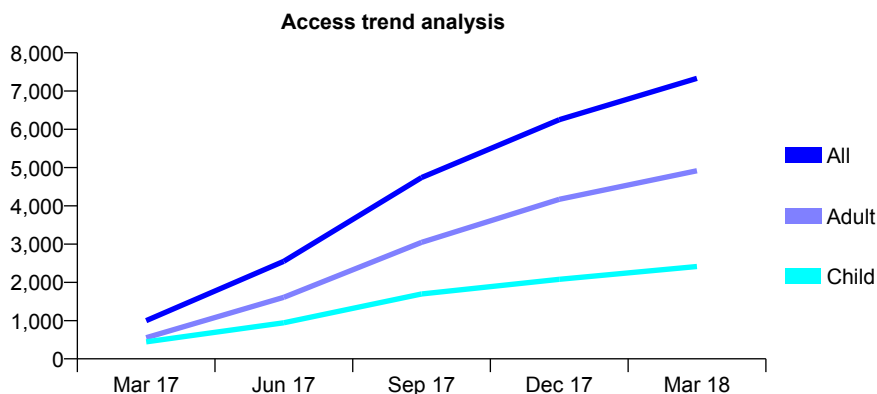
Q54 - Vital Signs At a Glance Contract Report for 100267/0000 - Year end March 2018

Name or company name	Dudley Road Dental Practice
Contract type name	GDS Contract
Purpose of contract	General
Contract start date	01/02/2017
Contract end date	

17/18 Contracted general activity (UDA)	33,417
Carry forward general activity (UDA)	1,259
17/18 Contracted orthodontic activity (UOA)	0
Carry forward orthodontic activity (UOA)	0
Baseline contract value	£898,952.50

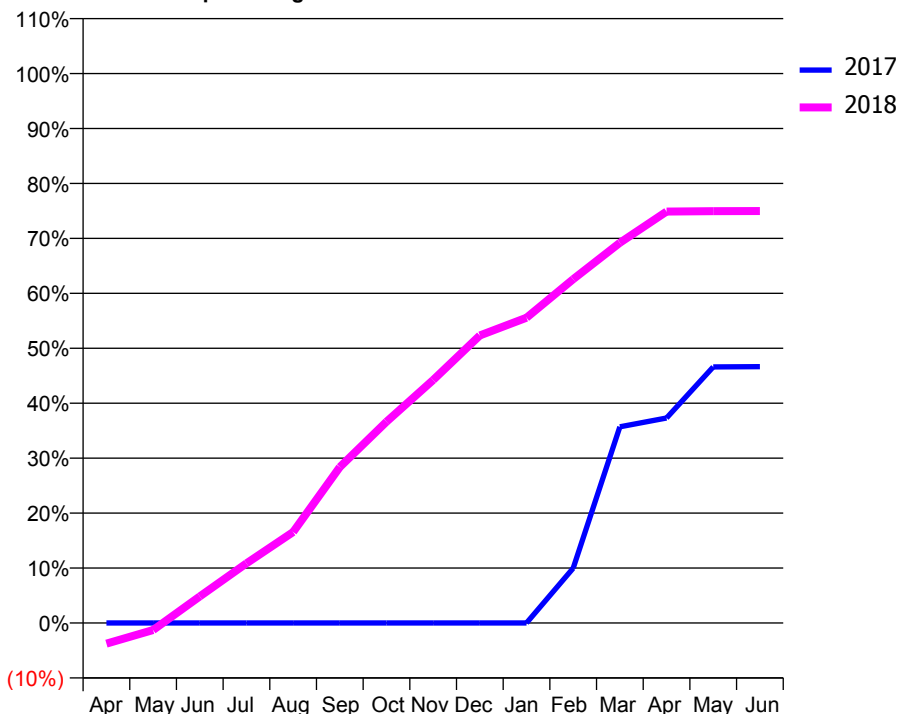
ACCESS*

Patients seen in 24 months	Total	Change since previous quarter
Quarter ending March 2017	999	
Quarter ending June 2017	2,551	↑
Quarter ending September 2017	4,739	↑
Quarter ending December 2017	6,252	↑
Quarter ending March 2018	7,331	↑
Variance since March 2017	633.8%	↑



ACTIVITY

Cumulative percentage of contracted UDA delivered 2017 & 2018



Month	Adjusted Scheduled Activity (UDA)	
	2017	2018
April	0	-1,259
May	0	-433
June	0	1,617
July	0	3,630
August	0	5,531
September	0	9,481
October	0	12,241
November	0	14,782
December	0	17,489
January	0	18,563
February	557	20,911
March	1,989	23,127
April	2,078	25,022
May	2,596	25,044
June	2,599	25,056

QUALITY

	Quantity	Base Number	Contract	AT	Region	England
% of FP17s for the same patient ID Re-attending within 3 months - Children	153	3,211	4.8%	10.0%	11.6%	11.9%
% of FP17s for the same patient ID Re-attending within 3 months - Adults	621	6,315	9.8%	15.0%	15.4%	16.0%
% of FP17s for the same patient ID Re-attending between 3 & 9 months - Children	755	3,211	23.5%	51.9%	59.4%	58.3%
% of FP17s for the same patient ID Re-attending between 3 & 9 months - Adults	1,004	6,315	15.9%	47.0%	51.3%	50.3%
% of FP17s for Band 1 Urgent Courses	597	9,964	6.0%	8.0%	8.0%	9.1%
% of FP17s Relating to Free Repair or Replacements	31	9,964	0.3%	0.7%	0.8%	0.8%
% of FP17s Relating to Continuations	76	9,964	0.8%	0.9%	1.0%	1.0%
% of Patients satisfied with the dentistry they have received	0	1	N/A	92.0%	91.7%	91.5%
% of Patients satisfied with the time they had to wait for an appointment	1	1	N/A	90.1%	88.3%	87.9%

* This is based on patients treated on this contract for their most recent course of treatment. Figures in italics indicate the base number of FP17s or Patient Questionnaire responses are less than 100. N/A is shown where the base number of responses is less than 10 during the period. % is calculated as Quantity/Base number*100

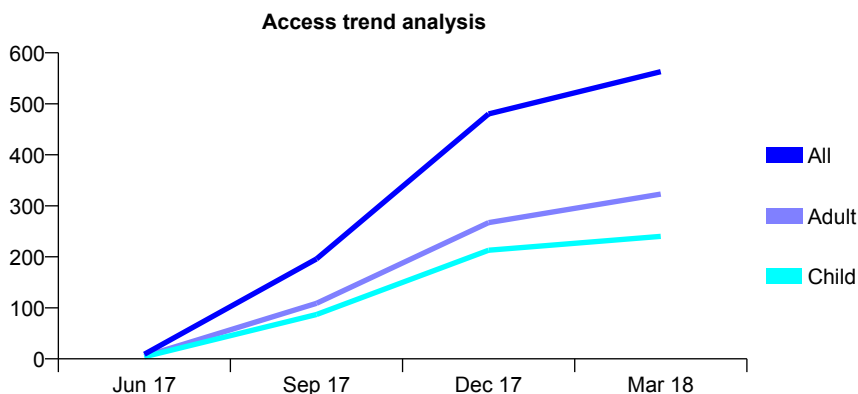
Q54 - Vital Signs At a Glance Contract Report for 100398/0000 - Year end March 2018

Name or company name	Ashleigh Dental Practice
Contract type name	GDS Contract
Purpose of contract	General
Contract start date	01/06/2017
Contract end date	

17/18 Contracted general activity (UDA)	1,683
Carry forward general activity (UDA)	0
17/18 Contracted orthodontic activity (UOA)	0
Carry forward orthodontic activity (UOA)	0
Baseline contract value	£38,348.92

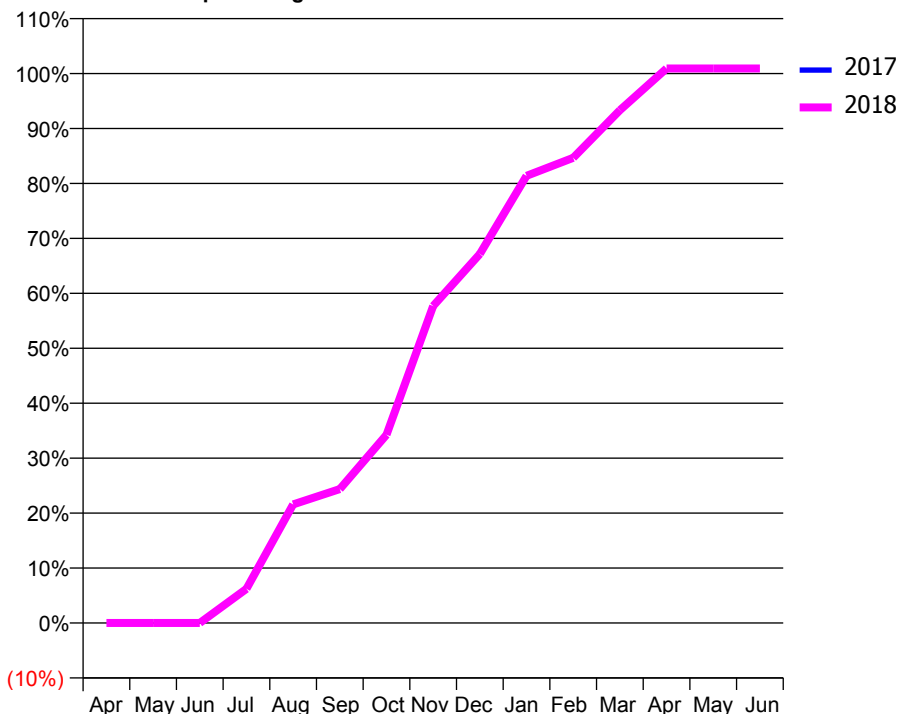
ACCESS*

Patients seen in 24 months	Total	Change since previous quarter
Quarter ending March 2017	0	
Quarter ending June 2017	9	↑
Quarter ending September 2017	196	↑
Quarter ending December 2017	480	↑
Quarter ending March 2018	563	↑
Variance since March 2017	N/A	



ACTIVITY

Cumulative percentage of contracted UDA delivered 2017 & 2018



Month	Adjusted Scheduled Activity (UDA)	
	2017	2018
April	0	0
May	0	0
June	0	0
July	0	105
August	0	363
September	0	410
October	0	577
November	0	971
December	0	1,130
January	0	1,370
February	0	1,425
March	0	1,571
April	0	1,698
May	0	1,698
June	0	1,698

QUALITY

	Quantity	Base Number	Contract	AT	Region	England
% of FP17s for the same patient ID Re-attending within 3 months - Children	8	296	2.7%	10.0%	11.6%	11.9%
% of FP17s for the same patient ID Re-attending within 3 months - Adults	12	394	3.0%	15.0%	15.4%	16.0%
% of FP17s for the same patient ID Re-attending between 3 & 9 months - Children	8	296	2.7%	51.9%	59.4%	58.3%
% of FP17s for the same patient ID Re-attending between 3 & 9 months - Adults	12	394	3.0%	47.0%	51.3%	50.3%
% of FP17s for Band 1 Urgent Courses	31	733	4.2%	8.0%	8.0%	9.1%
% of FP17s Relating to Free Repair or Replacements	0	733	0.0%	0.7%	0.8%	0.8%
% of FP17s Relating to Continuations	3	733	0.4%	0.9%	1.0%	1.0%
% of Patients satisfied with the dentistry they have received	0	0	N/A	92.0%	91.7%	91.5%
% of Patients satisfied with the time they had to wait for an appointment	0	0	N/A	90.1%	88.3%	87.9%

* This is based on patients treated on this contract for their most recent course of treatment. Figures in italics indicate the base number of FP17s or Patient Questionnaire responses are less than 100. N/A is shown where the base number of responses is less than 10 during the period. % is calculated as Quantity/Base number*100

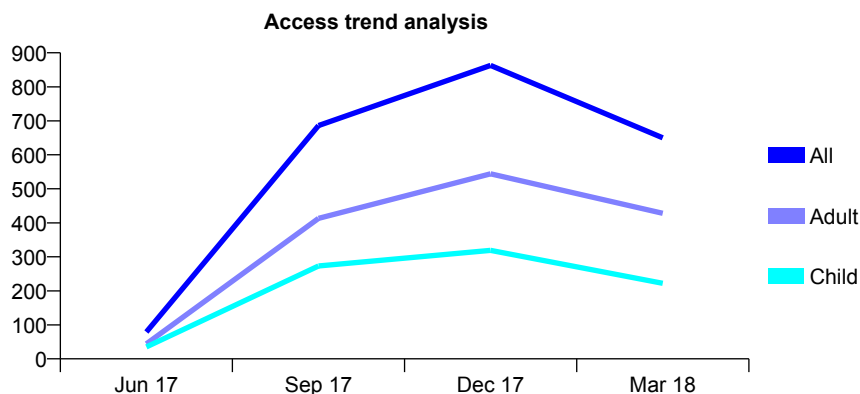
Q54 - Vital Signs At a Glance Contract Report for 100400/0000 - Year end March 2018

Name or company name	Priory Dental Practice
Contract type name	GDS Contract
Purpose of contract	General
Contract start date	01/05/2017
Contract end date	

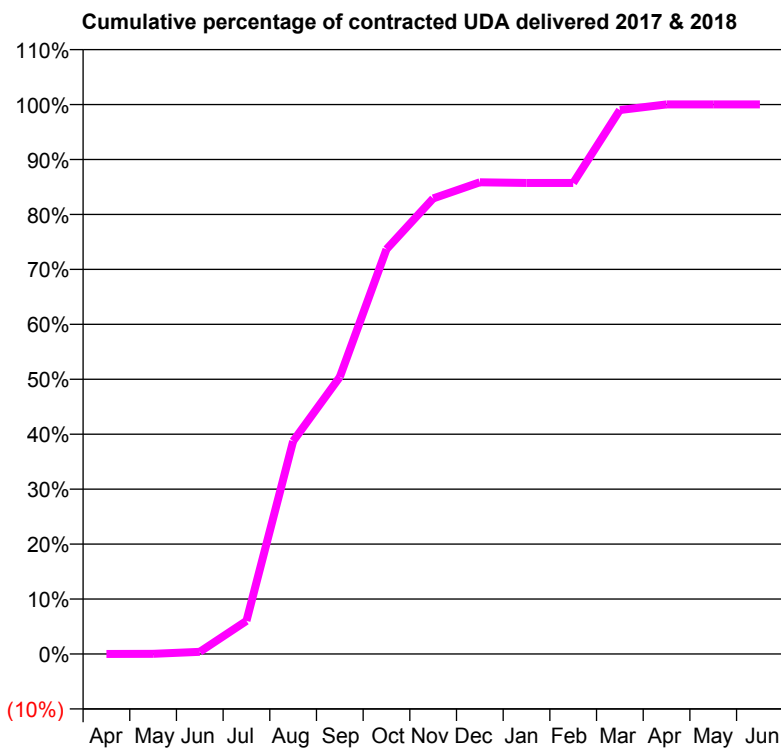
17/18 Contracted general activity (UDA)	2,715
Carry forward general activity (UDA)	0
17/18 Contracted orthodontic activity (UOA)	0
Carry forward orthodontic activity (UOA)	0
Baseline contract value	£64,805.45

ACCESS*

Patients seen in 24 months	Total	Change since previous quarter
Quarter ending March 2017	0	
Quarter ending June 2017	79	↑
Quarter ending September 2017	686	↑
Quarter ending December 2017	863	↑
Quarter ending March 2018	650	↓
Variance since March 2017	N/A	



ACTIVITY



Month	Adjusted Scheduled Activity (UDA)	
	2017	2018
April	0	0
May	0	1
June	0	11
July	0	164
August	0	1,052
September	0	1,369
October	0	2,000
November	0	2,251
December	0	2,330
January	0	2,327
February	0	2,327
March	0	2,688
April	0	2,716
May	0	2,716
June	0	2,716

QUALITY

	Quantity	Base Number	Contract	AT	Region	England
% of FP17s for the same patient ID Re-attending within 3 months - Children	15	447	3.4%	10.0%	11.6%	11.9%
% of FP17s for the same patient ID Re-attending within 3 months - Adults	58	758	7.7%	15.0%	15.4%	16.0%
% of FP17s for the same patient ID Re-attending between 3 & 9 months - Children	36	447	8.1%	51.9%	59.4%	58.3%
% of FP17s for the same patient ID Re-attending between 3 & 9 months - Adults	35	758	4.6%	47.0%	51.3%	50.3%
% of FP17s for Band 1 Urgent Courses	91	1,228	7.4%	8.0%	8.0%	9.1%
% of FP17s Relating to Free Repair or Replacements	11	1,228	0.9%	0.7%	0.8%	0.8%
% of FP17s Relating to Continuations	0	1,228	0.0%	0.9%	1.0%	1.0%
% of Patients satisfied with the dentistry they have received	1	1	N/A	92.0%	91.7%	91.5%
% of Patients satisfied with the time they had to wait for an appointment	1	1	N/A	90.1%	88.3%	87.9%

* This is based on patients treated on this contract for their most recent course of treatment. Figures in italics indicate the base number of FP17s or Patient Questionnaire responses are less than 100. N/A is shown where the base number of responses is less than 10 during the period. % is calculated as Quantity/Base number*100

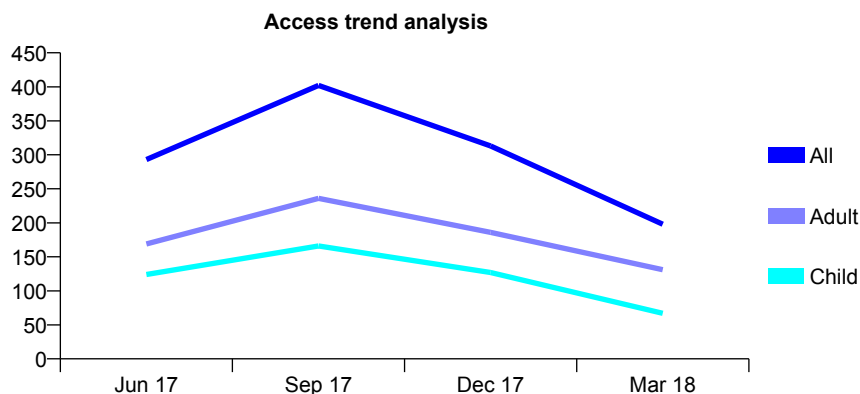
Q54 - Vital Signs At a Glance Contract Report for 100404/0000 - Year end March 2018

Name or company name	New Road Dental Practice
Contract type name	GDS Contract
Purpose of contract	General
Contract start date	01/05/2017
Contract end date	

17/18 Contracted general activity (UDA)	1,859
Carry forward general activity (UDA)	0
17/18 Contracted orthodontic activity (UOA)	0
Carry forward orthodontic activity (UOA)	0
Baseline contract value	£25,365.91

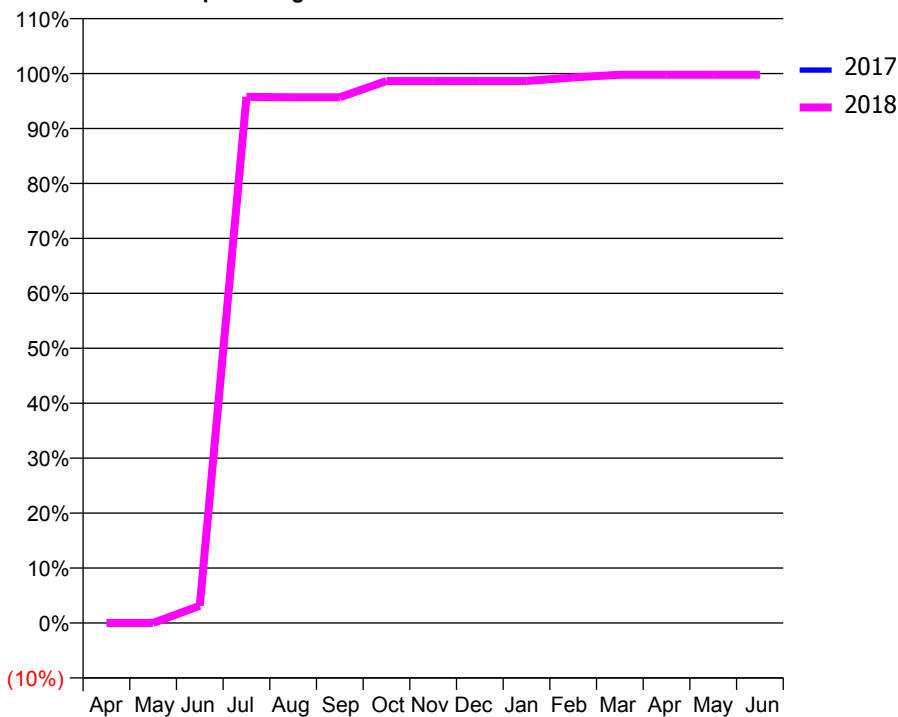
ACCESS*

Patients seen in 24 months	Total	Change since previous quarter
Quarter ending March 2017	0	
Quarter ending June 2017	293	↑
Quarter ending September 2017	402	↑
Quarter ending December 2017	313	↓
Quarter ending March 2018	198	↓
Variance since March 2017	N/A	



ACTIVITY

Cumulative percentage of contracted UDA delivered 2017 & 2018



Month	Adjusted Scheduled Activity (UDA)	
	2017	2018
April	0	0
May	0	0
June	0	58
July	0	1,780
August	0	1,779
September	0	1,779
October	0	1,834
November	0	1,834
December	0	1,834
January	0	1,834
February	0	1,846
March	0	1,855
April	0	1,855
May	0	1,855
June	0	1,855

QUALITY

	Quantity	Base Number	Contract	AT	Region	England
% of FP17s for the same patient ID Re-attending within 3 months - Children	3	196	1.5%	10.0%	11.6%	11.9%
% of FP17s for the same patient ID Re-attending within 3 months - Adults	7	310	2.3%	15.0%	15.4%	16.0%
% of FP17s for the same patient ID Re-attending between 3 & 9 months - Children	1	196	0.5%	51.9%	59.4%	58.3%
% of FP17s for the same patient ID Re-attending between 3 & 9 months - Adults	2	310	0.6%	47.0%	51.3%	50.3%
% of FP17s for Band 1 Urgent Courses	43	506	8.5%	8.0%	8.0%	9.1%
% of FP17s Relating to Free Repair or Replacements	1	506	0.2%	0.7%	0.8%	0.8%
% of FP17s Relating to Continuations	3	506	0.6%	0.9%	1.0%	1.0%
% of Patients satisfied with the dentistry they have received	1	1	N/A	92.0%	91.7%	91.5%
% of Patients satisfied with the time they had to wait for an appointment	1	1	N/A	90.1%	88.3%	87.9%

* This is based on patients treated on this contract for their most recent course of treatment. Figures in italics indicate the base number of FP17s or Patient Questionnaire responses are less than 100. N/A is shown where the base number of responses is less than 10 during the period. % is calculated as Quantity/Base number*100

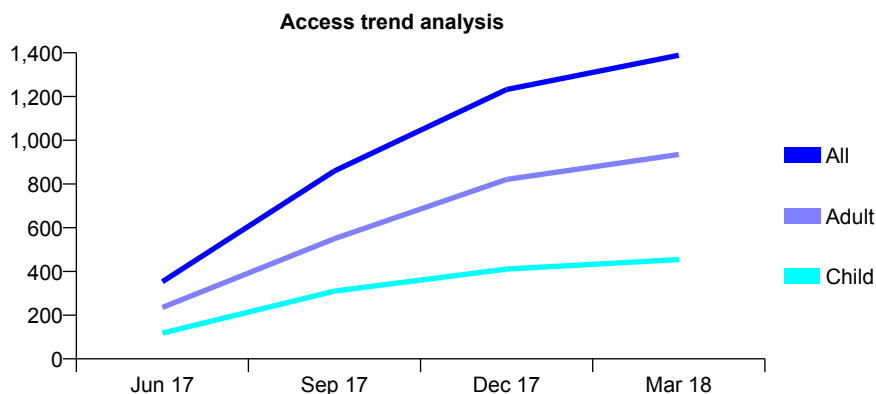
Q54 - Vital Signs At a Glance Contract Report for 100405/0000 - Year end March 2018

Name or company name	MR S KUMAR
Contract type name	GDS Contract
Purpose of contract	General
Contract start date	01/04/2017
Contract end date	

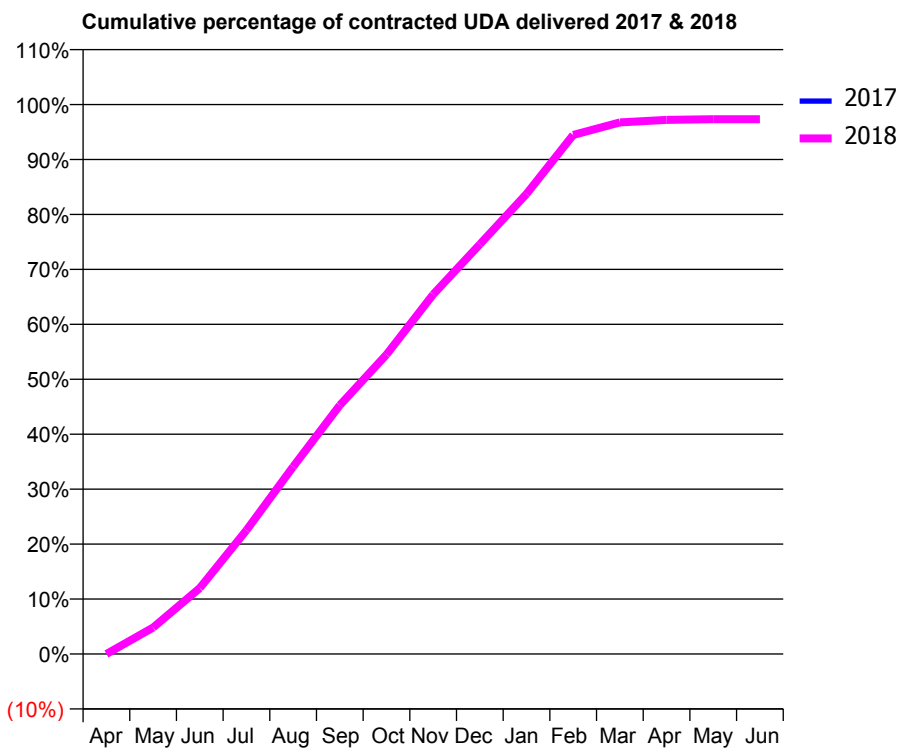
17/18 Contracted general activity (UDA)	6,000
Carry forward general activity (UDA)	0
17/18 Contracted orthodontic activity (UOA)	0
Carry forward orthodontic activity (UOA)	0
Baseline contract value	£130,470.60

ACCESS*

Patients seen in 24 months	Total	Change since previous quarter
Quarter ending March 2017	0	
Quarter ending June 2017	353	↑
Quarter ending September 2017	860	↑
Quarter ending December 2017	1,232	↑
Quarter ending March 2018	1,389	↑
Variance since March 2017	N/A	



ACTIVITY



Month	Adjusted Scheduled Activity (UDA)	
	2017	2018
April	0	0
May	0	288
June	0	720
July	0	1,352
August	0	2,045
September	0	2,716
October	0	3,269
November	0	3,926
December	0	4,474
January	0	5,023
February	0	5,668
March	0	5,804
April	0	5,832
May	0	5,839
June	0	5,839

QUALITY

	Quantity	Base Number	Contract	AT	Region	England
% of FP17s for the same patient ID Re-attending within 3 months - Children	20	613	3.3%	10.0%	11.6%	11.9%
% of FP17s for the same patient ID Re-attending within 3 months - Adults	141	1,345	10.5%	15.0%	15.4%	16.0%
% of FP17s for the same patient ID Re-attending between 3 & 9 months - Children	75	613	12.2%	51.9%	59.4%	58.3%
% of FP17s for the same patient ID Re-attending between 3 & 9 months - Adults	141	1,345	10.5%	47.0%	51.3%	50.3%
% of FP17s for Band 1 Urgent Courses	69	1,965	3.5%	8.0%	8.0%	9.1%
% of FP17s Relating to Free Repair or Replacements	46	1,965	2.3%	0.7%	0.8%	0.8%
% of FP17s Relating to Continuations	22	1,965	1.1%	0.9%	1.0%	1.0%
% of Patients satisfied with the dentistry they have received	0	0	N/A	92.0%	91.7%	91.5%
% of Patients satisfied with the time they had to wait for an appointment	0	0	N/A	90.1%	88.3%	87.9%

* This is based on patients treated on this contract for their most recent course of treatment. Figures in italics indicate the base number of FP17s or Patient Questionnaire responses are less than 100. N/A is shown where the base number of responses is less than 10 during the period. % is calculated as Quantity/Base number*100

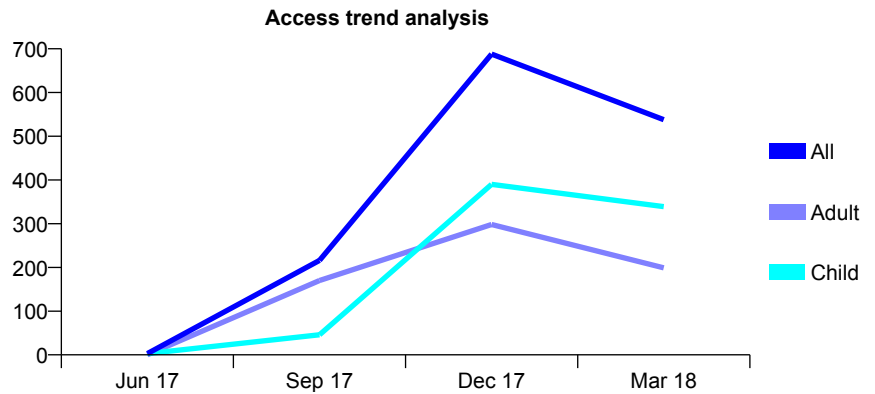
Q54 - Vital Signs At a Glance Contract Report for 100419/0000 - Year end March 2018

Name or company name	MR AA DUGGAL
Contract type name	GDS Contract
Purpose of contract	General
Contract start date	01/05/2017
Contract end date	

17/18 Contracted general activity (UDA)	1,833
Carry forward general activity (UDA)	0
17/18 Contracted orthodontic activity (UOA)	0
Carry forward orthodontic activity (UOA)	0
Baseline contract value	£42,146.72

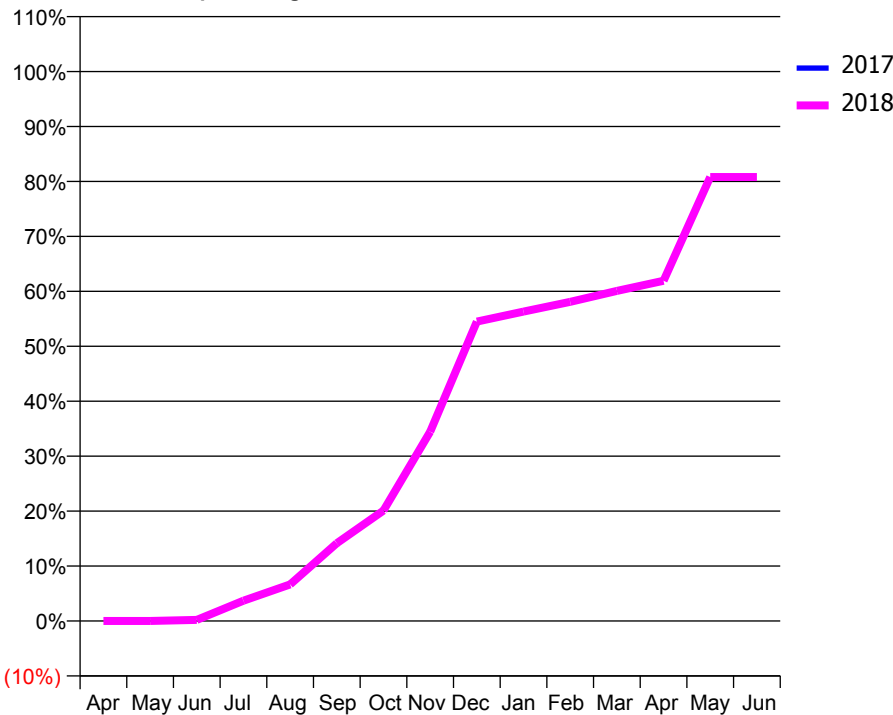
ACCESS*

Patients seen in 24 months	Total	Change since previous quarter
Quarter ending March 2017	0	
Quarter ending June 2017	3	↑
Quarter ending September 2017	216	↑
Quarter ending December 2017	688	↑
Quarter ending March 2018	538	↓
Variance since March 2017	N/A	



ACTIVITY

Cumulative percentage of contracted UDA delivered 2017 & 2018



Month	Adjusted Scheduled Activity (UDA)	
	2017	2018
April	0	0
May	0	0
June	0	4
July	0	68
August	0	122
September	0	259
October	0	369
November	0	631
December	0	999
January	0	1,032
February	0	1,065
March	0	1,101
April	0	1,135
May	0	1,481
June	0	1,481

QUALITY

	Quantity	Base Number	Contract	AT	Region	England
% of FP17s for the same patient ID Re-attending within 3 months - Children	2	449	0.4%	10.0%	11.6%	11.9%
% of FP17s for the same patient ID Re-attending within 3 months - Adults	27	436	6.2%	15.0%	15.4%	16.0%
% of FP17s for the same patient ID Re-attending between 3 & 9 months - Children	5	449	1.1%	51.9%	59.4%	58.3%
% of FP17s for the same patient ID Re-attending between 3 & 9 months - Adults	13	436	3.0%	47.0%	51.3%	50.3%
% of FP17s for Band 1 Urgent Courses	16	1,255	1.3%	8.0%	8.0%	9.1%
% of FP17s Relating to Free Repair or Replacements	0	1,255	0.0%	0.7%	0.8%	0.8%
% of FP17s Relating to Continuations	4	1,255	0.3%	0.9%	1.0%	1.0%
% of Patients satisfied with the dentistry they have received	1	1	N/A	92.0%	91.7%	91.5%
% of Patients satisfied with the time they had to wait for an appointment	1	1	N/A	90.1%	88.3%	87.9%

* This is based on patients treated on this contract for their most recent course of treatment. Figures in italics indicate the base number of FP17s or Patient Questionnaire responses are less than 100. N/A is shown where the base number of responses is less than 10 during the period. % is calculated as Quantity/Base number*100

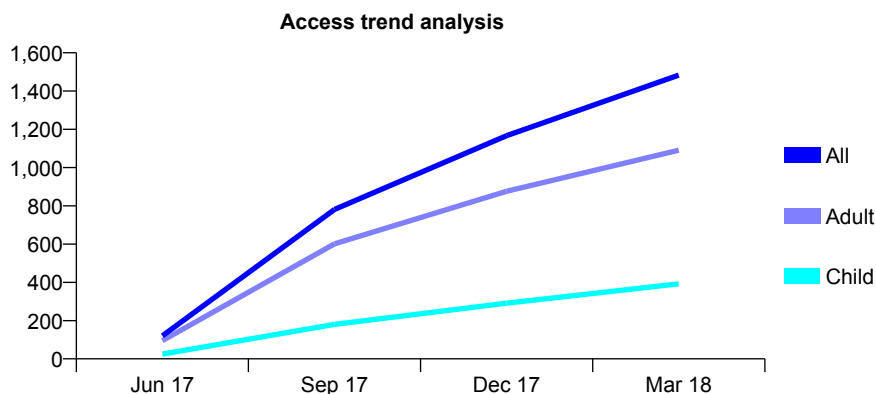
Q54 - Vital Signs At a Glance Contract Report for 100459/0000 - Year end March 2018

Name or company name	Richmond House Dental Practice
Contract type name	GDS Contract
Purpose of contract	General and Orthodontic
Contract start date	01/06/2017
Contract end date	

17/18 Contracted general activity (UDA)	7,396
Carry forward general activity (UDA)	0
17/18 Contracted orthodontic activity (UOA)	76
Carry forward orthodontic activity (UOA)	0
Baseline contract value	£221,287.54

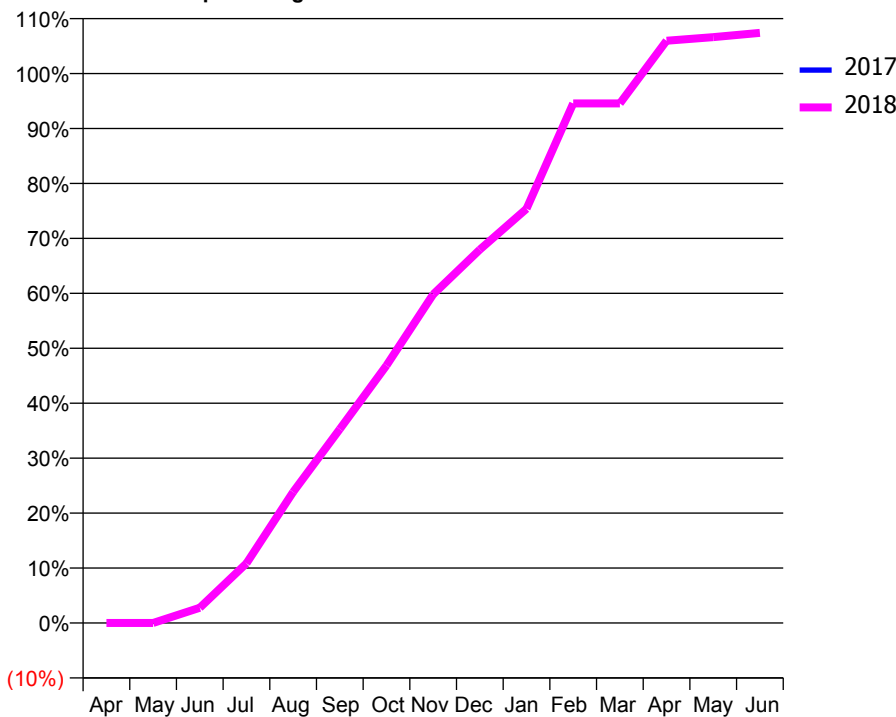
ACCESS*

Patients seen in 24 months	Total	Change since previous quarter
Quarter ending March 2017	0	
Quarter ending June 2017	120	↑
Quarter ending September 2017	781	↑
Quarter ending December 2017	1,167	↑
Quarter ending March 2018	1,483	↑
Variance since March 2017	N/A	



ACTIVITY

Cumulative percentage of contracted UDA delivered 2017 & 2018



Month	Adjusted Scheduled Activity (UDA)	
	2017	2018
April	0	0
May	0	0
June	0	206
July	0	802
August	0	1,763
September	0	2,610
October	0	3,466
November	0	4,422
December	0	5,025
January	0	5,575
February	0	6,994
March	0	6,994
April	0	7,838
May	0	7,886
June	0	7,943

QUALITY

	Quantity	Base Number	Contract	AT	Region	England
% of FP17s for the same patient ID Re-attending within 3 months - Children	93	645	14.4%	10.0%	11.6%	11.9%
% of FP17s for the same patient ID Re-attending within 3 months - Adults	252	1,632	15.4%	15.0%	15.4%	16.0%
% of FP17s for the same patient ID Re-attending between 3 & 9 months - Children	129	645	20.0%	51.9%	59.4%	58.3%
% of FP17s for the same patient ID Re-attending between 3 & 9 months - Adults	307	1,632	18.8%	47.0%	51.3%	50.3%
% of FP17s for Band 1 Urgent Courses	265	2,571	10.3%	8.0%	8.0%	9.1%
% of FP17s Relating to Free Repair or Replacements	16	2,571	0.6%	0.7%	0.8%	0.8%
% of FP17s Relating to Continuations	12	2,571	0.5%	0.9%	1.0%	1.0%
% of Patients satisfied with the dentistry they have received	0	0	N/A	92.0%	91.7%	91.5%
% of Patients satisfied with the time they had to wait for an appointment	0	0	N/A	90.1%	88.3%	87.9%

* This is based on patients treated on this contract for their most recent course of treatment. Figures in italics indicate the base number of FP17s or Patient Questionnaire responses are less than 100. N/A is shown where the base number of responses is less than 10 during the period. % is calculated as Quantity/Base number*100

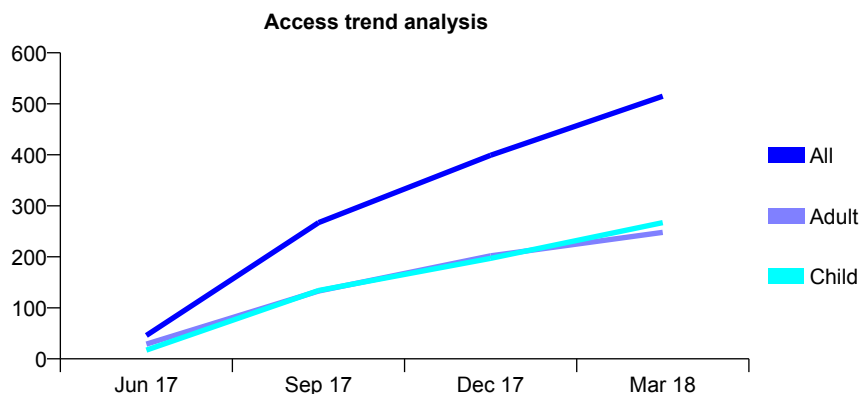
Q54 - Vital Signs At a Glance Contract Report for 100463/0000 - Year end March 2018

Name or company name	MR SB MAHALEKAM
Contract type name	GDS Contract
Purpose of contract	General
Contract start date	01/05/2017
Contract end date	

17/18 Contracted general activity (UDA)	1,829
Carry forward general activity (UDA)	0
17/18 Contracted orthodontic activity (UOA)	0
Carry forward orthodontic activity (UOA)	0
Baseline contract value	£23,882.52

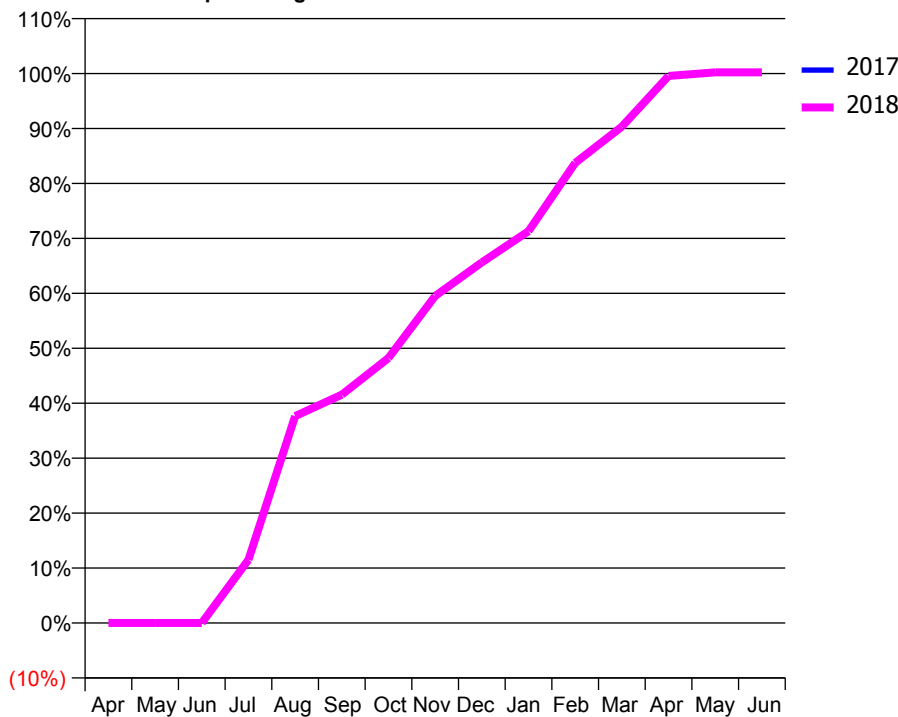
ACCESS*

Patients seen in 24 months	Total	Change since previous quarter
Quarter ending March 2017	0	
Quarter ending June 2017	46	↑
Quarter ending September 2017	267	↑
Quarter ending December 2017	399	↑
Quarter ending March 2018	515	↑
Variance since March 2017	N/A	



ACTIVITY

Cumulative percentage of contracted UDA delivered 2017 & 2018



Month	Adjusted Scheduled Activity (UDA)	
	2017	2018
April	0	0
May	0	0
June	0	0
July	0	211
August	0	689
September	0	760
October	0	882
November	0	1,089
December	0	1,200
January	0	1,304
February	0	1,532
March	0	1,652
April	0	1,821
May	0	1,833
June	0	1,833

QUALITY

	Quantity	Base Number	Contract	AT	Region	England
% of FP17s for the same patient ID Re-attending within 3 months - Children	6	337	1.8%	10.0%	11.6%	11.9%
% of FP17s for the same patient ID Re-attending within 3 months - Adults	8	348	2.3%	15.0%	15.4%	16.0%
% of FP17s for the same patient ID Re-attending between 3 & 9 months - Children	12	337	3.6%	51.9%	59.4%	58.3%
% of FP17s for the same patient ID Re-attending between 3 & 9 months - Adults	8	348	2.3%	47.0%	51.3%	50.3%
% of FP17s for Band 1 Urgent Courses	89	765	11.6%	8.0%	8.0%	9.1%
% of FP17s Relating to Free Repair or Replacements	2	765	0.3%	0.7%	0.8%	0.8%
% of FP17s Relating to Continuations	1	765	0.1%	0.9%	1.0%	1.0%
% of Patients satisfied with the dentistry they have received	1	1	N/A	92.0%	91.7%	91.5%
% of Patients satisfied with the time they had to wait for an appointment	1	1	N/A	90.1%	88.3%	87.9%

* This is based on patients treated on this contract for their most recent course of treatment. Figures in italics indicate the base number of FP17s or Patient Questionnaire responses are less than 100. N/A is shown where the base number of responses is less than 10 during the period. % is calculated as Quantity/Base number*100

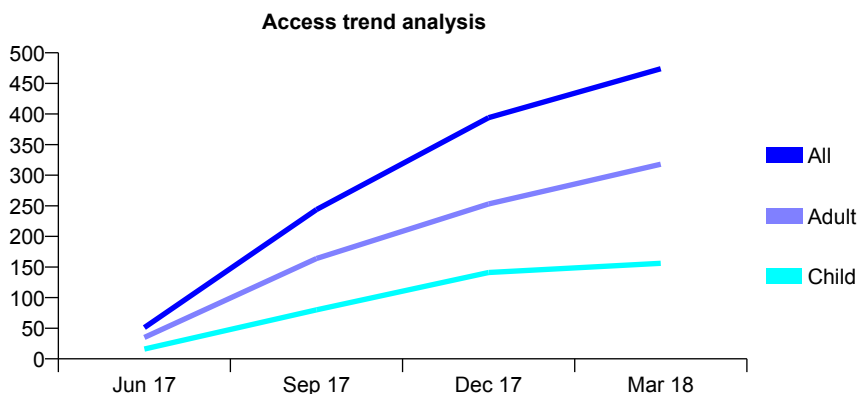
Q54 - Vital Signs At a Glance Contract Report for 100465/0000 - Year end March 2018

Name or company name	MR KS GILL
Contract type name	GDS Contract
Purpose of contract	General
Contract start date	01/05/2017
Contract end date	

17/18 Contracted general activity (UDA)	1,833
Carry forward general activity (UDA)	0
17/18 Contracted orthodontic activity (UOA)	0
Carry forward orthodontic activity (UOA)	0
Baseline contract value	£40,385.20

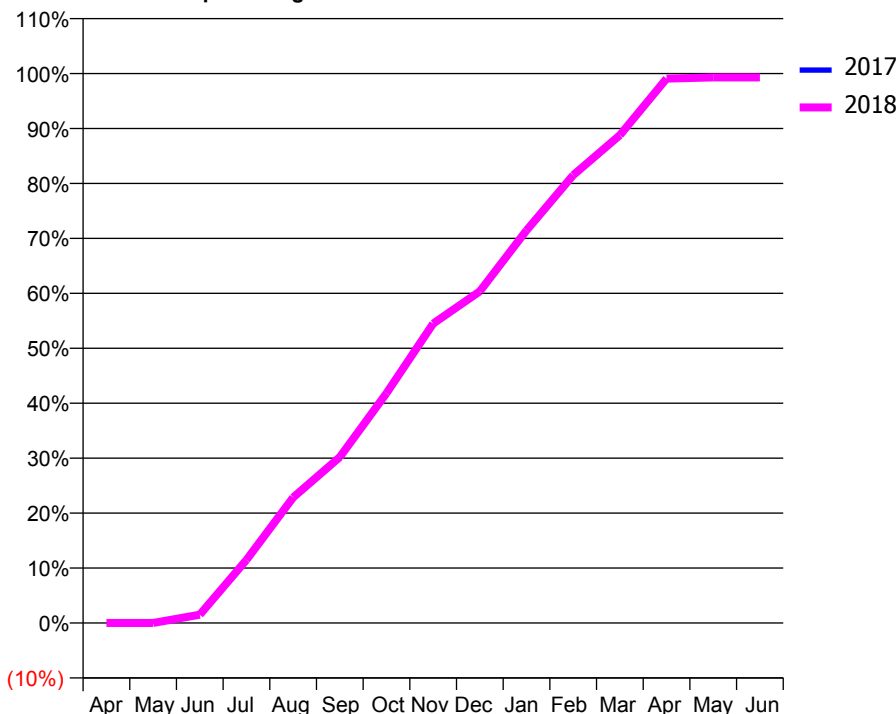
ACCESS*

Patients seen in 24 months	Total	Change since previous quarter
Quarter ending March 2017	0	
Quarter ending June 2017	51	↑
Quarter ending September 2017	244	↑
Quarter ending December 2017	394	↑
Quarter ending March 2018	474	↑
Variance since March 2017	N/A	



ACTIVITY

Cumulative percentage of contracted UDA delivered 2017 & 2018



Adjusted Scheduled Activity (UDA)

Month	2017	2018
April	0	0
May	0	0
June	0	28
July	0	210
August	0	419
September	0	554
October	0	767
November	0	999
December	0	1,106
January	0	1,310
February	0	1,494
March	0	1,627
April	0	1,816
May	0	1,820
June	0	1,820

QUALITY

	Quantity	Base Number	Contract	AT	Region	England
% of FP17s for the same patient ID Re-attending within 3 months - Children	0	220	0.0%	10.0%	11.6%	11.9%
% of FP17s for the same patient ID Re-attending within 3 months - Adults	30	453	6.6%	15.0%	15.4%	16.0%
% of FP17s for the same patient ID Re-attending between 3 & 9 months - Children	28	220	12.7%	51.9%	59.4%	58.3%
% of FP17s for the same patient ID Re-attending between 3 & 9 months - Adults	49	453	10.8%	47.0%	51.3%	50.3%
% of FP17s for Band 1 Urgent Courses	34	738	4.6%	8.0%	8.0%	9.1%
% of FP17s Relating to Free Repair or Replacements	3	738	0.4%	0.7%	0.8%	0.8%
% of FP17s Relating to Continuations	2	738	0.3%	0.9%	1.0%	1.0%
% of Patients satisfied with the dentistry they have received	0	0	N/A	92.0%	91.7%	91.5%
% of Patients satisfied with the time they had to wait for an appointment	0	0	N/A	90.1%	88.3%	87.9%

* This is based on patients treated on this contract for their most recent course of treatment. Figures in italics indicate the base number of FP17s or Patient Questionnaire responses are less than 100. N/A is shown where the base number of responses is less than 10 during the period. % is calculated as Quantity/Base number*100

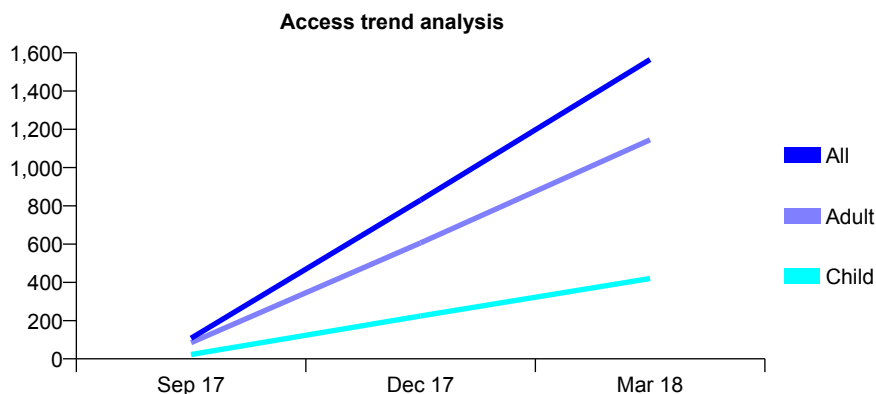
Q54 - Vital Signs At a Glance Contract Report for 100517/0000 - Year end March 2018

Name or company name	BST Partnership
Contract type name	PDS Plus Contract
Purpose of contract	General
Contract start date	01/09/2017
Contract end date	31/03/2020

17/18 Contracted general activity (UDA)	3,986
Carry forward general activity (UDA)	0
17/18 Contracted orthodontic activity (UOA)	0
Carry forward orthodontic activity (UOA)	0
Baseline contract value	£52,062.50

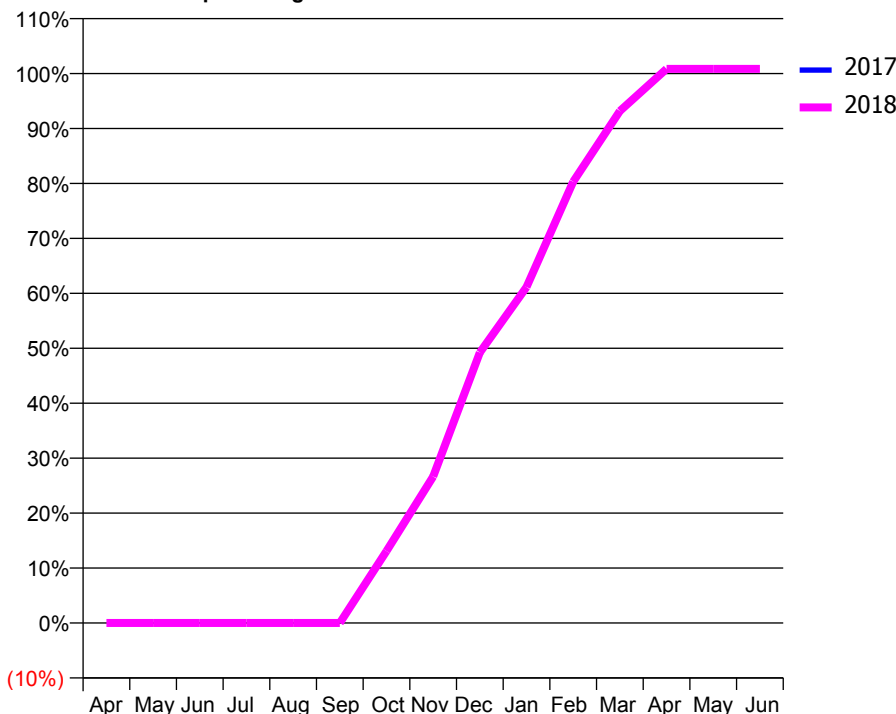
ACCESS*

Patients seen in 24 months	Total	Change since previous quarter
Quarter ending March 2017	0	
Quarter ending June 2017	0	
Quarter ending September 2017	108	↑
Quarter ending December 2017	830	↑
Quarter ending March 2018	1,565	↑
Variance since March 2017	N/A	



ACTIVITY

Cumulative percentage of contracted UDA delivered 2017 & 2018



Adjusted Scheduled Activity (UDA)

Month	2017	2018
April	0	0
May	0	0
June	0	0
July	0	0
August	0	0
September	0	0
October	0	522
November	0	1,062
December	0	1,963
January	0	2,437
February	0	3,201
March	0	3,714
April	0	4,020
May	0	4,020
June	0	4,020

QUALITY

	Quantity	Base Number	Contract	AT	Region	England
% of FP17s for the same patient ID Re-attending within 3 months - Children	11	449	2.4%	10.0%	11.6%	11.9%
% of FP17s for the same patient ID Re-attending within 3 months - Adults	136	1,333	10.2%	15.0%	15.4%	16.0%
% of FP17s for the same patient ID Re-attending between 3 & 9 months - Children	11	449	2.4%	51.9%	59.4%	58.3%
% of FP17s for the same patient ID Re-attending between 3 & 9 months - Adults	46	1,333	3.5%	47.0%	51.3%	50.3%
% of FP17s for Band 1 Urgent Courses	172	1,917	9.0%	8.0%	8.0%	9.1%
% of FP17s Relating to Free Repair or Replacements	29	1,917	1.5%	0.7%	0.8%	0.8%
% of FP17s Relating to Continuations	23	1,917	1.2%	0.9%	1.0%	1.0%
% of Patients satisfied with the dentistry they have received	0	0	N/A	92.0%	91.7%	91.5%
% of Patients satisfied with the time they had to wait for an appointment	0	0	N/A	90.1%	88.3%	87.9%

* This is based on patients treated on this contract for their most recent course of treatment. Figures in italics indicate the base number of FP17s or Patient Questionnaire responses are less than 100. N/A is shown where the base number of responses is less than 10 during the period. % is calculated as Quantity/Base number*100

Q54 - Vital Signs At a Glance Contract Report for 100600/0000 - Year end March 2018


Name or company name	New Light DA Limited
Contract type name	GDS Contract
Purpose of contract	General
Contract start date	17/05/2017
Contract end date	

17/18 Contracted general activity (UDA)	1,747
Carry forward general activity (UDA)	0
17/18 Contracted orthodontic activity (UOA)	0
Carry forward orthodontic activity (UOA)	0
Baseline contract value	£38,879.19

ACCESS*

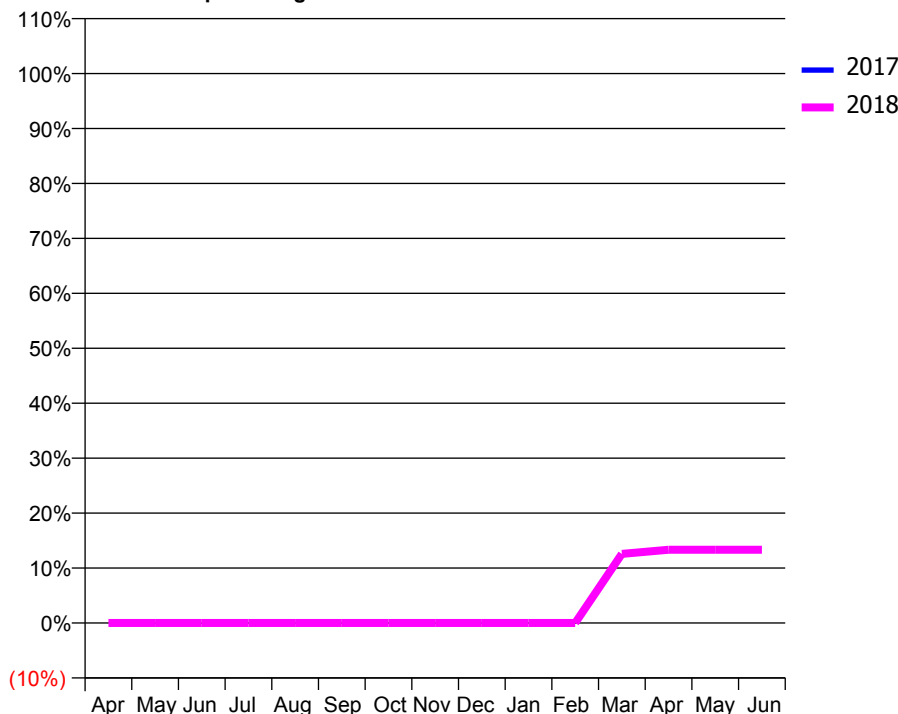
Patients seen in 24 months	Total	Change since previous quarter
Quarter ending March 2017	0	
Quarter ending June 2017	0	
Quarter ending September 2017	0	
Quarter ending December 2017	0	
Quarter ending March 2018	104	
Variance since March 2017	N/A	

Access trend analysis



ACTIVITY

Cumulative percentage of contracted UDA delivered 2017 & 2018



Adjusted Scheduled Activity (UDA)

Month	2017	2018
April	0	0
May	0	0
June	0	0
July	0	0
August	0	0
September	0	0
October	0	0
November	0	0
December	0	0
January	0	0
February	0	0
March	0	220
April	0	233
May	0	233
June	0	233

QUALITY

	Quantity	Base Number	Contract	AT	Region	England
% of FP17s for the same patient ID Re-attending within 3 months - Children	1	67	1.5%	10.0%	11.6%	11.9%
% of FP17s for the same patient ID Re-attending within 3 months - Adults	1	38	2.6%	15.0%	15.4%	16.0%
% of FP17s for the same patient ID Re-attending between 3 & 9 months - Children	0	67	0.0%	51.9%	59.4%	58.3%
% of FP17s for the same patient ID Re-attending between 3 & 9 months - Adults	0	38	0.0%	47.0%	51.3%	50.3%
% of FP17s for Band 1 Urgent Courses	4	112	3.6%	8.0%	8.0%	9.1%
% of FP17s Relating to Free Repair or Replacements	0	112	0.0%	0.7%	0.8%	0.8%
% of FP17s Relating to Continuations	0	112	0.0%	0.9%	1.0%	1.0%
% of Patients satisfied with the dentistry they have received	0	0	N/A	92.0%	91.7%	91.5%
% of Patients satisfied with the time they had to wait for an appointment	0	0	N/A	90.1%	88.3%	87.9%

* This is based on patients treated on this contract for their most recent course of treatment. Figures in italics indicate the base number of FP17s or Patient Questionnaire responses are less than 100. N/A is shown where the base number of responses is less than 10 during the period. % is calculated as Quantity/Base number*100

Q54 - Vital Signs At a Glance Contract Report for 100622/0000 - Year end March 2018


Name or company name	MR SL REES
Contract type name	GDS Contract
Purpose of contract	General and Orthodontic
Contract start date	01/12/2017
Contract end date	

17/18 Contracted general activity (UDA)	2,270
Carry forward general activity (UDA)	0
17/18 Contracted orthodontic activity (UOA)	150
Carry forward orthodontic activity (UOA)	0
Baseline contract value	£83,650.73

ACCESS*

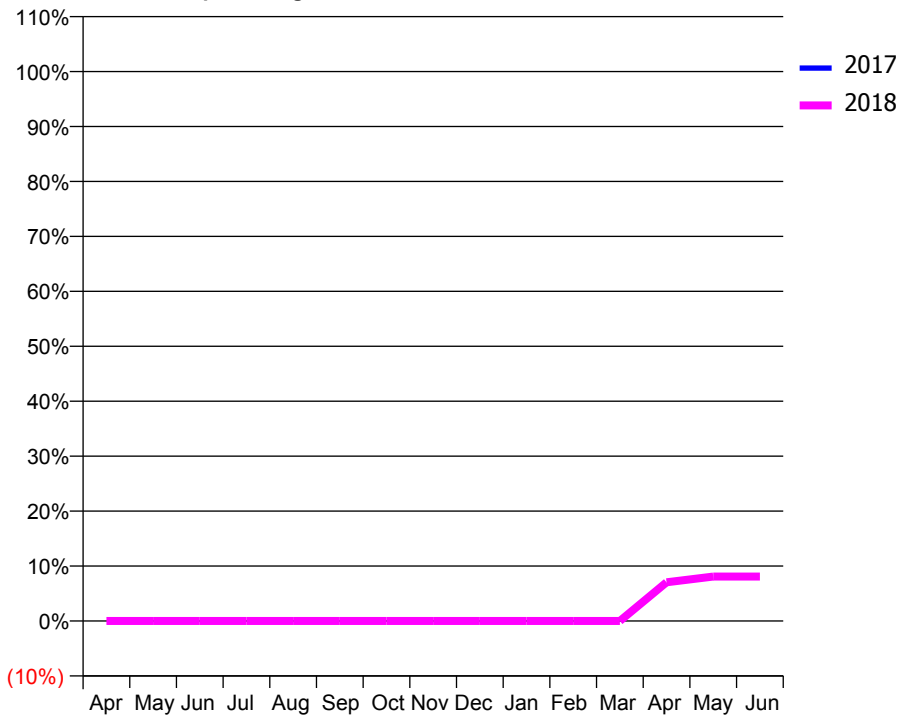
Patients seen in 24 months	Total	Change since previous quarter
Quarter ending March 2017	0	
Quarter ending June 2017	0	
Quarter ending September 2017	0	
Quarter ending December 2017	0	
Quarter ending March 2018	87	
Variance since March 2017	N/A	

Access trend analysis



ACTIVITY

Cumulative percentage of contracted UDA delivered 2017 & 2018



Month	Adjusted Scheduled Activity (UDA)	
	2017	2018
April	0	0
May	0	0
June	0	0
July	0	0
August	0	0
September	0	0
October	0	0
November	0	0
December	0	0
January	0	0
February	0	0
March	0	0
April	0	160
May	0	184
June	0	184

QUALITY

	Quantity	Base Number	Contract	AT	Region	England
% of FP17s for the same patient ID Re-attending within 3 months - Children	0	0	N/A	10.0%	11.6%	11.9%
% of FP17s for the same patient ID Re-attending within 3 months - Adults	0	0	N/A	15.0%	15.4%	16.0%
% of FP17s for the same patient ID Re-attending between 3 & 9 months - Children	0	0	N/A	51.9%	59.4%	58.3%
% of FP17s for the same patient ID Re-attending between 3 & 9 months - Adults	0	0	N/A	47.0%	51.3%	50.3%
% of FP17s for Band 1 Urgent Courses	4	103	3.9%	8.0%	8.0%	9.1%
% of FP17s Relating to Free Repair or Replacements	1	103	1.0%	0.7%	0.8%	0.8%
% of FP17s Relating to Continuations	2	103	1.9%	0.9%	1.0%	1.0%
% of Patients satisfied with the dentistry they have received	0	0	N/A	92.0%	91.7%	91.5%
% of Patients satisfied with the time they had to wait for an appointment	0	0	N/A	90.1%	88.3%	87.9%

* This is based on patients treated on this contract for their most recent course of treatment. Figures in italics indicate the base number of FP17s or Patient Questionnaire responses are less than 100. N/A is shown where the base number of responses is less than 10 during the period. % is calculated as Quantity/Base number*100

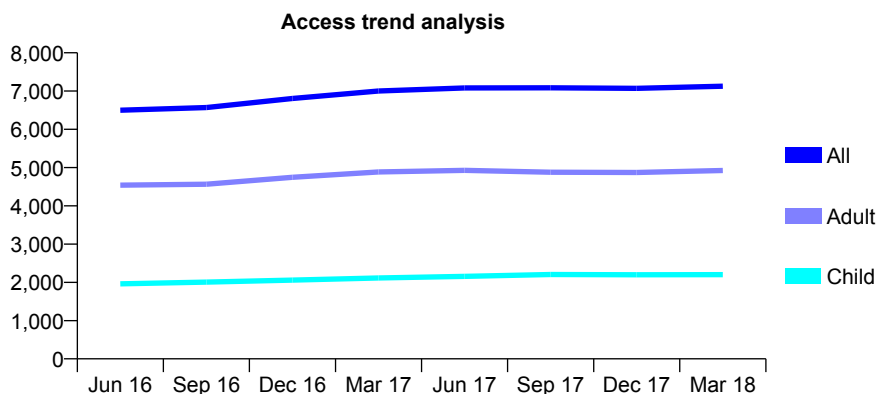
Q54 - Vital Signs At a Glance Contract Report for 101281/0126 - Year end March 2018

Name or company name	OASIS DENTAL CARE LTD
Contract type name	GDS Contract
Purpose of contract	General
Contract start date	01/04/2006
Contract end date	

17/18 Contracted general activity (UDA)	21,700
Carry forward general activity (UDA)	204
17/18 Contracted orthodontic activity (UOA)	0
Carry forward orthodontic activity (UOA)	0
Baseline contract value	£474,741.52

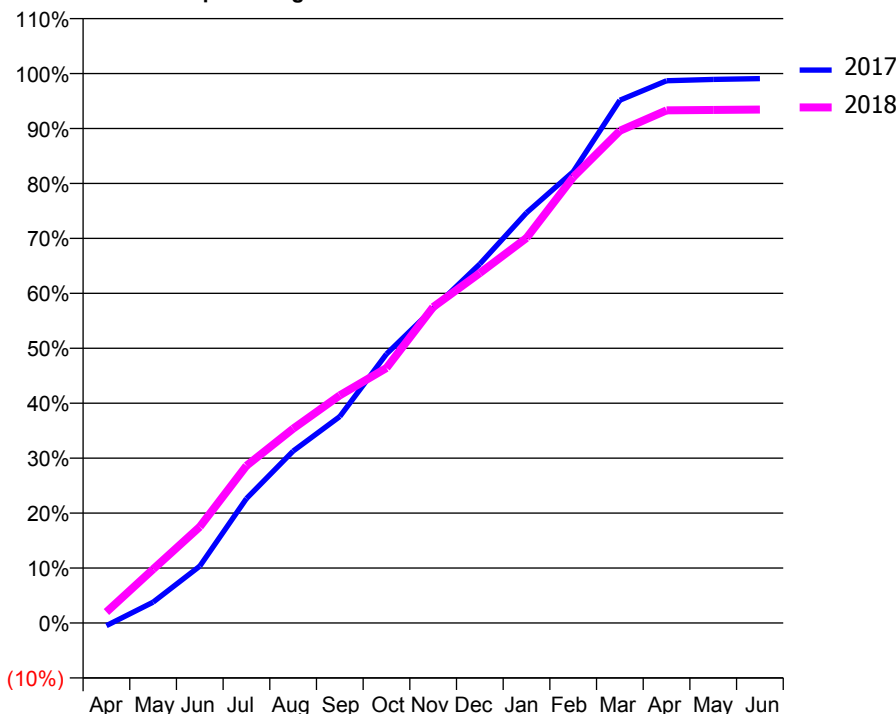
ACCESS*

Patients seen in 24 months	Total	Change since previous quarter
Quarter ending March 2017	7,000	
Quarter ending June 2017	7,082	→
Quarter ending September 2017	7,086	→
Quarter ending December 2017	7,070	→
Quarter ending March 2018	7,126	→
Variance since March 2017	1.8%	→



ACTIVITY

Cumulative percentage of contracted UDA delivered 2017 & 2018



Month	Adjusted Scheduled Activity (UDA)	
	2017	2018
April	-110	434
May	826	2,127
June	2,244	3,800
July	4,916	6,210
August	6,792	7,676
September	8,153	8,994
October	10,623	10,071
November	12,414	12,479
December	14,179	13,821
January	16,202	15,204
February	17,820	17,604
March	20,645	19,441
April	21,413	20,243
May	21,467	20,261
June	21,496	20,276

QUALITY

	Quantity	Base Number	Contract	AT	Region	England
% of FP17s for the same patient ID Re-attending within 3 months - Children	215	2,489	8.6%	10.0%	11.6%	11.9%
% of FP17s for the same patient ID Re-attending within 3 months - Adults	1,071	5,448	19.7%	15.0%	15.4%	16.0%
% of FP17s for the same patient ID Re-attending between 3 & 9 months - Children	1,055	2,489	42.4%	51.9%	59.4%	58.3%
% of FP17s for the same patient ID Re-attending between 3 & 9 months - Adults	2,123	5,448	39.0%	47.0%	51.3%	50.3%
% of FP17s for Band 1 Urgent Courses	897	7,914	11.3%	8.0%	8.0%	9.1%
% of FP17s Relating to Free Repair or Replacements	79	7,914	1.0%	0.7%	0.8%	0.8%
% of FP17s Relating to Continuations	149	7,914	1.9%	0.9%	1.0%	1.0%
% of Patients satisfied with the dentistry they have received	2	2	N/A	92.0%	91.7%	91.5%
% of Patients satisfied with the time they had to wait for an appointment	0	2	N/A	90.1%	88.3%	87.9%

* This is based on patients treated on this contract for their most recent course of treatment. Figures in italics indicate the base number of FP17s or Patient Questionnaire responses are less than 100. N/A is shown where the base number of responses is less than 10 during the period. % is calculated as Quantity/Base number*100

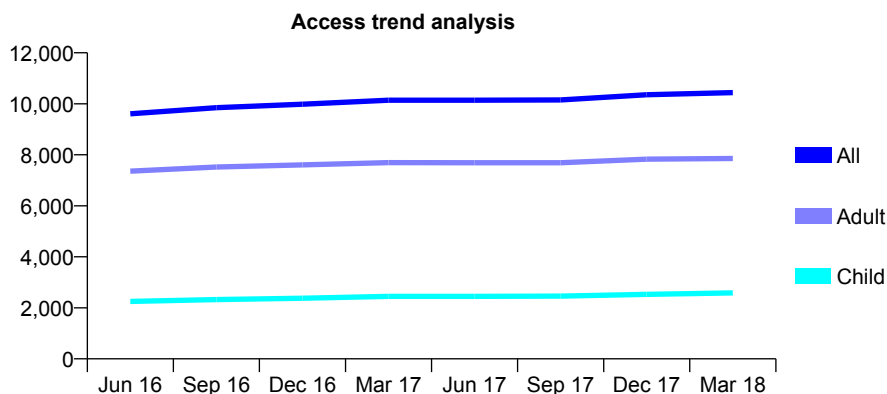
Q54 - Vital Signs At a Glance Contract Report for 101281/0176 - Year end March 2018

Name or company name	OASIS DENTAL CARE LTD
Contract type name	GDS Contract
Purpose of contract	General
Contract start date	27/12/2007
Contract end date	

17/18 Contracted general activity (UDA)	29,000
Carry forward general activity (UDA)	-580
17/18 Contracted orthodontic activity (UOA)	0
Carry forward orthodontic activity (UOA)	0
Baseline contract value	£609,000.00

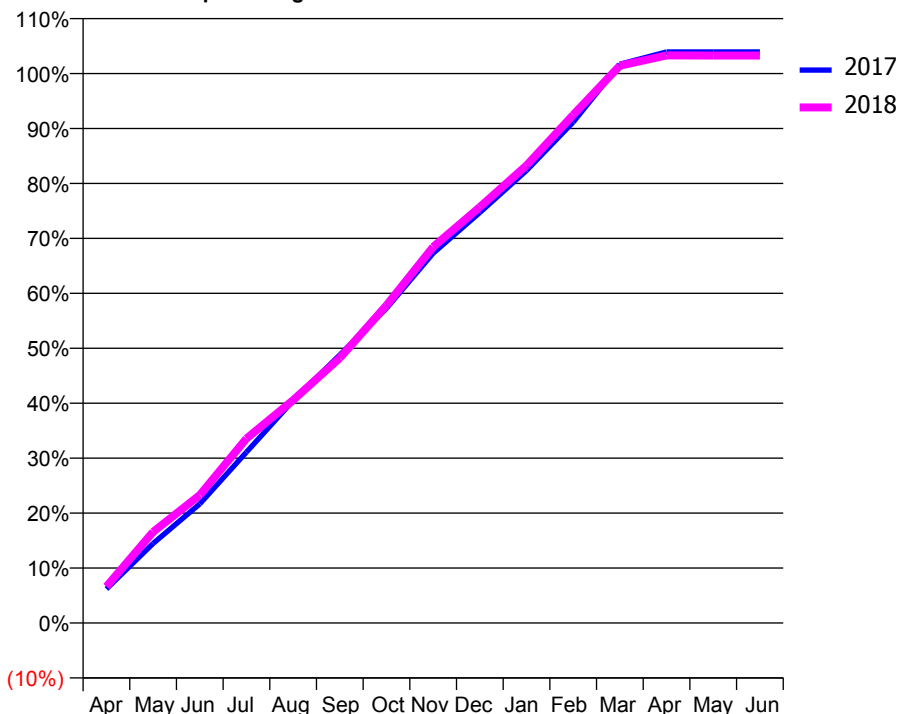
ACCESS*

Patients seen in 24 months	Total	Change since previous quarter
Quarter ending March 2017	10,143	
Quarter ending June 2017	10,140	→
Quarter ending September 2017	10,151	→
Quarter ending December 2017	10,354	→
Quarter ending March 2018	10,438	→
Variance since March 2017	2.9%	↑



ACTIVITY

Cumulative percentage of contracted UDA delivered 2017 & 2018



Month	Adjusted Scheduled Activity (UDA)	
	2017	2018
April	1,801	1,924
May	4,198	4,807
June	6,286	6,755
July	9,016	9,735
August	11,740	11,766
September	14,147	13,989
October	16,615	16,768
November	19,515	19,850
December	21,663	21,954
January	23,879	24,147
February	26,438	26,814
March	29,490	29,412
April	30,137	29,952
May	30,138	29,950
June	30,138	29,950

QUALITY

	Quantity	Base Number	Contract	AT	Region	England
% of FP17s for the same patient ID Re-attending within 3 months - Children	208	3,426	6.1%	10.0%	11.6%	11.9%
% of FP17s for the same patient ID Re-attending within 3 months - Adults	1,407	9,807	14.3%	15.0%	15.4%	16.0%
% of FP17s for the same patient ID Re-attending between 3 & 9 months - Children	1,990	3,426	58.1%	51.9%	59.4%	58.3%
% of FP17s for the same patient ID Re-attending between 3 & 9 months - Adults	5,093	9,807	51.9%	47.0%	51.3%	50.3%
% of FP17s for Band 1 Urgent Courses	1,133	13,198	8.6%	8.0%	8.0%	9.1%
% of FP17s Relating to Free Repair or Replacements	124	13,198	0.9%	0.7%	0.8%	0.8%
% of FP17s Relating to Continuations	149	13,198	1.1%	0.9%	1.0%	1.0%
% of Patients satisfied with the dentistry they have received	9	10	90.0%	92.0%	91.7%	91.5%
% of Patients satisfied with the time they had to wait for an appointment	8	10	80.0%	90.1%	88.3%	87.9%

* This is based on patients treated on this contract for their most recent course of treatment. Figures in italics indicate the base number of FP17s or Patient Questionnaire responses are less than 100. N/A is shown where the base number of responses is less than 10 during the period. % is calculated as Quantity/Base number*100

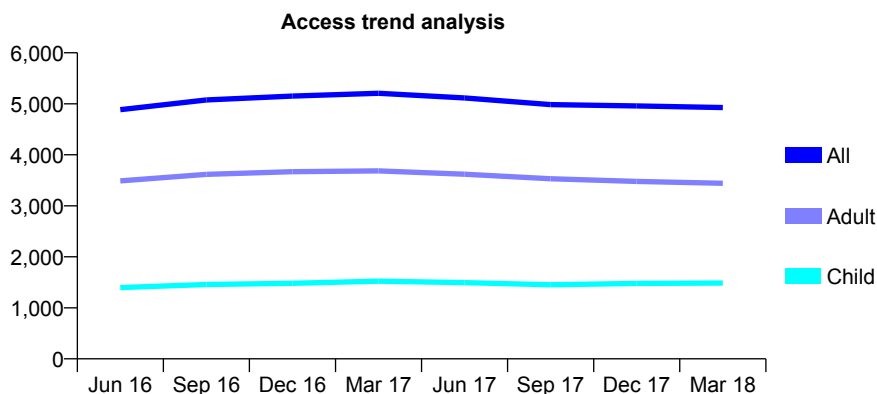
Q54 - Vital Signs At a Glance Contract Report for 101281/0228 - Year end March 2018

Name or company name	OASIS DENTAL CARE LTD
Contract type name	PDS Plus Contract
Purpose of contract	General
Contract start date	24/10/2010
Contract end date	31/10/2020

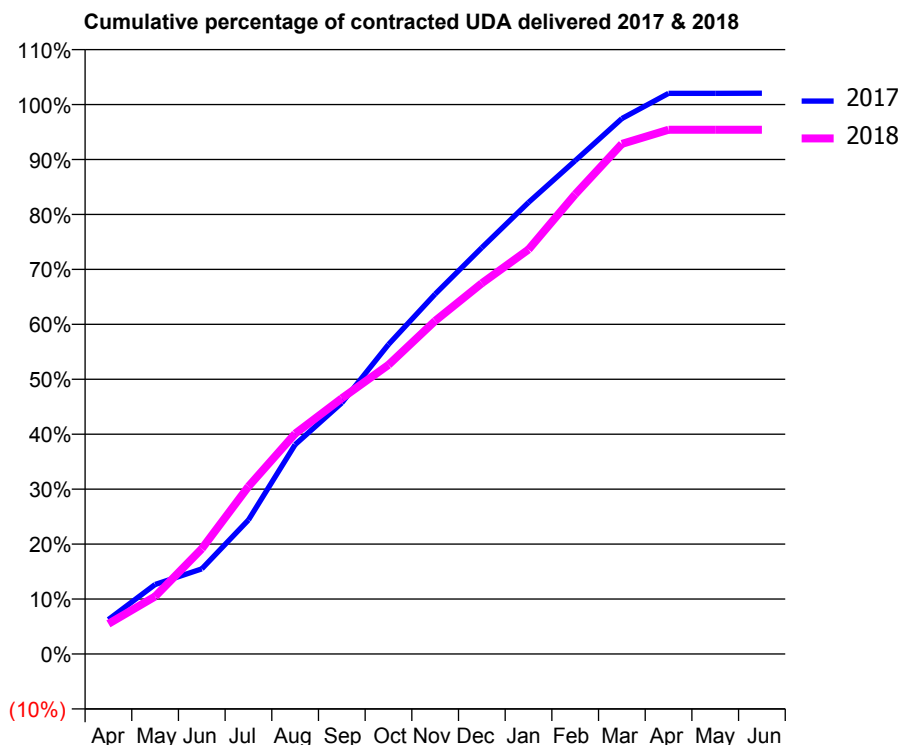
17/18 Contracted general activity (UDA)	14,250
Carry forward general activity (UDA)	-285
17/18 Contracted orthodontic activity (UOA)	0
Carry forward orthodontic activity (UOA)	0
Baseline contract value	£221,905.64

ACCESS*

Patients seen in 24 months	Total	Change since previous quarter
Quarter ending March 2017	5,207	
Quarter ending June 2017	5,114	↓
Quarter ending September 2017	4,985	↓
Quarter ending December 2017	4,957	→
Quarter ending March 2018	4,926	→
Variance since March 2017	(5.4%)	↓



ACTIVITY



Month	Adjusted Scheduled Activity (UDA)	
	2017	2018
April	893	783
May	1,803	1,492
June	2,208	2,732
July	3,477	4,345
August	5,430	5,714
September	6,512	6,631
October	8,029	7,498
November	9,335	8,641
December	10,539	9,616
January	11,709	10,491
February	12,793	11,922
March	13,885	13,228
April	14,540	13,595
May	14,539	13,595
June	14,544	13,595

QUALITY

	Quantity	Base Number	Contract	AT	Region	England
% of FP17s for the same patient ID Re-attending within 3 months - Children	160	1,840	8.7%	10.0%	11.6%	11.9%
% of FP17s for the same patient ID Re-attending within 3 months - Adults	825	4,107	20.1%	15.0%	15.4%	16.0%
% of FP17s for the same patient ID Re-attending between 3 & 9 months - Children	829	1,840	45.1%	51.9%	59.4%	58.3%
% of FP17s for the same patient ID Re-attending between 3 & 9 months - Adults	1,539	4,107	37.5%	47.0%	51.3%	50.3%
% of FP17s for Band 1 Urgent Courses	1,066	5,835	18.3%	8.0%	8.0%	9.1%
% of FP17s Relating to Free Repair or Replacements	32	5,835	0.5%	0.7%	0.8%	0.8%
% of FP17s Relating to Continuations	94	5,835	1.6%	0.9%	1.0%	1.0%
% of Patients satisfied with the dentistry they have received	6	6	N/A	92.0%	91.7%	91.5%
% of Patients satisfied with the time they had to wait for an appointment	6	6	N/A	90.1%	88.3%	87.9%

* This is based on patients treated on this contract for their most recent course of treatment. Figures in italics indicate the base number of FP17s or Patient Questionnaire responses are less than 100. N/A is shown where the base number of responses is less than 10 during the period. % is calculated as Quantity/Base number*100

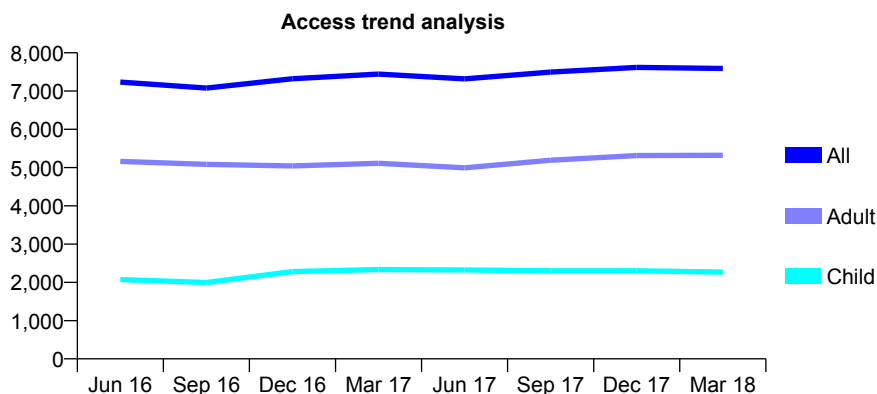
Q54 - Vital Signs At a Glance Contract Report for 101362/0025 - Year end March 2018

Name or company name	Rodericks Dental Limited
Contract type name	GDS Contract
Purpose of contract	General
Contract start date	01/09/2009
Contract end date	

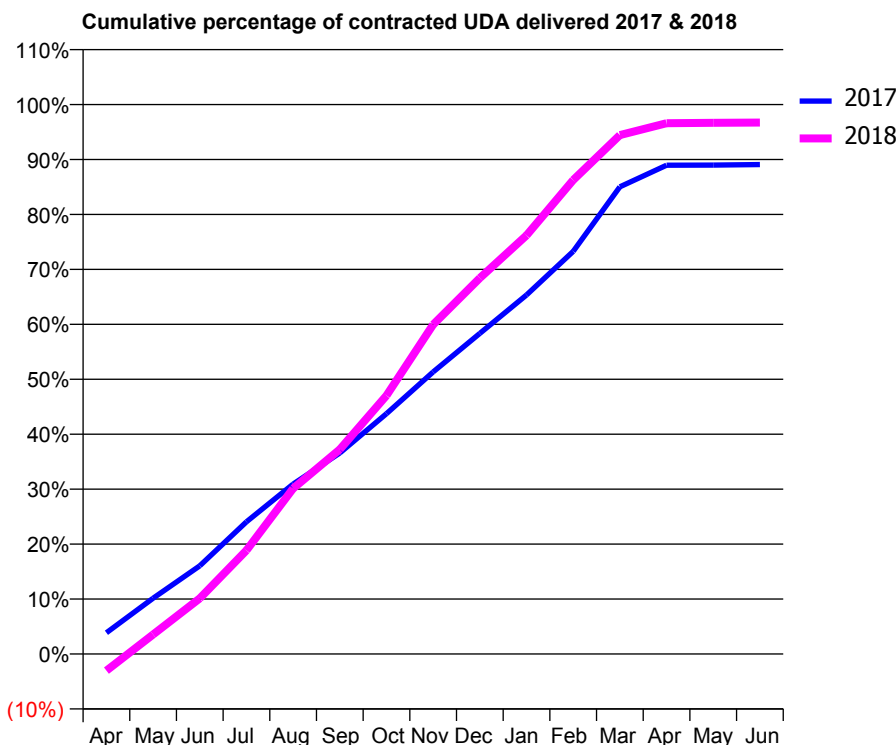
17/18 Contracted general activity (UDA)	20,000
Carry forward general activity (UDA)	1,000
17/18 Contracted orthodontic activity (UOA)	0
Carry forward orthodontic activity (UOA)	0
Baseline contract value	£498,969.72

ACCESS*

Patients seen in 24 months	Total	Change since previous quarter
Quarter ending March 2017	7,445	
Quarter ending June 2017	7,317	↓
Quarter ending September 2017	7,495	↑
Quarter ending December 2017	7,617	→
Quarter ending March 2018	7,589	→
Variance since March 2017	1.9%	→



ACTIVITY



Month	Adjusted Scheduled Activity (UDA)	
	2017	2018
April	776	-608
May	2,033	711
June	3,210	2,025
July	4,814	3,771
August	6,186	6,023
September	7,319	7,448
October	8,746	9,410
November	10,267	11,991
December	11,669	13,686
January	13,068	15,237
February	14,656	17,250
March	17,002	18,885
April	17,788	19,318
May	17,793	19,332
June	17,813	19,341

QUALITY

	Quantity	Base Number	Contract	AT	Region	England
% of FP17s for the same patient ID Re-attending within 3 months - Children	221	3,141	7.0%	10.0%	11.6%	11.9%
% of FP17s for the same patient ID Re-attending within 3 months - Adults	1,549	7,848	19.7%	15.0%	15.4%	16.0%
% of FP17s for the same patient ID Re-attending between 3 & 9 months - Children	1,588	3,141	50.6%	51.9%	59.4%	58.3%
% of FP17s for the same patient ID Re-attending between 3 & 9 months - Adults	3,794	7,848	48.3%	47.0%	51.3%	50.3%
% of FP17s for Band 1 Urgent Courses	1,060	10,882	9.7%	8.0%	8.0%	9.1%
% of FP17s Relating to Free Repair or Replacements	160	10,882	1.5%	0.7%	0.8%	0.8%
% of FP17s Relating to Continuations	100	10,882	0.9%	0.9%	1.0%	1.0%
% of Patients satisfied with the dentistry they have received	6	7	N/A	92.0%	91.7%	91.5%
% of Patients satisfied with the time they had to wait for an appointment	7	7	N/A	90.1%	88.3%	87.9%

* This is based on patients treated on this contract for their most recent course of treatment. Figures in italics indicate the base number of FP17s or Patient Questionnaire responses are less than 100. N/A is shown where the base number of responses is less than 10 during the period. % is calculated as Quantity/Base number*100

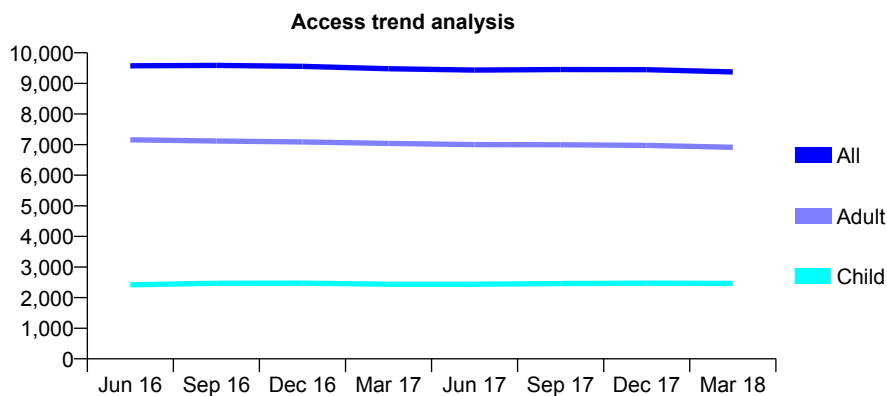
Q54 - Vital Signs At a Glance Contract Report for 101370/0096 - Year end March 2018

Name or company name	Petrie Tucker & Partners Ltd
Contract type name	GDS Contract
Purpose of contract	General and Orthodontic
Contract start date	01/04/2007
Contract end date	

17/18 Contracted general activity (UDA)	26,000
Carry forward general activity (UDA)	0
17/18 Contracted orthodontic activity (UOA)	1,001
Carry forward orthodontic activity (UOA)	23
Baseline contract value	£697,640.06

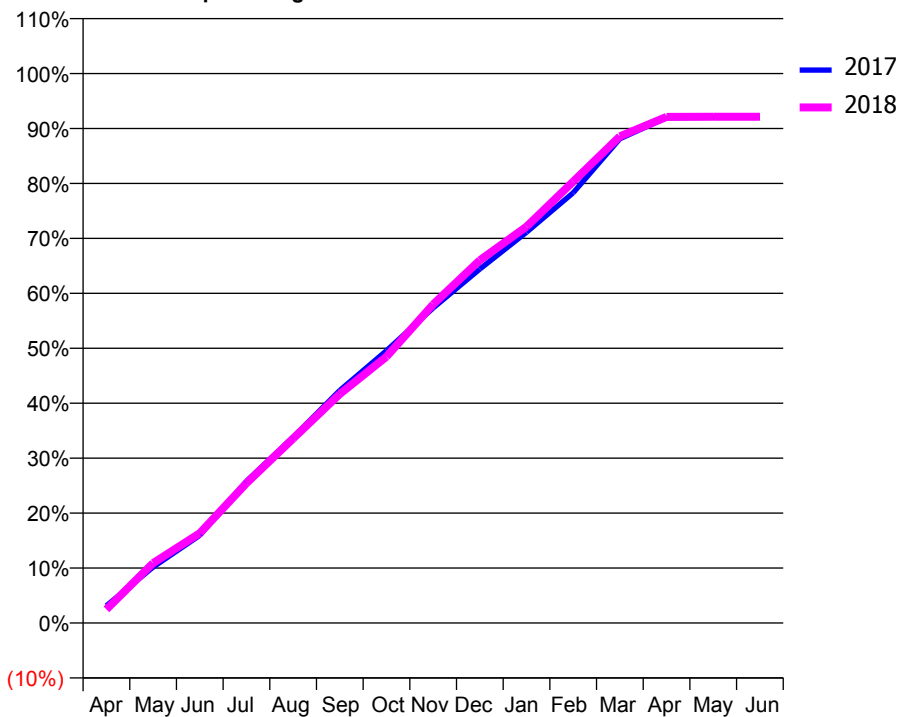
ACCESS*

Patients seen in 24 months	Total	Change since previous quarter
Quarter ending March 2017	9,479	
Quarter ending June 2017	9,437	→
Quarter ending September 2017	9,452	→
Quarter ending December 2017	9,448	→
Quarter ending March 2018	9,376	→
Variance since March 2017	(1.1%)	↓



ACTIVITY

Cumulative percentage of contracted UDA delivered 2017 & 2018



Month	Adjusted Scheduled Activity (UDA)	
	2017	2018
April	853	645
May	2,762	2,836
June	4,335	4,246
July	7,008	6,617
August	9,183	8,732
September	11,502	10,836
October	13,462	12,603
November	15,574	15,074
December	17,494	17,167
January	19,315	18,753
February	21,266	20,887
March	23,937	23,023
April	24,978	23,947
May	24,997	23,952
June	25,000	23,954

QUALITY

	Quantity	Base Number	Contract	AT	Region	England
% of FP17s for the same patient ID Re-attending within 3 months - Children	223	3,318	6.7%	10.0%	11.6%	11.9%
% of FP17s for the same patient ID Re-attending within 3 months - Adults	988	8,321	11.9%	15.0%	15.4%	16.0%
% of FP17s for the same patient ID Re-attending between 3 & 9 months - Children	1,607	3,318	48.4%	51.9%	59.4%	58.3%
% of FP17s for the same patient ID Re-attending between 3 & 9 months - Adults	3,545	8,321	42.6%	47.0%	51.3%	50.3%
% of FP17s for Band 1 Urgent Courses	450	11,490	3.9%	8.0%	8.0%	9.1%
% of FP17s Relating to Free Repair or Replacements	50	11,490	0.4%	0.7%	0.8%	0.8%
% of FP17s Relating to Continuations	209	11,490	1.8%	0.9%	1.0%	1.0%
% of Patients satisfied with the dentistry they have received	5	6	N/A	92.0%	91.7%	91.5%
% of Patients satisfied with the time they had to wait for an appointment	6	6	N/A	90.1%	88.3%	87.9%

* This is based on patients treated on this contract for their most recent course of treatment. Figures in italics indicate the base number of FP17s or Patient Questionnaire responses are less than 100. N/A is shown where the base number of responses is less than 10 during the period. % is calculated as Quantity/Base number*100

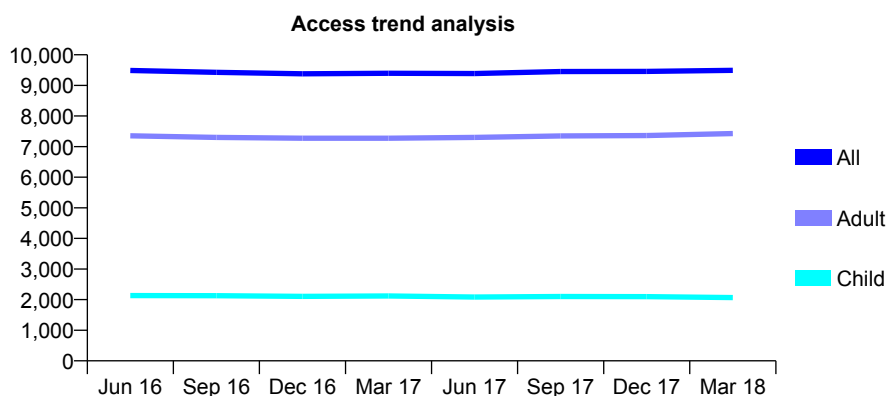
Q54 - Vital Signs At a Glance Contract Report for 101370/0111 - Year end March 2018

Name or company name	Petrie Tucker & Partners Ltd
Contract type name	GDS Contract
Purpose of contract	General
Contract start date	01/01/2009
Contract end date	

17/18 Contracted general activity (UDA)	29,024
Carry forward general activity (UDA)	0
17/18 Contracted orthodontic activity (UOA)	0
Carry forward orthodontic activity (UOA)	0
Baseline contract value	£695,850.95

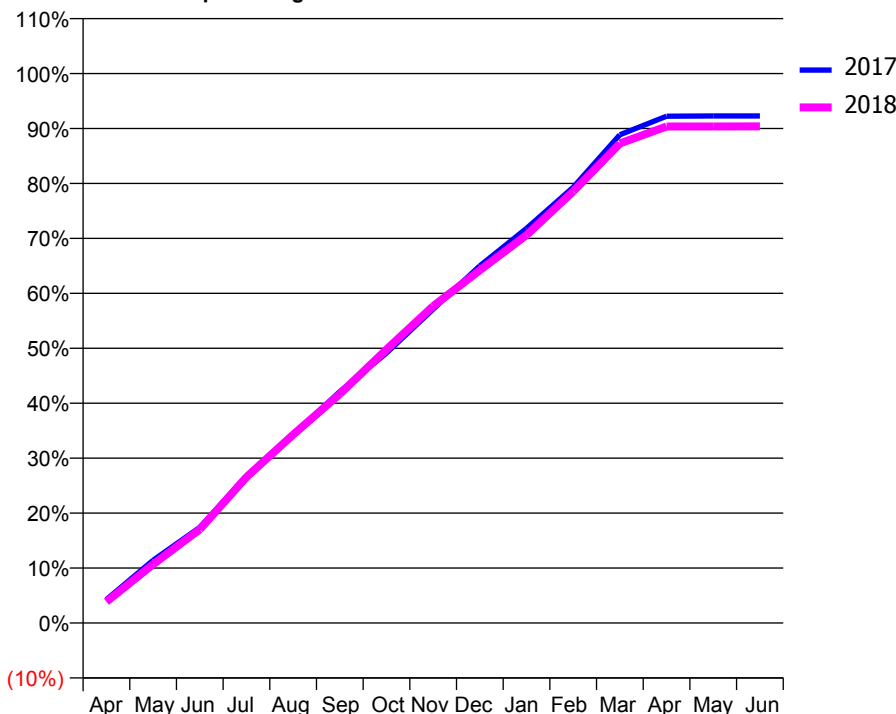
ACCESS*

Patients seen in 24 months	Total	Change since previous quarter
Quarter ending March 2017	9,395	
Quarter ending June 2017	9,388	→
Quarter ending September 2017	9,451	→
Quarter ending December 2017	9,456	→
Quarter ending March 2018	9,494	→
Variance since March 2017	1.1%	→



ACTIVITY

Cumulative percentage of contracted UDA delivered 2017 & 2018



Adjusted Scheduled Activity (UDA)

Month	2017	2018
April	1,240	1,122
May	3,315	3,101
June	5,054	4,949
July	7,739	7,706
August	9,931	9,946
September	12,225	12,094
October	14,257	14,448
November	16,578	16,738
December	18,865	18,635
January	20,842	20,489
February	23,016	22,797
March	25,787	25,334
April	26,769	26,224
May	26,783	26,228
June	26,783	26,231

QUALITY

	Quantity	Base Number	Contract	AT	Region	England
% of FP17s for the same patient ID Re-attending within 3 months - Children	180	3,244	5.5%	10.0%	11.6%	11.9%
% of FP17s for the same patient ID Re-attending within 3 months - Adults	1,281	10,708	12.0%	15.0%	15.4%	16.0%
% of FP17s for the same patient ID Re-attending between 3 & 9 months - Children	2,054	3,244	63.3%	51.9%	59.4%	58.3%
% of FP17s for the same patient ID Re-attending between 3 & 9 months - Adults	6,196	10,708	57.9%	47.0%	51.3%	50.3%
% of FP17s for Band 1 Urgent Courses	636	13,949	4.6%	8.0%	8.0%	9.1%
% of FP17s Relating to Free Repair or Replacements	95	13,949	0.7%	0.7%	0.8%	0.8%
% of FP17s Relating to Continuations	389	13,949	2.8%	0.9%	1.0%	1.0%
% of Patients satisfied with the dentistry they have received	9	12	75.0%	92.0%	91.7%	91.5%
% of Patients satisfied with the time they had to wait for an appointment	10	12	83.3%	90.1%	88.3%	87.9%

* This is based on patients treated on this contract for their most recent course of treatment. Figures in italics indicate the base number of FP17s or Patient Questionnaire responses are less than 100. N/A is shown where the base number of responses is less than 10 during the period. % is calculated as Quantity/Base number*100

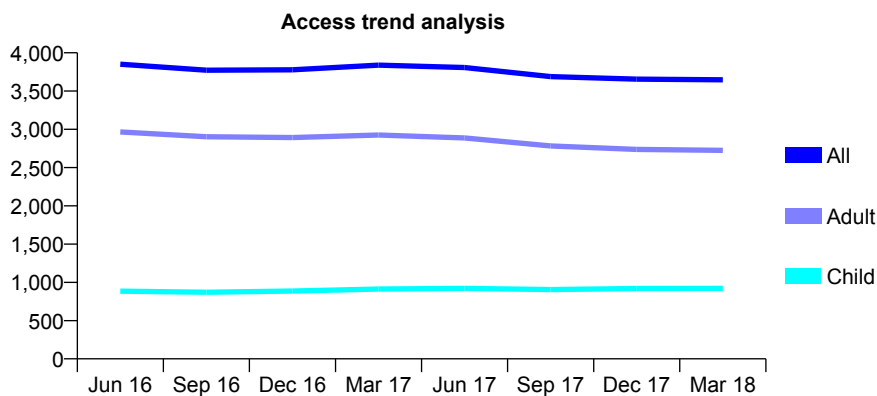
Q54 - Vital Signs At a Glance Contract Report for 102032/0001 - Year end March 2018

Name or company name	Sutton Dental Care
Contract type name	GDS Contract
Purpose of contract	General
Contract start date	01/04/2006
Contract end date	

17/18 Contracted general activity (UDA)	7,800
Carry forward general activity (UDA)	50
17/18 Contracted orthodontic activity (UOA)	0
Carry forward orthodontic activity (UOA)	0
Baseline contract value	£263,351.92

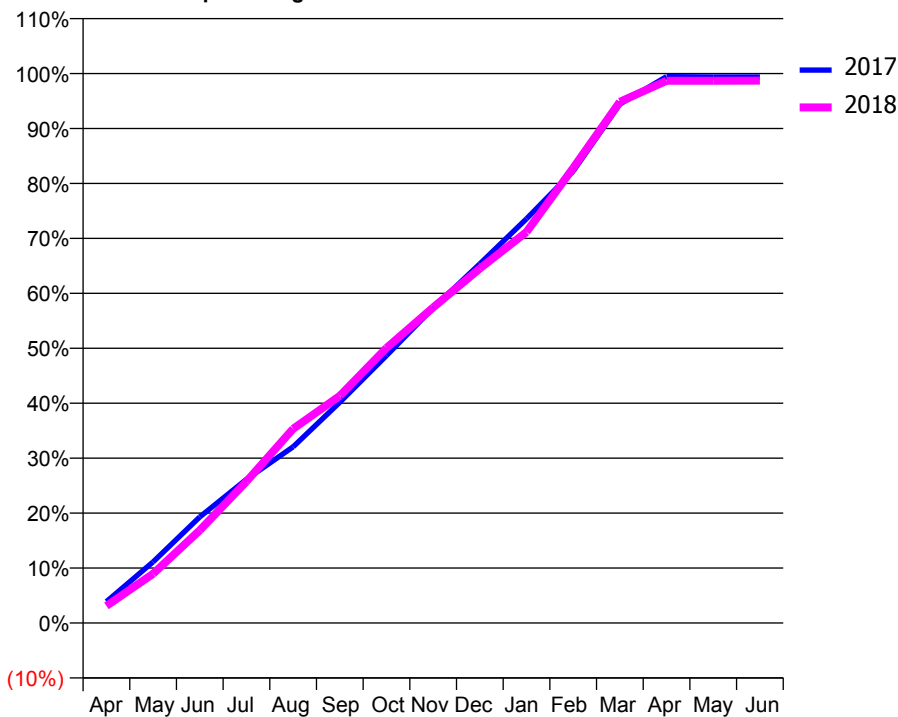
ACCESS*

Patients seen in 24 months	Total	Change since previous quarter
Quarter ending March 2017	3,838	
Quarter ending June 2017	3,808	→
Quarter ending September 2017	3,689	↓
Quarter ending December 2017	3,656	→
Quarter ending March 2018	3,647	→
Variance since March 2017	(5.0%)	↓



ACTIVITY

Cumulative percentage of contracted UDA delivered 2017 & 2018



Month	Adjusted Scheduled Activity (UDA)	
	2017	2018
April	304	244
May	868	699
June	1,505	1,317
July	2,040	2,010
August	2,501	2,757
September	3,134	3,224
October	3,797	3,903
November	4,472	4,479
December	5,097	5,032
January	5,738	5,551
February	6,414	6,459
March	7,365	7,398
April	7,755	7,696
May	7,751	7,696
June	7,750	7,699

QUALITY

	Quantity	Base Number	Contract	AT	Region	England
% of FP17s for the same patient ID Re-attending within 3 months - Children	96	1,446	6.6%	10.0%	11.6%	11.9%
% of FP17s for the same patient ID Re-attending within 3 months - Adults	596	4,151	14.4%	15.0%	15.4%	16.0%
% of FP17s for the same patient ID Re-attending between 3 & 9 months - Children	974	1,446	67.4%	51.9%	59.4%	58.3%
% of FP17s for the same patient ID Re-attending between 3 & 9 months - Adults	2,735	4,151	65.9%	47.0%	51.3%	50.3%
% of FP17s for Band 1 Urgent Courses	377	4,653	8.1%	8.0%	8.0%	9.1%
% of FP17s Relating to Free Repair or Replacements	33	4,653	0.7%	0.7%	0.8%	0.8%
% of FP17s Relating to Continuations	10	4,653	0.2%	0.9%	1.0%	1.0%
% of Patients satisfied with the dentistry they have received	6	6	N/A	92.0%	91.7%	91.5%
% of Patients satisfied with the time they had to wait for an appointment	6	6	N/A	90.1%	88.3%	87.9%

* This is based on patients treated on this contract for their most recent course of treatment. Figures in italics indicate the base number of FP17s or Patient Questionnaire responses are less than 100. N/A is shown where the base number of responses is less than 10 during the period. % is calculated as Quantity/Base number*100

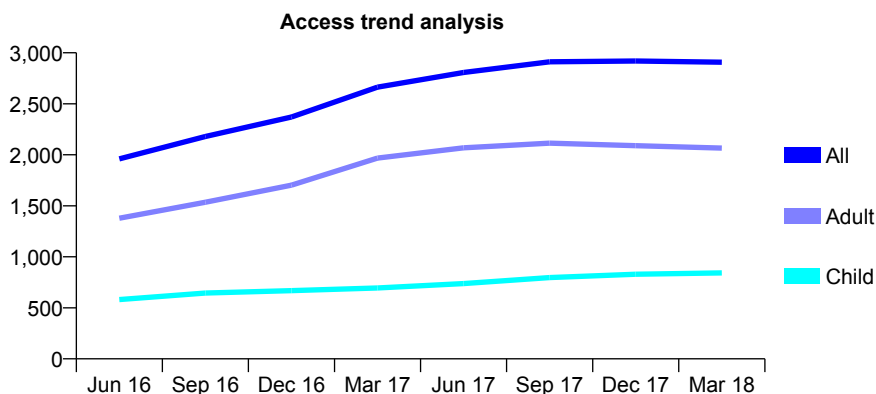
Q54 - Vital Signs At a Glance Contract Report for 104264/0001 - Year end March 2018

Name or company name	High Street Dental Practice
Contract type name	GDS Contract
Purpose of contract	General
Contract start date	01/09/2015
Contract end date	

17/18 Contracted general activity (UDA)	8,128
Carry forward general activity (UDA)	-115
17/18 Contracted orthodontic activity (UOA)	0
Carry forward orthodontic activity (UOA)	0
Baseline contract value	£194,372.04

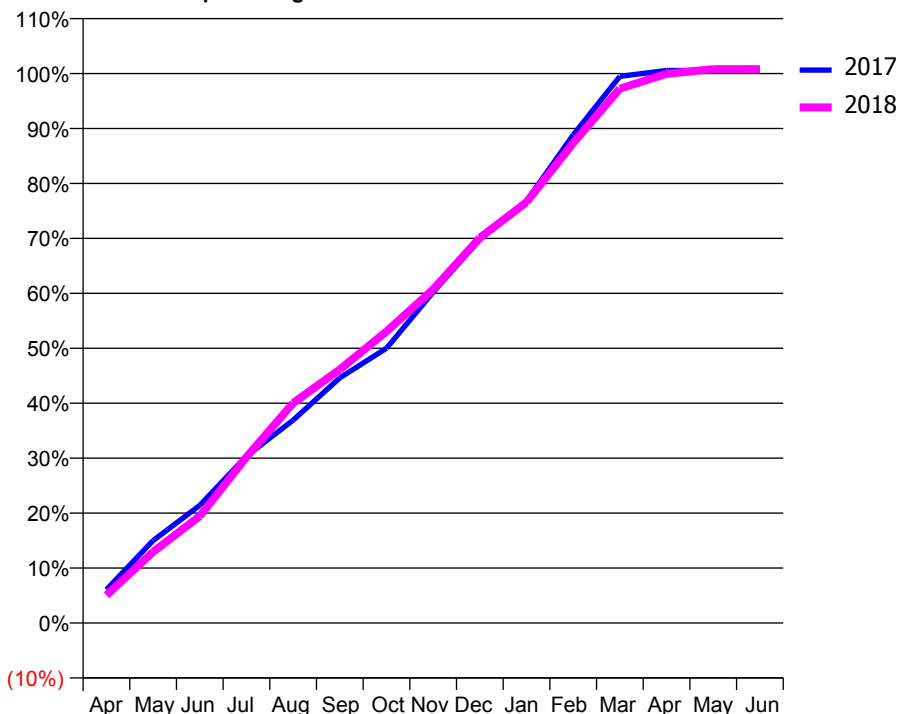
ACCESS*

Patients seen in 24 months	Total	Change since previous quarter
Quarter ending March 2017	2,663	
Quarter ending June 2017	2,807	↑
Quarter ending September 2017	2,912	↑
Quarter ending December 2017	2,920	→
Quarter ending March 2018	2,908	→
Variance since March 2017	9.2%	↑



ACTIVITY

Cumulative percentage of contracted UDA delivered 2017 & 2018



Month	Adjusted Scheduled Activity (UDA)	
	2017	2018
April	495	411
May	1,219	1,053
June	1,740	1,581
July	2,468	2,456
August	3,001	3,254
September	3,625	3,751
October	4,064	4,314
November	4,894	4,936
December	5,674	5,697
January	6,241	6,225
February	7,221	7,100
March	8,086	7,904
April	8,173	8,124
May	8,172	8,193
June	8,178	8,193

QUALITY

	Quantity	Base Number	Contract	AT	Region	England
% of FP17s for the same patient ID Re-attending within 3 months - Children	45	1,152	3.9%	10.0%	11.6%	11.9%
% of FP17s for the same patient ID Re-attending within 3 months - Adults	218	2,175	10.0%	15.0%	15.4%	16.0%
% of FP17s for the same patient ID Re-attending between 3 & 9 months - Children	601	1,152	52.2%	51.9%	59.4%	58.3%
% of FP17s for the same patient ID Re-attending between 3 & 9 months - Adults	949	2,175	43.6%	47.0%	51.3%	50.3%
% of FP17s for Band 1 Urgent Courses	281	3,410	8.2%	8.0%	8.0%	9.1%
% of FP17s Relating to Free Repair or Replacements	13	3,410	0.4%	0.7%	0.8%	0.8%
% of FP17s Relating to Continuations	25	3,410	0.7%	0.9%	1.0%	1.0%
% of Patients satisfied with the dentistry they have received	1	1	N/A	92.0%	91.7%	91.5%
% of Patients satisfied with the time they had to wait for an appointment	1	1	N/A	90.1%	88.3%	87.9%

* This is based on patients treated on this contract for their most recent course of treatment. Figures in italics indicate the base number of FP17s or Patient Questionnaire responses are less than 100. N/A is shown where the base number of responses is less than 10 during the period. % is calculated as Quantity/Base number*100

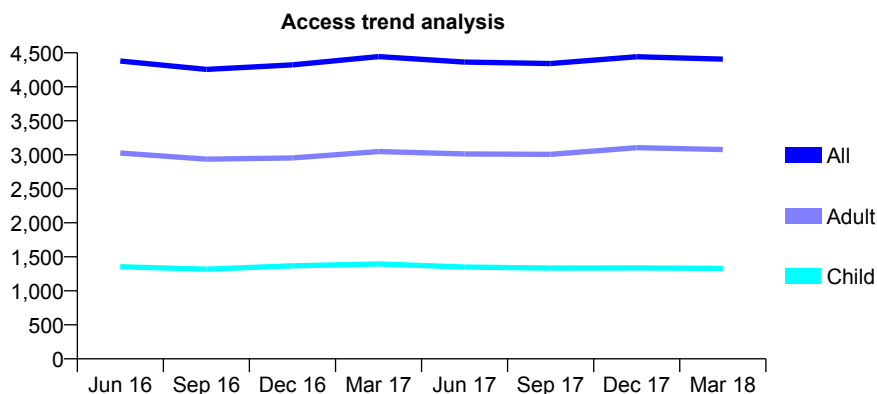
Q54 - Vital Signs At a Glance Contract Report for 106623/0001 - Year end March 2018

Name or company name	Rookery Road Dental
Contract type name	GDS Contract
Purpose of contract	General
Contract start date	01/06/2011
Contract end date	

17/18 Contracted general activity (UDA)	16,436
Carry forward general activity (UDA)	-74
17/18 Contracted orthodontic activity (UOA)	0
Carry forward orthodontic activity (UOA)	0
Baseline contract value	£412,712.80

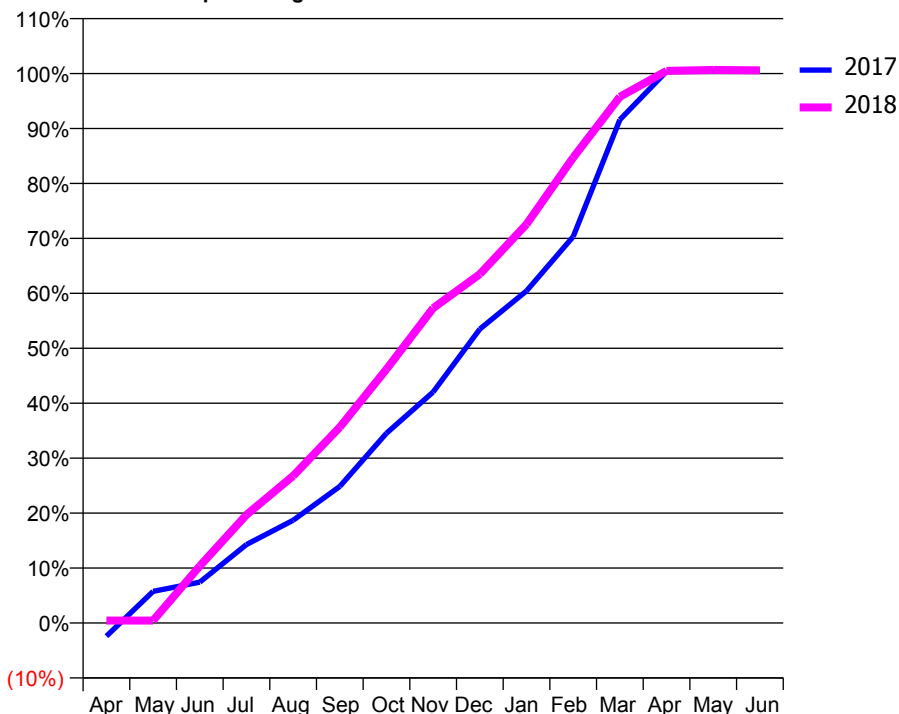
ACCESS*

Patients seen in 24 months	Total	Change since previous quarter
Quarter ending March 2017	4,445	
Quarter ending June 2017	4,363	↓
Quarter ending September 2017	4,342	→
Quarter ending December 2017	4,442	↑
Quarter ending March 2018	4,407	→
Variance since March 2017	(0.9%)	→



ACTIVITY

Cumulative percentage of contracted UDA delivered 2017 & 2018



Month	Adjusted Scheduled Activity (UDA)	
	2017	2018
April	-399	74
May	948	74
June	1,224	1,705
July	2,348	3,235
August	3,074	4,402
September	4,084	5,856
October	5,679	7,592
November	6,910	9,418
December	8,794	10,437
January	9,935	11,928
February	11,556	13,922
March	15,055	15,742
April	16,497	16,514
May	16,510	16,541
June	16,510	16,529

QUALITY

	Quantity	Base Number	Contract	AT	Region	England
% of FP17s for the same patient ID Re-attending within 3 months - Children	60	1,149	5.2%	10.0%	11.6%	11.9%
% of FP17s for the same patient ID Re-attending within 3 months - Adults	332	2,749	12.1%	15.0%	15.4%	16.0%
% of FP17s for the same patient ID Re-attending between 3 & 9 months - Children	247	1,149	21.5%	51.9%	59.4%	58.3%
% of FP17s for the same patient ID Re-attending between 3 & 9 months - Adults	587	2,749	21.4%	47.0%	51.3%	50.3%
% of FP17s for Band 1 Urgent Courses	417	3,856	10.8%	8.0%	8.0%	9.1%
% of FP17s Relating to Free Repair or Replacements	21	3,856	0.5%	0.7%	0.8%	0.8%
% of FP17s Relating to Continuations	4	3,856	0.1%	0.9%	1.0%	1.0%
% of Patients satisfied with the dentistry they have received	2	2	N/A	92.0%	91.7%	91.5%
% of Patients satisfied with the time they had to wait for an appointment	2	2	N/A	90.1%	88.3%	87.9%

* This is based on patients treated on this contract for their most recent course of treatment. Figures in italics indicate the base number of FP17s or Patient Questionnaire responses are less than 100. N/A is shown where the base number of responses is less than 10 during the period. % is calculated as Quantity/Base number*100

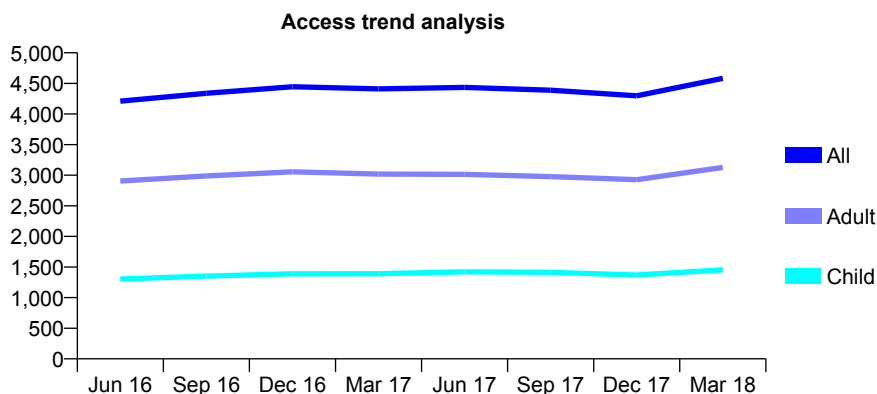
Q54 - Vital Signs At a Glance Contract Report for 106860/0001 - Year end March 2018

Name or company name	Smile Stylist Ltd
Contract type name	PDS Plus Contract
Purpose of contract	General
Contract start date	01/09/2010
Contract end date	31/10/2020

17/18 Contracted general activity (UDA)	12,000
Carry forward general activity (UDA)	4
17/18 Contracted orthodontic activity (UOA)	0
Carry forward orthodontic activity (UOA)	0
Baseline contract value	£219,308.18

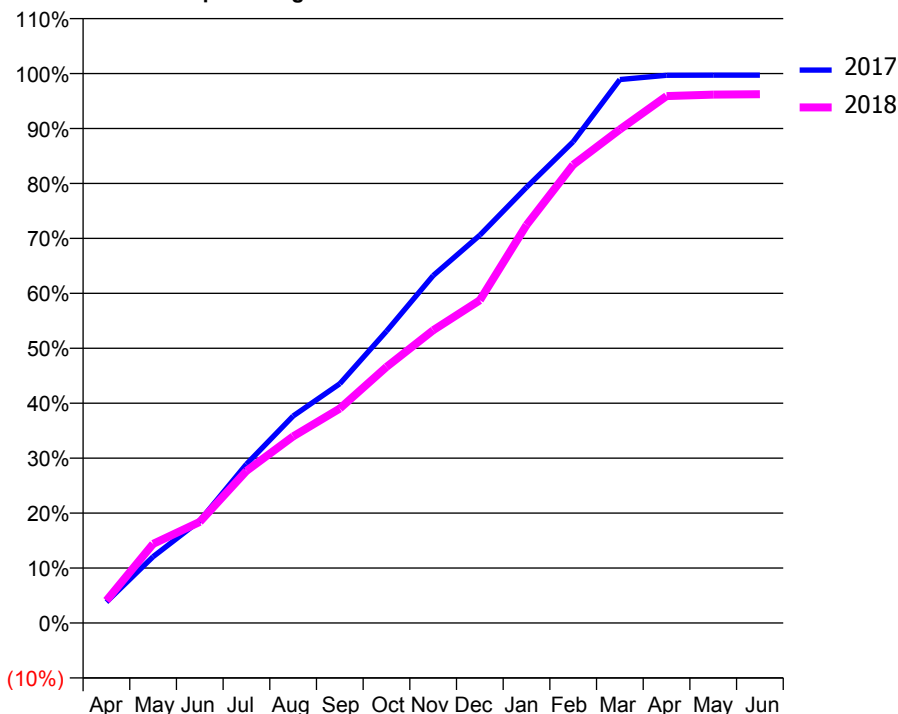
ACCESS*

Patients seen in 24 months	Total	Change since previous quarter
Quarter ending March 2017	4,410	
Quarter ending June 2017	4,435	→
Quarter ending September 2017	4,389	↓
Quarter ending December 2017	4,298	↓
Quarter ending March 2018	4,582	↑
Variance since March 2017	3.9%	↑



ACTIVITY

Cumulative percentage of contracted UDA delivered 2017 & 2018



Month	Adjusted Scheduled Activity (UDA)	
	2017	2018
April	458	492
May	1,449	1,729
June	2,234	2,210
July	3,470	3,321
August	4,521	4,077
September	5,227	4,685
October	6,374	5,592
November	7,587	6,394
December	8,471	7,049
January	9,516	8,690
February	10,511	10,006
March	11,869	10,779
April	11,960	11,508
May	11,963	11,538
June	11,964	11,548

QUALITY

	Quantity	Base Number	Contract	AT	Region	England
% of FP17s for the same patient ID Re-attending within 3 months - Children	102	1,508	6.8%	10.0%	11.6%	11.9%
% of FP17s for the same patient ID Re-attending within 3 months - Adults	536	3,310	16.2%	15.0%	15.4%	16.0%
% of FP17s for the same patient ID Re-attending between 3 & 9 months - Children	635	1,508	42.1%	51.9%	59.4%	58.3%
% of FP17s for the same patient ID Re-attending between 3 & 9 months - Adults	1,244	3,310	37.6%	47.0%	51.3%	50.3%
% of FP17s for Band 1 Urgent Courses	909	5,075	17.9%	8.0%	8.0%	9.1%
% of FP17s Relating to Free Repair or Replacements	12	5,075	0.2%	0.7%	0.8%	0.8%
% of FP17s Relating to Continuations	7	5,075	0.1%	0.9%	1.0%	1.0%
% of Patients satisfied with the dentistry they have received	0	0	N/A	92.0%	91.7%	91.5%
% of Patients satisfied with the time they had to wait for an appointment	0	0	N/A	90.1%	88.3%	87.9%

* This is based on patients treated on this contract for their most recent course of treatment. Figures in italics indicate the base number of FP17s or Patient Questionnaire responses are less than 100. N/A is shown where the base number of responses is less than 10 during the period. % is calculated as Quantity/Base number*100

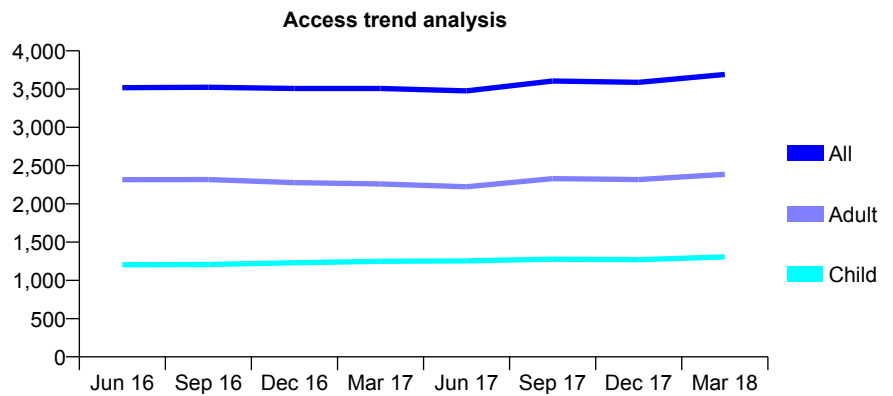
Q54 - Vital Signs At a Glance Contract Report for 106860/0002 - Year end March 2018

Name or company name	Smile Stylist Ltd
Contract type name	PDS Plus Contract
Purpose of contract	General
Contract start date	30/09/2010
Contract end date	31/10/2020

17/18 Contracted general activity (UDA)	12,000
Carry forward general activity (UDA)	273
17/18 Contracted orthodontic activity (UOA)	0
Carry forward orthodontic activity (UOA)	0
Baseline contract value	£219,308.18

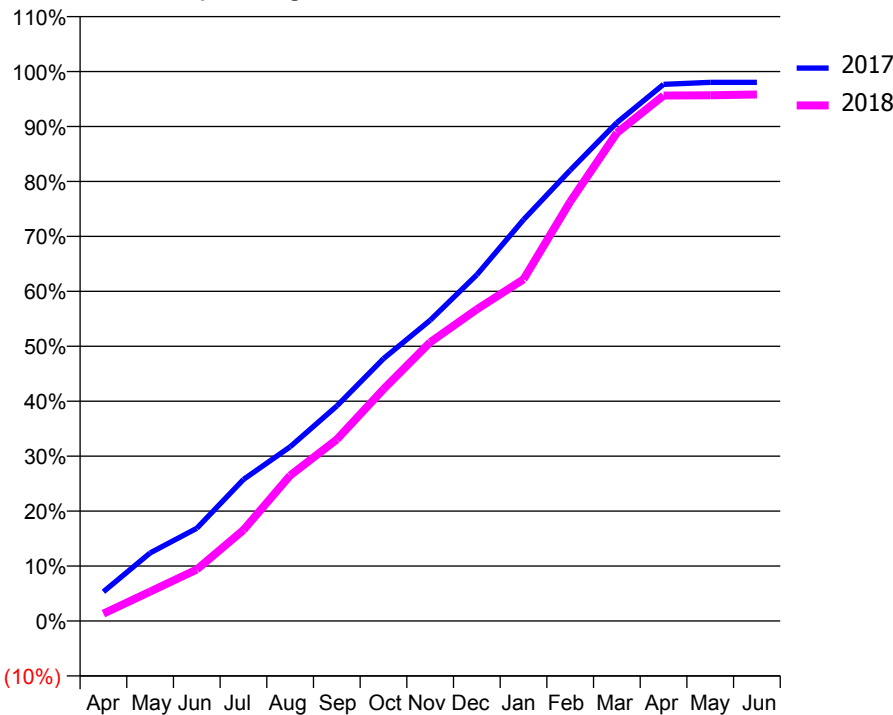
ACCESS*

Patients seen in 24 months	Total	Change since previous quarter
Quarter ending March 2017	3,508	
Quarter ending June 2017	3,477	→
Quarter ending September 2017	3,605	↑
Quarter ending December 2017	3,587	→
Quarter ending March 2018	3,691	↑
Variance since March 2017	5.2%	↑



ACTIVITY

Cumulative percentage of contracted UDA delivered 2017 & 2018



Month	Adjusted Scheduled Activity (UDA)	
	2017	2018
April	639	163
May	1,486	642
June	2,027	1,126
July	3,091	1,987
August	3,804	3,179
September	4,695	3,964
October	5,729	5,063
November	6,569	6,086
December	7,560	6,808
January	8,762	7,462
February	9,845	9,158
March	10,884	10,658
April	11,720	11,474
May	11,762	11,481
June	11,762	11,499

QUALITY

	Quantity	Base Number	Contract	AT	Region	England
% of FP17s for the same patient ID Re-attending within 3 months - Children	105	1,459	7.2%	10.0%	11.6%	11.9%
% of FP17s for the same patient ID Re-attending within 3 months - Adults	389	2,467	15.8%	15.0%	15.4%	16.0%
% of FP17s for the same patient ID Re-attending between 3 & 9 months - Children	545	1,459	37.4%	51.9%	59.4%	58.3%
% of FP17s for the same patient ID Re-attending between 3 & 9 months - Adults	687	2,467	27.8%	47.0%	51.3%	50.3%
% of FP17s for Band 1 Urgent Courses	450	3,901	11.5%	8.0%	8.0%	9.1%
% of FP17s Relating to Free Repair or Replacements	7	3,901	0.2%	0.7%	0.8%	0.8%
% of FP17s Relating to Continuations	29	3,901	0.7%	0.9%	1.0%	1.0%
% of Patients satisfied with the dentistry they have received	1	1	N/A	92.0%	91.7%	91.5%
% of Patients satisfied with the time they had to wait for an appointment	1	1	N/A	90.1%	88.3%	87.9%

* This is based on patients treated on this contract for their most recent course of treatment. Figures in italics indicate the base number of FP17s or Patient Questionnaire responses are less than 100. N/A is shown where the base number of responses is less than 10 during the period. % is calculated as Quantity/Base number*100

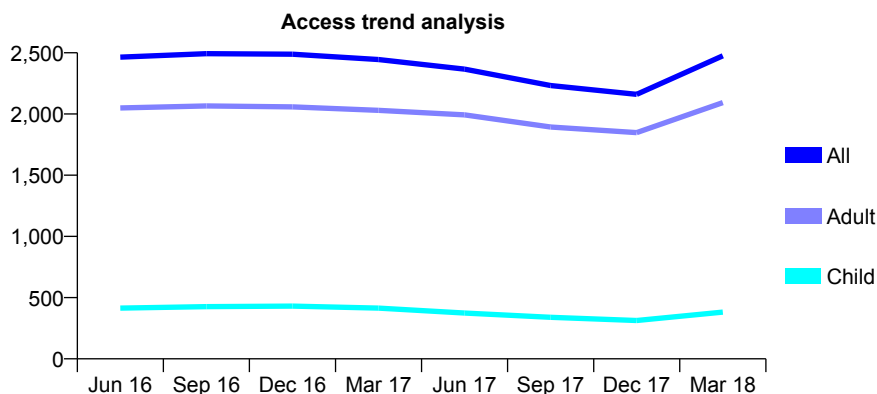
Q54 - Vital Signs At a Glance Contract Report for 107409/0001 - Year end March 2018

Name or company name	Mr Sukhbir Singh & Mr David George Pearse
Contract type name	GDS Contract
Purpose of contract	General
Contract start date	01/12/2011
Contract end date	

17/18 Contracted general activity (UDA)	7,087
Carry forward general activity (UDA)	-116
17/18 Contracted orthodontic activity (UOA)	0
Carry forward orthodontic activity (UOA)	0
Baseline contract value	£153,525.74

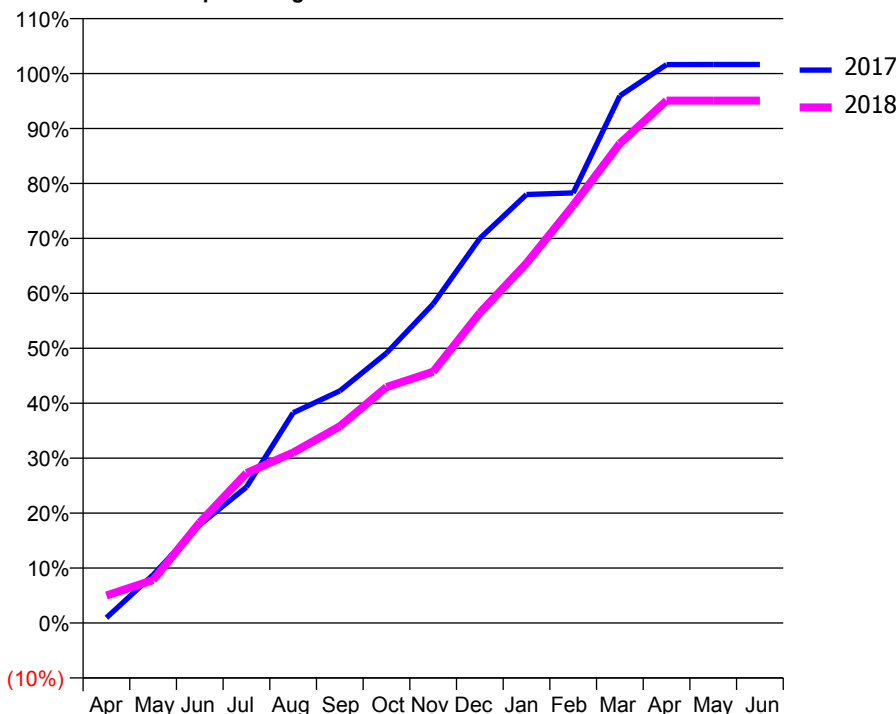
ACCESS*

Patients seen in 24 months	Total	Change since previous quarter
Quarter ending March 2017	2,445	
Quarter ending June 2017	2,367	↓
Quarter ending September 2017	2,233	↓
Quarter ending December 2017	2,161	↓
Quarter ending March 2018	2,475	↑
Variance since March 2017	1.2%	→



ACTIVITY

Cumulative percentage of contracted UDA delivered 2017 & 2018



Adjusted Scheduled Activity (UDA)

Month	2017	2018
April	68	355
May	621	554
June	1,266	1,297
July	1,753	1,934
August	2,711	2,199
September	2,993	2,538
October	3,482	3,044
November	4,115	3,241
December	4,961	4,001
January	5,526	4,641
February	5,547	5,388
March	6,799	6,186
April	7,202	6,737
May	7,203	6,737
June	7,203	6,737

QUALITY

	Quantity	Base Number	Contract	AT	Region	England
% of FP17s for the same patient ID Re-attending within 3 months - Children	17	450	3.8%	10.0%	11.6%	11.9%
% of FP17s for the same patient ID Re-attending within 3 months - Adults	225	2,401	9.4%	15.0%	15.4%	16.0%
% of FP17s for the same patient ID Re-attending between 3 & 9 months - Children	161	450	35.8%	51.9%	59.4%	58.3%
% of FP17s for the same patient ID Re-attending between 3 & 9 months - Adults	984	2,401	41.0%	47.0%	51.3%	50.3%
% of FP17s for Band 1 Urgent Courses	76	2,925	2.6%	8.0%	8.0%	9.1%
% of FP17s Relating to Free Repair or Replacements	7	2,925	0.2%	0.7%	0.8%	0.8%
% of FP17s Relating to Continuations	68	2,925	2.3%	0.9%	1.0%	1.0%
% of Patients satisfied with the dentistry they have received	3	3	N/A	92.0%	91.7%	91.5%
% of Patients satisfied with the time they had to wait for an appointment	3	3	N/A	90.1%	88.3%	87.9%

* This is based on patients treated on this contract for their most recent course of treatment. Figures in italics indicate the base number of FP17s or Patient Questionnaire responses are less than 100. N/A is shown where the base number of responses is less than 10 during the period. % is calculated as Quantity/Base number*100

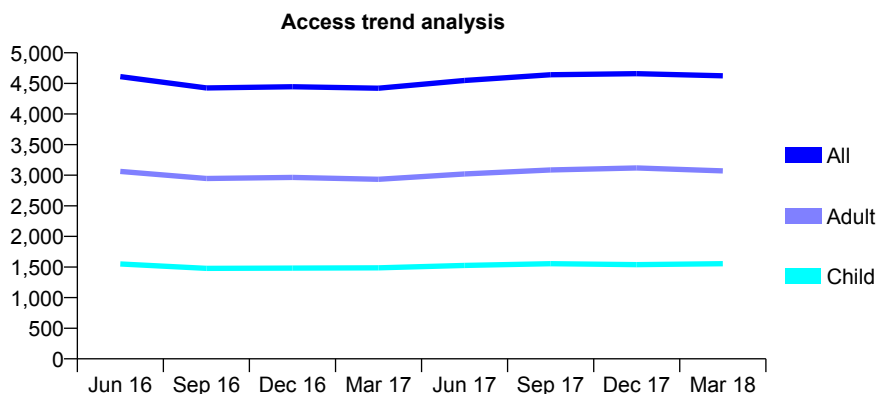
Q54 - Vital Signs At a Glance Contract Report for 108162/0001 - Year end March 2018

Name or company name	Gupta & Gupta
Contract type name	GDS Contract
Purpose of contract	General and Orthodontic
Contract start date	01/04/2006
Contract end date	

17/18 Contracted general activity (UDA)	16,327
Carry forward general activity (UDA)	0
17/18 Contracted orthodontic activity (UOA)	337
Carry forward orthodontic activity (UOA)	0
Baseline contract value	£390,818.13

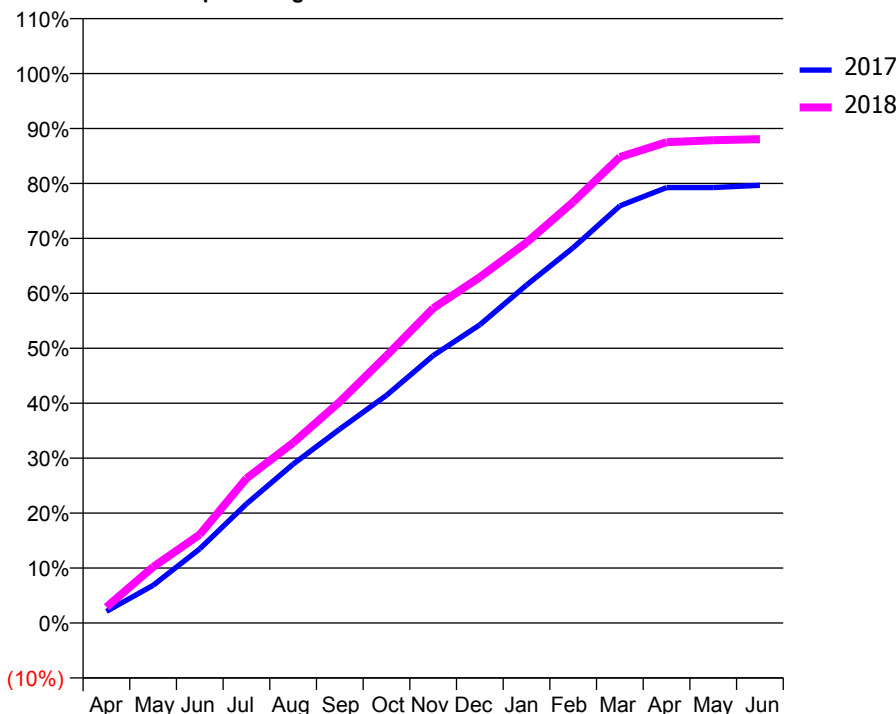
ACCESS*

Patients seen in 24 months	Total	Change since previous quarter
Quarter ending March 2017	4,421	
Quarter ending June 2017	4,547	↑
Quarter ending September 2017	4,642	↑
Quarter ending December 2017	4,659	→
Quarter ending March 2018	4,624	→
Variance since March 2017	4.6%	↑



ACTIVITY

Cumulative percentage of contracted UDA delivered 2017 & 2018



Adjusted Scheduled Activity (UDA)

Month	2017	2018
April	345	473
May	1,119	1,666
June	2,203	2,628
July	3,542	4,298
August	4,721	5,353
September	5,762	6,573
October	6,764	7,941
November	7,947	9,353
December	8,861	10,275
January	10,041	11,307
February	11,152	12,509
March	12,397	13,844
April	12,936	14,286
May	12,938	14,343
June	13,006	14,375

QUALITY

	Quantity	Base Number	Contract	AT	Region	England
% of FP17s for the same patient ID Re-attending within 3 months - Children	265	2,544	10.4%	10.0%	11.6%	11.9%
% of FP17s for the same patient ID Re-attending within 3 months - Adults	724	4,343	16.7%	15.0%	15.4%	16.0%
% of FP17s for the same patient ID Re-attending between 3 & 9 months - Children	1,527	2,544	60.0%	51.9%	59.4%	58.3%
% of FP17s for the same patient ID Re-attending between 3 & 9 months - Adults	2,315	4,343	53.3%	47.0%	51.3%	50.3%
% of FP17s for Band 1 Urgent Courses	369	6,773	5.4%	8.0%	8.0%	9.1%
% of FP17s Relating to Free Repair or Replacements	27	6,773	0.4%	0.7%	0.8%	0.8%
% of FP17s Relating to Continuations	26	6,773	0.4%	0.9%	1.0%	1.0%
% of Patients satisfied with the dentistry they have received	1	1	N/A	92.0%	91.7%	91.5%
% of Patients satisfied with the time they had to wait for an appointment	1	1	N/A	90.1%	88.3%	87.9%

* This is based on patients treated on this contract for their most recent course of treatment. Figures in italics indicate the base number of FP17s or Patient Questionnaire responses are less than 100. N/A is shown where the base number of responses is less than 10 during the period. % is calculated as Quantity/Base number*100

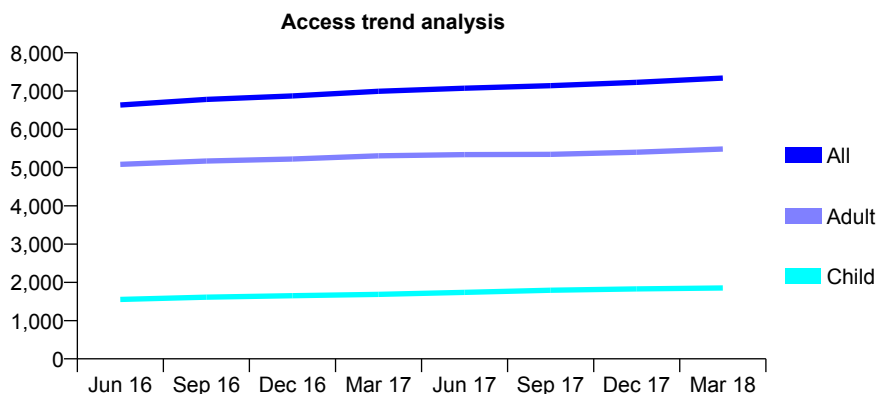
Q54 - Vital Signs At a Glance Contract Report for 109096/0001 - Year end March 2018

Name or company name	Cottams Dental Practice
Contract type name	GDS Contract
Purpose of contract	General
Contract start date	01/04/2012
Contract end date	

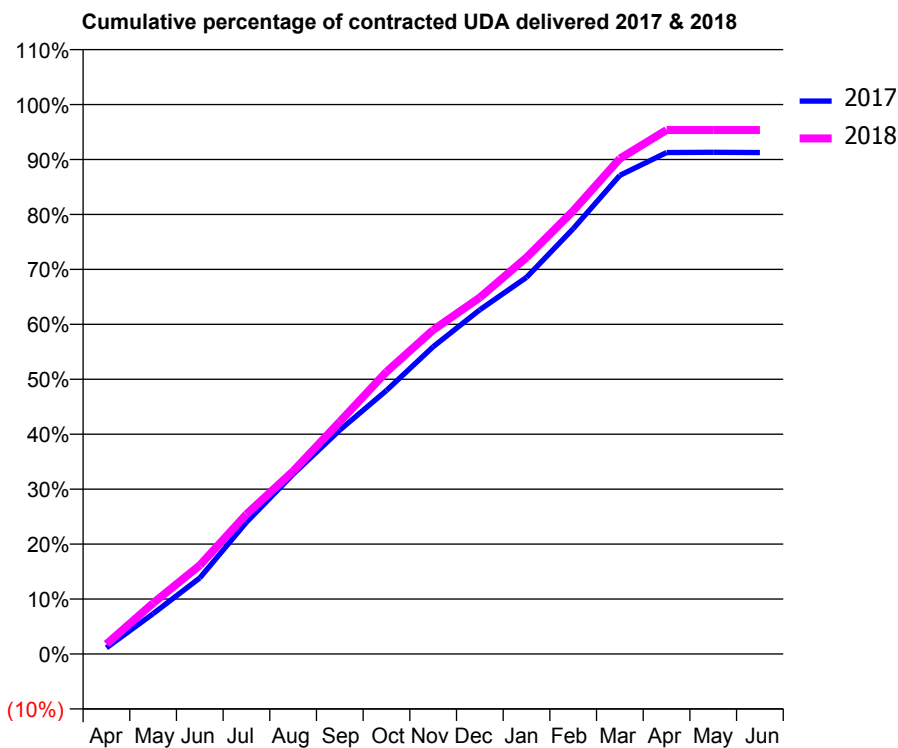
17/18 Contracted general activity (UDA)	19,422
Carry forward general activity (UDA)	250
17/18 Contracted orthodontic activity (UOA)	0
Carry forward orthodontic activity (UOA)	0
Baseline contract value	£414,179.99

ACCESS*

Patients seen in 24 months	Total	Change since previous quarter
Quarter ending March 2017	6,994	
Quarter ending June 2017	7,074	→
Quarter ending September 2017	7,140	→
Quarter ending December 2017	7,229	→
Quarter ending March 2018	7,340	→
Variance since March 2017	4.9%	↑



ACTIVITY



Month	Adjusted Scheduled Activity (UDA)	
	2017	2018
April	221	352
May	1,426	1,798
June	2,689	3,139
July	4,660	4,940
August	6,358	6,464
September	7,917	8,211
October	9,316	9,974
November	10,861	11,453
December	12,169	12,601
January	13,310	14,016
February	15,033	15,664
March	16,916	17,510
April	17,726	18,522
May	17,731	18,520
June	17,721	18,521

QUALITY

	Quantity	Base Number	Contract	AT	Region	England
% of FP17s for the same patient ID Re-attending within 3 months - Children	172	2,574	6.7%	10.0%	11.6%	11.9%
% of FP17s for the same patient ID Re-attending within 3 months - Adults	805	7,035	11.4%	15.0%	15.4%	16.0%
% of FP17s for the same patient ID Re-attending between 3 & 9 months - Children	1,512	2,574	58.7%	51.9%	59.4%	58.3%
% of FP17s for the same patient ID Re-attending between 3 & 9 months - Adults	3,892	7,035	55.3%	47.0%	51.3%	50.3%
% of FP17s for Band 1 Urgent Courses	709	9,668	7.3%	8.0%	8.0%	9.1%
% of FP17s Relating to Free Repair or Replacements	73	9,668	0.8%	0.7%	0.8%	0.8%
% of FP17s Relating to Continuations	48	9,668	0.5%	0.9%	1.0%	1.0%
% of Patients satisfied with the dentistry they have received	2	2	N/A	92.0%	91.7%	91.5%
% of Patients satisfied with the time they had to wait for an appointment	2	2	N/A	90.1%	88.3%	87.9%

* This is based on patients treated on this contract for their most recent course of treatment. Figures in italics indicate the base number of FP17s or Patient Questionnaire responses are less than 100. N/A is shown where the base number of responses is less than 10 during the period. % is calculated as Quantity/Base number*100

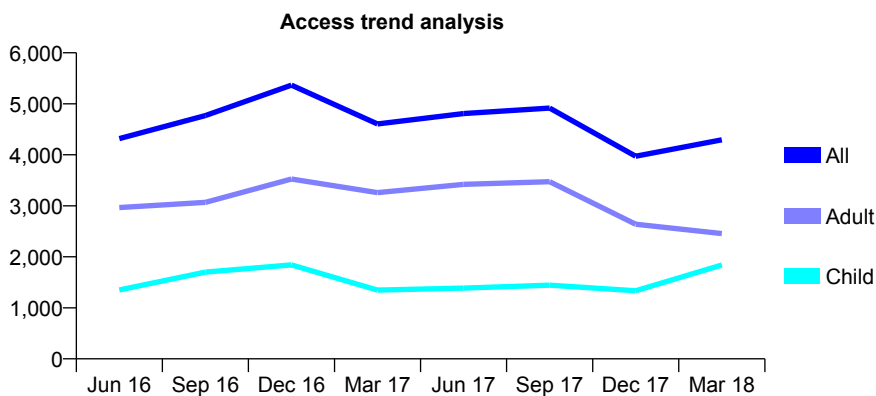
Q54 - Vital Signs At a Glance Contract Report for 109843/0001 - Year end March 2018

Name or company name	Amit A Duggal & Gurpreet K Duggal
Contract type name	GDS Contract
Purpose of contract	General
Contract start date	01/04/2013
Contract end date	

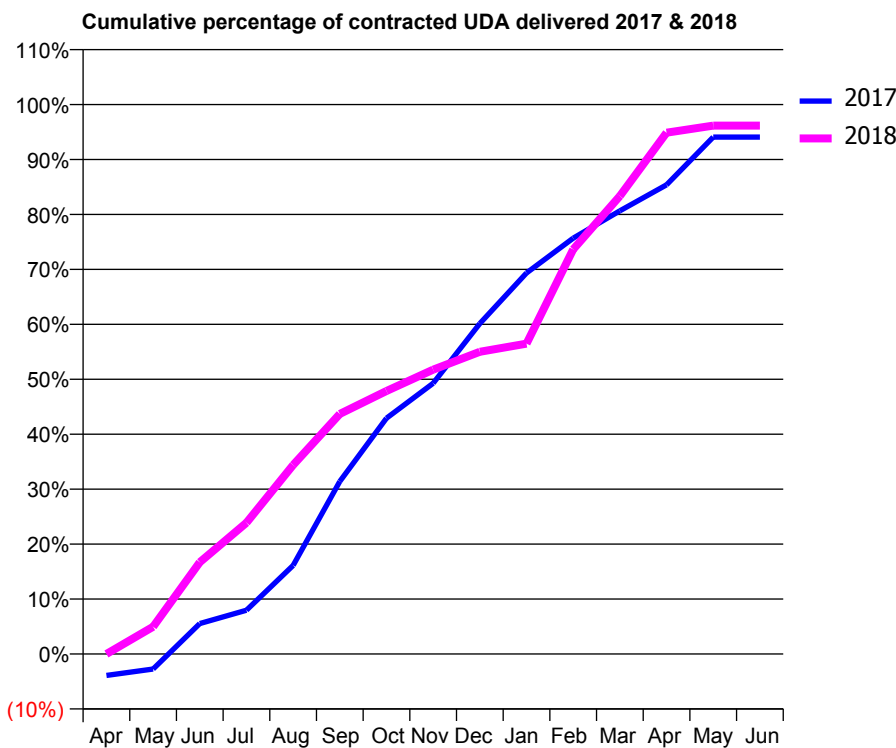
17/18 Contracted general activity (UDA)	11,000
Carry forward general activity (UDA)	0
17/18 Contracted orthodontic activity (UOA)	0
Carry forward orthodontic activity (UOA)	0
Baseline contract value	£286,365.23

ACCESS*

Patients seen in 24 months	Total	Change since previous quarter
Quarter ending March 2017	4,606	
Quarter ending June 2017	4,808	↑
Quarter ending September 2017	4,916	↑
Quarter ending December 2017	3,972	↓
Quarter ending March 2018	4,294	↑
Variance since March 2017	(6.8%)	↓



ACTIVITY



Month	Adjusted Scheduled Activity (UDA)	
	2017	2018
April	-430	2
May	-302	547
June	610	1,837
July	876	2,629
August	1,773	3,785
September	3,456	4,806
October	4,721	5,264
November	5,421	5,692
December	6,615	6,050
January	7,627	6,213
February	8,325	8,100
March	8,870	9,168
April	9,393	10,435
May	10,347	10,579
June	10,347	10,579

QUALITY

	Quantity	Base Number	Contract	AT	Region	England
% of FP17s for the same patient ID Re-attending within 3 months - Children	58	2,614	2.2%	10.0%	11.6%	11.9%
% of FP17s for the same patient ID Re-attending within 3 months - Adults	218	3,676	5.9%	15.0%	15.4%	16.0%
% of FP17s for the same patient ID Re-attending between 3 & 9 months - Children	494	2,614	18.9%	51.9%	59.4%	58.3%
% of FP17s for the same patient ID Re-attending between 3 & 9 months - Adults	1,020	3,676	27.7%	47.0%	51.3%	50.3%
% of FP17s for Band 1 Urgent Courses	205	6,384	3.2%	8.0%	8.0%	9.1%
% of FP17s Relating to Free Repair or Replacements	35	6,384	0.5%	0.7%	0.8%	0.8%
% of FP17s Relating to Continuations	20	6,384	0.3%	0.9%	1.0%	1.0%
% of Patients satisfied with the dentistry they have received	12	14	85.7%	92.0%	91.7%	91.5%
% of Patients satisfied with the time they had to wait for an appointment	14	14	100.0%	90.1%	88.3%	87.9%

* This is based on patients treated on this contract for their most recent course of treatment. Figures in italics indicate the base number of FP17s or Patient Questionnaire responses are less than 100. N/A is shown where the base number of responses is less than 10 during the period. % is calculated as Quantity/Base number*100

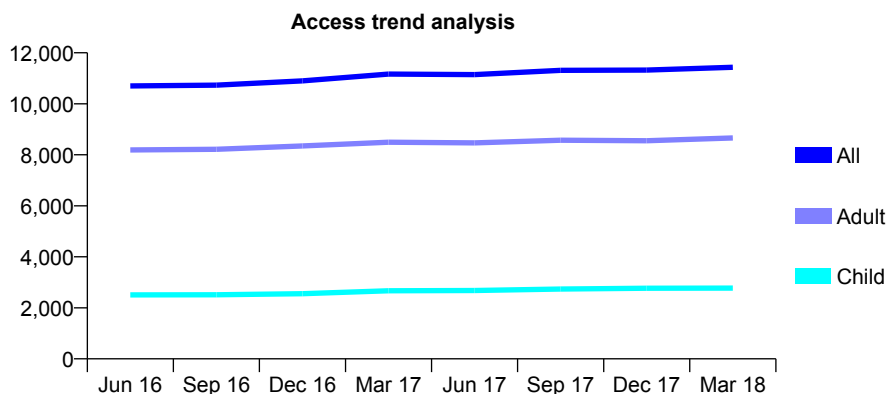
Q54 - Vital Signs At a Glance Contract Report for 110272/0001 - Year end March 2018

Name or company name	Purity Dental Surgery
Contract type name	Pilot Contract
Purpose of contract	General and Orthodontic
Contract start date	01/04/2010
Contract end date	

17/18 Contracted general activity (UDA)	33,454
Carry forward general activity (UDA)	0
17/18 Contracted orthodontic activity (UOA)	1,250
Carry forward orthodontic activity (UOA)	0
Baseline contract value	£872,736.48

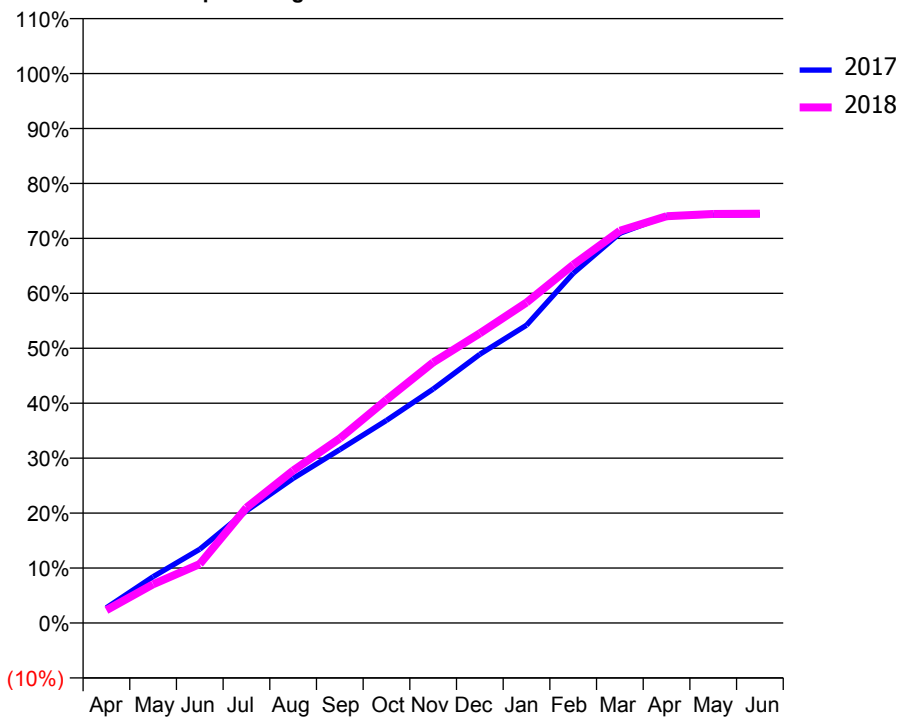
ACCESS*

Patients seen in 24 months	Total	Change since previous quarter
Quarter ending March 2017	11,165	
Quarter ending June 2017	11,147	→
Quarter ending September 2017	11,314	→
Quarter ending December 2017	11,325	→
Quarter ending March 2018	11,435	→
Variance since March 2017	2.4%	↑



ACTIVITY

Cumulative percentage of contracted UDA delivered 2017 & 2018



Month	Adjusted Scheduled Activity (UDA)	
	2017	2018
April	931	783
May	2,823	2,354
June	4,492	3,590
July	6,828	7,028
August	8,803	9,286
September	10,559	11,239
October	12,333	13,591
November	14,241	15,867
December	16,366	17,640
January	18,134	19,512
February	21,290	21,813
March	23,727	23,880
April	24,778	24,764
May	24,826	24,906
June	24,862	24,920

QUALITY

	Quantity	Base Number	Contract	AT	Region	England
% of FP17s for the same patient ID Re-attending within 3 months - Children	290	3,908	7.4%	10.0%	11.6%	11.9%
% of FP17s for the same patient ID Re-attending within 3 months - Adults	1,837	10,121	18.2%	15.0%	15.4%	16.0%
% of FP17s for the same patient ID Re-attending between 3 & 9 months - Children	2,220	3,908	56.8%	51.9%	59.4%	58.3%
% of FP17s for the same patient ID Re-attending between 3 & 9 months - Adults	4,079	10,121	40.3%	47.0%	51.3%	50.3%
% of FP17s for Band 1 Urgent Courses	846	13,336	6.3%	8.0%	8.0%	9.1%
% of FP17s Relating to Free Repair or Replacements	184	13,336	1.4%	0.7%	0.8%	0.8%
% of FP17s Relating to Continuations	95	13,336	0.7%	0.9%	1.0%	1.0%
% of Patients satisfied with the dentistry they have received	4	4	N/A	92.0%	91.7%	91.5%
% of Patients satisfied with the time they had to wait for an appointment	4	4	N/A	90.1%	88.3%	87.9%

* This is based on patients treated on this contract for their most recent course of treatment. Figures in italics indicate the base number of FP17s or Patient Questionnaire responses are less than 100. N/A is shown where the base number of responses is less than 10 during the period. % is calculated as Quantity/Base number*100

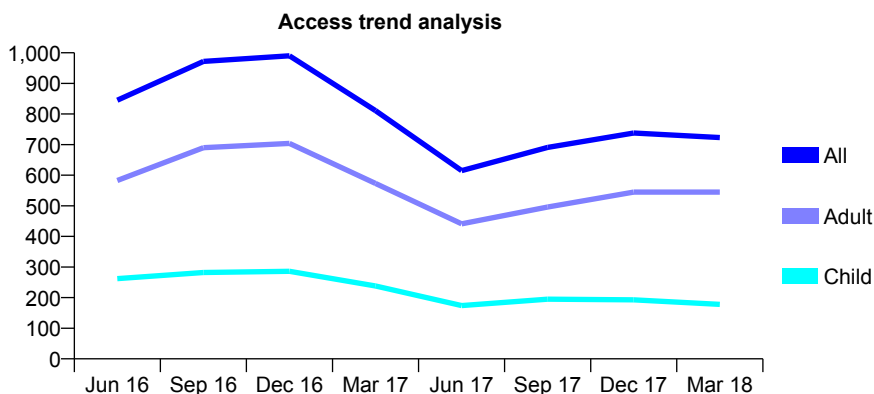
Q54 - Vital Signs At a Glance Contract Report for 114421/0001 - Year end March 2018

Name or company name	Hanji and Goel Partnership t/a Waterloo De
Contract type name	GDS Contract
Purpose of contract	General
Contract start date	01/09/2014
Contract end date	

17/18 Contracted general activity (UDA)	3,078
Carry forward general activity (UDA)	-62
17/18 Contracted orthodontic activity (UOA)	0
Carry forward orthodontic activity (UOA)	0
Baseline contract value	£87,904.09

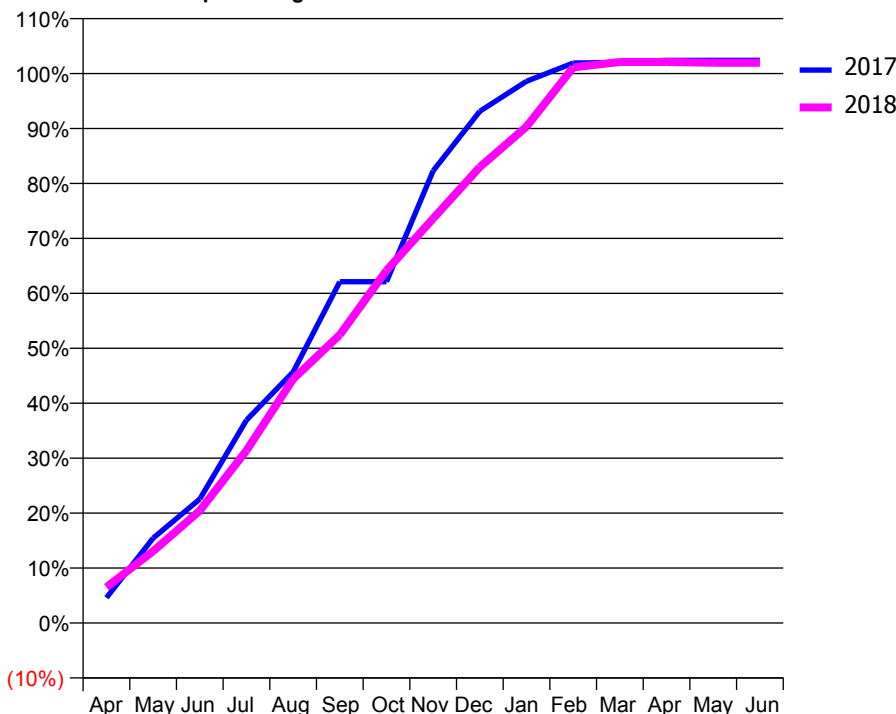
ACCESS*

Patients seen in 24 months	Total	Change since previous quarter
Quarter ending March 2017	811	
Quarter ending June 2017	615	↓
Quarter ending September 2017	691	↑
Quarter ending December 2017	738	↑
Quarter ending March 2018	723	↓
Variance since March 2017	(10.9%)	↓



ACTIVITY

Cumulative percentage of contracted UDA delivered 2017 & 2018



Month	Adjusted Scheduled Activity (UDA)	
	2017	2018
April	141	200
May	475	402
June	695	629
July	1,136	966
August	1,406	1,366
September	1,912	1,614
October	1,912	1,974
November	2,533	2,266
December	2,866	2,554
January	3,034	2,781
February	3,137	3,112
March	3,140	3,142
April	3,152	3,142
May	3,152	3,138
June	3,152	3,138

QUALITY

	Quantity	Base Number	Contract	AT	Region	England
% of FP17s for the same patient ID Re-attending within 3 months - Children	7	194	3.6%	10.0%	11.6%	11.9%
% of FP17s for the same patient ID Re-attending within 3 months - Adults	71	572	12.4%	15.0%	15.4%	16.0%
% of FP17s for the same patient ID Re-attending between 3 & 9 months - Children	46	194	23.7%	51.9%	59.4%	58.3%
% of FP17s for the same patient ID Re-attending between 3 & 9 months - Adults	120	572	21.0%	47.0%	51.3%	50.3%
% of FP17s for Band 1 Urgent Courses	128	768	16.7%	8.0%	8.0%	9.1%
% of FP17s Relating to Free Repair or Replacements	8	768	1.0%	0.7%	0.8%	0.8%
% of FP17s Relating to Continuations	0	768	0.0%	0.9%	1.0%	1.0%
% of Patients satisfied with the dentistry they have received	0	0	N/A	92.0%	91.7%	91.5%
% of Patients satisfied with the time they had to wait for an appointment	0	0	N/A	90.1%	88.3%	87.9%

* This is based on patients treated on this contract for their most recent course of treatment. Figures in italics indicate the base number of FP17s or Patient Questionnaire responses are less than 100. N/A is shown where the base number of responses is less than 10 during the period. % is calculated as Quantity/Base number*100

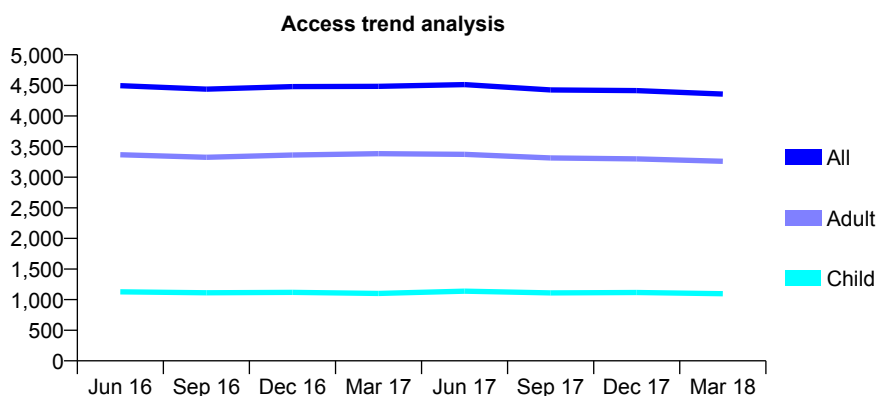
Q54 - Vital Signs At a Glance Contract Report for 114634/0001 - Year end March 2018

Name or company name	Addison/Addison GDS contract partnership
Contract type name	GDS Contract
Purpose of contract	General
Contract start date	01/04/2012
Contract end date	

17/18 Contracted general activity (UDA)	11,547
Carry forward general activity (UDA)	-65
17/18 Contracted orthodontic activity (UOA)	0
Carry forward orthodontic activity (UOA)	0
Baseline contract value	£291,284.30

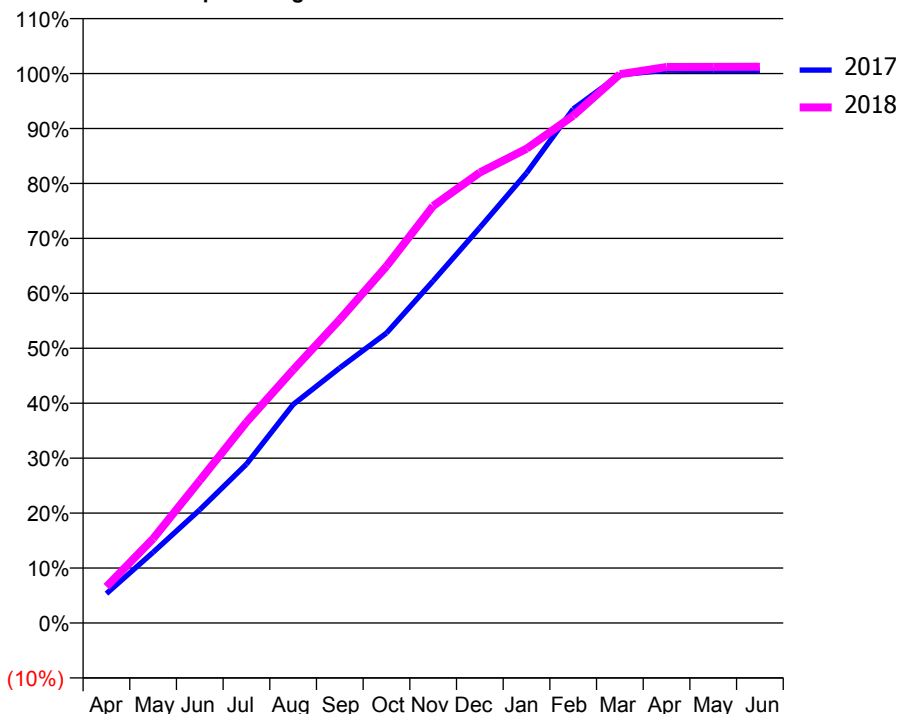
ACCESS*

Patients seen in 24 months	Total	Change since previous quarter
Quarter ending March 2017	4,485	
Quarter ending June 2017	4,512	→
Quarter ending September 2017	4,425	↓
Quarter ending December 2017	4,416	→
Quarter ending March 2018	4,358	↓
Variance since March 2017	(2.8%)	↓



ACTIVITY

Cumulative percentage of contracted UDA delivered 2017 & 2018



Month	Adjusted Scheduled Activity (UDA)	
	2017	2018
April	617	762
May	1,486	1,773
June	2,381	2,993
July	3,340	4,221
August	4,591	5,319
September	5,361	6,379
October	6,093	7,496
November	7,190	8,763
December	8,308	9,466
January	9,456	9,966
February	10,801	10,661
March	11,522	11,531
April	11,615	11,683
May	11,612	11,687
June	11,612	11,688

QUALITY

	Quantity	Base Number	Contract	AT	Region	England
% of FP17s for the same patient ID Re-attending within 3 months - Children	84	1,777	4.7%	10.0%	11.6%	11.9%
% of FP17s for the same patient ID Re-attending within 3 months - Adults	646	4,462	14.5%	15.0%	15.4%	16.0%
% of FP17s for the same patient ID Re-attending between 3 & 9 months - Children	1,230	1,777	69.2%	51.9%	59.4%	58.3%
% of FP17s for the same patient ID Re-attending between 3 & 9 months - Adults	2,617	4,462	58.7%	47.0%	51.3%	50.3%
% of FP17s for Band 1 Urgent Courses	283	6,277	4.5%	8.0%	8.0%	9.1%
% of FP17s Relating to Free Repair or Replacements	13	6,277	0.2%	0.7%	0.8%	0.8%
% of FP17s Relating to Continuations	135	6,277	2.2%	0.9%	1.0%	1.0%
% of Patients satisfied with the dentistry they have received	3	3	N/A	92.0%	91.7%	91.5%
% of Patients satisfied with the time they had to wait for an appointment	3	3	N/A	90.1%	88.3%	87.9%

* This is based on patients treated on this contract for their most recent course of treatment. Figures in italics indicate the base number of FP17s or Patient Questionnaire responses are less than 100. N/A is shown where the base number of responses is less than 10 during the period. % is calculated as Quantity/Base number*100

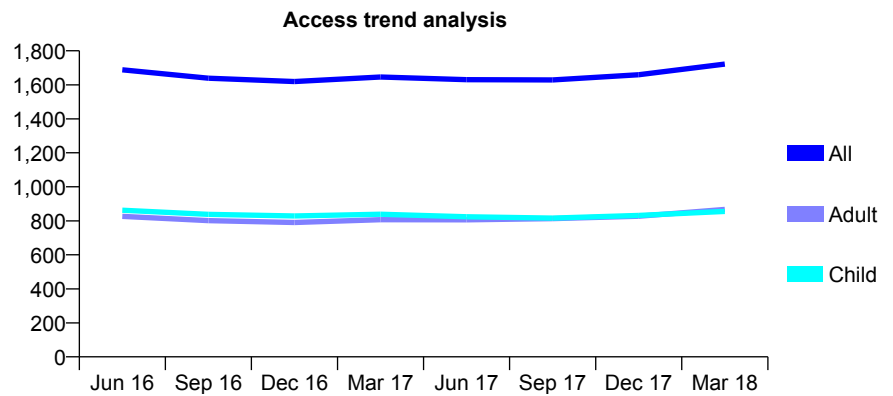
Q54 - Vital Signs At a Glance Contract Report for 116343/0001 - Year end March 2018

Name or company name	The Dental Surgery
Contract type name	GDS Contract
Purpose of contract	General
Contract start date	22/12/2010
Contract end date	

17/18 Contracted general activity (UDA)	6,221
Carry forward general activity (UDA)	-65
17/18 Contracted orthodontic activity (UOA)	0
Carry forward orthodontic activity (UOA)	0
Baseline contract value	£165,253.08

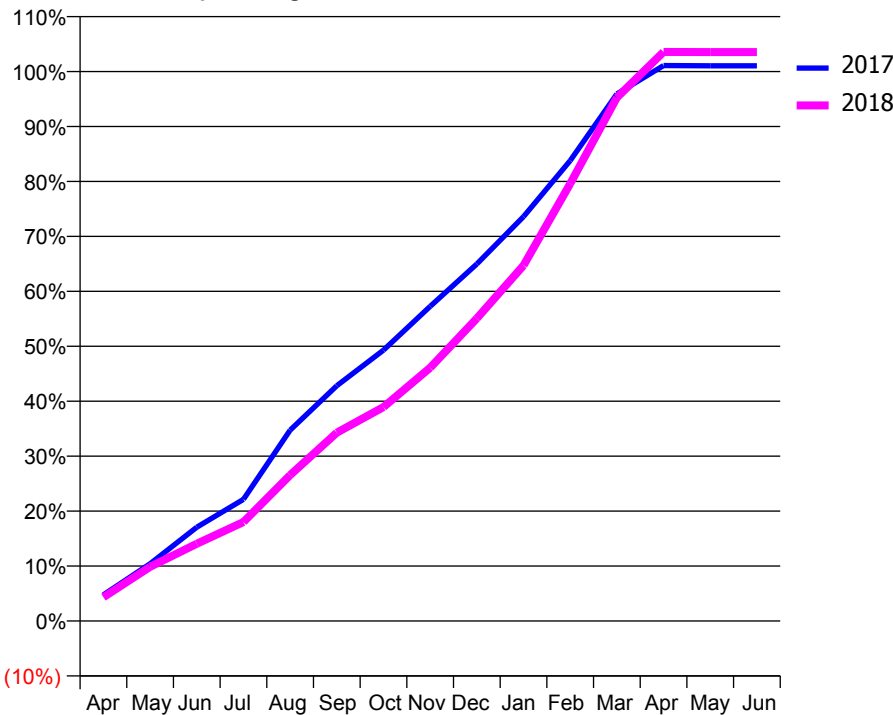
ACCESS*

Patients seen in 24 months	Total	Change since previous quarter
Quarter ending March 2017	1,646	
Quarter ending June 2017	1,630	→
Quarter ending September 2017	1,629	→
Quarter ending December 2017	1,659	→
Quarter ending March 2018	1,722	↑
Variance since March 2017	4.6%	↑



ACTIVITY

Cumulative percentage of contracted UDA delivered 2017 & 2018



Month	Adjusted Scheduled Activity (UDA)	
	2017	2018
April	297	270
May	648	613
June	1,062	875
July	1,378	1,122
August	2,162	1,652
September	2,663	2,132
October	3,067	2,422
November	3,562	2,867
December	4,041	3,426
January	4,578	4,026
February	5,212	4,951
March	5,967	5,926
April	6,289	6,443
May	6,286	6,442
June	6,286	6,442

QUALITY

	Quantity	Base Number	Contract	AT	Region	England
% of FP17s for the same patient ID Re-attending within 3 months - Children	69	1,507	4.6%	10.0%	11.6%	11.9%
% of FP17s for the same patient ID Re-attending within 3 months - Adults	120	1,260	9.5%	15.0%	15.4%	16.0%
% of FP17s for the same patient ID Re-attending between 3 & 9 months - Children	1,123	1,507	74.5%	51.9%	59.4%	58.3%
% of FP17s for the same patient ID Re-attending between 3 & 9 months - Adults	769	1,260	61.0%	47.0%	51.3%	50.3%
% of FP17s for Band 1 Urgent Courses	128	2,827	4.5%	8.0%	8.0%	9.1%
% of FP17s Relating to Free Repair or Replacements	0	2,827	0.0%	0.7%	0.8%	0.8%
% of FP17s Relating to Continuations	4	2,827	0.1%	0.9%	1.0%	1.0%
% of Patients satisfied with the dentistry they have received	0	0	N/A	92.0%	91.7%	91.5%
% of Patients satisfied with the time they had to wait for an appointment	0	0	N/A	90.1%	88.3%	87.9%

* This is based on patients treated on this contract for their most recent course of treatment. Figures in italics indicate the base number of FP17s or Patient Questionnaire responses are less than 100. N/A is shown where the base number of responses is less than 10 during the period. % is calculated as Quantity/Base number*100

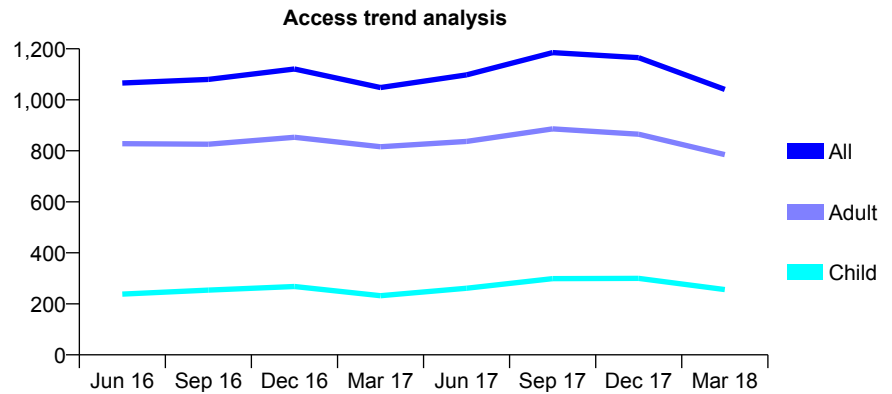
Q54 - Vital Signs At a Glance Contract Report for 116351/0001 - Year end March 2018

Name or company name	Hillary Street Dental Practice
Contract type name	GDS Contract
Purpose of contract	General
Contract start date	01/04/2011
Contract end date	

17/18 Contracted general activity (UDA)	3,560
Carry forward general activity (UDA)	-64
17/18 Contracted orthodontic activity (UOA)	0
Carry forward orthodontic activity (UOA)	0
Baseline contract value	£84,884.92

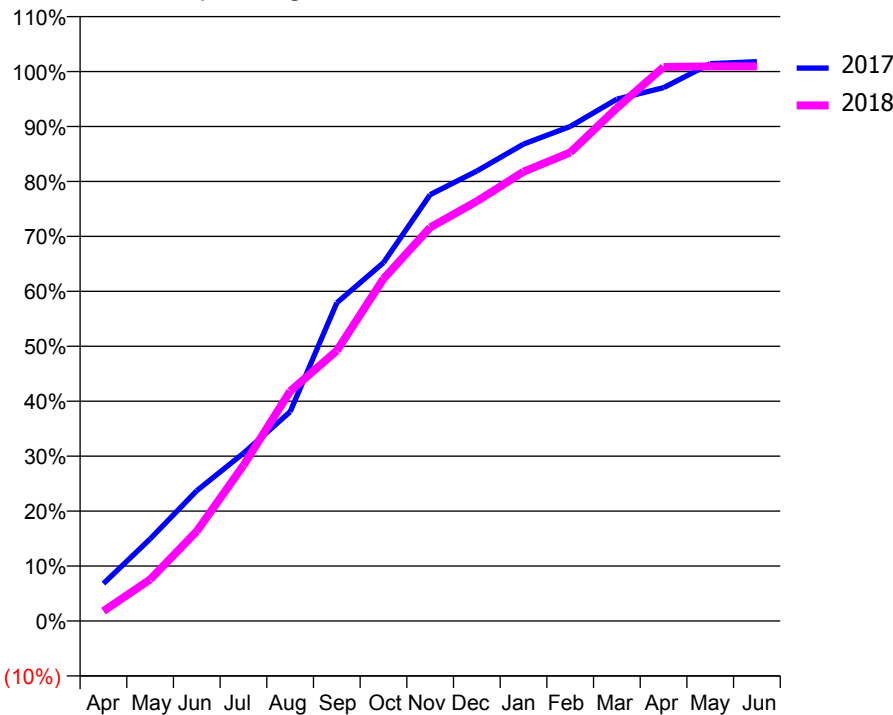
ACCESS*

Patients seen in 24 months	Total	Change since previous quarter
Quarter ending March 2017	1,048	
Quarter ending June 2017	1,098	↑
Quarter ending September 2017	1,185	↑
Quarter ending December 2017	1,165	↓
Quarter ending March 2018	1,041	↓
Variance since March 2017	(0.7%)	→



ACTIVITY

Cumulative percentage of contracted UDA delivered 2017 & 2018



Month	Adjusted Scheduled Activity (UDA)	
	2017	2018
April	242	64
May	532	269
June	844	582
July	1,087	1,008
August	1,356	1,489
September	2,061	1,752
October	2,322	2,217
November	2,762	2,550
December	2,916	2,719
January	3,090	2,911
February	3,204	3,035
March	3,381	3,324
April	3,456	3,589
May	3,611	3,594
June	3,624	3,594

QUALITY

	Quantity	Base Number	Contract	AT	Region	England
% of FP17s for the same patient ID Re-attending within 3 months - Children	9	292	3.1%	10.0%	11.6%	11.9%
% of FP17s for the same patient ID Re-attending within 3 months - Adults	84	857	9.8%	15.0%	15.4%	16.0%
% of FP17s for the same patient ID Re-attending between 3 & 9 months - Children	41	292	14.0%	51.9%	59.4%	58.3%
% of FP17s for the same patient ID Re-attending between 3 & 9 months - Adults	150	857	17.5%	47.0%	51.3%	50.3%
% of FP17s for Band 1 Urgent Courses	129	1,164	11.1%	8.0%	8.0%	9.1%
% of FP17s Relating to Free Repair or Replacements	5	1,164	0.4%	0.7%	0.8%	0.8%
% of FP17s Relating to Continuations	14	1,164	1.2%	0.9%	1.0%	1.0%
% of Patients satisfied with the dentistry they have received	0	0	N/A	92.0%	91.7%	91.5%
% of Patients satisfied with the time they had to wait for an appointment	0	0	N/A	90.1%	88.3%	87.9%

* This is based on patients treated on this contract for their most recent course of treatment. Figures in italics indicate the base number of FP17s or Patient Questionnaire responses are less than 100. N/A is shown where the base number of responses is less than 10 during the period. % is calculated as Quantity/Base number*100

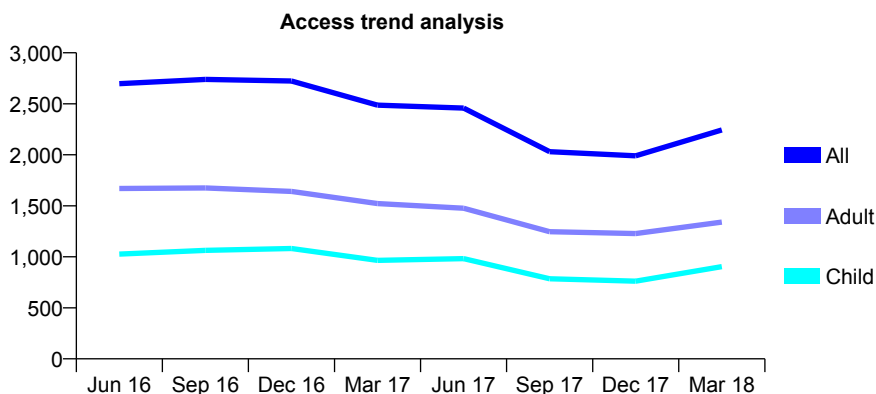
Q54 - Vital Signs At a Glance Contract Report for 116661/0001 - Year end March 2018

Name or company name	Springfield Dental Practice
Contract type name	GDS Contract
Purpose of contract	General
Contract start date	01/01/2009
Contract end date	

17/18 Contracted general activity (UDA)	8,176
Carry forward general activity (UDA)	-143
17/18 Contracted orthodontic activity (UOA)	0
Carry forward orthodontic activity (UOA)	0
Baseline contract value	£168,046.84

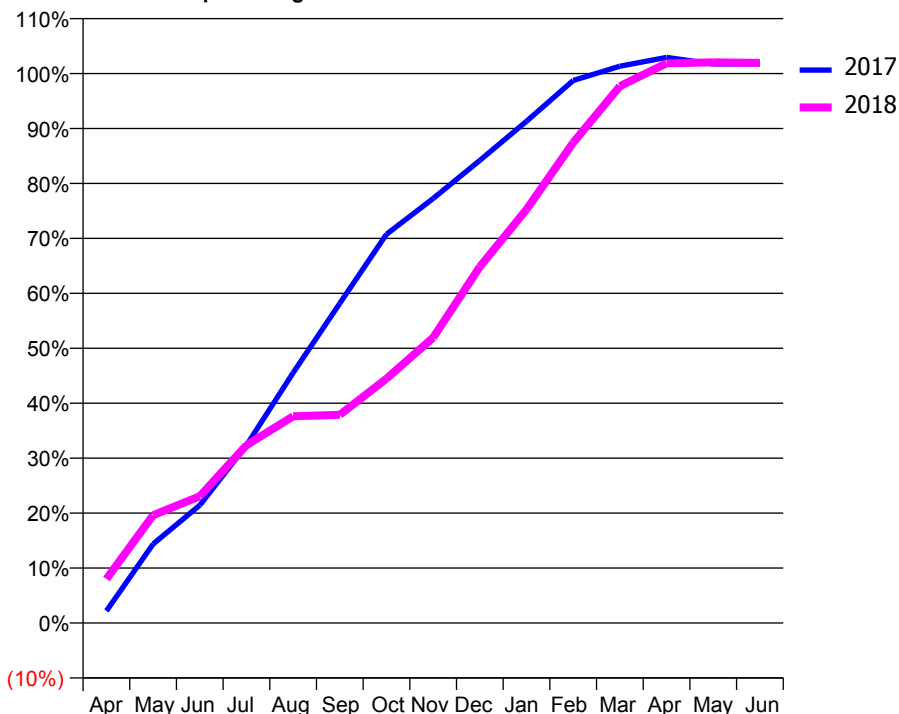
ACCESS*

Patients seen in 24 months	Total	Change since previous quarter
Quarter ending March 2017	2,487	
Quarter ending June 2017	2,458	↓
Quarter ending September 2017	2,031	↓
Quarter ending December 2017	1,990	↓
Quarter ending March 2018	2,244	↑
Variance since March 2017	(9.8%)	↓



ACTIVITY

Cumulative percentage of contracted UDA delivered 2017 & 2018



Month	2017	2018
April	179	655
May	1,176	1,604
June	1,752	1,886
July	2,643	2,645
August	3,722	3,077
September	4,757	3,099
October	5,785	3,636
November	6,316	4,247
December	6,884	5,301
January	7,464	6,154
February	8,072	7,148
March	8,285	7,986
April	8,416	8,329
May	8,319	8,342
June	8,319	8,334

QUALITY

	Quantity	Base Number	Contract	AT	Region	England
% of FP17s for the same patient ID Re-attending within 3 months - Children	48	1,015	4.7%	10.0%	11.6%	11.9%
% of FP17s for the same patient ID Re-attending within 3 months - Adults	148	1,365	10.8%	15.0%	15.4%	16.0%
% of FP17s for the same patient ID Re-attending between 3 & 9 months - Children	291	1,015	28.7%	51.9%	59.4%	58.3%
% of FP17s for the same patient ID Re-attending between 3 & 9 months - Adults	410	1,365	30.0%	47.0%	51.3%	50.3%
% of FP17s for Band 1 Urgent Courses	80	2,525	3.2%	8.0%	8.0%	9.1%
% of FP17s Relating to Free Repair or Replacements	4	2,525	0.2%	0.7%	0.8%	0.8%
% of FP17s Relating to Continuations	8	2,525	0.3%	0.9%	1.0%	1.0%
% of Patients satisfied with the dentistry they have received	0	0	N/A	92.0%	91.7%	91.5%
% of Patients satisfied with the time they had to wait for an appointment	0	0	N/A	90.1%	88.3%	87.9%

* This is based on patients treated on this contract for their most recent course of treatment. Figures in italics indicate the base number of FP17s or Patient Questionnaire responses are less than 100. N/A is shown where the base number of responses is less than 10 during the period. % is calculated as Quantity/Base number*100

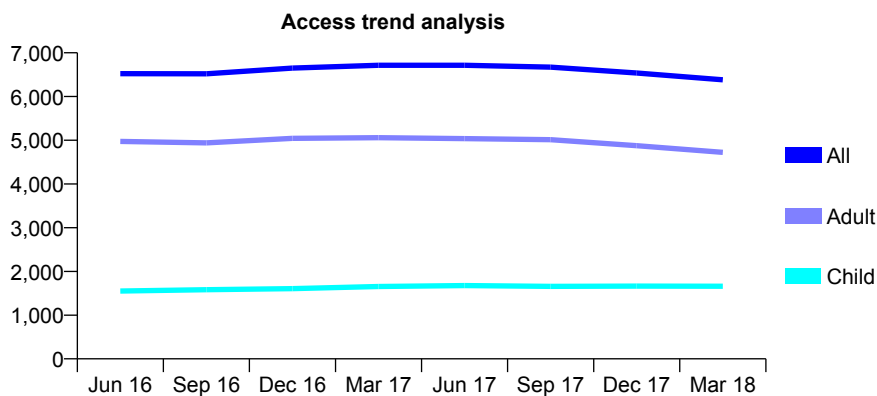
Q54 - Vital Signs At a Glance Contract Report for 120707/0001 - Year end March 2018

Name or company name	Kings Norton Dental Practice
Contract type name	GDS Contract
Purpose of contract	General
Contract start date	28/06/2013
Contract end date	

17/18 Contracted general activity (UDA)	18,339
Carry forward general activity (UDA)	-367
17/18 Contracted orthodontic activity (UOA)	0
Carry forward orthodontic activity (UOA)	0
Baseline contract value	£460,881.47

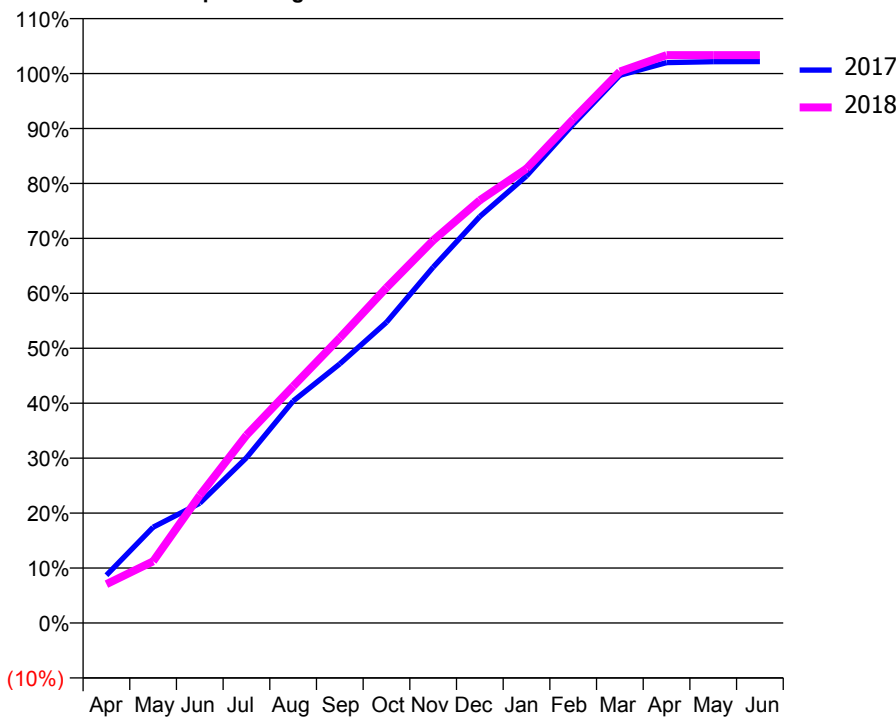
ACCESS*

Patients seen in 24 months	Total	Change since previous quarter
Quarter ending March 2017	6,714	
Quarter ending June 2017	6,714	→
Quarter ending September 2017	6,672	→
Quarter ending December 2017	6,538	↓
Quarter ending March 2018	6,382	↓
Variance since March 2017	(4.9%)	↓



ACTIVITY

Cumulative percentage of contracted UDA delivered 2017 & 2018



Month	Adjusted Scheduled Activity (UDA)	
	2017	2018
April	1,593	1,299
May	3,197	2,059
June	4,000	4,260
July	5,515	6,270
August	7,406	7,903
September	8,647	9,516
October	10,038	11,192
November	11,875	12,771
December	13,565	14,109
January	14,919	15,166
February	16,644	16,814
March	18,278	18,404
April	18,705	18,953
May	18,736	18,953
June	18,738	18,953

QUALITY

	Quantity	Base Number	Contract	AT	Region	England
% of FP17s for the same patient ID Re-attending within 3 months - Children	124	2,165	5.7%	10.0%	11.6%	11.9%
% of FP17s for the same patient ID Re-attending within 3 months - Adults	856	6,260	13.7%	15.0%	15.4%	16.0%
% of FP17s for the same patient ID Re-attending between 3 & 9 months - Children	1,235	2,165	57.0%	51.9%	59.4%	58.3%
% of FP17s for the same patient ID Re-attending between 3 & 9 months - Adults	3,403	6,260	54.4%	47.0%	51.3%	50.3%
% of FP17s for Band 1 Urgent Courses	507	8,446	6.0%	8.0%	8.0%	9.1%
% of FP17s Relating to Free Repair or Replacements	58	8,446	0.7%	0.7%	0.8%	0.8%
% of FP17s Relating to Continuations	104	8,446	1.2%	0.9%	1.0%	1.0%
% of Patients satisfied with the dentistry they have received	6	6	N/A	92.0%	91.7%	91.5%
% of Patients satisfied with the time they had to wait for an appointment	5	6	N/A	90.1%	88.3%	87.9%

* This is based on patients treated on this contract for their most recent course of treatment. Figures in italics indicate the base number of FP17s or Patient Questionnaire responses are less than 100. N/A is shown where the base number of responses is less than 10 during the period. % is calculated as Quantity/Base number*100

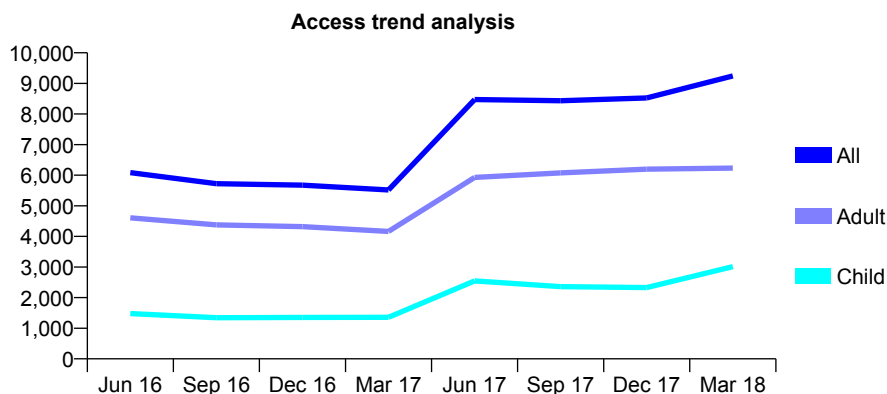
Q54 - Vital Signs At a Glance Contract Report for 121444/0001 - Year end March 2018

Name or company name	South Road Dental Practice
Contract type name	Pilot Contract
Purpose of contract	General
Contract start date	01/04/2009
Contract end date	

17/18 Contracted general activity (UDA)	25,349
Carry forward general activity (UDA)	0
17/18 Contracted orthodontic activity (UOA)	0
Carry forward orthodontic activity (UOA)	0
Baseline contract value	£615,573.97

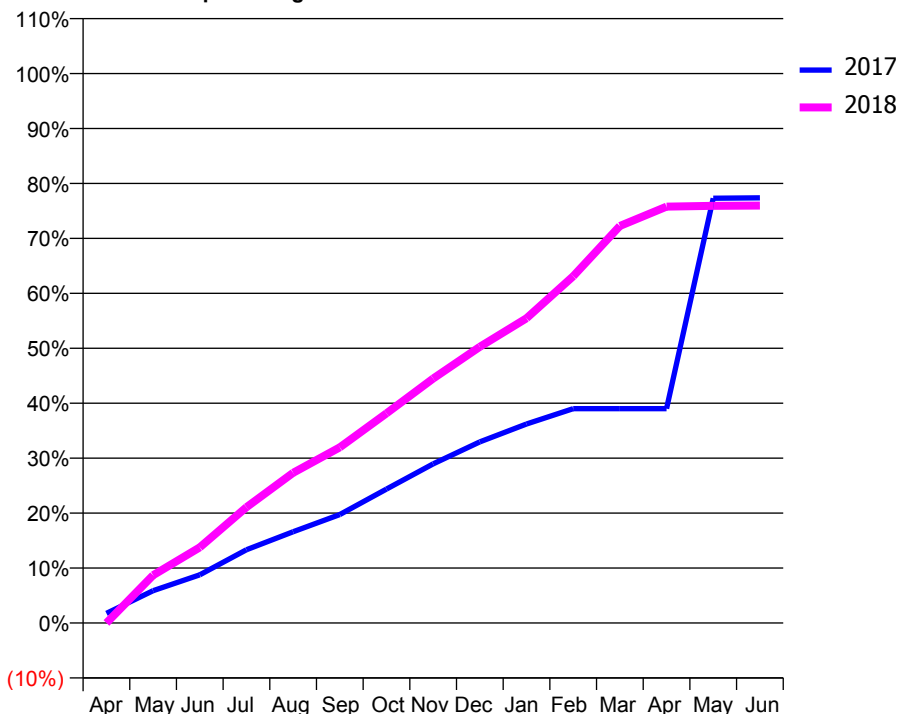
ACCESS*

Patients seen in 24 months	Total	Change since previous quarter
Quarter ending March 2017	5,520	
Quarter ending June 2017	8,473	↑
Quarter ending September 2017	8,435	→
Quarter ending December 2017	8,527	→
Quarter ending March 2018	9,245	↑
Variance since March 2017	67.5%	↑



ACTIVITY

Cumulative percentage of contracted UDA delivered 2017 & 2018



Month	Adjusted Scheduled Activity (UDA)	
	2017	2018
April	444	0
May	1,494	2,203
June	2,226	3,488
July	3,379	5,345
August	4,211	6,927
September	5,003	8,106
October	6,181	9,671
November	7,340	11,281
December	8,355	12,743
January	9,181	14,059
February	9,889	15,999
March	9,889	18,318
April	9,889	19,207
May	19,593	19,246
June	19,612	19,255

QUALITY

	Quantity	Base Number	Contract	AT	Region	England
% of FP17s for the same patient ID Re-attending within 3 months - Children	287	6,476	4.4%	10.0%	11.6%	11.9%
% of FP17s for the same patient ID Re-attending within 3 months - Adults	1,934	14,426	13.4%	15.0%	15.4%	16.0%
% of FP17s for the same patient ID Re-attending between 3 & 9 months - Children	2,821	6,476	43.6%	51.9%	59.4%	58.3%
% of FP17s for the same patient ID Re-attending between 3 & 9 months - Adults	7,182	14,426	49.8%	47.0%	51.3%	50.3%
% of FP17s for Band 1 Urgent Courses	775	11,856	6.5%	8.0%	8.0%	9.1%
% of FP17s Relating to Free Repair or Replacements	114	11,856	1.0%	0.7%	0.8%	0.8%
% of FP17s Relating to Continuations	113	11,856	1.0%	0.9%	1.0%	1.0%
% of Patients satisfied with the dentistry they have received	7	8	N/A	92.0%	91.7%	91.5%
% of Patients satisfied with the time they had to wait for an appointment	8	8	N/A	90.1%	88.3%	87.9%

* This is based on patients treated on this contract for their most recent course of treatment. Figures in italics indicate the base number of FP17s or Patient Questionnaire responses are less than 100. N/A is shown where the base number of responses is less than 10 during the period. % is calculated as Quantity/Base number*100

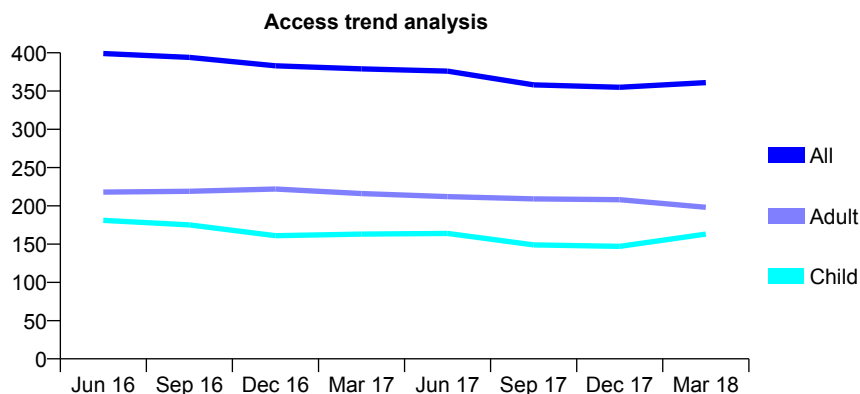
Q54 - Vital Signs At a Glance Contract Report for 121452/0001 - Year end March 2018

Name or company name	Kassam GDS Contract Partnership
Contract type name	GDS Contract
Purpose of contract	General
Contract start date	01/02/2013
Contract end date	

17/18 Contracted general activity (UDA)	1,000
Carry forward general activity (UDA)	17
17/18 Contracted orthodontic activity (UOA)	0
Carry forward orthodontic activity (UOA)	0
Baseline contract value	£28,256.88

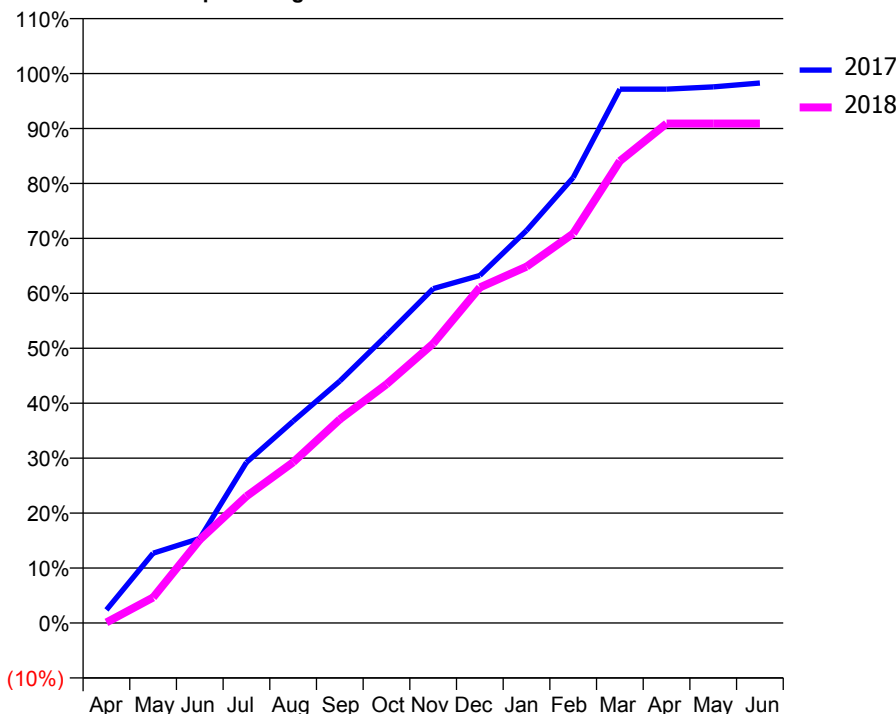
ACCESS*

Patients seen in 24 months	Total	Change since previous quarter
Quarter ending March 2017	379	
Quarter ending June 2017	376	→
Quarter ending September 2017	358	↓
Quarter ending December 2017	355	→
Quarter ending March 2018	361	→
Variance since March 2017	(4.7%)	↓



ACTIVITY

Cumulative percentage of contracted UDA delivered 2017 & 2018



Adjusted Scheduled Activity (UDA)

Month	2017	2018
April	24	1
May	127	46
June	154	152
July	292	231
August	367	293
September	440	371
October	523	435
November	608	509
December	632	611
January	714	649
February	811	709
March	972	841
April	972	909
May	976	909
June	983	909

QUALITY

	Quantity	Base Number	Contract	AT	Region	England
% of FP17s for the same patient ID Re-attending within 3 months - Children	5	188	2.7%	10.0%	11.6%	11.9%
% of FP17s for the same patient ID Re-attending within 3 months - Adults	13	206	6.3%	15.0%	15.4%	16.0%
% of FP17s for the same patient ID Re-attending between 3 & 9 months - Children	77	188	41.0%	51.9%	59.4%	58.3%
% of FP17s for the same patient ID Re-attending between 3 & 9 months - Adults	93	206	45.1%	47.0%	51.3%	50.3%
% of FP17s for Band 1 Urgent Courses	5	410	1.2%	8.0%	8.0%	9.1%
% of FP17s Relating to Free Repair or Replacements	2	410	0.5%	0.7%	0.8%	0.8%
% of FP17s Relating to Continuations	3	410	0.7%	0.9%	1.0%	1.0%
% of Patients satisfied with the dentistry they have received	0	0	N/A	92.0%	91.7%	91.5%
% of Patients satisfied with the time they had to wait for an appointment	0	0	N/A	90.1%	88.3%	87.9%

* This is based on patients treated on this contract for their most recent course of treatment. Figures in italics indicate the base number of FP17s or Patient Questionnaire responses are less than 100. N/A is shown where the base number of responses is less than 10 during the period. % is calculated as Quantity/Base number*100

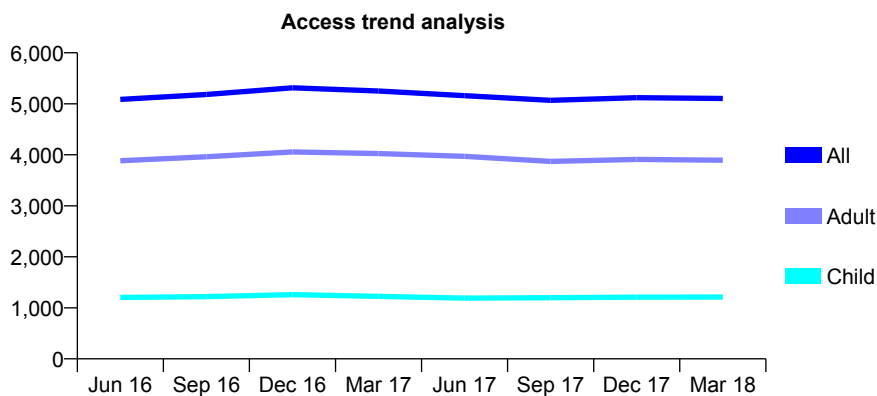
Q54 - Vital Signs At a Glance Contract Report for 121460/0001 - Year end March 2018

Name or company name	Rooprai-Rooprai and Associates
Contract type name	GDS Contract
Purpose of contract	General
Contract start date	01/12/2011
Contract end date	

17/18 Contracted general activity (UDA)	14,616
Carry forward general activity (UDA)	-293
17/18 Contracted orthodontic activity (UOA)	0
Carry forward orthodontic activity (UOA)	0
Baseline contract value	£402,253.76

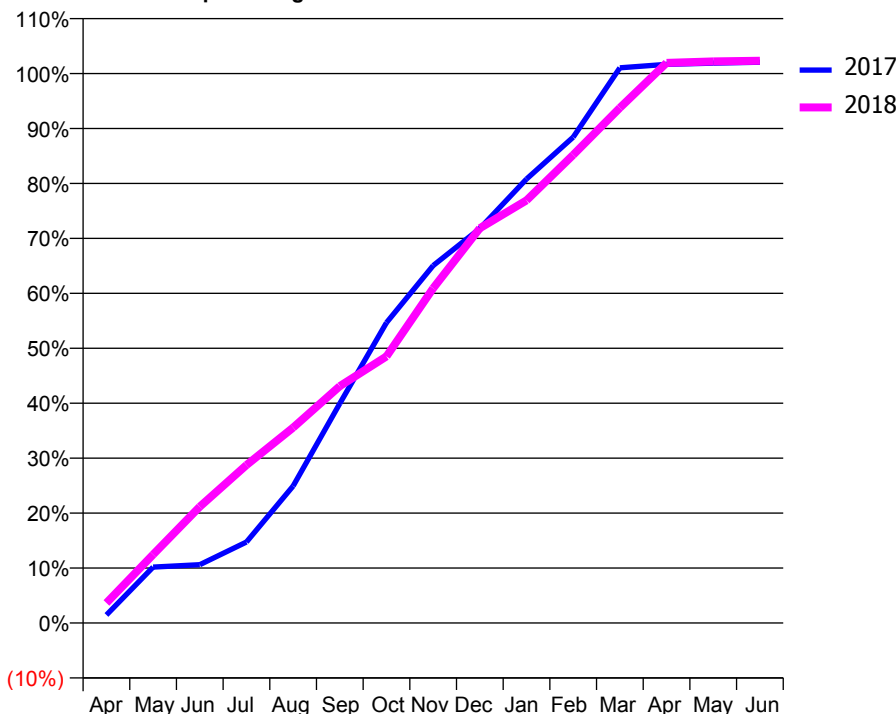
ACCESS*

Patients seen in 24 months	Total	Change since previous quarter
Quarter ending March 2017	5,251	
Quarter ending June 2017	5,160	↓
Quarter ending September 2017	5,069	↓
Quarter ending December 2017	5,119	→
Quarter ending March 2018	5,104	→
Variance since March 2017	(2.8%)	↓



ACTIVITY

Cumulative percentage of contracted UDA delivered 2017 & 2018



Month	Adjusted Scheduled Activity (UDA)	
	2017	2018
April	215	535
May	1,487	1,821
June	1,553	3,093
July	2,156	4,200
August	3,643	5,197
September	5,841	6,301
October	7,991	7,091
November	9,507	8,905
December	10,492	10,501
January	11,808	11,242
February	12,922	12,451
March	14,767	13,705
April	14,860	14,900
May	14,893	14,939
June	14,916	14,955

QUALITY

	Quantity	Base Number	Contract	AT	Region	England
% of FP17s for the same patient ID Re-attending within 3 months - Children	53	1,372	3.9%	10.0%	11.6%	11.9%
% of FP17s for the same patient ID Re-attending within 3 months - Adults	478	4,543	10.5%	15.0%	15.4%	16.0%
% of FP17s for the same patient ID Re-attending between 3 & 9 months - Children	697	1,372	50.8%	51.9%	59.4%	58.3%
% of FP17s for the same patient ID Re-attending between 3 & 9 months - Adults	2,369	4,543	52.1%	47.0%	51.3%	50.3%
% of FP17s for Band 1 Urgent Courses	177	6,261	2.8%	8.0%	8.0%	9.1%
% of FP17s Relating to Free Repair or Replacements	28	6,261	0.4%	0.7%	0.8%	0.8%
% of FP17s Relating to Continuations	39	6,261	0.6%	0.9%	1.0%	1.0%
% of Patients satisfied with the dentistry they have received	7	7	N/A	92.0%	91.7%	91.5%
% of Patients satisfied with the time they had to wait for an appointment	5	7	N/A	90.1%	88.3%	87.9%

* This is based on patients treated on this contract for their most recent course of treatment. Figures in italics indicate the base number of FP17s or Patient Questionnaire responses are less than 100. N/A is shown where the base number of responses is less than 10 during the period. % is calculated as Quantity/Base number*100

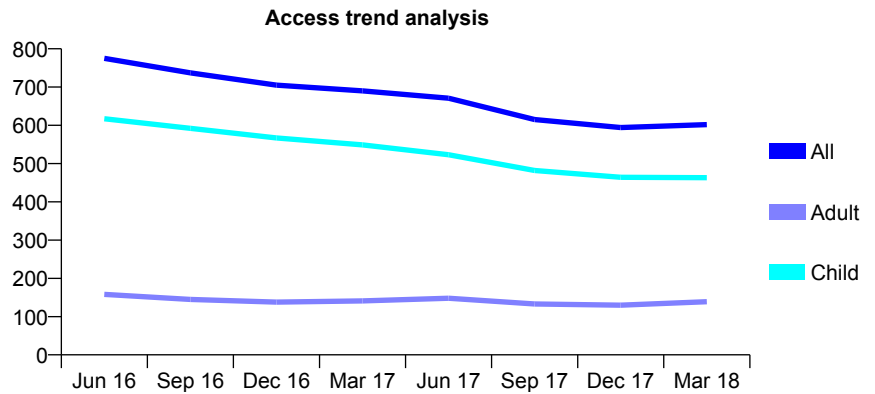
Q54 - Vital Signs At a Glance Contract Report for 122068/0001 - Year end March 2018

Name or company name	Jandu, Bhambra and Payne
Contract type name	GDS Contract
Purpose of contract	General and Orthodontic
Contract start date	01/04/2014
Contract end date	

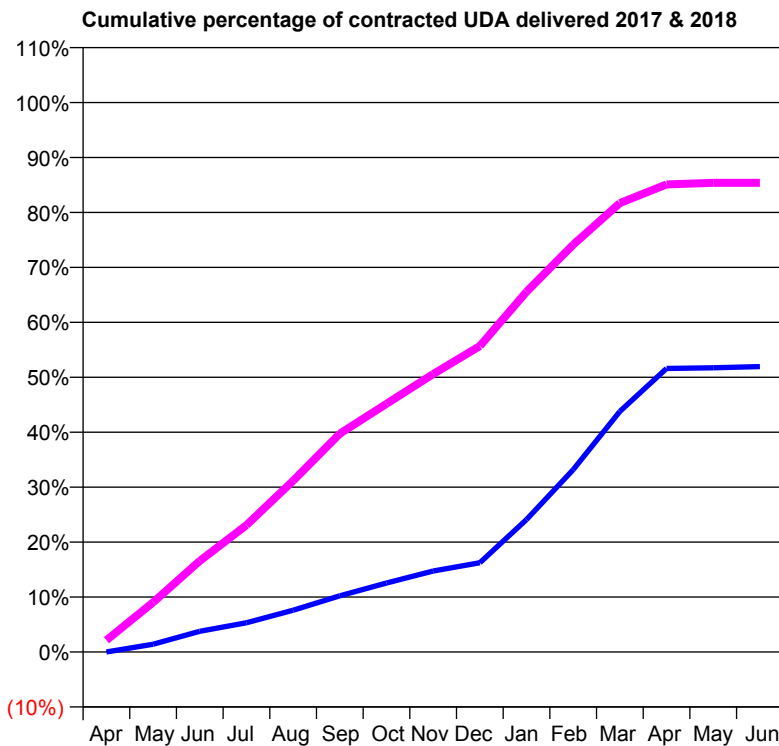
17/18 Contracted general activity (UDA)	1,413
Carry forward general activity (UDA)	0
17/18 Contracted orthodontic activity (UOA)	534
Carry forward orthodontic activity (UOA)	0
Baseline contract value	£71,249.98

ACCESS*

Patients seen in 24 months	Total	Change since previous quarter
Quarter ending March 2017	690	
Quarter ending June 2017	671	↓
Quarter ending September 2017	615	↓
Quarter ending December 2017	594	↓
Quarter ending March 2018	602	→
Variance since March 2017	(12.8%)	↓



ACTIVITY



Month	Adjusted Scheduled Activity (UDA)	
	2017	2018
April	0	30
May	20	128
June	53	234
July	75	326
August	107	440
September	144	562
October	177	638
November	208	715
December	229	787
January	341	926
February	469	1,047
March	619	1,154
April	729	1,202
May	731	1,206
June	734	1,206

QUALITY

	Quantity	Base Number	Contract	AT	Region	England
% of FP17s for the same patient ID Re-attending within 3 months - Children	59	724	8.1%	10.0%	11.6%	11.9%
% of FP17s for the same patient ID Re-attending within 3 months - Adults	20	149	13.4%	15.0%	15.4%	16.0%
% of FP17s for the same patient ID Re-attending between 3 & 9 months - Children	360	724	49.7%	51.9%	59.4%	58.3%
% of FP17s for the same patient ID Re-attending between 3 & 9 months - Adults	42	149	28.2%	47.0%	51.3%	50.3%
% of FP17s for Band 1 Urgent Courses	22	778	2.8%	8.0%	8.0%	9.1%
% of FP17s Relating to Free Repair or Replacements	0	778	0.0%	0.7%	0.8%	0.8%
% of FP17s Relating to Continuations	17	778	2.2%	0.9%	1.0%	1.0%
% of Patients satisfied with the dentistry they have received	0	0	N/A	92.0%	91.7%	91.5%
% of Patients satisfied with the time they had to wait for an appointment	0	0	N/A	90.1%	88.3%	87.9%

* This is based on patients treated on this contract for their most recent course of treatment. Figures in italics indicate the base number of FP17s or Patient Questionnaire responses are less than 100. N/A is shown where the base number of responses is less than 10 during the period. % is calculated as Quantity/Base number*100

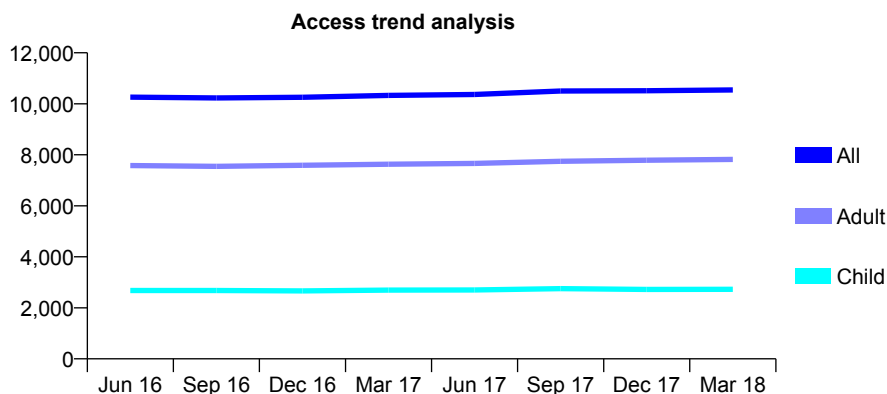
Q54 - Vital Signs At a Glance Contract Report for 122084/0001 - Year end March 2018

Name or company name	Antrim House Dental Practice
Contract type name	GDS Contract
Purpose of contract	General
Contract start date	01/08/2012
Contract end date	

17/18 Contracted general activity (UDA)	36,131
Carry forward general activity (UDA)	0
17/18 Contracted orthodontic activity (UOA)	0
Carry forward orthodontic activity (UOA)	0
Baseline contract value	£944,071.80

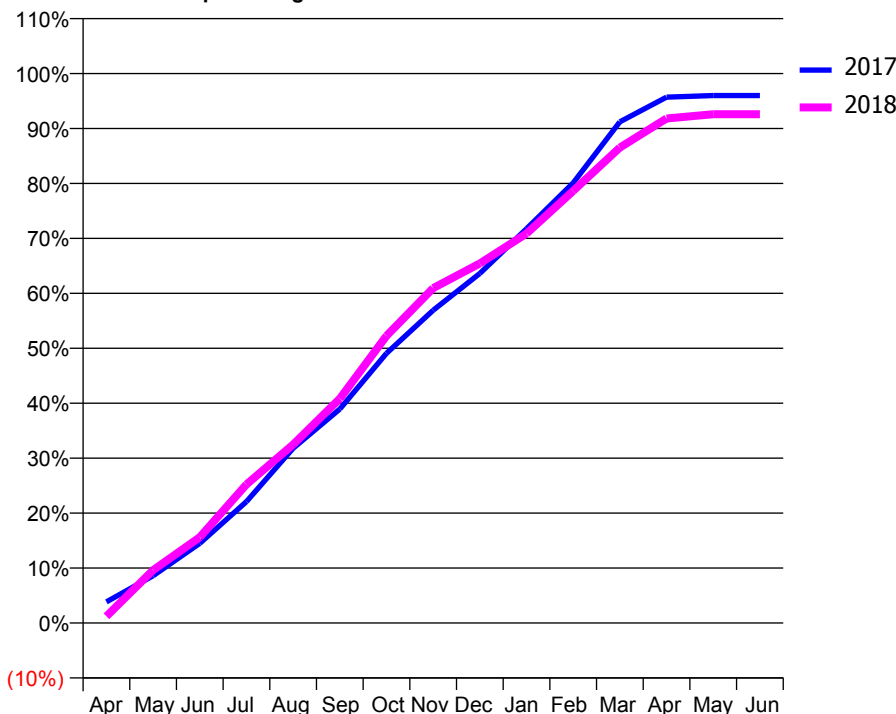
ACCESS*

Patients seen in 24 months	Total	Change since previous quarter
Quarter ending March 2017	10,330	
Quarter ending June 2017	10,365	→
Quarter ending September 2017	10,501	→
Quarter ending December 2017	10,510	→
Quarter ending March 2018	10,544	→
Variance since March 2017	2.1%	↑



ACTIVITY

Cumulative percentage of contracted UDA delivered 2017 & 2018



Month	Adjusted Scheduled Activity (UDA)	
	2017	2018
April	1,389	445
May	3,112	3,477
June	5,236	5,646
July	7,980	9,114
August	11,486	11,736
September	14,068	14,751
October	17,733	18,885
November	20,567	22,023
December	22,982	23,642
January	25,920	25,608
February	28,934	28,411
March	32,954	31,264
April	34,576	33,169
May	34,679	33,452
June	34,680	33,455

QUALITY

	Quantity	Base Number	Contract	AT	Region	England
% of FP17s for the same patient ID Re-attending within 3 months - Children	299	3,901	7.7%	10.0%	11.6%	11.9%
% of FP17s for the same patient ID Re-attending within 3 months - Adults	1,848	10,873	17.0%	15.0%	15.4%	16.0%
% of FP17s for the same patient ID Re-attending between 3 & 9 months - Children	2,345	3,901	60.1%	51.9%	59.4%	58.3%
% of FP17s for the same patient ID Re-attending between 3 & 9 months - Adults	5,877	10,873	54.1%	47.0%	51.3%	50.3%
% of FP17s for Band 1 Urgent Courses	1,548	15,202	10.2%	8.0%	8.0%	9.1%
% of FP17s Relating to Free Repair or Replacements	90	15,202	0.6%	0.7%	0.8%	0.8%
% of FP17s Relating to Continuations	111	15,202	0.7%	0.9%	1.0%	1.0%
% of Patients satisfied with the dentistry they have received	7	7	N/A	92.0%	91.7%	91.5%
% of Patients satisfied with the time they had to wait for an appointment	7	7	N/A	90.1%	88.3%	87.9%

* This is based on patients treated on this contract for their most recent course of treatment. Figures in italics indicate the base number of FP17s or Patient Questionnaire responses are less than 100. N/A is shown where the base number of responses is less than 10 during the period. % is calculated as Quantity/Base number*100

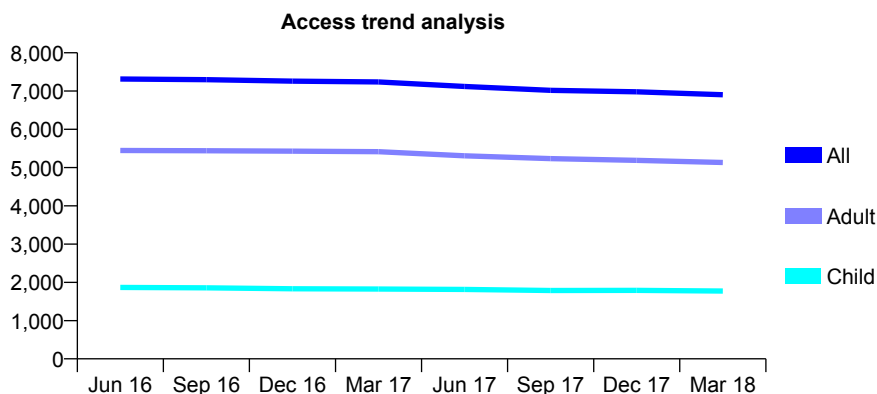
Q54 - Vital Signs At a Glance Contract Report for 122769/0001 - Year end March 2018

Name or company name	Rees Dental Practice
Contract type name	GDS Contract
Purpose of contract	General
Contract start date	01/12/2010
Contract end date	

17/18 Contracted general activity (UDA)	22,098
Carry forward general activity (UDA)	-375
17/18 Contracted orthodontic activity (UOA)	0
Carry forward orthodontic activity (UOA)	0
Baseline contract value	£566,419.05

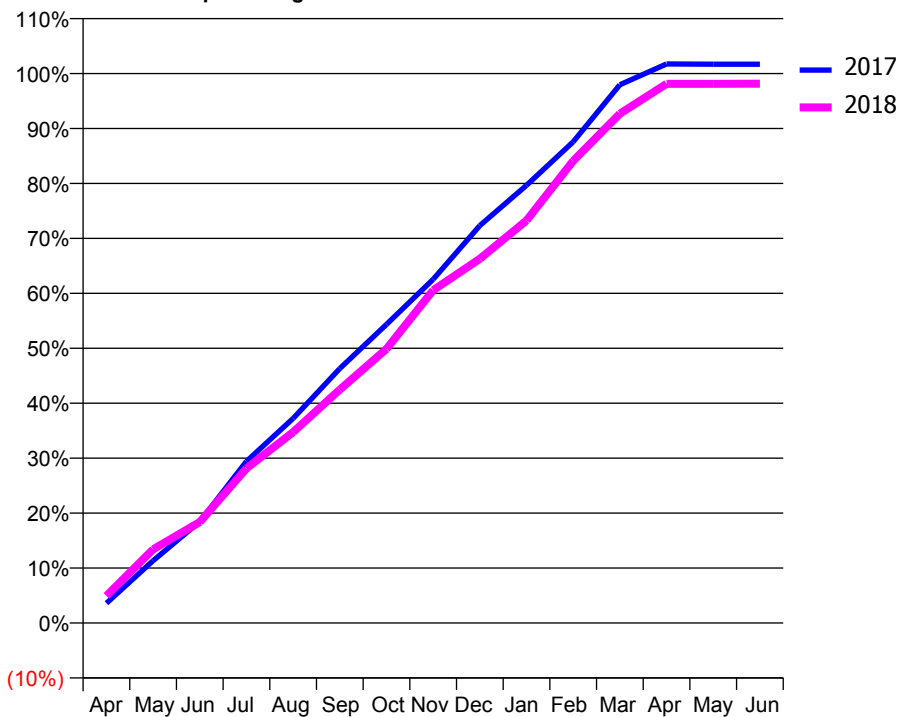
ACCESS*

Patients seen in 24 months	Total	Change since previous quarter
Quarter ending March 2017	7,240	
Quarter ending June 2017	7,119	↓
Quarter ending September 2017	7,020	↓
Quarter ending December 2017	6,979	→
Quarter ending March 2018	6,904	↓
Variance since March 2017	(4.6%)	↓



ACTIVITY

Cumulative percentage of contracted UDA delivered 2017 & 2018



Month	Adjusted Scheduled Activity (UDA)	
	2017	2018
April	798	1,092
May	2,508	2,965
June	4,079	4,061
July	6,500	6,217
August	8,231	7,676
September	10,232	9,389
October	12,010	11,023
November	13,822	13,384
December	15,986	14,648
January	17,603	16,185
February	19,352	18,584
March	21,645	20,482
April	22,480	21,684
May	22,473	21,684
June	22,473	21,687

QUALITY

	Quantity	Base Number	Contract	AT	Region	England
% of FP17s for the same patient ID Re-attending within 3 months - Children	159	2,526	6.3%	10.0%	11.6%	11.9%
% of FP17s for the same patient ID Re-attending within 3 months - Adults	734	6,325	11.6%	15.0%	15.4%	16.0%
% of FP17s for the same patient ID Re-attending between 3 & 9 months - Children	1,432	2,526	56.7%	51.9%	59.4%	58.3%
% of FP17s for the same patient ID Re-attending between 3 & 9 months - Adults	3,346	6,325	52.9%	47.0%	51.3%	50.3%
% of FP17s for Band 1 Urgent Courses	380	8,897	4.3%	8.0%	8.0%	9.1%
% of FP17s Relating to Free Repair or Replacements	87	8,897	1.0%	0.7%	0.8%	0.8%
% of FP17s Relating to Continuations	160	8,897	1.8%	0.9%	1.0%	1.0%
% of Patients satisfied with the dentistry they have received	8	9	N/A	92.0%	91.7%	91.5%
% of Patients satisfied with the time they had to wait for an appointment	9	9	N/A	90.1%	88.3%	87.9%

* This is based on patients treated on this contract for their most recent course of treatment. Figures in italics indicate the base number of FP17s or Patient Questionnaire responses are less than 100. N/A is shown where the base number of responses is less than 10 during the period. % is calculated as Quantity/Base number*100

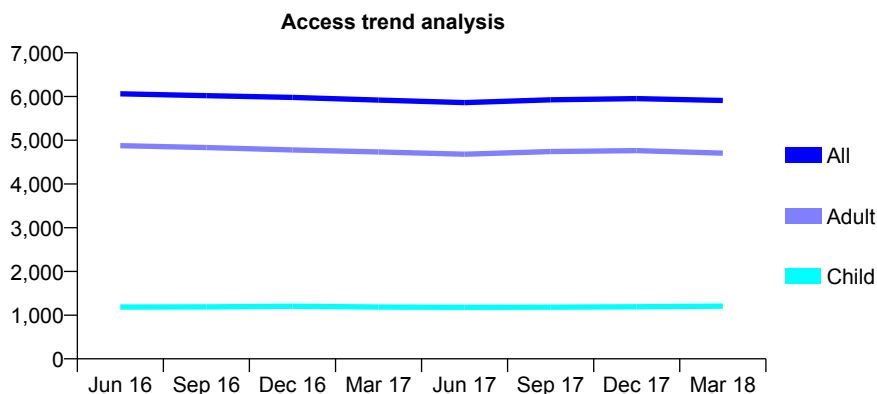
Q54 - Vital Signs At a Glance Contract Report for 125008/0001 - Year end March 2018

Name or company name	Briars Dental Practice
Contract type name	GDS Contract
Purpose of contract	General and Orthodontic
Contract start date	01/04/2006
Contract end date	

17/18 Contracted general activity (UDA)	18,492
Carry forward general activity (UDA)	-216
17/18 Contracted orthodontic activity (UOA)	1,763
Carry forward orthodontic activity (UOA)	1,173
Baseline contract value	£561,021.19

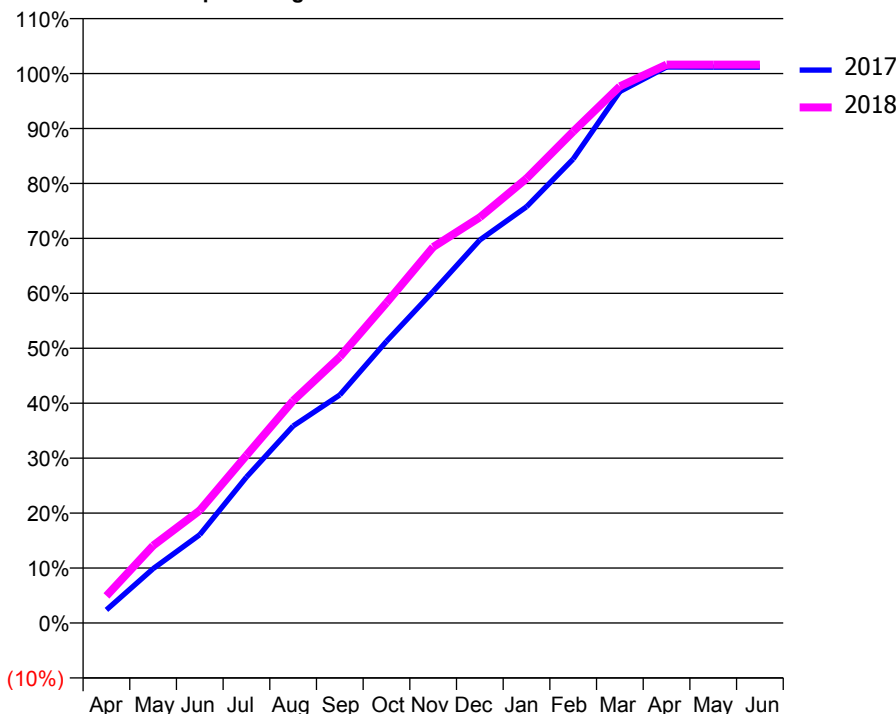
ACCESS*

Patients seen in 24 months	Total	Change since previous quarter
Quarter ending March 2017	5,919	
Quarter ending June 2017	5,861	→
Quarter ending September 2017	5,924	→
Quarter ending December 2017	5,952	→
Quarter ending March 2018	5,911	→
Variance since March 2017	(0.1%)	→



ACTIVITY

Cumulative percentage of contracted UDA delivered 2017 & 2018



Month	Adjusted Scheduled Activity (UDA)	
	2017	2018
April	444	915
May	1,829	2,604
June	2,972	3,789
July	4,910	5,645
August	6,629	7,484
September	7,677	8,953
October	9,482	10,778
November	11,156	12,653
December	12,890	13,654
January	14,007	14,957
February	15,612	16,537
March	17,883	18,061
April	18,709	18,789
May	18,708	18,790
June	18,708	18,790

QUALITY

	Quantity	Base Number	Contract	AT	Region	England
% of FP17s for the same patient ID Re-attending within 3 months - Children	132	1,838	7.2%	10.0%	11.6%	11.9%
% of FP17s for the same patient ID Re-attending within 3 months - Adults	786	6,665	11.8%	15.0%	15.4%	16.0%
% of FP17s for the same patient ID Re-attending between 3 & 9 months - Children	969	1,838	52.7%	51.9%	59.4%	58.3%
% of FP17s for the same patient ID Re-attending between 3 & 9 months - Adults	3,856	6,665	57.9%	47.0%	51.3%	50.3%
% of FP17s for Band 1 Urgent Courses	331	8,246	4.0%	8.0%	8.0%	9.1%
% of FP17s Relating to Free Repair or Replacements	79	8,246	1.0%	0.7%	0.8%	0.8%
% of FP17s Relating to Continuations	68	8,246	0.8%	0.9%	1.0%	1.0%
% of Patients satisfied with the dentistry they have received	17	19	89.5%	92.0%	91.7%	91.5%
% of Patients satisfied with the time they had to wait for an appointment	17	19	89.5%	90.1%	88.3%	87.9%

* This is based on patients treated on this contract for their most recent course of treatment. Figures in italics indicate the base number of FP17s or Patient Questionnaire responses are less than 100. N/A is shown where the base number of responses is less than 10 during the period. % is calculated as Quantity/Base number*100

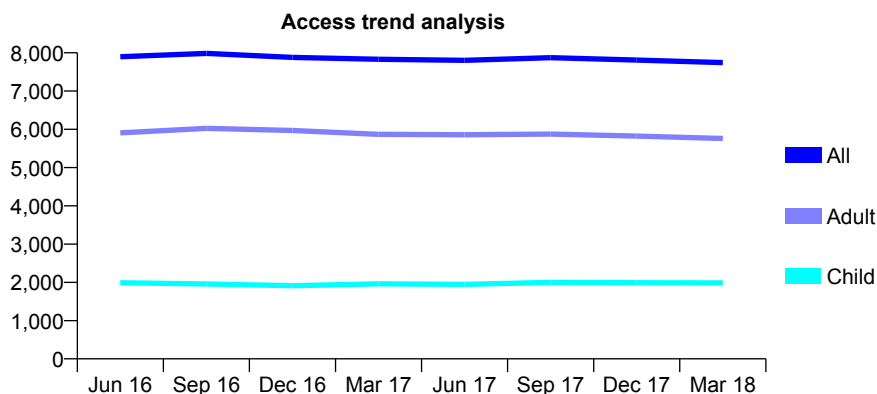
Q54 - Vital Signs At a Glance Contract Report for 126543/0001 - Year end March 2018

Name or company name	Amblecote Dental Care
Contract type name	Pilot Contract
Purpose of contract	General and Orthodontic
Contract start date	01/10/2014
Contract end date	

17/18 Contracted general activity (UDA)	21,139
Carry forward general activity (UDA)	0
17/18 Contracted orthodontic activity (UOA)	1,699
Carry forward orthodontic activity (UOA)	21
Baseline contract value	£785,177.96

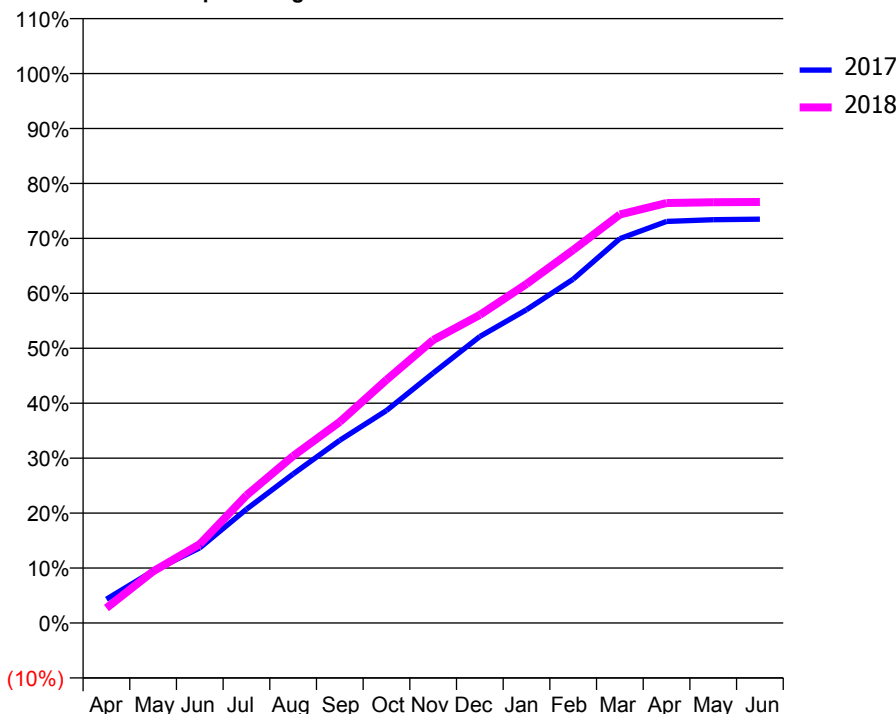
ACCESS*

Patients seen in 24 months	Total	Change since previous quarter
Quarter ending March 2017	7,830	
Quarter ending June 2017	7,804	→
Quarter ending September 2017	7,874	→
Quarter ending December 2017	7,809	→
Quarter ending March 2018	7,744	→
Variance since March 2017	(1.1%)	↓



ACTIVITY

Cumulative percentage of contracted UDA delivered 2017 & 2018



Month	Adjusted Scheduled Activity (UDA)	
	2017	2018
April	915	577
May	2,002	1,989
June	2,891	3,033
July	4,378	4,913
August	5,733	6,426
September	7,031	7,739
October	8,175	9,352
November	9,618	10,887
December	11,020	11,852
January	12,052	13,041
February	13,228	14,351
March	14,789	15,713
April	15,450	16,156
May	15,516	16,187
June	15,533	16,198

QUALITY

	Quantity	Base Number	Contract	AT	Region	England
% of FP17s for the same patient ID Re-attending within 3 months - Children	242	3,318	7.3%	10.0%	11.6%	11.9%
% of FP17s for the same patient ID Re-attending within 3 months - Adults	697	7,089	9.8%	15.0%	15.4%	16.0%
% of FP17s for the same patient ID Re-attending between 3 & 9 months - Children	2,021	3,318	60.9%	51.9%	59.4%	58.3%
% of FP17s for the same patient ID Re-attending between 3 & 9 months - Adults	2,771	7,089	39.1%	47.0%	51.3%	50.3%
% of FP17s for Band 1 Urgent Courses	135	9,969	1.4%	8.0%	8.0%	9.1%
% of FP17s Relating to Free Repair or Replacements	59	9,969	0.6%	0.7%	0.8%	0.8%
% of FP17s Relating to Continuations	82	9,969	0.8%	0.9%	1.0%	1.0%
% of Patients satisfied with the dentistry they have received	4	4	N/A	92.0%	91.7%	91.5%
% of Patients satisfied with the time they had to wait for an appointment	3	4	N/A	90.1%	88.3%	87.9%

* This is based on patients treated on this contract for their most recent course of treatment. Figures in italics indicate the base number of FP17s or Patient Questionnaire responses are less than 100. N/A is shown where the base number of responses is less than 10 during the period. % is calculated as Quantity/Base number*100

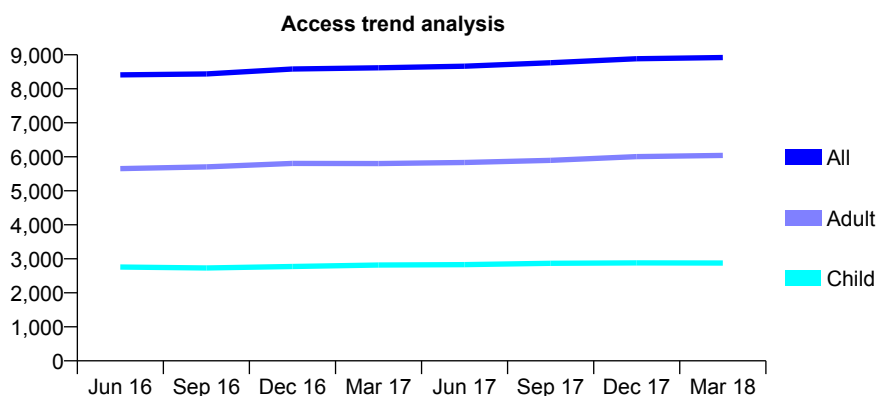
Q54 - Vital Signs At a Glance Contract Report for 127930/0001 - Year end March 2018

Name or company name	Dr R Patel & Dr D Patel & Dr P S Dogra
Contract type name	GDS Contract
Purpose of contract	General
Contract start date	02/07/2010
Contract end date	

17/18 Contracted general activity (UDA)	23,248
Carry forward general activity (UDA)	373
17/18 Contracted orthodontic activity (UOA)	0
Carry forward orthodontic activity (UOA)	0
Baseline contract value	£632,091.54

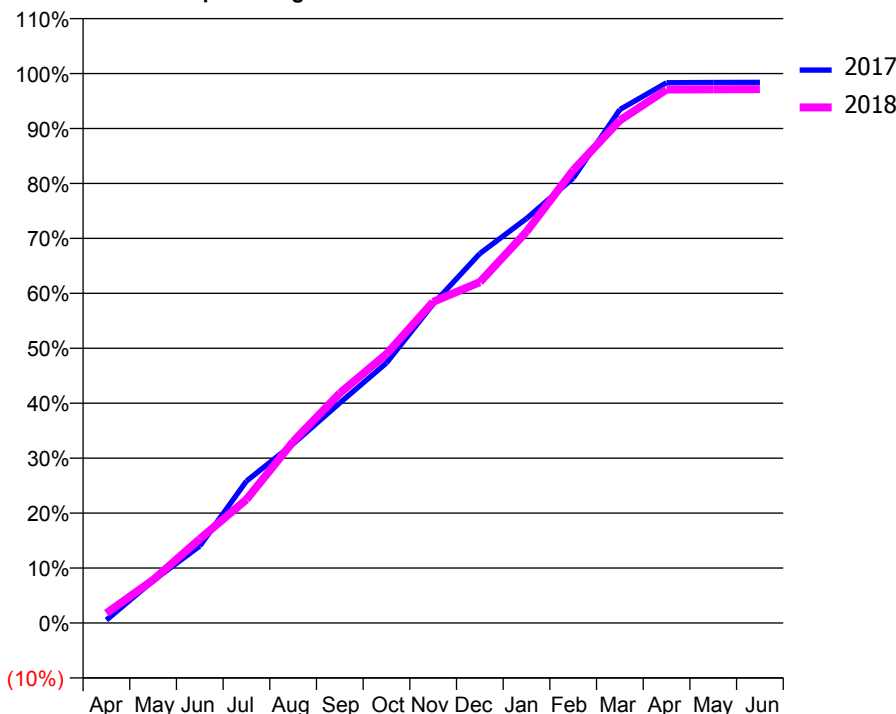
ACCESS*

Patients seen in 24 months	Total	Change since previous quarter
Quarter ending March 2017	8,619	
Quarter ending June 2017	8,666	→
Quarter ending September 2017	8,766	→
Quarter ending December 2017	8,884	→
Quarter ending March 2018	8,919	→
Variance since March 2017	3.5%	↑



ACTIVITY

Cumulative percentage of contracted UDA delivered 2017 & 2018



Month	Adjusted Scheduled Activity (UDA)	
	2017	2018
April	129	413
May	1,793	1,824
June	3,258	3,557
July	6,006	5,228
August	7,578	7,677
September	9,310	9,723
October	11,003	11,380
November	13,495	13,590
December	15,633	14,423
January	17,112	16,555
February	18,821	19,157
March	21,724	21,268
April	22,856	22,569
May	22,866	22,582
June	22,875	22,585

QUALITY

	Quantity	Base Number	Contract	AT	Region	England
% of FP17s for the same patient ID Re-attending within 3 months - Children	195	3,586	5.4%	10.0%	11.6%	11.9%
% of FP17s for the same patient ID Re-attending within 3 months - Adults	933	7,233	12.9%	15.0%	15.4%	16.0%
% of FP17s for the same patient ID Re-attending between 3 & 9 months - Children	1,820	3,586	50.8%	51.9%	59.4%	58.3%
% of FP17s for the same patient ID Re-attending between 3 & 9 months - Adults	3,491	7,233	48.3%	47.0%	51.3%	50.3%
% of FP17s for Band 1 Urgent Courses	1,161	10,971	10.6%	8.0%	8.0%	9.1%
% of FP17s Relating to Free Repair or Replacements	20	10,971	0.2%	0.7%	0.8%	0.8%
% of FP17s Relating to Continuations	15	10,971	0.1%	0.9%	1.0%	1.0%
% of Patients satisfied with the dentistry they have received	9	10	90.0%	92.0%	91.7%	91.5%
% of Patients satisfied with the time they had to wait for an appointment	10	10	100.0%	90.1%	88.3%	87.9%

* This is based on patients treated on this contract for their most recent course of treatment. Figures in italics indicate the base number of FP17s or Patient Questionnaire responses are less than 100. N/A is shown where the base number of responses is less than 10 during the period. % is calculated as Quantity/Base number*100

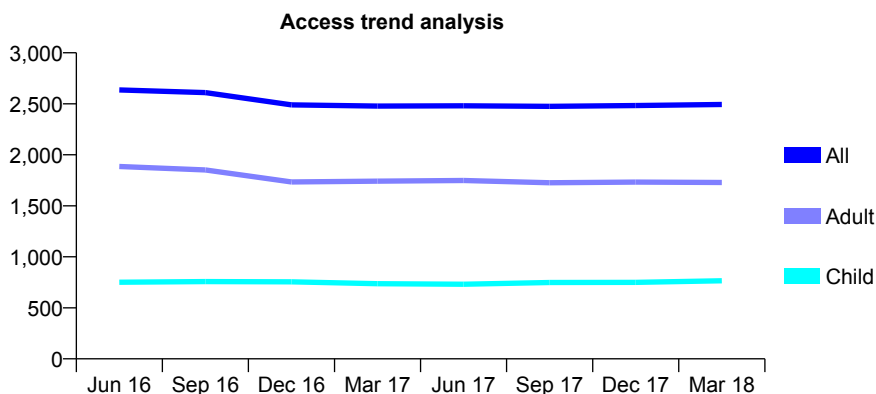
Q54 - Vital Signs At a Glance Contract Report for 129321/0001 - Year end March 2018

Name or company name	Smile By Smile Dental
Contract type name	GDS Contract
Purpose of contract	General and Orthodontic
Contract start date	01/08/2011
Contract end date	

17/18 Contracted general activity (UDA)	8,806
Carry forward general activity (UDA)	12
17/18 Contracted orthodontic activity (UOA)	227
Carry forward orthodontic activity (UOA)	-3
Baseline contract value	£216,929.45

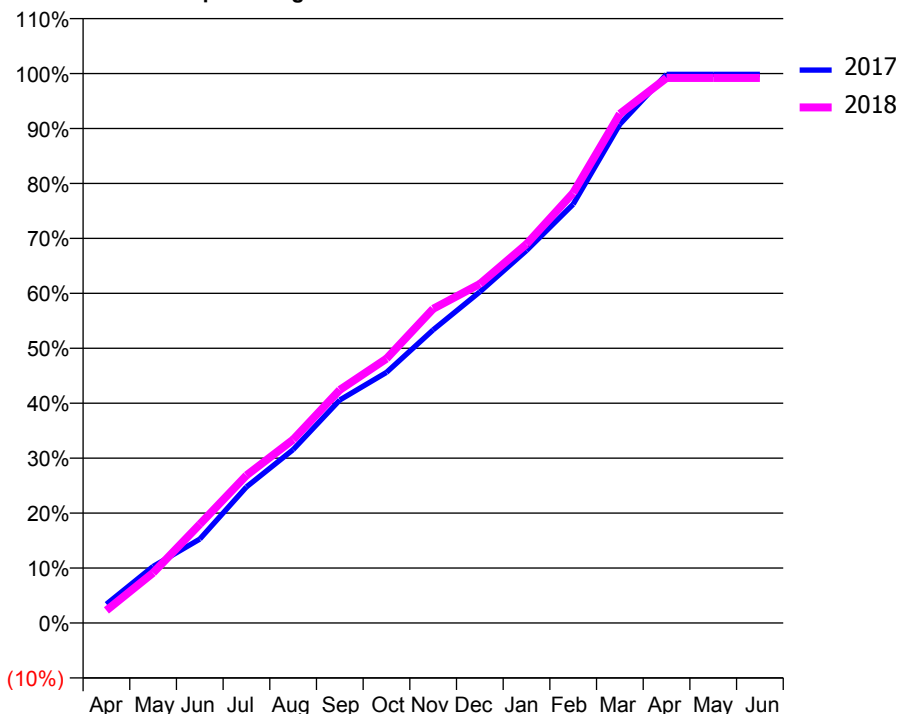
ACCESS*

Patients seen in 24 months	Total	Change since previous quarter
Quarter ending March 2017	2,478	
Quarter ending June 2017	2,481	→
Quarter ending September 2017	2,475	→
Quarter ending December 2017	2,483	→
Quarter ending March 2018	2,494	→
Variance since March 2017	0.6%	→



ACTIVITY

Cumulative percentage of contracted UDA delivered 2017 & 2018



Month	Adjusted Scheduled Activity (UDA)	
	2017	2018
April	302	203
May	908	804
June	1,346	1,582
July	2,180	2,366
August	2,779	2,940
September	3,575	3,736
October	4,016	4,237
November	4,698	5,036
December	5,307	5,433
January	5,969	6,073
February	6,710	6,893
March	7,994	8,159
April	8,791	8,734
May	8,791	8,734
June	8,793	8,736

QUALITY

	Quantity	Base Number	Contract	AT	Region	England
% of FP17s for the same patient ID Re-attending within 3 months - Children	153	1,445	10.6%	10.0%	11.6%	11.9%
% of FP17s for the same patient ID Re-attending within 3 months - Adults	364	2,905	12.5%	15.0%	15.4%	16.0%
% of FP17s for the same patient ID Re-attending between 3 & 9 months - Children	954	1,445	66.0%	51.9%	59.4%	58.3%
% of FP17s for the same patient ID Re-attending between 3 & 9 months - Adults	2,007	2,905	69.1%	47.0%	51.3%	50.3%
% of FP17s for Band 1 Urgent Courses	170	4,297	4.0%	8.0%	8.0%	9.1%
% of FP17s Relating to Free Repair or Replacements	3	4,297	0.1%	0.7%	0.8%	0.8%
% of FP17s Relating to Continuations	0	4,297	0.0%	0.9%	1.0%	1.0%
% of Patients satisfied with the dentistry they have received	5	5	N/A	92.0%	91.7%	91.5%
% of Patients satisfied with the time they had to wait for an appointment	5	5	N/A	90.1%	88.3%	87.9%

* This is based on patients treated on this contract for their most recent course of treatment. Figures in italics indicate the base number of FP17s or Patient Questionnaire responses are less than 100. N/A is shown where the base number of responses is less than 10 during the period. % is calculated as Quantity/Base number*100

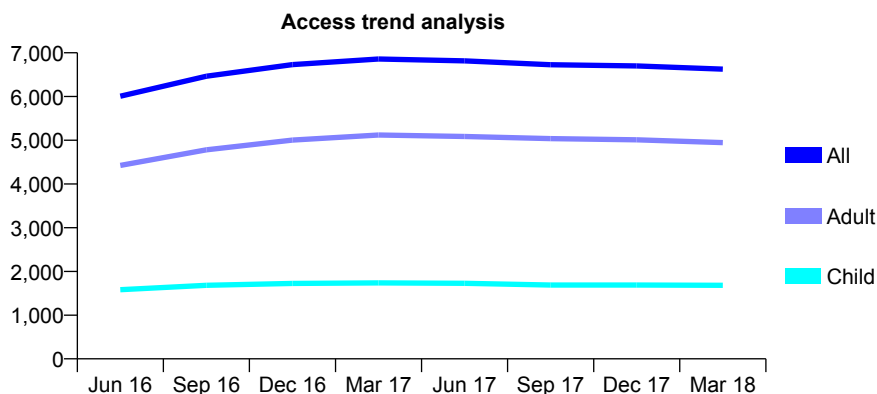
Q54 - Vital Signs At a Glance Contract Report for 130257/0001 - Year end March 2018

Name or company name	Knowle & Dorridge Dental Practice
Contract type name	GDS Contract
Purpose of contract	General
Contract start date	01/04/2015
Contract end date	

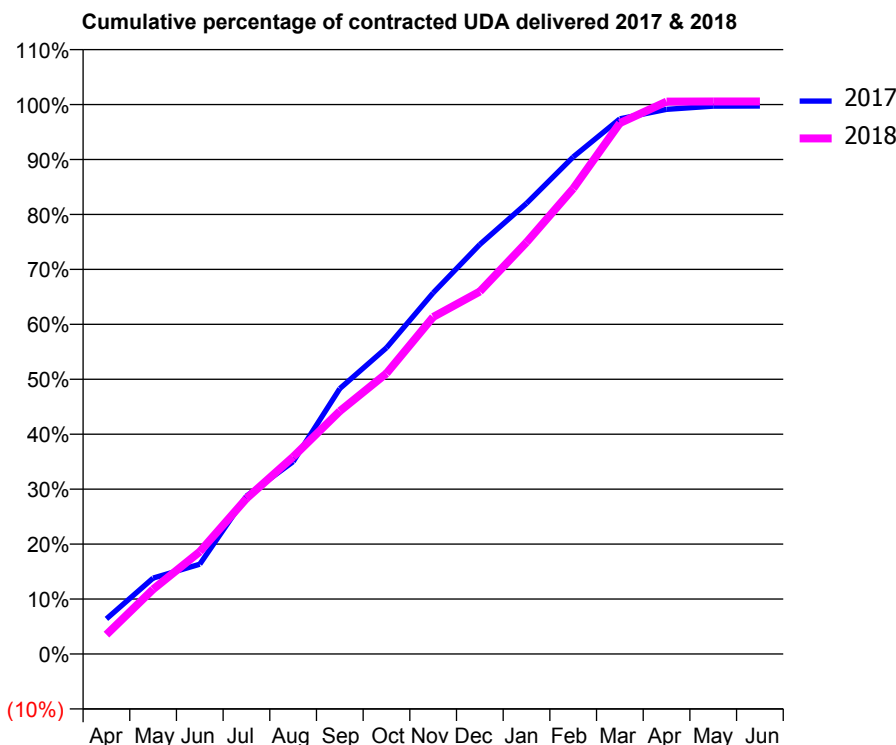
17/18 Contracted general activity (UDA)	14,442
Carry forward general activity (UDA)	39
17/18 Contracted orthodontic activity (UOA)	0
Carry forward orthodontic activity (UOA)	0
Baseline contract value	£353,517.88

ACCESS*

Patients seen in 24 months	Total	Change since previous quarter
Quarter ending March 2017	6,859	
Quarter ending June 2017	6,815	→
Quarter ending September 2017	6,727	↓
Quarter ending December 2017	6,700	→
Quarter ending March 2018	6,627	↓
Variance since March 2017	(3.4%)	↓



ACTIVITY



Month	Adjusted Scheduled Activity (UDA)	
	2017	2018
April	924	509
May	1,995	1,702
June	2,362	2,691
July	4,153	4,089
August	5,057	5,181
September	6,974	6,383
October	8,048	7,377
November	9,493	8,858
December	10,765	9,526
January	11,845	10,822
February	13,065	12,232
March	14,066	13,955
April	14,314	14,518
May	14,398	14,520
June	14,402	14,520

QUALITY

	Quantity	Base Number	Contract	AT	Region	England
% of FP17s for the same patient ID Re-attending within 3 months - Children	171	2,583	6.6%	10.0%	11.6%	11.9%
% of FP17s for the same patient ID Re-attending within 3 months - Adults	1,014	6,698	15.1%	15.0%	15.4%	16.0%
% of FP17s for the same patient ID Re-attending between 3 & 9 months - Children	1,533	2,583	59.3%	51.9%	59.4%	58.3%
% of FP17s for the same patient ID Re-attending between 3 & 9 months - Adults	3,368	6,698	50.3%	47.0%	51.3%	50.3%
% of FP17s for Band 1 Urgent Courses	731	8,596	8.5%	8.0%	8.0%	9.1%
% of FP17s Relating to Free Repair or Replacements	107	8,596	1.2%	0.7%	0.8%	0.8%
% of FP17s Relating to Continuations	35	8,596	0.4%	0.9%	1.0%	1.0%
% of Patients satisfied with the dentistry they have received	10	10	100.0%	92.0%	91.7%	91.5%
% of Patients satisfied with the time they had to wait for an appointment	8	10	80.0%	90.1%	88.3%	87.9%

* This is based on patients treated on this contract for their most recent course of treatment. Figures in italics indicate the base number of FP17s or Patient Questionnaire responses are less than 100. N/A is shown where the base number of responses is less than 10 during the period. % is calculated as Quantity/Base number*100

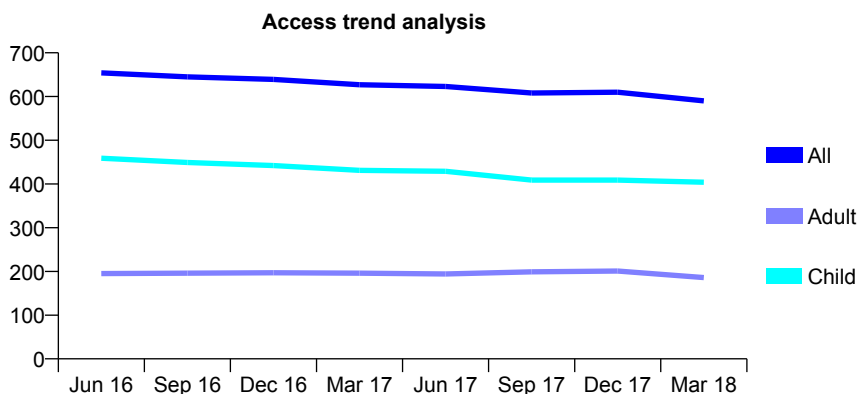
Q54 - Vital Signs At a Glance Contract Report for 130842/0001 - Year end March 2018

Name or company name	Mr P H McCullough & Mrs S J McCullough
Contract type name	GDS Contract
Purpose of contract	General
Contract start date	01/04/2006
Contract end date	

17/18 Contracted general activity (UDA)	1,290
Carry forward general activity (UDA)	0
17/18 Contracted orthodontic activity (UOA)	0
Carry forward orthodontic activity (UOA)	0
Baseline contract value	£36,454.89

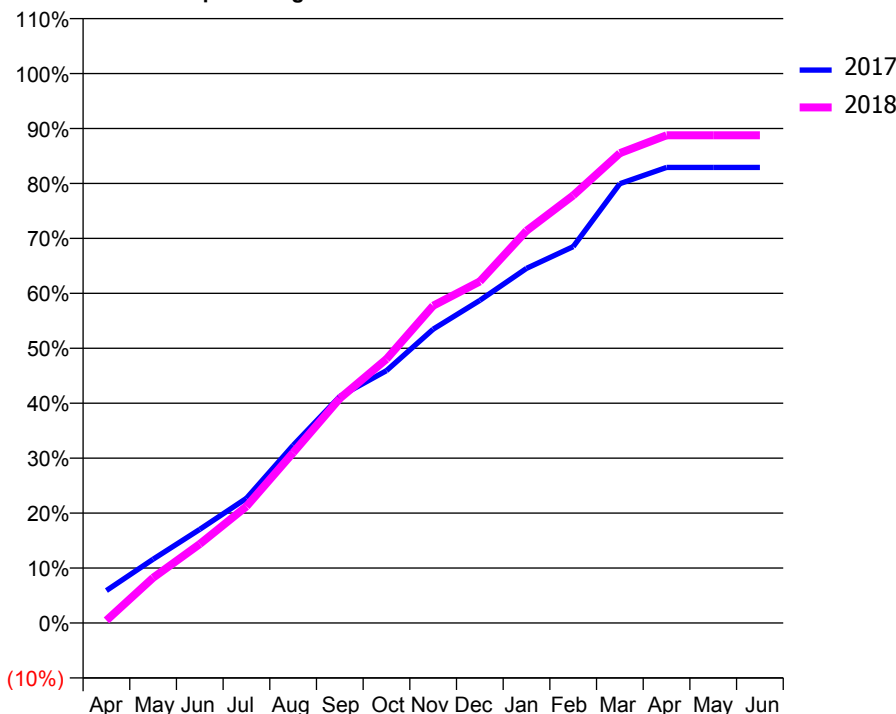
ACCESS*

Patients seen in 24 months	Total	Change since previous quarter
Quarter ending March 2017	627	
Quarter ending June 2017	623	→
Quarter ending September 2017	608	↓
Quarter ending December 2017	610	→
Quarter ending March 2018	590	↓
Variance since March 2017	(5.9%)	↓



ACTIVITY

Cumulative percentage of contracted UDA delivered 2017 & 2018



Month	Adjusted Scheduled Activity (UDA)	
	2017	2018
April	85	6
May	167	106
June	245	185
July	327	274
August	466	400
September	594	527
October	661	620
November	770	745
December	845	802
January	929	921
February	986	1,004
March	1,151	1,103
April	1,194	1,145
May	1,194	1,145
June	1,194	1,145

QUALITY

	Quantity	Base Number	Contract	AT	Region	England
% of FP17s for the same patient ID Re-attending within 3 months - Children	38	625	6.1%	10.0%	11.6%	11.9%
% of FP17s for the same patient ID Re-attending within 3 months - Adults	8	153	5.2%	15.0%	15.4%	16.0%
% of FP17s for the same patient ID Re-attending between 3 & 9 months - Children	425	625	68.0%	51.9%	59.4%	58.3%
% of FP17s for the same patient ID Re-attending between 3 & 9 months - Adults	84	153	54.9%	47.0%	51.3%	50.3%
% of FP17s for Band 1 Urgent Courses	15	774	1.9%	8.0%	8.0%	9.1%
% of FP17s Relating to Free Repair or Replacements	0	774	0.0%	0.7%	0.8%	0.8%
% of FP17s Relating to Continuations	1	774	0.1%	0.9%	1.0%	1.0%
% of Patients satisfied with the dentistry they have received	0	0	N/A	92.0%	91.7%	91.5%
% of Patients satisfied with the time they had to wait for an appointment	0	0	N/A	90.1%	88.3%	87.9%

* This is based on patients treated on this contract for their most recent course of treatment. Figures in italics indicate the base number of FP17s or Patient Questionnaire responses are less than 100. N/A is shown where the base number of responses is less than 10 during the period. % is calculated as Quantity/Base number*100

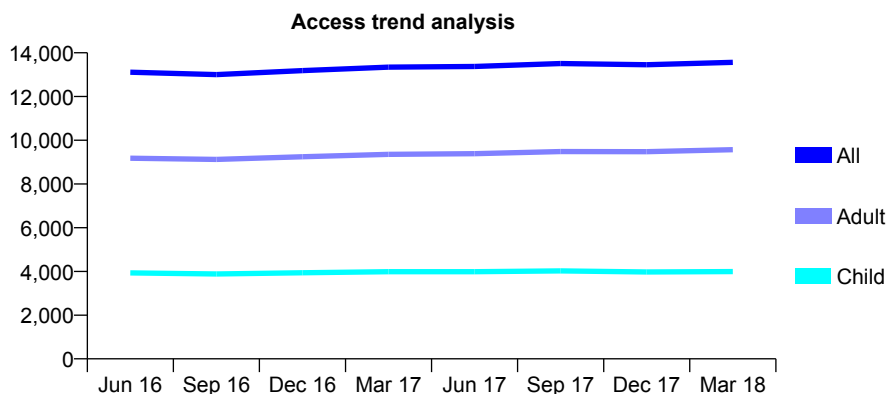
Q54 - Vital Signs At a Glance Contract Report for 131342/0001 - Year end March 2018

Name or company name	Camila Pema Dhaya & Jatinder Kaur
Contract type name	GDS Contract
Purpose of contract	General and Orthodontic
Contract start date	01/04/2010
Contract end date	

17/18 Contracted general activity (UDA)	44,254
Carry forward general activity (UDA)	-644
17/18 Contracted orthodontic activity (UOA)	1,091
Carry forward orthodontic activity (UOA)	15
Baseline contract value	£1,329,614.45

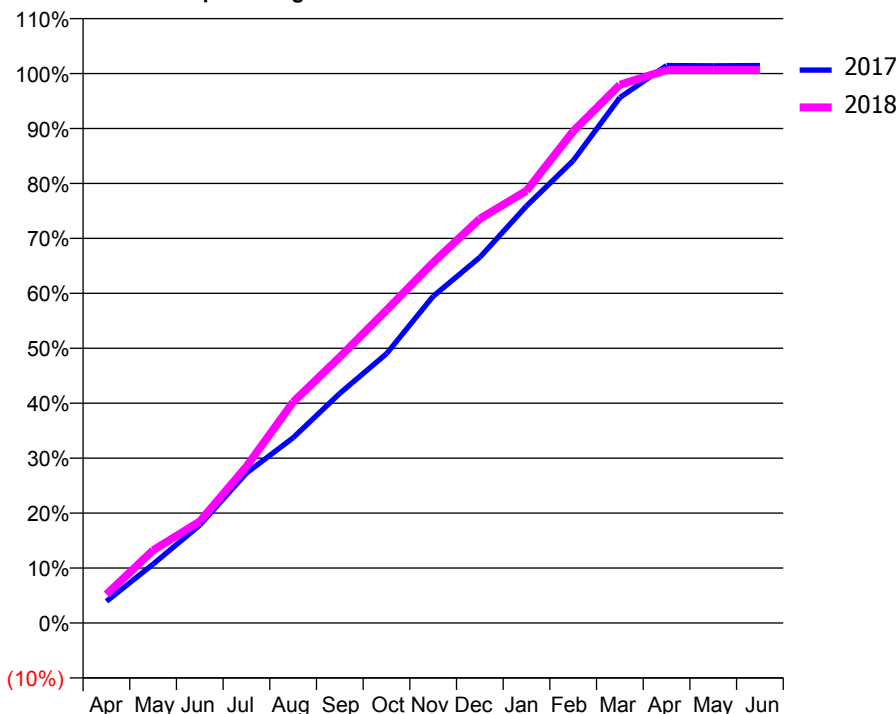
ACCESS*

Patients seen in 24 months	Total	Change since previous quarter
Quarter ending March 2017	13,342	
Quarter ending June 2017	13,372	→
Quarter ending September 2017	13,508	→
Quarter ending December 2017	13,454	→
Quarter ending March 2018	13,562	→
Variance since March 2017	1.6%	→



ACTIVITY

Cumulative percentage of contracted UDA delivered 2017 & 2018



Month	Adjusted Scheduled Activity (UDA)	
	2017	2018
April	1,742	2,308
May	4,742	5,863
June	7,883	8,174
July	12,076	12,607
August	14,924	17,803
September	18,496	21,418
October	21,690	25,184
November	26,315	29,034
December	29,452	32,554
January	33,582	34,807
February	37,237	39,597
March	42,320	43,348
April	44,890	44,534
May	44,876	44,528
June	44,898	44,527

QUALITY

	Quantity	Base Number	Contract	AT	Region	England
% of FP17s for the same patient ID Re-attending within 3 months - Children	778	5,681	13.7%	10.0%	11.6%	11.9%
% of FP17s for the same patient ID Re-attending within 3 months - Adults	2,623	13,112	20.0%	15.0%	15.4%	16.0%
% of FP17s for the same patient ID Re-attending between 3 & 9 months - Children	2,959	5,681	52.1%	51.9%	59.4%	58.3%
% of FP17s for the same patient ID Re-attending between 3 & 9 months - Adults	6,498	13,112	49.6%	47.0%	51.3%	50.3%
% of FP17s for Band 1 Urgent Courses	1,269	17,055	7.4%	8.0%	8.0%	9.1%
% of FP17s Relating to Free Repair or Replacements	237	17,055	1.4%	0.7%	0.8%	0.8%
% of FP17s Relating to Continuations	128	17,055	0.8%	0.9%	1.0%	1.0%
% of Patients satisfied with the dentistry they have received	2	3	N/A	92.0%	91.7%	91.5%
% of Patients satisfied with the time they had to wait for an appointment	2	3	N/A	90.1%	88.3%	87.9%

* This is based on patients treated on this contract for their most recent course of treatment. Figures in italics indicate the base number of FP17s or Patient Questionnaire responses are less than 100. N/A is shown where the base number of responses is less than 10 during the period. % is calculated as Quantity/Base number*100

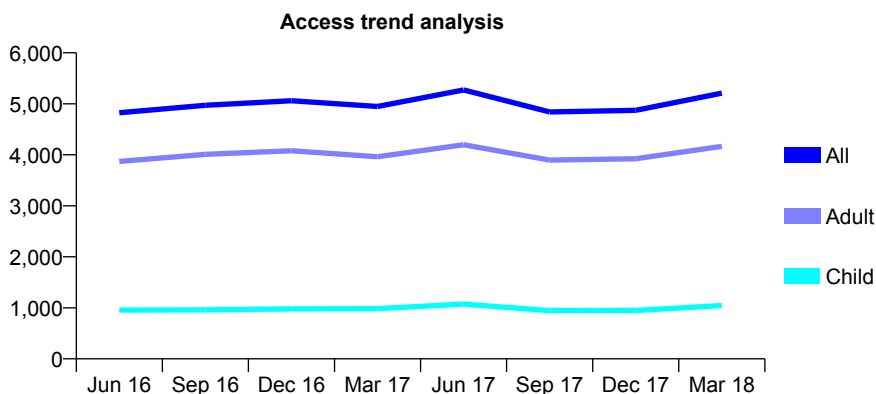
Q54 - Vital Signs At a Glance Contract Report for 132780/0001 - Year end March 2018

Name or company name	Kingswinford Health Centre 1
Contract type name	GDS Contract
Purpose of contract	General
Contract start date	01/09/2014
Contract end date	

17/18 Contracted general activity (UDA)	14,554
Carry forward general activity (UDA)	367
17/18 Contracted orthodontic activity (UOA)	0
Carry forward orthodontic activity (UOA)	0
Baseline contract value	£351,591.10

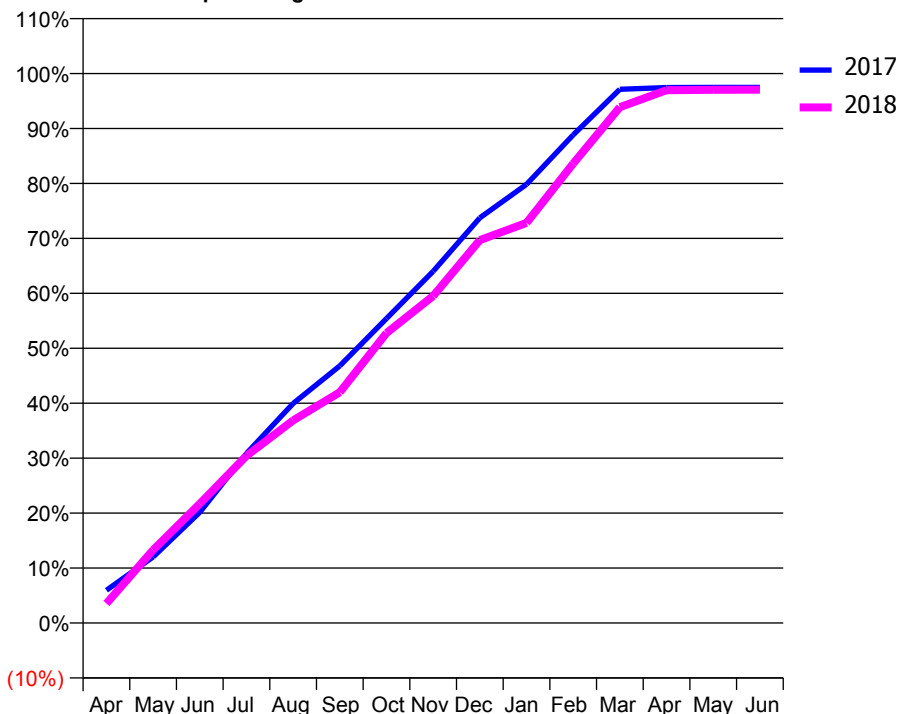
ACCESS*

Patients seen in 24 months	Total	Change since previous quarter
Quarter ending March 2017	4,947	
Quarter ending June 2017	5,271	↑
Quarter ending September 2017	4,841	↓
Quarter ending December 2017	4,872	→
Quarter ending March 2018	5,209	↑
Variance since March 2017	5.3%	↑



ACTIVITY

Cumulative percentage of contracted UDA delivered 2017 & 2018



Adjusted Scheduled Activity (UDA)

Month	2017	2018
April	867	518
May	1,750	1,935
June	2,934	3,159
July	4,491	4,429
August	5,815	5,368
September	6,811	6,111
October	8,067	7,679
November	9,317	8,663
December	10,733	10,141
January	11,619	10,599
February	12,927	12,169
March	14,138	13,663
April	14,184	14,113
May	14,186	14,123
June	14,186	14,125

QUALITY

	Quantity	Base Number	Contract	AT	Region	England
% of FP17s for the same patient ID Re-attending within 3 months - Children	38	1,431	2.7%	10.0%	11.6%	11.9%
% of FP17s for the same patient ID Re-attending within 3 months - Adults	732	5,716	12.8%	15.0%	15.4%	16.0%
% of FP17s for the same patient ID Re-attending between 3 & 9 months - Children	667	1,431	46.6%	51.9%	59.4%	58.3%
% of FP17s for the same patient ID Re-attending between 3 & 9 months - Adults	2,767	5,716	48.4%	47.0%	51.3%	50.3%
% of FP17s for Band 1 Urgent Courses	316	7,379	4.3%	8.0%	8.0%	9.1%
% of FP17s Relating to Free Repair or Replacements	63	7,379	0.9%	0.7%	0.8%	0.8%
% of FP17s Relating to Continuations	105	7,379	1.4%	0.9%	1.0%	1.0%
% of Patients satisfied with the dentistry they have received	7	7	N/A	92.0%	91.7%	91.5%
% of Patients satisfied with the time they had to wait for an appointment	7	7	N/A	90.1%	88.3%	87.9%

* This is based on patients treated on this contract for their most recent course of treatment. Figures in italics indicate the base number of FP17s or Patient Questionnaire responses are less than 100. N/A is shown where the base number of responses is less than 10 during the period. % is calculated as Quantity/Base number*100

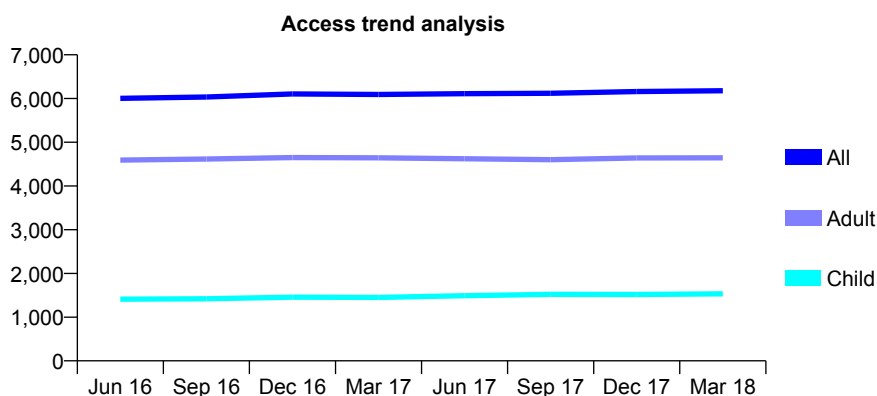
Q54 - Vital Signs At a Glance Contract Report for 133507/0001 - Year end March 2018

Name or company name	Castle Bromwich Dental Care
Contract type name	GDS Contract
Purpose of contract	General
Contract start date	01/10/2012
Contract end date	

17/18 Contracted general activity (UDA)	17,362
Carry forward general activity (UDA)	84
17/18 Contracted orthodontic activity (UOA)	0
Carry forward orthodontic activity (UOA)	0
Baseline contract value	£420,804.47

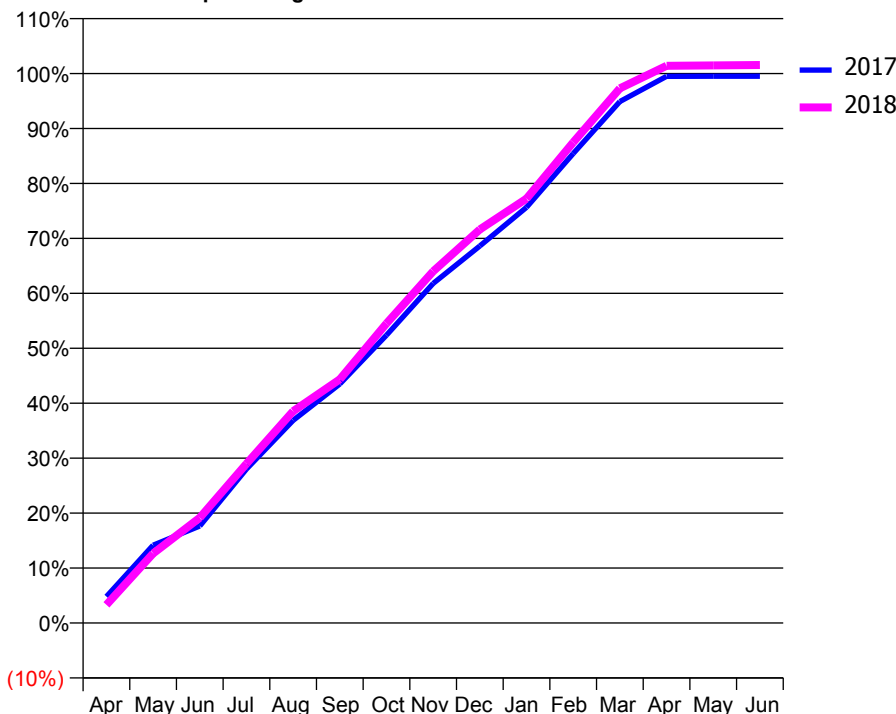
ACCESS*

Patients seen in 24 months	Total	Change since previous quarter
Quarter ending March 2017	6,093	
Quarter ending June 2017	6,112	→
Quarter ending September 2017	6,121	→
Quarter ending December 2017	6,159	→
Quarter ending March 2018	6,178	→
Variance since March 2017	1.4%	→



ACTIVITY

Cumulative percentage of contracted UDA delivered 2017 & 2018



Adjusted Scheduled Activity (UDA)

Month	2017	2018
April	835	577
May	2,457	2,195
June	3,064	3,327
July	4,866	5,031
August	6,400	6,693
September	7,552	7,701
October	9,094	9,467
November	10,728	11,110
December	11,913	12,435
January	13,135	13,409
February	14,832	15,186
March	16,476	16,893
April	17,272	17,605
May	17,277	17,617
June	17,277	17,630

QUALITY

	Quantity	Base Number	Contract	AT	Region	England
% of FP17s for the same patient ID Re-attending within 3 months - Children	118	2,045	5.8%	10.0%	11.6%	11.9%
% of FP17s for the same patient ID Re-attending within 3 months - Adults	872	5,977	14.6%	15.0%	15.4%	16.0%
% of FP17s for the same patient ID Re-attending between 3 & 9 months - Children	1,105	2,045	54.0%	51.9%	59.4%	58.3%
% of FP17s for the same patient ID Re-attending between 3 & 9 months - Adults	3,009	5,977	50.3%	47.0%	51.3%	50.3%
% of FP17s for Band 1 Urgent Courses	448	8,024	5.6%	8.0%	8.0%	9.1%
% of FP17s Relating to Free Repair or Replacements	82	8,024	1.0%	0.7%	0.8%	0.8%
% of FP17s Relating to Continuations	95	8,024	1.2%	0.9%	1.0%	1.0%
% of Patients satisfied with the dentistry they have received	5	5	N/A	92.0%	91.7%	91.5%
% of Patients satisfied with the time they had to wait for an appointment	5	5	N/A	90.1%	88.3%	87.9%

* This is based on patients treated on this contract for their most recent course of treatment. Figures in italics indicate the base number of FP17s or Patient Questionnaire responses are less than 100. N/A is shown where the base number of responses is less than 10 during the period. % is calculated as Quantity/Base number*100

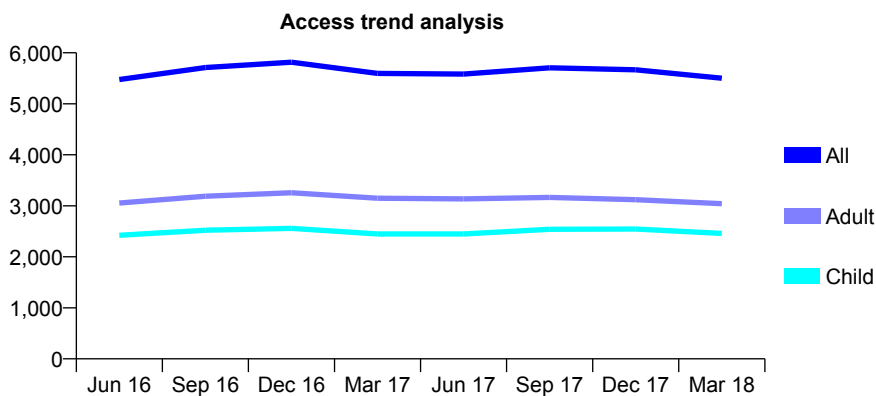
Q54 - Vital Signs At a Glance Contract Report for 133698/0001 - Year end March 2018

Name or company name	Synergy Dental Practice Limited
Contract type name	PDS Plus Contract
Purpose of contract	General
Contract start date	01/10/2010
Contract end date	31/10/2020

17/18 Contracted general activity (UDA)	12,000
Carry forward general activity (UDA)	-123
17/18 Contracted orthodontic activity (UOA)	0
Carry forward orthodontic activity (UOA)	0
Baseline contract value	£232,208.91

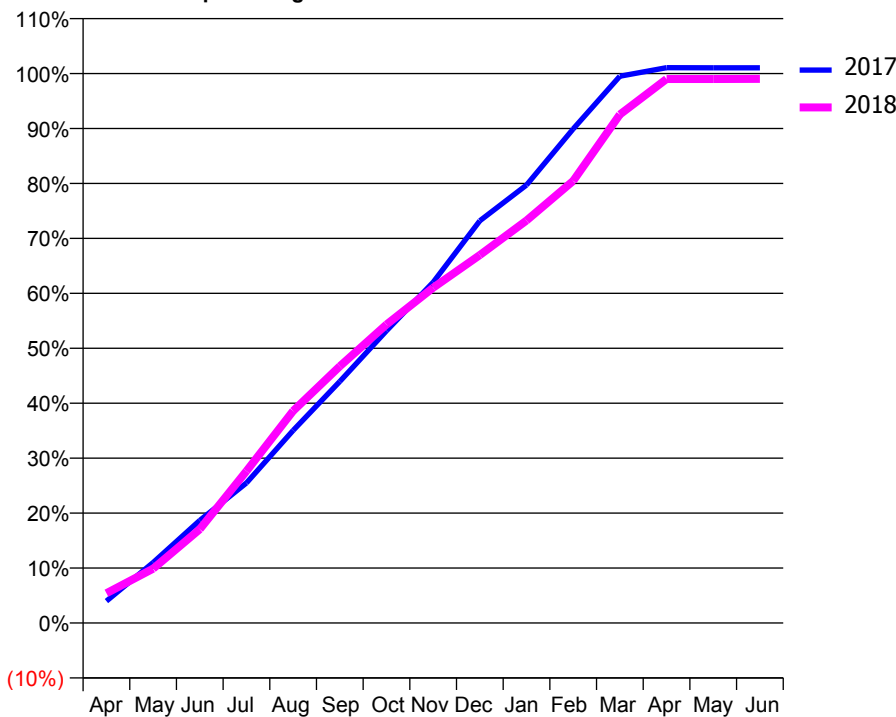
ACCESS*

Patients seen in 24 months	Total	Change since previous quarter
Quarter ending March 2017	5,597	
Quarter ending June 2017	5,584	→
Quarter ending September 2017	5,705	↑
Quarter ending December 2017	5,666	→
Quarter ending March 2018	5,501	↓
Variance since March 2017	(1.7%)	↓



ACTIVITY

Cumulative percentage of contracted UDA delivered 2017 & 2018



Adjusted Scheduled Activity (UDA)

Month	2017	2018
April	480	651
May	1,320	1,188
June	2,240	2,049
July	3,058	3,318
August	4,207	4,632
September	5,275	5,606
October	6,381	6,519
November	7,441	7,323
December	8,784	8,036
January	9,565	8,790
February	10,791	9,656
March	11,940	11,105
April	12,126	11,879
May	12,123	11,881
June	12,123	11,882

QUALITY

	Quantity	Base Number	Contract	AT	Region	England
% of FP17s for the same patient ID Re-attending within 3 months - Children	89	2,516	3.5%	10.0%	11.6%	11.9%
% of FP17s for the same patient ID Re-attending within 3 months - Adults	298	2,931	10.2%	15.0%	15.4%	16.0%
% of FP17s for the same patient ID Re-attending between 3 & 9 months - Children	1,110	2,516	44.1%	51.9%	59.4%	58.3%
% of FP17s for the same patient ID Re-attending between 3 & 9 months - Adults	1,116	2,931	38.1%	47.0%	51.3%	50.3%
% of FP17s for Band 1 Urgent Courses	553	5,741	9.6%	8.0%	8.0%	9.1%
% of FP17s Relating to Free Repair or Replacements	19	5,741	0.3%	0.7%	0.8%	0.8%
% of FP17s Relating to Continuations	0	5,741	0.0%	0.9%	1.0%	1.0%
% of Patients satisfied with the dentistry they have received	1	1	N/A	92.0%	91.7%	91.5%
% of Patients satisfied with the time they had to wait for an appointment	0	1	N/A	90.1%	88.3%	87.9%

* This is based on patients treated on this contract for their most recent course of treatment. Figures in italics indicate the base number of FP17s or Patient Questionnaire responses are less than 100. N/A is shown where the base number of responses is less than 10 during the period. % is calculated as Quantity/Base number*100

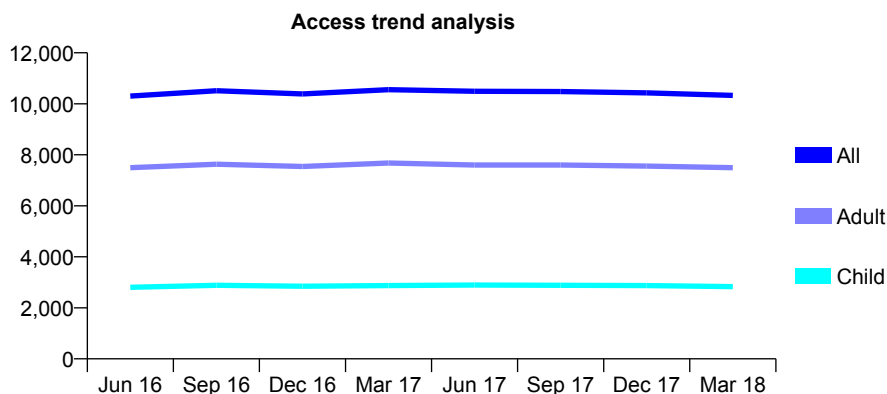
Q54 - Vital Signs At a Glance Contract Report for 135356/0001 - Year end March 2018

Name or company name	Asden House Dental Clinic
Contract type name	GDS Contract
Purpose of contract	General
Contract start date	01/08/2012
Contract end date	

17/18 Contracted general activity (UDA)	29,744
Carry forward general activity (UDA)	0
17/18 Contracted orthodontic activity (UOA)	0
Carry forward orthodontic activity (UOA)	0
Baseline contract value	£855,074.86

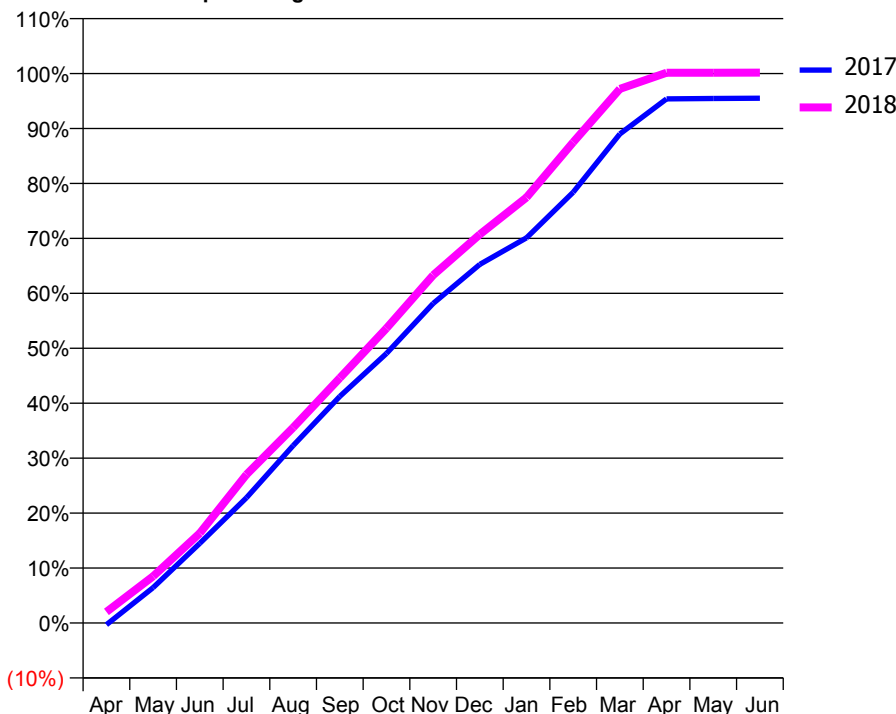
ACCESS*

Patients seen in 24 months	Total	Change since previous quarter
Quarter ending March 2017	10,552	
Quarter ending June 2017	10,492	→
Quarter ending September 2017	10,483	→
Quarter ending December 2017	10,431	→
Quarter ending March 2018	10,327	→
Variance since March 2017	(2.1%)	↓



ACTIVITY

Cumulative percentage of contracted UDA delivered 2017 & 2018



Month	Adjusted Scheduled Activity (UDA)	
	2017	2018
April	-98	602
May	1,914	2,533
June	4,313	4,859
July	6,784	8,040
August	9,601	10,578
September	12,270	13,267
October	14,591	15,957
November	17,300	18,828
December	19,415	21,038
January	20,850	23,036
February	23,315	26,027
March	26,473	28,913
April	28,367	29,782
May	28,393	29,788
June	28,406	29,790

QUALITY

	Quantity	Base Number	Contract	AT	Region	England
% of FP17s for the same patient ID Re-attending within 3 months - Children	350	3,451	10.1%	10.0%	11.6%	11.9%
% of FP17s for the same patient ID Re-attending within 3 months - Adults	1,454	8,008	18.2%	15.0%	15.4%	16.0%
% of FP17s for the same patient ID Re-attending between 3 & 9 months - Children	1,449	3,451	42.0%	51.9%	59.4%	58.3%
% of FP17s for the same patient ID Re-attending between 3 & 9 months - Adults	2,900	8,008	36.2%	47.0%	51.3%	50.3%
% of FP17s for Band 1 Urgent Courses	1,309	9,810	13.3%	8.0%	8.0%	9.1%
% of FP17s Relating to Free Repair or Replacements	87	9,810	0.9%	0.7%	0.8%	0.8%
% of FP17s Relating to Continuations	50	9,810	0.5%	0.9%	1.0%	1.0%
% of Patients satisfied with the dentistry they have received	8	9	N/A	92.0%	91.7%	91.5%
% of Patients satisfied with the time they had to wait for an appointment	9	9	N/A	90.1%	88.3%	87.9%

* This is based on patients treated on this contract for their most recent course of treatment. Figures in italics indicate the base number of FP17s or Patient Questionnaire responses are less than 100. N/A is shown where the base number of responses is less than 10 during the period. % is calculated as Quantity/Base number*100

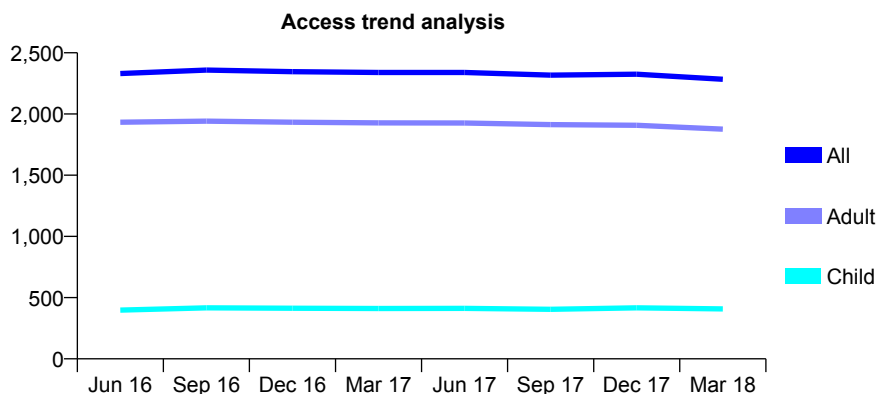
Q54 - Vital Signs At a Glance Contract Report for 135623/0001 - Year end March 2018

Name or company name	New Coventry Road Dental Practice
Contract type name	GDS Contract
Purpose of contract	General
Contract start date	01/09/2011
Contract end date	

17/18 Contracted general activity (UDA)	7,068
Carry forward general activity (UDA)	-126
17/18 Contracted orthodontic activity (UOA)	0
Carry forward orthodontic activity (UOA)	0
Baseline contract value	£174,484.64

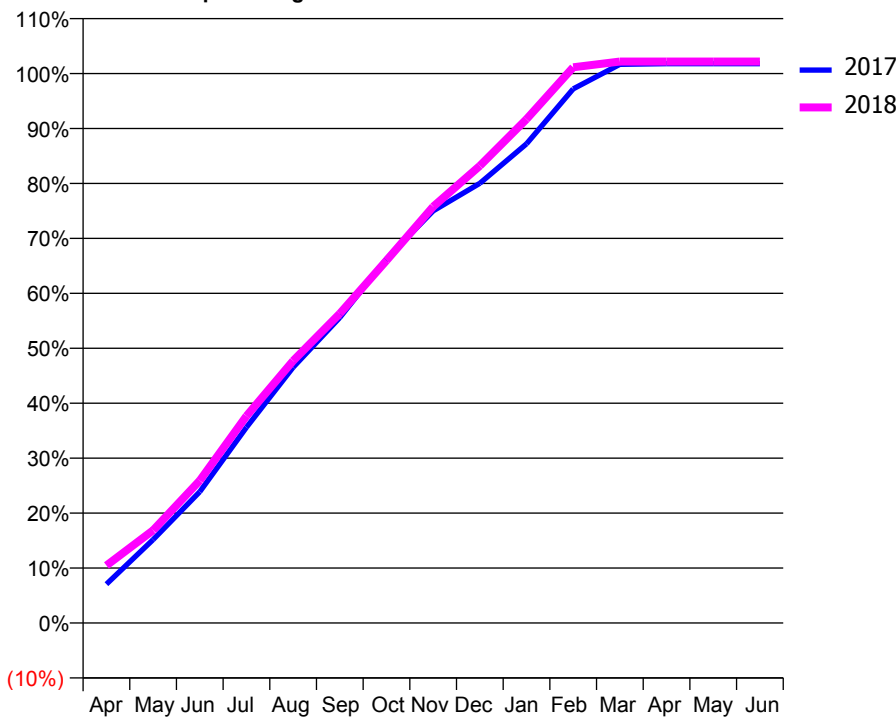
ACCESS*

Patients seen in 24 months	Total	Change since previous quarter
Quarter ending March 2017	2,339	
Quarter ending June 2017	2,339	→
Quarter ending September 2017	2,318	→
Quarter ending December 2017	2,325	→
Quarter ending March 2018	2,284	↓
Variance since March 2017	(2.4%)	↓



ACTIVITY

Cumulative percentage of contracted UDA delivered 2017 & 2018



Month	Adjusted Scheduled Activity (UDA)	
	2017	2018
April	501	740
May	1,072	1,193
June	1,688	1,833
July	2,517	2,662
August	3,288	3,373
September	3,929	3,979
October	4,683	4,662
November	5,300	5,355
December	5,655	5,880
January	6,163	6,481
February	6,870	7,148
March	7,185	7,221
April	7,194	7,221
May	7,194	7,221
June	7,194	7,221

QUALITY

	Quantity	Base Number	Contract	AT	Region	England
% of FP17s for the same patient ID Re-attending within 3 months - Children	31	616	5.0%	10.0%	11.6%	11.9%
% of FP17s for the same patient ID Re-attending within 3 months - Adults	452	2,836	15.9%	15.0%	15.4%	16.0%
% of FP17s for the same patient ID Re-attending between 3 & 9 months - Children	390	616	63.3%	51.9%	59.4%	58.3%
% of FP17s for the same patient ID Re-attending between 3 & 9 months - Adults	1,772	2,836	62.5%	47.0%	51.3%	50.3%
% of FP17s for Band 1 Urgent Courses	162	3,445	4.7%	8.0%	8.0%	9.1%
% of FP17s Relating to Free Repair or Replacements	6	3,445	0.2%	0.7%	0.8%	0.8%
% of FP17s Relating to Continuations	4	3,445	0.1%	0.9%	1.0%	1.0%
% of Patients satisfied with the dentistry they have received	2	2	N/A	92.0%	91.7%	91.5%
% of Patients satisfied with the time they had to wait for an appointment	2	2	N/A	90.1%	88.3%	87.9%

* This is based on patients treated on this contract for their most recent course of treatment. Figures in italics indicate the base number of FP17s or Patient Questionnaire responses are less than 100. N/A is shown where the base number of responses is less than 10 during the period. % is calculated as Quantity/Base number*100

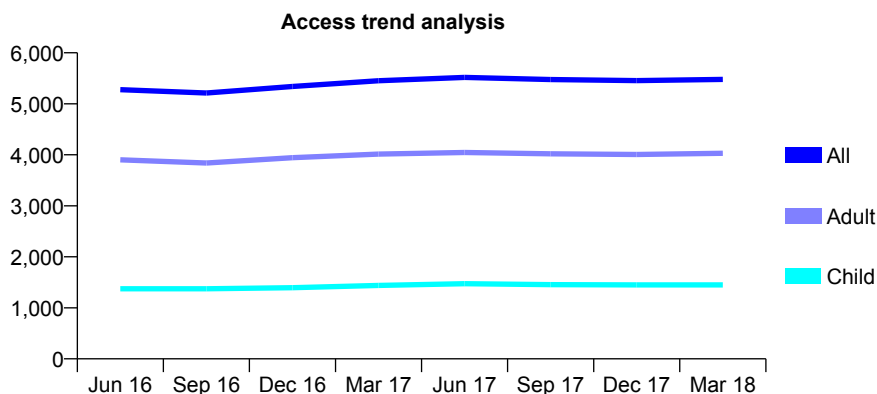
Q54 - Vital Signs At a Glance Contract Report for 13662/0001 - Year end March 2018

Name or company name	Mr Hiren Yagnik Mr Prasad Vishnupurikar
Contract type name	GDS Contract
Purpose of contract	General
Contract start date	01/09/2008
Contract end date	

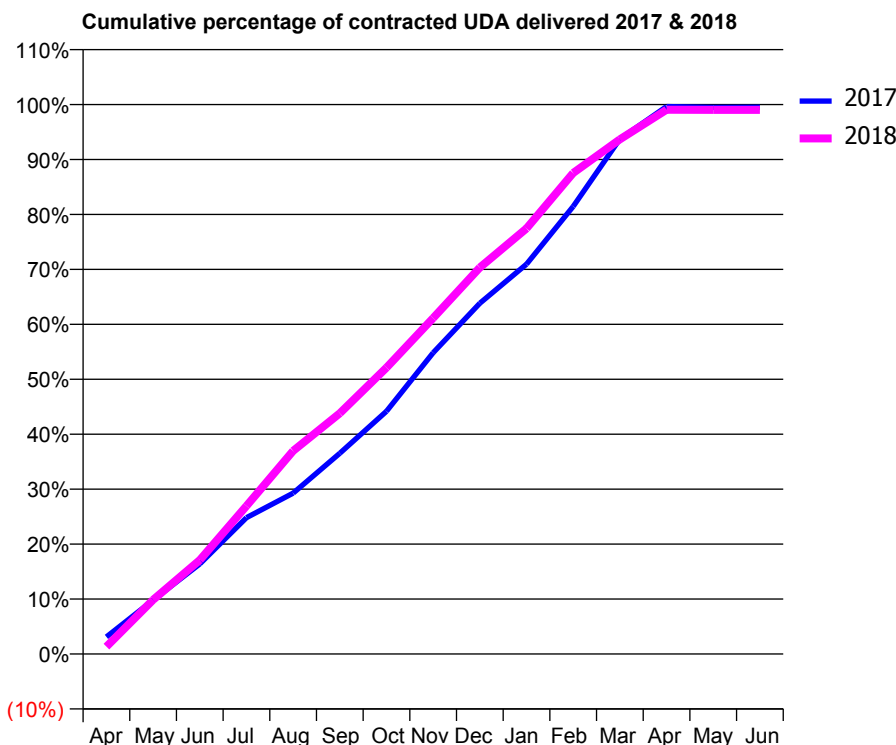
17/18 Contracted general activity (UDA)	13,545
Carry forward general activity (UDA)	-43
17/18 Contracted orthodontic activity (UOA)	0
Carry forward orthodontic activity (UOA)	0
Baseline contract value	£313,951.63

ACCESS*

Patients seen in 24 months	Total	Change since previous quarter
Quarter ending March 2017	5,452	
Quarter ending June 2017	5,517	→
Quarter ending September 2017	5,476	→
Quarter ending December 2017	5,455	→
Quarter ending March 2018	5,478	→
Variance since March 2017	0.5%	→



ACTIVITY



Month	Adjusted Scheduled Activity (UDA)	
	2017	2018
April	422	184
May	1,329	1,337
June	2,222	2,316
July	3,361	3,652
August	3,965	5,007
September	4,949	5,936
October	5,983	7,058
November	7,426	8,283
December	8,646	9,527
January	9,610	10,491
February	11,032	11,857
March	12,697	12,686
April	13,493	13,414
May	13,474	13,413
June	13,478	13,412

QUALITY

	Quantity	Base Number	Contract	AT	Region	England
% of FP17s for the same patient ID Re-attending within 3 months - Children	134	1,897	7.1%	10.0%	11.6%	11.9%
% of FP17s for the same patient ID Re-attending within 3 months - Adults	605	4,577	13.2%	15.0%	15.4%	16.0%
% of FP17s for the same patient ID Re-attending between 3 & 9 months - Children	946	1,897	49.9%	51.9%	59.4%	58.3%
% of FP17s for the same patient ID Re-attending between 3 & 9 months - Adults	2,201	4,577	48.1%	47.0%	51.3%	50.3%
% of FP17s for Band 1 Urgent Courses	642	5,807	11.1%	8.0%	8.0%	9.1%
% of FP17s Relating to Free Repair or Replacements	30	5,807	0.5%	0.7%	0.8%	0.8%
% of FP17s Relating to Continuations	13	5,807	0.2%	0.9%	1.0%	1.0%
% of Patients satisfied with the dentistry they have received	5	5	N/A	92.0%	91.7%	91.5%
% of Patients satisfied with the time they had to wait for an appointment	5	5	N/A	90.1%	88.3%	87.9%

* This is based on patients treated on this contract for their most recent course of treatment. Figures in italics indicate the base number of FP17s or Patient Questionnaire responses are less than 100. N/A is shown where the base number of responses is less than 10 during the period. % is calculated as Quantity/Base number*100

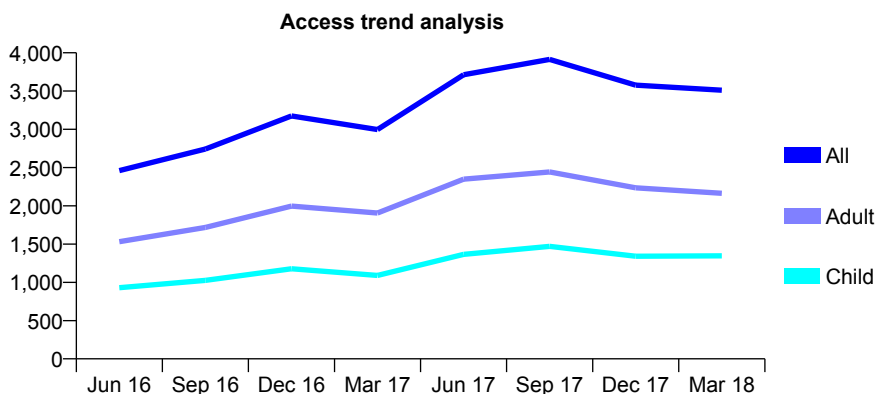
Q54 - Vital Signs At a Glance Contract Report for 137537/0001 - Year end March 2018

Name or company name	Mr N.R.W Whiting & Mr Kiran Hanji
Contract type name	GDS Contract
Purpose of contract	General
Contract start date	01/05/2015
Contract end date	

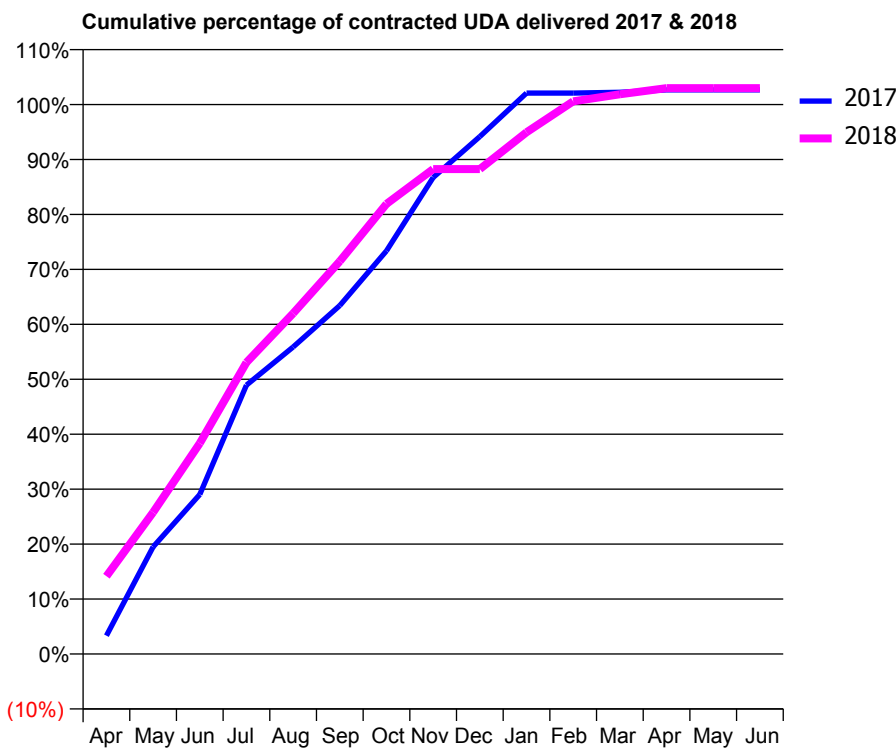
17/18 Contracted general activity (UDA)	10,882
Carry forward general activity (UDA)	-218
17/18 Contracted orthodontic activity (UOA)	0
Carry forward orthodontic activity (UOA)	0
Baseline contract value	£317,023.02

ACCESS*

Patients seen in 24 months	Total	Change since previous quarter
Quarter ending March 2017	2,997	
Quarter ending June 2017	3,713	↑
Quarter ending September 2017	3,913	↑
Quarter ending December 2017	3,577	↓
Quarter ending March 2018	3,511	↓
Variance since March 2017	17.2%	↑



ACTIVITY



Month	Adjusted Scheduled Activity (UDA)	
	2017	2018
April	363	1,541
May	2,122	2,806
June	3,160	4,172
July	5,325	5,774
August	6,081	6,747
September	6,903	7,778
October	7,983	8,915
November	9,438	9,604
December	10,247	9,604
January	11,108	10,331
February	11,108	10,945
March	11,123	11,084
April	11,173	11,207
May	11,173	11,207
June	11,173	11,207

QUALITY

	Quantity	Base Number	Contract	AT	Region	England
% of FP17s for the same patient ID Re-attending within 3 months - Children	87	1,785	4.9%	10.0%	11.6%	11.9%
% of FP17s for the same patient ID Re-attending within 3 months - Adults	165	2,351	7.0%	15.0%	15.4%	16.0%
% of FP17s for the same patient ID Re-attending between 3 & 9 months - Children	512	1,785	28.7%	51.9%	59.4%	58.3%
% of FP17s for the same patient ID Re-attending between 3 & 9 months - Adults	586	2,351	24.9%	47.0%	51.3%	50.3%
% of FP17s for Band 1 Urgent Courses	136	4,177	3.3%	8.0%	8.0%	9.1%
% of FP17s Relating to Free Repair or Replacements	0	4,177	0.0%	0.7%	0.8%	0.8%
% of FP17s Relating to Continuations	4	4,177	0.1%	0.9%	1.0%	1.0%
% of Patients satisfied with the dentistry they have received	0	0	N/A	92.0%	91.7%	91.5%
% of Patients satisfied with the time they had to wait for an appointment	0	0	N/A	90.1%	88.3%	87.9%

* This is based on patients treated on this contract for their most recent course of treatment. Figures in italics indicate the base number of FP17s or Patient Questionnaire responses are less than 100. N/A is shown where the base number of responses is less than 10 during the period. % is calculated as Quantity/Base number*100

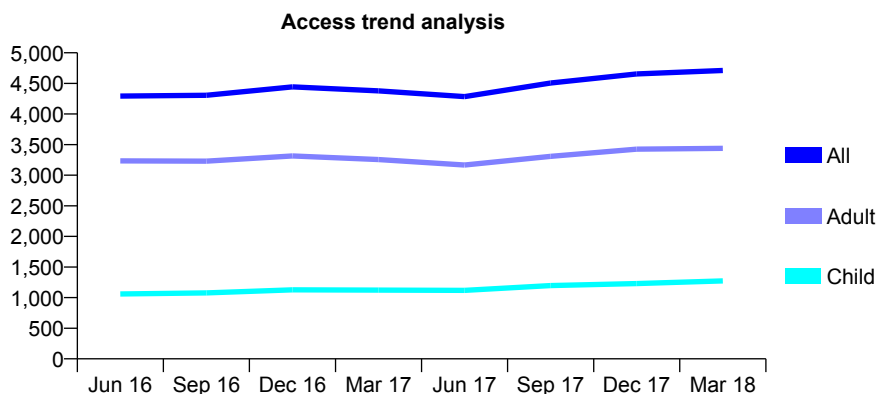
Q54 - Vital Signs At a Glance Contract Report for 138657/0001 - Year end March 2018

Name or company name	Coalway Road Dental Practice
Contract type name	GDS Contract
Purpose of contract	General and Orthodontic
Contract start date	01/06/2011
Contract end date	

17/18 Contracted general activity (UDA)	15,000
Carry forward general activity (UDA)	228
17/18 Contracted orthodontic activity (UOA)	924
Carry forward orthodontic activity (UOA)	0
Baseline contract value	£339,111.99

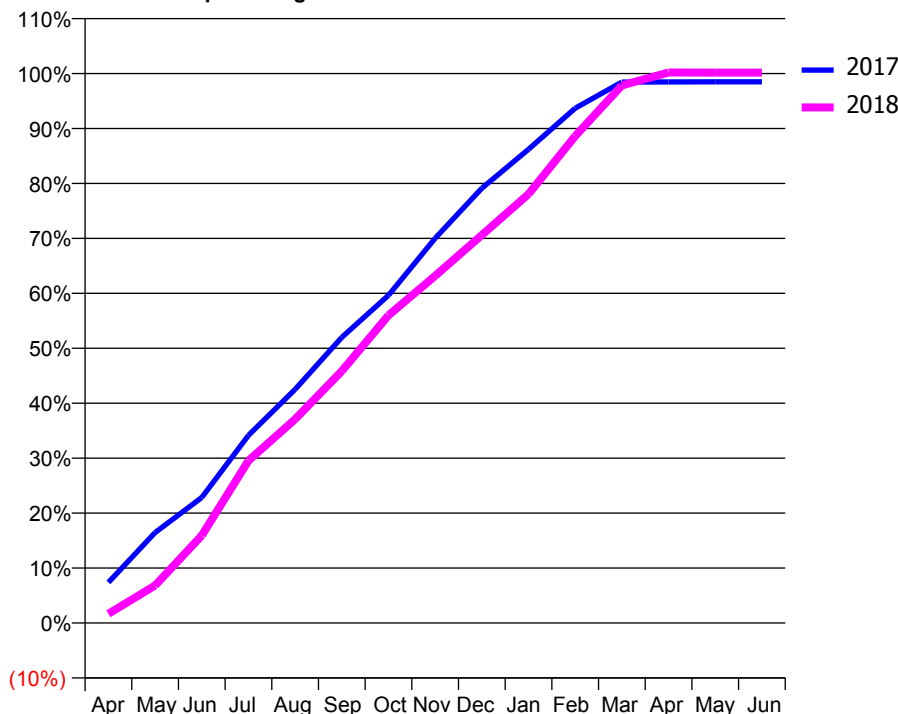
ACCESS*

Patients seen in 24 months	Total	Change since previous quarter
Quarter ending March 2017	4,379	
Quarter ending June 2017	4,285	↓
Quarter ending September 2017	4,506	↑
Quarter ending December 2017	4,655	↑
Quarter ending March 2018	4,712	→
Variance since March 2017	7.6%	↑



ACTIVITY

Cumulative percentage of contracted UDA delivered 2017 & 2018



Month	Adjusted Scheduled Activity (UDA)	
	2017	2018
April	1,107	253
May	2,470	1,023
June	3,427	2,389
July	5,123	4,431
August	6,380	5,564
September	7,800	6,878
October	8,946	8,399
November	10,504	9,475
December	11,869	10,590
January	12,930	11,708
February	14,053	13,293
March	14,766	14,676
April	14,768	15,028
May	14,771	15,024
June	14,771	15,024

QUALITY

	Quantity	Base Number	Contract	AT	Region	England
% of FP17s for the same patient ID Re-attending within 3 months - Children	129	1,787	7.2%	10.0%	11.6%	11.9%
% of FP17s for the same patient ID Re-attending within 3 months - Adults	657	4,369	15.0%	15.0%	15.4%	16.0%
% of FP17s for the same patient ID Re-attending between 3 & 9 months - Children	801	1,787	44.8%	51.9%	59.4%	58.3%
% of FP17s for the same patient ID Re-attending between 3 & 9 months - Adults	1,851	4,369	42.4%	47.0%	51.3%	50.3%
% of FP17s for Band 1 Urgent Courses	467	6,227	7.5%	8.0%	8.0%	9.1%
% of FP17s Relating to Free Repair or Replacements	44	6,227	0.7%	0.7%	0.8%	0.8%
% of FP17s Relating to Continuations	36	6,227	0.6%	0.9%	1.0%	1.0%
% of Patients satisfied with the dentistry they have received	6	6	N/A	92.0%	91.7%	91.5%
% of Patients satisfied with the time they had to wait for an appointment	6	6	N/A	90.1%	88.3%	87.9%

* This is based on patients treated on this contract for their most recent course of treatment. Figures in italics indicate the base number of FP17s or Patient Questionnaire responses are less than 100. N/A is shown where the base number of responses is less than 10 during the period. % is calculated as Quantity/Base number*100

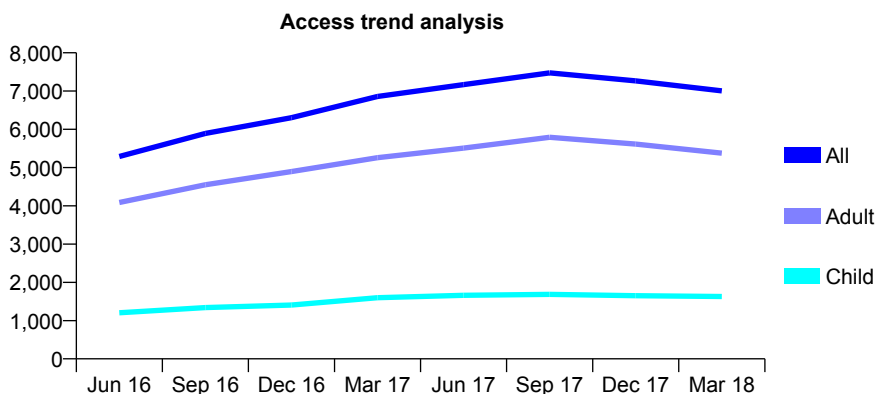
Q54 - Vital Signs At a Glance Contract Report for 139955/0001 - Year end March 2018

Name or company name	Wilkinson Dental Surgery
Contract type name	GDS Contract
Purpose of contract	General
Contract start date	01/10/2015
Contract end date	

17/18 Contracted general activity (UDA)	23,902
Carry forward general activity (UDA)	-255
17/18 Contracted orthodontic activity (UOA)	0
Carry forward orthodontic activity (UOA)	0
Baseline contract value	£528,231.04

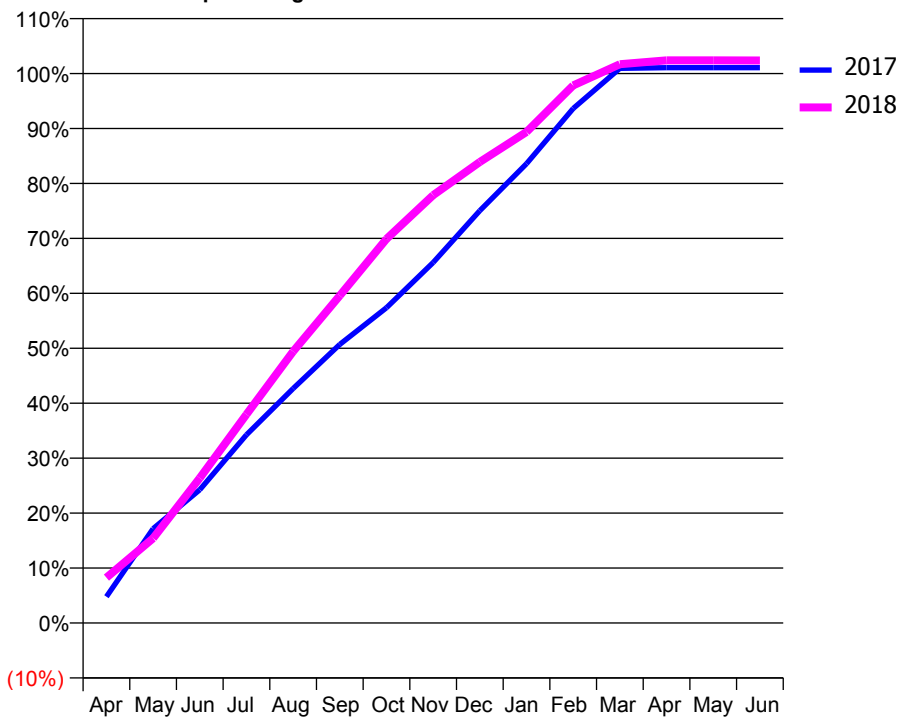
ACCESS*

Patients seen in 24 months	Total	Change since previous quarter
Quarter ending March 2017	6,857	
Quarter ending June 2017	7,169	↑
Quarter ending September 2017	7,477	↑
Quarter ending December 2017	7,267	↓
Quarter ending March 2018	7,005	↓
Variance since March 2017	2.2%	↑



ACTIVITY

Cumulative percentage of contracted UDA delivered 2017 & 2018



Month	Adjusted Scheduled Activity (UDA)	
	2017	2018
April	1,144	1,976
May	4,105	3,686
June	5,797	6,306
July	8,184	9,077
August	10,199	11,812
September	12,121	14,241
October	13,715	16,706
November	15,680	18,609
December	17,936	20,052
January	19,980	21,359
February	22,380	23,386
March	24,125	24,306
April	24,157	24,473
May	24,155	24,472
June	24,156	24,471

QUALITY

	Quantity	Base Number	Contract	AT	Region	England
% of FP17s for the same patient ID Re-attending within 3 months - Children	192	2,268	8.5%	10.0%	11.6%	11.9%
% of FP17s for the same patient ID Re-attending within 3 months - Adults	839	6,480	12.9%	15.0%	15.4%	16.0%
% of FP17s for the same patient ID Re-attending between 3 & 9 months - Children	1,269	2,268	56.0%	51.9%	59.4%	58.3%
% of FP17s for the same patient ID Re-attending between 3 & 9 months - Adults	3,330	6,480	51.4%	47.0%	51.3%	50.3%
% of FP17s for Band 1 Urgent Courses	511	8,814	5.8%	8.0%	8.0%	9.1%
% of FP17s Relating to Free Repair or Replacements	49	8,814	0.6%	0.7%	0.8%	0.8%
% of FP17s Relating to Continuations	23	8,814	0.3%	0.9%	1.0%	1.0%
% of Patients satisfied with the dentistry they have received	14	15	93.3%	92.0%	91.7%	91.5%
% of Patients satisfied with the time they had to wait for an appointment	14	15	93.3%	90.1%	88.3%	87.9%

* This is based on patients treated on this contract for their most recent course of treatment. Figures in italics indicate the base number of FP17s or Patient Questionnaire responses are less than 100. N/A is shown where the base number of responses is less than 10 during the period. % is calculated as Quantity/Base number*100

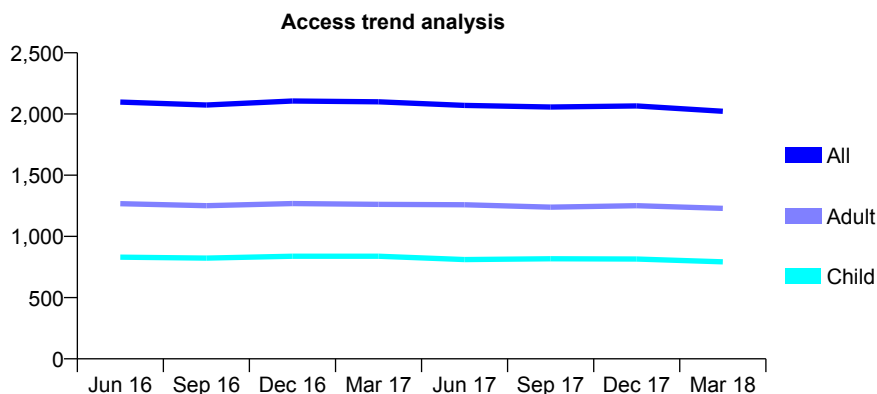
Q54 - Vital Signs At a Glance Contract Report for 140260/0001 - Year end March 2018

Name or company name	Thornley & Thornley
Contract type name	GDS Contract
Purpose of contract	General and Orthodontic
Contract start date	01/04/2006
Contract end date	

17/18 Contracted general activity (UDA)	3,132
Carry forward general activity (UDA)	-41
17/18 Contracted orthodontic activity (UOA)	1,211
Carry forward orthodontic activity (UOA)	-16
Baseline contract value	£155,361.75

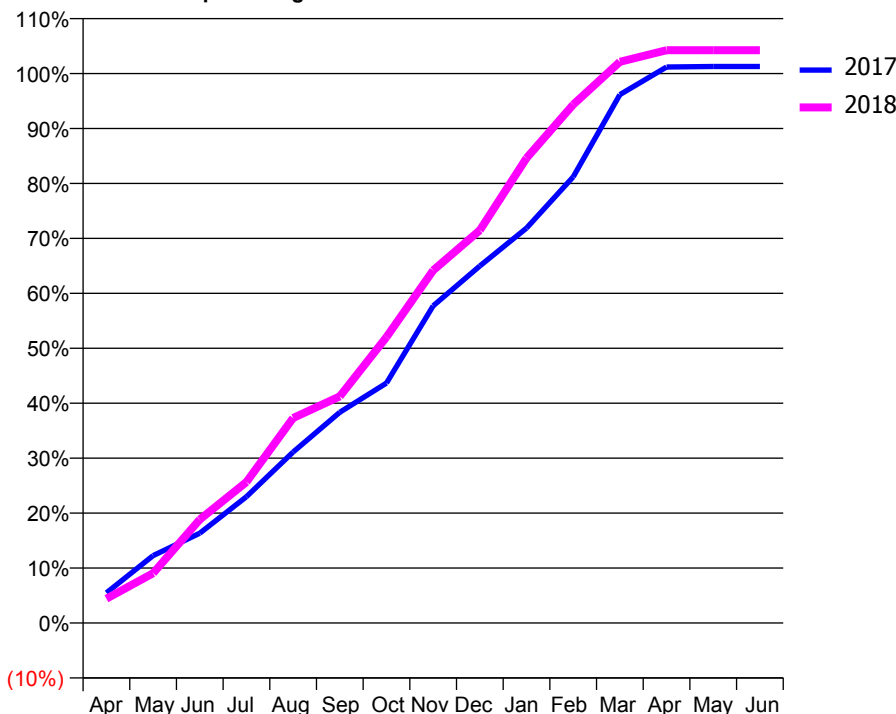
ACCESS*

Patients seen in 24 months	Total	Change since previous quarter
Quarter ending March 2017	2,100	
Quarter ending June 2017	2,070	↓
Quarter ending September 2017	2,057	→
Quarter ending December 2017	2,066	→
Quarter ending March 2018	2,022	↓
Variance since March 2017	(3.7%)	↓



ACTIVITY

Cumulative percentage of contracted UDA delivered 2017 & 2018



Month	Adjusted Scheduled Activity (UDA)	
	2017	2018
April	172	138
May	384	284
June	512	590
July	720	803
August	975	1,168
September	1,201	1,292
October	1,367	1,630
November	1,808	2,010
December	2,035	2,239
January	2,251	2,650
February	2,543	2,955
March	3,011	3,199
April	3,169	3,265
May	3,172	3,265
June	3,172	3,265

QUALITY

	Quantity	Base Number	Contract	AT	Region	England
% of FP17s for the same patient ID Re-attending within 3 months - Children	94	1,145	8.2%	10.0%	11.6%	11.9%
% of FP17s for the same patient ID Re-attending within 3 months - Adults	189	1,369	13.8%	15.0%	15.4%	16.0%
% of FP17s for the same patient ID Re-attending between 3 & 9 months - Children	591	1,145	51.6%	51.9%	59.4%	58.3%
% of FP17s for the same patient ID Re-attending between 3 & 9 months - Adults	632	1,369	46.2%	47.0%	51.3%	50.3%
% of FP17s for Band 1 Urgent Courses	125	1,657	7.5%	8.0%	8.0%	9.1%
% of FP17s Relating to Free Repair or Replacements	1	1,657	0.1%	0.7%	0.8%	0.8%
% of FP17s Relating to Continuations	21	1,657	1.3%	0.9%	1.0%	1.0%
% of Patients satisfied with the dentistry they have received	1	1	N/A	92.0%	91.7%	91.5%
% of Patients satisfied with the time they had to wait for an appointment	1	1	N/A	90.1%	88.3%	87.9%

* This is based on patients treated on this contract for their most recent course of treatment. Figures in italics indicate the base number of FP17s or Patient Questionnaire responses are less than 100. N/A is shown where the base number of responses is less than 10 during the period. % is calculated as Quantity/Base number*100

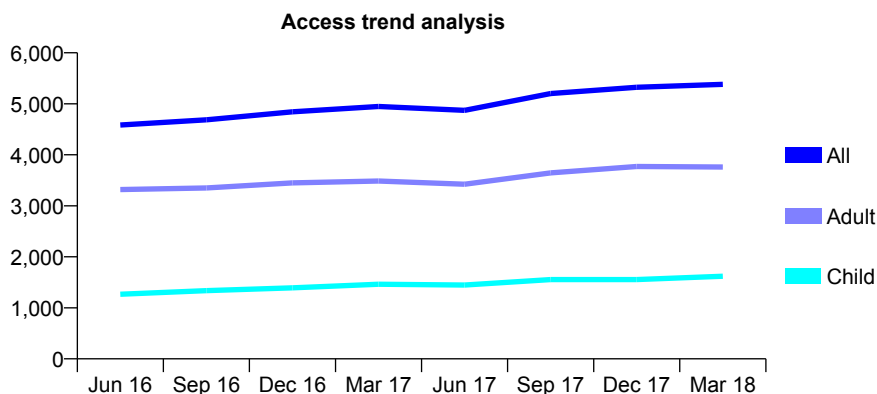
Q54 - Vital Signs At a Glance Contract Report for 140996/0001 - Year end March 2018

Name or company name	Darlaston Dental Practice
Contract type name	GDS Contract
Purpose of contract	General
Contract start date	01/10/2008
Contract end date	

17/18 Contracted general activity (UDA)	15,411
Carry forward general activity (UDA)	4
17/18 Contracted orthodontic activity (UOA)	0
Carry forward orthodontic activity (UOA)	0
Baseline contract value	£375,654.66

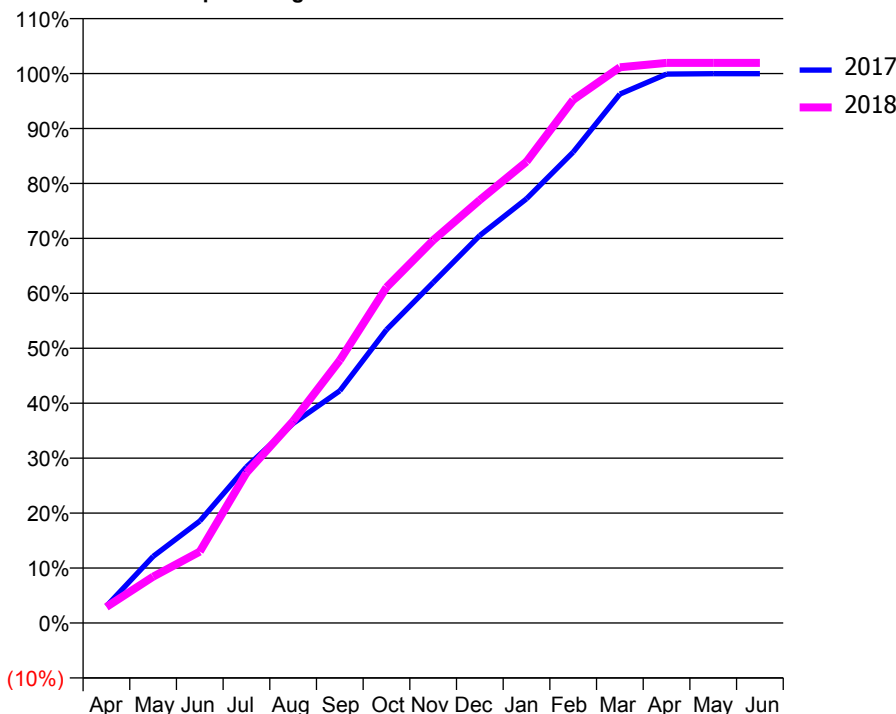
ACCESS*

Patients seen in 24 months	Total	Change since previous quarter
Quarter ending March 2017	4,948	
Quarter ending June 2017	4,871	↓
Quarter ending September 2017	5,201	↑
Quarter ending December 2017	5,323	↑
Quarter ending March 2018	5,382	→
Variance since March 2017	8.8%	↑



ACTIVITY

Cumulative percentage of contracted UDA delivered 2017 & 2018



Month	Adjusted Scheduled Activity (UDA)	
	2017	2018
April	473	450
May	1,867	1,300
June	2,858	2,003
July	4,379	4,214
August	5,598	5,662
September	6,511	7,370
October	8,227	9,413
November	9,550	10,736
December	10,869	11,864
January	11,898	12,937
February	13,207	14,672
March	14,834	15,586
April	15,393	15,708
May	15,406	15,707
June	15,406	15,707

QUALITY

	Quantity	Base Number	Contract	AT	Region	England
% of FP17s for the same patient ID Re-attending within 3 months - Children	45	1,833	2.5%	10.0%	11.6%	11.9%
% of FP17s for the same patient ID Re-attending within 3 months - Adults	232	3,975	5.8%	15.0%	15.4%	16.0%
% of FP17s for the same patient ID Re-attending between 3 & 9 months - Children	837	1,833	45.7%	51.9%	59.4%	58.3%
% of FP17s for the same patient ID Re-attending between 3 & 9 months - Adults	1,661	3,975	41.8%	47.0%	51.3%	50.3%
% of FP17s for Band 1 Urgent Courses	283	5,701	5.0%	8.0%	8.0%	9.1%
% of FP17s Relating to Free Repair or Replacements	37	5,701	0.6%	0.7%	0.8%	0.8%
% of FP17s Relating to Continuations	13	5,701	0.2%	0.9%	1.0%	1.0%
% of Patients satisfied with the dentistry they have received	3	3	N/A	92.0%	91.7%	91.5%
% of Patients satisfied with the time they had to wait for an appointment	3	3	N/A	90.1%	88.3%	87.9%

* This is based on patients treated on this contract for their most recent course of treatment. Figures in italics indicate the base number of FP17s or Patient Questionnaire responses are less than 100. N/A is shown where the base number of responses is less than 10 during the period. % is calculated as Quantity/Base number*100

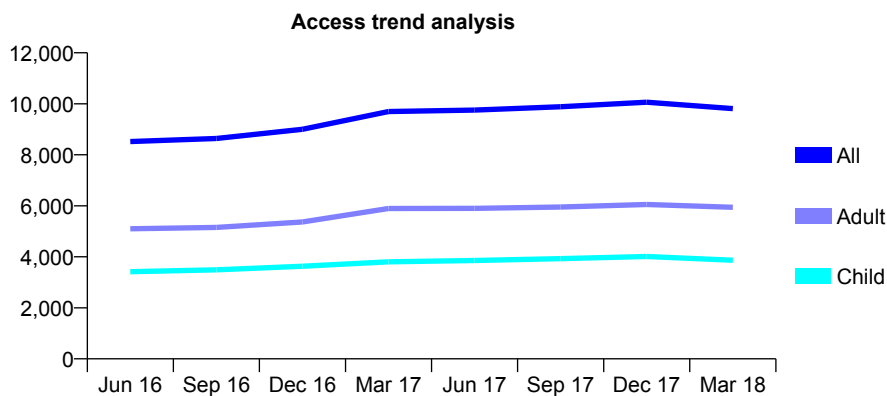
Q54 - Vital Signs At a Glance Contract Report for 141070/0001 - Year end March 2018

Name or company name	Walsall Dental Practice
Contract type name	GDS Contract
Purpose of contract	General
Contract start date	09/09/2010
Contract end date	

17/18 Contracted general activity (UDA)	29,761
Carry forward general activity (UDA)	-54
17/18 Contracted orthodontic activity (UOA)	0
Carry forward orthodontic activity (UOA)	0
Baseline contract value	£727,251.18

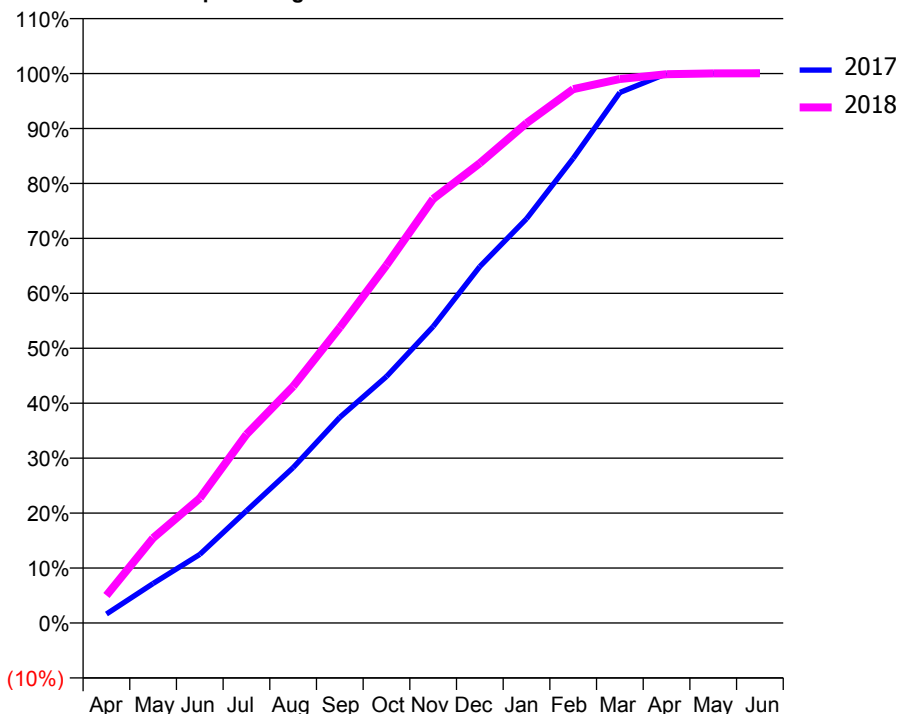
ACCESS*

Patients seen in 24 months	Total	Change since previous quarter
Quarter ending March 2017	9,699	
Quarter ending June 2017	9,755	→
Quarter ending September 2017	9,887	→
Quarter ending December 2017	10,063	→
Quarter ending March 2018	9,810	↓
Variance since March 2017	1.1%	→



ACTIVITY

Cumulative percentage of contracted UDA delivered 2017 & 2018



Month	Adjusted Scheduled Activity (UDA)	
	2017	2018
April	485	1,490
May	2,138	4,601
June	3,718	6,759
July	6,075	10,217
August	8,415	12,815
September	11,139	16,009
October	13,352	19,379
November	16,055	22,972
December	19,307	24,903
January	21,891	27,074
February	25,166	28,913
March	28,733	29,463
April	29,752	29,719
May	29,758	29,765
June	29,815	29,773

QUALITY

	Quantity	Base Number	Contract	AT	Region	England
% of FP17s for the same patient ID Re-attending within 3 months - Children	381	4,980	7.7%	10.0%	11.6%	11.9%
% of FP17s for the same patient ID Re-attending within 3 months - Adults	927	6,127	15.1%	15.0%	15.4%	16.0%
% of FP17s for the same patient ID Re-attending between 3 & 9 months - Children	2,723	4,980	54.7%	51.9%	59.4%	58.3%
% of FP17s for the same patient ID Re-attending between 3 & 9 months - Adults	2,467	6,127	40.3%	47.0%	51.3%	50.3%
% of FP17s for Band 1 Urgent Courses	1,425	10,889	13.1%	8.0%	8.0%	9.1%
% of FP17s Relating to Free Repair or Replacements	26	10,889	0.2%	0.7%	0.8%	0.8%
% of FP17s Relating to Continuations	139	10,889	1.3%	0.9%	1.0%	1.0%
% of Patients satisfied with the dentistry they have received	9	9	N/A	92.0%	91.7%	91.5%
% of Patients satisfied with the time they had to wait for an appointment	6	9	N/A	90.1%	88.3%	87.9%

* This is based on patients treated on this contract for their most recent course of treatment. Figures in italics indicate the base number of FP17s or Patient Questionnaire responses are less than 100. N/A is shown where the base number of responses is less than 10 during the period. % is calculated as Quantity/Base number*100

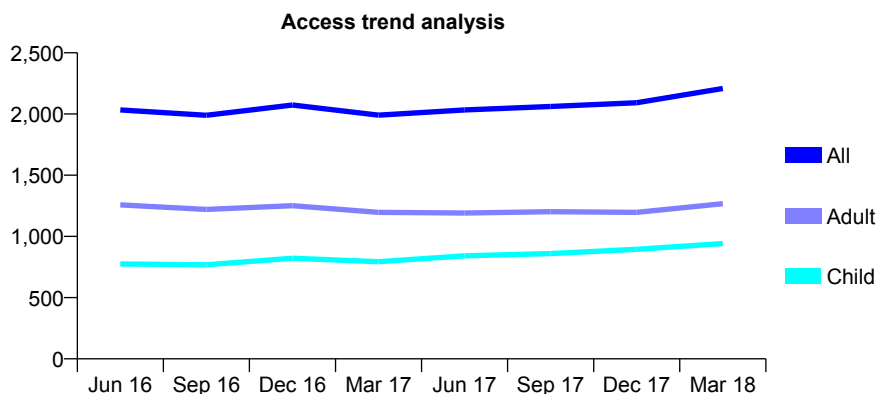
Q54 - Vital Signs At a Glance Contract Report for 141801/0001 - Year end March 2018

Name or company name	AS, BS & BS Bhandal
Contract type name	GDS Contract
Purpose of contract	General
Contract start date	12/01/2009
Contract end date	

17/18 Contracted general activity (UDA)	5,368
Carry forward general activity (UDA)	118
17/18 Contracted orthodontic activity (UOA)	0
Carry forward orthodontic activity (UOA)	0
Baseline contract value	£131,689.22

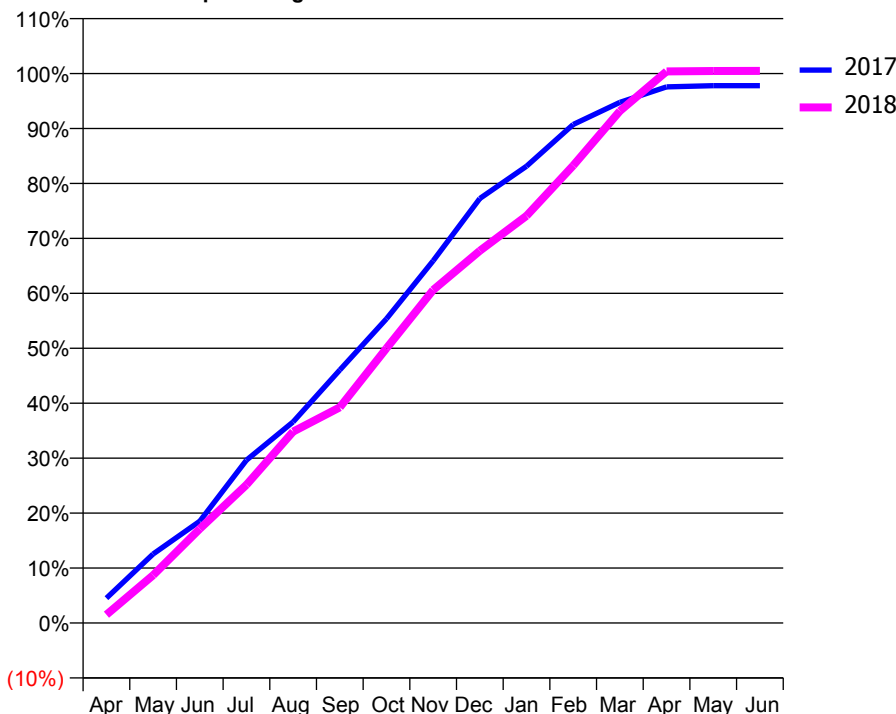
ACCESS*

Patients seen in 24 months	Total	Change since previous quarter
Quarter ending March 2017	1,991	
Quarter ending June 2017	2,033	↑
Quarter ending September 2017	2,062	→
Quarter ending December 2017	2,092	→
Quarter ending March 2018	2,209	↑
Variance since March 2017	10.9%	↑



ACTIVITY

Cumulative percentage of contracted UDA delivered 2017 & 2018



Month	Adjusted Scheduled Activity (UDA)	
	2017	2018
April	242	82
May	674	466
June	995	920
July	1,591	1,350
August	1,965	1,870
September	2,472	2,108
October	2,972	2,684
November	3,538	3,253
December	4,147	3,637
January	4,463	3,978
February	4,869	4,469
March	5,086	5,002
April	5,237	5,389
May	5,249	5,393
June	5,249	5,394

QUALITY

	Quantity	Base Number	Contract	AT	Region	England
% of FP17s for the same patient ID Re-attending within 3 months - Children	77	1,114	6.9%	10.0%	11.6%	11.9%
% of FP17s for the same patient ID Re-attending within 3 months - Adults	157	1,328	11.8%	15.0%	15.4%	16.0%
% of FP17s for the same patient ID Re-attending between 3 & 9 months - Children	424	1,114	38.1%	51.9%	59.4%	58.3%
% of FP17s for the same patient ID Re-attending between 3 & 9 months - Adults	379	1,328	28.5%	47.0%	51.3%	50.3%
% of FP17s for Band 1 Urgent Courses	213	2,540	8.4%	8.0%	8.0%	9.1%
% of FP17s Relating to Free Repair or Replacements	0	2,540	0.0%	0.7%	0.8%	0.8%
% of FP17s Relating to Continuations	1	2,540	0.0%	0.9%	1.0%	1.0%
% of Patients satisfied with the dentistry they have received	0	0	N/A	92.0%	91.7%	91.5%
% of Patients satisfied with the time they had to wait for an appointment	0	0	N/A	90.1%	88.3%	87.9%

* This is based on patients treated on this contract for their most recent course of treatment. Figures in italics indicate the base number of FP17s or Patient Questionnaire responses are less than 100. N/A is shown where the base number of responses is less than 10 during the period. % is calculated as Quantity/Base number*100

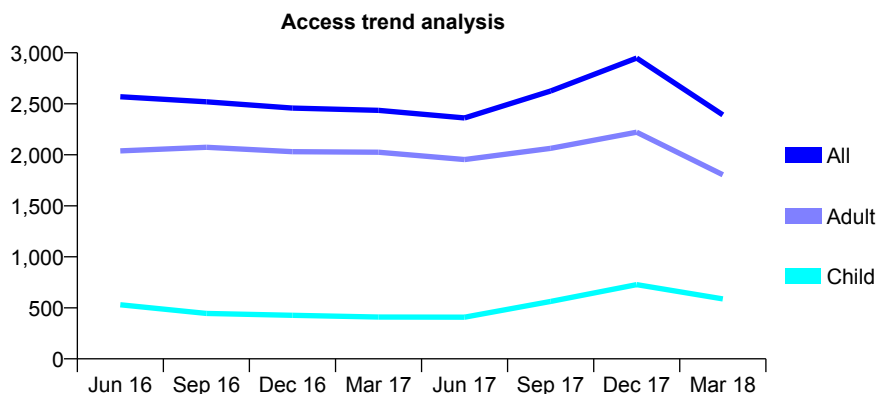
Q54 - Vital Signs At a Glance Contract Report for 142131/0001 - Year end March 2018

Name or company name	New Road Dental Practice
Contract type name	GDS Contract
Purpose of contract	General
Contract start date	01/09/2010
Contract end date	

17/18 Contracted general activity (UDA)	9,064
Carry forward general activity (UDA)	27
17/18 Contracted orthodontic activity (UOA)	0
Carry forward orthodontic activity (UOA)	0
Baseline contract value	£233,272.04

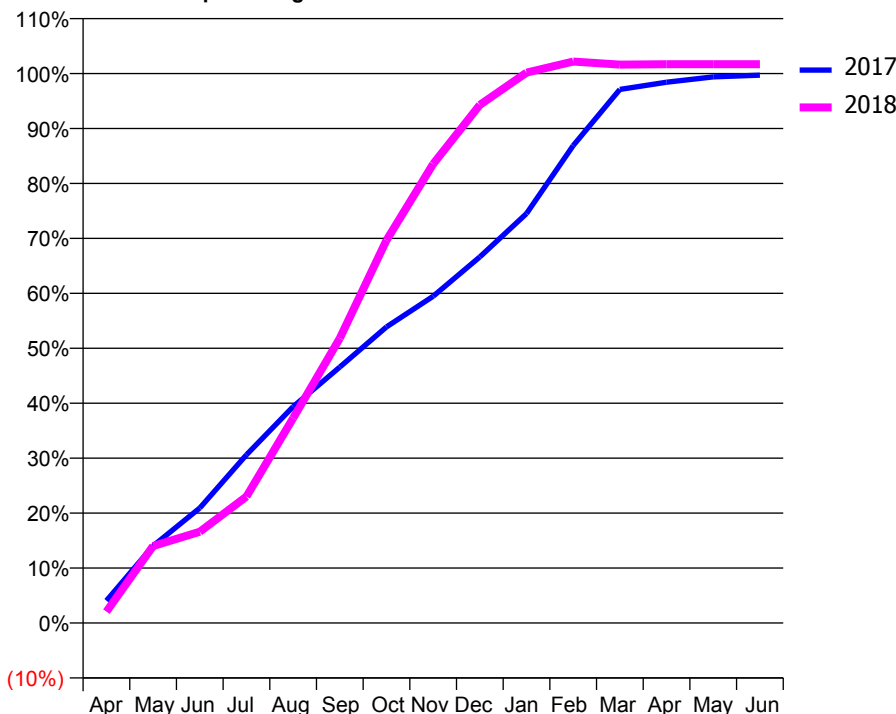
ACCESS*

Patients seen in 24 months	Total	Change since previous quarter
Quarter ending March 2017	2,436	
Quarter ending June 2017	2,362	↓
Quarter ending September 2017	2,626	↑
Quarter ending December 2017	2,948	↑
Quarter ending March 2018	2,392	↓
Variance since March 2017	(1.8%)	↓



ACTIVITY

Cumulative percentage of contracted UDA delivered 2017 & 2018



Month	Adjusted Scheduled Activity (UDA)	
	2017	2018
April	369	188
May	1,271	1,269
June	1,897	1,506
July	2,776	2,087
August	3,569	3,380
September	4,223	4,697
October	4,883	6,313
November	5,391	7,572
December	6,039	8,546
January	6,754	9,079
February	7,875	9,262
March	8,801	9,211
April	8,920	9,217
May	9,009	9,218
June	9,037	9,218

QUALITY

	Quantity	Base Number	Contract	AT	Region	England
% of FP17s for the same patient ID Re-attending within 3 months - Children	41	840	4.9%	10.0%	11.6%	11.9%
% of FP17s for the same patient ID Re-attending within 3 months - Adults	234	2,212	10.6%	15.0%	15.4%	16.0%
% of FP17s for the same patient ID Re-attending between 3 & 9 months - Children	203	840	24.2%	51.9%	59.4%	58.3%
% of FP17s for the same patient ID Re-attending between 3 & 9 months - Adults	779	2,212	35.2%	47.0%	51.3%	50.3%
% of FP17s for Band 1 Urgent Courses	212	2,959	7.2%	8.0%	8.0%	9.1%
% of FP17s Relating to Free Repair or Replacements	25	2,959	0.8%	0.7%	0.8%	0.8%
% of FP17s Relating to Continuations	18	2,959	0.6%	0.9%	1.0%	1.0%
% of Patients satisfied with the dentistry they have received	4	4	N/A	92.0%	91.7%	91.5%
% of Patients satisfied with the time they had to wait for an appointment	4	4	N/A	90.1%	88.3%	87.9%

* This is based on patients treated on this contract for their most recent course of treatment. Figures in italics indicate the base number of FP17s or Patient Questionnaire responses are less than 100. N/A is shown where the base number of responses is less than 10 during the period. % is calculated as Quantity/Base number*100

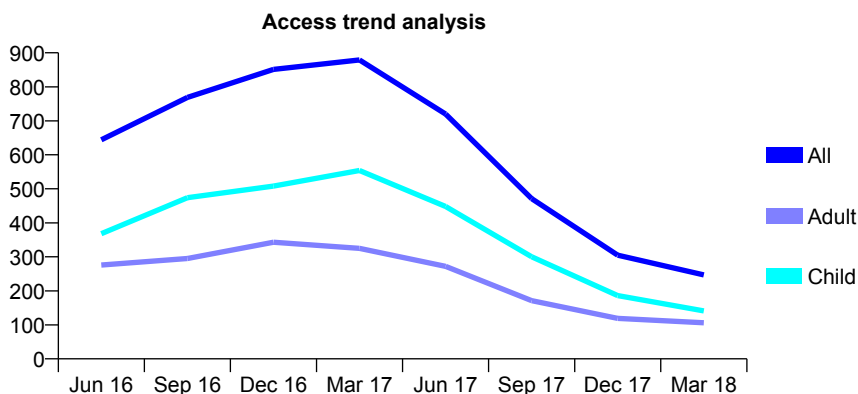
Q54 - Vital Signs At a Glance Contract Report for 142131/0006 - Year end March 2018

Name or company name	New Road Dental Practice
Contract type name	PDS Plus Contract
Purpose of contract	General
Contract start date	01/05/2012
Contract end date	30/04/2017

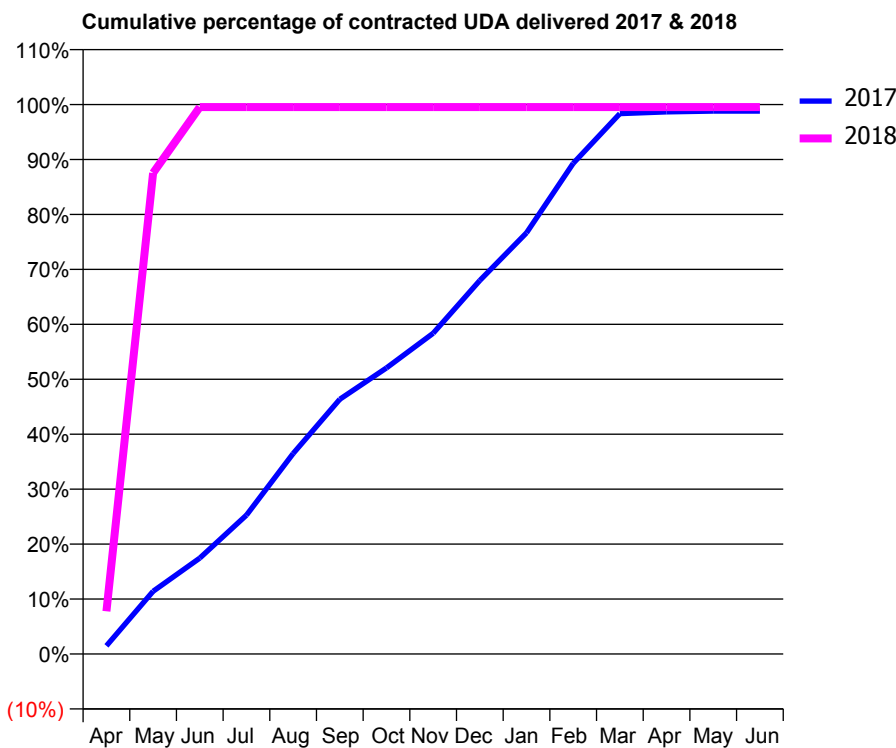
17/18 Contracted general activity (UDA)	167
Carry forward general activity (UDA)	0
17/18 Contracted orthodontic activity (UOA)	0
Carry forward orthodontic activity (UOA)	0
Baseline contract value	£2,280.76

ACCESS*

Patients seen in 24 months	Total	Change since previous quarter
Quarter ending March 2017	879	
Quarter ending June 2017	720	↓
Quarter ending September 2017	471	↓
Quarter ending December 2017	305	↓
Quarter ending March 2018	247	↓
Variance since March 2017	(71.9%)	↓



ACTIVITY



Month	Adjusted Scheduled Activity (UDA)	
	2017	2018
April	30	13
May	228	146
June	349	166
July	505	166
August	730	166
September	927	166
October	1,041	166
November	1,168	166
December	1,360	166
January	1,533	166
February	1,786	166
March	1,967	166
April	1,973	166
May	1,976	166
June	1,976	166

QUALITY

	Quantity	Base Number	Contract	AT	Region	England
% of FP17s for the same patient ID Re-attending within 3 months - Children	2	55	3.6%	10.0%	11.6%	11.9%
% of FP17s for the same patient ID Re-attending within 3 months - Adults	0	28	0.0%	15.0%	15.4%	16.0%
% of FP17s for the same patient ID Re-attending between 3 & 9 months - Children	19	55	34.5%	51.9%	59.4%	58.3%
% of FP17s for the same patient ID Re-attending between 3 & 9 months - Adults	13	28	46.4%	47.0%	51.3%	50.3%
% of FP17s for Band 1 Urgent Courses	1	76	1.3%	8.0%	8.0%	9.1%
% of FP17s Relating to Free Repair or Replacements	0	76	0.0%	0.7%	0.8%	0.8%
% of FP17s Relating to Continuations	0	76	0.0%	0.9%	1.0%	1.0%
% of Patients satisfied with the dentistry they have received	1	1	N/A	92.0%	91.7%	91.5%
% of Patients satisfied with the time they had to wait for an appointment	1	1	N/A	90.1%	88.3%	87.9%

* This is based on patients treated on this contract for their most recent course of treatment. Figures in italics indicate the base number of FP17s or Patient Questionnaire responses are less than 100. N/A is shown where the base number of responses is less than 10 during the period. % is calculated as Quantity/Base number*100

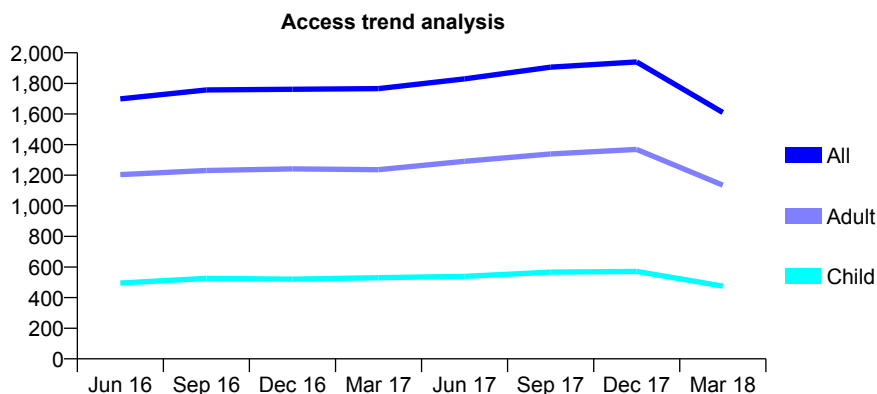
Q54 - Vital Signs At a Glance Contract Report for 142492/0001 - Year end March 2018

Name or company name	Tipton Dental Practice
Contract type name	GDS Contract
Purpose of contract	General
Contract start date	01/04/2013
Contract end date	

17/18 Contracted general activity (UDA)	5,837
Carry forward general activity (UDA)	-117
17/18 Contracted orthodontic activity (UOA)	0
Carry forward orthodontic activity (UOA)	0
Baseline contract value	£172,006.82

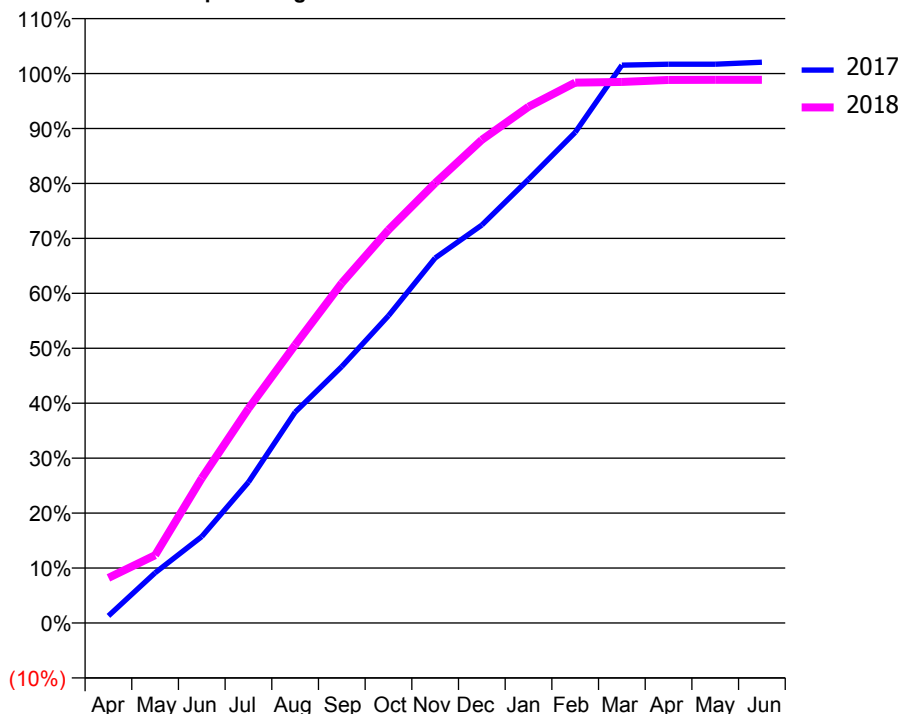
ACCESS*

Patients seen in 24 months	Total	Change since previous quarter
Quarter ending March 2017	1,766	
Quarter ending June 2017	1,830	↑
Quarter ending September 2017	1,906	↑
Quarter ending December 2017	1,940	→
Quarter ending March 2018	1,610	↓
Variance since March 2017	(8.8%)	↓



ACTIVITY

Cumulative percentage of contracted UDA delivered 2017 & 2018



Month	Adjusted Scheduled Activity (UDA)	
	2017	2018
April	76	479
May	534	721
June	919	1,539
July	1,497	2,278
August	2,240	2,954
September	2,725	3,611
October	3,264	4,176
November	3,878	4,673
December	4,227	5,133
January	4,713	5,484
February	5,212	5,740
March	5,926	5,747
April	5,936	5,769
May	5,936	5,771
June	5,957	5,771

QUALITY

	Quantity	Base Number	Contract	AT	Region	England
% of FP17s for the same patient ID Re-attending within 3 months - Children	37	554	6.7%	10.0%	11.6%	11.9%
% of FP17s for the same patient ID Re-attending within 3 months - Adults	150	1,306	11.5%	15.0%	15.4%	16.0%
% of FP17s for the same patient ID Re-attending between 3 & 9 months - Children	261	554	47.1%	51.9%	59.4%	58.3%
% of FP17s for the same patient ID Re-attending between 3 & 9 months - Adults	424	1,306	32.5%	47.0%	51.3%	50.3%
% of FP17s for Band 1 Urgent Courses	208	1,858	11.2%	8.0%	8.0%	9.1%
% of FP17s Relating to Free Repair or Replacements	23	1,858	1.2%	0.7%	0.8%	0.8%
% of FP17s Relating to Continuations	2	1,858	0.1%	0.9%	1.0%	1.0%
% of Patients satisfied with the dentistry they have received	2	3	N/A	92.0%	91.7%	91.5%
% of Patients satisfied with the time they had to wait for an appointment	2	3	N/A	90.1%	88.3%	87.9%

* This is based on patients treated on this contract for their most recent course of treatment. Figures in italics indicate the base number of FP17s or Patient Questionnaire responses are less than 100. N/A is shown where the base number of responses is less than 10 during the period. % is calculated as Quantity/Base number*100

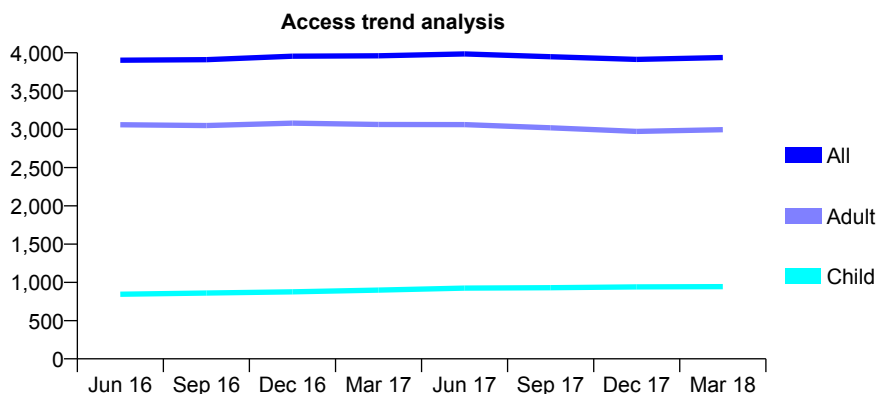
Q54 - Vital Signs At a Glance Contract Report for 142956/0001 - Year end March 2018

Name or company name	Four Oaks Dental Surgery
Contract type name	GDS Contract
Purpose of contract	General
Contract start date	07/09/2012
Contract end date	

17/18 Contracted general activity (UDA)	8,970
Carry forward general activity (UDA)	-112
17/18 Contracted orthodontic activity (UOA)	0
Carry forward orthodontic activity (UOA)	0
Baseline contract value	£188,370.01

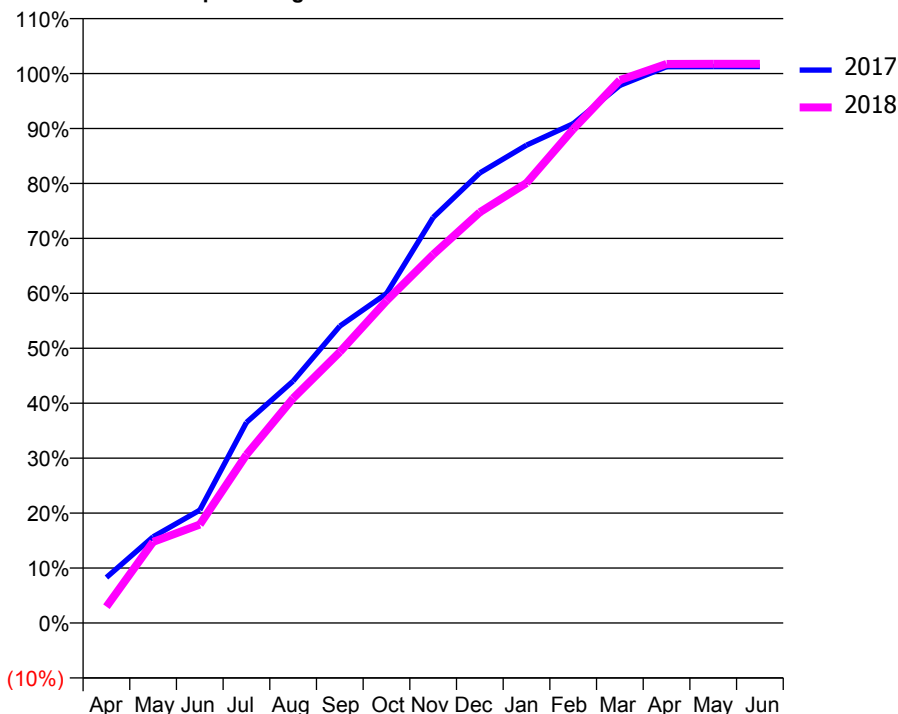
ACCESS*

Patients seen in 24 months	Total	Change since previous quarter
Quarter ending March 2017	3,961	
Quarter ending June 2017	3,985	→
Quarter ending September 2017	3,949	→
Quarter ending December 2017	3,913	→
Quarter ending March 2018	3,938	→
Variance since March 2017	(0.6%)	→



ACTIVITY

Cumulative percentage of contracted UDA delivered 2017 & 2018



Month	Adjusted Scheduled Activity (UDA)	
	2017	2018
April	743	266
May	1,407	1,326
June	1,842	1,607
July	3,275	2,749
August	3,950	3,669
September	4,847	4,425
October	5,377	5,261
November	6,621	6,015
December	7,348	6,705
January	7,800	7,183
February	8,151	8,062
March	8,775	8,864
April	9,081	9,126
May	9,082	9,128
June	9,082	9,128

QUALITY

	Quantity	Base Number	Contract	AT	Region	England
% of FP17s for the same patient ID Re-attending within 3 months - Children	92	1,460	6.3%	10.0%	11.6%	11.9%
% of FP17s for the same patient ID Re-attending within 3 months - Adults	509	4,381	11.6%	15.0%	15.4%	16.0%
% of FP17s for the same patient ID Re-attending between 3 & 9 months - Children	961	1,460	65.8%	51.9%	59.4%	58.3%
% of FP17s for the same patient ID Re-attending between 3 & 9 months - Adults	2,356	4,381	53.8%	47.0%	51.3%	50.3%
% of FP17s for Band 1 Urgent Courses	411	5,802	7.1%	8.0%	8.0%	9.1%
% of FP17s Relating to Free Repair or Replacements	9	5,802	0.2%	0.7%	0.8%	0.8%
% of FP17s Relating to Continuations	2	5,802	0.0%	0.9%	1.0%	1.0%
% of Patients satisfied with the dentistry they have received	5	6	N/A	92.0%	91.7%	91.5%
% of Patients satisfied with the time they had to wait for an appointment	6	6	N/A	90.1%	88.3%	87.9%

* This is based on patients treated on this contract for their most recent course of treatment. Figures in italics indicate the base number of FP17s or Patient Questionnaire responses are less than 100. N/A is shown where the base number of responses is less than 10 during the period. % is calculated as Quantity/Base number*100

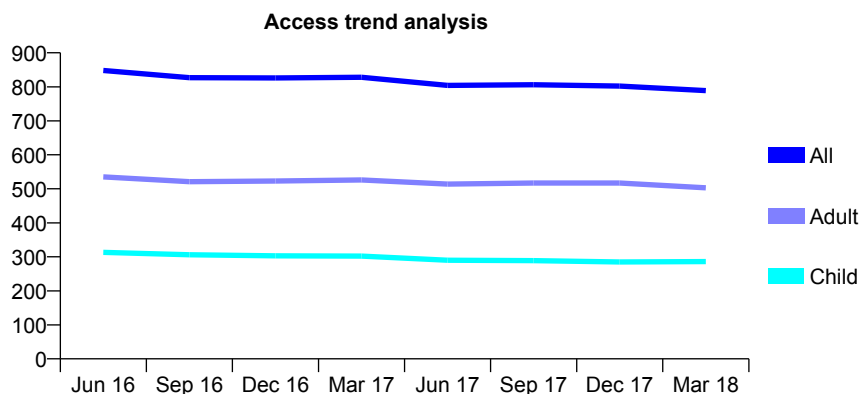
Q54 - Vital Signs At a Glance Contract Report for 145289/0001 - Year end March 2018

Name or company name	Miss P Sanghera
Contract type name	GDS Contract
Purpose of contract	General
Contract start date	01/07/2010
Contract end date	

17/18 Contracted general activity (UDA)	2,800
Carry forward general activity (UDA)	0
17/18 Contracted orthodontic activity (UOA)	0
Carry forward orthodontic activity (UOA)	0
Baseline contract value	£65,233.99

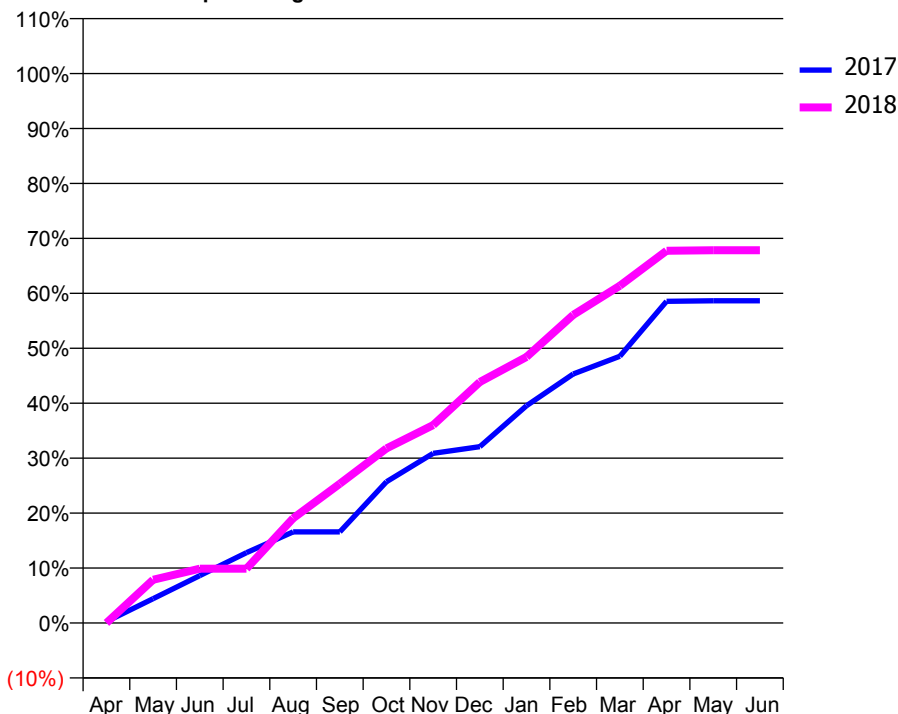
ACCESS*

Patients seen in 24 months	Total	Change since previous quarter
Quarter ending March 2017	828	
Quarter ending June 2017	804	↓
Quarter ending September 2017	806	→
Quarter ending December 2017	802	→
Quarter ending March 2018	789	↓
Variance since March 2017	(4.7%)	↓



ACTIVITY

Cumulative percentage of contracted UDA delivered 2017 & 2018



Month	Adjusted Scheduled Activity (UDA)	
	2017	2018
April	9	0
May	162	221
June	314	277
July	466	277
August	604	534
September	604	710
October	936	890
November	1,124	1,009
December	1,168	1,228
January	1,440	1,356
February	1,650	1,570
March	1,767	1,719
April	2,131	1,897
May	2,135	1,900
June	2,135	1,900

QUALITY

	Quantity	Base Number	Contract	AT	Region	England
% of FP17s for the same patient ID Re-attending within 3 months - Children	7	389	1.8%	10.0%	11.6%	11.9%
% of FP17s for the same patient ID Re-attending within 3 months - Adults	67	698	9.6%	15.0%	15.4%	16.0%
% of FP17s for the same patient ID Re-attending between 3 & 9 months - Children	222	389	57.1%	51.9%	59.4%	58.3%
% of FP17s for the same patient ID Re-attending between 3 & 9 months - Adults	398	698	57.0%	47.0%	51.3%	50.3%
% of FP17s for Band 1 Urgent Courses	14	989	1.4%	8.0%	8.0%	9.1%
% of FP17s Relating to Free Repair or Replacements	7	989	0.7%	0.7%	0.8%	0.8%
% of FP17s Relating to Continuations	6	989	0.6%	0.9%	1.0%	1.0%
% of Patients satisfied with the dentistry they have received	0	0	N/A	92.0%	91.7%	91.5%
% of Patients satisfied with the time they had to wait for an appointment	0	0	N/A	90.1%	88.3%	87.9%

* This is based on patients treated on this contract for their most recent course of treatment. Figures in italics indicate the base number of FP17s or Patient Questionnaire responses are less than 100. N/A is shown where the base number of responses is less than 10 during the period. % is calculated as Quantity/Base number*100

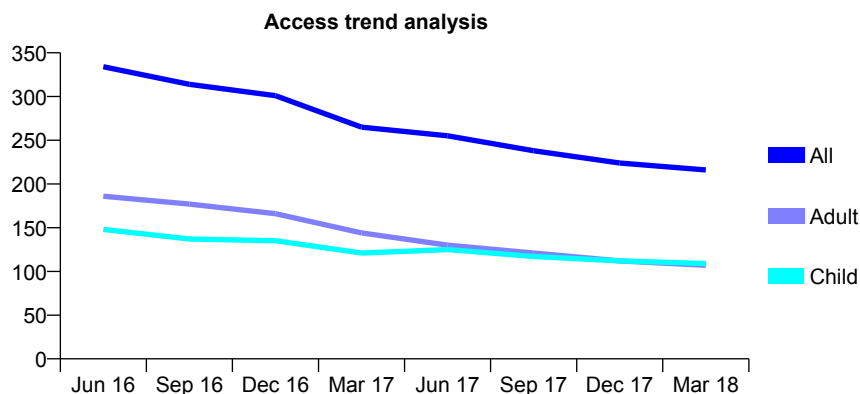
Q54 - Vital Signs At a Glance Contract Report for 148733/0001 - Year end March 2018

Name or company name	Morgan Dental
Contract type name	GDS Contract
Purpose of contract	General and Orthodontic
Contract start date	01/10/2013
Contract end date	

17/18 Contracted general activity (UDA)	773
Carry forward general activity (UDA)	0
17/18 Contracted orthodontic activity (UOA)	900
Carry forward orthodontic activity (UOA)	-14
Baseline contract value	£79,304.20

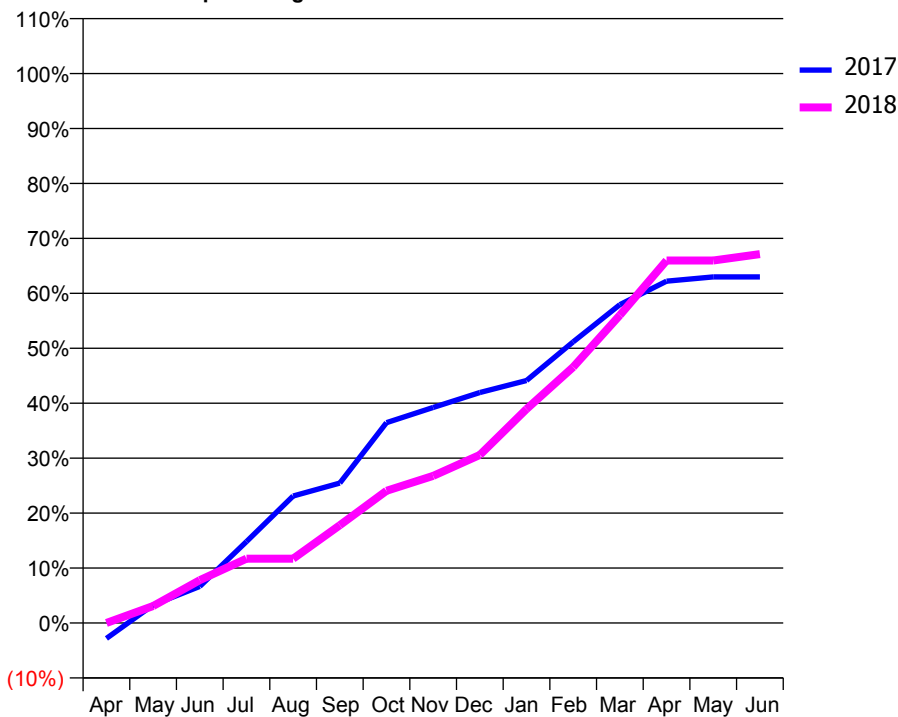
ACCESS*

Patients seen in 24 months	Total	Change since previous quarter
Quarter ending March 2017	265	
Quarter ending June 2017	255	↓
Quarter ending September 2017	238	↓
Quarter ending December 2017	224	↓
Quarter ending March 2018	216	↓
Variance since March 2017	(18.5%)	↓



ACTIVITY

Cumulative percentage of contracted UDA delivered 2017 & 2018



Month	Adjusted Scheduled Activity (UDA)	
	2017	2018
April	-22	0
May	25	24
June	51	60
July	115	91
August	179	91
September	197	138
October	282	186
November	303	207
December	324	236
January	341	301
February	396	360
March	448	433
April	481	510
May	487	510
June	487	519

QUALITY

	Quantity	Base Number	Contract	AT	Region	England
% of FP17s for the same patient ID Re-attending within 3 months - Children	13	225	5.8%	10.0%	11.6%	11.9%
% of FP17s for the same patient ID Re-attending within 3 months - Adults	24	117	20.5%	15.0%	15.4%	16.0%
% of FP17s for the same patient ID Re-attending between 3 & 9 months - Children	82	225	36.4%	51.9%	59.4%	58.3%
% of FP17s for the same patient ID Re-attending between 3 & 9 months - Adults	50	117	42.7%	47.0%	51.3%	50.3%
% of FP17s for Band 1 Urgent Courses	10	270	3.7%	8.0%	8.0%	9.1%
% of FP17s Relating to Free Repair or Replacements	0	270	0.0%	0.7%	0.8%	0.8%
% of FP17s Relating to Continuations	10	270	3.7%	0.9%	1.0%	1.0%
% of Patients satisfied with the dentistry they have received	1	1	N/A	92.0%	91.7%	91.5%
% of Patients satisfied with the time they had to wait for an appointment	1	1	N/A	90.1%	88.3%	87.9%

* This is based on patients treated on this contract for their most recent course of treatment. Figures in italics indicate the base number of FP17s or Patient Questionnaire responses are less than 100. N/A is shown where the base number of responses is less than 10 during the period. % is calculated as Quantity/Base number*100

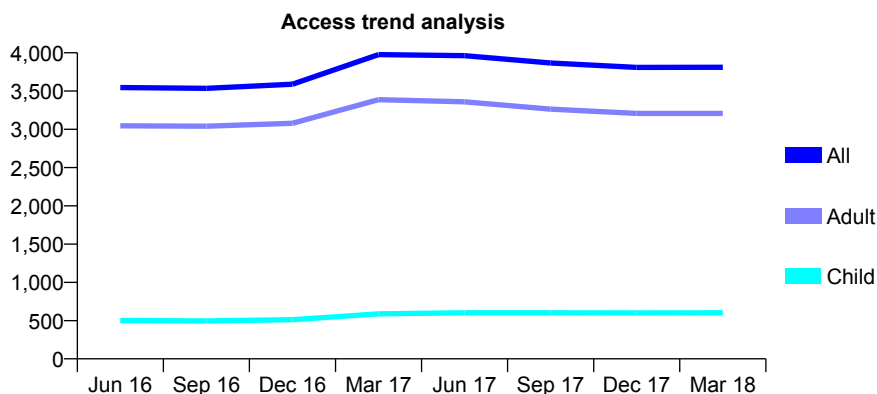
Q54 - Vital Signs At a Glance Contract Report for 149012/0001 - Year end March 2018

Name or company name	Castle View Dental Practice Limited
Contract type name	GDS Contract
Purpose of contract	General
Contract start date	01/01/2007
Contract end date	

17/18 Contracted general activity (UDA)	12,928
Carry forward general activity (UDA)	-222
17/18 Contracted orthodontic activity (UOA)	0
Carry forward orthodontic activity (UOA)	0
Baseline contract value	£371,628.48

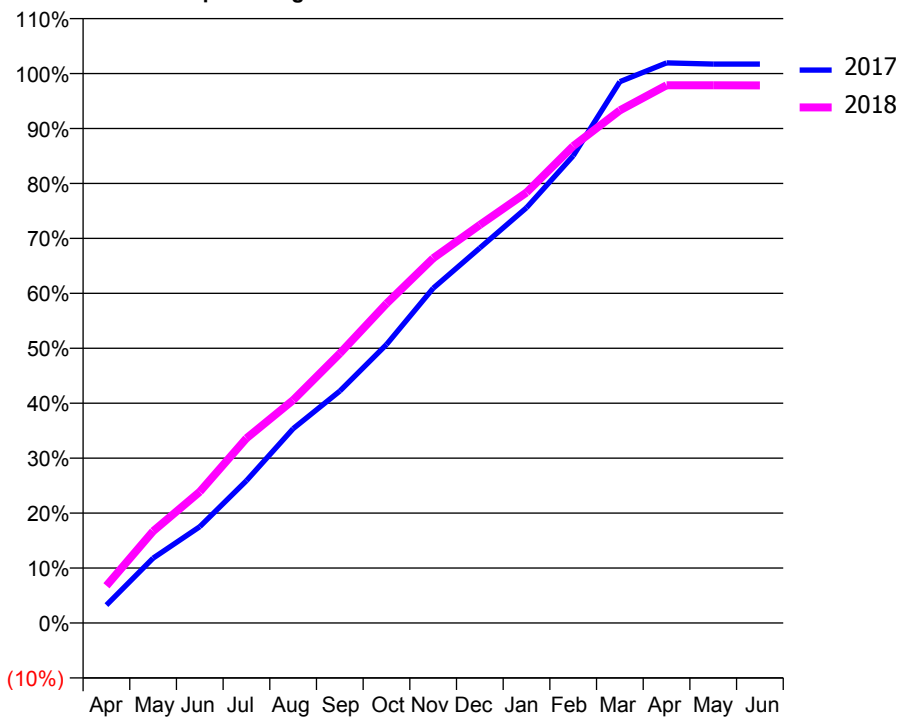
ACCESS*

Patients seen in 24 months	Total	Change since previous quarter
Quarter ending March 2017	3,976	
Quarter ending June 2017	3,962	→
Quarter ending September 2017	3,866	↓
Quarter ending December 2017	3,809	↓
Quarter ending March 2018	3,811	→
Variance since March 2017	(4.1%)	↓



ACTIVITY

Cumulative percentage of contracted UDA delivered 2017 & 2018



Month	Adjusted Scheduled Activity (UDA)	
	2017	2018
April	422	877
May	1,528	2,161
June	2,266	3,090
July	3,348	4,347
August	4,574	5,245
September	5,457	6,342
October	6,551	7,514
November	7,875	8,581
December	8,822	9,366
January	9,770	10,130
February	10,991	11,220
March	12,736	12,060
April	13,179	12,651
May	13,150	12,651
June	13,150	12,646

QUALITY

	Quantity	Base Number	Contract	AT	Region	England
% of FP17s for the same patient ID Re-attending within 3 months - Children	59	906	6.5%	10.0%	11.6%	11.9%
% of FP17s for the same patient ID Re-attending within 3 months - Adults	498	4,791	10.4%	15.0%	15.4%	16.0%
% of FP17s for the same patient ID Re-attending between 3 & 9 months - Children	540	906	59.6%	51.9%	59.4%	58.3%
% of FP17s for the same patient ID Re-attending between 3 & 9 months - Adults	2,946	4,791	61.5%	47.0%	51.3%	50.3%
% of FP17s for Band 1 Urgent Courses	286	5,712	5.0%	8.0%	8.0%	9.1%
% of FP17s Relating to Free Repair or Replacements	48	5,712	0.8%	0.7%	0.8%	0.8%
% of FP17s Relating to Continuations	24	5,712	0.4%	0.9%	1.0%	1.0%
% of Patients satisfied with the dentistry they have received	1	1	N/A	92.0%	91.7%	91.5%
% of Patients satisfied with the time they had to wait for an appointment	1	1	N/A	90.1%	88.3%	87.9%

* This is based on patients treated on this contract for their most recent course of treatment. Figures in italics indicate the base number of FP17s or Patient Questionnaire responses are less than 100. N/A is shown where the base number of responses is less than 10 during the period. % is calculated as Quantity/Base number*100

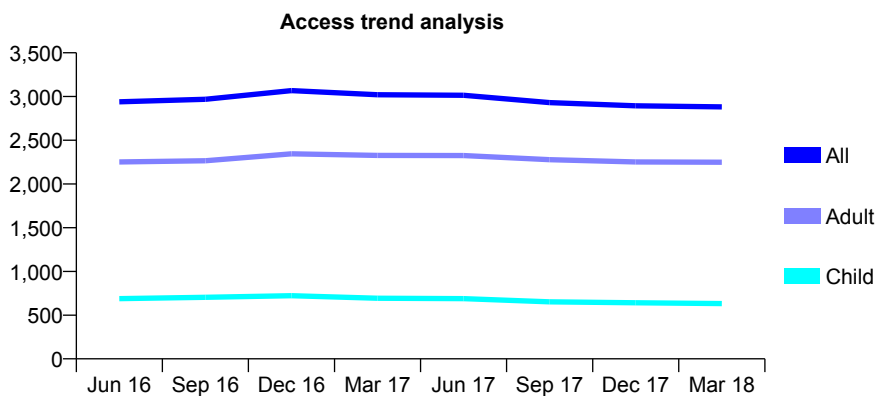
Q54 - Vital Signs At a Glance Contract Report for 150223/0001 - Year end March 2018

Name or company name	Qamar Dental
Contract type name	GDS Contract
Purpose of contract	General
Contract start date	02/08/2013
Contract end date	

17/18 Contracted general activity (UDA)	8,026
Carry forward general activity (UDA)	2
17/18 Contracted orthodontic activity (UOA)	0
Carry forward orthodontic activity (UOA)	0
Baseline contract value	£240,050.22

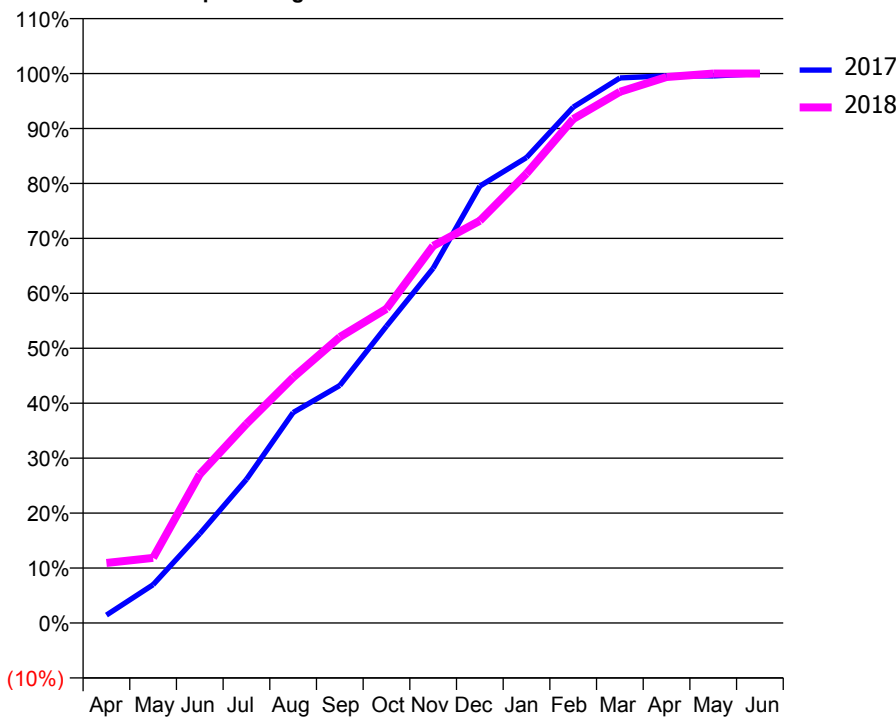
ACCESS*

Patients seen in 24 months	Total	Change since previous quarter
Quarter ending March 2017	3,020	
Quarter ending June 2017	3,014	→
Quarter ending September 2017	2,930	↓
Quarter ending December 2017	2,894	↓
Quarter ending March 2018	2,881	→
Variance since March 2017	(4.6%)	↓



ACTIVITY

Cumulative percentage of contracted UDA delivered 2017 & 2018



Month	Adjusted Scheduled Activity (UDA)	
	2017	2018
April	115	877
May	559	952
June	1,305	2,172
July	2,099	2,909
August	3,074	3,586
September	3,471	4,177
October	4,337	4,590
November	5,182	5,509
December	6,381	5,876
January	6,798	6,564
February	7,535	7,361
March	7,962	7,759
April	7,992	7,975
May	7,989	8,026
June	8,024	8,026

QUALITY

	Quantity	Base Number	Contract	AT	Region	England
% of FP17s for the same patient ID Re-attending within 3 months - Children	23	675	3.4%	10.0%	11.6%	11.9%
% of FP17s for the same patient ID Re-attending within 3 months - Adults	361	2,770	13.0%	15.0%	15.4%	16.0%
% of FP17s for the same patient ID Re-attending between 3 & 9 months - Children	291	675	43.1%	51.9%	59.4%	58.3%
% of FP17s for the same patient ID Re-attending between 3 & 9 months - Adults	1,319	2,770	47.6%	47.0%	51.3%	50.3%
% of FP17s for Band 1 Urgent Courses	282	3,515	8.0%	8.0%	8.0%	9.1%
% of FP17s Relating to Free Repair or Replacements	31	3,515	0.9%	0.7%	0.8%	0.8%
% of FP17s Relating to Continuations	10	3,515	0.3%	0.9%	1.0%	1.0%
% of Patients satisfied with the dentistry they have received	2	2	N/A	92.0%	91.7%	91.5%
% of Patients satisfied with the time they had to wait for an appointment	1	2	N/A	90.1%	88.3%	87.9%

* This is based on patients treated on this contract for their most recent course of treatment. Figures in italics indicate the base number of FP17s or Patient Questionnaire responses are less than 100. N/A is shown where the base number of responses is less than 10 during the period. % is calculated as Quantity/Base number*100

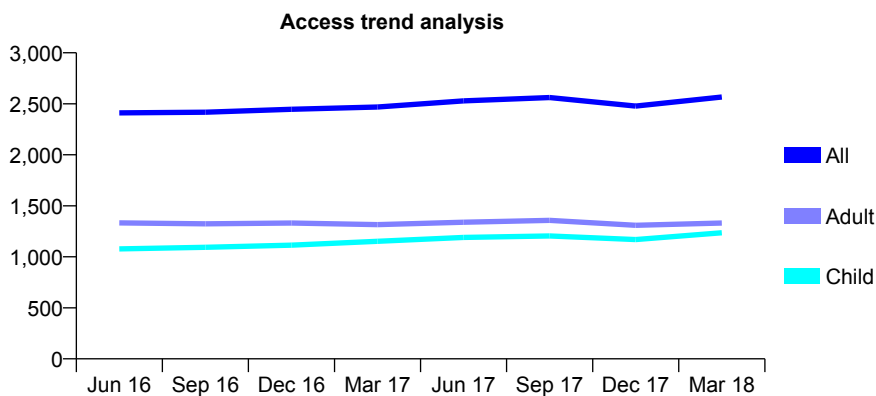
Q54 - Vital Signs At a Glance Contract Report for 150339/0001 - Year end March 2018

Name or company name	Mr H Ahmed
Contract type name	GDS Contract
Purpose of contract	General
Contract start date	01/04/2006
Contract end date	

17/18 Contracted general activity (UDA)	10,078
Carry forward general activity (UDA)	98
17/18 Contracted orthodontic activity (UOA)	0
Carry forward orthodontic activity (UOA)	0
Baseline contract value	£251,752.48

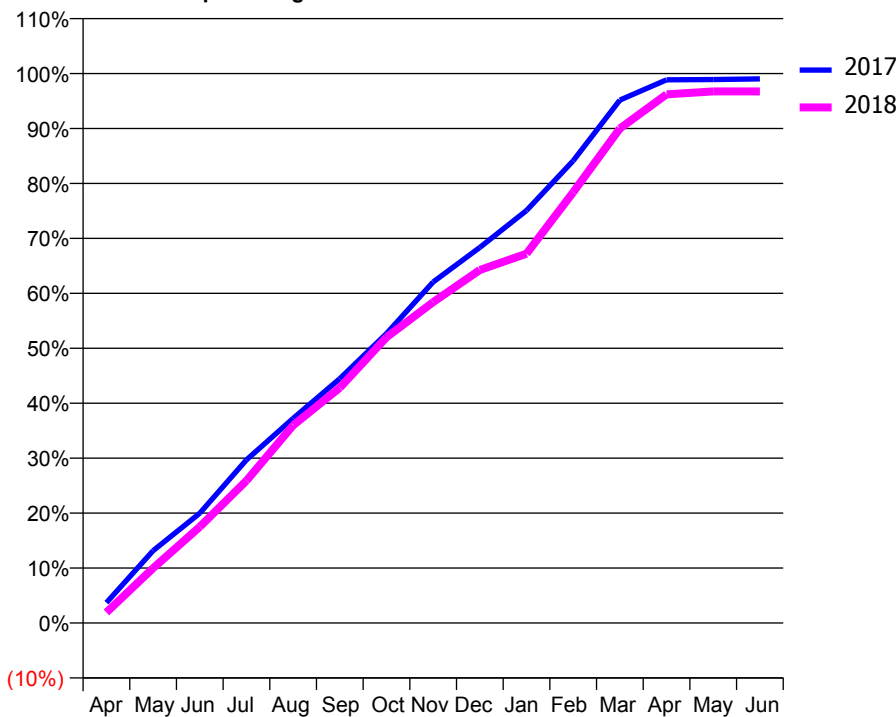
ACCESS*

Patients seen in 24 months	Total	Change since previous quarter
Quarter ending March 2017	2,468	
Quarter ending June 2017	2,529	↑
Quarter ending September 2017	2,561	→
Quarter ending December 2017	2,478	↓
Quarter ending March 2018	2,567	↑
Variance since March 2017	4.0%	↑



ACTIVITY

Cumulative percentage of contracted UDA delivered 2017 & 2018



Month	Adjusted Scheduled Activity (UDA)	
	2017	2018
April	373	194
May	1,326	1,007
June	2,013	1,766
July	2,991	2,612
August	3,754	3,626
September	4,482	4,316
October	5,308	5,239
November	6,254	5,886
December	6,889	6,475
January	7,567	6,773
February	8,477	7,899
March	9,591	9,070
April	9,963	9,695
May	9,967	9,750
June	9,980	9,750

QUALITY

	Quantity	Base Number	Contract	AT	Region	England
% of FP17s for the same patient ID Re-attending within 3 months - Children	60	1,152	5.2%	10.0%	11.6%	11.9%
% of FP17s for the same patient ID Re-attending within 3 months - Adults	186	1,244	15.0%	15.0%	15.4%	16.0%
% of FP17s for the same patient ID Re-attending between 3 & 9 months - Children	369	1,152	32.0%	51.9%	59.4%	58.3%
% of FP17s for the same patient ID Re-attending between 3 & 9 months - Adults	383	1,244	30.8%	47.0%	51.3%	50.3%
% of FP17s for Band 1 Urgent Courses	229	2,461	9.3%	8.0%	8.0%	9.1%
% of FP17s Relating to Free Repair or Replacements	0	2,461	0.0%	0.7%	0.8%	0.8%
% of FP17s Relating to Continuations	8	2,461	0.3%	0.9%	1.0%	1.0%
% of Patients satisfied with the dentistry they have received	0	0	N/A	92.0%	91.7%	91.5%
% of Patients satisfied with the time they had to wait for an appointment	0	0	N/A	90.1%	88.3%	87.9%

* This is based on patients treated on this contract for their most recent course of treatment. Figures in italics indicate the base number of FP17s or Patient Questionnaire responses are less than 100. N/A is shown where the base number of responses is less than 10 during the period. % is calculated as Quantity/Base number*100

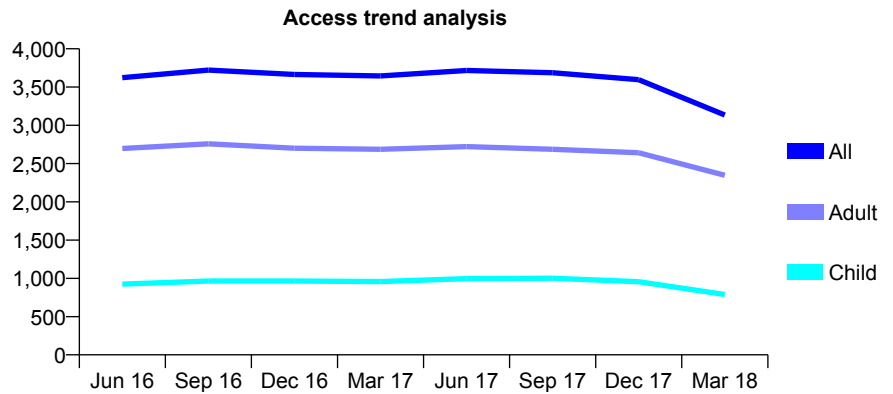
Q54 - Vital Signs At a Glance Contract Report for 150665/0001 - Year end March 2018

Name or company name	Shaw & Jandu Dental Practice
Contract type name	GDS Contract
Purpose of contract	General and Orthodontic
Contract start date	01/04/2009
Contract end date	

17/18 Contracted general activity (UDA)	10,110
Carry forward general activity (UDA)	0
17/18 Contracted orthodontic activity (UOA)	723
Carry forward orthodontic activity (UOA)	0
Baseline contract value	£261,261.90

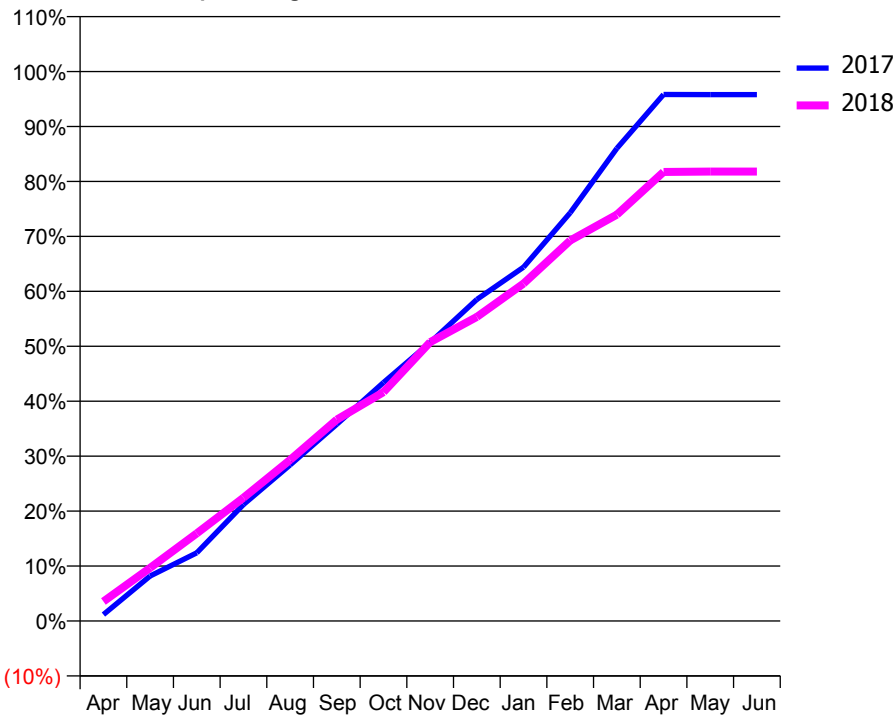
ACCESS*

Patients seen in 24 months	Total	Change since previous quarter
Quarter ending March 2017	3,645	
Quarter ending June 2017	3,717	→
Quarter ending September 2017	3,688	→
Quarter ending December 2017	3,597	↓
Quarter ending March 2018	3,135	↓
Variance since March 2017	(14.0%)	↓



ACTIVITY

Cumulative percentage of contracted UDA delivered 2017 & 2018



Month	Adjusted Scheduled Activity (UDA)	
	2017	2018
April	120	359
May	828	977
June	1,255	1,612
July	2,144	2,268
August	2,872	2,964
September	3,619	3,705
October	4,388	4,212
November	5,123	5,131
December	5,917	5,596
January	6,510	6,208
February	7,510	7,001
March	8,697	7,477
April	9,686	8,263
May	9,685	8,270
June	9,685	8,270

QUALITY

	Quantity	Base Number	Contract	AT	Region	England
% of FP17s for the same patient ID Re-attending within 3 months - Children	91	1,361	6.7%	10.0%	11.6%	11.9%
% of FP17s for the same patient ID Re-attending within 3 months - Adults	307	3,587	8.6%	15.0%	15.4%	16.0%
% of FP17s for the same patient ID Re-attending between 3 & 9 months - Children	583	1,361	42.8%	51.9%	59.4%	58.3%
% of FP17s for the same patient ID Re-attending between 3 & 9 months - Adults	1,806	3,587	50.3%	47.0%	51.3%	50.3%
% of FP17s for Band 1 Urgent Courses	371	4,791	7.7%	8.0%	8.0%	9.1%
% of FP17s Relating to Free Repair or Replacements	39	4,791	0.8%	0.7%	0.8%	0.8%
% of FP17s Relating to Continuations	7	4,791	0.1%	0.9%	1.0%	1.0%
% of Patients satisfied with the dentistry they have received	2	2	N/A	92.0%	91.7%	91.5%
% of Patients satisfied with the time they had to wait for an appointment	2	2	N/A	90.1%	88.3%	87.9%

* This is based on patients treated on this contract for their most recent course of treatment. Figures in italics indicate the base number of FP17s or Patient Questionnaire responses are less than 100. N/A is shown where the base number of responses is less than 10 during the period. % is calculated as Quantity/Base number*100

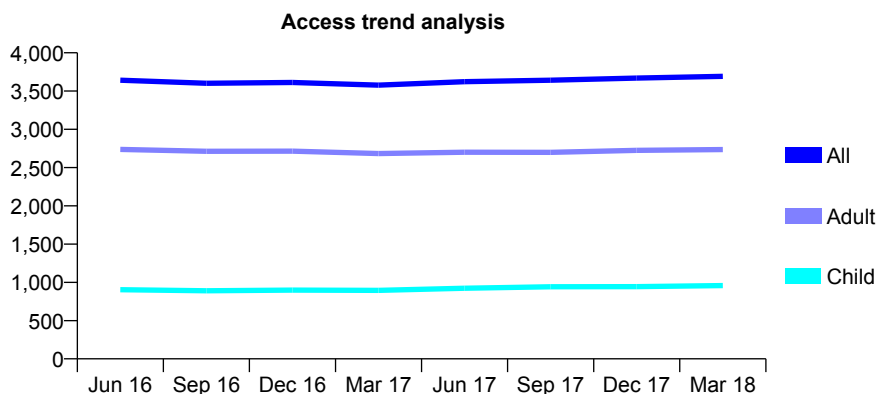
Q54 - Vital Signs At a Glance Contract Report for 151351/0001 - Year end March 2018

Name or company name	Dr N Hayre and Dr AP Najran
Contract type name	GDS Contract
Purpose of contract	General
Contract start date	01/10/2011
Contract end date	

17/18 Contracted general activity (UDA)	11,705
Carry forward general activity (UDA)	-235
17/18 Contracted orthodontic activity (UOA)	0
Carry forward orthodontic activity (UOA)	0
Baseline contract value	£255,927.07

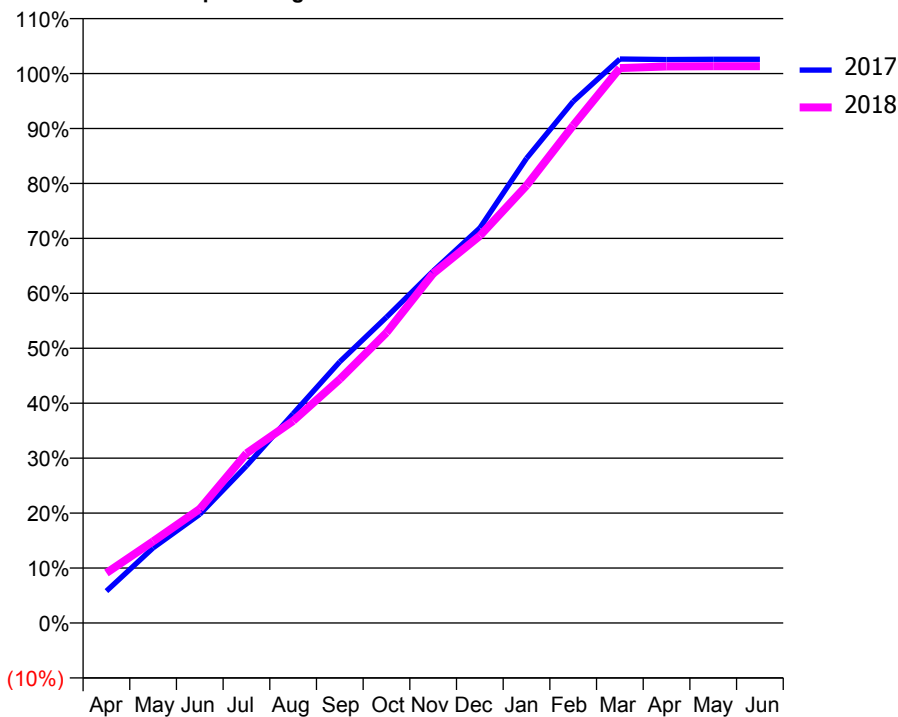
ACCESS*

Patients seen in 24 months	Total	Change since previous quarter
Quarter ending March 2017	3,578	
Quarter ending June 2017	3,623	→
Quarter ending September 2017	3,641	→
Quarter ending December 2017	3,669	→
Quarter ending March 2018	3,693	→
Variance since March 2017	3.2%	↑



ACTIVITY

Cumulative percentage of contracted UDA delivered 2017 & 2018



Month	Adjusted Scheduled Activity (UDA)	
	2017	2018
April	680	1,068
May	1,601	1,739
June	2,317	2,429
July	3,347	3,615
August	4,457	4,304
September	5,566	5,193
October	6,514	6,186
November	7,496	7,444
December	8,416	8,248
January	9,898	9,319
February	11,109	10,599
March	12,014	11,821
April	12,004	11,856
May	12,009	11,859
June	12,009	11,859

QUALITY

	Quantity	Base Number	Contract	AT	Region	England
% of FP17s for the same patient ID Re-attending within 3 months - Children	144	1,691	8.5%	10.0%	11.6%	11.9%
% of FP17s for the same patient ID Re-attending within 3 months - Adults	498	4,154	12.0%	15.0%	15.4%	16.0%
% of FP17s for the same patient ID Re-attending between 3 & 9 months - Children	1,169	1,691	69.1%	51.9%	59.4%	58.3%
% of FP17s for the same patient ID Re-attending between 3 & 9 months - Adults	2,670	4,154	64.3%	47.0%	51.3%	50.3%
% of FP17s for Band 1 Urgent Courses	345	5,859	5.9%	8.0%	8.0%	9.1%
% of FP17s Relating to Free Repair or Replacements	33	5,859	0.6%	0.7%	0.8%	0.8%
% of FP17s Relating to Continuations	18	5,859	0.3%	0.9%	1.0%	1.0%
% of Patients satisfied with the dentistry they have received	4	5	N/A	92.0%	91.7%	91.5%
% of Patients satisfied with the time they had to wait for an appointment	5	5	N/A	90.1%	88.3%	87.9%

* This is based on patients treated on this contract for their most recent course of treatment. Figures in italics indicate the base number of FP17s or Patient Questionnaire responses are less than 100. N/A is shown where the base number of responses is less than 10 during the period. % is calculated as Quantity/Base number*100

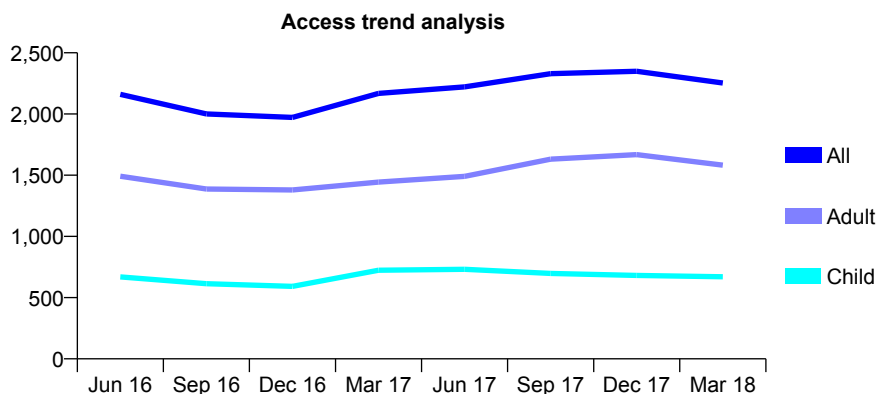
Q54 - Vital Signs At a Glance Contract Report for 154873/0001 - Year end March 2018

Name or company name	Dental Clinique Ltd
Contract type name	GDS Contract
Purpose of contract	General
Contract start date	01/04/2011
Contract end date	

17/18 Contracted general activity (UDA)	6,928
Carry forward general activity (UDA)	-7
17/18 Contracted orthodontic activity (UOA)	0
Carry forward orthodontic activity (UOA)	0
Baseline contract value	£195,789.33

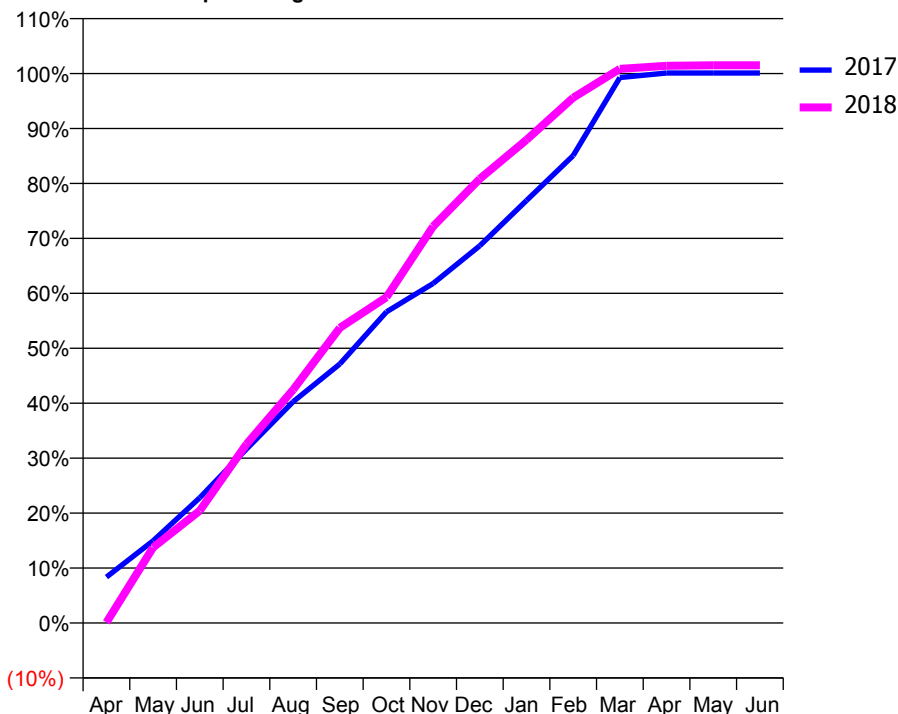
ACCESS*

Patients seen in 24 months	Total	Change since previous quarter
Quarter ending March 2017	2,168	
Quarter ending June 2017	2,222	↑
Quarter ending September 2017	2,329	↑
Quarter ending December 2017	2,349	→
Quarter ending March 2018	2,253	↓
Variance since March 2017	3.9%	↑



ACTIVITY

Cumulative percentage of contracted UDA delivered 2017 & 2018



Month	Adjusted Scheduled Activity (UDA)	
	2017	2018
April	579	7
May	1,036	952
June	1,579	1,416
July	2,194	2,255
August	2,790	2,942
September	3,266	3,721
October	3,923	4,108
November	4,280	5,002
December	4,758	5,601
January	5,327	6,091
February	5,893	6,623
March	6,878	6,986
April	6,934	7,024
May	6,934	7,031
June	6,935	7,031

QUALITY

	Quantity	Base Number	Contract	AT	Region	England
% of FP17s for the same patient ID Re-attending within 3 months - Children	97	1,005	9.7%	10.0%	11.6%	11.9%
% of FP17s for the same patient ID Re-attending within 3 months - Adults	199	1,956	10.2%	15.0%	15.4%	16.0%
% of FP17s for the same patient ID Re-attending between 3 & 9 months - Children	464	1,005	46.2%	51.9%	59.4%	58.3%
% of FP17s for the same patient ID Re-attending between 3 & 9 months - Adults	804	1,956	41.1%	47.0%	51.3%	50.3%
% of FP17s for Band 1 Urgent Courses	136	2,965	4.6%	8.0%	8.0%	9.1%
% of FP17s Relating to Free Repair or Replacements	6	2,965	0.2%	0.7%	0.8%	0.8%
% of FP17s Relating to Continuations	13	2,965	0.4%	0.9%	1.0%	1.0%
% of Patients satisfied with the dentistry they have received	1	1	N/A	92.0%	91.7%	91.5%
% of Patients satisfied with the time they had to wait for an appointment	1	1	N/A	90.1%	88.3%	87.9%

* This is based on patients treated on this contract for their most recent course of treatment. Figures in italics indicate the base number of FP17s or Patient Questionnaire responses are less than 100. N/A is shown where the base number of responses is less than 10 during the period. % is calculated as Quantity/Base number*100

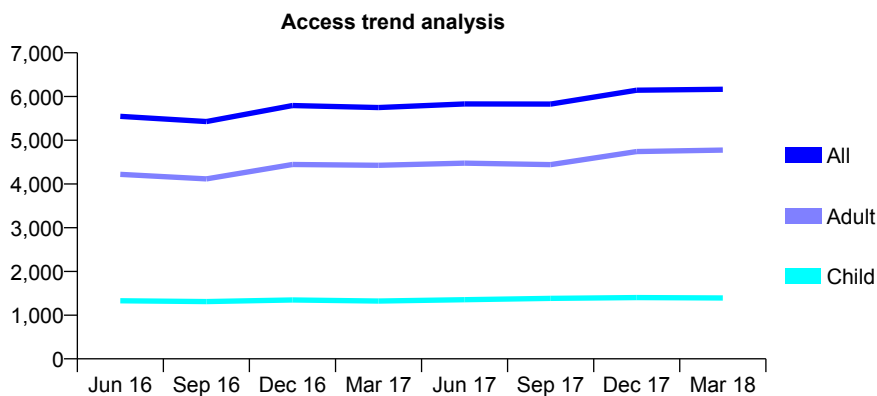
Q54 - Vital Signs At a Glance Contract Report for 155861/0001 - Year end March 2018

Name or company name	Bilston Dental Surgery
Contract type name	GDS Contract
Purpose of contract	General and Orthodontic
Contract start date	25/02/2011
Contract end date	

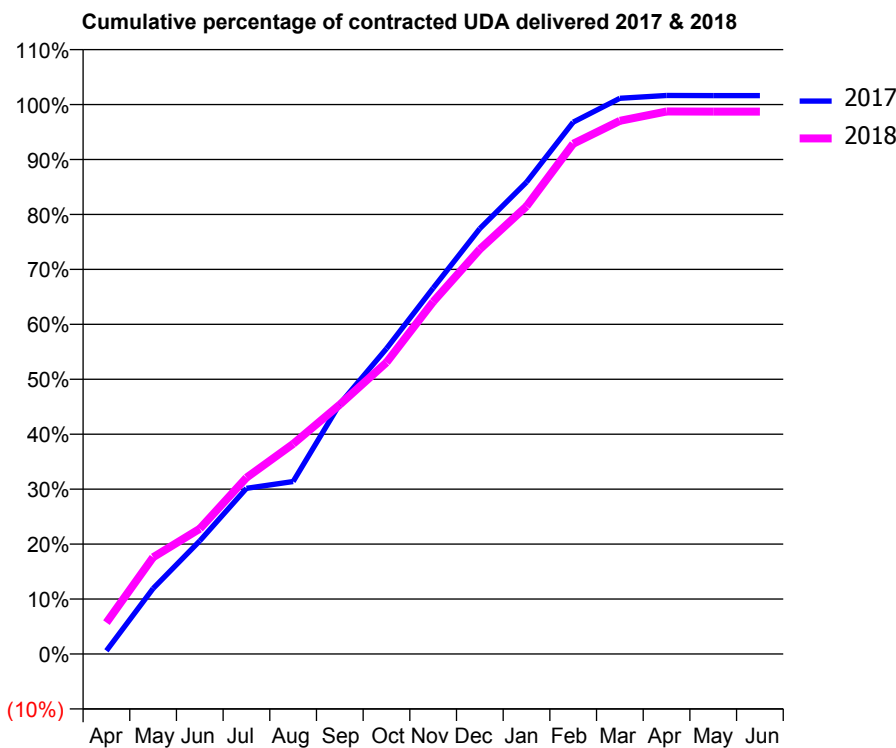
17/18 Contracted general activity (UDA)	16,221
Carry forward general activity (UDA)	-264
17/18 Contracted orthodontic activity (UOA)	911
Carry forward orthodontic activity (UOA)	-12
Baseline contract value	£400,470.32

ACCESS*

Patients seen in 24 months	Total	Change since previous quarter
Quarter ending March 2017	5,749	
Quarter ending June 2017	5,829	→
Quarter ending September 2017	5,827	→
Quarter ending December 2017	6,144	↑
Quarter ending March 2018	6,166	→
Variance since March 2017	7.3%	↑



ACTIVITY



Month	Adjusted Scheduled Activity (UDA)	
	2017	2018
April	95	929
May	1,935	2,856
June	3,338	3,697
July	4,892	5,206
August	5,092	6,200
September	7,382	7,364
October	9,015	8,608
November	10,805	10,399
December	12,560	11,947
January	13,927	13,217
February	15,699	15,063
March	16,407	15,739
April	16,488	16,014
May	16,484	16,011
June	16,484	16,012

QUALITY

	Quantity	Base Number	Contract	AT	Region	England
% of FP17s for the same patient ID Re-attending within 3 months - Children	153	1,997	7.7%	10.0%	11.6%	11.9%
% of FP17s for the same patient ID Re-attending within 3 months - Adults	381	4,238	9.0%	15.0%	15.4%	16.0%
% of FP17s for the same patient ID Re-attending between 3 & 9 months - Children	1,089	1,997	54.5%	51.9%	59.4%	58.3%
% of FP17s for the same patient ID Re-attending between 3 & 9 months - Adults	1,354	4,238	31.9%	47.0%	51.3%	50.3%
% of FP17s for Band 1 Urgent Courses	166	6,282	2.6%	8.0%	8.0%	9.1%
% of FP17s Relating to Free Repair or Replacements	13	6,282	0.2%	0.7%	0.8%	0.8%
% of FP17s Relating to Continuations	10	6,282	0.2%	0.9%	1.0%	1.0%
% of Patients satisfied with the dentistry they have received	5	5	N/A	92.0%	91.7%	91.5%
% of Patients satisfied with the time they had to wait for an appointment	4	5	N/A	90.1%	88.3%	87.9%

* This is based on patients treated on this contract for their most recent course of treatment. Figures in italics indicate the base number of FP17s or Patient Questionnaire responses are less than 100. N/A is shown where the base number of responses is less than 10 during the period. % is calculated as Quantity/Base number*100

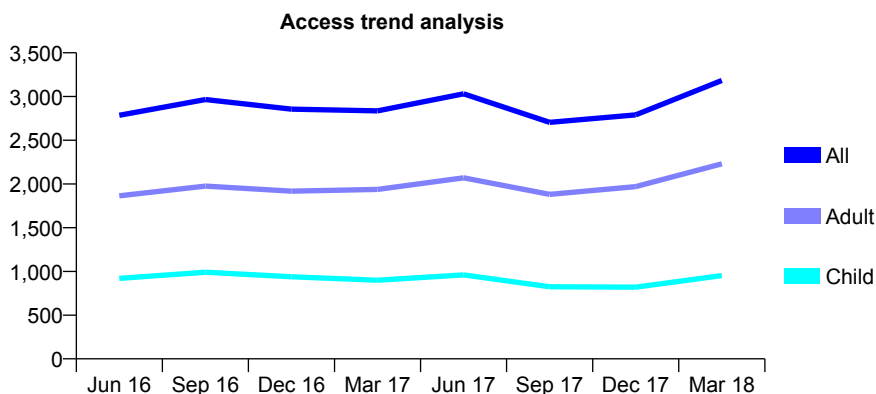
Q54 - Vital Signs At a Glance Contract Report for 157422/0001 - Year end March 2018

Name or company name	Priory Dental Practice
Contract type name	GDS Contract
Purpose of contract	General
Contract start date	01/03/2009
Contract end date	

17/18 Contracted general activity (UDA)	5,749
Carry forward general activity (UDA)	-115
17/18 Contracted orthodontic activity (UOA)	0
Carry forward orthodontic activity (UOA)	0
Baseline contract value	£154,016.50

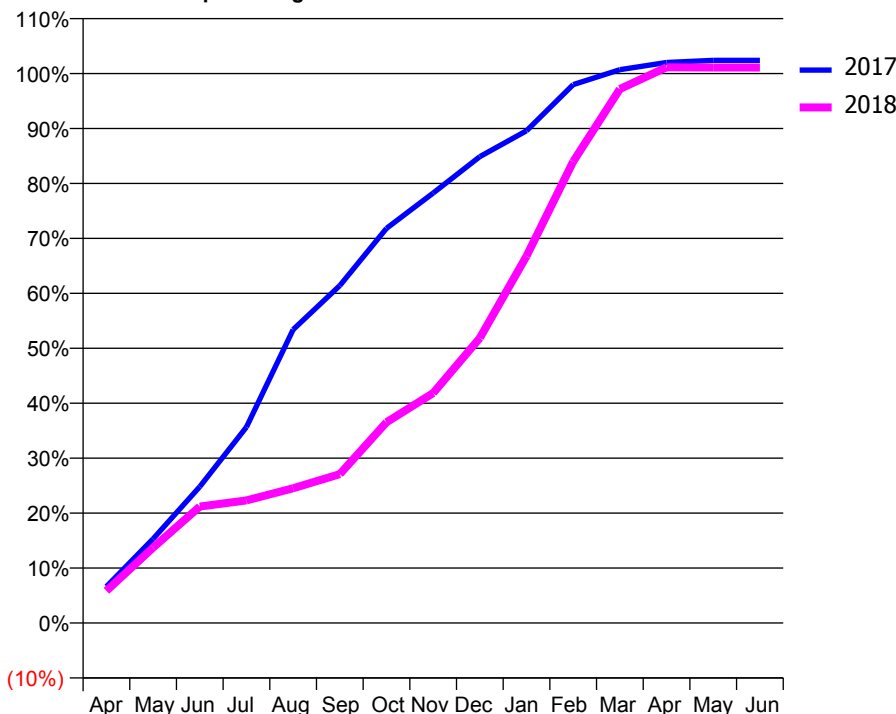
ACCESS*

Patients seen in 24 months	Total	Change since previous quarter
Quarter ending March 2017	2,836	
Quarter ending June 2017	3,031	↑
Quarter ending September 2017	2,705	↓
Quarter ending December 2017	2,790	↑
Quarter ending March 2018	3,183	↑
Variance since March 2017	12.2%	↑



ACTIVITY

Cumulative percentage of contracted UDA delivered 2017 & 2018



Adjusted Scheduled Activity (UDA)

Month	2017	2018
April	382	337
May	881	789
June	1,427	1,219
July	2,050	1,282
August	3,070	1,410
September	3,530	1,557
October	4,128	2,101
November	4,498	2,406
December	4,880	2,981
January	5,150	3,839
February	5,632	4,827
March	5,789	5,586
April	5,864	5,814
May	5,887	5,811
June	5,887	5,812

QUALITY

	Quantity	Base Number	Contract	AT	Region	England
% of FP17s for the same patient ID Re-attending within 3 months - Children	80	1,352	5.9%	10.0%	11.6%	11.9%
% of FP17s for the same patient ID Re-attending within 3 months - Adults	270	2,410	11.2%	15.0%	15.4%	16.0%
% of FP17s for the same patient ID Re-attending between 3 & 9 months - Children	532	1,352	39.3%	51.9%	59.4%	58.3%
% of FP17s for the same patient ID Re-attending between 3 & 9 months - Adults	552	2,410	22.9%	47.0%	51.3%	50.3%
% of FP17s for Band 1 Urgent Courses	275	2,873	9.6%	8.0%	8.0%	9.1%
% of FP17s Relating to Free Repair or Replacements	46	2,873	1.6%	0.7%	0.8%	0.8%
% of FP17s Relating to Continuations	4	2,873	0.1%	0.9%	1.0%	1.0%
% of Patients satisfied with the dentistry they have received	1	1	N/A	92.0%	91.7%	91.5%
% of Patients satisfied with the time they had to wait for an appointment	0	1	N/A	90.1%	88.3%	87.9%

* This is based on patients treated on this contract for their most recent course of treatment. Figures in italics indicate the base number of FP17s or Patient Questionnaire responses are less than 100. N/A is shown where the base number of responses is less than 10 during the period. % is calculated as Quantity/Base number*100

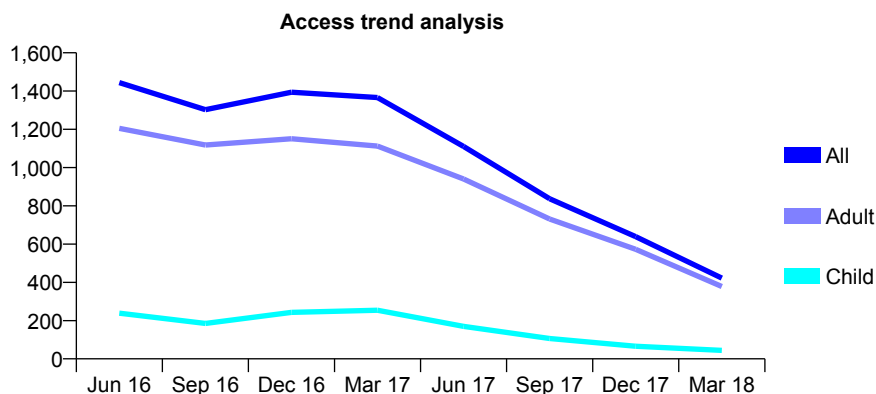
Q54 - Vital Signs At a Glance Contract Report for 157422/0008 - Year end March 2018

Name or company name	Priory Dental Practice
Contract type name	PDS Plus Contract
Purpose of contract	General
Contract start date	01/05/2012
Contract end date	30/04/2017

17/18 Contracted general activity (UDA)	250
Carry forward general activity (UDA)	0
17/18 Contracted orthodontic activity (UOA)	0
Carry forward orthodontic activity (UOA)	0
Baseline contract value	£3,220.26

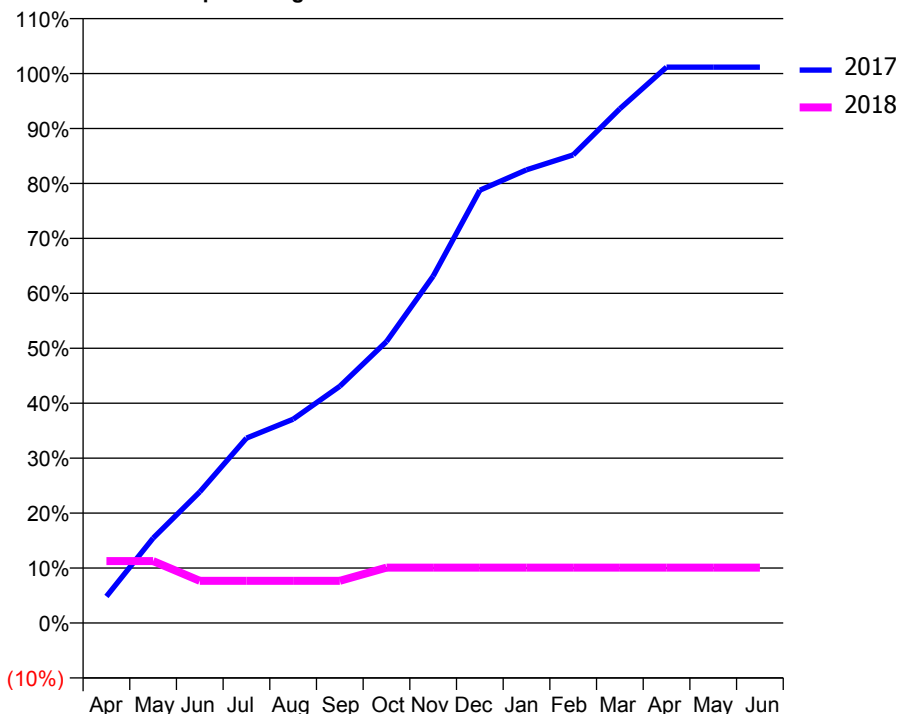
ACCESS*

Patients seen in 24 months	Total	Change since previous quarter
Quarter ending March 2017	1,366	
Quarter ending June 2017	1,110	↓
Quarter ending September 2017	837	↓
Quarter ending December 2017	639	↓
Quarter ending March 2018	422	↓
Variance since March 2017	(69.1%)	↓



ACTIVITY

Cumulative percentage of contracted UDA delivered 2017 & 2018



Month	Adjusted Scheduled Activity (UDA)	
	2017	2018
April	145	28
May	463	28
June	716	19
July	1,009	19
August	1,112	19
September	1,292	19
October	1,537	25
November	1,894	25
December	2,363	25
January	2,474	25
February	2,556	25
March	2,807	25
April	3,035	25
May	3,035	25
June	3,035	25

QUALITY

	Quantity	Base Number	Contract	AT	Region	England
% of FP17s for the same patient ID Re-attending within 3 months - Children	0	31	0.0%	10.0%	11.6%	11.9%
% of FP17s for the same patient ID Re-attending within 3 months - Adults	0	77	0.0%	15.0%	15.4%	16.0%
% of FP17s for the same patient ID Re-attending between 3 & 9 months - Children	0	31	0.0%	51.9%	59.4%	58.3%
% of FP17s for the same patient ID Re-attending between 3 & 9 months - Adults	4	77	5.2%	47.0%	51.3%	50.3%
% of FP17s for Band 1 Urgent Courses	1	9	11.1%	8.0%	8.0%	9.1%
% of FP17s Relating to Free Repair or Replacements	0	9	0.0%	0.7%	0.8%	0.8%
% of FP17s Relating to Continuations	0	9	0.0%	0.9%	1.0%	1.0%
% of Patients satisfied with the dentistry they have received	0	0	N/A	92.0%	91.7%	91.5%
% of Patients satisfied with the time they had to wait for an appointment	0	0	N/A	90.1%	88.3%	87.9%

* This is based on patients treated on this contract for their most recent course of treatment. Figures in italics indicate the base number of FP17s or Patient Questionnaire responses are less than 100. N/A is shown where the base number of responses is less than 10 during the period. % is calculated as Quantity/Base number*100

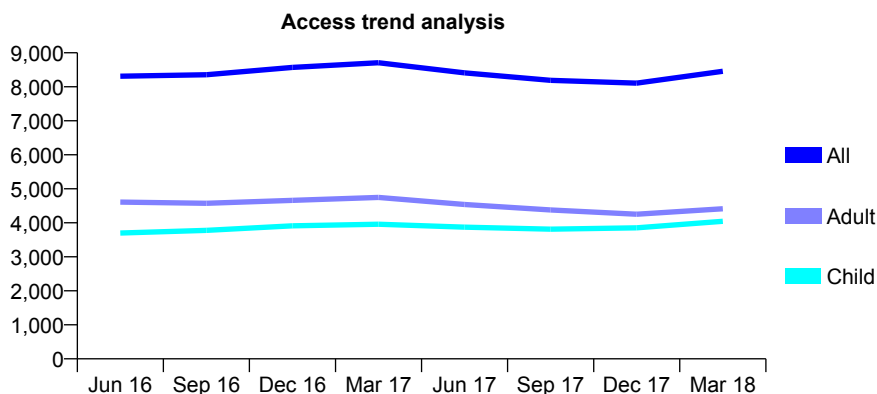
Q54 - Vital Signs At a Glance Contract Report for 158054/0001 - Year end March 2018

Name or company name	Ward End Dental Practice Partnership
Contract type name	GDS Contract
Purpose of contract	General
Contract start date	01/04/2007
Contract end date	

17/18 Contracted general activity (UDA)	23,513
Carry forward general activity (UDA)	-383
17/18 Contracted orthodontic activity (UOA)	0
Carry forward orthodontic activity (UOA)	0
Baseline contract value	£502,124.75

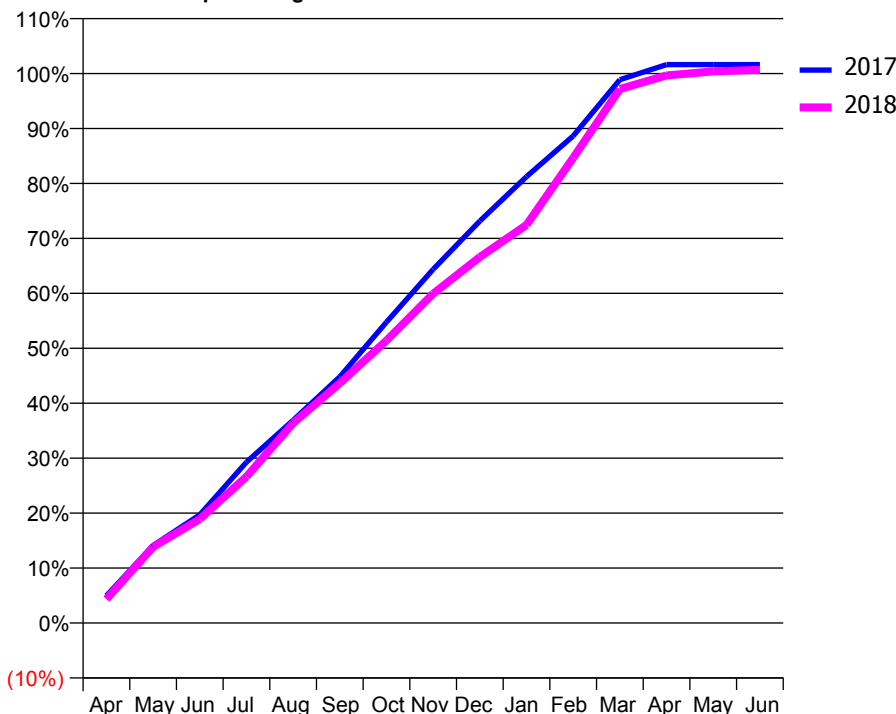
ACCESS*

Patients seen in 24 months	Total	Change since previous quarter
Quarter ending March 2017	8,707	
Quarter ending June 2017	8,411	↓
Quarter ending September 2017	8,191	↓
Quarter ending December 2017	8,106	↓
Quarter ending March 2018	8,458	↑
Variance since March 2017	(2.9%)	↓



ACTIVITY

Cumulative percentage of contracted UDA delivered 2017 & 2018



Month	Adjusted Scheduled Activity (UDA)	
	2017	2018
April	1,169	1,026
May	3,315	3,257
June	4,631	4,449
July	6,885	6,262
August	8,674	8,553
September	10,536	10,259
October	12,876	12,088
November	15,137	14,093
December	17,199	15,660
January	19,098	17,037
February	20,838	19,906
March	23,247	22,848
April	23,896	23,430
May	23,896	23,605
June	23,896	23,671

QUALITY

	Quantity	Base Number	Contract	AT	Region	England
% of FP17s for the same patient ID Re-attending within 3 months - Children	250	5,034	5.0%	10.0%	11.6%	11.9%
% of FP17s for the same patient ID Re-attending within 3 months - Adults	718	4,903	14.6%	15.0%	15.4%	16.0%
% of FP17s for the same patient ID Re-attending between 3 & 9 months - Children	2,353	5,034	46.7%	51.9%	59.4%	58.3%
% of FP17s for the same patient ID Re-attending between 3 & 9 months - Adults	1,970	4,903	40.2%	47.0%	51.3%	50.3%
% of FP17s for Band 1 Urgent Courses	1,635	9,961	16.4%	8.0%	8.0%	9.1%
% of FP17s Relating to Free Repair or Replacements	10	9,961	0.1%	0.7%	0.8%	0.8%
% of FP17s Relating to Continuations	56	9,961	0.6%	0.9%	1.0%	1.0%
% of Patients satisfied with the dentistry they have received	1	1	N/A	92.0%	91.7%	91.5%
% of Patients satisfied with the time they had to wait for an appointment	1	1	N/A	90.1%	88.3%	87.9%

* This is based on patients treated on this contract for their most recent course of treatment. Figures in italics indicate the base number of FP17s or Patient Questionnaire responses are less than 100. N/A is shown where the base number of responses is less than 10 during the period. % is calculated as Quantity/Base number*100

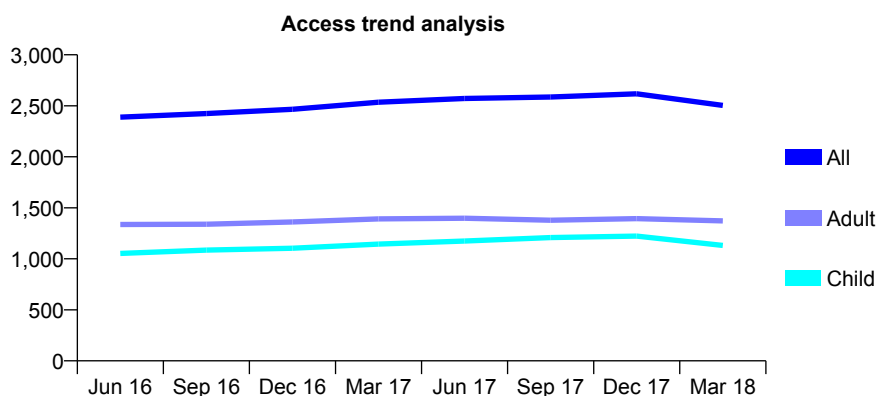
Q54 - Vital Signs At a Glance Contract Report for 158119/0001 - Year end March 2018

Name or company name	Mr H Ahmed
Contract type name	GDS Contract
Purpose of contract	General
Contract start date	01/04/2006
Contract end date	

17/18 Contracted general activity (UDA)	11,721
Carry forward general activity (UDA)	0
17/18 Contracted orthodontic activity (UOA)	0
Carry forward orthodontic activity (UOA)	0
Baseline contract value	£287,417.33

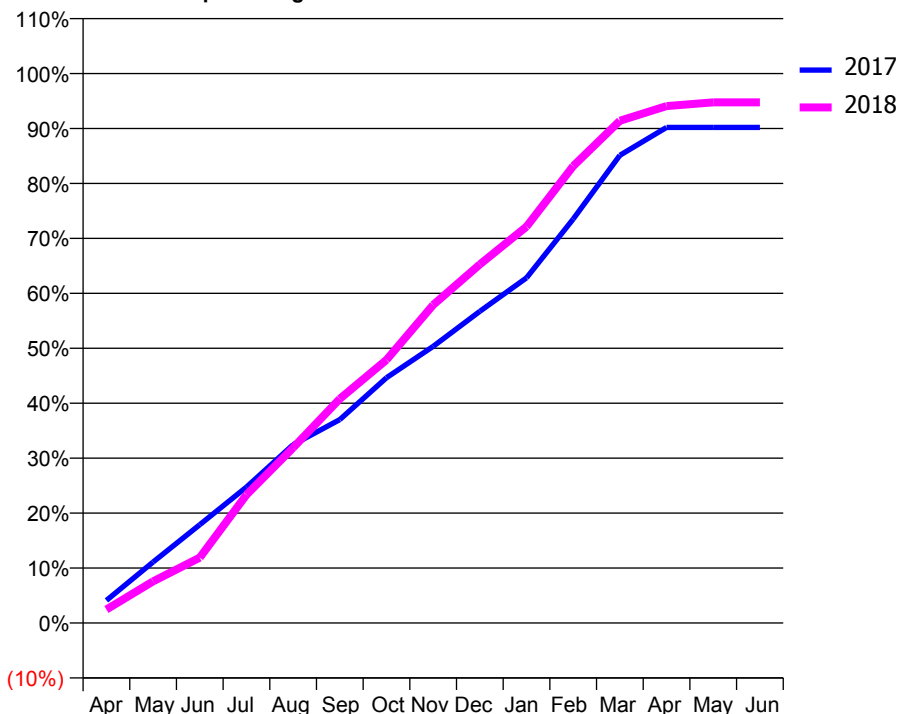
ACCESS*

Patients seen in 24 months	Total	Change since previous quarter
Quarter ending March 2017	2,535	
Quarter ending June 2017	2,572	→
Quarter ending September 2017	2,586	→
Quarter ending December 2017	2,617	→
Quarter ending March 2018	2,504	↓
Variance since March 2017	(1.2%)	↓



ACTIVITY

Cumulative percentage of contracted UDA delivered 2017 & 2018



Month	Adjusted Scheduled Activity (UDA)	
	2017	2018
April	483	288
May	1,302	888
June	2,097	1,396
July	2,900	2,734
August	3,804	3,738
September	4,339	4,782
October	5,232	5,613
November	5,901	6,785
December	6,650	7,650
January	7,361	8,455
February	8,618	9,747
March	9,977	10,714
April	10,571	11,027
May	10,572	11,107
June	10,572	11,107

QUALITY

	Quantity	Base Number	Contract	AT	Region	England
% of FP17s for the same patient ID Re-attending within 3 months - Children	81	1,258	6.4%	10.0%	11.6%	11.9%
% of FP17s for the same patient ID Re-attending within 3 months - Adults	276	1,553	17.8%	15.0%	15.4%	16.0%
% of FP17s for the same patient ID Re-attending between 3 & 9 months - Children	486	1,258	38.6%	51.9%	59.4%	58.3%
% of FP17s for the same patient ID Re-attending between 3 & 9 months - Adults	512	1,553	33.0%	47.0%	51.3%	50.3%
% of FP17s for Band 1 Urgent Courses	330	2,805	11.8%	8.0%	8.0%	9.1%
% of FP17s Relating to Free Repair or Replacements	0	2,805	0.0%	0.7%	0.8%	0.8%
% of FP17s Relating to Continuations	32	2,805	1.1%	0.9%	1.0%	1.0%
% of Patients satisfied with the dentistry they have received	2	2	N/A	92.0%	91.7%	91.5%
% of Patients satisfied with the time they had to wait for an appointment	2	2	N/A	90.1%	88.3%	87.9%

* This is based on patients treated on this contract for their most recent course of treatment. Figures in italics indicate the base number of FP17s or Patient Questionnaire responses are less than 100. N/A is shown where the base number of responses is less than 10 during the period. % is calculated as Quantity/Base number*100

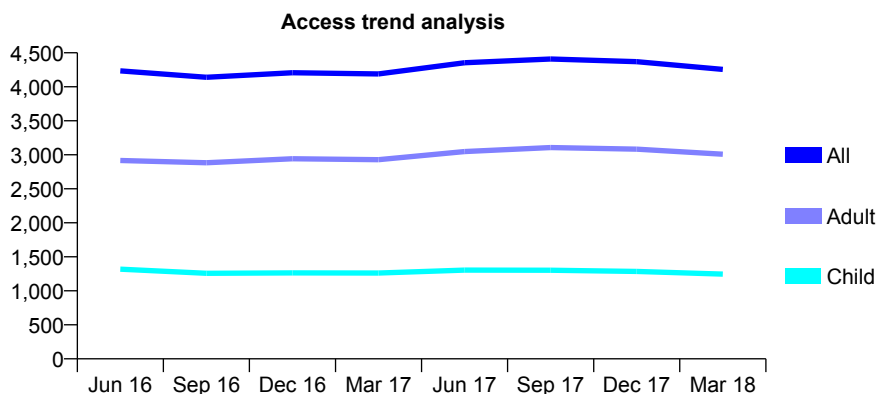
Q54 - Vital Signs At a Glance Contract Report for 159948/0001 - Year end March 2018

Name or company name	Grove Lane Dental Surgery
Contract type name	GDS Contract
Purpose of contract	General
Contract start date	21/02/2011
Contract end date	

17/18 Contracted general activity (UDA)	13,862
Carry forward general activity (UDA)	-278
17/18 Contracted orthodontic activity (UOA)	0
Carry forward orthodontic activity (UOA)	0
Baseline contract value	£339,118.13

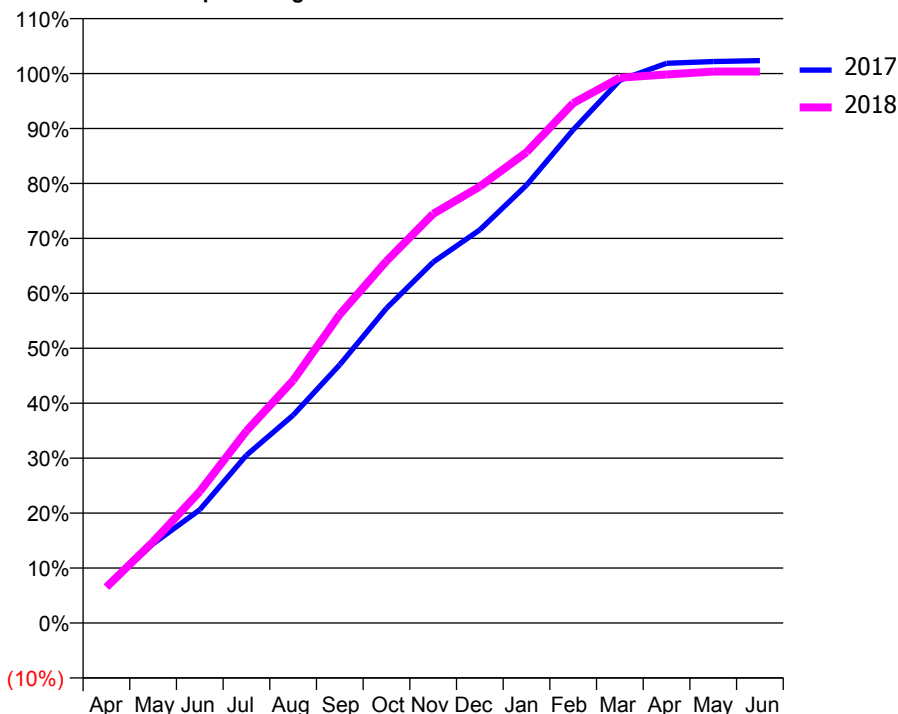
ACCESS*

Patients seen in 24 months	Total	Change since previous quarter
Quarter ending March 2017	4,189	
Quarter ending June 2017	4,353	↑
Quarter ending September 2017	4,409	→
Quarter ending December 2017	4,370	→
Quarter ending March 2018	4,255	↓
Variance since March 2017	1.6%	→



ACTIVITY

Cumulative percentage of contracted UDA delivered 2017 & 2018



Month	Adjusted Scheduled Activity (UDA)	
	2017	2018
April	925	905
May	1,999	2,051
June	2,859	3,319
July	4,234	4,844
August	5,242	6,119
September	6,519	7,785
October	7,939	9,132
November	9,105	10,323
December	9,919	11,012
January	11,044	11,875
February	12,441	13,115
March	13,692	13,758
April	14,120	13,838
May	14,162	13,911
June	14,187	13,911

QUALITY

	Quantity	Base Number	Contract	AT	Region	England
% of FP17s for the same patient ID Re-attending within 3 months - Children	123	1,372	9.0%	10.0%	11.6%	11.9%
% of FP17s for the same patient ID Re-attending within 3 months - Adults	593	3,180	18.6%	15.0%	15.4%	16.0%
% of FP17s for the same patient ID Re-attending between 3 & 9 months - Children	390	1,372	28.4%	51.9%	59.4%	58.3%
% of FP17s for the same patient ID Re-attending between 3 & 9 months - Adults	833	3,180	26.2%	47.0%	51.3%	50.3%
% of FP17s for Band 1 Urgent Courses	670	4,457	15.0%	8.0%	8.0%	9.1%
% of FP17s Relating to Free Repair or Replacements	9	4,457	0.2%	0.7%	0.8%	0.8%
% of FP17s Relating to Continuations	8	4,457	0.2%	0.9%	1.0%	1.0%
% of Patients satisfied with the dentistry they have received	3	3	N/A	92.0%	91.7%	91.5%
% of Patients satisfied with the time they had to wait for an appointment	3	3	N/A	90.1%	88.3%	87.9%

* This is based on patients treated on this contract for their most recent course of treatment. Figures in italics indicate the base number of FP17s or Patient Questionnaire responses are less than 100. N/A is shown where the base number of responses is less than 10 during the period. % is calculated as Quantity/Base number*100

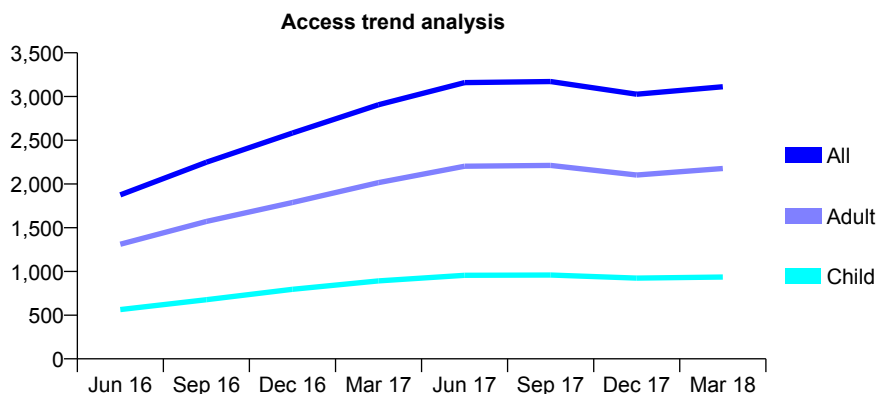
Q54 - Vital Signs At a Glance Contract Report for 160857/0001 - Year end March 2018

Name or company name	Handsworth Dental Practice
Contract type name	GDS Contract
Purpose of contract	General
Contract start date	01/09/2015
Contract end date	

17/18 Contracted general activity (UDA)	9,200
Carry forward general activity (UDA)	0
17/18 Contracted orthodontic activity (UOA)	0
Carry forward orthodontic activity (UOA)	0
Baseline contract value	£225,296.91

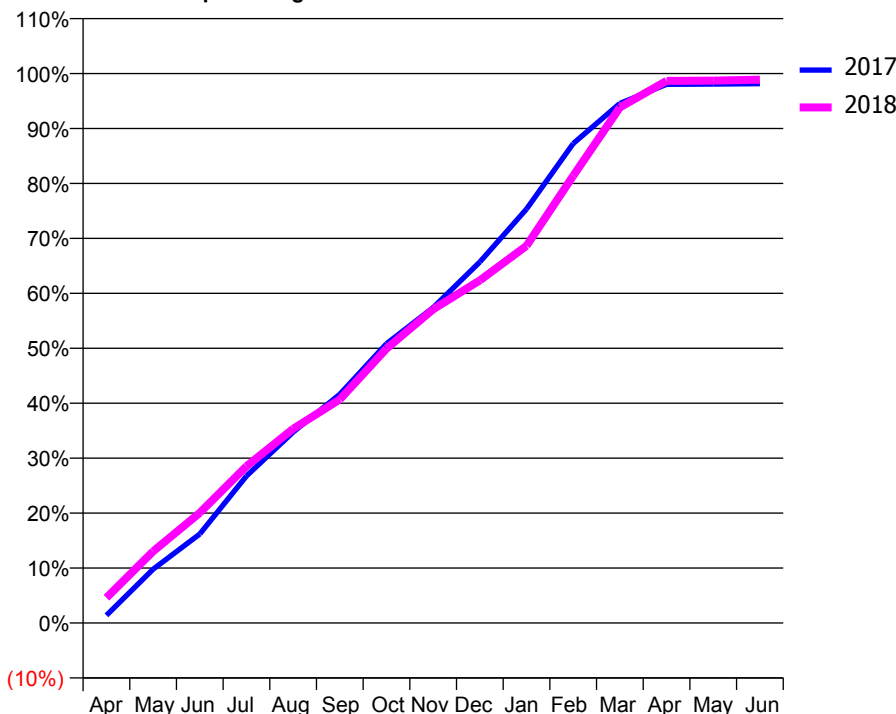
ACCESS*

Patients seen in 24 months	Total	Change since previous quarter
Quarter ending March 2017	2,906	
Quarter ending June 2017	3,159	↑
Quarter ending September 2017	3,171	→
Quarter ending December 2017	3,027	↓
Quarter ending March 2018	3,112	↑
Variance since March 2017	7.1%	↑



ACTIVITY

Cumulative percentage of contracted UDA delivered 2017 & 2018



Month	Adjusted Scheduled Activity (UDA)	
	2017	2018
April	128	423
May	901	1,199
June	1,490	1,844
July	2,461	2,625
August	3,195	3,253
September	3,829	3,744
October	4,675	4,593
November	5,282	5,252
December	6,044	5,738
January	6,932	6,315
February	8,027	7,487
March	8,699	8,632
April	9,018	9,077
May	9,024	9,082
June	9,029	9,098

QUALITY

	Quantity	Base Number	Contract	AT	Region	England
% of FP17s for the same patient ID Re-attending within 3 months - Children	43	845	5.1%	10.0%	11.6%	11.9%
% of FP17s for the same patient ID Re-attending within 3 months - Adults	259	1,981	13.1%	15.0%	15.4%	16.0%
% of FP17s for the same patient ID Re-attending between 3 & 9 months - Children	218	845	25.8%	51.9%	59.4%	58.3%
% of FP17s for the same patient ID Re-attending between 3 & 9 months - Adults	559	1,981	28.2%	47.0%	51.3%	50.3%
% of FP17s for Band 1 Urgent Courses	283	2,785	10.2%	8.0%	8.0%	9.1%
% of FP17s Relating to Free Repair or Replacements	14	2,785	0.5%	0.7%	0.8%	0.8%
% of FP17s Relating to Continuations	7	2,785	0.3%	0.9%	1.0%	1.0%
% of Patients satisfied with the dentistry they have received	0	0	N/A	92.0%	91.7%	91.5%
% of Patients satisfied with the time they had to wait for an appointment	0	0	N/A	90.1%	88.3%	87.9%

* This is based on patients treated on this contract for their most recent course of treatment. Figures in italics indicate the base number of FP17s or Patient Questionnaire responses are less than 100. N/A is shown where the base number of responses is less than 10 during the period. % is calculated as Quantity/Base number*100

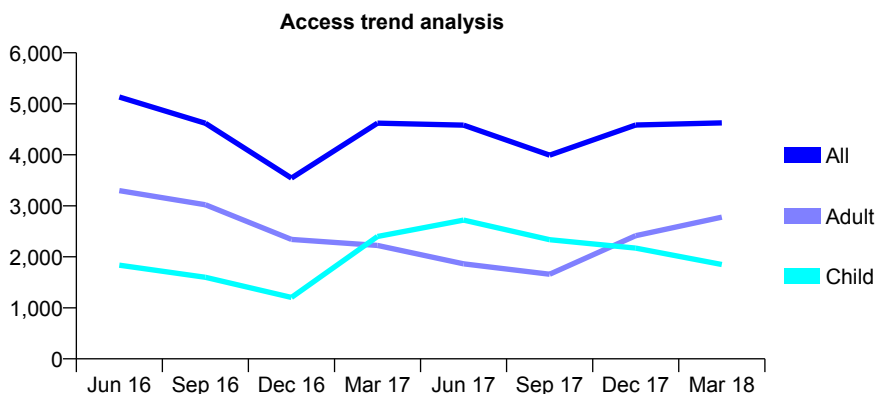
Q54 - Vital Signs At a Glance Contract Report for 161446/0001 - Year end March 2018

Name or company name	Amit A Duggal & Gurpreet K Duggal
Contract type name	GDS Contract
Purpose of contract	General
Contract start date	01/01/2013
Contract end date	

17/18 Contracted general activity (UDA)	9,647
Carry forward general activity (UDA)	0
17/18 Contracted orthodontic activity (UOA)	0
Carry forward orthodontic activity (UOA)	0
Baseline contract value	£230,739.39

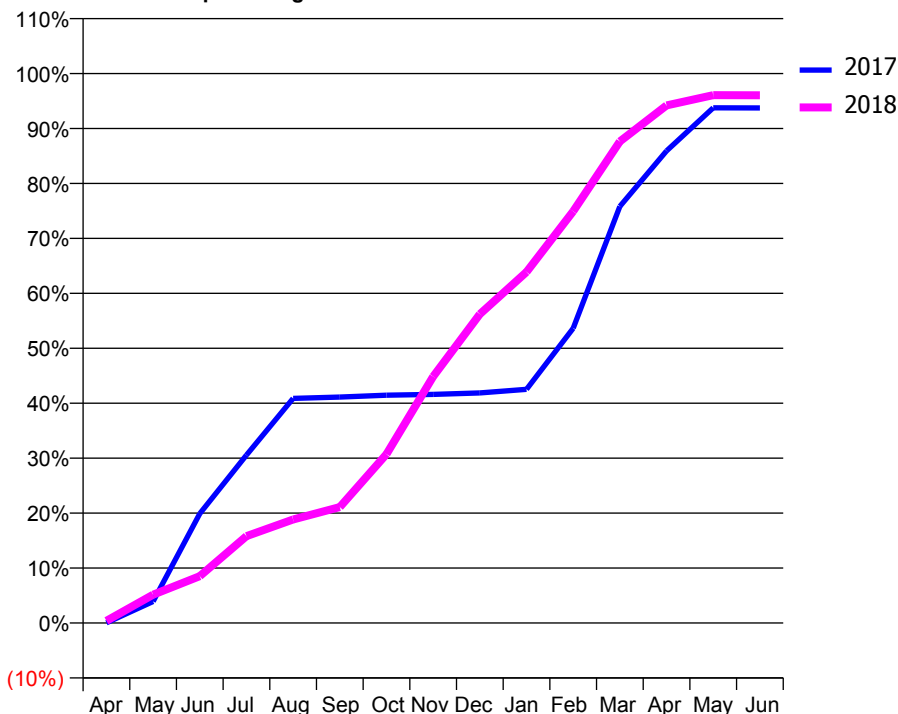
ACCESS*

Patients seen in 24 months	Total	Change since previous quarter
Quarter ending March 2017	4,622	
Quarter ending June 2017	4,583	→
Quarter ending September 2017	3,994	↓
Quarter ending December 2017	4,585	↑
Quarter ending March 2018	4,626	→
Variance since March 2017	0.1%	→



ACTIVITY

Cumulative percentage of contracted UDA delivered 2017 & 2018



Month	Adjusted Scheduled Activity (UDA)	
	2017	2018
April	3	39
May	377	497
June	1,922	824
July	2,949	1,524
August	3,944	1,819
September	3,968	2,036
October	4,000	2,966
November	4,014	4,327
December	4,040	5,423
January	4,104	6,164
February	5,176	7,229
March	7,314	8,456
April	8,289	9,088
May	9,044	9,267
June	9,043	9,264

QUALITY

	Quantity	Base Number	Contract	AT	Region	England
% of FP17s for the same patient ID Re-attending within 3 months - Children	49	2,087	2.3%	10.0%	11.6%	11.9%
% of FP17s for the same patient ID Re-attending within 3 months - Adults	276	3,637	7.6%	15.0%	15.4%	16.0%
% of FP17s for the same patient ID Re-attending between 3 & 9 months - Children	188	2,087	9.0%	51.9%	59.4%	58.3%
% of FP17s for the same patient ID Re-attending between 3 & 9 months - Adults	475	3,637	13.1%	47.0%	51.3%	50.3%
% of FP17s for Band 1 Urgent Courses	223	5,126	4.4%	8.0%	8.0%	9.1%
% of FP17s Relating to Free Repair or Replacements	27	5,126	0.5%	0.7%	0.8%	0.8%
% of FP17s Relating to Continuations	22	5,126	0.4%	0.9%	1.0%	1.0%
% of Patients satisfied with the dentistry they have received	13	15	86.7%	92.0%	91.7%	91.5%
% of Patients satisfied with the time they had to wait for an appointment	14	15	93.3%	90.1%	88.3%	87.9%

* This is based on patients treated on this contract for their most recent course of treatment. Figures in italics indicate the base number of FP17s or Patient Questionnaire responses are less than 100. N/A is shown where the base number of responses is less than 10 during the period. % is calculated as Quantity/Base number*100

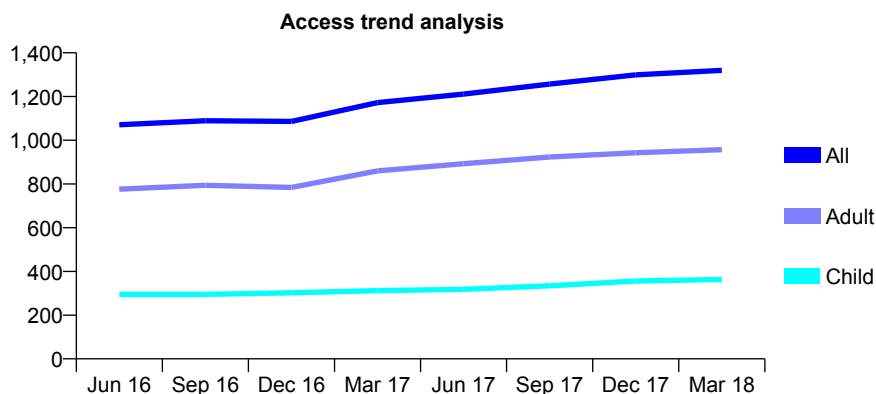
Q54 - Vital Signs At a Glance Contract Report for 162884/0001 - Year end March 2018

Name or company name	Redhill Dental Practice
Contract type name	GDS Contract
Purpose of contract	General
Contract start date	01/02/2010
Contract end date	

17/18 Contracted general activity (UDA)	4,286
Carry forward general activity (UDA)	24
17/18 Contracted orthodontic activity (UOA)	0
Carry forward orthodontic activity (UOA)	0
Baseline contract value	£106,329.25

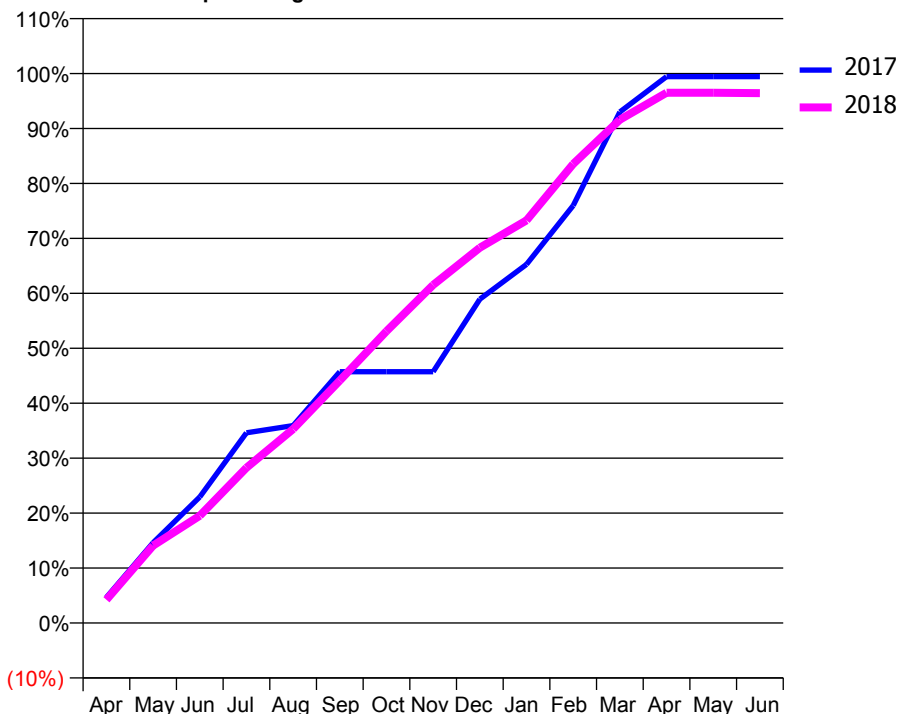
ACCESS*

Patients seen in 24 months	Total	Change since previous quarter
Quarter ending March 2017	1,172	
Quarter ending June 2017	1,211	↑
Quarter ending September 2017	1,257	↑
Quarter ending December 2017	1,299	↑
Quarter ending March 2018	1,320	→
Variance since March 2017	12.6%	↑



ACTIVITY

Cumulative percentage of contracted UDA delivered 2017 & 2018



Month	Adjusted Scheduled Activity (UDA)	
	2017	2018
April	200	182
May	627	604
June	983	837
July	1,483	1,211
August	1,539	1,513
September	1,960	1,892
October	1,960	2,277
November	1,960	2,637
December	2,526	2,927
January	2,797	3,141
February	3,256	3,581
March	3,986	3,926
April	4,262	4,136
May	4,262	4,136
June	4,262	4,133

QUALITY

	Quantity	Base Number	Contract	AT	Region	England
% of FP17s for the same patient ID Re-attending within 3 months - Children	19	483	3.9%	10.0%	11.6%	11.9%
% of FP17s for the same patient ID Re-attending within 3 months - Adults	104	1,130	9.2%	15.0%	15.4%	16.0%
% of FP17s for the same patient ID Re-attending between 3 & 9 months - Children	251	483	52.0%	51.9%	59.4%	58.3%
% of FP17s for the same patient ID Re-attending between 3 & 9 months - Adults	508	1,130	45.0%	47.0%	51.3%	50.3%
% of FP17s for Band 1 Urgent Courses	103	1,614	6.4%	8.0%	8.0%	9.1%
% of FP17s Relating to Free Repair or Replacements	9	1,614	0.6%	0.7%	0.8%	0.8%
% of FP17s Relating to Continuations	6	1,614	0.4%	0.9%	1.0%	1.0%
% of Patients satisfied with the dentistry they have received	1	1	N/A	92.0%	91.7%	91.5%
% of Patients satisfied with the time they had to wait for an appointment	1	1	N/A	90.1%	88.3%	87.9%

* This is based on patients treated on this contract for their most recent course of treatment. Figures in italics indicate the base number of FP17s or Patient Questionnaire responses are less than 100. N/A is shown where the base number of responses is less than 10 during the period. % is calculated as Quantity/Base number*100

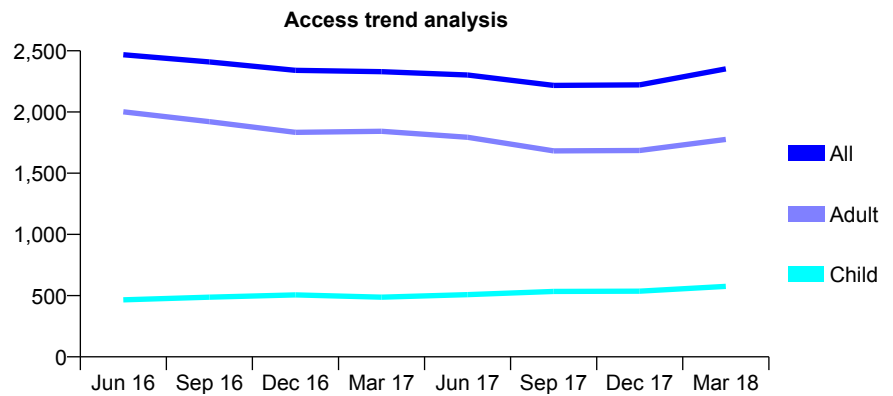
Q54 - Vital Signs At a Glance Contract Report for 163287/0001 - Year end March 2018

Name or company name	Aesthetics Dental and Implant Surgery
Contract type name	GDS Contract
Purpose of contract	General
Contract start date	01/04/2014
Contract end date	

17/18 Contracted general activity (UDA)	5,794
Carry forward general activity (UDA)	-115
17/18 Contracted orthodontic activity (UOA)	0
Carry forward orthodontic activity (UOA)	0
Baseline contract value	£121,674.00

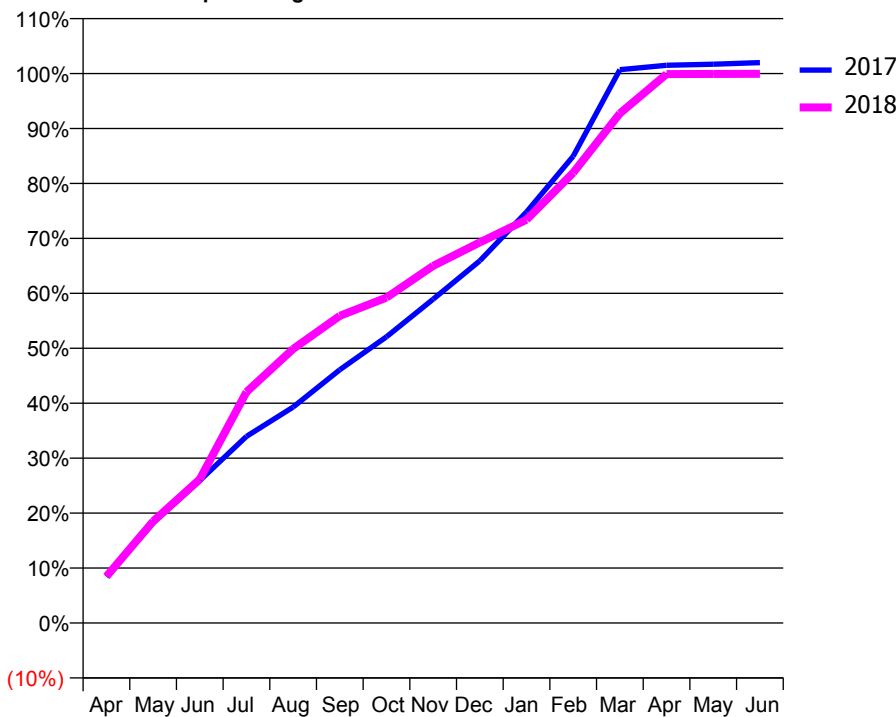
ACCESS*

Patients seen in 24 months	Total	Change since previous quarter
Quarter ending March 2017	2,330	
Quarter ending June 2017	2,302	↓
Quarter ending September 2017	2,217	↓
Quarter ending December 2017	2,222	→
Quarter ending March 2018	2,352	↑
Variance since March 2017	0.9%	→



ACTIVITY

Cumulative percentage of contracted UDA delivered 2017 & 2018



Month	Adjusted Scheduled Activity (UDA)	
	2017	2018
April	489	491
May	1,057	1,072
June	1,503	1,517
July	1,968	2,436
August	2,277	2,890
September	2,670	3,239
October	3,017	3,431
November	3,415	3,765
December	3,820	4,013
January	4,334	4,253
February	4,922	4,747
March	5,835	5,373
April	5,881	5,788
May	5,892	5,790
June	5,909	5,791

QUALITY

	Quantity	Base Number	Contract	AT	Region	England
% of FP17s for the same patient ID Re-attending within 3 months - Children	31	712	4.4%	10.0%	11.6%	11.9%
% of FP17s for the same patient ID Re-attending within 3 months - Adults	278	1,526	18.2%	15.0%	15.4%	16.0%
% of FP17s for the same patient ID Re-attending between 3 & 9 months - Children	343	712	48.2%	51.9%	59.4%	58.3%
% of FP17s for the same patient ID Re-attending between 3 & 9 months - Adults	454	1,526	29.8%	47.0%	51.3%	50.3%
% of FP17s for Band 1 Urgent Courses	254	2,353	10.8%	8.0%	8.0%	9.1%
% of FP17s Relating to Free Repair or Replacements	38	2,353	1.6%	0.7%	0.8%	0.8%
% of FP17s Relating to Continuations	28	2,353	1.2%	0.9%	1.0%	1.0%
% of Patients satisfied with the dentistry they have received	1	1	N/A	92.0%	91.7%	91.5%
% of Patients satisfied with the time they had to wait for an appointment	1	1	N/A	90.1%	88.3%	87.9%

* This is based on patients treated on this contract for their most recent course of treatment. Figures in italics indicate the base number of FP17s or Patient Questionnaire responses are less than 100. N/A is shown where the base number of responses is less than 10 during the period. % is calculated as Quantity/Base number*100

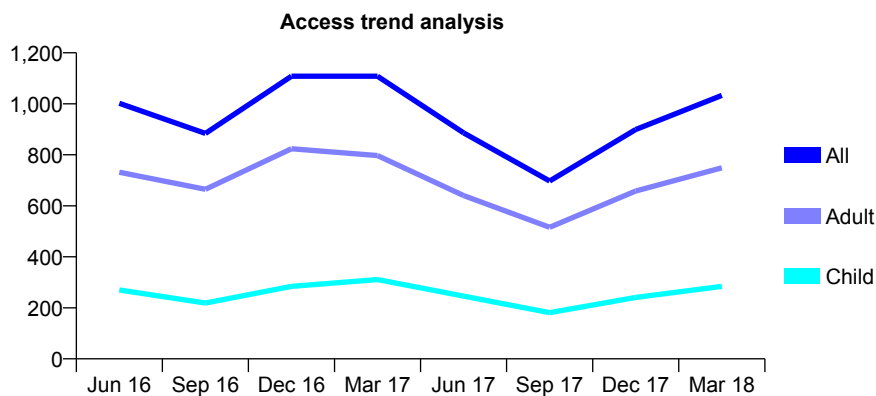
Q54 - Vital Signs At a Glance Contract Report for 163813/0001 - Year end March 2018

Name or company name	Dr M Gibbons & Associates
Contract type name	GDS Contract
Purpose of contract	General
Contract start date	01/10/2014
Contract end date	

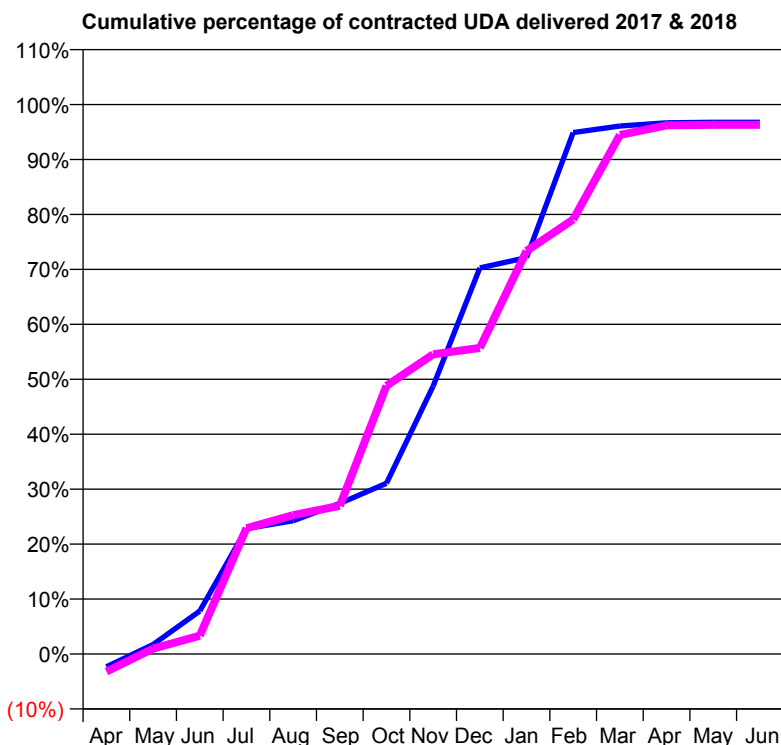
17/18 Contracted general activity (UDA)	2,925
Carry forward general activity (UDA)	94
17/18 Contracted orthodontic activity (UOA)	0
Carry forward orthodontic activity (UOA)	0
Baseline contract value	£76,308.48

ACCESS*

Patients seen in 24 months	Total	Change since previous quarter
Quarter ending March 2017	1,108	
Quarter ending June 2017	886	↓
Quarter ending September 2017	697	↓
Quarter ending December 2017	899	↑
Quarter ending March 2018	1,033	↑
Variance since March 2017	(6.8%)	↓



ACTIVITY



Month	Adjusted Scheduled Activity (UDA)	
	2017	2018
April	-69	-94
May	50	29
June	229	97
July	668	669
August	710	740
September	802	789
October	909	1,428
November	1,426	1,595
December	2,055	1,629
January	2,110	2,145
February	2,776	2,313
March	2,811	2,763
April	2,828	2,814
May	2,831	2,817
June	2,831	2,817

QUALITY

	Quantity	Base Number	Contract	AT	Region	England
% of FP17s for the same patient ID Re-attending within 3 months - Children	4	365	1.1%	10.0%	11.6%	11.9%
% of FP17s for the same patient ID Re-attending within 3 months - Adults	70	1,031	6.8%	15.0%	15.4%	16.0%
% of FP17s for the same patient ID Re-attending between 3 & 9 months - Children	51	365	14.0%	51.9%	59.4%	58.3%
% of FP17s for the same patient ID Re-attending between 3 & 9 months - Adults	114	1,031	11.1%	47.0%	51.3%	50.3%
% of FP17s for Band 1 Urgent Courses	95	1,410	6.7%	8.0%	8.0%	9.1%
% of FP17s Relating to Free Repair or Replacements	6	1,410	0.4%	0.7%	0.8%	0.8%
% of FP17s Relating to Continuations	29	1,410	2.1%	0.9%	1.0%	1.0%
% of Patients satisfied with the dentistry they have received	0	0	N/A	92.0%	91.7%	91.5%
% of Patients satisfied with the time they had to wait for an appointment	0	0	N/A	90.1%	88.3%	87.9%

* This is based on patients treated on this contract for their most recent course of treatment. Figures in italics indicate the base number of FP17s or Patient Questionnaire responses are less than 100. N/A is shown where the base number of responses is less than 10 during the period. % is calculated as Quantity/Base number*100

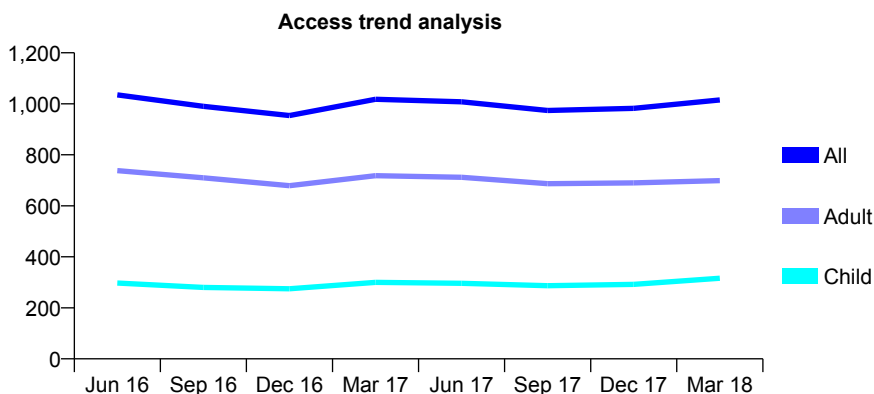
Q54 - Vital Signs At a Glance Contract Report for 171360/0001 - Year end March 2018

Name or company name	Dr AS Bhandal, Dr Balbir Bhandal & Dr Balj
Contract type name	GDS Contract
Purpose of contract	General
Contract start date	09/04/2010
Contract end date	

17/18 Contracted general activity (UDA)	4,033
Carry forward general activity (UDA)	-79
17/18 Contracted orthodontic activity (UOA)	0
Carry forward orthodontic activity (UOA)	0
Baseline contract value	£87,797.98

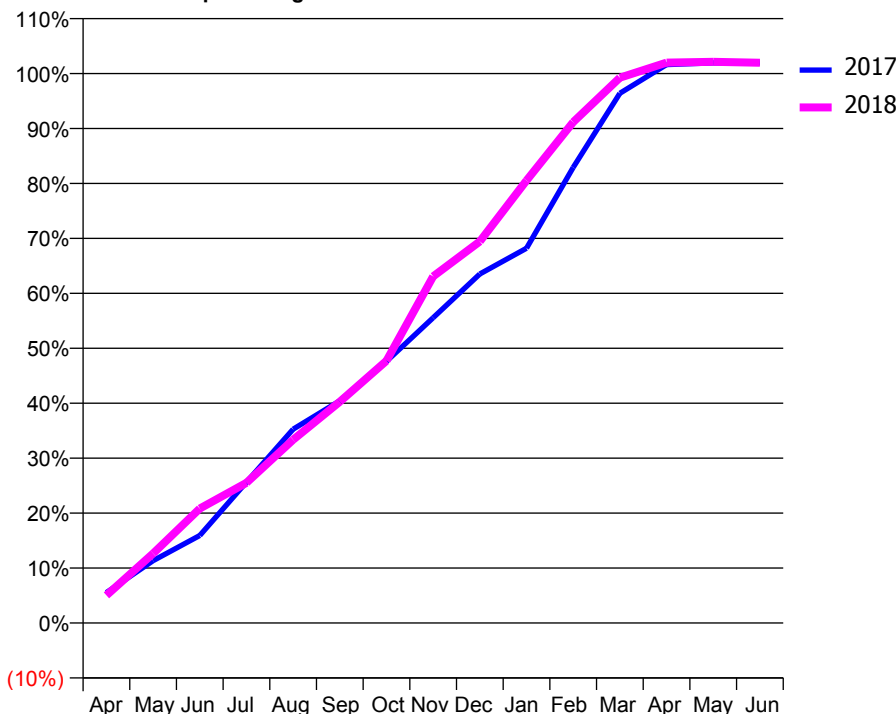
ACCESS*

Patients seen in 24 months	Total	Change since previous quarter
Quarter ending March 2017	1,018	
Quarter ending June 2017	1,008	→
Quarter ending September 2017	974	↓
Quarter ending December 2017	982	→
Quarter ending March 2018	1,015	↑
Variance since March 2017	(0.3%)	→



ACTIVITY

Cumulative percentage of contracted UDA delivered 2017 & 2018



Adjusted Scheduled Activity (UDA)

Month	2017	2018
April	224	203
May	458	511
June	642	841
July	1,034	1,029
August	1,423	1,346
September	1,631	1,624
October	1,921	1,925
November	2,241	2,544
December	2,561	2,800
January	2,751	3,248
February	3,344	3,676
March	3,888	4,003
April	4,098	4,113
May	4,111	4,119
June	4,111	4,112

QUALITY

	Quantity	Base Number	Contract	AT	Region	England
% of FP17s for the same patient ID Re-attending within 3 months - Children	17	377	4.5%	10.0%	11.6%	11.9%
% of FP17s for the same patient ID Re-attending within 3 months - Adults	127	848	15.0%	15.0%	15.4%	16.0%
% of FP17s for the same patient ID Re-attending between 3 & 9 months - Children	149	377	39.5%	51.9%	59.4%	58.3%
% of FP17s for the same patient ID Re-attending between 3 & 9 months - Adults	307	848	36.2%	47.0%	51.3%	50.3%
% of FP17s for Band 1 Urgent Courses	30	1,199	2.5%	8.0%	8.0%	9.1%
% of FP17s Relating to Free Repair or Replacements	13	1,199	1.1%	0.7%	0.8%	0.8%
% of FP17s Relating to Continuations	16	1,199	1.3%	0.9%	1.0%	1.0%
% of Patients satisfied with the dentistry they have received	0	0	N/A	92.0%	91.7%	91.5%
% of Patients satisfied with the time they had to wait for an appointment	0	0	N/A	90.1%	88.3%	87.9%

* This is based on patients treated on this contract for their most recent course of treatment. Figures in italics indicate the base number of FP17s or Patient Questionnaire responses are less than 100. N/A is shown where the base number of responses is less than 10 during the period. % is calculated as Quantity/Base number*100

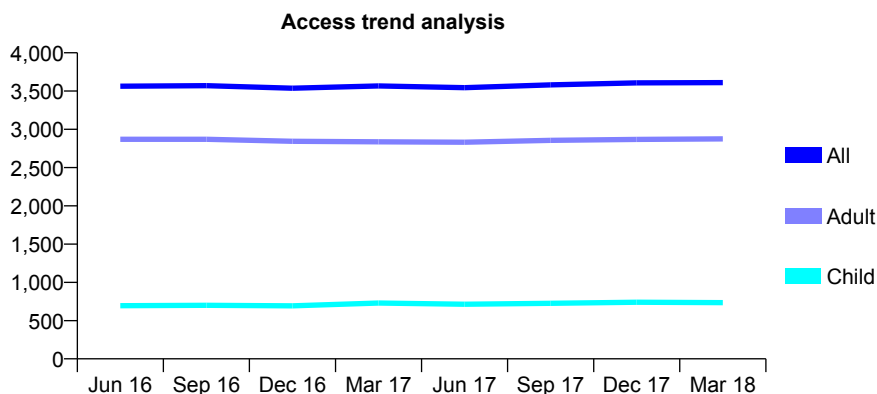
Q54 - Vital Signs At a Glance Contract Report for 171530/0001 - Year end March 2018

Name or company name	Mr T Sunnar & Mr P Sunnar
Contract type name	GDS Contract
Purpose of contract	General
Contract start date	01/04/2012
Contract end date	

17/18 Contracted general activity (UDA)	12,831
Carry forward general activity (UDA)	0
17/18 Contracted orthodontic activity (UOA)	0
Carry forward orthodontic activity (UOA)	0
Baseline contract value	£278,048.83

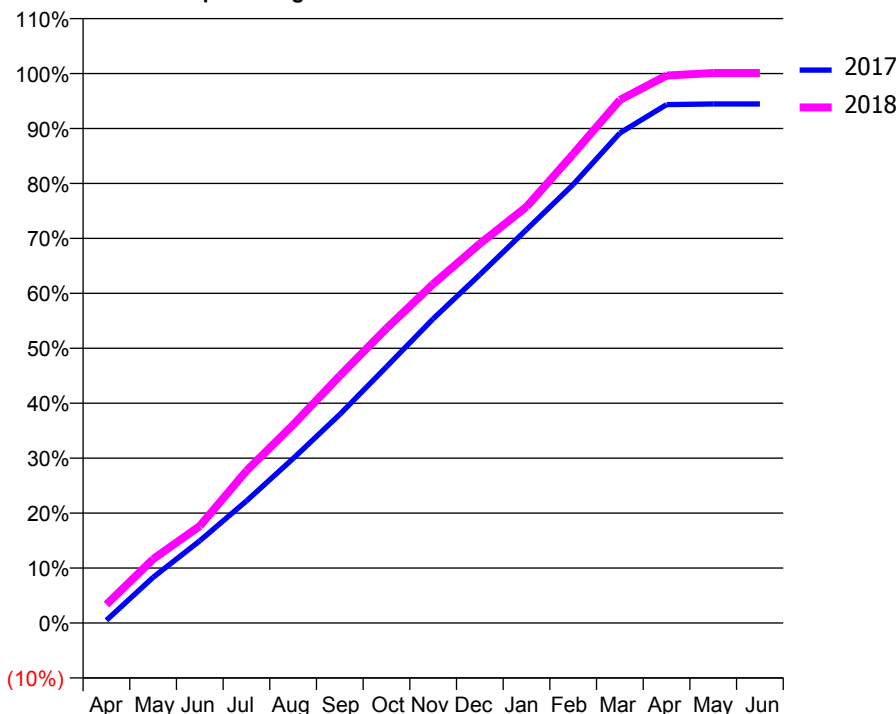
ACCESS*

Patients seen in 24 months	Total	Change since previous quarter
Quarter ending March 2017	3,567	
Quarter ending June 2017	3,544	→
Quarter ending September 2017	3,581	→
Quarter ending December 2017	3,607	→
Quarter ending March 2018	3,610	→
Variance since March 2017	1.2%	→



ACTIVITY

Cumulative percentage of contracted UDA delivered 2017 & 2018



Month	Adjusted Scheduled Activity (UDA)	
	2017	2018
April	63	431
May	1,066	1,492
June	1,918	2,264
July	2,850	3,553
August	3,841	4,629
September	4,872	5,774
October	5,981	6,879
November	7,105	7,916
December	8,134	8,857
January	9,188	9,721
February	10,239	10,951
March	11,440	12,213
April	12,103	12,785
May	12,121	12,842
June	12,121	12,842

QUALITY

	Quantity	Base Number	Contract	AT	Region	England
% of FP17s for the same patient ID Re-attending within 3 months - Children	106	1,218	8.7%	10.0%	11.6%	11.9%
% of FP17s for the same patient ID Re-attending within 3 months - Adults	626	4,613	13.6%	15.0%	15.4%	16.0%
% of FP17s for the same patient ID Re-attending between 3 & 9 months - Children	814	1,218	66.8%	51.9%	59.4%	58.3%
% of FP17s for the same patient ID Re-attending between 3 & 9 months - Adults	3,082	4,613	66.8%	47.0%	51.3%	50.3%
% of FP17s for Band 1 Urgent Courses	313	5,829	5.4%	8.0%	8.0%	9.1%
% of FP17s Relating to Free Repair or Replacements	43	5,829	0.7%	0.7%	0.8%	0.8%
% of FP17s Relating to Continuations	26	5,829	0.4%	0.9%	1.0%	1.0%
% of Patients satisfied with the dentistry they have received	6	7	N/A	92.0%	91.7%	91.5%
% of Patients satisfied with the time they had to wait for an appointment	7	7	N/A	90.1%	88.3%	87.9%

* This is based on patients treated on this contract for their most recent course of treatment. Figures in italics indicate the base number of FP17s or Patient Questionnaire responses are less than 100. N/A is shown where the base number of responses is less than 10 during the period. % is calculated as Quantity/Base number*100

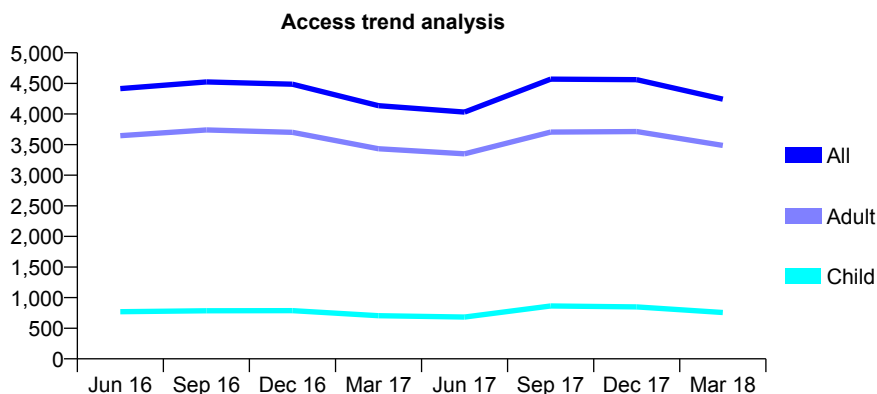
Q54 - Vital Signs At a Glance Contract Report for 171654/0001 - Year end March 2018

Name or company name	Kingswinford Health Centre 2
Contract type name	GDS Contract
Purpose of contract	General and Orthodontic
Contract start date	01/09/2014
Contract end date	

17/18 Contracted general activity (UDA)	11,155
Carry forward general activity (UDA)	38
17/18 Contracted orthodontic activity (UOA)	2,080
Carry forward orthodontic activity (UOA)	756
Baseline contract value	£383,581.91

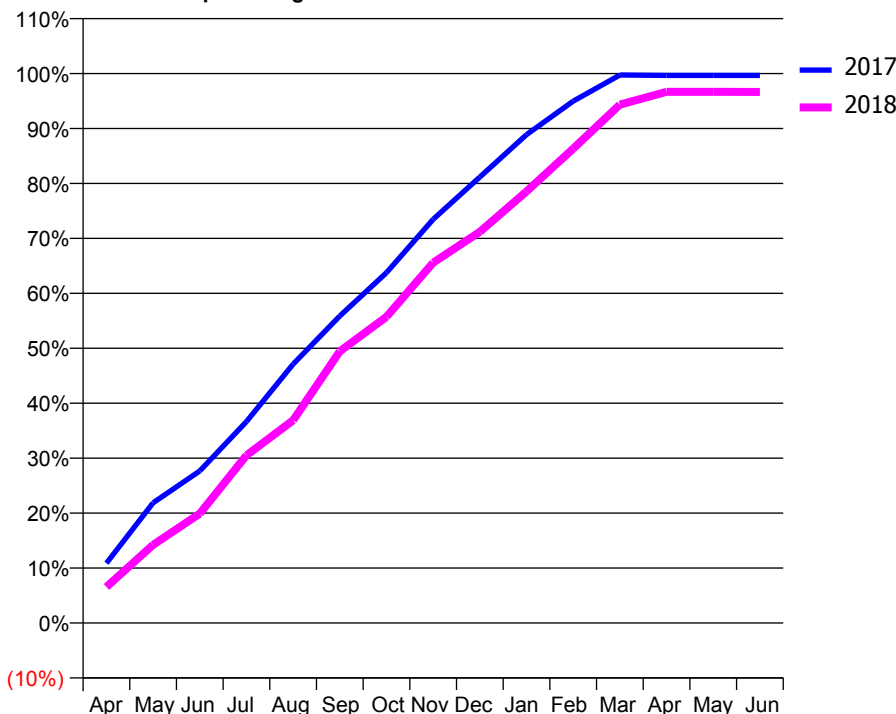
ACCESS*

Patients seen in 24 months	Total	Change since previous quarter
Quarter ending March 2017	4,137	
Quarter ending June 2017	4,031	↓
Quarter ending September 2017	4,569	↑
Quarter ending December 2017	4,561	→
Quarter ending March 2018	4,242	↓
Variance since March 2017	2.5%	↑



ACTIVITY

Cumulative percentage of contracted UDA delivered 2017 & 2018



Month	Adjusted Scheduled Activity (UDA)	
	2017	2018
April	1,215	733
May	2,441	1,586
June	3,088	2,221
July	4,090	3,403
August	5,256	4,116
September	6,233	5,515
October	7,112	6,217
November	8,196	7,316
December	9,054	7,940
January	9,915	8,762
February	10,595	9,630
March	11,124	10,524
April	11,117	10,783
May	11,117	10,783
June	11,117	10,782

QUALITY

	Quantity	Base Number	Contract	AT	Region	England
% of FP17s for the same patient ID Re-attending within 3 months - Children	87	1,334	6.5%	10.0%	11.6%	11.9%
% of FP17s for the same patient ID Re-attending within 3 months - Adults	604	5,001	12.1%	15.0%	15.4%	16.0%
% of FP17s for the same patient ID Re-attending between 3 & 9 months - Children	574	1,334	43.0%	51.9%	59.4%	58.3%
% of FP17s for the same patient ID Re-attending between 3 & 9 months - Adults	2,048	5,001	41.0%	47.0%	51.3%	50.3%
% of FP17s for Band 1 Urgent Courses	490	6,352	7.7%	8.0%	8.0%	9.1%
% of FP17s Relating to Free Repair or Replacements	71	6,352	1.1%	0.7%	0.8%	0.8%
% of FP17s Relating to Continuations	64	6,352	1.0%	0.9%	1.0%	1.0%
% of Patients satisfied with the dentistry they have received	6	6	N/A	92.0%	91.7%	91.5%
% of Patients satisfied with the time they had to wait for an appointment	6	6	N/A	90.1%	88.3%	87.9%

* This is based on patients treated on this contract for their most recent course of treatment. Figures in italics indicate the base number of FP17s or Patient Questionnaire responses are less than 100. N/A is shown where the base number of responses is less than 10 during the period. % is calculated as Quantity/Base number*100

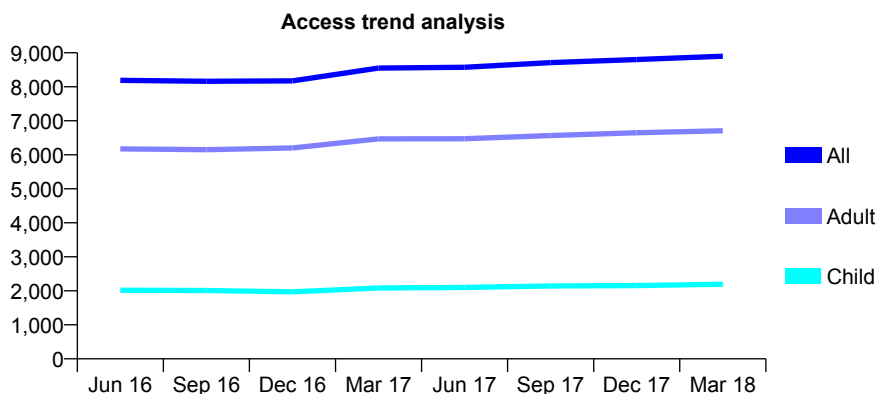
Q54 - Vital Signs At a Glance Contract Report for 172170/0001 - Year end March 2018

Name or company name	Tile Cross Dental practice
Contract type name	GDS Contract
Purpose of contract	General
Contract start date	03/07/2012
Contract end date	

17/18 Contracted general activity (UDA)	28,686
Carry forward general activity (UDA)	207
17/18 Contracted orthodontic activity (UOA)	0
Carry forward orthodontic activity (UOA)	0
Baseline contract value	£657,449.85

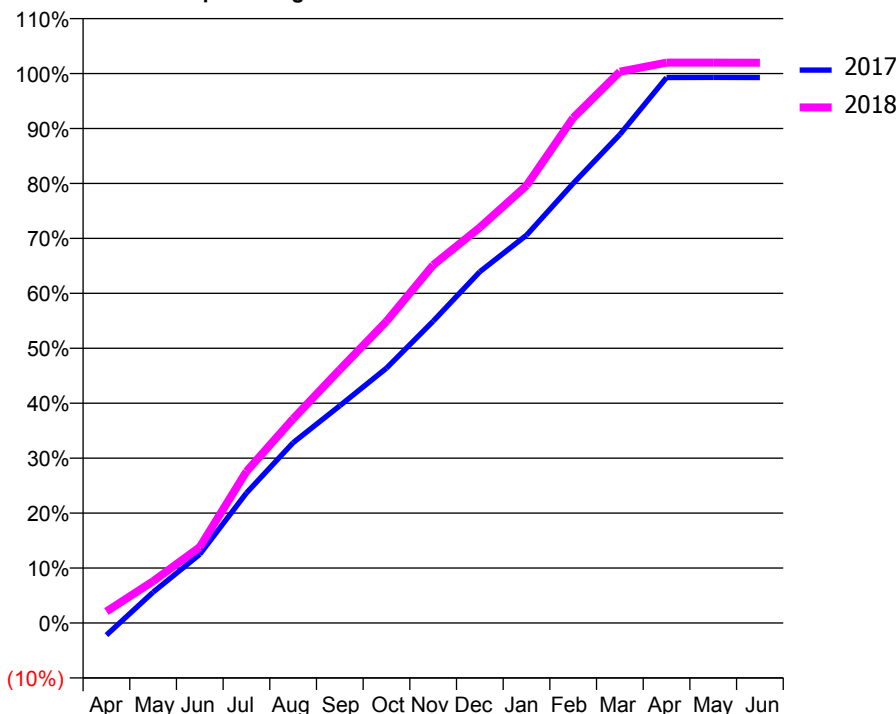
ACCESS*

Patients seen in 24 months	Total	Change since previous quarter
Quarter ending March 2017	8,552	
Quarter ending June 2017	8,575	→
Quarter ending September 2017	8,711	→
Quarter ending December 2017	8,802	→
Quarter ending March 2018	8,901	→
Variance since March 2017	4.1%	↑



ACTIVITY

Cumulative percentage of contracted UDA delivered 2017 & 2018



Month	Adjusted Scheduled Activity (UDA)	
	2017	2018
April	-640	602
May	1,611	2,185
June	3,592	3,967
July	6,790	7,914
August	9,416	10,661
September	11,341	13,233
October	13,307	15,750
November	15,754	18,689
December	18,336	20,650
January	20,248	22,833
February	22,945	26,370
March	25,500	28,781
April	28,472	29,252
May	28,479	29,253
June	28,478	29,250

QUALITY

	Quantity	Base Number	Contract	AT	Region	England
% of FP17s for the same patient ID Re-attending within 3 months - Children	164	2,584	6.3%	10.0%	11.6%	11.9%
% of FP17s for the same patient ID Re-attending within 3 months - Adults	1,201	7,840	15.3%	15.0%	15.4%	16.0%
% of FP17s for the same patient ID Re-attending between 3 & 9 months - Children	881	2,584	34.1%	51.9%	59.4%	58.3%
% of FP17s for the same patient ID Re-attending between 3 & 9 months - Adults	2,583	7,840	32.9%	47.0%	51.3%	50.3%
% of FP17s for Band 1 Urgent Courses	919	9,689	9.5%	8.0%	8.0%	9.1%
% of FP17s Relating to Free Repair or Replacements	80	9,689	0.8%	0.7%	0.8%	0.8%
% of FP17s Relating to Continuations	72	9,689	0.7%	0.9%	1.0%	1.0%
% of Patients satisfied with the dentistry they have received	5	6	N/A	92.0%	91.7%	91.5%
% of Patients satisfied with the time they had to wait for an appointment	5	6	N/A	90.1%	88.3%	87.9%

* This is based on patients treated on this contract for their most recent course of treatment. Figures in italics indicate the base number of FP17s or Patient Questionnaire responses are less than 100. N/A is shown where the base number of responses is less than 10 during the period. % is calculated as Quantity/Base number*100

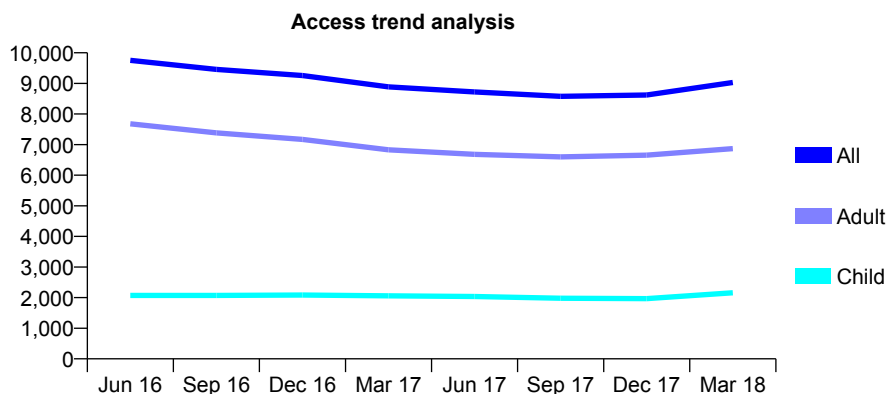
Q54 - Vital Signs At a Glance Contract Report for 172693/0001 - Year end March 2018

Name or company name	The Gables Dental Practice
Contract type name	GDS Contract
Purpose of contract	General
Contract start date	01/02/2009
Contract end date	

17/18 Contracted general activity (UDA)	34,168
Carry forward general activity (UDA)	-42
17/18 Contracted orthodontic activity (UOA)	0
Carry forward orthodontic activity (UOA)	0
Baseline contract value	£775,484.19

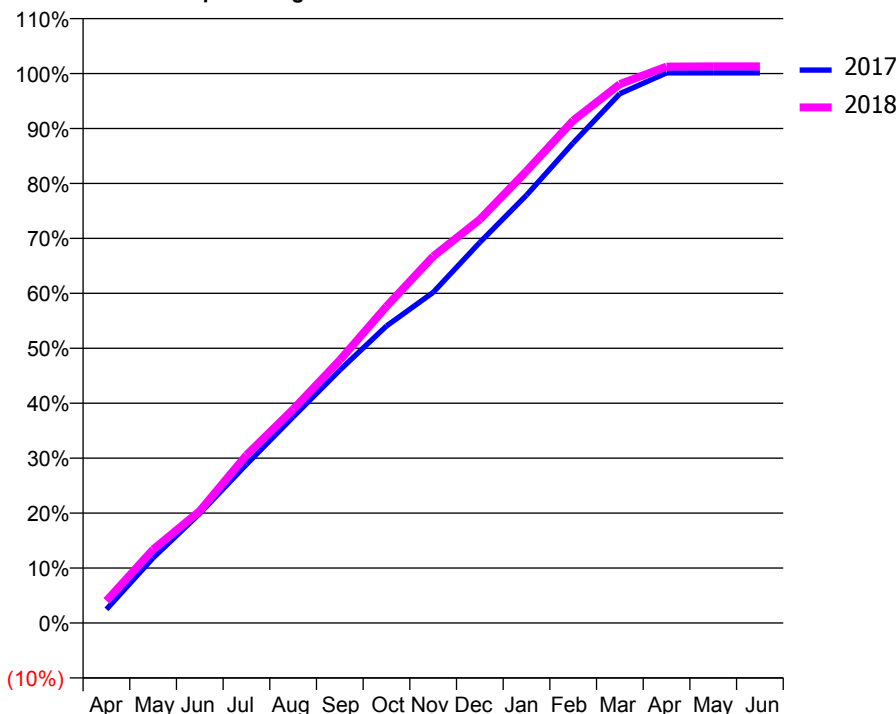
ACCESS*

Patients seen in 24 months	Total	Change since previous quarter
Quarter ending March 2017	8,888	
Quarter ending June 2017	8,721	↓
Quarter ending September 2017	8,579	↓
Quarter ending December 2017	8,620	→
Quarter ending March 2018	9,029	↑
Variance since March 2017	1.6%	→



ACTIVITY

Cumulative percentage of contracted UDA delivered 2017 & 2018



Adjusted Scheduled Activity (UDA)

Month	2017	2018
April	846	1,382
May	4,048	4,569
June	6,810	6,970
July	9,862	10,441
August	12,815	13,289
September	15,728	16,343
October	18,466	19,692
November	20,559	22,794
December	23,666	25,091
January	26,601	28,102
February	29,855	31,248
March	32,912	33,508
April	34,203	34,598
May	34,205	34,617
June	34,209	34,617

QUALITY

	Quantity	Base Number	Contract	AT	Region	England
% of FP17s for the same patient ID Re-attending within 3 months - Children	131	2,630	5.0%	10.0%	11.6%	11.9%
% of FP17s for the same patient ID Re-attending within 3 months - Adults	966	7,821	12.4%	15.0%	15.4%	16.0%
% of FP17s for the same patient ID Re-attending between 3 & 9 months - Children	1,175	2,630	44.7%	51.9%	59.4%	58.3%
% of FP17s for the same patient ID Re-attending between 3 & 9 months - Adults	2,692	7,821	34.4%	47.0%	51.3%	50.3%
% of FP17s for Band 1 Urgent Courses	1,660	10,467	15.9%	8.0%	8.0%	9.1%
% of FP17s Relating to Free Repair or Replacements	114	10,467	1.1%	0.7%	0.8%	0.8%
% of FP17s Relating to Continuations	95	10,467	0.9%	0.9%	1.0%	1.0%
% of Patients satisfied with the dentistry they have received	4	4	N/A	92.0%	91.7%	91.5%
% of Patients satisfied with the time they had to wait for an appointment	4	4	N/A	90.1%	88.3%	87.9%

* This is based on patients treated on this contract for their most recent course of treatment. Figures in italics indicate the base number of FP17s or Patient Questionnaire responses are less than 100. N/A is shown where the base number of responses is less than 10 during the period. % is calculated as Quantity/Base number*100

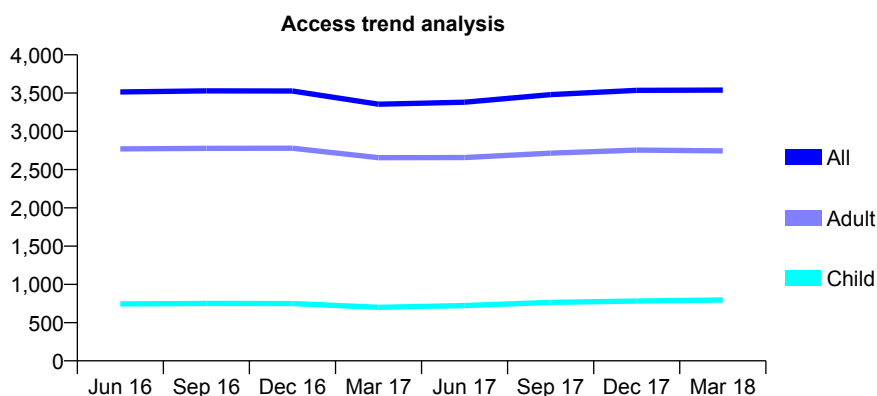
Q54 - Vital Signs At a Glance Contract Report for 173355/0001 - Year end March 2018

Name or company name	Kemberton Dental Practice
Contract type name	GDS Contract
Purpose of contract	General
Contract start date	01/05/2012
Contract end date	

17/18 Contracted general activity (UDA)	11,770
Carry forward general activity (UDA)	19
17/18 Contracted orthodontic activity (UOA)	0
Carry forward orthodontic activity (UOA)	0
Baseline contract value	£313,109.38

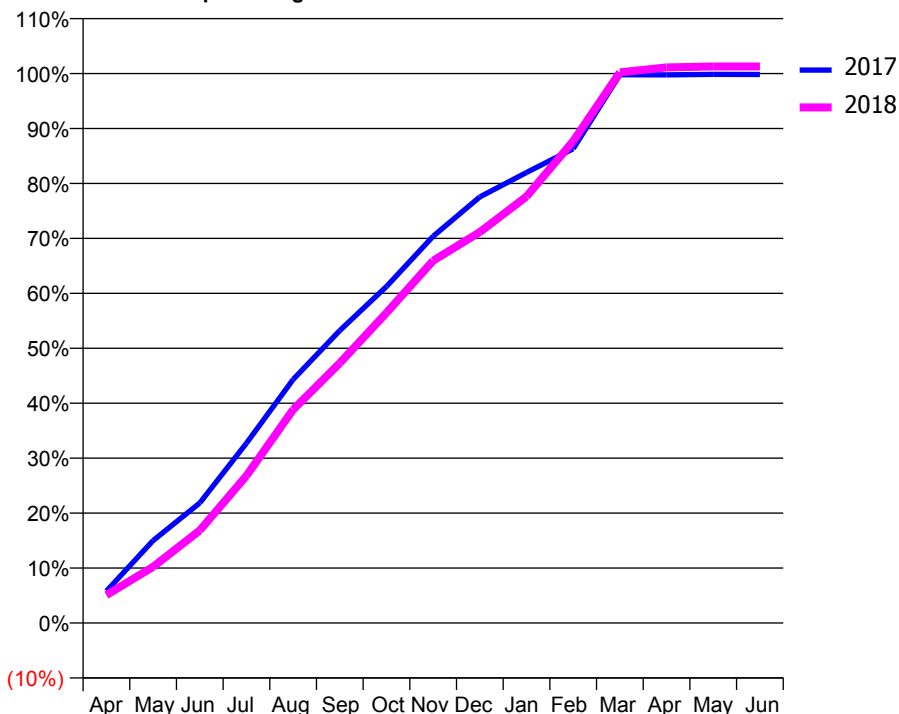
ACCESS*

Patients seen in 24 months	Total	Change since previous quarter
Quarter ending March 2017	3,355	
Quarter ending June 2017	3,380	→
Quarter ending September 2017	3,479	↑
Quarter ending December 2017	3,535	→
Quarter ending March 2018	3,539	→
Variance since March 2017	5.5%	↑



ACTIVITY

Cumulative percentage of contracted UDA delivered 2017 & 2018



Month	Adjusted Scheduled Activity (UDA)	
	2017	2018
April	684	597
May	1,765	1,204
June	2,572	1,985
July	3,853	3,156
August	5,216	4,571
September	6,264	5,568
October	7,208	6,645
November	8,286	7,761
December	9,128	8,372
January	9,649	9,136
February	10,157	10,322
March	11,742	11,794
April	11,739	11,901
May	11,751	11,920
June	11,750	11,922

QUALITY

	Quantity	Base Number	Contract	AT	Region	England
% of FP17s for the same patient ID Re-attending within 3 months - Children	97	1,277	7.6%	10.0%	11.6%	11.9%
% of FP17s for the same patient ID Re-attending within 3 months - Adults	575	4,260	13.5%	15.0%	15.4%	16.0%
% of FP17s for the same patient ID Re-attending between 3 & 9 months - Children	684	1,277	53.6%	51.9%	59.4%	58.3%
% of FP17s for the same patient ID Re-attending between 3 & 9 months - Adults	2,362	4,260	55.4%	47.0%	51.3%	50.3%
% of FP17s for Band 1 Urgent Courses	369	5,585	6.6%	8.0%	8.0%	9.1%
% of FP17s Relating to Free Repair or Replacements	85	5,585	1.5%	0.7%	0.8%	0.8%
% of FP17s Relating to Continuations	23	5,585	0.4%	0.9%	1.0%	1.0%
% of Patients satisfied with the dentistry they have received	8	8	N/A	92.0%	91.7%	91.5%
% of Patients satisfied with the time they had to wait for an appointment	8	8	N/A	90.1%	88.3%	87.9%

* This is based on patients treated on this contract for their most recent course of treatment. Figures in italics indicate the base number of FP17s or Patient Questionnaire responses are less than 100. N/A is shown where the base number of responses is less than 10 during the period. % is calculated as Quantity/Base number*100

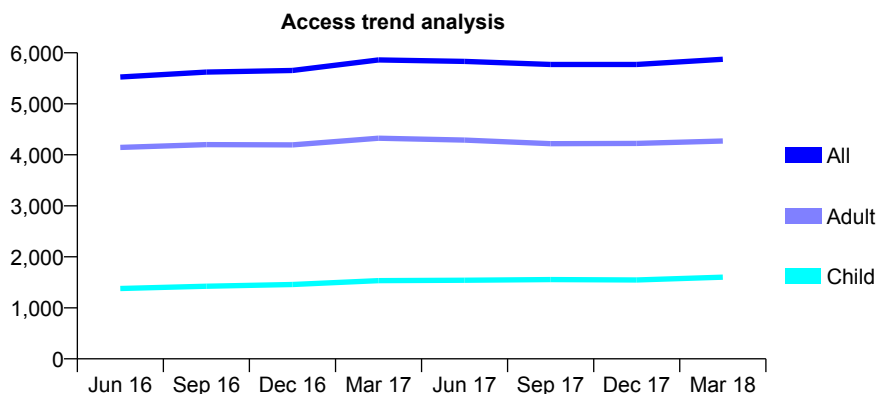
Q54 - Vital Signs At a Glance Contract Report for 173770/0001 - Year end March 2018

Name or company name	Pentwyn Dental Surgery
Contract type name	GDS Contract
Purpose of contract	General
Contract start date	01/10/2012
Contract end date	

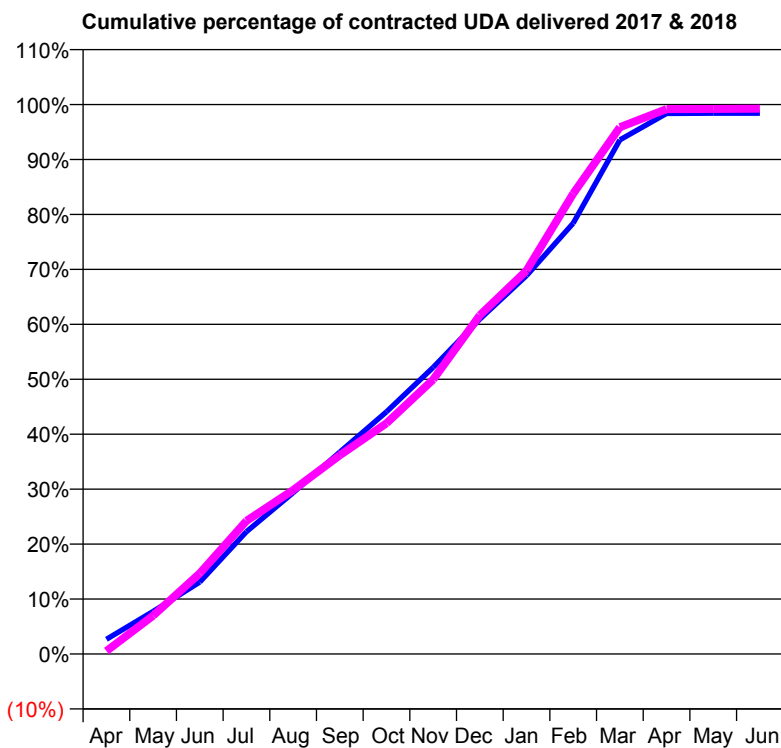
17/18 Contracted general activity (UDA)	17,530
Carry forward general activity (UDA)	308
17/18 Contracted orthodontic activity (UOA)	0
Carry forward orthodontic activity (UOA)	0
Baseline contract value	£397,682.44

ACCESS*

Patients seen in 24 months	Total	Change since previous quarter
Quarter ending March 2017	5,859	
Quarter ending June 2017	5,831	→
Quarter ending September 2017	5,771	↓
Quarter ending December 2017	5,771	→
Quarter ending March 2018	5,872	→
Variance since March 2017	0.2%	→



ACTIVITY



Month	Adjusted Scheduled Activity (UDA)	
	2017	2018
April	522	97
May	1,504	1,223
June	2,544	2,575
July	4,321	4,249
August	5,700	5,232
September	7,137	6,339
October	8,558	7,363
November	10,127	8,755
December	11,834	10,806
January	13,369	12,231
February	15,221	14,687
March	18,163	16,805
April	19,096	17,383
May	19,107	17,389
June	19,107	17,395

QUALITY

	Quantity	Base Number	Contract	AT	Region	England
% of FP17s for the same patient ID Re-attending within 3 months - Children	218	2,496	8.7%	10.0%	11.6%	11.9%
% of FP17s for the same patient ID Re-attending within 3 months - Adults	830	5,684	14.6%	15.0%	15.4%	16.0%
% of FP17s for the same patient ID Re-attending between 3 & 9 months - Children	1,580	2,496	63.3%	51.9%	59.4%	58.3%
% of FP17s for the same patient ID Re-attending between 3 & 9 months - Adults	3,313	5,684	58.3%	47.0%	51.3%	50.3%
% of FP17s for Band 1 Urgent Courses	542	8,097	6.7%	8.0%	8.0%	9.1%
% of FP17s Relating to Free Repair or Replacements	76	8,097	0.9%	0.7%	0.8%	0.8%
% of FP17s Relating to Continuations	54	8,097	0.7%	0.9%	1.0%	1.0%
% of Patients satisfied with the dentistry they have received	7	7	N/A	92.0%	91.7%	91.5%
% of Patients satisfied with the time they had to wait for an appointment	7	7	N/A	90.1%	88.3%	87.9%

* This is based on patients treated on this contract for their most recent course of treatment. Figures in italics indicate the base number of FP17s or Patient Questionnaire responses are less than 100. N/A is shown where the base number of responses is less than 10 during the period. % is calculated as Quantity/Base number*100

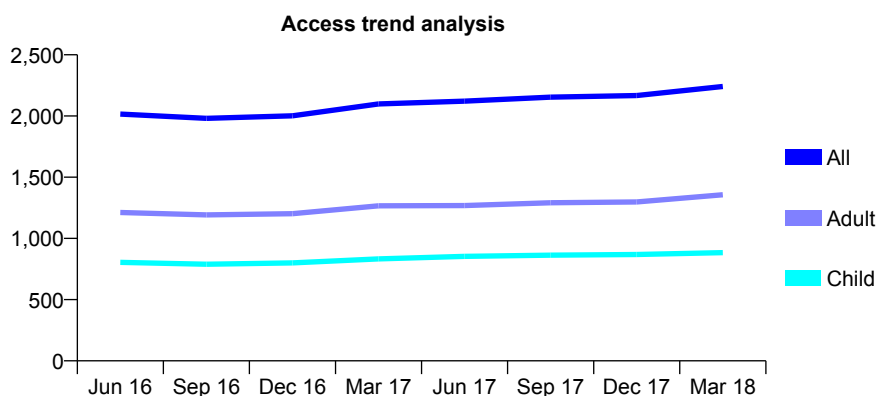
Q54 - Vital Signs At a Glance Contract Report for 175234/0001 - Year end March 2018

Name or company name	Oakville Dental Partnership
Contract type name	GDS Contract
Purpose of contract	General
Contract start date	01/09/2010
Contract end date	

17/18 Contracted general activity (UDA)	5,768
Carry forward general activity (UDA)	-87
17/18 Contracted orthodontic activity (UOA)	0
Carry forward orthodontic activity (UOA)	0
Baseline contract value	£149,247.48

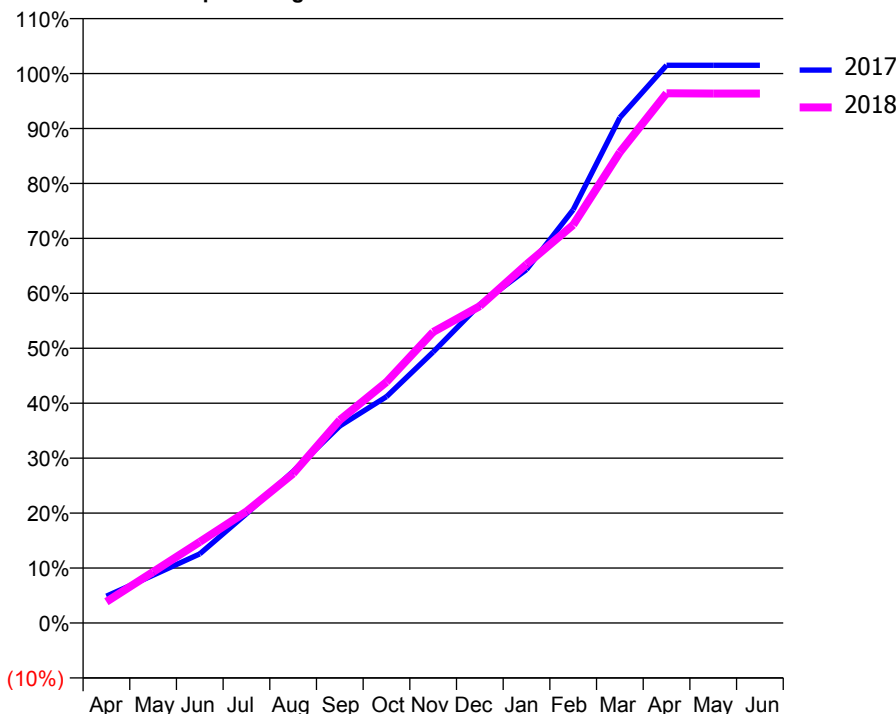
ACCESS*

Patients seen in 24 months	Total	Change since previous quarter
Quarter ending March 2017	2,099	
Quarter ending June 2017	2,121	→
Quarter ending September 2017	2,154	→
Quarter ending December 2017	2,167	→
Quarter ending March 2018	2,241	↑
Variance since March 2017	6.8%	↑



ACTIVITY

Cumulative percentage of contracted UDA delivered 2017 & 2018



Month	Adjusted Scheduled Activity (UDA)	
	2017	2018
April	282	223
May	502	537
June	726	851
July	1,146	1,171
August	1,592	1,568
September	2,068	2,131
October	2,376	2,530
November	2,845	3,055
December	3,343	3,326
January	3,711	3,765
February	4,338	4,178
March	5,306	4,942
April	5,854	5,560
May	5,854	5,558
June	5,854	5,558

QUALITY

	Quantity	Base Number	Contract	AT	Region	England
% of FP17s for the same patient ID Re-attending within 3 months - Children	166	1,499	11.1%	10.0%	11.6%	11.9%
% of FP17s for the same patient ID Re-attending within 3 months - Adults	298	1,944	15.3%	15.0%	15.4%	16.0%
% of FP17s for the same patient ID Re-attending between 3 & 9 months - Children	1,010	1,499	67.4%	51.9%	59.4%	58.3%
% of FP17s for the same patient ID Re-attending between 3 & 9 months - Adults	1,140	1,944	58.6%	47.0%	51.3%	50.3%
% of FP17s for Band 1 Urgent Courses	165	2,716	6.1%	8.0%	8.0%	9.1%
% of FP17s Relating to Free Repair or Replacements	18	2,716	0.7%	0.7%	0.8%	0.8%
% of FP17s Relating to Continuations	68	2,716	2.5%	0.9%	1.0%	1.0%
% of Patients satisfied with the dentistry they have received	0	0	N/A	92.0%	91.7%	91.5%
% of Patients satisfied with the time they had to wait for an appointment	0	0	N/A	90.1%	88.3%	87.9%

* This is based on patients treated on this contract for their most recent course of treatment. Figures in italics indicate the base number of FP17s or Patient Questionnaire responses are less than 100. N/A is shown where the base number of responses is less than 10 during the period. % is calculated as Quantity/Base number*100

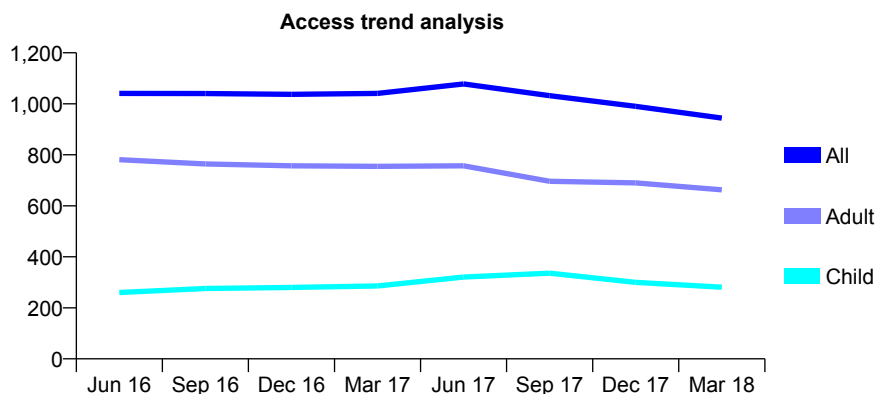
Q54 - Vital Signs At a Glance Contract Report for 176745/0001 - Year end March 2018

Name or company name	Dr V Ansari
Contract type name	GDS Contract
Purpose of contract	General and Orthodontic
Contract start date	01/04/2012
Contract end date	

17/18 Contracted general activity (UDA)	3,216
Carry forward general activity (UDA)	-6
17/18 Contracted orthodontic activity (UOA)	2,407
Carry forward orthodontic activity (UOA)	-41
Baseline contract value	£234,718.84

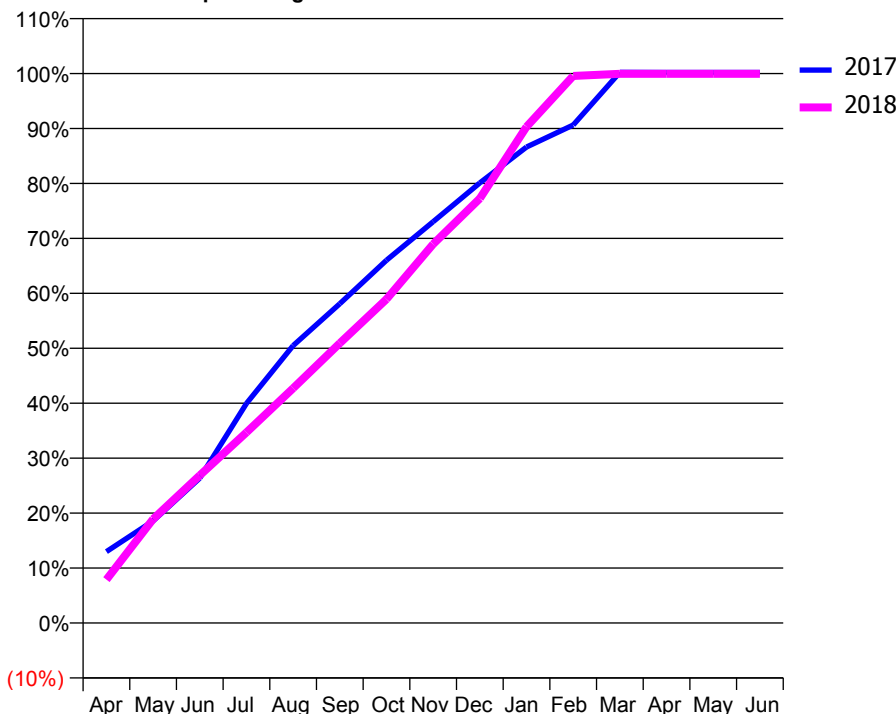
ACCESS*

Patients seen in 24 months	Total	Change since previous quarter
Quarter ending March 2017	1,041	
Quarter ending June 2017	1,078	↑
Quarter ending September 2017	1,032	↓
Quarter ending December 2017	990	↓
Quarter ending March 2018	944	↓
Variance since March 2017	(9.3%)	↓



ACTIVITY

Cumulative percentage of contracted UDA delivered 2017 & 2018



Adjusted Scheduled Activity (UDA)

Month	2017	2018
April	418	254
May	598	608
June	848	864
July	1,285	1,116
August	1,624	1,374
September	1,869	1,637
October	2,123	1,895
November	2,349	2,218
December	2,576	2,485
January	2,786	2,904
February	2,914	3,202
March	3,223	3,214
April	3,222	3,214
May	3,222	3,214
June	3,222	3,214

QUALITY

	Quantity	Base Number	Contract	AT	Region	England
% of FP17s for the same patient ID Re-attending within 3 months - Children	36	755	4.8%	10.0%	11.6%	11.9%
% of FP17s for the same patient ID Re-attending within 3 months - Adults	81	790	10.3%	15.0%	15.4%	16.0%
% of FP17s for the same patient ID Re-attending between 3 & 9 months - Children	152	755	20.1%	51.9%	59.4%	58.3%
% of FP17s for the same patient ID Re-attending between 3 & 9 months - Adults	361	790	45.7%	47.0%	51.3%	50.3%
% of FP17s for Band 1 Urgent Courses	32	1,192	2.7%	8.0%	8.0%	9.1%
% of FP17s Relating to Free Repair or Replacements	0	1,192	0.0%	0.7%	0.8%	0.8%
% of FP17s Relating to Continuations	11	1,192	0.9%	0.9%	1.0%	1.0%
% of Patients satisfied with the dentistry they have received	0	0	N/A	92.0%	91.7%	91.5%
% of Patients satisfied with the time they had to wait for an appointment	0	0	N/A	90.1%	88.3%	87.9%

* This is based on patients treated on this contract for their most recent course of treatment. Figures in italics indicate the base number of FP17s or Patient Questionnaire responses are less than 100. N/A is shown where the base number of responses is less than 10 during the period. % is calculated as Quantity/Base number*100

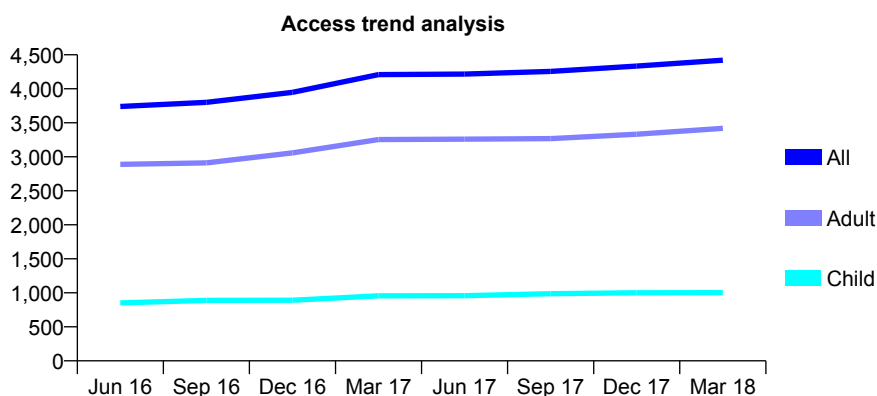
Q54 - Vital Signs At a Glance Contract Report for 176753/0001 - Year end March 2018

Name or company name	Roseville Dental Practice
Contract type name	GDS Contract
Purpose of contract	General
Contract start date	01/06/2010
Contract end date	

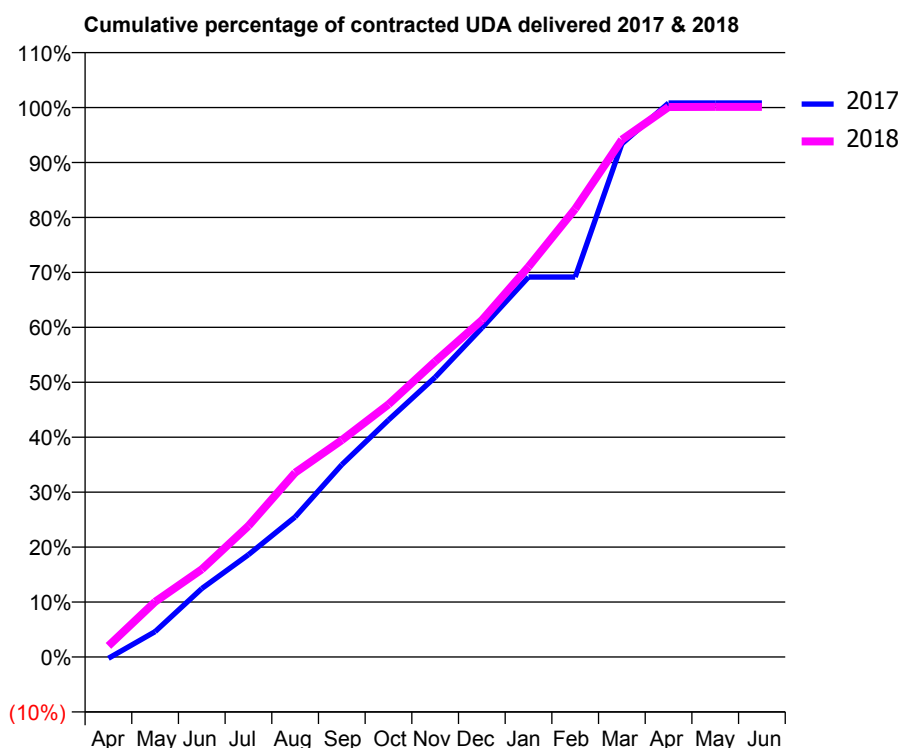
17/18 Contracted general activity (UDA)	10,949
Carry forward general activity (UDA)	-90
17/18 Contracted orthodontic activity (UOA)	0
Carry forward orthodontic activity (UOA)	0
Baseline contract value	£250,758.88

ACCESS*

Patients seen in 24 months	Total	Change since previous quarter
Quarter ending March 2017	4,208	
Quarter ending June 2017	4,217	→
Quarter ending September 2017	4,256	→
Quarter ending December 2017	4,334	→
Quarter ending March 2018	4,421	↑
Variance since March 2017	5.1%	↑



ACTIVITY



Month	Adjusted Scheduled Activity (UDA)	
	2017	2018
April	-28	222
May	506	1,100
June	1,364	1,746
July	2,039	2,612
August	2,792	3,674
September	3,834	4,321
October	4,724	5,034
November	5,575	5,890
December	6,555	6,709
January	7,572	7,776
February	7,572	8,929
March	10,226	10,307
April	11,037	10,958
May	11,037	10,963
June	11,038	10,963

QUALITY

	Quantity	Base Number	Contract	AT	Region	England
% of FP17s for the same patient ID Re-attending within 3 months - Children	95	1,238	7.7%	10.0%	11.6%	11.9%
% of FP17s for the same patient ID Re-attending within 3 months - Adults	630	4,012	15.7%	15.0%	15.4%	16.0%
% of FP17s for the same patient ID Re-attending between 3 & 9 months - Children	506	1,238	40.9%	51.9%	59.4%	58.3%
% of FP17s for the same patient ID Re-attending between 3 & 9 months - Adults	1,832	4,012	45.7%	47.0%	51.3%	50.3%
% of FP17s for Band 1 Urgent Courses	639	4,656	13.7%	8.0%	8.0%	9.1%
% of FP17s Relating to Free Repair or Replacements	16	4,656	0.3%	0.7%	0.8%	0.8%
% of FP17s Relating to Continuations	33	4,656	0.7%	0.9%	1.0%	1.0%
% of Patients satisfied with the dentistry they have received	8	8	N/A	92.0%	91.7%	91.5%
% of Patients satisfied with the time they had to wait for an appointment	7	8	N/A	90.1%	88.3%	87.9%

* This is based on patients treated on this contract for their most recent course of treatment. Figures in italics indicate the base number of FP17s or Patient Questionnaire responses are less than 100. N/A is shown where the base number of responses is less than 10 during the period. % is calculated as Quantity/Base number*100

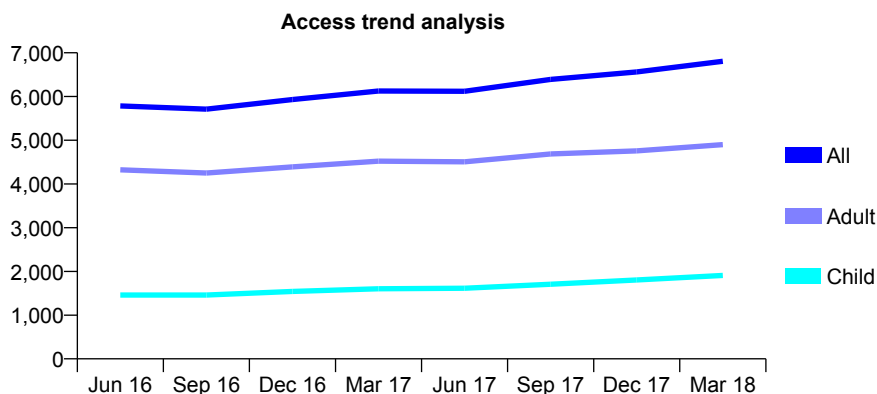
Q54 - Vital Signs At a Glance Contract Report for 177407/0001 - Year end March 2018

Name or company name	BST Partnership
Contract type name	PDS Plus Contract
Purpose of contract	General
Contract start date	01/01/2011
Contract end date	31/12/2020

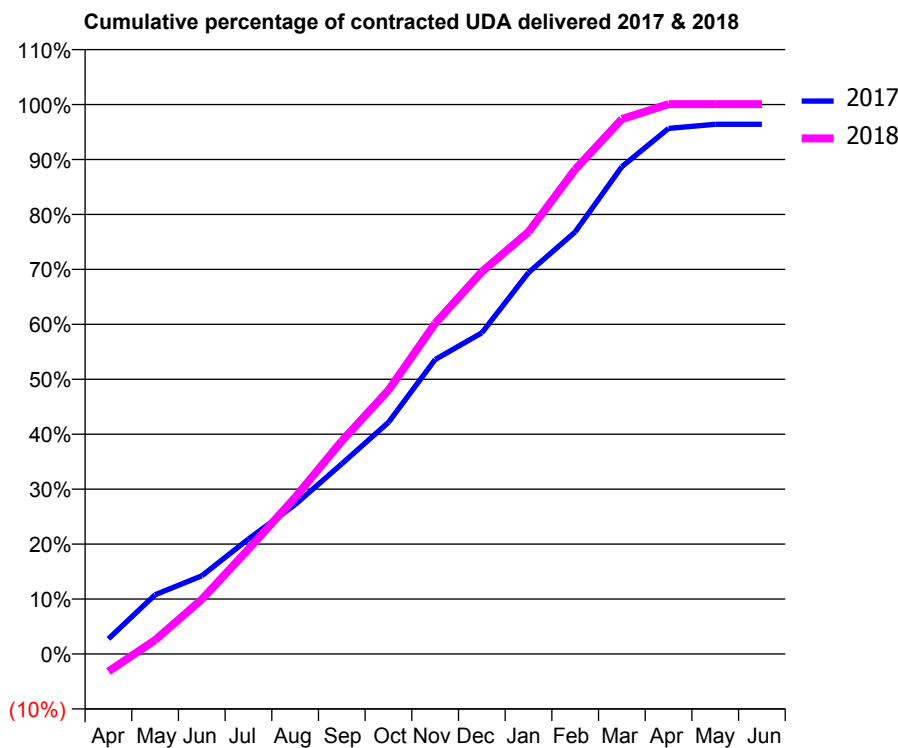
17/18 Contracted general activity (UDA)	14,000
Carry forward general activity (UDA)	505
17/18 Contracted orthodontic activity (UOA)	0
Carry forward orthodontic activity (UOA)	0
Baseline contract value	£178,162.67

ACCESS*

Patients seen in 24 months	Total	Change since previous quarter
Quarter ending March 2017	6,126	
Quarter ending June 2017	6,121	→
Quarter ending September 2017	6,393	↑
Quarter ending December 2017	6,562	↑
Quarter ending March 2018	6,807	↑
Variance since March 2017	11.1%	↑



ACTIVITY



Month	Adjusted Scheduled Activity (UDA)	
	2017	2018
April	385	-448
May	1,511	355
June	1,992	1,390
July	2,931	2,671
August	3,808	3,990
September	4,845	5,428
October	5,902	6,720
November	7,504	8,425
December	8,182	9,737
January	9,717	10,755
February	10,754	12,346
March	12,414	13,629
April	13,390	14,009
May	13,495	14,010
June	13,495	14,010

QUALITY

	Quantity	Base Number	Contract	AT	Region	England
% of FP17s for the same patient ID Re-attending within 3 months - Children	171	2,694	6.3%	10.0%	11.6%	11.9%
% of FP17s for the same patient ID Re-attending within 3 months - Adults	993	6,555	15.1%	15.0%	15.4%	16.0%
% of FP17s for the same patient ID Re-attending between 3 & 9 months - Children	1,430	2,694	53.1%	51.9%	59.4%	58.3%
% of FP17s for the same patient ID Re-attending between 3 & 9 months - Adults	2,913	6,555	44.4%	47.0%	51.3%	50.3%
% of FP17s for Band 1 Urgent Courses	891	8,134	11.0%	8.0%	8.0%	9.1%
% of FP17s Relating to Free Repair or Replacements	73	8,134	0.9%	0.7%	0.8%	0.8%
% of FP17s Relating to Continuations	131	8,134	1.6%	0.9%	1.0%	1.0%
% of Patients satisfied with the dentistry they have received	5	6	N/A	92.0%	91.7%	91.5%
% of Patients satisfied with the time they had to wait for an appointment	4	6	N/A	90.1%	88.3%	87.9%

* This is based on patients treated on this contract for their most recent course of treatment. Figures in italics indicate the base number of FP17s or Patient Questionnaire responses are less than 100. N/A is shown where the base number of responses is less than 10 during the period. % is calculated as Quantity/Base number*100

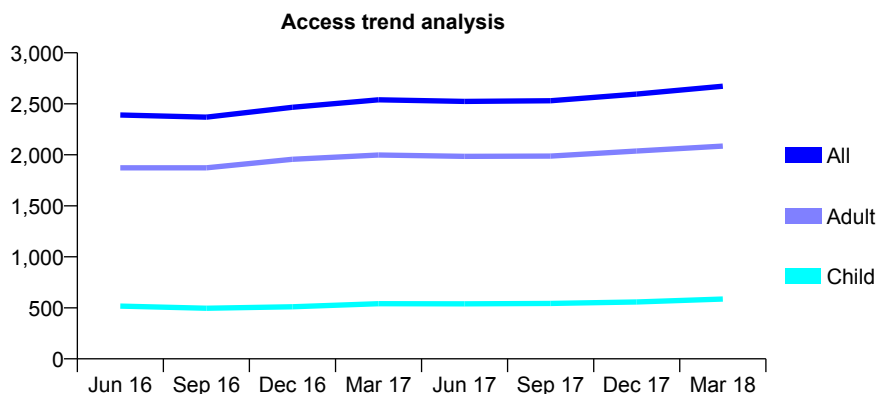
Q54 - Vital Signs At a Glance Contract Report for 177407/0003 - Year end March 2018

Name or company name	BST Partnership
Contract type name	GDS Contract
Purpose of contract	General
Contract start date	01/04/2012
Contract end date	

17/18 Contracted general activity (UDA)	7,350
Carry forward general activity (UDA)	286
17/18 Contracted orthodontic activity (UOA)	0
Carry forward orthodontic activity (UOA)	0
Baseline contract value	£161,153.05

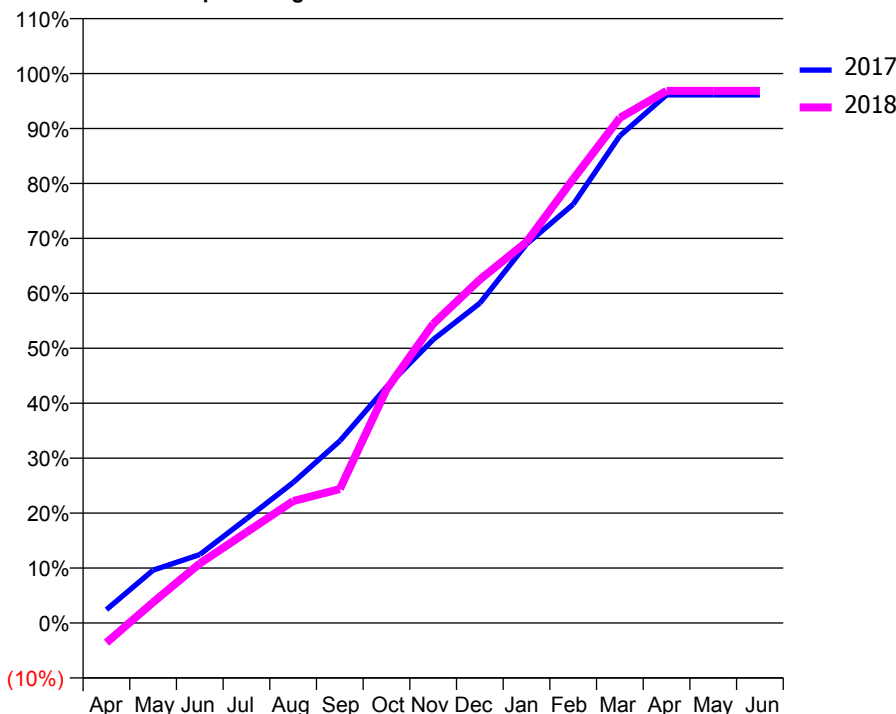
ACCESS*

Patients seen in 24 months	Total	Change since previous quarter
Quarter ending March 2017	2,539	
Quarter ending June 2017	2,524	→
Quarter ending September 2017	2,530	→
Quarter ending December 2017	2,595	↑
Quarter ending March 2018	2,672	↑
Variance since March 2017	5.2%	↑



ACTIVITY

Cumulative percentage of contracted UDA delivered 2017 & 2018



Adjusted Scheduled Activity (UDA)

Month	2017	2018
April	179	-265
May	708	277
June	916	796
July	1,394	1,213
August	1,880	1,631
September	2,435	1,792
October	3,156	3,124
November	3,792	4,002
December	4,279	4,593
January	5,068	5,096
February	5,600	5,939
March	6,516	6,757
April	7,063	7,118
May	7,063	7,118
June	7,063	7,118

QUALITY

	Quantity	Base Number	Contract	AT	Region	England
% of FP17s for the same patient ID Re-attending within 3 months - Children	47	746	6.3%	10.0%	11.6%	11.9%
% of FP17s for the same patient ID Re-attending within 3 months - Adults	359	2,816	12.7%	15.0%	15.4%	16.0%
% of FP17s for the same patient ID Re-attending between 3 & 9 months - Children	392	746	52.5%	51.9%	59.4%	58.3%
% of FP17s for the same patient ID Re-attending between 3 & 9 months - Adults	1,456	2,816	51.7%	47.0%	51.3%	50.3%
% of FP17s for Band 1 Urgent Courses	237	3,473	6.8%	8.0%	8.0%	9.1%
% of FP17s Relating to Free Repair or Replacements	32	3,473	0.9%	0.7%	0.8%	0.8%
% of FP17s Relating to Continuations	92	3,473	2.6%	0.9%	1.0%	1.0%
% of Patients satisfied with the dentistry they have received	0	0	N/A	92.0%	91.7%	91.5%
% of Patients satisfied with the time they had to wait for an appointment	0	0	N/A	90.1%	88.3%	87.9%

* This is based on patients treated on this contract for their most recent course of treatment. Figures in italics indicate the base number of FP17s or Patient Questionnaire responses are less than 100. N/A is shown where the base number of responses is less than 10 during the period. % is calculated as Quantity/Base number*100

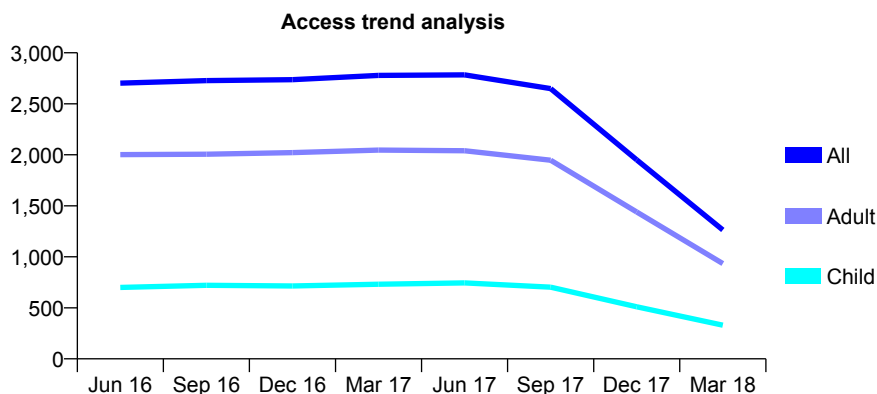
Q54 - Vital Signs At a Glance Contract Report for 177407/0004 - Year end March 2018

Name or company name	BST Partnership
Contract type name	PDS Plus Contract
Purpose of contract	General
Contract start date	01/04/2012
Contract end date	31/08/2017

17/18 Contracted general activity (UDA)	2,917
Carry forward general activity (UDA)	0
17/18 Contracted orthodontic activity (UOA)	0
Carry forward orthodontic activity (UOA)	0
Baseline contract value	£37,187.50

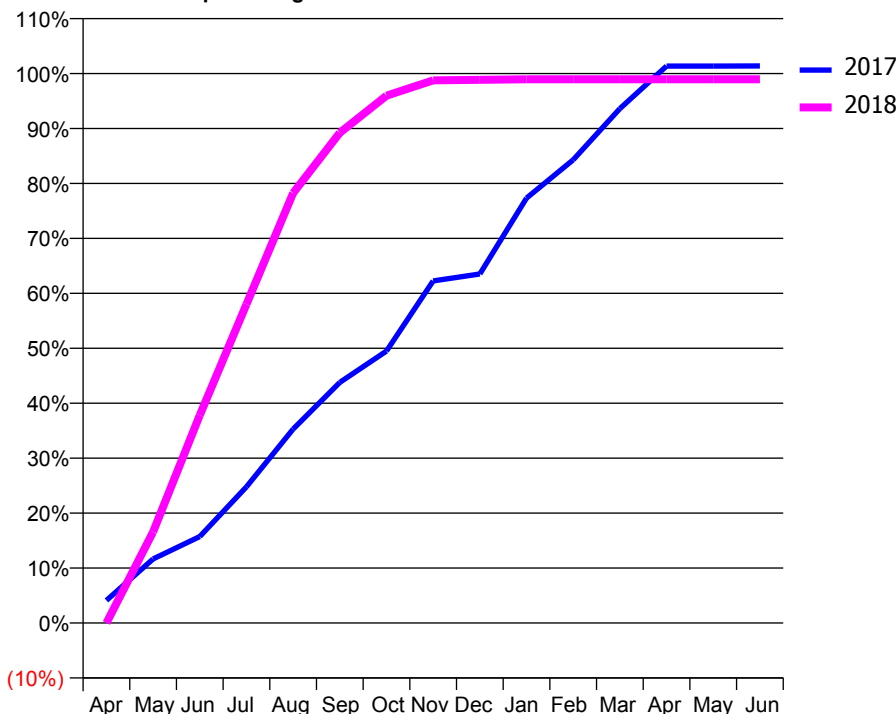
ACCESS*

Patients seen in 24 months	Total	Change since previous quarter
Quarter ending March 2017	2,778	
Quarter ending June 2017	2,784	→
Quarter ending September 2017	2,649	↓
Quarter ending December 2017	1,951	↓
Quarter ending March 2018	1,264	↓
Variance since March 2017	(54.5%)	↓



ACTIVITY

Cumulative percentage of contracted UDA delivered 2017 & 2018



Adjusted Scheduled Activity (UDA)

Month	2017	2018
April	287	0
May	816	484
June	1,101	1,103
July	1,736	1,692
August	2,471	2,283
September	3,066	2,603
October	3,465	2,800
November	4,358	2,881
December	4,447	2,884
January	5,414	2,887
February	5,900	2,887
March	6,553	2,887
April	7,094	2,887
May	7,094	2,887
June	7,097	2,887

QUALITY

	Quantity	Base Number	Contract	AT	Region	England
% of FP17s for the same patient ID Re-attending within 3 months - Children	13	377	3.4%	10.0%	11.6%	11.9%
% of FP17s for the same patient ID Re-attending within 3 months - Adults	133	1,153	11.5%	15.0%	15.4%	16.0%
% of FP17s for the same patient ID Re-attending between 3 & 9 months - Children	167	377	44.3%	51.9%	59.4%	58.3%
% of FP17s for the same patient ID Re-attending between 3 & 9 months - Adults	510	1,153	44.2%	47.0%	51.3%	50.3%
% of FP17s for Band 1 Urgent Courses	103	1,306	7.9%	8.0%	8.0%	9.1%
% of FP17s Relating to Free Repair or Replacements	11	1,306	0.8%	0.7%	0.8%	0.8%
% of FP17s Relating to Continuations	19	1,306	1.5%	0.9%	1.0%	1.0%
% of Patients satisfied with the dentistry they have received	3	3	N/A	92.0%	91.7%	91.5%
% of Patients satisfied with the time they had to wait for an appointment	3	3	N/A	90.1%	88.3%	87.9%

* This is based on patients treated on this contract for their most recent course of treatment. Figures in italics indicate the base number of FP17s or Patient Questionnaire responses are less than 100. N/A is shown where the base number of responses is less than 10 during the period. % is calculated as Quantity/Base number*100

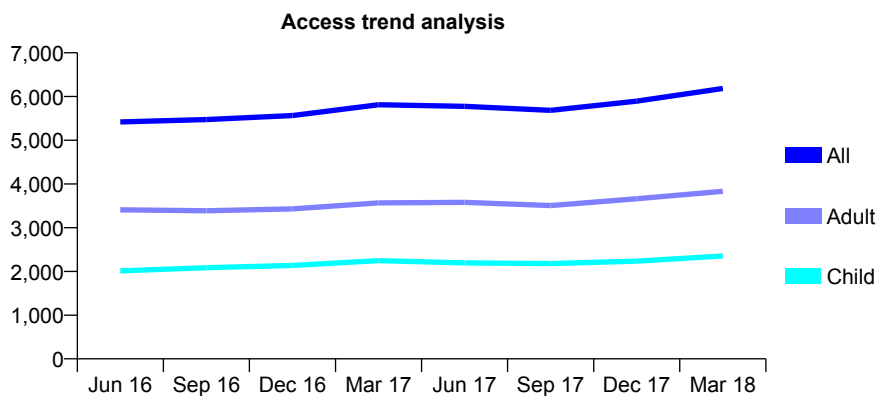
Q54 - Vital Signs At a Glance Contract Report for 177407/0005 - Year end March 2018

Name or company name	BST Partnership
Contract type name	GDS Contract
Purpose of contract	General
Contract start date	01/04/2013
Contract end date	

17/18 Contracted general activity (UDA)	15,774
Carry forward general activity (UDA)	-279
17/18 Contracted orthodontic activity (UOA)	0
Carry forward orthodontic activity (UOA)	0
Baseline contract value	£378,762.35

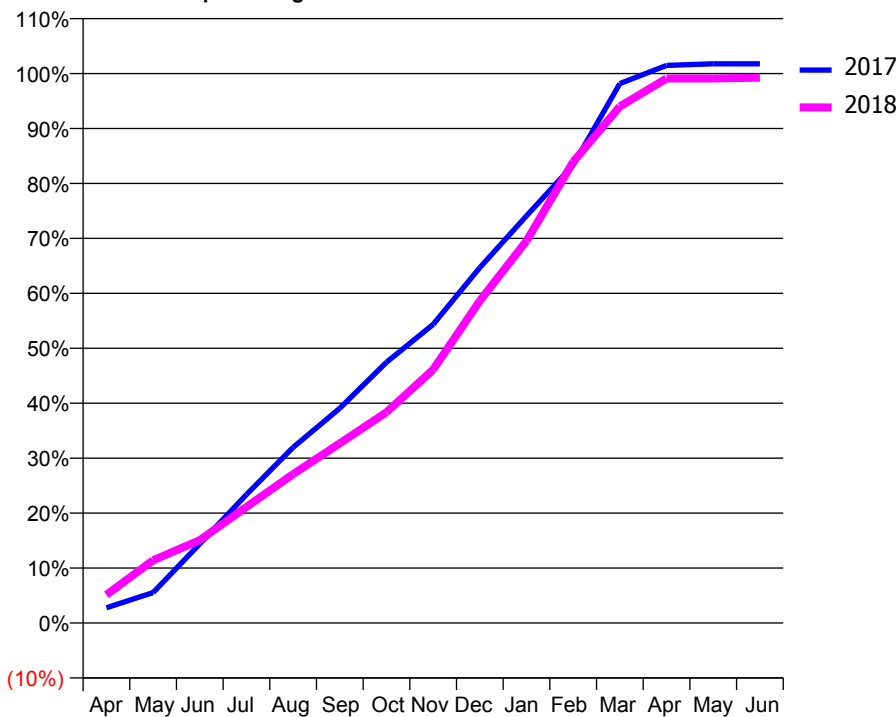
ACCESS*

Patients seen in 24 months	Total	Change since previous quarter
Quarter ending March 2017	5,812	
Quarter ending June 2017	5,776	→
Quarter ending September 2017	5,683	↓
Quarter ending December 2017	5,894	↑
Quarter ending March 2018	6,184	↑
Variance since March 2017	6.4%	↑



ACTIVITY

Cumulative percentage of contracted UDA delivered 2017 & 2018



Month	Adjusted Scheduled Activity (UDA)	
	2017	2018
April	439	809
May	875	1,802
June	2,271	2,378
July	3,687	3,332
August	5,044	4,275
September	6,165	5,158
October	7,485	6,051
November	8,574	7,273
December	10,205	9,248
January	11,689	10,968
February	13,151	13,237
March	15,485	14,828
April	16,006	15,631
May	16,052	15,633
June	16,052	15,656

QUALITY

	Quantity	Base Number	Contract	AT	Region	England
% of FP17s for the same patient ID Re-attending within 3 months - Children	187	2,460	7.6%	10.0%	11.6%	11.9%
% of FP17s for the same patient ID Re-attending within 3 months - Adults	528	3,795	13.9%	15.0%	15.4%	16.0%
% of FP17s for the same patient ID Re-attending between 3 & 9 months - Children	727	2,460	29.6%	51.9%	59.4%	58.3%
% of FP17s for the same patient ID Re-attending between 3 & 9 months - Adults	1,113	3,795	29.3%	47.0%	51.3%	50.3%
% of FP17s for Band 1 Urgent Courses	469	6,333	7.4%	8.0%	8.0%	9.1%
% of FP17s Relating to Free Repair or Replacements	2	6,333	0.0%	0.7%	0.8%	0.8%
% of FP17s Relating to Continuations	0	6,333	0.0%	0.9%	1.0%	1.0%
% of Patients satisfied with the dentistry they have received	0	0	N/A	92.0%	91.7%	91.5%
% of Patients satisfied with the time they had to wait for an appointment	0	0	N/A	90.1%	88.3%	87.9%

* This is based on patients treated on this contract for their most recent course of treatment. Figures in italics indicate the base number of FP17s or Patient Questionnaire responses are less than 100. N/A is shown where the base number of responses is less than 10 during the period. % is calculated as Quantity/Base number*100

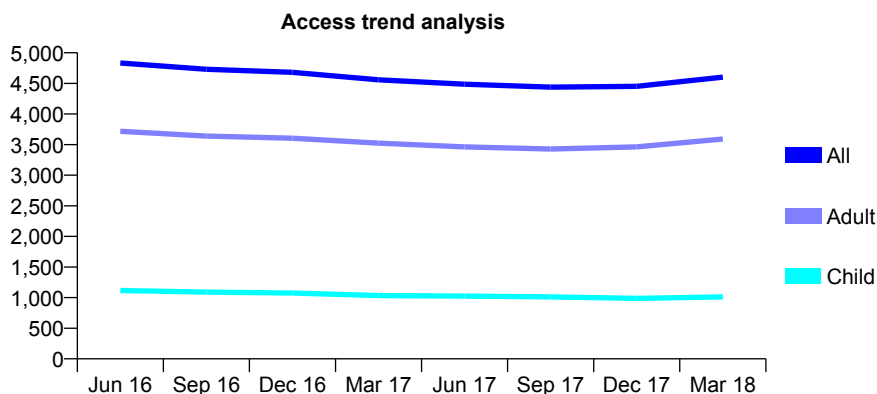
Q54 - Vital Signs At a Glance Contract Report for 178853/0001 - Year end March 2018

Name or company name	OraCo Ltd
Contract type name	GDS Contract
Purpose of contract	General
Contract start date	01/04/2011
Contract end date	

17/18 Contracted general activity (UDA)	14,447
Carry forward general activity (UDA)	-289
17/18 Contracted orthodontic activity (UOA)	0
Carry forward orthodontic activity (UOA)	0
Baseline contract value	£404,746.61

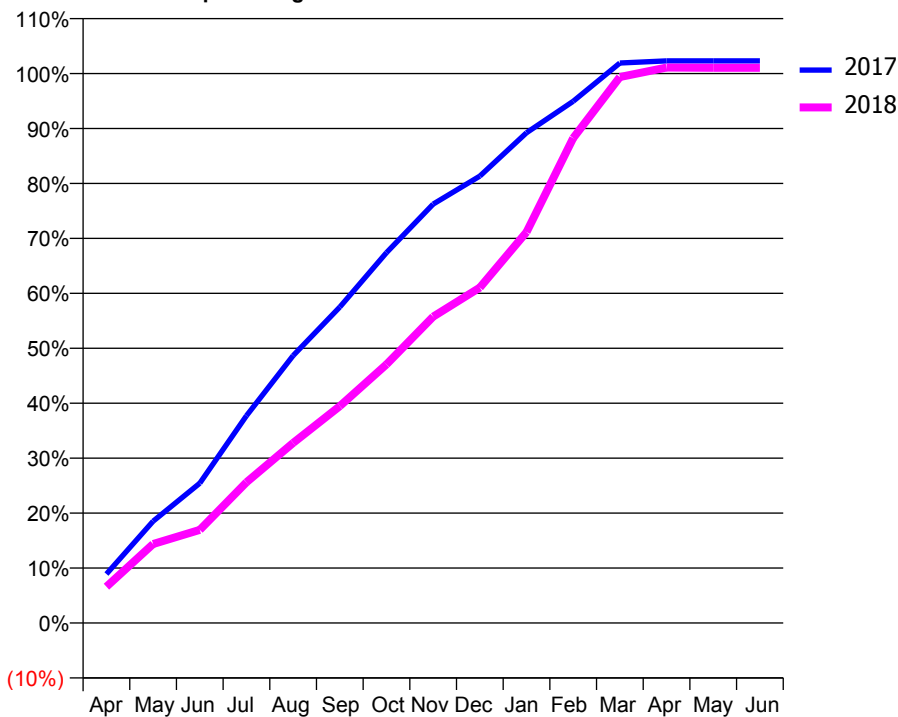
ACCESS*

Patients seen in 24 months	Total	Change since previous quarter
Quarter ending March 2017	4,558	
Quarter ending June 2017	4,487	↓
Quarter ending September 2017	4,440	↓
Quarter ending December 2017	4,451	→
Quarter ending March 2018	4,603	↑
Variance since March 2017	1.0%	→



ACTIVITY

Cumulative percentage of contracted UDA delivered 2017 & 2018



Month	Adjusted Scheduled Activity (UDA)	
	2017	2018
April	1,288	956
May	2,677	2,077
June	3,677	2,449
July	5,449	3,701
August	7,030	4,734
September	8,308	5,703
October	9,737	6,800
November	11,014	8,054
December	11,750	8,820
January	12,888	10,278
February	13,717	12,748
March	14,724	14,355
April	14,779	14,605
May	14,778	14,596
June	14,778	14,596

QUALITY

	Quantity	Base Number	Contract	AT	Region	England
% of FP17s for the same patient ID Re-attending within 3 months - Children	89	1,516	5.9%	10.0%	11.6%	11.9%
% of FP17s for the same patient ID Re-attending within 3 months - Adults	565	4,372	12.9%	15.0%	15.4%	16.0%
% of FP17s for the same patient ID Re-attending between 3 & 9 months - Children	918	1,516	60.6%	51.9%	59.4%	58.3%
% of FP17s for the same patient ID Re-attending between 3 & 9 months - Adults	1,820	4,372	41.6%	47.0%	51.3%	50.3%
% of FP17s for Band 1 Urgent Courses	487	5,961	8.2%	8.0%	8.0%	9.1%
% of FP17s Relating to Free Repair or Replacements	148	5,961	2.5%	0.7%	0.8%	0.8%
% of FP17s Relating to Continuations	52	5,961	0.9%	0.9%	1.0%	1.0%
% of Patients satisfied with the dentistry they have received	4	5	N/A	92.0%	91.7%	91.5%
% of Patients satisfied with the time they had to wait for an appointment	3	5	N/A	90.1%	88.3%	87.9%

* This is based on patients treated on this contract for their most recent course of treatment. Figures in italics indicate the base number of FP17s or Patient Questionnaire responses are less than 100. N/A is shown where the base number of responses is less than 10 during the period. % is calculated as Quantity/Base number*100

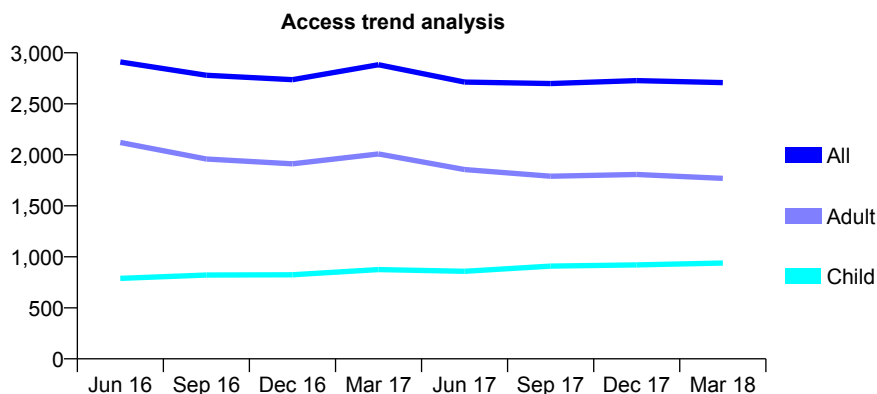
Q54 - Vital Signs At a Glance Contract Report for 180009/0001 - Year end March 2018

Name or company name	Aesthetic Dental Implant Surgery
Contract type name	GDS Contract
Purpose of contract	General
Contract start date	01/11/2011
Contract end date	

17/18 Contracted general activity (UDA)	4,305
Carry forward general activity (UDA)	35
17/18 Contracted orthodontic activity (UOA)	0
Carry forward orthodontic activity (UOA)	0
Baseline contract value	£98,144.32

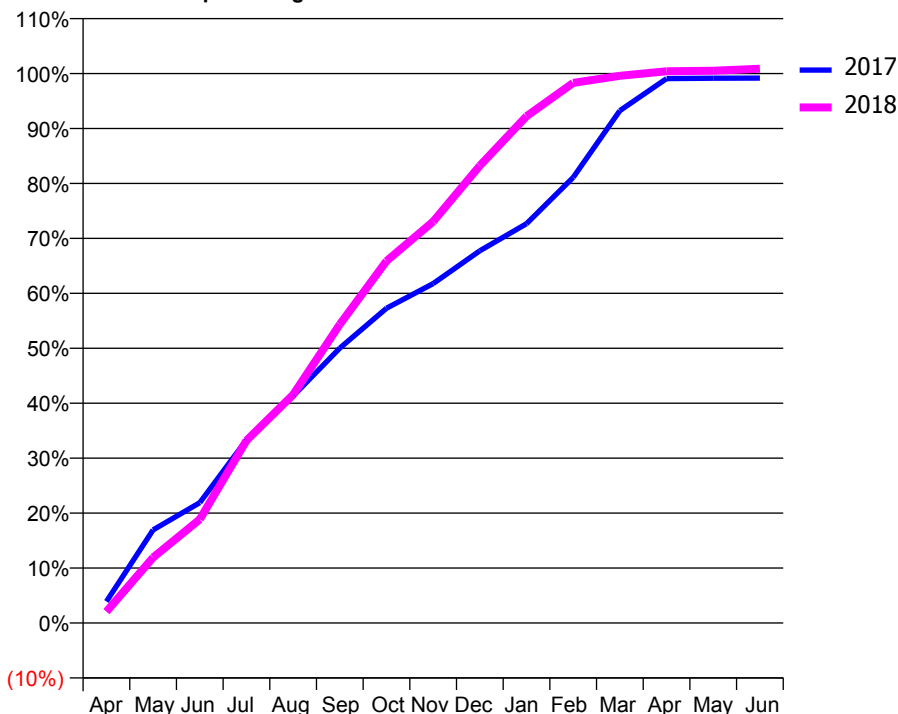
ACCESS*

Patients seen in 24 months	Total	Change since previous quarter
Quarter ending March 2017	2,883	
Quarter ending June 2017	2,713	↓
Quarter ending September 2017	2,699	→
Quarter ending December 2017	2,728	→
Quarter ending March 2018	2,708	→
Variance since March 2017	(6.1%)	↓



ACTIVITY

Cumulative percentage of contracted UDA delivered 2017 & 2018



Month	Adjusted Scheduled Activity (UDA)	
	2017	2018
April	169	89
May	730	513
June	943	813
July	1,435	1,429
August	1,779	1,789
September	2,154	2,340
October	2,466	2,836
November	2,660	3,145
December	2,917	3,583
January	3,128	3,970
February	3,491	4,231
March	4,014	4,287
April	4,265	4,322
May	4,268	4,326
June	4,269	4,342

QUALITY

	Quantity	Base Number	Contract	AT	Region	England
% of FP17s for the same patient ID Re-attending within 3 months - Children	86	1,033	8.3%	10.0%	11.6%	11.9%
% of FP17s for the same patient ID Re-attending within 3 months - Adults	382	1,666	22.9%	15.0%	15.4%	16.0%
% of FP17s for the same patient ID Re-attending between 3 & 9 months - Children	416	1,033	40.3%	51.9%	59.4%	58.3%
% of FP17s for the same patient ID Re-attending between 3 & 9 months - Adults	383	1,666	23.0%	47.0%	51.3%	50.3%
% of FP17s for Band 1 Urgent Courses	236	1,918	12.3%	8.0%	8.0%	9.1%
% of FP17s Relating to Free Repair or Replacements	11	1,918	0.6%	0.7%	0.8%	0.8%
% of FP17s Relating to Continuations	14	1,918	0.7%	0.9%	1.0%	1.0%
% of Patients satisfied with the dentistry they have received	0	0	N/A	92.0%	91.7%	91.5%
% of Patients satisfied with the time they had to wait for an appointment	0	0	N/A	90.1%	88.3%	87.9%

* This is based on patients treated on this contract for their most recent course of treatment. Figures in italics indicate the base number of FP17s or Patient Questionnaire responses are less than 100. N/A is shown where the base number of responses is less than 10 during the period. % is calculated as Quantity/Base number*100

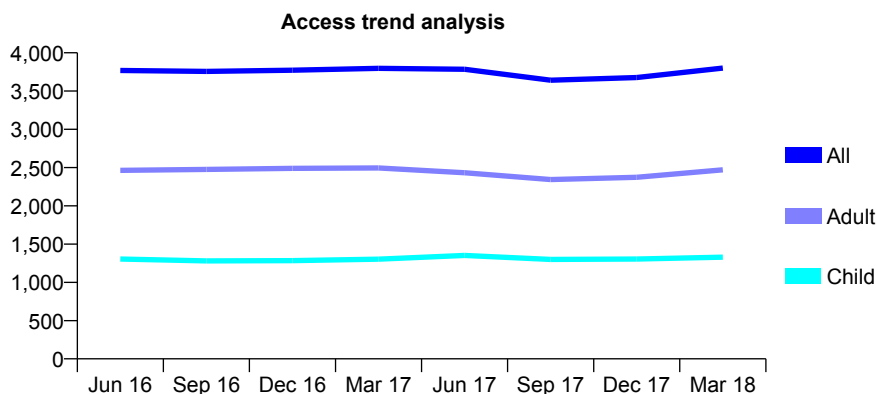
Q54 - Vital Signs At a Glance Contract Report for 180017/0001 - Year end March 2018

Name or company name	Dr AS Bhandal, Dr Balbir Bhandal & Dr Balj
Contract type name	GDS Contract
Purpose of contract	General
Contract start date	28/05/2010
Contract end date	

17/18 Contracted general activity (UDA)	10,544
Carry forward general activity (UDA)	-211
17/18 Contracted orthodontic activity (UOA)	0
Carry forward orthodontic activity (UOA)	0
Baseline contract value	£244,886.59

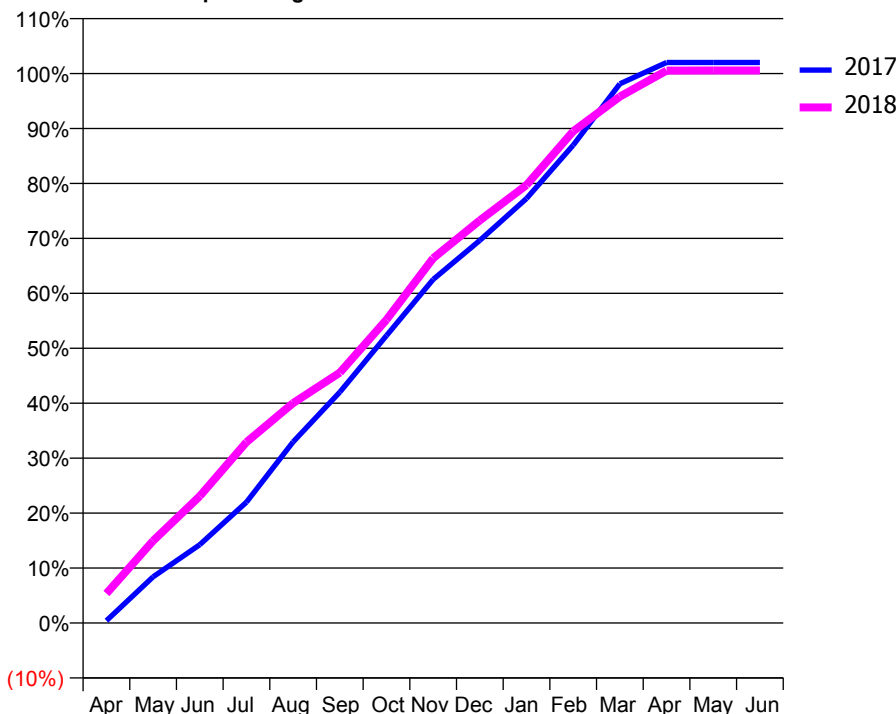
ACCESS*

Patients seen in 24 months	Total	Change since previous quarter
Quarter ending March 2017	3,797	
Quarter ending June 2017	3,785	→
Quarter ending September 2017	3,642	↓
Quarter ending December 2017	3,677	→
Quarter ending March 2018	3,800	↑
Variance since March 2017	0.1%	→



ACTIVITY

Cumulative percentage of contracted UDA delivered 2017 & 2018



Adjusted Scheduled Activity (UDA)

Month	2017	2018
April	45	568
May	887	1,578
June	1,504	2,434
July	2,319	3,471
August	3,477	4,221
September	4,430	4,804
October	5,516	5,819
November	6,593	6,998
December	7,343	7,725
January	8,145	8,403
February	9,170	9,436
March	10,347	10,101
April	10,755	10,600
May	10,755	10,602
June	10,755	10,602

QUALITY

	Quantity	Base Number	Contract	AT	Region	England
% of FP17s for the same patient ID Re-attending within 3 months - Children	109	1,601	6.8%	10.0%	11.6%	11.9%
% of FP17s for the same patient ID Re-attending within 3 months - Adults	323	2,614	12.4%	15.0%	15.4%	16.0%
% of FP17s for the same patient ID Re-attending between 3 & 9 months - Children	662	1,601	41.3%	51.9%	59.4%	58.3%
% of FP17s for the same patient ID Re-attending between 3 & 9 months - Adults	1,015	2,614	38.8%	47.0%	51.3%	50.3%
% of FP17s for Band 1 Urgent Courses	176	4,251	4.1%	8.0%	8.0%	9.1%
% of FP17s Relating to Free Repair or Replacements	21	4,251	0.5%	0.7%	0.8%	0.8%
% of FP17s Relating to Continuations	27	4,251	0.6%	0.9%	1.0%	1.0%
% of Patients satisfied with the dentistry they have received	3	3	N/A	92.0%	91.7%	91.5%
% of Patients satisfied with the time they had to wait for an appointment	1	3	N/A	90.1%	88.3%	87.9%

* This is based on patients treated on this contract for their most recent course of treatment. Figures in italics indicate the base number of FP17s or Patient Questionnaire responses are less than 100. N/A is shown where the base number of responses is less than 10 during the period. % is calculated as Quantity/Base number*100

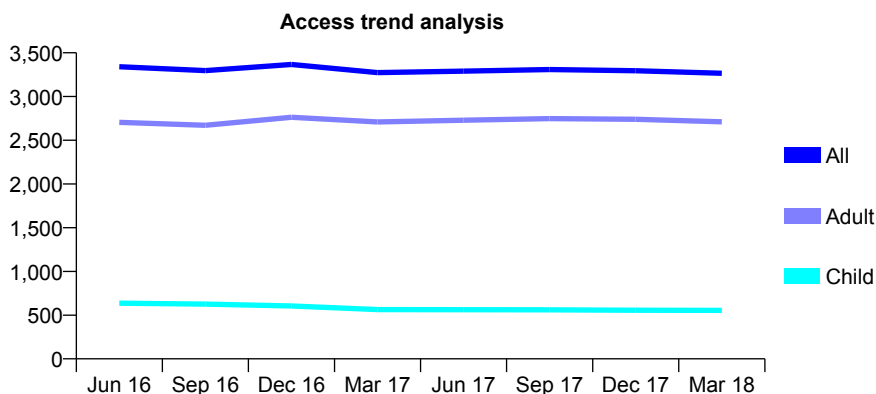
Q54 - Vital Signs At a Glance Contract Report for 181544/0001 - Year end March 2018

Name or company name	Pelsall Road Dental Partnership
Contract type name	GDS Contract
Purpose of contract	General
Contract start date	30/07/2012
Contract end date	

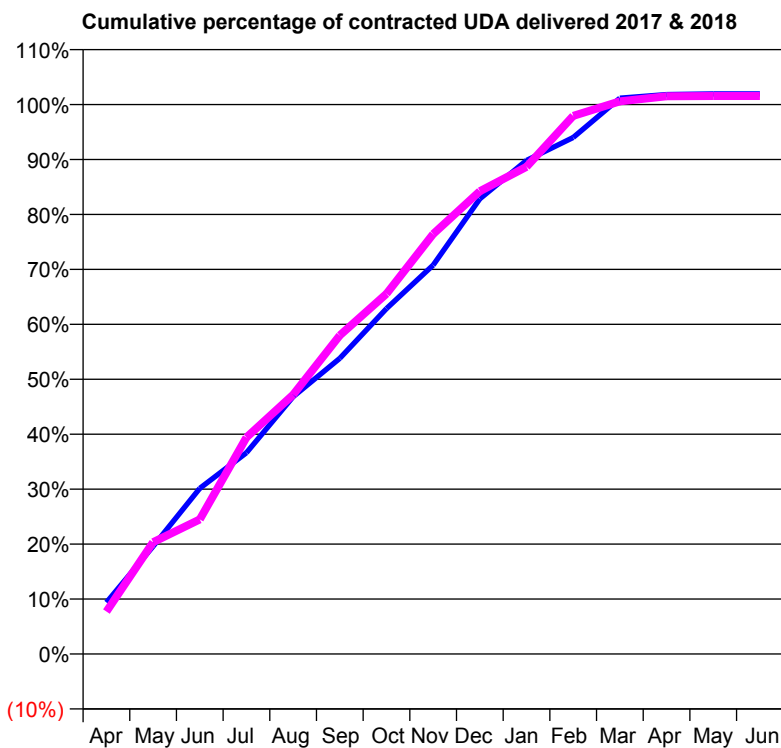
17/18 Contracted general activity (UDA)	8,071
Carry forward general activity (UDA)	-156
17/18 Contracted orthodontic activity (UOA)	0
Carry forward orthodontic activity (UOA)	0
Baseline contract value	£292,877.67

ACCESS*

Patients seen in 24 months	Total	Change since previous quarter
Quarter ending March 2017	3,273	
Quarter ending June 2017	3,291	→
Quarter ending September 2017	3,309	→
Quarter ending December 2017	3,295	→
Quarter ending March 2018	3,266	→
Variance since March 2017	(0.2%)	→



ACTIVITY



Month	Adjusted Scheduled Activity (UDA)	
	2017	2018
April	757	624
May	1,582	1,643
June	2,434	1,978
July	2,957	3,182
August	3,780	3,809
September	4,343	4,680
October	5,074	5,291
November	5,713	6,169
December	6,685	6,797
January	7,249	7,156
February	7,586	7,903
March	8,164	8,116
April	8,217	8,192
May	8,227	8,195
June	8,227	8,195

QUALITY

	Quantity	Base Number	Contract	AT	Region	England
% of FP17s for the same patient ID Re-attending within 3 months - Children	28	825	3.4%	10.0%	11.6%	11.9%
% of FP17s for the same patient ID Re-attending within 3 months - Adults	391	3,873	10.1%	15.0%	15.4%	16.0%
% of FP17s for the same patient ID Re-attending between 3 & 9 months - Children	482	825	58.4%	51.9%	59.4%	58.3%
% of FP17s for the same patient ID Re-attending between 3 & 9 months - Adults	2,221	3,873	57.3%	47.0%	51.3%	50.3%
% of FP17s for Band 1 Urgent Courses	163	4,691	3.5%	8.0%	8.0%	9.1%
% of FP17s Relating to Free Repair or Replacements	27	4,691	0.6%	0.7%	0.8%	0.8%
% of FP17s Relating to Continuations	75	4,691	1.6%	0.9%	1.0%	1.0%
% of Patients satisfied with the dentistry they have received	3	3	N/A	92.0%	91.7%	91.5%
% of Patients satisfied with the time they had to wait for an appointment	2	3	N/A	90.1%	88.3%	87.9%

* This is based on patients treated on this contract for their most recent course of treatment. Figures in italics indicate the base number of FP17s or Patient Questionnaire responses are less than 100. N/A is shown where the base number of responses is less than 10 during the period. % is calculated as Quantity/Base number*100

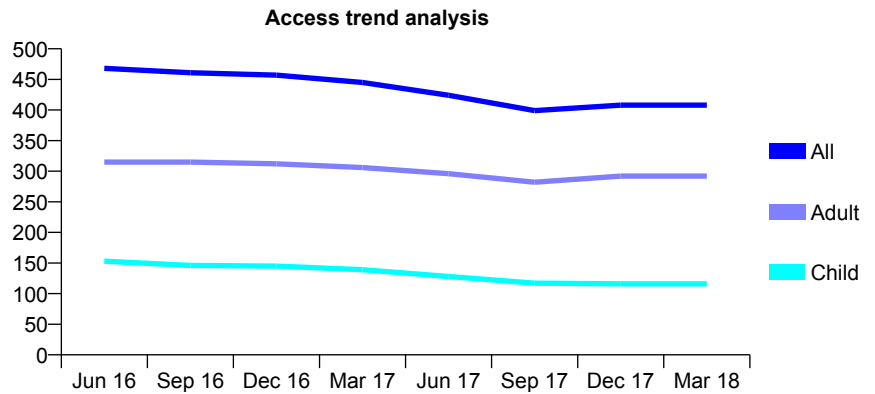
Q54 - Vital Signs At a Glance Contract Report for 183628/0001 - Year end March 2018

Name or company name	Greenwood Dental Clinic
Contract type name	GDS Contract
Purpose of contract	General
Contract start date	09/11/2013
Contract end date	

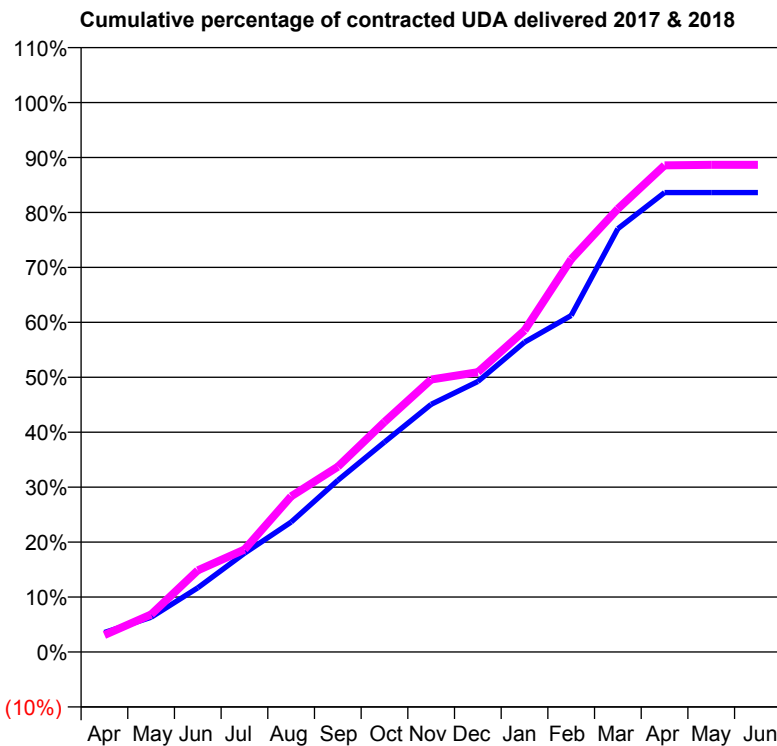
17/18 Contracted general activity (UDA)	1,150
Carry forward general activity (UDA)	0
17/18 Contracted orthodontic activity (UOA)	0
Carry forward orthodontic activity (UOA)	0
Baseline contract value	£25,848.79

ACCESS*

Patients seen in 24 months	Total	Change since previous quarter
Quarter ending March 2017	445	
Quarter ending June 2017	424	↓
Quarter ending September 2017	399	↓
Quarter ending December 2017	408	↑
Quarter ending March 2018	408	→
Variance since March 2017	(8.3%)	↓



ACTIVITY



Month	Adjusted Scheduled Activity (UDA)	
	2017	2018
April	48	36
May	85	79
June	157	171
July	242	214
August	318	326
September	421	388
October	514	482
November	607	570
December	663	586
January	759	673
February	824	822
March	1,037	927
April	1,125	1,019
May	1,125	1,020
June	1,125	1,020

QUALITY

	Quantity	Base Number	Contract	AT	Region	England
% of FP17s for the same patient ID Re-attending within 3 months - Children	6	135	4.4%	10.0%	11.6%	11.9%
% of FP17s for the same patient ID Re-attending within 3 months - Adults	59	359	16.4%	15.0%	15.4%	16.0%
% of FP17s for the same patient ID Re-attending between 3 & 9 months - Children	52	135	38.5%	51.9%	59.4%	58.3%
% of FP17s for the same patient ID Re-attending between 3 & 9 months - Adults	166	359	46.2%	47.0%	51.3%	50.3%
% of FP17s for Band 1 Urgent Courses	75	500	15.0%	8.0%	8.0%	9.1%
% of FP17s Relating to Free Repair or Replacements	0	500	0.0%	0.7%	0.8%	0.8%
% of FP17s Relating to Continuations	4	500	0.8%	0.9%	1.0%	1.0%
% of Patients satisfied with the dentistry they have received	1	1	N/A	92.0%	91.7%	91.5%
% of Patients satisfied with the time they had to wait for an appointment	1	1	N/A	90.1%	88.3%	87.9%

* This is based on patients treated on this contract for their most recent course of treatment. Figures in italics indicate the base number of FP17s or Patient Questionnaire responses are less than 100. N/A is shown where the base number of responses is less than 10 during the period. % is calculated as Quantity/Base number*100

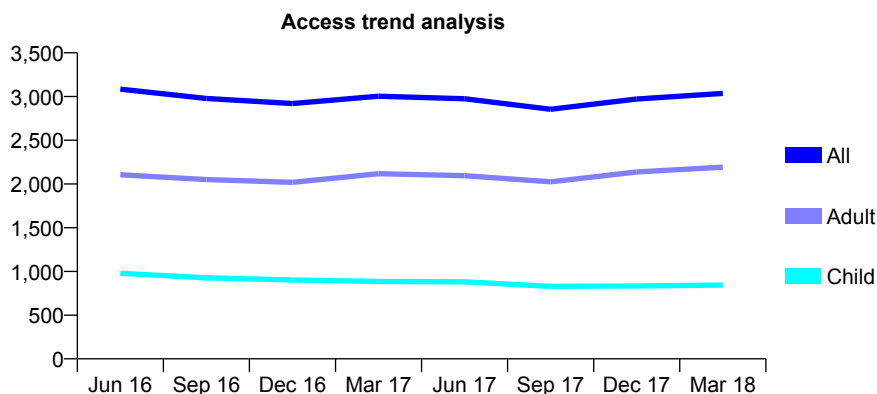
Q54 - Vital Signs At a Glance Contract Report for 184152/0001 - Year end March 2018

Name or company name	Cromer Road Dental Care
Contract type name	GDS Contract
Purpose of contract	General
Contract start date	01/02/2009
Contract end date	

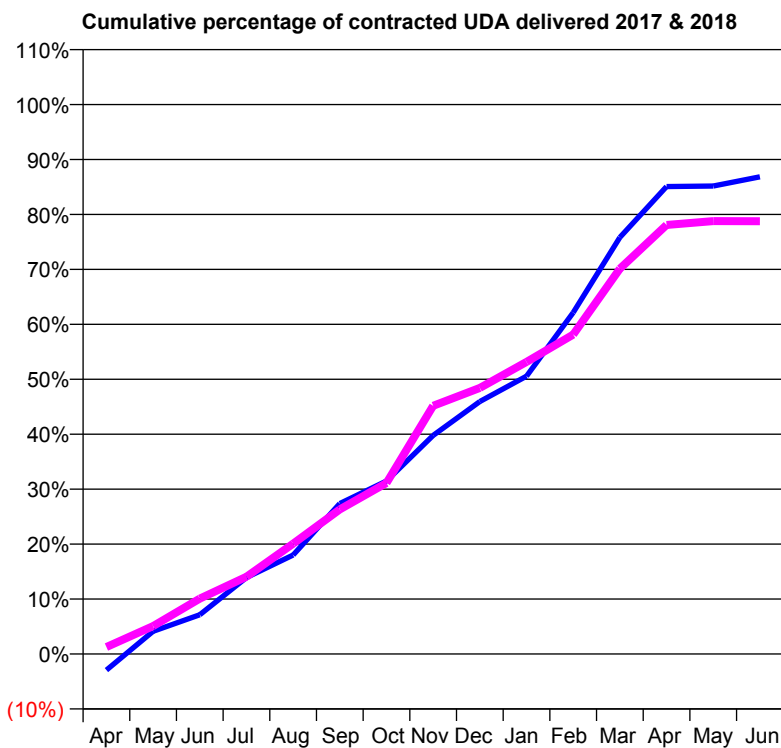
17/18 Contracted general activity (UDA)	13,947
Carry forward general activity (UDA)	0
17/18 Contracted orthodontic activity (UOA)	0
Carry forward orthodontic activity (UOA)	0
Baseline contract value	£416,263.49

ACCESS*

Patients seen in 24 months	Total	Change since previous quarter
Quarter ending March 2017	3,003	
Quarter ending June 2017	2,975	→
Quarter ending September 2017	2,854	↓
Quarter ending December 2017	2,971	↑
Quarter ending March 2018	3,036	↑
Variance since March 2017	1.1%	→



ACTIVITY



Month	Adjusted Scheduled Activity (UDA)	
	2017	2018
April	-410	178
May	579	709
June	995	1,406
July	1,940	1,960
August	2,513	2,800
September	3,820	3,670
October	4,391	4,340
November	5,550	6,300
December	6,410	6,754
January	7,053	7,414
February	8,665	8,109
March	10,575	9,779
April	11,865	10,891
May	11,878	10,989
June	12,112	10,983

QUALITY

	Quantity	Base Number	Contract	AT	Region	England
% of FP17s for the same patient ID Re-attending within 3 months - Children	84	854	9.8%	10.0%	11.6%	11.9%
% of FP17s for the same patient ID Re-attending within 3 months - Adults	340	2,216	15.3%	15.0%	15.4%	16.0%
% of FP17s for the same patient ID Re-attending between 3 & 9 months - Children	245	854	28.7%	51.9%	59.4%	58.3%
% of FP17s for the same patient ID Re-attending between 3 & 9 months - Adults	613	2,216	27.7%	47.0%	51.3%	50.3%
% of FP17s for Band 1 Urgent Courses	385	3,033	12.7%	8.0%	8.0%	9.1%
% of FP17s Relating to Free Repair or Replacements	54	3,033	1.8%	0.7%	0.8%	0.8%
% of FP17s Relating to Continuations	13	3,033	0.4%	0.9%	1.0%	1.0%
% of Patients satisfied with the dentistry they have received	1	1	N/A	92.0%	91.7%	91.5%
% of Patients satisfied with the time they had to wait for an appointment	1	1	N/A	90.1%	88.3%	87.9%

* This is based on patients treated on this contract for their most recent course of treatment. Figures in italics indicate the base number of FP17s or Patient Questionnaire responses are less than 100. N/A is shown where the base number of responses is less than 10 during the period. % is calculated as Quantity/Base number*100

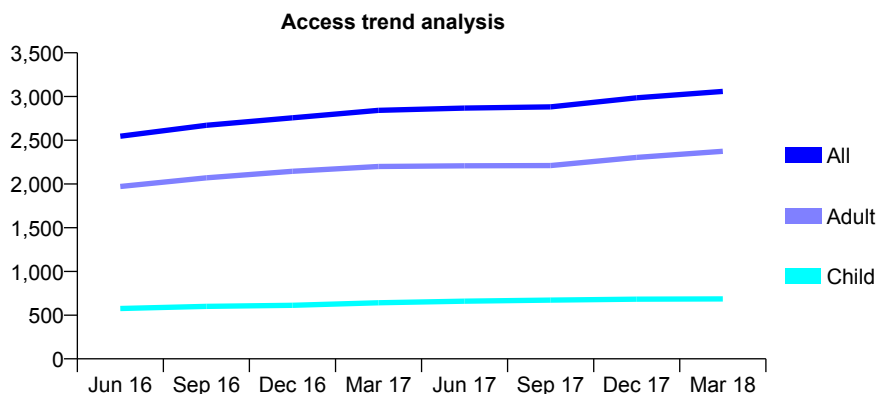
Q54 - Vital Signs At a Glance Contract Report for 184780/0001 - Year end March 2018

Name or company name	Short Heath Dental Practice
Contract type name	GDS Contract
Purpose of contract	General
Contract start date	15/10/2014
Contract end date	

17/18 Contracted general activity (UDA)	7,926
Carry forward general activity (UDA)	162
17/18 Contracted orthodontic activity (UOA)	0
Carry forward orthodontic activity (UOA)	0
Baseline contract value	£189,541.43

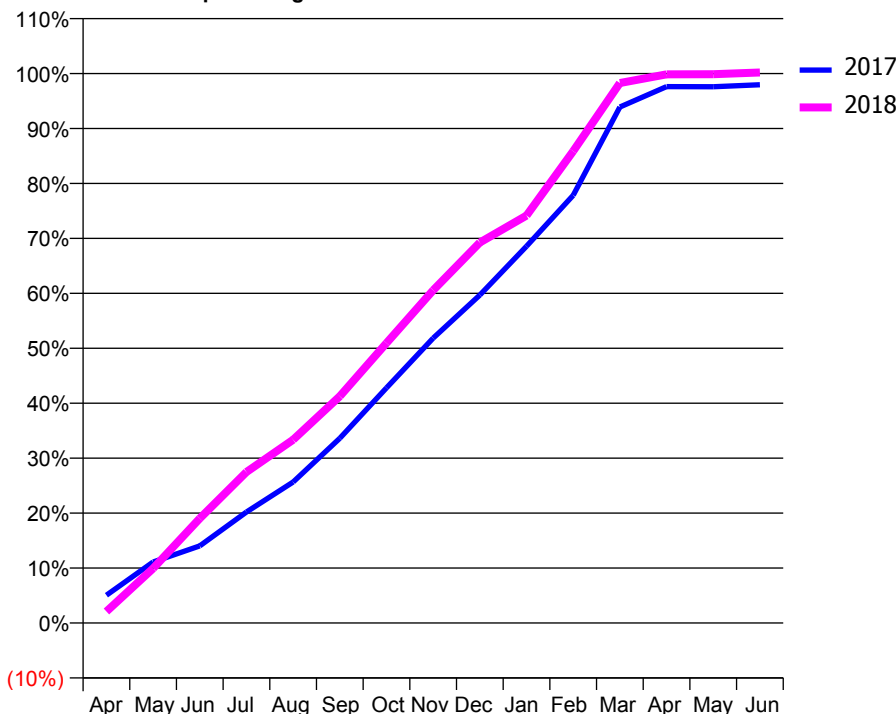
ACCESS*

Patients seen in 24 months	Total	Change since previous quarter
Quarter ending March 2017	2,842	
Quarter ending June 2017	2,868	→
Quarter ending September 2017	2,882	→
Quarter ending December 2017	2,985	↑
Quarter ending March 2018	3,059	↑
Variance since March 2017	7.6%	↑



ACTIVITY

Cumulative percentage of contracted UDA delivered 2017 & 2018



Month	Adjusted Scheduled Activity (UDA)	
	2017	2018
April	401	167
May	879	787
June	1,113	1,510
July	1,601	2,179
August	2,034	2,643
September	2,665	3,271
October	3,393	4,038
November	4,109	4,801
December	4,731	5,489
January	5,435	5,877
February	6,169	6,806
March	7,443	7,788
April	7,737	7,913
May	7,735	7,916
June	7,763	7,941

QUALITY

	Quantity	Base Number	Contract	AT	Region	England
% of FP17s for the same patient ID Re-attending within 3 months - Children	47	895	5.3%	10.0%	11.6%	11.9%
% of FP17s for the same patient ID Re-attending within 3 months - Adults	266	2,525	10.5%	15.0%	15.4%	16.0%
% of FP17s for the same patient ID Re-attending between 3 & 9 months - Children	470	895	52.5%	51.9%	59.4%	58.3%
% of FP17s for the same patient ID Re-attending between 3 & 9 months - Adults	1,012	2,525	40.1%	47.0%	51.3%	50.3%
% of FP17s for Band 1 Urgent Courses	303	3,371	9.0%	8.0%	8.0%	9.1%
% of FP17s Relating to Free Repair or Replacements	16	3,371	0.5%	0.7%	0.8%	0.8%
% of FP17s Relating to Continuations	57	3,371	1.7%	0.9%	1.0%	1.0%
% of Patients satisfied with the dentistry they have received	4	4	N/A	92.0%	91.7%	91.5%
% of Patients satisfied with the time they had to wait for an appointment	4	4	N/A	90.1%	88.3%	87.9%

* This is based on patients treated on this contract for their most recent course of treatment. Figures in italics indicate the base number of FP17s or Patient Questionnaire responses are less than 100. N/A is shown where the base number of responses is less than 10 during the period. % is calculated as Quantity/Base number*100

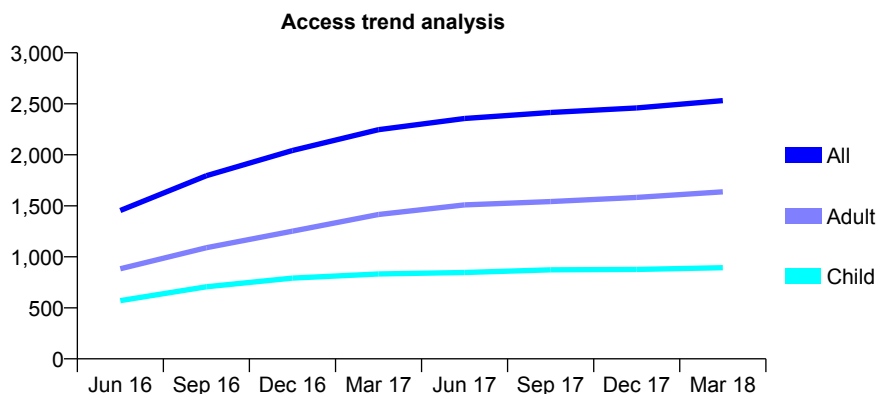
Q54 - Vital Signs At a Glance Contract Report for 184926/0001 - Year end March 2018

Name or company name	Mrs Jaspreet Kiran Kaur Pahal
Contract type name	GDS Contract
Purpose of contract	General and Orthodontic
Contract start date	01/01/2016
Contract end date	

17/18 Contracted general activity (UDA)	7,545
Carry forward general activity (UDA)	-8
17/18 Contracted orthodontic activity (UOA)	451
Carry forward orthodontic activity (UOA)	-5
Baseline contract value	£207,236.21

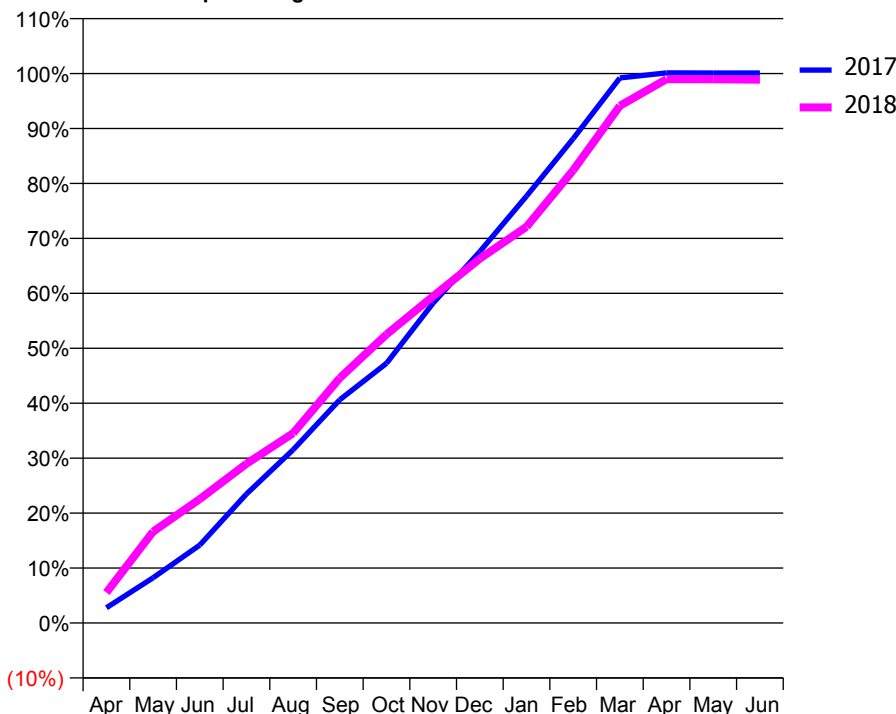
ACCESS*

Patients seen in 24 months	Total	Change since previous quarter
Quarter ending March 2017	2,247	
Quarter ending June 2017	2,356	↑
Quarter ending September 2017	2,415	↑
Quarter ending December 2017	2,459	→
Quarter ending March 2018	2,531	↑
Variance since March 2017	12.6%	↑



ACTIVITY

Cumulative percentage of contracted UDA delivered 2017 & 2018



Adjusted Scheduled Activity (UDA)

Month	2017	2018
April	210	418
May	621	1,254
June	1,070	1,702
July	1,772	2,188
August	2,380	2,607
September	3,065	3,365
October	3,565	3,963
November	4,393	4,487
December	5,100	5,003
January	5,861	5,440
February	6,650	6,217
March	7,484	7,100
April	7,553	7,468
May	7,551	7,465
June	7,552	7,461

QUALITY

	Quantity	Base Number	Contract	AT	Region	England
% of FP17s for the same patient ID Re-attending within 3 months - Children	122	1,441	8.5%	10.0%	11.6%	11.9%
% of FP17s for the same patient ID Re-attending within 3 months - Adults	337	2,382	14.1%	15.0%	15.4%	16.0%
% of FP17s for the same patient ID Re-attending between 3 & 9 months - Children	1,009	1,441	70.0%	51.9%	59.4%	58.3%
% of FP17s for the same patient ID Re-attending between 3 & 9 months - Adults	1,574	2,382	66.1%	47.0%	51.3%	50.3%
% of FP17s for Band 1 Urgent Courses	265	3,883	6.8%	8.0%	8.0%	9.1%
% of FP17s Relating to Free Repair or Replacements	17	3,883	0.4%	0.7%	0.8%	0.8%
% of FP17s Relating to Continuations	5	3,883	0.1%	0.9%	1.0%	1.0%
% of Patients satisfied with the dentistry they have received	1	1	N/A	92.0%	91.7%	91.5%
% of Patients satisfied with the time they had to wait for an appointment	1	1	N/A	90.1%	88.3%	87.9%

* This is based on patients treated on this contract for their most recent course of treatment. Figures in italics indicate the base number of FP17s or Patient Questionnaire responses are less than 100. N/A is shown where the base number of responses is less than 10 during the period. % is calculated as Quantity/Base number*100

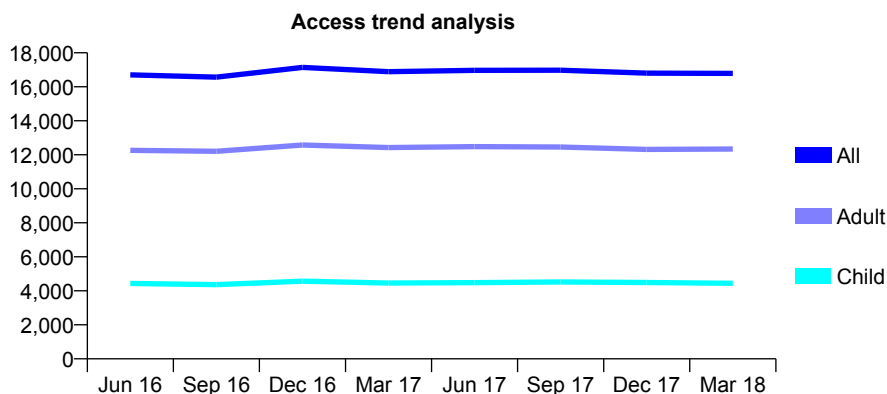
Q54 - Vital Signs At a Glance Contract Report for 186813/0001 - Year end March 2018

Name or company name	The Smile Centre(Birmingham) Ltd
Contract type name	GDS Contract
Purpose of contract	General and Orthodontic
Contract start date	28/06/2012
Contract end date	

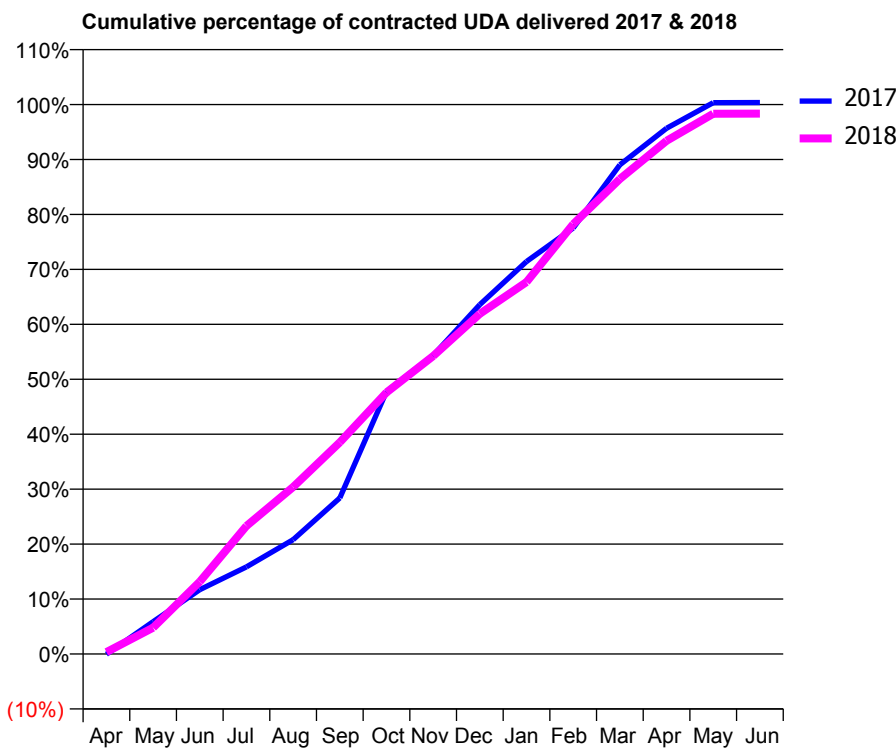
17/18 Contracted general activity (UDA)	45,903
Carry forward general activity (UDA)	-159
17/18 Contracted orthodontic activity (UOA)	2
Carry forward orthodontic activity (UOA)	0
Baseline contract value	£1,153,021.44

ACCESS*

Patients seen in 24 months	Total	Change since previous quarter
Quarter ending March 2017	16,888	
Quarter ending June 2017	16,969	→
Quarter ending September 2017	16,977	→
Quarter ending December 2017	16,807	↓
Quarter ending March 2018	16,787	→
Variance since March 2017	(0.6%)	→



ACTIVITY



Month	Adjusted Scheduled Activity (UDA)	
	2017	2018
April	-28	159
May	2,706	2,195
June	5,378	6,044
July	7,282	10,701
August	9,549	13,953
September	13,040	17,686
October	21,933	21,849
November	24,946	24,891
December	29,190	28,423
January	32,790	31,073
February	35,583	35,903
March	40,865	39,685
April	43,916	42,874
May	46,056	45,135
June	46,061	45,136

QUALITY

	Quantity	Base Number	Contract	AT	Region	England
% of FP17s for the same patient ID Re-attending within 3 months - Children	187	4,988	3.7%	10.0%	11.6%	11.9%
% of FP17s for the same patient ID Re-attending within 3 months - Adults	1,829	13,308	13.7%	15.0%	15.4%	16.0%
% of FP17s for the same patient ID Re-attending between 3 & 9 months - Children	2,058	4,988	41.3%	51.9%	59.4%	58.3%
% of FP17s for the same patient ID Re-attending between 3 & 9 months - Adults	5,282	13,308	39.7%	47.0%	51.3%	50.3%
% of FP17s for Band 1 Urgent Courses	378	17,276	2.2%	8.0%	8.0%	9.1%
% of FP17s Relating to Free Repair or Replacements	188	17,276	1.1%	0.7%	0.8%	0.8%
% of FP17s Relating to Continuations	242	17,276	1.4%	0.9%	1.0%	1.0%
% of Patients satisfied with the dentistry they have received	10	10	100.0%	92.0%	91.7%	91.5%
% of Patients satisfied with the time they had to wait for an appointment	10	10	100.0%	90.1%	88.3%	87.9%

* This is based on patients treated on this contract for their most recent course of treatment. Figures in italics indicate the base number of FP17s or Patient Questionnaire responses are less than 100. N/A is shown where the base number of responses is less than 10 during the period. % is calculated as Quantity/Base number*100

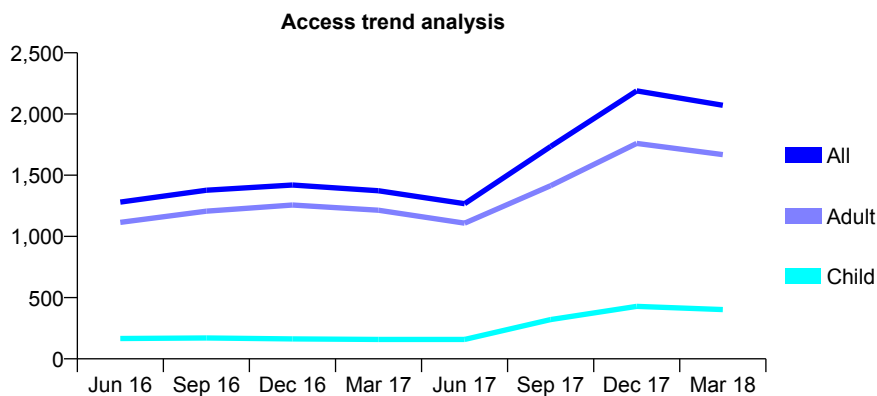
Q54 - Vital Signs At a Glance Contract Report for 188441/0001 - Year end March 2018

Name or company name	Mr Sukhbir Singh & Mr L A Shiels
Contract type name	GDS Contract
Purpose of contract	General
Contract start date	01/12/2011
Contract end date	

17/18 Contracted general activity (UDA)	4,374
Carry forward general activity (UDA)	-71
17/18 Contracted orthodontic activity (UOA)	0
Carry forward orthodontic activity (UOA)	0
Baseline contract value	£97,022.42

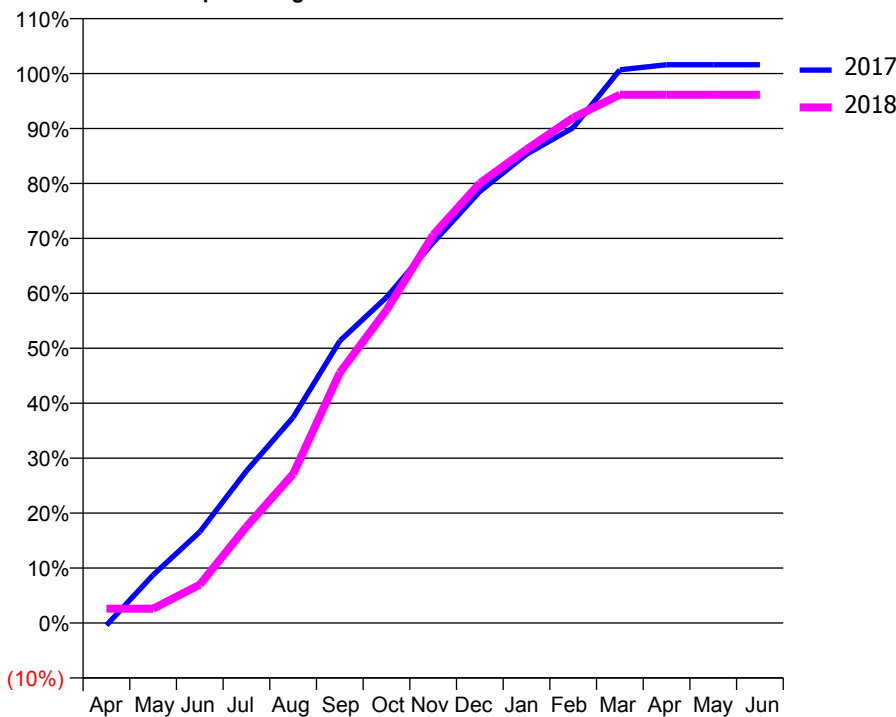
ACCESS*

Patients seen in 24 months	Total	Change since previous quarter
Quarter ending March 2017	1,373	
Quarter ending June 2017	1,267	↓
Quarter ending September 2017	1,735	↑
Quarter ending December 2017	2,189	↑
Quarter ending March 2018	2,071	↓
Variance since March 2017	50.8%	↑



ACTIVITY

Cumulative percentage of contracted UDA delivered 2017 & 2018



Month	Adjusted Scheduled Activity (UDA)	
	2017	2018
April	-18	114
May	383	114
June	725	306
July	1,211	767
August	1,637	1,186
September	2,245	1,993
October	2,592	2,490
November	3,029	3,089
December	3,435	3,501
January	3,731	3,770
February	3,943	4,022
March	4,403	4,205
April	4,444	4,205
May	4,444	4,205
June	4,444	4,205

QUALITY

	Quantity	Base Number	Contract	AT	Region	England
% of FP17s for the same patient ID Re-attending within 3 months - Children	19	512	3.7%	10.0%	11.6%	11.9%
% of FP17s for the same patient ID Re-attending within 3 months - Adults	82	1,235	6.6%	15.0%	15.4%	16.0%
% of FP17s for the same patient ID Re-attending between 3 & 9 months - Children	71	512	13.9%	51.9%	59.4%	58.3%
% of FP17s for the same patient ID Re-attending between 3 & 9 months - Adults	126	1,235	10.2%	47.0%	51.3%	50.3%
% of FP17s for Band 1 Urgent Courses	66	1,741	3.8%	8.0%	8.0%	9.1%
% of FP17s Relating to Free Repair or Replacements	6	1,741	0.3%	0.7%	0.8%	0.8%
% of FP17s Relating to Continuations	23	1,741	1.3%	0.9%	1.0%	1.0%
% of Patients satisfied with the dentistry they have received	0	0	N/A	92.0%	91.7%	91.5%
% of Patients satisfied with the time they had to wait for an appointment	0	0	N/A	90.1%	88.3%	87.9%

* This is based on patients treated on this contract for their most recent course of treatment. Figures in italics indicate the base number of FP17s or Patient Questionnaire responses are less than 100. N/A is shown where the base number of responses is less than 10 during the period. % is calculated as Quantity/Base number*100

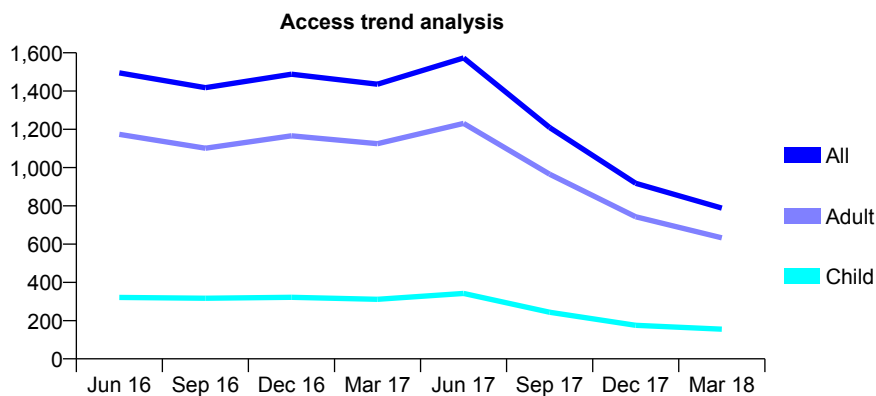
Q54 - Vital Signs At a Glance Contract Report for 188441/0002 - Year end March 2018

Name or company name	Mr Sukhbir Singh & Mr L A Shiels
Contract type name	GDS Contract
Purpose of contract	General
Contract start date	01/12/2011
Contract end date	

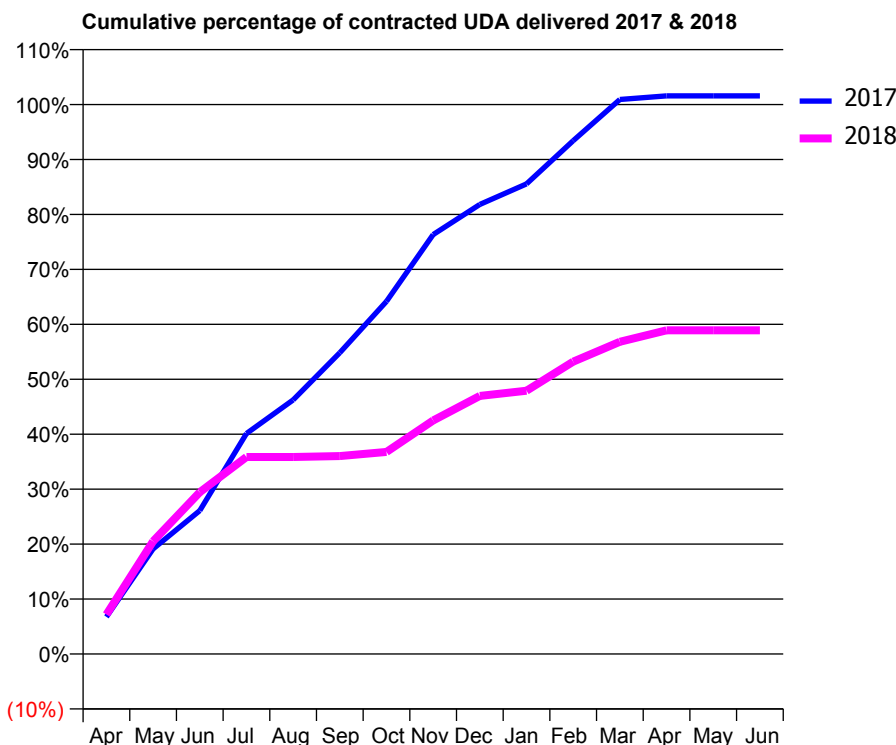
17/18 Contracted general activity (UDA)	3,685
Carry forward general activity (UDA)	-58
17/18 Contracted orthodontic activity (UOA)	0
Carry forward orthodontic activity (UOA)	0
Baseline contract value	£73,991.73

ACCESS*

Patients seen in 24 months	Total	Change since previous quarter
Quarter ending March 2017	1,436	
Quarter ending June 2017	1,573	↑
Quarter ending September 2017	1,209	↓
Quarter ending December 2017	918	↓
Quarter ending March 2018	788	↓
Variance since March 2017	(45.1%)	↓



ACTIVITY



Month	Adjusted Scheduled Activity (UDA)	
	2017	2018
April	249	265
May	705	756
June	962	1,085
July	1,479	1,322
August	1,704	1,322
September	2,021	1,328
October	2,365	1,355
November	2,813	1,566
December	3,015	1,731
January	3,153	1,766
February	3,442	1,961
March	3,719	2,094
April	3,743	2,171
May	3,743	2,171
June	3,743	2,171

QUALITY

	Quantity	Base Number	Contract	AT	Region	England
% of FP17s for the same patient ID Re-attending within 3 months - Children	8	211	3.8%	10.0%	11.6%	11.9%
% of FP17s for the same patient ID Re-attending within 3 months - Adults	38	574	6.6%	15.0%	15.4%	16.0%
% of FP17s for the same patient ID Re-attending between 3 & 9 months - Children	37	211	17.5%	51.9%	59.4%	58.3%
% of FP17s for the same patient ID Re-attending between 3 & 9 months - Adults	106	574	18.5%	47.0%	51.3%	50.3%
% of FP17s for Band 1 Urgent Courses	35	804	4.4%	8.0%	8.0%	9.1%
% of FP17s Relating to Free Repair or Replacements	4	804	0.5%	0.7%	0.8%	0.8%
% of FP17s Relating to Continuations	20	804	2.5%	0.9%	1.0%	1.0%
% of Patients satisfied with the dentistry they have received	0	0	N/A	92.0%	91.7%	91.5%
% of Patients satisfied with the time they had to wait for an appointment	0	0	N/A	90.1%	88.3%	87.9%

* This is based on patients treated on this contract for their most recent course of treatment. Figures in italics indicate the base number of FP17s or Patient Questionnaire responses are less than 100. N/A is shown where the base number of responses is less than 10 during the period. % is calculated as Quantity/Base number*100

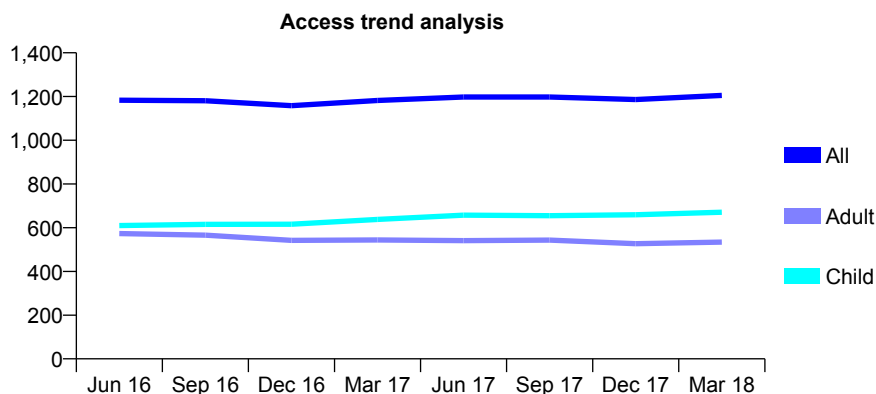
Q54 - Vital Signs At a Glance Contract Report for 188514/0001 - Year end March 2018

Name or company name	The Wall Heath Dental Practice
Contract type name	GDS Contract
Purpose of contract	General
Contract start date	01/09/2008
Contract end date	

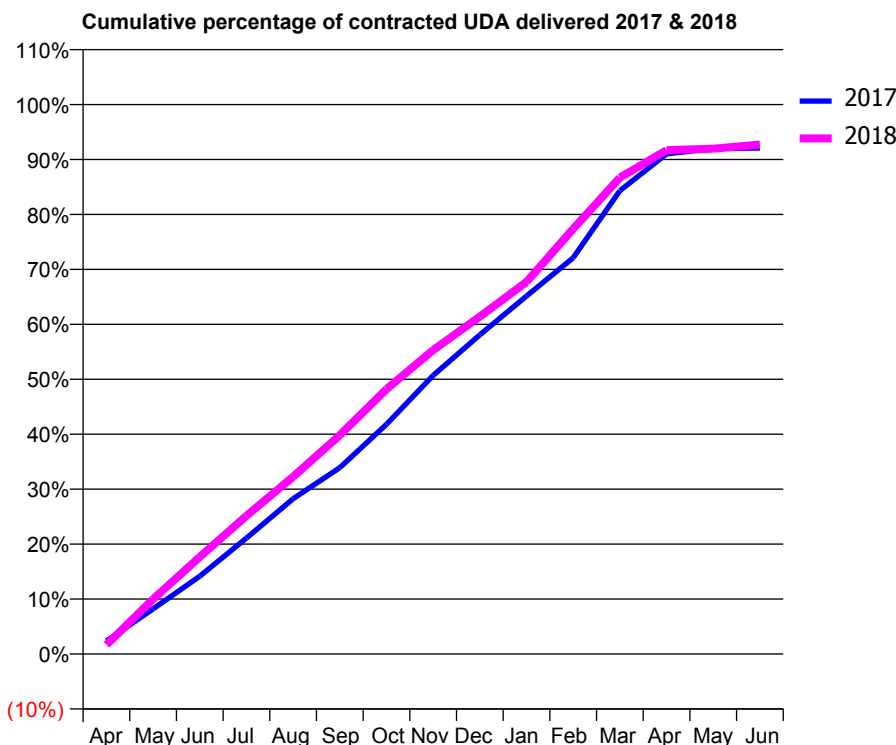
17/18 Contracted general activity (UDA)	3,710
Carry forward general activity (UDA)	0
17/18 Contracted orthodontic activity (UOA)	0
Carry forward orthodontic activity (UOA)	0
Baseline contract value	£98,697.85

ACCESS*

Patients seen in 24 months	Total	Change since previous quarter
Quarter ending March 2017	1,182	
Quarter ending June 2017	1,198	→
Quarter ending September 2017	1,198	→
Quarter ending December 2017	1,186	↓
Quarter ending March 2018	1,205	→
Variance since March 2017	1.9%	→



ACTIVITY



Month	Adjusted Scheduled Activity (UDA)	
	2017	2018
April	88	63
May	305	371
June	525	656
July	783	934
August	1,048	1,197
September	1,258	1,478
October	1,551	1,789
November	1,881	2,052
December	2,155	2,279
January	2,417	2,512
February	2,676	2,871
March	3,128	3,217
April	3,377	3,401
May	3,413	3,411
June	3,416	3,439

QUALITY

	Quantity	Base Number	Contract	AT	Region	England
% of FP17s for the same patient ID Re-attending within 3 months - Children	90	1,255	7.2%	10.0%	11.6%	11.9%
% of FP17s for the same patient ID Re-attending within 3 months - Adults	111	763	14.5%	15.0%	15.4%	16.0%
% of FP17s for the same patient ID Re-attending between 3 & 9 months - Children	867	1,255	69.1%	51.9%	59.4%	58.3%
% of FP17s for the same patient ID Re-attending between 3 & 9 months - Adults	465	763	60.9%	47.0%	51.3%	50.3%
% of FP17s for Band 1 Urgent Courses	122	2,002	6.1%	8.0%	8.0%	9.1%
% of FP17s Relating to Free Repair or Replacements	0	2,002	0.0%	0.7%	0.8%	0.8%
% of FP17s Relating to Continuations	28	2,002	1.4%	0.9%	1.0%	1.0%
% of Patients satisfied with the dentistry they have received	3	3	N/A	92.0%	91.7%	91.5%
% of Patients satisfied with the time they had to wait for an appointment	3	3	N/A	90.1%	88.3%	87.9%

* This is based on patients treated on this contract for their most recent course of treatment. Figures in italics indicate the base number of FP17s or Patient Questionnaire responses are less than 100. N/A is shown where the base number of responses is less than 10 during the period. % is calculated as Quantity/Base number*100

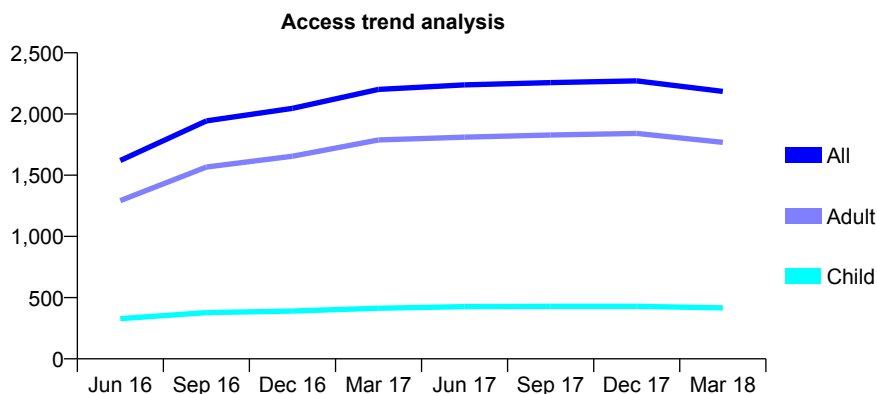
Q54 - Vital Signs At a Glance Contract Report for 189030/0001 - Year end March 2018

Name or company name	Wordsley Dental Practice
Contract type name	GDS Contract
Purpose of contract	General
Contract start date	01/12/2015
Contract end date	

17/18 Contracted general activity (UDA)	6,934
Carry forward general activity (UDA)	-109
17/18 Contracted orthodontic activity (UOA)	0
Carry forward orthodontic activity (UOA)	0
Baseline contract value	£152,997.61

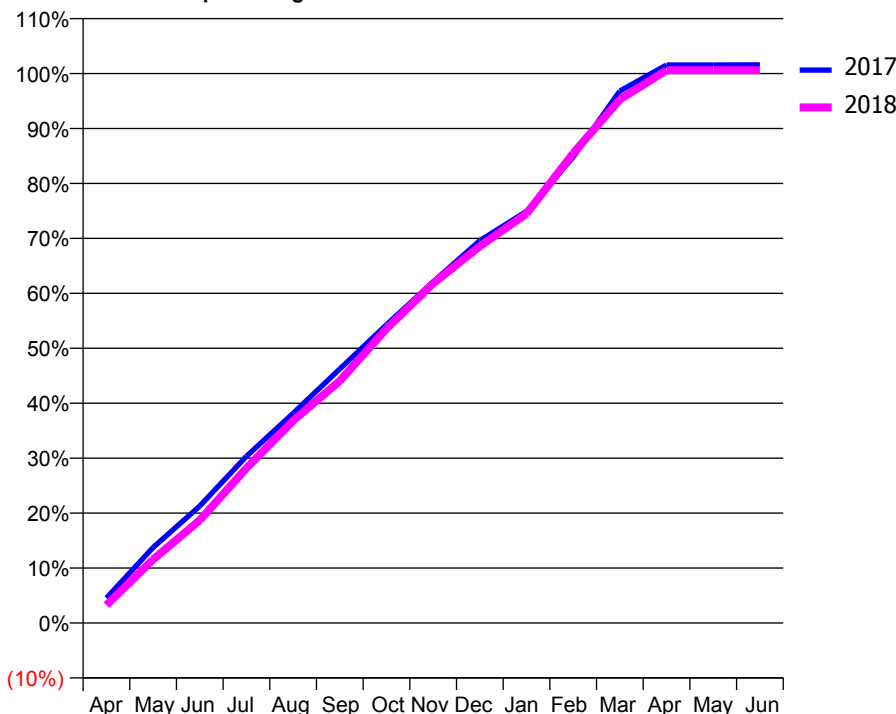
ACCESS*

Patients seen in 24 months	Total	Change since previous quarter
Quarter ending March 2017	2,201	
Quarter ending June 2017	2,238	→
Quarter ending September 2017	2,257	→
Quarter ending December 2017	2,271	→
Quarter ending March 2018	2,185	↓
Variance since March 2017	(0.7%)	→



ACTIVITY

Cumulative percentage of contracted UDA delivered 2017 & 2018



Month	Adjusted Scheduled Activity (UDA)	
	2017	2018
April	316	226
May	953	802
June	1,476	1,299
July	2,104	1,954
August	2,647	2,553
September	3,207	3,055
October	3,763	3,714
November	4,306	4,285
December	4,825	4,755
January	5,196	5,165
February	5,882	5,927
March	6,713	6,607
April	7,042	6,975
May	7,042	6,976
June	7,043	6,976

QUALITY

	Quantity	Base Number	Contract	AT	Region	England
% of FP17s for the same patient ID Re-attending within 3 months - Children	18	540	3.3%	10.0%	11.6%	11.9%
% of FP17s for the same patient ID Re-attending within 3 months - Adults	285	2,713	10.5%	15.0%	15.4%	16.0%
% of FP17s for the same patient ID Re-attending between 3 & 9 months - Children	245	540	45.4%	51.9%	59.4%	58.3%
% of FP17s for the same patient ID Re-attending between 3 & 9 months - Adults	1,610	2,713	59.3%	47.0%	51.3%	50.3%
% of FP17s for Band 1 Urgent Courses	99	3,242	3.1%	8.0%	8.0%	9.1%
% of FP17s Relating to Free Repair or Replacements	54	3,242	1.7%	0.7%	0.8%	0.8%
% of FP17s Relating to Continuations	51	3,242	1.6%	0.9%	1.0%	1.0%
% of Patients satisfied with the dentistry they have received	0	0	N/A	92.0%	91.7%	91.5%
% of Patients satisfied with the time they had to wait for an appointment	0	0	N/A	90.1%	88.3%	87.9%

* This is based on patients treated on this contract for their most recent course of treatment. Figures in italics indicate the base number of FP17s or Patient Questionnaire responses are less than 100. N/A is shown where the base number of responses is less than 10 during the period. % is calculated as Quantity/Base number*100

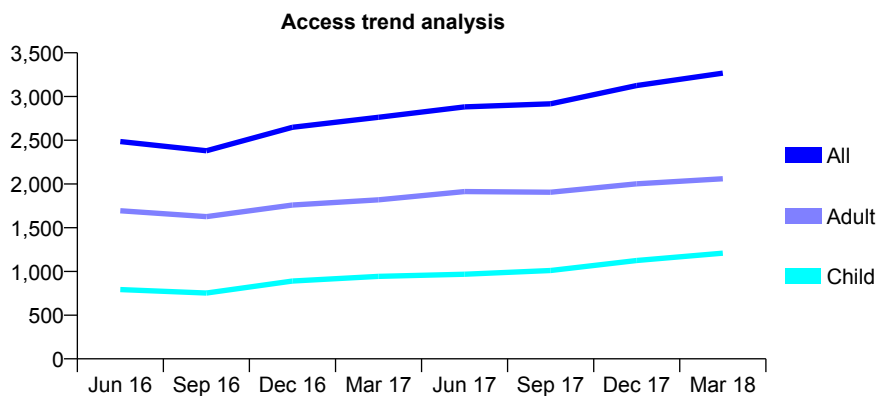
Q54 - Vital Signs At a Glance Contract Report for 189758/0001 - Year end March 2018

Name or company name	Stratford Road Dental Surgery
Contract type name	GDS Contract
Purpose of contract	General
Contract start date	01/06/2011
Contract end date	

17/18 Contracted general activity (UDA)	14,796
Carry forward general activity (UDA)	0
17/18 Contracted orthodontic activity (UOA)	0
Carry forward orthodontic activity (UOA)	0
Baseline contract value	£403,494.66

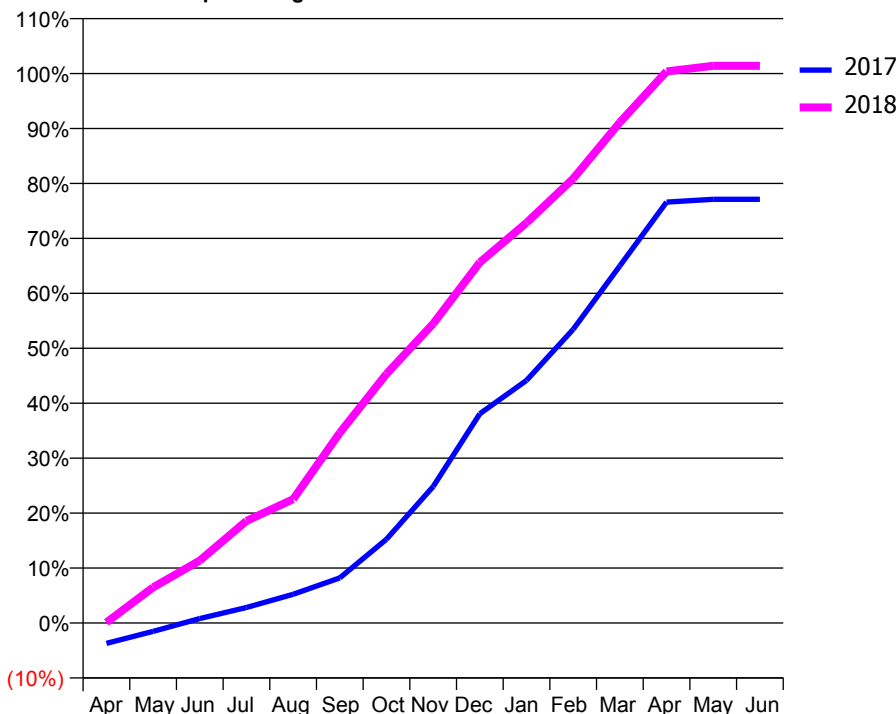
ACCESS*

Patients seen in 24 months	Total	Change since previous quarter
Quarter ending March 2017	2,763	
Quarter ending June 2017	2,881	↑
Quarter ending September 2017	2,916	→
Quarter ending December 2017	3,126	↑
Quarter ending March 2018	3,268	↑
Variance since March 2017	18.3%	↑



ACTIVITY

Cumulative percentage of contracted UDA delivered 2017 & 2018



Month	Adjusted Scheduled Activity (UDA)	
	2017	2018
April	-551	16
May	-229	962
June	120	1,683
July	419	2,747
August	772	3,333
September	1,217	5,123
October	2,257	6,707
November	3,674	8,061
December	5,636	9,712
January	6,531	10,777
February	7,910	11,965
March	9,616	13,480
April	11,334	14,851
May	11,408	15,004
June	11,408	15,004

QUALITY

	Quantity	Base Number	Contract	AT	Region	England
% of FP17s for the same patient ID Re-attending within 3 months - Children	93	1,349	6.9%	10.0%	11.6%	11.9%
% of FP17s for the same patient ID Re-attending within 3 months - Adults	303	2,195	13.8%	15.0%	15.4%	16.0%
% of FP17s for the same patient ID Re-attending between 3 & 9 months - Children	398	1,349	29.5%	51.9%	59.4%	58.3%
% of FP17s for the same patient ID Re-attending between 3 & 9 months - Adults	598	2,195	27.2%	47.0%	51.3%	50.3%
% of FP17s for Band 1 Urgent Courses	347	3,505	9.9%	8.0%	8.0%	9.1%
% of FP17s Relating to Free Repair or Replacements	4	3,505	0.1%	0.7%	0.8%	0.8%
% of FP17s Relating to Continuations	0	3,505	0.0%	0.9%	1.0%	1.0%
% of Patients satisfied with the dentistry they have received	0	0	N/A	92.0%	91.7%	91.5%
% of Patients satisfied with the time they had to wait for an appointment	0	0	N/A	90.1%	88.3%	87.9%

* This is based on patients treated on this contract for their most recent course of treatment. Figures in italics indicate the base number of FP17s or Patient Questionnaire responses are less than 100. N/A is shown where the base number of responses is less than 10 during the period. % is calculated as Quantity/Base number*100

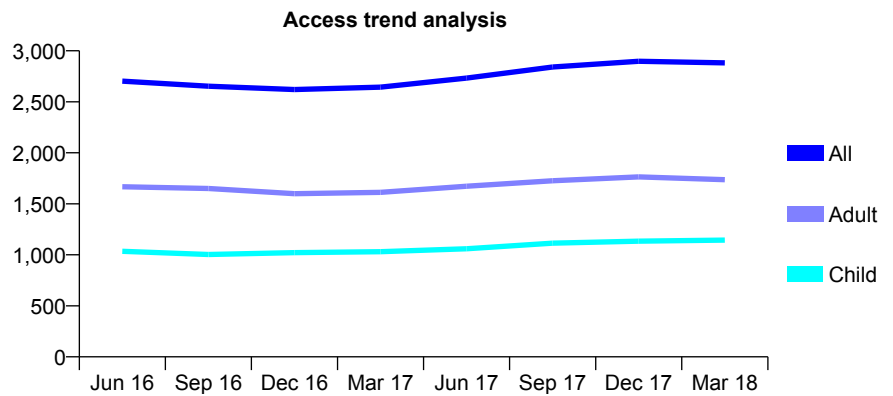
Q54 - Vital Signs At a Glance Contract Report for 190012/0001 - Year end March 2018

Name or company name	Smile by Smile Wolverhampton
Contract type name	GDS Contract
Purpose of contract	General
Contract start date	01/10/2012
Contract end date	

17/18 Contracted general activity (UDA)	6,174
Carry forward general activity (UDA)	29
17/18 Contracted orthodontic activity (UOA)	0
Carry forward orthodontic activity (UOA)	0
Baseline contract value	£136,658.01

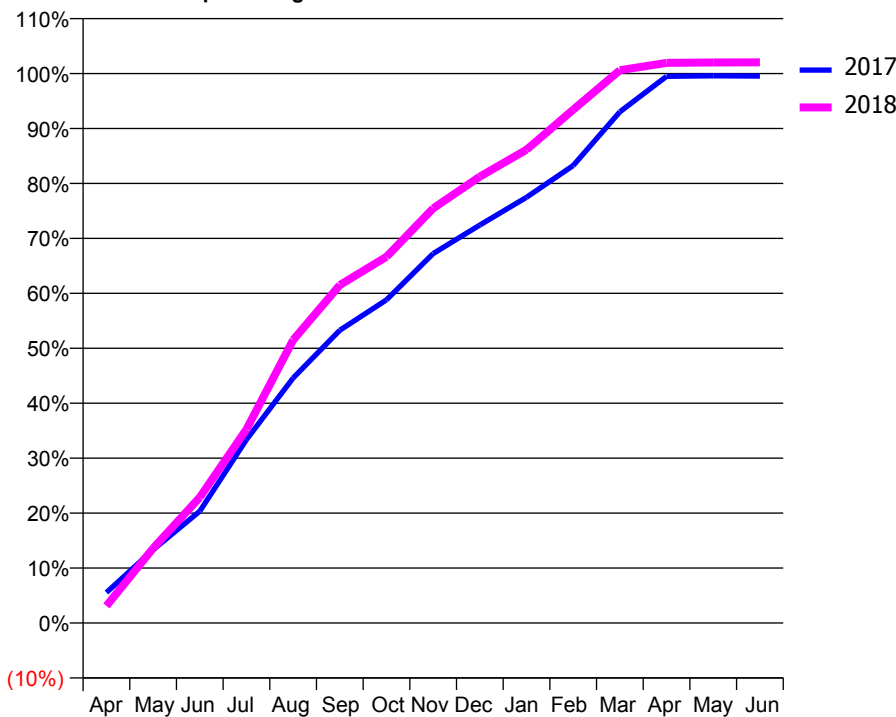
ACCESS*

Patients seen in 24 months	Total	Change since previous quarter
Quarter ending March 2017	2,644	
Quarter ending June 2017	2,733	↑
Quarter ending September 2017	2,841	↑
Quarter ending December 2017	2,898	↑
Quarter ending March 2018	2,882	→
Variance since March 2017	9.0%	↑



ACTIVITY

Cumulative percentage of contracted UDA delivered 2017 & 2018



Month	Adjusted Scheduled Activity (UDA)	
	2017	2018
April	342	193
May	824	840
June	1,257	1,412
July	2,061	2,176
August	2,753	3,180
September	3,290	3,797
October	3,631	4,114
November	4,151	4,658
December	4,472	5,015
January	4,783	5,318
February	5,139	5,768
March	5,743	6,211
April	6,142	6,293
May	6,148	6,298
June	6,145	6,299

QUALITY

	Quantity	Base Number	Contract	AT	Region	England
% of FP17s for the same patient ID Re-attending within 3 months - Children	92	1,703	5.4%	10.0%	11.6%	11.9%
% of FP17s for the same patient ID Re-attending within 3 months - Adults	197	1,773	11.1%	15.0%	15.4%	16.0%
% of FP17s for the same patient ID Re-attending between 3 & 9 months - Children	1,058	1,703	62.1%	51.9%	59.4%	58.3%
% of FP17s for the same patient ID Re-attending between 3 & 9 months - Adults	536	1,773	30.2%	47.0%	51.3%	50.3%
% of FP17s for Band 1 Urgent Courses	141	3,394	4.2%	8.0%	8.0%	9.1%
% of FP17s Relating to Free Repair or Replacements	0	3,394	0.0%	0.7%	0.8%	0.8%
% of FP17s Relating to Continuations	0	3,394	0.0%	0.9%	1.0%	1.0%
% of Patients satisfied with the dentistry they have received	0	0	N/A	92.0%	91.7%	91.5%
% of Patients satisfied with the time they had to wait for an appointment	0	0	N/A	90.1%	88.3%	87.9%

* This is based on patients treated on this contract for their most recent course of treatment. Figures in italics indicate the base number of FP17s or Patient Questionnaire responses are less than 100. N/A is shown where the base number of responses is less than 10 during the period. % is calculated as Quantity/Base number*100

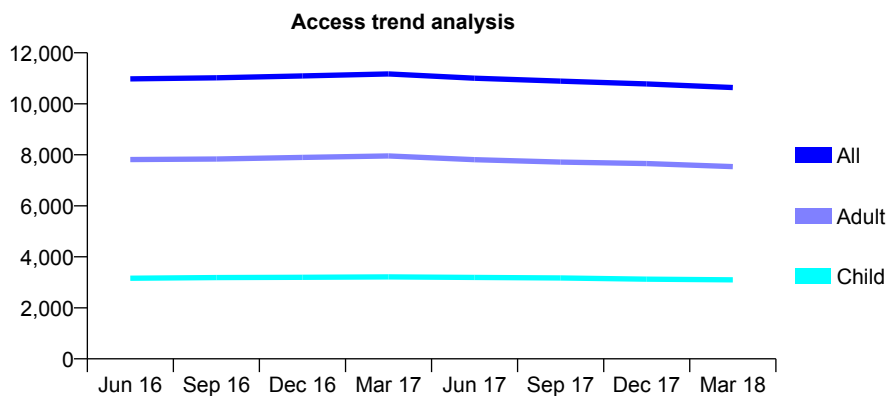
Q54 - Vital Signs At a Glance Contract Report for 190195/0008 - Year end March 2018

Name or company name	Xeon Smiles UK Ltd
Contract type name	GDS Contract
Purpose of contract	General
Contract start date	01/04/2010
Contract end date	

17/18 Contracted general activity (UDA)	29,744
Carry forward general activity (UDA)	-249
17/18 Contracted orthodontic activity (UOA)	0
Carry forward orthodontic activity (UOA)	0
Baseline contract value	£727,804.45

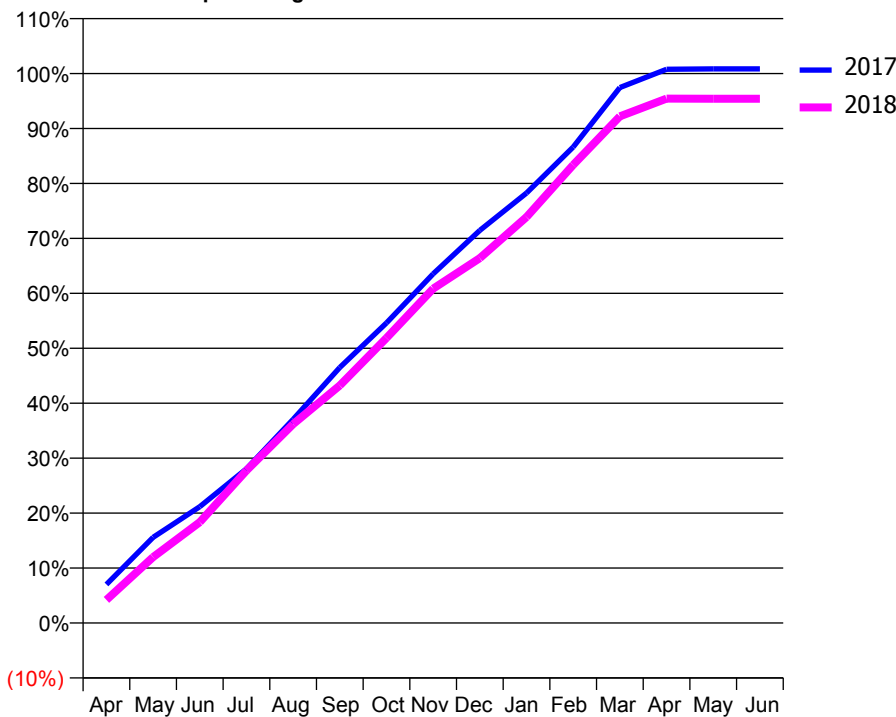
ACCESS*

Patients seen in 24 months	Total	Change since previous quarter
Quarter ending March 2017	11,171	
Quarter ending June 2017	11,002	↓
Quarter ending September 2017	10,887	↓
Quarter ending December 2017	10,777	↓
Quarter ending March 2018	10,637	↓
Variance since March 2017	(4.8%)	↓



ACTIVITY

Cumulative percentage of contracted UDA delivered 2017 & 2018



Month	Adjusted Scheduled Activity (UDA)	
	2017	2018
April	2,091	1,250
May	4,635	3,570
June	6,300	5,463
July	8,348	8,252
August	11,023	10,766
September	13,837	12,855
October	16,243	15,428
November	18,898	18,101
December	21,256	19,752
January	23,272	21,974
February	25,763	24,795
March	28,986	27,423
April	29,974	28,383
May	29,995	28,378
June	29,993	28,378

QUALITY

	Quantity	Base Number	Contract	AT	Region	England
% of FP17s for the same patient ID Re-attending within 3 months - Children	175	3,880	4.5%	10.0%	11.6%	11.9%
% of FP17s for the same patient ID Re-attending within 3 months - Adults	1,049	8,149	12.9%	15.0%	15.4%	16.0%
% of FP17s for the same patient ID Re-attending between 3 & 9 months - Children	2,255	3,880	58.1%	51.9%	59.4%	58.3%
% of FP17s for the same patient ID Re-attending between 3 & 9 months - Adults	3,610	8,149	44.3%	47.0%	51.3%	50.3%
% of FP17s for Band 1 Urgent Courses	938	12,048	7.8%	8.0%	8.0%	9.1%
% of FP17s Relating to Free Repair or Replacements	121	12,048	1.0%	0.7%	0.8%	0.8%
% of FP17s Relating to Continuations	39	12,048	0.3%	0.9%	1.0%	1.0%
% of Patients satisfied with the dentistry they have received	14	16	87.5%	92.0%	91.7%	91.5%
% of Patients satisfied with the time they had to wait for an appointment	13	16	81.3%	90.1%	88.3%	87.9%

* This is based on patients treated on this contract for their most recent course of treatment. Figures in italics indicate the base number of FP17s or Patient Questionnaire responses are less than 100. N/A is shown where the base number of responses is less than 10 during the period. % is calculated as Quantity/Base number*100

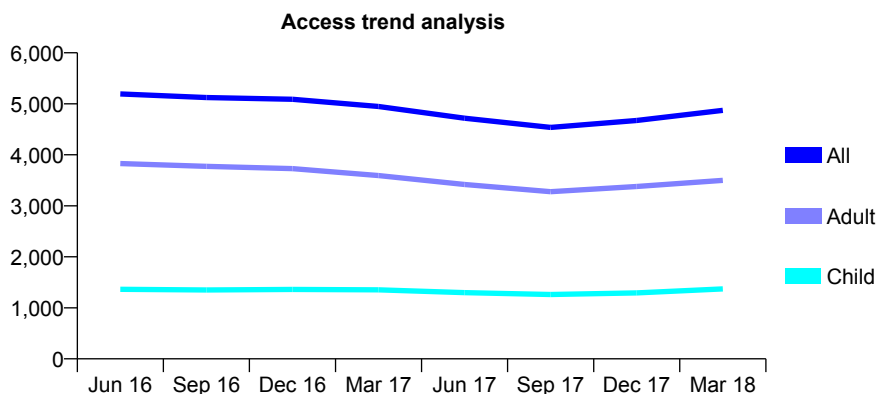
Q54 - Vital Signs At a Glance Contract Report for 190195/0019 - Year end March 2018

Name or company name	Xeon Smiles UK Ltd
Contract type name	GDS Contract
Purpose of contract	General
Contract start date	18/07/2012
Contract end date	

17/18 Contracted general activity (UDA)	16,944
Carry forward general activity (UDA)	-79
17/18 Contracted orthodontic activity (UOA)	0
Carry forward orthodontic activity (UOA)	0
Baseline contract value	£405,070.74

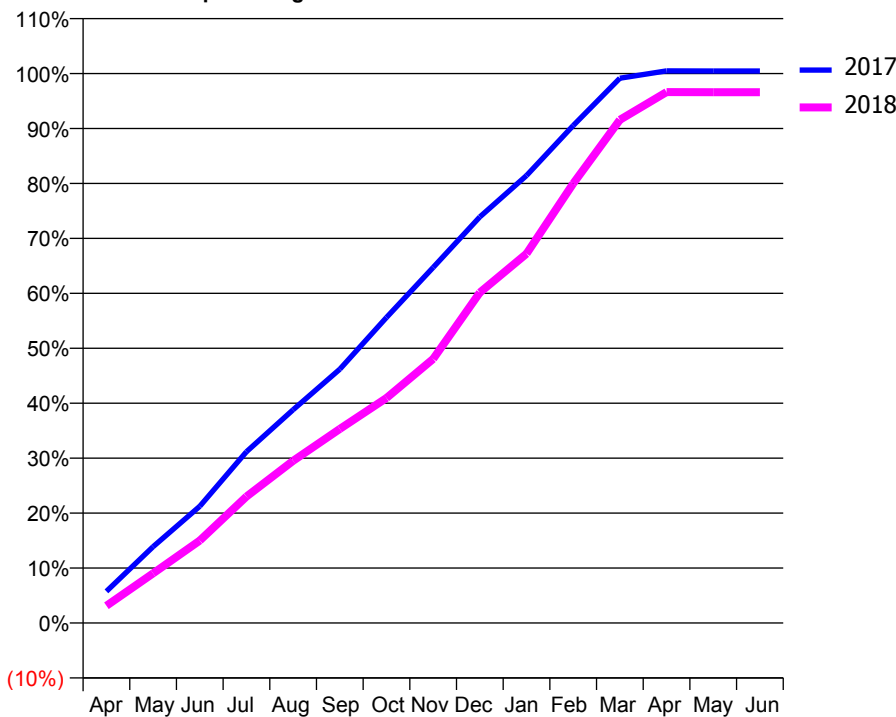
ACCESS*

Patients seen in 24 months	Total	Change since previous quarter
Quarter ending March 2017	4,948	
Quarter ending June 2017	4,718	↓
Quarter ending September 2017	4,538	↓
Quarter ending December 2017	4,673	↑
Quarter ending March 2018	4,872	↑
Variance since March 2017	(1.5%)	↓



ACTIVITY

Cumulative percentage of contracted UDA delivered 2017 & 2018



Month	Adjusted Scheduled Activity (UDA)	
	2017	2018
April	978	533
May	2,353	1,533
June	3,598	2,542
July	5,282	3,900
August	6,577	5,000
September	7,828	5,985
October	9,421	6,939
November	10,966	8,143
December	12,524	10,192
January	13,796	11,389
February	15,340	13,549
March	16,800	15,516
April	17,026	16,371
May	17,023	16,367
June	17,023	16,368

QUALITY

	Quantity	Base Number	Contract	AT	Region	England
% of FP17s for the same patient ID Re-attending within 3 months - Children	153	2,013	7.6%	10.0%	11.6%	11.9%
% of FP17s for the same patient ID Re-attending within 3 months - Adults	910	4,665	19.5%	15.0%	15.4%	16.0%
% of FP17s for the same patient ID Re-attending between 3 & 9 months - Children	1,162	2,013	57.7%	51.9%	59.4%	58.3%
% of FP17s for the same patient ID Re-attending between 3 & 9 months - Adults	2,020	4,665	43.3%	47.0%	51.3%	50.3%
% of FP17s for Band 1 Urgent Courses	871	6,827	12.8%	8.0%	8.0%	9.1%
% of FP17s Relating to Free Repair or Replacements	34	6,827	0.5%	0.7%	0.8%	0.8%
% of FP17s Relating to Continuations	9	6,827	0.1%	0.9%	1.0%	1.0%
% of Patients satisfied with the dentistry they have received	5	6	N/A	92.0%	91.7%	91.5%
% of Patients satisfied with the time they had to wait for an appointment	4	6	N/A	90.1%	88.3%	87.9%

* This is based on patients treated on this contract for their most recent course of treatment. Figures in italics indicate the base number of FP17s or Patient Questionnaire responses are less than 100. N/A is shown where the base number of responses is less than 10 during the period. % is calculated as Quantity/Base number*100

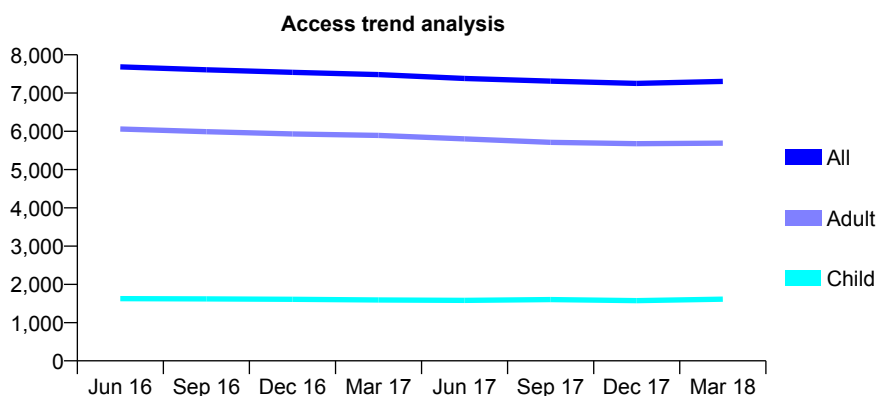
Q54 - Vital Signs At a Glance Contract Report for 190489/0001 - Year end March 2018

Name or company name	Titley, Darby, Dehal and Associates
Contract type name	GDS Contract
Purpose of contract	General and Orthodontic
Contract start date	01/11/2011
Contract end date	

17/18 Contracted general activity (UDA)	27,023
Carry forward general activity (UDA)	0
17/18 Contracted orthodontic activity (UOA)	205
Carry forward orthodontic activity (UOA)	0
Baseline contract value	£656,605.01

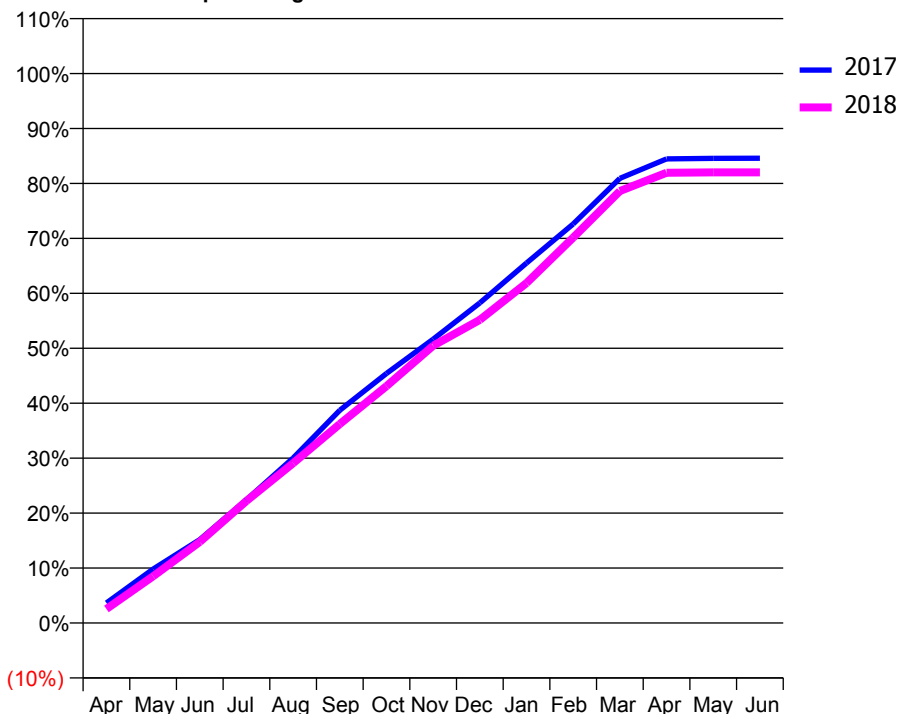
ACCESS*

Patients seen in 24 months	Total	Change since previous quarter
Quarter ending March 2017	7,484	
Quarter ending June 2017	7,383	↓
Quarter ending September 2017	7,311	→
Quarter ending December 2017	7,253	→
Quarter ending March 2018	7,304	→
Variance since March 2017	(2.4%)	↓



ACTIVITY

Cumulative percentage of contracted UDA delivered 2017 & 2018



Month	Adjusted Scheduled Activity (UDA)	
	2017	2018
April	985	690
May	2,654	2,301
June	4,105	3,991
July	6,062	6,003
August	8,117	7,861
September	10,464	9,787
October	12,273	11,651
November	13,960	13,638
December	15,741	14,907
January	17,703	16,717
February	19,623	18,955
March	21,867	21,241
April	22,825	22,142
May	22,853	22,161
June	22,854	22,165

QUALITY

	Quantity	Base Number	Contract	AT	Region	England
% of FP17s for the same patient ID Re-attending within 3 months - Children	166	2,639	6.3%	10.0%	11.6%	11.9%
% of FP17s for the same patient ID Re-attending within 3 months - Adults	1,314	8,991	14.6%	15.0%	15.4%	16.0%
% of FP17s for the same patient ID Re-attending between 3 & 9 months - Children	1,779	2,639	67.4%	51.9%	59.4%	58.3%
% of FP17s for the same patient ID Re-attending between 3 & 9 months - Adults	5,628	8,991	62.6%	47.0%	51.3%	50.3%
% of FP17s for Band 1 Urgent Courses	1,013	11,499	8.8%	8.0%	8.0%	9.1%
% of FP17s Relating to Free Repair or Replacements	78	11,499	0.7%	0.7%	0.8%	0.8%
% of FP17s Relating to Continuations	85	11,499	0.7%	0.9%	1.0%	1.0%
% of Patients satisfied with the dentistry they have received	8	9	N/A	92.0%	91.7%	91.5%
% of Patients satisfied with the time they had to wait for an appointment	7	9	N/A	90.1%	88.3%	87.9%

* This is based on patients treated on this contract for their most recent course of treatment. Figures in italics indicate the base number of FP17s or Patient Questionnaire responses are less than 100. N/A is shown where the base number of responses is less than 10 during the period. % is calculated as Quantity/Base number*100

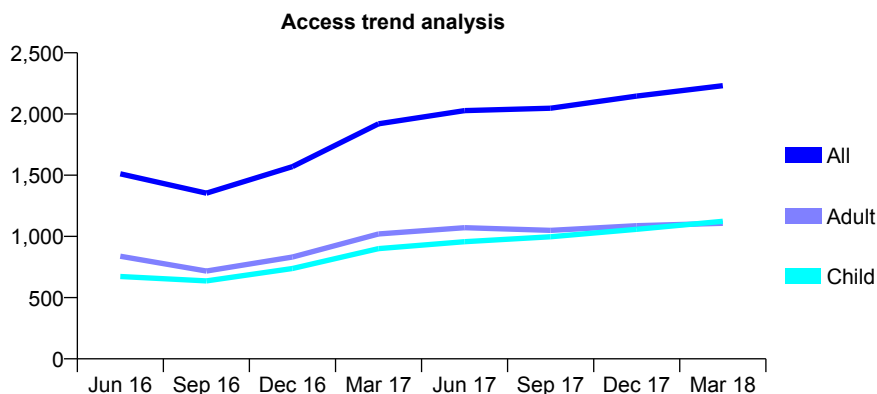
Q54 - Vital Signs At a Glance Contract Report for 193542/0001 - Year end March 2018

Name or company name	Newtown Dental Practice
Contract type name	GDS Contract
Purpose of contract	General
Contract start date	01/07/2011
Contract end date	

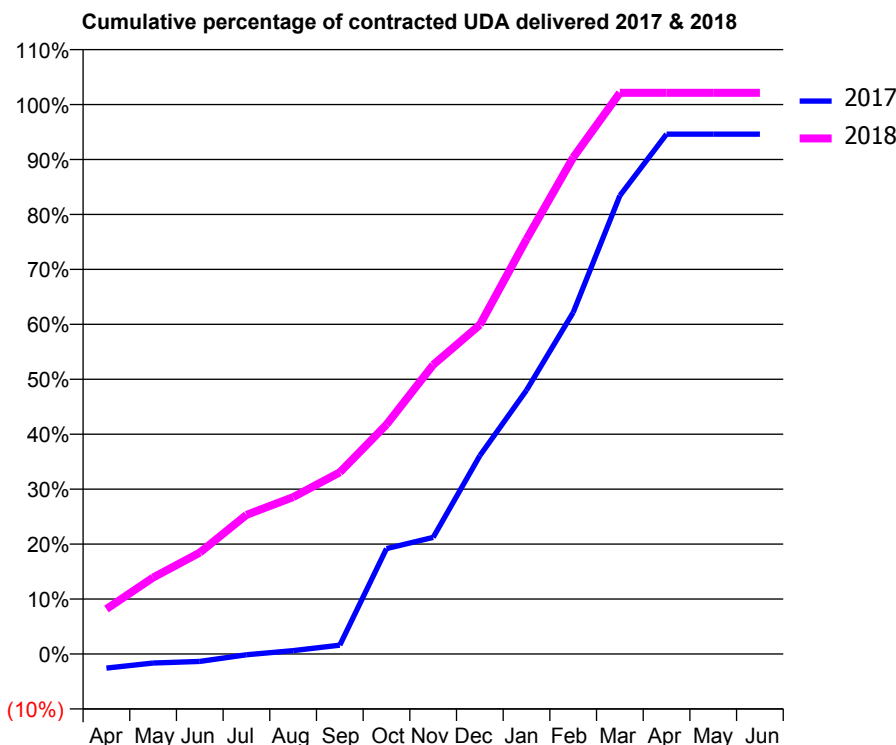
17/18 Contracted general activity (UDA)	3,875
Carry forward general activity (UDA)	-77
17/18 Contracted orthodontic activity (UOA)	0
Carry forward orthodontic activity (UOA)	0
Baseline contract value	£97,605.58

ACCESS*

Patients seen in 24 months	Total	Change since previous quarter
Quarter ending March 2017	1,920	
Quarter ending June 2017	2,028	↑
Quarter ending September 2017	2,047	→
Quarter ending December 2017	2,146	↑
Quarter ending March 2018	2,231	↑
Variance since March 2017	16.2%	↑



ACTIVITY



Month	Adjusted Scheduled Activity (UDA)	
	2017	2018
April	-100	317
May	-64	539
June	-53	716
July	-6	981
August	24	1,106
September	62	1,281
October	744	1,618
November	823	2,039
December	1,399	2,322
January	1,860	2,925
February	2,409	3,501
March	3,233	3,957
April	3,666	3,957
May	3,666	3,957
June	3,666	3,957

QUALITY

	Quantity	Base Number	Contract	AT	Region	England
% of FP17s for the same patient ID Re-attending within 3 months - Children	58	1,184	4.9%	10.0%	11.6%	11.9%
% of FP17s for the same patient ID Re-attending within 3 months - Adults	16	953	1.7%	15.0%	15.4%	16.0%
% of FP17s for the same patient ID Re-attending between 3 & 9 months - Children	351	1,184	29.6%	51.9%	59.4%	58.3%
% of FP17s for the same patient ID Re-attending between 3 & 9 months - Adults	156	953	16.4%	47.0%	51.3%	50.3%
% of FP17s for Band 1 Urgent Courses	80	1,965	4.1%	8.0%	8.0%	9.1%
% of FP17s Relating to Free Repair or Replacements	0	1,965	0.0%	0.7%	0.8%	0.8%
% of FP17s Relating to Continuations	1	1,965	0.1%	0.9%	1.0%	1.0%
% of Patients satisfied with the dentistry they have received	0	0	N/A	92.0%	91.7%	91.5%
% of Patients satisfied with the time they had to wait for an appointment	0	0	N/A	90.1%	88.3%	87.9%

* This is based on patients treated on this contract for their most recent course of treatment. Figures in italics indicate the base number of FP17s or Patient Questionnaire responses are less than 100. N/A is shown where the base number of responses is less than 10 during the period. % is calculated as Quantity/Base number*100

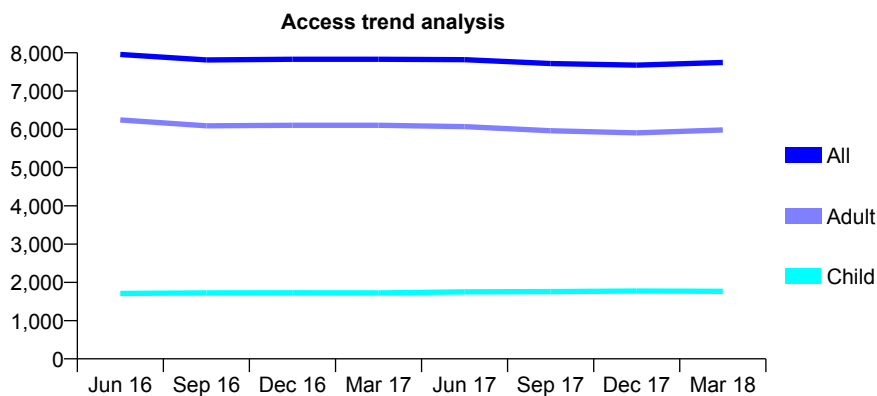
Q54 - Vital Signs At a Glance Contract Report for 195685/0001 - Year end March 2018

Name or company name	Wolverhampton dental care
Contract type name	GDS Contract
Purpose of contract	General
Contract start date	01/04/2014
Contract end date	

17/18 Contracted general activity (UDA)	22,943
Carry forward general activity (UDA)	-459
17/18 Contracted orthodontic activity (UOA)	0
Carry forward orthodontic activity (UOA)	0
Baseline contract value	£488,806.18

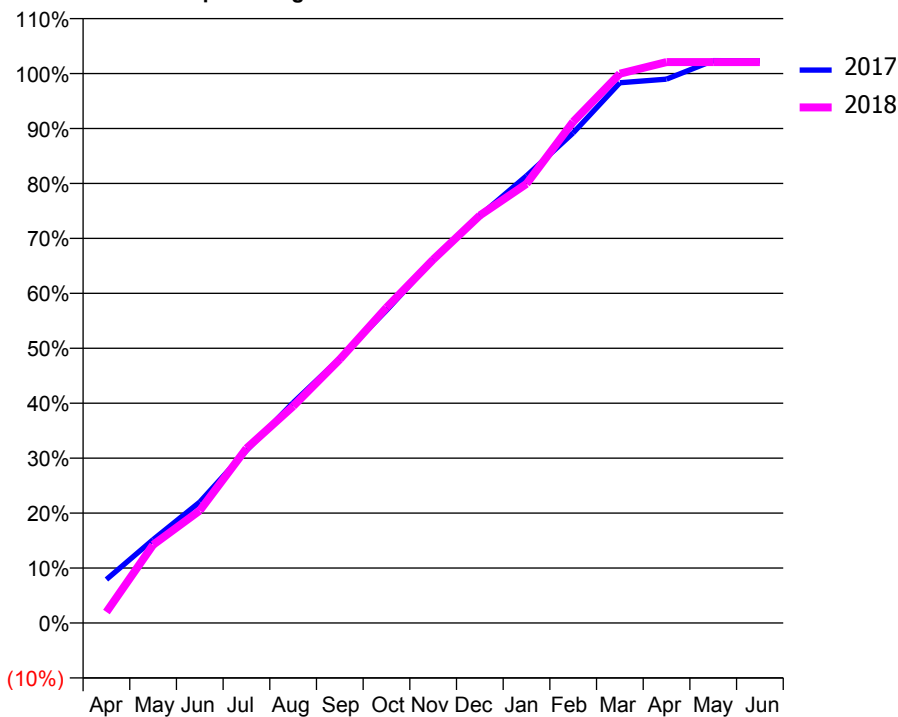
ACCESS*

Patients seen in 24 months	Total	Change since previous quarter
Quarter ending March 2017	7,830	
Quarter ending June 2017	7,821	→
Quarter ending September 2017	7,721	↓
Quarter ending December 2017	7,677	→
Quarter ending March 2018	7,749	→
Variance since March 2017	(1.0%)	↓



ACTIVITY

Cumulative percentage of contracted UDA delivered 2017 & 2018



Month	Adjusted Scheduled Activity (UDA)	
	2017	2018
April	1,819	459
May	3,480	3,268
June	5,053	4,698
July	7,200	7,293
August	9,202	9,050
September	11,046	11,008
October	13,053	13,173
November	15,168	15,175
December	17,011	17,017
January	18,670	18,338
February	20,464	20,934
March	22,557	22,935
April	22,707	23,418
May	23,480	23,423
June	23,468	23,421

QUALITY

	Quantity	Base Number	Contract	AT	Region	England
% of FP17s for the same patient ID Re-attending within 3 months - Children	188	2,688	7.0%	10.0%	11.6%	11.9%
% of FP17s for the same patient ID Re-attending within 3 months - Adults	1,162	7,187	16.2%	15.0%	15.4%	16.0%
% of FP17s for the same patient ID Re-attending between 3 & 9 months - Children	1,582	2,688	58.9%	51.9%	59.4%	58.3%
% of FP17s for the same patient ID Re-attending between 3 & 9 months - Adults	2,504	7,187	34.8%	47.0%	51.3%	50.3%
% of FP17s for Band 1 Urgent Courses	793	9,727	8.2%	8.0%	8.0%	9.1%
% of FP17s Relating to Free Repair or Replacements	109	9,727	1.1%	0.7%	0.8%	0.8%
% of FP17s Relating to Continuations	188	9,727	1.9%	0.9%	1.0%	1.0%
% of Patients satisfied with the dentistry they have received	3	4	N/A	92.0%	91.7%	91.5%
% of Patients satisfied with the time they had to wait for an appointment	3	4	N/A	90.1%	88.3%	87.9%

* This is based on patients treated on this contract for their most recent course of treatment. Figures in italics indicate the base number of FP17s or Patient Questionnaire responses are less than 100. N/A is shown where the base number of responses is less than 10 during the period. % is calculated as Quantity/Base number*100

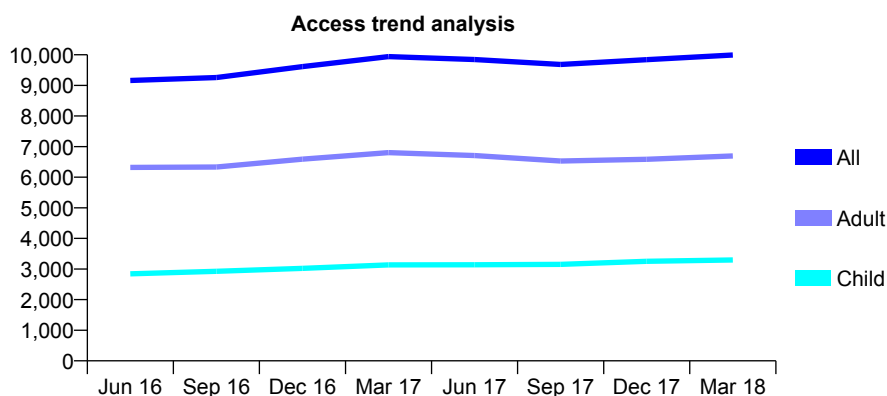
Q54 - Vital Signs At a Glance Contract Report for 196606/0001 - Year end March 2018

Name or company name	Mr Anil Tandon and Mr Anoup Nandra
Contract type name	GDS Contract
Purpose of contract	General
Contract start date	01/04/2012
Contract end date	

17/18 Contracted general activity (UDA)	29,289
Carry forward general activity (UDA)	-586
17/18 Contracted orthodontic activity (UOA)	0
Carry forward orthodontic activity (UOA)	0
Baseline contract value	£898,987.19

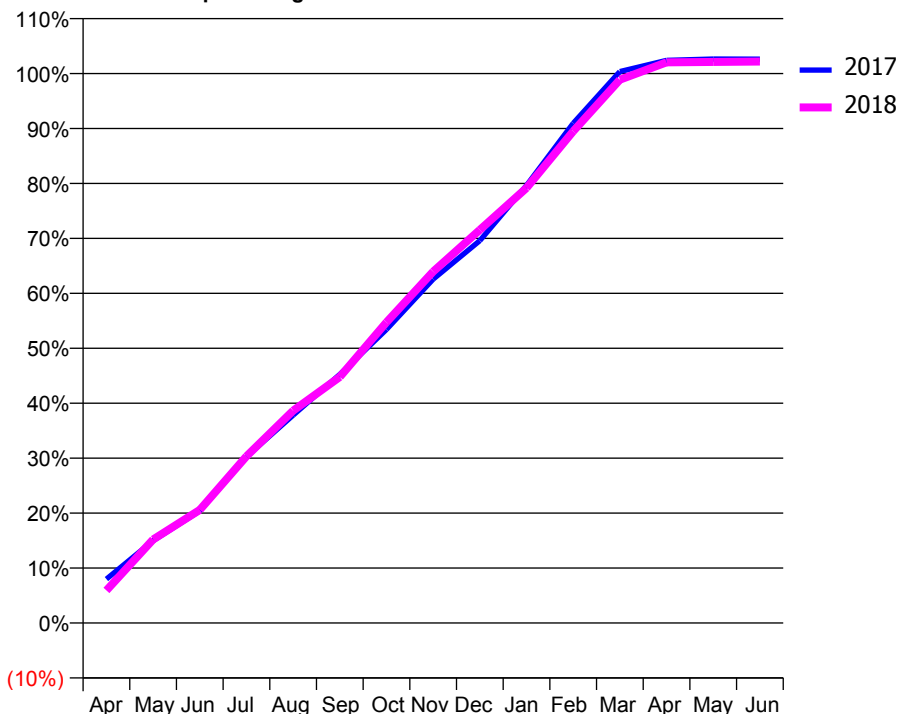
ACCESS*

Patients seen in 24 months	Total	Change since previous quarter
Quarter ending March 2017	9,939	
Quarter ending June 2017	9,846	→
Quarter ending September 2017	9,683	↓
Quarter ending December 2017	9,839	→
Quarter ending March 2018	9,992	→
Variance since March 2017	0.5%	→



ACTIVITY

Cumulative percentage of contracted UDA delivered 2017 & 2018



Month	Adjusted Scheduled Activity (UDA)	
	2017	2018
April	2,340	1,739
May	4,387	4,450
June	5,983	6,032
July	8,864	8,891
August	11,080	11,317
September	13,250	13,119
October	15,644	16,031
November	18,325	18,731
December	20,384	20,957
January	23,325	23,191
February	26,634	26,207
March	29,392	28,957
April	29,987	29,880
May	30,062	29,907
June	30,053	29,925

QUALITY

	Quantity	Base Number	Contract	AT	Region	England
% of FP17s for the same patient ID Re-attending within 3 months - Children	334	4,602	7.3%	10.0%	11.6%	11.9%
% of FP17s for the same patient ID Re-attending within 3 months - Adults	1,042	7,676	13.6%	15.0%	15.4%	16.0%
% of FP17s for the same patient ID Re-attending between 3 & 9 months - Children	2,567	4,602	55.8%	51.9%	59.4%	58.3%
% of FP17s for the same patient ID Re-attending between 3 & 9 months - Adults	3,688	7,676	48.0%	47.0%	51.3%	50.3%
% of FP17s for Band 1 Urgent Courses	1,166	12,037	9.7%	8.0%	8.0%	9.1%
% of FP17s Relating to Free Repair or Replacements	14	12,037	0.1%	0.7%	0.8%	0.8%
% of FP17s Relating to Continuations	3	12,037	0.0%	0.9%	1.0%	1.0%
% of Patients satisfied with the dentistry they have received	6	7	N/A	92.0%	91.7%	91.5%
% of Patients satisfied with the time they had to wait for an appointment	4	7	N/A	90.1%	88.3%	87.9%

* This is based on patients treated on this contract for their most recent course of treatment. Figures in italics indicate the base number of FP17s or Patient Questionnaire responses are less than 100. N/A is shown where the base number of responses is less than 10 during the period. % is calculated as Quantity/Base number*100

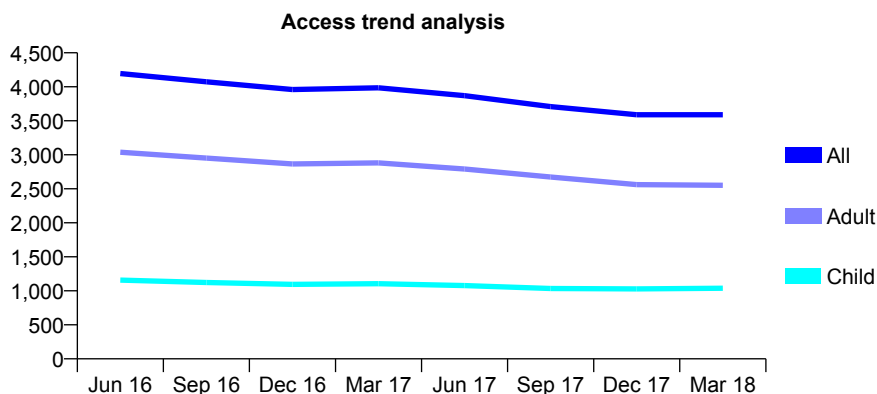
Q54 - Vital Signs At a Glance Contract Report for 197734/0001 - Year end March 2018

Name or company name	Robinson & Dicker Dental Practice
Contract type name	GDS Contract
Purpose of contract	General
Contract start date	01/04/2006
Contract end date	

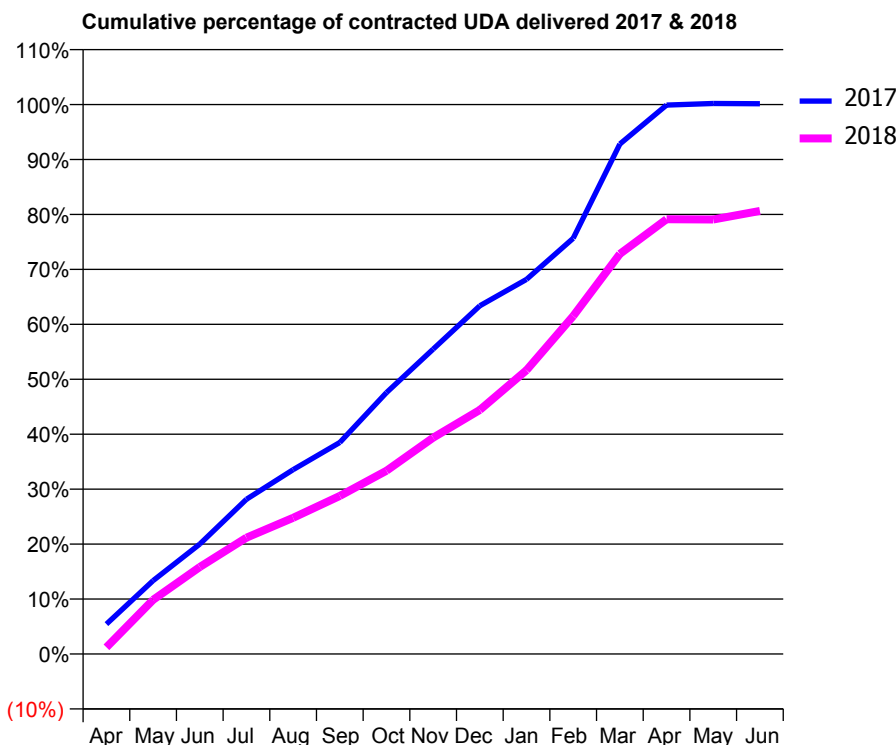
17/18 Contracted general activity (UDA)	10,906
Carry forward general activity (UDA)	176
17/18 Contracted orthodontic activity (UOA)	0
Carry forward orthodontic activity (UOA)	0
Baseline contract value	£259,054.27

ACCESS*

Patients seen in 24 months	Total	Change since previous quarter
Quarter ending March 2017	3,985	
Quarter ending June 2017	3,869	↓
Quarter ending September 2017	3,708	↓
Quarter ending December 2017	3,590	↓
Quarter ending March 2018	3,590	→
Variance since March 2017	(9.9%)	↓



ACTIVITY



Month	Adjusted Scheduled Activity (UDA)	
	2017	2018
April	594	133
May	1,458	1,075
June	2,183	1,727
July	3,071	2,308
August	3,658	2,703
September	4,199	3,138
October	5,187	3,637
November	6,050	4,294
December	6,912	4,845
January	7,435	5,634
February	8,250	6,707
March	10,122	7,940
April	10,893	8,630
May	10,925	8,624
June	10,921	8,794

QUALITY

	Quantity	Base Number	Contract	AT	Region	England
% of FP17s for the same patient ID Re-attending within 3 months - Children	74	1,327	5.6%	10.0%	11.6%	11.9%
% of FP17s for the same patient ID Re-attending within 3 months - Adults	466	3,077	15.1%	15.0%	15.4%	16.0%
% of FP17s for the same patient ID Re-attending between 3 & 9 months - Children	772	1,327	58.2%	51.9%	59.4%	58.3%
% of FP17s for the same patient ID Re-attending between 3 & 9 months - Adults	1,596	3,077	51.9%	47.0%	51.3%	50.3%
% of FP17s for Band 1 Urgent Courses	277	4,503	6.2%	8.0%	8.0%	9.1%
% of FP17s Relating to Free Repair or Replacements	34	4,503	0.8%	0.7%	0.8%	0.8%
% of FP17s Relating to Continuations	6	4,503	0.1%	0.9%	1.0%	1.0%
% of Patients satisfied with the dentistry they have received	6	7	N/A	92.0%	91.7%	91.5%
% of Patients satisfied with the time they had to wait for an appointment	7	7	N/A	90.1%	88.3%	87.9%

* This is based on patients treated on this contract for their most recent course of treatment. Figures in italics indicate the base number of FP17s or Patient Questionnaire responses are less than 100. N/A is shown where the base number of responses is less than 10 during the period. % is calculated as Quantity/Base number*100

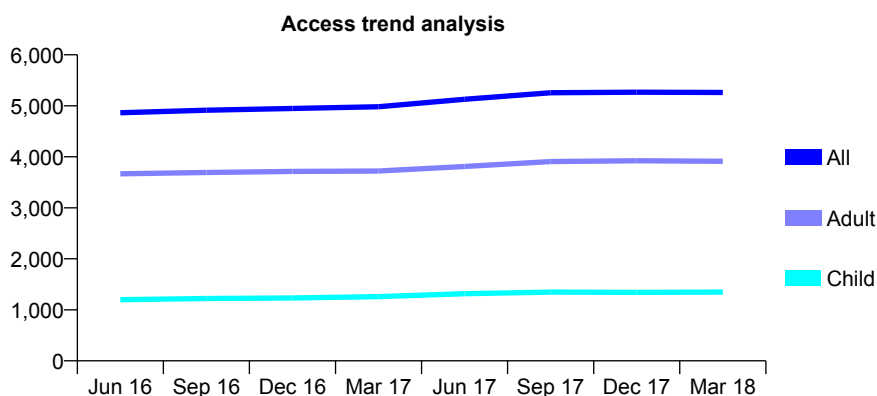
Q54 - Vital Signs At a Glance Contract Report for 198412/0001 - Year end March 2018

Name or company name	Castle Care Dental Practice
Contract type name	GDS Contract
Purpose of contract	General
Contract start date	01/07/2010
Contract end date	

17/18 Contracted general activity (UDA)	13,080
Carry forward general activity (UDA)	-76
17/18 Contracted orthodontic activity (UOA)	0
Carry forward orthodontic activity (UOA)	0
Baseline contract value	£322,967.86

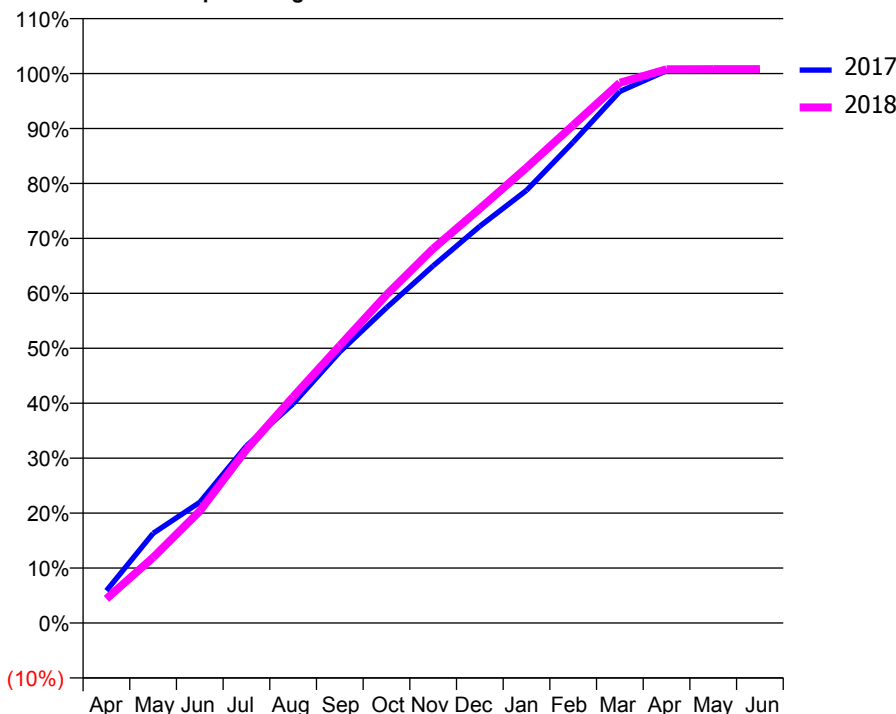
ACCESS*

Patients seen in 24 months	Total	Change since previous quarter
Quarter ending March 2017	4,982	
Quarter ending June 2017	5,127	↑
Quarter ending September 2017	5,255	↑
Quarter ending December 2017	5,266	→
Quarter ending March 2018	5,262	→
Variance since March 2017	5.6%	↑



ACTIVITY

Cumulative percentage of contracted UDA delivered 2017 & 2018



Adjusted Scheduled Activity (UDA)

Month	2017	2018
April	770	577
May	2,133	1,559
June	2,875	2,664
July	4,217	4,130
August	5,219	5,384
September	6,455	6,603
October	7,506	7,812
November	8,501	8,912
December	9,445	9,864
January	10,298	10,838
February	11,448	11,850
March	12,654	12,861
April	13,144	13,179
May	13,155	13,182
June	13,156	13,182

QUALITY

	Quantity	Base Number	Contract	AT	Region	England
% of FP17s for the same patient ID Re-attending within 3 months - Children	83	1,700	4.9%	10.0%	11.6%	11.9%
% of FP17s for the same patient ID Re-attending within 3 months - Adults	575	5,027	11.4%	15.0%	15.4%	16.0%
% of FP17s for the same patient ID Re-attending between 3 & 9 months - Children	870	1,700	51.2%	51.9%	59.4%	58.3%
% of FP17s for the same patient ID Re-attending between 3 & 9 months - Adults	2,610	5,027	51.9%	47.0%	51.3%	50.3%
% of FP17s for Band 1 Urgent Courses	563	6,647	8.5%	8.0%	8.0%	9.1%
% of FP17s Relating to Free Repair or Replacements	73	6,647	1.1%	0.7%	0.8%	0.8%
% of FP17s Relating to Continuations	34	6,647	0.5%	0.9%	1.0%	1.0%
% of Patients satisfied with the dentistry they have received	3	3	N/A	92.0%	91.7%	91.5%
% of Patients satisfied with the time they had to wait for an appointment	3	3	N/A	90.1%	88.3%	87.9%

* This is based on patients treated on this contract for their most recent course of treatment. Figures in italics indicate the base number of FP17s or Patient Questionnaire responses are less than 100. N/A is shown where the base number of responses is less than 10 during the period. % is calculated as Quantity/Base number*100

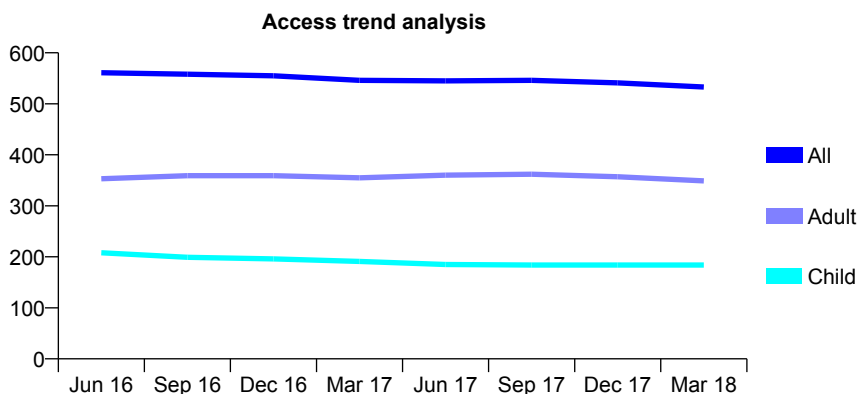
Q54 - Vital Signs At a Glance Contract Report for 210285/0001 - Year end March 2018

Name or company name	MR MI WEBB
Contract type name	GDS Contract
Purpose of contract	General
Contract start date	01/04/2006
Contract end date	

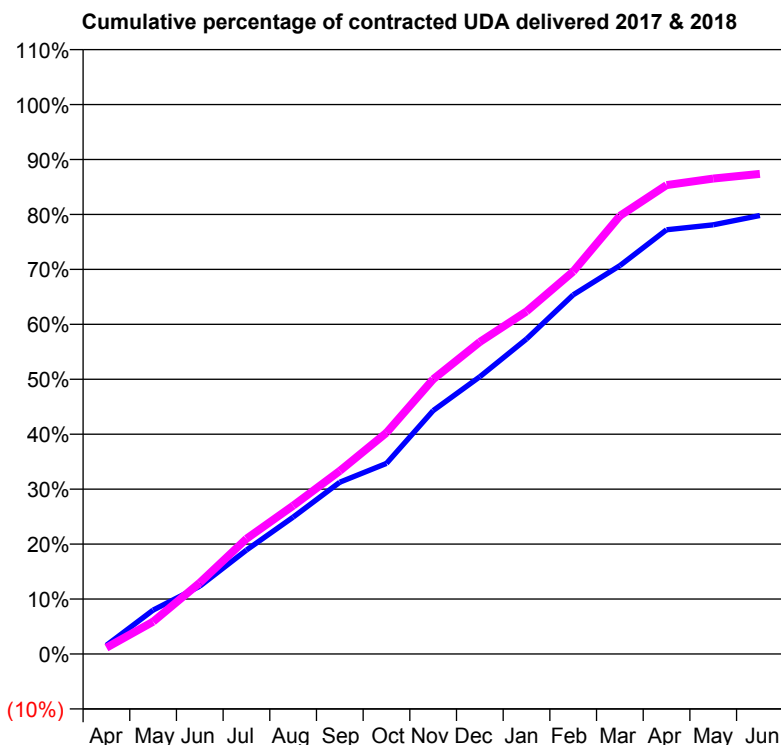
17/18 Contracted general activity (UDA)	2,000
Carry forward general activity (UDA)	0
17/18 Contracted orthodontic activity (UOA)	0
Carry forward orthodontic activity (UOA)	0
Baseline contract value	£45,798.68

ACCESS*

Patients seen in 24 months	Total	Change since previous quarter
Quarter ending March 2017	546	
Quarter ending June 2017	545	→
Quarter ending September 2017	546	→
Quarter ending December 2017	541	→
Quarter ending March 2018	533	↓
Variance since March 2017	(2.4%)	↓



ACTIVITY



Month	Adjusted Scheduled Activity (UDA)	
	2017	2018
April	32	23
May	160	118
June	247	259
July	378	419
August	498	540
September	625	667
October	694	805
November	886	1,000
December	1,009	1,136
January	1,147	1,247
February	1,307	1,392
March	1,414	1,595
April	1,544	1,707
May	1,562	1,731
June	1,596	1,748

QUALITY

	Quantity	Base Number	Contract	AT	Region	England
% of FP17s for the same patient ID Re-attending within 3 months - Children	36	331	10.9%	10.0%	11.6%	11.9%
% of FP17s for the same patient ID Re-attending within 3 months - Adults	79	528	15.0%	15.0%	15.4%	16.0%
% of FP17s for the same patient ID Re-attending between 3 & 9 months - Children	216	331	65.3%	51.9%	59.4%	58.3%
% of FP17s for the same patient ID Re-attending between 3 & 9 months - Adults	311	528	58.9%	47.0%	51.3%	50.3%
% of FP17s for Band 1 Urgent Courses	84	861	9.8%	8.0%	8.0%	9.1%
% of FP17s Relating to Free Repair or Replacements	1	861	0.1%	0.7%	0.8%	0.8%
% of FP17s Relating to Continuations	20	861	2.3%	0.9%	1.0%	1.0%
% of Patients satisfied with the dentistry they have received	2	2	N/A	92.0%	91.7%	91.5%
% of Patients satisfied with the time they had to wait for an appointment	2	2	N/A	90.1%	88.3%	87.9%

* This is based on patients treated on this contract for their most recent course of treatment. Figures in italics indicate the base number of FP17s or Patient Questionnaire responses are less than 100. N/A is shown where the base number of responses is less than 10 during the period. % is calculated as Quantity/Base number*100

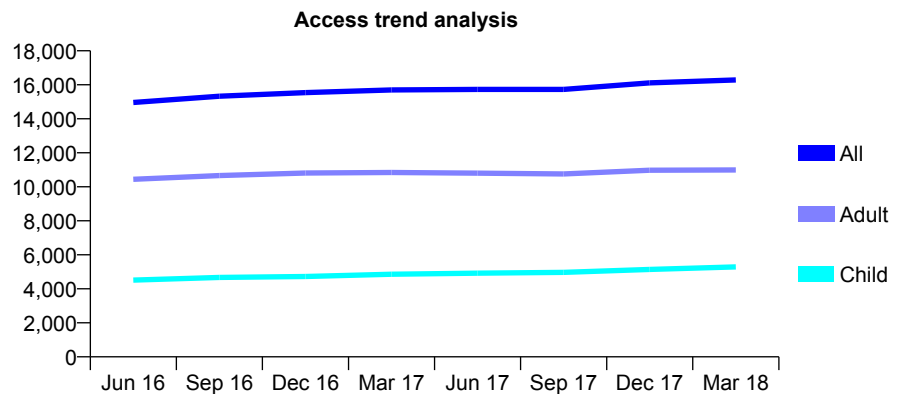
Q54 - Vital Signs At a Glance Contract Report for 214299/0002 - Year end March 2018

Name or company name	MR JS KAINTH
Contract type name	GDS Contract
Purpose of contract	General
Contract start date	28/01/2013
Contract end date	

17/18 Contracted general activity (UDA)	37,779
Carry forward general activity (UDA)	188
17/18 Contracted orthodontic activity (UOA)	0
Carry forward orthodontic activity (UOA)	0
Baseline contract value	£933,845.29

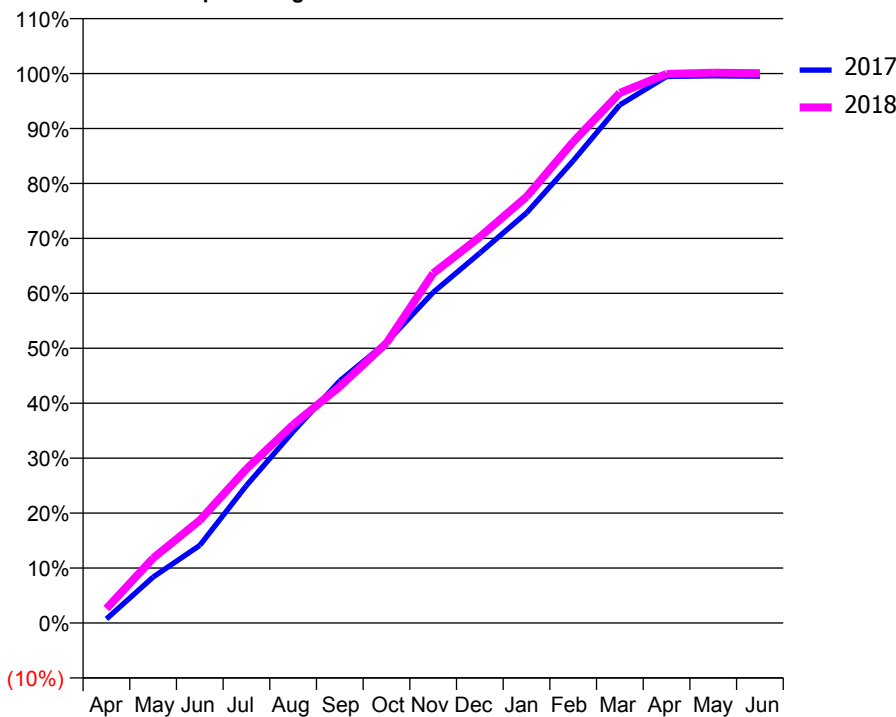
ACCESS*

Patients seen in 24 months	Total	Change since previous quarter
Quarter ending March 2017	15,701	
Quarter ending June 2017	15,727	→
Quarter ending September 2017	15,731	→
Quarter ending December 2017	16,117	↑
Quarter ending March 2018	16,283	→
Variance since March 2017	3.7%	↑



ACTIVITY

Cumulative percentage of contracted UDA delivered 2017 & 2018



Month	Adjusted Scheduled Activity (UDA)	
	2017	2018
April	291	993
May	3,269	4,462
June	5,519	7,062
July	9,786	10,591
August	13,614	13,640
September	17,231	16,260
October	19,956	19,250
November	23,514	24,044
December	26,315	26,542
January	29,170	29,302
February	32,876	33,084
March	36,852	36,447
April	38,866	37,749
May	38,912	37,831
June	38,891	37,804

QUALITY

	Quantity	Base Number	Contract	AT	Region	England
% of FP17s for the same patient ID Re-attending within 3 months - Children	304	6,217	4.9%	10.0%	11.6%	11.9%
% of FP17s for the same patient ID Re-attending within 3 months - Adults	1,275	11,139	11.4%	15.0%	15.4%	16.0%
% of FP17s for the same patient ID Re-attending between 3 & 9 months - Children	2,735	6,217	44.0%	51.9%	59.4%	58.3%
% of FP17s for the same patient ID Re-attending between 3 & 9 months - Adults	4,240	11,139	38.1%	47.0%	51.3%	50.3%
% of FP17s for Band 1 Urgent Courses	1,707	16,907	10.1%	8.0%	8.0%	9.1%
% of FP17s Relating to Free Repair or Replacements	183	16,907	1.1%	0.7%	0.8%	0.8%
% of FP17s Relating to Continuations	224	16,907	1.3%	0.9%	1.0%	1.0%
% of Patients satisfied with the dentistry they have received	6	6	N/A	92.0%	91.7%	91.5%
% of Patients satisfied with the time they had to wait for an appointment	6	6	N/A	90.1%	88.3%	87.9%

* This is based on patients treated on this contract for their most recent course of treatment. Figures in italics indicate the base number of FP17s or Patient Questionnaire responses are less than 100. N/A is shown where the base number of responses is less than 10 during the period. % is calculated as Quantity/Base number*100

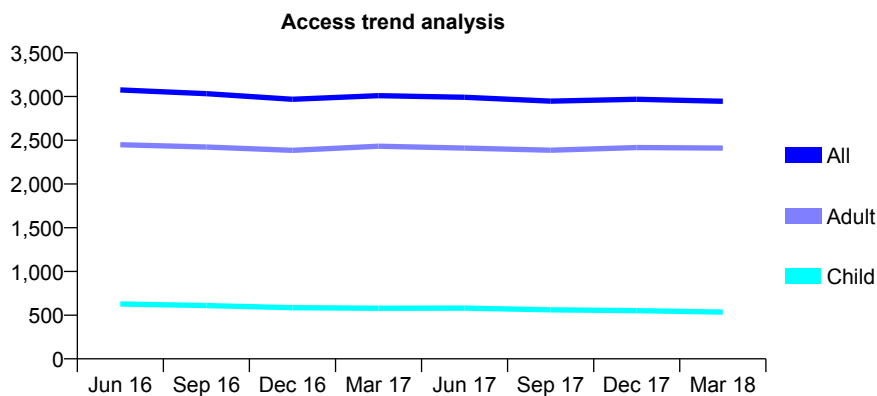
Q54 - Vital Signs At a Glance Contract Report for 215465/0001 - Year end March 2018

Name or company name	MR GM SMITH
Contract type name	GDS Contract
Purpose of contract	General
Contract start date	01/04/2006
Contract end date	

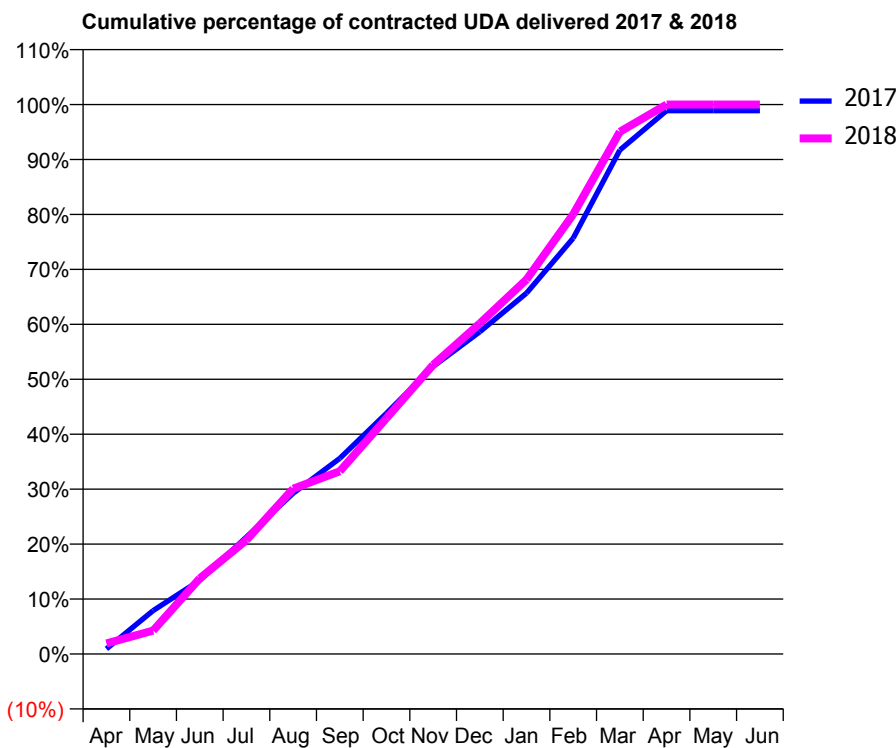
17/18 Contracted general activity (UDA)	9,458
Carry forward general activity (UDA)	105
17/18 Contracted orthodontic activity (UOA)	0
Carry forward orthodontic activity (UOA)	0
Baseline contract value	£221,997.98

ACCESS*

Patients seen in 24 months	Total	Change since previous quarter
Quarter ending March 2017	3,010	
Quarter ending June 2017	2,991	→
Quarter ending September 2017	2,947	↓
Quarter ending December 2017	2,968	→
Quarter ending March 2018	2,945	→
Variance since March 2017	(2.2%)	↓



ACTIVITY



Month	Adjusted Scheduled Activity (UDA)	
	2017	2018
April	88	184
May	748	402
June	1,267	1,302
July	2,014	1,960
August	2,767	2,845
September	3,368	3,146
October	4,143	4,058
November	4,950	4,976
December	5,546	5,691
January	6,211	6,446
February	7,158	7,569
March	8,675	8,989
April	9,353	9,458
May	9,353	9,458
June	9,353	9,458

QUALITY

	Quantity	Base Number	Contract	AT	Region	England
% of FP17s for the same patient ID Re-attending within 3 months - Children	57	789	7.2%	10.0%	11.6%	11.9%
% of FP17s for the same patient ID Re-attending within 3 months - Adults	657	3,365	19.5%	15.0%	15.4%	16.0%
% of FP17s for the same patient ID Re-attending between 3 & 9 months - Children	372	789	47.1%	51.9%	59.4%	58.3%
% of FP17s for the same patient ID Re-attending between 3 & 9 months - Adults	1,262	3,365	37.5%	47.0%	51.3%	50.3%
% of FP17s for Band 1 Urgent Courses	461	4,093	11.3%	8.0%	8.0%	9.1%
% of FP17s Relating to Free Repair or Replacements	48	4,093	1.2%	0.7%	0.8%	0.8%
% of FP17s Relating to Continuations	70	4,093	1.7%	0.9%	1.0%	1.0%
% of Patients satisfied with the dentistry they have received	3	3	N/A	92.0%	91.7%	91.5%
% of Patients satisfied with the time they had to wait for an appointment	3	3	N/A	90.1%	88.3%	87.9%

* This is based on patients treated on this contract for their most recent course of treatment. Figures in italics indicate the base number of FP17s or Patient Questionnaire responses are less than 100. N/A is shown where the base number of responses is less than 10 during the period. % is calculated as Quantity/Base number*100

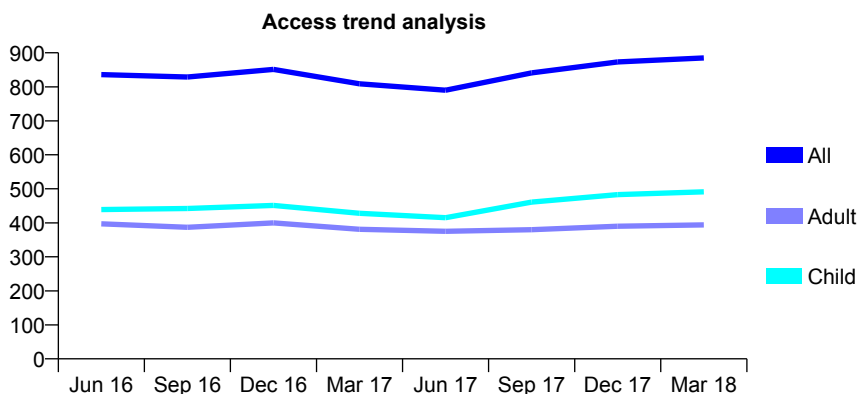
Q54 - Vital Signs At a Glance Contract Report for 215732/0001 - Year end March 2018

Name or company name	Hall Green Dental Practice
Contract type name	GDS Contract
Purpose of contract	General
Contract start date	01/04/2006
Contract end date	

17/18 Contracted general activity (UDA)	2,225
Carry forward general activity (UDA)	-45
17/18 Contracted orthodontic activity (UOA)	0
Carry forward orthodontic activity (UOA)	0
Baseline contract value	£55,304.20

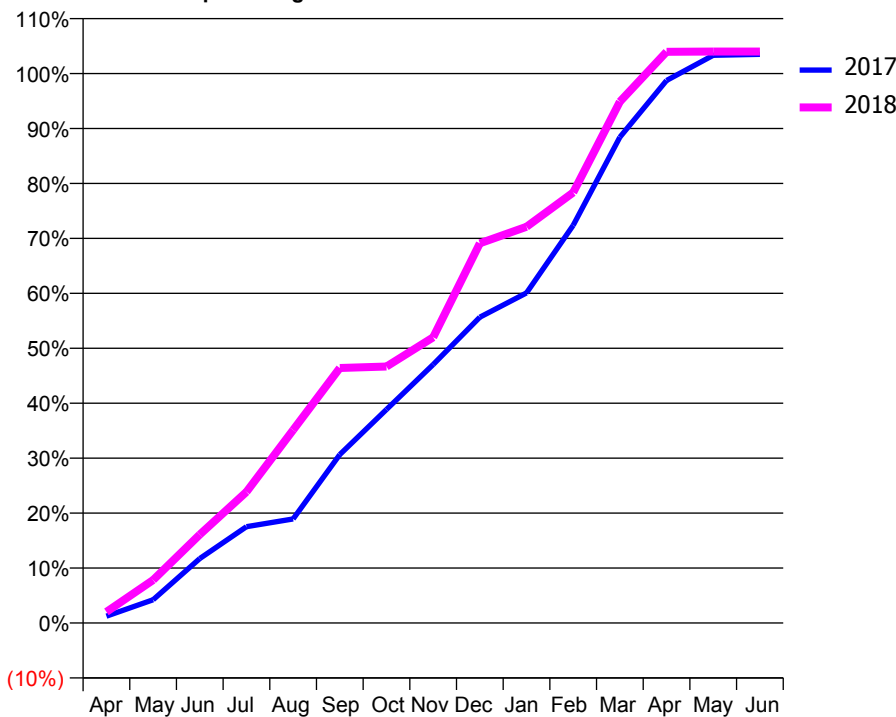
ACCESS*

Patients seen in 24 months	Total	Change since previous quarter
Quarter ending March 2017	809	
Quarter ending June 2017	790	↓
Quarter ending September 2017	841	↑
Quarter ending December 2017	873	↑
Quarter ending March 2018	885	→
Variance since March 2017	9.4%	↑



ACTIVITY

Cumulative percentage of contracted UDA delivered 2017 & 2018



Month	Adjusted Scheduled Activity (UDA)	
	2017	2018
April	28	45
May	94	174
June	261	358
July	390	531
August	421	781
September	682	1,033
October	865	1,039
November	1,047	1,157
December	1,238	1,538
January	1,337	1,605
February	1,610	1,743
March	1,967	2,111
April	2,197	2,313
May	2,299	2,314
June	2,303	2,314

QUALITY

	Quantity	Base Number	Contract	AT	Region	England
% of FP17s for the same patient ID Re-attending within 3 months - Children	18	690	2.6%	10.0%	11.6%	11.9%
% of FP17s for the same patient ID Re-attending within 3 months - Adults	23	393	5.9%	15.0%	15.4%	16.0%
% of FP17s for the same patient ID Re-attending between 3 & 9 months - Children	392	690	56.8%	51.9%	59.4%	58.3%
% of FP17s for the same patient ID Re-attending between 3 & 9 months - Adults	120	393	30.5%	47.0%	51.3%	50.3%
% of FP17s for Band 1 Urgent Courses	46	1,041	4.4%	8.0%	8.0%	9.1%
% of FP17s Relating to Free Repair or Replacements	0	1,041	0.0%	0.7%	0.8%	0.8%
% of FP17s Relating to Continuations	0	1,041	0.0%	0.9%	1.0%	1.0%
% of Patients satisfied with the dentistry they have received	1	1	N/A	92.0%	91.7%	91.5%
% of Patients satisfied with the time they had to wait for an appointment	1	1	N/A	90.1%	88.3%	87.9%

* This is based on patients treated on this contract for their most recent course of treatment. Figures in italics indicate the base number of FP17s or Patient Questionnaire responses are less than 100. N/A is shown where the base number of responses is less than 10 during the period. % is calculated as Quantity/Base number*100

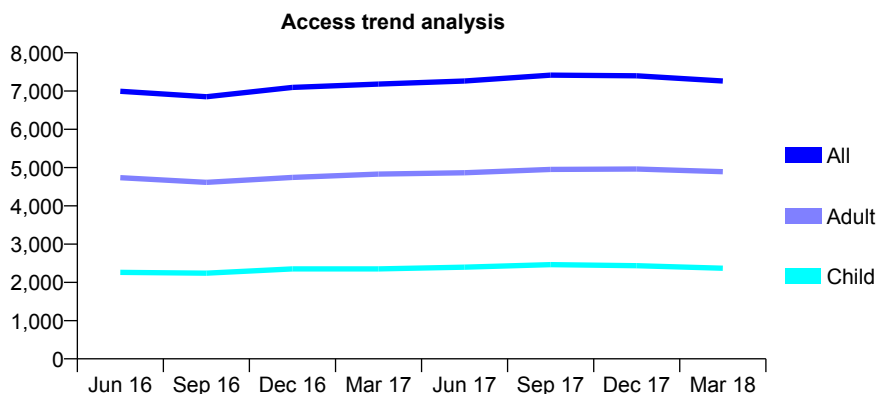
Q54 - Vital Signs At a Glance Contract Report for 219916/0001 - Year end March 2018

Name or company name	MR M KHOJA
Contract type name	GDS Contract
Purpose of contract	General
Contract start date	01/04/2006
Contract end date	

17/18 Contracted general activity (UDA)	22,689
Carry forward general activity (UDA)	-401
17/18 Contracted orthodontic activity (UOA)	0
Carry forward orthodontic activity (UOA)	0
Baseline contract value	£600,870.56

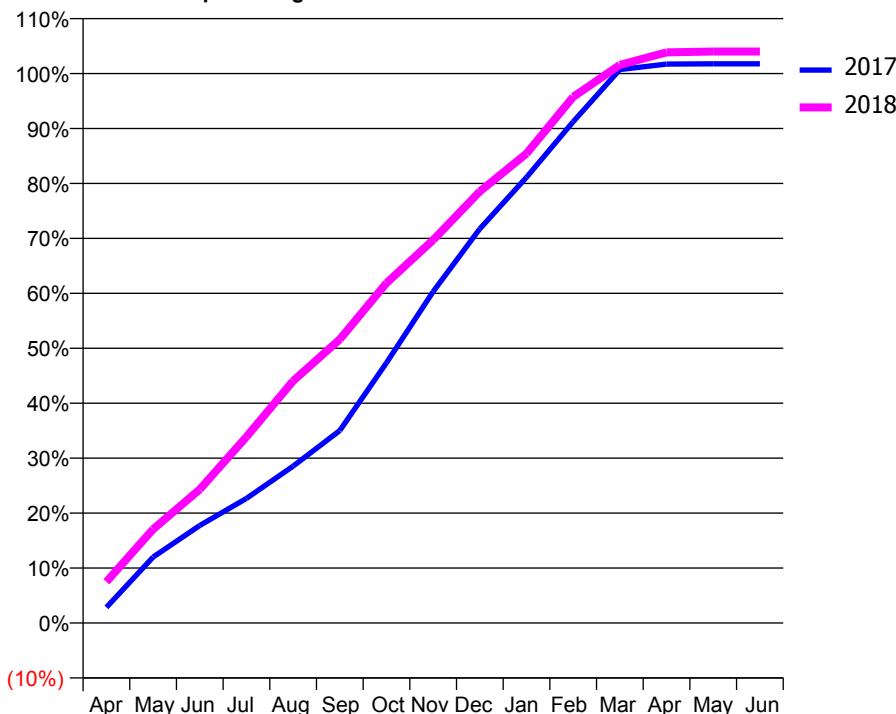
ACCESS*

Patients seen in 24 months	Total	Change since previous quarter
Quarter ending March 2017	7,181	
Quarter ending June 2017	7,263	→
Quarter ending September 2017	7,415	↑
Quarter ending December 2017	7,397	→
Quarter ending March 2018	7,262	↓
Variance since March 2017	1.1%	→



ACTIVITY

Cumulative percentage of contracted UDA delivered 2017 & 2018



Month	Adjusted Scheduled Activity (UDA)	
	2017	2018
April	648	1,706
May	2,725	3,873
June	4,027	5,519
July	5,145	7,690
August	6,476	9,998
September	7,949	11,716
October	10,745	14,038
November	13,683	15,815
December	16,278	17,818
January	18,405	19,382
February	20,697	21,723
March	22,855	23,044
April	23,080	23,563
May	23,090	23,596
June	23,090	23,598

QUALITY

	Quantity	Base Number	Contract	AT	Region	England
% of FP17s for the same patient ID Re-attending within 3 months - Children	234	2,448	9.6%	10.0%	11.6%	11.9%
% of FP17s for the same patient ID Re-attending within 3 months - Adults	840	5,157	16.3%	15.0%	15.4%	16.0%
% of FP17s for the same patient ID Re-attending between 3 & 9 months - Children	879	2,448	35.9%	51.9%	59.4%	58.3%
% of FP17s for the same patient ID Re-attending between 3 & 9 months - Adults	1,764	5,157	34.2%	47.0%	51.3%	50.3%
% of FP17s for Band 1 Urgent Courses	1,095	7,744	14.1%	8.0%	8.0%	9.1%
% of FP17s Relating to Free Repair or Replacements	34	7,744	0.4%	0.7%	0.8%	0.8%
% of FP17s Relating to Continuations	2	7,744	0.0%	0.9%	1.0%	1.0%
% of Patients satisfied with the dentistry they have received	3	3	N/A	92.0%	91.7%	91.5%
% of Patients satisfied with the time they had to wait for an appointment	3	3	N/A	90.1%	88.3%	87.9%

* This is based on patients treated on this contract for their most recent course of treatment. Figures in italics indicate the base number of FP17s or Patient Questionnaire responses are less than 100. N/A is shown where the base number of responses is less than 10 during the period. % is calculated as Quantity/Base number*100

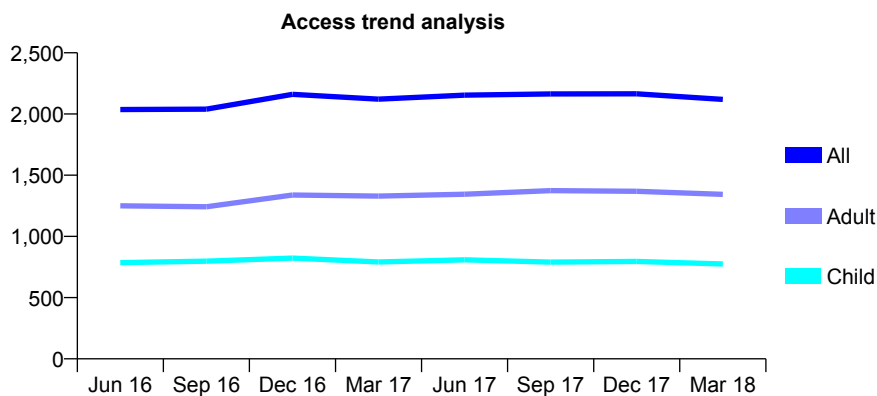
Q54 - Vital Signs At a Glance Contract Report for 219916/0002 - Year end March 2018

Name or company name	MR M KHOJA
Contract type name	GDS Contract
Purpose of contract	General
Contract start date	01/04/2006
Contract end date	

17/18 Contracted general activity (UDA)	5,632
Carry forward general activity (UDA)	-36
17/18 Contracted orthodontic activity (UOA)	0
Carry forward orthodontic activity (UOA)	0
Baseline contract value	£153,433.93

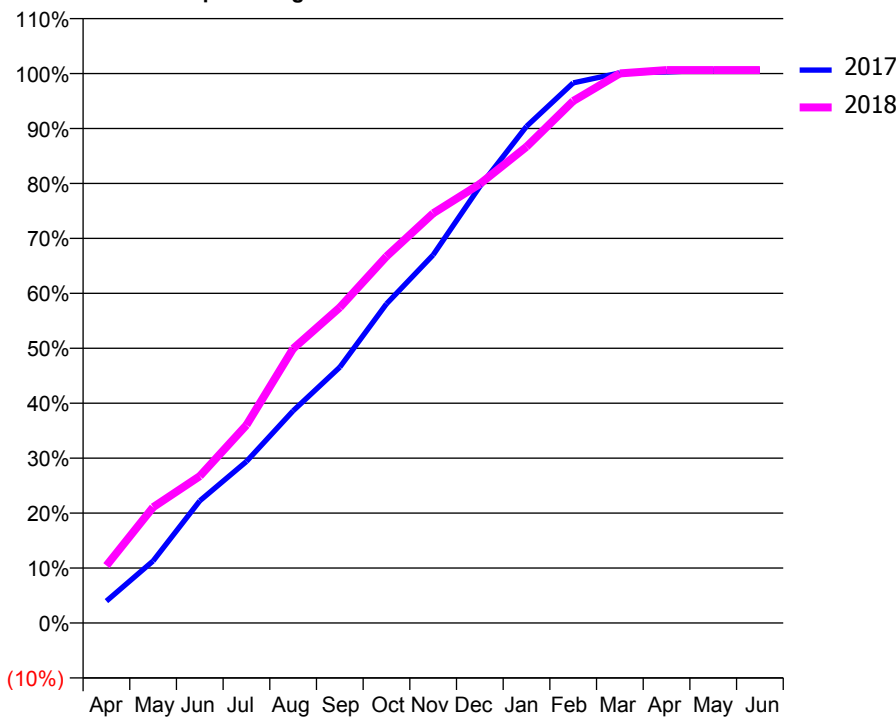
ACCESS*

Patients seen in 24 months	Total	Change since previous quarter
Quarter ending March 2017	2,121	
Quarter ending June 2017	2,154	→
Quarter ending September 2017	2,164	→
Quarter ending December 2017	2,165	→
Quarter ending March 2018	2,119	↓
Variance since March 2017	(0.1%)	→



ACTIVITY

Cumulative percentage of contracted UDA delivered 2017 & 2018



Month	Adjusted Scheduled Activity (UDA)	
	2017	2018
April	225	588
May	636	1,188
June	1,252	1,505
July	1,655	2,029
August	2,175	2,812
September	2,621	3,234
October	3,272	3,757
November	3,773	4,199
December	4,474	4,500
January	5,091	4,881
February	5,536	5,350
March	5,638	5,632
April	5,648	5,666
May	5,667	5,668
June	5,667	5,668

QUALITY

	Quantity	Base Number	Contract	AT	Region	England
% of FP17s for the same patient ID Re-attending within 3 months - Children	140	1,033	13.6%	10.0%	11.6%	11.9%
% of FP17s for the same patient ID Re-attending within 3 months - Adults	283	1,487	19.0%	15.0%	15.4%	16.0%
% of FP17s for the same patient ID Re-attending between 3 & 9 months - Children	396	1,033	38.3%	51.9%	59.4%	58.3%
% of FP17s for the same patient ID Re-attending between 3 & 9 months - Adults	493	1,487	33.2%	47.0%	51.3%	50.3%
% of FP17s for Band 1 Urgent Courses	448	2,514	17.8%	8.0%	8.0%	9.1%
% of FP17s Relating to Free Repair or Replacements	13	2,514	0.5%	0.7%	0.8%	0.8%
% of FP17s Relating to Continuations	1	2,514	0.0%	0.9%	1.0%	1.0%
% of Patients satisfied with the dentistry they have received	2	2	N/A	92.0%	91.7%	91.5%
% of Patients satisfied with the time they had to wait for an appointment	2	2	N/A	90.1%	88.3%	87.9%

* This is based on patients treated on this contract for their most recent course of treatment. Figures in italics indicate the base number of FP17s or Patient Questionnaire responses are less than 100. N/A is shown where the base number of responses is less than 10 during the period. % is calculated as Quantity/Base number*100

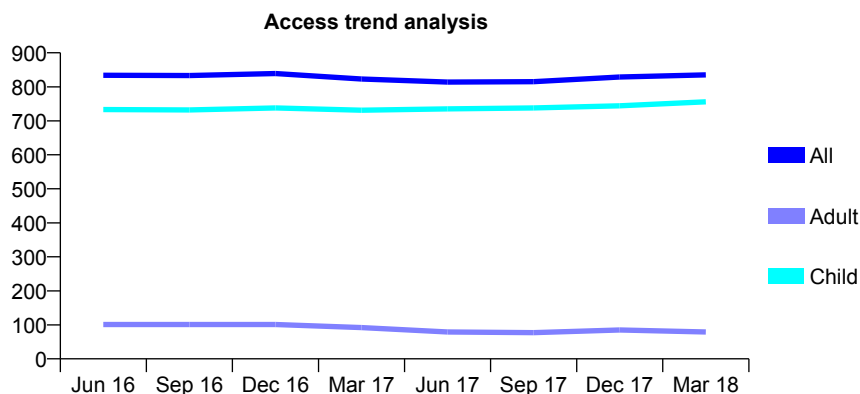
Q54 - Vital Signs At a Glance Contract Report for 220108/0001 - Year end March 2018

Name or company name	MR TR JONES
Contract type name	GDS Contract
Purpose of contract	General
Contract start date	01/04/2006
Contract end date	

17/18 Contracted general activity (UDA)	2,598
Carry forward general activity (UDA)	0
17/18 Contracted orthodontic activity (UOA)	0
Carry forward orthodontic activity (UOA)	0
Baseline contract value	£57,556.19

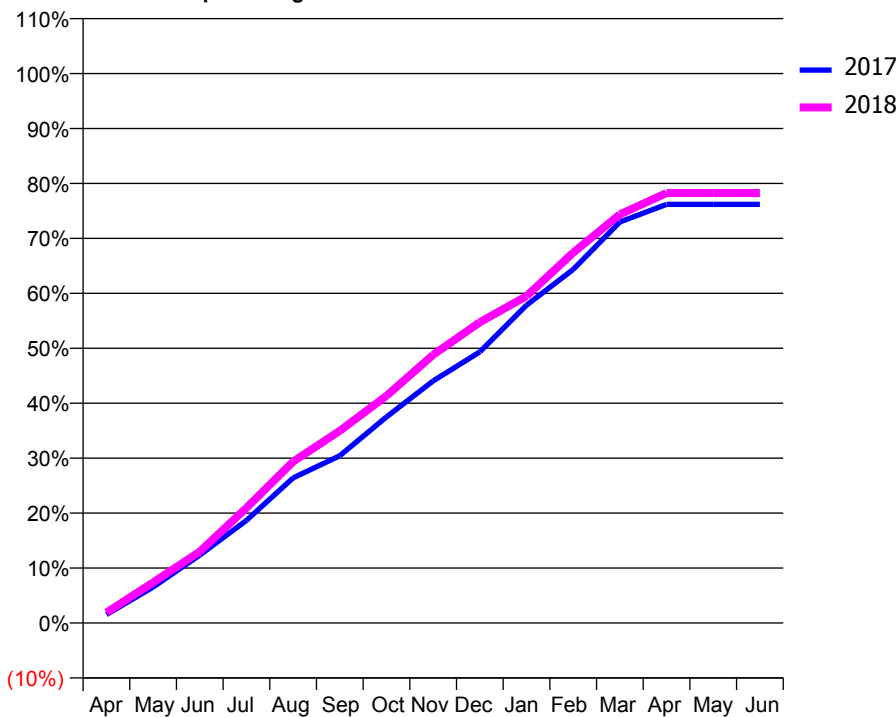
ACCESS*

Patients seen in 24 months	Total	Change since previous quarter
Quarter ending March 2017	823	
Quarter ending June 2017	814	↓
Quarter ending September 2017	815	→
Quarter ending December 2017	829	→
Quarter ending March 2018	835	→
Variance since March 2017	1.5%	→



ACTIVITY

Cumulative percentage of contracted UDA delivered 2017 & 2018



Month	Adjusted Scheduled Activity (UDA)	
	2017	2018
April	40	49
May	170	192
June	321	338
July	485	544
August	686	763
September	791	909
October	975	1,074
November	1,145	1,268
December	1,282	1,422
January	1,502	1,546
February	1,672	1,751
March	1,896	1,932
April	1,979	2,033
May	1,979	2,033
June	1,979	2,033

QUALITY

	Quantity	Base Number	Contract	AT	Region	England
% of FP17s for the same patient ID Re-attending within 3 months - Children	245	1,571	15.6%	10.0%	11.6%	11.9%
% of FP17s for the same patient ID Re-attending within 3 months - Adults	0	0	N/A	15.0%	15.4%	16.0%
% of FP17s for the same patient ID Re-attending between 3 & 9 months - Children	1,015	1,571	64.6%	51.9%	59.4%	58.3%
% of FP17s for the same patient ID Re-attending between 3 & 9 months - Adults	0	0	N/A	47.0%	51.3%	50.3%
% of FP17s for Band 1 Urgent Courses	36	1,591	2.3%	8.0%	8.0%	9.1%
% of FP17s Relating to Free Repair or Replacements	0	1,591	0.0%	0.7%	0.8%	0.8%
% of FP17s Relating to Continuations	36	1,591	2.3%	0.9%	1.0%	1.0%
% of Patients satisfied with the dentistry they have received	1	1	N/A	92.0%	91.7%	91.5%
% of Patients satisfied with the time they had to wait for an appointment	1	1	N/A	90.1%	88.3%	87.9%

* This is based on patients treated on this contract for their most recent course of treatment. Figures in italics indicate the base number of FP17s or Patient Questionnaire responses are less than 100. N/A is shown where the base number of responses is less than 10 during the period. % is calculated as Quantity/Base number*100

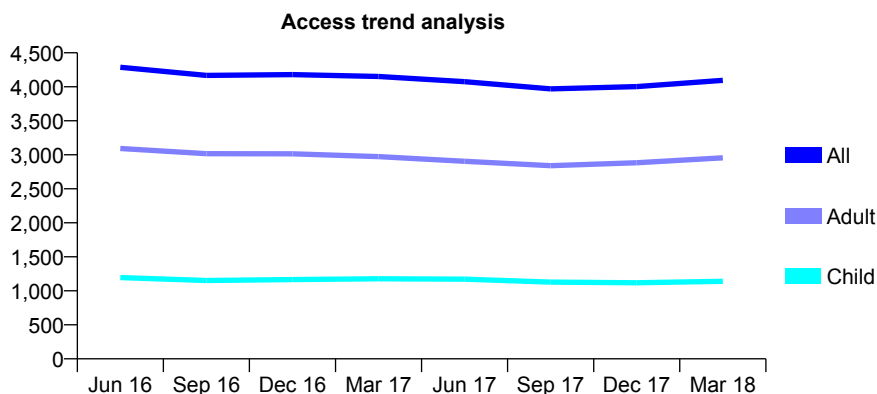
Q54 - Vital Signs At a Glance Contract Report for 220124/0001 - Year end March 2018

Name or company name	MR PK PATEL
Contract type name	GDS Contract
Purpose of contract	General and Orthodontic
Contract start date	01/04/2006
Contract end date	

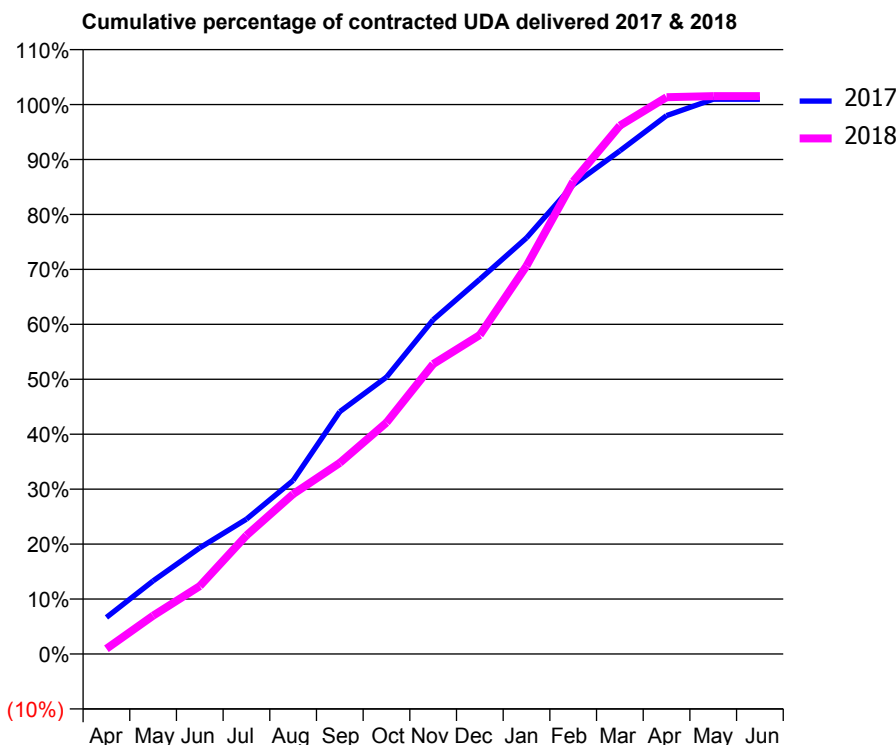
17/18 Contracted general activity (UDA)	11,324
Carry forward general activity (UDA)	-109
17/18 Contracted orthodontic activity (UOA)	234
Carry forward orthodontic activity (UOA)	-5
Baseline contract value	£351,240.61

ACCESS*

Patients seen in 24 months	Total	Change since previous quarter
Quarter ending March 2017	4,152	
Quarter ending June 2017	4,076	↓
Quarter ending September 2017	3,969	↓
Quarter ending December 2017	4,002	→
Quarter ending March 2018	4,096	↑
Variance since March 2017	(1.3%)	↓



ACTIVITY



Month	Adjusted Scheduled Activity (UDA)	
	2017	2018
April	753	109
May	1,507	791
June	2,188	1,399
July	2,779	2,443
August	3,577	3,297
September	4,994	3,940
October	5,707	4,769
November	6,887	5,974
December	7,723	6,574
January	8,576	7,998
February	9,668	9,737
March	10,369	10,888
April	11,094	11,475
May	11,433	11,496
June	11,433	11,496

QUALITY

	Quantity	Base Number	Contract	AT	Region	England
% of FP17s for the same patient ID Re-attending within 3 months - Children	86	1,617	5.3%	10.0%	11.6%	11.9%
% of FP17s for the same patient ID Re-attending within 3 months - Adults	409	3,566	11.5%	15.0%	15.4%	16.0%
% of FP17s for the same patient ID Re-attending between 3 & 9 months - Children	680	1,617	42.1%	51.9%	59.4%	58.3%
% of FP17s for the same patient ID Re-attending between 3 & 9 months - Adults	1,150	3,566	32.2%	47.0%	51.3%	50.3%
% of FP17s for Band 1 Urgent Courses	418	4,918	8.5%	8.0%	8.0%	9.1%
% of FP17s Relating to Free Repair or Replacements	17	4,918	0.3%	0.7%	0.8%	0.8%
% of FP17s Relating to Continuations	56	4,918	1.1%	0.9%	1.0%	1.0%
% of Patients satisfied with the dentistry they have received	4	4	N/A	92.0%	91.7%	91.5%
% of Patients satisfied with the time they had to wait for an appointment	3	4	N/A	90.1%	88.3%	87.9%

* This is based on patients treated on this contract for their most recent course of treatment. Figures in italics indicate the base number of FP17s or Patient Questionnaire responses are less than 100. N/A is shown where the base number of responses is less than 10 during the period. % is calculated as Quantity/Base number*100

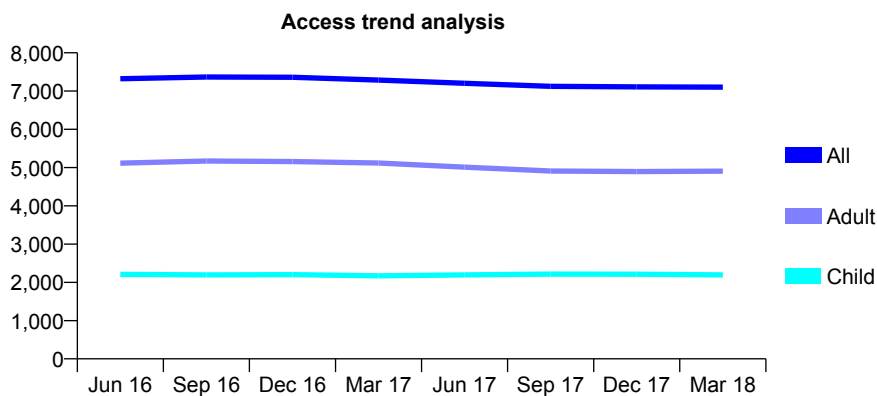
Q54 - Vital Signs At a Glance Contract Report for 220922/0001 - Year end March 2018

Name or company name	MR JS SIDHU
Contract type name	GDS Contract
Purpose of contract	General and Orthodontic
Contract start date	01/04/2006
Contract end date	

17/18 Contracted general activity (UDA)	19,884
Carry forward general activity (UDA)	-384
17/18 Contracted orthodontic activity (UOA)	22
Carry forward orthodontic activity (UOA)	0
Baseline contract value	£509,009.10

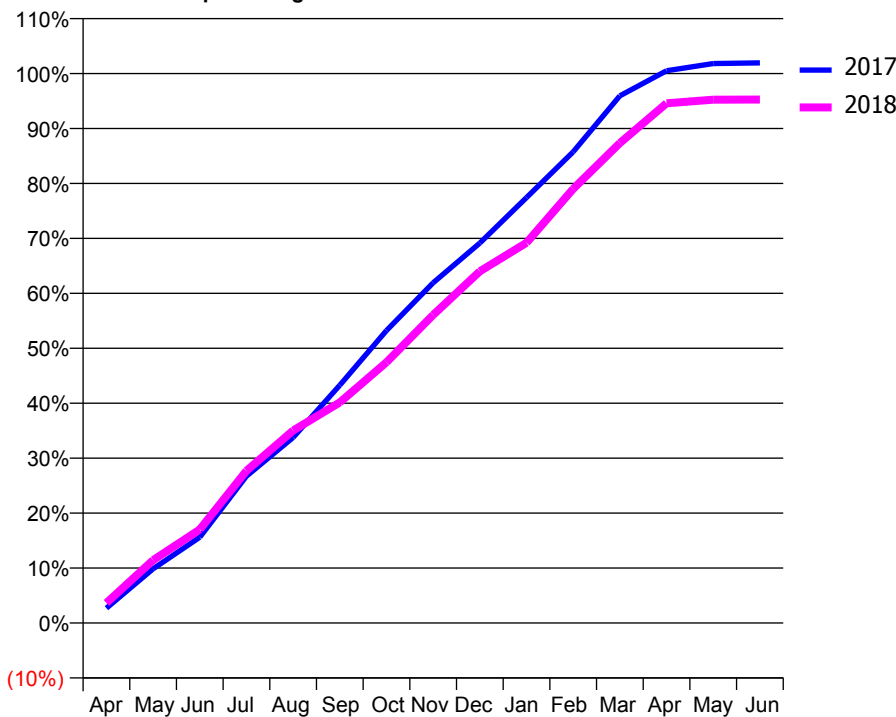
ACCESS*

Patients seen in 24 months	Total	Change since previous quarter
Quarter ending March 2017	7,287	
Quarter ending June 2017	7,205	↓
Quarter ending September 2017	7,125	↓
Quarter ending December 2017	7,108	→
Quarter ending March 2018	7,101	→
Variance since March 2017	(2.6%)	↓



ACTIVITY

Cumulative percentage of contracted UDA delivered 2017 & 2018



Month	Adjusted Scheduled Activity (UDA)	
	2017	2018
April	538	724
May	1,960	2,273
June	3,103	3,387
July	5,316	5,507
August	6,714	6,966
September	8,607	7,982
October	10,584	9,437
November	12,310	11,150
December	13,748	12,724
January	15,394	13,760
February	17,048	15,710
March	19,078	17,369
April	19,986	18,809
May	20,243	18,936
June	20,268	18,939

QUALITY

	Quantity	Base Number	Contract	AT	Region	England
% of FP17s for the same patient ID Re-attending within 3 months - Children	93	2,213	4.2%	10.0%	11.6%	11.9%
% of FP17s for the same patient ID Re-attending within 3 months - Adults	643	5,020	12.8%	15.0%	15.4%	16.0%
% of FP17s for the same patient ID Re-attending between 3 & 9 months - Children	698	2,213	31.5%	51.9%	59.4%	58.3%
% of FP17s for the same patient ID Re-attending between 3 & 9 months - Adults	1,630	5,020	32.5%	47.0%	51.3%	50.3%
% of FP17s for Band 1 Urgent Courses	402	7,327	5.5%	8.0%	8.0%	9.1%
% of FP17s Relating to Free Repair or Replacements	120	7,327	1.6%	0.7%	0.8%	0.8%
% of FP17s Relating to Continuations	59	7,327	0.8%	0.9%	1.0%	1.0%
% of Patients satisfied with the dentistry they have received	6	6	N/A	92.0%	91.7%	91.5%
% of Patients satisfied with the time they had to wait for an appointment	6	6	N/A	90.1%	88.3%	87.9%

* This is based on patients treated on this contract for their most recent course of treatment. Figures in italics indicate the base number of FP17s or Patient Questionnaire responses are less than 100. N/A is shown where the base number of responses is less than 10 during the period. % is calculated as Quantity/Base number*100

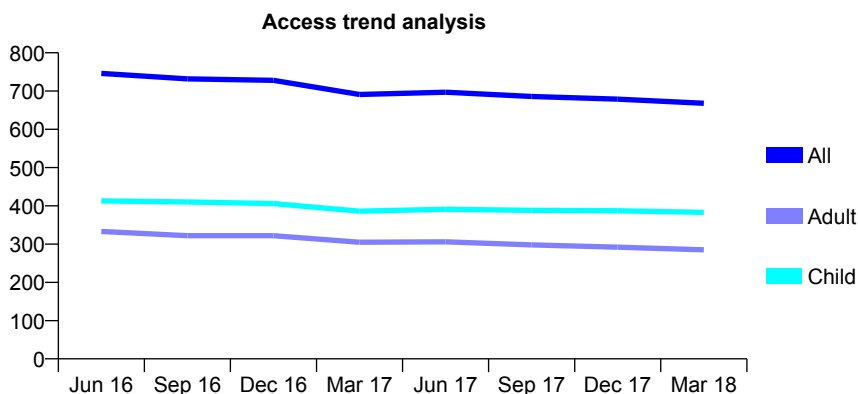
Q54 - Vital Signs At a Glance Contract Report for 221309/0001 - Year end March 2018

Name or company name	MR IC WILSON
Contract type name	GDS Contract
Purpose of contract	General
Contract start date	01/04/2006
Contract end date	

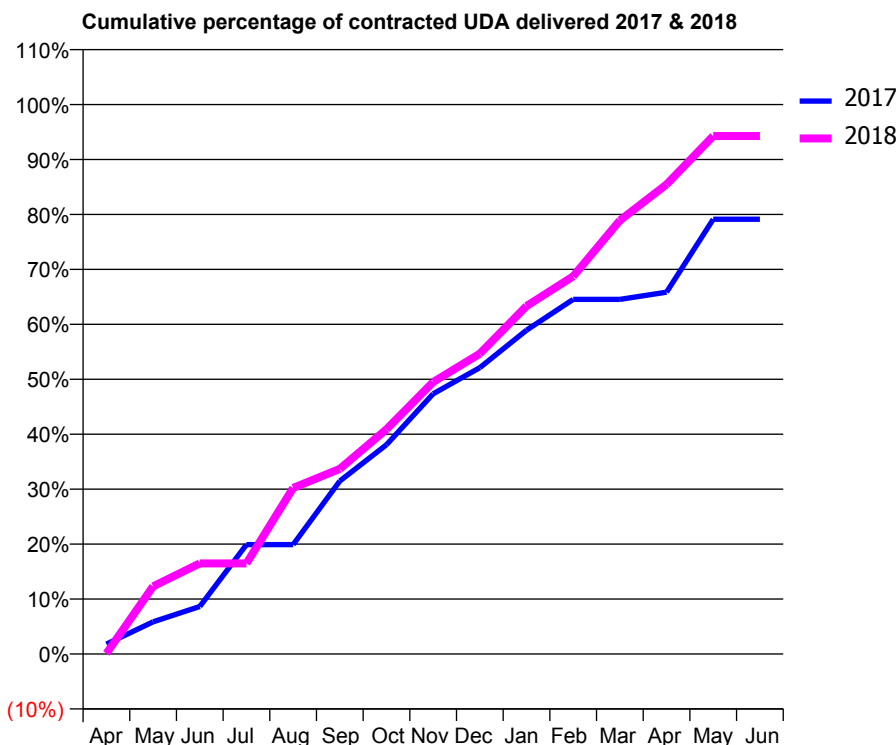
17/18 Contracted general activity (UDA)	1,800
Carry forward general activity (UDA)	0
17/18 Contracted orthodontic activity (UOA)	0
Carry forward orthodontic activity (UOA)	0
Baseline contract value	£43,595.13

ACCESS*

Patients seen in 24 months	Total	Change since previous quarter
Quarter ending March 2017	691	
Quarter ending June 2017	697	→
Quarter ending September 2017	686	↓
Quarter ending December 2017	679	↓
Quarter ending March 2018	668	↓
Variance since March 2017	(3.3%)	↓



ACTIVITY



Month	Adjusted Scheduled Activity (UDA)	
	2017	2018
April	40	2
May	130	222
June	193	297
July	443	297
August	443	544
September	701	606
October	848	736
November	1,054	891
December	1,160	984
January	1,311	1,140
February	1,436	1,237
March	1,436	1,420
April	1,465	1,538
May	1,761	1,697
June	1,761	1,697

QUALITY

	Quantity	Base Number	Contract	AT	Region	England
% of FP17s for the same patient ID Re-attending within 3 months - Children	41	657	6.2%	10.0%	11.6%	11.9%
% of FP17s for the same patient ID Re-attending within 3 months - Adults	70	368	19.0%	15.0%	15.4%	16.0%
% of FP17s for the same patient ID Re-attending between 3 & 9 months - Children	417	657	63.5%	51.9%	59.4%	58.3%
% of FP17s for the same patient ID Re-attending between 3 & 9 months - Adults	182	368	49.5%	47.0%	51.3%	50.3%
% of FP17s for Band 1 Urgent Courses	71	968	7.3%	8.0%	8.0%	9.1%
% of FP17s Relating to Free Repair or Replacements	0	968	0.0%	0.7%	0.8%	0.8%
% of FP17s Relating to Continuations	15	968	1.5%	0.9%	1.0%	1.0%
% of Patients satisfied with the dentistry they have received	0	0	N/A	92.0%	91.7%	91.5%
% of Patients satisfied with the time they had to wait for an appointment	0	0	N/A	90.1%	88.3%	87.9%

* This is based on patients treated on this contract for their most recent course of treatment. Figures in italics indicate the base number of FP17s or Patient Questionnaire responses are less than 100. N/A is shown where the base number of responses is less than 10 during the period. % is calculated as Quantity/Base number*100

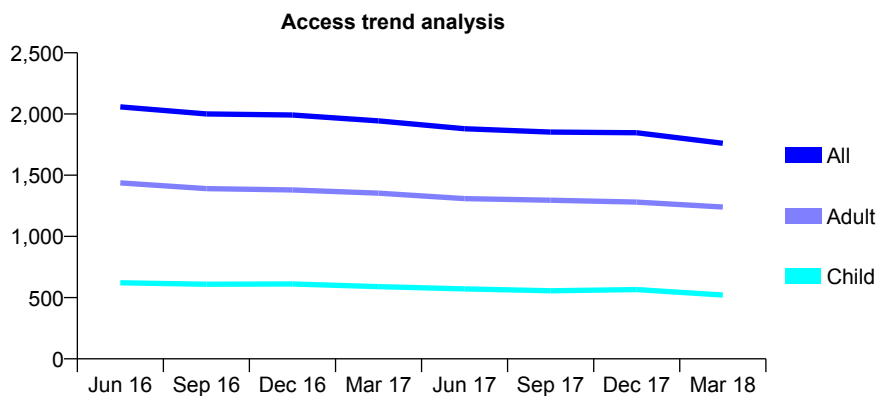
Q54 - Vital Signs At a Glance Contract Report for 224472/0002 - Year end March 2018

Name or company name	MRS AC HADDON
Contract type name	GDS Contract
Purpose of contract	General
Contract start date	28/09/2011
Contract end date	

17/18 Contracted general activity (UDA)	8,384
Carry forward general activity (UDA)	0
17/18 Contracted orthodontic activity (UOA)	0
Carry forward orthodontic activity (UOA)	0
Baseline contract value	£250,287.03

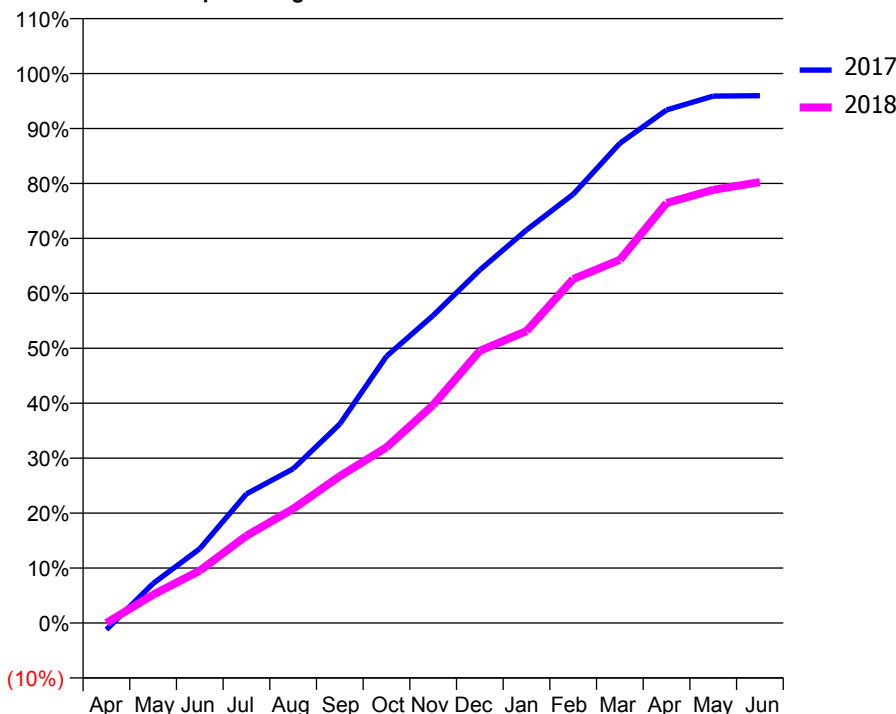
ACCESS*

Patients seen in 24 months	Total	Change since previous quarter
Quarter ending March 2017	1,944	
Quarter ending June 2017	1,880	↓
Quarter ending September 2017	1,852	↓
Quarter ending December 2017	1,847	→
Quarter ending March 2018	1,761	↓
Variance since March 2017	(9.4%)	↓



ACTIVITY

Cumulative percentage of contracted UDA delivered 2017 & 2018



Month	Adjusted Scheduled Activity (UDA)	
	2017	2018
April	-103	0
May	603	432
June	1,134	798
July	1,970	1,332
August	2,352	1,742
September	3,036	2,242
October	4,070	2,680
November	4,692	3,328
December	5,386	4,153
January	5,997	4,455
February	6,542	5,249
March	7,319	5,540
April	7,827	6,407
May	8,039	6,609
June	8,046	6,728

QUALITY

	Quantity	Base Number	Contract	AT	Region	England
% of FP17s for the same patient ID Re-attending within 3 months - Children	81	637	12.7%	10.0%	11.6%	11.9%
% of FP17s for the same patient ID Re-attending within 3 months - Adults	953	2,257	42.2%	15.0%	15.4%	16.0%
% of FP17s for the same patient ID Re-attending between 3 & 9 months - Children	322	637	50.5%	51.9%	59.4%	58.3%
% of FP17s for the same patient ID Re-attending between 3 & 9 months - Adults	803	2,257	35.6%	47.0%	51.3%	50.3%
% of FP17s for Band 1 Urgent Courses	307	3,006	10.2%	8.0%	8.0%	9.1%
% of FP17s Relating to Free Repair or Replacements	49	3,006	1.6%	0.7%	0.8%	0.8%
% of FP17s Relating to Continuations	191	3,006	6.4%	0.9%	1.0%	1.0%
% of Patients satisfied with the dentistry they have received	1	1	N/A	92.0%	91.7%	91.5%
% of Patients satisfied with the time they had to wait for an appointment	1	1	N/A	90.1%	88.3%	87.9%

* This is based on patients treated on this contract for their most recent course of treatment. Figures in italics indicate the base number of FP17s or Patient Questionnaire responses are less than 100. N/A is shown where the base number of responses is less than 10 during the period. % is calculated as Quantity/Base number*100

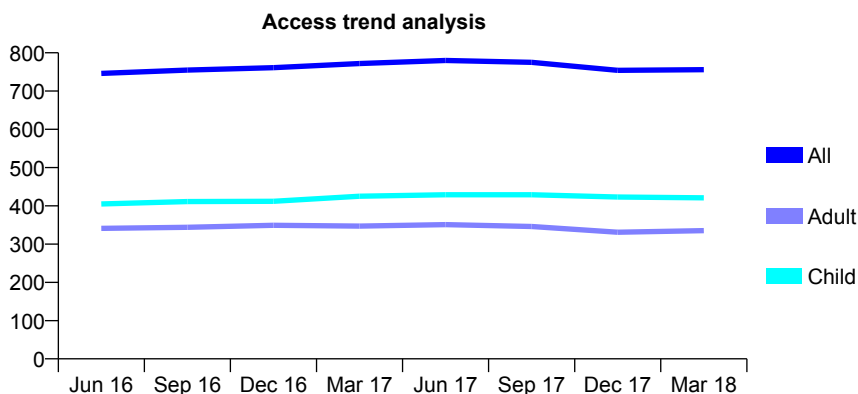
Q54 - Vital Signs At a Glance Contract Report for 231282/0001 - Year end March 2018

Name or company name	MR SD LOESCHER
Contract type name	GDS Contract
Purpose of contract	General
Contract start date	01/04/2006
Contract end date	

17/18 Contracted general activity (UDA)	1,566
Carry forward general activity (UDA)	-26
17/18 Contracted orthodontic activity (UOA)	0
Carry forward orthodontic activity (UOA)	0
Baseline contract value	£37,727.69

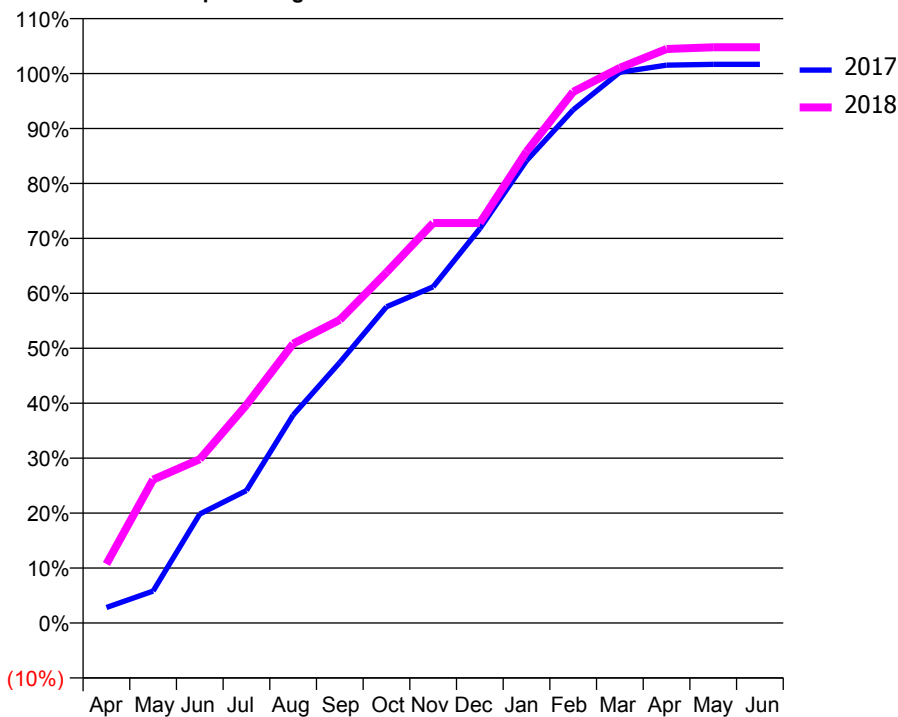
ACCESS*

Patients seen in 24 months	Total	Change since previous quarter
Quarter ending March 2017	772	
Quarter ending June 2017	780	→
Quarter ending September 2017	775	→
Quarter ending December 2017	754	↓
Quarter ending March 2018	756	→
Variance since March 2017	(2.1%)	↓



ACTIVITY

Cumulative percentage of contracted UDA delivered 2017 & 2018



Month	Adjusted Scheduled Activity (UDA)	
	2017	2018
April	44	168
May	91	409
June	311	467
July	378	621
August	593	796
September	743	864
October	901	999
November	958	1,140
December	1,124	1,140
January	1,318	1,343
February	1,462	1,514
March	1,570	1,582
April	1,590	1,636
May	1,592	1,641
June	1,592	1,641

QUALITY

	Quantity	Base Number	Contract	AT	Region	England
% of FP17s for the same patient ID Re-attending within 3 months - Children	31	680	4.6%	10.0%	11.6%	11.9%
% of FP17s for the same patient ID Re-attending within 3 months - Adults	43	409	10.5%	15.0%	15.4%	16.0%
% of FP17s for the same patient ID Re-attending between 3 & 9 months - Children	491	680	72.2%	51.9%	59.4%	58.3%
% of FP17s for the same patient ID Re-attending between 3 & 9 months - Adults	232	409	56.7%	47.0%	51.3%	50.3%
% of FP17s for Band 1 Urgent Courses	31	1,113	2.8%	8.0%	8.0%	9.1%
% of FP17s Relating to Free Repair or Replacements	9	1,113	0.8%	0.7%	0.8%	0.8%
% of FP17s Relating to Continuations	3	1,113	0.3%	0.9%	1.0%	1.0%
% of Patients satisfied with the dentistry they have received	0	0	N/A	92.0%	91.7%	91.5%
% of Patients satisfied with the time they had to wait for an appointment	0	0	N/A	90.1%	88.3%	87.9%

* This is based on patients treated on this contract for their most recent course of treatment. Figures in italics indicate the base number of FP17s or Patient Questionnaire responses are less than 100. N/A is shown where the base number of responses is less than 10 during the period. % is calculated as Quantity/Base number*100

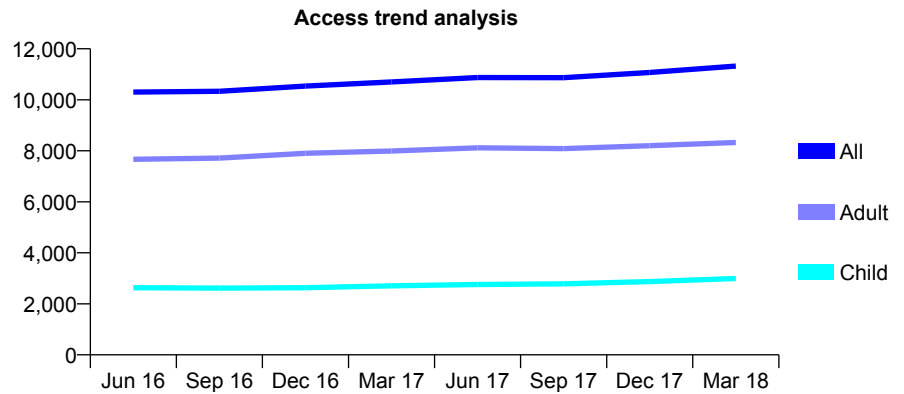
Q54 - Vital Signs At a Glance Contract Report for 234761/0001 - Year end March 2018

Name or company name	MR RS TOBIN
Contract type name	GDS Contract
Purpose of contract	General
Contract start date	01/04/2009
Contract end date	

17/18 Contracted general activity (UDA)	37,040
Carry forward general activity (UDA)	0
17/18 Contracted orthodontic activity (UOA)	0
Carry forward orthodontic activity (UOA)	0
Baseline contract value	£985,832.45

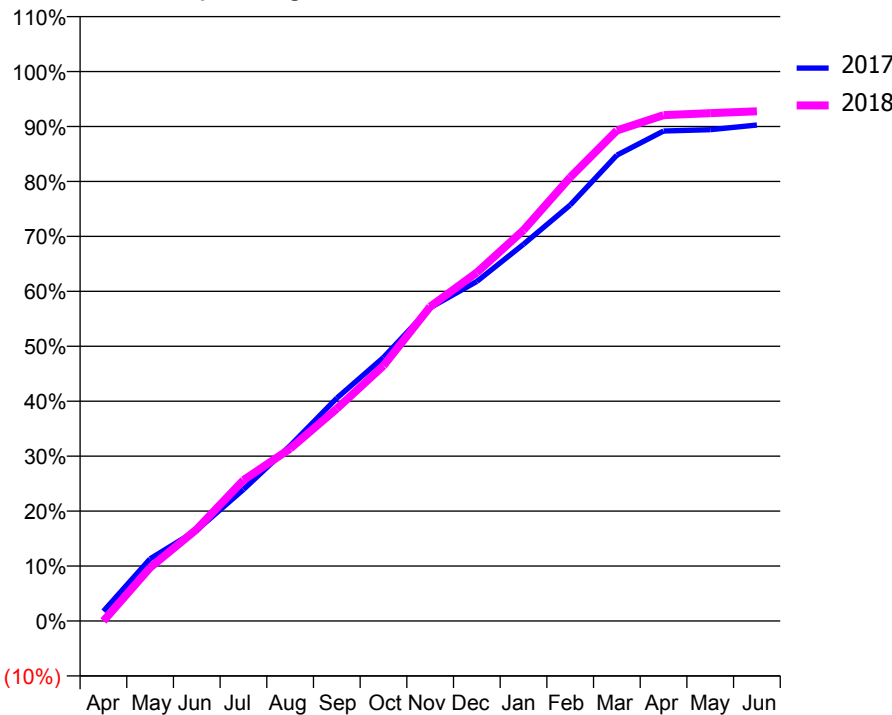
ACCESS*

Patients seen in 24 months	Total	Change since previous quarter
Quarter ending March 2017	10,699	
Quarter ending June 2017	10,874	→
Quarter ending September 2017	10,869	→
Quarter ending December 2017	11,071	→
Quarter ending March 2018	11,325	↑
Variance since March 2017	5.9%	↑



ACTIVITY

Cumulative percentage of contracted UDA delivered 2017 & 2018



Month	Adjusted Scheduled Activity (UDA)	
	2017	2018
April	659	0
May	4,191	3,600
June	6,127	6,190
July	8,864	9,497
August	11,818	11,617
September	15,023	14,311
October	17,770	17,208
November	21,120	21,190
December	22,892	23,490
January	25,396	26,353
February	28,041	29,911
March	31,402	33,067
April	33,027	34,099
May	33,121	34,229
June	33,428	34,356

QUALITY

	Quantity	Base Number	Contract	AT	Region	England
% of FP17s for the same patient ID Re-attending within 3 months - Children	401	4,080	9.8%	10.0%	11.6%	11.9%
% of FP17s for the same patient ID Re-attending within 3 months - Adults	2,584	12,017	21.5%	15.0%	15.4%	16.0%
% of FP17s for the same patient ID Re-attending between 3 & 9 months - Children	2,062	4,080	50.5%	51.9%	59.4%	58.3%
% of FP17s for the same patient ID Re-attending between 3 & 9 months - Adults	5,606	12,017	46.7%	47.0%	51.3%	50.3%
% of FP17s for Band 1 Urgent Courses	2,255	14,879	15.2%	8.0%	8.0%	9.1%
% of FP17s Relating to Free Repair or Replacements	124	14,879	0.8%	0.7%	0.8%	0.8%
% of FP17s Relating to Continuations	204	14,879	1.4%	0.9%	1.0%	1.0%
% of Patients satisfied with the dentistry they have received	11	11	100.0%	92.0%	91.7%	91.5%
% of Patients satisfied with the time they had to wait for an appointment	11	11	100.0%	90.1%	88.3%	87.9%

* This is based on patients treated on this contract for their most recent course of treatment. Figures in italics indicate the base number of FP17s or Patient Questionnaire responses are less than 100. N/A is shown where the base number of responses is less than 10 during the period. % is calculated as Quantity/Base number*100

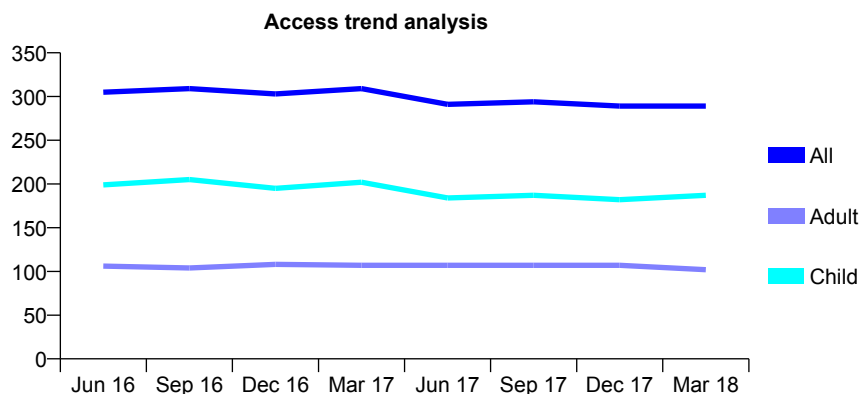
Q54 - Vital Signs At a Glance Contract Report for 234982/0001 - Year end March 2018

Name or company name	MR CJ HIRST
Contract type name	GDS Contract
Purpose of contract	General
Contract start date	01/04/2006
Contract end date	

17/18 Contracted general activity (UDA)	510
Carry forward general activity (UDA)	0
17/18 Contracted orthodontic activity (UOA)	0
Carry forward orthodontic activity (UOA)	0
Baseline contract value	£12,663.82

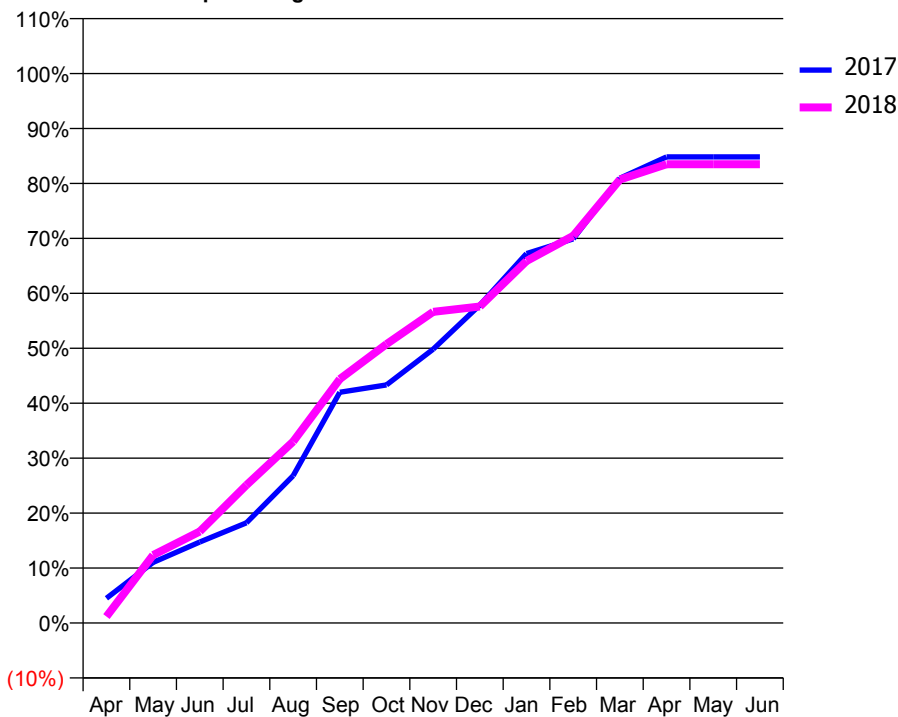
ACCESS*

Patients seen in 24 months	Total	Change since previous quarter
Quarter ending March 2017	309	
Quarter ending June 2017	291	↓
Quarter ending September 2017	294	→
Quarter ending December 2017	289	↓
Quarter ending March 2018	289	→
Variance since March 2017	(6.5%)	↓



ACTIVITY

Cumulative percentage of contracted UDA delivered 2017 & 2018



Month	Adjusted Scheduled Activity (UDA)	
	2017	2018
April	27	6
May	66	63
June	88	85
July	109	128
August	161	168
September	252	226
October	260	259
November	299	289
December	347	294
January	403	336
February	419	359
March	486	412
April	509	426
May	509	426
June	509	426

QUALITY

	Quantity	Base Number	Contract	AT	Region	England
% of FP17s for the same patient ID Re-attending within 3 months - Children	10	275	3.6%	10.0%	11.6%	11.9%
% of FP17s for the same patient ID Re-attending within 3 months - Adults	0	76	0.0%	15.0%	15.4%	16.0%
% of FP17s for the same patient ID Re-attending between 3 & 9 months - Children	182	275	66.2%	51.9%	59.4%	58.3%
% of FP17s for the same patient ID Re-attending between 3 & 9 months - Adults	35	76	46.1%	47.0%	51.3%	50.3%
% of FP17s for Band 1 Urgent Courses	9	340	2.6%	8.0%	8.0%	9.1%
% of FP17s Relating to Free Repair or Replacements	0	340	0.0%	0.7%	0.8%	0.8%
% of FP17s Relating to Continuations	0	340	0.0%	0.9%	1.0%	1.0%
% of Patients satisfied with the dentistry they have received	0	0	N/A	92.0%	91.7%	91.5%
% of Patients satisfied with the time they had to wait for an appointment	0	0	N/A	90.1%	88.3%	87.9%

* This is based on patients treated on this contract for their most recent course of treatment. Figures in italics indicate the base number of FP17s or Patient Questionnaire responses are less than 100. N/A is shown where the base number of responses is less than 10 during the period. % is calculated as Quantity/Base number*100

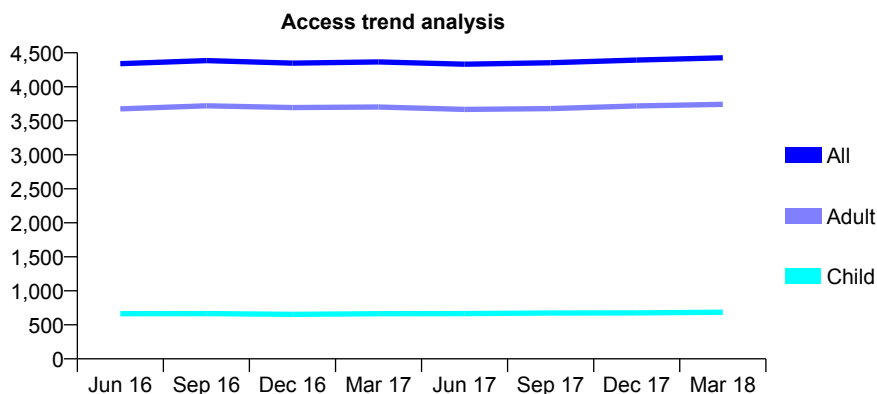
Q54 - Vital Signs At a Glance Contract Report for 239046/0001 - Year end March 2018

Name or company name	MR DW PANNELL
Contract type name	GDS Contract
Purpose of contract	General
Contract start date	01/04/2006
Contract end date	

17/18 Contracted general activity (UDA)	13,464
Carry forward general activity (UDA)	0
17/18 Contracted orthodontic activity (UOA)	0
Carry forward orthodontic activity (UOA)	0
Baseline contract value	£277,254.84

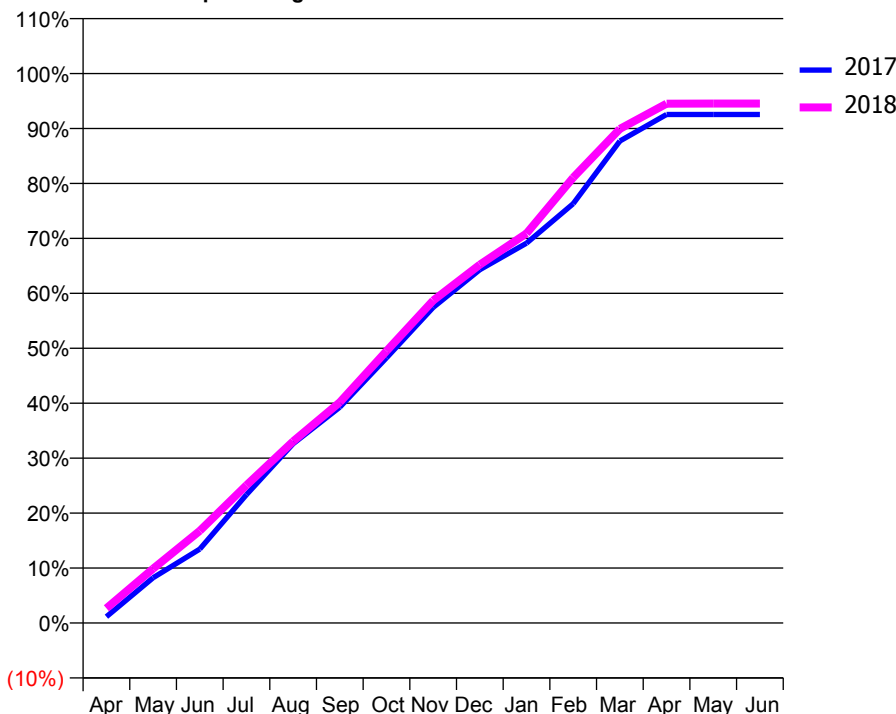
ACCESS*

Patients seen in 24 months	Total	Change since previous quarter
Quarter ending March 2017	4,366	
Quarter ending June 2017	4,333	→
Quarter ending September 2017	4,353	→
Quarter ending December 2017	4,394	→
Quarter ending March 2018	4,427	→
Variance since March 2017	1.4%	→



ACTIVITY

Cumulative percentage of contracted UDA delivered 2017 & 2018



Month	Adjusted Scheduled Activity (UDA)	
	2017	2018
April	155	360
May	1,108	1,331
June	1,810	2,261
July	3,144	3,376
August	4,392	4,451
September	5,288	5,410
October	6,497	6,663
November	7,733	7,903
December	8,656	8,782
January	9,306	9,547
February	10,275	10,914
March	11,811	12,108
April	12,461	12,724
May	12,461	12,726
June	12,461	12,726

QUALITY

	Quantity	Base Number	Contract	AT	Region	England
% of FP17s for the same patient ID Re-attending within 3 months - Children	73	1,043	7.0%	10.0%	11.6%	11.9%
% of FP17s for the same patient ID Re-attending within 3 months - Adults	844	5,712	14.8%	15.0%	15.4%	16.0%
% of FP17s for the same patient ID Re-attending between 3 & 9 months - Children	649	1,043	62.2%	51.9%	59.4%	58.3%
% of FP17s for the same patient ID Re-attending between 3 & 9 months - Adults	3,366	5,712	58.9%	47.0%	51.3%	50.3%
% of FP17s for Band 1 Urgent Courses	232	6,736	3.4%	8.0%	8.0%	9.1%
% of FP17s Relating to Free Repair or Replacements	86	6,736	1.3%	0.7%	0.8%	0.8%
% of FP17s Relating to Continuations	187	6,736	2.8%	0.9%	1.0%	1.0%
% of Patients satisfied with the dentistry they have received	8	8	N/A	92.0%	91.7%	91.5%
% of Patients satisfied with the time they had to wait for an appointment	8	8	N/A	90.1%	88.3%	87.9%

* This is based on patients treated on this contract for their most recent course of treatment. Figures in italics indicate the base number of FP17s or Patient Questionnaire responses are less than 100. N/A is shown where the base number of responses is less than 10 during the period. % is calculated as Quantity/Base number*100

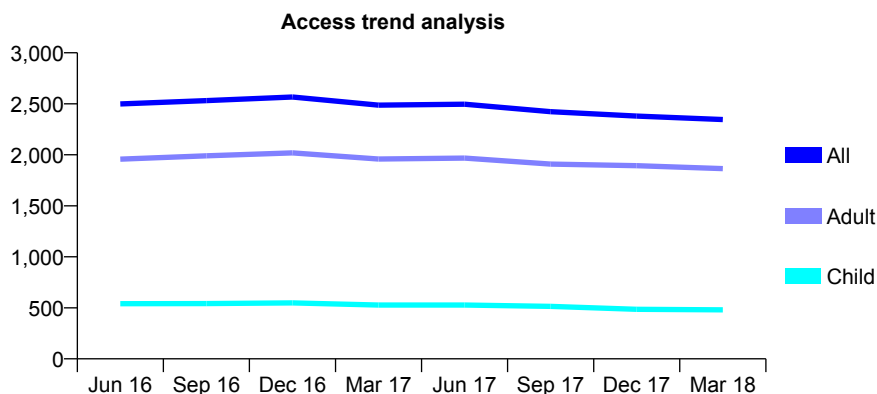
Q54 - Vital Signs At a Glance Contract Report for 240672/0002 - Year end March 2018

Name or company name	MISS CR RUMLEY
Contract type name	GDS Contract
Purpose of contract	General
Contract start date	01/08/2014
Contract end date	

17/18 Contracted general activity (UDA)	7,324
Carry forward general activity (UDA)	39
17/18 Contracted orthodontic activity (UOA)	0
Carry forward orthodontic activity (UOA)	0
Baseline contract value	£195,284.97

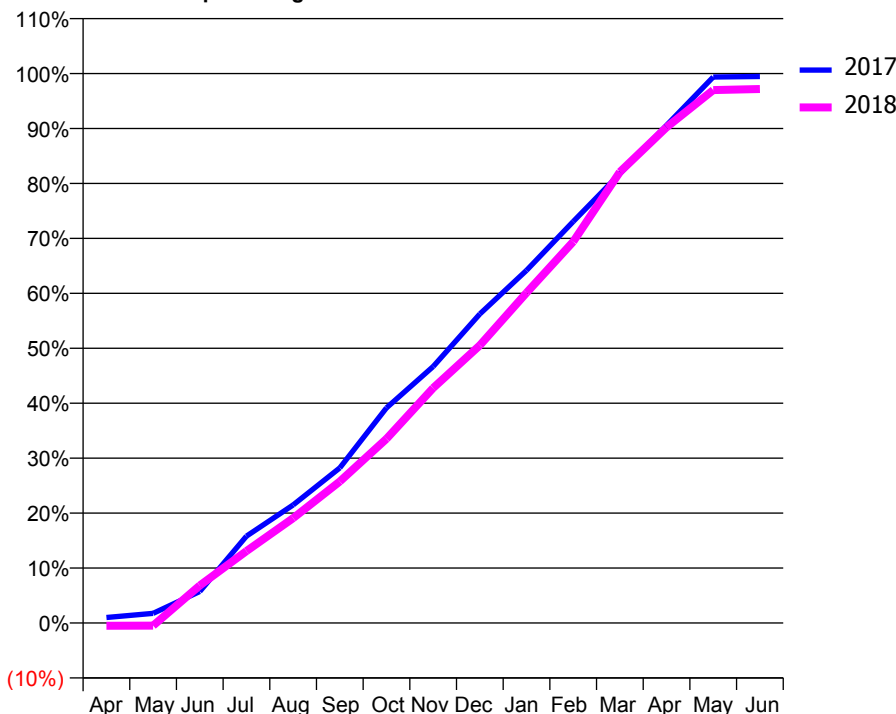
ACCESS*

Patients seen in 24 months	Total	Change since previous quarter
Quarter ending March 2017	2,487	
Quarter ending June 2017	2,496	→
Quarter ending September 2017	2,423	↓
Quarter ending December 2017	2,380	↓
Quarter ending March 2018	2,346	↓
Variance since March 2017	(5.7%)	↓



ACTIVITY

Cumulative percentage of contracted UDA delivered 2017 & 2018



Month	Adjusted Scheduled Activity (UDA)	
	2017	2018
April	73	-39
May	129	-36
June	421	501
July	1,158	958
August	1,573	1,398
September	2,068	1,887
October	2,868	2,456
November	3,418	3,133
December	4,120	3,701
January	4,701	4,402
February	5,351	5,083
March	5,989	6,011
April	6,633	6,608
May	7,277	7,104
June	7,284	7,118

QUALITY

	Quantity	Base Number	Contract	AT	Region	England
% of FP17s for the same patient ID Re-attending within 3 months - Children	42	695	6.0%	10.0%	11.6%	11.9%
% of FP17s for the same patient ID Re-attending within 3 months - Adults	208	2,401	8.7%	15.0%	15.4%	16.0%
% of FP17s for the same patient ID Re-attending between 3 & 9 months - Children	366	695	52.7%	51.9%	59.4%	58.3%
% of FP17s for the same patient ID Re-attending between 3 & 9 months - Adults	1,304	2,401	54.3%	47.0%	51.3%	50.3%
% of FP17s for Band 1 Urgent Courses	220	2,913	7.6%	8.0%	8.0%	9.1%
% of FP17s Relating to Free Repair or Replacements	20	2,913	0.7%	0.7%	0.8%	0.8%
% of FP17s Relating to Continuations	21	2,913	0.7%	0.9%	1.0%	1.0%
% of Patients satisfied with the dentistry they have received	5	5	N/A	92.0%	91.7%	91.5%
% of Patients satisfied with the time they had to wait for an appointment	5	5	N/A	90.1%	88.3%	87.9%

* This is based on patients treated on this contract for their most recent course of treatment. Figures in italics indicate the base number of FP17s or Patient Questionnaire responses are less than 100. N/A is shown where the base number of responses is less than 10 during the period. % is calculated as Quantity/Base number*100

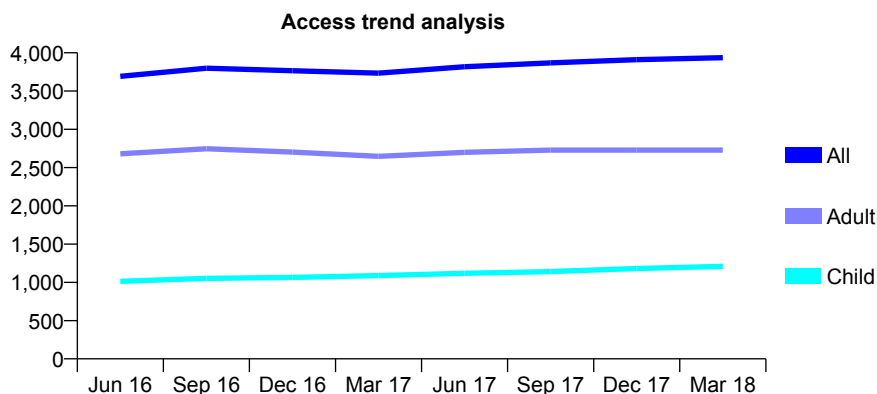
Q54 - Vital Signs At a Glance Contract Report for 241083/0001 - Year end March 2018

Name or company name	MR V SUDRA
Contract type name	GDS Contract
Purpose of contract	General and Orthodontic
Contract start date	01/04/2006
Contract end date	

17/18 Contracted general activity (UDA)	11,592
Carry forward general activity (UDA)	1,427
17/18 Contracted orthodontic activity (UOA)	190
Carry forward orthodontic activity (UOA)	-3
Baseline contract value	£378,461.94

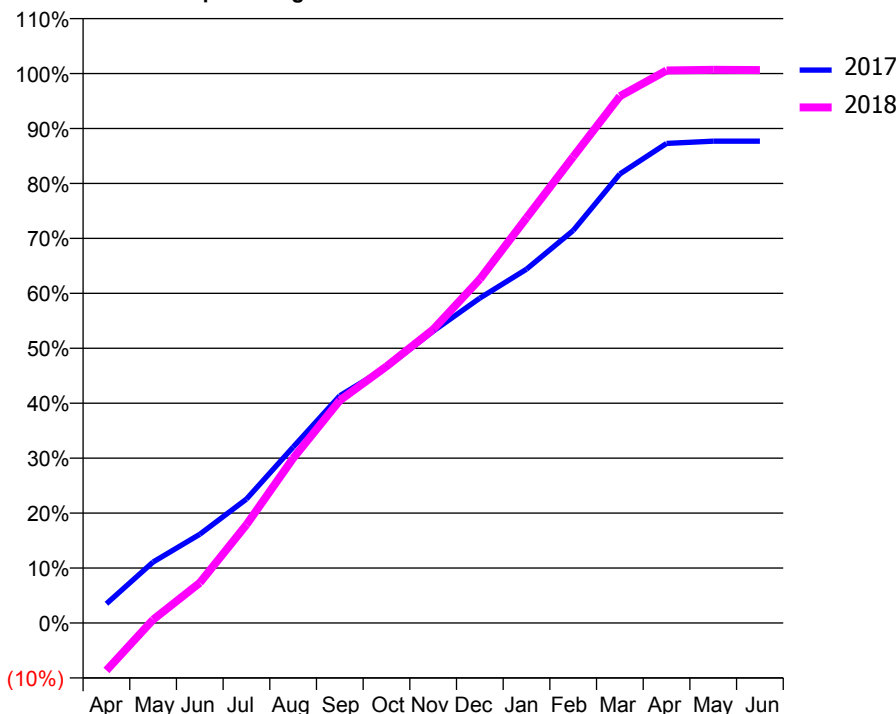
ACCESS*

Patients seen in 24 months	Total	Change since previous quarter
Quarter ending March 2017	3,734	
Quarter ending June 2017	3,817	↑
Quarter ending September 2017	3,868	→
Quarter ending December 2017	3,910	→
Quarter ending March 2018	3,937	→
Variance since March 2017	5.4%	↑



ACTIVITY

Cumulative percentage of contracted UDA delivered 2017 & 2018



Month	Adjusted Scheduled Activity (UDA)	
	2017	2018
April	405	-1,002
May	1,286	71
June	1,872	849
July	2,614	2,074
August	3,711	3,476
September	4,796	4,696
October	5,393	5,414
November	6,157	6,194
December	6,854	7,252
January	7,465	8,547
February	8,279	9,834
March	9,473	11,113
April	10,117	11,655
May	10,165	11,671
June	10,165	11,663

QUALITY

	Quantity	Base Number	Contract	AT	Region	England
% of FP17s for the same patient ID Re-attending within 3 months - Children	91	1,328	6.9%	10.0%	11.6%	11.9%
% of FP17s for the same patient ID Re-attending within 3 months - Adults	407	2,891	14.1%	15.0%	15.4%	16.0%
% of FP17s for the same patient ID Re-attending between 3 & 9 months - Children	446	1,328	33.6%	51.9%	59.4%	58.3%
% of FP17s for the same patient ID Re-attending between 3 & 9 months - Adults	858	2,891	29.7%	47.0%	51.3%	50.3%
% of FP17s for Band 1 Urgent Courses	208	3,605	5.8%	8.0%	8.0%	9.1%
% of FP17s Relating to Free Repair or Replacements	35	3,605	1.0%	0.7%	0.8%	0.8%
% of FP17s Relating to Continuations	9	3,605	0.2%	0.9%	1.0%	1.0%
% of Patients satisfied with the dentistry they have received	1	1	N/A	92.0%	91.7%	91.5%
% of Patients satisfied with the time they had to wait for an appointment	1	1	N/A	90.1%	88.3%	87.9%

* This is based on patients treated on this contract for their most recent course of treatment. Figures in italics indicate the base number of FP17s or Patient Questionnaire responses are less than 100. N/A is shown where the base number of responses is less than 10 during the period. % is calculated as Quantity/Base number*100

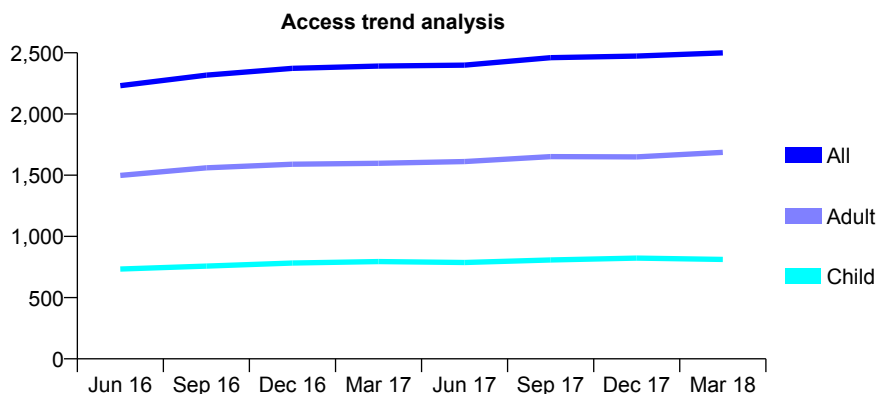
Q54 - Vital Signs At a Glance Contract Report for 244228/0001 - Year end March 2018

Name or company name	MR JS BARDHA
Contract type name	GDS Contract
Purpose of contract	General and Orthodontic
Contract start date	01/04/2006
Contract end date	

17/18 Contracted general activity (UDA)	9,698
Carry forward general activity (UDA)	16
17/18 Contracted orthodontic activity (UOA)	204
Carry forward orthodontic activity (UOA)	-5
Baseline contract value	£278,171.41

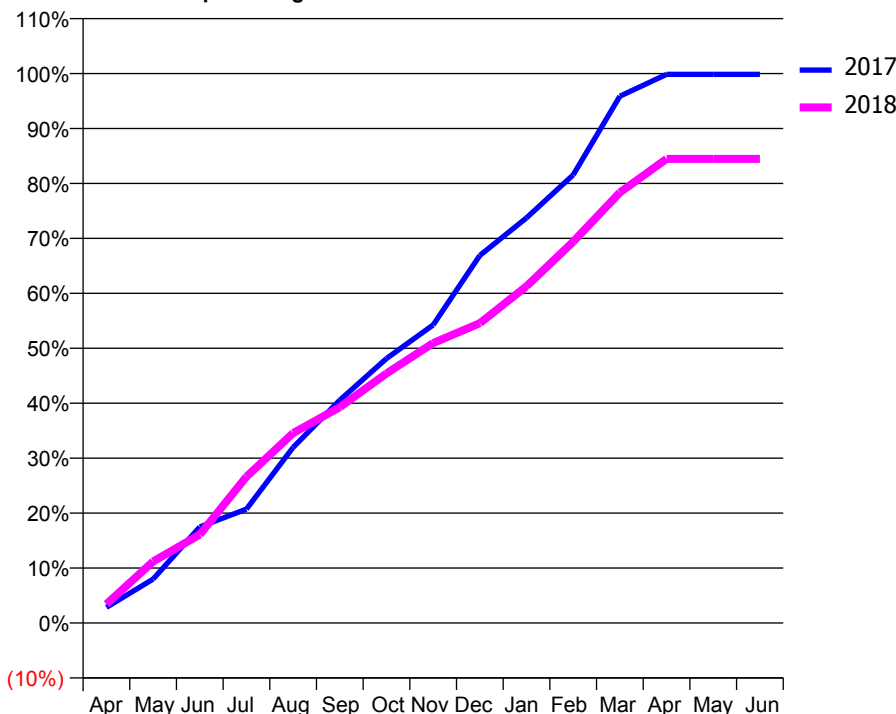
ACCESS*

Patients seen in 24 months	Total	Change since previous quarter
Quarter ending March 2017	2,392	
Quarter ending June 2017	2,399	→
Quarter ending September 2017	2,460	↑
Quarter ending December 2017	2,473	→
Quarter ending March 2018	2,499	→
Variance since March 2017	4.5%	↑



ACTIVITY

Cumulative percentage of contracted UDA delivered 2017 & 2018



Adjusted Scheduled Activity (UDA)

Month	2017	2018
April	276	332
May	776	1,087
June	1,695	1,563
July	2,011	2,583
August	3,101	3,352
September	3,933	3,808
October	4,668	4,405
November	5,261	4,940
December	6,486	5,292
January	7,152	5,943
February	7,908	6,728
March	9,297	7,599
April	9,682	8,191
May	9,682	8,191
June	9,682	8,191

QUALITY

	Quantity	Base Number	Contract	AT	Region	England
% of FP17s for the same patient ID Re-attending within 3 months - Children	39	987	4.0%	10.0%	11.6%	11.9%
% of FP17s for the same patient ID Re-attending within 3 months - Adults	159	1,683	9.4%	15.0%	15.4%	16.0%
% of FP17s for the same patient ID Re-attending between 3 & 9 months - Children	474	987	48.0%	51.9%	59.4%	58.3%
% of FP17s for the same patient ID Re-attending between 3 & 9 months - Adults	751	1,683	44.6%	47.0%	51.3%	50.3%
% of FP17s for Band 1 Urgent Courses	41	2,637	1.6%	8.0%	8.0%	9.1%
% of FP17s Relating to Free Repair or Replacements	0	2,637	0.0%	0.7%	0.8%	0.8%
% of FP17s Relating to Continuations	56	2,637	2.1%	0.9%	1.0%	1.0%
% of Patients satisfied with the dentistry they have received	0	0	N/A	92.0%	91.7%	91.5%
% of Patients satisfied with the time they had to wait for an appointment	0	0	N/A	90.1%	88.3%	87.9%

* This is based on patients treated on this contract for their most recent course of treatment. Figures in italics indicate the base number of FP17s or Patient Questionnaire responses are less than 100. N/A is shown where the base number of responses is less than 10 during the period. % is calculated as Quantity/Base number*100

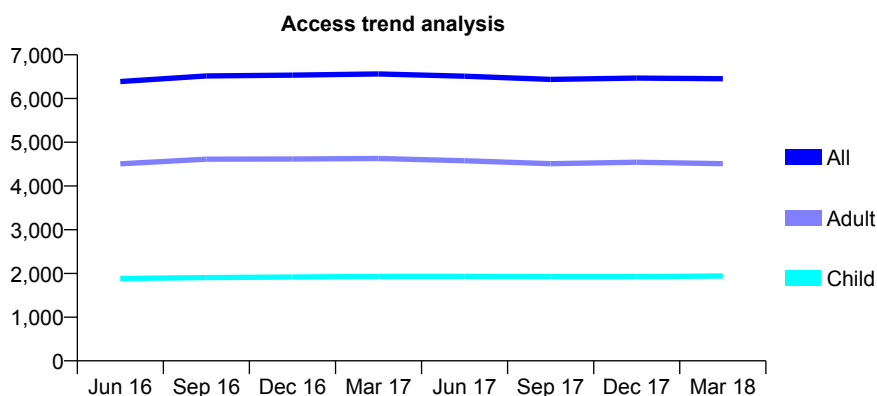
Q54 - Vital Signs At a Glance Contract Report for 245860/0001 - Year end March 2018

Name or company name	MR M BINAMIN
Contract type name	GDS Contract
Purpose of contract	General
Contract start date	01/04/2006
Contract end date	

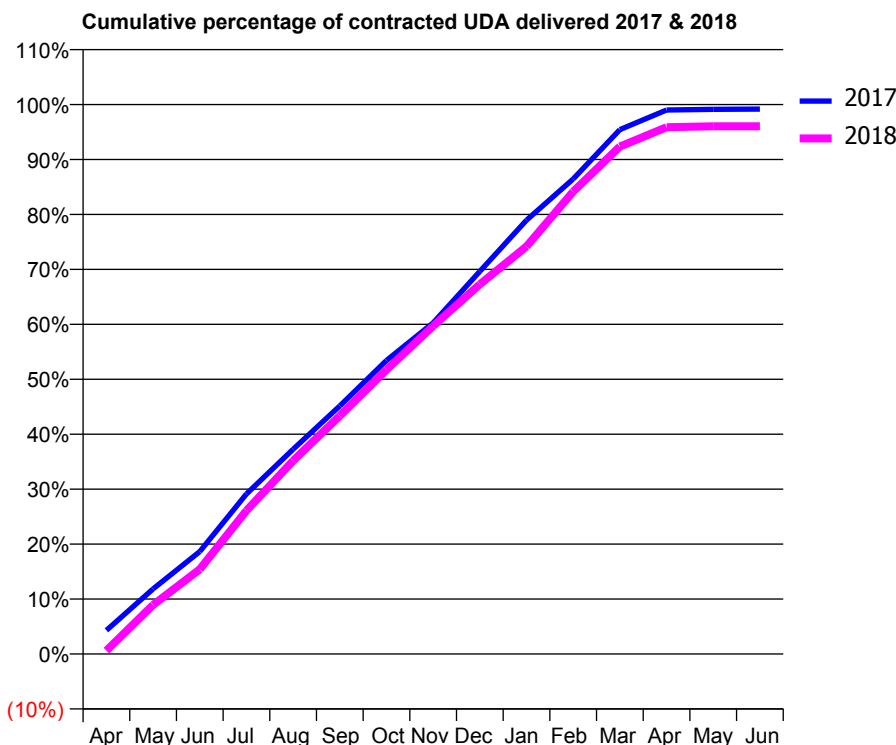
17/18 Contracted general activity (UDA)	12,244
Carry forward general activity (UDA)	340
17/18 Contracted orthodontic activity (UOA)	0
Carry forward orthodontic activity (UOA)	0
Baseline contract value	£293,115.73

ACCESS*

Patients seen in 24 months	Total	Change since previous quarter
Quarter ending March 2017	6,561	
Quarter ending June 2017	6,509	→
Quarter ending September 2017	6,437	↓
Quarter ending December 2017	6,469	→
Quarter ending March 2018	6,453	→
Variance since March 2017	(1.6%)	↓



ACTIVITY



Month	Adjusted Scheduled Activity (UDA)	
	2017	2018
April	527	74
May	1,453	1,095
June	2,283	1,889
July	3,566	3,196
August	4,563	4,306
September	5,528	5,308
October	6,543	6,333
November	7,378	7,309
December	8,527	8,239
January	9,668	9,082
February	10,585	10,302
March	11,684	11,307
April	12,121	11,738
May	12,136	11,758
June	12,141	11,758

QUALITY

	Quantity	Base Number	Contract	AT	Region	England
% of FP17s for the same patient ID Re-attending within 3 months - Children	131	2,723	4.8%	10.0%	11.6%	11.9%
% of FP17s for the same patient ID Re-attending within 3 months - Adults	780	5,958	13.1%	15.0%	15.4%	16.0%
% of FP17s for the same patient ID Re-attending between 3 & 9 months - Children	1,554	2,723	57.1%	51.9%	59.4%	58.3%
% of FP17s for the same patient ID Re-attending between 3 & 9 months - Adults	3,136	5,958	52.6%	47.0%	51.3%	50.3%
% of FP17s for Band 1 Urgent Courses	724	8,134	8.9%	8.0%	8.0%	9.1%
% of FP17s Relating to Free Repair or Replacements	64	8,134	0.8%	0.7%	0.8%	0.8%
% of FP17s Relating to Continuations	1	8,134	0.0%	0.9%	1.0%	1.0%
% of Patients satisfied with the dentistry they have received	4	6	N/A	92.0%	91.7%	91.5%
% of Patients satisfied with the time they had to wait for an appointment	4	6	N/A	90.1%	88.3%	87.9%

* This is based on patients treated on this contract for their most recent course of treatment. Figures in italics indicate the base number of FP17s or Patient Questionnaire responses are less than 100. N/A is shown where the base number of responses is less than 10 during the period. % is calculated as Quantity/Base number*100

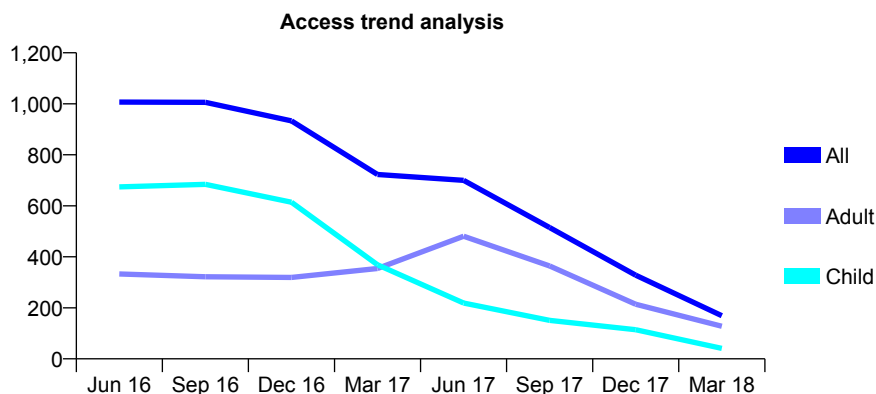
Q54 - Vital Signs At a Glance Contract Report for 249726/0004 - Year end March 2018

Name or company name	MR AA DUGGAL
Contract type name	PDS Plus Contract
Purpose of contract	General
Contract start date	01/05/2012
Contract end date	30/04/2017

17/18 Contracted general activity (UDA)	167
Carry forward general activity (UDA)	0
17/18 Contracted orthodontic activity (UOA)	0
Carry forward orthodontic activity (UOA)	0
Baseline contract value	£2,146.84

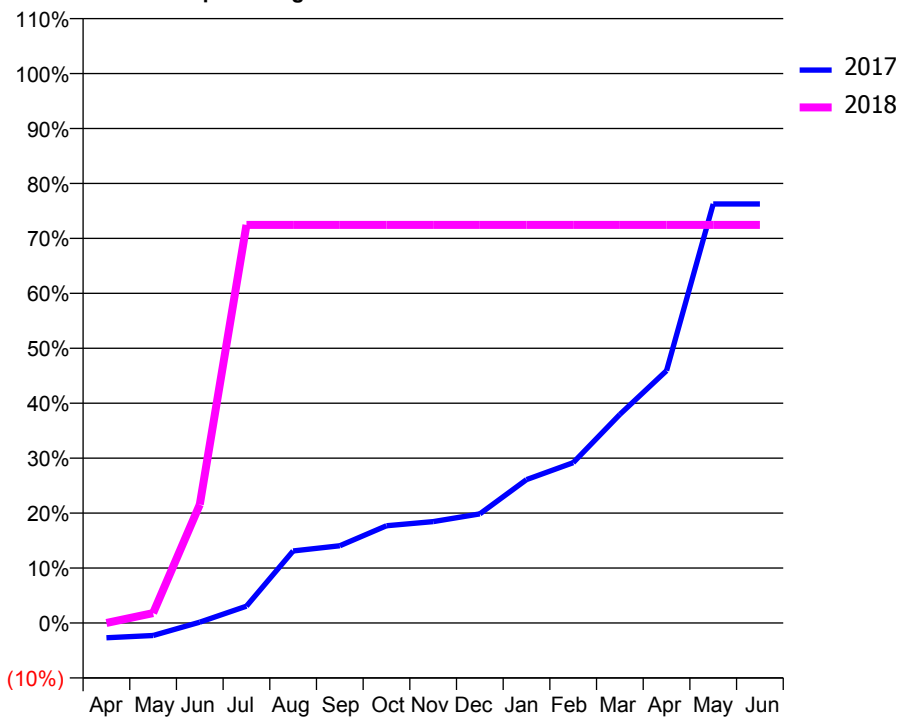
ACCESS*

Patients seen in 24 months	Total	Change since previous quarter
Quarter ending March 2017	723	
Quarter ending June 2017	700	↓
Quarter ending September 2017	515	↓
Quarter ending December 2017	328	↓
Quarter ending March 2018	169	↓
Variance since March 2017	(76.6%)	↓



ACTIVITY

Cumulative percentage of contracted UDA delivered 2017 & 2018



Month	Adjusted Scheduled Activity (UDA)	
	2017	2018
April	-54	0
May	-46	3
June	3	36
July	61	121
August	262	121
September	281	121
October	354	121
November	369	121
December	397	121
January	522	121
February	583	121
March	759	121
April	918	121
May	1,525	121
June	1,525	121

QUALITY

	Quantity	Base Number	Contract	AT	Region	England
% of FP17s for the same patient ID Re-attending within 3 months - Children	0	72	0.0%	10.0%	11.6%	11.9%
% of FP17s for the same patient ID Re-attending within 3 months - Adults	8	376	2.1%	15.0%	15.4%	16.0%
% of FP17s for the same patient ID Re-attending between 3 & 9 months - Children	2	72	2.8%	51.9%	59.4%	58.3%
% of FP17s for the same patient ID Re-attending between 3 & 9 months - Adults	21	376	5.6%	47.0%	51.3%	50.3%
% of FP17s for Band 1 Urgent Courses	0	41	0.0%	8.0%	8.0%	9.1%
% of FP17s Relating to Free Repair or Replacements	0	41	0.0%	0.7%	0.8%	0.8%
% of FP17s Relating to Continuations	0	41	0.0%	0.9%	1.0%	1.0%
% of Patients satisfied with the dentistry they have received	7	8	N/A	92.0%	91.7%	91.5%
% of Patients satisfied with the time they had to wait for an appointment	7	8	N/A	90.1%	88.3%	87.9%

* This is based on patients treated on this contract for their most recent course of treatment. Figures in italics indicate the base number of FP17s or Patient Questionnaire responses are less than 100. N/A is shown where the base number of responses is less than 10 during the period. % is calculated as Quantity/Base number*100

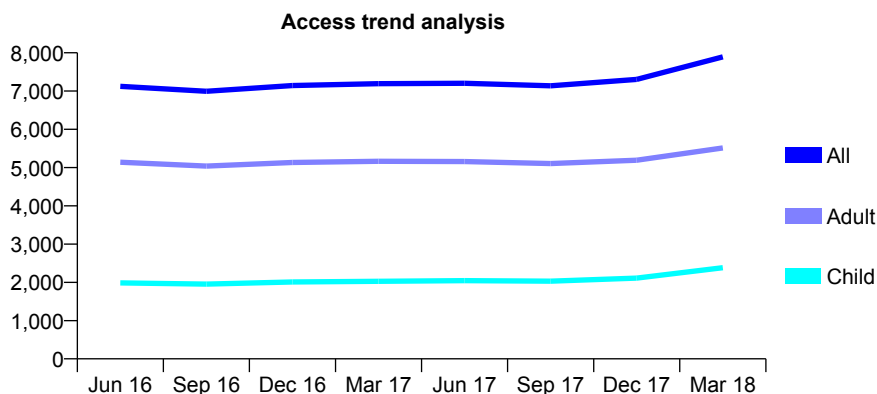
Q54 - Vital Signs At a Glance Contract Report for 250333/0001 - Year end March 2018

Name or company name	MR JS JANDU
Contract type name	GDS Contract
Purpose of contract	General and Orthodontic
Contract start date	01/04/2008
Contract end date	

17/18 Contracted general activity (UDA)	22,064
Carry forward general activity (UDA)	0
17/18 Contracted orthodontic activity (UOA)	999
Carry forward orthodontic activity (UOA)	0
Baseline contract value	£644,162.26

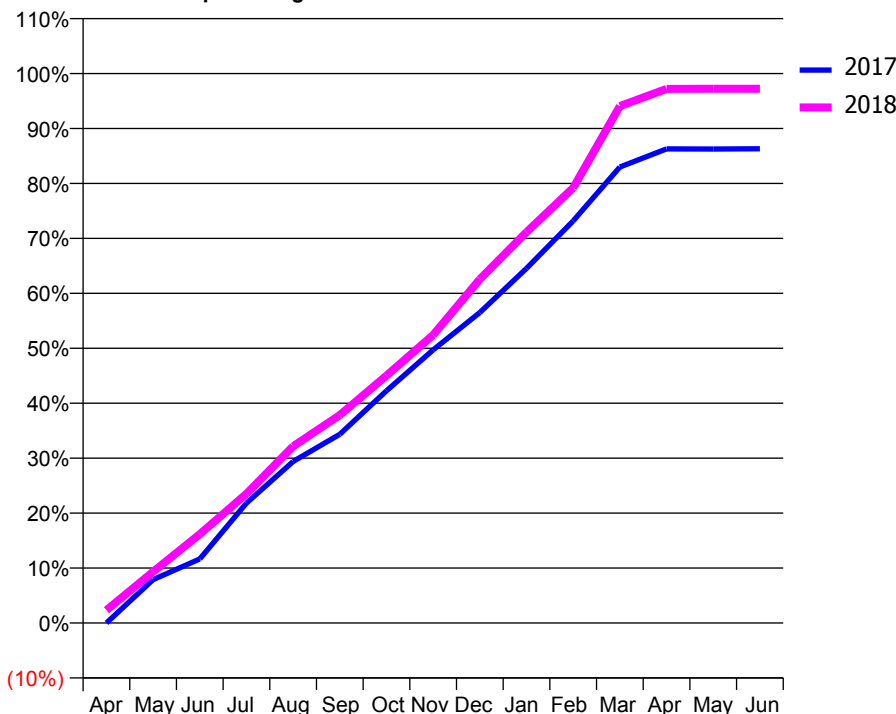
ACCESS*

Patients seen in 24 months	Total	Change since previous quarter
Quarter ending March 2017	7,192	
Quarter ending June 2017	7,202	→
Quarter ending September 2017	7,136	→
Quarter ending December 2017	7,305	↑
Quarter ending March 2018	7,895	↑
Variance since March 2017	9.8%	↑



ACTIVITY

Cumulative percentage of contracted UDA delivered 2017 & 2018



Adjusted Scheduled Activity (UDA)

Month	2017	2018
April	3	519
May	1,742	2,061
June	2,574	3,566
July	4,816	5,193
August	6,485	7,095
September	7,577	8,350
October	9,325	9,935
November	10,966	11,565
December	12,469	13,804
January	14,239	15,695
February	16,145	17,472
March	18,307	20,754
April	19,034	21,447
May	19,032	21,452
June	19,044	21,452

QUALITY

	Quantity	Base Number	Contract	AT	Region	England
% of FP17s for the same patient ID Re-attending within 3 months - Children	224	3,276	6.8%	10.0%	11.6%	11.9%
% of FP17s for the same patient ID Re-attending within 3 months - Adults	829	7,126	11.6%	15.0%	15.4%	16.0%
% of FP17s for the same patient ID Re-attending between 3 & 9 months - Children	1,340	3,276	40.9%	51.9%	59.4%	58.3%
% of FP17s for the same patient ID Re-attending between 3 & 9 months - Adults	2,865	7,126	40.2%	47.0%	51.3%	50.3%
% of FP17s for Band 1 Urgent Courses	915	10,312	8.9%	8.0%	8.0%	9.1%
% of FP17s Relating to Free Repair or Replacements	68	10,312	0.7%	0.7%	0.8%	0.8%
% of FP17s Relating to Continuations	24	10,312	0.2%	0.9%	1.0%	1.0%
% of Patients satisfied with the dentistry they have received	1	1	N/A	92.0%	91.7%	91.5%
% of Patients satisfied with the time they had to wait for an appointment	1	1	N/A	90.1%	88.3%	87.9%

* This is based on patients treated on this contract for their most recent course of treatment. Figures in italics indicate the base number of FP17s or Patient Questionnaire responses are less than 100. N/A is shown where the base number of responses is less than 10 during the period. % is calculated as Quantity/Base number*100

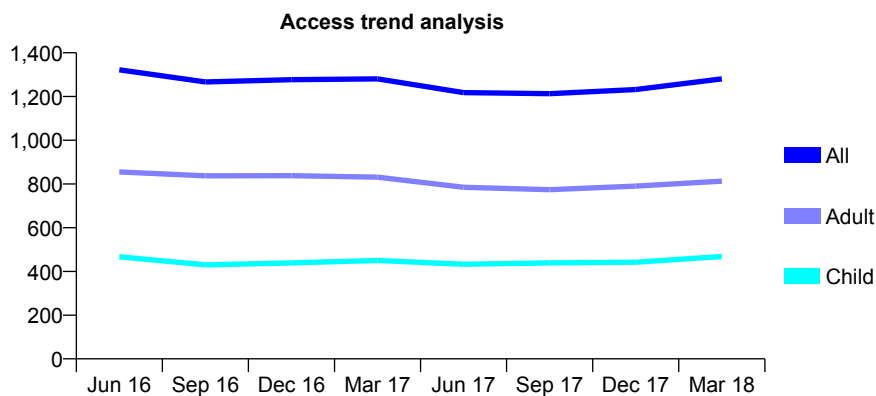
Q54 - Vital Signs At a Glance Contract Report for 250333/0002 - Year end March 2018

Name or company name	MR JS JANDU
Contract type name	GDS Contract
Purpose of contract	General
Contract start date	01/10/2012
Contract end date	

17/18 Contracted general activity (UDA)	4,213
Carry forward general activity (UDA)	107
17/18 Contracted orthodontic activity (UOA)	0
Carry forward orthodontic activity (UOA)	0
Baseline contract value	£113,689.86

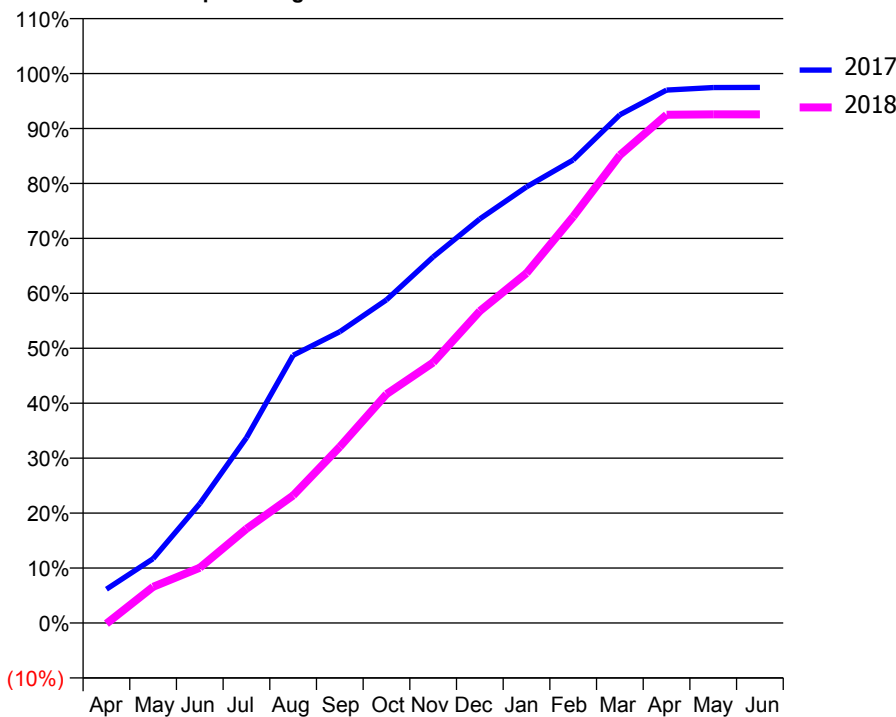
ACCESS*

Patients seen in 24 months	Total	Change since previous quarter
Quarter ending March 2017	1,281	
Quarter ending June 2017	1,218	↓
Quarter ending September 2017	1,213	→
Quarter ending December 2017	1,232	→
Quarter ending March 2018	1,281	↑
Variance since March 2017	0.0%	→



ACTIVITY

Cumulative percentage of contracted UDA delivered 2017 & 2018



Adjusted Scheduled Activity (UDA)

Month	2017	2018
April	259	-6
May	494	278
June	916	424
July	1,421	722
August	2,052	978
September	2,234	1,351
October	2,478	1,754
November	2,807	1,997
December	3,098	2,392
January	3,343	2,682
February	3,551	3,115
March	3,897	3,587
April	4,086	3,897
May	4,105	3,900
June	4,106	3,900

QUALITY

	Quantity	Base Number	Contract	AT	Region	England
% of FP17s for the same patient ID Re-attending within 3 months - Children	29	542	5.4%	10.0%	11.6%	11.9%
% of FP17s for the same patient ID Re-attending within 3 months - Adults	131	986	13.3%	15.0%	15.4%	16.0%
% of FP17s for the same patient ID Re-attending between 3 & 9 months - Children	225	542	41.5%	51.9%	59.4%	58.3%
% of FP17s for the same patient ID Re-attending between 3 & 9 months - Adults	455	986	46.1%	47.0%	51.3%	50.3%
% of FP17s for Band 1 Urgent Courses	99	1,530	6.5%	8.0%	8.0%	9.1%
% of FP17s Relating to Free Repair or Replacements	15	1,530	1.0%	0.7%	0.8%	0.8%
% of FP17s Relating to Continuations	20	1,530	1.3%	0.9%	1.0%	1.0%
% of Patients satisfied with the dentistry they have received	0	1	N/A	92.0%	91.7%	91.5%
% of Patients satisfied with the time they had to wait for an appointment	0	1	N/A	90.1%	88.3%	87.9%

* This is based on patients treated on this contract for their most recent course of treatment. Figures in italics indicate the base number of FP17s or Patient Questionnaire responses are less than 100. N/A is shown where the base number of responses is less than 10 during the period. % is calculated as Quantity/Base number*100

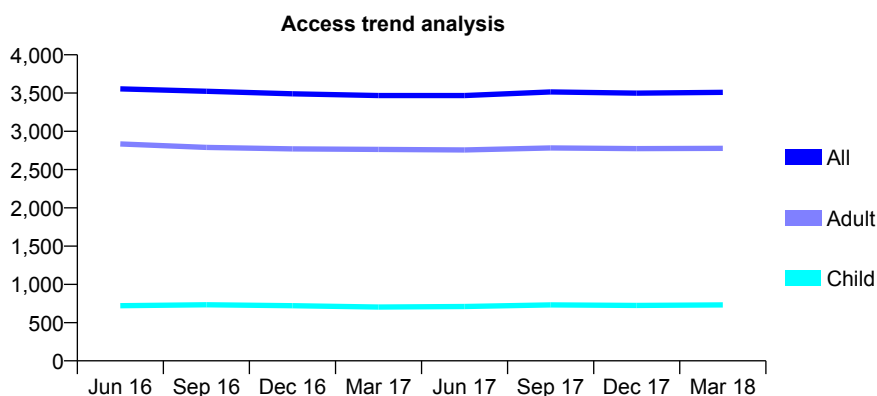
Q54 - Vital Signs At a Glance Contract Report for 251623/0001 - Year end March 2018

Name or company name	MR F HEYDARI-BATENI
Contract type name	GDS Contract
Purpose of contract	General
Contract start date	01/04/2006
Contract end date	

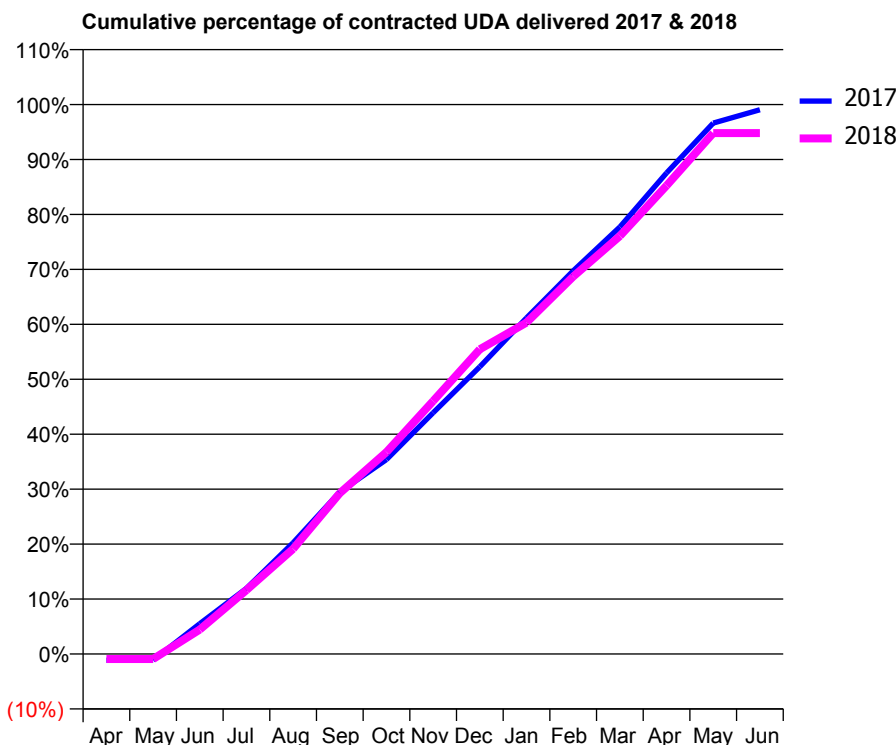
17/18 Contracted general activity (UDA)	11,261
Carry forward general activity (UDA)	106
17/18 Contracted orthodontic activity (UOA)	0
Carry forward orthodontic activity (UOA)	0
Baseline contract value	£239,864.21

ACCESS*

Patients seen in 24 months	Total	Change since previous quarter
Quarter ending March 2017	3,467	
Quarter ending June 2017	3,468	→
Quarter ending September 2017	3,515	→
Quarter ending December 2017	3,499	→
Quarter ending March 2018	3,509	→
Variance since March 2017	1.2%	→



ACTIVITY



Month	Adjusted Scheduled Activity (UDA)	
	2017	2018
April	-129	-106
May	-126	-106
June	621	503
July	1,345	1,309
August	2,280	2,154
September	3,322	3,297
October	3,986	4,140
November	4,945	5,185
December	5,888	6,246
January	6,888	6,792
February	7,853	7,735
March	8,752	8,566
April	9,857	9,599
May	10,880	10,675
June	11,154	10,675

QUALITY

	Quantity	Base Number	Contract	AT	Region	England
% of FP17s for the same patient ID Re-attending within 3 months - Children	40	1,111	3.6%	10.0%	11.6%	11.9%
% of FP17s for the same patient ID Re-attending within 3 months - Adults	437	4,152	10.5%	15.0%	15.4%	16.0%
% of FP17s for the same patient ID Re-attending between 3 & 9 months - Children	674	1,111	60.7%	51.9%	59.4%	58.3%
% of FP17s for the same patient ID Re-attending between 3 & 9 months - Adults	2,483	4,152	59.8%	47.0%	51.3%	50.3%
% of FP17s for Band 1 Urgent Courses	326	5,120	6.4%	8.0%	8.0%	9.1%
% of FP17s Relating to Free Repair or Replacements	29	5,120	0.6%	0.7%	0.8%	0.8%
% of FP17s Relating to Continuations	30	5,120	0.6%	0.9%	1.0%	1.0%
% of Patients satisfied with the dentistry they have received	3	3	N/A	92.0%	91.7%	91.5%
% of Patients satisfied with the time they had to wait for an appointment	3	3	N/A	90.1%	88.3%	87.9%

* This is based on patients treated on this contract for their most recent course of treatment. Figures in italics indicate the base number of FP17s or Patient Questionnaire responses are less than 100. N/A is shown where the base number of responses is less than 10 during the period. % is calculated as Quantity/Base number*100

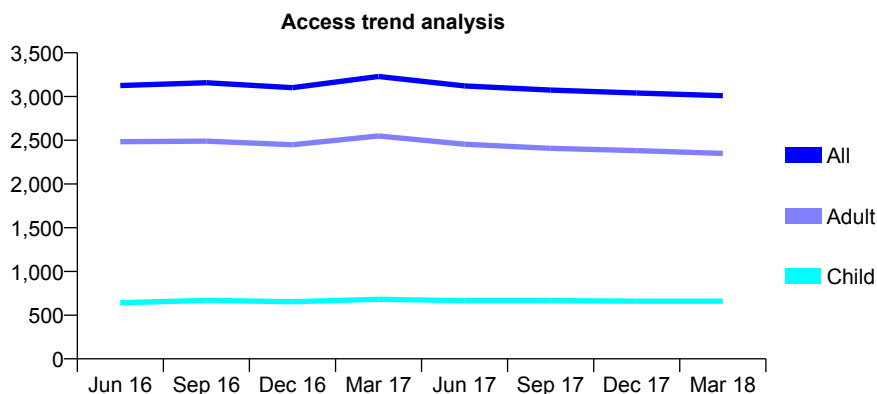
Q54 - Vital Signs At a Glance Contract Report for 251941/0001 - Year end March 2018

Name or company name	MR JS CHUHAN
Contract type name	GDS Contract
Purpose of contract	General
Contract start date	01/04/2006
Contract end date	

17/18 Contracted general activity (UDA)	12,721
Carry forward general activity (UDA)	0
17/18 Contracted orthodontic activity (UOA)	0
Carry forward orthodontic activity (UOA)	0
Baseline contract value	£345,612.70

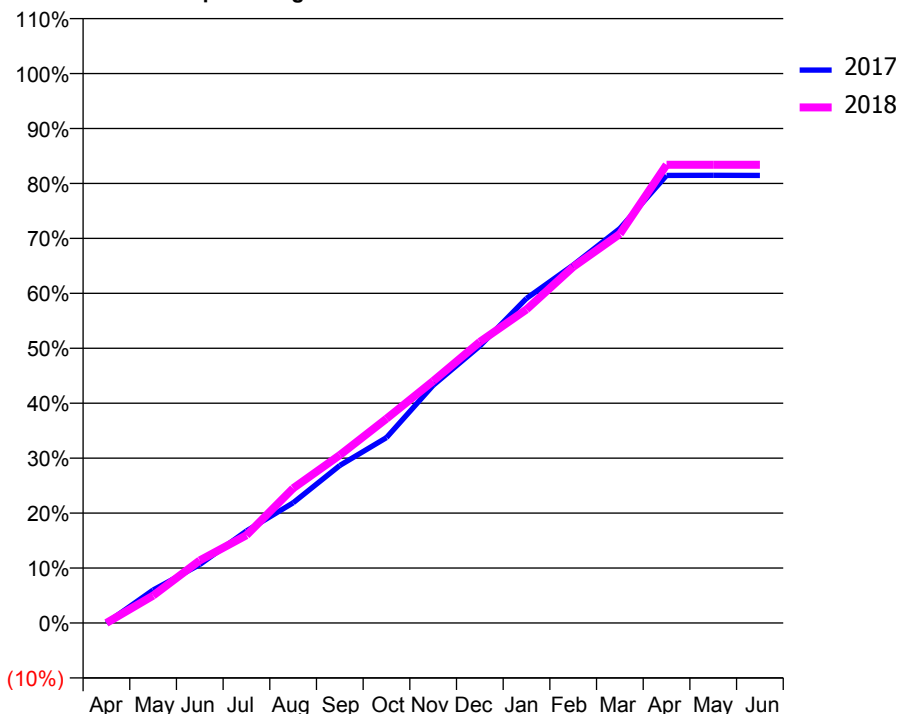
ACCESS*

Patients seen in 24 months	Total	Change since previous quarter
Quarter ending March 2017	3,230	
Quarter ending June 2017	3,121	↓
Quarter ending September 2017	3,073	↓
Quarter ending December 2017	3,040	↓
Quarter ending March 2018	3,009	↓
Variance since March 2017	(6.8%)	↓



ACTIVITY

Cumulative percentage of contracted UDA delivered 2017 & 2018



Month	Adjusted Scheduled Activity (UDA)	
	2017	2018
April	0	0
May	765	635
June	1,354	1,450
July	2,130	2,032
August	2,784	3,119
September	3,648	3,888
October	4,294	4,731
November	5,502	5,601
December	6,413	6,508
January	7,517	7,261
February	8,288	8,243
March	9,134	9,005
April	10,363	10,608
May	10,366	10,608
June	10,363	10,608

QUALITY

	Quantity	Base Number	Contract	AT	Region	England
% of FP17s for the same patient ID Re-attending within 3 months - Children	83	667	12.4%	10.0%	11.6%	11.9%
% of FP17s for the same patient ID Re-attending within 3 months - Adults	819	3,026	27.1%	15.0%	15.4%	16.0%
% of FP17s for the same patient ID Re-attending between 3 & 9 months - Children	135	667	20.2%	51.9%	59.4%	58.3%
% of FP17s for the same patient ID Re-attending between 3 & 9 months - Adults	933	3,026	30.8%	47.0%	51.3%	50.3%
% of FP17s for Band 1 Urgent Courses	721	3,639	19.8%	8.0%	8.0%	9.1%
% of FP17s Relating to Free Repair or Replacements	34	3,639	0.9%	0.7%	0.8%	0.8%
% of FP17s Relating to Continuations	6	3,639	0.2%	0.9%	1.0%	1.0%
% of Patients satisfied with the dentistry they have received	2	3	N/A	92.0%	91.7%	91.5%
% of Patients satisfied with the time they had to wait for an appointment	2	3	N/A	90.1%	88.3%	87.9%

* This is based on patients treated on this contract for their most recent course of treatment. Figures in italics indicate the base number of FP17s or Patient Questionnaire responses are less than 100. N/A is shown where the base number of responses is less than 10 during the period. % is calculated as Quantity/Base number*100

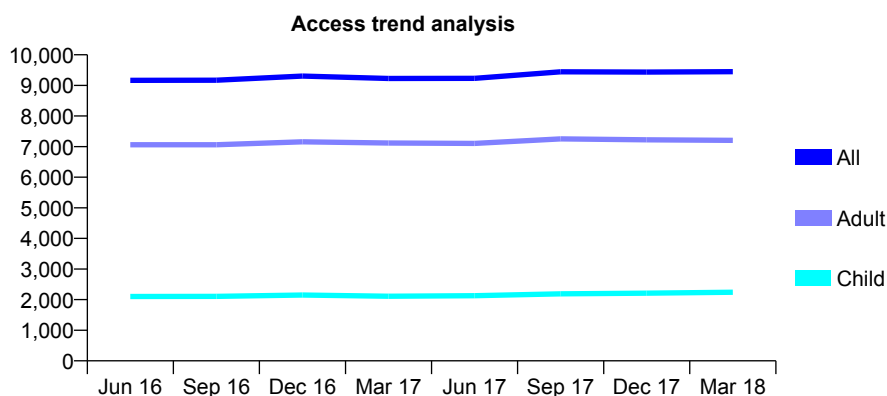
Q54 - Vital Signs At a Glance Contract Report for 253693/0001 - Year end March 2018

Name or company name	MR OS DHILLON
Contract type name	GDS Contract
Purpose of contract	General
Contract start date	01/04/2006
Contract end date	

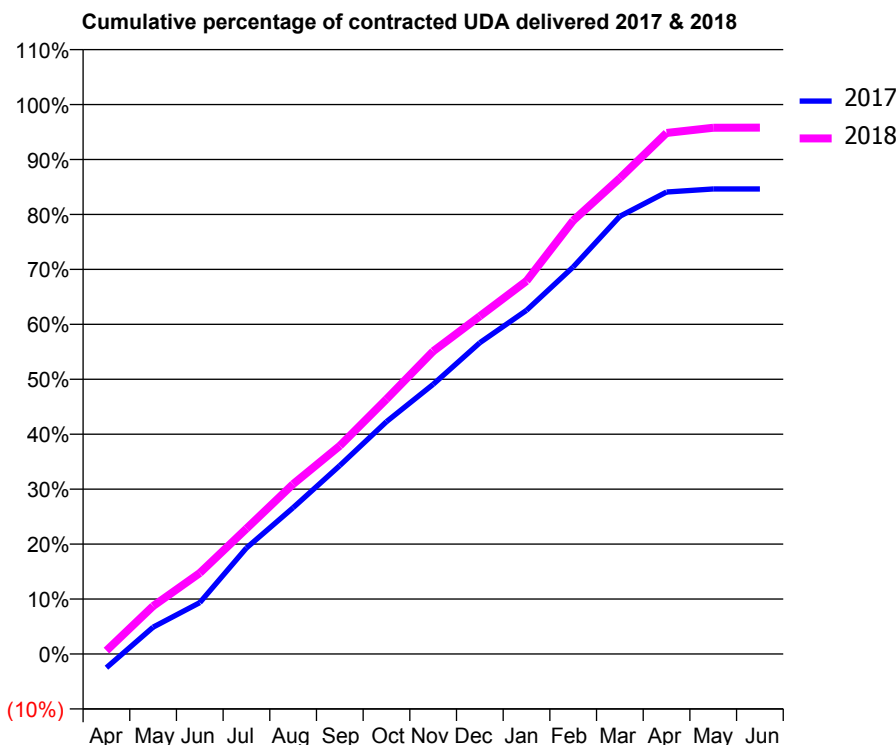
17/18 Contracted general activity (UDA)	32,861
Carry forward general activity (UDA)	0
17/18 Contracted orthodontic activity (UOA)	0
Carry forward orthodontic activity (UOA)	0
Baseline contract value	£848,298.43

ACCESS*

Patients seen in 24 months	Total	Change since previous quarter
Quarter ending March 2017	9,226	
Quarter ending June 2017	9,233	→
Quarter ending September 2017	9,444	↑
Quarter ending December 2017	9,435	→
Quarter ending March 2018	9,449	→
Variance since March 2017	2.4%	↑



ACTIVITY



Month	Adjusted Scheduled Activity (UDA)	
	2017	2018
April	-826	204
May	1,610	2,867
June	3,078	4,841
July	6,347	7,501
August	8,750	10,163
September	11,270	12,450
October	13,896	15,247
November	16,131	18,106
December	18,618	20,202
January	20,558	22,306
February	23,147	25,917
March	26,174	28,460
April	27,624	31,162
May	27,810	31,474
June	27,812	31,476

QUALITY

	Quantity	Base Number	Contract	AT	Region	England
% of FP17s for the same patient ID Re-attending within 3 months - Children	174	2,991	5.8%	10.0%	11.6%	11.9%
% of FP17s for the same patient ID Re-attending within 3 months - Adults	1,636	10,393	15.7%	15.0%	15.4%	16.0%
% of FP17s for the same patient ID Re-attending between 3 & 9 months - Children	1,588	2,991	53.1%	51.9%	59.4%	58.3%
% of FP17s for the same patient ID Re-attending between 3 & 9 months - Adults	5,846	10,393	56.2%	47.0%	51.3%	50.3%
% of FP17s for Band 1 Urgent Courses	845	13,646	6.2%	8.0%	8.0%	9.1%
% of FP17s Relating to Free Repair or Replacements	264	13,646	1.9%	0.7%	0.8%	0.8%
% of FP17s Relating to Continuations	156	13,646	1.1%	0.9%	1.0%	1.0%
% of Patients satisfied with the dentistry they have received	6	6	N/A	92.0%	91.7%	91.5%
% of Patients satisfied with the time they had to wait for an appointment	5	6	N/A	90.1%	88.3%	87.9%

* This is based on patients treated on this contract for their most recent course of treatment. Figures in italics indicate the base number of FP17s or Patient Questionnaire responses are less than 100. N/A is shown where the base number of responses is less than 10 during the period. % is calculated as Quantity/Base number*100

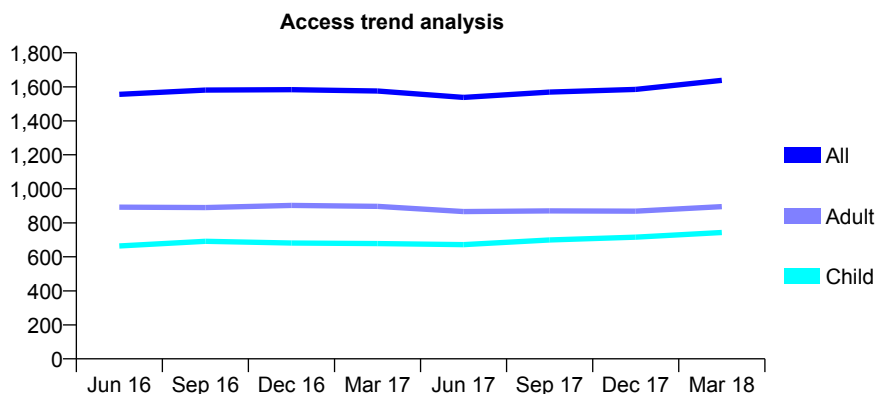
Q54 - Vital Signs At a Glance Contract Report for 257842/0001 - Year end March 2018

Name or company name	MR N JAIN
Contract type name	GDS Contract
Purpose of contract	General
Contract start date	01/08/2014
Contract end date	

17/18 Contracted general activity (UDA)	4,806
Carry forward general activity (UDA)	4
17/18 Contracted orthodontic activity (UOA)	0
Carry forward orthodontic activity (UOA)	0
Baseline contract value	£115,919.65

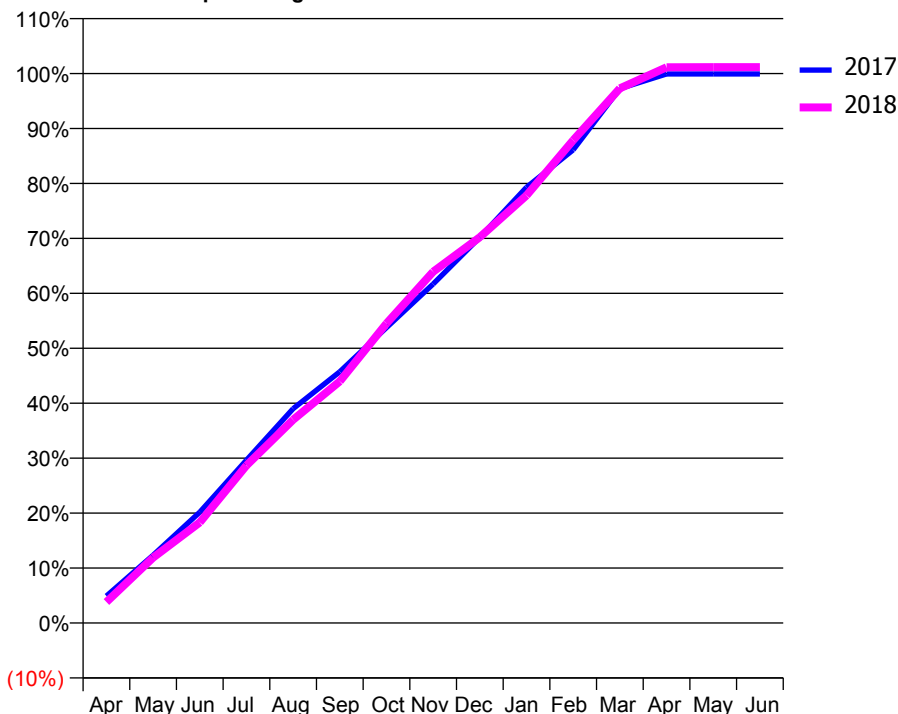
ACCESS*

Patients seen in 24 months	Total	Change since previous quarter
Quarter ending March 2017	1,575	
Quarter ending June 2017	1,538	↓
Quarter ending September 2017	1,569	↑
Quarter ending December 2017	1,585	→
Quarter ending March 2018	1,638	↑
Variance since March 2017	4.0%	↑



ACTIVITY

Cumulative percentage of contracted UDA delivered 2017 & 2018



Month	Adjusted Scheduled Activity (UDA)	
	2017	2018
April	236	184
May	594	572
June	970	880
July	1,424	1,378
August	1,875	1,778
September	2,198	2,114
October	2,584	2,621
November	2,965	3,073
December	3,374	3,375
January	3,811	3,740
February	4,139	4,223
March	4,674	4,676
April	4,802	4,861
May	4,802	4,862
June	4,802	4,862

QUALITY

	Quantity	Base Number	Contract	AT	Region	England
% of FP17s for the same patient ID Re-attending within 3 months - Children	44	1,070	4.1%	10.0%	11.6%	11.9%
% of FP17s for the same patient ID Re-attending within 3 months - Adults	87	1,015	8.6%	15.0%	15.4%	16.0%
% of FP17s for the same patient ID Re-attending between 3 & 9 months - Children	639	1,070	59.7%	51.9%	59.4%	58.3%
% of FP17s for the same patient ID Re-attending between 3 & 9 months - Adults	555	1,015	54.7%	47.0%	51.3%	50.3%
% of FP17s for Band 1 Urgent Courses	50	2,099	2.4%	8.0%	8.0%	9.1%
% of FP17s Relating to Free Repair or Replacements	7	2,099	0.3%	0.7%	0.8%	0.8%
% of FP17s Relating to Continuations	5	2,099	0.2%	0.9%	1.0%	1.0%
% of Patients satisfied with the dentistry they have received	2	2	N/A	92.0%	91.7%	91.5%
% of Patients satisfied with the time they had to wait for an appointment	1	2	N/A	90.1%	88.3%	87.9%

* This is based on patients treated on this contract for their most recent course of treatment. Figures in italics indicate the base number of FP17s or Patient Questionnaire responses are less than 100. N/A is shown where the base number of responses is less than 10 during the period. % is calculated as Quantity/Base number*100

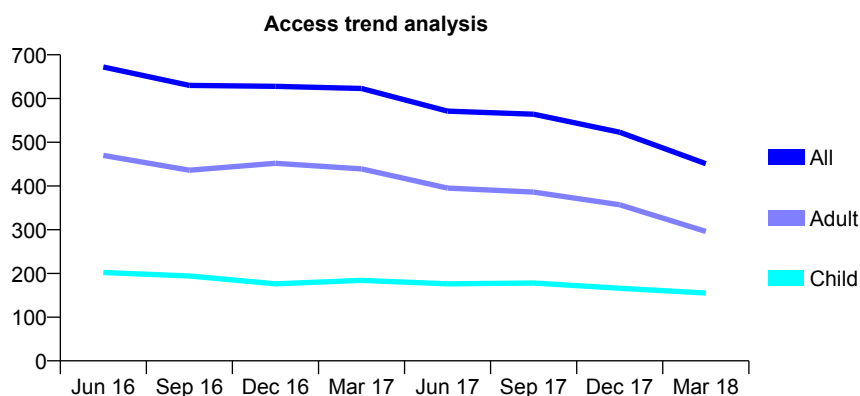
Q54 - Vital Signs At a Glance Contract Report for 258202/0001 - Year end March 2018

Name or company name	MR H SINGH
Contract type name	GDS Contract
Purpose of contract	General
Contract start date	01/08/2009
Contract end date	

17/18 Contracted general activity (UDA)	2,609
Carry forward general activity (UDA)	0
17/18 Contracted orthodontic activity (UOA)	0
Carry forward orthodontic activity (UOA)	0
Baseline contract value	£60,434.54

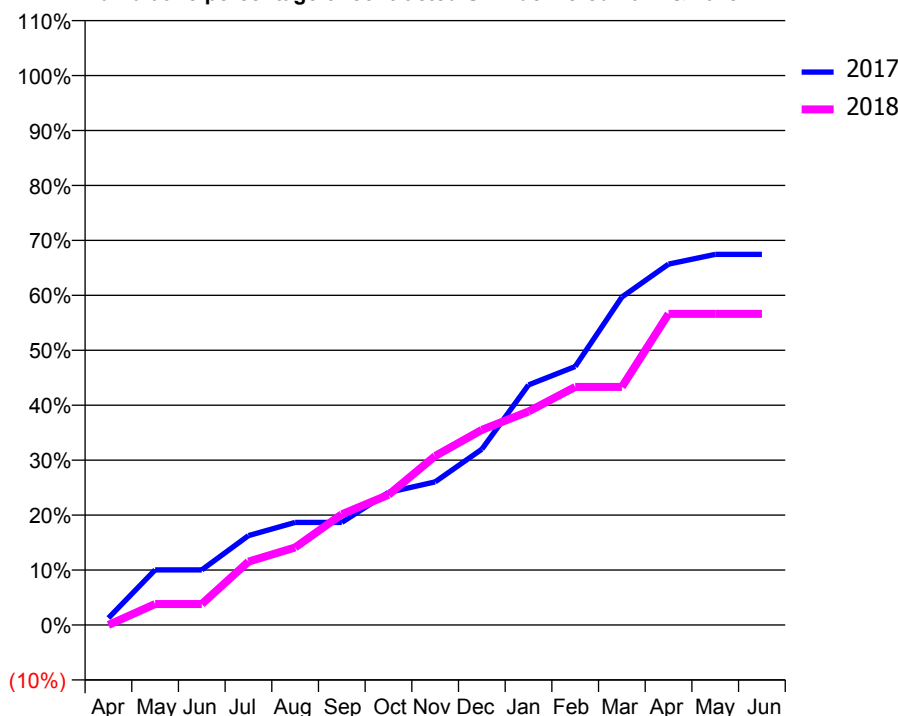
ACCESS*

Patients seen in 24 months	Total	Change since previous quarter
Quarter ending March 2017	623	
Quarter ending June 2017	571	↓
Quarter ending September 2017	564	↓
Quarter ending December 2017	523	↓
Quarter ending March 2018	451	↓
Variance since March 2017	(27.6%)	↓



ACTIVITY

Cumulative percentage of contracted UDA delivered 2017 & 2018



Month	Adjusted Scheduled Activity (UDA)	
	2017	2018
April	33	0
May	262	100
June	262	100
July	425	301
August	487	368
September	487	526
October	630	618
November	679	803
December	835	927
January	1,140	1,014
February	1,227	1,130
March	1,557	1,130
April	1,713	1,478
May	1,760	1,478
June	1,760	1,478

QUALITY

	Quantity	Base Number	Contract	AT	Region	England
% of FP17s for the same patient ID Re-attending within 3 months - Children	5	183	2.7%	10.0%	11.6%	11.9%
% of FP17s for the same patient ID Re-attending within 3 months - Adults	30	299	10.0%	15.0%	15.4%	16.0%
% of FP17s for the same patient ID Re-attending between 3 & 9 months - Children	106	183	57.9%	51.9%	59.4%	58.3%
% of FP17s for the same patient ID Re-attending between 3 & 9 months - Adults	153	299	51.2%	47.0%	51.3%	50.3%
% of FP17s for Band 1 Urgent Courses	49	534	9.2%	8.0%	8.0%	9.1%
% of FP17s Relating to Free Repair or Replacements	0	534	0.0%	0.7%	0.8%	0.8%
% of FP17s Relating to Continuations	1	534	0.2%	0.9%	1.0%	1.0%
% of Patients satisfied with the dentistry they have received	0	0	N/A	92.0%	91.7%	91.5%
% of Patients satisfied with the time they had to wait for an appointment	0	0	N/A	90.1%	88.3%	87.9%

* This is based on patients treated on this contract for their most recent course of treatment. Figures in italics indicate the base number of FP17s or Patient Questionnaire responses are less than 100. N/A is shown where the base number of responses is less than 10 during the period. % is calculated as Quantity/Base number*100

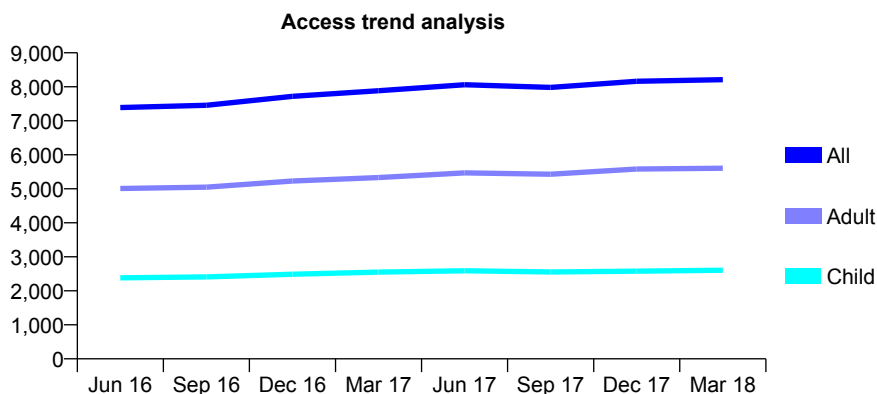
Q54 - Vital Signs At a Glance Contract Report for 258237/0001 - Year end March 2018

Name or company name	MR SH KHAN
Contract type name	GDS Contract
Purpose of contract	General
Contract start date	01/04/2006
Contract end date	

17/18 Contracted general activity (UDA)	21,314
Carry forward general activity (UDA)	13
17/18 Contracted orthodontic activity (UOA)	0
Carry forward orthodontic activity (UOA)	0
Baseline contract value	£535,160.33

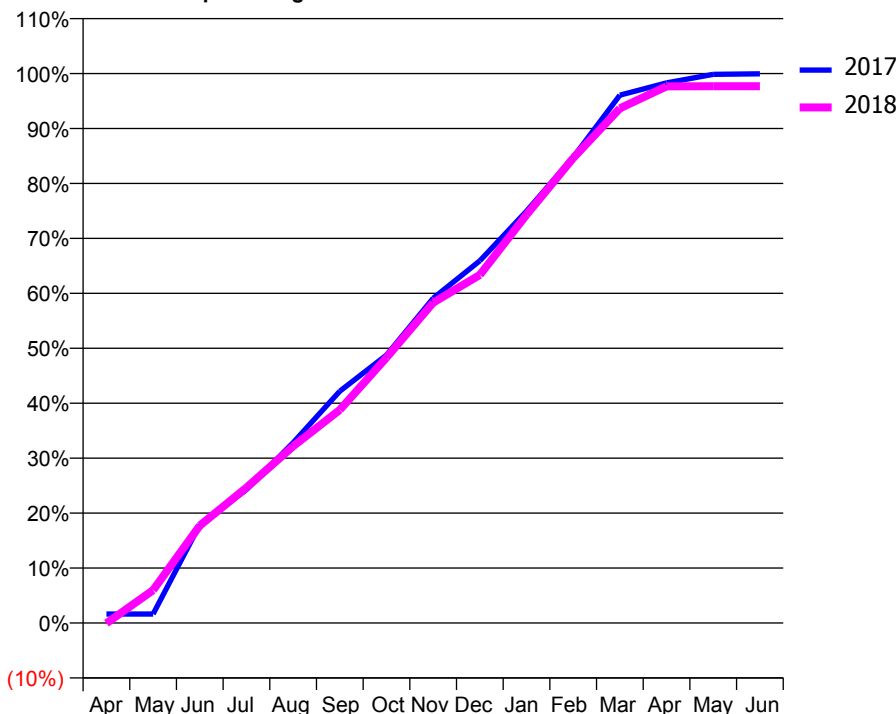
ACCESS*

Patients seen in 24 months	Total	Change since previous quarter
Quarter ending March 2017	7,884	
Quarter ending June 2017	8,059	↑
Quarter ending September 2017	7,983	→
Quarter ending December 2017	8,161	↑
Quarter ending March 2018	8,208	→
Variance since March 2017	4.1%	↑



ACTIVITY

Cumulative percentage of contracted UDA delivered 2017 & 2018



Month	Adjusted Scheduled Activity (UDA)	
	2017	2018
April	348	-13
May	348	1,276
June	3,816	3,776
July	5,176	5,251
August	6,993	6,858
September	8,991	8,269
October	10,392	10,297
November	12,596	12,427
December	14,051	13,500
January	15,973	15,834
February	18,065	18,034
March	20,474	19,962
April	20,952	20,815
May	21,280	20,819
June	21,300	20,819

QUALITY

	Quantity	Base Number	Contract	AT	Region	England
% of FP17s for the same patient ID Re-attending within 3 months - Children	182	2,805	6.5%	10.0%	11.6%	11.9%
% of FP17s for the same patient ID Re-attending within 3 months - Adults	769	5,684	13.5%	15.0%	15.4%	16.0%
% of FP17s for the same patient ID Re-attending between 3 & 9 months - Children	979	2,805	34.9%	51.9%	59.4%	58.3%
% of FP17s for the same patient ID Re-attending between 3 & 9 months - Adults	1,890	5,684	33.3%	47.0%	51.3%	50.3%
% of FP17s for Band 1 Urgent Courses	1,168	8,556	13.7%	8.0%	8.0%	9.1%
% of FP17s Relating to Free Repair or Replacements	30	8,556	0.4%	0.7%	0.8%	0.8%
% of FP17s Relating to Continuations	61	8,556	0.7%	0.9%	1.0%	1.0%
% of Patients satisfied with the dentistry they have received	1	2	N/A	92.0%	91.7%	91.5%
% of Patients satisfied with the time they had to wait for an appointment	1	2	N/A	90.1%	88.3%	87.9%

* This is based on patients treated on this contract for their most recent course of treatment. Figures in italics indicate the base number of FP17s or Patient Questionnaire responses are less than 100. N/A is shown where the base number of responses is less than 10 during the period. % is calculated as Quantity/Base number*100

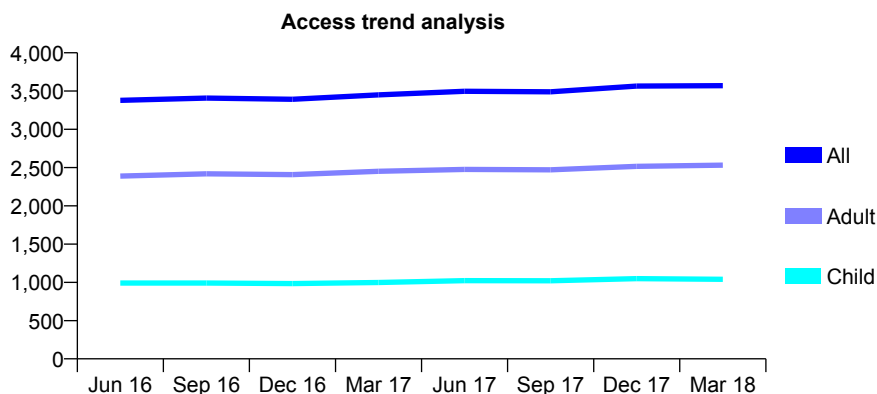
Q54 - Vital Signs At a Glance Contract Report for 258709/0001 - Year end March 2018

Name or company name	MR G DHERI
Contract type name	GDS Contract
Purpose of contract	General
Contract start date	01/04/2006
Contract end date	

17/18 Contracted general activity (UDA)	8,839
Carry forward general activity (UDA)	205
17/18 Contracted orthodontic activity (UOA)	0
Carry forward orthodontic activity (UOA)	0
Baseline contract value	£240,198.60

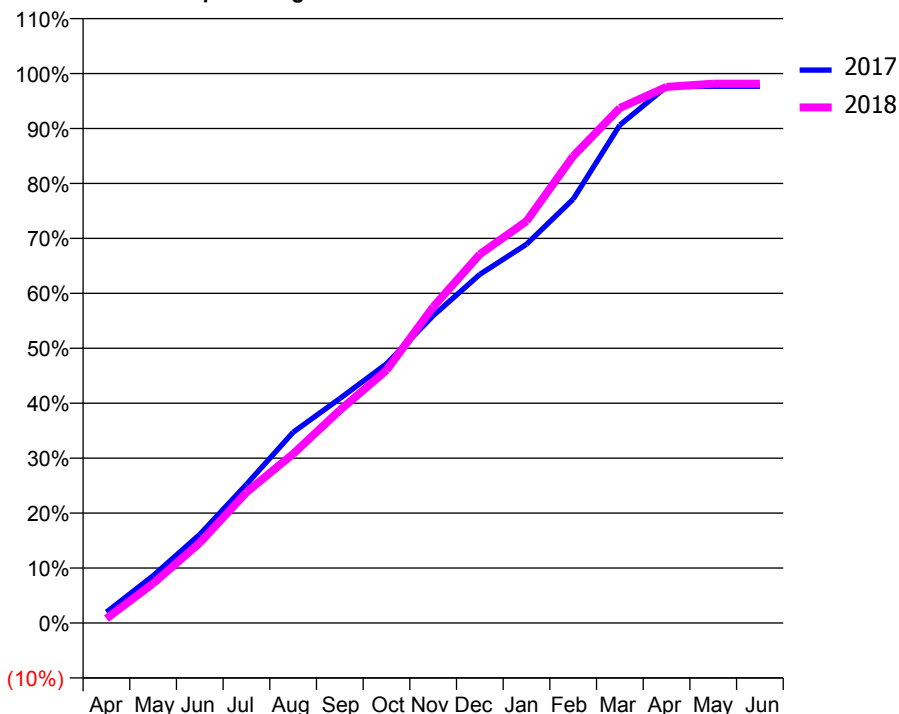
ACCESS*

Patients seen in 24 months	Total	Change since previous quarter
Quarter ending March 2017	3,450	
Quarter ending June 2017	3,497	→
Quarter ending September 2017	3,491	→
Quarter ending December 2017	3,565	↑
Quarter ending March 2018	3,570	→
Variance since March 2017	3.5%	↑



ACTIVITY

Cumulative percentage of contracted UDA delivered 2017 & 2018



Month	Adjusted Scheduled Activity (UDA)	
	2017	2018
April	175	71
May	760	636
June	1,426	1,290
July	2,229	2,104
August	3,069	2,722
September	3,610	3,422
October	4,169	4,066
November	4,943	5,085
December	5,609	5,931
January	6,093	6,465
February	6,818	7,511
March	8,010	8,286
April	8,627	8,623
May	8,633	8,675
June	8,633	8,675

QUALITY

	Quantity	Base Number	Contract	AT	Region	England
% of FP17s for the same patient ID Re-attending within 3 months - Children	128	1,670	7.7%	10.0%	11.6%	11.9%
% of FP17s for the same patient ID Re-attending within 3 months - Adults	475	3,578	13.3%	15.0%	15.4%	16.0%
% of FP17s for the same patient ID Re-attending between 3 & 9 months - Children	1,087	1,670	65.1%	51.9%	59.4%	58.3%
% of FP17s for the same patient ID Re-attending between 3 & 9 months - Adults	2,123	3,578	59.3%	47.0%	51.3%	50.3%
% of FP17s for Band 1 Urgent Courses	391	5,210	7.5%	8.0%	8.0%	9.1%
% of FP17s Relating to Free Repair or Replacements	26	5,210	0.5%	0.7%	0.8%	0.8%
% of FP17s Relating to Continuations	63	5,210	1.2%	0.9%	1.0%	1.0%
% of Patients satisfied with the dentistry they have received	5	5	N/A	92.0%	91.7%	91.5%
% of Patients satisfied with the time they had to wait for an appointment	5	5	N/A	90.1%	88.3%	87.9%

* This is based on patients treated on this contract for their most recent course of treatment. Figures in italics indicate the base number of FP17s or Patient Questionnaire responses are less than 100. N/A is shown where the base number of responses is less than 10 during the period. % is calculated as Quantity/Base number*100

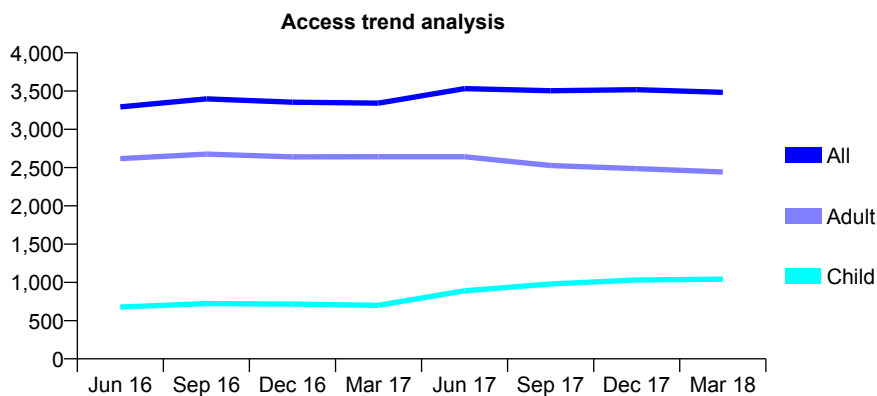
Q54 - Vital Signs At a Glance Contract Report for 264776/0001 - Year end March 2018

Name or company name	MR SB MAHALEKAM
Contract type name	GDS Contract
Purpose of contract	General
Contract start date	01/04/2006
Contract end date	

17/18 Contracted general activity (UDA)	10,247
Carry forward general activity (UDA)	2
17/18 Contracted orthodontic activity (UOA)	0
Carry forward orthodontic activity (UOA)	0
Baseline contract value	£368,802.75

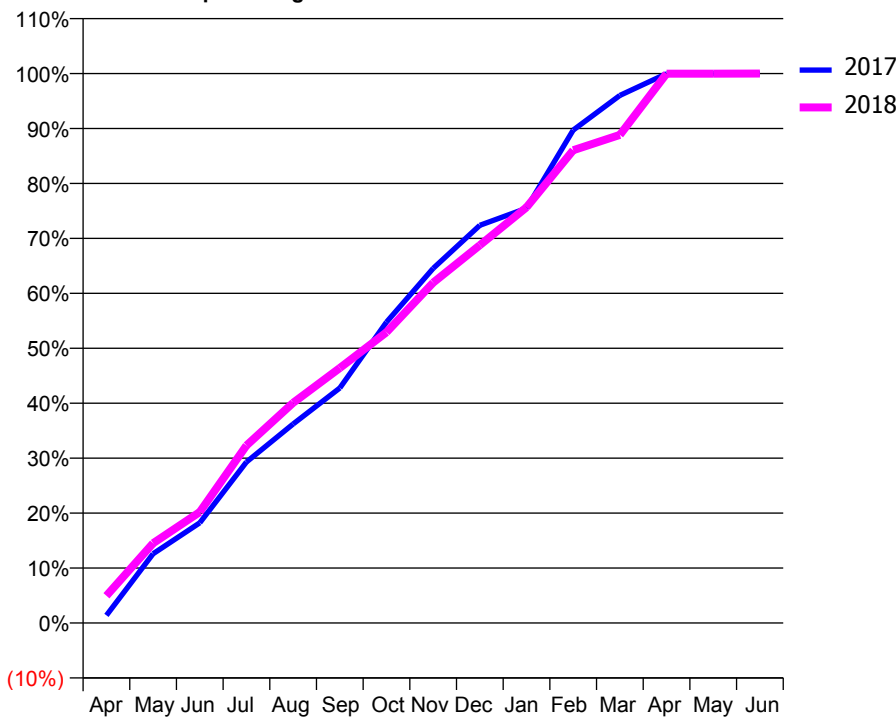
ACCESS*

Patients seen in 24 months	Total	Change since previous quarter
Quarter ending March 2017	3,342	
Quarter ending June 2017	3,532	↑
Quarter ending September 2017	3,505	→
Quarter ending December 2017	3,518	→
Quarter ending March 2018	3,484	→
Variance since March 2017	4.2%	↑



ACTIVITY

Cumulative percentage of contracted UDA delivered 2017 & 2018



Month	Adjusted Scheduled Activity (UDA)	
	2017	2018
April	144	508
May	1,292	1,488
June	1,868	2,070
July	3,002	3,312
August	3,712	4,107
September	4,383	4,755
October	5,612	5,423
November	6,614	6,348
December	7,418	7,047
January	7,736	7,752
February	9,191	8,817
March	9,838	9,103
April	10,244	10,243
May	10,245	10,245
June	10,245	10,246

QUALITY

	Quantity	Base Number	Contract	AT	Region	England
% of FP17s for the same patient ID Re-attending within 3 months - Children	98	1,256	7.8%	10.0%	11.6%	11.9%
% of FP17s for the same patient ID Re-attending within 3 months - Adults	542	2,561	21.2%	15.0%	15.4%	16.0%
% of FP17s for the same patient ID Re-attending between 3 & 9 months - Children	230	1,256	18.3%	51.9%	59.4%	58.3%
% of FP17s for the same patient ID Re-attending between 3 & 9 months - Adults	635	2,561	24.8%	47.0%	51.3%	50.3%
% of FP17s for Band 1 Urgent Courses	885	4,125	21.5%	8.0%	8.0%	9.1%
% of FP17s Relating to Free Repair or Replacements	4	4,125	0.1%	0.7%	0.8%	0.8%
% of FP17s Relating to Continuations	10	4,125	0.2%	0.9%	1.0%	1.0%
% of Patients satisfied with the dentistry they have received	3	3	N/A	92.0%	91.7%	91.5%
% of Patients satisfied with the time they had to wait for an appointment	3	3	N/A	90.1%	88.3%	87.9%

* This is based on patients treated on this contract for their most recent course of treatment. Figures in italics indicate the base number of FP17s or Patient Questionnaire responses are less than 100. N/A is shown where the base number of responses is less than 10 during the period. % is calculated as Quantity/Base number*100

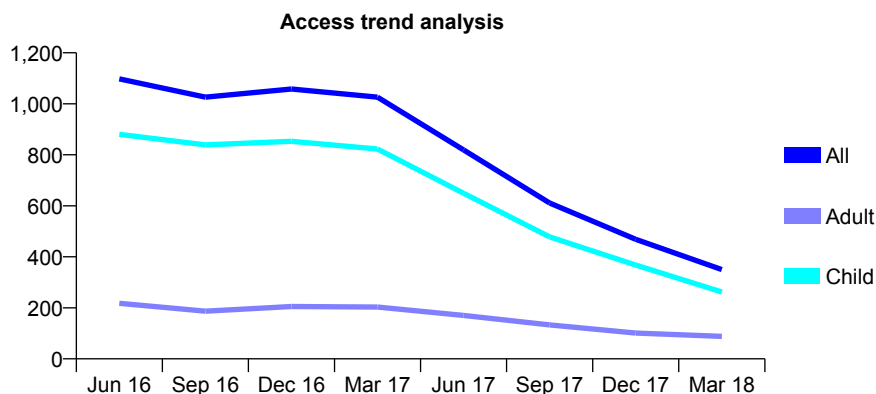
Q54 - Vital Signs At a Glance Contract Report for 264776/0008 - Year end March 2018

Name or company name	MR SB MAHALEKAM
Contract type name	PDS Plus Contract
Purpose of contract	General
Contract start date	01/05/2012
Contract end date	30/04/2017

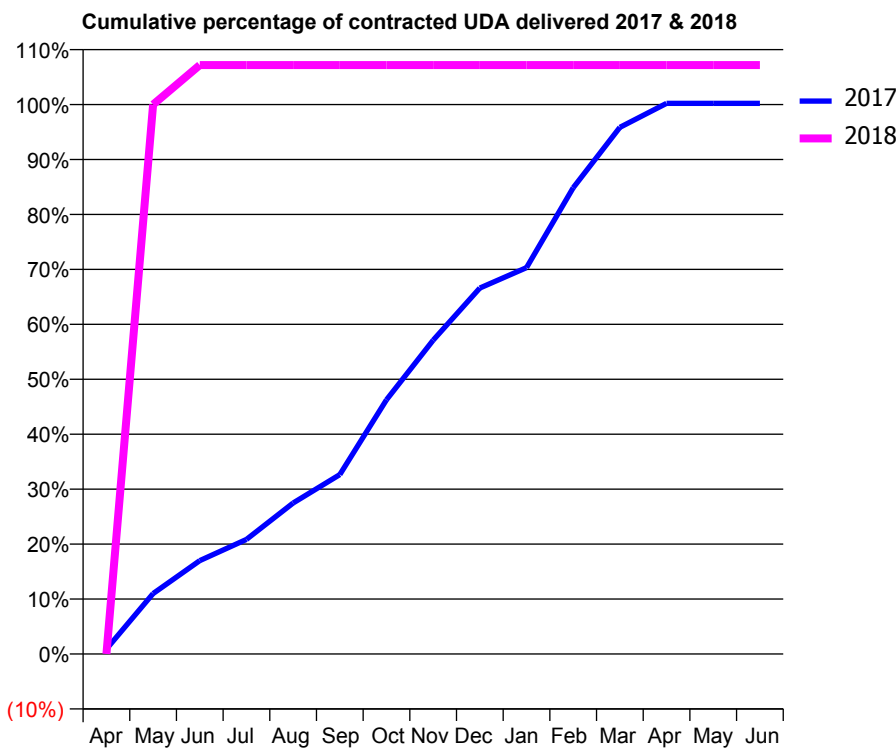
17/18 Contracted general activity (UDA)	167
Carry forward general activity (UDA)	0
17/18 Contracted orthodontic activity (UOA)	0
Carry forward orthodontic activity (UOA)	0
Baseline contract value	£2,146.84

ACCESS*

Patients seen in 24 months	Total	Change since previous quarter
Quarter ending March 2017	1,026	
Quarter ending June 2017	819	↓
Quarter ending September 2017	611	↓
Quarter ending December 2017	469	↓
Quarter ending March 2018	350	↓
Variance since March 2017	(65.9%)	↓



ACTIVITY



Month	Adjusted Scheduled Activity (UDA)	
	2017	2018
April	18	0
May	220	167
June	340	179
July	417	179
August	550	179
September	653	179
October	925	179
November	1,142	179
December	1,332	179
January	1,406	179
February	1,697	179
March	1,917	179
April	2,004	179
May	2,004	179
June	2,004	179

QUALITY

	Quantity	Base Number	Contract	AT	Region	England
% of FP17s for the same patient ID Re-attending within 3 months - Children	0	33	0.0%	10.0%	11.6%	11.9%
% of FP17s for the same patient ID Re-attending within 3 months - Adults	1	48	2.1%	15.0%	15.4%	16.0%
% of FP17s for the same patient ID Re-attending between 3 & 9 months - Children	5	33	15.2%	51.9%	59.4%	58.3%
% of FP17s for the same patient ID Re-attending between 3 & 9 months - Adults	1	48	2.1%	47.0%	51.3%	50.3%
% of FP17s for Band 1 Urgent Courses	10	66	15.2%	8.0%	8.0%	9.1%
% of FP17s Relating to Free Repair or Replacements	0	66	0.0%	0.7%	0.8%	0.8%
% of FP17s Relating to Continuations	0	66	0.0%	0.9%	1.0%	1.0%
% of Patients satisfied with the dentistry they have received	0	0	N/A	92.0%	91.7%	91.5%
% of Patients satisfied with the time they had to wait for an appointment	0	0	N/A	90.1%	88.3%	87.9%

* This is based on patients treated on this contract for their most recent course of treatment. Figures in italics indicate the base number of FP17s or Patient Questionnaire responses are less than 100. N/A is shown where the base number of responses is less than 10 during the period. % is calculated as Quantity/Base number*100

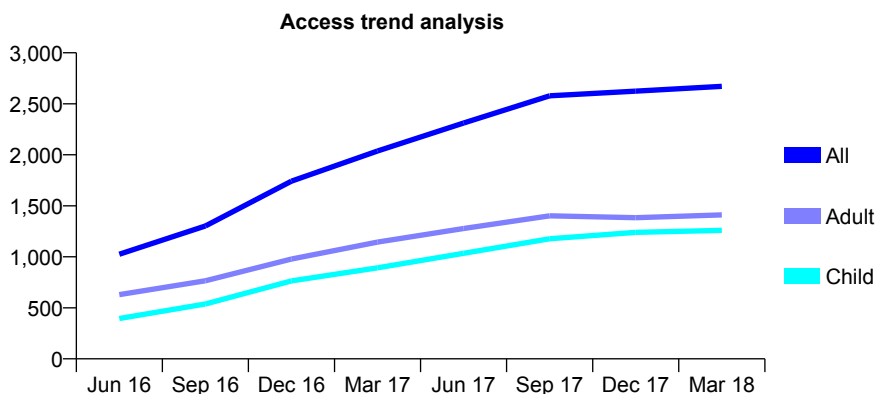
Q54 - Vital Signs At a Glance Contract Report for 266574/0001 - Year end March 2018

Name or company name	MS N KAUR
Contract type name	GDS Contract
Purpose of contract	General
Contract start date	01/10/2015
Contract end date	

17/18 Contracted general activity (UDA)	5,792
Carry forward general activity (UDA)	-112
17/18 Contracted orthodontic activity (UOA)	0
Carry forward orthodontic activity (UOA)	0
Baseline contract value	£147,287.06

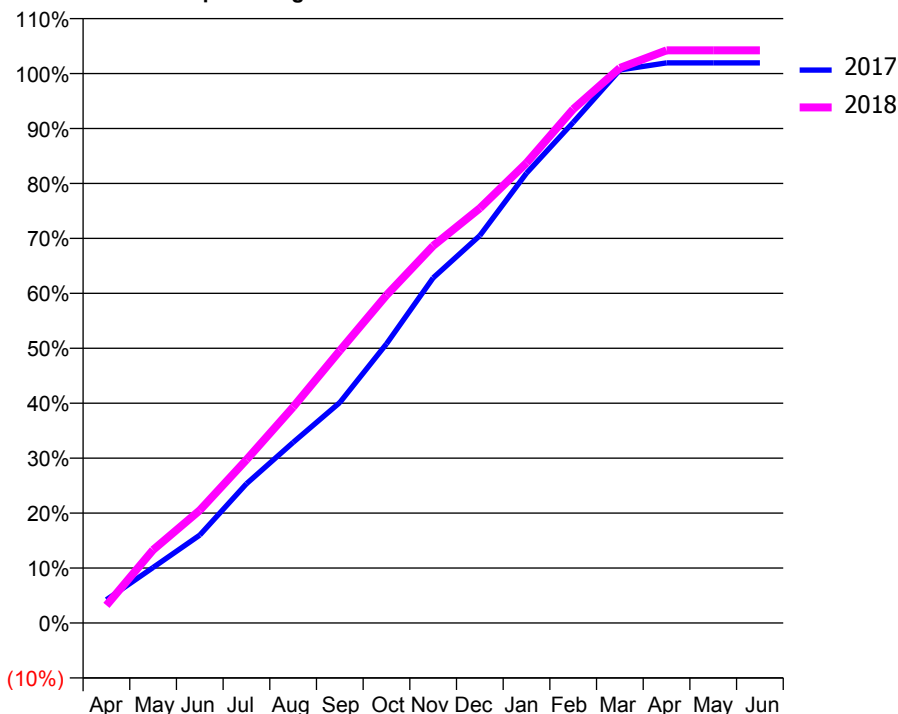
ACCESS*

Patients seen in 24 months	Total	Change since previous quarter
Quarter ending March 2017	2,037	
Quarter ending June 2017	2,312	↑
Quarter ending September 2017	2,579	↑
Quarter ending December 2017	2,624	→
Quarter ending March 2018	2,671	→
Variance since March 2017	31.1%	↑



ACTIVITY

Cumulative percentage of contracted UDA delivered 2017 & 2018



Month	Adjusted Scheduled Activity (UDA)	
	2017	2018
April	245	186
May	585	772
June	927	1,188
July	1,469	1,720
August	1,903	2,276
September	2,324	2,871
October	2,943	3,455
November	3,638	3,976
December	4,084	4,372
January	4,741	4,850
February	5,278	5,416
March	5,830	5,851
April	5,904	6,035
May	5,904	6,035
June	5,904	6,035

QUALITY

	Quantity	Base Number	Contract	AT	Region	England
% of FP17s for the same patient ID Re-attending within 3 months - Children	58	1,249	4.6%	10.0%	11.6%	11.9%
% of FP17s for the same patient ID Re-attending within 3 months - Adults	114	1,178	9.7%	15.0%	15.4%	16.0%
% of FP17s for the same patient ID Re-attending between 3 & 9 months - Children	349	1,249	27.9%	51.9%	59.4%	58.3%
% of FP17s for the same patient ID Re-attending between 3 & 9 months - Adults	284	1,178	24.1%	47.0%	51.3%	50.3%
% of FP17s for Band 1 Urgent Courses	252	2,468	10.2%	8.0%	8.0%	9.1%
% of FP17s Relating to Free Repair or Replacements	0	2,468	0.0%	0.7%	0.8%	0.8%
% of FP17s Relating to Continuations	7	2,468	0.3%	0.9%	1.0%	1.0%
% of Patients satisfied with the dentistry they have received	0	0	N/A	92.0%	91.7%	91.5%
% of Patients satisfied with the time they had to wait for an appointment	0	0	N/A	90.1%	88.3%	87.9%

* This is based on patients treated on this contract for their most recent course of treatment. Figures in italics indicate the base number of FP17s or Patient Questionnaire responses are less than 100. N/A is shown where the base number of responses is less than 10 during the period. % is calculated as Quantity/Base number*100

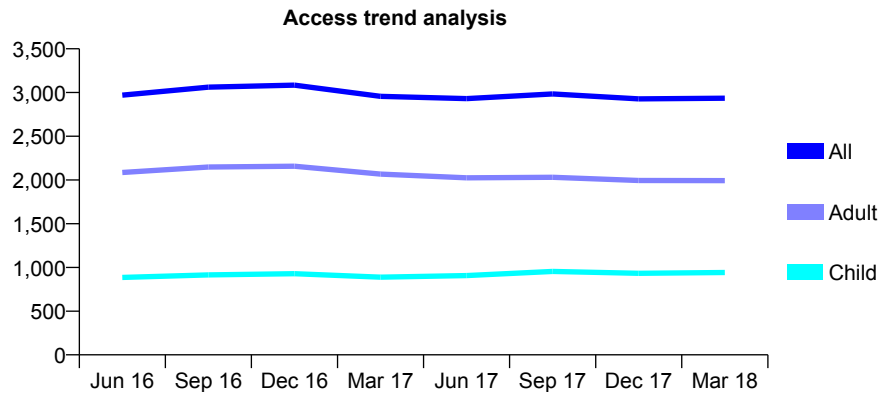
Q54 - Vital Signs At a Glance Contract Report for 273708/0006 - Year end March 2018

Name or company name	MR G MOORE
Contract type name	GDS Contract
Purpose of contract	General
Contract start date	01/04/2010
Contract end date	

17/18 Contracted general activity (UDA)	7,809
Carry forward general activity (UDA)	-142
17/18 Contracted orthodontic activity (UOA)	0
Carry forward orthodontic activity (UOA)	0
Baseline contract value	£184,513.94

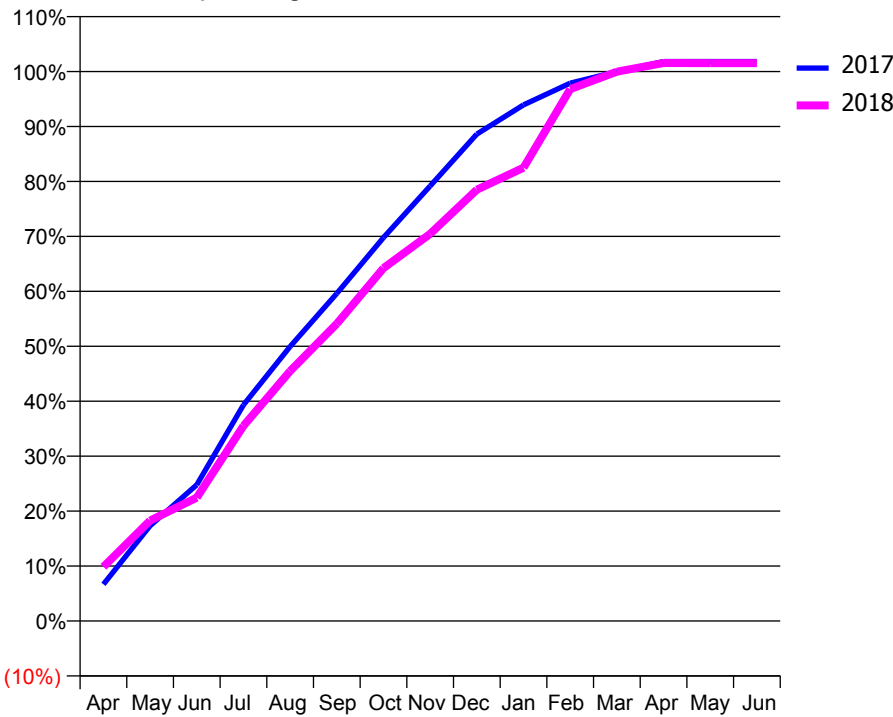
ACCESS*

Patients seen in 24 months	Total	Change since previous quarter
Quarter ending March 2017	2,956	
Quarter ending June 2017	2,931	→
Quarter ending September 2017	2,984	→
Quarter ending December 2017	2,927	↓
Quarter ending March 2018	2,935	→
Variance since March 2017	(0.7%)	→



ACTIVITY

Cumulative percentage of contracted UDA delivered 2017 & 2018



Month	Adjusted Scheduled Activity (UDA)	
	2017	2018
April	522	770
May	1,353	1,428
June	1,936	1,755
July	3,071	2,774
August	3,900	3,552
September	4,655	4,225
October	5,450	5,015
November	6,183	5,502
December	6,920	6,129
January	7,334	6,442
February	7,643	7,558
March	7,807	7,806
April	7,951	7,929
May	7,951	7,928
June	7,951	7,928

QUALITY

	Quantity	Base Number	Contract	AT	Region	England
% of FP17s for the same patient ID Re-attending within 3 months - Children	41	1,287	3.2%	10.0%	11.6%	11.9%
% of FP17s for the same patient ID Re-attending within 3 months - Adults	207	2,110	9.8%	15.0%	15.4%	16.0%
% of FP17s for the same patient ID Re-attending between 3 & 9 months - Children	722	1,287	56.1%	51.9%	59.4%	58.3%
% of FP17s for the same patient ID Re-attending between 3 & 9 months - Adults	1,050	2,110	49.8%	47.0%	51.3%	50.3%
% of FP17s for Band 1 Urgent Courses	205	3,398	6.0%	8.0%	8.0%	9.1%
% of FP17s Relating to Free Repair or Replacements	4	3,398	0.1%	0.7%	0.8%	0.8%
% of FP17s Relating to Continuations	4	3,398	0.1%	0.9%	1.0%	1.0%
% of Patients satisfied with the dentistry they have received	2	2	N/A	92.0%	91.7%	91.5%
% of Patients satisfied with the time they had to wait for an appointment	2	2	N/A	90.1%	88.3%	87.9%

* This is based on patients treated on this contract for their most recent course of treatment. Figures in italics indicate the base number of FP17s or Patient Questionnaire responses are less than 100. N/A is shown where the base number of responses is less than 10 during the period. % is calculated as Quantity/Base number*100

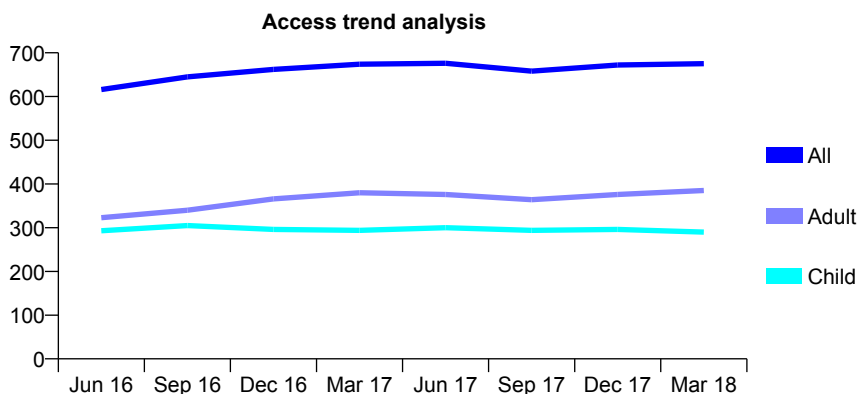
Q54 - Vital Signs At a Glance Contract Report for 273937/0001 - Year end March 2018

Name or company name	MR B GUPTA
Contract type name	GDS Contract
Purpose of contract	General
Contract start date	01/04/2015
Contract end date	

17/18 Contracted general activity (UDA)	2,400
Carry forward general activity (UDA)	-47
17/18 Contracted orthodontic activity (UOA)	0
Carry forward orthodontic activity (UOA)	0
Baseline contract value	£60,596.05

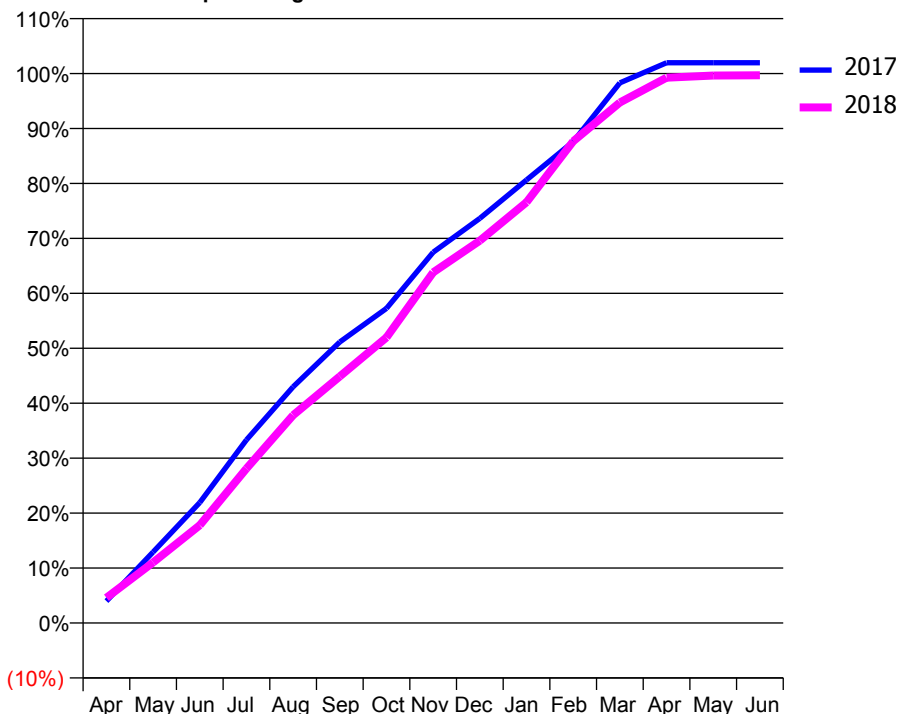
ACCESS*

Patients seen in 24 months	Total	Change since previous quarter
Quarter ending March 2017	674	
Quarter ending June 2017	676	→
Quarter ending September 2017	658	↓
Quarter ending December 2017	672	↑
Quarter ending March 2018	675	→
Variance since March 2017	0.1%	→



ACTIVITY

Cumulative percentage of contracted UDA delivered 2017 & 2018



Month	Adjusted Scheduled Activity (UDA)	
	2017	2018
April	96	110
May	310	265
June	526	427
July	800	675
August	1,032	908
September	1,227	1,077
October	1,374	1,247
November	1,620	1,531
December	1,767	1,670
January	1,935	1,838
February	2,102	2,104
March	2,359	2,274
April	2,447	2,382
May	2,447	2,391
June	2,447	2,392

QUALITY

	Quantity	Base Number	Contract	AT	Region	England
% of FP17s for the same patient ID Re-attending within 3 months - Children	28	492	5.7%	10.0%	11.6%	11.9%
% of FP17s for the same patient ID Re-attending within 3 months - Adults	101	572	17.7%	15.0%	15.4%	16.0%
% of FP17s for the same patient ID Re-attending between 3 & 9 months - Children	345	492	70.1%	51.9%	59.4%	58.3%
% of FP17s for the same patient ID Re-attending between 3 & 9 months - Adults	337	572	58.9%	47.0%	51.3%	50.3%
% of FP17s for Band 1 Urgent Courses	50	1,080	4.6%	8.0%	8.0%	9.1%
% of FP17s Relating to Free Repair or Replacements	19	1,080	1.8%	0.7%	0.8%	0.8%
% of FP17s Relating to Continuations	15	1,080	1.4%	0.9%	1.0%	1.0%
% of Patients satisfied with the dentistry they have received	0	0	N/A	92.0%	91.7%	91.5%
% of Patients satisfied with the time they had to wait for an appointment	0	0	N/A	90.1%	88.3%	87.9%

* This is based on patients treated on this contract for their most recent course of treatment. Figures in italics indicate the base number of FP17s or Patient Questionnaire responses are less than 100. N/A is shown where the base number of responses is less than 10 during the period. % is calculated as Quantity/Base number*100

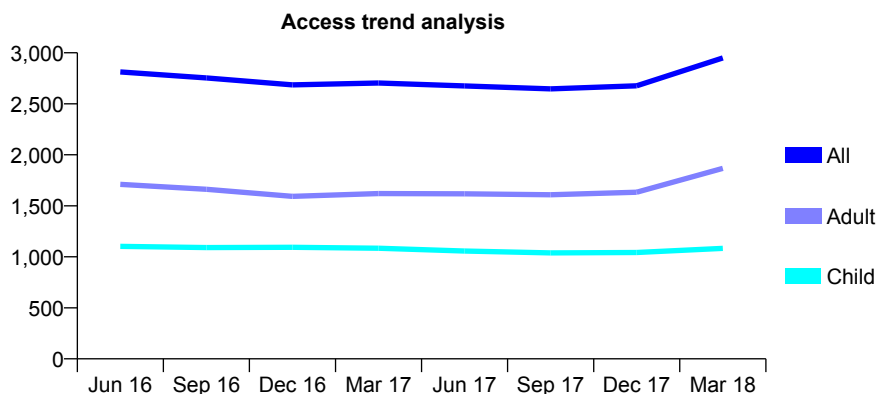
Q54 - Vital Signs At a Glance Contract Report for 274038/0002 - Year end March 2018

Name or company name	MR O PATEL
Contract type name	GDS Contract
Purpose of contract	General
Contract start date	01/04/2009
Contract end date	

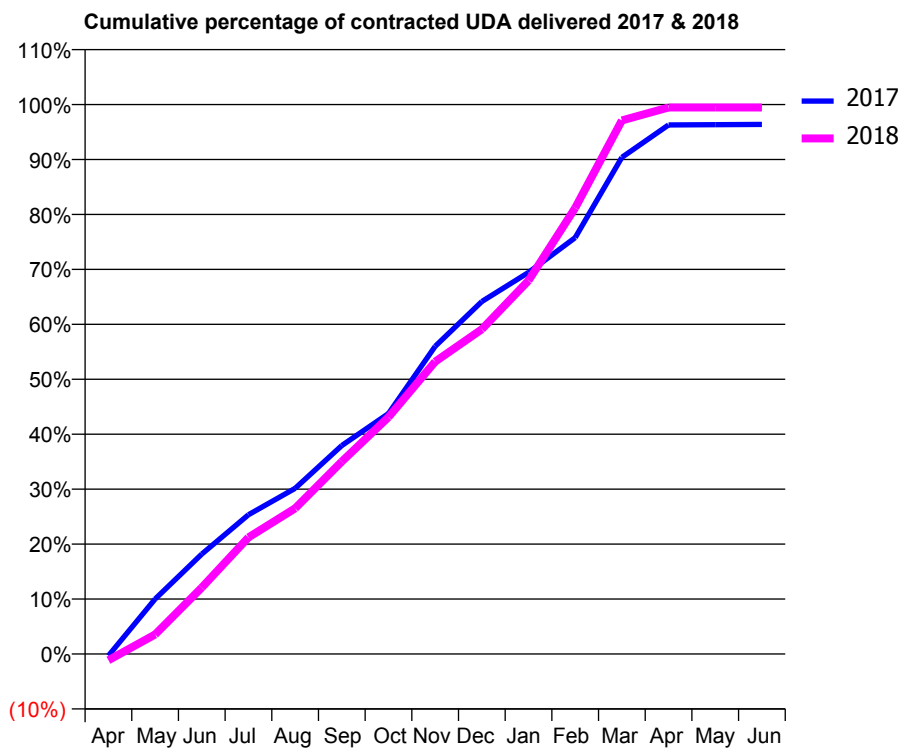
17/18 Contracted general activity (UDA)	9,739
Carry forward general activity (UDA)	352
17/18 Contracted orthodontic activity (UOA)	0
Carry forward orthodontic activity (UOA)	0
Baseline contract value	£236,286.64

ACCESS*

Patients seen in 24 months	Total	Change since previous quarter
Quarter ending March 2017	2,704	
Quarter ending June 2017	2,675	↓
Quarter ending September 2017	2,647	↓
Quarter ending December 2017	2,676	→
Quarter ending March 2018	2,950	↑
Variance since March 2017	9.1%	↑



ACTIVITY



Month	Adjusted Scheduled Activity (UDA)	
	2017	2018
April	-32	-112
May	974	346
June	1,771	1,178
July	2,469	2,066
August	2,937	2,582
September	3,694	3,413
October	4,262	4,198
November	5,452	5,181
December	6,248	5,757
January	6,763	6,617
February	7,380	7,906
March	8,802	9,458
April	9,377	9,685
May	9,381	9,685
June	9,387	9,685

QUALITY

	Quantity	Base Number	Contract	AT	Region	England
% of FP17s for the same patient ID Re-attending within 3 months - Children	219	1,532	14.3%	10.0%	11.6%	11.9%
% of FP17s for the same patient ID Re-attending within 3 months - Adults	452	2,358	19.2%	15.0%	15.4%	16.0%
% of FP17s for the same patient ID Re-attending between 3 & 9 months - Children	524	1,532	34.2%	51.9%	59.4%	58.3%
% of FP17s for the same patient ID Re-attending between 3 & 9 months - Adults	719	2,358	30.5%	47.0%	51.3%	50.3%
% of FP17s for Band 1 Urgent Courses	470	3,424	13.7%	8.0%	8.0%	9.1%
% of FP17s Relating to Free Repair or Replacements	1	3,424	0.0%	0.7%	0.8%	0.8%
% of FP17s Relating to Continuations	4	3,424	0.1%	0.9%	1.0%	1.0%
% of Patients satisfied with the dentistry they have received	1	1	N/A	92.0%	91.7%	91.5%
% of Patients satisfied with the time they had to wait for an appointment	0	1	N/A	90.1%	88.3%	87.9%

* This is based on patients treated on this contract for their most recent course of treatment. Figures in italics indicate the base number of FP17s or Patient Questionnaire responses are less than 100. N/A is shown where the base number of responses is less than 10 during the period. % is calculated as Quantity/Base number*100

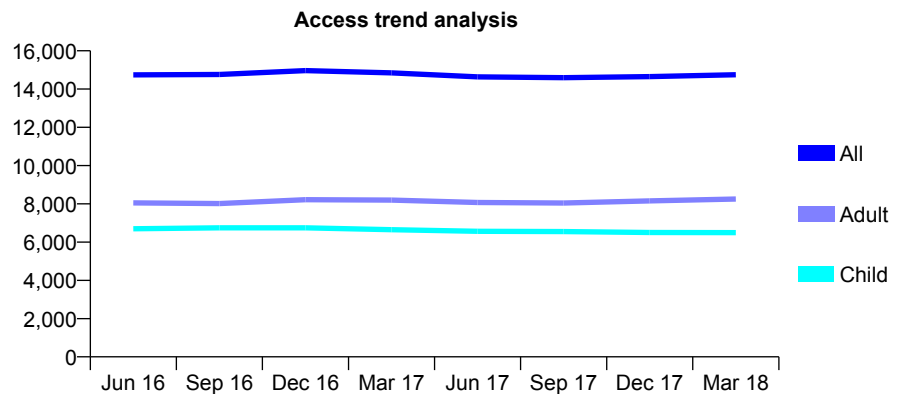
Q54 - Vital Signs At a Glance Contract Report for 275441/0001 - Year end March 2018

Name or company name	MS P ALIPOUR
Contract type name	GDS Contract
Purpose of contract	General
Contract start date	01/04/2009
Contract end date	

17/18 Contracted general activity (UDA)	44,400
Carry forward general activity (UDA)	176
17/18 Contracted orthodontic activity (UOA)	0
Carry forward orthodontic activity (UOA)	0
Baseline contract value	£1,102,648.64

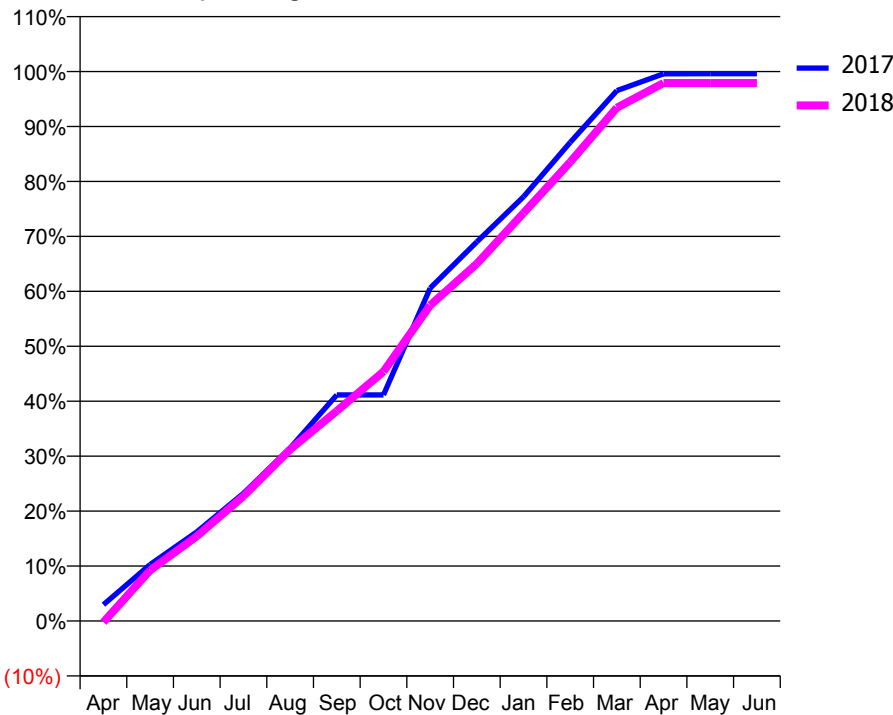
ACCESS*

Patients seen in 24 months	Total	Change since previous quarter
Quarter ending March 2017	14,845	
Quarter ending June 2017	14,634	↓
Quarter ending September 2017	14,592	→
Quarter ending December 2017	14,650	→
Quarter ending March 2018	14,746	→
Variance since March 2017	(0.7%)	→



ACTIVITY

Cumulative percentage of contracted UDA delivered 2017 & 2018



Month	Adjusted Scheduled Activity (UDA)	
	2017	2018
April	1,321	-102
May	4,562	4,100
June	7,197	6,852
July	10,316	10,086
August	13,984	13,863
September	18,265	16,976
October	18,265	20,149
November	26,904	25,508
December	30,641	28,874
January	34,278	32,969
February	38,673	37,085
March	42,855	41,478
April	44,217	43,465
May	44,223	43,465
June	44,224	43,466

QUALITY

	Quantity	Base Number	Contract	AT	Region	England
% of FP17s for the same patient ID Re-attending within 3 months - Children	294	8,880	3.3%	10.0%	11.6%	11.9%
% of FP17s for the same patient ID Re-attending within 3 months - Adults	614	8,322	7.4%	15.0%	15.4%	16.0%
% of FP17s for the same patient ID Re-attending between 3 & 9 months - Children	5,235	8,880	59.0%	51.9%	59.4%	58.3%
% of FP17s for the same patient ID Re-attending between 3 & 9 months - Adults	3,400	8,322	40.9%	47.0%	51.3%	50.3%
% of FP17s for Band 1 Urgent Courses	1,157	17,540	6.6%	8.0%	8.0%	9.1%
% of FP17s Relating to Free Repair or Replacements	35	17,540	0.2%	0.7%	0.8%	0.8%
% of FP17s Relating to Continuations	61	17,540	0.3%	0.9%	1.0%	1.0%
% of Patients satisfied with the dentistry they have received	2	2	N/A	92.0%	91.7%	91.5%
% of Patients satisfied with the time they had to wait for an appointment	2	2	N/A	90.1%	88.3%	87.9%

* This is based on patients treated on this contract for their most recent course of treatment. Figures in italics indicate the base number of FP17s or Patient Questionnaire responses are less than 100. N/A is shown where the base number of responses is less than 10 during the period. % is calculated as Quantity/Base number*100

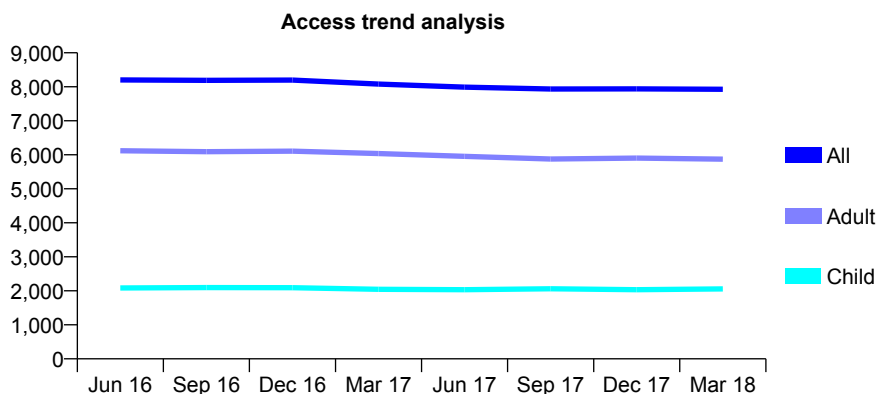
Q54 - Vital Signs At a Glance Contract Report for 300012/0003 - Year end March 2018

Name or company name	MR EE THOMPSON
Contract type name	GDS Contract
Purpose of contract	General and Orthodontic
Contract start date	20/09/2010
Contract end date	

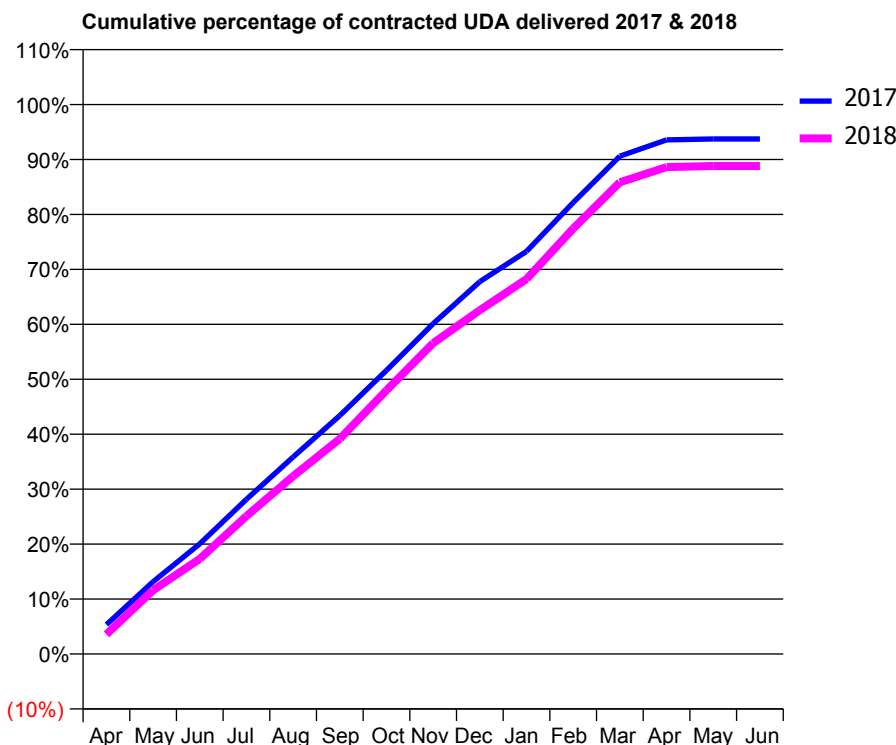
17/18 Contracted general activity (UDA)	24,718
Carry forward general activity (UDA)	0
17/18 Contracted orthodontic activity (UOA)	2,499
Carry forward orthodontic activity (UOA)	-13
Baseline contract value	£808,138.09

ACCESS*

Patients seen in 24 months	Total	Change since previous quarter
Quarter ending March 2017	8,082	
Quarter ending June 2017	7,989	↓
Quarter ending September 2017	7,937	→
Quarter ending December 2017	7,939	→
Quarter ending March 2018	7,926	→
Variance since March 2017	(1.9%)	↓



ACTIVITY



Month	Adjusted Scheduled Activity (UDA)	
	2017	2018
April	1,321	884
May	3,257	2,869
June	4,957	4,279
July	6,959	6,207
August	8,861	7,997
September	10,730	9,679
October	12,761	11,861
November	14,863	13,987
December	16,747	15,467
January	18,111	16,863
February	20,309	19,140
March	22,396	21,217
April	23,127	21,904
May	23,168	21,949
June	23,168	21,949

QUALITY

	Quantity	Base Number	Contract	AT	Region	England
% of FP17s for the same patient ID Re-attending within 3 months - Children	228	2,818	8.1%	10.0%	11.6%	11.9%
% of FP17s for the same patient ID Re-attending within 3 months - Adults	989	6,685	14.8%	15.0%	15.4%	16.0%
% of FP17s for the same patient ID Re-attending between 3 & 9 months - Children	1,301	2,818	46.2%	51.9%	59.4%	58.3%
% of FP17s for the same patient ID Re-attending between 3 & 9 months - Adults	2,580	6,685	38.6%	47.0%	51.3%	50.3%
% of FP17s for Band 1 Urgent Courses	828	9,188	9.0%	8.0%	8.0%	9.1%
% of FP17s Relating to Free Repair or Replacements	86	9,188	0.9%	0.7%	0.8%	0.8%
% of FP17s Relating to Continuations	72	9,188	0.8%	0.9%	1.0%	1.0%
% of Patients satisfied with the dentistry they have received	10	10	100.0%	92.0%	91.7%	91.5%
% of Patients satisfied with the time they had to wait for an appointment	9	10	90.0%	90.1%	88.3%	87.9%

* This is based on patients treated on this contract for their most recent course of treatment. Figures in italics indicate the base number of FP17s or Patient Questionnaire responses are less than 100. N/A is shown where the base number of responses is less than 10 during the period. % is calculated as Quantity/Base number*100

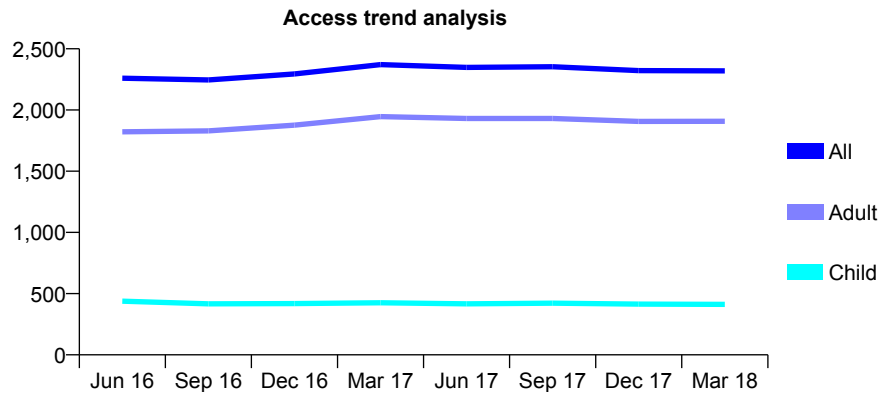
Q54 - Vital Signs At a Glance Contract Report for 301574/0003 - Year end March 2018

Name or company name	The Greens Dental Surgery
Contract type name	GDS Contract
Purpose of contract	General
Contract start date	01/04/2013
Contract end date	

17/18 Contracted general activity (UDA)	7,304
Carry forward general activity (UDA)	3
17/18 Contracted orthodontic activity (UOA)	0
Carry forward orthodontic activity (UOA)	0
Baseline contract value	£179,497.48

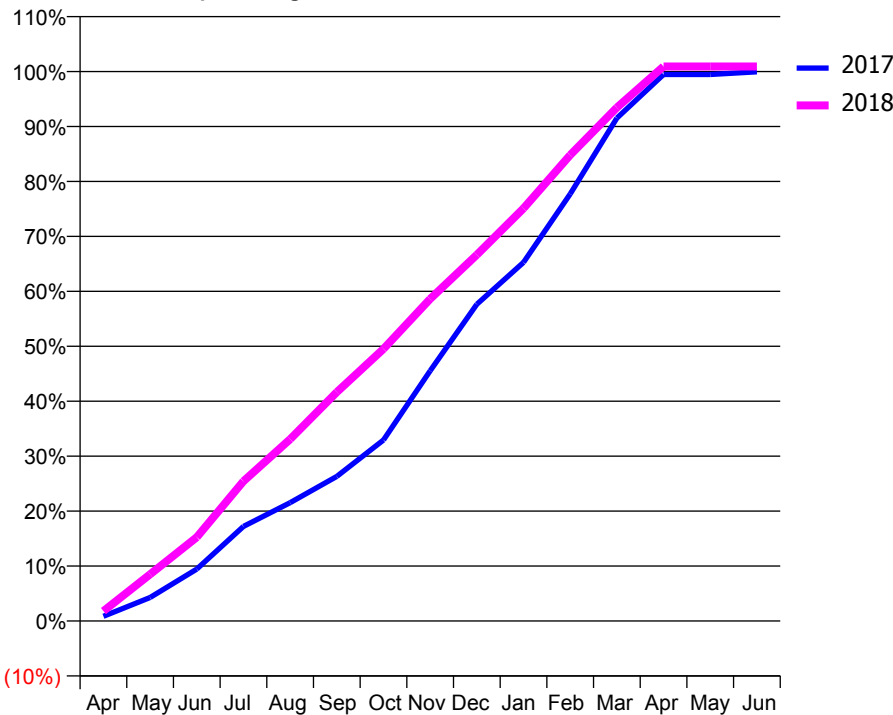
ACCESS*

Patients seen in 24 months	Total	Change since previous quarter
Quarter ending March 2017	2,371	
Quarter ending June 2017	2,348	→
Quarter ending September 2017	2,353	→
Quarter ending December 2017	2,322	↓
Quarter ending March 2018	2,320	→
Variance since March 2017	(2.2%)	↓



ACTIVITY

Cumulative percentage of contracted UDA delivered 2017 & 2018



Month	Adjusted Scheduled Activity (UDA)	
	2017	2018
April	63	133
May	313	622
June	690	1,114
July	1,257	1,859
August	1,574	2,417
September	1,923	3,043
October	2,406	3,617
November	3,326	4,282
December	4,210	4,868
January	4,768	5,485
February	5,677	6,194
March	6,686	6,826
April	7,265	7,371
May	7,265	7,371
June	7,300	7,371

QUALITY

	Quantity	Base Number	Contract	AT	Region	England
% of FP17s for the same patient ID Re-attending within 3 months - Children	41	656	6.3%	10.0%	11.6%	11.9%
% of FP17s for the same patient ID Re-attending within 3 months - Adults	487	2,846	17.1%	15.0%	15.4%	16.0%
% of FP17s for the same patient ID Re-attending between 3 & 9 months - Children	433	656	66.0%	51.9%	59.4%	58.3%
% of FP17s for the same patient ID Re-attending between 3 & 9 months - Adults	1,693	2,846	59.5%	47.0%	51.3%	50.3%
% of FP17s for Band 1 Urgent Courses	184	3,615	5.1%	8.0%	8.0%	9.1%
% of FP17s Relating to Free Repair or Replacements	54	3,615	1.5%	0.7%	0.8%	0.8%
% of FP17s Relating to Continuations	57	3,615	1.6%	0.9%	1.0%	1.0%
% of Patients satisfied with the dentistry they have received	5	5	N/A	92.0%	91.7%	91.5%
% of Patients satisfied with the time they had to wait for an appointment	5	5	N/A	90.1%	88.3%	87.9%

* This is based on patients treated on this contract for their most recent course of treatment. Figures in italics indicate the base number of FP17s or Patient Questionnaire responses are less than 100. N/A is shown where the base number of responses is less than 10 during the period. % is calculated as Quantity/Base number*100

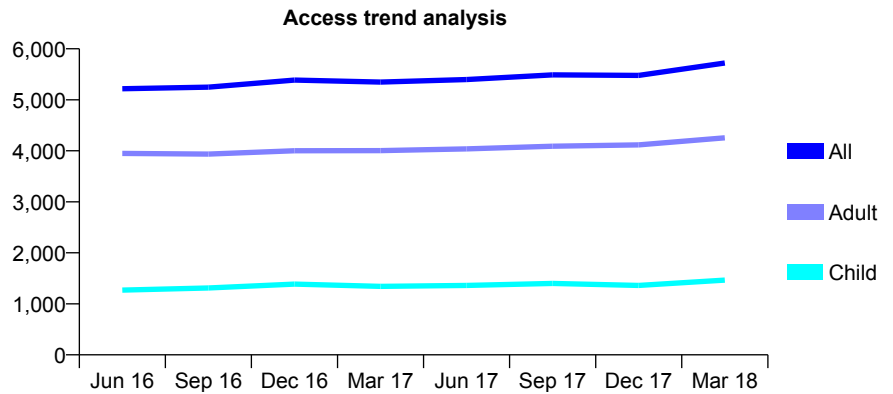
Q54 - Vital Signs At a Glance Contract Report for 303089/0001 - Year end March 2018

Name or company name	Ashleigh Dental Practice
Contract type name	GDS Contract
Purpose of contract	General and Orthodontic
Contract start date	01/04/2006
Contract end date	

17/18 Contracted general activity (UDA)	14,412
Carry forward general activity (UDA)	-2
17/18 Contracted orthodontic activity (UOA)	273
Carry forward orthodontic activity (UOA)	0
Baseline contract value	£361,596.72

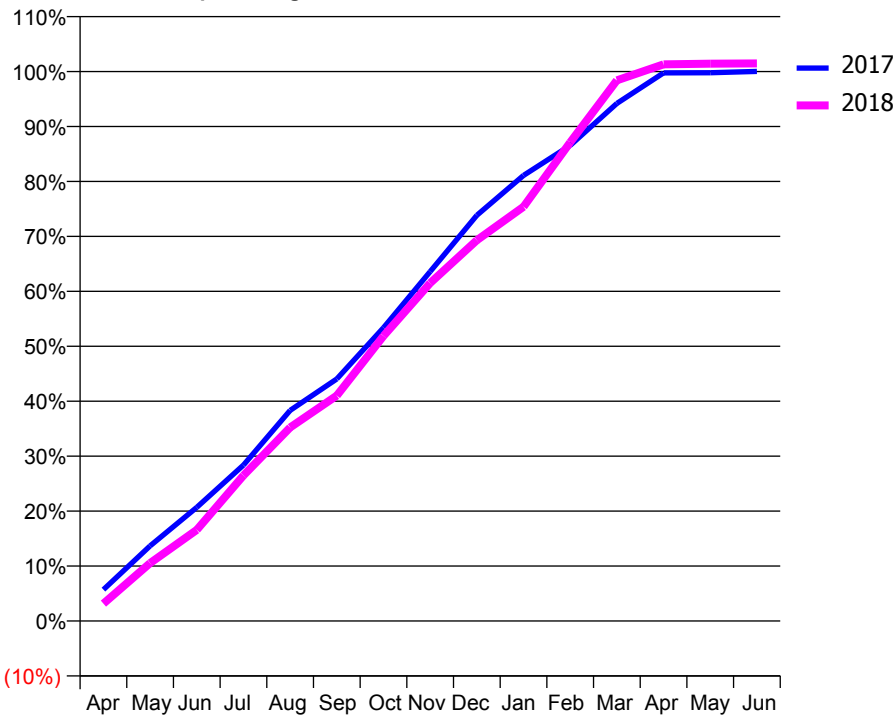
ACCESS*

Patients seen in 24 months	Total	Change since previous quarter
Quarter ending March 2017	5,347	
Quarter ending June 2017	5,398	→
Quarter ending September 2017	5,488	→
Quarter ending December 2017	5,479	→
Quarter ending March 2018	5,721	↑
Variance since March 2017	7.0%	↑



ACTIVITY

Cumulative percentage of contracted UDA delivered 2017 & 2018



Month	Adjusted Scheduled Activity (UDA)	
	2017	2018
April	824	457
May	1,972	1,520
June	2,981	2,391
July	4,091	3,817
August	5,522	5,076
September	6,348	5,914
October	7,692	7,476
November	9,165	8,863
December	10,642	9,988
January	11,686	10,864
February	12,475	12,555
March	13,574	14,181
April	14,378	14,600
May	14,379	14,616
June	14,414	14,623

QUALITY

	Quantity	Base Number	Contract	AT	Region	England
% of FP17s for the same patient ID Re-attending within 3 months - Children	87	1,708	5.1%	10.0%	11.6%	11.9%
% of FP17s for the same patient ID Re-attending within 3 months - Adults	534	4,915	10.9%	15.0%	15.4%	16.0%
% of FP17s for the same patient ID Re-attending between 3 & 9 months - Children	594	1,708	34.8%	51.9%	59.4%	58.3%
% of FP17s for the same patient ID Re-attending between 3 & 9 months - Adults	1,706	4,915	34.7%	47.0%	51.3%	50.3%
% of FP17s for Band 1 Urgent Courses	381	6,395	6.0%	8.0%	8.0%	9.1%
% of FP17s Relating to Free Repair or Replacements	24	6,395	0.4%	0.7%	0.8%	0.8%
% of FP17s Relating to Continuations	68	6,395	1.1%	0.9%	1.0%	1.0%
% of Patients satisfied with the dentistry they have received	2	2	N/A	92.0%	91.7%	91.5%
% of Patients satisfied with the time they had to wait for an appointment	2	2	N/A	90.1%	88.3%	87.9%

* This is based on patients treated on this contract for their most recent course of treatment. Figures in italics indicate the base number of FP17s or Patient Questionnaire responses are less than 100. N/A is shown where the base number of responses is less than 10 during the period. % is calculated as Quantity/Base number*100

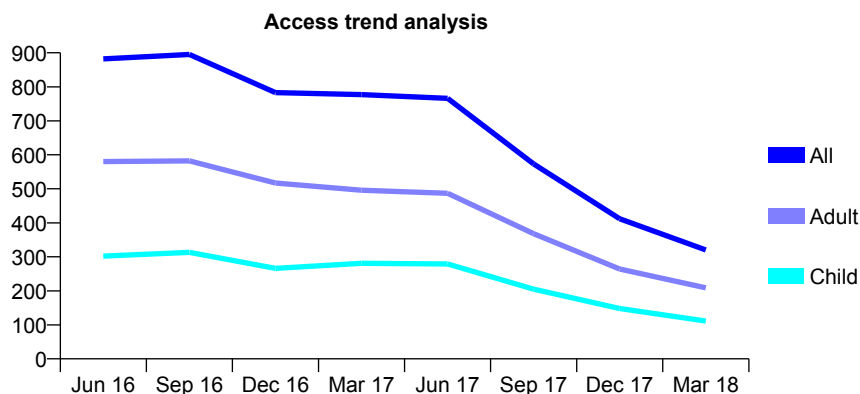
Q54 - Vital Signs At a Glance Contract Report for 303089/0005 - Year end March 2018

Name or company name	MR RJ STATHAM
Contract type name	PDS Plus Contract
Purpose of contract	General
Contract start date	01/06/2012
Contract end date	31/05/2017

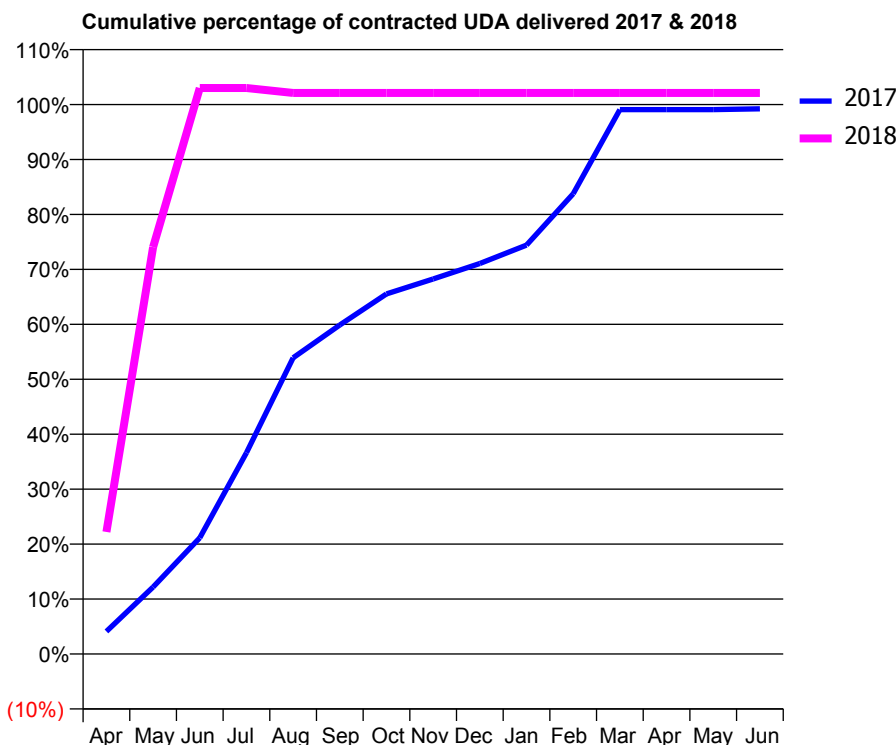
17/18 Contracted general activity (UDA)	333
Carry forward general activity (UDA)	0
17/18 Contracted orthodontic activity (UOA)	0
Carry forward orthodontic activity (UOA)	0
Baseline contract value	£4,069.08

ACCESS*

Patients seen in 24 months	Total	Change since previous quarter
Quarter ending March 2017	777	
Quarter ending June 2017	766	↓
Quarter ending September 2017	573	↓
Quarter ending December 2017	412	↓
Quarter ending March 2018	320	↓
Variance since March 2017	(58.8%)	↓



ACTIVITY



Month	Adjusted Scheduled Activity (UDA)	
	2017	2018
April	82	74
May	244	247
June	423	343
July	732	343
August	1,078	340
September	1,197	340
October	1,311	340
November	1,365	340
December	1,421	340
January	1,488	340
February	1,675	340
March	1,981	340
April	1,981	340
May	1,981	340
June	1,984	340

QUALITY

	Quantity	Base Number	Contract	AT	Region	England
% of FP17s for the same patient ID Re-attending within 3 months - Children	3	58	5.2%	10.0%	11.6%	11.9%
% of FP17s for the same patient ID Re-attending within 3 months - Adults	13	111	11.7%	15.0%	15.4%	16.0%
% of FP17s for the same patient ID Re-attending between 3 & 9 months - Children	1	58	1.7%	51.9%	59.4%	58.3%
% of FP17s for the same patient ID Re-attending between 3 & 9 months - Adults	8	111	7.2%	47.0%	51.3%	50.3%
% of FP17s for Band 1 Urgent Courses	15	168	8.9%	8.0%	8.0%	9.1%
% of FP17s Relating to Free Repair or Replacements	0	168	0.0%	0.7%	0.8%	0.8%
% of FP17s Relating to Continuations	1	168	0.6%	0.9%	1.0%	1.0%
% of Patients satisfied with the dentistry they have received	0	0	N/A	92.0%	91.7%	91.5%
% of Patients satisfied with the time they had to wait for an appointment	0	0	N/A	90.1%	88.3%	87.9%

* This is based on patients treated on this contract for their most recent course of treatment. Figures in italics indicate the base number of FP17s or Patient Questionnaire responses are less than 100. N/A is shown where the base number of responses is less than 10 during the period. % is calculated as Quantity/Base number*100

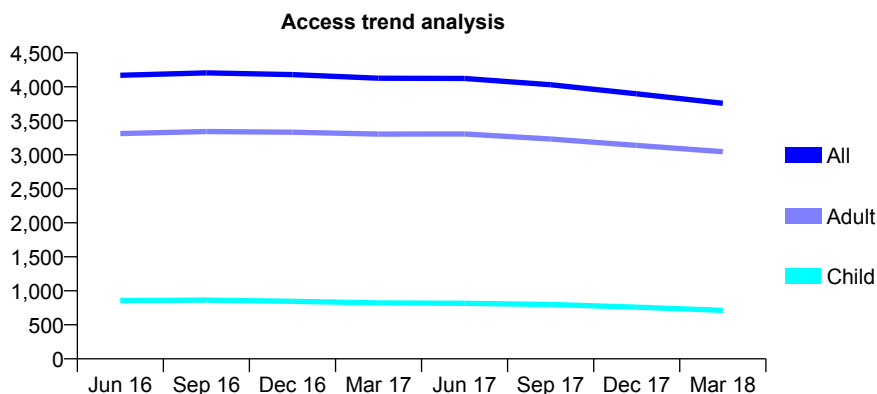
Q54 - Vital Signs At a Glance Contract Report for 324329/0001 - Year end March 2018

Name or company name	MR SR LOWE
Contract type name	GDS Contract
Purpose of contract	General
Contract start date	01/04/2006
Contract end date	

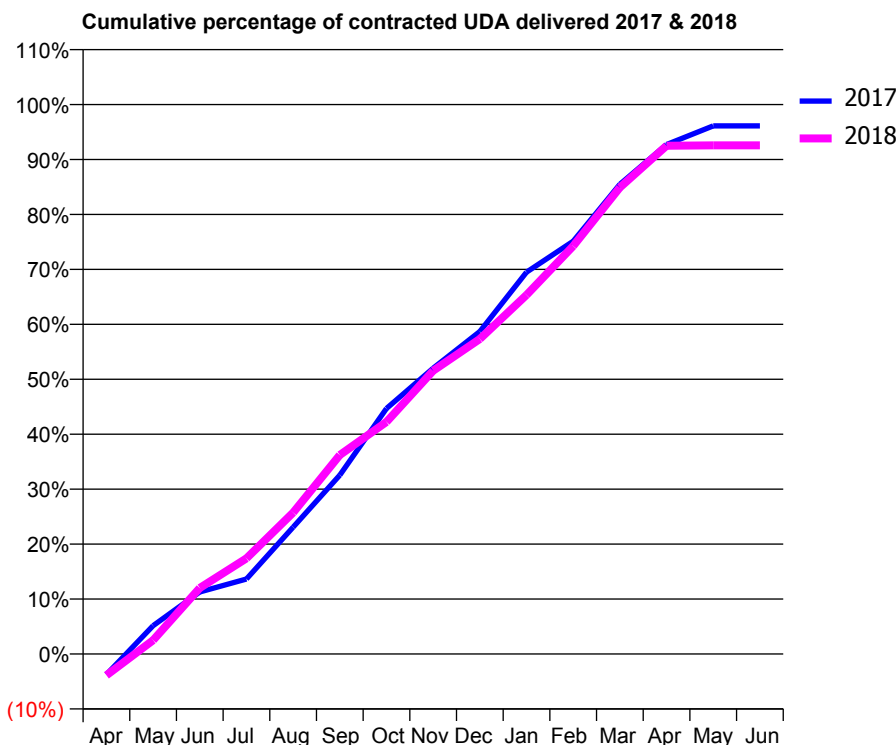
17/18 Contracted general activity (UDA)	14,603
Carry forward general activity (UDA)	569
17/18 Contracted orthodontic activity (UOA)	0
Carry forward orthodontic activity (UOA)	0
Baseline contract value	£307,941.15

ACCESS*

Patients seen in 24 months	Total	Change since previous quarter
Quarter ending March 2017	4,126	
Quarter ending June 2017	4,123	→
Quarter ending September 2017	4,031	↓
Quarter ending December 2017	3,898	↓
Quarter ending March 2018	3,758	↓
Variance since March 2017	(8.9%)	↓



ACTIVITY



Month	Adjusted Scheduled Activity (UDA)	
	2017	2018
April	-546	-569
May	752	366
June	1,650	1,755
July	1,993	2,541
August	3,372	3,758
September	4,755	5,289
October	6,527	6,168
November	7,594	7,530
December	8,569	8,372
January	10,148	9,542
February	10,969	10,842
March	12,482	12,399
April	13,538	13,508
May	14,033	13,518
June	14,033	13,518

QUALITY

	Quantity	Base Number	Contract	AT	Region	England
% of FP17s for the same patient ID Re-attending within 3 months - Children	45	1,097	4.1%	10.0%	11.6%	11.9%
% of FP17s for the same patient ID Re-attending within 3 months - Adults	484	4,903	9.9%	15.0%	15.4%	16.0%
% of FP17s for the same patient ID Re-attending between 3 & 9 months - Children	756	1,097	68.9%	51.9%	59.4%	58.3%
% of FP17s for the same patient ID Re-attending between 3 & 9 months - Adults	3,386	4,903	69.1%	47.0%	51.3%	50.3%
% of FP17s for Band 1 Urgent Courses	122	5,779	2.1%	8.0%	8.0%	9.1%
% of FP17s Relating to Free Repair or Replacements	10	5,779	0.2%	0.7%	0.8%	0.8%
% of FP17s Relating to Continuations	0	5,779	0.0%	0.9%	1.0%	1.0%
% of Patients satisfied with the dentistry they have received	7	7	N/A	92.0%	91.7%	91.5%
% of Patients satisfied with the time they had to wait for an appointment	7	7	N/A	90.1%	88.3%	87.9%

* This is based on patients treated on this contract for their most recent course of treatment. Figures in italics indicate the base number of FP17s or Patient Questionnaire responses are less than 100. N/A is shown where the base number of responses is less than 10 during the period. % is calculated as Quantity/Base number*100

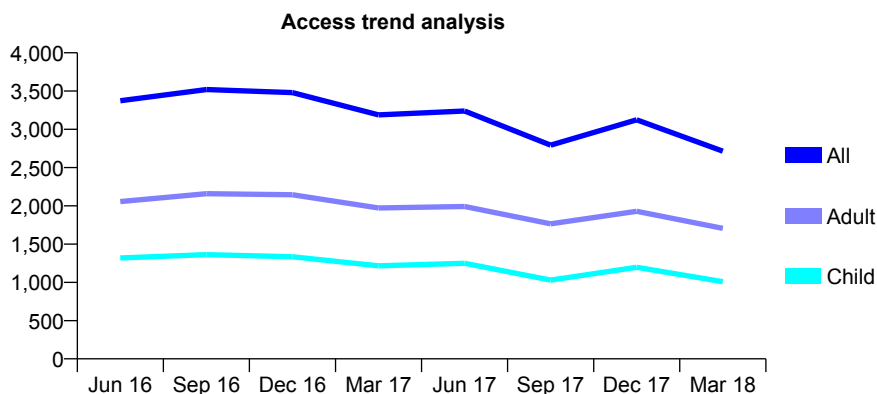
Q54 - Vital Signs At a Glance Contract Report for 325708/0002 - Year end March 2018

Name or company name	Balbir S Bhandal, Amrik S Bhandal & Baljit
Contract type name	GDS Contract
Purpose of contract	General and Orthodontic
Contract start date	01/04/2006
Contract end date	

17/18 Contracted general activity (UDA)	8,791
Carry forward general activity (UDA)	-35
17/18 Contracted orthodontic activity (UOA)	6,261
Carry forward orthodontic activity (UOA)	17
Baseline contract value	£574,526.80

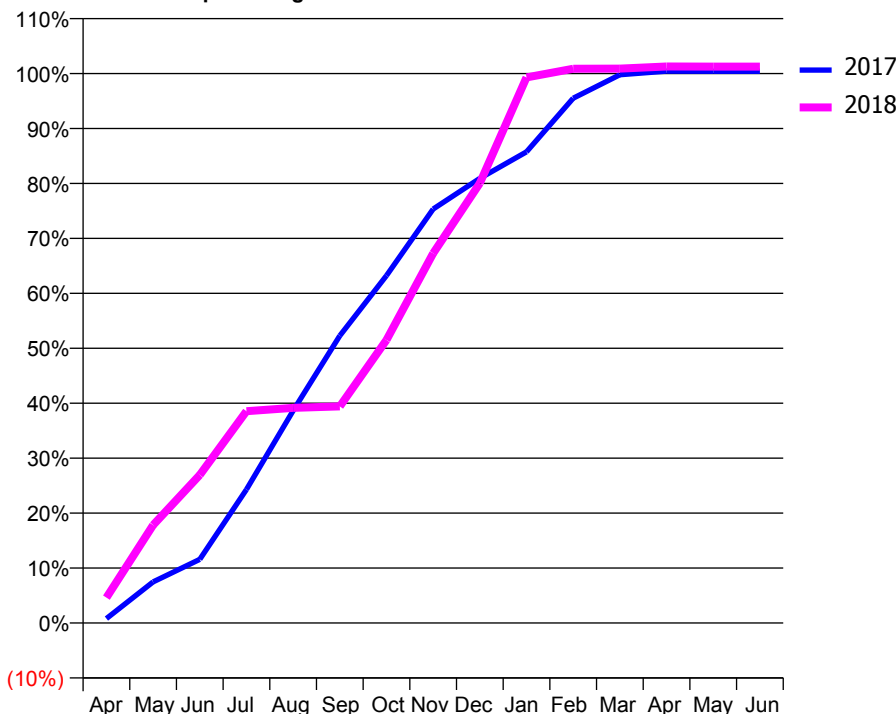
ACCESS*

Patients seen in 24 months	Total	Change since previous quarter
Quarter ending March 2017	3,188	
Quarter ending June 2017	3,240	→
Quarter ending September 2017	2,793	↓
Quarter ending December 2017	3,125	↑
Quarter ending March 2018	2,714	↓
Variance since March 2017	(14.9%)	↓



ACTIVITY

Cumulative percentage of contracted UDA delivered 2017 & 2018



Adjusted Scheduled Activity (UDA)

Month	2017	2018
April	72	407
May	658	1,567
June	1,018	2,368
July	2,136	3,389
August	3,397	3,442
September	4,595	3,465
October	5,557	4,529
November	6,624	5,914
December	7,114	7,036
January	7,538	8,728
February	8,396	8,867
March	8,771	8,869
April	8,829	8,904
May	8,826	8,902
June	8,826	8,902

QUALITY

	Quantity	Base Number	Contract	AT	Region	England
% of FP17s for the same patient ID Re-attending within 3 months - Children	91	1,474	6.2%	10.0%	11.6%	11.9%
% of FP17s for the same patient ID Re-attending within 3 months - Adults	148	1,719	8.6%	15.0%	15.4%	16.0%
% of FP17s for the same patient ID Re-attending between 3 & 9 months - Children	264	1,474	17.9%	51.9%	59.4%	58.3%
% of FP17s for the same patient ID Re-attending between 3 & 9 months - Adults	308	1,719	17.9%	47.0%	51.3%	50.3%
% of FP17s for Band 1 Urgent Courses	146	2,625	5.6%	8.0%	8.0%	9.1%
% of FP17s Relating to Free Repair or Replacements	2	2,625	0.1%	0.7%	0.8%	0.8%
% of FP17s Relating to Continuations	2	2,625	0.1%	0.9%	1.0%	1.0%
% of Patients satisfied with the dentistry they have received	0	0	N/A	92.0%	91.7%	91.5%
% of Patients satisfied with the time they had to wait for an appointment	0	0	N/A	90.1%	88.3%	87.9%

* This is based on patients treated on this contract for their most recent course of treatment. Figures in italics indicate the base number of FP17s or Patient Questionnaire responses are less than 100. N/A is shown where the base number of responses is less than 10 during the period. % is calculated as Quantity/Base number*100

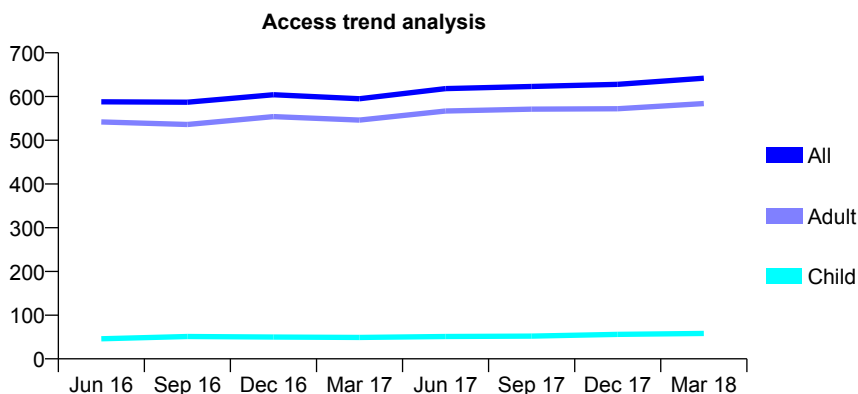
Q54 - Vital Signs At a Glance Contract Report for 325708/0003 - Year end March 2018

Name or company name	Balbir S Bhandal, Amrik S Bhandal & Baljit
Contract type name	GDS Contract
Purpose of contract	General
Contract start date	01/04/2006
Contract end date	

17/18 Contracted general activity (UDA)	1,823
Carry forward general activity (UDA)	-10
17/18 Contracted orthodontic activity (UOA)	0
Carry forward orthodontic activity (UOA)	0
Baseline contract value	£41,940.71

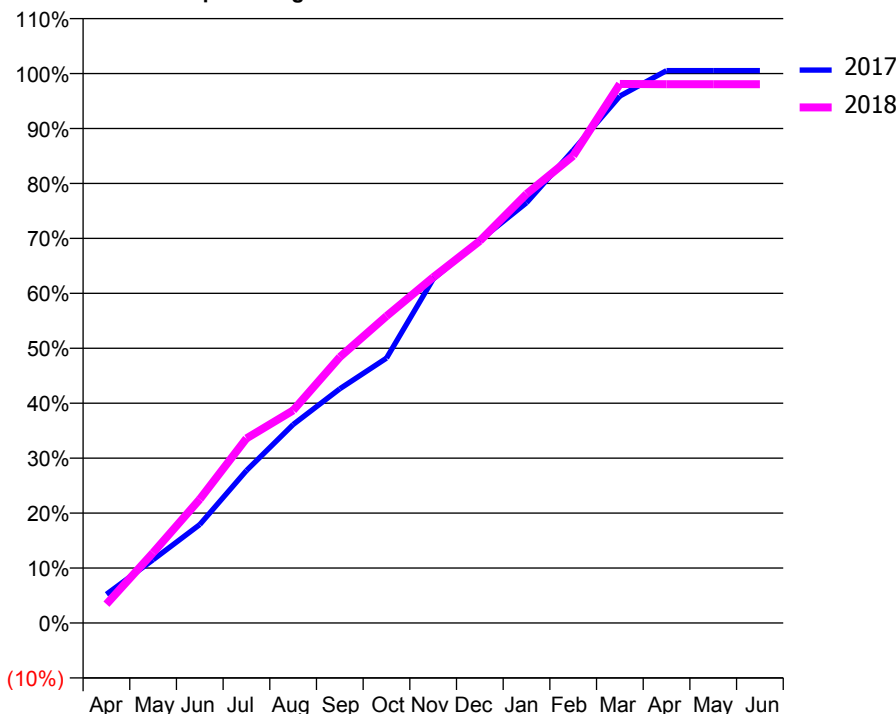
ACCESS*

Patients seen in 24 months	Total	Change since previous quarter
Quarter ending March 2017	595	
Quarter ending June 2017	618	↑
Quarter ending September 2017	623	→
Quarter ending December 2017	628	→
Quarter ending March 2018	642	↑
Variance since March 2017	7.9%	↑



ACTIVITY

Cumulative percentage of contracted UDA delivered 2017 & 2018



Month	Adjusted Scheduled Activity (UDA)	
	2017	2018
April	95	63
May	210	233
June	327	411
July	506	612
August	659	705
September	777	882
October	879	1,018
November	1,141	1,147
December	1,270	1,268
January	1,394	1,423
February	1,569	1,550
March	1,748	1,788
April	1,832	1,787
May	1,832	1,787
June	1,832	1,787

QUALITY

	Quantity	Base Number	Contract	AT	Region	England
% of FP17s for the same patient ID Re-attending within 3 months - Children	0	55	0.0%	10.0%	11.6%	11.9%
% of FP17s for the same patient ID Re-attending within 3 months - Adults	56	688	8.1%	15.0%	15.4%	16.0%
% of FP17s for the same patient ID Re-attending between 3 & 9 months - Children	18	55	32.7%	51.9%	59.4%	58.3%
% of FP17s for the same patient ID Re-attending between 3 & 9 months - Adults	321	688	46.7%	47.0%	51.3%	50.3%
% of FP17s for Band 1 Urgent Courses	82	715	11.5%	8.0%	8.0%	9.1%
% of FP17s Relating to Free Repair or Replacements	3	715	0.4%	0.7%	0.8%	0.8%
% of FP17s Relating to Continuations	5	715	0.7%	0.9%	1.0%	1.0%
% of Patients satisfied with the dentistry they have received	1	1	N/A	92.0%	91.7%	91.5%
% of Patients satisfied with the time they had to wait for an appointment	0	1	N/A	90.1%	88.3%	87.9%

* This is based on patients treated on this contract for their most recent course of treatment. Figures in italics indicate the base number of FP17s or Patient Questionnaire responses are less than 100. N/A is shown where the base number of responses is less than 10 during the period. % is calculated as Quantity/Base number*100

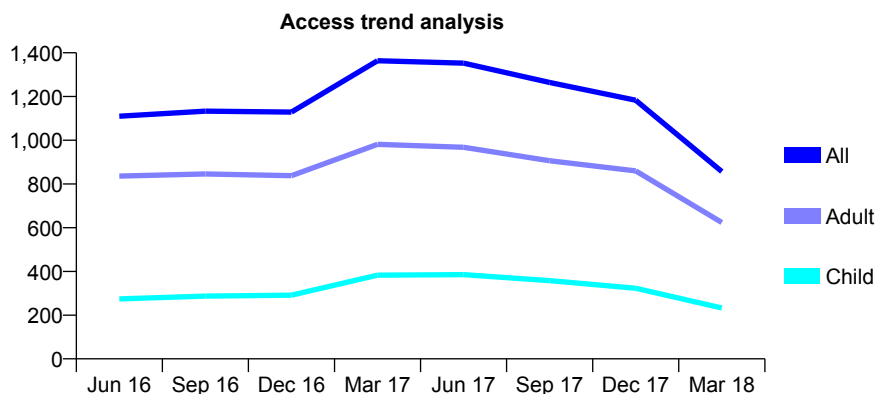
Q54 - Vital Signs At a Glance Contract Report for 325708/0004 - Year end March 2018

Name or company name	Balbir S Bhandal, Amrik S Bhandal & Baljit
Contract type name	GDS Contract
Purpose of contract	General
Contract start date	01/04/2006
Contract end date	

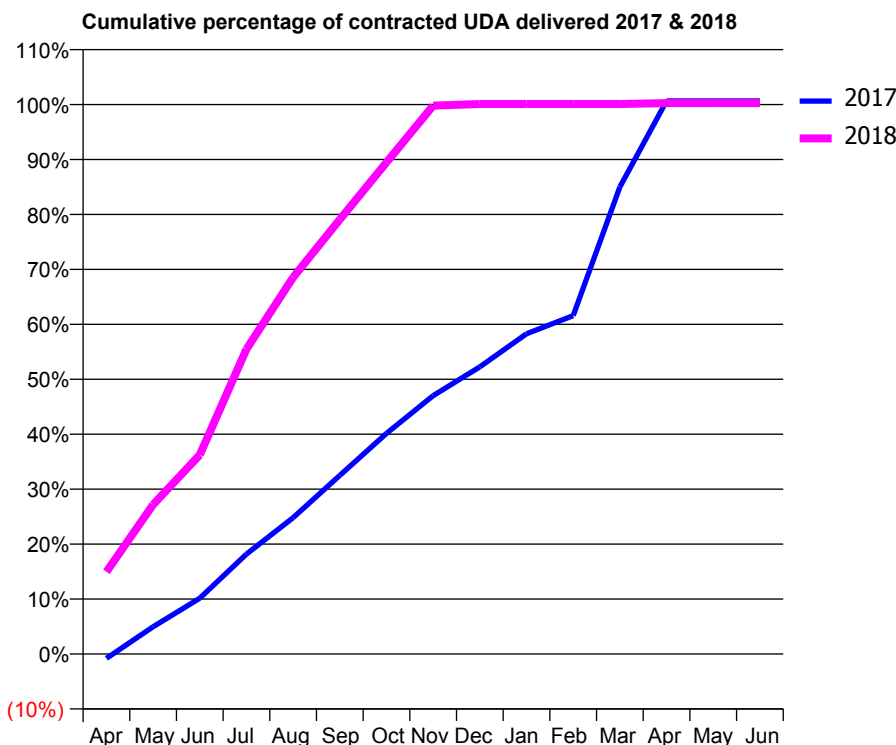
17/18 Contracted general activity (UDA)	4,086
Carry forward general activity (UDA)	-27
17/18 Contracted orthodontic activity (UOA)	0
Carry forward orthodontic activity (UOA)	0
Baseline contract value	£100,237.13

ACCESS*

Patients seen in 24 months	Total	Change since previous quarter
Quarter ending March 2017	1,364	
Quarter ending June 2017	1,353	→
Quarter ending September 2017	1,264	↓
Quarter ending December 2017	1,183	↓
Quarter ending March 2018	857	↓
Variance since March 2017	(37.2%)	↓



ACTIVITY



Month	Adjusted Scheduled Activity (UDA)	
	2017	2018
April	-33	611
May	203	1,111
June	415	1,481
July	743	2,267
August	1,014	2,801
September	1,329	3,231
October	1,641	3,655
November	1,921	4,078
December	2,136	4,090
January	2,381	4,090
February	2,516	4,090
March	3,472	4,090
April	4,112	4,097
May	4,112	4,097
June	4,112	4,097

QUALITY

	Quantity	Base Number	Contract	AT	Region	England
% of FP17s for the same patient ID Re-attending within 3 months - Children	45	402	11.2%	10.0%	11.6%	11.9%
% of FP17s for the same patient ID Re-attending within 3 months - Adults	99	860	11.5%	15.0%	15.4%	16.0%
% of FP17s for the same patient ID Re-attending between 3 & 9 months - Children	154	402	38.3%	51.9%	59.4%	58.3%
% of FP17s for the same patient ID Re-attending between 3 & 9 months - Adults	316	860	36.7%	47.0%	51.3%	50.3%
% of FP17s for Band 1 Urgent Courses	33	986	3.3%	8.0%	8.0%	9.1%
% of FP17s Relating to Free Repair or Replacements	3	986	0.3%	0.7%	0.8%	0.8%
% of FP17s Relating to Continuations	0	986	0.0%	0.9%	1.0%	1.0%
% of Patients satisfied with the dentistry they have received	0	0	N/A	92.0%	91.7%	91.5%
% of Patients satisfied with the time they had to wait for an appointment	0	0	N/A	90.1%	88.3%	87.9%

* This is based on patients treated on this contract for their most recent course of treatment. Figures in italics indicate the base number of FP17s or Patient Questionnaire responses are less than 100. N/A is shown where the base number of responses is less than 10 during the period. % is calculated as Quantity/Base number*100

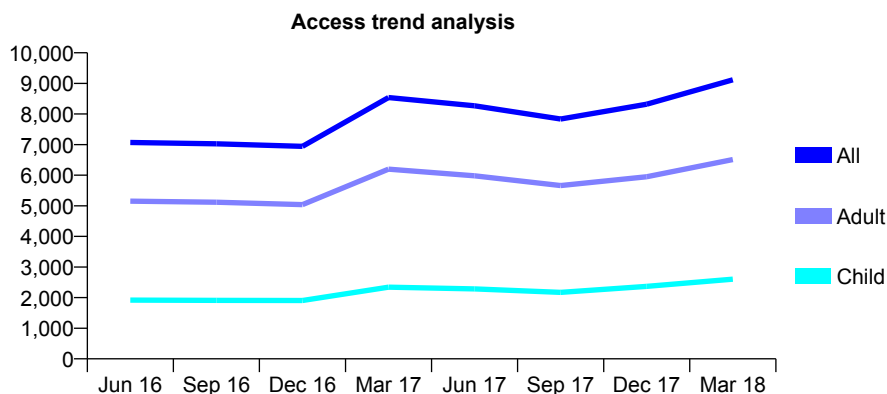
Q54 - Vital Signs At a Glance Contract Report for 325708/0005 - Year end March 2018

Name or company name	Balbir S Bhandal, Amrik S Bhandal & Baljit
Contract type name	GDS Contract
Purpose of contract	General
Contract start date	01/04/2006
Contract end date	

17/18 Contracted general activity (UDA)	25,351
Carry forward general activity (UDA)	912
17/18 Contracted orthodontic activity (UOA)	0
Carry forward orthodontic activity (UOA)	0
Baseline contract value	£623,910.35

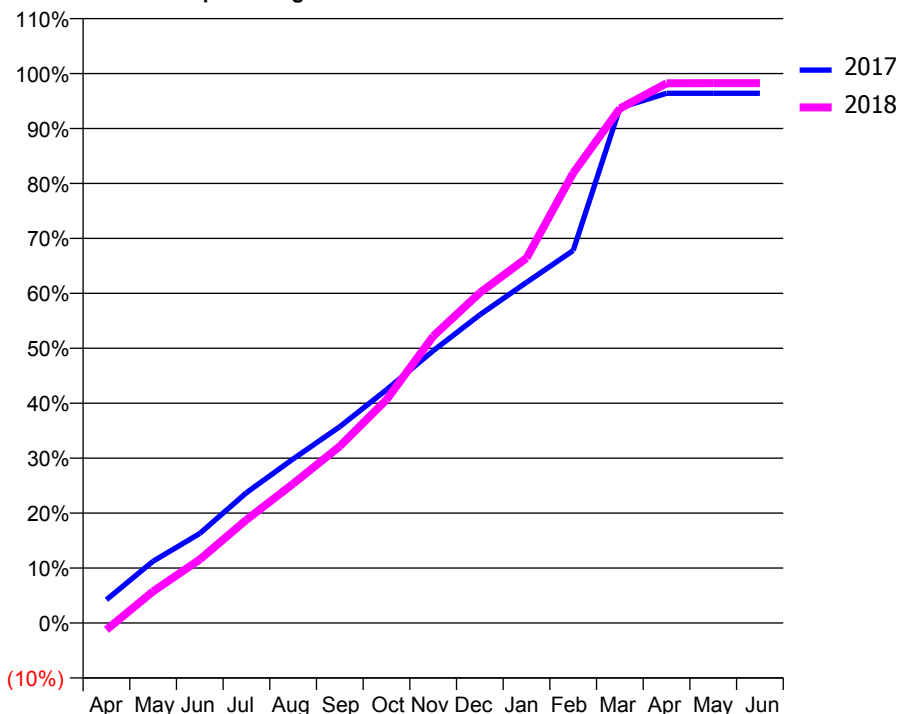
ACCESS*

Patients seen in 24 months	Total	Change since previous quarter
Quarter ending March 2017	8,540	
Quarter ending June 2017	8,266	↓
Quarter ending September 2017	7,837	↓
Quarter ending December 2017	8,319	↑
Quarter ending March 2018	9,116	↑
Variance since March 2017	6.7%	↑



ACTIVITY

Cumulative percentage of contracted UDA delivered 2017 & 2018



Month	Adjusted Scheduled Activity (UDA)	
	2017	2018
April	1,075	-316
May	2,849	1,459
June	4,129	2,929
July	6,011	4,765
August	7,572	6,424
September	9,061	8,153
October	10,763	10,301
November	12,561	13,232
December	14,219	15,235
January	15,714	16,833
February	17,185	20,763
March	23,766	23,740
April	24,436	24,902
May	24,439	24,905
June	24,439	24,905

QUALITY

	Quantity	Base Number	Contract	AT	Region	England
% of FP17s for the same patient ID Re-attending within 3 months - Children	111	2,776	4.0%	10.0%	11.6%	11.9%
% of FP17s for the same patient ID Re-attending within 3 months - Adults	556	6,651	8.4%	15.0%	15.4%	16.0%
% of FP17s for the same patient ID Re-attending between 3 & 9 months - Children	845	2,776	30.4%	51.9%	59.4%	58.3%
% of FP17s for the same patient ID Re-attending between 3 & 9 months - Adults	2,173	6,651	32.7%	47.0%	51.3%	50.3%
% of FP17s for Band 1 Urgent Courses	942	9,670	9.7%	8.0%	8.0%	9.1%
% of FP17s Relating to Free Repair or Replacements	70	9,670	0.7%	0.7%	0.8%	0.8%
% of FP17s Relating to Continuations	80	9,670	0.8%	0.9%	1.0%	1.0%
% of Patients satisfied with the dentistry they have received	1	2	N/A	92.0%	91.7%	91.5%
% of Patients satisfied with the time they had to wait for an appointment	1	2	N/A	90.1%	88.3%	87.9%

* This is based on patients treated on this contract for their most recent course of treatment. Figures in italics indicate the base number of FP17s or Patient Questionnaire responses are less than 100. N/A is shown where the base number of responses is less than 10 during the period. % is calculated as Quantity/Base number*100

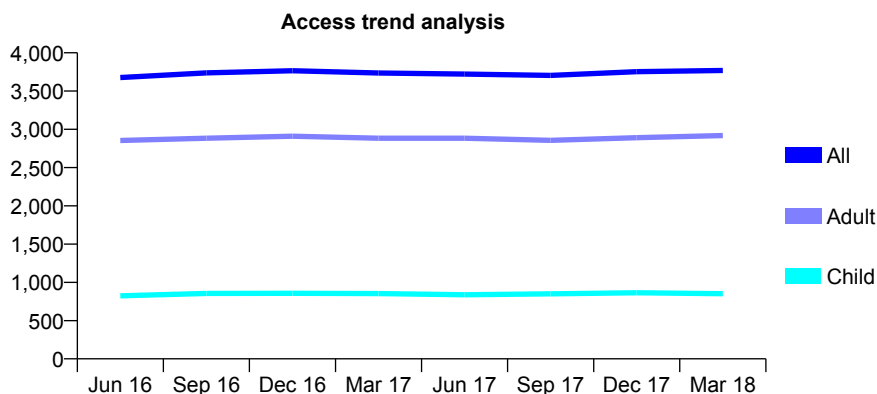
Q54 - Vital Signs At a Glance Contract Report for 325708/0007 - Year end March 2018

Name or company name	Balbir S Bhandal, Amrik S Bhandal & Baljit
Contract type name	GDS Contract
Purpose of contract	General
Contract start date	01/04/2006
Contract end date	

17/18 Contracted general activity (UDA)	14,484
Carry forward general activity (UDA)	284
17/18 Contracted orthodontic activity (UOA)	0
Carry forward orthodontic activity (UOA)	0
Baseline contract value	£420,722.81

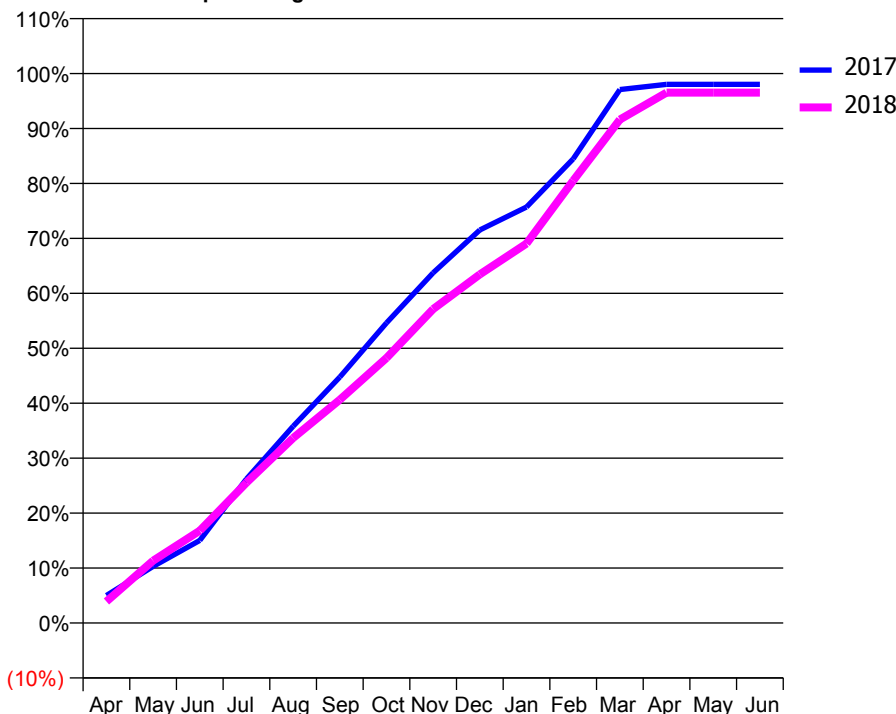
ACCESS*

Patients seen in 24 months	Total	Change since previous quarter
Quarter ending March 2017	3,736	
Quarter ending June 2017	3,722	→
Quarter ending September 2017	3,705	→
Quarter ending December 2017	3,754	→
Quarter ending March 2018	3,769	→
Variance since March 2017	0.9%	→



ACTIVITY

Cumulative percentage of contracted UDA delivered 2017 & 2018



Adjusted Scheduled Activity (UDA)

Month	2017	2018
April	726	569
May	1,491	1,642
June	2,176	2,432
July	3,797	3,699
August	5,187	4,876
September	6,483	5,884
October	7,910	6,987
November	9,231	8,274
December	10,359	9,191
January	10,964	10,002
February	12,232	11,661
March	14,062	13,270
April	14,199	13,979
May	14,199	13,979
June	14,199	13,979

QUALITY

	Quantity	Base Number	Contract	AT	Region	England
% of FP17s for the same patient ID Re-attending within 3 months - Children	47	987	4.8%	10.0%	11.6%	11.9%
% of FP17s for the same patient ID Re-attending within 3 months - Adults	535	3,777	14.2%	15.0%	15.4%	16.0%
% of FP17s for the same patient ID Re-attending between 3 & 9 months - Children	489	987	49.5%	51.9%	59.4%	58.3%
% of FP17s for the same patient ID Re-attending between 3 & 9 months - Adults	1,994	3,777	52.8%	47.0%	51.3%	50.3%
% of FP17s for Band 1 Urgent Courses	141	4,873	2.9%	8.0%	8.0%	9.1%
% of FP17s Relating to Free Repair or Replacements	16	4,873	0.3%	0.7%	0.8%	0.8%
% of FP17s Relating to Continuations	38	4,873	0.8%	0.9%	1.0%	1.0%
% of Patients satisfied with the dentistry they have received	3	3	N/A	92.0%	91.7%	91.5%
% of Patients satisfied with the time they had to wait for an appointment	3	3	N/A	90.1%	88.3%	87.9%

* This is based on patients treated on this contract for their most recent course of treatment. Figures in italics indicate the base number of FP17s or Patient Questionnaire responses are less than 100. N/A is shown where the base number of responses is less than 10 during the period. % is calculated as Quantity/Base number*100

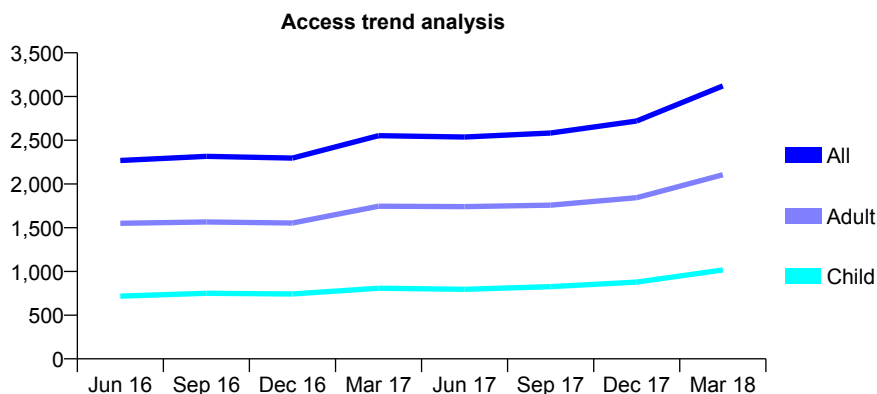
Q54 - Vital Signs At a Glance Contract Report for 325708/0008 - Year end March 2018

Name or company name	Balbir S Bhandal, Amrik S Bhandal & Baljit
Contract type name	GDS Contract
Purpose of contract	General
Contract start date	01/04/2006
Contract end date	

17/18 Contracted general activity (UDA)	7,249
Carry forward general activity (UDA)	123
17/18 Contracted orthodontic activity (UOA)	0
Carry forward orthodontic activity (UOA)	0
Baseline contract value	£182,935.67

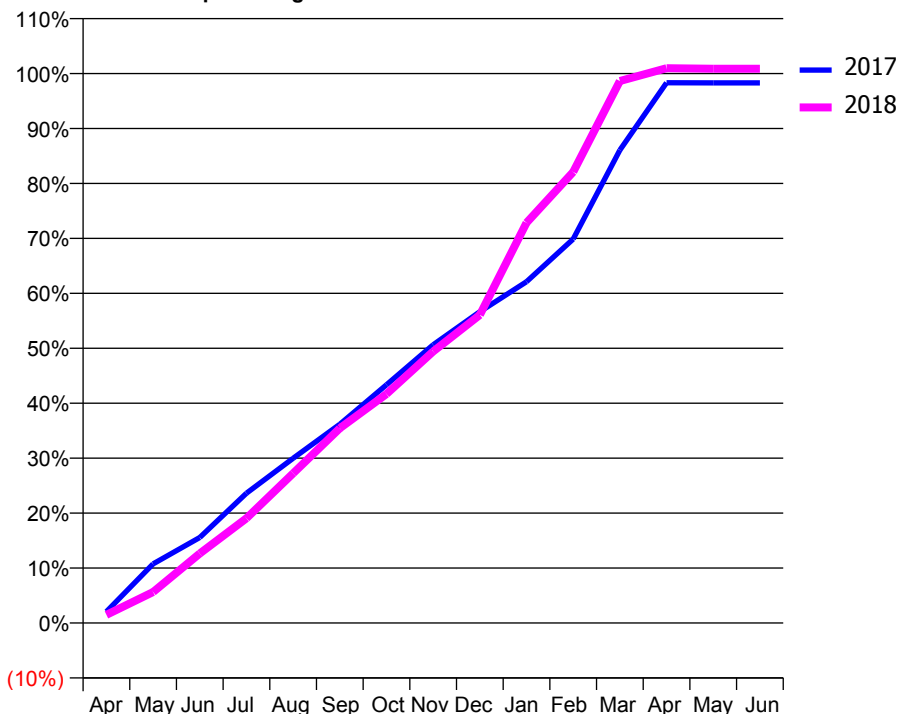
ACCESS*

Patients seen in 24 months	Total	Change since previous quarter
Quarter ending March 2017	2,552	
Quarter ending June 2017	2,537	→
Quarter ending September 2017	2,583	→
Quarter ending December 2017	2,720	↑
Quarter ending March 2018	3,121	↑
Variance since March 2017	22.3%	↑



ACTIVITY

Cumulative percentage of contracted UDA delivered 2017 & 2018



Month	Adjusted Scheduled Activity (UDA)	
	2017	2018
April	151	109
May	779	410
June	1,129	918
July	1,713	1,381
August	2,173	1,974
September	2,622	2,569
October	3,142	3,022
November	3,670	3,583
December	4,106	4,064
January	4,503	5,279
February	5,065	5,949
March	6,239	7,150
April	7,127	7,320
May	7,125	7,313
June	7,125	7,312

QUALITY

	Quantity	Base Number	Contract	AT	Region	England
% of FP17s for the same patient ID Re-attending within 3 months - Children	25	1,080	2.3%	10.0%	11.6%	11.9%
% of FP17s for the same patient ID Re-attending within 3 months - Adults	72	2,045	3.5%	15.0%	15.4%	16.0%
% of FP17s for the same patient ID Re-attending between 3 & 9 months - Children	330	1,080	30.6%	51.9%	59.4%	58.3%
% of FP17s for the same patient ID Re-attending between 3 & 9 months - Adults	553	2,045	27.0%	47.0%	51.3%	50.3%
% of FP17s for Band 1 Urgent Courses	119	2,973	4.0%	8.0%	8.0%	9.1%
% of FP17s Relating to Free Repair or Replacements	17	2,973	0.6%	0.7%	0.8%	0.8%
% of FP17s Relating to Continuations	9	2,973	0.3%	0.9%	1.0%	1.0%
% of Patients satisfied with the dentistry they have received	1	1	N/A	92.0%	91.7%	91.5%
% of Patients satisfied with the time they had to wait for an appointment	1	1	N/A	90.1%	88.3%	87.9%

* This is based on patients treated on this contract for their most recent course of treatment. Figures in italics indicate the base number of FP17s or Patient Questionnaire responses are less than 100. N/A is shown where the base number of responses is less than 10 during the period. % is calculated as Quantity/Base number*100

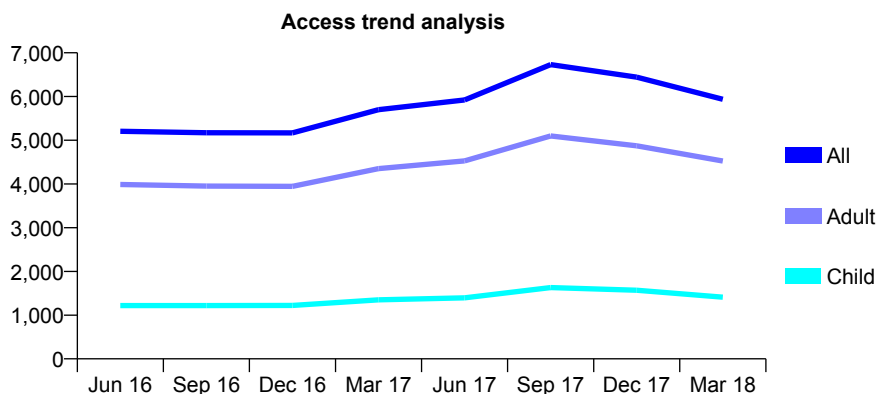
Q54 - Vital Signs At a Glance Contract Report for 325708/0009 - Year end March 2018

Name or company name	Balbir S Bhandal, Amrik S Bhandal & Baljit
Contract type name	GDS Contract
Purpose of contract	General
Contract start date	01/04/2006
Contract end date	

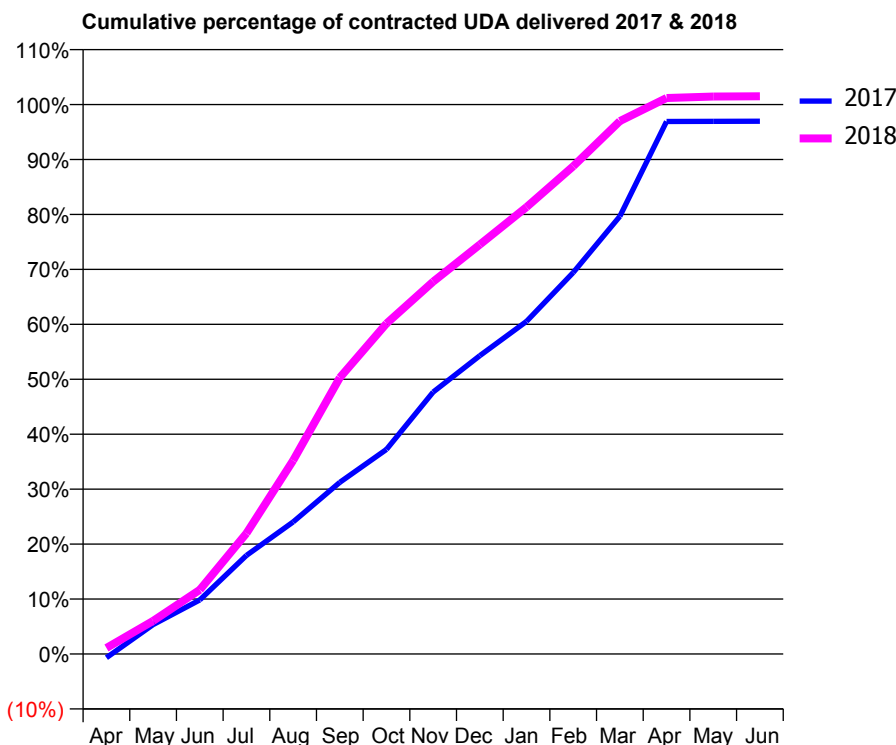
17/18 Contracted general activity (UDA)	19,521
Carry forward general activity (UDA)	595
17/18 Contracted orthodontic activity (UOA)	0
Carry forward orthodontic activity (UOA)	0
Baseline contract value	£484,756.56

ACCESS*

Patients seen in 24 months	Total	Change since previous quarter
Quarter ending March 2017	5,700	
Quarter ending June 2017	5,923	↑
Quarter ending September 2017	6,729	↑
Quarter ending December 2017	6,442	↓
Quarter ending March 2018	5,936	↓
Variance since March 2017	4.1%	↑



ACTIVITY



Month	Adjusted Scheduled Activity (UDA)	
	2017	2018
April	-134	213
May	1,044	1,179
June	1,919	2,279
July	3,502	4,288
August	4,691	6,877
September	6,100	9,818
October	7,269	11,743
November	9,304	13,228
December	10,600	14,543
January	11,815	15,876
February	13,551	17,326
March	15,549	18,931
April	18,919	19,751
May	18,922	19,806
June	18,925	19,811

QUALITY

	Quantity	Base Number	Contract	AT	Region	England
% of FP17s for the same patient ID Re-attending within 3 months - Children	116	2,093	5.5%	10.0%	11.6%	11.9%
% of FP17s for the same patient ID Re-attending within 3 months - Adults	761	6,545	11.6%	15.0%	15.4%	16.0%
% of FP17s for the same patient ID Re-attending between 3 & 9 months - Children	775	2,093	37.0%	51.9%	59.4%	58.3%
% of FP17s for the same patient ID Re-attending between 3 & 9 months - Adults	2,388	6,545	36.5%	47.0%	51.3%	50.3%
% of FP17s for Band 1 Urgent Courses	711	7,671	9.3%	8.0%	8.0%	9.1%
% of FP17s Relating to Free Repair or Replacements	82	7,671	1.1%	0.7%	0.8%	0.8%
% of FP17s Relating to Continuations	60	7,671	0.8%	0.9%	1.0%	1.0%
% of Patients satisfied with the dentistry they have received	3	3	N/A	92.0%	91.7%	91.5%
% of Patients satisfied with the time they had to wait for an appointment	2	3	N/A	90.1%	88.3%	87.9%

* This is based on patients treated on this contract for their most recent course of treatment. Figures in italics indicate the base number of FP17s or Patient Questionnaire responses are less than 100. N/A is shown where the base number of responses is less than 10 during the period. % is calculated as Quantity/Base number*100

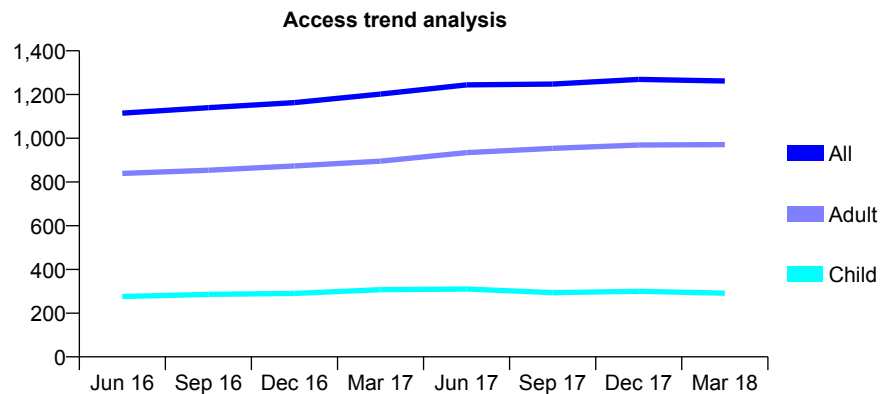
Q54 - Vital Signs At a Glance Contract Report for 325708/0012 - Year end March 2018

Name or company name	Balbir S Bhandal, Amrik S Bhandal & Baljit
Contract type name	GDS Contract
Purpose of contract	General
Contract start date	01/04/2006
Contract end date	

17/18 Contracted general activity (UDA)	3,593
Carry forward general activity (UDA)	131
17/18 Contracted orthodontic activity (UOA)	0
Carry forward orthodontic activity (UOA)	0
Baseline contract value	£101,813.56

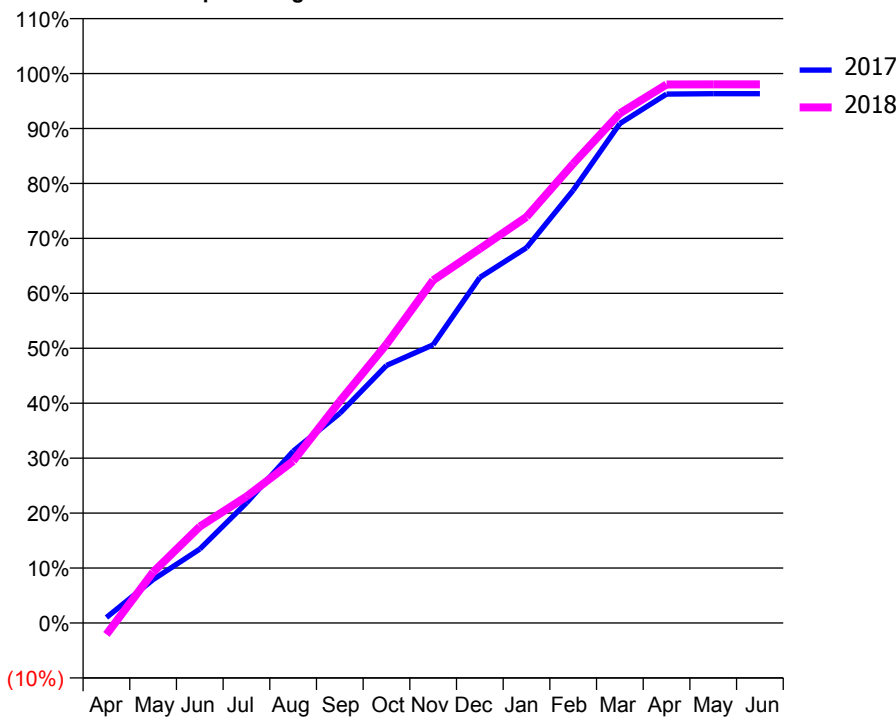
ACCESS*

Patients seen in 24 months	Total	Change since previous quarter
Quarter ending March 2017	1,202	
Quarter ending June 2017	1,244	↑
Quarter ending September 2017	1,248	→
Quarter ending December 2017	1,269	→
Quarter ending March 2018	1,262	→
Variance since March 2017	5.0%	↑



ACTIVITY

Cumulative percentage of contracted UDA delivered 2017 & 2018



Month	Adjusted Scheduled Activity (UDA)	
	2017	2018
April	36	-75
May	284	333
June	483	631
July	785	827
August	1,123	1,059
September	1,371	1,450
October	1,684	1,823
November	1,819	2,241
December	2,260	2,447
January	2,454	2,655
February	2,830	3,003
March	3,266	3,333
April	3,458	3,521
May	3,461	3,522
June	3,461	3,522

QUALITY

	Quantity	Base Number	Contract	AT	Region	England
% of FP17s for the same patient ID Re-attending within 3 months - Children	3	340	0.9%	10.0%	11.6%	11.9%
% of FP17s for the same patient ID Re-attending within 3 months - Adults	30	954	3.1%	15.0%	15.4%	16.0%
% of FP17s for the same patient ID Re-attending between 3 & 9 months - Children	189	340	55.6%	51.9%	59.4%	58.3%
% of FP17s for the same patient ID Re-attending between 3 & 9 months - Adults	402	954	42.1%	47.0%	51.3%	50.3%
% of FP17s for Band 1 Urgent Courses	96	1,313	7.3%	8.0%	8.0%	9.1%
% of FP17s Relating to Free Repair or Replacements	3	1,313	0.2%	0.7%	0.8%	0.8%
% of FP17s Relating to Continuations	2	1,313	0.2%	0.9%	1.0%	1.0%
% of Patients satisfied with the dentistry they have received	2	2	N/A	92.0%	91.7%	91.5%
% of Patients satisfied with the time they had to wait for an appointment	2	2	N/A	90.1%	88.3%	87.9%

* This is based on patients treated on this contract for their most recent course of treatment. Figures in italics indicate the base number of FP17s or Patient Questionnaire responses are less than 100. N/A is shown where the base number of responses is less than 10 during the period. % is calculated as Quantity/Base number*100

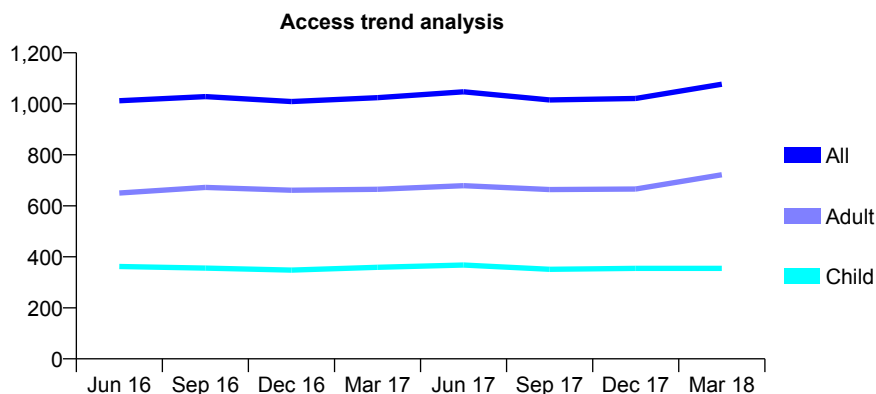
Q54 - Vital Signs At a Glance Contract Report for 325708/0013 - Year end March 2018

Name or company name	Balbir S Bhandal, Amrik S Bhandal & Baljit
Contract type name	GDS Contract
Purpose of contract	General
Contract start date	01/04/2006
Contract end date	

17/18 Contracted general activity (UDA)	3,124
Carry forward general activity (UDA)	-40
17/18 Contracted orthodontic activity (UOA)	0
Carry forward orthodontic activity (UOA)	0
Baseline contract value	£73,534.42

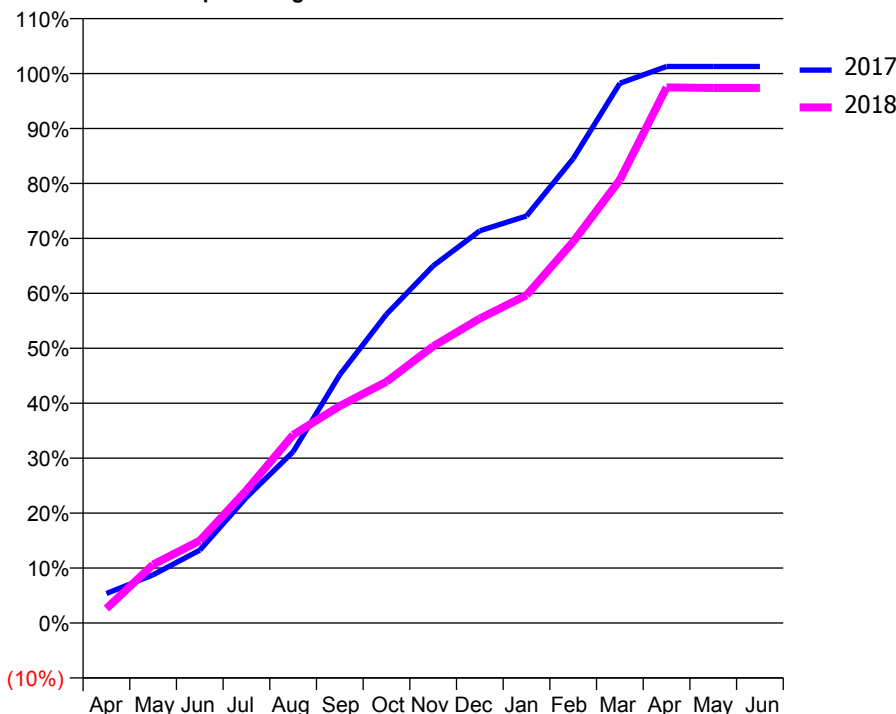
ACCESS*

Patients seen in 24 months	Total	Change since previous quarter
Quarter ending March 2017	1,024	
Quarter ending June 2017	1,047	↑
Quarter ending September 2017	1,015	↓
Quarter ending December 2017	1,021	→
Quarter ending March 2018	1,077	↑
Variance since March 2017	5.2%	↑



ACTIVITY

Cumulative percentage of contracted UDA delivered 2017 & 2018



Adjusted Scheduled Activity (UDA)

Month	2017	2018
April	168	82
May	274	333
June	414	468
July	714	755
August	974	1,070
September	1,412	1,234
October	1,756	1,372
November	2,030	1,573
December	2,230	1,731
January	2,314	1,864
February	2,640	2,168
March	3,069	2,520
April	3,164	3,045
May	3,164	3,042
June	3,164	3,042

QUALITY

	Quantity	Base Number	Contract	AT	Region	England
% of FP17s for the same patient ID Re-attending within 3 months - Children	10	306	3.3%	10.0%	11.6%	11.9%
% of FP17s for the same patient ID Re-attending within 3 months - Adults	49	584	8.4%	15.0%	15.4%	16.0%
% of FP17s for the same patient ID Re-attending between 3 & 9 months - Children	101	306	33.0%	51.9%	59.4%	58.3%
% of FP17s for the same patient ID Re-attending between 3 & 9 months - Adults	172	584	29.5%	47.0%	51.3%	50.3%
% of FP17s for Band 1 Urgent Courses	89	1,024	8.7%	8.0%	8.0%	9.1%
% of FP17s Relating to Free Repair or Replacements	0	1,024	0.0%	0.7%	0.8%	0.8%
% of FP17s Relating to Continuations	3	1,024	0.3%	0.9%	1.0%	1.0%
% of Patients satisfied with the dentistry they have received	2	2	N/A	92.0%	91.7%	91.5%
% of Patients satisfied with the time they had to wait for an appointment	2	2	N/A	90.1%	88.3%	87.9%

* This is based on patients treated on this contract for their most recent course of treatment. Figures in italics indicate the base number of FP17s or Patient Questionnaire responses are less than 100. N/A is shown where the base number of responses is less than 10 during the period. % is calculated as Quantity/Base number*100

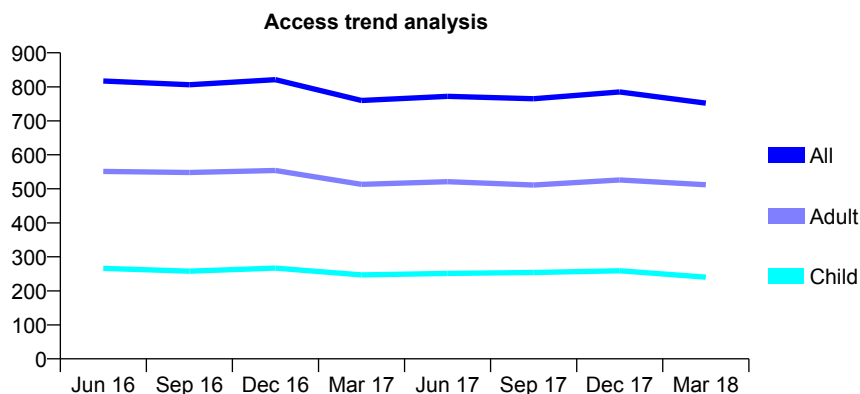
Q54 - Vital Signs At a Glance Contract Report for 325708/0015 - Year end March 2018

Name or company name	Balbir S Bhandal, Amrik S Bhandal & Baljit
Contract type name	GDS Contract
Purpose of contract	General
Contract start date	01/04/2006
Contract end date	

17/18 Contracted general activity (UDA)	1,930
Carry forward general activity (UDA)	32
17/18 Contracted orthodontic activity (UOA)	0
Carry forward orthodontic activity (UOA)	0
Baseline contract value	£51,306.89

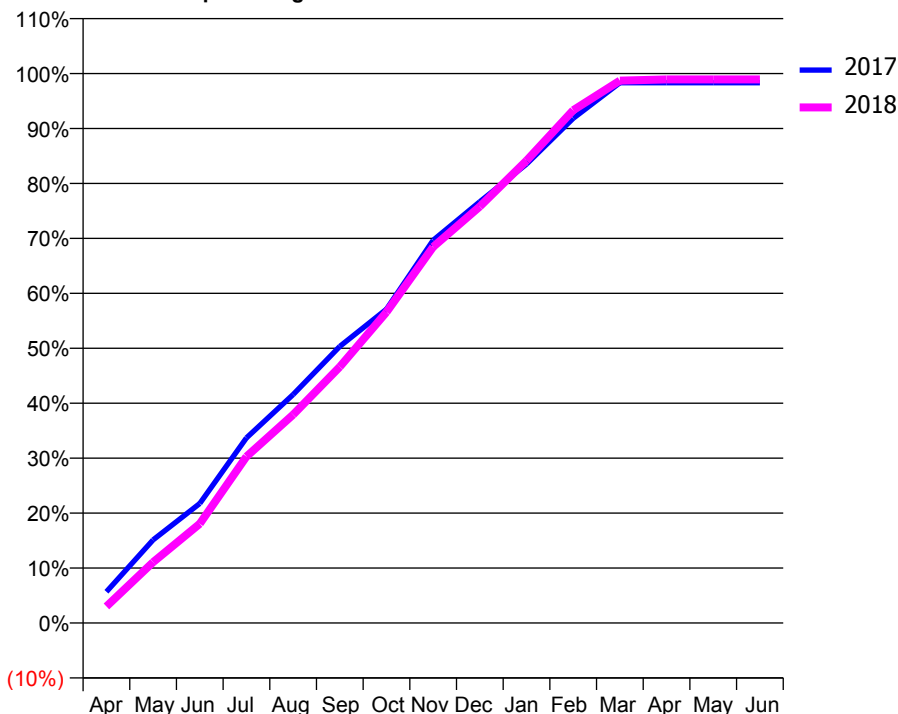
ACCESS*

Patients seen in 24 months	Total	Change since previous quarter
Quarter ending March 2017	760	
Quarter ending June 2017	772	→
Quarter ending September 2017	765	→
Quarter ending December 2017	785	↑
Quarter ending March 2018	752	↓
Variance since March 2017	(1.1%)	↓



ACTIVITY

Cumulative percentage of contracted UDA delivered 2017 & 2018



Adjusted Scheduled Activity (UDA)

Month	2017	2018
April	110	58
May	292	214
June	420	349
July	650	585
August	802	732
September	971	900
October	1,102	1,092
November	1,345	1,321
December	1,480	1,463
January	1,612	1,624
February	1,773	1,801
March	1,898	1,905
April	1,898	1,909
May	1,898	1,909
June	1,898	1,909

QUALITY

	Quantity	Base Number	Contract	AT	Region	England
% of FP17s for the same patient ID Re-attending within 3 months - Children	1	247	0.4%	10.0%	11.6%	11.9%
% of FP17s for the same patient ID Re-attending within 3 months - Adults	3	438	0.7%	15.0%	15.4%	16.0%
% of FP17s for the same patient ID Re-attending between 3 & 9 months - Children	105	247	42.5%	51.9%	59.4%	58.3%
% of FP17s for the same patient ID Re-attending between 3 & 9 months - Adults	152	438	34.7%	47.0%	51.3%	50.3%
% of FP17s for Band 1 Urgent Courses	6	687	0.9%	8.0%	8.0%	9.1%
% of FP17s Relating to Free Repair or Replacements	2	687	0.3%	0.7%	0.8%	0.8%
% of FP17s Relating to Continuations	0	687	0.0%	0.9%	1.0%	1.0%
% of Patients satisfied with the dentistry they have received	1	1	N/A	92.0%	91.7%	91.5%
% of Patients satisfied with the time they had to wait for an appointment	1	1	N/A	90.1%	88.3%	87.9%

* This is based on patients treated on this contract for their most recent course of treatment. Figures in italics indicate the base number of FP17s or Patient Questionnaire responses are less than 100. N/A is shown where the base number of responses is less than 10 during the period. % is calculated as Quantity/Base number*100

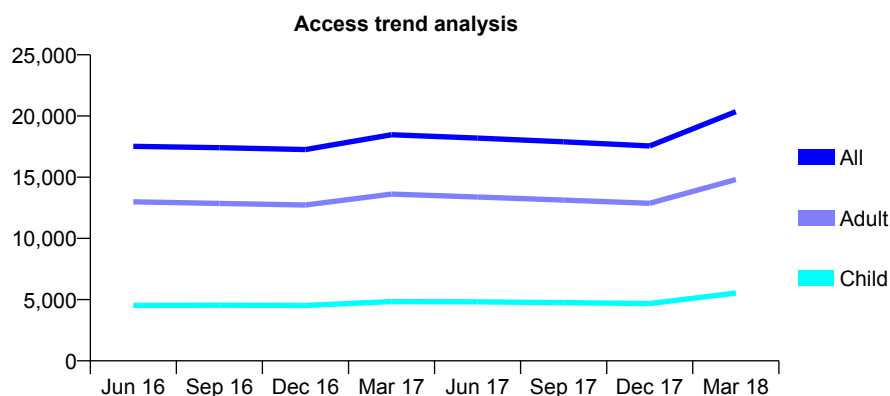
Q54 - Vital Signs At a Glance Contract Report for 325708/0016 - Year end March 2018

Name or company name	Balbir S Bhandal, Amrik S Bhandal & Baljit
Contract type name	GDS Contract
Purpose of contract	General and Orthodontic
Contract start date	01/04/2006
Contract end date	

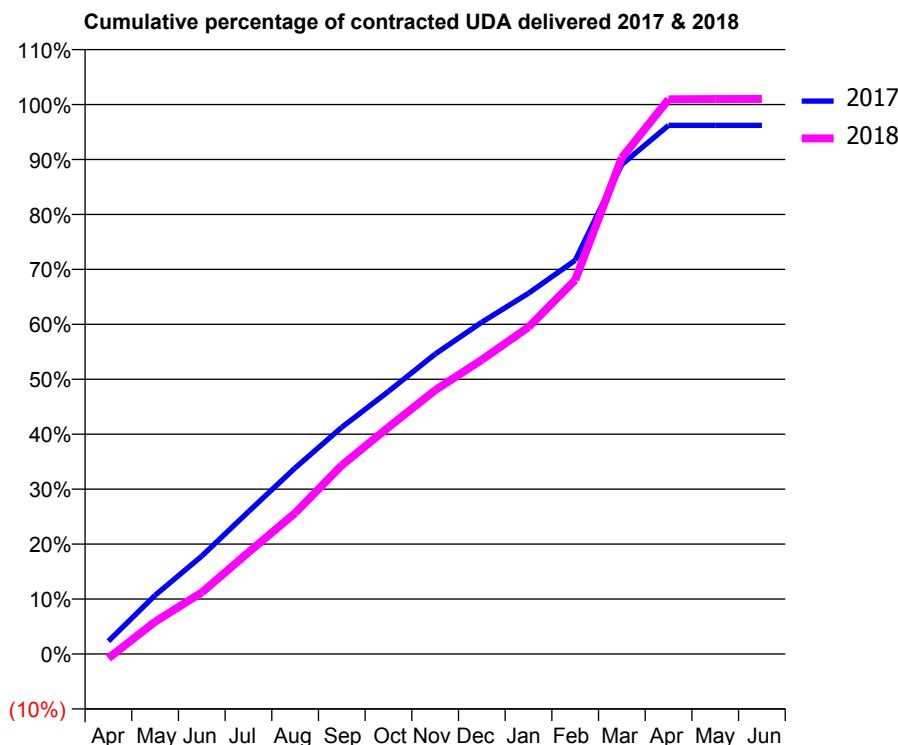
17/18 Contracted general activity (UDA)	57,385
Carry forward general activity (UDA)	2,176
17/18 Contracted orthodontic activity (UOA)	5,152
Carry forward orthodontic activity (UOA)	1,445
Baseline contract value	£1,869,239.20

ACCESS*

Patients seen in 24 months	Total	Change since previous quarter
Quarter ending March 2017	18,472	
Quarter ending June 2017	18,195	↓
Quarter ending September 2017	17,896	↓
Quarter ending December 2017	17,555	↓
Quarter ending March 2018	20,351	↑
Variance since March 2017	10.2%	↑



ACTIVITY



Month	Adjusted Scheduled Activity (UDA)	
	2017	2018
April	1,345	-448
May	6,141	3,374
June	10,227	6,433
July	14,867	10,622
August	19,432	14,730
September	23,674	19,715
October	27,426	23,685
November	31,321	27,549
December	34,660	30,721
January	37,682	34,132
February	41,120	39,052
March	51,121	51,842
April	55,205	57,917
May	55,210	57,954
June	55,209	57,969

QUALITY

	Quantity	Base Number	Contract	AT	Region	England
% of FP17s for the same patient ID Re-attending within 3 months - Children	462	6,767	6.8%	10.0%	11.6%	11.9%
% of FP17s for the same patient ID Re-attending within 3 months - Adults	1,343	14,728	9.1%	15.0%	15.4%	16.0%
% of FP17s for the same patient ID Re-attending between 3 & 9 months - Children	2,471	6,767	36.5%	51.9%	59.4%	58.3%
% of FP17s for the same patient ID Re-attending between 3 & 9 months - Adults	4,606	14,728	31.3%	47.0%	51.3%	50.3%
% of FP17s for Band 1 Urgent Courses	2,013	21,283	9.5%	8.0%	8.0%	9.1%
% of FP17s Relating to Free Repair or Replacements	195	21,283	0.9%	0.7%	0.8%	0.8%
% of FP17s Relating to Continuations	93	21,283	0.4%	0.9%	1.0%	1.0%
% of Patients satisfied with the dentistry they have received	16	18	88.9%	92.0%	91.7%	91.5%
% of Patients satisfied with the time they had to wait for an appointment	16	18	88.9%	90.1%	88.3%	87.9%

* This is based on patients treated on this contract for their most recent course of treatment. Figures in italics indicate the base number of FP17s or Patient Questionnaire responses are less than 100. N/A is shown where the base number of responses is less than 10 during the period. % is calculated as Quantity/Base number*100

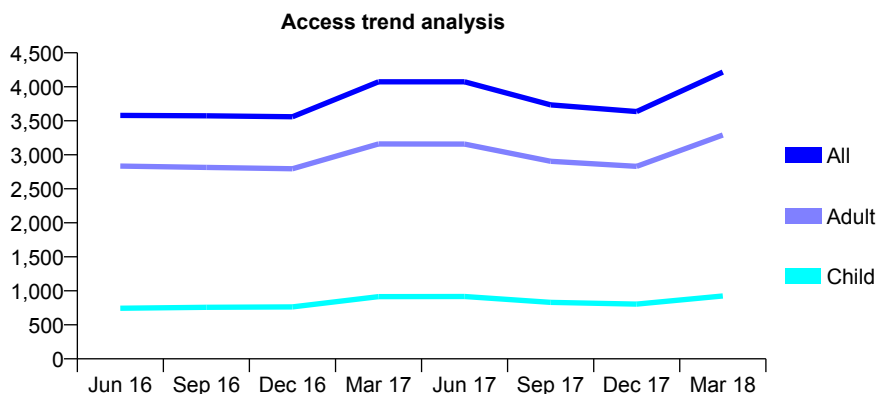
Q54 - Vital Signs At a Glance Contract Report for 325708/0017 - Year end March 2018

Name or company name	Balbir S Bhandal, Amrik S Bhandal & Baljit
Contract type name	GDS Contract
Purpose of contract	General
Contract start date	01/04/2006
Contract end date	

17/18 Contracted general activity (UDA)	11,857
Carry forward general activity (UDA)	0
17/18 Contracted orthodontic activity (UOA)	0
Carry forward orthodontic activity (UOA)	0
Baseline contract value	£268,942.22

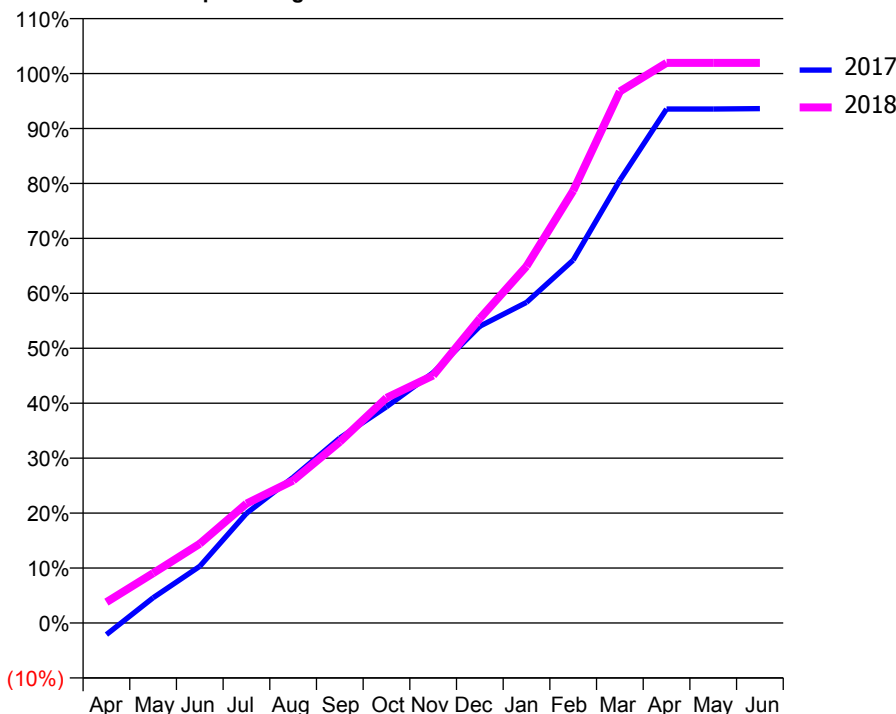
ACCESS*

Patients seen in 24 months	Total	Change since previous quarter
Quarter ending March 2017	4,074	
Quarter ending June 2017	4,073	→
Quarter ending September 2017	3,735	↓
Quarter ending December 2017	3,636	↓
Quarter ending March 2018	4,217	↑
Variance since March 2017	3.5%	↑



ACTIVITY

Cumulative percentage of contracted UDA delivered 2017 & 2018



Adjusted Scheduled Activity (UDA)

Month	2017	2018
April	-252	450
May	546	1,076
June	1,224	1,710
July	2,366	2,577
August	3,144	3,075
September	3,993	3,908
October	4,665	4,859
November	5,401	5,343
December	6,403	6,570
January	6,917	7,698
February	7,831	9,327
March	9,554	11,470
April	11,089	12,085
May	11,090	12,085
June	11,100	12,085

QUALITY

	Quantity	Base Number	Contract	AT	Region	England
% of FP17s for the same patient ID Re-attending within 3 months - Children	52	1,204	4.3%	10.0%	11.6%	11.9%
% of FP17s for the same patient ID Re-attending within 3 months - Adults	308	4,032	7.6%	15.0%	15.4%	16.0%
% of FP17s for the same patient ID Re-attending between 3 & 9 months - Children	468	1,204	38.9%	51.9%	59.4%	58.3%
% of FP17s for the same patient ID Re-attending between 3 & 9 months - Adults	1,582	4,032	39.2%	47.0%	51.3%	50.3%
% of FP17s for Band 1 Urgent Courses	244	4,872	5.0%	8.0%	8.0%	9.1%
% of FP17s Relating to Free Repair or Replacements	33	4,872	0.7%	0.7%	0.8%	0.8%
% of FP17s Relating to Continuations	37	4,872	0.8%	0.9%	1.0%	1.0%
% of Patients satisfied with the dentistry they have received	4	6	N/A	92.0%	91.7%	91.5%
% of Patients satisfied with the time they had to wait for an appointment	6	6	N/A	90.1%	88.3%	87.9%

* This is based on patients treated on this contract for their most recent course of treatment. Figures in italics indicate the base number of FP17s or Patient Questionnaire responses are less than 100. N/A is shown where the base number of responses is less than 10 during the period. % is calculated as Quantity/Base number*100

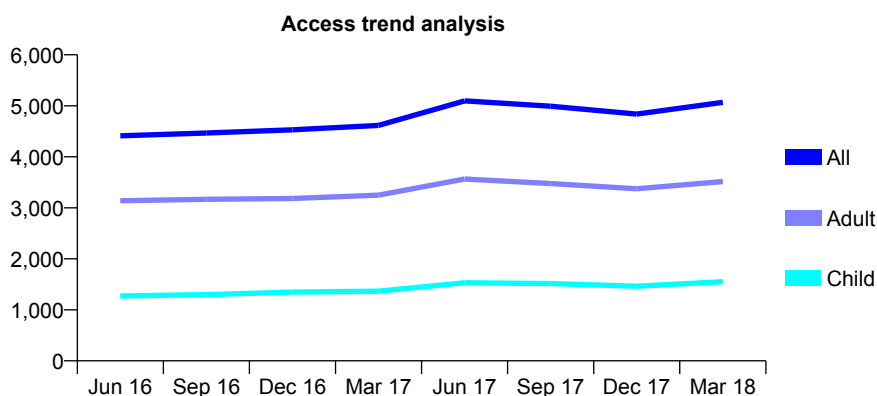
Q54 - Vital Signs At a Glance Contract Report for 325708/0018 - Year end March 2018

Name or company name	Balbir S Bhandal, Amrik S Bhandal & Baljit
Contract type name	GDS Contract
Purpose of contract	General and Orthodontic
Contract start date	01/04/2006
Contract end date	

17/18 Contracted general activity (UDA)	13,769
Carry forward general activity (UDA)	278
17/18 Contracted orthodontic activity (UOA)	172
Carry forward orthodontic activity (UOA)	363
Baseline contract value	£321,377.29

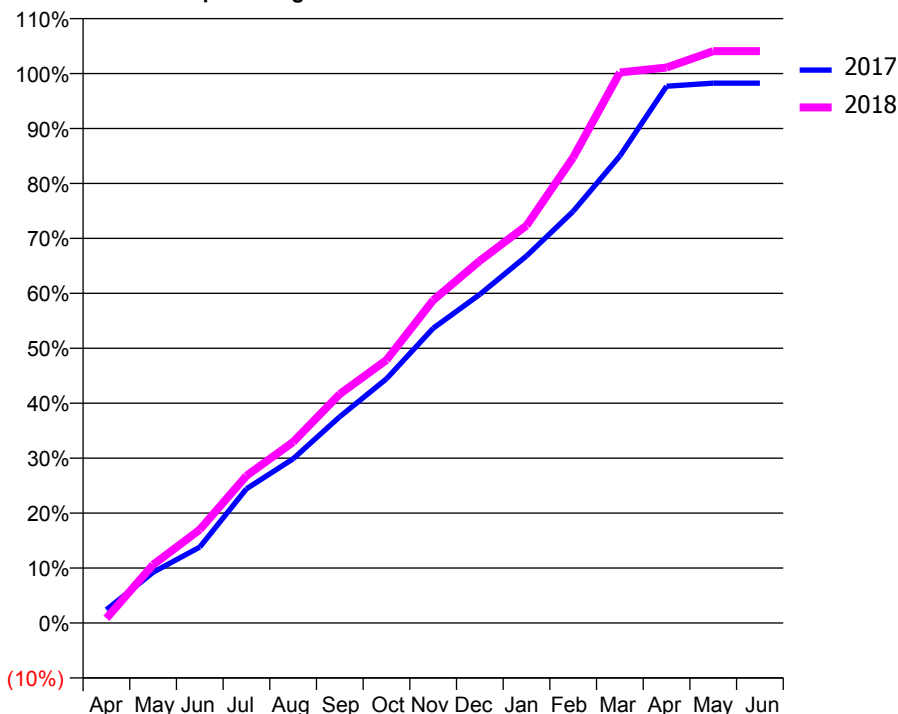
ACCESS*

Patients seen in 24 months	Total	Change since previous quarter
Quarter ending March 2017	4,616	
Quarter ending June 2017	5,096	↑
Quarter ending September 2017	4,991	↓
Quarter ending December 2017	4,837	↓
Quarter ending March 2018	5,067	↑
Variance since March 2017	9.8%	↑



ACTIVITY

Cumulative percentage of contracted UDA delivered 2017 & 2018



Month	Adjusted Scheduled Activity (UDA)	
	2017	2018
April	379	118
May	1,456	1,460
June	2,179	2,341
July	3,853	3,690
August	4,713	4,536
September	5,922	5,739
October	7,008	6,592
November	8,458	8,087
December	9,433	9,078
January	10,531	9,960
February	11,814	11,665
March	13,404	13,796
April	15,404	13,917
May	15,490	14,330
June	15,491	14,330

QUALITY

	Quantity	Base Number	Contract	AT	Region	England
% of FP17s for the same patient ID Re-attending within 3 months - Children	87	2,034	4.3%	10.0%	11.6%	11.9%
% of FP17s for the same patient ID Re-attending within 3 months - Adults	319	4,148	7.7%	15.0%	15.4%	16.0%
% of FP17s for the same patient ID Re-attending between 3 & 9 months - Children	830	2,034	40.8%	51.9%	59.4%	58.3%
% of FP17s for the same patient ID Re-attending between 3 & 9 months - Adults	1,573	4,148	37.9%	47.0%	51.3%	50.3%
% of FP17s for Band 1 Urgent Courses	356	5,521	6.4%	8.0%	8.0%	9.1%
% of FP17s Relating to Free Repair or Replacements	39	5,521	0.7%	0.7%	0.8%	0.8%
% of FP17s Relating to Continuations	38	5,521	0.7%	0.9%	1.0%	1.0%
% of Patients satisfied with the dentistry they have received	1	1	N/A	92.0%	91.7%	91.5%
% of Patients satisfied with the time they had to wait for an appointment	1	1	N/A	90.1%	88.3%	87.9%

* This is based on patients treated on this contract for their most recent course of treatment. Figures in italics indicate the base number of FP17s or Patient Questionnaire responses are less than 100. N/A is shown where the base number of responses is less than 10 during the period. % is calculated as Quantity/Base number*100

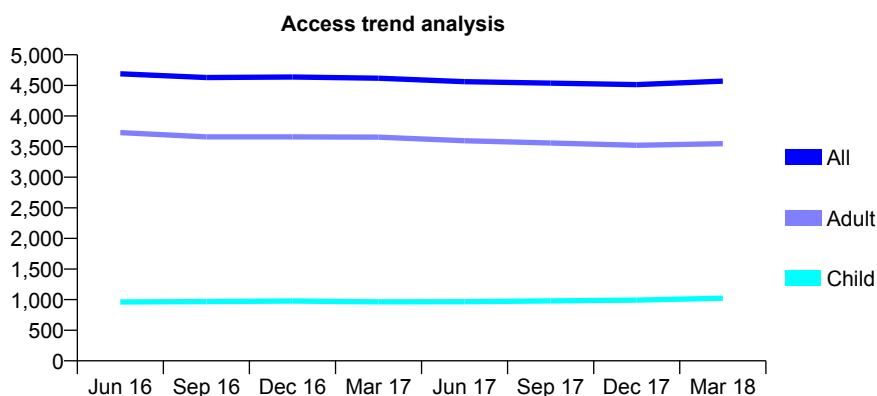
Q54 - Vital Signs At a Glance Contract Report for 325708/0023 - Year end March 2018

Name or company name	Balbir S Bhandal, Amrik S Bhandal & Baljit
Contract type name	GDS Contract
Purpose of contract	General
Contract start date	02/01/2008
Contract end date	

17/18 Contracted general activity (UDA)	13,357
Carry forward general activity (UDA)	0
17/18 Contracted orthodontic activity (UOA)	0
Carry forward orthodontic activity (UOA)	0
Baseline contract value	£321,114.80

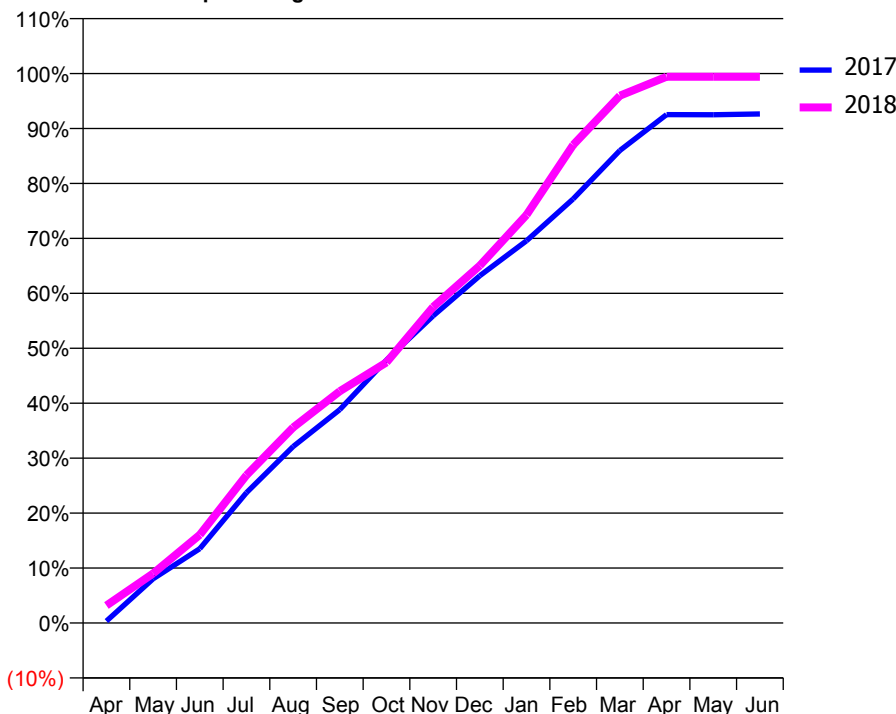
ACCESS*

Patients seen in 24 months	Total	Change since previous quarter
Quarter ending March 2017	4,617	
Quarter ending June 2017	4,562	↓
Quarter ending September 2017	4,538	→
Quarter ending December 2017	4,514	→
Quarter ending March 2018	4,569	→
Variance since March 2017	(1.0%)	↓



ACTIVITY

Cumulative percentage of contracted UDA delivered 2017 & 2018



Adjusted Scheduled Activity (UDA)

Month	2017	2018
April	48	425
May	1,074	1,203
June	1,808	2,145
July	3,169	3,592
August	4,291	4,754
September	5,187	5,635
October	6,395	6,337
November	7,467	7,682
December	8,444	8,688
January	9,292	9,920
February	10,310	11,621
March	11,486	12,819
April	12,358	13,277
May	12,354	13,277
June	12,372	13,277

QUALITY

	Quantity	Base Number	Contract	AT	Region	England
% of FP17s for the same patient ID Re-attending within 3 months - Children	80	1,189	6.7%	10.0%	11.6%	11.9%
% of FP17s for the same patient ID Re-attending within 3 months - Adults	551	4,675	11.8%	15.0%	15.4%	16.0%
% of FP17s for the same patient ID Re-attending between 3 & 9 months - Children	490	1,189	41.2%	51.9%	59.4%	58.3%
% of FP17s for the same patient ID Re-attending between 3 & 9 months - Adults	2,493	4,675	53.3%	47.0%	51.3%	50.3%
% of FP17s for Band 1 Urgent Courses	284	5,687	5.0%	8.0%	8.0%	9.1%
% of FP17s Relating to Free Repair or Replacements	41	5,687	0.7%	0.7%	0.8%	0.8%
% of FP17s Relating to Continuations	62	5,687	1.1%	0.9%	1.0%	1.0%
% of Patients satisfied with the dentistry they have received	8	8	N/A	92.0%	91.7%	91.5%
% of Patients satisfied with the time they had to wait for an appointment	8	8	N/A	90.1%	88.3%	87.9%

* This is based on patients treated on this contract for their most recent course of treatment. Figures in italics indicate the base number of FP17s or Patient Questionnaire responses are less than 100. N/A is shown where the base number of responses is less than 10 during the period. % is calculated as Quantity/Base number*100

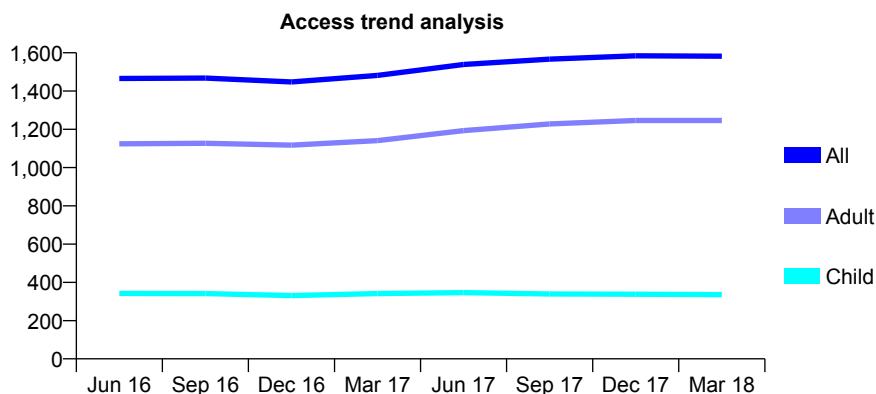
Q54 - Vital Signs At a Glance Contract Report for 326496/0001 - Year end March 2018

Name or company name	MR D MAHGEREFTEH
Contract type name	GDS Contract
Purpose of contract	General
Contract start date	01/04/2006
Contract end date	

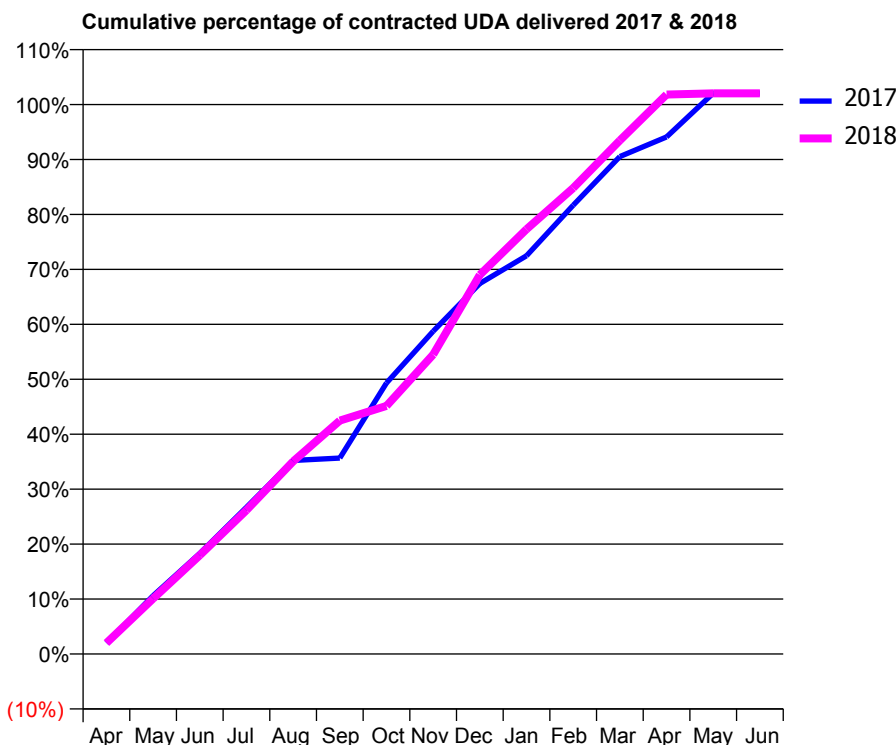
17/18 Contracted general activity (UDA)	7,433
Carry forward general activity (UDA)	-149
17/18 Contracted orthodontic activity (UOA)	0
Carry forward orthodontic activity (UOA)	0
Baseline contract value	£233,103.20

ACCESS*

Patients seen in 24 months	Total	Change since previous quarter
Quarter ending March 2017	1,482	
Quarter ending June 2017	1,539	↑
Quarter ending September 2017	1,567	→
Quarter ending December 2017	1,584	→
Quarter ending March 2018	1,582	→
Variance since March 2017	6.7%	↑



ACTIVITY



Month	Adjusted Scheduled Activity (UDA)	
	2017	2018
April	149	149
May	788	750
June	1,362	1,336
July	1,984	1,945
August	2,618	2,606
September	2,650	3,158
October	3,667	3,355
November	4,366	4,051
December	5,012	5,129
January	5,388	5,745
February	6,070	6,304
March	6,729	6,947
April	6,994	7,568
May	7,585	7,585
June	7,585	7,585

QUALITY

	Quantity	Base Number	Contract	AT	Region	England
% of FP17s for the same patient ID Re-attending within 3 months - Children	22	497	4.4%	10.0%	11.6%	11.9%
% of FP17s for the same patient ID Re-attending within 3 months - Adults	311	1,897	16.4%	15.0%	15.4%	16.0%
% of FP17s for the same patient ID Re-attending between 3 & 9 months - Children	319	497	64.2%	51.9%	59.4%	58.3%
% of FP17s for the same patient ID Re-attending between 3 & 9 months - Adults	1,049	1,897	55.3%	47.0%	51.3%	50.3%
% of FP17s for Band 1 Urgent Courses	163	2,344	7.0%	8.0%	8.0%	9.1%
% of FP17s Relating to Free Repair or Replacements	33	2,344	1.4%	0.7%	0.8%	0.8%
% of FP17s Relating to Continuations	37	2,344	1.6%	0.9%	1.0%	1.0%
% of Patients satisfied with the dentistry they have received	7	7	N/A	92.0%	91.7%	91.5%
% of Patients satisfied with the time they had to wait for an appointment	7	7	N/A	90.1%	88.3%	87.9%

* This is based on patients treated on this contract for their most recent course of treatment. Figures in italics indicate the base number of FP17s or Patient Questionnaire responses are less than 100. N/A is shown where the base number of responses is less than 10 during the period. % is calculated as Quantity/Base number*100

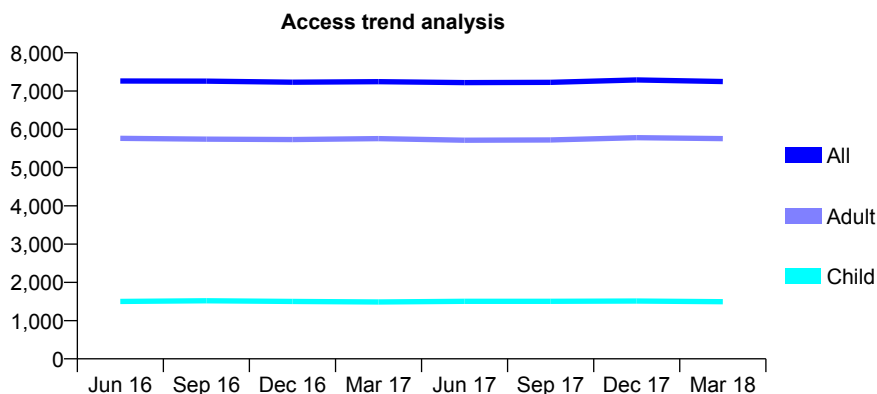
Q54 - Vital Signs At a Glance Contract Report for 326666/0002 - Year end March 2018

Name or company name	MR RS TENNET
Contract type name	GDS Contract
Purpose of contract	General
Contract start date	01/04/2006
Contract end date	

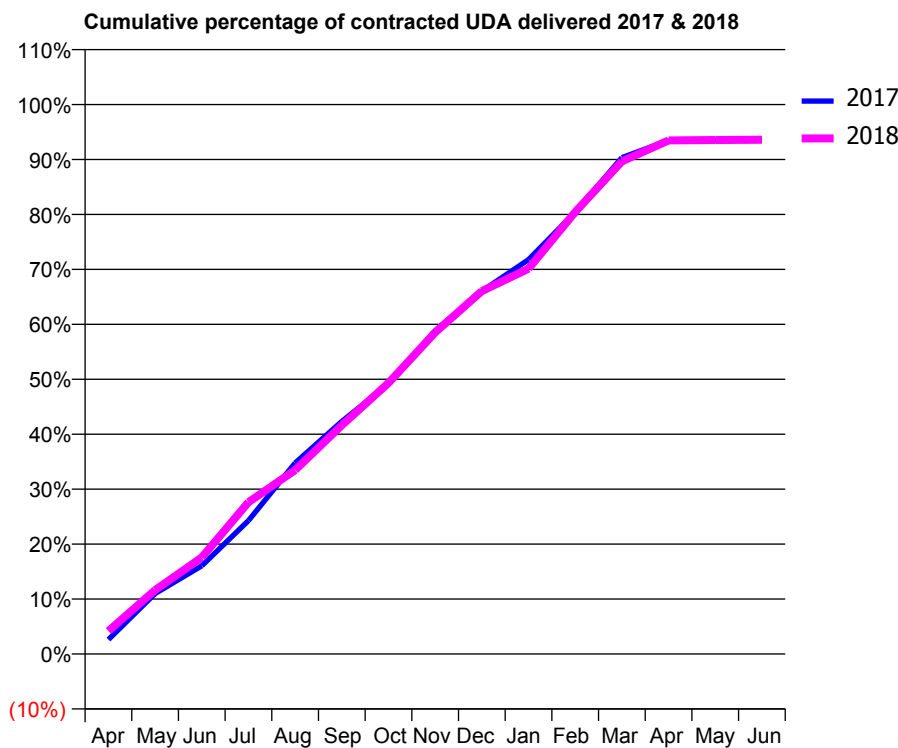
17/18 Contracted general activity (UDA)	16,970
Carry forward general activity (UDA)	0
17/18 Contracted orthodontic activity (UOA)	0
Carry forward orthodontic activity (UOA)	0
Baseline contract value	£442,328.57

ACCESS*

Patients seen in 24 months	Total	Change since previous quarter
Quarter ending March 2017	7,245	
Quarter ending June 2017	7,220	→
Quarter ending September 2017	7,227	→
Quarter ending December 2017	7,292	→
Quarter ending March 2018	7,249	→
Variance since March 2017	0.1%	→



ACTIVITY



Month	Adjusted Scheduled Activity (UDA)	
	2017	2018
April	445	709
May	1,867	1,974
June	2,723	2,986
July	4,122	4,687
August	5,897	5,683
September	7,184	7,063
October	8,336	8,370
November	9,983	9,930
December	11,208	11,206
January	12,181	11,900
February	13,646	13,648
March	15,330	15,213
April	15,860	15,859
May	15,860	15,874
June	15,868	15,879

QUALITY

	Quantity	Base Number	Contract	AT	Region	England
% of FP17s for the same patient ID Re-attending within 3 months - Children	86	1,732	5.0%	10.0%	11.6%	11.9%
% of FP17s for the same patient ID Re-attending within 3 months - Adults	720	6,389	11.3%	15.0%	15.4%	16.0%
% of FP17s for the same patient ID Re-attending between 3 & 9 months - Children	833	1,732	48.1%	51.9%	59.4%	58.3%
% of FP17s for the same patient ID Re-attending between 3 & 9 months - Adults	2,272	6,389	35.6%	47.0%	51.3%	50.3%
% of FP17s for Band 1 Urgent Courses	485	8,198	5.9%	8.0%	8.0%	9.1%
% of FP17s Relating to Free Repair or Replacements	42	8,198	0.5%	0.7%	0.8%	0.8%
% of FP17s Relating to Continuations	124	8,198	1.5%	0.9%	1.0%	1.0%
% of Patients satisfied with the dentistry they have received	5	5	N/A	92.0%	91.7%	91.5%
% of Patients satisfied with the time they had to wait for an appointment	5	5	N/A	90.1%	88.3%	87.9%

* This is based on patients treated on this contract for their most recent course of treatment. Figures in italics indicate the base number of FP17s or Patient Questionnaire responses are less than 100. N/A is shown where the base number of responses is less than 10 during the period. % is calculated as Quantity/Base number*100

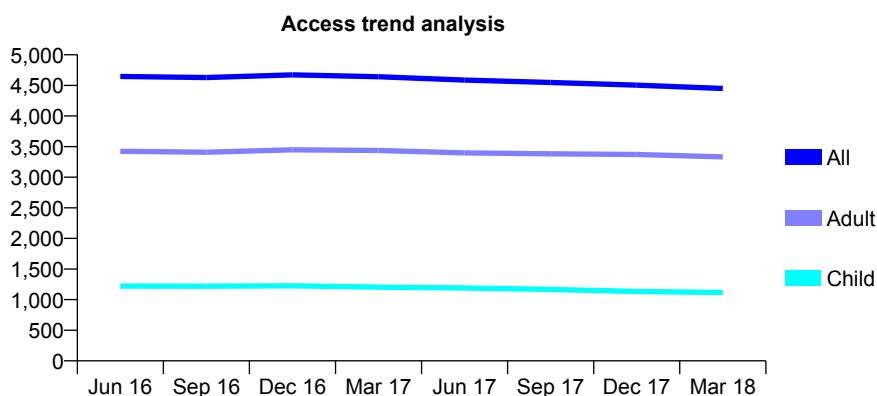
Q54 - Vital Signs At a Glance Contract Report for 327875/0001 - Year end March 2018

Name or company name	MISS S MOSEDALE
Contract type name	GDS Contract
Purpose of contract	General
Contract start date	01/04/2006
Contract end date	

17/18 Contracted general activity (UDA)	16,997
Carry forward general activity (UDA)	0
17/18 Contracted orthodontic activity (UOA)	0
Carry forward orthodontic activity (UOA)	0
Baseline contract value	£377,788.00

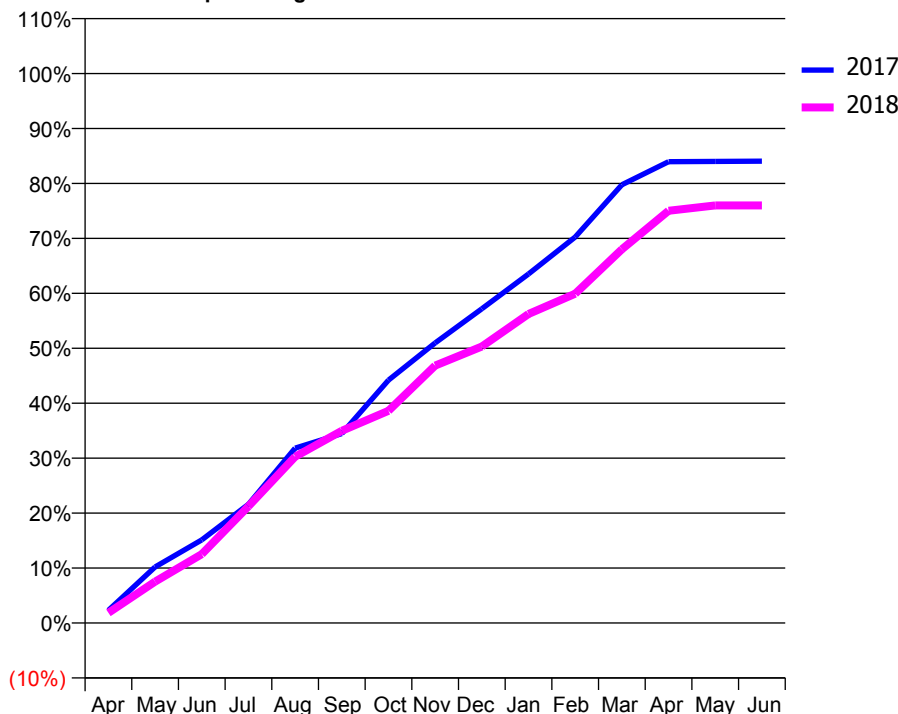
ACCESS*

Patients seen in 24 months	Total	Change since previous quarter
Quarter ending March 2017	4,641	
Quarter ending June 2017	4,588	↓
Quarter ending September 2017	4,548	→
Quarter ending December 2017	4,505	→
Quarter ending March 2018	4,450	↓
Variance since March 2017	(4.1%)	↓



ACTIVITY

Cumulative percentage of contracted UDA delivered 2017 & 2018



Month	Adjusted Scheduled Activity (UDA)	
	2017	2018
April	393	315
May	1,733	1,281
June	2,572	2,131
July	3,672	3,612
August	5,408	5,147
September	5,859	5,945
October	7,514	6,565
November	8,665	7,964
December	9,722	8,553
January	10,796	9,560
February	11,941	10,186
March	13,556	11,561
April	14,270	12,750
May	14,277	12,915
June	14,284	12,916

QUALITY

	Quantity	Base Number	Contract	AT	Region	England
% of FP17s for the same patient ID Re-attending within 3 months - Children	130	1,740	7.5%	10.0%	11.6%	11.9%
% of FP17s for the same patient ID Re-attending within 3 months - Adults	686	4,884	14.0%	15.0%	15.4%	16.0%
% of FP17s for the same patient ID Re-attending between 3 & 9 months - Children	1,158	1,740	66.6%	51.9%	59.4%	58.3%
% of FP17s for the same patient ID Re-attending between 3 & 9 months - Adults	3,096	4,884	63.4%	47.0%	51.3%	50.3%
% of FP17s for Band 1 Urgent Courses	447	6,983	6.4%	8.0%	8.0%	9.1%
% of FP17s Relating to Free Repair or Replacements	69	6,983	1.0%	0.7%	0.8%	0.8%
% of FP17s Relating to Continuations	58	6,983	0.8%	0.9%	1.0%	1.0%
% of Patients satisfied with the dentistry they have received	6	6	N/A	92.0%	91.7%	91.5%
% of Patients satisfied with the time they had to wait for an appointment	5	6	N/A	90.1%	88.3%	87.9%

* This is based on patients treated on this contract for their most recent course of treatment. Figures in italics indicate the base number of FP17s or Patient Questionnaire responses are less than 100. N/A is shown where the base number of responses is less than 10 during the period. % is calculated as Quantity/Base number*100

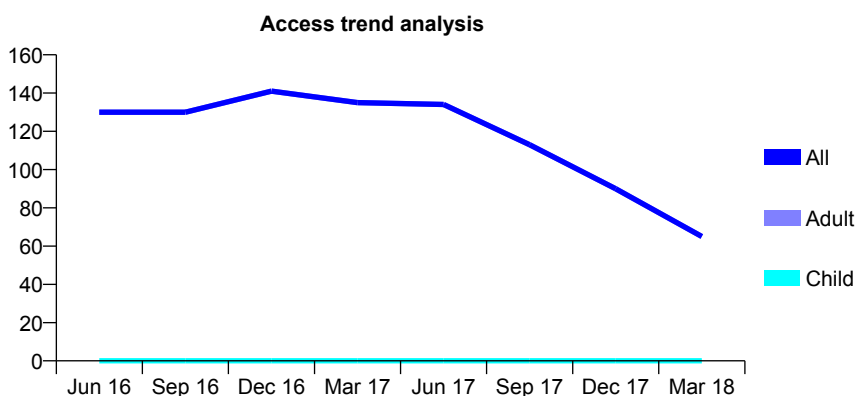
Q54 - Vital Signs At a Glance Contract Report for 328944/0001 - Year end March 2018

Name or company name	MR P TANGRI
Contract type name	PDS Contract
Purpose of contract	General
Contract start date	01/04/2006
Contract end date	17/03/2026

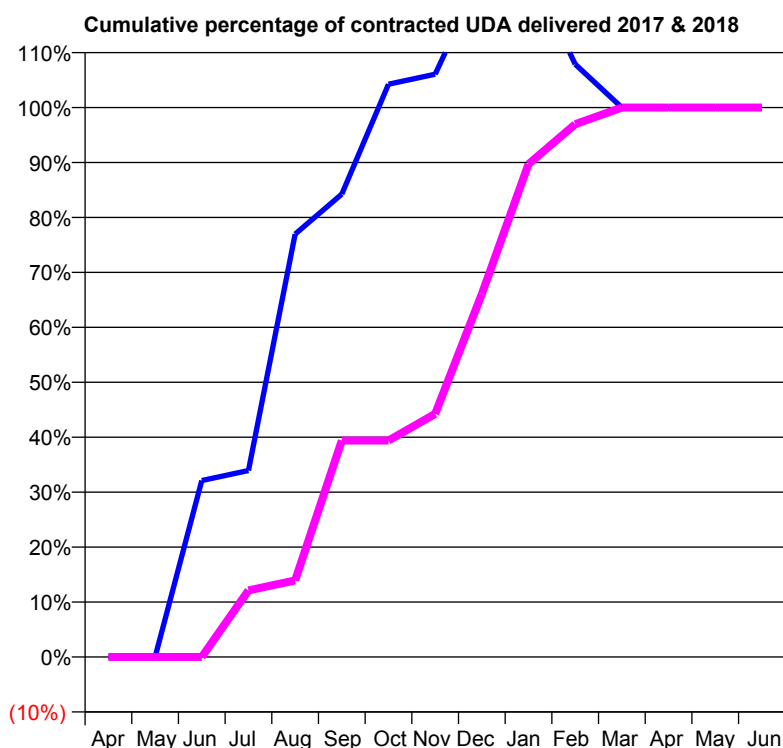
17/18 Contracted general activity (UDA)	165
Carry forward general activity (UDA)	0
17/18 Contracted orthodontic activity (UOA)	0
Carry forward orthodontic activity (UOA)	0
Baseline contract value	£7,411.80

ACCESS*

Patients seen in 24 months	Total	Change since previous quarter
Quarter ending March 2017	135	
Quarter ending June 2017	134	→
Quarter ending September 2017	113	↓
Quarter ending December 2017	90	↓
Quarter ending March 2018	65	↓
Variance since March 2017	(51.9%)	↓



ACTIVITY



Month	Adjusted Scheduled Activity (UDA)	
	2017	2018
April	0	0
May	0	0
June	53	0
July	56	20
August	127	23
September	139	65
October	172	65
November	175	73
December	205	109
January	208	148
February	178	160
March	165	165
April	165	165
May	165	165
June	165	165

QUALITY

	Quantity	Base Number	Contract	AT	Region	England
% of FP17s for the same patient ID Re-attending within 3 months - Children	0	0	N/A	10.0%	11.6%	11.9%
% of FP17s for the same patient ID Re-attending within 3 months - Adults	0	42	0.0%	15.0%	15.4%	16.0%
% of FP17s for the same patient ID Re-attending between 3 & 9 months - Children	0	0	N/A	51.9%	59.4%	58.3%
% of FP17s for the same patient ID Re-attending between 3 & 9 months - Adults	0	42	0.0%	47.0%	51.3%	50.3%
% of FP17s for Band 1 Urgent Courses	0	42	0.0%	8.0%	8.0%	9.1%
% of FP17s Relating to Free Repair or Replacements	0	42	0.0%	0.7%	0.8%	0.8%
% of FP17s Relating to Continuations	0	42	0.0%	0.9%	1.0%	1.0%
% of Patients satisfied with the dentistry they have received	0	0	N/A	92.0%	91.7%	91.5%
% of Patients satisfied with the time they had to wait for an appointment	0	0	N/A	90.1%	88.3%	87.9%

* This is based on patients treated on this contract for their most recent course of treatment. Figures in italics indicate the base number of FP17s or Patient Questionnaire responses are less than 100. N/A is shown where the base number of responses is less than 10 during the period. % is calculated as Quantity/Base number*100

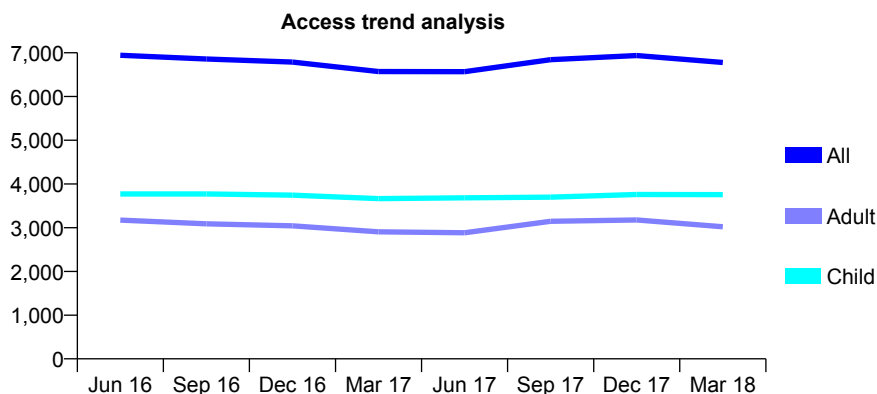
Q54 - Vital Signs At a Glance Contract Report for 328944/0002 - Year end March 2018

Name or company name	MR P TANGRI
Contract type name	GDS Contract
Purpose of contract	General and Orthodontic
Contract start date	01/04/2006
Contract end date	

17/18 Contracted general activity (UDA)	14,197
Carry forward general activity (UDA)	398
17/18 Contracted orthodontic activity (UOA)	22
Carry forward orthodontic activity (UOA)	0
Baseline contract value	£328,616.34

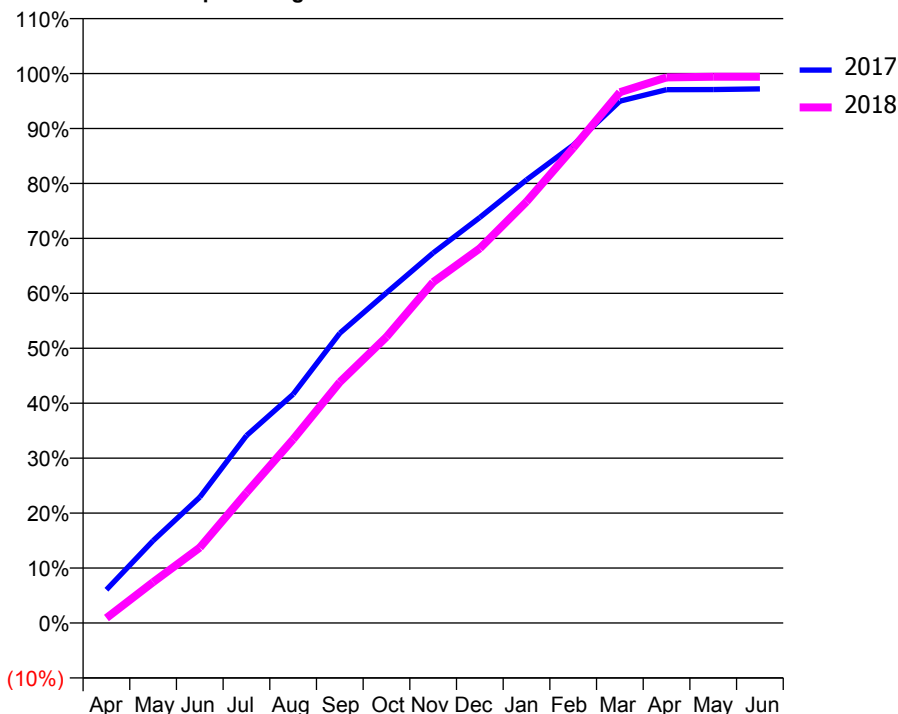
ACCESS*

Patients seen in 24 months	Total	Change since previous quarter
Quarter ending March 2017	6,570	
Quarter ending June 2017	6,567	→
Quarter ending September 2017	6,842	↑
Quarter ending December 2017	6,936	→
Quarter ending March 2018	6,778	↓
Variance since March 2017	3.2%	↑



ACTIVITY

Cumulative percentage of contracted UDA delivered 2017 & 2018



Month	Adjusted Scheduled Activity (UDA)	
	2017	2018
April	859	130
May	2,128	1,056
June	3,252	1,948
July	4,841	3,368
August	5,910	4,744
September	7,487	6,224
October	8,532	7,391
November	9,563	8,807
December	10,478	9,679
January	11,449	10,885
February	12,345	12,272
March	13,483	13,715
April	13,778	14,095
May	13,782	14,114
June	13,799	14,114

QUALITY

	Quantity	Base Number	Contract	AT	Region	England
% of FP17s for the same patient ID Re-attending within 3 months - Children	615	5,681	10.8%	10.0%	11.6%	11.9%
% of FP17s for the same patient ID Re-attending within 3 months - Adults	367	3,874	9.5%	15.0%	15.4%	16.0%
% of FP17s for the same patient ID Re-attending between 3 & 9 months - Children	1,777	5,681	31.3%	51.9%	59.4%	58.3%
% of FP17s for the same patient ID Re-attending between 3 & 9 months - Adults	388	3,874	10.0%	47.0%	51.3%	50.3%
% of FP17s for Band 1 Urgent Courses	4,883	9,660	50.5%	8.0%	8.0%	9.1%
% of FP17s Relating to Free Repair or Replacements	21	9,660	0.2%	0.7%	0.8%	0.8%
% of FP17s Relating to Continuations	9	9,660	0.1%	0.9%	1.0%	1.0%
% of Patients satisfied with the dentistry they have received	3	3	N/A	92.0%	91.7%	91.5%
% of Patients satisfied with the time they had to wait for an appointment	3	3	N/A	90.1%	88.3%	87.9%

* This is based on patients treated on this contract for their most recent course of treatment. Figures in italics indicate the base number of FP17s or Patient Questionnaire responses are less than 100. N/A is shown where the base number of responses is less than 10 during the period. % is calculated as Quantity/Base number*100

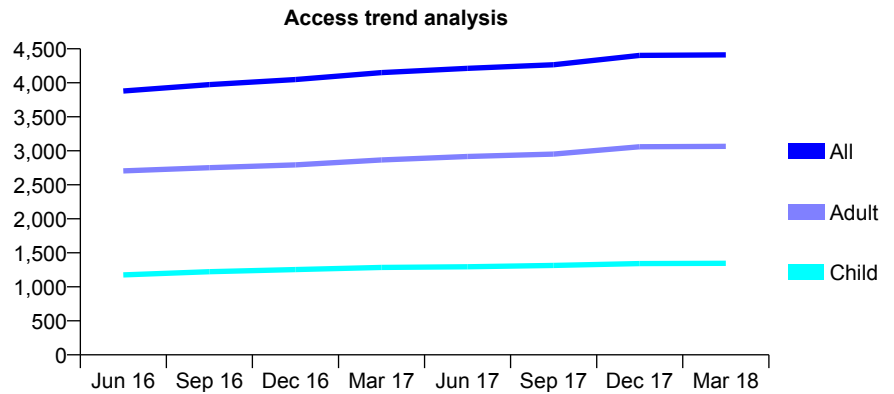
Q54 - Vital Signs At a Glance Contract Report for 330485/0002 - Year end March 2018

Name or company name	MR I AZMAT
Contract type name	GDS Contract
Purpose of contract	General
Contract start date	01/04/2006
Contract end date	

17/18 Contracted general activity (UDA)	10,775
Carry forward general activity (UDA)	48
17/18 Contracted orthodontic activity (UOA)	0
Carry forward orthodontic activity (UOA)	0
Baseline contract value	£226,524.56

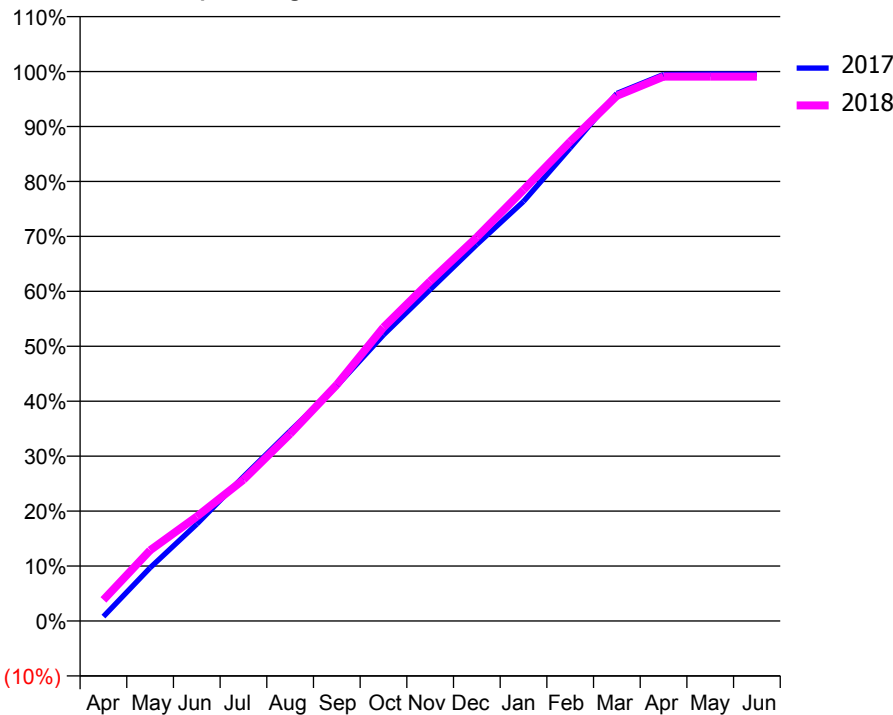
ACCESS*

Patients seen in 24 months	Total	Change since previous quarter
Quarter ending March 2017	4,150	
Quarter ending June 2017	4,213	→
Quarter ending September 2017	4,266	→
Quarter ending December 2017	4,403	↑
Quarter ending March 2018	4,411	→
Variance since March 2017	6.3%	↑



ACTIVITY

Cumulative percentage of contracted UDA delivered 2017 & 2018



Month	Adjusted Scheduled Activity (UDA)	
	2017	2018
April	86	415
May	1,045	1,388
June	1,900	2,048
July	2,830	2,771
August	3,728	3,671
September	4,609	4,634
October	5,610	5,760
November	6,498	6,663
December	7,383	7,528
January	8,228	8,454
February	9,275	9,401
March	10,347	10,297
April	10,715	10,674
May	10,727	10,674
June	10,727	10,674

QUALITY

	Quantity	Base Number	Contract	AT	Region	England
% of FP17s for the same patient ID Re-attending within 3 months - Children	99	1,451	6.8%	10.0%	11.6%	11.9%
% of FP17s for the same patient ID Re-attending within 3 months - Adults	506	3,275	15.5%	15.0%	15.4%	16.0%
% of FP17s for the same patient ID Re-attending between 3 & 9 months - Children	553	1,451	38.1%	51.9%	59.4%	58.3%
% of FP17s for the same patient ID Re-attending between 3 & 9 months - Adults	1,144	3,275	34.9%	47.0%	51.3%	50.3%
% of FP17s for Band 1 Urgent Courses	734	4,708	15.6%	8.0%	8.0%	9.1%
% of FP17s Relating to Free Repair or Replacements	3	4,708	0.1%	0.7%	0.8%	0.8%
% of FP17s Relating to Continuations	9	4,708	0.2%	0.9%	1.0%	1.0%
% of Patients satisfied with the dentistry they have received	2	2	N/A	92.0%	91.7%	91.5%
% of Patients satisfied with the time they had to wait for an appointment	1	2	N/A	90.1%	88.3%	87.9%

* This is based on patients treated on this contract for their most recent course of treatment. Figures in italics indicate the base number of FP17s or Patient Questionnaire responses are less than 100. N/A is shown where the base number of responses is less than 10 during the period. % is calculated as Quantity/Base number*100

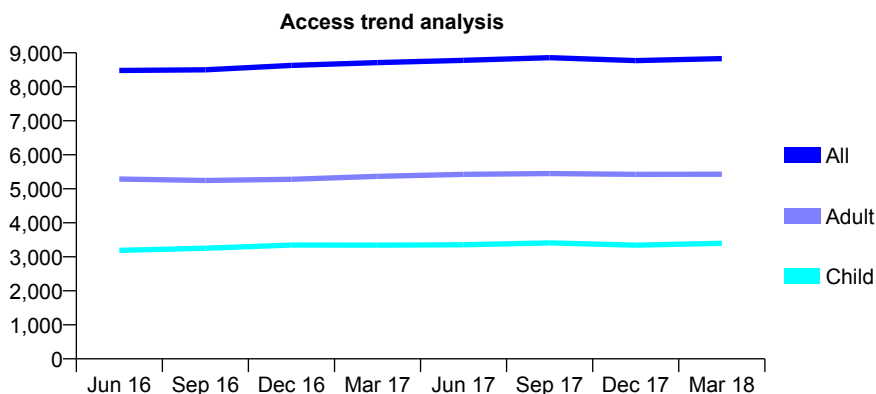
Q54 - Vital Signs At a Glance Contract Report for 330485/0003 - Year end March 2018

Name or company name	MR I AZMAT
Contract type name	GDS Contract
Purpose of contract	General
Contract start date	01/04/2006
Contract end date	

17/18 Contracted general activity (UDA)	24,125
Carry forward general activity (UDA)	114
17/18 Contracted orthodontic activity (UOA)	0
Carry forward orthodontic activity (UOA)	0
Baseline contract value	£499,555.88

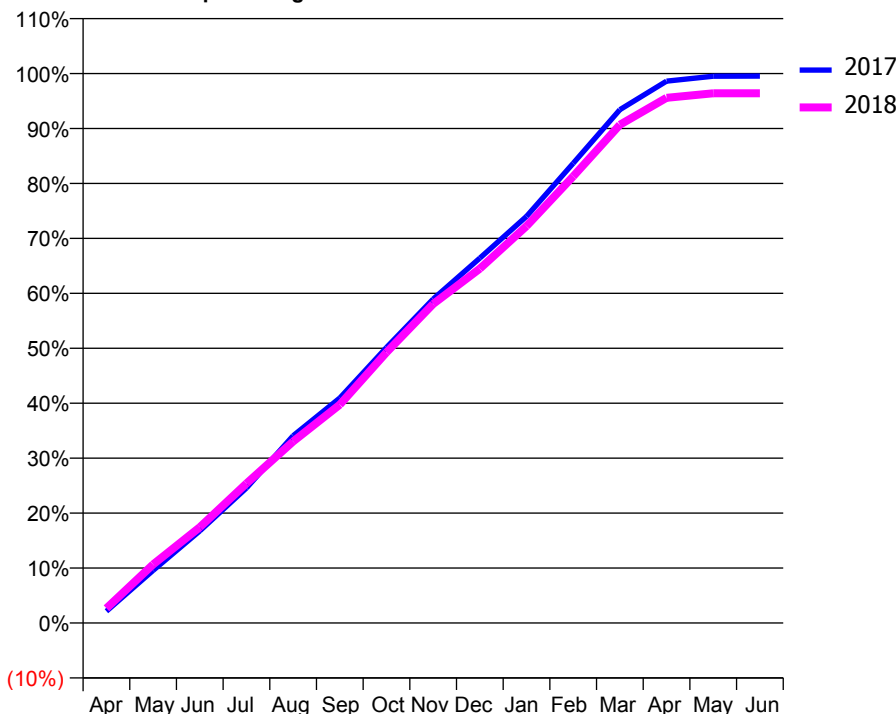
ACCESS*

Patients seen in 24 months	Total	Change since previous quarter
Quarter ending March 2017	8,711	
Quarter ending June 2017	8,780	→
Quarter ending September 2017	8,857	→
Quarter ending December 2017	8,770	→
Quarter ending March 2018	8,829	→
Variance since March 2017	1.4%	→



ACTIVITY

Cumulative percentage of contracted UDA delivered 2017 & 2018



Adjusted Scheduled Activity (UDA)

Month	2017	2018
April	517	649
May	2,309	2,575
June	4,045	4,205
July	5,925	6,126
August	8,220	7,971
September	9,880	9,588
October	12,097	11,884
November	14,222	14,005
December	16,018	15,558
January	17,853	17,428
February	20,182	19,609
March	22,536	21,873
April	23,791	23,056
May	24,004	23,254
June	24,011	23,254

QUALITY

	Quantity	Base Number	Contract	AT	Region	England
% of FP17s for the same patient ID Re-attending within 3 months - Children	255	3,488	7.3%	10.0%	11.6%	11.9%
% of FP17s for the same patient ID Re-attending within 3 months - Adults	656	5,003	13.1%	15.0%	15.4%	16.0%
% of FP17s for the same patient ID Re-attending between 3 & 9 months - Children	1,064	3,488	30.5%	51.9%	59.4%	58.3%
% of FP17s for the same patient ID Re-attending between 3 & 9 months - Adults	1,417	5,003	28.3%	47.0%	51.3%	50.3%
% of FP17s for Band 1 Urgent Courses	677	8,414	8.0%	8.0%	8.0%	9.1%
% of FP17s Relating to Free Repair or Replacements	2	8,414	0.0%	0.7%	0.8%	0.8%
% of FP17s Relating to Continuations	13	8,414	0.2%	0.9%	1.0%	1.0%
% of Patients satisfied with the dentistry they have received	5	5	N/A	92.0%	91.7%	91.5%
% of Patients satisfied with the time they had to wait for an appointment	4	5	N/A	90.1%	88.3%	87.9%

* This is based on patients treated on this contract for their most recent course of treatment. Figures in italics indicate the base number of FP17s or Patient Questionnaire responses are less than 100. N/A is shown where the base number of responses is less than 10 during the period. % is calculated as Quantity/Base number*100

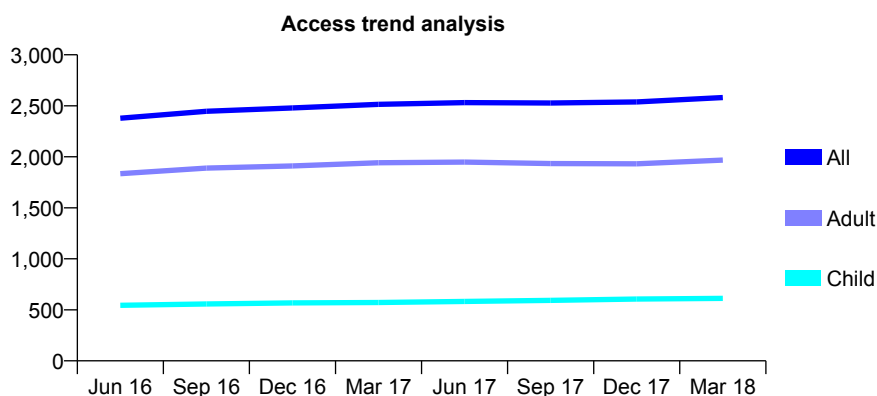
Q54 - Vital Signs At a Glance Contract Report for 330485/0004 - Year end March 2018

Name or company name	MR I AZMAT
Contract type name	GDS Contract
Purpose of contract	General
Contract start date	01/04/2006
Contract end date	

17/18 Contracted general activity (UDA)	7,740
Carry forward general activity (UDA)	34
17/18 Contracted orthodontic activity (UOA)	0
Carry forward orthodontic activity (UOA)	0
Baseline contract value	£151,237.49

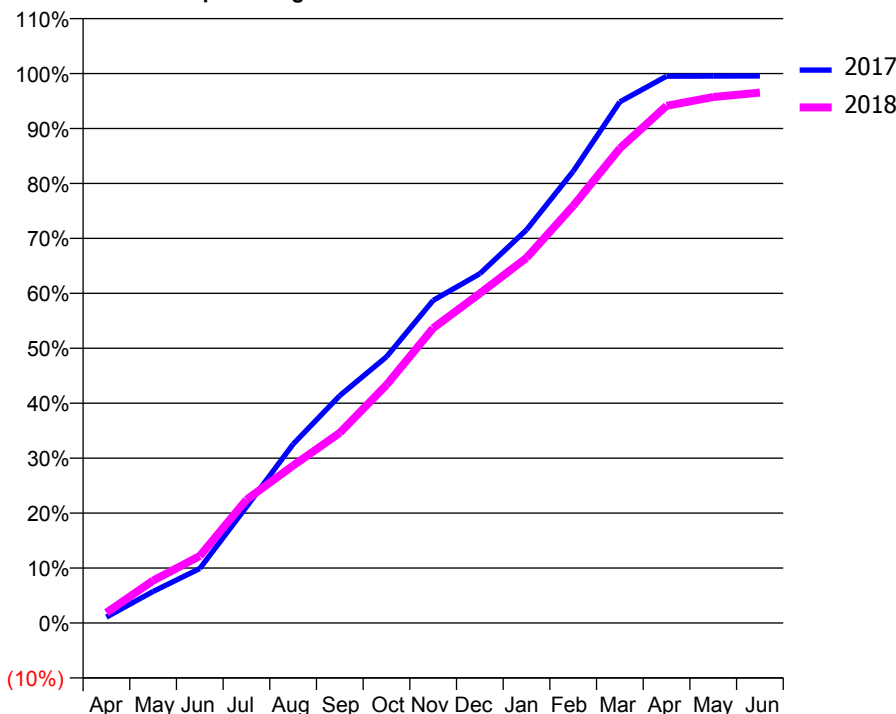
ACCESS*

Patients seen in 24 months	Total	Change since previous quarter
Quarter ending March 2017	2,514	
Quarter ending June 2017	2,531	→
Quarter ending September 2017	2,527	→
Quarter ending December 2017	2,538	→
Quarter ending March 2018	2,581	→
Variance since March 2017	2.7%	↑



ACTIVITY

Cumulative percentage of contracted UDA delivered 2017 & 2018



Adjusted Scheduled Activity (UDA)

Month	2017	2018
April	84	146
May	444	598
June	767	944
July	1,637	1,737
August	2,519	2,216
September	3,203	2,679
October	3,750	3,353
November	4,544	4,153
December	4,920	4,643
January	5,538	5,143
February	6,362	5,876
March	7,340	6,686
April	7,701	7,285
May	7,704	7,408
June	7,705	7,471

QUALITY

	Quantity	Base Number	Contract	AT	Region	England
% of FP17s for the same patient ID Re-attending within 3 months - Children	45	722	6.2%	10.0%	11.6%	11.9%
% of FP17s for the same patient ID Re-attending within 3 months - Adults	186	2,032	9.2%	15.0%	15.4%	16.0%
% of FP17s for the same patient ID Re-attending between 3 & 9 months - Children	327	722	45.3%	51.9%	59.4%	58.3%
% of FP17s for the same patient ID Re-attending between 3 & 9 months - Adults	948	2,032	46.7%	47.0%	51.3%	50.3%
% of FP17s for Band 1 Urgent Courses	99	2,820	3.5%	8.0%	8.0%	9.1%
% of FP17s Relating to Free Repair or Replacements	14	2,820	0.5%	0.7%	0.8%	0.8%
% of FP17s Relating to Continuations	44	2,820	1.6%	0.9%	1.0%	1.0%
% of Patients satisfied with the dentistry they have received	0	0	N/A	92.0%	91.7%	91.5%
% of Patients satisfied with the time they had to wait for an appointment	0	0	N/A	90.1%	88.3%	87.9%

* This is based on patients treated on this contract for their most recent course of treatment. Figures in italics indicate the base number of FP17s or Patient Questionnaire responses are less than 100. N/A is shown where the base number of responses is less than 10 during the period. % is calculated as Quantity/Base number*100

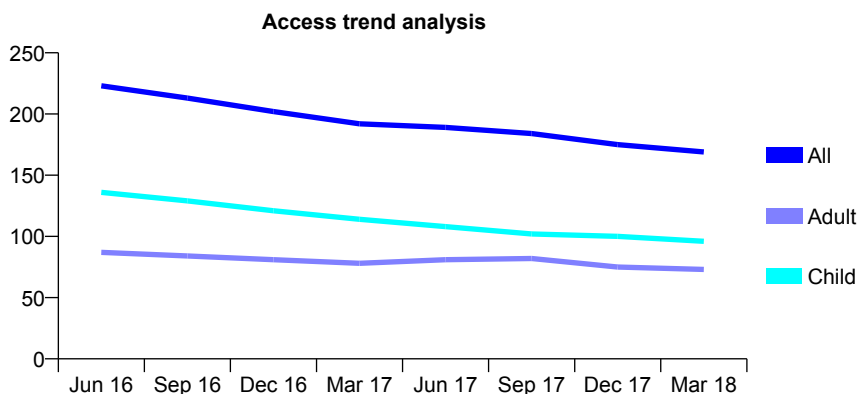
Q54 - Vital Signs At a Glance Contract Report for 331902/0001 - Year end March 2018

Name or company name	MR MA PLUMB
Contract type name	GDS Contract
Purpose of contract	General and Orthodontic
Contract start date	01/04/2006
Contract end date	

17/18 Contracted general activity (UDA)	460
Carry forward general activity (UDA)	0
17/18 Contracted orthodontic activity (UOA)	897
Carry forward orthodontic activity (UOA)	32
Baseline contract value	£71,849.51

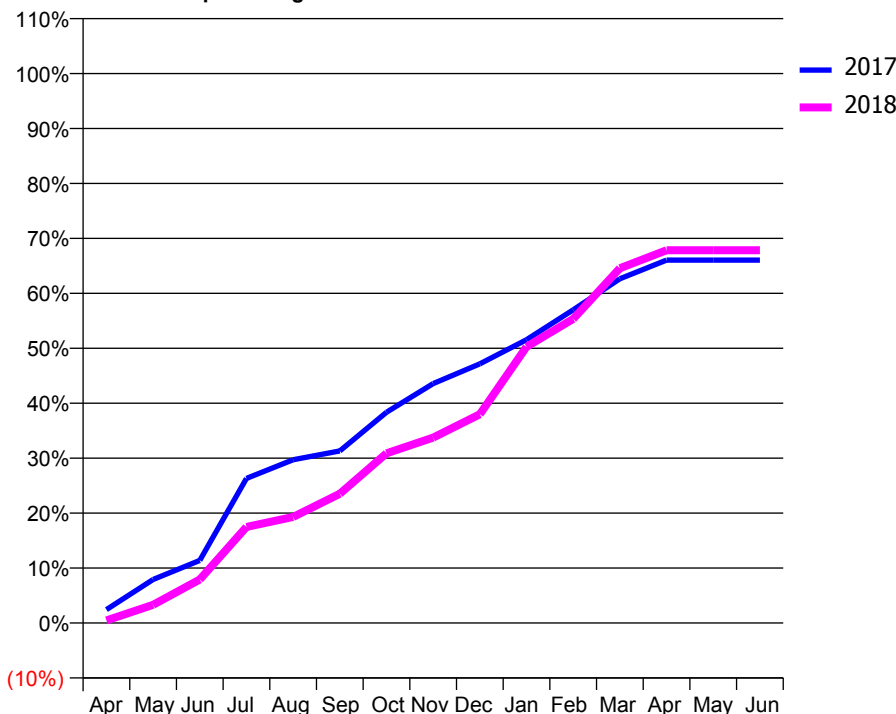
ACCESS*

Patients seen in 24 months	Total	Change since previous quarter
Quarter ending March 2017	192	
Quarter ending June 2017	189	↓
Quarter ending September 2017	184	↓
Quarter ending December 2017	175	↓
Quarter ending March 2018	169	↓
Variance since March 2017	(12.0%)	↓



ACTIVITY

Cumulative percentage of contracted UDA delivered 2017 & 2018



Adjusted Scheduled Activity (UDA)

Month	2017	2018
April	12	2
May	40	15
June	57	36
July	132	80
August	149	89
September	157	108
October	192	142
November	218	155
December	236	175
January	258	231
February	285	255
March	313	297
April	330	312
May	330	312
June	330	312

QUALITY

	Quantity	Base Number	Contract	AT	Region	England
% of FP17s for the same patient ID Re-attending within 3 months - Children	18	236	7.6%	10.0%	11.6%	11.9%
% of FP17s for the same patient ID Re-attending within 3 months - Adults	21	90	23.3%	15.0%	15.4%	16.0%
% of FP17s for the same patient ID Re-attending between 3 & 9 months - Children	87	236	36.9%	51.9%	59.4%	58.3%
% of FP17s for the same patient ID Re-attending between 3 & 9 months - Adults	43	90	47.8%	47.0%	51.3%	50.3%
% of FP17s for Band 1 Urgent Courses	20	238	8.4%	8.0%	8.0%	9.1%
% of FP17s Relating to Free Repair or Replacements	5	238	2.1%	0.7%	0.8%	0.8%
% of FP17s Relating to Continuations	2	238	0.8%	0.9%	1.0%	1.0%
% of Patients satisfied with the dentistry they have received	1	1	N/A	92.0%	91.7%	91.5%
% of Patients satisfied with the time they had to wait for an appointment	1	1	N/A	90.1%	88.3%	87.9%

* This is based on patients treated on this contract for their most recent course of treatment. Figures in italics indicate the base number of FP17s or Patient Questionnaire responses are less than 100. N/A is shown where the base number of responses is less than 10 during the period. % is calculated as Quantity/Base number*100

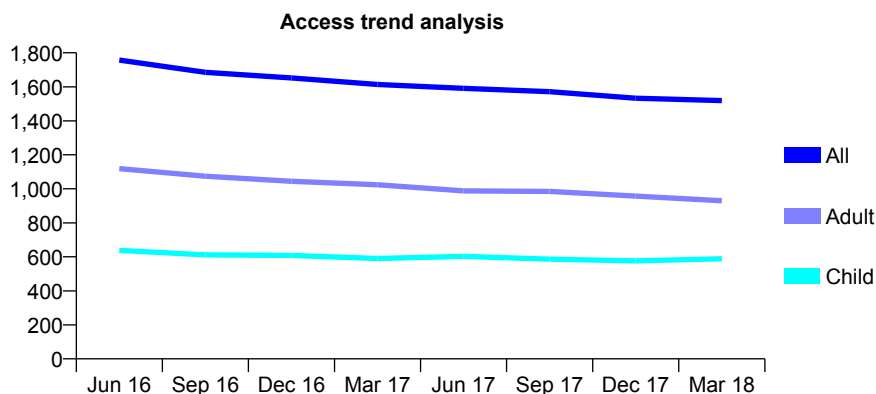
Q54 - Vital Signs At a Glance Contract Report for 332089/0001 - Year end March 2018

Name or company name	MR C BULLARD
Contract type name	GDS Contract
Purpose of contract	General
Contract start date	01/04/2006
Contract end date	

17/18 Contracted general activity (UDA)	6,250
Carry forward general activity (UDA)	40
17/18 Contracted orthodontic activity (UOA)	0
Carry forward orthodontic activity (UOA)	0
Baseline contract value	£155,493.67

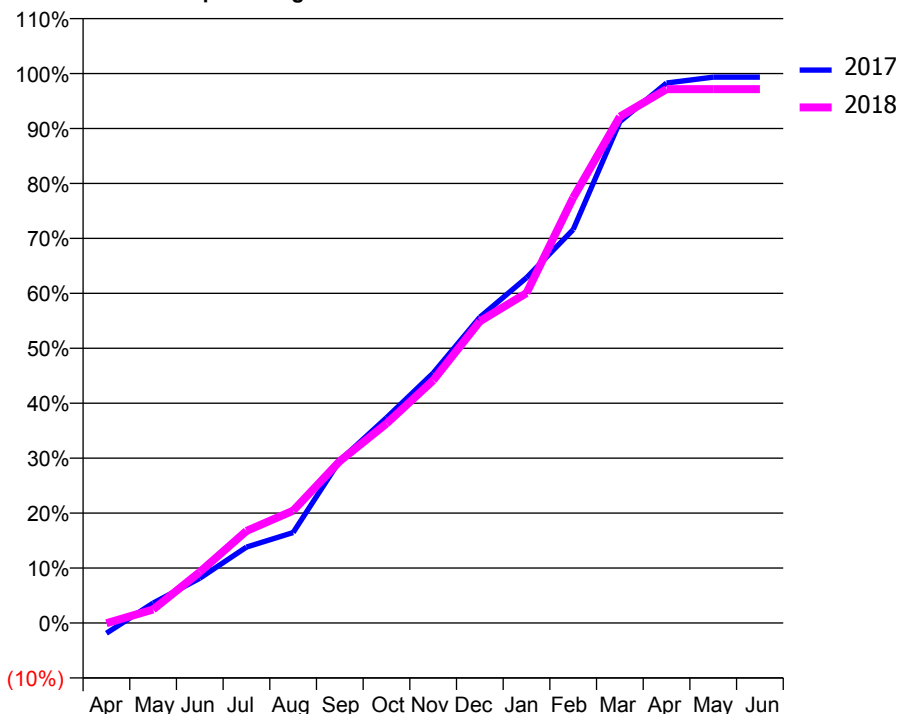
ACCESS*

Patients seen in 24 months	Total	Change since previous quarter
Quarter ending March 2017	1,614	
Quarter ending June 2017	1,591	↓
Quarter ending September 2017	1,571	↓
Quarter ending December 2017	1,533	↓
Quarter ending March 2018	1,519	→
Variance since March 2017	(5.9%)	↓



ACTIVITY

Cumulative percentage of contracted UDA delivered 2017 & 2018



Adjusted Scheduled Activity (UDA)

Month	2017	2018
April	-117	-4
May	227	154
June	509	581
July	864	1,047
August	1,028	1,278
September	1,849	1,842
October	2,336	2,268
November	2,843	2,759
December	3,478	3,432
January	3,928	3,753
February	4,475	4,838
March	5,702	5,760
April	6,142	6,072
May	6,209	6,072
June	6,209	6,072

QUALITY

	Quantity	Base Number	Contract	AT	Region	England
% of FP17s for the same patient ID Re-attending within 3 months - Children	118	1,081	10.9%	10.0%	11.6%	11.9%
% of FP17s for the same patient ID Re-attending within 3 months - Adults	241	1,351	17.8%	15.0%	15.4%	16.0%
% of FP17s for the same patient ID Re-attending between 3 & 9 months - Children	701	1,081	64.8%	51.9%	59.4%	58.3%
% of FP17s for the same patient ID Re-attending between 3 & 9 months - Adults	754	1,351	55.8%	47.0%	51.3%	50.3%
% of FP17s for Band 1 Urgent Courses	120	2,401	5.0%	8.0%	8.0%	9.1%
% of FP17s Relating to Free Repair or Replacements	18	2,401	0.7%	0.7%	0.8%	0.8%
% of FP17s Relating to Continuations	11	2,401	0.5%	0.9%	1.0%	1.0%
% of Patients satisfied with the dentistry they have received	1	1	N/A	92.0%	91.7%	91.5%
% of Patients satisfied with the time they had to wait for an appointment	1	1	N/A	90.1%	88.3%	87.9%

* This is based on patients treated on this contract for their most recent course of treatment. Figures in italics indicate the base number of FP17s or Patient Questionnaire responses are less than 100. N/A is shown where the base number of responses is less than 10 during the period. % is calculated as Quantity/Base number*100

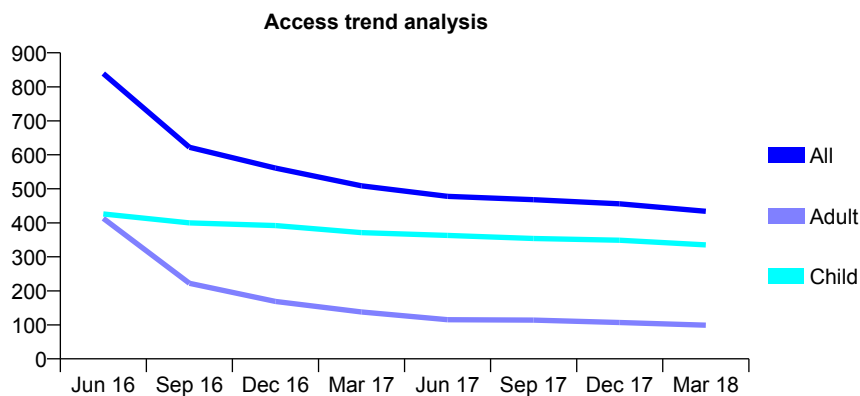
Q54 - Vital Signs At a Glance Contract Report for 334553/0001 - Year end March 2018

Name or company name	MR AF MURPHY
Contract type name	GDS Contract
Purpose of contract	General
Contract start date	01/04/2008
Contract end date	

17/18 Contracted general activity (UDA)	2,000
Carry forward general activity (UDA)	0
17/18 Contracted orthodontic activity (UOA)	0
Carry forward orthodontic activity (UOA)	0
Baseline contract value	£49,913.68

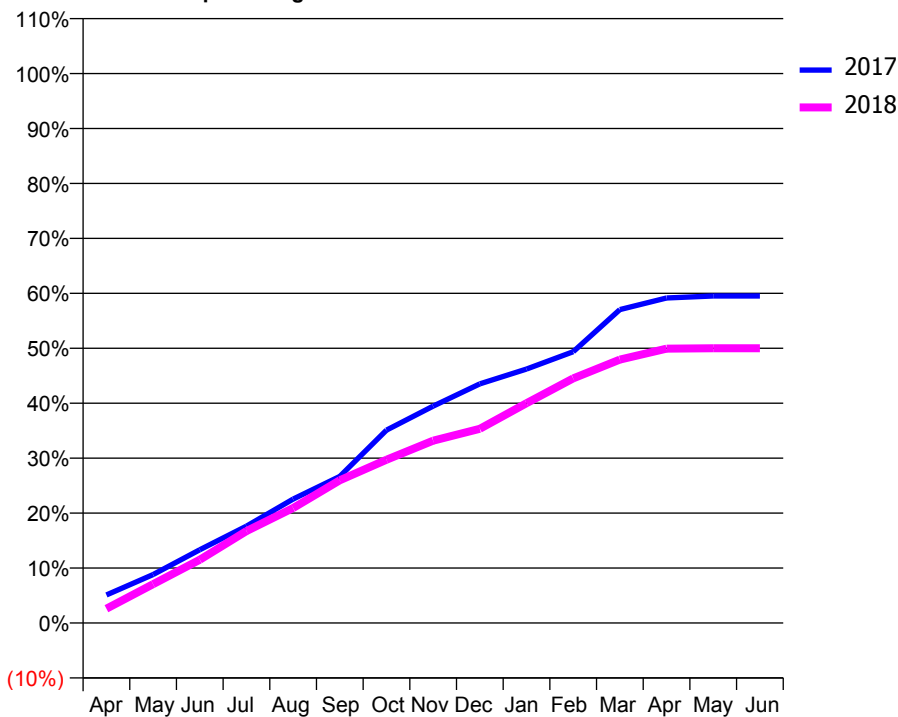
ACCESS*

Patients seen in 24 months	Total	Change since previous quarter
Quarter ending March 2017	509	
Quarter ending June 2017	478	↓
Quarter ending September 2017	468	↓
Quarter ending December 2017	456	↓
Quarter ending March 2018	434	↓
Variance since March 2017	(14.7%)	↓



ACTIVITY

Cumulative percentage of contracted UDA delivered 2017 & 2018



Adjusted Scheduled Activity (UDA)

Month	2017	2018
April	102	52
May	176	142
June	267	230
July	352	334
August	451	419
September	534	519
October	702	594
November	789	664
December	870	707
January	924	800
February	988	890
March	1,141	959
April	1,183	999
May	1,190	1,000
June	1,190	1,000

QUALITY

	Quantity	Base Number	Contract	AT	Region	England
% of FP17s for the same patient ID Re-attending within 3 months - Children	75	626	12.0%	10.0%	11.6%	11.9%
% of FP17s for the same patient ID Re-attending within 3 months - Adults	12	96	12.5%	15.0%	15.4%	16.0%
% of FP17s for the same patient ID Re-attending between 3 & 9 months - Children	438	626	70.0%	51.9%	59.4%	58.3%
% of FP17s for the same patient ID Re-attending between 3 & 9 months - Adults	62	96	64.6%	47.0%	51.3%	50.3%
% of FP17s for Band 1 Urgent Courses	34	703	4.8%	8.0%	8.0%	9.1%
% of FP17s Relating to Free Repair or Replacements	0	703	0.0%	0.7%	0.8%	0.8%
% of FP17s Relating to Continuations	0	703	0.0%	0.9%	1.0%	1.0%
% of Patients satisfied with the dentistry they have received	1	1	N/A	92.0%	91.7%	91.5%
% of Patients satisfied with the time they had to wait for an appointment	1	1	N/A	90.1%	88.3%	87.9%

* This is based on patients treated on this contract for their most recent course of treatment. Figures in italics indicate the base number of FP17s or Patient Questionnaire responses are less than 100. N/A is shown where the base number of responses is less than 10 during the period. % is calculated as Quantity/Base number*100

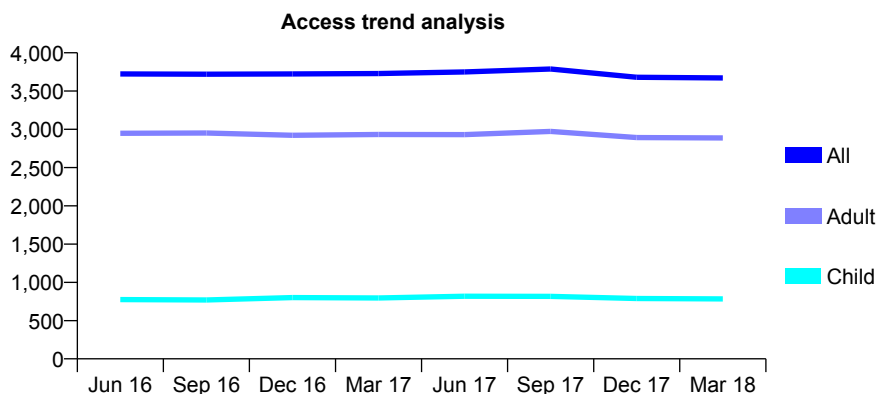
Q54 - Vital Signs At a Glance Contract Report for 335673/0001 - Year end March 2018

Name or company name	MR RS KUDHAIL
Contract type name	PDS Contract
Purpose of contract	General
Contract start date	01/04/2006
Contract end date	31/03/2021

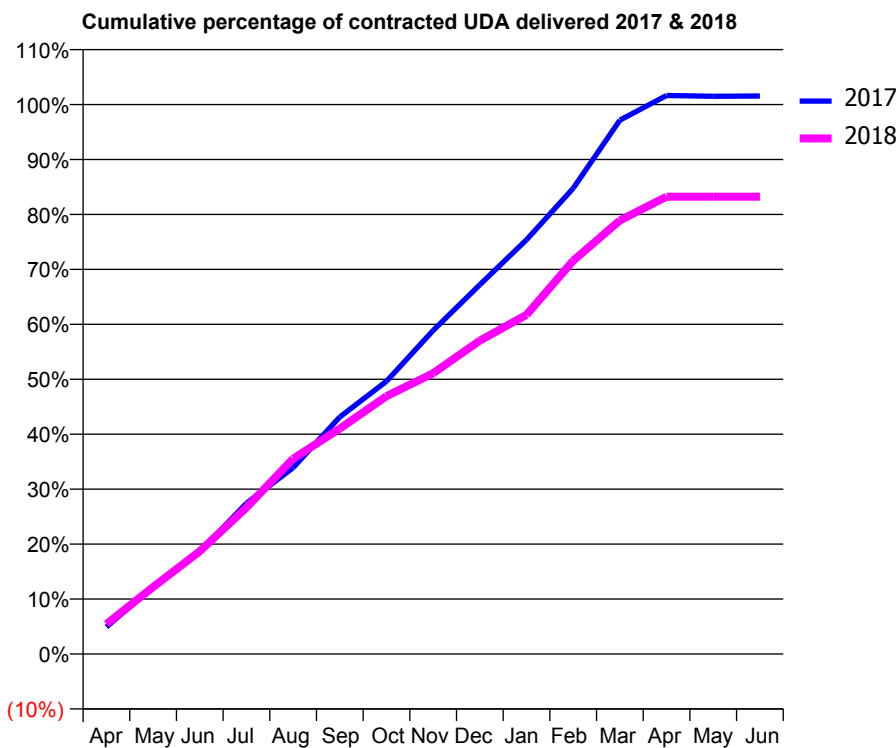
17/18 Contracted general activity (UDA)	12,902
Carry forward general activity (UDA)	-198
17/18 Contracted orthodontic activity (UOA)	0
Carry forward orthodontic activity (UOA)	0
Baseline contract value	£379,413.22

ACCESS*

Patients seen in 24 months	Total	Change since previous quarter
Quarter ending March 2017	3,729	
Quarter ending June 2017	3,750	→
Quarter ending September 2017	3,789	→
Quarter ending December 2017	3,680	↓
Quarter ending March 2018	3,671	→
Variance since March 2017	(1.6%)	↓



ACTIVITY



Month	Adjusted Scheduled Activity (UDA)	
	2017	2018
April	634	704
May	1,579	1,574
June	2,404	2,414
July	3,541	3,439
August	4,375	4,585
September	5,566	5,293
October	6,405	6,054
November	7,597	6,592
December	8,673	7,358
January	9,726	7,962
February	10,935	9,233
March	12,536	10,181
April	13,113	10,736
May	13,095	10,738
June	13,100	10,737

QUALITY

	Quantity	Base Number	Contract	AT	Region	England
% of FP17s for the same patient ID Re-attending within 3 months - Children	68	1,153	5.9%	10.0%	11.6%	11.9%
% of FP17s for the same patient ID Re-attending within 3 months - Adults	465	4,090	11.4%	15.0%	15.4%	16.0%
% of FP17s for the same patient ID Re-attending between 3 & 9 months - Children	729	1,153	63.2%	51.9%	59.4%	58.3%
% of FP17s for the same patient ID Re-attending between 3 & 9 months - Adults	2,507	4,090	61.3%	47.0%	51.3%	50.3%
% of FP17s for Band 1 Urgent Courses	252	4,582	5.5%	8.0%	8.0%	9.1%
% of FP17s Relating to Free Repair or Replacements	22	4,582	0.5%	0.7%	0.8%	0.8%
% of FP17s Relating to Continuations	30	4,582	0.7%	0.9%	1.0%	1.0%
% of Patients satisfied with the dentistry they have received	7	7	N/A	92.0%	91.7%	91.5%
% of Patients satisfied with the time they had to wait for an appointment	7	7	N/A	90.1%	88.3%	87.9%

* This is based on patients treated on this contract for their most recent course of treatment. Figures in italics indicate the base number of FP17s or Patient Questionnaire responses are less than 100. N/A is shown where the base number of responses is less than 10 during the period. % is calculated as Quantity/Base number*100

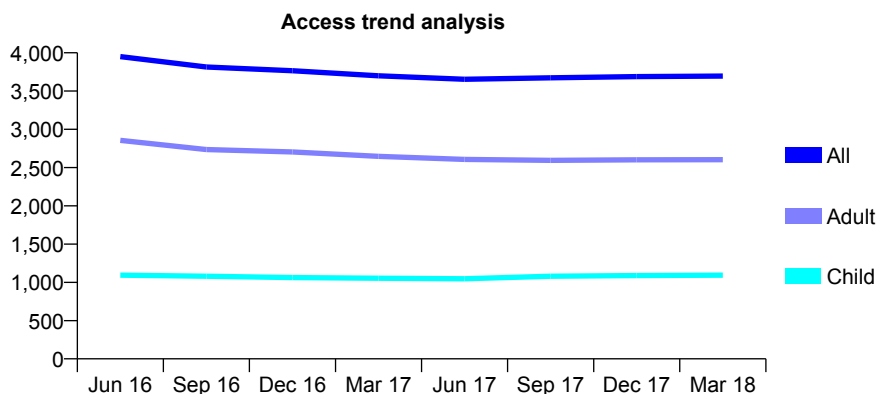
Q54 - Vital Signs At a Glance Contract Report for 336823/0002 - Year end March 2018

Name or company name	MR F SHOJA-ASSADI
Contract type name	GDS Contract
Purpose of contract	General
Contract start date	01/04/2006
Contract end date	

17/18 Contracted general activity (UDA)	14,575
Carry forward general activity (UDA)	157
17/18 Contracted orthodontic activity (UOA)	0
Carry forward orthodontic activity (UOA)	0
Baseline contract value	£379,432.83

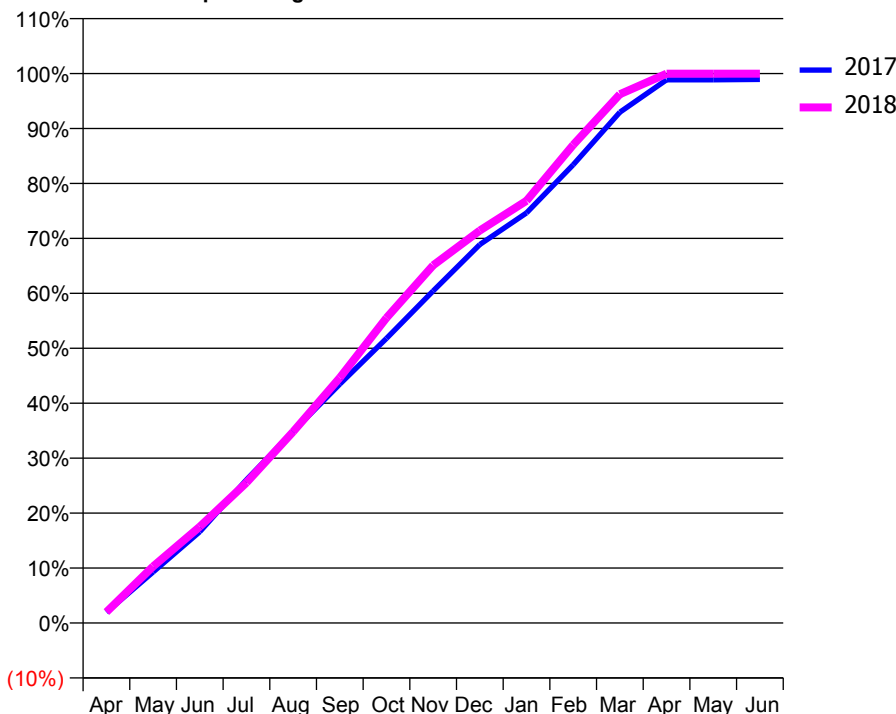
ACCESS*

Patients seen in 24 months	Total	Change since previous quarter
Quarter ending March 2017	3,699	
Quarter ending June 2017	3,654	↓
Quarter ending September 2017	3,674	→
Quarter ending December 2017	3,689	→
Quarter ending March 2018	3,696	→
Variance since March 2017	(0.1%)	→



ACTIVITY

Cumulative percentage of contracted UDA delivered 2017 & 2018



Month	Adjusted Scheduled Activity (UDA)	
	2017	2018
April	283	293
May	1,352	1,502
June	2,419	2,556
July	3,801	3,721
August	5,080	5,073
September	6,335	6,506
October	7,549	8,093
November	8,808	9,488
December	10,040	10,411
January	10,877	11,199
February	12,153	12,682
March	13,546	14,026
April	14,406	14,571
May	14,406	14,571
June	14,417	14,572

QUALITY

	Quantity	Base Number	Contract	AT	Region	England
% of FP17s for the same patient ID Re-attending within 3 months - Children	83	1,550	5.4%	10.0%	11.6%	11.9%
% of FP17s for the same patient ID Re-attending within 3 months - Adults	463	3,225	14.4%	15.0%	15.4%	16.0%
% of FP17s for the same patient ID Re-attending between 3 & 9 months - Children	859	1,550	55.4%	51.9%	59.4%	58.3%
% of FP17s for the same patient ID Re-attending between 3 & 9 months - Adults	1,573	3,225	48.8%	47.0%	51.3%	50.3%
% of FP17s for Band 1 Urgent Courses	265	4,709	5.6%	8.0%	8.0%	9.1%
% of FP17s Relating to Free Repair or Replacements	55	4,709	1.2%	0.7%	0.8%	0.8%
% of FP17s Relating to Continuations	25	4,709	0.5%	0.9%	1.0%	1.0%
% of Patients satisfied with the dentistry they have received	0	2	N/A	92.0%	91.7%	91.5%
% of Patients satisfied with the time they had to wait for an appointment	2	2	N/A	90.1%	88.3%	87.9%

* This is based on patients treated on this contract for their most recent course of treatment. Figures in italics indicate the base number of FP17s or Patient Questionnaire responses are less than 100. N/A is shown where the base number of responses is less than 10 during the period. % is calculated as Quantity/Base number*100

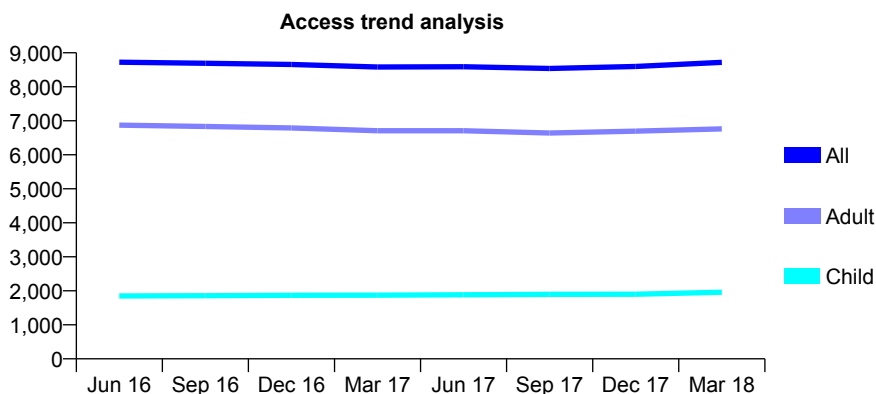
Q54 - Vital Signs At a Glance Contract Report for 339539/0001 - Year end March 2018

Name or company name	MR D BALKRISHNA
Contract type name	GDS Contract
Purpose of contract	General
Contract start date	01/04/2006
Contract end date	

17/18 Contracted general activity (UDA)	26,139
Carry forward general activity (UDA)	0
17/18 Contracted orthodontic activity (UOA)	0
Carry forward orthodontic activity (UOA)	0
Baseline contract value	£651,683.23

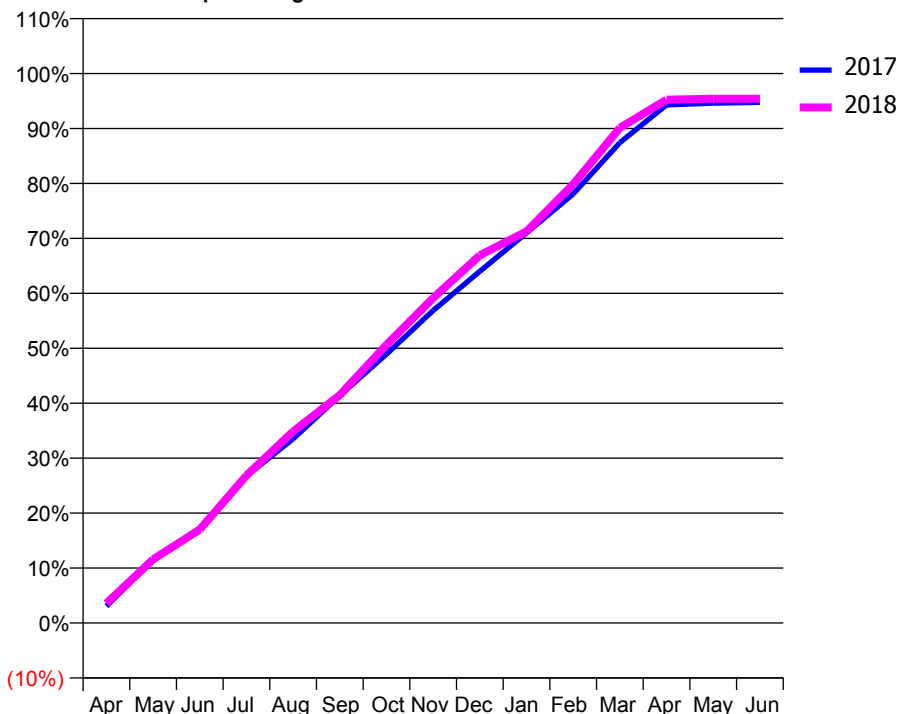
ACCESS*

Patients seen in 24 months	Total	Change since previous quarter
Quarter ending March 2017	8,581	
Quarter ending June 2017	8,591	→
Quarter ending September 2017	8,540	→
Quarter ending December 2017	8,598	→
Quarter ending March 2018	8,719	→
Variance since March 2017	1.6%	→



ACTIVITY

Cumulative percentage of contracted UDA delivered 2017 & 2018



Month	Adjusted Scheduled Activity (UDA)	
	2017	2018
April	805	937
May	3,004	3,028
June	4,505	4,451
July	6,997	7,017
August	8,764	9,109
September	10,816	10,847
October	12,793	13,234
November	14,863	15,464
December	16,728	17,490
January	18,559	18,627
February	20,411	20,869
March	22,849	23,554
April	24,646	24,895
May	24,728	24,936
June	24,769	24,938

QUALITY

	Quantity	Base Number	Contract	AT	Region	England
% of FP17s for the same patient ID Re-attending within 3 months - Children	150	2,641	5.7%	10.0%	11.6%	11.9%
% of FP17s for the same patient ID Re-attending within 3 months - Adults	1,209	9,192	13.2%	15.0%	15.4%	16.0%
% of FP17s for the same patient ID Re-attending between 3 & 9 months - Children	1,525	2,641	57.7%	51.9%	59.4%	58.3%
% of FP17s for the same patient ID Re-attending between 3 & 9 months - Adults	4,994	9,192	54.3%	47.0%	51.3%	50.3%
% of FP17s for Band 1 Urgent Courses	755	11,667	6.5%	8.0%	8.0%	9.1%
% of FP17s Relating to Free Repair or Replacements	194	11,667	1.7%	0.7%	0.8%	0.8%
% of FP17s Relating to Continuations	129	11,667	1.1%	0.9%	1.0%	1.0%
% of Patients satisfied with the dentistry they have received	15	17	88.2%	92.0%	91.7%	91.5%
% of Patients satisfied with the time they had to wait for an appointment	16	17	94.1%	90.1%	88.3%	87.9%

* This is based on patients treated on this contract for their most recent course of treatment. Figures in italics indicate the base number of FP17s or Patient Questionnaire responses are less than 100. N/A is shown where the base number of responses is less than 10 during the period. % is calculated as Quantity/Base number*100

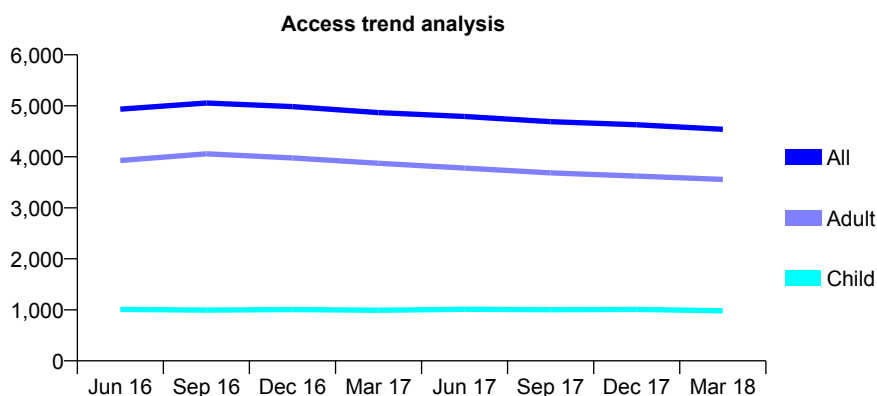
Q54 - Vital Signs At a Glance Contract Report for 345423/0003 - Year end March 2018

Name or company name	MR T MOODLEY
Contract type name	GDS Contract
Purpose of contract	General
Contract start date	01/10/2014
Contract end date	

17/18 Contracted general activity (UDA)	14,085
Carry forward general activity (UDA)	-256
17/18 Contracted orthodontic activity (UOA)	0
Carry forward orthodontic activity (UOA)	0
Baseline contract value	£295,785.00

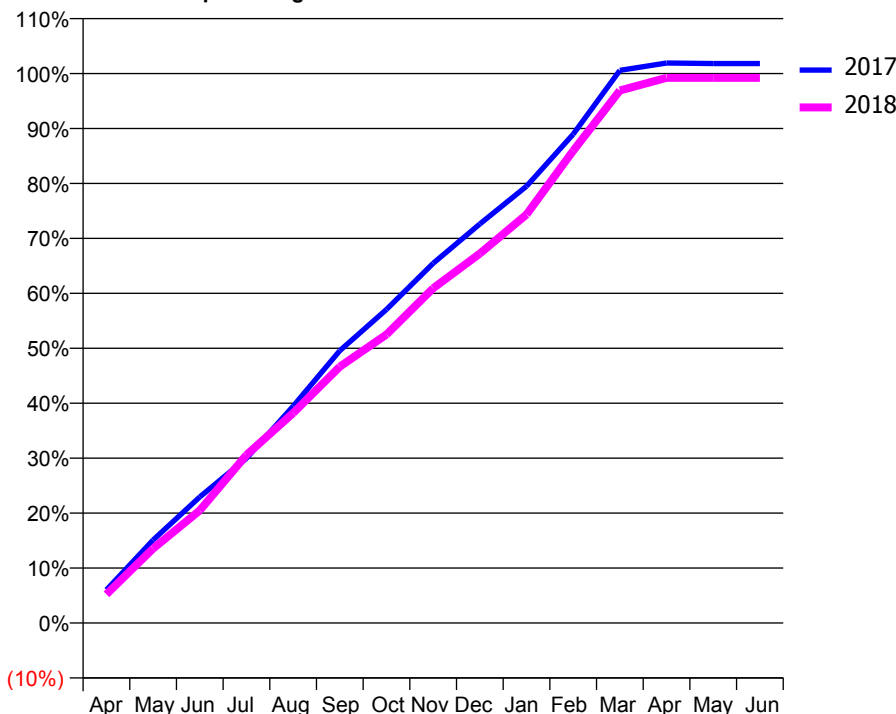
ACCESS*

Patients seen in 24 months	Total	Change since previous quarter
Quarter ending March 2017	4,866	
Quarter ending June 2017	4,790	↓
Quarter ending September 2017	4,689	↓
Quarter ending December 2017	4,628	↓
Quarter ending March 2018	4,539	↓
Variance since March 2017	(6.7%)	↓



ACTIVITY

Cumulative percentage of contracted UDA delivered 2017 & 2018



Month	Adjusted Scheduled Activity (UDA)	
	2017	2018
April	850	738
May	2,128	1,909
June	3,231	2,887
July	4,225	4,308
August	5,557	5,382
September	6,981	6,571
October	8,039	7,395
November	9,221	8,582
December	10,229	9,471
January	11,195	10,472
February	12,530	12,104
March	14,165	13,651
April	14,353	13,976
May	14,341	13,976
June	14,341	13,976

QUALITY

	Quantity	Base Number	Contract	AT	Region	England
% of FP17s for the same patient ID Re-attending within 3 months - Children	94	1,385	6.8%	10.0%	11.6%	11.9%
% of FP17s for the same patient ID Re-attending within 3 months - Adults	692	4,291	16.1%	15.0%	15.4%	16.0%
% of FP17s for the same patient ID Re-attending between 3 & 9 months - Children	834	1,385	60.2%	51.9%	59.4%	58.3%
% of FP17s for the same patient ID Re-attending between 3 & 9 months - Adults	2,045	4,291	47.7%	47.0%	51.3%	50.3%
% of FP17s for Band 1 Urgent Courses	220	5,691	3.9%	8.0%	8.0%	9.1%
% of FP17s Relating to Free Repair or Replacements	92	5,691	1.6%	0.7%	0.8%	0.8%
% of FP17s Relating to Continuations	175	5,691	3.1%	0.9%	1.0%	1.0%
% of Patients satisfied with the dentistry they have received	1	1	N/A	92.0%	91.7%	91.5%
% of Patients satisfied with the time they had to wait for an appointment	1	1	N/A	90.1%	88.3%	87.9%

* This is based on patients treated on this contract for their most recent course of treatment. Figures in italics indicate the base number of FP17s or Patient Questionnaire responses are less than 100. N/A is shown where the base number of responses is less than 10 during the period. % is calculated as Quantity/Base number*100

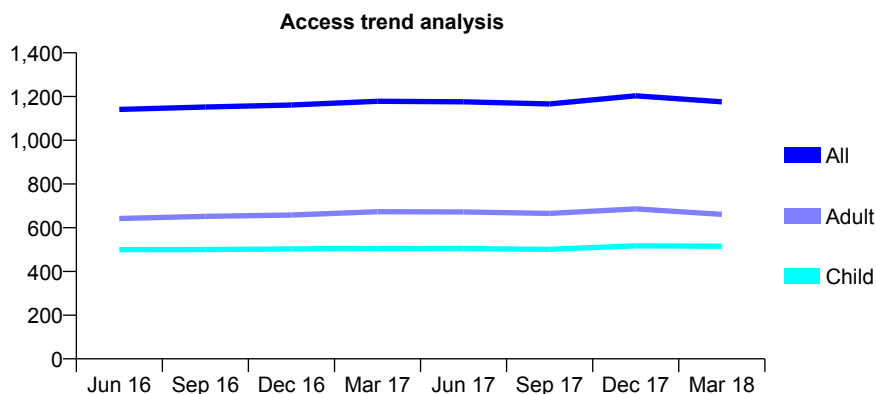
Q54 - Vital Signs At a Glance Contract Report for 345636/0001 - Year end March 2018

Name or company name	MS F FARSHAD
Contract type name	GDS Contract
Purpose of contract	General
Contract start date	01/04/2006
Contract end date	

17/18 Contracted general activity (UDA)	3,655
Carry forward general activity (UDA)	-2
17/18 Contracted orthodontic activity (UOA)	0
Carry forward orthodontic activity (UOA)	0
Baseline contract value	£91,756.48

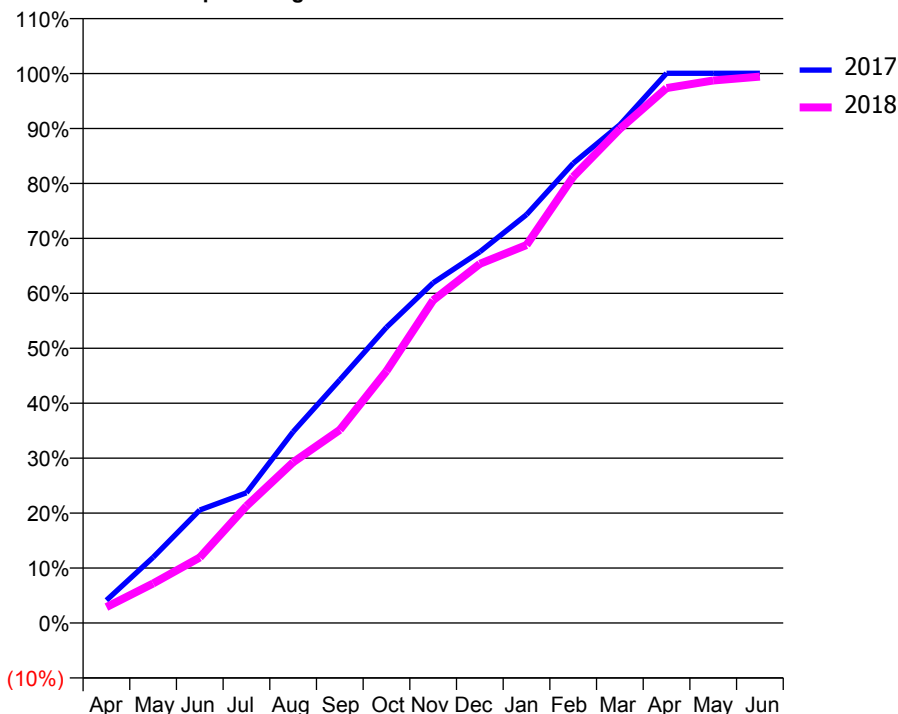
ACCESS*

Patients seen in 24 months	Total	Change since previous quarter
Quarter ending March 2017	1,178	
Quarter ending June 2017	1,176	→
Quarter ending September 2017	1,166	→
Quarter ending December 2017	1,203	↑
Quarter ending March 2018	1,176	↓
Variance since March 2017	(0.2%)	→



ACTIVITY

Cumulative percentage of contracted UDA delivered 2017 & 2018



Month	Adjusted Scheduled Activity (UDA)	
	2017	2018
April	151	106
May	437	263
June	751	436
July	866	778
August	1,272	1,069
September	1,618	1,284
October	1,967	1,676
November	2,263	2,147
December	2,469	2,389
January	2,716	2,514
February	3,057	2,969
March	3,314	3,286
April	3,657	3,558
May	3,657	3,608
June	3,657	3,634

QUALITY

	Quantity	Base Number	Contract	AT	Region	England
% of FP17s for the same patient ID Re-attending within 3 months - Children	44	744	5.9%	10.0%	11.6%	11.9%
% of FP17s for the same patient ID Re-attending within 3 months - Adults	77	885	8.7%	15.0%	15.4%	16.0%
% of FP17s for the same patient ID Re-attending between 3 & 9 months - Children	466	744	62.6%	51.9%	59.4%	58.3%
% of FP17s for the same patient ID Re-attending between 3 & 9 months - Adults	490	885	55.4%	47.0%	51.3%	50.3%
% of FP17s for Band 1 Urgent Courses	132	1,583	8.3%	8.0%	8.0%	9.1%
% of FP17s Relating to Free Repair or Replacements	6	1,583	0.4%	0.7%	0.8%	0.8%
% of FP17s Relating to Continuations	2	1,583	0.1%	0.9%	1.0%	1.0%
% of Patients satisfied with the dentistry they have received	0	0	N/A	92.0%	91.7%	91.5%
% of Patients satisfied with the time they had to wait for an appointment	0	0	N/A	90.1%	88.3%	87.9%

* This is based on patients treated on this contract for their most recent course of treatment. Figures in italics indicate the base number of FP17s or Patient Questionnaire responses are less than 100. N/A is shown where the base number of responses is less than 10 during the period. % is calculated as Quantity/Base number*100

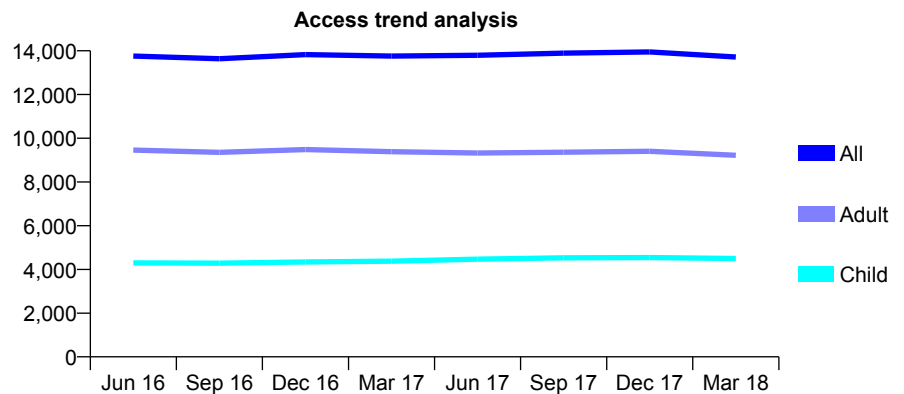
Q54 - Vital Signs At a Glance Contract Report for 345865/0001 - Year end March 2018

Name or company name	Sherwood Dental Practice
Contract type name	GDS Contract
Purpose of contract	General
Contract start date	01/04/2006
Contract end date	

17/18 Contracted general activity (UDA)	31,270
Carry forward general activity (UDA)	2
17/18 Contracted orthodontic activity (UOA)	0
Carry forward orthodontic activity (UOA)	0
Baseline contract value	£758,452.95

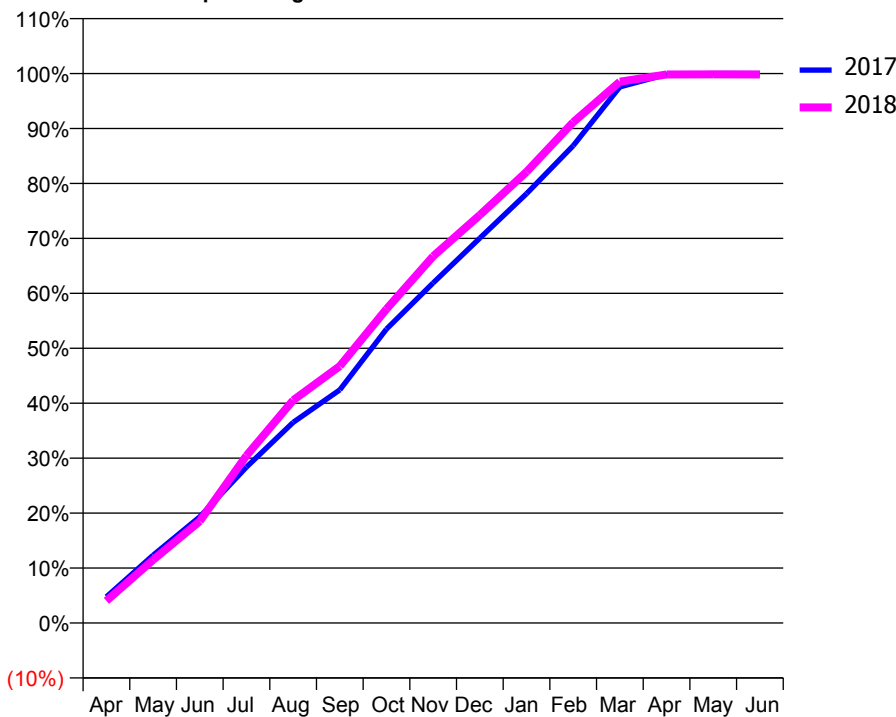
ACCESS*

Patients seen in 24 months	Total	Change since previous quarter
Quarter ending March 2017	13,759	
Quarter ending June 2017	13,793	→
Quarter ending September 2017	13,892	→
Quarter ending December 2017	13,949	→
Quarter ending March 2018	13,716	↓
Variance since March 2017	(0.3%)	→



ACTIVITY

Cumulative percentage of contracted UDA delivered 2017 & 2018



Month	Adjusted Scheduled Activity (UDA)	
	2017	2018
April	1,492	1,260
May	3,855	3,595
June	6,046	5,793
July	8,877	9,529
August	11,419	12,674
September	13,267	14,621
October	16,731	17,870
November	19,357	20,871
December	21,902	23,215
January	24,434	25,678
February	27,165	28,500
March	30,510	30,802
April	31,221	31,216
May	31,271	31,225
June	31,268	31,215

QUALITY

	Quantity	Base Number	Contract	AT	Region	England
% of FP17s for the same patient ID Re-attending within 3 months - Children	313	5,963	5.2%	10.0%	11.6%	11.9%
% of FP17s for the same patient ID Re-attending within 3 months - Adults	912	10,162	9.0%	15.0%	15.4%	16.0%
% of FP17s for the same patient ID Re-attending between 3 & 9 months - Children	3,212	5,963	53.9%	51.9%	59.4%	58.3%
% of FP17s for the same patient ID Re-attending between 3 & 9 months - Adults	4,862	10,162	47.8%	47.0%	51.3%	50.3%
% of FP17s for Band 1 Urgent Courses	640	15,600	4.1%	8.0%	8.0%	9.1%
% of FP17s Relating to Free Repair or Replacements	166	15,600	1.1%	0.7%	0.8%	0.8%
% of FP17s Relating to Continuations	61	15,600	0.4%	0.9%	1.0%	1.0%
% of Patients satisfied with the dentistry they have received	2	3	N/A	92.0%	91.7%	91.5%
% of Patients satisfied with the time they had to wait for an appointment	3	3	N/A	90.1%	88.3%	87.9%

* This is based on patients treated on this contract for their most recent course of treatment. Figures in italics indicate the base number of FP17s or Patient Questionnaire responses are less than 100. N/A is shown where the base number of responses is less than 10 during the period. % is calculated as Quantity/Base number*100

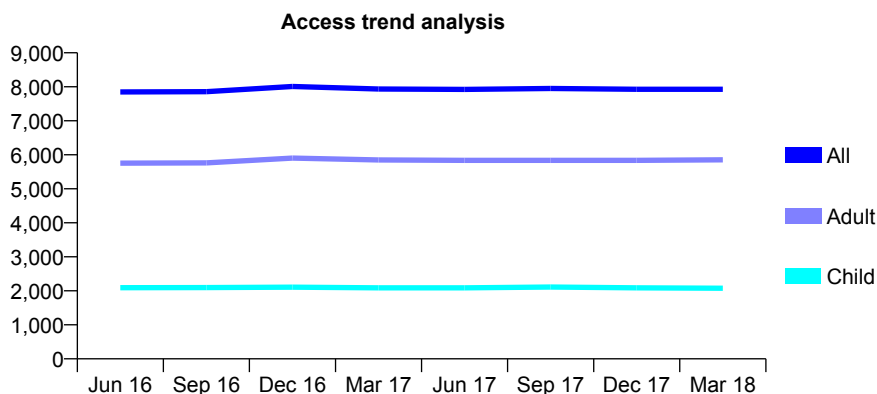
Q54 - Vital Signs At a Glance Contract Report for 345962/0001 - Year end March 2018

Name or company name	MR JS DOSANJH
Contract type name	GDS Contract
Purpose of contract	General
Contract start date	01/04/2006
Contract end date	

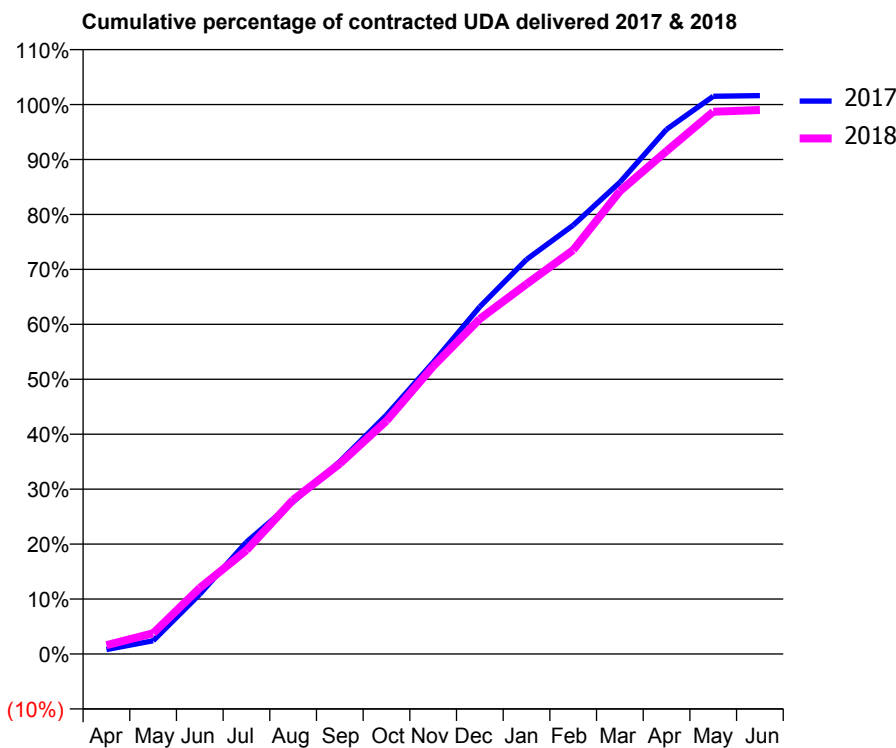
17/18 Contracted general activity (UDA)	20,414
Carry forward general activity (UDA)	-329
17/18 Contracted orthodontic activity (UOA)	0
Carry forward orthodontic activity (UOA)	0
Baseline contract value	£498,084.48

ACCESS*

Patients seen in 24 months	Total	Change since previous quarter
Quarter ending March 2017	7,935	
Quarter ending June 2017	7,923	→
Quarter ending September 2017	7,951	→
Quarter ending December 2017	7,927	→
Quarter ending March 2018	7,926	→
Variance since March 2017	(0.1%)	→



ACTIVITY



Month	Adjusted Scheduled Activity (UDA)	
	2017	2018
April	165	329
May	493	769
June	2,221	2,455
July	4,158	3,855
August	5,652	5,730
September	7,151	7,074
October	8,880	8,663
November	10,839	10,686
December	12,902	12,449
January	14,656	13,746
February	15,929	15,009
March	17,523	17,192
April	19,489	18,683
May	20,721	20,144
June	20,743	20,210

QUALITY

	Quantity	Base Number	Contract	AT	Region	England
% of FP17s for the same patient ID Re-attending within 3 months - Children	129	2,727	4.7%	10.0%	11.6%	11.9%
% of FP17s for the same patient ID Re-attending within 3 months - Adults	1,051	8,190	12.8%	15.0%	15.4%	16.0%
% of FP17s for the same patient ID Re-attending between 3 & 9 months - Children	1,563	2,727	57.3%	51.9%	59.4%	58.3%
% of FP17s for the same patient ID Re-attending between 3 & 9 months - Adults	4,770	8,190	58.2%	47.0%	51.3%	50.3%
% of FP17s for Band 1 Urgent Courses	778	10,882	7.1%	8.0%	8.0%	9.1%
% of FP17s Relating to Free Repair or Replacements	74	10,882	0.7%	0.7%	0.8%	0.8%
% of FP17s Relating to Continuations	20	10,882	0.2%	0.9%	1.0%	1.0%
% of Patients satisfied with the dentistry they have received	3	3	N/A	92.0%	91.7%	91.5%
% of Patients satisfied with the time they had to wait for an appointment	3	3	N/A	90.1%	88.3%	87.9%

* This is based on patients treated on this contract for their most recent course of treatment. Figures in italics indicate the base number of FP17s or Patient Questionnaire responses are less than 100. N/A is shown where the base number of responses is less than 10 during the period. % is calculated as Quantity/Base number*100

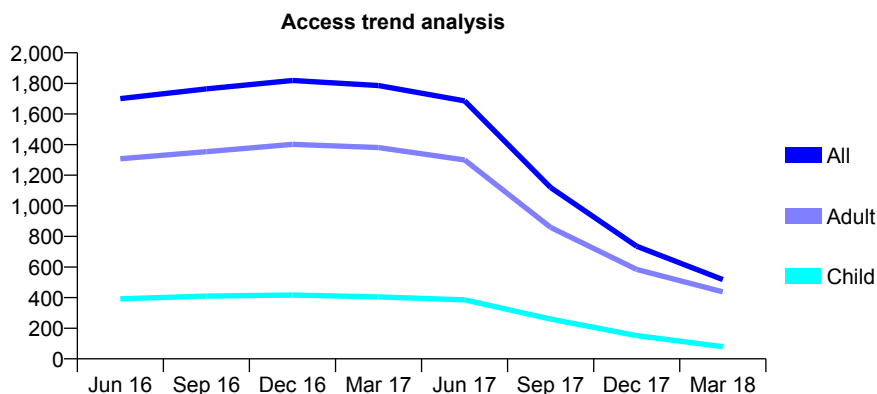
Q54 - Vital Signs At a Glance Contract Report for 357022/0002 - Year end March 2018

Name or company name	MR FV ELIA
Contract type name	GDS Contract
Purpose of contract	General and Orthodontic
Contract start date	01/04/2012
Contract end date	31/05/2017

17/18 Contracted general activity (UDA)	1,486
Carry forward general activity (UDA)	-36
17/18 Contracted orthodontic activity (UOA)	15
Carry forward orthodontic activity (UOA)	1
Baseline contract value	£44,257.52

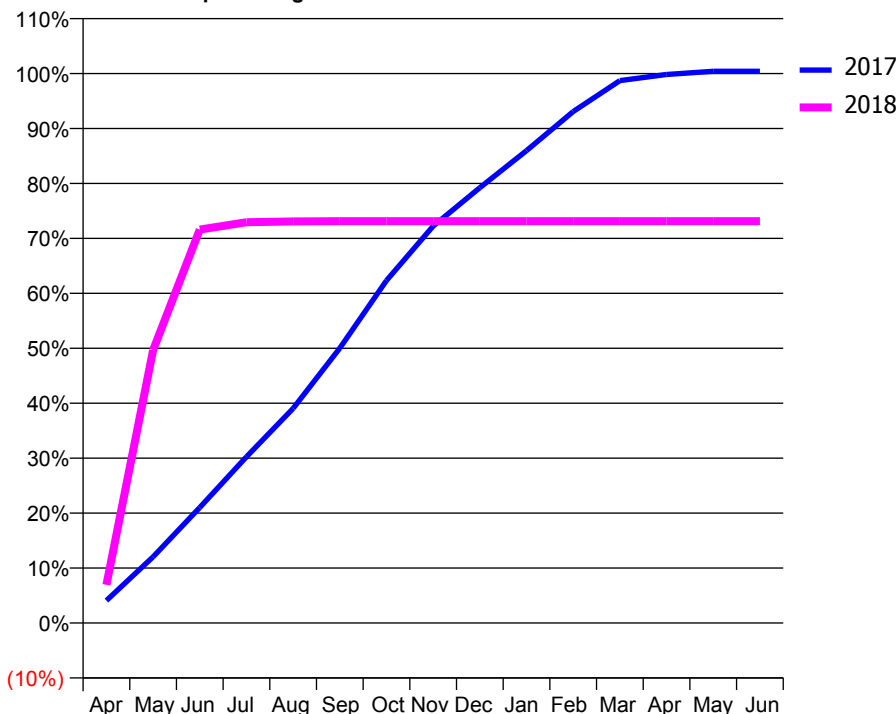
ACCESS*

Patients seen in 24 months	Total	Change since previous quarter
Quarter ending March 2017	1,786	
Quarter ending June 2017	1,686	↓
Quarter ending September 2017	1,119	↓
Quarter ending December 2017	736	↓
Quarter ending March 2018	518	↓
Variance since March 2017	(71.0%)	↓



ACTIVITY

Cumulative percentage of contracted UDA delivered 2017 & 2018



Month	Adjusted Scheduled Activity (UDA)	
	2017	2018
April	364	103
May	1,075	738
June	1,875	1,064
July	2,697	1,084
August	3,484	1,086
September	4,462	1,087
October	5,558	1,087
November	6,442	1,087
December	7,065	1,087
January	7,666	1,087
February	8,301	1,087
March	8,802	1,087
April	8,901	1,087
May	8,954	1,087
June	8,954	1,087

QUALITY

	Quantity	Base Number	Contract	AT	Region	England
% of FP17s for the same patient ID Re-attending within 3 months - Children	10	139	7.2%	10.0%	11.6%	11.9%
% of FP17s for the same patient ID Re-attending within 3 months - Adults	42	350	12.0%	15.0%	15.4%	16.0%
% of FP17s for the same patient ID Re-attending between 3 & 9 months - Children	80	139	57.6%	51.9%	59.4%	58.3%
% of FP17s for the same patient ID Re-attending between 3 & 9 months - Adults	184	350	52.6%	47.0%	51.3%	50.3%
% of FP17s for Band 1 Urgent Courses	44	390	11.3%	8.0%	8.0%	9.1%
% of FP17s Relating to Free Repair or Replacements	1	390	0.3%	0.7%	0.8%	0.8%
% of FP17s Relating to Continuations	1	390	0.3%	0.9%	1.0%	1.0%
% of Patients satisfied with the dentistry they have received	0	0	N/A	92.0%	91.7%	91.5%
% of Patients satisfied with the time they had to wait for an appointment	0	0	N/A	90.1%	88.3%	87.9%

* This is based on patients treated on this contract for their most recent course of treatment. Figures in italics indicate the base number of FP17s or Patient Questionnaire responses are less than 100. N/A is shown where the base number of responses is less than 10 during the period. % is calculated as Quantity/Base number*100

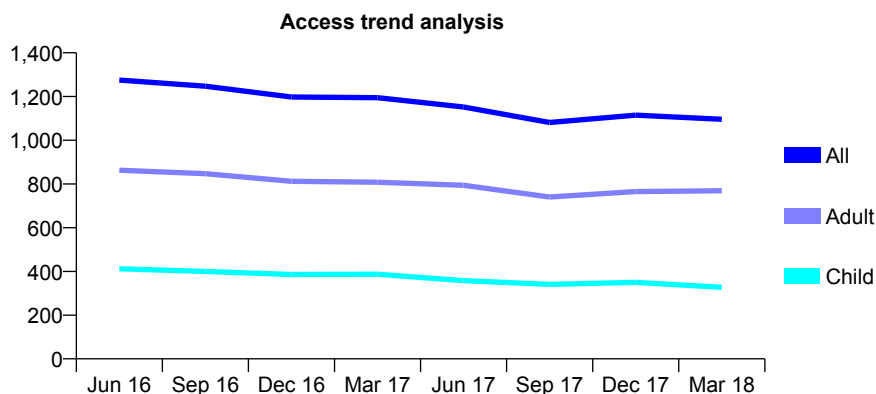
Q54 - Vital Signs At a Glance Contract Report for 358223/0001 - Year end March 2018

Name or company name	MR F YASSIN
Contract type name	GDS Contract
Purpose of contract	General
Contract start date	01/04/2006
Contract end date	

17/18 Contracted general activity (UDA)	2,761
Carry forward general activity (UDA)	-56
17/18 Contracted orthodontic activity (UOA)	0
Carry forward orthodontic activity (UOA)	0
Baseline contract value	£73,178.11

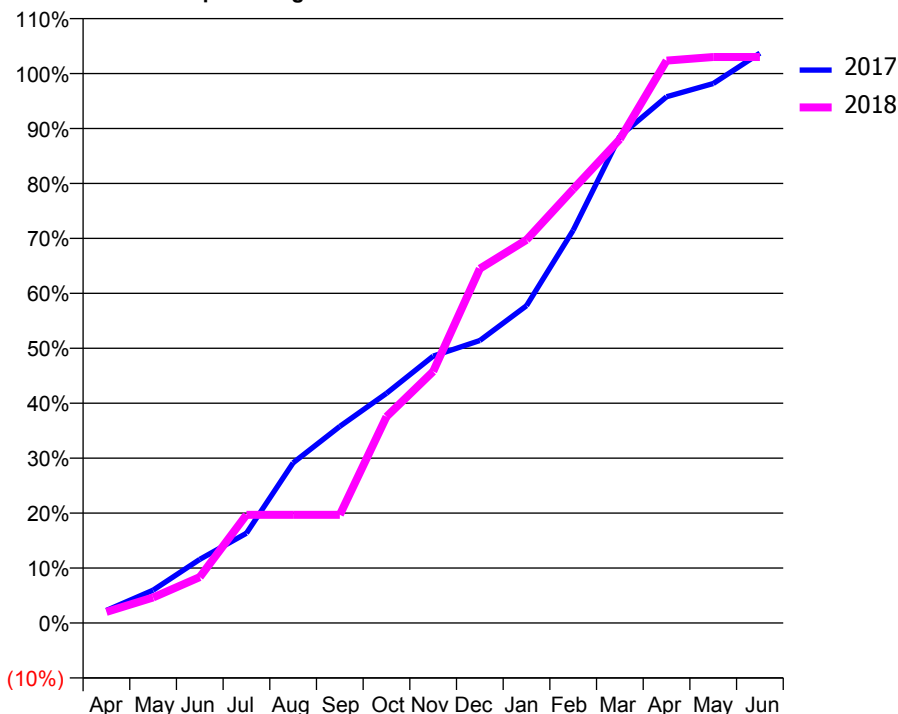
ACCESS*

Patients seen in 24 months	Total	Change since previous quarter
Quarter ending March 2017	1,195	
Quarter ending June 2017	1,152	↓
Quarter ending September 2017	1,081	↓
Quarter ending December 2017	1,115	↑
Quarter ending March 2018	1,096	↓
Variance since March 2017	(8.3%)	↓



ACTIVITY

Cumulative percentage of contracted UDA delivered 2017 & 2018



Month	Adjusted Scheduled Activity (UDA)	
	2017	2018
April	63	56
May	165	128
June	320	231
July	451	544
August	805	544
September	988	544
October	1,154	1,037
November	1,341	1,264
December	1,419	1,781
January	1,594	1,925
February	1,974	2,180
March	2,447	2,431
April	2,644	2,826
May	2,710	2,844
June	2,863	2,844

QUALITY

	Quantity	Base Number	Contract	AT	Region	England
% of FP17s for the same patient ID Re-attending within 3 months - Children	11	241	4.6%	10.0%	11.6%	11.9%
% of FP17s for the same patient ID Re-attending within 3 months - Adults	104	662	15.7%	15.0%	15.4%	16.0%
% of FP17s for the same patient ID Re-attending between 3 & 9 months - Children	47	241	19.5%	51.9%	59.4%	58.3%
% of FP17s for the same patient ID Re-attending between 3 & 9 months - Adults	112	662	16.9%	47.0%	51.3%	50.3%
% of FP17s for Band 1 Urgent Courses	34	932	3.6%	8.0%	8.0%	9.1%
% of FP17s Relating to Free Repair or Replacements	0	932	0.0%	0.7%	0.8%	0.8%
% of FP17s Relating to Continuations	8	932	0.9%	0.9%	1.0%	1.0%
% of Patients satisfied with the dentistry they have received	0	0	N/A	92.0%	91.7%	91.5%
% of Patients satisfied with the time they had to wait for an appointment	0	0	N/A	90.1%	88.3%	87.9%

* This is based on patients treated on this contract for their most recent course of treatment. Figures in italics indicate the base number of FP17s or Patient Questionnaire responses are less than 100. N/A is shown where the base number of responses is less than 10 during the period. % is calculated as Quantity/Base number*100

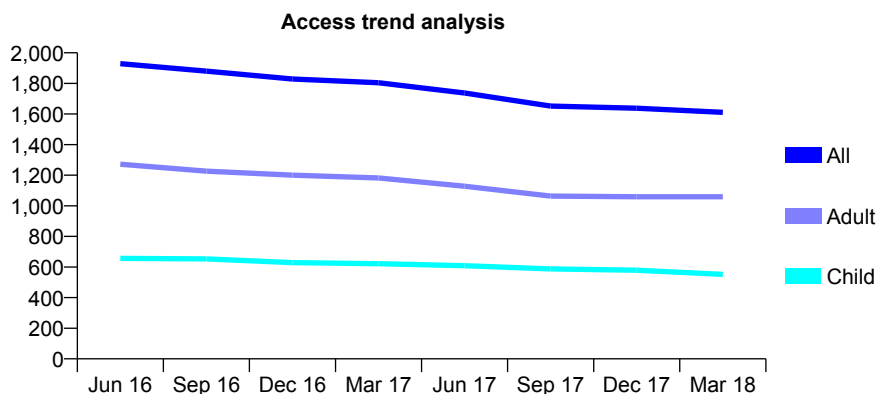
Q54 - Vital Signs At a Glance Contract Report for 361690/0001 - Year end March 2018

Name or company name	MR M AGGARWAL
Contract type name	GDS Contract
Purpose of contract	General
Contract start date	01/04/2006
Contract end date	

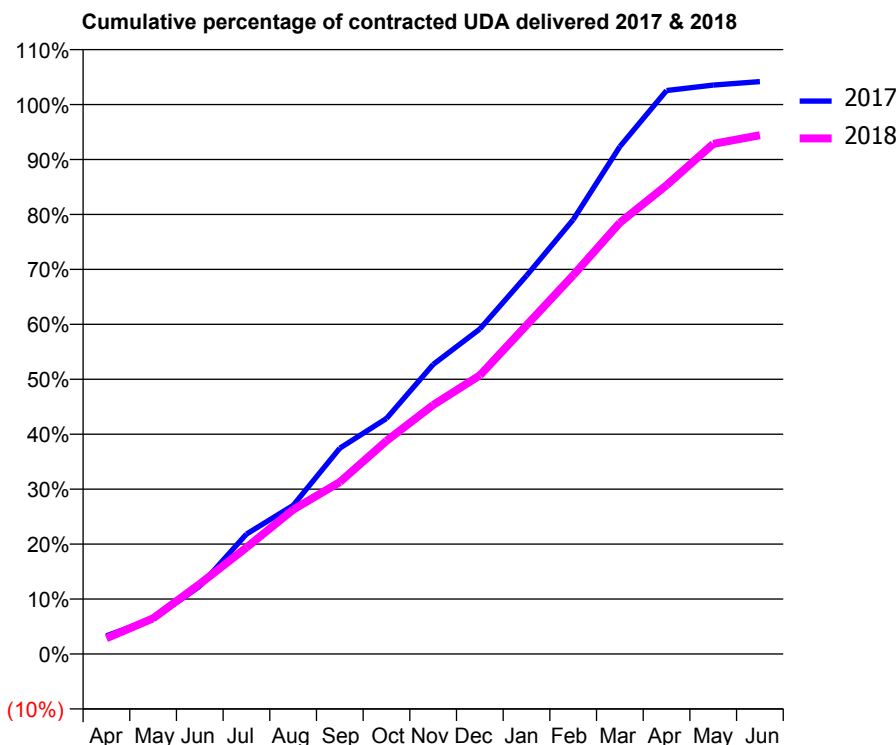
17/18 Contracted general activity (UDA)	3,955
Carry forward general activity (UDA)	-80
17/18 Contracted orthodontic activity (UOA)	0
Carry forward orthodontic activity (UOA)	0
Baseline contract value	£99,357.37

ACCESS*

Patients seen in 24 months	Total	Change since previous quarter
Quarter ending March 2017	1,804	
Quarter ending June 2017	1,737	↓
Quarter ending September 2017	1,652	↓
Quarter ending December 2017	1,638	→
Quarter ending March 2018	1,611	↓
Variance since March 2017	(10.7%)	↓



ACTIVITY



Month	Adjusted Scheduled Activity (UDA)	
	2017	2018
April	131	114
May	254	257
June	488	504
July	863	767
August	1,070	1,039
September	1,481	1,238
October	1,695	1,534
November	2,084	1,793
December	2,340	2,005
January	2,723	2,367
February	3,126	2,726
March	3,653	3,104
April	4,055	3,374
May	4,094	3,672
June	4,119	3,734

QUALITY

	Quantity	Base Number	Contract	AT	Region	England
% of FP17s for the same patient ID Re-attending within 3 months - Children	31	605	5.1%	10.0%	11.6%	11.9%
% of FP17s for the same patient ID Re-attending within 3 months - Adults	84	1,064	7.9%	15.0%	15.4%	16.0%
% of FP17s for the same patient ID Re-attending between 3 & 9 months - Children	250	605	41.3%	51.9%	59.4%	58.3%
% of FP17s for the same patient ID Re-attending between 3 & 9 months - Adults	410	1,064	38.5%	47.0%	51.3%	50.3%
% of FP17s for Band 1 Urgent Courses	56	1,750	3.2%	8.0%	8.0%	9.1%
% of FP17s Relating to Free Repair or Replacements	2	1,750	0.1%	0.7%	0.8%	0.8%
% of FP17s Relating to Continuations	5	1,750	0.3%	0.9%	1.0%	1.0%
% of Patients satisfied with the dentistry they have received	8	10	80.0%	92.0%	91.7%	91.5%
% of Patients satisfied with the time they had to wait for an appointment	7	10	70.0%	90.1%	88.3%	87.9%

* This is based on patients treated on this contract for their most recent course of treatment. Figures in italics indicate the base number of FP17s or Patient Questionnaire responses are less than 100. N/A is shown where the base number of responses is less than 10 during the period. % is calculated as Quantity/Base number*100

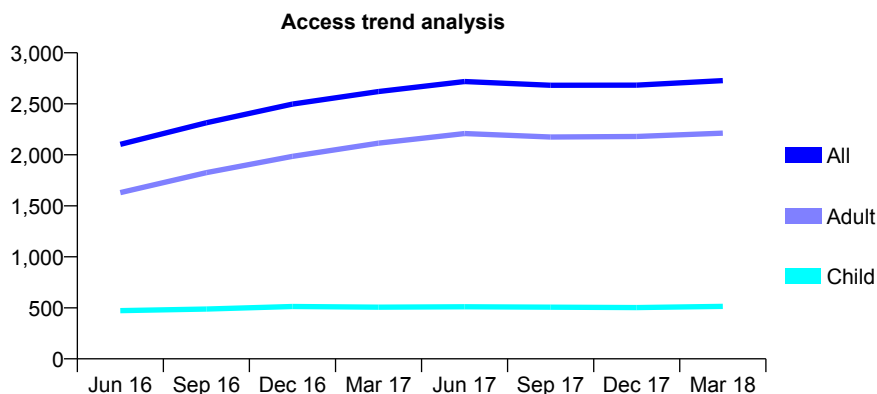
Q54 - Vital Signs At a Glance Contract Report for 372471/0001 - Year end March 2018

Name or company name	A Nandra & E Kara Partnership
Contract type name	GDS Contract
Purpose of contract	General
Contract start date	01/07/2015
Contract end date	

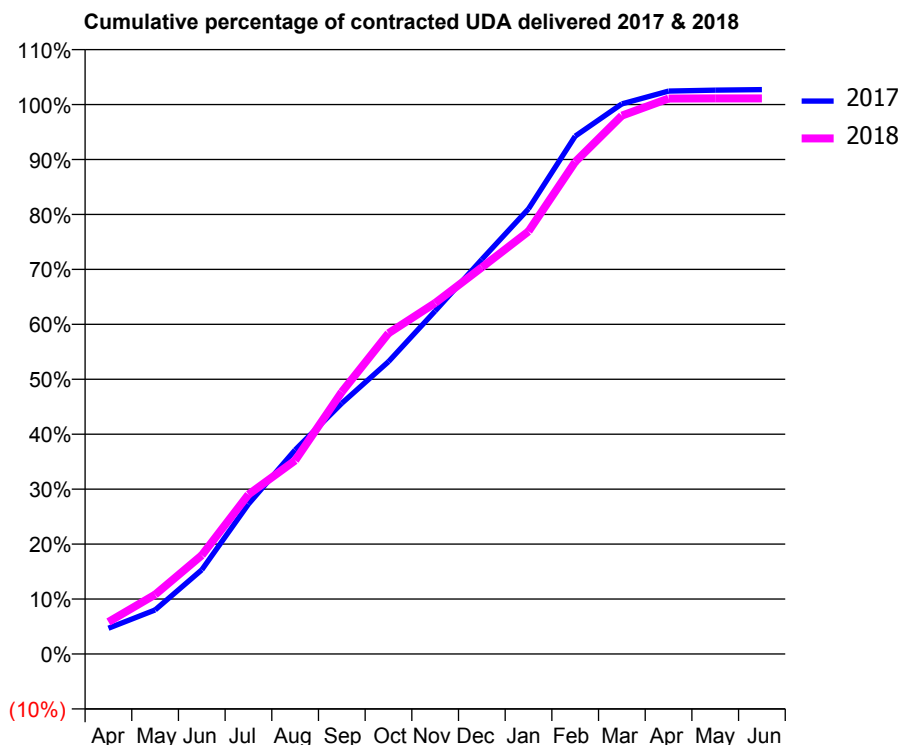
17/18 Contracted general activity (UDA)	8,492
Carry forward general activity (UDA)	-170
17/18 Contracted orthodontic activity (UOA)	0
Carry forward orthodontic activity (UOA)	0
Baseline contract value	£279,503.00

ACCESS*

Patients seen in 24 months	Total	Change since previous quarter
Quarter ending March 2017	2,620	
Quarter ending June 2017	2,718	↑
Quarter ending September 2017	2,682	↓
Quarter ending December 2017	2,683	→
Quarter ending March 2018	2,727	→
Variance since March 2017	4.1%	↑



ACTIVITY



Month	Adjusted Scheduled Activity (UDA)	
	2017	2018
April	398	496
May	681	919
June	1,301	1,526
July	2,317	2,465
August	3,154	2,991
September	3,876	4,051
October	4,519	4,958
November	5,302	5,426
December	6,100	5,974
January	6,881	6,532
February	8,003	7,605
March	8,502	8,321
April	8,699	8,584
May	8,713	8,585
June	8,722	8,585

QUALITY

	Quantity	Base Number	Contract	AT	Region	England
% of FP17s for the same patient ID Re-attending within 3 months - Children	47	709	6.6%	10.0%	11.6%	11.9%
% of FP17s for the same patient ID Re-attending within 3 months - Adults	359	2,879	12.5%	15.0%	15.4%	16.0%
% of FP17s for the same patient ID Re-attending between 3 & 9 months - Children	385	709	54.3%	51.9%	59.4%	58.3%
% of FP17s for the same patient ID Re-attending between 3 & 9 months - Adults	1,229	2,879	42.7%	47.0%	51.3%	50.3%
% of FP17s for Band 1 Urgent Courses	291	3,555	8.2%	8.0%	8.0%	9.1%
% of FP17s Relating to Free Repair or Replacements	48	3,555	1.4%	0.7%	0.8%	0.8%
% of FP17s Relating to Continuations	26	3,555	0.7%	0.9%	1.0%	1.0%
% of Patients satisfied with the dentistry they have received	4	5	N/A	92.0%	91.7%	91.5%
% of Patients satisfied with the time they had to wait for an appointment	4	5	N/A	90.1%	88.3%	87.9%

* This is based on patients treated on this contract for their most recent course of treatment. Figures in italics indicate the base number of FP17s or Patient Questionnaire responses are less than 100. N/A is shown where the base number of responses is less than 10 during the period. % is calculated as Quantity/Base number*100

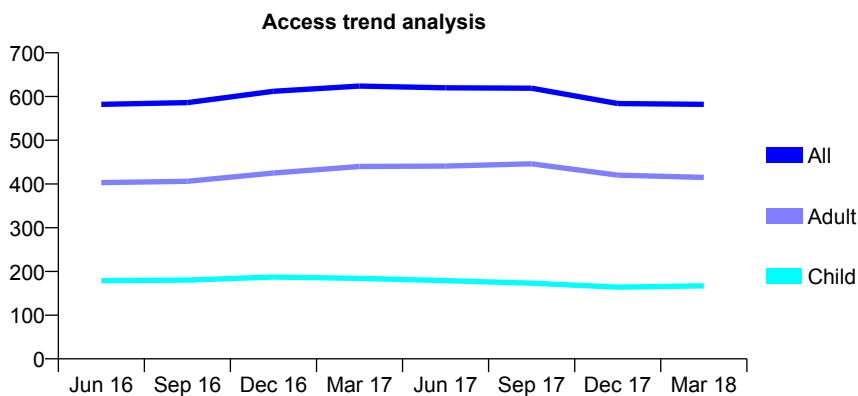
Q54 - Vital Signs At a Glance Contract Report for 564192/0001 - Year end March 2018

Name or company name	MR PJ ROBERTS
Contract type name	GDS Contract
Purpose of contract	General
Contract start date	01/04/2006
Contract end date	

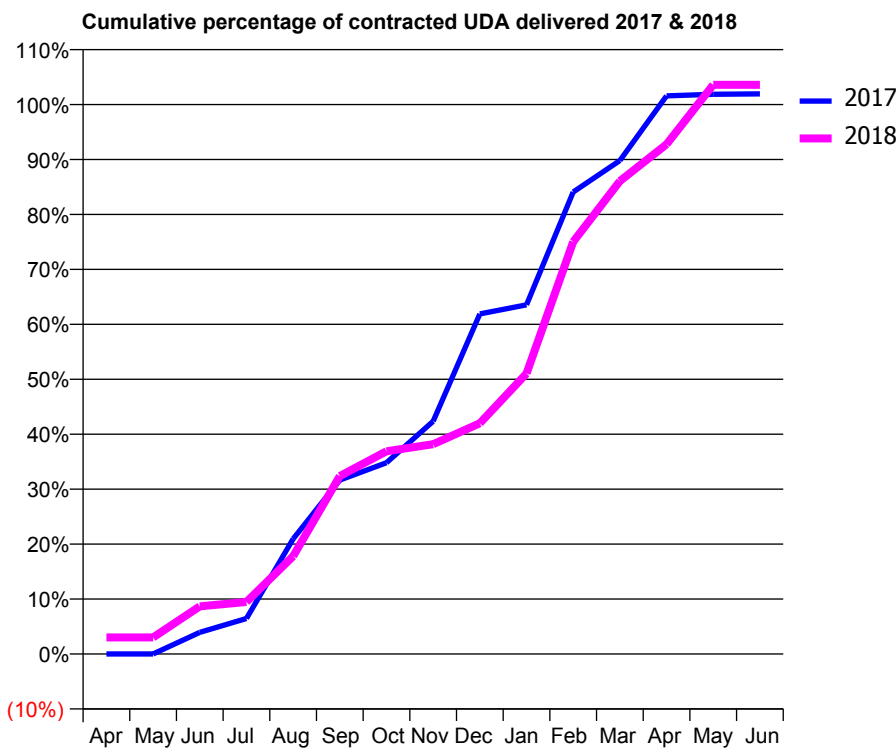
17/18 Contracted general activity (UDA)	1,393
Carry forward general activity (UDA)	-42
17/18 Contracted orthodontic activity (UOA)	0
Carry forward orthodontic activity (UOA)	0
Baseline contract value	£31,173.06

ACCESS*

Patients seen in 24 months	Total	Change since previous quarter
Quarter ending March 2017	624	
Quarter ending June 2017	620	→
Quarter ending September 2017	619	→
Quarter ending December 2017	584	↓
Quarter ending March 2018	582	→
Variance since March 2017	(6.7%)	↓



ACTIVITY



Month	Adjusted Scheduled Activity (UDA)	
	2017	2018
April	0	42
May	0	42
June	55	121
July	90	132
August	292	248
September	441	451
October	485	514
November	590	532
December	862	585
January	885	711
February	1,171	1,045
March	1,251	1,199
April	1,415	1,292
May	1,419	1,443
June	1,420	1,443

QUALITY

	Quantity	Base Number	Contract	AT	Region	England
% of FP17s for the same patient ID Re-attending within 3 months - Children	8	241	3.3%	10.0%	11.6%	11.9%
% of FP17s for the same patient ID Re-attending within 3 months - Adults	20	382	5.2%	15.0%	15.4%	16.0%
% of FP17s for the same patient ID Re-attending between 3 & 9 months - Children	155	241	64.3%	51.9%	59.4%	58.3%
% of FP17s for the same patient ID Re-attending between 3 & 9 months - Adults	145	382	38.0%	47.0%	51.3%	50.3%
% of FP17s for Band 1 Urgent Courses	0	631	0.0%	8.0%	8.0%	9.1%
% of FP17s Relating to Free Repair or Replacements	0	631	0.0%	0.7%	0.8%	0.8%
% of FP17s Relating to Continuations	1	631	0.2%	0.9%	1.0%	1.0%
% of Patients satisfied with the dentistry they have received	1	1	N/A	92.0%	91.7%	91.5%
% of Patients satisfied with the time they had to wait for an appointment	1	1	N/A	90.1%	88.3%	87.9%

* This is based on patients treated on this contract for their most recent course of treatment. Figures in italics indicate the base number of FP17s or Patient Questionnaire responses are less than 100. N/A is shown where the base number of responses is less than 10 during the period. % is calculated as Quantity/Base number*100

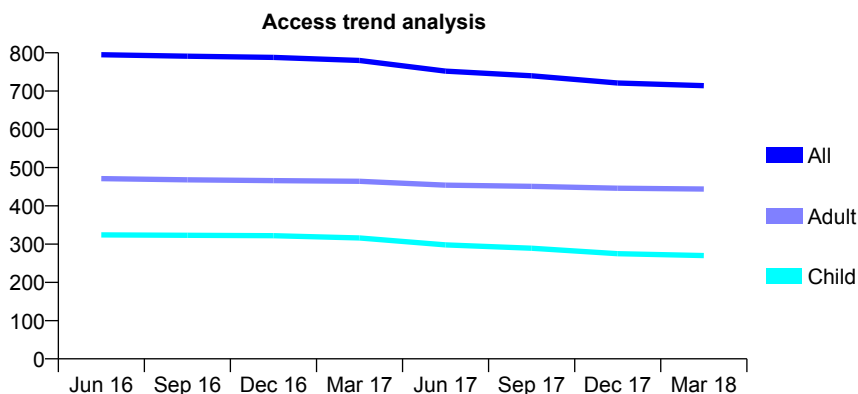
Q54 - Vital Signs At a Glance Contract Report for 565032/0001 - Year end March 2018

Name or company name	MR P CASASOLA
Contract type name	GDS Contract
Purpose of contract	General
Contract start date	01/04/2006
Contract end date	

17/18 Contracted general activity (UDA)	1,450
Carry forward general activity (UDA)	0
17/18 Contracted orthodontic activity (UOA)	0
Carry forward orthodontic activity (UOA)	0
Baseline contract value	£35,981.06

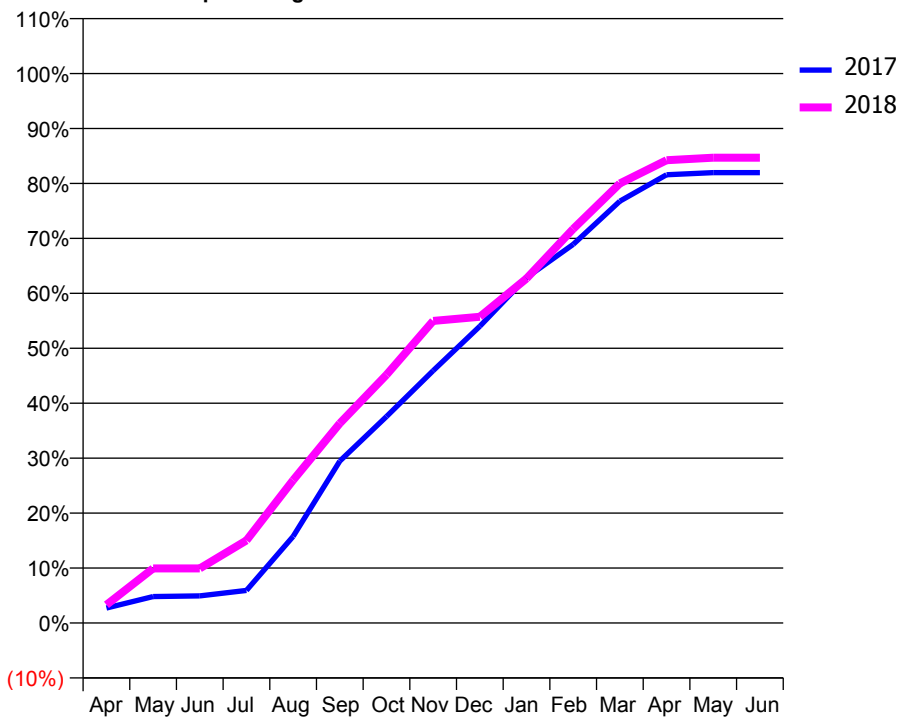
ACCESS*

Patients seen in 24 months	Total	Change since previous quarter
Quarter ending March 2017	780	
Quarter ending June 2017	752	↓
Quarter ending September 2017	740	↓
Quarter ending December 2017	721	↓
Quarter ending March 2018	714	→
Variance since March 2017	(8.5%)	↓



ACTIVITY

Cumulative percentage of contracted UDA delivered 2017 & 2018



Month	Adjusted Scheduled Activity (UDA)	
	2017	2018
April	44	48
May	78	144
June	80	144
July	96	218
August	255	377
September	477	527
October	608	655
November	743	797
December	874	808
January	1,017	909
February	1,115	1,040
March	1,242	1,160
April	1,320	1,221
May	1,326	1,228
June	1,326	1,228

QUALITY

	Quantity	Base Number	Contract	AT	Region	England
% of FP17s for the same patient ID Re-attending within 3 months - Children	18	378	4.8%	10.0%	11.6%	11.9%
% of FP17s for the same patient ID Re-attending within 3 months - Adults	42	461	9.1%	15.0%	15.4%	16.0%
% of FP17s for the same patient ID Re-attending between 3 & 9 months - Children	185	378	48.9%	51.9%	59.4%	58.3%
% of FP17s for the same patient ID Re-attending between 3 & 9 months - Adults	225	461	48.8%	47.0%	51.3%	50.3%
% of FP17s for Band 1 Urgent Courses	0	824	0.0%	8.0%	8.0%	9.1%
% of FP17s Relating to Free Repair or Replacements	2	824	0.2%	0.7%	0.8%	0.8%
% of FP17s Relating to Continuations	1	824	0.1%	0.9%	1.0%	1.0%
% of Patients satisfied with the dentistry they have received	0	0	N/A	92.0%	91.7%	91.5%
% of Patients satisfied with the time they had to wait for an appointment	0	0	N/A	90.1%	88.3%	87.9%

* This is based on patients treated on this contract for their most recent course of treatment. Figures in italics indicate the base number of FP17s or Patient Questionnaire responses are less than 100. N/A is shown where the base number of responses is less than 10 during the period. % is calculated as Quantity/Base number*100

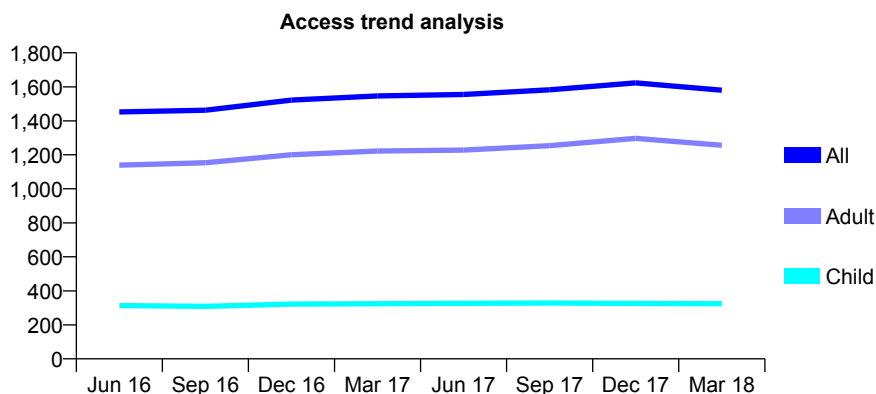
Q54 - Vital Signs At a Glance Contract Report for 568724/0001 - Year end March 2018

Name or company name	MR MD SEGELOV
Contract type name	GDS Contract
Purpose of contract	General
Contract start date	01/04/2006
Contract end date	

17/18 Contracted general activity (UDA)	3,197
Carry forward general activity (UDA)	-27
17/18 Contracted orthodontic activity (UOA)	0
Carry forward orthodontic activity (UOA)	0
Baseline contract value	£85,581.31

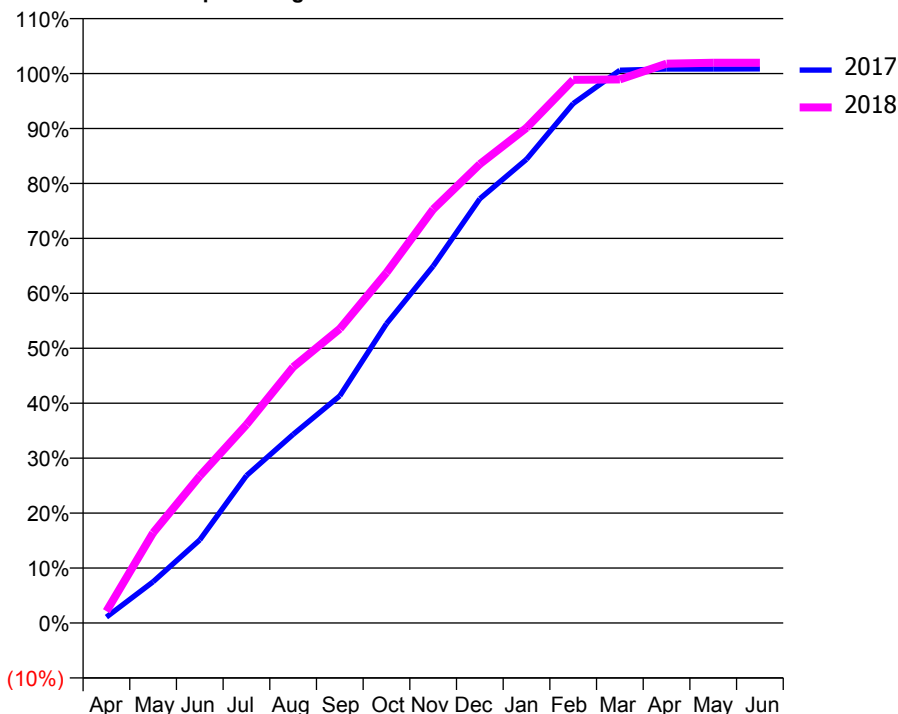
ACCESS*

Patients seen in 24 months	Total	Change since previous quarter
Quarter ending March 2017	1,546	
Quarter ending June 2017	1,555	→
Quarter ending September 2017	1,582	→
Quarter ending December 2017	1,623	↑
Quarter ending March 2018	1,580	↓
Variance since March 2017	2.2%	↑



ACTIVITY

Cumulative percentage of contracted UDA delivered 2017 & 2018



Month	Adjusted Scheduled Activity (UDA)	
	2017	2018
April	34	69
May	240	525
June	484	855
July	858	1,154
August	1,097	1,489
September	1,322	1,712
October	1,741	2,039
November	2,076	2,407
December	2,468	2,670
January	2,698	2,881
February	3,022	3,161
March	3,216	3,163
April	3,223	3,254
May	3,223	3,260
June	3,224	3,260

QUALITY

	Quantity	Base Number	Contract	AT	Region	England
% of FP17s for the same patient ID Re-attending within 3 months - Children	23	383	6.0%	10.0%	11.6%	11.9%
% of FP17s for the same patient ID Re-attending within 3 months - Adults	136	1,409	9.7%	15.0%	15.4%	16.0%
% of FP17s for the same patient ID Re-attending between 3 & 9 months - Children	189	383	49.3%	51.9%	59.4%	58.3%
% of FP17s for the same patient ID Re-attending between 3 & 9 months - Adults	730	1,409	51.8%	47.0%	51.3%	50.3%
% of FP17s for Band 1 Urgent Courses	128	1,847	6.9%	8.0%	8.0%	9.1%
% of FP17s Relating to Free Repair or Replacements	2	1,847	0.1%	0.7%	0.8%	0.8%
% of FP17s Relating to Continuations	0	1,847	0.0%	0.9%	1.0%	1.0%
% of Patients satisfied with the dentistry they have received	1	1	N/A	92.0%	91.7%	91.5%
% of Patients satisfied with the time they had to wait for an appointment	1	1	N/A	90.1%	88.3%	87.9%

* This is based on patients treated on this contract for their most recent course of treatment. Figures in italics indicate the base number of FP17s or Patient Questionnaire responses are less than 100. N/A is shown where the base number of responses is less than 10 during the period. % is calculated as Quantity/Base number*100

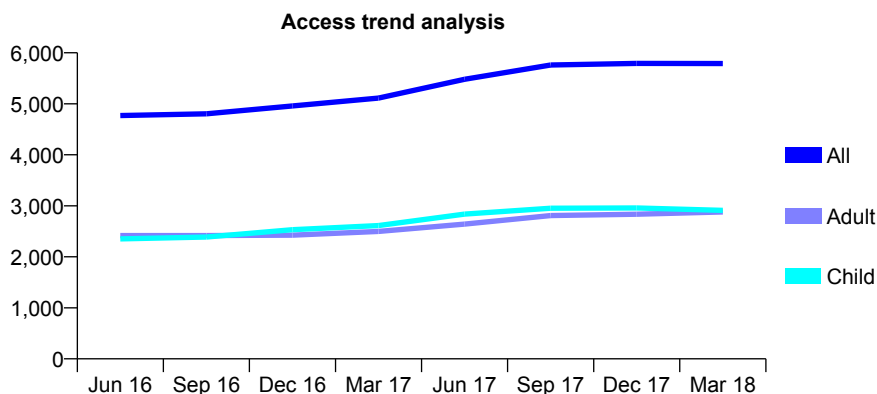
Q54 - Vital Signs At a Glance Contract Report for 570192/0002 - Year end March 2018

Name or company name	Mr A Solanki & Miss K Solanki
Contract type name	GDS Contract
Purpose of contract	General
Contract start date	01/04/2006
Contract end date	

17/18 Contracted general activity (UDA)	15,613
Carry forward general activity (UDA)	-328
17/18 Contracted orthodontic activity (UOA)	0
Carry forward orthodontic activity (UOA)	0
Baseline contract value	£451,996.35

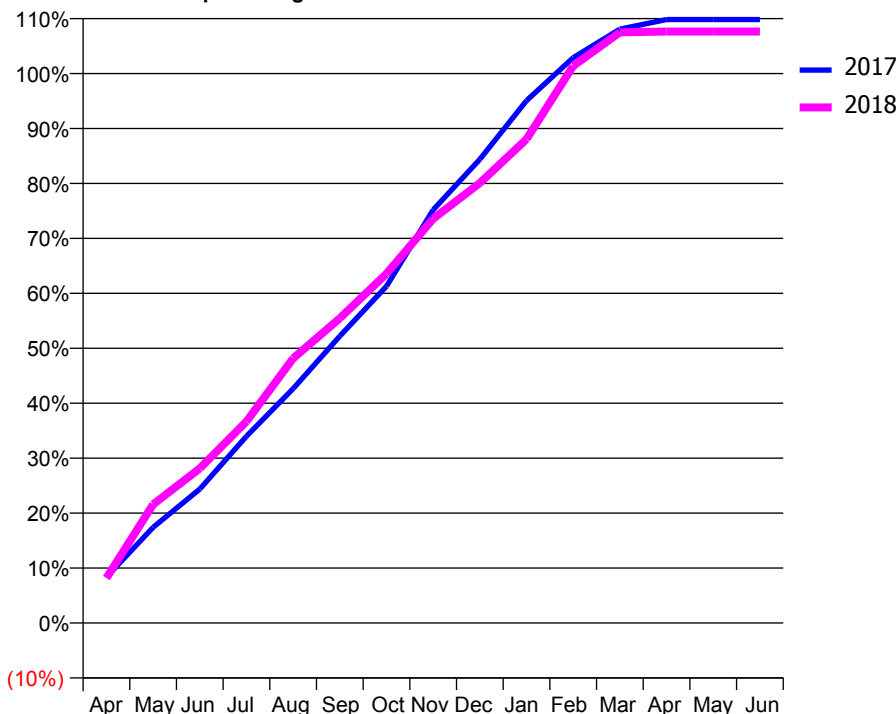
ACCESS*

Patients seen in 24 months	Total	Change since previous quarter
Quarter ending March 2017	5,112	
Quarter ending June 2017	5,482	↑
Quarter ending September 2017	5,762	↑
Quarter ending December 2017	5,792	→
Quarter ending March 2018	5,790	→
Variance since March 2017	13.3%	↑



ACTIVITY

Cumulative percentage of contracted UDA delivered 2017 & 2018



Adjusted Scheduled Activity (UDA)		
Month	2017	2018
April	965	1,279
May	2,013	3,369
June	2,815	4,393
July	3,927	5,729
August	4,926	7,520
September	6,032	8,659
October	7,079	9,924
November	8,686	11,484
December	9,748	12,502
January	10,981	13,747
February	11,885	15,829
March	12,486	16,781
April	12,686	16,803
May	12,686	16,803
June	12,686	16,804

QUALITY

	Quantity	Base Number	Contract	AT	Region	England
% of FP17s for the same patient ID Re-attending within 3 months - Children	284	4,364	6.5%	10.0%	11.6%	11.9%
% of FP17s for the same patient ID Re-attending within 3 months - Adults	433	3,565	12.1%	15.0%	15.4%	16.0%
% of FP17s for the same patient ID Re-attending between 3 & 9 months - Children	2,263	4,364	51.9%	51.9%	59.4%	58.3%
% of FP17s for the same patient ID Re-attending between 3 & 9 months - Adults	1,431	3,565	40.1%	47.0%	51.3%	50.3%
% of FP17s for Band 1 Urgent Courses	582	7,430	7.8%	8.0%	8.0%	9.1%
% of FP17s Relating to Free Repair or Replacements	0	7,430	0.0%	0.7%	0.8%	0.8%
% of FP17s Relating to Continuations	13	7,430	0.2%	0.9%	1.0%	1.0%
% of Patients satisfied with the dentistry they have received	2	2	N/A	92.0%	91.7%	91.5%
% of Patients satisfied with the time they had to wait for an appointment	1	2	N/A	90.1%	88.3%	87.9%

* This is based on patients treated on this contract for their most recent course of treatment. Figures in italics indicate the base number of FP17s or Patient Questionnaire responses are less than 100. N/A is shown where the base number of responses is less than 10 during the period. % is calculated as Quantity/Base number*100

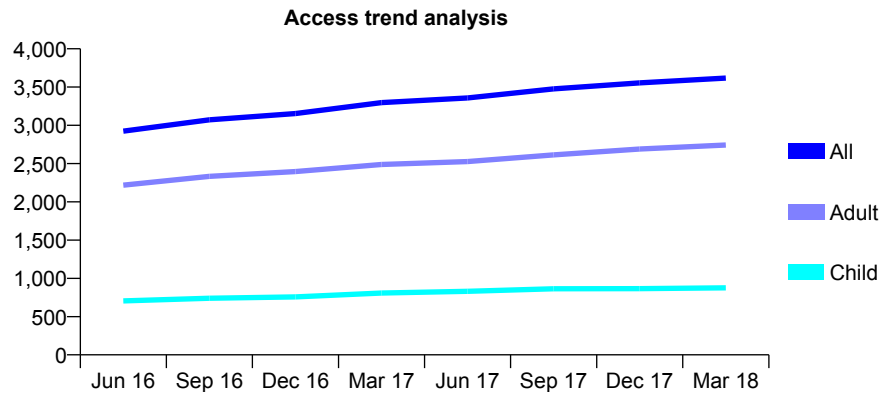
Q54 - Vital Signs At a Glance Contract Report for 576530/0001 - Year end March 2018

Name or company name	MR AK PAL
Contract type name	GDS Contract
Purpose of contract	General
Contract start date	01/04/2006
Contract end date	

17/18 Contracted general activity (UDA)	6,708
Carry forward general activity (UDA)	0
17/18 Contracted orthodontic activity (UOA)	0
Carry forward orthodontic activity (UOA)	0
Baseline contract value	£221,932.41

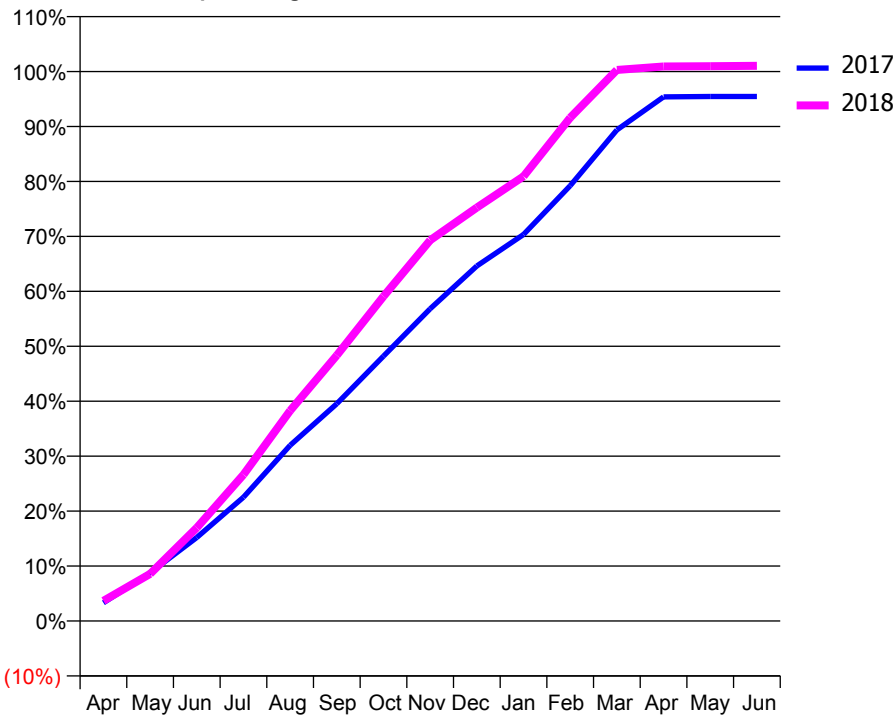
ACCESS*

Patients seen in 24 months	Total	Change since previous quarter
Quarter ending March 2017	3,296	
Quarter ending June 2017	3,358	→
Quarter ending September 2017	3,477	↑
Quarter ending December 2017	3,555	↑
Quarter ending March 2018	3,618	→
Variance since March 2017	9.8%	↑



ACTIVITY

Cumulative percentage of contracted UDA delivered 2017 & 2018



Month	Adjusted Scheduled Activity (UDA)	
	2017	2018
April	222	247
May	588	575
June	1,021	1,139
July	1,512	1,786
August	2,145	2,568
September	2,653	3,243
October	3,234	3,962
November	3,812	4,649
December	4,335	5,047
January	4,718	5,429
February	5,314	6,144
March	5,995	6,727
April	6,399	6,769
May	6,403	6,772
June	6,403	6,777

QUALITY

	Quantity	Base Number	Contract	AT	Region	England
% of FP17s for the same patient ID Re-attending within 3 months - Children	94	1,177	8.0%	10.0%	11.6%	11.9%
% of FP17s for the same patient ID Re-attending within 3 months - Adults	522	3,020	17.3%	15.0%	15.4%	16.0%
% of FP17s for the same patient ID Re-attending between 3 & 9 months - Children	551	1,177	46.8%	51.9%	59.4%	58.3%
% of FP17s for the same patient ID Re-attending between 3 & 9 months - Adults	930	3,020	30.8%	47.0%	51.3%	50.3%
% of FP17s for Band 1 Urgent Courses	484	3,307	14.6%	8.0%	8.0%	9.1%
% of FP17s Relating to Free Repair or Replacements	13	3,307	0.4%	0.7%	0.8%	0.8%
% of FP17s Relating to Continuations	29	3,307	0.9%	0.9%	1.0%	1.0%
% of Patients satisfied with the dentistry they have received	0	0	N/A	92.0%	91.7%	91.5%
% of Patients satisfied with the time they had to wait for an appointment	0	0	N/A	90.1%	88.3%	87.9%

* This is based on patients treated on this contract for their most recent course of treatment. Figures in italics indicate the base number of FP17s or Patient Questionnaire responses are less than 100. N/A is shown where the base number of responses is less than 10 during the period. % is calculated as Quantity/Base number*100

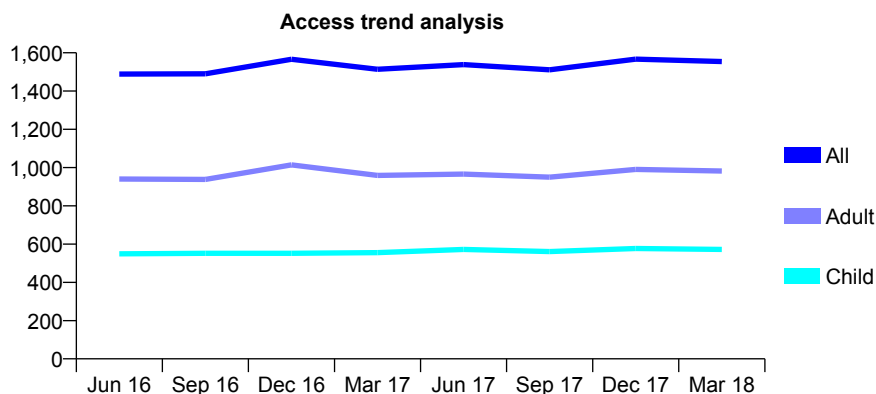
Q54 - Vital Signs At a Glance Contract Report for 577820/0001 - Year end March 2018

Name or company name	Novos Dental Clinic
Contract type name	GDS Contract
Purpose of contract	General
Contract start date	01/04/2006
Contract end date	

17/18 Contracted general activity (UDA)	7,540
Carry forward general activity (UDA)	-151
17/18 Contracted orthodontic activity (UOA)	0
Carry forward orthodontic activity (UOA)	0
Baseline contract value	£223,103.69

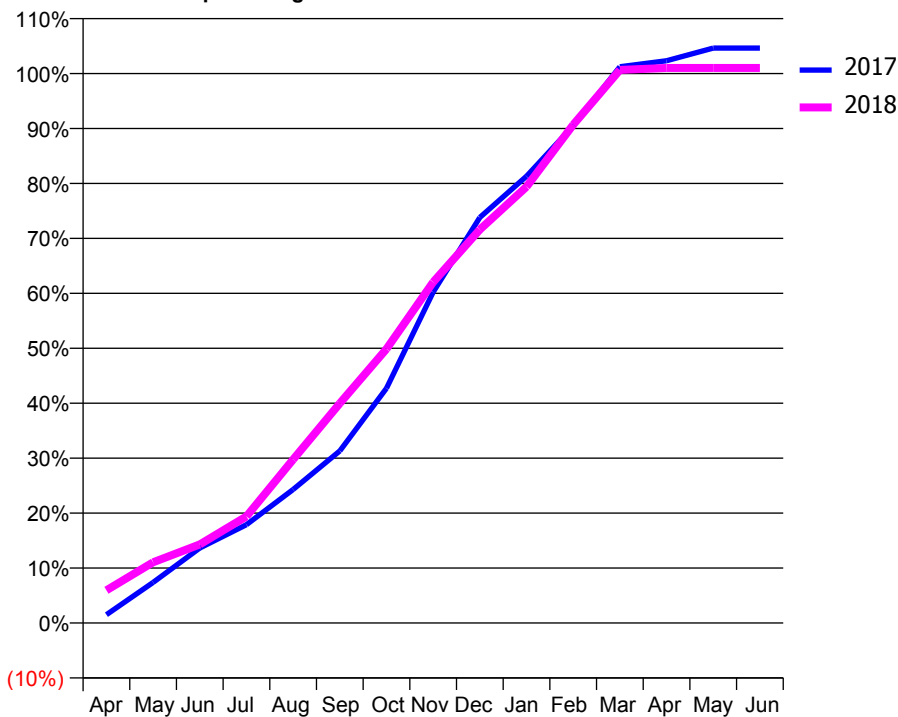
ACCESS*

Patients seen in 24 months	Total	Change since previous quarter
Quarter ending March 2017	1,514	
Quarter ending June 2017	1,538	→
Quarter ending September 2017	1,511	↓
Quarter ending December 2017	1,567	↑
Quarter ending March 2018	1,554	→
Variance since March 2017	2.6%	↑



ACTIVITY

Cumulative percentage of contracted UDA delivered 2017 & 2018



Month	Adjusted Scheduled Activity (UDA)	
	2017	2018
April	115	448
May	557	833
June	1,030	1,079
July	1,349	1,463
August	1,832	2,244
September	2,361	3,015
October	3,222	3,761
November	4,540	4,679
December	5,565	5,399
January	6,130	5,986
February	6,822	6,836
March	7,633	7,588
April	7,715	7,617
May	7,888	7,617
June	7,888	7,617

QUALITY

	Quantity	Base Number	Contract	AT	Region	England
% of FP17s for the same patient ID Re-attending within 3 months - Children	31	594	5.2%	10.0%	11.6%	11.9%
% of FP17s for the same patient ID Re-attending within 3 months - Adults	130	1,008	12.9%	15.0%	15.4%	16.0%
% of FP17s for the same patient ID Re-attending between 3 & 9 months - Children	173	594	29.1%	51.9%	59.4%	58.3%
% of FP17s for the same patient ID Re-attending between 3 & 9 months - Adults	296	1,008	29.4%	47.0%	51.3%	50.3%
% of FP17s for Band 1 Urgent Courses	80	1,557	5.1%	8.0%	8.0%	9.1%
% of FP17s Relating to Free Repair or Replacements	0	1,557	0.0%	0.7%	0.8%	0.8%
% of FP17s Relating to Continuations	14	1,557	0.9%	0.9%	1.0%	1.0%
% of Patients satisfied with the dentistry they have received	2	2	N/A	92.0%	91.7%	91.5%
% of Patients satisfied with the time they had to wait for an appointment	2	2	N/A	90.1%	88.3%	87.9%

* This is based on patients treated on this contract for their most recent course of treatment. Figures in italics indicate the base number of FP17s or Patient Questionnaire responses are less than 100. N/A is shown where the base number of responses is less than 10 during the period. % is calculated as Quantity/Base number*100

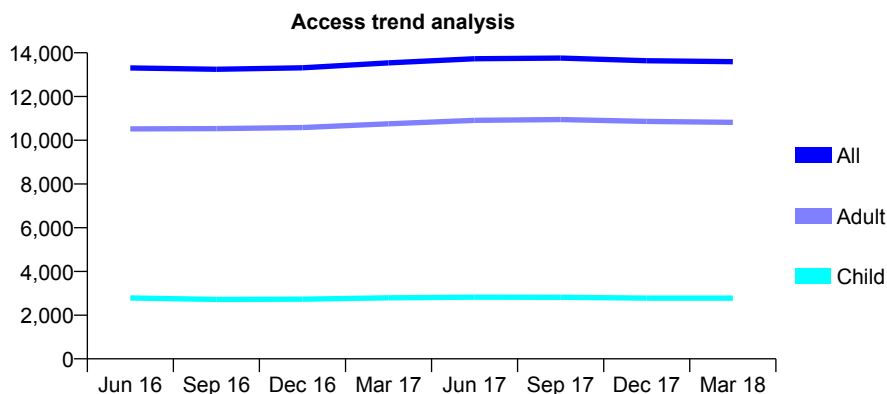
Q54 - Vital Signs At a Glance Contract Report for 619744/0004 - Year end March 2018

Name or company name	MR AM WILLIAMS
Contract type name	GDS Contract
Purpose of contract	General and Orthodontic
Contract start date	01/07/2012
Contract end date	

17/18 Contracted general activity (UDA)	42,273
Carry forward general activity (UDA)	0
17/18 Contracted orthodontic activity (UOA)	1,974
Carry forward orthodontic activity (UOA)	-18
Baseline contract value	£1,113,654.76

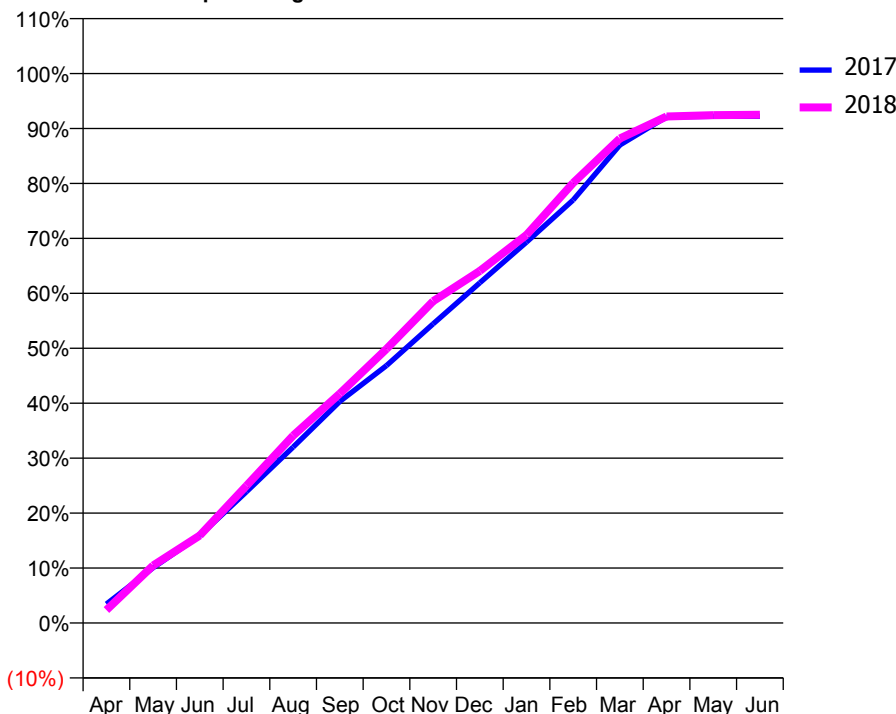
ACCESS*

Patients seen in 24 months	Total	Change since previous quarter
Quarter ending March 2017	13,541	
Quarter ending June 2017	13,731	→
Quarter ending September 2017	13,762	→
Quarter ending December 2017	13,640	→
Quarter ending March 2018	13,596	→
Variance since March 2017	0.4%	→



ACTIVITY

Cumulative percentage of contracted UDA delivered 2017 & 2018



Month	Adjusted Scheduled Activity (UDA)	
	2017	2018
April	1,460	1,003
May	4,253	4,428
June	6,727	6,737
July	10,102	10,558
August	13,533	14,420
September	17,045	17,653
October	19,806	21,085
November	23,012	24,759
December	26,177	27,092
January	29,302	29,852
February	32,546	33,854
March	36,769	37,274
April	38,940	38,966
May	38,973	39,072
June	38,980	39,096

QUALITY

	Quantity	Base Number	Contract	AT	Region	England
% of FP17s for the same patient ID Re-attending within 3 months - Children	438	4,288	10.2%	10.0%	11.6%	11.9%
% of FP17s for the same patient ID Re-attending within 3 months - Adults	2,962	16,953	17.5%	15.0%	15.4%	16.0%
% of FP17s for the same patient ID Re-attending between 3 & 9 months - Children	2,624	4,288	61.2%	51.9%	59.4%	58.3%
% of FP17s for the same patient ID Re-attending between 3 & 9 months - Adults	10,233	16,953	60.4%	47.0%	51.3%	50.3%
% of FP17s for Band 1 Urgent Courses	1,672	20,878	8.0%	8.0%	8.0%	9.1%
% of FP17s Relating to Free Repair or Replacements	352	20,878	1.7%	0.7%	0.8%	0.8%
% of FP17s Relating to Continuations	507	20,878	2.4%	0.9%	1.0%	1.0%
% of Patients satisfied with the dentistry they have received	19	19	100.0%	92.0%	91.7%	91.5%
% of Patients satisfied with the time they had to wait for an appointment	18	19	94.7%	90.1%	88.3%	87.9%

* This is based on patients treated on this contract for their most recent course of treatment. Figures in italics indicate the base number of FP17s or Patient Questionnaire responses are less than 100. N/A is shown where the base number of responses is less than 10 during the period. % is calculated as Quantity/Base number*100

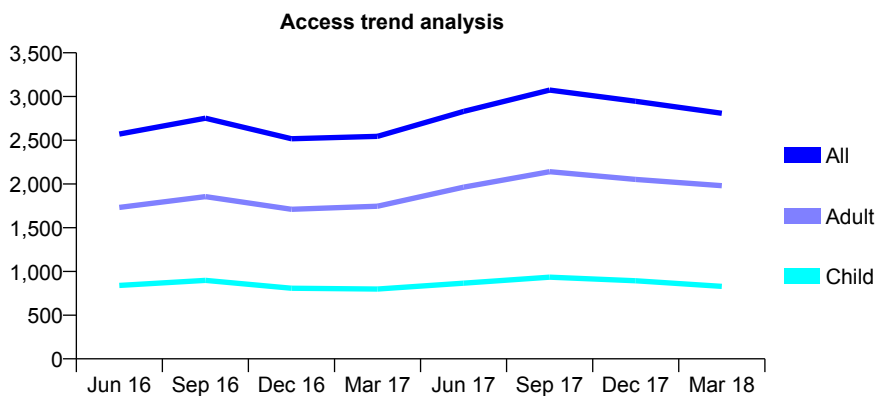
Q54 - Vital Signs At a Glance Contract Report for 629715/0001 - Year end March 2018

Name or company name	MR M GIBBONS
Contract type name	GDS Contract
Purpose of contract	General
Contract start date	01/04/2006
Contract end date	

17/18 Contracted general activity (UDA)	9,814
Carry forward general activity (UDA)	0
17/18 Contracted orthodontic activity (UOA)	0
Carry forward orthodontic activity (UOA)	0
Baseline contract value	£225,174.32

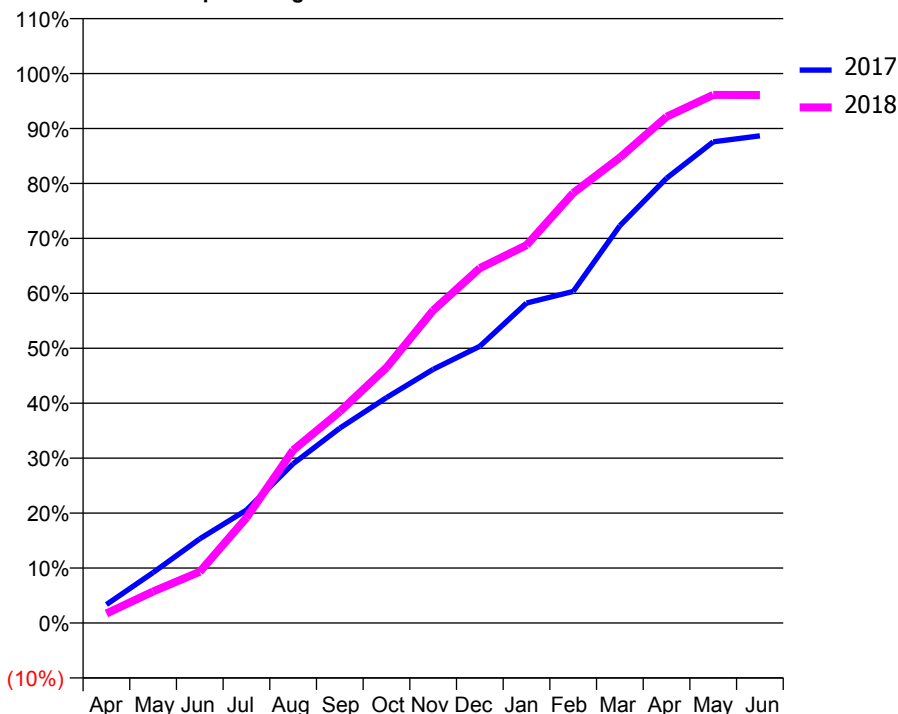
ACCESS*

Patients seen in 24 months	Total	Change since previous quarter
Quarter ending March 2017	2,545	
Quarter ending June 2017	2,829	↑
Quarter ending September 2017	3,074	↑
Quarter ending December 2017	2,945	↓
Quarter ending March 2018	2,809	↓
Variance since March 2017	10.4%	↑



ACTIVITY

Cumulative percentage of contracted UDA delivered 2017 & 2018



Month	Adjusted Scheduled Activity (UDA)	
	2017	2018
April	330	171
May	901	563
June	1,505	915
July	2,017	1,880
August	2,845	3,089
September	3,481	3,775
October	4,025	4,562
November	4,530	5,583
December	4,943	6,338
January	5,715	6,749
February	5,923	7,680
March	7,096	8,314
April	7,943	9,042
May	8,593	9,432
June	8,702	9,430

QUALITY

	Quantity	Base Number	Contract	AT	Region	England
% of FP17s for the same patient ID Re-attending within 3 months - Children	70	1,418	4.9%	10.0%	11.6%	11.9%
% of FP17s for the same patient ID Re-attending within 3 months - Adults	450	3,249	13.9%	15.0%	15.4%	16.0%
% of FP17s for the same patient ID Re-attending between 3 & 9 months - Children	718	1,418	50.6%	51.9%	59.4%	58.3%
% of FP17s for the same patient ID Re-attending between 3 & 9 months - Adults	1,375	3,249	42.3%	47.0%	51.3%	50.3%
% of FP17s for Band 1 Urgent Courses	224	4,498	5.0%	8.0%	8.0%	9.1%
% of FP17s Relating to Free Repair or Replacements	25	4,498	0.6%	0.7%	0.8%	0.8%
% of FP17s Relating to Continuations	54	4,498	1.2%	0.9%	1.0%	1.0%
% of Patients satisfied with the dentistry they have received	1	1	N/A	92.0%	91.7%	91.5%
% of Patients satisfied with the time they had to wait for an appointment	1	1	N/A	90.1%	88.3%	87.9%

* This is based on patients treated on this contract for their most recent course of treatment. Figures in italics indicate the base number of FP17s or Patient Questionnaire responses are less than 100. N/A is shown where the base number of responses is less than 10 during the period. % is calculated as Quantity/Base number*100

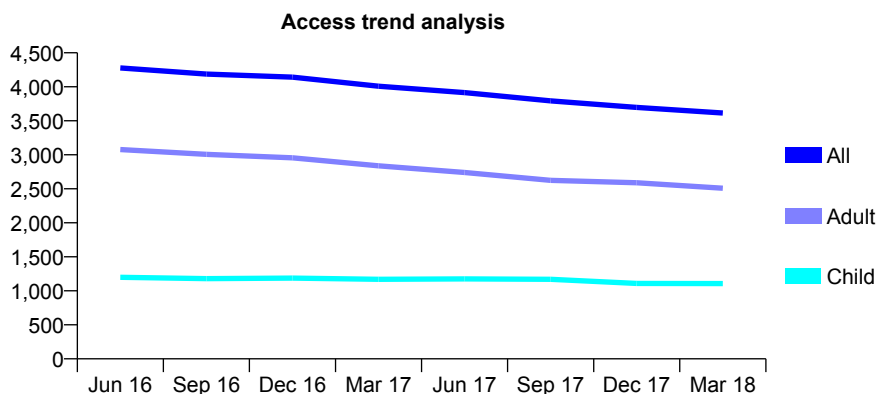
Q54 - Vital Signs At a Glance Contract Report for 629820/0001 - Year end March 2018

Name or company name	488 Smile Avenue
Contract type name	GDS Contract
Purpose of contract	General
Contract start date	01/04/2006
Contract end date	

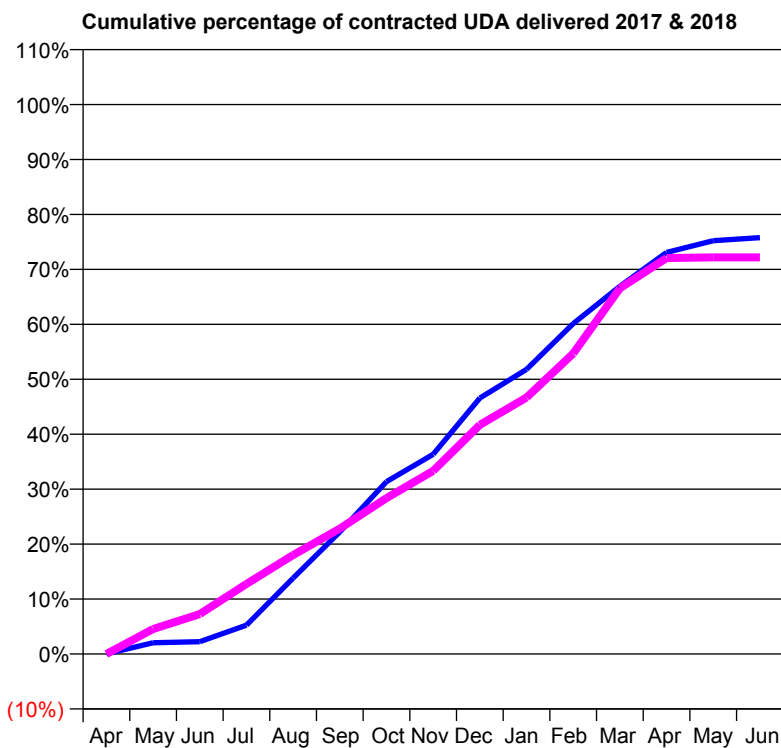
17/18 Contracted general activity (UDA)	16,237
Carry forward general activity (UDA)	0
17/18 Contracted orthodontic activity (UOA)	0
Carry forward orthodontic activity (UOA)	0
Baseline contract value	£376,361.20

ACCESS*

Patients seen in 24 months	Total	Change since previous quarter
Quarter ending March 2017	4,009	
Quarter ending June 2017	3,915	↓
Quarter ending September 2017	3,794	↓
Quarter ending December 2017	3,697	↓
Quarter ending March 2018	3,615	↓
Variance since March 2017	(9.8%)	↓



ACTIVITY



Month	Adjusted Scheduled Activity (UDA)	
	2017	2018
April	4	0
May	331	739
June	363	1,182
July	855	2,070
August	2,243	2,926
September	3,606	3,706
October	5,093	4,610
November	5,901	5,410
December	7,562	6,771
January	8,410	7,579
February	9,762	8,879
March	10,864	10,807
April	11,867	11,700
May	12,213	11,721
June	12,303	11,721

QUALITY

	Quantity	Base Number	Contract	AT	Region	England
% of FP17s for the same patient ID Re-attending within 3 months - Children	66	1,289	5.1%	10.0%	11.6%	11.9%
% of FP17s for the same patient ID Re-attending within 3 months - Adults	361	2,908	12.4%	15.0%	15.4%	16.0%
% of FP17s for the same patient ID Re-attending between 3 & 9 months - Children	564	1,289	43.8%	51.9%	59.4%	58.3%
% of FP17s for the same patient ID Re-attending between 3 & 9 months - Adults	1,357	2,908	46.7%	47.0%	51.3%	50.3%
% of FP17s for Band 1 Urgent Courses	346	3,981	8.7%	8.0%	8.0%	9.1%
% of FP17s Relating to Free Repair or Replacements	7	3,981	0.2%	0.7%	0.8%	0.8%
% of FP17s Relating to Continuations	6	3,981	0.2%	0.9%	1.0%	1.0%
% of Patients satisfied with the dentistry they have received	2	3	N/A	92.0%	91.7%	91.5%
% of Patients satisfied with the time they had to wait for an appointment	1	3	N/A	90.1%	88.3%	87.9%

* This is based on patients treated on this contract for their most recent course of treatment. Figures in italics indicate the base number of FP17s or Patient Questionnaire responses are less than 100. N/A is shown where the base number of responses is less than 10 during the period. % is calculated as Quantity/Base number*100

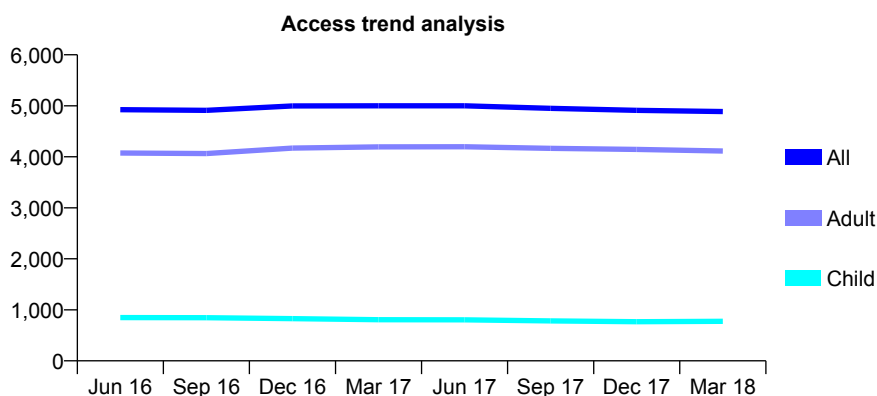
Q54 - Vital Signs At a Glance Contract Report for 630179/0001 - Year end March 2018

Name or company name	Blackheath Dental Practice
Contract type name	GDS Contract
Purpose of contract	General and Orthodontic
Contract start date	01/04/2006
Contract end date	

17/18 Contracted general activity (UDA)	13,502
Carry forward general activity (UDA)	-347
17/18 Contracted orthodontic activity (UOA)	395
Carry forward orthodontic activity (UOA)	4
Baseline contract value	£351,940.56

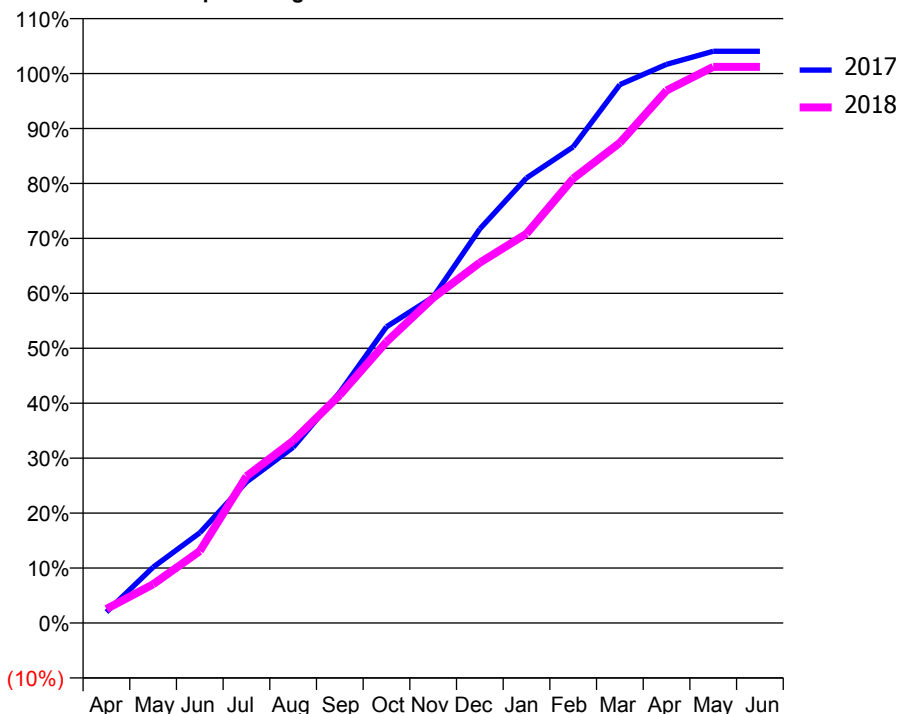
ACCESS*

Patients seen in 24 months	Total	Change since previous quarter
Quarter ending March 2017	5,001	
Quarter ending June 2017	5,001	→
Quarter ending September 2017	4,950	↓
Quarter ending December 2017	4,912	→
Quarter ending March 2018	4,888	→
Variance since March 2017	(2.3%)	↓



ACTIVITY

Cumulative percentage of contracted UDA delivered 2017 & 2018



Month	Adjusted Scheduled Activity (UDA)	
	2017	2018
April	270	347
May	1,371	953
June	2,218	1,768
July	3,464	3,605
August	4,316	4,476
September	5,671	5,601
October	7,279	6,909
November	8,009	7,991
December	9,685	8,854
January	10,934	9,567
February	11,700	10,922
March	13,230	11,802
April	13,728	13,083
May	14,047	13,664
June	14,047	13,664

QUALITY

	Quantity	Base Number	Contract	AT	Region	England
% of FP17s for the same patient ID Re-attending within 3 months - Children	59	940	6.3%	10.0%	11.6%	11.9%
% of FP17s for the same patient ID Re-attending within 3 months - Adults	479	4,903	9.8%	15.0%	15.4%	16.0%
% of FP17s for the same patient ID Re-attending between 3 & 9 months - Children	486	940	51.7%	51.9%	59.4%	58.3%
% of FP17s for the same patient ID Re-attending between 3 & 9 months - Adults	2,700	4,903	55.1%	47.0%	51.3%	50.3%
% of FP17s for Band 1 Urgent Courses	164	6,089	2.7%	8.0%	8.0%	9.1%
% of FP17s Relating to Free Repair or Replacements	49	6,089	0.8%	0.7%	0.8%	0.8%
% of FP17s Relating to Continuations	70	6,089	1.1%	0.9%	1.0%	1.0%
% of Patients satisfied with the dentistry they have received	4	4	N/A	92.0%	91.7%	91.5%
% of Patients satisfied with the time they had to wait for an appointment	4	4	N/A	90.1%	88.3%	87.9%

* This is based on patients treated on this contract for their most recent course of treatment. Figures in italics indicate the base number of FP17s or Patient Questionnaire responses are less than 100. N/A is shown where the base number of responses is less than 10 during the period. % is calculated as Quantity/Base number*100

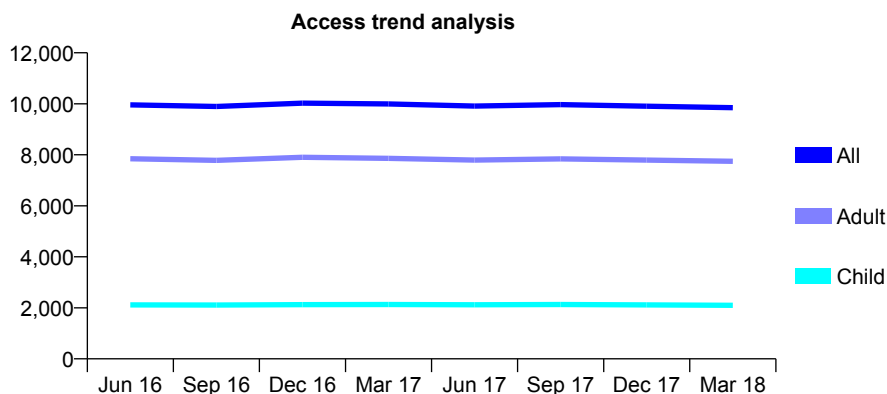
Q54 - Vital Signs At a Glance Contract Report for 631183/0001 - Year end March 2018

Name or company name	MR AJ KIMPTON
Contract type name	GDS Contract
Purpose of contract	General
Contract start date	01/04/2006
Contract end date	

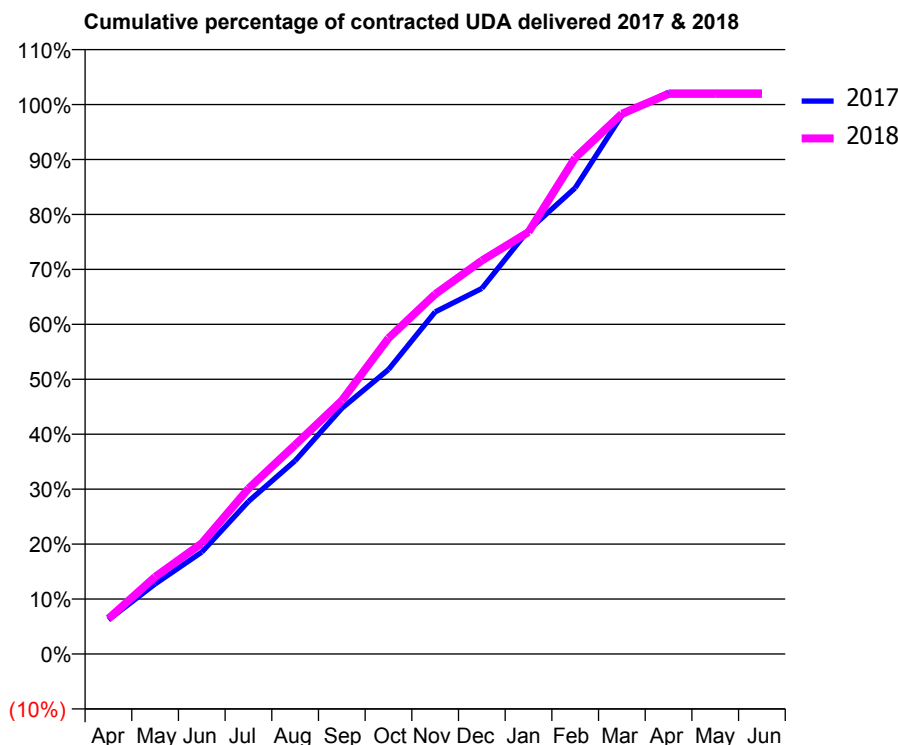
17/18 Contracted general activity (UDA)	26,410
Carry forward general activity (UDA)	-529
17/18 Contracted orthodontic activity (UOA)	0
Carry forward orthodontic activity (UOA)	0
Baseline contract value	£643,738.04

ACCESS*

Patients seen in 24 months	Total	Change since previous quarter
Quarter ending March 2017	9,997	
Quarter ending June 2017	9,913	→
Quarter ending September 2017	9,970	→
Quarter ending December 2017	9,908	→
Quarter ending March 2018	9,849	→
Variance since March 2017	(1.5%)	↓



ACTIVITY



Month	Adjusted Scheduled Activity (UDA)	
	2017	2018
April	1,642	1,704
May	3,368	3,709
June	4,898	5,321
July	7,335	7,947
August	9,292	10,051
September	11,805	12,180
October	13,675	15,179
November	16,443	17,296
December	17,570	18,911
January	20,370	20,280
February	22,404	23,853
March	25,886	25,965
April	26,997	26,918
May	27,000	26,919
June	27,000	26,919

QUALITY

	Quantity	Base Number	Contract	AT	Region	England
% of FP17s for the same patient ID Re-attending within 3 months - Children	212	3,014	7.0%	10.0%	11.6%	11.9%
% of FP17s for the same patient ID Re-attending within 3 months - Adults	1,585	10,089	15.7%	15.0%	15.4%	16.0%
% of FP17s for the same patient ID Re-attending between 3 & 9 months - Children	1,629	3,014	54.0%	51.9%	59.4%	58.3%
% of FP17s for the same patient ID Re-attending between 3 & 9 months - Adults	5,022	10,089	49.8%	47.0%	51.3%	50.3%
% of FP17s for Band 1 Urgent Courses	342	12,557	2.7%	8.0%	8.0%	9.1%
% of FP17s Relating to Free Repair or Replacements	70	12,557	0.6%	0.7%	0.8%	0.8%
% of FP17s Relating to Continuations	245	12,557	2.0%	0.9%	1.0%	1.0%
% of Patients satisfied with the dentistry they have received	12	15	80.0%	92.0%	91.7%	91.5%
% of Patients satisfied with the time they had to wait for an appointment	15	15	100.0%	90.1%	88.3%	87.9%

* This is based on patients treated on this contract for their most recent course of treatment. Figures in italics indicate the base number of FP17s or Patient Questionnaire responses are less than 100. N/A is shown where the base number of responses is less than 10 during the period. % is calculated as Quantity/Base number*100

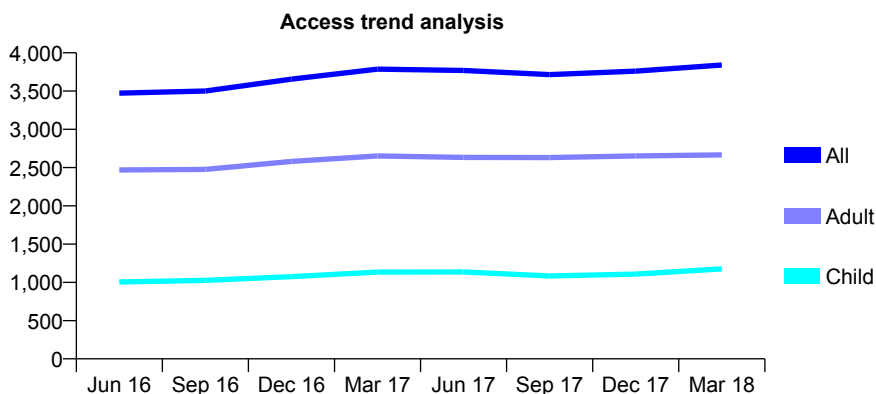
Q54 - Vital Signs At a Glance Contract Report for 638056/0001 - Year end March 2018

Name or company name	Lansdowne Dental
Contract type name	GDS Contract
Purpose of contract	General
Contract start date	01/04/2006
Contract end date	

17/18 Contracted general activity (UDA)	9,422
Carry forward general activity (UDA)	-99
17/18 Contracted orthodontic activity (UOA)	0
Carry forward orthodontic activity (UOA)	0
Baseline contract value	£247,011.97

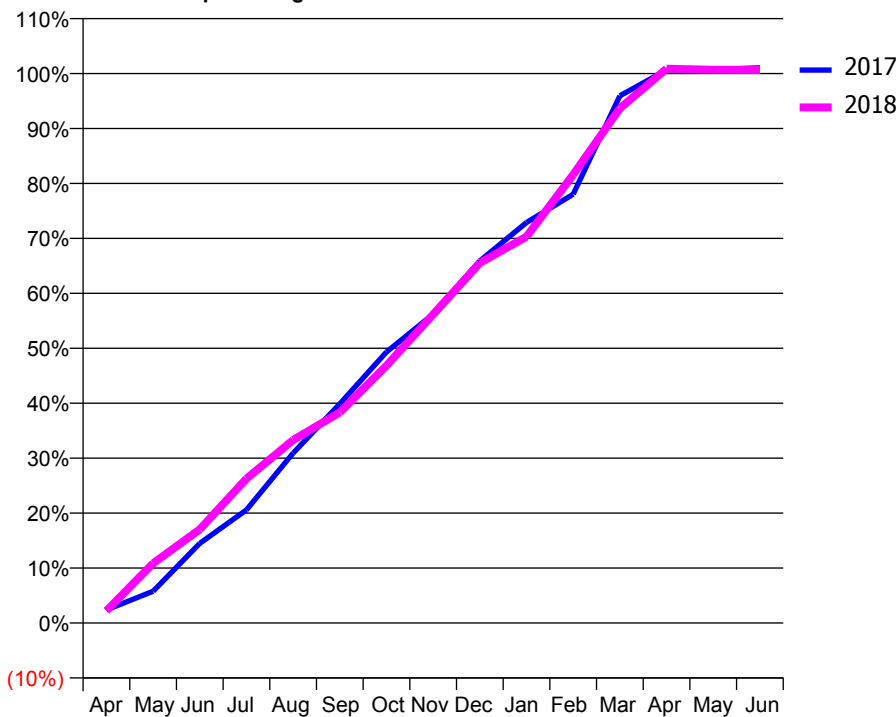
ACCESS*

Patients seen in 24 months	Total	Change since previous quarter
Quarter ending March 2017	3,786	
Quarter ending June 2017	3,769	→
Quarter ending September 2017	3,715	↓
Quarter ending December 2017	3,760	→
Quarter ending March 2018	3,841	↑
Variance since March 2017	1.5%	→



ACTIVITY

Cumulative percentage of contracted UDA delivered 2017 & 2018



Month	Adjusted Scheduled Activity (UDA)	
	2017	2018
April	225	209
May	545	1,024
June	1,367	1,606
July	1,941	2,475
August	2,915	3,138
September	3,757	3,610
October	4,647	4,413
November	5,297	5,291
December	6,208	6,175
January	6,868	6,625
February	7,353	7,688
March	9,038	8,824
April	9,483	9,504
May	9,489	9,484
June	9,520	9,483

QUALITY

	Quantity	Base Number	Contract	AT	Region	England
% of FP17s for the same patient ID Re-attending within 3 months - Children	104	1,422	7.3%	10.0%	11.6%	11.9%
% of FP17s for the same patient ID Re-attending within 3 months - Adults	270	2,746	9.8%	15.0%	15.4%	16.0%
% of FP17s for the same patient ID Re-attending between 3 & 9 months - Children	642	1,422	45.1%	51.9%	59.4%	58.3%
% of FP17s for the same patient ID Re-attending between 3 & 9 months - Adults	1,090	2,746	39.7%	47.0%	51.3%	50.3%
% of FP17s for Band 1 Urgent Courses	150	4,224	3.6%	8.0%	8.0%	9.1%
% of FP17s Relating to Free Repair or Replacements	33	4,224	0.8%	0.7%	0.8%	0.8%
% of FP17s Relating to Continuations	5	4,224	0.1%	0.9%	1.0%	1.0%
% of Patients satisfied with the dentistry they have received	5	5	N/A	92.0%	91.7%	91.5%
% of Patients satisfied with the time they had to wait for an appointment	5	5	N/A	90.1%	88.3%	87.9%

* This is based on patients treated on this contract for their most recent course of treatment. Figures in italics indicate the base number of FP17s or Patient Questionnaire responses are less than 100. N/A is shown where the base number of responses is less than 10 during the period. % is calculated as Quantity/Base number*100

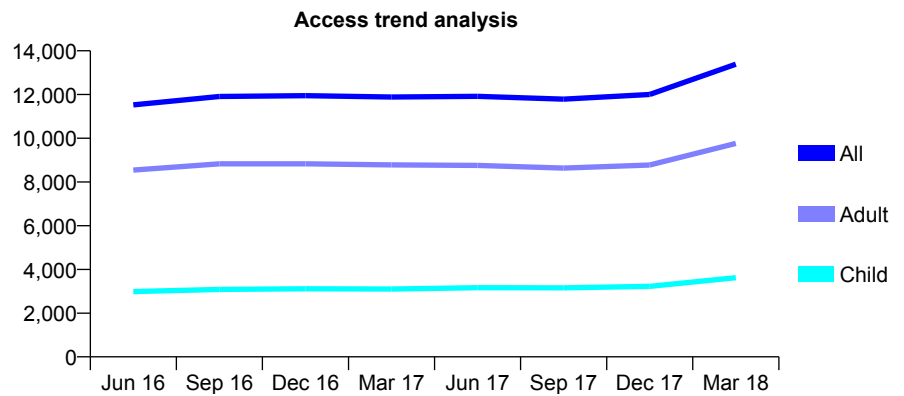
Q54 - Vital Signs At a Glance Contract Report for 638633/0001 - Year end March 2018

Name or company name	Balbir S Bhandal, Amrik S Bhandal & Baljit
Contract type name	GDS Contract
Purpose of contract	General
Contract start date	01/04/2006
Contract end date	

17/18 Contracted general activity (UDA)	45,033
Carry forward general activity (UDA)	576
17/18 Contracted orthodontic activity (UOA)	0
Carry forward orthodontic activity (UOA)	0
Baseline contract value	£1,187,242.09

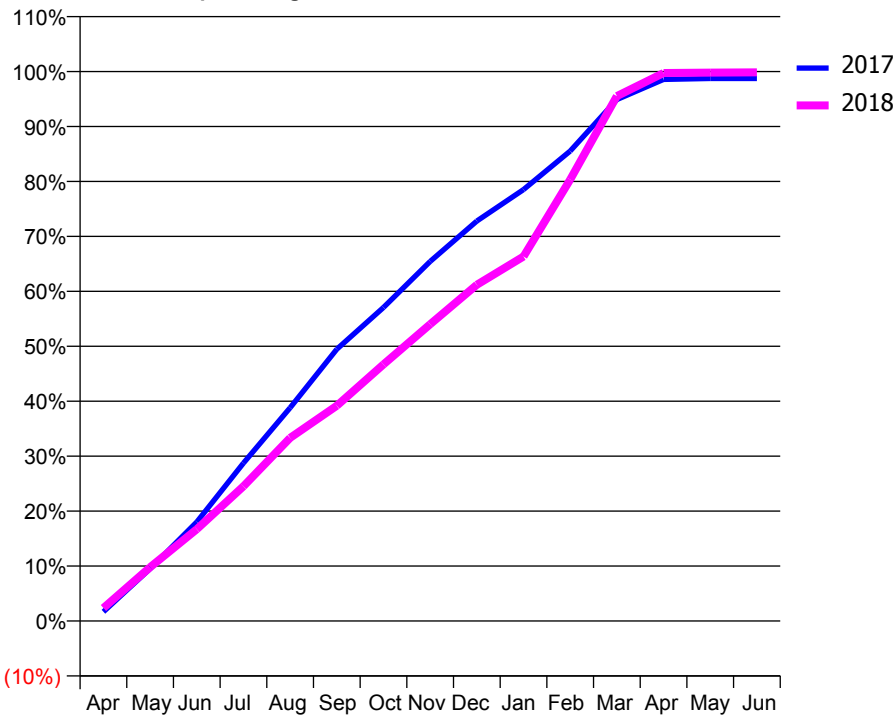
ACCESS*

Patients seen in 24 months	Total	Change since previous quarter
Quarter ending March 2017	11,887	
Quarter ending June 2017	11,918	→
Quarter ending September 2017	11,789	↓
Quarter ending December 2017	12,000	→
Quarter ending March 2018	13,386	↑
Variance since March 2017	12.6%	↑



ACTIVITY

Cumulative percentage of contracted UDA delivered 2017 & 2018



Month	Adjusted Scheduled Activity (UDA)	
	2017	2018
April	762	1,064
May	4,290	4,413
June	8,115	7,520
July	12,947	11,041
August	17,477	15,008
September	22,276	17,646
October	25,694	21,030
November	29,470	24,320
December	32,776	27,556
January	35,357	29,874
February	38,518	36,173
March	42,730	43,022
April	44,383	44,906
May	44,456	44,940
June	44,456	44,964

QUALITY

	Quantity	Base Number	Contract	AT	Region	England
% of FP17s for the same patient ID Re-attending within 3 months - Children	166	4,287	3.9%	10.0%	11.6%	11.9%
% of FP17s for the same patient ID Re-attending within 3 months - Adults	905	10,157	8.9%	15.0%	15.4%	16.0%
% of FP17s for the same patient ID Re-attending between 3 & 9 months - Children	1,660	4,287	38.7%	51.9%	59.4%	58.3%
% of FP17s for the same patient ID Re-attending between 3 & 9 months - Adults	3,030	10,157	29.8%	47.0%	51.3%	50.3%
% of FP17s for Band 1 Urgent Courses	1,493	14,564	10.3%	8.0%	8.0%	9.1%
% of FP17s Relating to Free Repair or Replacements	123	14,564	0.8%	0.7%	0.8%	0.8%
% of FP17s Relating to Continuations	41	14,564	0.3%	0.9%	1.0%	1.0%
% of Patients satisfied with the dentistry they have received	9	11	81.8%	92.0%	91.7%	91.5%
% of Patients satisfied with the time they had to wait for an appointment	10	11	90.9%	90.1%	88.3%	87.9%

* This is based on patients treated on this contract for their most recent course of treatment. Figures in italics indicate the base number of FP17s or Patient Questionnaire responses are less than 100. N/A is shown where the base number of responses is less than 10 during the period. % is calculated as Quantity/Base number*100

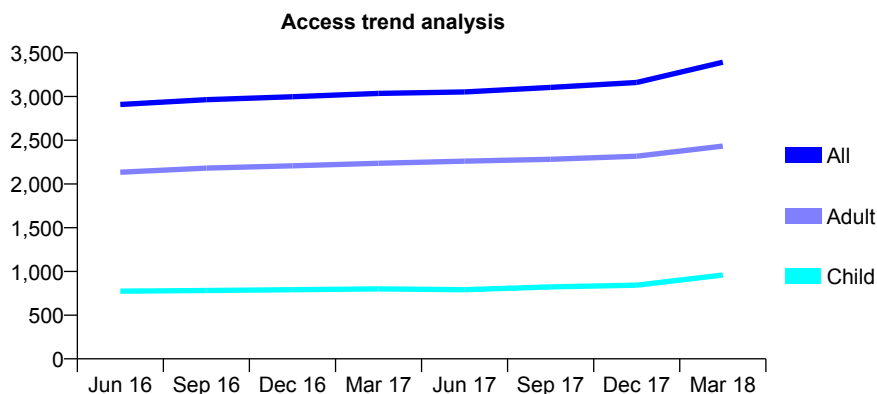
Q54 - Vital Signs At a Glance Contract Report for 638633/0002 - Year end March 2018

Name or company name	Balbir S Bhandal, Amrik S Bhandal & Baljit
Contract type name	GDS Contract
Purpose of contract	General
Contract start date	01/04/2006
Contract end date	

17/18 Contracted general activity (UDA)	9,867
Carry forward general activity (UDA)	166
17/18 Contracted orthodontic activity (UOA)	0
Carry forward orthodontic activity (UOA)	0
Baseline contract value	£220,582.50

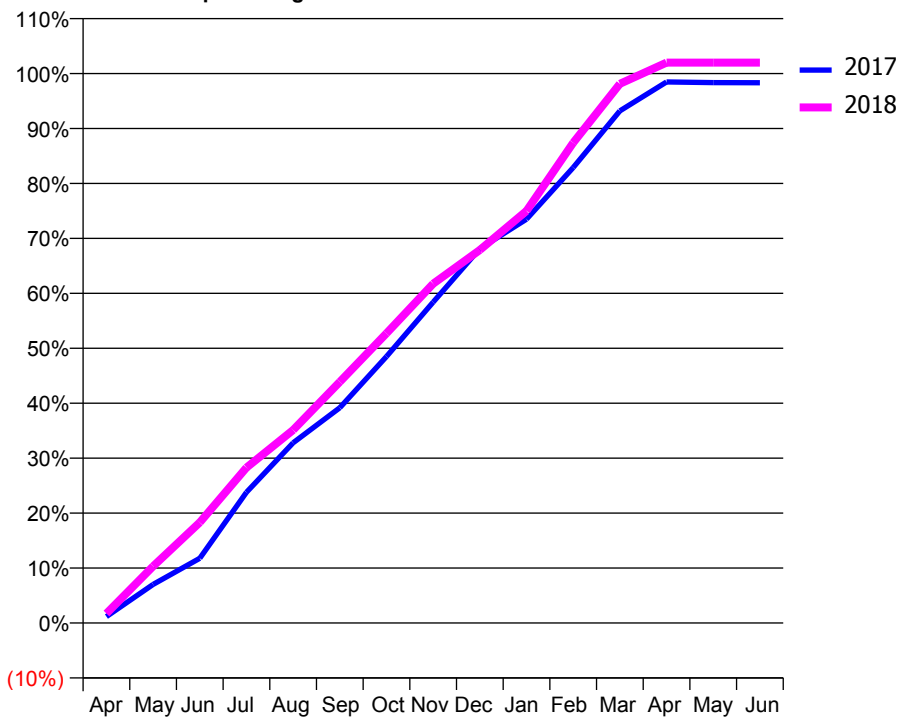
ACCESS*

Patients seen in 24 months	Total	Change since previous quarter
Quarter ending March 2017	3,036	
Quarter ending June 2017	3,052	→
Quarter ending September 2017	3,105	→
Quarter ending December 2017	3,160	→
Quarter ending March 2018	3,392	↑
Variance since March 2017	11.7%	↑



ACTIVITY

Cumulative percentage of contracted UDA delivered 2017 & 2018



Month	Adjusted Scheduled Activity (UDA)	
	2017	2018
April	116	171
May	694	1,019
June	1,162	1,807
July	2,347	2,792
August	3,236	3,467
September	3,866	4,329
October	4,786	5,203
November	5,761	6,092
December	6,721	6,699
January	7,252	7,401
February	8,179	8,625
March	9,196	9,681
April	9,714	10,062
May	9,702	10,063
June	9,700	10,063

QUALITY

	Quantity	Base Number	Contract	AT	Region	England
% of FP17s for the same patient ID Re-attending within 3 months - Children	15	1,089	1.4%	10.0%	11.6%	11.9%
% of FP17s for the same patient ID Re-attending within 3 months - Adults	146	2,684	5.4%	15.0%	15.4%	16.0%
% of FP17s for the same patient ID Re-attending between 3 & 9 months - Children	401	1,089	36.8%	51.9%	59.4%	58.3%
% of FP17s for the same patient ID Re-attending between 3 & 9 months - Adults	1,245	2,684	46.4%	47.0%	51.3%	50.3%
% of FP17s for Band 1 Urgent Courses	220	3,758	5.9%	8.0%	8.0%	9.1%
% of FP17s Relating to Free Repair or Replacements	17	3,758	0.5%	0.7%	0.8%	0.8%
% of FP17s Relating to Continuations	12	3,758	0.3%	0.9%	1.0%	1.0%
% of Patients satisfied with the dentistry they have received	6	8	N/A	92.0%	91.7%	91.5%
% of Patients satisfied with the time they had to wait for an appointment	8	8	N/A	90.1%	88.3%	87.9%

* This is based on patients treated on this contract for their most recent course of treatment. Figures in italics indicate the base number of FP17s or Patient Questionnaire responses are less than 100. N/A is shown where the base number of responses is less than 10 during the period. % is calculated as Quantity/Base number*100

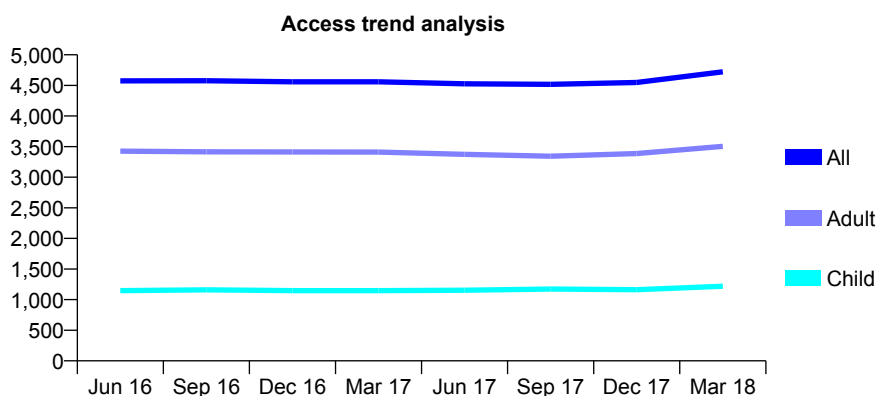
Q54 - Vital Signs At a Glance Contract Report for 638633/0003 - Year end March 2018

Name or company name	Balbir S Bhandal, Amrik S Bhandal & Baljit
Contract type name	GDS Contract
Purpose of contract	General
Contract start date	01/04/2006
Contract end date	

17/18 Contracted general activity (UDA)	13,717
Carry forward general activity (UDA)	220
17/18 Contracted orthodontic activity (UOA)	0
Carry forward orthodontic activity (UOA)	0
Baseline contract value	£344,496.89

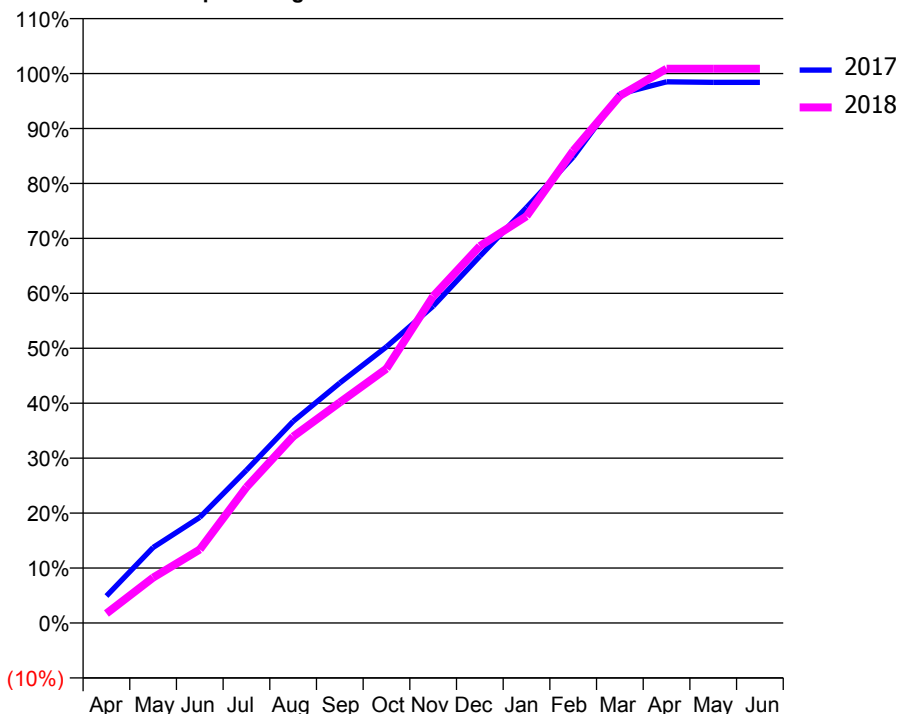
ACCESS*

Patients seen in 24 months	Total	Change since previous quarter
Quarter ending March 2017	4,558	
Quarter ending June 2017	4,527	→
Quarter ending September 2017	4,518	→
Quarter ending December 2017	4,549	→
Quarter ending March 2018	4,723	↑
Variance since March 2017	3.6%	↑



ACTIVITY

Cumulative percentage of contracted UDA delivered 2017 & 2018



Month	Adjusted Scheduled Activity (UDA)	
	2017	2018
April	672	238
May	1,884	1,134
June	2,638	1,837
July	3,818	3,390
August	5,034	4,655
September	5,994	5,508
October	6,894	6,349
November	7,909	8,156
December	9,155	9,409
January	10,370	10,155
February	11,632	11,788
March	13,207	13,161
April	13,509	13,837
May	13,497	13,835
June	13,497	13,835

QUALITY

	Quantity	Base Number	Contract	AT	Region	England
% of FP17s for the same patient ID Re-attending within 3 months - Children	32	1,418	2.3%	10.0%	11.6%	11.9%
% of FP17s for the same patient ID Re-attending within 3 months - Adults	251	3,824	6.6%	15.0%	15.4%	16.0%
% of FP17s for the same patient ID Re-attending between 3 & 9 months - Children	580	1,418	40.9%	51.9%	59.4%	58.3%
% of FP17s for the same patient ID Re-attending between 3 & 9 months - Adults	1,609	3,824	42.1%	47.0%	51.3%	50.3%
% of FP17s for Band 1 Urgent Courses	188	5,376	3.5%	8.0%	8.0%	9.1%
% of FP17s Relating to Free Repair or Replacements	74	5,376	1.4%	0.7%	0.8%	0.8%
% of FP17s Relating to Continuations	18	5,376	0.3%	0.9%	1.0%	1.0%
% of Patients satisfied with the dentistry they have received	9	9	N/A	92.0%	91.7%	91.5%
% of Patients satisfied with the time they had to wait for an appointment	8	9	N/A	90.1%	88.3%	87.9%

* This is based on patients treated on this contract for their most recent course of treatment. Figures in italics indicate the base number of FP17s or Patient Questionnaire responses are less than 100. N/A is shown where the base number of responses is less than 10 during the period. % is calculated as Quantity/Base number*100

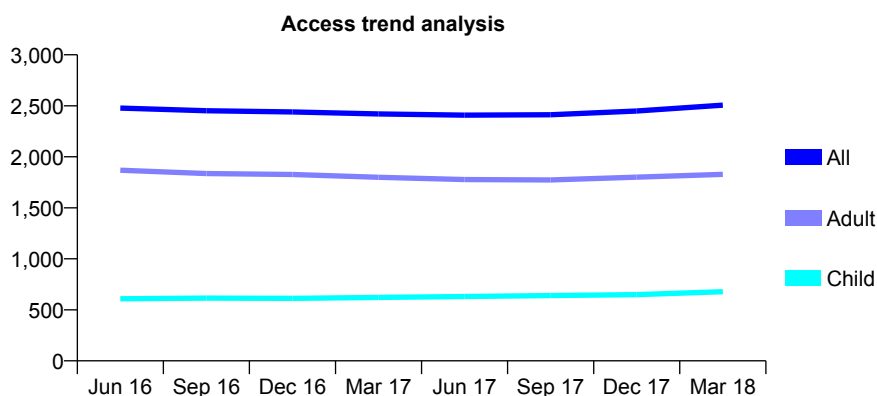
Q54 - Vital Signs At a Glance Contract Report for 638633/0004 - Year end March 2018

Name or company name	Balbir S Bhandal, Amrik S Bhandal & Baljit
Contract type name	GDS Contract
Purpose of contract	General
Contract start date	01/04/2006
Contract end date	

17/18 Contracted general activity (UDA)	7,522
Carry forward general activity (UDA)	-35
17/18 Contracted orthodontic activity (UOA)	0
Carry forward orthodontic activity (UOA)	0
Baseline contract value	£188,854.40

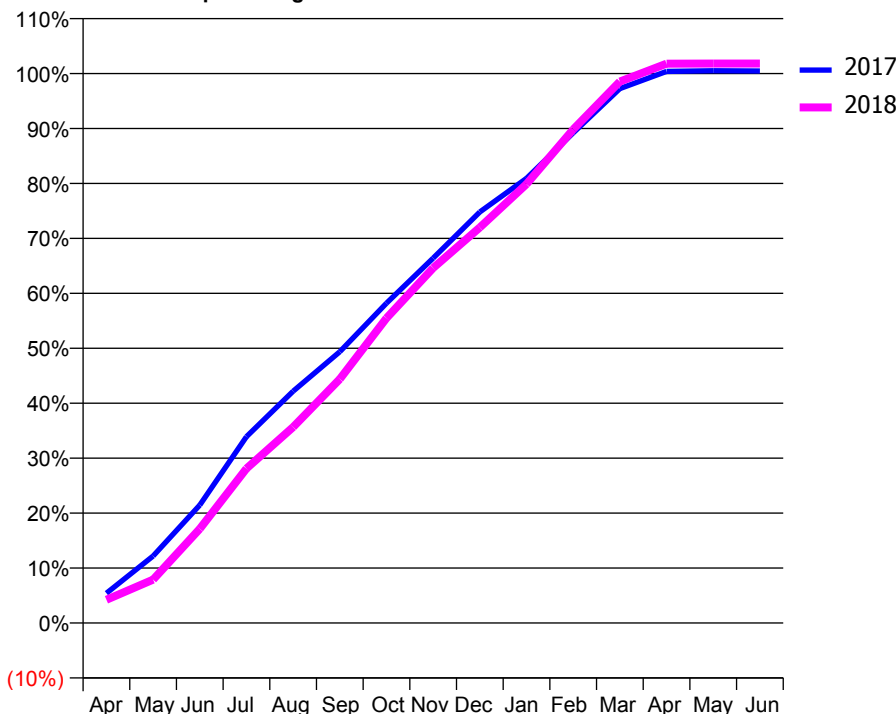
ACCESS*

Patients seen in 24 months	Total	Change since previous quarter
Quarter ending March 2017	2,420	
Quarter ending June 2017	2,408	→
Quarter ending September 2017	2,413	→
Quarter ending December 2017	2,449	→
Quarter ending March 2018	2,506	↑
Variance since March 2017	3.6%	↑



ACTIVITY

Cumulative percentage of contracted UDA delivered 2017 & 2018



Month	Adjusted Scheduled Activity (UDA)	
	2017	2018
April	408	318
May	918	594
June	1,614	1,290
July	2,551	2,115
August	3,174	2,683
September	3,714	3,339
October	4,379	4,173
November	4,994	4,860
December	5,626	5,414
January	6,087	6,009
February	6,709	6,756
March	7,316	7,412
April	7,550	7,657
May	7,559	7,659
June	7,557	7,659

QUALITY

	Quantity	Base Number	Contract	AT	Region	England
% of FP17s for the same patient ID Re-attending within 3 months - Children	50	828	6.0%	10.0%	11.6%	11.9%
% of FP17s for the same patient ID Re-attending within 3 months - Adults	200	1,975	10.1%	15.0%	15.4%	16.0%
% of FP17s for the same patient ID Re-attending between 3 & 9 months - Children	363	828	43.8%	51.9%	59.4%	58.3%
% of FP17s for the same patient ID Re-attending between 3 & 9 months - Adults	791	1,975	40.1%	47.0%	51.3%	50.3%
% of FP17s for Band 1 Urgent Courses	183	2,783	6.6%	8.0%	8.0%	9.1%
% of FP17s Relating to Free Repair or Replacements	23	2,783	0.8%	0.7%	0.8%	0.8%
% of FP17s Relating to Continuations	17	2,783	0.6%	0.9%	1.0%	1.0%
% of Patients satisfied with the dentistry they have received	2	2	N/A	92.0%	91.7%	91.5%
% of Patients satisfied with the time they had to wait for an appointment	2	2	N/A	90.1%	88.3%	87.9%

* This is based on patients treated on this contract for their most recent course of treatment. Figures in italics indicate the base number of FP17s or Patient Questionnaire responses are less than 100. N/A is shown where the base number of responses is less than 10 during the period. % is calculated as Quantity/Base number*100

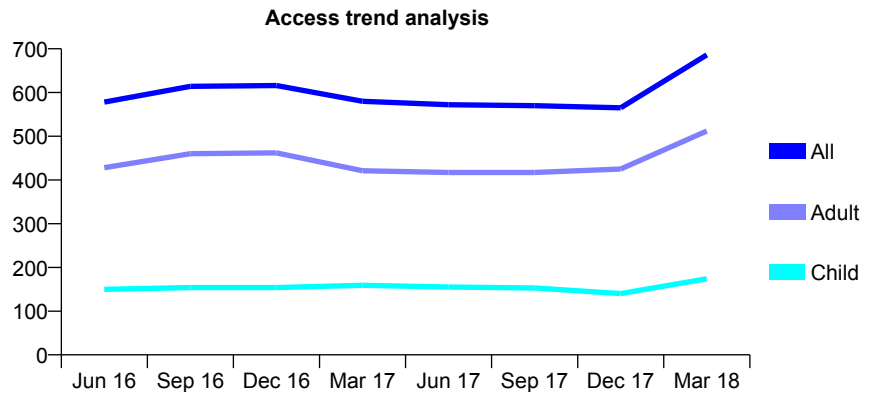
Q54 - Vital Signs At a Glance Contract Report for 638633/0005 - Year end March 2018

Name or company name	Balbir S Bhandal, Amrik S Bhandal & Baljit
Contract type name	GDS Contract
Purpose of contract	General and Orthodontic
Contract start date	01/04/2006
Contract end date	

17/18 Contracted general activity (UDA)	2,045
Carry forward general activity (UDA)	-41
17/18 Contracted orthodontic activity (UOA)	1,500
Carry forward orthodontic activity (UOA)	-8
Baseline contract value	£125,039.62

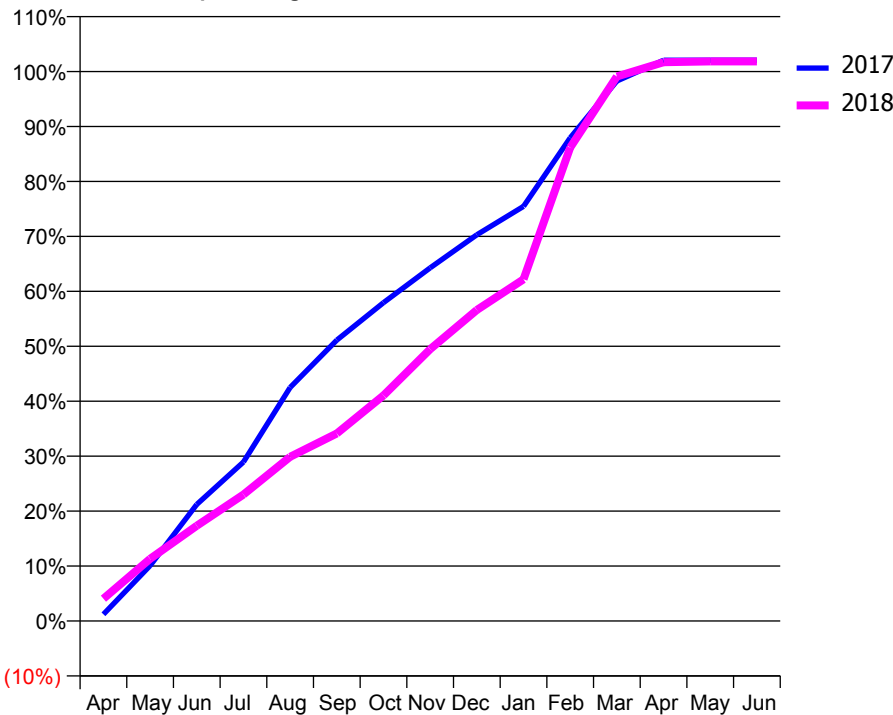
ACCESS*

Patients seen in 24 months	Total	Change since previous quarter
Quarter ending March 2017	580	
Quarter ending June 2017	572	↓
Quarter ending September 2017	570	→
Quarter ending December 2017	565	→
Quarter ending March 2018	686	↑
Variance since March 2017	18.3%	↑



ACTIVITY

Cumulative percentage of contracted UDA delivered 2017 & 2018



Month	Adjusted Scheduled Activity (UDA)	
	2017	2018
April	25	83
May	206	231
June	434	355
July	592	471
August	869	611
September	1,045	698
October	1,185	839
November	1,314	1,012
December	1,438	1,157
January	1,543	1,272
February	1,798	1,762
March	2,010	2,026
April	2,087	2,080
May	2,087	2,083
June	2,087	2,083

QUALITY

	Quantity	Base Number	Contract	AT	Region	England
% of FP17s for the same patient ID Re-attending within 3 months - Children	40	321	12.5%	10.0%	11.6%	11.9%
% of FP17s for the same patient ID Re-attending within 3 months - Adults	57	669	8.5%	15.0%	15.4%	16.0%
% of FP17s for the same patient ID Re-attending between 3 & 9 months - Children	116	321	36.1%	51.9%	59.4%	58.3%
% of FP17s for the same patient ID Re-attending between 3 & 9 months - Adults	341	669	51.0%	47.0%	51.3%	50.3%
% of FP17s for Band 1 Urgent Courses	58	948	6.1%	8.0%	8.0%	9.1%
% of FP17s Relating to Free Repair or Replacements	2	948	0.2%	0.7%	0.8%	0.8%
% of FP17s Relating to Continuations	6	948	0.6%	0.9%	1.0%	1.0%
% of Patients satisfied with the dentistry they have received	0	0	N/A	92.0%	91.7%	91.5%
% of Patients satisfied with the time they had to wait for an appointment	0	0	N/A	90.1%	88.3%	87.9%

* This is based on patients treated on this contract for their most recent course of treatment. Figures in italics indicate the base number of FP17s or Patient Questionnaire responses are less than 100. N/A is shown where the base number of responses is less than 10 during the period. % is calculated as Quantity/Base number*100

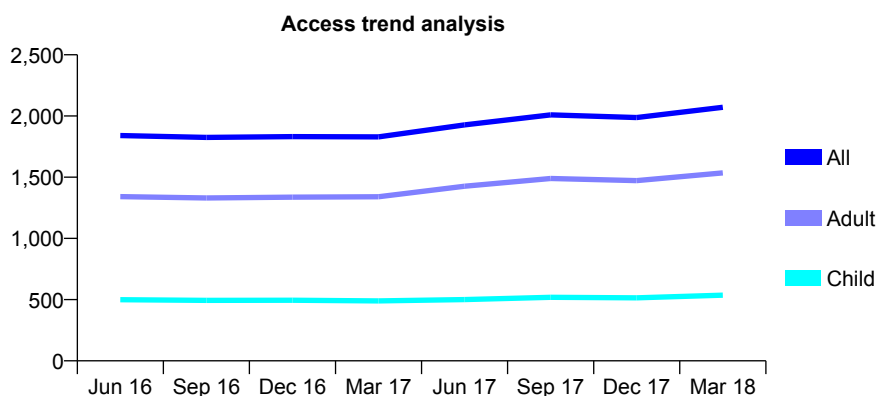
Q54 - Vital Signs At a Glance Contract Report for 638633/0006 - Year end March 2018

Name or company name	Balbir S Bhandal, Amrik S Bhandal & Baljit
Contract type name	GDS Contract
Purpose of contract	General
Contract start date	01/04/2006
Contract end date	

17/18 Contracted general activity (UDA)	6,103
Carry forward general activity (UDA)	169
17/18 Contracted orthodontic activity (UOA)	0
Carry forward orthodontic activity (UOA)	0
Baseline contract value	£133,397.84

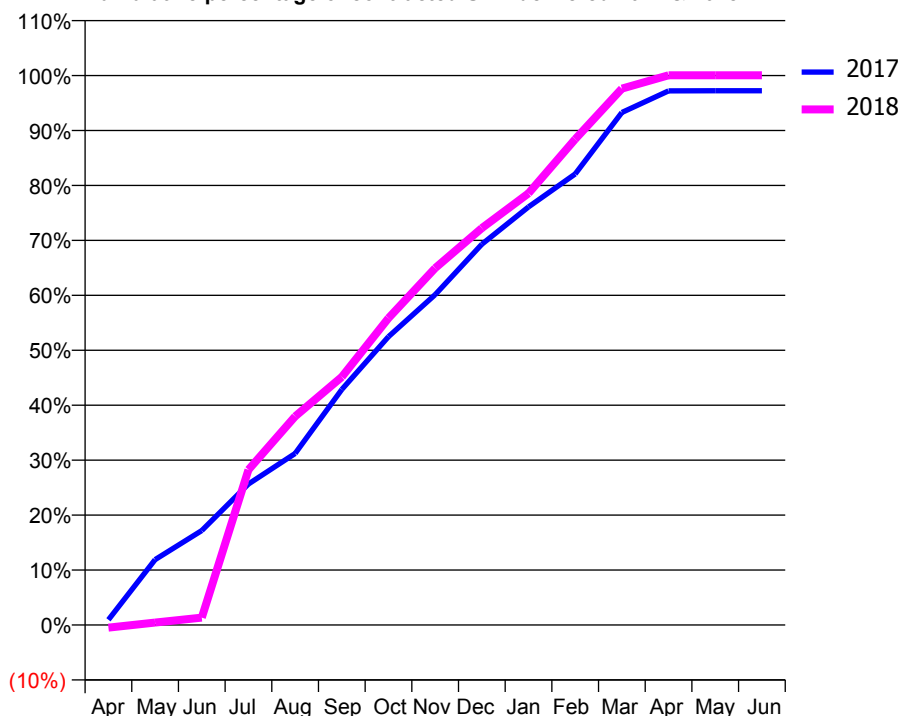
ACCESS*

Patients seen in 24 months	Total	Change since previous quarter
Quarter ending March 2017	1,830	
Quarter ending June 2017	1,928	↑
Quarter ending September 2017	2,009	↑
Quarter ending December 2017	1,987	↓
Quarter ending March 2018	2,071	↑
Variance since March 2017	13.2%	↑



ACTIVITY

Cumulative percentage of contracted UDA delivered 2017 & 2018



Adjusted Scheduled Activity (UDA)

Month	2017	2018
April	59	-30
May	727	28
June	1,050	82
July	1,566	1,725
August	1,905	2,317
September	2,616	2,755
October	3,202	3,409
November	3,669	3,964
December	4,228	4,408
January	4,644	4,795
February	5,009	5,396
March	5,693	5,958
April	5,933	6,106
May	5,934	6,106
June	5,934	6,106

QUALITY

	Quantity	Base Number	Contract	AT	Region	England
% of FP17s for the same patient ID Re-attending within 3 months - Children	13	685	1.9%	10.0%	11.6%	11.9%
% of FP17s for the same patient ID Re-attending within 3 months - Adults	94	1,763	5.3%	15.0%	15.4%	16.0%
% of FP17s for the same patient ID Re-attending between 3 & 9 months - Children	309	685	45.1%	51.9%	59.4%	58.3%
% of FP17s for the same patient ID Re-attending between 3 & 9 months - Adults	642	1,763	36.4%	47.0%	51.3%	50.3%
% of FP17s for Band 1 Urgent Courses	106	2,431	4.4%	8.0%	8.0%	9.1%
% of FP17s Relating to Free Repair or Replacements	18	2,431	0.7%	0.7%	0.8%	0.8%
% of FP17s Relating to Continuations	6	2,431	0.2%	0.9%	1.0%	1.0%
% of Patients satisfied with the dentistry they have received	4	4	N/A	92.0%	91.7%	91.5%
% of Patients satisfied with the time they had to wait for an appointment	4	4	N/A	90.1%	88.3%	87.9%

* This is based on patients treated on this contract for their most recent course of treatment. Figures in italics indicate the base number of FP17s or Patient Questionnaire responses are less than 100. N/A is shown where the base number of responses is less than 10 during the period. % is calculated as Quantity/Base number*100

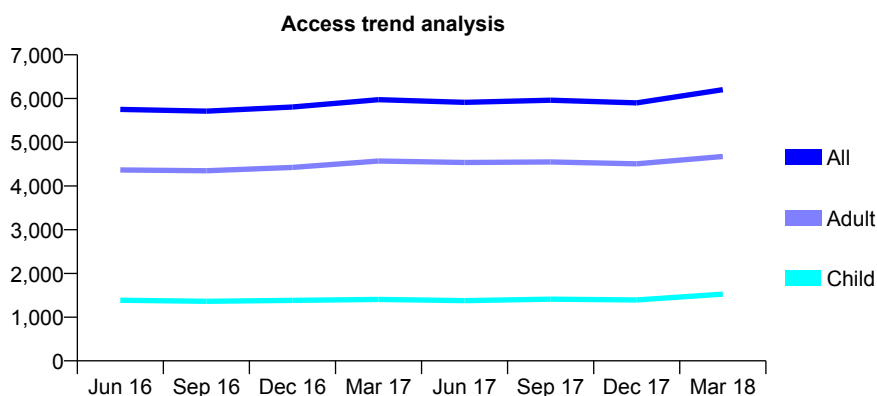
Q54 - Vital Signs At a Glance Contract Report for 638633/0007 - Year end March 2018

Name or company name	Balbir S Bhandal, Amrik S Bhandal & Baljit
Contract type name	GDS Contract
Purpose of contract	General
Contract start date	01/04/2006
Contract end date	

17/18 Contracted general activity (UDA)	19,396
Carry forward general activity (UDA)	41
17/18 Contracted orthodontic activity (UOA)	0
Carry forward orthodontic activity (UOA)	0
Baseline contract value	£449,904.20

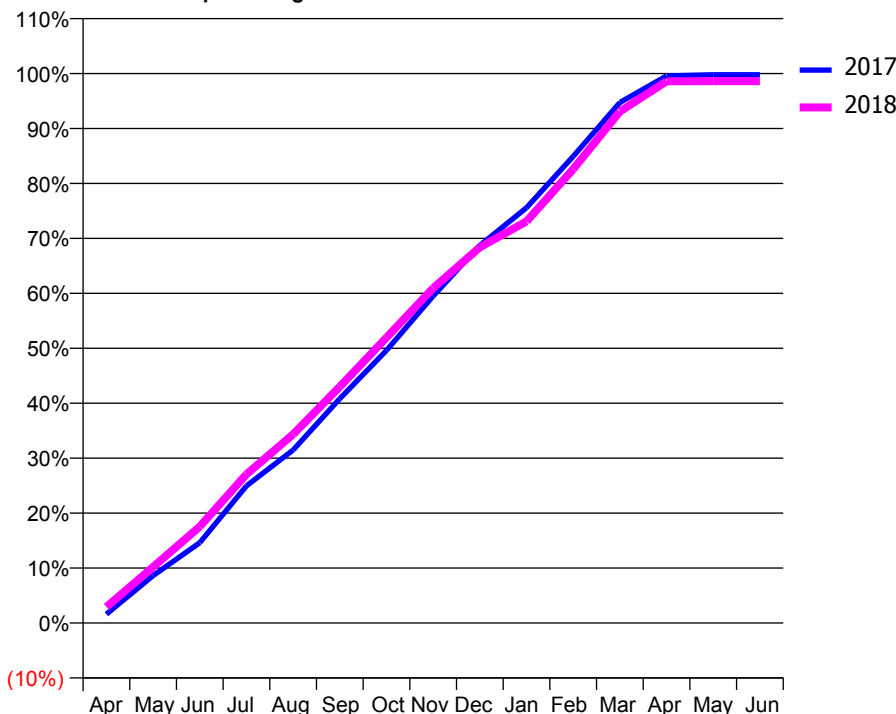
ACCESS*

Patients seen in 24 months	Total	Change since previous quarter
Quarter ending March 2017	5,974	
Quarter ending June 2017	5,912	↓
Quarter ending September 2017	5,962	→
Quarter ending December 2017	5,901	↓
Quarter ending March 2018	6,201	↑
Variance since March 2017	3.8%	↑



ACTIVITY

Cumulative percentage of contracted UDA delivered 2017 & 2018



Month	Adjusted Scheduled Activity (UDA)	
	2017	2018
April	315	568
May	1,672	1,980
June	2,838	3,403
July	4,840	5,252
August	6,108	6,664
September	7,920	8,342
October	9,625	10,076
November	11,542	11,819
December	13,329	13,259
January	14,657	14,175
February	16,473	16,019
March	18,373	18,053
April	19,312	19,122
May	19,354	19,126
June	19,354	19,126

QUALITY

	Quantity	Base Number	Contract	AT	Region	England
% of FP17s for the same patient ID Re-attending within 3 months - Children	124	1,945	6.4%	10.0%	11.6%	11.9%
% of FP17s for the same patient ID Re-attending within 3 months - Adults	667	5,482	12.2%	15.0%	15.4%	16.0%
% of FP17s for the same patient ID Re-attending between 3 & 9 months - Children	910	1,945	46.8%	51.9%	59.4%	58.3%
% of FP17s for the same patient ID Re-attending between 3 & 9 months - Adults	2,532	5,482	46.2%	47.0%	51.3%	50.3%
% of FP17s for Band 1 Urgent Courses	457	7,484	6.1%	8.0%	8.0%	9.1%
% of FP17s Relating to Free Repair or Replacements	80	7,484	1.1%	0.7%	0.8%	0.8%
% of FP17s Relating to Continuations	82	7,484	1.1%	0.9%	1.0%	1.0%
% of Patients satisfied with the dentistry they have received	6	6	N/A	92.0%	91.7%	91.5%
% of Patients satisfied with the time they had to wait for an appointment	6	6	N/A	90.1%	88.3%	87.9%

* This is based on patients treated on this contract for their most recent course of treatment. Figures in italics indicate the base number of FP17s or Patient Questionnaire responses are less than 100. N/A is shown where the base number of responses is less than 10 during the period. % is calculated as Quantity/Base number*100

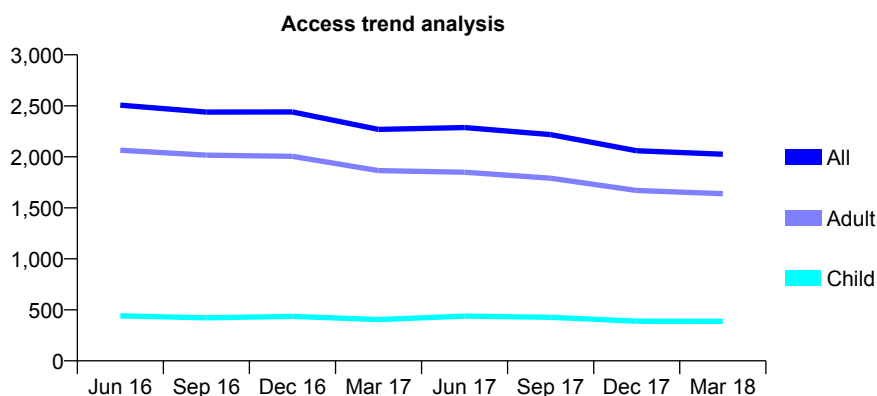
Q54 - Vital Signs At a Glance Contract Report for 638633/0008 - Year end March 2018

Name or company name	Balbir S Bhandal, Amrik S Bhandal & Baljit
Contract type name	GDS Contract
Purpose of contract	General
Contract start date	01/04/2006
Contract end date	

17/18 Contracted general activity (UDA)	9,466
Carry forward general activity (UDA)	-20
17/18 Contracted orthodontic activity (UOA)	0
Carry forward orthodontic activity (UOA)	0
Baseline contract value	£230,082.61

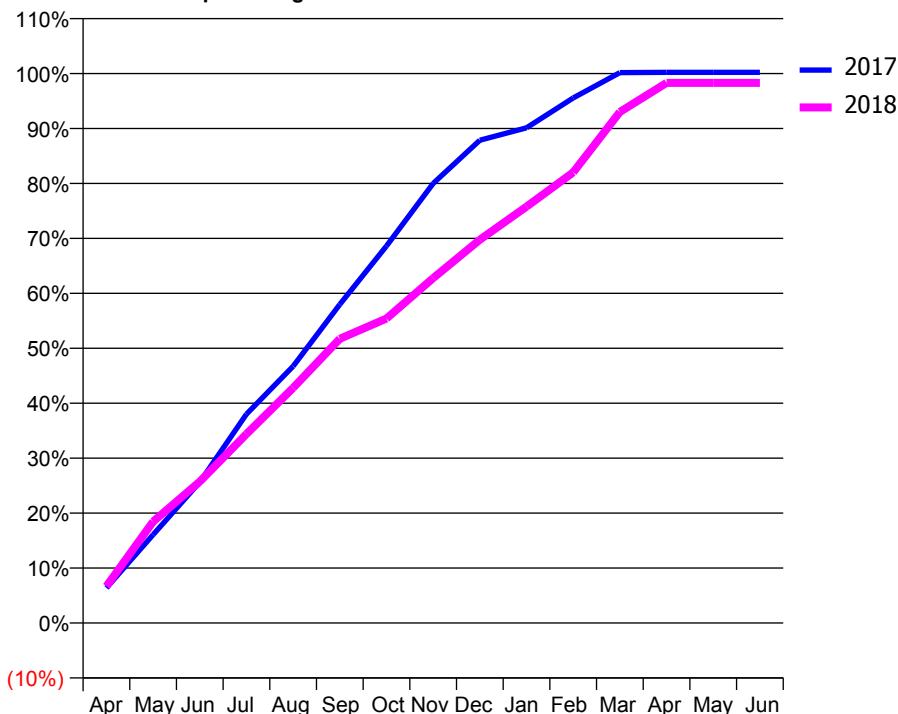
ACCESS*

Patients seen in 24 months	Total	Change since previous quarter
Quarter ending March 2017	2,269	
Quarter ending June 2017	2,287	→
Quarter ending September 2017	2,217	↓
Quarter ending December 2017	2,059	↓
Quarter ending March 2018	2,026	↓
Variance since March 2017	(10.7%)	↓



ACTIVITY

Cumulative percentage of contracted UDA delivered 2017 & 2018



Month	Adjusted Scheduled Activity (UDA)	
	2017	2018
April	606	633
May	1,522	1,748
June	2,427	2,436
July	3,598	3,256
August	4,422	4,050
September	5,489	4,897
October	6,495	5,246
November	7,573	5,941
December	8,316	6,602
January	8,529	7,172
February	9,044	7,762
March	9,482	8,804
April	9,486	9,304
May	9,486	9,304
June	9,486	9,304

QUALITY

	Quantity	Base Number	Contract	AT	Region	England
% of FP17s for the same patient ID Re-attending within 3 months - Children	10	456	2.2%	10.0%	11.6%	11.9%
% of FP17s for the same patient ID Re-attending within 3 months - Adults	112	1,635	6.9%	15.0%	15.4%	16.0%
% of FP17s for the same patient ID Re-attending between 3 & 9 months - Children	175	456	38.4%	51.9%	59.4%	58.3%
% of FP17s for the same patient ID Re-attending between 3 & 9 months - Adults	668	1,635	40.9%	47.0%	51.3%	50.3%
% of FP17s for Band 1 Urgent Courses	106	2,188	4.8%	8.0%	8.0%	9.1%
% of FP17s Relating to Free Repair or Replacements	2	2,188	0.1%	0.7%	0.8%	0.8%
% of FP17s Relating to Continuations	16	2,188	0.7%	0.9%	1.0%	1.0%
% of Patients satisfied with the dentistry they have received	6	6	N/A	92.0%	91.7%	91.5%
% of Patients satisfied with the time they had to wait for an appointment	6	6	N/A	90.1%	88.3%	87.9%

* This is based on patients treated on this contract for their most recent course of treatment. Figures in italics indicate the base number of FP17s or Patient Questionnaire responses are less than 100. N/A is shown where the base number of responses is less than 10 during the period. % is calculated as Quantity/Base number*100

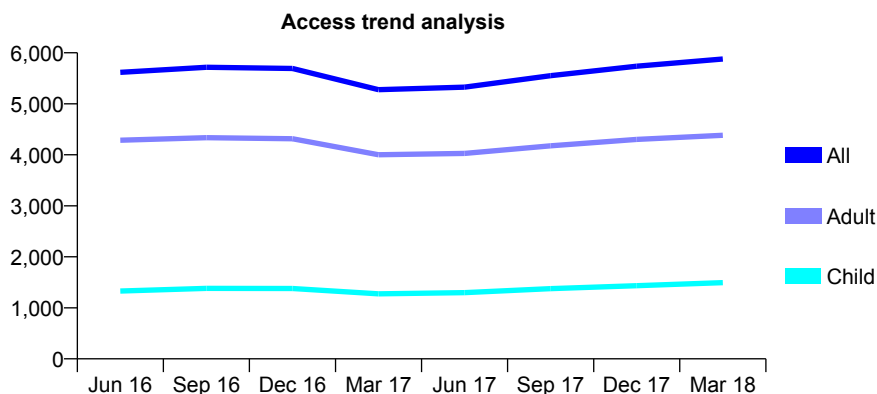
Q54 - Vital Signs At a Glance Contract Report for 638633/0009 - Year end March 2018

Name or company name	Balbir S Bhandal, Amrik S Bhandal & Baljit
Contract type name	GDS Contract
Purpose of contract	General
Contract start date	01/04/2006
Contract end date	

17/18 Contracted general activity (UDA)	18,695
Carry forward general activity (UDA)	22
17/18 Contracted orthodontic activity (UOA)	0
Carry forward orthodontic activity (UOA)	0
Baseline contract value	£435,906.41

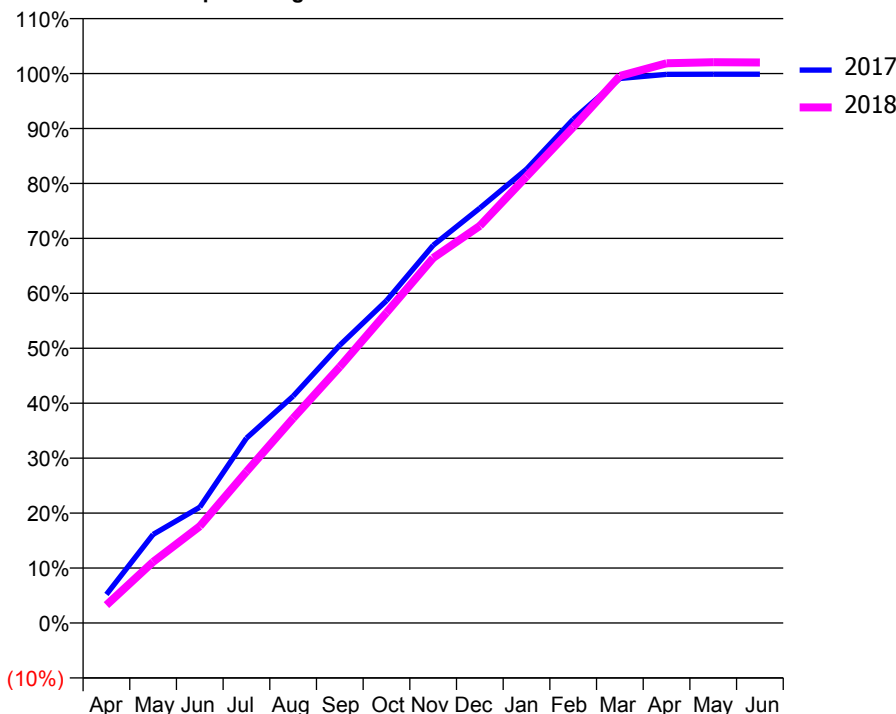
ACCESS*

Patients seen in 24 months	Total	Change since previous quarter
Quarter ending March 2017	5,276	
Quarter ending June 2017	5,327	→
Quarter ending September 2017	5,552	↑
Quarter ending December 2017	5,736	↑
Quarter ending March 2018	5,879	↑
Variance since March 2017	11.4%	↑



ACTIVITY

Cumulative percentage of contracted UDA delivered 2017 & 2018



Month	Adjusted Scheduled Activity (UDA)	
	2017	2018
April	975	611
May	3,016	2,082
June	3,941	3,291
July	6,289	5,152
August	7,720	6,965
September	9,450	8,718
October	10,967	10,557
November	12,851	12,420
December	14,116	13,513
January	15,440	15,193
February	17,136	16,870
March	18,526	18,612
April	18,665	19,044
May	18,672	19,080
June	18,672	19,068

QUALITY

	Quantity	Base Number	Contract	AT	Region	England
% of FP17s for the same patient ID Re-attending within 3 months - Children	72	2,034	3.5%	10.0%	11.6%	11.9%
% of FP17s for the same patient ID Re-attending within 3 months - Adults	458	5,275	8.7%	15.0%	15.4%	16.0%
% of FP17s for the same patient ID Re-attending between 3 & 9 months - Children	976	2,034	48.0%	51.9%	59.4%	58.3%
% of FP17s for the same patient ID Re-attending between 3 & 9 months - Adults	2,313	5,275	43.8%	47.0%	51.3%	50.3%
% of FP17s for Band 1 Urgent Courses	415	7,477	5.6%	8.0%	8.0%	9.1%
% of FP17s Relating to Free Repair or Replacements	53	7,477	0.7%	0.7%	0.8%	0.8%
% of FP17s Relating to Continuations	27	7,477	0.4%	0.9%	1.0%	1.0%
% of Patients satisfied with the dentistry they have received	7	7	N/A	92.0%	91.7%	91.5%
% of Patients satisfied with the time they had to wait for an appointment	7	7	N/A	90.1%	88.3%	87.9%

* This is based on patients treated on this contract for their most recent course of treatment. Figures in italics indicate the base number of FP17s or Patient Questionnaire responses are less than 100. N/A is shown where the base number of responses is less than 10 during the period. % is calculated as Quantity/Base number*100

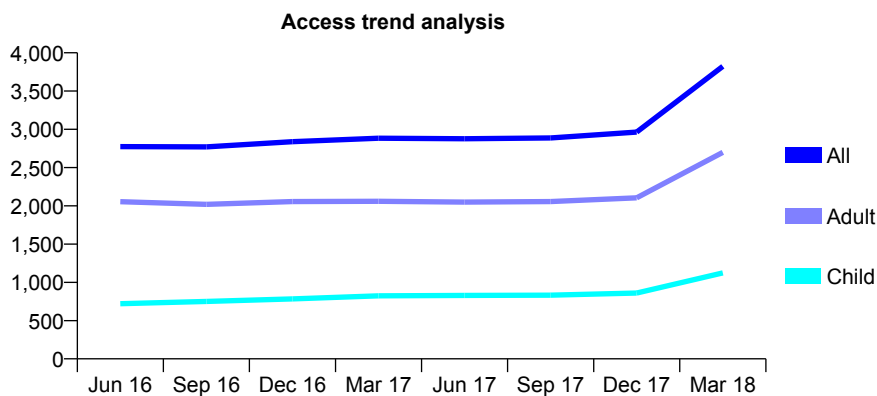
Q54 - Vital Signs At a Glance Contract Report for 638633/0010 - Year end March 2018

Name or company name	Balbir S Bhandal, Amrik S Bhandal & Baljit
Contract type name	GDS Contract
Purpose of contract	General
Contract start date	01/04/2006
Contract end date	

17/18 Contracted general activity (UDA)	11,660
Carry forward general activity (UDA)	302
17/18 Contracted orthodontic activity (UOA)	0
Carry forward orthodontic activity (UOA)	0
Baseline contract value	£302,190.53

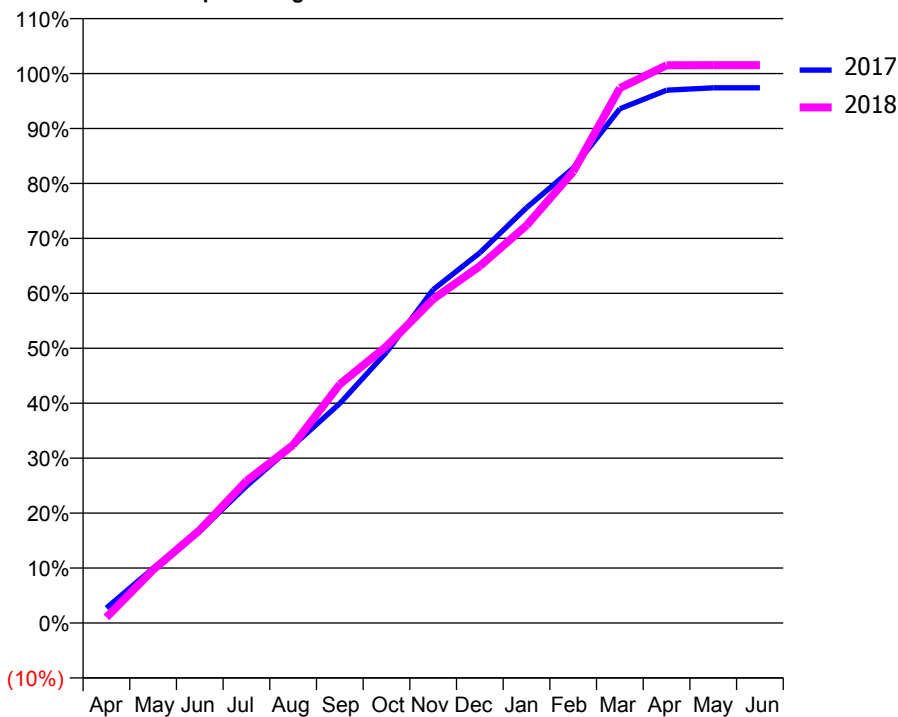
ACCESS*

Patients seen in 24 months	Total	Change since previous quarter
Quarter ending March 2017	2,883	
Quarter ending June 2017	2,876	→
Quarter ending September 2017	2,888	→
Quarter ending December 2017	2,964	↑
Quarter ending March 2018	3,823	↑
Variance since March 2017	32.6%	↑



ACTIVITY

Cumulative percentage of contracted UDA delivered 2017 & 2018



Month	Adjusted Scheduled Activity (UDA)	
	2017	2018
April	319	119
May	1,161	1,128
June	1,952	1,973
July	2,908	3,015
August	3,768	3,780
September	4,658	5,065
October	5,745	5,873
November	7,074	6,870
December	7,857	7,574
January	8,813	8,435
February	9,652	9,578
March	10,912	11,352
April	11,306	11,834
May	11,357	11,837
June	11,358	11,837

QUALITY

	Quantity	Base Number	Contract	AT	Region	England
% of FP17s for the same patient ID Re-attending within 3 months - Children	75	1,288	5.8%	10.0%	11.6%	11.9%
% of FP17s for the same patient ID Re-attending within 3 months - Adults	258	2,827	9.1%	15.0%	15.4%	16.0%
% of FP17s for the same patient ID Re-attending between 3 & 9 months - Children	463	1,288	35.9%	51.9%	59.4%	58.3%
% of FP17s for the same patient ID Re-attending between 3 & 9 months - Adults	801	2,827	28.3%	47.0%	51.3%	50.3%
% of FP17s for Band 1 Urgent Courses	269	4,215	6.4%	8.0%	8.0%	9.1%
% of FP17s Relating to Free Repair or Replacements	9	4,215	0.2%	0.7%	0.8%	0.8%
% of FP17s Relating to Continuations	21	4,215	0.5%	0.9%	1.0%	1.0%
% of Patients satisfied with the dentistry they have received	4	4	N/A	92.0%	91.7%	91.5%
% of Patients satisfied with the time they had to wait for an appointment	4	4	N/A	90.1%	88.3%	87.9%

* This is based on patients treated on this contract for their most recent course of treatment. Figures in italics indicate the base number of FP17s or Patient Questionnaire responses are less than 100. N/A is shown where the base number of responses is less than 10 during the period. % is calculated as Quantity/Base number*100

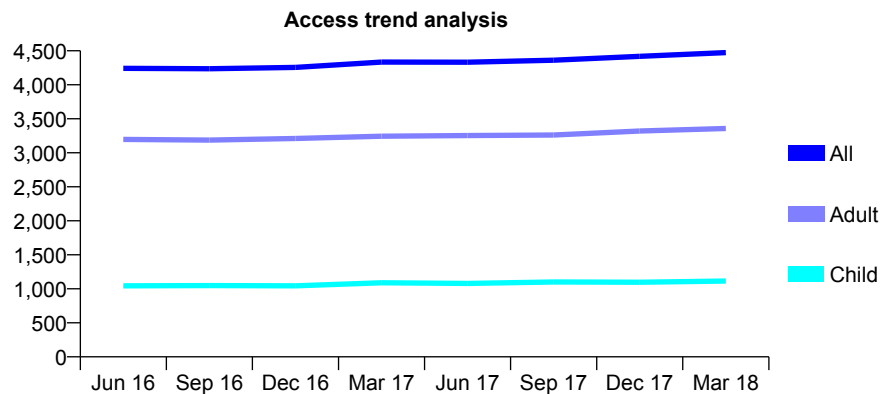
Q54 - Vital Signs At a Glance Contract Report for 638633/0011 - Year end March 2018

Name or company name	Balbir S Bhandal, Amrik S Bhandal & Baljit
Contract type name	GDS Contract
Purpose of contract	General and Orthodontic
Contract start date	01/04/2006
Contract end date	

17/18 Contracted general activity (UDA)	13,730
Carry forward general activity (UDA)	0
17/18 Contracted orthodontic activity (UOA)	529
Carry forward orthodontic activity (UOA)	0
Baseline contract value	£373,707.46

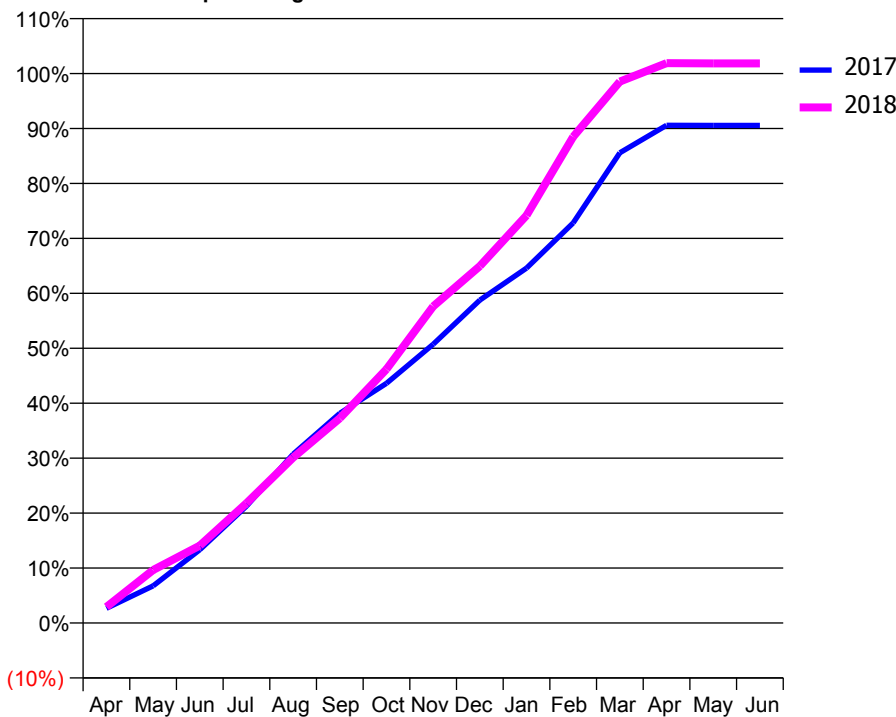
ACCESS*

Patients seen in 24 months	Total	Change since previous quarter
Quarter ending March 2017	4,334	
Quarter ending June 2017	4,332	→
Quarter ending September 2017	4,362	→
Quarter ending December 2017	4,418	→
Quarter ending March 2018	4,473	→
Variance since March 2017	3.2%	↑



ACTIVITY

Cumulative percentage of contracted UDA delivered 2017 & 2018



Month	Adjusted Scheduled Activity (UDA)	
	2017	2018
April	368	402
May	929	1,323
June	1,830	1,933
July	2,921	2,993
August	4,221	4,132
September	5,238	5,115
October	5,991	6,343
November	6,966	7,913
December	8,067	8,918
January	8,867	10,185
February	9,997	12,150
March	11,749	13,530
April	12,435	13,990
May	12,434	13,982
June	12,434	13,982

QUALITY

	Quantity	Base Number	Contract	AT	Region	England
% of FP17s for the same patient ID Re-attending within 3 months - Children	65	1,661	3.9%	10.0%	11.6%	11.9%
% of FP17s for the same patient ID Re-attending within 3 months - Adults	321	4,608	7.0%	15.0%	15.4%	16.0%
% of FP17s for the same patient ID Re-attending between 3 & 9 months - Children	1,092	1,661	65.7%	51.9%	59.4%	58.3%
% of FP17s for the same patient ID Re-attending between 3 & 9 months - Adults	2,768	4,608	60.1%	47.0%	51.3%	50.3%
% of FP17s for Band 1 Urgent Courses	267	6,113	4.4%	8.0%	8.0%	9.1%
% of FP17s Relating to Free Repair or Replacements	44	6,113	0.7%	0.7%	0.8%	0.8%
% of FP17s Relating to Continuations	20	6,113	0.3%	0.9%	1.0%	1.0%
% of Patients satisfied with the dentistry they have received	3	3	N/A	92.0%	91.7%	91.5%
% of Patients satisfied with the time they had to wait for an appointment	2	3	N/A	90.1%	88.3%	87.9%

* This is based on patients treated on this contract for their most recent course of treatment. Figures in italics indicate the base number of FP17s or Patient Questionnaire responses are less than 100. N/A is shown where the base number of responses is less than 10 during the period. % is calculated as Quantity/Base number*100

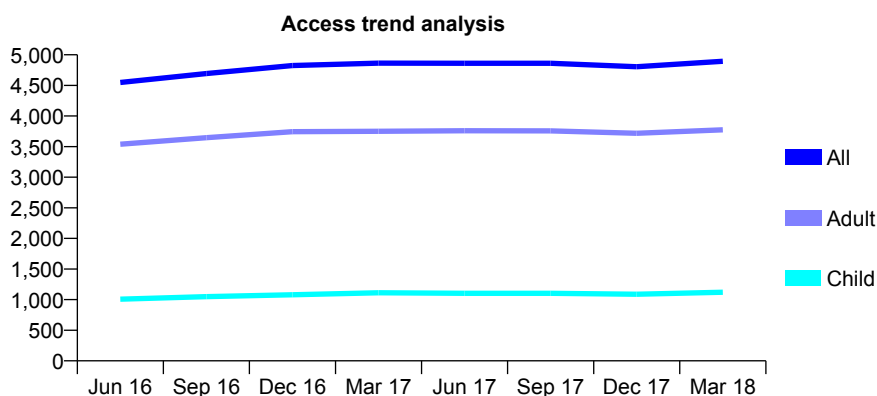
Q54 - Vital Signs At a Glance Contract Report for 638633/0013 - Year end March 2018

Name or company name	Balbir S Bhandal, Amrik S Bhandal & Baljit
Contract type name	GDS Contract
Purpose of contract	General
Contract start date	01/04/2006
Contract end date	

17/18 Contracted general activity (UDA)	16,321
Carry forward general activity (UDA)	-178
17/18 Contracted orthodontic activity (UOA)	0
Carry forward orthodontic activity (UOA)	0
Baseline contract value	£351,205.07

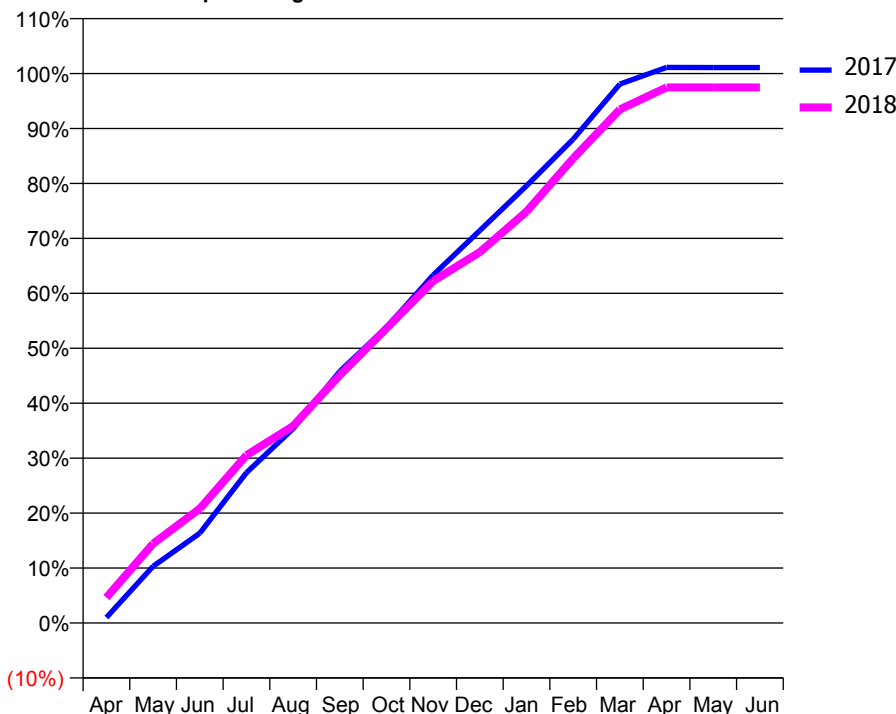
ACCESS*

Patients seen in 24 months	Total	Change since previous quarter
Quarter ending March 2017	4,863	
Quarter ending June 2017	4,862	→
Quarter ending September 2017	4,861	→
Quarter ending December 2017	4,806	↓
Quarter ending March 2018	4,894	→
Variance since March 2017	0.6%	→



ACTIVITY

Cumulative percentage of contracted UDA delivered 2017 & 2018



Adjusted Scheduled Activity (UDA)

Month	2017	2018
April	165	758
May	1,684	2,359
June	2,666	3,396
July	4,465	4,985
August	5,772	5,851
September	7,475	7,362
October	8,782	8,752
November	10,334	10,156
December	11,657	11,016
January	12,986	12,222
February	14,372	13,800
March	16,007	15,252
April	16,501	15,908
May	16,498	15,909
June	16,498	15,909

QUALITY

	Quantity	Base Number	Contract	AT	Region	England
% of FP17s for the same patient ID Re-attending within 3 months - Children	50	1,422	3.5%	10.0%	11.6%	11.9%
% of FP17s for the same patient ID Re-attending within 3 months - Adults	303	4,421	6.9%	15.0%	15.4%	16.0%
% of FP17s for the same patient ID Re-attending between 3 & 9 months - Children	696	1,422	48.9%	51.9%	59.4%	58.3%
% of FP17s for the same patient ID Re-attending between 3 & 9 months - Adults	2,188	4,421	49.5%	47.0%	51.3%	50.3%
% of FP17s for Band 1 Urgent Courses	247	5,869	4.2%	8.0%	8.0%	9.1%
% of FP17s Relating to Free Repair or Replacements	53	5,869	0.9%	0.7%	0.8%	0.8%
% of FP17s Relating to Continuations	21	5,869	0.4%	0.9%	1.0%	1.0%
% of Patients satisfied with the dentistry they have received	5	5	N/A	92.0%	91.7%	91.5%
% of Patients satisfied with the time they had to wait for an appointment	5	5	N/A	90.1%	88.3%	87.9%

* This is based on patients treated on this contract for their most recent course of treatment. Figures in italics indicate the base number of FP17s or Patient Questionnaire responses are less than 100. N/A is shown where the base number of responses is less than 10 during the period. % is calculated as Quantity/Base number*100

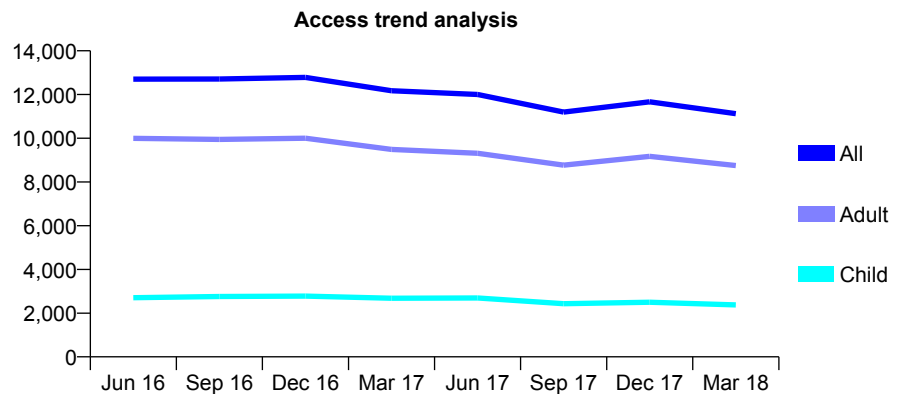
Q54 - Vital Signs At a Glance Contract Report for 638633/0014 - Year end March 2018

Name or company name	Balbir S Bhandal, Amrik S Bhandal & Baljit
Contract type name	GDS Contract
Purpose of contract	General
Contract start date	01/04/2006
Contract end date	

17/18 Contracted general activity (UDA)	39,989
Carry forward general activity (UDA)	80
17/18 Contracted orthodontic activity (UOA)	0
Carry forward orthodontic activity (UOA)	0
Baseline contract value	£944,890.59

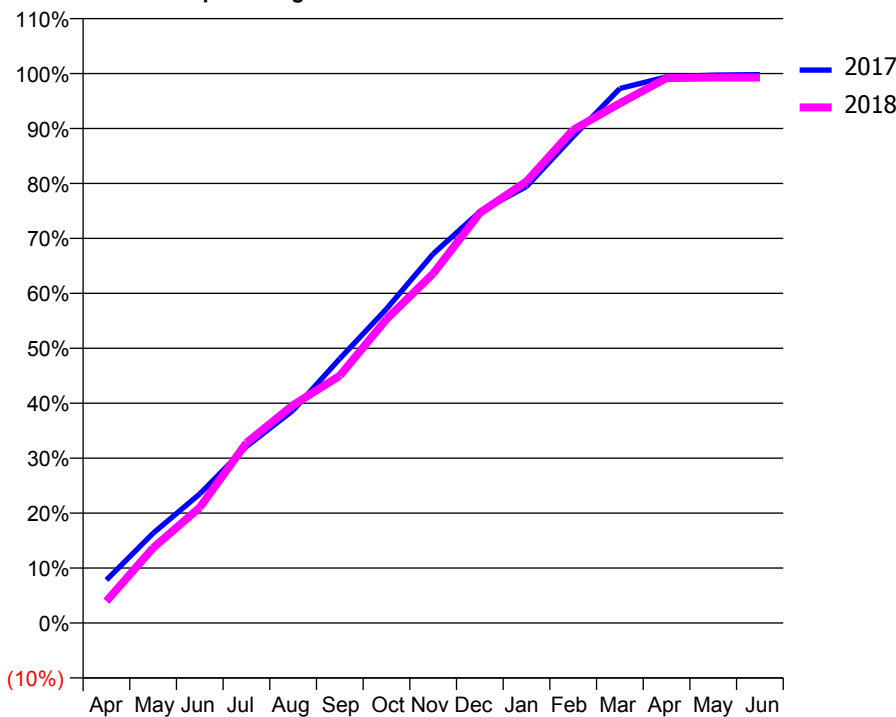
ACCESS*

Patients seen in 24 months	Total	Change since previous quarter
Quarter ending March 2017	12,172	
Quarter ending June 2017	12,005	↓
Quarter ending September 2017	11,199	↓
Quarter ending December 2017	11,669	↑
Quarter ending March 2018	11,123	↓
Variance since March 2017	(8.6%)	↓



ACTIVITY

Cumulative percentage of contracted UDA delivered 2017 & 2018



Month	Adjusted Scheduled Activity (UDA)	
	2017	2018
April	3,134	1,584
May	6,534	5,464
June	9,398	8,406
July	12,847	13,111
August	15,487	15,865
September	19,234	17,994
October	22,861	22,110
November	26,863	25,433
December	29,933	29,843
January	31,768	32,131
February	35,406	35,895
March	38,895	37,820
April	39,745	39,653
May	39,874	39,693
June	39,908	39,693

QUALITY

	Quantity	Base Number	Contract	AT	Region	England
% of FP17s for the same patient ID Re-attending within 3 months - Children	144	2,993	4.8%	10.0%	11.6%	11.9%
% of FP17s for the same patient ID Re-attending within 3 months - Adults	1,129	9,983	11.3%	15.0%	15.4%	16.0%
% of FP17s for the same patient ID Re-attending between 3 & 9 months - Children	1,365	2,993	45.6%	51.9%	59.4%	58.3%
% of FP17s for the same patient ID Re-attending between 3 & 9 months - Adults	3,874	9,983	38.8%	47.0%	51.3%	50.3%
% of FP17s for Band 1 Urgent Courses	443	13,349	3.3%	8.0%	8.0%	9.1%
% of FP17s Relating to Free Repair or Replacements	46	13,349	0.3%	0.7%	0.8%	0.8%
% of FP17s Relating to Continuations	48	13,349	0.4%	0.9%	1.0%	1.0%
% of Patients satisfied with the dentistry they have received	5	5	N/A	92.0%	91.7%	91.5%
% of Patients satisfied with the time they had to wait for an appointment	5	5	N/A	90.1%	88.3%	87.9%

* This is based on patients treated on this contract for their most recent course of treatment. Figures in italics indicate the base number of FP17s or Patient Questionnaire responses are less than 100. N/A is shown where the base number of responses is less than 10 during the period. % is calculated as Quantity/Base number*100

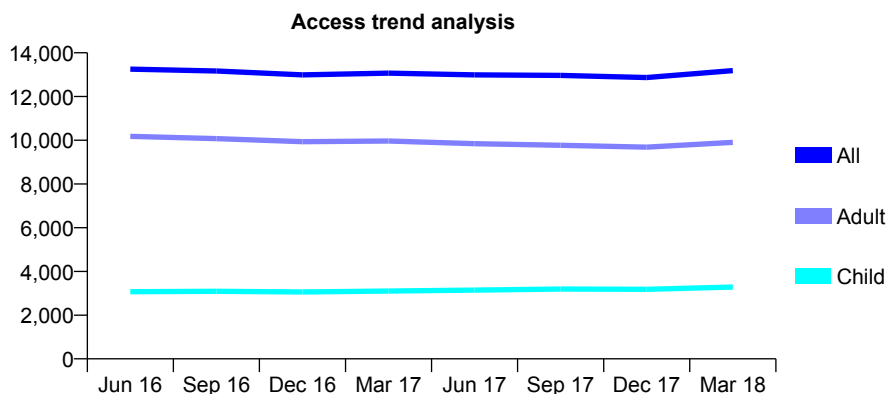
Q54 - Vital Signs At a Glance Contract Report for 638633/0015 - Year end March 2018

Name or company name	Balbir S Bhandal, Amrik S Bhandal & Baljit
Contract type name	GDS Contract
Purpose of contract	General
Contract start date	01/04/2006
Contract end date	

17/18 Contracted general activity (UDA)	42,991
Carry forward general activity (UDA)	719
17/18 Contracted orthodontic activity (UOA)	0
Carry forward orthodontic activity (UOA)	0
Baseline contract value	£1,001,118.60

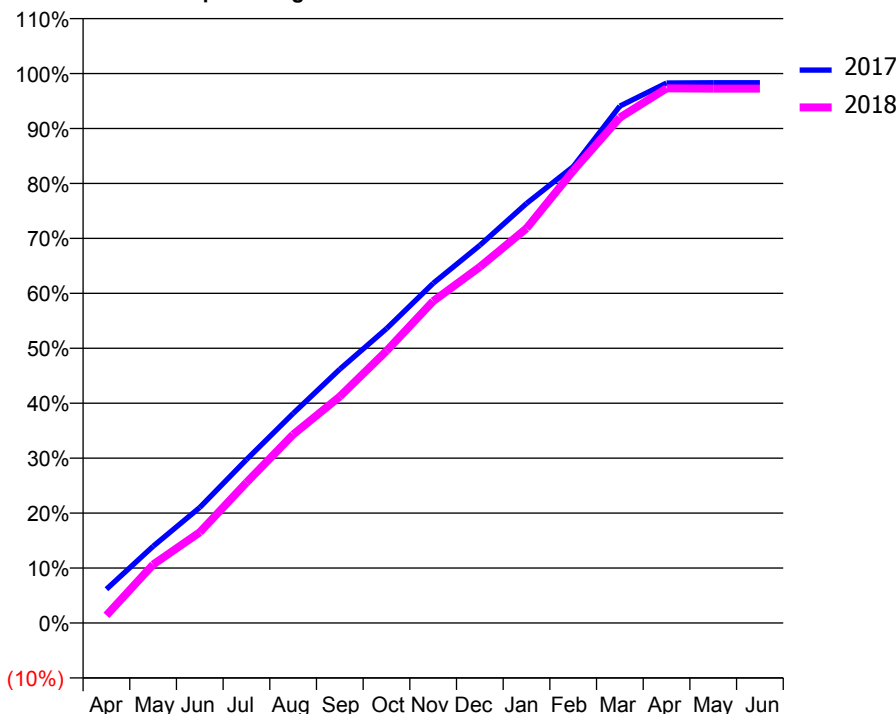
ACCESS*

Patients seen in 24 months	Total	Change since previous quarter
Quarter ending March 2017	13,068	
Quarter ending June 2017	12,988	→
Quarter ending September 2017	12,963	→
Quarter ending December 2017	12,870	→
Quarter ending March 2018	13,187	↑
Variance since March 2017	0.9%	→



ACTIVITY

Cumulative percentage of contracted UDA delivered 2017 & 2018



Adjusted Scheduled Activity (UDA)

Month	2017	2018
April	2,645	602
May	6,008	4,579
June	9,035	7,098
July	12,784	10,988
August	16,396	14,745
September	19,863	17,716
October	23,031	21,291
November	26,578	25,182
December	29,547	27,861
January	32,824	30,879
February	35,701	35,385
March	40,444	39,544
April	42,245	41,827
May	42,268	41,810
June	42,272	41,810

QUALITY

	Quantity	Base Number	Contract	AT	Region	England
% of FP17s for the same patient ID Re-attending within 3 months - Children	216	4,223	5.1%	10.0%	11.6%	11.9%
% of FP17s for the same patient ID Re-attending within 3 months - Adults	1,326	12,153	10.9%	15.0%	15.4%	16.0%
% of FP17s for the same patient ID Re-attending between 3 & 9 months - Children	2,105	4,223	49.8%	51.9%	59.4%	58.3%
% of FP17s for the same patient ID Re-attending between 3 & 9 months - Adults	6,085	12,153	50.1%	47.0%	51.3%	50.3%
% of FP17s for Band 1 Urgent Courses	684	15,598	4.4%	8.0%	8.0%	9.1%
% of FP17s Relating to Free Repair or Replacements	150	15,598	1.0%	0.7%	0.8%	0.8%
% of FP17s Relating to Continuations	114	15,598	0.7%	0.9%	1.0%	1.0%
% of Patients satisfied with the dentistry they have received	21	21	100.0%	92.0%	91.7%	91.5%
% of Patients satisfied with the time they had to wait for an appointment	19	21	90.5%	90.1%	88.3%	87.9%

* This is based on patients treated on this contract for their most recent course of treatment. Figures in italics indicate the base number of FP17s or Patient Questionnaire responses are less than 100. N/A is shown where the base number of responses is less than 10 during the period. % is calculated as Quantity/Base number*100

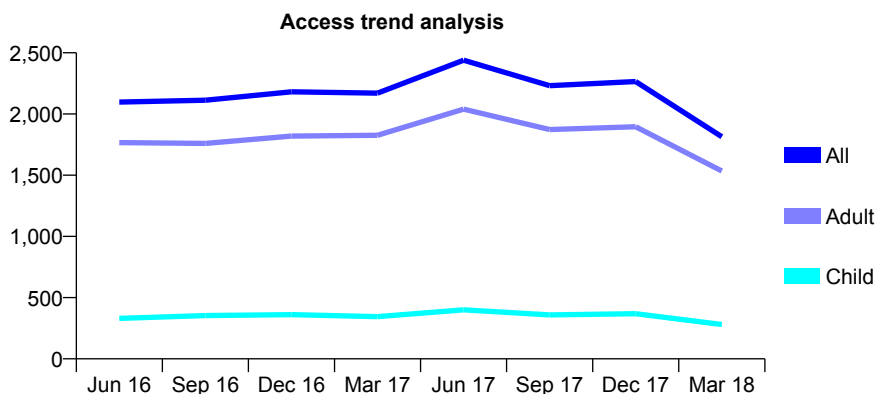
Q54 - Vital Signs At a Glance Contract Report for 638633/0016 - Year end March 2018

Name or company name	Balbir S Bhandal, Amrik S Bhandal & Baljit
Contract type name	GDS Contract
Purpose of contract	General
Contract start date	01/04/2006
Contract end date	

17/18 Contracted general activity (UDA)	6,561
Carry forward general activity (UDA)	-2
17/18 Contracted orthodontic activity (UOA)	0
Carry forward orthodontic activity (UOA)	0
Baseline contract value	£200,198.10

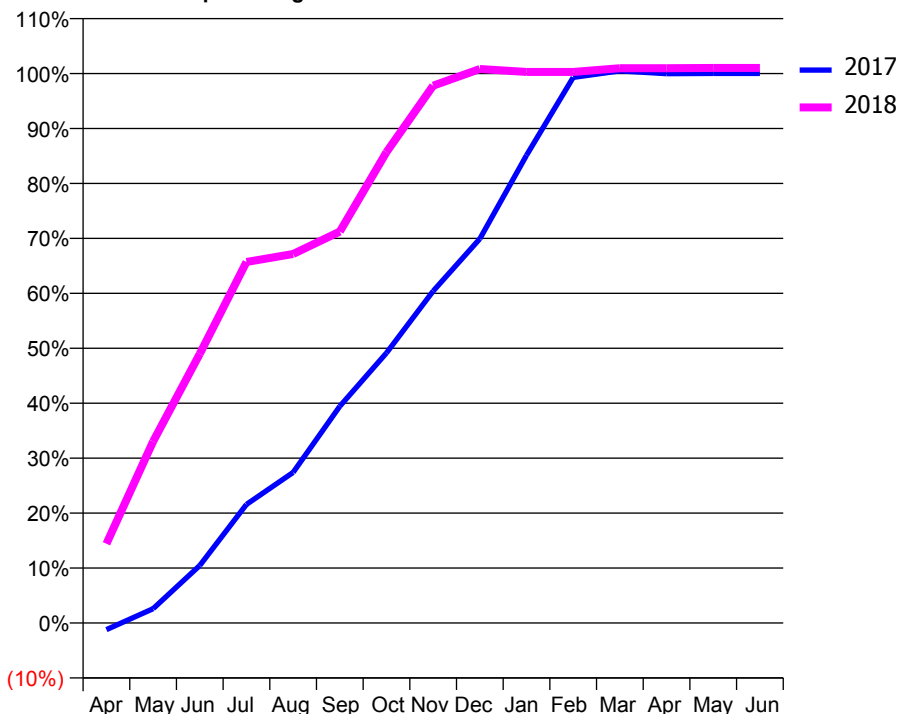
ACCESS*

Patients seen in 24 months	Total	Change since previous quarter
Quarter ending March 2017	2,171	
Quarter ending June 2017	2,440	↑
Quarter ending September 2017	2,232	↓
Quarter ending December 2017	2,265	→
Quarter ending March 2018	1,814	↓
Variance since March 2017	(16.4%)	↓



ACTIVITY

Cumulative percentage of contracted UDA delivered 2017 & 2018



Adjusted Scheduled Activity (UDA)

Month	2017	2018
April	-80	947
May	172	2,168
June	687	3,213
July	1,416	4,311
August	1,799	4,406
September	2,589	4,673
October	3,225	5,623
November	3,964	6,416
December	4,588	6,615
January	5,585	6,579
February	6,514	6,579
March	6,593	6,624
April	6,559	6,624
May	6,563	6,627
June	6,563	6,627

QUALITY

	Quantity	Base Number	Contract	AT	Region	England
% of FP17s for the same patient ID Re-attending within 3 months - Children	11	309	3.6%	10.0%	11.6%	11.9%
% of FP17s for the same patient ID Re-attending within 3 months - Adults	65	1,324	4.9%	15.0%	15.4%	16.0%
% of FP17s for the same patient ID Re-attending between 3 & 9 months - Children	91	309	29.4%	51.9%	59.4%	58.3%
% of FP17s for the same patient ID Re-attending between 3 & 9 months - Adults	328	1,324	24.8%	47.0%	51.3%	50.3%
% of FP17s for Band 1 Urgent Courses	46	1,638	2.8%	8.0%	8.0%	9.1%
% of FP17s Relating to Free Repair or Replacements	8	1,638	0.5%	0.7%	0.8%	0.8%
% of FP17s Relating to Continuations	1	1,638	0.1%	0.9%	1.0%	1.0%
% of Patients satisfied with the dentistry they have received	5	6	N/A	92.0%	91.7%	91.5%
% of Patients satisfied with the time they had to wait for an appointment	6	6	N/A	90.1%	88.3%	87.9%

* This is based on patients treated on this contract for their most recent course of treatment. Figures in italics indicate the base number of FP17s or Patient Questionnaire responses are less than 100. N/A is shown where the base number of responses is less than 10 during the period. % is calculated as Quantity/Base number*100

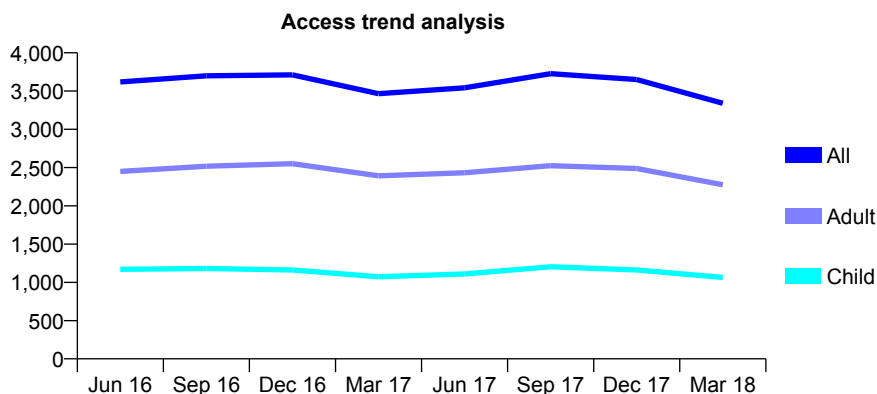
Q54 - Vital Signs At a Glance Contract Report for 638633/0017 - Year end March 2018

Name or company name	Balbir S Bhandal, Amrik S Bhandal & Baljit
Contract type name	GDS Contract
Purpose of contract	General
Contract start date	01/04/2006
Contract end date	

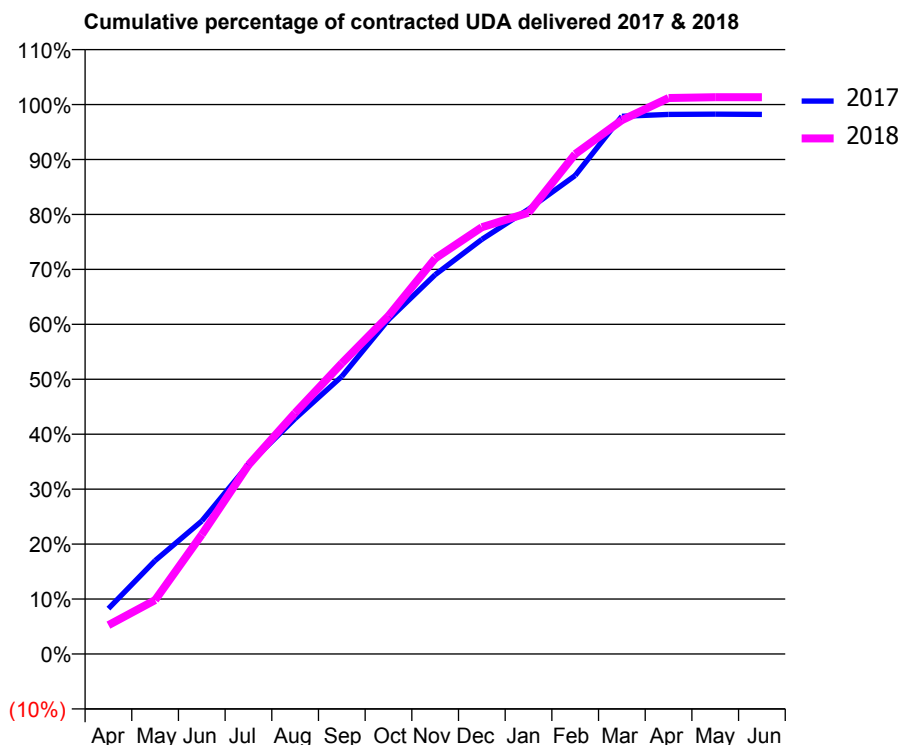
17/18 Contracted general activity (UDA)	11,830
Carry forward general activity (UDA)	212
17/18 Contracted orthodontic activity (UOA)	0
Carry forward orthodontic activity (UOA)	0
Baseline contract value	£286,435.96

ACCESS*

Patients seen in 24 months	Total	Change since previous quarter
Quarter ending March 2017	3,465	
Quarter ending June 2017	3,542	↑
Quarter ending September 2017	3,728	↑
Quarter ending December 2017	3,650	↓
Quarter ending March 2018	3,340	↓
Variance since March 2017	(3.6%)	↓



ACTIVITY



Month	Adjusted Scheduled Activity (UDA)	
	2017	2018
April	977	622
May	2,012	1,160
June	2,864	2,570
July	4,081	4,069
August	5,069	5,192
September	5,974	6,260
October	7,197	7,279
November	8,165	8,517
December	8,926	9,188
January	9,576	9,501
February	10,301	10,765
March	11,576	11,493
April	11,616	11,969
May	11,621	11,987
June	11,617	11,987

QUALITY

	Quantity	Base Number	Contract	AT	Region	England
% of FP17s for the same patient ID Re-attending within 3 months - Children	63	1,530	4.1%	10.0%	11.6%	11.9%
% of FP17s for the same patient ID Re-attending within 3 months - Adults	304	2,977	10.2%	15.0%	15.4%	16.0%
% of FP17s for the same patient ID Re-attending between 3 & 9 months - Children	748	1,530	48.9%	51.9%	59.4%	58.3%
% of FP17s for the same patient ID Re-attending between 3 & 9 months - Adults	1,362	2,977	45.8%	47.0%	51.3%	50.3%
% of FP17s for Band 1 Urgent Courses	371	4,650	8.0%	8.0%	8.0%	9.1%
% of FP17s Relating to Free Repair or Replacements	39	4,650	0.8%	0.7%	0.8%	0.8%
% of FP17s Relating to Continuations	12	4,650	0.3%	0.9%	1.0%	1.0%
% of Patients satisfied with the dentistry they have received	1	1	N/A	92.0%	91.7%	91.5%
% of Patients satisfied with the time they had to wait for an appointment	1	1	N/A	90.1%	88.3%	87.9%

* This is based on patients treated on this contract for their most recent course of treatment. Figures in italics indicate the base number of FP17s or Patient Questionnaire responses are less than 100. N/A is shown where the base number of responses is less than 10 during the period. % is calculated as Quantity/Base number*100

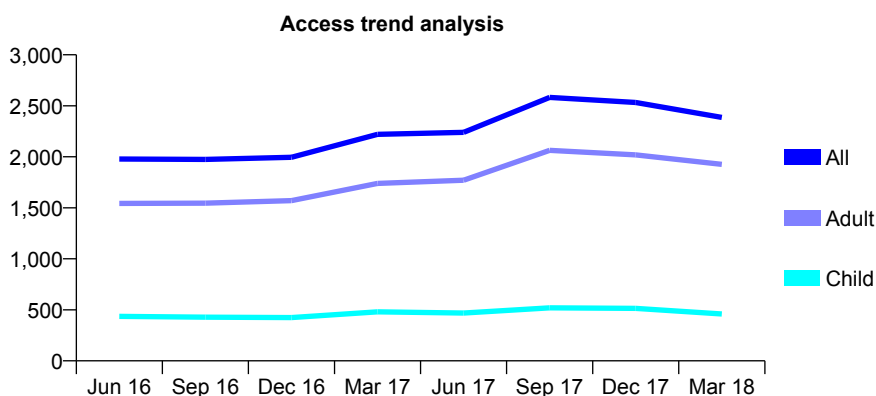
Q54 - Vital Signs At a Glance Contract Report for 638633/0018 - Year end March 2018

Name or company name	Balbir S Bhandal, Amrik S Bhandal & Baljit
Contract type name	GDS Contract
Purpose of contract	General
Contract start date	01/04/2006
Contract end date	

17/18 Contracted general activity (UDA)	7,552
Carry forward general activity (UDA)	-109
17/18 Contracted orthodontic activity (UOA)	0
Carry forward orthodontic activity (UOA)	0
Baseline contract value	£197,901.17

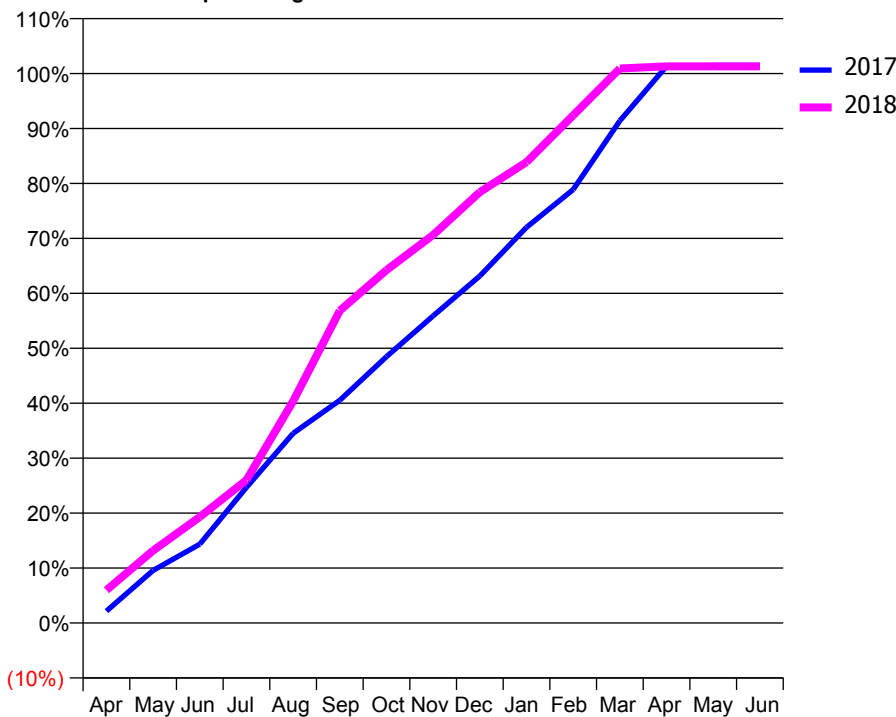
ACCESS*

Patients seen in 24 months	Total	Change since previous quarter
Quarter ending March 2017	2,220	
Quarter ending June 2017	2,240	→
Quarter ending September 2017	2,583	↑
Quarter ending December 2017	2,533	↓
Quarter ending March 2018	2,386	↓
Variance since March 2017	7.5%	↑



ACTIVITY

Cumulative percentage of contracted UDA delivered 2017 & 2018



Month	Adjusted Scheduled Activity (UDA)	
	2017	2018
April	165	451
May	723	996
June	1,085	1,458
July	1,865	1,966
August	2,608	3,048
September	3,061	4,293
October	3,661	4,849
November	4,222	5,335
December	4,769	5,922
January	5,439	6,335
February	5,957	6,979
March	6,903	7,620
April	7,653	7,651
May	7,661	7,651
June	7,661	7,651

QUALITY

	Quantity	Base Number	Contract	AT	Region	England
% of FP17s for the same patient ID Re-attending within 3 months - Children	24	605	4.0%	10.0%	11.6%	11.9%
% of FP17s for the same patient ID Re-attending within 3 months - Adults	162	2,448	6.6%	15.0%	15.4%	16.0%
% of FP17s for the same patient ID Re-attending between 3 & 9 months - Children	233	605	38.5%	51.9%	59.4%	58.3%
% of FP17s for the same patient ID Re-attending between 3 & 9 months - Adults	992	2,448	40.5%	47.0%	51.3%	50.3%
% of FP17s for Band 1 Urgent Courses	170	2,819	6.0%	8.0%	8.0%	9.1%
% of FP17s Relating to Free Repair or Replacements	20	2,819	0.7%	0.7%	0.8%	0.8%
% of FP17s Relating to Continuations	0	2,819	0.0%	0.9%	1.0%	1.0%
% of Patients satisfied with the dentistry they have received	0	0	N/A	92.0%	91.7%	91.5%
% of Patients satisfied with the time they had to wait for an appointment	0	0	N/A	90.1%	88.3%	87.9%

* This is based on patients treated on this contract for their most recent course of treatment. Figures in italics indicate the base number of FP17s or Patient Questionnaire responses are less than 100. N/A is shown where the base number of responses is less than 10 during the period. % is calculated as Quantity/Base number*100

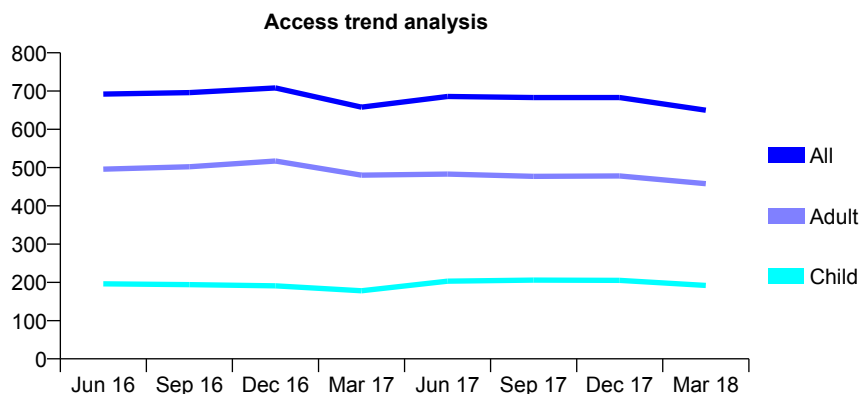
Q54 - Vital Signs At a Glance Contract Report for 638633/0019 - Year end March 2018

Name or company name	Balbir S Bhandal, Amrik S Bhandal & Baljit
Contract type name	GDS Contract
Purpose of contract	General and Orthodontic
Contract start date	01/04/2006
Contract end date	

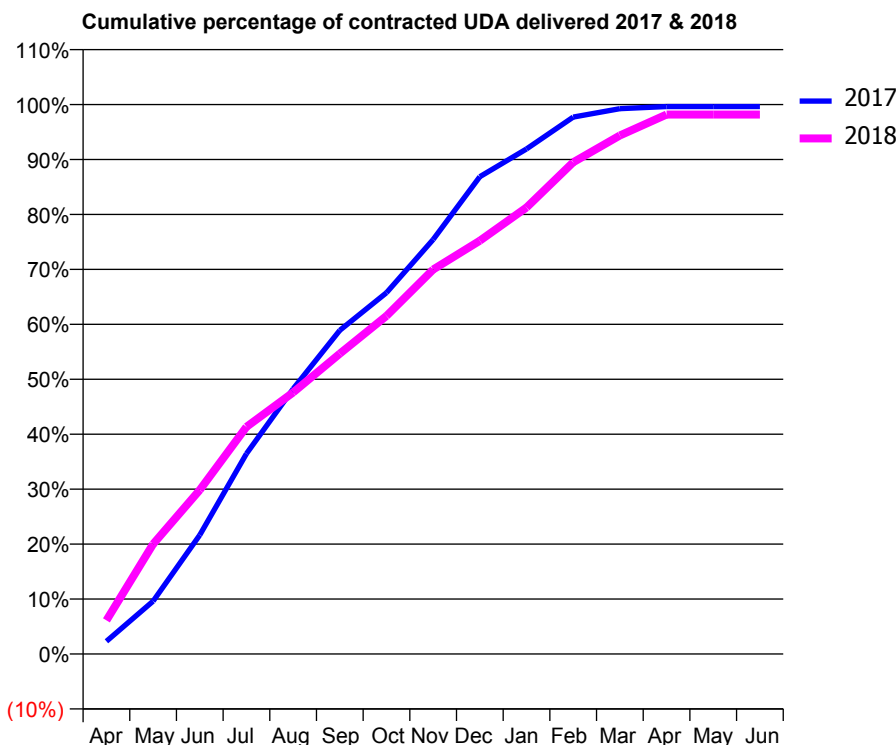
17/18 Contracted general activity (UDA)	2,037
Carry forward general activity (UDA)	7
17/18 Contracted orthodontic activity (UOA)	147
Carry forward orthodontic activity (UOA)	-3
Baseline contract value	£54,044.37

ACCESS*

Patients seen in 24 months	Total	Change since previous quarter
Quarter ending March 2017	658	
Quarter ending June 2017	686	↑
Quarter ending September 2017	683	→
Quarter ending December 2017	683	→
Quarter ending March 2018	650	↓
Variance since March 2017	(1.2%)	↓



ACTIVITY



Month	Adjusted Scheduled Activity (UDA)	
	2017	2018
April	47	125
May	196	408
June	441	608
July	743	842
August	983	969
September	1,200	1,114
October	1,339	1,253
November	1,537	1,425
December	1,769	1,532
January	1,872	1,655
February	1,991	1,823
March	2,022	1,922
April	2,030	2,000
May	2,030	2,000
June	2,030	2,000

QUALITY

	Quantity	Base Number	Contract	AT	Region	England
% of FP17s for the same patient ID Re-attending within 3 months - Children	19	305	6.2%	10.0%	11.6%	11.9%
% of FP17s for the same patient ID Re-attending within 3 months - Adults	52	641	8.1%	15.0%	15.4%	16.0%
% of FP17s for the same patient ID Re-attending between 3 & 9 months - Children	191	305	62.6%	51.9%	59.4%	58.3%
% of FP17s for the same patient ID Re-attending between 3 & 9 months - Adults	406	641	63.3%	47.0%	51.3%	50.3%
% of FP17s for Band 1 Urgent Courses	28	947	3.0%	8.0%	8.0%	9.1%
% of FP17s Relating to Free Repair or Replacements	0	947	0.0%	0.7%	0.8%	0.8%
% of FP17s Relating to Continuations	9	947	1.0%	0.9%	1.0%	1.0%
% of Patients satisfied with the dentistry they have received	0	0	N/A	92.0%	91.7%	91.5%
% of Patients satisfied with the time they had to wait for an appointment	0	0	N/A	90.1%	88.3%	87.9%

* This is based on patients treated on this contract for their most recent course of treatment. Figures in italics indicate the base number of FP17s or Patient Questionnaire responses are less than 100. N/A is shown where the base number of responses is less than 10 during the period. % is calculated as Quantity/Base number*100

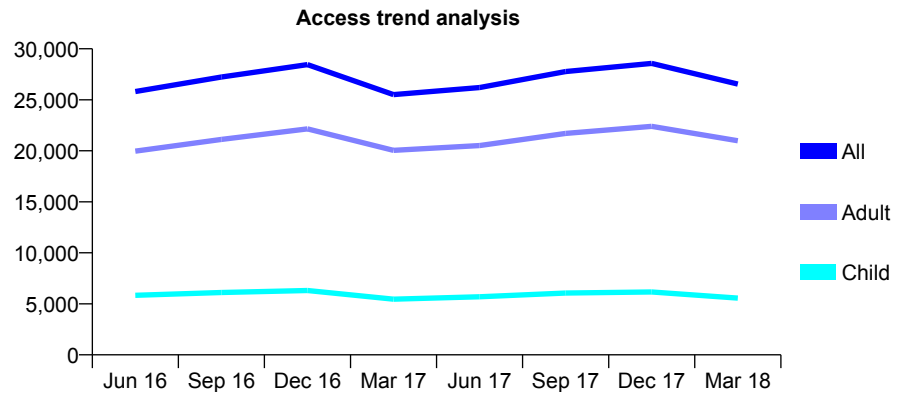
Q54 - Vital Signs At a Glance Contract Report for 638633/0020 - Year end March 2018

Name or company name	Balbir S Bhandal, Amrik S Bhandal & Baljit
Contract type name	GDS Contract
Purpose of contract	General and Orthodontic
Contract start date	01/04/2006
Contract end date	

17/18 Contracted general activity (UDA)	97,227
Carry forward general activity (UDA)	-1,788
17/18 Contracted orthodontic activity (UOA)	6,238
Carry forward orthodontic activity (UOA)	1,638
Baseline contract value	£3,553,808.51

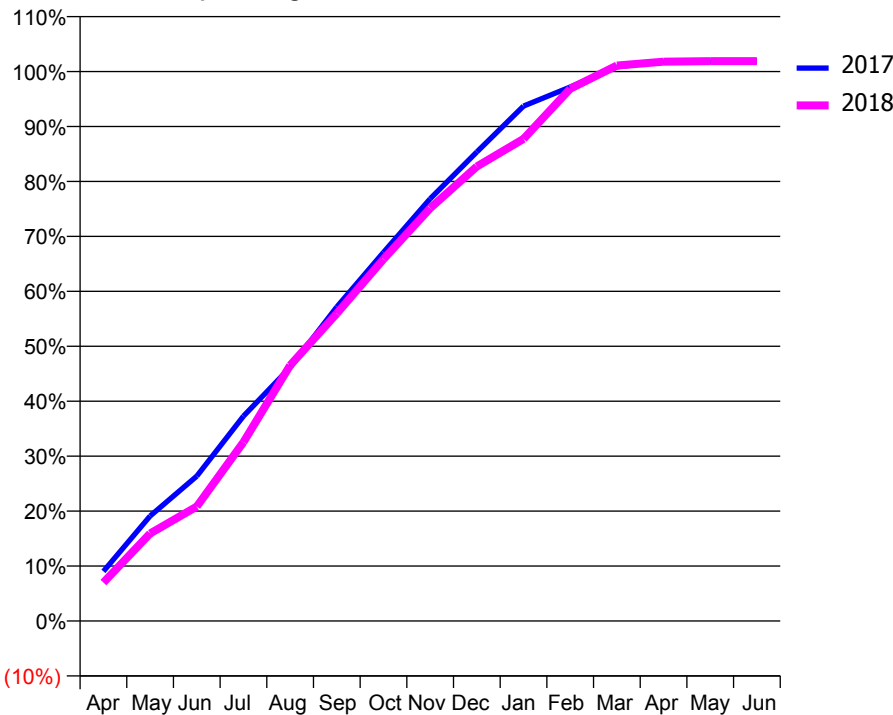
ACCESS*

Patients seen in 24 months	Total	Change since previous quarter
Quarter ending March 2017	25,507	
Quarter ending June 2017	26,202	↑
Quarter ending September 2017	27,768	↑
Quarter ending December 2017	28,564	↑
Quarter ending March 2018	26,546	↓
Variance since March 2017	4.1%	↑



ACTIVITY

Cumulative percentage of contracted UDA delivered 2017 & 2018



Month	Adjusted Scheduled Activity (UDA)	
	2017	2018
April	8,779	6,815
May	18,580	15,499
June	25,630	20,263
July	36,256	31,654
August	44,854	45,239
September	55,570	54,423
October	65,231	64,017
November	74,713	73,040
December	82,997	80,422
January	91,098	85,308
February	94,490	94,172
March	98,056	98,283
April	99,002	98,957
May	99,015	99,066
June	99,015	99,066

QUALITY

	Quantity	Base Number	Contract	AT	Region	England
% of FP17s for the same patient ID Re-attending within 3 months - Children	474	7,368	6.4%	10.0%	11.6%	11.9%
% of FP17s for the same patient ID Re-attending within 3 months - Adults	1,520	20,360	7.5%	15.0%	15.4%	16.0%
% of FP17s for the same patient ID Re-attending between 3 & 9 months - Children	1,652	7,368	22.4%	51.9%	59.4%	58.3%
% of FP17s for the same patient ID Re-attending between 3 & 9 months - Adults	4,113	20,360	20.2%	47.0%	51.3%	50.3%
% of FP17s for Band 1 Urgent Courses	877	26,133	3.4%	8.0%	8.0%	9.1%
% of FP17s Relating to Free Repair or Replacements	149	26,133	0.6%	0.7%	0.8%	0.8%
% of FP17s Relating to Continuations	157	26,133	0.6%	0.9%	1.0%	1.0%
% of Patients satisfied with the dentistry they have received	15	19	78.9%	92.0%	91.7%	91.5%
% of Patients satisfied with the time they had to wait for an appointment	16	19	84.2%	90.1%	88.3%	87.9%

* This is based on patients treated on this contract for their most recent course of treatment. Figures in italics indicate the base number of FP17s or Patient Questionnaire responses are less than 100. N/A is shown where the base number of responses is less than 10 during the period. % is calculated as Quantity/Base number*100

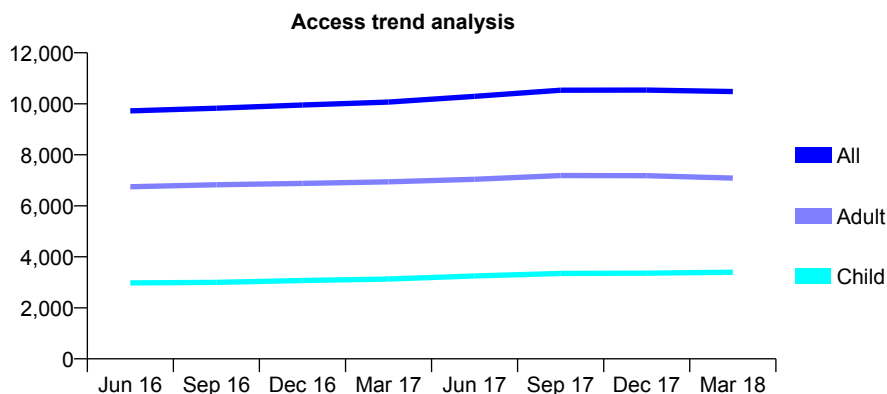
Q54 - Vital Signs At a Glance Contract Report for 638633/0021 - Year end March 2018

Name or company name	Balbir S Bhandal, Amrik S Bhandal & Baljit
Contract type name	GDS Contract
Purpose of contract	General
Contract start date	01/04/2006
Contract end date	

17/18 Contracted general activity (UDA)	30,893
Carry forward general activity (UDA)	404
17/18 Contracted orthodontic activity (UOA)	0
Carry forward orthodontic activity (UOA)	0
Baseline contract value	£805,064.39

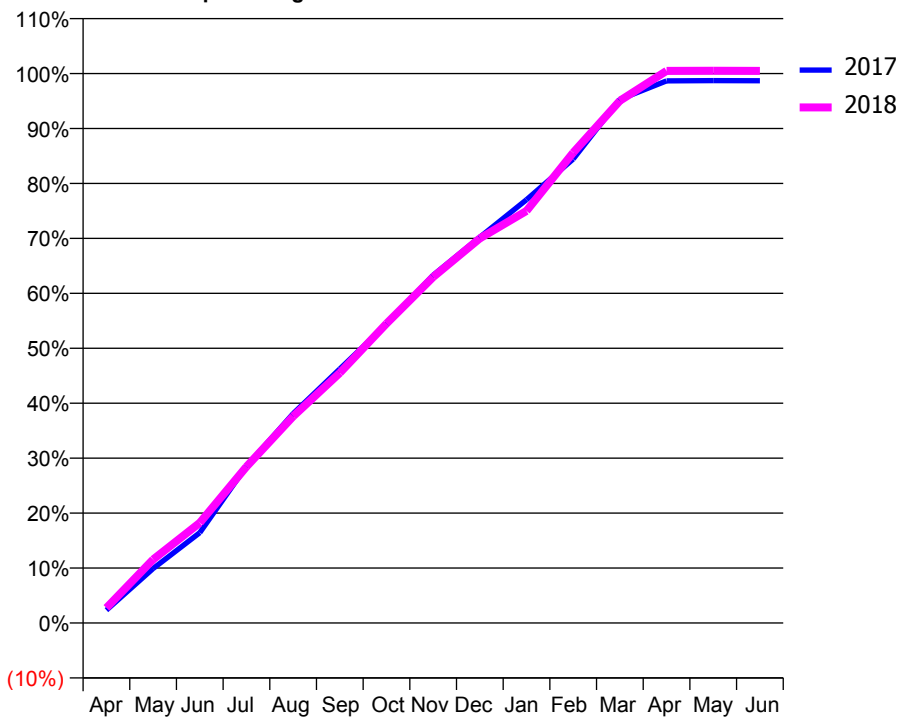
ACCESS*

Patients seen in 24 months	Total	Change since previous quarter
Quarter ending March 2017	10,070	
Quarter ending June 2017	10,293	↑
Quarter ending September 2017	10,534	↑
Quarter ending December 2017	10,541	→
Quarter ending March 2018	10,483	→
Variance since March 2017	4.1%	↑



ACTIVITY

Cumulative percentage of contracted UDA delivered 2017 & 2018



Month	Adjusted Scheduled Activity (UDA)	
	2017	2018
April	726	854
May	3,064	3,574
June	5,080	5,637
July	8,812	8,789
August	11,775	11,618
September	14,283	14,058
October	16,795	16,833
November	19,557	19,453
December	21,690	21,628
January	23,798	23,172
February	26,082	26,448
March	29,438	29,359
April	30,476	31,043
May	30,491	31,046
June	30,489	31,041

QUALITY

	Quantity	Base Number	Contract	AT	Region	England
% of FP17s for the same patient ID Re-attending within 3 months - Children	191	4,309	4.4%	10.0%	11.6%	11.9%
% of FP17s for the same patient ID Re-attending within 3 months - Adults	656	7,877	8.3%	15.0%	15.4%	16.0%
% of FP17s for the same patient ID Re-attending between 3 & 9 months - Children	2,119	4,309	49.2%	51.9%	59.4%	58.3%
% of FP17s for the same patient ID Re-attending between 3 & 9 months - Adults	3,460	7,877	43.9%	47.0%	51.3%	50.3%
% of FP17s for Band 1 Urgent Courses	777	12,334	6.3%	8.0%	8.0%	9.1%
% of FP17s Relating to Free Repair or Replacements	45	12,334	0.4%	0.7%	0.8%	0.8%
% of FP17s Relating to Continuations	21	12,334	0.2%	0.9%	1.0%	1.0%
% of Patients satisfied with the dentistry they have received	11	12	91.7%	92.0%	91.7%	91.5%
% of Patients satisfied with the time they had to wait for an appointment	11	12	91.7%	90.1%	88.3%	87.9%

* This is based on patients treated on this contract for their most recent course of treatment. Figures in italics indicate the base number of FP17s or Patient Questionnaire responses are less than 100. N/A is shown where the base number of responses is less than 10 during the period. % is calculated as Quantity/Base number*100

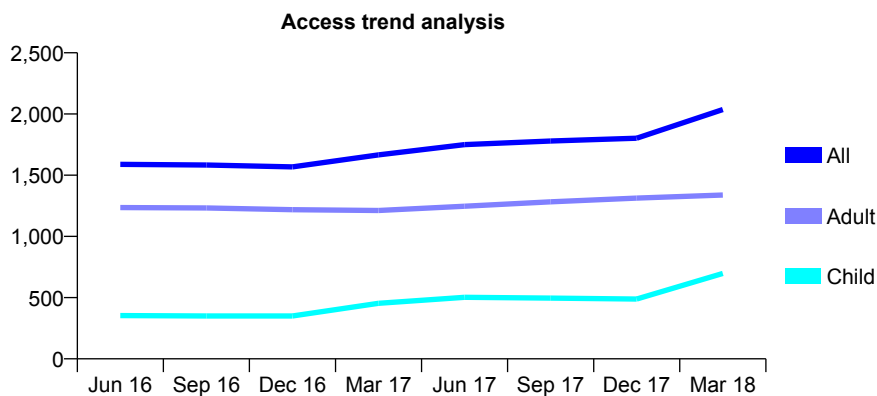
Q54 - Vital Signs At a Glance Contract Report for 643572/0002 - Year end March 2018

Name or company name	DR JF ALLSOPP
Contract type name	GDS Contract
Purpose of contract	General and Orthodontic
Contract start date	01/04/2006
Contract end date	

17/18 Contracted general activity (UDA)	4,835
Carry forward general activity (UDA)	180
17/18 Contracted orthodontic activity (UOA)	760
Carry forward orthodontic activity (UOA)	-16
Baseline contract value	£166,624.93

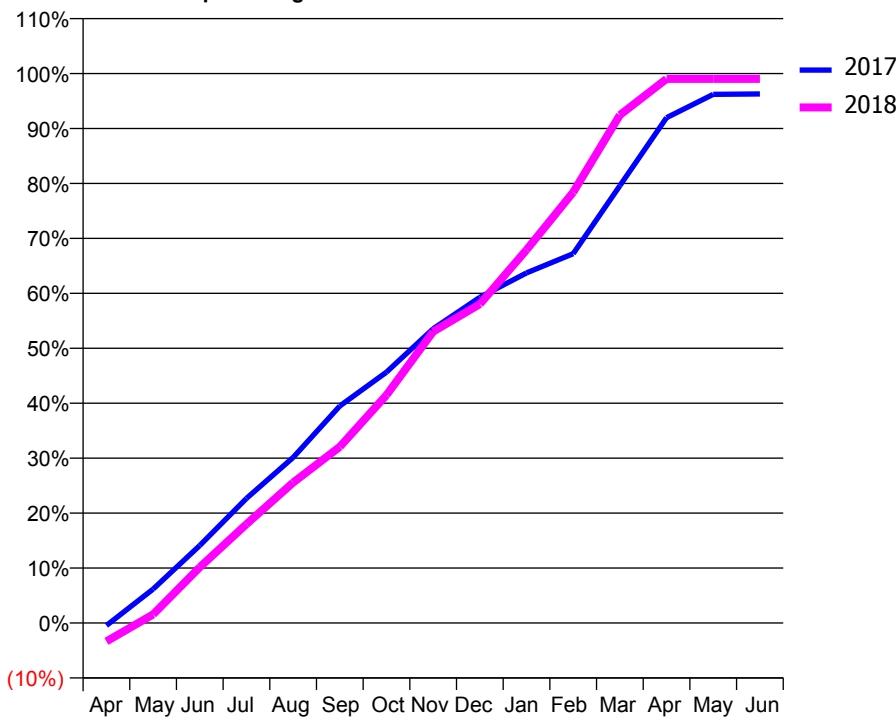
ACCESS*

Patients seen in 24 months	Total	Change since previous quarter
Quarter ending March 2017	1,666	
Quarter ending June 2017	1,750	↑
Quarter ending September 2017	1,779	→
Quarter ending December 2017	1,802	→
Quarter ending March 2018	2,036	↑
Variance since March 2017	22.2%	↑



ACTIVITY

Cumulative percentage of contracted UDA delivered 2017 & 2018



Month	Adjusted Scheduled Activity (UDA)	
	2017	2018
April	-23	-163
May	299	76
June	683	491
July	1,096	870
August	1,457	1,236
September	1,909	1,550
October	2,208	2,006
November	2,589	2,564
December	2,866	2,806
January	3,081	3,284
February	3,250	3,790
March	3,848	4,469
April	4,446	4,787
May	4,652	4,787
June	4,655	4,787

QUALITY

	Quantity	Base Number	Contract	AT	Region	England
% of FP17s for the same patient ID Re-attending within 3 months - Children	33	1,116	3.0%	10.0%	11.6%	11.9%
% of FP17s for the same patient ID Re-attending within 3 months - Adults	232	1,878	12.4%	15.0%	15.4%	16.0%
% of FP17s for the same patient ID Re-attending between 3 & 9 months - Children	202	1,116	18.1%	51.9%	59.4%	58.3%
% of FP17s for the same patient ID Re-attending between 3 & 9 months - Adults	905	1,878	48.2%	47.0%	51.3%	50.3%
% of FP17s for Band 1 Urgent Courses	72	2,519	2.9%	8.0%	8.0%	9.1%
% of FP17s Relating to Free Repair or Replacements	44	2,519	1.7%	0.7%	0.8%	0.8%
% of FP17s Relating to Continuations	22	2,519	0.9%	0.9%	1.0%	1.0%
% of Patients satisfied with the dentistry they have received	1	1	N/A	92.0%	91.7%	91.5%
% of Patients satisfied with the time they had to wait for an appointment	1	1	N/A	90.1%	88.3%	87.9%

* This is based on patients treated on this contract for their most recent course of treatment. Figures in italics indicate the base number of FP17s or Patient Questionnaire responses are less than 100. N/A is shown where the base number of responses is less than 10 during the period. % is calculated as Quantity/Base number*100

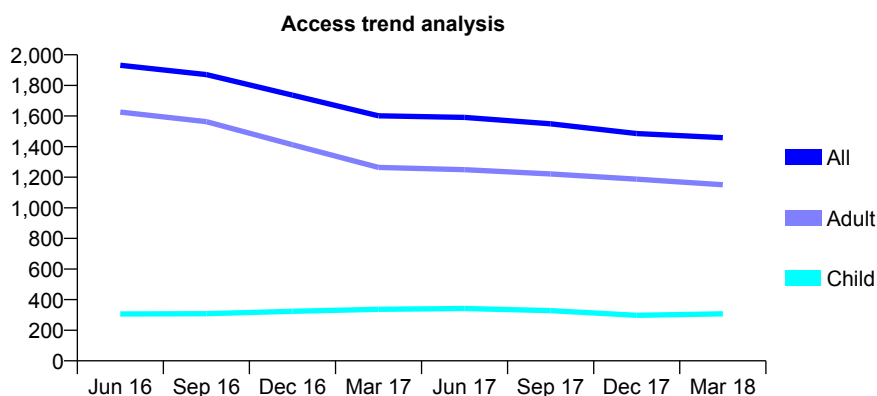
Q54 - Vital Signs At a Glance Contract Report for 650544/0001 - Year end March 2018

Name or company name	MR GD BROWN
Contract type name	GDS Contract
Purpose of contract	General
Contract start date	01/04/2006
Contract end date	

17/18 Contracted general activity (UDA)	6,000
Carry forward general activity (UDA)	0
17/18 Contracted orthodontic activity (UOA)	0
Carry forward orthodontic activity (UOA)	0
Baseline contract value	£159,799.48

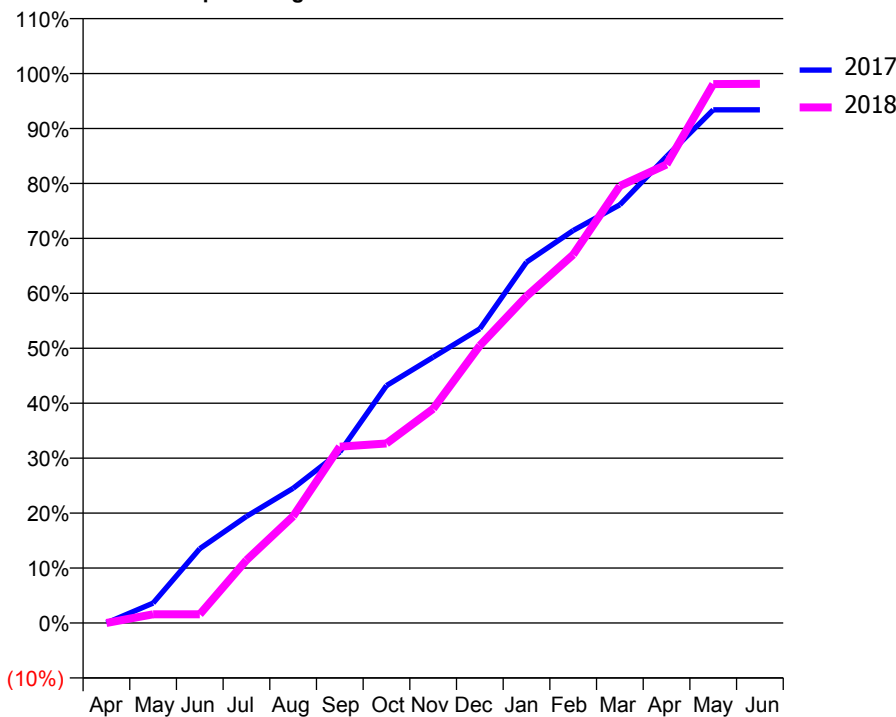
ACCESS*

Patients seen in 24 months	Total	Change since previous quarter
Quarter ending March 2017	1,601	
Quarter ending June 2017	1,591	→
Quarter ending September 2017	1,549	↓
Quarter ending December 2017	1,485	↓
Quarter ending March 2018	1,458	↓
Variance since March 2017	(8.9%)	↓



ACTIVITY

Cumulative percentage of contracted UDA delivered 2017 & 2018



Month	Adjusted Scheduled Activity (UDA)	
	2017	2018
April	0	0
May	218	95
June	812	95
July	1,164	686
August	1,471	1,166
September	1,868	1,926
October	2,593	1,960
November	2,903	2,338
December	3,213	3,030
January	3,940	3,568
February	4,285	4,022
March	4,567	4,772
April	5,095	5,006
May	5,603	5,885
June	5,603	5,888

QUALITY

	Quantity	Base Number	Contract	AT	Region	England
% of FP17s for the same patient ID Re-attending within 3 months - Children	13	273	4.8%	10.0%	11.6%	11.9%
% of FP17s for the same patient ID Re-attending within 3 months - Adults	78	929	8.4%	15.0%	15.4%	16.0%
% of FP17s for the same patient ID Re-attending between 3 & 9 months - Children	41	273	15.0%	51.9%	59.4%	58.3%
% of FP17s for the same patient ID Re-attending between 3 & 9 months - Adults	174	929	18.7%	47.0%	51.3%	50.3%
% of FP17s for Band 1 Urgent Courses	36	1,200	3.0%	8.0%	8.0%	9.1%
% of FP17s Relating to Free Repair or Replacements	9	1,200	0.8%	0.7%	0.8%	0.8%
% of FP17s Relating to Continuations	21	1,200	1.8%	0.9%	1.0%	1.0%
% of Patients satisfied with the dentistry they have received	0	0	N/A	92.0%	91.7%	91.5%
% of Patients satisfied with the time they had to wait for an appointment	0	0	N/A	90.1%	88.3%	87.9%

* This is based on patients treated on this contract for their most recent course of treatment. Figures in italics indicate the base number of FP17s or Patient Questionnaire responses are less than 100. N/A is shown where the base number of responses is less than 10 during the period. % is calculated as Quantity/Base number*100

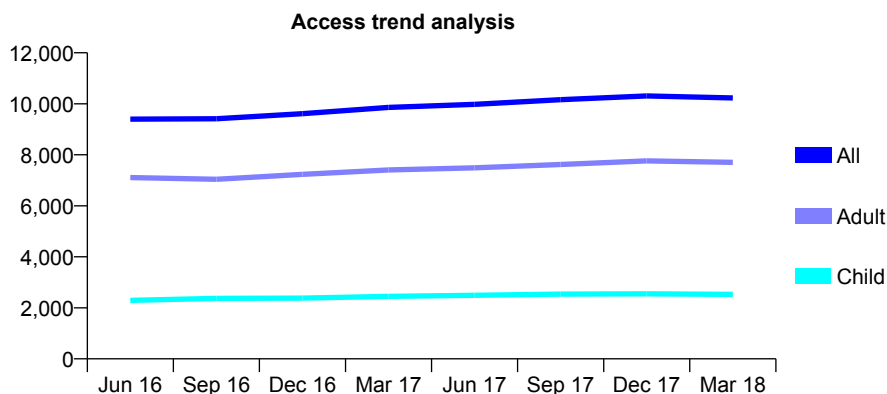
Q54 - Vital Signs At a Glance Contract Report for 658421/0001 - Year end March 2018

Name or company name	MR ES HAYER
Contract type name	GDS Contract
Purpose of contract	General and Orthodontic
Contract start date	01/04/2006
Contract end date	

17/18 Contracted general activity (UDA)	21,866
Carry forward general activity (UDA)	-281
17/18 Contracted orthodontic activity (UOA)	1,017
Carry forward orthodontic activity (UOA)	-1
Baseline contract value	£578,862.11

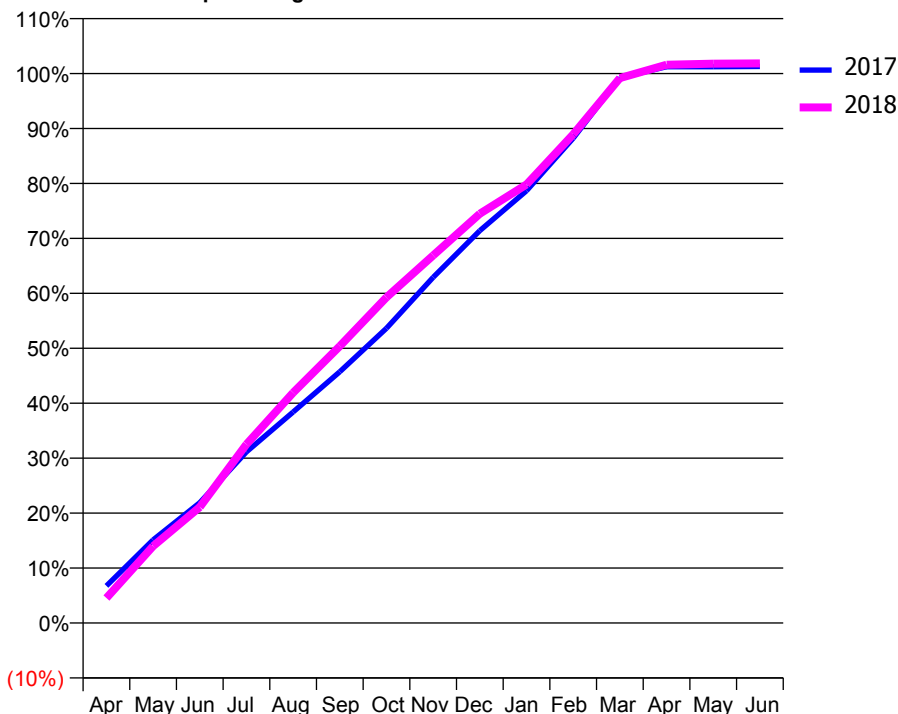
ACCESS*

Patients seen in 24 months	Total	Change since previous quarter
Quarter ending March 2017	9,858	
Quarter ending June 2017	9,981	→
Quarter ending September 2017	10,160	→
Quarter ending December 2017	10,308	→
Quarter ending March 2018	10,232	→
Variance since March 2017	3.8%	↑



ACTIVITY

Cumulative percentage of contracted UDA delivered 2017 & 2018



Month	Adjusted Scheduled Activity (UDA)	
	2017	2018
April	1,479	994
May	3,309	3,057
June	4,790	4,612
July	6,810	7,116
August	8,399	9,167
September	10,001	11,017
October	11,729	12,960
November	13,754	14,628
December	15,611	16,286
January	17,202	17,450
February	19,293	19,442
March	21,701	21,684
April	22,135	22,217
May	22,135	22,257
June	22,147	22,265

QUALITY

	Quantity	Base Number	Contract	AT	Region	England
% of FP17s for the same patient ID Re-attending within 3 months - Children	144	2,842	5.1%	10.0%	11.6%	11.9%
% of FP17s for the same patient ID Re-attending within 3 months - Adults	814	7,778	10.5%	15.0%	15.4%	16.0%
% of FP17s for the same patient ID Re-attending between 3 & 9 months - Children	1,117	2,842	39.3%	51.9%	59.4%	58.3%
% of FP17s for the same patient ID Re-attending between 3 & 9 months - Adults	2,449	7,778	31.5%	47.0%	51.3%	50.3%
% of FP17s for Band 1 Urgent Courses	640	9,837	6.5%	8.0%	8.0%	9.1%
% of FP17s Relating to Free Repair or Replacements	103	9,837	1.0%	0.7%	0.8%	0.8%
% of FP17s Relating to Continuations	102	9,837	1.0%	0.9%	1.0%	1.0%
% of Patients satisfied with the dentistry they have received	10	12	83.3%	92.0%	91.7%	91.5%
% of Patients satisfied with the time they had to wait for an appointment	11	12	91.7%	90.1%	88.3%	87.9%

* This is based on patients treated on this contract for their most recent course of treatment. Figures in italics indicate the base number of FP17s or Patient Questionnaire responses are less than 100. N/A is shown where the base number of responses is less than 10 during the period. % is calculated as Quantity/Base number*100

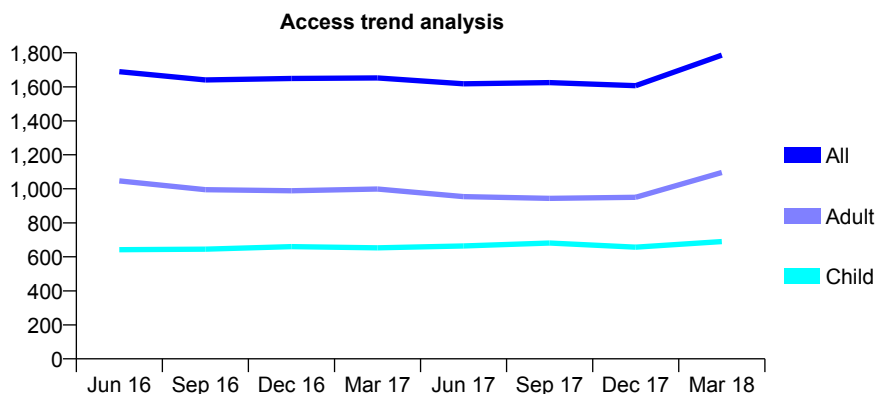
Q54 - Vital Signs At a Glance Contract Report for 658995/0001 - Year end March 2018

Name or company name	MR SR MEHTA
Contract type name	GDS Contract
Purpose of contract	General
Contract start date	16/08/2011
Contract end date	

17/18 Contracted general activity (UDA)	5,107
Carry forward general activity (UDA)	94
17/18 Contracted orthodontic activity (UOA)	0
Carry forward orthodontic activity (UOA)	0
Baseline contract value	£107,247.01

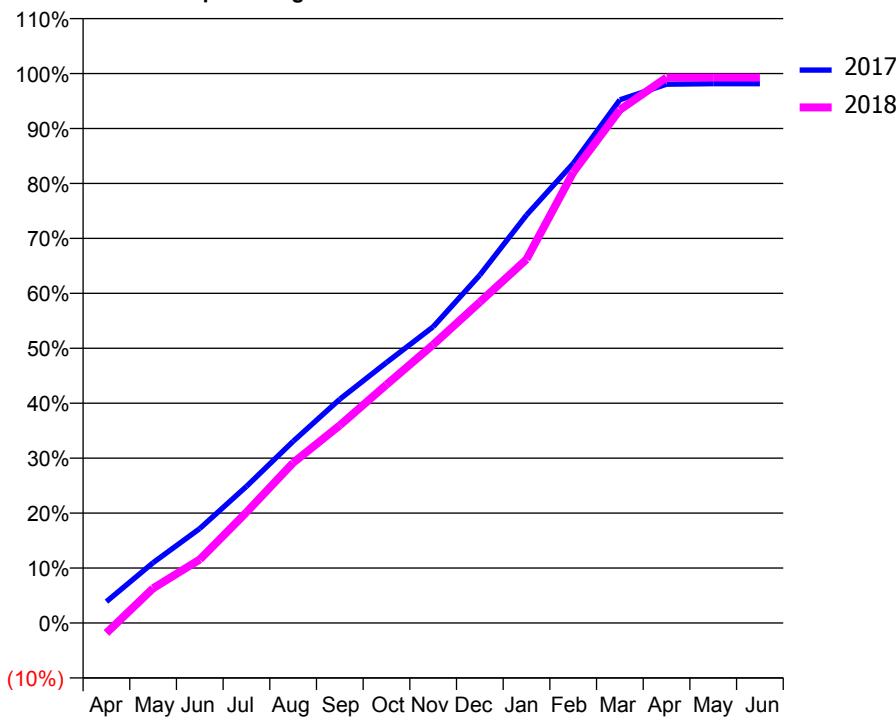
ACCESS*

Patients seen in 24 months	Total	Change since previous quarter
Quarter ending March 2017	1,652	
Quarter ending June 2017	1,618	↓
Quarter ending September 2017	1,625	→
Quarter ending December 2017	1,607	↓
Quarter ending March 2018	1,786	↑
Variance since March 2017	8.1%	↑



ACTIVITY

Cumulative percentage of contracted UDA delivered 2017 & 2018



Month	Adjusted Scheduled Activity (UDA)	
	2017	2018
April	198	-94
May	561	323
June	878	590
July	1,270	1,030
August	1,689	1,490
September	2,081	1,837
October	2,421	2,216
November	2,753	2,587
December	3,234	2,983
January	3,792	3,381
February	4,271	4,189
March	4,862	4,770
April	5,008	5,069
May	5,013	5,069
June	5,013	5,069

QUALITY

	Quantity	Base Number	Contract	AT	Region	England
% of FP17s for the same patient ID Re-attending within 3 months - Children	39	744	5.2%	10.0%	11.6%	11.9%
% of FP17s for the same patient ID Re-attending within 3 months - Adults	108	992	10.9%	15.0%	15.4%	16.0%
% of FP17s for the same patient ID Re-attending between 3 & 9 months - Children	293	744	39.4%	51.9%	59.4%	58.3%
% of FP17s for the same patient ID Re-attending between 3 & 9 months - Adults	269	992	27.1%	47.0%	51.3%	50.3%
% of FP17s for Band 1 Urgent Courses	93	1,775	5.2%	8.0%	8.0%	9.1%
% of FP17s Relating to Free Repair or Replacements	5	1,775	0.3%	0.7%	0.8%	0.8%
% of FP17s Relating to Continuations	12	1,775	0.7%	0.9%	1.0%	1.0%
% of Patients satisfied with the dentistry they have received	1	1	N/A	92.0%	91.7%	91.5%
% of Patients satisfied with the time they had to wait for an appointment	1	1	N/A	90.1%	88.3%	87.9%

* This is based on patients treated on this contract for their most recent course of treatment. Figures in italics indicate the base number of FP17s or Patient Questionnaire responses are less than 100. N/A is shown where the base number of responses is less than 10 during the period. % is calculated as Quantity/Base number*100

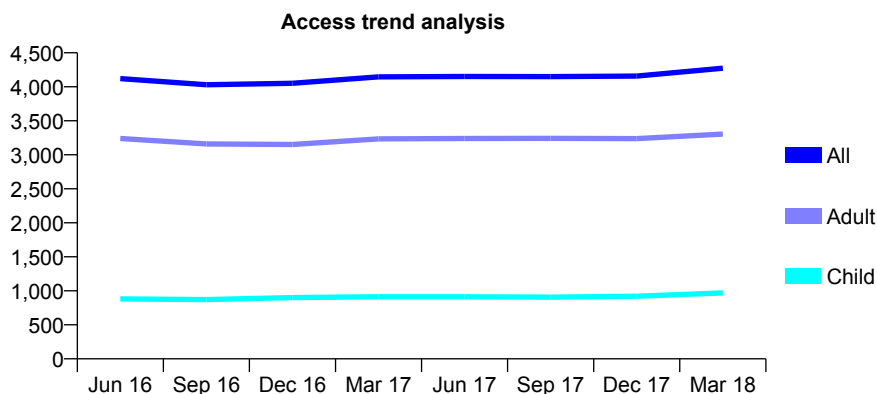
Q54 - Vital Signs At a Glance Contract Report for 660094/0001 - Year end March 2018

Name or company name	MISS HL PHAM
Contract type name	GDS Contract
Purpose of contract	General
Contract start date	01/04/2006
Contract end date	

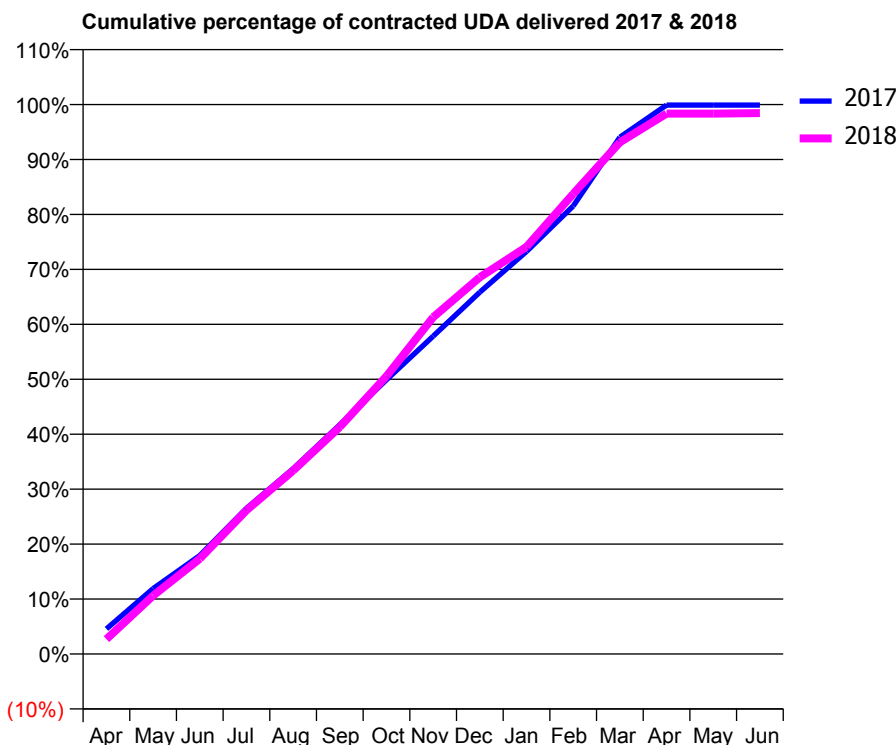
17/18 Contracted general activity (UDA)	16,200
Carry forward general activity (UDA)	16
17/18 Contracted orthodontic activity (UOA)	0
Carry forward orthodontic activity (UOA)	0
Baseline contract value	£394,186.26

ACCESS*

Patients seen in 24 months	Total	Change since previous quarter
Quarter ending March 2017	4,146	
Quarter ending June 2017	4,152	→
Quarter ending September 2017	4,150	→
Quarter ending December 2017	4,158	→
Quarter ending March 2018	4,274	↑
Variance since March 2017	3.1%	↑



ACTIVITY



Month	Adjusted Scheduled Activity (UDA)	
	2017	2018
April	739	439
May	1,927	1,720
June	2,902	2,809
July	4,294	4,234
August	5,464	5,409
September	6,759	6,694
October	8,085	8,190
November	9,369	9,928
December	10,666	11,108
January	11,868	12,005
February	13,206	13,564
March	15,234	15,087
April	16,182	15,932
May	16,182	15,932
June	16,183	15,948

QUALITY

	Quantity	Base Number	Contract	AT	Region	England
% of FP17s for the same patient ID Re-attending within 3 months - Children	88	1,246	7.1%	10.0%	11.6%	11.9%
% of FP17s for the same patient ID Re-attending within 3 months - Adults	741	4,745	15.6%	15.0%	15.4%	16.0%
% of FP17s for the same patient ID Re-attending between 3 & 9 months - Children	663	1,246	53.2%	51.9%	59.4%	58.3%
% of FP17s for the same patient ID Re-attending between 3 & 9 months - Adults	2,725	4,745	57.4%	47.0%	51.3%	50.3%
% of FP17s for Band 1 Urgent Courses	504	6,045	8.3%	8.0%	8.0%	9.1%
% of FP17s Relating to Free Repair or Replacements	88	6,045	1.5%	0.7%	0.8%	0.8%
% of FP17s Relating to Continuations	62	6,045	1.0%	0.9%	1.0%	1.0%
% of Patients satisfied with the dentistry they have received	1	1	N/A	92.0%	91.7%	91.5%
% of Patients satisfied with the time they had to wait for an appointment	1	1	N/A	90.1%	88.3%	87.9%

* This is based on patients treated on this contract for their most recent course of treatment. Figures in italics indicate the base number of FP17s or Patient Questionnaire responses are less than 100. N/A is shown where the base number of responses is less than 10 during the period. % is calculated as Quantity/Base number*100

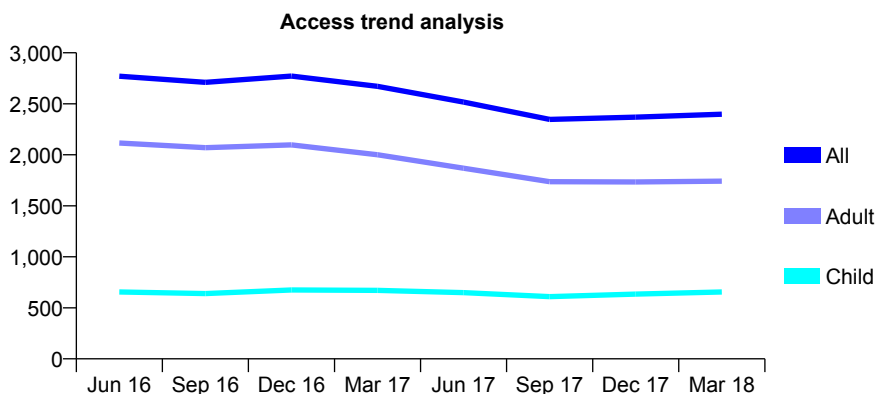
Q54 - Vital Signs At a Glance Contract Report for 673749/0001 - Year end March 2018

Name or company name	MR R KUMAR
Contract type name	GDS Contract
Purpose of contract	General and Orthodontic
Contract start date	01/04/2006
Contract end date	

17/18 Contracted general activity (UDA)	9,973
Carry forward general activity (UDA)	0
17/18 Contracted orthodontic activity (UOA)	210
Carry forward orthodontic activity (UOA)	-4
Baseline contract value	£271,177.03

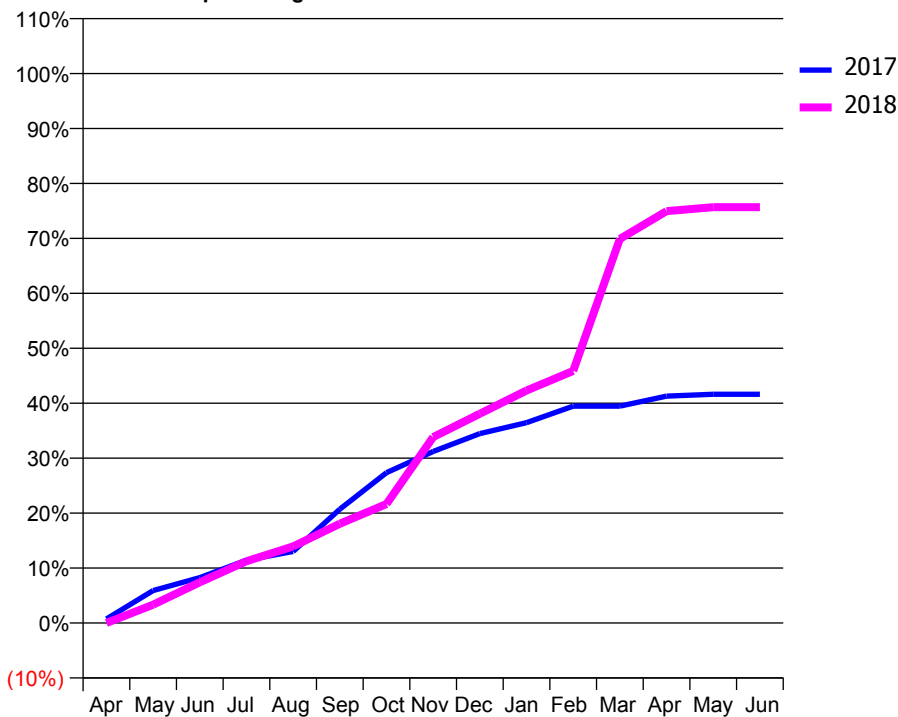
ACCESS*

Patients seen in 24 months	Total	Change since previous quarter
Quarter ending March 2017	2,671	
Quarter ending June 2017	2,517	↓
Quarter ending September 2017	2,347	↓
Quarter ending December 2017	2,369	→
Quarter ending March 2018	2,398	→
Variance since March 2017	(10.2%)	↓



ACTIVITY

Cumulative percentage of contracted UDA delivered 2017 & 2018



Month	Adjusted Scheduled Activity (UDA)	
	2017	2018
April	75	0
May	589	333
June	824	739
July	1,141	1,122
August	1,298	1,390
September	2,064	1,802
October	2,729	2,159
November	3,114	3,374
December	3,438	3,799
January	3,635	4,219
February	3,936	4,576
March	3,936	6,972
April	4,118	7,475
May	4,151	7,548
June	4,152	7,548

QUALITY

	Quantity	Base Number	Contract	AT	Region	England
% of FP17s for the same patient ID Re-attending within 3 months - Children	34	925	3.7%	10.0%	11.6%	11.9%
% of FP17s for the same patient ID Re-attending within 3 months - Adults	150	1,641	9.1%	15.0%	15.4%	16.0%
% of FP17s for the same patient ID Re-attending between 3 & 9 months - Children	437	925	47.2%	51.9%	59.4%	58.3%
% of FP17s for the same patient ID Re-attending between 3 & 9 months - Adults	504	1,641	30.7%	47.0%	51.3%	50.3%
% of FP17s for Band 1 Urgent Courses	155	2,479	6.3%	8.0%	8.0%	9.1%
% of FP17s Relating to Free Repair or Replacements	2	2,479	0.1%	0.7%	0.8%	0.8%
% of FP17s Relating to Continuations	21	2,479	0.8%	0.9%	1.0%	1.0%
% of Patients satisfied with the dentistry they have received	0	0	N/A	92.0%	91.7%	91.5%
% of Patients satisfied with the time they had to wait for an appointment	0	0	N/A	90.1%	88.3%	87.9%

* This is based on patients treated on this contract for their most recent course of treatment. Figures in italics indicate the base number of FP17s or Patient Questionnaire responses are less than 100. N/A is shown where the base number of responses is less than 10 during the period. % is calculated as Quantity/Base number*100

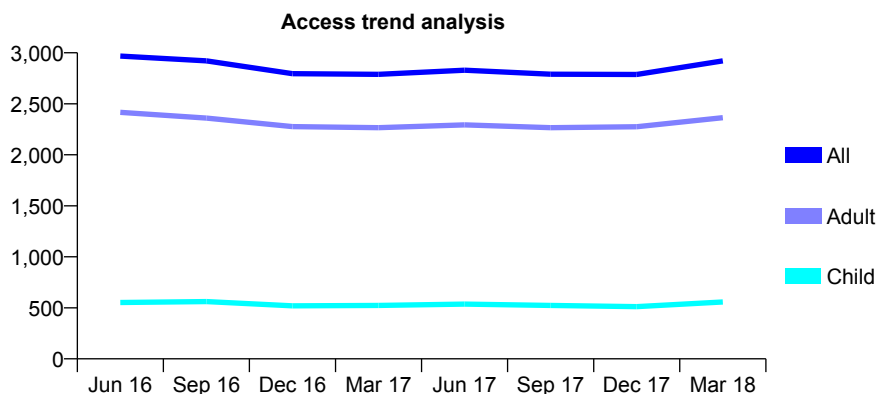
Q54 - Vital Signs At a Glance Contract Report for 677566/0001 - Year end March 2018

Name or company name	MR N KHALED
Contract type name	GDS Contract
Purpose of contract	General
Contract start date	01/12/2006
Contract end date	

17/18 Contracted general activity (UDA)	15,657
Carry forward general activity (UDA)	0
17/18 Contracted orthodontic activity (UOA)	0
Carry forward orthodontic activity (UOA)	0
Baseline contract value	£395,046.07

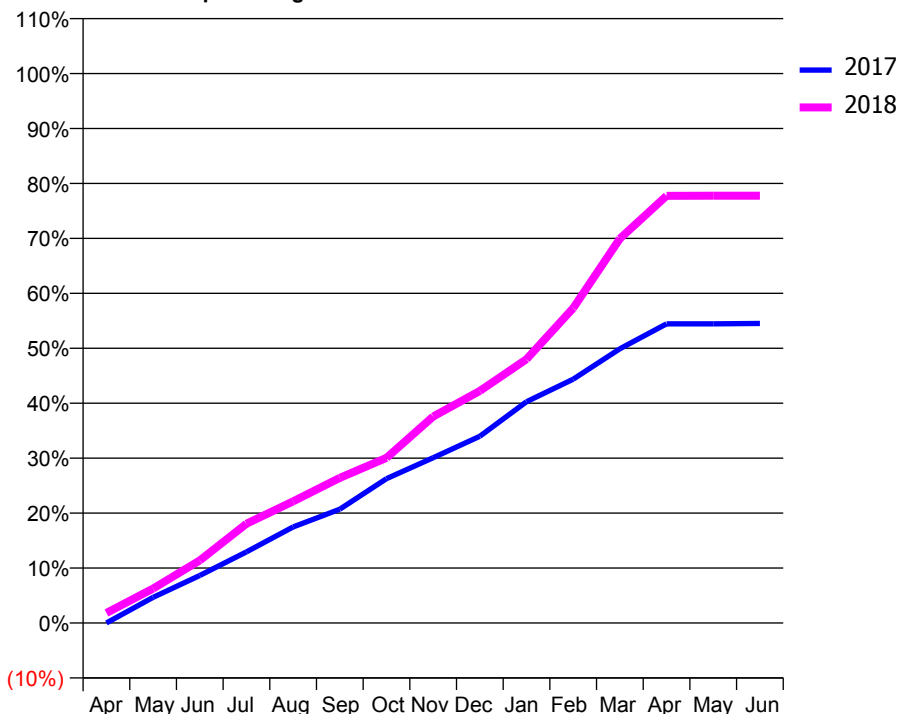
ACCESS*

Patients seen in 24 months	Total	Change since previous quarter
Quarter ending March 2017	2,789	
Quarter ending June 2017	2,830	→
Quarter ending September 2017	2,790	↓
Quarter ending December 2017	2,787	→
Quarter ending March 2018	2,921	↑
Variance since March 2017	4.7%	↑



ACTIVITY

Cumulative percentage of contracted UDA delivered 2017 & 2018



Month	Adjusted Scheduled Activity (UDA)	
	2017	2018
April	0	286
May	730	983
June	1,353	1,783
July	2,027	2,828
August	2,736	3,466
September	3,242	4,136
October	4,113	4,707
November	4,709	5,884
December	5,322	6,612
January	6,305	7,517
February	6,946	8,972
March	7,815	10,951
April	8,525	12,173
May	8,524	12,174
June	8,537	12,174

QUALITY

	Quantity	Base Number	Contract	AT	Region	England
% of FP17s for the same patient ID Re-attending within 3 months - Children	54	654	8.3%	10.0%	11.6%	11.9%
% of FP17s for the same patient ID Re-attending within 3 months - Adults	557	2,867	19.4%	15.0%	15.4%	16.0%
% of FP17s for the same patient ID Re-attending between 3 & 9 months - Children	262	654	40.1%	51.9%	59.4%	58.3%
% of FP17s for the same patient ID Re-attending between 3 & 9 months - Adults	927	2,867	32.3%	47.0%	51.3%	50.3%
% of FP17s for Band 1 Urgent Courses	97	3,559	2.7%	8.0%	8.0%	9.1%
% of FP17s Relating to Free Repair or Replacements	40	3,559	1.1%	0.7%	0.8%	0.8%
% of FP17s Relating to Continuations	152	3,559	4.3%	0.9%	1.0%	1.0%
% of Patients satisfied with the dentistry they have received	2	3	N/A	92.0%	91.7%	91.5%
% of Patients satisfied with the time they had to wait for an appointment	2	3	N/A	90.1%	88.3%	87.9%

* This is based on patients treated on this contract for their most recent course of treatment. Figures in italics indicate the base number of FP17s or Patient Questionnaire responses are less than 100. N/A is shown where the base number of responses is less than 10 during the period. % is calculated as Quantity/Base number*100

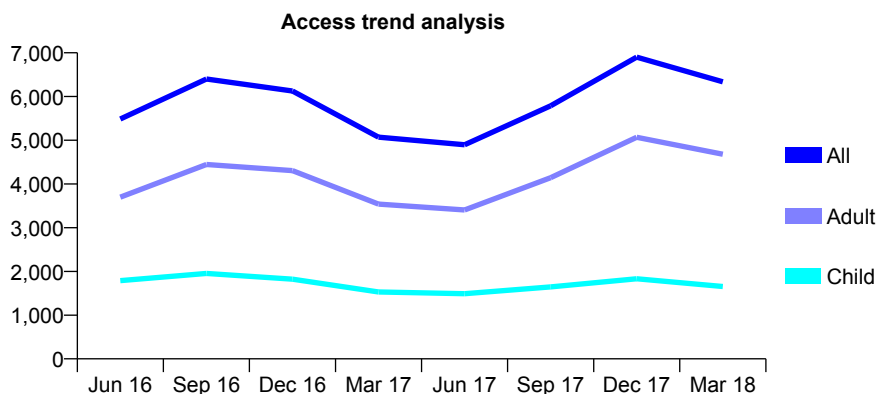
Q54 - Vital Signs At a Glance Contract Report for 677620/0002 - Year end March 2018

Name or company name	MR MA ILYAS
Contract type name	GDS Contract
Purpose of contract	General
Contract start date	01/04/2006
Contract end date	

17/18 Contracted general activity (UDA)	14,933
Carry forward general activity (UDA)	492
17/18 Contracted orthodontic activity (UOA)	0
Carry forward orthodontic activity (UOA)	0
Baseline contract value	£339,696.47

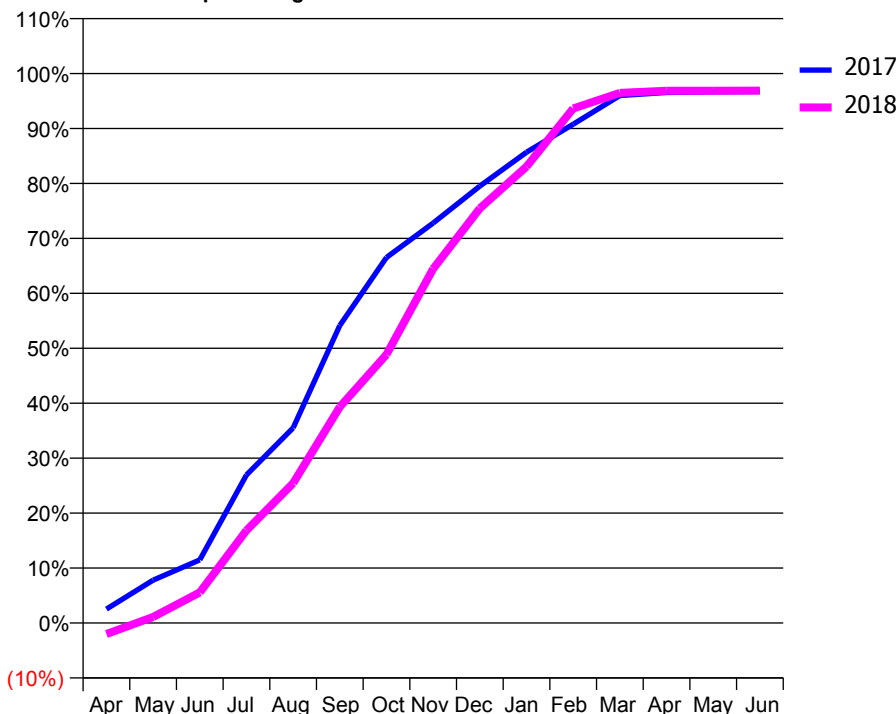
ACCESS*

Patients seen in 24 months	Total	Change since previous quarter
Quarter ending March 2017	5,071	
Quarter ending June 2017	4,896	↓
Quarter ending September 2017	5,789	↑
Quarter ending December 2017	6,901	↑
Quarter ending March 2018	6,336	↓
Variance since March 2017	24.9%	↑



ACTIVITY

Cumulative percentage of contracted UDA delivered 2017 & 2018



Month	Adjusted Scheduled Activity (UDA)	
	2017	2018
April	378	-301
May	1,165	165
June	1,714	830
July	4,026	2,518
August	5,304	3,801
September	8,086	5,873
October	9,936	7,297
November	10,868	9,628
December	11,872	11,268
January	12,794	12,403
February	13,556	13,983
March	14,332	14,405
April	14,417	14,465
May	14,436	14,464
June	14,441	14,468

QUALITY

	Quantity	Base Number	Contract	AT	Region	England
% of FP17s for the same patient ID Re-attending within 3 months - Children	81	2,335	3.5%	10.0%	11.6%	11.9%
% of FP17s for the same patient ID Re-attending within 3 months - Adults	564	6,481	8.7%	15.0%	15.4%	16.0%
% of FP17s for the same patient ID Re-attending between 3 & 9 months - Children	820	2,335	35.1%	51.9%	59.4%	58.3%
% of FP17s for the same patient ID Re-attending between 3 & 9 months - Adults	2,275	6,481	35.1%	47.0%	51.3%	50.3%
% of FP17s for Band 1 Urgent Courses	440	7,892	5.6%	8.0%	8.0%	9.1%
% of FP17s Relating to Free Repair or Replacements	72	7,892	0.9%	0.7%	0.8%	0.8%
% of FP17s Relating to Continuations	19	7,892	0.2%	0.9%	1.0%	1.0%
% of Patients satisfied with the dentistry they have received	6	7	N/A	92.0%	91.7%	91.5%
% of Patients satisfied with the time they had to wait for an appointment	6	7	N/A	90.1%	88.3%	87.9%

* This is based on patients treated on this contract for their most recent course of treatment. Figures in italics indicate the base number of FP17s or Patient Questionnaire responses are less than 100. N/A is shown where the base number of responses is less than 10 during the period. % is calculated as Quantity/Base number*100

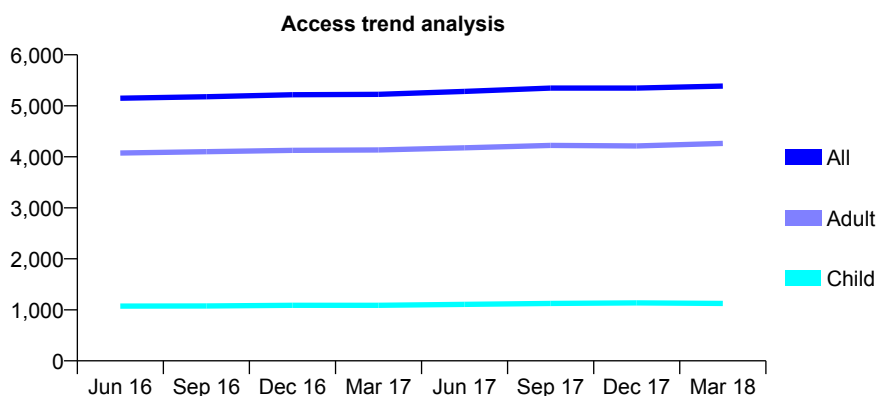
Q54 - Vital Signs At a Glance Contract Report for 678139/0001 - Year end March 2018

Name or company name	MS WP CHEUNG
Contract type name	GDS Contract
Purpose of contract	General
Contract start date	01/04/2006
Contract end date	

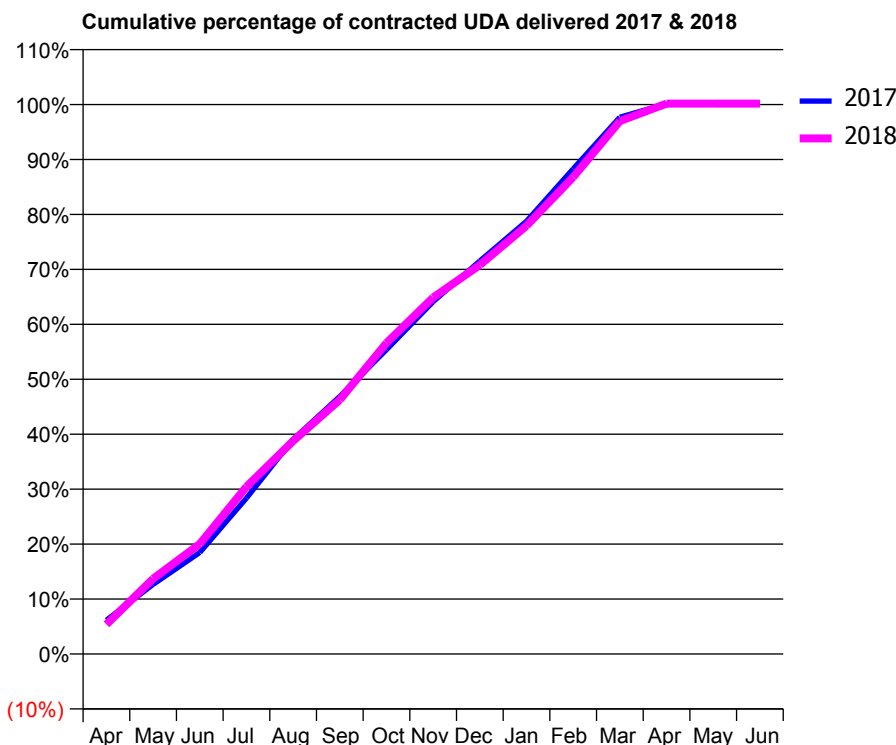
17/18 Contracted general activity (UDA)	16,054
Carry forward general activity (UDA)	-21
17/18 Contracted orthodontic activity (UOA)	0
Carry forward orthodontic activity (UOA)	0
Baseline contract value	£339,318.56

ACCESS*

Patients seen in 24 months	Total	Change since previous quarter
Quarter ending March 2017	5,225	
Quarter ending June 2017	5,283	→
Quarter ending September 2017	5,349	→
Quarter ending December 2017	5,348	→
Quarter ending March 2018	5,388	→
Variance since March 2017	3.1%	↑



ACTIVITY



Month	Adjusted Scheduled Activity (UDA)	
	2017	2018
April	988	867
May	2,034	2,197
June	2,968	3,218
July	4,556	4,889
August	6,269	6,222
September	7,524	7,427
October	8,891	9,086
November	10,296	10,415
December	11,484	11,367
January	12,645	12,512
February	14,174	13,932
March	15,683	15,569
April	16,074	16,082
May	16,074	16,082
June	16,074	16,082

QUALITY

	Quantity	Base Number	Contract	AT	Region	England
% of FP17s for the same patient ID Re-attending within 3 months - Children	78	1,735	4.5%	10.0%	11.6%	11.9%
% of FP17s for the same patient ID Re-attending within 3 months - Adults	982	6,872	14.3%	15.0%	15.4%	16.0%
% of FP17s for the same patient ID Re-attending between 3 & 9 months - Children	1,148	1,735	66.2%	51.9%	59.4%	58.3%
% of FP17s for the same patient ID Re-attending between 3 & 9 months - Adults	4,473	6,872	65.1%	47.0%	51.3%	50.3%
% of FP17s for Band 1 Urgent Courses	474	8,646	5.5%	8.0%	8.0%	9.1%
% of FP17s Relating to Free Repair or Replacements	102	8,646	1.2%	0.7%	0.8%	0.8%
% of FP17s Relating to Continuations	153	8,646	1.8%	0.9%	1.0%	1.0%
% of Patients satisfied with the dentistry they have received	9	10	90.0%	92.0%	91.7%	91.5%
% of Patients satisfied with the time they had to wait for an appointment	9	10	90.0%	90.1%	88.3%	87.9%

* This is based on patients treated on this contract for their most recent course of treatment. Figures in italics indicate the base number of FP17s or Patient Questionnaire responses are less than 100. N/A is shown where the base number of responses is less than 10 during the period. % is calculated as Quantity/Base number*100

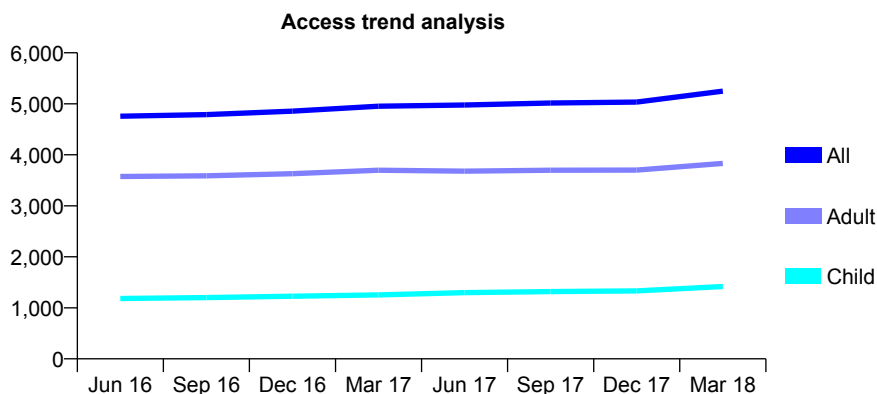
Q54 - Vital Signs At a Glance Contract Report for 678325/0001 - Year end March 2018

Name or company name	Acorn Implant and Dental Practice Ltd
Contract type name	GDS Contract
Purpose of contract	General
Contract start date	01/04/2006
Contract end date	

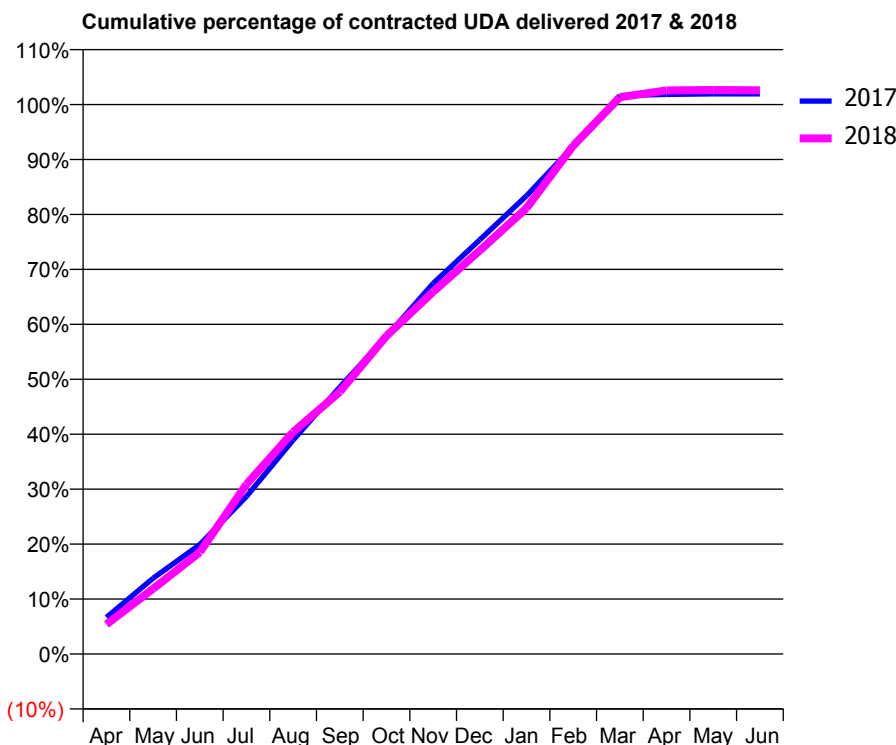
17/18 Contracted general activity (UDA)	9,855
Carry forward general activity (UDA)	-192
17/18 Contracted orthodontic activity (UOA)	0
Carry forward orthodontic activity (UOA)	0
Baseline contract value	£274,274.64

ACCESS*

Patients seen in 24 months	Total	Change since previous quarter
Quarter ending March 2017	4,952	
Quarter ending June 2017	4,977	→
Quarter ending September 2017	5,015	→
Quarter ending December 2017	5,033	→
Quarter ending March 2018	5,249	↑
Variance since March 2017	6.0%	↑



ACTIVITY



Month	Adjusted Scheduled Activity (UDA)	
	2017	2018
April	657	532
May	1,361	1,171
June	1,963	1,826
July	2,826	3,043
August	3,836	3,982
September	4,786	4,704
October	5,699	5,706
November	6,648	6,495
December	7,429	7,238
January	8,218	7,996
February	9,103	9,116
March	10,014	9,987
April	10,036	10,108
May	10,046	10,114
June	10,047	10,110

QUALITY

	Quantity	Base Number	Contract	AT	Region	England
% of FP17s for the same patient ID Re-attending within 3 months - Children	104	1,813	5.7%	10.0%	11.6%	11.9%
% of FP17s for the same patient ID Re-attending within 3 months - Adults	435	4,200	10.4%	15.0%	15.4%	16.0%
% of FP17s for the same patient ID Re-attending between 3 & 9 months - Children	864	1,813	47.7%	51.9%	59.4%	58.3%
% of FP17s for the same patient ID Re-attending between 3 & 9 months - Adults	1,820	4,200	43.3%	47.0%	51.3%	50.3%
% of FP17s for Band 1 Urgent Courses	154	5,093	3.0%	8.0%	8.0%	9.1%
% of FP17s Relating to Free Repair or Replacements	38	5,093	0.7%	0.7%	0.8%	0.8%
% of FP17s Relating to Continuations	33	5,093	0.6%	0.9%	1.0%	1.0%
% of Patients satisfied with the dentistry they have received	3	3	N/A	92.0%	91.7%	91.5%
% of Patients satisfied with the time they had to wait for an appointment	3	3	N/A	90.1%	88.3%	87.9%

* This is based on patients treated on this contract for their most recent course of treatment. Figures in italics indicate the base number of FP17s or Patient Questionnaire responses are less than 100. N/A is shown where the base number of responses is less than 10 during the period. % is calculated as Quantity/Base number*100

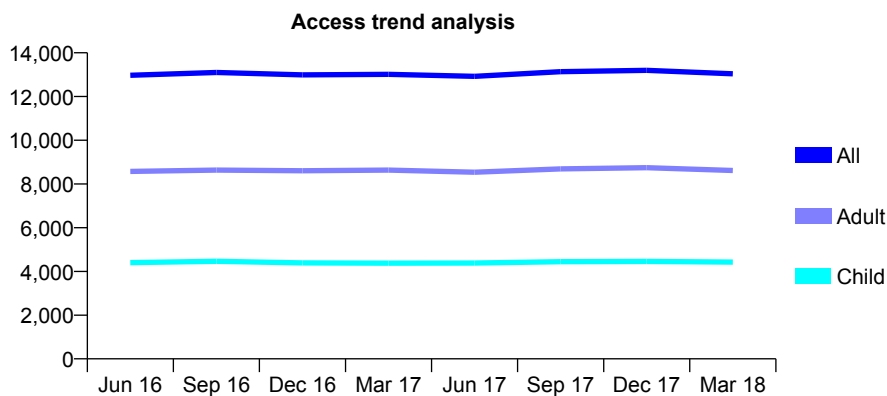
Q54 - Vital Signs At a Glance Contract Report for 682004/0001 - Year end March 2018

Name or company name	Birchfield Dental Practice
Contract type name	GDS Contract
Purpose of contract	General
Contract start date	01/04/2006
Contract end date	

17/18 Contracted general activity (UDA)	45,372
Carry forward general activity (UDA)	820
17/18 Contracted orthodontic activity (UOA)	0
Carry forward orthodontic activity (UOA)	0
Baseline contract value	£1,249,472.97

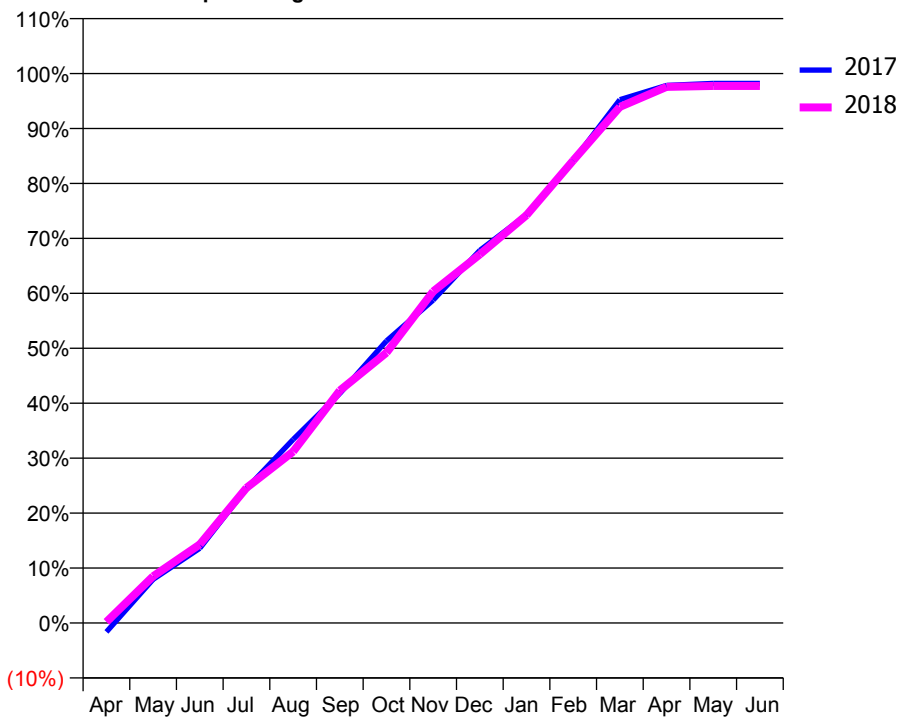
ACCESS*

Patients seen in 24 months	Total	Change since previous quarter
Quarter ending March 2017	13,012	
Quarter ending June 2017	12,921	→
Quarter ending September 2017	13,135	→
Quarter ending December 2017	13,200	→
Quarter ending March 2018	13,042	↓
Variance since March 2017	0.2%	→



ACTIVITY

Cumulative percentage of contracted UDA delivered 2017 & 2018



Month	Adjusted Scheduled Activity (UDA)	
	2017	2018
April	-739	94
May	3,602	3,865
June	6,174	6,488
July	11,103	11,163
August	15,151	14,153
September	18,957	19,196
October	23,287	22,327
November	26,666	27,378
December	30,771	30,439
January	33,709	33,679
February	38,165	38,193
March	43,207	42,613
April	44,392	44,264
May	44,548	44,341
June	44,551	44,341

QUALITY

	Quantity	Base Number	Contract	AT	Region	England
% of FP17s for the same patient ID Re-attending within 3 months - Children	265	5,117	5.2%	10.0%	11.6%	11.9%
% of FP17s for the same patient ID Re-attending within 3 months - Adults	1,173	9,041	13.0%	15.0%	15.4%	16.0%
% of FP17s for the same patient ID Re-attending between 3 & 9 months - Children	2,181	5,117	42.6%	51.9%	59.4%	58.3%
% of FP17s for the same patient ID Re-attending between 3 & 9 months - Adults	3,314	9,041	36.7%	47.0%	51.3%	50.3%
% of FP17s for Band 1 Urgent Courses	1,404	14,206	9.9%	8.0%	8.0%	9.1%
% of FP17s Relating to Free Repair or Replacements	69	14,206	0.5%	0.7%	0.8%	0.8%
% of FP17s Relating to Continuations	66	14,206	0.5%	0.9%	1.0%	1.0%
% of Patients satisfied with the dentistry they have received	2	3	N/A	92.0%	91.7%	91.5%
% of Patients satisfied with the time they had to wait for an appointment	1	3	N/A	90.1%	88.3%	87.9%

* This is based on patients treated on this contract for their most recent course of treatment. Figures in italics indicate the base number of FP17s or Patient Questionnaire responses are less than 100. N/A is shown where the base number of responses is less than 10 during the period. % is calculated as Quantity/Base number*100

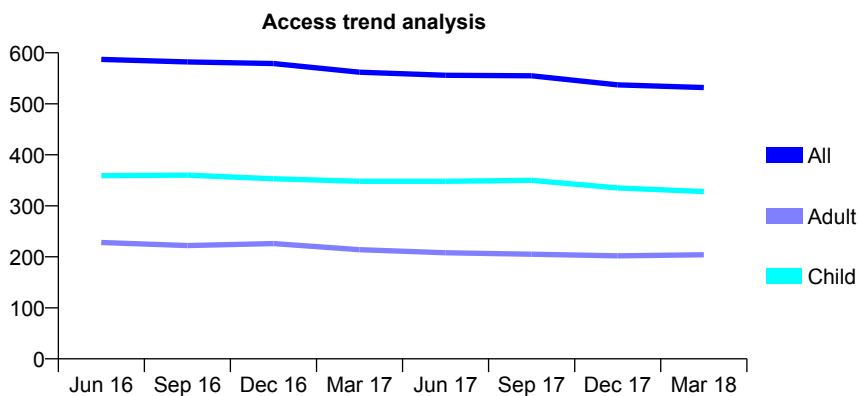
Q54 - Vital Signs At a Glance Contract Report for 682381/0001 - Year end March 2018

Name or company name	MR TF FRASER
Contract type name	GDS Contract
Purpose of contract	General
Contract start date	01/04/2006
Contract end date	

17/18 Contracted general activity (UDA)	1,600
Carry forward general activity (UDA)	0
17/18 Contracted orthodontic activity (UOA)	0
Carry forward orthodontic activity (UOA)	0
Baseline contract value	£41,126.16

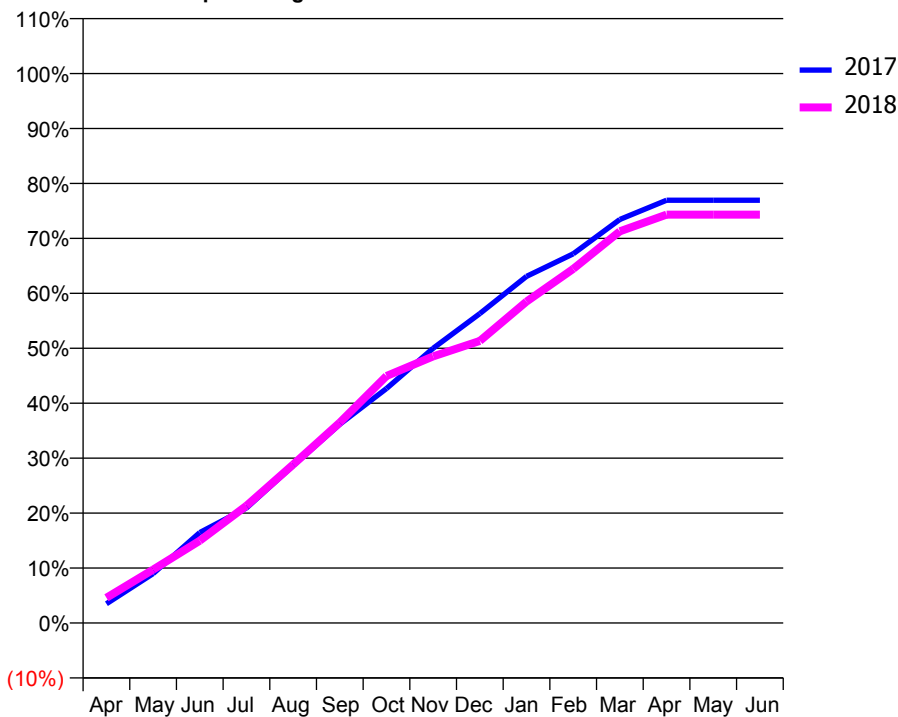
ACCESS*

Patients seen in 24 months	Total	Change since previous quarter
Quarter ending March 2017	562	
Quarter ending June 2017	556	↓
Quarter ending September 2017	555	→
Quarter ending December 2017	537	↓
Quarter ending March 2018	532	→
Variance since March 2017	(5.3%)	↓



ACTIVITY

Cumulative percentage of contracted UDA delivered 2017 & 2018



Month	Adjusted Scheduled Activity (UDA)	
	2017	2018
April	56	73
May	144	155
June	264	240
July	335	341
August	458	462
September	579	584
October	683	719
November	800	776
December	901	821
January	1,009	936
February	1,075	1,031
March	1,175	1,140
April	1,231	1,189
May	1,231	1,189
June	1,231	1,189

QUALITY

	Quantity	Base Number	Contract	AT	Region	England
% of FP17s for the same patient ID Re-attending within 3 months - Children	22	474	4.6%	10.0%	11.6%	11.9%
% of FP17s for the same patient ID Re-attending within 3 months - Adults	51	242	21.1%	15.0%	15.4%	16.0%
% of FP17s for the same patient ID Re-attending between 3 & 9 months - Children	293	474	61.8%	51.9%	59.4%	58.3%
% of FP17s for the same patient ID Re-attending between 3 & 9 months - Adults	117	242	48.3%	47.0%	51.3%	50.3%
% of FP17s for Band 1 Urgent Courses	30	731	4.1%	8.0%	8.0%	9.1%
% of FP17s Relating to Free Repair or Replacements	0	731	0.0%	0.7%	0.8%	0.8%
% of FP17s Relating to Continuations	19	731	2.6%	0.9%	1.0%	1.0%
% of Patients satisfied with the dentistry they have received	1	1	N/A	92.0%	91.7%	91.5%
% of Patients satisfied with the time they had to wait for an appointment	1	1	N/A	90.1%	88.3%	87.9%

* This is based on patients treated on this contract for their most recent course of treatment. Figures in italics indicate the base number of FP17s or Patient Questionnaire responses are less than 100. N/A is shown where the base number of responses is less than 10 during the period. % is calculated as Quantity/Base number*100

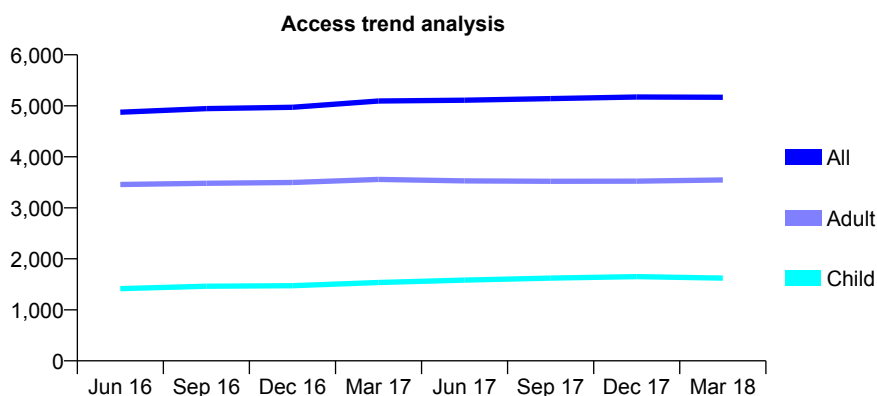
Q54 - Vital Signs At a Glance Contract Report for 686867/0001 - Year end March 2018

Name or company name	City Dental Practice
Contract type name	GDS Contract
Purpose of contract	General
Contract start date	01/04/2006
Contract end date	

17/18 Contracted general activity (UDA)	18,296
Carry forward general activity (UDA)	362
17/18 Contracted orthodontic activity (UOA)	0
Carry forward orthodontic activity (UOA)	0
Baseline contract value	£527,031.11

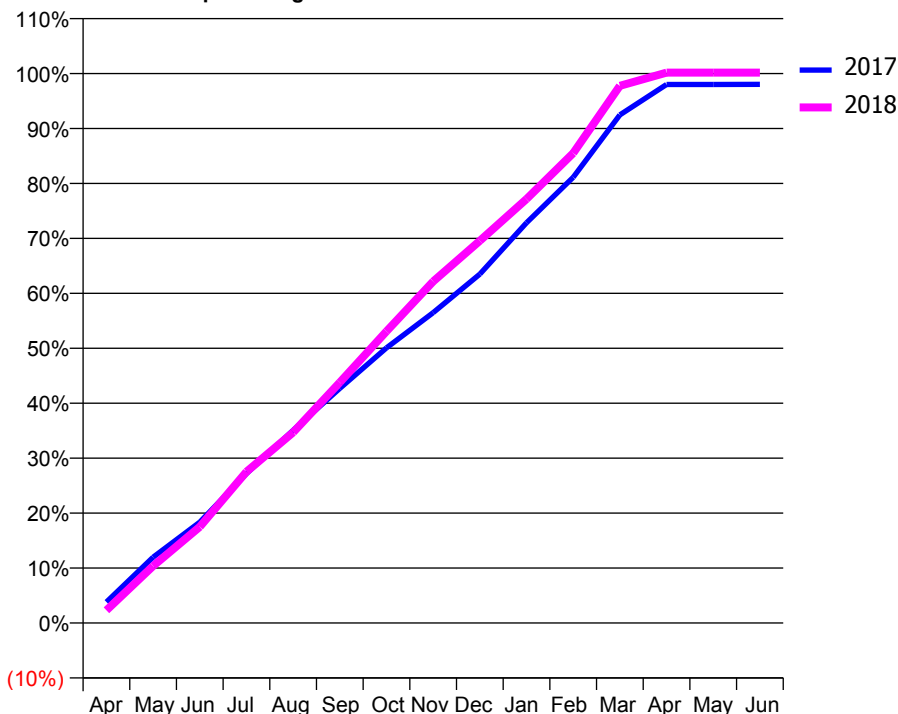
ACCESS*

Patients seen in 24 months	Total	Change since previous quarter
Quarter ending March 2017	5,093	
Quarter ending June 2017	5,111	→
Quarter ending September 2017	5,142	→
Quarter ending December 2017	5,173	→
Quarter ending March 2018	5,168	→
Variance since March 2017	1.5%	→



ACTIVITY

Cumulative percentage of contracted UDA delivered 2017 & 2018



Month	Adjusted Scheduled Activity (UDA)	
	2017	2018
April	698	426
May	2,190	1,898
June	3,359	3,201
July	4,974	5,037
August	6,418	6,348
September	7,811	8,010
October	9,163	9,713
November	10,335	11,372
December	11,618	12,729
January	13,328	14,116
February	14,841	15,643
March	16,917	17,886
April	17,933	18,324
May	17,933	18,324
June	17,934	18,324

QUALITY

	Quantity	Base Number	Contract	AT	Region	England
% of FP17s for the same patient ID Re-attending within 3 months - Children	73	2,350	3.1%	10.0%	11.6%	11.9%
% of FP17s for the same patient ID Re-attending within 3 months - Adults	293	4,815	6.1%	15.0%	15.4%	16.0%
% of FP17s for the same patient ID Re-attending between 3 & 9 months - Children	1,481	2,350	63.0%	51.9%	59.4%	58.3%
% of FP17s for the same patient ID Re-attending between 3 & 9 months - Adults	3,054	4,815	63.4%	47.0%	51.3%	50.3%
% of FP17s for Band 1 Urgent Courses	166	7,047	2.4%	8.0%	8.0%	9.1%
% of FP17s Relating to Free Repair or Replacements	41	7,047	0.6%	0.7%	0.8%	0.8%
% of FP17s Relating to Continuations	41	7,047	0.6%	0.9%	1.0%	1.0%
% of Patients satisfied with the dentistry they have received	5	5	N/A	92.0%	91.7%	91.5%
% of Patients satisfied with the time they had to wait for an appointment	5	5	N/A	90.1%	88.3%	87.9%

* This is based on patients treated on this contract for their most recent course of treatment. Figures in italics indicate the base number of FP17s or Patient Questionnaire responses are less than 100. N/A is shown where the base number of responses is less than 10 during the period. % is calculated as Quantity/Base number*100

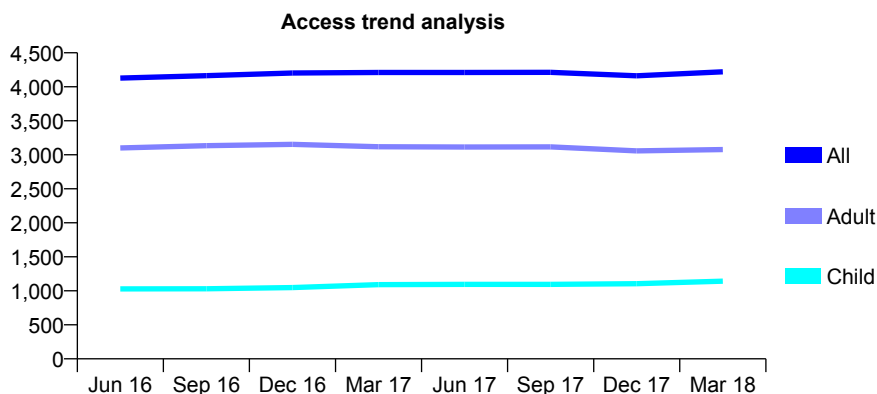
Q54 - Vital Signs At a Glance Contract Report for 686883/0001 - Year end March 2018

Name or company name	MR HS GILL
Contract type name	GDS Contract
Purpose of contract	General
Contract start date	01/04/2006
Contract end date	

17/18 Contracted general activity (UDA)	11,380
Carry forward general activity (UDA)	231
17/18 Contracted orthodontic activity (UOA)	0
Carry forward orthodontic activity (UOA)	0
Baseline contract value	£249,151.85

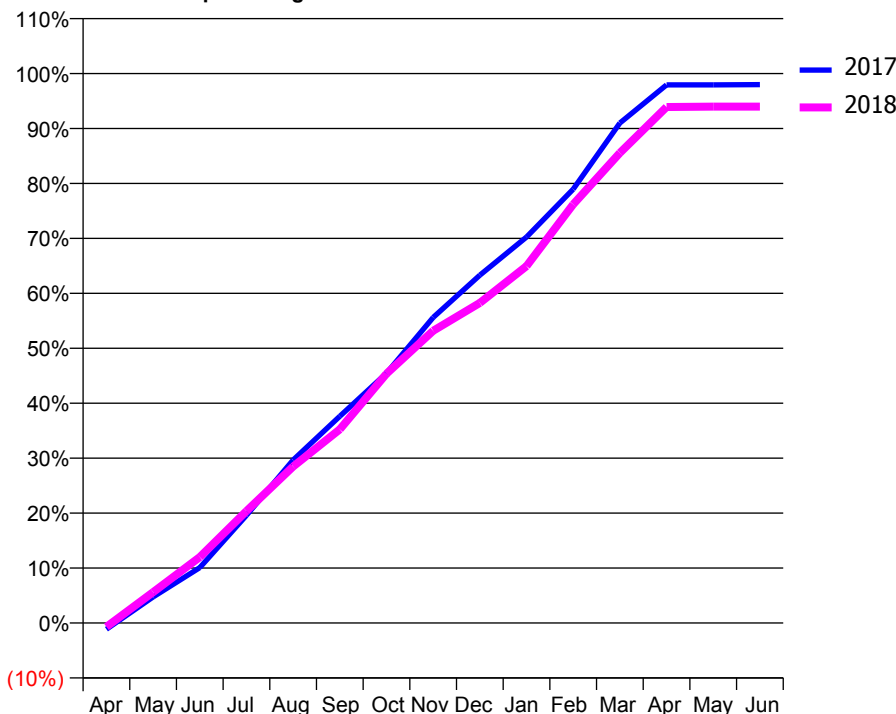
ACCESS*

Patients seen in 24 months	Total	Change since previous quarter
Quarter ending March 2017	4,210	
Quarter ending June 2017	4,210	→
Quarter ending September 2017	4,212	→
Quarter ending December 2017	4,162	↓
Quarter ending March 2018	4,220	→
Variance since March 2017	0.2%	→



ACTIVITY

Cumulative percentage of contracted UDA delivered 2017 & 2018



Month	Adjusted Scheduled Activity (UDA)	
	2017	2018
April	-132	-80
May	540	639
June	1,149	1,366
July	2,231	2,317
August	3,377	3,241
September	4,282	4,010
October	5,174	5,162
November	6,329	6,053
December	7,204	6,628
January	7,994	7,392
February	8,986	8,670
March	10,354	9,735
April	11,145	10,685
May	11,145	10,694
June	11,149	10,694

QUALITY

	Quantity	Base Number	Contract	AT	Region	England
% of FP17s for the same patient ID Re-attending within 3 months - Children	166	1,837	9.0%	10.0%	11.6%	11.9%
% of FP17s for the same patient ID Re-attending within 3 months - Adults	408	4,337	9.4%	15.0%	15.4%	16.0%
% of FP17s for the same patient ID Re-attending between 3 & 9 months - Children	1,116	1,837	60.8%	51.9%	59.4%	58.3%
% of FP17s for the same patient ID Re-attending between 3 & 9 months - Adults	2,579	4,337	59.5%	47.0%	51.3%	50.3%
% of FP17s for Band 1 Urgent Courses	92	5,551	1.7%	8.0%	8.0%	9.1%
% of FP17s Relating to Free Repair or Replacements	35	5,551	0.6%	0.7%	0.8%	0.8%
% of FP17s Relating to Continuations	14	5,551	0.3%	0.9%	1.0%	1.0%
% of Patients satisfied with the dentistry they have received	2	3	N/A	92.0%	91.7%	91.5%
% of Patients satisfied with the time they had to wait for an appointment	2	3	N/A	90.1%	88.3%	87.9%

* This is based on patients treated on this contract for their most recent course of treatment. Figures in italics indicate the base number of FP17s or Patient Questionnaire responses are less than 100. N/A is shown where the base number of responses is less than 10 during the period. % is calculated as Quantity/Base number*100

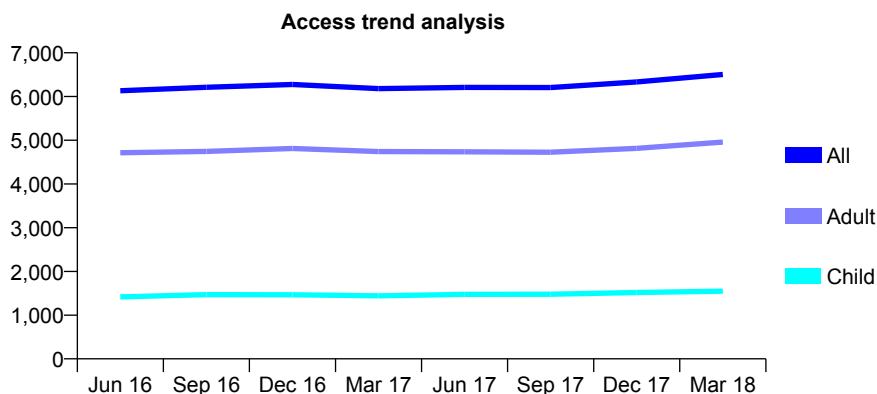
Q54 - Vital Signs At a Glance Contract Report for 686883/0002 - Year end March 2018

Name or company name	MR HS GILL
Contract type name	PDS Plus Contract
Purpose of contract	General
Contract start date	01/11/2010
Contract end date	31/10/2020

17/18 Contracted general activity (UDA)	22,480
Carry forward general activity (UDA)	-56
17/18 Contracted orthodontic activity (UOA)	0
Carry forward orthodontic activity (UOA)	0
Baseline contract value	£298,027.56

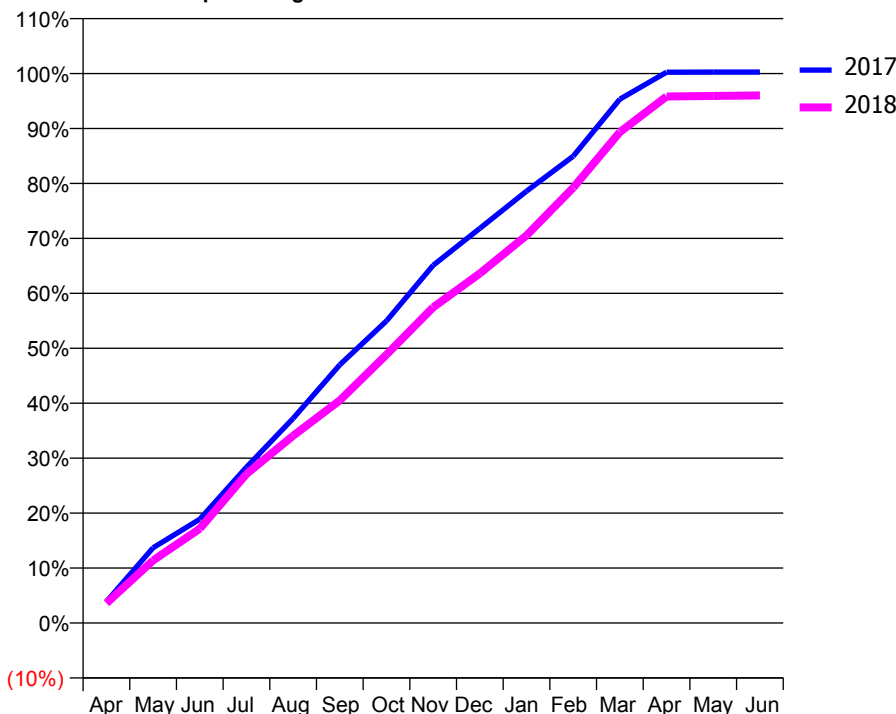
ACCESS*

Patients seen in 24 months	Total	Change since previous quarter
Quarter ending March 2017	6,182	
Quarter ending June 2017	6,210	→
Quarter ending September 2017	6,204	→
Quarter ending December 2017	6,334	↑
Quarter ending March 2018	6,505	↑
Variance since March 2017	5.2%	↑



ACTIVITY

Cumulative percentage of contracted UDA delivered 2017 & 2018



Month	Adjusted Scheduled Activity (UDA)	
	2017	2018
April	876	810
May	3,080	2,560
June	4,245	3,858
July	6,373	6,098
August	8,371	7,663
September	10,561	9,106
October	12,356	10,980
November	14,635	12,916
December	16,146	14,302
January	17,665	15,857
February	19,094	17,809
March	21,432	20,082
April	22,533	21,538
May	22,536	21,563
June	22,536	21,584

QUALITY

	Quantity	Base Number	Contract	AT	Region	England
% of FP17s for the same patient ID Re-attending within 3 months - Children	200	1,889	10.6%	10.0%	11.6%	11.9%
% of FP17s for the same patient ID Re-attending within 3 months - Adults	1,245	5,432	22.9%	15.0%	15.4%	16.0%
% of FP17s for the same patient ID Re-attending between 3 & 9 months - Children	763	1,889	40.4%	51.9%	59.4%	58.3%
% of FP17s for the same patient ID Re-attending between 3 & 9 months - Adults	1,269	5,432	23.4%	47.0%	51.3%	50.3%
% of FP17s for Band 1 Urgent Courses	2,164	7,410	29.2%	8.0%	8.0%	9.1%
% of FP17s Relating to Free Repair or Replacements	69	7,410	0.9%	0.7%	0.8%	0.8%
% of FP17s Relating to Continuations	37	7,410	0.5%	0.9%	1.0%	1.0%
% of Patients satisfied with the dentistry they have received	5	6	N/A	92.0%	91.7%	91.5%
% of Patients satisfied with the time they had to wait for an appointment	5	6	N/A	90.1%	88.3%	87.9%

* This is based on patients treated on this contract for their most recent course of treatment. Figures in italics indicate the base number of FP17s or Patient Questionnaire responses are less than 100. N/A is shown where the base number of responses is less than 10 during the period. % is calculated as Quantity/Base number*100

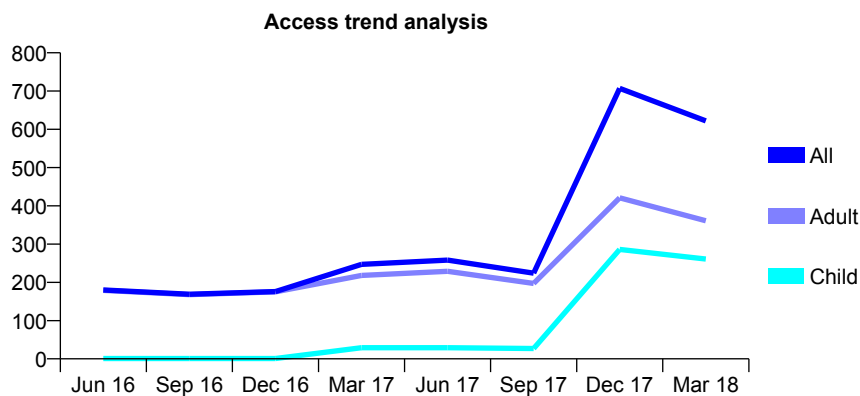
Q54 - Vital Signs At a Glance Contract Report for 688347/0002 - Year end March 2018

Name or company name	MR K HANJI
Contract type name	PDS Contract
Purpose of contract	General
Contract start date	08/03/2012
Contract end date	07/03/2022

17/18 Contracted general activity (UDA)	1,440
Carry forward general activity (UDA)	0
17/18 Contracted orthodontic activity (UOA)	0
Carry forward orthodontic activity (UOA)	0
Baseline contract value	£71,731.51

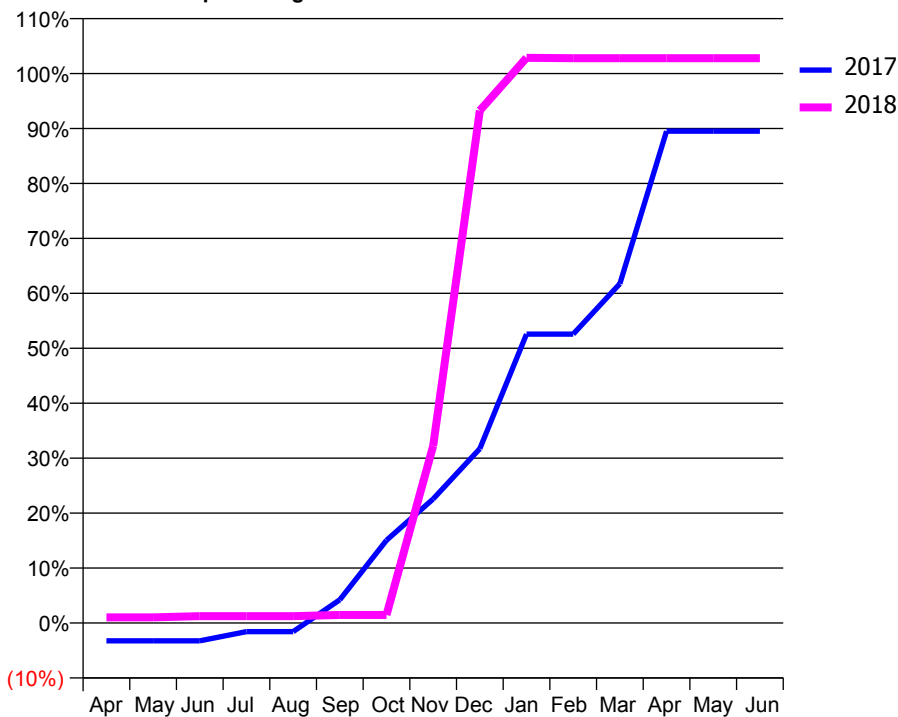
ACCESS*

Patients seen in 24 months	Total	Change since previous quarter
Quarter ending March 2017	247	
Quarter ending June 2017	258	↑
Quarter ending September 2017	224	↓
Quarter ending December 2017	707	↑
Quarter ending March 2018	622	↓
Variance since March 2017	151.8%	↑



ACTIVITY

Cumulative percentage of contracted UDA delivered 2017 & 2018



Month	Adjusted Scheduled Activity (UDA)	
	2017	2018
April	-47	15
May	-47	15
June	-47	18
July	-23	18
August	-23	18
September	61	21
October	217	21
November	325	464
December	457	1,343
January	757	1,481
February	757	1,480
March	889	1,480
April	1,289	1,480
May	1,289	1,480
June	1,289	1,480

QUALITY

	Quantity	Base Number	Contract	AT	Region	England
% of FP17s for the same patient ID Re-attending within 3 months - Children	1	307	0.3%	10.0%	11.6%	11.9%
% of FP17s for the same patient ID Re-attending within 3 months - Adults	1	359	0.3%	15.0%	15.4%	16.0%
% of FP17s for the same patient ID Re-attending between 3 & 9 months - Children	0	307	0.0%	51.9%	59.4%	58.3%
% of FP17s for the same patient ID Re-attending between 3 & 9 months - Adults	0	359	0.0%	47.0%	51.3%	50.3%
% of FP17s for Band 1 Urgent Courses	11	543	2.0%	8.0%	8.0%	9.1%
% of FP17s Relating to Free Repair or Replacements	0	543	0.0%	0.7%	0.8%	0.8%
% of FP17s Relating to Continuations	0	543	0.0%	0.9%	1.0%	1.0%
% of Patients satisfied with the dentistry they have received	0	0	N/A	92.0%	91.7%	91.5%
% of Patients satisfied with the time they had to wait for an appointment	0	0	N/A	90.1%	88.3%	87.9%

* This is based on patients treated on this contract for their most recent course of treatment. Figures in italics indicate the base number of FP17s or Patient Questionnaire responses are less than 100. N/A is shown where the base number of responses is less than 10 during the period. % is calculated as Quantity/Base number*100

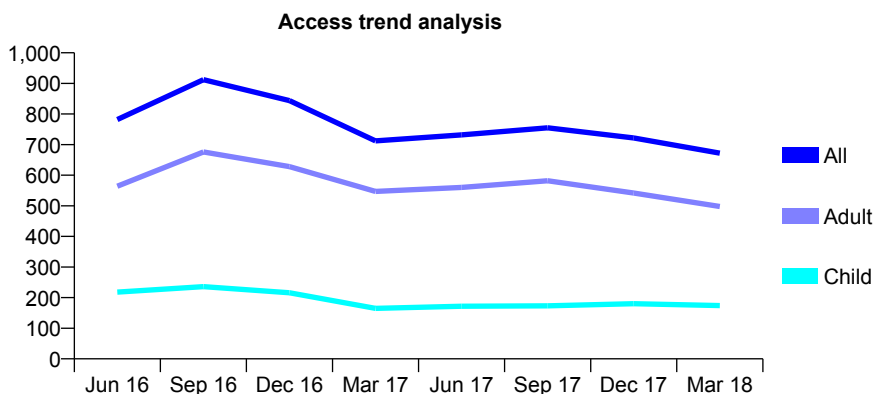
Q54 - Vital Signs At a Glance Contract Report for 688347/0003 - Year end March 2018

Name or company name	MR K HANJI
Contract type name	GDS Contract
Purpose of contract	General
Contract start date	08/03/2012
Contract end date	

17/18 Contracted general activity (UDA)	1,758
Carry forward general activity (UDA)	18
17/18 Contracted orthodontic activity (UOA)	0
Carry forward orthodontic activity (UOA)	0
Baseline contract value	£46,020.86

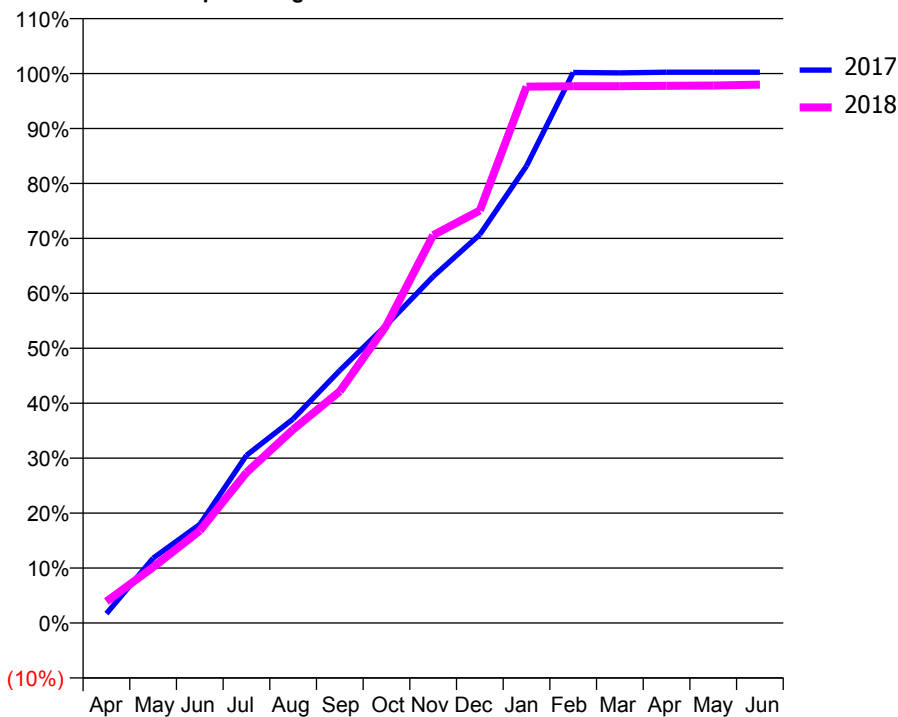
ACCESS*

Patients seen in 24 months	Total	Change since previous quarter
Quarter ending March 2017	712	
Quarter ending June 2017	732	↑
Quarter ending September 2017	755	↑
Quarter ending December 2017	722	↓
Quarter ending March 2018	672	↓
Variance since March 2017	(5.6%)	↓



ACTIVITY

Cumulative percentage of contracted UDA delivered 2017 & 2018



Month	Adjusted Scheduled Activity (UDA)	
	2017	2018
April	30	69
May	207	178
June	316	295
July	537	482
August	653	619
September	808	741
October	954	952
November	1,109	1,241
December	1,243	1,320
January	1,462	1,716
February	1,761	1,717
March	1,760	1,717
April	1,762	1,718
May	1,762	1,719
June	1,762	1,722

QUALITY

	Quantity	Base Number	Contract	AT	Region	England
% of FP17s for the same patient ID Re-attending within 3 months - Children	2	123	1.6%	10.0%	11.6%	11.9%
% of FP17s for the same patient ID Re-attending within 3 months - Adults	6	355	1.7%	15.0%	15.4%	16.0%
% of FP17s for the same patient ID Re-attending between 3 & 9 months - Children	3	123	2.4%	51.9%	59.4%	58.3%
% of FP17s for the same patient ID Re-attending between 3 & 9 months - Adults	15	355	4.2%	47.0%	51.3%	50.3%
% of FP17s for Band 1 Urgent Courses	12	482	2.5%	8.0%	8.0%	9.1%
% of FP17s Relating to Free Repair or Replacements	1	482	0.2%	0.7%	0.8%	0.8%
% of FP17s Relating to Continuations	0	482	0.0%	0.9%	1.0%	1.0%
% of Patients satisfied with the dentistry they have received	0	0	N/A	92.0%	91.7%	91.5%
% of Patients satisfied with the time they had to wait for an appointment	0	0	N/A	90.1%	88.3%	87.9%

* This is based on patients treated on this contract for their most recent course of treatment. Figures in italics indicate the base number of FP17s or Patient Questionnaire responses are less than 100. N/A is shown where the base number of responses is less than 10 during the period. % is calculated as Quantity/Base number*100

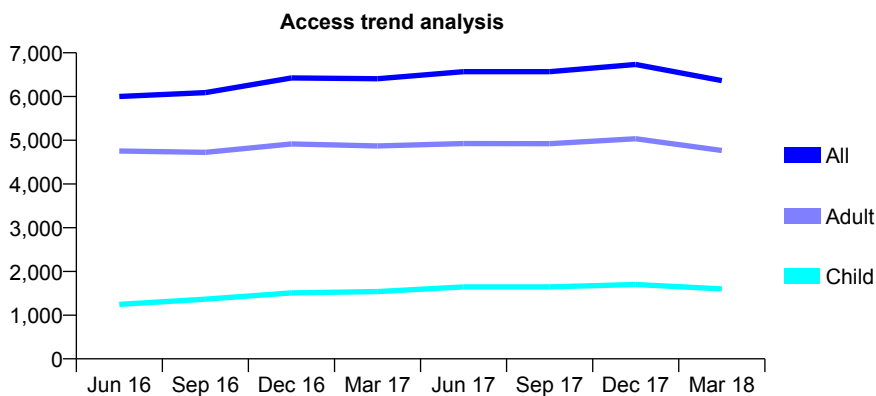
Q54 - Vital Signs At a Glance Contract Report for 688347/0004 - Year end March 2018

Name or company name	MR K HANJI
Contract type name	GDS Contract
Purpose of contract	General
Contract start date	01/05/2012
Contract end date	

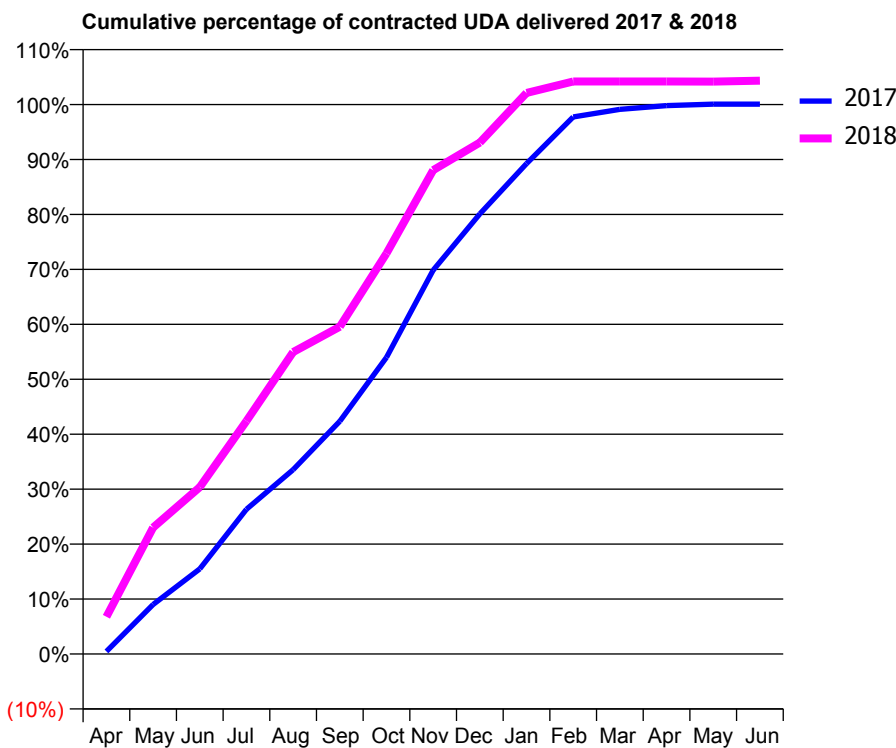
17/18 Contracted general activity (UDA)	20,608
Carry forward general activity (UDA)	-9
17/18 Contracted orthodontic activity (UOA)	0
Carry forward orthodontic activity (UOA)	0
Baseline contract value	£544,403.26

ACCESS*

Patients seen in 24 months	Total	Change since previous quarter
Quarter ending March 2017	6,408	
Quarter ending June 2017	6,569	↑
Quarter ending September 2017	6,568	→
Quarter ending December 2017	6,732	↑
Quarter ending March 2018	6,365	↓
Variance since March 2017	(0.7%)	→



ACTIVITY



Month	Adjusted Scheduled Activity (UDA)	
	2017	2018
April	99	1,397
May	1,856	4,746
June	3,191	6,258
July	5,428	8,737
August	6,911	11,323
September	8,726	12,276
October	11,120	15,025
November	14,391	18,143
December	16,501	19,182
January	18,387	21,039
February	20,137	21,469
March	20,420	21,469
April	20,561	21,469
May	20,617	21,466
June	20,617	21,499

QUALITY

	Quantity	Base Number	Contract	AT	Region	England
% of FP17s for the same patient ID Re-attending within 3 months - Children	79	1,356	5.8%	10.0%	11.6%	11.9%
% of FP17s for the same patient ID Re-attending within 3 months - Adults	285	3,717	7.7%	15.0%	15.4%	16.0%
% of FP17s for the same patient ID Re-attending between 3 & 9 months - Children	334	1,356	24.6%	51.9%	59.4%	58.3%
% of FP17s for the same patient ID Re-attending between 3 & 9 months - Adults	730	3,717	19.6%	47.0%	51.3%	50.3%
% of FP17s for Band 1 Urgent Courses	166	5,006	3.3%	8.0%	8.0%	9.1%
% of FP17s Relating to Free Repair or Replacements	10	5,006	0.2%	0.7%	0.8%	0.8%
% of FP17s Relating to Continuations	23	5,006	0.5%	0.9%	1.0%	1.0%
% of Patients satisfied with the dentistry they have received	6	6	N/A	92.0%	91.7%	91.5%
% of Patients satisfied with the time they had to wait for an appointment	5	6	N/A	90.1%	88.3%	87.9%

* This is based on patients treated on this contract for their most recent course of treatment. Figures in italics indicate the base number of FP17s or Patient Questionnaire responses are less than 100. N/A is shown where the base number of responses is less than 10 during the period. % is calculated as Quantity/Base number*100

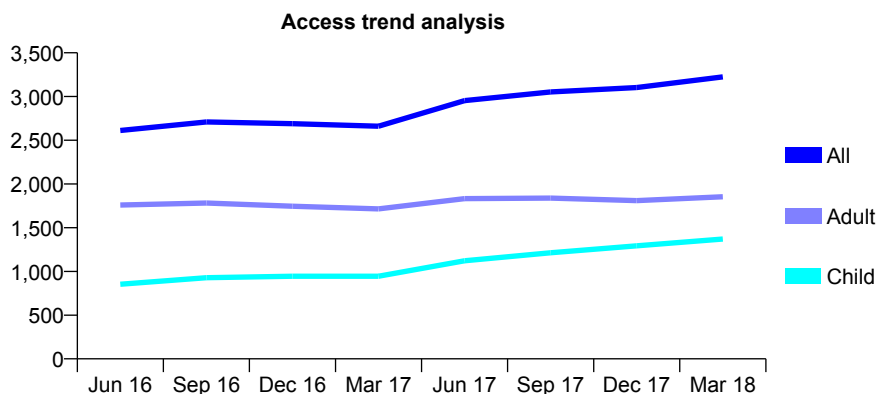
Q54 - Vital Signs At a Glance Contract Report for 688347/0006 - Year end March 2018

Name or company name	MR K HANJI
Contract type name	GDS Contract
Purpose of contract	General
Contract start date	01/09/2014
Contract end date	

17/18 Contracted general activity (UDA)	8,562
Carry forward general activity (UDA)	-172
17/18 Contracted orthodontic activity (UOA)	0
Carry forward orthodontic activity (UOA)	0
Baseline contract value	£224,482.28

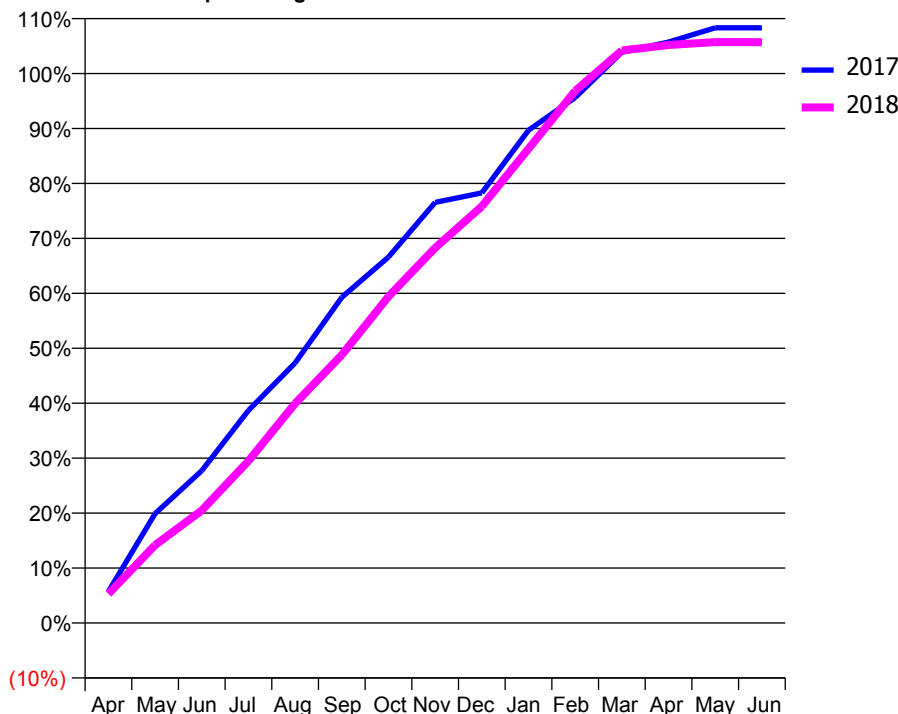
ACCESS*

Patients seen in 24 months	Total	Change since previous quarter
Quarter ending March 2017	2,660	
Quarter ending June 2017	2,954	↑
Quarter ending September 2017	3,052	↑
Quarter ending December 2017	3,102	→
Quarter ending March 2018	3,225	↑
Variance since March 2017	21.2%	↑



ACTIVITY

Cumulative percentage of contracted UDA delivered 2017 & 2018



Month	Adjusted Scheduled Activity (UDA)	
	2017	2018
April	491	453
May	1,704	1,215
June	2,373	1,754
July	3,312	2,526
August	4,052	3,422
September	5,074	4,176
October	5,702	5,088
November	6,553	5,845
December	6,702	6,492
January	7,678	7,390
February	8,188	8,291
March	8,894	8,922
April	9,052	9,006
May	9,273	9,052
June	9,273	9,049

QUALITY

	Quantity	Base Number	Contract	AT	Region	England
% of FP17s for the same patient ID Re-attending within 3 months - Children	72	1,682	4.3%	10.0%	11.6%	11.9%
% of FP17s for the same patient ID Re-attending within 3 months - Adults	136	1,822	7.5%	15.0%	15.4%	16.0%
% of FP17s for the same patient ID Re-attending between 3 & 9 months - Children	542	1,682	32.2%	51.9%	59.4%	58.3%
% of FP17s for the same patient ID Re-attending between 3 & 9 months - Adults	414	1,822	22.7%	47.0%	51.3%	50.3%
% of FP17s for Band 1 Urgent Courses	276	3,410	8.1%	8.0%	8.0%	9.1%
% of FP17s Relating to Free Repair or Replacements	1	3,410	0.0%	0.7%	0.8%	0.8%
% of FP17s Relating to Continuations	0	3,410	0.0%	0.9%	1.0%	1.0%
% of Patients satisfied with the dentistry they have received	2	2	N/A	92.0%	91.7%	91.5%
% of Patients satisfied with the time they had to wait for an appointment	2	2	N/A	90.1%	88.3%	87.9%

* This is based on patients treated on this contract for their most recent course of treatment. Figures in italics indicate the base number of FP17s or Patient Questionnaire responses are less than 100. N/A is shown where the base number of responses is less than 10 during the period. % is calculated as Quantity/Base number*100

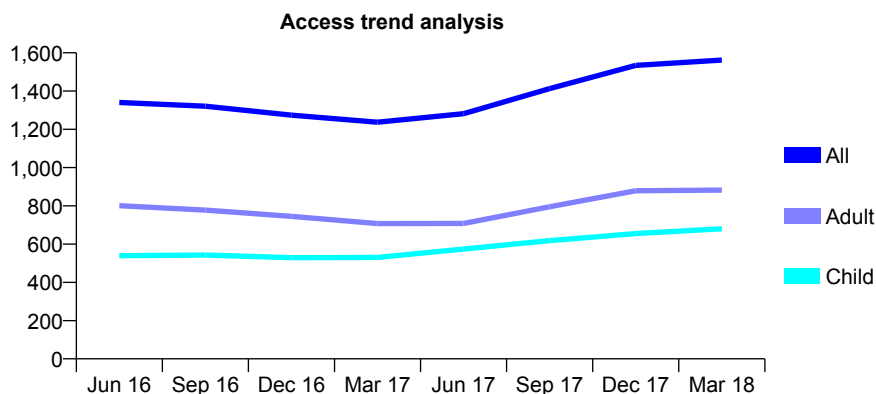
Q54 - Vital Signs At a Glance Contract Report for 689068/0001 - Year end March 2018

Name or company name	MRS S VORA
Contract type name	GDS Contract
Purpose of contract	General
Contract start date	01/04/2006
Contract end date	

17/18 Contracted general activity (UDA)	4,767
Carry forward general activity (UDA)	-96
17/18 Contracted orthodontic activity (UOA)	0
Carry forward orthodontic activity (UOA)	0
Baseline contract value	£57,410.24

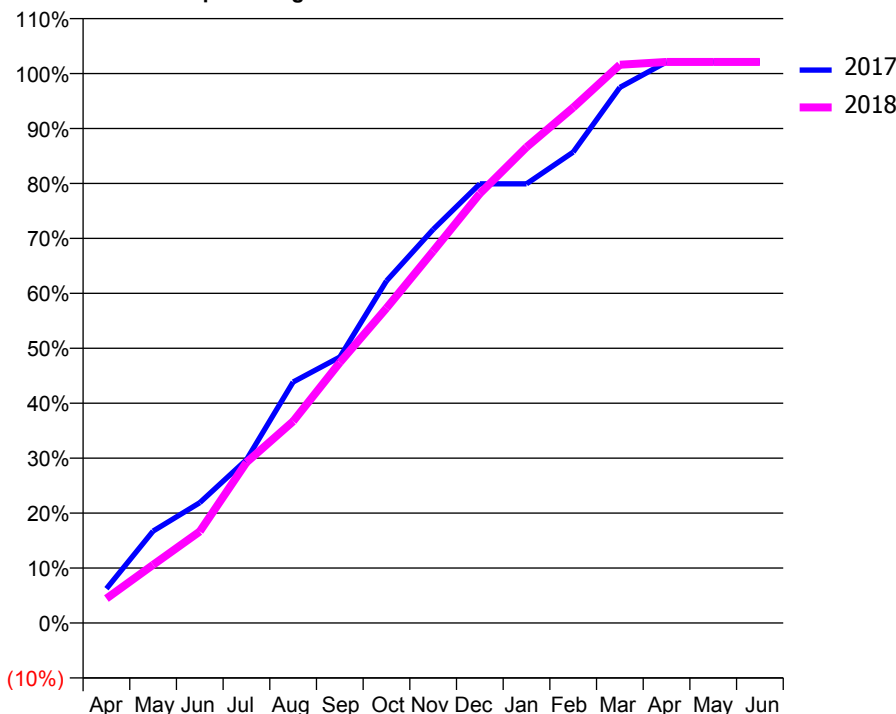
ACCESS*

Patients seen in 24 months	Total	Change since previous quarter
Quarter ending March 2017	1,237	
Quarter ending June 2017	1,282	↑
Quarter ending September 2017	1,413	↑
Quarter ending December 2017	1,534	↑
Quarter ending March 2018	1,562	→
Variance since March 2017	26.3%	↑



ACTIVITY

Cumulative percentage of contracted UDA delivered 2017 & 2018



Month	Adjusted Scheduled Activity (UDA)	
	2017	2018
April	298	212
May	798	505
June	1,044	794
July	1,417	1,393
August	2,090	1,750
September	2,307	2,260
October	2,968	2,732
November	3,414	3,225
December	3,810	3,725
January	3,810	4,128
February	4,085	4,471
March	4,647	4,843
April	4,867	4,868
May	4,867	4,868
June	4,867	4,868

QUALITY

	Quantity	Base Number	Contract	AT	Region	England
% of FP17s for the same patient ID Re-attending within 3 months - Children	97	990	9.8%	10.0%	11.6%	11.9%
% of FP17s for the same patient ID Re-attending within 3 months - Adults	247	1,292	19.1%	15.0%	15.4%	16.0%
% of FP17s for the same patient ID Re-attending between 3 & 9 months - Children	503	990	50.8%	51.9%	59.4%	58.3%
% of FP17s for the same patient ID Re-attending between 3 & 9 months - Adults	465	1,292	36.0%	47.0%	51.3%	50.3%
% of FP17s for Band 1 Urgent Courses	113	2,198	5.1%	8.0%	8.0%	9.1%
% of FP17s Relating to Free Repair or Replacements	19	2,198	0.9%	0.7%	0.8%	0.8%
% of FP17s Relating to Continuations	59	2,198	2.7%	0.9%	1.0%	1.0%
% of Patients satisfied with the dentistry they have received	1	1	N/A	92.0%	91.7%	91.5%
% of Patients satisfied with the time they had to wait for an appointment	1	1	N/A	90.1%	88.3%	87.9%

* This is based on patients treated on this contract for their most recent course of treatment. Figures in italics indicate the base number of FP17s or Patient Questionnaire responses are less than 100. N/A is shown where the base number of responses is less than 10 during the period. % is calculated as Quantity/Base number*100

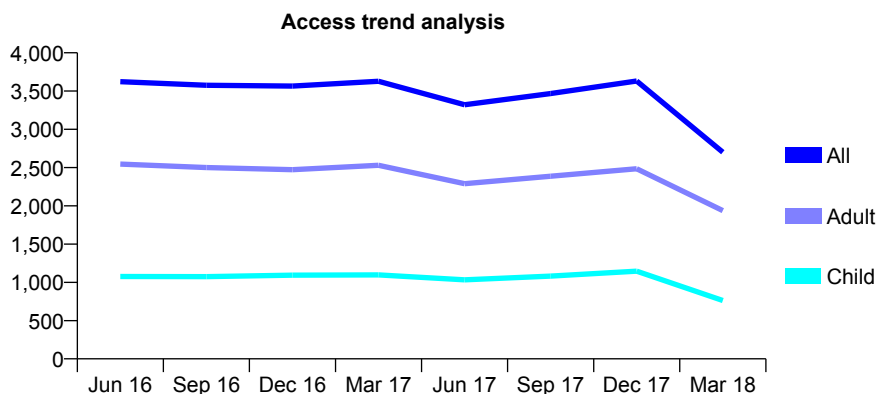
Q54 - Vital Signs At a Glance Contract Report for 732052/0002 - Year end March 2018

Name or company name	Balbir S Bhandal, Amrik S Bhandal & Baljit
Contract type name	GDS Contract
Purpose of contract	General
Contract start date	01/04/2006
Contract end date	

17/18 Contracted general activity (UDA)	10,031
Carry forward general activity (UDA)	-18
17/18 Contracted orthodontic activity (UOA)	0
Carry forward orthodontic activity (UOA)	0
Baseline contract value	£248,352.95

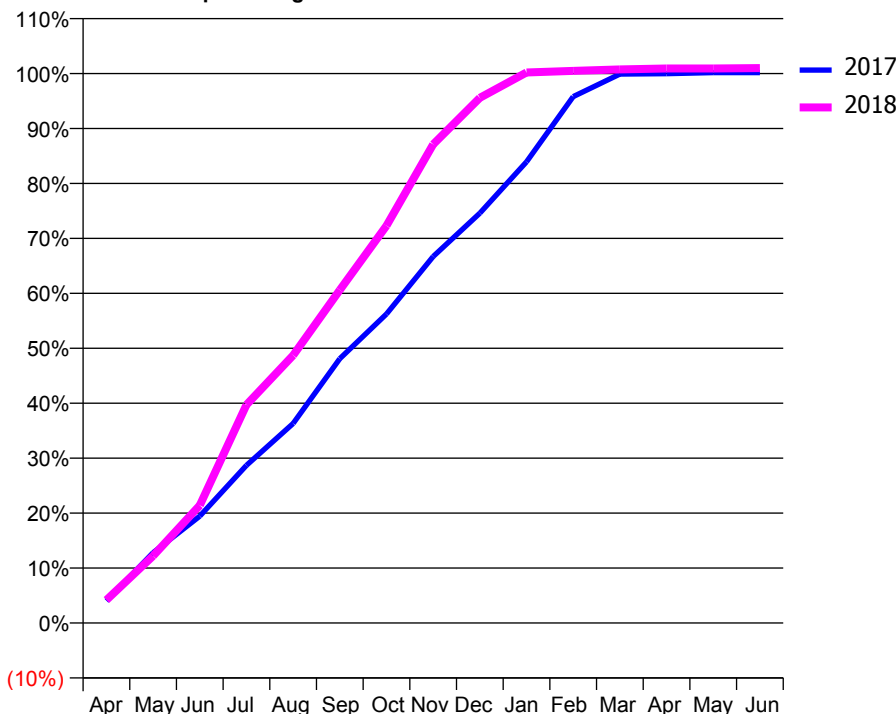
ACCESS*

Patients seen in 24 months	Total	Change since previous quarter
Quarter ending March 2017	3,628	
Quarter ending June 2017	3,321	↓
Quarter ending September 2017	3,468	↑
Quarter ending December 2017	3,631	↑
Quarter ending March 2018	2,700	↓
Variance since March 2017	(25.6%)	↓



ACTIVITY

Cumulative percentage of contracted UDA delivered 2017 & 2018



Month	Adjusted Scheduled Activity (UDA)	
	2017	2018
April	404	419
May	1,285	1,226
June	1,950	2,149
July	2,878	3,983
August	3,643	4,887
September	4,825	6,080
October	5,641	7,252
November	6,692	8,737
December	7,481	9,586
January	8,418	10,050
February	9,609	10,080
March	10,019	10,106
April	10,029	10,123
May	10,048	10,123
June	10,048	10,131

QUALITY

	Quantity	Base Number	Contract	AT	Region	England
% of FP17s for the same patient ID Re-attending within 3 months - Children	47	1,127	4.2%	10.0%	11.6%	11.9%
% of FP17s for the same patient ID Re-attending within 3 months - Adults	178	2,261	7.9%	15.0%	15.4%	16.0%
% of FP17s for the same patient ID Re-attending between 3 & 9 months - Children	476	1,127	42.2%	51.9%	59.4%	58.3%
% of FP17s for the same patient ID Re-attending between 3 & 9 months - Adults	832	2,261	36.8%	47.0%	51.3%	50.3%
% of FP17s for Band 1 Urgent Courses	240	3,397	7.1%	8.0%	8.0%	9.1%
% of FP17s Relating to Free Repair or Replacements	26	3,397	0.8%	0.7%	0.8%	0.8%
% of FP17s Relating to Continuations	11	3,397	0.3%	0.9%	1.0%	1.0%
% of Patients satisfied with the dentistry they have received	1	1	N/A	92.0%	91.7%	91.5%
% of Patients satisfied with the time they had to wait for an appointment	1	1	N/A	90.1%	88.3%	87.9%

* This is based on patients treated on this contract for their most recent course of treatment. Figures in italics indicate the base number of FP17s or Patient Questionnaire responses are less than 100. N/A is shown where the base number of responses is less than 10 during the period. % is calculated as Quantity/Base number*100

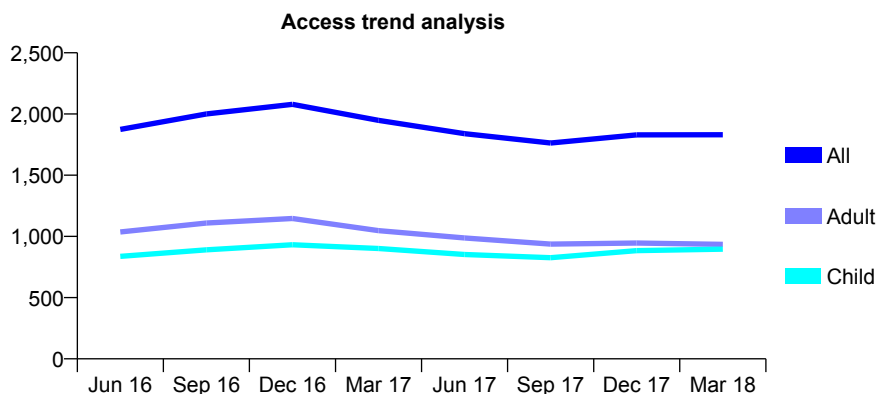
Q54 - Vital Signs At a Glance Contract Report for 735884/0001 - Year end March 2018

Name or company name	MR VJ PATTNI
Contract type name	GDS Contract
Purpose of contract	General
Contract start date	01/04/2006
Contract end date	

17/18 Contracted general activity (UDA)	7,426
Carry forward general activity (UDA)	4
17/18 Contracted orthodontic activity (UOA)	0
Carry forward orthodontic activity (UOA)	0
Baseline contract value	£202,867.03

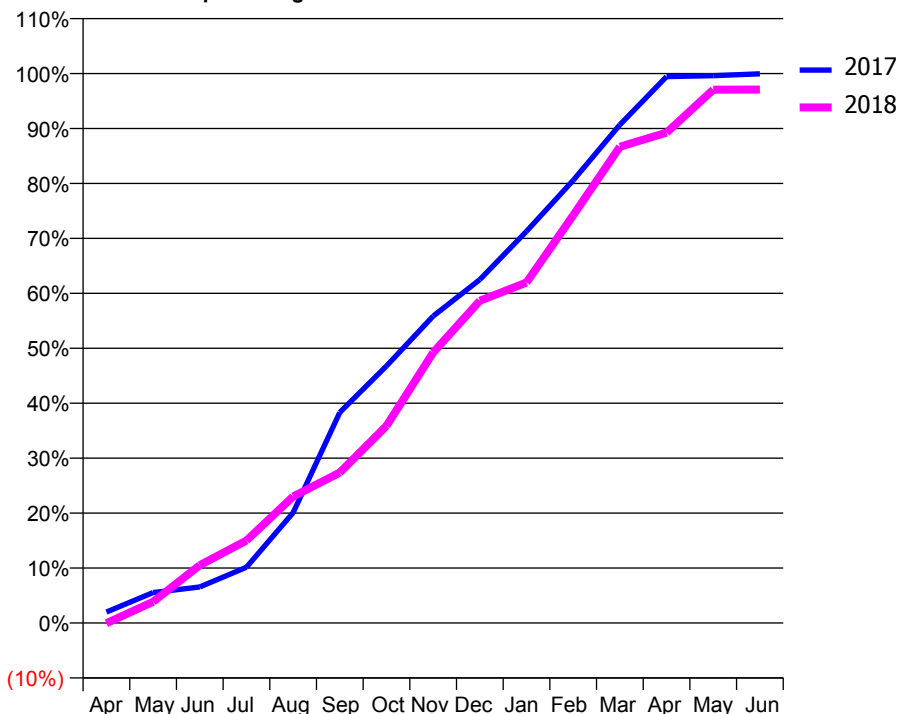
ACCESS*

Patients seen in 24 months	Total	Change since previous quarter
Quarter ending March 2017	1,948	
Quarter ending June 2017	1,839	↓
Quarter ending September 2017	1,763	↓
Quarter ending December 2017	1,830	↑
Quarter ending March 2018	1,831	→
Variance since March 2017	(6.0%)	↓



ACTIVITY

Cumulative percentage of contracted UDA delivered 2017 & 2018



Month	Adjusted Scheduled Activity (UDA)	
	2017	2018
April	148	-4
May	412	287
June	487	781
July	755	1,115
August	1,491	1,709
September	2,847	2,033
October	3,473	2,665
November	4,148	3,655
December	4,642	4,355
January	5,294	4,601
February	5,981	5,509
March	6,733	6,436
April	7,384	6,627
May	7,396	7,207
June	7,421	7,210

QUALITY

	Quantity	Base Number	Contract	AT	Region	England
% of FP17s for the same patient ID Re-attending within 3 months - Children	39	928	4.2%	10.0%	11.6%	11.9%
% of FP17s for the same patient ID Re-attending within 3 months - Adults	96	819	11.7%	15.0%	15.4%	16.0%
% of FP17s for the same patient ID Re-attending between 3 & 9 months - Children	259	928	27.9%	51.9%	59.4%	58.3%
% of FP17s for the same patient ID Re-attending between 3 & 9 months - Adults	208	819	25.4%	47.0%	51.3%	50.3%
% of FP17s for Band 1 Urgent Courses	247	1,813	13.6%	8.0%	8.0%	9.1%
% of FP17s Relating to Free Repair or Replacements	0	1,813	0.0%	0.7%	0.8%	0.8%
% of FP17s Relating to Continuations	0	1,813	0.0%	0.9%	1.0%	1.0%
% of Patients satisfied with the dentistry they have received	1	1	N/A	92.0%	91.7%	91.5%
% of Patients satisfied with the time they had to wait for an appointment	0	1	N/A	90.1%	88.3%	87.9%

* This is based on patients treated on this contract for their most recent course of treatment. Figures in italics indicate the base number of FP17s or Patient Questionnaire responses are less than 100. N/A is shown where the base number of responses is less than 10 during the period. % is calculated as Quantity/Base number*100

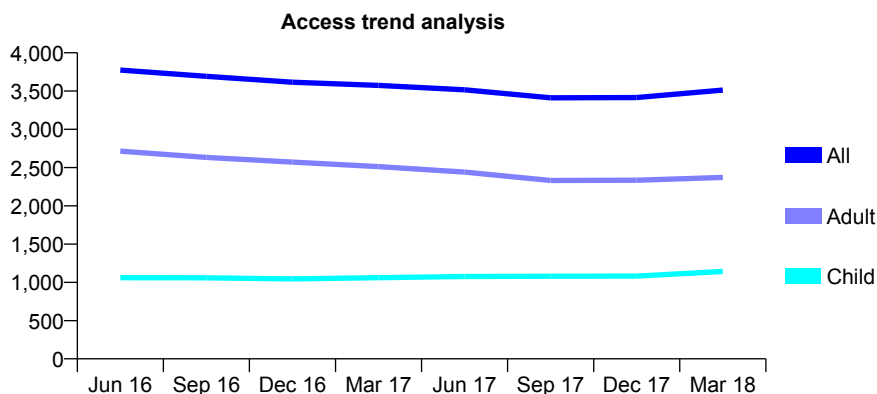
Q54 - Vital Signs At a Glance Contract Report for 735884/0002 - Year end March 2018

Name or company name	MR VJ PATTNI
Contract type name	GDS Contract
Purpose of contract	General
Contract start date	01/04/2011
Contract end date	

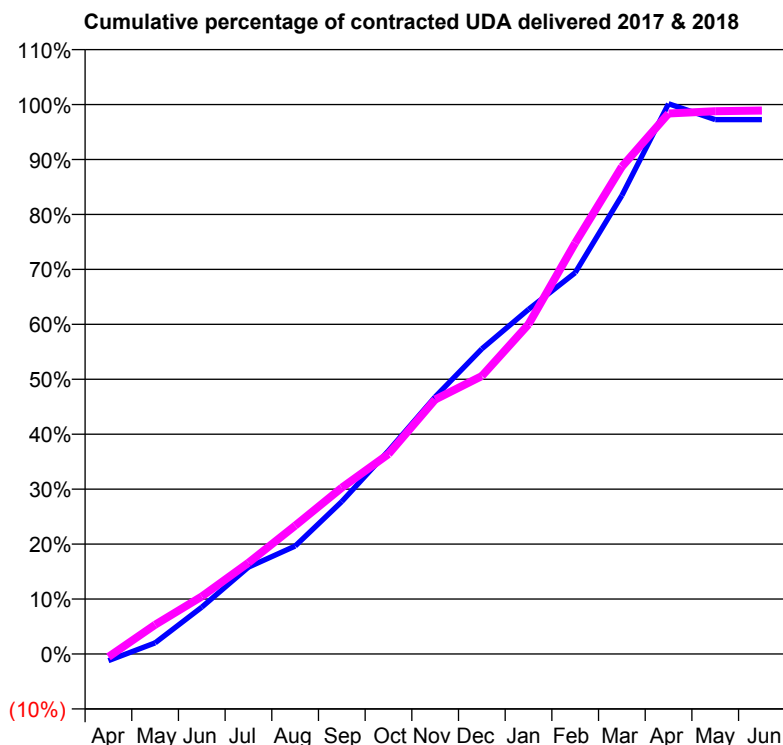
17/18 Contracted general activity (UDA)	16,000
Carry forward general activity (UDA)	441
17/18 Contracted orthodontic activity (UOA)	0
Carry forward orthodontic activity (UOA)	0
Baseline contract value	£348,741.88

ACCESS*

Patients seen in 24 months	Total	Change since previous quarter
Quarter ending March 2017	3,573	
Quarter ending June 2017	3,517	↓
Quarter ending September 2017	3,411	↓
Quarter ending December 2017	3,416	→
Quarter ending March 2018	3,513	↑
Variance since March 2017	(1.7%)	↓



ACTIVITY



Month	Adjusted Scheduled Activity (UDA)	
	2017	2018
April	-196	-87
May	324	852
June	1,366	1,677
July	2,529	2,656
August	3,142	3,738
September	4,439	4,845
October	5,918	5,822
November	7,489	7,410
December	8,887	8,094
January	10,036	9,602
February	11,103	11,968
March	13,351	14,189
April	16,024	15,738
May	15,562	15,803
June	15,559	15,824

QUALITY

	Quantity	Base Number	Contract	AT	Region	England
% of FP17s for the same patient ID Re-attending within 3 months - Children	91	1,514	6.0%	10.0%	11.6%	11.9%
% of FP17s for the same patient ID Re-attending within 3 months - Adults	382	2,754	13.9%	15.0%	15.4%	16.0%
% of FP17s for the same patient ID Re-attending between 3 & 9 months - Children	622	1,514	41.1%	51.9%	59.4%	58.3%
% of FP17s for the same patient ID Re-attending between 3 & 9 months - Adults	1,087	2,754	39.5%	47.0%	51.3%	50.3%
% of FP17s for Band 1 Urgent Courses	326	4,137	7.9%	8.0%	8.0%	9.1%
% of FP17s Relating to Free Repair or Replacements	15	4,137	0.4%	0.7%	0.8%	0.8%
% of FP17s Relating to Continuations	61	4,137	1.5%	0.9%	1.0%	1.0%
% of Patients satisfied with the dentistry they have received	3	3	N/A	92.0%	91.7%	91.5%
% of Patients satisfied with the time they had to wait for an appointment	3	3	N/A	90.1%	88.3%	87.9%

* This is based on patients treated on this contract for their most recent course of treatment. Figures in italics indicate the base number of FP17s or Patient Questionnaire responses are less than 100. N/A is shown where the base number of responses is less than 10 during the period. % is calculated as Quantity/Base number*100

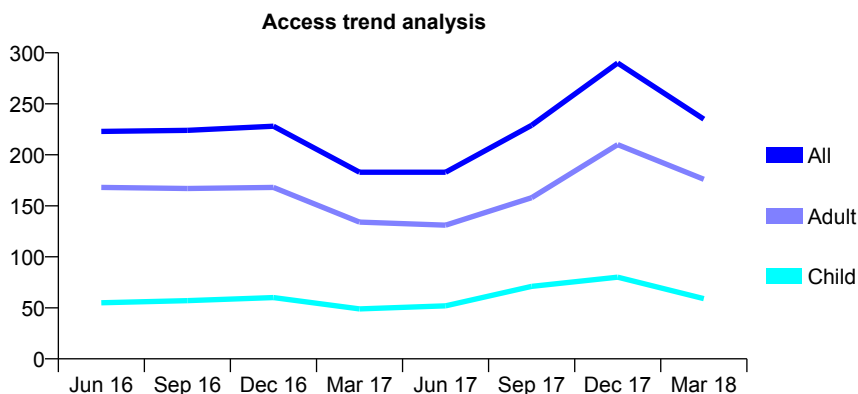
Q54 - Vital Signs At a Glance Contract Report for 740403/0001 - Year end March 2018

Name or company name	MISS JV PATEL
Contract type name	GDS Contract
Purpose of contract	General
Contract start date	01/04/2006
Contract end date	01/12/2017

17/18 Contracted general activity (UDA)	693
Carry forward general activity (UDA)	0
17/18 Contracted orthodontic activity (UOA)	0
Carry forward orthodontic activity (UOA)	0
Baseline contract value	£16,093.74

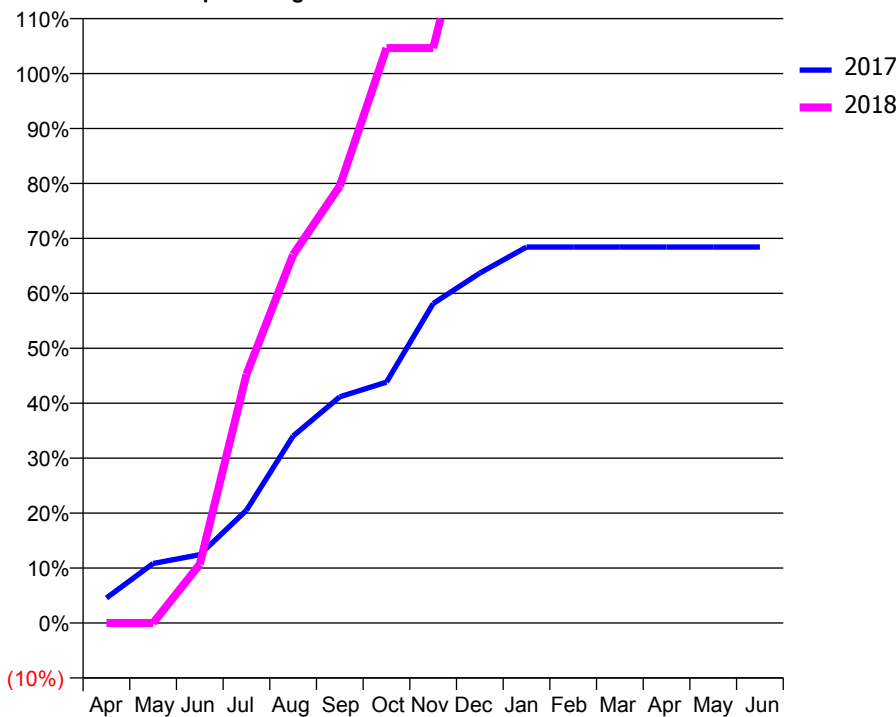
ACCESS*

Patients seen in 24 months	Total	Change since previous quarter
Quarter ending March 2017	183	
Quarter ending June 2017	183	→
Quarter ending September 2017	229	↑
Quarter ending December 2017	290	↑
Quarter ending March 2018	235	↓
Variance since March 2017	28.4%	↑



ACTIVITY

Cumulative percentage of contracted UDA delivered 2017 & 2018



Month	Adjusted Scheduled Activity (UDA)	
	2017	2018
April	47	0
May	112	0
June	129	74
July	212	314
August	352	465
September	426	551
October	454	725
November	602	725
December	659	956
January	708	963
February	708	963
March	708	963
April	708	963
May	708	963
June	708	963

QUALITY

	Quantity	Base Number	Contract	AT	Region	England
% of FP17s for the same patient ID Re-attending within 3 months - Children	1	76	1.3%	10.0%	11.6%	11.9%
% of FP17s for the same patient ID Re-attending within 3 months - Adults	5	185	2.7%	15.0%	15.4%	16.0%
% of FP17s for the same patient ID Re-attending between 3 & 9 months - Children	3	76	3.9%	51.9%	59.4%	58.3%
% of FP17s for the same patient ID Re-attending between 3 & 9 months - Adults	4	185	2.2%	47.0%	51.3%	50.3%
% of FP17s for Band 1 Urgent Courses	31	262	11.8%	8.0%	8.0%	9.1%
% of FP17s Relating to Free Repair or Replacements	0	262	0.0%	0.7%	0.8%	0.8%
% of FP17s Relating to Continuations	1	262	0.4%	0.9%	1.0%	1.0%
% of Patients satisfied with the dentistry they have received	0	0	N/A	92.0%	91.7%	91.5%
% of Patients satisfied with the time they had to wait for an appointment	0	0	N/A	90.1%	88.3%	87.9%

* This is based on patients treated on this contract for their most recent course of treatment. Figures in italics indicate the base number of FP17s or Patient Questionnaire responses are less than 100. N/A is shown where the base number of responses is less than 10 during the period. % is calculated as Quantity/Base number*100

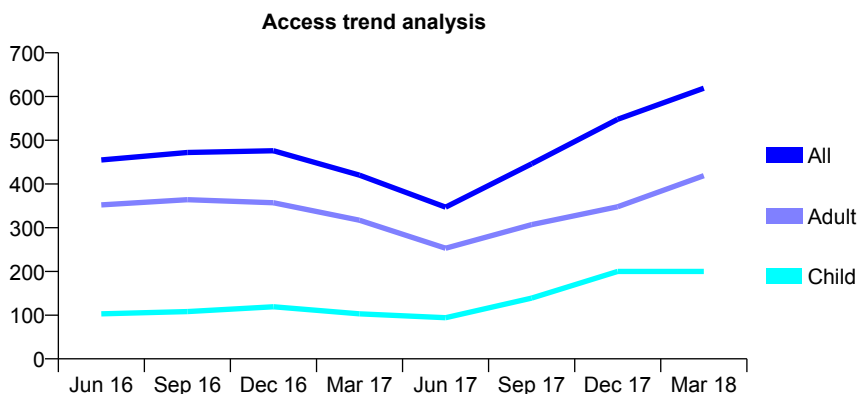
Q54 - Vital Signs At a Glance Contract Report for 740403/0002 - Year end March 2018

Name or company name	MISS JV PATEL
Contract type name	GDS Contract
Purpose of contract	General
Contract start date	01/04/2006
Contract end date	

17/18 Contracted general activity (UDA)	2,304
Carry forward general activity (UDA)	113
17/18 Contracted orthodontic activity (UOA)	0
Carry forward orthodontic activity (UOA)	0
Baseline contract value	£58,586.96

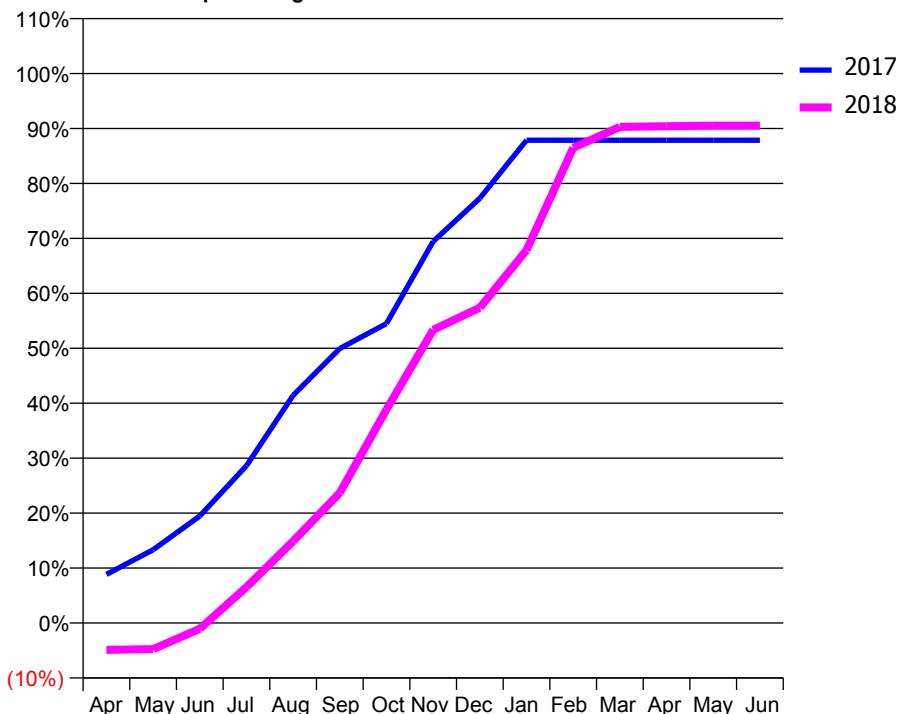
ACCESS*

Patients seen in 24 months	Total	Change since previous quarter
Quarter ending March 2017	420	
Quarter ending June 2017	347	↓
Quarter ending September 2017	446	↑
Quarter ending December 2017	548	↑
Quarter ending March 2018	619	↑
Variance since March 2017	47.4%	↑



ACTIVITY

Cumulative percentage of contracted UDA delivered 2017 & 2018



Month	Adjusted Scheduled Activity (UDA)	
	2017	2018
April	173	-113
May	262	-110
June	382	-25
July	561	151
August	813	343
September	980	546
October	1,069	895
November	1,363	1,229
December	1,517	1,322
January	1,724	1,564
February	1,724	1,993
March	1,724	2,080
April	1,724	2,083
May	1,724	2,085
June	1,724	2,085

QUALITY

	Quantity	Base Number	Contract	AT	Region	England
% of FP17s for the same patient ID Re-attending within 3 months - Children	6	242	2.5%	10.0%	11.6%	11.9%
% of FP17s for the same patient ID Re-attending within 3 months - Adults	28	444	6.3%	15.0%	15.4%	16.0%
% of FP17s for the same patient ID Re-attending between 3 & 9 months - Children	17	242	7.0%	51.9%	59.4%	58.3%
% of FP17s for the same patient ID Re-attending between 3 & 9 months - Adults	33	444	7.4%	47.0%	51.3%	50.3%
% of FP17s for Band 1 Urgent Courses	95	691	13.7%	8.0%	8.0%	9.1%
% of FP17s Relating to Free Repair or Replacements	0	691	0.0%	0.7%	0.8%	0.8%
% of FP17s Relating to Continuations	1	691	0.1%	0.9%	1.0%	1.0%
% of Patients satisfied with the dentistry they have received	1	1	N/A	92.0%	91.7%	91.5%
% of Patients satisfied with the time they had to wait for an appointment	1	1	N/A	90.1%	88.3%	87.9%

* This is based on patients treated on this contract for their most recent course of treatment. Figures in italics indicate the base number of FP17s or Patient Questionnaire responses are less than 100. N/A is shown where the base number of responses is less than 10 during the period. % is calculated as Quantity/Base number*100

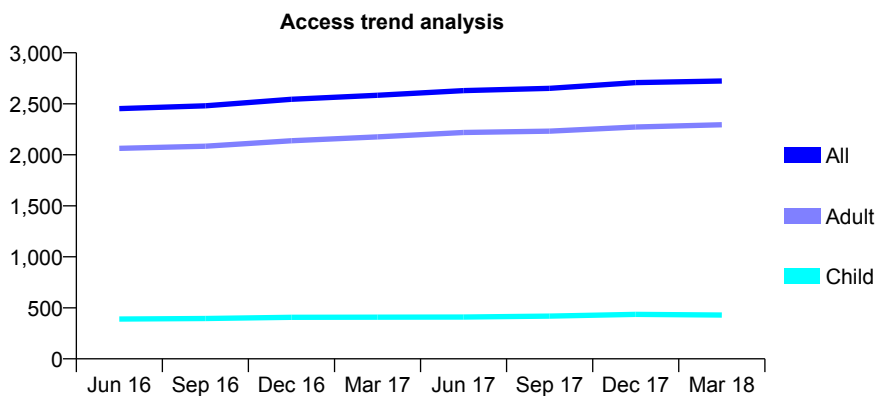
Q54 - Vital Signs At a Glance Contract Report for 745138/0001 - Year end March 2018

Name or company name	MR JM ROBINSON
Contract type name	GDS Contract
Purpose of contract	General
Contract start date	01/04/2006
Contract end date	

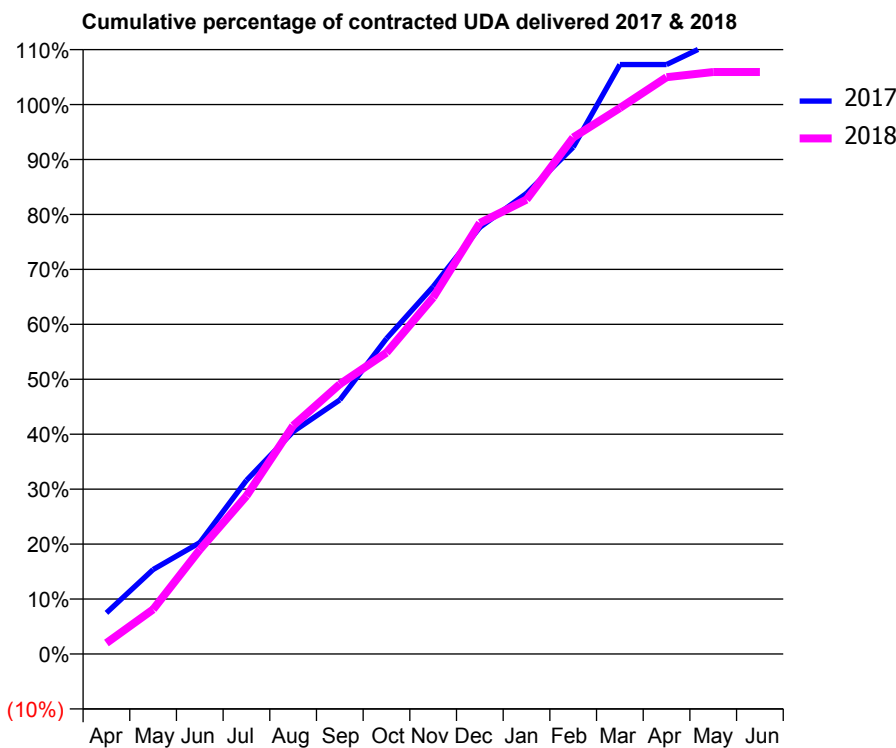
17/18 Contracted general activity (UDA)	7,227
Carry forward general activity (UDA)	-145
17/18 Contracted orthodontic activity (UOA)	0
Carry forward orthodontic activity (UOA)	0
Baseline contract value	£177,051.10

ACCESS*

Patients seen in 24 months	Total	Change since previous quarter
Quarter ending March 2017	2,584	
Quarter ending June 2017	2,629	→
Quarter ending September 2017	2,651	→
Quarter ending December 2017	2,708	↑
Quarter ending March 2018	2,724	→
Variance since March 2017	5.4%	↑



ACTIVITY



Month	Adjusted Scheduled Activity (UDA)	
	2017	2018
April	542	145
May	1,112	586
June	1,466	1,372
July	2,284	2,079
August	2,925	3,003
September	3,342	3,549
October	4,148	3,962
November	4,832	4,688
December	5,611	5,670
January	6,058	5,976
February	6,665	6,793
March	7,753	7,181
April	7,753	7,587
May	8,045	7,654
June	8,052	7,654

QUALITY

	Quantity	Base Number	Contract	AT	Region	England
% of FP17s for the same patient ID Re-attending within 3 months - Children	12	607	2.0%	10.0%	11.6%	11.9%
% of FP17s for the same patient ID Re-attending within 3 months - Adults	246	2,949	8.3%	15.0%	15.4%	16.0%
% of FP17s for the same patient ID Re-attending between 3 & 9 months - Children	396	607	65.2%	51.9%	59.4%	58.3%
% of FP17s for the same patient ID Re-attending between 3 & 9 months - Adults	1,740	2,949	59.0%	47.0%	51.3%	50.3%
% of FP17s for Band 1 Urgent Courses	224	3,647	6.1%	8.0%	8.0%	9.1%
% of FP17s Relating to Free Repair or Replacements	27	3,647	0.7%	0.7%	0.8%	0.8%
% of FP17s Relating to Continuations	16	3,647	0.4%	0.9%	1.0%	1.0%
% of Patients satisfied with the dentistry they have received	2	3	N/A	92.0%	91.7%	91.5%
% of Patients satisfied with the time they had to wait for an appointment	3	3	N/A	90.1%	88.3%	87.9%

* This is based on patients treated on this contract for their most recent course of treatment. Figures in italics indicate the base number of FP17s or Patient Questionnaire responses are less than 100. N/A is shown where the base number of responses is less than 10 during the period. % is calculated as Quantity/Base number*100

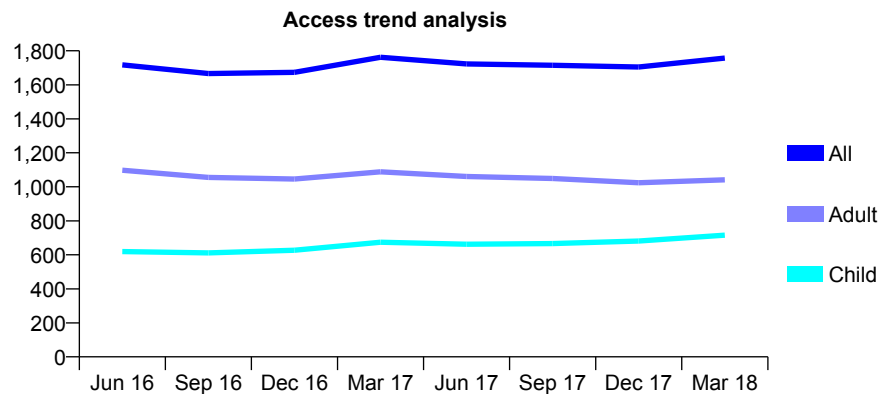
Q54 - Vital Signs At a Glance Contract Report for 748196/0001 - Year end March 2018

Name or company name	MR AM PATTNI
Contract type name	GDS Contract
Purpose of contract	General
Contract start date	01/04/2006
Contract end date	

17/18 Contracted general activity (UDA)	4,099
Carry forward general activity (UDA)	-82
17/18 Contracted orthodontic activity (UOA)	0
Carry forward orthodontic activity (UOA)	0
Baseline contract value	£95,902.76

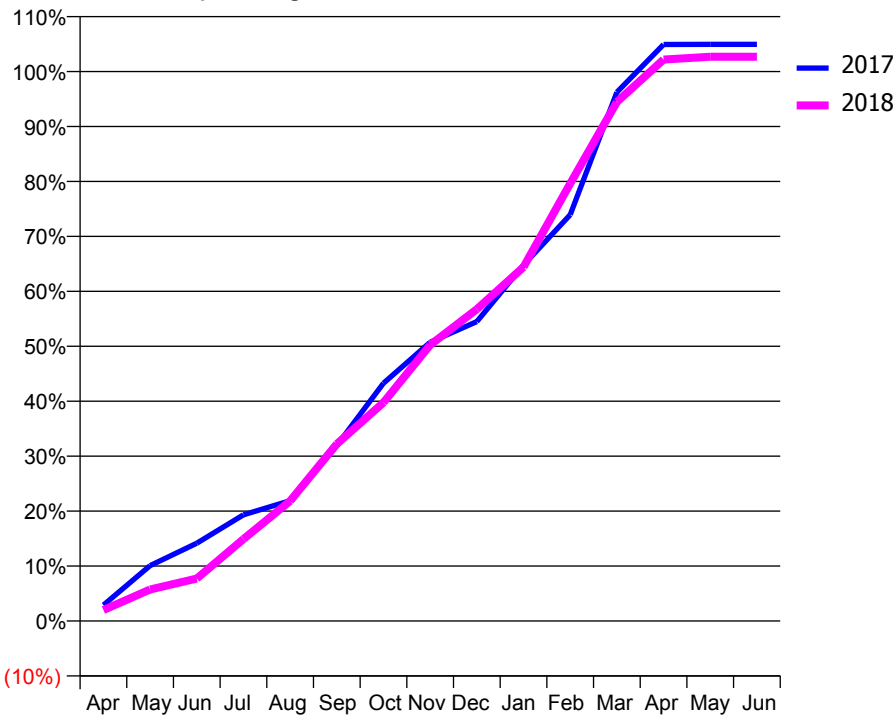
ACCESS*

Patients seen in 24 months	Total	Change since previous quarter
Quarter ending March 2017	1,762	
Quarter ending June 2017	1,723	↓
Quarter ending September 2017	1,715	→
Quarter ending December 2017	1,705	→
Quarter ending March 2018	1,757	↑
Variance since March 2017	(0.3%)	→



ACTIVITY

Cumulative percentage of contracted UDA delivered 2017 & 2018



Month	Adjusted Scheduled Activity (UDA)	
	2017	2018
April	119	82
May	413	235
June	581	317
July	792	611
August	898	896
September	1,310	1,321
October	1,774	1,630
November	2,080	2,059
December	2,234	2,326
January	2,656	2,641
February	3,030	3,264
March	3,945	3,872
April	4,300	4,188
May	4,301	4,209
June	4,301	4,209

QUALITY

	Quantity	Base Number	Contract	AT	Region	England
% of FP17s for the same patient ID Re-attending within 3 months - Children	48	967	5.0%	10.0%	11.6%	11.9%
% of FP17s for the same patient ID Re-attending within 3 months - Adults	70	912	7.7%	15.0%	15.4%	16.0%
% of FP17s for the same patient ID Re-attending between 3 & 9 months - Children	487	967	50.4%	51.9%	59.4%	58.3%
% of FP17s for the same patient ID Re-attending between 3 & 9 months - Adults	284	912	31.1%	47.0%	51.3%	50.3%
% of FP17s for Band 1 Urgent Courses	192	1,918	10.0%	8.0%	8.0%	9.1%
% of FP17s Relating to Free Repair or Replacements	0	1,918	0.0%	0.7%	0.8%	0.8%
% of FP17s Relating to Continuations	0	1,918	0.0%	0.9%	1.0%	1.0%
% of Patients satisfied with the dentistry they have received	3	3	N/A	92.0%	91.7%	91.5%
% of Patients satisfied with the time they had to wait for an appointment	2	3	N/A	90.1%	88.3%	87.9%

* This is based on patients treated on this contract for their most recent course of treatment. Figures in italics indicate the base number of FP17s or Patient Questionnaire responses are less than 100. N/A is shown where the base number of responses is less than 10 during the period. % is calculated as Quantity/Base number*100

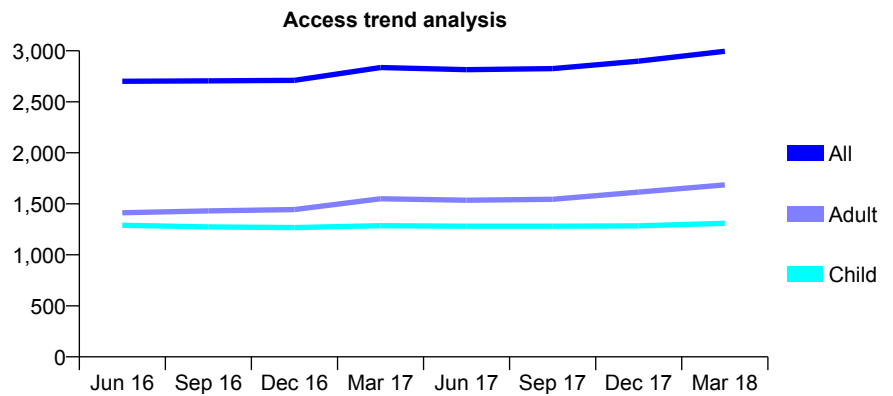
Q54 - Vital Signs At a Glance Contract Report for 749672/0001 - Year end March 2018

Name or company name	MR SS KELLEY
Contract type name	GDS Contract
Purpose of contract	General
Contract start date	01/04/2006
Contract end date	

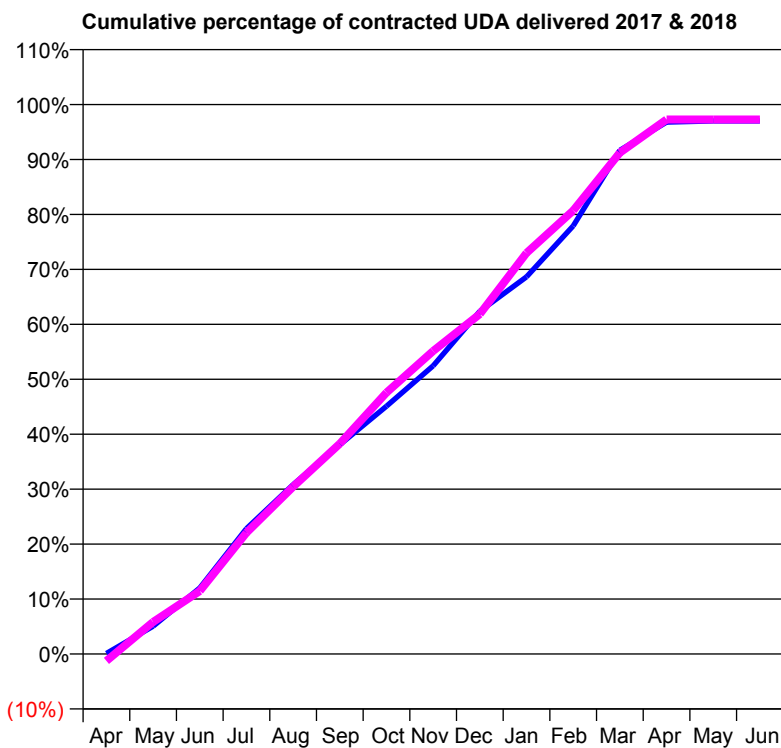
17/18 Contracted general activity (UDA)	8,700
Carry forward general activity (UDA)	261
17/18 Contracted orthodontic activity (UOA)	0
Carry forward orthodontic activity (UOA)	0
Baseline contract value	£203,650.63

ACCESS*

Patients seen in 24 months	Total	Change since previous quarter
Quarter ending March 2017	2,836	
Quarter ending June 2017	2,815	→
Quarter ending September 2017	2,825	→
Quarter ending December 2017	2,899	↑
Quarter ending March 2018	2,995	↑
Variance since March 2017	5.6%	↑



ACTIVITY



Month	Adjusted Scheduled Activity (UDA)	
	2017	2018
April	9	-112
May	440	508
June	1,046	998
July	1,987	1,920
August	2,682	2,648
September	3,314	3,330
October	3,924	4,140
November	4,563	4,797
December	5,428	5,382
January	5,972	6,349
February	6,778	7,021
March	7,974	7,938
April	8,421	8,463
May	8,439	8,464
June	8,439	8,464

QUALITY

	Quantity	Base Number	Contract	AT	Region	England
% of FP17s for the same patient ID Re-attending within 3 months - Children	145	2,325	6.2%	10.0%	11.6%	11.9%
% of FP17s for the same patient ID Re-attending within 3 months - Adults	357	2,538	14.1%	15.0%	15.4%	16.0%
% of FP17s for the same patient ID Re-attending between 3 & 9 months - Children	1,644	2,325	70.7%	51.9%	59.4%	58.3%
% of FP17s for the same patient ID Re-attending between 3 & 9 months - Adults	1,578	2,538	62.2%	47.0%	51.3%	50.3%
% of FP17s for Band 1 Urgent Courses	169	4,839	3.5%	8.0%	8.0%	9.1%
% of FP17s Relating to Free Repair or Replacements	29	4,839	0.6%	0.7%	0.8%	0.8%
% of FP17s Relating to Continuations	63	4,839	1.3%	0.9%	1.0%	1.0%
% of Patients satisfied with the dentistry they have received	3	3	N/A	92.0%	91.7%	91.5%
% of Patients satisfied with the time they had to wait for an appointment	3	3	N/A	90.1%	88.3%	87.9%

* This is based on patients treated on this contract for their most recent course of treatment. Figures in italics indicate the base number of FP17s or Patient Questionnaire responses are less than 100. N/A is shown where the base number of responses is less than 10 during the period. % is calculated as Quantity/Base number*100

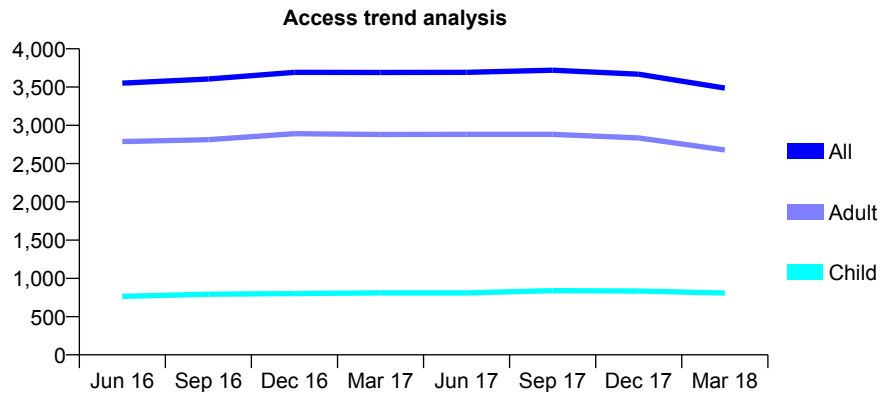
Q54 - Vital Signs At a Glance Contract Report for 754005/0001 - Year end March 2018

Name or company name	MR RN RIDDELL
Contract type name	GDS Contract
Purpose of contract	General
Contract start date	01/04/2006
Contract end date	

17/18 Contracted general activity (UDA)	5,536
Carry forward general activity (UDA)	-111
17/18 Contracted orthodontic activity (UOA)	0
Carry forward orthodontic activity (UOA)	0
Baseline contract value	£116,255.99

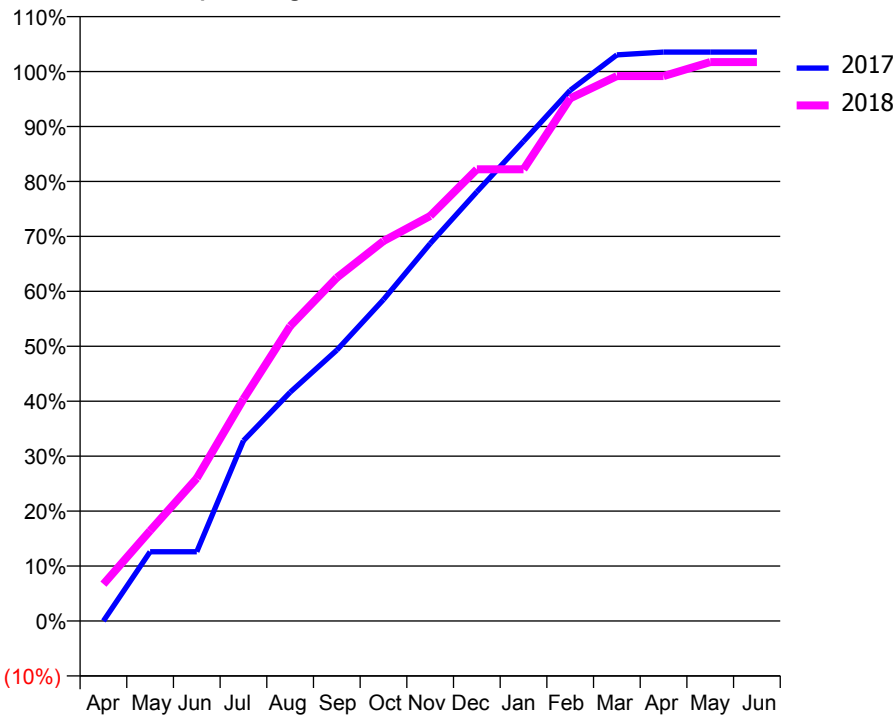
ACCESS*

Patients seen in 24 months	Total	Change since previous quarter
Quarter ending March 2017	3,690	
Quarter ending June 2017	3,692	→
Quarter ending September 2017	3,721	→
Quarter ending December 2017	3,668	↓
Quarter ending March 2018	3,486	↓
Variance since March 2017	(5.5%)	↓



ACTIVITY

Cumulative percentage of contracted UDA delivered 2017 & 2018



Month	Adjusted Scheduled Activity (UDA)	
	2017	2018
April	0	372
May	697	911
June	697	1,438
July	1,818	2,236
August	2,304	2,970
September	2,729	3,459
October	3,238	3,828
November	3,803	4,081
December	4,324	4,551
January	4,833	4,551
February	5,347	5,266
March	5,704	5,490
April	5,732	5,490
May	5,732	5,630
June	5,732	5,630

QUALITY

	Quantity	Base Number	Contract	AT	Region	England
% of FP17s for the same patient ID Re-attending within 3 months - Children	63	1,113	5.7%	10.0%	11.6%	11.9%
% of FP17s for the same patient ID Re-attending within 3 months - Adults	255	2,221	11.5%	15.0%	15.4%	16.0%
% of FP17s for the same patient ID Re-attending between 3 & 9 months - Children	748	1,113	67.2%	51.9%	59.4%	58.3%
% of FP17s for the same patient ID Re-attending between 3 & 9 months - Adults	925	2,221	41.6%	47.0%	51.3%	50.3%
% of FP17s for Band 1 Urgent Courses	332	3,373	9.8%	8.0%	8.0%	9.1%
% of FP17s Relating to Free Repair or Replacements	10	3,373	0.3%	0.7%	0.8%	0.8%
% of FP17s Relating to Continuations	14	3,373	0.4%	0.9%	1.0%	1.0%
% of Patients satisfied with the dentistry they have received	0	0	N/A	92.0%	91.7%	91.5%
% of Patients satisfied with the time they had to wait for an appointment	0	0	N/A	90.1%	88.3%	87.9%

* This is based on patients treated on this contract for their most recent course of treatment. Figures in italics indicate the base number of FP17s or Patient Questionnaire responses are less than 100. N/A is shown where the base number of responses is less than 10 during the period. % is calculated as Quantity/Base number*100

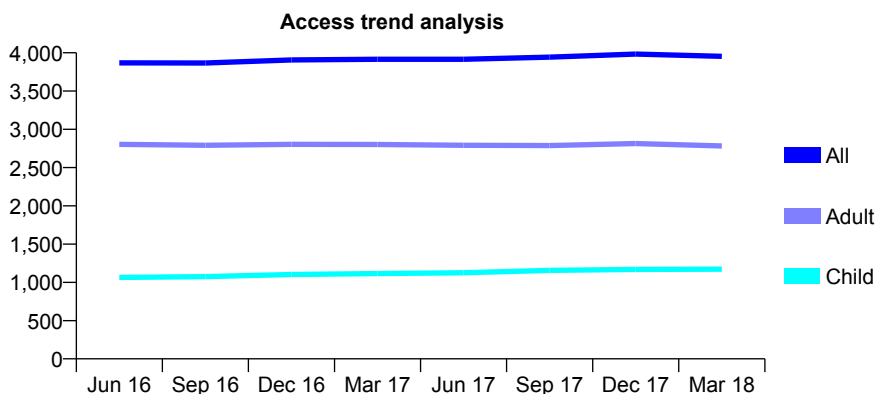
Q54 - Vital Signs At a Glance Contract Report for 763144/0001 - Year end March 2018

Name or company name	MR GS BAHIA
Contract type name	GDS Contract
Purpose of contract	General
Contract start date	01/04/2006
Contract end date	

17/18 Contracted general activity (UDA)	7,933
Carry forward general activity (UDA)	-159
17/18 Contracted orthodontic activity (UOA)	0
Carry forward orthodontic activity (UOA)	0
Baseline contract value	£214,612.64

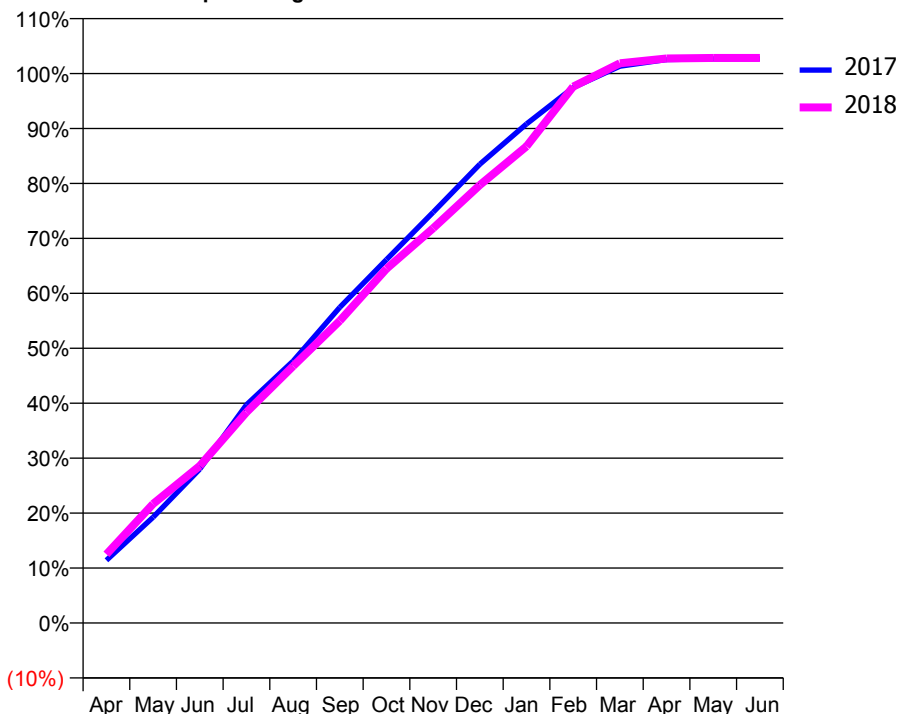
ACCESS*

Patients seen in 24 months	Total	Change since previous quarter
Quarter ending March 2017	3,916	
Quarter ending June 2017	3,916	→
Quarter ending September 2017	3,943	→
Quarter ending December 2017	3,983	→
Quarter ending March 2018	3,954	→
Variance since March 2017	1.0%	→



ACTIVITY

Cumulative percentage of contracted UDA delivered 2017 & 2018



Month	Adjusted Scheduled Activity (UDA)	
	2017	2018
April	905	992
May	1,528	1,720
June	2,222	2,269
July	3,151	3,042
August	3,781	3,708
September	4,557	4,363
October	5,247	5,114
November	5,931	5,699
December	6,622	6,324
January	7,205	6,882
February	7,731	7,744
March	8,039	8,080
April	8,135	8,150
May	8,144	8,157
June	8,146	8,157

QUALITY

	Quantity	Base Number	Contract	AT	Region	England
% of FP17s for the same patient ID Re-attending within 3 months - Children	15	1,430	1.0%	10.0%	11.6%	11.9%
% of FP17s for the same patient ID Re-attending within 3 months - Adults	178	3,145	5.7%	15.0%	15.4%	16.0%
% of FP17s for the same patient ID Re-attending between 3 & 9 months - Children	745	1,430	52.1%	51.9%	59.4%	58.3%
% of FP17s for the same patient ID Re-attending between 3 & 9 months - Adults	1,332	3,145	42.4%	47.0%	51.3%	50.3%
% of FP17s for Band 1 Urgent Courses	114	4,562	2.5%	8.0%	8.0%	9.1%
% of FP17s Relating to Free Repair or Replacements	12	4,562	0.3%	0.7%	0.8%	0.8%
% of FP17s Relating to Continuations	4	4,562	0.1%	0.9%	1.0%	1.0%
% of Patients satisfied with the dentistry they have received	2	2	N/A	92.0%	91.7%	91.5%
% of Patients satisfied with the time they had to wait for an appointment	2	2	N/A	90.1%	88.3%	87.9%

* This is based on patients treated on this contract for their most recent course of treatment. Figures in italics indicate the base number of FP17s or Patient Questionnaire responses are less than 100. N/A is shown where the base number of responses is less than 10 during the period. % is calculated as Quantity/Base number*100

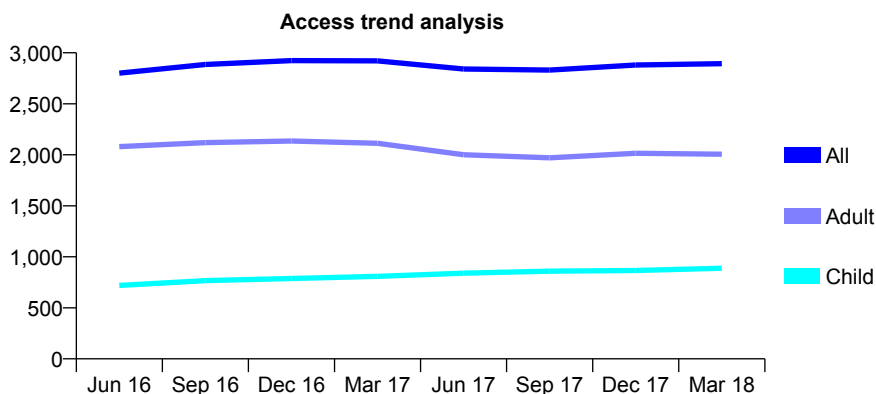
Q54 - Vital Signs At a Glance Contract Report for 764191/0001 - Year end March 2018

Name or company name	MISS KL ROBINSON
Contract type name	GDS Contract
Purpose of contract	General
Contract start date	01/04/2006
Contract end date	

17/18 Contracted general activity (UDA)	7,466
Carry forward general activity (UDA)	0
17/18 Contracted orthodontic activity (UOA)	0
Carry forward orthodontic activity (UOA)	0
Baseline contract value	£209,526.68

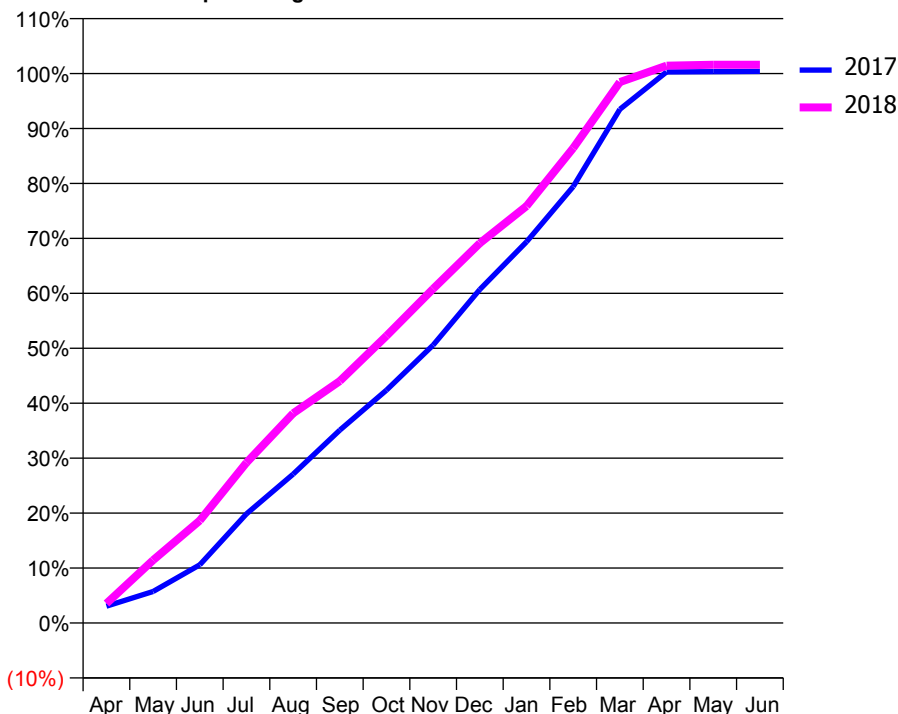
ACCESS*

Patients seen in 24 months	Total	Change since previous quarter
Quarter ending March 2017	2,921	
Quarter ending June 2017	2,841	↓
Quarter ending September 2017	2,831	→
Quarter ending December 2017	2,881	→
Quarter ending March 2018	2,894	→
Variance since March 2017	(0.9%)	→



ACTIVITY

Cumulative percentage of contracted UDA delivered 2017 & 2018



Month	Adjusted Scheduled Activity (UDA)	
	2017	2018
April	229	265
May	428	855
June	791	1,393
July	1,482	2,178
August	2,023	2,849
September	2,620	3,287
October	3,164	3,902
November	3,776	4,540
December	4,532	5,161
January	5,179	5,665
February	5,929	6,453
March	6,980	7,349
April	7,488	7,573
May	7,491	7,586
June	7,494	7,586

QUALITY

	Quantity	Base Number	Contract	AT	Region	England
% of FP17s for the same patient ID Re-attending within 3 months - Children	60	1,318	4.6%	10.0%	11.6%	11.9%
% of FP17s for the same patient ID Re-attending within 3 months - Adults	411	2,754	14.9%	15.0%	15.4%	16.0%
% of FP17s for the same patient ID Re-attending between 3 & 9 months - Children	809	1,318	61.4%	51.9%	59.4%	58.3%
% of FP17s for the same patient ID Re-attending between 3 & 9 months - Adults	1,441	2,754	52.3%	47.0%	51.3%	50.3%
% of FP17s for Band 1 Urgent Courses	369	4,020	9.2%	8.0%	8.0%	9.1%
% of FP17s Relating to Free Repair or Replacements	17	4,020	0.4%	0.7%	0.8%	0.8%
% of FP17s Relating to Continuations	17	4,020	0.4%	0.9%	1.0%	1.0%
% of Patients satisfied with the dentistry they have received	0	0	N/A	92.0%	91.7%	91.5%
% of Patients satisfied with the time they had to wait for an appointment	0	0	N/A	90.1%	88.3%	87.9%

* This is based on patients treated on this contract for their most recent course of treatment. Figures in italics indicate the base number of FP17s or Patient Questionnaire responses are less than 100. N/A is shown where the base number of responses is less than 10 during the period. % is calculated as Quantity/Base number*100

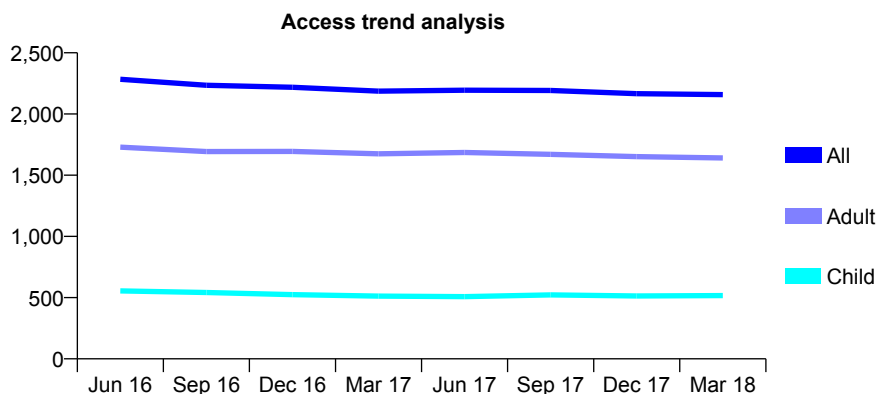
Q54 - Vital Signs At a Glance Contract Report for 765597/0001 - Year end March 2018

Name or company name	MRS N GHABAI
Contract type name	GDS Contract
Purpose of contract	General
Contract start date	01/04/2006
Contract end date	

17/18 Contracted general activity (UDA)	8,368
Carry forward general activity (UDA)	-169
17/18 Contracted orthodontic activity (UOA)	0
Carry forward orthodontic activity (UOA)	0
Baseline contract value	£193,169.62

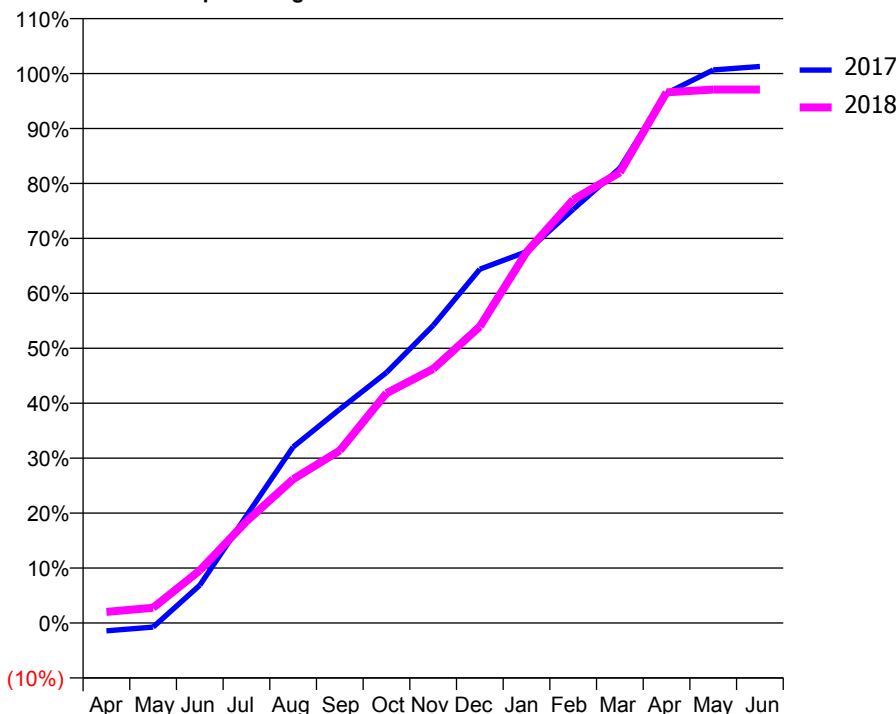
ACCESS*

Patients seen in 24 months	Total	Change since previous quarter
Quarter ending March 2017	2,187	
Quarter ending June 2017	2,194	→
Quarter ending September 2017	2,192	→
Quarter ending December 2017	2,166	↓
Quarter ending March 2018	2,158	→
Variance since March 2017	(1.3%)	↓



ACTIVITY

Cumulative percentage of contracted UDA delivered 2017 & 2018



Month	Adjusted Scheduled Activity (UDA)	
	2017	2018
April	-121	169
May	-64	232
June	575	800
July	1,633	1,548
August	2,681	2,191
September	3,257	2,626
October	3,814	3,499
November	4,531	3,870
December	5,388	4,516
January	5,655	5,648
February	6,301	6,445
March	6,927	6,863
April	8,067	8,081
May	8,423	8,124
June	8,475	8,124

QUALITY

	Quantity	Base Number	Contract	AT	Region	England
% of FP17s for the same patient ID Re-attending within 3 months - Children	108	957	11.3%	10.0%	11.6%	11.9%
% of FP17s for the same patient ID Re-attending within 3 months - Adults	448	2,751	16.3%	15.0%	15.4%	16.0%
% of FP17s for the same patient ID Re-attending between 3 & 9 months - Children	623	957	65.1%	51.9%	59.4%	58.3%
% of FP17s for the same patient ID Re-attending between 3 & 9 months - Adults	1,727	2,751	62.8%	47.0%	51.3%	50.3%
% of FP17s for Band 1 Urgent Courses	252	3,524	7.2%	8.0%	8.0%	9.1%
% of FP17s Relating to Free Repair or Replacements	7	3,524	0.2%	0.7%	0.8%	0.8%
% of FP17s Relating to Continuations	56	3,524	1.6%	0.9%	1.0%	1.0%
% of Patients satisfied with the dentistry they have received	4	4	N/A	92.0%	91.7%	91.5%
% of Patients satisfied with the time they had to wait for an appointment	4	4	N/A	90.1%	88.3%	87.9%

* This is based on patients treated on this contract for their most recent course of treatment. Figures in italics indicate the base number of FP17s or Patient Questionnaire responses are less than 100. N/A is shown where the base number of responses is less than 10 during the period. % is calculated as Quantity/Base number*100

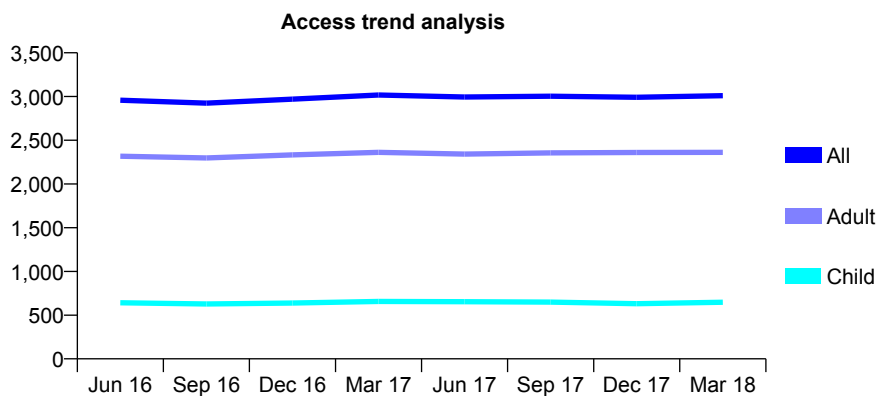
Q54 - Vital Signs At a Glance Contract Report for 765643/0001 - Year end March 2018

Name or company name	MR D SINGH-TERPOT
Contract type name	GDS Contract
Purpose of contract	General
Contract start date	01/04/2006
Contract end date	

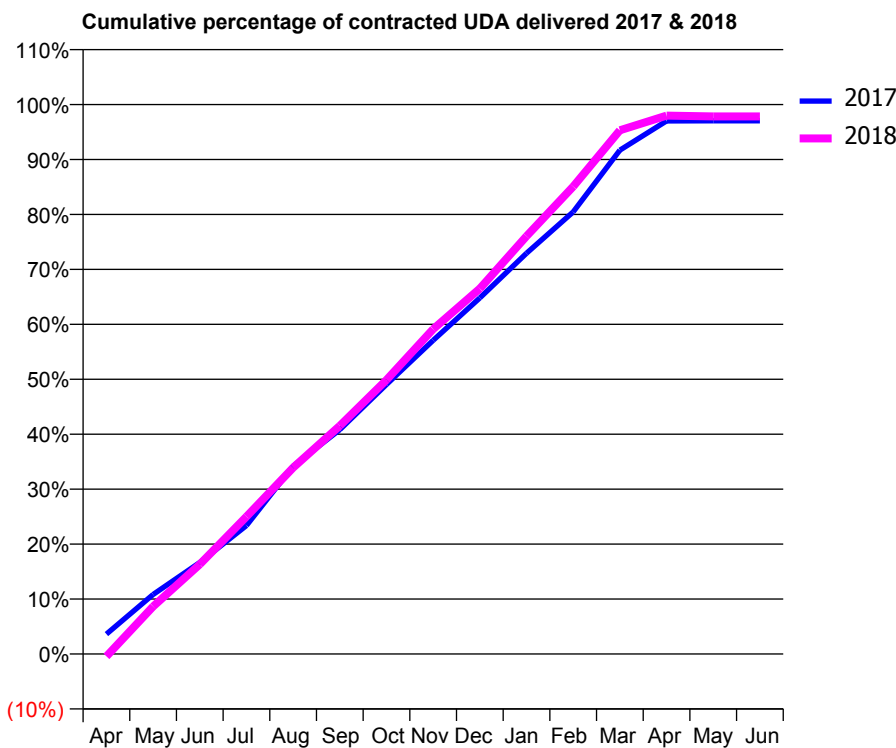
17/18 Contracted general activity (UDA)	8,845
Carry forward general activity (UDA)	261
17/18 Contracted orthodontic activity (UOA)	0
Carry forward orthodontic activity (UOA)	0
Baseline contract value	£215,844.41

ACCESS*

Patients seen in 24 months	Total	Change since previous quarter
Quarter ending March 2017	3,018	
Quarter ending June 2017	2,995	→
Quarter ending September 2017	3,004	→
Quarter ending December 2017	2,991	→
Quarter ending March 2018	3,010	→
Variance since March 2017	(0.3%)	→



ACTIVITY



Month	Adjusted Scheduled Activity (UDA)	
	2017	2018
April	321	-40
May	959	766
June	1,473	1,444
July	2,069	2,211
August	3,023	3,000
September	3,611	3,674
October	4,339	4,412
November	5,049	5,230
December	5,732	5,882
January	6,451	6,725
February	7,117	7,524
March	8,111	8,430
April	8,580	8,666
May	8,583	8,653
June	8,583	8,652

QUALITY

	Quantity	Base Number	Contract	AT	Region	England
% of FP17s for the same patient ID Re-attending within 3 months - Children	40	795	5.0%	10.0%	11.6%	11.9%
% of FP17s for the same patient ID Re-attending within 3 months - Adults	462	3,273	14.1%	15.0%	15.4%	16.0%
% of FP17s for the same patient ID Re-attending between 3 & 9 months - Children	413	795	51.9%	51.9%	59.4%	58.3%
% of FP17s for the same patient ID Re-attending between 3 & 9 months - Adults	1,762	3,273	53.8%	47.0%	51.3%	50.3%
% of FP17s for Band 1 Urgent Courses	36	4,020	0.9%	8.0%	8.0%	9.1%
% of FP17s Relating to Free Repair or Replacements	17	4,020	0.4%	0.7%	0.8%	0.8%
% of FP17s Relating to Continuations	12	4,020	0.3%	0.9%	1.0%	1.0%
% of Patients satisfied with the dentistry they have received	0	0	N/A	92.0%	91.7%	91.5%
% of Patients satisfied with the time they had to wait for an appointment	0	0	N/A	90.1%	88.3%	87.9%

* This is based on patients treated on this contract for their most recent course of treatment. Figures in italics indicate the base number of FP17s or Patient Questionnaire responses are less than 100. N/A is shown where the base number of responses is less than 10 during the period. % is calculated as Quantity/Base number*100

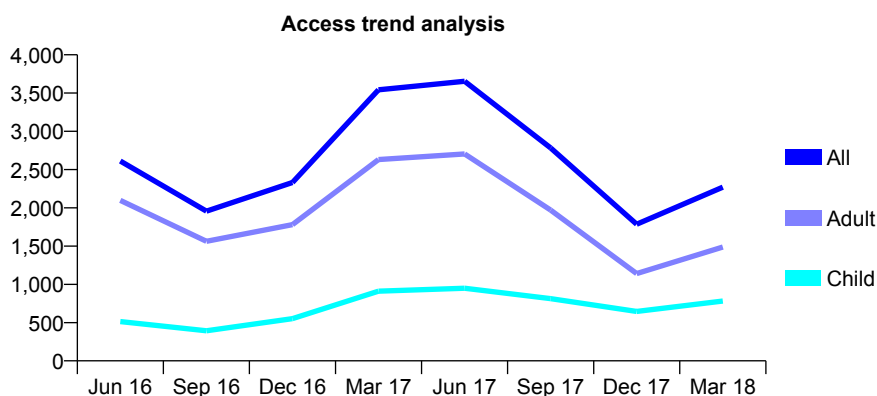
Q54 - Vital Signs At a Glance Contract Report for 766518/0001 - Year end March 2018

Name or company name	MRS CS ILYAS
Contract type name	GDS Contract
Purpose of contract	General
Contract start date	01/10/2014
Contract end date	

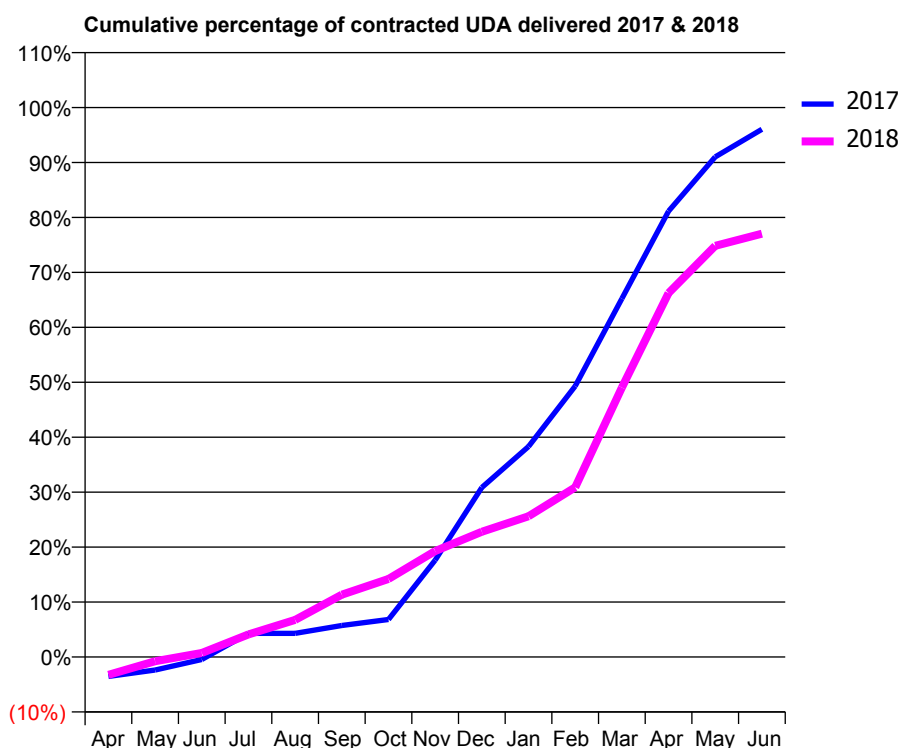
17/18 Contracted general activity (UDA)	9,871
Carry forward general activity (UDA)	390
17/18 Contracted orthodontic activity (UOA)	0
Carry forward orthodontic activity (UOA)	0
Baseline contract value	£207,291.00

ACCESS*

Patients seen in 24 months	Total	Change since previous quarter
Quarter ending March 2017	3,542	
Quarter ending June 2017	3,654	↑
Quarter ending September 2017	2,783	↓
Quarter ending December 2017	1,786	↓
Quarter ending March 2018	2,270	↑
Variance since March 2017	(35.9%)	↓



ACTIVITY



Month	Adjusted Scheduled Activity (UDA)	
	2017	2018
April	-350	-323
May	-236	-78
June	-46	72
July	425	407
August	425	666
September	567	1,119
October	675	1,403
November	1,740	1,903
December	3,046	2,252
January	3,781	2,529
February	4,867	3,048
March	6,437	4,840
April	8,008	6,538
May	8,983	7,387
June	9,480	7,603

QUALITY

	Quantity	Base Number	Contract	AT	Region	England
% of FP17s for the same patient ID Re-attending within 3 months - Children	55	1,174	4.7%	10.0%	11.6%	11.9%
% of FP17s for the same patient ID Re-attending within 3 months - Adults	136	2,148	6.3%	15.0%	15.4%	16.0%
% of FP17s for the same patient ID Re-attending between 3 & 9 months - Children	232	1,174	19.8%	51.9%	59.4%	58.3%
% of FP17s for the same patient ID Re-attending between 3 & 9 months - Adults	358	2,148	16.7%	47.0%	51.3%	50.3%
% of FP17s for Band 1 Urgent Courses	51	3,283	1.6%	8.0%	8.0%	9.1%
% of FP17s Relating to Free Repair or Replacements	39	3,283	1.2%	0.7%	0.8%	0.8%
% of FP17s Relating to Continuations	5	3,283	0.2%	0.9%	1.0%	1.0%
% of Patients satisfied with the dentistry they have received	1	1	N/A	92.0%	91.7%	91.5%
% of Patients satisfied with the time they had to wait for an appointment	1	1	N/A	90.1%	88.3%	87.9%

* This is based on patients treated on this contract for their most recent course of treatment. Figures in italics indicate the base number of FP17s or Patient Questionnaire responses are less than 100. N/A is shown where the base number of responses is less than 10 during the period. % is calculated as Quantity/Base number*100

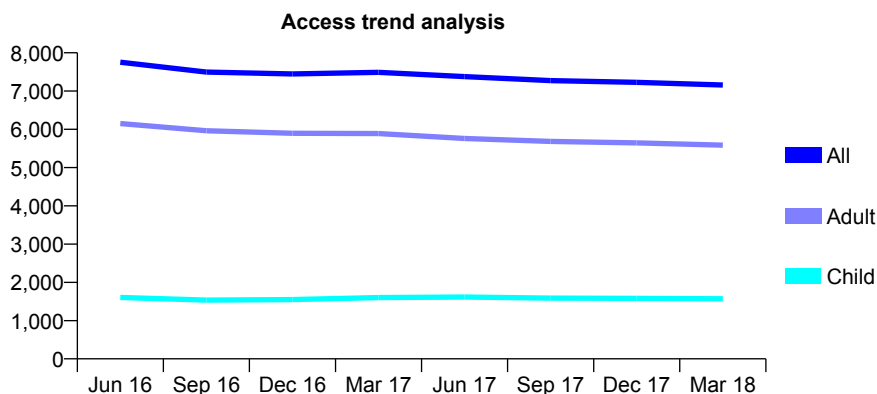
Q54 - Vital Signs At a Glance Contract Report for 769258/0001 - Year end March 2018

Name or company name	MR S TALWAR
Contract type name	GDS Contract
Purpose of contract	General
Contract start date	01/04/2006
Contract end date	

17/18 Contracted general activity (UDA)	23,061
Carry forward general activity (UDA)	1,500
17/18 Contracted orthodontic activity (UOA)	0
Carry forward orthodontic activity (UOA)	0
Baseline contract value	£547,968.66

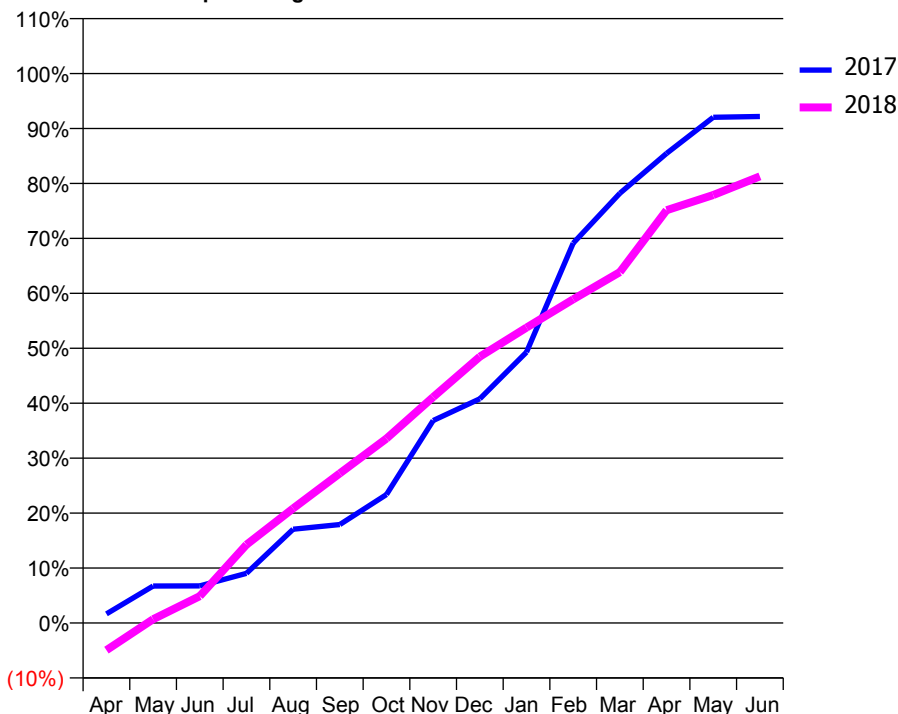
ACCESS*

Patients seen in 24 months	Total	Change since previous quarter
Quarter ending March 2017	7,490	
Quarter ending June 2017	7,377	↓
Quarter ending September 2017	7,274	↓
Quarter ending December 2017	7,227	→
Quarter ending March 2018	7,157	→
Variance since March 2017	(4.4%)	↓



ACTIVITY

Cumulative percentage of contracted UDA delivered 2017 & 2018



Month	Adjusted Scheduled Activity (UDA)	
	2017	2018
April	383	-1,145
May	1,551	159
June	1,557	1,126
July	2,083	3,289
August	3,934	4,810
September	4,133	6,279
October	5,392	7,740
November	8,499	9,480
December	9,408	11,179
January	11,370	12,399
February	15,943	13,587
March	18,035	14,725
April	19,706	17,325
May	21,225	17,962
June	21,258	18,745

QUALITY

	Quantity	Base Number	Contract	AT	Region	England
% of FP17s for the same patient ID Re-attending within 3 months - Children	265	2,368	11.2%	10.0%	11.6%	11.9%
% of FP17s for the same patient ID Re-attending within 3 months - Adults	2,001	8,689	23.0%	15.0%	15.4%	16.0%
% of FP17s for the same patient ID Re-attending between 3 & 9 months - Children	1,417	2,368	59.8%	51.9%	59.4%	58.3%
% of FP17s for the same patient ID Re-attending between 3 & 9 months - Adults	4,593	8,689	52.9%	47.0%	51.3%	50.3%
% of FP17s for Band 1 Urgent Courses	994	11,610	8.6%	8.0%	8.0%	9.1%
% of FP17s Relating to Free Repair or Replacements	156	11,610	1.3%	0.7%	0.8%	0.8%
% of FP17s Relating to Continuations	602	11,610	5.2%	0.9%	1.0%	1.0%
% of Patients satisfied with the dentistry they have received	6	7	N/A	92.0%	91.7%	91.5%
% of Patients satisfied with the time they had to wait for an appointment	6	7	N/A	90.1%	88.3%	87.9%

* This is based on patients treated on this contract for their most recent course of treatment. Figures in italics indicate the base number of FP17s or Patient Questionnaire responses are less than 100. N/A is shown where the base number of responses is less than 10 during the period. % is calculated as Quantity/Base number*100

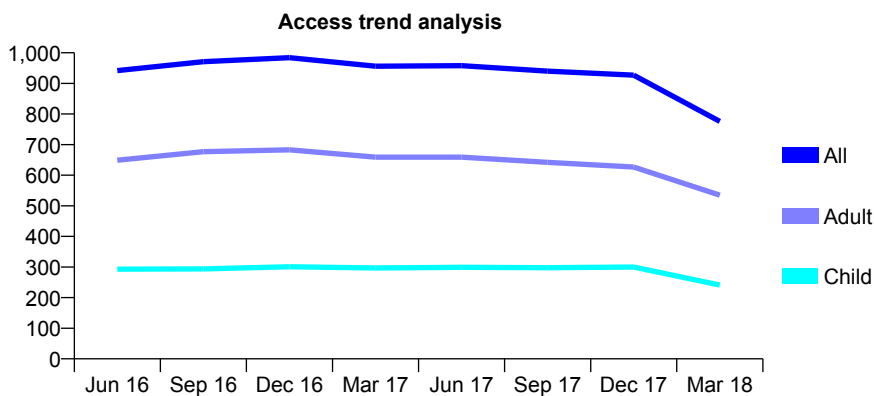
Q54 - Vital Signs At a Glance Contract Report for 769258/0002 - Year end March 2018

Name or company name	MR S TALWAR
Contract type name	GDS Contract
Purpose of contract	General
Contract start date	01/04/2006
Contract end date	

17/18 Contracted general activity (UDA)	4,660
Carry forward general activity (UDA)	0
17/18 Contracted orthodontic activity (UOA)	0
Carry forward orthodontic activity (UOA)	0
Baseline contract value	£111,367.23

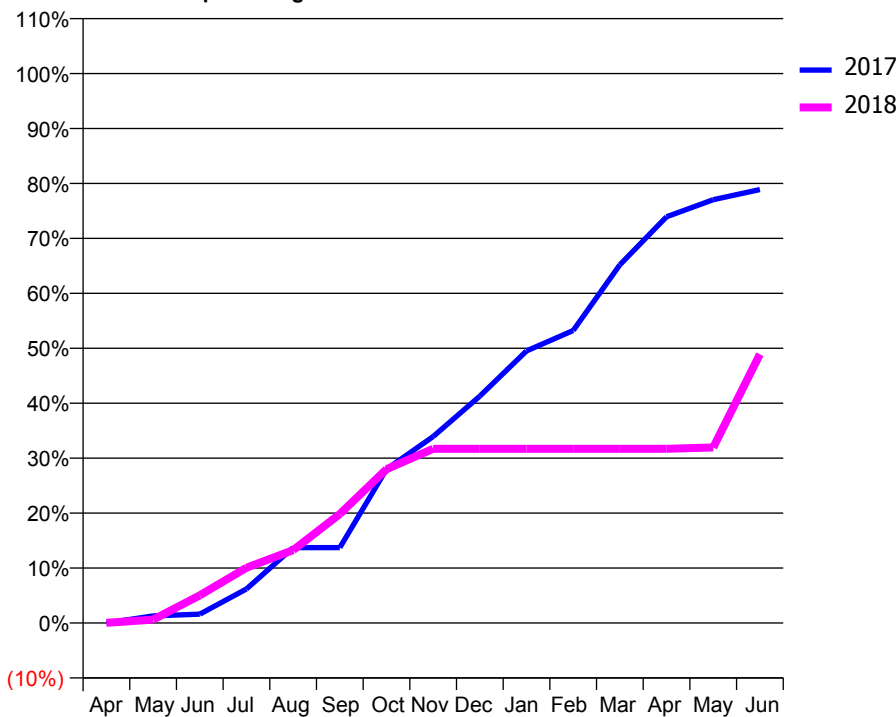
ACCESS*

Patients seen in 24 months	Total	Change since previous quarter
Quarter ending March 2017	956	
Quarter ending June 2017	958	→
Quarter ending September 2017	940	↓
Quarter ending December 2017	927	↓
Quarter ending March 2018	776	↓
Variance since March 2017	(18.8%)	↓



ACTIVITY

Cumulative percentage of contracted UDA delivered 2017 & 2018



Month	Adjusted Scheduled Activity (UDA)	
	2017	2018
April	1	2
May	61	29
June	75	234
July	289	469
August	640	618
September	640	924
October	1,305	1,304
November	1,582	1,478
December	1,924	1,477
January	2,308	1,477
February	2,480	1,477
March	3,038	1,477
April	3,445	1,477
May	3,589	1,489
June	3,676	2,279

QUALITY

	Quantity	Base Number	Contract	AT	Region	England
% of FP17s for the same patient ID Re-attending within 3 months - Children	64	271	23.6%	10.0%	11.6%	11.9%
% of FP17s for the same patient ID Re-attending within 3 months - Adults	235	671	35.0%	15.0%	15.4%	16.0%
% of FP17s for the same patient ID Re-attending between 3 & 9 months - Children	112	271	41.3%	51.9%	59.4%	58.3%
% of FP17s for the same patient ID Re-attending between 3 & 9 months - Adults	276	671	41.1%	47.0%	51.3%	50.3%
% of FP17s for Band 1 Urgent Courses	109	1,239	8.8%	8.0%	8.0%	9.1%
% of FP17s Relating to Free Repair or Replacements	16	1,239	1.3%	0.7%	0.8%	0.8%
% of FP17s Relating to Continuations	98	1,239	7.9%	0.9%	1.0%	1.0%
% of Patients satisfied with the dentistry they have received	0	0	N/A	92.0%	91.7%	91.5%
% of Patients satisfied with the time they had to wait for an appointment	0	0	N/A	90.1%	88.3%	87.9%

* This is based on patients treated on this contract for their most recent course of treatment. Figures in italics indicate the base number of FP17s or Patient Questionnaire responses are less than 100. N/A is shown where the base number of responses is less than 10 during the period. % is calculated as Quantity/Base number*100

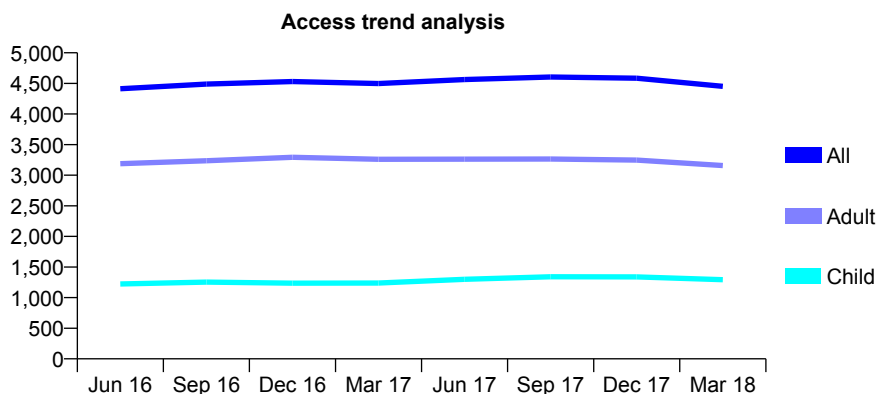
Q54 - Vital Signs At a Glance Contract Report for 769827/0001 - Year end March 2018

Name or company name	MR A HUSSAIN
Contract type name	GDS Contract
Purpose of contract	General
Contract start date	01/04/2006
Contract end date	

17/18 Contracted general activity (UDA)	10,369
Carry forward general activity (UDA)	-208
17/18 Contracted orthodontic activity (UOA)	0
Carry forward orthodontic activity (UOA)	0
Baseline contract value	£255,390.54

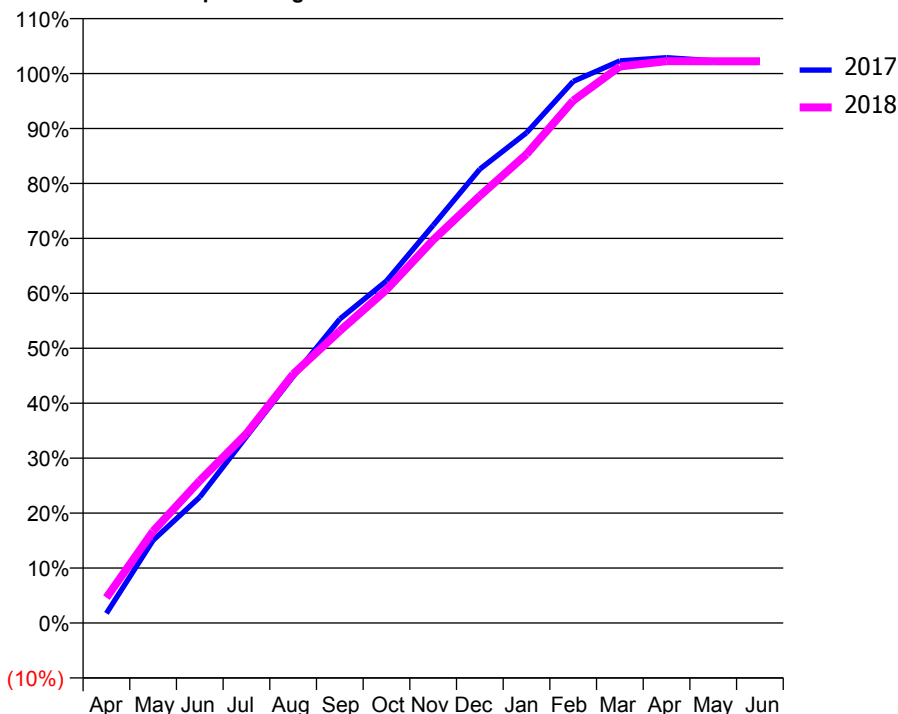
ACCESS*

Patients seen in 24 months	Total	Change since previous quarter
Quarter ending March 2017	4,498	
Quarter ending June 2017	4,563	→
Quarter ending September 2017	4,604	→
Quarter ending December 2017	4,586	→
Quarter ending March 2018	4,452	↓
Variance since March 2017	(1.0%)	↓



ACTIVITY

Cumulative percentage of contracted UDA delivered 2017 & 2018



Month	Adjusted Scheduled Activity (UDA)	
	2017	2018
April	183	478
May	1,562	1,733
June	2,375	2,687
July	3,520	3,575
August	4,652	4,695
September	5,735	5,512
October	6,456	6,288
November	7,505	7,229
December	8,564	8,060
January	9,250	8,847
February	10,220	9,858
March	10,608	10,502
April	10,668	10,602
May	10,611	10,601
June	10,613	10,601

QUALITY

	Quantity	Base Number	Contract	AT	Region	England
% of FP17s for the same patient ID Re-attending within 3 months - Children	88	1,459	6.0%	10.0%	11.6%	11.9%
% of FP17s for the same patient ID Re-attending within 3 months - Adults	489	3,296	14.8%	15.0%	15.4%	16.0%
% of FP17s for the same patient ID Re-attending between 3 & 9 months - Children	535	1,459	36.7%	51.9%	59.4%	58.3%
% of FP17s for the same patient ID Re-attending between 3 & 9 months - Adults	1,119	3,296	34.0%	47.0%	51.3%	50.3%
% of FP17s for Band 1 Urgent Courses	476	4,155	11.5%	8.0%	8.0%	9.1%
% of FP17s Relating to Free Repair or Replacements	127	4,155	3.1%	0.7%	0.8%	0.8%
% of FP17s Relating to Continuations	15	4,155	0.4%	0.9%	1.0%	1.0%
% of Patients satisfied with the dentistry they have received	1	1	N/A	92.0%	91.7%	91.5%
% of Patients satisfied with the time they had to wait for an appointment	0	1	N/A	90.1%	88.3%	87.9%

* This is based on patients treated on this contract for their most recent course of treatment. Figures in italics indicate the base number of FP17s or Patient Questionnaire responses are less than 100. N/A is shown where the base number of responses is less than 10 during the period. % is calculated as Quantity/Base number*100

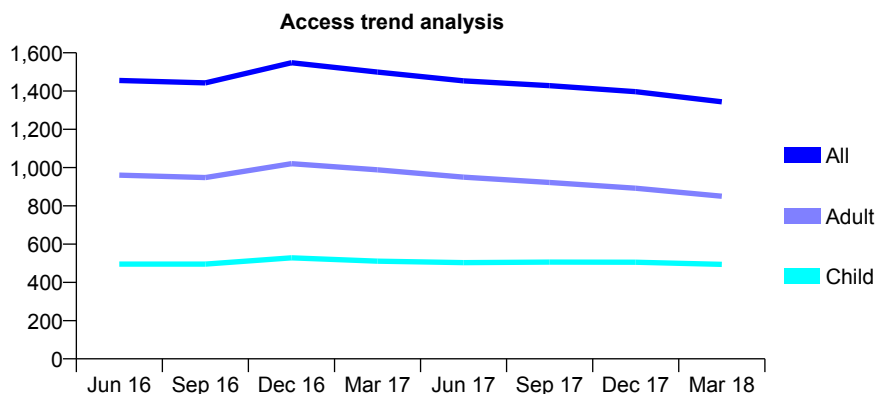
Q54 - Vital Signs At a Glance Contract Report for 769827/0002 - Year end March 2018

Name or company name	MR A HUSSAIN
Contract type name	GDS Contract
Purpose of contract	General
Contract start date	01/11/2010
Contract end date	

17/18 Contracted general activity (UDA)	3,564
Carry forward general activity (UDA)	-54
17/18 Contracted orthodontic activity (UOA)	0
Carry forward orthodontic activity (UOA)	0
Baseline contract value	£92,141.91

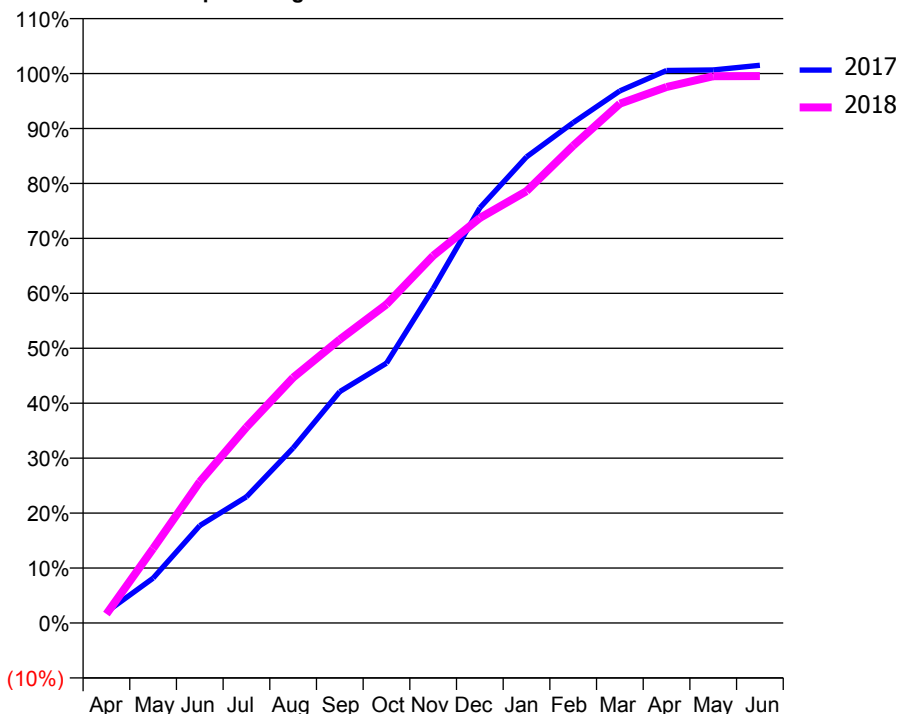
ACCESS*

Patients seen in 24 months	Total	Change since previous quarter
Quarter ending March 2017	1,499	
Quarter ending June 2017	1,453	↓
Quarter ending September 2017	1,428	↓
Quarter ending December 2017	1,397	↓
Quarter ending March 2018	1,344	↓
Variance since March 2017	(10.3%)	↓



ACTIVITY

Cumulative percentage of contracted UDA delivered 2017 & 2018



Month	Adjusted Scheduled Activity (UDA)	
	2017	2018
April	71	58
May	291	483
June	632	916
July	819	1,270
August	1,135	1,591
September	1,501	1,839
October	1,685	2,067
November	2,169	2,382
December	2,692	2,627
January	3,023	2,801
February	3,245	3,096
March	3,451	3,368
April	3,584	3,477
May	3,587	3,546
June	3,617	3,547

QUALITY

	Quantity	Base Number	Contract	AT	Region	England
% of FP17s for the same patient ID Re-attending within 3 months - Children	45	546	8.2%	10.0%	11.6%	11.9%
% of FP17s for the same patient ID Re-attending within 3 months - Adults	96	853	11.3%	15.0%	15.4%	16.0%
% of FP17s for the same patient ID Re-attending between 3 & 9 months - Children	187	546	34.2%	51.9%	59.4%	58.3%
% of FP17s for the same patient ID Re-attending between 3 & 9 months - Adults	320	853	37.5%	47.0%	51.3%	50.3%
% of FP17s for Band 1 Urgent Courses	145	1,406	10.3%	8.0%	8.0%	9.1%
% of FP17s Relating to Free Repair or Replacements	27	1,406	1.9%	0.7%	0.8%	0.8%
% of FP17s Relating to Continuations	4	1,406	0.3%	0.9%	1.0%	1.0%
% of Patients satisfied with the dentistry they have received	0	0	N/A	92.0%	91.7%	91.5%
% of Patients satisfied with the time they had to wait for an appointment	0	0	N/A	90.1%	88.3%	87.9%

* This is based on patients treated on this contract for their most recent course of treatment. Figures in italics indicate the base number of FP17s or Patient Questionnaire responses are less than 100. N/A is shown where the base number of responses is less than 10 during the period. % is calculated as Quantity/Base number*100

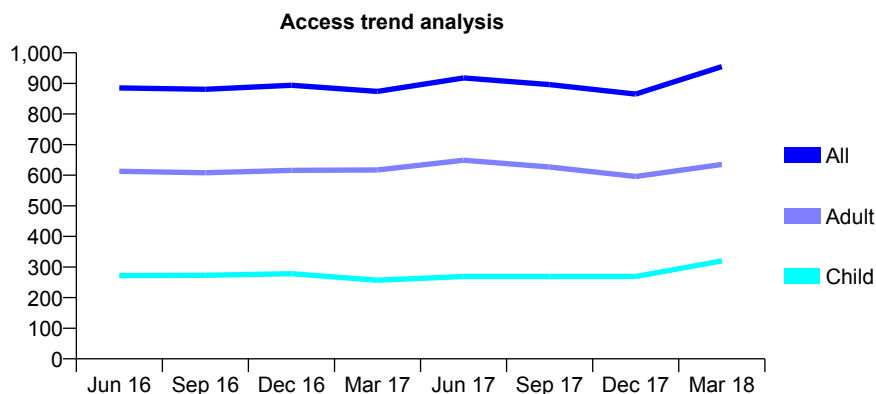
Q54 - Vital Signs At a Glance Contract Report for 769827/0003 - Year end March 2018

Name or company name	MR A HUSSAIN
Contract type name	GDS Contract
Purpose of contract	General
Contract start date	09/11/2012
Contract end date	

17/18 Contracted general activity (UDA)	2,224
Carry forward general activity (UDA)	-22
17/18 Contracted orthodontic activity (UOA)	0
Carry forward orthodontic activity (UOA)	0
Baseline contract value	£57,086.42

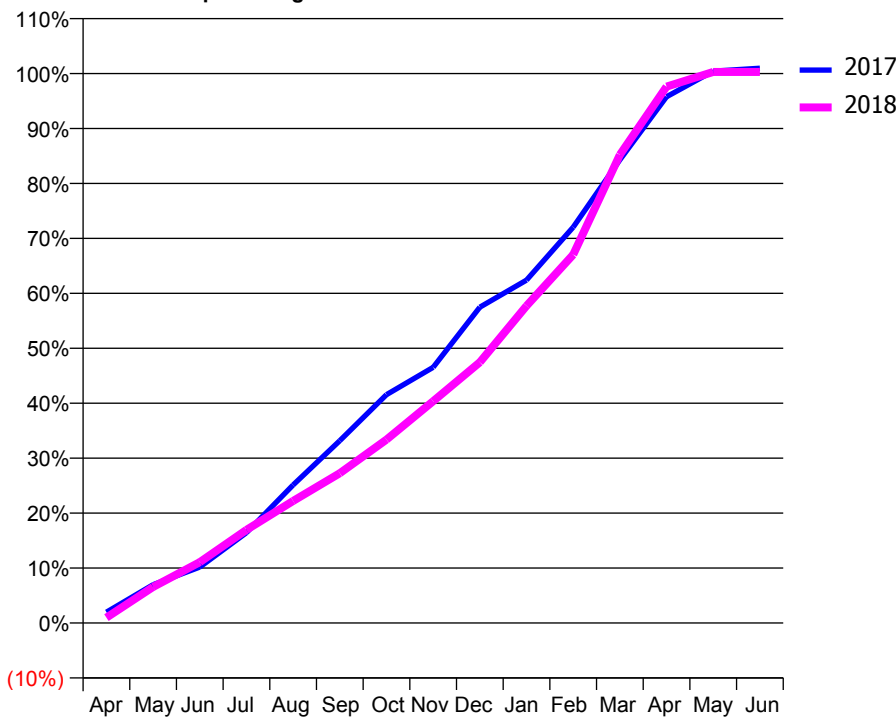
ACCESS*

Patients seen in 24 months	Total	Change since previous quarter
Quarter ending March 2017	874	
Quarter ending June 2017	918	↑
Quarter ending September 2017	896	↓
Quarter ending December 2017	865	↓
Quarter ending March 2018	955	↑
Variance since March 2017	9.3%	↑



ACTIVITY

Cumulative percentage of contracted UDA delivered 2017 & 2018



Month	Adjusted Scheduled Activity (UDA)	
	2017	2018
April	44	22
May	155	146
June	226	247
July	365	377
August	559	494
September	738	607
October	924	742
November	1,035	898
December	1,278	1,056
January	1,388	1,283
February	1,602	1,491
March	1,875	1,895
April	2,130	2,171
May	2,234	2,230
June	2,246	2,230

QUALITY

	Quantity	Base Number	Contract	AT	Region	England
% of FP17s for the same patient ID Re-attending within 3 months - Children	5	324	1.5%	10.0%	11.6%	11.9%
% of FP17s for the same patient ID Re-attending within 3 months - Adults	43	612	7.0%	15.0%	15.4%	16.0%
% of FP17s for the same patient ID Re-attending between 3 & 9 months - Children	87	324	26.9%	51.9%	59.4%	58.3%
% of FP17s for the same patient ID Re-attending between 3 & 9 months - Adults	150	612	24.5%	47.0%	51.3%	50.3%
% of FP17s for Band 1 Urgent Courses	76	937	8.1%	8.0%	8.0%	9.1%
% of FP17s Relating to Free Repair or Replacements	4	937	0.4%	0.7%	0.8%	0.8%
% of FP17s Relating to Continuations	1	937	0.1%	0.9%	1.0%	1.0%
% of Patients satisfied with the dentistry they have received	0	0	N/A	92.0%	91.7%	91.5%
% of Patients satisfied with the time they had to wait for an appointment	0	0	N/A	90.1%	88.3%	87.9%

* This is based on patients treated on this contract for their most recent course of treatment. Figures in italics indicate the base number of FP17s or Patient Questionnaire responses are less than 100. N/A is shown where the base number of responses is less than 10 during the period. % is calculated as Quantity/Base number*100

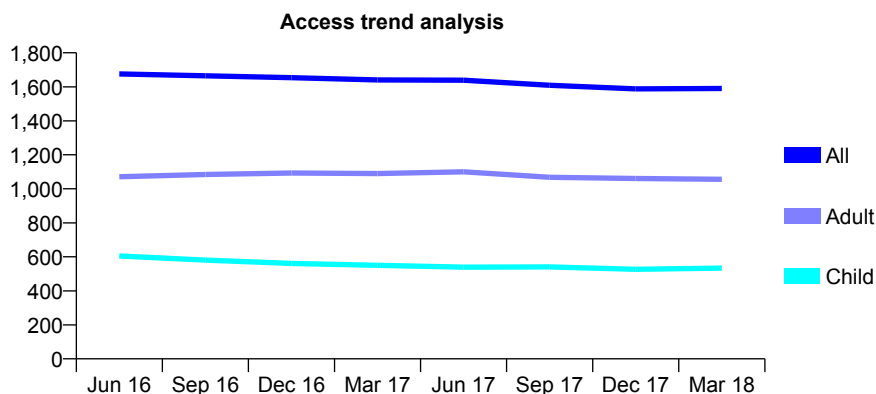
Q54 - Vital Signs At a Glance Contract Report for 769967/0004 - Year end March 2018

Name or company name	MR MA TAI
Contract type name	GDS Contract
Purpose of contract	General
Contract start date	01/04/2012
Contract end date	

17/18 Contracted general activity (UDA)	4,402
Carry forward general activity (UDA)	16
17/18 Contracted orthodontic activity (UOA)	0
Carry forward orthodontic activity (UOA)	0
Baseline contract value	£116,873.36

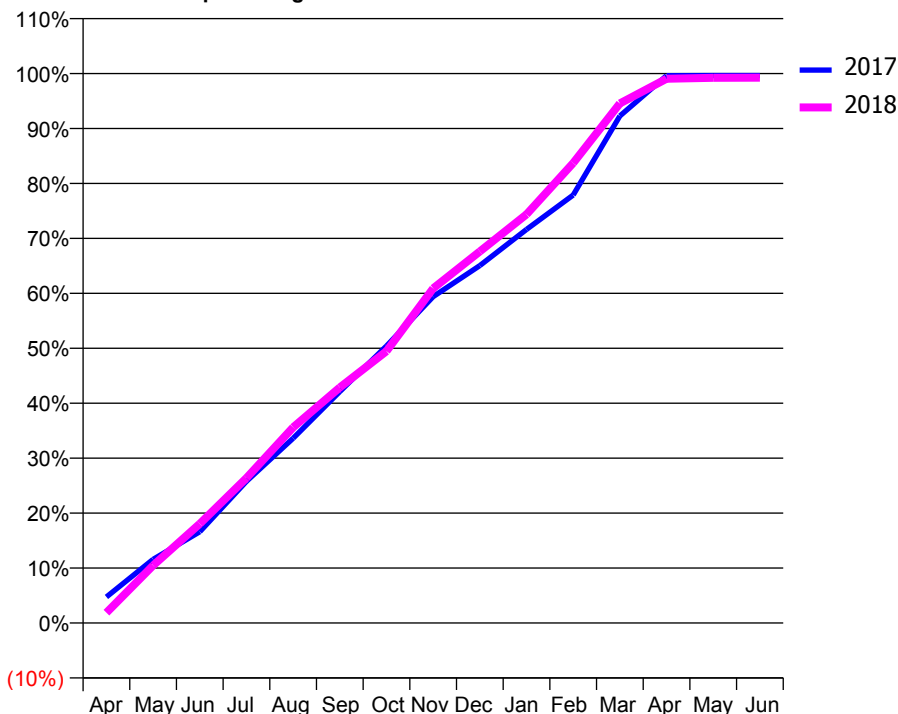
ACCESS*

Patients seen in 24 months	Total	Change since previous quarter
Quarter ending March 2017	1,640	
Quarter ending June 2017	1,639	→
Quarter ending September 2017	1,609	↓
Quarter ending December 2017	1,588	↓
Quarter ending March 2018	1,590	→
Variance since March 2017	(3.0%)	↓



ACTIVITY

Cumulative percentage of contracted UDA delivered 2017 & 2018



Month	Adjusted Scheduled Activity (UDA)	
	2017	2018
April	209	83
May	510	461
June	732	795
July	1,135	1,162
August	1,480	1,568
September	1,854	1,887
October	2,219	2,178
November	2,614	2,680
December	2,864	2,977
January	3,153	3,273
February	3,429	3,685
March	4,062	4,163
April	4,385	4,360
May	4,386	4,368
June	4,386	4,369

QUALITY

	Quantity	Base Number	Contract	AT	Region	England
% of FP17s for the same patient ID Re-attending within 3 months - Children	38	768	4.9%	10.0%	11.6%	11.9%
% of FP17s for the same patient ID Re-attending within 3 months - Adults	208	1,383	15.0%	15.0%	15.4%	16.0%
% of FP17s for the same patient ID Re-attending between 3 & 9 months - Children	420	768	54.7%	51.9%	59.4%	58.3%
% of FP17s for the same patient ID Re-attending between 3 & 9 months - Adults	739	1,383	53.4%	47.0%	51.3%	50.3%
% of FP17s for Band 1 Urgent Courses	114	2,095	5.4%	8.0%	8.0%	9.1%
% of FP17s Relating to Free Repair or Replacements	39	2,095	1.9%	0.7%	0.8%	0.8%
% of FP17s Relating to Continuations	65	2,095	3.1%	0.9%	1.0%	1.0%
% of Patients satisfied with the dentistry they have received	2	2	N/A	92.0%	91.7%	91.5%
% of Patients satisfied with the time they had to wait for an appointment	2	2	N/A	90.1%	88.3%	87.9%

* This is based on patients treated on this contract for their most recent course of treatment. Figures in italics indicate the base number of FP17s or Patient Questionnaire responses are less than 100. N/A is shown where the base number of responses is less than 10 during the period. % is calculated as Quantity/Base number*100

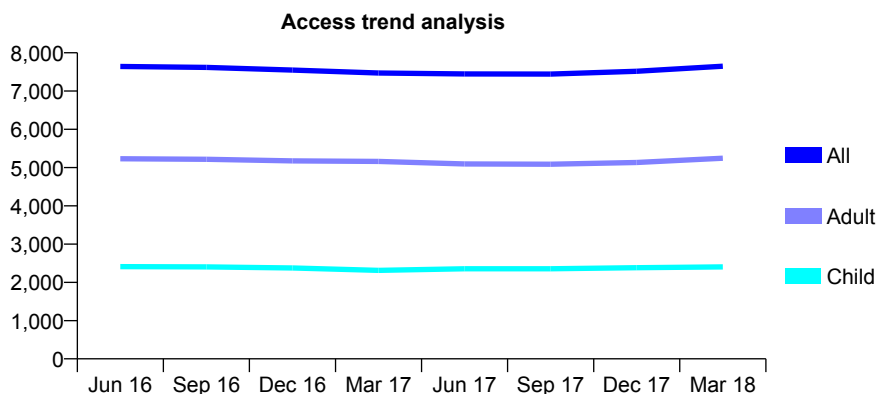
Q54 - Vital Signs At a Glance Contract Report for 770728/0001 - Year end March 2018

Name or company name	MR TS JHEETA
Contract type name	GDS Contract
Purpose of contract	General
Contract start date	01/04/2006
Contract end date	

17/18 Contracted general activity (UDA)	20,291
Carry forward general activity (UDA)	332
17/18 Contracted orthodontic activity (UOA)	0
Carry forward orthodontic activity (UOA)	0
Baseline contract value	£571,454.30

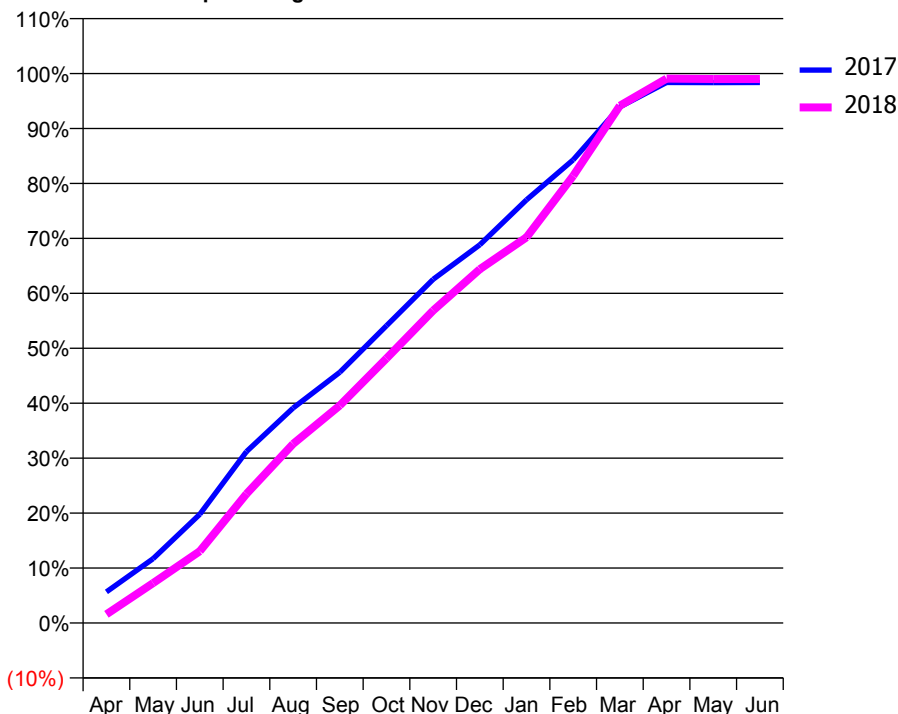
ACCESS*

Patients seen in 24 months	Total	Change since previous quarter
Quarter ending March 2017	7,472	
Quarter ending June 2017	7,448	→
Quarter ending September 2017	7,445	→
Quarter ending December 2017	7,518	→
Quarter ending March 2018	7,651	→
Variance since March 2017	2.4%	↑



ACTIVITY

Cumulative percentage of contracted UDA delivered 2017 & 2018



Month	Adjusted Scheduled Activity (UDA)	
	2017	2018
April	1,148	320
May	2,376	1,477
June	4,017	2,653
July	6,331	4,771
August	7,940	6,617
September	9,262	8,032
October	10,977	9,770
November	12,693	11,540
December	13,967	13,066
January	15,625	14,245
February	17,106	16,514
March	19,058	19,101
April	19,959	20,101
May	19,956	20,087
June	19,959	20,087

QUALITY

	Quantity	Base Number	Contract	AT	Region	England
% of FP17s for the same patient ID Re-attending within 3 months - Children	162	3,574	4.5%	10.0%	11.6%	11.9%
% of FP17s for the same patient ID Re-attending within 3 months - Adults	622	6,626	9.4%	15.0%	15.4%	16.0%
% of FP17s for the same patient ID Re-attending between 3 & 9 months - Children	2,245	3,574	62.8%	51.9%	59.4%	58.3%
% of FP17s for the same patient ID Re-attending between 3 & 9 months - Adults	3,800	6,626	57.3%	47.0%	51.3%	50.3%
% of FP17s for Band 1 Urgent Courses	424	9,554	4.4%	8.0%	8.0%	9.1%
% of FP17s Relating to Free Repair or Replacements	61	9,554	0.6%	0.7%	0.8%	0.8%
% of FP17s Relating to Continuations	21	9,554	0.2%	0.9%	1.0%	1.0%
% of Patients satisfied with the dentistry they have received	4	6	N/A	92.0%	91.7%	91.5%
% of Patients satisfied with the time they had to wait for an appointment	6	6	N/A	90.1%	88.3%	87.9%

* This is based on patients treated on this contract for their most recent course of treatment. Figures in italics indicate the base number of FP17s or Patient Questionnaire responses are less than 100. N/A is shown where the base number of responses is less than 10 during the period. % is calculated as Quantity/Base number*100

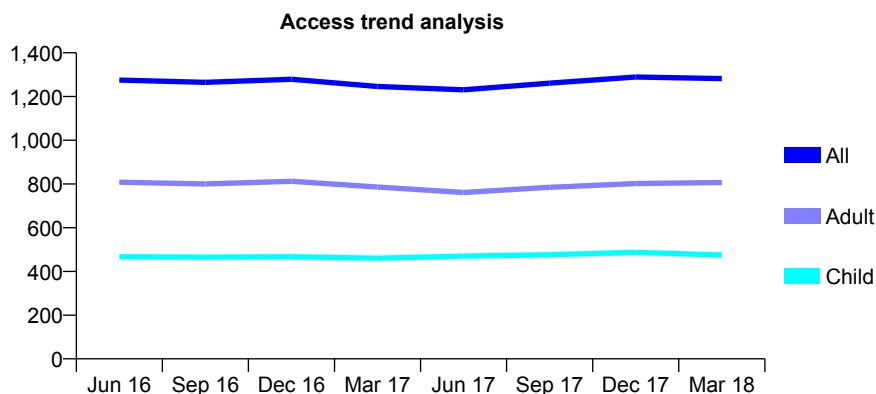
Q54 - Vital Signs At a Glance Contract Report for 776432/0001 - Year end March 2018

Name or company name	MRS AN ARSHAD
Contract type name	GDS Contract
Purpose of contract	General
Contract start date	01/04/2006
Contract end date	

17/18 Contracted general activity (UDA)	3,806
Carry forward general activity (UDA)	-2
17/18 Contracted orthodontic activity (UOA)	0
Carry forward orthodontic activity (UOA)	0
Baseline contract value	£94,665.96

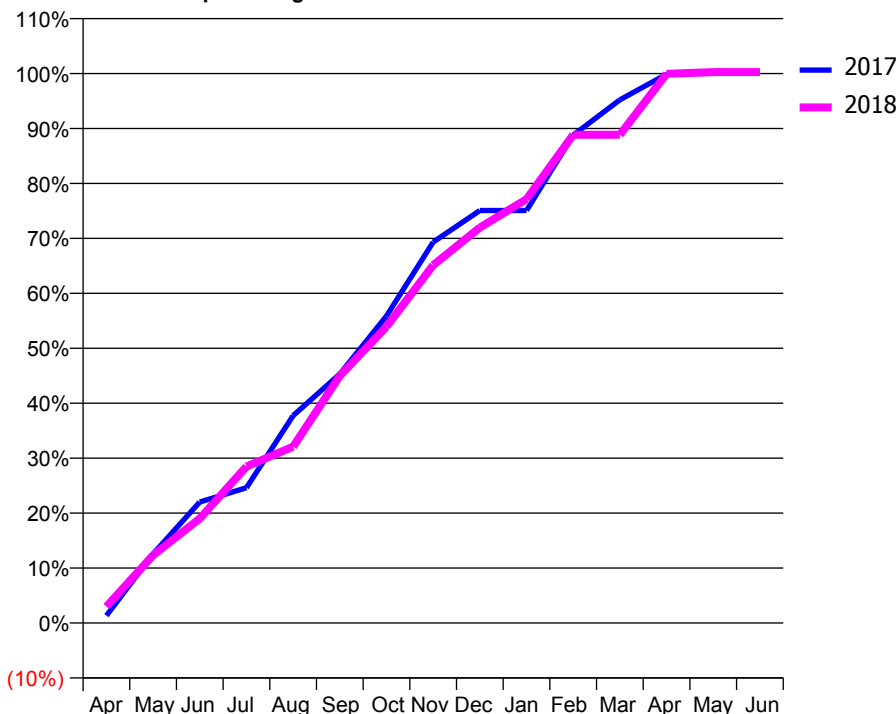
ACCESS*

Patients seen in 24 months	Total	Change since previous quarter
Quarter ending March 2017	1,246	
Quarter ending June 2017	1,231	↓
Quarter ending September 2017	1,261	↑
Quarter ending December 2017	1,289	↑
Quarter ending March 2018	1,282	→
Variance since March 2017	2.9%	↑



ACTIVITY

Cumulative percentage of contracted UDA delivered 2017 & 2018



Month	Adjusted Scheduled Activity (UDA)	
	2017	2018
April	51	114
May	479	470
June	838	723
July	937	1,084
August	1,436	1,221
September	1,725	1,712
October	2,127	2,053
November	2,638	2,478
December	2,857	2,739
January	2,857	2,935
February	3,379	3,382
March	3,623	3,382
April	3,801	3,803
May	3,807	3,815
June	3,807	3,815

QUALITY

	Quantity	Base Number	Contract	AT	Region	England
% of FP17s for the same patient ID Re-attending within 3 months - Children	41	620	6.6%	10.0%	11.6%	11.9%
% of FP17s for the same patient ID Re-attending within 3 months - Adults	115	986	11.7%	15.0%	15.4%	16.0%
% of FP17s for the same patient ID Re-attending between 3 & 9 months - Children	353	620	56.9%	51.9%	59.4%	58.3%
% of FP17s for the same patient ID Re-attending between 3 & 9 months - Adults	506	986	51.3%	47.0%	51.3%	50.3%
% of FP17s for Band 1 Urgent Courses	112	1,729	6.5%	8.0%	8.0%	9.1%
% of FP17s Relating to Free Repair or Replacements	0	1,729	0.0%	0.7%	0.8%	0.8%
% of FP17s Relating to Continuations	29	1,729	1.7%	0.9%	1.0%	1.0%
% of Patients satisfied with the dentistry they have received	1	1	N/A	92.0%	91.7%	91.5%
% of Patients satisfied with the time they had to wait for an appointment	1	1	N/A	90.1%	88.3%	87.9%

* This is based on patients treated on this contract for their most recent course of treatment. Figures in italics indicate the base number of FP17s or Patient Questionnaire responses are less than 100. N/A is shown where the base number of responses is less than 10 during the period. % is calculated as Quantity/Base number*100

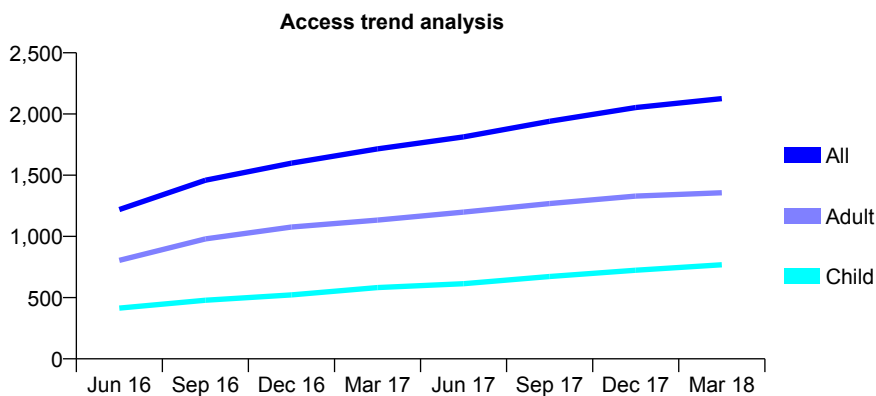
Q54 - Vital Signs At a Glance Contract Report for 786837/0003 - Year end March 2018

Name or company name	Mr W Tam & Miss F Rehman
Contract type name	GDS Contract
Purpose of contract	General
Contract start date	01/10/2014
Contract end date	

17/18 Contracted general activity (UDA)	7,265
Carry forward general activity (UDA)	0
17/18 Contracted orthodontic activity (UOA)	0
Carry forward orthodontic activity (UOA)	0
Baseline contract value	£184,401.09

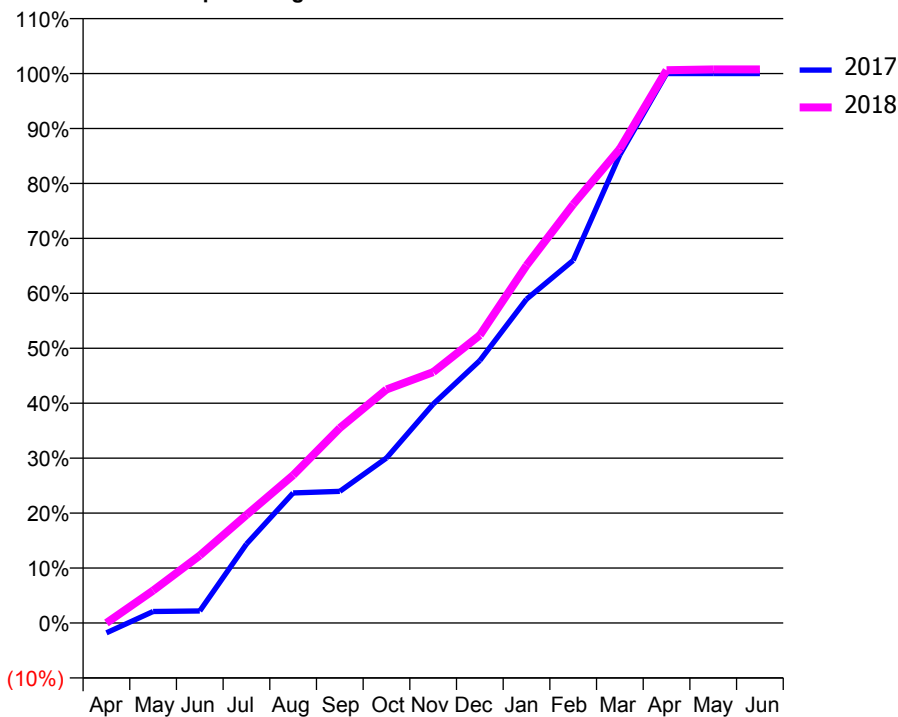
ACCESS*

Patients seen in 24 months	Total	Change since previous quarter
Quarter ending March 2017	1,715	
Quarter ending June 2017	1,813	↑
Quarter ending September 2017	1,941	↑
Quarter ending December 2017	2,053	↑
Quarter ending March 2018	2,126	↑
Variance since March 2017	24.0%	↑



ACTIVITY

Cumulative percentage of contracted UDA delivered 2017 & 2018



Month	Adjusted Scheduled Activity (UDA)	
	2017	2018
April	-127	0
May	147	429
June	153	894
July	1,005	1,428
August	1,656	1,953
September	1,676	2,579
October	2,101	3,087
November	2,786	3,317
December	3,340	3,806
January	4,122	4,727
February	4,615	5,534
March	5,960	6,271
April	6,994	7,308
May	6,994	7,319
June	6,994	7,319

QUALITY

	Quantity	Base Number	Contract	AT	Region	England
% of FP17s for the same patient ID Re-attending within 3 months - Children	68	875	7.8%	10.0%	11.6%	11.9%
% of FP17s for the same patient ID Re-attending within 3 months - Adults	353	1,613	21.9%	15.0%	15.4%	16.0%
% of FP17s for the same patient ID Re-attending between 3 & 9 months - Children	363	875	41.5%	51.9%	59.4%	58.3%
% of FP17s for the same patient ID Re-attending between 3 & 9 months - Adults	537	1,613	33.3%	47.0%	51.3%	50.3%
% of FP17s for Band 1 Urgent Courses	330	2,451	13.5%	8.0%	8.0%	9.1%
% of FP17s Relating to Free Repair or Replacements	106	2,451	4.3%	0.7%	0.8%	0.8%
% of FP17s Relating to Continuations	27	2,451	1.1%	0.9%	1.0%	1.0%
% of Patients satisfied with the dentistry they have received	1	1	N/A	92.0%	91.7%	91.5%
% of Patients satisfied with the time they had to wait for an appointment	1	1	N/A	90.1%	88.3%	87.9%

* This is based on patients treated on this contract for their most recent course of treatment. Figures in italics indicate the base number of FP17s or Patient Questionnaire responses are less than 100. N/A is shown where the base number of responses is less than 10 during the period. % is calculated as Quantity/Base number*100

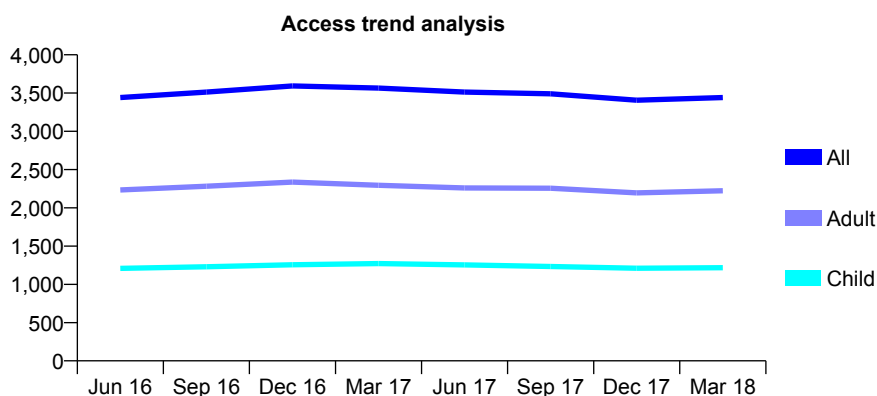
Q54 - Vital Signs At a Glance Contract Report for 804274/0001 - Year end March 2018

Name or company name	MR MC REECE
Contract type name	GDS Contract
Purpose of contract	General
Contract start date	01/04/2006
Contract end date	

17/18 Contracted general activity (UDA)	8,745
Carry forward general activity (UDA)	-175
17/18 Contracted orthodontic activity (UOA)	0
Carry forward orthodontic activity (UOA)	0
Baseline contract value	£190,625.01

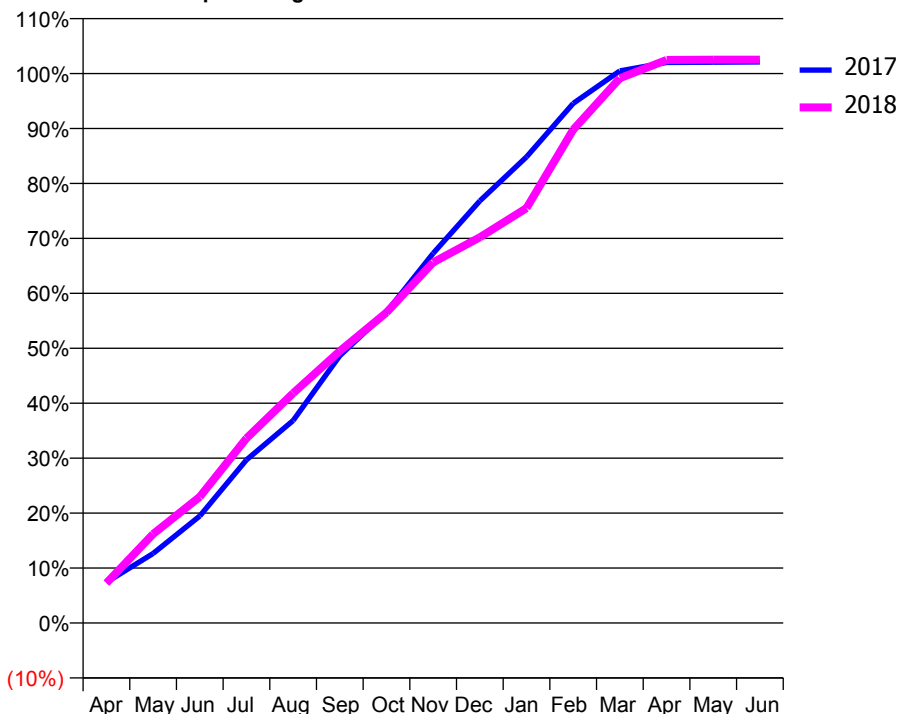
ACCESS*

Patients seen in 24 months	Total	Change since previous quarter
Quarter ending March 2017	3,566	
Quarter ending June 2017	3,513	↓
Quarter ending September 2017	3,490	→
Quarter ending December 2017	3,407	↓
Quarter ending March 2018	3,441	→
Variance since March 2017	(3.5%)	↓



ACTIVITY

Cumulative percentage of contracted UDA delivered 2017 & 2018



Month	Adjusted Scheduled Activity (UDA)	
	2017	2018
April	649	636
May	1,106	1,416
June	1,703	2,008
July	2,595	2,941
August	3,222	3,658
September	4,254	4,329
October	4,949	4,941
November	5,884	5,740
December	6,717	6,138
January	7,418	6,603
February	8,269	7,851
March	8,787	8,670
April	8,920	8,961
May	8,925	8,965
June	8,928	8,964

QUALITY

	Quantity	Base Number	Contract	AT	Region	England
% of FP17s for the same patient ID Re-attending within 3 months - Children	93	1,946	4.8%	10.0%	11.6%	11.9%
% of FP17s for the same patient ID Re-attending within 3 months - Adults	350	3,250	10.8%	15.0%	15.4%	16.0%
% of FP17s for the same patient ID Re-attending between 3 & 9 months - Children	1,385	1,946	71.2%	51.9%	59.4%	58.3%
% of FP17s for the same patient ID Re-attending between 3 & 9 months - Adults	2,088	3,250	64.2%	47.0%	51.3%	50.3%
% of FP17s for Band 1 Urgent Courses	254	5,298	4.8%	8.0%	8.0%	9.1%
% of FP17s Relating to Free Repair or Replacements	29	5,298	0.5%	0.7%	0.8%	0.8%
% of FP17s Relating to Continuations	12	5,298	0.2%	0.9%	1.0%	1.0%
% of Patients satisfied with the dentistry they have received	9	10	90.0%	92.0%	91.7%	91.5%
% of Patients satisfied with the time they had to wait for an appointment	9	10	90.0%	90.1%	88.3%	87.9%

* This is based on patients treated on this contract for their most recent course of treatment. Figures in italics indicate the base number of FP17s or Patient Questionnaire responses are less than 100. N/A is shown where the base number of responses is less than 10 during the period. % is calculated as Quantity/Base number*100

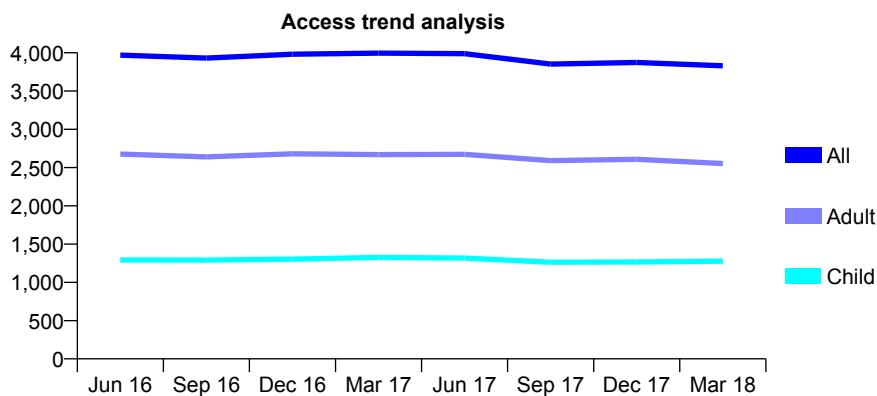
Q54 - Vital Signs At a Glance Contract Report for 804886/0001 - Year end March 2018

Name or company name	Heathfield Dental Surgery
Contract type name	GDS Contract
Purpose of contract	General
Contract start date	01/04/2006
Contract end date	

17/18 Contracted general activity (UDA)	11,696
Carry forward general activity (UDA)	387
17/18 Contracted orthodontic activity (UOA)	0
Carry forward orthodontic activity (UOA)	0
Baseline contract value	£321,526.42

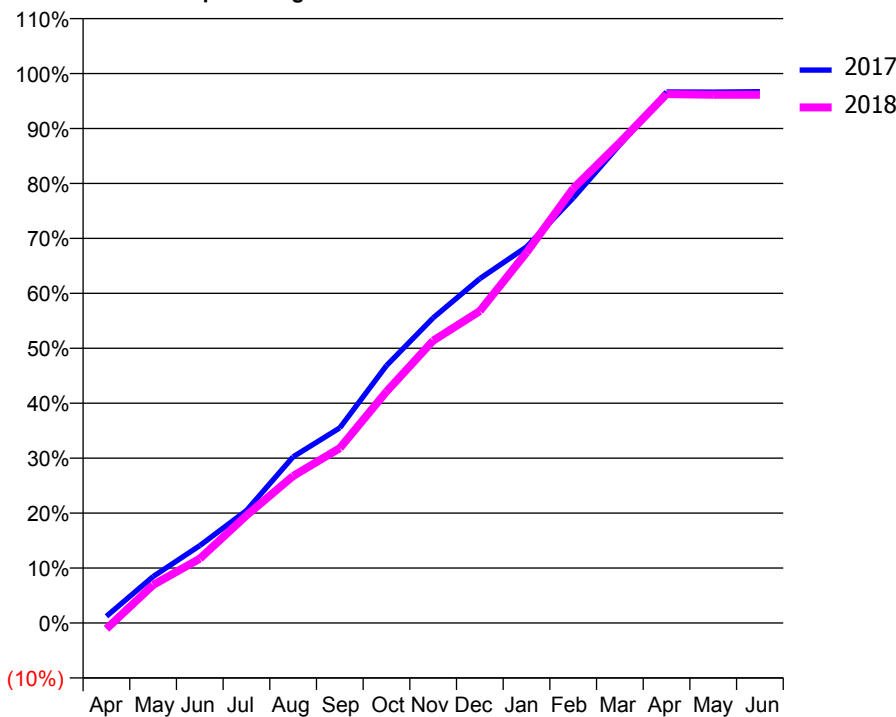
ACCESS*

Patients seen in 24 months	Total	Change since previous quarter
Quarter ending March 2017	3,995	
Quarter ending June 2017	3,989	→
Quarter ending September 2017	3,853	↓
Quarter ending December 2017	3,874	→
Quarter ending March 2018	3,830	↓
Variance since March 2017	(4.1%)	↓



ACTIVITY

Cumulative percentage of contracted UDA delivered 2017 & 2018



Month	Adjusted Scheduled Activity (UDA)	
	2017	2018
April	143	-125
May	990	810
June	1,647	1,371
July	2,394	2,289
August	3,538	3,130
September	4,154	3,723
October	5,481	4,926
November	6,495	6,010
December	7,328	6,641
January	8,005	7,886
February	9,046	9,249
March	10,183	10,228
April	11,302	11,257
May	11,300	11,245
June	11,309	11,245

QUALITY

	Quantity	Base Number	Contract	AT	Region	England
% of FP17s for the same patient ID Re-attending within 3 months - Children	71	1,385	5.1%	10.0%	11.6%	11.9%
% of FP17s for the same patient ID Re-attending within 3 months - Adults	491	2,811	17.5%	15.0%	15.4%	16.0%
% of FP17s for the same patient ID Re-attending between 3 & 9 months - Children	463	1,385	33.4%	51.9%	59.4%	58.3%
% of FP17s for the same patient ID Re-attending between 3 & 9 months - Adults	914	2,811	32.5%	47.0%	51.3%	50.3%
% of FP17s for Band 1 Urgent Courses	288	3,481	8.3%	8.0%	8.0%	9.1%
% of FP17s Relating to Free Repair or Replacements	37	3,481	1.1%	0.7%	0.8%	0.8%
% of FP17s Relating to Continuations	64	3,481	1.8%	0.9%	1.0%	1.0%
% of Patients satisfied with the dentistry they have received	1	1	N/A	92.0%	91.7%	91.5%
% of Patients satisfied with the time they had to wait for an appointment	1	1	N/A	90.1%	88.3%	87.9%

* This is based on patients treated on this contract for their most recent course of treatment. Figures in italics indicate the base number of FP17s or Patient Questionnaire responses are less than 100. N/A is shown where the base number of responses is less than 10 during the period. % is calculated as Quantity/Base number*100

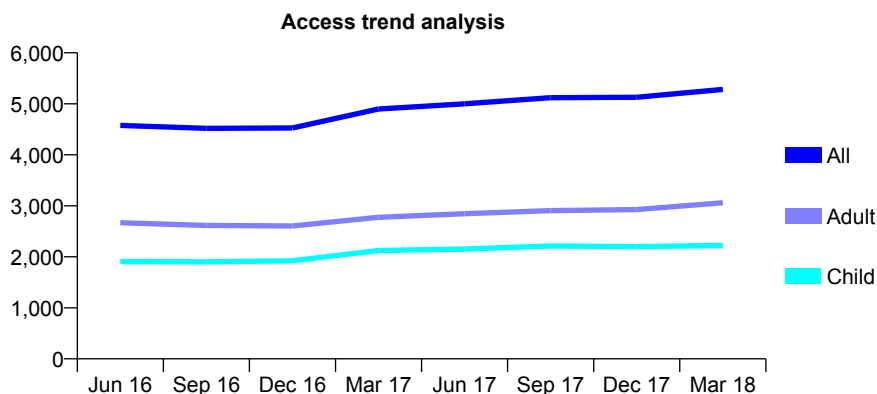
Q54 - Vital Signs At a Glance Contract Report for 804886/0002 - Year end March 2018

Name or company name	Neachells Dental Clinic
Contract type name	GDS Contract
Purpose of contract	General
Contract start date	01/04/2006
Contract end date	

17/18 Contracted general activity (UDA)	18,497
Carry forward general activity (UDA)	84
17/18 Contracted orthodontic activity (UOA)	0
Carry forward orthodontic activity (UOA)	0
Baseline contract value	£477,858.19

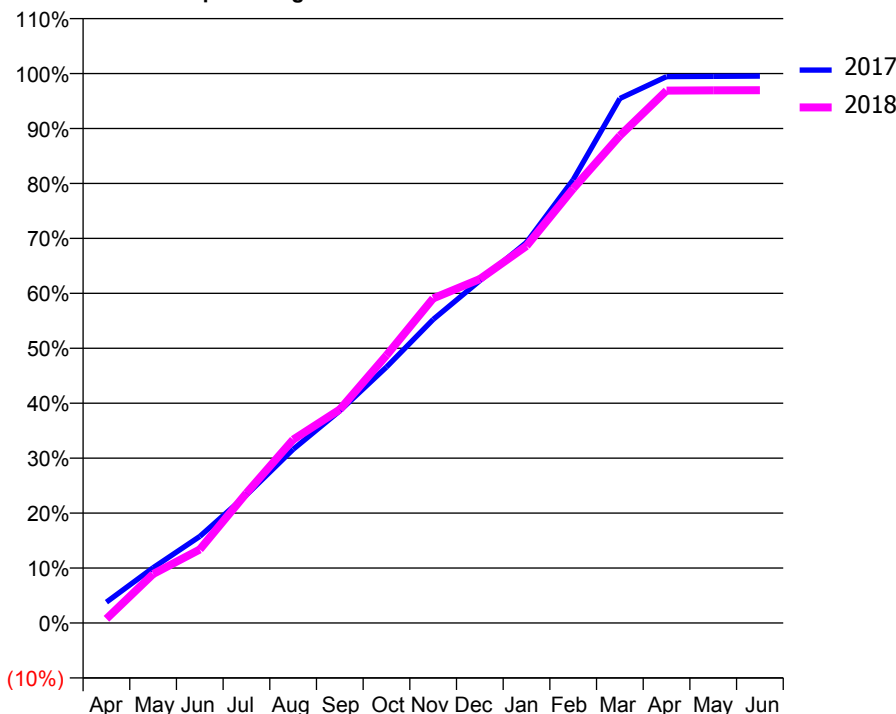
ACCESS*

Patients seen in 24 months	Total	Change since previous quarter
Quarter ending March 2017	4,899	
Quarter ending June 2017	5,001	↑
Quarter ending September 2017	5,119	↑
Quarter ending December 2017	5,129	→
Quarter ending March 2018	5,283	↑
Variance since March 2017	7.8%	↑



ACTIVITY

Cumulative percentage of contracted UDA delivered 2017 & 2018



Month	Adjusted Scheduled Activity (UDA)	
	2017	2018
April	703	141
May	1,859	1,651
June	2,914	2,476
July	4,311	4,374
August	5,848	6,173
September	7,145	7,191
October	8,618	9,013
November	10,220	10,930
December	11,523	11,578
January	12,812	12,692
February	14,920	14,624
March	17,657	16,402
April	18,392	17,922
May	18,400	17,931
June	18,412	17,932

QUALITY

	Quantity	Base Number	Contract	AT	Region	England
% of FP17s for the same patient ID Re-attending within 3 months - Children	155	2,654	5.8%	10.0%	11.6%	11.9%
% of FP17s for the same patient ID Re-attending within 3 months - Adults	432	3,370	12.8%	15.0%	15.4%	16.0%
% of FP17s for the same patient ID Re-attending between 3 & 9 months - Children	1,367	2,654	51.5%	51.9%	59.4%	58.3%
% of FP17s for the same patient ID Re-attending between 3 & 9 months - Adults	1,463	3,370	43.4%	47.0%	51.3%	50.3%
% of FP17s for Band 1 Urgent Courses	541	6,077	8.9%	8.0%	8.0%	9.1%
% of FP17s Relating to Free Repair or Replacements	8	6,077	0.1%	0.7%	0.8%	0.8%
% of FP17s Relating to Continuations	95	6,077	1.6%	0.9%	1.0%	1.0%
% of Patients satisfied with the dentistry they have received	1	2	N/A	92.0%	91.7%	91.5%
% of Patients satisfied with the time they had to wait for an appointment	2	2	N/A	90.1%	88.3%	87.9%

* This is based on patients treated on this contract for their most recent course of treatment. Figures in italics indicate the base number of FP17s or Patient Questionnaire responses are less than 100. N/A is shown where the base number of responses is less than 10 during the period. % is calculated as Quantity/Base number*100

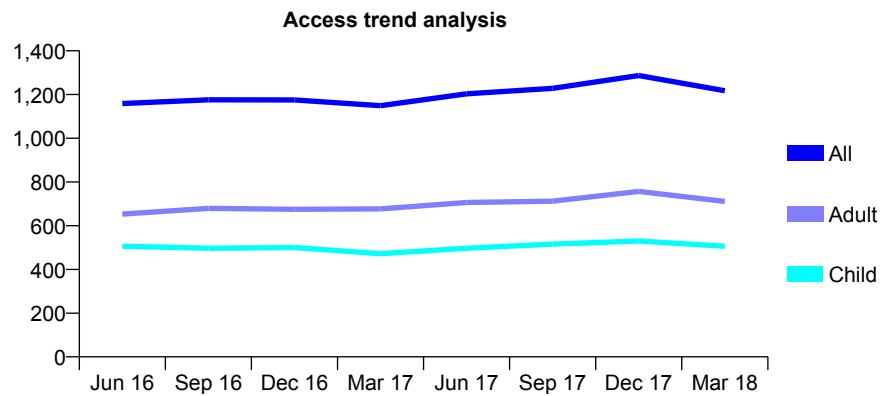
Q54 - Vital Signs At a Glance Contract Report for 812714/0001 - Year end March 2018

Name or company name	A Kotadia & A Kotadia
Contract type name	GDS Contract
Purpose of contract	General
Contract start date	01/04/2006
Contract end date	

17/18 Contracted general activity (UDA)	2,151
Carry forward general activity (UDA)	-44
17/18 Contracted orthodontic activity (UOA)	0
Carry forward orthodontic activity (UOA)	0
Baseline contract value	£60,761.77

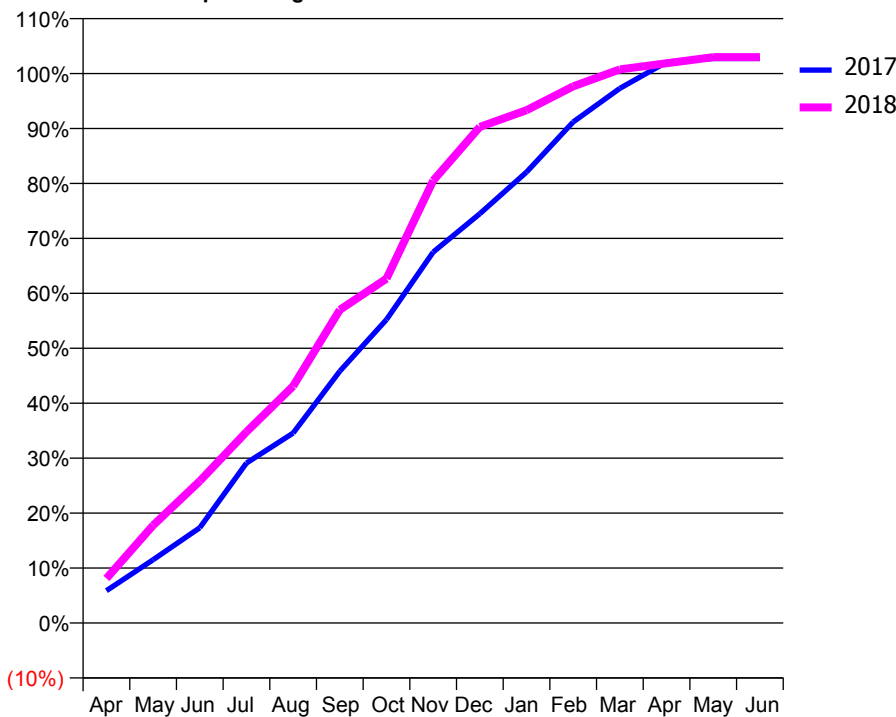
ACCESS*

Patients seen in 24 months	Total	Change since previous quarter
Quarter ending March 2017	1,149	
Quarter ending June 2017	1,203	↑
Quarter ending September 2017	1,228	↑
Quarter ending December 2017	1,287	↑
Quarter ending March 2018	1,217	↓
Variance since March 2017	5.9%	↑



ACTIVITY

Cumulative percentage of contracted UDA delivered 2017 & 2018



Month	Adjusted Scheduled Activity (UDA)	
	2017	2018
April	126	175
May	248	382
June	373	556
July	626	748
August	744	927
September	986	1,226
October	1,188	1,348
November	1,452	1,732
December	1,602	1,942
January	1,765	2,007
February	1,961	2,101
March	2,093	2,167
April	2,196	2,191
May	2,210	2,215
June	2,210	2,215

QUALITY

	Quantity	Base Number	Contract	AT	Region	England
% of FP17s for the same patient ID Re-attending within 3 months - Children	14	642	2.2%	10.0%	11.6%	11.9%
% of FP17s for the same patient ID Re-attending within 3 months - Adults	34	646	5.3%	15.0%	15.4%	16.0%
% of FP17s for the same patient ID Re-attending between 3 & 9 months - Children	241	642	37.5%	51.9%	59.4%	58.3%
% of FP17s for the same patient ID Re-attending between 3 & 9 months - Adults	245	646	37.9%	47.0%	51.3%	50.3%
% of FP17s for Band 1 Urgent Courses	31	1,271	2.4%	8.0%	8.0%	9.1%
% of FP17s Relating to Free Repair or Replacements	0	1,271	0.0%	0.7%	0.8%	0.8%
% of FP17s Relating to Continuations	2	1,271	0.2%	0.9%	1.0%	1.0%
% of Patients satisfied with the dentistry they have received	0	0	N/A	92.0%	91.7%	91.5%
% of Patients satisfied with the time they had to wait for an appointment	0	0	N/A	90.1%	88.3%	87.9%

* This is based on patients treated on this contract for their most recent course of treatment. Figures in italics indicate the base number of FP17s or Patient Questionnaire responses are less than 100. N/A is shown where the base number of responses is less than 10 during the period. % is calculated as Quantity/Base number*100

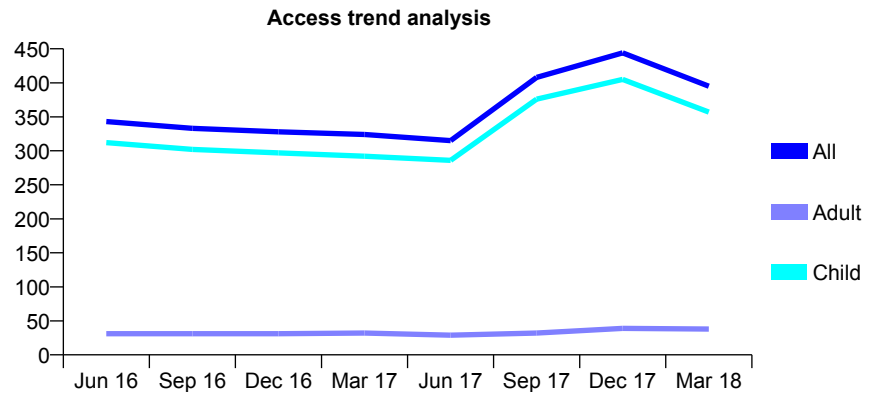
Q54 - Vital Signs At a Glance Contract Report for 813567/0001 - Year end March 2018

Name or company name	MR MP SKALKA
Contract type name	GDS Contract
Purpose of contract	General
Contract start date	01/04/2006
Contract end date	31/12/2017

17/18 Contracted general activity (UDA)	499
Carry forward general activity (UDA)	-14
17/18 Contracted orthodontic activity (UOA)	0
Carry forward orthodontic activity (UOA)	0
Baseline contract value	£13,991.38

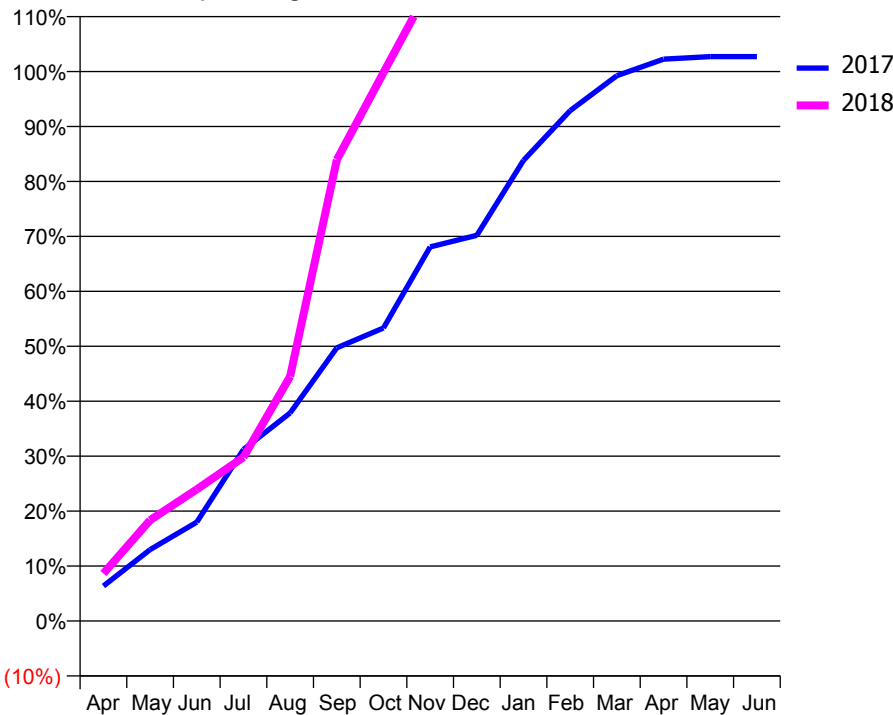
ACCESS*

Patients seen in 24 months	Total	Change since previous quarter
Quarter ending March 2017	324	
Quarter ending June 2017	315	↓
Quarter ending September 2017	408	↑
Quarter ending December 2017	444	↑
Quarter ending March 2018	395	↓
Variance since March 2017	21.9%	↑



ACTIVITY

Cumulative percentage of contracted UDA delivered 2017 & 2018



Month	Adjusted Scheduled Activity (UDA)	
	2017	2018
April	42	43
May	86	92
June	120	120
July	208	149
August	252	222
September	331	419
October	355	498
November	453	576
December	467	607
January	557	631
February	618	631
March	660	631
April	680	631
May	683	631
June	683	631

QUALITY

	Quantity	Base Number	Contract	AT	Region	England
% of FP17s for the same patient ID Re-attending within 3 months - Children	23	447	5.1%	10.0%	11.6%	11.9%
% of FP17s for the same patient ID Re-attending within 3 months - Adults	0	0	N/A	15.0%	15.4%	16.0%
% of FP17s for the same patient ID Re-attending between 3 & 9 months - Children	180	447	40.3%	51.9%	59.4%	58.3%
% of FP17s for the same patient ID Re-attending between 3 & 9 months - Adults	0	0	N/A	47.0%	51.3%	50.3%
% of FP17s for Band 1 Urgent Courses	18	430	4.2%	8.0%	8.0%	9.1%
% of FP17s Relating to Free Repair or Replacements	0	430	0.0%	0.7%	0.8%	0.8%
% of FP17s Relating to Continuations	0	430	0.0%	0.9%	1.0%	1.0%
% of Patients satisfied with the dentistry they have received	0	0	N/A	92.0%	91.7%	91.5%
% of Patients satisfied with the time they had to wait for an appointment	0	0	N/A	90.1%	88.3%	87.9%

* This is based on patients treated on this contract for their most recent course of treatment. Figures in italics indicate the base number of FP17s or Patient Questionnaire responses are less than 100. N/A is shown where the base number of responses is less than 10 during the period. % is calculated as Quantity/Base number*100

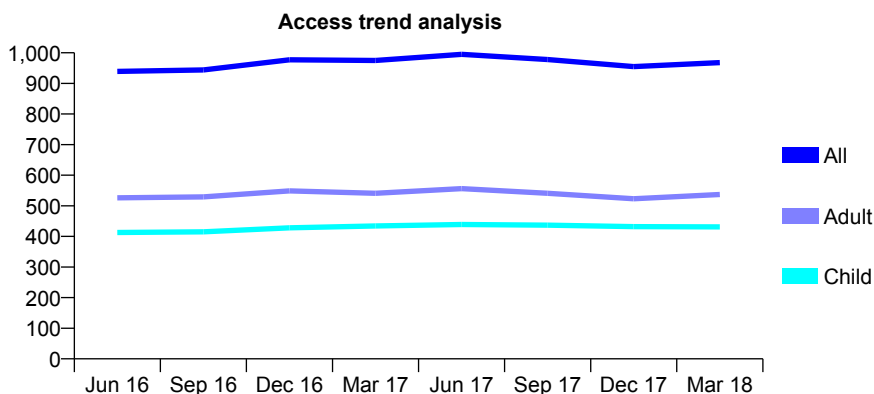
Q54 - Vital Signs At a Glance Contract Report for 813575/0001 - Year end March 2018

Name or company name	MR AJ LUCKHURST
Contract type name	GDS Contract
Purpose of contract	General
Contract start date	01/04/2006
Contract end date	

17/18 Contracted general activity (UDA)	2,298
Carry forward general activity (UDA)	-46
17/18 Contracted orthodontic activity (UOA)	0
Carry forward orthodontic activity (UOA)	0
Baseline contract value	£54,368.18

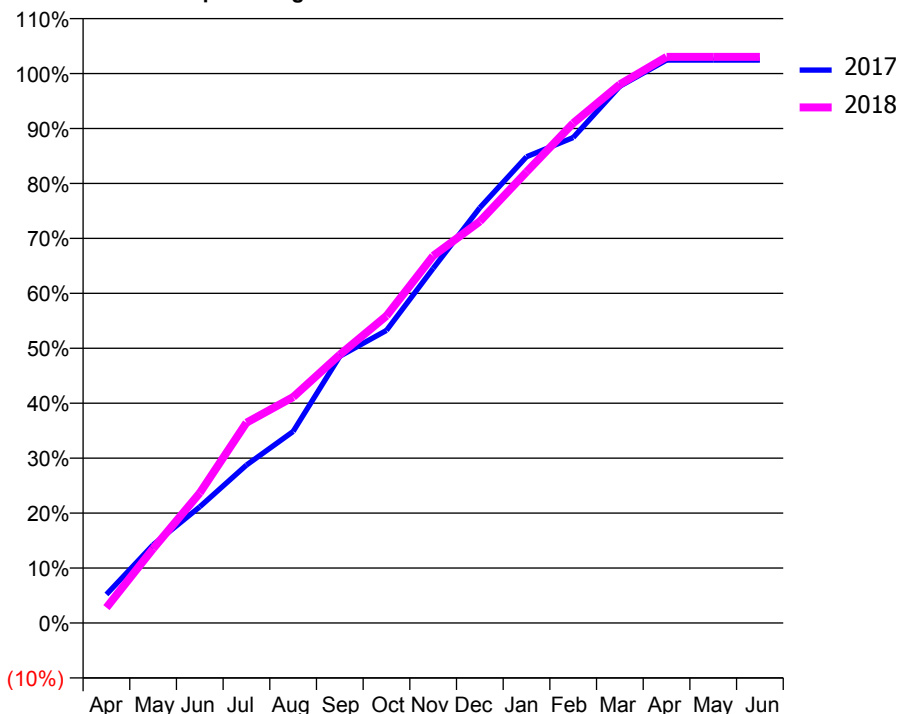
ACCESS*

Patients seen in 24 months	Total	Change since previous quarter
Quarter ending March 2017	975	
Quarter ending June 2017	995	↑
Quarter ending September 2017	978	↓
Quarter ending December 2017	955	↓
Quarter ending March 2018	968	→
Variance since March 2017	(0.7%)	→



ACTIVITY

Cumulative percentage of contracted UDA delivered 2017 & 2018



Month	Adjusted Scheduled Activity (UDA)	
	2017	2018
April	120	64
May	327	311
June	486	544
July	661	838
August	801	945
September	1,116	1,122
October	1,224	1,284
November	1,483	1,535
December	1,737	1,680
January	1,950	1,886
February	2,030	2,090
March	2,245	2,253
April	2,354	2,367
May	2,354	2,367
June	2,354	2,367

QUALITY

	Quantity	Base Number	Contract	AT	Region	England
% of FP17s for the same patient ID Re-attending within 3 months - Children	53	688	7.7%	10.0%	11.6%	11.9%
% of FP17s for the same patient ID Re-attending within 3 months - Adults	81	682	11.9%	15.0%	15.4%	16.0%
% of FP17s for the same patient ID Re-attending between 3 & 9 months - Children	407	688	59.2%	51.9%	59.4%	58.3%
% of FP17s for the same patient ID Re-attending between 3 & 9 months - Adults	375	682	55.0%	47.0%	51.3%	50.3%
% of FP17s for Band 1 Urgent Courses	67	1,359	4.9%	8.0%	8.0%	9.1%
% of FP17s Relating to Free Repair or Replacements	7	1,359	0.5%	0.7%	0.8%	0.8%
% of FP17s Relating to Continuations	25	1,359	1.8%	0.9%	1.0%	1.0%
% of Patients satisfied with the dentistry they have received	0	0	N/A	92.0%	91.7%	91.5%
% of Patients satisfied with the time they had to wait for an appointment	0	0	N/A	90.1%	88.3%	87.9%

* This is based on patients treated on this contract for their most recent course of treatment. Figures in italics indicate the base number of FP17s or Patient Questionnaire responses are less than 100. N/A is shown where the base number of responses is less than 10 during the period. % is calculated as Quantity/Base number*100

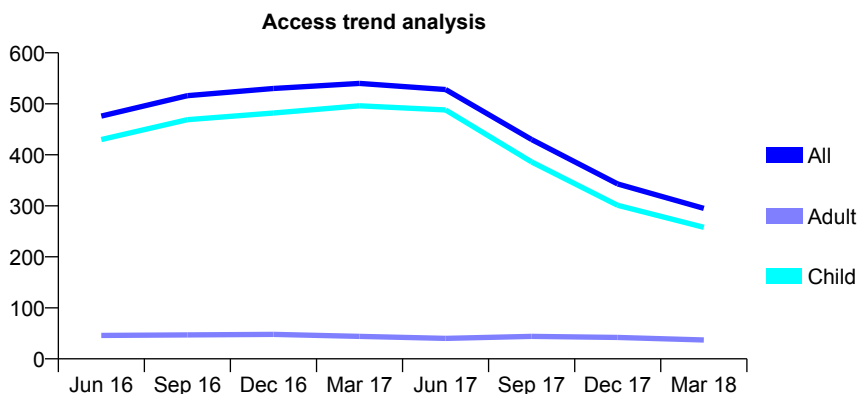
Q54 - Vital Signs At a Glance Contract Report for 815365/0001 - Year end March 2018

Name or company name	MR JW NEWLAND
Contract type name	GDS Contract
Purpose of contract	General
Contract start date	01/04/2006
Contract end date	

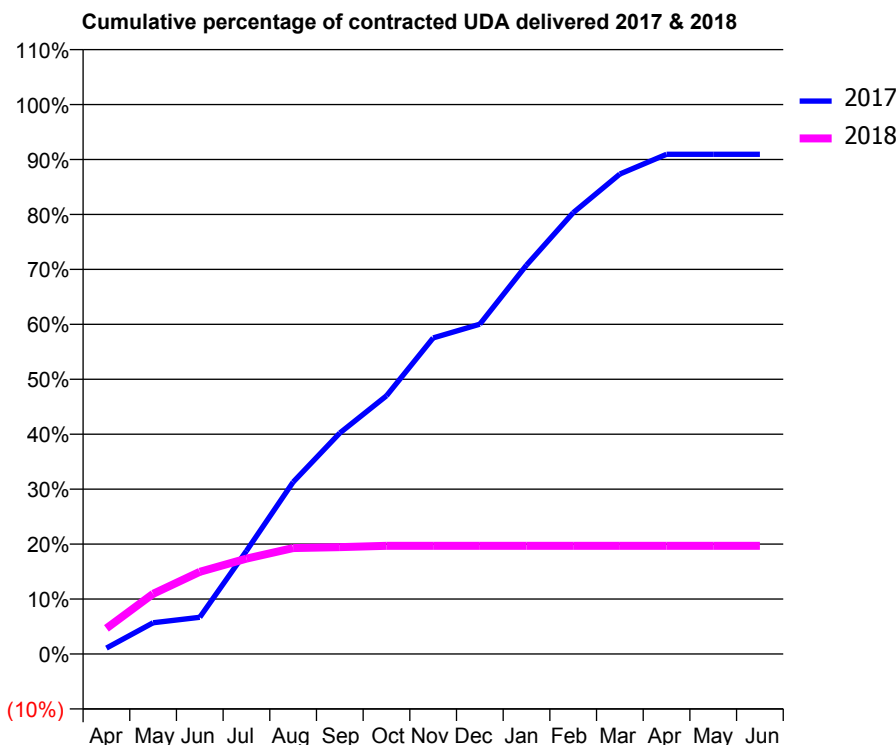
17/18 Contracted general activity (UDA)	1,200
Carry forward general activity (UDA)	0
17/18 Contracted orthodontic activity (UOA)	0
Carry forward orthodontic activity (UOA)	0
Baseline contract value	£29,319.13

ACCESS*

Patients seen in 24 months	Total	Change since previous quarter
Quarter ending March 2017	540	
Quarter ending June 2017	528	↓
Quarter ending September 2017	430	↓
Quarter ending December 2017	343	↓
Quarter ending March 2018	295	↓
Variance since March 2017	(45.4%)	↓



ACTIVITY



Month	Adjusted Scheduled Activity (UDA)	
	2017	2018
April	13	56
May	68	131
June	80	179
July	225	208
August	376	231
September	483	233
October	564	236
November	690	236
December	720	236
January	849	236
February	964	236
March	1,048	236
April	1,091	236
May	1,091	236
June	1,091	236

QUALITY

	Quantity	Base Number	Contract	AT	Region	England
% of FP17s for the same patient ID Re-attending within 3 months - Children	15	185	8.1%	10.0%	11.6%	11.9%
% of FP17s for the same patient ID Re-attending within 3 months - Adults	0	0	N/A	15.0%	15.4%	16.0%
% of FP17s for the same patient ID Re-attending between 3 & 9 months - Children	106	185	57.3%	51.9%	59.4%	58.3%
% of FP17s for the same patient ID Re-attending between 3 & 9 months - Adults	0	0	N/A	47.0%	51.3%	50.3%
% of FP17s for Band 1 Urgent Courses	2	159	1.3%	8.0%	8.0%	9.1%
% of FP17s Relating to Free Repair or Replacements	0	159	0.0%	0.7%	0.8%	0.8%
% of FP17s Relating to Continuations	0	159	0.0%	0.9%	1.0%	1.0%
% of Patients satisfied with the dentistry they have received	0	0	N/A	92.0%	91.7%	91.5%
% of Patients satisfied with the time they had to wait for an appointment	0	0	N/A	90.1%	88.3%	87.9%

* This is based on patients treated on this contract for their most recent course of treatment. Figures in italics indicate the base number of FP17s or Patient Questionnaire responses are less than 100. N/A is shown where the base number of responses is less than 10 during the period. % is calculated as Quantity/Base number*100

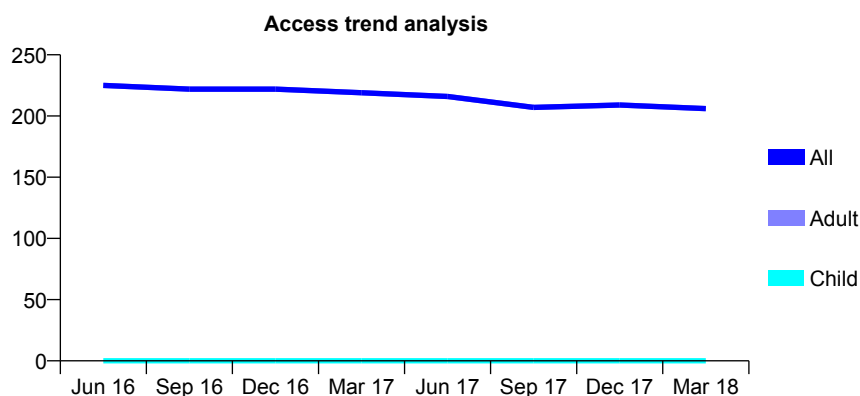
Q54 - Vital Signs At a Glance Contract Report for 820822/0002 - Year end March 2018

Name or company name	MR GJ ALLEN
Contract type name	GDS Contract
Purpose of contract	General
Contract start date	01/04/2006
Contract end date	

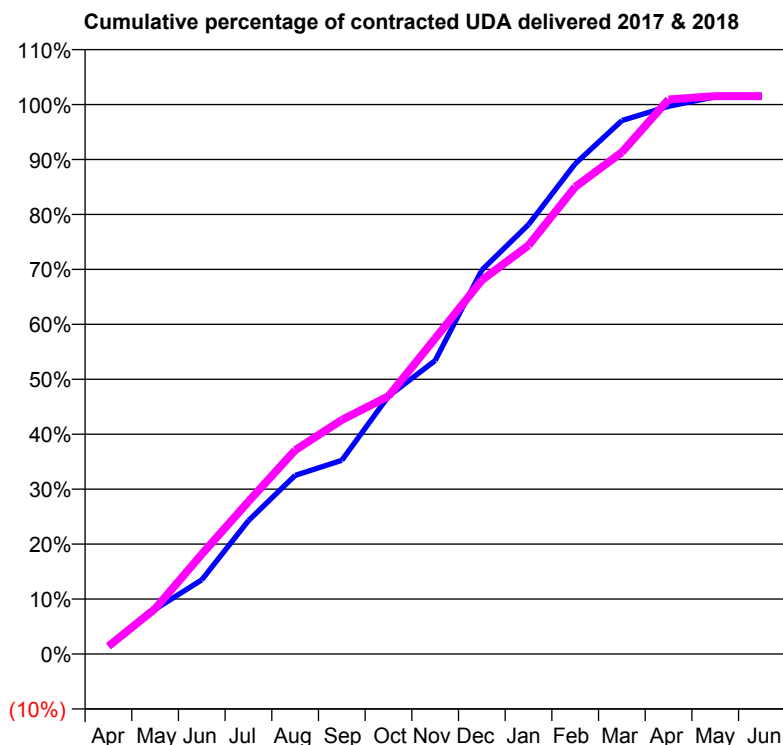
17/18 Contracted general activity (UDA)	700
Carry forward general activity (UDA)	-10
17/18 Contracted orthodontic activity (UOA)	0
Carry forward orthodontic activity (UOA)	0
Baseline contract value	£18,415.75

ACCESS*

Patients seen in 24 months	Total	Change since previous quarter
Quarter ending March 2017	219	
Quarter ending June 2017	216	↓
Quarter ending September 2017	207	↓
Quarter ending December 2017	209	→
Quarter ending March 2018	206	↓
Variance since March 2017	(5.9%)	↓



ACTIVITY



Month	Adjusted Scheduled Activity (UDA)	
	2017	2018
April	10	10
May	57	58
June	95	127
July	170	194
August	228	260
September	247	298
October	328	328
November	374	402
December	489	476
January	547	521
February	625	595
March	680	639
April	698	706
May	710	711
June	710	711

QUALITY

	Quantity	Base Number	Contract	AT	Region	England
% of FP17s for the same patient ID Re-attending within 3 months - Children	0	0	N/A	10.0%	11.6%	11.9%
% of FP17s for the same patient ID Re-attending within 3 months - Adults	44	311	14.1%	15.0%	15.4%	16.0%
% of FP17s for the same patient ID Re-attending between 3 & 9 months - Children	0	0	N/A	51.9%	59.4%	58.3%
% of FP17s for the same patient ID Re-attending between 3 & 9 months - Adults	184	311	59.2%	47.0%	51.3%	50.3%
% of FP17s for Band 1 Urgent Courses	23	326	7.1%	8.0%	8.0%	9.1%
% of FP17s Relating to Free Repair or Replacements	7	326	2.1%	0.7%	0.8%	0.8%
% of FP17s Relating to Continuations	5	326	1.5%	0.9%	1.0%	1.0%
% of Patients satisfied with the dentistry they have received	0	0	N/A	92.0%	91.7%	91.5%
% of Patients satisfied with the time they had to wait for an appointment	0	0	N/A	90.1%	88.3%	87.9%

* This is based on patients treated on this contract for their most recent course of treatment. Figures in italics indicate the base number of FP17s or Patient Questionnaire responses are less than 100. N/A is shown where the base number of responses is less than 10 during the period. % is calculated as Quantity/Base number*100

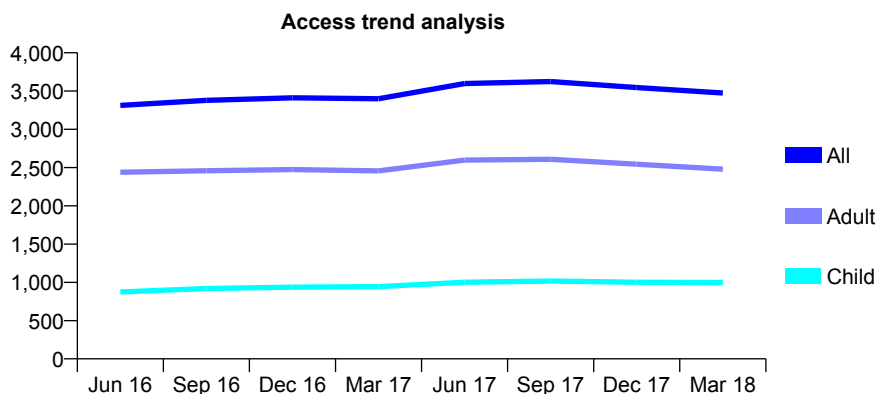
Q54 - Vital Signs At a Glance Contract Report for 822205/0001 - Year end March 2018

Name or company name	MR V PRASAD
Contract type name	GDS Contract
Purpose of contract	General
Contract start date	01/04/2006
Contract end date	

17/18 Contracted general activity (UDA)	9,678
Carry forward general activity (UDA)	0
17/18 Contracted orthodontic activity (UOA)	0
Carry forward orthodontic activity (UOA)	0
Baseline contract value	£333,681.45

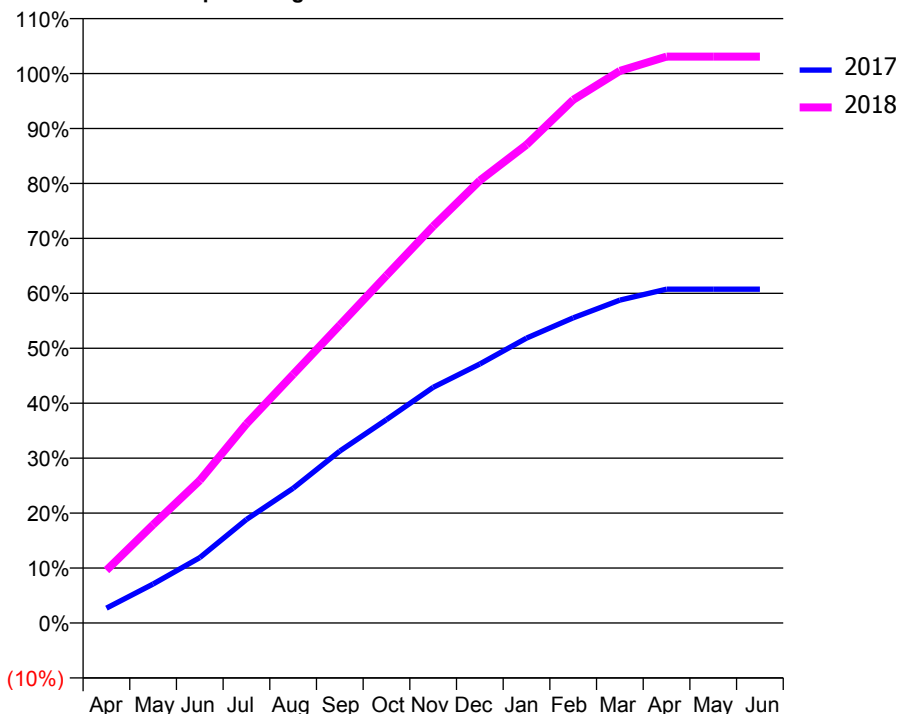
ACCESS*

Patients seen in 24 months	Total	Change since previous quarter
Quarter ending March 2017	3,400	
Quarter ending June 2017	3,599	↑
Quarter ending September 2017	3,625	→
Quarter ending December 2017	3,546	↓
Quarter ending March 2018	3,475	↓
Variance since March 2017	2.2%	↑



ACTIVITY

Cumulative percentage of contracted UDA delivered 2017 & 2018



Month	Adjusted Scheduled Activity (UDA)	
	2017	2018
April	328	929
May	859	1,732
June	1,439	2,512
July	2,279	3,507
August	2,968	4,378
September	3,785	5,248
October	4,478	6,121
November	5,190	6,988
December	5,702	7,793
January	6,271	8,423
February	6,719	9,214
March	7,109	9,724
April	7,348	9,976
May	7,350	9,976
June	7,350	9,976

QUALITY

	Quantity	Base Number	Contract	AT	Region	England
% of FP17s for the same patient ID Re-attending within 3 months - Children	121	1,210	10.0%	10.0%	11.6%	11.9%
% of FP17s for the same patient ID Re-attending within 3 months - Adults	576	2,935	19.6%	15.0%	15.4%	16.0%
% of FP17s for the same patient ID Re-attending between 3 & 9 months - Children	441	1,210	36.4%	51.9%	59.4%	58.3%
% of FP17s for the same patient ID Re-attending between 3 & 9 months - Adults	950	2,935	32.4%	47.0%	51.3%	50.3%
% of FP17s for Band 1 Urgent Courses	323	4,100	7.9%	8.0%	8.0%	9.1%
% of FP17s Relating to Free Repair or Replacements	18	4,100	0.4%	0.7%	0.8%	0.8%
% of FP17s Relating to Continuations	206	4,100	5.0%	0.9%	1.0%	1.0%
% of Patients satisfied with the dentistry they have received	6	6	N/A	92.0%	91.7%	91.5%
% of Patients satisfied with the time they had to wait for an appointment	6	6	N/A	90.1%	88.3%	87.9%

* This is based on patients treated on this contract for their most recent course of treatment. Figures in italics indicate the base number of FP17s or Patient Questionnaire responses are less than 100. N/A is shown where the base number of responses is less than 10 during the period. % is calculated as Quantity/Base number*100

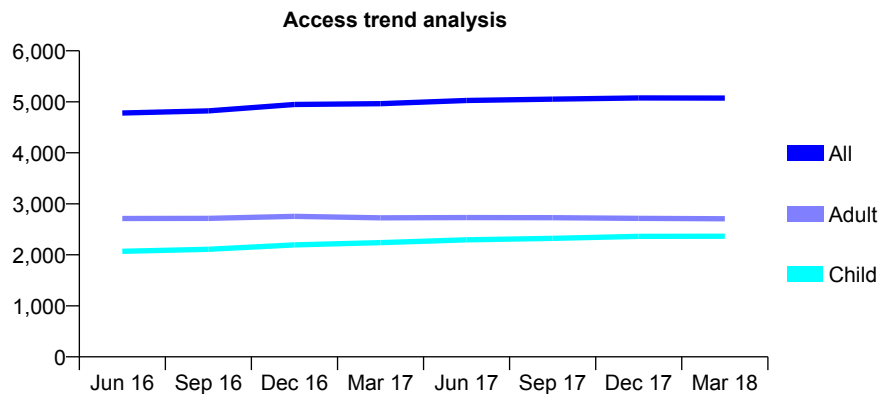
Q54 - Vital Signs At a Glance Contract Report for 824399/0002 - Year end March 2018

Name or company name	MR J SINGH
Contract type name	GDS Contract
Purpose of contract	General
Contract start date	01/04/2006
Contract end date	

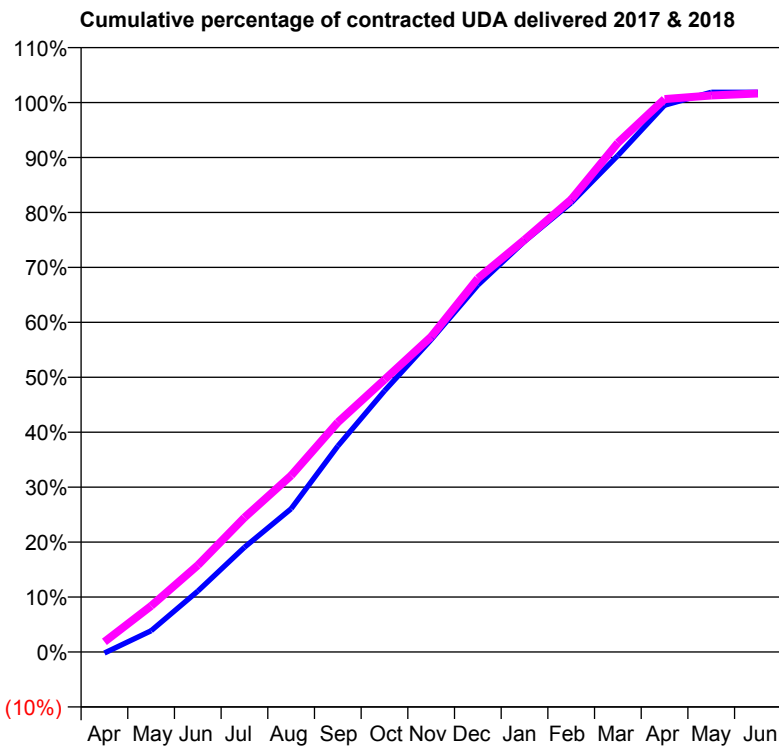
17/18 Contracted general activity (UDA)	15,789
Carry forward general activity (UDA)	-295
17/18 Contracted orthodontic activity (UOA)	0
Carry forward orthodontic activity (UOA)	0
Baseline contract value	£402,533.99

ACCESS*

Patients seen in 24 months	Total	Change since previous quarter
Quarter ending March 2017	4,963	
Quarter ending June 2017	5,025	→
Quarter ending September 2017	5,053	→
Quarter ending December 2017	5,077	→
Quarter ending March 2018	5,072	→
Variance since March 2017	2.2%	↑



ACTIVITY



Month	Adjusted Scheduled Activity (UDA)	
	2017	2018
April	-32	295
May	613	1,324
June	1,748	2,492
July	3,011	3,862
August	4,118	5,071
September	5,918	6,601
October	7,505	7,827
November	8,976	9,059
December	10,543	10,732
January	11,799	11,843
February	12,906	13,002
March	14,265	14,632
April	15,713	15,887
May	16,083	15,992
June	16,083	16,047

QUALITY

	Quantity	Base Number	Contract	AT	Region	England
% of FP17s for the same patient ID Re-attending within 3 months - Children	114	2,827	4.0%	10.0%	11.6%	11.9%
% of FP17s for the same patient ID Re-attending within 3 months - Adults	346	2,683	12.9%	15.0%	15.4%	16.0%
% of FP17s for the same patient ID Re-attending between 3 & 9 months - Children	1,432	2,827	50.7%	51.9%	59.4%	58.3%
% of FP17s for the same patient ID Re-attending between 3 & 9 months - Adults	1,105	2,683	41.2%	47.0%	51.3%	50.3%
% of FP17s for Band 1 Urgent Courses	188	5,367	3.5%	8.0%	8.0%	9.1%
% of FP17s Relating to Free Repair or Replacements	3	5,367	0.1%	0.7%	0.8%	0.8%
% of FP17s Relating to Continuations	49	5,367	0.9%	0.9%	1.0%	1.0%
% of Patients satisfied with the dentistry they have received	2	2	N/A	92.0%	91.7%	91.5%
% of Patients satisfied with the time they had to wait for an appointment	1	2	N/A	90.1%	88.3%	87.9%

* This is based on patients treated on this contract for their most recent course of treatment. Figures in italics indicate the base number of FP17s or Patient Questionnaire responses are less than 100. N/A is shown where the base number of responses is less than 10 during the period. % is calculated as Quantity/Base number*100

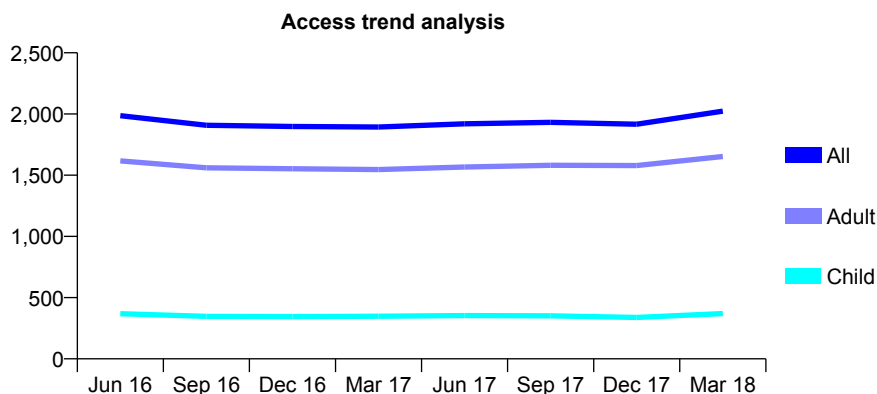
Q54 - Vital Signs At a Glance Contract Report for 825743/0001 - Year end March 2018

Name or company name	MRS A SHARMA
Contract type name	GDS Contract
Purpose of contract	General
Contract start date	01/04/2006
Contract end date	

17/18 Contracted general activity (UDA)	6,723
Carry forward general activity (UDA)	-117
17/18 Contracted orthodontic activity (UOA)	0
Carry forward orthodontic activity (UOA)	0
Baseline contract value	£163,698.14

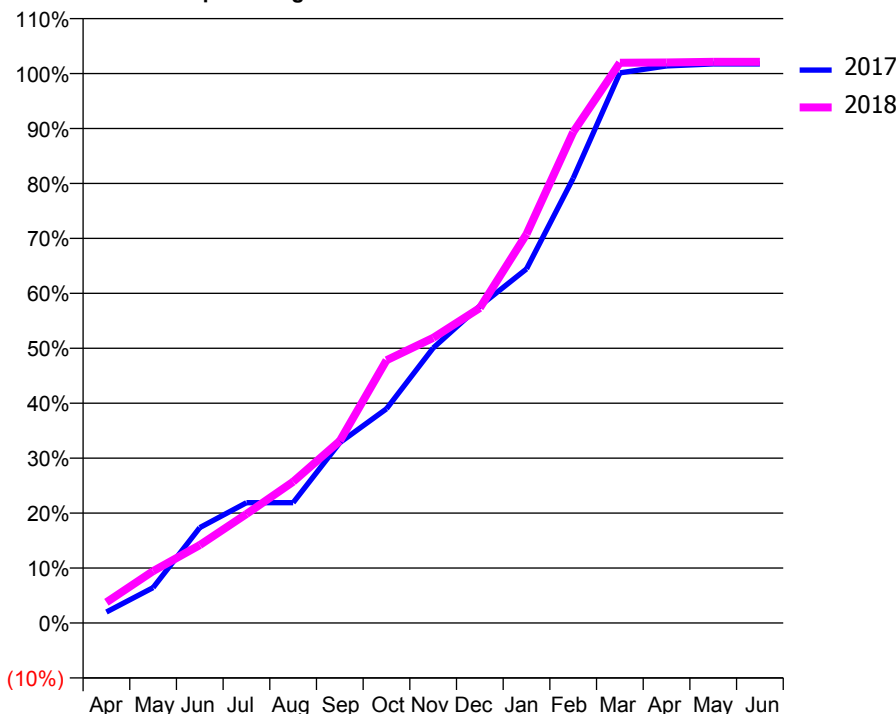
ACCESS*

Patients seen in 24 months	Total	Change since previous quarter
Quarter ending March 2017	1,894	
Quarter ending June 2017	1,920	→
Quarter ending September 2017	1,932	→
Quarter ending December 2017	1,917	→
Quarter ending March 2018	2,023	↑
Variance since March 2017	6.8%	↑



ACTIVITY

Cumulative percentage of contracted UDA delivered 2017 & 2018



Month	Adjusted Scheduled Activity (UDA)	
	2017	2018
April	134	253
May	433	636
June	1,168	954
July	1,472	1,334
August	1,472	1,729
September	2,207	2,227
October	2,621	3,215
November	3,365	3,489
December	3,879	3,854
January	4,332	4,759
February	5,442	6,006
March	6,730	6,855
April	6,815	6,857
May	6,839	6,866
June	6,839	6,866

QUALITY

	Quantity	Base Number	Contract	AT	Region	England
% of FP17s for the same patient ID Re-attending within 3 months - Children	31	540	5.7%	10.0%	11.6%	11.9%
% of FP17s for the same patient ID Re-attending within 3 months - Adults	182	2,334	7.8%	15.0%	15.4%	16.0%
% of FP17s for the same patient ID Re-attending between 3 & 9 months - Children	381	540	70.6%	51.9%	59.4%	58.3%
% of FP17s for the same patient ID Re-attending between 3 & 9 months - Adults	1,519	2,334	65.1%	47.0%	51.3%	50.3%
% of FP17s for Band 1 Urgent Courses	16	2,118	0.8%	8.0%	8.0%	9.1%
% of FP17s Relating to Free Repair or Replacements	1	2,118	0.0%	0.7%	0.8%	0.8%
% of FP17s Relating to Continuations	4	2,118	0.2%	0.9%	1.0%	1.0%
% of Patients satisfied with the dentistry they have received	0	0	N/A	92.0%	91.7%	91.5%
% of Patients satisfied with the time they had to wait for an appointment	0	0	N/A	90.1%	88.3%	87.9%

* This is based on patients treated on this contract for their most recent course of treatment. Figures in italics indicate the base number of FP17s or Patient Questionnaire responses are less than 100. N/A is shown where the base number of responses is less than 10 during the period. % is calculated as Quantity/Base number*100

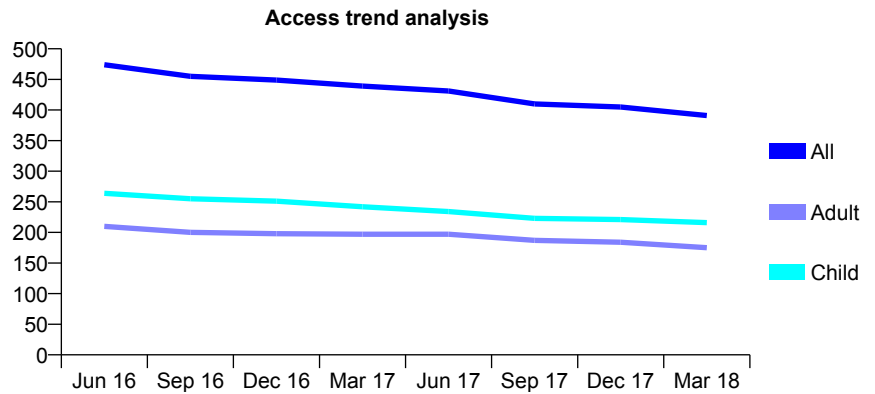
Q54 - Vital Signs At a Glance Contract Report for 826774/0001 - Year end March 2018

Name or company name	MR PJ READY
Contract type name	GDS Contract
Purpose of contract	General
Contract start date	01/04/2006
Contract end date	

17/18 Contracted general activity (UDA)	2,236
Carry forward general activity (UDA)	0
17/18 Contracted orthodontic activity (UOA)	0
Carry forward orthodontic activity (UOA)	0
Baseline contract value	£53,081.39

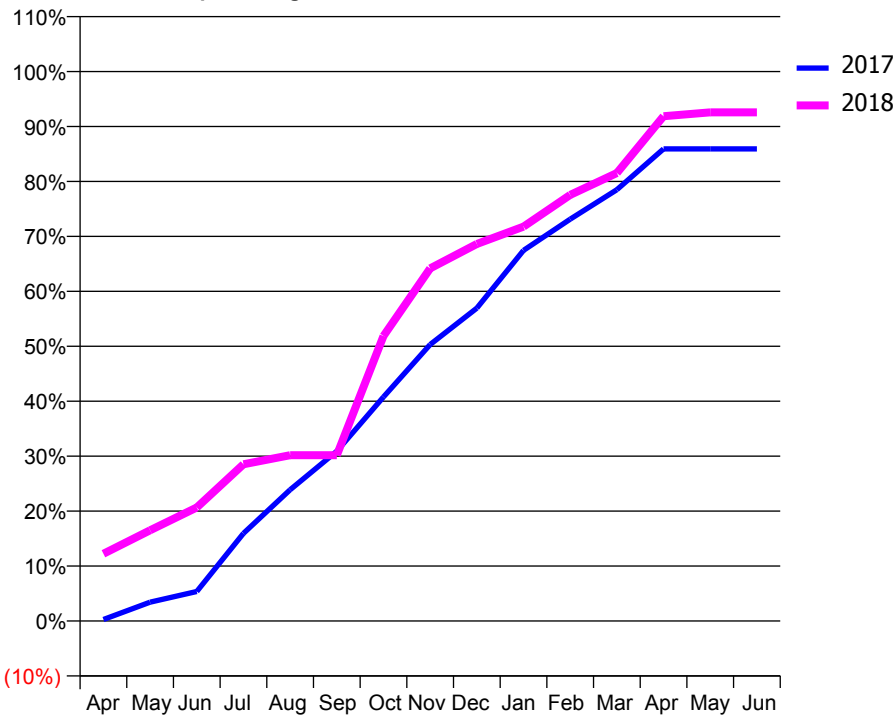
ACCESS*

Patients seen in 24 months	Total	Change since previous quarter
Quarter ending March 2017	439	
Quarter ending June 2017	431	↓
Quarter ending September 2017	410	↓
Quarter ending December 2017	405	↓
Quarter ending March 2018	391	↓
Variance since March 2017	(10.9%)	↓



ACTIVITY

Cumulative percentage of contracted UDA delivered 2017 & 2018



Month	Adjusted Scheduled Activity (UDA)	
	2017	2018
April	6	274
May	77	369
June	120	462
July	357	638
August	534	675
September	691	675
October	912	1,160
November	1,125	1,435
December	1,273	1,534
January	1,508	1,605
February	1,635	1,734
March	1,755	1,823
April	1,921	2,054
May	1,921	2,070
June	1,921	2,070

QUALITY

	Quantity	Base Number	Contract	AT	Region	England
% of FP17s for the same patient ID Re-attending within 3 months - Children	33	395	8.4%	10.0%	11.6%	11.9%
% of FP17s for the same patient ID Re-attending within 3 months - Adults	30	200	15.0%	15.0%	15.4%	16.0%
% of FP17s for the same patient ID Re-attending between 3 & 9 months - Children	285	395	72.2%	51.9%	59.4%	58.3%
% of FP17s for the same patient ID Re-attending between 3 & 9 months - Adults	118	200	59.0%	47.0%	51.3%	50.3%
% of FP17s for Band 1 Urgent Courses	0	642	0.0%	8.0%	8.0%	9.1%
% of FP17s Relating to Free Repair or Replacements	0	642	0.0%	0.7%	0.8%	0.8%
% of FP17s Relating to Continuations	0	642	0.0%	0.9%	1.0%	1.0%
% of Patients satisfied with the dentistry they have received	1	1	N/A	92.0%	91.7%	91.5%
% of Patients satisfied with the time they had to wait for an appointment	1	1	N/A	90.1%	88.3%	87.9%

* This is based on patients treated on this contract for their most recent course of treatment. Figures in italics indicate the base number of FP17s or Patient Questionnaire responses are less than 100. N/A is shown where the base number of responses is less than 10 during the period. % is calculated as Quantity/Base number*100

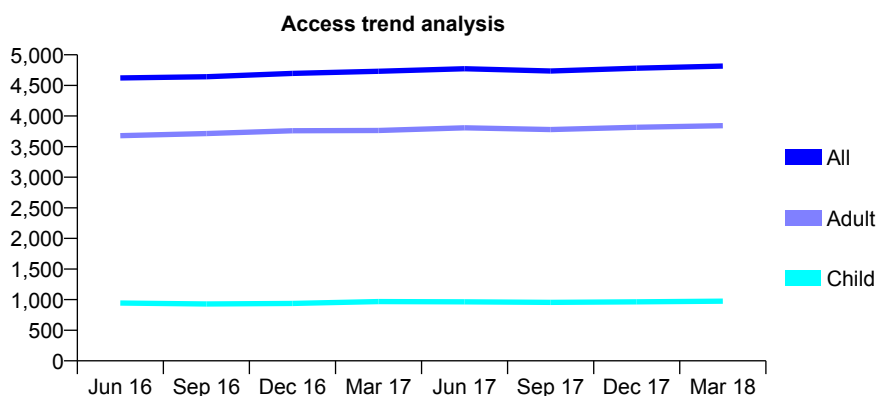
Q54 - Vital Signs At a Glance Contract Report for 827223/0001 - Year end March 2018

Name or company name	MR DC O'SULLIVAN
Contract type name	GDS Contract
Purpose of contract	General
Contract start date	01/04/2006
Contract end date	

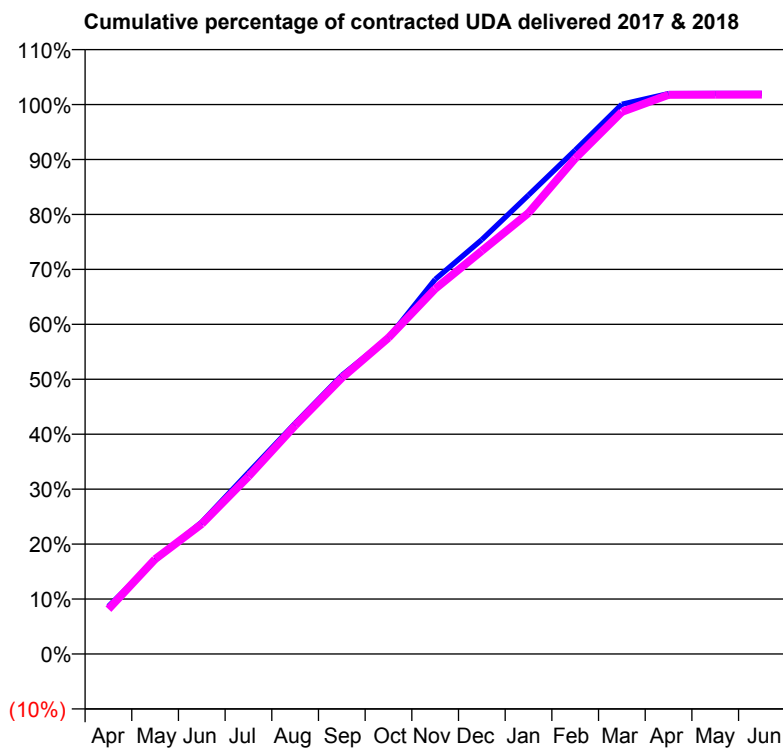
17/18 Contracted general activity (UDA)	10,941
Carry forward general activity (UDA)	-219
17/18 Contracted orthodontic activity (UOA)	0
Carry forward orthodontic activity (UOA)	0
Baseline contract value	£229,761.00

ACCESS*

Patients seen in 24 months	Total	Change since previous quarter
Quarter ending March 2017	4,732	
Quarter ending June 2017	4,772	→
Quarter ending September 2017	4,735	→
Quarter ending December 2017	4,780	→
Quarter ending March 2018	4,816	→
Variance since March 2017	1.8%	→



ACTIVITY



Month	Adjusted Scheduled Activity (UDA)	
	2017	2018
April	949	893
May	1,867	1,888
June	2,627	2,591
July	3,614	3,535
August	4,594	4,548
September	5,549	5,498
October	6,298	6,296
November	7,459	7,271
December	8,250	8,027
January	9,138	8,781
February	10,032	9,867
March	10,946	10,794
April	11,159	11,134
May	11,160	11,137
June	11,160	11,138

QUALITY

	Quantity	Base Number	Contract	AT	Region	England
% of FP17s for the same patient ID Re-attending within 3 months - Children	36	1,305	2.8%	10.0%	11.6%	11.9%
% of FP17s for the same patient ID Re-attending within 3 months - Adults	413	3,955	10.4%	15.0%	15.4%	16.0%
% of FP17s for the same patient ID Re-attending between 3 & 9 months - Children	829	1,305	63.5%	51.9%	59.4%	58.3%
% of FP17s for the same patient ID Re-attending between 3 & 9 months - Adults	925	3,955	23.4%	47.0%	51.3%	50.3%
% of FP17s for Band 1 Urgent Courses	442	5,248	8.4%	8.0%	8.0%	9.1%
% of FP17s Relating to Free Repair or Replacements	26	5,248	0.5%	0.7%	0.8%	0.8%
% of FP17s Relating to Continuations	62	5,248	1.2%	0.9%	1.0%	1.0%
% of Patients satisfied with the dentistry they have received	2	2	N/A	92.0%	91.7%	91.5%
% of Patients satisfied with the time they had to wait for an appointment	2	2	N/A	90.1%	88.3%	87.9%

* This is based on patients treated on this contract for their most recent course of treatment. Figures in italics indicate the base number of FP17s or Patient Questionnaire responses are less than 100. N/A is shown where the base number of responses is less than 10 during the period. % is calculated as Quantity/Base number*100

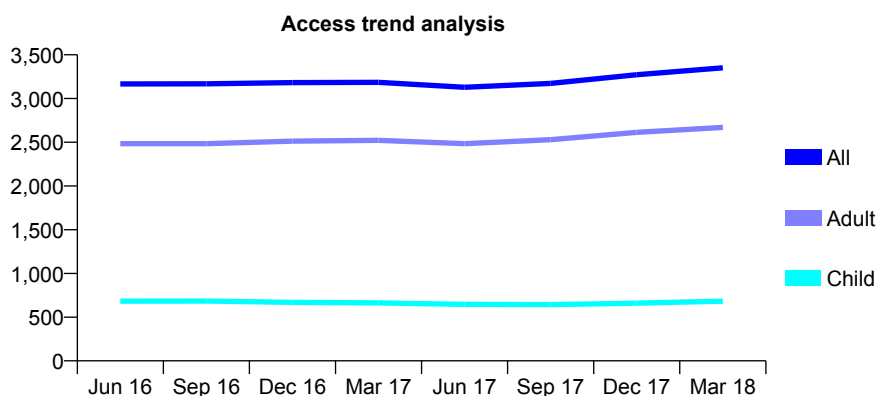
Q54 - Vital Signs At a Glance Contract Report for 833584/0001 - Year end March 2018

Name or company name	MR A KAPNISIS
Contract type name	GDS Contract
Purpose of contract	General
Contract start date	01/04/2006
Contract end date	

17/18 Contracted general activity (UDA)	8,492
Carry forward general activity (UDA)	0
17/18 Contracted orthodontic activity (UOA)	0
Carry forward orthodontic activity (UOA)	0
Baseline contract value	£276,090.23

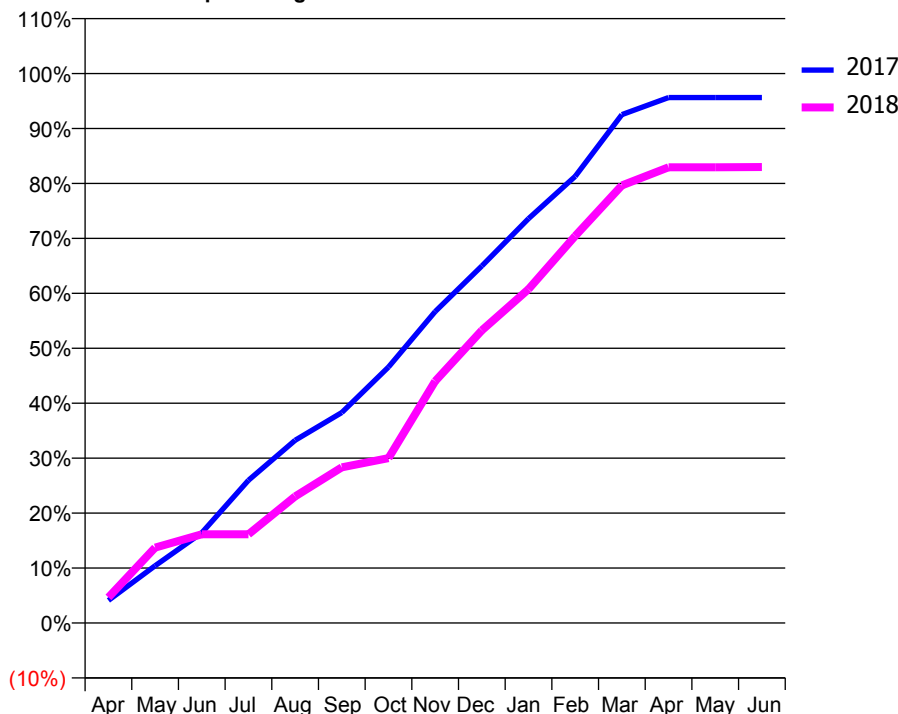
ACCESS*

Patients seen in 24 months	Total	Change since previous quarter
Quarter ending March 2017	3,185	
Quarter ending June 2017	3,129	↓
Quarter ending September 2017	3,173	→
Quarter ending December 2017	3,272	↑
Quarter ending March 2018	3,351	↑
Variance since March 2017	5.2%	↑



ACTIVITY

Cumulative percentage of contracted UDA delivered 2017 & 2018



Adjusted Scheduled Activity (UDA)

Month	2017	2018
April	349	397
May	886	1,165
June	1,395	1,371
July	2,207	1,371
August	2,825	1,957
September	3,253	2,406
October	3,956	2,548
November	4,813	3,737
December	5,517	4,522
January	6,248	5,159
February	6,903	5,982
March	7,856	6,763
April	8,119	7,042
May	8,120	7,044
June	8,120	7,047

QUALITY

	Quantity	Base Number	Contract	AT	Region	England
% of FP17s for the same patient ID Re-attending within 3 months - Children	34	879	3.9%	10.0%	11.6%	11.9%
% of FP17s for the same patient ID Re-attending within 3 months - Adults	327	3,158	10.4%	15.0%	15.4%	16.0%
% of FP17s for the same patient ID Re-attending between 3 & 9 months - Children	454	879	51.6%	51.9%	59.4%	58.3%
% of FP17s for the same patient ID Re-attending between 3 & 9 months - Adults	1,000	3,158	31.7%	47.0%	51.3%	50.3%
% of FP17s for Band 1 Urgent Courses	266	4,073	6.5%	8.0%	8.0%	9.1%
% of FP17s Relating to Free Repair or Replacements	9	4,073	0.2%	0.7%	0.8%	0.8%
% of FP17s Relating to Continuations	52	4,073	1.3%	0.9%	1.0%	1.0%
% of Patients satisfied with the dentistry they have received	6	7	N/A	92.0%	91.7%	91.5%
% of Patients satisfied with the time they had to wait for an appointment	6	7	N/A	90.1%	88.3%	87.9%

* This is based on patients treated on this contract for their most recent course of treatment. Figures in italics indicate the base number of FP17s or Patient Questionnaire responses are less than 100. N/A is shown where the base number of responses is less than 10 during the period. % is calculated as Quantity/Base number*100

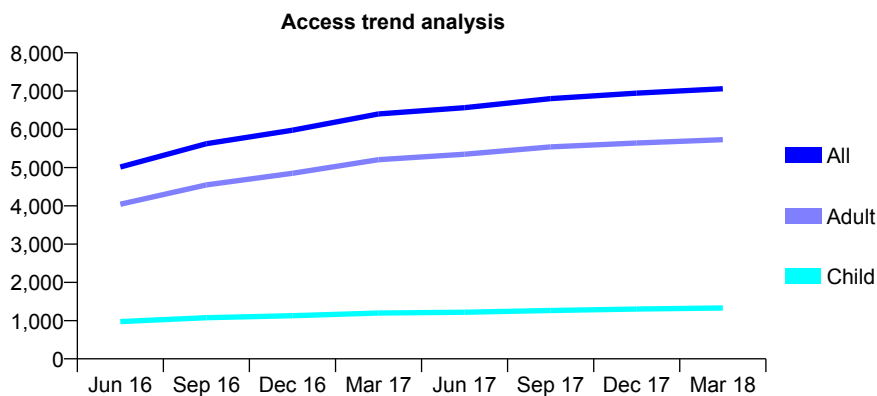
Q54 - Vital Signs At a Glance Contract Report for 835811/0002 - Year end March 2018

Name or company name	Aulak & Corbett Partnership
Contract type name	GDS Contract
Purpose of contract	General
Contract start date	01/10/2015
Contract end date	

17/18 Contracted general activity (UDA)	26,834
Carry forward general activity (UDA)	1,006
17/18 Contracted orthodontic activity (UOA)	0
Carry forward orthodontic activity (UOA)	0
Baseline contract value	£721,713.36

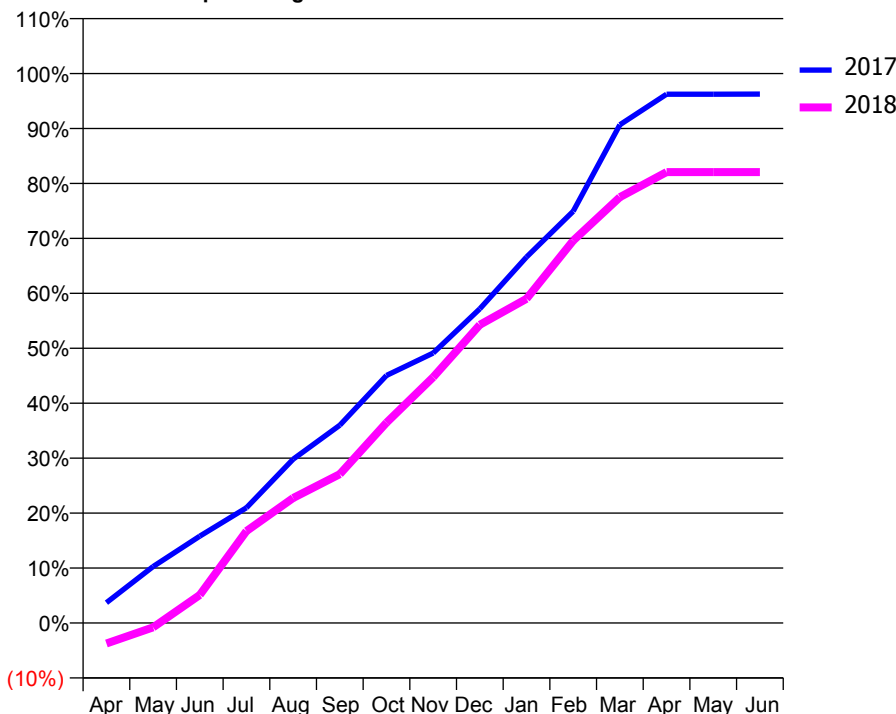
ACCESS*

Patients seen in 24 months	Total	Change since previous quarter
Quarter ending March 2017	6,403	
Quarter ending June 2017	6,565	↑
Quarter ending September 2017	6,804	↑
Quarter ending December 2017	6,945	↑
Quarter ending March 2018	7,061	→
Variance since March 2017	10.3%	↑



ACTIVITY

Cumulative percentage of contracted UDA delivered 2017 & 2018



Month	Adjusted Scheduled Activity (UDA)	
	2017	2018
April	990	-1,006
May	2,760	-219
June	4,240	1,370
July	5,629	4,488
August	8,002	6,107
September	9,659	7,268
October	12,090	9,782
November	13,180	12,006
December	15,348	14,560
January	17,871	15,836
February	20,105	18,672
March	24,329	20,792
April	25,821	22,018
May	25,825	22,019
June	25,828	22,020

QUALITY

	Quantity	Base Number	Contract	AT	Region	England
% of FP17s for the same patient ID Re-attending within 3 months - Children	107	1,843	5.8%	10.0%	11.6%	11.9%
% of FP17s for the same patient ID Re-attending within 3 months - Adults	969	7,974	12.2%	15.0%	15.4%	16.0%
% of FP17s for the same patient ID Re-attending between 3 & 9 months - Children	1,006	1,843	54.6%	51.9%	59.4%	58.3%
% of FP17s for the same patient ID Re-attending between 3 & 9 months - Adults	4,636	7,974	58.1%	47.0%	51.3%	50.3%
% of FP17s for Band 1 Urgent Courses	284	9,796	2.9%	8.0%	8.0%	9.1%
% of FP17s Relating to Free Repair or Replacements	27	9,796	0.3%	0.7%	0.8%	0.8%
% of FP17s Relating to Continuations	200	9,796	2.0%	0.9%	1.0%	1.0%
% of Patients satisfied with the dentistry they have received	10	11	90.9%	92.0%	91.7%	91.5%
% of Patients satisfied with the time they had to wait for an appointment	10	11	90.9%	90.1%	88.3%	87.9%

* This is based on patients treated on this contract for their most recent course of treatment. Figures in italics indicate the base number of FP17s or Patient Questionnaire responses are less than 100. N/A is shown where the base number of responses is less than 10 during the period. % is calculated as Quantity/Base number*100

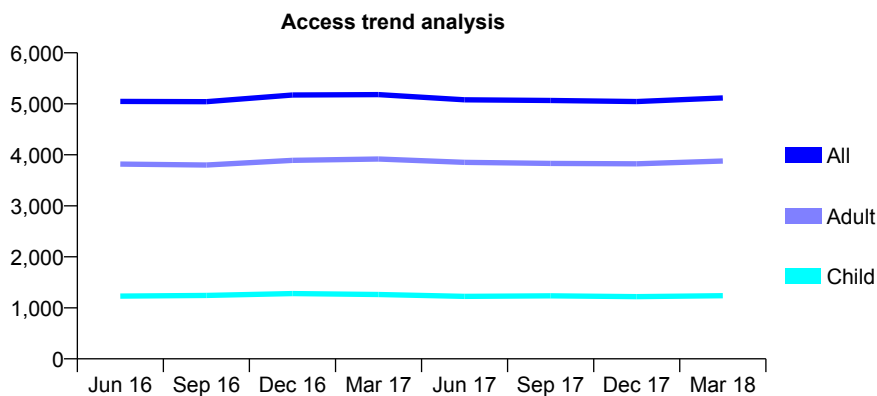
Q54 - Vital Signs At a Glance Contract Report for 847739/0001 - Year end March 2018

Name or company name	MR E MOORE
Contract type name	GDS Contract
Purpose of contract	General
Contract start date	01/04/2006
Contract end date	

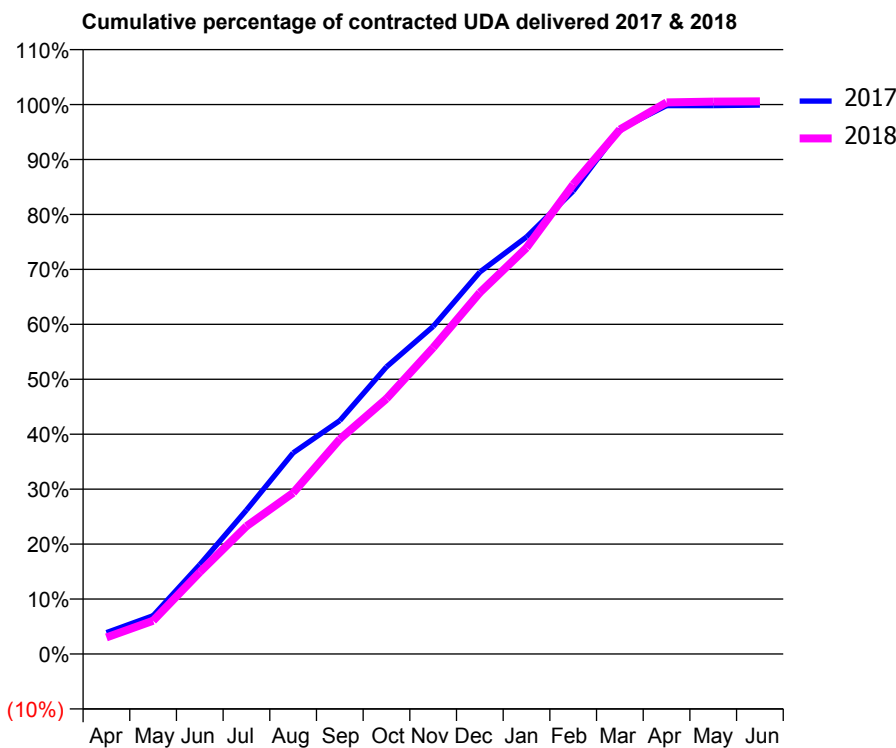
17/18 Contracted general activity (UDA)	16,341
Carry forward general activity (UDA)	17
17/18 Contracted orthodontic activity (UOA)	0
Carry forward orthodontic activity (UOA)	0
Baseline contract value	£436,675.43

ACCESS*

Patients seen in 24 months	Total	Change since previous quarter
Quarter ending March 2017	5,180	
Quarter ending June 2017	5,079	↓
Quarter ending September 2017	5,066	→
Quarter ending December 2017	5,044	→
Quarter ending March 2018	5,115	→
Variance since March 2017	(1.3%)	↓



ACTIVITY



Month	Adjusted Scheduled Activity (UDA)	
	2017	2018
April	637	494
May	1,140	990
June	2,657	2,432
July	4,281	3,803
August	5,982	4,793
September	6,943	6,391
October	8,540	7,590
November	9,743	9,109
December	11,358	10,747
January	12,403	12,082
February	13,768	13,962
March	15,606	15,600
April	16,307	16,401
May	16,307	16,429
June	16,324	16,435

QUALITY

	Quantity	Base Number	Contract	AT	Region	England
% of FP17s for the same patient ID Re-attending within 3 months - Children	118	1,509	7.8%	10.0%	11.6%	11.9%
% of FP17s for the same patient ID Re-attending within 3 months - Adults	815	4,973	16.4%	15.0%	15.4%	16.0%
% of FP17s for the same patient ID Re-attending between 3 & 9 months - Children	725	1,509	48.0%	51.9%	59.4%	58.3%
% of FP17s for the same patient ID Re-attending between 3 & 9 months - Adults	2,419	4,973	48.6%	47.0%	51.3%	50.3%
% of FP17s for Band 1 Urgent Courses	745	6,502	11.5%	8.0%	8.0%	9.1%
% of FP17s Relating to Free Repair or Replacements	26	6,502	0.4%	0.7%	0.8%	0.8%
% of FP17s Relating to Continuations	86	6,502	1.3%	0.9%	1.0%	1.0%
% of Patients satisfied with the dentistry they have received	4	5	N/A	92.0%	91.7%	91.5%
% of Patients satisfied with the time they had to wait for an appointment	4	5	N/A	90.1%	88.3%	87.9%

* This is based on patients treated on this contract for their most recent course of treatment. Figures in italics indicate the base number of FP17s or Patient Questionnaire responses are less than 100. N/A is shown where the base number of responses is less than 10 during the period. % is calculated as Quantity/Base number*100

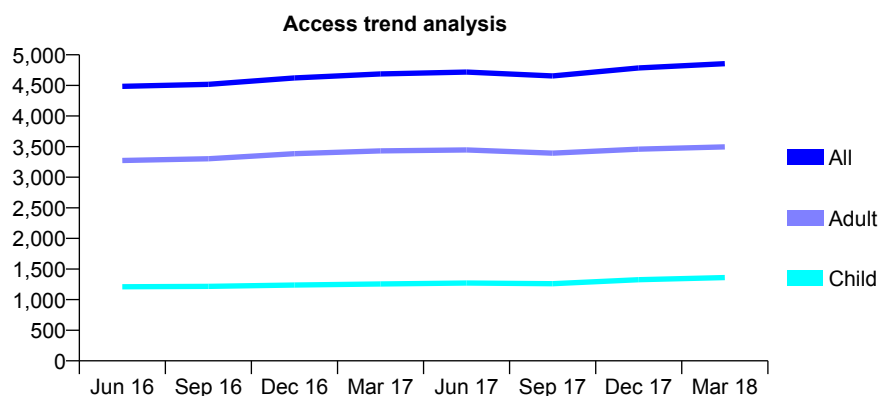
Q54 - Vital Signs At a Glance Contract Report for 848115/0002 - Year end March 2018

Name or company name	MR P PARSOTAM
Contract type name	GDS Contract
Purpose of contract	General
Contract start date	01/04/2013
Contract end date	

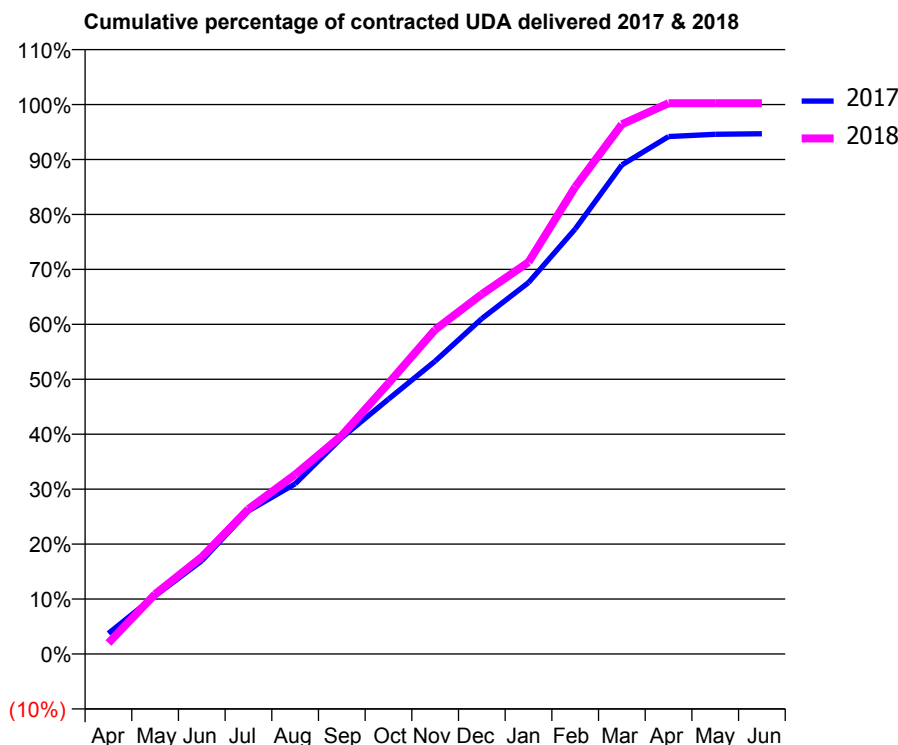
17/18 Contracted general activity (UDA)	14,734
Carry forward general activity (UDA)	0
17/18 Contracted orthodontic activity (UOA)	0
Carry forward orthodontic activity (UOA)	0
Baseline contract value	£371,919.85

ACCESS*

Patients seen in 24 months	Total	Change since previous quarter
Quarter ending March 2017	4,687	
Quarter ending June 2017	4,718	→
Quarter ending September 2017	4,654	↓
Quarter ending December 2017	4,785	↑
Quarter ending March 2018	4,855	→
Variance since March 2017	3.6%	↑



ACTIVITY



Month	Adjusted Scheduled Activity (UDA)	
	2017	2018
April	592	296
May	1,667	1,606
June	2,671	2,600
July	4,099	3,889
August	4,872	4,809
September	6,194	5,863
October	7,299	7,259
November	8,387	8,697
December	9,604	9,648
January	10,634	10,507
February	12,170	12,525
March	14,001	14,202
April	14,816	14,767
May	14,882	14,768
June	14,898	14,768

QUALITY

	Quantity	Base Number	Contract	AT	Region	England
% of FP17s for the same patient ID Re-attending within 3 months - Children	121	1,814	6.7%	10.0%	11.6%	11.9%
% of FP17s for the same patient ID Re-attending within 3 months - Adults	627	4,692	13.4%	15.0%	15.4%	16.0%
% of FP17s for the same patient ID Re-attending between 3 & 9 months - Children	1,038	1,814	57.2%	51.9%	59.4%	58.3%
% of FP17s for the same patient ID Re-attending between 3 & 9 months - Adults	2,577	4,692	54.9%	47.0%	51.3%	50.3%
% of FP17s for Band 1 Urgent Courses	286	5,884	4.9%	8.0%	8.0%	9.1%
% of FP17s Relating to Free Repair or Replacements	42	5,884	0.7%	0.7%	0.8%	0.8%
% of FP17s Relating to Continuations	126	5,884	2.1%	0.9%	1.0%	1.0%
% of Patients satisfied with the dentistry they have received	5	5	N/A	92.0%	91.7%	91.5%
% of Patients satisfied with the time they had to wait for an appointment	5	5	N/A	90.1%	88.3%	87.9%

* This is based on patients treated on this contract for their most recent course of treatment. Figures in italics indicate the base number of FP17s or Patient Questionnaire responses are less than 100. N/A is shown where the base number of responses is less than 10 during the period. % is calculated as Quantity/Base number*100

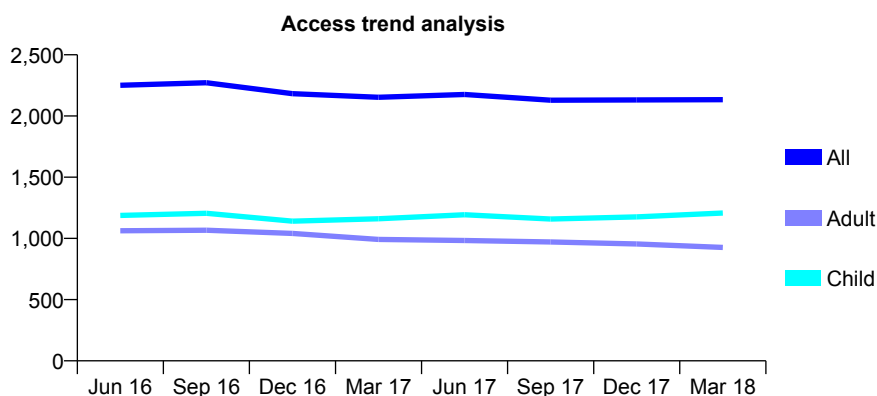
Q54 - Vital Signs At a Glance Contract Report for 849022/0001 - Year end March 2018

Name or company name	MR FL MOHAMED
Contract type name	GDS Contract
Purpose of contract	General
Contract start date	01/04/2006
Contract end date	

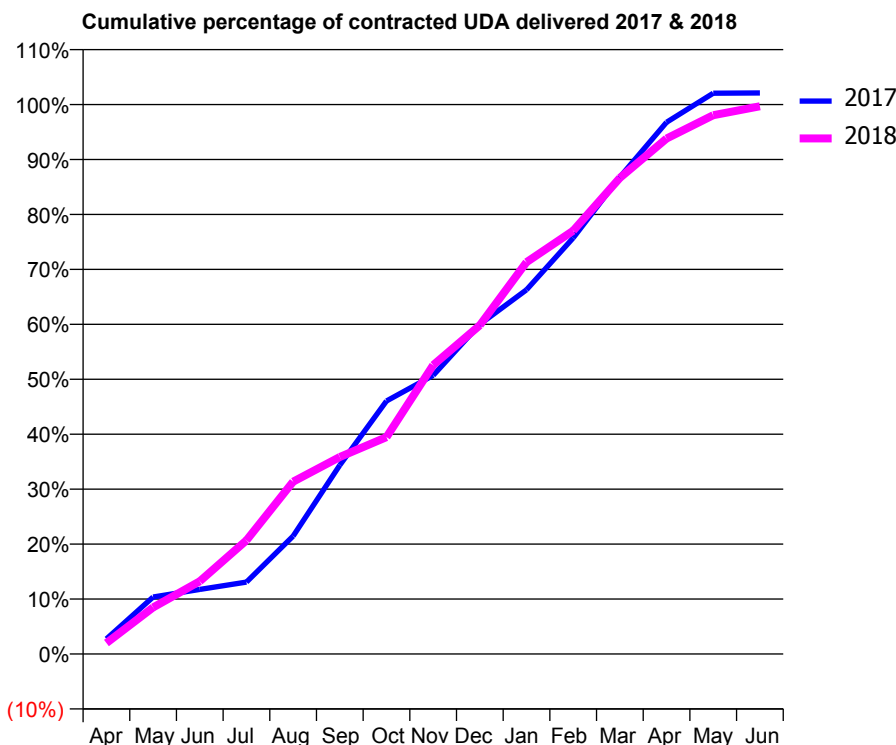
17/18 Contracted general activity (UDA)	6,092
Carry forward general activity (UDA)	-122
17/18 Contracted orthodontic activity (UOA)	0
Carry forward orthodontic activity (UOA)	0
Baseline contract value	£190,710.61

ACCESS*

Patients seen in 24 months	Total	Change since previous quarter
Quarter ending March 2017	2,153	
Quarter ending June 2017	2,176	→
Quarter ending September 2017	2,129	↓
Quarter ending December 2017	2,131	→
Quarter ending March 2018	2,133	→
Variance since March 2017	(0.9%)	→



ACTIVITY



Month	Adjusted Scheduled Activity (UDA)	
	2017	2018
April	168	122
May	632	517
June	716	806
July	797	1,261
August	1,308	1,911
September	2,094	2,184
October	2,805	2,404
November	3,089	3,202
December	3,655	3,644
January	4,038	4,345
February	4,613	4,693
March	5,287	5,279
April	5,894	5,715
May	6,217	5,974
June	6,220	6,073

QUALITY

	Quantity	Base Number	Contract	AT	Region	England
% of FP17s for the same patient ID Re-attending within 3 months - Children	75	1,241	6.0%	10.0%	11.6%	11.9%
% of FP17s for the same patient ID Re-attending within 3 months - Adults	97	826	11.7%	15.0%	15.4%	16.0%
% of FP17s for the same patient ID Re-attending between 3 & 9 months - Children	356	1,241	28.7%	51.9%	59.4%	58.3%
% of FP17s for the same patient ID Re-attending between 3 & 9 months - Adults	189	826	22.9%	47.0%	51.3%	50.3%
% of FP17s for Band 1 Urgent Courses	152	2,016	7.5%	8.0%	8.0%	9.1%
% of FP17s Relating to Free Repair or Replacements	0	2,016	0.0%	0.7%	0.8%	0.8%
% of FP17s Relating to Continuations	9	2,016	0.4%	0.9%	1.0%	1.0%
% of Patients satisfied with the dentistry they have received	1	1	N/A	92.0%	91.7%	91.5%
% of Patients satisfied with the time they had to wait for an appointment	1	1	N/A	90.1%	88.3%	87.9%

* This is based on patients treated on this contract for their most recent course of treatment. Figures in italics indicate the base number of FP17s or Patient Questionnaire responses are less than 100. N/A is shown where the base number of responses is less than 10 during the period. % is calculated as Quantity/Base number*100

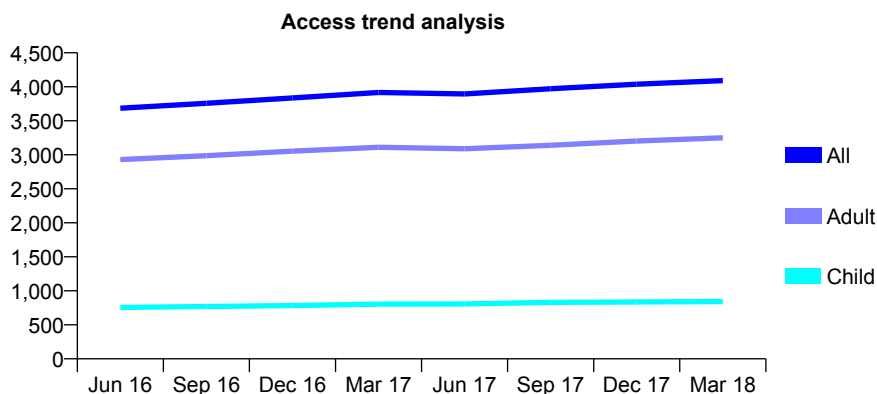
Q54 - Vital Signs At a Glance Contract Report for 853720/0001 - Year end March 2018

Name or company name	MR LY CHEN
Contract type name	GDS Contract
Purpose of contract	General
Contract start date	01/04/2006
Contract end date	

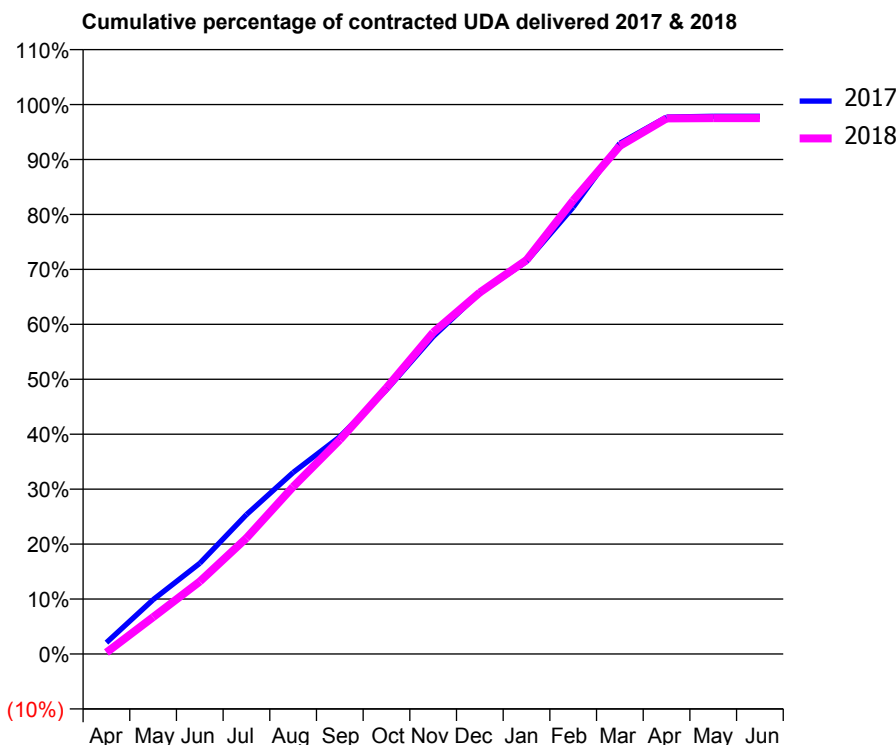
17/18 Contracted general activity (UDA)	14,000
Carry forward general activity (UDA)	301
17/18 Contracted orthodontic activity (UOA)	0
Carry forward orthodontic activity (UOA)	0
Baseline contract value	£335,551.72

ACCESS*

Patients seen in 24 months	Total	Change since previous quarter
Quarter ending March 2017	3,916	
Quarter ending June 2017	3,895	→
Quarter ending September 2017	3,971	→
Quarter ending December 2017	4,039	→
Quarter ending March 2018	4,092	→
Variance since March 2017	4.5%	↑



ACTIVITY



Month	Adjusted Scheduled Activity (UDA)	
	2017	2018
April	295	41
May	1,401	939
June	2,335	1,845
July	3,591	2,954
August	4,674	4,261
September	5,597	5,458
October	6,806	6,782
November	8,173	8,192
December	9,299	9,213
January	10,107	10,038
February	11,504	11,556
March	13,151	12,945
April	13,826	13,646
May	13,847	13,652
June	13,848	13,652

QUALITY

	Quantity	Base Number	Contract	AT	Region	England
% of FP17s for the same patient ID Re-attending within 3 months - Children	101	1,042	9.7%	10.0%	11.6%	11.9%
% of FP17s for the same patient ID Re-attending within 3 months - Adults	476	3,935	12.1%	15.0%	15.4%	16.0%
% of FP17s for the same patient ID Re-attending between 3 & 9 months - Children	468	1,042	44.9%	51.9%	59.4%	58.3%
% of FP17s for the same patient ID Re-attending between 3 & 9 months - Adults	1,903	3,935	48.4%	47.0%	51.3%	50.3%
% of FP17s for Band 1 Urgent Courses	341	4,975	6.9%	8.0%	8.0%	9.1%
% of FP17s Relating to Free Repair or Replacements	22	4,975	0.4%	0.7%	0.8%	0.8%
% of FP17s Relating to Continuations	12	4,975	0.2%	0.9%	1.0%	1.0%
% of Patients satisfied with the dentistry they have received	4	4	N/A	92.0%	91.7%	91.5%
% of Patients satisfied with the time they had to wait for an appointment	3	4	N/A	90.1%	88.3%	87.9%

* This is based on patients treated on this contract for their most recent course of treatment. Figures in italics indicate the base number of FP17s or Patient Questionnaire responses are less than 100. N/A is shown where the base number of responses is less than 10 during the period. % is calculated as Quantity/Base number*100

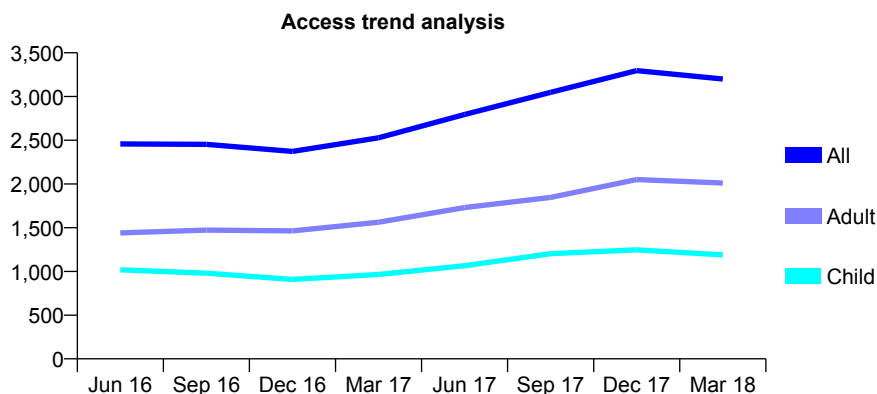
Q54 - Vital Signs At a Glance Contract Report for 854115/0001 - Year end March 2018

Name or company name	MISS N DHALIWAL
Contract type name	GDS Contract
Purpose of contract	General
Contract start date	01/04/2006
Contract end date	

17/18 Contracted general activity (UDA)	9,418
Carry forward general activity (UDA)	0
17/18 Contracted orthodontic activity (UOA)	0
Carry forward orthodontic activity (UOA)	0
Baseline contract value	£262,828.04

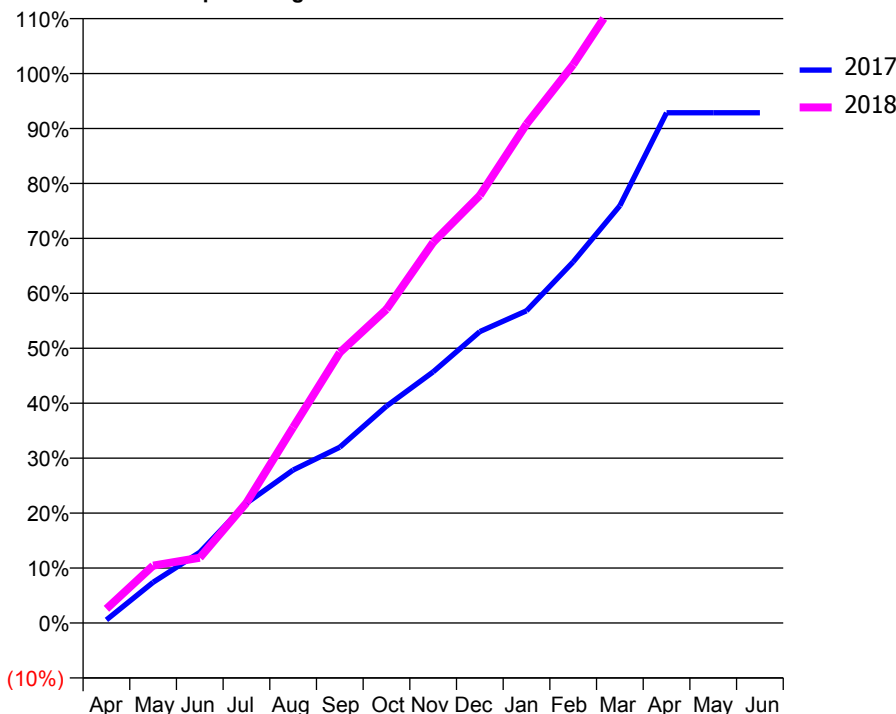
ACCESS*

Patients seen in 24 months	Total	Change since previous quarter
Quarter ending March 2017	2,528	
Quarter ending June 2017	2,795	↑
Quarter ending September 2017	3,048	↑
Quarter ending December 2017	3,296	↑
Quarter ending March 2018	3,200	↓
Variance since March 2017	26.6%	↑



ACTIVITY

Cumulative percentage of contracted UDA delivered 2017 & 2018



Adjusted Scheduled Activity (UDA)

Month	2017	2018
April	54	244
May	698	983
June	1,213	1,118
July	2,053	2,061
August	2,623	3,355
September	3,014	4,636
October	3,718	5,376
November	4,305	6,524
December	4,996	7,329
January	5,352	8,551
February	6,190	9,570
March	7,153	10,776
April	8,745	11,185
May	8,745	11,185
June	8,745	11,185

QUALITY

	Quantity	Base Number	Contract	AT	Region	England
% of FP17s for the same patient ID Re-attending within 3 months - Children	84	1,757	4.8%	10.0%	11.6%	11.9%
% of FP17s for the same patient ID Re-attending within 3 months - Adults	193	2,164	8.9%	15.0%	15.4%	16.0%
% of FP17s for the same patient ID Re-attending between 3 & 9 months - Children	763	1,757	43.4%	51.9%	59.4%	58.3%
% of FP17s for the same patient ID Re-attending between 3 & 9 months - Adults	709	2,164	32.8%	47.0%	51.3%	50.3%
% of FP17s for Band 1 Urgent Courses	94	3,614	2.6%	8.0%	8.0%	9.1%
% of FP17s Relating to Free Repair or Replacements	5	3,614	0.1%	0.7%	0.8%	0.8%
% of FP17s Relating to Continuations	55	3,614	1.5%	0.9%	1.0%	1.0%
% of Patients satisfied with the dentistry they have received	4	4	N/A	92.0%	91.7%	91.5%
% of Patients satisfied with the time they had to wait for an appointment	3	4	N/A	90.1%	88.3%	87.9%

* This is based on patients treated on this contract for their most recent course of treatment. Figures in italics indicate the base number of FP17s or Patient Questionnaire responses are less than 100. N/A is shown where the base number of responses is less than 10 during the period. % is calculated as Quantity/Base number*100

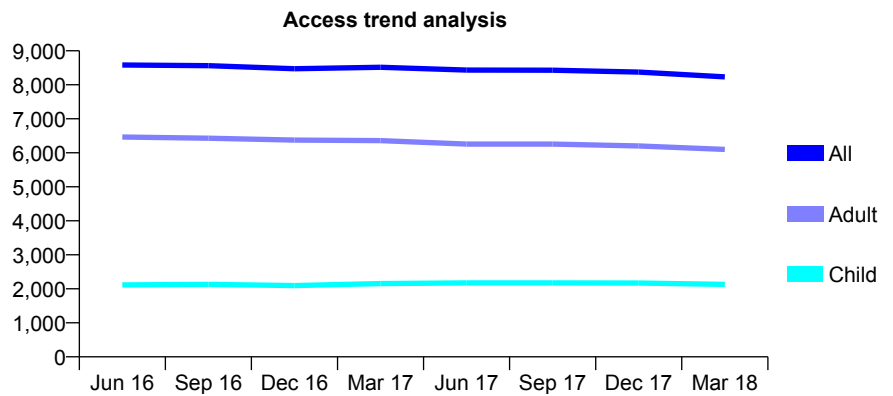
Q54 - Vital Signs At a Glance Contract Report for 854255/0001 - Year end March 2018

Name or company name	MR M DHANDA
Contract type name	GDS Contract
Purpose of contract	General
Contract start date	01/04/2006
Contract end date	

17/18 Contracted general activity (UDA)	22,559
Carry forward general activity (UDA)	0
17/18 Contracted orthodontic activity (UOA)	0
Carry forward orthodontic activity (UOA)	0
Baseline contract value	£539,466.23

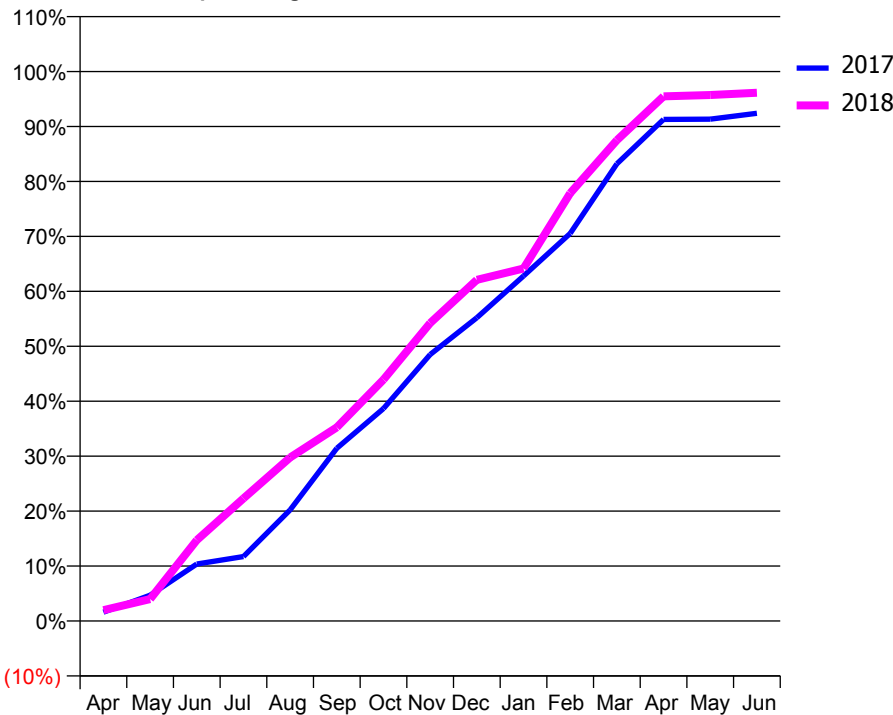
ACCESS*

Patients seen in 24 months	Total	Change since previous quarter
Quarter ending March 2017	8,514	
Quarter ending June 2017	8,432	→
Quarter ending September 2017	8,429	→
Quarter ending December 2017	8,374	→
Quarter ending March 2018	8,233	↓
Variance since March 2017	(3.3%)	↓



ACTIVITY

Cumulative percentage of contracted UDA delivered 2017 & 2018



Month	Adjusted Scheduled Activity (UDA)	
	2017	2018
April	362	445
May	1,057	900
June	2,342	3,321
July	2,649	5,031
August	4,564	6,715
September	7,090	7,953
October	8,726	9,910
November	10,940	12,232
December	12,454	14,007
January	14,166	14,471
February	15,909	17,566
March	18,768	19,737
April	20,592	21,542
May	20,602	21,594
June	20,842	21,687

QUALITY

	Quantity	Base Number	Contract	AT	Region	England
% of FP17s for the same patient ID Re-attending within 3 months - Children	138	2,523	5.5%	10.0%	11.6%	11.9%
% of FP17s for the same patient ID Re-attending within 3 months - Adults	679	7,127	9.5%	15.0%	15.4%	16.0%
% of FP17s for the same patient ID Re-attending between 3 & 9 months - Children	1,195	2,523	47.4%	51.9%	59.4%	58.3%
% of FP17s for the same patient ID Re-attending between 3 & 9 months - Adults	3,395	7,127	47.6%	47.0%	51.3%	50.3%
% of FP17s for Band 1 Urgent Courses	429	8,999	4.8%	8.0%	8.0%	9.1%
% of FP17s Relating to Free Repair or Replacements	37	8,999	0.4%	0.7%	0.8%	0.8%
% of FP17s Relating to Continuations	71	8,999	0.8%	0.9%	1.0%	1.0%
% of Patients satisfied with the dentistry they have received	13	15	86.7%	92.0%	91.7%	91.5%
% of Patients satisfied with the time they had to wait for an appointment	13	15	86.7%	90.1%	88.3%	87.9%

* This is based on patients treated on this contract for their most recent course of treatment. Figures in italics indicate the base number of FP17s or Patient Questionnaire responses are less than 100. N/A is shown where the base number of responses is less than 10 during the period. % is calculated as Quantity/Base number*100

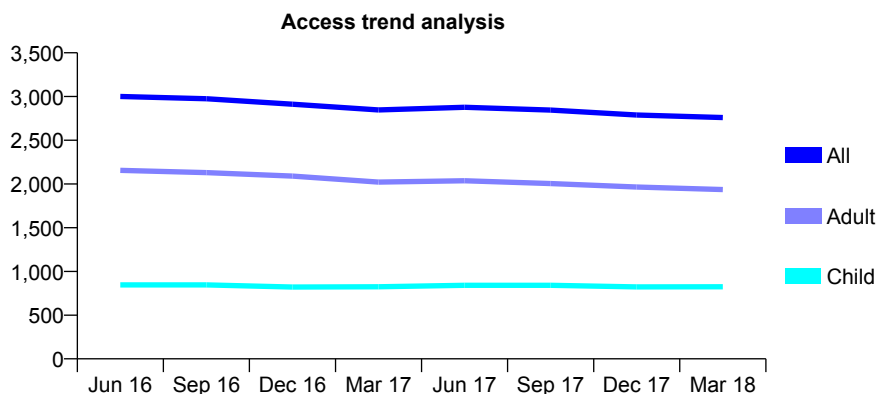
Q54 - Vital Signs At a Glance Contract Report for 857866/0002 - Year end March 2018

Name or company name	MR LG THOTA
Contract type name	GDS Contract
Purpose of contract	General
Contract start date	01/09/2006
Contract end date	

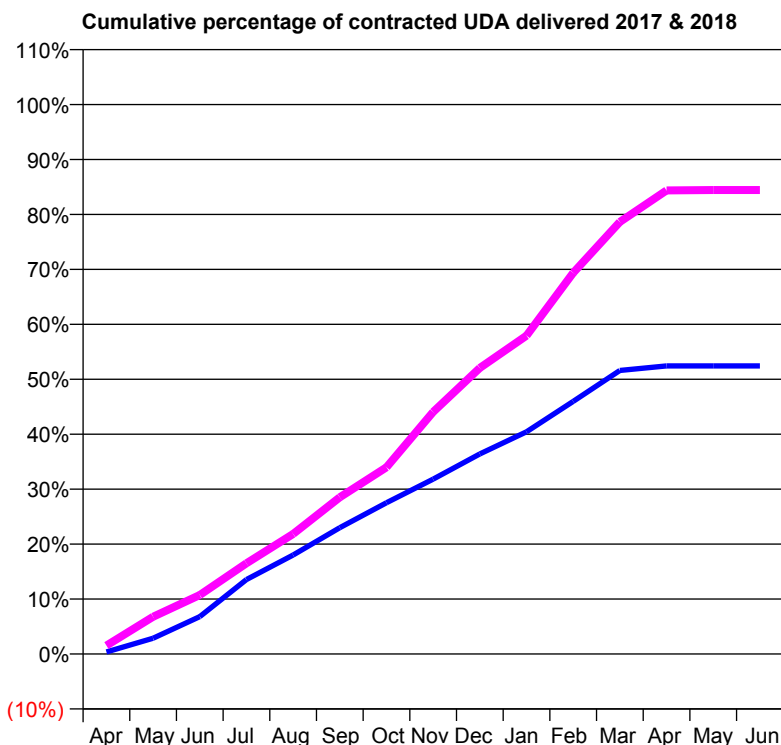
17/18 Contracted general activity (UDA)	16,000
Carry forward general activity (UDA)	0
17/18 Contracted orthodontic activity (UOA)	0
Carry forward orthodontic activity (UOA)	0
Baseline contract value	£335,999.99

ACCESS*

Patients seen in 24 months	Total	Change since previous quarter
Quarter ending March 2017	2,846	
Quarter ending June 2017	2,877	→
Quarter ending September 2017	2,845	↓
Quarter ending December 2017	2,788	↓
Quarter ending March 2018	2,760	↓
Variance since March 2017	(3.0%)	↓



ACTIVITY



Month	Adjusted Scheduled Activity (UDA)	
	2017	2018
April	62	248
May	462	1,085
June	1,088	1,716
July	2,170	2,642
August	2,884	3,495
September	3,679	4,564
October	4,405	5,436
November	5,091	7,049
December	5,828	8,331
January	6,469	9,269
February	7,357	11,098
March	8,256	12,583
April	8,387	13,497
May	8,388	13,508
June	8,388	13,508

QUALITY

	Quantity	Base Number	Contract	AT	Region	England
% of FP17s for the same patient ID Re-attending within 3 months - Children	102	1,132	9.0%	10.0%	11.6%	11.9%
% of FP17s for the same patient ID Re-attending within 3 months - Adults	582	2,717	21.4%	15.0%	15.4%	16.0%
% of FP17s for the same patient ID Re-attending between 3 & 9 months - Children	595	1,132	52.6%	51.9%	59.4%	58.3%
% of FP17s for the same patient ID Re-attending between 3 & 9 months - Adults	1,302	2,717	47.9%	47.0%	51.3%	50.3%
% of FP17s for Band 1 Urgent Courses	397	3,940	10.1%	8.0%	8.0%	9.1%
% of FP17s Relating to Free Repair or Replacements	97	3,940	2.5%	0.7%	0.8%	0.8%
% of FP17s Relating to Continuations	92	3,940	2.3%	0.9%	1.0%	1.0%
% of Patients satisfied with the dentistry they have received	1	1	N/A	92.0%	91.7%	91.5%
% of Patients satisfied with the time they had to wait for an appointment	1	1	N/A	90.1%	88.3%	87.9%

* This is based on patients treated on this contract for their most recent course of treatment. Figures in italics indicate the base number of FP17s or Patient Questionnaire responses are less than 100. N/A is shown where the base number of responses is less than 10 during the period. % is calculated as Quantity/Base number*100

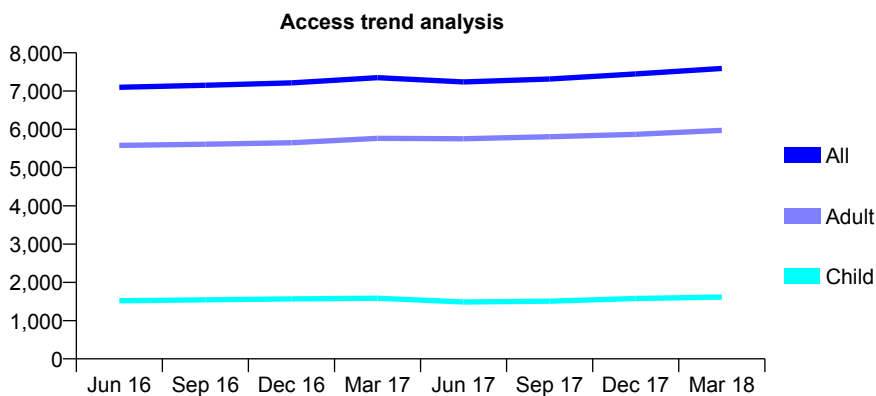
Q54 - Vital Signs At a Glance Contract Report for 858064/0001 - Year end March 2018

Name or company name	MR JE SWINSCOE
Contract type name	GDS Contract
Purpose of contract	General
Contract start date	01/04/2006
Contract end date	

17/18 Contracted general activity (UDA)	23,507
Carry forward general activity (UDA)	879
17/18 Contracted orthodontic activity (UOA)	0
Carry forward orthodontic activity (UOA)	0
Baseline contract value	£665,809.44

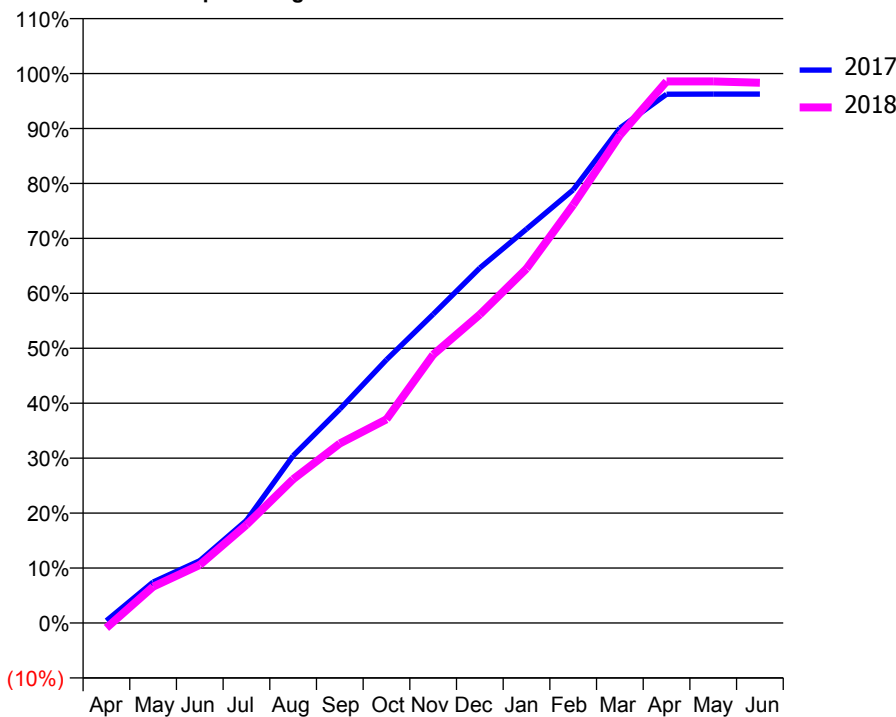
ACCESS*

Patients seen in 24 months	Total	Change since previous quarter
Quarter ending March 2017	7,349	
Quarter ending June 2017	7,237	↓
Quarter ending September 2017	7,315	→
Quarter ending December 2017	7,449	→
Quarter ending March 2018	7,590	→
Variance since March 2017	3.3%	↑



ACTIVITY

Cumulative percentage of contracted UDA delivered 2017 & 2018



Month	Adjusted Scheduled Activity (UDA)	
	2017	2018
April	99	-211
May	1,752	1,554
June	2,664	2,484
July	4,392	4,203
August	7,155	6,155
September	9,148	7,678
October	11,264	8,712
November	13,210	11,481
December	15,189	13,196
January	16,855	15,161
February	18,532	17,884
March	21,170	20,862
April	22,622	23,168
May	22,628	23,168
June	22,628	23,111

QUALITY

	Quantity	Base Number	Contract	AT	Region	England
% of FP17s for the same patient ID Re-attending within 3 months - Children	171	2,279	7.5%	10.0%	11.6%	11.9%
% of FP17s for the same patient ID Re-attending within 3 months - Adults	1,064	7,725	13.8%	15.0%	15.4%	16.0%
% of FP17s for the same patient ID Re-attending between 3 & 9 months - Children	1,241	2,279	54.5%	51.9%	59.4%	58.3%
% of FP17s for the same patient ID Re-attending between 3 & 9 months - Adults	4,190	7,725	54.2%	47.0%	51.3%	50.3%
% of FP17s for Band 1 Urgent Courses	779	10,271	7.6%	8.0%	8.0%	9.1%
% of FP17s Relating to Free Repair or Replacements	131	10,271	1.3%	0.7%	0.8%	0.8%
% of FP17s Relating to Continuations	167	10,271	1.6%	0.9%	1.0%	1.0%
% of Patients satisfied with the dentistry they have received	7	7	N/A	92.0%	91.7%	91.5%
% of Patients satisfied with the time they had to wait for an appointment	7	7	N/A	90.1%	88.3%	87.9%

* This is based on patients treated on this contract for their most recent course of treatment. Figures in italics indicate the base number of FP17s or Patient Questionnaire responses are less than 100. N/A is shown where the base number of responses is less than 10 during the period. % is calculated as Quantity/Base number*100

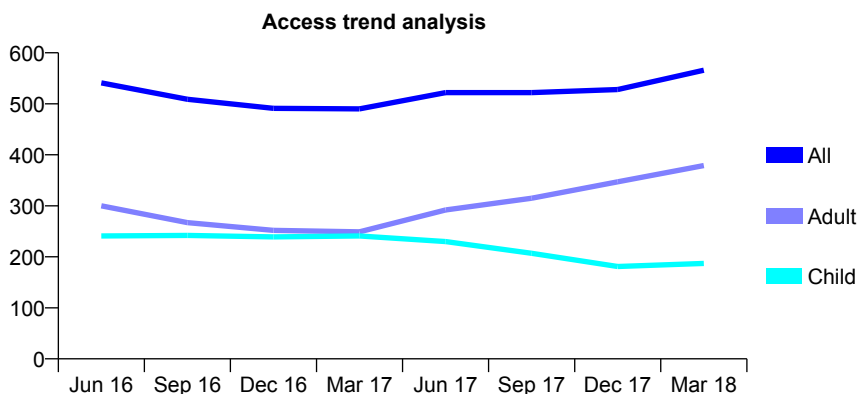
Q54 - Vital Signs At a Glance Contract Report for 858609/0001 - Year end March 2018

Name or company name	MR KS GILL
Contract type name	GDS Contract
Purpose of contract	General
Contract start date	01/03/2010
Contract end date	

17/18 Contracted general activity (UDA)	2,000
Carry forward general activity (UDA)	0
17/18 Contracted orthodontic activity (UOA)	0
Carry forward orthodontic activity (UOA)	0
Baseline contract value	£47,022.20

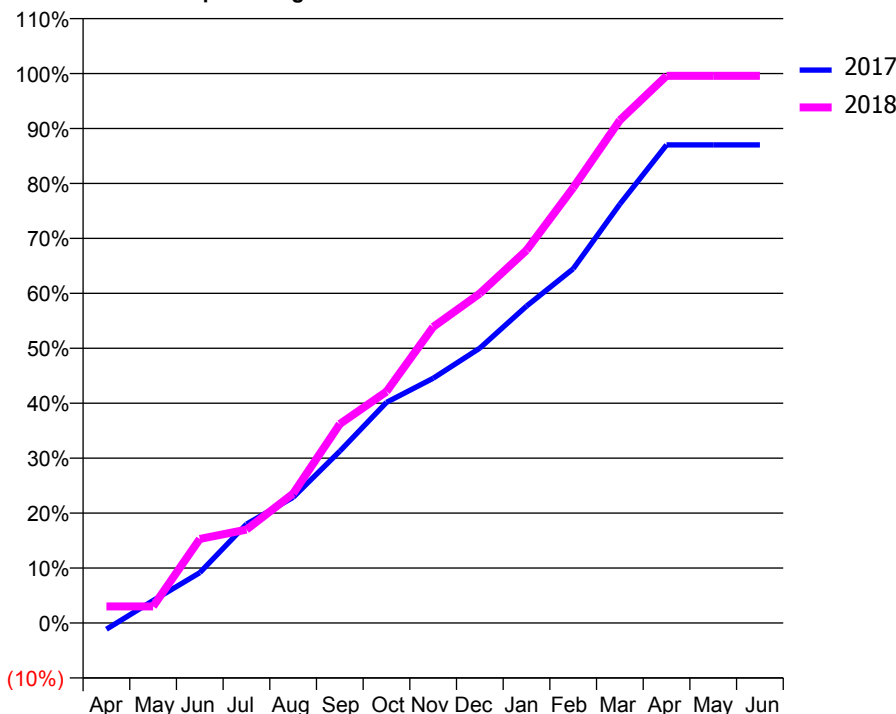
ACCESS*

Patients seen in 24 months	Total	Change since previous quarter
Quarter ending March 2017	490	
Quarter ending June 2017	522	↑
Quarter ending September 2017	522	→
Quarter ending December 2017	528	→
Quarter ending March 2018	566	↑
Variance since March 2017	15.5%	↑



ACTIVITY

Cumulative percentage of contracted UDA delivered 2017 & 2018



Month	Adjusted Scheduled Activity (UDA)	
	2017	2018
April	-23	60
May	82	60
June	183	306
July	360	340
August	457	471
September	625	724
October	803	842
November	891	1,078
December	1,000	1,200
January	1,153	1,357
February	1,289	1,585
March	1,525	1,830
April	1,740	1,992
May	1,740	1,992
June	1,740	1,992

QUALITY

	Quantity	Base Number	Contract	AT	Region	England
% of FP17s for the same patient ID Re-attending within 3 months - Children	4	277	1.4%	10.0%	11.6%	11.9%
% of FP17s for the same patient ID Re-attending within 3 months - Adults	23	515	4.5%	15.0%	15.4%	16.0%
% of FP17s for the same patient ID Re-attending between 3 & 9 months - Children	105	277	37.9%	51.9%	59.4%	58.3%
% of FP17s for the same patient ID Re-attending between 3 & 9 months - Adults	110	515	21.4%	47.0%	51.3%	50.3%
% of FP17s for Band 1 Urgent Courses	29	764	3.8%	8.0%	8.0%	9.1%
% of FP17s Relating to Free Repair or Replacements	4	764	0.5%	0.7%	0.8%	0.8%
% of FP17s Relating to Continuations	0	764	0.0%	0.9%	1.0%	1.0%
% of Patients satisfied with the dentistry they have received	2	2	N/A	92.0%	91.7%	91.5%
% of Patients satisfied with the time they had to wait for an appointment	2	2	N/A	90.1%	88.3%	87.9%

* This is based on patients treated on this contract for their most recent course of treatment. Figures in italics indicate the base number of FP17s or Patient Questionnaire responses are less than 100. N/A is shown where the base number of responses is less than 10 during the period. % is calculated as Quantity/Base number*100

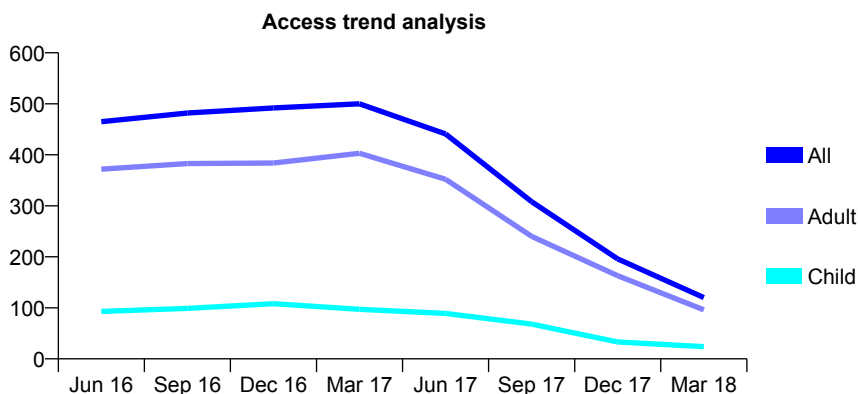
Q54 - Vital Signs At a Glance Contract Report for 858609/0003 - Year end March 2018

Name or company name	MR KS GILL
Contract type name	PDS Plus Contract
Purpose of contract	General
Contract start date	01/05/2012
Contract end date	30/04/2017

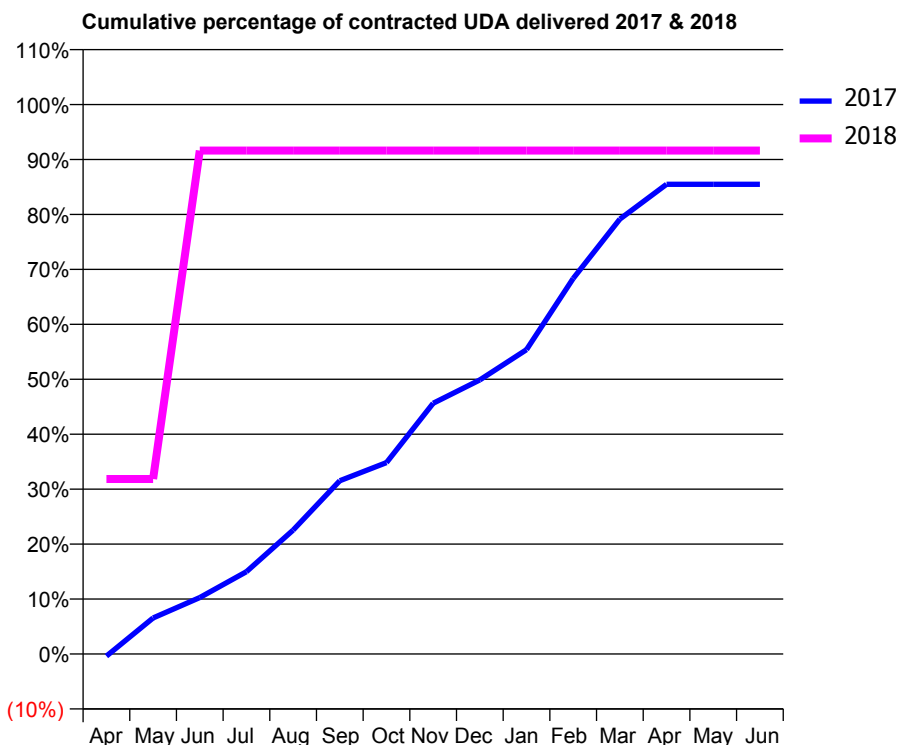
17/18 Contracted general activity (UDA)	167
Carry forward general activity (UDA)	0
17/18 Contracted orthodontic activity (UOA)	0
Carry forward orthodontic activity (UOA)	0
Baseline contract value	£2,057.21

ACCESS*

Patients seen in 24 months	Total	Change since previous quarter
Quarter ending March 2017	500	
Quarter ending June 2017	441	↓
Quarter ending September 2017	308	↓
Quarter ending December 2017	196	↓
Quarter ending March 2018	120	↓
Variance since March 2017	(76.0%)	↓



ACTIVITY



Month	Adjusted Scheduled Activity (UDA)	
	2017	2018
April	-8	53
May	131	53
June	206	153
July	300	153
August	451	153
September	631	153
October	697	153
November	913	153
December	998	153
January	1,108	153
February	1,367	153
March	1,583	153
April	1,710	153
May	1,710	153
June	1,710	153

QUALITY

	Quantity	Base Number	Contract	AT	Region	England
% of FP17s for the same patient ID Re-attending within 3 months - Children	0	35	0.0%	10.0%	11.6%	11.9%
% of FP17s for the same patient ID Re-attending within 3 months - Adults	4	78	5.1%	15.0%	15.4%	16.0%
% of FP17s for the same patient ID Re-attending between 3 & 9 months - Children	5	35	14.3%	51.9%	59.4%	58.3%
% of FP17s for the same patient ID Re-attending between 3 & 9 months - Adults	17	78	21.8%	47.0%	51.3%	50.3%
% of FP17s for Band 1 Urgent Courses	5	75	6.7%	8.0%	8.0%	9.1%
% of FP17s Relating to Free Repair or Replacements	0	75	0.0%	0.7%	0.8%	0.8%
% of FP17s Relating to Continuations	0	75	0.0%	0.9%	1.0%	1.0%
% of Patients satisfied with the dentistry they have received	0	0	N/A	92.0%	91.7%	91.5%
% of Patients satisfied with the time they had to wait for an appointment	0	0	N/A	90.1%	88.3%	87.9%

* This is based on patients treated on this contract for their most recent course of treatment. Figures in italics indicate the base number of FP17s or Patient Questionnaire responses are less than 100. N/A is shown where the base number of responses is less than 10 during the period. % is calculated as Quantity/Base number*100

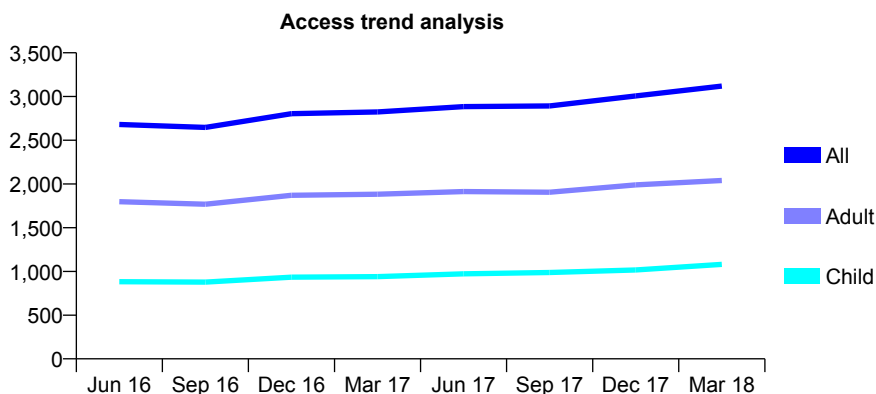
Q54 - Vital Signs At a Glance Contract Report for 859389/0001 - Year end March 2018

Name or company name	MR A KHALIL
Contract type name	GDS Contract
Purpose of contract	General
Contract start date	01/04/2006
Contract end date	

17/18 Contracted general activity (UDA)	11,766
Carry forward general activity (UDA)	0
17/18 Contracted orthodontic activity (UOA)	0
Carry forward orthodontic activity (UOA)	0
Baseline contract value	£296,094.76

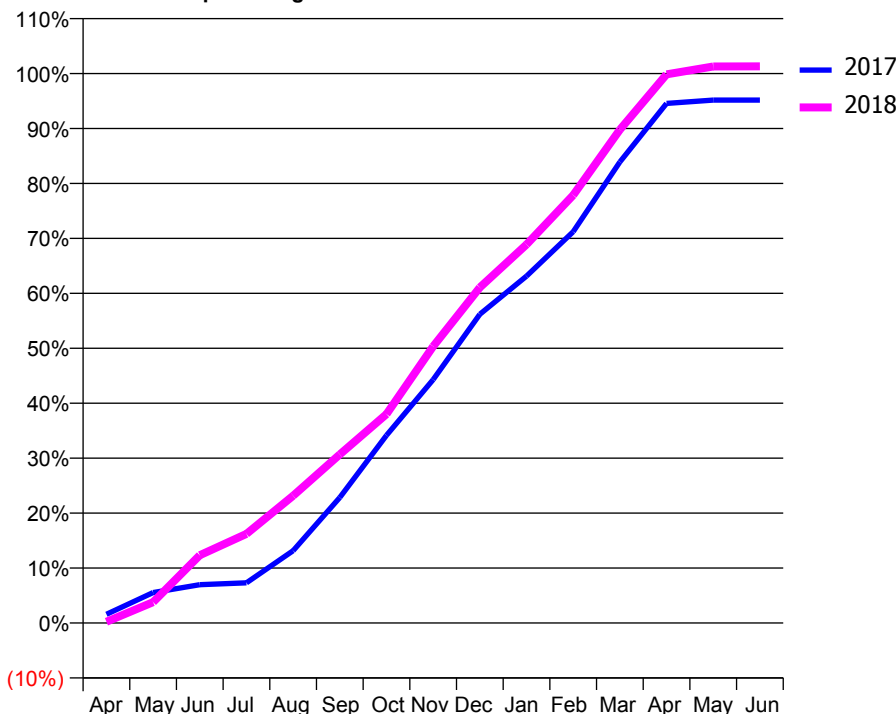
ACCESS*

Patients seen in 24 months	Total	Change since previous quarter
Quarter ending March 2017	2,823	
Quarter ending June 2017	2,885	↑
Quarter ending September 2017	2,893	→
Quarter ending December 2017	3,007	↑
Quarter ending March 2018	3,120	↑
Variance since March 2017	10.5%	↑



ACTIVITY

Cumulative percentage of contracted UDA delivered 2017 & 2018



Month	Adjusted Scheduled Activity (UDA)	
	2017	2018
April	188	28
May	652	447
June	821	1,452
July	861	1,910
August	1,548	2,726
September	2,687	3,612
October	4,020	4,474
November	5,211	5,924
December	6,612	7,184
January	7,427	8,104
February	8,378	9,162
March	9,873	10,563
April	11,125	11,748
May	11,196	11,917
June	11,196	11,918

QUALITY

	Quantity	Base Number	Contract	AT	Region	England
% of FP17s for the same patient ID Re-attending within 3 months - Children	81	1,155	7.0%	10.0%	11.6%	11.9%
% of FP17s for the same patient ID Re-attending within 3 months - Adults	357	2,176	16.4%	15.0%	15.4%	16.0%
% of FP17s for the same patient ID Re-attending between 3 & 9 months - Children	274	1,155	23.7%	51.9%	59.4%	58.3%
% of FP17s for the same patient ID Re-attending between 3 & 9 months - Adults	546	2,176	25.1%	47.0%	51.3%	50.3%
% of FP17s for Band 1 Urgent Courses	495	3,343	14.8%	8.0%	8.0%	9.1%
% of FP17s Relating to Free Repair or Replacements	13	3,343	0.4%	0.7%	0.8%	0.8%
% of FP17s Relating to Continuations	2	3,343	0.1%	0.9%	1.0%	1.0%
% of Patients satisfied with the dentistry they have received	1	1	N/A	92.0%	91.7%	91.5%
% of Patients satisfied with the time they had to wait for an appointment	0	1	N/A	90.1%	88.3%	87.9%

* This is based on patients treated on this contract for their most recent course of treatment. Figures in italics indicate the base number of FP17s or Patient Questionnaire responses are less than 100. N/A is shown where the base number of responses is less than 10 during the period. % is calculated as Quantity/Base number*100

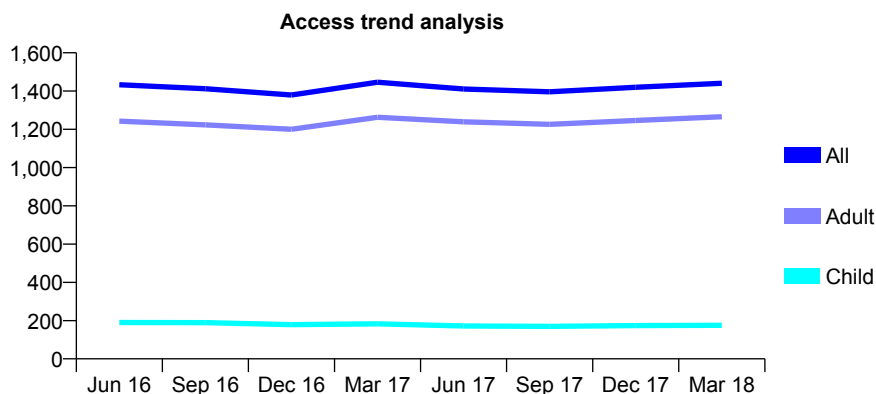
Q54 - Vital Signs At a Glance Contract Report for 901245/0001 - Year end March 2018

Name or company name	MR DG HENDERSON
Contract type name	GDS Contract
Purpose of contract	General and Orthodontic
Contract start date	01/04/2006
Contract end date	

17/18 Contracted general activity (UDA)	3,830
Carry forward general activity (UDA)	-55
17/18 Contracted orthodontic activity (UOA)	3
Carry forward orthodontic activity (UOA)	0
Baseline contract value	£99,762.47

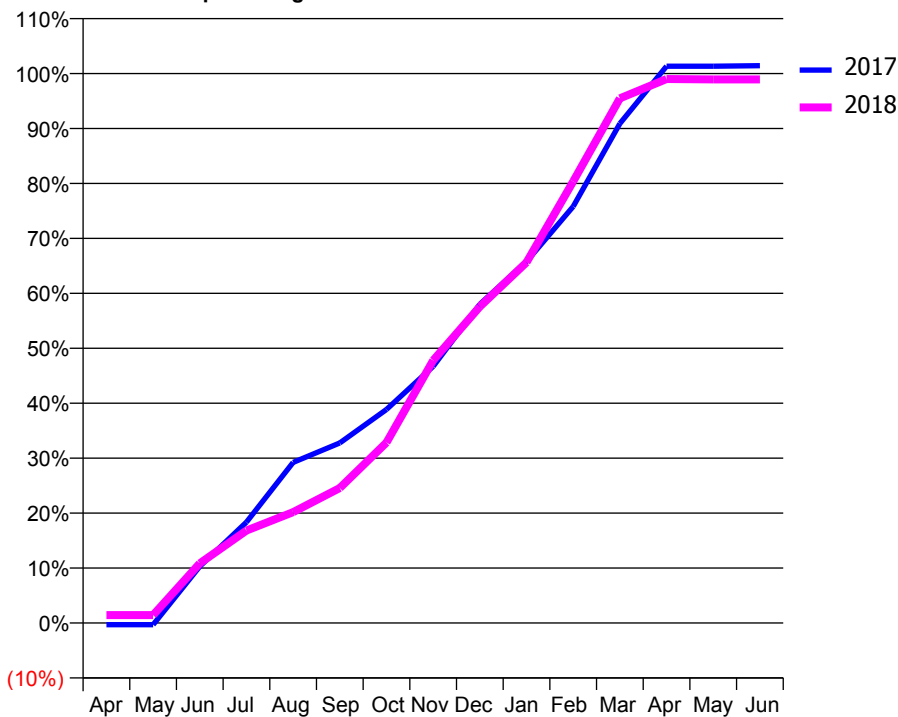
ACCESS*

Patients seen in 24 months	Total	Change since previous quarter
Quarter ending March 2017	1,446	
Quarter ending June 2017	1,411	↓
Quarter ending September 2017	1,396	↓
Quarter ending December 2017	1,420	→
Quarter ending March 2018	1,441	→
Variance since March 2017	(0.3%)	→



ACTIVITY

Cumulative percentage of contracted UDA delivered 2017 & 2018



Month	Adjusted Scheduled Activity (UDA)	
	2017	2018
April	-13	55
May	-13	55
June	395	416
July	703	644
August	1,120	772
September	1,255	941
October	1,489	1,258
November	1,789	1,831
December	2,222	2,205
January	2,519	2,514
February	2,903	3,078
March	3,481	3,657
April	3,881	3,791
May	3,881	3,788
June	3,884	3,788

QUALITY

	Quantity	Base Number	Contract	AT	Region	England
% of FP17s for the same patient ID Re-attending within 3 months - Children	12	246	4.9%	10.0%	11.6%	11.9%
% of FP17s for the same patient ID Re-attending within 3 months - Adults	305	1,731	17.6%	15.0%	15.4%	16.0%
% of FP17s for the same patient ID Re-attending between 3 & 9 months - Children	119	246	48.4%	51.9%	59.4%	58.3%
% of FP17s for the same patient ID Re-attending between 3 & 9 months - Adults	722	1,731	41.7%	47.0%	51.3%	50.3%
% of FP17s for Band 1 Urgent Courses	242	1,858	13.0%	8.0%	8.0%	9.1%
% of FP17s Relating to Free Repair or Replacements	14	1,858	0.8%	0.7%	0.8%	0.8%
% of FP17s Relating to Continuations	6	1,858	0.3%	0.9%	1.0%	1.0%
% of Patients satisfied with the dentistry they have received	1	2	N/A	92.0%	91.7%	91.5%
% of Patients satisfied with the time they had to wait for an appointment	1	2	N/A	90.1%	88.3%	87.9%

* This is based on patients treated on this contract for their most recent course of treatment. Figures in italics indicate the base number of FP17s or Patient Questionnaire responses are less than 100. N/A is shown where the base number of responses is less than 10 during the period. % is calculated as Quantity/Base number*100

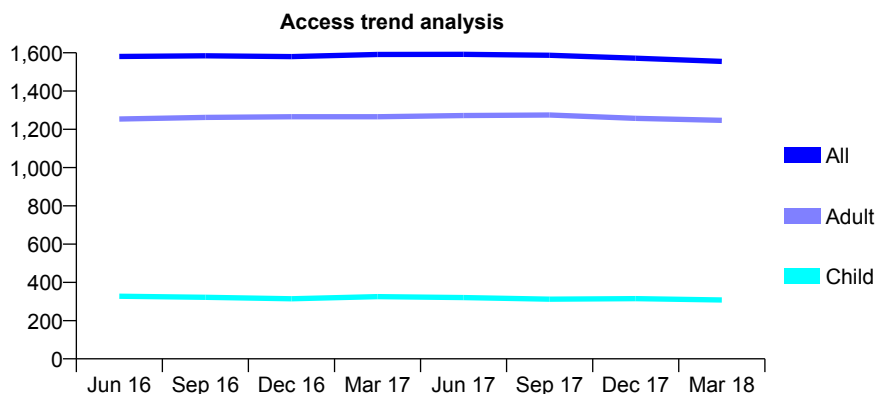
Q54 - Vital Signs At a Glance Contract Report for 909386/0001 - Year end March 2018

Name or company name	MR AN HARGREAVES
Contract type name	GDS Contract
Purpose of contract	General
Contract start date	01/04/2006
Contract end date	

17/18 Contracted general activity (UDA)	4,635
Carry forward general activity (UDA)	-12
17/18 Contracted orthodontic activity (UOA)	0
Carry forward orthodontic activity (UOA)	0
Baseline contract value	£133,464.77

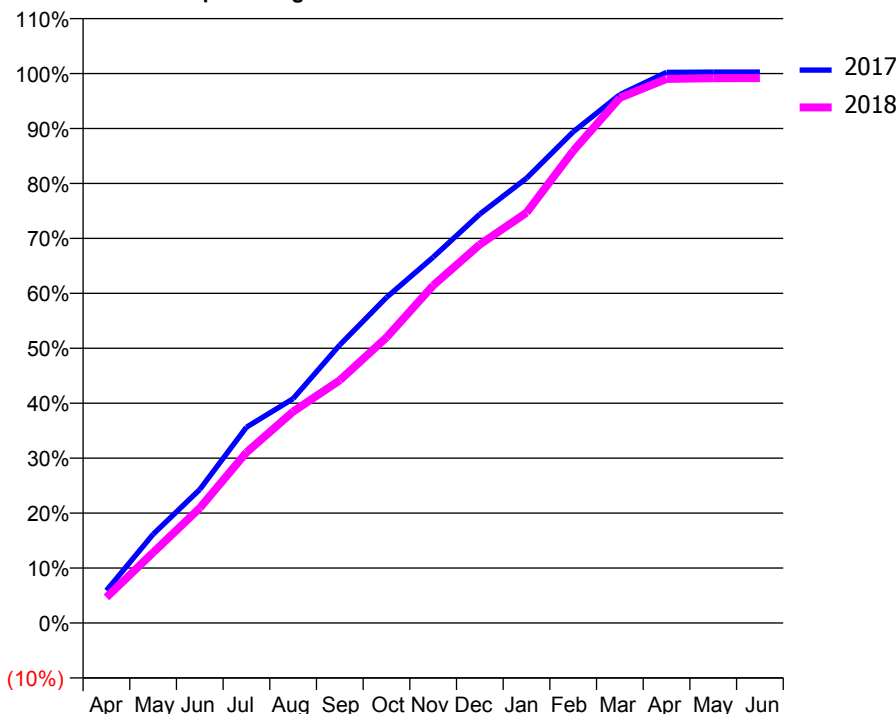
ACCESS*

Patients seen in 24 months	Total	Change since previous quarter
Quarter ending March 2017	1,591	
Quarter ending June 2017	1,592	→
Quarter ending September 2017	1,587	→
Quarter ending December 2017	1,572	→
Quarter ending March 2018	1,555	↓
Variance since March 2017	(2.3%)	↓



ACTIVITY

Cumulative percentage of contracted UDA delivered 2017 & 2018



Month	Adjusted Scheduled Activity (UDA)	
	2017	2018
April	274	217
May	748	595
June	1,127	970
July	1,652	1,440
August	1,892	1,784
September	2,345	2,048
October	2,746	2,409
November	3,086	2,847
December	3,449	3,193
January	3,752	3,462
February	4,143	3,982
March	4,456	4,429
April	4,645	4,590
May	4,647	4,595
June	4,647	4,596

QUALITY

	Quantity	Base Number	Contract	AT	Region	England
% of FP17s for the same patient ID Re-attending within 3 months - Children	16	531	3.0%	10.0%	11.6%	11.9%
% of FP17s for the same patient ID Re-attending within 3 months - Adults	113	1,791	6.3%	15.0%	15.4%	16.0%
% of FP17s for the same patient ID Re-attending between 3 & 9 months - Children	401	531	75.5%	51.9%	59.4%	58.3%
% of FP17s for the same patient ID Re-attending between 3 & 9 months - Adults	1,224	1,791	68.3%	47.0%	51.3%	50.3%
% of FP17s for Band 1 Urgent Courses	56	2,303	2.4%	8.0%	8.0%	9.1%
% of FP17s Relating to Free Repair or Replacements	0	2,303	0.0%	0.7%	0.8%	0.8%
% of FP17s Relating to Continuations	20	2,303	0.9%	0.9%	1.0%	1.0%
% of Patients satisfied with the dentistry they have received	3	3	N/A	92.0%	91.7%	91.5%
% of Patients satisfied with the time they had to wait for an appointment	3	3	N/A	90.1%	88.3%	87.9%

* This is based on patients treated on this contract for their most recent course of treatment. Figures in italics indicate the base number of FP17s or Patient Questionnaire responses are less than 100. N/A is shown where the base number of responses is less than 10 during the period. % is calculated as Quantity/Base number*100

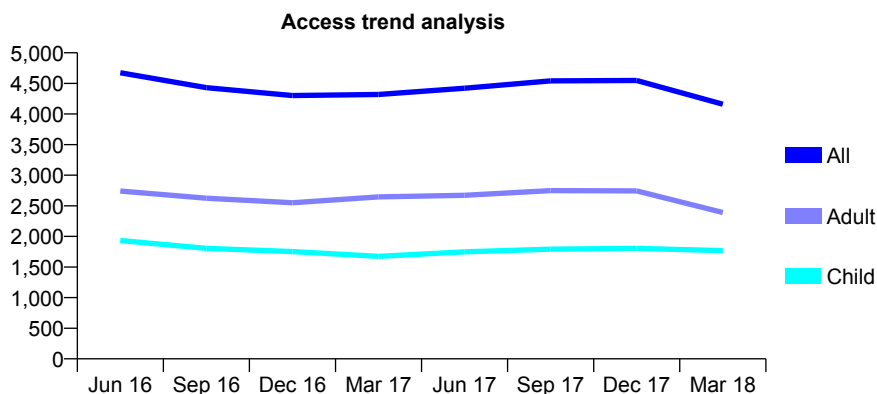
Q54 - Vital Signs At a Glance Contract Report for 913286/0002 - Year end March 2018

Name or company name	MR GE FICKERT
Contract type name	GDS Contract
Purpose of contract	General
Contract start date	01/04/2006
Contract end date	

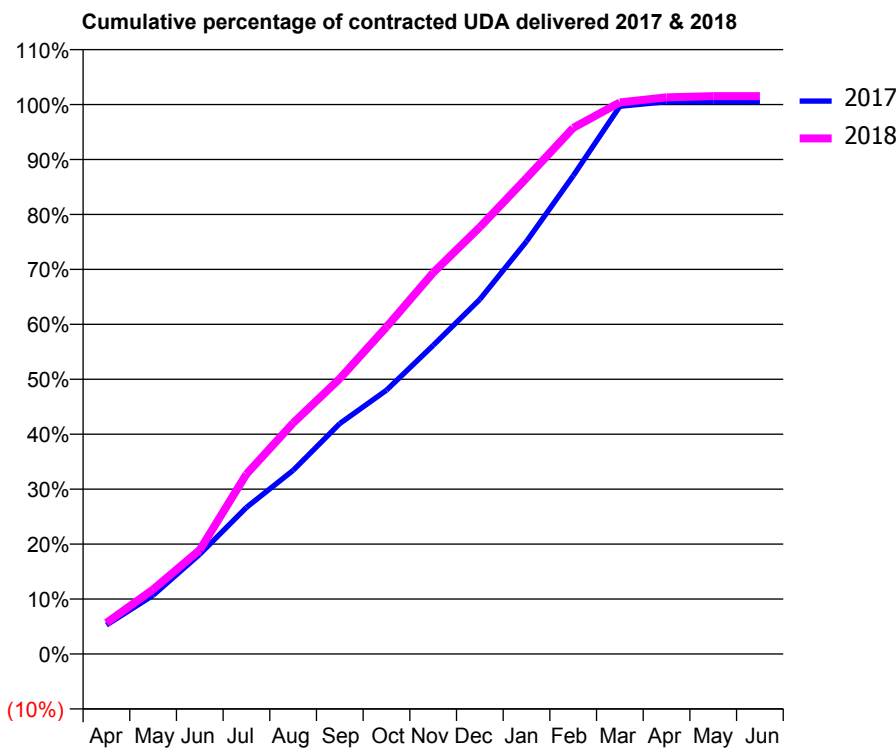
17/18 Contracted general activity (UDA)	14,799
Carry forward general activity (UDA)	-78
17/18 Contracted orthodontic activity (UOA)	0
Carry forward orthodontic activity (UOA)	0
Baseline contract value	£365,827.09

ACCESS*

Patients seen in 24 months	Total	Change since previous quarter
Quarter ending March 2017	4,319	
Quarter ending June 2017	4,421	↑
Quarter ending September 2017	4,541	↑
Quarter ending December 2017	4,547	→
Quarter ending March 2018	4,161	↓
Variance since March 2017	(3.7%)	↓



ACTIVITY



Month	Adjusted Scheduled Activity (UDA)	
	2017	2018
April	782	838
May	1,581	1,739
June	2,690	2,803
July	3,947	4,845
August	4,948	6,223
September	6,209	7,418
October	7,105	8,806
November	8,311	10,270
December	9,550	11,496
January	11,112	12,817
February	12,881	14,169
March	14,751	14,856
April	14,872	14,993
May	14,873	15,025
June	14,876	15,025

QUALITY

	Quantity	Base Number	Contract	AT	Region	England
% of FP17s for the same patient ID Re-attending within 3 months - Children	145	2,285	6.3%	10.0%	11.6%	11.9%
% of FP17s for the same patient ID Re-attending within 3 months - Adults	407	2,369	17.2%	15.0%	15.4%	16.0%
% of FP17s for the same patient ID Re-attending between 3 & 9 months - Children	1,163	2,285	50.9%	51.9%	59.4%	58.3%
% of FP17s for the same patient ID Re-attending between 3 & 9 months - Adults	936	2,369	39.5%	47.0%	51.3%	50.3%
% of FP17s for Band 1 Urgent Courses	362	4,706	7.7%	8.0%	8.0%	9.1%
% of FP17s Relating to Free Repair or Replacements	21	4,706	0.4%	0.7%	0.8%	0.8%
% of FP17s Relating to Continuations	9	4,706	0.2%	0.9%	1.0%	1.0%
% of Patients satisfied with the dentistry they have received	5	5	N/A	92.0%	91.7%	91.5%
% of Patients satisfied with the time they had to wait for an appointment	4	5	N/A	90.1%	88.3%	87.9%

* This is based on patients treated on this contract for their most recent course of treatment. Figures in italics indicate the base number of FP17s or Patient Questionnaire responses are less than 100. N/A is shown where the base number of responses is less than 10 during the period. % is calculated as Quantity/Base number*100

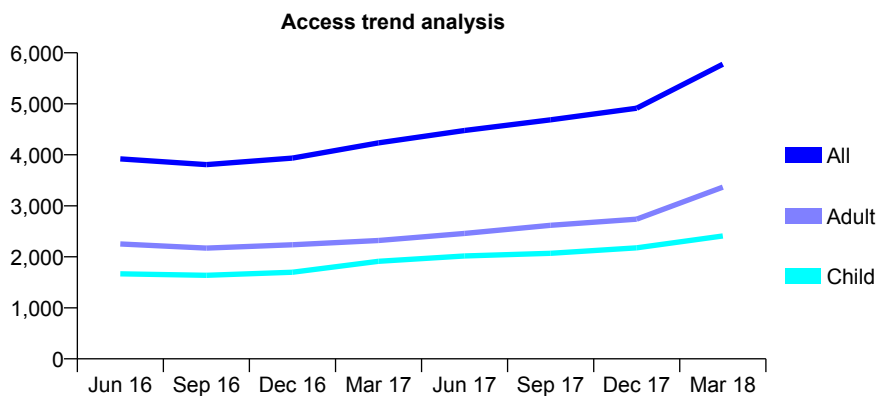
Q54 - Vital Signs At a Glance Contract Report for 913286/0003 - Year end March 2018

Name or company name	MR GE FICKERT
Contract type name	GDS Contract
Purpose of contract	General
Contract start date	01/04/2006
Contract end date	

17/18 Contracted general activity (UDA)	13,657
Carry forward general activity (UDA)	-147
17/18 Contracted orthodontic activity (UOA)	0
Carry forward orthodontic activity (UOA)	0
Baseline contract value	£375,220.44

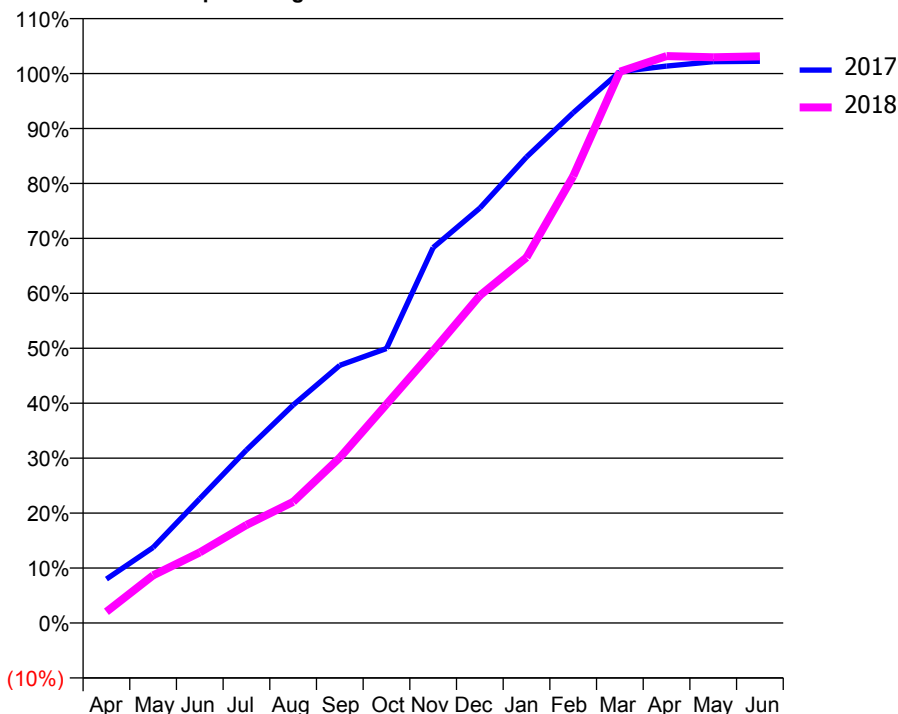
ACCESS*

Patients seen in 24 months	Total	Change since previous quarter
Quarter ending March 2017	4,233	
Quarter ending June 2017	4,477	↑
Quarter ending September 2017	4,687	↑
Quarter ending December 2017	4,915	↑
Quarter ending March 2018	5,776	↑
Variance since March 2017	36.5%	↑



ACTIVITY

Cumulative percentage of contracted UDA delivered 2017 & 2018



Month	Adjusted Scheduled Activity (UDA)	
	2017	2018
April	644	282
May	1,107	1,186
June	1,824	1,755
July	2,537	2,436
August	3,197	3,011
September	3,780	4,111
October	4,027	5,435
November	5,507	6,764
December	6,085	8,139
January	6,836	9,087
February	7,483	11,106
March	8,087	13,703
April	8,168	14,089
May	8,233	14,059
June	8,239	14,085

QUALITY

	Quantity	Base Number	Contract	AT	Region	England
% of FP17s for the same patient ID Re-attending within 3 months - Children	244	3,155	7.7%	10.0%	11.6%	11.9%
% of FP17s for the same patient ID Re-attending within 3 months - Adults	540	3,683	14.7%	15.0%	15.4%	16.0%
% of FP17s for the same patient ID Re-attending between 3 & 9 months - Children	1,092	3,155	34.6%	51.9%	59.4%	58.3%
% of FP17s for the same patient ID Re-attending between 3 & 9 months - Adults	790	3,683	21.4%	47.0%	51.3%	50.3%
% of FP17s for Band 1 Urgent Courses	753	5,437	13.8%	8.0%	8.0%	9.1%
% of FP17s Relating to Free Repair or Replacements	1	5,437	0.0%	0.7%	0.8%	0.8%
% of FP17s Relating to Continuations	1	5,437	0.0%	0.9%	1.0%	1.0%
% of Patients satisfied with the dentistry they have received	1	1	N/A	92.0%	91.7%	91.5%
% of Patients satisfied with the time they had to wait for an appointment	1	1	N/A	90.1%	88.3%	87.9%

* This is based on patients treated on this contract for their most recent course of treatment. Figures in italics indicate the base number of FP17s or Patient Questionnaire responses are less than 100. N/A is shown where the base number of responses is less than 10 during the period. % is calculated as Quantity/Base number*100

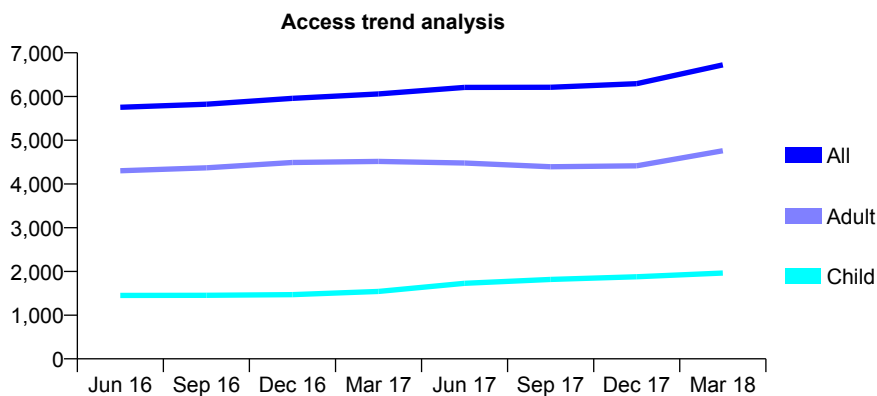
Q54 - Vital Signs At a Glance Contract Report for 913286/0007 - Year end March 2018

Name or company name	MR GE FICKERT
Contract type name	GDS Contract
Purpose of contract	General
Contract start date	01/04/2009
Contract end date	

17/18 Contracted general activity (UDA)	19,254
Carry forward general activity (UDA)	40
17/18 Contracted orthodontic activity (UOA)	0
Carry forward orthodontic activity (UOA)	0
Baseline contract value	£484,134.96

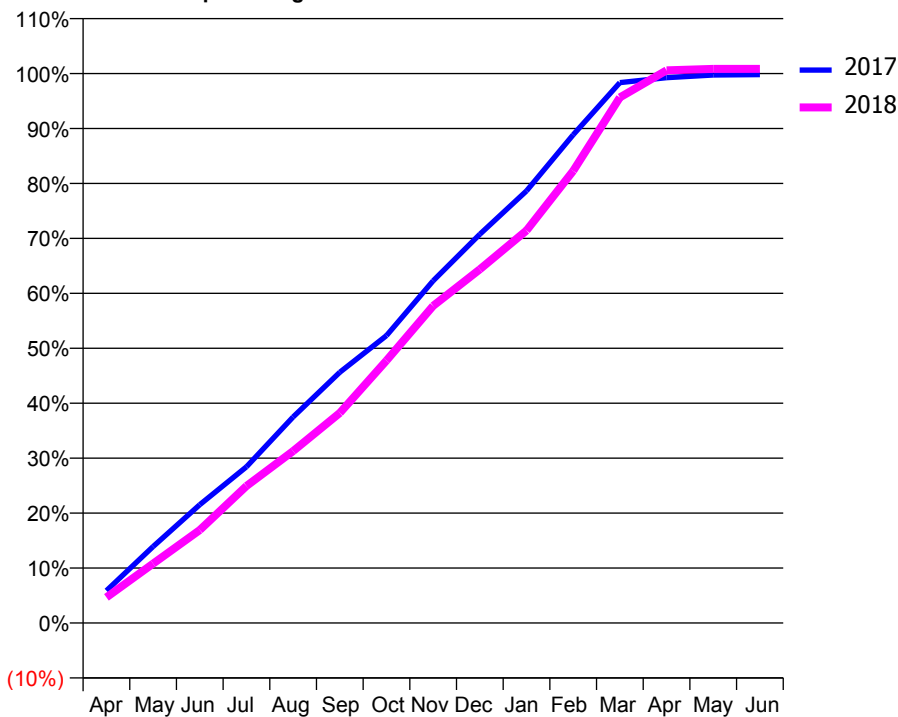
ACCESS*

Patients seen in 24 months	Total	Change since previous quarter
Quarter ending March 2017	6,059	
Quarter ending June 2017	6,208	↑
Quarter ending September 2017	6,211	→
Quarter ending December 2017	6,293	→
Quarter ending March 2018	6,724	↑
Variance since March 2017	11.0%	↑



ACTIVITY

Cumulative percentage of contracted UDA delivered 2017 & 2018



Month	Adjusted Scheduled Activity (UDA)	
	2017	2018
April	1,133	902
May	2,680	2,080
June	4,149	3,257
July	5,472	4,799
August	7,220	6,023
September	8,788	7,362
October	10,070	9,197
November	11,992	11,113
December	13,624	12,393
January	15,141	13,753
February	17,108	15,844
March	18,934	18,415
April	19,109	19,366
May	19,202	19,416
June	19,213	19,416

QUALITY

	Quantity	Base Number	Contract	AT	Region	England
% of FP17s for the same patient ID Re-attending within 3 months - Children	199	2,765	7.2%	10.0%	11.6%	11.9%
% of FP17s for the same patient ID Re-attending within 3 months - Adults	863	6,032	14.3%	15.0%	15.4%	16.0%
% of FP17s for the same patient ID Re-attending between 3 & 9 months - Children	1,382	2,765	50.0%	51.9%	59.4%	58.3%
% of FP17s for the same patient ID Re-attending between 3 & 9 months - Adults	2,680	6,032	44.4%	47.0%	51.3%	50.3%
% of FP17s for Band 1 Urgent Courses	814	8,185	9.9%	8.0%	8.0%	9.1%
% of FP17s Relating to Free Repair or Replacements	89	8,185	1.1%	0.7%	0.8%	0.8%
% of FP17s Relating to Continuations	26	8,185	0.3%	0.9%	1.0%	1.0%
% of Patients satisfied with the dentistry they have received	2	2	N/A	92.0%	91.7%	91.5%
% of Patients satisfied with the time they had to wait for an appointment	2	2	N/A	90.1%	88.3%	87.9%

* This is based on patients treated on this contract for their most recent course of treatment. Figures in italics indicate the base number of FP17s or Patient Questionnaire responses are less than 100. N/A is shown where the base number of responses is less than 10 during the period. % is calculated as Quantity/Base number*100

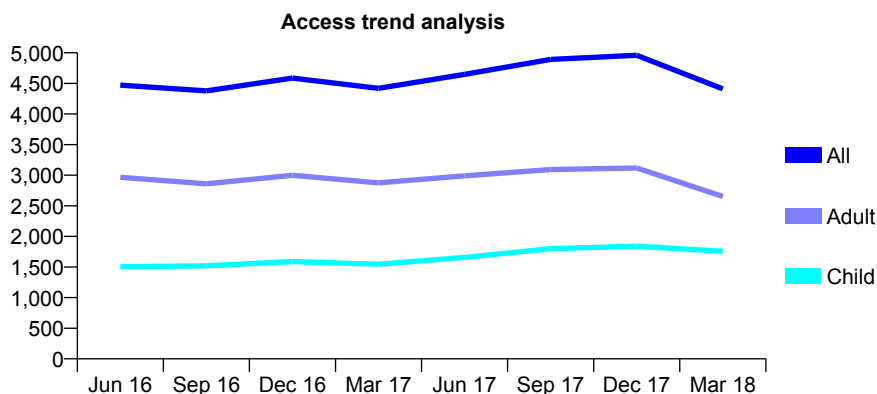
Q54 - Vital Signs At a Glance Contract Report for 913286/0010 - Year end March 2018

Name or company name	MR GE FICKERT
Contract type name	GDS Contract
Purpose of contract	General
Contract start date	30/04/2013
Contract end date	

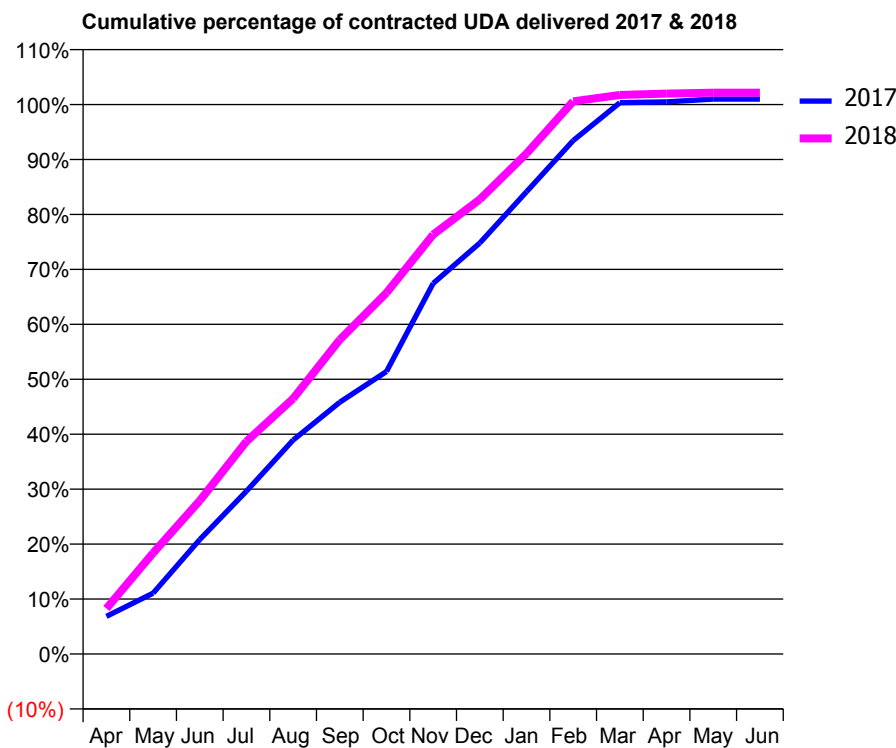
17/18 Contracted general activity (UDA)	13,386
Carry forward general activity (UDA)	-127
17/18 Contracted orthodontic activity (UOA)	0
Carry forward orthodontic activity (UOA)	0
Baseline contract value	£351,753.52

ACCESS*

Patients seen in 24 months	Total	Change since previous quarter
Quarter ending March 2017	4,420	
Quarter ending June 2017	4,648	↑
Quarter ending September 2017	4,893	↑
Quarter ending December 2017	4,959	→
Quarter ending March 2018	4,410	↓
Variance since March 2017	(0.2%)	→



ACTIVITY



Month	Adjusted Scheduled Activity (UDA)	
	2017	2018
April	883	1,109
May	1,425	2,459
June	2,681	3,739
July	3,815	5,178
August	5,012	6,224
September	5,899	7,659
October	6,615	8,797
November	8,681	10,217
December	9,626	11,074
January	10,827	12,192
February	12,024	13,464
March	12,912	13,617
April	12,931	13,650
May	12,996	13,673
June	12,996	13,673

QUALITY

	Quantity	Base Number	Contract	AT	Region	England
% of FP17s for the same patient ID Re-attending within 3 months - Children	129	2,312	5.6%	10.0%	11.6%	11.9%
% of FP17s for the same patient ID Re-attending within 3 months - Adults	463	2,941	15.7%	15.0%	15.4%	16.0%
% of FP17s for the same patient ID Re-attending between 3 & 9 months - Children	1,122	2,312	48.5%	51.9%	59.4%	58.3%
% of FP17s for the same patient ID Re-attending between 3 & 9 months - Adults	1,109	2,941	37.7%	47.0%	51.3%	50.3%
% of FP17s for Band 1 Urgent Courses	450	5,265	8.5%	8.0%	8.0%	9.1%
% of FP17s Relating to Free Repair or Replacements	4	5,265	0.1%	0.7%	0.8%	0.8%
% of FP17s Relating to Continuations	1	5,265	0.0%	0.9%	1.0%	1.0%
% of Patients satisfied with the dentistry they have received	2	2	N/A	92.0%	91.7%	91.5%
% of Patients satisfied with the time they had to wait for an appointment	2	2	N/A	90.1%	88.3%	87.9%

* This is based on patients treated on this contract for their most recent course of treatment. Figures in italics indicate the base number of FP17s or Patient Questionnaire responses are less than 100. N/A is shown where the base number of responses is less than 10 during the period. % is calculated as Quantity/Base number*100

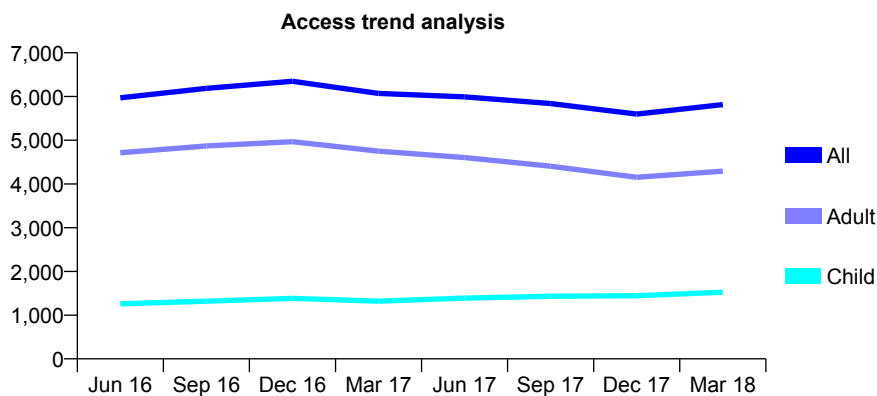
Q54 - Vital Signs At a Glance Contract Report for 913286/0011 - Year end March 2018

Name or company name	MR GE FICKERT
Contract type name	GDS Contract
Purpose of contract	General
Contract start date	01/07/2013
Contract end date	

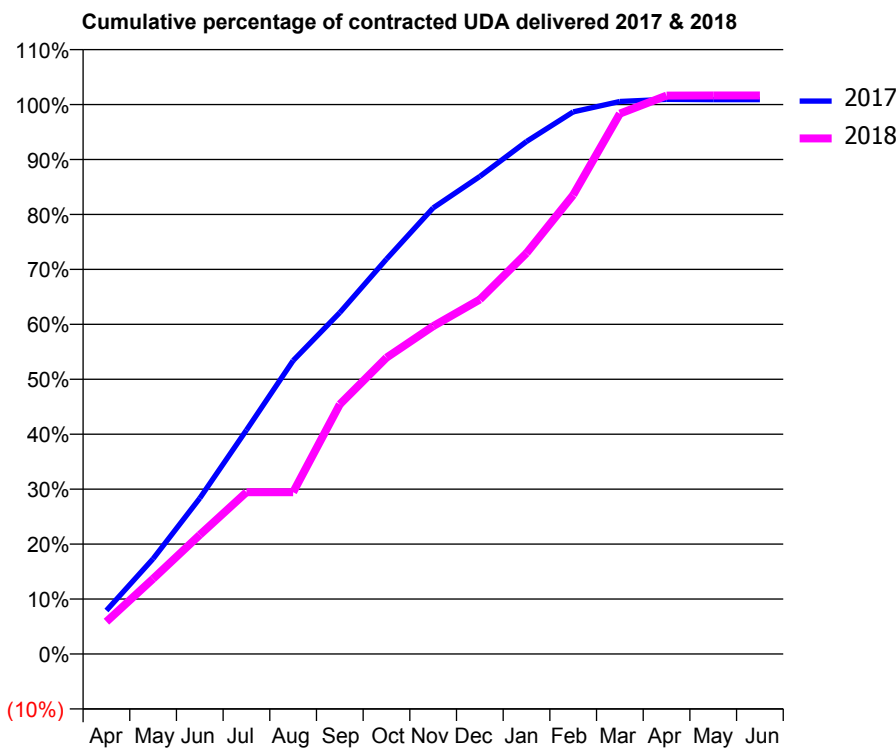
17/18 Contracted general activity (UDA)	15,442
Carry forward general activity (UDA)	-139
17/18 Contracted orthodontic activity (UOA)	0
Carry forward orthodontic activity (UOA)	0
Baseline contract value	£344,262.85

ACCESS*

Patients seen in 24 months	Total	Change since previous quarter
Quarter ending March 2017	6,070	
Quarter ending June 2017	5,992	↓
Quarter ending September 2017	5,840	↓
Quarter ending December 2017	5,597	↓
Quarter ending March 2018	5,816	↑
Variance since March 2017	(4.2%)	↓



ACTIVITY



Month	Adjusted Scheduled Activity (UDA)	
	2017	2018
April	1,223	908
May	2,676	2,117
June	4,380	3,349
July	6,293	4,549
August	8,245	4,549
September	9,596	7,015
October	11,097	8,329
November	12,538	9,214
December	13,422	9,961
January	14,405	11,267
February	15,235	12,898
March	15,529	15,186
April	15,588	15,693
May	15,581	15,694
June	15,581	15,694

QUALITY

	Quantity	Base Number	Contract	AT	Region	England
% of FP17s for the same patient ID Re-attending within 3 months - Children	147	2,065	7.1%	10.0%	11.6%	11.9%
% of FP17s for the same patient ID Re-attending within 3 months - Adults	521	4,177	12.5%	15.0%	15.4%	16.0%
% of FP17s for the same patient ID Re-attending between 3 & 9 months - Children	936	2,065	45.3%	51.9%	59.4%	58.3%
% of FP17s for the same patient ID Re-attending between 3 & 9 months - Adults	1,470	4,177	35.2%	47.0%	51.3%	50.3%
% of FP17s for Band 1 Urgent Courses	793	6,426	12.3%	8.0%	8.0%	9.1%
% of FP17s Relating to Free Repair or Replacements	33	6,426	0.5%	0.7%	0.8%	0.8%
% of FP17s Relating to Continuations	4	6,426	0.1%	0.9%	1.0%	1.0%
% of Patients satisfied with the dentistry they have received	0	0	N/A	92.0%	91.7%	91.5%
% of Patients satisfied with the time they had to wait for an appointment	0	0	N/A	90.1%	88.3%	87.9%

* This is based on patients treated on this contract for their most recent course of treatment. Figures in italics indicate the base number of FP17s or Patient Questionnaire responses are less than 100. N/A is shown where the base number of responses is less than 10 during the period. % is calculated as Quantity/Base number*100

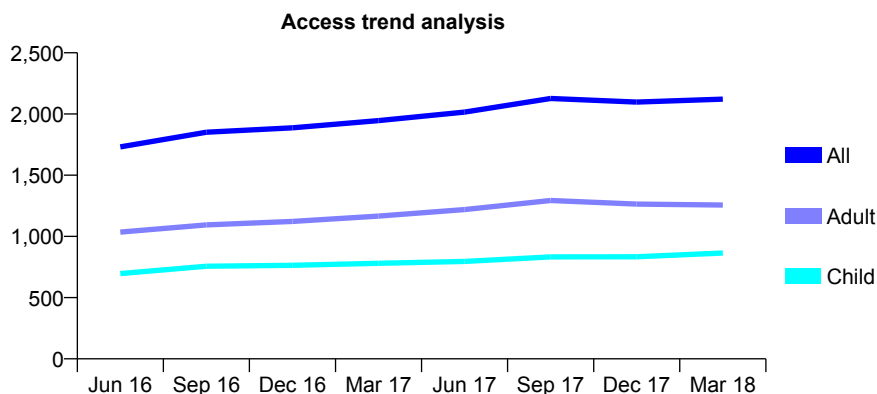
Q54 - Vital Signs At a Glance Contract Report for 913618/0001 - Year end March 2018

Name or company name	Mere Green Dental
Contract type name	GDS Contract
Purpose of contract	General and Orthodontic
Contract start date	01/04/2006
Contract end date	

17/18 Contracted general activity (UDA)	5,306
Carry forward general activity (UDA)	-103
17/18 Contracted orthodontic activity (UOA)	959
Carry forward orthodontic activity (UOA)	-19
Baseline contract value	£194,799.20

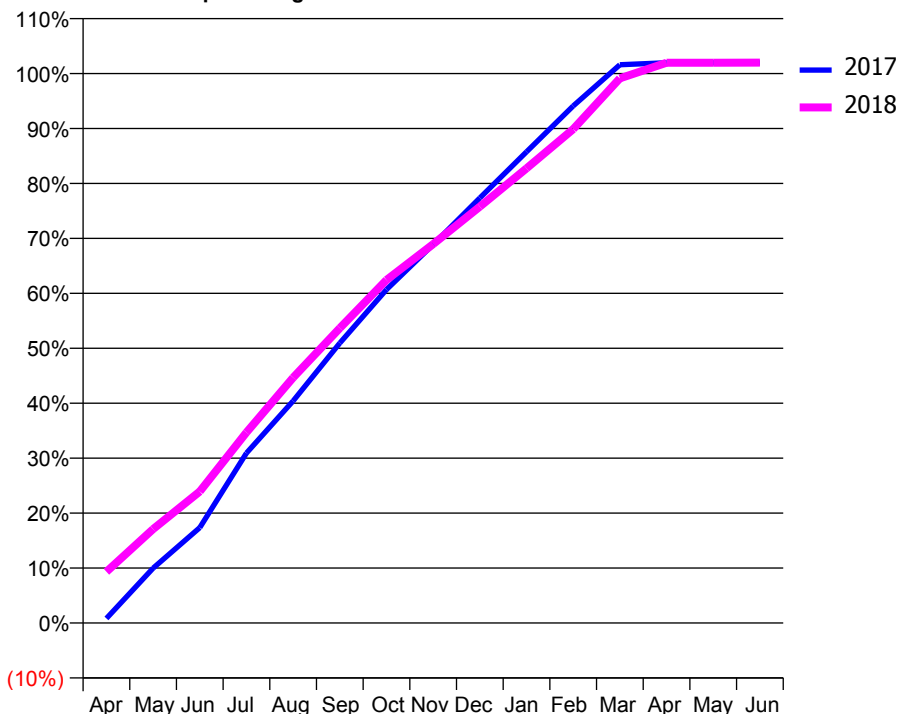
ACCESS*

Patients seen in 24 months	Total	Change since previous quarter
Quarter ending March 2017	1,946	
Quarter ending June 2017	2,016	↑
Quarter ending September 2017	2,127	↑
Quarter ending December 2017	2,098	↓
Quarter ending March 2018	2,121	→
Variance since March 2017	9.0%	↑



ACTIVITY

Cumulative percentage of contracted UDA delivered 2017 & 2018



Month	Adjusted Scheduled Activity (UDA)	
	2017	2018
April	45	495
May	530	908
June	921	1,270
July	1,642	1,840
August	2,145	2,370
September	2,703	2,847
October	3,220	3,312
November	3,655	3,658
December	4,105	4,020
January	4,550	4,391
February	4,992	4,768
March	5,391	5,259
April	5,410	5,409
May	5,410	5,409
June	5,409	5,411

QUALITY

	Quantity	Base Number	Contract	AT	Region	England
% of FP17s for the same patient ID Re-attending within 3 months - Children	97	1,222	7.9%	10.0%	11.6%	11.9%
% of FP17s for the same patient ID Re-attending within 3 months - Adults	225	1,625	13.8%	15.0%	15.4%	16.0%
% of FP17s for the same patient ID Re-attending between 3 & 9 months - Children	612	1,222	50.1%	51.9%	59.4%	58.3%
% of FP17s for the same patient ID Re-attending between 3 & 9 months - Adults	774	1,625	47.6%	47.0%	51.3%	50.3%
% of FP17s for Band 1 Urgent Courses	268	2,751	9.7%	8.0%	8.0%	9.1%
% of FP17s Relating to Free Repair or Replacements	11	2,751	0.4%	0.7%	0.8%	0.8%
% of FP17s Relating to Continuations	5	2,751	0.2%	0.9%	1.0%	1.0%
% of Patients satisfied with the dentistry they have received	1	1	N/A	92.0%	91.7%	91.5%
% of Patients satisfied with the time they had to wait for an appointment	1	1	N/A	90.1%	88.3%	87.9%

* This is based on patients treated on this contract for their most recent course of treatment. Figures in italics indicate the base number of FP17s or Patient Questionnaire responses are less than 100. N/A is shown where the base number of responses is less than 10 during the period. % is calculated as Quantity/Base number*100

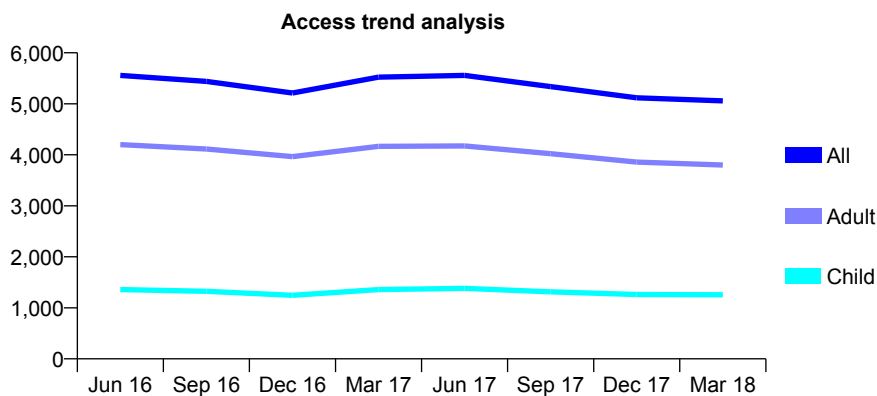
Q54 - Vital Signs At a Glance Contract Report for 921025/0001 - Year end March 2018

Name or company name	MR S KUMAR
Contract type name	GDS Contract
Purpose of contract	General
Contract start date	06/04/2007
Contract end date	

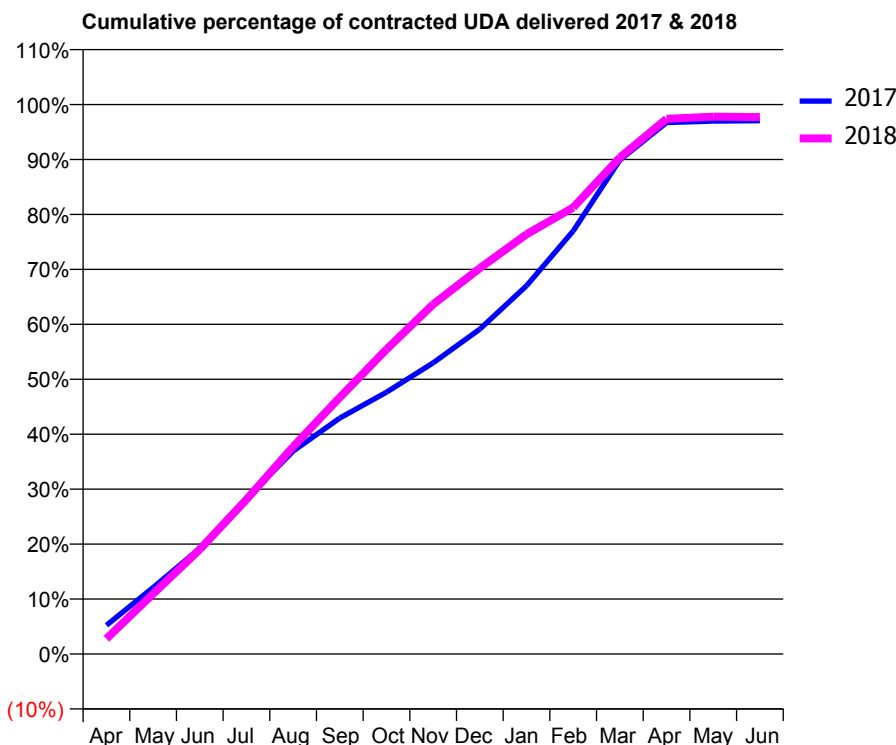
17/18 Contracted general activity (UDA)	17,992
Carry forward general activity (UDA)	530
17/18 Contracted orthodontic activity (UOA)	0
Carry forward orthodontic activity (UOA)	0
Baseline contract value	£417,932.60

ACCESS*

Patients seen in 24 months	Total	Change since previous quarter
Quarter ending March 2017	5,524	
Quarter ending June 2017	5,558	→
Quarter ending September 2017	5,336	↓
Quarter ending December 2017	5,118	↓
Quarter ending March 2018	5,058	↓
Variance since March 2017	(8.4%)	↓



ACTIVITY



Month	Adjusted Scheduled Activity (UDA)	
	2017	2018
April	942	500
May	2,176	1,971
June	3,458	3,426
July	5,089	5,056
August	6,642	6,786
September	7,726	8,402
October	8,571	9,976
November	9,534	11,452
December	10,637	12,635
January	12,056	13,744
February	13,850	14,621
March	16,173	16,255
April	17,403	17,522
May	17,448	17,592
June	17,461	17,580

QUALITY

	Quantity	Base Number	Contract	AT	Region	England
% of FP17s for the same patient ID Re-attending within 3 months - Children	123	1,696	7.3%	10.0%	11.6%	11.9%
% of FP17s for the same patient ID Re-attending within 3 months - Adults	899	4,986	18.0%	15.0%	15.4%	16.0%
% of FP17s for the same patient ID Re-attending between 3 & 9 months - Children	932	1,696	55.0%	51.9%	59.4%	58.3%
% of FP17s for the same patient ID Re-attending between 3 & 9 months - Adults	2,388	4,986	47.9%	47.0%	51.3%	50.3%
% of FP17s for Band 1 Urgent Courses	276	6,681	4.1%	8.0%	8.0%	9.1%
% of FP17s Relating to Free Repair or Replacements	267	6,681	4.0%	0.7%	0.8%	0.8%
% of FP17s Relating to Continuations	92	6,681	1.4%	0.9%	1.0%	1.0%
% of Patients satisfied with the dentistry they have received	4	4	N/A	92.0%	91.7%	91.5%
% of Patients satisfied with the time they had to wait for an appointment	3	4	N/A	90.1%	88.3%	87.9%

* This is based on patients treated on this contract for their most recent course of treatment. Figures in italics indicate the base number of FP17s or Patient Questionnaire responses are less than 100. N/A is shown where the base number of responses is less than 10 during the period. % is calculated as Quantity/Base number*100

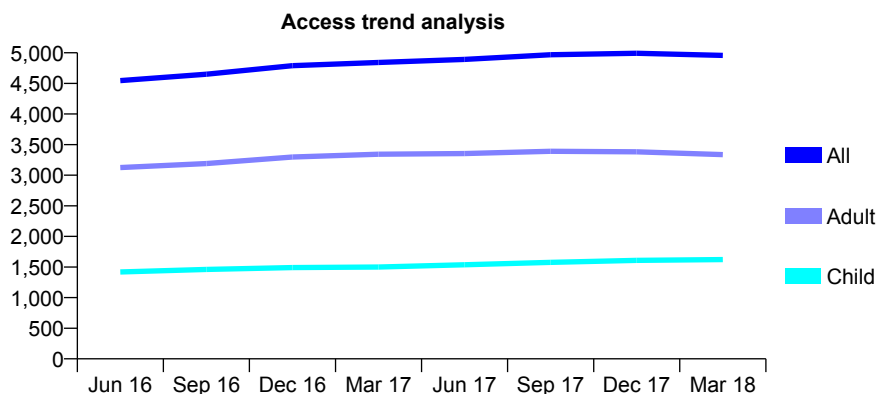
Q54 - Vital Signs At a Glance Contract Report for 921408/0001 - Year end March 2018

Name or company name	MRS AK KHATKAR
Contract type name	GDS Contract
Purpose of contract	General
Contract start date	01/04/2006
Contract end date	

17/18 Contracted general activity (UDA)	8,640
Carry forward general activity (UDA)	-15
17/18 Contracted orthodontic activity (UOA)	0
Carry forward orthodontic activity (UOA)	0
Baseline contract value	£208,978.16

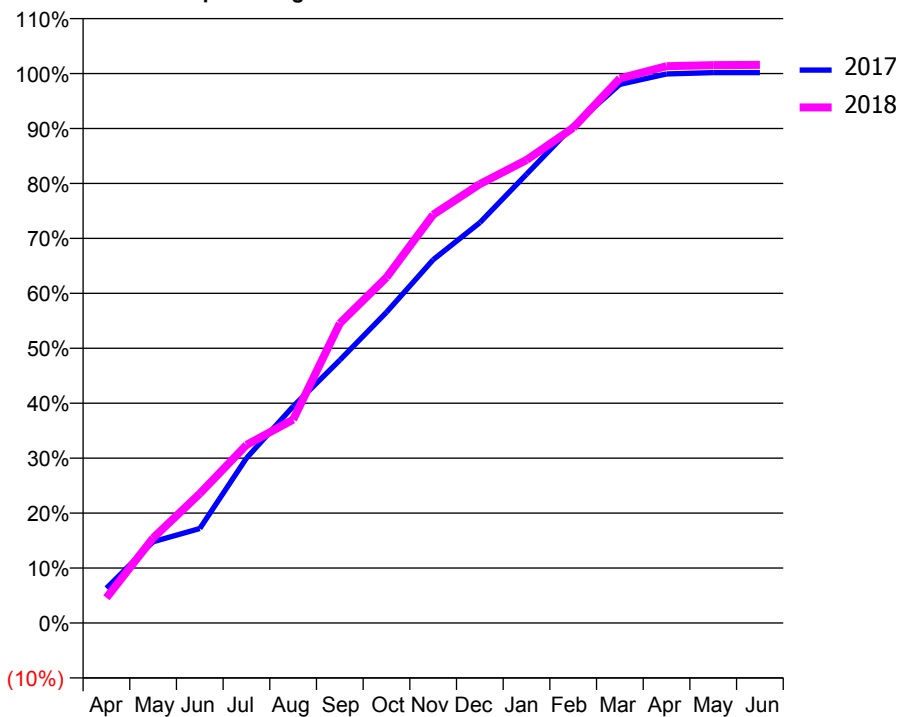
ACCESS*

Patients seen in 24 months	Total	Change since previous quarter
Quarter ending March 2017	4,842	
Quarter ending June 2017	4,892	→
Quarter ending September 2017	4,968	→
Quarter ending December 2017	4,992	→
Quarter ending March 2018	4,957	→
Variance since March 2017	2.4%	↑



ACTIVITY

Cumulative percentage of contracted UDA delivered 2017 & 2018



Month	Adjusted Scheduled Activity (UDA)	
	2017	2018
April	546	398
May	1,278	1,337
June	1,485	2,034
July	2,593	2,800
August	3,407	3,199
September	4,134	4,712
October	4,887	5,433
November	5,712	6,420
December	6,295	6,900
January	7,057	7,280
February	7,817	7,786
March	8,470	8,563
April	8,633	8,754
May	8,653	8,771
June	8,654	8,776

QUALITY

	Quantity	Base Number	Contract	AT	Region	England
% of FP17s for the same patient ID Re-attending within 3 months - Children	119	2,366	5.0%	10.0%	11.6%	11.9%
% of FP17s for the same patient ID Re-attending within 3 months - Adults	349	3,598	9.7%	15.0%	15.4%	16.0%
% of FP17s for the same patient ID Re-attending between 3 & 9 months - Children	1,522	2,366	64.3%	51.9%	59.4%	58.3%
% of FP17s for the same patient ID Re-attending between 3 & 9 months - Adults	1,470	3,598	40.9%	47.0%	51.3%	50.3%
% of FP17s for Band 1 Urgent Courses	292	4,837	6.0%	8.0%	8.0%	9.1%
% of FP17s Relating to Free Repair or Replacements	32	4,837	0.7%	0.7%	0.8%	0.8%
% of FP17s Relating to Continuations	14	4,837	0.3%	0.9%	1.0%	1.0%
% of Patients satisfied with the dentistry they have received	2	2	N/A	92.0%	91.7%	91.5%
% of Patients satisfied with the time they had to wait for an appointment	2	2	N/A	90.1%	88.3%	87.9%

* This is based on patients treated on this contract for their most recent course of treatment. Figures in italics indicate the base number of FP17s or Patient Questionnaire responses are less than 100. N/A is shown where the base number of responses is less than 10 during the period. % is calculated as Quantity/Base number*100

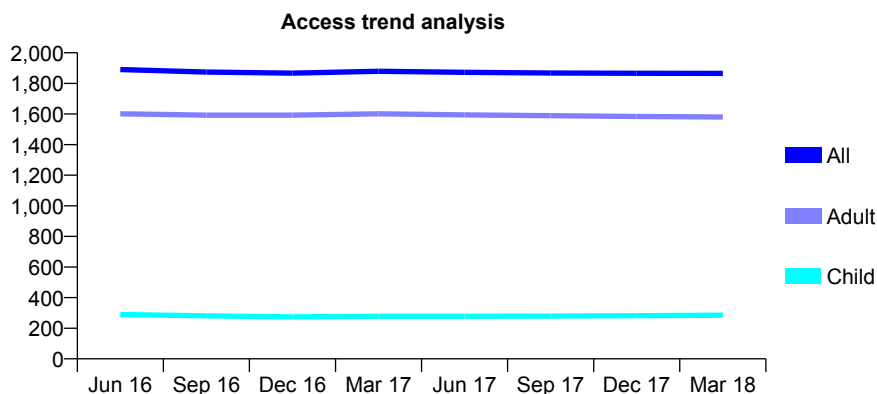
Q54 - Vital Signs At a Glance Contract Report for 924822/0002 - Year end March 2018

Name or company name	Rai Dental Surgery
Contract type name	GDS Contract
Purpose of contract	General
Contract start date	28/01/2013
Contract end date	

17/18 Contracted general activity (UDA)	6,238
Carry forward general activity (UDA)	-125
17/18 Contracted orthodontic activity (UOA)	0
Carry forward orthodontic activity (UOA)	0
Baseline contract value	£180,530.13

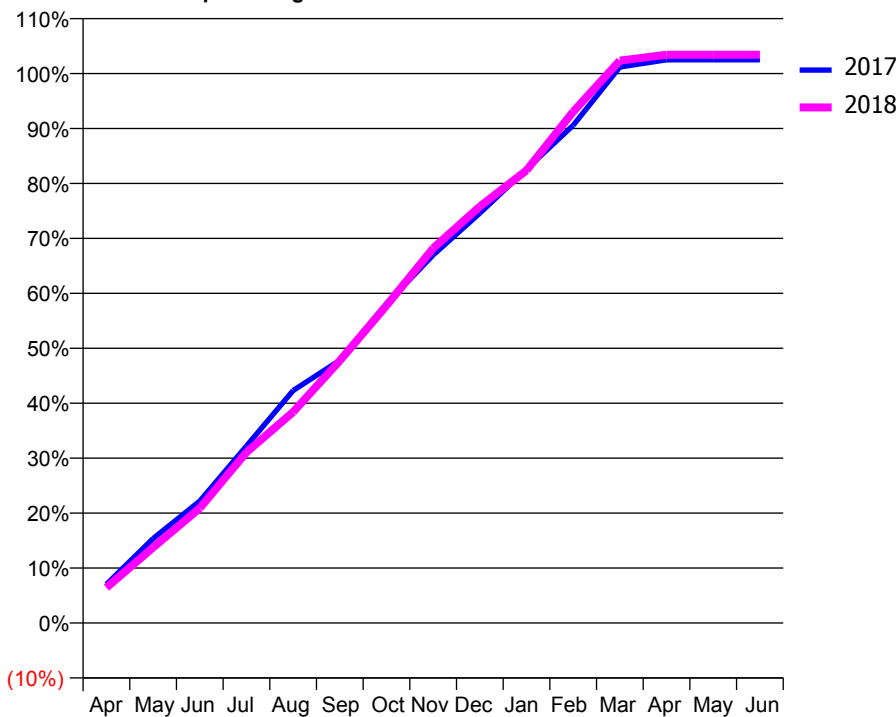
ACCESS*

Patients seen in 24 months	Total	Change since previous quarter
Quarter ending March 2017	1,879	
Quarter ending June 2017	1,872	→
Quarter ending September 2017	1,868	→
Quarter ending December 2017	1,866	→
Quarter ending March 2018	1,865	→
Variance since March 2017	(0.7%)	→



ACTIVITY

Cumulative percentage of contracted UDA delivered 2017 & 2018



Month	Adjusted Scheduled Activity (UDA)	
	2017	2018
April	440	402
May	958	858
June	1,385	1,304
July	2,009	1,939
August	2,639	2,395
September	2,982	2,978
October	3,625	3,603
November	4,177	4,255
December	4,652	4,728
January	5,153	5,139
February	5,651	5,805
March	6,311	6,385
April	6,394	6,451
May	6,394	6,451
June	6,394	6,451

QUALITY

	Quantity	Base Number	Contract	AT	Region	England
% of FP17s for the same patient ID Re-attending within 3 months - Children	18	497	3.6%	10.0%	11.6%	11.9%
% of FP17s for the same patient ID Re-attending within 3 months - Adults	354	2,551	13.9%	15.0%	15.4%	16.0%
% of FP17s for the same patient ID Re-attending between 3 & 9 months - Children	346	497	69.6%	51.9%	59.4%	58.3%
% of FP17s for the same patient ID Re-attending between 3 & 9 months - Adults	1,678	2,551	65.8%	47.0%	51.3%	50.3%
% of FP17s for Band 1 Urgent Courses	111	3,033	3.7%	8.0%	8.0%	9.1%
% of FP17s Relating to Free Repair or Replacements	17	3,033	0.6%	0.7%	0.8%	0.8%
% of FP17s Relating to Continuations	43	3,033	1.4%	0.9%	1.0%	1.0%
% of Patients satisfied with the dentistry they have received	1	1	N/A	92.0%	91.7%	91.5%
% of Patients satisfied with the time they had to wait for an appointment	1	1	N/A	90.1%	88.3%	87.9%

* This is based on patients treated on this contract for their most recent course of treatment. Figures in italics indicate the base number of FP17s or Patient Questionnaire responses are less than 100. N/A is shown where the base number of responses is less than 10 during the period. % is calculated as Quantity/Base number*100

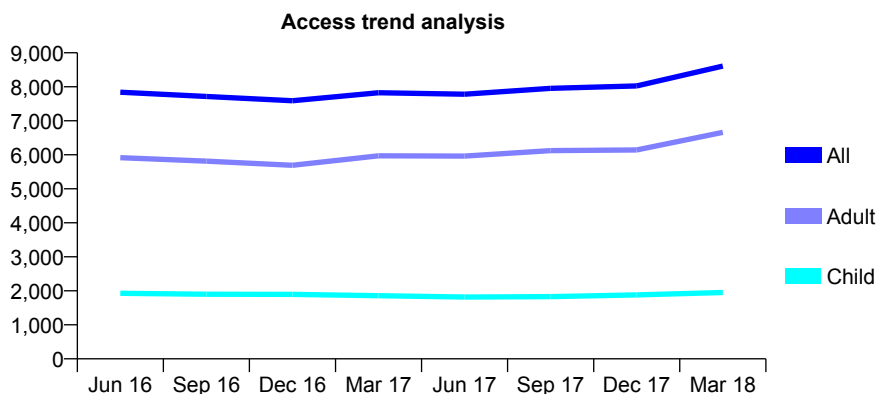
Q54 - Vital Signs At a Glance Contract Report for 925829/0005 - Year end March 2018

Name or company name	MR KS AULAK
Contract type name	PDS Plus Contract
Purpose of contract	General
Contract start date	01/09/2010
Contract end date	31/10/2020

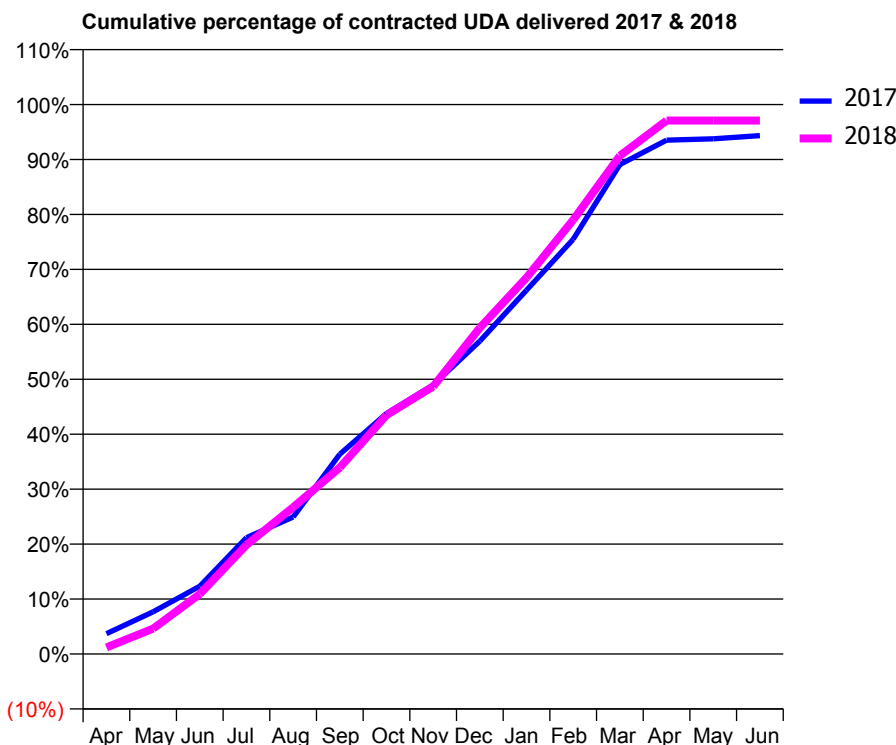
17/18 Contracted general activity (UDA)	22,000
Carry forward general activity (UDA)	0
17/18 Contracted orthodontic activity (UOA)	0
Carry forward orthodontic activity (UOA)	0
Baseline contract value	£323,937.69

ACCESS*

Patients seen in 24 months	Total	Change since previous quarter
Quarter ending March 2017	7,826	
Quarter ending June 2017	7,782	→
Quarter ending September 2017	7,955	↑
Quarter ending December 2017	8,026	→
Quarter ending March 2018	8,610	↑
Variance since March 2017	10.0%	↑



ACTIVITY



Month	Adjusted Scheduled Activity (UDA)	
	2017	2018
April	817	265
May	1,691	1,017
June	2,715	2,399
July	4,661	4,369
August	5,486	5,876
September	7,999	7,467
October	9,631	9,567
November	10,770	10,714
December	12,528	13,064
January	14,569	15,068
February	16,607	17,380
March	19,595	19,946
April	20,571	21,356
May	20,628	21,357
June	20,753	21,357

QUALITY

	Quantity	Base Number	Contract	AT	Region	England
% of FP17s for the same patient ID Re-attending within 3 months - Children	212	2,283	9.3%	10.0%	11.6%	11.9%
% of FP17s for the same patient ID Re-attending within 3 months - Adults	1,058	7,416	14.3%	15.0%	15.4%	16.0%
% of FP17s for the same patient ID Re-attending between 3 & 9 months - Children	860	2,283	37.7%	51.9%	59.4%	58.3%
% of FP17s for the same patient ID Re-attending between 3 & 9 months - Adults	2,290	7,416	30.9%	47.0%	51.3%	50.3%
% of FP17s for Band 1 Urgent Courses	2,290	9,623	23.8%	8.0%	8.0%	9.1%
% of FP17s Relating to Free Repair or Replacements	52	9,623	0.5%	0.7%	0.8%	0.8%
% of FP17s Relating to Continuations	88	9,623	0.9%	0.9%	1.0%	1.0%
% of Patients satisfied with the dentistry they have received	3	3	N/A	92.0%	91.7%	91.5%
% of Patients satisfied with the time they had to wait for an appointment	3	3	N/A	90.1%	88.3%	87.9%

* This is based on patients treated on this contract for their most recent course of treatment. Figures in italics indicate the base number of FP17s or Patient Questionnaire responses are less than 100. N/A is shown where the base number of responses is less than 10 during the period. % is calculated as Quantity/Base number*100

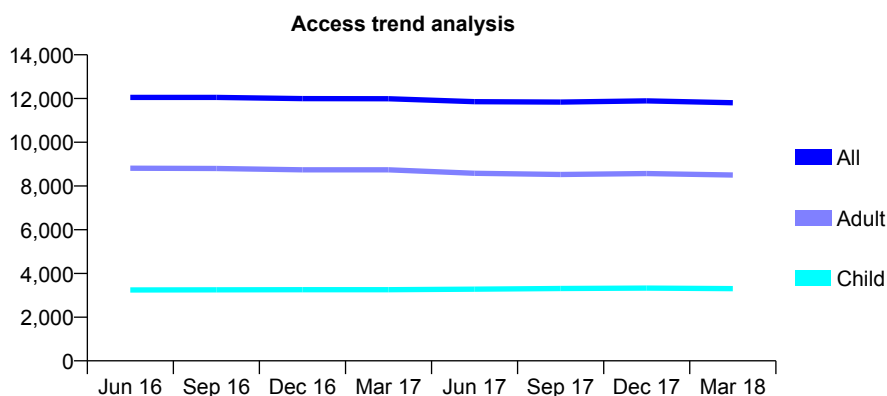
Q54 - Vital Signs At a Glance Contract Report for 927724/0002 - Year end March 2018

Name or company name	MR SS DEHAL
Contract type name	GDS Contract
Purpose of contract	General
Contract start date	01/04/2006
Contract end date	

17/18 Contracted general activity (UDA)	37,097
Carry forward general activity (UDA)	0
17/18 Contracted orthodontic activity (UOA)	0
Carry forward orthodontic activity (UOA)	0
Baseline contract value	£987,450.91

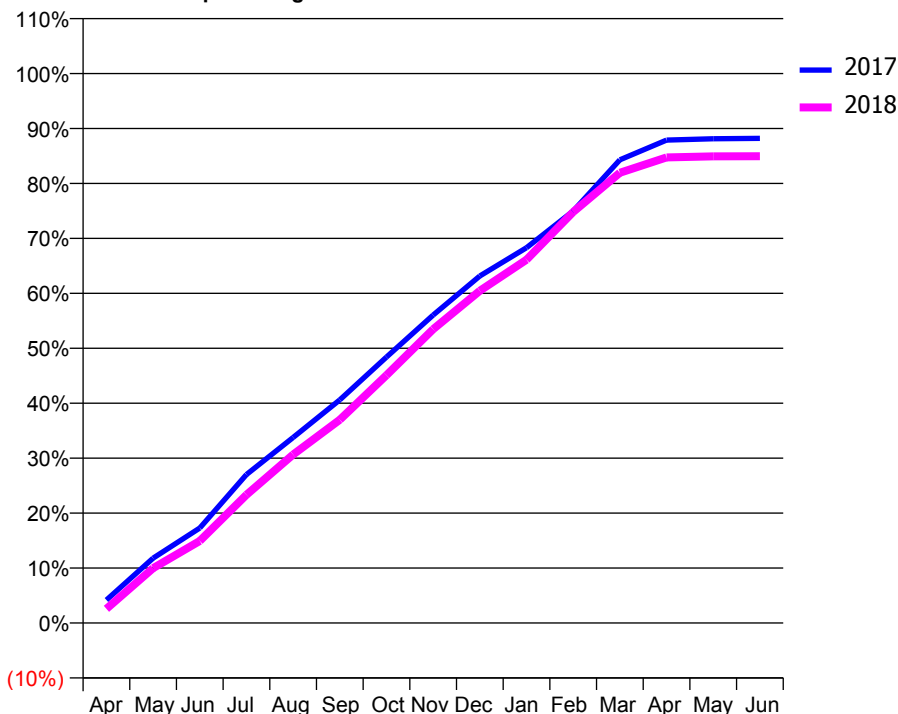
ACCESS*

Patients seen in 24 months	Total	Change since previous quarter
Quarter ending March 2017	11,993	
Quarter ending June 2017	11,856	↓
Quarter ending September 2017	11,837	→
Quarter ending December 2017	11,894	→
Quarter ending March 2018	11,805	→
Variance since March 2017	(1.6%)	↓



ACTIVITY

Cumulative percentage of contracted UDA delivered 2017 & 2018



Adjusted Scheduled Activity (UDA)

Month	2017	2018
April	1,556	959
May	4,376	3,703
June	6,414	5,538
July	10,024	8,656
August	12,526	11,371
September	15,062	13,728
October	17,958	16,734
November	20,793	19,838
December	23,427	22,427
January	25,337	24,525
February	27,808	27,751
March	31,271	30,399
April	32,601	31,429
May	32,695	31,507
June	32,718	31,511

QUALITY

	Quantity	Base Number	Contract	AT	Region	England
% of FP17s for the same patient ID Re-attending within 3 months - Children	147	3,843	3.8%	10.0%	11.6%	11.9%
% of FP17s for the same patient ID Re-attending within 3 months - Adults	959	9,217	10.4%	15.0%	15.4%	16.0%
% of FP17s for the same patient ID Re-attending between 3 & 9 months - Children	1,898	3,843	49.4%	51.9%	59.4%	58.3%
% of FP17s for the same patient ID Re-attending between 3 & 9 months - Adults	3,951	9,217	42.9%	47.0%	51.3%	50.3%
% of FP17s for Band 1 Urgent Courses	712	12,864	5.5%	8.0%	8.0%	9.1%
% of FP17s Relating to Free Repair or Replacements	88	12,864	0.7%	0.7%	0.8%	0.8%
% of FP17s Relating to Continuations	46	12,864	0.4%	0.9%	1.0%	1.0%
% of Patients satisfied with the dentistry they have received	8	10	80.0%	92.0%	91.7%	91.5%
% of Patients satisfied with the time they had to wait for an appointment	8	10	80.0%	90.1%	88.3%	87.9%

* This is based on patients treated on this contract for their most recent course of treatment. Figures in italics indicate the base number of FP17s or Patient Questionnaire responses are less than 100. N/A is shown where the base number of responses is less than 10 during the period. % is calculated as Quantity/Base number*100

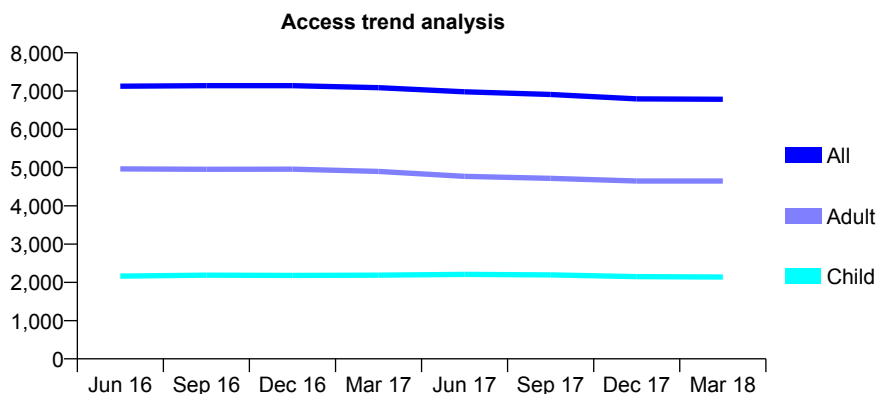
Q54 - Vital Signs At a Glance Contract Report for 931152/0001 - Year end March 2018

Name or company name	MR TS MAROK
Contract type name	GDS Contract
Purpose of contract	General and Orthodontic
Contract start date	01/04/2006
Contract end date	

17/18 Contracted general activity (UDA)	22,662
Carry forward general activity (UDA)	-139
17/18 Contracted orthodontic activity (UOA)	20
Carry forward orthodontic activity (UOA)	-1
Baseline contract value	£562,424.09

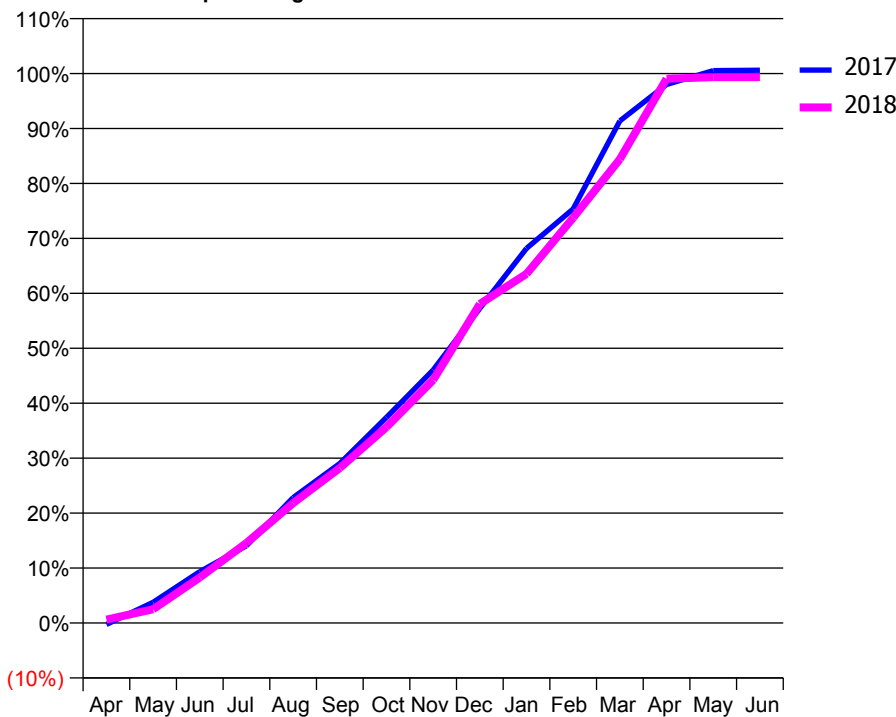
ACCESS*

Patients seen in 24 months	Total	Change since previous quarter
Quarter ending March 2017	7,087	
Quarter ending June 2017	6,979	↓
Quarter ending September 2017	6,911	→
Quarter ending December 2017	6,797	↓
Quarter ending March 2018	6,785	→
Variance since March 2017	(4.3%)	↓



ACTIVITY

Cumulative percentage of contracted UDA delivered 2017 & 2018



Month	Adjusted Scheduled Activity (UDA)	
	2017	2018
April	-64	139
May	854	570
June	2,119	1,880
July	3,190	3,302
August	5,174	4,947
September	6,578	6,395
October	8,484	8,083
November	10,435	10,024
December	12,974	13,155
January	15,452	14,397
February	17,077	16,713
March	20,710	19,128
April	22,207	22,443
May	22,780	22,511
June	22,800	22,513

QUALITY

	Quantity	Base Number	Contract	AT	Region	England
% of FP17s for the same patient ID Re-attending within 3 months - Children	274	3,139	8.7%	10.0%	11.6%	11.9%
% of FP17s for the same patient ID Re-attending within 3 months - Adults	512	5,517	9.3%	15.0%	15.4%	16.0%
% of FP17s for the same patient ID Re-attending between 3 & 9 months - Children	1,862	3,139	59.3%	51.9%	59.4%	58.3%
% of FP17s for the same patient ID Re-attending between 3 & 9 months - Adults	3,130	5,517	56.7%	47.0%	51.3%	50.3%
% of FP17s for Band 1 Urgent Courses	312	8,482	3.7%	8.0%	8.0%	9.1%
% of FP17s Relating to Free Repair or Replacements	80	8,482	0.9%	0.7%	0.8%	0.8%
% of FP17s Relating to Continuations	16	8,482	0.2%	0.9%	1.0%	1.0%
% of Patients satisfied with the dentistry they have received	3	3	N/A	92.0%	91.7%	91.5%
% of Patients satisfied with the time they had to wait for an appointment	3	3	N/A	90.1%	88.3%	87.9%

* This is based on patients treated on this contract for their most recent course of treatment. Figures in italics indicate the base number of FP17s or Patient Questionnaire responses are less than 100. N/A is shown where the base number of responses is less than 10 during the period. % is calculated as Quantity/Base number*100

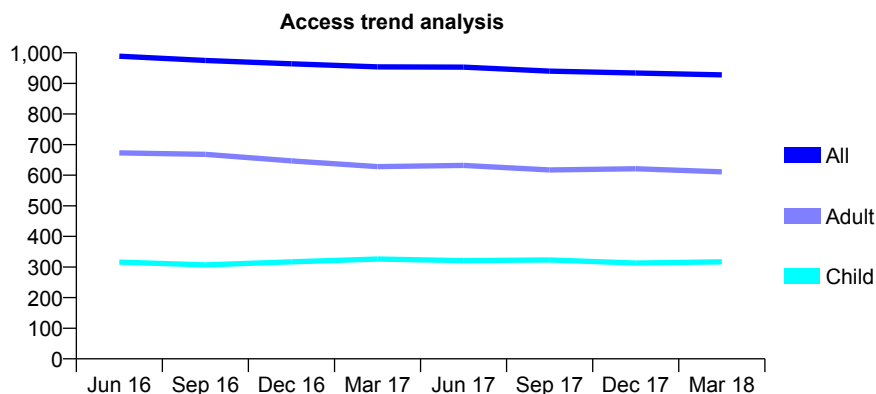
Q54 - Vital Signs At a Glance Contract Report for 931446/0001 - Year end March 2018

Name or company name	MR WW YIP
Contract type name	GDS Contract
Purpose of contract	General
Contract start date	01/04/2006
Contract end date	

17/18 Contracted general activity (UDA)	3,873
Carry forward general activity (UDA)	146
17/18 Contracted orthodontic activity (UOA)	0
Carry forward orthodontic activity (UOA)	0
Baseline contract value	£95,633.33

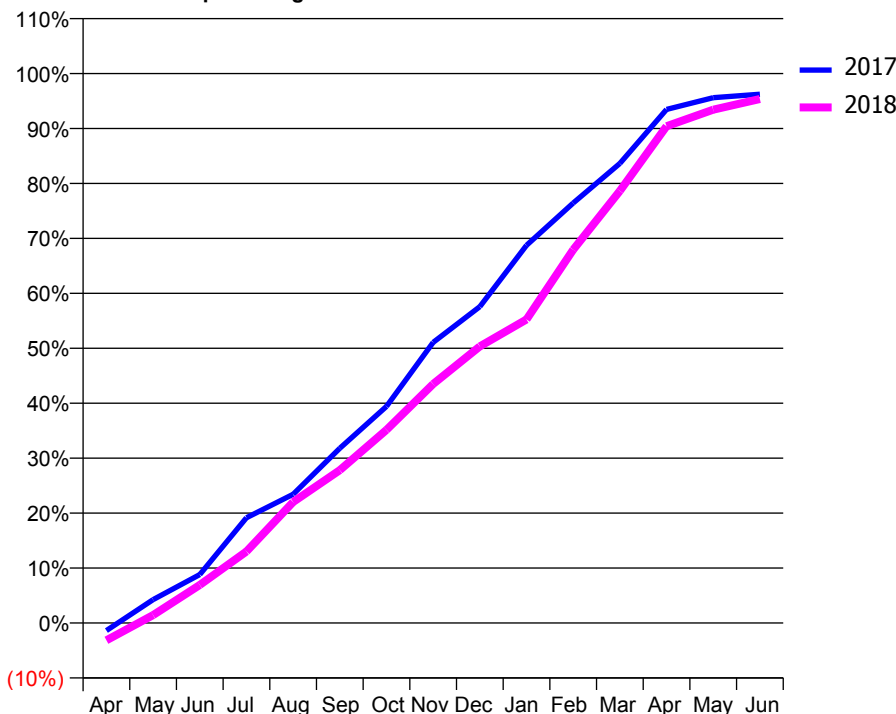
ACCESS*

Patients seen in 24 months	Total	Change since previous quarter
Quarter ending March 2017	954	
Quarter ending June 2017	953	→
Quarter ending September 2017	940	↓
Quarter ending December 2017	934	→
Quarter ending March 2018	928	→
Variance since March 2017	(2.7%)	↓



ACTIVITY

Cumulative percentage of contracted UDA delivered 2017 & 2018



Adjusted Scheduled Activity (UDA)

Month	2017	2018
April	-54	-123
May	165	56
June	342	268
July	742	504
August	908	853
September	1,231	1,077
October	1,527	1,362
November	1,978	1,685
December	2,229	1,950
January	2,662	2,140
February	2,960	2,632
March	3,240	3,045
April	3,620	3,502
May	3,703	3,618
June	3,727	3,694

QUALITY

	Quantity	Base Number	Contract	AT	Region	England
% of FP17s for the same patient ID Re-attending within 3 months - Children	69	520	13.3%	10.0%	11.6%	11.9%
% of FP17s for the same patient ID Re-attending within 3 months - Adults	224	964	23.2%	15.0%	15.4%	16.0%
% of FP17s for the same patient ID Re-attending between 3 & 9 months - Children	299	520	57.5%	51.9%	59.4%	58.3%
% of FP17s for the same patient ID Re-attending between 3 & 9 months - Adults	511	964	53.0%	47.0%	51.3%	50.3%
% of FP17s for Band 1 Urgent Courses	243	1,531	15.9%	8.0%	8.0%	9.1%
% of FP17s Relating to Free Repair or Replacements	2	1,531	0.1%	0.7%	0.8%	0.8%
% of FP17s Relating to Continuations	23	1,531	1.5%	0.9%	1.0%	1.0%
% of Patients satisfied with the dentistry they have received	3	3	N/A	92.0%	91.7%	91.5%
% of Patients satisfied with the time they had to wait for an appointment	3	3	N/A	90.1%	88.3%	87.9%

* This is based on patients treated on this contract for their most recent course of treatment. Figures in italics indicate the base number of FP17s or Patient Questionnaire responses are less than 100. N/A is shown where the base number of responses is less than 10 during the period. % is calculated as Quantity/Base number*100

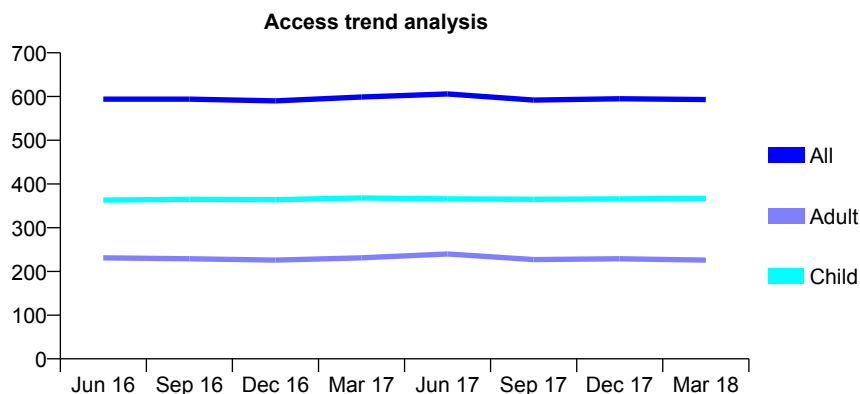
Q54 - Vital Signs At a Glance Contract Report for 936448/0001 - Year end March 2018

Name or company name	MR SW PIPE
Contract type name	GDS Contract
Purpose of contract	General
Contract start date	01/04/2006
Contract end date	

17/18 Contracted general activity (UDA)	1,150
Carry forward general activity (UDA)	0
17/18 Contracted orthodontic activity (UOA)	0
Carry forward orthodontic activity (UOA)	0
Baseline contract value	£28,664.75

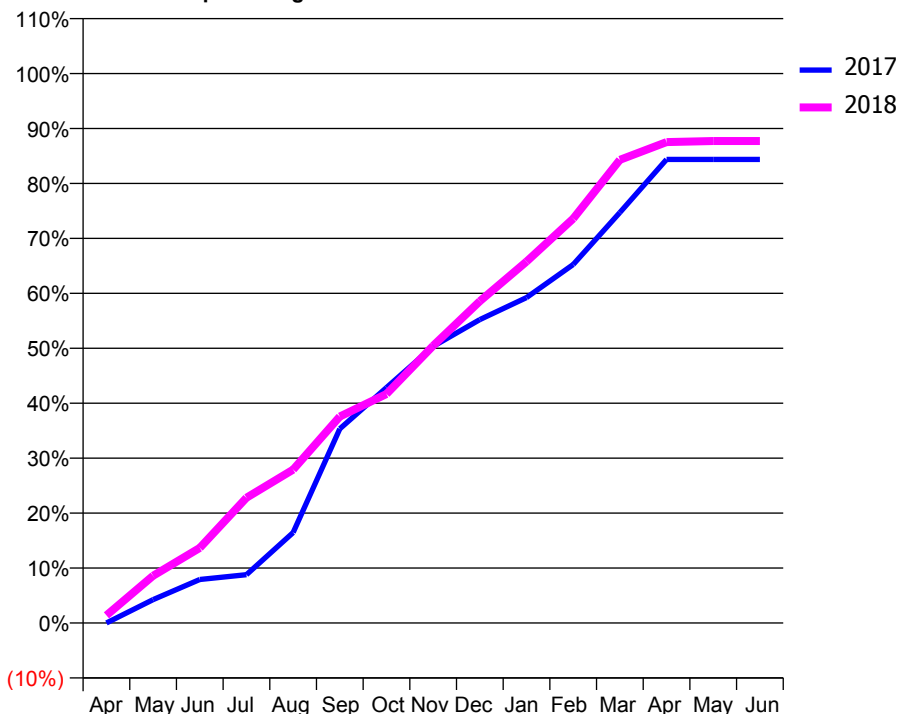
ACCESS*

Patients seen in 24 months	Total	Change since previous quarter
Quarter ending March 2017	599	
Quarter ending June 2017	606	→
Quarter ending September 2017	592	↓
Quarter ending December 2017	595	→
Quarter ending March 2018	593	→
Variance since March 2017	(1.0%)	↓



ACTIVITY

Cumulative percentage of contracted UDA delivered 2017 & 2018



Month	Adjusted Scheduled Activity (UDA)	
	2017	2018
April	0	16
May	49	99
June	91	157
July	101	262
August	189	321
September	407	432
October	493	479
November	579	580
December	635	673
January	681	756
February	750	846
March	859	969
April	970	1,007
May	970	1,009
June	970	1,009

QUALITY

	Quantity	Base Number	Contract	AT	Region	England
% of FP17s for the same patient ID Re-attending within 3 months - Children	10	518	1.9%	10.0%	11.6%	11.9%
% of FP17s for the same patient ID Re-attending within 3 months - Adults	25	237	10.5%	15.0%	15.4%	16.0%
% of FP17s for the same patient ID Re-attending between 3 & 9 months - Children	291	518	56.2%	51.9%	59.4%	58.3%
% of FP17s for the same patient ID Re-attending between 3 & 9 months - Adults	106	237	44.7%	47.0%	51.3%	50.3%
% of FP17s for Band 1 Urgent Courses	3	715	0.4%	8.0%	8.0%	9.1%
% of FP17s Relating to Free Repair or Replacements	1	715	0.1%	0.7%	0.8%	0.8%
% of FP17s Relating to Continuations	0	715	0.0%	0.9%	1.0%	1.0%
% of Patients satisfied with the dentistry they have received	1	1	N/A	92.0%	91.7%	91.5%
% of Patients satisfied with the time they had to wait for an appointment	1	1	N/A	90.1%	88.3%	87.9%

* This is based on patients treated on this contract for their most recent course of treatment. Figures in italics indicate the base number of FP17s or Patient Questionnaire responses are less than 100. N/A is shown where the base number of responses is less than 10 during the period. % is calculated as Quantity/Base number*100

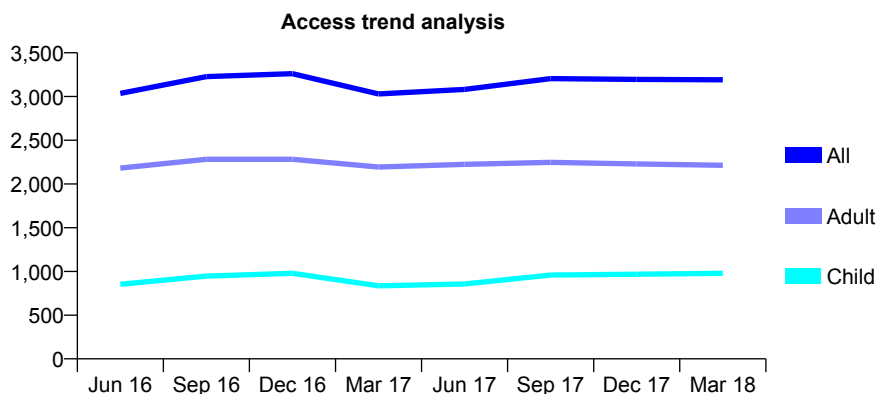
Q54 - Vital Signs At a Glance Contract Report for 936596/0001 - Year end March 2018

Name or company name	MR M ASGHARI TAVANEI GILANI
Contract type name	GDS Contract
Purpose of contract	General
Contract start date	01/04/2006
Contract end date	

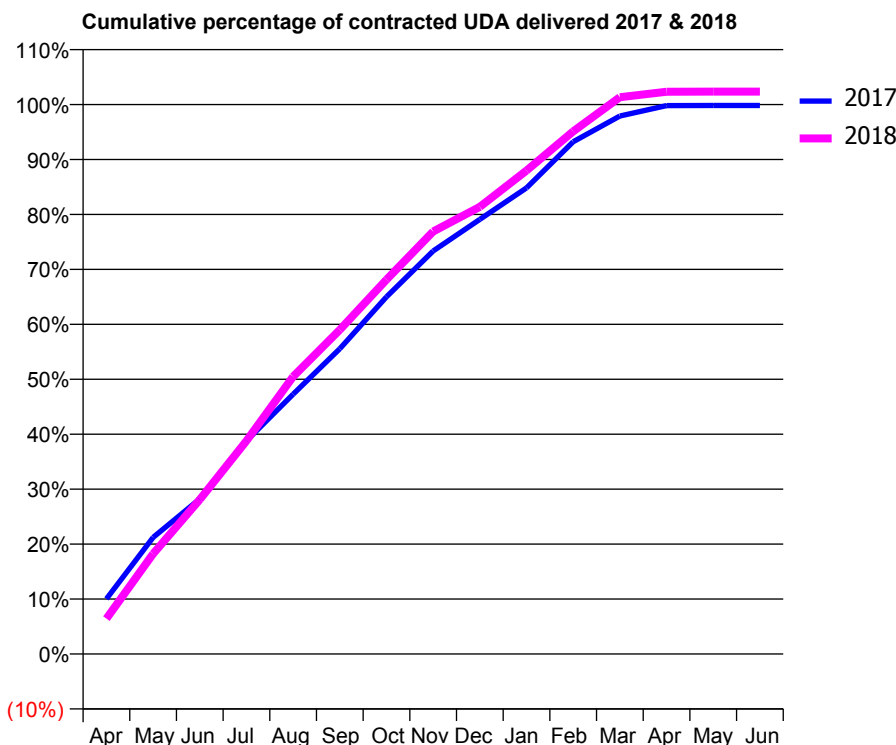
17/18 Contracted general activity (UDA)	9,921
Carry forward general activity (UDA)	16
17/18 Contracted orthodontic activity (UOA)	0
Carry forward orthodontic activity (UOA)	0
Baseline contract value	£280,347.32

ACCESS*

Patients seen in 24 months	Total	Change since previous quarter
Quarter ending March 2017	3,029	
Quarter ending June 2017	3,082	→
Quarter ending September 2017	3,205	↑
Quarter ending December 2017	3,196	→
Quarter ending March 2018	3,191	→
Variance since March 2017	5.3%	↑



ACTIVITY



Month	Adjusted Scheduled Activity (UDA)	
	2017	2018
April	995	639
May	2,105	1,808
June	2,802	2,789
July	3,849	3,849
August	4,692	5,008
September	5,512	5,854
October	6,448	6,758
November	7,276	7,628
December	7,848	8,075
January	8,416	8,728
February	9,247	9,437
March	9,712	10,052
April	9,901	10,152
May	9,904	10,154
June	9,904	10,154

QUALITY

	Quantity	Base Number	Contract	AT	Region	England
% of FP17s for the same patient ID Re-attending within 3 months - Children	102	1,545	6.6%	10.0%	11.6%	11.9%
% of FP17s for the same patient ID Re-attending within 3 months - Adults	422	2,932	14.4%	15.0%	15.4%	16.0%
% of FP17s for the same patient ID Re-attending between 3 & 9 months - Children	792	1,545	51.3%	51.9%	59.4%	58.3%
% of FP17s for the same patient ID Re-attending between 3 & 9 months - Adults	1,421	2,932	48.5%	47.0%	51.3%	50.3%
% of FP17s for Band 1 Urgent Courses	496	4,477	11.1%	8.0%	8.0%	9.1%
% of FP17s Relating to Free Repair or Replacements	9	4,477	0.2%	0.7%	0.8%	0.8%
% of FP17s Relating to Continuations	1	4,477	0.0%	0.9%	1.0%	1.0%
% of Patients satisfied with the dentistry they have received	0	0	N/A	92.0%	91.7%	91.5%
% of Patients satisfied with the time they had to wait for an appointment	0	0	N/A	90.1%	88.3%	87.9%

* This is based on patients treated on this contract for their most recent course of treatment. Figures in italics indicate the base number of FP17s or Patient Questionnaire responses are less than 100. N/A is shown where the base number of responses is less than 10 during the period. % is calculated as Quantity/Base number*100

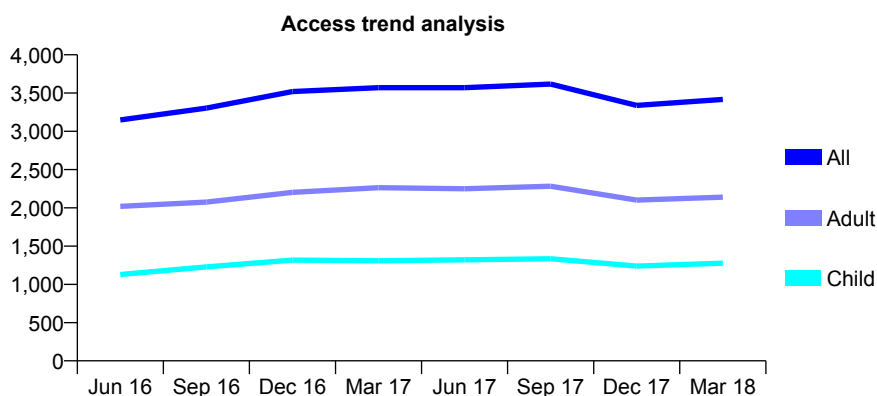
Q54 - Vital Signs At a Glance Contract Report for 938181/0001 - Year end March 2018

Name or company name	MR SS ATTHI
Contract type name	GDS Contract
Purpose of contract	General and Orthodontic
Contract start date	01/04/2006
Contract end date	

17/18 Contracted general activity (UDA)	11,107
Carry forward general activity (UDA)	-222
17/18 Contracted orthodontic activity (UOA)	587
Carry forward orthodontic activity (UOA)	-12
Baseline contract value	£377,410.34

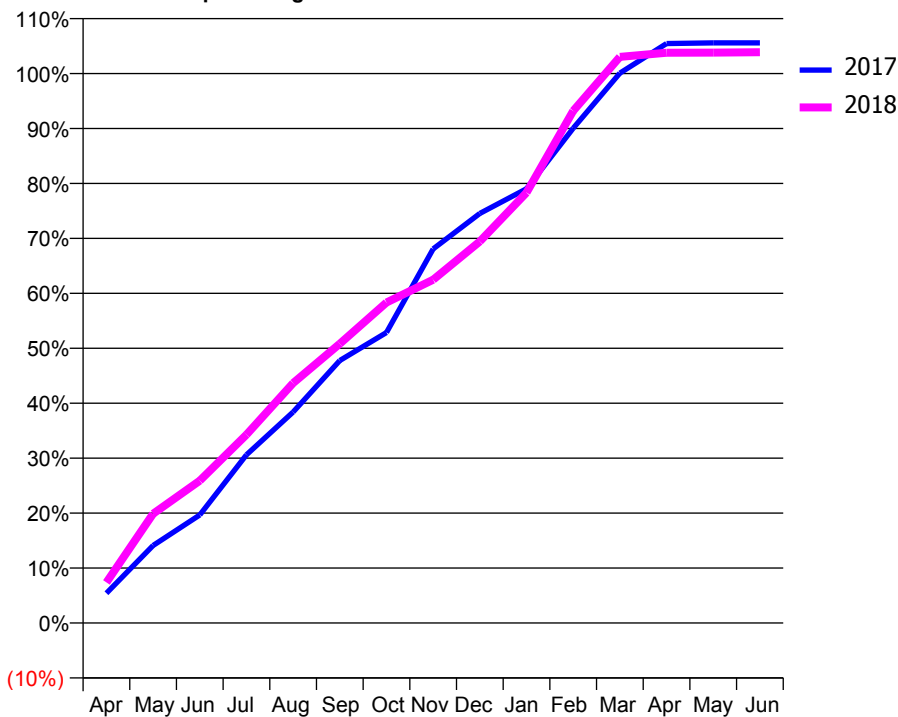
ACCESS*

Patients seen in 24 months	Total	Change since previous quarter
Quarter ending March 2017	3,571	
Quarter ending June 2017	3,570	→
Quarter ending September 2017	3,617	→
Quarter ending December 2017	3,339	↓
Quarter ending March 2018	3,417	↑
Variance since March 2017	(4.3%)	↓



ACTIVITY

Cumulative percentage of contracted UDA delivered 2017 & 2018



Month	Adjusted Scheduled Activity (UDA)	
	2017	2018
April	603	821
May	1,567	2,208
June	2,186	2,878
July	3,400	3,808
August	4,266	4,851
September	5,306	5,645
October	5,873	6,479
November	7,561	6,938
December	8,278	7,714
January	8,776	8,700
February	10,002	10,350
March	11,114	11,443
April	11,712	11,527
May	11,725	11,530
June	11,725	11,537

QUALITY

	Quantity	Base Number	Contract	AT	Region	England
% of FP17s for the same patient ID Re-attending within 3 months - Children	171	1,526	11.2%	10.0%	11.6%	11.9%
% of FP17s for the same patient ID Re-attending within 3 months - Adults	407	2,255	18.0%	15.0%	15.4%	16.0%
% of FP17s for the same patient ID Re-attending between 3 & 9 months - Children	578	1,526	37.9%	51.9%	59.4%	58.3%
% of FP17s for the same patient ID Re-attending between 3 & 9 months - Adults	659	2,255	29.2%	47.0%	51.3%	50.3%
% of FP17s for Band 1 Urgent Courses	720	3,454	20.8%	8.0%	8.0%	9.1%
% of FP17s Relating to Free Repair or Replacements	1	3,454	0.0%	0.7%	0.8%	0.8%
% of FP17s Relating to Continuations	17	3,454	0.5%	0.9%	1.0%	1.0%
% of Patients satisfied with the dentistry they have received	0	0	N/A	92.0%	91.7%	91.5%
% of Patients satisfied with the time they had to wait for an appointment	0	0	N/A	90.1%	88.3%	87.9%

* This is based on patients treated on this contract for their most recent course of treatment. Figures in italics indicate the base number of FP17s or Patient Questionnaire responses are less than 100. N/A is shown where the base number of responses is less than 10 during the period. % is calculated as Quantity/Base number*100

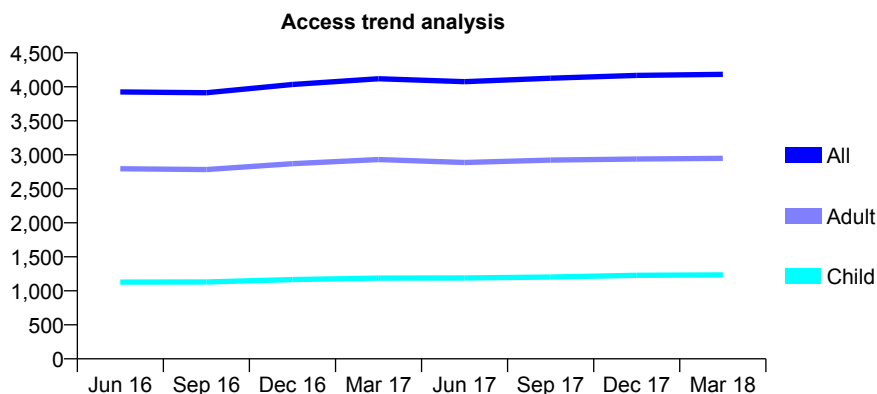
Q54 - Vital Signs At a Glance Contract Report for 942243/0001 - Year end March 2018

Name or company name	MR KS RATRA
Contract type name	GDS Contract
Purpose of contract	General
Contract start date	01/04/2006
Contract end date	

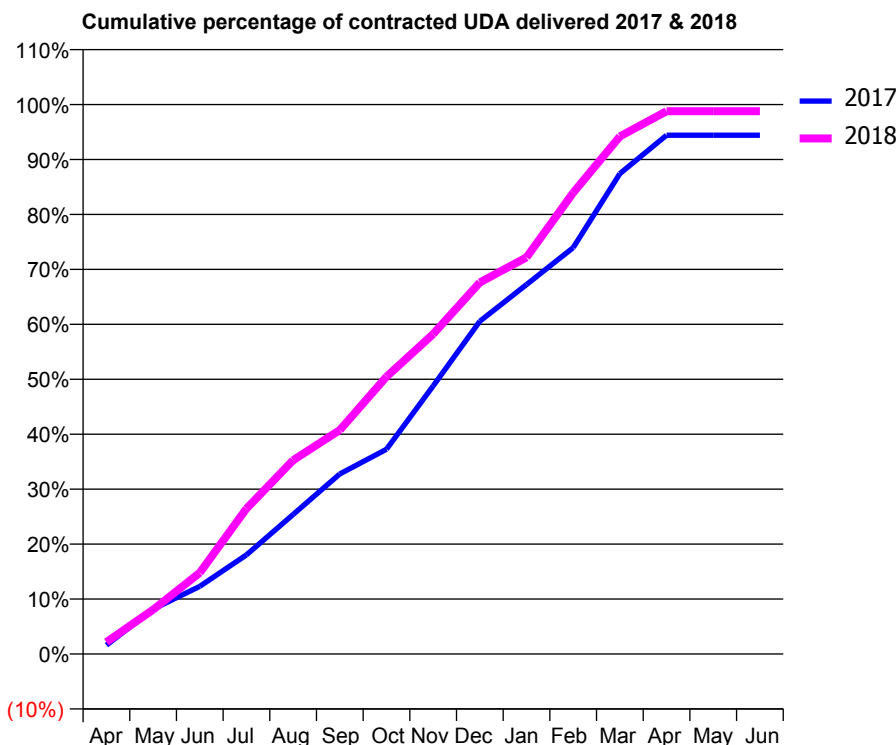
17/18 Contracted general activity (UDA)	12,456
Carry forward general activity (UDA)	-41
17/18 Contracted orthodontic activity (UOA)	0
Carry forward orthodontic activity (UOA)	0
Baseline contract value	£301,184.84

ACCESS*

Patients seen in 24 months	Total	Change since previous quarter
Quarter ending March 2017	4,118	
Quarter ending June 2017	4,076	↓
Quarter ending September 2017	4,126	→
Quarter ending December 2017	4,168	→
Quarter ending March 2018	4,183	→
Variance since March 2017	1.6%	→



ACTIVITY



Month	Adjusted Scheduled Activity (UDA)	
	2017	2018
April	202	272
May	1,017	1,006
June	1,533	1,844
July	2,247	3,297
August	3,163	4,394
September	4,083	5,077
October	4,640	6,287
November	6,078	7,252
December	7,544	8,422
January	8,374	8,992
February	9,210	10,458
March	10,890	11,732
April	11,761	12,302
May	11,761	12,302
June	11,761	12,302

QUALITY

	Quantity	Base Number	Contract	AT	Region	England
% of FP17s for the same patient ID Re-attending within 3 months - Children	114	1,749	6.5%	10.0%	11.6%	11.9%
% of FP17s for the same patient ID Re-attending within 3 months - Adults	700	4,051	17.3%	15.0%	15.4%	16.0%
% of FP17s for the same patient ID Re-attending between 3 & 9 months - Children	959	1,749	54.8%	51.9%	59.4%	58.3%
% of FP17s for the same patient ID Re-attending between 3 & 9 months - Adults	1,970	4,051	48.6%	47.0%	51.3%	50.3%
% of FP17s for Band 1 Urgent Courses	497	5,263	9.4%	8.0%	8.0%	9.1%
% of FP17s Relating to Free Repair or Replacements	65	5,263	1.2%	0.7%	0.8%	0.8%
% of FP17s Relating to Continuations	67	5,263	1.3%	0.9%	1.0%	1.0%
% of Patients satisfied with the dentistry they have received	4	4	N/A	92.0%	91.7%	91.5%
% of Patients satisfied with the time they had to wait for an appointment	3	4	N/A	90.1%	88.3%	87.9%

* This is based on patients treated on this contract for their most recent course of treatment. Figures in italics indicate the base number of FP17s or Patient Questionnaire responses are less than 100. N/A is shown where the base number of responses is less than 10 during the period. % is calculated as Quantity/Base number*100

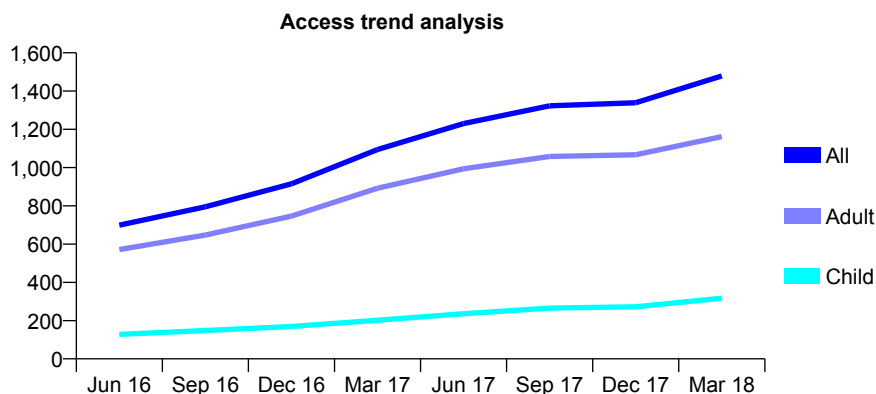
Q54 - Vital Signs At a Glance Contract Report for 943630/0001 - Year end March 2018

Name or company name	MS HJ WAHEED
Contract type name	GDS Contract
Purpose of contract	General
Contract start date	01/10/2015
Contract end date	

17/18 Contracted general activity (UDA)	3,820
Carry forward general activity (UDA)	0
17/18 Contracted orthodontic activity (UOA)	0
Carry forward orthodontic activity (UOA)	0
Baseline contract value	£107,233.90

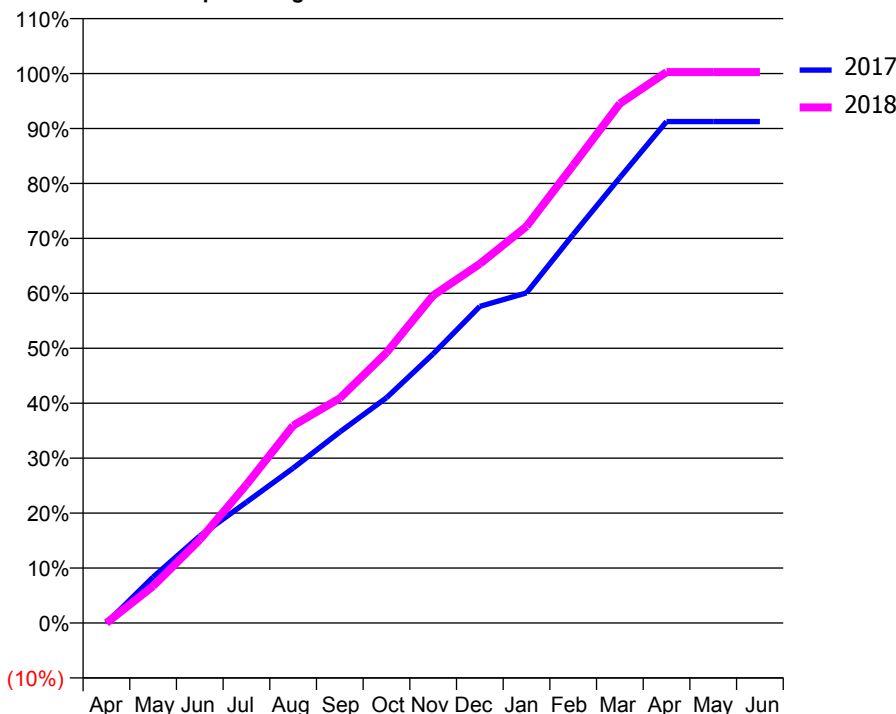
ACCESS*

Patients seen in 24 months	Total	Change since previous quarter
Quarter ending March 2017	1,094	
Quarter ending June 2017	1,230	↑
Quarter ending September 2017	1,323	↑
Quarter ending December 2017	1,339	→
Quarter ending March 2018	1,479	↑
Variance since March 2017	35.2%	↑



ACTIVITY

Cumulative percentage of contracted UDA delivered 2017 & 2018



Month	Adjusted Scheduled Activity (UDA)	
	2017	2018
April	0	0
May	320	256
June	605	579
July	840	962
August	1,076	1,373
September	1,328	1,562
October	1,567	1,879
November	1,871	2,277
December	2,202	2,497
January	2,295	2,757
February	2,700	3,182
March	3,097	3,611
April	3,486	3,830
May	3,486	3,830
June	3,486	3,830

QUALITY

	Quantity	Base Number	Contract	AT	Region	England
% of FP17s for the same patient ID Re-attending within 3 months - Children	32	422	7.6%	10.0%	11.6%	11.9%
% of FP17s for the same patient ID Re-attending within 3 months - Adults	179	1,520	11.8%	15.0%	15.4%	16.0%
% of FP17s for the same patient ID Re-attending between 3 & 9 months - Children	168	422	39.8%	51.9%	59.4%	58.3%
% of FP17s for the same patient ID Re-attending between 3 & 9 months - Adults	761	1,520	50.1%	47.0%	51.3%	50.3%
% of FP17s for Band 1 Urgent Courses	76	1,515	5.0%	8.0%	8.0%	9.1%
% of FP17s Relating to Free Repair or Replacements	17	1,515	1.1%	0.7%	0.8%	0.8%
% of FP17s Relating to Continuations	20	1,515	1.3%	0.9%	1.0%	1.0%
% of Patients satisfied with the dentistry they have received	2	2	N/A	92.0%	91.7%	91.5%
% of Patients satisfied with the time they had to wait for an appointment	2	2	N/A	90.1%	88.3%	87.9%

* This is based on patients treated on this contract for their most recent course of treatment. Figures in italics indicate the base number of FP17s or Patient Questionnaire responses are less than 100. N/A is shown where the base number of responses is less than 10 during the period. % is calculated as Quantity/Base number*100

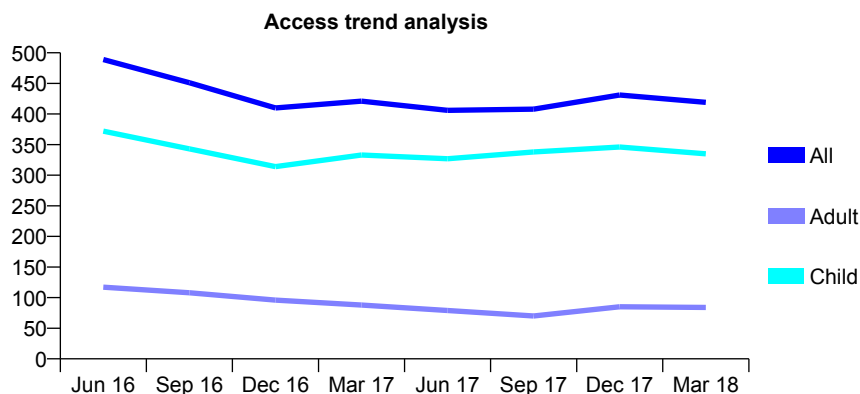
Q54 - Vital Signs At a Glance Contract Report for 943673/0001 - Year end March 2018

Name or company name	MISS H JAGPAL
Contract type name	GDS Contract
Purpose of contract	General
Contract start date	03/07/2009
Contract end date	

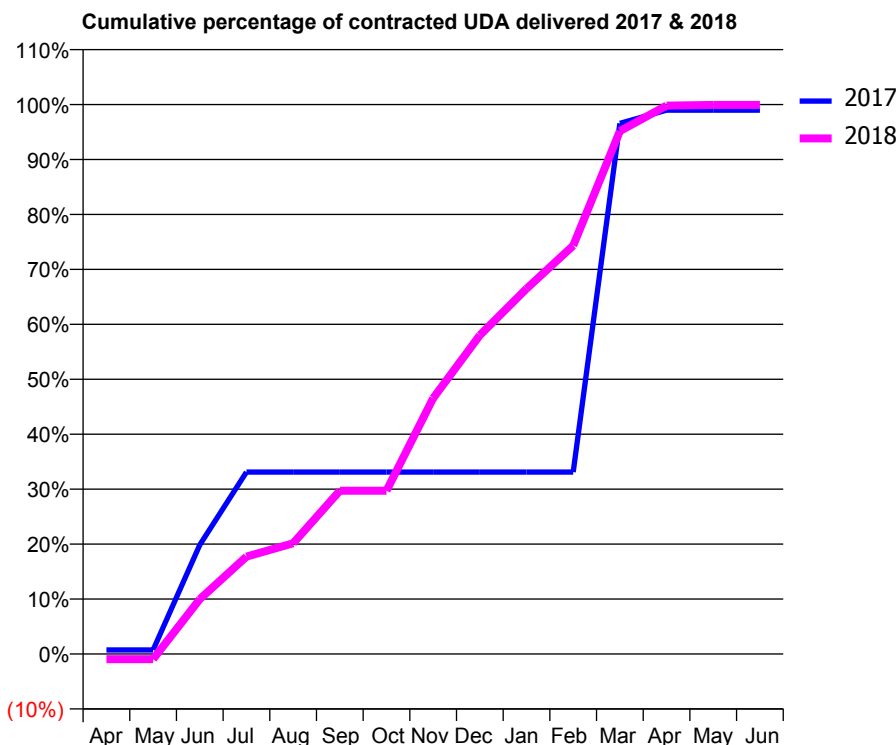
17/18 Contracted general activity (UDA)	826
Carry forward general activity (UDA)	8
17/18 Contracted orthodontic activity (UOA)	0
Carry forward orthodontic activity (UOA)	0
Baseline contract value	£19,528.99

ACCESS*

Patients seen in 24 months	Total	Change since previous quarter
Quarter ending March 2017	421	
Quarter ending June 2017	406	↓
Quarter ending September 2017	408	→
Quarter ending December 2017	431	↑
Quarter ending March 2018	419	↓
Variance since March 2017	(0.5%)	→



ACTIVITY



Month	Adjusted Scheduled Activity (UDA)	
	2017	2018
April	6	-8
May	6	-8
June	164	82
July	274	146
August	274	166
September	274	245
October	274	245
November	274	385
December	274	479
January	274	549
February	274	614
March	798	786
April	818	824
May	818	825
June	818	825

QUALITY

	Quantity	Base Number	Contract	AT	Region	England
% of FP17s for the same patient ID Re-attending within 3 months - Children	6	362	1.7%	10.0%	11.6%	11.9%
% of FP17s for the same patient ID Re-attending within 3 months - Adults	5	57	8.8%	15.0%	15.4%	16.0%
% of FP17s for the same patient ID Re-attending between 3 & 9 months - Children	116	362	32.0%	51.9%	59.4%	58.3%
% of FP17s for the same patient ID Re-attending between 3 & 9 months - Adults	17	57	29.8%	47.0%	51.3%	50.3%
% of FP17s for Band 1 Urgent Courses	23	429	5.4%	8.0%	8.0%	9.1%
% of FP17s Relating to Free Repair or Replacements	0	429	0.0%	0.7%	0.8%	0.8%
% of FP17s Relating to Continuations	0	429	0.0%	0.9%	1.0%	1.0%
% of Patients satisfied with the dentistry they have received	0	0	N/A	92.0%	91.7%	91.5%
% of Patients satisfied with the time they had to wait for an appointment	0	0	N/A	90.1%	88.3%	87.9%

* This is based on patients treated on this contract for their most recent course of treatment. Figures in italics indicate the base number of FP17s or Patient Questionnaire responses are less than 100. N/A is shown where the base number of responses is less than 10 during the period. % is calculated as Quantity/Base number*100

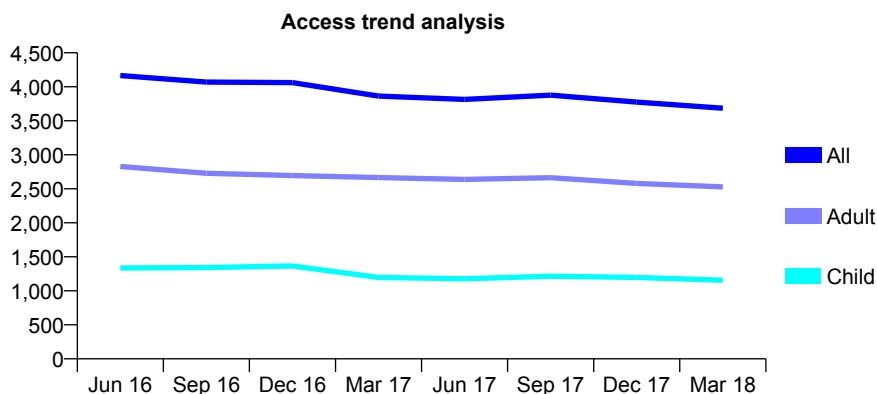
Q54 - Vital Signs At a Glance Contract Report for 944009/0001 - Year end March 2018

Name or company name	MR Z AFZAL
Contract type name	GDS Contract
Purpose of contract	General
Contract start date	01/04/2006
Contract end date	

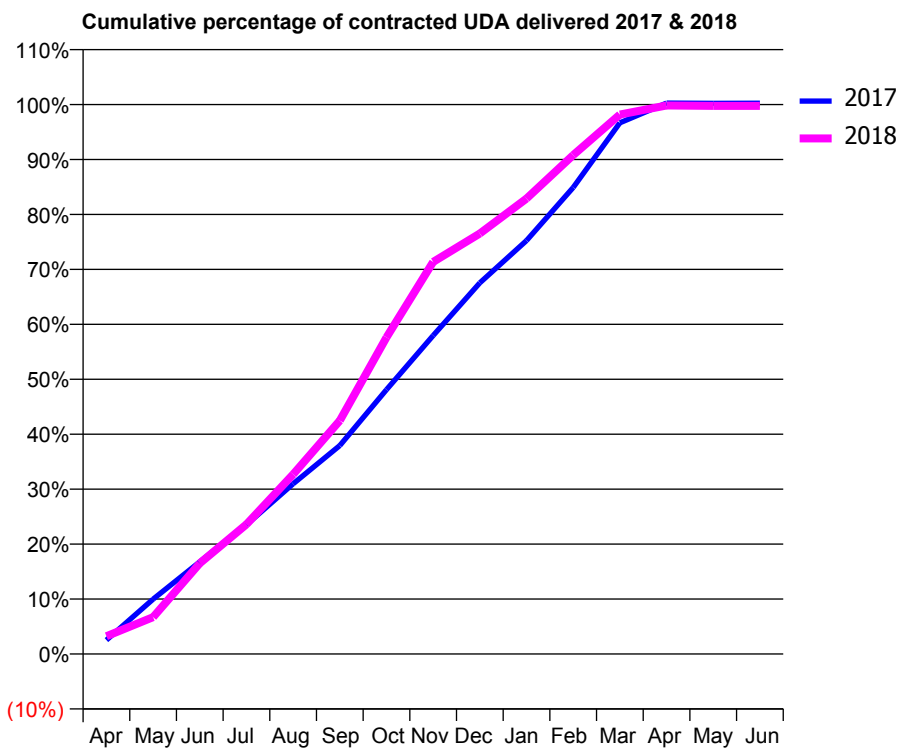
17/18 Contracted general activity (UDA)	13,582
Carry forward general activity (UDA)	-32
17/18 Contracted orthodontic activity (UOA)	0
Carry forward orthodontic activity (UOA)	0
Baseline contract value	£340,194.05

ACCESS*

Patients seen in 24 months	Total	Change since previous quarter
Quarter ending March 2017	3,863	
Quarter ending June 2017	3,815	↓
Quarter ending September 2017	3,878	→
Quarter ending December 2017	3,776	↓
Quarter ending March 2018	3,685	↓
Variance since March 2017	(4.6%)	↓



ACTIVITY



Month	Adjusted Scheduled Activity (UDA)	
	2017	2018
April	344	441
May	1,356	912
June	2,280	2,243
July	3,194	3,205
August	4,206	4,443
September	5,152	5,769
October	6,534	7,826
November	7,871	9,692
December	9,173	10,394
January	10,218	11,259
February	11,530	12,331
March	13,129	13,333
April	13,617	13,557
May	13,610	13,548
June	13,614	13,548

QUALITY

	Quantity	Base Number	Contract	AT	Region	England
% of FP17s for the same patient ID Re-attending within 3 months - Children	89	1,258	7.1%	10.0%	11.6%	11.9%
% of FP17s for the same patient ID Re-attending within 3 months - Adults	405	2,692	15.0%	15.0%	15.4%	16.0%
% of FP17s for the same patient ID Re-attending between 3 & 9 months - Children	519	1,258	41.3%	51.9%	59.4%	58.3%
% of FP17s for the same patient ID Re-attending between 3 & 9 months - Adults	1,042	2,692	38.7%	47.0%	51.3%	50.3%
% of FP17s for Band 1 Urgent Courses	500	3,933	12.7%	8.0%	8.0%	9.1%
% of FP17s Relating to Free Repair or Replacements	21	3,933	0.5%	0.7%	0.8%	0.8%
% of FP17s Relating to Continuations	7	3,933	0.2%	0.9%	1.0%	1.0%
% of Patients satisfied with the dentistry they have received	0	0	N/A	92.0%	91.7%	91.5%
% of Patients satisfied with the time they had to wait for an appointment	0	0	N/A	90.1%	88.3%	87.9%

* This is based on patients treated on this contract for their most recent course of treatment. Figures in italics indicate the base number of FP17s or Patient Questionnaire responses are less than 100. N/A is shown where the base number of responses is less than 10 during the period. % is calculated as Quantity/Base number*100

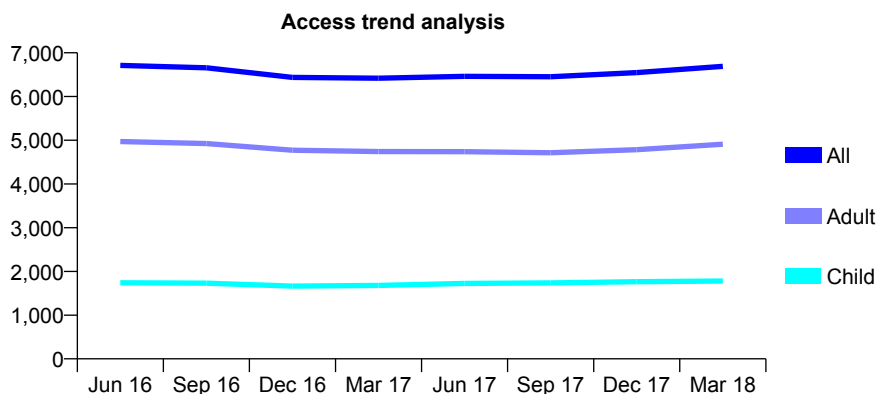
Q54 - Vital Signs At a Glance Contract Report for 944092/0001 - Year end March 2018

Name or company name	MISS SN CHAUDARY
Contract type name	GDS Contract
Purpose of contract	General
Contract start date	17/09/2010
Contract end date	

17/18 Contracted general activity (UDA)	18,528
Carry forward general activity (UDA)	0
17/18 Contracted orthodontic activity (UOA)	0
Carry forward orthodontic activity (UOA)	0
Baseline contract value	£466,037.21

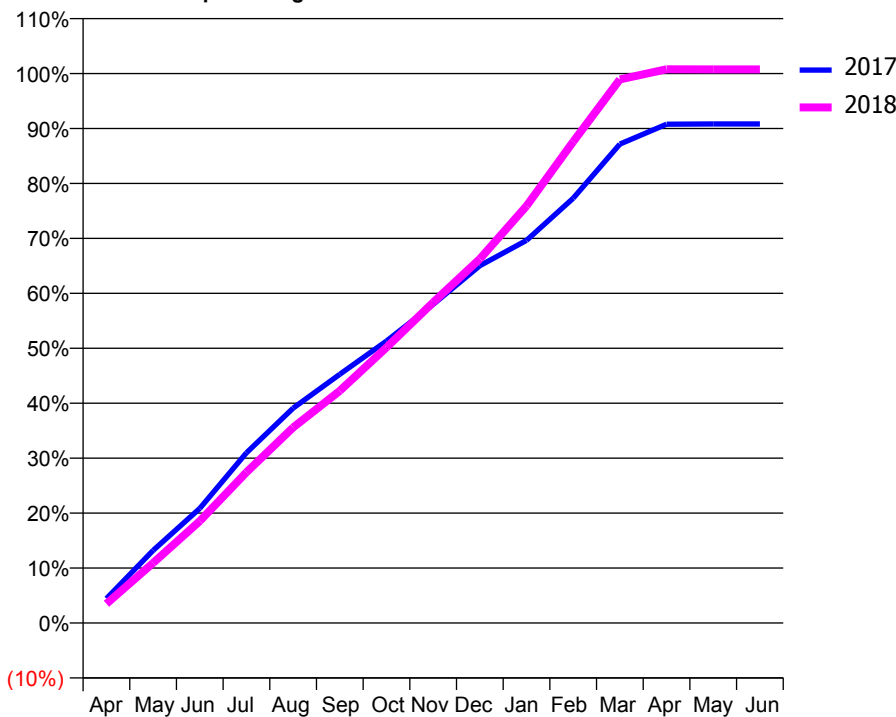
ACCESS*

Patients seen in 24 months	Total	Change since previous quarter
Quarter ending March 2017	6,420	
Quarter ending June 2017	6,462	→
Quarter ending September 2017	6,451	→
Quarter ending December 2017	6,547	→
Quarter ending March 2018	6,691	↑
Variance since March 2017	4.2%	↑



ACTIVITY

Cumulative percentage of contracted UDA delivered 2017 & 2018



Month	Adjusted Scheduled Activity (UDA)	
	2017	2018
April	825	650
May	2,446	2,026
June	3,863	3,438
July	5,738	5,083
August	7,243	6,592
September	8,386	7,832
October	9,505	9,290
November	10,743	10,812
December	12,046	12,277
January	12,901	14,063
February	14,321	16,230
March	16,150	18,327
April	16,820	18,672
May	16,826	18,668
June	16,826	18,668

QUALITY

	Quantity	Base Number	Contract	AT	Region	England
% of FP17s for the same patient ID Re-attending within 3 months - Children	139	2,822	4.9%	10.0%	11.6%	11.9%
% of FP17s for the same patient ID Re-attending within 3 months - Adults	813	7,156	11.4%	15.0%	15.4%	16.0%
% of FP17s for the same patient ID Re-attending between 3 & 9 months - Children	1,763	2,822	62.5%	51.9%	59.4%	58.3%
% of FP17s for the same patient ID Re-attending between 3 & 9 months - Adults	4,208	7,156	58.8%	47.0%	51.3%	50.3%
% of FP17s for Band 1 Urgent Courses	461	9,829	4.7%	8.0%	8.0%	9.1%
% of FP17s Relating to Free Repair or Replacements	77	9,829	0.8%	0.7%	0.8%	0.8%
% of FP17s Relating to Continuations	70	9,829	0.7%	0.9%	1.0%	1.0%
% of Patients satisfied with the dentistry they have received	1	1	N/A	92.0%	91.7%	91.5%
% of Patients satisfied with the time they had to wait for an appointment	1	1	N/A	90.1%	88.3%	87.9%

* This is based on patients treated on this contract for their most recent course of treatment. Figures in italics indicate the base number of FP17s or Patient Questionnaire responses are less than 100. N/A is shown where the base number of responses is less than 10 during the period. % is calculated as Quantity/Base number*100

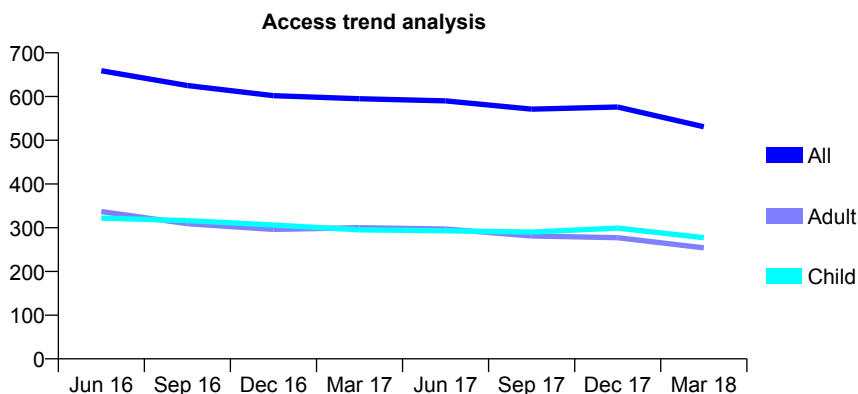
Q54 - Vital Signs At a Glance Contract Report for 946303/0001 - Year end March 2018

Name or company name	MR E ACHEAMPONG
Contract type name	GDS Contract
Purpose of contract	General and Orthodontic
Contract start date	01/04/2006
Contract end date	

17/18 Contracted general activity (UDA)	1,810
Carry forward general activity (UDA)	0
17/18 Contracted orthodontic activity (UOA)	642
Carry forward orthodontic activity (UOA)	-8
Baseline contract value	£86,466.46

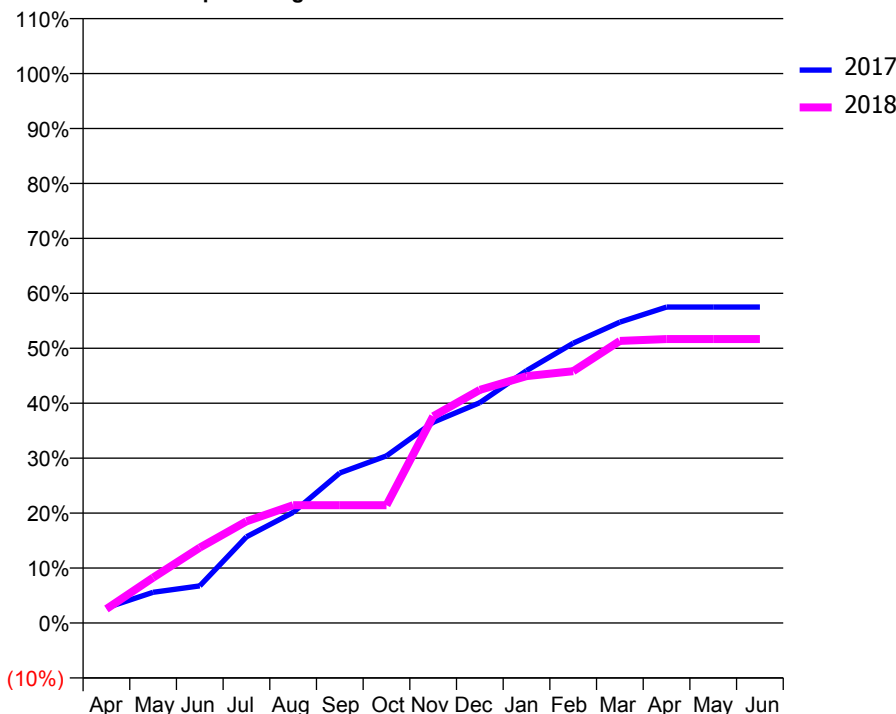
ACCESS*

Patients seen in 24 months	Total	Change since previous quarter
Quarter ending March 2017	595	
Quarter ending June 2017	590	→
Quarter ending September 2017	571	↓
Quarter ending December 2017	576	→
Quarter ending March 2018	531	↓
Variance since March 2017	(10.8%)	↓



ACTIVITY

Cumulative percentage of contracted UDA delivered 2017 & 2018



Month	Adjusted Scheduled Activity (UDA)	
	2017	2018
April	66	46
May	134	149
June	162	248
July	375	335
August	481	388
September	653	388
October	727	388
November	873	681
December	959	768
January	1,097	813
February	1,217	829
March	1,309	929
April	1,374	935
May	1,374	935
June	1,374	935

QUALITY

	Quantity	Base Number	Contract	AT	Region	England
% of FP17s for the same patient ID Re-attending within 3 months - Children	18	382	4.7%	10.0%	11.6%	11.9%
% of FP17s for the same patient ID Re-attending within 3 months - Adults	48	256	18.8%	15.0%	15.4%	16.0%
% of FP17s for the same patient ID Re-attending between 3 & 9 months - Children	162	382	42.4%	51.9%	59.4%	58.3%
% of FP17s for the same patient ID Re-attending between 3 & 9 months - Adults	99	256	38.7%	47.0%	51.3%	50.3%
% of FP17s for Band 1 Urgent Courses	13	533	2.4%	8.0%	8.0%	9.1%
% of FP17s Relating to Free Repair or Replacements	0	533	0.0%	0.7%	0.8%	0.8%
% of FP17s Relating to Continuations	5	533	0.9%	0.9%	1.0%	1.0%
% of Patients satisfied with the dentistry they have received	1	2	N/A	92.0%	91.7%	91.5%
% of Patients satisfied with the time they had to wait for an appointment	2	2	N/A	90.1%	88.3%	87.9%

* This is based on patients treated on this contract for their most recent course of treatment. Figures in italics indicate the base number of FP17s or Patient Questionnaire responses are less than 100. N/A is shown where the base number of responses is less than 10 during the period. % is calculated as Quantity/Base number*100

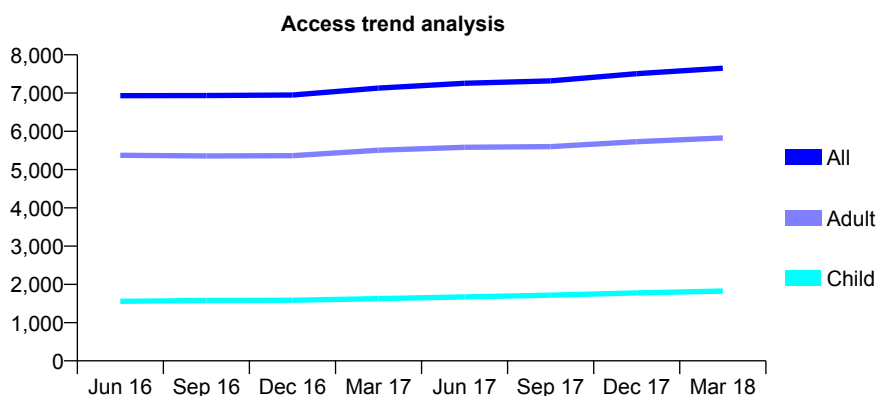
Q54 - Vital Signs At a Glance Contract Report for 960128/0002 - Year end March 2018

Name or company name	MR Z SACRANIE
Contract type name	GDS Contract
Purpose of contract	General
Contract start date	01/11/2006
Contract end date	

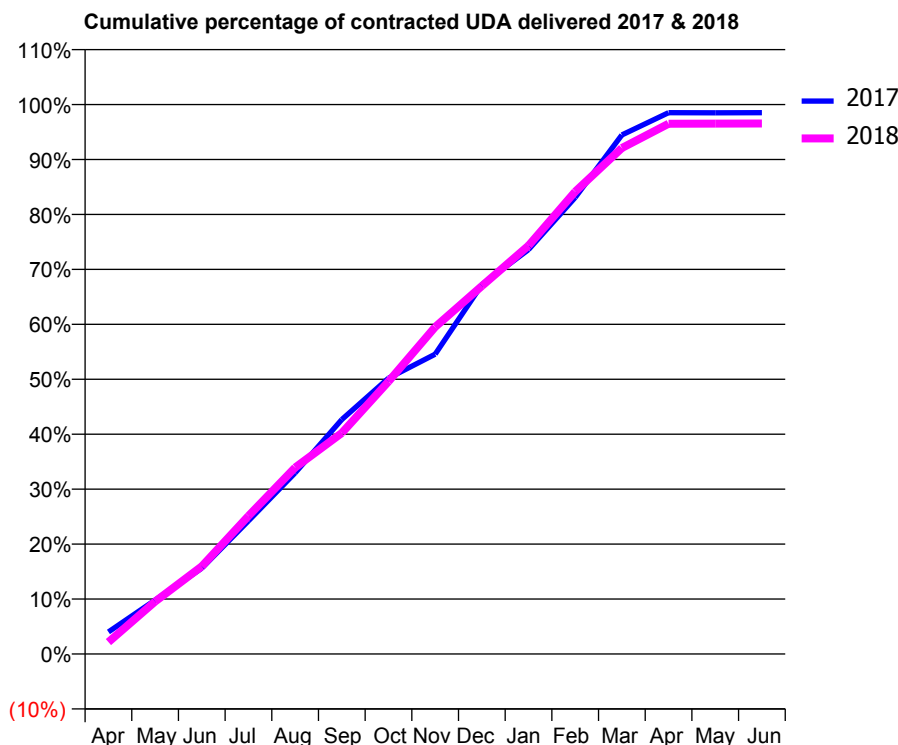
17/18 Contracted general activity (UDA)	18,821
Carry forward general activity (UDA)	280
17/18 Contracted orthodontic activity (UOA)	0
Carry forward orthodontic activity (UOA)	0
Baseline contract value	£420,807.19

ACCESS*

Patients seen in 24 months	Total	Change since previous quarter
Quarter ending March 2017	7,132	
Quarter ending June 2017	7,257	→
Quarter ending September 2017	7,318	→
Quarter ending December 2017	7,506	↑
Quarter ending March 2018	7,650	→
Variance since March 2017	7.3%	↑



ACTIVITY



Month	Adjusted Scheduled Activity (UDA)	
	2017	2018
April	756	409
May	1,846	1,796
June	2,941	3,003
July	4,560	4,728
August	6,203	6,386
September	8,030	7,568
October	9,446	9,333
November	10,271	11,202
December	12,651	12,604
January	13,851	13,986
February	15,636	15,838
March	17,778	17,329
April	18,539	18,160
May	18,537	18,167
June	18,540	18,171

QUALITY

	Quantity	Base Number	Contract	AT	Region	England
% of FP17s for the same patient ID Re-attending within 3 months - Children	173	2,684	6.4%	10.0%	11.6%	11.9%
% of FP17s for the same patient ID Re-attending within 3 months - Adults	1,029	7,666	13.4%	15.0%	15.4%	16.0%
% of FP17s for the same patient ID Re-attending between 3 & 9 months - Children	1,648	2,684	61.4%	51.9%	59.4%	58.3%
% of FP17s for the same patient ID Re-attending between 3 & 9 months - Adults	4,156	7,666	54.2%	47.0%	51.3%	50.3%
% of FP17s for Band 1 Urgent Courses	751	9,862	7.6%	8.0%	8.0%	9.1%
% of FP17s Relating to Free Repair or Replacements	88	9,862	0.9%	0.7%	0.8%	0.8%
% of FP17s Relating to Continuations	56	9,862	0.6%	0.9%	1.0%	1.0%
% of Patients satisfied with the dentistry they have received	7	7	N/A	92.0%	91.7%	91.5%
% of Patients satisfied with the time they had to wait for an appointment	7	7	N/A	90.1%	88.3%	87.9%

* This is based on patients treated on this contract for their most recent course of treatment. Figures in italics indicate the base number of FP17s or Patient Questionnaire responses are less than 100. N/A is shown where the base number of responses is less than 10 during the period. % is calculated as Quantity/Base number*100

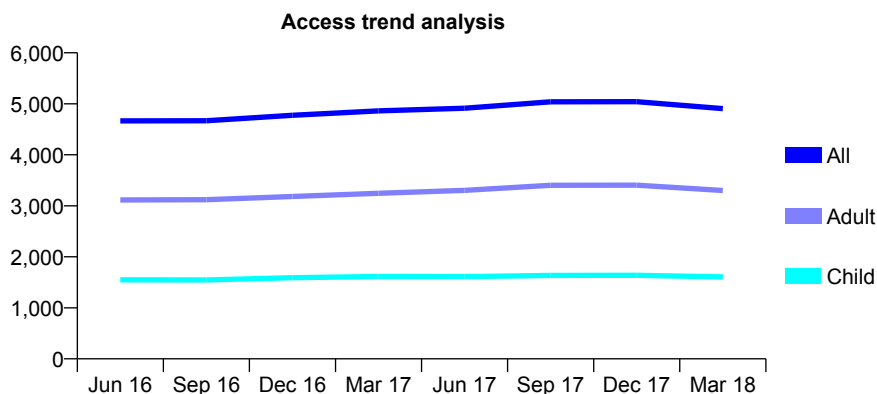
Q54 - Vital Signs At a Glance Contract Report for 960934/0002 - Year end March 2018

Name or company name	MRS J DHERI
Contract type name	GDS Contract
Purpose of contract	General
Contract start date	19/06/2006
Contract end date	

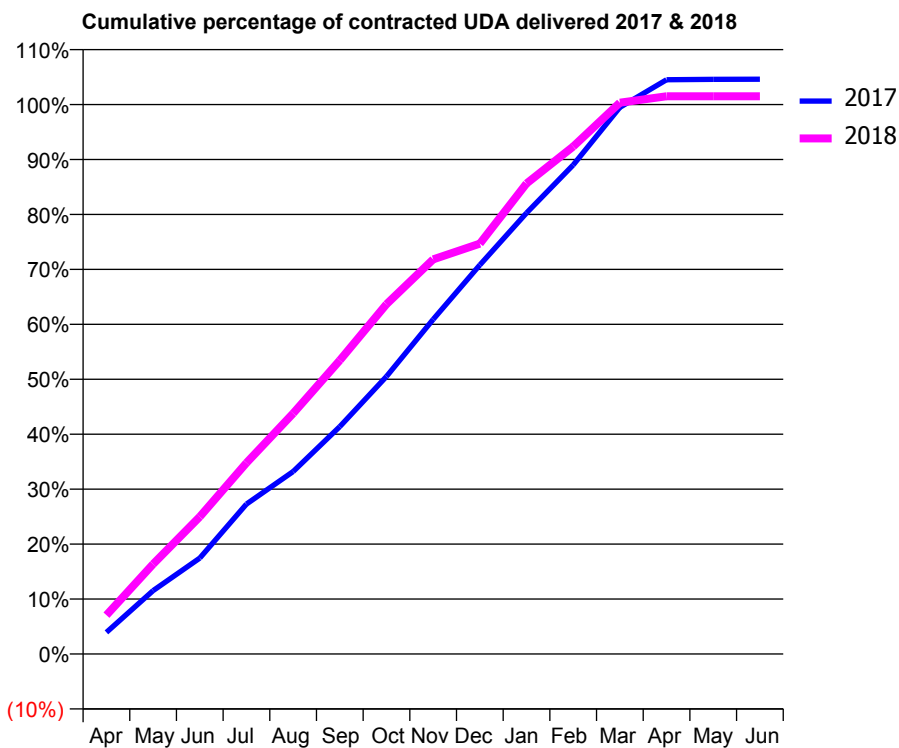
17/18 Contracted general activity (UDA)	12,396
Carry forward general activity (UDA)	-248
17/18 Contracted orthodontic activity (UOA)	0
Carry forward orthodontic activity (UOA)	0
Baseline contract value	£324,343.71

ACCESS*

Patients seen in 24 months	Total	Change since previous quarter
Quarter ending March 2017	4,862	
Quarter ending June 2017	4,915	→
Quarter ending September 2017	5,038	↑
Quarter ending December 2017	5,043	→
Quarter ending March 2018	4,907	↓
Variance since March 2017	0.9%	→



ACTIVITY



Month	Adjusted Scheduled Activity (UDA)	
	2017	2018
April	490	877
May	1,429	2,030
June	2,164	3,096
July	3,384	4,311
August	4,115	5,428
September	5,129	6,624
October	6,260	7,892
November	7,548	8,902
December	8,775	9,257
January	9,950	10,613
February	11,032	11,446
March	12,333	12,436
April	12,954	12,581
May	12,963	12,581
June	12,966	12,581

QUALITY

	Quantity	Base Number	Contract	AT	Region	England
% of FP17s for the same patient ID Re-attending within 3 months - Children	119	2,416	4.9%	10.0%	11.6%	11.9%
% of FP17s for the same patient ID Re-attending within 3 months - Adults	530	4,629	11.4%	15.0%	15.4%	16.0%
% of FP17s for the same patient ID Re-attending between 3 & 9 months - Children	1,730	2,416	71.6%	51.9%	59.4%	58.3%
% of FP17s for the same patient ID Re-attending between 3 & 9 months - Adults	2,917	4,629	63.0%	47.0%	51.3%	50.3%
% of FP17s for Band 1 Urgent Courses	357	6,812	5.2%	8.0%	8.0%	9.1%
% of FP17s Relating to Free Repair or Replacements	39	6,812	0.6%	0.7%	0.8%	0.8%
% of FP17s Relating to Continuations	20	6,812	0.3%	0.9%	1.0%	1.0%
% of Patients satisfied with the dentistry they have received	3	3	N/A	92.0%	91.7%	91.5%
% of Patients satisfied with the time they had to wait for an appointment	3	3	N/A	90.1%	88.3%	87.9%

* This is based on patients treated on this contract for their most recent course of treatment. Figures in italics indicate the base number of FP17s or Patient Questionnaire responses are less than 100. N/A is shown where the base number of responses is less than 10 during the period. % is calculated as Quantity/Base number*100

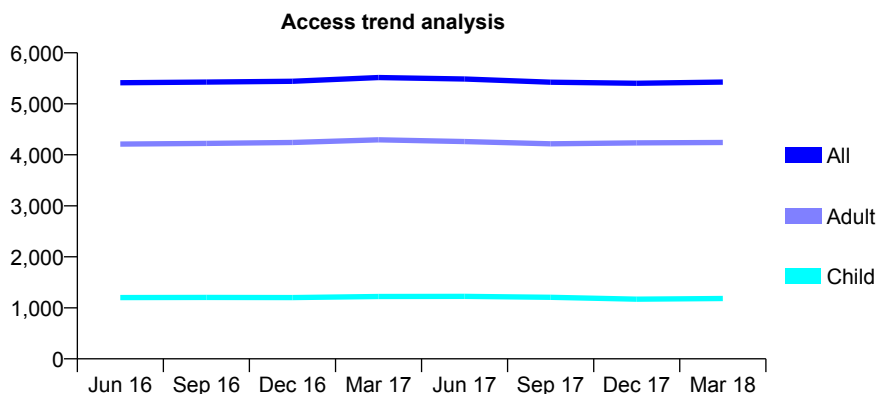
Q54 - Vital Signs At a Glance Contract Report for 968811/0001 - Year end March 2018

Name or company name	MR D CHACKO
Contract type name	GDS Contract
Purpose of contract	General
Contract start date	01/04/2014
Contract end date	

17/18 Contracted general activity (UDA)	16,500
Carry forward general activity (UDA)	-279
17/18 Contracted orthodontic activity (UOA)	0
Carry forward orthodontic activity (UOA)	0
Baseline contract value	£418,583.05

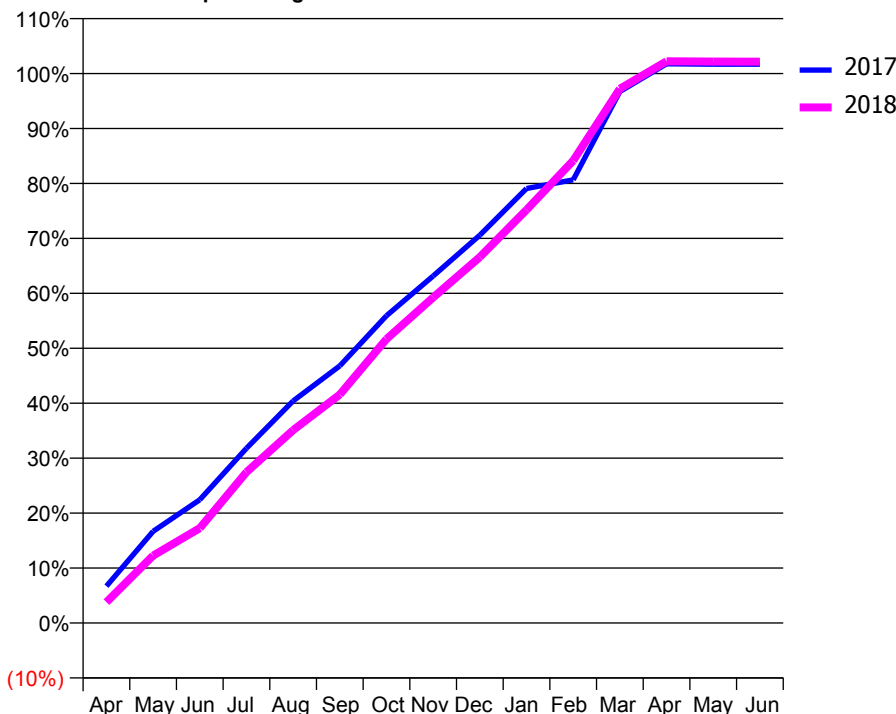
ACCESS*

Patients seen in 24 months	Total	Change since previous quarter
Quarter ending March 2017	5,516	
Quarter ending June 2017	5,485	→
Quarter ending September 2017	5,423	↓
Quarter ending December 2017	5,403	→
Quarter ending March 2018	5,427	→
Variance since March 2017	(1.6%)	↓



ACTIVITY

Cumulative percentage of contracted UDA delivered 2017 & 2018



QUALITY

	Quantity	Base Number	Contract	AT	Region	England
% of FP17s for the same patient ID Re-attending within 3 months - Children	114	1,745	6.5%	10.0%	11.6%	11.9%
% of FP17s for the same patient ID Re-attending within 3 months - Adults	913	5,964	15.3%	15.0%	15.4%	16.0%
% of FP17s for the same patient ID Re-attending between 3 & 9 months - Children	1,149	1,745	65.8%	51.9%	59.4%	58.3%
% of FP17s for the same patient ID Re-attending between 3 & 9 months - Adults	3,407	5,964	57.1%	47.0%	51.3%	50.3%
% of FP17s for Band 1 Urgent Courses	459	7,645	6.0%	8.0%	8.0%	9.1%
% of FP17s Relating to Free Repair or Replacements	143	7,645	1.9%	0.7%	0.8%	0.8%
% of FP17s Relating to Continuations	65	7,645	0.9%	0.9%	1.0%	1.0%
% of Patients satisfied with the dentistry they have received	0	1	N/A	92.0%	91.7%	91.5%
% of Patients satisfied with the time they had to wait for an appointment	1	1	N/A	90.1%	88.3%	87.9%

* This is based on patients treated on this contract for their most recent course of treatment. Figures in italics indicate the base number of FP17s or Patient Questionnaire responses are less than 100. N/A is shown where the base number of responses is less than 10 during the period. % is calculated as Quantity/Base number*100

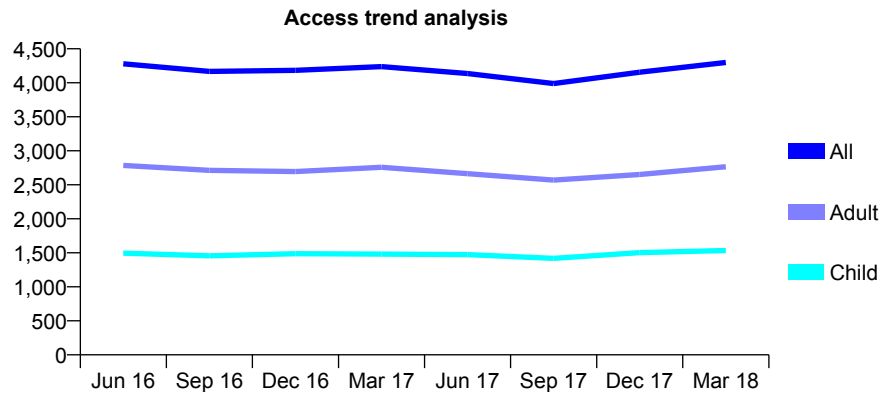
Q54 - Vital Signs At a Glance Contract Report for 976989/0001 - Year end March 2018

Name or company name	MR SS SOHAL
Contract type name	GDS Contract
Purpose of contract	General
Contract start date	23/11/2013
Contract end date	

17/18 Contracted general activity (UDA)	12,884
Carry forward general activity (UDA)	-261
17/18 Contracted orthodontic activity (UOA)	0
Carry forward orthodontic activity (UOA)	0
Baseline contract value	£344,357.32

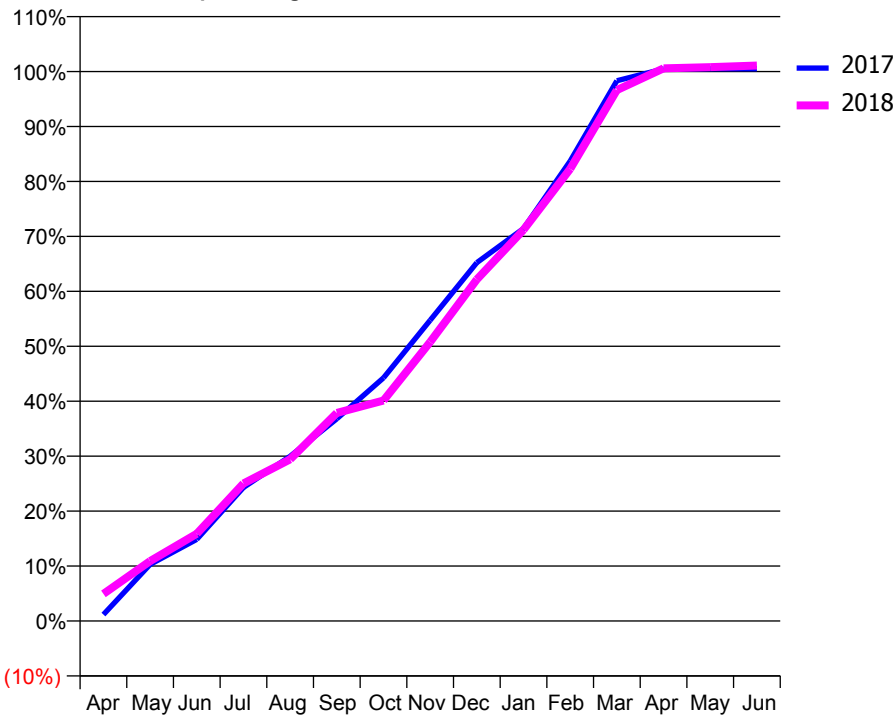
ACCESS*

Patients seen in 24 months	Total	Change since previous quarter
Quarter ending March 2017	4,238	
Quarter ending June 2017	4,137	↓
Quarter ending September 2017	3,989	↓
Quarter ending December 2017	4,155	↑
Quarter ending March 2018	4,299	↑
Variance since March 2017	1.4%	→



ACTIVITY

Cumulative percentage of contracted UDA delivered 2017 & 2018



Month	Adjusted Scheduled Activity (UDA)	
	2017	2018
April	151	636
May	1,326	1,404
June	1,916	2,047
July	3,132	3,225
August	3,864	3,792
September	4,741	4,878
October	5,700	5,169
November	7,053	6,543
December	8,403	8,008
January	9,202	9,173
February	10,785	10,600
March	12,666	12,448
April	12,946	12,958
May	12,949	12,985
June	12,949	13,023

QUALITY

	Quantity	Base Number	Contract	AT	Region	England
% of FP17s for the same patient ID Re-attending within 3 months - Children	116	2,076	5.6%	10.0%	11.6%	11.9%
% of FP17s for the same patient ID Re-attending within 3 months - Adults	396	3,184	12.4%	15.0%	15.4%	16.0%
% of FP17s for the same patient ID Re-attending between 3 & 9 months - Children	1,187	2,076	57.2%	51.9%	59.4%	58.3%
% of FP17s for the same patient ID Re-attending between 3 & 9 months - Adults	1,522	3,184	47.8%	47.0%	51.3%	50.3%
% of FP17s for Band 1 Urgent Courses	488	5,346	9.1%	8.0%	8.0%	9.1%
% of FP17s Relating to Free Repair or Replacements	8	5,346	0.1%	0.7%	0.8%	0.8%
% of FP17s Relating to Continuations	36	5,346	0.7%	0.9%	1.0%	1.0%
% of Patients satisfied with the dentistry they have received	0	1	N/A	92.0%	91.7%	91.5%
% of Patients satisfied with the time they had to wait for an appointment	1	1	N/A	90.1%	88.3%	87.9%

* This is based on patients treated on this contract for their most recent course of treatment. Figures in italics indicate the base number of FP17s or Patient Questionnaire responses are less than 100. N/A is shown where the base number of responses is less than 10 during the period. % is calculated as Quantity/Base number*100

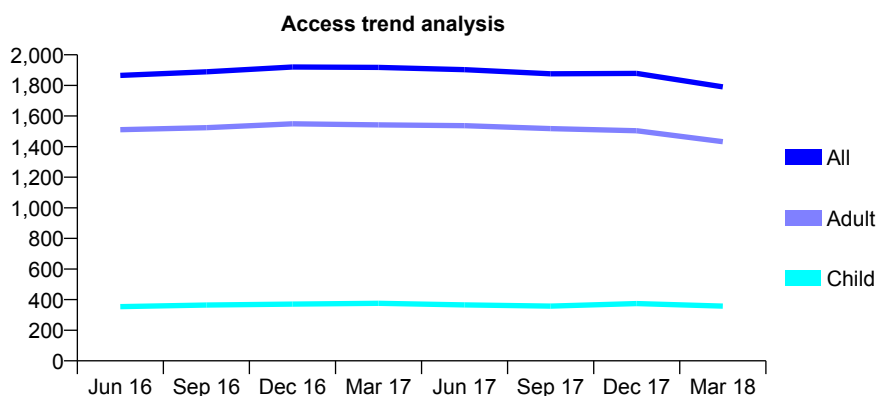
Q54 - Vital Signs At a Glance Contract Report for 993913/0001 - Year end March 2018

Name or company name	MR SL REES
Contract type name	PDS Contract
Purpose of contract	General and Orthodontic
Contract start date	01/04/2006
Contract end date	30/11/2017

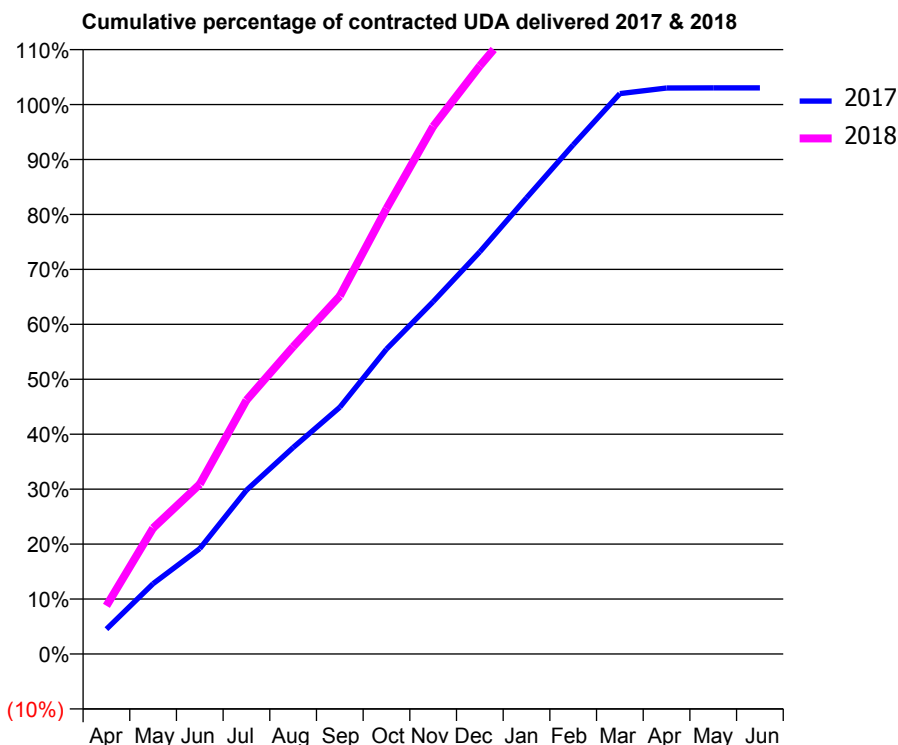
17/18 Contracted general activity (UDA)	4,541
Carry forward general activity (UDA)	-137
17/18 Contracted orthodontic activity (UOA)	300
Carry forward orthodontic activity (UOA)	0
Baseline contract value	£167,301.47

ACCESS*

Patients seen in 24 months	Total	Change since previous quarter
Quarter ending March 2017	1,918	
Quarter ending June 2017	1,903	→
Quarter ending September 2017	1,876	↓
Quarter ending December 2017	1,878	→
Quarter ending March 2018	1,790	↓
Variance since March 2017	(6.7%)	↓



ACTIVITY



Month	Adjusted Scheduled Activity (UDA)	
	2017	2018
April	309	399
May	871	1,041
June	1,307	1,403
July	2,030	2,097
August	2,559	2,539
September	3,059	2,958
October	3,778	3,681
November	4,368	4,360
December	4,986	4,860
January	5,653	5,314
February	6,312	6,127
March	6,946	6,765
April	7,015	6,782
May	7,018	6,782
June	7,018	6,782

QUALITY

	Quantity	Base Number	Contract	AT	Region	England
% of FP17s for the same patient ID Re-attending within 3 months - Children	74	585	12.6%	10.0%	11.6%	11.9%
% of FP17s for the same patient ID Re-attending within 3 months - Adults	339	2,226	15.2%	15.0%	15.4%	16.0%
% of FP17s for the same patient ID Re-attending between 3 & 9 months - Children	268	585	45.8%	51.9%	59.4%	58.3%
% of FP17s for the same patient ID Re-attending between 3 & 9 months - Adults	1,374	2,226	61.7%	47.0%	51.3%	50.3%
% of FP17s for Band 1 Urgent Courses	59	2,679	2.2%	8.0%	8.0%	9.1%
% of FP17s Relating to Free Repair or Replacements	43	2,679	1.6%	0.7%	0.8%	0.8%
% of FP17s Relating to Continuations	50	2,679	1.9%	0.9%	1.0%	1.0%
% of Patients satisfied with the dentistry they have received	3	3	N/A	92.0%	91.7%	91.5%
% of Patients satisfied with the time they had to wait for an appointment	3	3	N/A	90.1%	88.3%	87.9%

* This is based on patients treated on this contract for their most recent course of treatment. Figures in italics indicate the base number of FP17s or Patient Questionnaire responses are less than 100. N/A is shown where the base number of responses is less than 10 during the period. % is calculated as Quantity/Base number*100

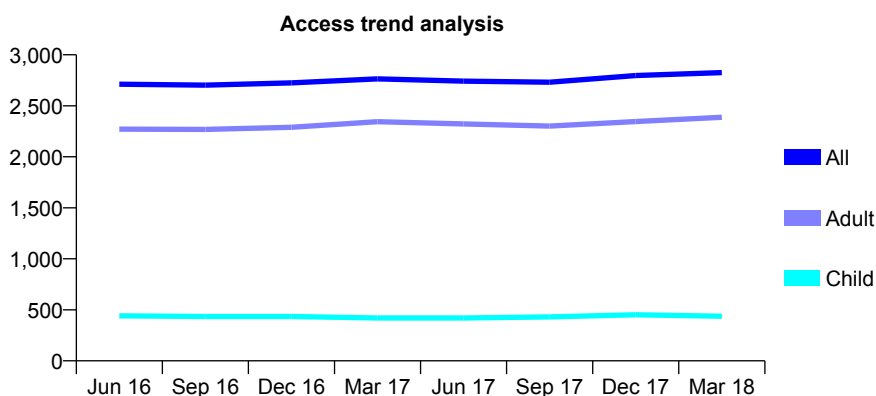
Q54 - Vital Signs At a Glance Contract Report for 993956/0001 - Year end March 2018

Name or company name	MR SM BENTLEY
Contract type name	GDS Contract
Purpose of contract	General
Contract start date	01/04/2006
Contract end date	

17/18 Contracted general activity (UDA)	7,816
Carry forward general activity (UDA)	5
17/18 Contracted orthodontic activity (UOA)	0
Carry forward orthodontic activity (UOA)	0
Baseline contract value	£167,605.66

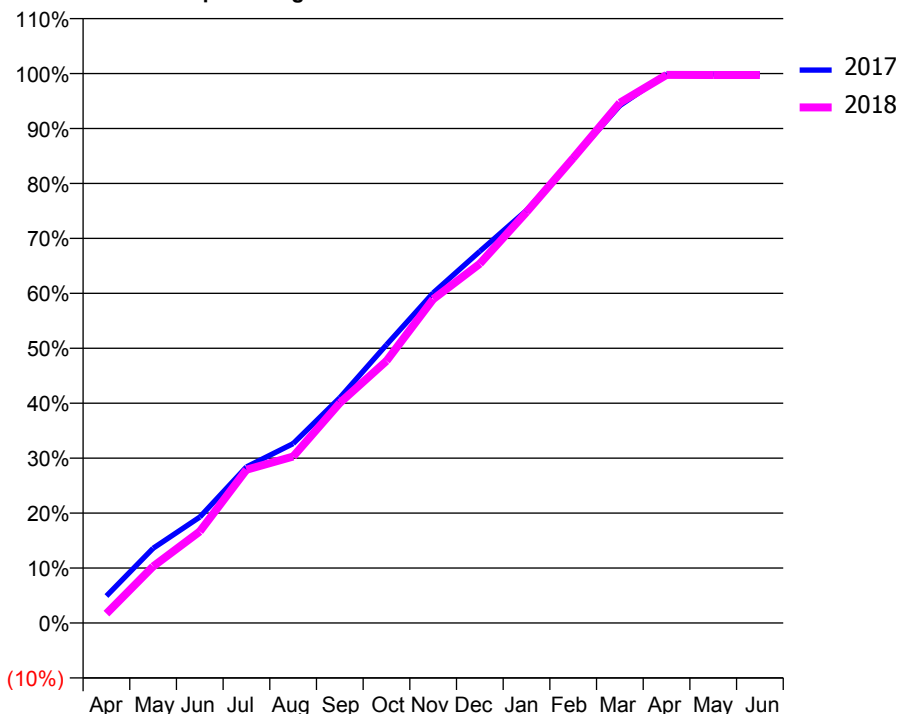
ACCESS*

Patients seen in 24 months	Total	Change since previous quarter
Quarter ending March 2017	2,764	
Quarter ending June 2017	2,742	→
Quarter ending September 2017	2,732	→
Quarter ending December 2017	2,797	↑
Quarter ending March 2018	2,825	→
Variance since March 2017	2.2%	↑



ACTIVITY

Cumulative percentage of contracted UDA delivered 2017 & 2018



Adjusted Scheduled Activity (UDA)

Month	2017	2018
April	384	134
May	1,063	805
June	1,508	1,303
July	2,219	2,181
August	2,552	2,368
September	3,205	3,131
October	3,957	3,729
November	4,695	4,606
December	5,287	5,111
January	5,870	5,845
February	6,610	6,614
March	7,360	7,401
April	7,810	7,796
May	7,810	7,795
June	7,810	7,795

QUALITY

	Quantity	Base Number	Contract	AT	Region	England
% of FP17s for the same patient ID Re-attending within 3 months - Children	22	565	3.9%	10.0%	11.6%	11.9%
% of FP17s for the same patient ID Re-attending within 3 months - Adults	397	3,131	12.7%	15.0%	15.4%	16.0%
% of FP17s for the same patient ID Re-attending between 3 & 9 months - Children	271	565	48.0%	51.9%	59.4%	58.3%
% of FP17s for the same patient ID Re-attending between 3 & 9 months - Adults	1,548	3,131	49.4%	47.0%	51.3%	50.3%
% of FP17s for Band 1 Urgent Courses	97	3,669	2.6%	8.0%	8.0%	9.1%
% of FP17s Relating to Free Repair or Replacements	60	3,669	1.6%	0.7%	0.8%	0.8%
% of FP17s Relating to Continuations	47	3,669	1.3%	0.9%	1.0%	1.0%
% of Patients satisfied with the dentistry they have received	6	6	N/A	92.0%	91.7%	91.5%
% of Patients satisfied with the time they had to wait for an appointment	6	6	N/A	90.1%	88.3%	87.9%

* This is based on patients treated on this contract for their most recent course of treatment. Figures in italics indicate the base number of FP17s or Patient Questionnaire responses are less than 100. N/A is shown where the base number of responses is less than 10 during the period. % is calculated as Quantity/Base number*100

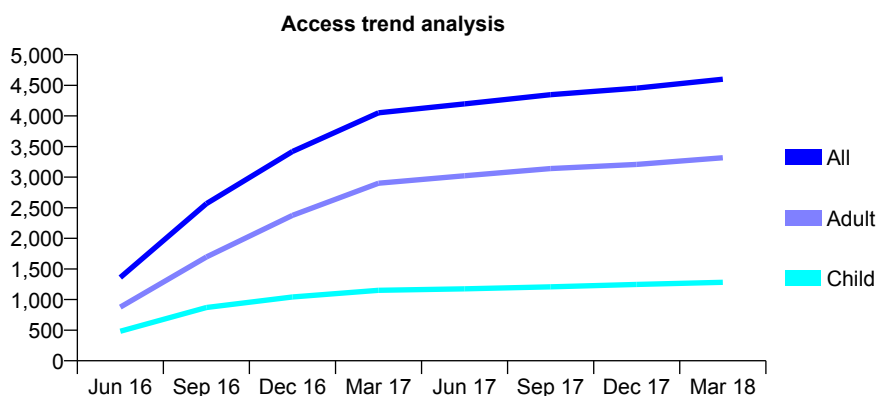
Q55 - Vital Signs At a Glance Contract Report for 100062/0000 - Year end March 2018

Name or company name	MR EG MCDAID
Contract type name	GDS Contract
Purpose of contract	General
Contract start date	01/04/2016
Contract end date	

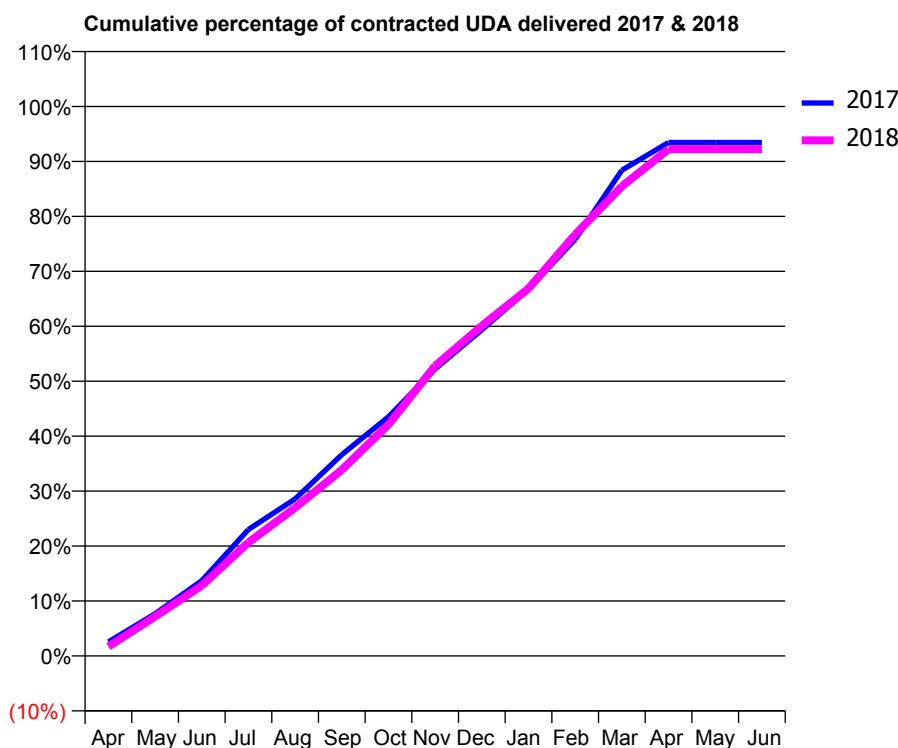
17/18 Contracted general activity (UDA)	15,050
Carry forward general activity (UDA)	211
17/18 Contracted orthodontic activity (UOA)	0
Carry forward orthodontic activity (UOA)	0
Baseline contract value	£401,039.16

ACCESS*

Patients seen in 24 months	Total	Change since previous quarter
Quarter ending March 2017	4,052	
Quarter ending June 2017	4,197	↑
Quarter ending September 2017	4,347	↑
Quarter ending December 2017	4,455	↑
Quarter ending March 2018	4,601	↑
Variance since March 2017	13.5%	↑



ACTIVITY



Month	Adjusted Scheduled Activity (UDA)	
	2017	2018
April	396	258
May	1,185	1,081
June	2,112	1,927
July	3,549	3,111
August	4,408	4,061
September	5,651	5,098
October	6,713	6,339
November	8,057	7,945
December	9,153	9,042
January	10,305	10,064
February	11,696	11,543
March	13,636	12,860
April	14,412	13,881
May	14,412	13,881
June	14,412	13,881

QUALITY

	Quantity	Base Number	Contract	AT	Region	England
% of FP17s for the same patient ID Re-attending within 3 months - Children	209	2,349	8.9%	10.3%	11.6%	11.9%
% of FP17s for the same patient ID Re-attending within 3 months - Adults	635	4,711	13.5%	14.4%	15.4%	16.0%
% of FP17s for the same patient ID Re-attending between 3 & 9 months - Children	1,691	2,349	72.0%	62.0%	59.4%	58.3%
% of FP17s for the same patient ID Re-attending between 3 & 9 months - Adults	2,719	4,711	57.7%	55.0%	51.3%	50.3%
% of FP17s for Band 1 Urgent Courses	343	6,346	5.4%	7.2%	8.0%	9.1%
% of FP17s Relating to Free Repair or Replacements	88	6,346	1.4%	0.8%	0.8%	0.8%
% of FP17s Relating to Continuations	117	6,346	1.8%	1.3%	1.0%	1.0%
% of Patients satisfied with the dentistry they have received	5	7	N/A	91.3%	91.7%	91.5%
% of Patients satisfied with the time they had to wait for an appointment	7	7	N/A	87.4%	88.3%	87.9%

* This is based on patients treated on this contract for their most recent course of treatment. Figures in italics indicate the base number of FP17s or Patient Questionnaire responses are less than 100. N/A is shown where the base number of responses is less than 10 during the period. % is calculated as Quantity/Base number*100

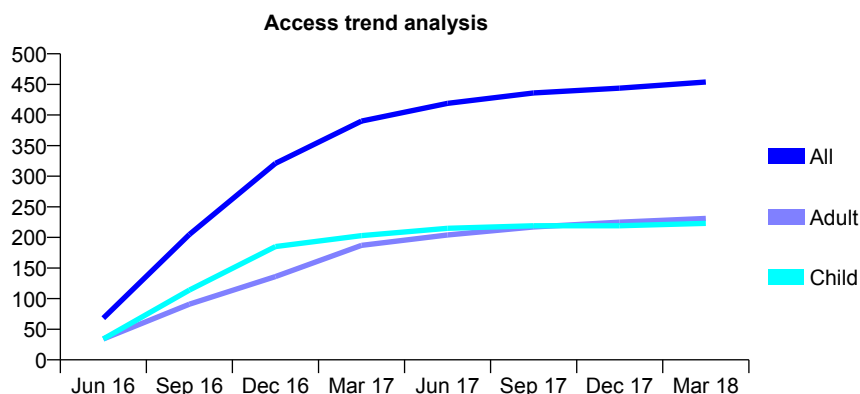
Q55 - Vital Signs At a Glance Contract Report for 100101/0000 - Year end March 2018

Name or company name	Brookview Dental Care
Contract type name	GDS Contract
Purpose of contract	General
Contract start date	01/04/2016
Contract end date	

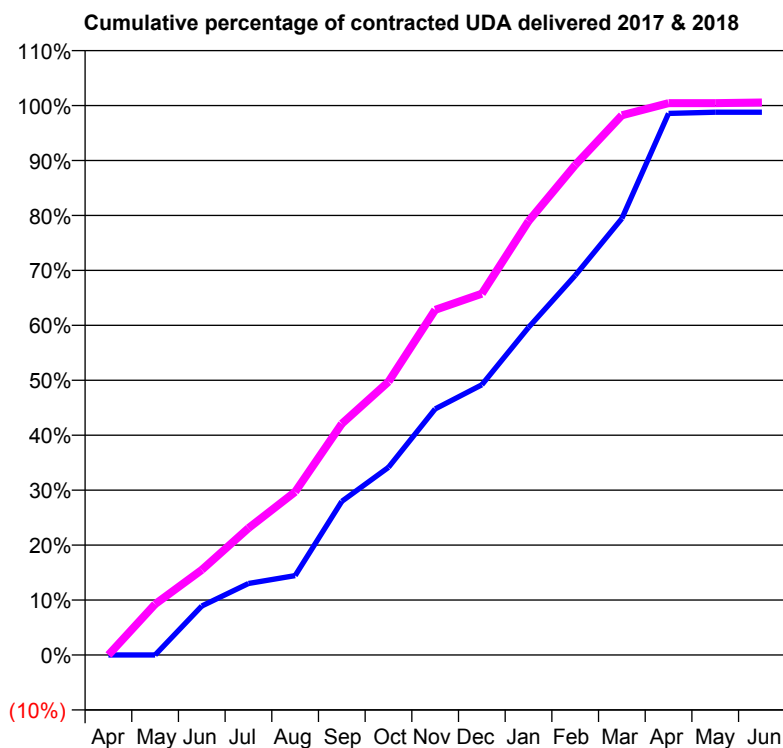
17/18 Contracted general activity (UDA)	1,000
Carry forward general activity (UDA)	12
17/18 Contracted orthodontic activity (UOA)	0
Carry forward orthodontic activity (UOA)	0
Baseline contract value	£29,416.55

ACCESS*

Patients seen in 24 months	Total	Change since previous quarter
Quarter ending March 2017	390	
Quarter ending June 2017	419	↑
Quarter ending September 2017	436	↑
Quarter ending December 2017	444	→
Quarter ending March 2018	454	↑
Variance since March 2017	16.4%	↑



ACTIVITY



Month	Adjusted Scheduled Activity (UDA)	
	2017	2018
April	0	0
May	0	93
June	87	155
July	128	231
August	142	297
September	274	421
October	335	497
November	439	628
December	482	657
January	584	790
February	677	892
March	778	982
April	966	1,004
May	968	1,004
June	968	1,005

QUALITY

	Quantity	Base Number	Contract	AT	Region	England
% of FP17s for the same patient ID Re-attending within 3 months - Children	14	381	3.7%	10.3%	11.6%	11.9%
% of FP17s for the same patient ID Re-attending within 3 months - Adults	43	344	12.5%	14.4%	15.4%	16.0%
% of FP17s for the same patient ID Re-attending between 3 & 9 months - Children	305	381	80.1%	62.0%	59.4%	58.3%
% of FP17s for the same patient ID Re-attending between 3 & 9 months - Adults	207	344	60.2%	55.0%	51.3%	50.3%
% of FP17s for Band 1 Urgent Courses	22	671	3.3%	7.2%	8.0%	9.1%
% of FP17s Relating to Free Repair or Replacements	0	671	0.0%	0.8%	0.8%	0.8%
% of FP17s Relating to Continuations	2	671	0.3%	1.3%	1.0%	1.0%
% of Patients satisfied with the dentistry they have received	1	1	N/A	91.3%	91.7%	91.5%
% of Patients satisfied with the time they had to wait for an appointment	1	1	N/A	87.4%	88.3%	87.9%

* This is based on patients treated on this contract for their most recent course of treatment. Figures in italics indicate the base number of FP17s or Patient Questionnaire responses are less than 100. N/A is shown where the base number of responses is less than 10 during the period. % is calculated as Quantity/Base number*100

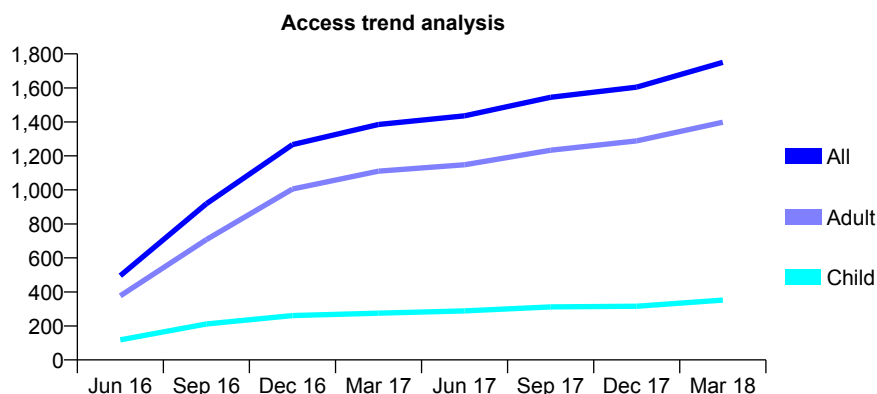
Q55 - Vital Signs At a Glance Contract Report for 100103/0000 - Year end March 2018

Name or company name	Dr H S Thiara, Mrs R K Mattu
Contract type name	GDS Contract
Purpose of contract	General
Contract start date	01/04/2016
Contract end date	

17/18 Contracted general activity (UDA)	5,332
Carry forward general activity (UDA)	31
17/18 Contracted orthodontic activity (UOA)	0
Carry forward orthodontic activity (UOA)	0
Baseline contract value	£208,844.68

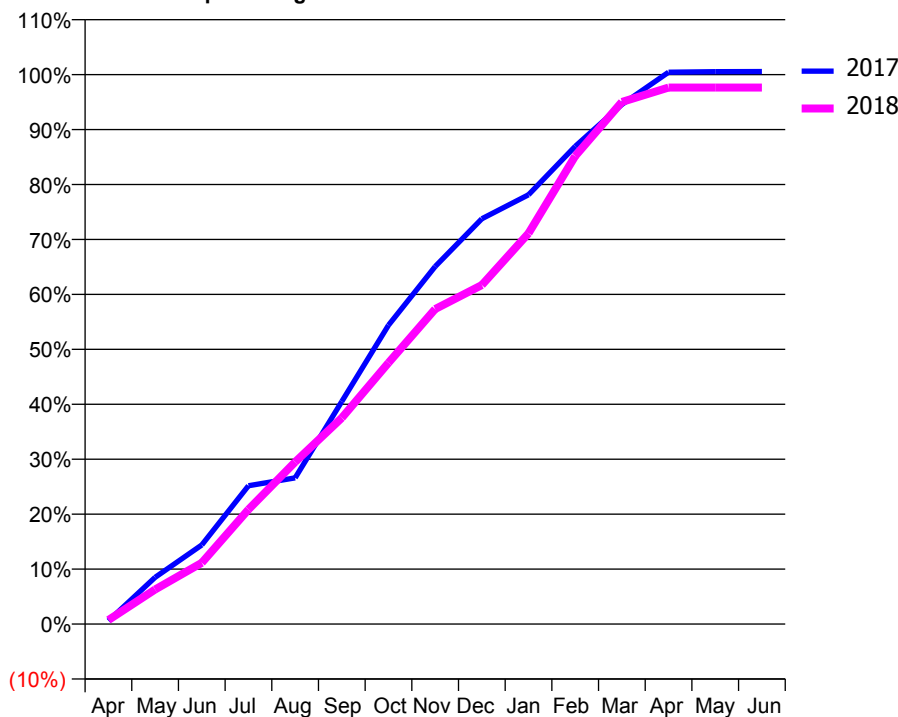
ACCESS*

Patients seen in 24 months	Total	Change since previous quarter
Quarter ending March 2017	1,385	
Quarter ending June 2017	1,436	↑
Quarter ending September 2017	1,545	↑
Quarter ending December 2017	1,604	↑
Quarter ending March 2018	1,750	↑
Variance since March 2017	26.4%	↑



ACTIVITY

Cumulative percentage of contracted UDA delivered 2017 & 2018



Adjusted Scheduled Activity (UDA)

Month	2017	2018
April	32	39
May	453	336
June	768	595
July	1,343	1,112
August	1,418	1,573
September	2,160	2,001
October	2,900	2,535
November	3,469	3,057
December	3,933	3,289
January	4,165	3,791
February	4,635	4,540
March	5,042	5,067
April	5,355	5,206
May	5,360	5,206
June	5,361	5,206

QUALITY

	Quantity	Base Number	Contract	AT	Region	England
% of FP17s for the same patient ID Re-attending within 3 months - Children	50	569	8.8%	10.3%	11.6%	11.9%
% of FP17s for the same patient ID Re-attending within 3 months - Adults	400	2,107	19.0%	14.4%	15.4%	16.0%
% of FP17s for the same patient ID Re-attending between 3 & 9 months - Children	305	569	53.6%	62.0%	59.4%	58.3%
% of FP17s for the same patient ID Re-attending between 3 & 9 months - Adults	986	2,107	46.8%	55.0%	51.3%	50.3%
% of FP17s for Band 1 Urgent Courses	282	2,609	10.8%	7.2%	8.0%	9.1%
% of FP17s Relating to Free Repair or Replacements	14	2,609	0.5%	0.8%	0.8%	0.8%
% of FP17s Relating to Continuations	19	2,609	0.7%	1.3%	1.0%	1.0%
% of Patients satisfied with the dentistry they have received	2	2	N/A	91.3%	91.7%	91.5%
% of Patients satisfied with the time they had to wait for an appointment	2	2	N/A	87.4%	88.3%	87.9%

* This is based on patients treated on this contract for their most recent course of treatment. Figures in italics indicate the base number of FP17s or Patient Questionnaire responses are less than 100. N/A is shown where the base number of responses is less than 10 during the period. % is calculated as Quantity/Base number*100

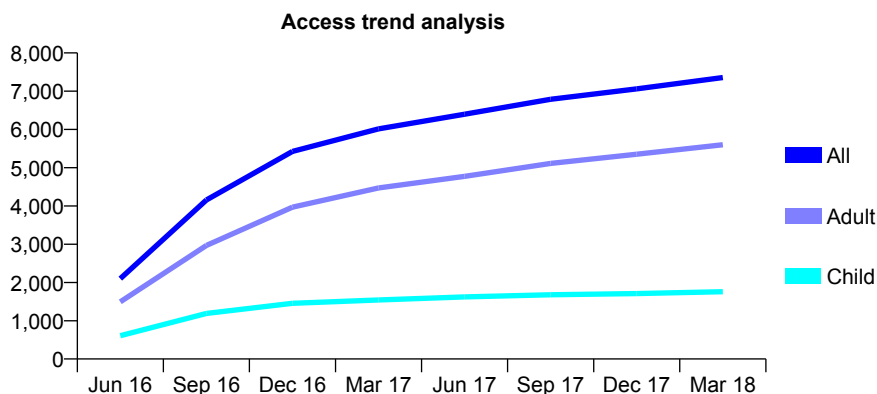
Q55 - Vital Signs At a Glance Contract Report for 100109/0000 - Year end March 2018

Name or company name	Whitecross Dental Care Limited
Contract type name	GDS Contract
Purpose of contract	General
Contract start date	01/04/2016
Contract end date	

17/18 Contracted general activity (UDA)	24,298
Carry forward general activity (UDA)	0
17/18 Contracted orthodontic activity (UOA)	0
Carry forward orthodontic activity (UOA)	0
Baseline contract value	£608,842.19

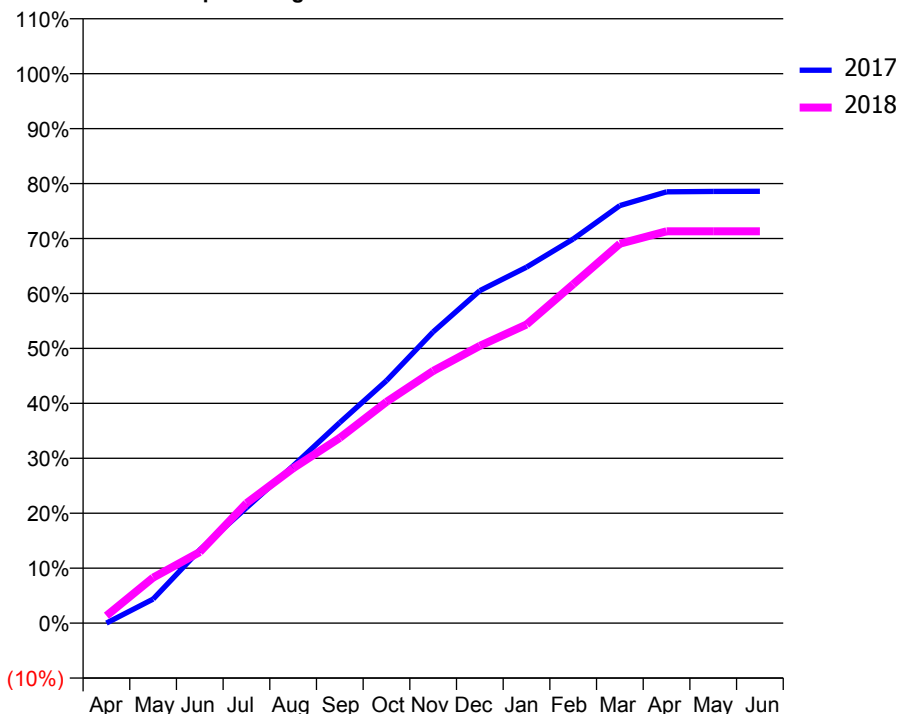
ACCESS*

Patients seen in 24 months	Total	Change since previous quarter
Quarter ending March 2017	6,014	
Quarter ending June 2017	6,399	↑
Quarter ending September 2017	6,790	↑
Quarter ending December 2017	7,061	↑
Quarter ending March 2018	7,357	↑
Variance since March 2017	22.3%	↑



ACTIVITY

Cumulative percentage of contracted UDA delivered 2017 & 2018



Month	Adjusted Scheduled Activity (UDA)	
	2017	2018
April	0	325
May	1,062	2,013
June	3,241	3,143
July	5,100	5,301
August	6,955	6,847
September	8,871	8,195
October	10,720	9,782
November	12,878	11,155
December	14,704	12,262
January	15,739	13,207
February	16,983	14,986
March	18,467	16,778
April	19,075	17,325
May	19,091	17,324
June	19,095	17,324

QUALITY

	Quantity	Base Number	Contract	AT	Region	England
% of FP17s for the same patient ID Re-attending within 3 months - Children	126	2,484	5.1%	10.3%	11.6%	11.9%
% of FP17s for the same patient ID Re-attending within 3 months - Adults	833	6,989	11.9%	14.4%	15.4%	16.0%
% of FP17s for the same patient ID Re-attending between 3 & 9 months - Children	1,396	2,484	56.2%	62.0%	59.4%	58.3%
% of FP17s for the same patient ID Re-attending between 3 & 9 months - Adults	3,163	6,989	45.3%	55.0%	51.3%	50.3%
% of FP17s for Band 1 Urgent Courses	566	9,467	6.0%	7.2%	8.0%	9.1%
% of FP17s Relating to Free Repair or Replacements	63	9,467	0.7%	0.8%	0.8%	0.8%
% of FP17s Relating to Continuations	179	9,467	1.9%	1.3%	1.0%	1.0%
% of Patients satisfied with the dentistry they have received	10	10	100.0%	91.3%	91.7%	91.5%
% of Patients satisfied with the time they had to wait for an appointment	7	10	70.0%	87.4%	88.3%	87.9%

* This is based on patients treated on this contract for their most recent course of treatment. Figures in italics indicate the base number of FP17s or Patient Questionnaire responses are less than 100. N/A is shown where the base number of responses is less than 10 during the period. % is calculated as Quantity/Base number*100

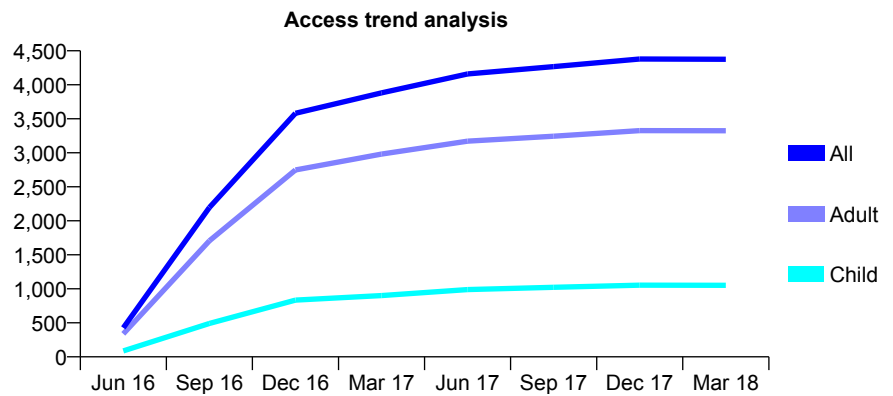
Q55 - Vital Signs At a Glance Contract Report for 100150/0000 - Year end March 2018

Name or company name	MR JD AL-DAMOUK
Contract type name	GDS Contract
Purpose of contract	General and Orthodontic
Contract start date	01/06/2016
Contract end date	

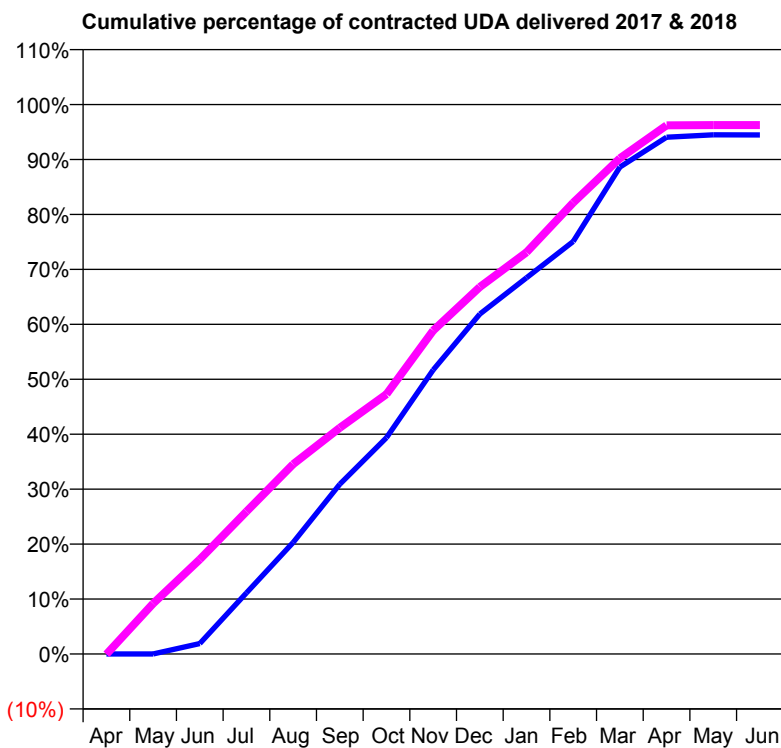
17/18 Contracted general activity (UDA)	15,709
Carry forward general activity (UDA)	242
17/18 Contracted orthodontic activity (UOA)	575
Carry forward orthodontic activity (UOA)	-12
Baseline contract value	£469,140.10

ACCESS*

Patients seen in 24 months	Total	Change since previous quarter
Quarter ending March 2017	3,882	
Quarter ending June 2017	4,160	↑
Quarter ending September 2017	4,267	↑
Quarter ending December 2017	4,379	↑
Quarter ending March 2018	4,376	→
Variance since March 2017	12.7%	↑



ACTIVITY



Month	Adjusted Scheduled Activity (UDA)	
	2017	2018
April	0	-11
May	0	1,444
June	248	2,705
July	1,457	4,075
August	2,657	5,428
September	4,044	6,466
October	5,154	7,427
November	6,769	9,247
December	8,098	10,492
January	8,963	11,484
February	9,828	12,901
March	11,601	14,173
April	12,310	15,111
May	12,368	15,120
June	12,367	15,120

QUALITY

	Quantity	Base Number	Contract	AT	Region	England
% of FP17s for the same patient ID Re-attending within 3 months - Children	349	2,280	15.3%	10.3%	11.6%	11.9%
% of FP17s for the same patient ID Re-attending within 3 months - Adults	967	6,404	15.1%	14.4%	15.4%	16.0%
% of FP17s for the same patient ID Re-attending between 3 & 9 months - Children	1,431	2,280	62.8%	62.0%	59.4%	58.3%
% of FP17s for the same patient ID Re-attending between 3 & 9 months - Adults	4,617	6,404	72.1%	55.0%	51.3%	50.3%
% of FP17s for Band 1 Urgent Courses	667	8,165	8.2%	7.2%	8.0%	9.1%
% of FP17s Relating to Free Repair or Replacements	36	8,165	0.4%	0.8%	0.8%	0.8%
% of FP17s Relating to Continuations	25	8,165	0.3%	1.3%	1.0%	1.0%
% of Patients satisfied with the dentistry they have received	4	4	N/A	91.3%	91.7%	91.5%
% of Patients satisfied with the time they had to wait for an appointment	4	4	N/A	87.4%	88.3%	87.9%

* This is based on patients treated on this contract for their most recent course of treatment. Figures in italics indicate the base number of FP17s or Patient Questionnaire responses are less than 100. N/A is shown where the base number of responses is less than 10 during the period. % is calculated as Quantity/Base number*100

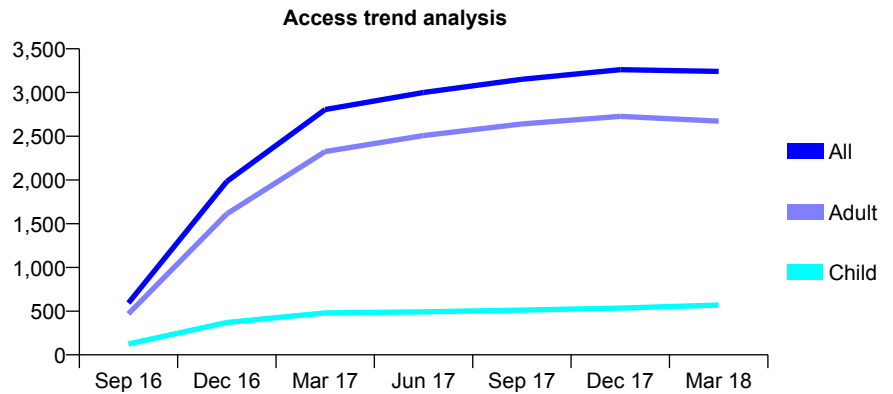
Q55 - Vital Signs At a Glance Contract Report for 100180/0000 - Year end March 2018

Name or company name	Chaddesden Dental Practice
Contract type name	GDS Contract
Purpose of contract	General
Contract start date	01/08/2016
Contract end date	

17/18 Contracted general activity (UDA)	10,228
Carry forward general activity (UDA)	204
17/18 Contracted orthodontic activity (UOA)	0
Carry forward orthodontic activity (UOA)	0
Baseline contract value	£300,042.50

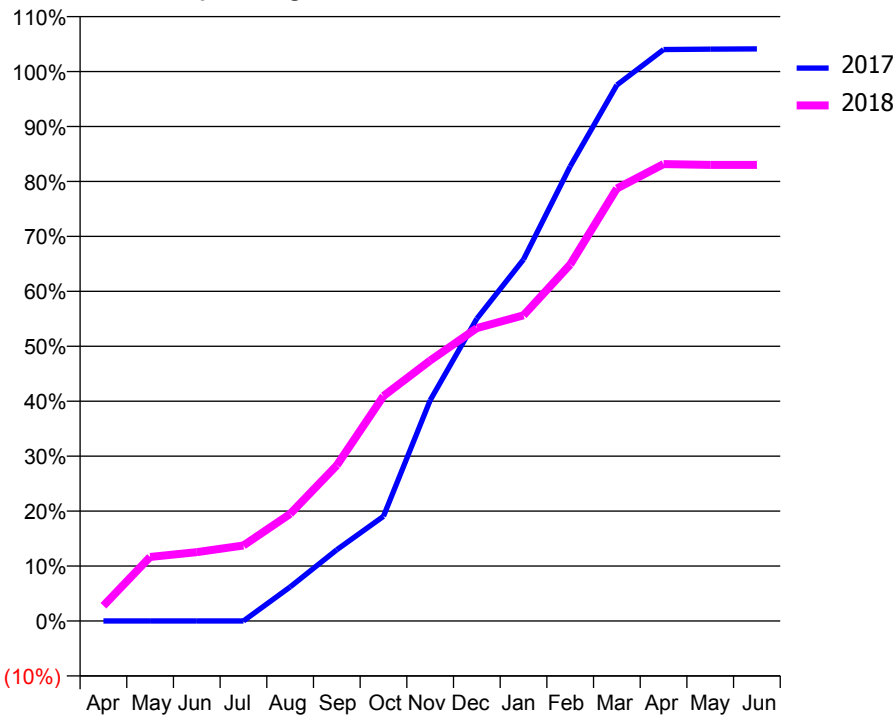
ACCESS*

Patients seen in 24 months	Total	Change since previous quarter
Quarter ending March 2017	2,805	
Quarter ending June 2017	3,000	↑
Quarter ending September 2017	3,152	↑
Quarter ending December 2017	3,262	↑
Quarter ending March 2018	3,242	→
Variance since March 2017	15.6%	↑



ACTIVITY

Cumulative percentage of contracted UDA delivered 2017 & 2018



Month	Adjusted Scheduled Activity (UDA)	
	2017	2018
April	0	284
May	0	1,192
June	0	1,281
July	0	1,406
August	423	1,994
September	884	2,897
October	1,300	4,187
November	2,740	4,848
December	3,751	5,452
January	4,488	5,690
February	5,641	6,636
March	6,651	8,051
April	7,092	8,505
May	7,096	8,489
June	7,100	8,490

QUALITY

	Quantity	Base Number	Contract	AT	Region	England
% of FP17s for the same patient ID Re-attending within 3 months - Children	31	866	3.6%	10.3%	11.6%	11.9%
% of FP17s for the same patient ID Re-attending within 3 months - Adults	320	4,076	7.9%	14.4%	15.4%	16.0%
% of FP17s for the same patient ID Re-attending between 3 & 9 months - Children	422	866	48.7%	62.0%	59.4%	58.3%
% of FP17s for the same patient ID Re-attending between 3 & 9 months - Adults	1,810	4,076	44.4%	55.0%	51.3%	50.3%
% of FP17s for Band 1 Urgent Courses	289	5,000	5.8%	7.2%	8.0%	9.1%
% of FP17s Relating to Free Repair or Replacements	23	5,000	0.5%	0.8%	0.8%	0.8%
% of FP17s Relating to Continuations	32	5,000	0.6%	1.3%	1.0%	1.0%
% of Patients satisfied with the dentistry they have received	4	5	N/A	91.3%	91.7%	91.5%
% of Patients satisfied with the time they had to wait for an appointment	4	5	N/A	87.4%	88.3%	87.9%

* This is based on patients treated on this contract for their most recent course of treatment. Figures in italics indicate the base number of FP17s or Patient Questionnaire responses are less than 100. N/A is shown where the base number of responses is less than 10 during the period. % is calculated as Quantity/Base number*100

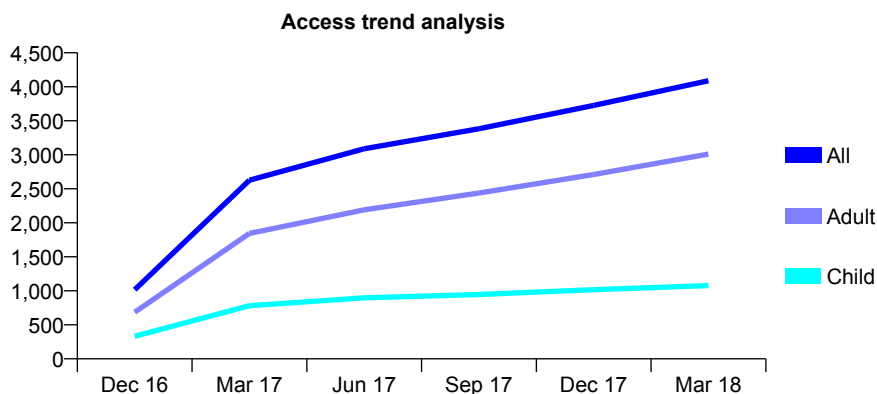
Q55 - Vital Signs At a Glance Contract Report for 100195/0000 - Year end March 2018

Name or company name	TASK B LTD - T/A Dental Perfection
Contract type name	GDS Contract
Purpose of contract	General
Contract start date	01/08/2016
Contract end date	

17/18 Contracted general activity (UDA)	10,900
Carry forward general activity (UDA)	0
17/18 Contracted orthodontic activity (UOA)	0
Carry forward orthodontic activity (UOA)	0
Baseline contract value	£242,303.25

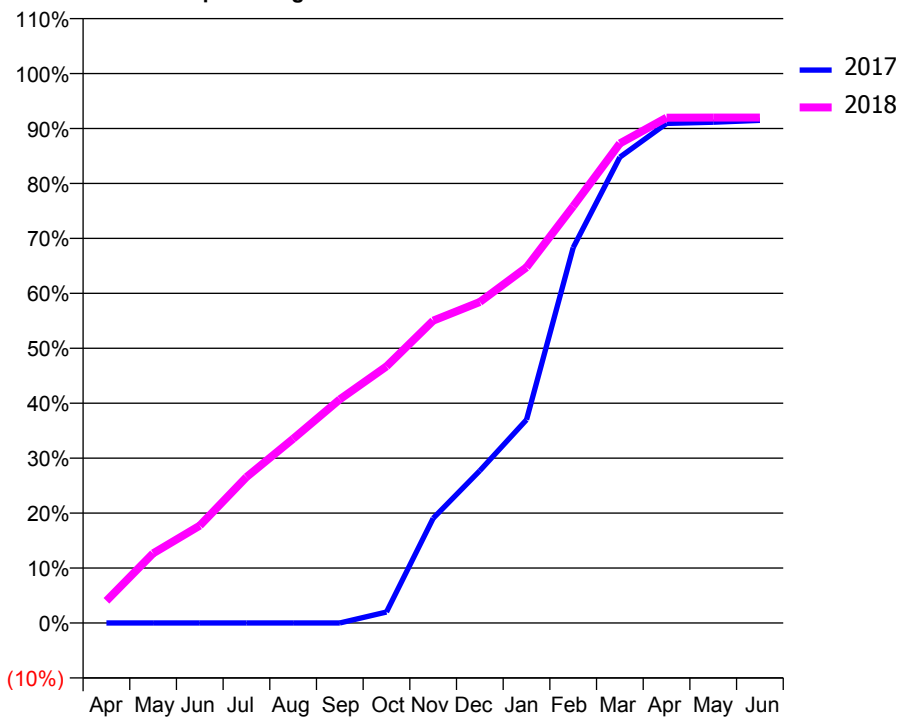
ACCESS*

Patients seen in 24 months	Total	Change since previous quarter
Quarter ending March 2017	2,626	
Quarter ending June 2017	3,089	↑
Quarter ending September 2017	3,384	↑
Quarter ending December 2017	3,727	↑
Quarter ending March 2018	4,089	↑
Variance since March 2017	55.7%	↑



ACTIVITY

Cumulative percentage of contracted UDA delivered 2017 & 2018



Month	Adjusted Scheduled Activity (UDA)	
	2017	2018
April	0	439
May	0	1,381
June	0	1,933
July	0	2,894
August	0	3,654
September	0	4,438
October	145	5,090
November	1,385	5,997
December	2,015	6,367
January	2,688	7,057
February	4,966	8,266
March	6,160	9,513
April	6,608	10,024
May	6,623	10,026
June	6,647	10,026

QUALITY

	Quantity	Base Number	Contract	AT	Region	England
% of FP17s for the same patient ID Re-attending within 3 months - Children	76	1,364	5.6%	10.3%	11.6%	11.9%
% of FP17s for the same patient ID Re-attending within 3 months - Adults	357	3,469	10.3%	14.4%	15.4%	16.0%
% of FP17s for the same patient ID Re-attending between 3 & 9 months - Children	691	1,364	50.7%	62.0%	59.4%	58.3%
% of FP17s for the same patient ID Re-attending between 3 & 9 months - Adults	1,411	3,469	40.7%	55.0%	51.3%	50.3%
% of FP17s for Band 1 Urgent Courses	217	4,864	4.5%	7.2%	8.0%	9.1%
% of FP17s Relating to Free Repair or Replacements	2	4,864	0.0%	0.8%	0.8%	0.8%
% of FP17s Relating to Continuations	97	4,864	2.0%	1.3%	1.0%	1.0%
% of Patients satisfied with the dentistry they have received	2	3	N/A	91.3%	91.7%	91.5%
% of Patients satisfied with the time they had to wait for an appointment	2	3	N/A	87.4%	88.3%	87.9%

* This is based on patients treated on this contract for their most recent course of treatment. Figures in italics indicate the base number of FP17s or Patient Questionnaire responses are less than 100. N/A is shown where the base number of responses is less than 10 during the period. % is calculated as Quantity/Base number*100

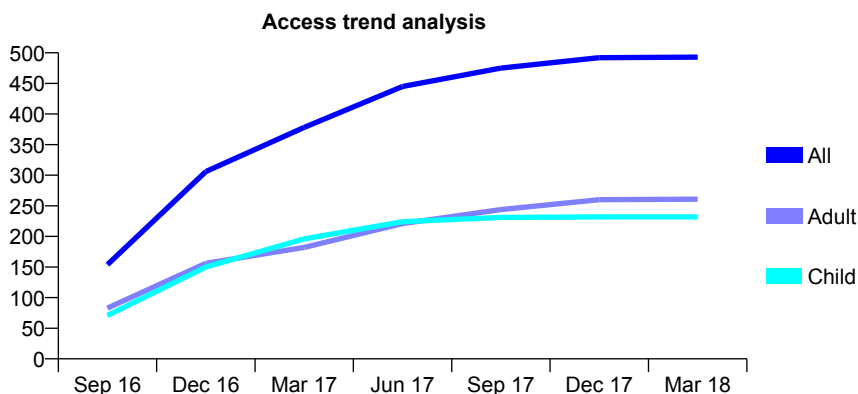
Q55 - Vital Signs At a Glance Contract Report for 100196/0000 - Year end March 2018

Name or company name	Impressions Dental Care (Nottingham) Limi
Contract type name	GDS Contract
Purpose of contract	General
Contract start date	01/08/2016
Contract end date	

17/18 Contracted general activity (UDA)	1,375
Carry forward general activity (UDA)	-27
17/18 Contracted orthodontic activity (UOA)	0
Carry forward orthodontic activity (UOA)	0
Baseline contract value	£32,591.39

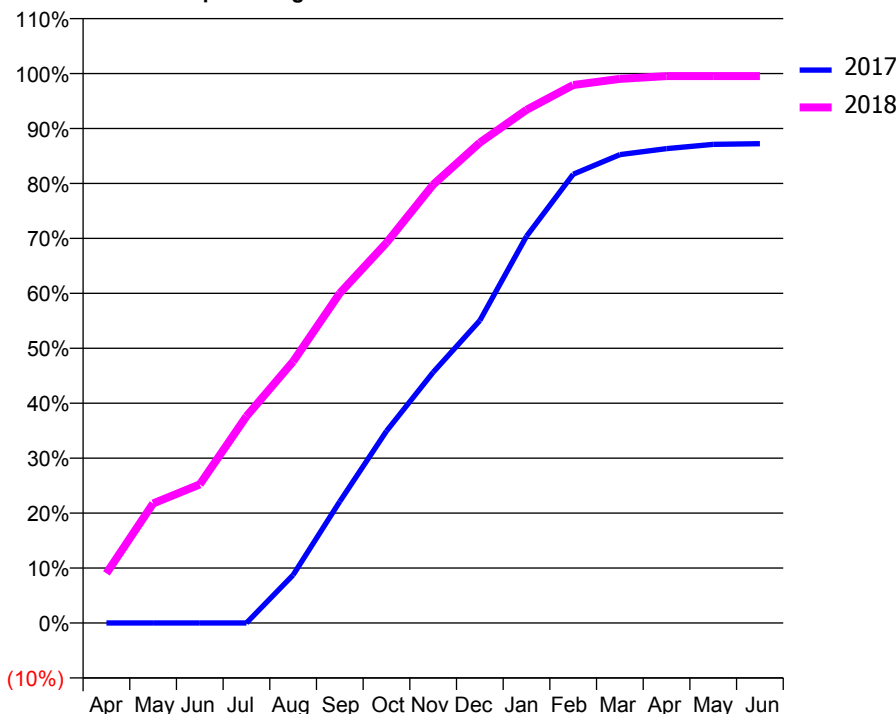
ACCESS*

Patients seen in 24 months	Total	Change since previous quarter
Quarter ending March 2017	378	
Quarter ending June 2017	445	↑
Quarter ending September 2017	475	↑
Quarter ending December 2017	492	↑
Quarter ending March 2018	493	→
Variance since March 2017	30.4%	↑



ACTIVITY

Cumulative percentage of contracted UDA delivered 2017 & 2018



Month	Adjusted Scheduled Activity (UDA)	
	2017	2018
April	0	124
May	0	299
June	0	347
July	0	517
August	80	654
September	203	825
October	320	952
November	418	1,097
December	505	1,202
January	645	1,284
February	749	1,346
March	782	1,361
April	792	1,368
May	799	1,368
June	800	1,368

QUALITY

	Quantity	Base Number	Contract	AT	Region	England
% of FP17s for the same patient ID Re-attending within 3 months - Children	32	389	8.2%	10.3%	11.6%	11.9%
% of FP17s for the same patient ID Re-attending within 3 months - Adults	66	412	16.0%	14.4%	15.4%	16.0%
% of FP17s for the same patient ID Re-attending between 3 & 9 months - Children	264	389	67.9%	62.0%	59.4%	58.3%
% of FP17s for the same patient ID Re-attending between 3 & 9 months - Adults	245	412	59.5%	55.0%	51.3%	50.3%
% of FP17s for Band 1 Urgent Courses	53	792	6.7%	7.2%	8.0%	9.1%
% of FP17s Relating to Free Repair or Replacements	1	792	0.1%	0.8%	0.8%	0.8%
% of FP17s Relating to Continuations	6	792	0.8%	1.3%	1.0%	1.0%
% of Patients satisfied with the dentistry they have received	0	0	N/A	91.3%	91.7%	91.5%
% of Patients satisfied with the time they had to wait for an appointment	0	0	N/A	87.4%	88.3%	87.9%

* This is based on patients treated on this contract for their most recent course of treatment. Figures in italics indicate the base number of FP17s or Patient Questionnaire responses are less than 100. N/A is shown where the base number of responses is less than 10 during the period. % is calculated as Quantity/Base number*100

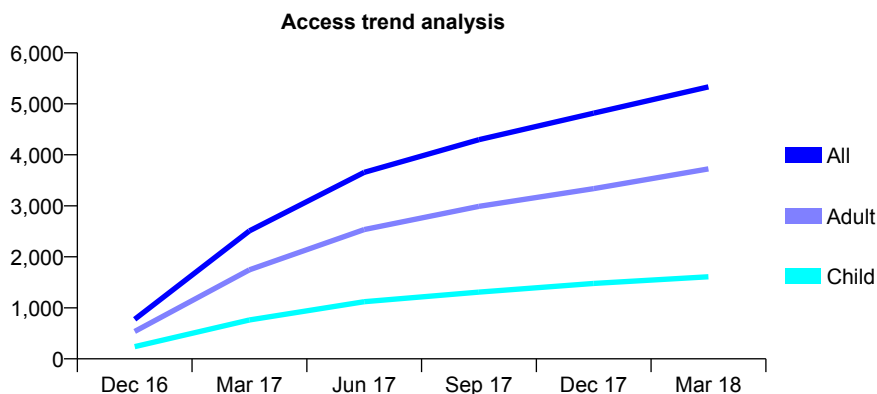
Q55 - Vital Signs At a Glance Contract Report for 100205/0000 - Year end March 2018

Name or company name	Family Medical Centre (Green//Hanji)
Contract type name	GDS Contract
Purpose of contract	General
Contract start date	01/08/2016
Contract end date	

17/18 Contracted general activity (UDA)	21,057
Carry forward general activity (UDA)	-291
17/18 Contracted orthodontic activity (UOA)	0
Carry forward orthodontic activity (UOA)	0
Baseline contract value	£580,919.49

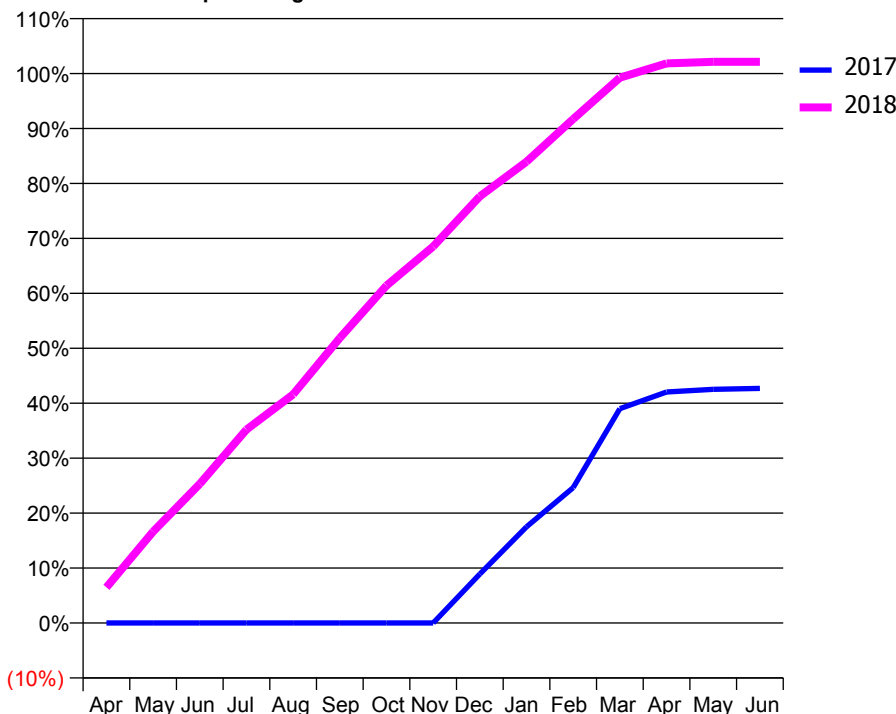
ACCESS*

Patients seen in 24 months	Total	Change since previous quarter
Quarter ending March 2017	2,508	
Quarter ending June 2017	3,655	↑
Quarter ending September 2017	4,297	↑
Quarter ending December 2017	4,816	↑
Quarter ending March 2018	5,332	↑
Variance since March 2017	112.6%	↑



ACTIVITY

Cumulative percentage of contracted UDA delivered 2017 & 2018



Adjusted Scheduled Activity (UDA)

Month	2017	2018
April	0	1,365
May	0	3,500
June	0	5,332
July	0	7,411
August	0	8,759
September	0	10,924
October	0	12,928
November	0	14,429
December	2,034	16,351
January	3,993	17,680
February	5,622	19,312
March	8,896	20,898
April	9,591	21,444
May	9,702	21,504
June	9,740	21,503

QUALITY

	Quantity	Base Number	Contract	AT	Region	England
% of FP17s for the same patient ID Re-attending within 3 months - Children	184	2,203	8.4%	10.3%	11.6%	11.9%
% of FP17s for the same patient ID Re-attending within 3 months - Adults	615	4,596	13.4%	14.4%	15.4%	16.0%
% of FP17s for the same patient ID Re-attending between 3 & 9 months - Children	846	2,203	38.4%	62.0%	59.4%	58.3%
% of FP17s for the same patient ID Re-attending between 3 & 9 months - Adults	1,463	4,596	31.8%	55.0%	51.3%	50.3%
% of FP17s for Band 1 Urgent Courses	326	6,780	4.8%	7.2%	8.0%	9.1%
% of FP17s Relating to Free Repair or Replacements	98	6,780	1.4%	0.8%	0.8%	0.8%
% of FP17s Relating to Continuations	29	6,780	0.4%	1.3%	1.0%	1.0%
% of Patients satisfied with the dentistry they have received	4	4	N/A	91.3%	91.7%	91.5%
% of Patients satisfied with the time they had to wait for an appointment	4	4	N/A	87.4%	88.3%	87.9%

* This is based on patients treated on this contract for their most recent course of treatment. Figures in italics indicate the base number of FP17s or Patient Questionnaire responses are less than 100. N/A is shown where the base number of responses is less than 10 during the period. % is calculated as Quantity/Base number*100

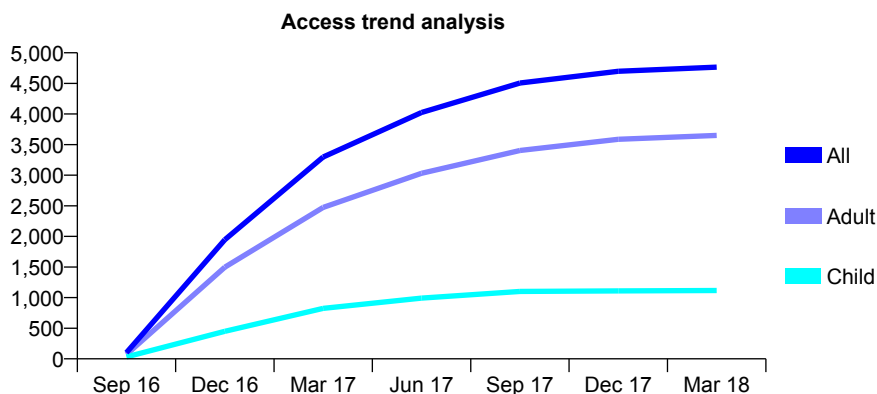
Q55 - Vital Signs At a Glance Contract Report for 100211/0000 - Year end March 2018

Name or company name	Rivergreen Dental Practice
Contract type name	GDS Contract
Purpose of contract	General
Contract start date	01/09/2016
Contract end date	

17/18 Contracted general activity (UDA)	14,929
Carry forward general activity (UDA)	-206
17/18 Contracted orthodontic activity (UOA)	0
Carry forward orthodontic activity (UOA)	0
Baseline contract value	£386,825.46

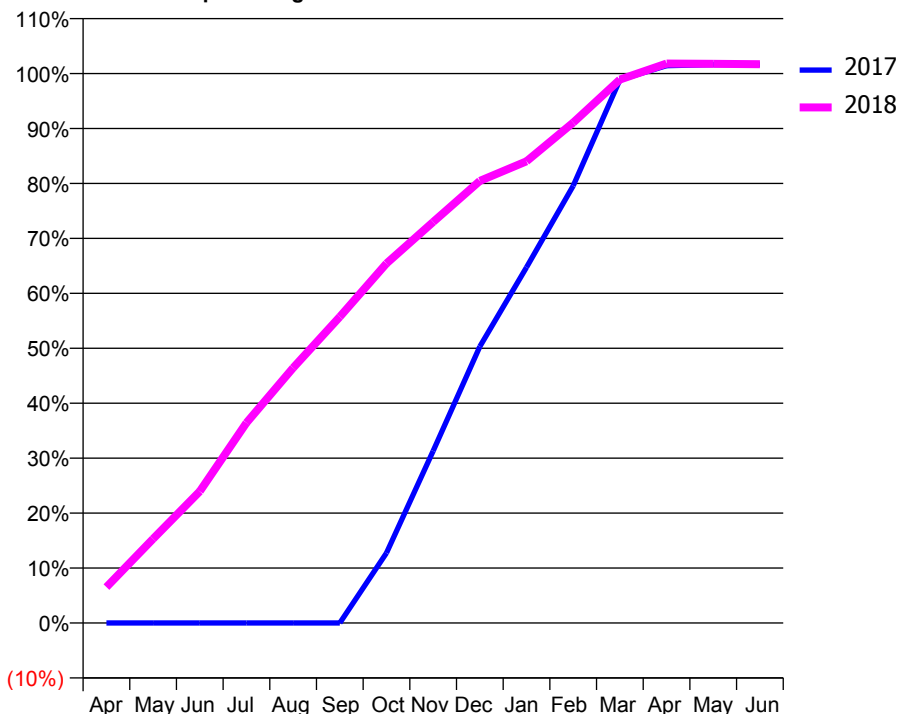
ACCESS*

Patients seen in 24 months	Total	Change since previous quarter
Quarter ending March 2017	3,298	
Quarter ending June 2017	4,024	↑
Quarter ending September 2017	4,507	↑
Quarter ending December 2017	4,698	↑
Quarter ending March 2018	4,766	→
Variance since March 2017	44.5%	↑



ACTIVITY

Cumulative percentage of contracted UDA delivered 2017 & 2018



Month	Adjusted Scheduled Activity (UDA)	
	2017	2018
April	0	978
May	0	2,288
June	0	3,579
July	0	5,440
August	0	6,931
September	0	8,319
October	1,111	9,767
November	2,728	10,895
December	4,381	12,013
January	5,637	12,544
February	6,928	13,594
March	8,610	14,764
April	8,834	15,198
May	8,851	15,193
June	8,853	15,181

QUALITY

	Quantity	Base Number	Contract	AT	Region	England
% of FP17s for the same patient ID Re-attending within 3 months - Children	108	1,739	6.2%	10.3%	11.6%	11.9%
% of FP17s for the same patient ID Re-attending within 3 months - Adults	744	5,399	13.8%	14.4%	15.4%	16.0%
% of FP17s for the same patient ID Re-attending between 3 & 9 months - Children	1,098	1,739	63.1%	62.0%	59.4%	58.3%
% of FP17s for the same patient ID Re-attending between 3 & 9 months - Adults	3,084	5,399	57.1%	55.0%	51.3%	50.3%
% of FP17s for Band 1 Urgent Courses	371	7,230	5.1%	7.2%	8.0%	9.1%
% of FP17s Relating to Free Repair or Replacements	122	7,230	1.7%	0.8%	0.8%	0.8%
% of FP17s Relating to Continuations	33	7,230	0.5%	1.3%	1.0%	1.0%
% of Patients satisfied with the dentistry they have received	7	8	N/A	91.3%	91.7%	91.5%
% of Patients satisfied with the time they had to wait for an appointment	8	8	N/A	87.4%	88.3%	87.9%

* This is based on patients treated on this contract for their most recent course of treatment. Figures in italics indicate the base number of FP17s or Patient Questionnaire responses are less than 100. N/A is shown where the base number of responses is less than 10 during the period. % is calculated as Quantity/Base number*100

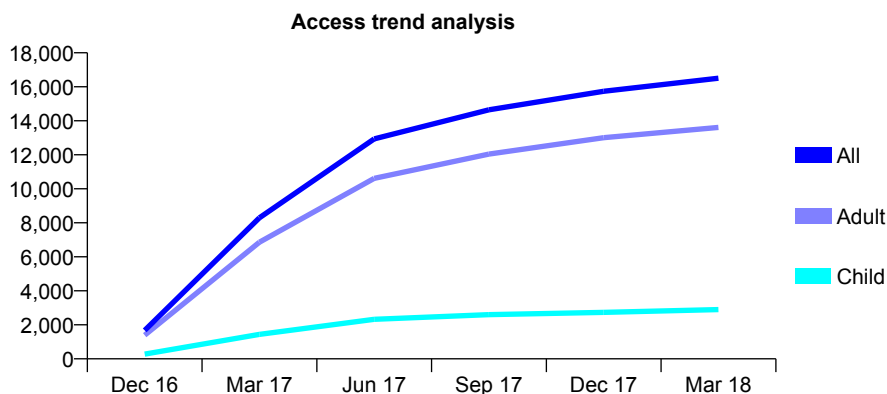
Q55 - Vital Signs At a Glance Contract Report for 100236/0000 - Year end March 2018

Name or company name	AJ Moore & Associates
Contract type name	GDS Contract
Purpose of contract	General
Contract start date	01/12/2016
Contract end date	

17/18 Contracted general activity (UDA)	56,787
Carry forward general activity (UDA)	-1,003
17/18 Contracted orthodontic activity (UOA)	0
Carry forward orthodontic activity (UOA)	0
Baseline contract value	£1,343,797.66

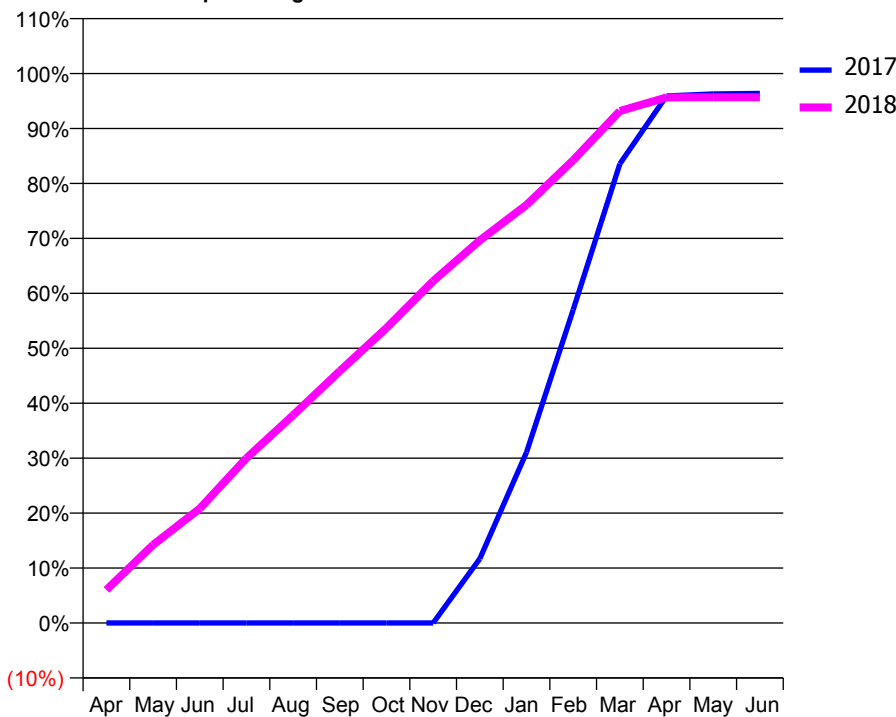
ACCESS*

Patients seen in 24 months	Total	Change since previous quarter
Quarter ending March 2017	8,296	
Quarter ending June 2017	12,941	↑
Quarter ending September 2017	14,644	↑
Quarter ending December 2017	15,739	↑
Quarter ending March 2018	16,504	↑
Variance since March 2017	98.9%	↑



ACTIVITY

Cumulative percentage of contracted UDA delivered 2017 & 2018



Month	Adjusted Scheduled Activity (UDA)	
	2017	2018
April	0	3,420
May	0	8,076
June	0	11,834
July	0	17,036
August	0	21,483
September	0	26,032
October	0	30,496
November	0	35,343
December	2,215	39,546
January	5,883	43,209
February	10,795	47,820
March	15,820	52,905
April	18,155	54,321
May	18,227	54,330
June	18,242	54,332

QUALITY

	Quantity	Base Number	Contract	AT	Region	England
% of FP17s for the same patient ID Re-attending within 3 months - Children	315	4,955	6.4%	10.3%	11.6%	11.9%
% of FP17s for the same patient ID Re-attending within 3 months - Adults	3,123	24,144	12.9%	14.4%	15.4%	16.0%
% of FP17s for the same patient ID Re-attending between 3 & 9 months - Children	2,484	4,955	50.1%	62.0%	59.4%	58.3%
% of FP17s for the same patient ID Re-attending between 3 & 9 months - Adults	12,354	24,144	51.2%	55.0%	51.3%	50.3%
% of FP17s for Band 1 Urgent Courses	1,372	27,915	4.9%	7.2%	8.0%	9.1%
% of FP17s Relating to Free Repair or Replacements	497	27,915	1.8%	0.8%	0.8%	0.8%
% of FP17s Relating to Continuations	344	27,915	1.2%	1.3%	1.0%	1.0%
% of Patients satisfied with the dentistry they have received	37	37	100.0%	91.3%	91.7%	91.5%
% of Patients satisfied with the time they had to wait for an appointment	35	37	94.6%	87.4%	88.3%	87.9%

* This is based on patients treated on this contract for their most recent course of treatment. Figures in italics indicate the base number of FP17s or Patient Questionnaire responses are less than 100. N/A is shown where the base number of responses is less than 10 during the period. % is calculated as Quantity/Base number*100

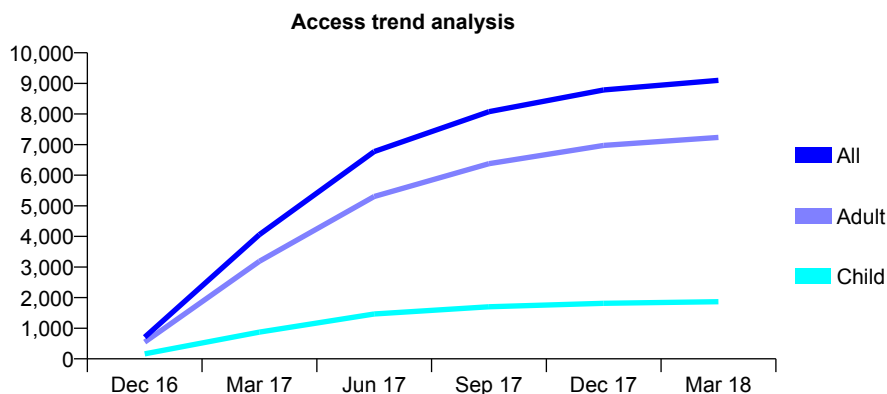
Q55 - Vital Signs At a Glance Contract Report for 100238/0000 - Year end March 2018

Name or company name	Hearnor Dental Practice
Contract type name	GDS Contract
Purpose of contract	General
Contract start date	01/12/2016
Contract end date	

17/18 Contracted general activity (UDA)	25,773
Carry forward general activity (UDA)	-422
17/18 Contracted orthodontic activity (UOA)	0
Carry forward orthodontic activity (UOA)	0
Baseline contract value	£773,874.45

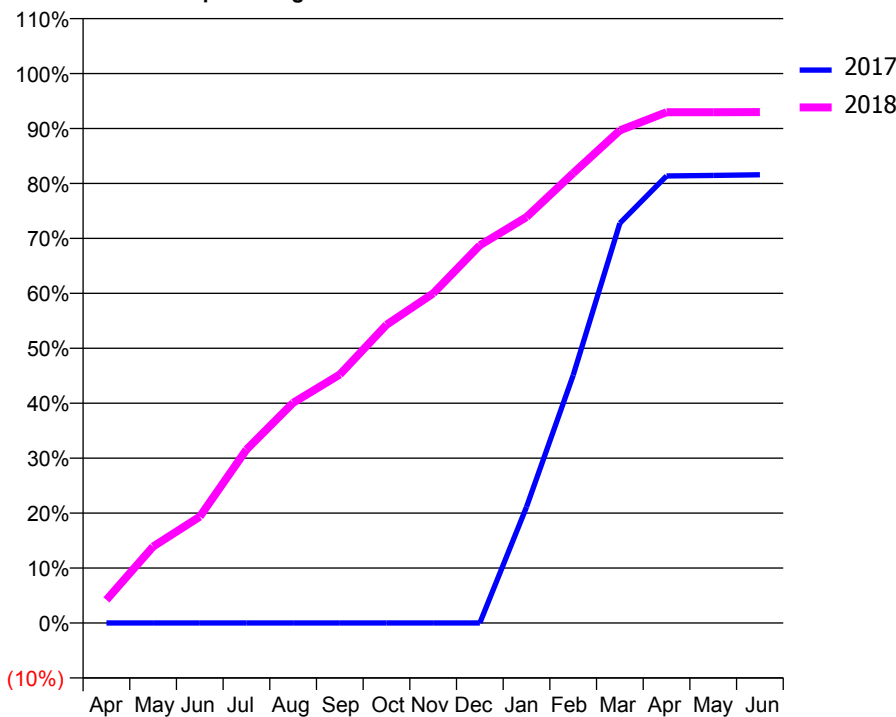
ACCESS*

Patients seen in 24 months	Total	Change since previous quarter
Quarter ending March 2017	4,058	
Quarter ending June 2017	6,772	↑
Quarter ending September 2017	8,078	↑
Quarter ending December 2017	8,788	↑
Quarter ending March 2018	9,099	↑
Variance since March 2017	124.2%	↑



ACTIVITY

Cumulative percentage of contracted UDA delivered 2017 & 2018



Month	Adjusted Scheduled Activity (UDA)	
	2017	2018
April	0	1,087
May	0	3,589
June	0	4,989
July	0	8,132
August	0	10,329
September	0	11,655
October	0	13,986
November	0	15,456
December	0	17,714
January	1,814	19,043
February	3,875	21,097
March	6,250	23,106
April	6,989	23,956
May	6,998	23,960
June	7,007	23,961

QUALITY

	Quantity	Base Number	Contract	AT	Region	England
% of FP17s for the same patient ID Re-attending within 3 months - Children	169	2,942	5.7%	10.3%	11.6%	11.9%
% of FP17s for the same patient ID Re-attending within 3 months - Adults	1,321	11,113	11.9%	14.4%	15.4%	16.0%
% of FP17s for the same patient ID Re-attending between 3 & 9 months - Children	1,353	2,942	46.0%	62.0%	59.4%	58.3%
% of FP17s for the same patient ID Re-attending between 3 & 9 months - Adults	4,732	11,113	42.6%	55.0%	51.3%	50.3%
% of FP17s for Band 1 Urgent Courses	661	14,160	4.7%	7.2%	8.0%	9.1%
% of FP17s Relating to Free Repair or Replacements	149	14,160	1.1%	0.8%	0.8%	0.8%
% of FP17s Relating to Continuations	113	14,160	0.8%	1.3%	1.0%	1.0%
% of Patients satisfied with the dentistry they have received	13	14	92.9%	91.3%	91.7%	91.5%
% of Patients satisfied with the time they had to wait for an appointment	12	14	85.7%	87.4%	88.3%	87.9%

* This is based on patients treated on this contract for their most recent course of treatment. Figures in italics indicate the base number of FP17s or Patient Questionnaire responses are less than 100. N/A is shown where the base number of responses is less than 10 during the period. % is calculated as Quantity/Base number*100

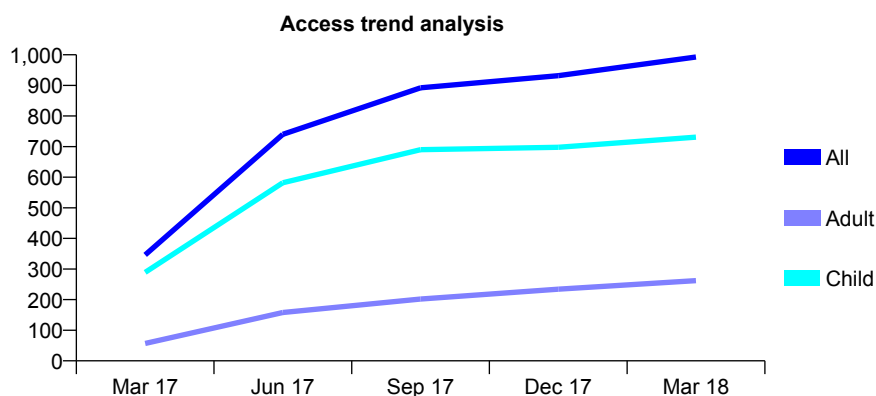
Q55 - Vital Signs At a Glance Contract Report for 100271/0000 - Year end March 2018

Name or company name	Peterson, Carr & Towlerton
Contract type name	GDS Contract
Purpose of contract	General
Contract start date	01/01/2017
Contract end date	

17/18 Contracted general activity (UDA)	3,100
Carry forward general activity (UDA)	0
17/18 Contracted orthodontic activity (UOA)	0
Carry forward orthodontic activity (UOA)	0
Baseline contract value	£71,064.36

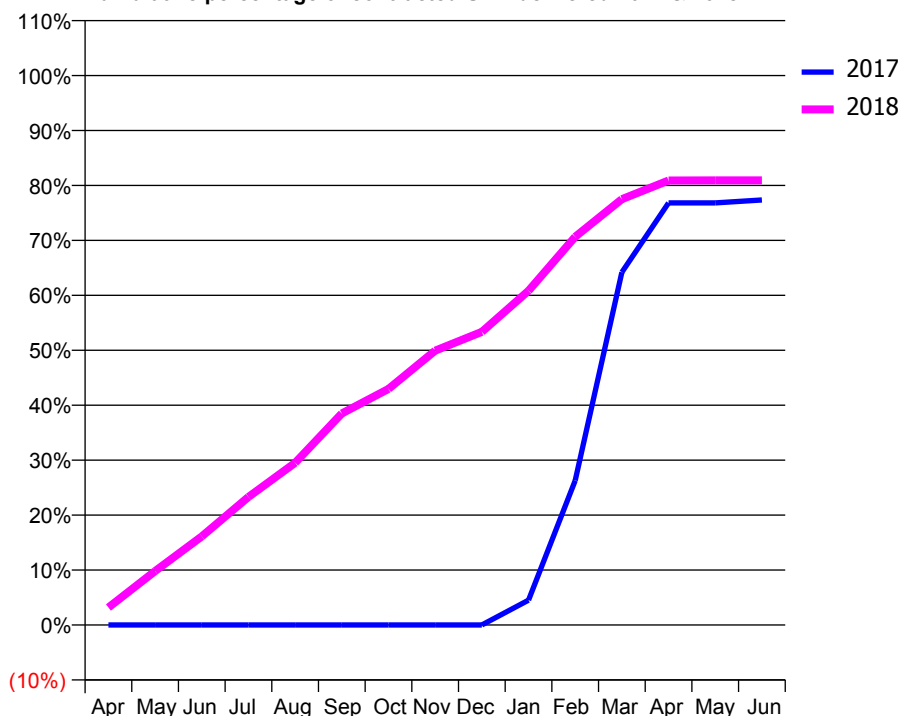
ACCESS*

Patients seen in 24 months	Total	Change since previous quarter
Quarter ending March 2017	346	
Quarter ending June 2017	740	↑
Quarter ending September 2017	892	↑
Quarter ending December 2017	932	↑
Quarter ending March 2018	993	↑
Variance since March 2017	187.0%	↑



ACTIVITY

Cumulative percentage of contracted UDA delivered 2017 & 2018



Adjusted Scheduled Activity (UDA)

Month	2017	2018
April	0	99
May	0	304
June	0	500
July	0	723
August	0	915
September	0	1,193
October	0	1,332
November	0	1,548
December	0	1,654
January	35	1,886
February	204	2,191
March	498	2,402
April	595	2,507
May	595	2,508
June	599	2,508

QUALITY

	Quantity	Base Number	Contract	AT	Region	England
% of FP17s for the same patient ID Re-attending within 3 months - Children	85	1,338	6.4%	10.3%	11.6%	11.9%
% of FP17s for the same patient ID Re-attending within 3 months - Adults	42	332	12.7%	14.4%	15.4%	16.0%
% of FP17s for the same patient ID Re-attending between 3 & 9 months - Children	667	1,338	49.9%	62.0%	59.4%	58.3%
% of FP17s for the same patient ID Re-attending between 3 & 9 months - Adults	113	332	34.0%	55.0%	51.3%	50.3%
% of FP17s for Band 1 Urgent Courses	114	1,662	6.9%	7.2%	8.0%	9.1%
% of FP17s Relating to Free Repair or Replacements	0	1,662	0.0%	0.8%	0.8%	0.8%
% of FP17s Relating to Continuations	0	1,662	0.0%	1.3%	1.0%	1.0%
% of Patients satisfied with the dentistry they have received	3	3	N/A	91.3%	91.7%	91.5%
% of Patients satisfied with the time they had to wait for an appointment	3	3	N/A	87.4%	88.3%	87.9%

* This is based on patients treated on this contract for their most recent course of treatment. Figures in italics indicate the base number of FP17s or Patient Questionnaire responses are less than 100. N/A is shown where the base number of responses is less than 10 during the period. % is calculated as Quantity/Base number*100

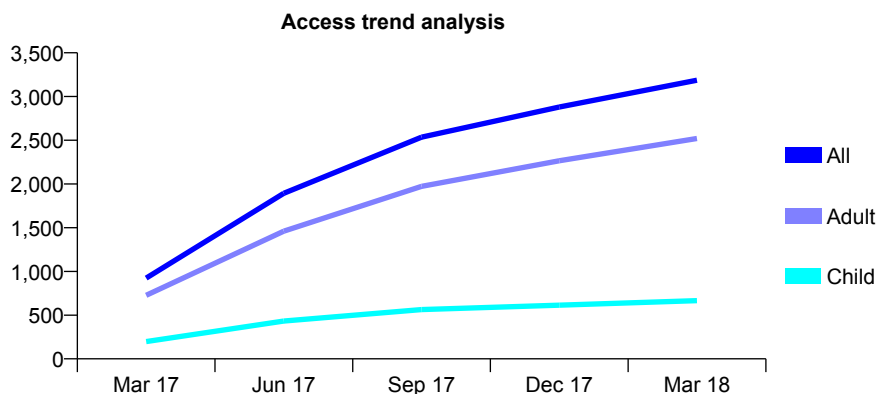
Q55 - Vital Signs At a Glance Contract Report for 100305/0000 - Year end March 2018

Name or company name	New Whittington Dental Practice
Contract type name	GDS Contract
Purpose of contract	General
Contract start date	01/02/2017
Contract end date	

17/18 Contracted general activity (UDA)	11,213
Carry forward general activity (UDA)	19
17/18 Contracted orthodontic activity (UOA)	0
Carry forward orthodontic activity (UOA)	0
Baseline contract value	£360,483.12

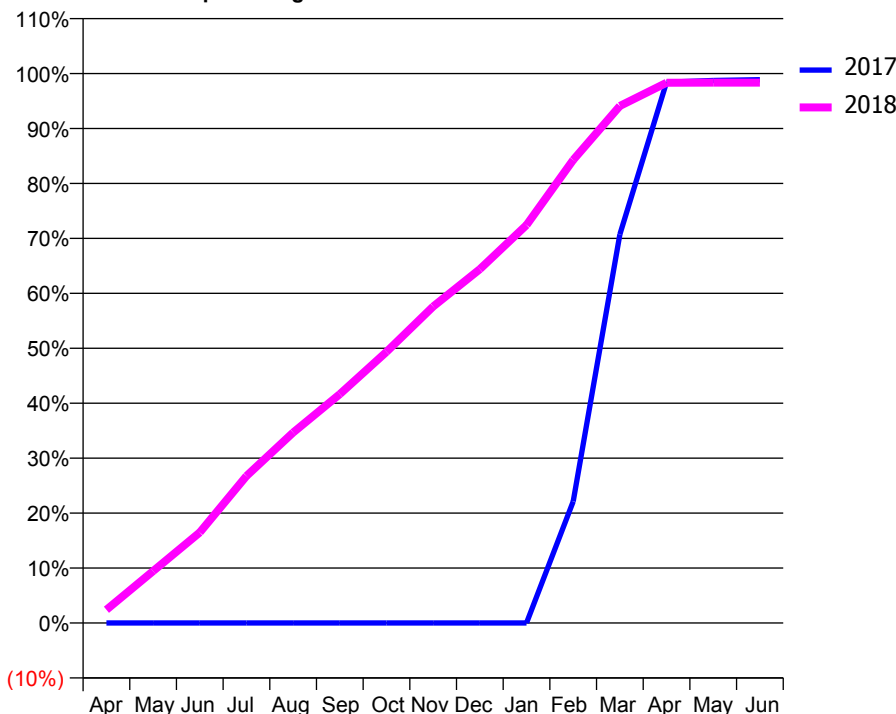
ACCESS*

Patients seen in 24 months	Total	Change since previous quarter
Quarter ending March 2017	924	
Quarter ending June 2017	1,894	↑
Quarter ending September 2017	2,535	↑
Quarter ending December 2017	2,880	↑
Quarter ending March 2018	3,186	↑
Variance since March 2017	244.8%	↑



ACTIVITY

Cumulative percentage of contracted UDA delivered 2017 & 2018



Month	Adjusted Scheduled Activity (UDA)	
	2017	2018
April	0	269
May	0	1,060
June	0	1,848
July	0	3,000
August	0	3,888
September	0	4,671
October	0	5,533
November	0	6,459
December	0	7,221
January	0	8,120
February	413	9,450
March	1,322	10,550
April	1,839	11,024
May	1,845	11,026
June	1,848	11,027

QUALITY

	Quantity	Base Number	Contract	AT	Region	England
% of FP17s for the same patient ID Re-attending within 3 months - Children	69	1,098	6.3%	10.3%	11.6%	11.9%
% of FP17s for the same patient ID Re-attending within 3 months - Adults	530	4,183	12.7%	14.4%	15.4%	16.0%
% of FP17s for the same patient ID Re-attending between 3 & 9 months - Children	413	1,098	37.6%	62.0%	59.4%	58.3%
% of FP17s for the same patient ID Re-attending between 3 & 9 months - Adults	1,472	4,183	35.2%	55.0%	51.3%	50.3%
% of FP17s for Band 1 Urgent Courses	474	5,256	9.0%	7.2%	8.0%	9.1%
% of FP17s Relating to Free Repair or Replacements	96	5,256	1.8%	0.8%	0.8%	0.8%
% of FP17s Relating to Continuations	88	5,256	1.7%	1.3%	1.0%	1.0%
% of Patients satisfied with the dentistry they have received	12	12	100.0%	91.3%	91.7%	91.5%
% of Patients satisfied with the time they had to wait for an appointment	12	12	100.0%	87.4%	88.3%	87.9%

* This is based on patients treated on this contract for their most recent course of treatment. Figures in italics indicate the base number of FP17s or Patient Questionnaire responses are less than 100. N/A is shown where the base number of responses is less than 10 during the period. % is calculated as Quantity/Base number*100

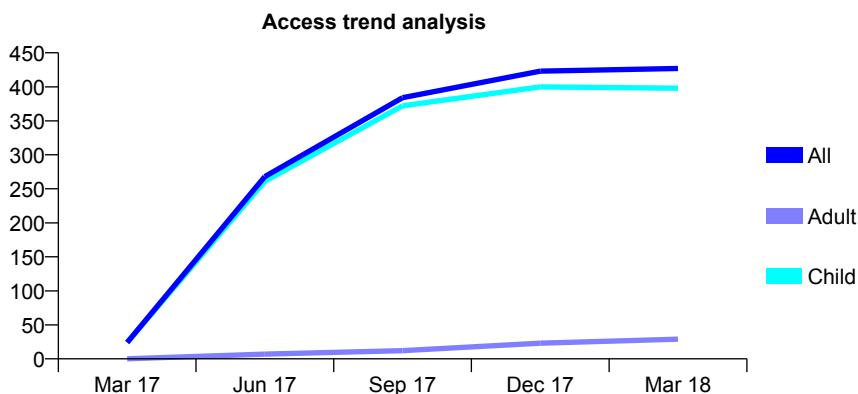
Q55 - Vital Signs At a Glance Contract Report for 100315/0000 - Year end March 2018

Name or company name	Tuckley, Ilott and Skariah
Contract type name	GDS Contract
Purpose of contract	General
Contract start date	01/02/2017
Contract end date	

17/18 Contracted general activity (UDA)	824
Carry forward general activity (UDA)	-8
17/18 Contracted orthodontic activity (UOA)	0
Carry forward orthodontic activity (UOA)	0
Baseline contract value	£22,382.52

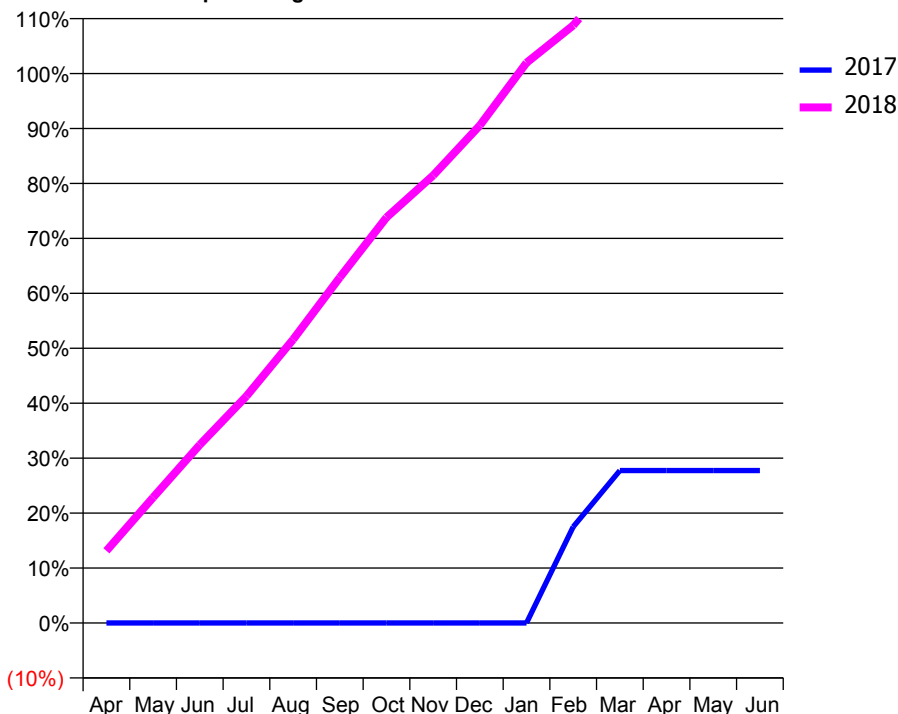
ACCESS*

Patients seen in 24 months	Total	Change since previous quarter
Quarter ending March 2017	24	
Quarter ending June 2017	268	↑
Quarter ending September 2017	384	↑
Quarter ending December 2017	423	↑
Quarter ending March 2018	427	→
Variance since March 2017	1679.2%	↑



ACTIVITY

Cumulative percentage of contracted UDA delivered 2017 & 2018



Adjusted Scheduled Activity (UDA)

Month	2017	2018
April	0	108
May	0	188
June	0	267
July	0	340
August	0	425
September	0	518
October	0	608
November	0	671
December	0	746
January	0	840
February	24	896
March	38	977
April	38	1,032
May	38	1,032
June	38	1,032

QUALITY

	Quantity	Base Number	Contract	AT	Region	England
% of FP17s for the same patient ID Re-attending within 3 months - Children	25	763	3.3%	10.3%	11.6%	11.9%
% of FP17s for the same patient ID Re-attending within 3 months - Adults	0	0	N/A	14.4%	15.4%	16.0%
% of FP17s for the same patient ID Re-attending between 3 & 9 months - Children	290	763	38.0%	62.0%	59.4%	58.3%
% of FP17s for the same patient ID Re-attending between 3 & 9 months - Adults	0	0	N/A	55.0%	51.3%	50.3%
% of FP17s for Band 1 Urgent Courses	0	804	0.0%	7.2%	8.0%	9.1%
% of FP17s Relating to Free Repair or Replacements	0	804	0.0%	0.8%	0.8%	0.8%
% of FP17s Relating to Continuations	9	804	1.1%	1.3%	1.0%	1.0%
% of Patients satisfied with the dentistry they have received	0	0	N/A	91.3%	91.7%	91.5%
% of Patients satisfied with the time they had to wait for an appointment	0	0	N/A	87.4%	88.3%	87.9%

* This is based on patients treated on this contract for their most recent course of treatment. Figures in italics indicate the base number of FP17s or Patient Questionnaire responses are less than 100. N/A is shown where the base number of responses is less than 10 during the period. % is calculated as Quantity/Base number*100

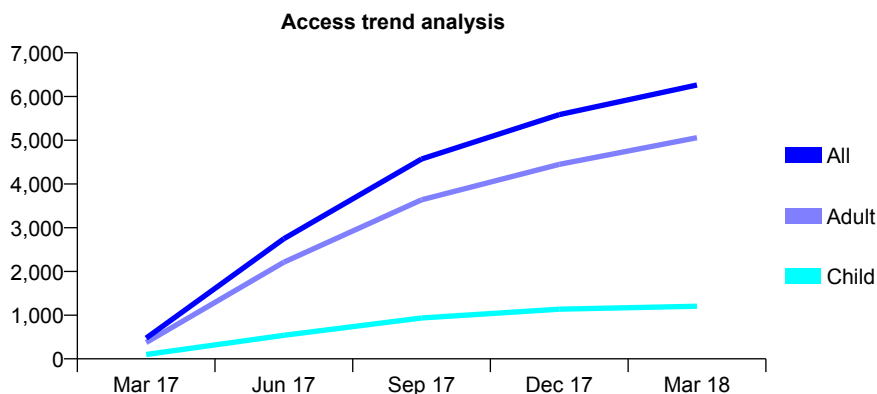
Q55 - Vital Signs At a Glance Contract Report for 100316/0000 - Year end March 2018

Name or company name	Dr Mandeep Hampson
Contract type name	GDS Contract
Purpose of contract	General
Contract start date	01/03/2017
Contract end date	

17/18 Contracted general activity (UDA)	17,825
Carry forward general activity (UDA)	464
17/18 Contracted orthodontic activity (UOA)	0
Carry forward orthodontic activity (UOA)	0
Baseline contract value	£395,841.44

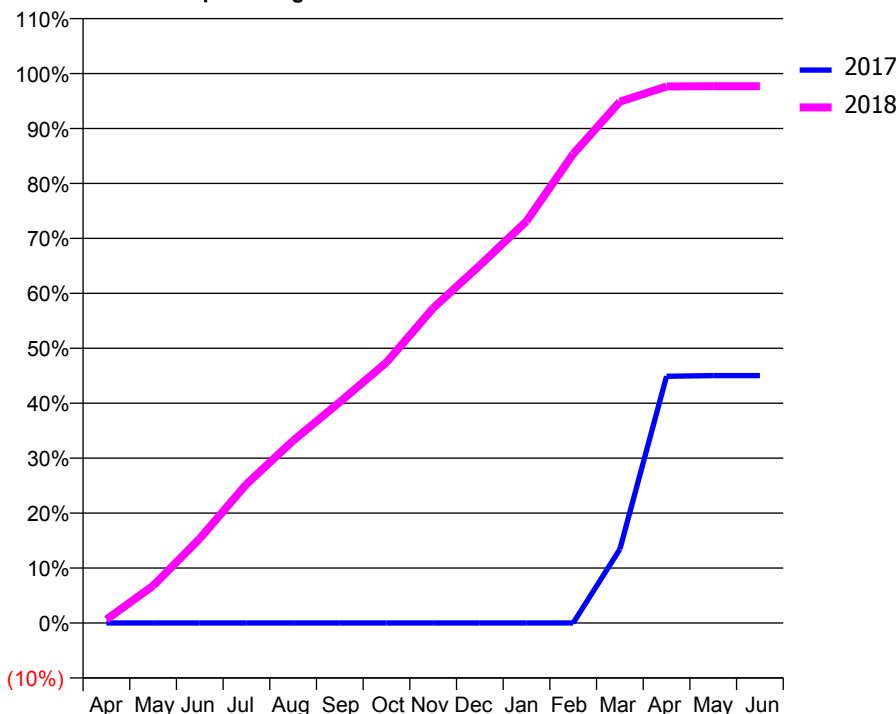
ACCESS*

Patients seen in 24 months	Total	Change since previous quarter
Quarter ending March 2017	473	
Quarter ending June 2017	2,746	↑
Quarter ending September 2017	4,572	↑
Quarter ending December 2017	5,587	↑
Quarter ending March 2018	6,262	↑
Variance since March 2017	1223.9%	↑



ACTIVITY

Cumulative percentage of contracted UDA delivered 2017 & 2018



Adjusted Scheduled Activity (UDA)

Month	2017	2018
April	0	113
May	0	1,207
June	0	2,739
July	0	4,504
August	0	5,915
September	0	7,172
October	0	8,455
November	0	10,216
December	0	11,602
January	0	13,033
February	0	15,217
March	200	16,912
April	667	17,404
May	669	17,412
June	669	17,413

QUALITY

	Quantity	Base Number	Contract	AT	Region	England
% of FP17s for the same patient ID Re-attending within 3 months - Children	69	1,993	3.5%	10.3%	11.6%	11.9%
% of FP17s for the same patient ID Re-attending within 3 months - Adults	683	8,311	8.2%	14.4%	15.4%	16.0%
% of FP17s for the same patient ID Re-attending between 3 & 9 months - Children	596	1,993	29.9%	62.0%	59.4%	58.3%
% of FP17s for the same patient ID Re-attending between 3 & 9 months - Adults	2,537	8,311	30.5%	55.0%	51.3%	50.3%
% of FP17s for Band 1 Urgent Courses	454	10,277	4.4%	7.2%	8.0%	9.1%
% of FP17s Relating to Free Repair or Replacements	37	10,277	0.4%	0.8%	0.8%	0.8%
% of FP17s Relating to Continuations	70	10,277	0.7%	1.3%	1.0%	1.0%
% of Patients satisfied with the dentistry they have received	6	7	N/A	91.3%	91.7%	91.5%
% of Patients satisfied with the time they had to wait for an appointment	5	7	N/A	87.4%	88.3%	87.9%

* This is based on patients treated on this contract for their most recent course of treatment. Figures in italics indicate the base number of FP17s or Patient Questionnaire responses are less than 100. N/A is shown where the base number of responses is less than 10 during the period. % is calculated as Quantity/Base number*100

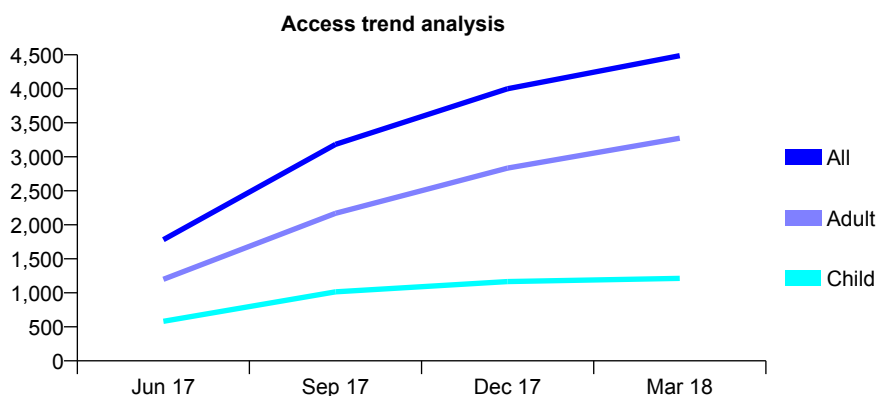
Q55 - Vital Signs At a Glance Contract Report for 100334/0000 - Year end March 2018

Name or company name	Chapel Dental Care
Contract type name	GDS Contract
Purpose of contract	General
Contract start date	01/04/2017
Contract end date	

17/18 Contracted general activity (UDA)	17,146
Carry forward general activity (UDA)	0
17/18 Contracted orthodontic activity (UOA)	0
Carry forward orthodontic activity (UOA)	0
Baseline contract value	£788,821.71

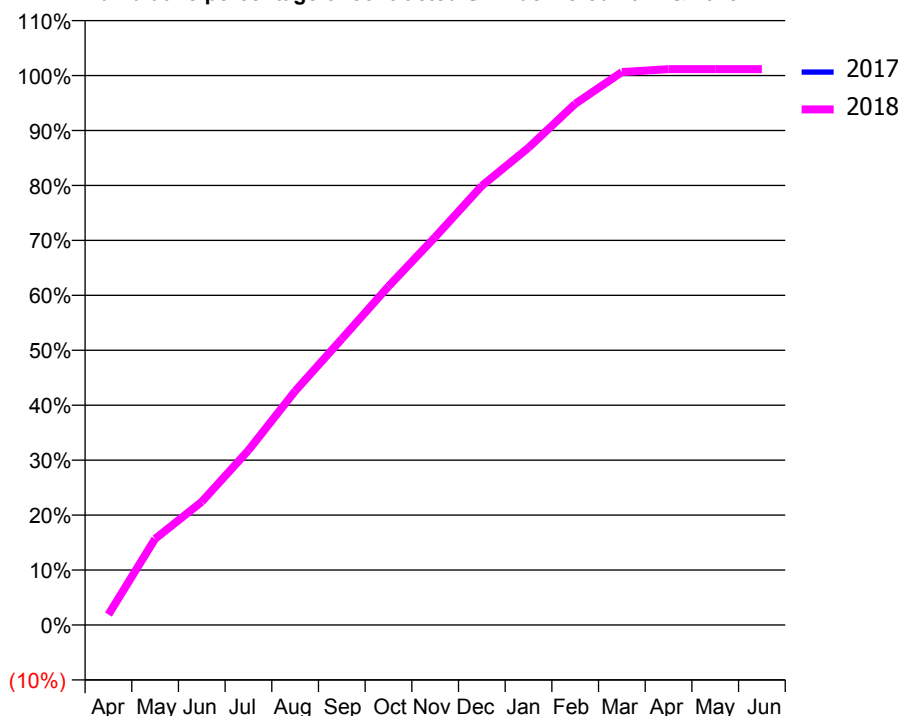
ACCESS*

Patients seen in 24 months	Total	Change since previous quarter
Quarter ending March 2017	0	
Quarter ending June 2017	1,781	↑
Quarter ending September 2017	3,184	↑
Quarter ending December 2017	4,000	↑
Quarter ending March 2018	4,487	↑
Variance since March 2017	N/A	



ACTIVITY

Cumulative percentage of contracted UDA delivered 2017 & 2018



Month	Adjusted Scheduled Activity (UDA)	
	2017	2018
April	0	327
May	0	2,691
June	0	3,847
July	0	5,454
August	0	7,302
September	0	8,926
October	0	10,566
November	0	12,106
December	0	13,702
January	0	14,893
February	0	16,264
March	0	17,252
April	0	17,344
May	0	17,343
June	0	17,343

QUALITY

	Quantity	Base Number	Contract	AT	Region	England
% of FP17s for the same patient ID Re-attending within 3 months - Children	77	2,353	3.3%	10.3%	11.6%	11.9%
% of FP17s for the same patient ID Re-attending within 3 months - Adults	381	5,034	7.6%	14.4%	15.4%	16.0%
% of FP17s for the same patient ID Re-attending between 3 & 9 months - Children	938	2,353	39.9%	62.0%	59.4%	58.3%
% of FP17s for the same patient ID Re-attending between 3 & 9 months - Adults	1,213	5,034	24.1%	55.0%	51.3%	50.3%
% of FP17s for Band 1 Urgent Courses	417	7,459	5.6%	7.2%	8.0%	9.1%
% of FP17s Relating to Free Repair or Replacements	105	7,459	1.4%	0.8%	0.8%	0.8%
% of FP17s Relating to Continuations	32	7,459	0.4%	1.3%	1.0%	1.0%
% of Patients satisfied with the dentistry they have received	3	3	N/A	91.3%	91.7%	91.5%
% of Patients satisfied with the time they had to wait for an appointment	3	3	N/A	87.4%	88.3%	87.9%

* This is based on patients treated on this contract for their most recent course of treatment. Figures in italics indicate the base number of FP17s or Patient Questionnaire responses are less than 100. N/A is shown where the base number of responses is less than 10 during the period. % is calculated as Quantity/Base number*100

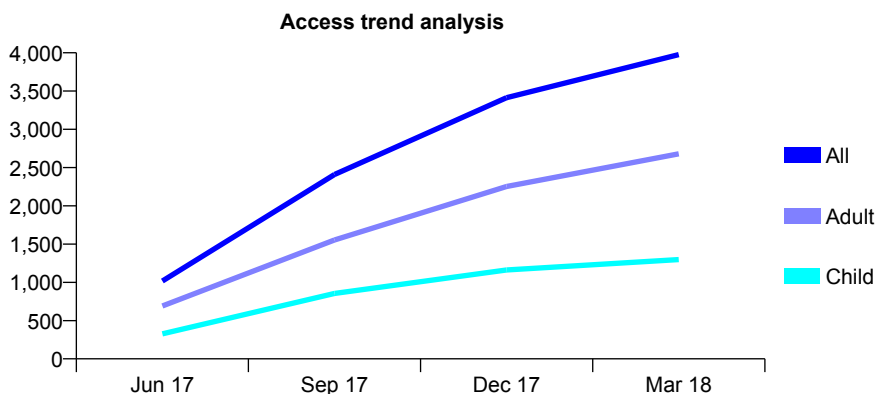
Q55 - Vital Signs At a Glance Contract Report for 100370/0000 - Year end March 2018

Name or company name	Ishak Practices Limited
Contract type name	GDS Contract
Purpose of contract	General
Contract start date	01/04/2017
Contract end date	

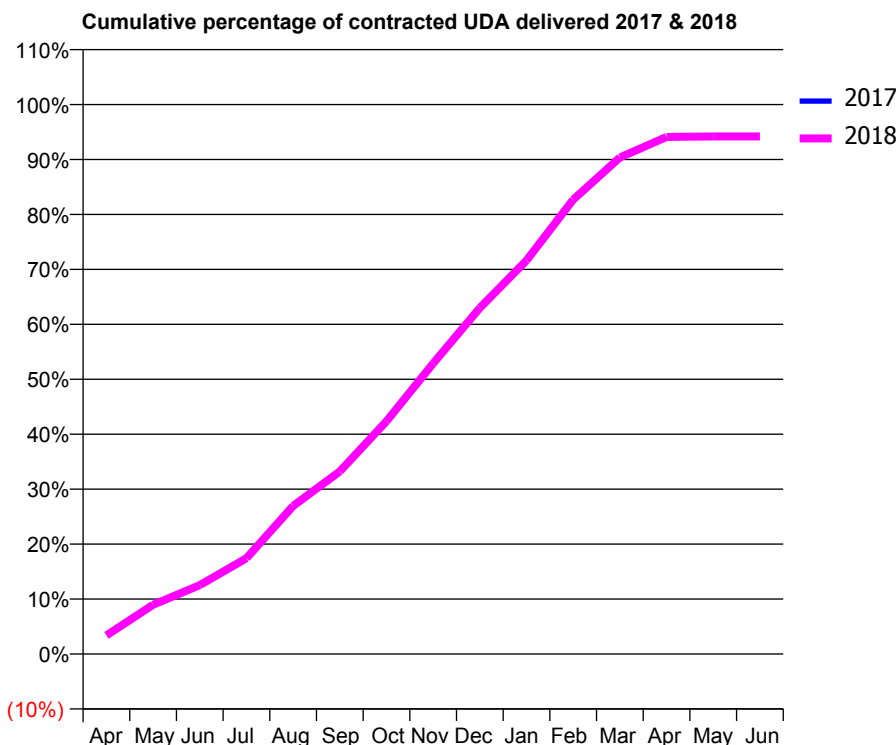
17/18 Contracted general activity (UDA)	19,000
Carry forward general activity (UDA)	0
17/18 Contracted orthodontic activity (UOA)	0
Carry forward orthodontic activity (UOA)	0
Baseline contract value	£512,698.89

ACCESS*

Patients seen in 24 months	Total	Change since previous quarter
Quarter ending March 2017	0	
Quarter ending June 2017	1,017	↑
Quarter ending September 2017	2,409	↑
Quarter ending December 2017	3,414	↑
Quarter ending March 2018	3,977	↑
Variance since March 2017	N/A	



ACTIVITY



Month	Adjusted Scheduled Activity (UDA)	
	2017	2018
April	0	644
May	0	1,702
June	0	2,380
July	0	3,313
August	0	5,122
September	0	6,315
October	0	8,047
November	0	10,049
December	0	11,967
January	0	13,609
February	0	15,712
March	0	17,166
April	0	17,876
May	0	17,896
June	0	17,899

QUALITY

	Quantity	Base Number	Contract	AT	Region	England
% of FP17s for the same patient ID Re-attending within 3 months - Children	175	2,171	8.1%	10.3%	11.6%	11.9%
% of FP17s for the same patient ID Re-attending within 3 months - Adults	705	4,475	15.8%	14.4%	15.4%	16.0%
% of FP17s for the same patient ID Re-attending between 3 & 9 months - Children	577	2,171	26.6%	62.0%	59.4%	58.3%
% of FP17s for the same patient ID Re-attending between 3 & 9 months - Adults	920	4,475	20.6%	55.0%	51.3%	50.3%
% of FP17s for Band 1 Urgent Courses	822	6,880	11.9%	7.2%	8.0%	9.1%
% of FP17s Relating to Free Repair or Replacements	46	6,880	0.7%	0.8%	0.8%	0.8%
% of FP17s Relating to Continuations	56	6,880	0.8%	1.3%	1.0%	1.0%
% of Patients satisfied with the dentistry they have received	3	4	N/A	91.3%	91.7%	91.5%
% of Patients satisfied with the time they had to wait for an appointment	3	4	N/A	87.4%	88.3%	87.9%

* This is based on patients treated on this contract for their most recent course of treatment. Figures in italics indicate the base number of FP17s or Patient Questionnaire responses are less than 100. N/A is shown where the base number of responses is less than 10 during the period. % is calculated as Quantity/Base number*100

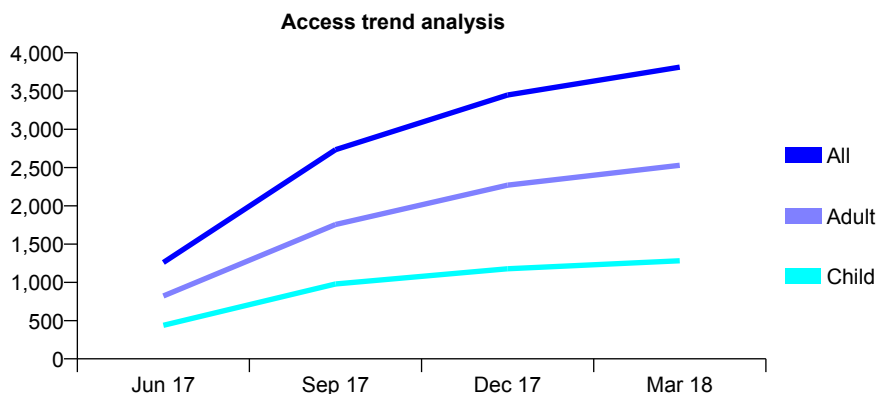
Q55 - Vital Signs At a Glance Contract Report for 100376/0000 - Year end March 2018

Name or company name	Rodericks Dental Limited
Contract type name	GDS Contract
Purpose of contract	General
Contract start date	01/04/2017
Contract end date	

17/18 Contracted general activity (UDA)	16,500
Carry forward general activity (UDA)	0
17/18 Contracted orthodontic activity (UOA)	0
Carry forward orthodontic activity (UOA)	0
Baseline contract value	£438,433.18

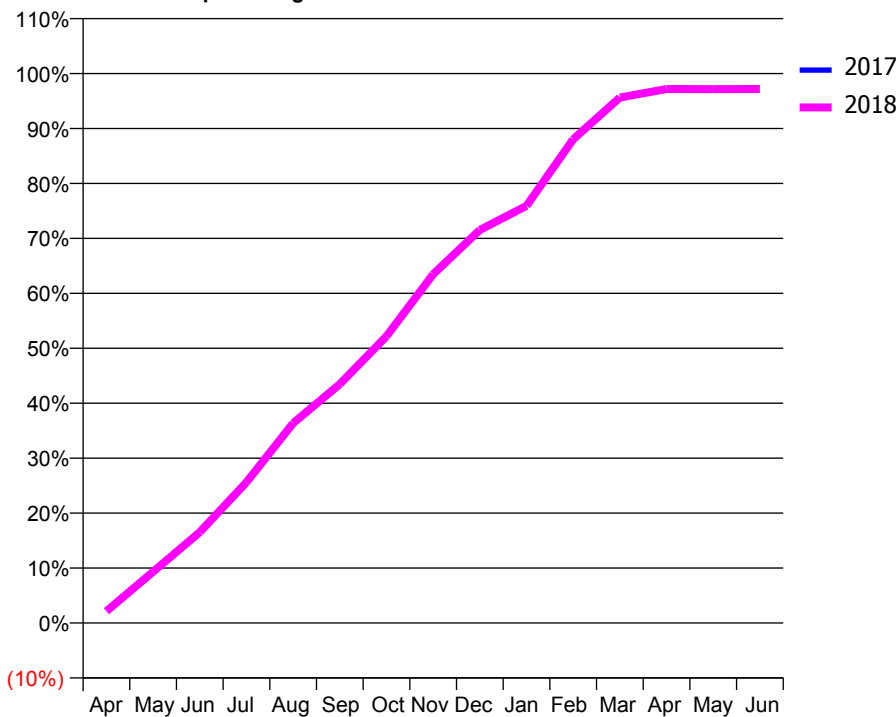
ACCESS*

Patients seen in 24 months	Total	Change since previous quarter
Quarter ending March 2017	0	
Quarter ending June 2017	1,260	↑
Quarter ending September 2017	2,734	↑
Quarter ending December 2017	3,448	↑
Quarter ending March 2018	3,812	↑
Variance since March 2017	N/A	



ACTIVITY

Cumulative percentage of contracted UDA delivered 2017 & 2018



Month	Adjusted Scheduled Activity (UDA)	
	2017	2018
April	0	353
May	0	1,541
June	0	2,730
July	0	4,226
August	0	6,002
September	0	7,175
October	0	8,612
November	0	10,472
December	0	11,802
January	0	12,525
February	0	14,523
March	0	15,776
April	0	16,035
May	0	16,032
June	0	16,034

QUALITY

	Quantity	Base Number	Contract	AT	Region	England
% of FP17s for the same patient ID Re-attending within 3 months - Children	138	2,134	6.5%	10.3%	11.6%	11.9%
% of FP17s for the same patient ID Re-attending within 3 months - Adults	554	4,420	12.5%	14.4%	15.4%	16.0%
% of FP17s for the same patient ID Re-attending between 3 & 9 months - Children	621	2,134	29.1%	62.0%	59.4%	58.3%
% of FP17s for the same patient ID Re-attending between 3 & 9 months - Adults	1,179	4,420	26.7%	55.0%	51.3%	50.3%
% of FP17s for Band 1 Urgent Courses	450	6,674	6.7%	7.2%	8.0%	9.1%
% of FP17s Relating to Free Repair or Replacements	50	6,674	0.7%	0.8%	0.8%	0.8%
% of FP17s Relating to Continuations	34	6,674	0.5%	1.3%	1.0%	1.0%
% of Patients satisfied with the dentistry they have received	5	5	N/A	91.3%	91.7%	91.5%
% of Patients satisfied with the time they had to wait for an appointment	5	5	N/A	87.4%	88.3%	87.9%

* This is based on patients treated on this contract for their most recent course of treatment. Figures in italics indicate the base number of FP17s or Patient Questionnaire responses are less than 100. N/A is shown where the base number of responses is less than 10 during the period. % is calculated as Quantity/Base number*100

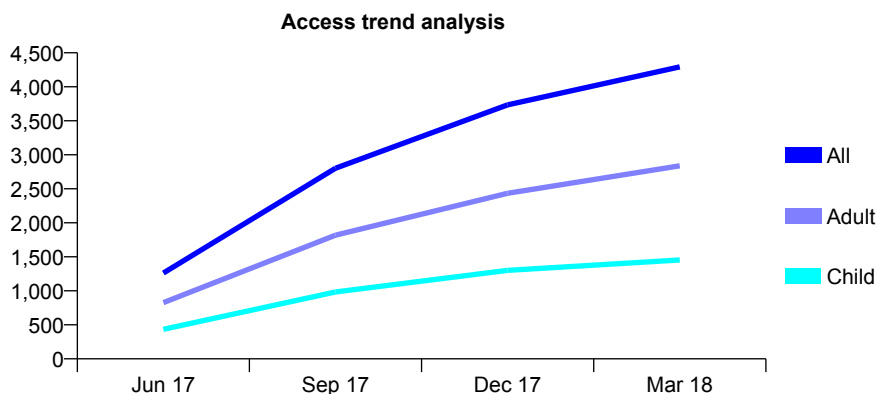
Q55 - Vital Signs At a Glance Contract Report for 100377/0000 - Year end March 2018

Name or company name	Rodericks Dental Limited
Contract type name	GDS Contract
Purpose of contract	General
Contract start date	01/04/2017
Contract end date	

17/18 Contracted general activity (UDA)	20,500
Carry forward general activity (UDA)	0
17/18 Contracted orthodontic activity (UOA)	0
Carry forward orthodontic activity (UOA)	0
Baseline contract value	£532,253.16

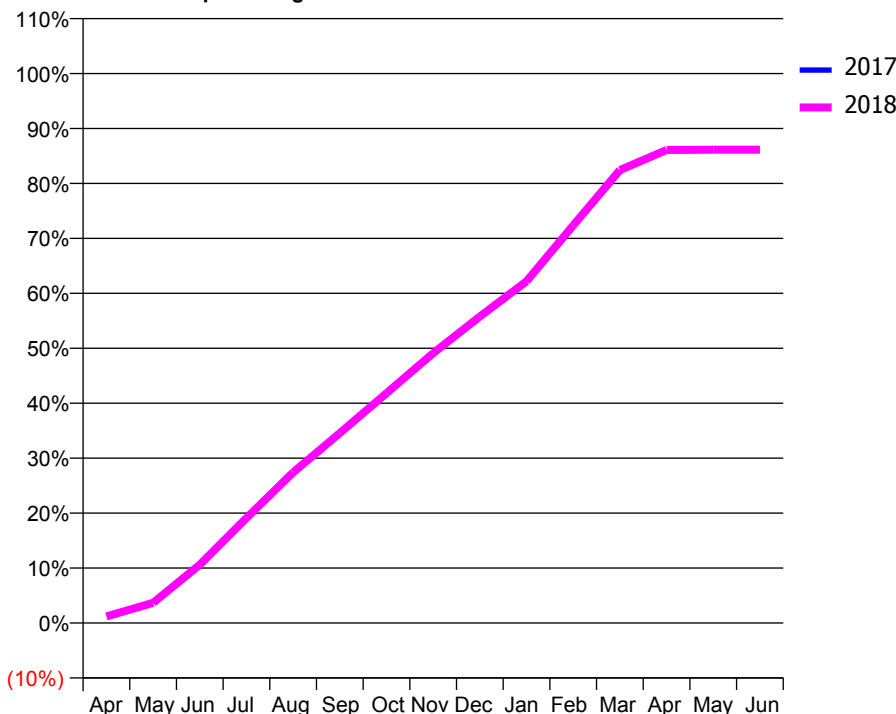
ACCESS*

Patients seen in 24 months	Total	Change since previous quarter
Quarter ending March 2017	0	
Quarter ending June 2017	1,261	↑
Quarter ending September 2017	2,803	↑
Quarter ending December 2017	3,734	↑
Quarter ending March 2018	4,293	↑
Variance since March 2017	N/A	



ACTIVITY

Cumulative percentage of contracted UDA delivered 2017 & 2018



Adjusted Scheduled Activity (UDA)

Month	2017	2018
April	0	246
May	0	753
June	0	2,175
July	0	3,918
August	0	5,621
September	0	7,084
October	0	8,574
November	0	10,066
December	0	11,434
January	0	12,747
February	0	14,831
March	0	16,895
April	0	17,650
May	0	17,655
June	0	17,659

QUALITY

	Quantity	Base Number	Contract	AT	Region	England
% of FP17s for the same patient ID Re-attending within 3 months - Children	133	2,240	5.9%	10.3%	11.6%	11.9%
% of FP17s for the same patient ID Re-attending within 3 months - Adults	578	4,787	12.1%	14.4%	15.4%	16.0%
% of FP17s for the same patient ID Re-attending between 3 & 9 months - Children	551	2,240	24.6%	62.0%	59.4%	58.3%
% of FP17s for the same patient ID Re-attending between 3 & 9 months - Adults	1,171	4,787	24.5%	55.0%	51.3%	50.3%
% of FP17s for Band 1 Urgent Courses	649	7,310	8.9%	7.2%	8.0%	9.1%
% of FP17s Relating to Free Repair or Replacements	81	7,310	1.1%	0.8%	0.8%	0.8%
% of FP17s Relating to Continuations	23	7,310	0.3%	1.3%	1.0%	1.0%
% of Patients satisfied with the dentistry they have received	3	3	N/A	91.3%	91.7%	91.5%
% of Patients satisfied with the time they had to wait for an appointment	2	3	N/A	87.4%	88.3%	87.9%

* This is based on patients treated on this contract for their most recent course of treatment. Figures in italics indicate the base number of FP17s or Patient Questionnaire responses are less than 100. N/A is shown where the base number of responses is less than 10 during the period. % is calculated as Quantity/Base number*100

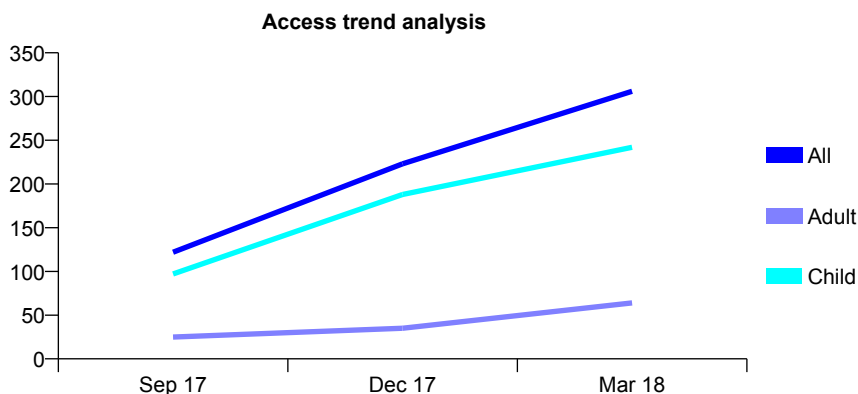
Q55 - Vital Signs At a Glance Contract Report for 100467/0000 - Year end March 2018

Name or company name	Raynesway Dental Practice
Contract type name	GDS Contract
Purpose of contract	General and Orthodontic
Contract start date	01/07/2017
Contract end date	

17/18 Contracted general activity (UDA)	473
Carry forward general activity (UDA)	0
17/18 Contracted orthodontic activity (UOA)	5,541
Carry forward orthodontic activity (UOA)	0
Baseline contract value	£368,689.54

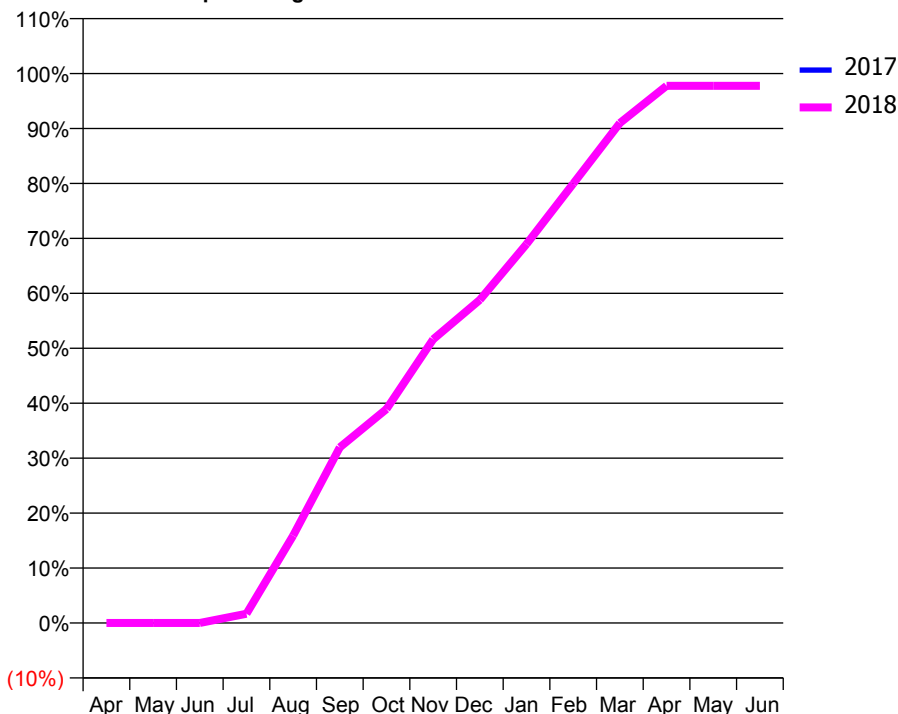
ACCESS*

Patients seen in 24 months	Total	Change since previous quarter
Quarter ending March 2017	0	
Quarter ending June 2017	0	
Quarter ending September 2017	122	↑
Quarter ending December 2017	223	↑
Quarter ending March 2018	306	↑
Variance since March 2017	N/A	



ACTIVITY

Cumulative percentage of contracted UDA delivered 2017 & 2018



Month	Adjusted Scheduled Activity (UDA)	
	2017	2018
April	0	0
May	0	0
June	0	0
July	0	8
August	0	75
September	0	151
October	0	184
November	0	244
December	0	278
January	0	326
February	0	378
March	0	430
April	0	462
May	0	462
June	0	462

QUALITY

	Quantity	Base Number	Contract	AT	Region	England
% of FP17s for the same patient ID Re-attending within 3 months - Children	18	1,278	1.4%	10.3%	11.6%	11.9%
% of FP17s for the same patient ID Re-attending within 3 months - Adults	2	87	2.3%	14.4%	15.4%	16.0%
% of FP17s for the same patient ID Re-attending between 3 & 9 months - Children	25	1,278	2.0%	62.0%	59.4%	58.3%
% of FP17s for the same patient ID Re-attending between 3 & 9 months - Adults	9	87	10.3%	55.0%	51.3%	50.3%
% of FP17s for Band 1 Urgent Courses	2	226	0.9%	7.2%	8.0%	9.1%
% of FP17s Relating to Free Repair or Replacements	0	226	0.0%	0.8%	0.8%	0.8%
% of FP17s Relating to Continuations	0	226	0.0%	1.3%	1.0%	1.0%
% of Patients satisfied with the dentistry they have received	0	0	N/A	91.3%	91.7%	91.5%
% of Patients satisfied with the time they had to wait for an appointment	0	0	N/A	87.4%	88.3%	87.9%

* This is based on patients treated on this contract for their most recent course of treatment. Figures in italics indicate the base number of FP17s or Patient Questionnaire responses are less than 100. N/A is shown where the base number of responses is less than 10 during the period. % is calculated as Quantity/Base number*100

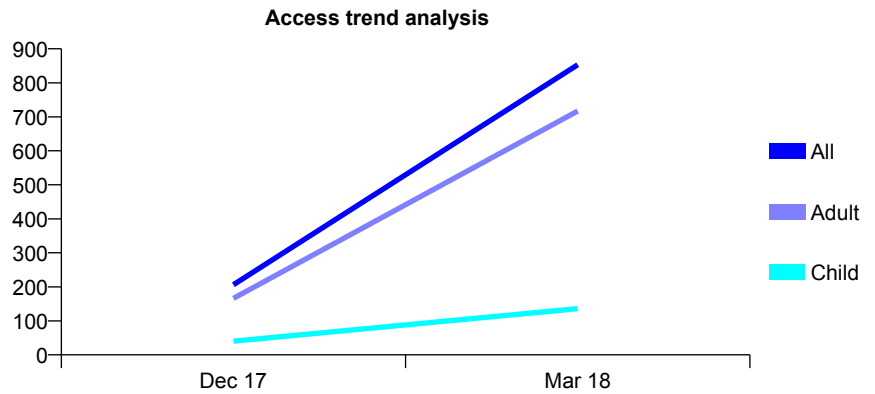
Q55 - Vital Signs At a Glance Contract Report for 100520/0000 - Year end March 2018

Name or company name	Chaddesden Dental Practice
Contract type name	GDS Contract
Purpose of contract	General
Contract start date	01/10/2017
Contract end date	31/03/2018

17/18 Contracted general activity (UDA)	4,200
Carry forward general activity (UDA)	0
17/18 Contracted orthodontic activity (UOA)	0
Carry forward orthodontic activity (UOA)	0
Baseline contract value	£94,022.81

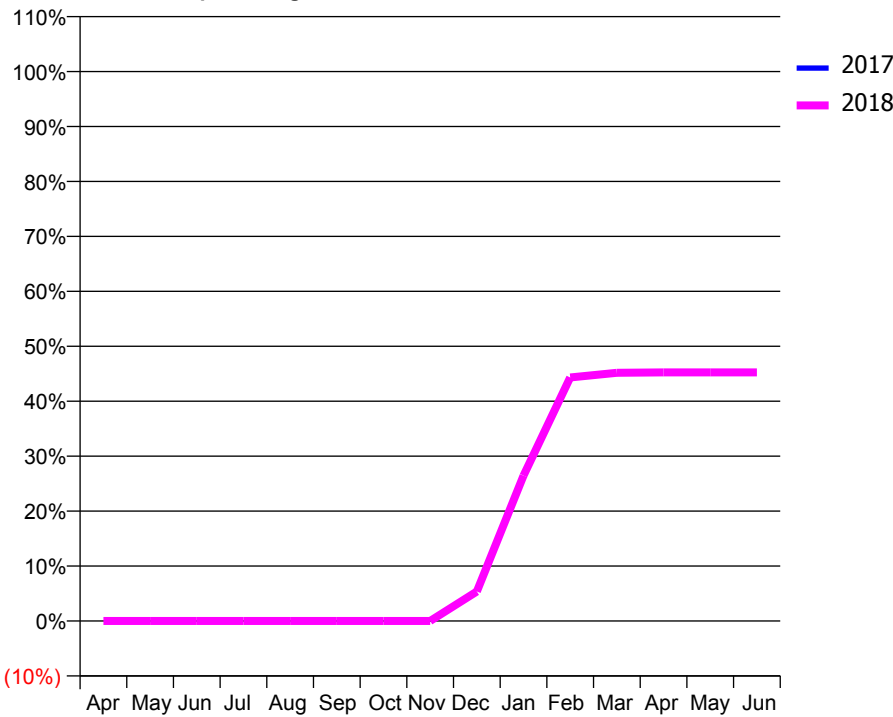
ACCESS*

Patients seen in 24 months	Total	Change since previous quarter
Quarter ending March 2017	0	
Quarter ending June 2017	0	
Quarter ending September 2017	0	
Quarter ending December 2017	206	↑
Quarter ending March 2018	853	↑
Variance since March 2017	N/A	



ACTIVITY

Cumulative percentage of contracted UDA delivered 2017 & 2018



Month	Adjusted Scheduled Activity (UDA)	
	2017	2018
April	0	0
May	0	0
June	0	0
July	0	0
August	0	0
September	0	0
October	0	0
November	0	0
December	0	226
January	0	1,111
February	0	1,861
March	0	1,897
April	0	1,900
May	0	1,900
June	0	1,900

QUALITY

	Quantity	Base Number	Contract	AT	Region	England
% of FP17s for the same patient ID Re-attending within 3 months - Children	2	158	1.3%	10.3%	11.6%	11.9%
% of FP17s for the same patient ID Re-attending within 3 months - Adults	32	836	3.8%	14.4%	15.4%	16.0%
% of FP17s for the same patient ID Re-attending between 3 & 9 months - Children	0	158	0.0%	62.0%	59.4%	58.3%
% of FP17s for the same patient ID Re-attending between 3 & 9 months - Adults	0	836	0.0%	55.0%	51.3%	50.3%
% of FP17s for Band 1 Urgent Courses	67	995	6.7%	7.2%	8.0%	9.1%
% of FP17s Relating to Free Repair or Replacements	1	995	0.1%	0.8%	0.8%	0.8%
% of FP17s Relating to Continuations	5	995	0.5%	1.3%	1.0%	1.0%
% of Patients satisfied with the dentistry they have received	0	0	N/A	91.3%	91.7%	91.5%
% of Patients satisfied with the time they had to wait for an appointment	0	0	N/A	87.4%	88.3%	87.9%

* This is based on patients treated on this contract for their most recent course of treatment. Figures in italics indicate the base number of FP17s or Patient Questionnaire responses are less than 100. N/A is shown where the base number of responses is less than 10 during the period. % is calculated as Quantity/Base number*100

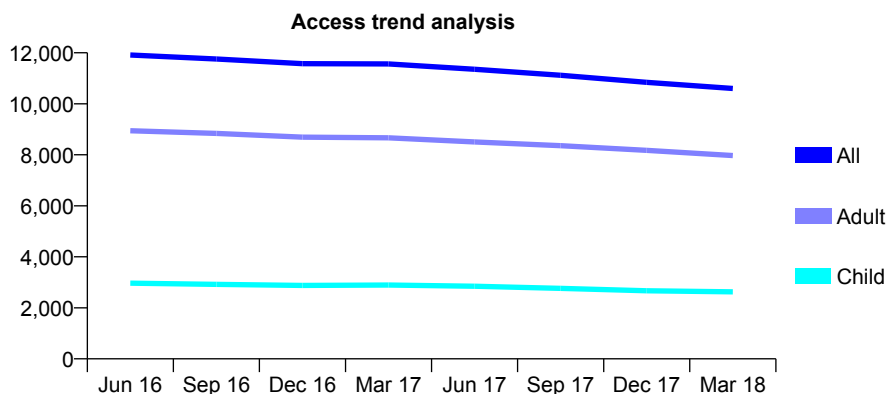
Q55 - Vital Signs At a Glance Contract Report for 101281/0023 - Year end March 2018

Name or company name	OASIS DENTAL CARE LTD
Contract type name	GDS Contract
Purpose of contract	General
Contract start date	01/04/2006
Contract end date	

17/18 Contracted general activity (UDA)	35,550
Carry forward general activity (UDA)	0
17/18 Contracted orthodontic activity (UOA)	0
Carry forward orthodontic activity (UOA)	0
Baseline contract value	£766,636.09

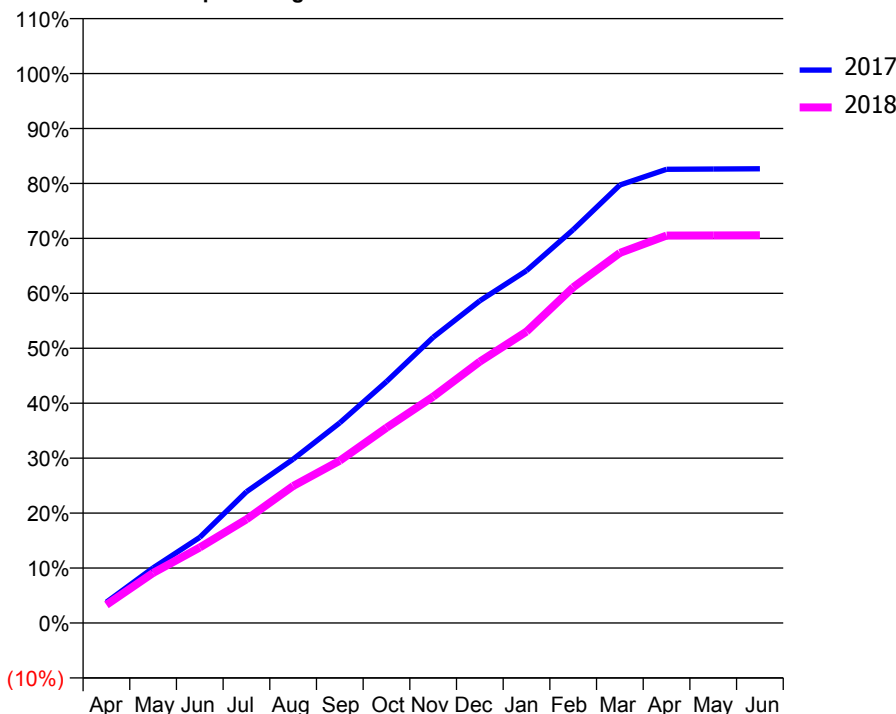
ACCESS*

Patients seen in 24 months	Total	Change since previous quarter
Quarter ending March 2017	11,562	
Quarter ending June 2017	11,353	↓
Quarter ending September 2017	11,120	↓
Quarter ending December 2017	10,844	↓
Quarter ending March 2018	10,602	↓
Variance since March 2017	(8.3%)	↓



ACTIVITY

Cumulative percentage of contracted UDA delivered 2017 & 2018



Month	Adjusted Scheduled Activity (UDA)	
	2017	2018
April	1,347	1,179
May	3,567	3,242
June	5,539	4,886
July	8,494	6,706
August	10,595	8,863
September	12,953	10,507
October	15,618	12,638
November	18,482	14,643
December	20,850	16,912
January	22,797	18,855
February	25,445	21,722
March	28,336	23,946
April	29,351	25,061
May	29,370	25,075
June	29,392	25,082

QUALITY

	Quantity	Base Number	Contract	AT	Region	England
% of FP17s for the same patient ID Re-attending within 3 months - Children	259	3,721	7.0%	10.3%	11.6%	11.9%
% of FP17s for the same patient ID Re-attending within 3 months - Adults	1,309	11,108	11.8%	14.4%	15.4%	16.0%
% of FP17s for the same patient ID Re-attending between 3 & 9 months - Children	2,270	3,721	61.0%	62.0%	59.4%	58.3%
% of FP17s for the same patient ID Re-attending between 3 & 9 months - Adults	6,972	11,108	62.8%	55.0%	51.3%	50.3%
% of FP17s for Band 1 Urgent Courses	934	14,834	6.3%	7.2%	8.0%	9.1%
% of FP17s Relating to Free Repair or Replacements	137	14,834	0.9%	0.8%	0.8%	0.8%
% of FP17s Relating to Continuations	67	14,834	0.5%	1.3%	1.0%	1.0%
% of Patients satisfied with the dentistry they have received	7	8	N/A	91.3%	91.7%	91.5%
% of Patients satisfied with the time they had to wait for an appointment	5	8	N/A	87.4%	88.3%	87.9%

* This is based on patients treated on this contract for their most recent course of treatment. Figures in italics indicate the base number of FP17s or Patient Questionnaire responses are less than 100. N/A is shown where the base number of responses is less than 10 during the period. % is calculated as Quantity/Base number*100

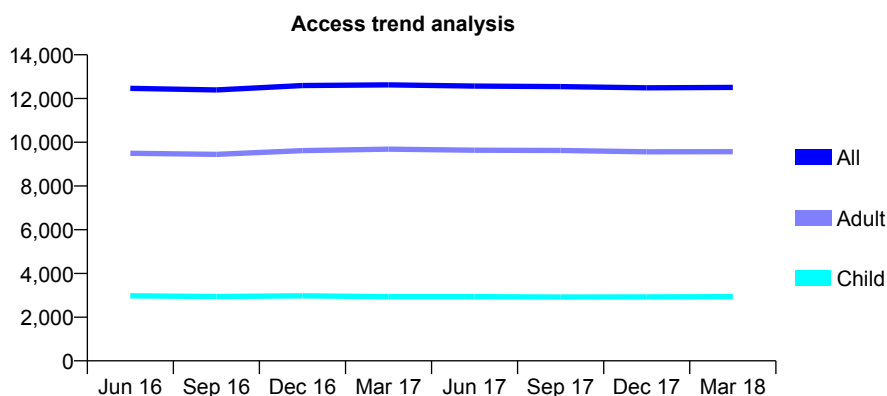
Q55 - Vital Signs At a Glance Contract Report for 101281/0041 - Year end March 2018

Name or company name	OASIS DENTAL CARE LTD
Contract type name	GDS Contract
Purpose of contract	General
Contract start date	01/04/2006
Contract end date	

17/18 Contracted general activity (UDA)	42,036
Carry forward general activity (UDA)	0
17/18 Contracted orthodontic activity (UOA)	0
Carry forward orthodontic activity (UOA)	0
Baseline contract value	£920,614.58

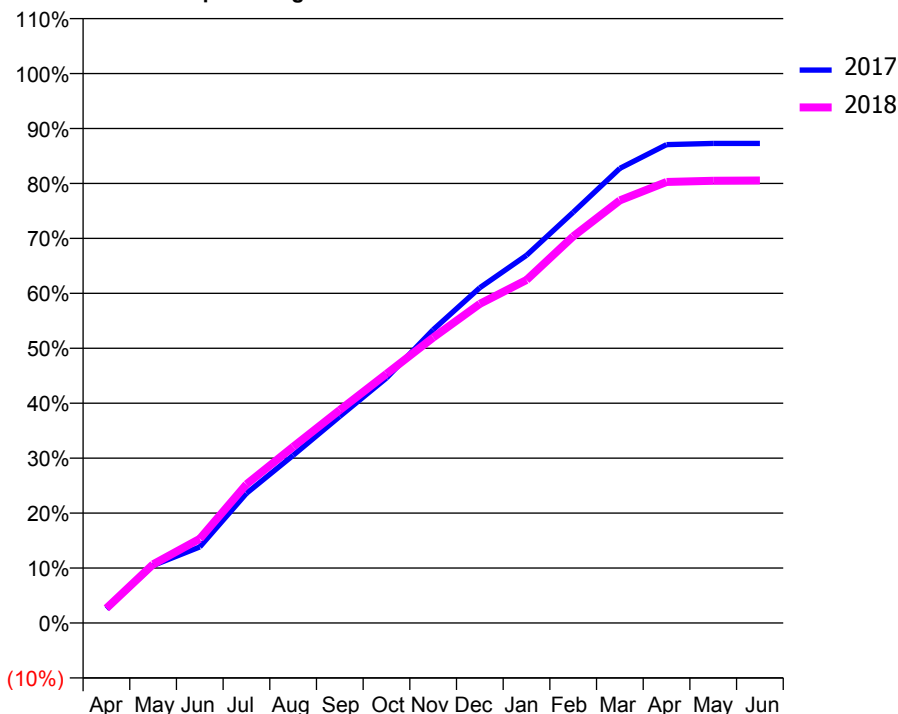
ACCESS*

Patients seen in 24 months	Total	Change since previous quarter
Quarter ending March 2017	12,622	
Quarter ending June 2017	12,568	→
Quarter ending September 2017	12,543	→
Quarter ending December 2017	12,490	→
Quarter ending March 2018	12,506	→
Variance since March 2017	(0.9%)	→



ACTIVITY

Cumulative percentage of contracted UDA delivered 2017 & 2018



QUALITY

	Quantity	Base Number	Contract	AT	Region	England
% of FP17s for the same patient ID Re-attending within 3 months - Children	248	4,151	6.0%	10.3%	11.6%	11.9%
% of FP17s for the same patient ID Re-attending within 3 months - Adults	1,683	13,275	12.7%	14.4%	15.4%	16.0%
% of FP17s for the same patient ID Re-attending between 3 & 9 months - Children	2,531	4,151	61.0%	62.0%	59.4%	58.3%
% of FP17s for the same patient ID Re-attending between 3 & 9 months - Adults	7,473	13,275	56.3%	55.0%	51.3%	50.3%
% of FP17s for Band 1 Urgent Courses	1,285	17,354	7.4%	7.2%	8.0%	9.1%
% of FP17s Relating to Free Repair or Replacements	281	17,354	1.6%	0.8%	0.8%	0.8%
% of FP17s Relating to Continuations	221	17,354	1.3%	1.3%	1.0%	1.0%
% of Patients satisfied with the dentistry they have received	19	23	82.6%	91.3%	91.7%	91.5%
% of Patients satisfied with the time they had to wait for an appointment	17	23	73.9%	87.4%	88.3%	87.9%

* This is based on patients treated on this contract for their most recent course of treatment. Figures in italics indicate the base number of FP17s or Patient Questionnaire responses are less than 100. N/A is shown where the base number of responses is less than 10 during the period. % is calculated as Quantity/Base number*100

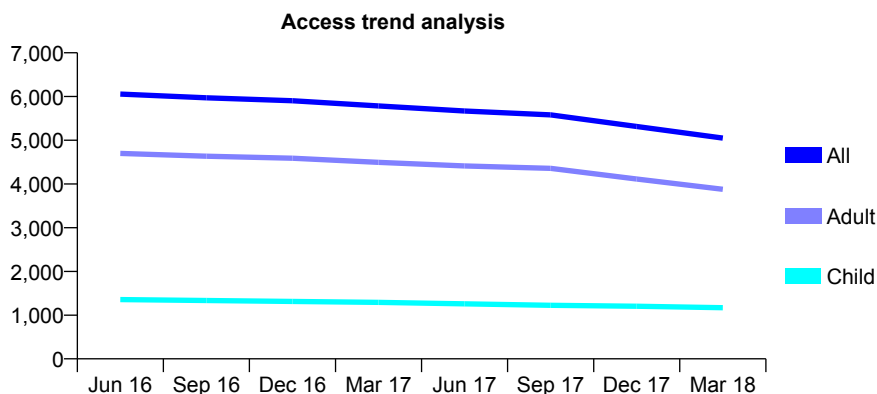
Q55 - Vital Signs At a Glance Contract Report for 101281/0048 - Year end March 2018

Name or company name	OASIS DENTAL CARE LTD
Contract type name	Pilot Contract
Purpose of contract	General and Orthodontic
Contract start date	01/04/2006
Contract end date	

17/18 Contracted general activity (UDA)	19,361
Carry forward general activity (UDA)	0
17/18 Contracted orthodontic activity (UOA)	628
Carry forward orthodontic activity (UOA)	0
Baseline contract value	£509,516.88

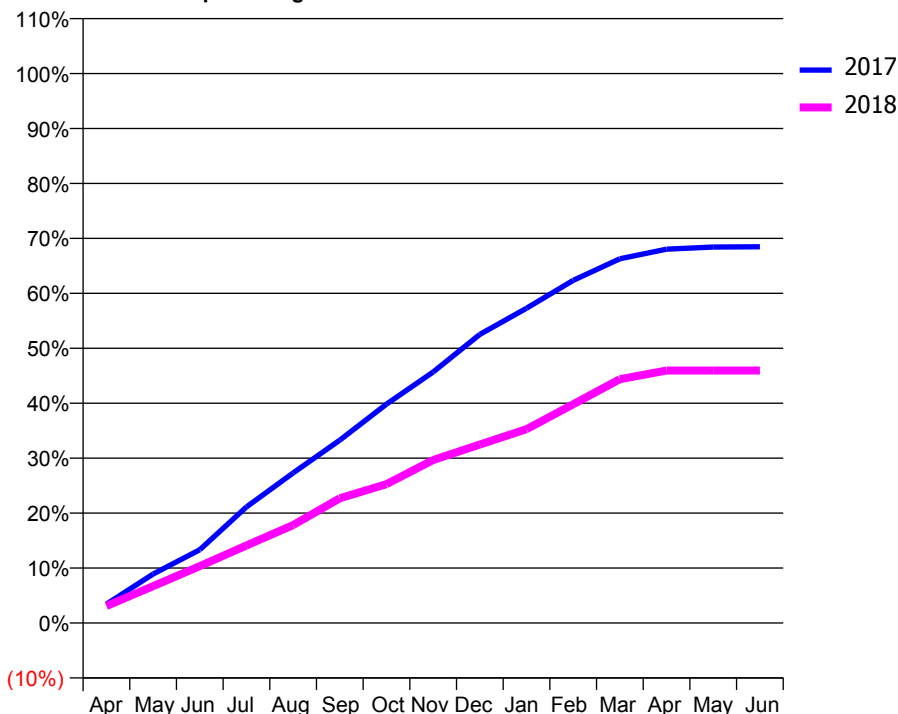
ACCESS*

Patients seen in 24 months	Total	Change since previous quarter
Quarter ending March 2017	5,785	
Quarter ending June 2017	5,668	↓
Quarter ending September 2017	5,581	↓
Quarter ending December 2017	5,314	↓
Quarter ending March 2018	5,049	↓
Variance since March 2017	(12.7%)	↓



ACTIVITY

Cumulative percentage of contracted UDA delivered 2017 & 2018



Month	Adjusted Scheduled Activity (UDA)	
	2017	2018
April	667	597
May	1,726	1,300
June	2,583	2,005
July	4,088	2,733
August	5,289	3,450
September	6,445	4,397
October	7,710	4,895
November	8,845	5,746
December	10,172	6,291
January	11,089	6,829
February	12,073	7,709
March	12,833	8,593
April	13,170	8,895
May	13,245	8,897
June	13,257	8,898

QUALITY

	Quantity	Base Number	Contract	AT	Region	England
% of FP17s for the same patient ID Re-attending within 3 months - Children	84	1,174	7.2%	10.3%	11.6%	11.9%
% of FP17s for the same patient ID Re-attending within 3 months - Adults	423	3,451	12.3%	14.4%	15.4%	16.0%
% of FP17s for the same patient ID Re-attending between 3 & 9 months - Children	578	1,174	49.2%	62.0%	59.4%	58.3%
% of FP17s for the same patient ID Re-attending between 3 & 9 months - Adults	1,382	3,451	40.0%	55.0%	51.3%	50.3%
% of FP17s for Band 1 Urgent Courses	307	4,523	6.8%	7.2%	8.0%	9.1%
% of FP17s Relating to Free Repair or Replacements	23	4,523	0.5%	0.8%	0.8%	0.8%
% of FP17s Relating to Continuations	79	4,523	1.7%	1.3%	1.0%	1.0%
% of Patients satisfied with the dentistry they have received	5	5	N/A	91.3%	91.7%	91.5%
% of Patients satisfied with the time they had to wait for an appointment	3	5	N/A	87.4%	88.3%	87.9%

* This is based on patients treated on this contract for their most recent course of treatment. Figures in italics indicate the base number of FP17s or Patient Questionnaire responses are less than 100. N/A is shown where the base number of responses is less than 10 during the period. % is calculated as Quantity/Base number*100

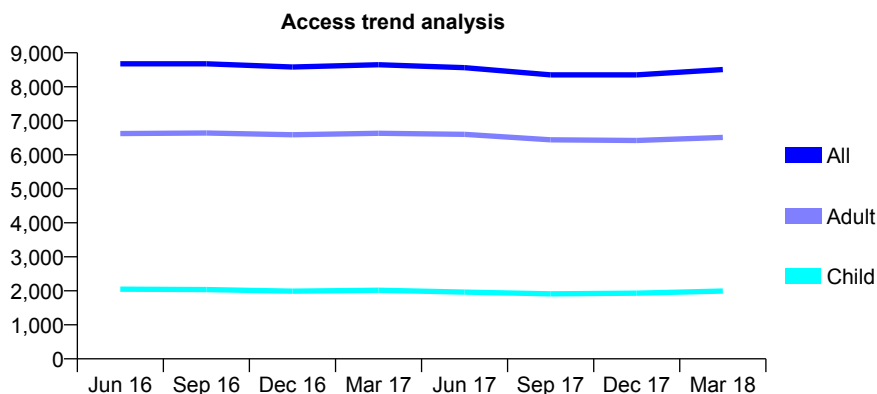
Q55 - Vital Signs At a Glance Contract Report for 101281/0059 - Year end March 2018

Name or company name	OASIS DENTAL CARE LTD
Contract type name	GDS Contract
Purpose of contract	General
Contract start date	01/04/2006
Contract end date	

17/18 Contracted general activity (UDA)	26,245
Carry forward general activity (UDA)	988
17/18 Contracted orthodontic activity (UOA)	0
Carry forward orthodontic activity (UOA)	0
Baseline contract value	£609,053.06

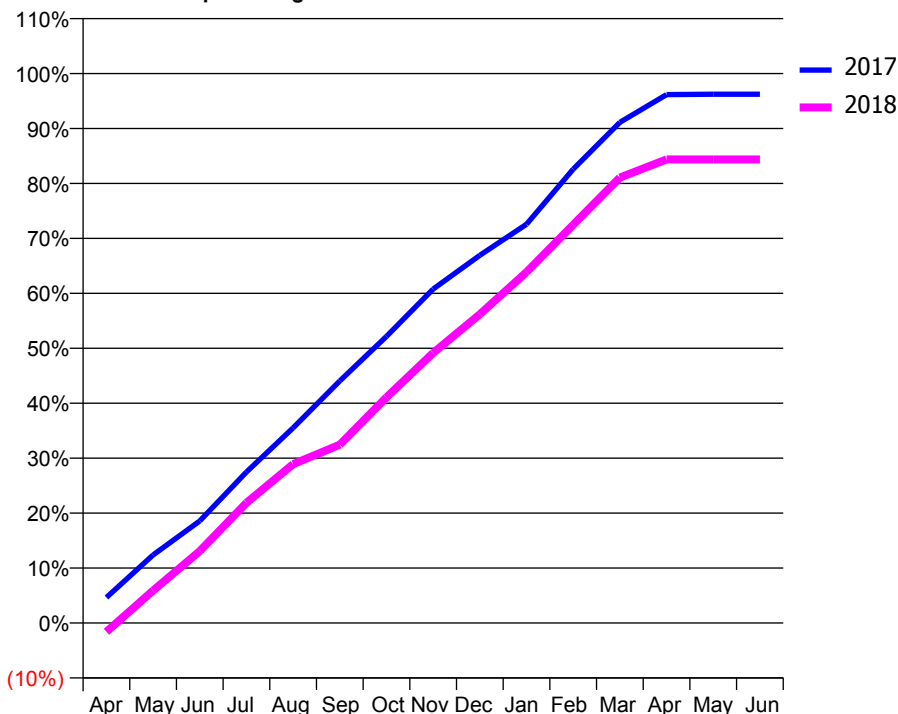
ACCESS*

Patients seen in 24 months	Total	Change since previous quarter
Quarter ending March 2017	8,649	
Quarter ending June 2017	8,564	→
Quarter ending September 2017	8,351	↓
Quarter ending December 2017	8,350	→
Quarter ending March 2018	8,508	→
Variance since March 2017	(1.6%)	↓



ACTIVITY

Cumulative percentage of contracted UDA delivered 2017 & 2018



Month	Adjusted Scheduled Activity (UDA)	
	2017	2018
April	1,222	-426
May	3,248	1,553
June	4,878	3,436
July	7,212	5,740
August	9,322	7,586
September	11,563	8,519
October	13,687	10,779
November	15,951	12,897
December	17,564	14,744
January	19,049	16,758
February	21,674	19,018
March	23,909	21,277
April	25,235	22,143
May	25,253	22,144
June	25,257	22,144

QUALITY

	Quantity	Base Number	Contract	AT	Region	England
% of FP17s for the same patient ID Re-attending within 3 months - Children	191	3,152	6.1%	10.3%	11.6%	11.9%
% of FP17s for the same patient ID Re-attending within 3 months - Adults	1,274	10,279	12.4%	14.4%	15.4%	16.0%
% of FP17s for the same patient ID Re-attending between 3 & 9 months - Children	2,052	3,152	65.1%	62.0%	59.4%	58.3%
% of FP17s for the same patient ID Re-attending between 3 & 9 months - Adults	6,594	10,279	64.2%	55.0%	51.3%	50.3%
% of FP17s for Band 1 Urgent Courses	722	12,754	5.7%	7.2%	8.0%	9.1%
% of FP17s Relating to Free Repair or Replacements	247	12,754	1.9%	0.8%	0.8%	0.8%
% of FP17s Relating to Continuations	183	12,754	1.4%	1.3%	1.0%	1.0%
% of Patients satisfied with the dentistry they have received	18	19	94.7%	91.3%	91.7%	91.5%
% of Patients satisfied with the time they had to wait for an appointment	16	19	84.2%	87.4%	88.3%	87.9%

* This is based on patients treated on this contract for their most recent course of treatment. Figures in italics indicate the base number of FP17s or Patient Questionnaire responses are less than 100. N/A is shown where the base number of responses is less than 10 during the period. % is calculated as Quantity/Base number*100

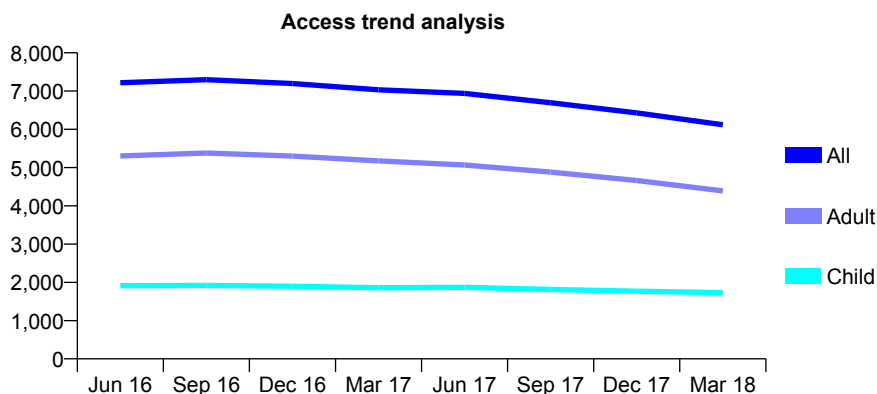
Q55 - Vital Signs At a Glance Contract Report for 101281/0092 - Year end March 2018

Name or company name	OASIS DENTAL CARE LTD
Contract type name	GDS Contract
Purpose of contract	General
Contract start date	01/04/2006
Contract end date	

17/18 Contracted general activity (UDA)	18,929
Carry forward general activity (UDA)	0
17/18 Contracted orthodontic activity (UOA)	0
Carry forward orthodontic activity (UOA)	0
Baseline contract value	£409,590.09

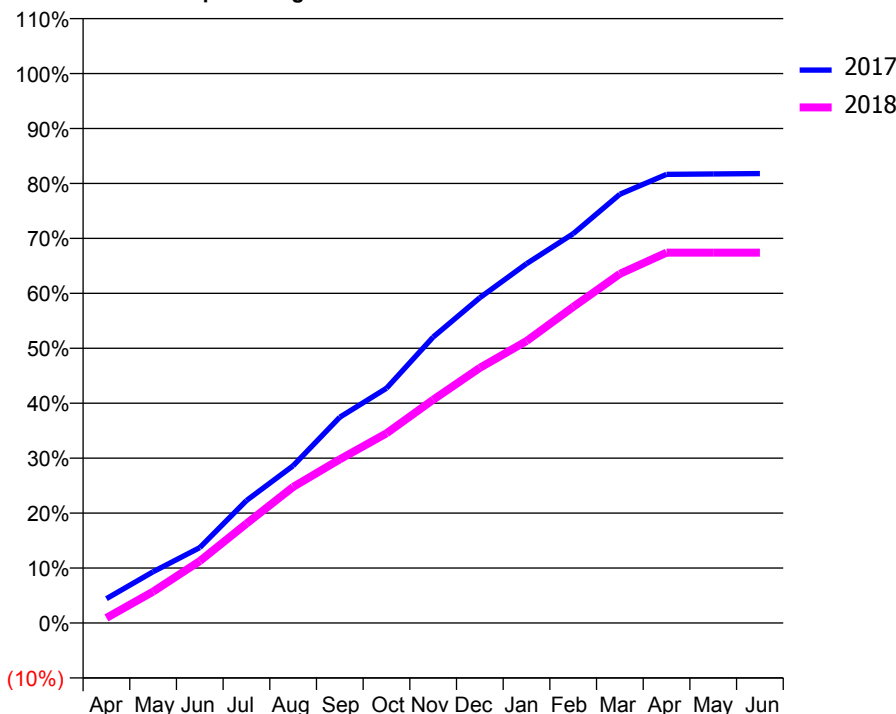
ACCESS*

Patients seen in 24 months	Total	Change since previous quarter
Quarter ending March 2017	7,032	
Quarter ending June 2017	6,938	↓
Quarter ending September 2017	6,694	↓
Quarter ending December 2017	6,430	↓
Quarter ending March 2018	6,120	↓
Variance since March 2017	(13.0%)	↓



ACTIVITY

Cumulative percentage of contracted UDA delivered 2017 & 2018



Month	Adjusted Scheduled Activity (UDA)	
	2017	2018
April	840	176
May	1,768	1,082
June	2,596	2,133
July	4,219	3,424
August	5,420	4,688
September	7,089	5,640
October	8,088	6,534
November	9,849	7,692
December	11,204	8,788
January	12,376	9,715
February	13,412	10,890
March	14,769	12,026
April	15,453	12,758
May	15,466	12,758
June	15,481	12,758

QUALITY

	Quantity	Base Number	Contract	AT	Region	England
% of FP17s for the same patient ID Re-attending within 3 months - Children	130	2,528	5.1%	10.3%	11.6%	11.9%
% of FP17s for the same patient ID Re-attending within 3 months - Adults	731	5,589	13.1%	14.4%	15.4%	16.0%
% of FP17s for the same patient ID Re-attending between 3 & 9 months - Children	1,664	2,528	65.8%	62.0%	59.4%	58.3%
% of FP17s for the same patient ID Re-attending between 3 & 9 months - Adults	3,416	5,589	61.1%	55.0%	51.3%	50.3%
% of FP17s for Band 1 Urgent Courses	528	7,209	7.3%	7.2%	8.0%	9.1%
% of FP17s Relating to Free Repair or Replacements	47	7,209	0.7%	0.8%	0.8%	0.8%
% of FP17s Relating to Continuations	82	7,209	1.1%	1.3%	1.0%	1.0%
% of Patients satisfied with the dentistry they have received	5	5	N/A	91.3%	91.7%	91.5%
% of Patients satisfied with the time they had to wait for an appointment	4	5	N/A	87.4%	88.3%	87.9%

* This is based on patients treated on this contract for their most recent course of treatment. Figures in italics indicate the base number of FP17s or Patient Questionnaire responses are less than 100. N/A is shown where the base number of responses is less than 10 during the period. % is calculated as Quantity/Base number*100

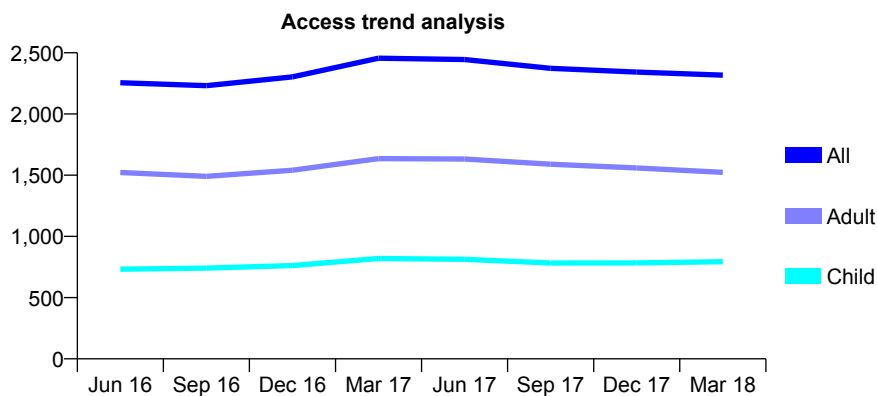
Q55 - Vital Signs At a Glance Contract Report for 101281/0118 - Year end March 2018

Name or company name	OASIS DENTAL CARE LTD
Contract type name	GDS Contract
Purpose of contract	General
Contract start date	01/04/2006
Contract end date	

17/18 Contracted general activity (UDA)	5,159
Carry forward general activity (UDA)	0
17/18 Contracted orthodontic activity (UOA)	0
Carry forward orthodontic activity (UOA)	0
Baseline contract value	£153,782.05

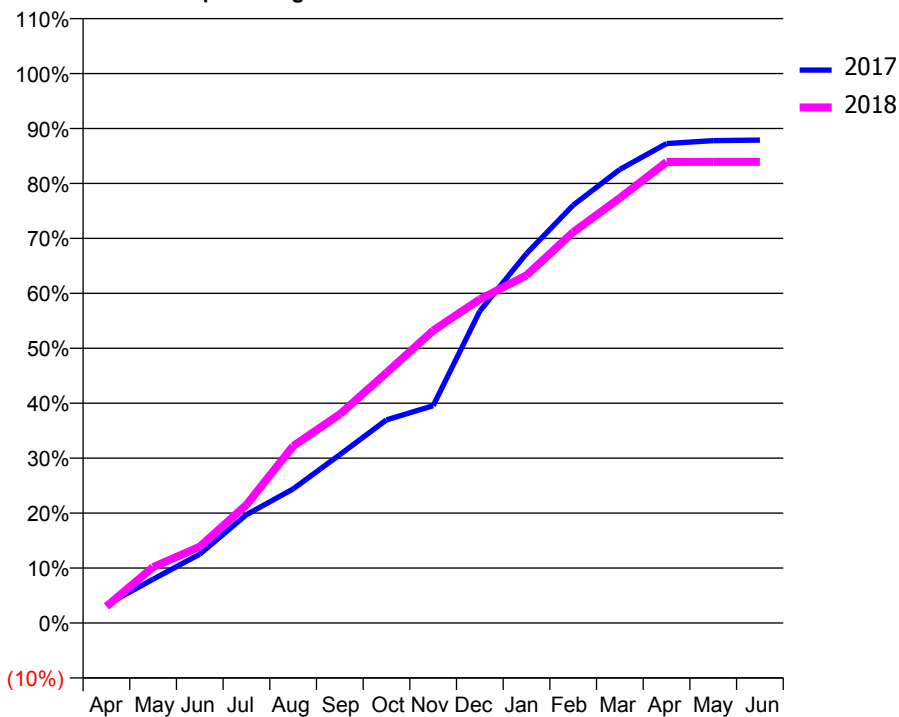
ACCESS*

Patients seen in 24 months	Total	Change since previous quarter
Quarter ending March 2017	2,456	
Quarter ending June 2017	2,445	→
Quarter ending September 2017	2,373	↓
Quarter ending December 2017	2,343	↓
Quarter ending March 2018	2,317	↓
Variance since March 2017	(5.7%)	↓



ACTIVITY

Cumulative percentage of contracted UDA delivered 2017 & 2018



Month	Adjusted Scheduled Activity (UDA)	
	2017	2018
April	170	155
May	412	526
June	647	717
July	1,018	1,110
August	1,258	1,662
September	1,580	1,960
October	1,907	2,349
November	2,040	2,746
December	2,929	3,039
January	3,468	3,265
February	3,923	3,670
March	4,258	3,990
April	4,501	4,329
May	4,528	4,330
June	4,533	4,330

QUALITY

	Quantity	Base Number	Contract	AT	Region	England
% of FP17s for the same patient ID Re-attending within 3 months - Children	72	1,118	6.4%	10.3%	11.6%	11.9%
% of FP17s for the same patient ID Re-attending within 3 months - Adults	333	1,934	17.2%	14.4%	15.4%	16.0%
% of FP17s for the same patient ID Re-attending between 3 & 9 months - Children	668	1,118	59.7%	62.0%	59.4%	58.3%
% of FP17s for the same patient ID Re-attending between 3 & 9 months - Adults	1,033	1,934	53.4%	55.0%	51.3%	50.3%
% of FP17s for Band 1 Urgent Courses	161	2,251	7.2%	7.2%	8.0%	9.1%
% of FP17s Relating to Free Repair or Replacements	13	2,251	0.6%	0.8%	0.8%	0.8%
% of FP17s Relating to Continuations	31	2,251	1.4%	1.3%	1.0%	1.0%
% of Patients satisfied with the dentistry they have received	0	0	N/A	91.3%	91.7%	91.5%
% of Patients satisfied with the time they had to wait for an appointment	0	0	N/A	87.4%	88.3%	87.9%

* This is based on patients treated on this contract for their most recent course of treatment. Figures in italics indicate the base number of FP17s or Patient Questionnaire responses are less than 100. N/A is shown where the base number of responses is less than 10 during the period. % is calculated as Quantity/Base number*100

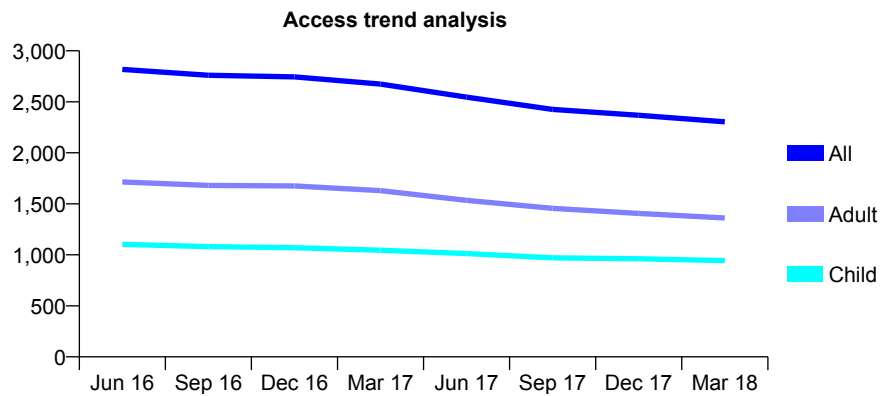
Q55 - Vital Signs At a Glance Contract Report for 101281/0129 - Year end March 2018

Name or company name	OASIS DENTAL CARE LTD
Contract type name	GDS Contract
Purpose of contract	General
Contract start date	01/04/2006
Contract end date	

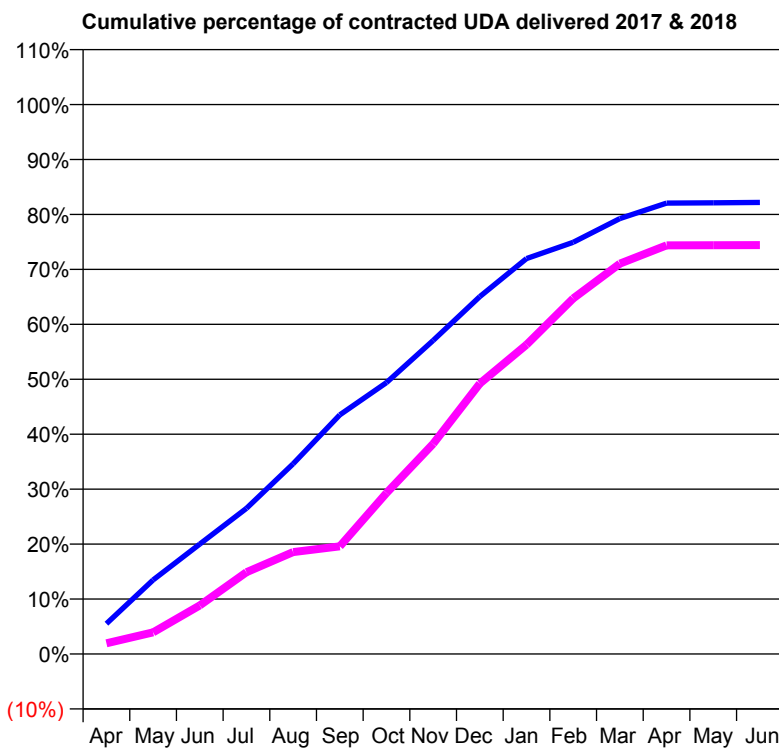
17/18 Contracted general activity (UDA)	7,956
Carry forward general activity (UDA)	0
17/18 Contracted orthodontic activity (UOA)	0
Carry forward orthodontic activity (UOA)	0
Baseline contract value	£175,161.45

ACCESS*

Patients seen in 24 months	Total	Change since previous quarter
Quarter ending March 2017	2,674	
Quarter ending June 2017	2,546	↓
Quarter ending September 2017	2,426	↓
Quarter ending December 2017	2,368	↓
Quarter ending March 2018	2,304	↓
Variance since March 2017	(13.8%)	↓



ACTIVITY



Month	Adjusted Scheduled Activity (UDA)	
	2017	2018
April	439	156
May	1,073	314
June	1,592	703
July	2,109	1,185
August	2,754	1,476
September	3,463	1,558
October	3,930	2,331
November	4,540	3,043
December	5,176	3,916
January	5,725	4,478
February	5,962	5,147
March	6,304	5,652
April	6,529	5,917
May	6,532	5,919
June	6,537	5,920

QUALITY

	Quantity	Base Number	Contract	AT	Region	England
% of FP17s for the same patient ID Re-attending within 3 months - Children	112	1,335	8.4%	10.3%	11.6%	11.9%
% of FP17s for the same patient ID Re-attending within 3 months - Adults	258	1,713	15.1%	14.4%	15.4%	16.0%
% of FP17s for the same patient ID Re-attending between 3 & 9 months - Children	655	1,335	49.1%	62.0%	59.4%	58.3%
% of FP17s for the same patient ID Re-attending between 3 & 9 months - Adults	743	1,713	43.4%	55.0%	51.3%	50.3%
% of FP17s for Band 1 Urgent Courses	309	3,082	10.0%	7.2%	8.0%	9.1%
% of FP17s Relating to Free Repair or Replacements	2	3,082	0.1%	0.8%	0.8%	0.8%
% of FP17s Relating to Continuations	24	3,082	0.8%	1.3%	1.0%	1.0%
% of Patients satisfied with the dentistry they have received	1	1	N/A	91.3%	91.7%	91.5%
% of Patients satisfied with the time they had to wait for an appointment	1	1	N/A	87.4%	88.3%	87.9%

* This is based on patients treated on this contract for their most recent course of treatment. Figures in italics indicate the base number of FP17s or Patient Questionnaire responses are less than 100. N/A is shown where the base number of responses is less than 10 during the period. % is calculated as Quantity/Base number*100

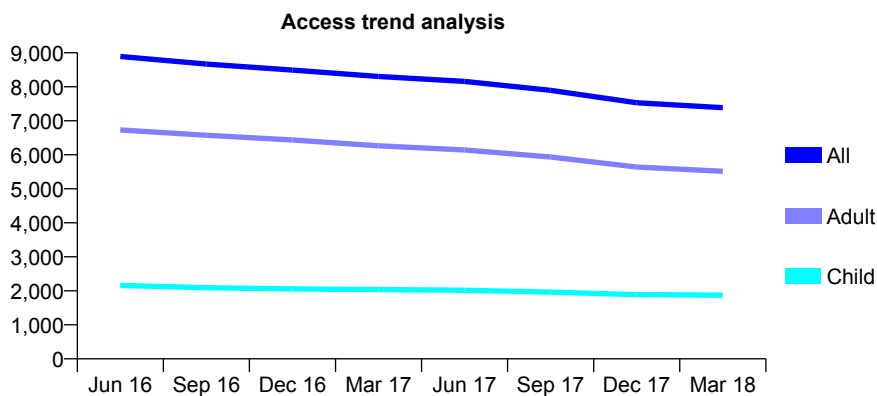
Q55 - Vital Signs At a Glance Contract Report for 101281/0200 - Year end March 2018

Name or company name	OASIS DENTAL CARE LTD
Contract type name	Pilot Contract
Purpose of contract	General
Contract start date	28/04/2009
Contract end date	

17/18 Contracted general activity (UDA)	30,000
Carry forward general activity (UDA)	192
17/18 Contracted orthodontic activity (UOA)	0
Carry forward orthodontic activity (UOA)	0
Baseline contract value	£650,830.08

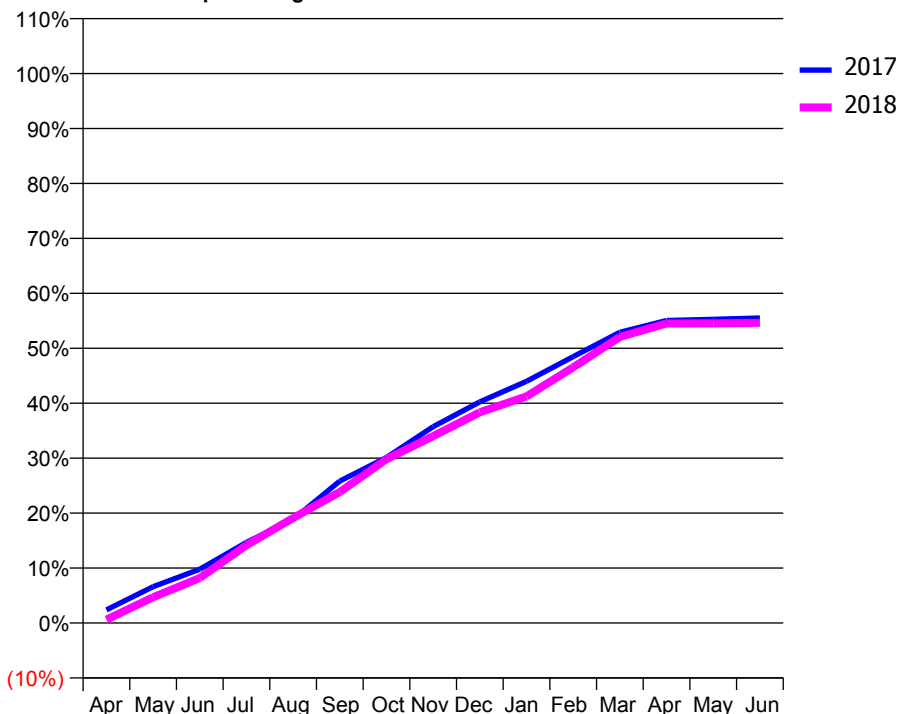
ACCESS*

Patients seen in 24 months	Total	Change since previous quarter
Quarter ending March 2017	8,302	
Quarter ending June 2017	8,158	↓
Quarter ending September 2017	7,897	↓
Quarter ending December 2017	7,531	↓
Quarter ending March 2018	7,387	↓
Variance since March 2017	(11.0%)	↓



ACTIVITY

Cumulative percentage of contracted UDA delivered 2017 & 2018



Month	Adjusted Scheduled Activity (UDA)	
	2017	2018
April	718	185
May	1,987	1,407
June	2,937	2,458
July	4,403	4,245
August	5,662	5,731
September	7,752	7,153
October	9,039	8,945
November	10,721	10,202
December	12,076	11,505
January	13,197	12,375
February	14,540	13,963
March	15,874	15,616
April	16,518	16,352
May	16,582	16,365
June	16,656	16,393

QUALITY

	Quantity	Base Number	Contract	AT	Region	England
% of FP17s for the same patient ID Re-attending within 3 months - Children	145	2,075	7.0%	10.3%	11.6%	11.9%
% of FP17s for the same patient ID Re-attending within 3 months - Adults	498	5,222	9.5%	14.4%	15.4%	16.0%
% of FP17s for the same patient ID Re-attending between 3 & 9 months - Children	839	2,075	40.4%	62.0%	59.4%	58.3%
% of FP17s for the same patient ID Re-attending between 3 & 9 months - Adults	1,744	5,222	33.4%	55.0%	51.3%	50.3%
% of FP17s for Band 1 Urgent Courses	153	7,241	2.1%	7.2%	8.0%	9.1%
% of FP17s Relating to Free Repair or Replacements	62	7,241	0.9%	0.8%	0.8%	0.8%
% of FP17s Relating to Continuations	92	7,241	1.3%	1.3%	1.0%	1.0%
% of Patients satisfied with the dentistry they have received	3	3	N/A	91.3%	91.7%	91.5%
% of Patients satisfied with the time they had to wait for an appointment	2	3	N/A	87.4%	88.3%	87.9%

* This is based on patients treated on this contract for their most recent course of treatment. Figures in italics indicate the base number of FP17s or Patient Questionnaire responses are less than 100. N/A is shown where the base number of responses is less than 10 during the period. % is calculated as Quantity/Base number*100

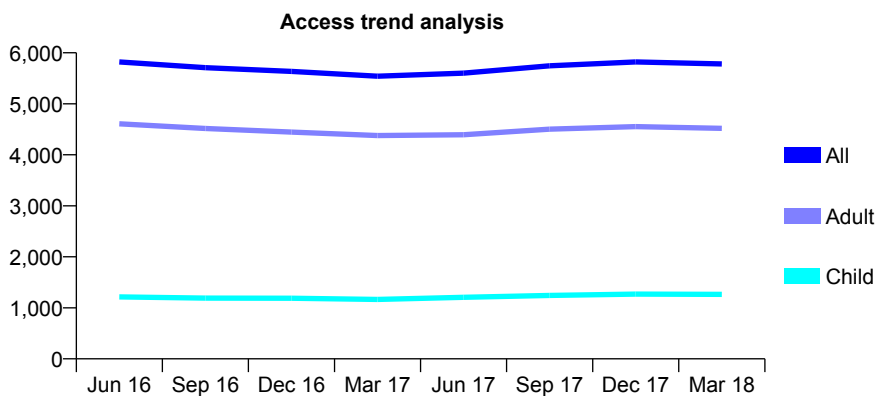
Q55 - Vital Signs At a Glance Contract Report for 101338/0050 - Year end March 2018

Name or company name	Whitecross Dental Care Limited
Contract type name	GDS Contract
Purpose of contract	General
Contract start date	01/04/2007
Contract end date	

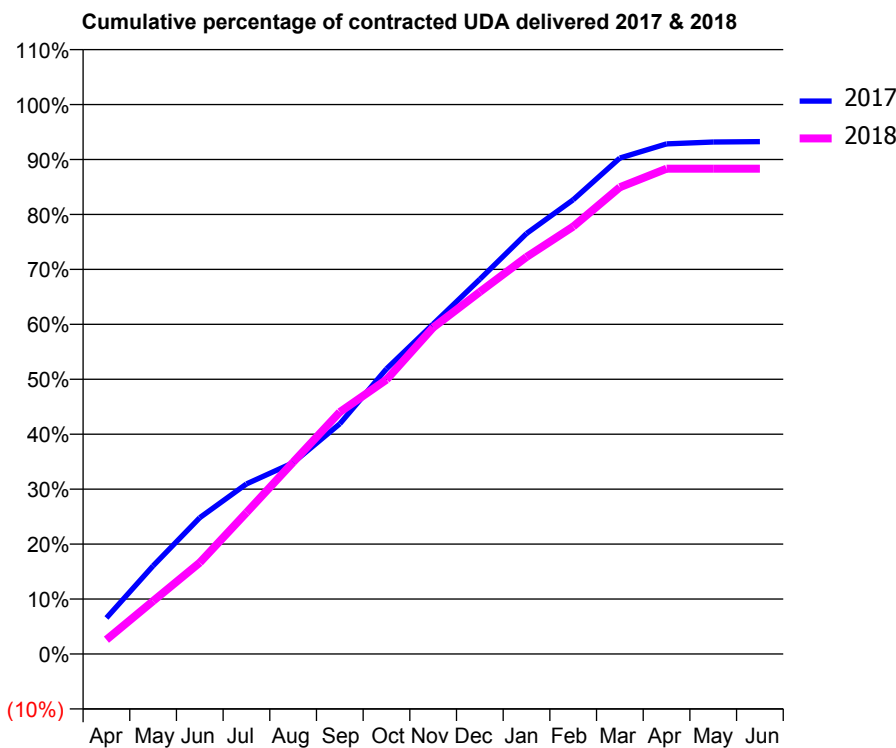
17/18 Contracted general activity (UDA)	17,600
Carry forward general activity (UDA)	0
17/18 Contracted orthodontic activity (UOA)	0
Carry forward orthodontic activity (UOA)	0
Baseline contract value	£463,907.58

ACCESS*

Patients seen in 24 months	Total	Change since previous quarter
Quarter ending March 2017	5,542	
Quarter ending June 2017	5,600	→
Quarter ending September 2017	5,744	↑
Quarter ending December 2017	5,822	→
Quarter ending March 2018	5,782	→
Variance since March 2017	4.3%	↑



ACTIVITY



Month	Adjusted Scheduled Activity (UDA)	
	2017	2018
April	938	460
May	2,296	1,697
June	3,548	2,928
July	4,427	4,531
August	4,978	6,143
September	5,991	7,750
October	7,419	8,787
November	8,587	10,459
December	9,751	11,598
January	10,944	12,716
February	11,820	13,690
March	12,908	14,952
April	13,274	15,545
May	13,323	15,546
June	13,336	15,546

QUALITY

	Quantity	Base Number	Contract	AT	Region	England
% of FP17s for the same patient ID Re-attending within 3 months - Children	105	1,796	5.8%	10.3%	11.6%	11.9%
% of FP17s for the same patient ID Re-attending within 3 months - Adults	717	5,897	12.2%	14.4%	15.4%	16.0%
% of FP17s for the same patient ID Re-attending between 3 & 9 months - Children	977	1,796	54.4%	62.0%	59.4%	58.3%
% of FP17s for the same patient ID Re-attending between 3 & 9 months - Adults	2,572	5,897	43.6%	55.0%	51.3%	50.3%
% of FP17s for Band 1 Urgent Courses	510	7,683	6.6%	7.2%	8.0%	9.1%
% of FP17s Relating to Free Repair or Replacements	65	7,683	0.8%	0.8%	0.8%	0.8%
% of FP17s Relating to Continuations	132	7,683	1.7%	1.3%	1.0%	1.0%
% of Patients satisfied with the dentistry they have received	21	23	91.3%	91.3%	91.7%	91.5%
% of Patients satisfied with the time they had to wait for an appointment	18	23	78.3%	87.4%	88.3%	87.9%

* This is based on patients treated on this contract for their most recent course of treatment. Figures in italics indicate the base number of FP17s or Patient Questionnaire responses are less than 100. N/A is shown where the base number of responses is less than 10 during the period. % is calculated as Quantity/Base number*100

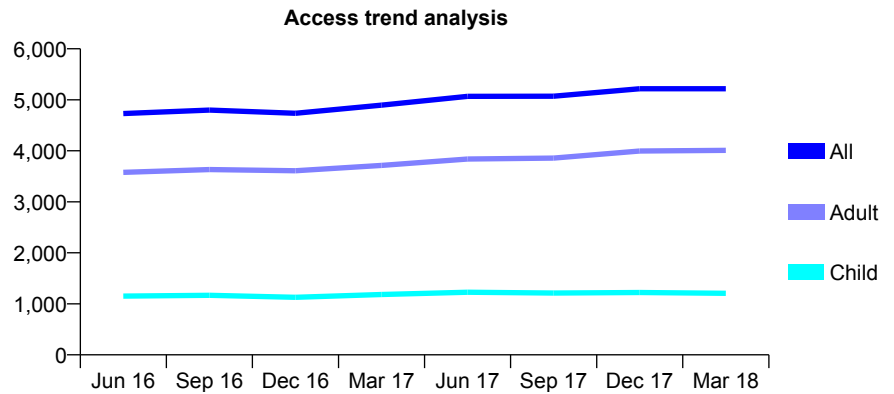
Q55 - Vital Signs At a Glance Contract Report for 101362/0006 - Year end March 2018

Name or company name	Rodericks Dental Limited
Contract type name	GDS Contract
Purpose of contract	General
Contract start date	01/04/2008
Contract end date	

17/18 Contracted general activity (UDA)	13,542
Carry forward general activity (UDA)	0
17/18 Contracted orthodontic activity (UOA)	0
Carry forward orthodontic activity (UOA)	0
Baseline contract value	£326,098.41

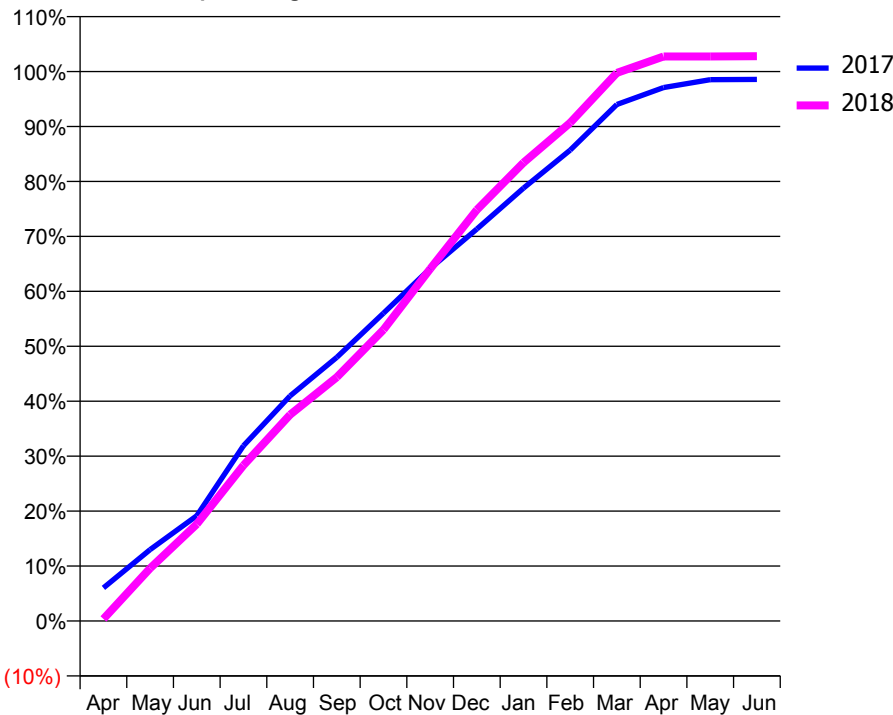
ACCESS*

Patients seen in 24 months	Total	Change since previous quarter
Quarter ending March 2017	4,896	
Quarter ending June 2017	5,068	↑
Quarter ending September 2017	5,071	→
Quarter ending December 2017	5,218	↑
Quarter ending March 2018	5,217	→
Variance since March 2017	6.6%	↑



ACTIVITY

Cumulative percentage of contracted UDA delivered 2017 & 2018



Month	Adjusted Scheduled Activity (UDA)	
	2017	2018
April	851	52
May	1,831	1,299
June	2,701	2,387
July	4,495	3,835
August	5,773	5,087
September	6,763	6,007
October	7,896	7,180
November	9,041	8,676
December	10,054	10,134
January	11,103	11,298
February	12,077	12,278
March	13,245	13,509
April	13,682	13,911
May	13,882	13,913
June	13,889	13,919

QUALITY

	Quantity	Base Number	Contract	AT	Region	England
% of FP17s for the same patient ID Re-attending within 3 months - Children	113	1,877	6.0%	10.3%	11.6%	11.9%
% of FP17s for the same patient ID Re-attending within 3 months - Adults	612	5,695	10.7%	14.4%	15.4%	16.0%
% of FP17s for the same patient ID Re-attending between 3 & 9 months - Children	1,200	1,877	63.9%	62.0%	59.4%	58.3%
% of FP17s for the same patient ID Re-attending between 3 & 9 months - Adults	3,512	5,695	61.7%	55.0%	51.3%	50.3%
% of FP17s for Band 1 Urgent Courses	396	7,180	5.5%	7.2%	8.0%	9.1%
% of FP17s Relating to Free Repair or Replacements	81	7,180	1.1%	0.8%	0.8%	0.8%
% of FP17s Relating to Continuations	30	7,180	0.4%	1.3%	1.0%	1.0%
% of Patients satisfied with the dentistry they have received	5	5	N/A	91.3%	91.7%	91.5%
% of Patients satisfied with the time they had to wait for an appointment	4	5	N/A	87.4%	88.3%	87.9%

* This is based on patients treated on this contract for their most recent course of treatment. Figures in italics indicate the base number of FP17s or Patient Questionnaire responses are less than 100. N/A is shown where the base number of responses is less than 10 during the period. % is calculated as Quantity/Base number*100

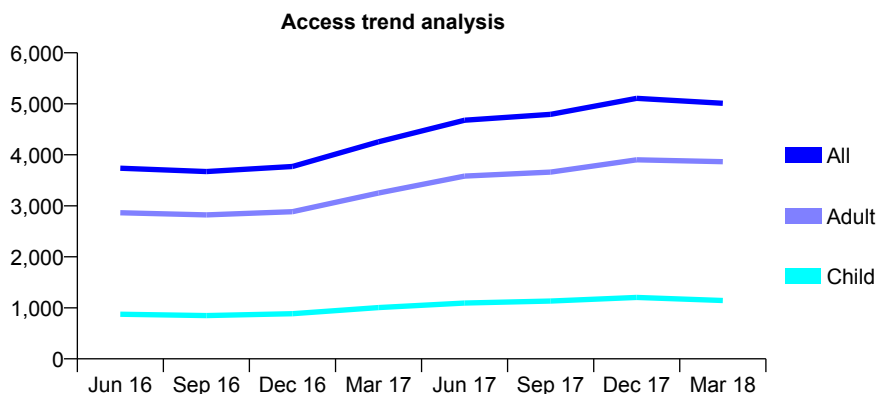
Q55 - Vital Signs At a Glance Contract Report for 101362/0007 - Year end March 2018

Name or company name	Rodericks Dental Limited
Contract type name	GDS Contract
Purpose of contract	General
Contract start date	28/07/2008
Contract end date	

17/18 Contracted general activity (UDA)	12,292
Carry forward general activity (UDA)	0
17/18 Contracted orthodontic activity (UOA)	0
Carry forward orthodontic activity (UOA)	0
Baseline contract value	£304,358.50

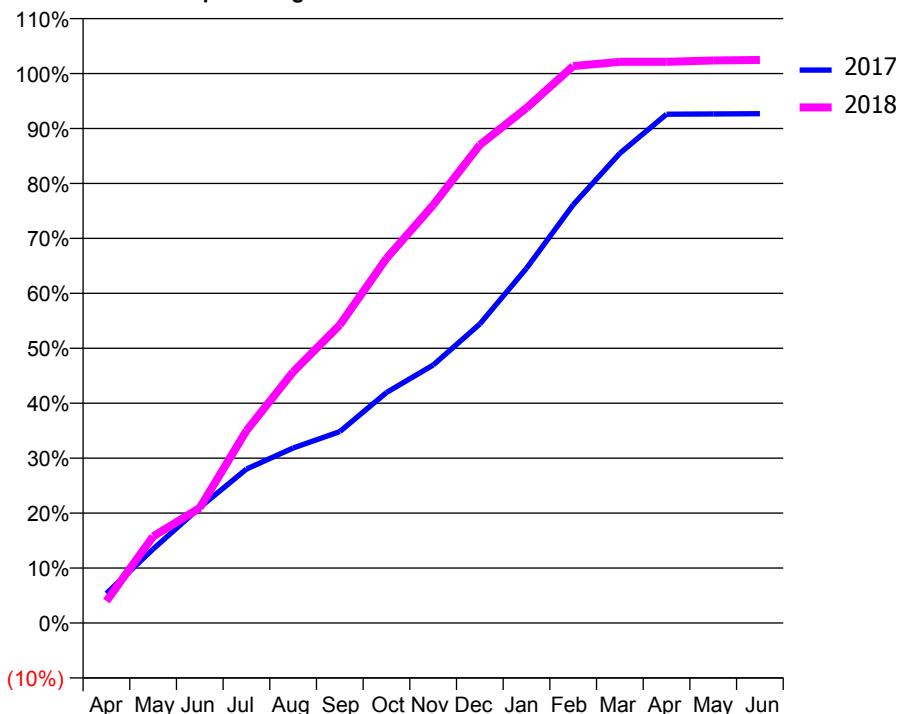
ACCESS*

Patients seen in 24 months	Total	Change since previous quarter
Quarter ending March 2017	4,256	
Quarter ending June 2017	4,678	↑
Quarter ending September 2017	4,794	↑
Quarter ending December 2017	5,106	↑
Quarter ending March 2018	5,011	↓
Variance since March 2017	17.7%	↑



ACTIVITY

Cumulative percentage of contracted UDA delivered 2017 & 2018



Month	Adjusted Scheduled Activity (UDA)	
	2017	2018
April	730	490
May	1,823	1,936
June	2,851	2,577
July	3,798	4,304
August	4,318	5,617
September	4,720	6,668
October	5,684	8,157
November	6,364	9,351
December	7,374	10,696
January	8,751	11,522
February	10,315	12,459
March	11,584	12,554
April	12,550	12,554
May	12,557	12,584
June	12,561	12,594

QUALITY

	Quantity	Base Number	Contract	AT	Region	England
% of FP17s for the same patient ID Re-attending within 3 months - Children	113	1,690	6.7%	10.3%	11.6%	11.9%
% of FP17s for the same patient ID Re-attending within 3 months - Adults	694	5,603	12.4%	14.4%	15.4%	16.0%
% of FP17s for the same patient ID Re-attending between 3 & 9 months - Children	1,062	1,690	62.8%	62.0%	59.4%	58.3%
% of FP17s for the same patient ID Re-attending between 3 & 9 months - Adults	2,831	5,603	50.5%	55.0%	51.3%	50.3%
% of FP17s for Band 1 Urgent Courses	493	6,924	7.1%	7.2%	8.0%	9.1%
% of FP17s Relating to Free Repair or Replacements	92	6,924	1.3%	0.8%	0.8%	0.8%
% of FP17s Relating to Continuations	48	6,924	0.7%	1.3%	1.0%	1.0%
% of Patients satisfied with the dentistry they have received	3	4	N/A	91.3%	91.7%	91.5%
% of Patients satisfied with the time they had to wait for an appointment	3	4	N/A	87.4%	88.3%	87.9%

* This is based on patients treated on this contract for their most recent course of treatment. Figures in italics indicate the base number of FP17s or Patient Questionnaire responses are less than 100. N/A is shown where the base number of responses is less than 10 during the period. % is calculated as Quantity/Base number*100

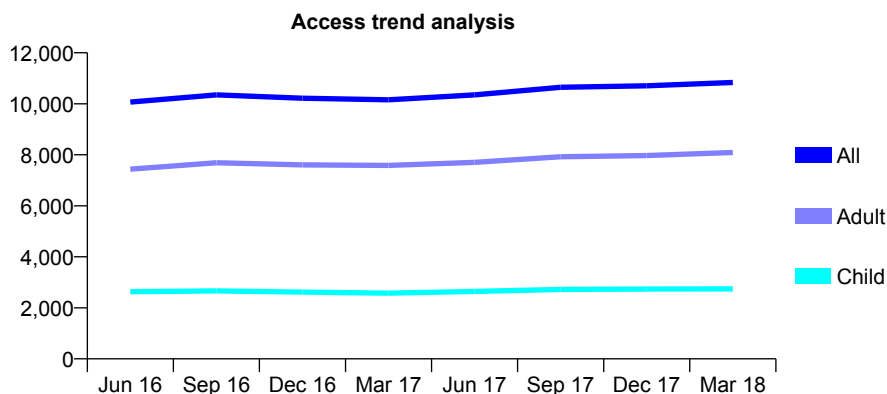
Q55 - Vital Signs At a Glance Contract Report for 101362/0008 - Year end March 2018

Name or company name	Rodericks Dental Limited
Contract type name	GDS Contract
Purpose of contract	General
Contract start date	01/04/2008
Contract end date	

17/18 Contracted general activity (UDA)	26,370
Carry forward general activity (UDA)	600
17/18 Contracted orthodontic activity (UOA)	0
Carry forward orthodontic activity (UOA)	0
Baseline contract value	£608,354.99

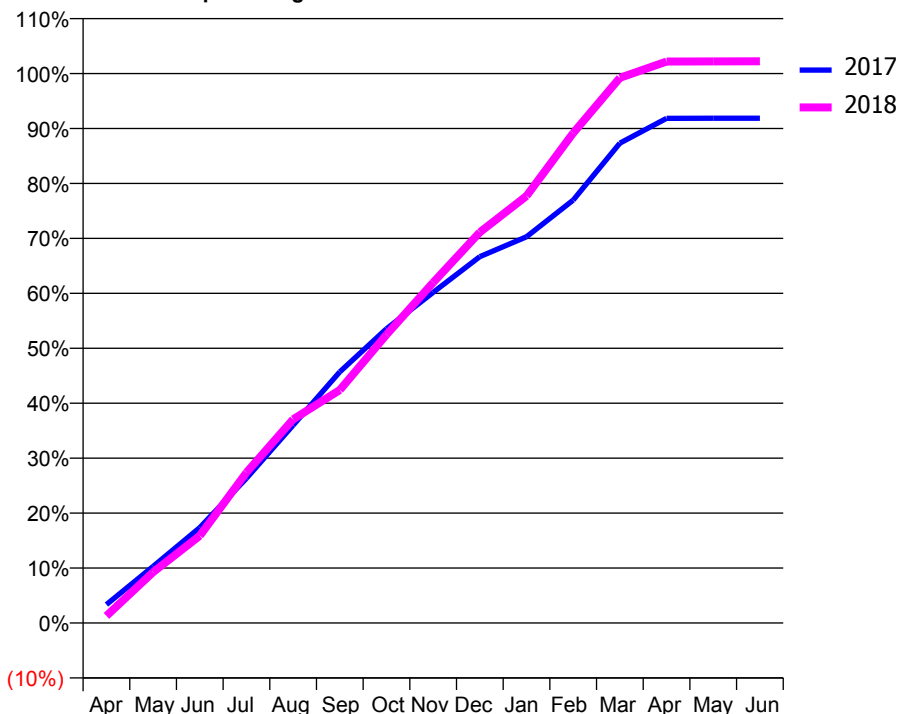
ACCESS*

Patients seen in 24 months	Total	Change since previous quarter
Quarter ending March 2017	10,159	
Quarter ending June 2017	10,348	→
Quarter ending September 2017	10,646	↑
Quarter ending December 2017	10,708	→
Quarter ending March 2018	10,838	→
Variance since March 2017	6.7%	↑



ACTIVITY

Cumulative percentage of contracted UDA delivered 2017 & 2018



Month	Adjusted Scheduled Activity (UDA)	
	2017	2018
April	933	345
May	2,849	2,440
June	4,808	4,191
July	7,291	7,224
August	9,968	9,774
September	12,654	11,184
October	14,826	13,841
November	16,658	16,342
December	18,460	18,755
January	19,463	20,492
February	21,308	23,516
March	24,180	26,162
April	25,428	26,943
May	25,432	26,953
June	25,433	26,958

QUALITY

	Quantity	Base Number	Contract	AT	Region	England
% of FP17s for the same patient ID Re-attending within 3 months - Children	273	4,510	6.1%	10.3%	11.6%	11.9%
% of FP17s for the same patient ID Re-attending within 3 months - Adults	1,329	12,267	10.8%	14.4%	15.4%	16.0%
% of FP17s for the same patient ID Re-attending between 3 & 9 months - Children	2,975	4,510	66.0%	62.0%	59.4%	58.3%
% of FP17s for the same patient ID Re-attending between 3 & 9 months - Adults	7,249	12,267	59.1%	55.0%	51.3%	50.3%
% of FP17s for Band 1 Urgent Courses	591	16,505	3.6%	7.2%	8.0%	9.1%
% of FP17s Relating to Free Repair or Replacements	164	16,505	1.0%	0.8%	0.8%	0.8%
% of FP17s Relating to Continuations	56	16,505	0.3%	1.3%	1.0%	1.0%
% of Patients satisfied with the dentistry they have received	10	13	76.9%	91.3%	91.7%	91.5%
% of Patients satisfied with the time they had to wait for an appointment	12	13	92.3%	87.4%	88.3%	87.9%

* This is based on patients treated on this contract for their most recent course of treatment. Figures in italics indicate the base number of FP17s or Patient Questionnaire responses are less than 100. N/A is shown where the base number of responses is less than 10 during the period. % is calculated as Quantity/Base number*100

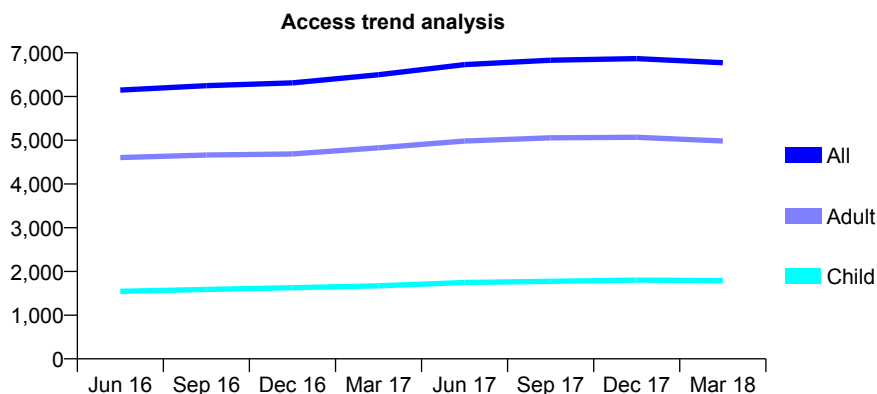
Q55 - Vital Signs At a Glance Contract Report for 101362/0014 - Year end March 2018

Name or company name	Rodericks Dental Limited
Contract type name	GDS Contract
Purpose of contract	General
Contract start date	05/02/2009
Contract end date	

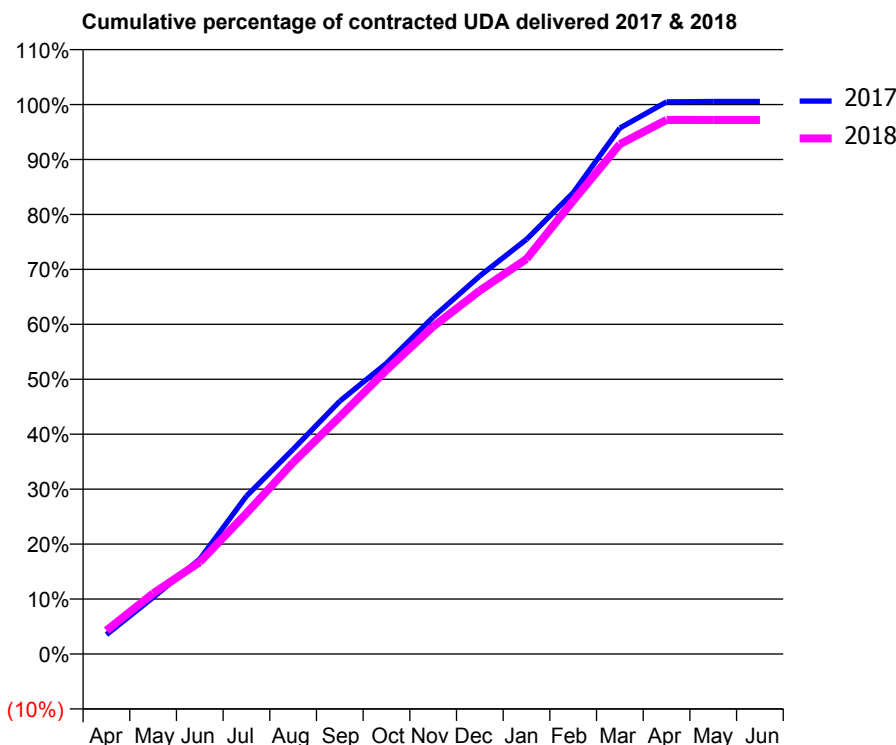
17/18 Contracted general activity (UDA)	15,400
Carry forward general activity (UDA)	0
17/18 Contracted orthodontic activity (UOA)	0
Carry forward orthodontic activity (UOA)	0
Baseline contract value	£357,070.51

ACCESS*

Patients seen in 24 months	Total	Change since previous quarter
Quarter ending March 2017	6,498	
Quarter ending June 2017	6,729	↑
Quarter ending September 2017	6,830	→
Quarter ending December 2017	6,868	→
Quarter ending March 2018	6,772	↓
Variance since March 2017	4.2%	↑



ACTIVITY



Month	Adjusted Scheduled Activity (UDA)	
	2017	2018
April	588	661
May	1,715	1,699
June	2,874	2,575
July	4,781	3,944
August	6,198	5,367
September	7,657	6,651
October	8,803	7,959
November	10,201	9,178
December	11,447	10,184
January	12,555	11,070
February	13,966	12,705
March	15,927	14,288
April	16,717	14,969
May	16,730	14,965
June	16,730	14,964

QUALITY

	Quantity	Base Number	Contract	AT	Region	England
% of FP17s for the same patient ID Re-attending within 3 months - Children	138	2,284	6.0%	10.3%	11.6%	11.9%
% of FP17s for the same patient ID Re-attending within 3 months - Adults	631	5,863	10.8%	14.4%	15.4%	16.0%
% of FP17s for the same patient ID Re-attending between 3 & 9 months - Children	1,206	2,284	52.8%	62.0%	59.4%	58.3%
% of FP17s for the same patient ID Re-attending between 3 & 9 months - Adults	2,955	5,863	50.4%	55.0%	51.3%	50.3%
% of FP17s for Band 1 Urgent Courses	562	8,121	6.9%	7.2%	8.0%	9.1%
% of FP17s Relating to Free Repair or Replacements	64	8,121	0.8%	0.8%	0.8%	0.8%
% of FP17s Relating to Continuations	34	8,121	0.4%	1.3%	1.0%	1.0%
% of Patients satisfied with the dentistry they have received	2	3	N/A	91.3%	91.7%	91.5%
% of Patients satisfied with the time they had to wait for an appointment	2	3	N/A	87.4%	88.3%	87.9%

* This is based on patients treated on this contract for their most recent course of treatment. Figures in italics indicate the base number of FP17s or Patient Questionnaire responses are less than 100. N/A is shown where the base number of responses is less than 10 during the period. % is calculated as Quantity/Base number*100

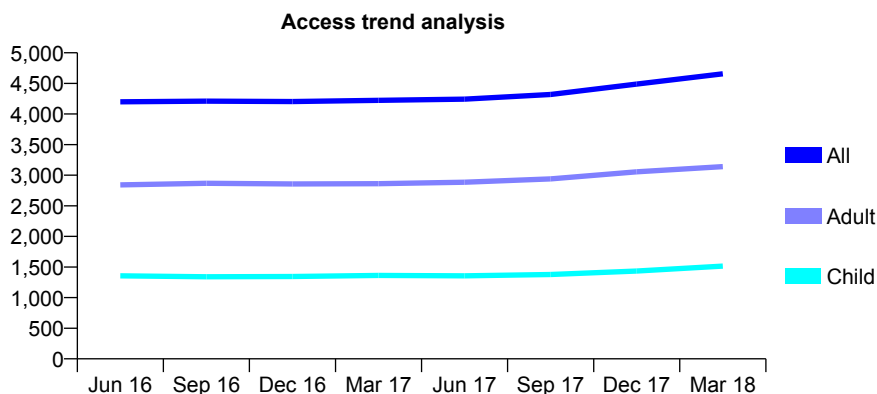
Q55 - Vital Signs At a Glance Contract Report for 101362/0026 - Year end March 2018

Name or company name	Rodericks Dental Limited
Contract type name	GDS Contract
Purpose of contract	General
Contract start date	16/11/2009
Contract end date	

17/18 Contracted general activity (UDA)	12,524
Carry forward general activity (UDA)	-9
17/18 Contracted orthodontic activity (UOA)	0
Carry forward orthodontic activity (UOA)	0
Baseline contract value	£323,147.65

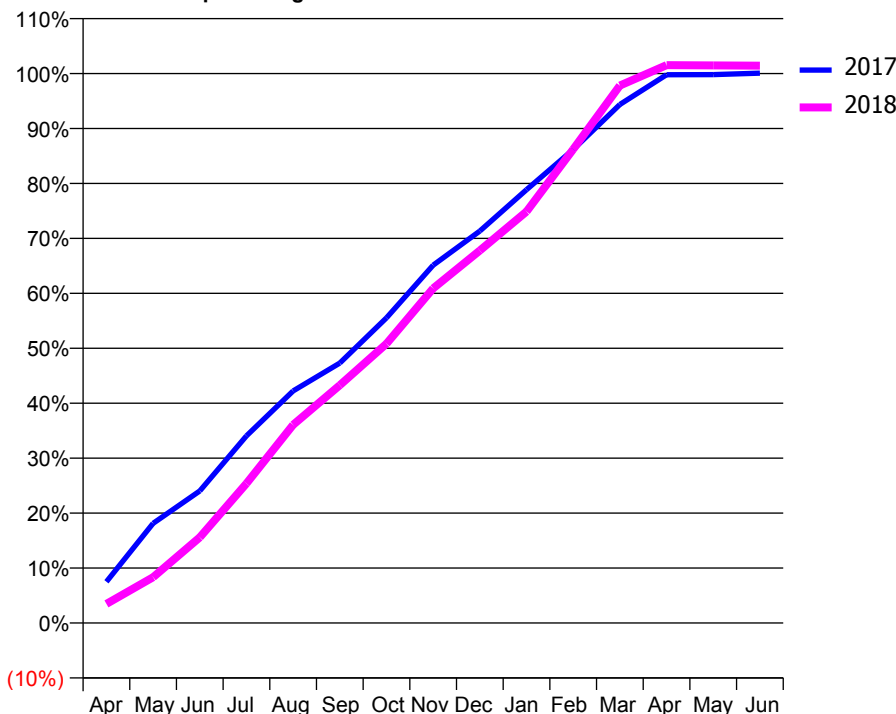
ACCESS*

Patients seen in 24 months	Total	Change since previous quarter
Quarter ending March 2017	4,224	
Quarter ending June 2017	4,242	→
Quarter ending September 2017	4,319	→
Quarter ending December 2017	4,490	↑
Quarter ending March 2018	4,657	↑
Variance since March 2017	10.3%	↑



ACTIVITY

Cumulative percentage of contracted UDA delivered 2017 & 2018



Month	Adjusted Scheduled Activity (UDA)	
	2017	2018
April	940	436
May	2,272	1,043
June	3,010	1,953
July	4,266	3,181
August	5,289	4,517
September	5,925	5,421
October	6,954	6,366
November	8,157	7,628
December	8,934	8,491
January	9,877	9,376
February	10,790	10,797
March	11,818	12,250
April	12,495	12,714
May	12,499	12,709
June	12,533	12,703

QUALITY

	Quantity	Base Number	Contract	AT	Region	England
% of FP17s for the same patient ID Re-attending within 3 months - Children	165	2,289	7.2%	10.3%	11.6%	11.9%
% of FP17s for the same patient ID Re-attending within 3 months - Adults	696	4,736	14.7%	14.4%	15.4%	16.0%
% of FP17s for the same patient ID Re-attending between 3 & 9 months - Children	1,335	2,289	58.3%	62.0%	59.4%	58.3%
% of FP17s for the same patient ID Re-attending between 3 & 9 months - Adults	2,585	4,736	54.6%	55.0%	51.3%	50.3%
% of FP17s for Band 1 Urgent Courses	603	6,887	8.8%	7.2%	8.0%	9.1%
% of FP17s Relating to Free Repair or Replacements	50	6,887	0.7%	0.8%	0.8%	0.8%
% of FP17s Relating to Continuations	29	6,887	0.4%	1.3%	1.0%	1.0%
% of Patients satisfied with the dentistry they have received	2	2	N/A	91.3%	91.7%	91.5%
% of Patients satisfied with the time they had to wait for an appointment	1	2	N/A	87.4%	88.3%	87.9%

* This is based on patients treated on this contract for their most recent course of treatment. Figures in italics indicate the base number of FP17s or Patient Questionnaire responses are less than 100. N/A is shown where the base number of responses is less than 10 during the period. % is calculated as Quantity/Base number*100

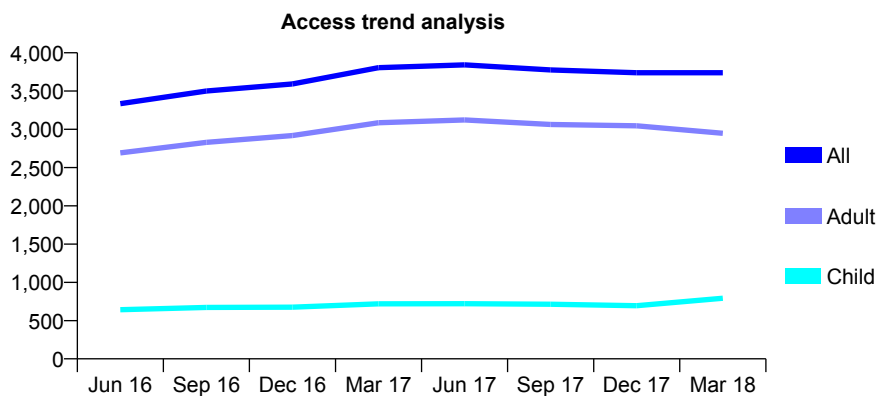
Q55 - Vital Signs At a Glance Contract Report for 101362/0027 - Year end March 2018

Name or company name	Rodericks Dental Limited
Contract type name	GDS Contract
Purpose of contract	General
Contract start date	13/01/2010
Contract end date	

17/18 Contracted general activity (UDA)	12,042
Carry forward general activity (UDA)	-72
17/18 Contracted orthodontic activity (UOA)	0
Carry forward orthodontic activity (UOA)	0
Baseline contract value	£310,725.55

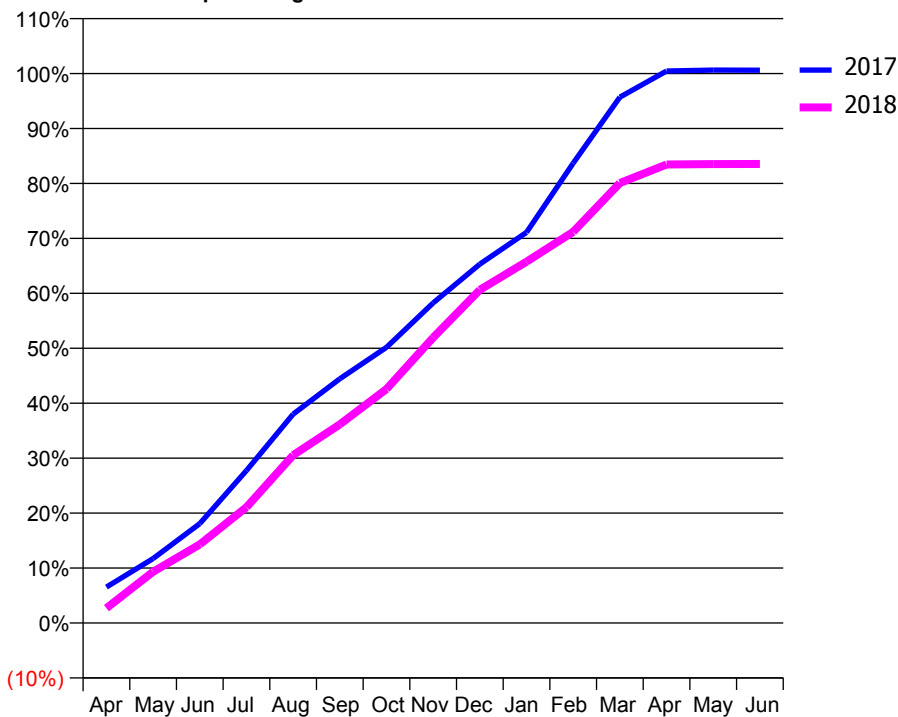
ACCESS*

Patients seen in 24 months	Total	Change since previous quarter
Quarter ending March 2017	3,805	
Quarter ending June 2017	3,843	→
Quarter ending September 2017	3,776	↓
Quarter ending December 2017	3,740	→
Quarter ending March 2018	3,740	→
Variance since March 2017	(1.7%)	↓



ACTIVITY

Cumulative percentage of contracted UDA delivered 2017 & 2018



Month	Adjusted Scheduled Activity (UDA)	
	2017	2018
April	789	327
May	1,414	1,123
June	2,180	1,724
July	3,341	2,539
August	4,578	3,679
September	5,353	4,354
October	6,043	5,128
November	7,016	6,256
December	7,864	7,300
January	8,560	7,917
February	10,076	8,571
March	11,524	9,641
April	12,097	10,049
May	12,116	10,055
June	12,114	10,058

QUALITY

	Quantity	Base Number	Contract	AT	Region	England
% of FP17s for the same patient ID Re-attending within 3 months - Children	66	1,112	5.9%	10.3%	11.6%	11.9%
% of FP17s for the same patient ID Re-attending within 3 months - Adults	590	3,887	15.2%	14.4%	15.4%	16.0%
% of FP17s for the same patient ID Re-attending between 3 & 9 months - Children	623	1,112	56.0%	62.0%	59.4%	58.3%
% of FP17s for the same patient ID Re-attending between 3 & 9 months - Adults	2,211	3,887	56.9%	55.0%	51.3%	50.3%
% of FP17s for Band 1 Urgent Courses	384	4,942	7.8%	7.2%	8.0%	9.1%
% of FP17s Relating to Free Repair or Replacements	46	4,942	0.9%	0.8%	0.8%	0.8%
% of FP17s Relating to Continuations	14	4,942	0.3%	1.3%	1.0%	1.0%
% of Patients satisfied with the dentistry they have received	2	3	N/A	91.3%	91.7%	91.5%
% of Patients satisfied with the time they had to wait for an appointment	2	3	N/A	87.4%	88.3%	87.9%

* This is based on patients treated on this contract for their most recent course of treatment. Figures in italics indicate the base number of FP17s or Patient Questionnaire responses are less than 100. N/A is shown where the base number of responses is less than 10 during the period. % is calculated as Quantity/Base number*100

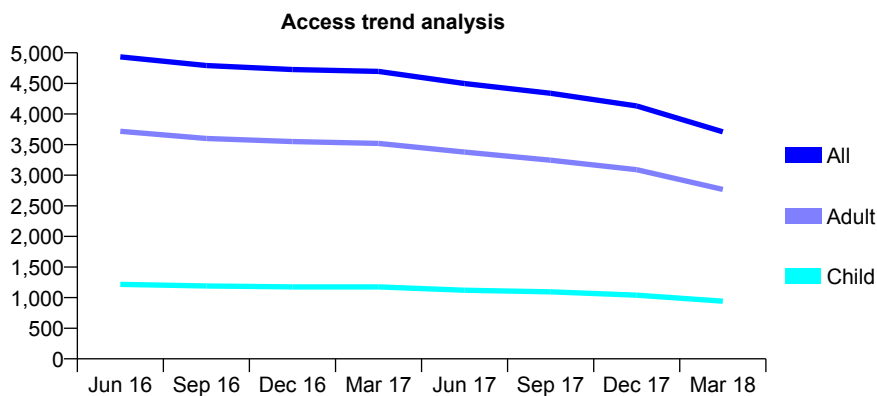
Q55 - Vital Signs At a Glance Contract Report for 101370/0040 - Year end March 2018

Name or company name	Petrie Tucker & Partners Ltd
Contract type name	GDS Contract
Purpose of contract	General
Contract start date	01/04/2006
Contract end date	

17/18 Contracted general activity (UDA)	15,000
Carry forward general activity (UDA)	0
17/18 Contracted orthodontic activity (UOA)	0
Carry forward orthodontic activity (UOA)	0
Baseline contract value	£350,684.14

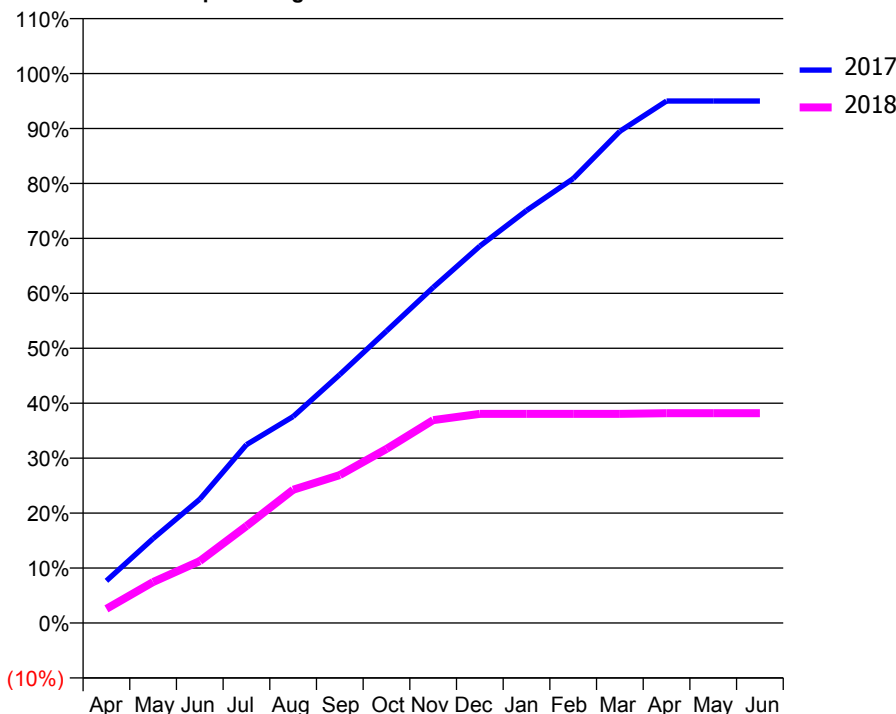
ACCESS*

Patients seen in 24 months	Total	Change since previous quarter
Quarter ending March 2017	4,695	
Quarter ending June 2017	4,497	↓
Quarter ending September 2017	4,339	↓
Quarter ending December 2017	4,131	↓
Quarter ending March 2018	3,710	↓
Variance since March 2017	(21.0%)	↓



ACTIVITY

Cumulative percentage of contracted UDA delivered 2017 & 2018



Month	Adjusted Scheduled Activity (UDA)	
	2017	2018
April	1,151	388
May	2,307	1,118
June	3,380	1,691
July	4,869	2,650
August	5,635	3,640
September	6,784	4,039
October	7,971	4,753
November	9,160	5,538
December	10,289	5,710
January	11,262	5,710
February	12,132	5,710
March	13,423	5,710
April	14,250	5,726
May	14,250	5,726
June	14,250	5,726

QUALITY

	Quantity	Base Number	Contract	AT	Region	England
% of FP17s for the same patient ID Re-attending within 3 months - Children	42	811	5.2%	10.3%	11.6%	11.9%
% of FP17s for the same patient ID Re-attending within 3 months - Adults	190	2,198	8.6%	14.4%	15.4%	16.0%
% of FP17s for the same patient ID Re-attending between 3 & 9 months - Children	464	811	57.2%	62.0%	59.4%	58.3%
% of FP17s for the same patient ID Re-attending between 3 & 9 months - Adults	1,039	2,198	47.3%	55.0%	51.3%	50.3%
% of FP17s for Band 1 Urgent Courses	239	2,773	8.6%	7.2%	8.0%	9.1%
% of FP17s Relating to Free Repair or Replacements	7	2,773	0.3%	0.8%	0.8%	0.8%
% of FP17s Relating to Continuations	26	2,773	0.9%	1.3%	1.0%	1.0%
% of Patients satisfied with the dentistry they have received	4	4	N/A	91.3%	91.7%	91.5%
% of Patients satisfied with the time they had to wait for an appointment	4	4	N/A	87.4%	88.3%	87.9%

* This is based on patients treated on this contract for their most recent course of treatment. Figures in italics indicate the base number of FP17s or Patient Questionnaire responses are less than 100. N/A is shown where the base number of responses is less than 10 during the period. % is calculated as Quantity/Base number*100

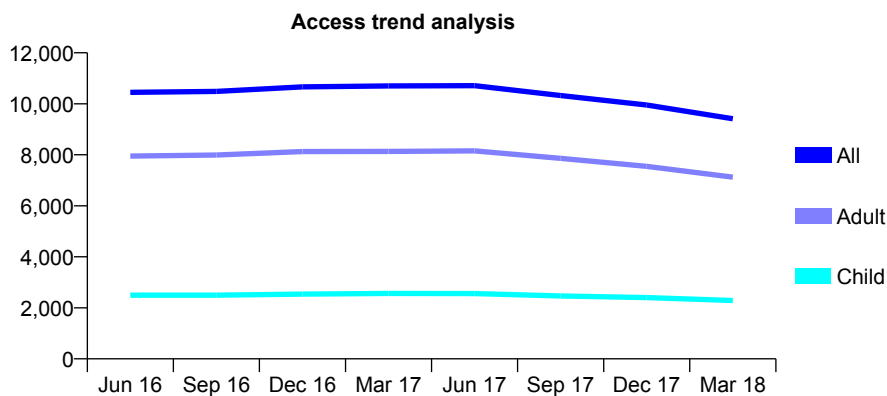
Q55 - Vital Signs At a Glance Contract Report for 101370/0071 - Year end March 2018

Name or company name	Petrie Tucker & Partners Ltd
Contract type name	GDS Contract
Purpose of contract	General
Contract start date	01/07/2006
Contract end date	

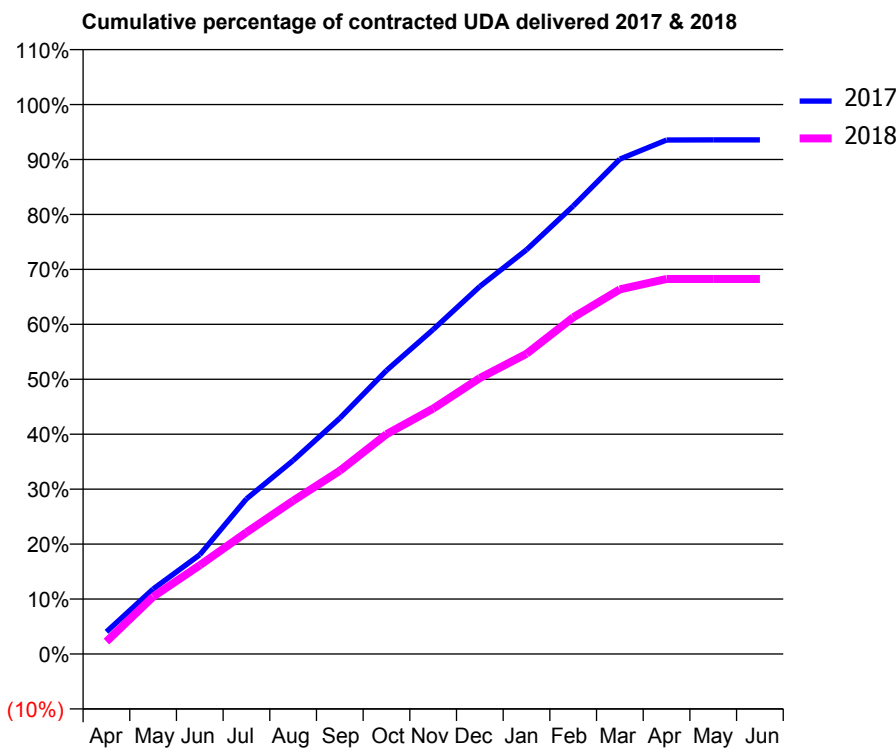
17/18 Contracted general activity (UDA)	28,992
Carry forward general activity (UDA)	0
17/18 Contracted orthodontic activity (UOA)	0
Carry forward orthodontic activity (UOA)	0
Baseline contract value	£575,083.85

ACCESS*

Patients seen in 24 months	Total	Change since previous quarter
Quarter ending March 2017	10,700	
Quarter ending June 2017	10,711	→
Quarter ending September 2017	10,325	↓
Quarter ending December 2017	9,954	↓
Quarter ending March 2018	9,415	↓
Variance since March 2017	(12.0%)	↓



ACTIVITY



Month	Adjusted Scheduled Activity (UDA)	
	2017	2018
April	1,173	659
May	3,432	3,020
June	5,241	4,682
July	8,183	6,418
August	10,215	8,087
September	12,442	9,670
October	14,959	11,595
November	17,119	12,946
December	19,396	14,561
January	21,328	15,840
February	23,638	17,764
March	26,113	19,237
April	27,119	19,788
May	27,123	19,787
June	27,123	19,787

QUALITY

	Quantity	Base Number	Contract	AT	Region	England
% of FP17s for the same patient ID Re-attending within 3 months - Children	153	2,672	5.7%	10.3%	11.6%	11.9%
% of FP17s for the same patient ID Re-attending within 3 months - Adults	581	7,380	7.9%	14.4%	15.4%	16.0%
% of FP17s for the same patient ID Re-attending between 3 & 9 months - Children	1,442	2,672	54.0%	62.0%	59.4%	58.3%
% of FP17s for the same patient ID Re-attending between 3 & 9 months - Adults	4,109	7,380	55.7%	55.0%	51.3%	50.3%
% of FP17s for Band 1 Urgent Courses	183	9,953	1.8%	7.2%	8.0%	9.1%
% of FP17s Relating to Free Repair or Replacements	86	9,953	0.9%	0.8%	0.8%	0.8%
% of FP17s Relating to Continuations	168	9,953	1.7%	1.3%	1.0%	1.0%
% of Patients satisfied with the dentistry they have received	7	7	N/A	91.3%	91.7%	91.5%
% of Patients satisfied with the time they had to wait for an appointment	7	7	N/A	87.4%	88.3%	87.9%

* This is based on patients treated on this contract for their most recent course of treatment. Figures in italics indicate the base number of FP17s or Patient Questionnaire responses are less than 100. N/A is shown where the base number of responses is less than 10 during the period. % is calculated as Quantity/Base number*100

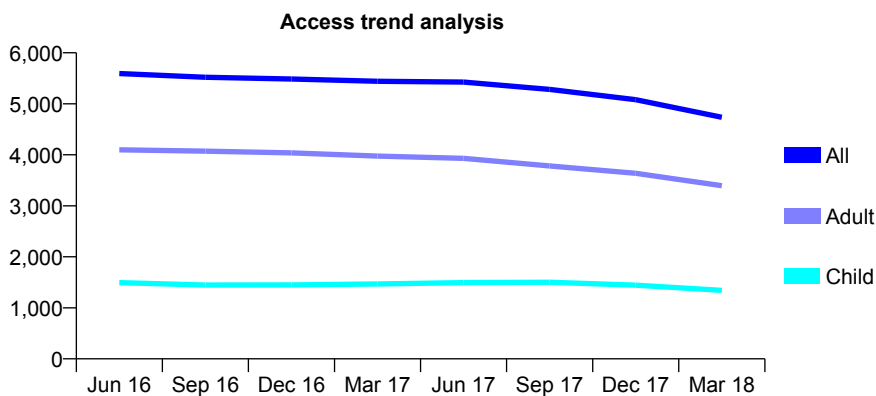
Q55 - Vital Signs At a Glance Contract Report for 101370/0076 - Year end March 2018

Name or company name	Petrie Tucker & Partners Ltd
Contract type name	GDS Contract
Purpose of contract	General
Contract start date	01/04/2006
Contract end date	

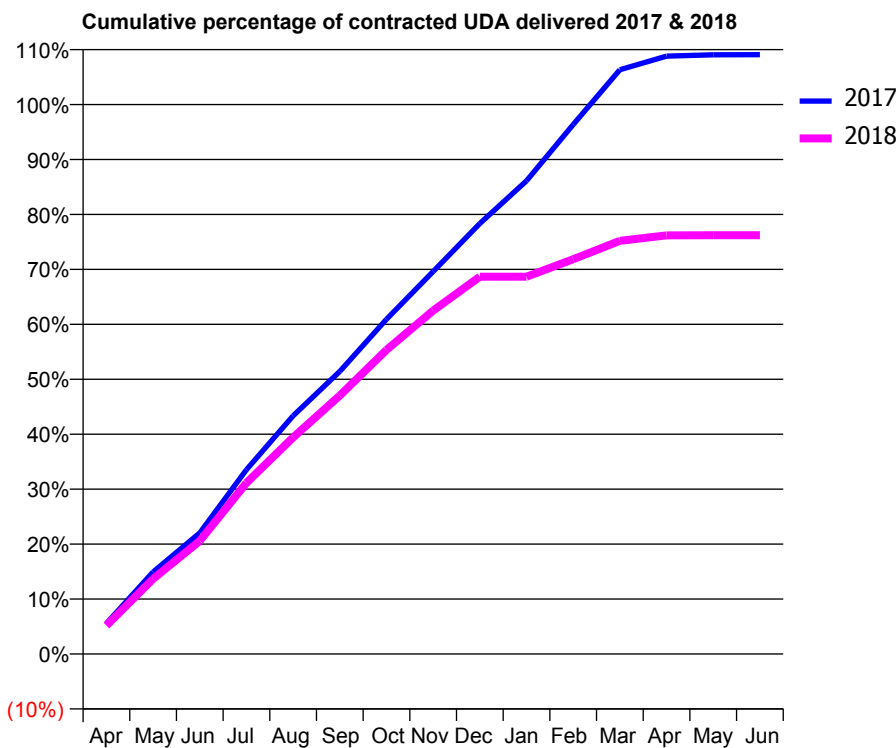
17/18 Contracted general activity (UDA)	18,058
Carry forward general activity (UDA)	0
17/18 Contracted orthodontic activity (UOA)	0
Carry forward orthodontic activity (UOA)	0
Baseline contract value	£492,073.14

ACCESS*

Patients seen in 24 months	Total	Change since previous quarter
Quarter ending March 2017	5,442	
Quarter ending June 2017	5,425	→
Quarter ending September 2017	5,283	↓
Quarter ending December 2017	5,082	↓
Quarter ending March 2018	4,737	↓
Variance since March 2017	(13.0%)	↓



ACTIVITY



Month	Adjusted Scheduled Activity (UDA)	
	2017	2018
April	1,005	937
May	2,696	2,471
June	3,983	3,720
July	6,057	5,623
August	7,830	7,120
September	9,286	8,493
October	11,003	9,992
November	12,569	11,287
December	14,148	12,399
January	15,550	12,399
February	17,399	12,975
March	19,199	13,578
April	19,648	13,758
May	19,692	13,762
June	19,696	13,764

QUALITY

	Quantity	Base Number	Contract	AT	Region	England
% of FP17s for the same patient ID Re-attending within 3 months - Children	95	1,264	7.5%	10.3%	11.6%	11.9%
% of FP17s for the same patient ID Re-attending within 3 months - Adults	443	3,266	13.6%	14.4%	15.4%	16.0%
% of FP17s for the same patient ID Re-attending between 3 & 9 months - Children	496	1,264	39.2%	62.0%	59.4%	58.3%
% of FP17s for the same patient ID Re-attending between 3 & 9 months - Adults	1,301	3,266	39.8%	55.0%	51.3%	50.3%
% of FP17s for Band 1 Urgent Courses	285	4,474	6.4%	7.2%	8.0%	9.1%
% of FP17s Relating to Free Repair or Replacements	41	4,474	0.9%	0.8%	0.8%	0.8%
% of FP17s Relating to Continuations	81	4,474	1.8%	1.3%	1.0%	1.0%
% of Patients satisfied with the dentistry they have received	3	3	N/A	91.3%	91.7%	91.5%
% of Patients satisfied with the time they had to wait for an appointment	3	3	N/A	87.4%	88.3%	87.9%

* This is based on patients treated on this contract for their most recent course of treatment. Figures in italics indicate the base number of FP17s or Patient Questionnaire responses are less than 100. N/A is shown where the base number of responses is less than 10 during the period. % is calculated as Quantity/Base number*100

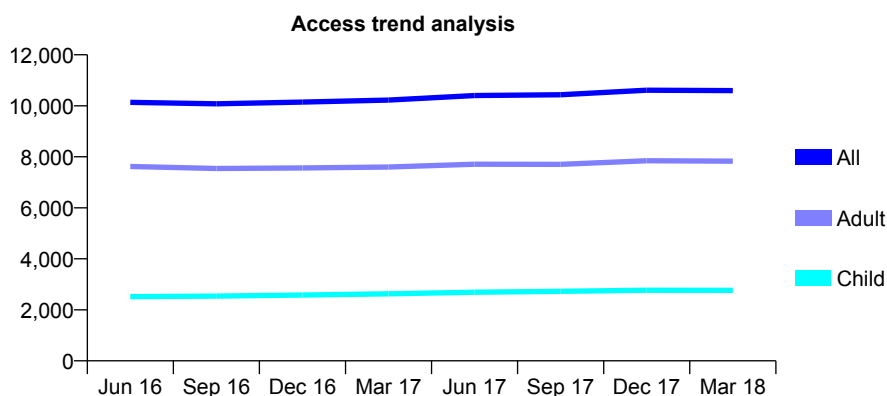
Q55 - Vital Signs At a Glance Contract Report for 101370/0077 - Year end March 2018

Name or company name	Petrie Tucker & Partners Ltd
Contract type name	GDS Contract
Purpose of contract	General
Contract start date	01/04/2006
Contract end date	

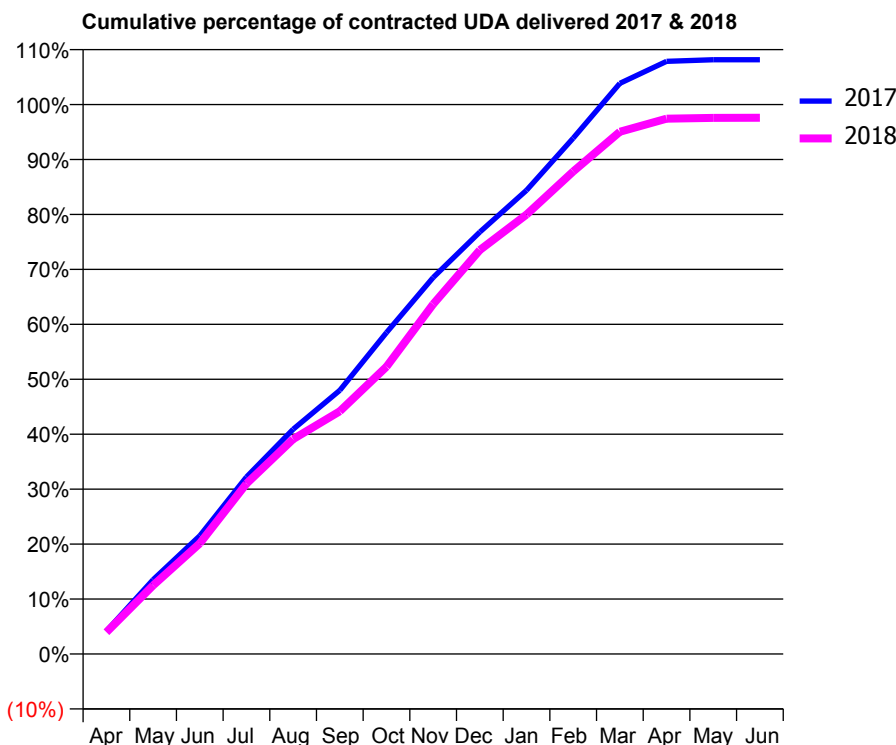
17/18 Contracted general activity (UDA)	29,016
Carry forward general activity (UDA)	0
17/18 Contracted orthodontic activity (UOA)	0
Carry forward orthodontic activity (UOA)	0
Baseline contract value	£790,950.07

ACCESS*

Patients seen in 24 months	Total	Change since previous quarter
Quarter ending March 2017	10,226	
Quarter ending June 2017	10,403	→
Quarter ending September 2017	10,433	→
Quarter ending December 2017	10,612	→
Quarter ending March 2018	10,595	→
Variance since March 2017	3.6%	↑



ACTIVITY



Month	Adjusted Scheduled Activity (UDA)	
	2017	2018
April	1,216	1,151
May	3,923	3,625
June	6,241	5,840
July	9,348	8,996
August	11,865	11,347
September	13,923	12,819
October	16,971	15,167
November	19,881	18,472
December	22,284	21,333
January	24,485	23,203
February	27,236	25,479
March	30,137	27,575
April	31,294	28,271
May	31,379	28,313
June	31,379	28,318

QUALITY

	Quantity	Base Number	Contract	AT	Region	England
% of FP17s for the same patient ID Re-attending within 3 months - Children	174	3,268	5.3%	10.3%	11.6%	11.9%
% of FP17s for the same patient ID Re-attending within 3 months - Adults	767	9,032	8.5%	14.4%	15.4%	16.0%
% of FP17s for the same patient ID Re-attending between 3 & 9 months - Children	1,649	3,268	50.5%	62.0%	59.4%	58.3%
% of FP17s for the same patient ID Re-attending between 3 & 9 months - Adults	4,616	9,032	51.1%	55.0%	51.3%	50.3%
% of FP17s for Band 1 Urgent Courses	458	12,224	3.7%	7.2%	8.0%	9.1%
% of FP17s Relating to Free Repair or Replacements	51	12,224	0.4%	0.8%	0.8%	0.8%
% of FP17s Relating to Continuations	97	12,224	0.8%	1.3%	1.0%	1.0%
% of Patients satisfied with the dentistry they have received	5	5	N/A	91.3%	91.7%	91.5%
% of Patients satisfied with the time they had to wait for an appointment	5	5	N/A	87.4%	88.3%	87.9%

* This is based on patients treated on this contract for their most recent course of treatment. Figures in italics indicate the base number of FP17s or Patient Questionnaire responses are less than 100. N/A is shown where the base number of responses is less than 10 during the period. % is calculated as Quantity/Base number*100

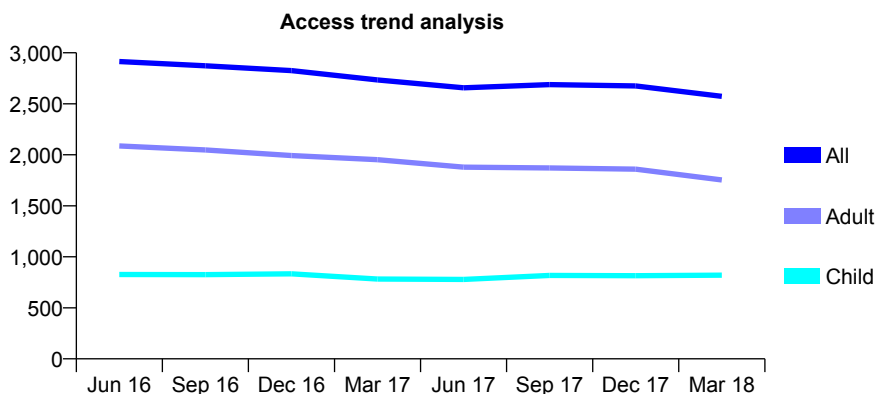
Q55 - Vital Signs At a Glance Contract Report for 101370/0078 - Year end March 2018

Name or company name	Petrie Tucker & Partners Ltd
Contract type name	GDS Contract
Purpose of contract	General
Contract start date	01/04/2006
Contract end date	

17/18 Contracted general activity (UDA)	8,386
Carry forward general activity (UDA)	0
17/18 Contracted orthodontic activity (UOA)	0
Carry forward orthodontic activity (UOA)	0
Baseline contract value	£326,386.22

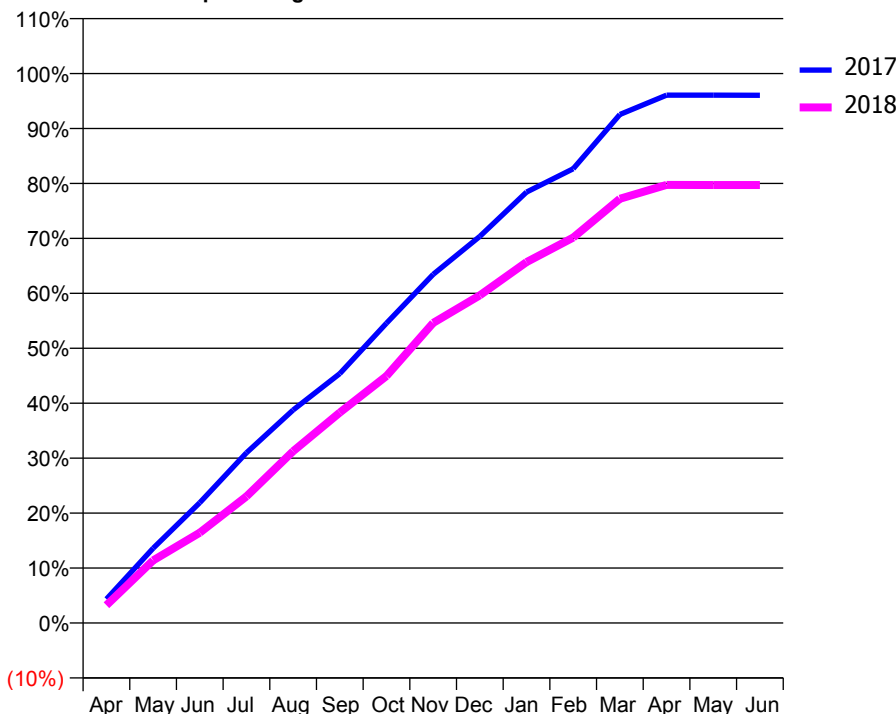
ACCESS*

Patients seen in 24 months	Total	Change since previous quarter
Quarter ending March 2017	2,734	
Quarter ending June 2017	2,657	↓
Quarter ending September 2017	2,688	→
Quarter ending December 2017	2,675	→
Quarter ending March 2018	2,573	↓
Variance since March 2017	(5.9%)	↓



ACTIVITY

Cumulative percentage of contracted UDA delivered 2017 & 2018



Month	Adjusted Scheduled Activity (UDA)	
	2017	2018
April	365	272
May	1,142	956
June	1,836	1,379
July	2,598	1,932
August	3,251	2,621
September	3,806	3,213
October	4,576	3,771
November	5,321	4,580
December	5,900	5,002
January	6,577	5,509
February	6,932	5,883
March	7,761	6,474
April	8,056	6,686
May	8,056	6,685
June	8,053	6,685

QUALITY

	Quantity	Base Number	Contract	AT	Region	England
% of FP17s for the same patient ID Re-attending within 3 months - Children	60	821	7.3%	10.3%	11.6%	11.9%
% of FP17s for the same patient ID Re-attending within 3 months - Adults	336	1,742	19.3%	14.4%	15.4%	16.0%
% of FP17s for the same patient ID Re-attending between 3 & 9 months - Children	289	821	35.2%	62.0%	59.4%	58.3%
% of FP17s for the same patient ID Re-attending between 3 & 9 months - Adults	582	1,742	33.4%	55.0%	51.3%	50.3%
% of FP17s for Band 1 Urgent Courses	20	2,533	0.8%	7.2%	8.0%	9.1%
% of FP17s Relating to Free Repair or Replacements	41	2,533	1.6%	0.8%	0.8%	0.8%
% of FP17s Relating to Continuations	133	2,533	5.3%	1.3%	1.0%	1.0%
% of Patients satisfied with the dentistry they have received	0	1	N/A	91.3%	91.7%	91.5%
% of Patients satisfied with the time they had to wait for an appointment	1	1	N/A	87.4%	88.3%	87.9%

* This is based on patients treated on this contract for their most recent course of treatment. Figures in italics indicate the base number of FP17s or Patient Questionnaire responses are less than 100. N/A is shown where the base number of responses is less than 10 during the period. % is calculated as Quantity/Base number*100

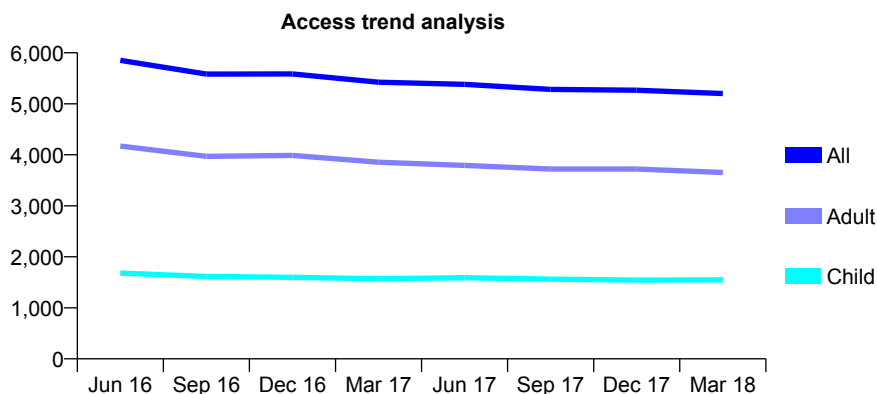
Q55 - Vital Signs At a Glance Contract Report for 101370/0079 - Year end March 2018

Name or company name	Petrie Tucker & Partners Ltd
Contract type name	GDS Contract
Purpose of contract	General
Contract start date	01/04/2006
Contract end date	

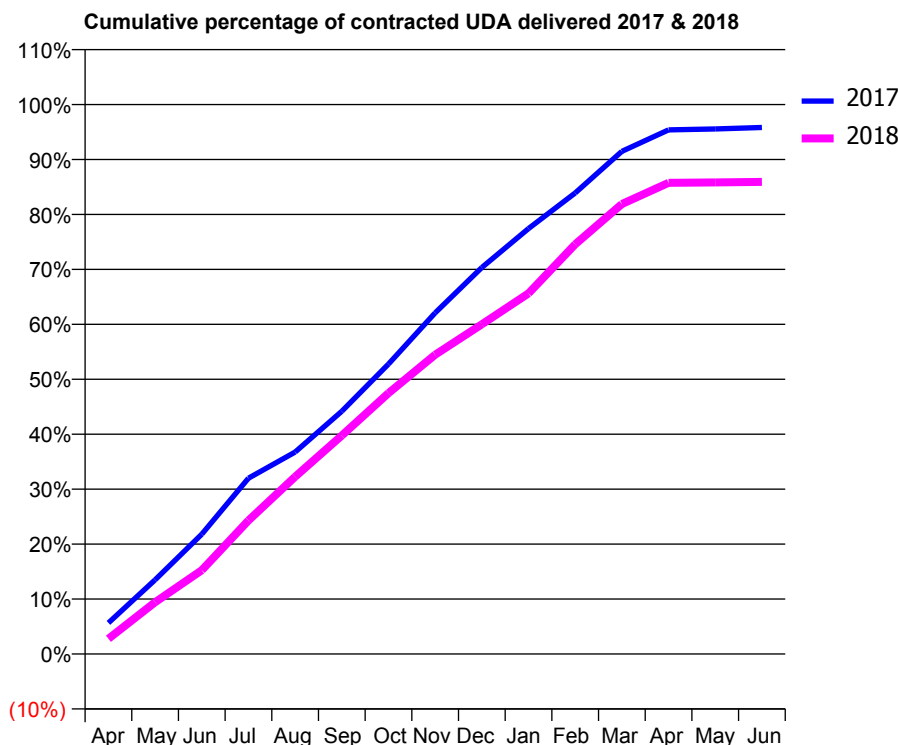
17/18 Contracted general activity (UDA)	14,432
Carry forward general activity (UDA)	0
17/18 Contracted orthodontic activity (UOA)	0
Carry forward orthodontic activity (UOA)	0
Baseline contract value	£392,567.17

ACCESS*

Patients seen in 24 months	Total	Change since previous quarter
Quarter ending March 2017	5,423	
Quarter ending June 2017	5,383	→
Quarter ending September 2017	5,283	↓
Quarter ending December 2017	5,266	→
Quarter ending March 2018	5,202	↓
Variance since March 2017	(4.1%)	↓



ACTIVITY



Month	Adjusted Scheduled Activity (UDA)	
	2017	2018
April	819	402
May	1,948	1,360
June	3,147	2,203
July	4,619	3,506
August	5,303	4,657
September	6,375	5,739
October	7,617	6,853
November	8,960	7,859
December	10,151	8,659
January	11,174	9,471
February	12,107	10,761
March	13,201	11,819
April	13,764	12,375
May	13,790	12,387
June	13,828	12,399

QUALITY

	Quantity	Base Number	Contract	AT	Region	England
% of FP17s for the same patient ID Re-attending within 3 months - Children	70	1,608	4.4%	10.3%	11.6%	11.9%
% of FP17s for the same patient ID Re-attending within 3 months - Adults	273	3,642	7.5%	14.4%	15.4%	16.0%
% of FP17s for the same patient ID Re-attending between 3 & 9 months - Children	583	1,608	36.3%	62.0%	59.4%	58.3%
% of FP17s for the same patient ID Re-attending between 3 & 9 months - Adults	1,358	3,642	37.3%	55.0%	51.3%	50.3%
% of FP17s for Band 1 Urgent Courses	25	5,212	0.5%	7.2%	8.0%	9.1%
% of FP17s Relating to Free Repair or Replacements	26	5,212	0.5%	0.8%	0.8%	0.8%
% of FP17s Relating to Continuations	67	5,212	1.3%	1.3%	1.0%	1.0%
% of Patients satisfied with the dentistry they have received	2	2	N/A	91.3%	91.7%	91.5%
% of Patients satisfied with the time they had to wait for an appointment	1	2	N/A	87.4%	88.3%	87.9%

* This is based on patients treated on this contract for their most recent course of treatment. Figures in italics indicate the base number of FP17s or Patient Questionnaire responses are less than 100. N/A is shown where the base number of responses is less than 10 during the period. % is calculated as Quantity/Base number*100

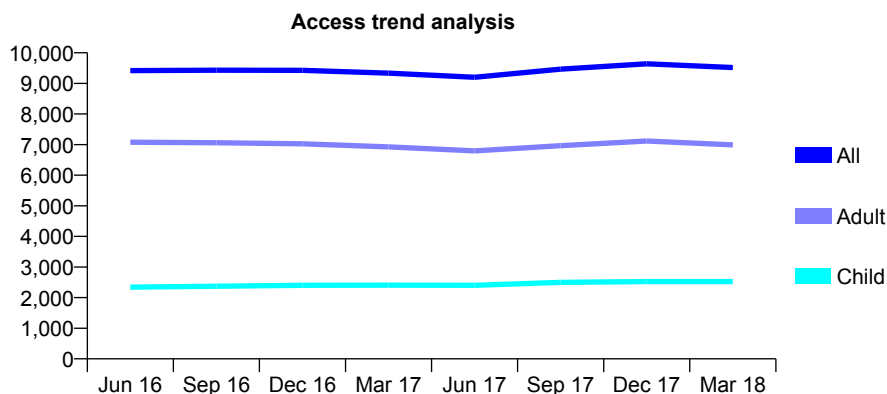
Q55 - Vital Signs At a Glance Contract Report for 101370/0080 - Year end March 2018

Name or company name	Petrie Tucker & Partners Ltd
Contract type name	GDS Contract
Purpose of contract	General
Contract start date	01/04/2006
Contract end date	

17/18 Contracted general activity (UDA)	52,053
Carry forward general activity (UDA)	0
17/18 Contracted orthodontic activity (UOA)	0
Carry forward orthodontic activity (UOA)	0
Baseline contract value	£1,327,095.47

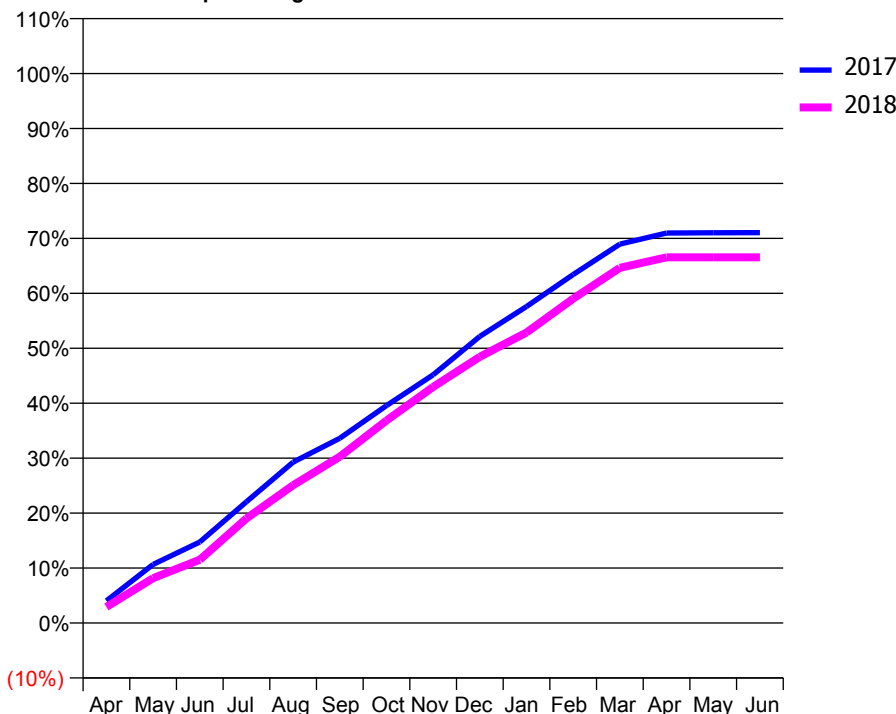
ACCESS*

Patients seen in 24 months	Total	Change since previous quarter
Quarter ending March 2017	9,334	
Quarter ending June 2017	9,199	↓
Quarter ending September 2017	9,466	↑
Quarter ending December 2017	9,642	→
Quarter ending March 2018	9,518	↓
Variance since March 2017	2.0%	→



ACTIVITY

Cumulative percentage of contracted UDA delivered 2017 & 2018



Month	Adjusted Scheduled Activity (UDA)	
	2017	2018
April	1,941	1,526
May	5,129	4,255
June	7,080	5,993
July	10,605	9,908
August	14,064	13,058
September	16,159	15,760
October	19,010	19,183
November	21,709	22,360
December	25,069	25,215
January	27,674	27,521
February	30,480	30,731
March	33,138	33,646
April	34,102	34,639
May	34,128	34,643
June	34,141	34,642

QUALITY

	Quantity	Base Number	Contract	AT	Region	England
% of FP17s for the same patient ID Re-attending within 3 months - Children	324	2,933	11.0%	10.3%	11.6%	11.9%
% of FP17s for the same patient ID Re-attending within 3 months - Adults	1,859	8,264	22.5%	14.4%	15.4%	16.0%
% of FP17s for the same patient ID Re-attending between 3 & 9 months - Children	1,079	2,933	36.8%	62.0%	59.4%	58.3%
% of FP17s for the same patient ID Re-attending between 3 & 9 months - Adults	2,593	8,264	31.4%	55.0%	51.3%	50.3%
% of FP17s for Band 1 Urgent Courses	1,781	11,208	15.9%	7.2%	8.0%	9.1%
% of FP17s Relating to Free Repair or Replacements	71	11,208	0.6%	0.8%	0.8%	0.8%
% of FP17s Relating to Continuations	296	11,208	2.6%	1.3%	1.0%	1.0%
% of Patients satisfied with the dentistry they have received	6	7	N/A	91.3%	91.7%	91.5%
% of Patients satisfied with the time they had to wait for an appointment	6	7	N/A	87.4%	88.3%	87.9%

* This is based on patients treated on this contract for their most recent course of treatment. Figures in italics indicate the base number of FP17s or Patient Questionnaire responses are less than 100. N/A is shown where the base number of responses is less than 10 during the period. % is calculated as Quantity/Base number*100

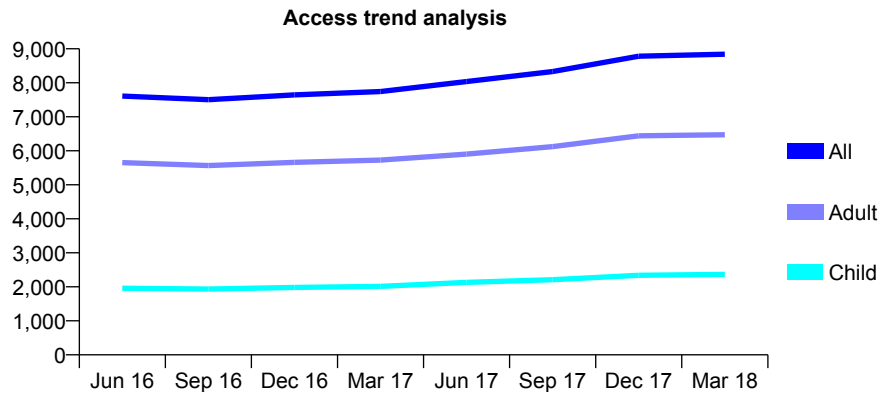
Q55 - Vital Signs At a Glance Contract Report for 101370/0091 - Year end March 2018

Name or company name	Petrie Tucker & Partners Ltd
Contract type name	GDS Contract
Purpose of contract	General
Contract start date	01/04/2007
Contract end date	

17/18 Contracted general activity (UDA)	27,705
Carry forward general activity (UDA)	0
17/18 Contracted orthodontic activity (UOA)	0
Carry forward orthodontic activity (UOA)	0
Baseline contract value	£796,902.06

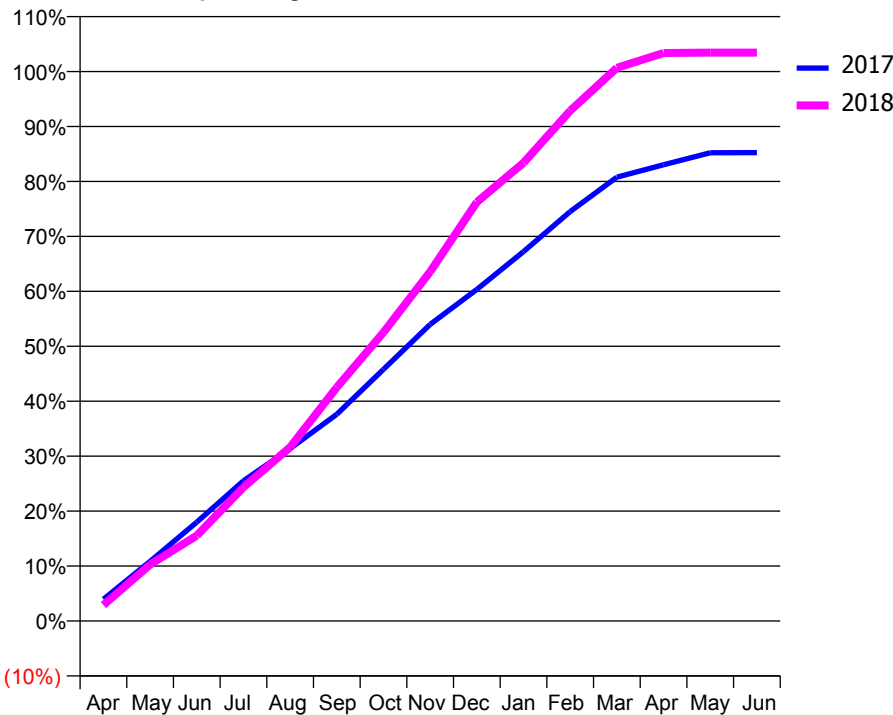
ACCESS*

Patients seen in 24 months	Total	Change since previous quarter
Quarter ending March 2017	7,742	
Quarter ending June 2017	8,038	↑
Quarter ending September 2017	8,331	↑
Quarter ending December 2017	8,784	↑
Quarter ending March 2018	8,840	→
Variance since March 2017	14.2%	↑



ACTIVITY

Cumulative percentage of contracted UDA delivered 2017 & 2018



Month	Adjusted Scheduled Activity (UDA)	
	2017	2018
April	1,101	800
May	3,008	2,848
June	4,988	4,308
July	7,070	6,749
August	8,696	8,764
September	10,422	11,780
October	12,688	14,550
November	14,955	17,611
December	16,718	21,119
January	18,627	23,102
February	20,641	25,728
March	22,380	27,892
April	23,002	28,640
May	23,611	28,654
June	23,612	28,654

QUALITY

	Quantity	Base Number	Contract	AT	Region	England
% of FP17s for the same patient ID Re-attending within 3 months - Children	191	3,351	5.7%	10.3%	11.6%	11.9%
% of FP17s for the same patient ID Re-attending within 3 months - Adults	984	8,895	11.1%	14.4%	15.4%	16.0%
% of FP17s for the same patient ID Re-attending between 3 & 9 months - Children	1,637	3,351	48.9%	62.0%	59.4%	58.3%
% of FP17s for the same patient ID Re-attending between 3 & 9 months - Adults	4,080	8,895	45.9%	55.0%	51.3%	50.3%
% of FP17s for Band 1 Urgent Courses	523	11,735	4.5%	7.2%	8.0%	9.1%
% of FP17s Relating to Free Repair or Replacements	60	11,735	0.5%	0.8%	0.8%	0.8%
% of FP17s Relating to Continuations	175	11,735	1.5%	1.3%	1.0%	1.0%
% of Patients satisfied with the dentistry they have received	7	8	N/A	91.3%	91.7%	91.5%
% of Patients satisfied with the time they had to wait for an appointment	4	8	N/A	87.4%	88.3%	87.9%

* This is based on patients treated on this contract for their most recent course of treatment. Figures in italics indicate the base number of FP17s or Patient Questionnaire responses are less than 100. N/A is shown where the base number of responses is less than 10 during the period. % is calculated as Quantity/Base number*100

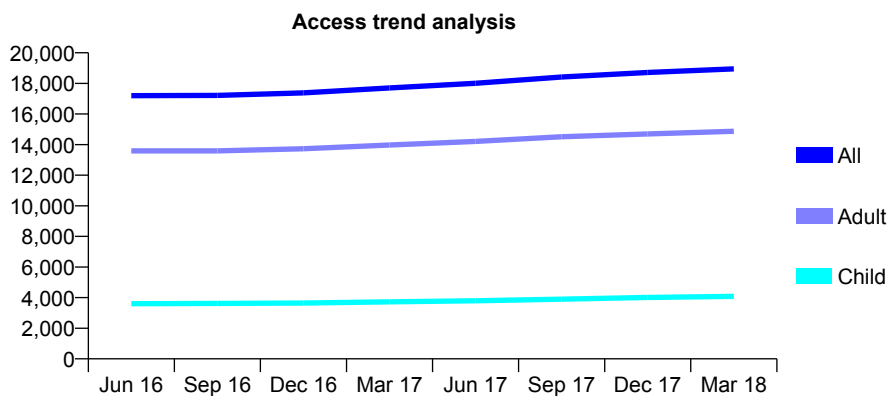
Q55 - Vital Signs At a Glance Contract Report for 101435/0064 - Year end March 2018

Name or company name	IDH Limited
Contract type name	GDS Contract
Purpose of contract	General
Contract start date	21/07/2007
Contract end date	

17/18 Contracted general activity (UDA)	49,253
Carry forward general activity (UDA)	0
17/18 Contracted orthodontic activity (UOA)	0
Carry forward orthodontic activity (UOA)	0
Baseline contract value	£1,017,904.08

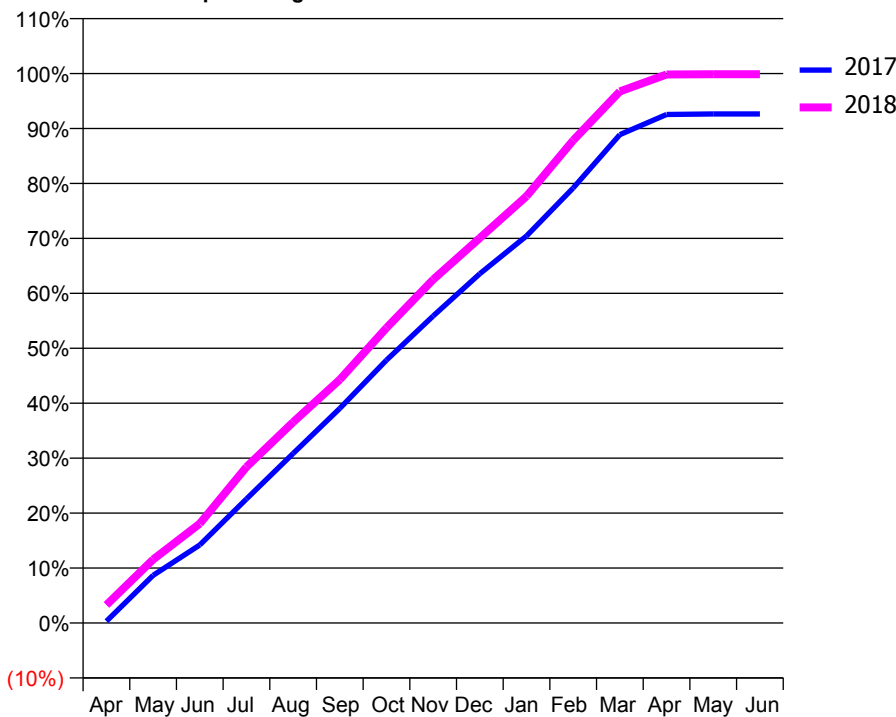
ACCESS*

Patients seen in 24 months	Total	Change since previous quarter
Quarter ending March 2017	17,700	
Quarter ending June 2017	18,009	→
Quarter ending September 2017	18,418	↑
Quarter ending December 2017	18,717	→
Quarter ending March 2018	18,952	→
Variance since March 2017	7.1%	↑



ACTIVITY

Cumulative percentage of contracted UDA delivered 2017 & 2018



Month	Adjusted Scheduled Activity (UDA)	
	2017	2018
April	160	1,616
May	4,272	5,696
June	6,997	8,908
July	11,125	13,988
August	15,196	18,010
September	19,237	21,818
October	23,558	26,462
November	27,524	30,786
December	31,313	34,506
January	34,685	38,258
February	38,992	43,267
March	43,770	47,645
April	45,577	49,171
May	45,625	49,193
June	45,627	49,192

QUALITY

	Quantity	Base Number	Contract	AT	Region	England
% of FP17s for the same patient ID Re-attending within 3 months - Children	395	6,125	6.4%	10.3%	11.6%	11.9%
% of FP17s for the same patient ID Re-attending within 3 months - Adults	2,600	20,352	12.8%	14.4%	15.4%	16.0%
% of FP17s for the same patient ID Re-attending between 3 & 9 months - Children	3,735	6,125	61.0%	62.0%	59.4%	58.3%
% of FP17s for the same patient ID Re-attending between 3 & 9 months - Adults	9,779	20,352	48.0%	55.0%	51.3%	50.3%
% of FP17s for Band 1 Urgent Courses	1,937	26,295	7.4%	7.2%	8.0%	9.1%
% of FP17s Relating to Free Repair or Replacements	280	26,295	1.1%	0.8%	0.8%	0.8%
% of FP17s Relating to Continuations	395	26,295	1.5%	1.3%	1.0%	1.0%
% of Patients satisfied with the dentistry they have received	17	22	77.3%	91.3%	91.7%	91.5%
% of Patients satisfied with the time they had to wait for an appointment	22	22	100.0%	87.4%	88.3%	87.9%

* This is based on patients treated on this contract for their most recent course of treatment. Figures in italics indicate the base number of FP17s or Patient Questionnaire responses are less than 100. N/A is shown where the base number of responses is less than 10 during the period. % is calculated as Quantity/Base number*100

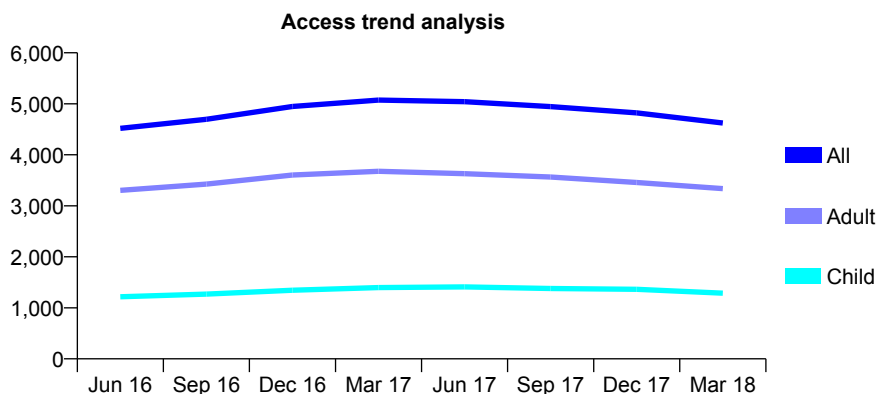
Q55 - Vital Signs At a Glance Contract Report for 101656/0004 - Year end March 2018

Name or company name	DM and LJ Jordan Limited
Contract type name	GDS Contract
Purpose of contract	General
Contract start date	01/01/2015
Contract end date	

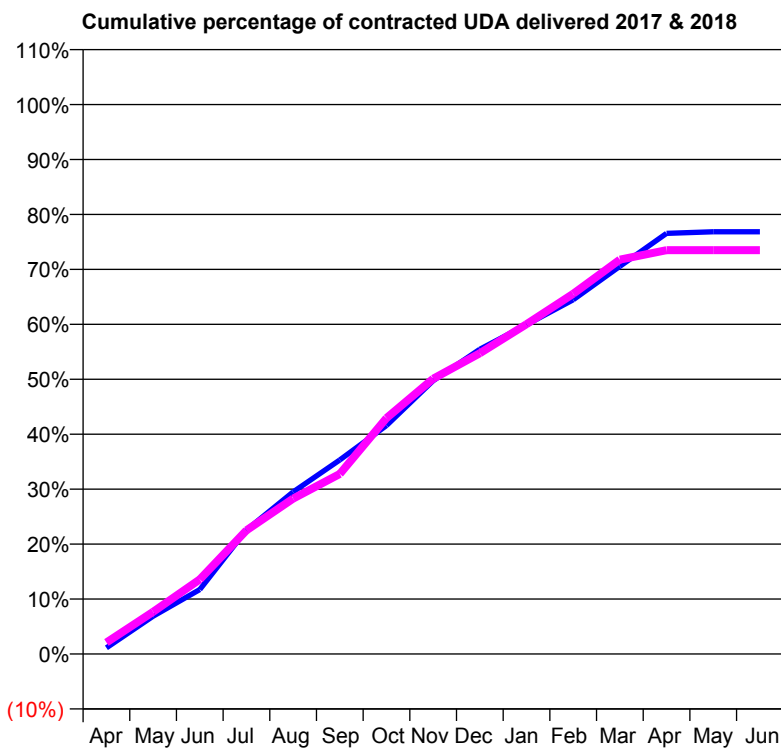
17/18 Contracted general activity (UDA)	14,814
Carry forward general activity (UDA)	0
17/18 Contracted orthodontic activity (UOA)	0
Carry forward orthodontic activity (UOA)	0
Baseline contract value	£412,850.97

ACCESS*

Patients seen in 24 months	Total	Change since previous quarter
Quarter ending March 2017	5,073	
Quarter ending June 2017	5,041	→
Quarter ending September 2017	4,945	↓
Quarter ending December 2017	4,821	↓
Quarter ending March 2018	4,624	↓
Variance since March 2017	(8.9%)	↓



ACTIVITY



Month	Adjusted Scheduled Activity (UDA)	
	2017	2018
April	167	310
May	1,019	1,136
June	1,737	2,012
July	3,343	3,333
August	4,368	4,190
September	5,233	4,855
October	6,161	6,360
November	7,369	7,421
December	8,215	8,109
January	8,876	8,891
February	9,552	9,712
March	10,453	10,630
April	11,341	10,889
May	11,382	10,889
June	11,385	10,889

QUALITY

	Quantity	Base Number	Contract	AT	Region	England
% of FP17s for the same patient ID Re-attending within 3 months - Children	149	1,985	7.5%	10.3%	11.6%	11.9%
% of FP17s for the same patient ID Re-attending within 3 months - Adults	668	4,900	13.6%	14.4%	15.4%	16.0%
% of FP17s for the same patient ID Re-attending between 3 & 9 months - Children	1,204	1,985	60.7%	62.0%	59.4%	58.3%
% of FP17s for the same patient ID Re-attending between 3 & 9 months - Adults	2,677	4,900	54.6%	55.0%	51.3%	50.3%
% of FP17s for Band 1 Urgent Courses	613	6,507	9.4%	7.2%	8.0%	9.1%
% of FP17s Relating to Free Repair or Replacements	24	6,507	0.4%	0.8%	0.8%	0.8%
% of FP17s Relating to Continuations	82	6,507	1.3%	1.3%	1.0%	1.0%
% of Patients satisfied with the dentistry they have received	9	9	N/A	91.3%	91.7%	91.5%
% of Patients satisfied with the time they had to wait for an appointment	9	9	N/A	87.4%	88.3%	87.9%

* This is based on patients treated on this contract for their most recent course of treatment. Figures in italics indicate the base number of FP17s or Patient Questionnaire responses are less than 100. N/A is shown where the base number of responses is less than 10 during the period. % is calculated as Quantity/Base number*100

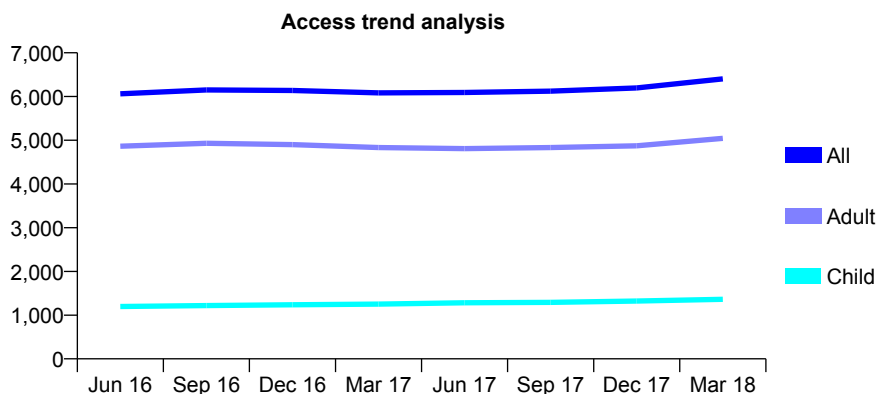
Q55 - Vital Signs At a Glance Contract Report for 103667/0001 - Year end March 2018

Name or company name	White House Dental Care Limited
Contract type name	GDS Contract
Purpose of contract	General
Contract start date	01/05/2010
Contract end date	

17/18 Contracted general activity (UDA)	29,000
Carry forward general activity (UDA)	0
17/18 Contracted orthodontic activity (UOA)	0
Carry forward orthodontic activity (UOA)	0
Baseline contract value	£686,807.05

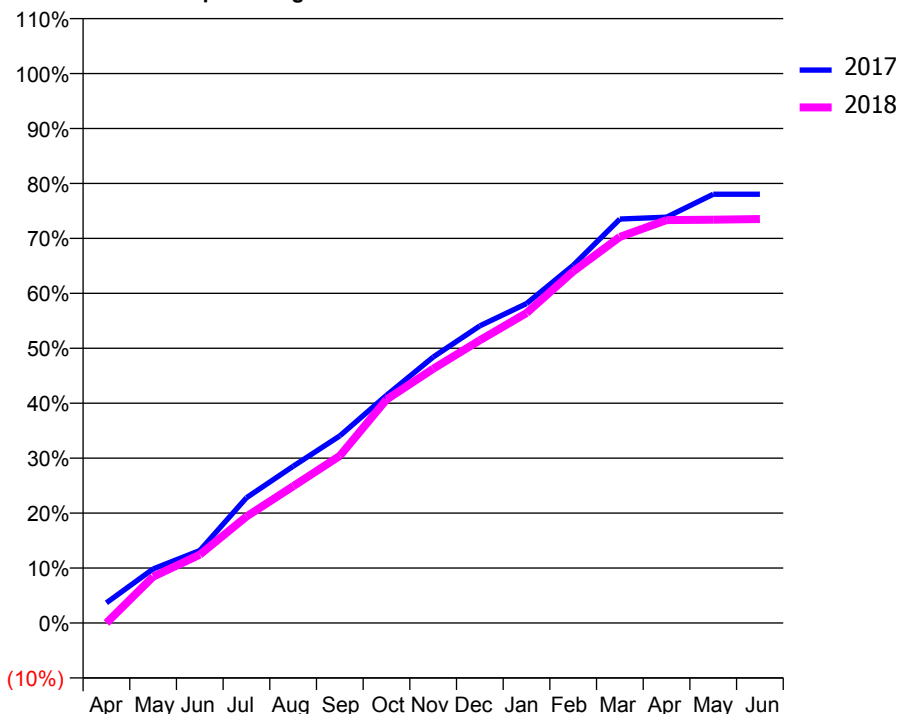
ACCESS*

Patients seen in 24 months	Total	Change since previous quarter
Quarter ending March 2017	6,084	
Quarter ending June 2017	6,093	→
Quarter ending September 2017	6,124	→
Quarter ending December 2017	6,196	→
Quarter ending March 2018	6,404	↑
Variance since March 2017	5.3%	↑



ACTIVITY

Cumulative percentage of contracted UDA delivered 2017 & 2018



Adjusted Scheduled Activity (UDA)

Month	2017	2018
April	1,063	0
May	2,852	2,447
June	3,822	3,605
July	6,611	5,618
August	8,275	7,217
September	9,878	8,824
October	12,014	11,794
November	14,040	13,418
December	15,680	14,920
January	16,856	16,359
February	18,881	18,552
March	21,320	20,378
April	21,416	21,261
May	22,630	21,284
June	22,630	21,321

QUALITY

	Quantity	Base Number	Contract	AT	Region	England
% of FP17s for the same patient ID Re-attending within 3 months - Children	133	1,843	7.2%	10.3%	11.6%	11.9%
% of FP17s for the same patient ID Re-attending within 3 months - Adults	649	6,689	9.7%	14.4%	15.4%	16.0%
% of FP17s for the same patient ID Re-attending between 3 & 9 months - Children	1,025	1,843	55.6%	62.0%	59.4%	58.3%
% of FP17s for the same patient ID Re-attending between 3 & 9 months - Adults	3,877	6,689	58.0%	55.0%	51.3%	50.3%
% of FP17s for Band 1 Urgent Courses	296	8,419	3.5%	7.2%	8.0%	9.1%
% of FP17s Relating to Free Repair or Replacements	96	8,419	1.1%	0.8%	0.8%	0.8%
% of FP17s Relating to Continuations	116	8,419	1.4%	1.3%	1.0%	1.0%
% of Patients satisfied with the dentistry they have received	13	14	92.9%	91.3%	91.7%	91.5%
% of Patients satisfied with the time they had to wait for an appointment	12	14	85.7%	87.4%	88.3%	87.9%

* This is based on patients treated on this contract for their most recent course of treatment. Figures in italics indicate the base number of FP17s or Patient Questionnaire responses are less than 100. N/A is shown where the base number of responses is less than 10 during the period. % is calculated as Quantity/Base number*100

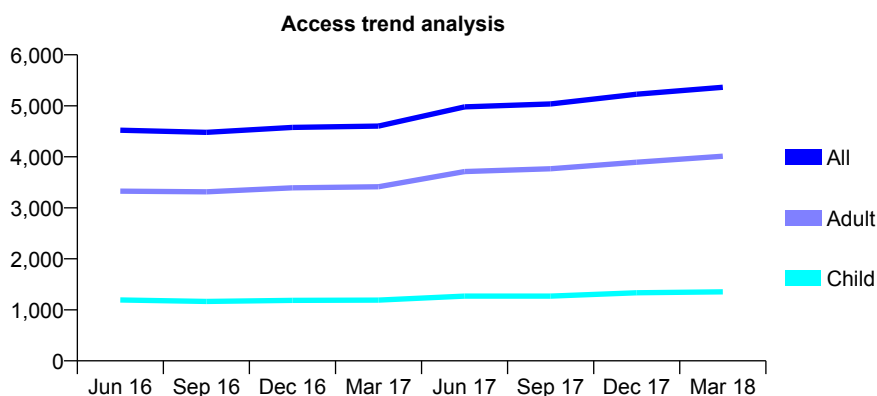
Q55 - Vital Signs At a Glance Contract Report for 104167/0001 - Year end March 2018

Name or company name	TSA Care Limited
Contract type name	GDS Contract
Purpose of contract	General
Contract start date	01/08/2010
Contract end date	

17/18 Contracted general activity (UDA)	15,453
Carry forward general activity (UDA)	91
17/18 Contracted orthodontic activity (UOA)	0
Carry forward orthodontic activity (UOA)	0
Baseline contract value	£399,674.32

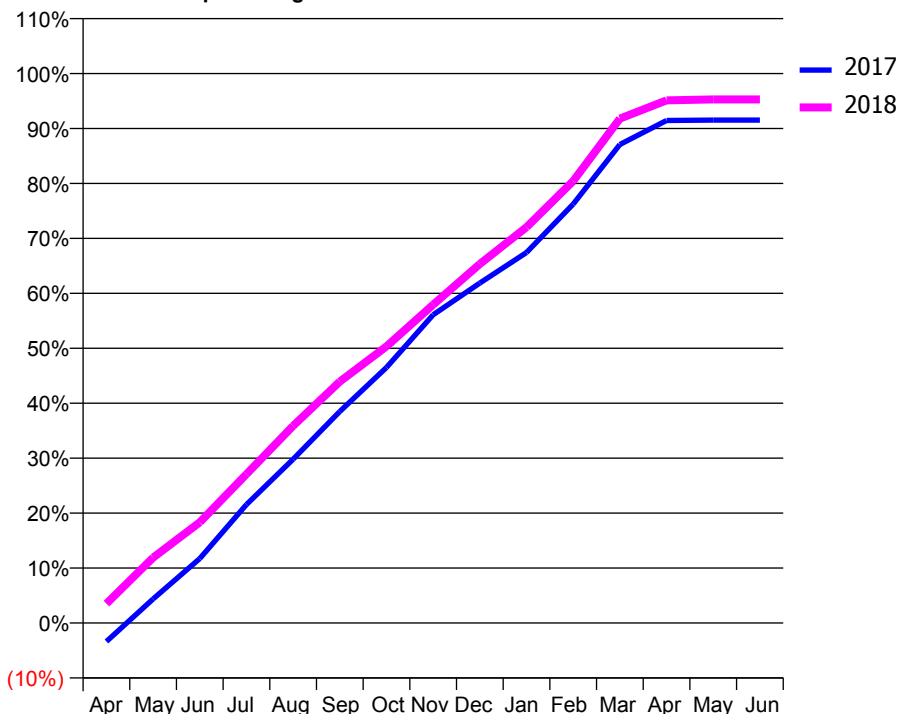
ACCESS*

Patients seen in 24 months	Total	Change since previous quarter
Quarter ending March 2017	4,603	
Quarter ending June 2017	4,979	↑
Quarter ending September 2017	5,036	→
Quarter ending December 2017	5,228	↑
Quarter ending March 2018	5,364	↑
Variance since March 2017	16.5%	↑



ACTIVITY

Cumulative percentage of contracted UDA delivered 2017 & 2018



Month	Adjusted Scheduled Activity (UDA)	
	2017	2018
April	-522	547
May	675	1,839
June	1,814	2,834
July	3,332	4,188
August	4,608	5,544
September	5,949	6,788
October	7,187	7,780
November	8,667	8,952
December	9,559	10,097
January	10,421	11,132
February	11,781	12,429
March	13,455	14,184
April	14,133	14,699
May	14,142	14,725
June	14,142	14,725

QUALITY

	Quantity	Base Number	Contract	AT	Region	England
% of FP17s for the same patient ID Re-attending within 3 months - Children	125	2,346	5.3%	10.3%	11.6%	11.9%
% of FP17s for the same patient ID Re-attending within 3 months - Adults	577	6,591	8.8%	14.4%	15.4%	16.0%
% of FP17s for the same patient ID Re-attending between 3 & 9 months - Children	1,603	2,346	68.3%	62.0%	59.4%	58.3%
% of FP17s for the same patient ID Re-attending between 3 & 9 months - Adults	4,499	6,591	68.3%	55.0%	51.3%	50.3%
% of FP17s for Band 1 Urgent Courses	176	7,816	2.3%	7.2%	8.0%	9.1%
% of FP17s Relating to Free Repair or Replacements	46	7,816	0.6%	0.8%	0.8%	0.8%
% of FP17s Relating to Continuations	99	7,816	1.3%	1.3%	1.0%	1.0%
% of Patients satisfied with the dentistry they have received	5	5	N/A	91.3%	91.7%	91.5%
% of Patients satisfied with the time they had to wait for an appointment	5	5	N/A	87.4%	88.3%	87.9%

* This is based on patients treated on this contract for their most recent course of treatment. Figures in italics indicate the base number of FP17s or Patient Questionnaire responses are less than 100. N/A is shown where the base number of responses is less than 10 during the period. % is calculated as Quantity/Base number*100

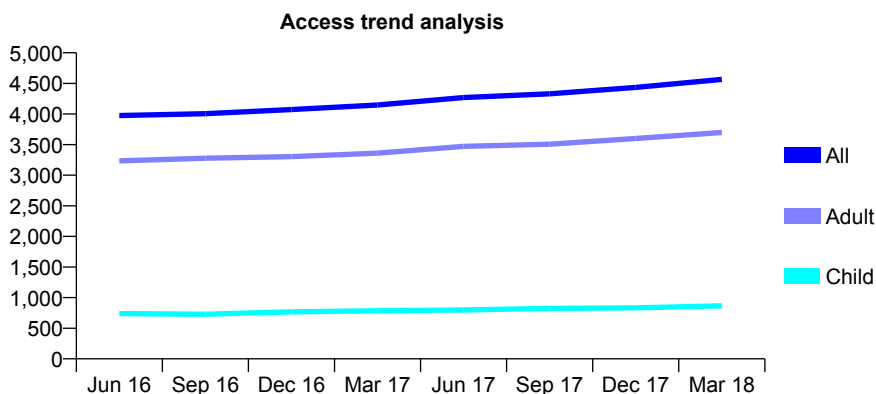
Q55 - Vital Signs At a Glance Contract Report for 104426/0001 - Year end March 2018

Name or company name	Parklands Dental Care
Contract type name	GDS Contract
Purpose of contract	General
Contract start date	01/04/2006
Contract end date	

17/18 Contracted general activity (UDA)	13,079
Carry forward general activity (UDA)	493
17/18 Contracted orthodontic activity (UOA)	0
Carry forward orthodontic activity (UOA)	0
Baseline contract value	£313,517.08

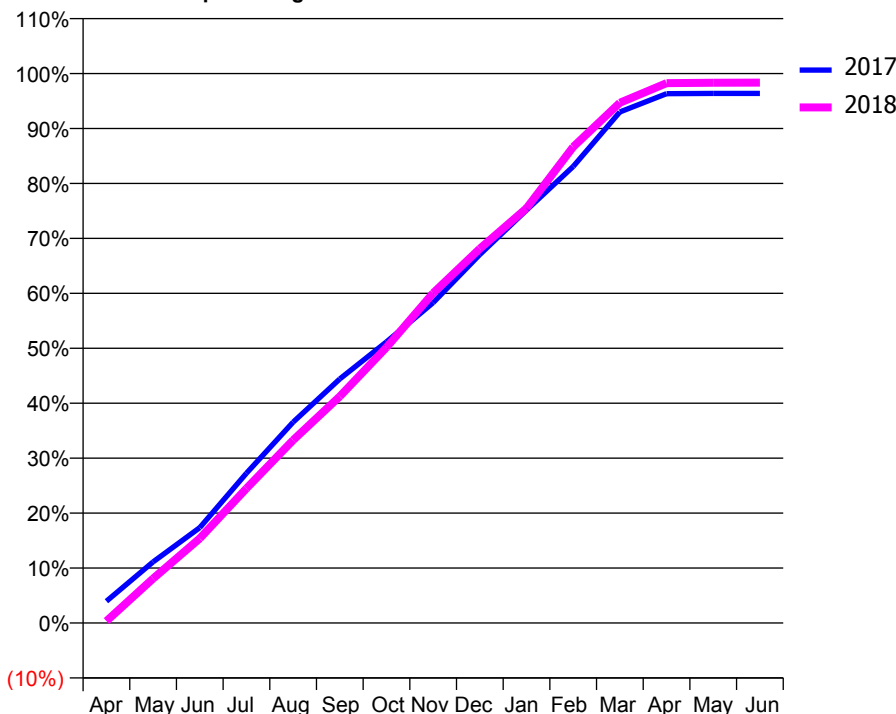
ACCESS*

Patients seen in 24 months	Total	Change since previous quarter
Quarter ending March 2017	4,147	
Quarter ending June 2017	4,270	↑
Quarter ending September 2017	4,331	→
Quarter ending December 2017	4,435	↑
Quarter ending March 2018	4,565	↑
Variance since March 2017	10.1%	↑



ACTIVITY

Cumulative percentage of contracted UDA delivered 2017 & 2018



Month	Adjusted Scheduled Activity (UDA)	
	2017	2018
April	539	47
May	1,512	1,058
June	2,357	2,014
July	3,703	3,204
August	4,963	4,351
September	6,033	5,395
October	6,947	6,561
November	7,917	7,855
December	9,106	8,910
January	10,202	9,873
February	11,280	11,333
March	12,629	12,383
April	13,082	12,850
May	13,086	12,860
June	13,086	12,861

QUALITY

	Quantity	Base Number	Contract	AT	Region	England
% of FP17s for the same patient ID Re-attending within 3 months - Children	121	1,379	8.8%	10.3%	11.6%	11.9%
% of FP17s for the same patient ID Re-attending within 3 months - Adults	964	5,655	17.0%	14.4%	15.4%	16.0%
% of FP17s for the same patient ID Re-attending between 3 & 9 months - Children	884	1,379	64.1%	62.0%	59.4%	58.3%
% of FP17s for the same patient ID Re-attending between 3 & 9 months - Adults	2,982	5,655	52.7%	55.0%	51.3%	50.3%
% of FP17s for Band 1 Urgent Courses	653	7,020	9.3%	7.2%	8.0%	9.1%
% of FP17s Relating to Free Repair or Replacements	59	7,020	0.8%	0.8%	0.8%	0.8%
% of FP17s Relating to Continuations	38	7,020	0.5%	1.3%	1.0%	1.0%
% of Patients satisfied with the dentistry they have received	6	6	N/A	91.3%	91.7%	91.5%
% of Patients satisfied with the time they had to wait for an appointment	6	6	N/A	87.4%	88.3%	87.9%

* This is based on patients treated on this contract for their most recent course of treatment. Figures in italics indicate the base number of FP17s or Patient Questionnaire responses are less than 100. N/A is shown where the base number of responses is less than 10 during the period. % is calculated as Quantity/Base number*100

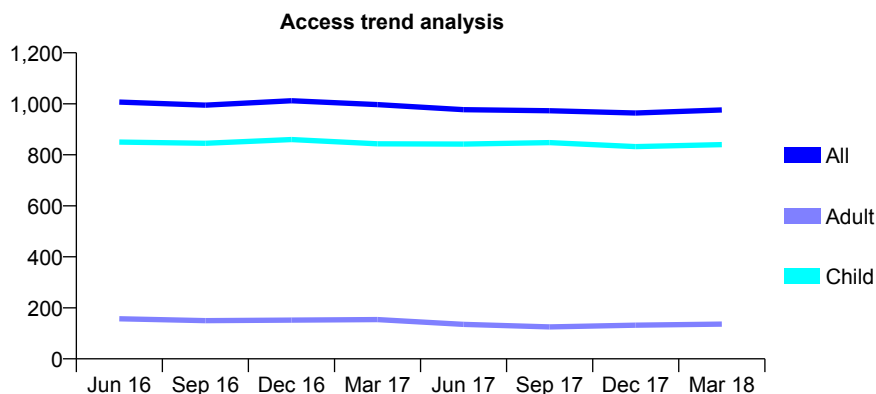
Q55 - Vital Signs At a Glance Contract Report for 104736/0001 - Year end March 2018

Name or company name	Compton Acres Dental Practice LTD
Contract type name	GDS Contract
Purpose of contract	General
Contract start date	01/07/2009
Contract end date	

17/18 Contracted general activity (UDA)	2,182
Carry forward general activity (UDA)	0
17/18 Contracted orthodontic activity (UOA)	0
Carry forward orthodontic activity (UOA)	0
Baseline contract value	£52,408.86

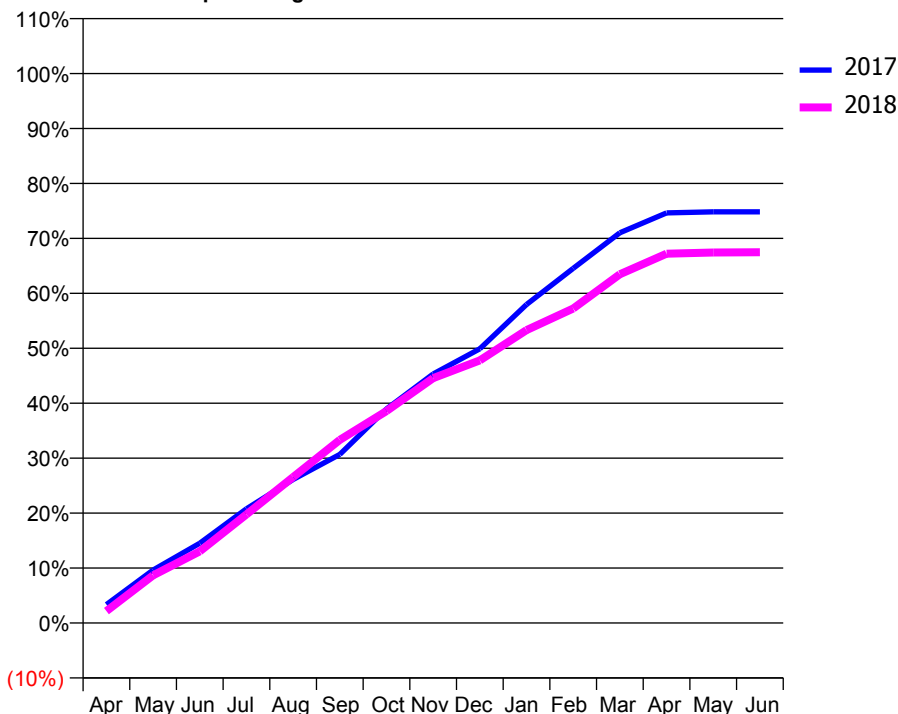
ACCESS*

Patients seen in 24 months	Total	Change since previous quarter
Quarter ending March 2017	997	
Quarter ending June 2017	977	↓
Quarter ending September 2017	973	→
Quarter ending December 2017	964	→
Quarter ending March 2018	976	→
Variance since March 2017	(2.1%)	↓



ACTIVITY

Cumulative percentage of contracted UDA delivered 2017 & 2018



Month	Adjusted Scheduled Activity (UDA)	
	2017	2018
April	73	47
May	210	189
June	317	284
July	453	431
August	570	580
September	670	727
October	850	842
November	989	973
December	1,089	1,043
January	1,265	1,163
February	1,408	1,249
March	1,549	1,385
April	1,629	1,466
May	1,633	1,471
June	1,633	1,472

QUALITY

	Quantity	Base Number	Contract	AT	Region	England
% of FP17s for the same patient ID Re-attending within 3 months - Children	43	1,044	4.1%	10.3%	11.6%	11.9%
% of FP17s for the same patient ID Re-attending within 3 months - Adults	1	59	1.7%	14.4%	15.4%	16.0%
% of FP17s for the same patient ID Re-attending between 3 & 9 months - Children	527	1,044	50.5%	62.0%	59.4%	58.3%
% of FP17s for the same patient ID Re-attending between 3 & 9 months - Adults	36	59	61.0%	55.0%	51.3%	50.3%
% of FP17s for Band 1 Urgent Courses	13	1,112	1.2%	7.2%	8.0%	9.1%
% of FP17s Relating to Free Repair or Replacements	0	1,112	0.0%	0.8%	0.8%	0.8%
% of FP17s Relating to Continuations	0	1,112	0.0%	1.3%	1.0%	1.0%
% of Patients satisfied with the dentistry they have received	0	0	N/A	91.3%	91.7%	91.5%
% of Patients satisfied with the time they had to wait for an appointment	0	0	N/A	87.4%	88.3%	87.9%

* This is based on patients treated on this contract for their most recent course of treatment. Figures in italics indicate the base number of FP17s or Patient Questionnaire responses are less than 100. N/A is shown where the base number of responses is less than 10 during the period. % is calculated as Quantity/Base number*100

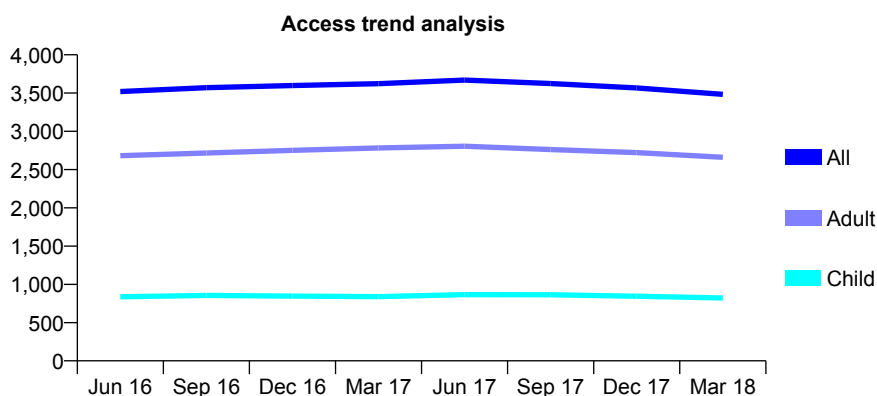
Q55 - Vital Signs At a Glance Contract Report for 105740/0001 - Year end March 2018

Name or company name	Mr JE Rowson & Mr I McVicar
Contract type name	GDS Contract
Purpose of contract	General
Contract start date	01/04/2006
Contract end date	

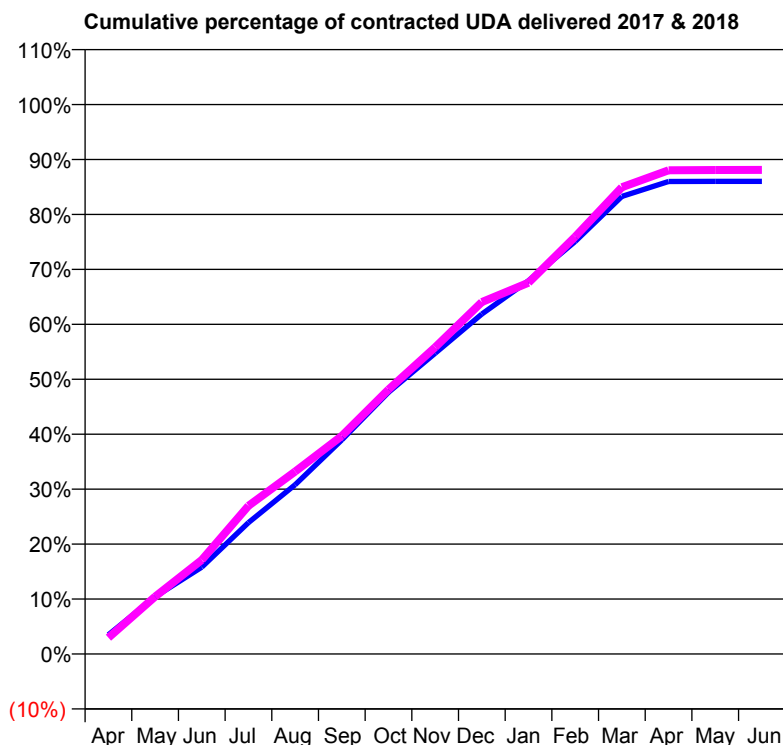
17/18 Contracted general activity (UDA)	11,500
Carry forward general activity (UDA)	0
17/18 Contracted orthodontic activity (UOA)	0
Carry forward orthodontic activity (UOA)	0
Baseline contract value	£270,367.90

ACCESS*

Patients seen in 24 months	Total	Change since previous quarter
Quarter ending March 2017	3,623	
Quarter ending June 2017	3,670	→
Quarter ending September 2017	3,625	↓
Quarter ending December 2017	3,567	↓
Quarter ending March 2018	3,483	↓
Variance since March 2017	(3.9%)	↓



ACTIVITY



Month	Adjusted Scheduled Activity (UDA)	
	2017	2018
April	442	342
May	1,316	1,201
June	1,997	1,969
July	3,021	3,101
August	3,890	3,818
September	4,922	4,564
October	6,015	5,534
November	6,913	6,419
December	7,813	7,365
January	8,581	7,771
February	9,481	8,732
March	10,517	9,769
April	10,860	10,123
May	10,864	10,128
June	10,864	10,130

QUALITY

	Quantity	Base Number	Contract	AT	Region	England
% of FP17s for the same patient ID Re-attending within 3 months - Children	70	1,199	5.8%	10.3%	11.6%	11.9%
% of FP17s for the same patient ID Re-attending within 3 months - Adults	832	4,629	18.0%	14.4%	15.4%	16.0%
% of FP17s for the same patient ID Re-attending between 3 & 9 months - Children	757	1,199	63.1%	62.0%	59.4%	58.3%
% of FP17s for the same patient ID Re-attending between 3 & 9 months - Adults	2,960	4,629	63.9%	55.0%	51.3%	50.3%
% of FP17s for Band 1 Urgent Courses	352	5,876	6.0%	7.2%	8.0%	9.1%
% of FP17s Relating to Free Repair or Replacements	135	5,876	2.3%	0.8%	0.8%	0.8%
% of FP17s Relating to Continuations	127	5,876	2.2%	1.3%	1.0%	1.0%
% of Patients satisfied with the dentistry they have received	4	4	N/A	91.3%	91.7%	91.5%
% of Patients satisfied with the time they had to wait for an appointment	4	4	N/A	87.4%	88.3%	87.9%

* This is based on patients treated on this contract for their most recent course of treatment. Figures in italics indicate the base number of FP17s or Patient Questionnaire responses are less than 100. N/A is shown where the base number of responses is less than 10 during the period. % is calculated as Quantity/Base number*100

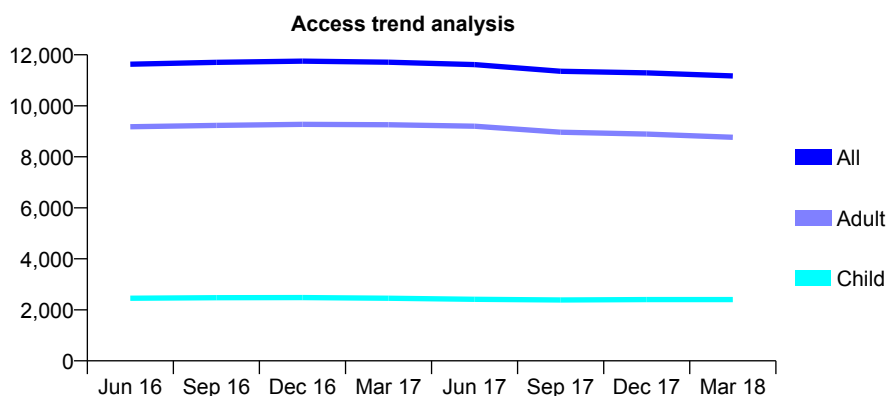
Q55 - Vital Signs At a Glance Contract Report for 106992/0001 - Year end March 2018

Name or company name	The Plains' Dental Practice Limited
Contract type name	GDS Contract
Purpose of contract	General
Contract start date	01/04/2008
Contract end date	

17/18 Contracted general activity (UDA)	36,931
Carry forward general activity (UDA)	0
17/18 Contracted orthodontic activity (UOA)	0
Carry forward orthodontic activity (UOA)	0
Baseline contract value	£1,031,958.06

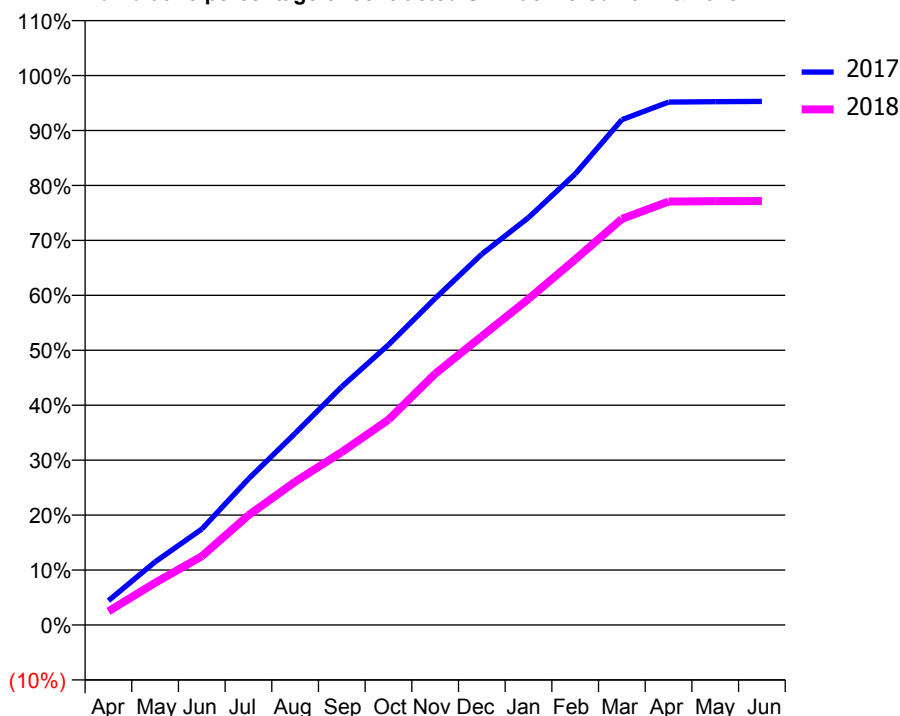
ACCESS*

Patients seen in 24 months	Total	Change since previous quarter
Quarter ending March 2017	11,710	
Quarter ending June 2017	11,614	→
Quarter ending September 2017	11,352	↓
Quarter ending December 2017	11,294	→
Quarter ending March 2018	11,170	↓
Variance since March 2017	(4.6%)	↓



ACTIVITY

Cumulative percentage of contracted UDA delivered 2017 & 2018



Month	Adjusted Scheduled Activity (UDA)	
	2017	2018
April	1,483	918
May	3,838	2,833
June	5,836	4,617
July	8,886	7,384
August	11,663	9,626
September	14,505	11,630
October	17,046	13,801
November	19,872	16,886
December	22,569	19,408
January	24,790	21,919
February	27,439	24,570
March	30,741	27,295
April	31,813	28,460
May	31,841	28,485
June	31,853	28,492

QUALITY

	Quantity	Base Number	Contract	AT	Region	England
% of FP17s for the same patient ID Re-attending within 3 months - Children	236	3,489	6.8%	10.3%	11.6%	11.9%
% of FP17s for the same patient ID Re-attending within 3 months - Adults	1,352	12,028	11.2%	14.4%	15.4%	16.0%
% of FP17s for the same patient ID Re-attending between 3 & 9 months - Children	2,124	3,489	60.9%	62.0%	59.4%	58.3%
% of FP17s for the same patient ID Re-attending between 3 & 9 months - Adults	7,074	12,028	58.8%	55.0%	51.3%	50.3%
% of FP17s for Band 1 Urgent Courses	723	15,585	4.6%	7.2%	8.0%	9.1%
% of FP17s Relating to Free Repair or Replacements	134	15,585	0.9%	0.8%	0.8%	0.8%
% of FP17s Relating to Continuations	272	15,585	1.7%	1.3%	1.0%	1.0%
% of Patients satisfied with the dentistry they have received	10	10	100.0%	91.3%	91.7%	91.5%
% of Patients satisfied with the time they had to wait for an appointment	9	10	90.0%	87.4%	88.3%	87.9%

* This is based on patients treated on this contract for their most recent course of treatment. Figures in italics indicate the base number of FP17s or Patient Questionnaire responses are less than 100. N/A is shown where the base number of responses is less than 10 during the period. % is calculated as Quantity/Base number*100

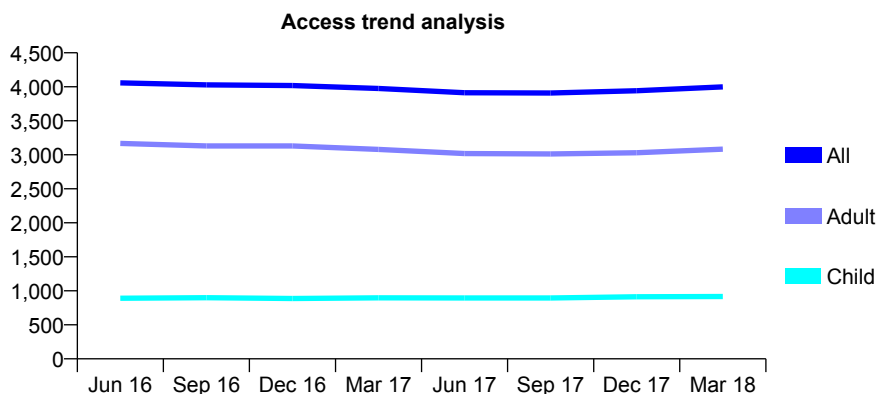
Q55 - Vital Signs At a Glance Contract Report for 110841/0001 - Year end March 2018

Name or company name	Bamford Dental Practice
Contract type name	GDS Contract
Purpose of contract	General
Contract start date	01/04/2011
Contract end date	

17/18 Contracted general activity (UDA)	10,500
Carry forward general activity (UDA)	1
17/18 Contracted orthodontic activity (UOA)	0
Carry forward orthodontic activity (UOA)	0
Baseline contract value	£271,306.79

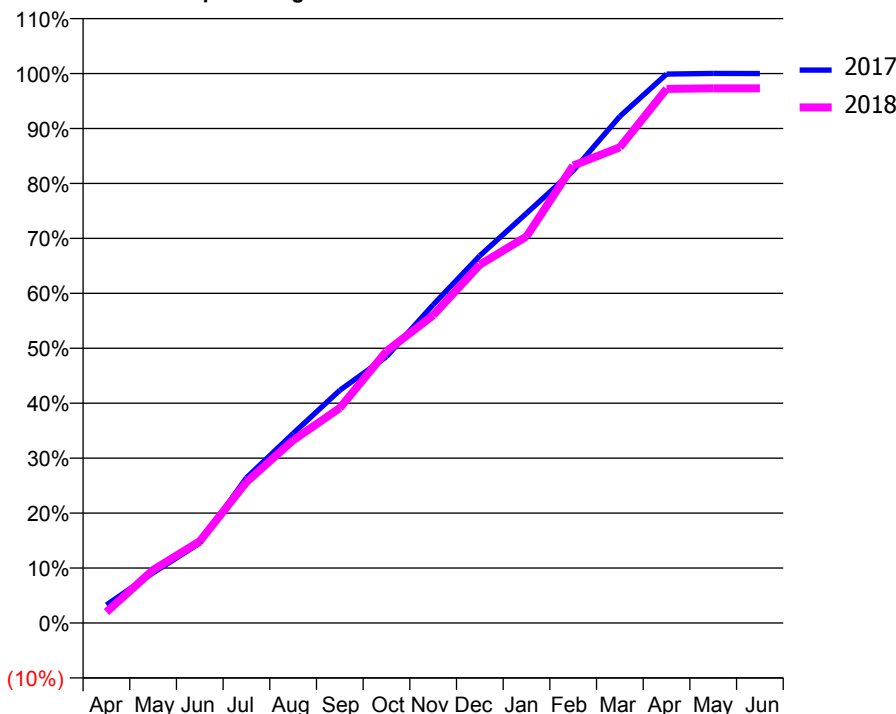
ACCESS*

Patients seen in 24 months	Total	Change since previous quarter
Quarter ending March 2017	3,976	
Quarter ending June 2017	3,913	↓
Quarter ending September 2017	3,908	→
Quarter ending December 2017	3,942	→
Quarter ending March 2018	3,999	→
Variance since March 2017	0.6%	→



ACTIVITY

Cumulative percentage of contracted UDA delivered 2017 & 2018



Adjusted Scheduled Activity (UDA)

Month	2017	2018
April	392	210
May	1,090	1,016
June	1,734	1,564
July	3,153	2,695
August	4,114	3,492
September	5,052	4,108
October	5,781	5,194
November	6,908	5,879
December	7,972	6,847
January	8,893	7,385
February	9,818	8,741
March	10,999	9,091
April	11,916	10,205
May	11,929	10,215
June	11,927	10,215

QUALITY

	Quantity	Base Number	Contract	AT	Region	England
% of FP17s for the same patient ID Re-attending within 3 months - Children	72	1,259	5.7%	10.3%	11.6%	11.9%
% of FP17s for the same patient ID Re-attending within 3 months - Adults	456	3,826	11.9%	14.4%	15.4%	16.0%
% of FP17s for the same patient ID Re-attending between 3 & 9 months - Children	710	1,259	56.4%	62.0%	59.4%	58.3%
% of FP17s for the same patient ID Re-attending between 3 & 9 months - Adults	1,904	3,826	49.8%	55.0%	51.3%	50.3%
% of FP17s for Band 1 Urgent Courses	469	5,184	9.0%	7.2%	8.0%	9.1%
% of FP17s Relating to Free Repair or Replacements	53	5,184	1.0%	0.8%	0.8%	0.8%
% of FP17s Relating to Continuations	36	5,184	0.7%	1.3%	1.0%	1.0%
% of Patients satisfied with the dentistry they have received	4	4	N/A	91.3%	91.7%	91.5%
% of Patients satisfied with the time they had to wait for an appointment	2	4	N/A	87.4%	88.3%	87.9%

* This is based on patients treated on this contract for their most recent course of treatment. Figures in italics indicate the base number of FP17s or Patient Questionnaire responses are less than 100. N/A is shown where the base number of responses is less than 10 during the period. % is calculated as Quantity/Base number*100

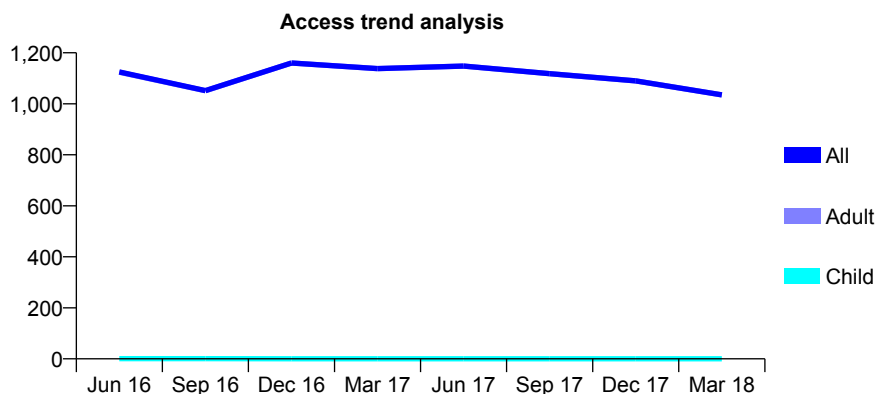
Q55 - Vital Signs At a Glance Contract Report for 111627/0002 - Year end March 2018

Name or company name	VOSG Bassetlaw Ltd
Contract type name	PDS Contract
Purpose of contract	General
Contract start date	01/07/2013
Contract end date	31/03/2018

17/18 Contracted general activity (UDA)	4,000
Carry forward general activity (UDA)	0
17/18 Contracted orthodontic activity (UOA)	0
Carry forward orthodontic activity (UOA)	0
Baseline contract value	£150,216.86

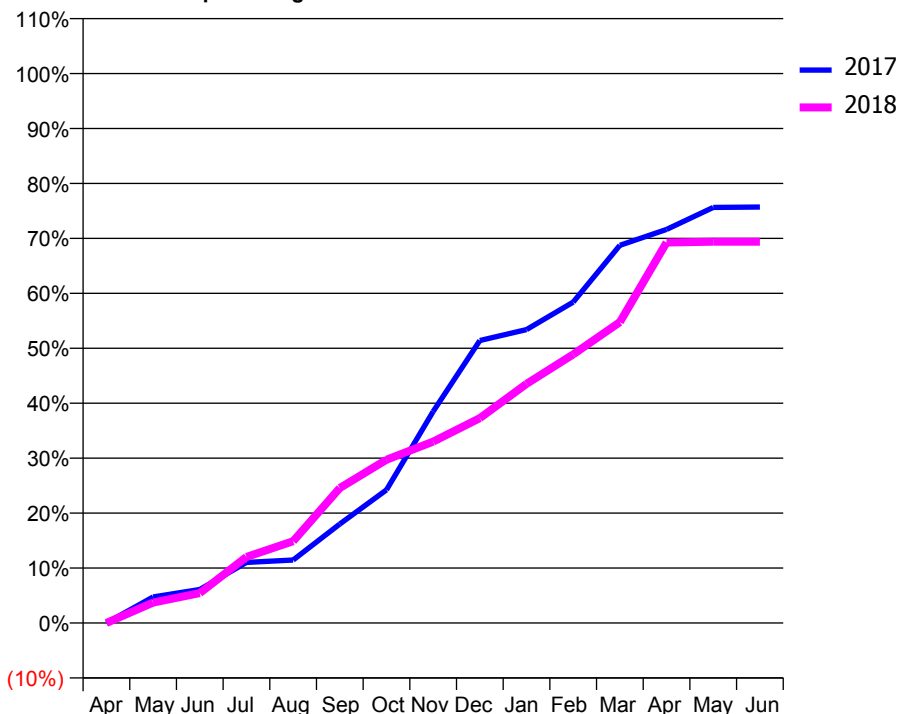
ACCESS*

Patients seen in 24 months	Total	Change since previous quarter
Quarter ending March 2017	1,138	
Quarter ending June 2017	1,148	→
Quarter ending September 2017	1,118	↓
Quarter ending December 2017	1,090	↓
Quarter ending March 2018	1,035	↓
Variance since March 2017	(9.1%)	↓



ACTIVITY

Cumulative percentage of contracted UDA delivered 2017 & 2018



Month	Adjusted Scheduled Activity (UDA)	
	2017	2018
April	0	0
May	190	149
June	244	218
July	441	481
August	459	595
September	721	982
October	969	1,188
November	1,540	1,321
December	2,056	1,491
January	2,136	1,741
February	2,336	1,955
March	2,750	2,191
April	2,865	2,770
May	3,025	2,776
June	3,028	2,776

QUALITY

	Quantity	Base Number	Contract	AT	Region	England
% of FP17s for the same patient ID Re-attending within 3 months - Children	0	0	N/A	10.3%	11.6%	11.9%
% of FP17s for the same patient ID Re-attending within 3 months - Adults	64	802	8.0%	14.4%	15.4%	16.0%
% of FP17s for the same patient ID Re-attending between 3 & 9 months - Children	0	0	N/A	62.0%	59.4%	58.3%
% of FP17s for the same patient ID Re-attending between 3 & 9 months - Adults	65	802	8.1%	55.0%	51.3%	50.3%
% of FP17s for Band 1 Urgent Courses	270	846	31.9%	7.2%	8.0%	9.1%
% of FP17s Relating to Free Repair or Replacements	0	846	0.0%	0.8%	0.8%	0.8%
% of FP17s Relating to Continuations	0	846	0.0%	1.3%	1.0%	1.0%
% of Patients satisfied with the dentistry they have received	0	0	N/A	91.3%	91.7%	91.5%
% of Patients satisfied with the time they had to wait for an appointment	0	0	N/A	87.4%	88.3%	87.9%

* This is based on patients treated on this contract for their most recent course of treatment. Figures in italics indicate the base number of FP17s or Patient Questionnaire responses are less than 100. N/A is shown where the base number of responses is less than 10 during the period. % is calculated as Quantity/Base number*100

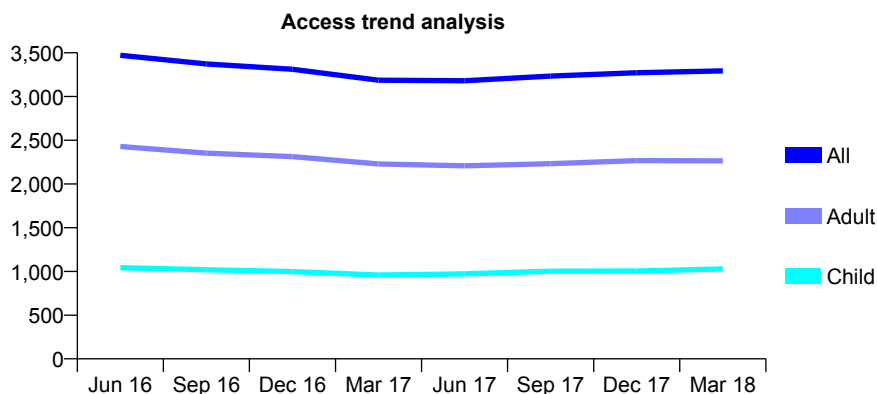
Q55 - Vital Signs At a Glance Contract Report for 113883/0001 - Year end March 2018

Name or company name	Aesthetix Limited
Contract type name	GDS Contract
Purpose of contract	General
Contract start date	01/12/2012
Contract end date	

17/18 Contracted general activity (UDA)	9,555
Carry forward general activity (UDA)	0
17/18 Contracted orthodontic activity (UOA)	0
Carry forward orthodontic activity (UOA)	0
Baseline contract value	£289,272.54

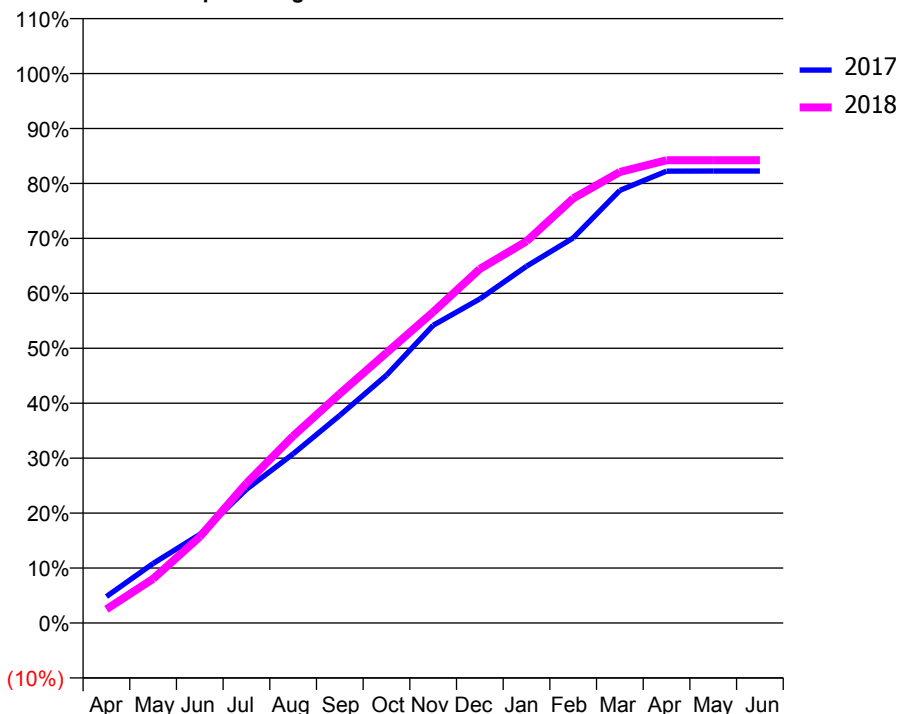
ACCESS*

Patients seen in 24 months	Total	Change since previous quarter
Quarter ending March 2017	3,187	
Quarter ending June 2017	3,180	→
Quarter ending September 2017	3,234	→
Quarter ending December 2017	3,272	→
Quarter ending March 2018	3,293	→
Variance since March 2017	3.3%	↑



ACTIVITY

Cumulative percentage of contracted UDA delivered 2017 & 2018



Month	Adjusted Scheduled Activity (UDA)	
	2017	2018
April	460	240
May	1,034	769
June	1,541	1,499
July	2,324	2,432
August	2,941	3,251
September	3,611	3,986
October	4,309	4,698
November	5,176	5,409
December	5,636	6,158
January	6,203	6,638
February	6,696	7,384
March	7,523	7,844
April	7,858	8,048
May	7,860	8,047
June	7,860	8,047

QUALITY

	Quantity	Base Number	Contract	AT	Region	England
% of FP17s for the same patient ID Re-attending within 3 months - Children	106	1,612	6.6%	10.3%	11.6%	11.9%
% of FP17s for the same patient ID Re-attending within 3 months - Adults	360	3,033	11.9%	14.4%	15.4%	16.0%
% of FP17s for the same patient ID Re-attending between 3 & 9 months - Children	1,013	1,612	62.8%	62.0%	59.4%	58.3%
% of FP17s for the same patient ID Re-attending between 3 & 9 months - Adults	1,554	3,033	51.2%	55.0%	51.3%	50.3%
% of FP17s for Band 1 Urgent Courses	168	4,194	4.0%	7.2%	8.0%	9.1%
% of FP17s Relating to Free Repair or Replacements	29	4,194	0.7%	0.8%	0.8%	0.8%
% of FP17s Relating to Continuations	99	4,194	2.4%	1.3%	1.0%	1.0%
% of Patients satisfied with the dentistry they have received	0	0	N/A	91.3%	91.7%	91.5%
% of Patients satisfied with the time they had to wait for an appointment	0	0	N/A	87.4%	88.3%	87.9%

* This is based on patients treated on this contract for their most recent course of treatment. Figures in italics indicate the base number of FP17s or Patient Questionnaire responses are less than 100. N/A is shown where the base number of responses is less than 10 during the period. % is calculated as Quantity/Base number*100

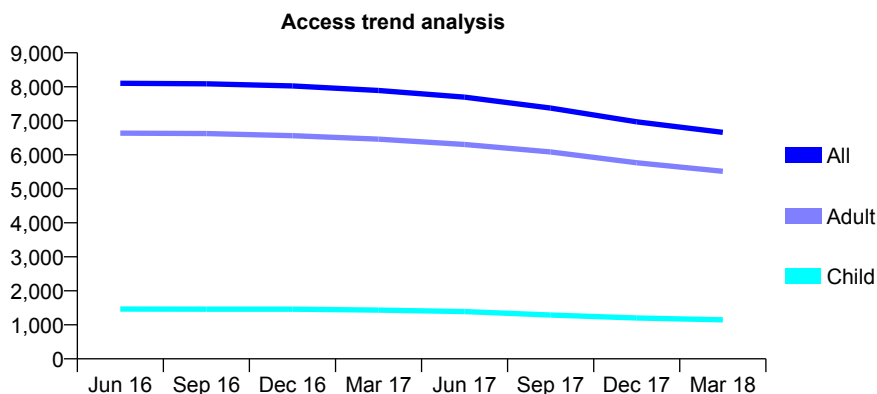
Q55 - Vital Signs At a Glance Contract Report for 115649/0001 - Year end March 2018

Name or company name	Whitecross Dental Care Ltd
Contract type name	GDS Contract
Purpose of contract	General
Contract start date	01/05/2011
Contract end date	

17/18 Contracted general activity (UDA)	27,225
Carry forward general activity (UDA)	545
17/18 Contracted orthodontic activity (UOA)	0
Carry forward orthodontic activity (UOA)	0
Baseline contract value	£727,279.13

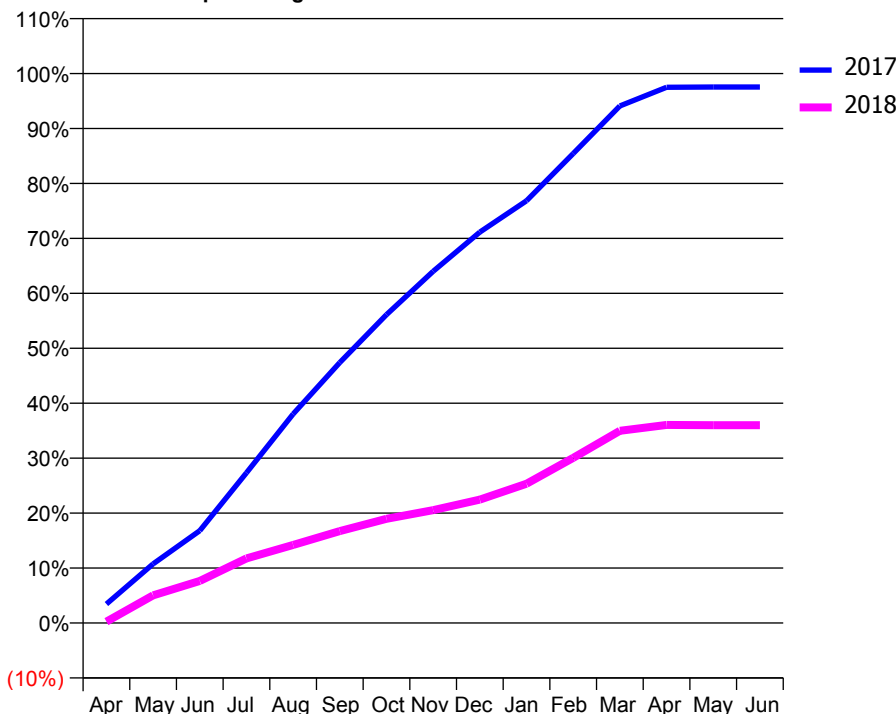
ACCESS*

Patients seen in 24 months	Total	Change since previous quarter
Quarter ending March 2017	7,893	
Quarter ending June 2017	7,695	↓
Quarter ending September 2017	7,373	↓
Quarter ending December 2017	6,970	↓
Quarter ending March 2018	6,662	↓
Variance since March 2017	(15.6%)	↓



ACTIVITY

Cumulative percentage of contracted UDA delivered 2017 & 2018



Month	Adjusted Scheduled Activity (UDA)	
	2017	2018
April	766	68
May	2,393	1,369
June	3,737	2,083
July	6,076	3,201
August	8,452	3,866
September	10,537	4,558
October	12,472	5,163
November	14,227	5,590
December	15,812	6,114
January	17,080	6,902
February	18,987	8,183
March	20,915	9,522
April	21,669	9,817
May	21,680	9,804
June	21,680	9,804

QUALITY

	Quantity	Base Number	Contract	AT	Region	England
% of FP17s for the same patient ID Re-attending within 3 months - Children	62	1,039	6.0%	10.3%	11.6%	11.9%
% of FP17s for the same patient ID Re-attending within 3 months - Adults	466	4,564	10.2%	14.4%	15.4%	16.0%
% of FP17s for the same patient ID Re-attending between 3 & 9 months - Children	485	1,039	46.7%	62.0%	59.4%	58.3%
% of FP17s for the same patient ID Re-attending between 3 & 9 months - Adults	2,006	4,564	44.0%	55.0%	51.3%	50.3%
% of FP17s for Band 1 Urgent Courses	618	5,440	11.4%	7.2%	8.0%	9.1%
% of FP17s Relating to Free Repair or Replacements	16	5,440	0.3%	0.8%	0.8%	0.8%
% of FP17s Relating to Continuations	111	5,440	2.0%	1.3%	1.0%	1.0%
% of Patients satisfied with the dentistry they have received	3	3	N/A	91.3%	91.7%	91.5%
% of Patients satisfied with the time they had to wait for an appointment	2	3	N/A	87.4%	88.3%	87.9%

* This is based on patients treated on this contract for their most recent course of treatment. Figures in italics indicate the base number of FP17s or Patient Questionnaire responses are less than 100. N/A is shown where the base number of responses is less than 10 during the period. % is calculated as Quantity/Base number*100

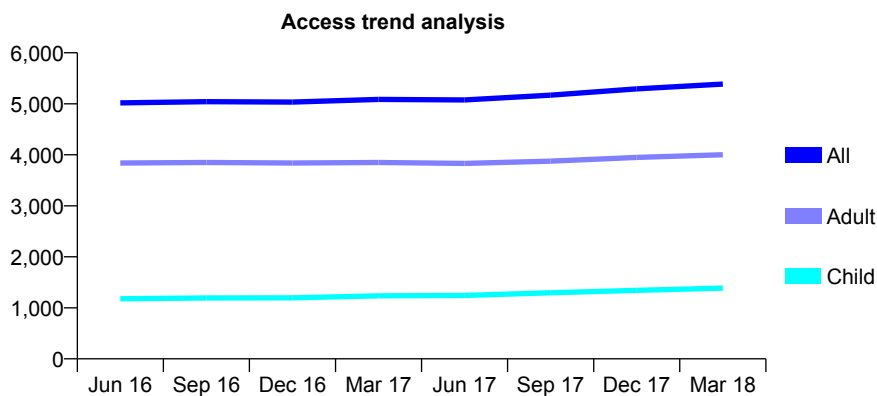
Q55 - Vital Signs At a Glance Contract Report for 115711/0001 - Year end March 2018

Name or company name	Ishak Practices Limited
Contract type name	GDS Contract
Purpose of contract	General
Contract start date	01/04/2011
Contract end date	

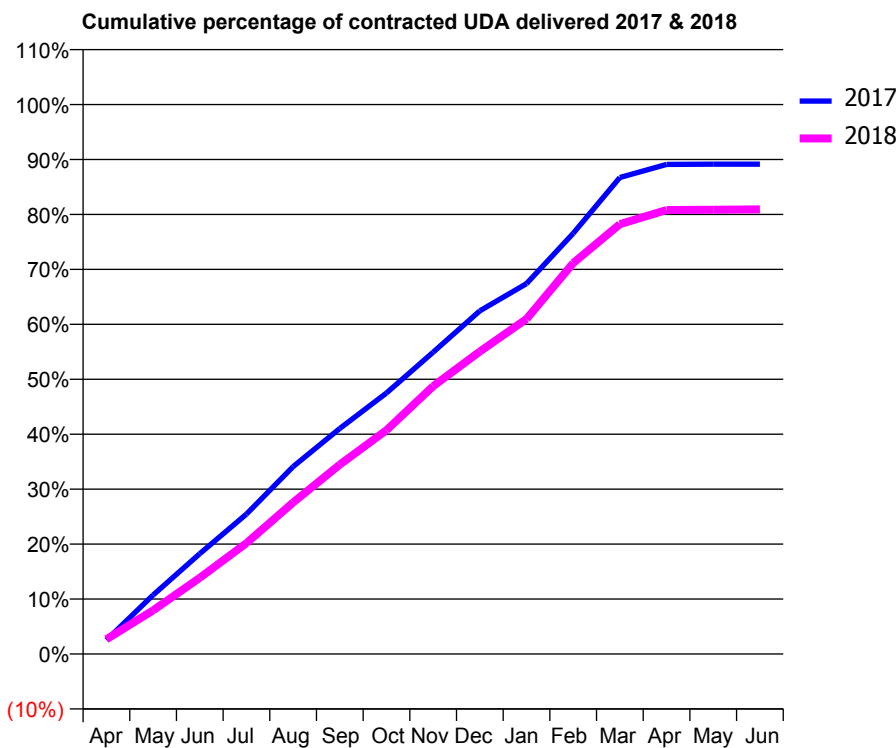
17/18 Contracted general activity (UDA)	16,922
Carry forward general activity (UDA)	0
17/18 Contracted orthodontic activity (UOA)	0
Carry forward orthodontic activity (UOA)	0
Baseline contract value	£400,557.81

ACCESS*

Patients seen in 24 months	Total	Change since previous quarter
Quarter ending March 2017	5,085	
Quarter ending June 2017	5,075	→
Quarter ending September 2017	5,170	→
Quarter ending December 2017	5,292	↑
Quarter ending March 2018	5,388	→
Variance since March 2017	6.0%	↑



ACTIVITY



Month	Adjusted Scheduled Activity (UDA)	
	2017	2018
April	430	455
May	1,816	1,345
June	3,091	2,345
July	4,310	3,414
August	5,771	4,667
September	6,947	5,834
October	8,040	6,892
November	9,297	8,249
December	10,569	9,316
January	11,404	10,319
February	12,953	12,036
March	14,676	13,237
April	15,075	13,673
May	15,087	13,681
June	15,087	13,694

QUALITY

	Quantity	Base Number	Contract	AT	Region	England
% of FP17s for the same patient ID Re-attending within 3 months - Children	93	2,069	4.5%	10.3%	11.6%	11.9%
% of FP17s for the same patient ID Re-attending within 3 months - Adults	322	5,222	6.2%	14.4%	15.4%	16.0%
% of FP17s for the same patient ID Re-attending between 3 & 9 months - Children	1,315	2,069	63.6%	62.0%	59.4%	58.3%
% of FP17s for the same patient ID Re-attending between 3 & 9 months - Adults	3,223	5,222	61.7%	55.0%	51.3%	50.3%
% of FP17s for Band 1 Urgent Courses	0	7,342	0.0%	7.2%	8.0%	9.1%
% of FP17s Relating to Free Repair or Replacements	14	7,342	0.2%	0.8%	0.8%	0.8%
% of FP17s Relating to Continuations	105	7,342	1.4%	1.3%	1.0%	1.0%
% of Patients satisfied with the dentistry they have received	2	3	N/A	91.3%	91.7%	91.5%
% of Patients satisfied with the time they had to wait for an appointment	2	3	N/A	87.4%	88.3%	87.9%

* This is based on patients treated on this contract for their most recent course of treatment. Figures in italics indicate the base number of FP17s or Patient Questionnaire responses are less than 100. N/A is shown where the base number of responses is less than 10 during the period. % is calculated as Quantity/Base number*100

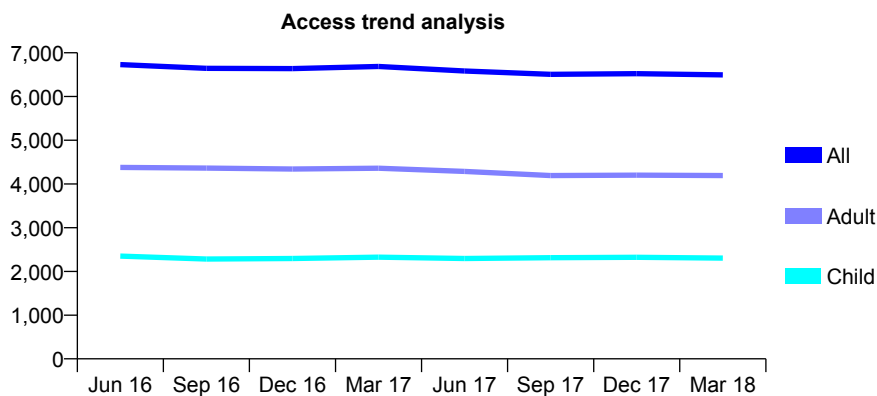
Q55 - Vital Signs At a Glance Contract Report for 116114/0001 - Year end March 2018

Name or company name	Rise Park Dental Practice Limited
Contract type name	GDS Contract
Purpose of contract	General
Contract start date	01/04/2010
Contract end date	

17/18 Contracted general activity (UDA)	16,916
Carry forward general activity (UDA)	174
17/18 Contracted orthodontic activity (UOA)	0
Carry forward orthodontic activity (UOA)	0
Baseline contract value	£387,896.26

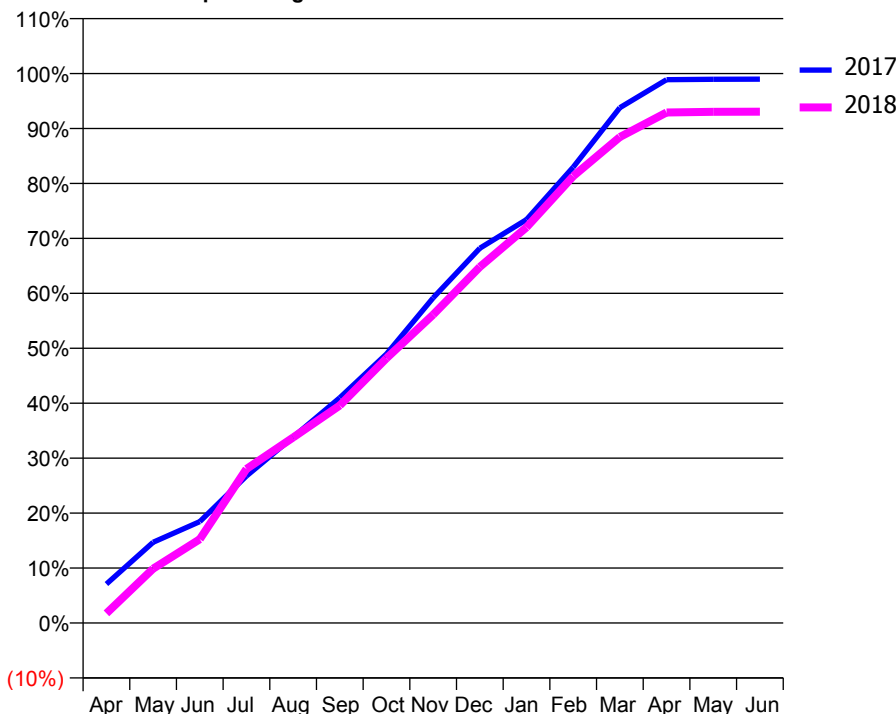
ACCESS*

Patients seen in 24 months	Total	Change since previous quarter
Quarter ending March 2017	6,687	
Quarter ending June 2017	6,583	↓
Quarter ending September 2017	6,506	↓
Quarter ending December 2017	6,524	→
Quarter ending March 2018	6,495	→
Variance since March 2017	(2.9%)	↓



ACTIVITY

Cumulative percentage of contracted UDA delivered 2017 & 2018



Month	Adjusted Scheduled Activity (UDA)	
	2017	2018
April	1,201	298
May	2,486	1,672
June	3,121	2,579
July	4,527	4,744
August	5,725	5,711
September	6,936	6,696
October	8,283	8,149
November	10,010	9,494
December	11,539	10,962
January	12,421	12,183
February	14,034	13,754
March	15,863	14,960
April	16,726	15,717
May	16,739	15,736
June	16,742	15,741

QUALITY

	Quantity	Base Number	Contract	AT	Region	England
% of FP17s for the same patient ID Re-attending within 3 months - Children	183	3,062	6.0%	10.3%	11.6%	11.9%
% of FP17s for the same patient ID Re-attending within 3 months - Adults	521	5,021	10.4%	14.4%	15.4%	16.0%
% of FP17s for the same patient ID Re-attending between 3 & 9 months - Children	1,777	3,062	58.0%	62.0%	59.4%	58.3%
% of FP17s for the same patient ID Re-attending between 3 & 9 months - Adults	2,474	5,021	49.3%	55.0%	51.3%	50.3%
% of FP17s for Band 1 Urgent Courses	471	8,114	5.8%	7.2%	8.0%	9.1%
% of FP17s Relating to Free Repair or Replacements	28	8,114	0.3%	0.8%	0.8%	0.8%
% of FP17s Relating to Continuations	59	8,114	0.7%	1.3%	1.0%	1.0%
% of Patients satisfied with the dentistry they have received	4	5	N/A	91.3%	91.7%	91.5%
% of Patients satisfied with the time they had to wait for an appointment	5	5	N/A	87.4%	88.3%	87.9%

* This is based on patients treated on this contract for their most recent course of treatment. Figures in italics indicate the base number of FP17s or Patient Questionnaire responses are less than 100. N/A is shown where the base number of responses is less than 10 during the period. % is calculated as Quantity/Base number*100

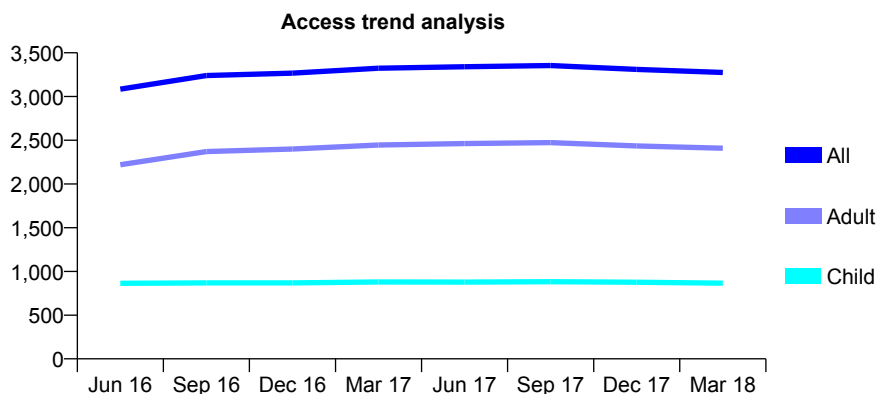
Q55 - Vital Signs At a Glance Contract Report for 116386/0001 - Year end March 2018

Name or company name	Apex Dental Care Dronfield Partnership
Contract type name	GDS Contract
Purpose of contract	General and Orthodontic
Contract start date	01/05/2015
Contract end date	

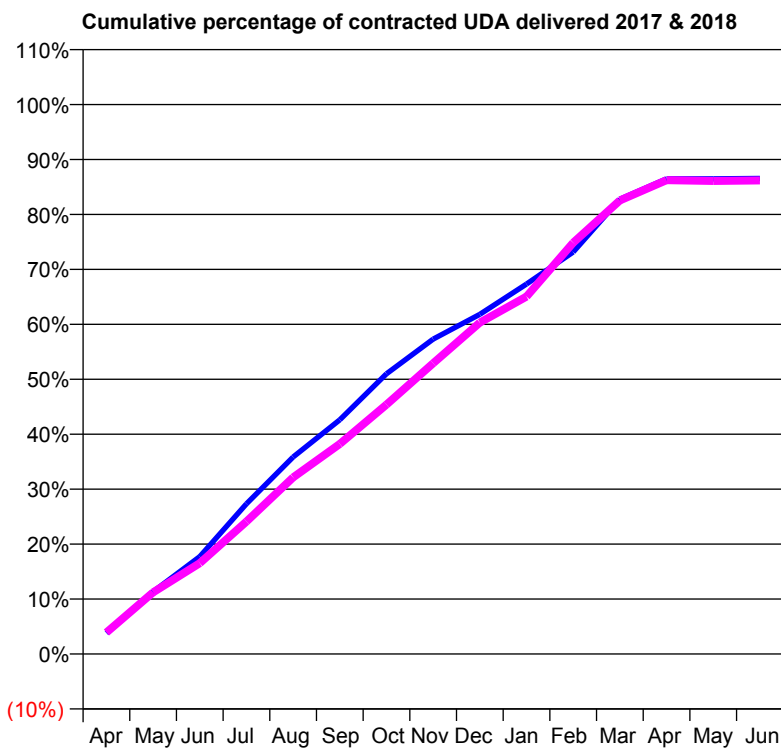
17/18 Contracted general activity (UDA)	10,201
Carry forward general activity (UDA)	0
17/18 Contracted orthodontic activity (UOA)	105
Carry forward orthodontic activity (UOA)	0
Baseline contract value	£265,025.90

ACCESS*

Patients seen in 24 months	Total	Change since previous quarter
Quarter ending March 2017	3,324	
Quarter ending June 2017	3,340	→
Quarter ending September 2017	3,355	→
Quarter ending December 2017	3,310	↓
Quarter ending March 2018	3,275	↓
Variance since March 2017	(1.5%)	↓



ACTIVITY



Month	Adjusted Scheduled Activity (UDA)	
	2017	2018
April	386	400
May	1,158	1,145
June	1,807	1,686
July	2,788	2,459
August	3,658	3,280
September	4,349	3,901
October	5,202	4,631
November	5,845	5,398
December	6,307	6,152
January	6,869	6,635
February	7,463	7,635
March	8,443	8,420
April	8,821	8,796
May	8,821	8,783
June	8,829	8,793

QUALITY

	Quantity	Base Number	Contract	AT	Region	England
% of FP17s for the same patient ID Re-attending within 3 months - Children	75	1,560	4.8%	10.3%	11.6%	11.9%
% of FP17s for the same patient ID Re-attending within 3 months - Adults	508	4,016	12.6%	14.4%	15.4%	16.0%
% of FP17s for the same patient ID Re-attending between 3 & 9 months - Children	1,245	1,560	79.8%	62.0%	59.4%	58.3%
% of FP17s for the same patient ID Re-attending between 3 & 9 months - Adults	2,739	4,016	68.2%	55.0%	51.3%	50.3%
% of FP17s for Band 1 Urgent Courses	351	5,540	6.3%	7.2%	8.0%	9.1%
% of FP17s Relating to Free Repair or Replacements	48	5,540	0.9%	0.8%	0.8%	0.8%
% of FP17s Relating to Continuations	38	5,540	0.7%	1.3%	1.0%	1.0%
% of Patients satisfied with the dentistry they have received	8	9	N/A	91.3%	91.7%	91.5%
% of Patients satisfied with the time they had to wait for an appointment	9	9	N/A	87.4%	88.3%	87.9%

* This is based on patients treated on this contract for their most recent course of treatment. Figures in italics indicate the base number of FP17s or Patient Questionnaire responses are less than 100. N/A is shown where the base number of responses is less than 10 during the period. % is calculated as Quantity/Base number*100

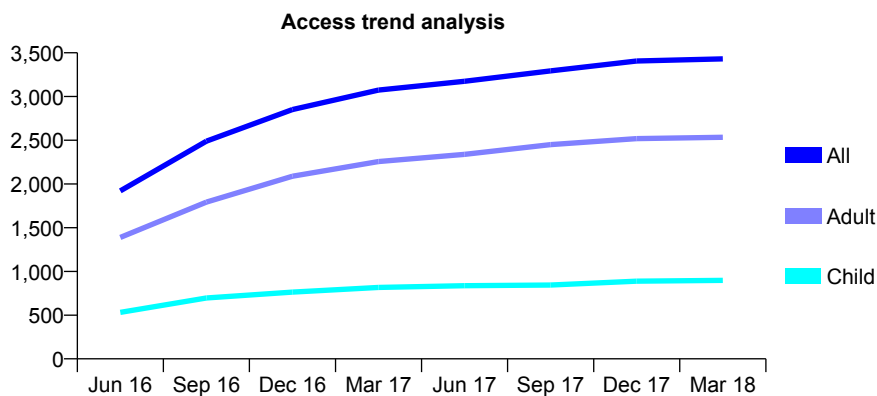
Q55 - Vital Signs At a Glance Contract Report for 117153/0001 - Year end March 2018

Name or company name	Woodthorpe Dental Care
Contract type name	GDS Contract
Purpose of contract	General
Contract start date	24/12/2015
Contract end date	

17/18 Contracted general activity (UDA)	8,991
Carry forward general activity (UDA)	71
17/18 Contracted orthodontic activity (UOA)	0
Carry forward orthodontic activity (UOA)	0
Baseline contract value	£215,033.87

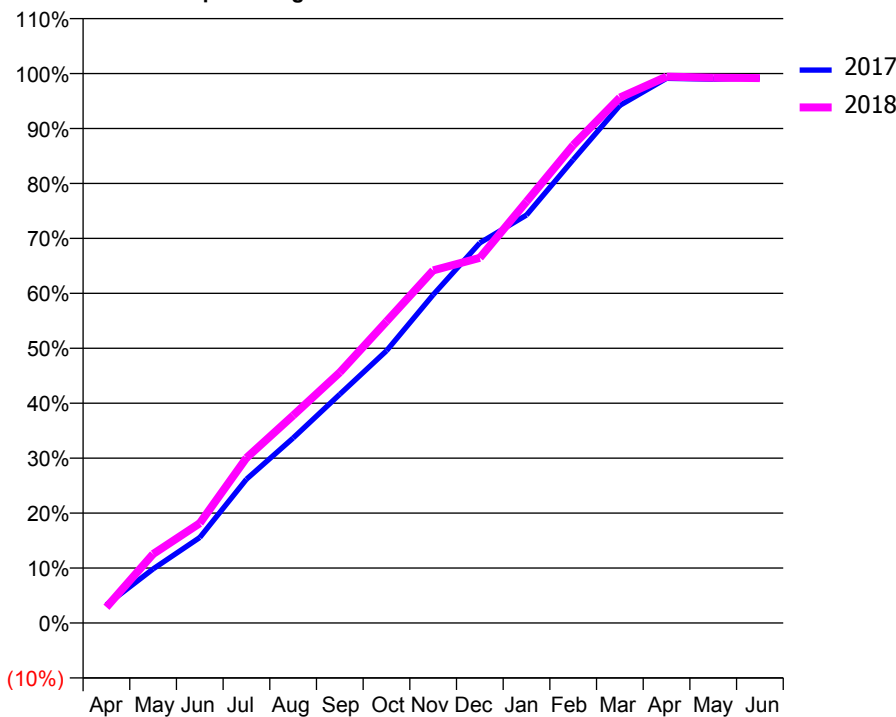
ACCESS*

Patients seen in 24 months	Total	Change since previous quarter
Quarter ending March 2017	3,073	
Quarter ending June 2017	3,175	↑
Quarter ending September 2017	3,294	↑
Quarter ending December 2017	3,406	↑
Quarter ending March 2018	3,431	→
Variance since March 2017	11.6%	↑



ACTIVITY

Cumulative percentage of contracted UDA delivered 2017 & 2018



Month	Adjusted Scheduled Activity (UDA)	
	2017	2018
April	297	259
May	886	1,129
June	1,401	1,634
July	2,353	2,702
August	3,027	3,397
September	3,743	4,101
October	4,454	4,935
November	5,371	5,770
December	6,220	5,974
January	6,676	6,895
February	7,580	7,820
March	8,468	8,598
April	8,913	8,941
May	8,898	8,922
June	8,920	8,916

QUALITY

	Quantity	Base Number	Contract	AT	Region	England
% of FP17s for the same patient ID Re-attending within 3 months - Children	101	1,394	7.2%	10.3%	11.6%	11.9%
% of FP17s for the same patient ID Re-attending within 3 months - Adults	485	3,767	12.9%	14.4%	15.4%	16.0%
% of FP17s for the same patient ID Re-attending between 3 & 9 months - Children	828	1,394	59.4%	62.0%	59.4%	58.3%
% of FP17s for the same patient ID Re-attending between 3 & 9 months - Adults	2,418	3,767	64.2%	55.0%	51.3%	50.3%
% of FP17s for Band 1 Urgent Courses	378	5,121	7.4%	7.2%	8.0%	9.1%
% of FP17s Relating to Free Repair or Replacements	21	5,121	0.4%	0.8%	0.8%	0.8%
% of FP17s Relating to Continuations	6	5,121	0.1%	1.3%	1.0%	1.0%
% of Patients satisfied with the dentistry they have received	8	10	80.0%	91.3%	91.7%	91.5%
% of Patients satisfied with the time they had to wait for an appointment	7	10	70.0%	87.4%	88.3%	87.9%

* This is based on patients treated on this contract for their most recent course of treatment. Figures in italics indicate the base number of FP17s or Patient Questionnaire responses are less than 100. N/A is shown where the base number of responses is less than 10 during the period. % is calculated as Quantity/Base number*100

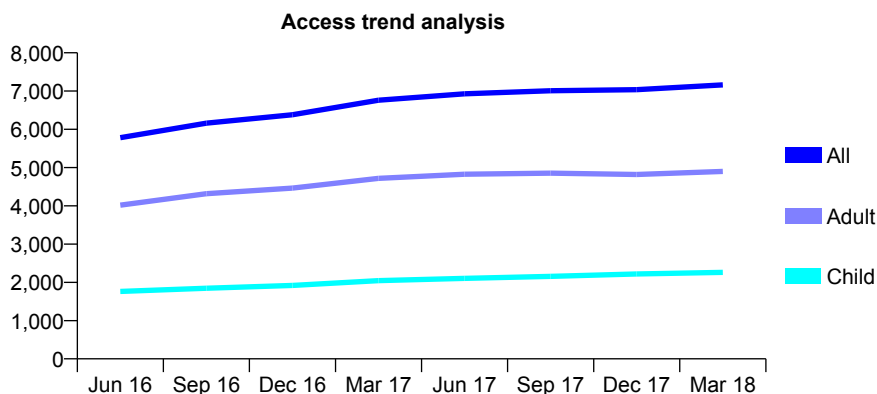
Q55 - Vital Signs At a Glance Contract Report for 117897/0001 - Year end March 2018

Name or company name	Dove Dental Care Ltd
Contract type name	GDS Contract
Purpose of contract	General
Contract start date	01/10/2009
Contract end date	

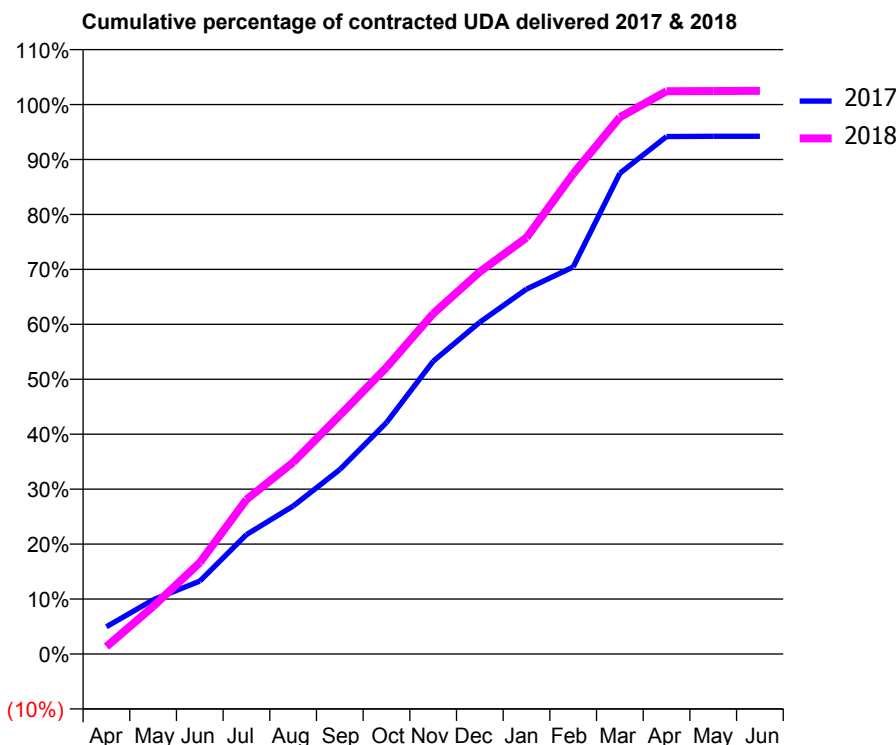
17/18 Contracted general activity (UDA)	22,030
Carry forward general activity (UDA)	0
17/18 Contracted orthodontic activity (UOA)	0
Carry forward orthodontic activity (UOA)	0
Baseline contract value	£553,544.37

ACCESS*

Patients seen in 24 months	Total	Change since previous quarter
Quarter ending March 2017	6,760	
Quarter ending June 2017	6,928	↑
Quarter ending September 2017	7,010	→
Quarter ending December 2017	7,037	→
Quarter ending March 2018	7,163	→
Variance since March 2017	6.0%	↑



ACTIVITY



Month	Adjusted Scheduled Activity (UDA)	
	2017	2018
April	1,390	294
May	2,766	1,906
June	3,714	3,665
July	6,089	6,191
August	7,544	7,687
September	9,409	9,573
October	11,802	11,491
November	14,934	13,644
December	16,927	15,325
January	18,612	16,695
February	19,744	19,253
March	24,522	21,521
April	26,398	22,561
May	26,409	22,566
June	26,407	22,578

QUALITY

	Quantity	Base Number	Contract	AT	Region	England
% of FP17s for the same patient ID Re-attending within 3 months - Children	466	3,761	12.4%	10.3%	11.6%	11.9%
% of FP17s for the same patient ID Re-attending within 3 months - Adults	1,408	7,378	19.1%	14.4%	15.4%	16.0%
% of FP17s for the same patient ID Re-attending between 3 & 9 months - Children	2,231	3,761	59.3%	62.0%	59.4%	58.3%
% of FP17s for the same patient ID Re-attending between 3 & 9 months - Adults	4,209	7,378	57.0%	55.0%	51.3%	50.3%
% of FP17s for Band 1 Urgent Courses	859	10,856	7.9%	7.2%	8.0%	9.1%
% of FP17s Relating to Free Repair or Replacements	66	10,856	0.6%	0.8%	0.8%	0.8%
% of FP17s Relating to Continuations	23	10,856	0.2%	1.3%	1.0%	1.0%
% of Patients satisfied with the dentistry they have received	11	11	100.0%	91.3%	91.7%	91.5%
% of Patients satisfied with the time they had to wait for an appointment	11	11	100.0%	87.4%	88.3%	87.9%

* This is based on patients treated on this contract for their most recent course of treatment. Figures in italics indicate the base number of FP17s or Patient Questionnaire responses are less than 100. N/A is shown where the base number of responses is less than 10 during the period. % is calculated as Quantity/Base number*100

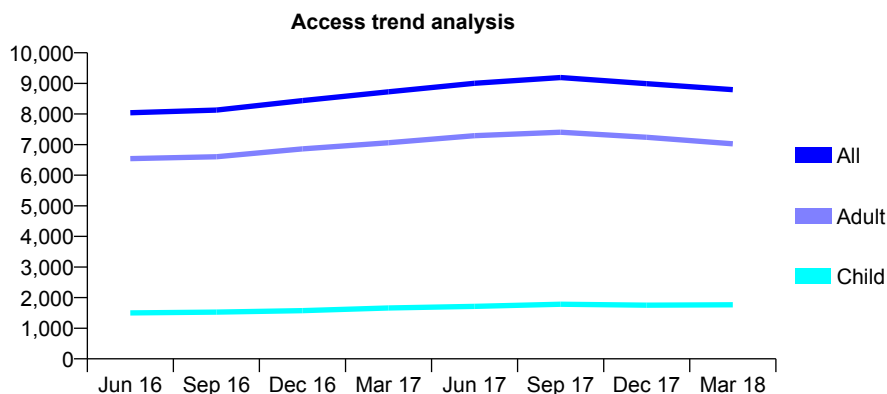
Q55 - Vital Signs At a Glance Contract Report for 118885/0001 - Year end March 2018

Name or company name	Sherwood Dental Centre
Contract type name	GDS Contract
Purpose of contract	General
Contract start date	01/04/2006
Contract end date	

17/18 Contracted general activity (UDA)	28,155
Carry forward general activity (UDA)	-154
17/18 Contracted orthodontic activity (UOA)	0
Carry forward orthodontic activity (UOA)	0
Baseline contract value	£526,537.60

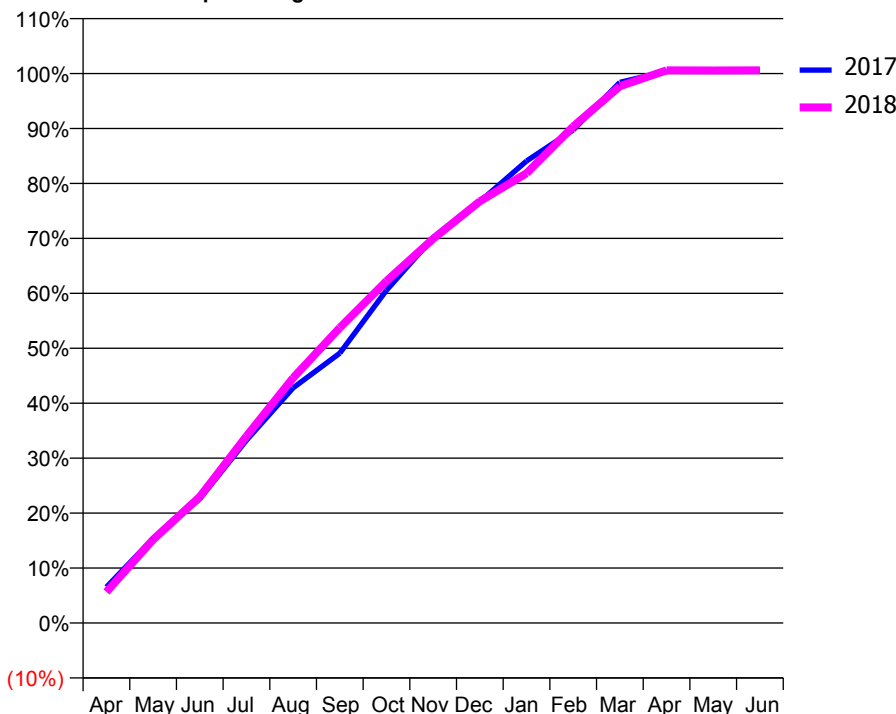
ACCESS*

Patients seen in 24 months	Total	Change since previous quarter
Quarter ending March 2017	8,724	
Quarter ending June 2017	9,004	↑
Quarter ending September 2017	9,193	↑
Quarter ending December 2017	8,992	↓
Quarter ending March 2018	8,794	↓
Variance since March 2017	0.8%	→



ACTIVITY

Cumulative percentage of contracted UDA delivered 2017 & 2018



Month	Adjusted Scheduled Activity (UDA)	
	2017	2018
April	1,840	1,597
May	4,335	4,276
June	6,363	6,466
July	9,363	9,574
August	12,051	12,561
September	13,824	15,134
October	17,050	17,524
November	19,742	19,686
December	21,592	21,606
January	23,671	23,040
February	25,265	25,442
March	27,705	27,502
April	28,269	28,314
May	28,308	28,312
June	28,309	28,313

QUALITY

	Quantity	Base Number	Contract	AT	Region	England
% of FP17s for the same patient ID Re-attending within 3 months - Children	140	2,856	4.9%	10.3%	11.6%	11.9%
% of FP17s for the same patient ID Re-attending within 3 months - Adults	668	8,948	7.5%	14.4%	15.4%	16.0%
% of FP17s for the same patient ID Re-attending between 3 & 9 months - Children	1,976	2,856	69.2%	62.0%	59.4%	58.3%
% of FP17s for the same patient ID Re-attending between 3 & 9 months - Adults	5,348	8,948	59.8%	55.0%	51.3%	50.3%
% of FP17s for Band 1 Urgent Courses	484	11,656	4.2%	7.2%	8.0%	9.1%
% of FP17s Relating to Free Repair or Replacements	52	11,656	0.4%	0.8%	0.8%	0.8%
% of FP17s Relating to Continuations	10	11,656	0.1%	1.3%	1.0%	1.0%
% of Patients satisfied with the dentistry they have received	9	12	75.0%	91.3%	91.7%	91.5%
% of Patients satisfied with the time they had to wait for an appointment	9	12	75.0%	87.4%	88.3%	87.9%

* This is based on patients treated on this contract for their most recent course of treatment. Figures in italics indicate the base number of FP17s or Patient Questionnaire responses are less than 100. N/A is shown where the base number of responses is less than 10 during the period. % is calculated as Quantity/Base number*100

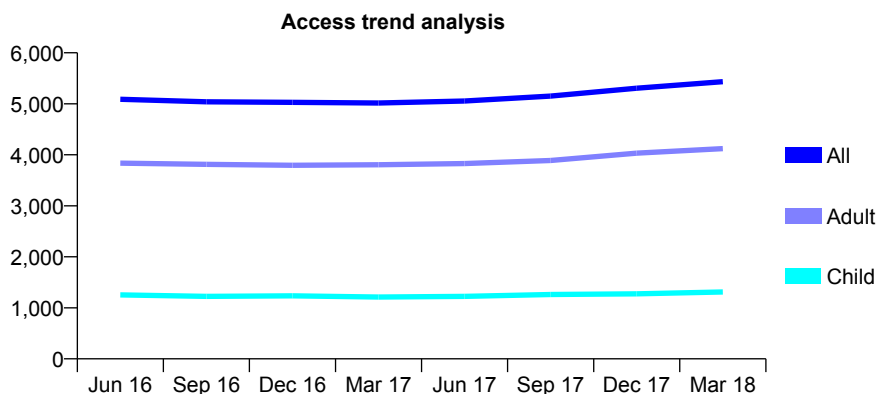
Q55 - Vital Signs At a Glance Contract Report for 119091/0002 - Year end March 2018

Name or company name	TLC 4 Smiles Ashbourne LLP
Contract type name	PDS Contract
Purpose of contract	General
Contract start date	15/02/2010
Contract end date	14/02/2020

17/18 Contracted general activity (UDA)	14,674
Carry forward general activity (UDA)	505
17/18 Contracted orthodontic activity (UOA)	0
Carry forward orthodontic activity (UOA)	0
Baseline contract value	£483,768.64

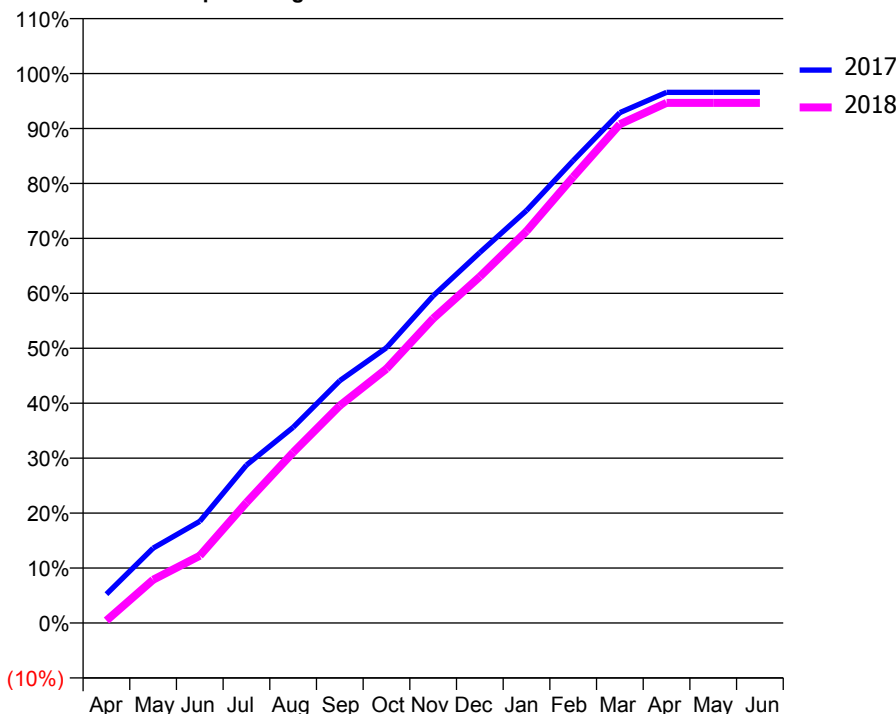
ACCESS*

Patients seen in 24 months	Total	Change since previous quarter
Quarter ending March 2017	5,016	
Quarter ending June 2017	5,055	→
Quarter ending September 2017	5,151	→
Quarter ending December 2017	5,307	↑
Quarter ending March 2018	5,433	↑
Variance since March 2017	8.3%	↑



ACTIVITY

Cumulative percentage of contracted UDA delivered 2017 & 2018



Month	Adjusted Scheduled Activity (UDA)	
	2017	2018
April	770	66
May	1,998	1,155
June	2,715	1,795
July	4,217	3,216
August	5,227	4,556
September	6,473	5,804
October	7,351	6,790
November	8,736	8,130
December	9,893	9,250
January	11,015	10,465
February	12,348	11,914
March	13,630	13,321
April	14,169	13,890
May	14,169	13,890
June	14,169	13,890

QUALITY

	Quantity	Base Number	Contract	AT	Region	England
% of FP17s for the same patient ID Re-attending within 3 months - Children	77	1,988	3.9%	10.3%	11.6%	11.9%
% of FP17s for the same patient ID Re-attending within 3 months - Adults	574	5,833	9.8%	14.4%	15.4%	16.0%
% of FP17s for the same patient ID Re-attending between 3 & 9 months - Children	1,307	1,988	65.7%	62.0%	59.4%	58.3%
% of FP17s for the same patient ID Re-attending between 3 & 9 months - Adults	3,631	5,833	62.2%	55.0%	51.3%	50.3%
% of FP17s for Band 1 Urgent Courses	458	7,870	5.8%	7.2%	8.0%	9.1%
% of FP17s Relating to Free Repair or Replacements	29	7,870	0.4%	0.8%	0.8%	0.8%
% of FP17s Relating to Continuations	48	7,870	0.6%	1.3%	1.0%	1.0%
% of Patients satisfied with the dentistry they have received	17	17	100.0%	91.3%	91.7%	91.5%
% of Patients satisfied with the time they had to wait for an appointment	16	17	94.1%	87.4%	88.3%	87.9%

* This is based on patients treated on this contract for their most recent course of treatment. Figures in italics indicate the base number of FP17s or Patient Questionnaire responses are less than 100. N/A is shown where the base number of responses is less than 10 during the period. % is calculated as Quantity/Base number*100

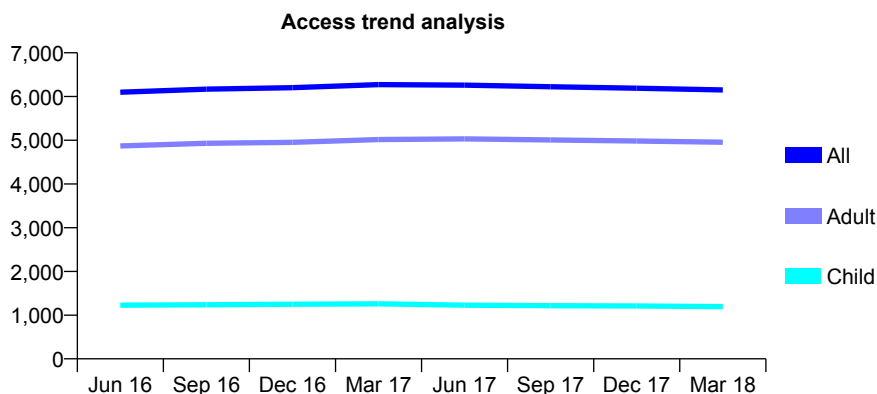
Q55 - Vital Signs At a Glance Contract Report for 119105/0001 - Year end March 2018

Name or company name	THE PEAR TREE DENTAL CENTRE LIMITED
Contract type name	GDS Contract
Purpose of contract	General
Contract start date	01/09/2010
Contract end date	

17/18 Contracted general activity (UDA)	16,518
Carry forward general activity (UDA)	0
17/18 Contracted orthodontic activity (UOA)	0
Carry forward orthodontic activity (UOA)	0
Baseline contract value	£406,733.24

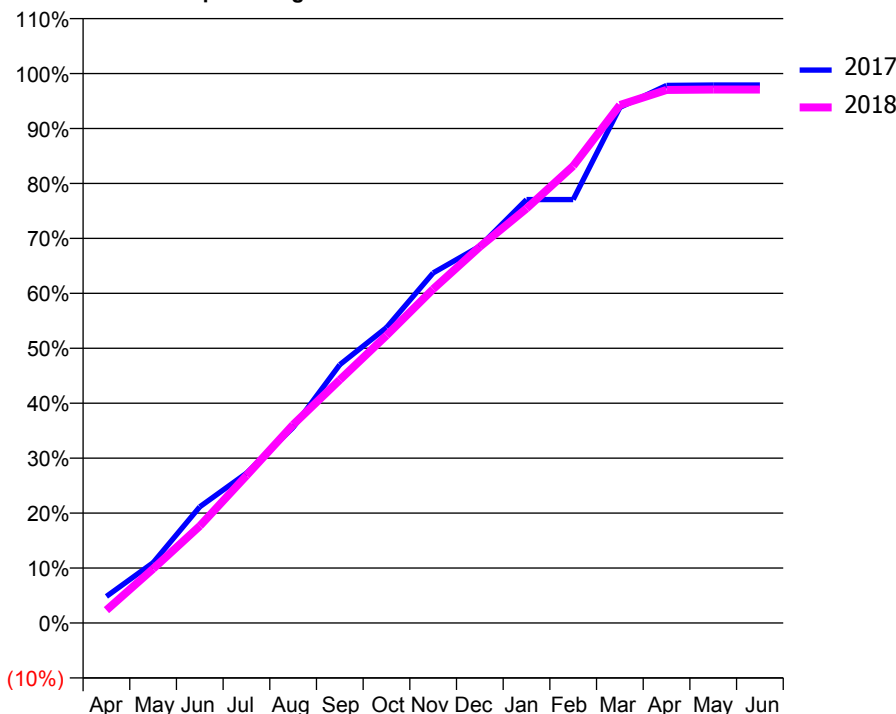
ACCESS*

Patients seen in 24 months	Total	Change since previous quarter
Quarter ending March 2017	6,273	
Quarter ending June 2017	6,259	→
Quarter ending September 2017	6,223	→
Quarter ending December 2017	6,191	→
Quarter ending March 2018	6,150	→
Variance since March 2017	(2.0%)	↓



ACTIVITY

Cumulative percentage of contracted UDA delivered 2017 & 2018



Month	Adjusted Scheduled Activity (UDA)	
	2017	2018
April	833	388
May	1,891	1,629
June	3,638	2,918
July	4,691	4,432
August	6,122	5,962
September	8,089	7,309
October	9,250	8,645
November	10,964	10,038
December	11,796	11,312
January	13,257	12,460
February	13,257	13,741
March	16,143	15,572
April	16,833	16,024
May	16,847	16,038
June	16,847	16,038

QUALITY

	Quantity	Base Number	Contract	AT	Region	England
% of FP17s for the same patient ID Re-attending within 3 months - Children	88	1,962	4.5%	10.3%	11.6%	11.9%
% of FP17s for the same patient ID Re-attending within 3 months - Adults	836	8,289	10.1%	14.4%	15.4%	16.0%
% of FP17s for the same patient ID Re-attending between 3 & 9 months - Children	1,404	1,962	71.6%	62.0%	59.4%	58.3%
% of FP17s for the same patient ID Re-attending between 3 & 9 months - Adults	5,862	8,289	70.7%	55.0%	51.3%	50.3%
% of FP17s for Band 1 Urgent Courses	207	10,122	2.0%	7.2%	8.0%	9.1%
% of FP17s Relating to Free Repair or Replacements	52	10,122	0.5%	0.8%	0.8%	0.8%
% of FP17s Relating to Continuations	190	10,122	1.9%	1.3%	1.0%	1.0%
% of Patients satisfied with the dentistry they have received	5	6	N/A	91.3%	91.7%	91.5%
% of Patients satisfied with the time they had to wait for an appointment	6	6	N/A	87.4%	88.3%	87.9%

* This is based on patients treated on this contract for their most recent course of treatment. Figures in italics indicate the base number of FP17s or Patient Questionnaire responses are less than 100. N/A is shown where the base number of responses is less than 10 during the period. % is calculated as Quantity/Base number*100

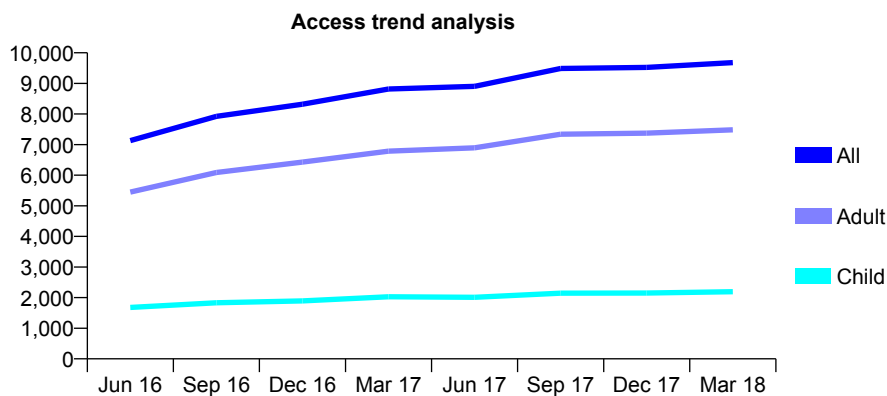
Q55 - Vital Signs At a Glance Contract Report for 120898/0001 - Year end March 2018

Name or company name	Nationwide Healthcare Providers Ltd
Contract type name	GDS Contract
Purpose of contract	General
Contract start date	01/04/2015
Contract end date	

17/18 Contracted general activity (UDA)	27,708
Carry forward general activity (UDA)	0
17/18 Contracted orthodontic activity (UOA)	0
Carry forward orthodontic activity (UOA)	0
Baseline contract value	£550,607.45

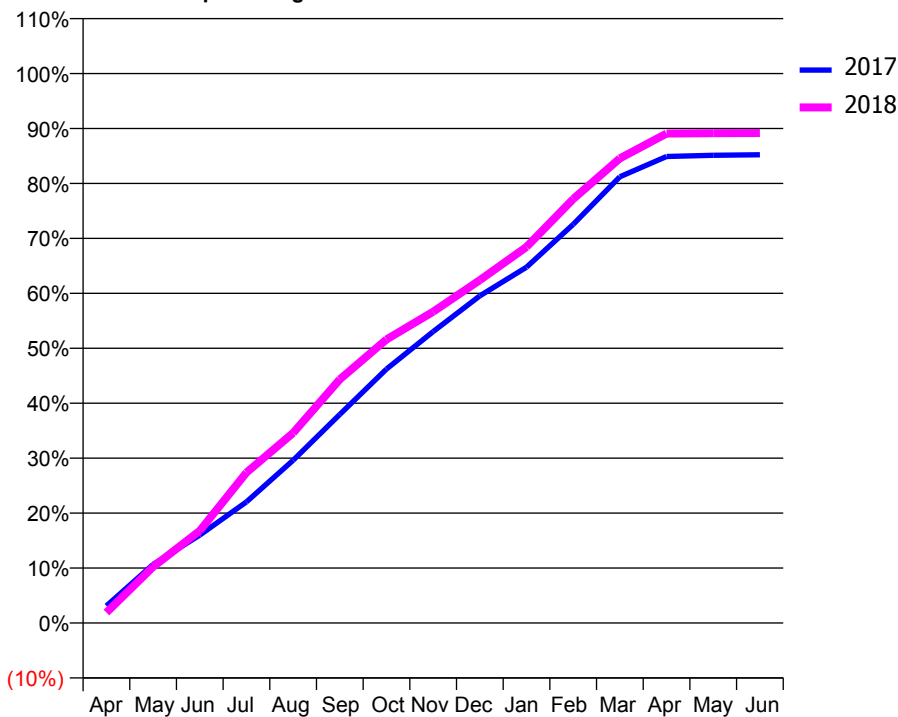
ACCESS*

Patients seen in 24 months	Total	Change since previous quarter
Quarter ending March 2017	8,815	
Quarter ending June 2017	8,906	→
Quarter ending September 2017	9,488	↑
Quarter ending December 2017	9,525	→
Quarter ending March 2018	9,679	→
Variance since March 2017	9.8%	↑



ACTIVITY

Cumulative percentage of contracted UDA delivered 2017 & 2018



Month	Adjusted Scheduled Activity (UDA)	
	2017	2018
April	942	527
May	3,210	2,831
June	4,820	4,647
July	6,632	7,586
August	8,913	9,584
September	11,424	12,287
October	13,910	14,296
November	15,963	15,695
December	17,920	17,289
January	19,489	18,967
February	21,832	21,379
March	24,440	23,431
April	25,548	24,680
May	25,619	24,702
June	25,647	24,704

QUALITY

	Quantity	Base Number	Contract	AT	Region	England
% of FP17s for the same patient ID Re-attending within 3 months - Children	262	2,926	9.0%	10.3%	11.6%	11.9%
% of FP17s for the same patient ID Re-attending within 3 months - Adults	1,302	9,152	14.2%	14.4%	15.4%	16.0%
% of FP17s for the same patient ID Re-attending between 3 & 9 months - Children	1,511	2,926	51.6%	62.0%	59.4%	58.3%
% of FP17s for the same patient ID Re-attending between 3 & 9 months - Adults	4,387	9,152	47.9%	55.0%	51.3%	50.3%
% of FP17s for Band 1 Urgent Courses	1,253	12,053	10.4%	7.2%	8.0%	9.1%
% of FP17s Relating to Free Repair or Replacements	38	12,053	0.3%	0.8%	0.8%	0.8%
% of FP17s Relating to Continuations	217	12,053	1.8%	1.3%	1.0%	1.0%
% of Patients satisfied with the dentistry they have received	13	15	86.7%	91.3%	91.7%	91.5%
% of Patients satisfied with the time they had to wait for an appointment	13	15	86.7%	87.4%	88.3%	87.9%

* This is based on patients treated on this contract for their most recent course of treatment. Figures in italics indicate the base number of FP17s or Patient Questionnaire responses are less than 100. N/A is shown where the base number of responses is less than 10 during the period. % is calculated as Quantity/Base number*100

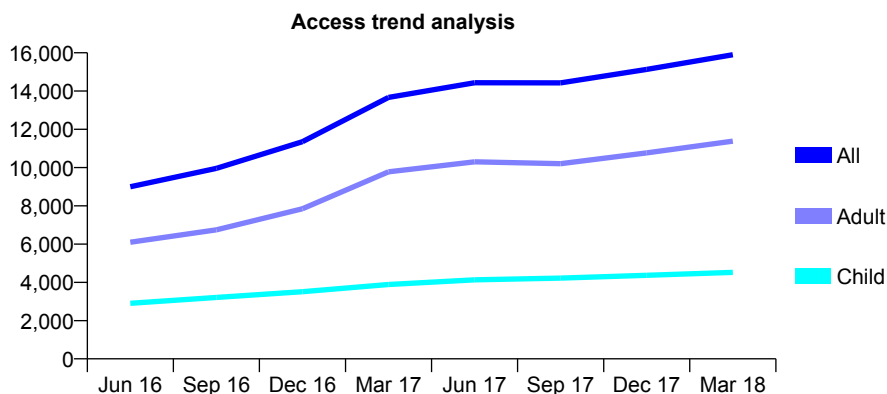
Q55 - Vital Signs At a Glance Contract Report for 120898/0002 - Year end March 2018

Name or company name	Nationwide Healthcare Providers Ltd
Contract type name	GDS Contract
Purpose of contract	General
Contract start date	01/06/2015
Contract end date	

17/18 Contracted general activity (UDA)	36,898
Carry forward general activity (UDA)	-200
17/18 Contracted orthodontic activity (UOA)	0
Carry forward orthodontic activity (UOA)	0
Baseline contract value	£834,683.53

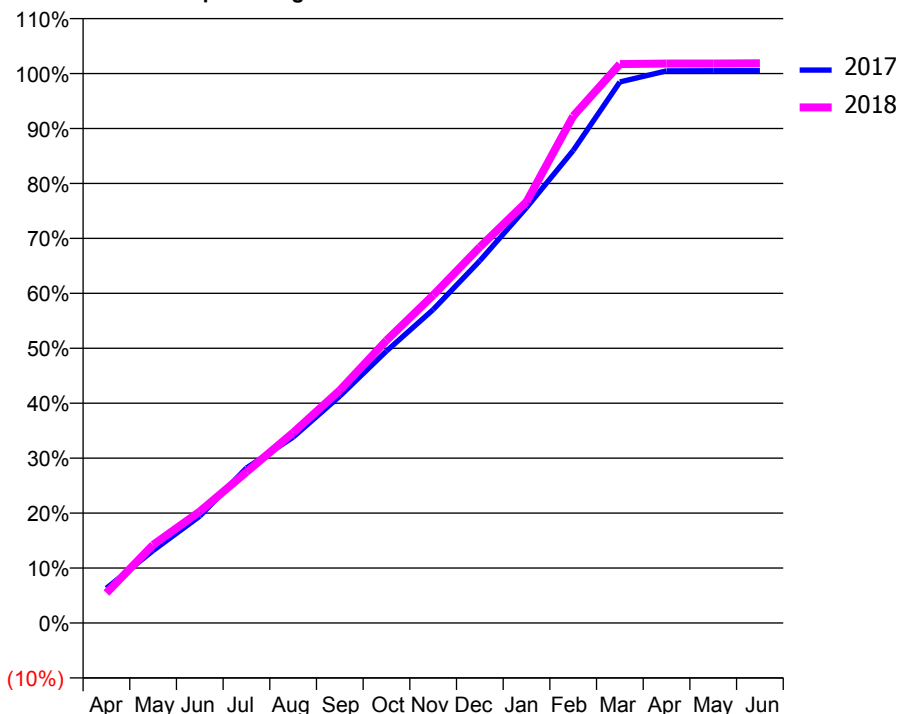
ACCESS*

Patients seen in 24 months	Total	Change since previous quarter
Quarter ending March 2017	13,666	
Quarter ending June 2017	14,434	↑
Quarter ending September 2017	14,427	→
Quarter ending December 2017	15,131	↑
Quarter ending March 2018	15,902	↑
Variance since March 2017	16.4%	↑



ACTIVITY

Cumulative percentage of contracted UDA delivered 2017 & 2018



Month	Adjusted Scheduled Activity (UDA)	
	2017	2018
April	2,456	2,020
May	5,126	5,250
June	7,569	7,491
July	10,974	10,143
August	13,155	12,778
September	16,065	15,627
October	19,249	18,980
November	22,186	22,015
December	25,638	25,242
January	29,407	28,280
February	33,445	34,041
March	38,300	37,529
April	39,083	37,563
May	39,096	37,571
June	39,098	37,584

QUALITY

	Quantity	Base Number	Contract	AT	Region	England
% of FP17s for the same patient ID Re-attending within 3 months - Children	475	5,807	8.2%	10.3%	11.6%	11.9%
% of FP17s for the same patient ID Re-attending within 3 months - Adults	1,518	10,919	13.9%	14.4%	15.4%	16.0%
% of FP17s for the same patient ID Re-attending between 3 & 9 months - Children	3,033	5,807	52.2%	62.0%	59.4%	58.3%
% of FP17s for the same patient ID Re-attending between 3 & 9 months - Adults	3,139	10,919	28.7%	55.0%	51.3%	50.3%
% of FP17s for Band 1 Urgent Courses	1,273	16,334	7.8%	7.2%	8.0%	9.1%
% of FP17s Relating to Free Repair or Replacements	58	16,334	0.4%	0.8%	0.8%	0.8%
% of FP17s Relating to Continuations	392	16,334	2.4%	1.3%	1.0%	1.0%
% of Patients satisfied with the dentistry they have received	10	11	90.9%	91.3%	91.7%	91.5%
% of Patients satisfied with the time they had to wait for an appointment	10	11	90.9%	87.4%	88.3%	87.9%

* This is based on patients treated on this contract for their most recent course of treatment. Figures in italics indicate the base number of FP17s or Patient Questionnaire responses are less than 100. N/A is shown where the base number of responses is less than 10 during the period. % is calculated as Quantity/Base number*100

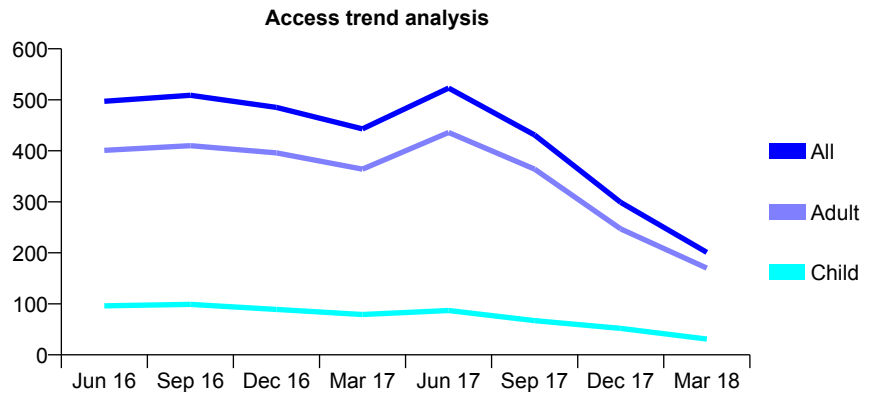
Q55 - Vital Signs At a Glance Contract Report for 121908/0001 - Year end March 2018

Name or company name	Forest Road and Cherry Orchard Mount
Contract type name	GDS Contract
Purpose of contract	General
Contract start date	18/09/2012
Contract end date	31/07/2017

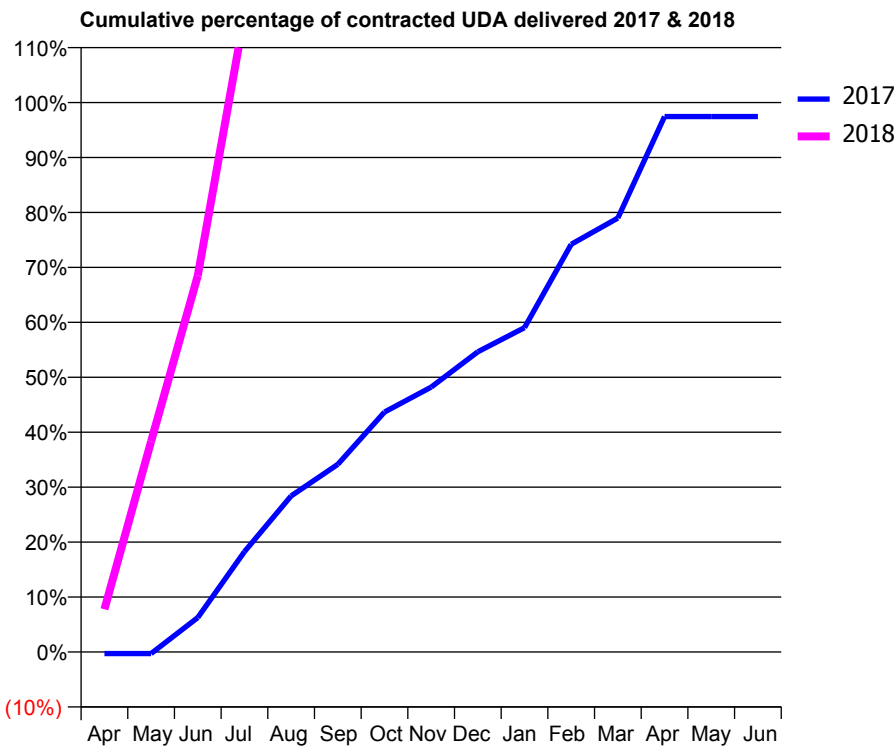
17/18 Contracted general activity (UDA)	685
Carry forward general activity (UDA)	0
17/18 Contracted orthodontic activity (UOA)	0
Carry forward orthodontic activity (UOA)	0
Baseline contract value	£16,026.79

ACCESS*

Patients seen in 24 months	Total	Change since previous quarter
Quarter ending March 2017	443	
Quarter ending June 2017	523	↑
Quarter ending September 2017	431	↓
Quarter ending December 2017	299	↓
Quarter ending March 2018	201	↓
Variance since March 2017	(54.6%)	↓



ACTIVITY



Month	Adjusted Scheduled Activity (UDA)	
	2017	2018
April	-6	53
May	-6	263
June	129	469
July	375	794
August	584	796
September	702	796
October	898	796
November	991	796
December	1,123	796
January	1,213	796
February	1,526	796
March	1,624	796
April	2,003	796
May	2,003	796
June	2,003	796

QUALITY

	Quantity	Base Number	Contract	AT	Region	England
% of FP17s for the same patient ID Re-attending within 3 months - Children	2	31	6.5%	10.3%	11.6%	11.9%
% of FP17s for the same patient ID Re-attending within 3 months - Adults	9	208	4.3%	14.4%	15.4%	16.0%
% of FP17s for the same patient ID Re-attending between 3 & 9 months - Children	5	31	16.1%	62.0%	59.4%	58.3%
% of FP17s for the same patient ID Re-attending between 3 & 9 months - Adults	31	208	14.9%	55.0%	51.3%	50.3%
% of FP17s for Band 1 Urgent Courses	13	190	6.8%	7.2%	8.0%	9.1%
% of FP17s Relating to Free Repair or Replacements	1	190	0.5%	0.8%	0.8%	0.8%
% of FP17s Relating to Continuations	0	190	0.0%	1.3%	1.0%	1.0%
% of Patients satisfied with the dentistry they have received	0	0	N/A	91.3%	91.7%	91.5%
% of Patients satisfied with the time they had to wait for an appointment	0	0	N/A	87.4%	88.3%	87.9%

* This is based on patients treated on this contract for their most recent course of treatment. Figures in italics indicate the base number of FP17s or Patient Questionnaire responses are less than 100. N/A is shown where the base number of responses is less than 10 during the period. % is calculated as Quantity/Base number*100

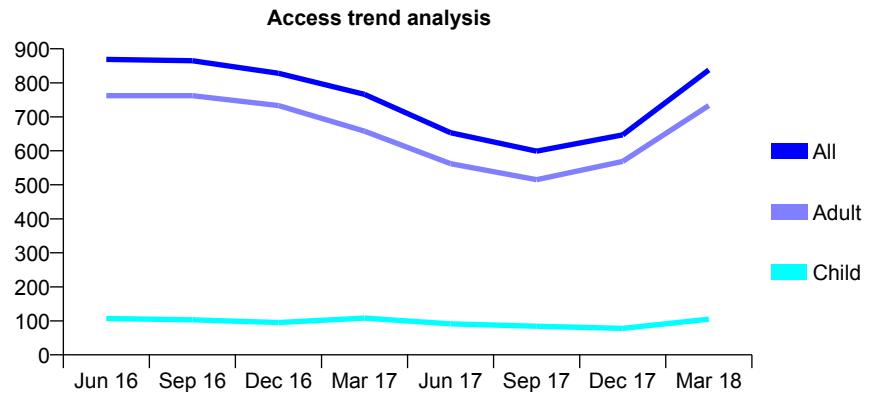
Q55 - Vital Signs At a Glance Contract Report for 121908/0002 - Year end March 2018

Name or company name	Forest Road and Cherry Orchard Mount
Contract type name	GDS Contract
Purpose of contract	General
Contract start date	18/09/2012
Contract end date	

17/18 Contracted general activity (UDA)	3,955
Carry forward general activity (UDA)	175
17/18 Contracted orthodontic activity (UOA)	0
Carry forward orthodontic activity (UOA)	0
Baseline contract value	£102,647.00

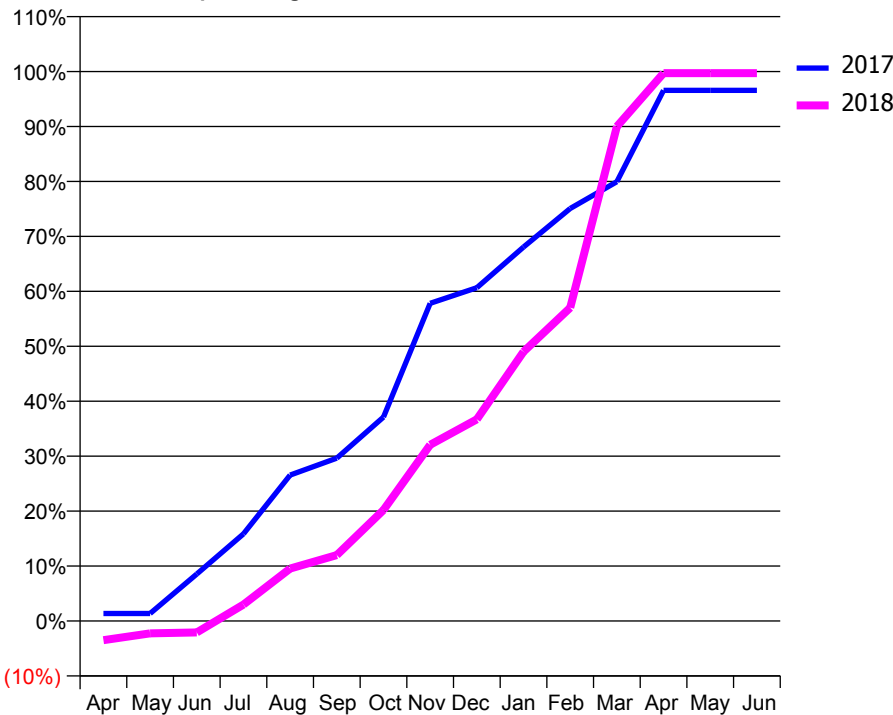
ACCESS*

Patients seen in 24 months	Total	Change since previous quarter
Quarter ending March 2017	766	
Quarter ending June 2017	653	↓
Quarter ending September 2017	599	↓
Quarter ending December 2017	647	↑
Quarter ending March 2018	838	↑
Variance since March 2017	9.4%	↑



ACTIVITY

Cumulative percentage of contracted UDA delivered 2017 & 2018



Month	Adjusted Scheduled Activity (UDA)	
	2017	2018
April	49	-139
May	49	-89
June	304	-83
July	564	119
August	944	378
September	1,054	475
October	1,320	799
November	2,056	1,269
December	2,156	1,452
January	2,419	1,938
February	2,669	2,255
March	2,842	3,559
April	3,433	3,943
May	3,433	3,943
June	3,433	3,943

QUALITY

	Quantity	Base Number	Contract	AT	Region	England
% of FP17s for the same patient ID Re-attending within 3 months - Children	8	109	7.3%	10.3%	11.6%	11.9%
% of FP17s for the same patient ID Re-attending within 3 months - Adults	45	782	5.8%	14.4%	15.4%	16.0%
% of FP17s for the same patient ID Re-attending between 3 & 9 months - Children	15	109	13.8%	62.0%	59.4%	58.3%
% of FP17s for the same patient ID Re-attending between 3 & 9 months - Adults	212	782	27.1%	55.0%	51.3%	50.3%
% of FP17s for Band 1 Urgent Courses	49	865	5.7%	7.2%	8.0%	9.1%
% of FP17s Relating to Free Repair or Replacements	2	865	0.2%	0.8%	0.8%	0.8%
% of FP17s Relating to Continuations	2	865	0.2%	1.3%	1.0%	1.0%
% of Patients satisfied with the dentistry they have received	1	1	N/A	91.3%	91.7%	91.5%
% of Patients satisfied with the time they had to wait for an appointment	1	1	N/A	87.4%	88.3%	87.9%

* This is based on patients treated on this contract for their most recent course of treatment. Figures in italics indicate the base number of FP17s or Patient Questionnaire responses are less than 100. N/A is shown where the base number of responses is less than 10 during the period. % is calculated as Quantity/Base number*100

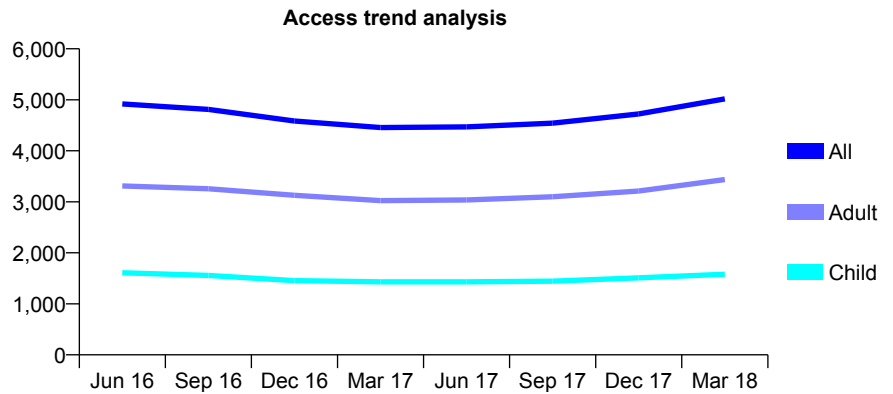
Q55 - Vital Signs At a Glance Contract Report for 124788/0002 - Year end March 2018

Name or company name	Laxsh Ltd
Contract type name	GDS Contract
Purpose of contract	General
Contract start date	23/02/2009
Contract end date	

17/18 Contracted general activity (UDA)	14,000
Carry forward general activity (UDA)	-125
17/18 Contracted orthodontic activity (UOA)	0
Carry forward orthodontic activity (UOA)	0
Baseline contract value	£320,946.06

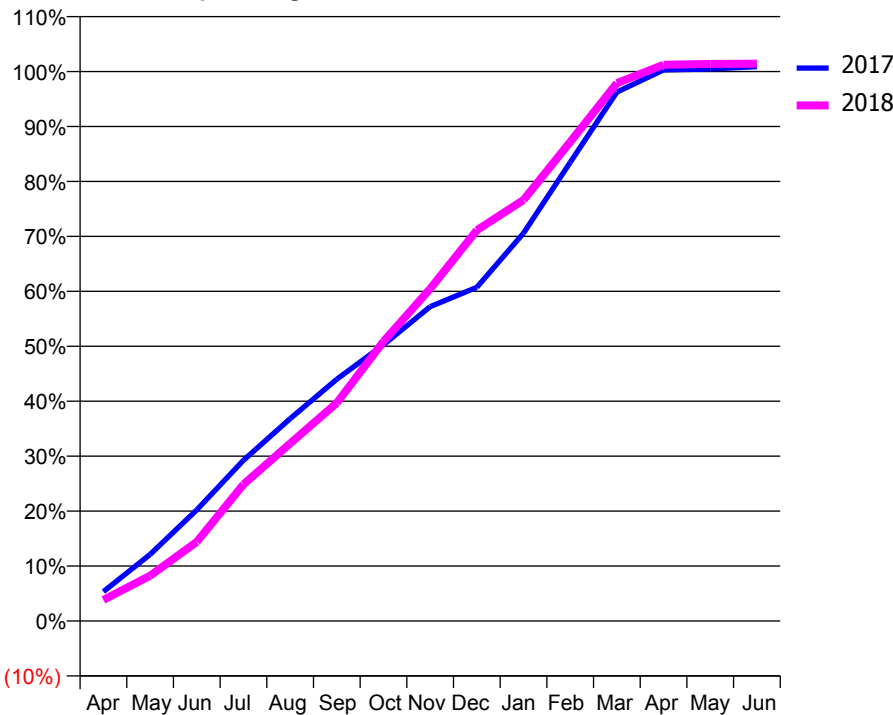
ACCESS*

Patients seen in 24 months	Total	Change since previous quarter
Quarter ending March 2017	4,455	
Quarter ending June 2017	4,468	→
Quarter ending September 2017	4,543	→
Quarter ending December 2017	4,723	↑
Quarter ending March 2018	5,017	↑
Variance since March 2017	12.6%	↑



ACTIVITY

Cumulative percentage of contracted UDA delivered 2017 & 2018



Month	Adjusted Scheduled Activity (UDA)	
	2017	2018
April	748	537
May	1,697	1,152
June	2,831	2,015
July	4,094	3,481
August	5,157	4,524
September	6,162	5,557
October	7,037	7,121
November	8,008	8,464
December	8,502	9,955
January	9,880	10,726
February	11,686	12,204
March	13,474	13,702
April	14,039	14,172
May	14,064	14,194
June	14,125	14,200

QUALITY

	Quantity	Base Number	Contract	AT	Region	England
% of FP17s for the same patient ID Re-attending within 3 months - Children	111	2,336	4.8%	10.3%	11.6%	11.9%
% of FP17s for the same patient ID Re-attending within 3 months - Adults	614	4,912	12.5%	14.4%	15.4%	16.0%
% of FP17s for the same patient ID Re-attending between 3 & 9 months - Children	1,367	2,336	58.5%	62.0%	59.4%	58.3%
% of FP17s for the same patient ID Re-attending between 3 & 9 months - Adults	2,622	4,912	53.4%	55.0%	51.3%	50.3%
% of FP17s for Band 1 Urgent Courses	383	7,202	5.3%	7.2%	8.0%	9.1%
% of FP17s Relating to Free Repair or Replacements	42	7,202	0.6%	0.8%	0.8%	0.8%
% of FP17s Relating to Continuations	122	7,202	1.7%	1.3%	1.0%	1.0%
% of Patients satisfied with the dentistry they have received	4	5	N/A	91.3%	91.7%	91.5%
% of Patients satisfied with the time they had to wait for an appointment	4	5	N/A	87.4%	88.3%	87.9%

* This is based on patients treated on this contract for their most recent course of treatment. Figures in italics indicate the base number of FP17s or Patient Questionnaire responses are less than 100. N/A is shown where the base number of responses is less than 10 during the period. % is calculated as Quantity/Base number*100

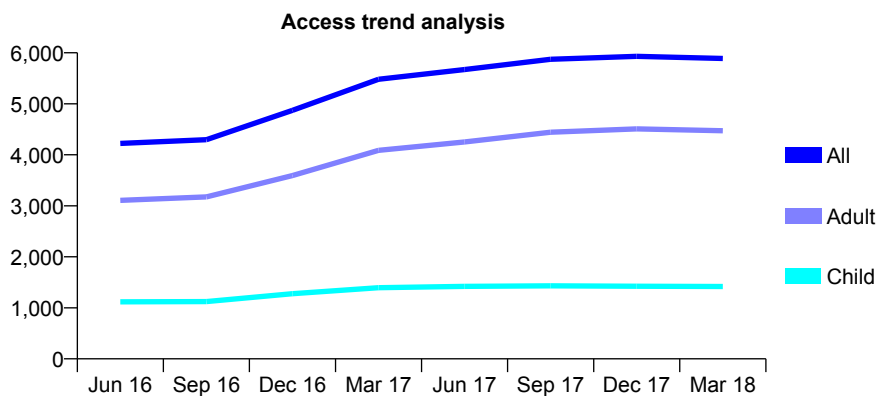
Q55 - Vital Signs At a Glance Contract Report for 124931/0001 - Year end March 2018

Name or company name	Goyt Valley Medical & Dental Practice
Contract type name	GDS Contract
Purpose of contract	General
Contract start date	01/04/2008
Contract end date	

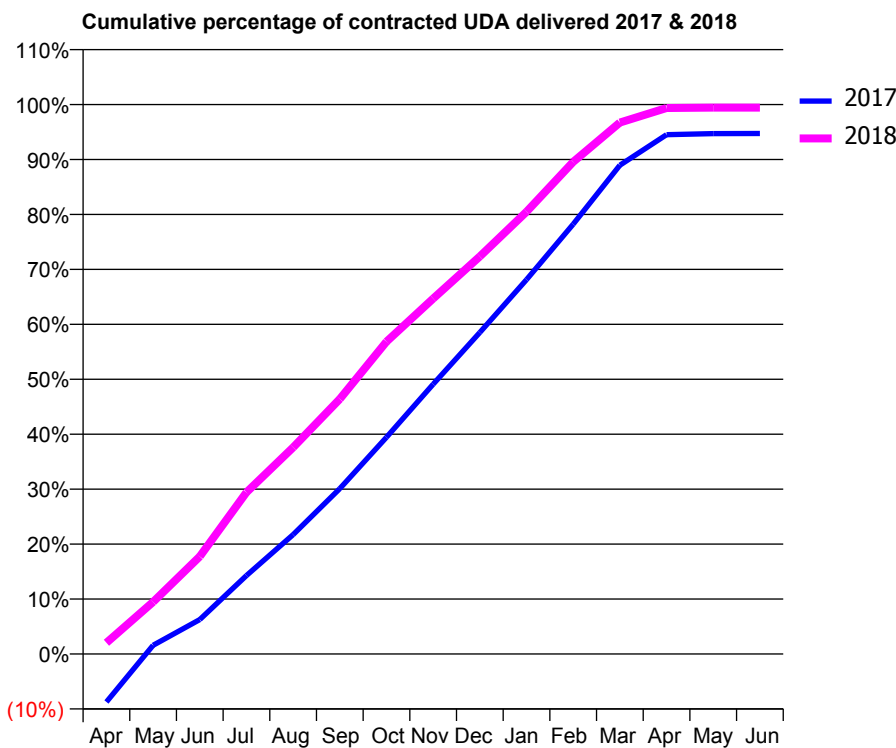
17/18 Contracted general activity (UDA)	19,370
Carry forward general activity (UDA)	0
17/18 Contracted orthodontic activity (UOA)	0
Carry forward orthodontic activity (UOA)	0
Baseline contract value	£617,558.86

ACCESS*

Patients seen in 24 months	Total	Change since previous quarter
Quarter ending March 2017	5,482	
Quarter ending June 2017	5,672	↑
Quarter ending September 2017	5,874	↑
Quarter ending December 2017	5,931	→
Quarter ending March 2018	5,890	→
Variance since March 2017	7.4%	↑



ACTIVITY



Month	Adjusted Scheduled Activity (UDA)	
	2017	2018
April	-1,696	397
May	309	1,834
June	1,213	3,439
July	2,767	5,699
August	4,211	7,282
September	5,832	8,991
October	7,641	11,010
November	9,509	12,531
December	11,337	14,017
January	13,199	15,591
February	15,153	17,349
March	17,228	18,736
April	18,304	19,246
May	18,341	19,259
June	18,348	19,259

QUALITY

	Quantity	Base Number	Contract	AT	Region	England
% of FP17s for the same patient ID Re-attending within 3 months - Children	170	2,308	7.4%	10.3%	11.6%	11.9%
% of FP17s for the same patient ID Re-attending within 3 months - Adults	1,108	7,419	14.9%	14.4%	15.4%	16.0%
% of FP17s for the same patient ID Re-attending between 3 & 9 months - Children	1,569	2,308	68.0%	62.0%	59.4%	58.3%
% of FP17s for the same patient ID Re-attending between 3 & 9 months - Adults	4,614	7,419	62.2%	55.0%	51.3%	50.3%
% of FP17s for Band 1 Urgent Courses	674	9,550	7.1%	7.2%	8.0%	9.1%
% of FP17s Relating to Free Repair or Replacements	98	9,550	1.0%	0.8%	0.8%	0.8%
% of FP17s Relating to Continuations	98	9,550	1.0%	1.3%	1.0%	1.0%
% of Patients satisfied with the dentistry they have received	19	20	95.0%	91.3%	91.7%	91.5%
% of Patients satisfied with the time they had to wait for an appointment	18	20	90.0%	87.4%	88.3%	87.9%

* This is based on patients treated on this contract for their most recent course of treatment. Figures in italics indicate the base number of FP17s or Patient Questionnaire responses are less than 100. N/A is shown where the base number of responses is less than 10 during the period. % is calculated as Quantity/Base number*100

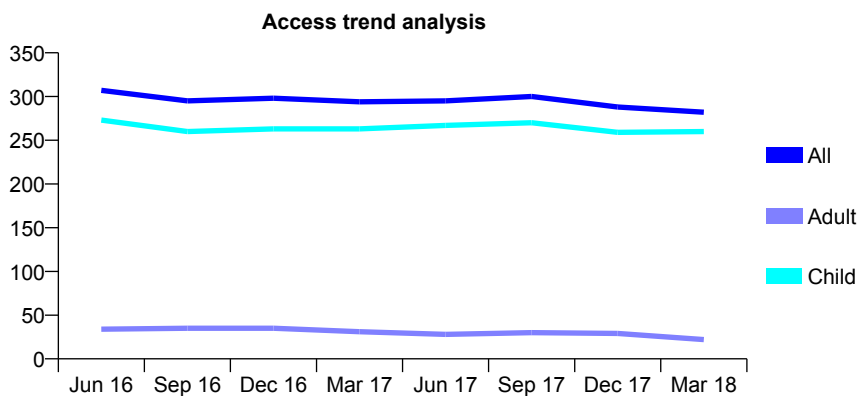
Q55 - Vital Signs At a Glance Contract Report for 125563/0001 - Year end March 2018

Name or company name	S Goodwin Limited*
Contract type name	GDS Contract
Purpose of contract	General
Contract start date	01/10/2008
Contract end date	

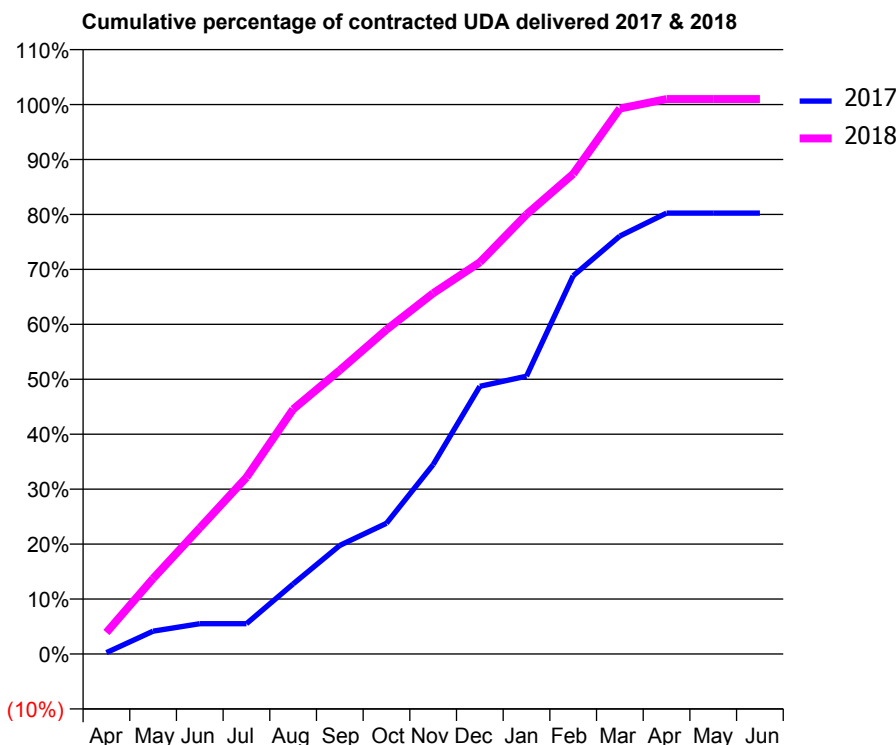
17/18 Contracted general activity (UDA)	815
Carry forward general activity (UDA)	0
17/18 Contracted orthodontic activity (UOA)	0
Carry forward orthodontic activity (UOA)	0
Baseline contract value	£25,827.94

ACCESS*

Patients seen in 24 months	Total	Change since previous quarter
Quarter ending March 2017	294	
Quarter ending June 2017	295	→
Quarter ending September 2017	300	→
Quarter ending December 2017	288	↓
Quarter ending March 2018	282	↓
Variance since March 2017	(4.1%)	↓



ACTIVITY



Month	Adjusted Scheduled Activity (UDA)	
	2017	2018
April	2	32
May	34	112
June	45	187
July	45	262
August	104	363
September	161	421
October	194	481
November	281	535
December	397	581
January	412	652
February	561	712
March	620	809
April	654	823
May	654	823
June	654	823

QUALITY

	Quantity	Base Number	Contract	AT	Region	England
% of FP17s for the same patient ID Re-attending within 3 months - Children	82	549	14.9%	10.3%	11.6%	11.9%
% of FP17s for the same patient ID Re-attending within 3 months - Adults	0	0	N/A	14.4%	15.4%	16.0%
% of FP17s for the same patient ID Re-attending between 3 & 9 months - Children	370	549	67.4%	62.0%	59.4%	58.3%
% of FP17s for the same patient ID Re-attending between 3 & 9 months - Adults	0	0	N/A	55.0%	51.3%	50.3%
% of FP17s for Band 1 Urgent Courses	0	543	0.0%	7.2%	8.0%	9.1%
% of FP17s Relating to Free Repair or Replacements	0	543	0.0%	0.8%	0.8%	0.8%
% of FP17s Relating to Continuations	12	543	2.2%	1.3%	1.0%	1.0%
% of Patients satisfied with the dentistry they have received	0	0	N/A	91.3%	91.7%	91.5%
% of Patients satisfied with the time they had to wait for an appointment	0	0	N/A	87.4%	88.3%	87.9%

* This is based on patients treated on this contract for their most recent course of treatment. Figures in italics indicate the base number of FP17s or Patient Questionnaire responses are less than 100. N/A is shown where the base number of responses is less than 10 during the period. % is calculated as Quantity/Base number*100

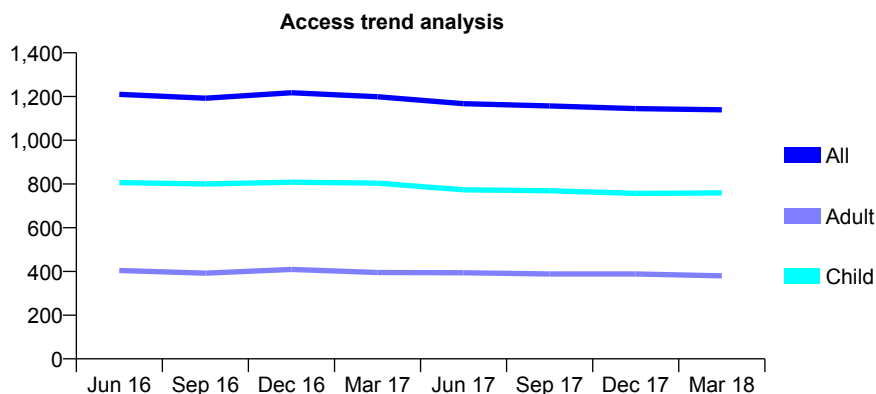
Q55 - Vital Signs At a Glance Contract Report for 125725/0001 - Year end March 2018

Name or company name	D A Bradley Ltd
Contract type name	GDS Contract
Purpose of contract	General
Contract start date	01/09/2008
Contract end date	

17/18 Contracted general activity (UDA)	3,700
Carry forward general activity (UDA)	0
17/18 Contracted orthodontic activity (UOA)	0
Carry forward orthodontic activity (UOA)	0
Baseline contract value	£100,172.78

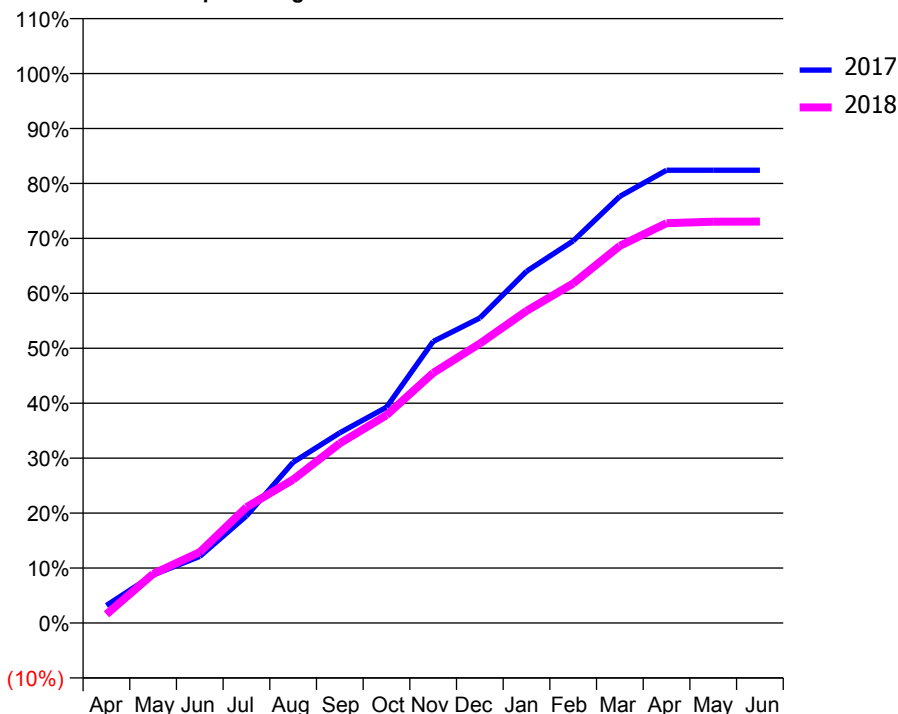
ACCESS*

Patients seen in 24 months	Total	Change since previous quarter
Quarter ending March 2017	1,199	
Quarter ending June 2017	1,167	↓
Quarter ending September 2017	1,157	→
Quarter ending December 2017	1,145	↓
Quarter ending March 2018	1,139	→
Variance since March 2017	(5.0%)	↓



ACTIVITY

Cumulative percentage of contracted UDA delivered 2017 & 2018



Month	Adjusted Scheduled Activity (UDA)	
	2017	2018
April	128	59
May	350	331
June	485	477
July	780	780
August	1,170	966
September	1,385	1,210
October	1,571	1,399
November	2,049	1,684
December	2,220	1,882
January	2,560	2,102
February	2,782	2,287
March	3,106	2,540
April	3,296	2,692
May	3,296	2,702
June	3,296	2,703

QUALITY

	Quantity	Base Number	Contract	AT	Region	England
% of FP17s for the same patient ID Re-attending within 3 months - Children	65	1,136	5.7%	10.3%	11.6%	11.9%
% of FP17s for the same patient ID Re-attending within 3 months - Adults	38	353	10.8%	14.4%	15.4%	16.0%
% of FP17s for the same patient ID Re-attending between 3 & 9 months - Children	688	1,136	60.6%	62.0%	59.4%	58.3%
% of FP17s for the same patient ID Re-attending between 3 & 9 months - Adults	209	353	59.2%	55.0%	51.3%	50.3%
% of FP17s for Band 1 Urgent Courses	6	1,457	0.4%	7.2%	8.0%	9.1%
% of FP17s Relating to Free Repair or Replacements	2	1,457	0.1%	0.8%	0.8%	0.8%
% of FP17s Relating to Continuations	35	1,457	2.4%	1.3%	1.0%	1.0%
% of Patients satisfied with the dentistry they have received	0	0	N/A	91.3%	91.7%	91.5%
% of Patients satisfied with the time they had to wait for an appointment	0	0	N/A	87.4%	88.3%	87.9%

* This is based on patients treated on this contract for their most recent course of treatment. Figures in italics indicate the base number of FP17s or Patient Questionnaire responses are less than 100. N/A is shown where the base number of responses is less than 10 during the period. % is calculated as Quantity/Base number*100

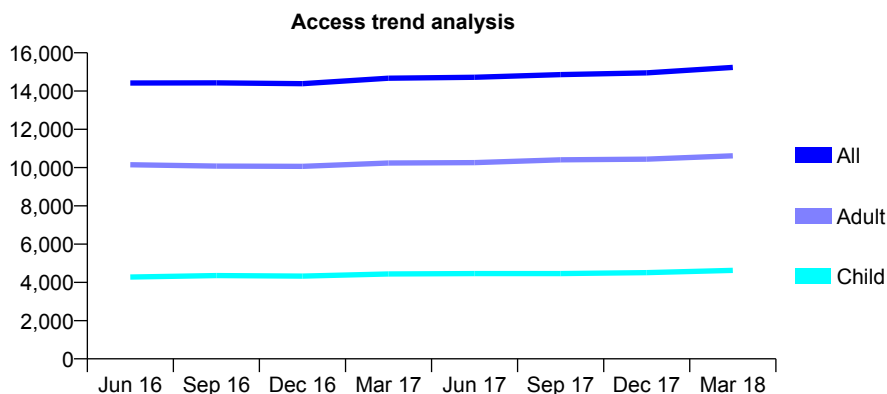
Q55 - Vital Signs At a Glance Contract Report for 126667/0001 - Year end March 2018

Name or company name	Nationwide Healthcare - Normanton Road f
Contract type name	GDS Contract
Purpose of contract	General
Contract start date	17/02/2009
Contract end date	

17/18 Contracted general activity (UDA)	40,218
Carry forward general activity (UDA)	0
17/18 Contracted orthodontic activity (UOA)	0
Carry forward orthodontic activity (UOA)	0
Baseline contract value	£973,079.95

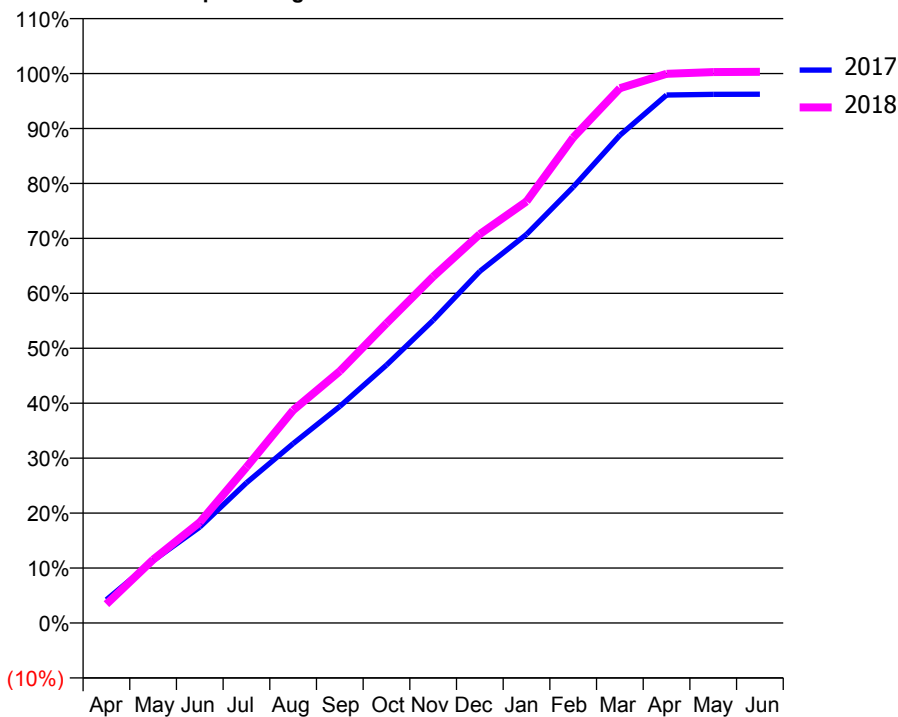
ACCESS*

Patients seen in 24 months	Total	Change since previous quarter
Quarter ending March 2017	14,670	
Quarter ending June 2017	14,721	→
Quarter ending September 2017	14,859	→
Quarter ending December 2017	14,948	→
Quarter ending March 2018	15,238	→
Variance since March 2017	3.9%	↑



ACTIVITY

Cumulative percentage of contracted UDA delivered 2017 & 2018



Month	Adjusted Scheduled Activity (UDA)	
	2017	2018
April	1,955	1,384
May	5,242	4,643
June	8,068	7,373
July	11,790	11,407
August	15,091	15,571
September	18,221	18,428
October	21,698	21,930
November	25,463	25,355
December	29,577	28,468
January	32,692	30,852
February	36,669	35,527
March	41,019	39,141
April	44,413	40,198
May	44,468	40,320
June	44,471	40,343

QUALITY

	Quantity	Base Number	Contract	AT	Region	England
% of FP17s for the same patient ID Re-attending within 3 months - Children	488	6,281	7.8%	10.3%	11.6%	11.9%
% of FP17s for the same patient ID Re-attending within 3 months - Adults	1,738	11,536	15.1%	14.4%	15.4%	16.0%
% of FP17s for the same patient ID Re-attending between 3 & 9 months - Children	3,328	6,281	53.0%	62.0%	59.4%	58.3%
% of FP17s for the same patient ID Re-attending between 3 & 9 months - Adults	4,580	11,536	39.7%	55.0%	51.3%	50.3%
% of FP17s for Band 1 Urgent Courses	1,261	17,081	7.4%	7.2%	8.0%	9.1%
% of FP17s Relating to Free Repair or Replacements	89	17,081	0.5%	0.8%	0.8%	0.8%
% of FP17s Relating to Continuations	344	17,081	2.0%	1.3%	1.0%	1.0%
% of Patients satisfied with the dentistry they have received	8	9	N/A	91.3%	91.7%	91.5%
% of Patients satisfied with the time they had to wait for an appointment	6	9	N/A	87.4%	88.3%	87.9%

* This is based on patients treated on this contract for their most recent course of treatment. Figures in italics indicate the base number of FP17s or Patient Questionnaire responses are less than 100. N/A is shown where the base number of responses is less than 10 during the period. % is calculated as Quantity/Base number*100

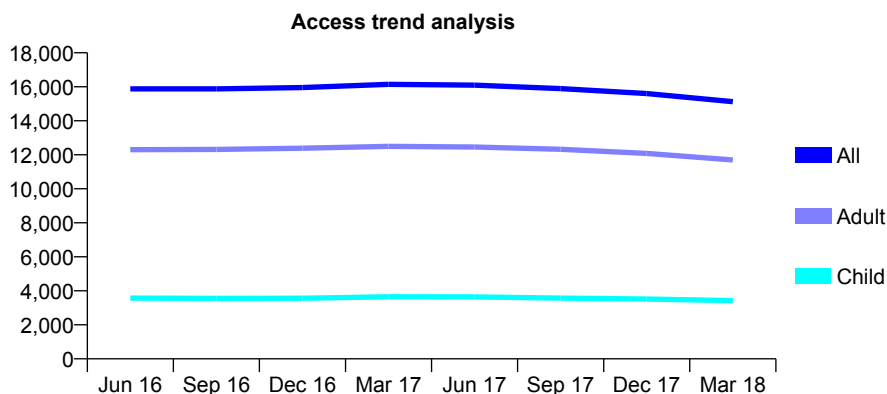
Q55 - Vital Signs At a Glance Contract Report for 127000/0001 - Year end March 2018

Name or company name	Petrie Tucker & Partners Ltd
Contract type name	GDS Contract
Purpose of contract	General
Contract start date	01/04/2012
Contract end date	

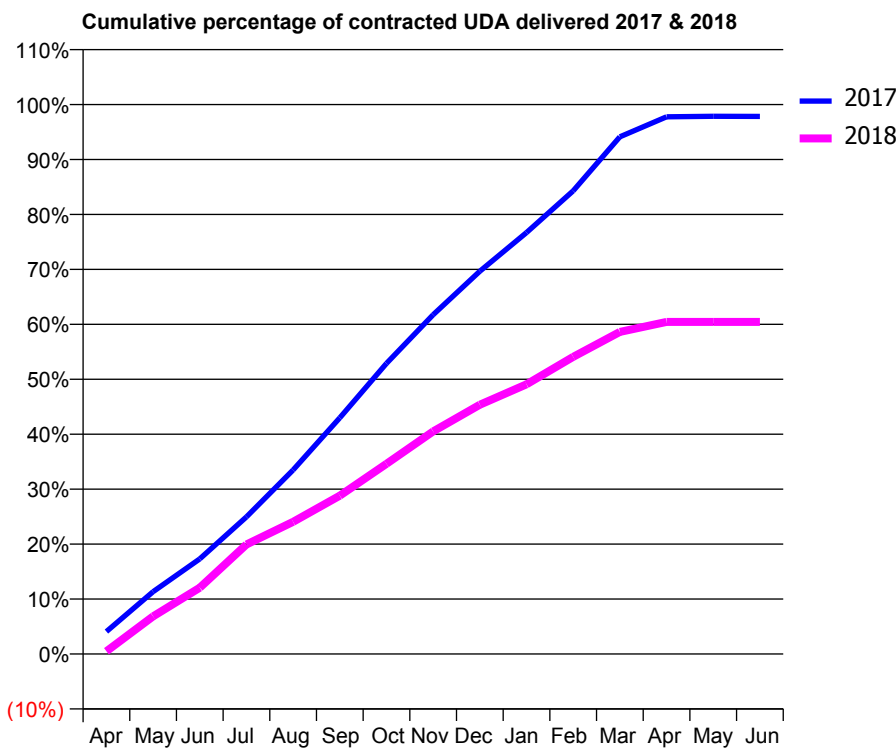
17/18 Contracted general activity (UDA)	52,324
Carry forward general activity (UDA)	962
17/18 Contracted orthodontic activity (UOA)	0
Carry forward orthodontic activity (UOA)	0
Baseline contract value	£1,233,539.46

ACCESS*

Patients seen in 24 months	Total	Change since previous quarter
Quarter ending March 2017	16,143	
Quarter ending June 2017	16,097	→
Quarter ending September 2017	15,896	↓
Quarter ending December 2017	15,605	↓
Quarter ending March 2018	15,123	↓
Variance since March 2017	(6.3%)	↓



ACTIVITY



Month	Adjusted Scheduled Activity (UDA)	
	2017	2018
April	1,825	265
May	5,056	3,582
June	7,711	6,313
July	11,112	10,426
August	14,919	12,591
September	19,141	15,078
October	23,548	18,113
November	27,488	21,203
December	31,016	23,733
January	34,146	25,678
February	37,530	28,293
March	41,910	30,666
April	43,531	31,625
May	43,568	31,624
June	43,562	31,623

QUALITY

	Quantity	Base Number	Contract	AT	Region	England
% of FP17s for the same patient ID Re-attending within 3 months - Children	249	3,678	6.8%	10.3%	11.6%	11.9%
% of FP17s for the same patient ID Re-attending within 3 months - Adults	1,479	12,043	12.3%	14.4%	15.4%	16.0%
% of FP17s for the same patient ID Re-attending between 3 & 9 months - Children	1,891	3,678	51.4%	62.0%	59.4%	58.3%
% of FP17s for the same patient ID Re-attending between 3 & 9 months - Adults	6,044	12,043	50.2%	55.0%	51.3%	50.3%
% of FP17s for Band 1 Urgent Courses	795	15,447	5.1%	7.2%	8.0%	9.1%
% of FP17s Relating to Free Repair or Replacements	135	15,447	0.9%	0.8%	0.8%	0.8%
% of FP17s Relating to Continuations	477	15,447	3.1%	1.3%	1.0%	1.0%
% of Patients satisfied with the dentistry they have received	10	12	83.3%	91.3%	91.7%	91.5%
% of Patients satisfied with the time they had to wait for an appointment	12	12	100.0%	87.4%	88.3%	87.9%

* This is based on patients treated on this contract for their most recent course of treatment. Figures in italics indicate the base number of FP17s or Patient Questionnaire responses are less than 100. N/A is shown where the base number of responses is less than 10 during the period. % is calculated as Quantity/Base number*100

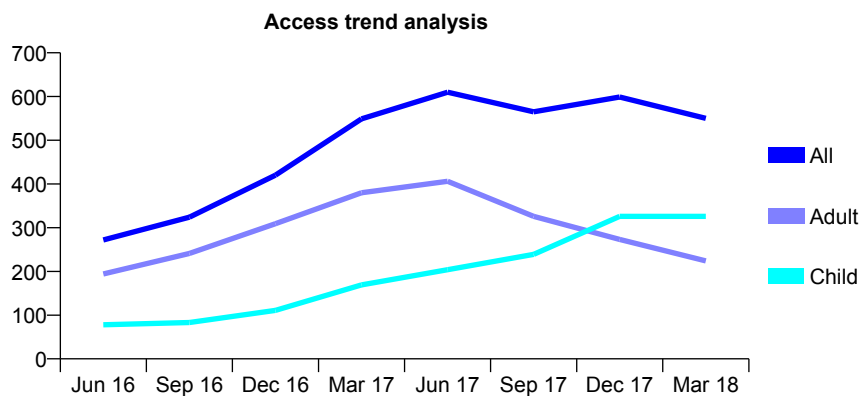
Q55 - Vital Signs At a Glance Contract Report for 128597/0001 - Year end March 2018

Name or company name	Creswell Dental Limited
Contract type name	GDS Contract
Purpose of contract	General
Contract start date	01/07/2013
Contract end date	

17/18 Contracted general activity (UDA)	1,760
Carry forward general activity (UDA)	-17
17/18 Contracted orthodontic activity (UOA)	0
Carry forward orthodontic activity (UOA)	0
Baseline contract value	£47,811.86

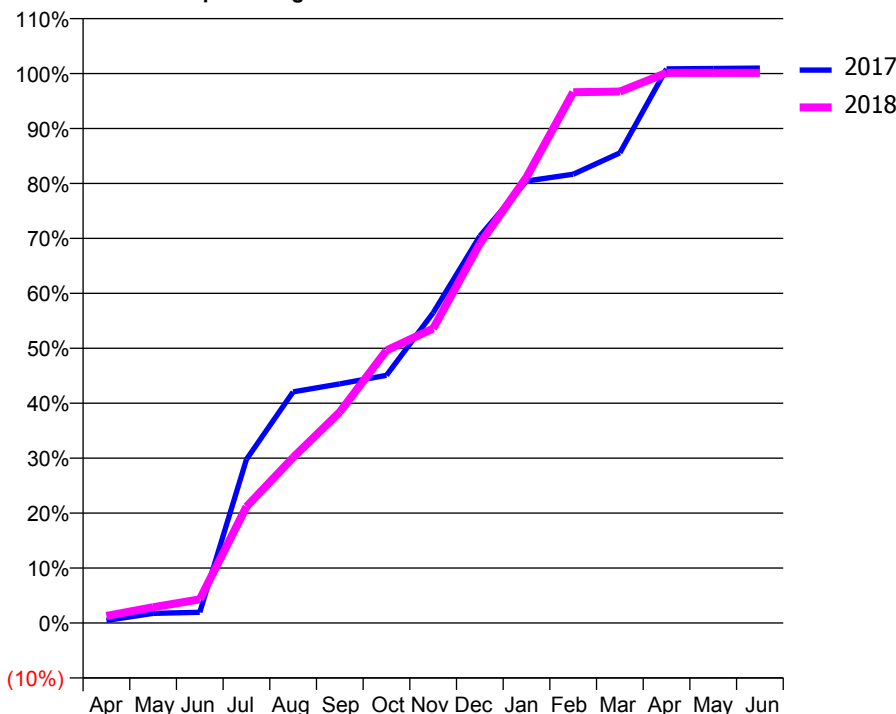
ACCESS*

Patients seen in 24 months	Total	Change since previous quarter
Quarter ending March 2017	549	
Quarter ending June 2017	610	↑
Quarter ending September 2017	565	↓
Quarter ending December 2017	599	↑
Quarter ending March 2018	550	↓
Variance since March 2017	0.2%	→



ACTIVITY

Cumulative percentage of contracted UDA delivered 2017 & 2018



Month	Adjusted Scheduled Activity (UDA)	
	2017	2018
April	8	23
May	31	51
June	34	76
July	524	373
August	740	530
September	766	676
October	793	873
November	994	943
December	1,239	1,215
January	1,416	1,428
February	1,437	1,700
March	1,506	1,702
April	1,775	1,762
May	1,776	1,762
June	1,777	1,762

QUALITY

	Quantity	Base Number	Contract	AT	Region	England
% of FP17s for the same patient ID Re-attending within 3 months - Children	26	610	4.3%	10.3%	11.6%	11.9%
% of FP17s for the same patient ID Re-attending within 3 months - Adults	30	608	4.9%	14.4%	15.4%	16.0%
% of FP17s for the same patient ID Re-attending between 3 & 9 months - Children	63	610	10.3%	62.0%	59.4%	58.3%
% of FP17s for the same patient ID Re-attending between 3 & 9 months - Adults	62	608	10.2%	55.0%	51.3%	50.3%
% of FP17s for Band 1 Urgent Courses	220	1,061	20.7%	7.2%	8.0%	9.1%
% of FP17s Relating to Free Repair or Replacements	0	1,061	0.0%	0.8%	0.8%	0.8%
% of FP17s Relating to Continuations	9	1,061	0.8%	1.3%	1.0%	1.0%
% of Patients satisfied with the dentistry they have received	0	0	N/A	91.3%	91.7%	91.5%
% of Patients satisfied with the time they had to wait for an appointment	0	0	N/A	87.4%	88.3%	87.9%

* This is based on patients treated on this contract for their most recent course of treatment. Figures in italics indicate the base number of FP17s or Patient Questionnaire responses are less than 100. N/A is shown where the base number of responses is less than 10 during the period. % is calculated as Quantity/Base number*100

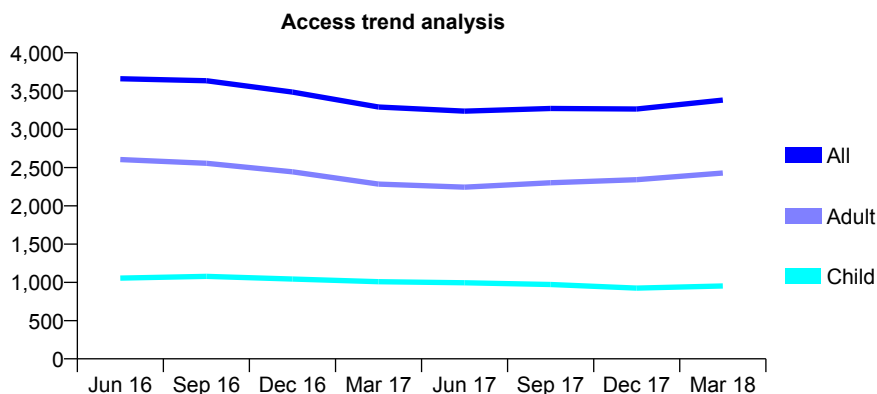
Q55 - Vital Signs At a Glance Contract Report for 128597/0002 - Year end March 2018

Name or company name	Creswell Dental Limited
Contract type name	GDS Contract
Purpose of contract	General
Contract start date	01/07/2013
Contract end date	

17/18 Contracted general activity (UDA)	10,000
Carry forward general activity (UDA)	102
17/18 Contracted orthodontic activity (UOA)	0
Carry forward orthodontic activity (UOA)	0
Baseline contract value	£380,448.16

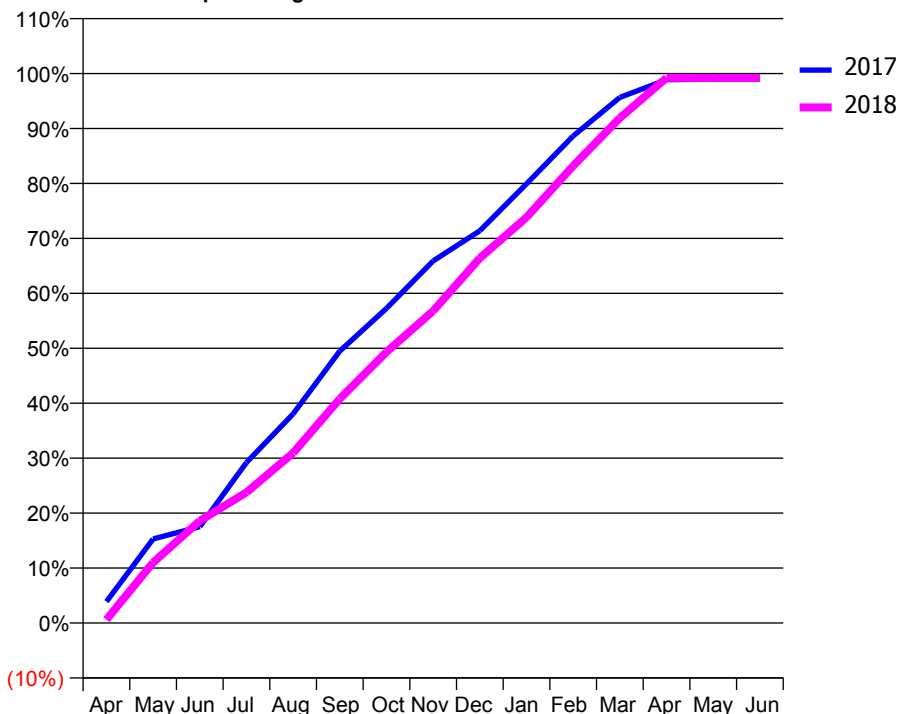
ACCESS*

Patients seen in 24 months	Total	Change since previous quarter
Quarter ending March 2017	3,292	
Quarter ending June 2017	3,238	↓
Quarter ending September 2017	3,273	→
Quarter ending December 2017	3,266	→
Quarter ending March 2018	3,382	↑
Variance since March 2017	2.7%	↑



ACTIVITY

Cumulative percentage of contracted UDA delivered 2017 & 2018



Adjusted Scheduled Activity (UDA)

Month	2017	2018
April	389	61
May	1,529	1,101
June	1,753	1,861
July	2,920	2,377
August	3,806	3,094
September	4,949	4,080
October	5,726	4,933
November	6,590	5,679
December	7,139	6,641
January	7,992	7,384
February	8,862	8,321
March	9,565	9,192
April	9,887	9,921
May	9,898	9,919
June	9,898	9,919

QUALITY

	Quantity	Base Number	Contract	AT	Region	England
% of FP17s for the same patient ID Re-attending within 3 months - Children	73	1,462	5.0%	10.3%	11.6%	11.9%
% of FP17s for the same patient ID Re-attending within 3 months - Adults	332	3,475	9.6%	14.4%	15.4%	16.0%
% of FP17s for the same patient ID Re-attending between 3 & 9 months - Children	728	1,462	49.8%	62.0%	59.4%	58.3%
% of FP17s for the same patient ID Re-attending between 3 & 9 months - Adults	1,707	3,475	49.1%	55.0%	51.3%	50.3%
% of FP17s for Band 1 Urgent Courses	37	5,176	0.7%	7.2%	8.0%	9.1%
% of FP17s Relating to Free Repair or Replacements	38	5,176	0.7%	0.8%	0.8%	0.8%
% of FP17s Relating to Continuations	165	5,176	3.2%	1.3%	1.0%	1.0%
% of Patients satisfied with the dentistry they have received	7	7	N/A	91.3%	91.7%	91.5%
% of Patients satisfied with the time they had to wait for an appointment	7	7	N/A	87.4%	88.3%	87.9%

* This is based on patients treated on this contract for their most recent course of treatment. Figures in italics indicate the base number of FP17s or Patient Questionnaire responses are less than 100. N/A is shown where the base number of responses is less than 10 during the period. % is calculated as Quantity/Base number*100

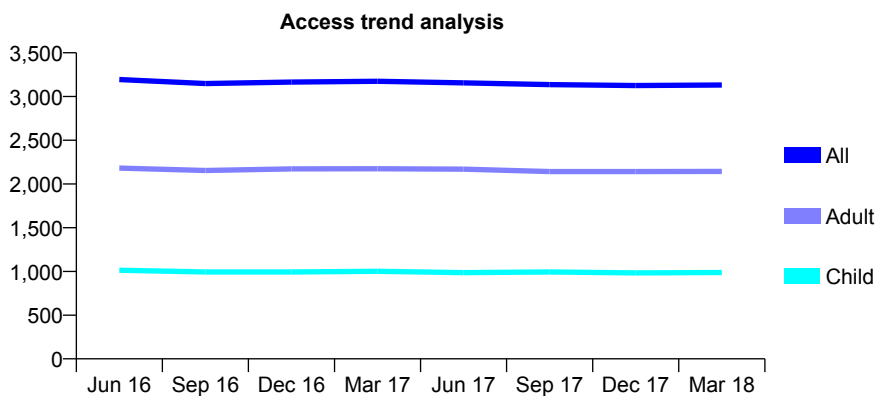
Q55 - Vital Signs At a Glance Contract Report for 131806/0001 - Year end March 2018

Name or company name	Wollaton Dental Care
Contract type name	GDS Contract
Purpose of contract	General
Contract start date	01/04/2006
Contract end date	

17/18 Contracted general activity (UDA)	9,356
Carry forward general activity (UDA)	150
17/18 Contracted orthodontic activity (UOA)	0
Carry forward orthodontic activity (UOA)	0
Baseline contract value	£212,557.11

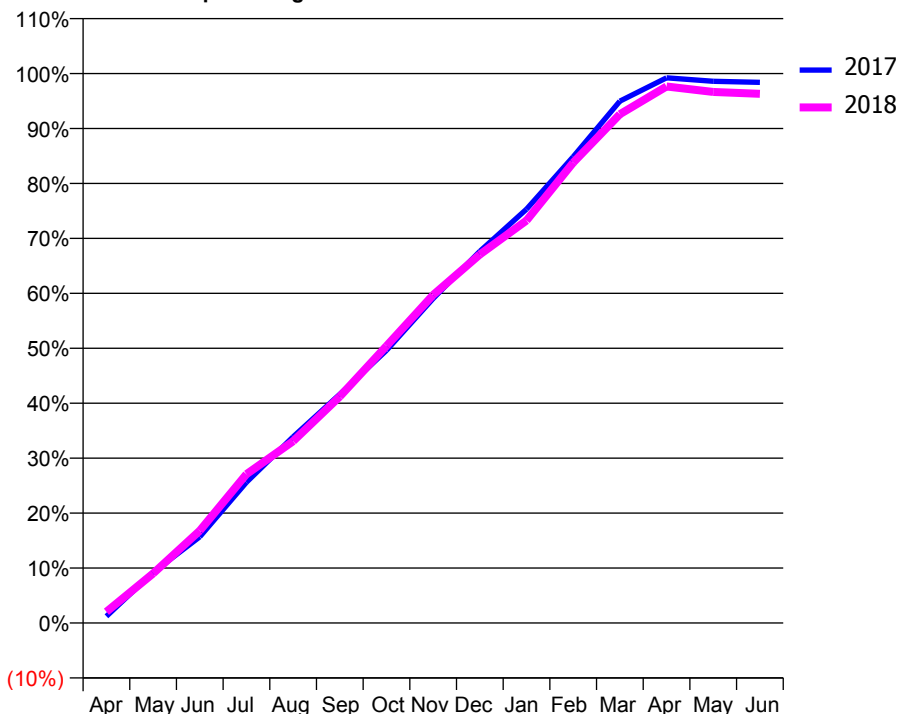
ACCESS*

Patients seen in 24 months	Total	Change since previous quarter
Quarter ending March 2017	3,175	
Quarter ending June 2017	3,156	→
Quarter ending September 2017	3,136	→
Quarter ending December 2017	3,125	→
Quarter ending March 2018	3,131	→
Variance since March 2017	(1.4%)	↓



ACTIVITY

Cumulative percentage of contracted UDA delivered 2017 & 2018



Month	Adjusted Scheduled Activity (UDA)	
	2017	2018
April	115	192
May	861	843
June	1,468	1,573
July	2,397	2,534
August	3,170	3,095
September	3,895	3,857
October	4,641	4,716
November	5,525	5,587
December	6,329	6,274
January	7,046	6,853
February	7,939	7,839
March	8,885	8,664
April	9,283	9,136
May	9,223	9,042
June	9,206	9,011

QUALITY

	Quantity	Base Number	Contract	AT	Region	England
% of FP17s for the same patient ID Re-attending within 3 months - Children	139	1,602	8.7%	10.3%	11.6%	11.9%
% of FP17s for the same patient ID Re-attending within 3 months - Adults	607	3,121	19.4%	14.4%	15.4%	16.0%
% of FP17s for the same patient ID Re-attending between 3 & 9 months - Children	1,024	1,602	63.9%	62.0%	59.4%	58.3%
% of FP17s for the same patient ID Re-attending between 3 & 9 months - Adults	1,683	3,121	53.9%	55.0%	51.3%	50.3%
% of FP17s for Band 1 Urgent Courses	259	4,796	5.4%	7.2%	8.0%	9.1%
% of FP17s Relating to Free Repair or Replacements	25	4,796	0.5%	0.8%	0.8%	0.8%
% of FP17s Relating to Continuations	133	4,796	2.8%	1.3%	1.0%	1.0%
% of Patients satisfied with the dentistry they have received	4	5	N/A	91.3%	91.7%	91.5%
% of Patients satisfied with the time they had to wait for an appointment	4	5	N/A	87.4%	88.3%	87.9%

* This is based on patients treated on this contract for their most recent course of treatment. Figures in italics indicate the base number of FP17s or Patient Questionnaire responses are less than 100. N/A is shown where the base number of responses is less than 10 during the period. % is calculated as Quantity/Base number*100

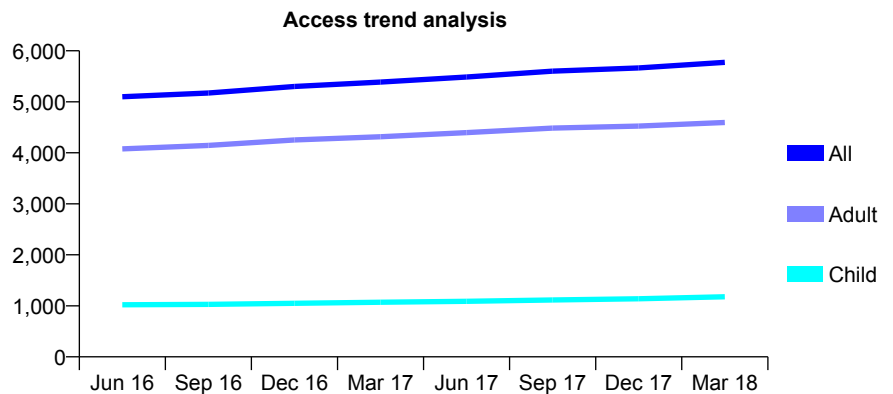
Q55 - Vital Signs At a Glance Contract Report for 131997/0001 - Year end March 2018

Name or company name	Treeline Dental Care
Contract type name	GDS Contract
Purpose of contract	General
Contract start date	01/08/2010
Contract end date	

17/18 Contracted general activity (UDA)	14,556
Carry forward general activity (UDA)	-254
17/18 Contracted orthodontic activity (UOA)	0
Carry forward orthodontic activity (UOA)	0
Baseline contract value	£347,630.59

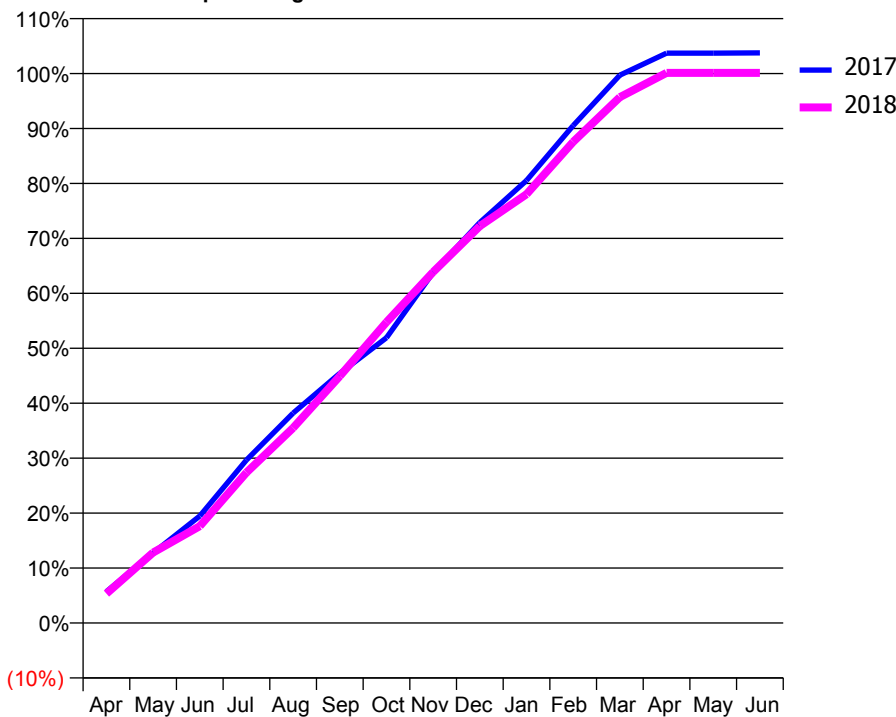
ACCESS*

Patients seen in 24 months	Total	Change since previous quarter
Quarter ending March 2017	5,387	
Quarter ending June 2017	5,485	→
Quarter ending September 2017	5,602	↑
Quarter ending December 2017	5,663	→
Quarter ending March 2018	5,773	→
Variance since March 2017	7.2%	↑



ACTIVITY

Cumulative percentage of contracted UDA delivered 2017 & 2018



Month	Adjusted Scheduled Activity (UDA)	
	2017	2018
April	771	780
May	1,722	1,867
June	2,629	2,565
July	4,005	3,985
August	5,160	5,171
September	6,133	6,540
October	7,010	7,972
November	8,611	9,299
December	9,841	10,513
January	10,871	11,358
February	12,222	12,745
March	13,459	13,930
April	14,002	14,574
May	14,002	14,574
June	14,008	14,574

QUALITY

	Quantity	Base Number	Contract	AT	Region	England
% of FP17s for the same patient ID Re-attending within 3 months - Children	95	1,719	5.5%	10.3%	11.6%	11.9%
% of FP17s for the same patient ID Re-attending within 3 months - Adults	870	6,313	13.8%	14.4%	15.4%	16.0%
% of FP17s for the same patient ID Re-attending between 3 & 9 months - Children	998	1,719	58.1%	62.0%	59.4%	58.3%
% of FP17s for the same patient ID Re-attending between 3 & 9 months - Adults	3,528	6,313	55.9%	55.0%	51.3%	50.3%
% of FP17s for Band 1 Urgent Courses	365	7,453	4.9%	7.2%	8.0%	9.1%
% of FP17s Relating to Free Repair or Replacements	68	7,453	0.9%	0.8%	0.8%	0.8%
% of FP17s Relating to Continuations	170	7,453	2.3%	1.3%	1.0%	1.0%
% of Patients satisfied with the dentistry they have received	8	8	N/A	91.3%	91.7%	91.5%
% of Patients satisfied with the time they had to wait for an appointment	8	8	N/A	87.4%	88.3%	87.9%

* This is based on patients treated on this contract for their most recent course of treatment. Figures in italics indicate the base number of FP17s or Patient Questionnaire responses are less than 100. N/A is shown where the base number of responses is less than 10 during the period. % is calculated as Quantity/Base number*100

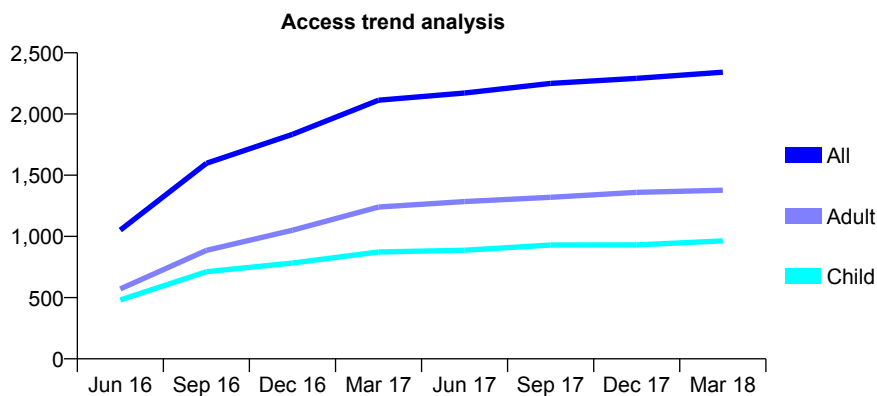
Q55 - Vital Signs At a Glance Contract Report for 133477/0001 - Year end March 2018

Name or company name	Eckington One Partnership
Contract type name	GDS Contract
Purpose of contract	General
Contract start date	01/02/2016
Contract end date	

17/18 Contracted general activity (UDA)	7,300
Carry forward general activity (UDA)	149
17/18 Contracted orthodontic activity (UOA)	0
Carry forward orthodontic activity (UOA)	0
Baseline contract value	£171,646.72

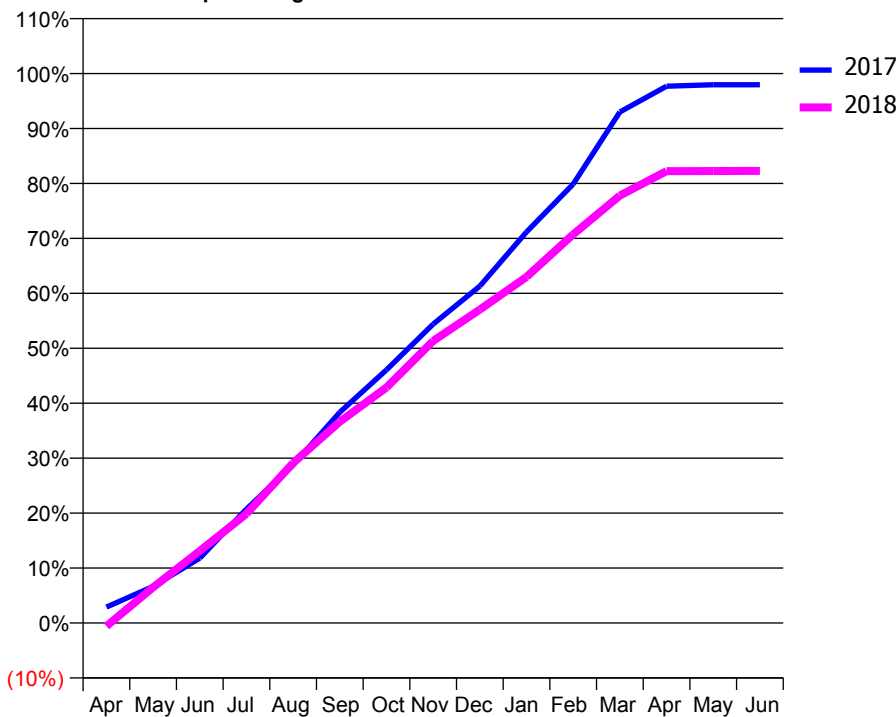
ACCESS*

Patients seen in 24 months	Total	Change since previous quarter
Quarter ending March 2017	2,113	
Quarter ending June 2017	2,172	↑
Quarter ending September 2017	2,250	↑
Quarter ending December 2017	2,291	→
Quarter ending March 2018	2,341	↑
Variance since March 2017	10.8%	↑



ACTIVITY

Cumulative percentage of contracted UDA delivered 2017 & 2018



Month	Adjusted Scheduled Activity (UDA)	
	2017	2018
April	212	-43
May	486	473
June	861	957
July	1,514	1,451
August	2,100	2,126
September	2,799	2,674
October	3,363	3,129
November	3,971	3,748
December	4,476	4,165
January	5,194	4,598
February	5,830	5,163
March	6,789	5,679
April	7,131	6,003
May	7,151	6,004
June	7,151	6,006

QUALITY

	Quantity	Base Number	Contract	AT	Region	England
% of FP17s for the same patient ID Re-attending within 3 months - Children	136	1,573	8.6%	10.3%	11.6%	11.9%
% of FP17s for the same patient ID Re-attending within 3 months - Adults	354	2,105	16.8%	14.4%	15.4%	16.0%
% of FP17s for the same patient ID Re-attending between 3 & 9 months - Children	998	1,573	63.4%	62.0%	59.4%	58.3%
% of FP17s for the same patient ID Re-attending between 3 & 9 months - Adults	1,329	2,105	63.1%	55.0%	51.3%	50.3%
% of FP17s for Band 1 Urgent Courses	149	3,762	4.0%	7.2%	8.0%	9.1%
% of FP17s Relating to Free Repair or Replacements	48	3,762	1.3%	0.8%	0.8%	0.8%
% of FP17s Relating to Continuations	30	3,762	0.8%	1.3%	1.0%	1.0%
% of Patients satisfied with the dentistry they have received	1	1	N/A	91.3%	91.7%	91.5%
% of Patients satisfied with the time they had to wait for an appointment	1	1	N/A	87.4%	88.3%	87.9%

* This is based on patients treated on this contract for their most recent course of treatment. Figures in italics indicate the base number of FP17s or Patient Questionnaire responses are less than 100. N/A is shown where the base number of responses is less than 10 during the period. % is calculated as Quantity/Base number*100

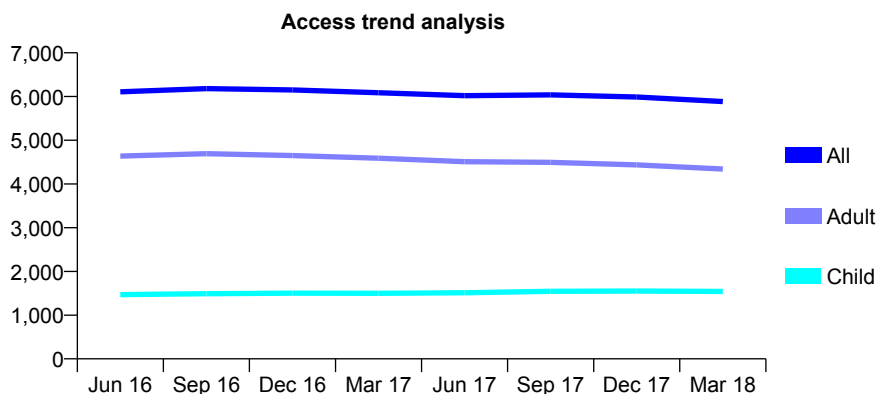
Q55 - Vital Signs At a Glance Contract Report for 134406/0001 - Year end March 2018

Name or company name	Ice Surgeries Limited
Contract type name	GDS Contract
Purpose of contract	General
Contract start date	01/09/2009
Contract end date	

17/18 Contracted general activity (UDA)	14,000
Carry forward general activity (UDA)	-199
17/18 Contracted orthodontic activity (UOA)	0
Carry forward orthodontic activity (UOA)	0
Baseline contract value	£325,530.71

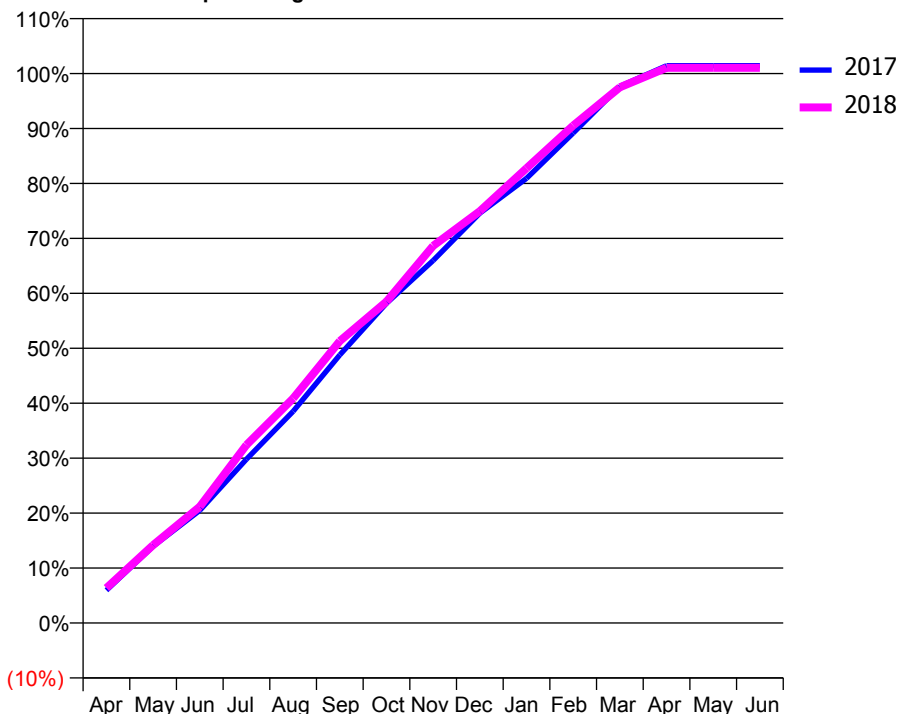
ACCESS*

Patients seen in 24 months	Total	Change since previous quarter
Quarter ending March 2017	6,087	
Quarter ending June 2017	6,020	↓
Quarter ending September 2017	6,038	→
Quarter ending December 2017	5,988	→
Quarter ending March 2018	5,884	↓
Variance since March 2017	(3.3%)	↓



ACTIVITY

Cumulative percentage of contracted UDA delivered 2017 & 2018



Month	Adjusted Scheduled Activity (UDA)	
	2017	2018
April	833	891
May	1,956	1,986
June	2,868	2,965
July	4,172	4,536
August	5,395	5,723
September	6,829	7,184
October	8,144	8,188
November	9,236	9,609
December	10,443	10,493
January	11,328	11,586
February	12,485	12,672
March	13,674	13,648
April	14,199	14,145
May	14,199	14,145
June	14,199	14,145

QUALITY

	Quantity	Base Number	Contract	AT	Region	England
% of FP17s for the same patient ID Re-attending within 3 months - Children	178	2,499	7.1%	10.3%	11.6%	11.9%
% of FP17s for the same patient ID Re-attending within 3 months - Adults	665	5,967	11.1%	14.4%	15.4%	16.0%
% of FP17s for the same patient ID Re-attending between 3 & 9 months - Children	1,619	2,499	64.8%	62.0%	59.4%	58.3%
% of FP17s for the same patient ID Re-attending between 3 & 9 months - Adults	3,484	5,967	58.4%	55.0%	51.3%	50.3%
% of FP17s for Band 1 Urgent Courses	425	8,383	5.1%	7.2%	8.0%	9.1%
% of FP17s Relating to Free Repair or Replacements	72	8,383	0.9%	0.8%	0.8%	0.8%
% of FP17s Relating to Continuations	128	8,383	1.5%	1.3%	1.0%	1.0%
% of Patients satisfied with the dentistry they have received	2	2	N/A	91.3%	91.7%	91.5%
% of Patients satisfied with the time they had to wait for an appointment	1	2	N/A	87.4%	88.3%	87.9%

* This is based on patients treated on this contract for their most recent course of treatment. Figures in italics indicate the base number of FP17s or Patient Questionnaire responses are less than 100. N/A is shown where the base number of responses is less than 10 during the period. % is calculated as Quantity/Base number*100

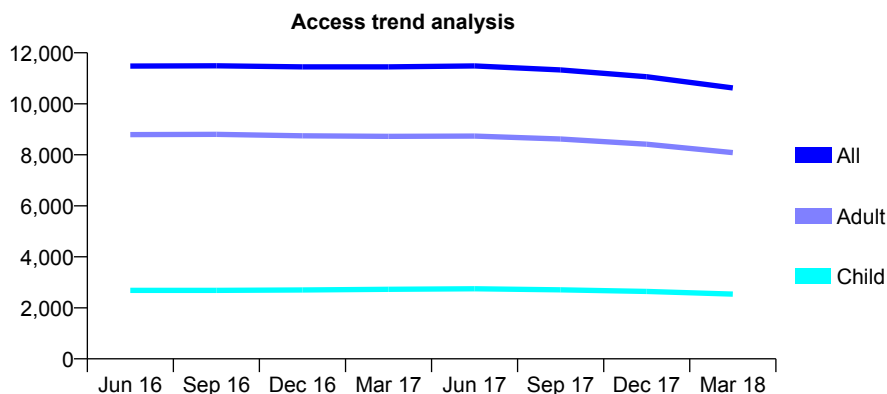
Q55 - Vital Signs At a Glance Contract Report for 134678/0001 - Year end March 2018

Name or company name	IDH Mansfield Limited
Contract type name	GDS Contract
Purpose of contract	General
Contract start date	01/02/2008
Contract end date	

17/18 Contracted general activity (UDA)	33,500
Carry forward general activity (UDA)	563
17/18 Contracted orthodontic activity (UOA)	0
Carry forward orthodontic activity (UOA)	0
Baseline contract value	£820,278.96

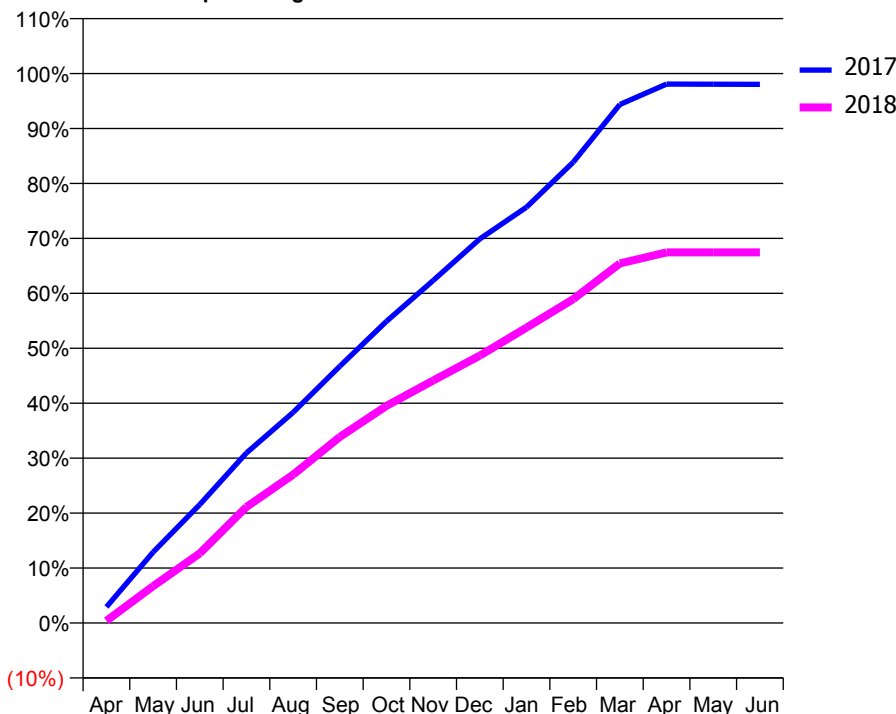
ACCESS*

Patients seen in 24 months	Total	Change since previous quarter
Quarter ending March 2017	11,447	
Quarter ending June 2017	11,483	→
Quarter ending September 2017	11,329	↓
Quarter ending December 2017	11,061	↓
Quarter ending March 2018	10,620	↓
Variance since March 2017	(7.2%)	↓



ACTIVITY

Cumulative percentage of contracted UDA delivered 2017 & 2018



Month	Adjusted Scheduled Activity (UDA)	
	2017	2018
April	835	131
May	3,675	2,247
June	6,146	4,247
July	8,824	7,073
August	10,923	9,045
September	13,314	11,344
October	15,648	13,243
November	17,767	14,785
December	19,925	16,302
January	21,569	18,012
February	23,901	19,740
March	26,891	21,919
April	27,953	22,595
May	27,947	22,598
June	27,937	22,597

QUALITY

	Quantity	Base Number	Contract	AT	Region	England
% of FP17s for the same patient ID Re-attending within 3 months - Children	137	3,048	4.5%	10.3%	11.6%	11.9%
% of FP17s for the same patient ID Re-attending within 3 months - Adults	664	9,038	7.3%	14.4%	15.4%	16.0%
% of FP17s for the same patient ID Re-attending between 3 & 9 months - Children	1,734	3,048	56.9%	62.0%	59.4%	58.3%
% of FP17s for the same patient ID Re-attending between 3 & 9 months - Adults	5,230	9,038	57.9%	55.0%	51.3%	50.3%
% of FP17s for Band 1 Urgent Courses	586	11,969	4.9%	7.2%	8.0%	9.1%
% of FP17s Relating to Free Repair or Replacements	20	11,969	0.2%	0.8%	0.8%	0.8%
% of FP17s Relating to Continuations	145	11,969	1.2%	1.3%	1.0%	1.0%
% of Patients satisfied with the dentistry they have received	5	6	N/A	91.3%	91.7%	91.5%
% of Patients satisfied with the time they had to wait for an appointment	4	6	N/A	87.4%	88.3%	87.9%

* This is based on patients treated on this contract for their most recent course of treatment. Figures in italics indicate the base number of FP17s or Patient Questionnaire responses are less than 100. N/A is shown where the base number of responses is less than 10 during the period. % is calculated as Quantity/Base number*100

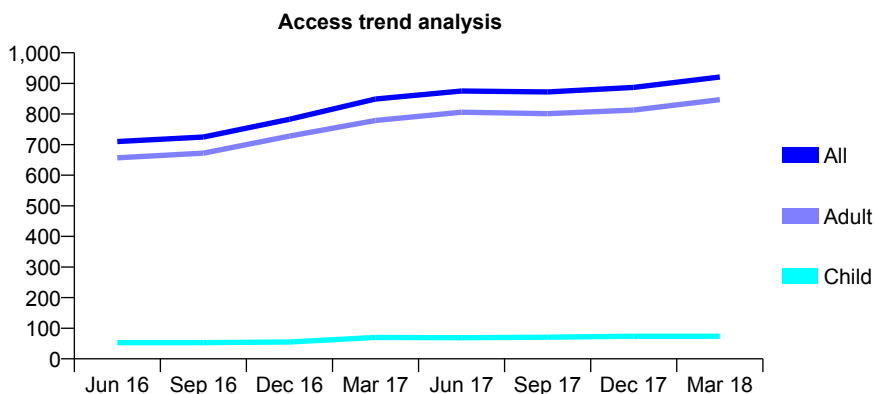
Q55 - Vital Signs At a Glance Contract Report for 135267/0001 - Year end March 2018

Name or company name	Dr D Iliadis and Dr C Hancock
Contract type name	GDS Contract
Purpose of contract	General
Contract start date	01/06/2014
Contract end date	

17/18 Contracted general activity (UDA)	2,340
Carry forward general activity (UDA)	88
17/18 Contracted orthodontic activity (UOA)	0
Carry forward orthodontic activity (UOA)	0
Baseline contract value	£57,581.44

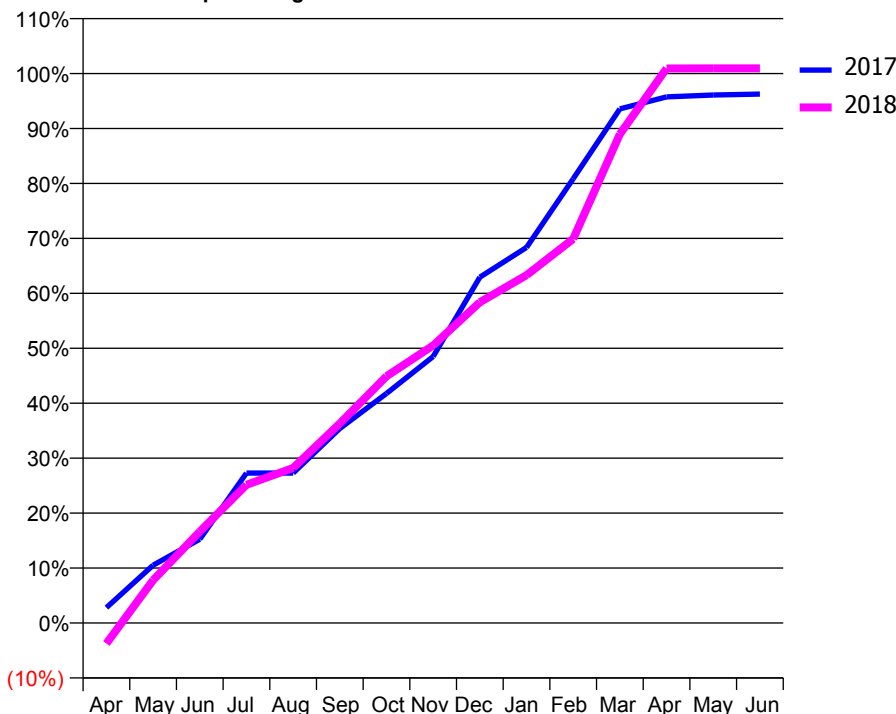
ACCESS*

Patients seen in 24 months	Total	Change since previous quarter
Quarter ending March 2017	849	
Quarter ending June 2017	875	↑
Quarter ending September 2017	872	→
Quarter ending December 2017	887	→
Quarter ending March 2018	921	↑
Variance since March 2017	8.5%	↑



ACTIVITY

Cumulative percentage of contracted UDA delivered 2017 & 2018



Adjusted Scheduled Activity (UDA)

Month	2017	2018
April	65	-88
May	246	182
June	357	389
July	638	589
August	638	660
September	828	850
October	977	1,051
November	1,135	1,182
December	1,473	1,366
January	1,599	1,481
February	1,892	1,636
March	2,189	2,082
April	2,240	2,361
May	2,248	2,362
June	2,252	2,362

QUALITY

	Quantity	Base Number	Contract	AT	Region	England
% of FP17s for the same patient ID Re-attending within 3 months - Children	4	79	5.1%	10.3%	11.6%	11.9%
% of FP17s for the same patient ID Re-attending within 3 months - Adults	84	948	8.9%	14.4%	15.4%	16.0%
% of FP17s for the same patient ID Re-attending between 3 & 9 months - Children	47	79	59.5%	62.0%	59.4%	58.3%
% of FP17s for the same patient ID Re-attending between 3 & 9 months - Adults	505	948	53.3%	55.0%	51.3%	50.3%
% of FP17s for Band 1 Urgent Courses	76	1,058	7.2%	7.2%	8.0%	9.1%
% of FP17s Relating to Free Repair or Replacements	9	1,058	0.9%	0.8%	0.8%	0.8%
% of FP17s Relating to Continuations	0	1,058	0.0%	1.3%	1.0%	1.0%
% of Patients satisfied with the dentistry they have received	0	0	N/A	91.3%	91.7%	91.5%
% of Patients satisfied with the time they had to wait for an appointment	0	0	N/A	87.4%	88.3%	87.9%

* This is based on patients treated on this contract for their most recent course of treatment. Figures in italics indicate the base number of FP17s or Patient Questionnaire responses are less than 100. N/A is shown where the base number of responses is less than 10 during the period. % is calculated as Quantity/Base number*100

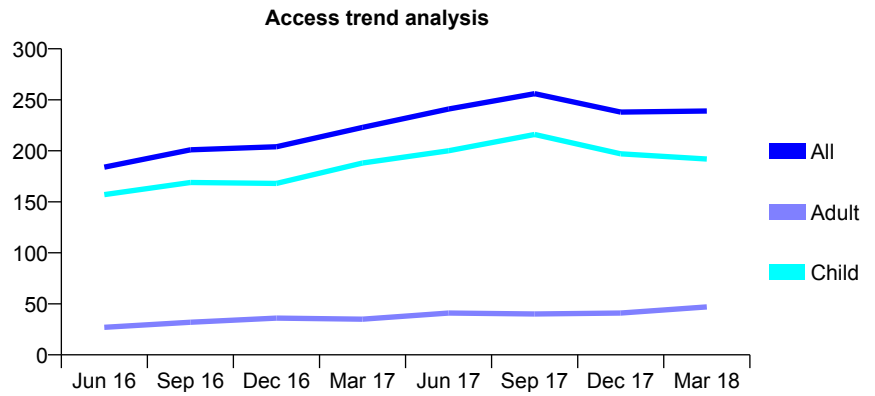
Q55 - Vital Signs At a Glance Contract Report for 135372/0001 - Year end March 2018

Name or company name	No.1 The Orthodontic Specialists
Contract type name	GDS Contract
Purpose of contract	General and Orthodontic
Contract start date	14/12/2012
Contract end date	

17/18 Contracted general activity (UDA)	44
Carry forward general activity (UDA)	0
17/18 Contracted orthodontic activity (UOA)	3,438
Carry forward orthodontic activity (UOA)	-1
Baseline contract value	£233,804.40

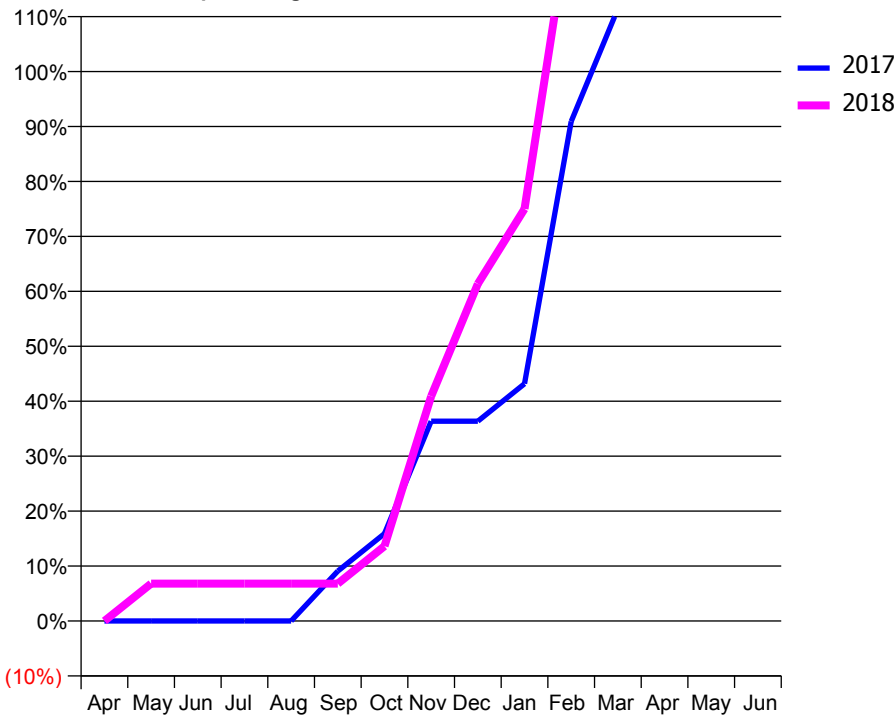
ACCESS*

Patients seen in 24 months	Total	Change since previous quarter
Quarter ending March 2017	223	
Quarter ending June 2017	241	↑
Quarter ending September 2017	256	↑
Quarter ending December 2017	238	↓
Quarter ending March 2018	239	→
Variance since March 2017	7.2%	↑



ACTIVITY

Cumulative percentage of contracted UDA delivered 2017 & 2018



Month	Adjusted Scheduled Activity (UDA)	
	2017	2018
April	0	0
May	0	3
June	0	3
July	0	3
August	0	3
September	4	3
October	7	6
November	16	18
December	16	27
January	19	33
February	40	57
March	49	57
April	49	57
May	49	57
June	49	57

QUALITY

	Quantity	Base Number	Contract	AT	Region	England
% of FP17s for the same patient ID Re-attending within 3 months - Children	4	804	0.5%	10.3%	11.6%	11.9%
% of FP17s for the same patient ID Re-attending within 3 months - Adults	0	38	0.0%	14.4%	15.4%	16.0%
% of FP17s for the same patient ID Re-attending between 3 & 9 months - Children	12	804	1.5%	62.0%	59.4%	58.3%
% of FP17s for the same patient ID Re-attending between 3 & 9 months - Adults	0	38	0.0%	55.0%	51.3%	50.3%
% of FP17s for Band 1 Urgent Courses	0	19	0.0%	7.2%	8.0%	9.1%
% of FP17s Relating to Free Repair or Replacements	0	19	0.0%	0.8%	0.8%	0.8%
% of FP17s Relating to Continuations	0	19	0.0%	1.3%	1.0%	1.0%
% of Patients satisfied with the dentistry they have received	0	0	N/A	91.3%	91.7%	91.5%
% of Patients satisfied with the time they had to wait for an appointment	0	0	N/A	87.4%	88.3%	87.9%

* This is based on patients treated on this contract for their most recent course of treatment. Figures in italics indicate the base number of FP17s or Patient Questionnaire responses are less than 100. N/A is shown where the base number of responses is less than 10 during the period. % is calculated as Quantity/Base number*100

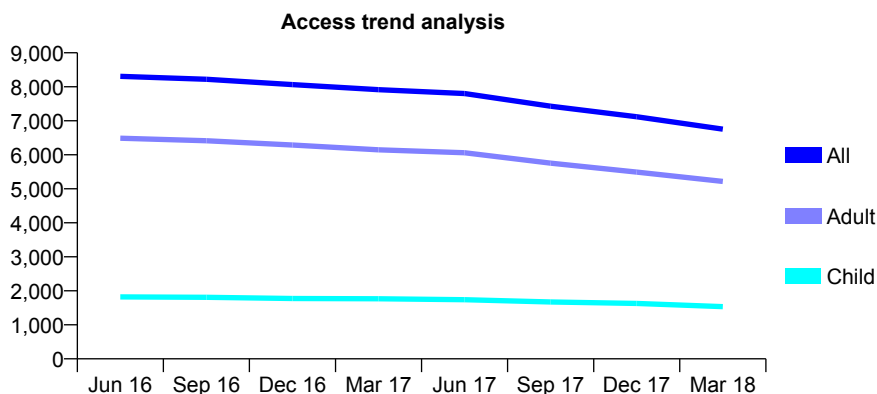
Q55 - Vital Signs At a Glance Contract Report for 136654/0001 - Year end March 2018

Name or company name	Dentichек Ltd
Contract type name	GDS Contract
Purpose of contract	General
Contract start date	01/04/2009
Contract end date	

17/18 Contracted general activity (UDA)	23,894
Carry forward general activity (UDA)	0
17/18 Contracted orthodontic activity (UOA)	0
Carry forward orthodontic activity (UOA)	0
Baseline contract value	£563,829.91

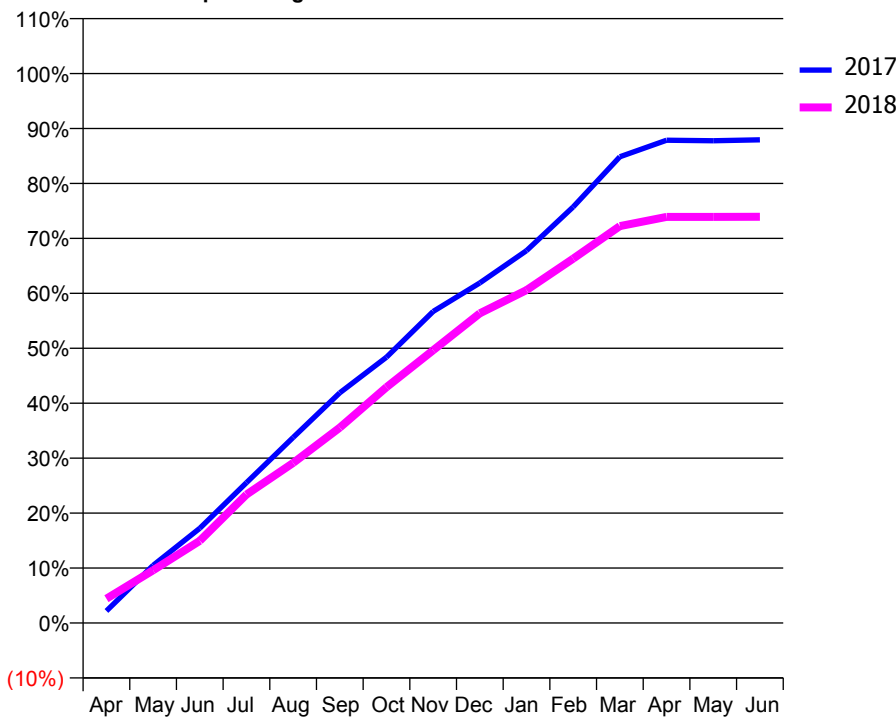
ACCESS*

Patients seen in 24 months	Total	Change since previous quarter
Quarter ending March 2017	7,914	
Quarter ending June 2017	7,800	↓
Quarter ending September 2017	7,428	↓
Quarter ending December 2017	7,120	↓
Quarter ending March 2018	6,753	↓
Variance since March 2017	(14.7%)	↓



ACTIVITY

Cumulative percentage of contracted UDA delivered 2017 & 2018



Month	Adjusted Scheduled Activity (UDA)	
	2017	2018
April	516	1,055
May	2,466	2,295
June	4,052	3,576
July	6,001	5,586
August	7,935	6,960
September	9,844	8,499
October	11,367	10,255
November	13,327	11,863
December	14,543	13,466
January	15,928	14,476
February	17,793	15,847
March	19,938	17,260
April	20,646	17,658
May	20,626	17,657
June	20,662	17,662

QUALITY

	Quantity	Base Number	Contract	AT	Region	England
% of FP17s for the same patient ID Re-attending within 3 months - Children	467	2,358	19.8%	10.3%	11.6%	11.9%
% of FP17s for the same patient ID Re-attending within 3 months - Adults	863	6,996	12.3%	14.4%	15.4%	16.0%
% of FP17s for the same patient ID Re-attending between 3 & 9 months - Children	1,271	2,358	53.9%	62.0%	59.4%	58.3%
% of FP17s for the same patient ID Re-attending between 3 & 9 months - Adults	4,437	6,996	63.4%	55.0%	51.3%	50.3%
% of FP17s for Band 1 Urgent Courses	837	9,230	9.1%	7.2%	8.0%	9.1%
% of FP17s Relating to Free Repair or Replacements	109	9,230	1.2%	0.8%	0.8%	0.8%
% of FP17s Relating to Continuations	27	9,230	0.3%	1.3%	1.0%	1.0%
% of Patients satisfied with the dentistry they have received	12	14	85.7%	91.3%	91.7%	91.5%
% of Patients satisfied with the time they had to wait for an appointment	11	14	78.6%	87.4%	88.3%	87.9%

* This is based on patients treated on this contract for their most recent course of treatment. Figures in italics indicate the base number of FP17s or Patient Questionnaire responses are less than 100. N/A is shown where the base number of responses is less than 10 during the period. % is calculated as Quantity/Base number*100

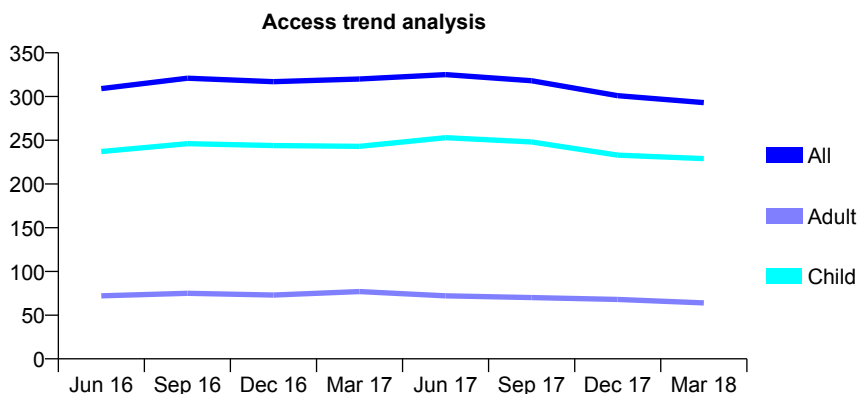
Q55 - Vital Signs At a Glance Contract Report for 137553/0001 - Year end March 2018

Name or company name	Ruddington Dental Practice
Contract type name	GDS Contract
Purpose of contract	General
Contract start date	01/08/2013
Contract end date	

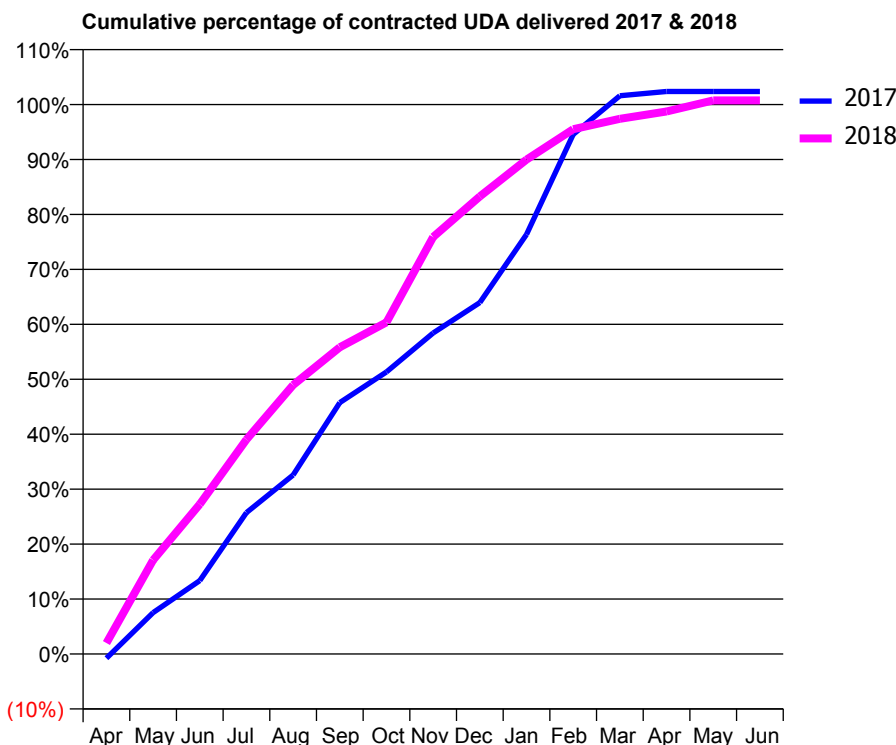
17/18 Contracted general activity (UDA)	600
Carry forward general activity (UDA)	-12
17/18 Contracted orthodontic activity (UOA)	0
Carry forward orthodontic activity (UOA)	0
Baseline contract value	£15,623.25

ACCESS*

Patients seen in 24 months	Total	Change since previous quarter
Quarter ending March 2017	320	
Quarter ending June 2017	325	→
Quarter ending September 2017	318	↓
Quarter ending December 2017	301	↓
Quarter ending March 2018	293	↓
Variance since March 2017	(8.4%)	↓



ACTIVITY



Month	Adjusted Scheduled Activity (UDA)	
	2017	2018
April	-5	12
May	45	103
June	80	164
July	154	234
August	195	294
September	275	335
October	308	362
November	351	455
December	384	500
January	458	540
February	567	573
March	610	584
April	614	592
May	614	604
June	614	604

QUALITY

	Quantity	Base Number	Contract	AT	Region	England
% of FP17s for the same patient ID Re-attending within 3 months - Children	22	361	6.1%	10.3%	11.6%	11.9%
% of FP17s for the same patient ID Re-attending within 3 months - Adults	10	72	13.9%	14.4%	15.4%	16.0%
% of FP17s for the same patient ID Re-attending between 3 & 9 months - Children	261	361	72.3%	62.0%	59.4%	58.3%
% of FP17s for the same patient ID Re-attending between 3 & 9 months - Adults	54	72	75.0%	55.0%	51.3%	50.3%
% of FP17s for Band 1 Urgent Courses	17	434	3.9%	7.2%	8.0%	9.1%
% of FP17s Relating to Free Repair or Replacements	0	434	0.0%	0.8%	0.8%	0.8%
% of FP17s Relating to Continuations	2	434	0.5%	1.3%	1.0%	1.0%
% of Patients satisfied with the dentistry they have received	0	0	N/A	91.3%	91.7%	91.5%
% of Patients satisfied with the time they had to wait for an appointment	0	0	N/A	87.4%	88.3%	87.9%

* This is based on patients treated on this contract for their most recent course of treatment. Figures in italics indicate the base number of FP17s or Patient Questionnaire responses are less than 100. N/A is shown where the base number of responses is less than 10 during the period. % is calculated as Quantity/Base number*100

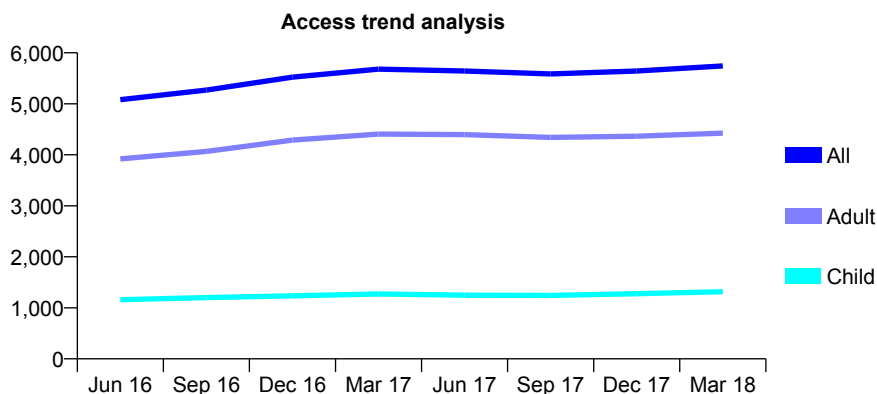
Q55 - Vital Signs At a Glance Contract Report for 138045/0001 - Year end March 2018

Name or company name	16a Dental
Contract type name	GDS Contract
Purpose of contract	General
Contract start date	01/04/2006
Contract end date	

17/18 Contracted general activity (UDA)	15,977
Carry forward general activity (UDA)	-293
17/18 Contracted orthodontic activity (UOA)	0
Carry forward orthodontic activity (UOA)	0
Baseline contract value	£424,105.83

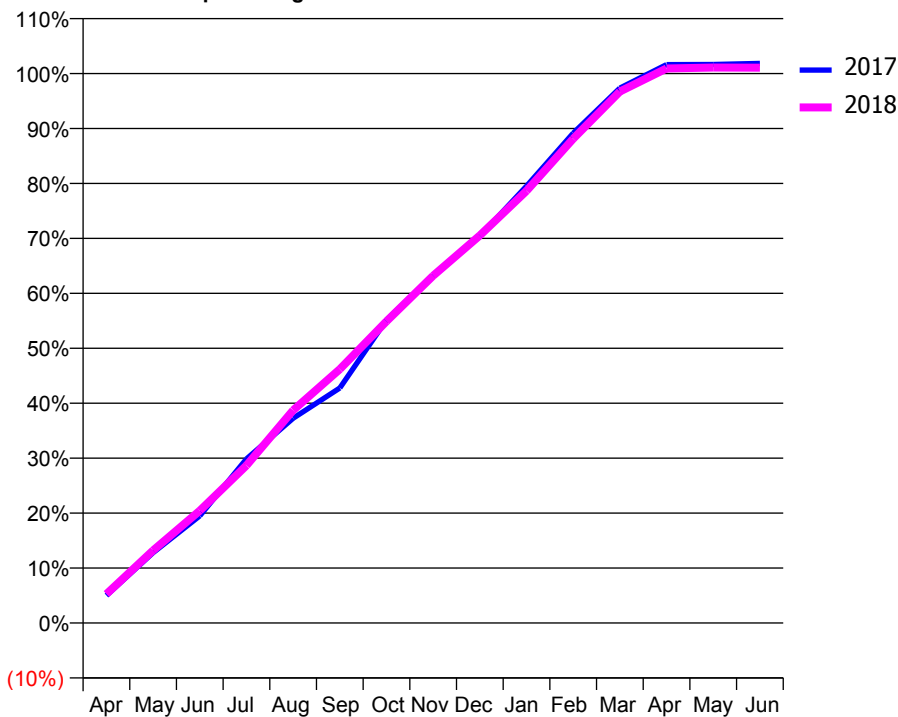
ACCESS*

Patients seen in 24 months	Total	Change since previous quarter
Quarter ending March 2017	5,679	
Quarter ending June 2017	5,643	→
Quarter ending September 2017	5,585	↓
Quarter ending December 2017	5,642	→
Quarter ending March 2018	5,742	→
Variance since March 2017	1.1%	→



ACTIVITY

Cumulative percentage of contracted UDA delivered 2017 & 2018



Month	Adjusted Scheduled Activity (UDA)	
	2017	2018
April	801	842
May	2,046	2,111
June	3,114	3,266
July	4,771	4,581
August	5,953	6,184
September	6,835	7,381
October	8,810	8,772
November	10,092	10,099
December	11,250	11,269
January	12,702	12,565
February	14,242	14,079
March	15,554	15,451
April	16,235	16,123
May	16,240	16,149
June	16,270	16,148

QUALITY

	Quantity	Base Number	Contract	AT	Region	England
% of FP17s for the same patient ID Re-attending within 3 months - Children	173	2,302	7.5%	10.3%	11.6%	11.9%
% of FP17s for the same patient ID Re-attending within 3 months - Adults	1,027	7,685	13.4%	14.4%	15.4%	16.0%
% of FP17s for the same patient ID Re-attending between 3 & 9 months - Children	1,651	2,302	71.7%	62.0%	59.4%	58.3%
% of FP17s for the same patient ID Re-attending between 3 & 9 months - Adults	5,224	7,685	68.0%	55.0%	51.3%	50.3%
% of FP17s for Band 1 Urgent Courses	558	9,575	5.8%	7.2%	8.0%	9.1%
% of FP17s Relating to Free Repair or Replacements	120	9,575	1.3%	0.8%	0.8%	0.8%
% of FP17s Relating to Continuations	128	9,575	1.3%	1.3%	1.0%	1.0%
% of Patients satisfied with the dentistry they have received	7	7	N/A	91.3%	91.7%	91.5%
% of Patients satisfied with the time they had to wait for an appointment	7	7	N/A	87.4%	88.3%	87.9%

* This is based on patients treated on this contract for their most recent course of treatment. Figures in italics indicate the base number of FP17s or Patient Questionnaire responses are less than 100. N/A is shown where the base number of responses is less than 10 during the period. % is calculated as Quantity/Base number*100

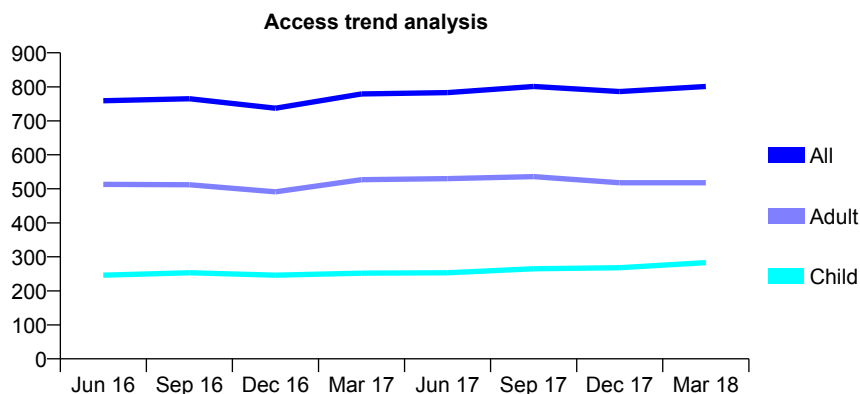
Q55 - Vital Signs At a Glance Contract Report for 138169/0001 - Year end March 2018

Name or company name	Holly Tree House Dental Practice
Contract type name	GDS Contract
Purpose of contract	General
Contract start date	25/11/2011
Contract end date	

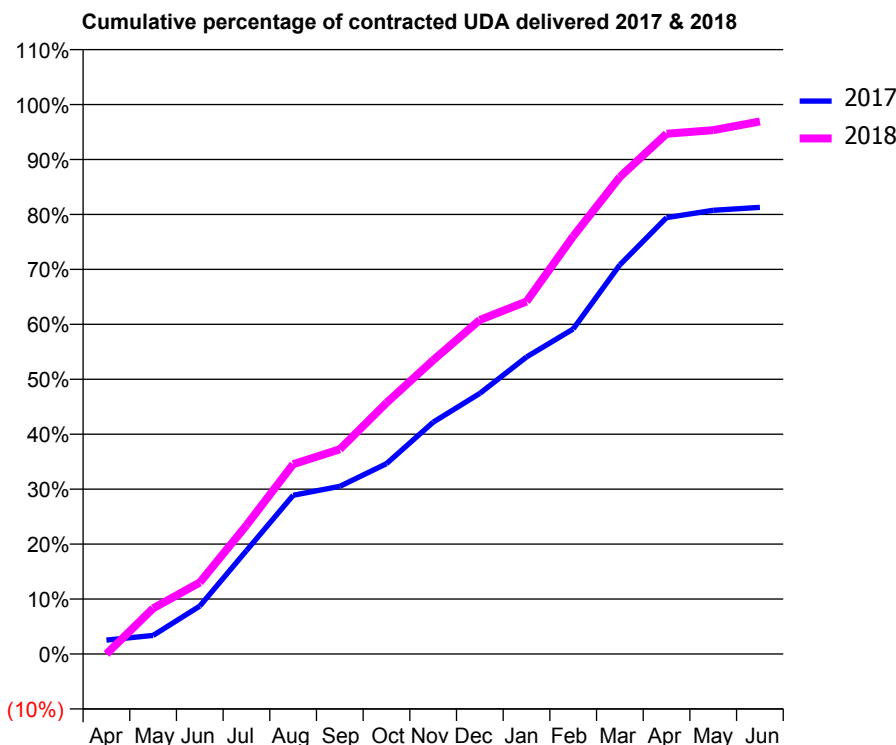
17/18 Contracted general activity (UDA)	2,254
Carry forward general activity (UDA)	0
17/18 Contracted orthodontic activity (UOA)	0
Carry forward orthodontic activity (UOA)	0
Baseline contract value	£53,934.47

ACCESS*

Patients seen in 24 months	Total	Change since previous quarter
Quarter ending March 2017	779	
Quarter ending June 2017	783	→
Quarter ending September 2017	801	↑
Quarter ending December 2017	786	↓
Quarter ending March 2018	801	→
Variance since March 2017	2.8%	↑



ACTIVITY



Month	Adjusted Scheduled Activity (UDA)	
	2017	2018
April	57	0
May	76	188
June	197	294
July	424	528
August	651	779
September	688	840
October	781	1,030
November	951	1,205
December	1,069	1,370
January	1,219	1,446
February	1,333	1,714
March	1,596	1,957
April	1,790	2,134
May	1,820	2,149
June	1,832	2,184

QUALITY

	Quantity	Base Number	Contract	AT	Region	England
% of FP17s for the same patient ID Re-attending within 3 months - Children	32	453	7.1%	10.3%	11.6%	11.9%
% of FP17s for the same patient ID Re-attending within 3 months - Adults	101	602	16.8%	14.4%	15.4%	16.0%
% of FP17s for the same patient ID Re-attending between 3 & 9 months - Children	291	453	64.2%	62.0%	59.4%	58.3%
% of FP17s for the same patient ID Re-attending between 3 & 9 months - Adults	240	602	39.9%	55.0%	51.3%	50.3%
% of FP17s for Band 1 Urgent Courses	26	1,041	2.5%	7.2%	8.0%	9.1%
% of FP17s Relating to Free Repair or Replacements	7	1,041	0.7%	0.8%	0.8%	0.8%
% of FP17s Relating to Continuations	27	1,041	2.6%	1.3%	1.0%	1.0%
% of Patients satisfied with the dentistry they have received	0	0	N/A	91.3%	91.7%	91.5%
% of Patients satisfied with the time they had to wait for an appointment	0	0	N/A	87.4%	88.3%	87.9%

* This is based on patients treated on this contract for their most recent course of treatment. Figures in italics indicate the base number of FP17s or Patient Questionnaire responses are less than 100. N/A is shown where the base number of responses is less than 10 during the period. % is calculated as Quantity/Base number*100

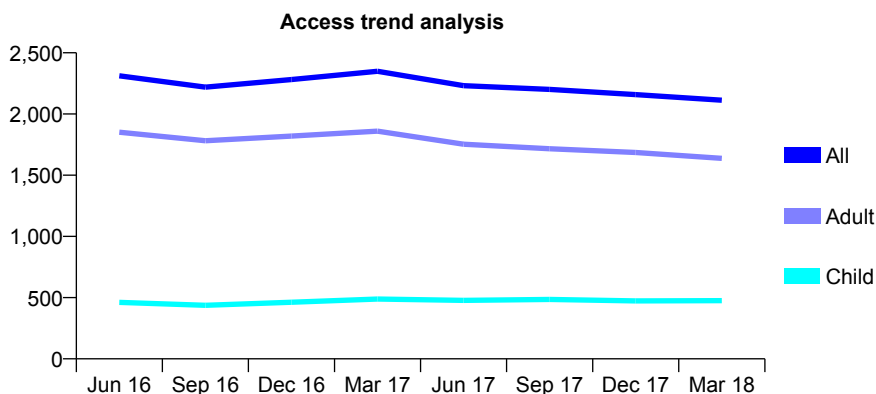
Q55 - Vital Signs At a Glance Contract Report for 138592/0001 - Year end March 2018

Name or company name	Oradent Studio
Contract type name	GDS Contract
Purpose of contract	General
Contract start date	12/02/2014
Contract end date	

17/18 Contracted general activity (UDA)	5,825
Carry forward general activity (UDA)	0
17/18 Contracted orthodontic activity (UOA)	0
Carry forward orthodontic activity (UOA)	0
Baseline contract value	£151,981.57

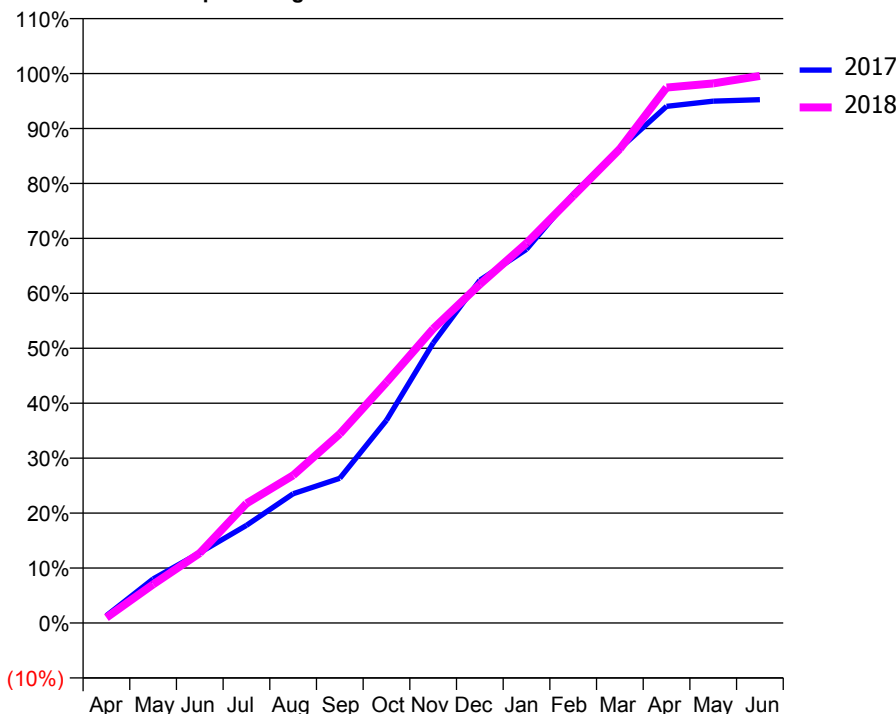
ACCESS*

Patients seen in 24 months	Total	Change since previous quarter
Quarter ending March 2017	2,349	
Quarter ending June 2017	2,231	↓
Quarter ending September 2017	2,201	↓
Quarter ending December 2017	2,159	↓
Quarter ending March 2018	2,113	↓
Variance since March 2017	(10.0%)	↓



ACTIVITY

Cumulative percentage of contracted UDA delivered 2017 & 2018



Adjusted Scheduled Activity (UDA)

Month	2017	2018
April	92	57
May	547	409
June	874	742
July	1,213	1,267
August	1,605	1,565
September	1,797	2,005
October	2,518	2,552
November	3,477	3,120
December	4,257	3,590
January	4,641	4,026
February	5,325	4,527
March	5,894	5,026
April	6,417	5,676
May	6,482	5,720
June	6,500	5,799

QUALITY

	Quantity	Base Number	Contract	AT	Region	England
% of FP17s for the same patient ID Re-attending within 3 months - Children	16	469	3.4%	10.3%	11.6%	11.9%
% of FP17s for the same patient ID Re-attending within 3 months - Adults	153	1,730	8.8%	14.4%	15.4%	16.0%
% of FP17s for the same patient ID Re-attending between 3 & 9 months - Children	176	469	37.5%	62.0%	59.4%	58.3%
% of FP17s for the same patient ID Re-attending between 3 & 9 months - Adults	787	1,730	45.5%	55.0%	51.3%	50.3%
% of FP17s for Band 1 Urgent Courses	190	2,254	8.4%	7.2%	8.0%	9.1%
% of FP17s Relating to Free Repair or Replacements	23	2,254	1.0%	0.8%	0.8%	0.8%
% of FP17s Relating to Continuations	2	2,254	0.1%	1.3%	1.0%	1.0%
% of Patients satisfied with the dentistry they have received	1	3	N/A	91.3%	91.7%	91.5%
% of Patients satisfied with the time they had to wait for an appointment	3	3	N/A	87.4%	88.3%	87.9%

* This is based on patients treated on this contract for their most recent course of treatment. Figures in italics indicate the base number of FP17s or Patient Questionnaire responses are less than 100. N/A is shown where the base number of responses is less than 10 during the period. % is calculated as Quantity/Base number*100

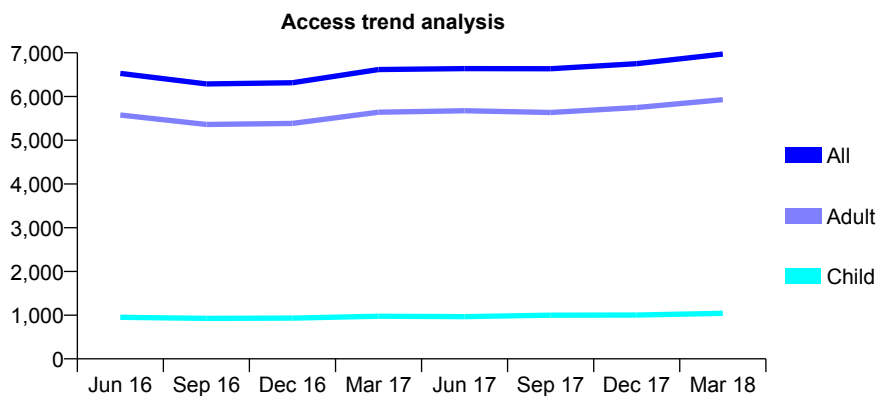
Q55 - Vital Signs At a Glance Contract Report for 139904/0001 - Year end March 2018

Name or company name	Market Street Dental Care
Contract type name	GDS Contract
Purpose of contract	General
Contract start date	01/09/2012
Contract end date	

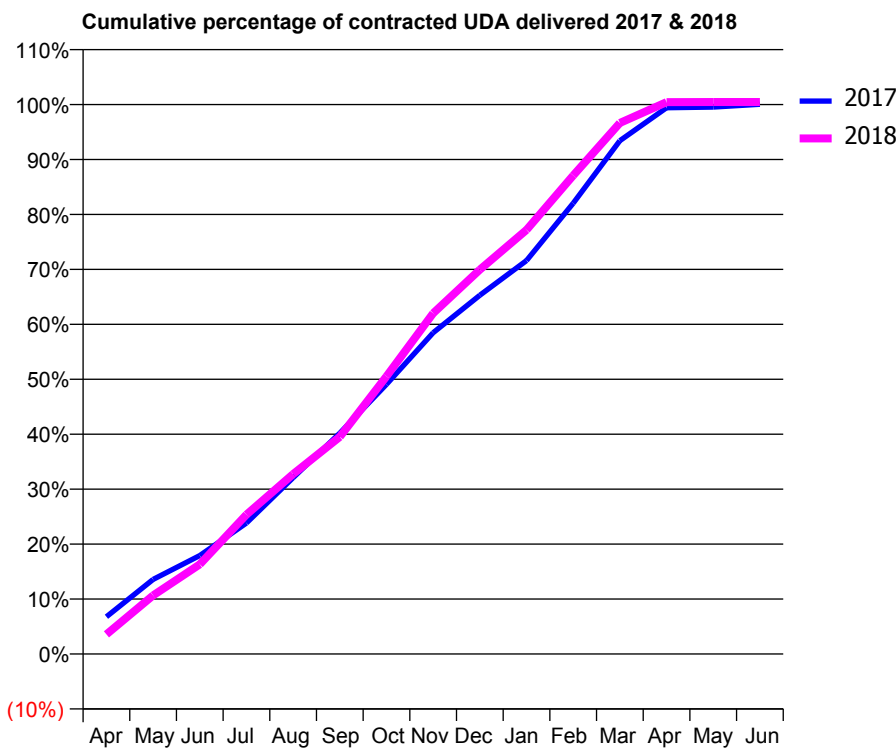
17/18 Contracted general activity (UDA)	16,736
Carry forward general activity (UDA)	-5
17/18 Contracted orthodontic activity (UOA)	0
Carry forward orthodontic activity (UOA)	0
Baseline contract value	£407,936.05

ACCESS*

Patients seen in 24 months	Total	Change since previous quarter
Quarter ending March 2017	6,617	
Quarter ending June 2017	6,640	→
Quarter ending September 2017	6,634	→
Quarter ending December 2017	6,752	→
Quarter ending March 2018	6,970	↑
Variance since March 2017	5.3%	↑



ACTIVITY



Month	Adjusted Scheduled Activity (UDA)	
	2017	2018
April	1,136	599
May	2,274	1,787
June	3,001	2,732
July	3,992	4,244
August	5,371	5,480
September	6,727	6,613
October	8,216	8,456
November	9,787	10,380
December	10,928	11,706
January	11,984	12,919
February	13,727	14,574
March	15,635	16,173
April	16,638	16,807
May	16,658	16,811
June	16,741	16,811

QUALITY

	Quantity	Base Number	Contract	AT	Region	England
% of FP17s for the same patient ID Re-attending within 3 months - Children	76	1,528	5.0%	10.3%	11.6%	11.9%
% of FP17s for the same patient ID Re-attending within 3 months - Adults	879	8,557	10.3%	14.4%	15.4%	16.0%
% of FP17s for the same patient ID Re-attending between 3 & 9 months - Children	985	1,528	64.5%	62.0%	59.4%	58.3%
% of FP17s for the same patient ID Re-attending between 3 & 9 months - Adults	5,362	8,557	62.7%	55.0%	51.3%	50.3%
% of FP17s for Band 1 Urgent Courses	379	9,008	4.2%	7.2%	8.0%	9.1%
% of FP17s Relating to Free Repair or Replacements	19	9,008	0.2%	0.8%	0.8%	0.8%
% of FP17s Relating to Continuations	170	9,008	1.9%	1.3%	1.0%	1.0%
% of Patients satisfied with the dentistry they have received	2	4	N/A	91.3%	91.7%	91.5%
% of Patients satisfied with the time they had to wait for an appointment	2	4	N/A	87.4%	88.3%	87.9%

* This is based on patients treated on this contract for their most recent course of treatment. Figures in italics indicate the base number of FP17s or Patient Questionnaire responses are less than 100. N/A is shown where the base number of responses is less than 10 during the period. % is calculated as Quantity/Base number*100

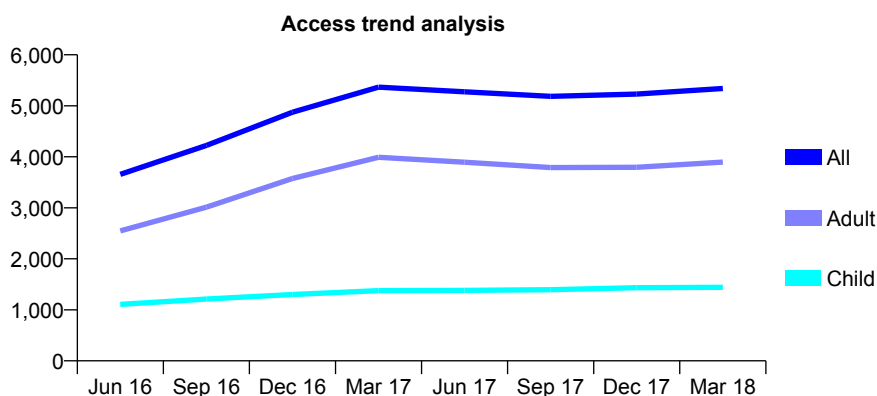
Q55 - Vital Signs At a Glance Contract Report for 142166/0001 - Year end March 2018

Name or company name	Nationwide Healthcare Providers Ltd Clay C
Contract type name	GDS Contract
Purpose of contract	General
Contract start date	01/04/2015
Contract end date	

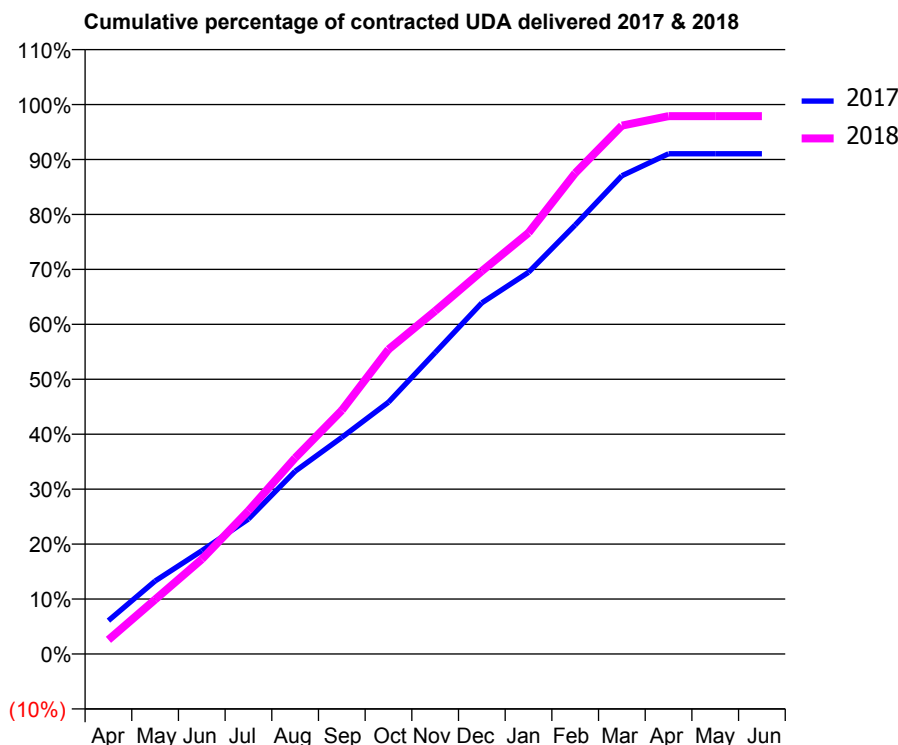
17/18 Contracted general activity (UDA)	13,774
Carry forward general activity (UDA)	0
17/18 Contracted orthodontic activity (UOA)	0
Carry forward orthodontic activity (UOA)	0
Baseline contract value	£397,353.05

ACCESS*

Patients seen in 24 months	Total	Change since previous quarter
Quarter ending March 2017	5,366	
Quarter ending June 2017	5,274	↓
Quarter ending September 2017	5,185	↓
Quarter ending December 2017	5,229	→
Quarter ending March 2018	5,339	↑
Variance since March 2017	(0.5%)	→



ACTIVITY



Month	Adjusted Scheduled Activity (UDA)	
	2017	2018
April	1,094	354
May	2,393	1,366
June	3,384	2,374
July	4,425	3,590
August	5,984	4,914
September	7,096	6,108
October	8,251	7,635
November	9,874	8,598
December	11,503	9,599
January	12,506	10,556
February	14,054	12,054
March	15,665	13,244
April	16,386	13,483
May	16,388	13,483
June	16,388	13,483

QUALITY

	Quantity	Base Number	Contract	AT	Region	England
% of FP17s for the same patient ID Re-attending within 3 months - Children	235	2,007	11.7%	10.3%	11.6%	11.9%
% of FP17s for the same patient ID Re-attending within 3 months - Adults	646	3,880	16.6%	14.4%	15.4%	16.0%
% of FP17s for the same patient ID Re-attending between 3 & 9 months - Children	1,041	2,007	51.9%	62.0%	59.4%	58.3%
% of FP17s for the same patient ID Re-attending between 3 & 9 months - Adults	1,742	3,880	44.9%	55.0%	51.3%	50.3%
% of FP17s for Band 1 Urgent Courses	530	5,629	9.4%	7.2%	8.0%	9.1%
% of FP17s Relating to Free Repair or Replacements	6	5,629	0.1%	0.8%	0.8%	0.8%
% of FP17s Relating to Continuations	140	5,629	2.5%	1.3%	1.0%	1.0%
% of Patients satisfied with the dentistry they have received	4	4	N/A	91.3%	91.7%	91.5%
% of Patients satisfied with the time they had to wait for an appointment	4	4	N/A	87.4%	88.3%	87.9%

* This is based on patients treated on this contract for their most recent course of treatment. Figures in italics indicate the base number of FP17s or Patient Questionnaire responses are less than 100. N/A is shown where the base number of responses is less than 10 during the period. % is calculated as Quantity/Base number*100

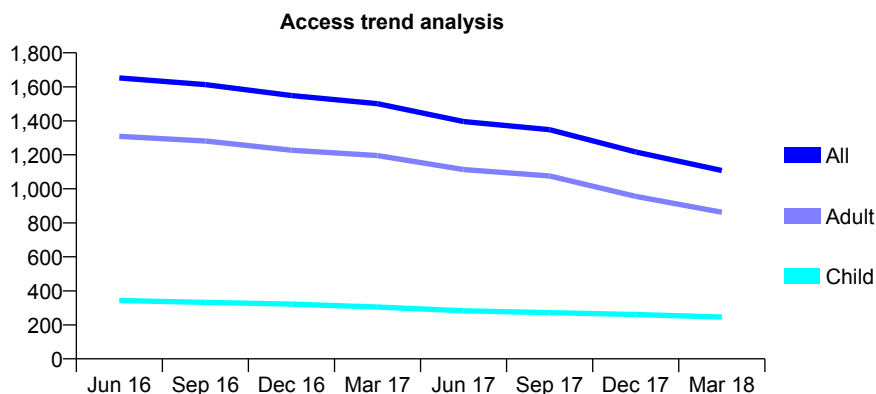
Q55 - Vital Signs At a Glance Contract Report for 142190/0001 - Year end March 2018

Name or company name	Grange Dental Care
Contract type name	GDS Contract
Purpose of contract	General
Contract start date	01/06/2012
Contract end date	

17/18 Contracted general activity (UDA)	6,597
Carry forward general activity (UDA)	0
17/18 Contracted orthodontic activity (UOA)	0
Carry forward orthodontic activity (UOA)	0
Baseline contract value	£142,931.18

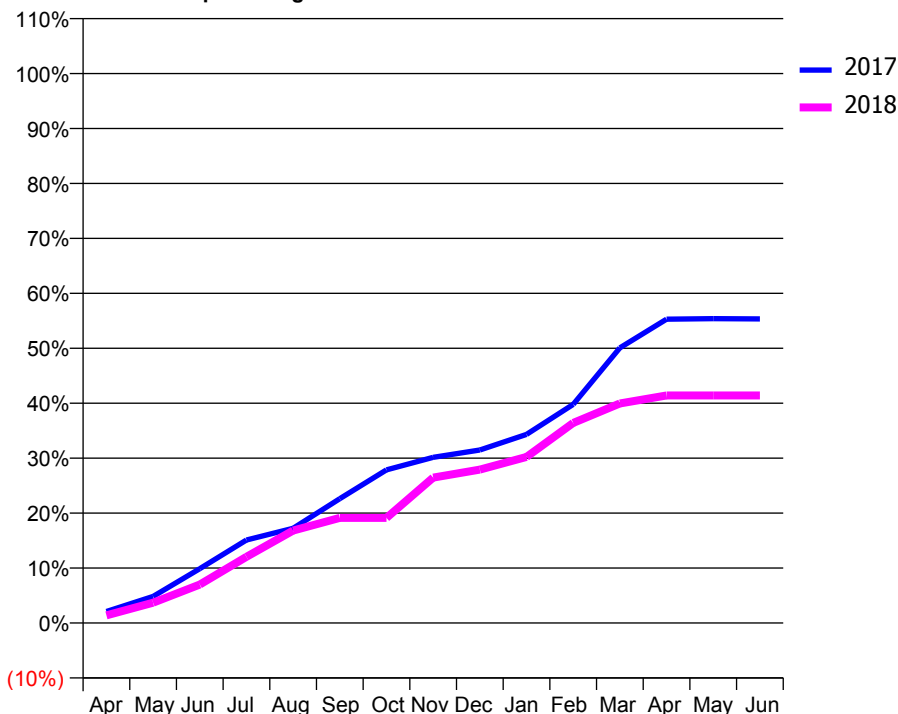
ACCESS*

Patients seen in 24 months	Total	Change since previous quarter
Quarter ending March 2017	1,501	
Quarter ending June 2017	1,396	↓
Quarter ending September 2017	1,348	↓
Quarter ending December 2017	1,217	↓
Quarter ending March 2018	1,108	↓
Variance since March 2017	(26.2%)	↓



ACTIVITY

Cumulative percentage of contracted UDA delivered 2017 & 2018



Month	Adjusted Scheduled Activity (UDA)	
	2017	2018
April	139	92
May	319	244
June	653	463
July	997	795
August	1,138	1,110
September	1,494	1,263
October	1,838	1,263
November	1,989	1,746
December	2,078	1,842
January	2,265	1,994
February	2,625	2,403
March	3,304	2,635
April	3,648	2,731
May	3,654	2,732
June	3,651	2,732

QUALITY

	Quantity	Base Number	Contract	AT	Region	England
% of FP17s for the same patient ID Re-attending within 3 months - Children	15	287	5.2%	10.3%	11.6%	11.9%
% of FP17s for the same patient ID Re-attending within 3 months - Adults	152	1,011	15.0%	14.4%	15.4%	16.0%
% of FP17s for the same patient ID Re-attending between 3 & 9 months - Children	153	287	53.3%	62.0%	59.4%	58.3%
% of FP17s for the same patient ID Re-attending between 3 & 9 months - Adults	497	1,011	49.2%	55.0%	51.3%	50.3%
% of FP17s for Band 1 Urgent Courses	137	1,225	11.2%	7.2%	8.0%	9.1%
% of FP17s Relating to Free Repair or Replacements	3	1,225	0.2%	0.8%	0.8%	0.8%
% of FP17s Relating to Continuations	13	1,225	1.1%	1.3%	1.0%	1.0%
% of Patients satisfied with the dentistry they have received	2	2	N/A	91.3%	91.7%	91.5%
% of Patients satisfied with the time they had to wait for an appointment	2	2	N/A	87.4%	88.3%	87.9%

* This is based on patients treated on this contract for their most recent course of treatment. Figures in italics indicate the base number of FP17s or Patient Questionnaire responses are less than 100. N/A is shown where the base number of responses is less than 10 during the period. % is calculated as Quantity/Base number*100

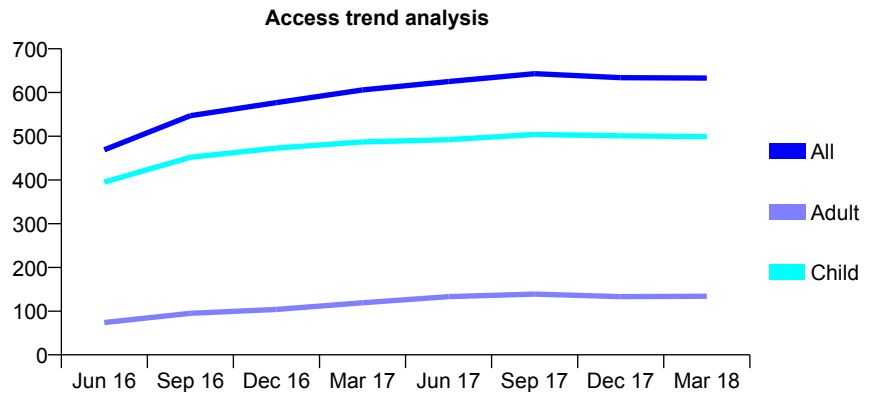
Q55 - Vital Signs At a Glance Contract Report for 142506/0001 - Year end March 2018

Name or company name	Kedleston Dental Care
Contract type name	GDS Contract
Purpose of contract	General
Contract start date	10/07/2015
Contract end date	

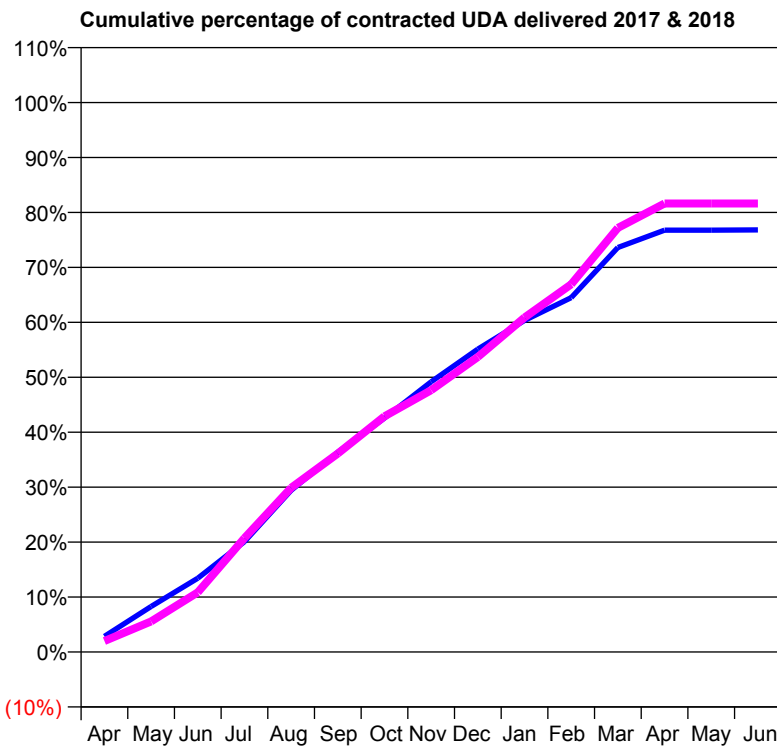
17/18 Contracted general activity (UDA)	1,400
Carry forward general activity (UDA)	0
17/18 Contracted orthodontic activity (UOA)	0
Carry forward orthodontic activity (UOA)	0
Baseline contract value	£28,888.14

ACCESS*

Patients seen in 24 months	Total	Change since previous quarter
Quarter ending March 2017	606	
Quarter ending June 2017	625	↑
Quarter ending September 2017	643	↑
Quarter ending December 2017	634	↓
Quarter ending March 2018	633	→
Variance since March 2017	4.5%	↑



ACTIVITY



Month	Adjusted Scheduled Activity (UDA)	
	2017	2018
April	40	28
May	116	78
June	188	152
July	281	290
August	412	418
September	509	506
October	596	600
November	688	667
December	772	752
January	845	852
February	903	937
March	1,031	1,080
April	1,075	1,143
May	1,075	1,143
June	1,076	1,143

QUALITY

	Quantity	Base Number	Contract	AT	Region	England
% of FP17s for the same patient ID Re-attending within 3 months - Children	51	828	6.2%	10.3%	11.6%	11.9%
% of FP17s for the same patient ID Re-attending within 3 months - Adults	5	133	3.8%	14.4%	15.4%	16.0%
% of FP17s for the same patient ID Re-attending between 3 & 9 months - Children	566	828	68.4%	62.0%	59.4%	58.3%
% of FP17s for the same patient ID Re-attending between 3 & 9 months - Adults	73	133	54.9%	55.0%	51.3%	50.3%
% of FP17s for Band 1 Urgent Courses	40	955	4.2%	7.2%	8.0%	9.1%
% of FP17s Relating to Free Repair or Replacements	0	955	0.0%	0.8%	0.8%	0.8%
% of FP17s Relating to Continuations	0	955	0.0%	1.3%	1.0%	1.0%
% of Patients satisfied with the dentistry they have received	0	0	N/A	91.3%	91.7%	91.5%
% of Patients satisfied with the time they had to wait for an appointment	0	0	N/A	87.4%	88.3%	87.9%

* This is based on patients treated on this contract for their most recent course of treatment. Figures in italics indicate the base number of FP17s or Patient Questionnaire responses are less than 100. N/A is shown where the base number of responses is less than 10 during the period. % is calculated as Quantity/Base number*100

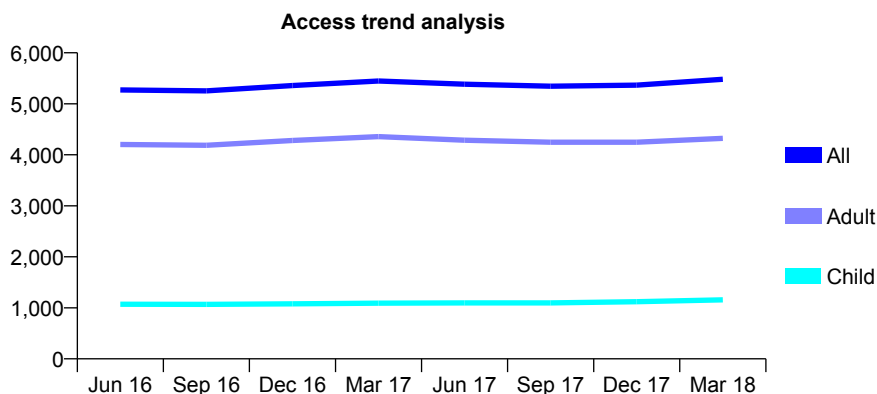
Q55 - Vital Signs At a Glance Contract Report for 143111/0001 - Year end March 2018

Name or company name	Cadmus Dental Care Limited
Contract type name	GDS Contract
Purpose of contract	General
Contract start date	01/10/2013
Contract end date	

17/18 Contracted general activity (UDA)	16,277
Carry forward general activity (UDA)	-8
17/18 Contracted orthodontic activity (UOA)	0
Carry forward orthodontic activity (UOA)	0
Baseline contract value	£382,370.34

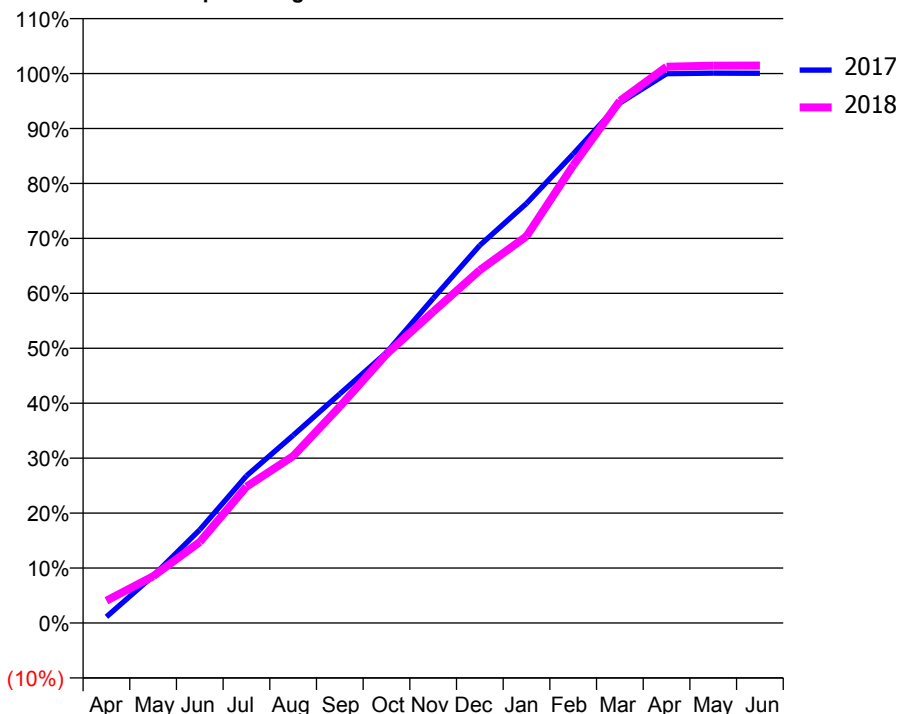
ACCESS*

Patients seen in 24 months	Total	Change since previous quarter
Quarter ending March 2017	5,448	
Quarter ending June 2017	5,384	↓
Quarter ending September 2017	5,344	→
Quarter ending December 2017	5,366	→
Quarter ending March 2018	5,480	↑
Variance since March 2017	0.6%	→



ACTIVITY

Cumulative percentage of contracted UDA delivered 2017 & 2018



Month	Adjusted Scheduled Activity (UDA)	
	2017	2018
April	198	660
May	1,518	1,384
June	3,001	2,399
July	4,732	4,041
August	6,037	4,942
September	7,374	6,414
October	8,701	7,964
November	10,443	9,219
December	12,149	10,452
January	13,497	11,456
February	15,089	13,554
March	16,726	15,465
April	17,671	16,476
May	17,687	16,510
June	17,685	16,511

QUALITY

	Quantity	Base Number	Contract	AT	Region	England
% of FP17s for the same patient ID Re-attending within 3 months - Children	93	1,564	5.9%	10.3%	11.6%	11.9%
% of FP17s for the same patient ID Re-attending within 3 months - Adults	647	5,378	12.0%	14.4%	15.4%	16.0%
% of FP17s for the same patient ID Re-attending between 3 & 9 months - Children	805	1,564	51.5%	62.0%	59.4%	58.3%
% of FP17s for the same patient ID Re-attending between 3 & 9 months - Adults	2,740	5,378	50.9%	55.0%	51.3%	50.3%
% of FP17s for Band 1 Urgent Courses	349	6,887	5.1%	7.2%	8.0%	9.1%
% of FP17s Relating to Free Repair or Replacements	59	6,887	0.9%	0.8%	0.8%	0.8%
% of FP17s Relating to Continuations	19	6,887	0.3%	1.3%	1.0%	1.0%
% of Patients satisfied with the dentistry they have received	5	5	N/A	91.3%	91.7%	91.5%
% of Patients satisfied with the time they had to wait for an appointment	5	5	N/A	87.4%	88.3%	87.9%

* This is based on patients treated on this contract for their most recent course of treatment. Figures in italics indicate the base number of FP17s or Patient Questionnaire responses are less than 100. N/A is shown where the base number of responses is less than 10 during the period. % is calculated as Quantity/Base number*100

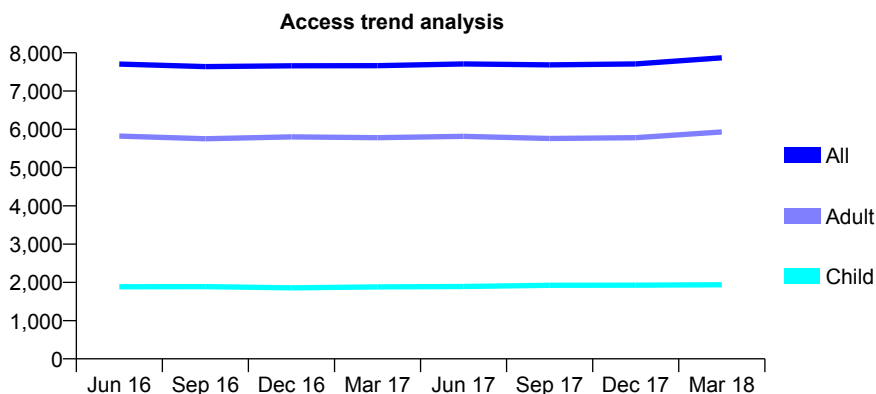
Q55 - Vital Signs At a Glance Contract Report for 143111/0002 - Year end March 2018

Name or company name	Cadmus Dental Care Limited
Contract type name	GDS Contract
Purpose of contract	General
Contract start date	01/10/2013
Contract end date	

17/18 Contracted general activity (UDA)	28,084
Carry forward general activity (UDA)	826
17/18 Contracted orthodontic activity (UOA)	0
Carry forward orthodontic activity (UOA)	0
Baseline contract value	£631,920.57

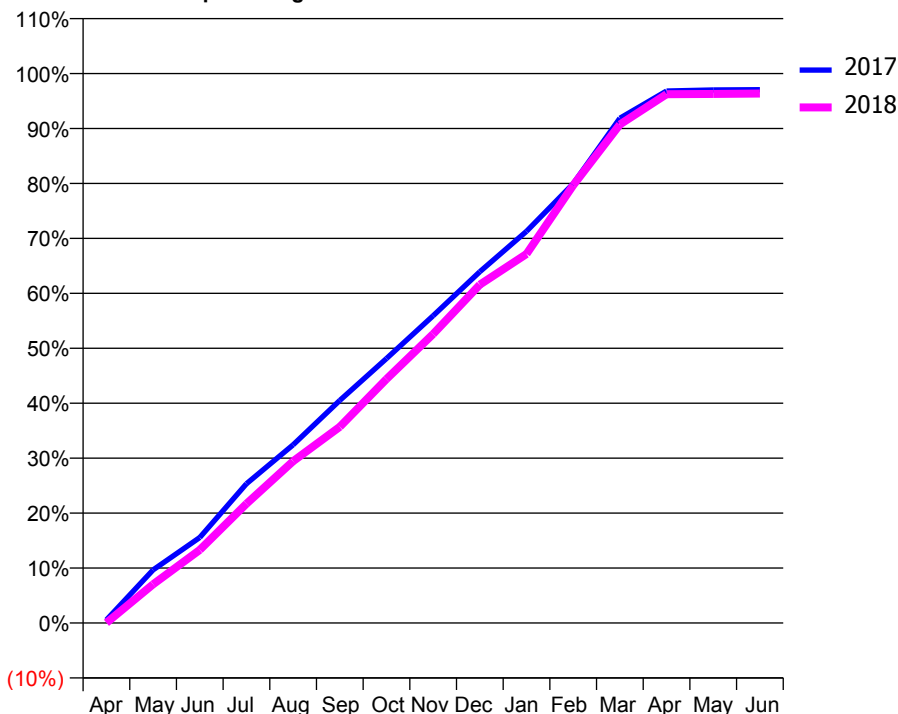
ACCESS*

Patients seen in 24 months	Total	Change since previous quarter
Quarter ending March 2017	7,662	
Quarter ending June 2017	7,708	→
Quarter ending September 2017	7,685	→
Quarter ending December 2017	7,708	→
Quarter ending March 2018	7,868	↑
Variance since March 2017	2.7%	↑



ACTIVITY

Cumulative percentage of contracted UDA delivered 2017 & 2018



Month	Adjusted Scheduled Activity (UDA)	
	2017	2018
April	158	9
May	2,716	1,979
June	4,371	3,739
July	7,116	6,098
August	9,111	8,271
September	11,378	10,031
October	13,517	12,470
November	15,705	14,773
December	17,958	17,290
January	20,021	18,864
February	22,452	22,373
March	25,798	25,476
April	27,188	27,027
May	27,244	27,042
June	27,258	27,060

QUALITY

	Quantity	Base Number	Contract	AT	Region	England
% of FP17s for the same patient ID Re-attending within 3 months - Children	200	3,076	6.5%	10.3%	11.6%	11.9%
% of FP17s for the same patient ID Re-attending within 3 months - Adults	1,058	8,896	11.9%	14.4%	15.4%	16.0%
% of FP17s for the same patient ID Re-attending between 3 & 9 months - Children	2,023	3,076	65.8%	62.0%	59.4%	58.3%
% of FP17s for the same patient ID Re-attending between 3 & 9 months - Adults	5,642	8,896	63.4%	55.0%	51.3%	50.3%
% of FP17s for Band 1 Urgent Courses	522	11,994	4.4%	7.2%	8.0%	9.1%
% of FP17s Relating to Free Repair or Replacements	98	11,994	0.8%	0.8%	0.8%	0.8%
% of FP17s Relating to Continuations	91	11,994	0.8%	1.3%	1.0%	1.0%
% of Patients satisfied with the dentistry they have received	7	8	N/A	91.3%	91.7%	91.5%
% of Patients satisfied with the time they had to wait for an appointment	7	8	N/A	87.4%	88.3%	87.9%

* This is based on patients treated on this contract for their most recent course of treatment. Figures in italics indicate the base number of FP17s or Patient Questionnaire responses are less than 100. N/A is shown where the base number of responses is less than 10 during the period. % is calculated as Quantity/Base number*100

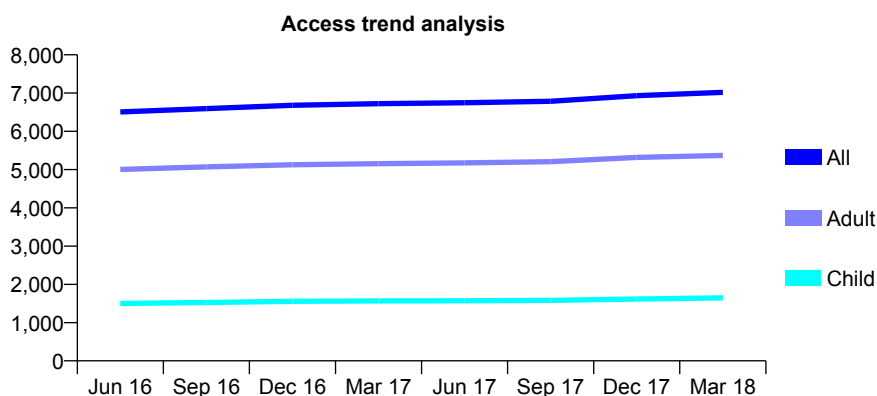
Q55 - Vital Signs At a Glance Contract Report for 146900/0001 - Year end March 2018

Name or company name	Glen Thelwell & Associates LTD Vasileios (
Contract type name	GDS Contract
Purpose of contract	General
Contract start date	01/05/2014
Contract end date	

17/18 Contracted general activity (UDA)	21,370
Carry forward general activity (UDA)	-251
17/18 Contracted orthodontic activity (UOA)	0
Carry forward orthodontic activity (UOA)	0
Baseline contract value	£620,770.29

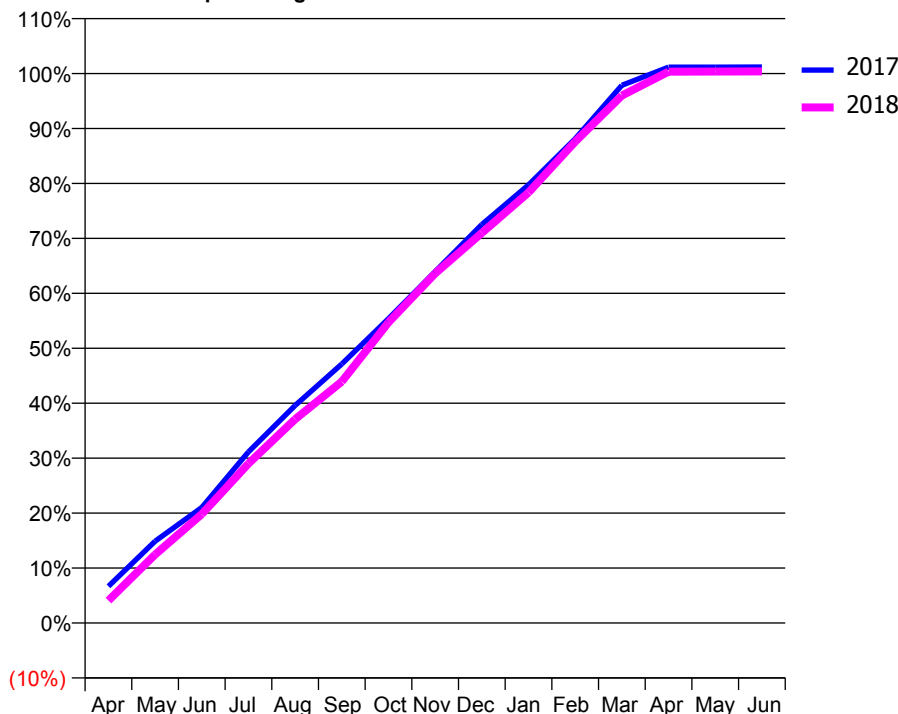
ACCESS*

Patients seen in 24 months	Total	Change since previous quarter
Quarter ending March 2017	6,721	
Quarter ending June 2017	6,747	→
Quarter ending September 2017	6,786	→
Quarter ending December 2017	6,932	↑
Quarter ending March 2018	7,018	→
Variance since March 2017	4.4%	↑



ACTIVITY

Cumulative percentage of contracted UDA delivered 2017 & 2018



Month	Adjusted Scheduled Activity (UDA)	
	2017	2018
April	1,427	875
May	3,180	2,663
June	4,493	4,235
July	6,658	6,199
August	8,460	7,928
September	10,073	9,387
October	11,834	11,692
November	13,666	13,593
December	15,500	15,172
January	17,038	16,742
February	18,833	18,718
March	20,914	20,512
April	21,616	21,443
May	21,620	21,448
June	21,621	21,449

QUALITY

	Quantity	Base Number	Contract	AT	Region	England
% of FP17s for the same patient ID Re-attending within 3 months - Children	112	2,476	4.5%	10.3%	11.6%	11.9%
% of FP17s for the same patient ID Re-attending within 3 months - Adults	1,031	8,332	12.4%	14.4%	15.4%	16.0%
% of FP17s for the same patient ID Re-attending between 3 & 9 months - Children	1,611	2,476	65.1%	62.0%	59.4%	58.3%
% of FP17s for the same patient ID Re-attending between 3 & 9 months - Adults	5,689	8,332	68.3%	55.0%	51.3%	50.3%
% of FP17s for Band 1 Urgent Courses	165	10,873	1.5%	7.2%	8.0%	9.1%
% of FP17s Relating to Free Repair or Replacements	158	10,873	1.5%	0.8%	0.8%	0.8%
% of FP17s Relating to Continuations	325	10,873	3.0%	1.3%	1.0%	1.0%
% of Patients satisfied with the dentistry they have received	8	9	N/A	91.3%	91.7%	91.5%
% of Patients satisfied with the time they had to wait for an appointment	8	9	N/A	87.4%	88.3%	87.9%

* This is based on patients treated on this contract for their most recent course of treatment. Figures in italics indicate the base number of FP17s or Patient Questionnaire responses are less than 100. N/A is shown where the base number of responses is less than 10 during the period. % is calculated as Quantity/Base number*100

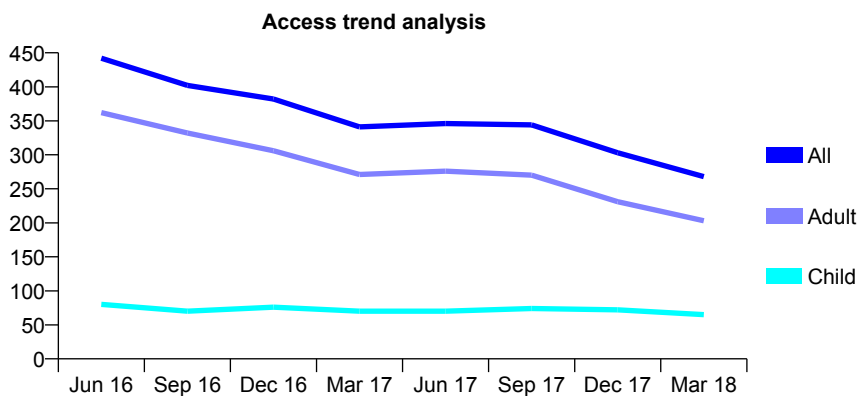
Q55 - Vital Signs At a Glance Contract Report for 147354/0001 - Year end March 2018

Name or company name	Dr Fitton & Dr Singh Dental Surgery
Contract type name	GDS Contract
Purpose of contract	General
Contract start date	29/07/2010
Contract end date	

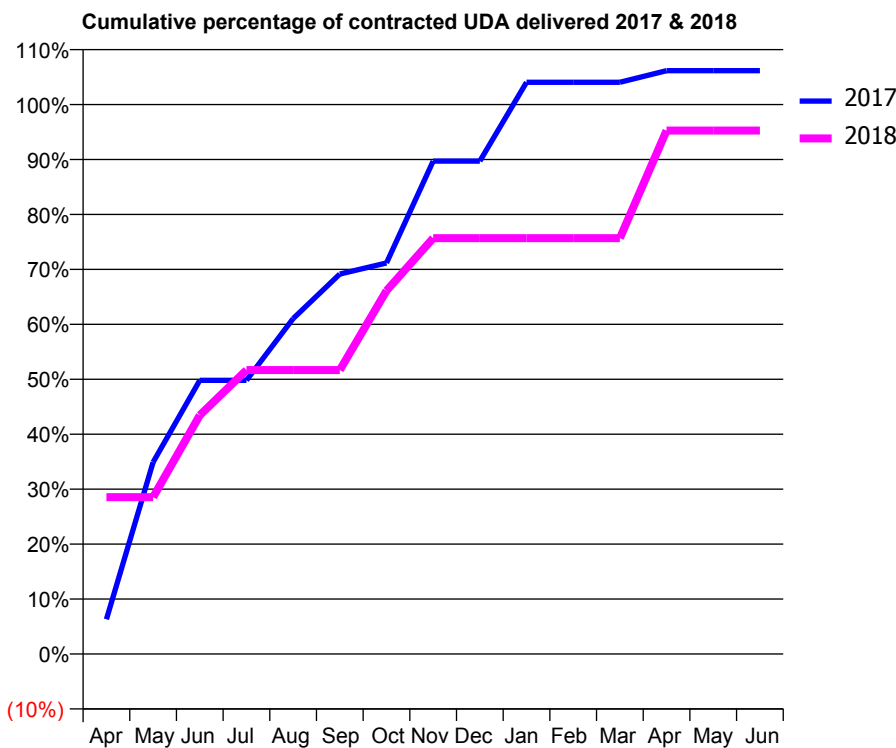
17/18 Contracted general activity (UDA)	900
Carry forward general activity (UDA)	-18
17/18 Contracted orthodontic activity (UOA)	0
Carry forward orthodontic activity (UOA)	0
Baseline contract value	£26,323.55

ACCESS*

Patients seen in 24 months	Total	Change since previous quarter
Quarter ending March 2017	341	
Quarter ending June 2017	346	→
Quarter ending September 2017	344	→
Quarter ending December 2017	303	↓
Quarter ending March 2018	268	↓
Variance since March 2017	(21.4%)	↓



ACTIVITY



Month	Adjusted Scheduled Activity (UDA)	
	2017	2018
April	57	257
May	314	257
June	448	391
July	448	465
August	549	465
September	622	465
October	640	595
November	807	681
December	807	681
January	936	681
February	936	681
March	936	681
April	955	857
May	955	857
June	955	857

QUALITY

	Quantity	Base Number	Contract	AT	Region	England
% of FP17s for the same patient ID Re-attending within 3 months - Children	1	67	1.5%	10.3%	11.6%	11.9%
% of FP17s for the same patient ID Re-attending within 3 months - Adults	16	189	8.5%	14.4%	15.4%	16.0%
% of FP17s for the same patient ID Re-attending between 3 & 9 months - Children	33	67	49.3%	62.0%	59.4%	58.3%
% of FP17s for the same patient ID Re-attending between 3 & 9 months - Adults	73	189	38.6%	55.0%	51.3%	50.3%
% of FP17s for Band 1 Urgent Courses	2	315	0.6%	7.2%	8.0%	9.1%
% of FP17s Relating to Free Repair or Replacements	0	315	0.0%	0.8%	0.8%	0.8%
% of FP17s Relating to Continuations	6	315	1.9%	1.3%	1.0%	1.0%
% of Patients satisfied with the dentistry they have received	1	1	N/A	91.3%	91.7%	91.5%
% of Patients satisfied with the time they had to wait for an appointment	1	1	N/A	87.4%	88.3%	87.9%

* This is based on patients treated on this contract for their most recent course of treatment. Figures in italics indicate the base number of FP17s or Patient Questionnaire responses are less than 100. N/A is shown where the base number of responses is less than 10 during the period. % is calculated as Quantity/Base number*100

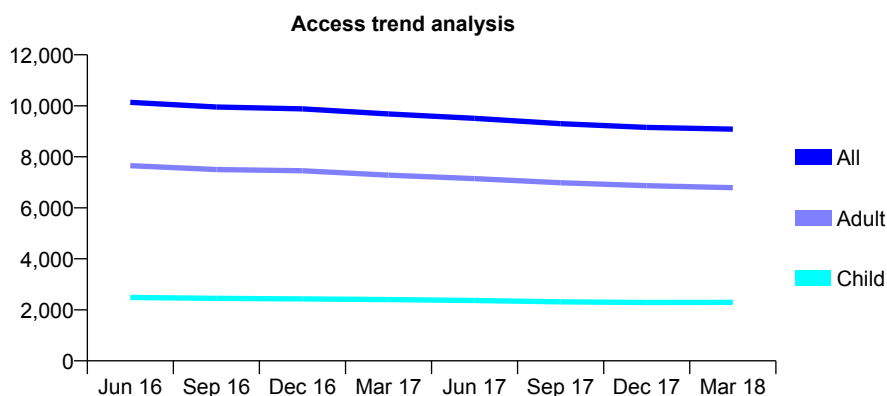
Q55 - Vital Signs At a Glance Contract Report for 148369/0001 - Year end March 2018

Name or company name	KH & GW Ltd
Contract type name	GDS Contract
Purpose of contract	General
Contract start date	01/04/2008
Contract end date	

17/18 Contracted general activity (UDA)	30,382
Carry forward general activity (UDA)	0
17/18 Contracted orthodontic activity (UOA)	0
Carry forward orthodontic activity (UOA)	0
Baseline contract value	£1,038,917.21

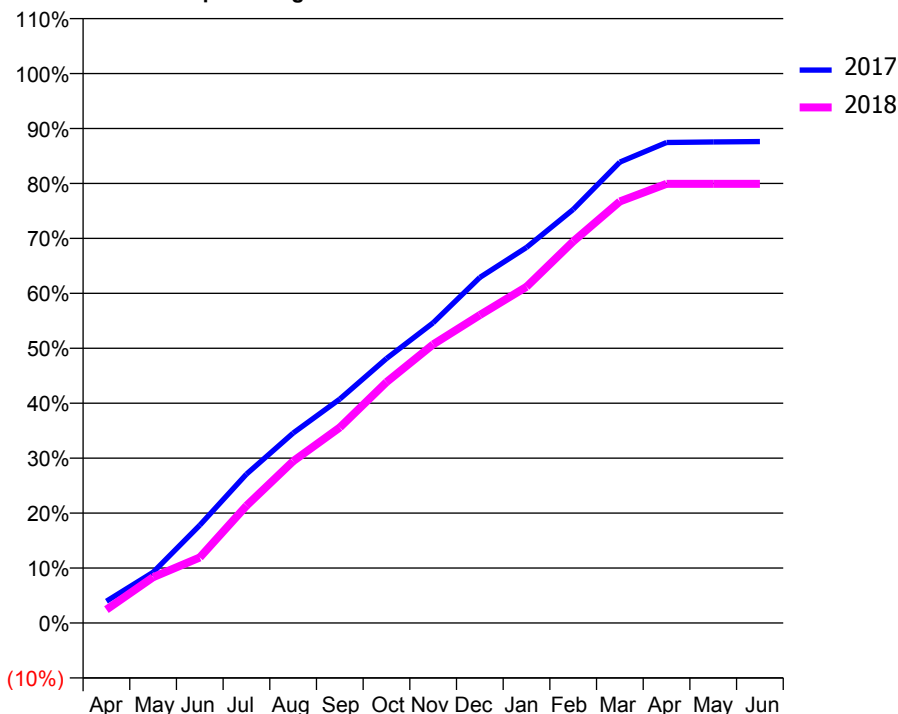
ACCESS*

Patients seen in 24 months	Total	Change since previous quarter
Quarter ending March 2017	9,679	
Quarter ending June 2017	9,510	↓
Quarter ending September 2017	9,297	↓
Quarter ending December 2017	9,155	↓
Quarter ending March 2018	9,084	→
Variance since March 2017	(6.1%)	↓



ACTIVITY

Cumulative percentage of contracted UDA delivered 2017 & 2018



Adjusted Scheduled Activity (UDA)

Month	2017	2018
April	1,202	742
May	2,808	2,532
June	5,408	3,626
July	8,232	6,484
August	10,501	8,949
September	12,380	10,809
October	14,623	13,320
November	16,603	15,403
December	19,104	17,031
January	20,765	18,591
February	22,866	21,101
March	25,486	23,306
April	26,564	24,285
May	26,598	24,286
June	26,621	24,280

QUALITY

	Quantity	Base Number	Contract	AT	Region	England
% of FP17s for the same patient ID Re-attending within 3 months - Children	126	3,108	4.1%	10.3%	11.6%	11.9%
% of FP17s for the same patient ID Re-attending within 3 months - Adults	745	8,603	8.7%	14.4%	15.4%	16.0%
% of FP17s for the same patient ID Re-attending between 3 & 9 months - Children	1,745	3,108	56.1%	62.0%	59.4%	58.3%
% of FP17s for the same patient ID Re-attending between 3 & 9 months - Adults	4,571	8,603	53.1%	55.0%	51.3%	50.3%
% of FP17s for Band 1 Urgent Courses	368	11,631	3.2%	7.2%	8.0%	9.1%
% of FP17s Relating to Free Repair or Replacements	45	11,631	0.4%	0.8%	0.8%	0.8%
% of FP17s Relating to Continuations	150	11,631	1.3%	1.3%	1.0%	1.0%
% of Patients satisfied with the dentistry they have received	9	10	90.0%	91.3%	91.7%	91.5%
% of Patients satisfied with the time they had to wait for an appointment	8	10	80.0%	87.4%	88.3%	87.9%

* This is based on patients treated on this contract for their most recent course of treatment. Figures in italics indicate the base number of FP17s or Patient Questionnaire responses are less than 100. N/A is shown where the base number of responses is less than 10 during the period. % is calculated as Quantity/Base number*100

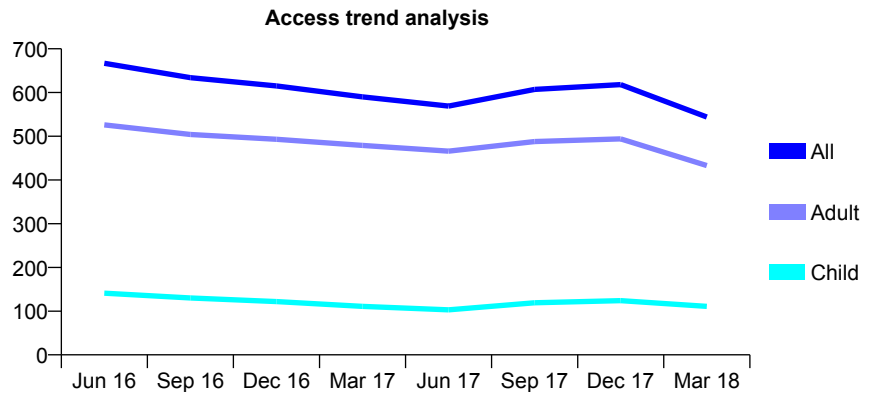
Q55 - Vital Signs At a Glance Contract Report for 151378/0001 - Year end March 2018

Name or company name	Bulwell Dental Practice
Contract type name	GDS Contract
Purpose of contract	General
Contract start date	03/11/2008
Contract end date	

17/18 Contracted general activity (UDA)	2,345
Carry forward general activity (UDA)	73
17/18 Contracted orthodontic activity (UOA)	0
Carry forward orthodontic activity (UOA)	0
Baseline contract value	£54,570.05

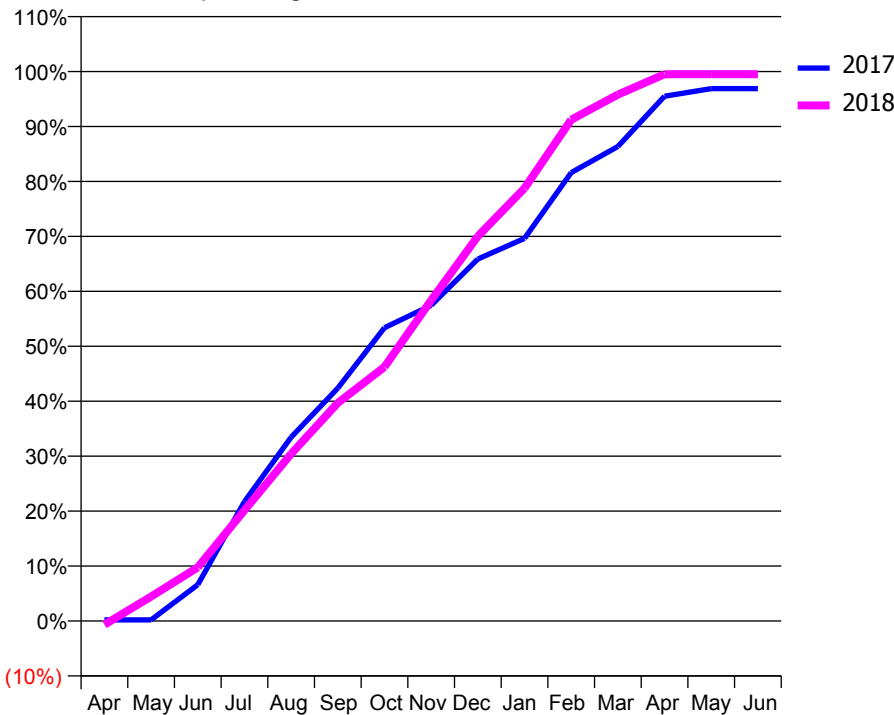
ACCESS*

Patients seen in 24 months	Total	Change since previous quarter
Quarter ending March 2017	590	
Quarter ending June 2017	569	↓
Quarter ending September 2017	607	↑
Quarter ending December 2017	618	→
Quarter ending March 2018	544	↓
Variance since March 2017	(7.8%)	↓



ACTIVITY

Cumulative percentage of contracted UDA delivered 2017 & 2018



Month	Adjusted Scheduled Activity (UDA)	
	2017	2018
April	5	-16
May	5	104
June	155	229
July	510	472
August	785	713
September	994	931
October	1,251	1,085
November	1,347	1,369
December	1,545	1,642
January	1,633	1,847
February	1,913	2,139
March	2,025	2,246
April	2,239	2,333
May	2,272	2,333
June	2,272	2,333

QUALITY

	Quantity	Base Number	Contract	AT	Region	England
% of FP17s for the same patient ID Re-attending within 3 months - Children	8	156	5.1%	10.3%	11.6%	11.9%
% of FP17s for the same patient ID Re-attending within 3 months - Adults	79	654	12.1%	14.4%	15.4%	16.0%
% of FP17s for the same patient ID Re-attending between 3 & 9 months - Children	57	156	36.5%	62.0%	59.4%	58.3%
% of FP17s for the same patient ID Re-attending between 3 & 9 months - Adults	284	654	43.4%	55.0%	51.3%	50.3%
% of FP17s for Band 1 Urgent Courses	66	785	8.4%	7.2%	8.0%	9.1%
% of FP17s Relating to Free Repair or Replacements	7	785	0.9%	0.8%	0.8%	0.8%
% of FP17s Relating to Continuations	9	785	1.1%	1.3%	1.0%	1.0%
% of Patients satisfied with the dentistry they have received	0	0	N/A	91.3%	91.7%	91.5%
% of Patients satisfied with the time they had to wait for an appointment	0	0	N/A	87.4%	88.3%	87.9%

* This is based on patients treated on this contract for their most recent course of treatment. Figures in italics indicate the base number of FP17s or Patient Questionnaire responses are less than 100. N/A is shown where the base number of responses is less than 10 during the period. % is calculated as Quantity/Base number*100

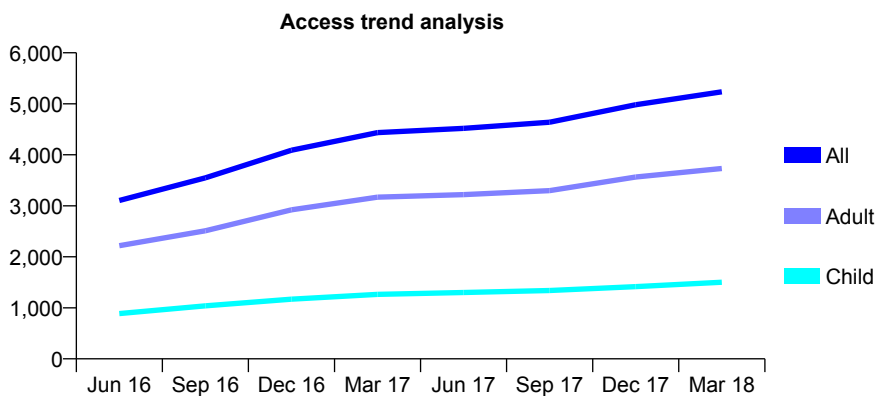
Q55 - Vital Signs At a Glance Contract Report for 153907/0002 - Year end March 2018

Name or company name	Carlton Dental Care Limited
Contract type name	GDS Contract
Purpose of contract	General
Contract start date	06/04/2013
Contract end date	

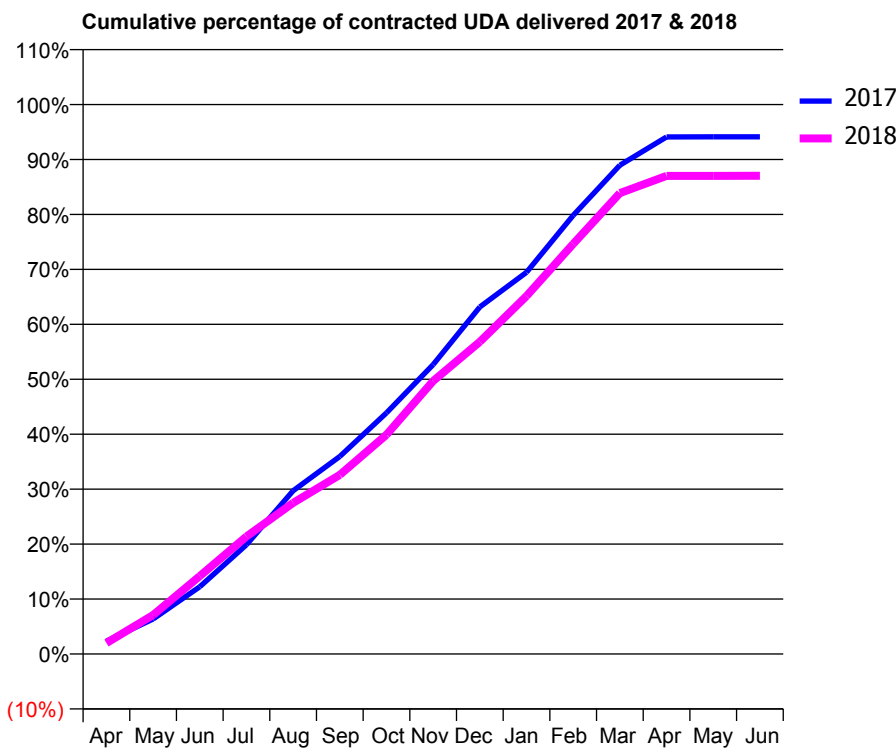
17/18 Contracted general activity (UDA)	17,441
Carry forward general activity (UDA)	0
17/18 Contracted orthodontic activity (UOA)	0
Carry forward orthodontic activity (UOA)	0
Baseline contract value	£471,607.86

ACCESS*

Patients seen in 24 months	Total	Change since previous quarter
Quarter ending March 2017	4,435	
Quarter ending June 2017	4,520	→
Quarter ending September 2017	4,638	↑
Quarter ending December 2017	4,981	↑
Quarter ending March 2018	5,234	↑
Variance since March 2017	18.0%	↑



ACTIVITY



Month	Adjusted Scheduled Activity (UDA)	
	2017	2018
April	383	351
May	1,048	1,237
June	2,012	2,474
July	3,269	3,729
August	4,884	4,799
September	5,910	5,685
October	7,216	6,960
November	8,660	8,666
December	10,383	9,910
January	11,420	11,360
February	13,123	13,015
March	14,622	14,628
April	15,471	15,176
May	15,474	15,177
June	15,474	15,178

QUALITY

	Quantity	Base Number	Contract	AT	Region	England
% of FP17s for the same patient ID Re-attending within 3 months - Children	207	2,328	8.9%	10.3%	11.6%	11.9%
% of FP17s for the same patient ID Re-attending within 3 months - Adults	918	5,623	16.3%	14.4%	15.4%	16.0%
% of FP17s for the same patient ID Re-attending between 3 & 9 months - Children	1,267	2,328	54.4%	62.0%	59.4%	58.3%
% of FP17s for the same patient ID Re-attending between 3 & 9 months - Adults	2,875	5,623	51.1%	55.0%	51.3%	50.3%
% of FP17s for Band 1 Urgent Courses	326	7,309	4.5%	7.2%	8.0%	9.1%
% of FP17s Relating to Free Repair or Replacements	91	7,309	1.2%	0.8%	0.8%	0.8%
% of FP17s Relating to Continuations	266	7,309	3.6%	1.3%	1.0%	1.0%
% of Patients satisfied with the dentistry they have received	1	1	N/A	91.3%	91.7%	91.5%
% of Patients satisfied with the time they had to wait for an appointment	1	1	N/A	87.4%	88.3%	87.9%

* This is based on patients treated on this contract for their most recent course of treatment. Figures in italics indicate the base number of FP17s or Patient Questionnaire responses are less than 100. N/A is shown where the base number of responses is less than 10 during the period. % is calculated as Quantity/Base number*100

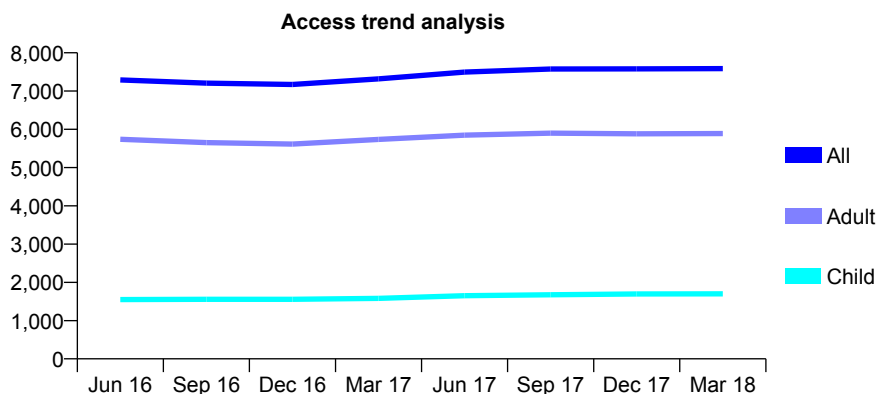
Q55 - Vital Signs At a Glance Contract Report for 154288/0001 - Year end March 2018

Name or company name	D AND L JORDAN LIMITED
Contract type name	GDS Contract
Purpose of contract	General
Contract start date	01/04/2013
Contract end date	

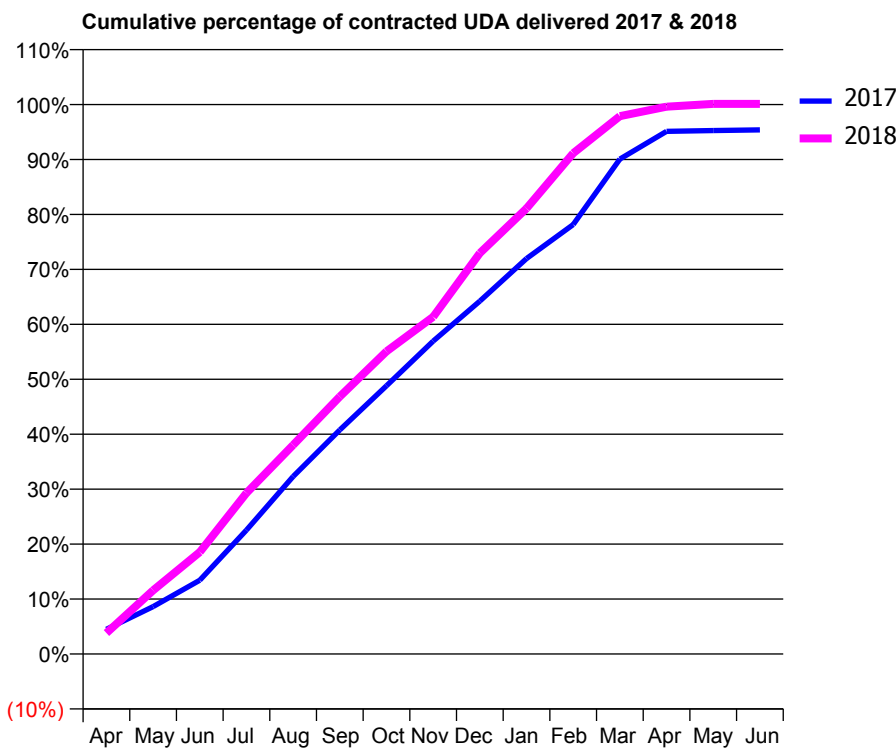
17/18 Contracted general activity (UDA)	19,075
Carry forward general activity (UDA)	0
17/18 Contracted orthodontic activity (UOA)	0
Carry forward orthodontic activity (UOA)	0
Baseline contract value	£519,041.46

ACCESS*

Patients seen in 24 months	Total	Change since previous quarter
Quarter ending March 2017	7,319	
Quarter ending June 2017	7,497	↑
Quarter ending September 2017	7,576	→
Quarter ending December 2017	7,580	→
Quarter ending March 2018	7,587	→
Variance since March 2017	3.7%	↑



ACTIVITY



Month	Adjusted Scheduled Activity (UDA)	
	2017	2018
April	859	728
May	1,645	2,209
June	2,561	3,540
July	4,303	5,591
August	6,165	7,255
September	7,779	8,936
October	9,312	10,506
November	10,860	11,703
December	12,250	13,916
January	13,728	15,466
February	14,907	17,384
March	17,181	18,669
April	18,141	19,001
May	18,173	19,097
June	18,194	19,099

QUALITY

	Quantity	Base Number	Contract	AT	Region	England
% of FP17s for the same patient ID Re-attending within 3 months - Children	165	2,737	6.0%	10.3%	11.6%	11.9%
% of FP17s for the same patient ID Re-attending within 3 months - Adults	961	9,152	10.5%	14.4%	15.4%	16.0%
% of FP17s for the same patient ID Re-attending between 3 & 9 months - Children	1,704	2,737	62.3%	62.0%	59.4%	58.3%
% of FP17s for the same patient ID Re-attending between 3 & 9 months - Adults	5,661	9,152	61.9%	55.0%	51.3%	50.3%
% of FP17s for Band 1 Urgent Courses	649	10,897	6.0%	7.2%	8.0%	9.1%
% of FP17s Relating to Free Repair or Replacements	63	10,897	0.6%	0.8%	0.8%	0.8%
% of FP17s Relating to Continuations	139	10,897	1.3%	1.3%	1.0%	1.0%
% of Patients satisfied with the dentistry they have received	7	8	N/A	91.3%	91.7%	91.5%
% of Patients satisfied with the time they had to wait for an appointment	7	8	N/A	87.4%	88.3%	87.9%

* This is based on patients treated on this contract for their most recent course of treatment. Figures in italics indicate the base number of FP17s or Patient Questionnaire responses are less than 100. N/A is shown where the base number of responses is less than 10 during the period. % is calculated as Quantity/Base number*100

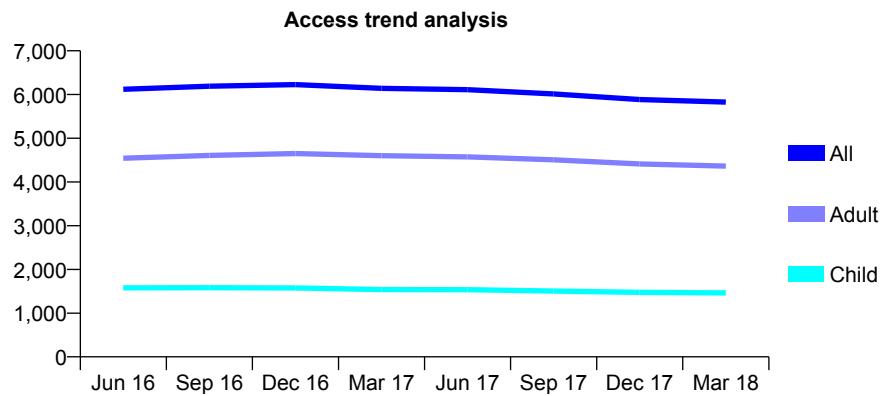
Q55 - Vital Signs At a Glance Contract Report for 154393/0001 - Year end March 2018

Name or company name	Oswald House Dental Practice
Contract type name	GDS Contract
Purpose of contract	General
Contract start date	01/10/2013
Contract end date	

17/18 Contracted general activity (UDA)	16,083
Carry forward general activity (UDA)	521
17/18 Contracted orthodontic activity (UOA)	0
Carry forward orthodontic activity (UOA)	0
Baseline contract value	£339,770.46

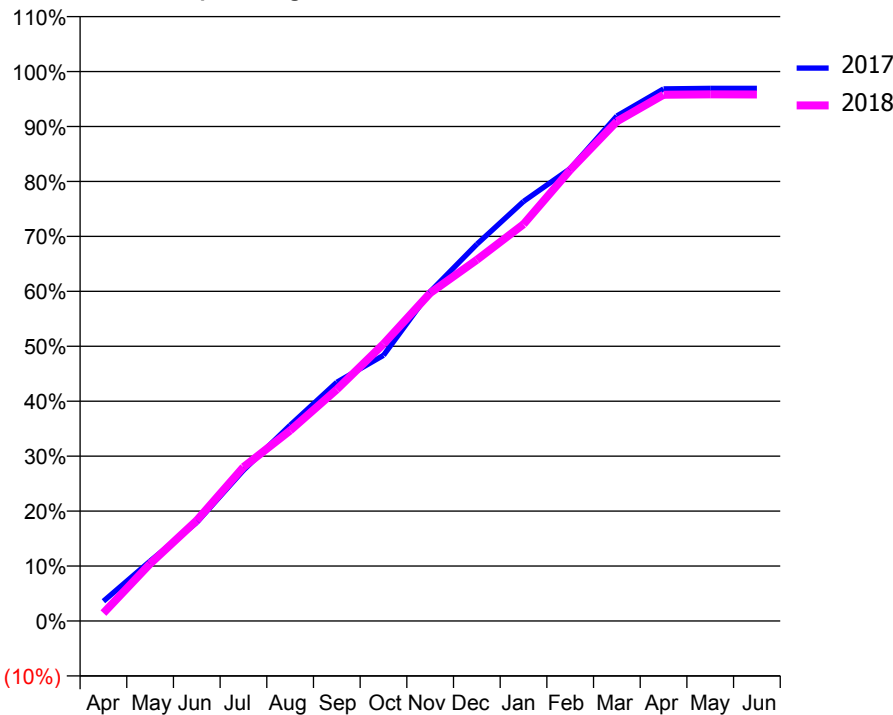
ACCESS*

Patients seen in 24 months	Total	Change since previous quarter
Quarter ending March 2017	6,140	
Quarter ending June 2017	6,110	→
Quarter ending September 2017	6,012	↓
Quarter ending December 2017	5,885	↓
Quarter ending March 2018	5,828	→
Variance since March 2017	(5.1%)	↓



ACTIVITY

Cumulative percentage of contracted UDA delivered 2017 & 2018



Month	Adjusted Scheduled Activity (UDA)	
	2017	2018
April	612	234
May	1,853	1,675
June	3,052	2,944
July	4,664	4,507
August	6,059	5,577
September	7,388	6,775
October	8,219	8,110
November	10,189	9,598
December	11,654	10,572
January	12,980	11,612
February	13,995	13,203
March	15,626	14,623
April	16,461	15,402
May	16,479	15,413
June	16,479	15,411

QUALITY

	Quantity	Base Number	Contract	AT	Region	England
% of FP17s for the same patient ID Re-attending within 3 months - Children	162	2,326	7.0%	10.3%	11.6%	11.9%
% of FP17s for the same patient ID Re-attending within 3 months - Adults	948	6,681	14.2%	14.4%	15.4%	16.0%
% of FP17s for the same patient ID Re-attending between 3 & 9 months - Children	1,607	2,326	69.1%	62.0%	59.4%	58.3%
% of FP17s for the same patient ID Re-attending between 3 & 9 months - Adults	4,420	6,681	66.2%	55.0%	51.3%	50.3%
% of FP17s for Band 1 Urgent Courses	853	9,005	9.5%	7.2%	8.0%	9.1%
% of FP17s Relating to Free Repair or Replacements	84	9,005	0.9%	0.8%	0.8%	0.8%
% of FP17s Relating to Continuations	70	9,005	0.8%	1.3%	1.0%	1.0%
% of Patients satisfied with the dentistry they have received	3	3	N/A	91.3%	91.7%	91.5%
% of Patients satisfied with the time they had to wait for an appointment	2	3	N/A	87.4%	88.3%	87.9%

* This is based on patients treated on this contract for their most recent course of treatment. Figures in italics indicate the base number of FP17s or Patient Questionnaire responses are less than 100. N/A is shown where the base number of responses is less than 10 during the period. % is calculated as Quantity/Base number*100

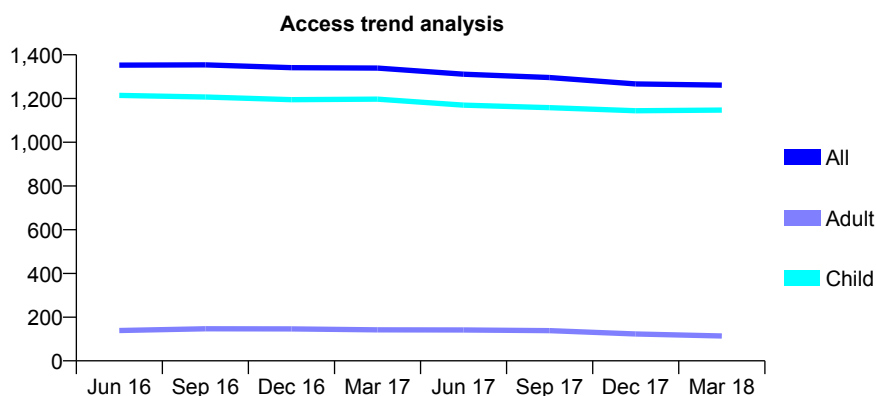
Q55 - Vital Signs At a Glance Contract Report for 157139/0001 - Year end March 2018

Name or company name	Brompton House Dental Practice Limited
Contract type name	GDS Contract
Purpose of contract	General
Contract start date	01/04/2011
Contract end date	

17/18 Contracted general activity (UDA)	3,450
Carry forward general activity (UDA)	0
17/18 Contracted orthodontic activity (UOA)	0
Carry forward orthodontic activity (UOA)	0
Baseline contract value	£92,894.57

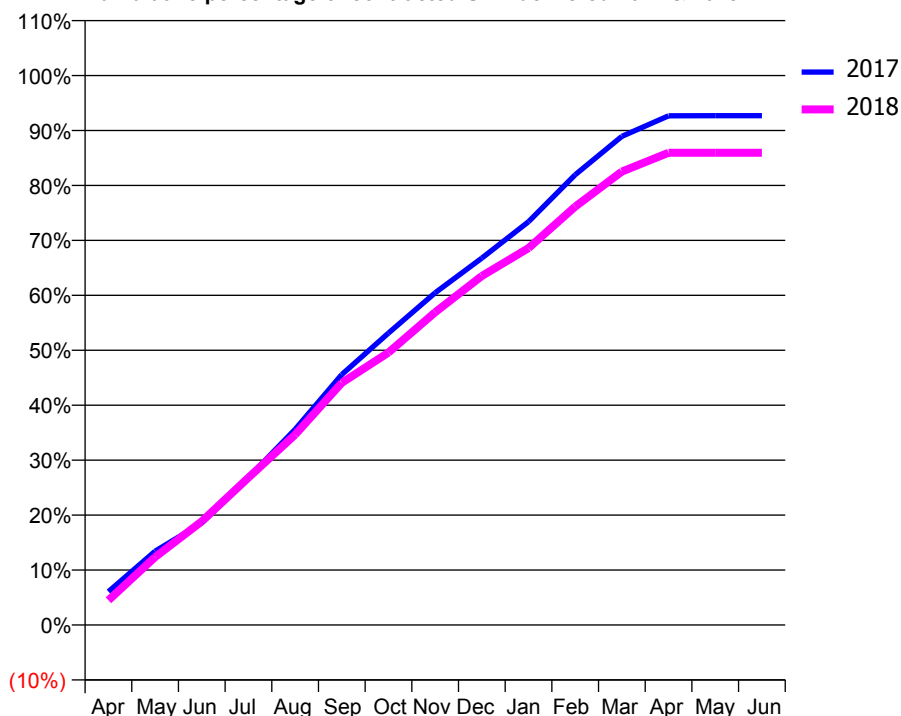
ACCESS*

Patients seen in 24 months	Total	Change since previous quarter
Quarter ending March 2017	1,339	
Quarter ending June 2017	1,311	↓
Quarter ending September 2017	1,296	↓
Quarter ending December 2017	1,267	↓
Quarter ending March 2018	1,261	→
Variance since March 2017	(5.8%)	↓



ACTIVITY

Cumulative percentage of contracted UDA delivered 2017 & 2018



Adjusted Scheduled Activity (UDA)

Month	2017	2018
April	209	155
May	464	427
June	641	651
July	926	926
August	1,228	1,195
September	1,573	1,521
October	1,833	1,711
November	2,086	1,963
December	2,303	2,191
January	2,532	2,366
February	2,827	2,627
March	3,068	2,847
April	3,197	2,965
May	3,198	2,965
June	3,198	2,965

QUALITY

	Quantity	Base Number	Contract	AT	Region	England
% of FP17s for the same patient ID Re-attending within 3 months - Children	296	2,279	13.0%	10.3%	11.6%	11.9%
% of FP17s for the same patient ID Re-attending within 3 months - Adults	0	5	0.0%	14.4%	15.4%	16.0%
% of FP17s for the same patient ID Re-attending between 3 & 9 months - Children	1,567	2,279	68.8%	62.0%	59.4%	58.3%
% of FP17s for the same patient ID Re-attending between 3 & 9 months - Adults	5	5	100.0%	55.0%	51.3%	50.3%
% of FP17s for Band 1 Urgent Courses	65	2,276	2.9%	7.2%	8.0%	9.1%
% of FP17s Relating to Free Repair or Replacements	0	2,276	0.0%	0.8%	0.8%	0.8%
% of FP17s Relating to Continuations	0	2,276	0.0%	1.3%	1.0%	1.0%
% of Patients satisfied with the dentistry they have received	1	1	N/A	91.3%	91.7%	91.5%
% of Patients satisfied with the time they had to wait for an appointment	1	1	N/A	87.4%	88.3%	87.9%

* This is based on patients treated on this contract for their most recent course of treatment. Figures in italics indicate the base number of FP17s or Patient Questionnaire responses are less than 100. N/A is shown where the base number of responses is less than 10 during the period. % is calculated as Quantity/Base number*100

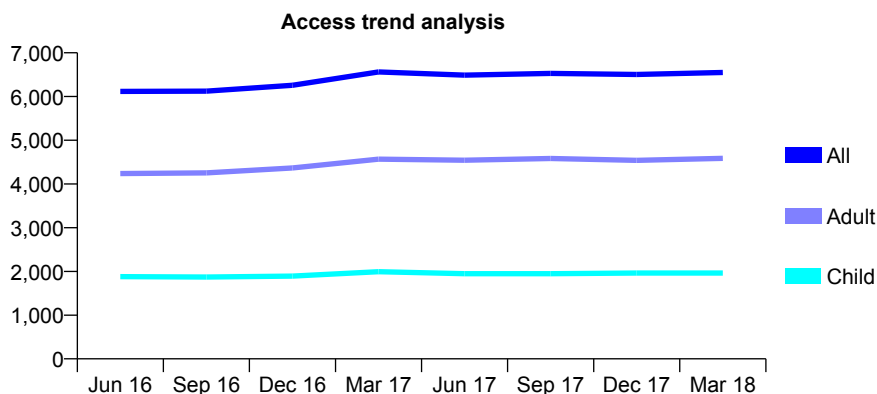
Q55 - Vital Signs At a Glance Contract Report for 158941/0001 - Year end March 2018

Name or company name	D M Jordan Limited
Contract type name	GDS Contract
Purpose of contract	General
Contract start date	01/07/2012
Contract end date	

17/18 Contracted general activity (UDA)	21,500
Carry forward general activity (UDA)	0
17/18 Contracted orthodontic activity (UOA)	0
Carry forward orthodontic activity (UOA)	0
Baseline contract value	£514,469.95

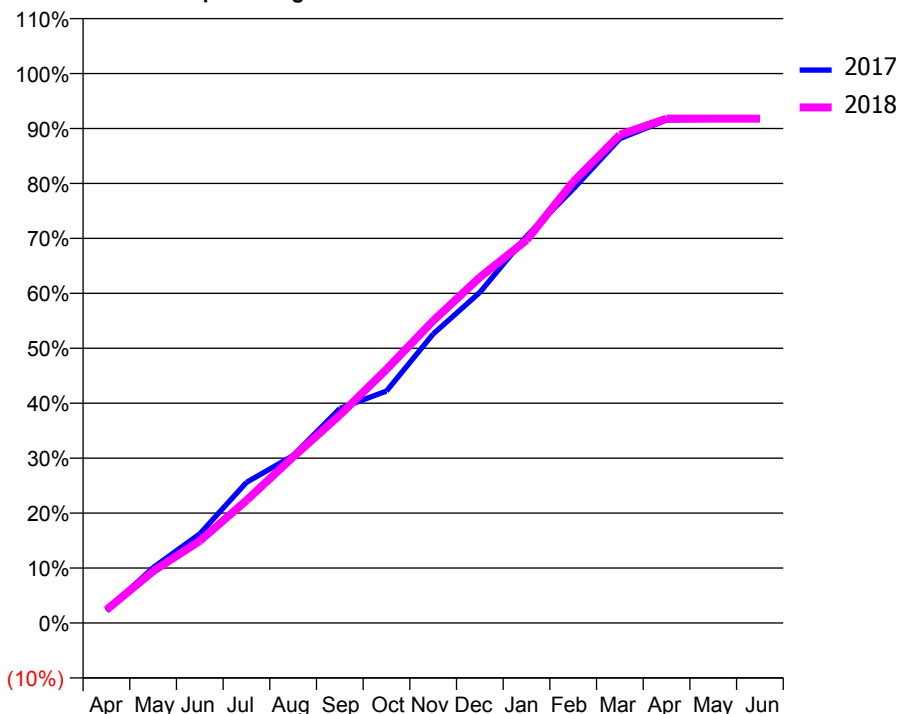
ACCESS*

Patients seen in 24 months	Total	Change since previous quarter
Quarter ending March 2017	6,561	
Quarter ending June 2017	6,489	↓
Quarter ending September 2017	6,530	→
Quarter ending December 2017	6,503	→
Quarter ending March 2018	6,549	→
Variance since March 2017	(0.2%)	→



ACTIVITY

Cumulative percentage of contracted UDA delivered 2017 & 2018



Month	Adjusted Scheduled Activity (UDA)	
	2017	2018
April	481	515
May	2,167	2,025
June	3,487	3,213
July	5,504	4,798
August	6,552	6,499
September	8,392	8,135
October	9,076	9,928
November	11,306	11,827
December	12,938	13,528
January	15,134	14,981
February	16,982	17,261
March	18,953	19,101
April	19,681	19,734
May	19,711	19,734
June	19,712	19,734

QUALITY

	Quantity	Base Number	Contract	AT	Region	England
% of FP17s for the same patient ID Re-attending within 3 months - Children	259	2,999	8.6%	10.3%	11.6%	11.9%
% of FP17s for the same patient ID Re-attending within 3 months - Adults	865	6,439	13.4%	14.4%	15.4%	16.0%
% of FP17s for the same patient ID Re-attending between 3 & 9 months - Children	1,778	2,999	59.3%	62.0%	59.4%	58.3%
% of FP17s for the same patient ID Re-attending between 3 & 9 months - Adults	3,697	6,439	57.4%	55.0%	51.3%	50.3%
% of FP17s for Band 1 Urgent Courses	474	9,406	5.0%	7.2%	8.0%	9.1%
% of FP17s Relating to Free Repair or Replacements	48	9,406	0.5%	0.8%	0.8%	0.8%
% of FP17s Relating to Continuations	203	9,406	2.2%	1.3%	1.0%	1.0%
% of Patients satisfied with the dentistry they have received	3	3	N/A	91.3%	91.7%	91.5%
% of Patients satisfied with the time they had to wait for an appointment	3	3	N/A	87.4%	88.3%	87.9%

* This is based on patients treated on this contract for their most recent course of treatment. Figures in italics indicate the base number of FP17s or Patient Questionnaire responses are less than 100. N/A is shown where the base number of responses is less than 10 during the period. % is calculated as Quantity/Base number*100

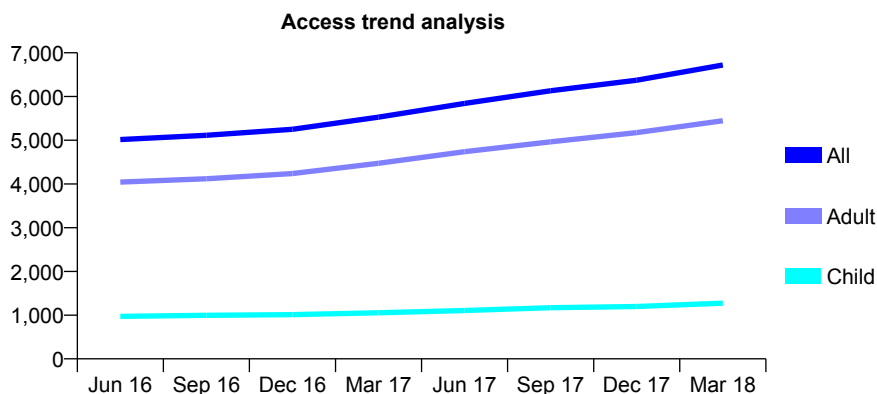
Q55 - Vital Signs At a Glance Contract Report for 160490/0001 - Year end March 2018

Name or company name	Dr Chandan Sharma
Contract type name	GDS Contract
Purpose of contract	General
Contract start date	01/04/2012
Contract end date	

17/18 Contracted general activity (UDA)	16,786
Carry forward general activity (UDA)	-270
17/18 Contracted orthodontic activity (UOA)	0
Carry forward orthodontic activity (UOA)	0
Baseline contract value	£442,429.15

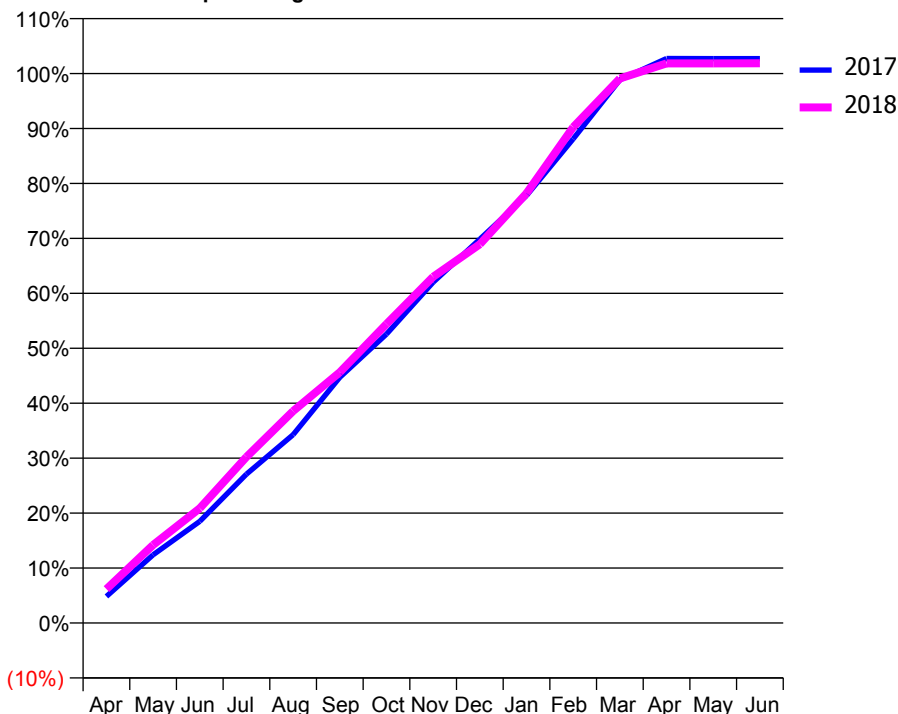
ACCESS*

Patients seen in 24 months	Total	Change since previous quarter
Quarter ending March 2017	5,528	
Quarter ending June 2017	5,842	↑
Quarter ending September 2017	6,133	↑
Quarter ending December 2017	6,372	↑
Quarter ending March 2018	6,721	↑
Variance since March 2017	21.6%	↑



ACTIVITY

Cumulative percentage of contracted UDA delivered 2017 & 2018



Month	Adjusted Scheduled Activity (UDA)	
	2017	2018
April	653	1,038
May	1,675	2,385
June	2,499	3,504
July	3,659	5,073
August	4,628	6,476
September	6,036	7,660
October	7,098	9,135
November	8,373	10,578
December	9,429	11,569
January	10,500	13,125
February	11,894	15,148
March	13,344	16,634
April	13,869	17,095
May	13,865	17,094
June	13,867	17,097

QUALITY

	Quantity	Base Number	Contract	AT	Region	England
% of FP17s for the same patient ID Re-attending within 3 months - Children	106	2,001	5.3%	10.3%	11.6%	11.9%
% of FP17s for the same patient ID Re-attending within 3 months - Adults	834	7,233	11.5%	14.4%	15.4%	16.0%
% of FP17s for the same patient ID Re-attending between 3 & 9 months - Children	1,224	2,001	61.2%	62.0%	59.4%	58.3%
% of FP17s for the same patient ID Re-attending between 3 & 9 months - Adults	2,867	7,233	39.6%	55.0%	51.3%	50.3%
% of FP17s for Band 1 Urgent Courses	770	9,224	8.3%	7.2%	8.0%	9.1%
% of FP17s Relating to Free Repair or Replacements	64	9,224	0.7%	0.8%	0.8%	0.8%
% of FP17s Relating to Continuations	38	9,224	0.4%	1.3%	1.0%	1.0%
% of Patients satisfied with the dentistry they have received	11	12	91.7%	91.3%	91.7%	91.5%
% of Patients satisfied with the time they had to wait for an appointment	11	12	91.7%	87.4%	88.3%	87.9%

* This is based on patients treated on this contract for their most recent course of treatment. Figures in italics indicate the base number of FP17s or Patient Questionnaire responses are less than 100. N/A is shown where the base number of responses is less than 10 during the period. % is calculated as Quantity/Base number*100

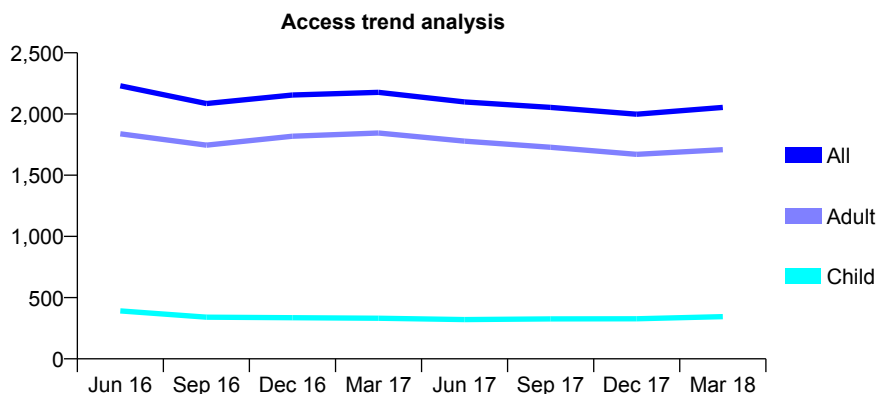
Q55 - Vital Signs At a Glance Contract Report for 160636/0001 - Year end March 2018

Name or company name	Eyre Street Dental
Contract type name	GDS Contract
Purpose of contract	General
Contract start date	01/04/2015
Contract end date	

17/18 Contracted general activity (UDA)	9,028
Carry forward general activity (UDA)	0
17/18 Contracted orthodontic activity (UOA)	0
Carry forward orthodontic activity (UOA)	0
Baseline contract value	£252,914.91

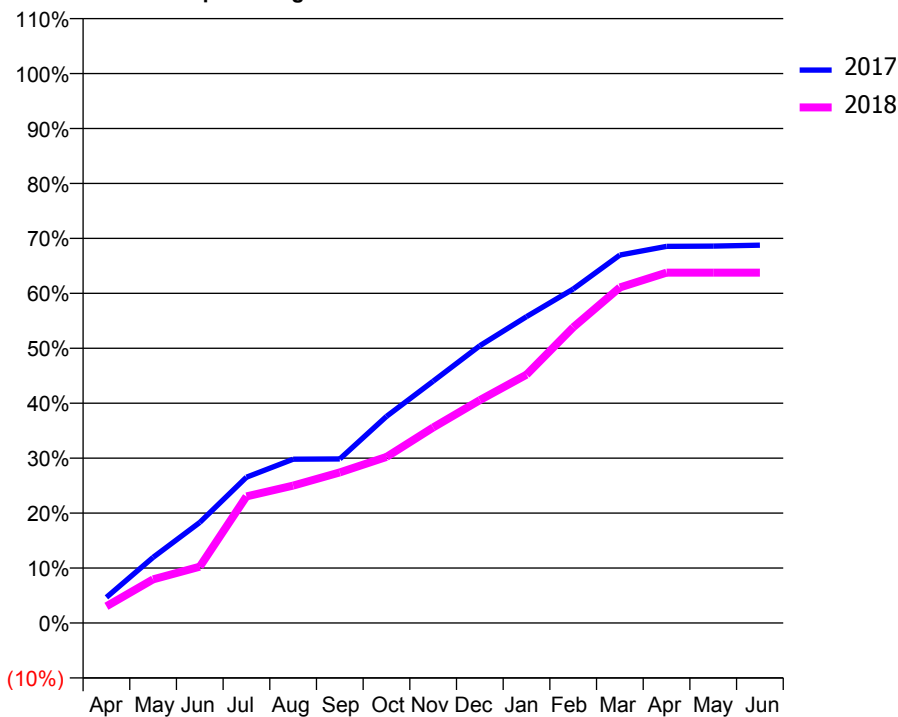
ACCESS*

Patients seen in 24 months	Total	Change since previous quarter
Quarter ending March 2017	2,177	
Quarter ending June 2017	2,099	↓
Quarter ending September 2017	2,054	↓
Quarter ending December 2017	1,998	↓
Quarter ending March 2018	2,054	↑
Variance since March 2017	(5.6%)	↓



ACTIVITY

Cumulative percentage of contracted UDA delivered 2017 & 2018



Month	Adjusted Scheduled Activity (UDA)	
	2017	2018
April	422	276
May	1,079	717
June	1,653	926
July	2,395	2,080
August	2,692	2,257
September	2,696	2,474
October	3,396	2,728
November	3,973	3,213
December	4,556	3,662
January	5,032	4,080
February	5,488	4,859
March	6,046	5,512
April	6,189	5,756
May	6,192	5,756
June	6,207	5,756

QUALITY

	Quantity	Base Number	Contract	AT	Region	England
% of FP17s for the same patient ID Re-attending within 3 months - Children	14	507	2.8%	10.3%	11.6%	11.9%
% of FP17s for the same patient ID Re-attending within 3 months - Adults	174	2,602	6.7%	14.4%	15.4%	16.0%
% of FP17s for the same patient ID Re-attending between 3 & 9 months - Children	297	507	58.6%	62.0%	59.4%	58.3%
% of FP17s for the same patient ID Re-attending between 3 & 9 months - Adults	1,669	2,602	64.1%	55.0%	51.3%	50.3%
% of FP17s for Band 1 Urgent Courses	90	3,120	2.9%	7.2%	8.0%	9.1%
% of FP17s Relating to Free Repair or Replacements	2	3,120	0.1%	0.8%	0.8%	0.8%
% of FP17s Relating to Continuations	31	3,120	1.0%	1.3%	1.0%	1.0%
% of Patients satisfied with the dentistry they have received	2	2	N/A	91.3%	91.7%	91.5%
% of Patients satisfied with the time they had to wait for an appointment	2	2	N/A	87.4%	88.3%	87.9%

* This is based on patients treated on this contract for their most recent course of treatment. Figures in italics indicate the base number of FP17s or Patient Questionnaire responses are less than 100. N/A is shown where the base number of responses is less than 10 during the period. % is calculated as Quantity/Base number*100

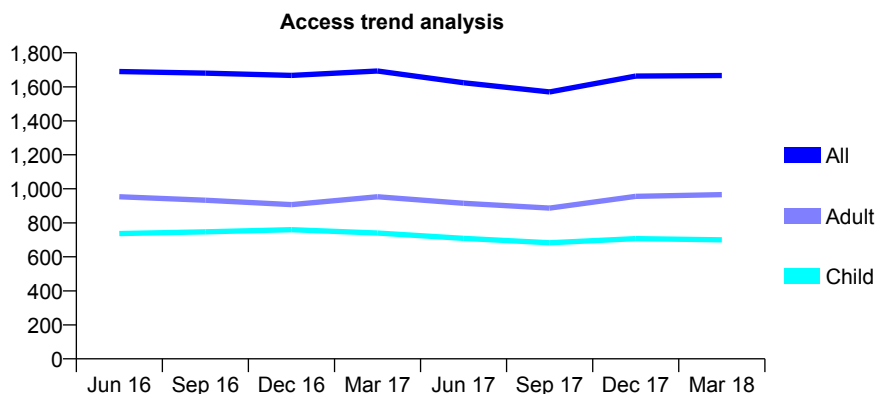
Q55 - Vital Signs At a Glance Contract Report for 161802/0001 - Year end March 2018

Name or company name	Dental Surgery
Contract type name	GDS Contract
Purpose of contract	General
Contract start date	01/11/2012
Contract end date	

17/18 Contracted general activity (UDA)	5,966
Carry forward general activity (UDA)	52
17/18 Contracted orthodontic activity (UOA)	0
Carry forward orthodontic activity (UOA)	0
Baseline contract value	£204,011.12

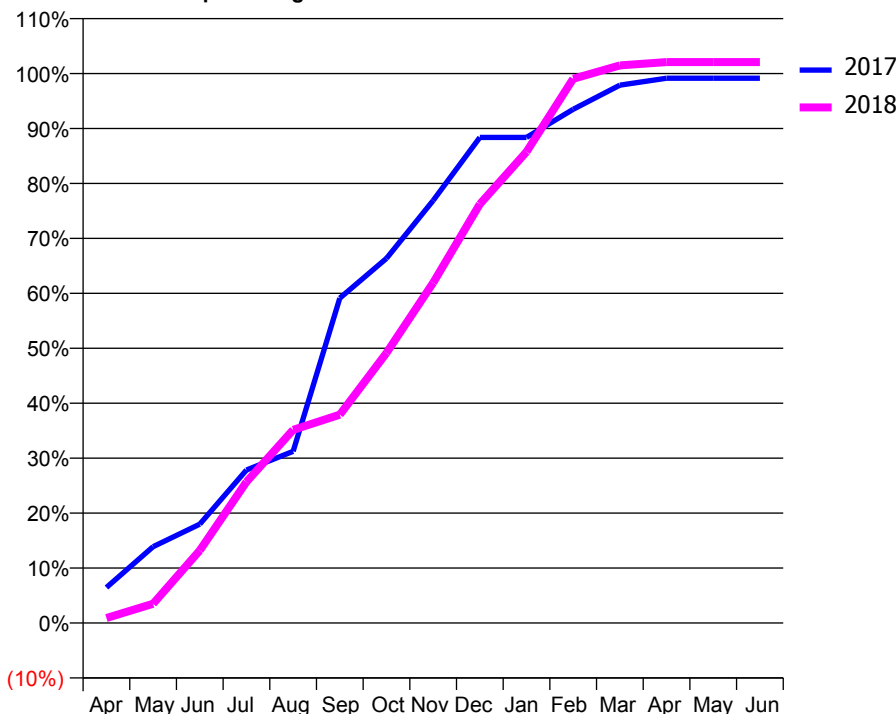
ACCESS*

Patients seen in 24 months	Total	Change since previous quarter
Quarter ending March 2017	1,693	
Quarter ending June 2017	1,624	↓
Quarter ending September 2017	1,570	↓
Quarter ending December 2017	1,663	↑
Quarter ending March 2018	1,666	→
Variance since March 2017	(1.6%)	↓



ACTIVITY

Cumulative percentage of contracted UDA delivered 2017 & 2018



Month	Adjusted Scheduled Activity (UDA)	
	2017	2018
April	386	55
May	829	210
June	1,073	788
July	1,662	1,533
August	1,864	2,097
September	3,527	2,262
October	3,959	2,933
November	4,587	3,694
December	5,273	4,548
January	5,273	5,116
February	5,577	5,910
March	5,839	6,054
April	5,914	6,090
May	5,914	6,090
June	5,914	6,090

QUALITY

	Quantity	Base Number	Contract	AT	Region	England
% of FP17s for the same patient ID Re-attending within 3 months - Children	140	1,148	12.2%	10.3%	11.6%	11.9%
% of FP17s for the same patient ID Re-attending within 3 months - Adults	261	1,297	20.1%	14.4%	15.4%	16.0%
% of FP17s for the same patient ID Re-attending between 3 & 9 months - Children	663	1,148	57.8%	62.0%	59.4%	58.3%
% of FP17s for the same patient ID Re-attending between 3 & 9 months - Adults	551	1,297	42.5%	55.0%	51.3%	50.3%
% of FP17s for Band 1 Urgent Courses	295	2,413	12.2%	7.2%	8.0%	9.1%
% of FP17s Relating to Free Repair or Replacements	2	2,413	0.1%	0.8%	0.8%	0.8%
% of FP17s Relating to Continuations	0	2,413	0.0%	1.3%	1.0%	1.0%
% of Patients satisfied with the dentistry they have received	19	20	95.0%	91.3%	91.7%	91.5%
% of Patients satisfied with the time they had to wait for an appointment	18	20	90.0%	87.4%	88.3%	87.9%

* This is based on patients treated on this contract for their most recent course of treatment. Figures in italics indicate the base number of FP17s or Patient Questionnaire responses are less than 100. N/A is shown where the base number of responses is less than 10 during the period. % is calculated as Quantity/Base number*100

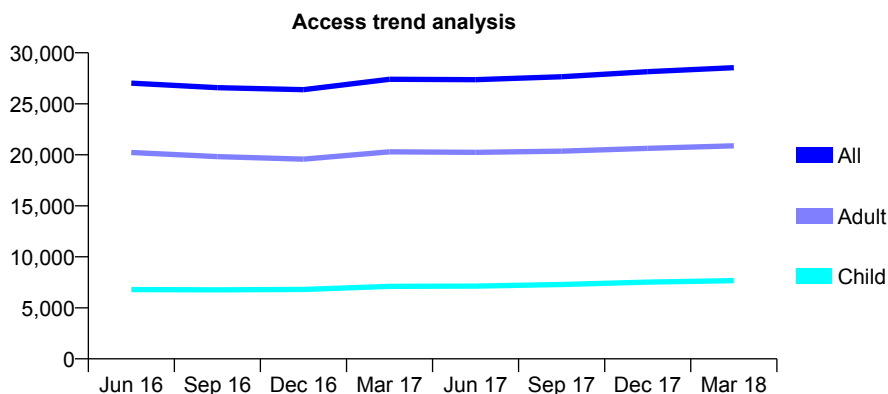
Q55 - Vital Signs At a Glance Contract Report for 162906/0001 - Year end March 2018

Name or company name	Seven Dental & 2 Colwick Road
Contract type name	GDS Contract
Purpose of contract	General
Contract start date	01/04/2006
Contract end date	

17/18 Contracted general activity (UDA)	90,476
Carry forward general activity (UDA)	3,531
17/18 Contracted orthodontic activity (UOA)	0
Carry forward orthodontic activity (UOA)	0
Baseline contract value	£2,736,906.93

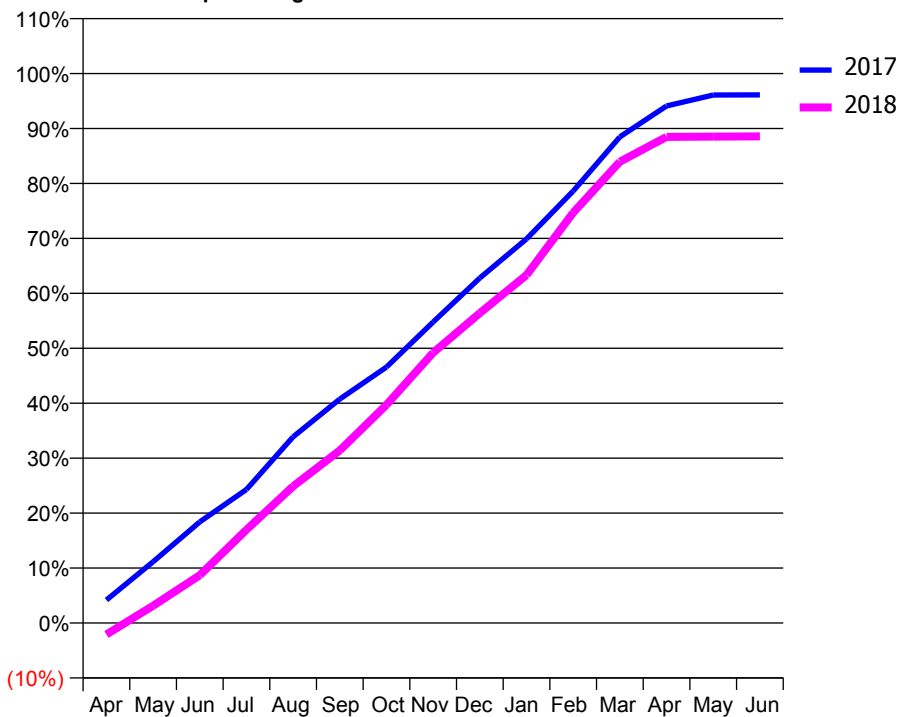
ACCESS*

Patients seen in 24 months	Total	Change since previous quarter
Quarter ending March 2017	27,407	
Quarter ending June 2017	27,367	→
Quarter ending September 2017	27,648	→
Quarter ending December 2017	28,151	→
Quarter ending March 2018	28,545	→
Variance since March 2017	4.2%	↑



ACTIVITY

Cumulative percentage of contracted UDA delivered 2017 & 2018



Month	Adjusted Scheduled Activity (UDA)	
	2017	2018
April	3,786	-1,900
May	10,087	2,842
June	16,657	7,873
July	21,979	15,349
August	30,661	22,519
September	36,866	28,416
October	42,140	35,941
November	49,566	44,521
December	56,811	51,041
January	63,234	57,301
February	71,122	67,576
March	80,033	75,962
April	85,140	80,032
May	86,923	80,090
June	86,945	80,121

QUALITY

	Quantity	Base Number	Contract	AT	Region	England
% of FP17s for the same patient ID Re-attending within 3 months - Children	1,318	10,985	12.0%	10.3%	11.6%	11.9%
% of FP17s for the same patient ID Re-attending within 3 months - Adults	4,132	24,554	16.8%	14.4%	15.4%	16.0%
% of FP17s for the same patient ID Re-attending between 3 & 9 months - Children	5,525	10,985	50.3%	62.0%	59.4%	58.3%
% of FP17s for the same patient ID Re-attending between 3 & 9 months - Adults	9,082	24,554	37.0%	55.0%	51.3%	50.3%
% of FP17s for Band 1 Urgent Courses	4,324	34,227	12.6%	7.2%	8.0%	9.1%
% of FP17s Relating to Free Repair or Replacements	30	34,227	0.1%	0.8%	0.8%	0.8%
% of FP17s Relating to Continuations	668	34,227	2.0%	1.3%	1.0%	1.0%
% of Patients satisfied with the dentistry they have received	10	11	90.9%	91.3%	91.7%	91.5%
% of Patients satisfied with the time they had to wait for an appointment	9	11	81.8%	87.4%	88.3%	87.9%

* This is based on patients treated on this contract for their most recent course of treatment. Figures in italics indicate the base number of FP17s or Patient Questionnaire responses are less than 100. N/A is shown where the base number of responses is less than 10 during the period. % is calculated as Quantity/Base number*100

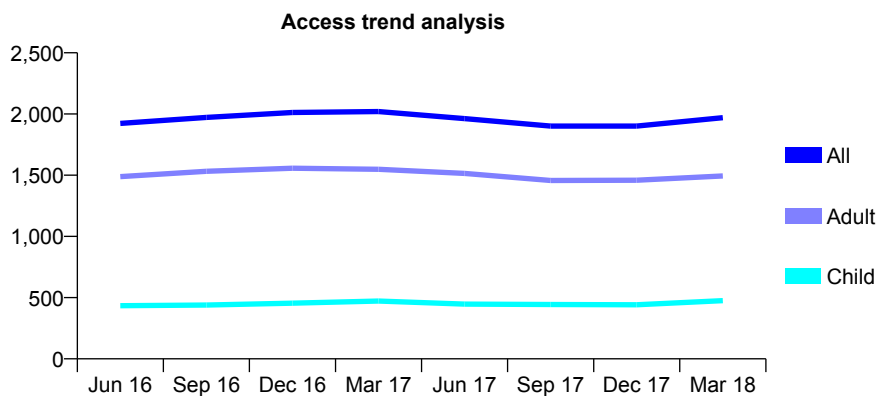
Q55 - Vital Signs At a Glance Contract Report for 162906/0002 - Year end March 2018

Name or company name	Seven Dental & 2 Colwick Road
Contract type name	GDS Contract
Purpose of contract	General
Contract start date	01/04/2006
Contract end date	

17/18 Contracted general activity (UDA)	8,140
Carry forward general activity (UDA)	0
17/18 Contracted orthodontic activity (UOA)	0
Carry forward orthodontic activity (UOA)	0
Baseline contract value	£242,683.53

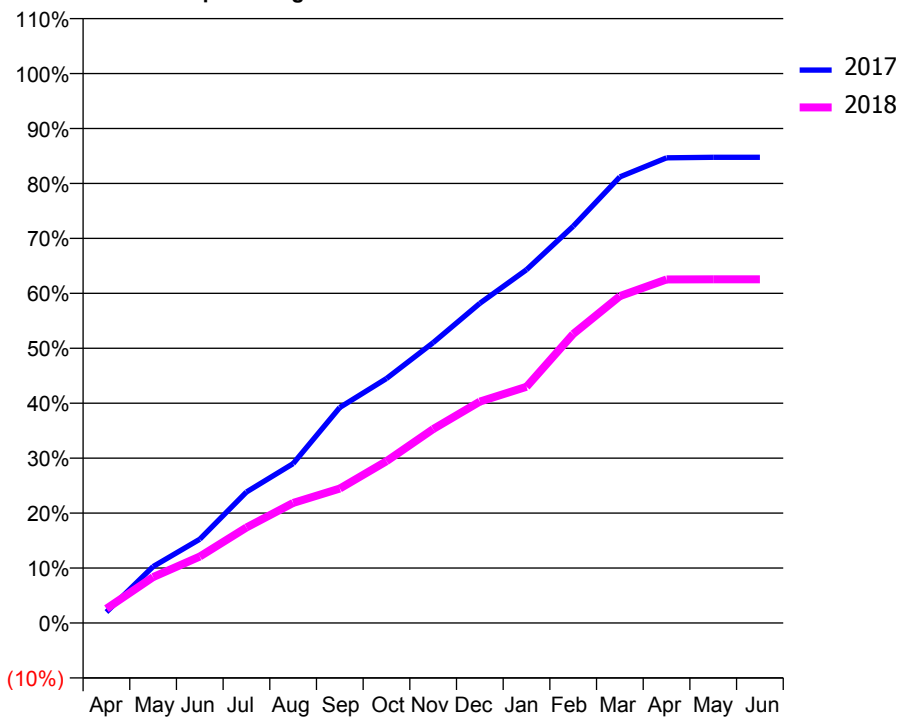
ACCESS*

Patients seen in 24 months	Total	Change since previous quarter
Quarter ending March 2017	2,020	
Quarter ending June 2017	1,962	↓
Quarter ending September 2017	1,901	↓
Quarter ending December 2017	1,901	→
Quarter ending March 2018	1,970	↑
Variance since March 2017	(2.5%)	↓



ACTIVITY

Cumulative percentage of contracted UDA delivered 2017 & 2018



Month	Adjusted Scheduled Activity (UDA)	
	2017	2018
April	163	212
May	837	681
June	1,241	985
July	1,940	1,416
August	2,361	1,780
September	3,194	1,992
October	3,622	2,397
November	4,153	2,873
December	4,735	3,281
January	5,234	3,499
February	5,878	4,281
March	6,609	4,843
April	6,890	5,089
May	6,899	5,092
June	6,899	5,092

QUALITY

	Quantity	Base Number	Contract	AT	Region	England
% of FP17s for the same patient ID Re-attending within 3 months - Children	38	528	7.2%	10.3%	11.6%	11.9%
% of FP17s for the same patient ID Re-attending within 3 months - Adults	192	1,598	12.0%	14.4%	15.4%	16.0%
% of FP17s for the same patient ID Re-attending between 3 & 9 months - Children	249	528	47.2%	62.0%	59.4%	58.3%
% of FP17s for the same patient ID Re-attending between 3 & 9 months - Adults	673	1,598	42.1%	55.0%	51.3%	50.3%
% of FP17s for Band 1 Urgent Courses	180	2,113	8.5%	7.2%	8.0%	9.1%
% of FP17s Relating to Free Repair or Replacements	2	2,113	0.1%	0.8%	0.8%	0.8%
% of FP17s Relating to Continuations	24	2,113	1.1%	1.3%	1.0%	1.0%
% of Patients satisfied with the dentistry they have received	1	1	N/A	91.3%	91.7%	91.5%
% of Patients satisfied with the time they had to wait for an appointment	0	1	N/A	87.4%	88.3%	87.9%

* This is based on patients treated on this contract for their most recent course of treatment. Figures in italics indicate the base number of FP17s or Patient Questionnaire responses are less than 100. N/A is shown where the base number of responses is less than 10 during the period. % is calculated as Quantity/Base number*100

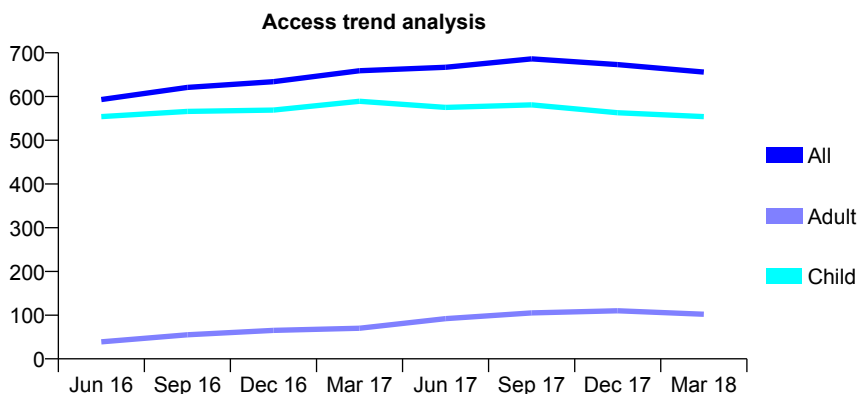
Q55 - Vital Signs At a Glance Contract Report for 163627/0001 - Year end March 2018

Name or company name	High Street Dental Limited
Contract type name	GDS Contract
Purpose of contract	General
Contract start date	01/10/2015
Contract end date	

17/18 Contracted general activity (UDA)	2,280
Carry forward general activity (UDA)	0
17/18 Contracted orthodontic activity (UOA)	0
Carry forward orthodontic activity (UOA)	0
Baseline contract value	£49,601.51

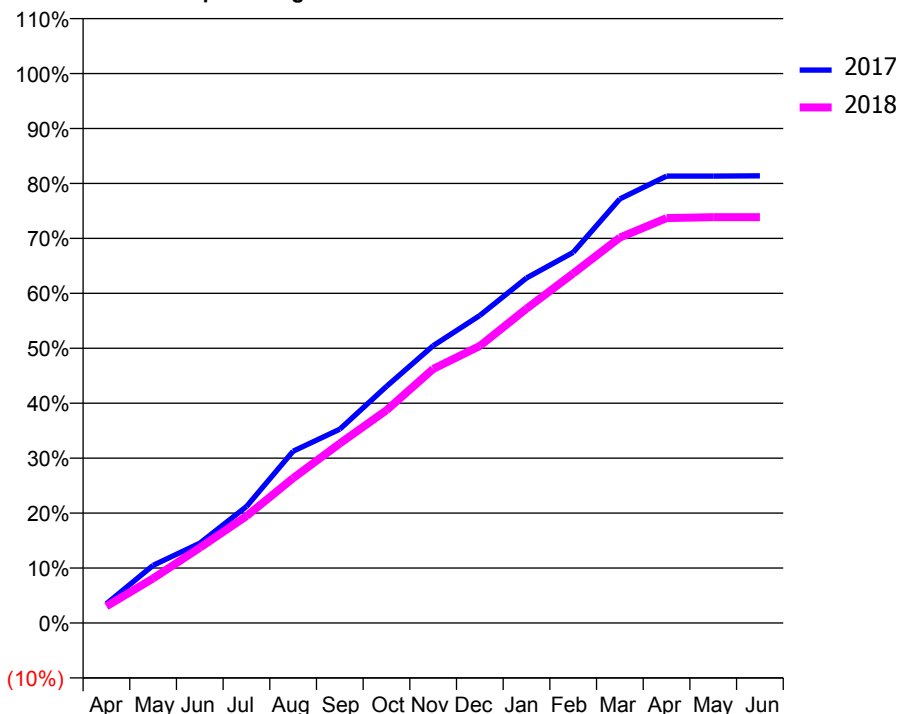
ACCESS*

Patients seen in 24 months	Total	Change since previous quarter
Quarter ending March 2017	659	
Quarter ending June 2017	667	→
Quarter ending September 2017	686	↑
Quarter ending December 2017	673	↓
Quarter ending March 2018	656	↓
Variance since March 2017	(0.5%)	→



ACTIVITY

Cumulative percentage of contracted UDA delivered 2017 & 2018



Month	Adjusted Scheduled Activity (UDA)	
	2017	2018
April	80	69
May	239	185
June	331	313
July	483	443
August	713	601
September	804	745
October	982	883
November	1,151	1,054
December	1,276	1,150
January	1,432	1,304
February	1,538	1,451
March	1,760	1,599
April	1,854	1,680
May	1,854	1,684
June	1,855	1,684

QUALITY

	Quantity	Base Number	Contract	AT	Region	England
% of FP17s for the same patient ID Re-attending within 3 months - Children	74	1,036	7.1%	10.3%	11.6%	11.9%
% of FP17s for the same patient ID Re-attending within 3 months - Adults	4	39	10.3%	14.4%	15.4%	16.0%
% of FP17s for the same patient ID Re-attending between 3 & 9 months - Children	759	1,036	73.3%	62.0%	59.4%	58.3%
% of FP17s for the same patient ID Re-attending between 3 & 9 months - Adults	28	39	71.8%	55.0%	51.3%	50.3%
% of FP17s for Band 1 Urgent Courses	31	1,077	2.9%	7.2%	8.0%	9.1%
% of FP17s Relating to Free Repair or Replacements	1	1,077	0.1%	0.8%	0.8%	0.8%
% of FP17s Relating to Continuations	13	1,077	1.2%	1.3%	1.0%	1.0%
% of Patients satisfied with the dentistry they have received	0	0	N/A	91.3%	91.7%	91.5%
% of Patients satisfied with the time they had to wait for an appointment	0	0	N/A	87.4%	88.3%	87.9%

* This is based on patients treated on this contract for their most recent course of treatment. Figures in italics indicate the base number of FP17s or Patient Questionnaire responses are less than 100. N/A is shown where the base number of responses is less than 10 during the period. % is calculated as Quantity/Base number*100

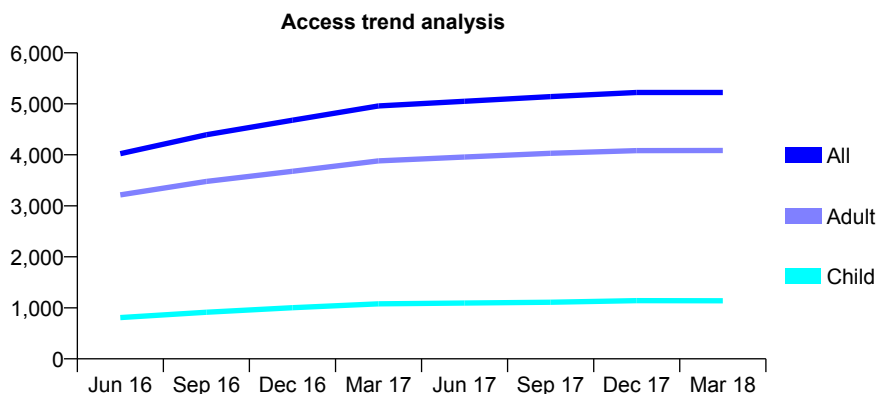
Q55 - Vital Signs At a Glance Contract Report for 164127/0001 - Year end March 2018

Name or company name	Park Road Dental Practice
Contract type name	GDS Contract
Purpose of contract	General
Contract start date	01/10/2015
Contract end date	

17/18 Contracted general activity (UDA)	17,825
Carry forward general activity (UDA)	364
17/18 Contracted orthodontic activity (UOA)	0
Carry forward orthodontic activity (UOA)	0
Baseline contract value	£369,785.67

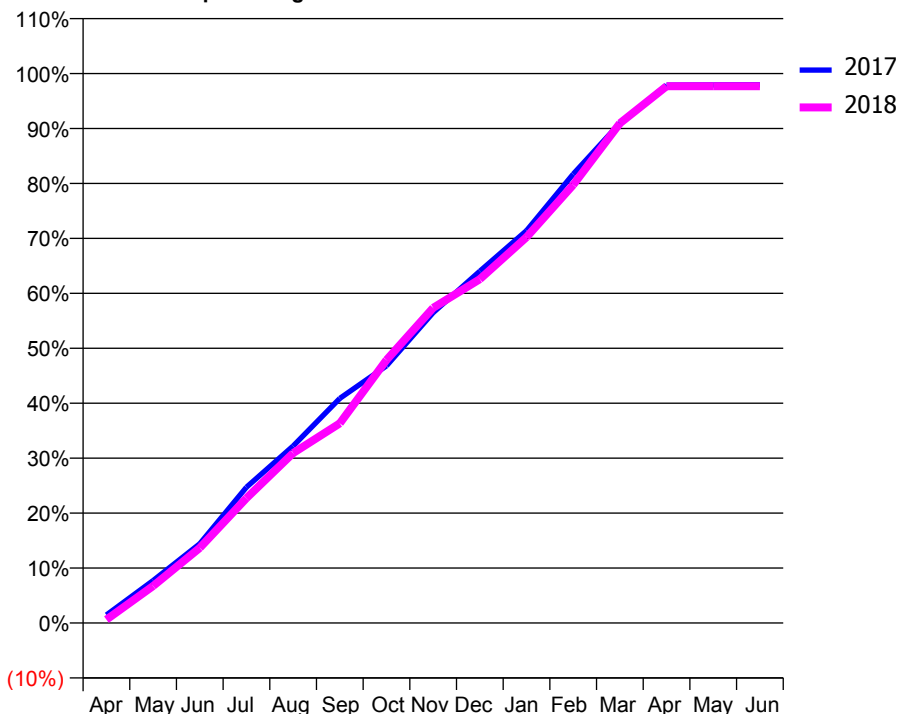
ACCESS*

Patients seen in 24 months	Total	Change since previous quarter
Quarter ending March 2017	4,959	
Quarter ending June 2017	5,050	→
Quarter ending September 2017	5,141	→
Quarter ending December 2017	5,223	→
Quarter ending March 2018	5,223	→
Variance since March 2017	5.3%	↑



ACTIVITY

Cumulative percentage of contracted UDA delivered 2017 & 2018



Month	Adjusted Scheduled Activity (UDA)	
	2017	2018
April	262	109
May	1,380	1,200
June	2,570	2,437
July	4,404	4,051
August	5,741	5,513
September	7,288	6,479
October	8,344	8,534
November	10,068	10,224
December	11,412	11,155
January	12,727	12,515
February	14,563	14,210
March	16,213	16,210
April	17,449	17,412
May	17,454	17,411
June	17,461	17,411

QUALITY

	Quantity	Base Number	Contract	AT	Region	England
% of FP17s for the same patient ID Re-attending within 3 months - Children	172	1,954	8.8%	10.3%	11.6%	11.9%
% of FP17s for the same patient ID Re-attending within 3 months - Adults	928	6,975	13.3%	14.4%	15.4%	16.0%
% of FP17s for the same patient ID Re-attending between 3 & 9 months - Children	1,373	1,954	70.3%	62.0%	59.4%	58.3%
% of FP17s for the same patient ID Re-attending between 3 & 9 months - Adults	4,893	6,975	70.2%	55.0%	51.3%	50.3%
% of FP17s for Band 1 Urgent Courses	378	8,841	4.3%	7.2%	8.0%	9.1%
% of FP17s Relating to Free Repair or Replacements	108	8,841	1.2%	0.8%	0.8%	0.8%
% of FP17s Relating to Continuations	15	8,841	0.2%	1.3%	1.0%	1.0%
% of Patients satisfied with the dentistry they have received	5	6	N/A	91.3%	91.7%	91.5%
% of Patients satisfied with the time they had to wait for an appointment	6	6	N/A	87.4%	88.3%	87.9%

* This is based on patients treated on this contract for their most recent course of treatment. Figures in italics indicate the base number of FP17s or Patient Questionnaire responses are less than 100. N/A is shown where the base number of responses is less than 10 during the period. % is calculated as Quantity/Base number*100

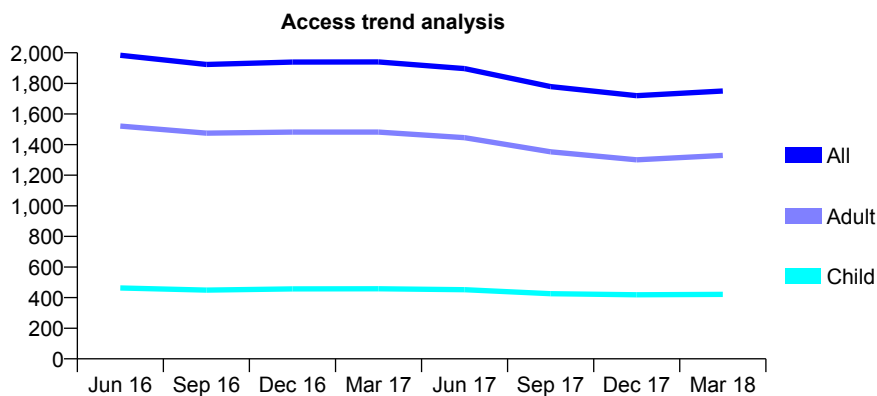
Q55 - Vital Signs At a Glance Contract Report for 166111/0001 - Year end March 2018

Name or company name	Hathersage Dental Surgery
Contract type name	GDS Contract
Purpose of contract	General
Contract start date	01/06/2013
Contract end date	

17/18 Contracted general activity (UDA)	5,158
Carry forward general activity (UDA)	0
17/18 Contracted orthodontic activity (UOA)	0
Carry forward orthodontic activity (UOA)	0
Baseline contract value	£150,711.22

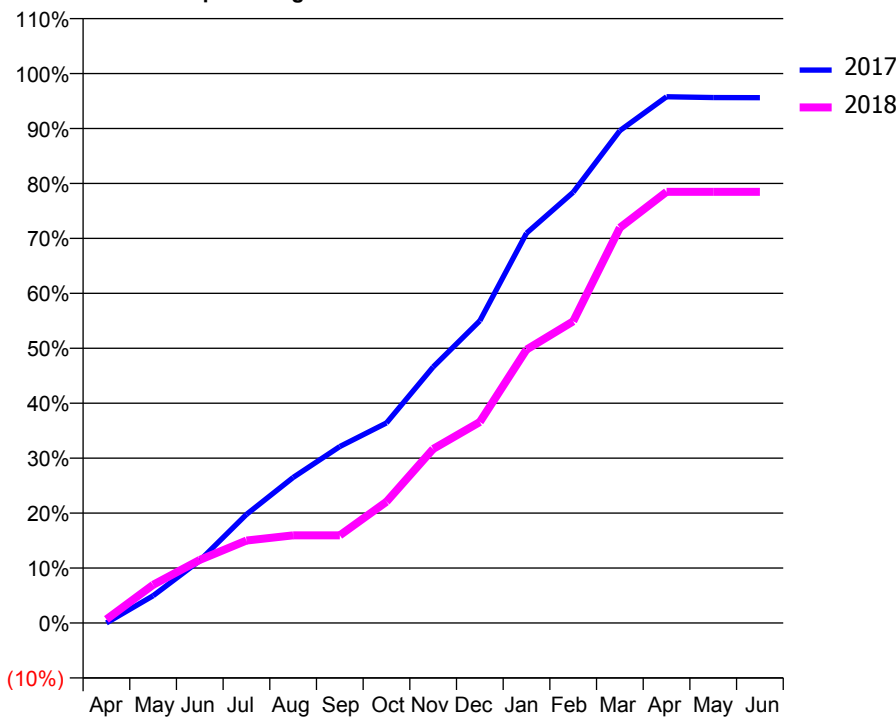
ACCESS*

Patients seen in 24 months	Total	Change since previous quarter
Quarter ending March 2017	1,940	
Quarter ending June 2017	1,897	↓
Quarter ending September 2017	1,779	↓
Quarter ending December 2017	1,720	↓
Quarter ending March 2018	1,750	→
Variance since March 2017	(9.8%)	↓



ACTIVITY

Cumulative percentage of contracted UDA delivered 2017 & 2018



Month	Adjusted Scheduled Activity (UDA)	
	2017	2018
April	1	34
May	256	359
June	586	593
July	1,019	774
August	1,366	823
September	1,657	823
October	1,879	1,138
November	2,404	1,634
December	2,837	1,887
January	3,660	2,566
February	4,043	2,832
March	4,621	3,710
April	4,940	4,047
May	4,933	4,048
June	4,932	4,047

QUALITY

	Quantity	Base Number	Contract	AT	Region	England
% of FP17s for the same patient ID Re-attending within 3 months - Children	20	620	3.2%	10.3%	11.6%	11.9%
% of FP17s for the same patient ID Re-attending within 3 months - Adults	261	1,731	15.1%	14.4%	15.4%	16.0%
% of FP17s for the same patient ID Re-attending between 3 & 9 months - Children	440	620	71.0%	62.0%	59.4%	58.3%
% of FP17s for the same patient ID Re-attending between 3 & 9 months - Adults	885	1,731	51.1%	55.0%	51.3%	50.3%
% of FP17s for Band 1 Urgent Courses	174	2,333	7.5%	7.2%	8.0%	9.1%
% of FP17s Relating to Free Repair or Replacements	16	2,333	0.7%	0.8%	0.8%	0.8%
% of FP17s Relating to Continuations	16	2,333	0.7%	1.3%	1.0%	1.0%
% of Patients satisfied with the dentistry they have received	2	3	N/A	91.3%	91.7%	91.5%
% of Patients satisfied with the time they had to wait for an appointment	3	3	N/A	87.4%	88.3%	87.9%

* This is based on patients treated on this contract for their most recent course of treatment. Figures in italics indicate the base number of FP17s or Patient Questionnaire responses are less than 100. N/A is shown where the base number of responses is less than 10 during the period. % is calculated as Quantity/Base number*100

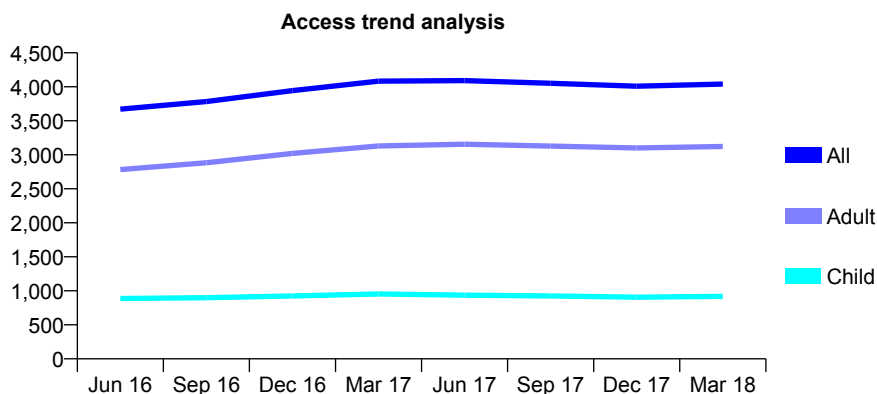
Q55 - Vital Signs At a Glance Contract Report for 167924/0001 - Year end March 2018

Name or company name	Killamarsh Dental Practice Ltd
Contract type name	GDS Contract
Purpose of contract	General
Contract start date	01/11/2012
Contract end date	

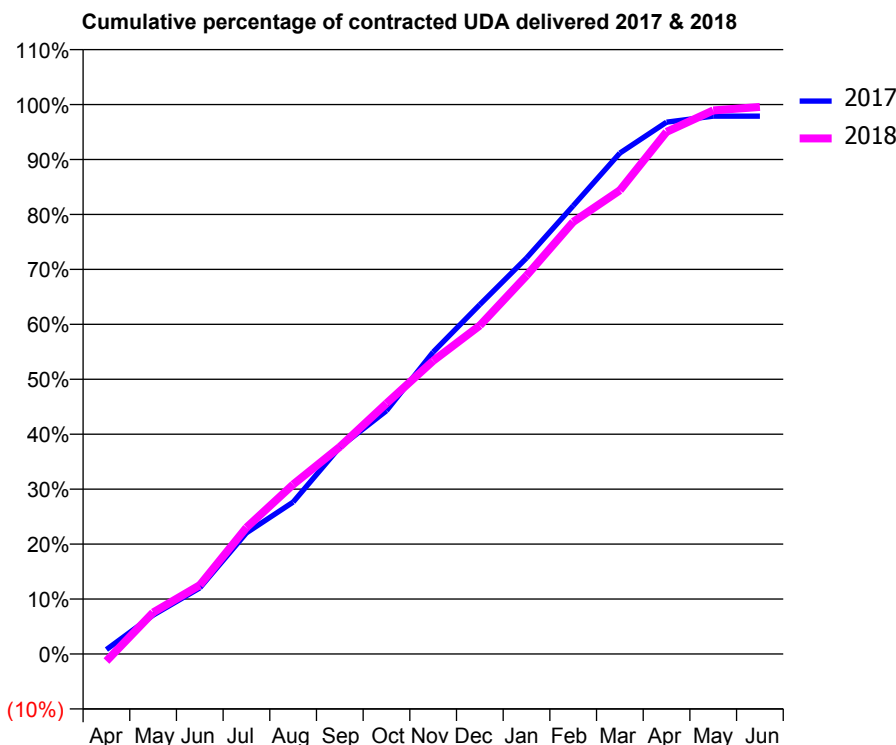
17/18 Contracted general activity (UDA)	13,259
Carry forward general activity (UDA)	310
17/18 Contracted orthodontic activity (UOA)	0
Carry forward orthodontic activity (UOA)	0
Baseline contract value	£349,020.98

ACCESS*

Patients seen in 24 months	Total	Change since previous quarter
Quarter ending March 2017	4,084	
Quarter ending June 2017	4,092	→
Quarter ending September 2017	4,052	→
Quarter ending December 2017	4,008	↓
Quarter ending March 2018	4,041	→
Variance since March 2017	(1.1%)	↓



ACTIVITY



Month	Adjusted Scheduled Activity (UDA)	
	2017	2018
April	120	-171
May	1,037	1,001
June	1,761	1,662
July	3,226	3,051
August	4,046	4,092
September	5,510	4,999
October	6,480	6,046
November	8,044	7,074
December	9,306	7,927
January	10,546	9,131
February	11,940	10,428
March	13,342	11,190
April	14,165	12,597
May	14,325	13,116
June	14,325	13,200

QUALITY

	Quantity	Base Number	Contract	AT	Region	England
% of FP17s for the same patient ID Re-attending within 3 months - Children	84	1,461	5.7%	10.3%	11.6%	11.9%
% of FP17s for the same patient ID Re-attending within 3 months - Adults	576	4,936	11.7%	14.4%	15.4%	16.0%
% of FP17s for the same patient ID Re-attending between 3 & 9 months - Children	1,043	1,461	71.4%	62.0%	59.4%	58.3%
% of FP17s for the same patient ID Re-attending between 3 & 9 months - Adults	3,533	4,936	71.6%	55.0%	51.3%	50.3%
% of FP17s for Band 1 Urgent Courses	269	6,885	3.9%	7.2%	8.0%	9.1%
% of FP17s Relating to Free Repair or Replacements	110	6,885	1.6%	0.8%	0.8%	0.8%
% of FP17s Relating to Continuations	2	6,885	0.0%	1.3%	1.0%	1.0%
% of Patients satisfied with the dentistry they have received	13	16	81.3%	91.3%	91.7%	91.5%
% of Patients satisfied with the time they had to wait for an appointment	13	16	81.3%	87.4%	88.3%	87.9%

* This is based on patients treated on this contract for their most recent course of treatment. Figures in italics indicate the base number of FP17s or Patient Questionnaire responses are less than 100. N/A is shown where the base number of responses is less than 10 during the period. % is calculated as Quantity/Base number*100

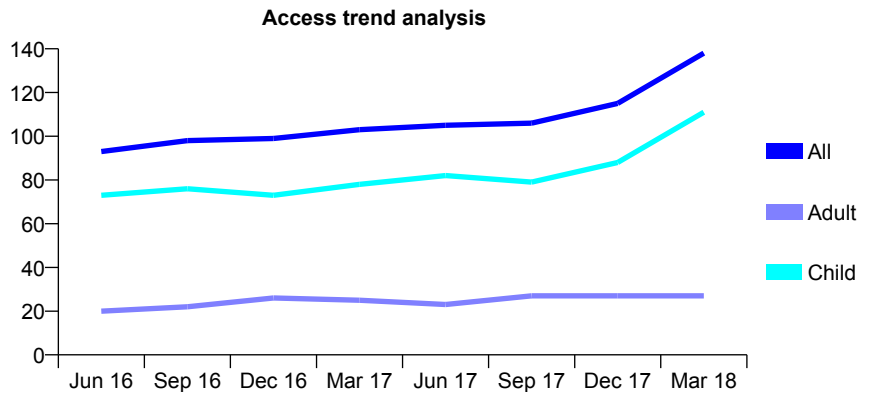
Q55 - Vital Signs At a Glance Contract Report for 169544/0001 - Year end March 2018

Name or company name	STEEPLE GRANGE SMILES LTD.,
Contract type name	GDS Contract
Purpose of contract	General and Orthodontic
Contract start date	15/08/2008
Contract end date	

17/18 Contracted general activity (UDA)	153
Carry forward general activity (UDA)	0
17/18 Contracted orthodontic activity (UOA)	684
Carry forward orthodontic activity (UOA)	0
Baseline contract value	£50,570.62

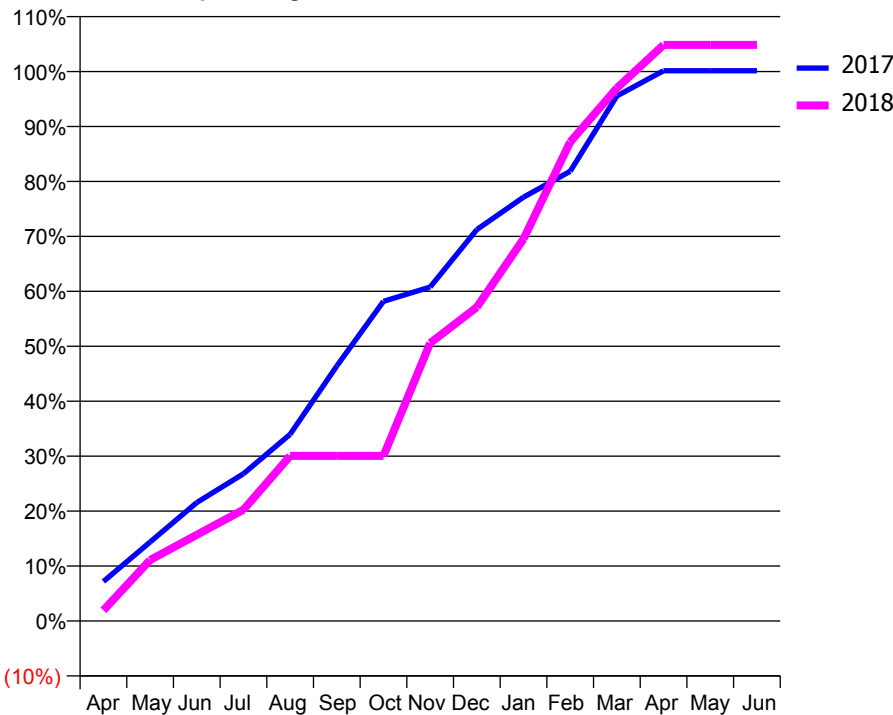
ACCESS*

Patients seen in 24 months	Total	Change since previous quarter
Quarter ending March 2017	103	
Quarter ending June 2017	105	→
Quarter ending September 2017	106	→
Quarter ending December 2017	115	↑
Quarter ending March 2018	138	↑
Variance since March 2017	34.0%	↑



ACTIVITY

Cumulative percentage of contracted UDA delivered 2017 & 2018



Month	2017	2018
April	11	3
May	22	17
June	33	24
July	41	31
August	52	46
September	71	46
October	89	46
November	93	77
December	109	87
January	118	106
February	125	133
March	146	148
April	153	160
May	153	160
June	153	160

QUALITY

	Quantity	Base Number	Contract	AT	Region	England
% of FP17s for the same patient ID Re-attending within 3 months - Children	11	193	5.7%	10.3%	11.6%	11.9%
% of FP17s for the same patient ID Re-attending within 3 months - Adults	0	8	0.0%	14.4%	15.4%	16.0%
% of FP17s for the same patient ID Re-attending between 3 & 9 months - Children	73	193	37.8%	62.0%	59.4%	58.3%
% of FP17s for the same patient ID Re-attending between 3 & 9 months - Adults	0	8	0.0%	55.0%	51.3%	50.3%
% of FP17s for Band 1 Urgent Courses	2	135	1.5%	7.2%	8.0%	9.1%
% of FP17s Relating to Free Repair or Replacements	0	135	0.0%	0.8%	0.8%	0.8%
% of FP17s Relating to Continuations	0	135	0.0%	1.3%	1.0%	1.0%
% of Patients satisfied with the dentistry they have received	0	0	N/A	91.3%	91.7%	91.5%
% of Patients satisfied with the time they had to wait for an appointment	0	0	N/A	87.4%	88.3%	87.9%

* This is based on patients treated on this contract for their most recent course of treatment. Figures in italics indicate the base number of FP17s or Patient Questionnaire responses are less than 100. N/A is shown where the base number of responses is less than 10 during the period. % is calculated as Quantity/Base number*100

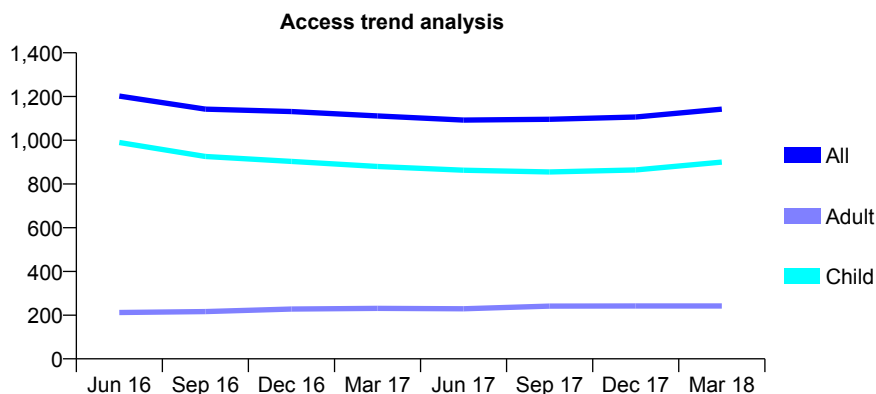
Q55 - Vital Signs At a Glance Contract Report for 170100/0001 - Year end March 2018

Name or company name	Rooprai & Aulak
Contract type name	GDS Contract
Purpose of contract	General
Contract start date	01/04/2009
Contract end date	

17/18 Contracted general activity (UDA)	3,129
Carry forward general activity (UDA)	0
17/18 Contracted orthodontic activity (UOA)	0
Carry forward orthodontic activity (UOA)	0
Baseline contract value	£68,229.10

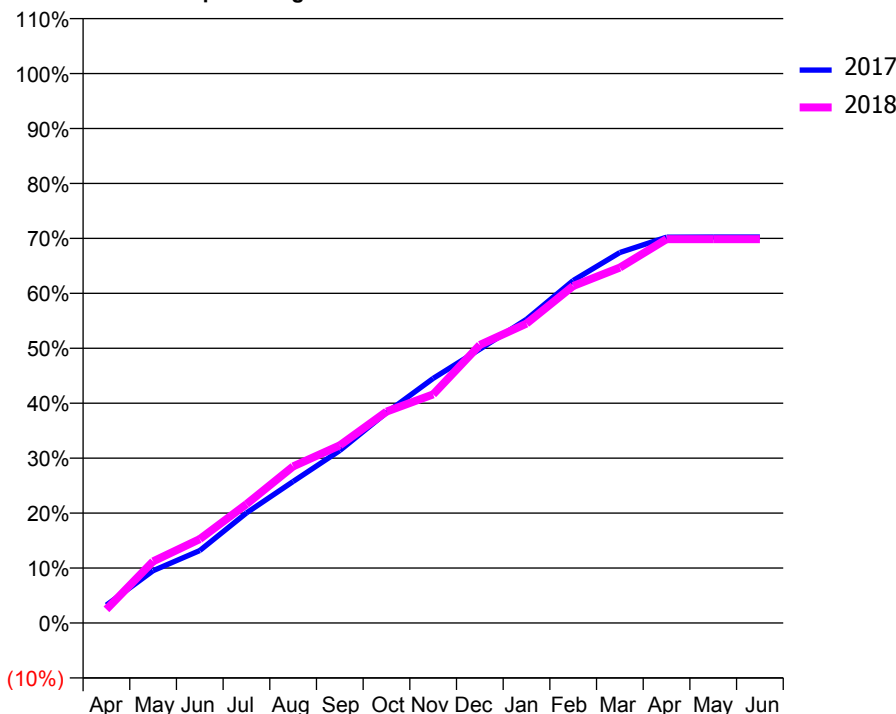
ACCESS*

Patients seen in 24 months	Total	Change since previous quarter
Quarter ending March 2017	1,111	
Quarter ending June 2017	1,092	↓
Quarter ending September 2017	1,096	→
Quarter ending December 2017	1,106	→
Quarter ending March 2018	1,142	↑
Variance since March 2017	2.8%	↑



ACTIVITY

Cumulative percentage of contracted UDA delivered 2017 & 2018



Month	Adjusted Scheduled Activity (UDA)	
	2017	2018
April	102	78
May	298	351
June	413	478
July	627	677
August	806	892
September	982	1,012
October	1,198	1,204
November	1,393	1,302
December	1,559	1,584
January	1,729	1,705
February	1,950	1,919
March	2,110	2,024
April	2,197	2,186
May	2,198	2,186
June	2,198	2,186

QUALITY

	Quantity	Base Number	Contract	AT	Region	England
% of FP17s for the same patient ID Re-attending within 3 months - Children	73	1,374	5.3%	10.3%	11.6%	11.9%
% of FP17s for the same patient ID Re-attending within 3 months - Adults	7	197	3.6%	14.4%	15.4%	16.0%
% of FP17s for the same patient ID Re-attending between 3 & 9 months - Children	935	1,374	68.0%	62.0%	59.4%	58.3%
% of FP17s for the same patient ID Re-attending between 3 & 9 months - Adults	138	197	70.1%	55.0%	51.3%	50.3%
% of FP17s for Band 1 Urgent Courses	5	1,630	0.3%	7.2%	8.0%	9.1%
% of FP17s Relating to Free Repair or Replacements	1	1,630	0.1%	0.8%	0.8%	0.8%
% of FP17s Relating to Continuations	0	1,630	0.0%	1.3%	1.0%	1.0%
% of Patients satisfied with the dentistry they have received	2	2	N/A	91.3%	91.7%	91.5%
% of Patients satisfied with the time they had to wait for an appointment	2	2	N/A	87.4%	88.3%	87.9%

* This is based on patients treated on this contract for their most recent course of treatment. Figures in italics indicate the base number of FP17s or Patient Questionnaire responses are less than 100. N/A is shown where the base number of responses is less than 10 during the period. % is calculated as Quantity/Base number*100

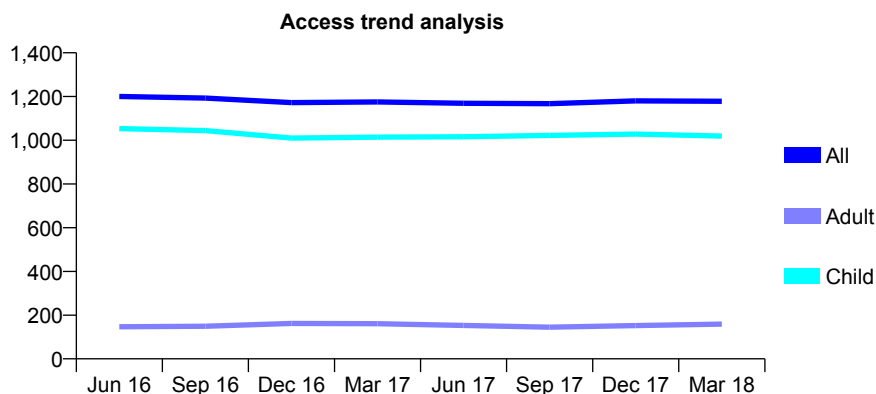
Q55 - Vital Signs At a Glance Contract Report for 171115/0001 - Year end March 2018

Name or company name	Titchfield Park Dental Clinic Limited
Contract type name	GDS Contract
Purpose of contract	General
Contract start date	01/04/2012
Contract end date	

17/18 Contracted general activity (UDA)	2,500
Carry forward general activity (UDA)	-49
17/18 Contracted orthodontic activity (UOA)	0
Carry forward orthodontic activity (UOA)	0
Baseline contract value	£55,971.69

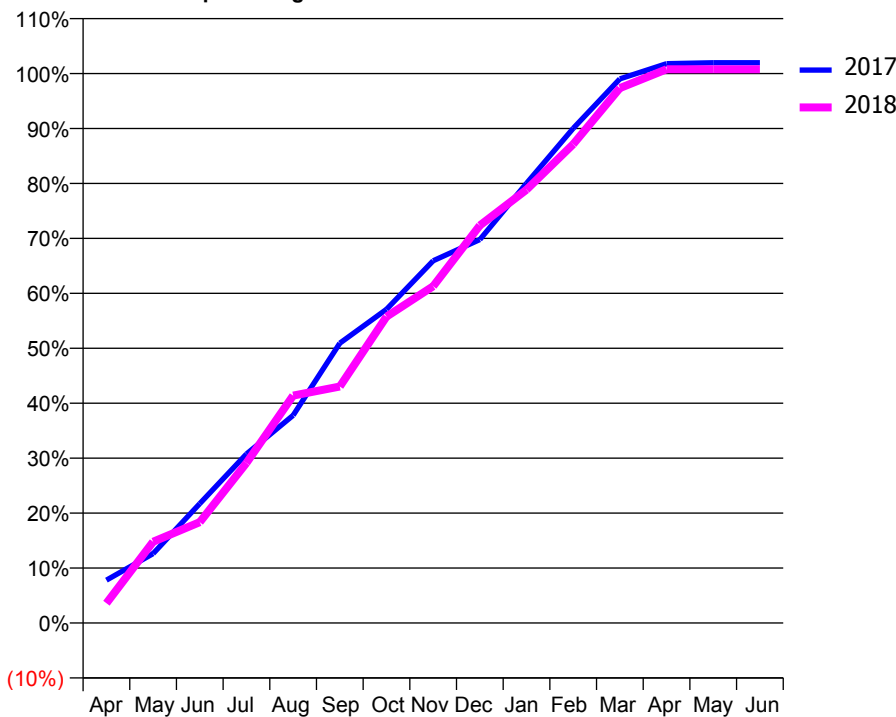
ACCESS*

Patients seen in 24 months	Total	Change since previous quarter
Quarter ending March 2017	1,175	
Quarter ending June 2017	1,169	→
Quarter ending September 2017	1,167	→
Quarter ending December 2017	1,180	→
Quarter ending March 2018	1,178	→
Variance since March 2017	0.3%	→



ACTIVITY

Cumulative percentage of contracted UDA delivered 2017 & 2018



Month	Adjusted Scheduled Activity (UDA)	
	2017	2018
April	195	90
May	316	370
June	543	459
July	769	728
August	945	1,035
September	1,273	1,076
October	1,427	1,394
November	1,648	1,532
December	1,745	1,809
January	2,001	1,971
February	2,250	2,178
March	2,475	2,434
April	2,545	2,519
May	2,549	2,519
June	2,549	2,519

QUALITY

	Quantity	Base Number	Contract	AT	Region	England
% of FP17s for the same patient ID Re-attending within 3 months - Children	124	1,792	6.9%	10.3%	11.6%	11.9%
% of FP17s for the same patient ID Re-attending within 3 months - Adults	10	82	12.2%	14.4%	15.4%	16.0%
% of FP17s for the same patient ID Re-attending between 3 & 9 months - Children	1,267	1,792	70.7%	62.0%	59.4%	58.3%
% of FP17s for the same patient ID Re-attending between 3 & 9 months - Adults	58	82	70.7%	55.0%	51.3%	50.3%
% of FP17s for Band 1 Urgent Courses	55	1,895	2.9%	7.2%	8.0%	9.1%
% of FP17s Relating to Free Repair or Replacements	0	1,895	0.0%	0.8%	0.8%	0.8%
% of FP17s Relating to Continuations	2	1,895	0.1%	1.3%	1.0%	1.0%
% of Patients satisfied with the dentistry they have received	1	1	N/A	91.3%	91.7%	91.5%
% of Patients satisfied with the time they had to wait for an appointment	1	1	N/A	87.4%	88.3%	87.9%

* This is based on patients treated on this contract for their most recent course of treatment. Figures in italics indicate the base number of FP17s or Patient Questionnaire responses are less than 100. N/A is shown where the base number of responses is less than 10 during the period. % is calculated as Quantity/Base number*100

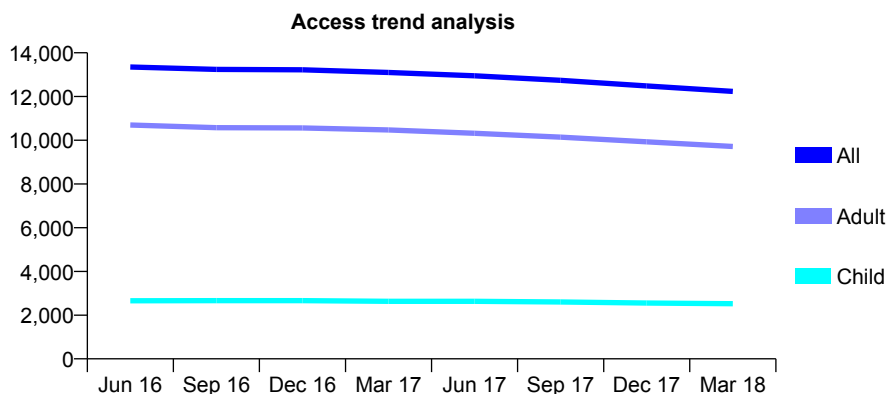
Q55 - Vital Signs At a Glance Contract Report for 171824/0001 - Year end March 2018

Name or company name	Ripley Family Dental Centre
Contract type name	GDS Contract
Purpose of contract	General
Contract start date	01/03/2014
Contract end date	

17/18 Contracted general activity (UDA)	39,239
Carry forward general activity (UDA)	462
17/18 Contracted orthodontic activity (UOA)	0
Carry forward orthodontic activity (UOA)	0
Baseline contract value	£818,067.06

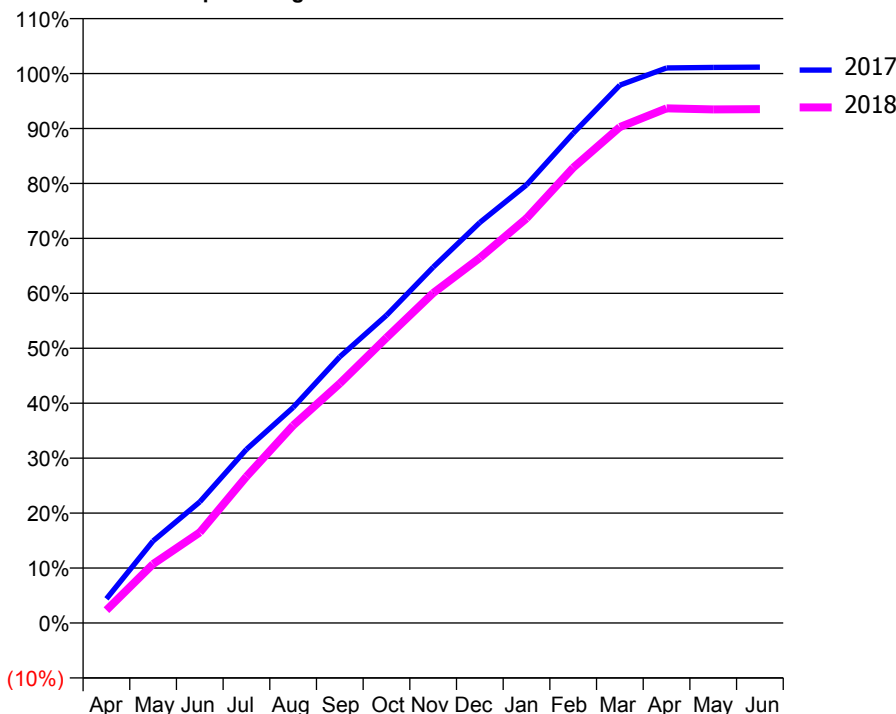
ACCESS*

Patients seen in 24 months	Total	Change since previous quarter
Quarter ending March 2017	13,102	
Quarter ending June 2017	12,949	↓
Quarter ending September 2017	12,741	↓
Quarter ending December 2017	12,482	↓
Quarter ending March 2018	12,234	↓
Variance since March 2017	(6.6%)	↓



ACTIVITY

Cumulative percentage of contracted UDA delivered 2017 & 2018



QUALITY

	Quantity	Base Number	Contract	AT	Region	England
% of FP17s for the same patient ID Re-attending within 3 months - Children	266	3,890	6.8%	10.3%	11.6%	11.9%
% of FP17s for the same patient ID Re-attending within 3 months - Adults	2,190	15,502	14.1%	14.4%	15.4%	16.0%
% of FP17s for the same patient ID Re-attending between 3 & 9 months - Children	2,450	3,890	63.0%	62.0%	59.4%	58.3%
% of FP17s for the same patient ID Re-attending between 3 & 9 months - Adults	10,446	15,502	67.4%	55.0%	51.3%	50.3%
% of FP17s for Band 1 Urgent Courses	971	19,427	5.0%	7.2%	8.0%	9.1%
% of FP17s Relating to Free Repair or Replacements	446	19,427	2.3%	0.8%	0.8%	0.8%
% of FP17s Relating to Continuations	208	19,427	1.1%	1.3%	1.0%	1.0%
% of Patients satisfied with the dentistry they have received	24	29	82.8%	91.3%	91.7%	91.5%
% of Patients satisfied with the time they had to wait for an appointment	20	29	69.0%	87.4%	88.3%	87.9%

* This is based on patients treated on this contract for their most recent course of treatment. Figures in italics indicate the base number of FP17s or Patient Questionnaire responses are less than 100. N/A is shown where the base number of responses is less than 10 during the period. % is calculated as Quantity/Base number*100

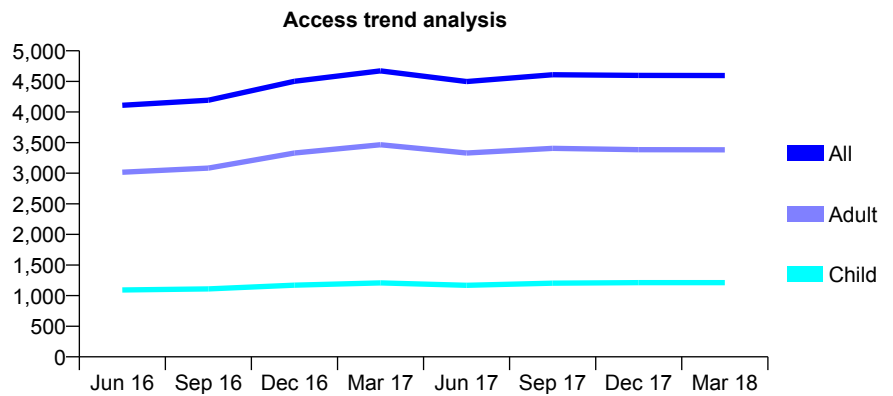
Q55 - Vital Signs At a Glance Contract Report for 172979/0004 - Year end March 2018

Name or company name	DM and LJ Jordan Limited
Contract type name	GDS Contract
Purpose of contract	General
Contract start date	01/01/2015
Contract end date	

17/18 Contracted general activity (UDA)	13,400
Carry forward general activity (UDA)	0
17/18 Contracted orthodontic activity (UOA)	0
Carry forward orthodontic activity (UOA)	0
Baseline contract value	£412,850.97

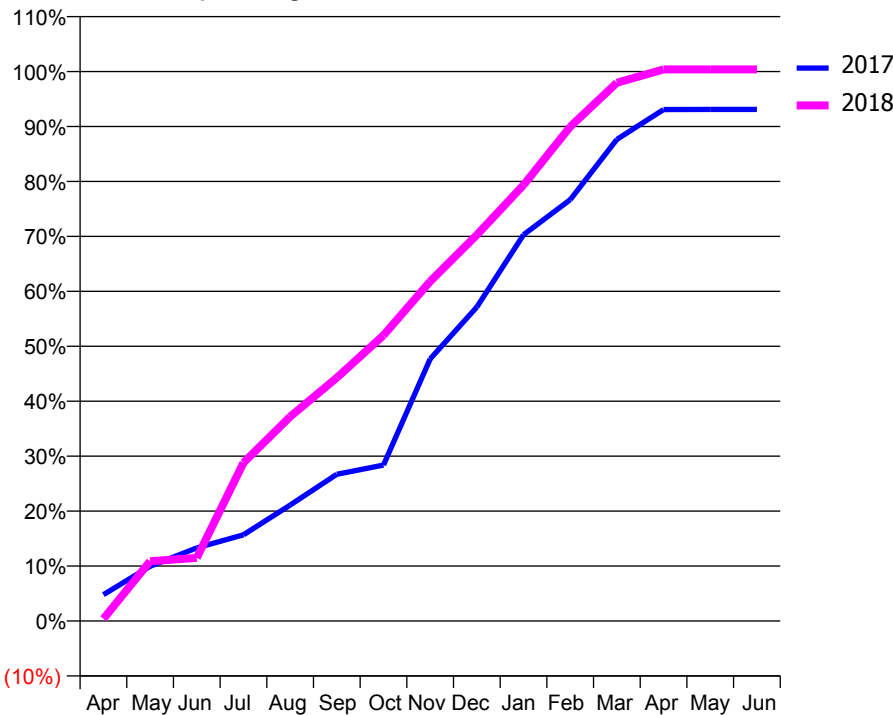
ACCESS*

Patients seen in 24 months	Total	Change since previous quarter
Quarter ending March 2017	4,672	
Quarter ending June 2017	4,497	↓
Quarter ending September 2017	4,610	↑
Quarter ending December 2017	4,597	→
Quarter ending March 2018	4,595	→
Variance since March 2017	(1.6%)	↓



ACTIVITY

Cumulative percentage of contracted UDA delivered 2017 & 2018



Month	Adjusted Scheduled Activity (UDA)	
	2017	2018
April	642	53
May	1,335	1,460
June	1,785	1,539
July	2,104	3,858
August	2,826	4,982
September	3,578	5,934
October	3,804	6,966
November	6,391	8,281
December	7,657	9,415
January	9,418	10,630
February	10,275	12,051
March	11,744	13,125
April	12,473	13,452
May	12,474	13,449
June	12,474	13,449

QUALITY

	Quantity	Base Number	Contract	AT	Region	England
% of FP17s for the same patient ID Re-attending within 3 months - Children	77	1,703	4.5%	10.3%	11.6%	11.9%
% of FP17s for the same patient ID Re-attending within 3 months - Adults	321	4,187	7.7%	14.4%	15.4%	16.0%
% of FP17s for the same patient ID Re-attending between 3 & 9 months - Children	931	1,703	54.7%	62.0%	59.4%	58.3%
% of FP17s for the same patient ID Re-attending between 3 & 9 months - Adults	2,313	4,187	55.2%	55.0%	51.3%	50.3%
% of FP17s for Band 1 Urgent Courses	218	5,791	3.8%	7.2%	8.0%	9.1%
% of FP17s Relating to Free Repair or Replacements	16	5,791	0.3%	0.8%	0.8%	0.8%
% of FP17s Relating to Continuations	20	5,791	0.3%	1.3%	1.0%	1.0%
% of Patients satisfied with the dentistry they have received	5	5	N/A	91.3%	91.7%	91.5%
% of Patients satisfied with the time they had to wait for an appointment	5	5	N/A	87.4%	88.3%	87.9%

* This is based on patients treated on this contract for their most recent course of treatment. Figures in italics indicate the base number of FP17s or Patient Questionnaire responses are less than 100. N/A is shown where the base number of responses is less than 10 during the period. % is calculated as Quantity/Base number*100

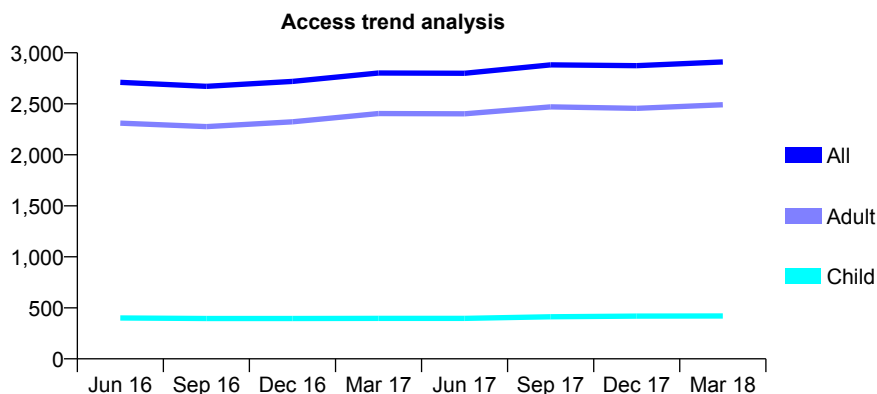
Q55 - Vital Signs At a Glance Contract Report for 173002/0001 - Year end March 2018

Name or company name	City Dental Partnership
Contract type name	GDS Contract
Purpose of contract	General
Contract start date	01/10/2011
Contract end date	

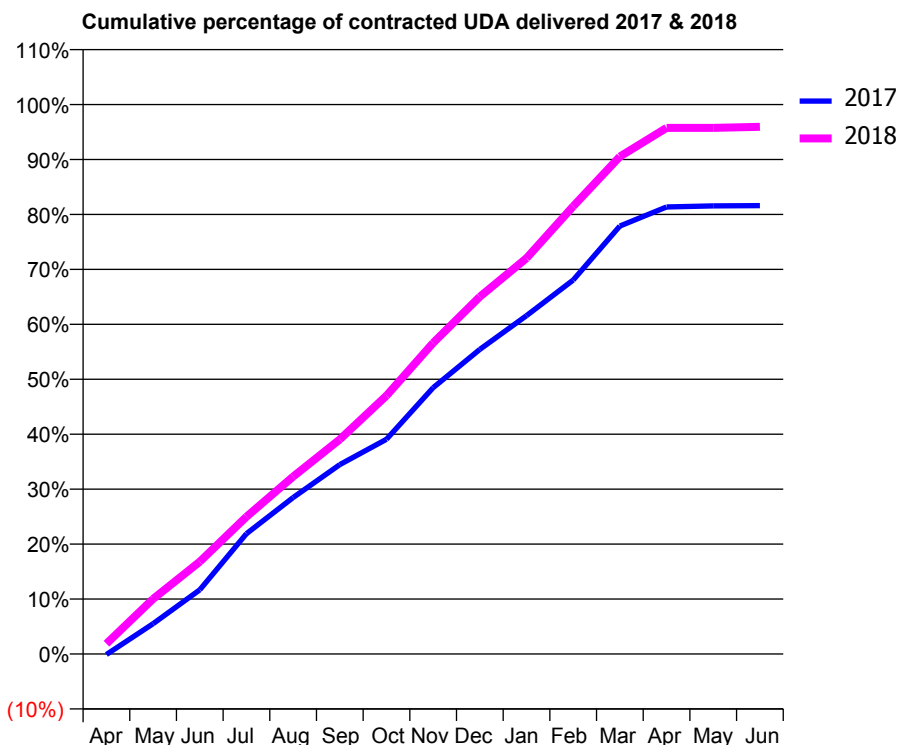
17/18 Contracted general activity (UDA)	8,400
Carry forward general activity (UDA)	0
17/18 Contracted orthodontic activity (UOA)	0
Carry forward orthodontic activity (UOA)	0
Baseline contract value	£197,217.34

ACCESS*

Patients seen in 24 months	Total	Change since previous quarter
Quarter ending March 2017	2,802	
Quarter ending June 2017	2,799	→
Quarter ending September 2017	2,882	↑
Quarter ending December 2017	2,874	→
Quarter ending March 2018	2,911	→
Variance since March 2017	3.9%	↑



ACTIVITY



Month	Adjusted Scheduled Activity (UDA)	
	2017	2018
April	-11	158
May	513	842
June	1,085	1,411
July	2,034	2,098
August	2,644	2,713
September	3,200	3,280
October	3,629	3,950
November	4,501	4,757
December	5,147	5,461
January	5,718	6,051
February	6,319	6,844
March	7,232	7,604
April	7,554	8,043
May	7,573	8,043
June	7,577	8,060

QUALITY

	Quantity	Base Number	Contract	AT	Region	England
% of FP17s for the same patient ID Re-attending within 3 months - Children	49	601	8.2%	10.3%	11.6%	11.9%
% of FP17s for the same patient ID Re-attending within 3 months - Adults	591	3,578	16.5%	14.4%	15.4%	16.0%
% of FP17s for the same patient ID Re-attending between 3 & 9 months - Children	339	601	56.4%	62.0%	59.4%	58.3%
% of FP17s for the same patient ID Re-attending between 3 & 9 months - Adults	1,727	3,578	48.3%	55.0%	51.3%	50.3%
% of FP17s for Band 1 Urgent Courses	419	4,214	9.9%	7.2%	8.0%	9.1%
% of FP17s Relating to Free Repair or Replacements	28	4,214	0.7%	0.8%	0.8%	0.8%
% of FP17s Relating to Continuations	54	4,214	1.3%	1.3%	1.0%	1.0%
% of Patients satisfied with the dentistry they have received	3	3	N/A	91.3%	91.7%	91.5%
% of Patients satisfied with the time they had to wait for an appointment	3	3	N/A	87.4%	88.3%	87.9%

* This is based on patients treated on this contract for their most recent course of treatment. Figures in italics indicate the base number of FP17s or Patient Questionnaire responses are less than 100. N/A is shown where the base number of responses is less than 10 during the period. % is calculated as Quantity/Base number*100

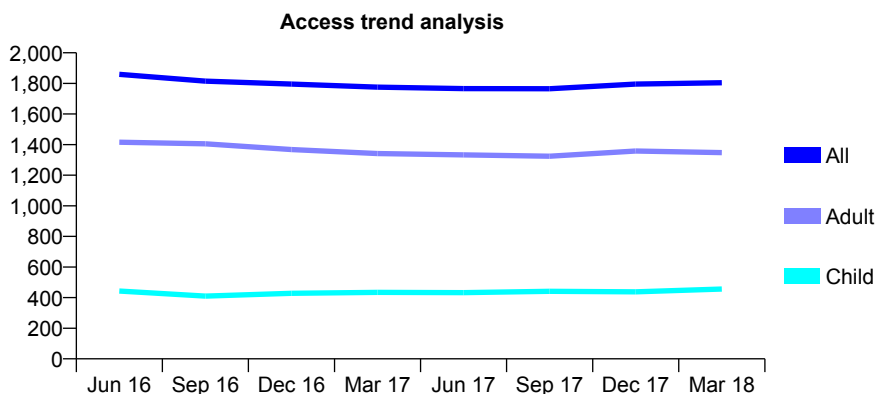
Q55 - Vital Signs At a Glance Contract Report for 173630/0001 - Year end March 2018

Name or company name	Wollaton Dental Practice
Contract type name	GDS Contract
Purpose of contract	General
Contract start date	07/09/2010
Contract end date	

17/18 Contracted general activity (UDA)	5,531
Carry forward general activity (UDA)	-16
17/18 Contracted orthodontic activity (UOA)	0
Carry forward orthodontic activity (UOA)	0
Baseline contract value	£125,923.65

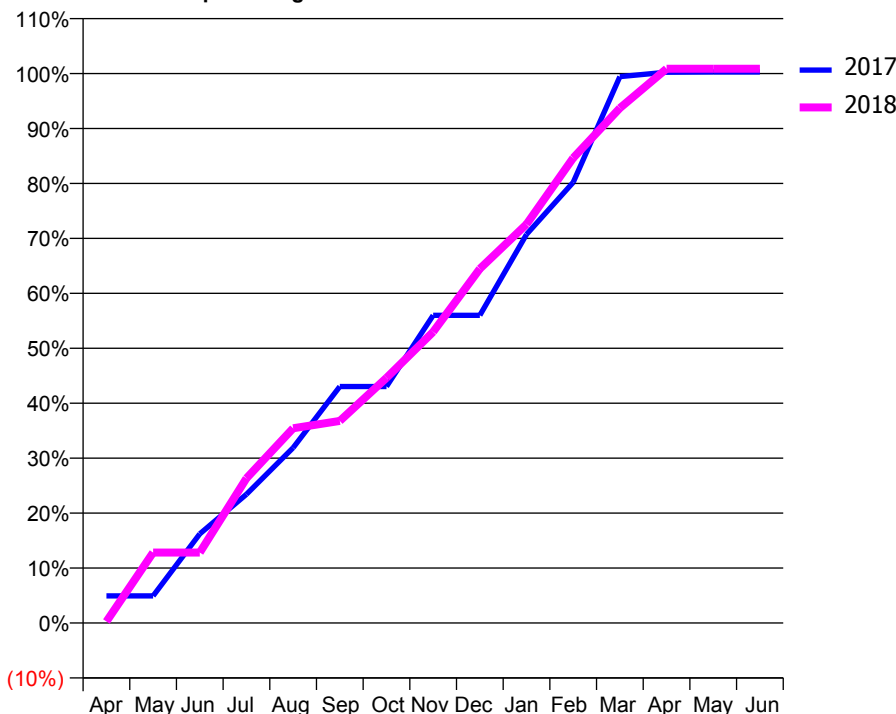
ACCESS*

Patients seen in 24 months	Total	Change since previous quarter
Quarter ending March 2017	1,776	
Quarter ending June 2017	1,766	→
Quarter ending September 2017	1,765	→
Quarter ending December 2017	1,796	→
Quarter ending March 2018	1,804	→
Variance since March 2017	1.6%	→



ACTIVITY

Cumulative percentage of contracted UDA delivered 2017 & 2018



Month	Adjusted Scheduled Activity (UDA)	
	2017	2018
April	273	16
May	273	709
June	897	709
July	1,296	1,457
August	1,764	1,961
September	2,380	2,034
October	2,380	2,467
November	3,097	2,931
December	3,097	3,566
January	3,911	4,014
February	4,436	4,681
March	5,499	5,183
April	5,543	5,579
May	5,547	5,579
June	5,547	5,579

QUALITY

	Quantity	Base Number	Contract	AT	Region	England
% of FP17s for the same patient ID Re-attending within 3 months - Children	83	779	10.7%	10.3%	11.6%	11.9%
% of FP17s for the same patient ID Re-attending within 3 months - Adults	293	1,550	18.9%	14.4%	15.4%	16.0%
% of FP17s for the same patient ID Re-attending between 3 & 9 months - Children	491	779	63.0%	62.0%	59.4%	58.3%
% of FP17s for the same patient ID Re-attending between 3 & 9 months - Adults	595	1,550	38.4%	55.0%	51.3%	50.3%
% of FP17s for Band 1 Urgent Courses	280	2,527	11.1%	7.2%	8.0%	9.1%
% of FP17s Relating to Free Repair or Replacements	14	2,527	0.6%	0.8%	0.8%	0.8%
% of FP17s Relating to Continuations	32	2,527	1.3%	1.3%	1.0%	1.0%
% of Patients satisfied with the dentistry they have received	2	2	N/A	91.3%	91.7%	91.5%
% of Patients satisfied with the time they had to wait for an appointment	2	2	N/A	87.4%	88.3%	87.9%

* This is based on patients treated on this contract for their most recent course of treatment. Figures in italics indicate the base number of FP17s or Patient Questionnaire responses are less than 100. N/A is shown where the base number of responses is less than 10 during the period. % is calculated as Quantity/Base number*100

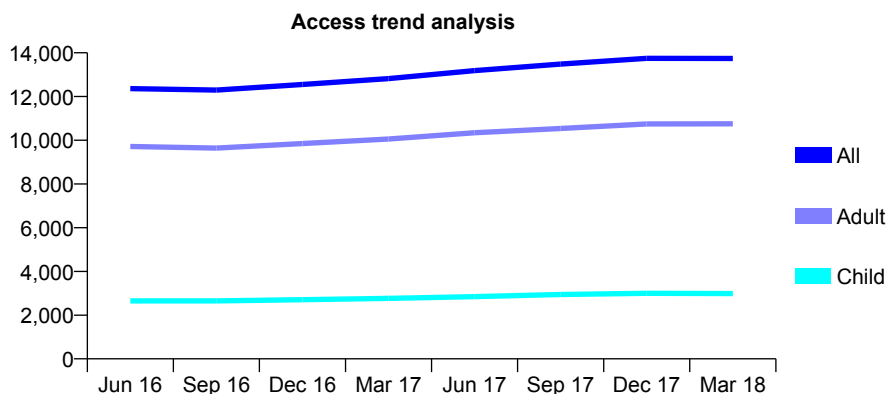
Q55 - Vital Signs At a Glance Contract Report for 174742/0001 - Year end March 2018

Name or company name	Portland Road Family Dental Centre
Contract type name	GDS Contract
Purpose of contract	General
Contract start date	01/01/2009
Contract end date	

17/18 Contracted general activity (UDA)	35,314
Carry forward general activity (UDA)	0
17/18 Contracted orthodontic activity (UOA)	0
Carry forward orthodontic activity (UOA)	0
Baseline contract value	£825,500.10

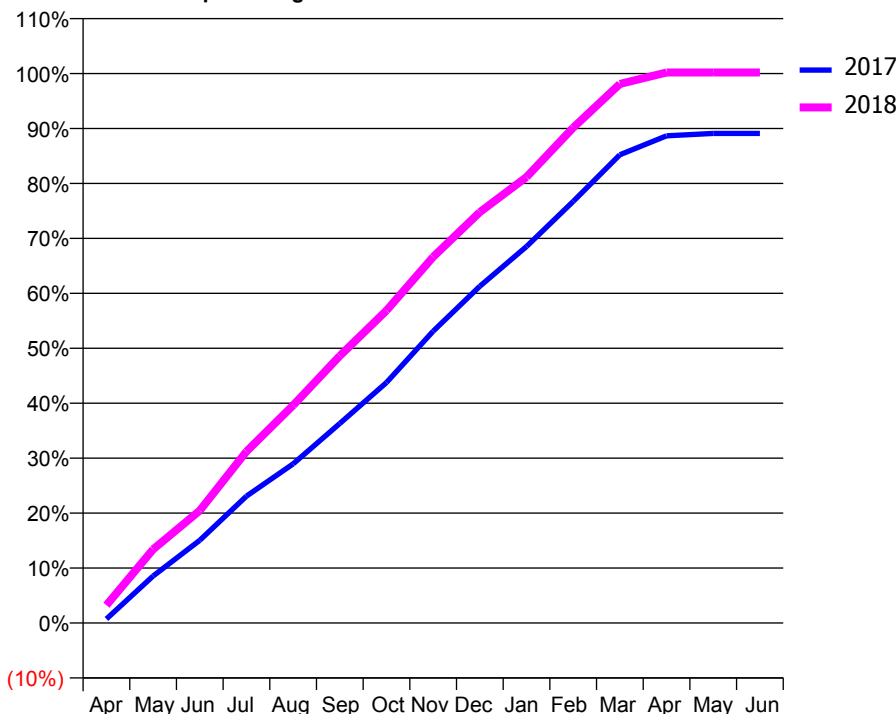
ACCESS*

Patients seen in 24 months	Total	Change since previous quarter
Quarter ending March 2017	12,822	
Quarter ending June 2017	13,188	↑
Quarter ending September 2017	13,485	↑
Quarter ending December 2017	13,745	→
Quarter ending March 2018	13,739	→
Variance since March 2017	7.2%	↑



ACTIVITY

Cumulative percentage of contracted UDA delivered 2017 & 2018



Month	Adjusted Scheduled Activity (UDA)	
	2017	2018
April	290	1,142
May	3,299	4,738
June	5,817	7,231
July	8,912	11,025
August	11,179	13,990
September	14,024	17,165
October	16,902	20,085
November	20,503	23,529
December	23,658	26,408
January	26,457	28,661
February	29,622	31,831
March	32,900	34,640
April	34,227	35,376
May	34,403	35,376
June	34,403	35,376

QUALITY

	Quantity	Base Number	Contract	AT	Region	England
% of FP17s for the same patient ID Re-attending within 3 months - Children	176	4,285	4.1%	10.3%	11.6%	11.9%
% of FP17s for the same patient ID Re-attending within 3 months - Adults	1,377	14,881	9.3%	14.4%	15.4%	16.0%
% of FP17s for the same patient ID Re-attending between 3 & 9 months - Children	2,639	4,285	61.6%	62.0%	59.4%	58.3%
% of FP17s for the same patient ID Re-attending between 3 & 9 months - Adults	8,499	14,881	57.1%	55.0%	51.3%	50.3%
% of FP17s for Band 1 Urgent Courses	489	18,823	2.6%	7.2%	8.0%	9.1%
% of FP17s Relating to Free Repair or Replacements	79	18,823	0.4%	0.8%	0.8%	0.8%
% of FP17s Relating to Continuations	381	18,823	2.0%	1.3%	1.0%	1.0%
% of Patients satisfied with the dentistry they have received	18	18	100.0%	91.3%	91.7%	91.5%
% of Patients satisfied with the time they had to wait for an appointment	15	18	83.3%	87.4%	88.3%	87.9%

* This is based on patients treated on this contract for their most recent course of treatment. Figures in italics indicate the base number of FP17s or Patient Questionnaire responses are less than 100. N/A is shown where the base number of responses is less than 10 during the period. % is calculated as Quantity/Base number*100

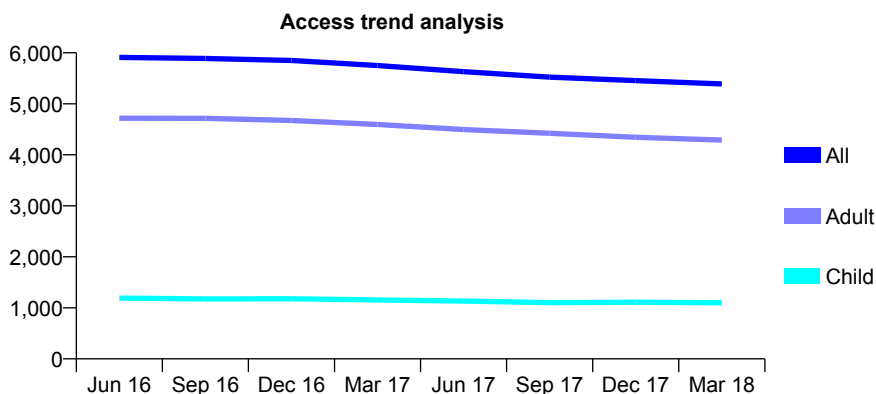
Q55 - Vital Signs At a Glance Contract Report for 176761/0001 - Year end March 2018

Name or company name	The Smile Centre
Contract type name	Pilot Contract
Purpose of contract	General
Contract start date	01/04/2006
Contract end date	

17/18 Contracted general activity (UDA)	17,829
Carry forward general activity (UDA)	0
17/18 Contracted orthodontic activity (UOA)	0
Carry forward orthodontic activity (UOA)	0
Baseline contract value	£525,713.49

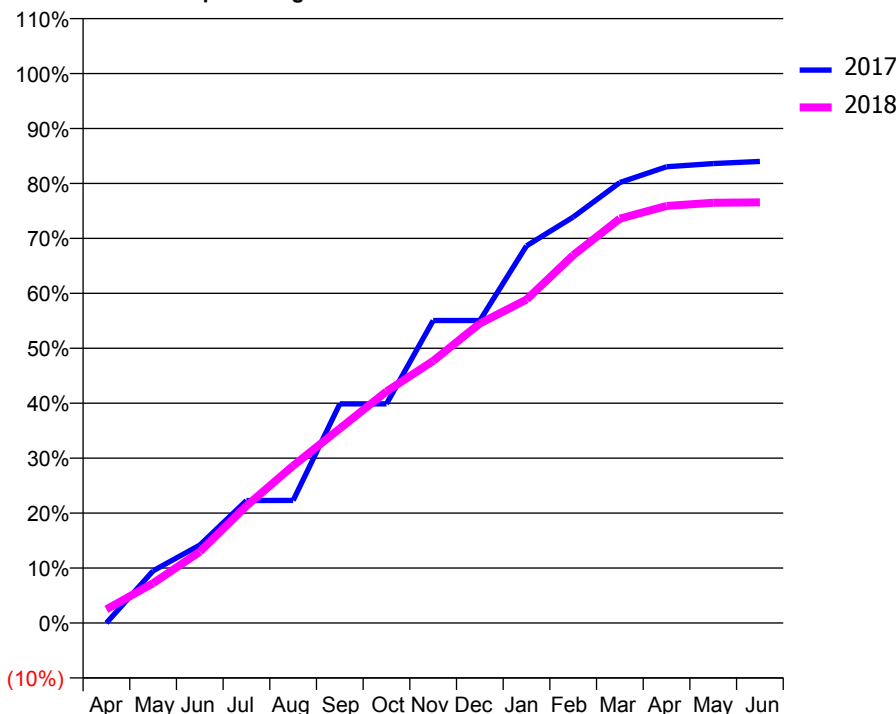
ACCESS*

Patients seen in 24 months	Total	Change since previous quarter
Quarter ending March 2017	5,750	
Quarter ending June 2017	5,630	↓
Quarter ending September 2017	5,524	↓
Quarter ending December 2017	5,454	↓
Quarter ending March 2018	5,389	↓
Variance since March 2017	(6.3%)	↓



ACTIVITY

Cumulative percentage of contracted UDA delivered 2017 & 2018



Month	Adjusted Scheduled Activity (UDA)	
	2017	2018
April	0	442
May	1,695	1,293
June	2,528	2,312
July	3,975	3,801
August	3,978	5,105
September	7,109	6,312
October	7,109	7,512
November	9,815	8,503
December	9,815	9,722
January	12,236	10,494
February	13,171	11,937
March	14,294	13,122
April	14,801	13,530
May	14,909	13,633
June	14,975	13,648

QUALITY

	Quantity	Base Number	Contract	AT	Region	England
% of FP17s for the same patient ID Re-attending within 3 months - Children	109	1,181	9.2%	10.3%	11.6%	11.9%
% of FP17s for the same patient ID Re-attending within 3 months - Adults	756	4,536	16.7%	14.4%	15.4%	16.0%
% of FP17s for the same patient ID Re-attending between 3 & 9 months - Children	409	1,181	34.6%	62.0%	59.4%	58.3%
% of FP17s for the same patient ID Re-attending between 3 & 9 months - Adults	1,390	4,536	30.6%	55.0%	51.3%	50.3%
% of FP17s for Band 1 Urgent Courses	322	5,669	5.7%	7.2%	8.0%	9.1%
% of FP17s Relating to Free Repair or Replacements	1	5,669	0.0%	0.8%	0.8%	0.8%
% of FP17s Relating to Continuations	214	5,669	3.8%	1.3%	1.0%	1.0%
% of Patients satisfied with the dentistry they have received	10	13	76.9%	91.3%	91.7%	91.5%
% of Patients satisfied with the time they had to wait for an appointment	9	13	69.2%	87.4%	88.3%	87.9%

* This is based on patients treated on this contract for their most recent course of treatment. Figures in italics indicate the base number of FP17s or Patient Questionnaire responses are less than 100. N/A is shown where the base number of responses is less than 10 during the period. % is calculated as Quantity/Base number*100

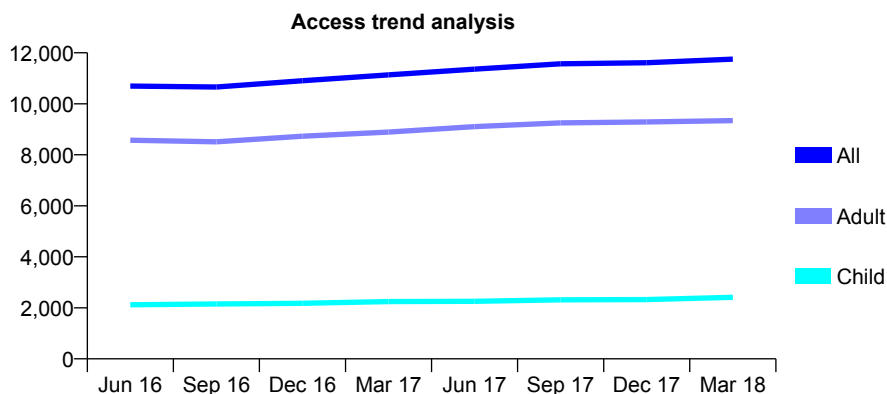
Q55 - Vital Signs At a Glance Contract Report for 177245/0001 - Year end March 2018

Name or company name	Eastwood Dental Limited
Contract type name	GDS Contract
Purpose of contract	General
Contract start date	01/10/2011
Contract end date	

17/18 Contracted general activity (UDA)	35,814
Carry forward general activity (UDA)	17
17/18 Contracted orthodontic activity (UOA)	0
Carry forward orthodontic activity (UOA)	0
Baseline contract value	£962,650.90

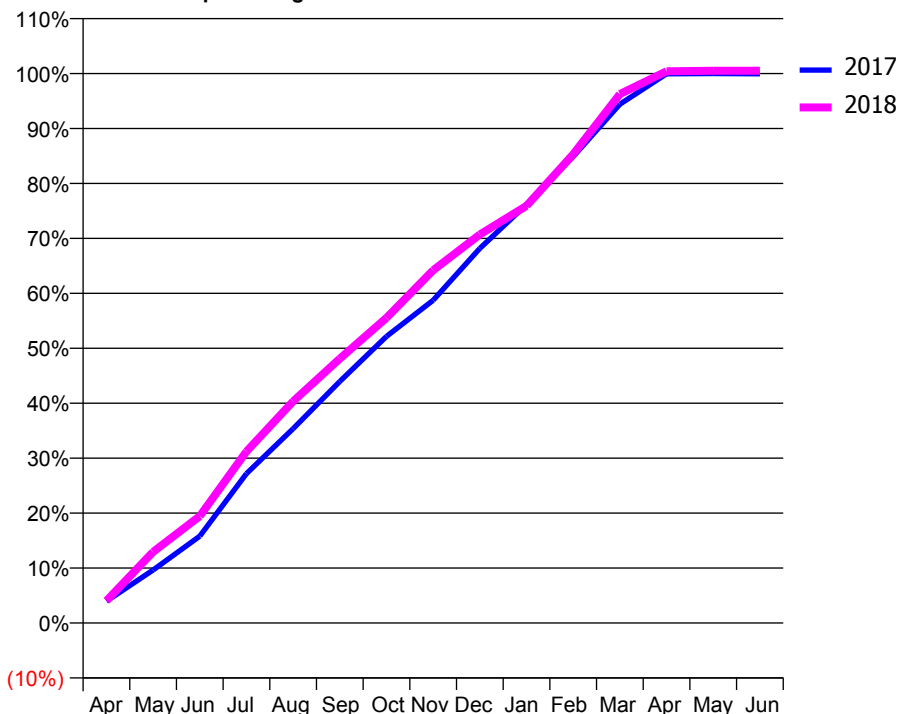
ACCESS*

Patients seen in 24 months	Total	Change since previous quarter
Quarter ending March 2017	11,136	
Quarter ending June 2017	11,361	↑
Quarter ending September 2017	11,569	→
Quarter ending December 2017	11,612	→
Quarter ending March 2018	11,753	→
Variance since March 2017	5.5%	↑



ACTIVITY

Cumulative percentage of contracted UDA delivered 2017 & 2018



Month	Adjusted Scheduled Activity (UDA)	
	2017	2018
April	1,419	1,449
May	3,454	4,634
June	5,659	6,963
July	9,735	11,178
August	12,669	14,447
September	15,747	17,228
October	18,678	19,889
November	21,036	22,988
December	24,419	25,322
January	27,276	27,192
February	30,397	30,550
March	33,811	34,476
April	35,793	35,959
May	35,809	35,990
June	35,797	35,998

QUALITY

	Quantity	Base Number	Contract	AT	Region	England
% of FP17s for the same patient ID Re-attending within 3 months - Children	261	3,848	6.8%	10.3%	11.6%	11.9%
% of FP17s for the same patient ID Re-attending within 3 months - Adults	2,079	15,196	13.7%	14.4%	15.4%	16.0%
% of FP17s for the same patient ID Re-attending between 3 & 9 months - Children	2,560	3,848	66.5%	62.0%	59.4%	58.3%
% of FP17s for the same patient ID Re-attending between 3 & 9 months - Adults	9,895	15,196	65.1%	55.0%	51.3%	50.3%
% of FP17s for Band 1 Urgent Courses	746	18,728	4.0%	7.2%	8.0%	9.1%
% of FP17s Relating to Free Repair or Replacements	245	18,728	1.3%	0.8%	0.8%	0.8%
% of FP17s Relating to Continuations	283	18,728	1.5%	1.3%	1.0%	1.0%
% of Patients satisfied with the dentistry they have received	15	16	93.8%	91.3%	91.7%	91.5%
% of Patients satisfied with the time they had to wait for an appointment	13	16	81.3%	87.4%	88.3%	87.9%

* This is based on patients treated on this contract for their most recent course of treatment. Figures in italics indicate the base number of FP17s or Patient Questionnaire responses are less than 100. N/A is shown where the base number of responses is less than 10 during the period. % is calculated as Quantity/Base number*100

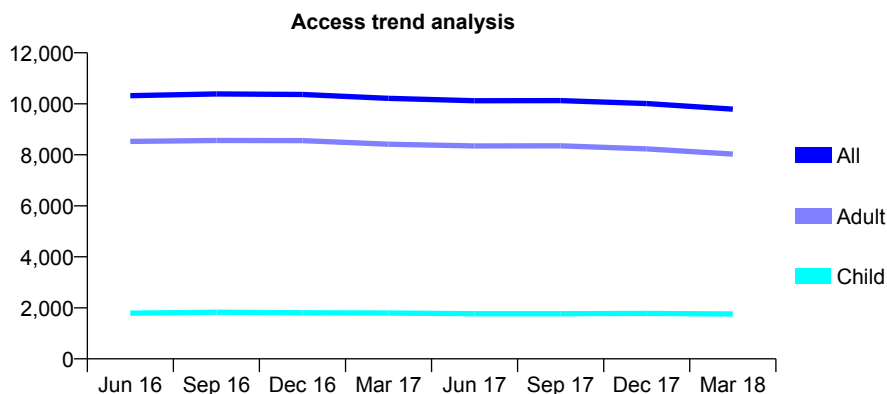
Q55 - Vital Signs At a Glance Contract Report for 178470/0001 - Year end March 2018

Name or company name	Disa Dental Limited
Contract type name	GDS Contract
Purpose of contract	General
Contract start date	01/10/2007
Contract end date	

17/18 Contracted general activity (UDA)	27,203
Carry forward general activity (UDA)	-451
17/18 Contracted orthodontic activity (UOA)	0
Carry forward orthodontic activity (UOA)	0
Baseline contract value	£767,907.55

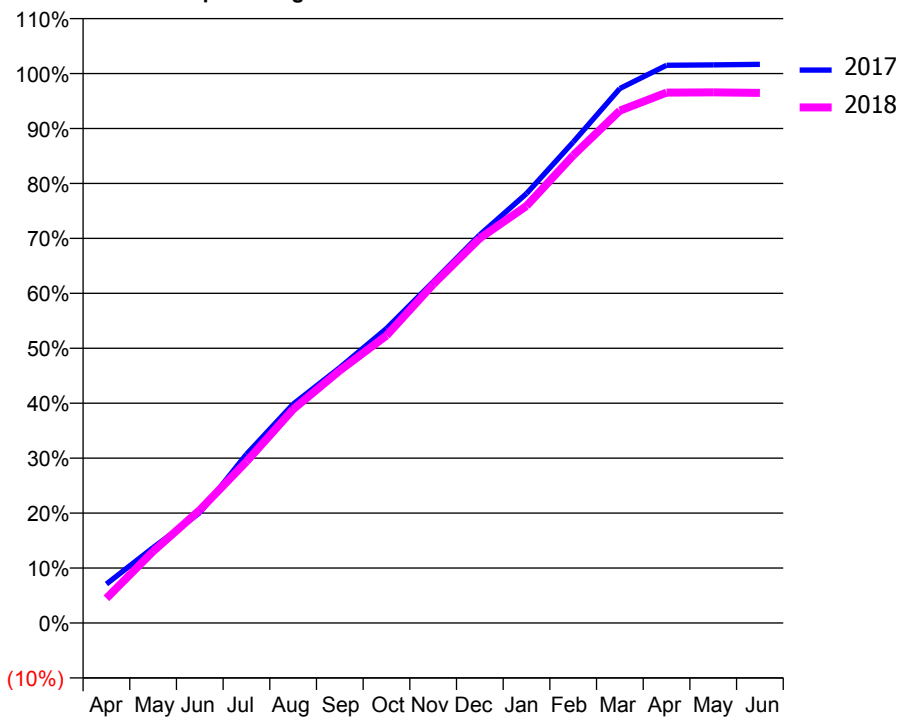
ACCESS*

Patients seen in 24 months	Total	Change since previous quarter
Quarter ending March 2017	10,212	
Quarter ending June 2017	10,121	→
Quarter ending September 2017	10,125	→
Quarter ending December 2017	10,011	↓
Quarter ending March 2018	9,791	↓
Variance since March 2017	(4.1%)	↓



ACTIVITY

Cumulative percentage of contracted UDA delivered 2017 & 2018



Month	Adjusted Scheduled Activity (UDA)	
	2017	2018
April	1,929	1,224
May	3,735	3,545
June	5,461	5,593
July	8,356	7,991
August	10,839	10,577
September	12,646	12,502
October	14,578	14,231
November	16,891	16,767
December	19,222	19,047
January	21,258	20,645
February	23,806	23,146
March	26,464	25,363
April	27,612	26,254
May	27,632	26,269
June	27,654	26,240

QUALITY

	Quantity	Base Number	Contract	AT	Region	England
% of FP17s for the same patient ID Re-attending within 3 months - Children	122	2,392	5.1%	10.3%	11.6%	11.9%
% of FP17s for the same patient ID Re-attending within 3 months - Adults	955	9,883	9.7%	14.4%	15.4%	16.0%
% of FP17s for the same patient ID Re-attending between 3 & 9 months - Children	1,234	2,392	51.6%	62.0%	59.4%	58.3%
% of FP17s for the same patient ID Re-attending between 3 & 9 months - Adults	5,359	9,883	54.2%	55.0%	51.3%	50.3%
% of FP17s for Band 1 Urgent Courses	532	12,218	4.4%	7.2%	8.0%	9.1%
% of FP17s Relating to Free Repair or Replacements	128	12,218	1.0%	0.8%	0.8%	0.8%
% of FP17s Relating to Continuations	111	12,218	0.9%	1.3%	1.0%	1.0%
% of Patients satisfied with the dentistry they have received	15	17	88.2%	91.3%	91.7%	91.5%
% of Patients satisfied with the time they had to wait for an appointment	15	17	88.2%	87.4%	88.3%	87.9%

* This is based on patients treated on this contract for their most recent course of treatment. Figures in italics indicate the base number of FP17s or Patient Questionnaire responses are less than 100. N/A is shown where the base number of responses is less than 10 during the period. % is calculated as Quantity/Base number*100

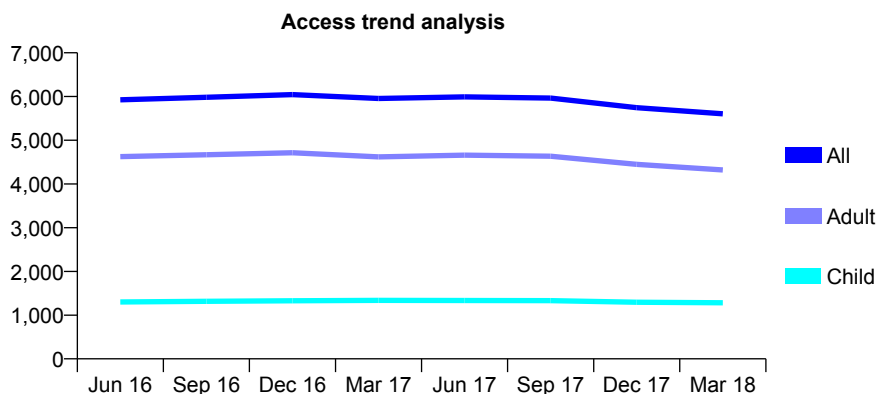
Q55 - Vital Signs At a Glance Contract Report for 178470/0002 - Year end March 2018

Name or company name	Disa Dental Limited
Contract type name	GDS Contract
Purpose of contract	General
Contract start date	01/10/2007
Contract end date	

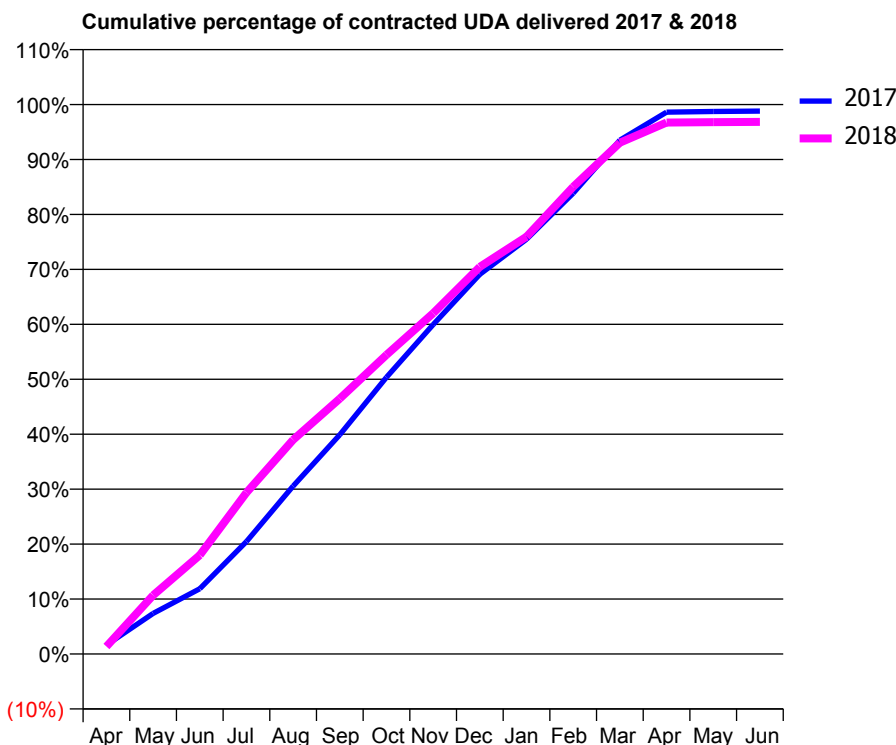
17/18 Contracted general activity (UDA)	16,815
Carry forward general activity (UDA)	200
17/18 Contracted orthodontic activity (UOA)	0
Carry forward orthodontic activity (UOA)	0
Baseline contract value	£523,167.85

ACCESS*

Patients seen in 24 months	Total	Change since previous quarter
Quarter ending March 2017	5,956	
Quarter ending June 2017	5,991	→
Quarter ending September 2017	5,966	→
Quarter ending December 2017	5,745	↓
Quarter ending March 2018	5,604	↓
Variance since March 2017	(5.9%)	↓



ACTIVITY



Month	Adjusted Scheduled Activity (UDA)	
	2017	2018
April	276	232
May	1,243	1,797
June	1,999	3,026
July	3,444	4,938
August	5,140	6,556
September	6,710	7,815
October	8,468	9,154
November	10,080	10,428
December	11,619	11,848
January	12,694	12,768
February	14,100	14,294
March	15,723	15,648
April	16,580	16,262
May	16,602	16,276
June	16,615	16,283

QUALITY

	Quantity	Base Number	Contract	AT	Region	England
% of FP17s for the same patient ID Re-attending within 3 months - Children	101	1,805	5.6%	10.3%	11.6%	11.9%
% of FP17s for the same patient ID Re-attending within 3 months - Adults	914	6,041	15.1%	14.4%	15.4%	16.0%
% of FP17s for the same patient ID Re-attending between 3 & 9 months - Children	1,055	1,805	58.4%	62.0%	59.4%	58.3%
% of FP17s for the same patient ID Re-attending between 3 & 9 months - Adults	3,362	6,041	55.7%	55.0%	51.3%	50.3%
% of FP17s for Band 1 Urgent Courses	760	7,765	9.8%	7.2%	8.0%	9.1%
% of FP17s Relating to Free Repair or Replacements	37	7,765	0.5%	0.8%	0.8%	0.8%
% of FP17s Relating to Continuations	59	7,765	0.8%	1.3%	1.0%	1.0%
% of Patients satisfied with the dentistry they have received	4	5	N/A	91.3%	91.7%	91.5%
% of Patients satisfied with the time they had to wait for an appointment	3	5	N/A	87.4%	88.3%	87.9%

* This is based on patients treated on this contract for their most recent course of treatment. Figures in italics indicate the base number of FP17s or Patient Questionnaire responses are less than 100. N/A is shown where the base number of responses is less than 10 during the period. % is calculated as Quantity/Base number*100

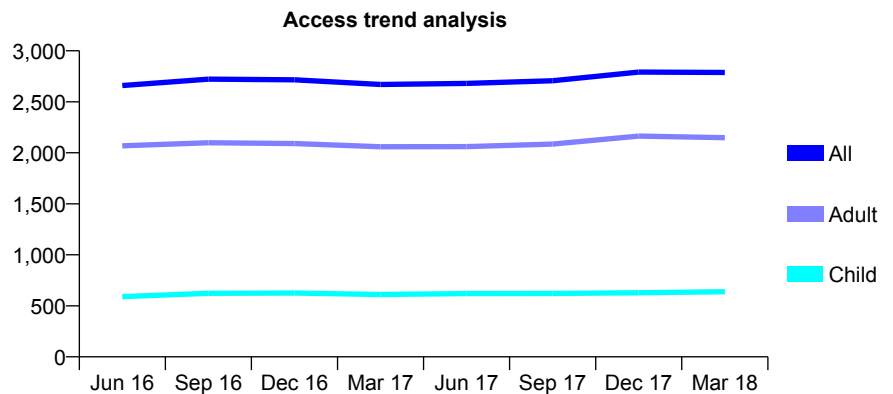
Q55 - Vital Signs At a Glance Contract Report for 178470/0003 - Year end March 2018

Name or company name	Disa Dental Limited
Contract type name	GDS Contract
Purpose of contract	General
Contract start date	01/10/2007
Contract end date	

17/18 Contracted general activity (UDA)	8,140
Carry forward general activity (UDA)	-163
17/18 Contracted orthodontic activity (UOA)	0
Carry forward orthodontic activity (UOA)	0
Baseline contract value	£209,912.20

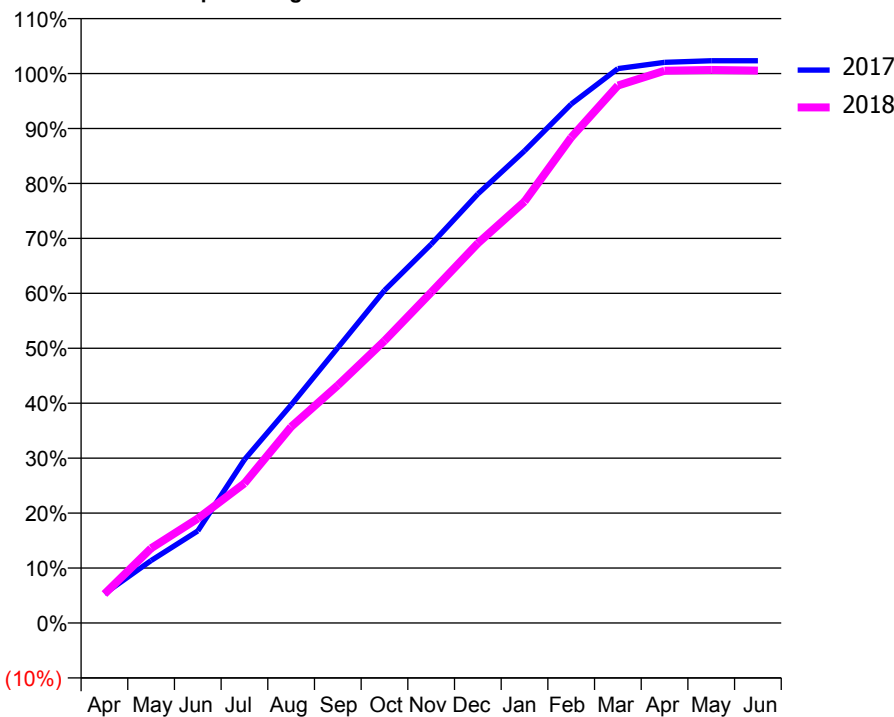
ACCESS*

Patients seen in 24 months	Total	Change since previous quarter
Quarter ending March 2017	2,670	
Quarter ending June 2017	2,681	→
Quarter ending September 2017	2,707	→
Quarter ending December 2017	2,792	↑
Quarter ending March 2018	2,787	→
Variance since March 2017	4.4%	↑



ACTIVITY

Cumulative percentage of contracted UDA delivered 2017 & 2018



Month	Adjusted Scheduled Activity (UDA)	
	2017	2018
April	434	430
May	926	1,107
June	1,363	1,548
July	2,420	2,069
August	3,230	2,906
September	4,078	3,521
October	4,928	4,180
November	5,610	4,898
December	6,355	5,624
January	6,994	6,244
February	7,688	7,192
March	8,213	7,962
April	8,305	8,182
May	8,328	8,192
June	8,329	8,183

QUALITY

	Quantity	Base Number	Contract	AT	Region	England
% of FP17s for the same patient ID Re-attending within 3 months - Children	35	726	4.8%	10.3%	11.6%	11.9%
% of FP17s for the same patient ID Re-attending within 3 months - Adults	385	2,714	14.2%	14.4%	15.4%	16.0%
% of FP17s for the same patient ID Re-attending between 3 & 9 months - Children	352	726	48.5%	62.0%	59.4%	58.3%
% of FP17s for the same patient ID Re-attending between 3 & 9 months - Adults	1,260	2,714	46.4%	55.0%	51.3%	50.3%
% of FP17s for Band 1 Urgent Courses	287	3,449	8.3%	7.2%	8.0%	9.1%
% of FP17s Relating to Free Repair or Replacements	32	3,449	0.9%	0.8%	0.8%	0.8%
% of FP17s Relating to Continuations	55	3,449	1.6%	1.3%	1.0%	1.0%
% of Patients satisfied with the dentistry they have received	2	3	N/A	91.3%	91.7%	91.5%
% of Patients satisfied with the time they had to wait for an appointment	3	3	N/A	87.4%	88.3%	87.9%

* This is based on patients treated on this contract for their most recent course of treatment. Figures in italics indicate the base number of FP17s or Patient Questionnaire responses are less than 100. N/A is shown where the base number of responses is less than 10 during the period. % is calculated as Quantity/Base number*100

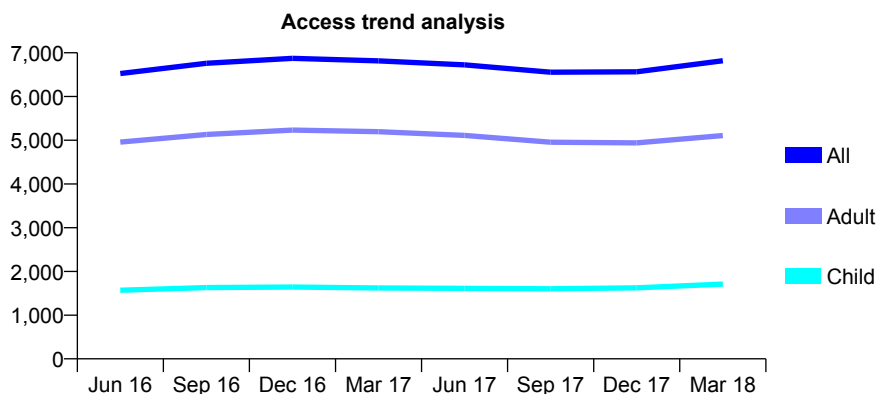
Q55 - Vital Signs At a Glance Contract Report for 178470/0004 - Year end March 2018

Name or company name	Disa Dental Limited
Contract type name	GDS Contract
Purpose of contract	General
Contract start date	01/10/2007
Contract end date	

17/18 Contracted general activity (UDA)	20,412
Carry forward general activity (UDA)	195
17/18 Contracted orthodontic activity (UOA)	0
Carry forward orthodontic activity (UOA)	0
Baseline contract value	£653,747.79

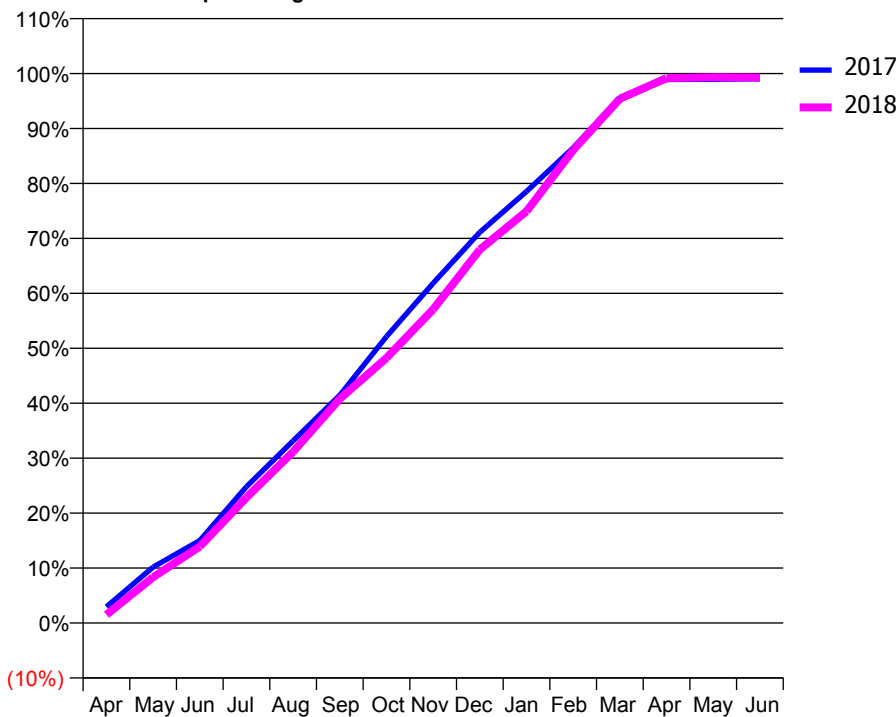
ACCESS*

Patients seen in 24 months	Total	Change since previous quarter
Quarter ending March 2017	6,816	
Quarter ending June 2017	6,724	↓
Quarter ending September 2017	6,557	↓
Quarter ending December 2017	6,565	→
Quarter ending March 2018	6,817	↑
Variance since March 2017	0.0%	→



ACTIVITY

Cumulative percentage of contracted UDA delivered 2017 & 2018



Month	Adjusted Scheduled Activity (UDA)	
	2017	2018
April	604	309
May	2,076	1,699
June	3,064	2,843
July	5,066	4,663
August	6,767	6,362
September	8,462	8,331
October	10,643	9,846
November	12,623	11,654
December	14,514	13,871
January	16,032	15,296
February	17,650	17,568
March	19,513	19,472
April	20,185	20,243
May	20,196	20,270
June	20,217	20,263

QUALITY

	Quantity	Base Number	Contract	AT	Region	England
% of FP17s for the same patient ID Re-attending within 3 months - Children	191	2,543	7.5%	10.3%	11.6%	11.9%
% of FP17s for the same patient ID Re-attending within 3 months - Adults	1,119	7,393	15.1%	14.4%	15.4%	16.0%
% of FP17s for the same patient ID Re-attending between 3 & 9 months - Children	1,641	2,543	64.5%	62.0%	59.4%	58.3%
% of FP17s for the same patient ID Re-attending between 3 & 9 months - Adults	4,298	7,393	58.1%	55.0%	51.3%	50.3%
% of FP17s for Band 1 Urgent Courses	898	9,987	9.0%	7.2%	8.0%	9.1%
% of FP17s Relating to Free Repair or Replacements	51	9,987	0.5%	0.8%	0.8%	0.8%
% of FP17s Relating to Continuations	108	9,987	1.1%	1.3%	1.0%	1.0%
% of Patients satisfied with the dentistry they have received	9	10	90.0%	91.3%	91.7%	91.5%
% of Patients satisfied with the time they had to wait for an appointment	6	10	60.0%	87.4%	88.3%	87.9%

* This is based on patients treated on this contract for their most recent course of treatment. Figures in italics indicate the base number of FP17s or Patient Questionnaire responses are less than 100. N/A is shown where the base number of responses is less than 10 during the period. % is calculated as Quantity/Base number*100

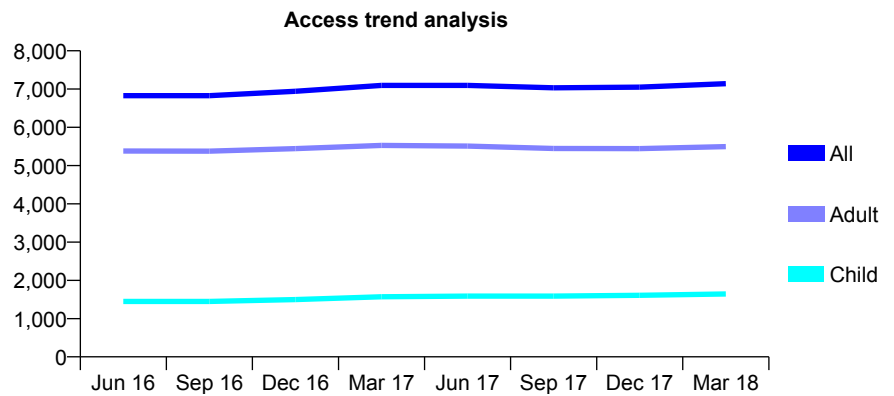
Q55 - Vital Signs At a Glance Contract Report for 179965/0001 - Year end March 2018

Name or company name	Broadwalk Dental Practice
Contract type name	GDS Contract
Purpose of contract	General
Contract start date	01/04/2012
Contract end date	

17/18 Contracted general activity (UDA)	18,598
Carry forward general activity (UDA)	-372
17/18 Contracted orthodontic activity (UOA)	0
Carry forward orthodontic activity (UOA)	0
Baseline contract value	£410,139.83

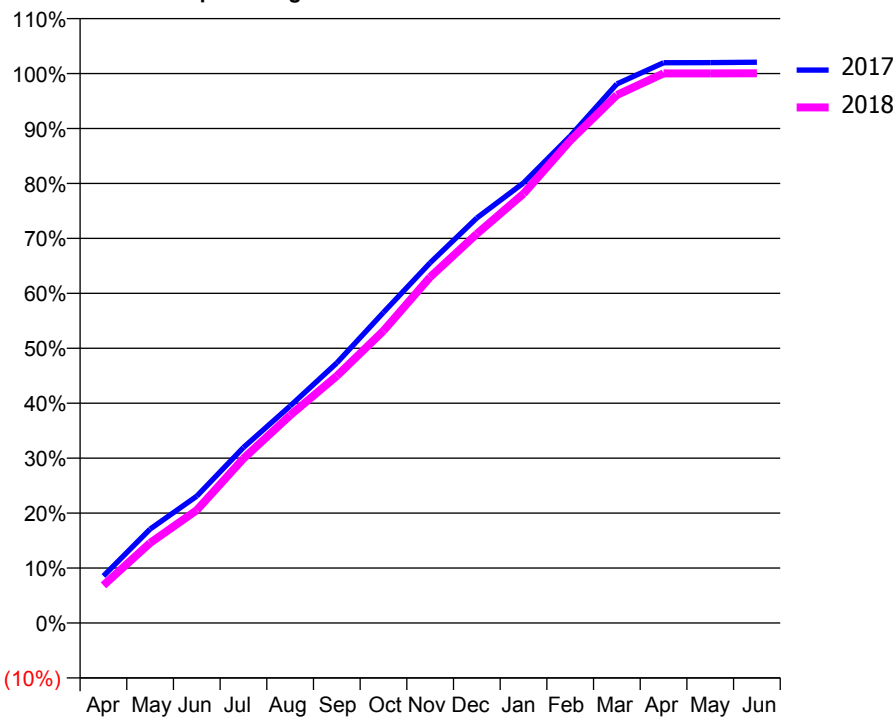
ACCESS*

Patients seen in 24 months	Total	Change since previous quarter
Quarter ending March 2017	7,097	
Quarter ending June 2017	7,096	→
Quarter ending September 2017	7,034	→
Quarter ending December 2017	7,051	→
Quarter ending March 2018	7,141	→
Variance since March 2017	0.6%	→



ACTIVITY

Cumulative percentage of contracted UDA delivered 2017 & 2018



Month	Adjusted Scheduled Activity (UDA)	
	2017	2018
April	1,591	1,276
May	3,181	2,711
June	4,295	3,820
July	5,942	5,568
August	7,347	7,031
September	8,803	8,363
October	10,513	9,892
November	12,193	11,710
December	13,709	13,170
January	14,895	14,529
February	16,481	16,326
March	18,244	17,871
April	18,961	18,601
May	18,966	18,601
June	18,982	18,606

QUALITY

	Quantity	Base Number	Contract	AT	Region	England
% of FP17s for the same patient ID Re-attending within 3 months - Children	193	2,316	8.3%	10.3%	11.6%	11.9%
% of FP17s for the same patient ID Re-attending within 3 months - Adults	1,123	7,561	14.9%	14.4%	15.4%	16.0%
% of FP17s for the same patient ID Re-attending between 3 & 9 months - Children	1,231	2,316	53.2%	62.0%	59.4%	58.3%
% of FP17s for the same patient ID Re-attending between 3 & 9 months - Adults	3,698	7,561	48.9%	55.0%	51.3%	50.3%
% of FP17s for Band 1 Urgent Courses	711	9,668	7.4%	7.2%	8.0%	9.1%
% of FP17s Relating to Free Repair or Replacements	41	9,668	0.4%	0.8%	0.8%	0.8%
% of FP17s Relating to Continuations	218	9,668	2.3%	1.3%	1.0%	1.0%
% of Patients satisfied with the dentistry they have received	11	12	91.7%	91.3%	91.7%	91.5%
% of Patients satisfied with the time they had to wait for an appointment	11	12	91.7%	87.4%	88.3%	87.9%

* This is based on patients treated on this contract for their most recent course of treatment. Figures in italics indicate the base number of FP17s or Patient Questionnaire responses are less than 100. N/A is shown where the base number of responses is less than 10 during the period. % is calculated as Quantity/Base number*100

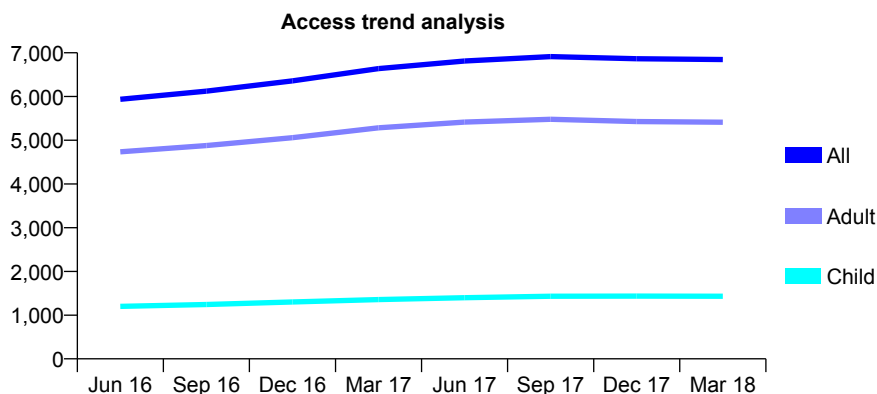
Q55 - Vital Signs At a Glance Contract Report for 180343/0001 - Year end March 2018

Name or company name	Hall & Purchase Dental Surgery
Contract type name	GDS Contract
Purpose of contract	General
Contract start date	01/02/2011
Contract end date	

17/18 Contracted general activity (UDA)	18,261
Carry forward general activity (UDA)	675
17/18 Contracted orthodontic activity (UOA)	0
Carry forward orthodontic activity (UOA)	0
Baseline contract value	£467,448.09

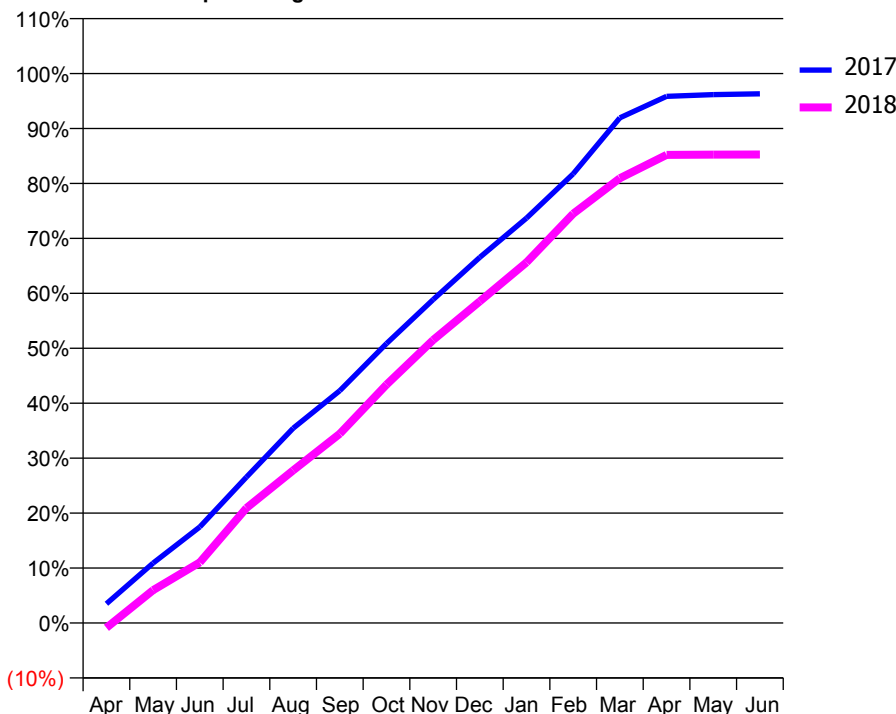
ACCESS*

Patients seen in 24 months	Total	Change since previous quarter
Quarter ending March 2017	6,640	
Quarter ending June 2017	6,813	↑
Quarter ending September 2017	6,914	→
Quarter ending December 2017	6,863	→
Quarter ending March 2018	6,846	→
Variance since March 2017	3.1%	↑



ACTIVITY

Cumulative percentage of contracted UDA delivered 2017 & 2018



Month	Adjusted Scheduled Activity (UDA)	
	2017	2018
April	641	-160
May	1,994	1,093
June	3,194	2,012
July	4,849	3,821
August	6,471	5,071
September	7,722	6,290
October	9,286	7,920
November	10,748	9,408
December	12,151	10,692
January	13,454	11,984
February	14,927	13,603
March	16,789	14,783
April	17,503	15,555
May	17,558	15,565
June	17,586	15,569

QUALITY

	Quantity	Base Number	Contract	AT	Region	England
% of FP17s for the same patient ID Re-attending within 3 months - Children	223	2,304	9.7%	10.3%	11.6%	11.9%
% of FP17s for the same patient ID Re-attending within 3 months - Adults	1,669	7,987	20.9%	14.4%	15.4%	16.0%
% of FP17s for the same patient ID Re-attending between 3 & 9 months - Children	1,513	2,304	65.7%	62.0%	59.4%	58.3%
% of FP17s for the same patient ID Re-attending between 3 & 9 months - Adults	3,936	7,987	49.3%	55.0%	51.3%	50.3%
% of FP17s for Band 1 Urgent Courses	911	10,359	8.8%	7.2%	8.0%	9.1%
% of FP17s Relating to Free Repair or Replacements	29	10,359	0.3%	0.8%	0.8%	0.8%
% of FP17s Relating to Continuations	112	10,359	1.1%	1.3%	1.0%	1.0%
% of Patients satisfied with the dentistry they have received	8	8	N/A	91.3%	91.7%	91.5%
% of Patients satisfied with the time they had to wait for an appointment	7	8	N/A	87.4%	88.3%	87.9%

* This is based on patients treated on this contract for their most recent course of treatment. Figures in italics indicate the base number of FP17s or Patient Questionnaire responses are less than 100. N/A is shown where the base number of responses is less than 10 during the period. % is calculated as Quantity/Base number*100

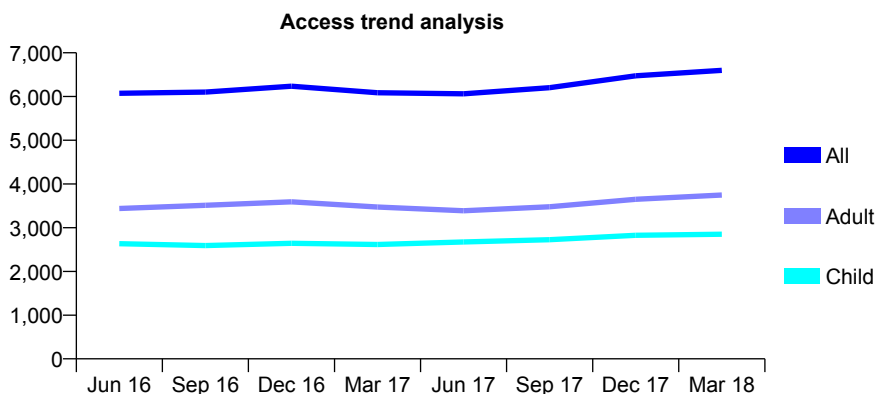
Q55 - Vital Signs At a Glance Contract Report for 180424/0001 - Year end March 2018

Name or company name	Smilestyle Dental Care
Contract type name	GDS Contract
Purpose of contract	General
Contract start date	01/04/2006
Contract end date	

17/18 Contracted general activity (UDA)	26,075
Carry forward general activity (UDA)	-102
17/18 Contracted orthodontic activity (UOA)	0
Carry forward orthodontic activity (UOA)	0
Baseline contract value	£746,660.02

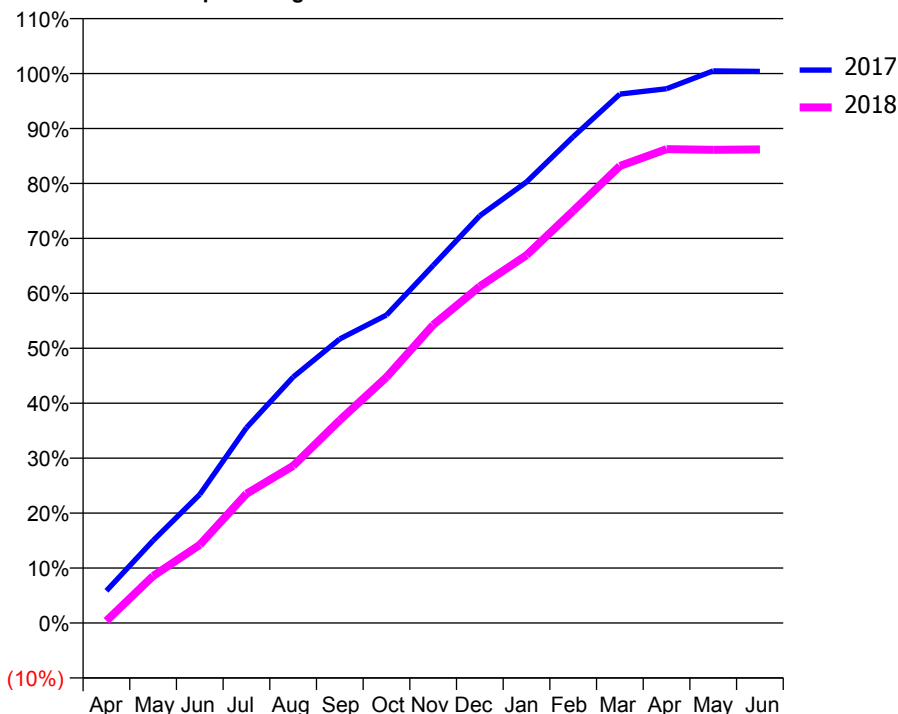
ACCESS*

Patients seen in 24 months	Total	Change since previous quarter
Quarter ending March 2017	6,086	
Quarter ending June 2017	6,061	→
Quarter ending September 2017	6,203	↑
Quarter ending December 2017	6,474	↑
Quarter ending March 2018	6,598	→
Variance since March 2017	8.4%	↑



ACTIVITY

Cumulative percentage of contracted UDA delivered 2017 & 2018



Month	Adjusted Scheduled Activity (UDA)	
	2017	2018
April	1,527	102
May	3,913	2,232
June	6,106	3,710
July	9,267	6,132
August	11,671	7,460
September	13,482	9,628
October	14,616	11,663
November	16,967	14,145
December	19,328	15,972
January	20,932	17,453
February	23,075	19,555
March	25,099	21,685
April	25,352	22,483
May	26,202	22,455
June	26,177	22,473

QUALITY

	Quantity	Base Number	Contract	AT	Region	England
% of FP17s for the same patient ID Re-attending within 3 months - Children	343	3,835	8.9%	10.3%	11.6%	11.9%
% of FP17s for the same patient ID Re-attending within 3 months - Adults	836	4,706	17.8%	14.4%	15.4%	16.0%
% of FP17s for the same patient ID Re-attending between 3 & 9 months - Children	2,112	3,835	55.1%	62.0%	59.4%	58.3%
% of FP17s for the same patient ID Re-attending between 3 & 9 months - Adults	2,110	4,706	44.8%	55.0%	51.3%	50.3%
% of FP17s for Band 1 Urgent Courses	585	8,444	6.9%	7.2%	8.0%	9.1%
% of FP17s Relating to Free Repair or Replacements	29	8,444	0.3%	0.8%	0.8%	0.8%
% of FP17s Relating to Continuations	118	8,444	1.4%	1.3%	1.0%	1.0%
% of Patients satisfied with the dentistry they have received	5	5	N/A	91.3%	91.7%	91.5%
% of Patients satisfied with the time they had to wait for an appointment	5	5	N/A	87.4%	88.3%	87.9%

* This is based on patients treated on this contract for their most recent course of treatment. Figures in italics indicate the base number of FP17s or Patient Questionnaire responses are less than 100. N/A is shown where the base number of responses is less than 10 during the period. % is calculated as Quantity/Base number*100

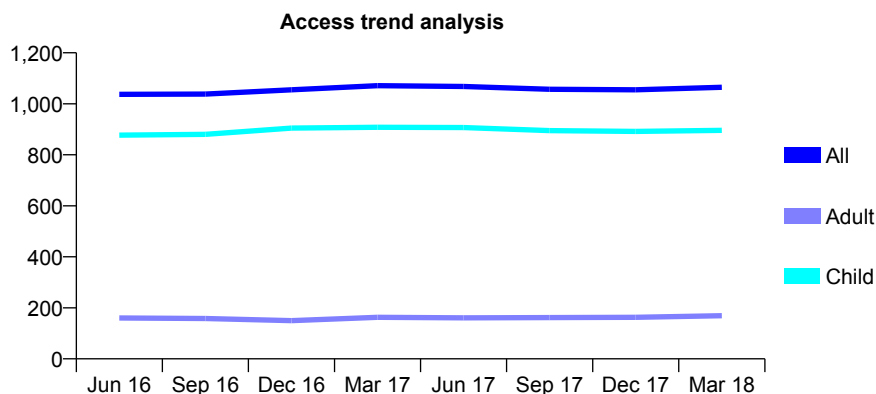
Q55 - Vital Signs At a Glance Contract Report for 182222/0001 - Year end March 2018

Name or company name	Spondon Dental
Contract type name	GDS Contract
Purpose of contract	General
Contract start date	01/03/2014
Contract end date	

17/18 Contracted general activity (UDA)	2,170
Carry forward general activity (UDA)	-43
17/18 Contracted orthodontic activity (UOA)	0
Carry forward orthodontic activity (UOA)	0
Baseline contract value	£41,394.61

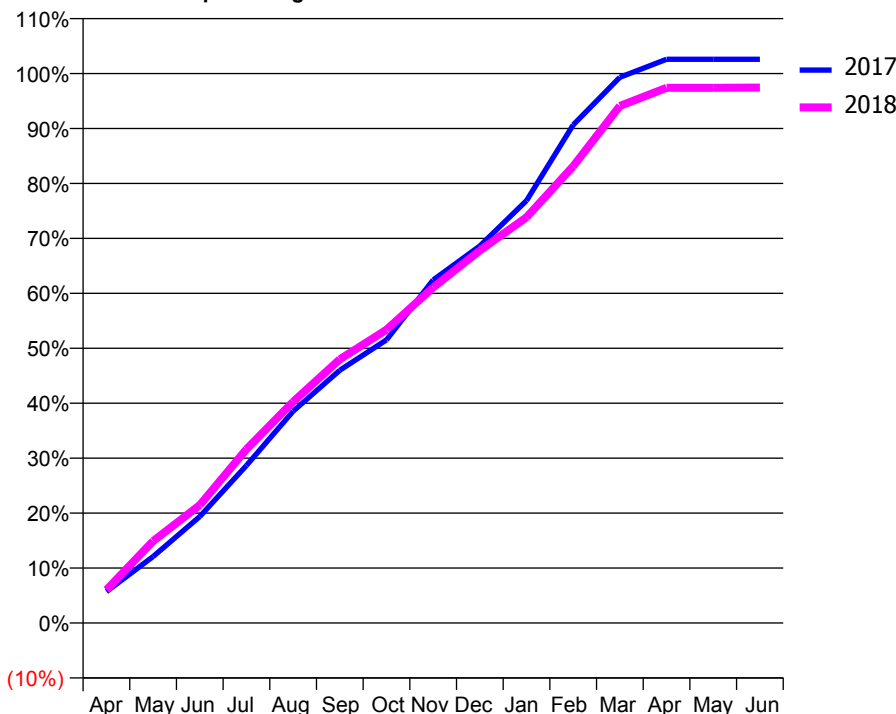
ACCESS*

Patients seen in 24 months	Total	Change since previous quarter
Quarter ending March 2017	1,071	
Quarter ending June 2017	1,068	→
Quarter ending September 2017	1,057	↓
Quarter ending December 2017	1,055	→
Quarter ending March 2018	1,065	→
Variance since March 2017	(0.6%)	→



ACTIVITY

Cumulative percentage of contracted UDA delivered 2017 & 2018



Month	Adjusted Scheduled Activity (UDA)	
	2017	2018
April	124	131
May	263	323
June	421	466
July	622	686
August	837	874
September	998	1,041
October	1,118	1,158
November	1,355	1,325
December	1,489	1,471
January	1,668	1,602
February	1,967	1,804
March	2,155	2,042
April	2,226	2,114
May	2,226	2,114
June	2,226	2,115

QUALITY

	Quantity	Base Number	Contract	AT	Region	England
% of FP17s for the same patient ID Re-attending within 3 months - Children	120	1,459	8.2%	10.3%	11.6%	11.9%
% of FP17s for the same patient ID Re-attending within 3 months - Adults	11	97	11.3%	14.4%	15.4%	16.0%
% of FP17s for the same patient ID Re-attending between 3 & 9 months - Children	949	1,459	65.0%	62.0%	59.4%	58.3%
% of FP17s for the same patient ID Re-attending between 3 & 9 months - Adults	54	97	55.7%	55.0%	51.3%	50.3%
% of FP17s for Band 1 Urgent Courses	73	1,569	4.7%	7.2%	8.0%	9.1%
% of FP17s Relating to Free Repair or Replacements	0	1,569	0.0%	0.8%	0.8%	0.8%
% of FP17s Relating to Continuations	0	1,569	0.0%	1.3%	1.0%	1.0%
% of Patients satisfied with the dentistry they have received	0	0	N/A	91.3%	91.7%	91.5%
% of Patients satisfied with the time they had to wait for an appointment	0	0	N/A	87.4%	88.3%	87.9%

* This is based on patients treated on this contract for their most recent course of treatment. Figures in italics indicate the base number of FP17s or Patient Questionnaire responses are less than 100. N/A is shown where the base number of responses is less than 10 during the period. % is calculated as Quantity/Base number*100

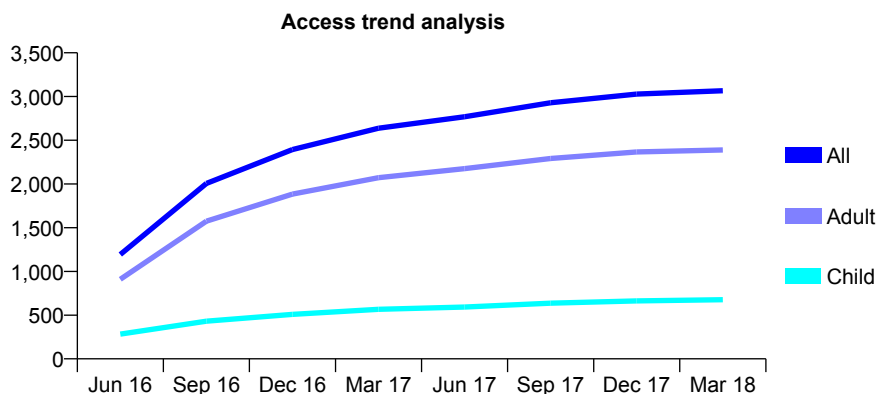
Q55 - Vital Signs At a Glance Contract Report for 183687/0001 - Year end March 2018

Name or company name	Calverton Dental Practice
Contract type name	GDS Contract
Purpose of contract	General
Contract start date	20/11/2015
Contract end date	

17/18 Contracted general activity (UDA)	10,938
Carry forward general activity (UDA)	-147
17/18 Contracted orthodontic activity (UOA)	0
Carry forward orthodontic activity (UOA)	0
Baseline contract value	£247,764.02

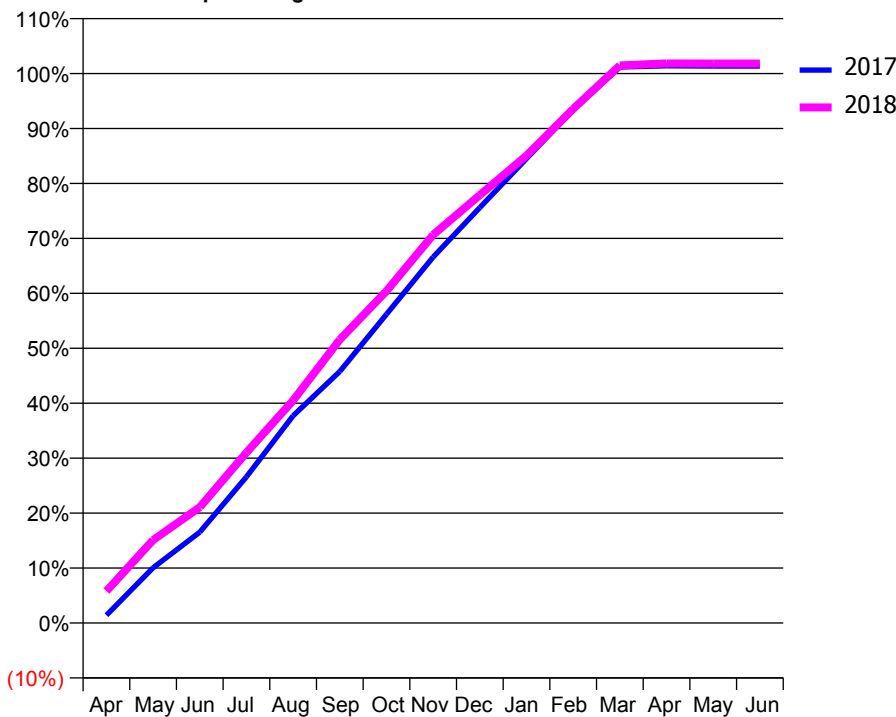
ACCESS*

Patients seen in 24 months	Total	Change since previous quarter
Quarter ending March 2017	2,638	
Quarter ending June 2017	2,768	↑
Quarter ending September 2017	2,929	↑
Quarter ending December 2017	3,028	↑
Quarter ending March 2018	3,066	→
Variance since March 2017	16.2%	↑



ACTIVITY

Cumulative percentage of contracted UDA delivered 2017 & 2018



Month	Adjusted Scheduled Activity (UDA)	
	2017	2018
April	156	634
May	1,100	1,651
June	1,808	2,304
July	2,912	3,392
August	4,127	4,431
September	5,008	5,643
October	6,147	6,609
November	7,286	7,727
December	8,269	8,520
January	9,243	9,305
February	10,218	10,233
March	11,068	11,099
April	11,091	11,138
May	11,085	11,137
June	11,085	11,137

QUALITY

	Quantity	Base Number	Contract	AT	Region	England
% of FP17s for the same patient ID Re-attending within 3 months - Children	110	1,114	9.9%	10.3%	11.6%	11.9%
% of FP17s for the same patient ID Re-attending within 3 months - Adults	536	3,743	14.3%	14.4%	15.4%	16.0%
% of FP17s for the same patient ID Re-attending between 3 & 9 months - Children	675	1,114	60.6%	62.0%	59.4%	58.3%
% of FP17s for the same patient ID Re-attending between 3 & 9 months - Adults	2,313	3,743	61.8%	55.0%	51.3%	50.3%
% of FP17s for Band 1 Urgent Courses	354	4,848	7.3%	7.2%	8.0%	9.1%
% of FP17s Relating to Free Repair or Replacements	11	4,848	0.2%	0.8%	0.8%	0.8%
% of FP17s Relating to Continuations	46	4,848	0.9%	1.3%	1.0%	1.0%
% of Patients satisfied with the dentistry they have received	6	7	N/A	91.3%	91.7%	91.5%
% of Patients satisfied with the time they had to wait for an appointment	6	7	N/A	87.4%	88.3%	87.9%

* This is based on patients treated on this contract for their most recent course of treatment. Figures in italics indicate the base number of FP17s or Patient Questionnaire responses are less than 100. N/A is shown where the base number of responses is less than 10 during the period. % is calculated as Quantity/Base number*100

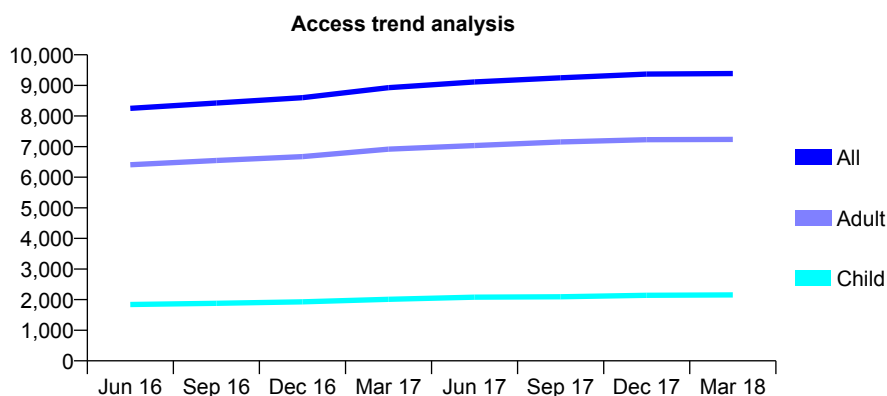
Q55 - Vital Signs At a Glance Contract Report for 183830/0001 - Year end March 2018

Name or company name	KH & GW Ltd
Contract type name	GDS Contract
Purpose of contract	General
Contract start date	01/04/2008
Contract end date	

17/18 Contracted general activity (UDA)	27,460
Carry forward general activity (UDA)	0
17/18 Contracted orthodontic activity (UOA)	0
Carry forward orthodontic activity (UOA)	0
Baseline contract value	£886,981.96

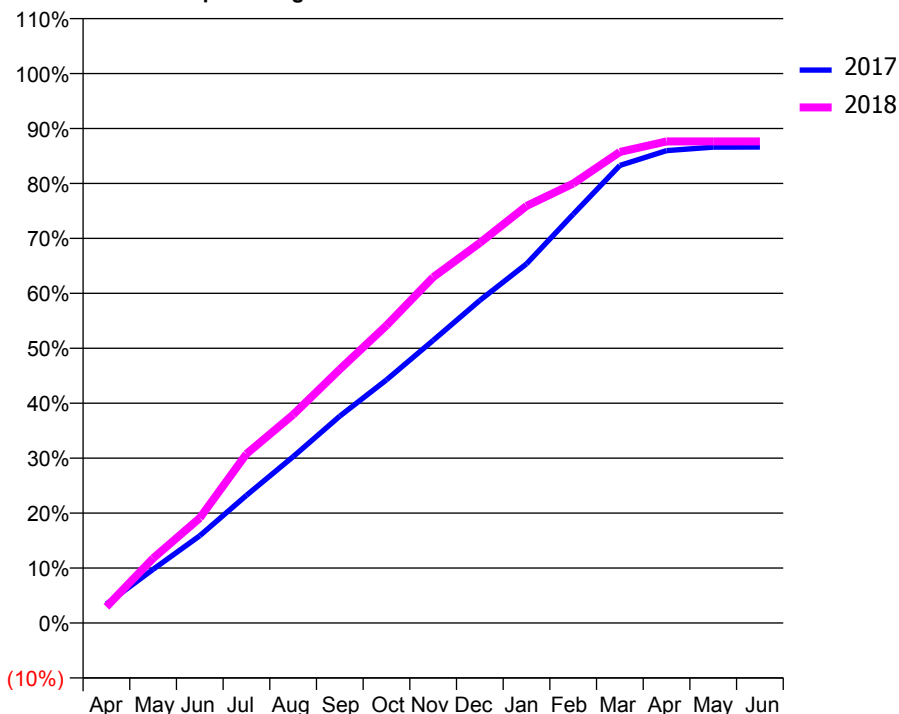
ACCESS*

Patients seen in 24 months	Total	Change since previous quarter
Quarter ending March 2017	8,927	
Quarter ending June 2017	9,115	↑
Quarter ending September 2017	9,247	→
Quarter ending December 2017	9,370	→
Quarter ending March 2018	9,388	→
Variance since March 2017	5.2%	↑



ACTIVITY

Cumulative percentage of contracted UDA delivered 2017 & 2018



Month	Adjusted Scheduled Activity (UDA)	
	2017	2018
April	952	808
May	2,685	3,236
June	4,365	5,247
July	6,380	8,453
August	8,310	10,410
September	10,340	12,677
October	12,148	14,872
November	14,124	17,280
December	16,122	18,997
January	17,952	20,841
February	20,428	21,959
March	22,864	23,542
April	23,608	24,066
May	23,779	24,067
June	23,783	24,067

QUALITY

	Quantity	Base Number	Contract	AT	Region	England
% of FP17s for the same patient ID Re-attending within 3 months - Children	180	3,141	5.7%	10.3%	11.6%	11.9%
% of FP17s for the same patient ID Re-attending within 3 months - Adults	1,710	9,834	17.4%	14.4%	15.4%	16.0%
% of FP17s for the same patient ID Re-attending between 3 & 9 months - Children	1,981	3,141	63.1%	62.0%	59.4%	58.3%
% of FP17s for the same patient ID Re-attending between 3 & 9 months - Adults	4,505	9,834	45.8%	55.0%	51.3%	50.3%
% of FP17s for Band 1 Urgent Courses	900	12,842	7.0%	7.2%	8.0%	9.1%
% of FP17s Relating to Free Repair or Replacements	272	12,842	2.1%	0.8%	0.8%	0.8%
% of FP17s Relating to Continuations	408	12,842	3.2%	1.3%	1.0%	1.0%
% of Patients satisfied with the dentistry they have received	11	13	84.6%	91.3%	91.7%	91.5%
% of Patients satisfied with the time they had to wait for an appointment	13	13	100.0%	87.4%	88.3%	87.9%

* This is based on patients treated on this contract for their most recent course of treatment. Figures in italics indicate the base number of FP17s or Patient Questionnaire responses are less than 100. N/A is shown where the base number of responses is less than 10 during the period. % is calculated as Quantity/Base number*100

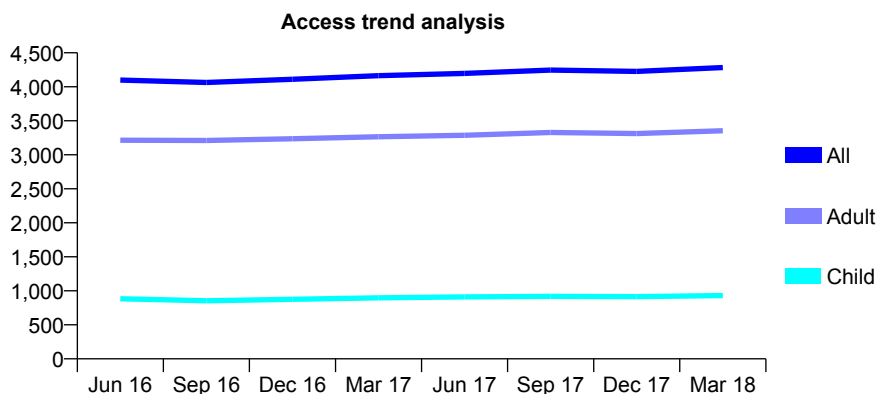
Q55 - Vital Signs At a Glance Contract Report for 183881/0001 - Year end March 2018

Name or company name	Southwell Dental Care
Contract type name	GDS Contract
Purpose of contract	General
Contract start date	28/11/2014
Contract end date	

17/18 Contracted general activity (UDA)	12,023
Carry forward general activity (UDA)	-240
17/18 Contracted orthodontic activity (UOA)	0
Carry forward orthodontic activity (UOA)	0
Baseline contract value	£305,909.68

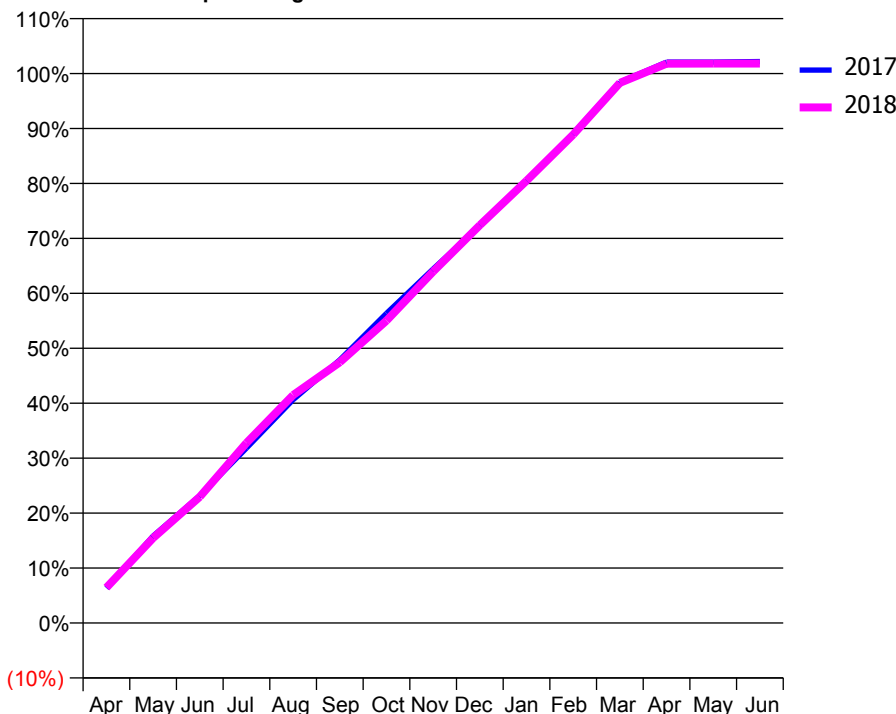
ACCESS*

Patients seen in 24 months	Total	Change since previous quarter
Quarter ending March 2017	4,164	
Quarter ending June 2017	4,197	→
Quarter ending September 2017	4,246	→
Quarter ending December 2017	4,227	→
Quarter ending March 2018	4,284	→
Variance since March 2017	2.9%	↑



ACTIVITY

Cumulative percentage of contracted UDA delivered 2017 & 2018



Month	Adjusted Scheduled Activity (UDA)	
	2017	2018
April	763	775
May	1,905	1,861
June	2,784	2,760
July	3,826	3,941
August	4,887	4,988
September	5,758	5,706
October	6,776	6,617
November	7,749	7,689
December	8,693	8,704
January	9,661	9,676
February	10,710	10,686
March	11,832	11,818
April	12,272	12,237
May	12,272	12,242
June	12,285	12,242

QUALITY

	Quantity	Base Number	Contract	AT	Region	England
% of FP17s for the same patient ID Re-attending within 3 months - Children	48	1,618	3.0%	10.3%	11.6%	11.9%
% of FP17s for the same patient ID Re-attending within 3 months - Adults	267	5,554	4.8%	14.4%	15.4%	16.0%
% of FP17s for the same patient ID Re-attending between 3 & 9 months - Children	1,077	1,618	66.6%	62.0%	59.4%	58.3%
% of FP17s for the same patient ID Re-attending between 3 & 9 months - Adults	3,471	5,554	62.5%	55.0%	51.3%	50.3%
% of FP17s for Band 1 Urgent Courses	177	7,179	2.5%	7.2%	8.0%	9.1%
% of FP17s Relating to Free Repair or Replacements	47	7,179	0.7%	0.8%	0.8%	0.8%
% of FP17s Relating to Continuations	10	7,179	0.1%	1.3%	1.0%	1.0%
% of Patients satisfied with the dentistry they have received	6	6	N/A	91.3%	91.7%	91.5%
% of Patients satisfied with the time they had to wait for an appointment	6	6	N/A	87.4%	88.3%	87.9%

* This is based on patients treated on this contract for their most recent course of treatment. Figures in italics indicate the base number of FP17s or Patient Questionnaire responses are less than 100. N/A is shown where the base number of responses is less than 10 during the period. % is calculated as Quantity/Base number*100

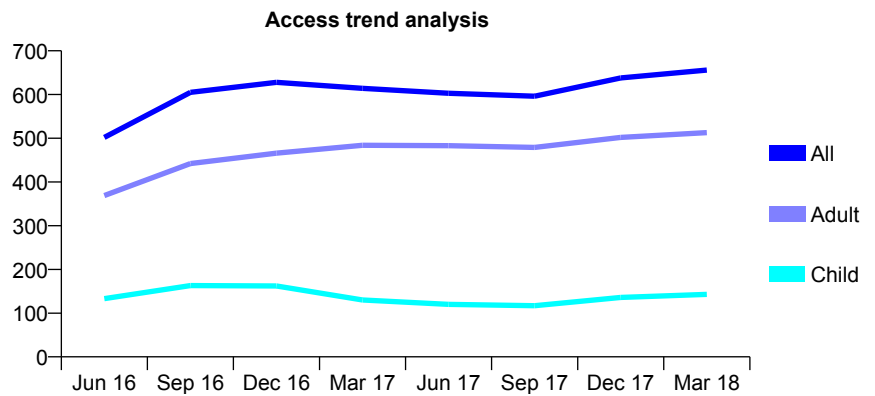
Q55 - Vital Signs At a Glance Contract Report for 183881/0002 - Year end March 2018

Name or company name	Southwell Dental Care
Contract type name	GDS Contract
Purpose of contract	General
Contract start date	28/11/2014
Contract end date	

17/18 Contracted general activity (UDA)	2,532
Carry forward general activity (UDA)	-3
17/18 Contracted orthodontic activity (UOA)	0
Carry forward orthodontic activity (UOA)	0
Baseline contract value	£53,762.77

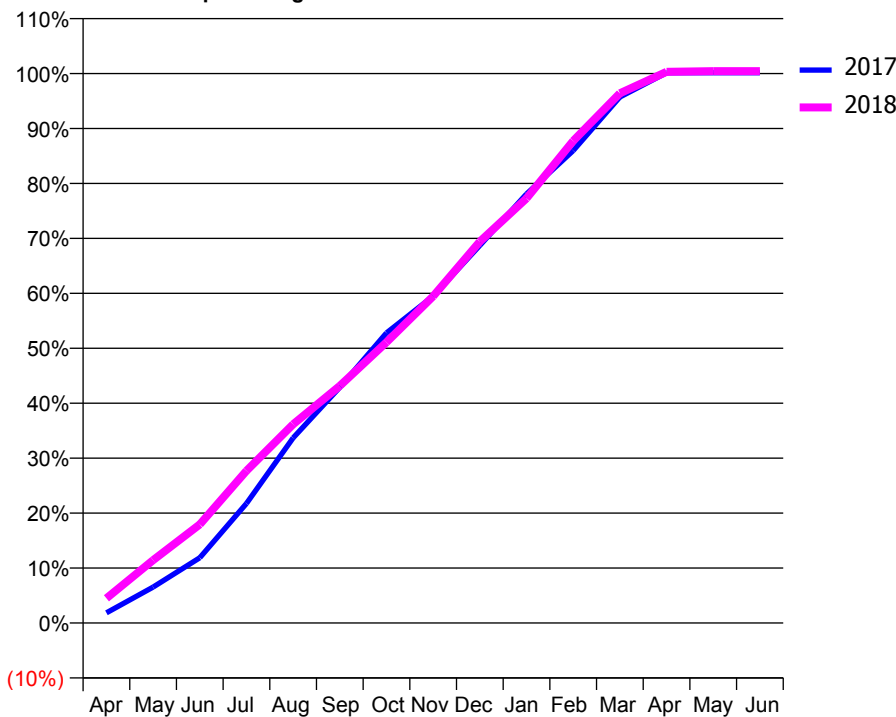
ACCESS*

Patients seen in 24 months	Total	Change since previous quarter
Quarter ending March 2017	614	
Quarter ending June 2017	603	↓
Quarter ending September 2017	596	↓
Quarter ending December 2017	638	↑
Quarter ending March 2018	656	↑
Variance since March 2017	6.8%	↑



ACTIVITY

Cumulative percentage of contracted UDA delivered 2017 & 2018



Month	Adjusted Scheduled Activity (UDA)	
	2017	2018
April	47	114
May	166	290
June	301	454
July	551	701
August	853	916
September	1,086	1,093
October	1,337	1,294
November	1,506	1,505
December	1,740	1,758
January	1,977	1,957
February	2,176	2,221
March	2,424	2,441
April	2,535	2,540
May	2,535	2,543
June	2,535	2,543

QUALITY

	Quantity	Base Number	Contract	AT	Region	England
% of FP17s for the same patient ID Re-attending within 3 months - Children	5	258	1.9%	10.3%	11.6%	11.9%
% of FP17s for the same patient ID Re-attending within 3 months - Adults	34	1,023	3.3%	14.4%	15.4%	16.0%
% of FP17s for the same patient ID Re-attending between 3 & 9 months - Children	19	258	7.4%	62.0%	59.4%	58.3%
% of FP17s for the same patient ID Re-attending between 3 & 9 months - Adults	60	1,023	5.9%	55.0%	51.3%	50.3%
% of FP17s for Band 1 Urgent Courses	160	1,266	12.6%	7.2%	8.0%	9.1%
% of FP17s Relating to Free Repair or Replacements	22	1,266	1.7%	0.8%	0.8%	0.8%
% of FP17s Relating to Continuations	4	1,266	0.3%	1.3%	1.0%	1.0%
% of Patients satisfied with the dentistry they have received	4	4	N/A	91.3%	91.7%	91.5%
% of Patients satisfied with the time they had to wait for an appointment	4	4	N/A	87.4%	88.3%	87.9%

* This is based on patients treated on this contract for their most recent course of treatment. Figures in italics indicate the base number of FP17s or Patient Questionnaire responses are less than 100. N/A is shown where the base number of responses is less than 10 during the period. % is calculated as Quantity/Base number*100

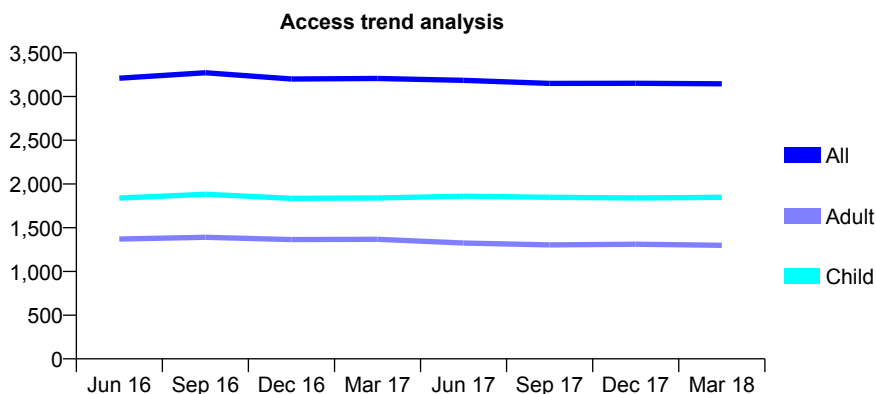
Q55 - Vital Signs At a Glance Contract Report for 183938/0001 - Year end March 2018

Name or company name	The Arnold Dental Centre
Contract type name	GDS Contract
Purpose of contract	General
Contract start date	01/06/2010
Contract end date	

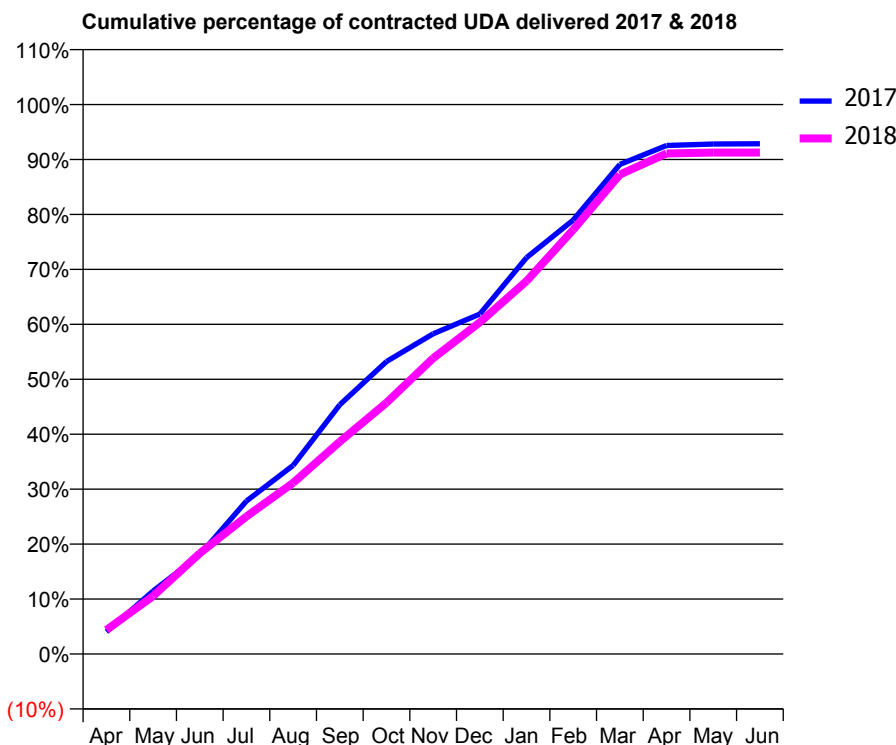
17/18 Contracted general activity (UDA)	10,000
Carry forward general activity (UDA)	0
17/18 Contracted orthodontic activity (UOA)	0
Carry forward orthodontic activity (UOA)	0
Baseline contract value	£228,323.39

ACCESS*

Patients seen in 24 months	Total	Change since previous quarter
Quarter ending March 2017	3,207	
Quarter ending June 2017	3,185	→
Quarter ending September 2017	3,150	↓
Quarter ending December 2017	3,151	→
Quarter ending March 2018	3,146	→
Variance since March 2017	(1.9%)	↓



ACTIVITY



Month	Adjusted Scheduled Activity (UDA)	
	2017	2018
April	404	438
May	1,146	1,055
June	1,804	1,832
July	2,786	2,503
August	3,433	3,115
September	4,536	3,863
October	5,323	4,574
November	5,828	5,384
December	6,188	6,036
January	7,213	6,786
February	7,898	7,721
March	8,911	8,726
April	9,254	9,108
May	9,282	9,125
June	9,285	9,125

QUALITY

	Quantity	Base Number	Contract	AT	Region	England
% of FP17s for the same patient ID Re-attending within 3 months - Children	244	3,163	7.7%	10.3%	11.6%	11.9%
% of FP17s for the same patient ID Re-attending within 3 months - Adults	384	1,785	21.5%	14.4%	15.4%	16.0%
% of FP17s for the same patient ID Re-attending between 3 & 9 months - Children	2,205	3,163	69.7%	62.0%	59.4%	58.3%
% of FP17s for the same patient ID Re-attending between 3 & 9 months - Adults	980	1,785	54.9%	55.0%	51.3%	50.3%
% of FP17s for Band 1 Urgent Courses	333	4,954	6.7%	7.2%	8.0%	9.1%
% of FP17s Relating to Free Repair or Replacements	1	4,954	0.0%	0.8%	0.8%	0.8%
% of FP17s Relating to Continuations	0	4,954	0.0%	1.3%	1.0%	1.0%
% of Patients satisfied with the dentistry they have received	1	1	N/A	91.3%	91.7%	91.5%
% of Patients satisfied with the time they had to wait for an appointment	1	1	N/A	87.4%	88.3%	87.9%

* This is based on patients treated on this contract for their most recent course of treatment. Figures in italics indicate the base number of FP17s or Patient Questionnaire responses are less than 100. N/A is shown where the base number of responses is less than 10 during the period. % is calculated as Quantity/Base number*100

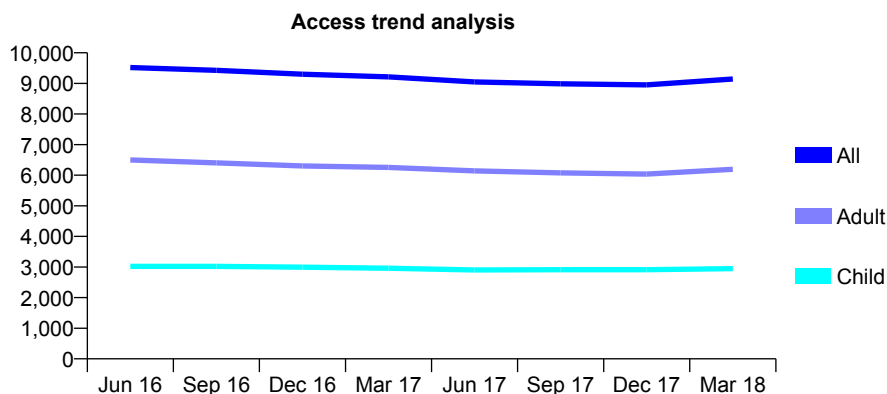
Q55 - Vital Signs At a Glance Contract Report for 187771/0001 - Year end March 2018

Name or company name	The Oakwood Dental Centre Ltd
Contract type name	GDS Contract
Purpose of contract	General
Contract start date	01/04/2014
Contract end date	

17/18 Contracted general activity (UDA)	23,844
Carry forward general activity (UDA)	0
17/18 Contracted orthodontic activity (UOA)	0
Carry forward orthodontic activity (UOA)	0
Baseline contract value	£718,021.01

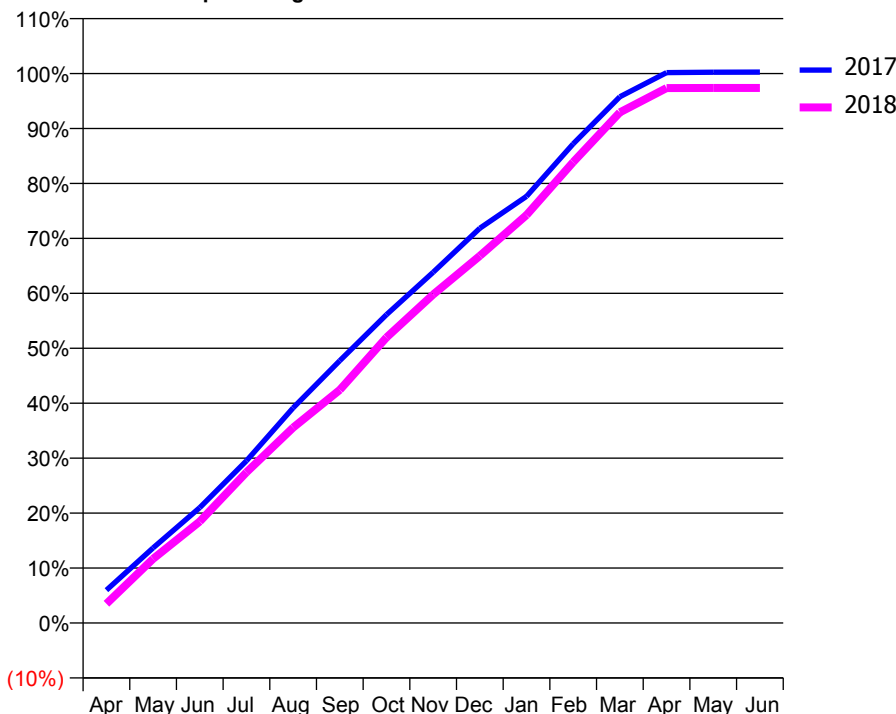
ACCESS*

Patients seen in 24 months	Total	Change since previous quarter
Quarter ending March 2017	9,214	
Quarter ending June 2017	9,046	↓
Quarter ending September 2017	8,989	→
Quarter ending December 2017	8,950	→
Quarter ending March 2018	9,143	↑
Variance since March 2017	(0.8%)	→



ACTIVITY

Cumulative percentage of contracted UDA delivered 2017 & 2018



Adjusted Scheduled Activity (UDA)

Month	2017	2018
April	1,429	837
May	3,263	2,788
June	5,008	4,404
July	7,038	6,544
August	9,333	8,481
September	11,385	10,115
October	13,378	12,389
November	15,220	14,252
December	17,130	15,930
January	18,511	17,702
February	20,796	20,000
March	22,835	22,156
April	23,884	23,213
May	23,901	23,220
June	23,908	23,217

QUALITY

	Quantity	Base Number	Contract	AT	Region	England
% of FP17s for the same patient ID Re-attending within 3 months - Children	202	4,407	4.6%	10.3%	11.6%	11.9%
% of FP17s for the same patient ID Re-attending within 3 months - Adults	692	7,982	8.7%	14.4%	15.4%	16.0%
% of FP17s for the same patient ID Re-attending between 3 & 9 months - Children	2,731	4,407	62.0%	62.0%	59.4%	58.3%
% of FP17s for the same patient ID Re-attending between 3 & 9 months - Adults	4,273	7,982	53.5%	55.0%	51.3%	50.3%
% of FP17s for Band 1 Urgent Courses	454	12,449	3.6%	7.2%	8.0%	9.1%
% of FP17s Relating to Free Repair or Replacements	20	12,449	0.2%	0.8%	0.8%	0.8%
% of FP17s Relating to Continuations	88	12,449	0.7%	1.3%	1.0%	1.0%
% of Patients satisfied with the dentistry they have received	12	12	100.0%	91.3%	91.7%	91.5%
% of Patients satisfied with the time they had to wait for an appointment	11	12	91.7%	87.4%	88.3%	87.9%

* This is based on patients treated on this contract for their most recent course of treatment. Figures in italics indicate the base number of FP17s or Patient Questionnaire responses are less than 100. N/A is shown where the base number of responses is less than 10 during the period. % is calculated as Quantity/Base number*100

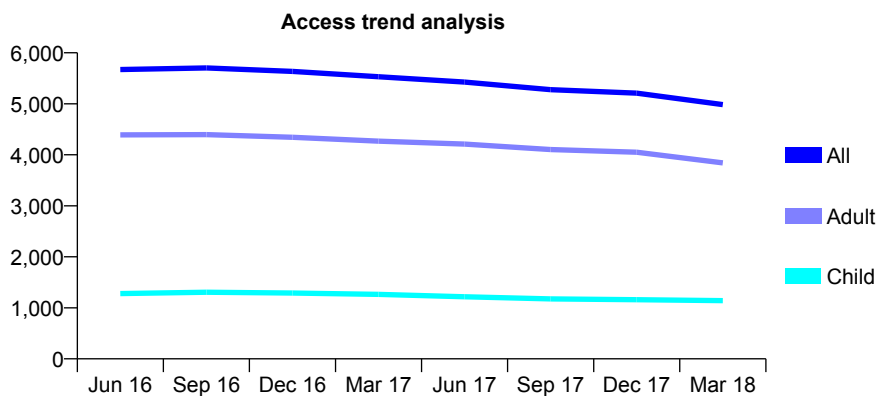
Q55 - Vital Signs At a Glance Contract Report for 191027/0001 - Year end March 2018

Name or company name	Mansfield Dental Practice Limited
Contract type name	GDS Contract
Purpose of contract	General
Contract start date	01/12/2011
Contract end date	

17/18 Contracted general activity (UDA)	15,700
Carry forward general activity (UDA)	-296
17/18 Contracted orthodontic activity (UOA)	0
Carry forward orthodontic activity (UOA)	0
Baseline contract value	£357,721.54

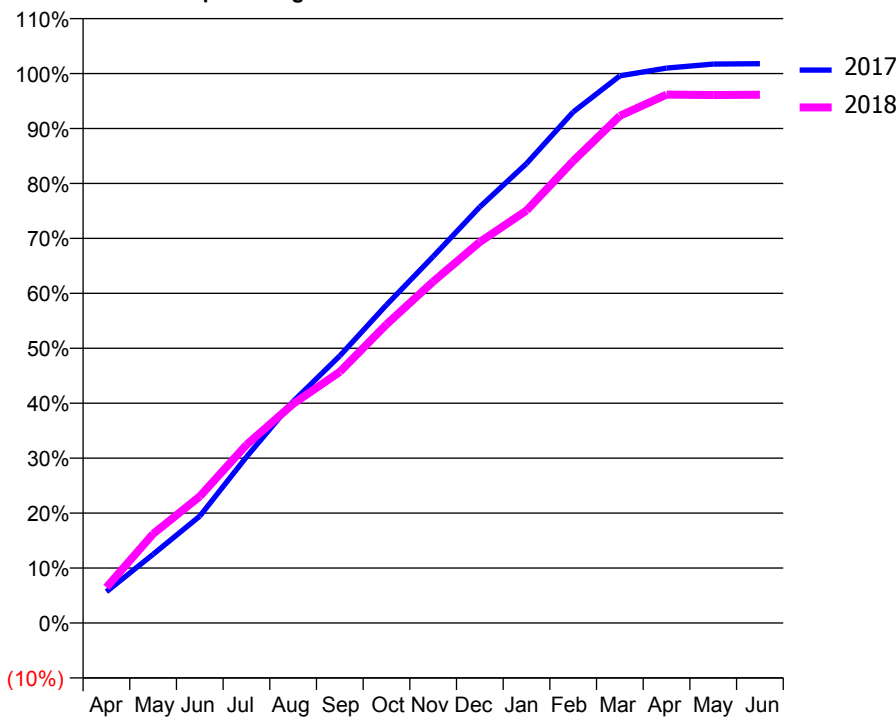
ACCESS*

Patients seen in 24 months	Total	Change since previous quarter
Quarter ending March 2017	5,532	
Quarter ending June 2017	5,426	↓
Quarter ending September 2017	5,276	↓
Quarter ending December 2017	5,210	↓
Quarter ending March 2018	4,985	↓
Variance since March 2017	(9.9%)	↓



ACTIVITY

Cumulative percentage of contracted UDA delivered 2017 & 2018



Month	Adjusted Scheduled Activity (UDA)	
	2017	2018
April	947	1,020
May	2,080	2,548
June	3,231	3,617
July	5,021	5,091
August	6,701	6,260
September	8,079	7,178
October	9,618	8,533
November	11,084	9,755
December	12,582	10,887
January	13,895	11,786
February	15,453	13,198
March	16,547	14,492
April	16,781	15,097
May	16,900	15,084
June	16,913	15,092

QUALITY

	Quantity	Base Number	Contract	AT	Region	England
% of FP17s for the same patient ID Re-attending within 3 months - Children	77	1,723	4.5%	10.3%	11.6%	11.9%
% of FP17s for the same patient ID Re-attending within 3 months - Adults	668	5,734	11.6%	14.4%	15.4%	16.0%
% of FP17s for the same patient ID Re-attending between 3 & 9 months - Children	1,138	1,723	66.0%	62.0%	59.4%	58.3%
% of FP17s for the same patient ID Re-attending between 3 & 9 months - Adults	3,668	5,734	64.0%	55.0%	51.3%	50.3%
% of FP17s for Band 1 Urgent Courses	637	7,576	8.4%	7.2%	8.0%	9.1%
% of FP17s Relating to Free Repair or Replacements	67	7,576	0.9%	0.8%	0.8%	0.8%
% of FP17s Relating to Continuations	27	7,576	0.4%	1.3%	1.0%	1.0%
% of Patients satisfied with the dentistry they have received	2	2	N/A	91.3%	91.7%	91.5%
% of Patients satisfied with the time they had to wait for an appointment	2	2	N/A	87.4%	88.3%	87.9%

* This is based on patients treated on this contract for their most recent course of treatment. Figures in italics indicate the base number of FP17s or Patient Questionnaire responses are less than 100. N/A is shown where the base number of responses is less than 10 during the period. % is calculated as Quantity/Base number*100

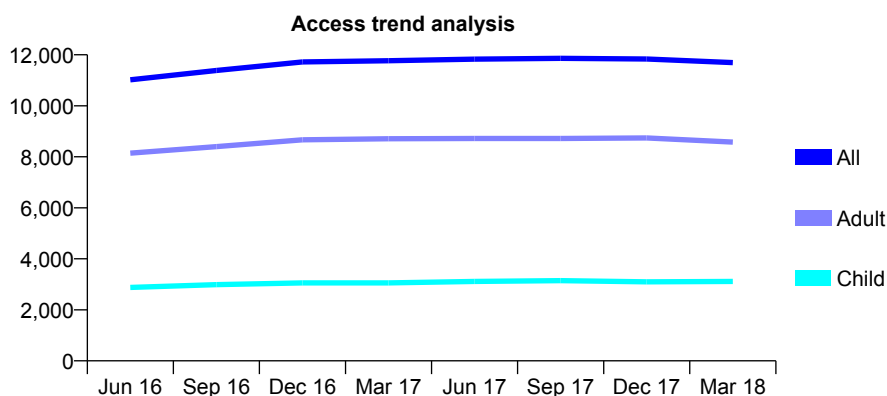
Q55 - Vital Signs At a Glance Contract Report for 191310/0002 - Year end March 2018

Name or company name	East Midlands Community Dental Ass. Ltd.
Contract type name	GDS Contract
Purpose of contract	General
Contract start date	04/12/2006
Contract end date	

17/18 Contracted general activity (UDA)	32,029
Carry forward general activity (UDA)	-337
17/18 Contracted orthodontic activity (UOA)	0
Carry forward orthodontic activity (UOA)	0
Baseline contract value	£919,092.79

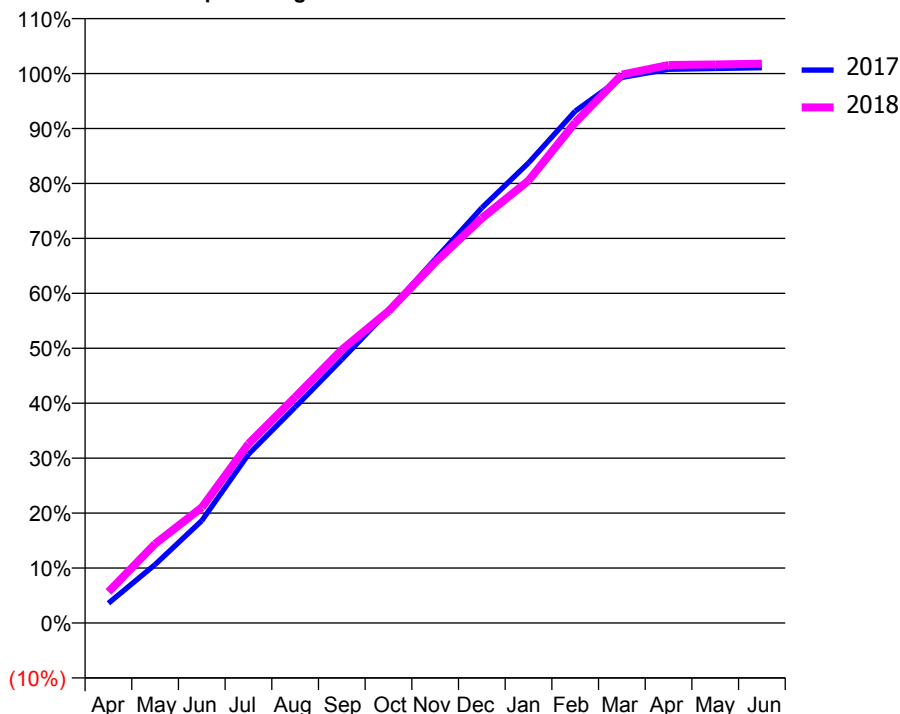
ACCESS*

Patients seen in 24 months	Total	Change since previous quarter
Quarter ending March 2017	11,765	
Quarter ending June 2017	11,829	→
Quarter ending September 2017	11,860	→
Quarter ending December 2017	11,837	→
Quarter ending March 2018	11,694	↓
Variance since March 2017	(0.6%)	→



ACTIVITY

Cumulative percentage of contracted UDA delivered 2017 & 2018



Month	Adjusted Scheduled Activity (UDA)	
	2017	2018
April	1,158	1,817
May	3,408	4,618
June	5,966	6,738
July	9,836	10,453
August	12,581	13,159
September	15,363	15,931
October	18,197	18,176
November	21,205	21,029
December	24,198	23,595
January	26,823	25,784
February	29,834	29,177
March	31,798	31,966
April	32,272	32,526
May	32,321	32,555
June	32,366	32,601

QUALITY

	Quantity	Base Number	Contract	AT	Region	England
% of FP17s for the same patient ID Re-attending within 3 months - Children	314	4,323	7.3%	10.3%	11.6%	11.9%
% of FP17s for the same patient ID Re-attending within 3 months - Adults	1,640	10,998	14.9%	14.4%	15.4%	16.0%
% of FP17s for the same patient ID Re-attending between 3 & 9 months - Children	2,360	4,323	54.6%	62.0%	59.4%	58.3%
% of FP17s for the same patient ID Re-attending between 3 & 9 months - Adults	5,447	10,998	49.5%	55.0%	51.3%	50.3%
% of FP17s for Band 1 Urgent Courses	842	14,523	5.8%	7.2%	8.0%	9.1%
% of FP17s Relating to Free Repair or Replacements	166	14,523	1.1%	0.8%	0.8%	0.8%
% of FP17s Relating to Continuations	403	14,523	2.8%	1.3%	1.0%	1.0%
% of Patients satisfied with the dentistry they have received	17	18	94.4%	91.3%	91.7%	91.5%
% of Patients satisfied with the time they had to wait for an appointment	17	18	94.4%	87.4%	88.3%	87.9%

* This is based on patients treated on this contract for their most recent course of treatment. Figures in italics indicate the base number of FP17s or Patient Questionnaire responses are less than 100. N/A is shown where the base number of responses is less than 10 during the period. % is calculated as Quantity/Base number*100

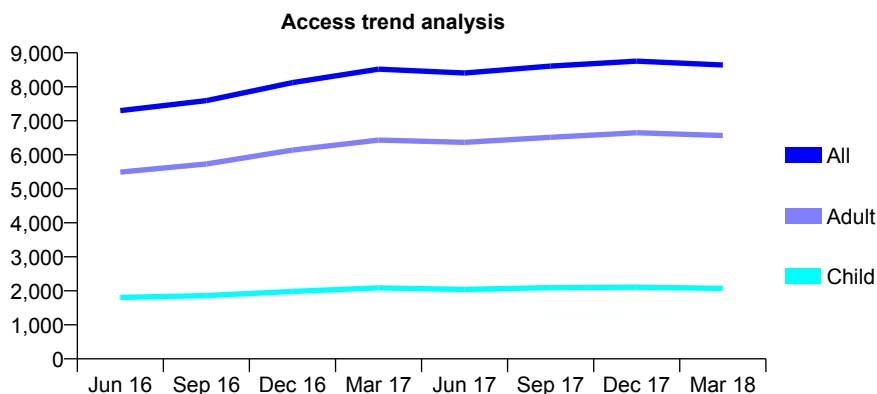
Q55 - Vital Signs At a Glance Contract Report for 192597/0005 - Year end March 2018

Name or company name	DM and LJ Jordan Limited
Contract type name	GDS Contract
Purpose of contract	General
Contract start date	01/01/2015
Contract end date	

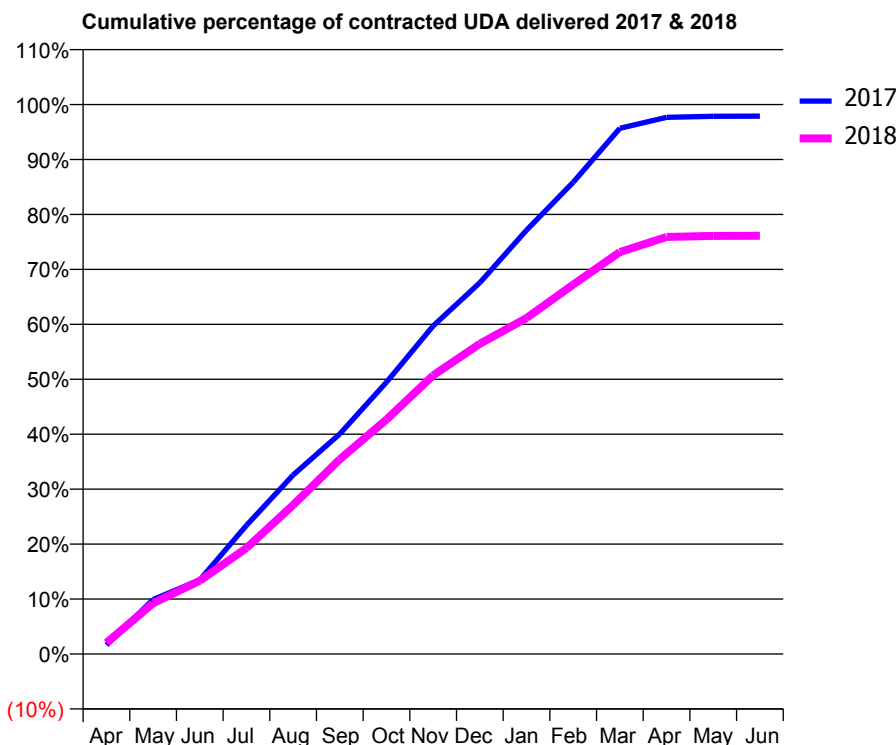
17/18 Contracted general activity (UDA)	23,314
Carry forward general activity (UDA)	443
17/18 Contracted orthodontic activity (UOA)	0
Carry forward orthodontic activity (UOA)	0
Baseline contract value	£622,521.48

ACCESS*

Patients seen in 24 months	Total	Change since previous quarter
Quarter ending March 2017	8,521	
Quarter ending June 2017	8,407	↓
Quarter ending September 2017	8,610	↑
Quarter ending December 2017	8,755	→
Quarter ending March 2018	8,642	↓
Variance since March 2017	1.4%	→



ACTIVITY



Month	Adjusted Scheduled Activity (UDA)	
	2017	2018
April	342	471
May	2,061	2,161
June	2,806	3,109
July	4,873	4,496
August	6,779	6,321
September	8,339	8,262
October	10,296	9,946
November	12,428	11,822
December	14,066	13,160
January	16,055	14,256
February	17,868	15,676
March	19,912	17,057
April	20,329	17,694
May	20,369	17,741
June	20,371	17,746

QUALITY

	Quantity	Base Number	Contract	AT	Region	England
% of FP17s for the same patient ID Re-attending within 3 months - Children	140	2,520	5.6%	10.3%	11.6%	11.9%
% of FP17s for the same patient ID Re-attending within 3 months - Adults	555	7,416	7.5%	14.4%	15.4%	16.0%
% of FP17s for the same patient ID Re-attending between 3 & 9 months - Children	1,431	2,520	56.8%	62.0%	59.4%	58.3%
% of FP17s for the same patient ID Re-attending between 3 & 9 months - Adults	3,953	7,416	53.3%	55.0%	51.3%	50.3%
% of FP17s for Band 1 Urgent Courses	1,022	10,030	10.2%	7.2%	8.0%	9.1%
% of FP17s Relating to Free Repair or Replacements	46	10,030	0.5%	0.8%	0.8%	0.8%
% of FP17s Relating to Continuations	60	10,030	0.6%	1.3%	1.0%	1.0%
% of Patients satisfied with the dentistry they have received	7	7	N/A	91.3%	91.7%	91.5%
% of Patients satisfied with the time they had to wait for an appointment	4	7	N/A	87.4%	88.3%	87.9%

* This is based on patients treated on this contract for their most recent course of treatment. Figures in italics indicate the base number of FP17s or Patient Questionnaire responses are less than 100. N/A is shown where the base number of responses is less than 10 during the period. % is calculated as Quantity/Base number*100

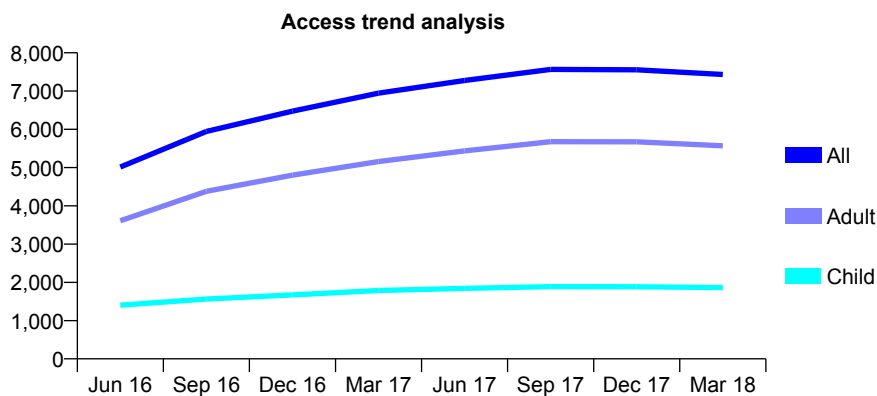
Q55 - Vital Signs At a Glance Contract Report for 193437/0001 - Year end March 2018

Name or company name	Risley Hill Dental
Contract type name	GDS Contract
Purpose of contract	General
Contract start date	29/09/2015
Contract end date	

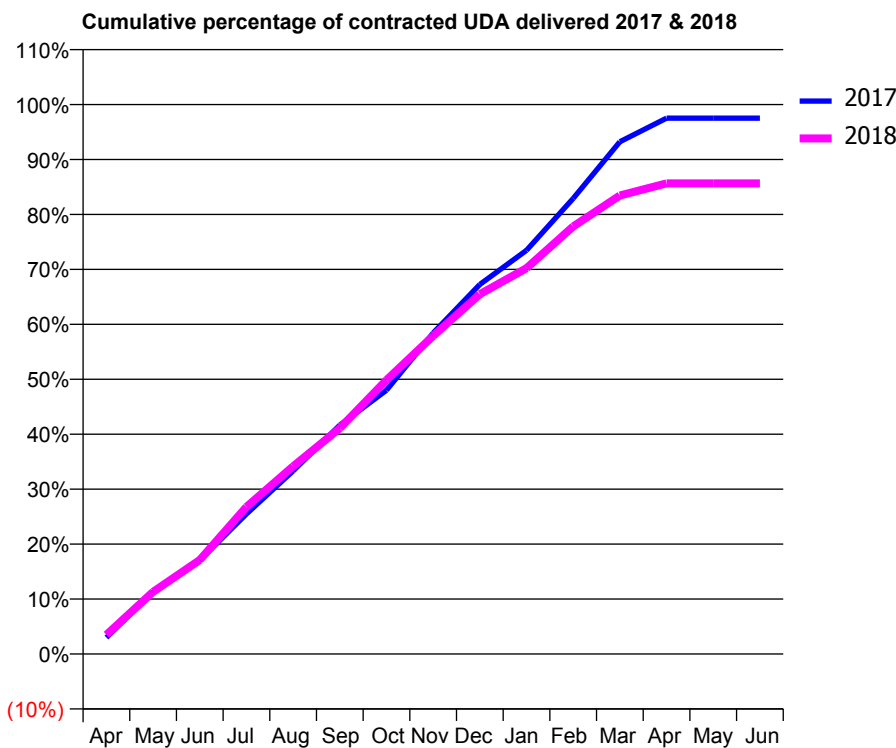
17/18 Contracted general activity (UDA)	21,464
Carry forward general activity (UDA)	0
17/18 Contracted orthodontic activity (UOA)	0
Carry forward orthodontic activity (UOA)	0
Baseline contract value	£812,088.30

ACCESS*

Patients seen in 24 months	Total	Change since previous quarter
Quarter ending March 2017	6,947	
Quarter ending June 2017	7,276	↑
Quarter ending September 2017	7,566	↑
Quarter ending December 2017	7,557	→
Quarter ending March 2018	7,434	↓
Variance since March 2017	7.0%	↑



ACTIVITY



Month	Adjusted Scheduled Activity (UDA)	
	2017	2018
April	510	754
May	1,924	2,430
June	2,893	3,675
July	4,326	5,747
August	5,656	7,331
September	7,065	8,820
October	8,143	10,700
November	9,911	12,423
December	11,409	14,053
January	12,463	15,074
February	14,066	16,700
March	15,814	17,908
April	16,541	18,386
May	16,541	18,385
June	16,541	18,385

QUALITY

	Quantity	Base Number	Contract	AT	Region	England
% of FP17s for the same patient ID Re-attending within 3 months - Children	189	2,899	6.5%	10.3%	11.6%	11.9%
% of FP17s for the same patient ID Re-attending within 3 months - Adults	769	7,507	10.2%	14.4%	15.4%	16.0%
% of FP17s for the same patient ID Re-attending between 3 & 9 months - Children	1,912	2,899	66.0%	62.0%	59.4%	58.3%
% of FP17s for the same patient ID Re-attending between 3 & 9 months - Adults	4,430	7,507	59.0%	55.0%	51.3%	50.3%
% of FP17s for Band 1 Urgent Courses	378	9,944	3.8%	7.2%	8.0%	9.1%
% of FP17s Relating to Free Repair or Replacements	81	9,944	0.8%	0.8%	0.8%	0.8%
% of FP17s Relating to Continuations	136	9,944	1.4%	1.3%	1.0%	1.0%
% of Patients satisfied with the dentistry they have received	12	13	92.3%	91.3%	91.7%	91.5%
% of Patients satisfied with the time they had to wait for an appointment	13	13	100.0%	87.4%	88.3%	87.9%

* This is based on patients treated on this contract for their most recent course of treatment. Figures in italics indicate the base number of FP17s or Patient Questionnaire responses are less than 100. N/A is shown where the base number of responses is less than 10 during the period. % is calculated as Quantity/Base number*100

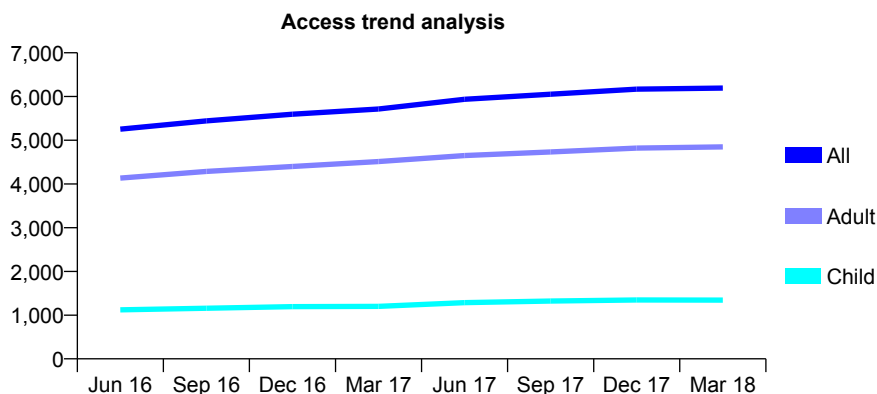
Q55 - Vital Signs At a Glance Contract Report for 193917/0001 - Year end March 2018

Name or company name	Hall & Purchase Dental Surgery
Contract type name	GDS Contract
Purpose of contract	General
Contract start date	01/02/2011
Contract end date	

17/18 Contracted general activity (UDA)	16,000
Carry forward general activity (UDA)	0
17/18 Contracted orthodontic activity (UOA)	0
Carry forward orthodontic activity (UOA)	0
Baseline contract value	£424,212.08

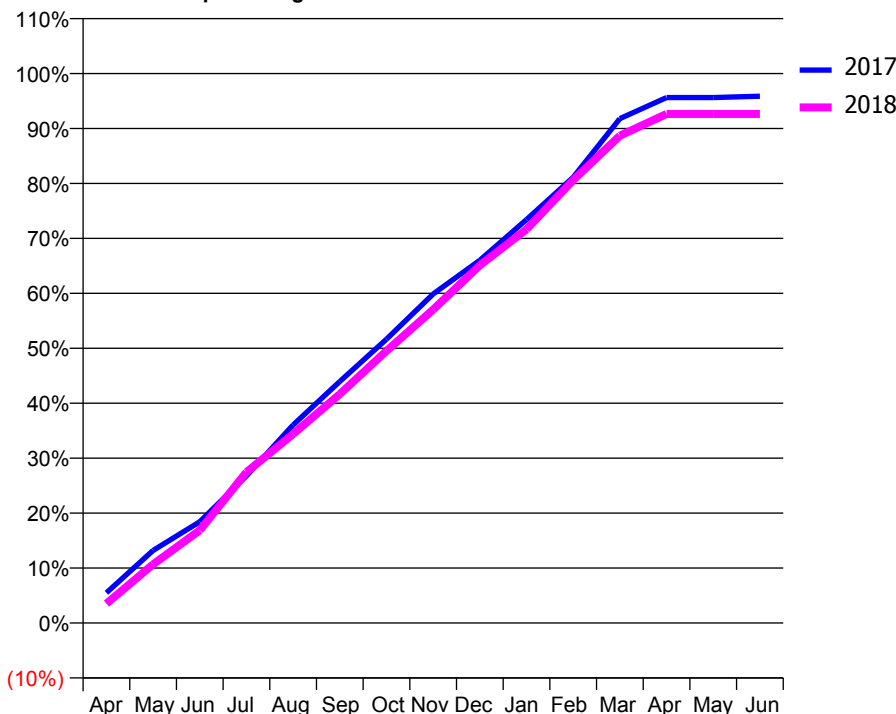
ACCESS*

Patients seen in 24 months	Total	Change since previous quarter
Quarter ending March 2017	5,715	
Quarter ending June 2017	5,936	↑
Quarter ending September 2017	6,053	→
Quarter ending December 2017	6,169	→
Quarter ending March 2018	6,193	→
Variance since March 2017	8.4%	↑



ACTIVITY

Cumulative percentage of contracted UDA delivered 2017 & 2018



Adjusted Scheduled Activity (UDA)

Month	2017	2018
April	878	567
May	2,113	1,709
June	2,950	2,699
July	4,284	4,394
August	5,769	5,502
September	7,033	6,663
October	8,265	7,924
November	9,580	9,126
December	10,564	10,414
January	11,749	11,465
February	12,978	12,897
March	14,687	14,191
April	15,298	14,823
May	15,299	14,821
June	15,340	14,822

QUALITY

	Quantity	Base Number	Contract	AT	Region	England
% of FP17s for the same patient ID Re-attending within 3 months - Children	194	2,112	9.2%	10.3%	11.6%	11.9%
% of FP17s for the same patient ID Re-attending within 3 months - Adults	1,519	6,929	21.9%	14.4%	15.4%	16.0%
% of FP17s for the same patient ID Re-attending between 3 & 9 months - Children	1,317	2,112	62.4%	62.0%	59.4%	58.3%
% of FP17s for the same patient ID Re-attending between 3 & 9 months - Adults	3,114	6,929	44.9%	55.0%	51.3%	50.3%
% of FP17s for Band 1 Urgent Courses	912	9,051	10.1%	7.2%	8.0%	9.1%
% of FP17s Relating to Free Repair or Replacements	16	9,051	0.2%	0.8%	0.8%	0.8%
% of FP17s Relating to Continuations	116	9,051	1.3%	1.3%	1.0%	1.0%
% of Patients satisfied with the dentistry they have received	7	8	N/A	91.3%	91.7%	91.5%
% of Patients satisfied with the time they had to wait for an appointment	6	8	N/A	87.4%	88.3%	87.9%

* This is based on patients treated on this contract for their most recent course of treatment. Figures in italics indicate the base number of FP17s or Patient Questionnaire responses are less than 100. N/A is shown where the base number of responses is less than 10 during the period. % is calculated as Quantity/Base number*100

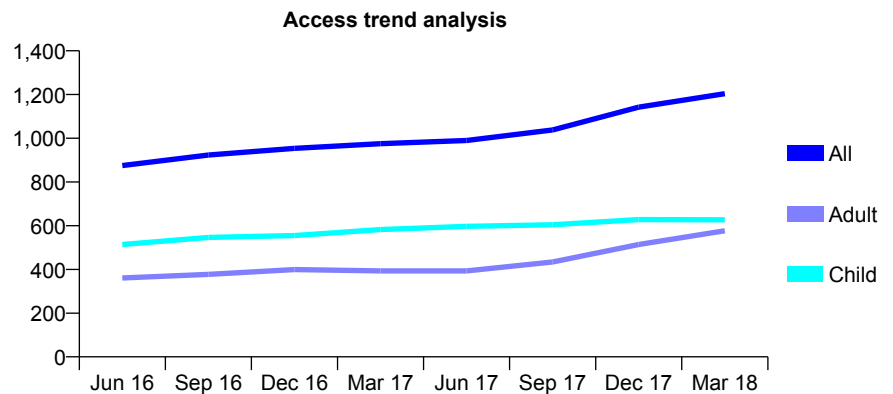
Q55 - Vital Signs At a Glance Contract Report for 197505/0001 - Year end March 2018

Name or company name	Bridgford Dental Practice
Contract type name	GDS Contract
Purpose of contract	General
Contract start date	01/04/2013
Contract end date	

17/18 Contracted general activity (UDA)	1,081
Carry forward general activity (UDA)	-22
17/18 Contracted orthodontic activity (UOA)	0
Carry forward orthodontic activity (UOA)	0
Baseline contract value	£25,476.26

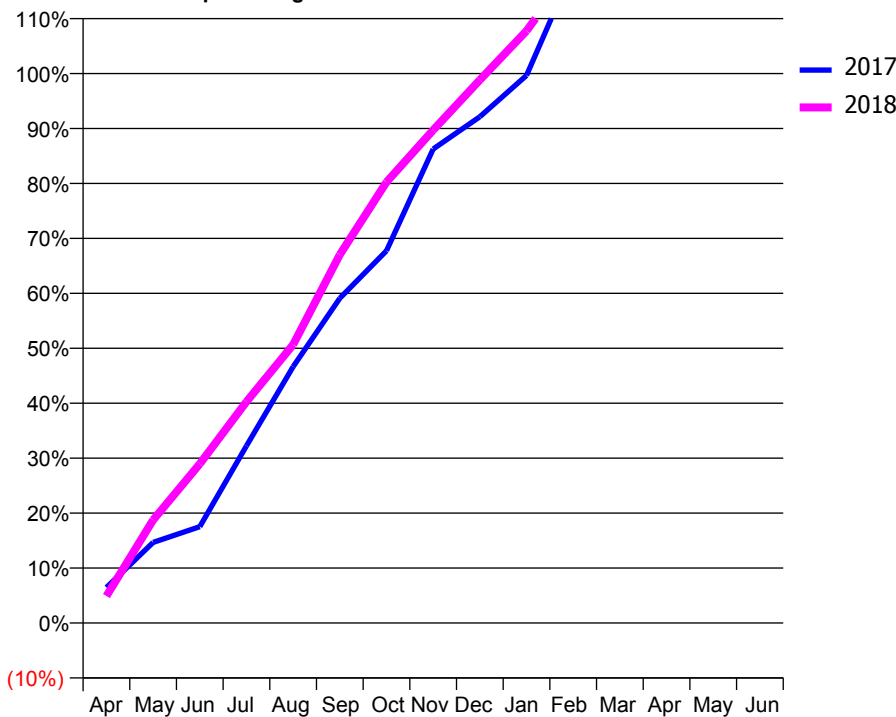
ACCESS*

Patients seen in 24 months	Total	Change since previous quarter
Quarter ending March 2017	975	
Quarter ending June 2017	990	→
Quarter ending September 2017	1,038	↑
Quarter ending December 2017	1,142	↑
Quarter ending March 2018	1,204	↑
Variance since March 2017	23.5%	↑



ACTIVITY

Cumulative percentage of contracted UDA delivered 2017 & 2018



Month	Adjusted Scheduled Activity (UDA)	
	2017	2018
April	70	53
May	159	203
June	190	313
July	349	435
August	504	548
September	639	725
October	732	867
November	932	970
December	996	1,068
January	1,077	1,165
February	1,288	1,289
March	1,484	1,396
April	1,510	1,545
May	1,514	1,546
June	1,517	1,546

QUALITY

	Quantity	Base Number	Contract	AT	Region	England
% of FP17s for the same patient ID Re-attending within 3 months - Children	85	909	9.4%	10.3%	11.6%	11.9%
% of FP17s for the same patient ID Re-attending within 3 months - Adults	127	727	17.5%	14.4%	15.4%	16.0%
% of FP17s for the same patient ID Re-attending between 3 & 9 months - Children	512	909	56.3%	62.0%	59.4%	58.3%
% of FP17s for the same patient ID Re-attending between 3 & 9 months - Adults	272	727	37.4%	55.0%	51.3%	50.3%
% of FP17s for Band 1 Urgent Courses	50	910	5.5%	7.2%	8.0%	9.1%
% of FP17s Relating to Free Repair or Replacements	1	910	0.1%	0.8%	0.8%	0.8%
% of FP17s Relating to Continuations	0	910	0.0%	1.3%	1.0%	1.0%
% of Patients satisfied with the dentistry they have received	1	1	N/A	91.3%	91.7%	91.5%
% of Patients satisfied with the time they had to wait for an appointment	1	1	N/A	87.4%	88.3%	87.9%

* This is based on patients treated on this contract for their most recent course of treatment. Figures in italics indicate the base number of FP17s or Patient Questionnaire responses are less than 100. N/A is shown where the base number of responses is less than 10 during the period. % is calculated as Quantity/Base number*100

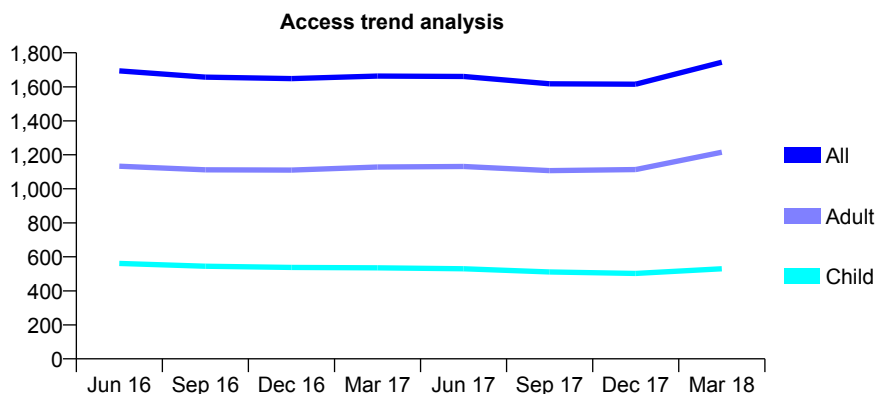
Q55 - Vital Signs At a Glance Contract Report for 197572/0001 - Year end March 2018

Name or company name	Buxton Dental Practice
Contract type name	GDS Contract
Purpose of contract	General and Orthodontic
Contract start date	08/11/2012
Contract end date	

17/18 Contracted general activity (UDA)	4,594
Carry forward general activity (UDA)	-47
17/18 Contracted orthodontic activity (UOA)	167
Carry forward orthodontic activity (UOA)	-3
Baseline contract value	£126,392.13

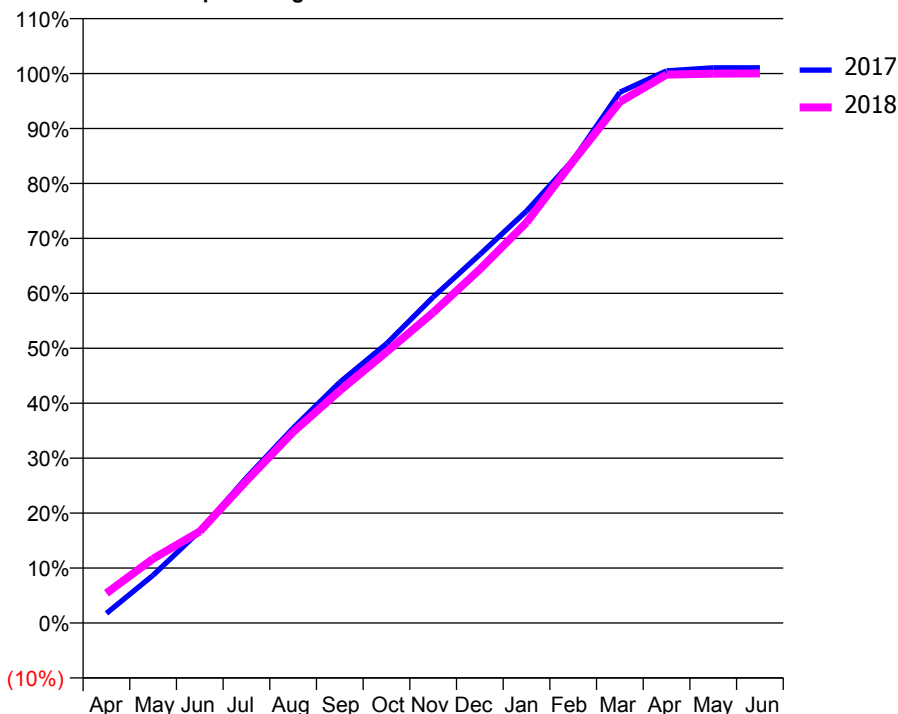
ACCESS*

Patients seen in 24 months	Total	Change since previous quarter
Quarter ending March 2017	1,663	
Quarter ending June 2017	1,661	→
Quarter ending September 2017	1,618	↓
Quarter ending December 2017	1,615	→
Quarter ending March 2018	1,745	↑
Variance since March 2017	4.9%	↑



ACTIVITY

Cumulative percentage of contracted UDA delivered 2017 & 2018



Month	Adjusted Scheduled Activity (UDA)	
	2017	2018
April	81	249
May	399	538
June	770	766
July	1,215	1,189
August	1,629	1,597
September	2,012	1,942
October	2,335	2,265
November	2,725	2,596
December	3,081	2,958
January	3,445	3,348
February	3,873	3,862
March	4,437	4,357
April	4,615	4,585
May	4,641	4,592
June	4,641	4,595

QUALITY

	Quantity	Base Number	Contract	AT	Region	England
% of FP17s for the same patient ID Re-attending within 3 months - Children	76	909	8.4%	10.3%	11.6%	11.9%
% of FP17s for the same patient ID Re-attending within 3 months - Adults	220	1,679	13.1%	14.4%	15.4%	16.0%
% of FP17s for the same patient ID Re-attending between 3 & 9 months - Children	604	909	66.4%	62.0%	59.4%	58.3%
% of FP17s for the same patient ID Re-attending between 3 & 9 months - Adults	944	1,679	56.2%	55.0%	51.3%	50.3%
% of FP17s for Band 1 Urgent Courses	186	2,590	7.2%	7.2%	8.0%	9.1%
% of FP17s Relating to Free Repair or Replacements	10	2,590	0.4%	0.8%	0.8%	0.8%
% of FP17s Relating to Continuations	18	2,590	0.7%	1.3%	1.0%	1.0%
% of Patients satisfied with the dentistry they have received	1	1	N/A	91.3%	91.7%	91.5%
% of Patients satisfied with the time they had to wait for an appointment	1	1	N/A	87.4%	88.3%	87.9%

* This is based on patients treated on this contract for their most recent course of treatment. Figures in italics indicate the base number of FP17s or Patient Questionnaire responses are less than 100. N/A is shown where the base number of responses is less than 10 during the period. % is calculated as Quantity/Base number*100

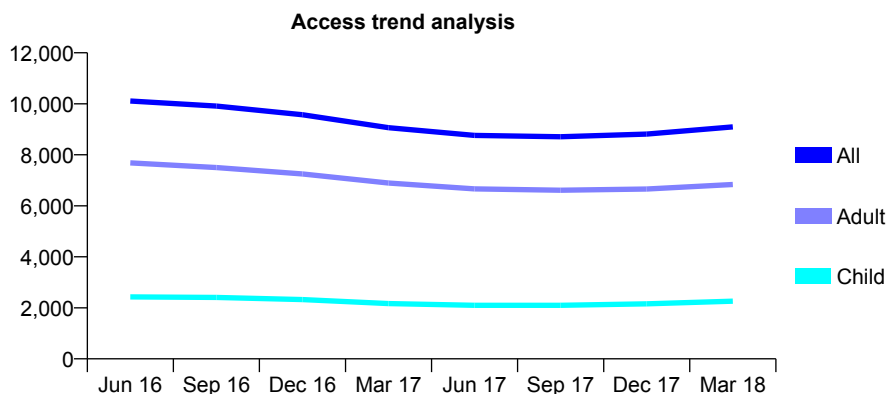
Q55 - Vital Signs At a Glance Contract Report for 198145/0001 - Year end March 2018

Name or company name	The Manor Surgery Limited
Contract type name	GDS Contract
Purpose of contract	General
Contract start date	01/10/2007
Contract end date	

17/18 Contracted general activity (UDA)	35,010
Carry forward general activity (UDA)	0
17/18 Contracted orthodontic activity (UOA)	0
Carry forward orthodontic activity (UOA)	0
Baseline contract value	£877,291.75

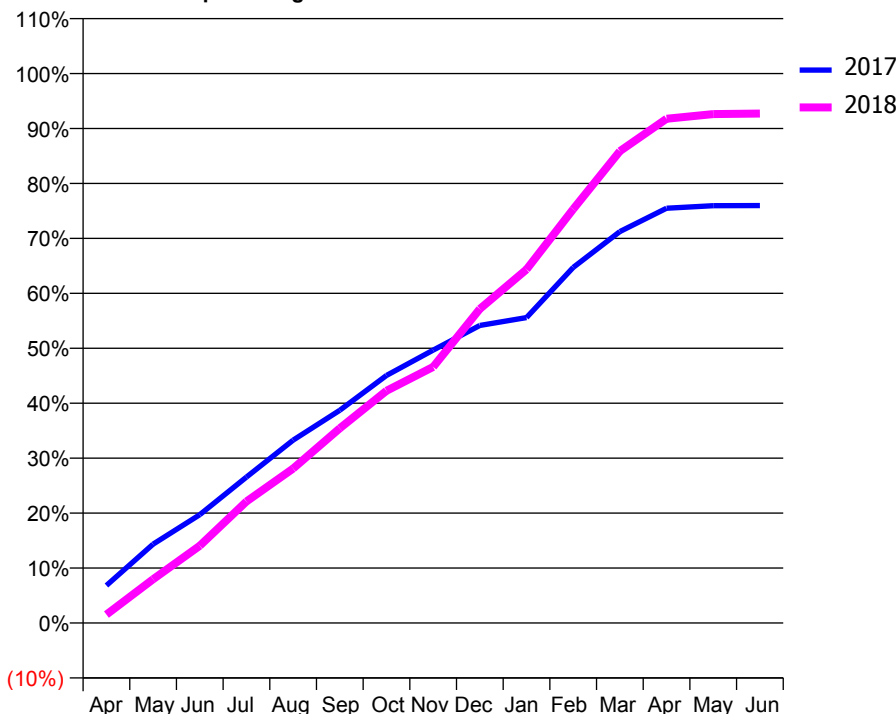
ACCESS*

Patients seen in 24 months	Total	Change since previous quarter
Quarter ending March 2017	9,064	
Quarter ending June 2017	8,763	↓
Quarter ending September 2017	8,710	→
Quarter ending December 2017	8,814	→
Quarter ending March 2018	9,096	↑
Variance since March 2017	0.4%	→



ACTIVITY

Cumulative percentage of contracted UDA delivered 2017 & 2018



Month	Adjusted Scheduled Activity (UDA)	
	2017	2018
April	2,389	543
May	5,024	2,794
June	6,906	4,922
July	9,301	7,744
August	11,653	9,847
September	13,554	12,407
October	15,770	14,795
November	17,388	16,319
December	18,961	20,016
January	19,460	22,527
February	22,658	26,370
March	24,942	30,060
April	26,422	32,131
May	26,588	32,423
June	26,597	32,460

QUALITY

	Quantity	Base Number	Contract	AT	Region	England
% of FP17s for the same patient ID Re-attending within 3 months - Children	289	3,120	9.3%	10.3%	11.6%	11.9%
% of FP17s for the same patient ID Re-attending within 3 months - Adults	1,879	10,534	17.8%	14.4%	15.4%	16.0%
% of FP17s for the same patient ID Re-attending between 3 & 9 months - Children	1,504	3,120	48.2%	62.0%	59.4%	58.3%
% of FP17s for the same patient ID Re-attending between 3 & 9 months - Adults	5,458	10,534	51.8%	55.0%	51.3%	50.3%
% of FP17s for Band 1 Urgent Courses	1,181	13,815	8.5%	7.2%	8.0%	9.1%
% of FP17s Relating to Free Repair or Replacements	158	13,815	1.1%	0.8%	0.8%	0.8%
% of FP17s Relating to Continuations	315	13,815	2.3%	1.3%	1.0%	1.0%
% of Patients satisfied with the dentistry they have received	7	8	N/A	91.3%	91.7%	91.5%
% of Patients satisfied with the time they had to wait for an appointment	8	8	N/A	87.4%	88.3%	87.9%

* This is based on patients treated on this contract for their most recent course of treatment. Figures in italics indicate the base number of FP17s or Patient Questionnaire responses are less than 100. N/A is shown where the base number of responses is less than 10 during the period. % is calculated as Quantity/Base number*100

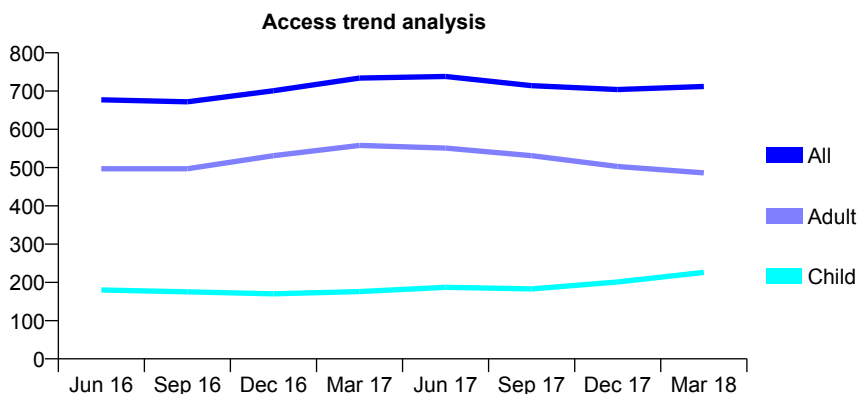
Q55 - Vital Signs At a Glance Contract Report for 219029/0003 - Year end March 2018

Name or company name	MR A MARSHALL
Contract type name	GDS Contract
Purpose of contract	General
Contract start date	02/03/2009
Contract end date	

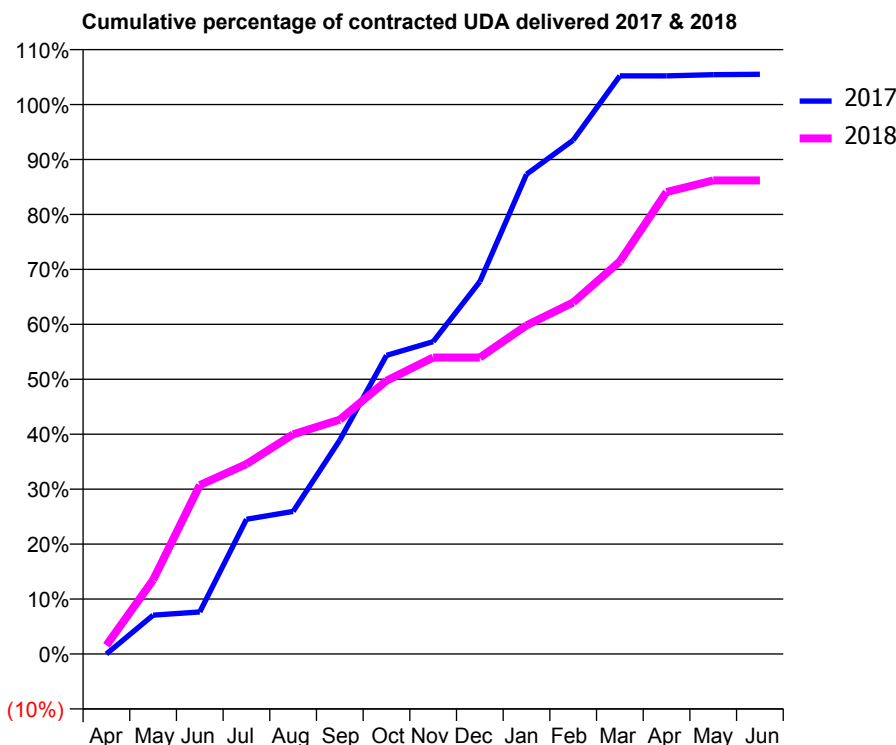
17/18 Contracted general activity (UDA)	1,698
Carry forward general activity (UDA)	-27
17/18 Contracted orthodontic activity (UOA)	0
Carry forward orthodontic activity (UOA)	0
Baseline contract value	£43,814.46

ACCESS*

Patients seen in 24 months	Total	Change since previous quarter
Quarter ending March 2017	734	
Quarter ending June 2017	738	→
Quarter ending September 2017	714	↓
Quarter ending December 2017	704	↓
Quarter ending March 2018	712	→
Variance since March 2017	(3.0%)	↓



ACTIVITY



Month	Adjusted Scheduled Activity (UDA)	
	2017	2018
April	0	27
May	96	229
June	104	522
July	333	587
August	352	679
September	529	724
October	738	845
November	772	916
December	920	916
January	1,186	1,016
February	1,270	1,086
March	1,429	1,213
April	1,429	1,427
May	1,432	1,464
June	1,433	1,464

QUALITY

	Quantity	Base Number	Contract	AT	Region	England
% of FP17s for the same patient ID Re-attending within 3 months - Children	15	322	4.7%	10.3%	11.6%	11.9%
% of FP17s for the same patient ID Re-attending within 3 months - Adults	13	359	3.6%	14.4%	15.4%	16.0%
% of FP17s for the same patient ID Re-attending between 3 & 9 months - Children	177	322	55.0%	62.0%	59.4%	58.3%
% of FP17s for the same patient ID Re-attending between 3 & 9 months - Adults	162	359	45.1%	55.0%	51.3%	50.3%
% of FP17s for Band 1 Urgent Courses	19	800	2.4%	7.2%	8.0%	9.1%
% of FP17s Relating to Free Repair or Replacements	1	800	0.1%	0.8%	0.8%	0.8%
% of FP17s Relating to Continuations	1	800	0.1%	1.3%	1.0%	1.0%
% of Patients satisfied with the dentistry they have received	1	1	N/A	91.3%	91.7%	91.5%
% of Patients satisfied with the time they had to wait for an appointment	1	1	N/A	87.4%	88.3%	87.9%

* This is based on patients treated on this contract for their most recent course of treatment. Figures in italics indicate the base number of FP17s or Patient Questionnaire responses are less than 100. N/A is shown where the base number of responses is less than 10 during the period. % is calculated as Quantity/Base number*100

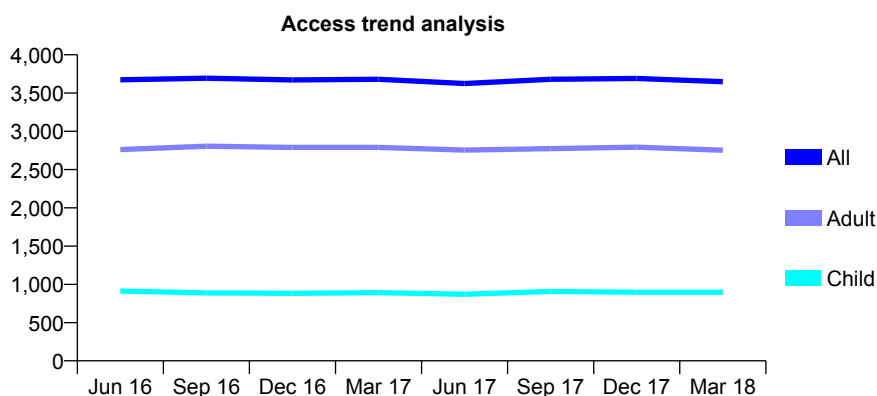
Q55 - Vital Signs At a Glance Contract Report for 219592/0001 - Year end March 2018

Name or company name	MR M AFZAL
Contract type name	GDS Contract
Purpose of contract	General
Contract start date	01/04/2006
Contract end date	

17/18 Contracted general activity (UDA)	11,677
Carry forward general activity (UDA)	0
17/18 Contracted orthodontic activity (UOA)	0
Carry forward orthodontic activity (UOA)	0
Baseline contract value	£252,416.35

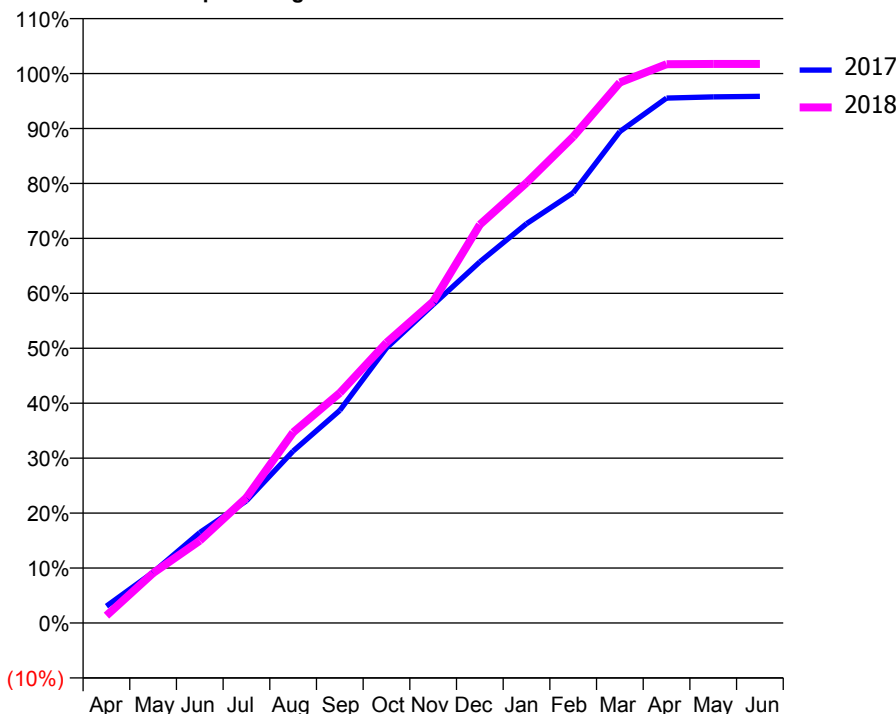
ACCESS*

Patients seen in 24 months	Total	Change since previous quarter
Quarter ending March 2017	3,681	
Quarter ending June 2017	3,625	↓
Quarter ending September 2017	3,680	→
Quarter ending December 2017	3,690	→
Quarter ending March 2018	3,649	↓
Variance since March 2017	(0.9%)	→



ACTIVITY

Cumulative percentage of contracted UDA delivered 2017 & 2018



Month	Adjusted Scheduled Activity (UDA)	
	2017	2018
April	358	158
May	1,077	1,060
June	1,924	1,751
July	2,598	2,666
August	3,653	4,052
September	4,517	4,891
October	5,845	5,958
November	6,765	6,830
December	7,676	8,465
January	8,485	9,354
February	9,142	10,334
March	10,445	11,487
April	11,155	11,873
May	11,179	11,880
June	11,191	11,880

QUALITY

	Quantity	Base Number	Contract	AT	Region	England
% of FP17s for the same patient ID Re-attending within 3 months - Children	83	1,150	7.2%	10.3%	11.6%	11.9%
% of FP17s for the same patient ID Re-attending within 3 months - Adults	459	3,279	14.0%	14.4%	15.4%	16.0%
% of FP17s for the same patient ID Re-attending between 3 & 9 months - Children	464	1,150	40.3%	62.0%	59.4%	58.3%
% of FP17s for the same patient ID Re-attending between 3 & 9 months - Adults	1,356	3,279	41.4%	55.0%	51.3%	50.3%
% of FP17s for Band 1 Urgent Courses	153	4,378	3.5%	7.2%	8.0%	9.1%
% of FP17s Relating to Free Repair or Replacements	26	4,378	0.6%	0.8%	0.8%	0.8%
% of FP17s Relating to Continuations	173	4,378	4.0%	1.3%	1.0%	1.0%
% of Patients satisfied with the dentistry they have received	1	2	N/A	91.3%	91.7%	91.5%
% of Patients satisfied with the time they had to wait for an appointment	2	2	N/A	87.4%	88.3%	87.9%

* This is based on patients treated on this contract for their most recent course of treatment. Figures in italics indicate the base number of FP17s or Patient Questionnaire responses are less than 100. N/A is shown where the base number of responses is less than 10 during the period. % is calculated as Quantity/Base number*100

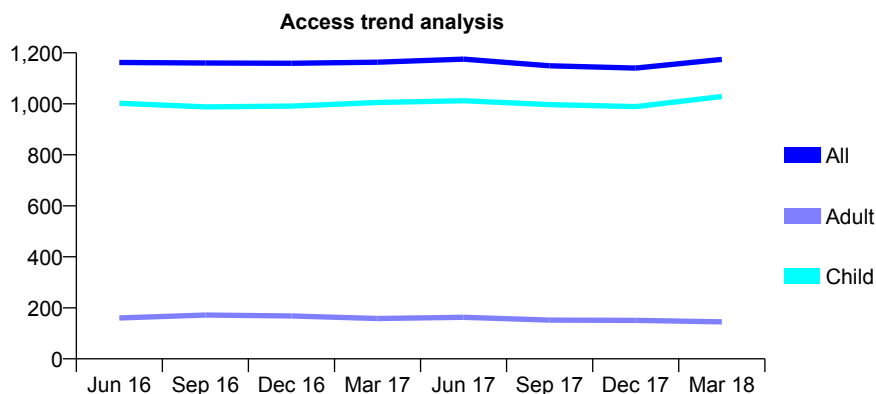
Q55 - Vital Signs At a Glance Contract Report for 222712/0001 - Year end March 2018

Name or company name	MR CM KIRKPATRICK
Contract type name	GDS Contract
Purpose of contract	General
Contract start date	01/04/2006
Contract end date	

17/18 Contracted general activity (UDA)	3,289
Carry forward general activity (UDA)	0
17/18 Contracted orthodontic activity (UOA)	0
Carry forward orthodontic activity (UOA)	0
Baseline contract value	£82,972.31

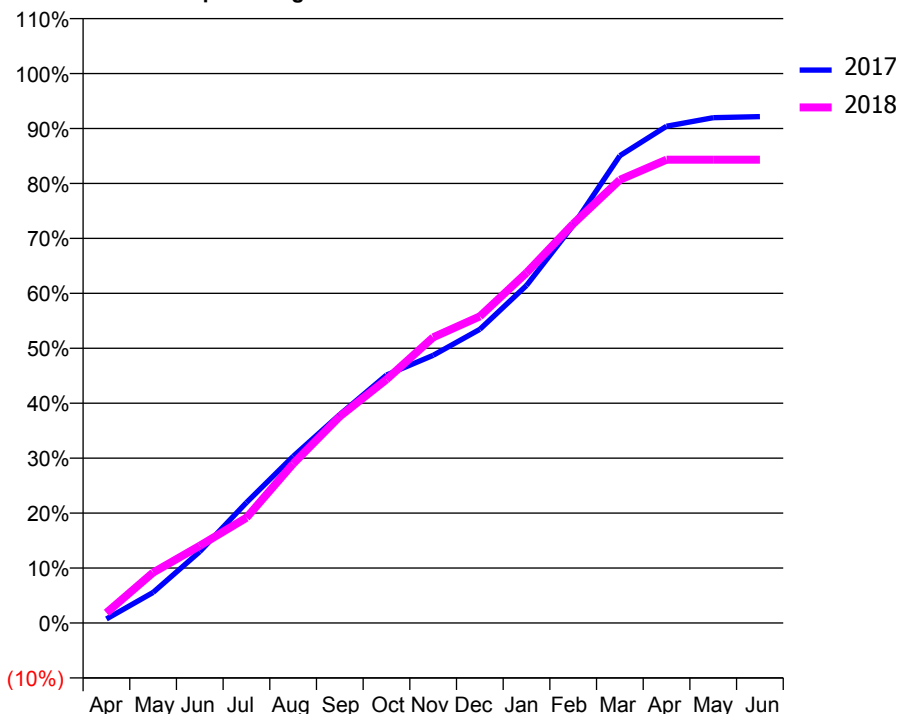
ACCESS*

Patients seen in 24 months	Total	Change since previous quarter
Quarter ending March 2017	1,163	
Quarter ending June 2017	1,175	→
Quarter ending September 2017	1,149	↓
Quarter ending December 2017	1,140	→
Quarter ending March 2018	1,174	↑
Variance since March 2017	0.9%	→



ACTIVITY

Cumulative percentage of contracted UDA delivered 2017 & 2018



Month	Adjusted Scheduled Activity (UDA)	
	2017	2018
April	24	61
May	183	302
June	427	463
July	721	630
August	998	953
September	1,248	1,237
October	1,484	1,458
November	1,602	1,710
December	1,758	1,835
January	2,021	2,096
February	2,380	2,389
March	2,797	2,653
April	2,974	2,773
May	3,025	2,773
June	3,031	2,773

QUALITY

	Quantity	Base Number	Contract	AT	Region	England
% of FP17s for the same patient ID Re-attending within 3 months - Children	143	1,776	8.1%	10.3%	11.6%	11.9%
% of FP17s for the same patient ID Re-attending within 3 months - Adults	3	59	5.1%	14.4%	15.4%	16.0%
% of FP17s for the same patient ID Re-attending between 3 & 9 months - Children	1,225	1,776	69.0%	62.0%	59.4%	58.3%
% of FP17s for the same patient ID Re-attending between 3 & 9 months - Adults	44	59	74.6%	55.0%	51.3%	50.3%
% of FP17s for Band 1 Urgent Courses	76	1,773	4.3%	7.2%	8.0%	9.1%
% of FP17s Relating to Free Repair or Replacements	1	1,773	0.1%	0.8%	0.8%	0.8%
% of FP17s Relating to Continuations	23	1,773	1.3%	1.3%	1.0%	1.0%
% of Patients satisfied with the dentistry they have received	0	0	N/A	91.3%	91.7%	91.5%
% of Patients satisfied with the time they had to wait for an appointment	0	0	N/A	87.4%	88.3%	87.9%

* This is based on patients treated on this contract for their most recent course of treatment. Figures in italics indicate the base number of FP17s or Patient Questionnaire responses are less than 100. N/A is shown where the base number of responses is less than 10 during the period. % is calculated as Quantity/Base number*100

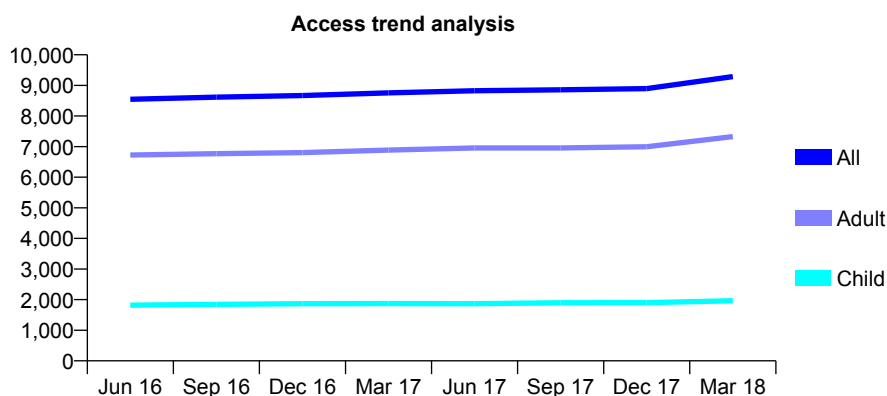
Q55 - Vital Signs At a Glance Contract Report for 231436/0002 - Year end March 2018

Name or company name	MR JP GALE
Contract type name	GDS Contract
Purpose of contract	General
Contract start date	01/04/2006
Contract end date	

17/18 Contracted general activity (UDA)	21,829
Carry forward general activity (UDA)	-147
17/18 Contracted orthodontic activity (UOA)	0
Carry forward orthodontic activity (UOA)	0
Baseline contract value	£510,510.34

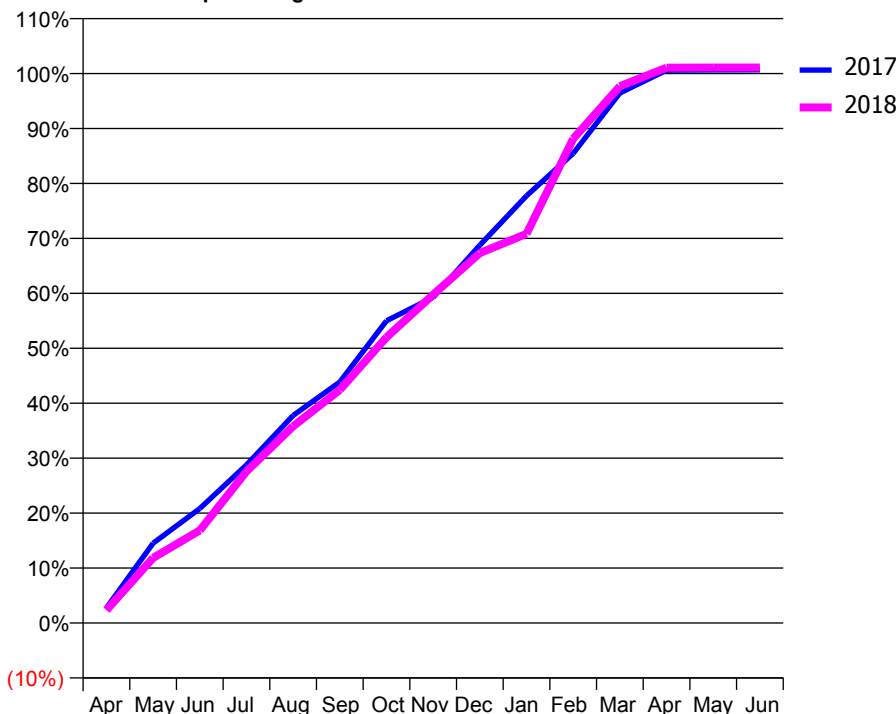
ACCESS*

Patients seen in 24 months	Total	Change since previous quarter
Quarter ending March 2017	8,757	
Quarter ending June 2017	8,824	→
Quarter ending September 2017	8,856	→
Quarter ending December 2017	8,896	→
Quarter ending March 2018	9,289	↑
Variance since March 2017	6.1%	↑



ACTIVITY

Cumulative percentage of contracted UDA delivered 2017 & 2018



Month	Adjusted Scheduled Activity (UDA)	
	2017	2018
April	613	512
May	3,238	2,590
June	4,643	3,681
July	6,410	6,020
August	8,417	7,819
September	9,776	9,262
October	12,256	11,347
November	13,211	13,042
December	15,324	14,698
January	17,324	15,459
February	19,049	19,235
March	21,498	21,324
April	22,420	22,060
May	22,430	22,068
June	22,435	22,068

QUALITY

	Quantity	Base Number	Contract	AT	Region	England
% of FP17s for the same patient ID Re-attending within 3 months - Children	163	3,030	5.4%	10.3%	11.6%	11.9%
% of FP17s for the same patient ID Re-attending within 3 months - Adults	1,063	10,054	10.6%	14.4%	15.4%	16.0%
% of FP17s for the same patient ID Re-attending between 3 & 9 months - Children	2,059	3,030	68.0%	62.0%	59.4%	58.3%
% of FP17s for the same patient ID Re-attending between 3 & 9 months - Adults	5,568	10,054	55.4%	55.0%	51.3%	50.3%
% of FP17s for Band 1 Urgent Courses	485	12,990	3.7%	7.2%	8.0%	9.1%
% of FP17s Relating to Free Repair or Replacements	206	12,990	1.6%	0.8%	0.8%	0.8%
% of FP17s Relating to Continuations	109	12,990	0.8%	1.3%	1.0%	1.0%
% of Patients satisfied with the dentistry they have received	10	11	90.9%	91.3%	91.7%	91.5%
% of Patients satisfied with the time they had to wait for an appointment	9	11	81.8%	87.4%	88.3%	87.9%

* This is based on patients treated on this contract for their most recent course of treatment. Figures in italics indicate the base number of FP17s or Patient Questionnaire responses are less than 100. N/A is shown where the base number of responses is less than 10 during the period. % is calculated as Quantity/Base number*100

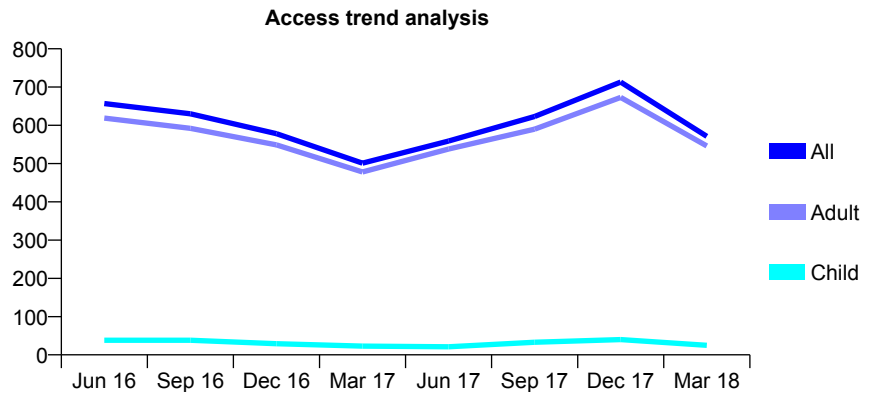
Q55 - Vital Signs At a Glance Contract Report for 231436/0003 - Year end March 2018

Name or company name	MR JP GALE
Contract type name	GDS Contract
Purpose of contract	General
Contract start date	01/07/2008
Contract end date	

17/18 Contracted general activity (UDA)	2,150
Carry forward general activity (UDA)	23
17/18 Contracted orthodontic activity (UOA)	0
Carry forward orthodontic activity (UOA)	0
Baseline contract value	£81,796.36

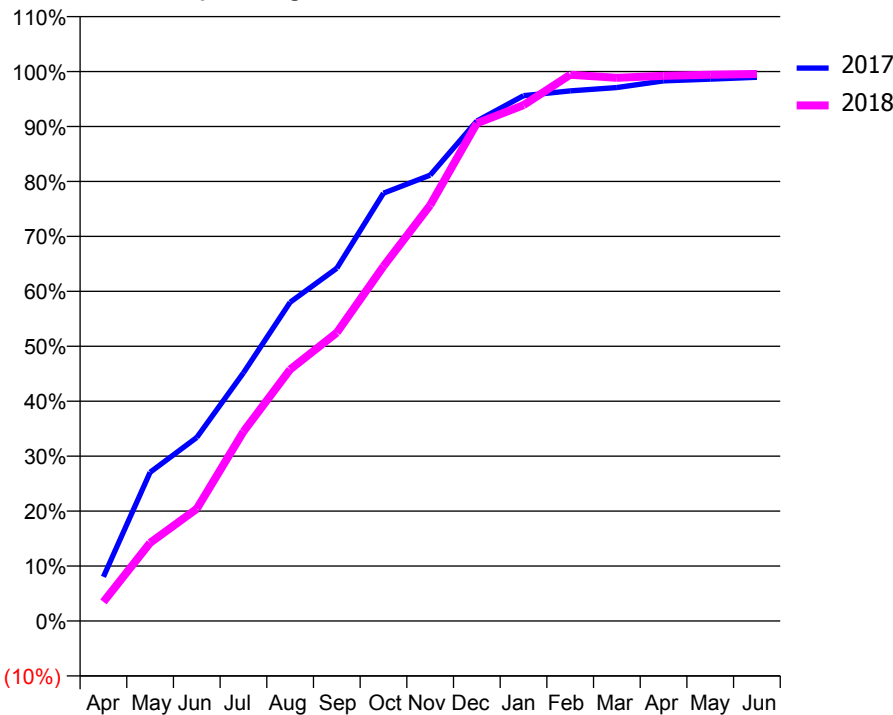
ACCESS*

Patients seen in 24 months	Total	Change since previous quarter
Quarter ending March 2017	501	
Quarter ending June 2017	559	↑
Quarter ending September 2017	623	↑
Quarter ending December 2017	713	↑
Quarter ending March 2018	571	↓
Variance since March 2017	14.0%	↑



ACTIVITY

Cumulative percentage of contracted UDA delivered 2017 & 2018



Month	Adjusted Scheduled Activity (UDA)	
	2017	2018
April	173	75
May	582	306
June	718	439
July	971	741
August	1,247	984
September	1,380	1,128
October	1,674	1,388
November	1,744	1,627
December	1,956	1,947
January	2,055	2,018
February	2,074	2,137
March	2,087	2,125
April	2,113	2,133
May	2,120	2,137
June	2,127	2,140

QUALITY

	Quantity	Base Number	Contract	AT	Region	England
% of FP17s for the same patient ID Re-attending within 3 months - Children	0	44	0.0%	10.3%	11.6%	11.9%
% of FP17s for the same patient ID Re-attending within 3 months - Adults	18	638	2.8%	14.4%	15.4%	16.0%
% of FP17s for the same patient ID Re-attending between 3 & 9 months - Children	1	44	2.3%	62.0%	59.4%	58.3%
% of FP17s for the same patient ID Re-attending between 3 & 9 months - Adults	11	638	1.7%	55.0%	51.3%	50.3%
% of FP17s for Band 1 Urgent Courses	1	669	0.1%	7.2%	8.0%	9.1%
% of FP17s Relating to Free Repair or Replacements	3	669	0.4%	0.8%	0.8%	0.8%
% of FP17s Relating to Continuations	15	669	2.2%	1.3%	1.0%	1.0%
% of Patients satisfied with the dentistry they have received	0	0	N/A	91.3%	91.7%	91.5%
% of Patients satisfied with the time they had to wait for an appointment	0	0	N/A	87.4%	88.3%	87.9%

* This is based on patients treated on this contract for their most recent course of treatment. Figures in italics indicate the base number of FP17s or Patient Questionnaire responses are less than 100. N/A is shown where the base number of responses is less than 10 during the period. % is calculated as Quantity/Base number*100

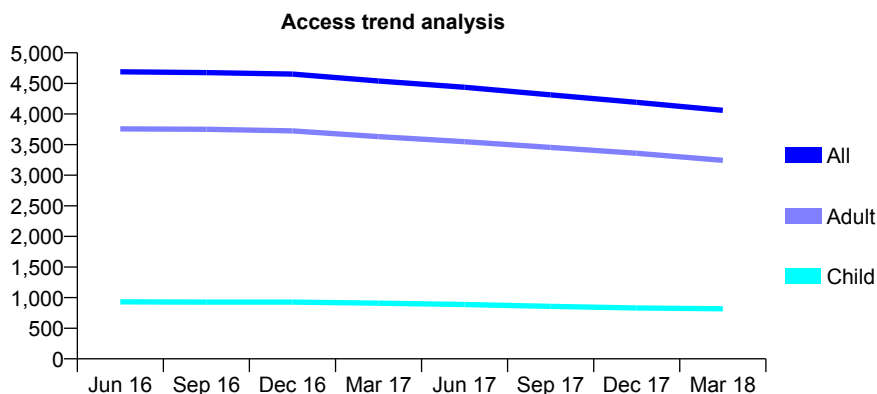
Q55 - Vital Signs At a Glance Contract Report for 244007/0001 - Year end March 2018

Name or company name	MR DK JAIRATH
Contract type name	GDS Contract
Purpose of contract	General
Contract start date	01/04/2006
Contract end date	

17/18 Contracted general activity (UDA)	12,965
Carry forward general activity (UDA)	-234
17/18 Contracted orthodontic activity (UOA)	0
Carry forward orthodontic activity (UOA)	0
Baseline contract value	£279,644.28

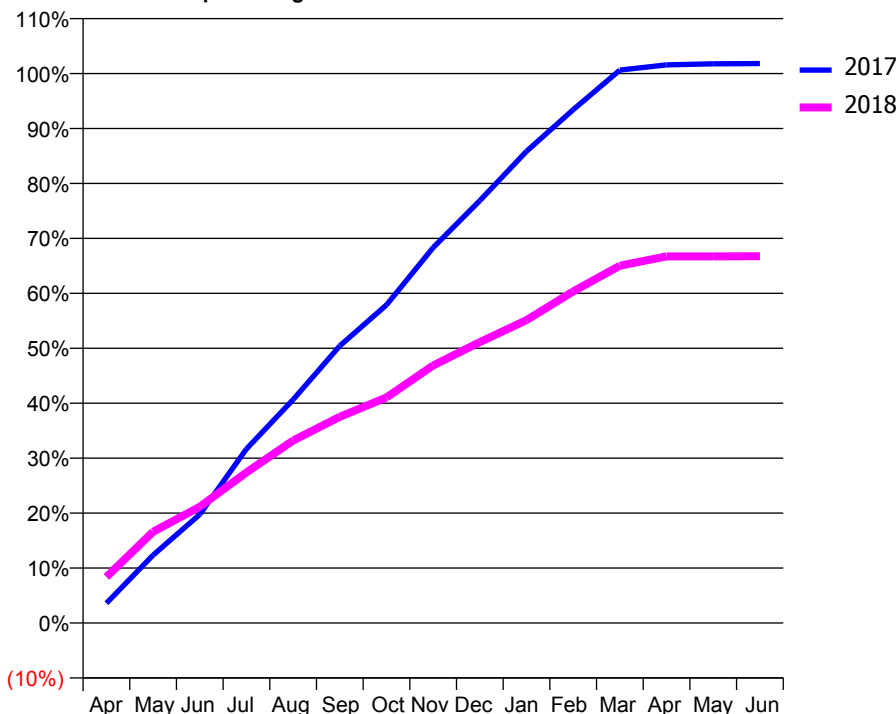
ACCESS*

Patients seen in 24 months	Total	Change since previous quarter
Quarter ending March 2017	4,540	
Quarter ending June 2017	4,437	↓
Quarter ending September 2017	4,312	↓
Quarter ending December 2017	4,190	↓
Quarter ending March 2018	4,060	↓
Variance since March 2017	(10.6%)	↓



ACTIVITY

Cumulative percentage of contracted UDA delivered 2017 & 2018



Adjusted Scheduled Activity (UDA)

Month	2017	2018
April	466	1,088
May	1,602	2,154
June	2,562	2,742
July	4,106	3,555
August	5,272	4,307
September	6,539	4,864
October	7,505	5,322
November	8,857	6,076
December	9,967	6,627
January	11,131	7,148
February	12,111	7,824
March	13,046	8,429
April	13,168	8,651
May	13,192	8,652
June	13,199	8,654

QUALITY

	Quantity	Base Number	Contract	AT	Region	England
% of FP17s for the same patient ID Re-attending within 3 months - Children	152	1,566	9.7%	10.3%	11.6%	11.9%
% of FP17s for the same patient ID Re-attending within 3 months - Adults	339	2,807	12.1%	14.4%	15.4%	16.0%
% of FP17s for the same patient ID Re-attending between 3 & 9 months - Children	1,136	1,566	72.5%	62.0%	59.4%	58.3%
% of FP17s for the same patient ID Re-attending between 3 & 9 months - Adults	1,810	2,807	64.5%	55.0%	51.3%	50.3%
% of FP17s for Band 1 Urgent Courses	187	4,397	4.3%	7.2%	8.0%	9.1%
% of FP17s Relating to Free Repair or Replacements	60	4,397	1.4%	0.8%	0.8%	0.8%
% of FP17s Relating to Continuations	10	4,397	0.2%	1.3%	1.0%	1.0%
% of Patients satisfied with the dentistry they have received	6	7	N/A	91.3%	91.7%	91.5%
% of Patients satisfied with the time they had to wait for an appointment	6	7	N/A	87.4%	88.3%	87.9%

* This is based on patients treated on this contract for their most recent course of treatment. Figures in italics indicate the base number of FP17s or Patient Questionnaire responses are less than 100. N/A is shown where the base number of responses is less than 10 during the period. % is calculated as Quantity/Base number*100

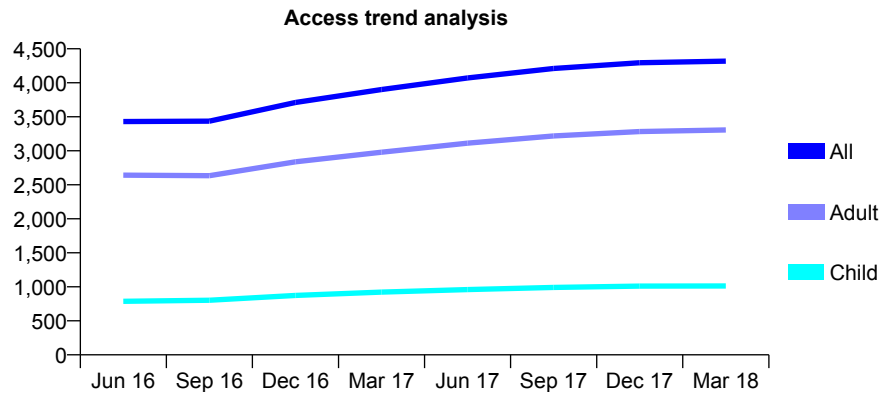
Q55 - Vital Signs At a Glance Contract Report for 245410/0001 - Year end March 2018

Name or company name	MR AK CHAND
Contract type name	GDS Contract
Purpose of contract	General
Contract start date	01/04/2006
Contract end date	

17/18 Contracted general activity (UDA)	10,120
Carry forward general activity (UDA)	-139
17/18 Contracted orthodontic activity (UOA)	0
Carry forward orthodontic activity (UOA)	0
Baseline contract value	£250,479.07

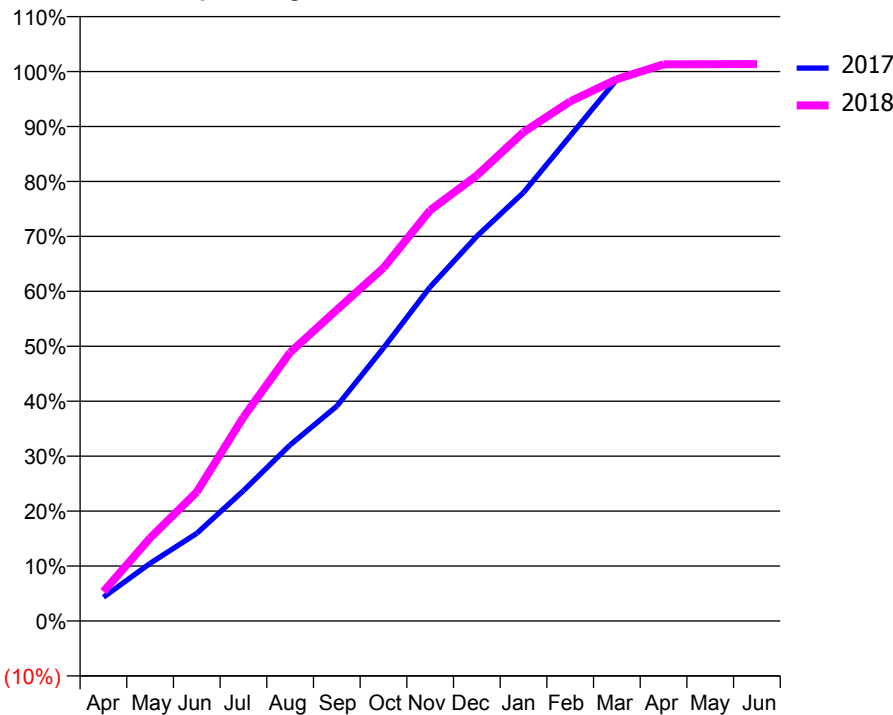
ACCESS*

Patients seen in 24 months	Total	Change since previous quarter
Quarter ending March 2017	3,901	
Quarter ending June 2017	4,072	↑
Quarter ending September 2017	4,211	↑
Quarter ending December 2017	4,295	→
Quarter ending March 2018	4,319	→
Variance since March 2017	10.7%	↑



ACTIVITY

Cumulative percentage of contracted UDA delivered 2017 & 2018



Month	Adjusted Scheduled Activity (UDA)	
	2017	2018
April	437	540
May	1,063	1,530
June	1,616	2,375
July	2,399	3,756
August	3,244	4,947
September	3,957	5,731
October	5,029	6,504
November	6,154	7,564
December	7,085	8,206
January	7,891	9,004
February	8,933	9,570
March	9,975	9,979
April	10,233	10,251
May	10,247	10,255
June	10,259	10,257

QUALITY

	Quantity	Base Number	Contract	AT	Region	England
% of FP17s for the same patient ID Re-attending within 3 months - Children	57	1,551	3.7%	10.3%	11.6%	11.9%
% of FP17s for the same patient ID Re-attending within 3 months - Adults	485	5,485	8.8%	14.4%	15.4%	16.0%
% of FP17s for the same patient ID Re-attending between 3 & 9 months - Children	1,071	1,551	69.1%	62.0%	59.4%	58.3%
% of FP17s for the same patient ID Re-attending between 3 & 9 months - Adults	3,913	5,485	71.3%	55.0%	51.3%	50.3%
% of FP17s for Band 1 Urgent Courses	202	6,495	3.1%	7.2%	8.0%	9.1%
% of FP17s Relating to Free Repair or Replacements	80	6,495	1.2%	0.8%	0.8%	0.8%
% of FP17s Relating to Continuations	36	6,495	0.6%	1.3%	1.0%	1.0%
% of Patients satisfied with the dentistry they have received	15	16	93.8%	91.3%	91.7%	91.5%
% of Patients satisfied with the time they had to wait for an appointment	16	16	100.0%	87.4%	88.3%	87.9%

* This is based on patients treated on this contract for their most recent course of treatment. Figures in italics indicate the base number of FP17s or Patient Questionnaire responses are less than 100. N/A is shown where the base number of responses is less than 10 during the period. % is calculated as Quantity/Base number*100

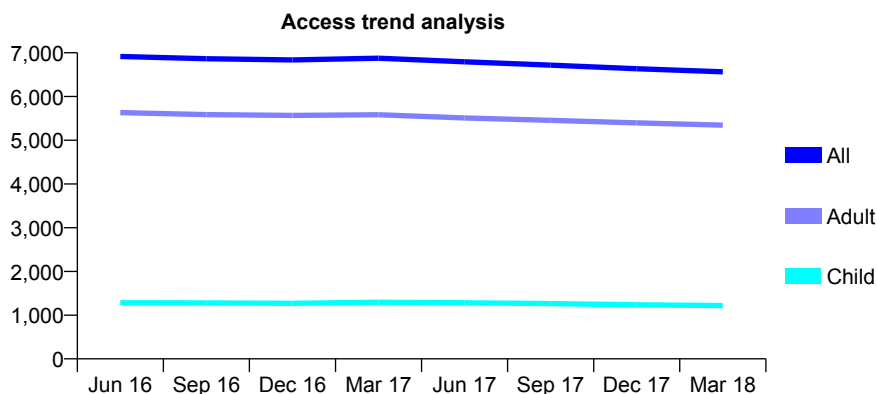
Q55 - Vital Signs At a Glance Contract Report for 256595/0001 - Year end March 2018

Name or company name	MISS NL STEVENS
Contract type name	GDS Contract
Purpose of contract	General
Contract start date	26/11/2009
Contract end date	

17/18 Contracted general activity (UDA)	22,639
Carry forward general activity (UDA)	295
17/18 Contracted orthodontic activity (UOA)	0
Carry forward orthodontic activity (UOA)	0
Baseline contract value	£519,699.01

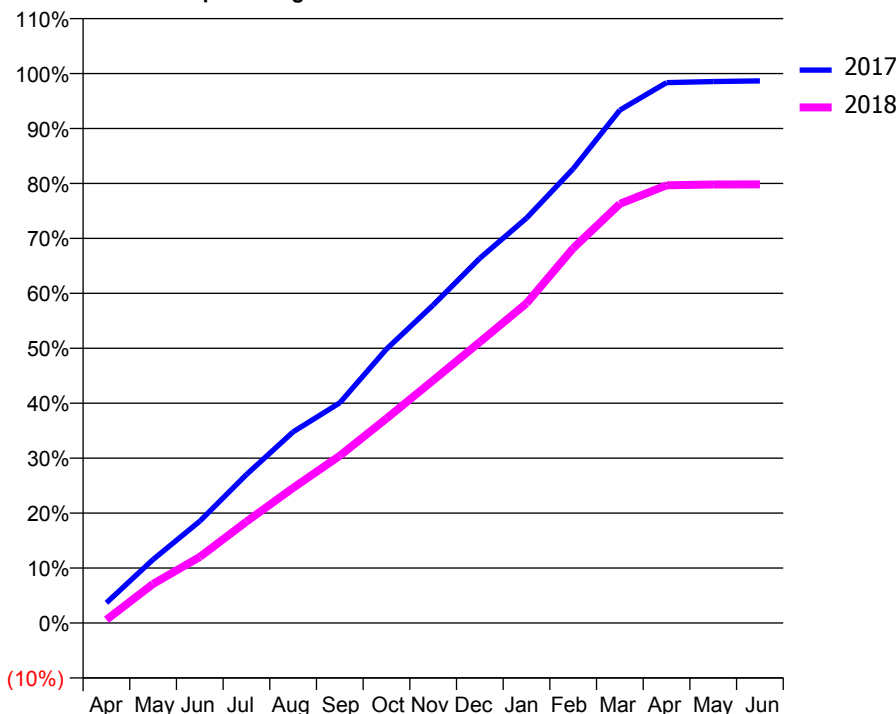
ACCESS*

Patients seen in 24 months	Total	Change since previous quarter
Quarter ending March 2017	6,876	
Quarter ending June 2017	6,793	↓
Quarter ending September 2017	6,718	↓
Quarter ending December 2017	6,636	↓
Quarter ending March 2018	6,565	↓
Variance since March 2017	(4.5%)	↓



ACTIVITY

Cumulative percentage of contracted UDA delivered 2017 & 2018



Month	Adjusted Scheduled Activity (UDA)	
	2017	2018
April	809	134
May	2,543	1,611
June	4,074	2,722
July	5,944	4,176
August	7,655	5,569
September	8,816	6,893
October	10,967	8,423
November	12,732	9,995
December	14,604	11,576
January	16,209	13,173
February	18,185	15,439
March	20,534	17,268
April	21,634	18,034
May	21,677	18,068
June	21,705	18,071

QUALITY

	Quantity	Base Number	Contract	AT	Region	England
% of FP17s for the same patient ID Re-attending within 3 months - Children	128	1,931	6.6%	10.3%	11.6%	11.9%
% of FP17s for the same patient ID Re-attending within 3 months - Adults	833	7,442	11.2%	14.4%	15.4%	16.0%
% of FP17s for the same patient ID Re-attending between 3 & 9 months - Children	1,353	1,931	70.1%	62.0%	59.4%	58.3%
% of FP17s for the same patient ID Re-attending between 3 & 9 months - Adults	4,253	7,442	57.1%	55.0%	51.3%	50.3%
% of FP17s for Band 1 Urgent Courses	345	9,286	3.7%	7.2%	8.0%	9.1%
% of FP17s Relating to Free Repair or Replacements	54	9,286	0.6%	0.8%	0.8%	0.8%
% of FP17s Relating to Continuations	156	9,286	1.7%	1.3%	1.0%	1.0%
% of Patients satisfied with the dentistry they have received	12	15	80.0%	91.3%	91.7%	91.5%
% of Patients satisfied with the time they had to wait for an appointment	14	15	93.3%	87.4%	88.3%	87.9%

* This is based on patients treated on this contract for their most recent course of treatment. Figures in italics indicate the base number of FP17s or Patient Questionnaire responses are less than 100. N/A is shown where the base number of responses is less than 10 during the period. % is calculated as Quantity/Base number*100

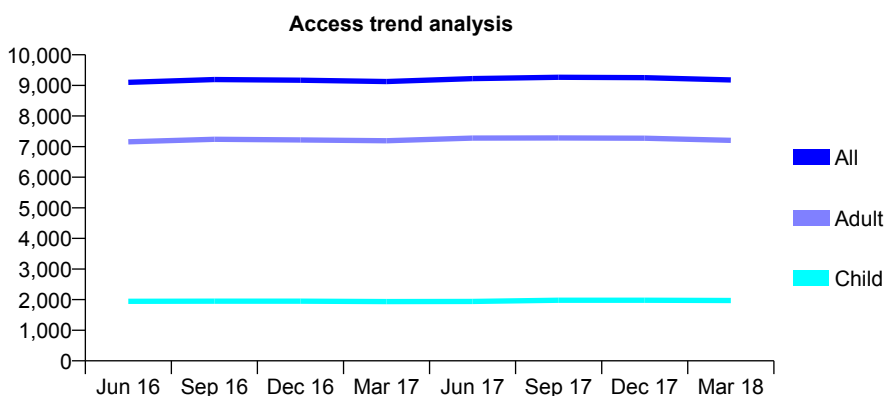
Q55 - Vital Signs At a Glance Contract Report for 269891/0001 - Year end March 2018

Name or company name	Westdale Dental
Contract type name	GDS Contract
Purpose of contract	General and Orthodontic
Contract start date	01/04/2008
Contract end date	

17/18 Contracted general activity (UDA)	24,872
Carry forward general activity (UDA)	0
17/18 Contracted orthodontic activity (UOA)	800
Carry forward orthodontic activity (UOA)	276
Baseline contract value	£659,034.05

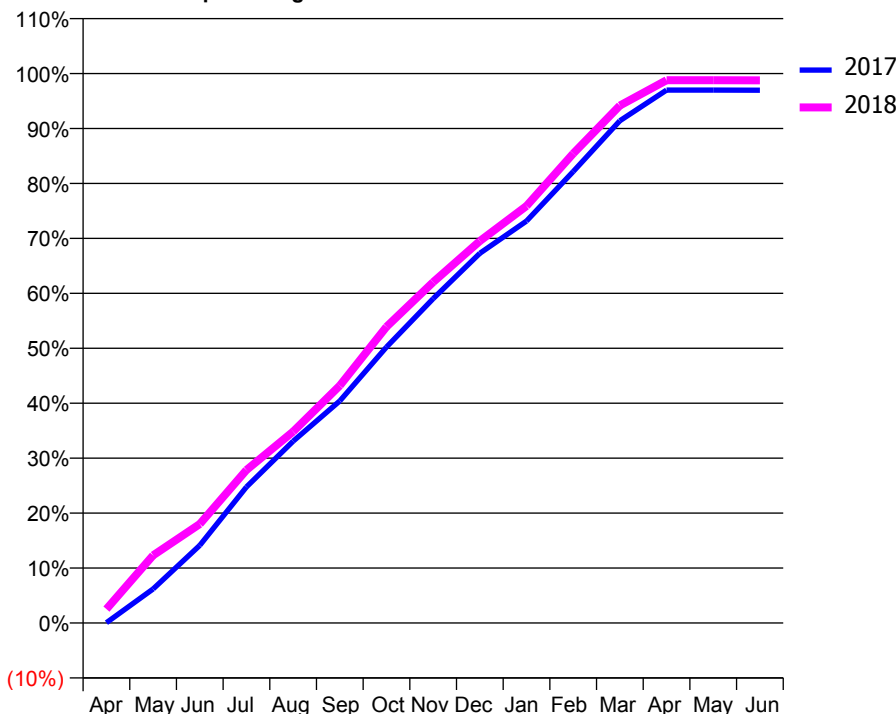
ACCESS*

Patients seen in 24 months	Total	Change since previous quarter
Quarter ending March 2017	9,126	
Quarter ending June 2017	9,221	→
Quarter ending September 2017	9,264	→
Quarter ending December 2017	9,253	→
Quarter ending March 2018	9,178	→
Variance since March 2017	0.6%	→



ACTIVITY

Cumulative percentage of contracted UDA delivered 2017 & 2018



Month	Adjusted Scheduled Activity (UDA)	
	2017	2018
April	13	631
May	1,602	3,060
June	3,643	4,481
July	6,386	6,927
August	8,530	8,664
September	10,424	10,747
October	12,949	13,411
November	15,221	15,432
December	17,350	17,289
January	18,862	18,877
February	21,185	21,251
March	23,574	23,419
April	25,011	24,570
May	25,012	24,566
June	25,007	24,562

QUALITY

	Quantity	Base Number	Contract	AT	Region	England
% of FP17s for the same patient ID Re-attending within 3 months - Children	365	3,588	10.2%	10.3%	11.6%	11.9%
% of FP17s for the same patient ID Re-attending within 3 months - Adults	1,807	11,902	15.2%	14.4%	15.4%	16.0%
% of FP17s for the same patient ID Re-attending between 3 & 9 months - Children	2,517	3,588	70.2%	62.0%	59.4%	58.3%
% of FP17s for the same patient ID Re-attending between 3 & 9 months - Adults	7,523	11,902	63.2%	55.0%	51.3%	50.3%
% of FP17s for Band 1 Urgent Courses	1,213	15,295	7.9%	7.2%	8.0%	9.1%
% of FP17s Relating to Free Repair or Replacements	150	15,295	1.0%	0.8%	0.8%	0.8%
% of FP17s Relating to Continuations	113	15,295	0.7%	1.3%	1.0%	1.0%
% of Patients satisfied with the dentistry they have received	14	14	100.0%	91.3%	91.7%	91.5%
% of Patients satisfied with the time they had to wait for an appointment	14	14	100.0%	87.4%	88.3%	87.9%

* This is based on patients treated on this contract for their most recent course of treatment. Figures in italics indicate the base number of FP17s or Patient Questionnaire responses are less than 100. N/A is shown where the base number of responses is less than 10 during the period. % is calculated as Quantity/Base number*100

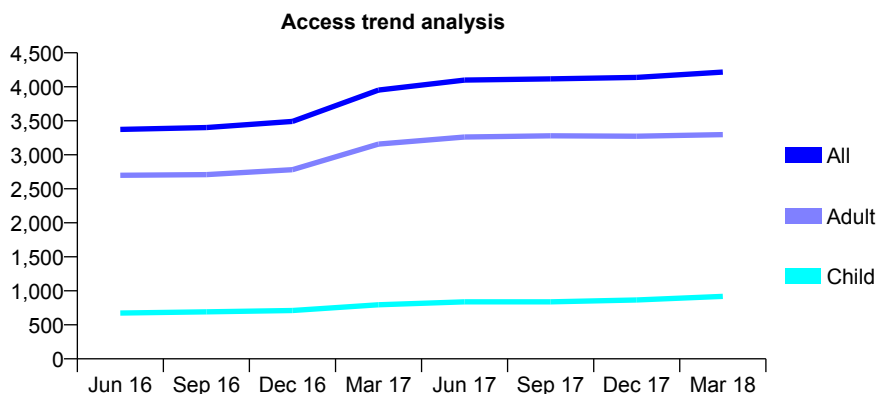
Q55 - Vital Signs At a Glance Contract Report for 279048/0001 - Year end March 2018

Name or company name	MR R KHATIB
Contract type name	GDS Contract
Purpose of contract	General
Contract start date	01/08/2011
Contract end date	

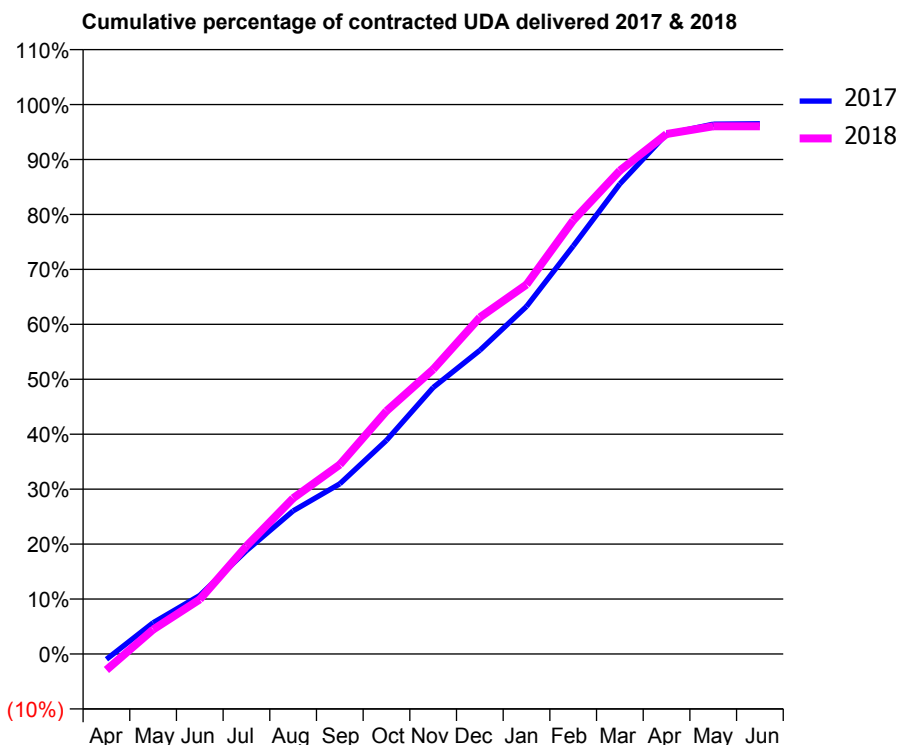
17/18 Contracted general activity (UDA)	9,607
Carry forward general activity (UDA)	386
17/18 Contracted orthodontic activity (UOA)	0
Carry forward orthodontic activity (UOA)	0
Baseline contract value	£213,106.88

ACCESS*

Patients seen in 24 months	Total	Change since previous quarter
Quarter ending March 2017	3,952	
Quarter ending June 2017	4,099	↑
Quarter ending September 2017	4,117	→
Quarter ending December 2017	4,139	→
Quarter ending March 2018	4,216	→
Variance since March 2017	6.7%	↑



ACTIVITY



Month	Adjusted Scheduled Activity (UDA)	
	2017	2018
April	-109	-282
May	624	428
June	1,172	954
July	2,067	1,888
August	2,860	2,725
September	3,402	3,311
October	4,271	4,248
November	5,327	4,976
December	6,071	5,885
January	6,947	6,460
February	8,154	7,581
March	9,396	8,452
April	10,394	9,092
May	10,589	9,226
June	10,597	9,226

QUALITY

	Quantity	Base Number	Contract	AT	Region	England
% of FP17s for the same patient ID Re-attending within 3 months - Children	114	1,482	7.7%	10.3%	11.6%	11.9%
% of FP17s for the same patient ID Re-attending within 3 months - Adults	707	5,389	13.1%	14.4%	15.4%	16.0%
% of FP17s for the same patient ID Re-attending between 3 & 9 months - Children	928	1,482	62.6%	62.0%	59.4%	58.3%
% of FP17s for the same patient ID Re-attending between 3 & 9 months - Adults	3,364	5,389	62.4%	55.0%	51.3%	50.3%
% of FP17s for Band 1 Urgent Courses	312	5,380	5.8%	7.2%	8.0%	9.1%
% of FP17s Relating to Free Repair or Replacements	140	5,380	2.6%	0.8%	0.8%	0.8%
% of FP17s Relating to Continuations	77	5,380	1.4%	1.3%	1.0%	1.0%
% of Patients satisfied with the dentistry they have received	8	8	N/A	91.3%	91.7%	91.5%
% of Patients satisfied with the time they had to wait for an appointment	7	8	N/A	87.4%	88.3%	87.9%

* This is based on patients treated on this contract for their most recent course of treatment. Figures in italics indicate the base number of FP17s or Patient Questionnaire responses are less than 100. N/A is shown where the base number of responses is less than 10 during the period. % is calculated as Quantity/Base number*100

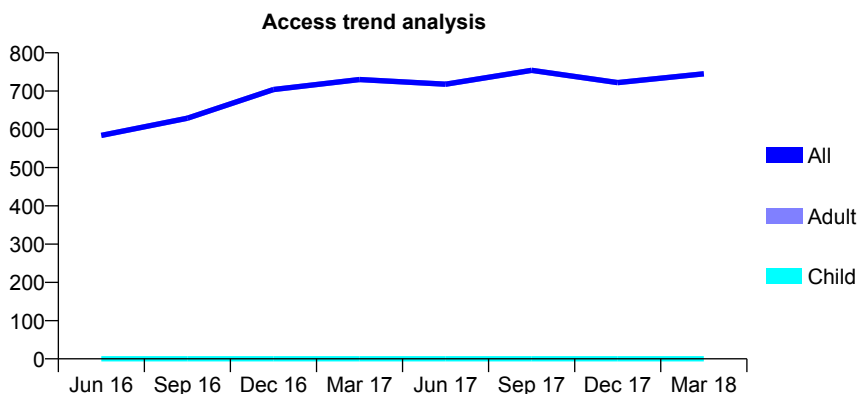
Q55 - Vital Signs At a Glance Contract Report for 279765/0001 - Year end March 2018

Name or company name	MR MR NIEDZIELA
Contract type name	PDS Contract
Purpose of contract	General
Contract start date	01/01/2008
Contract end date	31/03/2020

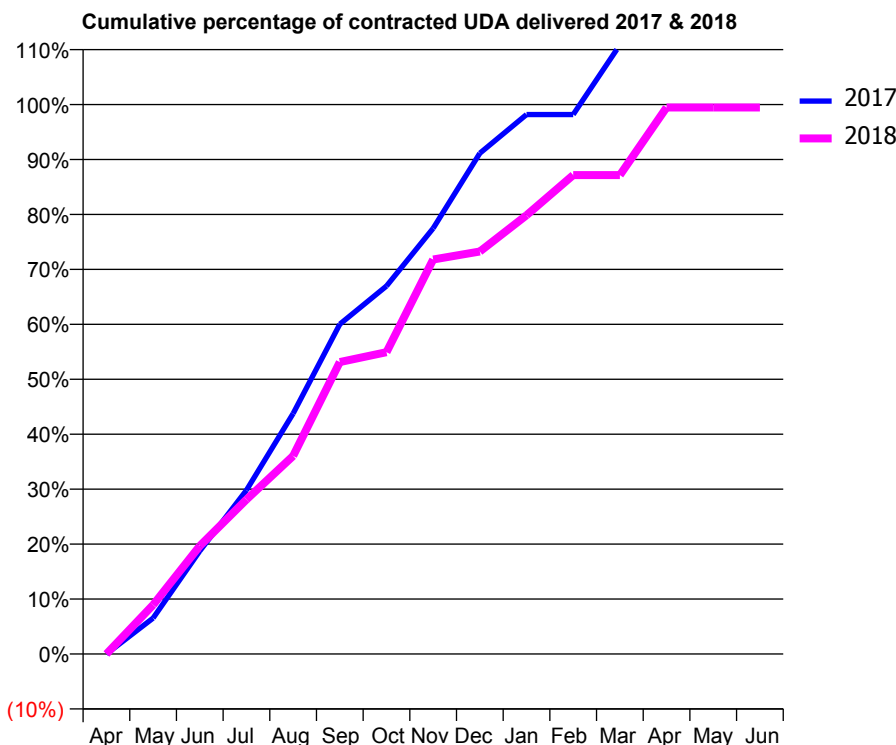
17/18 Contracted general activity (UDA)	2,000
Carry forward general activity (UDA)	0
17/18 Contracted orthodontic activity (UOA)	0
Carry forward orthodontic activity (UOA)	0
Baseline contract value	£89,003.20

ACCESS*

Patients seen in 24 months	Total	Change since previous quarter
Quarter ending March 2017	730	
Quarter ending June 2017	718	↓
Quarter ending September 2017	754	↑
Quarter ending December 2017	722	↓
Quarter ending March 2018	745	↑
Variance since March 2017	2.1%	↑



ACTIVITY



Month	Adjusted Scheduled Activity (UDA)	
	2017	2018
April	0	0
May	131	179
June	375	393
July	596	562
August	875	721
September	1,200	1,063
October	1,339	1,099
November	1,550	1,436
December	1,823	1,465
January	1,964	1,597
February	1,964	1,743
March	2,217	1,743
April	2,249	1,989
May	2,250	1,989
June	2,250	1,989

QUALITY

	Quantity	Base Number	Contract	AT	Region	England
% of FP17s for the same patient ID Re-attending within 3 months - Children	0	0	N/A	10.3%	11.6%	11.9%
% of FP17s for the same patient ID Re-attending within 3 months - Adults	6	357	1.7%	14.4%	15.4%	16.0%
% of FP17s for the same patient ID Re-attending between 3 & 9 months - Children	0	0	N/A	62.0%	59.4%	58.3%
% of FP17s for the same patient ID Re-attending between 3 & 9 months - Adults	20	357	5.6%	55.0%	51.3%	50.3%
% of FP17s for Band 1 Urgent Courses	12	405	3.0%	7.2%	8.0%	9.1%
% of FP17s Relating to Free Repair or Replacements	0	405	0.0%	0.8%	0.8%	0.8%
% of FP17s Relating to Continuations	0	405	0.0%	1.3%	1.0%	1.0%
% of Patients satisfied with the dentistry they have received	0	0	N/A	91.3%	91.7%	91.5%
% of Patients satisfied with the time they had to wait for an appointment	0	0	N/A	87.4%	88.3%	87.9%

* This is based on patients treated on this contract for their most recent course of treatment. Figures in italics indicate the base number of FP17s or Patient Questionnaire responses are less than 100. N/A is shown where the base number of responses is less than 10 during the period. % is calculated as Quantity/Base number*100

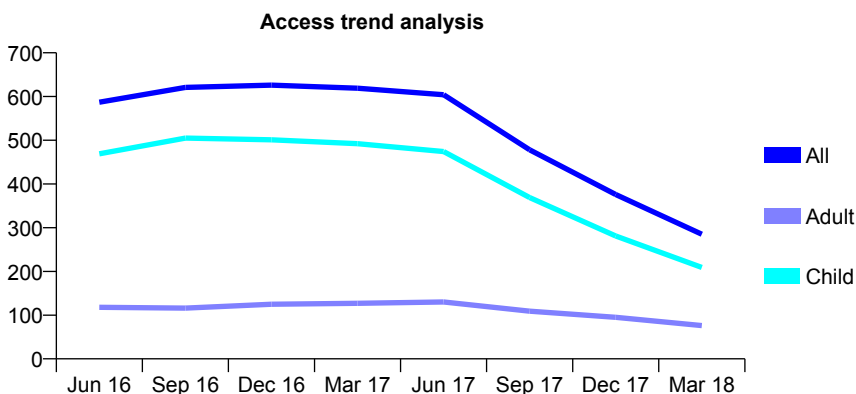
Q55 - Vital Signs At a Glance Contract Report for 319171/0001 - Year end March 2018

Name or company name	MR PJ DOUGLAS
Contract type name	GDS Contract
Purpose of contract	General and Orthodontic
Contract start date	01/04/2006
Contract end date	30/06/2017

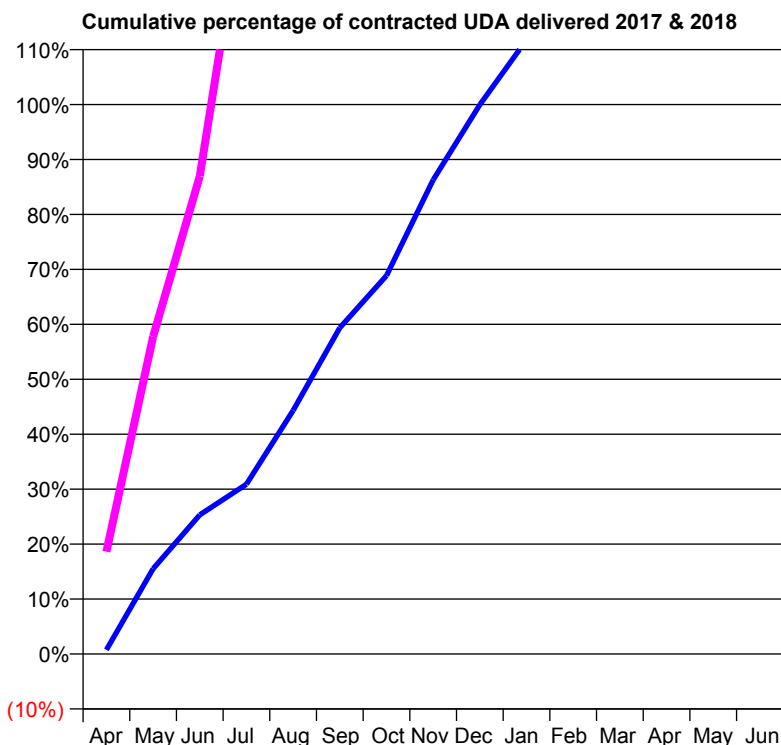
17/18 Contracted general activity (UDA)	161
Carry forward general activity (UDA)	0
17/18 Contracted orthodontic activity (UOA)	1,856
Carry forward orthodontic activity (UOA)	0
Baseline contract value	£122,896.26

ACCESS*

Patients seen in 24 months	Total	Change since previous quarter
Quarter ending March 2017	619	
Quarter ending June 2017	604	↓
Quarter ending September 2017	478	↓
Quarter ending December 2017	376	↓
Quarter ending March 2018	285	↓
Variance since March 2017	(54.0%)	↓



ACTIVITY



Month	Adjusted Scheduled Activity (UDA)	
	2017	2018
April	5	30
May	100	93
June	163	140
July	199	226
August	285	226
September	382	226
October	443	226
November	556	226
December	644	226
January	720	226
February	746	226
March	815	226
April	822	226
May	822	226
June	822	226

QUALITY

	Quantity	Base Number	Contract	AT	Region	England
% of FP17s for the same patient ID Re-attending within 3 months - Children	20	547	3.7%	10.3%	11.6%	11.9%
% of FP17s for the same patient ID Re-attending within 3 months - Adults	2	56	3.6%	14.4%	15.4%	16.0%
% of FP17s for the same patient ID Re-attending between 3 & 9 months - Children	73	547	13.3%	62.0%	59.4%	58.3%
% of FP17s for the same patient ID Re-attending between 3 & 9 months - Adults	17	56	30.4%	55.0%	51.3%	50.3%
% of FP17s for Band 1 Urgent Courses	0	112	0.0%	7.2%	8.0%	9.1%
% of FP17s Relating to Free Repair or Replacements	0	112	0.0%	0.8%	0.8%	0.8%
% of FP17s Relating to Continuations	0	112	0.0%	1.3%	1.0%	1.0%
% of Patients satisfied with the dentistry they have received	0	0	N/A	91.3%	91.7%	91.5%
% of Patients satisfied with the time they had to wait for an appointment	0	0	N/A	87.4%	88.3%	87.9%

* This is based on patients treated on this contract for their most recent course of treatment. Figures in italics indicate the base number of FP17s or Patient Questionnaire responses are less than 100. N/A is shown where the base number of responses is less than 10 during the period. % is calculated as Quantity/Base number*100

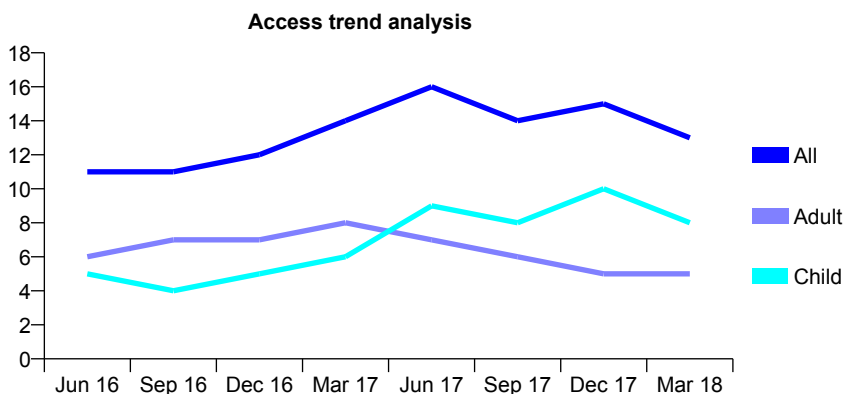
Q55 - Vital Signs At a Glance Contract Report for 322156/0001 - Year end March 2018

Name or company name	MRS KD RUDIN
Contract type name	GDS Contract
Purpose of contract	General
Contract start date	01/04/2006
Contract end date	

17/18 Contracted general activity (UDA)	20
Carry forward general activity (UDA)	0
17/18 Contracted orthodontic activity (UOA)	0
Carry forward orthodontic activity (UOA)	0
Baseline contract value	£443.80

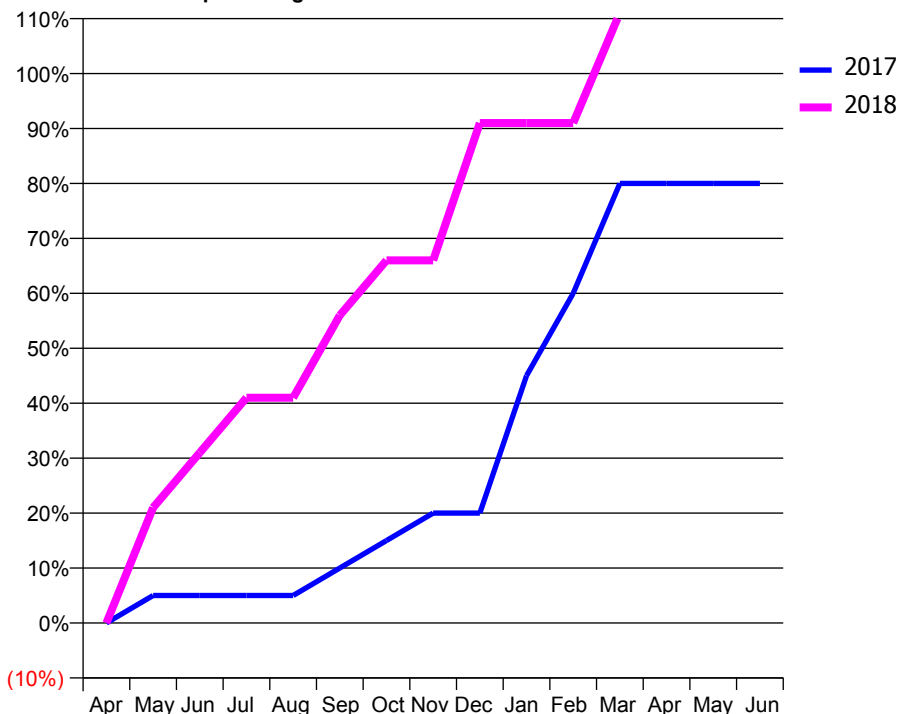
ACCESS*

Patients seen in 24 months	Total	Change since previous quarter
Quarter ending March 2017	14	
Quarter ending June 2017	16	↑
Quarter ending September 2017	14	↓
Quarter ending December 2017	15	↑
Quarter ending March 2018	13	↓
Variance since March 2017	(7.1%)	↓



ACTIVITY

Cumulative percentage of contracted UDA delivered 2017 & 2018



Adjusted Scheduled Activity (UDA)

Month	2017	2018
April	0	0
May	1	4
June	1	6
July	1	8
August	1	8
September	2	11
October	3	13
November	4	13
December	4	18
January	9	18
February	12	18
March	16	22
April	16	23
May	16	23
June	16	23

QUALITY

	Quantity	Base Number	Contract	AT	Region	England
% of FP17s for the same patient ID Re-attending within 3 months - Children	0	10	0.0%	10.3%	11.6%	11.9%
% of FP17s for the same patient ID Re-attending within 3 months - Adults	0	4	0.0%	14.4%	15.4%	16.0%
% of FP17s for the same patient ID Re-attending between 3 & 9 months - Children	4	10	40.0%	62.0%	59.4%	58.3%
% of FP17s for the same patient ID Re-attending between 3 & 9 months - Adults	4	4	100.0%	55.0%	51.3%	50.3%
% of FP17s for Band 1 Urgent Courses	1	15	6.7%	7.2%	8.0%	9.1%
% of FP17s Relating to Free Repair or Replacements	0	15	0.0%	0.8%	0.8%	0.8%
% of FP17s Relating to Continuations	0	15	0.0%	1.3%	1.0%	1.0%
% of Patients satisfied with the dentistry they have received	0	0	N/A	91.3%	91.7%	91.5%
% of Patients satisfied with the time they had to wait for an appointment	0	0	N/A	87.4%	88.3%	87.9%

* This is based on patients treated on this contract for their most recent course of treatment. Figures in italics indicate the base number of FP17s or Patient Questionnaire responses are less than 100. N/A is shown where the base number of responses is less than 10 during the period. % is calculated as Quantity/Base number*100

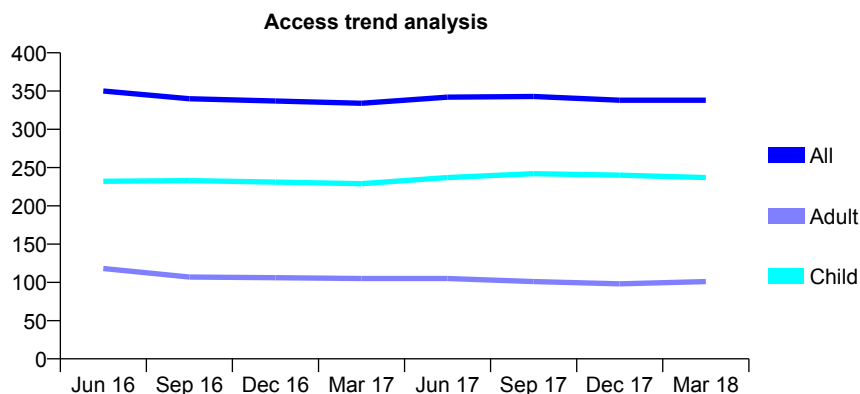
Q55 - Vital Signs At a Glance Contract Report for 323705/0001 - Year end March 2018

Name or company name	MR MA ROBERTS
Contract type name	GDS Contract
Purpose of contract	General
Contract start date	01/04/2006
Contract end date	

17/18 Contracted general activity (UDA)	1,000
Carry forward general activity (UDA)	0
17/18 Contracted orthodontic activity (UOA)	0
Carry forward orthodontic activity (UOA)	0
Baseline contract value	£25,236.25

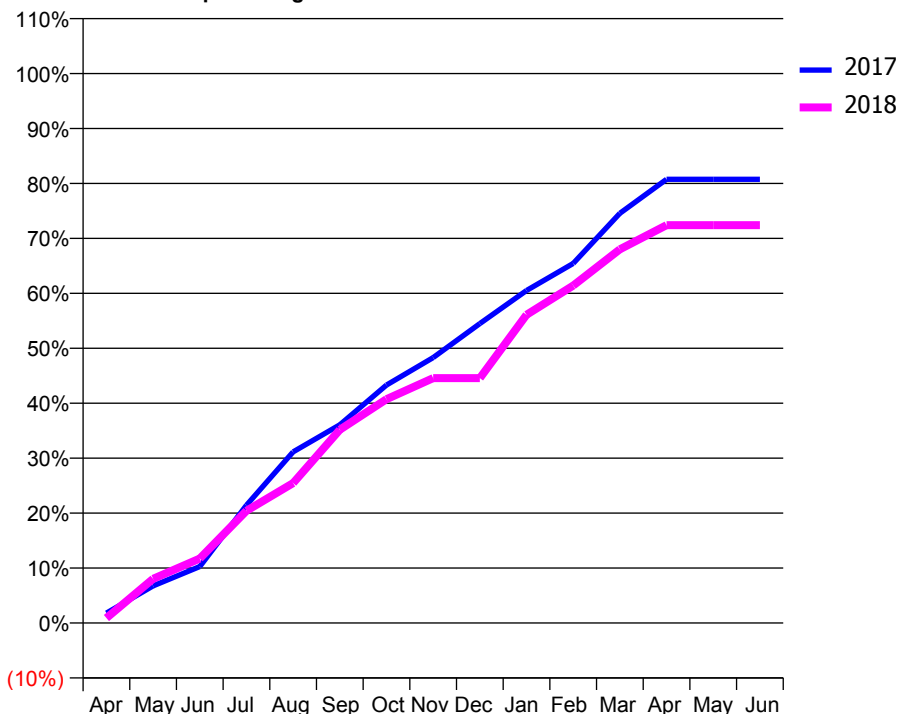
ACCESS*

Patients seen in 24 months	Total	Change since previous quarter
Quarter ending March 2017	334	
Quarter ending June 2017	342	↑
Quarter ending September 2017	343	→
Quarter ending December 2017	338	↓
Quarter ending March 2018	338	→
Variance since March 2017	1.2%	→



ACTIVITY

Cumulative percentage of contracted UDA delivered 2017 & 2018



Month	Adjusted Scheduled Activity (UDA)	
	2017	2018
April	18	9
May	68	80
June	103	117
July	214	204
August	311	255
September	361	352
October	433	407
November	483	446
December	545	446
January	605	561
February	654	614
March	746	680
April	808	724
May	808	724
June	808	724

QUALITY

	Quantity	Base Number	Contract	AT	Region	England
% of FP17s for the same patient ID Re-attending within 3 months - Children	35	406	8.6%	10.3%	11.6%	11.9%
% of FP17s for the same patient ID Re-attending within 3 months - Adults	13	111	11.7%	14.4%	15.4%	16.0%
% of FP17s for the same patient ID Re-attending between 3 & 9 months - Children	258	406	63.5%	62.0%	59.4%	58.3%
% of FP17s for the same patient ID Re-attending between 3 & 9 months - Adults	74	111	66.7%	55.0%	51.3%	50.3%
% of FP17s for Band 1 Urgent Courses	16	514	3.1%	7.2%	8.0%	9.1%
% of FP17s Relating to Free Repair or Replacements	0	514	0.0%	0.8%	0.8%	0.8%
% of FP17s Relating to Continuations	9	514	1.8%	1.3%	1.0%	1.0%
% of Patients satisfied with the dentistry they have received	0	0	N/A	91.3%	91.7%	91.5%
% of Patients satisfied with the time they had to wait for an appointment	0	0	N/A	87.4%	88.3%	87.9%

* This is based on patients treated on this contract for their most recent course of treatment. Figures in italics indicate the base number of FP17s or Patient Questionnaire responses are less than 100. N/A is shown where the base number of responses is less than 10 during the period. % is calculated as Quantity/Base number*100

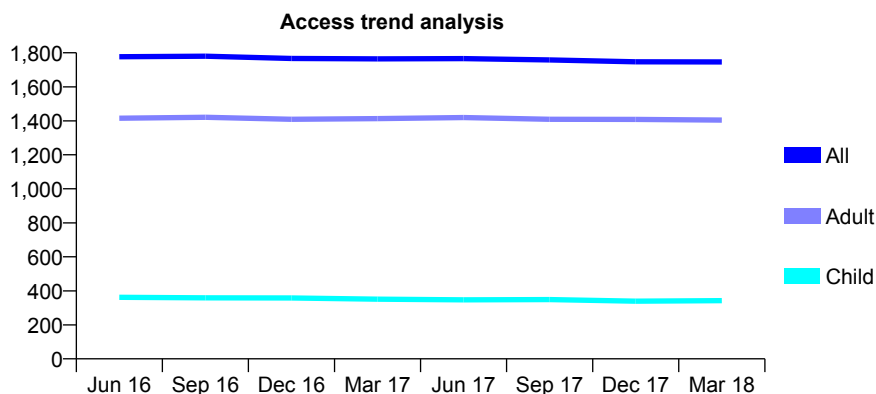
Q55 - Vital Signs At a Glance Contract Report for 326186/0001 - Year end March 2018

Name or company name	MISS SJ THOMPSON
Contract type name	GDS Contract
Purpose of contract	General
Contract start date	01/04/2006
Contract end date	

17/18 Contracted general activity (UDA)	6,906
Carry forward general activity (UDA)	0
17/18 Contracted orthodontic activity (UOA)	0
Carry forward orthodontic activity (UOA)	0
Baseline contract value	£171,919.69

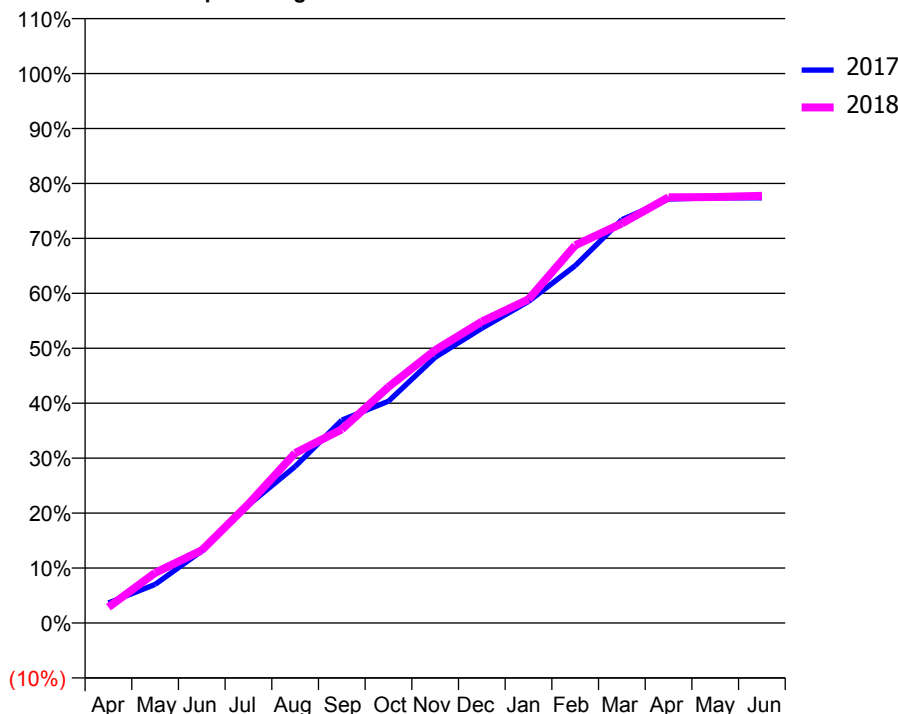
ACCESS*

Patients seen in 24 months	Total	Change since previous quarter
Quarter ending March 2017	1,764	
Quarter ending June 2017	1,766	→
Quarter ending September 2017	1,758	→
Quarter ending December 2017	1,747	→
Quarter ending March 2018	1,746	→
Variance since March 2017	(1.0%)	↓



ACTIVITY

Cumulative percentage of contracted UDA delivered 2017 & 2018



Month	Adjusted Scheduled Activity (UDA)	
	2017	2018
April	288	199
May	555	631
June	1,037	915
July	1,699	1,495
August	2,252	2,135
September	2,920	2,434
October	3,191	2,968
November	3,823	3,430
December	4,241	3,789
January	4,626	4,067
February	5,141	4,747
March	5,803	5,022
April	6,101	5,350
May	6,117	5,353
June	6,117	5,368

QUALITY

	Quantity	Base Number	Contract	AT	Region	England
% of FP17s for the same patient ID Re-attending within 3 months - Children	15	473	3.2%	10.3%	11.6%	11.9%
% of FP17s for the same patient ID Re-attending within 3 months - Adults	314	1,890	16.6%	14.4%	15.4%	16.0%
% of FP17s for the same patient ID Re-attending between 3 & 9 months - Children	318	473	67.2%	62.0%	59.4%	58.3%
% of FP17s for the same patient ID Re-attending between 3 & 9 months - Adults	962	1,890	50.9%	55.0%	51.3%	50.3%
% of FP17s for Band 1 Urgent Courses	193	2,391	8.1%	7.2%	8.0%	9.1%
% of FP17s Relating to Free Repair or Replacements	33	2,391	1.4%	0.8%	0.8%	0.8%
% of FP17s Relating to Continuations	62	2,391	2.6%	1.3%	1.0%	1.0%
% of Patients satisfied with the dentistry they have received	2	2	N/A	91.3%	91.7%	91.5%
% of Patients satisfied with the time they had to wait for an appointment	2	2	N/A	87.4%	88.3%	87.9%

* This is based on patients treated on this contract for their most recent course of treatment. Figures in italics indicate the base number of FP17s or Patient Questionnaire responses are less than 100. N/A is shown where the base number of responses is less than 10 during the period. % is calculated as Quantity/Base number*100

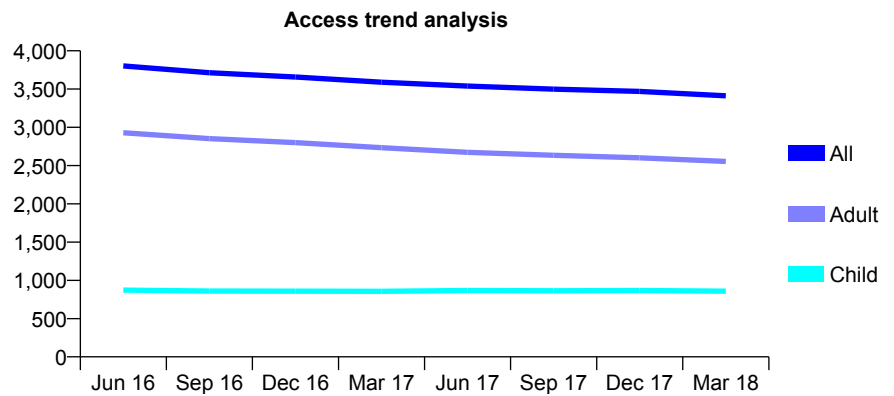
Q55 - Vital Signs At a Glance Contract Report for 330337/0002 - Year end March 2018

Name or company name	MR AB WATTS
Contract type name	GDS Contract
Purpose of contract	General
Contract start date	01/04/2006
Contract end date	

17/18 Contracted general activity (UDA)	9,167
Carry forward general activity (UDA)	-183
17/18 Contracted orthodontic activity (UOA)	0
Carry forward orthodontic activity (UOA)	0
Baseline contract value	£304,869.16

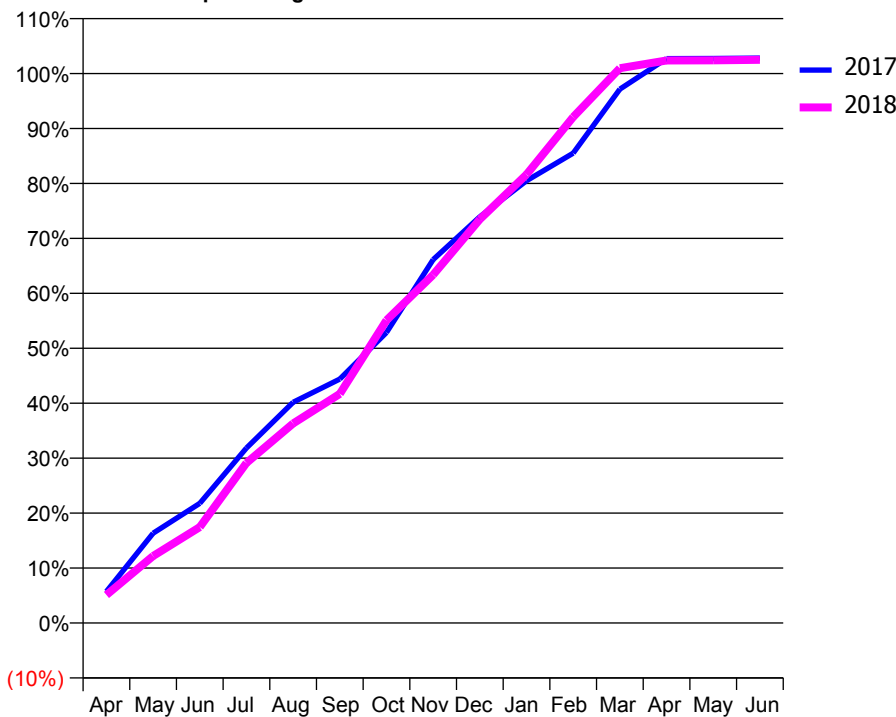
ACCESS*

Patients seen in 24 months	Total	Change since previous quarter
Quarter ending March 2017	3,590	
Quarter ending June 2017	3,539	↓
Quarter ending September 2017	3,499	↓
Quarter ending December 2017	3,469	→
Quarter ending March 2018	3,412	↓
Variance since March 2017	(5.0%)	↓



ACTIVITY

Cumulative percentage of contracted UDA delivered 2017 & 2018



Month	Adjusted Scheduled Activity (UDA)	
	2017	2018
April	526	467
May	1,498	1,117
June	1,996	1,600
July	2,921	2,671
August	3,684	3,328
September	4,069	3,823
October	4,847	5,051
November	6,062	5,809
December	6,776	6,734
January	7,379	7,482
February	7,838	8,440
March	8,906	9,254
April	9,416	9,385
May	9,417	9,387
June	9,424	9,396

QUALITY

	Quantity	Base Number	Contract	AT	Region	England
% of FP17s for the same patient ID Re-attending within 3 months - Children	67	1,360	4.9%	10.3%	11.6%	11.9%
% of FP17s for the same patient ID Re-attending within 3 months - Adults	421	4,085	10.3%	14.4%	15.4%	16.0%
% of FP17s for the same patient ID Re-attending between 3 & 9 months - Children	940	1,360	69.1%	62.0%	59.4%	58.3%
% of FP17s for the same patient ID Re-attending between 3 & 9 months - Adults	2,929	4,085	71.7%	55.0%	51.3%	50.3%
% of FP17s for Band 1 Urgent Courses	114	5,252	2.2%	7.2%	8.0%	9.1%
% of FP17s Relating to Free Repair or Replacements	14	5,252	0.3%	0.8%	0.8%	0.8%
% of FP17s Relating to Continuations	41	5,252	0.8%	1.3%	1.0%	1.0%
% of Patients satisfied with the dentistry they have received	6	6	N/A	91.3%	91.7%	91.5%
% of Patients satisfied with the time they had to wait for an appointment	5	6	N/A	87.4%	88.3%	87.9%

* This is based on patients treated on this contract for their most recent course of treatment. Figures in italics indicate the base number of FP17s or Patient Questionnaire responses are less than 100. N/A is shown where the base number of responses is less than 10 during the period. % is calculated as Quantity/Base number*100

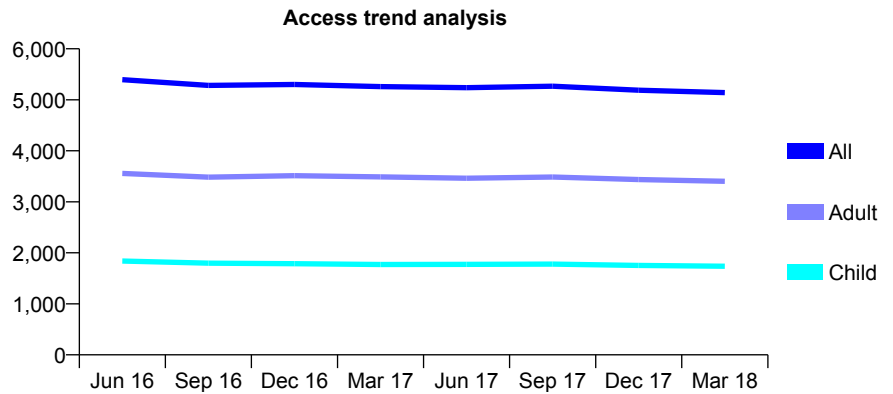
Q55 - Vital Signs At a Glance Contract Report for 331147/0001 - Year end March 2018

Name or company name	MR J TRUSZ
Contract type name	GDS Contract
Purpose of contract	General
Contract start date	01/04/2006
Contract end date	

17/18 Contracted general activity (UDA)	14,769
Carry forward general activity (UDA)	-291
17/18 Contracted orthodontic activity (UOA)	0
Carry forward orthodontic activity (UOA)	0
Baseline contract value	£341,486.92

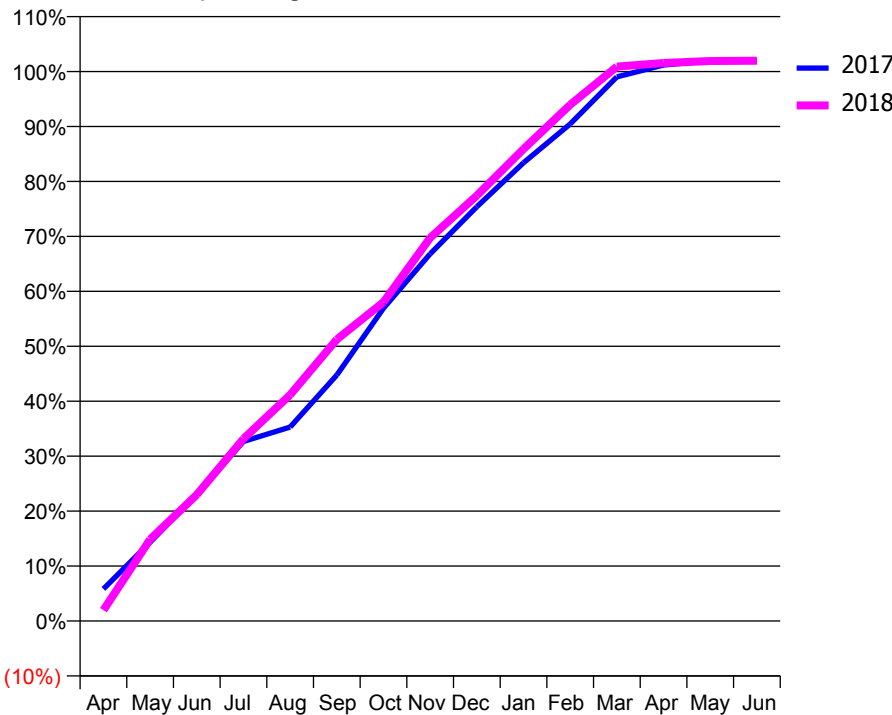
ACCESS*

Patients seen in 24 months	Total	Change since previous quarter
Quarter ending March 2017	5,259	
Quarter ending June 2017	5,237	→
Quarter ending September 2017	5,266	→
Quarter ending December 2017	5,189	↓
Quarter ending March 2018	5,140	→
Variance since March 2017	(2.3%)	↓



ACTIVITY

Cumulative percentage of contracted UDA delivered 2017 & 2018



Month	Adjusted Scheduled Activity (UDA)	
	2017	2018
April	862	291
May	2,116	2,194
June	3,406	3,395
July	4,827	4,897
August	5,214	6,080
September	6,610	7,567
October	8,405	8,572
November	9,870	10,300
December	11,133	11,433
January	12,317	12,684
February	13,360	13,875
March	14,623	14,902
April	14,945	14,998
May	15,053	15,051
June	15,060	15,058

QUALITY

	Quantity	Base Number	Contract	AT	Region	England
% of FP17s for the same patient ID Re-attending within 3 months - Children	223	3,235	6.9%	10.3%	11.6%	11.9%
% of FP17s for the same patient ID Re-attending within 3 months - Adults	475	4,775	9.9%	14.4%	15.4%	16.0%
% of FP17s for the same patient ID Re-attending between 3 & 9 months - Children	2,211	3,235	68.3%	62.0%	59.4%	58.3%
% of FP17s for the same patient ID Re-attending between 3 & 9 months - Adults	2,880	4,775	60.3%	55.0%	51.3%	50.3%
% of FP17s for Band 1 Urgent Courses	285	7,857	3.6%	7.2%	8.0%	9.1%
% of FP17s Relating to Free Repair or Replacements	91	7,857	1.2%	0.8%	0.8%	0.8%
% of FP17s Relating to Continuations	64	7,857	0.8%	1.3%	1.0%	1.0%
% of Patients satisfied with the dentistry they have received	9	9	N/A	91.3%	91.7%	91.5%
% of Patients satisfied with the time they had to wait for an appointment	9	9	N/A	87.4%	88.3%	87.9%

* This is based on patients treated on this contract for their most recent course of treatment. Figures in italics indicate the base number of FP17s or Patient Questionnaire responses are less than 100. N/A is shown where the base number of responses is less than 10 during the period. % is calculated as Quantity/Base number*100

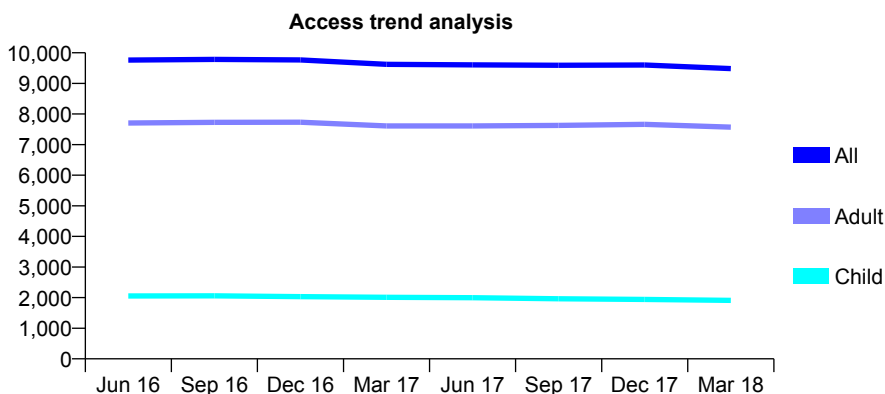
Q55 - Vital Signs At a Glance Contract Report for 331864/0001 - Year end March 2018

Name or company name	MISS L KO
Contract type name	GDS Contract
Purpose of contract	General and Orthodontic
Contract start date	01/04/2006
Contract end date	

17/18 Contracted general activity (UDA)	28,035
Carry forward general activity (UDA)	-263
17/18 Contracted orthodontic activity (UOA)	1,062
Carry forward orthodontic activity (UOA)	23
Baseline contract value	£723,047.03

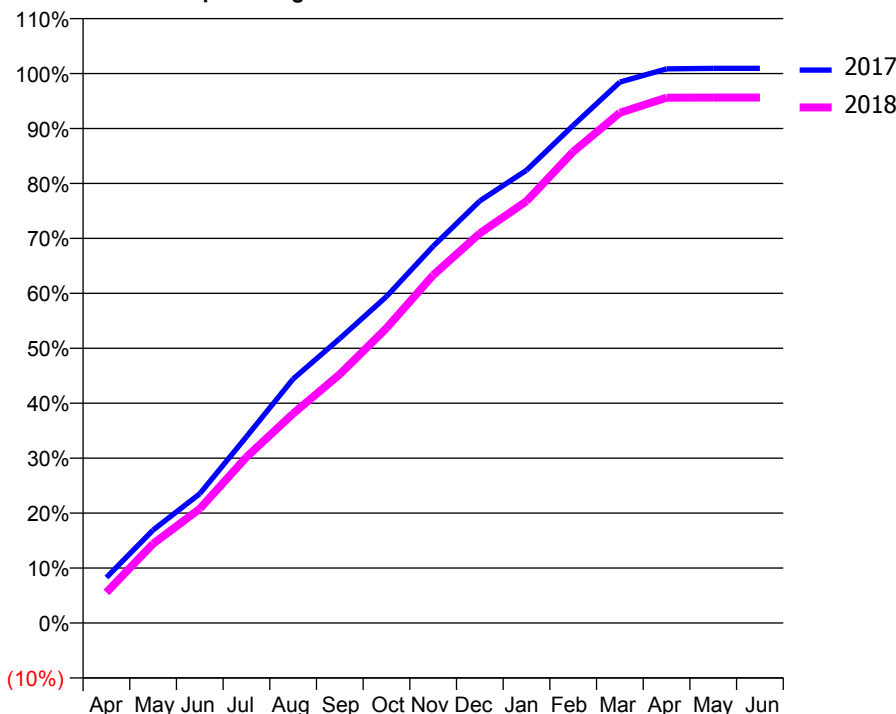
ACCESS*

Patients seen in 24 months	Total	Change since previous quarter
Quarter ending March 2017	9,623	
Quarter ending June 2017	9,605	→
Quarter ending September 2017	9,591	→
Quarter ending December 2017	9,600	→
Quarter ending March 2018	9,482	↓
Variance since March 2017	(1.5%)	↓



ACTIVITY

Cumulative percentage of contracted UDA delivered 2017 & 2018



Month	Adjusted Scheduled Activity (UDA)	
	2017	2018
April	2,325	1,560
May	4,744	4,045
June	6,593	5,826
July	9,507	8,464
August	12,455	10,688
September	14,515	12,692
October	16,656	15,047
November	19,220	17,746
December	21,535	19,880
January	23,103	21,522
February	25,387	24,047
March	27,594	26,035
April	28,271	26,802
May	28,296	26,806
June	28,298	26,807

QUALITY

	Quantity	Base Number	Contract	AT	Region	England
% of FP17s for the same patient ID Re-attending within 3 months - Children	274	3,306	8.3%	10.3%	11.6%	11.9%
% of FP17s for the same patient ID Re-attending within 3 months - Adults	1,491	11,644	12.8%	14.4%	15.4%	16.0%
% of FP17s for the same patient ID Re-attending between 3 & 9 months - Children	2,327	3,306	70.4%	62.0%	59.4%	58.3%
% of FP17s for the same patient ID Re-attending between 3 & 9 months - Adults	6,999	11,644	60.1%	55.0%	51.3%	50.3%
% of FP17s for Band 1 Urgent Courses	1,216	14,781	8.2%	7.2%	8.0%	9.1%
% of FP17s Relating to Free Repair or Replacements	166	14,781	1.1%	0.8%	0.8%	0.8%
% of FP17s Relating to Continuations	70	14,781	0.5%	1.3%	1.0%	1.0%
% of Patients satisfied with the dentistry they have received	18	18	100.0%	91.3%	91.7%	91.5%
% of Patients satisfied with the time they had to wait for an appointment	18	18	100.0%	87.4%	88.3%	87.9%

* This is based on patients treated on this contract for their most recent course of treatment. Figures in italics indicate the base number of FP17s or Patient Questionnaire responses are less than 100. N/A is shown where the base number of responses is less than 10 during the period. % is calculated as Quantity/Base number*100

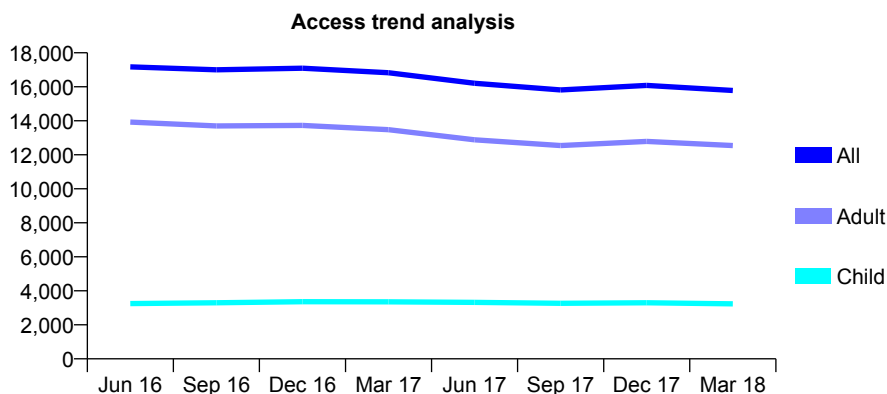
Q55 - Vital Signs At a Glance Contract Report for 338109/0001 - Year end March 2018

Name or company name	MR PF CARROLL
Contract type name	GDS Contract
Purpose of contract	General
Contract start date	01/04/2006
Contract end date	

17/18 Contracted general activity (UDA)	33,023
Carry forward general activity (UDA)	648
17/18 Contracted orthodontic activity (UOA)	0
Carry forward orthodontic activity (UOA)	0
Baseline contract value	£809,147.92

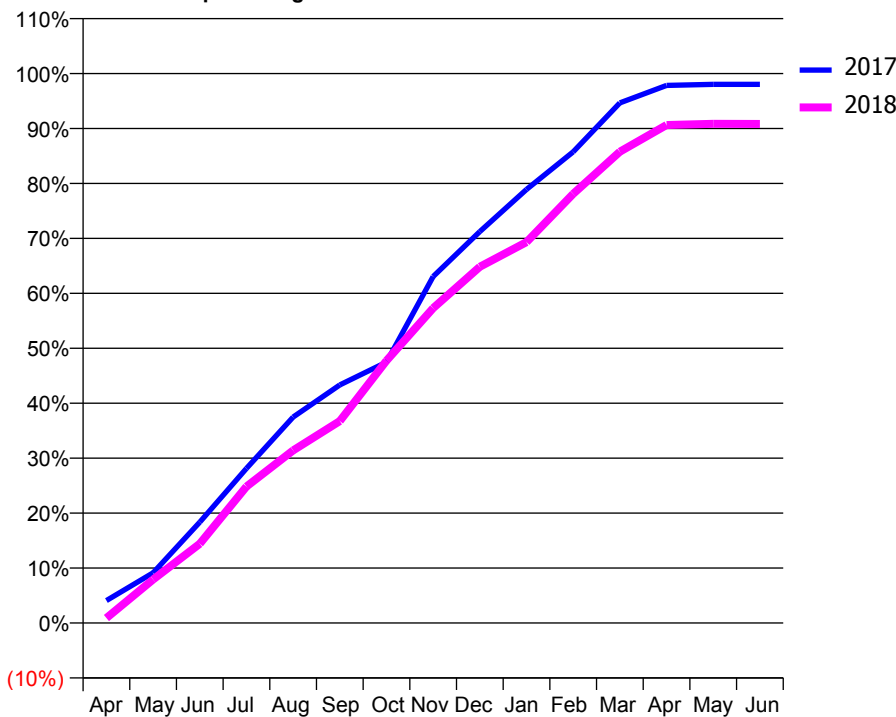
ACCESS*

Patients seen in 24 months	Total	Change since previous quarter
Quarter ending March 2017	16,827	
Quarter ending June 2017	16,205	↓
Quarter ending September 2017	15,816	↓
Quarter ending December 2017	16,085	→
Quarter ending March 2018	15,782	↓
Variance since March 2017	(6.2%)	↓



ACTIVITY

Cumulative percentage of contracted UDA delivered 2017 & 2018



Adjusted Scheduled Activity (UDA)

Month	2017	2018
April	1,353	300
May	3,018	2,617
June	6,064	4,764
July	9,291	8,199
August	12,375	10,373
September	14,308	12,135
October	15,678	15,764
November	20,820	18,925
December	23,528	21,407
January	26,055	22,888
February	28,316	25,795
March	31,256	28,326
April	32,311	29,924
May	32,370	29,998
June	32,375	29,989

QUALITY

	Quantity	Base Number	Contract	AT	Region	England
% of FP17s for the same patient ID Re-attending within 3 months - Children	204	4,225	4.8%	10.3%	11.6%	11.9%
% of FP17s for the same patient ID Re-attending within 3 months - Adults	1,568	12,746	12.3%	14.4%	15.4%	16.0%
% of FP17s for the same patient ID Re-attending between 3 & 9 months - Children	2,671	4,225	63.2%	62.0%	59.4%	58.3%
% of FP17s for the same patient ID Re-attending between 3 & 9 months - Adults	4,355	12,746	34.2%	55.0%	51.3%	50.3%
% of FP17s for Band 1 Urgent Courses	1,405	16,378	8.6%	7.2%	8.0%	9.1%
% of FP17s Relating to Free Repair or Replacements	205	16,378	1.3%	0.8%	0.8%	0.8%
% of FP17s Relating to Continuations	225	16,378	1.4%	1.3%	1.0%	1.0%
% of Patients satisfied with the dentistry they have received	19	19	100.0%	91.3%	91.7%	91.5%
% of Patients satisfied with the time they had to wait for an appointment	16	19	84.2%	87.4%	88.3%	87.9%

* This is based on patients treated on this contract for their most recent course of treatment. Figures in italics indicate the base number of FP17s or Patient Questionnaire responses are less than 100. N/A is shown where the base number of responses is less than 10 during the period. % is calculated as Quantity/Base number*100

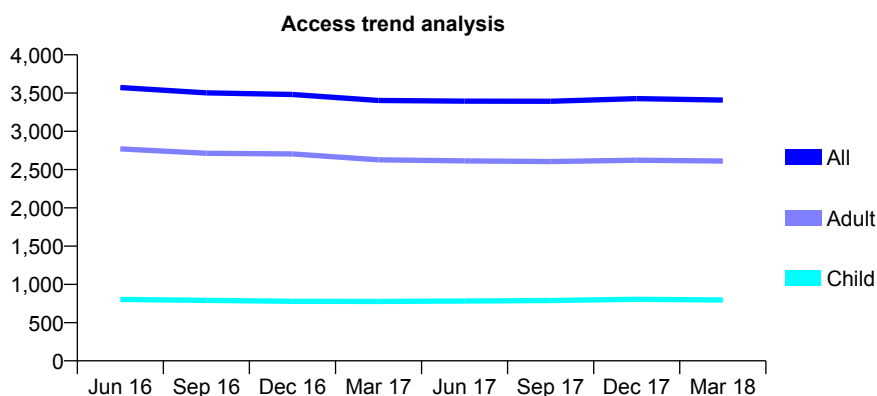
Q55 - Vital Signs At a Glance Contract Report for 353922/0001 - Year end March 2018

Name or company name	MRS P RAD
Contract type name	GDS Contract
Purpose of contract	General
Contract start date	01/04/2006
Contract end date	

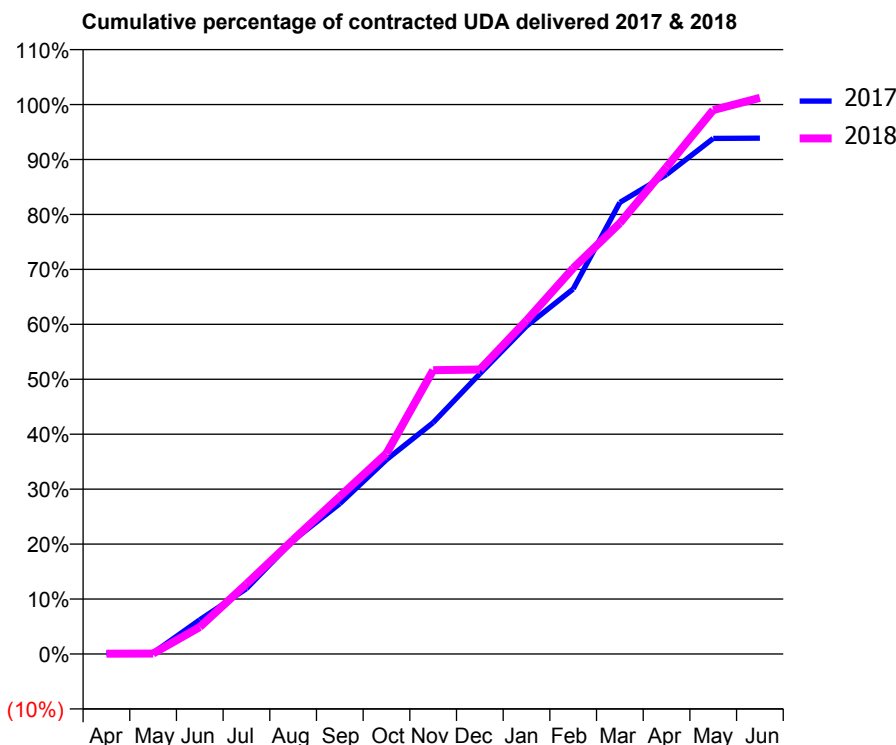
17/18 Contracted general activity (UDA)	11,667
Carry forward general activity (UDA)	0
17/18 Contracted orthodontic activity (UOA)	0
Carry forward orthodontic activity (UOA)	0
Baseline contract value	£291,949.25

ACCESS*

Patients seen in 24 months	Total	Change since previous quarter
Quarter ending March 2017	3,403	
Quarter ending June 2017	3,395	→
Quarter ending September 2017	3,392	→
Quarter ending December 2017	3,428	→
Quarter ending March 2018	3,408	→
Variance since March 2017	0.1%	→



ACTIVITY



Month	Adjusted Scheduled Activity (UDA)	
	2017	2018
April	23	7
May	23	10
June	726	573
July	1,389	1,488
August	2,411	2,424
September	3,191	3,346
October	4,126	4,261
November	4,913	6,026
December	5,949	6,040
January	6,964	7,082
February	7,751	8,192
March	9,587	9,150
April	10,180	10,337
May	10,948	11,551
June	10,952	11,807

QUALITY

	Quantity	Base Number	Contract	AT	Region	England
% of FP17s for the same patient ID Re-attending within 3 months - Children	63	1,025	6.1%	10.3%	11.6%	11.9%
% of FP17s for the same patient ID Re-attending within 3 months - Adults	354	3,227	11.0%	14.4%	15.4%	16.0%
% of FP17s for the same patient ID Re-attending between 3 & 9 months - Children	586	1,025	57.2%	62.0%	59.4%	58.3%
% of FP17s for the same patient ID Re-attending between 3 & 9 months - Adults	1,820	3,227	56.4%	55.0%	51.3%	50.3%
% of FP17s for Band 1 Urgent Courses	74	4,723	1.6%	7.2%	8.0%	9.1%
% of FP17s Relating to Free Repair or Replacements	24	4,723	0.5%	0.8%	0.8%	0.8%
% of FP17s Relating to Continuations	152	4,723	3.2%	1.3%	1.0%	1.0%
% of Patients satisfied with the dentistry they have received	3	3	N/A	91.3%	91.7%	91.5%
% of Patients satisfied with the time they had to wait for an appointment	3	3	N/A	87.4%	88.3%	87.9%

* This is based on patients treated on this contract for their most recent course of treatment. Figures in italics indicate the base number of FP17s or Patient Questionnaire responses are less than 100. N/A is shown where the base number of responses is less than 10 during the period. % is calculated as Quantity/Base number*100

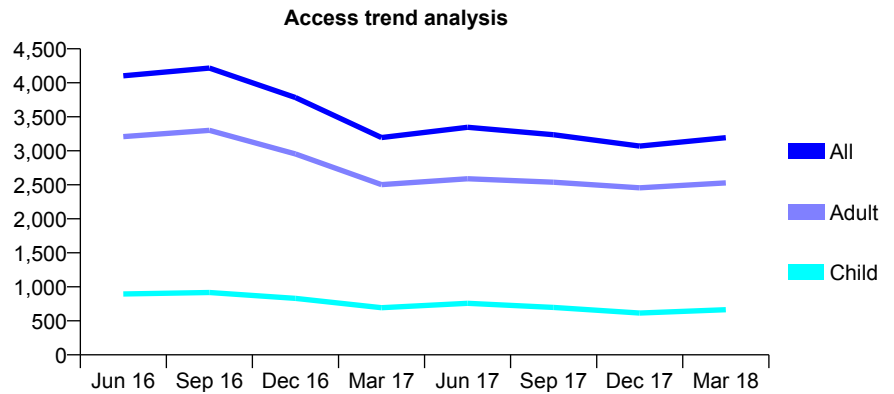
Q55 - Vital Signs At a Glance Contract Report for 355127/0001 - Year end March 2018

Name or company name	MR A KOSHAL
Contract type name	GDS Contract
Purpose of contract	General
Contract start date	01/04/2006
Contract end date	

17/18 Contracted general activity (UDA)	10,677
Carry forward general activity (UDA)	-128
17/18 Contracted orthodontic activity (UOA)	0
Carry forward orthodontic activity (UOA)	0
Baseline contract value	£468,474.47

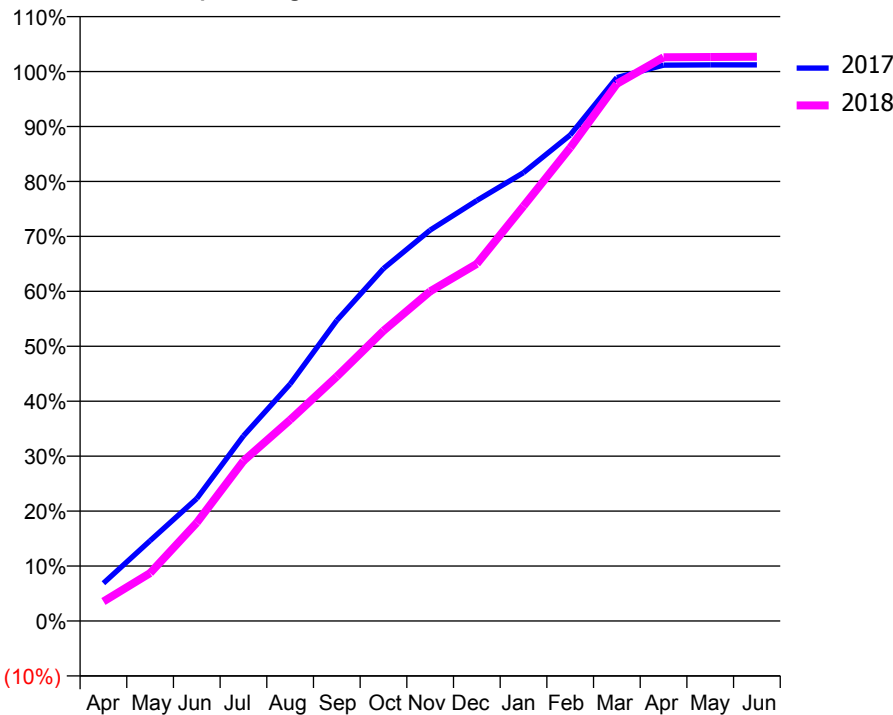
ACCESS*

Patients seen in 24 months	Total	Change since previous quarter
Quarter ending March 2017	3,196	
Quarter ending June 2017	3,347	↑
Quarter ending September 2017	3,236	↓
Quarter ending December 2017	3,070	↓
Quarter ending March 2018	3,193	↑
Variance since March 2017	(0.1%)	→



ACTIVITY

Cumulative percentage of contracted UDA delivered 2017 & 2018



Month	Adjusted Scheduled Activity (UDA)	
	2017	2018
April	735	379
May	1,561	930
June	2,379	1,910
July	3,597	3,110
August	4,605	3,909
September	5,841	4,750
October	6,850	5,640
November	7,595	6,407
December	8,172	6,940
January	8,713	8,061
February	9,442	9,197
March	10,560	10,437
April	10,799	10,955
May	10,804	10,960
June	10,805	10,963

QUALITY

	Quantity	Base Number	Contract	AT	Region	England
% of FP17s for the same patient ID Re-attending within 3 months - Children	45	1,055	4.3%	10.3%	11.6%	11.9%
% of FP17s for the same patient ID Re-attending within 3 months - Adults	442	3,762	11.7%	14.4%	15.4%	16.0%
% of FP17s for the same patient ID Re-attending between 3 & 9 months - Children	446	1,055	42.3%	62.0%	59.4%	58.3%
% of FP17s for the same patient ID Re-attending between 3 & 9 months - Adults	1,263	3,762	33.6%	55.0%	51.3%	50.3%
% of FP17s for Band 1 Urgent Courses	364	4,953	7.3%	7.2%	8.0%	9.1%
% of FP17s Relating to Free Repair or Replacements	29	4,953	0.6%	0.8%	0.8%	0.8%
% of FP17s Relating to Continuations	93	4,953	1.9%	1.3%	1.0%	1.0%
% of Patients satisfied with the dentistry they have received	3	4	N/A	91.3%	91.7%	91.5%
% of Patients satisfied with the time they had to wait for an appointment	3	4	N/A	87.4%	88.3%	87.9%

* This is based on patients treated on this contract for their most recent course of treatment. Figures in italics indicate the base number of FP17s or Patient Questionnaire responses are less than 100. N/A is shown where the base number of responses is less than 10 during the period. % is calculated as Quantity/Base number*100

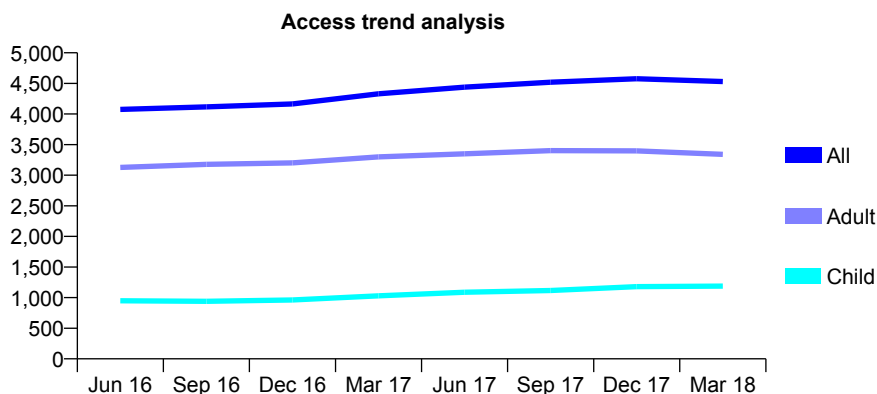
Q55 - Vital Signs At a Glance Contract Report for 368350/0001 - Year end March 2018

Name or company name	MRS A MIODUSZEWSKA
Contract type name	GDS Contract
Purpose of contract	General
Contract start date	01/08/2012
Contract end date	

17/18 Contracted general activity (UDA)	13,546
Carry forward general activity (UDA)	-271
17/18 Contracted orthodontic activity (UOA)	0
Carry forward orthodontic activity (UOA)	0
Baseline contract value	£334,231.68

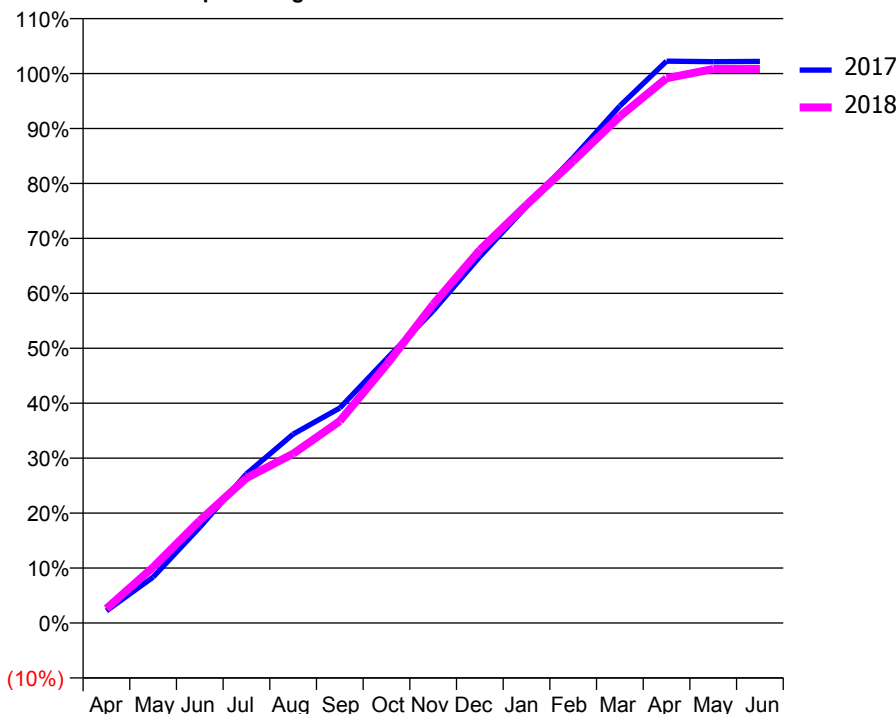
ACCESS*

Patients seen in 24 months	Total	Change since previous quarter
Quarter ending March 2017	4,329	
Quarter ending June 2017	4,438	↑
Quarter ending September 2017	4,519	→
Quarter ending December 2017	4,577	→
Quarter ending March 2018	4,530	↓
Variance since March 2017	4.6%	↑



ACTIVITY

Cumulative percentage of contracted UDA delivered 2017 & 2018



Month	Adjusted Scheduled Activity (UDA)	
	2017	2018
April	302	358
May	1,131	1,375
June	2,363	2,525
July	3,678	3,573
August	4,656	4,172
September	5,302	4,978
October	6,509	6,365
November	7,695	7,856
December	9,032	9,196
January	10,271	10,312
February	11,471	11,386
March	12,745	12,490
April	13,851	13,431
May	13,839	13,658
June	13,843	13,658

QUALITY

	Quantity	Base Number	Contract	AT	Region	England
% of FP17s for the same patient ID Re-attending within 3 months - Children	156	1,963	7.9%	10.3%	11.6%	11.9%
% of FP17s for the same patient ID Re-attending within 3 months - Adults	450	5,182	8.7%	14.4%	15.4%	16.0%
% of FP17s for the same patient ID Re-attending between 3 & 9 months - Children	1,275	1,963	65.0%	62.0%	59.4%	58.3%
% of FP17s for the same patient ID Re-attending between 3 & 9 months - Adults	3,744	5,182	72.3%	55.0%	51.3%	50.3%
% of FP17s for Band 1 Urgent Courses	178	6,608	2.7%	7.2%	8.0%	9.1%
% of FP17s Relating to Free Repair or Replacements	24	6,608	0.4%	0.8%	0.8%	0.8%
% of FP17s Relating to Continuations	89	6,608	1.3%	1.3%	1.0%	1.0%
% of Patients satisfied with the dentistry they have received	5	7	N/A	91.3%	91.7%	91.5%
% of Patients satisfied with the time they had to wait for an appointment	5	7	N/A	87.4%	88.3%	87.9%

* This is based on patients treated on this contract for their most recent course of treatment. Figures in italics indicate the base number of FP17s or Patient Questionnaire responses are less than 100. N/A is shown where the base number of responses is less than 10 during the period. % is calculated as Quantity/Base number*100

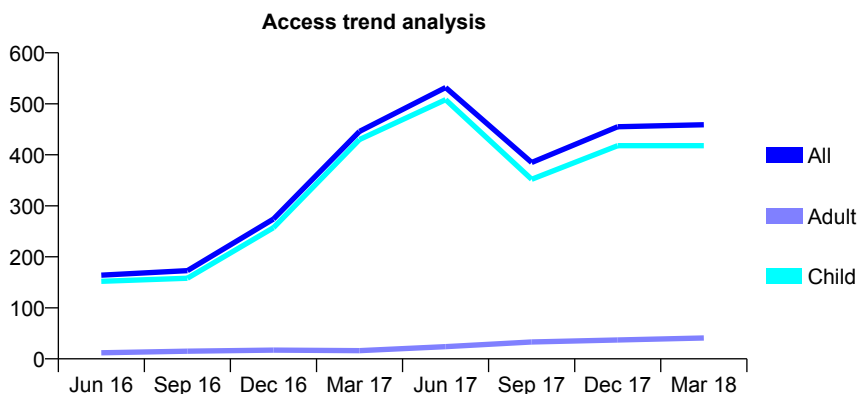
Q55 - Vital Signs At a Glance Contract Report for 561916/0002 - Year end March 2018

Name or company name	MISS BM WILSON
Contract type name	GDS Contract
Purpose of contract	General
Contract start date	23/06/2013
Contract end date	

17/18 Contracted general activity (UDA)	787
Carry forward general activity (UDA)	-12
17/18 Contracted orthodontic activity (UOA)	0
Carry forward orthodontic activity (UOA)	0
Baseline contract value	£20,936.77

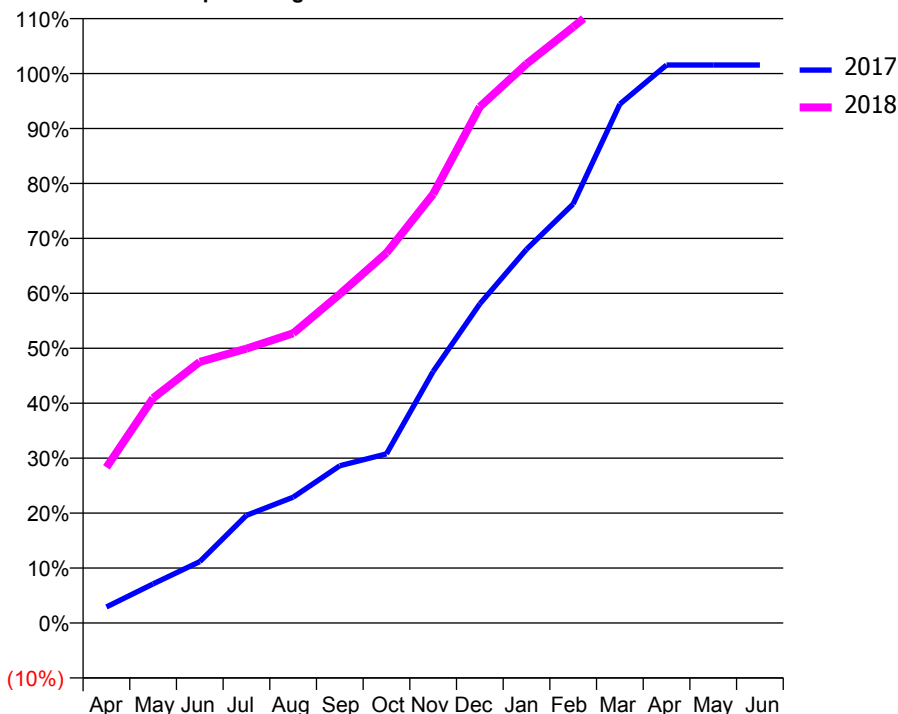
ACCESS*

Patients seen in 24 months	Total	Change since previous quarter
Quarter ending March 2017	446	
Quarter ending June 2017	532	↑
Quarter ending September 2017	385	↓
Quarter ending December 2017	455	↑
Quarter ending March 2018	459	→
Variance since March 2017	2.9%	↑



ACTIVITY

Cumulative percentage of contracted UDA delivered 2017 & 2018



Month	Adjusted Scheduled Activity (UDA)	
	2017	2018
April	23	223
May	56	322
June	88	374
July	154	393
August	180	415
September	225	471
October	242	530
November	360	614
December	457	739
January	535	801
February	600	854
March	743	908
April	799	947
May	799	947
June	799	947

QUALITY

	Quantity	Base Number	Contract	AT	Region	England
% of FP17s for the same patient ID Re-attending within 3 months - Children	30	675	4.4%	10.3%	11.6%	11.9%
% of FP17s for the same patient ID Re-attending within 3 months - Adults	0	0	N/A	14.4%	15.4%	16.0%
% of FP17s for the same patient ID Re-attending between 3 & 9 months - Children	225	675	33.3%	62.0%	59.4%	58.3%
% of FP17s for the same patient ID Re-attending between 3 & 9 months - Adults	0	0	N/A	55.0%	51.3%	50.3%
% of FP17s for Band 1 Urgent Courses	6	658	0.9%	7.2%	8.0%	9.1%
% of FP17s Relating to Free Repair or Replacements	0	658	0.0%	0.8%	0.8%	0.8%
% of FP17s Relating to Continuations	15	658	2.3%	1.3%	1.0%	1.0%
% of Patients satisfied with the dentistry they have received	0	0	N/A	91.3%	91.7%	91.5%
% of Patients satisfied with the time they had to wait for an appointment	0	0	N/A	87.4%	88.3%	87.9%

* This is based on patients treated on this contract for their most recent course of treatment. Figures in italics indicate the base number of FP17s or Patient Questionnaire responses are less than 100. N/A is shown where the base number of responses is less than 10 during the period. % is calculated as Quantity/Base number*100

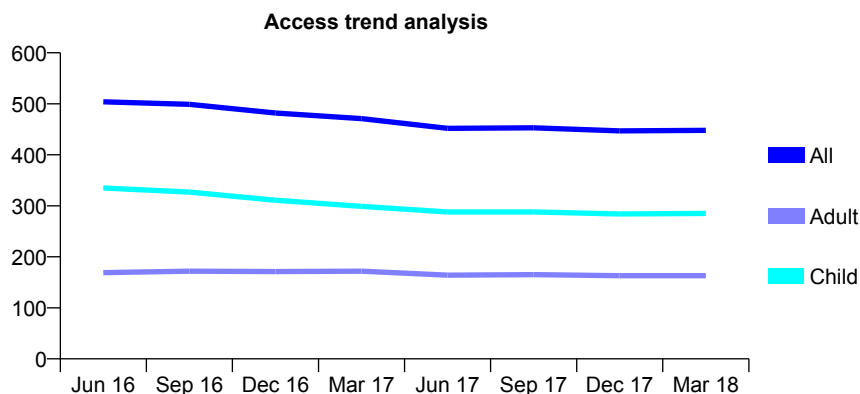
Q55 - Vital Signs At a Glance Contract Report for 571776/0001 - Year end March 2018

Name or company name	MR JS FITTON
Contract type name	GDS Contract
Purpose of contract	General
Contract start date	01/04/2006
Contract end date	

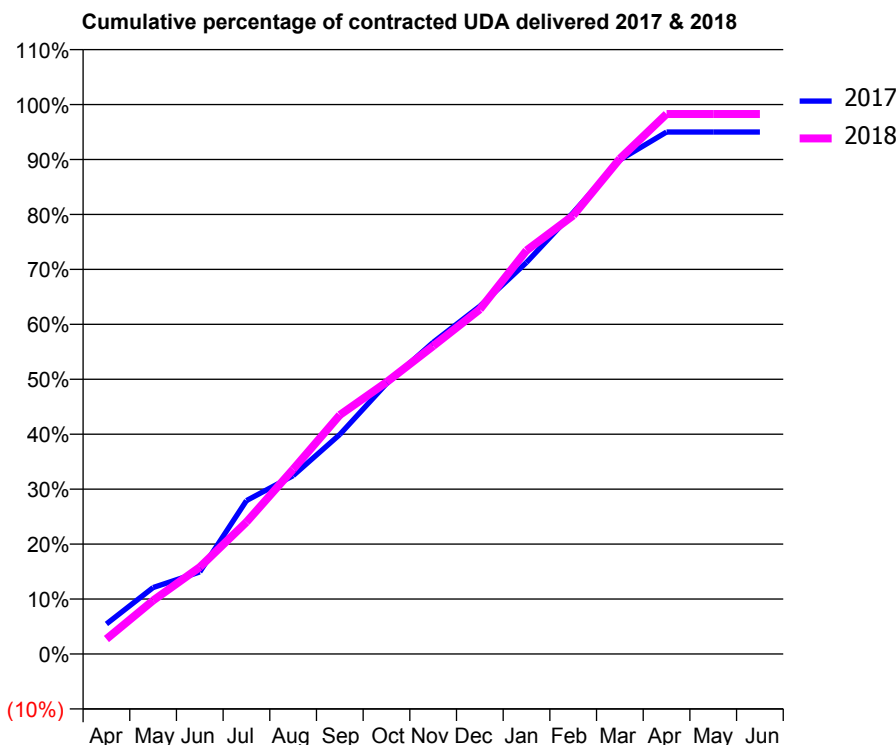
17/18 Contracted general activity (UDA)	1,024
Carry forward general activity (UDA)	0
17/18 Contracted orthodontic activity (UOA)	0
Carry forward orthodontic activity (UOA)	0
Baseline contract value	£22,639.42

ACCESS*

Patients seen in 24 months	Total	Change since previous quarter
Quarter ending March 2017	471	
Quarter ending June 2017	452	↓
Quarter ending September 2017	453	→
Quarter ending December 2017	447	↓
Quarter ending March 2018	448	→
Variance since March 2017	(4.9%)	↓



ACTIVITY



Month	Adjusted Scheduled Activity (UDA)	
	2017	2018
April	56	28
May	124	100
June	153	162
July	286	246
August	332	344
September	409	445
October	504	507
November	581	574
December	648	642
January	730	752
February	823	817
March	921	923
April	973	1,006
May	973	1,006
June	973	1,006

QUALITY

	Quantity	Base Number	Contract	AT	Region	England
% of FP17s for the same patient ID Re-attending within 3 months - Children	30	496	6.0%	10.3%	11.6%	11.9%
% of FP17s for the same patient ID Re-attending within 3 months - Adults	17	207	8.2%	14.4%	15.4%	16.0%
% of FP17s for the same patient ID Re-attending between 3 & 9 months - Children	363	496	73.2%	62.0%	59.4%	58.3%
% of FP17s for the same patient ID Re-attending between 3 & 9 months - Adults	111	207	53.6%	55.0%	51.3%	50.3%
% of FP17s for Band 1 Urgent Courses	41	708	5.8%	7.2%	8.0%	9.1%
% of FP17s Relating to Free Repair or Replacements	0	708	0.0%	0.8%	0.8%	0.8%
% of FP17s Relating to Continuations	0	708	0.0%	1.3%	1.0%	1.0%
% of Patients satisfied with the dentistry they have received	1	1	N/A	91.3%	91.7%	91.5%
% of Patients satisfied with the time they had to wait for an appointment	1	1	N/A	87.4%	88.3%	87.9%

* This is based on patients treated on this contract for their most recent course of treatment. Figures in italics indicate the base number of FP17s or Patient Questionnaire responses are less than 100. N/A is shown where the base number of responses is less than 10 during the period. % is calculated as Quantity/Base number*100

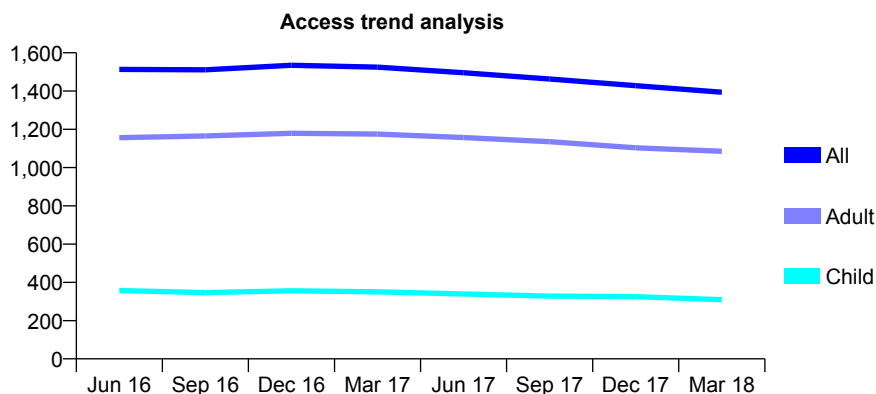
Q55 - Vital Signs At a Glance Contract Report for 572497/0001 - Year end March 2018

Name or company name	MR CA TAVARES
Contract type name	GDS Contract
Purpose of contract	General
Contract start date	01/04/2006
Contract end date	

17/18 Contracted general activity (UDA)	4,705
Carry forward general activity (UDA)	0
17/18 Contracted orthodontic activity (UOA)	0
Carry forward orthodontic activity (UOA)	0
Baseline contract value	£104,095.35

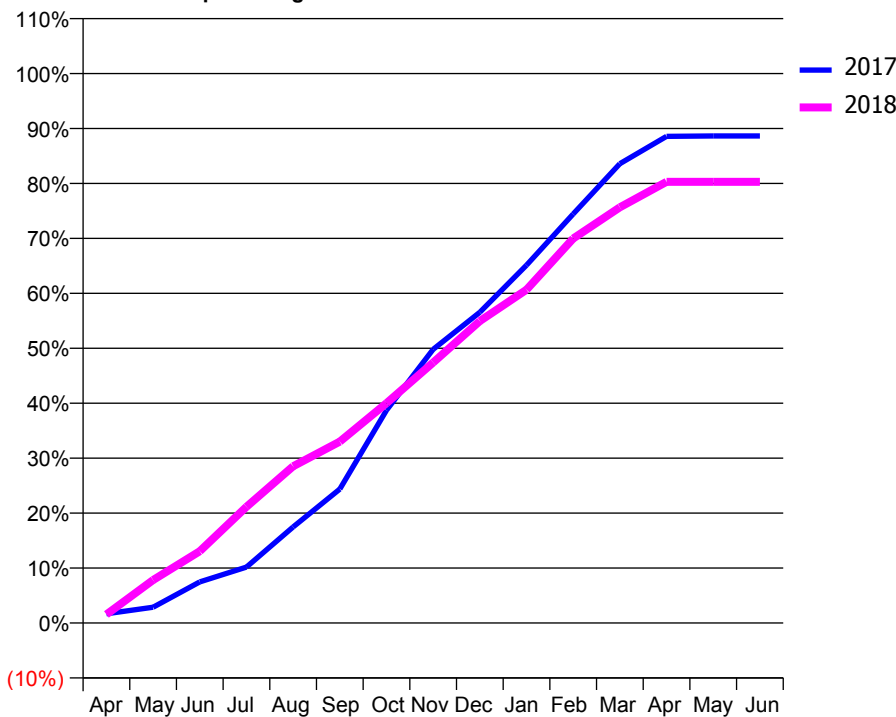
ACCESS*

Patients seen in 24 months	Total	Change since previous quarter
Quarter ending March 2017	1,525	
Quarter ending June 2017	1,496	↓
Quarter ending September 2017	1,463	↓
Quarter ending December 2017	1,428	↓
Quarter ending March 2018	1,394	↓
Variance since March 2017	(8.6%)	↓



ACTIVITY

Cumulative percentage of contracted UDA delivered 2017 & 2018



Month	Adjusted Scheduled Activity (UDA)	
	2017	2018
April	79	74
May	135	368
June	353	615
July	479	995
August	823	1,343
September	1,147	1,553
October	1,822	1,883
November	2,344	2,231
December	2,661	2,586
January	3,064	2,854
February	3,503	3,292
March	3,932	3,559
April	4,167	3,778
May	4,170	3,778
June	4,170	3,778

QUALITY

	Quantity	Base Number	Contract	AT	Region	England
% of FP17s for the same patient ID Re-attending within 3 months - Children	31	464	6.7%	10.3%	11.6%	11.9%
% of FP17s for the same patient ID Re-attending within 3 months - Adults	156	1,686	9.3%	14.4%	15.4%	16.0%
% of FP17s for the same patient ID Re-attending between 3 & 9 months - Children	323	464	69.6%	62.0%	59.4%	58.3%
% of FP17s for the same patient ID Re-attending between 3 & 9 months - Adults	1,250	1,686	74.1%	55.0%	51.3%	50.3%
% of FP17s for Band 1 Urgent Courses	110	2,153	5.1%	7.2%	8.0%	9.1%
% of FP17s Relating to Free Repair or Replacements	7	2,153	0.3%	0.8%	0.8%	0.8%
% of FP17s Relating to Continuations	15	2,153	0.7%	1.3%	1.0%	1.0%
% of Patients satisfied with the dentistry they have received	3	4	N/A	91.3%	91.7%	91.5%
% of Patients satisfied with the time they had to wait for an appointment	3	4	N/A	87.4%	88.3%	87.9%

* This is based on patients treated on this contract for their most recent course of treatment. Figures in italics indicate the base number of FP17s or Patient Questionnaire responses are less than 100. N/A is shown where the base number of responses is less than 10 during the period. % is calculated as Quantity/Base number*100

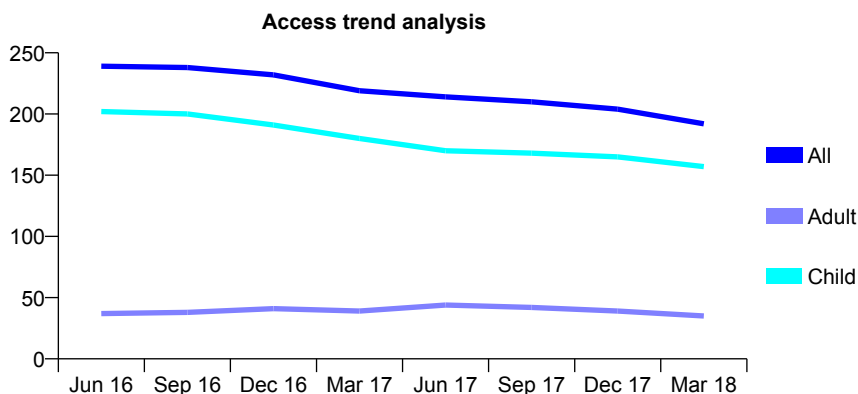
Q55 - Vital Signs At a Glance Contract Report for 572985/0001 - Year end March 2018

Name or company name	MR C STEAD
Contract type name	GDS Contract
Purpose of contract	General
Contract start date	01/04/2006
Contract end date	

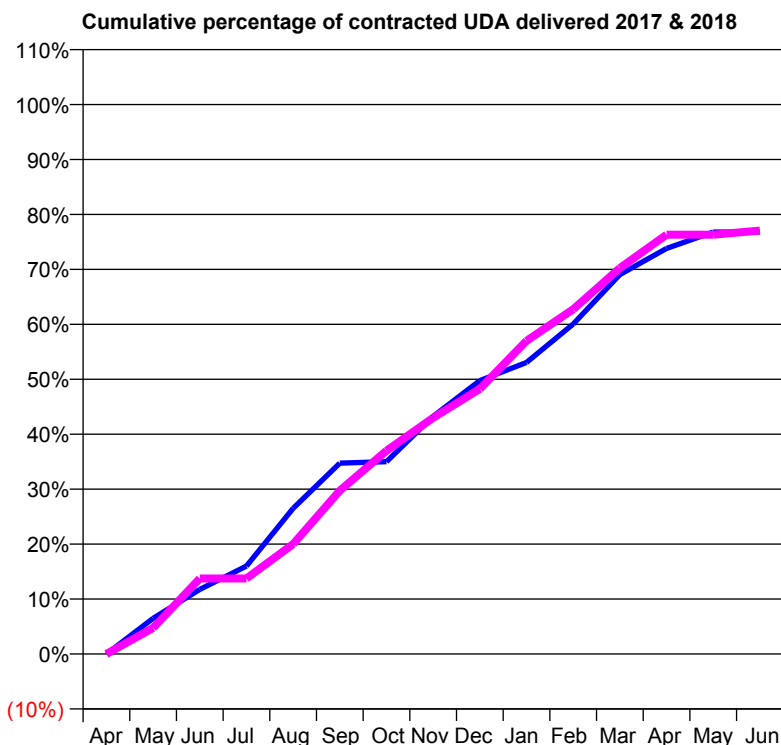
17/18 Contracted general activity (UDA)	400
Carry forward general activity (UDA)	0
17/18 Contracted orthodontic activity (UOA)	0
Carry forward orthodontic activity (UOA)	0
Baseline contract value	£9,825.16

ACCESS*

Patients seen in 24 months	Total	Change since previous quarter
Quarter ending March 2017	219	
Quarter ending June 2017	214	↓
Quarter ending September 2017	210	↓
Quarter ending December 2017	204	↓
Quarter ending March 2018	192	↓
Variance since March 2017	(12.3%)	↓



ACTIVITY



Month	Adjusted Scheduled Activity (UDA)	
	2017	2018
April	0	0
May	26	19
June	47	55
July	64	55
August	106	80
September	139	119
October	140	148
November	173	172
December	199	193
January	212	228
February	240	251
March	276	281
April	295	305
May	307	305
June	307	308

QUALITY

	Quantity	Base Number	Contract	AT	Region	England
% of FP17s for the same patient ID Re-attending within 3 months - Children	18	257	7.0%	10.3%	11.6%	11.9%
% of FP17s for the same patient ID Re-attending within 3 months - Adults	1	14	7.1%	14.4%	15.4%	16.0%
% of FP17s for the same patient ID Re-attending between 3 & 9 months - Children	173	257	67.3%	62.0%	59.4%	58.3%
% of FP17s for the same patient ID Re-attending between 3 & 9 months - Adults	9	14	64.3%	55.0%	51.3%	50.3%
% of FP17s for Band 1 Urgent Courses	1	273	0.4%	7.2%	8.0%	9.1%
% of FP17s Relating to Free Repair or Replacements	0	273	0.0%	0.8%	0.8%	0.8%
% of FP17s Relating to Continuations	0	273	0.0%	1.3%	1.0%	1.0%
% of Patients satisfied with the dentistry they have received	0	0	N/A	91.3%	91.7%	91.5%
% of Patients satisfied with the time they had to wait for an appointment	0	0	N/A	87.4%	88.3%	87.9%

* This is based on patients treated on this contract for their most recent course of treatment. Figures in italics indicate the base number of FP17s or Patient Questionnaire responses are less than 100. N/A is shown where the base number of responses is less than 10 during the period. % is calculated as Quantity/Base number*100

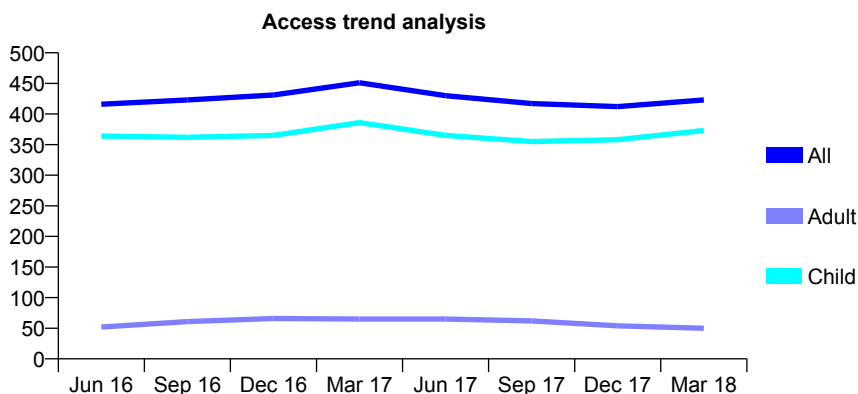
Q55 - Vital Signs At a Glance Contract Report for 574813/0001 - Year end March 2018

Name or company name	MR BB SNAPE
Contract type name	GDS Contract
Purpose of contract	General
Contract start date	01/04/2006
Contract end date	

17/18 Contracted general activity (UDA)	780
Carry forward general activity (UDA)	2
17/18 Contracted orthodontic activity (UOA)	0
Carry forward orthodontic activity (UOA)	0
Baseline contract value	£15,772.80

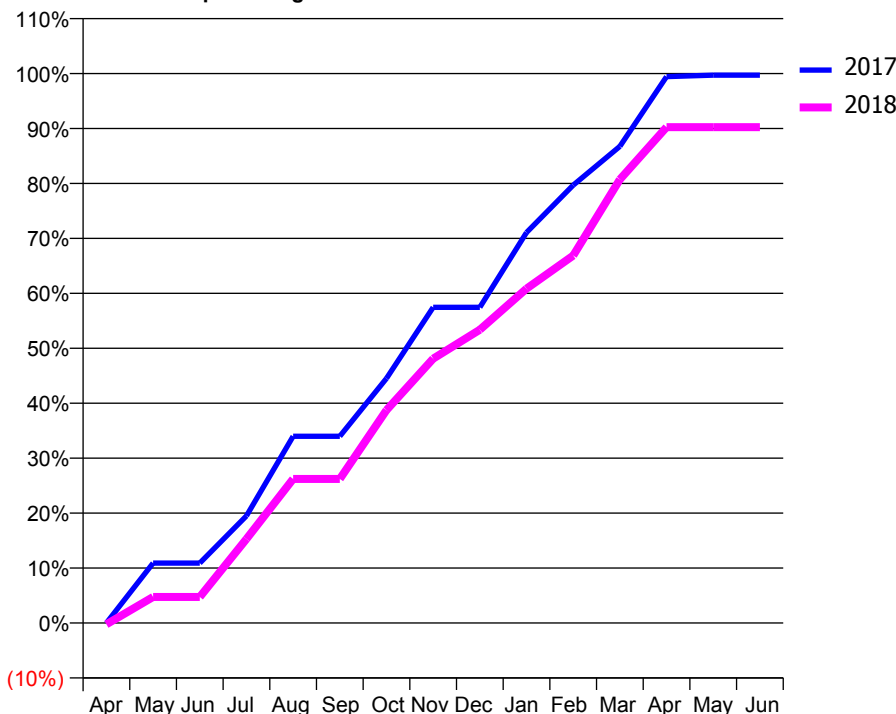
ACCESS*

Patients seen in 24 months	Total	Change since previous quarter
Quarter ending March 2017	451	
Quarter ending June 2017	430	↓
Quarter ending September 2017	417	↓
Quarter ending December 2017	412	↓
Quarter ending March 2018	423	↑
Variance since March 2017	(6.2%)	↓



ACTIVITY

Cumulative percentage of contracted UDA delivered 2017 & 2018



Month	Adjusted Scheduled Activity (UDA)	
	2017	2018
April	0	-2
May	85	37
June	85	37
July	152	119
August	265	205
September	265	205
October	347	302
November	448	375
December	448	416
January	554	475
February	622	522
March	677	630
April	776	704
May	778	704
June	778	704

QUALITY

	Quantity	Base Number	Contract	AT	Region	England
% of FP17s for the same patient ID Re-attending within 3 months - Children	19	592	3.2%	10.3%	11.6%	11.9%
% of FP17s for the same patient ID Re-attending within 3 months - Adults	0	0	N/A	14.4%	15.4%	16.0%
% of FP17s for the same patient ID Re-attending between 3 & 9 months - Children	438	592	74.0%	62.0%	59.4%	58.3%
% of FP17s for the same patient ID Re-attending between 3 & 9 months - Adults	0	0	N/A	55.0%	51.3%	50.3%
% of FP17s for Band 1 Urgent Courses	15	573	2.6%	7.2%	8.0%	9.1%
% of FP17s Relating to Free Repair or Replacements	0	573	0.0%	0.8%	0.8%	0.8%
% of FP17s Relating to Continuations	2	573	0.3%	1.3%	1.0%	1.0%
% of Patients satisfied with the dentistry they have received	0	0	N/A	91.3%	91.7%	91.5%
% of Patients satisfied with the time they had to wait for an appointment	0	0	N/A	87.4%	88.3%	87.9%

* This is based on patients treated on this contract for their most recent course of treatment. Figures in italics indicate the base number of FP17s or Patient Questionnaire responses are less than 100. N/A is shown where the base number of responses is less than 10 during the period. % is calculated as Quantity/Base number*100

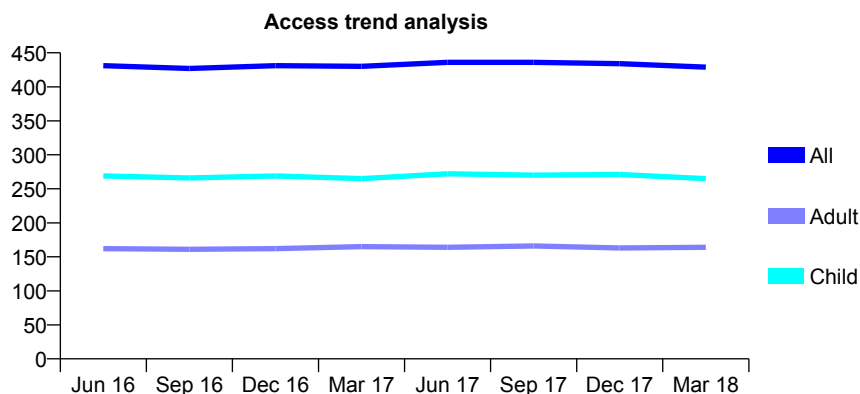
Q55 - Vital Signs At a Glance Contract Report for 575275/0001 - Year end March 2018

Name or company name	MR SM O'DONOVAN
Contract type name	GDS Contract
Purpose of contract	General
Contract start date	01/04/2006
Contract end date	

17/18 Contracted general activity (UDA)	988
Carry forward general activity (UDA)	0
17/18 Contracted orthodontic activity (UOA)	0
Carry forward orthodontic activity (UOA)	0
Baseline contract value	£20,048.55

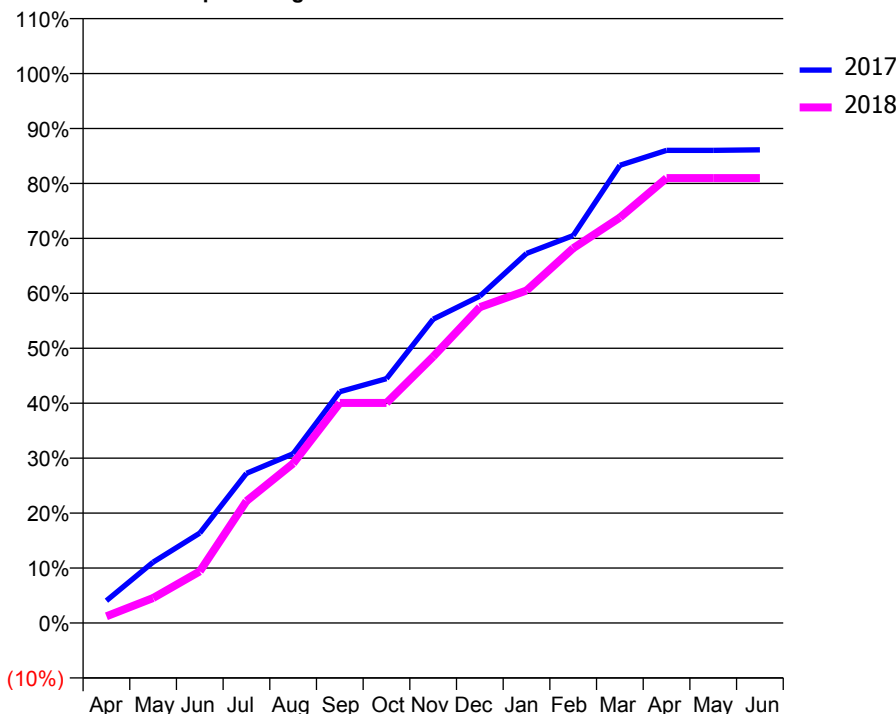
ACCESS*

Patients seen in 24 months	Total	Change since previous quarter
Quarter ending March 2017	430	
Quarter ending June 2017	436	→
Quarter ending September 2017	436	→
Quarter ending December 2017	434	→
Quarter ending March 2018	429	↓
Variance since March 2017	(0.2%)	→



ACTIVITY

Cumulative percentage of contracted UDA delivered 2017 & 2018



Adjusted Scheduled Activity (UDA)

Month	2017	2018
April	45	12
May	122	45
June	181	93
July	301	219
August	340	287
September	465	396
October	491	396
November	610	479
December	657	568
January	742	598
February	778	674
March	920	729
April	950	800
May	950	800
June	951	800

QUALITY

	Quantity	Base Number	Contract	AT	Region	England
% of FP17s for the same patient ID Re-attending within 3 months - Children	28	423	6.6%	10.3%	11.6%	11.9%
% of FP17s for the same patient ID Re-attending within 3 months - Adults	9	161	5.6%	14.4%	15.4%	16.0%
% of FP17s for the same patient ID Re-attending between 3 & 9 months - Children	275	423	65.0%	62.0%	59.4%	58.3%
% of FP17s for the same patient ID Re-attending between 3 & 9 months - Adults	110	161	68.3%	55.0%	51.3%	50.3%
% of FP17s for Band 1 Urgent Courses	5	624	0.8%	7.2%	8.0%	9.1%
% of FP17s Relating to Free Repair or Replacements	1	624	0.2%	0.8%	0.8%	0.8%
% of FP17s Relating to Continuations	2	624	0.3%	1.3%	1.0%	1.0%
% of Patients satisfied with the dentistry they have received	0	0	N/A	91.3%	91.7%	91.5%
% of Patients satisfied with the time they had to wait for an appointment	0	0	N/A	87.4%	88.3%	87.9%

* This is based on patients treated on this contract for their most recent course of treatment. Figures in italics indicate the base number of FP17s or Patient Questionnaire responses are less than 100. N/A is shown where the base number of responses is less than 10 during the period. % is calculated as Quantity/Base number*100

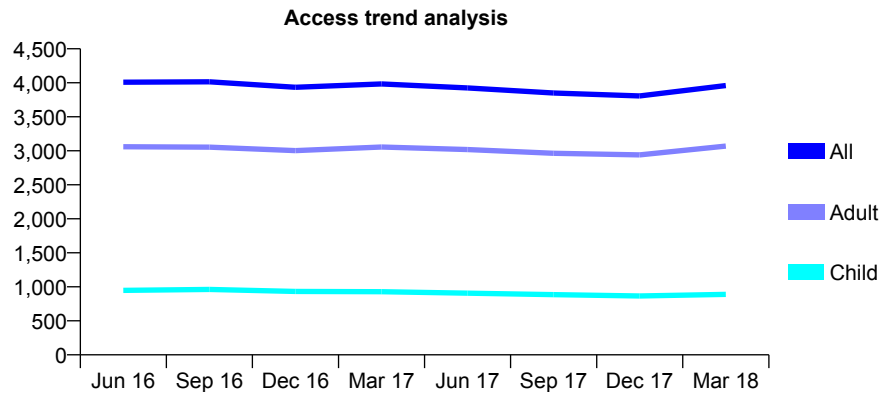
Q55 - Vital Signs At a Glance Contract Report for 576050/0002 - Year end March 2018

Name or company name	MR AJ STOGGALL
Contract type name	GDS Contract
Purpose of contract	General
Contract start date	01/04/2006
Contract end date	

17/18 Contracted general activity (UDA)	13,035
Carry forward general activity (UDA)	0
17/18 Contracted orthodontic activity (UOA)	0
Carry forward orthodontic activity (UOA)	0
Baseline contract value	£347,732.75

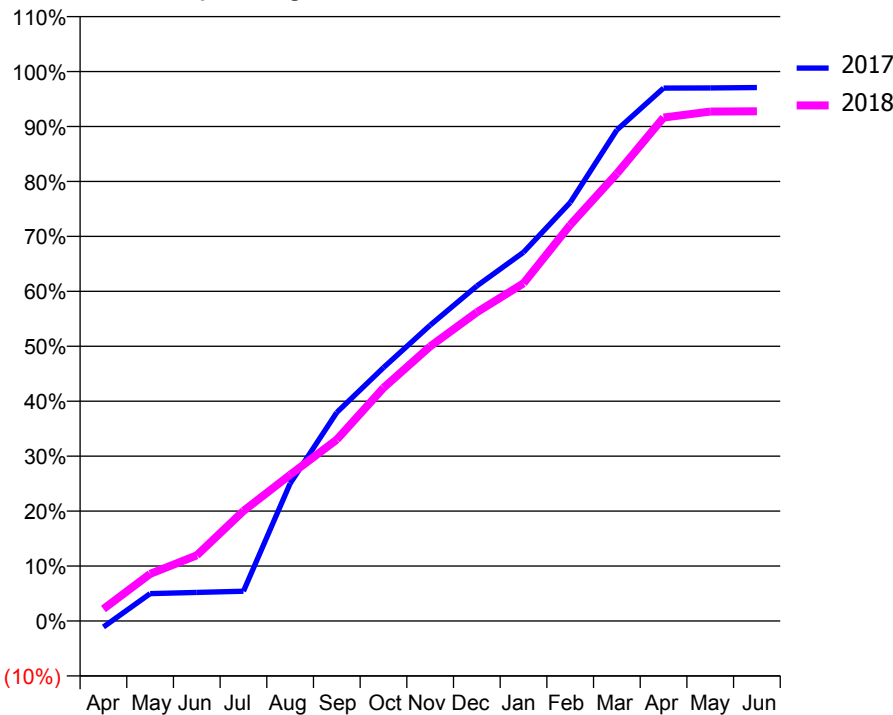
ACCESS*

Patients seen in 24 months	Total	Change since previous quarter
Quarter ending March 2017	3,984	
Quarter ending June 2017	3,924	↓
Quarter ending September 2017	3,850	↓
Quarter ending December 2017	3,806	↓
Quarter ending March 2018	3,959	↑
Variance since March 2017	(0.6%)	→



ACTIVITY

Cumulative percentage of contracted UDA delivered 2017 & 2018



QUALITY

	Quantity	Base Number	Contract	AT	Region	England
% of FP17s for the same patient ID Re-attending within 3 months - Children	89	1,197	7.4%	10.3%	11.6%	11.9%
% of FP17s for the same patient ID Re-attending within 3 months - Adults	851	4,554	18.7%	14.4%	15.4%	16.0%
% of FP17s for the same patient ID Re-attending between 3 & 9 months - Children	739	1,197	61.7%	62.0%	59.4%	58.3%
% of FP17s for the same patient ID Re-attending between 3 & 9 months - Adults	2,491	4,554	54.7%	55.0%	51.3%	50.3%
% of FP17s for Band 1 Urgent Courses	495	5,875	8.4%	7.2%	8.0%	9.1%
% of FP17s Relating to Free Repair or Replacements	89	5,875	1.5%	0.8%	0.8%	0.8%
% of FP17s Relating to Continuations	162	5,875	2.8%	1.3%	1.0%	1.0%
% of Patients satisfied with the dentistry they have received	5	5	N/A	91.3%	91.7%	91.5%
% of Patients satisfied with the time they had to wait for an appointment	5	5	N/A	87.4%	88.3%	87.9%

* This is based on patients treated on this contract for their most recent course of treatment. Figures in italics indicate the base number of FP17s or Patient Questionnaire responses are less than 100. N/A is shown where the base number of responses is less than 10 during the period. % is calculated as Quantity/Base number*100

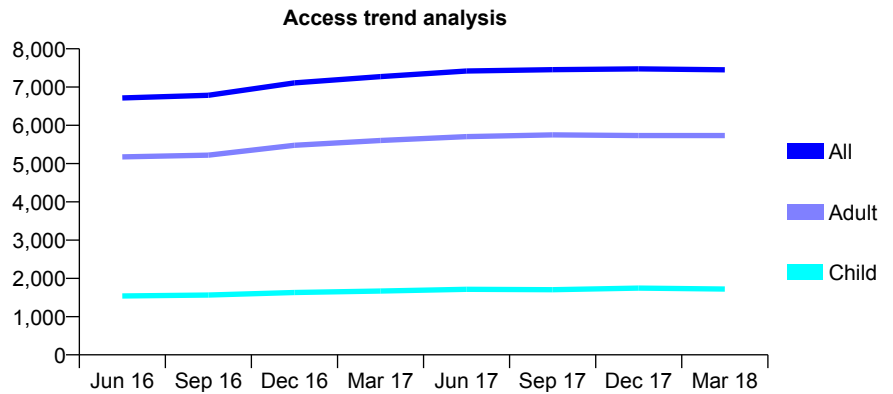
Q55 - Vital Signs At a Glance Contract Report for 577421/0001 - Year end March 2018

Name or company name	MISS AC PETERSON
Contract type name	GDS Contract
Purpose of contract	General
Contract start date	01/04/2006
Contract end date	

17/18 Contracted general activity (UDA)	15,515
Carry forward general activity (UDA)	-148
17/18 Contracted orthodontic activity (UOA)	0
Carry forward orthodontic activity (UOA)	0
Baseline contract value	£437,644.61

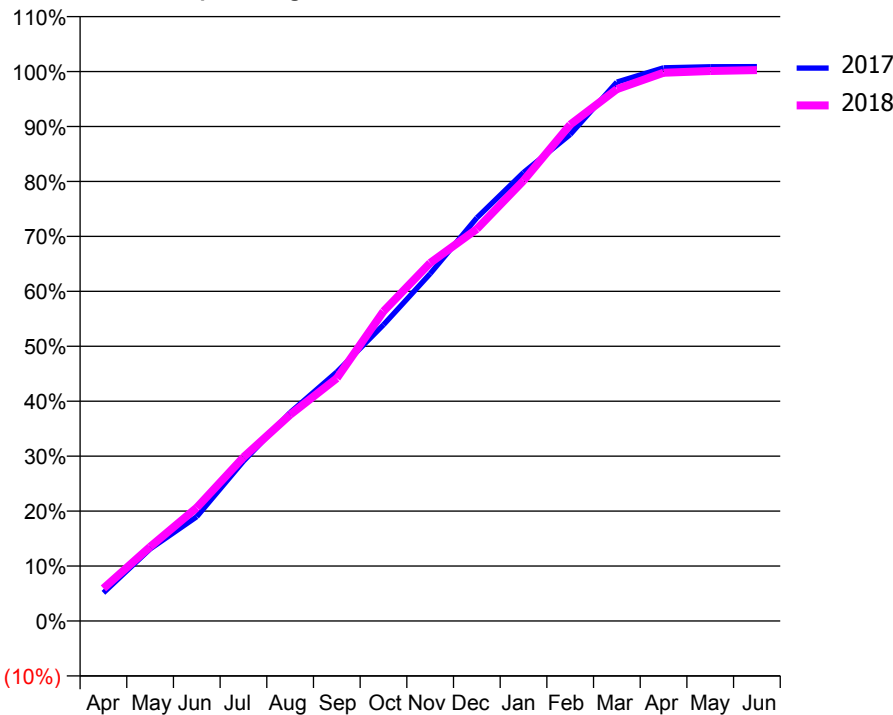
ACCESS*

Patients seen in 24 months	Total	Change since previous quarter
Quarter ending March 2017	7,272	
Quarter ending June 2017	7,418	↑
Quarter ending September 2017	7,455	→
Quarter ending December 2017	7,476	→
Quarter ending March 2018	7,451	→
Variance since March 2017	2.5%	↑



ACTIVITY

Cumulative percentage of contracted UDA delivered 2017 & 2018



Month	Adjusted Scheduled Activity (UDA)	
	2017	2018
April	846	922
May	2,166	2,094
June	3,137	3,202
July	4,803	4,624
August	6,265	5,821
September	7,484	6,854
October	8,901	8,744
November	10,436	10,111
December	12,116	11,066
January	13,478	12,435
February	14,623	14,014
March	16,198	15,019
April	16,627	15,482
May	16,656	15,530
June	16,663	15,555

QUALITY

	Quantity	Base Number	Contract	AT	Region	England
% of FP17s for the same patient ID Re-attending within 3 months - Children	133	2,361	5.6%	10.3%	11.6%	11.9%
% of FP17s for the same patient ID Re-attending within 3 months - Adults	893	7,525	11.9%	14.4%	15.4%	16.0%
% of FP17s for the same patient ID Re-attending between 3 & 9 months - Children	1,380	2,361	58.4%	62.0%	59.4%	58.3%
% of FP17s for the same patient ID Re-attending between 3 & 9 months - Adults	4,019	7,525	53.4%	55.0%	51.3%	50.3%
% of FP17s for Band 1 Urgent Courses	325	7,834	4.1%	7.2%	8.0%	9.1%
% of FP17s Relating to Free Repair or Replacements	111	7,834	1.4%	0.8%	0.8%	0.8%
% of FP17s Relating to Continuations	132	7,834	1.7%	1.3%	1.0%	1.0%
% of Patients satisfied with the dentistry they have received	26	26	100.0%	91.3%	91.7%	91.5%
% of Patients satisfied with the time they had to wait for an appointment	23	26	88.5%	87.4%	88.3%	87.9%

* This is based on patients treated on this contract for their most recent course of treatment. Figures in italics indicate the base number of FP17s or Patient Questionnaire responses are less than 100. N/A is shown where the base number of responses is less than 10 during the period. % is calculated as Quantity/Base number*100

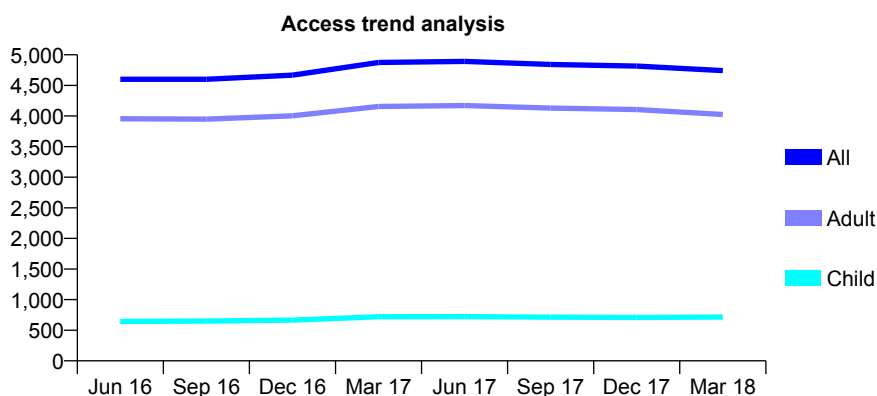
Q55 - Vital Signs At a Glance Contract Report for 612715/0001 - Year end March 2018

Name or company name	Ward & Allison Dental Practice
Contract type name	GDS Contract
Purpose of contract	General
Contract start date	01/02/2010
Contract end date	

17/18 Contracted general activity (UDA)	13,207
Carry forward general activity (UDA)	0
17/18 Contracted orthodontic activity (UOA)	0
Carry forward orthodontic activity (UOA)	0
Baseline contract value	£271,495.49

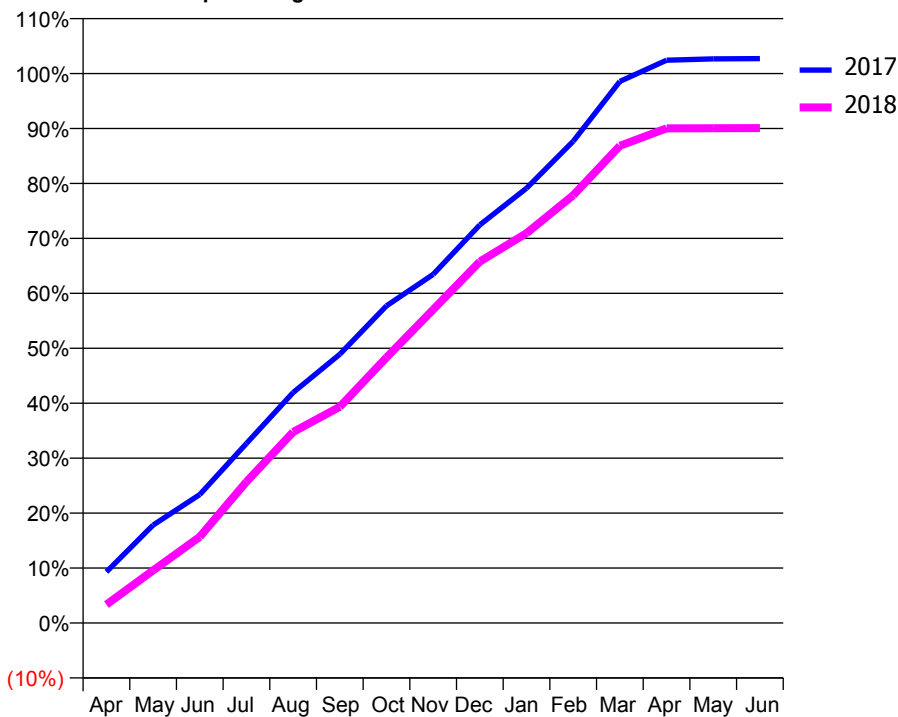
ACCESS*

Patients seen in 24 months	Total	Change since previous quarter
Quarter ending March 2017	4,875	
Quarter ending June 2017	4,893	→
Quarter ending September 2017	4,842	↓
Quarter ending December 2017	4,816	→
Quarter ending March 2018	4,741	↓
Variance since March 2017	(2.7%)	↓



ACTIVITY

Cumulative percentage of contracted UDA delivered 2017 & 2018



Month	Adjusted Scheduled Activity (UDA)	
	2017	2018
April	1,324	443
May	2,534	1,265
June	3,321	2,073
July	4,641	3,397
August	5,959	4,591
September	6,949	5,198
October	8,201	6,382
November	9,013	7,532
December	10,294	8,686
January	11,242	9,369
February	12,454	10,279
March	14,004	11,468
April	14,552	11,888
May	14,585	11,893
June	14,592	11,894

QUALITY

	Quantity	Base Number	Contract	AT	Region	England
% of FP17s for the same patient ID Re-attending within 3 months - Children	50	949	5.3%	10.3%	11.6%	11.9%
% of FP17s for the same patient ID Re-attending within 3 months - Adults	659	5,313	12.4%	14.4%	15.4%	16.0%
% of FP17s for the same patient ID Re-attending between 3 & 9 months - Children	528	949	55.6%	62.0%	59.4%	58.3%
% of FP17s for the same patient ID Re-attending between 3 & 9 months - Adults	2,846	5,313	53.6%	55.0%	51.3%	50.3%
% of FP17s for Band 1 Urgent Courses	362	6,161	5.9%	7.2%	8.0%	9.1%
% of FP17s Relating to Free Repair or Replacements	60	6,161	1.0%	0.8%	0.8%	0.8%
% of FP17s Relating to Continuations	34	6,161	0.6%	1.3%	1.0%	1.0%
% of Patients satisfied with the dentistry they have received	3	4	N/A	91.3%	91.7%	91.5%
% of Patients satisfied with the time they had to wait for an appointment	4	4	N/A	87.4%	88.3%	87.9%

* This is based on patients treated on this contract for their most recent course of treatment. Figures in italics indicate the base number of FP17s or Patient Questionnaire responses are less than 100. N/A is shown where the base number of responses is less than 10 during the period. % is calculated as Quantity/Base number*100

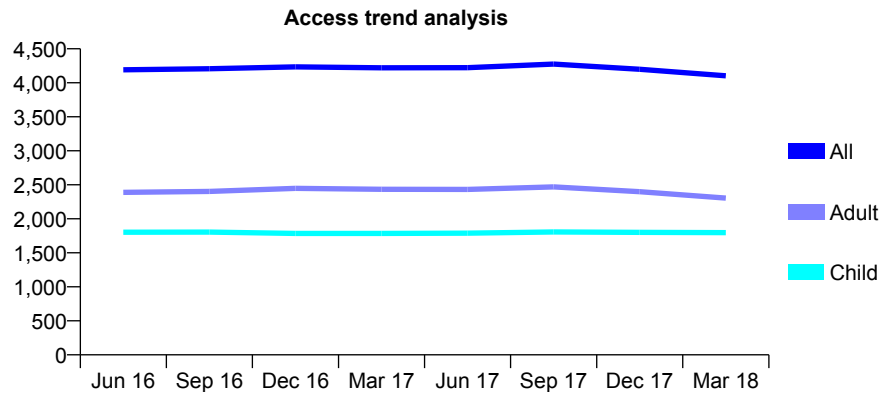
Q55 - Vital Signs At a Glance Contract Report for 651281/0001 - Year end March 2018

Name or company name	MR GC SAVVA
Contract type name	GDS Contract
Purpose of contract	General
Contract start date	01/04/2006
Contract end date	

17/18 Contracted general activity (UDA)	10,000
Carry forward general activity (UDA)	0
17/18 Contracted orthodontic activity (UOA)	0
Carry forward orthodontic activity (UOA)	0
Baseline contract value	£249,535.83

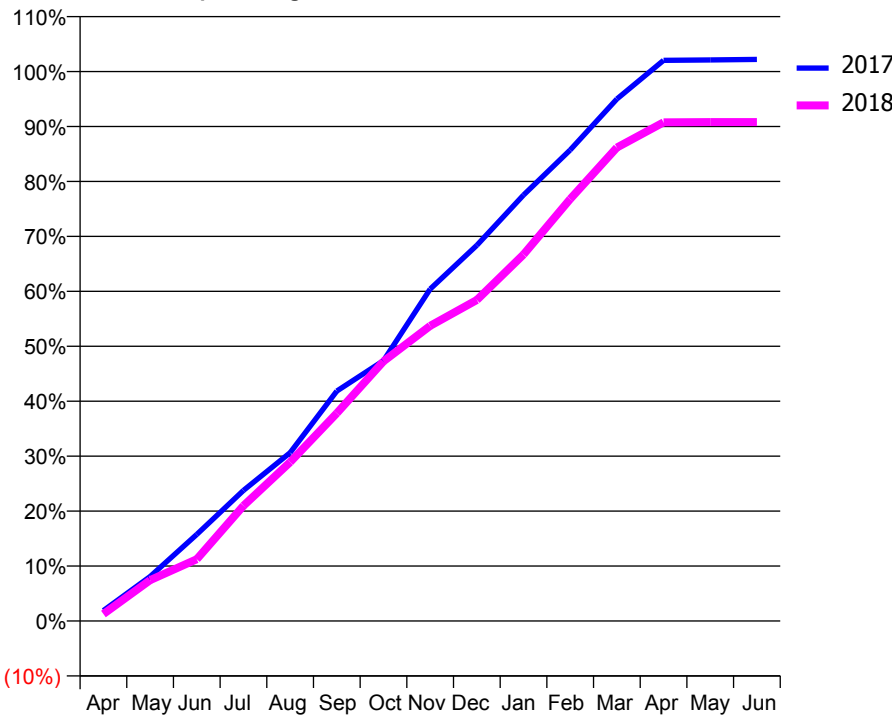
ACCESS*

Patients seen in 24 months	Total	Change since previous quarter
Quarter ending March 2017	4,220	
Quarter ending June 2017	4,223	→
Quarter ending September 2017	4,275	→
Quarter ending December 2017	4,199	↓
Quarter ending March 2018	4,102	↓
Variance since March 2017	(2.8%)	↓



ACTIVITY

Cumulative percentage of contracted UDA delivered 2017 & 2018



Month	Adjusted Scheduled Activity (UDA)	
	2017	2018
April	182	128
May	769	744
June	1,497	1,124
July	2,259	2,098
August	2,911	2,891
September	3,976	3,781
October	4,500	4,725
November	5,739	5,371
December	6,496	5,842
January	7,365	6,670
February	8,143	7,680
March	9,024	8,615
April	9,692	9,074
May	9,699	9,080
June	9,709	9,080

QUALITY

	Quantity	Base Number	Contract	AT	Region	England
% of FP17s for the same patient ID Re-attending within 3 months - Children	245	2,981	8.2%	10.3%	11.6%	11.9%
% of FP17s for the same patient ID Re-attending within 3 months - Adults	422	3,300	12.8%	14.4%	15.4%	16.0%
% of FP17s for the same patient ID Re-attending between 3 & 9 months - Children	2,055	2,981	68.9%	62.0%	59.4%	58.3%
% of FP17s for the same patient ID Re-attending between 3 & 9 months - Adults	2,215	3,300	67.1%	55.0%	51.3%	50.3%
% of FP17s for Band 1 Urgent Courses	342	5,620	6.1%	7.2%	8.0%	9.1%
% of FP17s Relating to Free Repair or Replacements	22	5,620	0.4%	0.8%	0.8%	0.8%
% of FP17s Relating to Continuations	13	5,620	0.2%	1.3%	1.0%	1.0%
% of Patients satisfied with the dentistry they have received	2	2	N/A	91.3%	91.7%	91.5%
% of Patients satisfied with the time they had to wait for an appointment	2	2	N/A	87.4%	88.3%	87.9%

* This is based on patients treated on this contract for their most recent course of treatment. Figures in italics indicate the base number of FP17s or Patient Questionnaire responses are less than 100. N/A is shown where the base number of responses is less than 10 during the period. % is calculated as Quantity/Base number*100

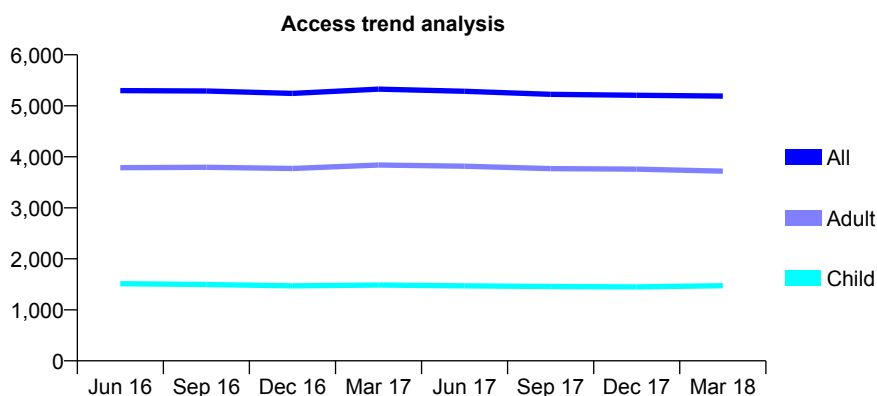
Q55 - Vital Signs At a Glance Contract Report for 653861/0001 - Year end March 2018

Name or company name	MR AF CHALMERS
Contract type name	GDS Contract
Purpose of contract	General and Orthodontic
Contract start date	01/04/2006
Contract end date	

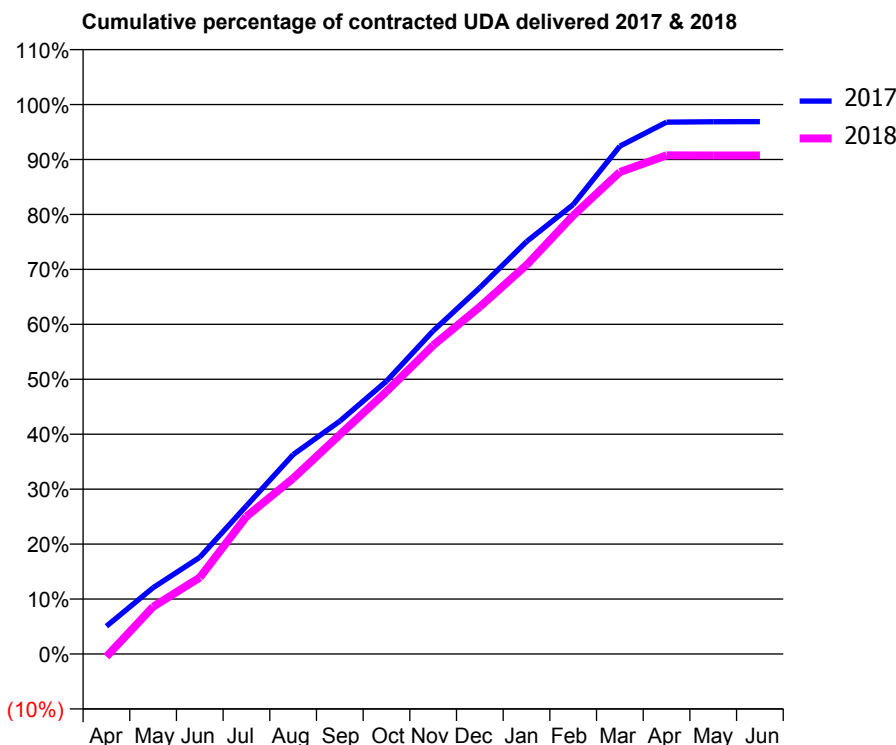
17/18 Contracted general activity (UDA)	15,500
Carry forward general activity (UDA)	482
17/18 Contracted orthodontic activity (UOA)	590
Carry forward orthodontic activity (UOA)	-7
Baseline contract value	£460,661.75

ACCESS*

Patients seen in 24 months	Total	Change since previous quarter
Quarter ending March 2017	5,326	
Quarter ending June 2017	5,286	→
Quarter ending September 2017	5,226	↓
Quarter ending December 2017	5,206	→
Quarter ending March 2018	5,192	→
Variance since March 2017	(2.5%)	↓



ACTIVITY



Month	Adjusted Scheduled Activity (UDA)	
	2017	2018
April	782	-77
May	1,870	1,332
June	2,730	2,158
July	4,182	3,881
August	5,623	4,954
September	6,569	6,187
October	7,699	7,404
November	9,115	8,704
December	10,333	9,794
January	11,632	10,971
February	12,678	12,369
March	14,326	13,594
April	15,002	14,067
May	15,013	14,062
June	15,018	14,063

QUALITY

	Quantity	Base Number	Contract	AT	Region	England
% of FP17s for the same patient ID Re-attending within 3 months - Children	293	2,701	10.8%	10.3%	11.6%	11.9%
% of FP17s for the same patient ID Re-attending within 3 months - Adults	995	6,074	16.4%	14.4%	15.4%	16.0%
% of FP17s for the same patient ID Re-attending between 3 & 9 months - Children	1,978	2,701	73.2%	62.0%	59.4%	58.3%
% of FP17s for the same patient ID Re-attending between 3 & 9 months - Adults	3,947	6,074	65.0%	55.0%	51.3%	50.3%
% of FP17s for Band 1 Urgent Courses	631	8,619	7.3%	7.2%	8.0%	9.1%
% of FP17s Relating to Free Repair or Replacements	51	8,619	0.6%	0.8%	0.8%	0.8%
% of FP17s Relating to Continuations	40	8,619	0.5%	1.3%	1.0%	1.0%
% of Patients satisfied with the dentistry they have received	7	7	N/A	91.3%	91.7%	91.5%
% of Patients satisfied with the time they had to wait for an appointment	5	7	N/A	87.4%	88.3%	87.9%

* This is based on patients treated on this contract for their most recent course of treatment. Figures in italics indicate the base number of FP17s or Patient Questionnaire responses are less than 100. N/A is shown where the base number of responses is less than 10 during the period. % is calculated as Quantity/Base number*100

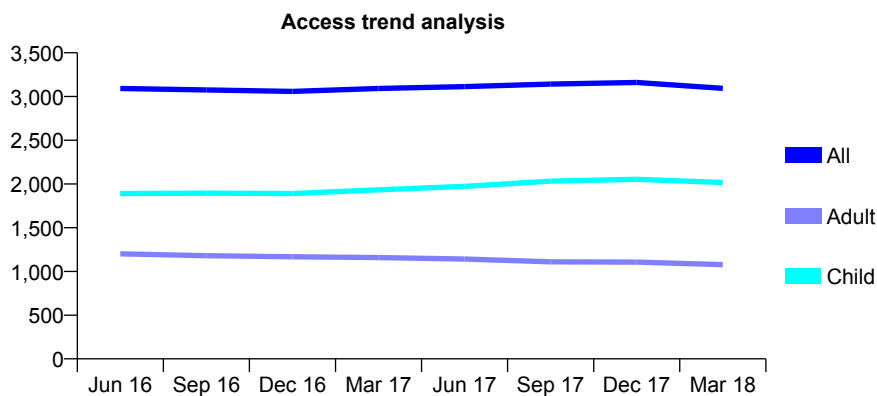
Q55 - Vital Signs At a Glance Contract Report for 673838/0001 - Year end March 2018

Name or company name	MR JF HUME-SPRY
Contract type name	GDS Contract
Purpose of contract	General
Contract start date	01/04/2006
Contract end date	

17/18 Contracted general activity (UDA)	7,875
Carry forward general activity (UDA)	-90
17/18 Contracted orthodontic activity (UOA)	0
Carry forward orthodontic activity (UOA)	0
Baseline contract value	£181,520.39

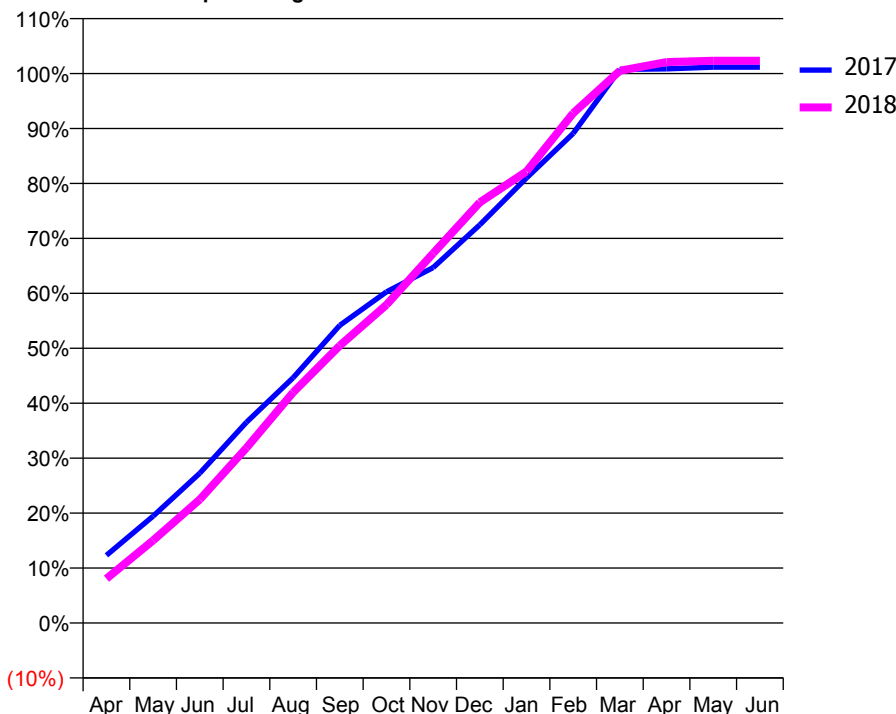
ACCESS*

Patients seen in 24 months	Total	Change since previous quarter
Quarter ending March 2017	3,092	
Quarter ending June 2017	3,113	→
Quarter ending September 2017	3,142	→
Quarter ending December 2017	3,160	→
Quarter ending March 2018	3,094	↓
Variance since March 2017	0.1%	→



ACTIVITY

Cumulative percentage of contracted UDA delivered 2017 & 2018



Month	Adjusted Scheduled Activity (UDA)	
	2017	2018
April	970	635
May	1,533	1,185
June	2,147	1,770
July	2,877	2,510
August	3,514	3,304
September	4,265	3,976
October	4,747	4,561
November	5,094	5,297
December	5,708	6,029
January	6,379	6,472
February	7,015	7,307
March	7,934	7,915
April	7,941	8,038
May	7,965	8,057
June	7,965	8,057

QUALITY

	Quantity	Base Number	Contract	AT	Region	England
% of FP17s for the same patient ID Re-attending within 3 months - Children	237	3,398	7.0%	10.3%	11.6%	11.9%
% of FP17s for the same patient ID Re-attending within 3 months - Adults	224	1,460	15.3%	14.4%	15.4%	16.0%
% of FP17s for the same patient ID Re-attending between 3 & 9 months - Children	2,329	3,398	68.5%	62.0%	59.4%	58.3%
% of FP17s for the same patient ID Re-attending between 3 & 9 months - Adults	942	1,460	64.5%	55.0%	51.3%	50.3%
% of FP17s for Band 1 Urgent Courses	106	4,963	2.1%	7.2%	8.0%	9.1%
% of FP17s Relating to Free Repair or Replacements	4	4,963	0.1%	0.8%	0.8%	0.8%
% of FP17s Relating to Continuations	95	4,963	1.9%	1.3%	1.0%	1.0%
% of Patients satisfied with the dentistry they have received	8	8	N/A	91.3%	91.7%	91.5%
% of Patients satisfied with the time they had to wait for an appointment	8	8	N/A	87.4%	88.3%	87.9%

* This is based on patients treated on this contract for their most recent course of treatment. Figures in italics indicate the base number of FP17s or Patient Questionnaire responses are less than 100. N/A is shown where the base number of responses is less than 10 during the period. % is calculated as Quantity/Base number*100

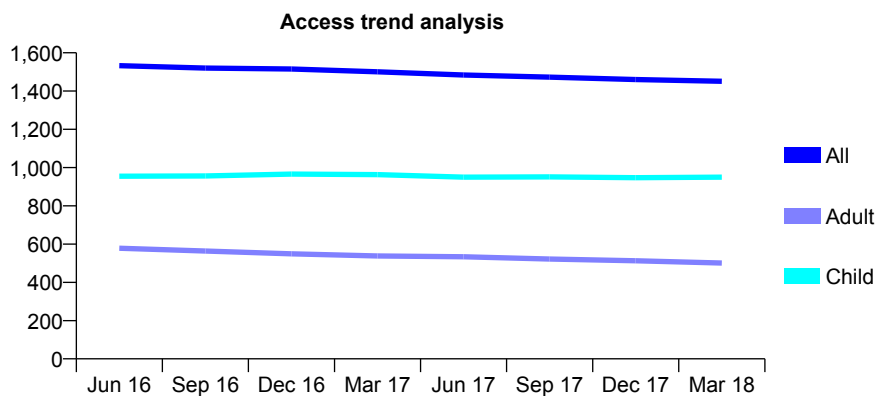
Q55 - Vital Signs At a Glance Contract Report for 673862/0002 - Year end March 2018

Name or company name	MR SC PEARCE
Contract type name	GDS Contract
Purpose of contract	General
Contract start date	01/04/2006
Contract end date	

17/18 Contracted general activity (UDA)	5,223
Carry forward general activity (UDA)	0
17/18 Contracted orthodontic activity (UOA)	0
Carry forward orthodontic activity (UOA)	0
Baseline contract value	£120,344.08

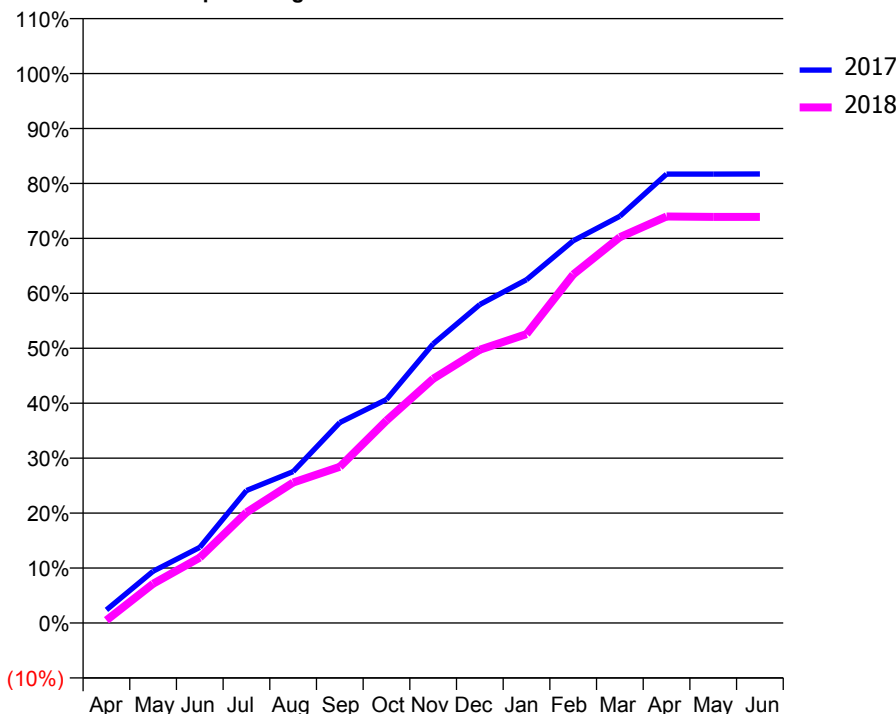
ACCESS*

Patients seen in 24 months	Total	Change since previous quarter
Quarter ending March 2017	1,501	
Quarter ending June 2017	1,484	↓
Quarter ending September 2017	1,473	→
Quarter ending December 2017	1,460	→
Quarter ending March 2018	1,451	→
Variance since March 2017	(3.3%)	↓



ACTIVITY

Cumulative percentage of contracted UDA delivered 2017 & 2018



Month	Adjusted Scheduled Activity (UDA)	
	2017	2018
April	125	27
May	493	373
June	720	622
July	1,259	1,051
August	1,439	1,335
September	1,905	1,485
October	2,124	1,925
November	2,654	2,322
December	3,028	2,597
January	3,263	2,745
February	3,633	3,313
March	3,866	3,668
April	4,267	3,863
May	4,267	3,860
June	4,268	3,860

QUALITY

	Quantity	Base Number	Contract	AT	Region	England
% of FP17s for the same patient ID Re-attending within 3 months - Children	259	1,910	13.6%	10.3%	11.6%	11.9%
% of FP17s for the same patient ID Re-attending within 3 months - Adults	176	757	23.2%	14.4%	15.4%	16.0%
% of FP17s for the same patient ID Re-attending between 3 & 9 months - Children	1,341	1,910	70.2%	62.0%	59.4%	58.3%
% of FP17s for the same patient ID Re-attending between 3 & 9 months - Adults	479	757	63.3%	55.0%	51.3%	50.3%
% of FP17s for Band 1 Urgent Courses	113	2,533	4.5%	7.2%	8.0%	9.1%
% of FP17s Relating to Free Repair or Replacements	1	2,533	0.0%	0.8%	0.8%	0.8%
% of FP17s Relating to Continuations	0	2,533	0.0%	1.3%	1.0%	1.0%
% of Patients satisfied with the dentistry they have received	0	0	N/A	91.3%	91.7%	91.5%
% of Patients satisfied with the time they had to wait for an appointment	0	0	N/A	87.4%	88.3%	87.9%

* This is based on patients treated on this contract for their most recent course of treatment. Figures in italics indicate the base number of FP17s or Patient Questionnaire responses are less than 100. N/A is shown where the base number of responses is less than 10 during the period. % is calculated as Quantity/Base number*100

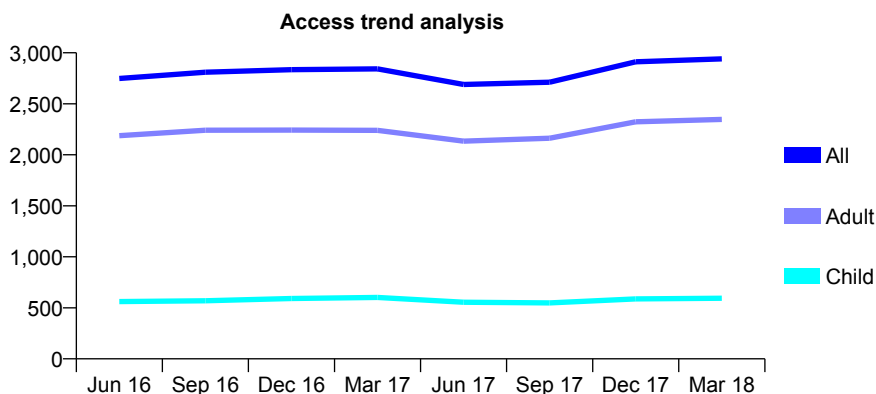
Q55 - Vital Signs At a Glance Contract Report for 674427/0001 - Year end March 2018

Name or company name	MR N SHAW
Contract type name	GDS Contract
Purpose of contract	General
Contract start date	01/10/2007
Contract end date	

17/18 Contracted general activity (UDA)	9,028
Carry forward general activity (UDA)	-31
17/18 Contracted orthodontic activity (UOA)	0
Carry forward orthodontic activity (UOA)	0
Baseline contract value	£252,914.91

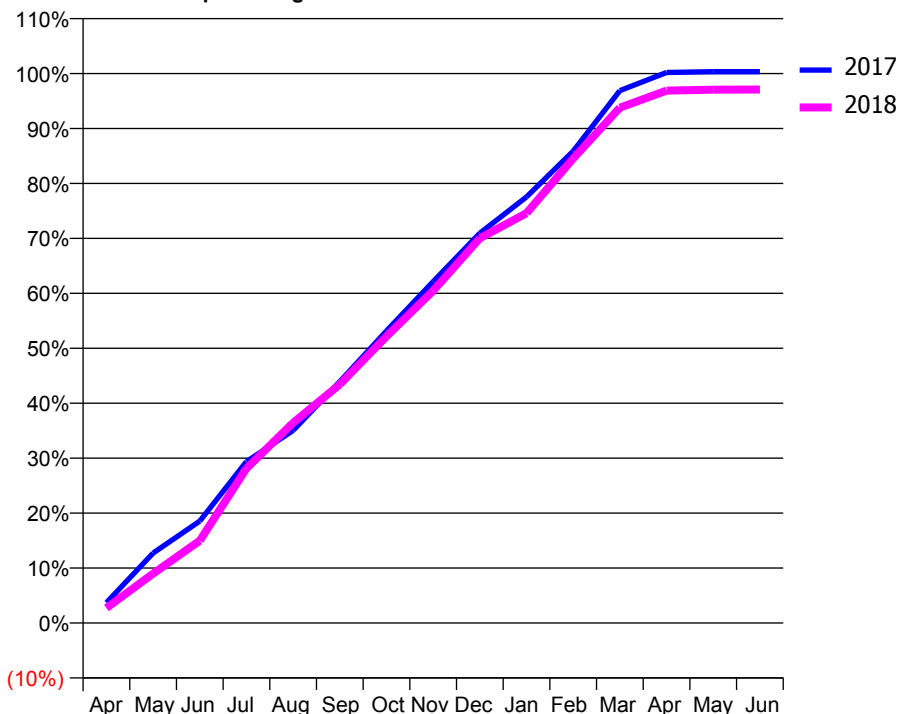
ACCESS*

Patients seen in 24 months	Total	Change since previous quarter
Quarter ending March 2017	2,842	
Quarter ending June 2017	2,689	↓
Quarter ending September 2017	2,712	→
Quarter ending December 2017	2,912	↑
Quarter ending March 2018	2,941	→
Variance since March 2017	3.5%	↑



ACTIVITY

Cumulative percentage of contracted UDA delivered 2017 & 2018



Month	Adjusted Scheduled Activity (UDA)	
	2017	2018
April	335	247
May	1,149	812
June	1,674	1,353
July	2,653	2,541
August	3,165	3,290
September	3,967	3,921
October	4,799	4,709
November	5,609	5,458
December	6,405	6,322
January	7,000	6,733
February	7,752	7,632
March	8,748	8,466
April	9,045	8,748
May	9,059	8,763
June	9,059	8,764

QUALITY

	Quantity	Base Number	Contract	AT	Region	England
% of FP17s for the same patient ID Re-attending within 3 months - Children	42	1,092	3.8%	10.3%	11.6%	11.9%
% of FP17s for the same patient ID Re-attending within 3 months - Adults	425	3,855	11.0%	14.4%	15.4%	16.0%
% of FP17s for the same patient ID Re-attending between 3 & 9 months - Children	682	1,092	62.5%	62.0%	59.4%	58.3%
% of FP17s for the same patient ID Re-attending between 3 & 9 months - Adults	2,151	3,855	55.8%	55.0%	51.3%	50.3%
% of FP17s for Band 1 Urgent Courses	109	4,634	2.4%	7.2%	8.0%	9.1%
% of FP17s Relating to Free Repair or Replacements	8	4,634	0.2%	0.8%	0.8%	0.8%
% of FP17s Relating to Continuations	105	4,634	2.3%	1.3%	1.0%	1.0%
% of Patients satisfied with the dentistry they have received	5	6	N/A	91.3%	91.7%	91.5%
% of Patients satisfied with the time they had to wait for an appointment	6	6	N/A	87.4%	88.3%	87.9%

* This is based on patients treated on this contract for their most recent course of treatment. Figures in italics indicate the base number of FP17s or Patient Questionnaire responses are less than 100. N/A is shown where the base number of responses is less than 10 during the period. % is calculated as Quantity/Base number*100

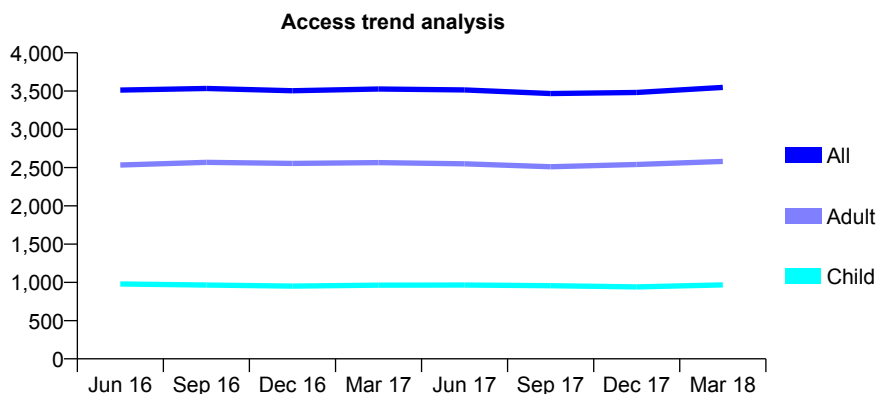
Q55 - Vital Signs At a Glance Contract Report for 677043/0001 - Year end March 2018

Name or company name	MR D BYWATER
Contract type name	GDS Contract
Purpose of contract	General
Contract start date	01/04/2006
Contract end date	

17/18 Contracted general activity (UDA)	10,505
Carry forward general activity (UDA)	0
17/18 Contracted orthodontic activity (UOA)	0
Carry forward orthodontic activity (UOA)	0
Baseline contract value	£272,873.52

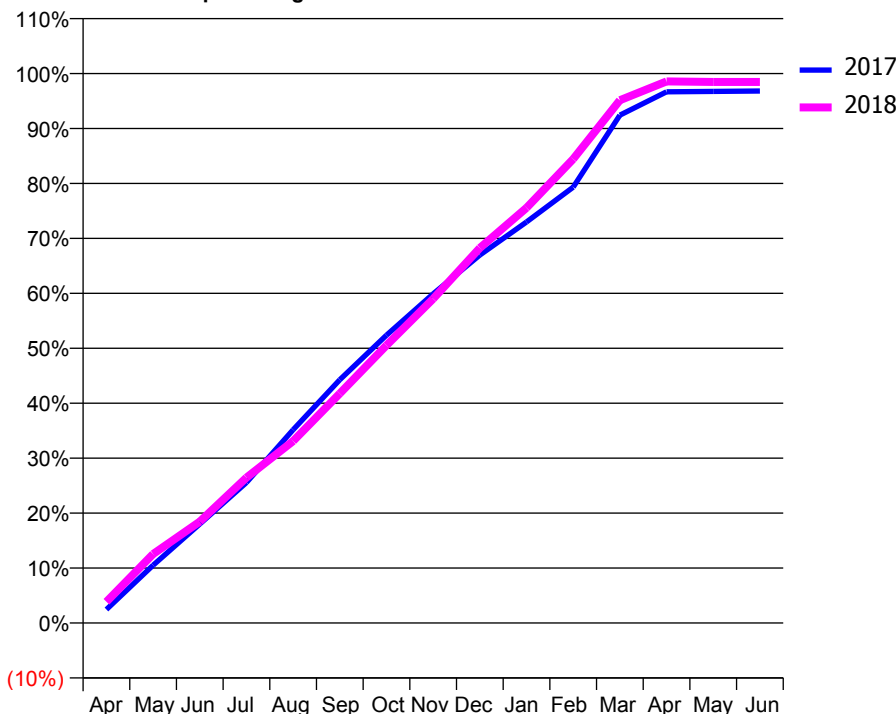
ACCESS*

Patients seen in 24 months	Total	Change since previous quarter
Quarter ending March 2017	3,527	
Quarter ending June 2017	3,514	→
Quarter ending September 2017	3,467	↓
Quarter ending December 2017	3,482	→
Quarter ending March 2018	3,547	→
Variance since March 2017	0.6%	→



ACTIVITY

Cumulative percentage of contracted UDA delivered 2017 & 2018



Month	Adjusted Scheduled Activity (UDA)	
	2017	2018
April	275	406
May	1,178	1,318
June	2,017	1,938
July	2,863	2,781
August	3,936	3,479
September	4,956	4,389
October	5,863	5,310
November	6,705	6,197
December	7,496	7,169
January	8,169	7,937
February	8,877	8,871
March	10,346	9,994
April	10,821	10,353
May	10,828	10,344
June	10,835	10,343

QUALITY

	Quantity	Base Number	Contract	AT	Region	England
% of FP17s for the same patient ID Re-attending within 3 months - Children	89	1,485	6.0%	10.3%	11.6%	11.9%
% of FP17s for the same patient ID Re-attending within 3 months - Adults	781	4,010	19.5%	14.4%	15.4%	16.0%
% of FP17s for the same patient ID Re-attending between 3 & 9 months - Children	904	1,485	60.9%	62.0%	59.4%	58.3%
% of FP17s for the same patient ID Re-attending between 3 & 9 months - Adults	2,344	4,010	58.5%	55.0%	51.3%	50.3%
% of FP17s for Band 1 Urgent Courses	368	5,421	6.8%	7.2%	8.0%	9.1%
% of FP17s Relating to Free Repair or Replacements	82	5,421	1.5%	0.8%	0.8%	0.8%
% of FP17s Relating to Continuations	8	5,421	0.1%	1.3%	1.0%	1.0%
% of Patients satisfied with the dentistry they have received	7	7	N/A	91.3%	91.7%	91.5%
% of Patients satisfied with the time they had to wait for an appointment	7	7	N/A	87.4%	88.3%	87.9%

* This is based on patients treated on this contract for their most recent course of treatment. Figures in italics indicate the base number of FP17s or Patient Questionnaire responses are less than 100. N/A is shown where the base number of responses is less than 10 during the period. % is calculated as Quantity/Base number*100

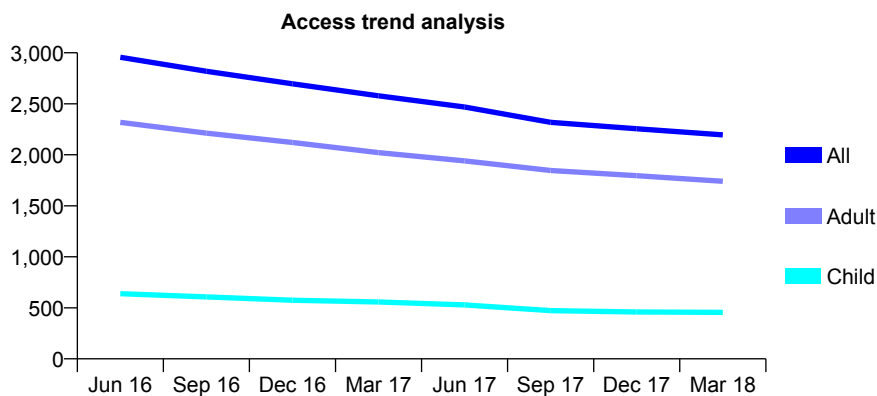
Q55 - Vital Signs At a Glance Contract Report for 677647/0001 - Year end March 2018

Name or company name	MRS S PIENAAR
Contract type name	GDS Contract
Purpose of contract	General
Contract start date	01/10/2007
Contract end date	

17/18 Contracted general activity (UDA)	10,656
Carry forward general activity (UDA)	0
17/18 Contracted orthodontic activity (UOA)	0
Carry forward orthodontic activity (UOA)	0
Baseline contract value	£254,826.34

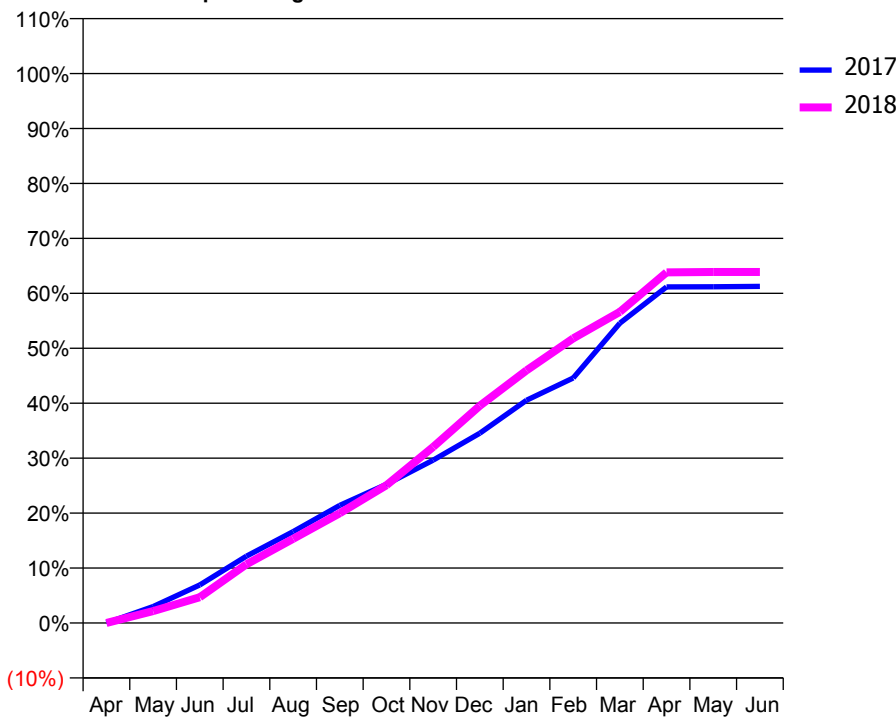
ACCESS*

Patients seen in 24 months	Total	Change since previous quarter
Quarter ending March 2017	2,579	
Quarter ending June 2017	2,469	↓
Quarter ending September 2017	2,318	↓
Quarter ending December 2017	2,255	↓
Quarter ending March 2018	2,196	↓
Variance since March 2017	(14.9%)	↓



ACTIVITY

Cumulative percentage of contracted UDA delivered 2017 & 2018



Month	Adjusted Scheduled Activity (UDA)	
	2017	2018
April	0	0
May	320	231
June	738	500
July	1,296	1,139
August	1,772	1,634
September	2,282	2,129
October	2,691	2,673
November	3,158	3,416
December	3,681	4,215
January	4,319	4,898
February	4,751	5,520
March	5,814	6,034
April	6,519	6,800
May	6,521	6,807
June	6,529	6,808

QUALITY

	Quantity	Base Number	Contract	AT	Region	England
% of FP17s for the same patient ID Re-attending within 3 months - Children	27	486	5.6%	10.3%	11.6%	11.9%
% of FP17s for the same patient ID Re-attending within 3 months - Adults	457	2,547	17.9%	14.4%	15.4%	16.0%
% of FP17s for the same patient ID Re-attending between 3 & 9 months - Children	100	486	20.6%	62.0%	59.4%	58.3%
% of FP17s for the same patient ID Re-attending between 3 & 9 months - Adults	1,024	2,547	40.2%	55.0%	51.3%	50.3%
% of FP17s for Band 1 Urgent Courses	81	3,115	2.6%	7.2%	8.0%	9.1%
% of FP17s Relating to Free Repair or Replacements	21	3,115	0.7%	0.8%	0.8%	0.8%
% of FP17s Relating to Continuations	92	3,115	3.0%	1.3%	1.0%	1.0%
% of Patients satisfied with the dentistry they have received	2	4	N/A	91.3%	91.7%	91.5%
% of Patients satisfied with the time they had to wait for an appointment	2	4	N/A	87.4%	88.3%	87.9%

* This is based on patients treated on this contract for their most recent course of treatment. Figures in italics indicate the base number of FP17s or Patient Questionnaire responses are less than 100. N/A is shown where the base number of responses is less than 10 during the period. % is calculated as Quantity/Base number*100

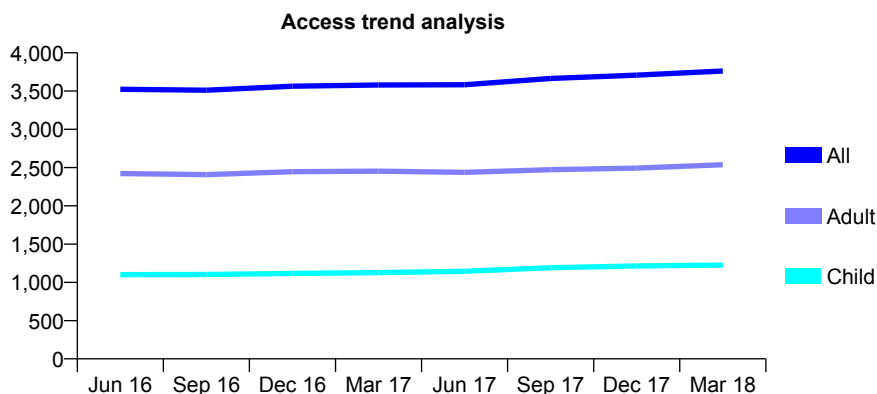
Q55 - Vital Signs At a Glance Contract Report for 679879/0001 - Year end March 2018

Name or company name	MISS F SEZAVAR SHOKOH
Contract type name	GDS Contract
Purpose of contract	General
Contract start date	01/04/2006
Contract end date	

17/18 Contracted general activity (UDA)	14,388
Carry forward general activity (UDA)	-149
17/18 Contracted orthodontic activity (UOA)	0
Carry forward orthodontic activity (UOA)	0
Baseline contract value	£355,715.62

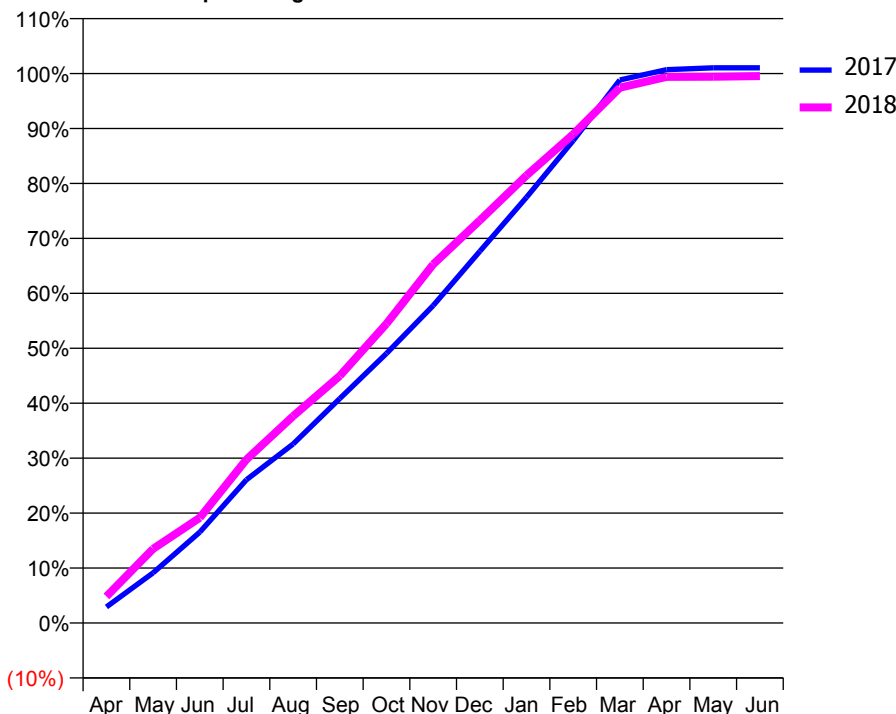
ACCESS*

Patients seen in 24 months	Total	Change since previous quarter
Quarter ending March 2017	3,579	
Quarter ending June 2017	3,582	→
Quarter ending September 2017	3,664	↑
Quarter ending December 2017	3,708	→
Quarter ending March 2018	3,762	→
Variance since March 2017	5.1%	↑



ACTIVITY

Cumulative percentage of contracted UDA delivered 2017 & 2018



Month	Adjusted Scheduled Activity (UDA)	
	2017	2018
April	421	696
May	1,315	1,942
June	2,379	2,756
July	3,750	4,282
August	4,687	5,419
September	5,879	6,473
October	7,057	7,835
November	8,313	9,390
December	9,733	10,542
January	11,146	11,719
February	12,630	12,798
March	14,219	14,016
April	14,487	14,299
May	14,536	14,302
June	14,537	14,321

QUALITY

	Quantity	Base Number	Contract	AT	Region	England
% of FP17s for the same patient ID Re-attending within 3 months - Children	139	1,770	7.9%	10.3%	11.6%	11.9%
% of FP17s for the same patient ID Re-attending within 3 months - Adults	557	3,552	15.7%	14.4%	15.4%	16.0%
% of FP17s for the same patient ID Re-attending between 3 & 9 months - Children	1,006	1,770	56.8%	62.0%	59.4%	58.3%
% of FP17s for the same patient ID Re-attending between 3 & 9 months - Adults	1,777	3,552	50.0%	55.0%	51.3%	50.3%
% of FP17s for Band 1 Urgent Courses	507	5,324	9.5%	7.2%	8.0%	9.1%
% of FP17s Relating to Free Repair or Replacements	68	5,324	1.3%	0.8%	0.8%	0.8%
% of FP17s Relating to Continuations	0	5,324	0.0%	1.3%	1.0%	1.0%
% of Patients satisfied with the dentistry they have received	1	1	N/A	91.3%	91.7%	91.5%
% of Patients satisfied with the time they had to wait for an appointment	1	1	N/A	87.4%	88.3%	87.9%

* This is based on patients treated on this contract for their most recent course of treatment. Figures in italics indicate the base number of FP17s or Patient Questionnaire responses are less than 100. N/A is shown where the base number of responses is less than 10 during the period. % is calculated as Quantity/Base number*100

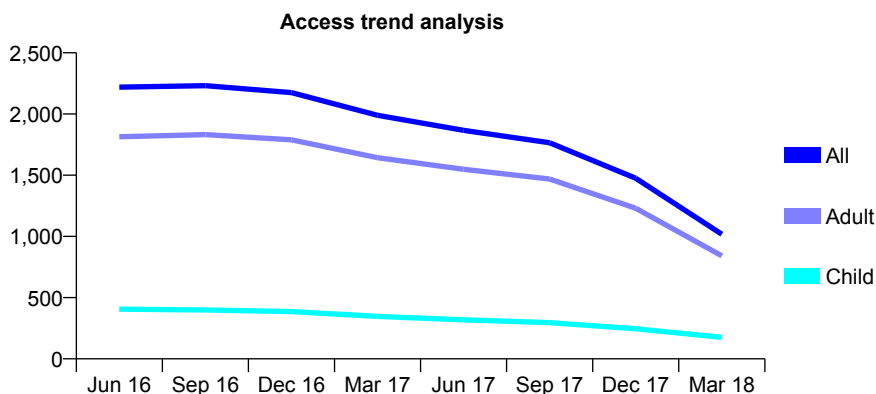
Q55 - Vital Signs At a Glance Contract Report for 681814/0003 - Year end March 2018

Name or company name	MR E CUNNINGHAM
Contract type name	GDS Contract
Purpose of contract	General
Contract start date	01/12/2014
Contract end date	30/09/2017

17/18 Contracted general activity (UDA)	4,200
Carry forward general activity (UDA)	0
17/18 Contracted orthodontic activity (UOA)	0
Carry forward orthodontic activity (UOA)	0
Baseline contract value	£94,022.80

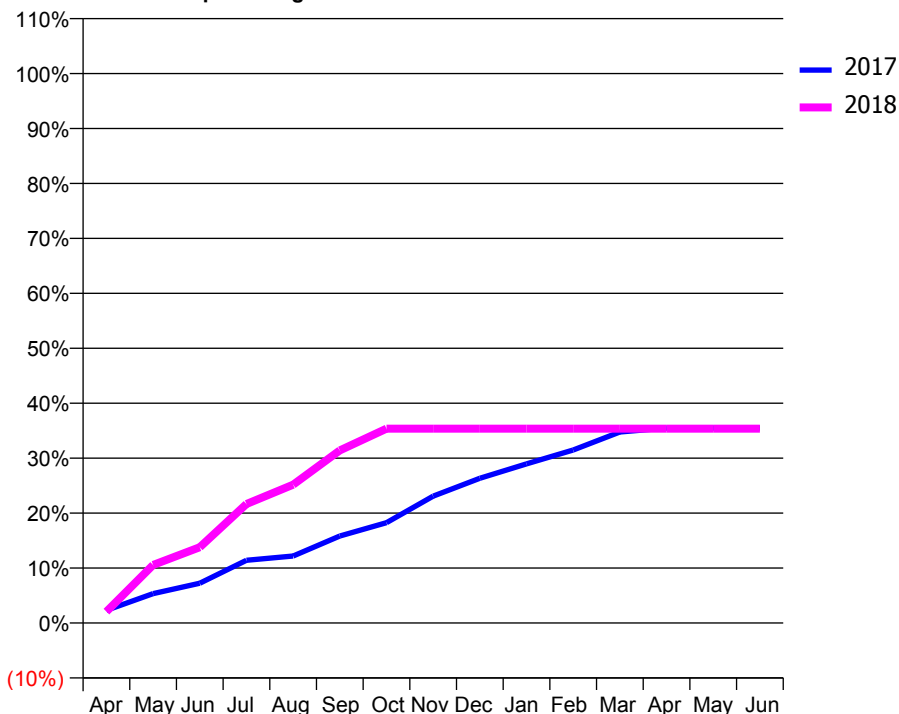
ACCESS*

Patients seen in 24 months	Total	Change since previous quarter
Quarter ending March 2017	1,990	
Quarter ending June 2017	1,867	↓
Quarter ending September 2017	1,765	↓
Quarter ending December 2017	1,476	↓
Quarter ending March 2018	1,018	↓
Variance since March 2017	(48.8%)	↓



ACTIVITY

Cumulative percentage of contracted UDA delivered 2017 & 2018



Month	Adjusted Scheduled Activity (UDA)	
	2017	2018
April	265	88
May	611	443
June	825	580
July	1,300	909
August	1,389	1,058
September	1,805	1,320
October	2,082	1,486
November	2,632	1,486
December	3,003	1,486
January	3,302	1,486
February	3,590	1,486
March	3,962	1,486
April	4,045	1,486
May	4,046	1,486
June	4,046	1,486

QUALITY

	Quantity	Base Number	Contract	AT	Region	England
% of FP17s for the same patient ID Re-attending within 3 months - Children	4	214	1.9%	10.3%	11.6%	11.9%
% of FP17s for the same patient ID Re-attending within 3 months - Adults	71	784	9.1%	14.4%	15.4%	16.0%
% of FP17s for the same patient ID Re-attending between 3 & 9 months - Children	158	214	73.8%	62.0%	59.4%	58.3%
% of FP17s for the same patient ID Re-attending between 3 & 9 months - Adults	493	784	62.9%	55.0%	51.3%	50.3%
% of FP17s for Band 1 Urgent Courses	37	953	3.9%	7.2%	8.0%	9.1%
% of FP17s Relating to Free Repair or Replacements	8	953	0.8%	0.8%	0.8%	0.8%
% of FP17s Relating to Continuations	0	953	0.0%	1.3%	1.0%	1.0%
% of Patients satisfied with the dentistry they have received	1	1	N/A	91.3%	91.7%	91.5%
% of Patients satisfied with the time they had to wait for an appointment	0	1	N/A	87.4%	88.3%	87.9%

* This is based on patients treated on this contract for their most recent course of treatment. Figures in italics indicate the base number of FP17s or Patient Questionnaire responses are less than 100. N/A is shown where the base number of responses is less than 10 during the period. % is calculated as Quantity/Base number*100

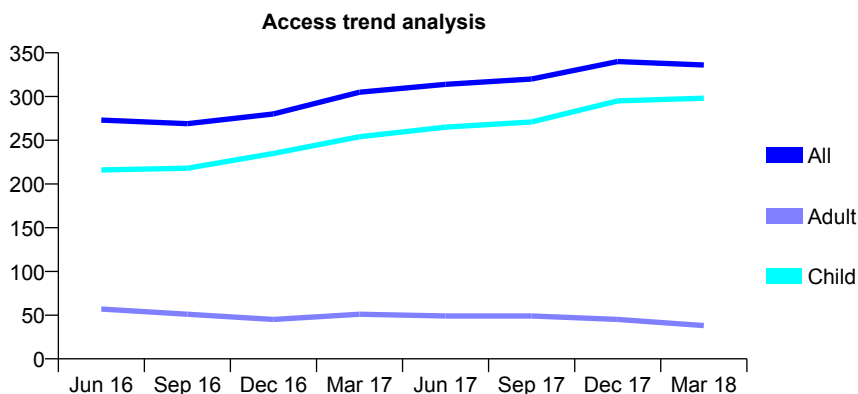
Q55 - Vital Signs At a Glance Contract Report for 710822/0001 - Year end March 2018

Name or company name	MR R NATHWANI
Contract type name	GDS Contract
Purpose of contract	General
Contract start date	01/05/2011
Contract end date	

17/18 Contracted general activity (UDA)	863
Carry forward general activity (UDA)	0
17/18 Contracted orthodontic activity (UOA)	0
Carry forward orthodontic activity (UOA)	0
Baseline contract value	£24,031.80

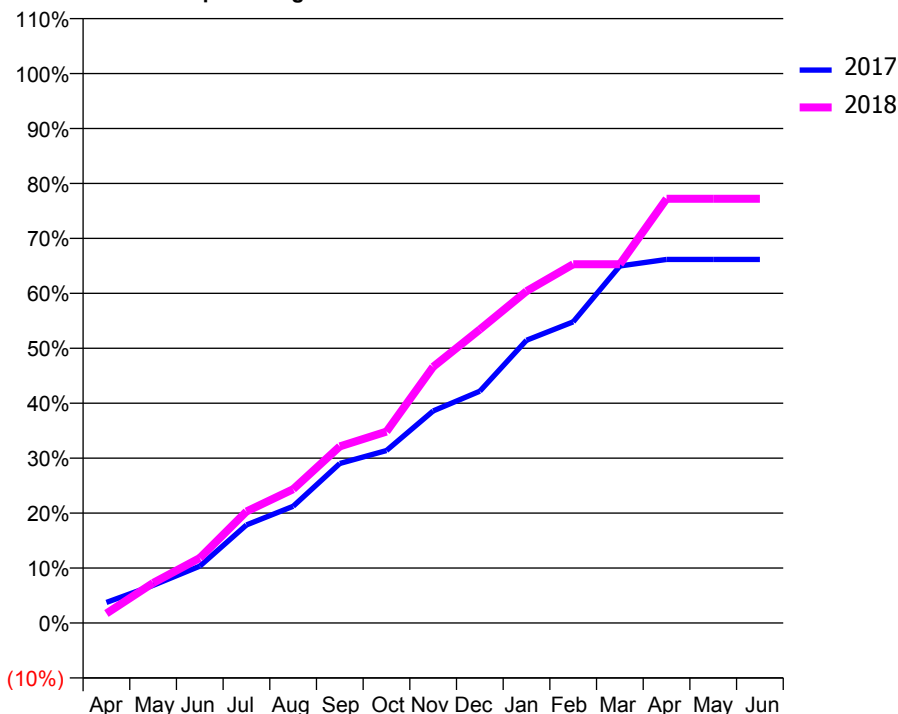
ACCESS*

Patients seen in 24 months	Total	Change since previous quarter
Quarter ending March 2017	305	
Quarter ending June 2017	314	↑
Quarter ending September 2017	320	→
Quarter ending December 2017	340	↑
Quarter ending March 2018	336	↓
Variance since March 2017	10.2%	↑



ACTIVITY

Cumulative percentage of contracted UDA delivered 2017 & 2018



Month	Adjusted Scheduled Activity (UDA)	
	2017	2018
April	32	15
May	59	63
June	89	102
July	154	175
August	183	210
September	251	277
October	271	301
November	333	402
December	364	461
January	444	521
February	473	563
March	561	563
April	571	666
May	571	666
June	571	666

QUALITY

	Quantity	Base Number	Contract	AT	Region	England
% of FP17s for the same patient ID Re-attending within 3 months - Children	19	457	4.2%	10.3%	11.6%	11.9%
% of FP17s for the same patient ID Re-attending within 3 months - Adults	1	25	4.0%	14.4%	15.4%	16.0%
% of FP17s for the same patient ID Re-attending between 3 & 9 months - Children	320	457	70.0%	62.0%	59.4%	58.3%
% of FP17s for the same patient ID Re-attending between 3 & 9 months - Adults	1	25	4.0%	55.0%	51.3%	50.3%
% of FP17s for Band 1 Urgent Courses	42	546	7.7%	7.2%	8.0%	9.1%
% of FP17s Relating to Free Repair or Replacements	0	546	0.0%	0.8%	0.8%	0.8%
% of FP17s Relating to Continuations	0	546	0.0%	1.3%	1.0%	1.0%
% of Patients satisfied with the dentistry they have received	1	1	N/A	91.3%	91.7%	91.5%
% of Patients satisfied with the time they had to wait for an appointment	1	1	N/A	87.4%	88.3%	87.9%

* This is based on patients treated on this contract for their most recent course of treatment. Figures in italics indicate the base number of FP17s or Patient Questionnaire responses are less than 100. N/A is shown where the base number of responses is less than 10 during the period. % is calculated as Quantity/Base number*100

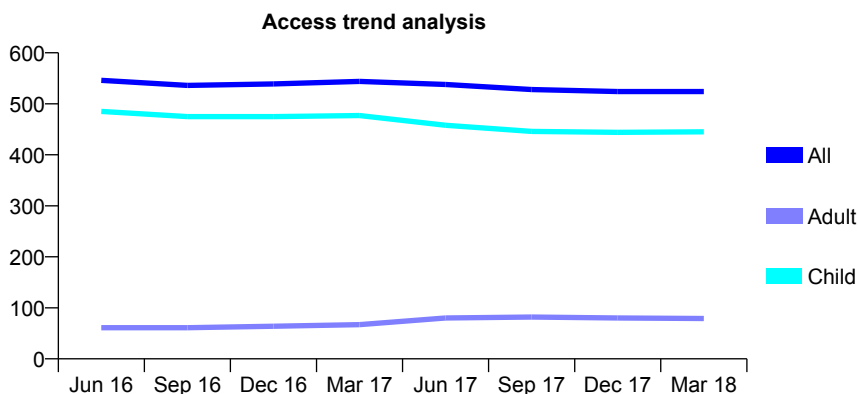
Q55 - Vital Signs At a Glance Contract Report for 729388/0001 - Year end March 2018

Name or company name	MR JP WARD
Contract type name	GDS Contract
Purpose of contract	General and Orthodontic
Contract start date	01/04/2006
Contract end date	

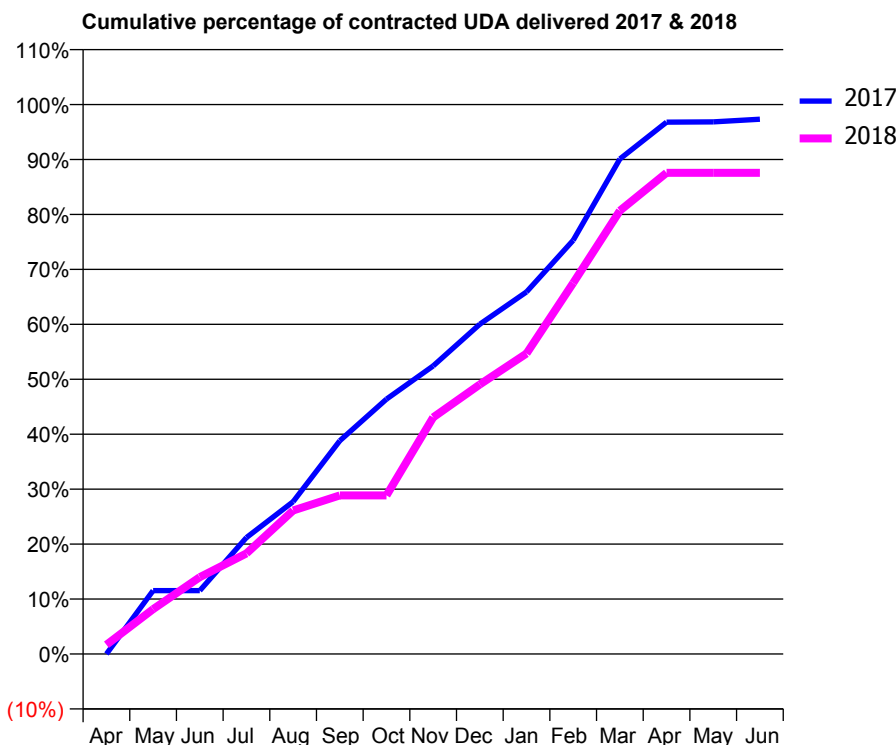
17/18 Contracted general activity (UDA)	1,628
Carry forward general activity (UDA)	43
17/18 Contracted orthodontic activity (UOA)	446
Carry forward orthodontic activity (UOA)	-1
Baseline contract value	£72,602.71

ACCESS*

Patients seen in 24 months	Total	Change since previous quarter
Quarter ending March 2017	544	
Quarter ending June 2017	538	↓
Quarter ending September 2017	528	↓
Quarter ending December 2017	524	→
Quarter ending March 2018	524	→
Variance since March 2017	(3.7%)	↓



ACTIVITY



Month	Adjusted Scheduled Activity (UDA)	
	2017	2018
April	0	28
May	188	133
June	188	228
July	345	298
August	451	425
September	632	470
October	755	470
November	854	701
December	977	799
January	1,073	890
February	1,226	1,099
March	1,467	1,313
April	1,576	1,425
May	1,577	1,425
June	1,585	1,425

QUALITY

	Quantity	Base Number	Contract	AT	Region	England
% of FP17s for the same patient ID Re-attending within 3 months - Children	93	848	11.0%	10.3%	11.6%	11.9%
% of FP17s for the same patient ID Re-attending within 3 months - Adults	0	7	0.0%	14.4%	15.4%	16.0%
% of FP17s for the same patient ID Re-attending between 3 & 9 months - Children	610	848	71.9%	62.0%	59.4%	58.3%
% of FP17s for the same patient ID Re-attending between 3 & 9 months - Adults	1	7	14.3%	55.0%	51.3%	50.3%
% of FP17s for Band 1 Urgent Courses	32	807	4.0%	7.2%	8.0%	9.1%
% of FP17s Relating to Free Repair or Replacements	0	807	0.0%	0.8%	0.8%	0.8%
% of FP17s Relating to Continuations	0	807	0.0%	1.3%	1.0%	1.0%
% of Patients satisfied with the dentistry they have received	0	0	N/A	91.3%	91.7%	91.5%
% of Patients satisfied with the time they had to wait for an appointment	0	0	N/A	87.4%	88.3%	87.9%

* This is based on patients treated on this contract for their most recent course of treatment. Figures in italics indicate the base number of FP17s or Patient Questionnaire responses are less than 100. N/A is shown where the base number of responses is less than 10 during the period. % is calculated as Quantity/Base number*100

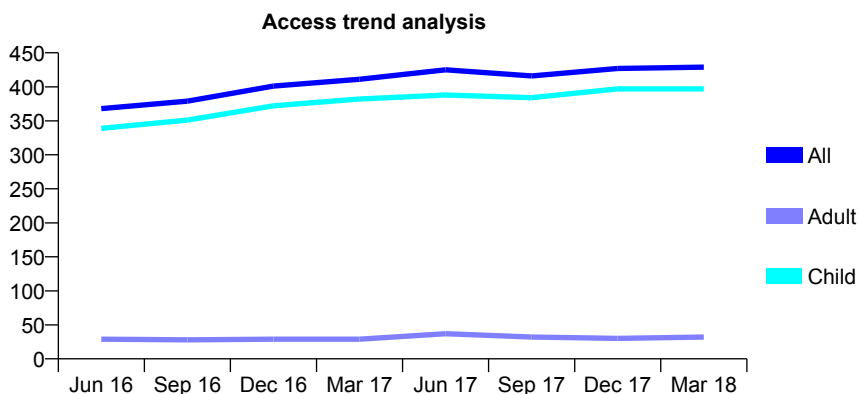
Q55 - Vital Signs At a Glance Contract Report for 745847/0001 - Year end March 2018

Name or company name	MR SB SHAFFERY
Contract type name	GDS Contract
Purpose of contract	General
Contract start date	01/04/2006
Contract end date	

17/18 Contracted general activity (UDA)	800
Carry forward general activity (UDA)	0
17/18 Contracted orthodontic activity (UOA)	0
Carry forward orthodontic activity (UOA)	0
Baseline contract value	£19,546.04

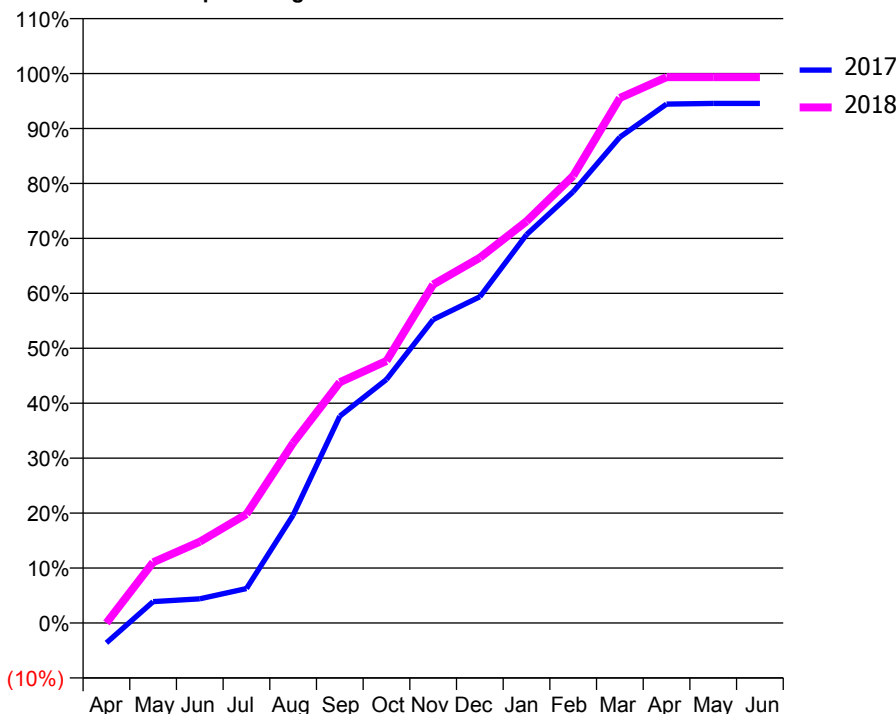
ACCESS*

Patients seen in 24 months	Total	Change since previous quarter
Quarter ending March 2017	411	
Quarter ending June 2017	425	↑
Quarter ending September 2017	416	↓
Quarter ending December 2017	427	↑
Quarter ending March 2018	429	→
Variance since March 2017	4.4%	↑



ACTIVITY

Cumulative percentage of contracted UDA delivered 2017 & 2018



Month	Adjusted Scheduled Activity (UDA)	
	2017	2018
April	-29	0
May	31	88
June	35	118
July	50	159
August	157	262
September	301	351
October	355	382
November	442	493
December	475	532
January	565	585
February	628	651
March	707	764
April	755	795
May	756	795
June	756	795

QUALITY

	Quantity	Base Number	Contract	AT	Region	England
% of FP17s for the same patient ID Re-attending within 3 months - Children	49	641	7.6%	10.3%	11.6%	11.9%
% of FP17s for the same patient ID Re-attending within 3 months - Adults	0	1	0.0%	14.4%	15.4%	16.0%
% of FP17s for the same patient ID Re-attending between 3 & 9 months - Children	404	641	63.0%	62.0%	59.4%	58.3%
% of FP17s for the same patient ID Re-attending between 3 & 9 months - Adults	0	1	0.0%	55.0%	51.3%	50.3%
% of FP17s for Band 1 Urgent Courses	13	625	2.1%	7.2%	8.0%	9.1%
% of FP17s Relating to Free Repair or Replacements	0	625	0.0%	0.8%	0.8%	0.8%
% of FP17s Relating to Continuations	0	625	0.0%	1.3%	1.0%	1.0%
% of Patients satisfied with the dentistry they have received	0	0	N/A	91.3%	91.7%	91.5%
% of Patients satisfied with the time they had to wait for an appointment	0	0	N/A	87.4%	88.3%	87.9%

* This is based on patients treated on this contract for their most recent course of treatment. Figures in italics indicate the base number of FP17s or Patient Questionnaire responses are less than 100. N/A is shown where the base number of responses is less than 10 during the period. % is calculated as Quantity/Base number*100

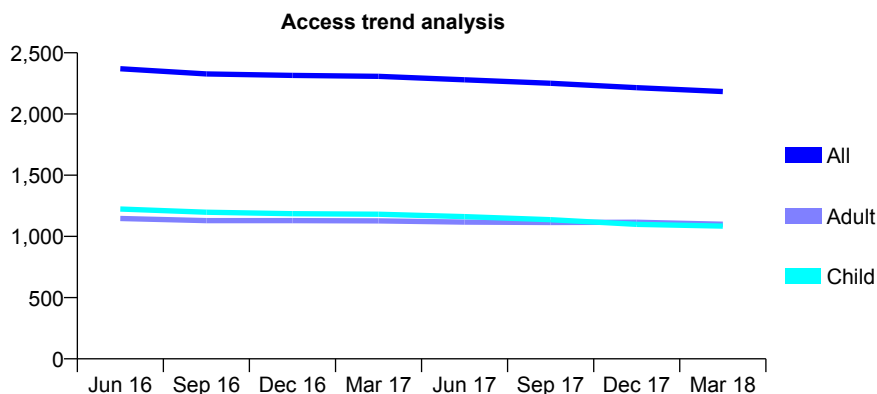
Q55 - Vital Signs At a Glance Contract Report for 746436/0001 - Year end March 2018

Name or company name	MR MN BURTON
Contract type name	GDS Contract
Purpose of contract	General
Contract start date	01/04/2006
Contract end date	

17/18 Contracted general activity (UDA)	6,000
Carry forward general activity (UDA)	0
17/18 Contracted orthodontic activity (UOA)	0
Carry forward orthodontic activity (UOA)	0
Baseline contract value	£173,769.98

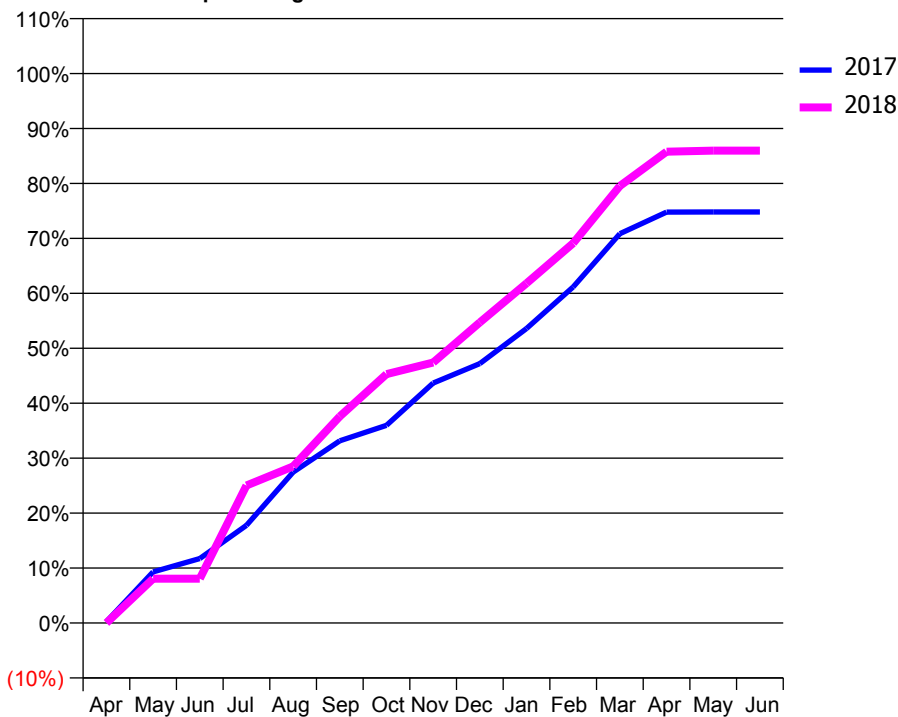
ACCESS*

Patients seen in 24 months	Total	Change since previous quarter
Quarter ending March 2017	2,308	
Quarter ending June 2017	2,279	↓
Quarter ending September 2017	2,251	↓
Quarter ending December 2017	2,215	↓
Quarter ending March 2018	2,184	↓
Variance since March 2017	(5.4%)	↓



ACTIVITY

Cumulative percentage of contracted UDA delivered 2017 & 2018



Month	Adjusted Scheduled Activity (UDA)	
	2017	2018
April	20	0
May	697	483
June	881	483
July	1,334	1,502
August	2,059	1,710
September	2,488	2,257
October	2,698	2,718
November	3,276	2,845
December	3,541	3,282
January	4,019	3,709
February	4,588	4,148
March	5,313	4,773
April	5,608	5,146
May	5,611	5,158
June	5,611	5,158

QUALITY

	Quantity	Base Number	Contract	AT	Region	England
% of FP17s for the same patient ID Re-attending within 3 months - Children	154	1,685	9.1%	10.3%	11.6%	11.9%
% of FP17s for the same patient ID Re-attending within 3 months - Adults	148	1,253	11.8%	14.4%	15.4%	16.0%
% of FP17s for the same patient ID Re-attending between 3 & 9 months - Children	985	1,685	58.5%	62.0%	59.4%	58.3%
% of FP17s for the same patient ID Re-attending between 3 & 9 months - Adults	599	1,253	47.8%	55.0%	51.3%	50.3%
% of FP17s for Band 1 Urgent Courses	110	2,970	3.7%	7.2%	8.0%	9.1%
% of FP17s Relating to Free Repair or Replacements	0	2,970	0.0%	0.8%	0.8%	0.8%
% of FP17s Relating to Continuations	19	2,970	0.6%	1.3%	1.0%	1.0%
% of Patients satisfied with the dentistry they have received	1	1	N/A	91.3%	91.7%	91.5%
% of Patients satisfied with the time they had to wait for an appointment	1	1	N/A	87.4%	88.3%	87.9%

* This is based on patients treated on this contract for their most recent course of treatment. Figures in italics indicate the base number of FP17s or Patient Questionnaire responses are less than 100. N/A is shown where the base number of responses is less than 10 during the period. % is calculated as Quantity/Base number*100

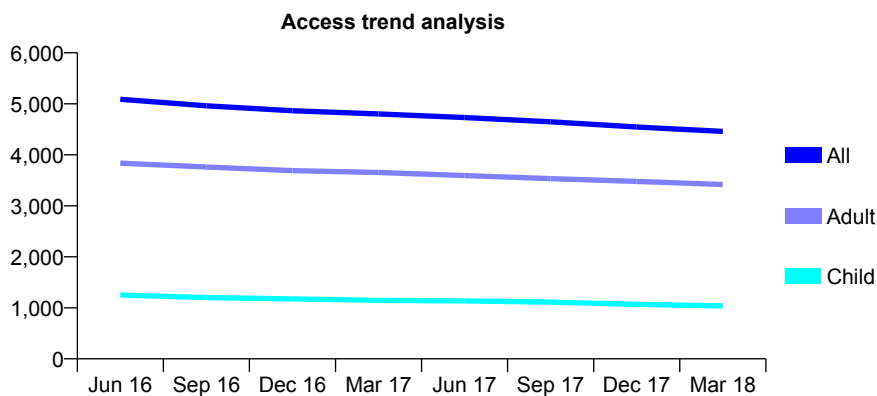
Q55 - Vital Signs At a Glance Contract Report for 746509/0001 - Year end March 2018

Name or company name	MR RA HEPBURN
Contract type name	GDS Contract
Purpose of contract	General
Contract start date	01/04/2006
Contract end date	

17/18 Contracted general activity (UDA)	13,800
Carry forward general activity (UDA)	0
17/18 Contracted orthodontic activity (UOA)	0
Carry forward orthodontic activity (UOA)	0
Baseline contract value	£279,947.24

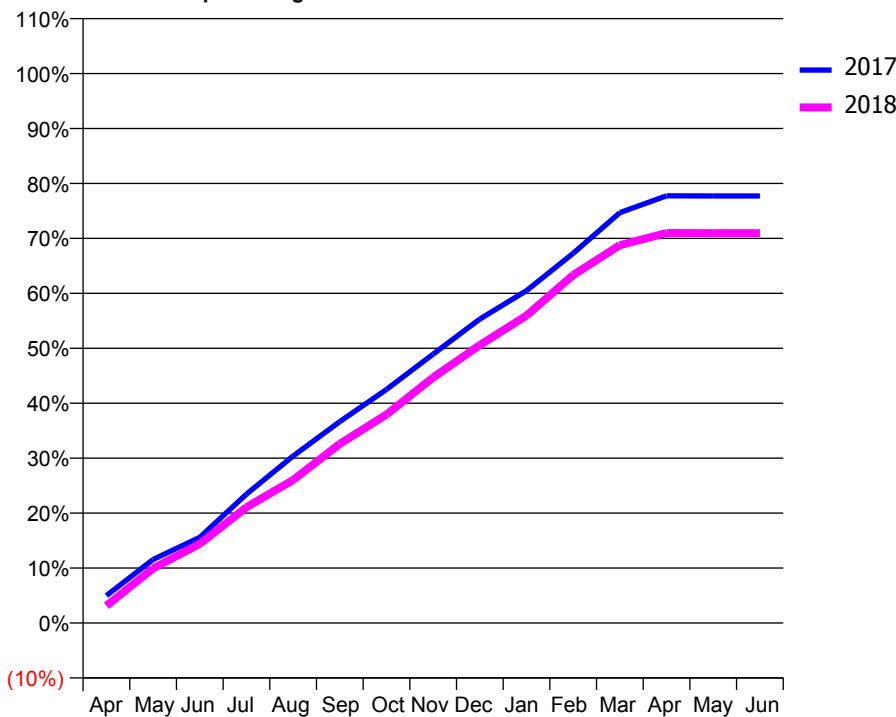
ACCESS*

Patients seen in 24 months	Total	Change since previous quarter
Quarter ending March 2017	4,800	
Quarter ending June 2017	4,731	↓
Quarter ending September 2017	4,646	↓
Quarter ending December 2017	4,545	↓
Quarter ending March 2018	4,459	↓
Variance since March 2017	(7.1%)	↓



ACTIVITY

Cumulative percentage of contracted UDA delivered 2017 & 2018



Adjusted Scheduled Activity (UDA)

Month	2017	2018
April	687	434
May	1,595	1,373
June	2,153	1,989
July	3,236	2,907
August	4,195	3,591
September	5,057	4,499
October	5,864	5,235
November	6,755	6,168
December	7,635	6,980
January	8,347	7,722
February	9,285	8,739
March	10,305	9,489
April	10,728	9,794
May	10,724	9,791
June	10,724	9,791

QUALITY

	Quantity	Base Number	Contract	AT	Region	England
% of FP17s for the same patient ID Re-attending within 3 months - Children	49	1,663	2.9%	10.3%	11.6%	11.9%
% of FP17s for the same patient ID Re-attending within 3 months - Adults	340	3,844	8.8%	14.4%	15.4%	16.0%
% of FP17s for the same patient ID Re-attending between 3 & 9 months - Children	1,240	1,663	74.6%	62.0%	59.4%	58.3%
% of FP17s for the same patient ID Re-attending between 3 & 9 months - Adults	1,058	3,844	27.5%	55.0%	51.3%	50.3%
% of FP17s for Band 1 Urgent Courses	188	5,453	3.4%	7.2%	8.0%	9.1%
% of FP17s Relating to Free Repair or Replacements	35	5,453	0.6%	0.8%	0.8%	0.8%
% of FP17s Relating to Continuations	126	5,453	2.3%	1.3%	1.0%	1.0%
% of Patients satisfied with the dentistry they have received	3	3	N/A	91.3%	91.7%	91.5%
% of Patients satisfied with the time they had to wait for an appointment	3	3	N/A	87.4%	88.3%	87.9%

* This is based on patients treated on this contract for their most recent course of treatment. Figures in italics indicate the base number of FP17s or Patient Questionnaire responses are less than 100. N/A is shown where the base number of responses is less than 10 during the period. % is calculated as Quantity/Base number*100

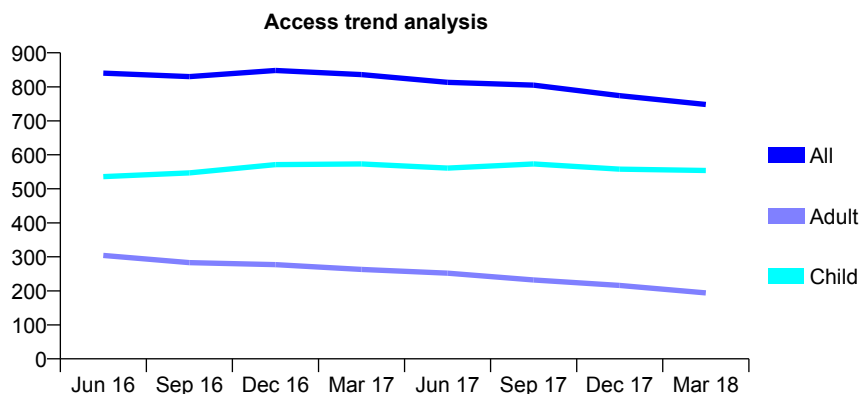
Q55 - Vital Signs At a Glance Contract Report for 751553/0002 - Year end March 2018

Name or company name	MR S RAKSHIT
Contract type name	GDS Contract
Purpose of contract	General
Contract start date	01/04/2006
Contract end date	

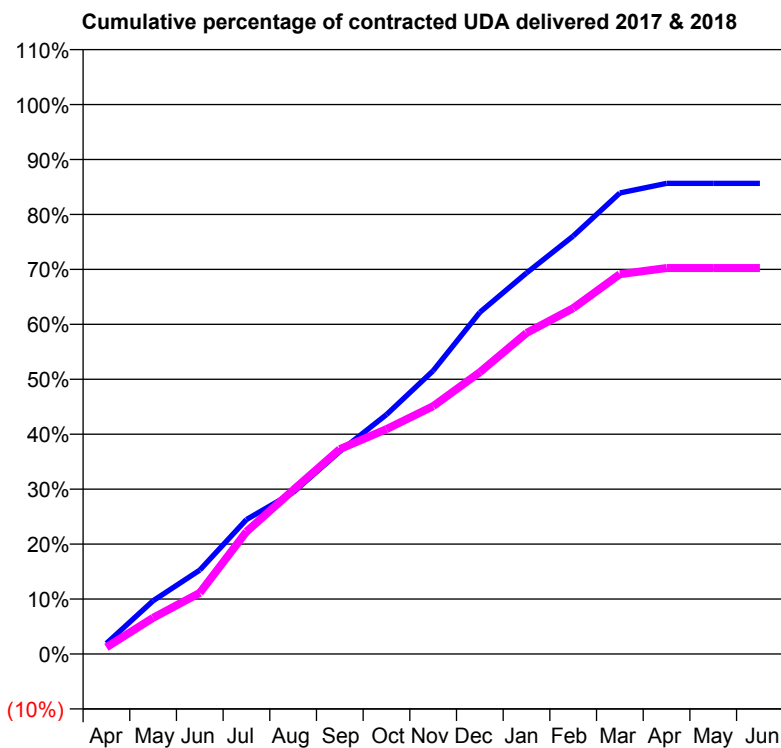
17/18 Contracted general activity (UDA)	3,500
Carry forward general activity (UDA)	0
17/18 Contracted orthodontic activity (UOA)	0
Carry forward orthodontic activity (UOA)	0
Baseline contract value	£78,225.40

ACCESS*

Patients seen in 24 months	Total	Change since previous quarter
Quarter ending March 2017	836	
Quarter ending June 2017	813	↓
Quarter ending September 2017	805	→
Quarter ending December 2017	774	↓
Quarter ending March 2018	748	↓
Variance since March 2017	(10.5%)	↓



ACTIVITY



Month	Adjusted Scheduled Activity (UDA)	
	2017	2018
April	67	43
May	340	231
June	535	390
July	857	779
August	1,029	1,044
September	1,291	1,305
October	1,525	1,433
November	1,804	1,579
December	2,176	1,795
January	2,427	2,045
February	2,662	2,203
March	2,936	2,419
April	2,998	2,458
May	2,998	2,458
June	2,998	2,458

QUALITY

	Quantity	Base Number	Contract	AT	Region	England
% of FP17s for the same patient ID Re-attending within 3 months - Children	83	747	11.1%	10.3%	11.6%	11.9%
% of FP17s for the same patient ID Re-attending within 3 months - Adults	96	293	32.8%	14.4%	15.4%	16.0%
% of FP17s for the same patient ID Re-attending between 3 & 9 months - Children	406	747	54.4%	62.0%	59.4%	58.3%
% of FP17s for the same patient ID Re-attending between 3 & 9 months - Adults	155	293	52.9%	55.0%	51.3%	50.3%
% of FP17s for Band 1 Urgent Courses	112	1,017	11.0%	7.2%	8.0%	9.1%
% of FP17s Relating to Free Repair or Replacements	0	1,017	0.0%	0.8%	0.8%	0.8%
% of FP17s Relating to Continuations	11	1,017	1.1%	1.3%	1.0%	1.0%
% of Patients satisfied with the dentistry they have received	1	1	N/A	91.3%	91.7%	91.5%
% of Patients satisfied with the time they had to wait for an appointment	1	1	N/A	87.4%	88.3%	87.9%

* This is based on patients treated on this contract for their most recent course of treatment. Figures in italics indicate the base number of FP17s or Patient Questionnaire responses are less than 100. N/A is shown where the base number of responses is less than 10 during the period. % is calculated as Quantity/Base number*100

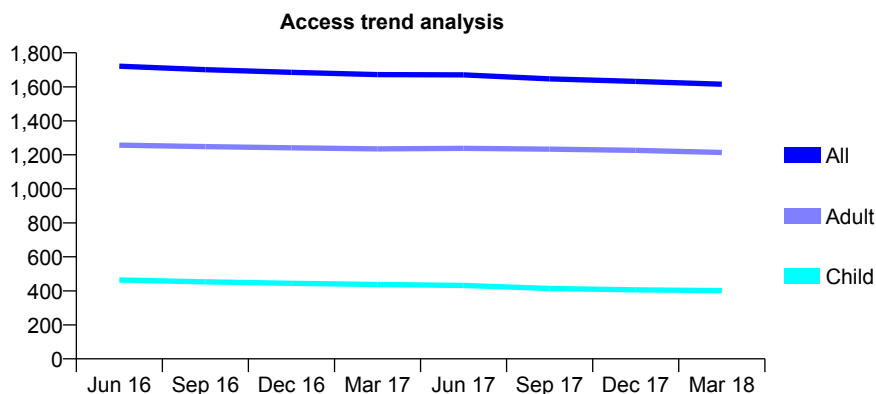
Q55 - Vital Signs At a Glance Contract Report for 752134/0001 - Year end March 2018

Name or company name	MR CJ DONEGAN
Contract type name	GDS Contract
Purpose of contract	General
Contract start date	01/04/2006
Contract end date	

17/18 Contracted general activity (UDA)	5,945
Carry forward general activity (UDA)	0
17/18 Contracted orthodontic activity (UOA)	0
Carry forward orthodontic activity (UOA)	0
Baseline contract value	£143,459.07

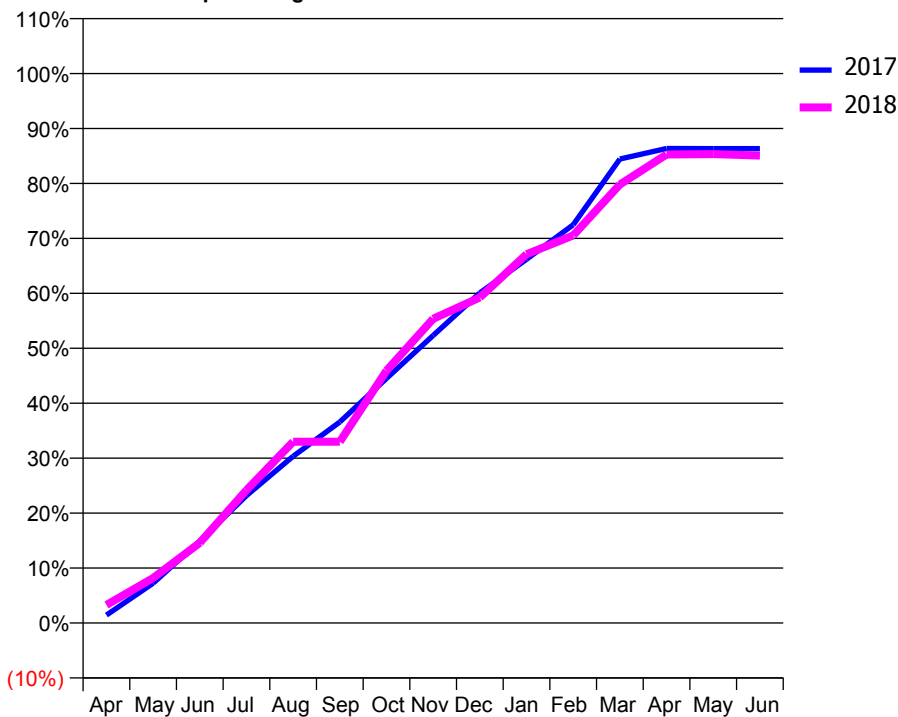
ACCESS*

Patients seen in 24 months	Total	Change since previous quarter
Quarter ending March 2017	1,672	
Quarter ending June 2017	1,670	→
Quarter ending September 2017	1,647	↓
Quarter ending December 2017	1,632	→
Quarter ending March 2018	1,615	↓
Variance since March 2017	(3.4%)	↓



ACTIVITY

Cumulative percentage of contracted UDA delivered 2017 & 2018



Month	Adjusted Scheduled Activity (UDA)	
	2017	2018
April	93	196
May	472	488
June	972	868
July	1,511	1,438
August	1,978	1,962
September	2,383	1,962
October	2,901	2,730
November	3,410	3,291
December	3,915	3,523
January	4,314	3,989
February	4,722	4,194
March	5,503	4,744
April	5,628	5,069
May	5,625	5,073
June	5,625	5,058

QUALITY

	Quantity	Base Number	Contract	AT	Region	England
% of FP17s for the same patient ID Re-attending within 3 months - Children	43	693	6.2%	10.3%	11.6%	11.9%
% of FP17s for the same patient ID Re-attending within 3 months - Adults	372	2,234	16.7%	14.4%	15.4%	16.0%
% of FP17s for the same patient ID Re-attending between 3 & 9 months - Children	537	693	77.5%	62.0%	59.4%	58.3%
% of FP17s for the same patient ID Re-attending between 3 & 9 months - Adults	1,655	2,234	74.1%	55.0%	51.3%	50.3%
% of FP17s for Band 1 Urgent Courses	111	3,011	3.7%	7.2%	8.0%	9.1%
% of FP17s Relating to Free Repair or Replacements	25	3,011	0.8%	0.8%	0.8%	0.8%
% of FP17s Relating to Continuations	2	3,011	0.1%	1.3%	1.0%	1.0%
% of Patients satisfied with the dentistry they have received	8	10	80.0%	91.3%	91.7%	91.5%
% of Patients satisfied with the time they had to wait for an appointment	10	10	100.0%	87.4%	88.3%	87.9%

* This is based on patients treated on this contract for their most recent course of treatment. Figures in italics indicate the base number of FP17s or Patient Questionnaire responses are less than 100. N/A is shown where the base number of responses is less than 10 during the period. % is calculated as Quantity/Base number*100

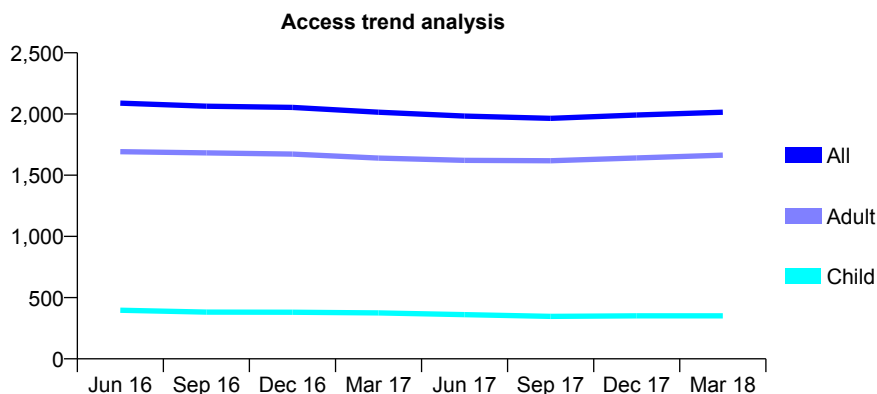
Q55 - Vital Signs At a Glance Contract Report for 753912/0001 - Year end March 2018

Name or company name	MR BK DAWETT
Contract type name	GDS Contract
Purpose of contract	General
Contract start date	01/04/2006
Contract end date	

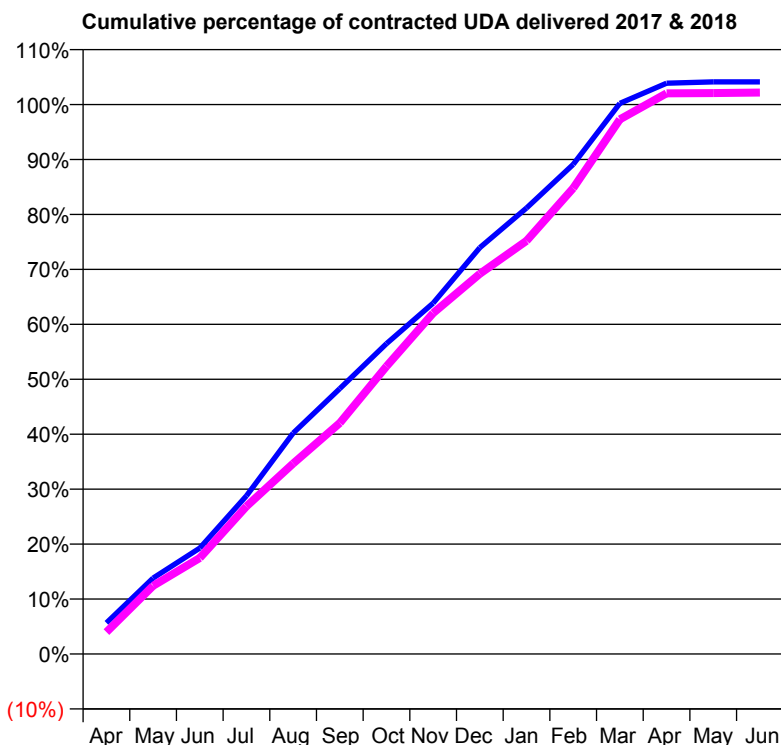
17/18 Contracted general activity (UDA)	6,228
Carry forward general activity (UDA)	-125
17/18 Contracted orthodontic activity (UOA)	0
Carry forward orthodontic activity (UOA)	0
Baseline contract value	£258,339.31

ACCESS*

Patients seen in 24 months	Total	Change since previous quarter
Quarter ending March 2017	2,015	
Quarter ending June 2017	1,983	↓
Quarter ending September 2017	1,965	→
Quarter ending December 2017	1,992	→
Quarter ending March 2018	2,015	→
Variance since March 2017	0.0%	→



ACTIVITY



Month	Adjusted Scheduled Activity (UDA)	
	2017	2018
April	353	248
May	861	774
June	1,201	1,088
July	1,794	1,674
August	2,503	2,159
September	3,008	2,618
October	3,518	3,260
November	3,976	3,863
December	4,606	4,310
January	5,055	4,682
February	5,550	5,281
March	6,242	6,060
April	6,469	6,354
May	6,484	6,358
June	6,484	6,364

QUALITY

	Quantity	Base Number	Contract	AT	Region	England
% of FP17s for the same patient ID Re-attending within 3 months - Children	47	602	7.8%	10.3%	11.6%	11.9%
% of FP17s for the same patient ID Re-attending within 3 months - Adults	396	2,532	15.6%	14.4%	15.4%	16.0%
% of FP17s for the same patient ID Re-attending between 3 & 9 months - Children	390	602	64.8%	62.0%	59.4%	58.3%
% of FP17s for the same patient ID Re-attending between 3 & 9 months - Adults	1,250	2,532	49.4%	55.0%	51.3%	50.3%
% of FP17s for Band 1 Urgent Courses	76	3,166	2.4%	7.2%	8.0%	9.1%
% of FP17s Relating to Free Repair or Replacements	64	3,166	2.0%	0.8%	0.8%	0.8%
% of FP17s Relating to Continuations	130	3,166	4.1%	1.3%	1.0%	1.0%
% of Patients satisfied with the dentistry they have received	5	5	N/A	91.3%	91.7%	91.5%
% of Patients satisfied with the time they had to wait for an appointment	5	5	N/A	87.4%	88.3%	87.9%

* This is based on patients treated on this contract for their most recent course of treatment. Figures in italics indicate the base number of FP17s or Patient Questionnaire responses are less than 100. N/A is shown where the base number of responses is less than 10 during the period. % is calculated as Quantity/Base number*100

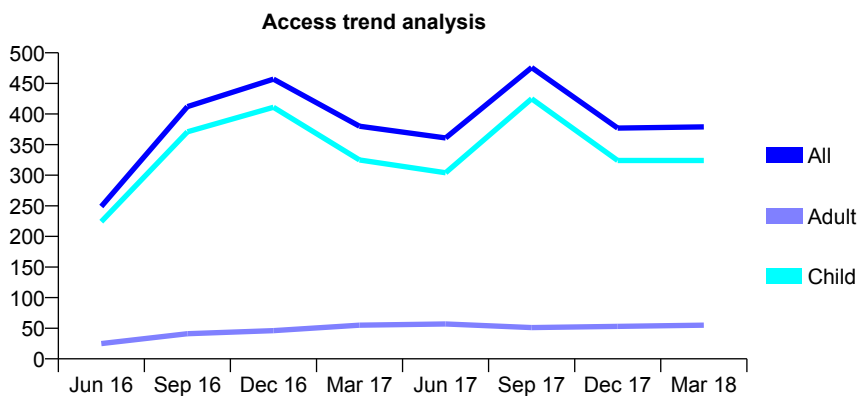
Q55 - Vital Signs At a Glance Contract Report for 754978/0001 - Year end March 2018

Name or company name	MR AC SETON
Contract type name	GDS Contract
Purpose of contract	General
Contract start date	01/04/2006
Contract end date	

17/18 Contracted general activity (UDA)	735
Carry forward general activity (UDA)	-13
17/18 Contracted orthodontic activity (UOA)	0
Carry forward orthodontic activity (UOA)	0
Baseline contract value	£17,570.74

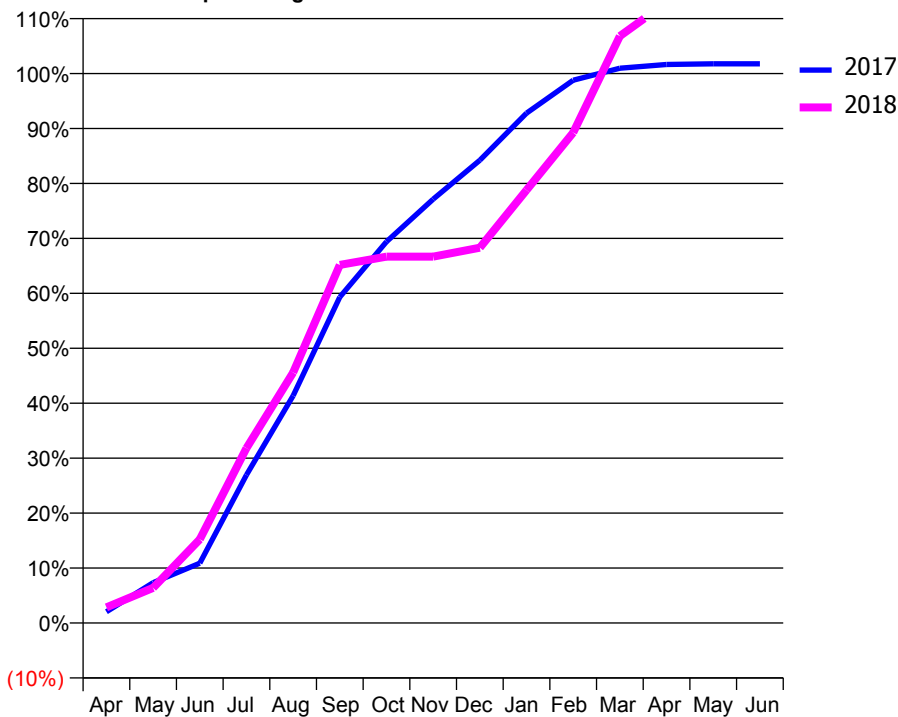
ACCESS*

Patients seen in 24 months	Total	Change since previous quarter
Quarter ending March 2017	380	
Quarter ending June 2017	361	↓
Quarter ending September 2017	476	↑
Quarter ending December 2017	377	↓
Quarter ending March 2018	379	→
Variance since March 2017	(0.3%)	→



ACTIVITY

Cumulative percentage of contracted UDA delivered 2017 & 2018



Month	Adjusted Scheduled Activity (UDA)	
	2017	2018
April	15	21
May	54	47
June	80	112
July	198	234
August	304	335
September	436	479
October	510	490
November	567	490
December	619	502
January	682	579
February	726	656
March	742	785
April	747	830
May	748	830
June	748	830

QUALITY

	Quantity	Base Number	Contract	AT	Region	England
% of FP17s for the same patient ID Re-attending within 3 months - Children	15	593	2.5%	10.3%	11.6%	11.9%
% of FP17s for the same patient ID Re-attending within 3 months - Adults	0	0	N/A	14.4%	15.4%	16.0%
% of FP17s for the same patient ID Re-attending between 3 & 9 months - Children	251	593	42.3%	62.0%	59.4%	58.3%
% of FP17s for the same patient ID Re-attending between 3 & 9 months - Adults	0	0	N/A	55.0%	51.3%	50.3%
% of FP17s for Band 1 Urgent Courses	0	620	0.0%	7.2%	8.0%	9.1%
% of FP17s Relating to Free Repair or Replacements	0	620	0.0%	0.8%	0.8%	0.8%
% of FP17s Relating to Continuations	8	620	1.3%	1.3%	1.0%	1.0%
% of Patients satisfied with the dentistry they have received	1	1	N/A	91.3%	91.7%	91.5%
% of Patients satisfied with the time they had to wait for an appointment	1	1	N/A	87.4%	88.3%	87.9%

* This is based on patients treated on this contract for their most recent course of treatment. Figures in italics indicate the base number of FP17s or Patient Questionnaire responses are less than 100. N/A is shown where the base number of responses is less than 10 during the period. % is calculated as Quantity/Base number*100

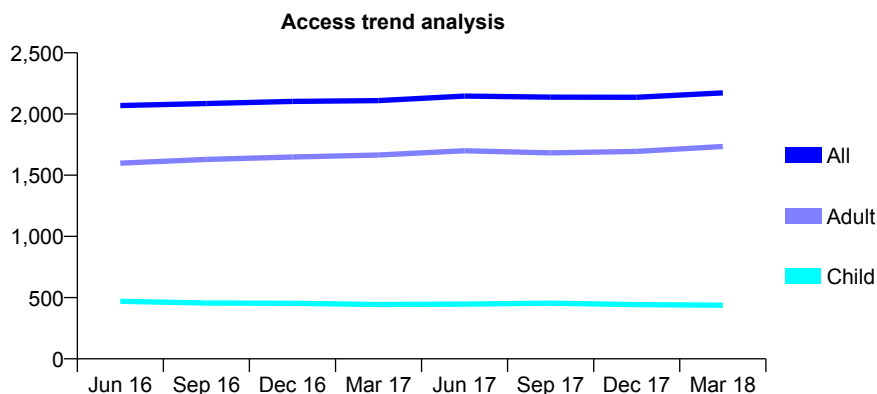
Q55 - Vital Signs At a Glance Contract Report for 755923/0001 - Year end March 2018

Name or company name	Boulevard Dental Practice
Contract type name	GDS Contract
Purpose of contract	General
Contract start date	01/04/2006
Contract end date	

17/18 Contracted general activity (UDA)	7,537
Carry forward general activity (UDA)	193
17/18 Contracted orthodontic activity (UOA)	0
Carry forward orthodontic activity (UOA)	0
Baseline contract value	£210,356.94

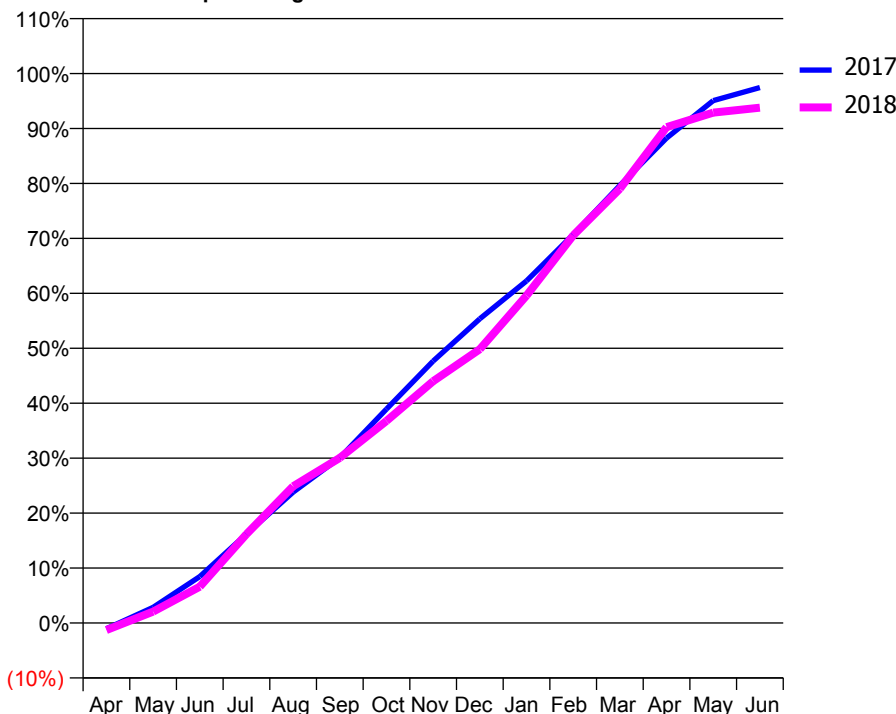
ACCESS*

Patients seen in 24 months	Total	Change since previous quarter
Quarter ending March 2017	2,109	
Quarter ending June 2017	2,147	→
Quarter ending September 2017	2,138	→
Quarter ending December 2017	2,137	→
Quarter ending March 2018	2,173	→
Variance since March 2017	3.0%	↑



ACTIVITY

Cumulative percentage of contracted UDA delivered 2017 & 2018



Month	Adjusted Scheduled Activity (UDA)	
	2017	2018
April	-80	-98
May	214	157
June	637	498
July	1,222	1,219
August	1,796	1,876
September	2,267	2,264
October	2,935	2,772
November	3,594	3,317
December	4,173	3,756
January	4,692	4,492
February	5,328	5,316
March	6,001	5,956
April	6,651	6,802
May	7,164	7,000
June	7,344	7,069

QUALITY

	Quantity	Base Number	Contract	AT	Region	England
% of FP17s for the same patient ID Re-attending within 3 months - Children	58	590	9.8%	10.3%	11.6%	11.9%
% of FP17s for the same patient ID Re-attending within 3 months - Adults	365	2,530	14.4%	14.4%	15.4%	16.0%
% of FP17s for the same patient ID Re-attending between 3 & 9 months - Children	297	590	50.3%	62.0%	59.4%	58.3%
% of FP17s for the same patient ID Re-attending between 3 & 9 months - Adults	1,419	2,530	56.1%	55.0%	51.3%	50.3%
% of FP17s for Band 1 Urgent Courses	362	3,030	11.9%	7.2%	8.0%	9.1%
% of FP17s Relating to Free Repair or Replacements	26	3,030	0.9%	0.8%	0.8%	0.8%
% of FP17s Relating to Continuations	10	3,030	0.3%	1.3%	1.0%	1.0%
% of Patients satisfied with the dentistry they have received	0	1	N/A	91.3%	91.7%	91.5%
% of Patients satisfied with the time they had to wait for an appointment	1	1	N/A	87.4%	88.3%	87.9%

* This is based on patients treated on this contract for their most recent course of treatment. Figures in italics indicate the base number of FP17s or Patient Questionnaire responses are less than 100. N/A is shown where the base number of responses is less than 10 during the period. % is calculated as Quantity/Base number*100

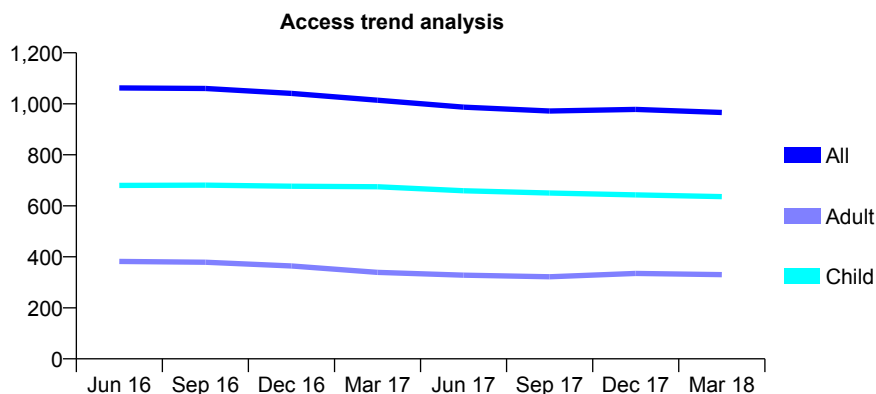
Q55 - Vital Signs At a Glance Contract Report for 761303/0001 - Year end March 2018

Name or company name	MR RN WARD
Contract type name	GDS Contract
Purpose of contract	General
Contract start date	01/04/2006
Contract end date	

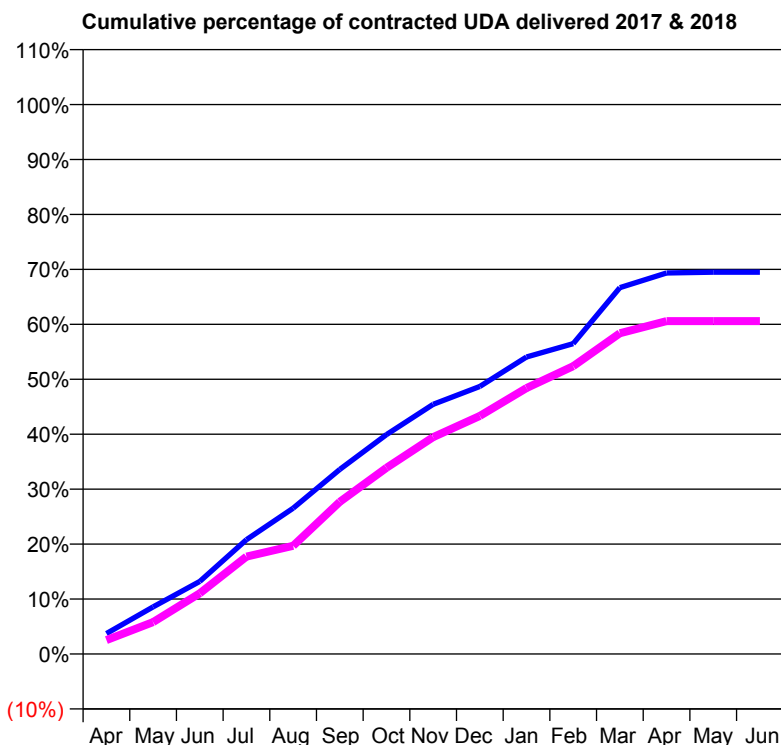
17/18 Contracted general activity (UDA)	3,000
Carry forward general activity (UDA)	0
17/18 Contracted orthodontic activity (UOA)	0
Carry forward orthodontic activity (UOA)	0
Baseline contract value	£65,978.66

ACCESS*

Patients seen in 24 months	Total	Change since previous quarter
Quarter ending March 2017	1,014	
Quarter ending June 2017	987	↓
Quarter ending September 2017	972	↓
Quarter ending December 2017	978	→
Quarter ending March 2018	966	↓
Variance since March 2017	(4.7%)	↓



ACTIVITY



Month	Adjusted Scheduled Activity (UDA)	
	2017	2018
April	112	76
May	258	174
June	396	331
July	624	532
August	796	591
September	1,008	831
October	1,198	1,017
November	1,363	1,184
December	1,460	1,300
January	1,622	1,452
February	1,694	1,572
March	2,000	1,751
April	2,080	1,817
May	2,085	1,817
June	2,085	1,817

QUALITY

	Quantity	Base Number	Contract	AT	Region	England
% of FP17s for the same patient ID Re-attending within 3 months - Children	71	1,076	6.6%	10.3%	11.6%	11.9%
% of FP17s for the same patient ID Re-attending within 3 months - Adults	64	350	18.3%	14.4%	15.4%	16.0%
% of FP17s for the same patient ID Re-attending between 3 & 9 months - Children	717	1,076	66.6%	62.0%	59.4%	58.3%
% of FP17s for the same patient ID Re-attending between 3 & 9 months - Adults	147	350	42.0%	55.0%	51.3%	50.3%
% of FP17s for Band 1 Urgent Courses	173	1,405	12.3%	7.2%	8.0%	9.1%
% of FP17s Relating to Free Repair or Replacements	0	1,405	0.0%	0.8%	0.8%	0.8%
% of FP17s Relating to Continuations	4	1,405	0.3%	1.3%	1.0%	1.0%
% of Patients satisfied with the dentistry they have received	0	0	N/A	91.3%	91.7%	91.5%
% of Patients satisfied with the time they had to wait for an appointment	0	0	N/A	87.4%	88.3%	87.9%

* This is based on patients treated on this contract for their most recent course of treatment. Figures in italics indicate the base number of FP17s or Patient Questionnaire responses are less than 100. N/A is shown where the base number of responses is less than 10 during the period. % is calculated as Quantity/Base number*100

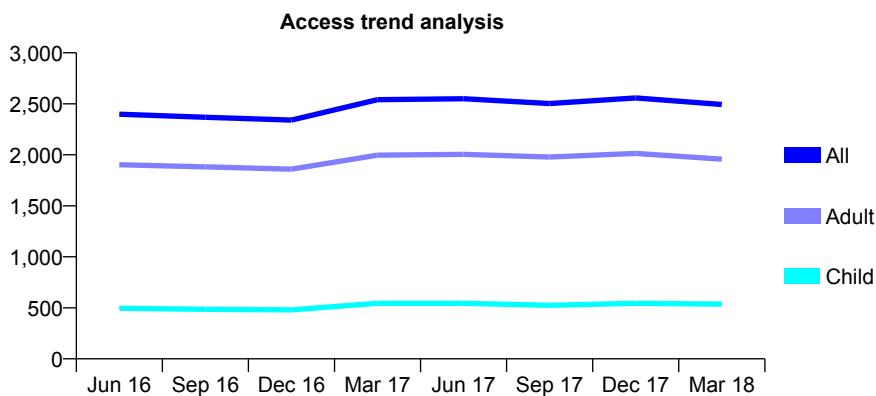
Q55 - Vital Signs At a Glance Contract Report for 769061/0001 - Year end March 2018

Name or company name	MISS KL SMITH
Contract type name	GDS Contract
Purpose of contract	General
Contract start date	01/04/2006
Contract end date	

17/18 Contracted general activity (UDA)	9,929
Carry forward general activity (UDA)	0
17/18 Contracted orthodontic activity (UOA)	0
Carry forward orthodontic activity (UOA)	0
Baseline contract value	£230,208.75

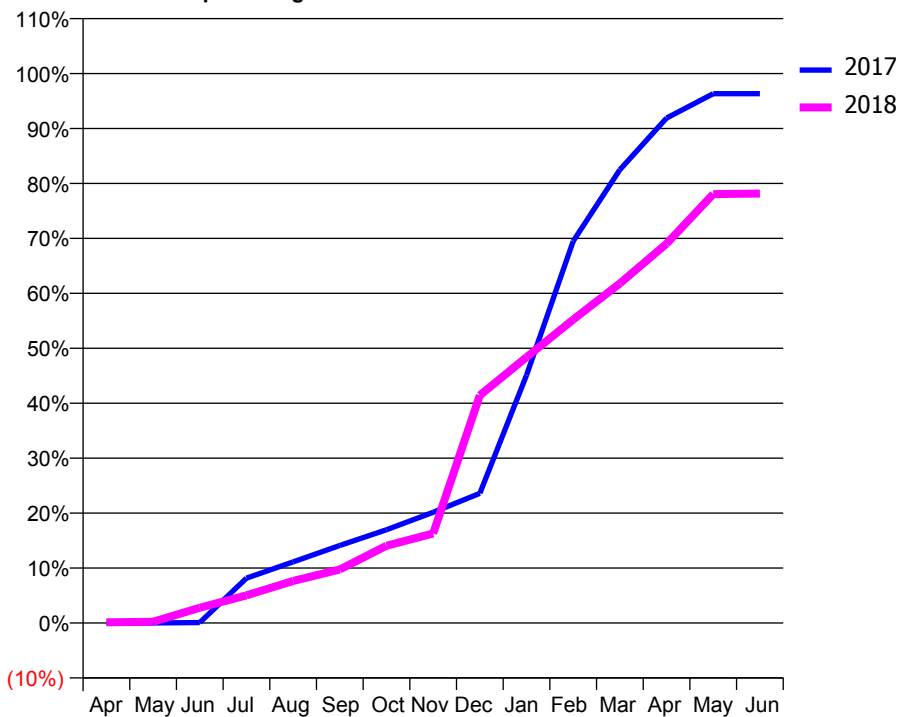
ACCESS*

Patients seen in 24 months	Total	Change since previous quarter
Quarter ending March 2017	2,541	
Quarter ending June 2017	2,550	→
Quarter ending September 2017	2,503	↓
Quarter ending December 2017	2,558	↑
Quarter ending March 2018	2,494	↓
Variance since March 2017	(1.8%)	↓



ACTIVITY

Cumulative percentage of contracted UDA delivered 2017 & 2018



Month	Adjusted Scheduled Activity (UDA)	
	2017	2018
April	0	13
May	0	23
June	9	276
July	810	500
August	1,104	760
September	1,402	967
October	1,684	1,397
November	2,001	1,618
December	2,343	4,114
January	4,478	4,803
February	6,900	5,482
March	8,191	6,137
April	9,124	6,854
May	9,564	7,751
June	9,564	7,761

QUALITY

	Quantity	Base Number	Contract	AT	Region	England
% of FP17s for the same patient ID Re-attending within 3 months - Children	64	779	8.2%	10.3%	11.6%	11.9%
% of FP17s for the same patient ID Re-attending within 3 months - Adults	497	2,418	20.6%	14.4%	15.4%	16.0%
% of FP17s for the same patient ID Re-attending between 3 & 9 months - Children	499	779	64.1%	62.0%	59.4%	58.3%
% of FP17s for the same patient ID Re-attending between 3 & 9 months - Adults	1,132	2,418	46.8%	55.0%	51.3%	50.3%
% of FP17s for Band 1 Urgent Courses	197	3,268	6.0%	7.2%	8.0%	9.1%
% of FP17s Relating to Free Repair or Replacements	6	3,268	0.2%	0.8%	0.8%	0.8%
% of FP17s Relating to Continuations	52	3,268	1.6%	1.3%	1.0%	1.0%
% of Patients satisfied with the dentistry they have received	2	3	N/A	91.3%	91.7%	91.5%
% of Patients satisfied with the time they had to wait for an appointment	1	3	N/A	87.4%	88.3%	87.9%

* This is based on patients treated on this contract for their most recent course of treatment. Figures in italics indicate the base number of FP17s or Patient Questionnaire responses are less than 100. N/A is shown where the base number of responses is less than 10 during the period. % is calculated as Quantity/Base number*100

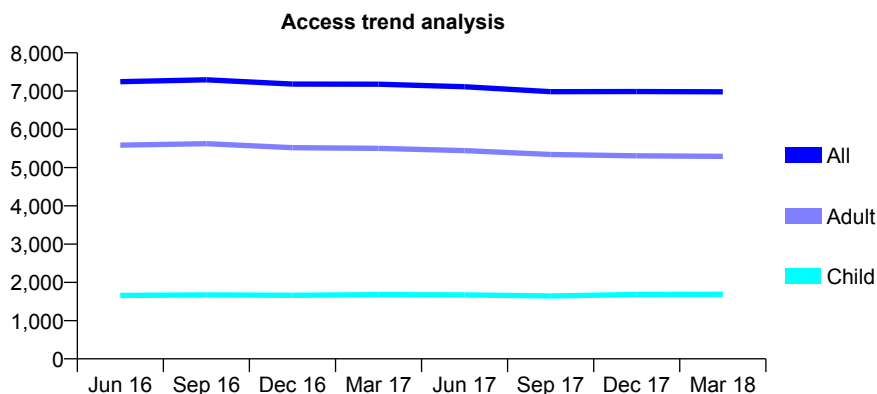
Q55 - Vital Signs At a Glance Contract Report for 783145/0001 - Year end March 2018

Name or company name	MR BS PEERBUX
Contract type name	GDS Contract
Purpose of contract	General
Contract start date	03/10/2009
Contract end date	

17/18 Contracted general activity (UDA)	20,495
Carry forward general activity (UDA)	-55
17/18 Contracted orthodontic activity (UOA)	0
Carry forward orthodontic activity (UOA)	0
Baseline contract value	£563,478.82

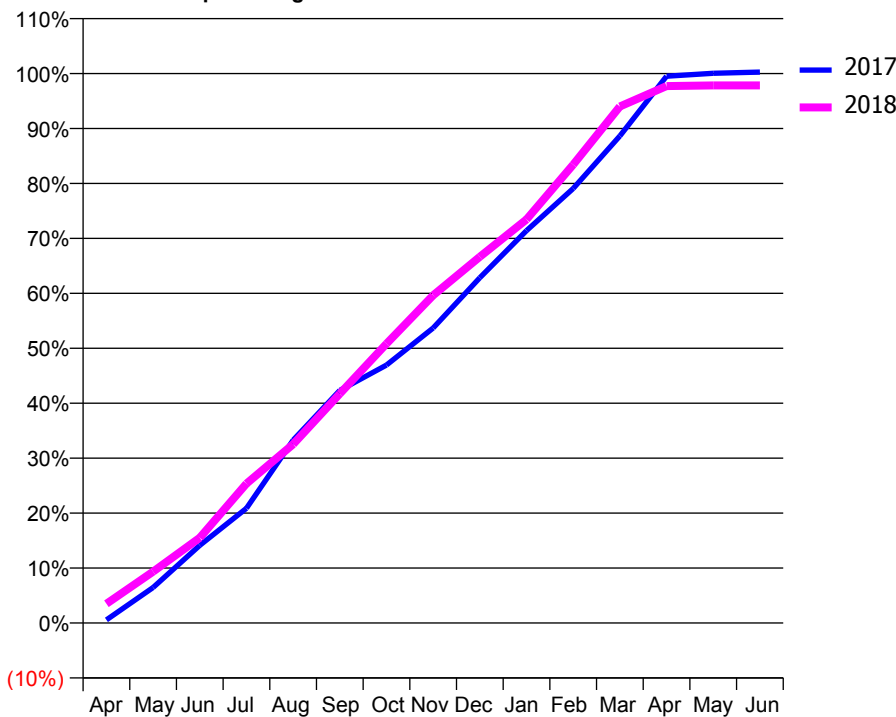
ACCESS*

Patients seen in 24 months	Total	Change since previous quarter
Quarter ending March 2017	7,179	
Quarter ending June 2017	7,113	→
Quarter ending September 2017	6,985	↓
Quarter ending December 2017	6,989	→
Quarter ending March 2018	6,981	→
Variance since March 2017	(2.8%)	↓



ACTIVITY

Cumulative percentage of contracted UDA delivered 2017 & 2018



Month	Adjusted Scheduled Activity (UDA)	
	2017	2018
April	115	718
May	1,327	1,916
June	2,899	3,182
July	4,282	5,200
August	6,819	6,667
September	8,674	8,552
October	9,620	10,418
November	11,006	12,224
December	12,880	13,658
January	14,636	15,050
February	16,208	17,095
March	18,166	19,264
April	20,395	20,026
May	20,502	20,053
June	20,550	20,053

QUALITY

	Quantity	Base Number	Contract	AT	Region	England
% of FP17s for the same patient ID Re-attending within 3 months - Children	203	2,524	8.0%	10.3%	11.6%	11.9%
% of FP17s for the same patient ID Re-attending within 3 months - Adults	1,405	8,283	17.0%	14.4%	15.4%	16.0%
% of FP17s for the same patient ID Re-attending between 3 & 9 months - Children	1,515	2,524	60.0%	62.0%	59.4%	58.3%
% of FP17s for the same patient ID Re-attending between 3 & 9 months - Adults	4,788	8,283	57.8%	55.0%	51.3%	50.3%
% of FP17s for Band 1 Urgent Courses	903	9,923	9.1%	7.2%	8.0%	9.1%
% of FP17s Relating to Free Repair or Replacements	94	9,923	0.9%	0.8%	0.8%	0.8%
% of FP17s Relating to Continuations	158	9,923	1.6%	1.3%	1.0%	1.0%
% of Patients satisfied with the dentistry they have received	8	8	N/A	91.3%	91.7%	91.5%
% of Patients satisfied with the time they had to wait for an appointment	8	8	N/A	87.4%	88.3%	87.9%

* This is based on patients treated on this contract for their most recent course of treatment. Figures in italics indicate the base number of FP17s or Patient Questionnaire responses are less than 100. N/A is shown where the base number of responses is less than 10 during the period. % is calculated as Quantity/Base number*100

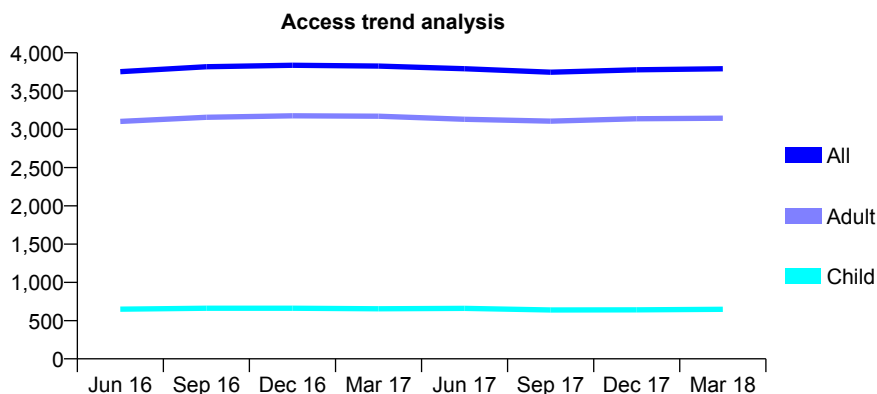
Q55 - Vital Signs At a Glance Contract Report for 787213/0001 - Year end March 2018

Name or company name	MRS SA MITCHELL
Contract type name	GDS Contract
Purpose of contract	General
Contract start date	03/12/2012
Contract end date	

17/18 Contracted general activity (UDA)	12,621
Carry forward general activity (UDA)	-49
17/18 Contracted orthodontic activity (UOA)	0
Carry forward orthodontic activity (UOA)	0
Baseline contract value	£399,756.15

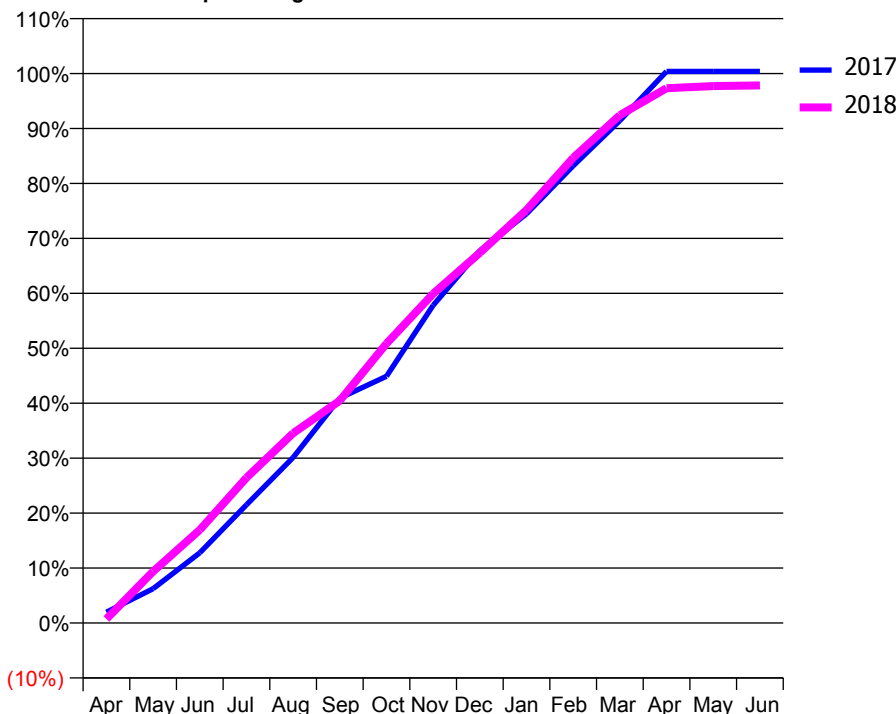
ACCESS*

Patients seen in 24 months	Total	Change since previous quarter
Quarter ending March 2017	3,827	
Quarter ending June 2017	3,792	→
Quarter ending September 2017	3,746	↓
Quarter ending December 2017	3,778	→
Quarter ending March 2018	3,792	→
Variance since March 2017	(0.9%)	→



ACTIVITY

Cumulative percentage of contracted UDA delivered 2017 & 2018



Month	2017	2018
April	250	94
May	787	1,184
June	1,612	2,139
July	2,716	3,337
August	3,803	4,359
September	5,165	5,107
October	5,668	6,418
November	7,296	7,562
December	8,554	8,503
January	9,399	9,487
February	10,501	10,684
March	11,538	11,663
April	12,669	12,282
May	12,669	12,334
June	12,670	12,348

QUALITY

	Quantity	Base Number	Contract	AT	Region	England
% of FP17s for the same patient ID Re-attending within 3 months - Children	87	1,187	7.3%	10.3%	11.6%	11.9%
% of FP17s for the same patient ID Re-attending within 3 months - Adults	869	5,662	15.3%	14.4%	15.4%	16.0%
% of FP17s for the same patient ID Re-attending between 3 & 9 months - Children	851	1,187	71.7%	62.0%	59.4%	58.3%
% of FP17s for the same patient ID Re-attending between 3 & 9 months - Adults	3,664	5,662	64.7%	55.0%	51.3%	50.3%
% of FP17s for Band 1 Urgent Courses	623	6,657	9.4%	7.2%	8.0%	9.1%
% of FP17s Relating to Free Repair or Replacements	78	6,657	1.2%	0.8%	0.8%	0.8%
% of FP17s Relating to Continuations	102	6,657	1.5%	1.3%	1.0%	1.0%
% of Patients satisfied with the dentistry they have received	2	2	N/A	91.3%	91.7%	91.5%
% of Patients satisfied with the time they had to wait for an appointment	2	2	N/A	87.4%	88.3%	87.9%

* This is based on patients treated on this contract for their most recent course of treatment. Figures in italics indicate the base number of FP17s or Patient Questionnaire responses are less than 100. N/A is shown where the base number of responses is less than 10 during the period. % is calculated as Quantity/Base number*100

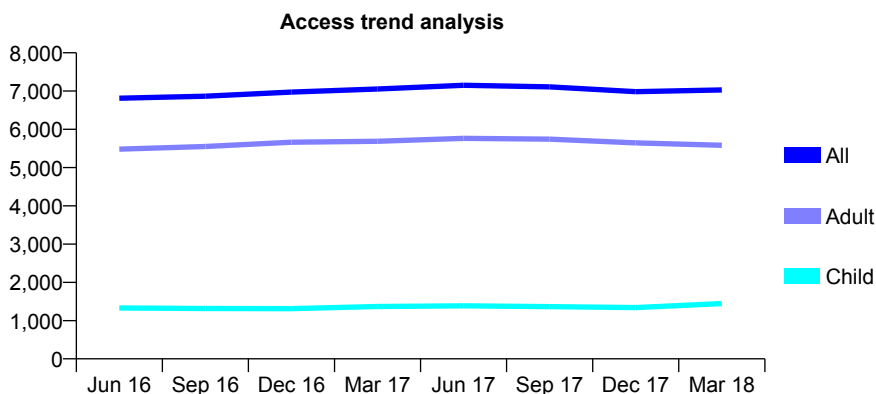
Q55 - Vital Signs At a Glance Contract Report for 810584/0001 - Year end March 2018

Name or company name	MR PR THORPE
Contract type name	GDS Contract
Purpose of contract	General
Contract start date	01/04/2006
Contract end date	

17/18 Contracted general activity (UDA)	17,348
Carry forward general activity (UDA)	0
17/18 Contracted orthodontic activity (UOA)	0
Carry forward orthodontic activity (UOA)	0
Baseline contract value	£475,785.10

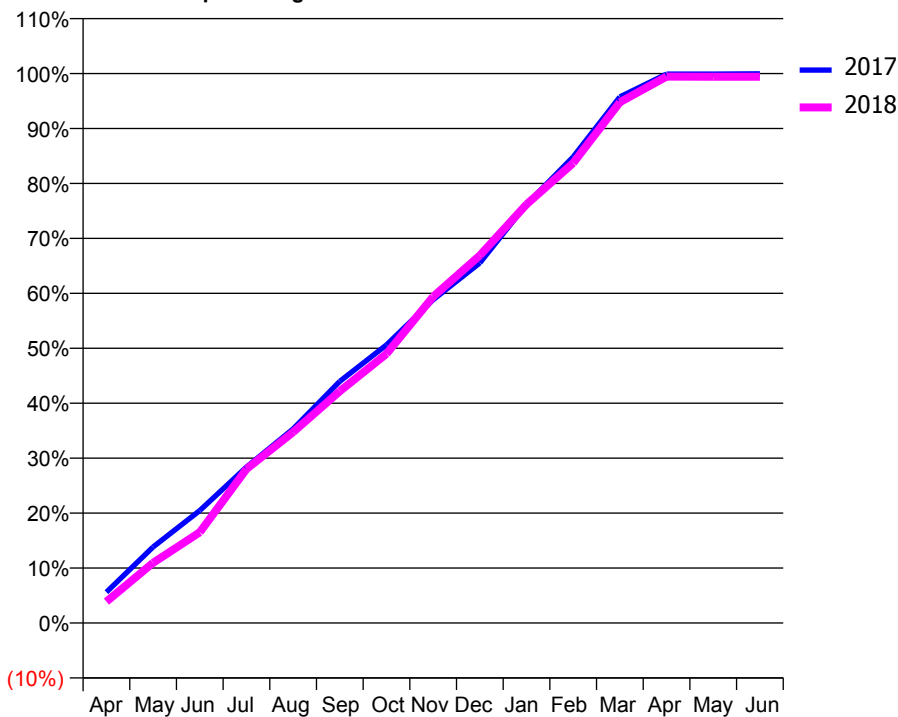
ACCESS*

Patients seen in 24 months	Total	Change since previous quarter
Quarter ending March 2017	7,054	
Quarter ending June 2017	7,151	→
Quarter ending September 2017	7,108	→
Quarter ending December 2017	6,984	↓
Quarter ending March 2018	7,029	→
Variance since March 2017	(0.4%)	→



ACTIVITY

Cumulative percentage of contracted UDA delivered 2017 & 2018



Month	Adjusted Scheduled Activity (UDA)	
	2017	2018
April	1,033	676
May	2,545	1,901
June	3,761	2,865
July	5,215	4,859
August	6,492	6,028
September	8,083	7,318
October	9,304	8,496
November	10,813	10,305
December	12,046	11,604
January	14,002	13,218
February	15,592	14,524
March	17,598	16,442
April	18,361	17,249
May	18,361	17,247
June	18,369	17,247

QUALITY

	Quantity	Base Number	Contract	AT	Region	England
% of FP17s for the same patient ID Re-attending within 3 months - Children	80	2,173	3.7%	10.3%	11.6%	11.9%
% of FP17s for the same patient ID Re-attending within 3 months - Adults	895	7,995	11.2%	14.4%	15.4%	16.0%
% of FP17s for the same patient ID Re-attending between 3 & 9 months - Children	1,390	2,173	64.0%	62.0%	59.4%	58.3%
% of FP17s for the same patient ID Re-attending between 3 & 9 months - Adults	4,419	7,995	55.3%	55.0%	51.3%	50.3%
% of FP17s for Band 1 Urgent Courses	881	10,178	8.7%	7.2%	8.0%	9.1%
% of FP17s Relating to Free Repair or Replacements	94	10,178	0.9%	0.8%	0.8%	0.8%
% of FP17s Relating to Continuations	68	10,178	0.7%	1.3%	1.0%	1.0%
% of Patients satisfied with the dentistry they have received	6	7	N/A	91.3%	91.7%	91.5%
% of Patients satisfied with the time they had to wait for an appointment	5	7	N/A	87.4%	88.3%	87.9%

* This is based on patients treated on this contract for their most recent course of treatment. Figures in italics indicate the base number of FP17s or Patient Questionnaire responses are less than 100. N/A is shown where the base number of responses is less than 10 during the period. % is calculated as Quantity/Base number*100

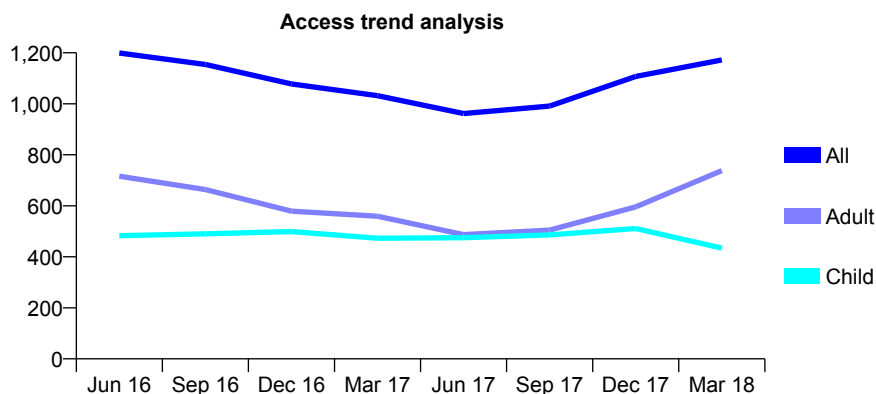
Q55 - Vital Signs At a Glance Contract Report for 810584/0002 - Year end March 2018

Name or company name	MR PR THORPE
Contract type name	GDS Contract
Purpose of contract	General
Contract start date	01/07/2008
Contract end date	

17/18 Contracted general activity (UDA)	3,000
Carry forward general activity (UDA)	-11
17/18 Contracted orthodontic activity (UOA)	0
Carry forward orthodontic activity (UOA)	0
Baseline contract value	£114,134.44

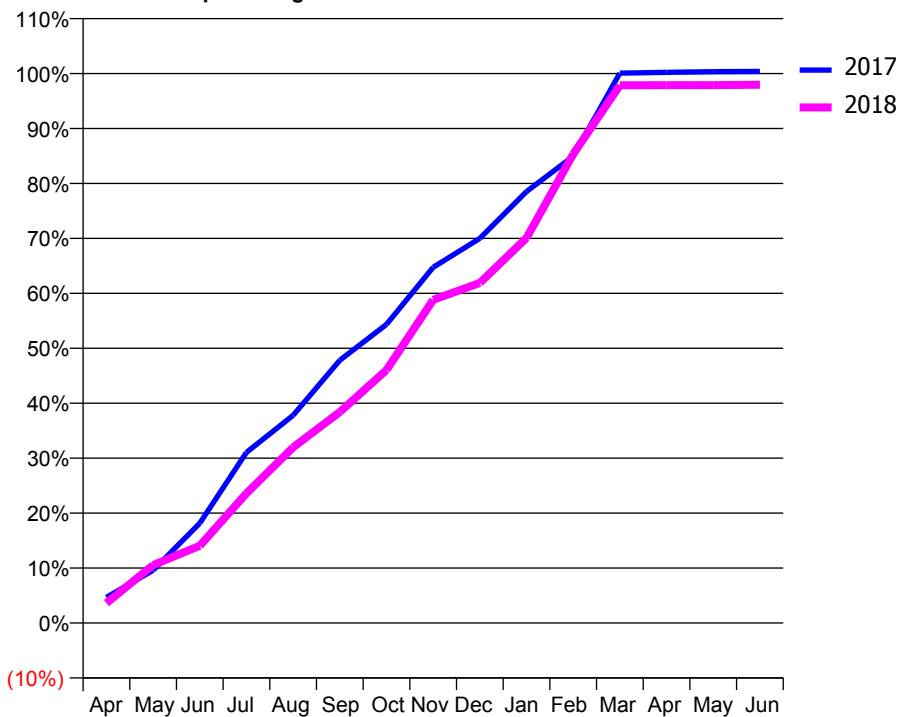
ACCESS*

Patients seen in 24 months	Total	Change since previous quarter
Quarter ending March 2017	1,032	
Quarter ending June 2017	962	↓
Quarter ending September 2017	991	↑
Quarter ending December 2017	1,107	↑
Quarter ending March 2018	1,172	↑
Variance since March 2017	13.6%	↑



ACTIVITY

Cumulative percentage of contracted UDA delivered 2017 & 2018



Month	Adjusted Scheduled Activity (UDA)	
	2017	2018
April	140	109
May	288	317
June	545	422
July	931	708
August	1,134	959
September	1,434	1,152
October	1,630	1,381
November	1,942	1,764
December	2,100	1,857
January	2,356	2,102
February	2,549	2,560
March	3,002	2,935
April	3,006	2,937
May	3,010	2,937
June	3,011	2,939

QUALITY

	Quantity	Base Number	Contract	AT	Region	England
% of FP17s for the same patient ID Re-attending within 3 months - Children	29	707	4.1%	10.3%	11.6%	11.9%
% of FP17s for the same patient ID Re-attending within 3 months - Adults	40	931	4.3%	14.4%	15.4%	16.0%
% of FP17s for the same patient ID Re-attending between 3 & 9 months - Children	364	707	51.5%	62.0%	59.4%	58.3%
% of FP17s for the same patient ID Re-attending between 3 & 9 months - Adults	160	931	17.2%	55.0%	51.3%	50.3%
% of FP17s for Band 1 Urgent Courses	93	1,635	5.7%	7.2%	8.0%	9.1%
% of FP17s Relating to Free Repair or Replacements	4	1,635	0.2%	0.8%	0.8%	0.8%
% of FP17s Relating to Continuations	8	1,635	0.5%	1.3%	1.0%	1.0%
% of Patients satisfied with the dentistry they have received	2	2	N/A	91.3%	91.7%	91.5%
% of Patients satisfied with the time they had to wait for an appointment	2	2	N/A	87.4%	88.3%	87.9%

* This is based on patients treated on this contract for their most recent course of treatment. Figures in italics indicate the base number of FP17s or Patient Questionnaire responses are less than 100. N/A is shown where the base number of responses is less than 10 during the period. % is calculated as Quantity/Base number*100

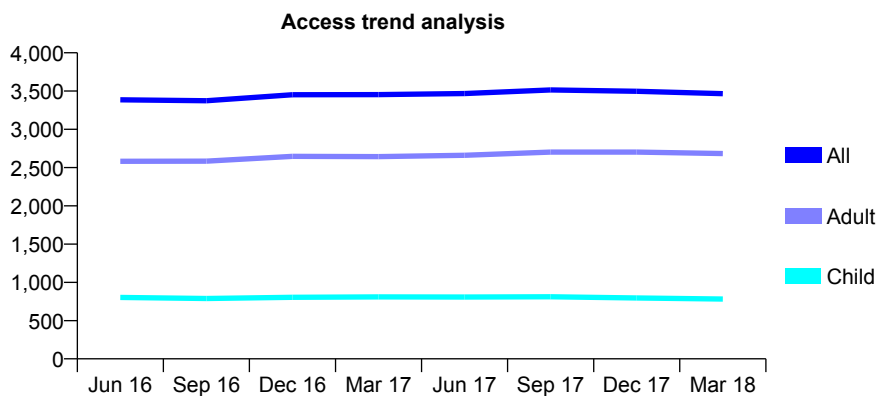
Q55 - Vital Signs At a Glance Contract Report for 813532/0001 - Year end March 2018

Name or company name	MR AE NORTH
Contract type name	GDS Contract
Purpose of contract	General
Contract start date	01/04/2006
Contract end date	

17/18 Contracted general activity (UDA)	10,083
Carry forward general activity (UDA)	-48
17/18 Contracted orthodontic activity (UOA)	0
Carry forward orthodontic activity (UOA)	0
Baseline contract value	£319,333.22

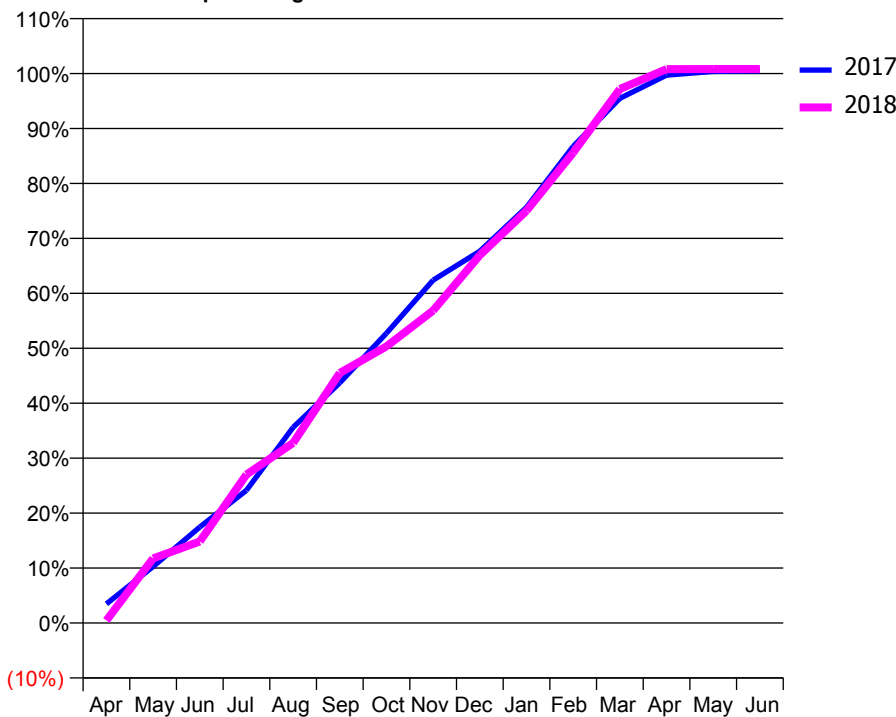
ACCESS*

Patients seen in 24 months	Total	Change since previous quarter
Quarter ending March 2017	3,453	
Quarter ending June 2017	3,467	→
Quarter ending September 2017	3,515	→
Quarter ending December 2017	3,498	→
Quarter ending March 2018	3,465	→
Variance since March 2017	0.3%	→



ACTIVITY

Cumulative percentage of contracted UDA delivered 2017 & 2018



Month	Adjusted Scheduled Activity (UDA)	
	2017	2018
April	350	48
May	1,037	1,185
June	1,762	1,496
July	2,435	2,725
August	3,592	3,304
September	4,407	4,590
October	5,317	5,075
November	6,293	5,735
December	6,822	6,750
January	7,628	7,565
February	8,747	8,631
March	9,628	9,799
April	10,052	10,162
May	10,122	10,166
June	10,131	10,166

QUALITY

	Quantity	Base Number	Contract	AT	Region	England
% of FP17s for the same patient ID Re-attending within 3 months - Children	89	1,213	7.3%	10.3%	11.6%	11.9%
% of FP17s for the same patient ID Re-attending within 3 months - Adults	531	4,058	13.1%	14.4%	15.4%	16.0%
% of FP17s for the same patient ID Re-attending between 3 & 9 months - Children	790	1,213	65.1%	62.0%	59.4%	58.3%
% of FP17s for the same patient ID Re-attending between 3 & 9 months - Adults	2,553	4,058	62.9%	55.0%	51.3%	50.3%
% of FP17s for Band 1 Urgent Courses	295	5,218	5.7%	7.2%	8.0%	9.1%
% of FP17s Relating to Free Repair or Replacements	58	5,218	1.1%	0.8%	0.8%	0.8%
% of FP17s Relating to Continuations	134	5,218	2.6%	1.3%	1.0%	1.0%
% of Patients satisfied with the dentistry they have received	7	7	N/A	91.3%	91.7%	91.5%
% of Patients satisfied with the time they had to wait for an appointment	7	7	N/A	87.4%	88.3%	87.9%

* This is based on patients treated on this contract for their most recent course of treatment. Figures in italics indicate the base number of FP17s or Patient Questionnaire responses are less than 100. N/A is shown where the base number of responses is less than 10 during the period. % is calculated as Quantity/Base number*100

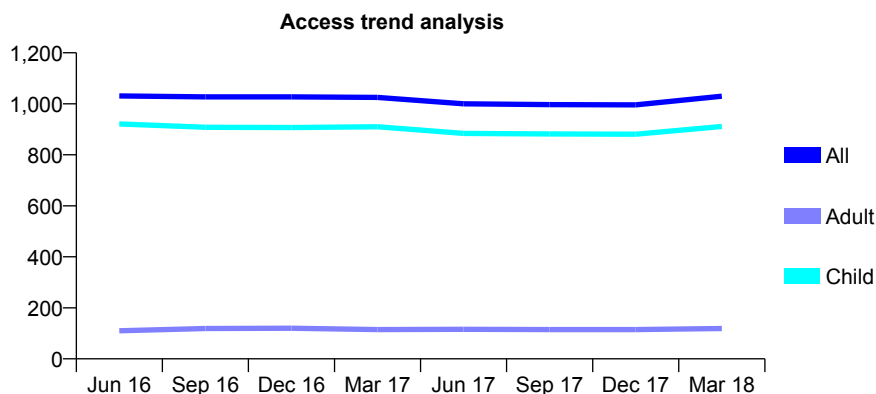
Q55 - Vital Signs At a Glance Contract Report for 813842/0002 - Year end March 2018

Name or company name	MR DA DUNNING
Contract type name	GDS Contract
Purpose of contract	General and Orthodontic
Contract start date	01/04/2006
Contract end date	

17/18 Contracted general activity (UDA)	2,012
Carry forward general activity (UDA)	26
17/18 Contracted orthodontic activity (UOA)	423
Carry forward orthodontic activity (UOA)	-8
Baseline contract value	£72,036.75

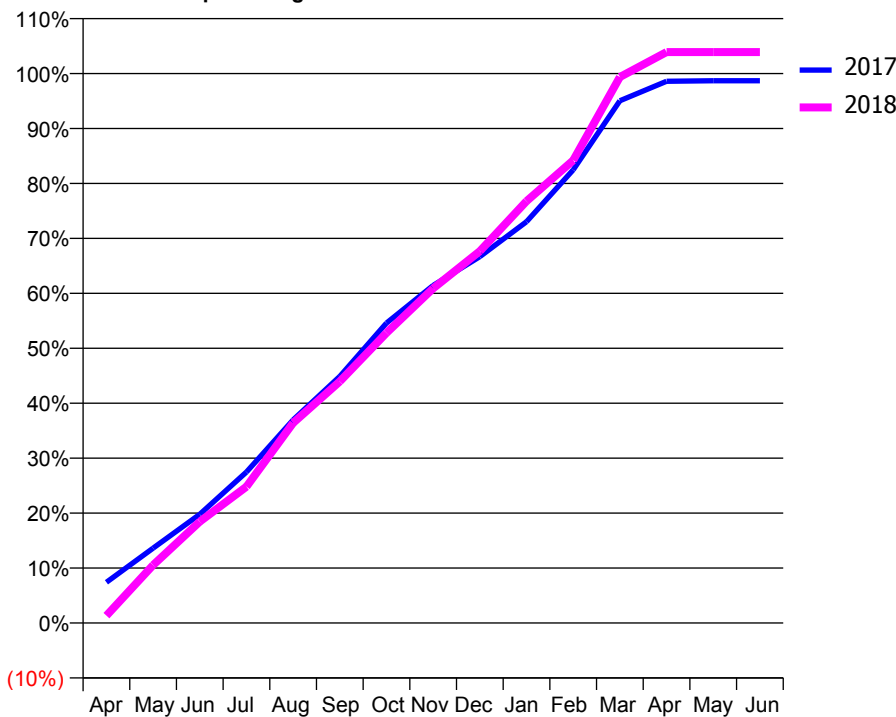
ACCESS*

Patients seen in 24 months	Total	Change since previous quarter
Quarter ending March 2017	1,025	
Quarter ending June 2017	1,000	↓
Quarter ending September 2017	997	→
Quarter ending December 2017	996	→
Quarter ending March 2018	1,030	↑
Variance since March 2017	0.5%	→



ACTIVITY

Cumulative percentage of contracted UDA delivered 2017 & 2018



Month	2017	2018
April	149	27
May	274	212
June	398	371
July	553	499
August	744	732
September	903	885
October	1,098	1,062
November	1,236	1,225
December	1,342	1,362
January	1,469	1,544
February	1,659	1,694
March	1,912	1,999
April	1,984	2,090
May	1,986	2,090
June	1,986	2,090

QUALITY

	Quantity	Base Number	Contract	AT	Region	England
% of FP17s for the same patient ID Re-attending within 3 months - Children	120	1,537	7.8%	10.3%	11.6%	11.9%
% of FP17s for the same patient ID Re-attending within 3 months - Adults	3	43	7.0%	14.4%	15.4%	16.0%
% of FP17s for the same patient ID Re-attending between 3 & 9 months - Children	1,041	1,537	67.7%	62.0%	59.4%	58.3%
% of FP17s for the same patient ID Re-attending between 3 & 9 months - Adults	17	43	39.5%	55.0%	51.3%	50.3%
% of FP17s for Band 1 Urgent Courses	32	1,529	2.1%	7.2%	8.0%	9.1%
% of FP17s Relating to Free Repair or Replacements	0	1,529	0.0%	0.8%	0.8%	0.8%
% of FP17s Relating to Continuations	0	1,529	0.0%	1.3%	1.0%	1.0%
% of Patients satisfied with the dentistry they have received	1	1	N/A	91.3%	91.7%	91.5%
% of Patients satisfied with the time they had to wait for an appointment	1	1	N/A	87.4%	88.3%	87.9%

* This is based on patients treated on this contract for their most recent course of treatment. Figures in italics indicate the base number of FP17s or Patient Questionnaire responses are less than 100. N/A is shown where the base number of responses is less than 10 during the period. % is calculated as Quantity/Base number*100

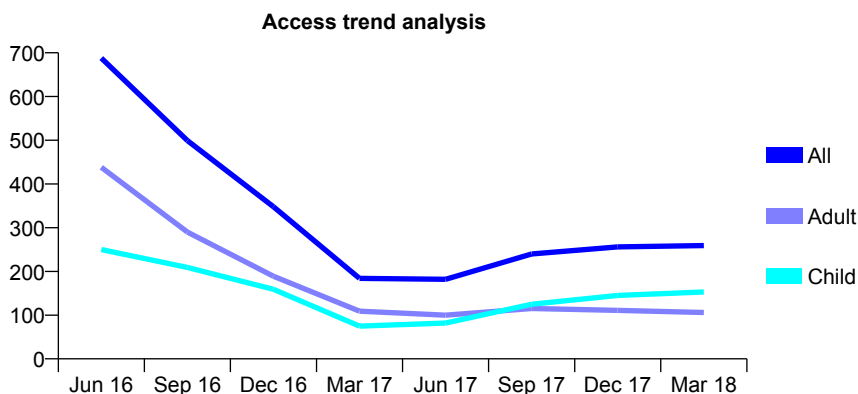
Q55 - Vital Signs At a Glance Contract Report for 819417/0001 - Year end March 2018

Name or company name	MRS HM BAKER
Contract type name	GDS Contract
Purpose of contract	General
Contract start date	01/04/2006
Contract end date	

17/18 Contracted general activity (UDA)	617
Carry forward general activity (UDA)	-12
17/18 Contracted orthodontic activity (UOA)	0
Carry forward orthodontic activity (UOA)	0
Baseline contract value	£13,950.61

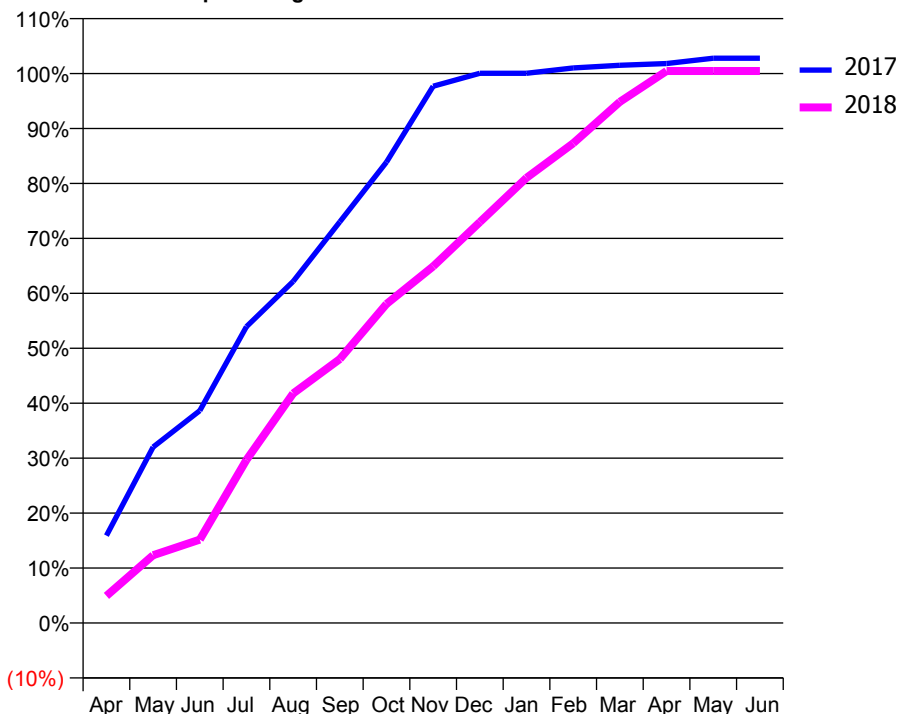
ACCESS*

Patients seen in 24 months	Total	Change since previous quarter
Quarter ending March 2017	184	
Quarter ending June 2017	182	↓
Quarter ending September 2017	240	↑
Quarter ending December 2017	256	↑
Quarter ending March 2018	259	→
Variance since March 2017	40.8%	↑



ACTIVITY

Cumulative percentage of contracted UDA delivered 2017 & 2018



Month	Adjusted Scheduled Activity (UDA)	
	2017	2018
April	98	30
May	198	76
June	238	94
July	333	183
August	384	258
September	450	296
October	518	358
November	603	400
December	617	450
January	617	500
February	623	539
March	626	585
April	628	620
May	634	620
June	634	620

QUALITY

	Quantity	Base Number	Contract	AT	Region	England
% of FP17s for the same patient ID Re-attending within 3 months - Children	10	242	4.1%	10.3%	11.6%	11.9%
% of FP17s for the same patient ID Re-attending within 3 months - Adults	11	209	5.3%	14.4%	15.4%	16.0%
% of FP17s for the same patient ID Re-attending between 3 & 9 months - Children	102	242	42.1%	62.0%	59.4%	58.3%
% of FP17s for the same patient ID Re-attending between 3 & 9 months - Adults	82	209	39.2%	55.0%	51.3%	50.3%
% of FP17s for Band 1 Urgent Courses	64	471	13.6%	7.2%	8.0%	9.1%
% of FP17s Relating to Free Repair or Replacements	1	471	0.2%	0.8%	0.8%	0.8%
% of FP17s Relating to Continuations	1	471	0.2%	1.3%	1.0%	1.0%
% of Patients satisfied with the dentistry they have received	1	1	N/A	91.3%	91.7%	91.5%
% of Patients satisfied with the time they had to wait for an appointment	1	1	N/A	87.4%	88.3%	87.9%

* This is based on patients treated on this contract for their most recent course of treatment. Figures in italics indicate the base number of FP17s or Patient Questionnaire responses are less than 100. N/A is shown where the base number of responses is less than 10 during the period. % is calculated as Quantity/Base number*100

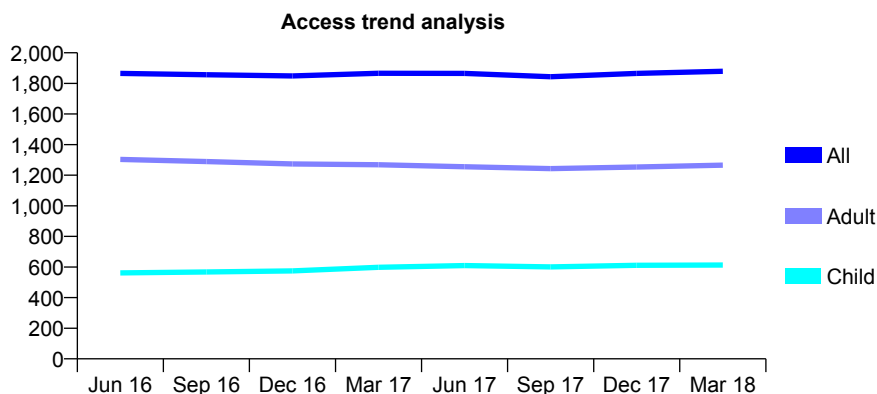
Q55 - Vital Signs At a Glance Contract Report for 819700/0001 - Year end March 2018

Name or company name	MR JS SAGOO
Contract type name	GDS Contract
Purpose of contract	General
Contract start date	01/04/2006
Contract end date	

17/18 Contracted general activity (UDA)	5,119
Carry forward general activity (UDA)	-102
17/18 Contracted orthodontic activity (UOA)	0
Carry forward orthodontic activity (UOA)	0
Baseline contract value	£148,955.55

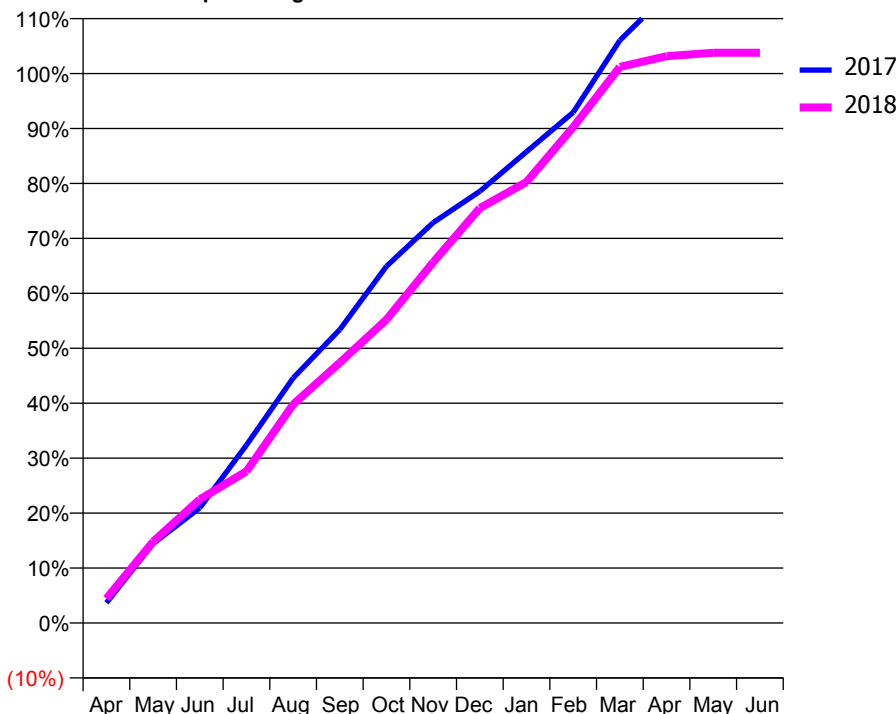
ACCESS*

Patients seen in 24 months	Total	Change since previous quarter
Quarter ending March 2017	1,866	
Quarter ending June 2017	1,865	→
Quarter ending September 2017	1,844	↓
Quarter ending December 2017	1,865	→
Quarter ending March 2018	1,879	→
Variance since March 2017	0.7%	→



ACTIVITY

Cumulative percentage of contracted UDA delivered 2017 & 2018



Adjusted Scheduled Activity (UDA)

Month	2017	2018
April	188	228
May	740	759
June	1,073	1,152
July	1,657	1,414
August	2,282	2,037
September	2,734	2,426
October	3,323	2,827
November	3,730	3,361
December	4,022	3,865
January	4,390	4,109
February	4,758	4,619
March	5,428	5,181
April	5,854	5,280
May	5,842	5,312
June	5,842	5,312

QUALITY

	Quantity	Base Number	Contract	AT	Region	England
% of FP17s for the same patient ID Re-attending within 3 months - Children	54	754	7.2%	10.3%	11.6%	11.9%
% of FP17s for the same patient ID Re-attending within 3 months - Adults	287	1,593	18.0%	14.4%	15.4%	16.0%
% of FP17s for the same patient ID Re-attending between 3 & 9 months - Children	364	754	48.3%	62.0%	59.4%	58.3%
% of FP17s for the same patient ID Re-attending between 3 & 9 months - Adults	629	1,593	39.5%	55.0%	51.3%	50.3%
% of FP17s for Band 1 Urgent Courses	161	2,267	7.1%	7.2%	8.0%	9.1%
% of FP17s Relating to Free Repair or Replacements	23	2,267	1.0%	0.8%	0.8%	0.8%
% of FP17s Relating to Continuations	75	2,267	3.3%	1.3%	1.0%	1.0%
% of Patients satisfied with the dentistry they have received	0	0	N/A	91.3%	91.7%	91.5%
% of Patients satisfied with the time they had to wait for an appointment	0	0	N/A	87.4%	88.3%	87.9%

* This is based on patients treated on this contract for their most recent course of treatment. Figures in italics indicate the base number of FP17s or Patient Questionnaire responses are less than 100. N/A is shown where the base number of responses is less than 10 during the period. % is calculated as Quantity/Base number*100

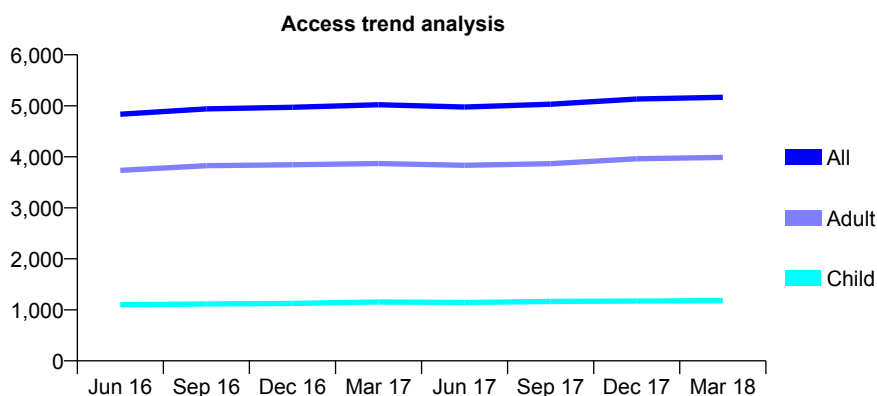
Q55 - Vital Signs At a Glance Contract Report for 819700/0002 - Year end March 2018

Name or company name	MR JS SAGOO
Contract type name	GDS Contract
Purpose of contract	General
Contract start date	01/04/2006
Contract end date	

17/18 Contracted general activity (UDA)	13,394
Carry forward general activity (UDA)	-219
17/18 Contracted orthodontic activity (UOA)	0
Carry forward orthodontic activity (UOA)	0
Baseline contract value	£332,156.66

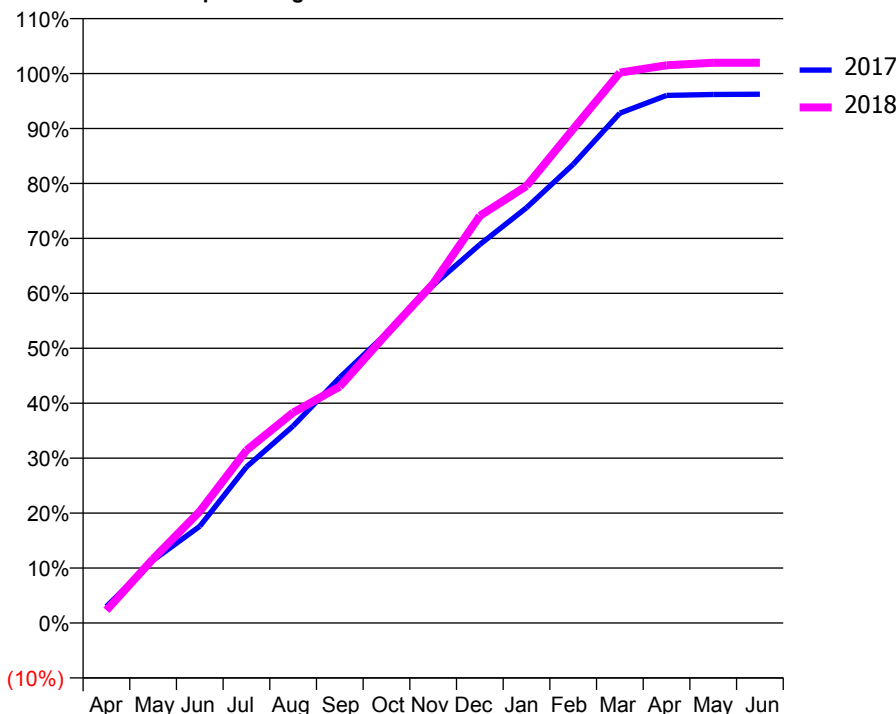
ACCESS*

Patients seen in 24 months	Total	Change since previous quarter
Quarter ending March 2017	5,022	
Quarter ending June 2017	4,977	→
Quarter ending September 2017	5,031	→
Quarter ending December 2017	5,133	↑
Quarter ending March 2018	5,167	→
Variance since March 2017	2.9%	↑



ACTIVITY

Cumulative percentage of contracted UDA delivered 2017 & 2018



Month	Adjusted Scheduled Activity (UDA)	
	2017	2018
April	401	309
May	1,529	1,566
June	2,359	2,723
July	3,803	4,209
August	4,804	5,132
September	5,986	5,764
October	7,060	7,041
November	8,234	8,273
December	9,227	9,924
January	10,123	10,654
February	11,179	12,042
March	12,427	13,416
April	12,860	13,596
May	12,881	13,655
June	12,890	13,655

QUALITY

	Quantity	Base Number	Contract	AT	Region	England
% of FP17s for the same patient ID Re-attending within 3 months - Children	118	1,487	7.9%	10.3%	11.6%	11.9%
% of FP17s for the same patient ID Re-attending within 3 months - Adults	666	5,055	13.2%	14.4%	15.4%	16.0%
% of FP17s for the same patient ID Re-attending between 3 & 9 months - Children	664	1,487	44.7%	62.0%	59.4%	58.3%
% of FP17s for the same patient ID Re-attending between 3 & 9 months - Adults	2,376	5,055	47.0%	55.0%	51.3%	50.3%
% of FP17s for Band 1 Urgent Courses	438	6,453	6.8%	7.2%	8.0%	9.1%
% of FP17s Relating to Free Repair or Replacements	33	6,453	0.5%	0.8%	0.8%	0.8%
% of FP17s Relating to Continuations	119	6,453	1.8%	1.3%	1.0%	1.0%
% of Patients satisfied with the dentistry they have received	4	5	N/A	91.3%	91.7%	91.5%
% of Patients satisfied with the time they had to wait for an appointment	4	5	N/A	87.4%	88.3%	87.9%

* This is based on patients treated on this contract for their most recent course of treatment. Figures in italics indicate the base number of FP17s or Patient Questionnaire responses are less than 100. N/A is shown where the base number of responses is less than 10 during the period. % is calculated as Quantity/Base number*100

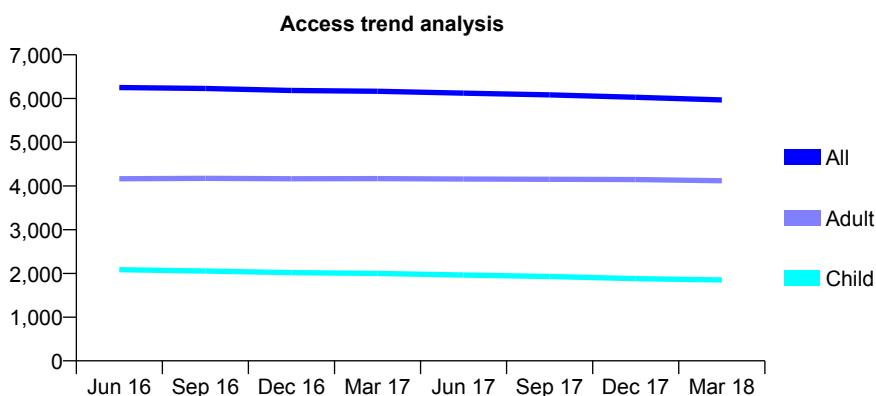
Q55 - Vital Signs At a Glance Contract Report for 825050/0001 - Year end March 2018

Name or company name	MR LS MASTERSON
Contract type name	GDS Contract
Purpose of contract	General
Contract start date	01/04/2006
Contract end date	

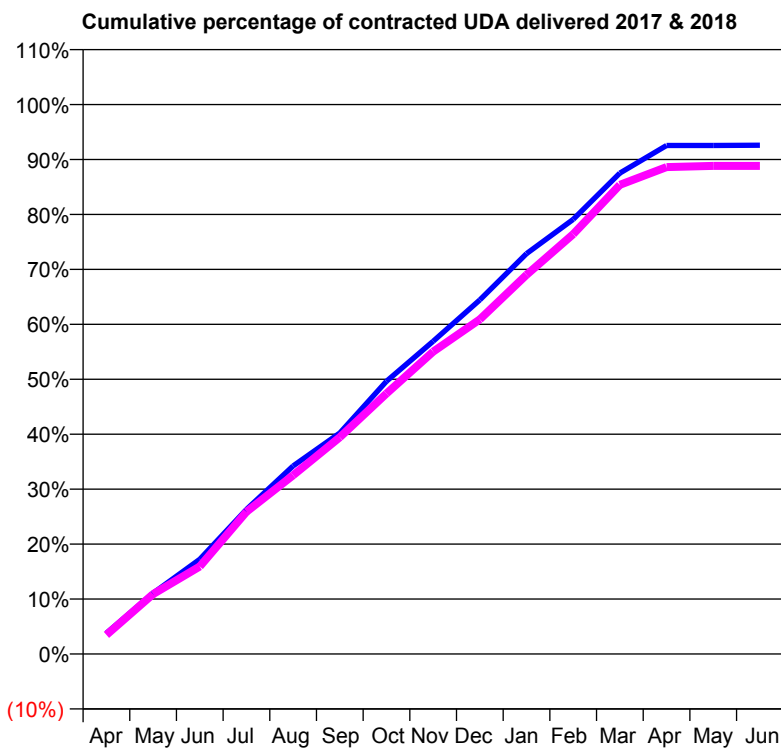
17/18 Contracted general activity (UDA)	18,209
Carry forward general activity (UDA)	0
17/18 Contracted orthodontic activity (UOA)	0
Carry forward orthodontic activity (UOA)	0
Baseline contract value	£435,858.17

ACCESS*

Patients seen in 24 months	Total	Change since previous quarter
Quarter ending March 2017	6,165	
Quarter ending June 2017	6,123	→
Quarter ending September 2017	6,082	→
Quarter ending December 2017	6,028	→
Quarter ending March 2018	5,969	→
Variance since March 2017	(3.2%)	↓



ACTIVITY



Month	Adjusted Scheduled Activity (UDA)	
	2017	2018
April	692	635
May	2,019	1,984
June	3,138	2,902
July	4,791	4,711
August	6,233	5,922
September	7,322	7,183
October	9,039	8,632
November	10,366	10,019
December	11,733	11,091
January	13,267	12,565
February	14,404	13,912
March	15,935	15,547
April	16,849	16,135
May	16,849	16,177
June	16,860	16,177

QUALITY

	Quantity	Base Number	Contract	AT	Region	England
% of FP17s for the same patient ID Re-attending within 3 months - Children	370	3,357	11.0%	10.3%	11.6%	11.9%
% of FP17s for the same patient ID Re-attending within 3 months - Adults	1,426	7,430	19.2%	14.4%	15.4%	16.0%
% of FP17s for the same patient ID Re-attending between 3 & 9 months - Children	2,309	3,357	68.8%	62.0%	59.4%	58.3%
% of FP17s for the same patient ID Re-attending between 3 & 9 months - Adults	4,905	7,430	66.0%	55.0%	51.3%	50.3%
% of FP17s for Band 1 Urgent Courses	1,181	10,618	11.1%	7.2%	8.0%	9.1%
% of FP17s Relating to Free Repair or Replacements	127	10,618	1.2%	0.8%	0.8%	0.8%
% of FP17s Relating to Continuations	171	10,618	1.6%	1.3%	1.0%	1.0%
% of Patients satisfied with the dentistry they have received	9	9	N/A	91.3%	91.7%	91.5%
% of Patients satisfied with the time they had to wait for an appointment	8	9	N/A	87.4%	88.3%	87.9%

* This is based on patients treated on this contract for their most recent course of treatment. Figures in italics indicate the base number of FP17s or Patient Questionnaire responses are less than 100. N/A is shown where the base number of responses is less than 10 during the period. % is calculated as Quantity/Base number*100

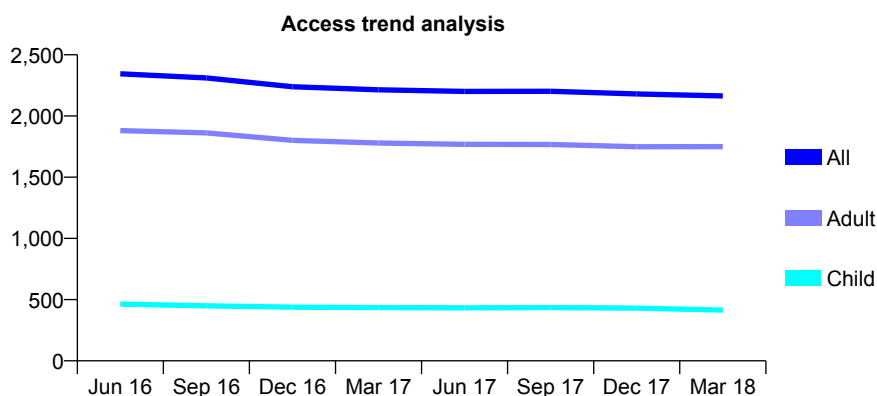
Q55 - Vital Signs At a Glance Contract Report for 829048/0002 - Year end March 2018

Name or company name	MR BS CHATHA
Contract type name	GDS Contract
Purpose of contract	General
Contract start date	01/10/2007
Contract end date	

17/18 Contracted general activity (UDA)	9,028
Carry forward general activity (UDA)	348
17/18 Contracted orthodontic activity (UOA)	0
Carry forward orthodontic activity (UOA)	0
Baseline contract value	£252,914.91

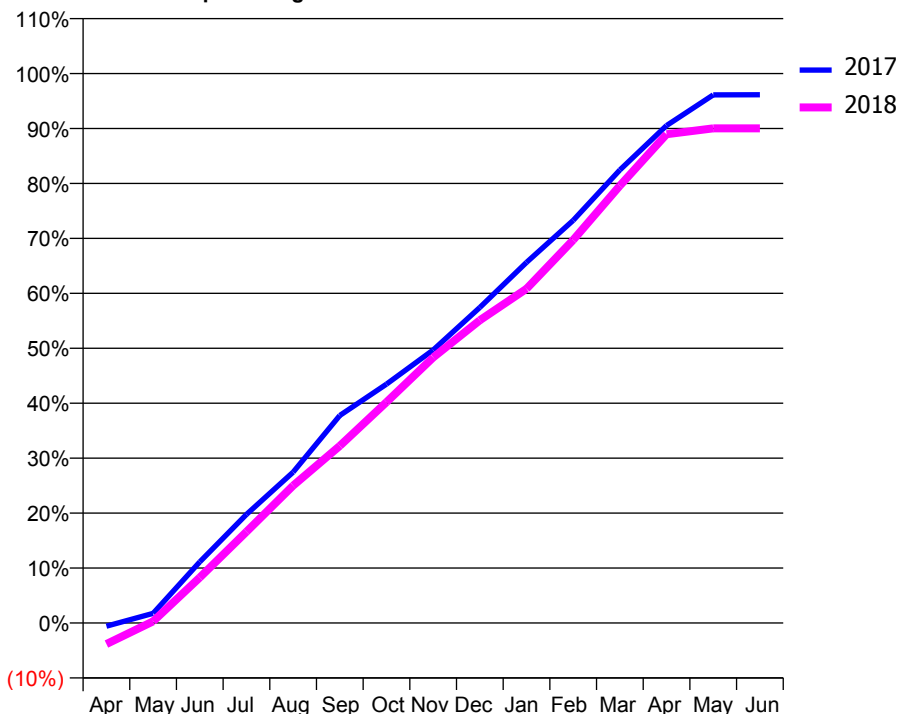
ACCESS*

Patients seen in 24 months	Total	Change since previous quarter
Quarter ending March 2017	2,214	
Quarter ending June 2017	2,201	→
Quarter ending September 2017	2,202	→
Quarter ending December 2017	2,180	→
Quarter ending March 2018	2,164	→
Variance since March 2017	(2.3%)	↓



ACTIVITY

Cumulative percentage of contracted UDA delivered 2017 & 2018



Month	Adjusted Scheduled Activity (UDA)	
	2017	2018
April	-54	-348
May	159	26
June	1,004	749
July	1,784	1,500
August	2,479	2,258
September	3,411	2,910
October	3,926	3,630
November	4,486	4,362
December	5,184	4,974
January	5,925	5,490
February	6,616	6,293
March	7,444	7,184
April	8,174	8,031
May	8,677	8,126
June	8,680	8,126

QUALITY

	Quantity	Base Number	Contract	AT	Region	England
% of FP17s for the same patient ID Re-attending within 3 months - Children	26	658	4.0%	10.3%	11.6%	11.9%
% of FP17s for the same patient ID Re-attending within 3 months - Adults	406	2,943	13.8%	14.4%	15.4%	16.0%
% of FP17s for the same patient ID Re-attending between 3 & 9 months - Children	422	658	64.1%	62.0%	59.4%	58.3%
% of FP17s for the same patient ID Re-attending between 3 & 9 months - Adults	1,740	2,943	59.1%	55.0%	51.3%	50.3%
% of FP17s for Band 1 Urgent Courses	34	3,440	1.0%	7.2%	8.0%	9.1%
% of FP17s Relating to Free Repair or Replacements	16	3,440	0.5%	0.8%	0.8%	0.8%
% of FP17s Relating to Continuations	110	3,440	3.2%	1.3%	1.0%	1.0%
% of Patients satisfied with the dentistry they have received	9	9	N/A	91.3%	91.7%	91.5%
% of Patients satisfied with the time they had to wait for an appointment	9	9	N/A	87.4%	88.3%	87.9%

* This is based on patients treated on this contract for their most recent course of treatment. Figures in italics indicate the base number of FP17s or Patient Questionnaire responses are less than 100. N/A is shown where the base number of responses is less than 10 during the period. % is calculated as Quantity/Base number*100

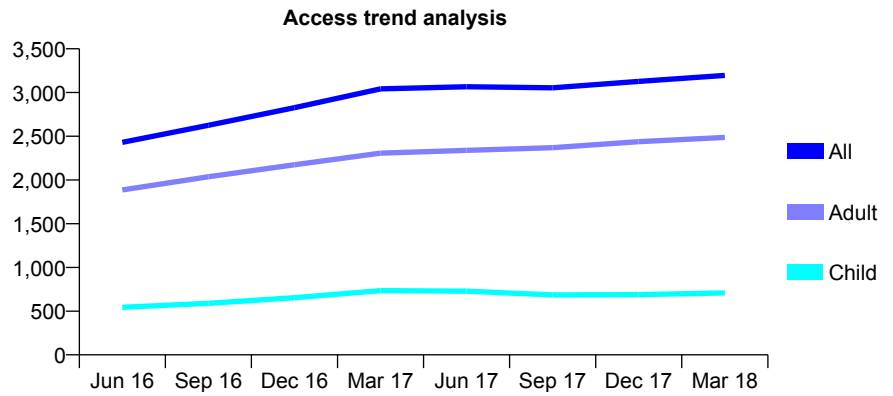
Q55 - Vital Signs At a Glance Contract Report for 833517/0001 - Year end March 2018

Name or company name	MISS NS FRY
Contract type name	GDS Contract
Purpose of contract	General
Contract start date	01/04/2006
Contract end date	

17/18 Contracted general activity (UDA)	8,960
Carry forward general activity (UDA)	0
17/18 Contracted orthodontic activity (UOA)	0
Carry forward orthodontic activity (UOA)	0
Baseline contract value	£205,522.11

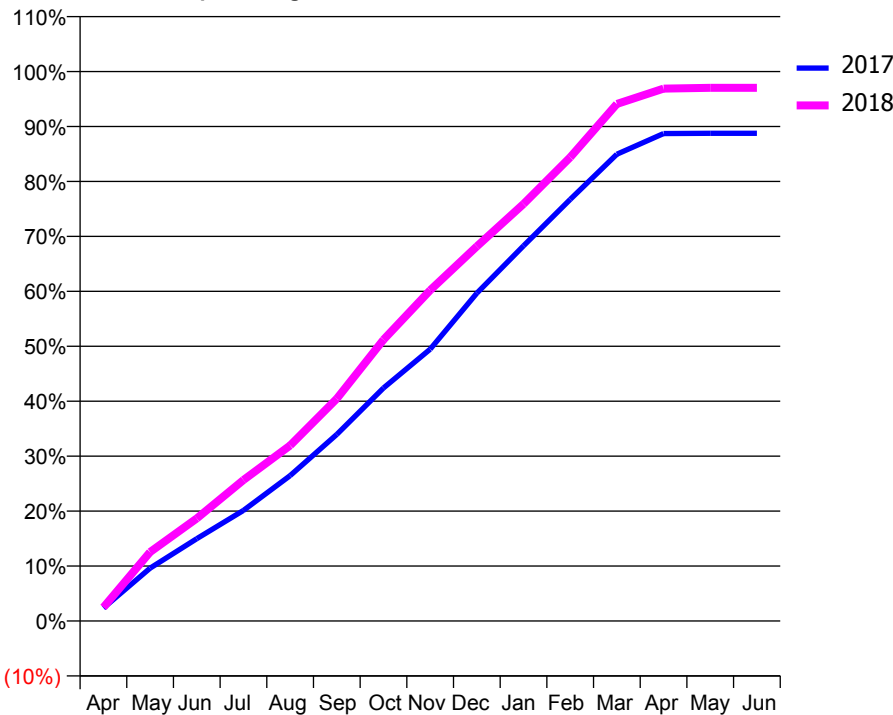
ACCESS*

Patients seen in 24 months	Total	Change since previous quarter
Quarter ending March 2017	3,041	
Quarter ending June 2017	3,066	→
Quarter ending September 2017	3,054	→
Quarter ending December 2017	3,127	↑
Quarter ending March 2018	3,195	↑
Variance since March 2017	5.1%	↑



ACTIVITY

Cumulative percentage of contracted UDA delivered 2017 & 2018



Month	Adjusted Scheduled Activity (UDA)	
	2017	2018
April	211	223
May	863	1,126
June	1,342	1,672
July	1,804	2,300
August	2,371	2,863
September	3,043	3,625
October	3,799	4,587
November	4,432	5,394
December	5,345	6,110
January	6,118	6,800
February	6,874	7,561
March	7,612	8,432
April	7,948	8,681
May	7,953	8,695
June	7,953	8,695

QUALITY

	Quantity	Base Number	Contract	AT	Region	England
% of FP17s for the same patient ID Re-attending within 3 months - Children	77	1,251	6.2%	10.3%	11.6%	11.9%
% of FP17s for the same patient ID Re-attending within 3 months - Adults	566	4,337	13.1%	14.4%	15.4%	16.0%
% of FP17s for the same patient ID Re-attending between 3 & 9 months - Children	865	1,251	69.1%	62.0%	59.4%	58.3%
% of FP17s for the same patient ID Re-attending between 3 & 9 months - Adults	2,777	4,337	64.0%	55.0%	51.3%	50.3%
% of FP17s for Band 1 Urgent Courses	496	5,528	9.0%	7.2%	8.0%	9.1%
% of FP17s Relating to Free Repair or Replacements	47	5,528	0.9%	0.8%	0.8%	0.8%
% of FP17s Relating to Continuations	55	5,528	1.0%	1.3%	1.0%	1.0%
% of Patients satisfied with the dentistry they have received	2	2	N/A	91.3%	91.7%	91.5%
% of Patients satisfied with the time they had to wait for an appointment	2	2	N/A	87.4%	88.3%	87.9%

* This is based on patients treated on this contract for their most recent course of treatment. Figures in italics indicate the base number of FP17s or Patient Questionnaire responses are less than 100. N/A is shown where the base number of responses is less than 10 during the period. % is calculated as Quantity/Base number*100

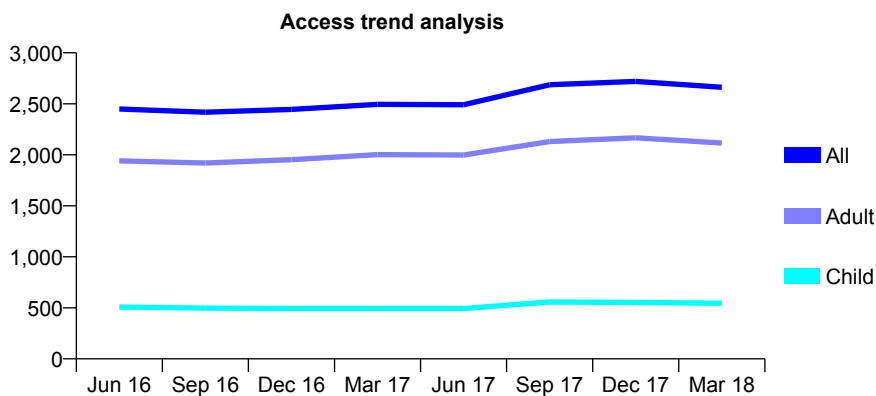
Q55 - Vital Signs At a Glance Contract Report for 836117/0001 - Year end March 2018

Name or company name	MR RS RUPRA
Contract type name	GDS Contract
Purpose of contract	General
Contract start date	01/10/2007
Contract end date	

17/18 Contracted general activity (UDA)	9,028
Carry forward general activity (UDA)	209
17/18 Contracted orthodontic activity (UOA)	0
Carry forward orthodontic activity (UOA)	0
Baseline contract value	£252,914.91

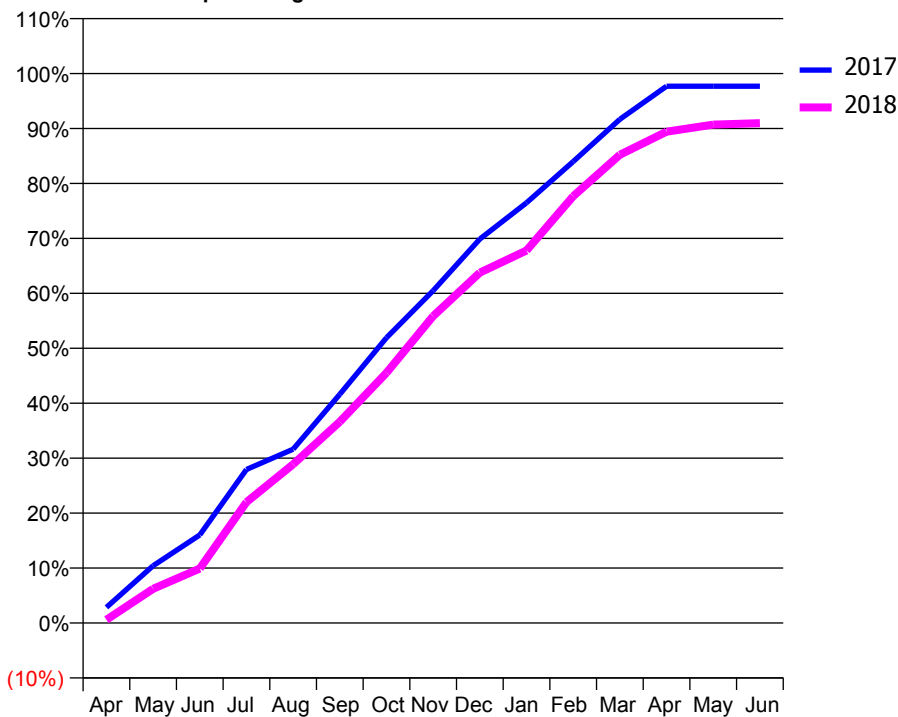
ACCESS*

Patients seen in 24 months	Total	Change since previous quarter
Quarter ending March 2017	2,495	
Quarter ending June 2017	2,491	→
Quarter ending September 2017	2,687	↑
Quarter ending December 2017	2,719	→
Quarter ending March 2018	2,662	↓
Variance since March 2017	6.7%	↑



ACTIVITY

Cumulative percentage of contracted UDA delivered 2017 & 2018



Month	Adjusted Scheduled Activity (UDA)	
	2017	2018
April	257	55
May	942	562
June	1,448	894
July	2,523	1,986
August	2,855	2,608
September	3,759	3,307
October	4,687	4,112
November	5,460	5,043
December	6,309	5,756
January	6,905	6,120
February	7,582	7,013
March	8,275	7,693
April	8,818	8,072
May	8,819	8,188
June	8,819	8,212

QUALITY

	Quantity	Base Number	Contract	AT	Region	England
% of FP17s for the same patient ID Re-attending within 3 months - Children	84	1,037	8.1%	10.3%	11.6%	11.9%
% of FP17s for the same patient ID Re-attending within 3 months - Adults	425	3,753	11.3%	14.4%	15.4%	16.0%
% of FP17s for the same patient ID Re-attending between 3 & 9 months - Children	595	1,037	57.4%	62.0%	59.4%	58.3%
% of FP17s for the same patient ID Re-attending between 3 & 9 months - Adults	2,268	3,753	60.4%	55.0%	51.3%	50.3%
% of FP17s for Band 1 Urgent Courses	144	4,586	3.1%	7.2%	8.0%	9.1%
% of FP17s Relating to Free Repair or Replacements	6	4,586	0.1%	0.8%	0.8%	0.8%
% of FP17s Relating to Continuations	119	4,586	2.6%	1.3%	1.0%	1.0%
% of Patients satisfied with the dentistry they have received	8	10	80.0%	91.3%	91.7%	91.5%
% of Patients satisfied with the time they had to wait for an appointment	7	10	70.0%	87.4%	88.3%	87.9%

* This is based on patients treated on this contract for their most recent course of treatment. Figures in italics indicate the base number of FP17s or Patient Questionnaire responses are less than 100. N/A is shown where the base number of responses is less than 10 during the period. % is calculated as Quantity/Base number*100

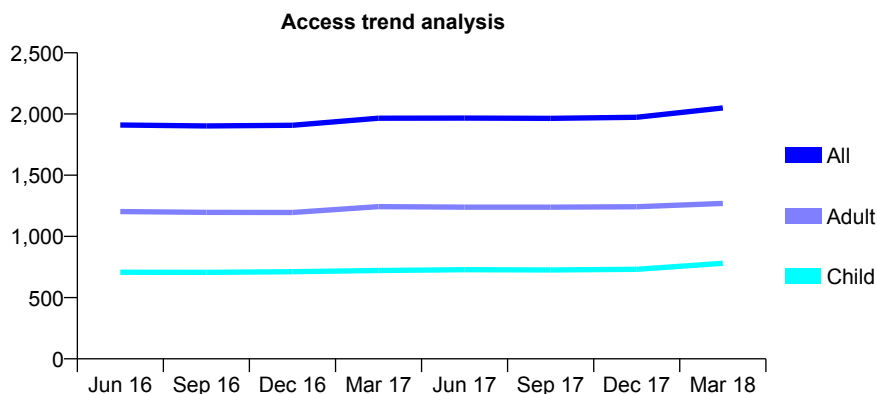
Q55 - Vital Signs At a Glance Contract Report for 836362/0001 - Year end March 2018

Name or company name	MR MM OSMAN
Contract type name	GDS Contract
Purpose of contract	General
Contract start date	01/04/2006
Contract end date	

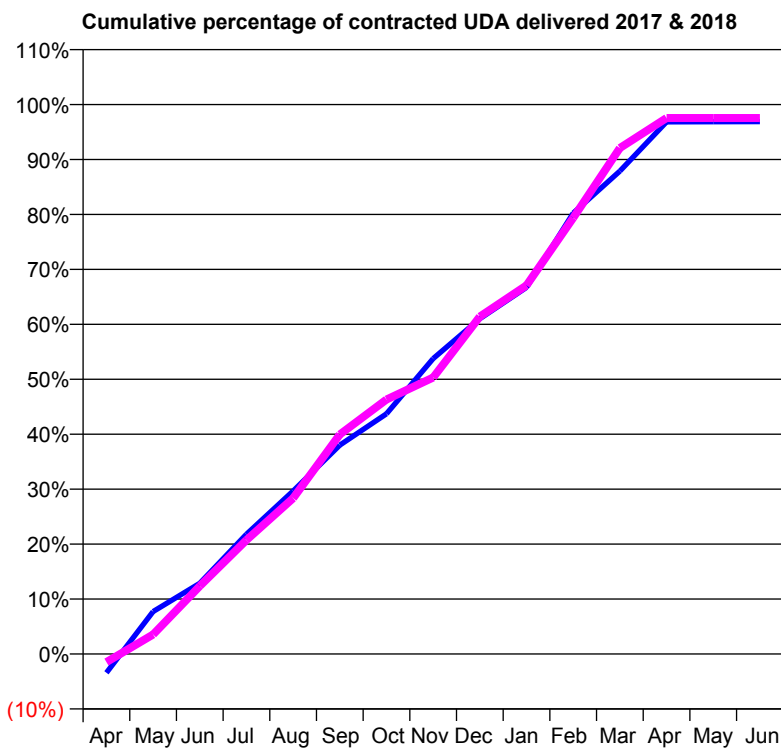
17/18 Contracted general activity (UDA)	5,819
Carry forward general activity (UDA)	181
17/18 Contracted orthodontic activity (UOA)	0
Carry forward orthodontic activity (UOA)	0
Baseline contract value	£130,853.15

ACCESS*

Patients seen in 24 months	Total	Change since previous quarter
Quarter ending March 2017	1,966	
Quarter ending June 2017	1,967	→
Quarter ending September 2017	1,965	→
Quarter ending December 2017	1,973	→
Quarter ending March 2018	2,050	↑
Variance since March 2017	4.3%	↑



ACTIVITY



Month	Adjusted Scheduled Activity (UDA)	
	2017	2018
April	-199	-87
May	450	207
June	749	720
July	1,268	1,207
August	1,726	1,650
September	2,211	2,325
October	2,544	2,695
November	3,129	2,928
December	3,551	3,573
January	3,883	3,904
February	4,669	4,618
March	5,114	5,359
April	5,635	5,675
May	5,637	5,676
June	5,638	5,676

QUALITY

	Quantity	Base Number	Contract	AT	Region	England
% of FP17s for the same patient ID Re-attending within 3 months - Children	109	1,437	7.6%	10.3%	11.6%	11.9%
% of FP17s for the same patient ID Re-attending within 3 months - Adults	215	1,930	11.1%	14.4%	15.4%	16.0%
% of FP17s for the same patient ID Re-attending between 3 & 9 months - Children	1,030	1,437	71.7%	62.0%	59.4%	58.3%
% of FP17s for the same patient ID Re-attending between 3 & 9 months - Adults	1,135	1,930	58.8%	55.0%	51.3%	50.3%
% of FP17s for Band 1 Urgent Courses	173	3,303	5.2%	7.2%	8.0%	9.1%
% of FP17s Relating to Free Repair or Replacements	6	3,303	0.2%	0.8%	0.8%	0.8%
% of FP17s Relating to Continuations	3	3,303	0.1%	1.3%	1.0%	1.0%
% of Patients satisfied with the dentistry they have received	2	2	N/A	91.3%	91.7%	91.5%
% of Patients satisfied with the time they had to wait for an appointment	2	2	N/A	87.4%	88.3%	87.9%

* This is based on patients treated on this contract for their most recent course of treatment. Figures in italics indicate the base number of FP17s or Patient Questionnaire responses are less than 100. N/A is shown where the base number of responses is less than 10 during the period. % is calculated as Quantity/Base number*100

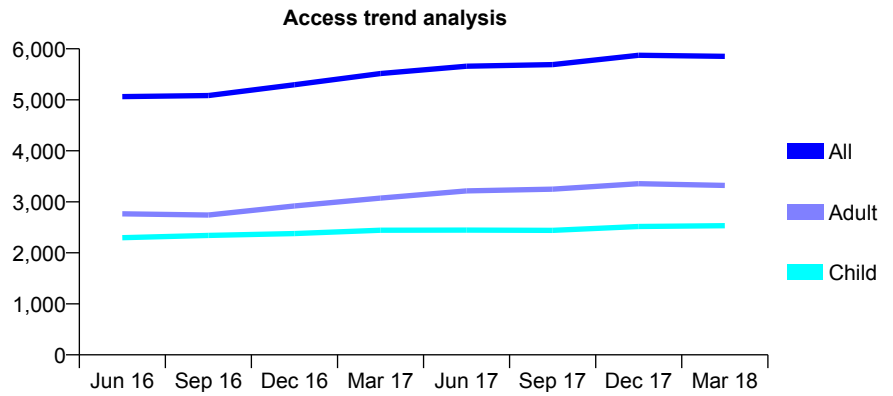
Q55 - Vital Signs At a Glance Contract Report for 860298/0001 - Year end March 2018

Name or company name	MR KS BOLA
Contract type name	GDS Contract
Purpose of contract	General
Contract start date	30/01/2011
Contract end date	

17/18 Contracted general activity (UDA)	12,926
Carry forward general activity (UDA)	-256
17/18 Contracted orthodontic activity (UOA)	0
Carry forward orthodontic activity (UOA)	0
Baseline contract value	£357,060.49

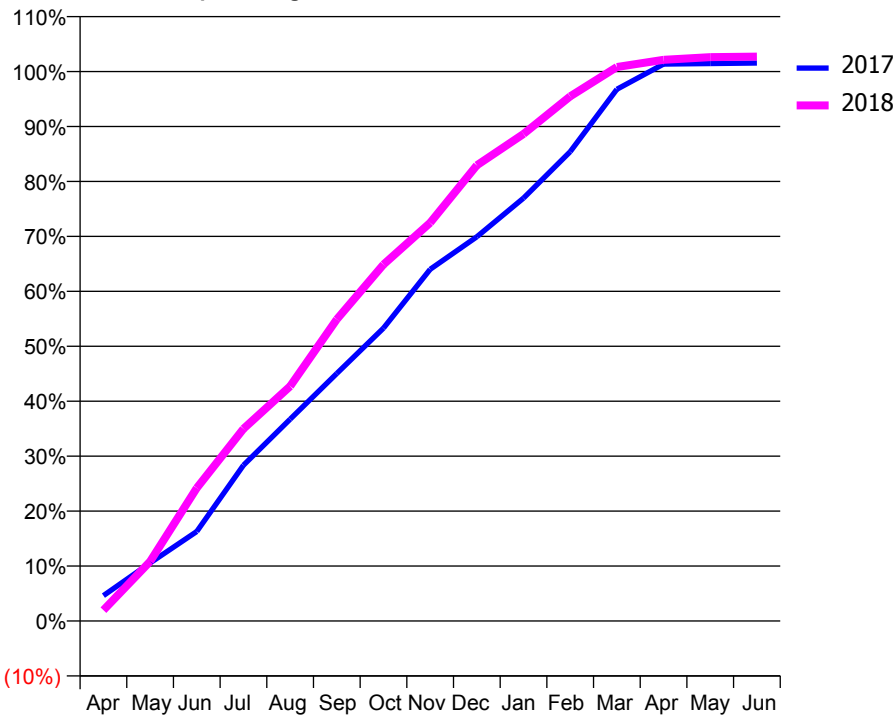
ACCESS*

Patients seen in 24 months	Total	Change since previous quarter
Quarter ending March 2017	5,516	
Quarter ending June 2017	5,660	↑
Quarter ending September 2017	5,689	→
Quarter ending December 2017	5,873	↑
Quarter ending March 2018	5,852	→
Variance since March 2017	6.1%	↑



ACTIVITY

Cumulative percentage of contracted UDA delivered 2017 & 2018



Month	Adjusted Scheduled Activity (UDA)	
	2017	2018
April	765	256
May	1,753	1,402
June	2,705	3,129
July	4,705	4,521
August	6,095	5,522
September	7,474	7,096
October	8,845	8,388
November	10,620	9,366
December	11,605	10,721
January	12,772	11,457
February	14,172	12,340
March	16,055	13,032
April	16,820	13,202
May	16,833	13,264
June	16,850	13,276

QUALITY

	Quantity	Base Number	Contract	AT	Region	England
% of FP17s for the same patient ID Re-attending within 3 months - Children	232	3,859	6.0%	10.3%	11.6%	11.9%
% of FP17s for the same patient ID Re-attending within 3 months - Adults	442	3,913	11.3%	14.4%	15.4%	16.0%
% of FP17s for the same patient ID Re-attending between 3 & 9 months - Children	2,493	3,859	64.6%	62.0%	59.4%	58.3%
% of FP17s for the same patient ID Re-attending between 3 & 9 months - Adults	2,492	3,913	63.7%	55.0%	51.3%	50.3%
% of FP17s for Band 1 Urgent Courses	539	7,498	7.2%	7.2%	8.0%	9.1%
% of FP17s Relating to Free Repair or Replacements	67	7,498	0.9%	0.8%	0.8%	0.8%
% of FP17s Relating to Continuations	27	7,498	0.4%	1.3%	1.0%	1.0%
% of Patients satisfied with the dentistry they have received	29	29	100.0%	91.3%	91.7%	91.5%
% of Patients satisfied with the time they had to wait for an appointment	27	29	93.1%	87.4%	88.3%	87.9%

* This is based on patients treated on this contract for their most recent course of treatment. Figures in italics indicate the base number of FP17s or Patient Questionnaire responses are less than 100. N/A is shown where the base number of responses is less than 10 during the period. % is calculated as Quantity/Base number*100

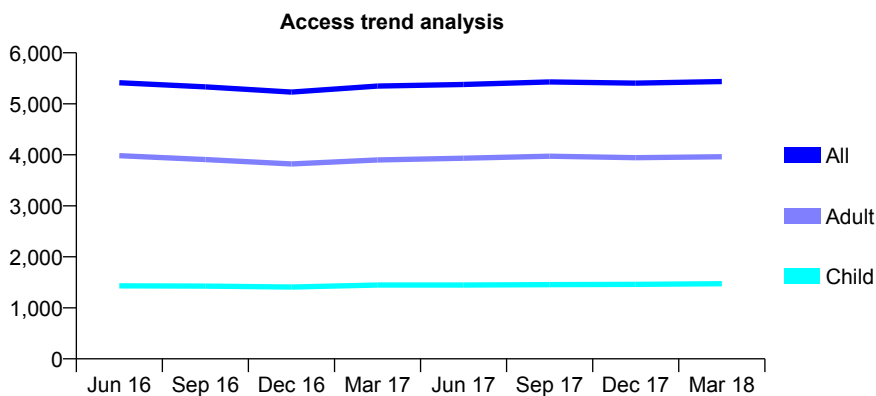
Q55 - Vital Signs At a Glance Contract Report for 860549/0001 - Year end March 2018

Name or company name	MR CJ NAVARRO
Contract type name	GDS Contract
Purpose of contract	General
Contract start date	01/04/2006
Contract end date	

17/18 Contracted general activity (UDA)	15,500
Carry forward general activity (UDA)	0
17/18 Contracted orthodontic activity (UOA)	0
Carry forward orthodontic activity (UOA)	0
Baseline contract value	£414,859.15

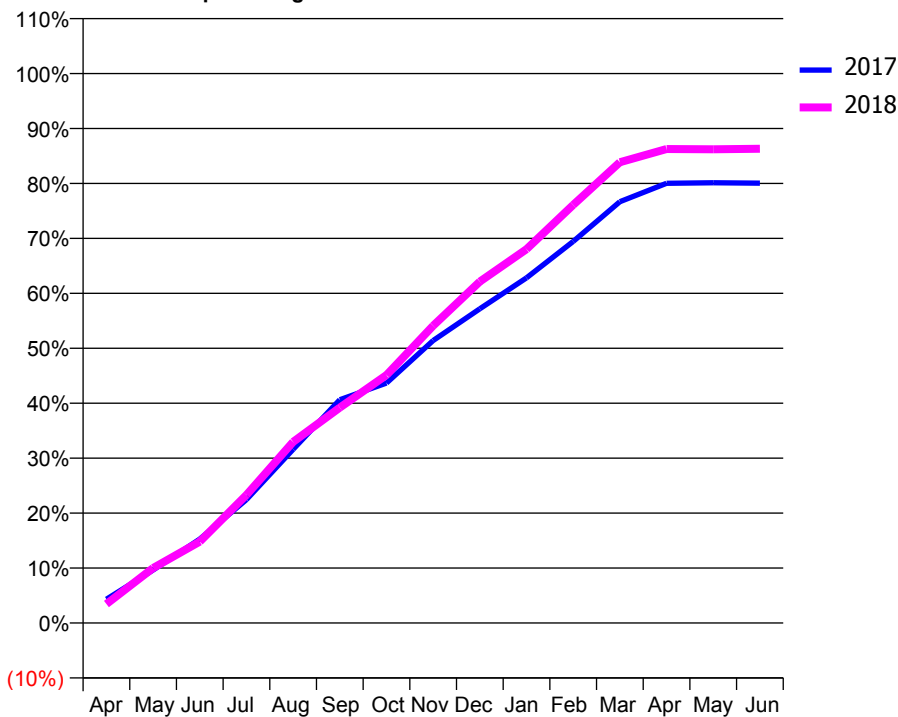
ACCESS*

Patients seen in 24 months	Total	Change since previous quarter
Quarter ending March 2017	5,347	
Quarter ending June 2017	5,380	→
Quarter ending September 2017	5,429	→
Quarter ending December 2017	5,404	→
Quarter ending March 2018	5,436	→
Variance since March 2017	1.7%	→



ACTIVITY

Cumulative percentage of contracted UDA delivered 2017 & 2018



Month	Adjusted Scheduled Activity (UDA)	
	2017	2018
April	671	536
May	1,495	1,553
June	2,367	2,297
July	3,482	3,615
August	4,901	5,109
September	6,298	6,078
October	6,769	6,993
November	7,967	8,386
December	8,865	9,632
January	9,738	10,544
February	10,762	11,793
March	11,883	12,997
April	12,405	13,371
May	12,417	13,361
June	12,406	13,376

QUALITY

	Quantity	Base Number	Contract	AT	Region	England
% of FP17s for the same patient ID Re-attending within 3 months - Children	72	2,078	3.5%	10.3%	11.6%	11.9%
% of FP17s for the same patient ID Re-attending within 3 months - Adults	562	5,386	10.4%	14.4%	15.4%	16.0%
% of FP17s for the same patient ID Re-attending between 3 & 9 months - Children	1,297	2,078	62.4%	62.0%	59.4%	58.3%
% of FP17s for the same patient ID Re-attending between 3 & 9 months - Adults	3,126	5,386	58.0%	55.0%	51.3%	50.3%
% of FP17s for Band 1 Urgent Courses	331	6,663	5.0%	7.2%	8.0%	9.1%
% of FP17s Relating to Free Repair or Replacements	58	6,663	0.9%	0.8%	0.8%	0.8%
% of FP17s Relating to Continuations	48	6,663	0.7%	1.3%	1.0%	1.0%
% of Patients satisfied with the dentistry they have received	5	5	N/A	91.3%	91.7%	91.5%
% of Patients satisfied with the time they had to wait for an appointment	5	5	N/A	87.4%	88.3%	87.9%

* This is based on patients treated on this contract for their most recent course of treatment. Figures in italics indicate the base number of FP17s or Patient Questionnaire responses are less than 100. N/A is shown where the base number of responses is less than 10 during the period. % is calculated as Quantity/Base number*100

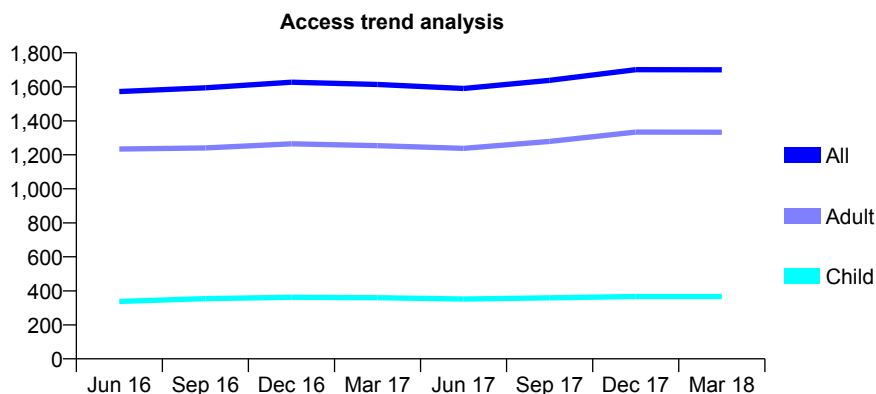
Q55 - Vital Signs At a Glance Contract Report for 861901/0001 - Year end March 2018

Name or company name	MRS A EIMANI
Contract type name	GDS Contract
Purpose of contract	General
Contract start date	01/09/2009
Contract end date	

17/18 Contracted general activity (UDA)	9,000
Carry forward general activity (UDA)	0
17/18 Contracted orthodontic activity (UOA)	0
Carry forward orthodontic activity (UOA)	0
Baseline contract value	£215,500.14

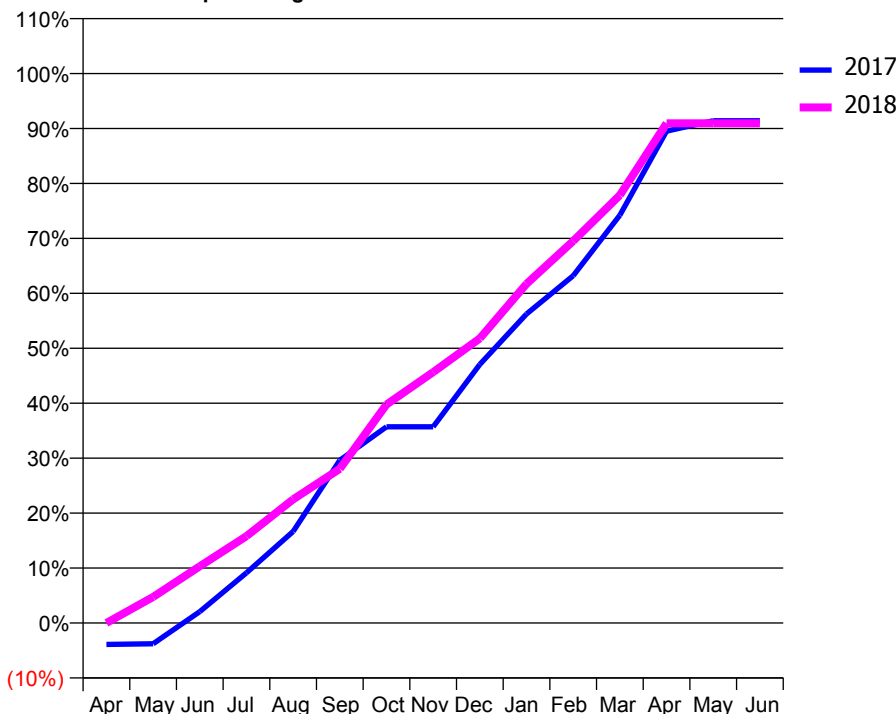
ACCESS*

Patients seen in 24 months	Total	Change since previous quarter
Quarter ending March 2017	1,614	
Quarter ending June 2017	1,590	↓
Quarter ending September 2017	1,638	↑
Quarter ending December 2017	1,701	↑
Quarter ending March 2018	1,700	→
Variance since March 2017	5.3%	↑



ACTIVITY

Cumulative percentage of contracted UDA delivered 2017 & 2018



Month	Adjusted Scheduled Activity (UDA)	
	2017	2018
April	-353	0
May	-341	427
June	187	929
July	822	1,422
August	1,499	2,025
September	2,665	2,525
October	3,213	3,578
November	3,213	4,109
December	4,235	4,661
January	5,061	5,556
February	5,689	6,256
March	6,680	7,008
April	8,056	8,184
May	8,227	8,184
June	8,227	8,184

QUALITY

	Quantity	Base Number	Contract	AT	Region	England
% of FP17s for the same patient ID Re-attending within 3 months - Children	48	582	8.2%	10.3%	11.6%	11.9%
% of FP17s for the same patient ID Re-attending within 3 months - Adults	416	2,021	20.6%	14.4%	15.4%	16.0%
% of FP17s for the same patient ID Re-attending between 3 & 9 months - Children	340	582	58.4%	62.0%	59.4%	58.3%
% of FP17s for the same patient ID Re-attending between 3 & 9 months - Adults	942	2,021	46.6%	55.0%	51.3%	50.3%
% of FP17s for Band 1 Urgent Courses	314	2,513	12.5%	7.2%	8.0%	9.1%
% of FP17s Relating to Free Repair or Replacements	3	2,513	0.1%	0.8%	0.8%	0.8%
% of FP17s Relating to Continuations	32	2,513	1.3%	1.3%	1.0%	1.0%
% of Patients satisfied with the dentistry they have received	2	2	N/A	91.3%	91.7%	91.5%
% of Patients satisfied with the time they had to wait for an appointment	2	2	N/A	87.4%	88.3%	87.9%

* This is based on patients treated on this contract for their most recent course of treatment. Figures in italics indicate the base number of FP17s or Patient Questionnaire responses are less than 100. N/A is shown where the base number of responses is less than 10 during the period. % is calculated as Quantity/Base number*100

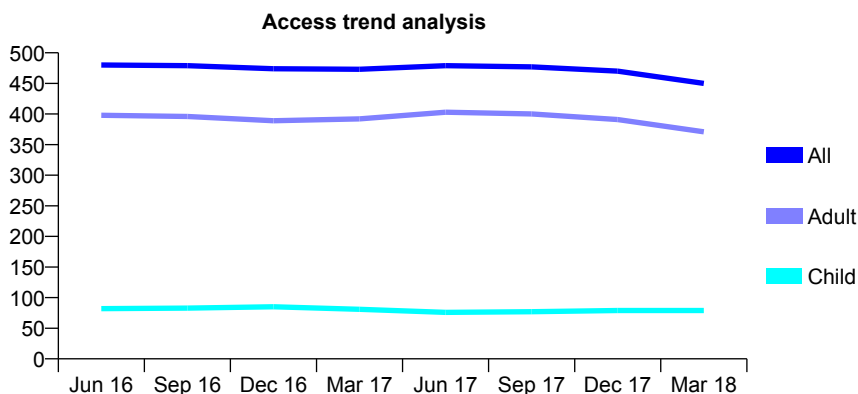
Q55 - Vital Signs At a Glance Contract Report for 898457/0001 - Year end March 2018

Name or company name	MR ND MCLEAN
Contract type name	GDS Contract
Purpose of contract	General
Contract start date	01/04/2006
Contract end date	17/04/2018

17/18 Contracted general activity (UDA)	1,374
Carry forward general activity (UDA)	21
17/18 Contracted orthodontic activity (UOA)	0
Carry forward orthodontic activity (UOA)	0
Baseline contract value	£29,998.53

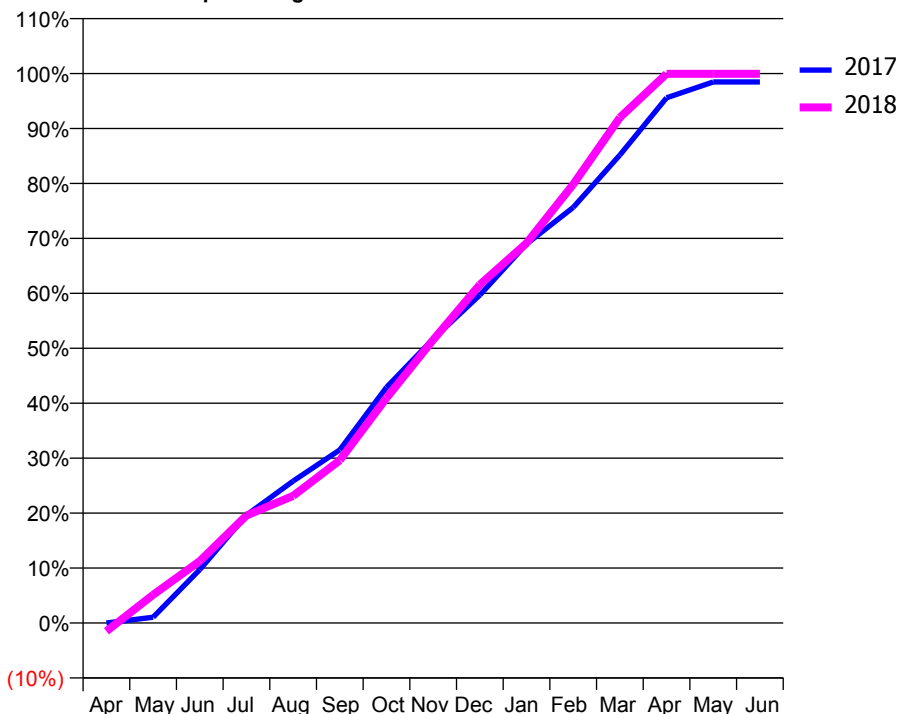
ACCESS*

Patients seen in 24 months	Total	Change since previous quarter
Quarter ending March 2017	473	
Quarter ending June 2017	479	→
Quarter ending September 2017	477	→
Quarter ending December 2017	470	↓
Quarter ending March 2018	450	↓
Variance since March 2017	(4.9%)	↓



ACTIVITY

Cumulative percentage of contracted UDA delivered 2017 & 2018



Month	Adjusted Scheduled Activity (UDA)	
	2017	2018
April	0	-21
May	14	71
June	134	155
July	270	269
August	355	318
September	433	407
October	589	563
November	710	708
December	820	846
January	948	950
February	1,039	1,097
March	1,170	1,264
April	1,313	1,373
May	1,353	1,373
June	1,353	1,373

QUALITY

	Quantity	Base Number	Contract	AT	Region	England
% of FP17s for the same patient ID Re-attending within 3 months - Children	5	140	3.6%	10.3%	11.6%	11.9%
% of FP17s for the same patient ID Re-attending within 3 months - Adults	139	686	20.3%	14.4%	15.4%	16.0%
% of FP17s for the same patient ID Re-attending between 3 & 9 months - Children	103	140	73.6%	62.0%	59.4%	58.3%
% of FP17s for the same patient ID Re-attending between 3 & 9 months - Adults	437	686	63.7%	55.0%	51.3%	50.3%
% of FP17s for Band 1 Urgent Courses	130	813	16.0%	7.2%	8.0%	9.1%
% of FP17s Relating to Free Repair or Replacements	25	813	3.1%	0.8%	0.8%	0.8%
% of FP17s Relating to Continuations	13	813	1.6%	1.3%	1.0%	1.0%
% of Patients satisfied with the dentistry they have received	0	0	N/A	91.3%	91.7%	91.5%
% of Patients satisfied with the time they had to wait for an appointment	0	0	N/A	87.4%	88.3%	87.9%

* This is based on patients treated on this contract for their most recent course of treatment. Figures in italics indicate the base number of FP17s or Patient Questionnaire responses are less than 100. N/A is shown where the base number of responses is less than 10 during the period. % is calculated as Quantity/Base number*100

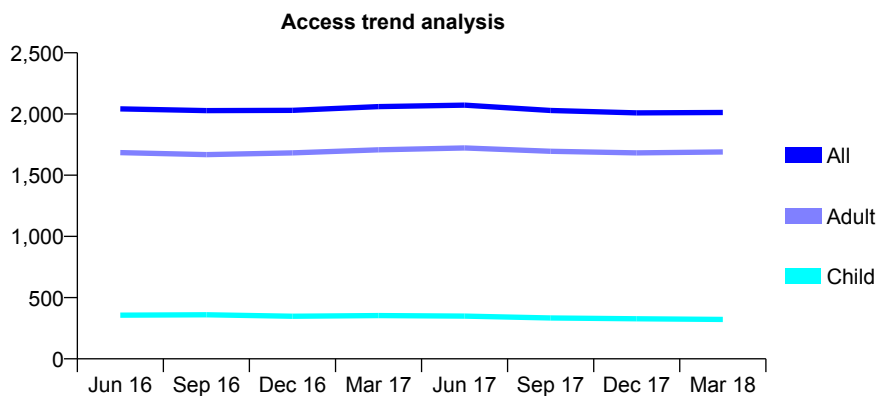
Q55 - Vital Signs At a Glance Contract Report for 907200/0001 - Year end March 2018

Name or company name	MRS CY BIRCH
Contract type name	GDS Contract
Purpose of contract	General
Contract start date	01/04/2006
Contract end date	

17/18 Contracted general activity (UDA)	4,973
Carry forward general activity (UDA)	-70
17/18 Contracted orthodontic activity (UOA)	0
Carry forward orthodontic activity (UOA)	0
Baseline contract value	£122,640.06

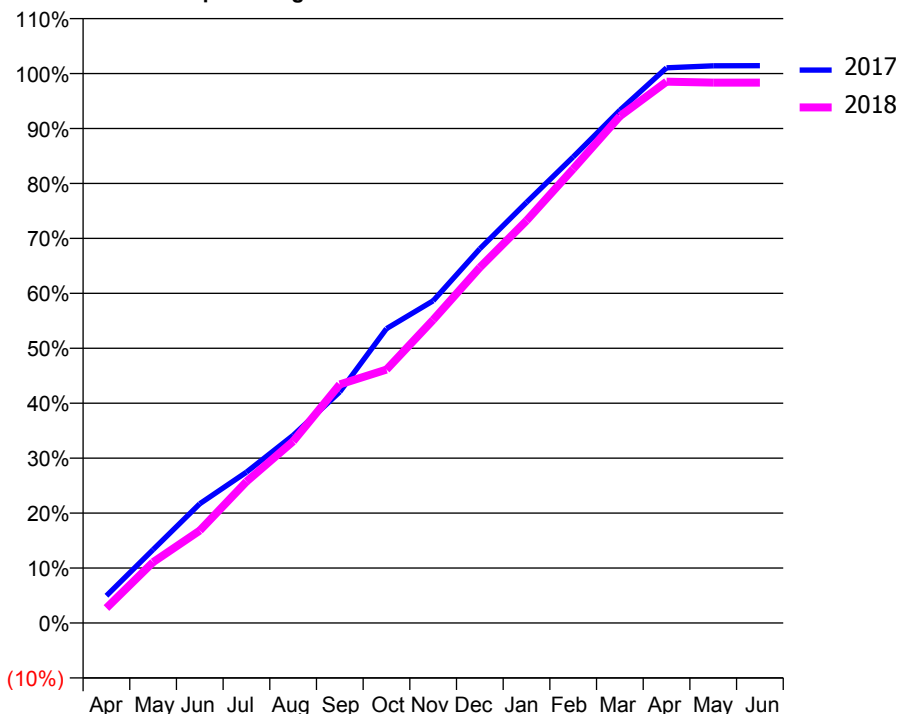
ACCESS*

Patients seen in 24 months	Total	Change since previous quarter
Quarter ending March 2017	2,061	
Quarter ending June 2017	2,072	→
Quarter ending September 2017	2,029	↓
Quarter ending December 2017	2,009	→
Quarter ending March 2018	2,012	→
Variance since March 2017	(2.4%)	↓



ACTIVITY

Cumulative percentage of contracted UDA delivered 2017 & 2018



Month	Adjusted Scheduled Activity (UDA)	
	2017	2018
April	247	136
May	665	551
June	1,079	837
July	1,365	1,279
August	1,699	1,644
September	2,092	2,159
October	2,664	2,294
November	2,917	2,743
December	3,387	3,218
January	3,807	3,642
February	4,218	4,110
March	4,640	4,586
April	5,024	4,899
May	5,042	4,890
June	5,043	4,890

QUALITY

	Quantity	Base Number	Contract	AT	Region	England
% of FP17s for the same patient ID Re-attending within 3 months - Children	22	458	4.8%	10.3%	11.6%	11.9%
% of FP17s for the same patient ID Re-attending within 3 months - Adults	339	2,373	14.3%	14.4%	15.4%	16.0%
% of FP17s for the same patient ID Re-attending between 3 & 9 months - Children	280	458	61.1%	62.0%	59.4%	58.3%
% of FP17s for the same patient ID Re-attending between 3 & 9 months - Adults	1,191	2,373	50.2%	55.0%	51.3%	50.3%
% of FP17s for Band 1 Urgent Courses	222	2,768	8.0%	7.2%	8.0%	9.1%
% of FP17s Relating to Free Repair or Replacements	37	2,768	1.3%	0.8%	0.8%	0.8%
% of FP17s Relating to Continuations	26	2,768	0.9%	1.3%	1.0%	1.0%
% of Patients satisfied with the dentistry they have received	3	3	N/A	91.3%	91.7%	91.5%
% of Patients satisfied with the time they had to wait for an appointment	2	3	N/A	87.4%	88.3%	87.9%

* This is based on patients treated on this contract for their most recent course of treatment. Figures in italics indicate the base number of FP17s or Patient Questionnaire responses are less than 100. N/A is shown where the base number of responses is less than 10 during the period. % is calculated as Quantity/Base number*100

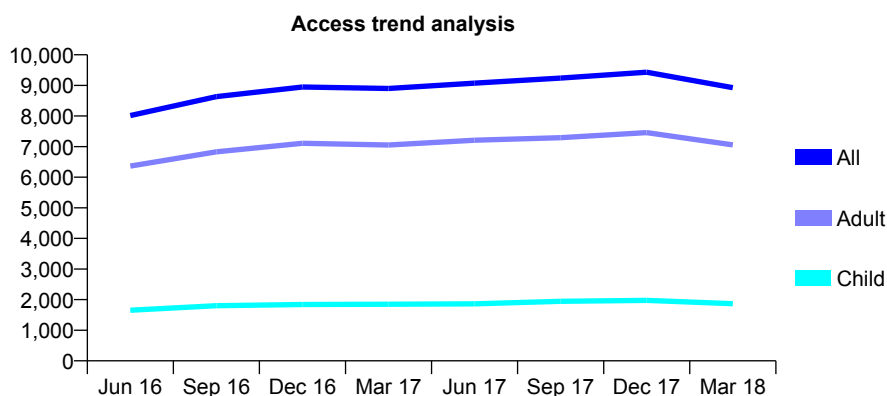
Q55 - Vital Signs At a Glance Contract Report for 911216/0001 - Year end March 2018

Name or company name	MR K MANTLE
Contract type name	GDS Contract
Purpose of contract	General
Contract start date	01/04/2006
Contract end date	

17/18 Contracted general activity (UDA)	26,501
Carry forward general activity (UDA)	255
17/18 Contracted orthodontic activity (UOA)	0
Carry forward orthodontic activity (UOA)	0
Baseline contract value	£673,267.68

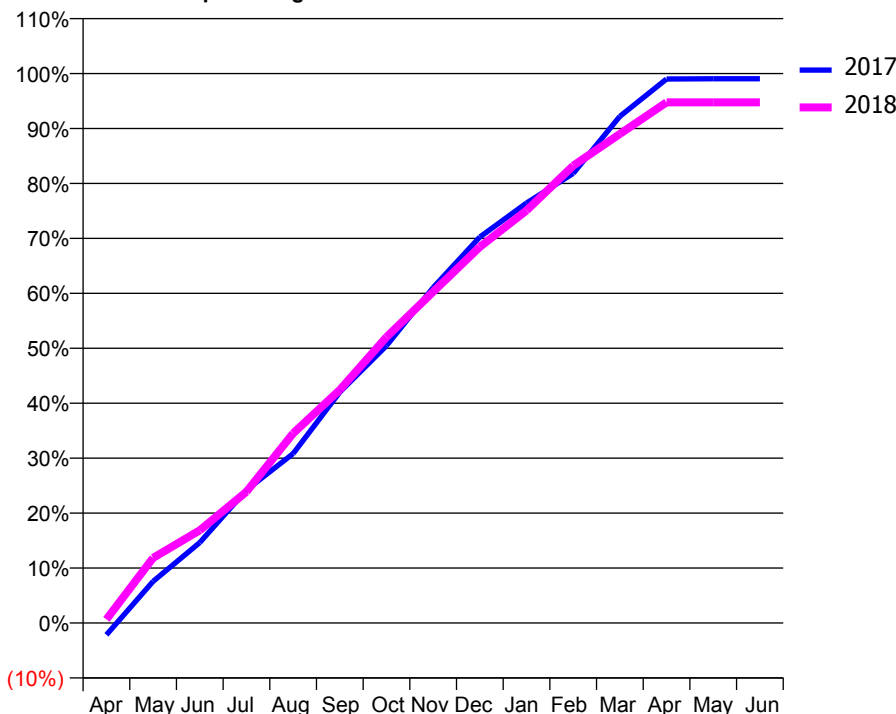
ACCESS*

Patients seen in 24 months	Total	Change since previous quarter
Quarter ending March 2017	8,899	
Quarter ending June 2017	9,075	→
Quarter ending September 2017	9,239	→
Quarter ending December 2017	9,433	↑
Quarter ending March 2018	8,924	↓
Variance since March 2017	0.3%	→



ACTIVITY

Cumulative percentage of contracted UDA delivered 2017 & 2018



Month	Adjusted Scheduled Activity (UDA)	
	2017	2018
April	-573	175
May	2,010	3,141
June	3,879	4,471
July	6,416	6,332
August	8,171	9,150
September	11,137	11,247
October	13,370	13,793
November	16,180	15,971
December	18,614	18,136
January	20,253	19,895
February	21,681	22,055
March	24,431	23,586
April	26,237	25,109
May	26,246	25,109
June	26,246	25,109

QUALITY

	Quantity	Base Number	Contract	AT	Region	England
% of FP17s for the same patient ID Re-attending within 3 months - Children	125	2,915	4.3%	10.3%	11.6%	11.9%
% of FP17s for the same patient ID Re-attending within 3 months - Adults	934	9,267	10.1%	14.4%	15.4%	16.0%
% of FP17s for the same patient ID Re-attending between 3 & 9 months - Children	1,817	2,915	62.3%	62.0%	59.4%	58.3%
% of FP17s for the same patient ID Re-attending between 3 & 9 months - Adults	3,942	9,267	42.5%	55.0%	51.3%	50.3%
% of FP17s for Band 1 Urgent Courses	463	12,131	3.8%	7.2%	8.0%	9.1%
% of FP17s Relating to Free Repair or Replacements	88	12,131	0.7%	0.8%	0.8%	0.8%
% of FP17s Relating to Continuations	133	12,131	1.1%	1.3%	1.0%	1.0%
% of Patients satisfied with the dentistry they have received	12	12	100.0%	91.3%	91.7%	91.5%
% of Patients satisfied with the time they had to wait for an appointment	12	12	100.0%	87.4%	88.3%	87.9%

* This is based on patients treated on this contract for their most recent course of treatment. Figures in italics indicate the base number of FP17s or Patient Questionnaire responses are less than 100. N/A is shown where the base number of responses is less than 10 during the period. % is calculated as Quantity/Base number*100

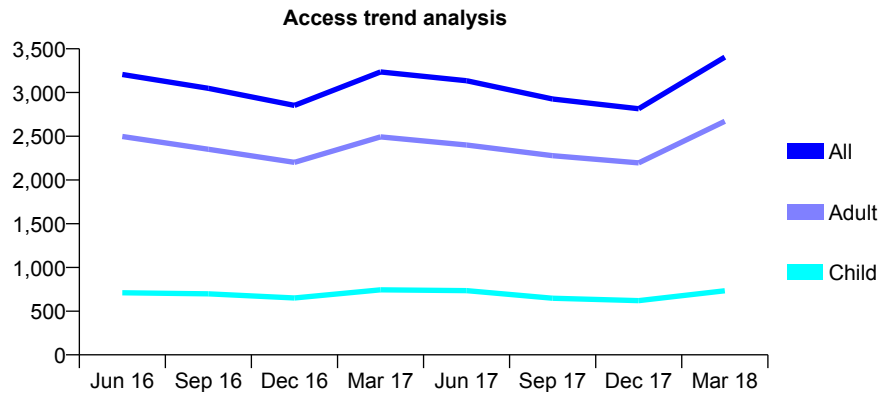
Q55 - Vital Signs At a Glance Contract Report for 911216/0002 - Year end March 2018

Name or company name	MR K MANTLE
Contract type name	GDS Contract
Purpose of contract	General
Contract start date	01/09/2008
Contract end date	

17/18 Contracted general activity (UDA)	10,000
Carry forward general activity (UDA)	-200
17/18 Contracted orthodontic activity (UOA)	0
Carry forward orthodontic activity (UOA)	0
Baseline contract value	£380,448.16

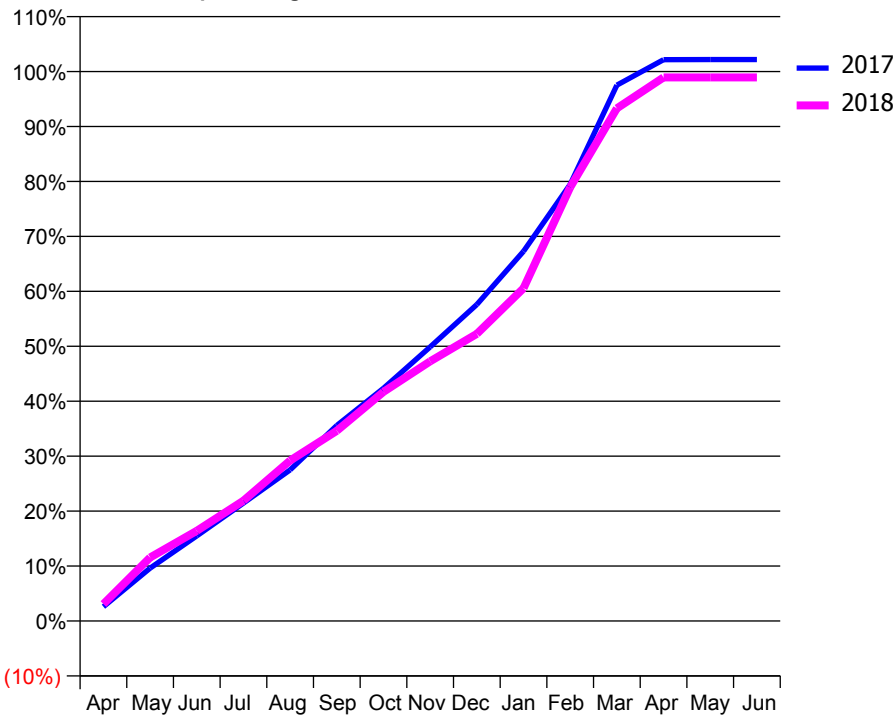
ACCESS*

Patients seen in 24 months	Total	Change since previous quarter
Quarter ending March 2017	3,235	
Quarter ending June 2017	3,134	↓
Quarter ending September 2017	2,926	↓
Quarter ending December 2017	2,815	↓
Quarter ending March 2018	3,404	↑
Variance since March 2017	5.2%	↑



ACTIVITY

Cumulative percentage of contracted UDA delivered 2017 & 2018



Month	Adjusted Scheduled Activity (UDA)	
	2017	2018
April	261	309
May	962	1,156
June	1,550	1,642
July	2,146	2,189
August	2,750	2,921
September	3,559	3,462
October	4,237	4,170
November	4,989	4,727
December	5,759	5,226
January	6,728	6,057
February	7,946	7,893
March	9,752	9,328
April	10,214	9,893
May	10,216	9,893
June	10,216	9,893

QUALITY

	Quantity	Base Number	Contract	AT	Region	England
% of FP17s for the same patient ID Re-attending within 3 months - Children	82	1,069	7.7%	10.3%	11.6%	11.9%
% of FP17s for the same patient ID Re-attending within 3 months - Adults	372	3,607	10.3%	14.4%	15.4%	16.0%
% of FP17s for the same patient ID Re-attending between 3 & 9 months - Children	589	1,069	55.1%	62.0%	59.4%	58.3%
% of FP17s for the same patient ID Re-attending between 3 & 9 months - Adults	1,931	3,607	53.5%	55.0%	51.3%	50.3%
% of FP17s for Band 1 Urgent Courses	173	4,756	3.6%	7.2%	8.0%	9.1%
% of FP17s Relating to Free Repair or Replacements	20	4,756	0.4%	0.8%	0.8%	0.8%
% of FP17s Relating to Continuations	102	4,756	2.1%	1.3%	1.0%	1.0%
% of Patients satisfied with the dentistry they have received	5	5	N/A	91.3%	91.7%	91.5%
% of Patients satisfied with the time they had to wait for an appointment	5	5	N/A	87.4%	88.3%	87.9%

* This is based on patients treated on this contract for their most recent course of treatment. Figures in italics indicate the base number of FP17s or Patient Questionnaire responses are less than 100. N/A is shown where the base number of responses is less than 10 during the period. % is calculated as Quantity/Base number*100

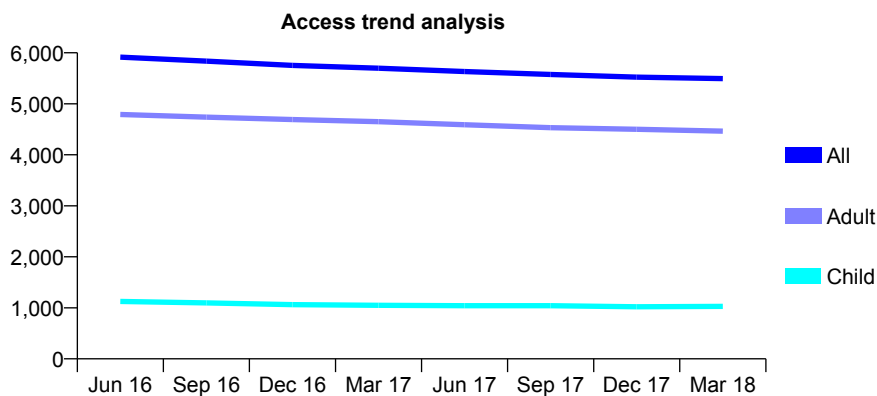
Q55 - Vital Signs At a Glance Contract Report for 914533/0001 - Year end March 2018

Name or company name	MR PA MOORE
Contract type name	GDS Contract
Purpose of contract	General
Contract start date	18/01/2010
Contract end date	

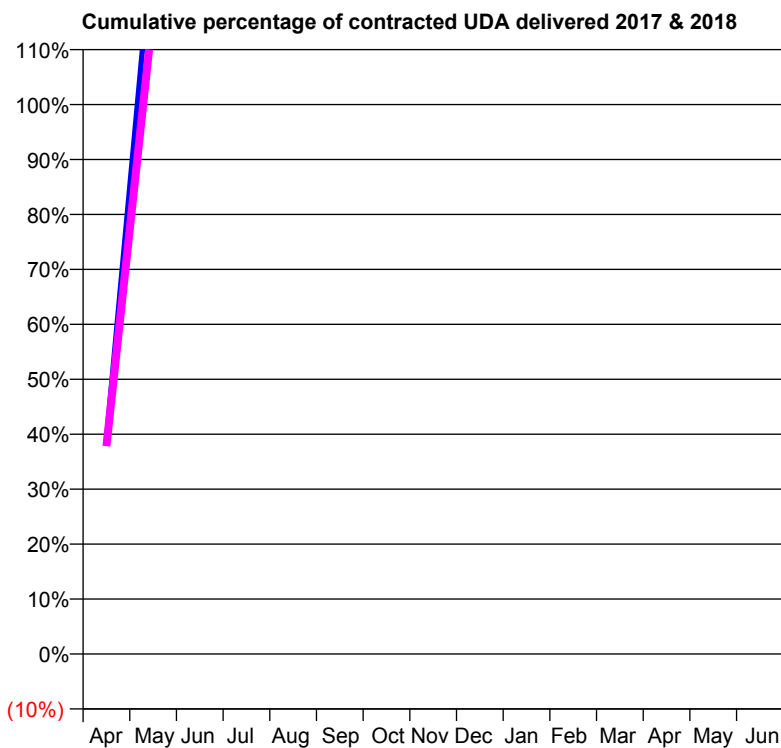
17/18 Contracted general activity (UDA)	1,330
Carry forward general activity (UDA)	0
17/18 Contracted orthodontic activity (UOA)	0
Carry forward orthodontic activity (UOA)	0
Baseline contract value	£502,013.14

ACCESS*

Patients seen in 24 months	Total	Change since previous quarter
Quarter ending March 2017	5,698	
Quarter ending June 2017	5,633	↓
Quarter ending September 2017	5,574	↓
Quarter ending December 2017	5,523	→
Quarter ending March 2018	5,493	→
Variance since March 2017	(3.6%)	↓



ACTIVITY



Month	Adjusted Scheduled Activity (UDA)	
	2017	2018
April	518	503
May	1,742	1,553
June	2,585	2,271
July	3,902	3,344
August	4,717	4,464
September	5,811	5,317
October	6,739	6,651
November	8,039	7,928
December	9,342	8,531
January	10,023	9,648
February	10,928	10,871
March	12,226	11,702
April	12,829	12,357
May	12,849	12,358
June	12,907	12,358

QUALITY

	Quantity	Base Number	Contract	AT	Region	England
% of FP17s for the same patient ID Re-attending within 3 months - Children	107	1,711	6.3%	10.3%	11.6%	11.9%
% of FP17s for the same patient ID Re-attending within 3 months - Adults	1,015	7,662	13.2%	14.4%	15.4%	16.0%
% of FP17s for the same patient ID Re-attending between 3 & 9 months - Children	1,210	1,711	70.7%	62.0%	59.4%	58.3%
% of FP17s for the same patient ID Re-attending between 3 & 9 months - Adults	5,343	7,662	69.7%	55.0%	51.3%	50.3%
% of FP17s for Band 1 Urgent Courses	13	7,880	0.2%	7.2%	8.0%	9.1%
% of FP17s Relating to Free Repair or Replacements	20	7,880	0.3%	0.8%	0.8%	0.8%
% of FP17s Relating to Continuations	252	7,880	3.2%	1.3%	1.0%	1.0%
% of Patients satisfied with the dentistry they have received	6	7	N/A	91.3%	91.7%	91.5%
% of Patients satisfied with the time they had to wait for an appointment	6	7	N/A	87.4%	88.3%	87.9%

* This is based on patients treated on this contract for their most recent course of treatment. Figures in italics indicate the base number of FP17s or Patient Questionnaire responses are less than 100. N/A is shown where the base number of responses is less than 10 during the period. % is calculated as Quantity/Base number*100

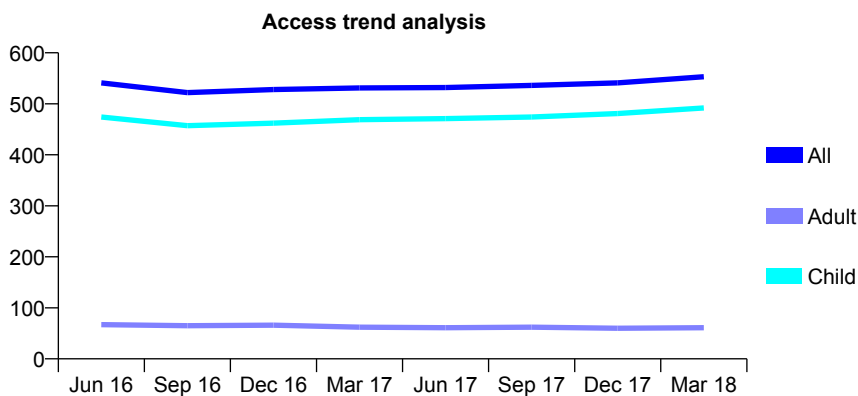
Q55 - Vital Signs At a Glance Contract Report for 919462/0001 - Year end March 2018

Name or company name	MR SJ THACKERAY
Contract type name	GDS Contract
Purpose of contract	General
Contract start date	01/04/2006
Contract end date	

17/18 Contracted general activity (UDA)	1,200
Carry forward general activity (UDA)	0
17/18 Contracted orthodontic activity (UOA)	0
Carry forward orthodontic activity (UOA)	0
Baseline contract value	£38,085.36

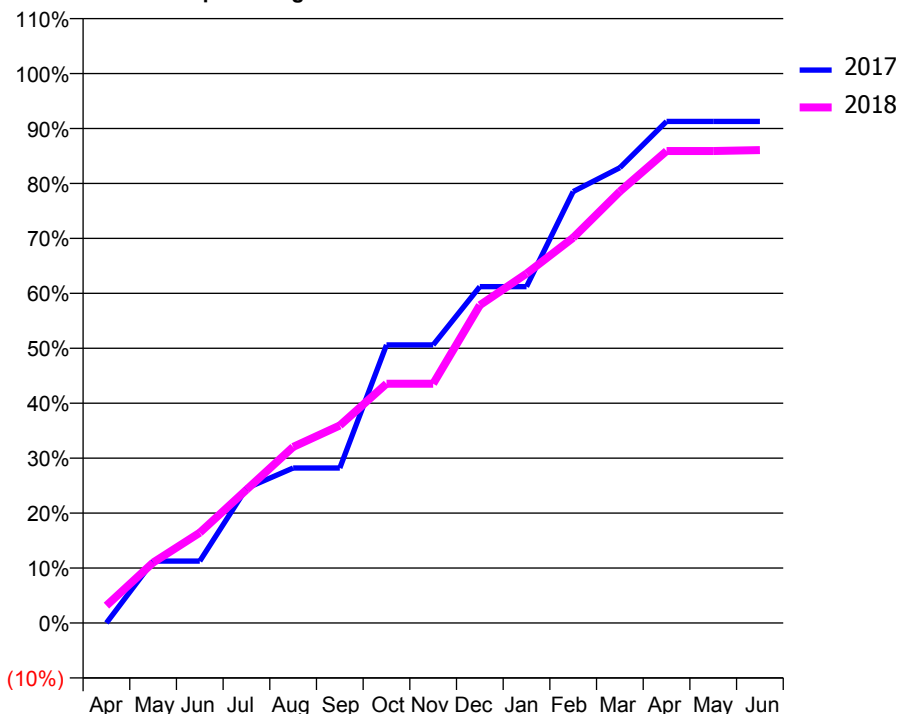
ACCESS*

Patients seen in 24 months	Total	Change since previous quarter
Quarter ending March 2017	531	
Quarter ending June 2017	532	→
Quarter ending September 2017	536	→
Quarter ending December 2017	541	→
Quarter ending March 2018	553	↑
Variance since March 2017	4.1%	↑



ACTIVITY

Cumulative percentage of contracted UDA delivered 2017 & 2018



Month	Adjusted Scheduled Activity (UDA)	
	2017	2018
April	0	38
May	135	132
June	135	197
July	294	291
August	338	384
September	338	431
October	607	523
November	607	523
December	735	694
January	735	763
February	942	841
March	994	943
April	1,095	1,031
May	1,095	1,031
June	1,095	1,033

QUALITY

	Quantity	Base Number	Contract	AT	Region	England
% of FP17s for the same patient ID Re-attending within 3 months - Children	51	833	6.1%	10.3%	11.6%	11.9%
% of FP17s for the same patient ID Re-attending within 3 months - Adults	0	0	N/A	14.4%	15.4%	16.0%
% of FP17s for the same patient ID Re-attending between 3 & 9 months - Children	591	833	70.9%	62.0%	59.4%	58.3%
% of FP17s for the same patient ID Re-attending between 3 & 9 months - Adults	0	0	N/A	55.0%	51.3%	50.3%
% of FP17s for Band 1 Urgent Courses	9	840	1.1%	7.2%	8.0%	9.1%
% of FP17s Relating to Free Repair or Replacements	0	840	0.0%	0.8%	0.8%	0.8%
% of FP17s Relating to Continuations	22	840	2.6%	1.3%	1.0%	1.0%
% of Patients satisfied with the dentistry they have received	0	0	N/A	91.3%	91.7%	91.5%
% of Patients satisfied with the time they had to wait for an appointment	0	0	N/A	87.4%	88.3%	87.9%

* This is based on patients treated on this contract for their most recent course of treatment. Figures in italics indicate the base number of FP17s or Patient Questionnaire responses are less than 100. N/A is shown where the base number of responses is less than 10 during the period. % is calculated as Quantity/Base number*100

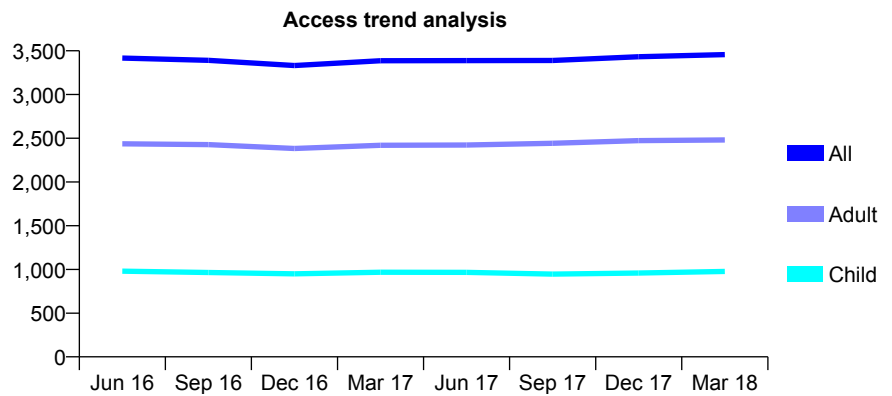
Q55 - Vital Signs At a Glance Contract Report for 927848/0001 - Year end March 2018

Name or company name	MR AS TOFT
Contract type name	GDS Contract
Purpose of contract	General
Contract start date	01/04/2006
Contract end date	

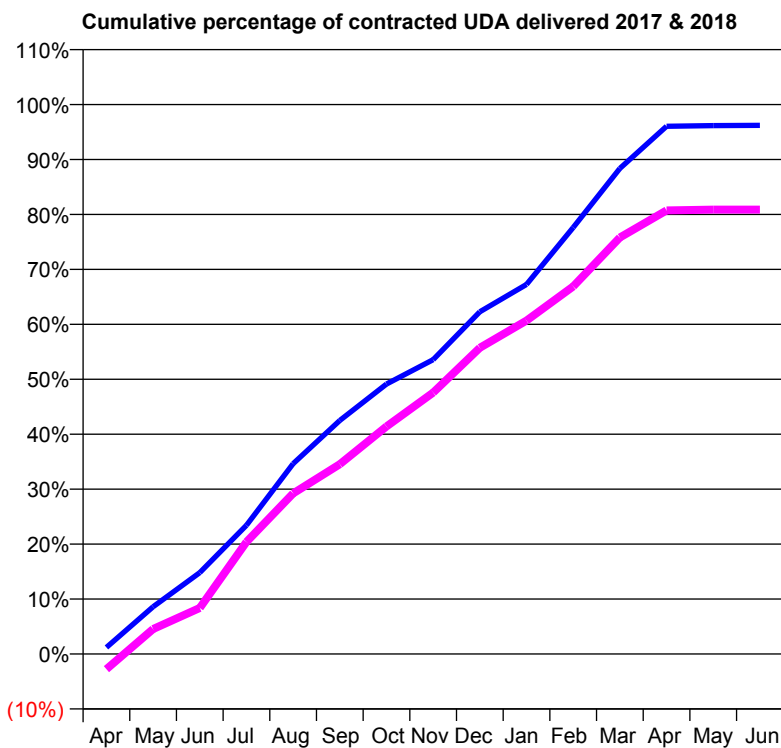
17/18 Contracted general activity (UDA)	9,281
Carry forward general activity (UDA)	353
17/18 Contracted orthodontic activity (UOA)	0
Carry forward orthodontic activity (UOA)	0
Baseline contract value	£217,594.42

ACCESS*

Patients seen in 24 months	Total	Change since previous quarter
Quarter ending March 2017	3,386	
Quarter ending June 2017	3,388	→
Quarter ending September 2017	3,389	→
Quarter ending December 2017	3,432	→
Quarter ending March 2018	3,457	→
Variance since March 2017	2.1%	↑



ACTIVITY



Month	Adjusted Scheduled Activity (UDA)	
	2017	2018
April	111	-258
May	797	423
June	1,376	779
July	2,175	1,892
August	3,215	2,714
September	3,944	3,207
October	4,560	3,843
November	4,971	4,415
December	5,779	5,173
January	6,242	5,631
February	7,203	6,209
March	8,202	7,034
April	8,912	7,492
May	8,923	7,506
June	8,928	7,506

QUALITY

	Quantity	Base Number	Contract	AT	Region	England
% of FP17s for the same patient ID Re-attending within 3 months - Children	138	1,609	8.6%	10.3%	11.6%	11.9%
% of FP17s for the same patient ID Re-attending within 3 months - Adults	562	3,674	15.3%	14.4%	15.4%	16.0%
% of FP17s for the same patient ID Re-attending between 3 & 9 months - Children	954	1,609	59.3%	62.0%	59.4%	58.3%
% of FP17s for the same patient ID Re-attending between 3 & 9 months - Adults	1,968	3,674	53.6%	55.0%	51.3%	50.3%
% of FP17s for Band 1 Urgent Courses	190	4,286	4.4%	7.2%	8.0%	9.1%
% of FP17s Relating to Free Repair or Replacements	13	4,286	0.3%	0.8%	0.8%	0.8%
% of FP17s Relating to Continuations	84	4,286	2.0%	1.3%	1.0%	1.0%
% of Patients satisfied with the dentistry they have received	5	6	N/A	91.3%	91.7%	91.5%
% of Patients satisfied with the time they had to wait for an appointment	4	6	N/A	87.4%	88.3%	87.9%

* This is based on patients treated on this contract for their most recent course of treatment. Figures in italics indicate the base number of FP17s or Patient Questionnaire responses are less than 100. N/A is shown where the base number of responses is less than 10 during the period. % is calculated as Quantity/Base number*100

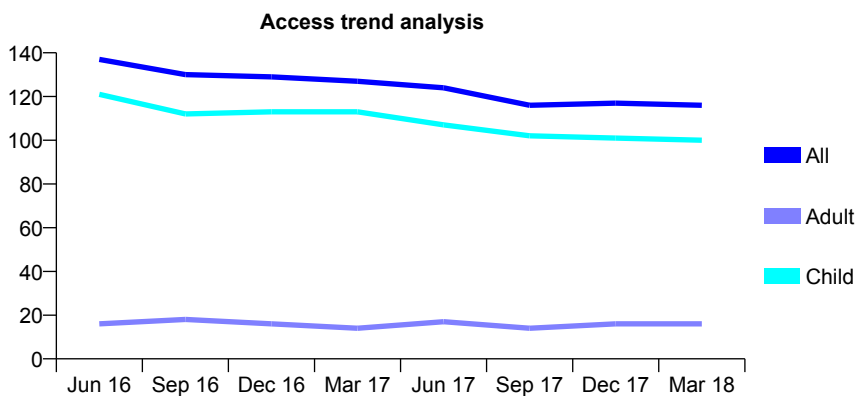
Q55 - Vital Signs At a Glance Contract Report for 927864/0001 - Year end March 2018

Name or company name	MISS T RAJAH
Contract type name	GDS Contract
Purpose of contract	General
Contract start date	01/06/2010
Contract end date	

17/18 Contracted general activity (UDA)	283
Carry forward general activity (UDA)	0
17/18 Contracted orthodontic activity (UOA)	0
Carry forward orthodontic activity (UOA)	0
Baseline contract value	£8,689.05

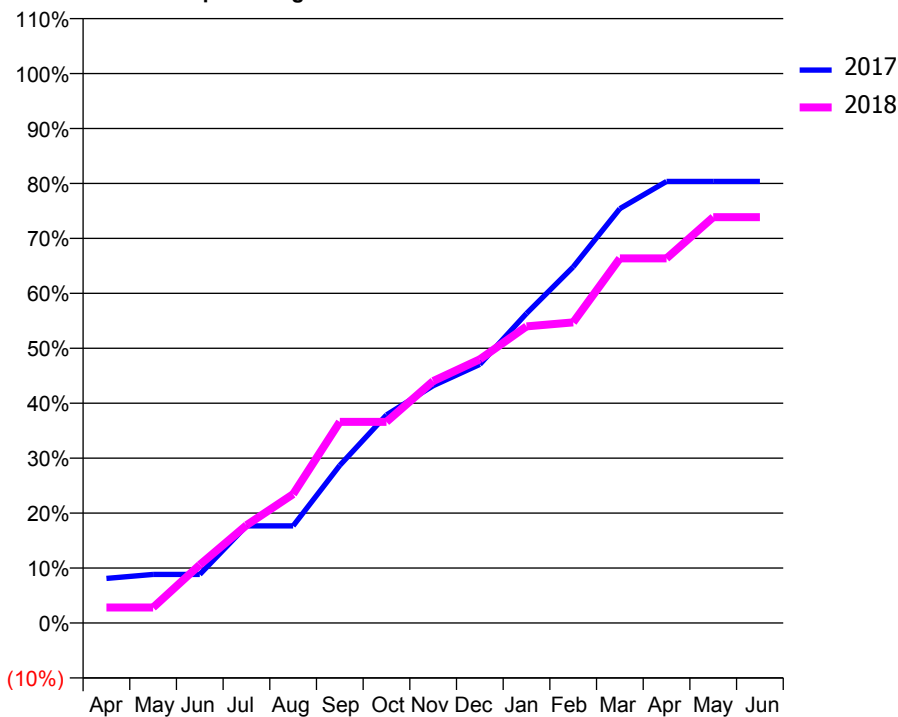
ACCESS*

Patients seen in 24 months	Total	Change since previous quarter
Quarter ending March 2017	127	
Quarter ending June 2017	124	↓
Quarter ending September 2017	116	↓
Quarter ending December 2017	117	→
Quarter ending March 2018	116	→
Variance since March 2017	(8.7%)	↓



ACTIVITY

Cumulative percentage of contracted UDA delivered 2017 & 2018



Adjusted Scheduled Activity (UDA)

Month	2017	2018
April	23	8
May	25	8
June	25	30
July	50	50
August	50	66
September	81	104
October	107	104
November	122	125
December	133	136
January	159	153
February	183	155
March	213	188
April	227	188
May	227	209
June	227	209

QUALITY

	Quantity	Base Number	Contract	AT	Region	England
% of FP17s for the same patient ID Re-attending within 3 months - Children	21	177	11.9%	10.3%	11.6%	11.9%
% of FP17s for the same patient ID Re-attending within 3 months - Adults	0	9	0.0%	14.4%	15.4%	16.0%
% of FP17s for the same patient ID Re-attending between 3 & 9 months - Children	122	177	68.9%	62.0%	59.4%	58.3%
% of FP17s for the same patient ID Re-attending between 3 & 9 months - Adults	9	9	100.0%	55.0%	51.3%	50.3%
% of FP17s for Band 1 Urgent Courses	7	192	3.6%	7.2%	8.0%	9.1%
% of FP17s Relating to Free Repair or Replacements	0	192	0.0%	0.8%	0.8%	0.8%
% of FP17s Relating to Continuations	0	192	0.0%	1.3%	1.0%	1.0%
% of Patients satisfied with the dentistry they have received	0	0	N/A	91.3%	91.7%	91.5%
% of Patients satisfied with the time they had to wait for an appointment	0	0	N/A	87.4%	88.3%	87.9%

* This is based on patients treated on this contract for their most recent course of treatment. Figures in italics indicate the base number of FP17s or Patient Questionnaire responses are less than 100. N/A is shown where the base number of responses is less than 10 during the period. % is calculated as Quantity/Base number*100

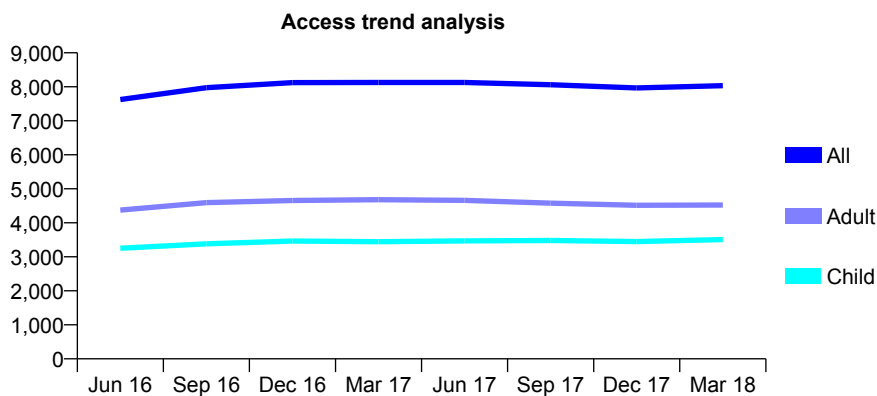
Q55 - Vital Signs At a Glance Contract Report for 931136/0001 - Year end March 2018

Name or company name	MR TJ MALHI
Contract type name	GDS Contract
Purpose of contract	General and Orthodontic
Contract start date	01/04/2006
Contract end date	

17/18 Contracted general activity (UDA)	28,031
Carry forward general activity (UDA)	-490
17/18 Contracted orthodontic activity (UOA)	101
Carry forward orthodontic activity (UOA)	-2
Baseline contract value	£693,592.25

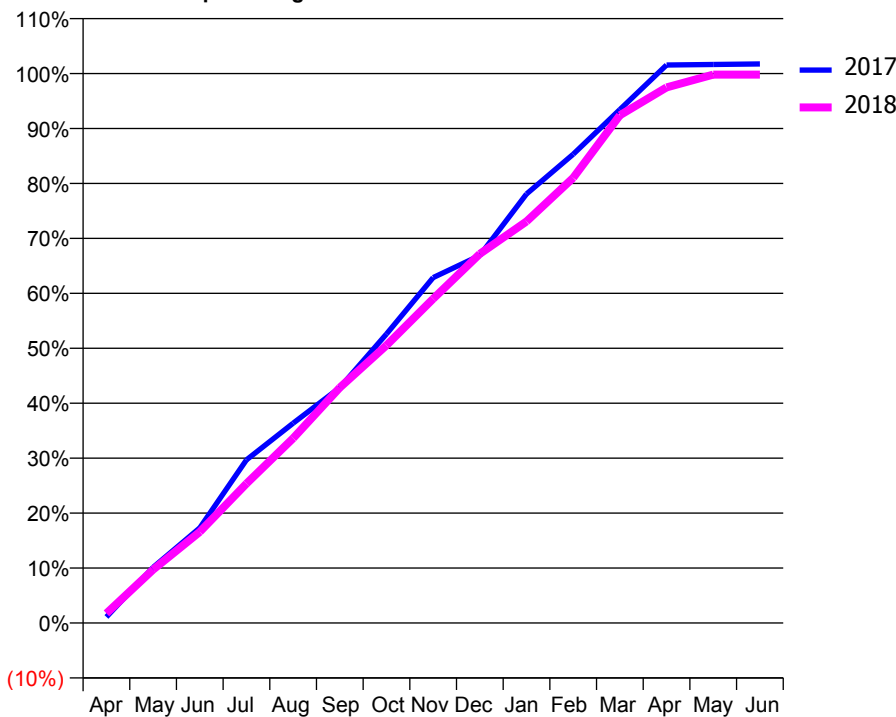
ACCESS*

Patients seen in 24 months	Total	Change since previous quarter
Quarter ending March 2017	8,127	
Quarter ending June 2017	8,129	→
Quarter ending September 2017	8,061	→
Quarter ending December 2017	7,966	↓
Quarter ending March 2018	8,032	→
Variance since March 2017	(1.2%)	↓



ACTIVITY

Cumulative percentage of contracted UDA delivered 2017 & 2018



Month	Adjusted Scheduled Activity (UDA)	
	2017	2018
April	309	490
May	2,840	2,727
June	4,853	4,652
July	8,324	7,109
August	10,194	9,427
September	12,011	12,007
October	14,743	14,169
November	17,620	16,543
December	18,747	18,835
January	21,887	20,482
February	23,911	22,709
March	26,193	25,899
April	28,467	27,324
May	28,493	27,972
June	28,521	27,973

QUALITY

	Quantity	Base Number	Contract	AT	Region	England
% of FP17s for the same patient ID Re-attending within 3 months - Children	457	6,356	7.2%	10.3%	11.6%	11.9%
% of FP17s for the same patient ID Re-attending within 3 months - Adults	1,099	6,666	16.5%	14.4%	15.4%	16.0%
% of FP17s for the same patient ID Re-attending between 3 & 9 months - Children	4,324	6,356	68.0%	62.0%	59.4%	58.3%
% of FP17s for the same patient ID Re-attending between 3 & 9 months - Adults	3,778	6,666	56.7%	55.0%	51.3%	50.3%
% of FP17s for Band 1 Urgent Courses	1,080	12,318	8.8%	7.2%	8.0%	9.1%
% of FP17s Relating to Free Repair or Replacements	32	12,318	0.3%	0.8%	0.8%	0.8%
% of FP17s Relating to Continuations	17	12,318	0.1%	1.3%	1.0%	1.0%
% of Patients satisfied with the dentistry they have received	18	20	90.0%	91.3%	91.7%	91.5%
% of Patients satisfied with the time they had to wait for an appointment	17	20	85.0%	87.4%	88.3%	87.9%

* This is based on patients treated on this contract for their most recent course of treatment. Figures in italics indicate the base number of FP17s or Patient Questionnaire responses are less than 100. N/A is shown where the base number of responses is less than 10 during the period. % is calculated as Quantity/Base number*100

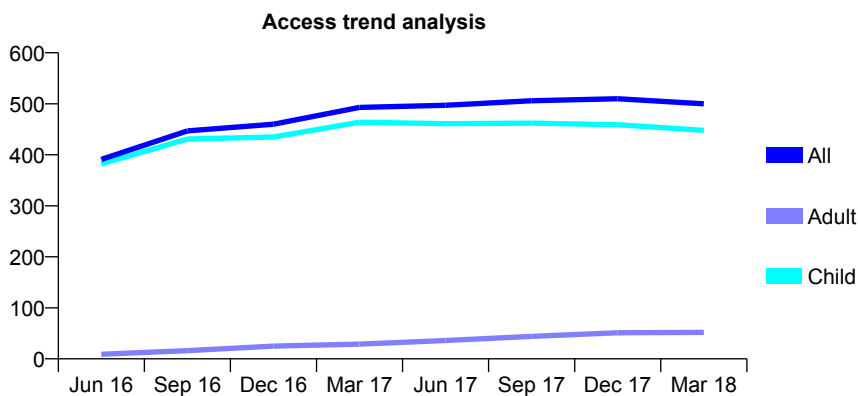
Q55 - Vital Signs At a Glance Contract Report for 939560/0001 - Year end March 2018

Name or company name	MR DJ ALLEN
Contract type name	GDS Contract
Purpose of contract	General
Contract start date	01/11/2015
Contract end date	

17/18 Contracted general activity (UDA)	1,112
Carry forward general activity (UDA)	0
17/18 Contracted orthodontic activity (UOA)	0
Carry forward orthodontic activity (UOA)	0
Baseline contract value	£27,212.31

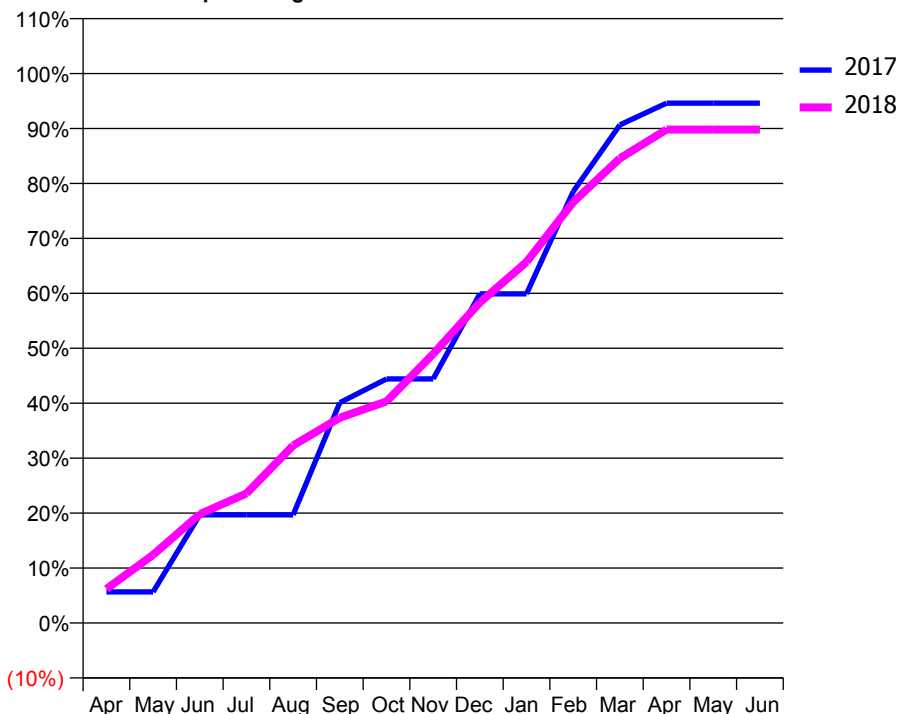
ACCESS*

Patients seen in 24 months	Total	Change since previous quarter
Quarter ending March 2017	493	
Quarter ending June 2017	497	→
Quarter ending September 2017	506	→
Quarter ending December 2017	510	→
Quarter ending March 2018	500	↓
Variance since March 2017	1.4%	→



ACTIVITY

Cumulative percentage of contracted UDA delivered 2017 & 2018



Month	Adjusted Scheduled Activity (UDA)	
	2017	2018
April	63	69
May	63	138
June	219	220
July	219	262
August	219	359
September	446	415
October	494	448
November	494	544
December	666	649
January	666	731
February	873	852
March	1,008	940
April	1,052	999
May	1,052	999
June	1,052	999

QUALITY

	Quantity	Base Number	Contract	AT	Region	England
% of FP17s for the same patient ID Re-attending within 3 months - Children	43	751	5.7%	10.3%	11.6%	11.9%
% of FP17s for the same patient ID Re-attending within 3 months - Adults	0	0	N/A	14.4%	15.4%	16.0%
% of FP17s for the same patient ID Re-attending between 3 & 9 months - Children	573	751	76.3%	62.0%	59.4%	58.3%
% of FP17s for the same patient ID Re-attending between 3 & 9 months - Adults	0	0	N/A	55.0%	51.3%	50.3%
% of FP17s for Band 1 Urgent Courses	8	761	1.1%	7.2%	8.0%	9.1%
% of FP17s Relating to Free Repair or Replacements	0	761	0.0%	0.8%	0.8%	0.8%
% of FP17s Relating to Continuations	6	761	0.8%	1.3%	1.0%	1.0%
% of Patients satisfied with the dentistry they have received	0	0	N/A	91.3%	91.7%	91.5%
% of Patients satisfied with the time they had to wait for an appointment	0	0	N/A	87.4%	88.3%	87.9%

* This is based on patients treated on this contract for their most recent course of treatment. Figures in italics indicate the base number of FP17s or Patient Questionnaire responses are less than 100. N/A is shown where the base number of responses is less than 10 during the period. % is calculated as Quantity/Base number*100

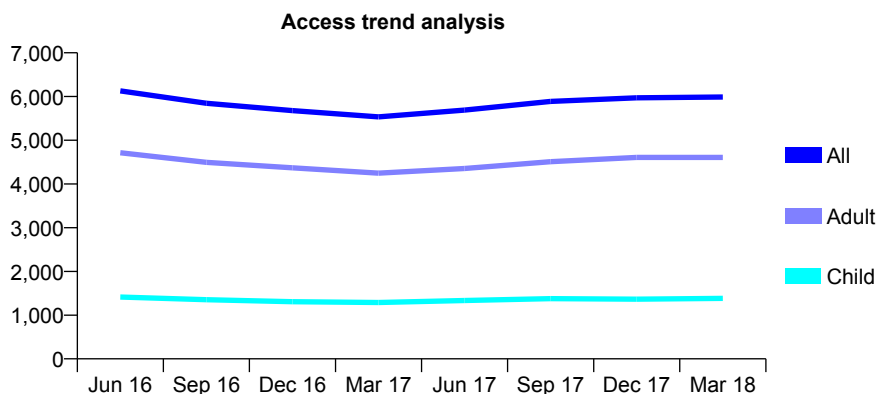
Q55 - Vital Signs At a Glance Contract Report for 939692/0001 - Year end March 2018

Name or company name	MISS N FARZANFAR
Contract type name	GDS Contract
Purpose of contract	General
Contract start date	01/04/2006
Contract end date	

17/18 Contracted general activity (UDA)	20,000
Carry forward general activity (UDA)	-320
17/18 Contracted orthodontic activity (UOA)	0
Carry forward orthodontic activity (UOA)	0
Baseline contract value	£534,147.08

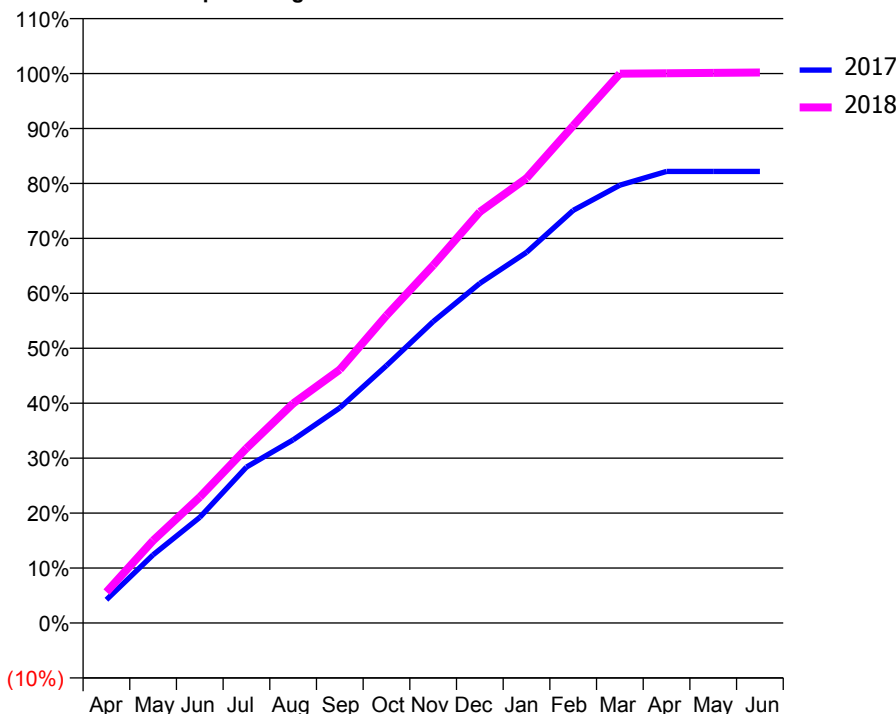
ACCESS*

Patients seen in 24 months	Total	Change since previous quarter
Quarter ending March 2017	5,535	
Quarter ending June 2017	5,689	↑
Quarter ending September 2017	5,887	↑
Quarter ending December 2017	5,972	→
Quarter ending March 2018	5,990	→
Variance since March 2017	8.2%	↑



ACTIVITY

Cumulative percentage of contracted UDA delivered 2017 & 2018



Month	Adjusted Scheduled Activity (UDA)	
	2017	2018
April	846	1,127
May	2,483	3,001
June	3,845	4,586
July	5,677	6,362
August	6,668	7,992
September	7,831	9,222
October	9,368	11,194
November	10,973	13,021
December	12,364	14,966
January	13,492	16,190
February	15,018	18,101
March	15,936	19,995
April	16,436	20,010
May	16,436	20,024
June	16,437	20,037

QUALITY

	Quantity	Base Number	Contract	AT	Region	England
% of FP17s for the same patient ID Re-attending within 3 months - Children	214	2,309	9.3%	10.3%	11.6%	11.9%
% of FP17s for the same patient ID Re-attending within 3 months - Adults	1,065	6,682	15.9%	14.4%	15.4%	16.0%
% of FP17s for the same patient ID Re-attending between 3 & 9 months - Children	1,349	2,309	58.4%	62.0%	59.4%	58.3%
% of FP17s for the same patient ID Re-attending between 3 & 9 months - Adults	2,815	6,682	42.1%	55.0%	51.3%	50.3%
% of FP17s for Band 1 Urgent Courses	780	8,752	8.9%	7.2%	8.0%	9.1%
% of FP17s Relating to Free Repair or Replacements	21	8,752	0.2%	0.8%	0.8%	0.8%
% of FP17s Relating to Continuations	124	8,752	1.4%	1.3%	1.0%	1.0%
% of Patients satisfied with the dentistry they have received	15	15	100.0%	91.3%	91.7%	91.5%
% of Patients satisfied with the time they had to wait for an appointment	13	15	86.7%	87.4%	88.3%	87.9%

* This is based on patients treated on this contract for their most recent course of treatment. Figures in italics indicate the base number of FP17s or Patient Questionnaire responses are less than 100. N/A is shown where the base number of responses is less than 10 during the period. % is calculated as Quantity/Base number*100

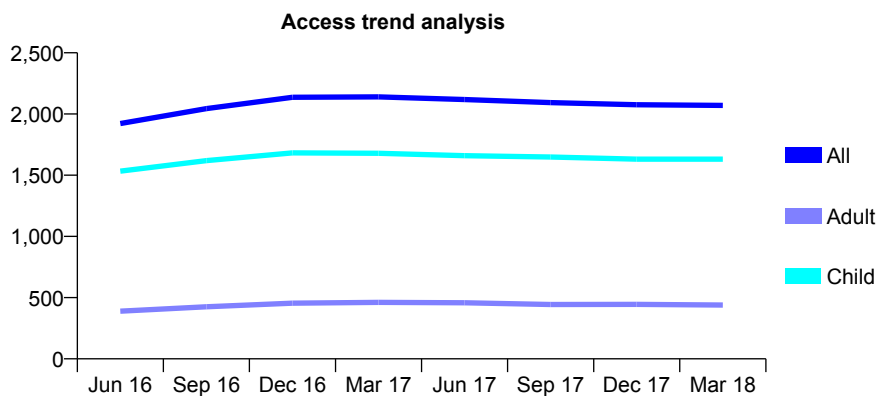
Q55 - Vital Signs At a Glance Contract Report for 942391/0001 - Year end March 2018

Name or company name	MR A MAHMOOD
Contract type name	GDS Contract
Purpose of contract	General
Contract start date	20/08/2014
Contract end date	

17/18 Contracted general activity (UDA)	5,071
Carry forward general activity (UDA)	-98
17/18 Contracted orthodontic activity (UOA)	0
Carry forward orthodontic activity (UOA)	0
Baseline contract value	£118,106.53

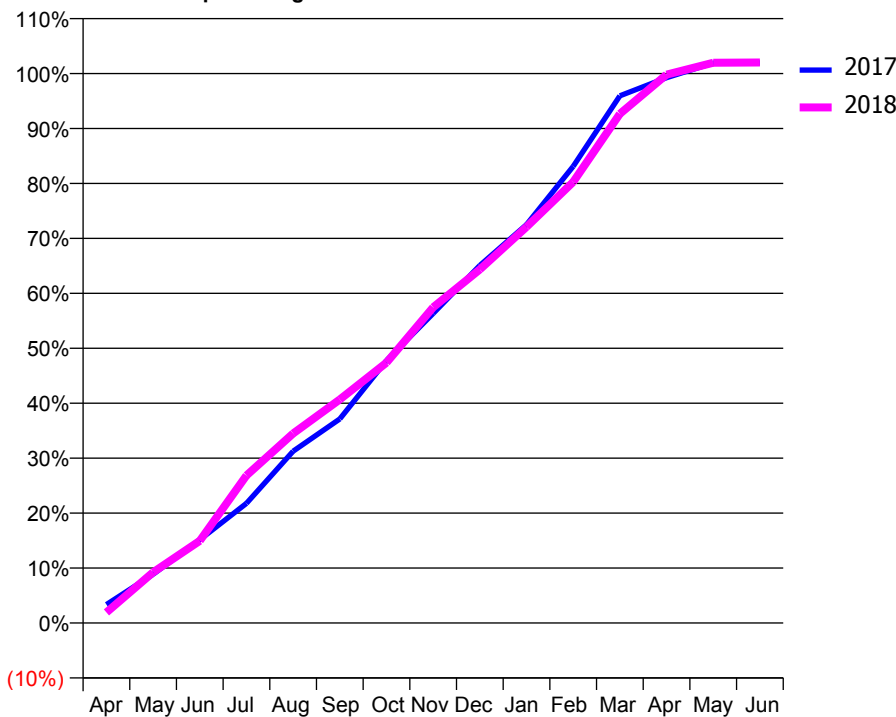
ACCESS*

Patients seen in 24 months	Total	Change since previous quarter
Quarter ending March 2017	2,140	
Quarter ending June 2017	2,118	↓
Quarter ending September 2017	2,093	↓
Quarter ending December 2017	2,076	→
Quarter ending March 2018	2,070	→
Variance since March 2017	(3.3%)	↓



ACTIVITY

Cumulative percentage of contracted UDA delivered 2017 & 2018



Month	Adjusted Scheduled Activity (UDA)	
	2017	2018
April	171	98
May	450	468
June	768	758
July	1,104	1,361
August	1,586	1,749
September	1,883	2,063
October	2,423	2,403
November	2,857	2,914
December	3,300	3,262
January	3,676	3,655
February	4,214	4,070
March	4,865	4,699
April	5,033	5,060
May	5,168	5,170
June	5,169	5,173

QUALITY

	Quantity	Base Number	Contract	AT	Region	England
% of FP17s for the same patient ID Re-attending within 3 months - Children	168	2,242	7.5%	10.3%	11.6%	11.9%
% of FP17s for the same patient ID Re-attending within 3 months - Adults	13	291	4.5%	14.4%	15.4%	16.0%
% of FP17s for the same patient ID Re-attending between 3 & 9 months - Children	1,316	2,242	58.7%	62.0%	59.4%	58.3%
% of FP17s for the same patient ID Re-attending between 3 & 9 months - Adults	168	291	57.7%	55.0%	51.3%	50.3%
% of FP17s for Band 1 Urgent Courses	95	2,586	3.7%	7.2%	8.0%	9.1%
% of FP17s Relating to Free Repair or Replacements	3	2,586	0.1%	0.8%	0.8%	0.8%
% of FP17s Relating to Continuations	3	2,586	0.1%	1.3%	1.0%	1.0%
% of Patients satisfied with the dentistry they have received	1	1	N/A	91.3%	91.7%	91.5%
% of Patients satisfied with the time they had to wait for an appointment	1	1	N/A	87.4%	88.3%	87.9%

* This is based on patients treated on this contract for their most recent course of treatment. Figures in italics indicate the base number of FP17s or Patient Questionnaire responses are less than 100. N/A is shown where the base number of responses is less than 10 during the period. % is calculated as Quantity/Base number*100

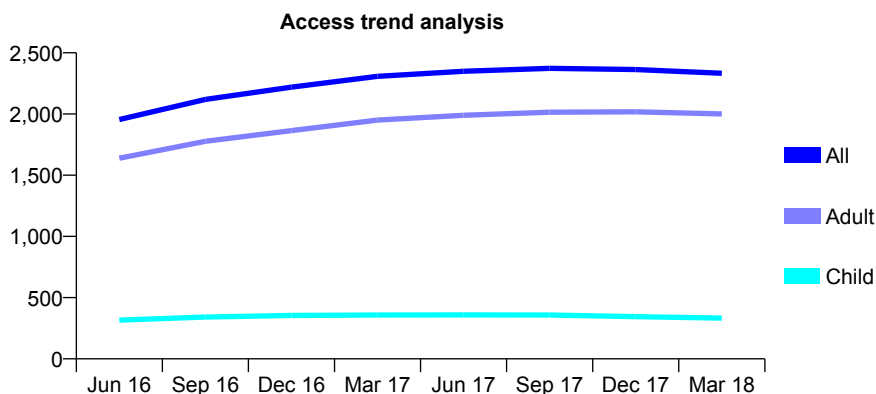
Q55 - Vital Signs At a Glance Contract Report for 944785/0003 - Year end March 2018

Name or company name	F Arias Canadas & MJ OGrady
Contract type name	GDS Contract
Purpose of contract	General
Contract start date	01/09/2015
Contract end date	

17/18 Contracted general activity (UDA)	7,739
Carry forward general activity (UDA)	212
17/18 Contracted orthodontic activity (UOA)	0
Carry forward orthodontic activity (UOA)	0
Baseline contract value	£188,490.61

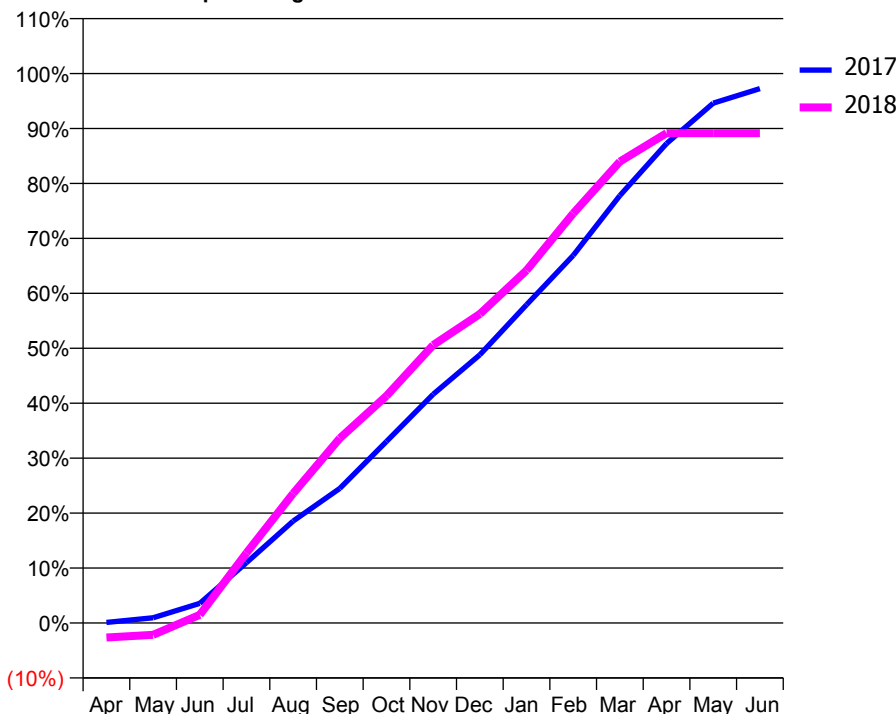
ACCESS*

Patients seen in 24 months	Total	Change since previous quarter
Quarter ending March 2017	2,308	
Quarter ending June 2017	2,349	→
Quarter ending September 2017	2,373	→
Quarter ending December 2017	2,363	→
Quarter ending March 2018	2,333	↓
Variance since March 2017	1.1%	→



ACTIVITY

Cumulative percentage of contracted UDA delivered 2017 & 2018



Adjusted Scheduled Activity (UDA)

Month	2017	2018
April	8	-206
May	74	-169
June	277	115
July	850	986
August	1,436	1,825
September	1,895	2,602
October	2,557	3,200
November	3,223	3,914
December	3,778	4,353
January	4,481	4,966
February	5,177	5,768
March	6,020	6,499
April	6,753	6,900
May	7,321	6,900
June	7,527	6,900

QUALITY

	Quantity	Base Number	Contract	AT	Region	England
% of FP17s for the same patient ID Re-attending within 3 months - Children	29	549	5.3%	10.3%	11.6%	11.9%
% of FP17s for the same patient ID Re-attending within 3 months - Adults	404	3,151	12.8%	14.4%	15.4%	16.0%
% of FP17s for the same patient ID Re-attending between 3 & 9 months - Children	394	549	71.8%	62.0%	59.4%	58.3%
% of FP17s for the same patient ID Re-attending between 3 & 9 months - Adults	2,024	3,151	64.2%	55.0%	51.3%	50.3%
% of FP17s for Band 1 Urgent Courses	154	3,266	4.7%	7.2%	8.0%	9.1%
% of FP17s Relating to Free Repair or Replacements	97	3,266	3.0%	0.8%	0.8%	0.8%
% of FP17s Relating to Continuations	59	3,266	1.8%	1.3%	1.0%	1.0%
% of Patients satisfied with the dentistry they have received	5	6	N/A	91.3%	91.7%	91.5%
% of Patients satisfied with the time they had to wait for an appointment	6	6	N/A	87.4%	88.3%	87.9%

* This is based on patients treated on this contract for their most recent course of treatment. Figures in italics indicate the base number of FP17s or Patient Questionnaire responses are less than 100. N/A is shown where the base number of responses is less than 10 during the period. % is calculated as Quantity/Base number*100

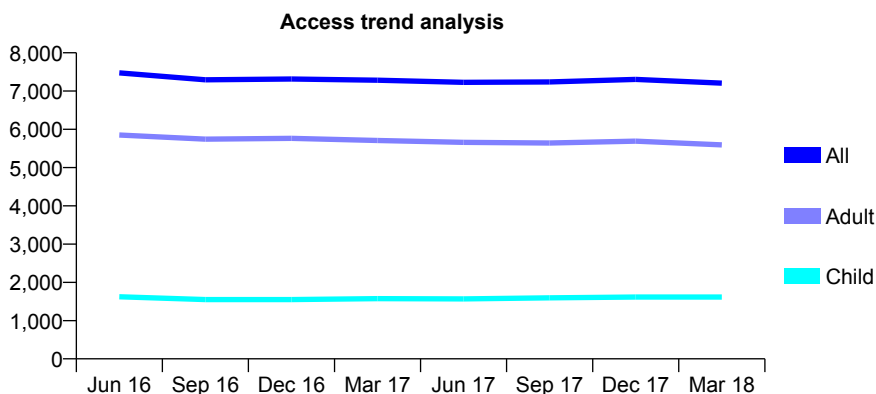
Q55 - Vital Signs At a Glance Contract Report for 946222/0001 - Year end March 2018

Name or company name	MR G BAHARVAND
Contract type name	GDS Contract
Purpose of contract	General
Contract start date	01/04/2006
Contract end date	

17/18 Contracted general activity (UDA)	22,590
Carry forward general activity (UDA)	0
17/18 Contracted orthodontic activity (UOA)	0
Carry forward orthodontic activity (UOA)	0
Baseline contract value	£527,604.51

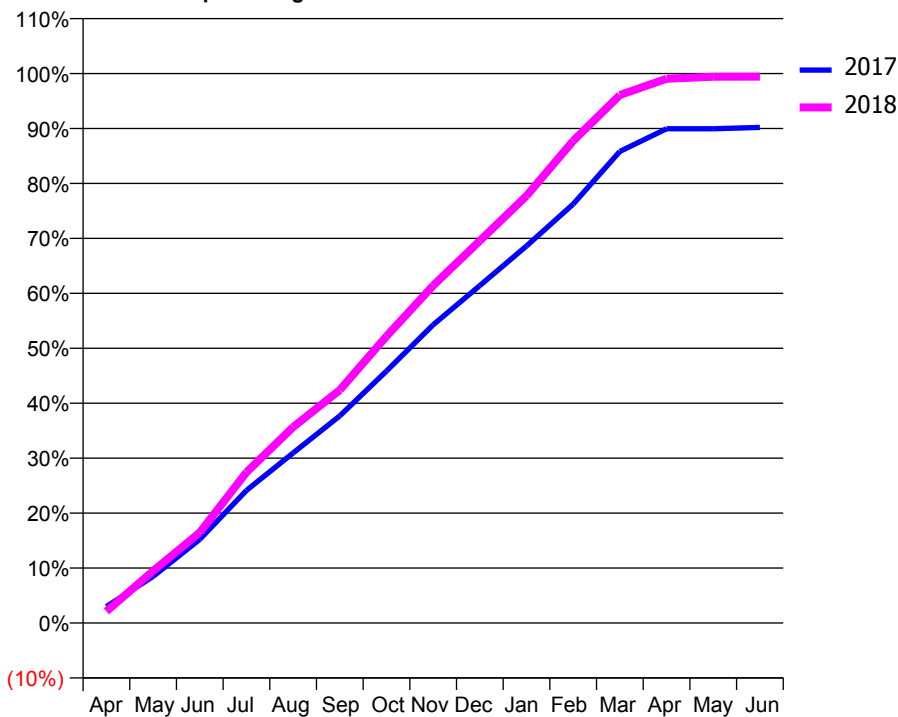
ACCESS*

Patients seen in 24 months	Total	Change since previous quarter
Quarter ending March 2017	7,283	
Quarter ending June 2017	7,227	→
Quarter ending September 2017	7,237	→
Quarter ending December 2017	7,305	→
Quarter ending March 2018	7,207	↓
Variance since March 2017	(1.0%)	↓



ACTIVITY

Cumulative percentage of contracted UDA delivered 2017 & 2018



Month	Adjusted Scheduled Activity (UDA)	
	2017	2018
April	677	482
May	1,918	2,143
June	3,440	3,719
July	5,451	6,197
August	6,992	8,055
September	8,518	9,582
October	10,359	11,789
November	12,260	13,872
December	13,871	15,715
January	15,500	17,562
February	17,220	19,821
March	19,384	21,704
April	20,320	22,375
May	20,318	22,458
June	20,372	22,462

QUALITY

	Quantity	Base Number	Contract	AT	Region	England
% of FP17s for the same patient ID Re-attending within 3 months - Children	91	2,283	4.0%	10.3%	11.6%	11.9%
% of FP17s for the same patient ID Re-attending within 3 months - Adults	842	7,948	10.6%	14.4%	15.4%	16.0%
% of FP17s for the same patient ID Re-attending between 3 & 9 months - Children	1,366	2,283	59.8%	62.0%	59.4%	58.3%
% of FP17s for the same patient ID Re-attending between 3 & 9 months - Adults	4,861	7,948	61.2%	55.0%	51.3%	50.3%
% of FP17s for Band 1 Urgent Courses	373	10,220	3.6%	7.2%	8.0%	9.1%
% of FP17s Relating to Free Repair or Replacements	80	10,220	0.8%	0.8%	0.8%	0.8%
% of FP17s Relating to Continuations	81	10,220	0.8%	1.3%	1.0%	1.0%
% of Patients satisfied with the dentistry they have received	6	9	N/A	91.3%	91.7%	91.5%
% of Patients satisfied with the time they had to wait for an appointment	8	9	N/A	87.4%	88.3%	87.9%

* This is based on patients treated on this contract for their most recent course of treatment. Figures in italics indicate the base number of FP17s or Patient Questionnaire responses are less than 100. N/A is shown where the base number of responses is less than 10 during the period. % is calculated as Quantity/Base number*100

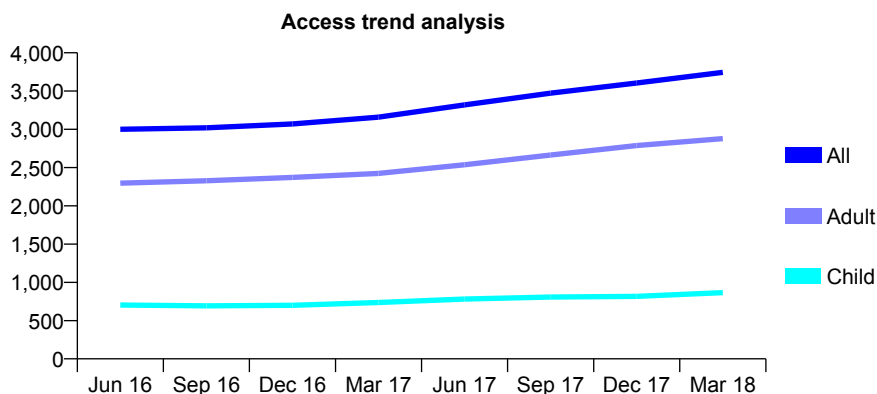
Q55 - Vital Signs At a Glance Contract Report for 950432/0001 - Year end March 2018

Name or company name	MR N NAMIN
Contract type name	GDS Contract
Purpose of contract	General
Contract start date	01/01/2007
Contract end date	

17/18 Contracted general activity (UDA)	16,876
Carry forward general activity (UDA)	122
17/18 Contracted orthodontic activity (UOA)	0
Carry forward orthodontic activity (UOA)	0
Baseline contract value	£420,575.56

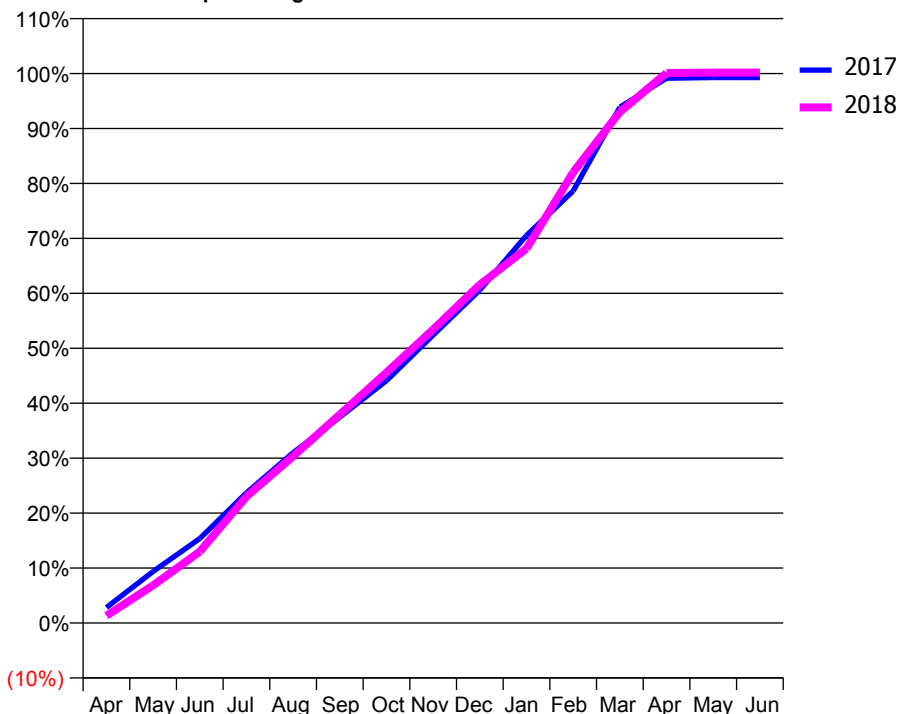
ACCESS*

Patients seen in 24 months	Total	Change since previous quarter
Quarter ending March 2017	3,159	
Quarter ending June 2017	3,319	↑
Quarter ending September 2017	3,472	↑
Quarter ending December 2017	3,605	↑
Quarter ending March 2018	3,744	↑
Variance since March 2017	18.5%	↑



ACTIVITY

Cumulative percentage of contracted UDA delivered 2017 & 2018



Month	Adjusted Scheduled Activity (UDA)	
	2017	2018
April	477	223
May	1,582	1,159
June	2,595	2,193
July	4,001	3,882
August	5,233	5,122
September	6,327	6,404
October	7,445	7,691
November	8,843	9,014
December	10,229	10,394
January	11,903	11,497
February	13,272	13,842
March	15,843	15,696
April	16,730	16,893
May	16,754	16,904
June	16,754	16,904

QUALITY

	Quantity	Base Number	Contract	AT	Region	England
% of FP17s for the same patient ID Re-attending within 3 months - Children	118	1,634	7.2%	10.3%	11.6%	11.9%
% of FP17s for the same patient ID Re-attending within 3 months - Adults	893	5,210	17.1%	14.4%	15.4%	16.0%
% of FP17s for the same patient ID Re-attending between 3 & 9 months - Children	1,105	1,634	67.6%	62.0%	59.4%	58.3%
% of FP17s for the same patient ID Re-attending between 3 & 9 months - Adults	3,139	5,210	60.2%	55.0%	51.3%	50.3%
% of FP17s for Band 1 Urgent Courses	1,031	6,909	14.9%	7.2%	8.0%	9.1%
% of FP17s Relating to Free Repair or Replacements	25	6,909	0.4%	0.8%	0.8%	0.8%
% of FP17s Relating to Continuations	98	6,909	1.4%	1.3%	1.0%	1.0%
% of Patients satisfied with the dentistry they have received	27	31	87.1%	91.3%	91.7%	91.5%
% of Patients satisfied with the time they had to wait for an appointment	25	31	80.6%	87.4%	88.3%	87.9%

* This is based on patients treated on this contract for their most recent course of treatment. Figures in italics indicate the base number of FP17s or Patient Questionnaire responses are less than 100. N/A is shown where the base number of responses is less than 10 during the period. % is calculated as Quantity/Base number*100

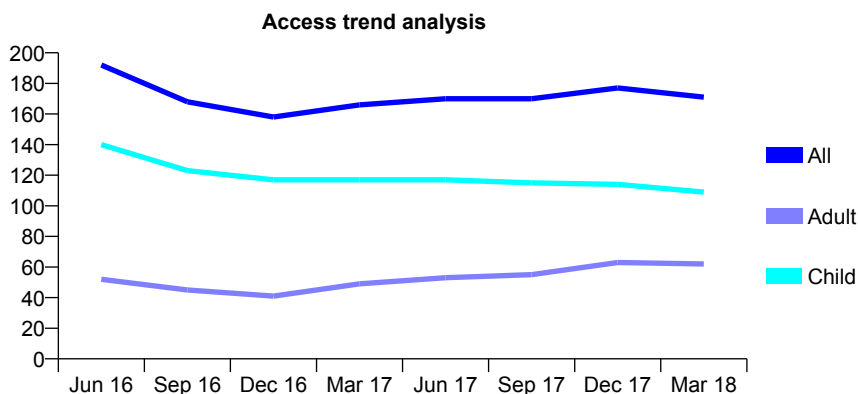
Q55 - Vital Signs At a Glance Contract Report for 959901/0001 - Year end March 2018

Name or company name	Peak Smiles Studio Partnership
Contract type name	GDS Contract
Purpose of contract	General and Orthodontic
Contract start date	01/04/2006
Contract end date	

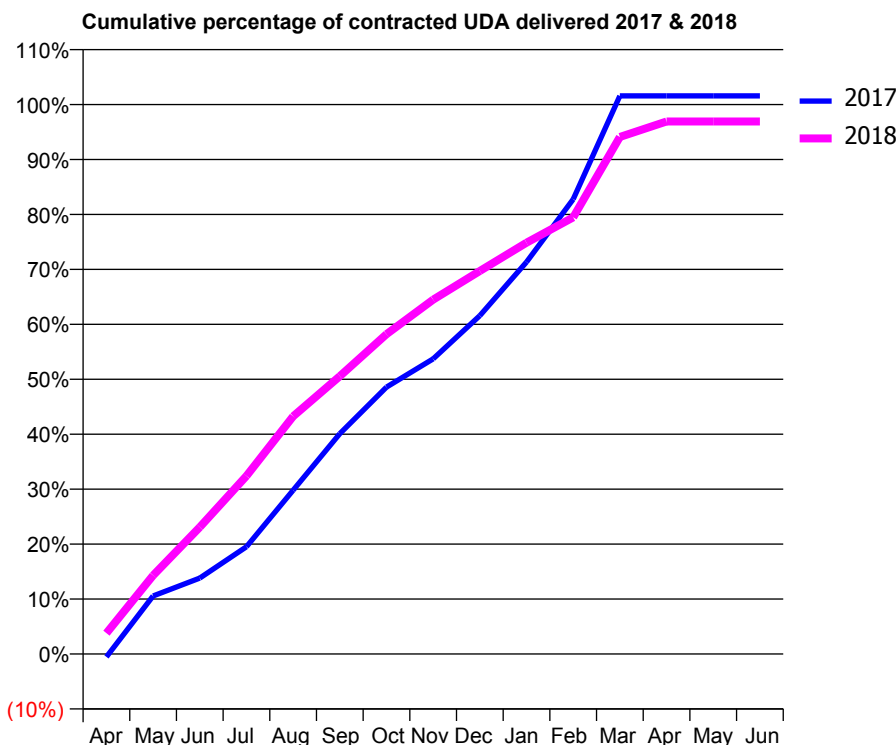
17/18 Contracted general activity (UDA)	369
Carry forward general activity (UDA)	0
17/18 Contracted orthodontic activity (UOA)	3,233
Carry forward orthodontic activity (UOA)	-6
Baseline contract value	£231,047.38

ACCESS*

Patients seen in 24 months	Total	Change since previous quarter
Quarter ending March 2017	166	
Quarter ending June 2017	170	↑
Quarter ending September 2017	170	→
Quarter ending December 2017	177	↑
Quarter ending March 2018	171	↓
Variance since March 2017	3.0%	↑



ACTIVITY



Month	Adjusted Scheduled Activity (UDA)	
	2017	2018
April	-2	14
May	39	53
June	51	85
July	72	120
August	110	160
September	148	187
October	179	215
November	198	238
December	227	257
January	263	276
February	305	293
March	375	347
April	375	358
May	375	358
June	375	358

QUALITY

	Quantity	Base Number	Contract	AT	Region	England
% of FP17s for the same patient ID Re-attending within 3 months - Children	31	343	9.0%	10.3%	11.6%	11.9%
% of FP17s for the same patient ID Re-attending within 3 months - Adults	1	41	2.4%	14.4%	15.4%	16.0%
% of FP17s for the same patient ID Re-attending between 3 & 9 months - Children	64	343	18.7%	62.0%	59.4%	58.3%
% of FP17s for the same patient ID Re-attending between 3 & 9 months - Adults	21	41	51.2%	55.0%	51.3%	50.3%
% of FP17s for Band 1 Urgent Courses	13	164	7.9%	7.2%	8.0%	9.1%
% of FP17s Relating to Free Repair or Replacements	0	164	0.0%	0.8%	0.8%	0.8%
% of FP17s Relating to Continuations	1	164	0.6%	1.3%	1.0%	1.0%
% of Patients satisfied with the dentistry they have received	1	1	N/A	91.3%	91.7%	91.5%
% of Patients satisfied with the time they had to wait for an appointment	1	1	N/A	87.4%	88.3%	87.9%

* This is based on patients treated on this contract for their most recent course of treatment. Figures in italics indicate the base number of FP17s or Patient Questionnaire responses are less than 100. N/A is shown where the base number of responses is less than 10 during the period. % is calculated as Quantity/Base number*100

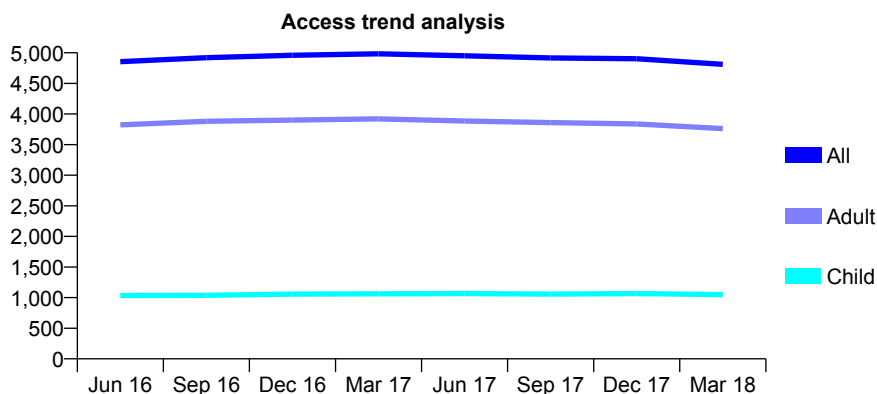
Q55 - Vital Signs At a Glance Contract Report for 960764/0002 - Year end March 2018

Name or company name	MR SS CHITA
Contract type name	GDS Contract
Purpose of contract	General
Contract start date	05/01/2009
Contract end date	

17/18 Contracted general activity (UDA)	13,780
Carry forward general activity (UDA)	0
17/18 Contracted orthodontic activity (UOA)	0
Carry forward orthodontic activity (UOA)	0
Baseline contract value	£333,191.86

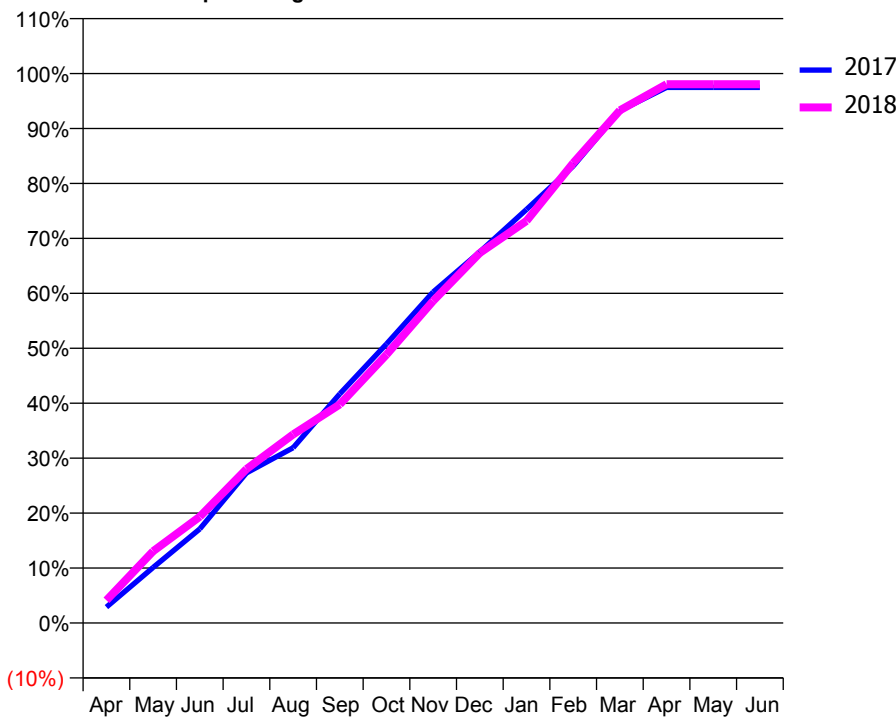
ACCESS*

Patients seen in 24 months	Total	Change since previous quarter
Quarter ending March 2017	4,983	
Quarter ending June 2017	4,952	→
Quarter ending September 2017	4,917	→
Quarter ending December 2017	4,904	→
Quarter ending March 2018	4,812	↓
Variance since March 2017	(3.4%)	↓



ACTIVITY

Cumulative percentage of contracted UDA delivered 2017 & 2018



Month	Adjusted Scheduled Activity (UDA)	
	2017	2018
April	429	570
May	1,494	1,800
June	2,530	2,668
July	4,036	3,862
August	4,714	4,732
September	6,165	5,482
October	7,503	6,730
November	8,905	8,077
December	9,984	9,281
January	11,122	10,083
February	12,290	11,537
March	13,779	12,857
April	14,404	13,512
May	14,404	13,512
June	14,405	13,512

QUALITY

	Quantity	Base Number	Contract	AT	Region	England
% of FP17s for the same patient ID Re-attending within 3 months - Children	118	1,650	7.2%	10.3%	11.6%	11.9%
% of FP17s for the same patient ID Re-attending within 3 months - Adults	977	6,108	16.0%	14.4%	15.4%	16.0%
% of FP17s for the same patient ID Re-attending between 3 & 9 months - Children	1,119	1,650	67.8%	62.0%	59.4%	58.3%
% of FP17s for the same patient ID Re-attending between 3 & 9 months - Adults	3,932	6,108	64.4%	55.0%	51.3%	50.3%
% of FP17s for Band 1 Urgent Courses	585	7,702	7.6%	7.2%	8.0%	9.1%
% of FP17s Relating to Free Repair or Replacements	118	7,702	1.5%	0.8%	0.8%	0.8%
% of FP17s Relating to Continuations	109	7,702	1.4%	1.3%	1.0%	1.0%
% of Patients satisfied with the dentistry they have received	12	13	92.3%	91.3%	91.7%	91.5%
% of Patients satisfied with the time they had to wait for an appointment	13	13	100.0%	87.4%	88.3%	87.9%

* This is based on patients treated on this contract for their most recent course of treatment. Figures in italics indicate the base number of FP17s or Patient Questionnaire responses are less than 100. N/A is shown where the base number of responses is less than 10 during the period. % is calculated as Quantity/Base number*100

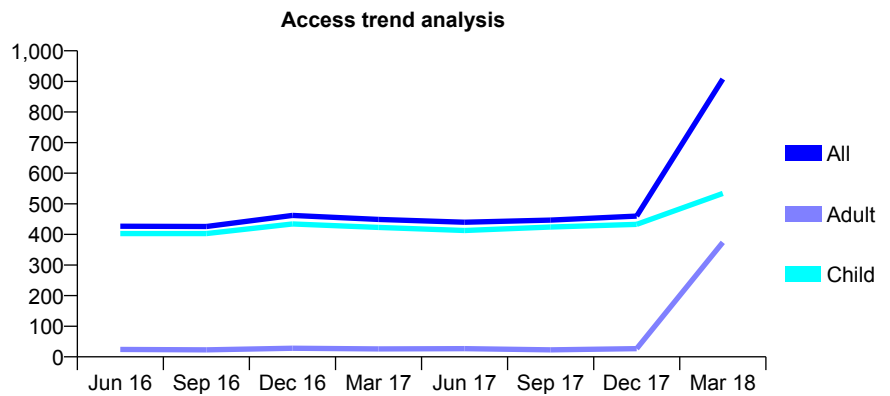
Q55 - Vital Signs At a Glance Contract Report for 964778/0001 - Year end March 2018

Name or company name	MR KS MISSAN
Contract type name	GDS Contract
Purpose of contract	General
Contract start date	01/06/2010
Contract end date	

17/18 Contracted general activity (UDA)	950
Carry forward general activity (UDA)	-19
17/18 Contracted orthodontic activity (UOA)	0
Carry forward orthodontic activity (UOA)	0
Baseline contract value	£23,344.65

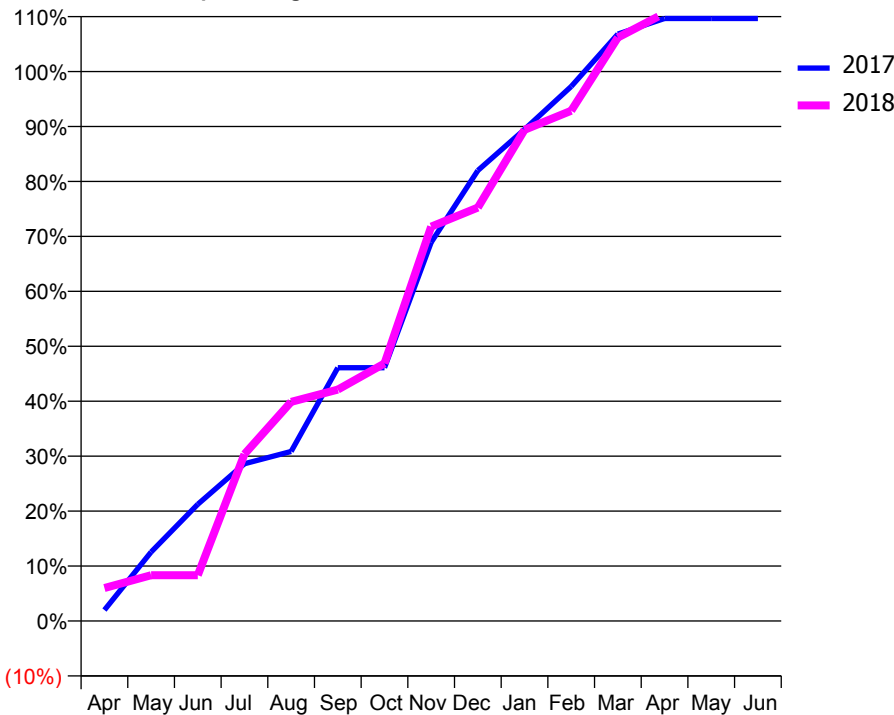
ACCESS*

Patients seen in 24 months	Total	Change since previous quarter
Quarter ending March 2017	449	
Quarter ending June 2017	440	↓
Quarter ending September 2017	447	→
Quarter ending December 2017	460	↑
Quarter ending March 2018	908	↑
Variance since March 2017	102.2%	↑



ACTIVITY

Cumulative percentage of contracted UDA delivered 2017 & 2018



Month	Adjusted Scheduled Activity (UDA)	
	2017	2018
April	19	57
May	119	79
June	202	79
July	272	289
August	293	379
September	438	400
October	438	445
November	655	682
December	779	715
January	850	849
February	924	882
March	1,015	1,009
April	1,042	1,051
May	1,042	1,051
June	1,042	1,051

QUALITY

	Quantity	Base Number	Contract	AT	Region	England
% of FP17s for the same patient ID Re-attending within 3 months - Children	37	789	4.7%	10.3%	11.6%	11.9%
% of FP17s for the same patient ID Re-attending within 3 months - Adults	16	391	4.1%	14.4%	15.4%	16.0%
% of FP17s for the same patient ID Re-attending between 3 & 9 months - Children	454	789	57.5%	62.0%	59.4%	58.3%
% of FP17s for the same patient ID Re-attending between 3 & 9 months - Adults	21	391	5.4%	55.0%	51.3%	50.3%
% of FP17s for Band 1 Urgent Courses	18	715	2.5%	7.2%	8.0%	9.1%
% of FP17s Relating to Free Repair or Replacements	0	715	0.0%	0.8%	0.8%	0.8%
% of FP17s Relating to Continuations	0	715	0.0%	1.3%	1.0%	1.0%
% of Patients satisfied with the dentistry they have received	1	1	N/A	91.3%	91.7%	91.5%
% of Patients satisfied with the time they had to wait for an appointment	1	1	N/A	87.4%	88.3%	87.9%

* This is based on patients treated on this contract for their most recent course of treatment. Figures in italics indicate the base number of FP17s or Patient Questionnaire responses are less than 100. N/A is shown where the base number of responses is less than 10 during the period. % is calculated as Quantity/Base number*100

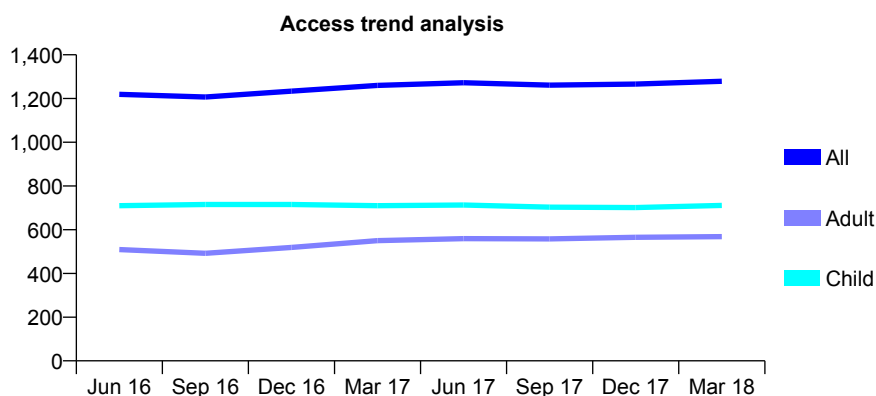
Q55 - Vital Signs At a Glance Contract Report for 993840/0001 - Year end March 2018

Name or company name	MR RB CANTILLON
Contract type name	GDS Contract
Purpose of contract	General
Contract start date	01/04/2006
Contract end date	

17/18 Contracted general activity (UDA)	3,221
Carry forward general activity (UDA)	-20
17/18 Contracted orthodontic activity (UOA)	0
Carry forward orthodontic activity (UOA)	0
Baseline contract value	£72,959.26

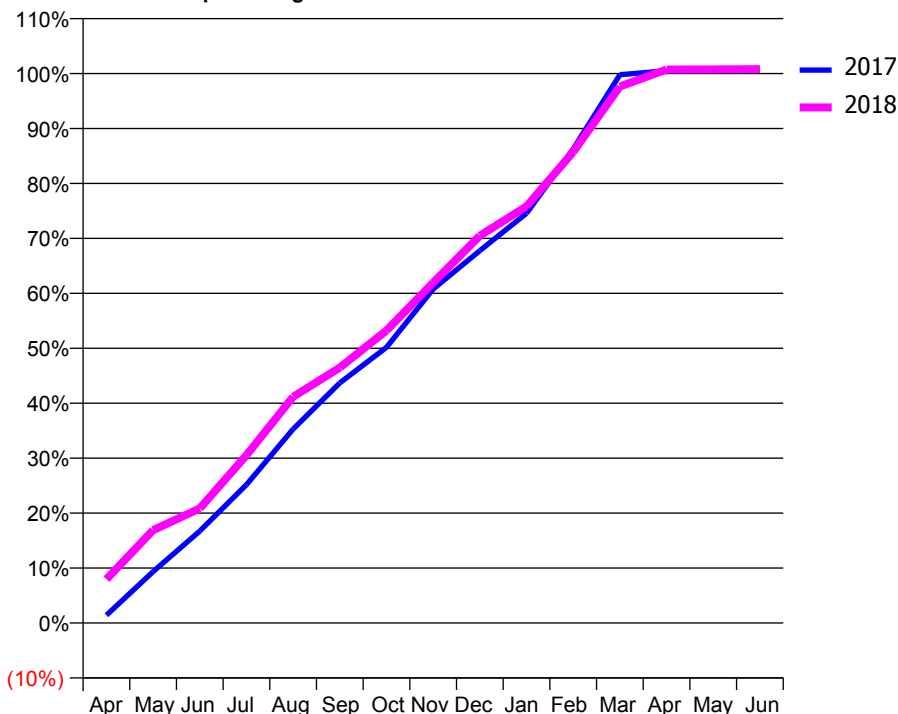
ACCESS*

Patients seen in 24 months	Total	Change since previous quarter
Quarter ending March 2017	1,260	
Quarter ending June 2017	1,272	→
Quarter ending September 2017	1,261	→
Quarter ending December 2017	1,266	→
Quarter ending March 2018	1,279	→
Variance since March 2017	1.5%	→



ACTIVITY

Cumulative percentage of contracted UDA delivered 2017 & 2018



Month	Adjusted Scheduled Activity (UDA)	
	2017	2018
April	46	256
May	301	545
June	539	672
July	811	984
August	1,137	1,326
September	1,407	1,497
October	1,616	1,714
November	1,957	1,995
December	2,182	2,270
January	2,401	2,443
February	2,778	2,761
March	3,213	3,145
April	3,237	3,244
May	3,241	3,245
June	3,241	3,247

QUALITY

	Quantity	Base Number	Contract	AT	Region	England
% of FP17s for the same patient ID Re-attending within 3 months - Children	84	1,185	7.1%	10.3%	11.6%	11.9%
% of FP17s for the same patient ID Re-attending within 3 months - Adults	109	793	13.7%	14.4%	15.4%	16.0%
% of FP17s for the same patient ID Re-attending between 3 & 9 months - Children	854	1,185	72.1%	62.0%	59.4%	58.3%
% of FP17s for the same patient ID Re-attending between 3 & 9 months - Adults	517	793	65.2%	55.0%	51.3%	50.3%
% of FP17s for Band 1 Urgent Courses	64	2,025	3.2%	7.2%	8.0%	9.1%
% of FP17s Relating to Free Repair or Replacements	4	2,025	0.2%	0.8%	0.8%	0.8%
% of FP17s Relating to Continuations	30	2,025	1.5%	1.3%	1.0%	1.0%
% of Patients satisfied with the dentistry they have received	2	2	N/A	91.3%	91.7%	91.5%
% of Patients satisfied with the time they had to wait for an appointment	2	2	N/A	87.4%	88.3%	87.9%

* This is based on patients treated on this contract for their most recent course of treatment. Figures in italics indicate the base number of FP17s or Patient Questionnaire responses are less than 100. N/A is shown where the base number of responses is less than 10 during the period. % is calculated as Quantity/Base number*100

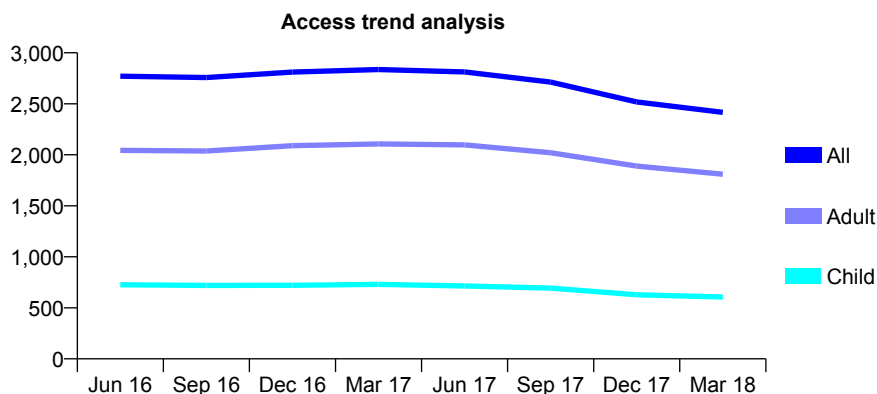
Q55 - Vital Signs At a Glance Contract Report for 997277/0001 - Year end March 2018

Name or company name	MR CA CUNNINGTON
Contract type name	GDS Contract
Purpose of contract	General and Orthodontic
Contract start date	01/04/2006
Contract end date	

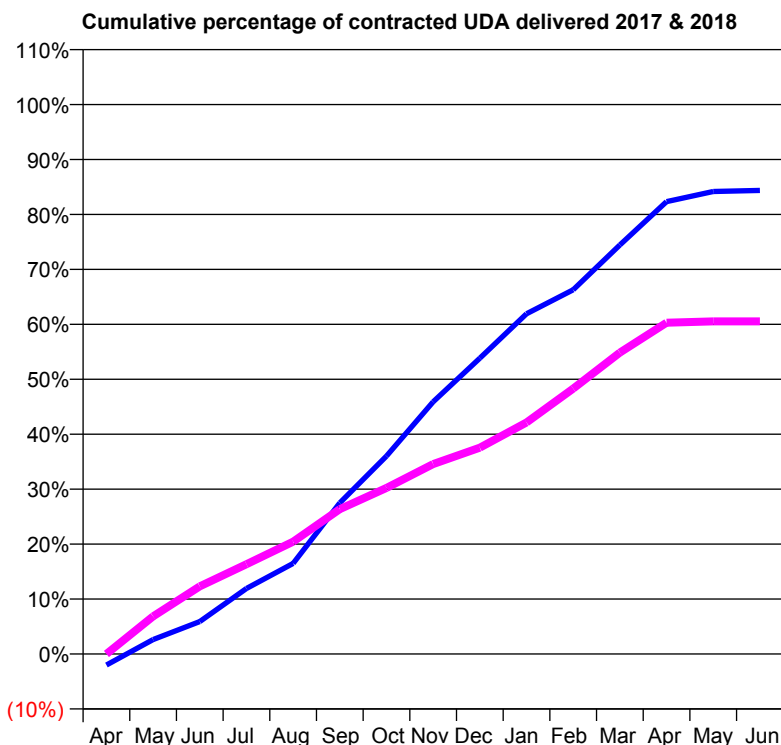
17/18 Contracted general activity (UDA)	10,740
Carry forward general activity (UDA)	0
17/18 Contracted orthodontic activity (UOA)	210
Carry forward orthodontic activity (UOA)	0
Baseline contract value	£250,412.02

ACCESS*

Patients seen in 24 months	Total	Change since previous quarter
Quarter ending March 2017	2,836	
Quarter ending June 2017	2,813	→
Quarter ending September 2017	2,713	↓
Quarter ending December 2017	2,518	↓
Quarter ending March 2018	2,416	↓
Variance since March 2017	(14.8%)	↓



ACTIVITY



Month	Adjusted Scheduled Activity (UDA)	
	2017	2018
April	-219	2
May	284	735
June	633	1,324
July	1,280	1,756
August	1,772	2,195
September	2,954	2,831
October	3,868	3,247
November	4,930	3,713
December	5,783	4,032
January	6,651	4,526
February	7,118	5,188
March	7,996	5,891
April	8,842	6,476
May	9,040	6,501
June	9,062	6,502

QUALITY

	Quantity	Base Number	Contract	AT	Region	England
% of FP17s for the same patient ID Re-attending within 3 months - Children	46	895	5.1%	10.3%	11.6%	11.9%
% of FP17s for the same patient ID Re-attending within 3 months - Adults	149	2,574	5.8%	14.4%	15.4%	16.0%
% of FP17s for the same patient ID Re-attending between 3 & 9 months - Children	628	895	70.2%	62.0%	59.4%	58.3%
% of FP17s for the same patient ID Re-attending between 3 & 9 months - Adults	1,848	2,574	71.8%	55.0%	51.3%	50.3%
% of FP17s for Band 1 Urgent Courses	45	3,350	1.3%	7.2%	8.0%	9.1%
% of FP17s Relating to Free Repair or Replacements	9	3,350	0.3%	0.8%	0.8%	0.8%
% of FP17s Relating to Continuations	10	3,350	0.3%	1.3%	1.0%	1.0%
% of Patients satisfied with the dentistry they have received	7	8	N/A	91.3%	91.7%	91.5%
% of Patients satisfied with the time they had to wait for an appointment	7	8	N/A	87.4%	88.3%	87.9%

* This is based on patients treated on this contract for their most recent course of treatment. Figures in italics indicate the base number of FP17s or Patient Questionnaire responses are less than 100. N/A is shown where the base number of responses is less than 10 during the period. % is calculated as Quantity/Base number*100