

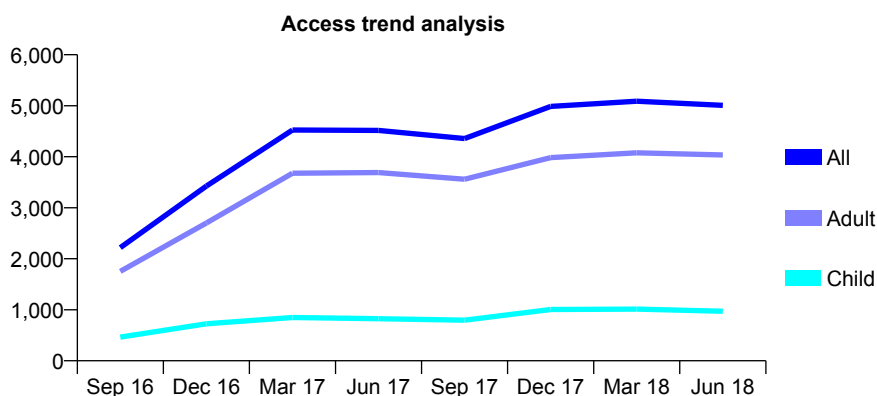
Q56 - Vital Signs At a Glance Contract Report for 100010/0000 - June 2018

Name or company name	M and H Tehrani, Jinesh Vaghela, Jiten Vac
Contract type name	GDS Contract
Purpose of contract	General
Contract start date	01/02/2016
Contract end date	

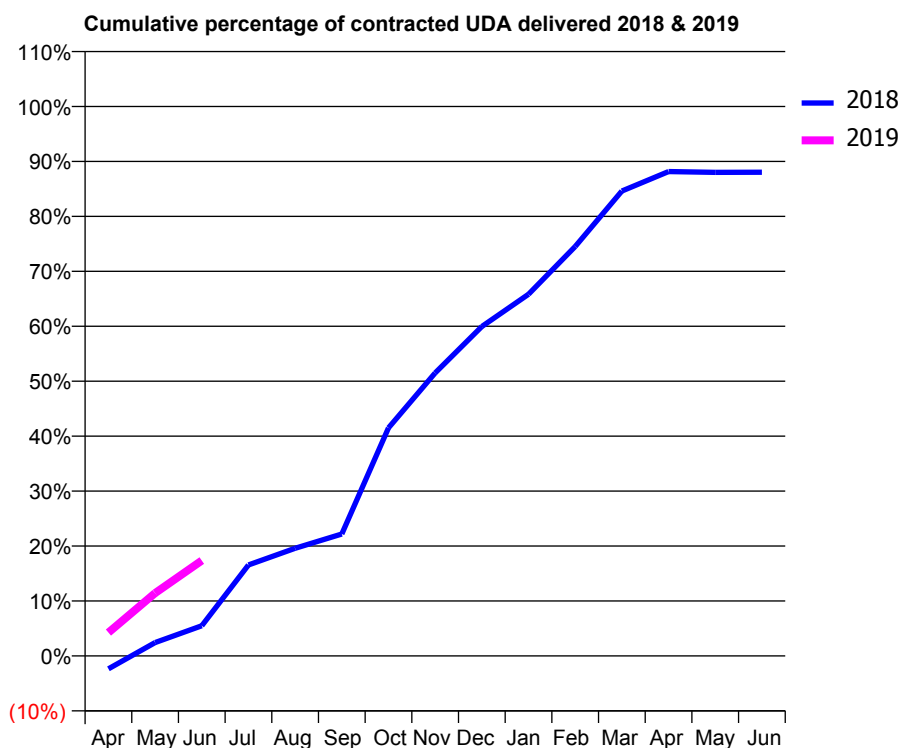
18/19 Contracted general activity (UDA)	11,500
Carry forward general activity (UDA)	0
18/19 Contracted orthodontic activity (UOA)	0
Carry forward orthodontic activity (UOA)	0
Baseline contract value	£279,550.27

ACCESS*

Patients seen in 24 months	Total	Change since previous quarter
Quarter ending June 2017	4,516	
Quarter ending September 2017	4,356	↓
Quarter ending December 2017	4,987	↑
Quarter ending March 2018	5,090	↑
Quarter ending June 2018	5,007	↓
Variance since June 2017	10.9%	↑



ACTIVITY



Month	Adjusted Scheduled Activity (UDA)	
	2018	2019
April	-271	488
May	281	1,316
June	632	1,997
July	1,904	
August	2,253	
September	2,552	
October	4,772	
November	5,924	
December	6,893	
January	7,569	
February	8,569	
March	9,730	
April	10,137	
May	10,122	
June	10,123	

QUALITY

	Quantity	Base Number	Contract	AT	Region	England
% of FP17s for the same patient ID Re-attending within 3 months - Children	13	349	3.7%	10.7%	11.3%	11.5%
% of FP17s for the same patient ID Re-attending within 3 months - Adults	157	1,351	11.6%	14.0%	14.9%	15.4%
% of FP17s for the same patient ID Re-attending between 3 & 9 months - Children	213	349	61.0%	59.8%	60.0%	58.9%
% of FP17s for the same patient ID Re-attending between 3 & 9 months - Adults	611	1,351	45.2%	49.6%	52.6%	51.6%
% of FP17s for Band 1 Urgent Courses	126	1,104	11.4%	9.0%	7.9%	8.9%
% of FP17s Relating to Free Repair or Replacements	6	1,104	0.5%	0.7%	0.8%	0.8%
% of FP17s Relating to Continuations	3	1,104	0.3%	1.0%	0.9%	0.9%
% of Patients satisfied with the dentistry they have received	1	1	N/A	93.6%	93.2%	93.2%
% of Patients satisfied with the time they had to wait for an appointment	1	1	N/A	87.9%	89.1%	88.8%

* This is based on patients treated on this contract for their most recent course of treatment. Figures in italics indicate the base number of FP17s or Patient Questionnaire responses are less than 100. N/A is shown where the base number of responses is less than 10 during the period. % is calculated as Quantity/Base number*100

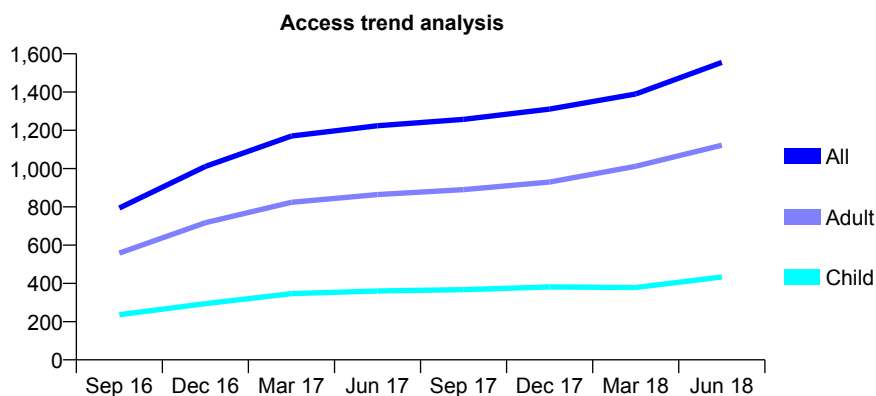
Q56 - Vital Signs At a Glance Contract Report for 100036/0000 - June 2018

Name or company name	Dr Veehar Malde
Contract type name	GDS Contract
Purpose of contract	General
Contract start date	01/03/2016
Contract end date	

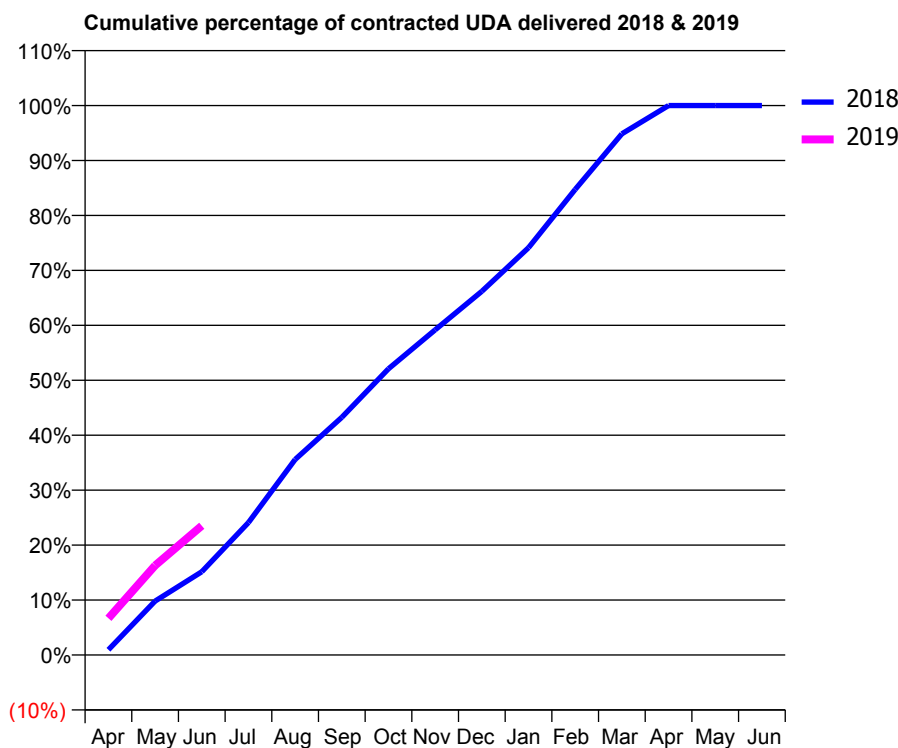
18/19 Contracted general activity (UDA)	4,029
Carry forward general activity (UDA)	0
18/19 Contracted orthodontic activity (UOA)	0
Carry forward orthodontic activity (UOA)	0
Baseline contract value	£100,728.54

ACCESS*

Patients seen in 24 months	Total	Change since previous quarter
Quarter ending June 2017	1,224	
Quarter ending September 2017	1,257	↑
Quarter ending December 2017	1,311	↑
Quarter ending March 2018	1,390	↑
Quarter ending June 2018	1,555	↑
Variance since June 2017	27.0%	↑



ACTIVITY



Month	Adjusted Scheduled Activity (UDA)	
	2018	2019
April	39	269
May	396	657
June	611	948
July	971	
August	1,433	
September	1,743	
October	2,099	
November	2,384	
December	2,667	
January	2,986	
February	3,413	
March	3,821	
April	4,029	
May	4,029	
June	4,029	

QUALITY

	Quantity	Base Number	Contract	AT	Region	England
% of FP17s for the same patient ID Re-attending within 3 months - Children	9	189	4.8%	10.7%	11.3%	11.5%
% of FP17s for the same patient ID Re-attending within 3 months - Adults	34	460	7.4%	14.0%	14.9%	15.4%
% of FP17s for the same patient ID Re-attending between 3 & 9 months - Children	96	189	50.8%	59.8%	60.0%	58.9%
% of FP17s for the same patient ID Re-attending between 3 & 9 months - Adults	209	460	45.4%	49.6%	52.6%	51.6%
% of FP17s for Band 1 Urgent Courses	16	558	2.9%	9.0%	7.9%	8.9%
% of FP17s Relating to Free Repair or Replacements	0	558	0.0%	0.7%	0.8%	0.8%
% of FP17s Relating to Continuations	4	558	0.7%	1.0%	0.9%	0.9%
% of Patients satisfied with the dentistry they have received	0	0	N/A	93.6%	93.2%	93.2%
% of Patients satisfied with the time they had to wait for an appointment	0	0	N/A	87.9%	89.1%	88.8%

* This is based on patients treated on this contract for their most recent course of treatment. Figures in italics indicate the base number of FP17s or Patient Questionnaire responses are less than 100. N/A is shown where the base number of responses is less than 10 during the period. % is calculated as Quantity/Base number*100

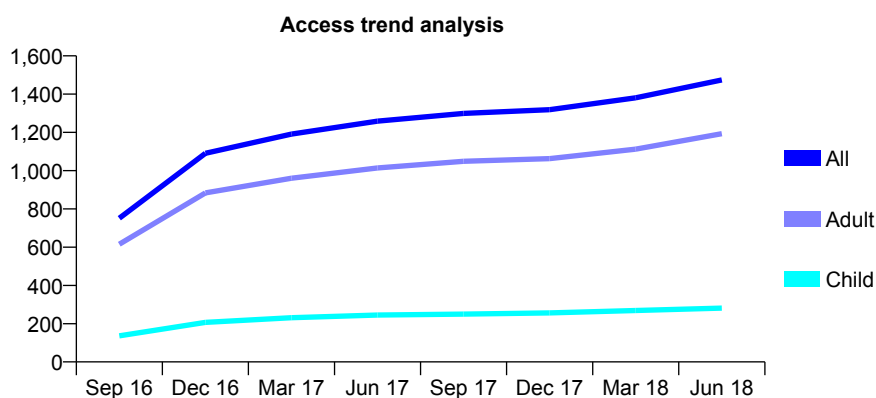
Q56 - Vital Signs At a Glance Contract Report for 100128/0000 - June 2018

Name or company name	Rookwood Dental Practice
Contract type name	GDS Contract
Purpose of contract	General
Contract start date	06/04/2016
Contract end date	

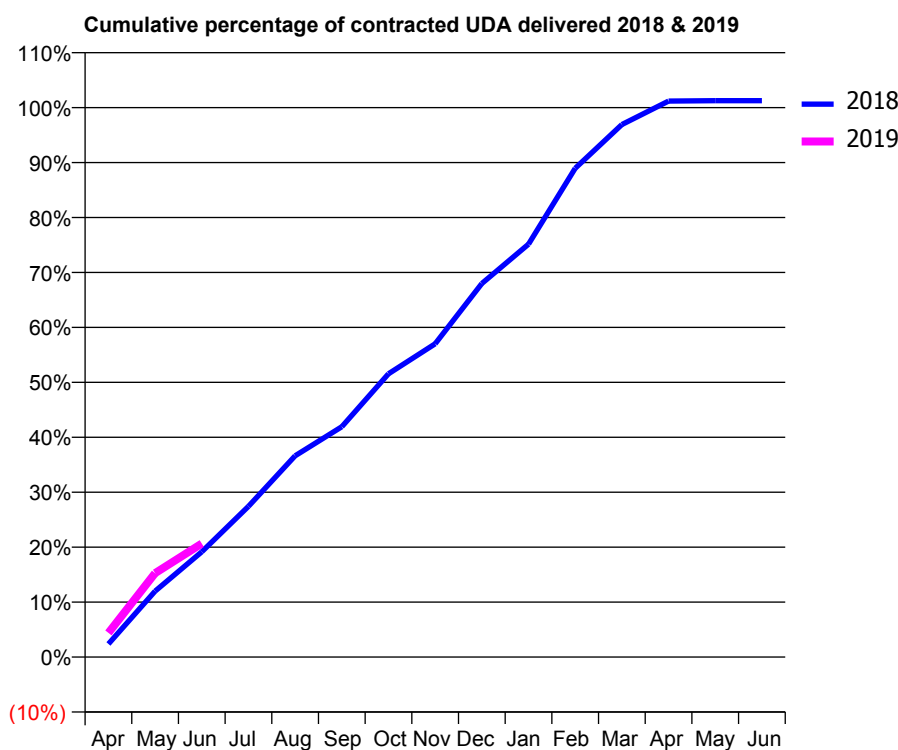
18/19 Contracted general activity (UDA)	3,939
Carry forward general activity (UDA)	0
18/19 Contracted orthodontic activity (UOA)	0
Carry forward orthodontic activity (UOA)	0
Baseline contract value	£101,285.15

ACCESS*

Patients seen in 24 months	Total	Change since previous quarter
Quarter ending June 2017	1,259	
Quarter ending September 2017	1,299	↑
Quarter ending December 2017	1,319	→
Quarter ending March 2018	1,381	↑
Quarter ending June 2018	1,474	↑
Variance since June 2017	17.1%	↑



ACTIVITY



Month	Adjusted Scheduled Activity (UDA)	
	2018	2019
April	94	174
May	473	602
June	755	814
July	1,081	
August	1,443	
September	1,652	
October	2,031	
November	2,246	
December	2,678	
January	2,960	
February	3,504	
March	3,817	
April	3,986	
May	3,989	
June	3,989	

QUALITY

	Quantity	Base Number	Contract	AT	Region	England
% of FP17s for the same patient ID Re-attending within 3 months - Children	4	115	3.5%	10.7%	11.3%	11.5%
% of FP17s for the same patient ID Re-attending within 3 months - Adults	35	438	8.0%	14.0%	14.9%	15.4%
% of FP17s for the same patient ID Re-attending between 3 & 9 months - Children	66	115	57.4%	59.8%	60.0%	58.9%
% of FP17s for the same patient ID Re-attending between 3 & 9 months - Adults	237	438	54.1%	49.6%	52.6%	51.6%
% of FP17s for Band 1 Urgent Courses	22	479	4.6%	9.0%	7.9%	8.9%
% of FP17s Relating to Free Repair or Replacements	1	479	0.2%	0.7%	0.8%	0.8%
% of FP17s Relating to Continuations	0	479	0.0%	1.0%	0.9%	0.9%
% of Patients satisfied with the dentistry they have received	6	6	N/A	93.6%	93.2%	93.2%
% of Patients satisfied with the time they had to wait for an appointment	5	6	N/A	87.9%	89.1%	88.8%

* This is based on patients treated on this contract for their most recent course of treatment. Figures in italics indicate the base number of FP17s or Patient Questionnaire responses are less than 100. N/A is shown where the base number of responses is less than 10 during the period. % is calculated as Quantity/Base number*100

Q56 - Vital Signs At a Glance Contract Report for 100647/0000 - June 2018


Name or company name	Mr K Makwana & Mr P Patel
Contract type name	GDS Contract
Purpose of contract	General
Contract start date	01/04/2018
Contract end date	

18/19 Contracted general activity (UDA)	25,000
Carry forward general activity (UDA)	0
18/19 Contracted orthodontic activity (UOA)	0
Carry forward orthodontic activity (UOA)	0
Baseline contract value	£675,250.00

ACCESS*

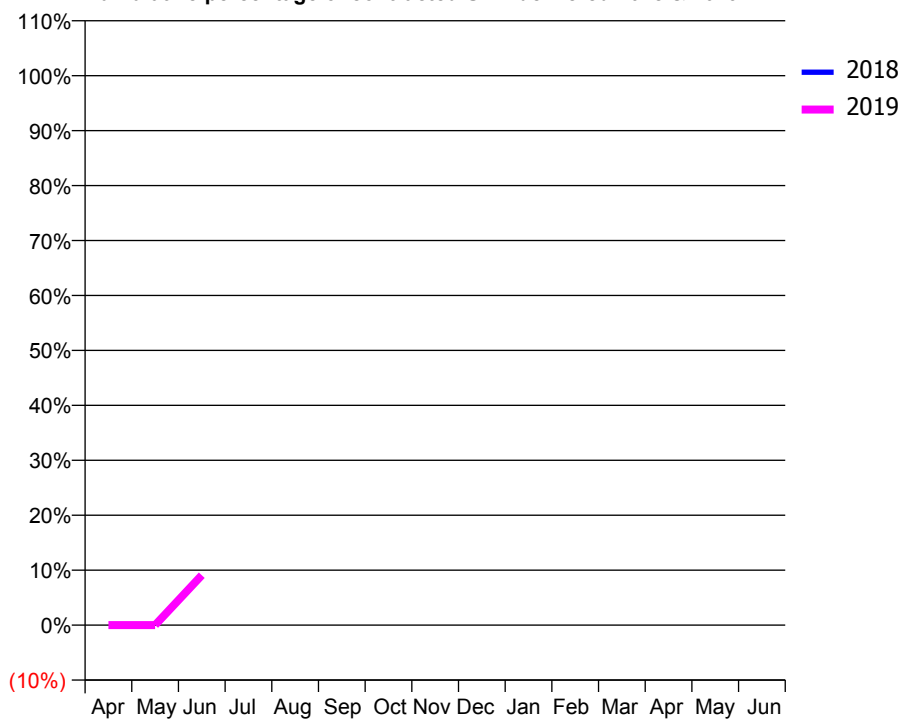
Patients seen in 24 months	Total	Change since previous quarter
Quarter ending June 2017	0	
Quarter ending September 2017	0	
Quarter ending December 2017	0	
Quarter ending March 2018	0	
Quarter ending June 2018	2,607	↑
Variance since June 2017	N/A	

Access trend analysis



ACTIVITY

Cumulative percentage of contracted UDA delivered 2018 & 2019



Month	Adjusted Scheduled Activity (UDA)	
	2018	2019
April	0	0
May	0	0
June	0	2,270
July	0	
August	0	
September	0	
October	0	
November	0	
December	0	
January	0	
February	0	
March	0	
April	0	
May	0	
June	0	

QUALITY

	Quantity	Base Number	Contract	AT	Region	England
% of FP17s for the same patient ID Re-attending within 3 months - Children	5	399	1.3%	10.7%	11.3%	11.5%
% of FP17s for the same patient ID Re-attending within 3 months - Adults	18	1,000	1.8%	14.0%	14.9%	15.4%
% of FP17s for the same patient ID Re-attending between 3 & 9 months - Children	0	399	0.0%	59.8%	60.0%	58.9%
% of FP17s for the same patient ID Re-attending between 3 & 9 months - Adults	0	1,000	0.0%	49.6%	52.6%	51.6%
% of FP17s for Band 1 Urgent Courses	105	1,399	7.5%	9.0%	7.9%	8.9%
% of FP17s Relating to Free Repair or Replacements	0	1,399	0.0%	0.7%	0.8%	0.8%
% of FP17s Relating to Continuations	2	1,399	0.1%	1.0%	0.9%	0.9%
% of Patients satisfied with the dentistry they have received	1	1	N/A	93.6%	93.2%	93.2%
% of Patients satisfied with the time they had to wait for an appointment	1	1	N/A	87.9%	89.1%	88.8%

* This is based on patients treated on this contract for their most recent course of treatment. Figures in italics indicate the base number of FP17s or Patient Questionnaire responses are less than 100. N/A is shown where the base number of responses is less than 10 during the period. % is calculated as Quantity/Base number*100

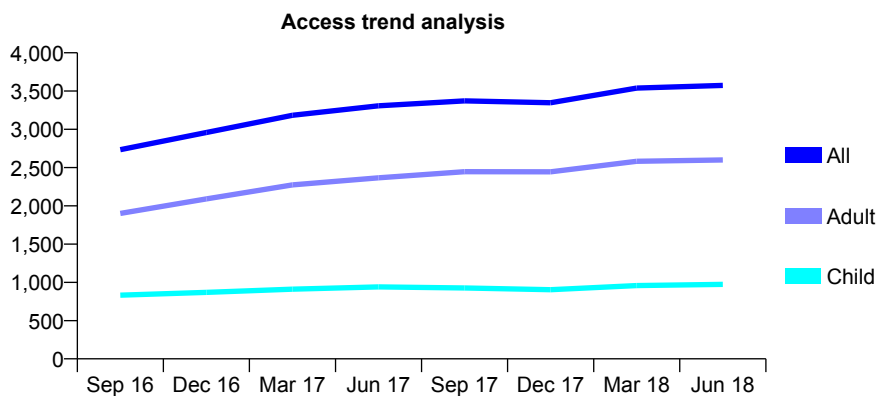
Q56 - Vital Signs At a Glance Contract Report for 101281/0029 - June 2018

Name or company name	OASIS DENTAL CARE LTD
Contract type name	GDS Contract
Purpose of contract	General
Contract start date	01/04/2006
Contract end date	

18/19 Contracted general activity (UDA)	7,953
Carry forward general activity (UDA)	0
18/19 Contracted orthodontic activity (UOA)	0
Carry forward orthodontic activity (UOA)	0
Baseline contract value	£195,106.52

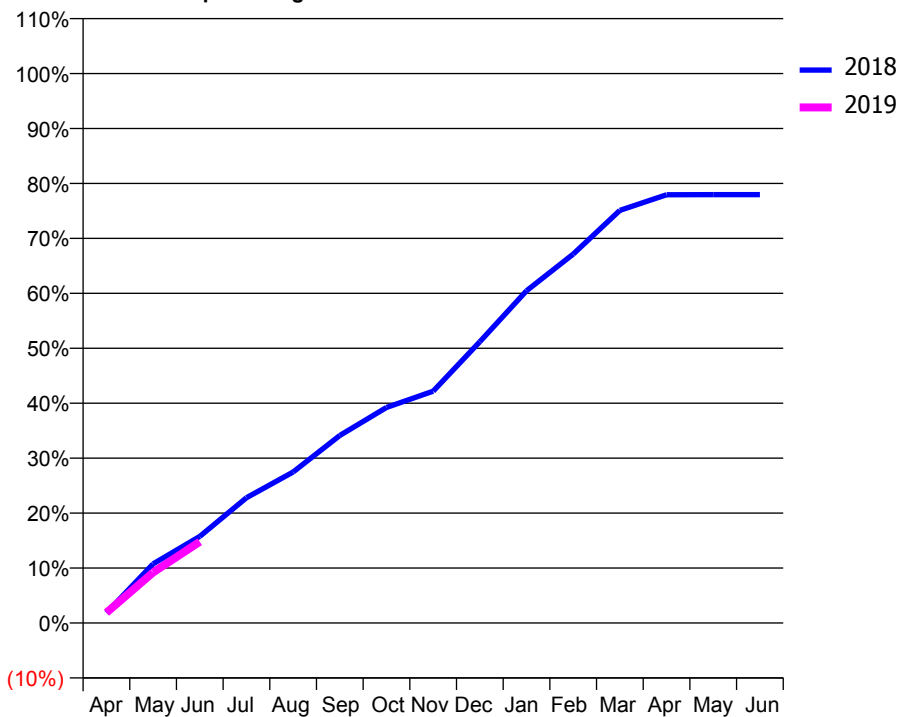
ACCESS*

Patients seen in 24 months	Total	Change since previous quarter
Quarter ending June 2017	3,307	
Quarter ending September 2017	3,372	→
Quarter ending December 2017	3,348	→
Quarter ending March 2018	3,539	↑
Quarter ending June 2018	3,574	→
Variance since June 2017	8.1%	↑



ACTIVITY

Cumulative percentage of contracted UDA delivered 2018 & 2019



Month	Adjusted Scheduled Activity (UDA)	
	2018	2019
April	148	150
May	856	733
June	1,253	1,177
July	1,814	
August	2,186	
September	2,715	
October	3,119	
November	3,355	
December	4,071	
January	4,808	
February	5,339	
March	5,971	
April	6,198	
May	6,199	
June	6,199	

QUALITY

	Quantity	Base Number	Contract	AT	Region	England
% of FP17s for the same patient ID Re-attending within 3 months - Children	23	266	8.6%	10.7%	11.3%	11.5%
% of FP17s for the same patient ID Re-attending within 3 months - Adults	79	591	13.4%	14.0%	14.9%	15.4%
% of FP17s for the same patient ID Re-attending between 3 & 9 months - Children	121	266	45.5%	59.8%	60.0%	58.9%
% of FP17s for the same patient ID Re-attending between 3 & 9 months - Adults	264	591	44.7%	49.6%	52.6%	51.6%
% of FP17s for Band 1 Urgent Courses	60	696	8.6%	9.0%	7.9%	8.9%
% of FP17s Relating to Free Repair or Replacements	5	696	0.7%	0.7%	0.8%	0.8%
% of FP17s Relating to Continuations	8	696	1.1%	1.0%	0.9%	0.9%
% of Patients satisfied with the dentistry they have received	0	0	N/A	93.6%	93.2%	93.2%
% of Patients satisfied with the time they had to wait for an appointment	0	0	N/A	87.9%	89.1%	88.8%

* This is based on patients treated on this contract for their most recent course of treatment. Figures in italics indicate the base number of FP17s or Patient Questionnaire responses are less than 100. N/A is shown where the base number of responses is less than 10 during the period. % is calculated as Quantity/Base number*100

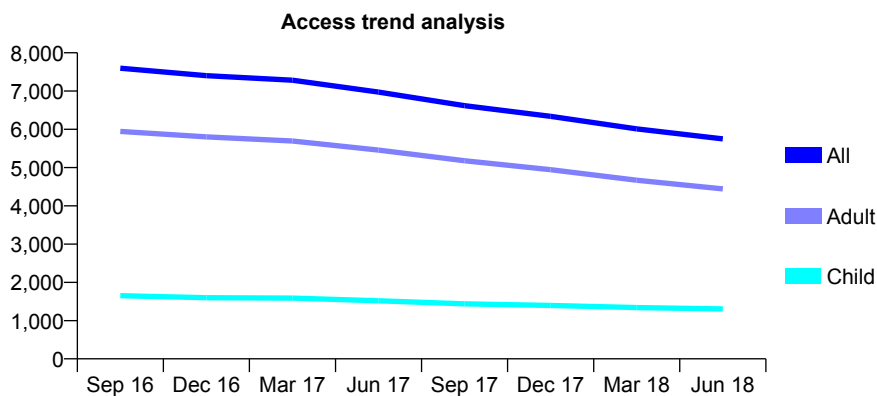
Q56 - Vital Signs At a Glance Contract Report for 101281/0058 - June 2018

Name or company name	OASIS DENTAL CARE LTD
Contract type name	GDS Contract
Purpose of contract	General and Orthodontic
Contract start date	01/04/2006
Contract end date	

18/19 Contracted general activity (UDA)	23,334
Carry forward general activity (UDA)	0
18/19 Contracted orthodontic activity (UOA)	383
Carry forward orthodontic activity (UOA)	0
Baseline contract value	£568,383.66

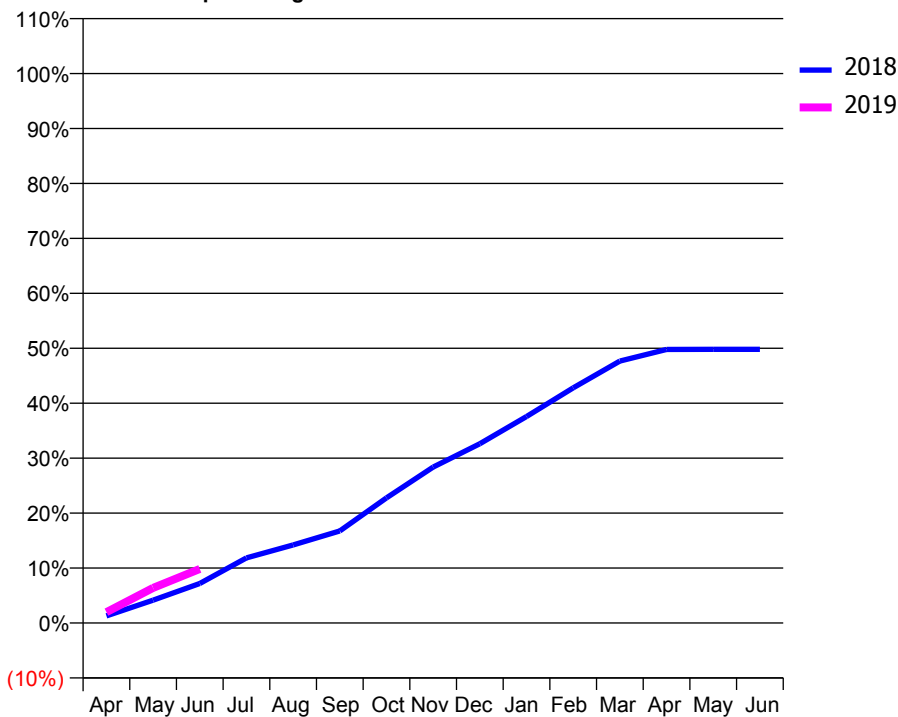
ACCESS*

Patients seen in 24 months	Total	Change since previous quarter
Quarter ending June 2017	6,975	
Quarter ending September 2017	6,617	↓
Quarter ending December 2017	6,340	↓
Quarter ending March 2018	6,010	↓
Quarter ending June 2018	5,749	↓
Variance since June 2017	(17.6%)	↓



ACTIVITY

Cumulative percentage of contracted UDA delivered 2018 & 2019



Adjusted Scheduled Activity (UDA)

Month	2018	2019
April	302	462
May	970	1,491
June	1,680	2,297
July	2,765	
August	3,317	
September	3,910	
October	5,313	
November	6,620	
December	7,614	
January	8,768	
February	9,985	
March	11,125	
April	11,619	
May	11,621	
June	11,621	

QUALITY

	Quantity	Base Number	Contract	AT	Region	England
% of FP17s for the same patient ID Re-attending within 3 months - Children	25	405	6.2%	10.7%	11.3%	11.5%
% of FP17s for the same patient ID Re-attending within 3 months - Adults	181	1,247	14.5%	14.0%	14.9%	15.4%
% of FP17s for the same patient ID Re-attending between 3 & 9 months - Children	211	405	52.1%	59.8%	60.0%	58.9%
% of FP17s for the same patient ID Re-attending between 3 & 9 months - Adults	681	1,247	54.6%	49.6%	52.6%	51.6%
% of FP17s for Band 1 Urgent Courses	149	1,390	10.7%	9.0%	7.9%	8.9%
% of FP17s Relating to Free Repair or Replacements	19	1,390	1.4%	0.7%	0.8%	0.8%
% of FP17s Relating to Continuations	14	1,390	1.0%	1.0%	0.9%	0.9%
% of Patients satisfied with the dentistry they have received	5	5	N/A	93.6%	93.2%	93.2%
% of Patients satisfied with the time they had to wait for an appointment	4	5	N/A	87.9%	89.1%	88.8%

* This is based on patients treated on this contract for their most recent course of treatment. Figures in italics indicate the base number of FP17s or Patient Questionnaire responses are less than 100. N/A is shown where the base number of responses is less than 10 during the period. % is calculated as Quantity/Base number*100

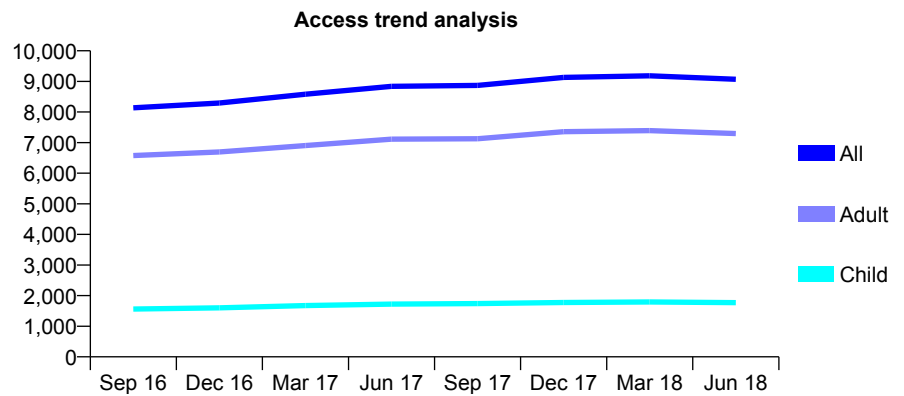
Q56 - Vital Signs At a Glance Contract Report for 101281/0195 - June 2018

Name or company name	OASIS DENTAL CARE LTD
Contract type name	GDS Contract
Purpose of contract	General
Contract start date	13/02/2009
Contract end date	

18/19 Contracted general activity (UDA)	28,270
Carry forward general activity (UDA)	0
18/19 Contracted orthodontic activity (UOA)	0
Carry forward orthodontic activity (UOA)	0
Baseline contract value	£652,196.81

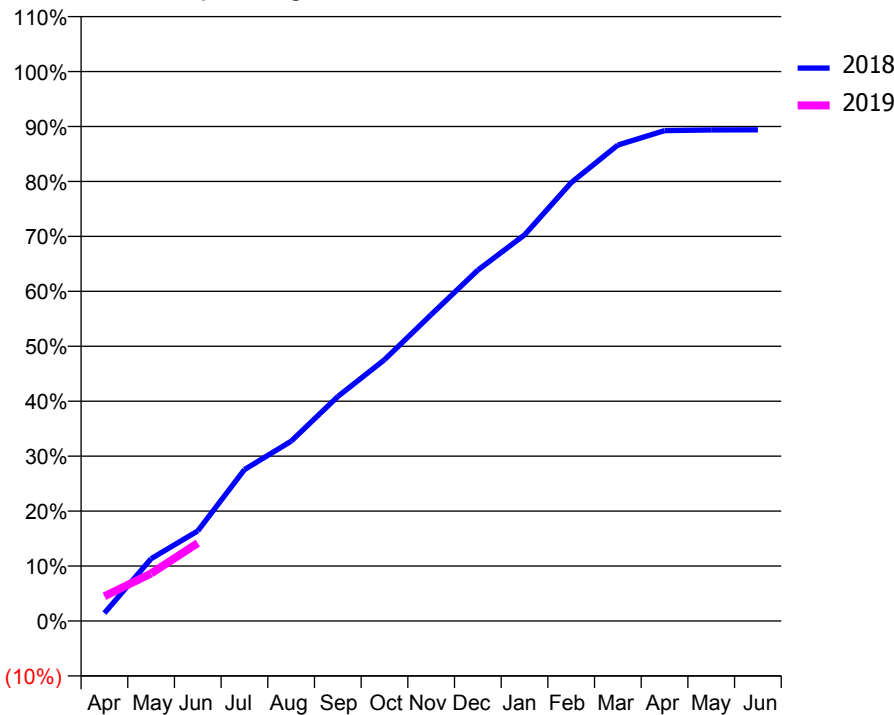
ACCESS*

Patients seen in 24 months	Total	Change since previous quarter
Quarter ending June 2017	8,840	
Quarter ending September 2017	8,870	→
Quarter ending December 2017	9,131	↑
Quarter ending March 2018	9,185	→
Quarter ending June 2018	9,068	↓
Variance since June 2017	2.6%	↑



ACTIVITY

Cumulative percentage of contracted UDA delivered 2018 & 2019



Month	Adjusted Scheduled Activity (UDA)	
	2018	2019
April	409	1,273
May	3,208	2,446
June	4,633	4,009
July	7,786	
August	9,252	
September	11,546	
October	13,442	
November	15,760	
December	18,051	
January	19,864	
February	22,554	
March	24,488	
April	25,232	
May	25,263	
June	25,269	

QUALITY

	Quantity	Base Number	Contract	AT	Region	England
% of FP17s for the same patient ID Re-attending within 3 months - Children	24	516	4.7%	10.7%	11.3%	11.5%
% of FP17s for the same patient ID Re-attending within 3 months - Adults	260	2,124	12.2%	14.0%	14.9%	15.4%
% of FP17s for the same patient ID Re-attending between 3 & 9 months - Children	328	516	63.6%	59.8%	60.0%	58.9%
% of FP17s for the same patient ID Re-attending between 3 & 9 months - Adults	1,388	2,124	65.3%	49.6%	52.6%	51.6%
% of FP17s for Band 1 Urgent Courses	231	2,329	9.9%	9.0%	7.9%	8.9%
% of FP17s Relating to Free Repair or Replacements	41	2,329	1.8%	0.7%	0.8%	0.8%
% of FP17s Relating to Continuations	25	2,329	1.1%	1.0%	0.9%	0.9%
% of Patients satisfied with the dentistry they have received	12	12	100.0%	93.6%	93.2%	93.2%
% of Patients satisfied with the time they had to wait for an appointment	11	12	91.7%	87.9%	89.1%	88.8%

* This is based on patients treated on this contract for their most recent course of treatment. Figures in italics indicate the base number of FP17s or Patient Questionnaire responses are less than 100. N/A is shown where the base number of responses is less than 10 during the period. % is calculated as Quantity/Base number*100

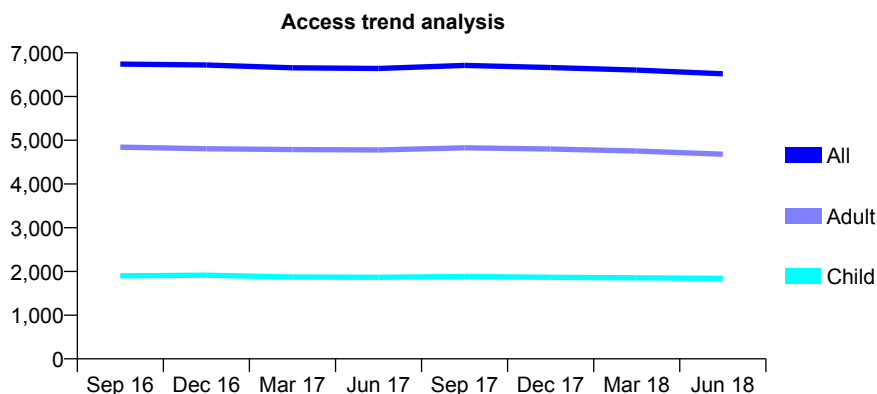
Q56 - Vital Signs At a Glance Contract Report for 101281/0198 - June 2018

Name or company name	OASIS DENTAL CARE LTD
Contract type name	PDS Contract
Purpose of contract	General
Contract start date	27/04/2009
Contract end date	31/03/2020

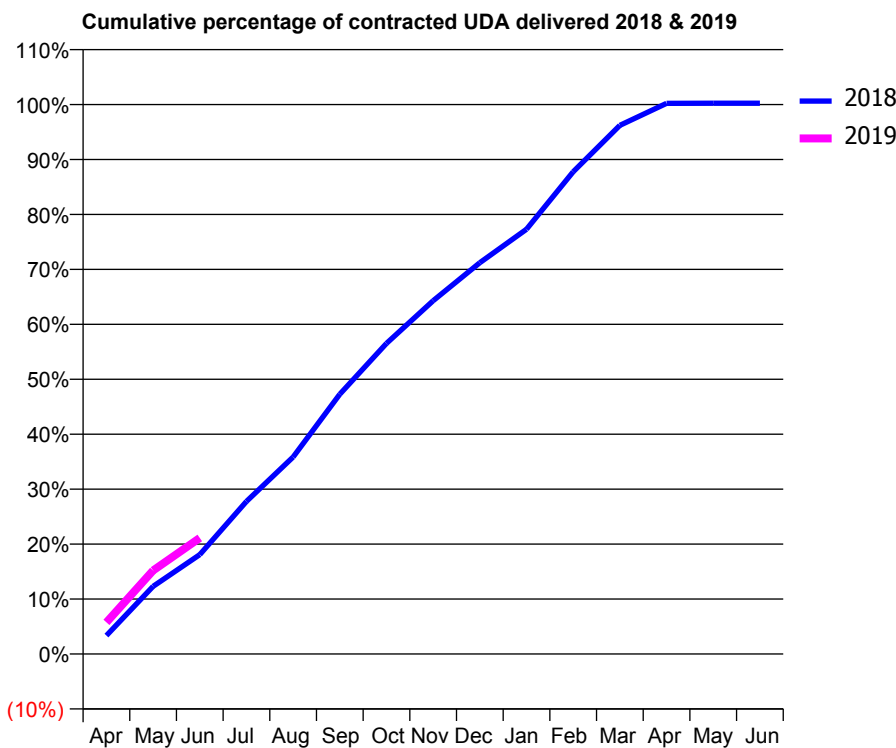
18/19 Contracted general activity (UDA)	17,904
Carry forward general activity (UDA)	0
18/19 Contracted orthodontic activity (UOA)	0
Carry forward orthodontic activity (UOA)	0
Baseline contract value	£413,057.99

ACCESS*

Patients seen in 24 months	Total	Change since previous quarter
Quarter ending June 2017	6,643	
Quarter ending September 2017	6,712	→
Quarter ending December 2017	6,662	→
Quarter ending March 2018	6,605	→
Quarter ending June 2018	6,520	↓
Variance since June 2017	(1.9%)	↓



ACTIVITY



Month	Adjusted Scheduled Activity (UDA)	
	2018	2019
April	602	1,033
May	2,203	2,723
June	3,241	3,781
July	4,971	
August	6,420	
September	8,466	
October	10,120	
November	11,512	
December	12,751	
January	13,840	
February	15,714	
March	17,225	
April	17,940	
May	17,947	
June	17,947	

QUALITY

	Quantity	Base Number	Contract	AT	Region	England
% of FP17s for the same patient ID Re-attending within 3 months - Children	43	669	6.4%	10.7%	11.3%	11.5%
% of FP17s for the same patient ID Re-attending within 3 months - Adults	284	1,880	15.1%	14.0%	14.9%	15.4%
% of FP17s for the same patient ID Re-attending between 3 & 9 months - Children	415	669	62.0%	59.8%	60.0%	58.9%
% of FP17s for the same patient ID Re-attending between 3 & 9 months - Adults	915	1,880	48.7%	49.6%	52.6%	51.6%
% of FP17s for Band 1 Urgent Courses	124	2,218	5.6%	9.0%	7.9%	8.9%
% of FP17s Relating to Free Repair or Replacements	34	2,218	1.5%	0.7%	0.8%	0.8%
% of FP17s Relating to Continuations	65	2,218	2.9%	1.0%	0.9%	0.9%
% of Patients satisfied with the dentistry they have received	12	12	100.0%	93.6%	93.2%	93.2%
% of Patients satisfied with the time they had to wait for an appointment	11	12	91.7%	87.9%	89.1%	88.8%

* This is based on patients treated on this contract for their most recent course of treatment. Figures in italics indicate the base number of FP17s or Patient Questionnaire responses are less than 100. N/A is shown where the base number of responses is less than 10 during the period. % is calculated as Quantity/Base number*100

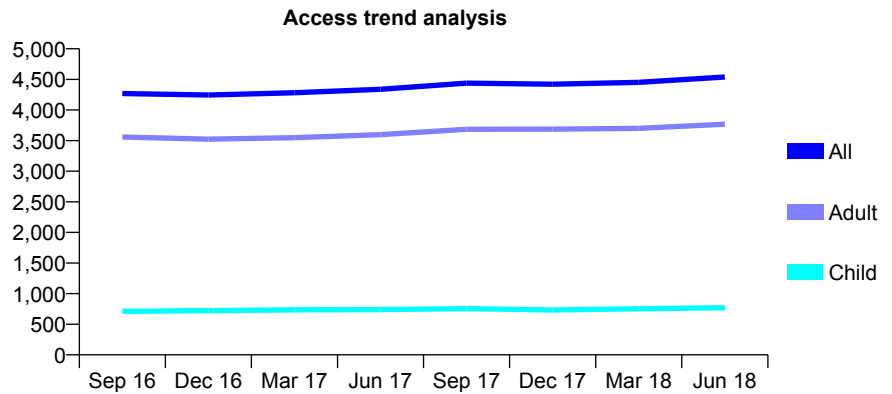
Q56 - Vital Signs At a Glance Contract Report for 101338/0092 - June 2018

Name or company name	Whitecross Dental Care Limited
Contract type name	GDS Contract
Purpose of contract	General
Contract start date	28/07/2009
Contract end date	

18/19 Contracted general activity (UDA)	13,186
Carry forward general activity (UDA)	0
18/19 Contracted orthodontic activity (UOA)	0
Carry forward orthodontic activity (UOA)	0
Baseline contract value	£336,122.27

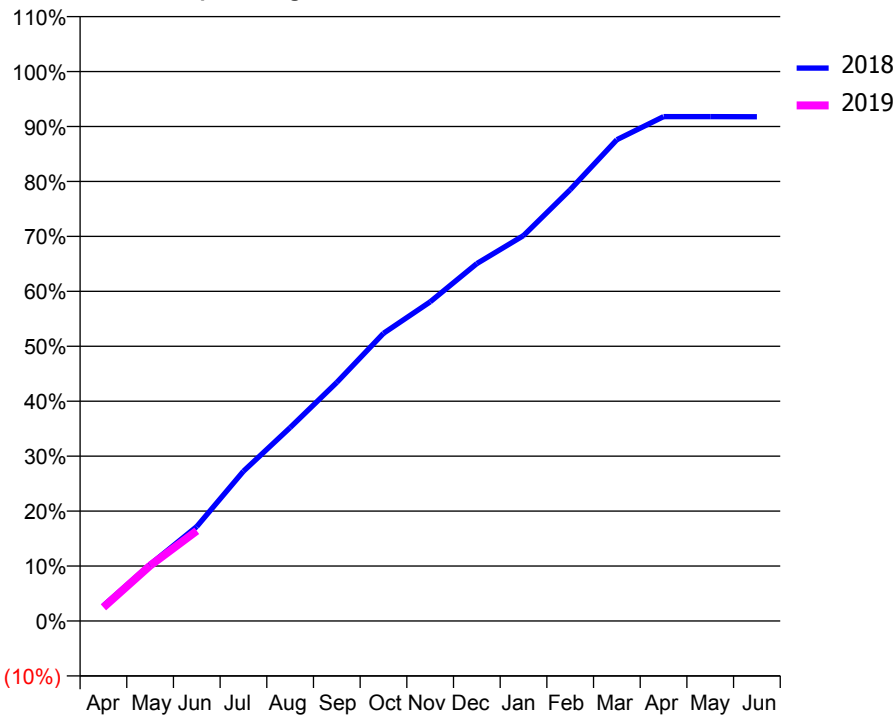
ACCESS*

Patients seen in 24 months	Total	Change since previous quarter
Quarter ending June 2017	4,338	
Quarter ending September 2017	4,439	↑
Quarter ending December 2017	4,421	→
Quarter ending March 2018	4,453	→
Quarter ending June 2018	4,540	→
Variance since June 2017	4.7%	↑



ACTIVITY

Cumulative percentage of contracted UDA delivered 2018 & 2019



Month	Adjusted Scheduled Activity (UDA)	
	2018	2019
April	365	329
May	1,354	1,330
June	2,268	2,165
July	3,594	
August	4,643	
September	5,726	
October	6,904	
November	7,657	
December	8,578	
January	9,250	
February	10,351	
March	11,548	
April	12,103	
May	12,103	
June	12,100	

QUALITY

	Quantity	Base Number	Contract	AT	Region	England
% of FP17s for the same patient ID Re-attending within 3 months - Children	4	194	2.1%	10.7%	11.3%	11.5%
% of FP17s for the same patient ID Re-attending within 3 months - Adults	95	891	10.7%	14.0%	14.9%	15.4%
% of FP17s for the same patient ID Re-attending between 3 & 9 months - Children	56	194	28.9%	59.8%	60.0%	58.9%
% of FP17s for the same patient ID Re-attending between 3 & 9 months - Adults	267	891	30.0%	49.6%	52.6%	51.6%
% of FP17s for Band 1 Urgent Courses	86	894	9.6%	9.0%	7.9%	8.9%
% of FP17s Relating to Free Repair or Replacements	3	894	0.3%	0.7%	0.8%	0.8%
% of FP17s Relating to Continuations	5	894	0.6%	1.0%	0.9%	0.9%
% of Patients satisfied with the dentistry they have received	2	2	N/A	93.6%	93.2%	93.2%
% of Patients satisfied with the time they had to wait for an appointment	2	2	N/A	87.9%	89.1%	88.8%

* This is based on patients treated on this contract for their most recent course of treatment. Figures in italics indicate the base number of FP17s or Patient Questionnaire responses are less than 100. N/A is shown where the base number of responses is less than 10 during the period. % is calculated as Quantity/Base number*100

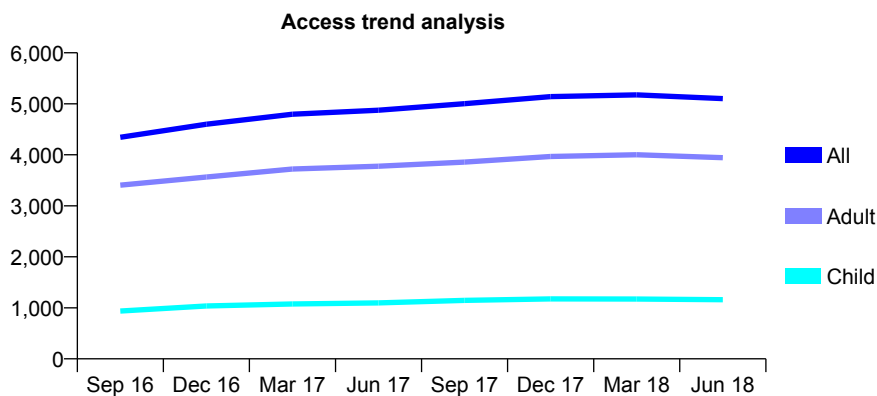
Q56 - Vital Signs At a Glance Contract Report for 101338/0101 - June 2018

Name or company name	Whitecross Dental Care Limited
Contract type name	GDS Contract
Purpose of contract	General
Contract start date	01/10/2009
Contract end date	

18/19 Contracted general activity (UDA)	14,000
Carry forward general activity (UDA)	0
18/19 Contracted orthodontic activity (UOA)	0
Carry forward orthodontic activity (UOA)	0
Baseline contract value	£348,608.64

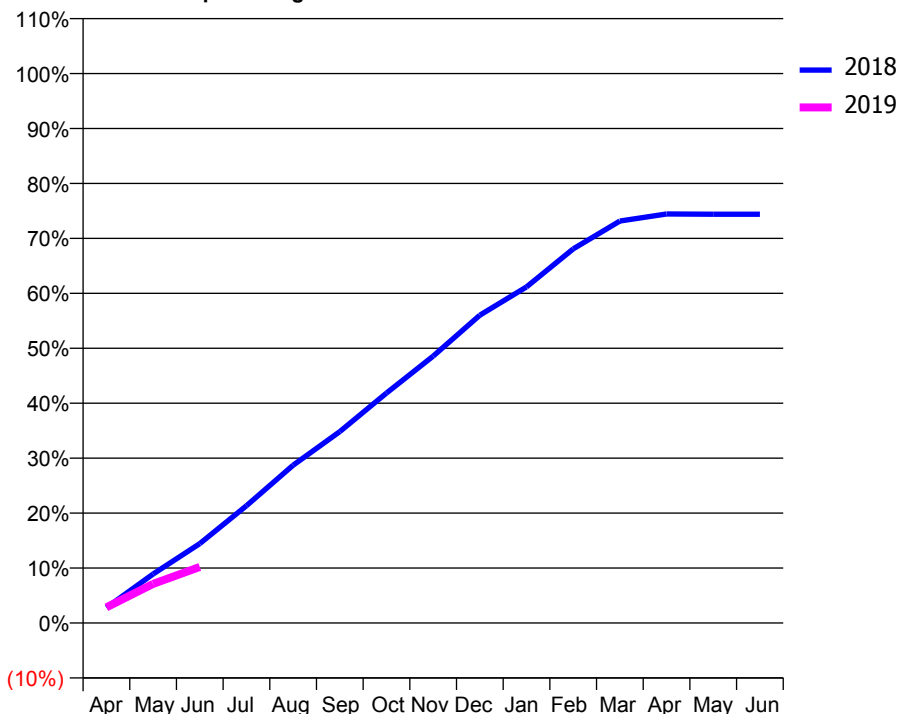
ACCESS*

Patients seen in 24 months	Total	Change since previous quarter
Quarter ending June 2017	4,874	
Quarter ending September 2017	5,003	↑
Quarter ending December 2017	5,142	↑
Quarter ending March 2018	5,174	→
Quarter ending June 2018	5,103	↓
Variance since June 2017	4.7%	↑



ACTIVITY

Cumulative percentage of contracted UDA delivered 2018 & 2019



Month	Adjusted Scheduled Activity (UDA)	
	2018	2019
April	393	400
May	1,249	996
June	2,023	1,428
July	2,987	
August	4,020	
September	4,877	
October	5,858	
November	6,801	
December	7,844	
January	8,563	
February	9,533	
March	10,242	
April	10,420	
May	10,415	
June	10,415	

QUALITY

	Quantity	Base Number	Contract	AT	Region	England
% of FP17s for the same patient ID Re-attending within 3 months - Children	4	183	2.2%	10.7%	11.3%	11.5%
% of FP17s for the same patient ID Re-attending within 3 months - Adults	42	687	6.1%	14.0%	14.9%	15.4%
% of FP17s for the same patient ID Re-attending between 3 & 9 months - Children	105	183	57.4%	59.8%	60.0%	58.9%
% of FP17s for the same patient ID Re-attending between 3 & 9 months - Adults	329	687	47.9%	49.6%	52.6%	51.6%
% of FP17s for Band 1 Urgent Courses	74	779	9.5%	9.0%	7.9%	8.9%
% of FP17s Relating to Free Repair or Replacements	7	779	0.9%	0.7%	0.8%	0.8%
% of FP17s Relating to Continuations	7	779	0.9%	1.0%	0.9%	0.9%
% of Patients satisfied with the dentistry they have received	1	2	N/A	93.6%	93.2%	93.2%
% of Patients satisfied with the time they had to wait for an appointment	1	2	N/A	87.9%	89.1%	88.8%

* This is based on patients treated on this contract for their most recent course of treatment. Figures in italics indicate the base number of FP17s or Patient Questionnaire responses are less than 100. N/A is shown where the base number of responses is less than 10 during the period. % is calculated as Quantity/Base number*100

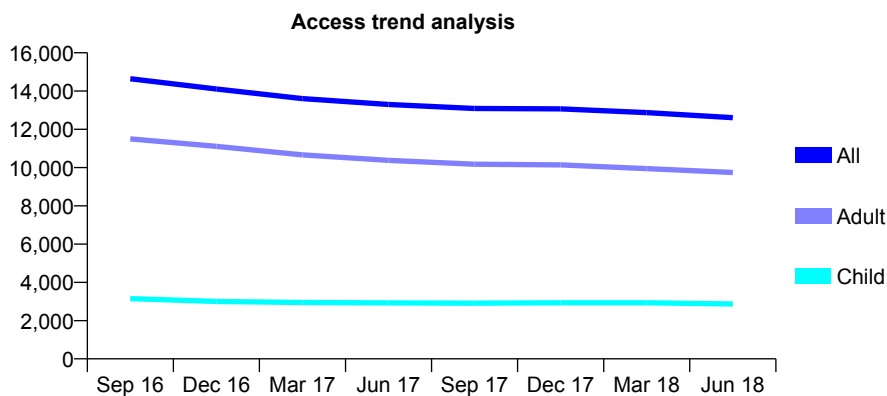
Q56 - Vital Signs At a Glance Contract Report for 101338/0125 - June 2018

Name or company name	Whitecross Dental Care Limited
Contract type name	GDS Contract
Purpose of contract	General
Contract start date	01/10/2010
Contract end date	

18/19 Contracted general activity (UDA)	45,000
Carry forward general activity (UDA)	0
18/19 Contracted orthodontic activity (UOA)	0
Carry forward orthodontic activity (UOA)	0
Baseline contract value	£1,187,006.81

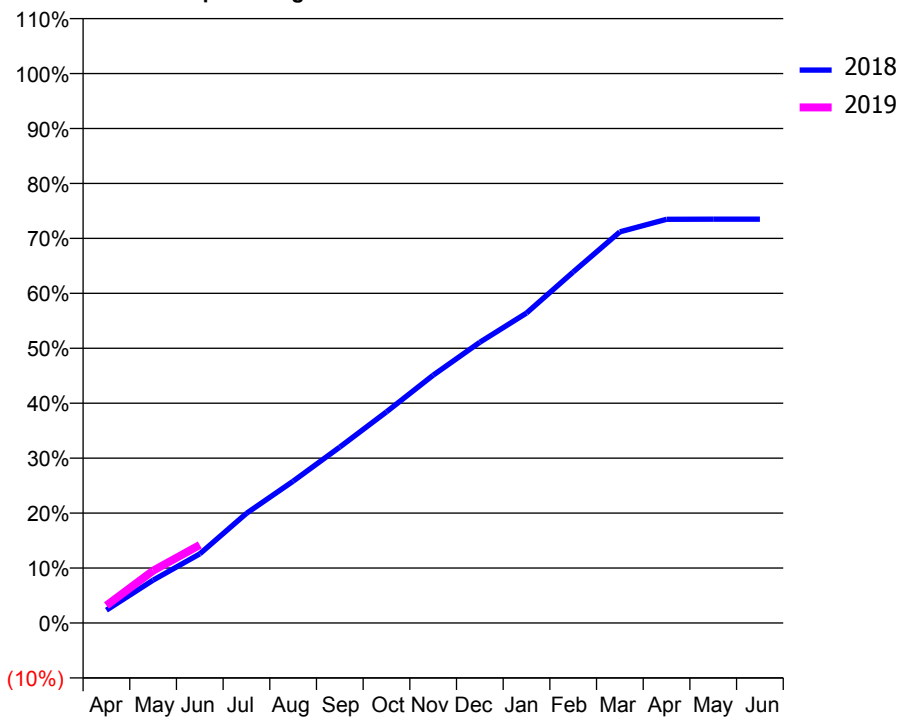
ACCESS*

Patients seen in 24 months	Total	Change since previous quarter
Quarter ending June 2017	13,301	
Quarter ending September 2017	13,088	↓
Quarter ending December 2017	13,071	→
Quarter ending March 2018	12,874	↓
Quarter ending June 2018	12,611	↓
Variance since June 2017	(5.2%)	↓



ACTIVITY

Cumulative percentage of contracted UDA delivered 2018 & 2019



Month	Adjusted Scheduled Activity (UDA)	
	2018	2019
April	1,056	1,435
May	3,516	4,286
June	5,658	6,393
July	8,979	
August	11,610	
September	14,404	
October	17,293	
November	20,295	
December	22,995	
January	25,380	
February	28,749	
March	32,037	
April	33,061	
May	33,072	
June	33,072	

QUALITY

	Quantity	Base Number	Contract	AT	Region	England
% of FP17s for the same patient ID Re-attending within 3 months - Children	29	814	3.6%	10.7%	11.3%	11.5%
% of FP17s for the same patient ID Re-attending within 3 months - Adults	205	2,256	9.1%	14.0%	14.9%	15.4%
% of FP17s for the same patient ID Re-attending between 3 & 9 months - Children	426	814	52.3%	59.8%	60.0%	58.9%
% of FP17s for the same patient ID Re-attending between 3 & 9 months - Adults	905	2,256	40.1%	49.6%	52.6%	51.6%
% of FP17s for Band 1 Urgent Courses	149	2,695	5.5%	9.0%	7.9%	8.9%
% of FP17s Relating to Free Repair or Replacements	11	2,695	0.4%	0.7%	0.8%	0.8%
% of FP17s Relating to Continuations	27	2,695	1.0%	1.0%	0.9%	0.9%
% of Patients satisfied with the dentistry they have received	6	7	N/A	93.6%	93.2%	93.2%
% of Patients satisfied with the time they had to wait for an appointment	6	7	N/A	87.9%	89.1%	88.8%

* This is based on patients treated on this contract for their most recent course of treatment. Figures in italics indicate the base number of FP17s or Patient Questionnaire responses are less than 100. N/A is shown where the base number of responses is less than 10 during the period. % is calculated as Quantity/Base number*100

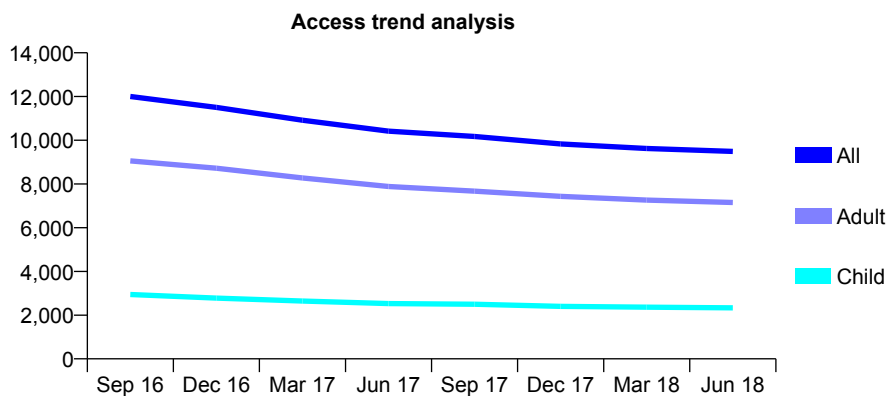
Q56 - Vital Signs At a Glance Contract Report for 101338/0126 - June 2018

Name or company name	Whitecross Dental Care Limited
Contract type name	GDS Contract
Purpose of contract	General
Contract start date	01/10/2010
Contract end date	

18/19 Contracted general activity (UDA)	41,356
Carry forward general activity (UDA)	0
18/19 Contracted orthodontic activity (UOA)	0
Carry forward orthodontic activity (UOA)	0
Baseline contract value	£1,090,679.93

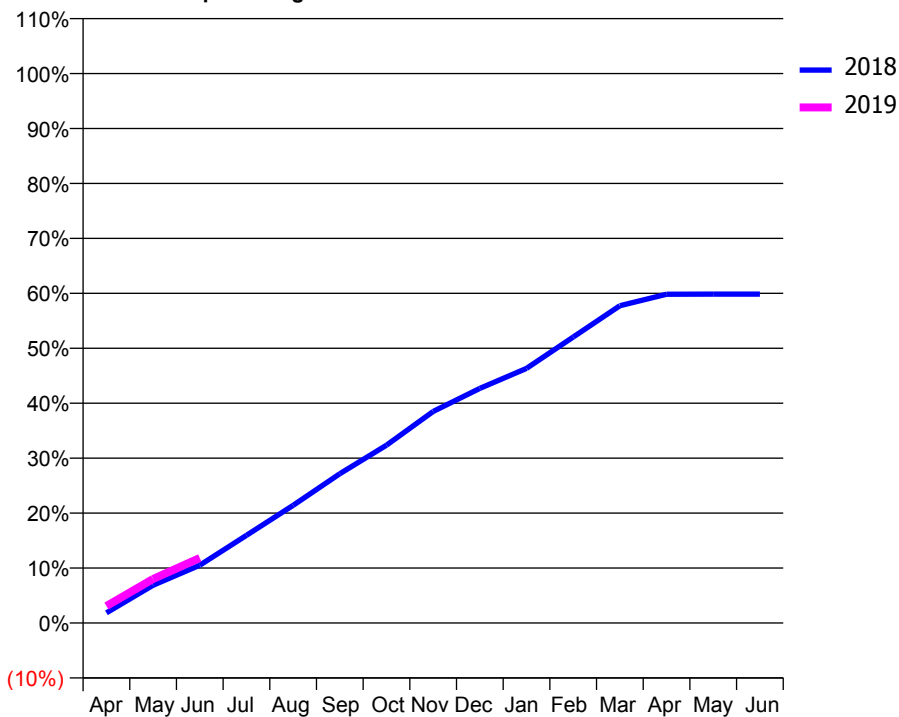
ACCESS*

Patients seen in 24 months	Total	Change since previous quarter
Quarter ending June 2017	10,414	
Quarter ending September 2017	10,170	↓
Quarter ending December 2017	9,832	↓
Quarter ending March 2018	9,626	↓
Quarter ending June 2018	9,486	↓
Variance since June 2017	(8.9%)	↓



ACTIVITY

Cumulative percentage of contracted UDA delivered 2018 & 2019



Month	Adjusted Scheduled Activity (UDA)	
	2018	2019
April	768	1,276
May	2,843	3,318
June	4,348	4,888
July	6,602	
August	8,857	
September	11,239	
October	13,385	
November	15,918	
December	17,658	
January	19,161	
February	21,519	
March	23,885	
April	24,746	
May	24,750	
June	24,750	

QUALITY

	Quantity	Base Number	Contract	AT	Region	England
% of FP17s for the same patient ID Re-attending within 3 months - Children	32	733	4.4%	10.7%	11.3%	11.5%
% of FP17s for the same patient ID Re-attending within 3 months - Adults	167	2,024	8.3%	14.0%	14.9%	15.4%
% of FP17s for the same patient ID Re-attending between 3 & 9 months - Children	382	733	52.1%	59.8%	60.0%	58.9%
% of FP17s for the same patient ID Re-attending between 3 & 9 months - Adults	994	2,024	49.1%	49.6%	52.6%	51.6%
% of FP17s for Band 1 Urgent Courses	137	2,409	5.7%	9.0%	7.9%	8.9%
% of FP17s Relating to Free Repair or Replacements	8	2,409	0.3%	0.7%	0.8%	0.8%
% of FP17s Relating to Continuations	30	2,409	1.2%	1.0%	0.9%	0.9%
% of Patients satisfied with the dentistry they have received	12	12	100.0%	93.6%	93.2%	93.2%
% of Patients satisfied with the time they had to wait for an appointment	11	12	91.7%	87.9%	89.1%	88.8%

* This is based on patients treated on this contract for their most recent course of treatment. Figures in italics indicate the base number of FP17s or Patient Questionnaire responses are less than 100. N/A is shown where the base number of responses is less than 10 during the period. % is calculated as Quantity/Base number*100

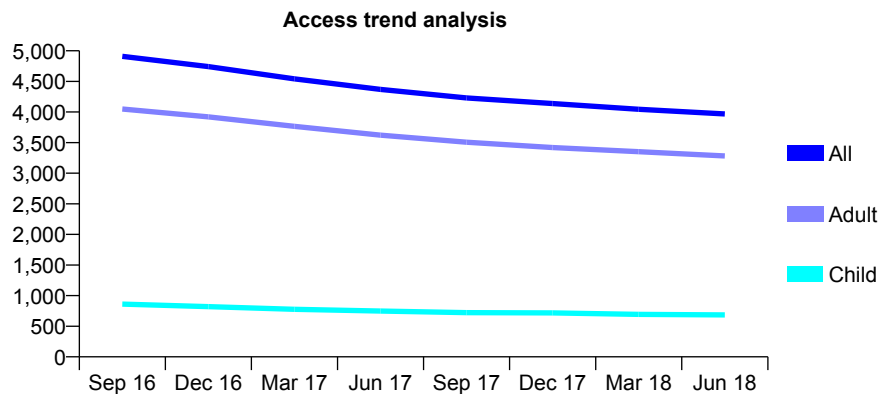
Q56 - Vital Signs At a Glance Contract Report for 101338/0127 - June 2018

Name or company name	Whitecross Dental Care Limited
Contract type name	GDS Contract
Purpose of contract	General
Contract start date	01/10/2010
Contract end date	

18/19 Contracted general activity (UDA)	15,000
Carry forward general activity (UDA)	0
18/19 Contracted orthodontic activity (UOA)	0
Carry forward orthodontic activity (UOA)	0
Baseline contract value	£396,206.50

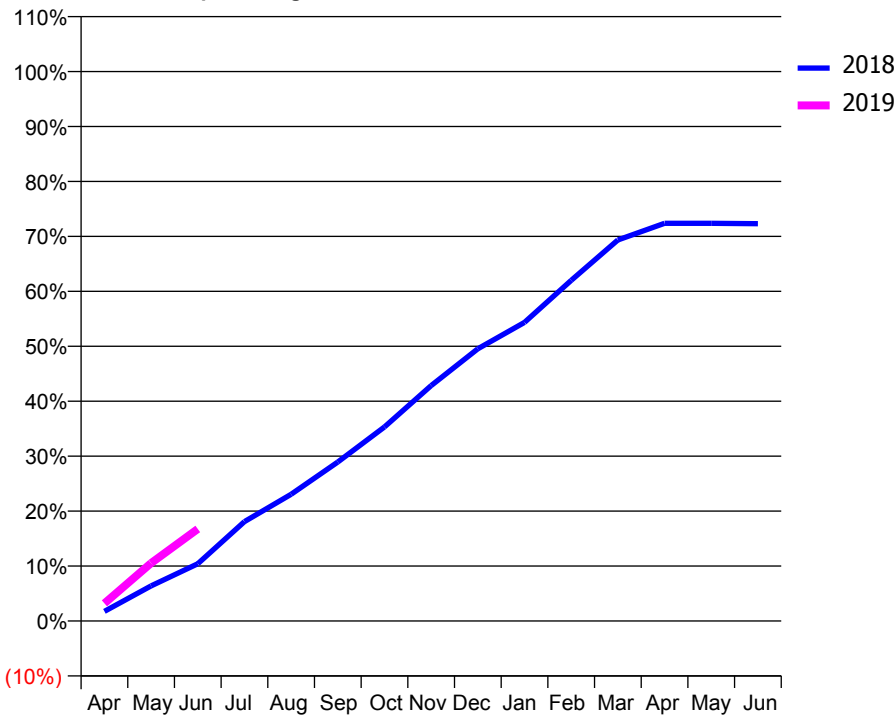
ACCESS*

Patients seen in 24 months	Total	Change since previous quarter
Quarter ending June 2017	4,369	
Quarter ending September 2017	4,230	↓
Quarter ending December 2017	4,138	↓
Quarter ending March 2018	4,044	↓
Quarter ending June 2018	3,968	↓
Variance since June 2017	(9.2%)	↓



ACTIVITY

Cumulative percentage of contracted UDA delivered 2018 & 2019



Month	Adjusted Scheduled Activity (UDA)	
	2018	2019
April	262	482
May	958	1,580
June	1,564	2,515
July	2,713	
August	3,460	
September	4,342	
October	5,299	
November	6,428	
December	7,429	
January	8,153	
February	9,298	
March	10,403	
April	10,855	
May	10,856	
June	10,846	

QUALITY

	Quantity	Base Number	Contract	AT	Region	England
% of FP17s for the same patient ID Re-attending within 3 months - Children	13	236	5.5%	10.7%	11.3%	11.5%
% of FP17s for the same patient ID Re-attending within 3 months - Adults	161	1,152	14.0%	14.0%	14.9%	15.4%
% of FP17s for the same patient ID Re-attending between 3 & 9 months - Children	143	236	60.6%	59.8%	60.0%	58.9%
% of FP17s for the same patient ID Re-attending between 3 & 9 months - Adults	663	1,152	57.6%	49.6%	52.6%	51.6%
% of FP17s for Band 1 Urgent Courses	38	1,181	3.2%	9.0%	7.9%	8.9%
% of FP17s Relating to Free Repair or Replacements	13	1,181	1.1%	0.7%	0.8%	0.8%
% of FP17s Relating to Continuations	23	1,181	1.9%	1.0%	0.9%	0.9%
% of Patients satisfied with the dentistry they have received	3	3	N/A	93.6%	93.2%	93.2%
% of Patients satisfied with the time they had to wait for an appointment	1	3	N/A	87.9%	89.1%	88.8%

* This is based on patients treated on this contract for their most recent course of treatment. Figures in italics indicate the base number of FP17s or Patient Questionnaire responses are less than 100. N/A is shown where the base number of responses is less than 10 during the period. % is calculated as Quantity/Base number*100

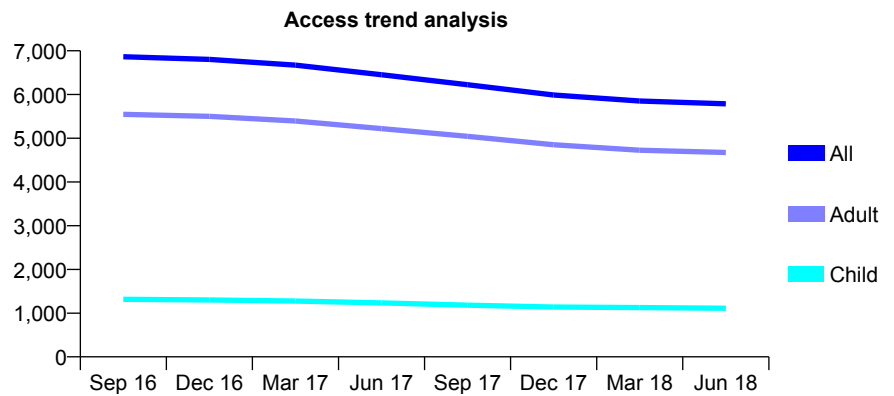
Q56 - Vital Signs At a Glance Contract Report for 101338/0128 - June 2018

Name or company name	Whitecross Dental Care Limited
Contract type name	GDS Contract
Purpose of contract	General
Contract start date	01/10/2010
Contract end date	

18/19 Contracted general activity (UDA)	21,000
Carry forward general activity (UDA)	0
18/19 Contracted orthodontic activity (UOA)	0
Carry forward orthodontic activity (UOA)	0
Baseline contract value	£558,950.13

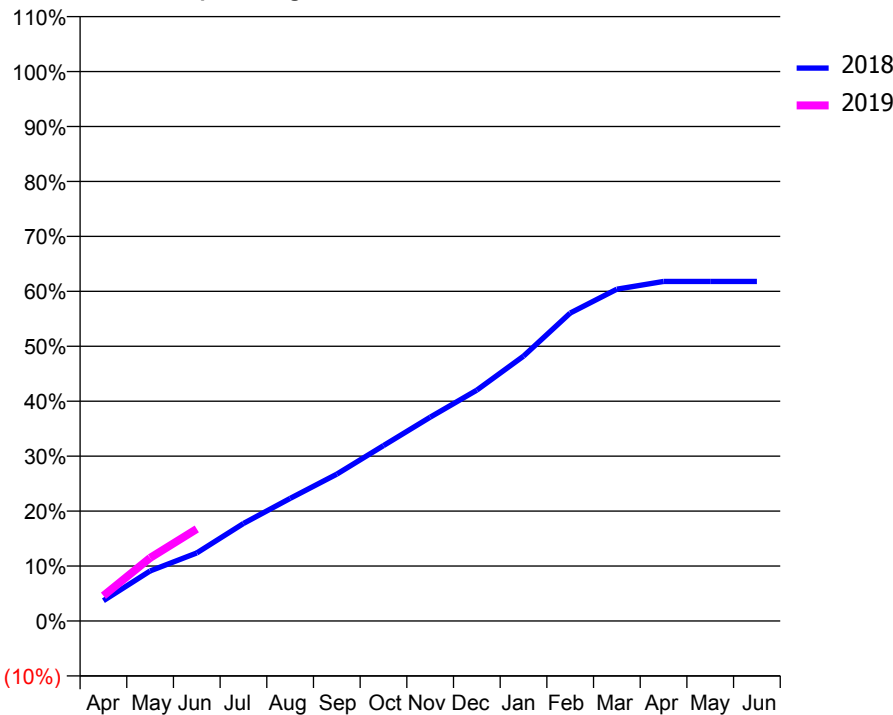
ACCESS*

Patients seen in 24 months	Total	Change since previous quarter
Quarter ending June 2017	6,453	
Quarter ending September 2017	6,224	↓
Quarter ending December 2017	5,990	↓
Quarter ending March 2018	5,853	↓
Quarter ending June 2018	5,787	↓
Variance since June 2017	(10.3%)	↓



ACTIVITY

Cumulative percentage of contracted UDA delivered 2018 & 2019



Month	Adjusted Scheduled Activity (UDA)	
	2018	2019
April	775	963
May	1,915	2,411
June	2,602	3,519
July	3,725	
August	4,687	
September	5,613	
October	6,704	
November	7,792	
December	8,823	
January	10,124	
February	11,768	
March	12,682	
April	12,977	
May	12,978	
June	12,979	

QUALITY

	Quantity	Base Number	Contract	AT	Region	England
% of FP17s for the same patient ID Re-attending within 3 months - Children	23	414	5.6%	10.7%	11.3%	11.5%
% of FP17s for the same patient ID Re-attending within 3 months - Adults	134	1,392	9.6%	14.0%	14.9%	15.4%
% of FP17s for the same patient ID Re-attending between 3 & 9 months - Children	226	414	54.6%	59.8%	60.0%	58.9%
% of FP17s for the same patient ID Re-attending between 3 & 9 months - Adults	495	1,392	35.6%	49.6%	52.6%	51.6%
% of FP17s for Band 1 Urgent Courses	97	1,629	6.0%	9.0%	7.9%	8.9%
% of FP17s Relating to Free Repair or Replacements	3	1,629	0.2%	0.7%	0.8%	0.8%
% of FP17s Relating to Continuations	21	1,629	1.3%	1.0%	0.9%	0.9%
% of Patients satisfied with the dentistry they have received	5	5	N/A	93.6%	93.2%	93.2%
% of Patients satisfied with the time they had to wait for an appointment	3	5	N/A	87.9%	89.1%	88.8%

* This is based on patients treated on this contract for their most recent course of treatment. Figures in italics indicate the base number of FP17s or Patient Questionnaire responses are less than 100. N/A is shown where the base number of responses is less than 10 during the period. % is calculated as Quantity/Base number*100

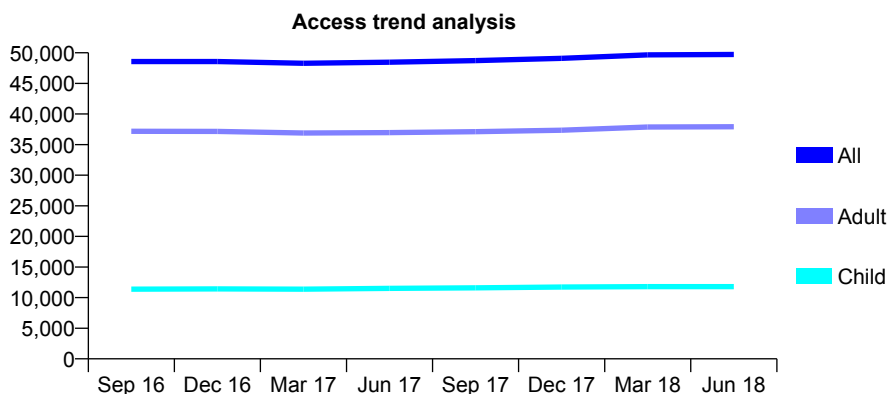
Q56 - Vital Signs At a Glance Contract Report for 101370/0004 - June 2018

Name or company name	Petrie Tucker & Partners Ltd
Contract type name	GDS Contract
Purpose of contract	General
Contract start date	01/04/2006
Contract end date	

18/19 Contracted general activity (UDA)	144,576
Carry forward general activity (UDA)	0
18/19 Contracted orthodontic activity (UOA)	0
Carry forward orthodontic activity (UOA)	0
Baseline contract value	£3,742,506.98

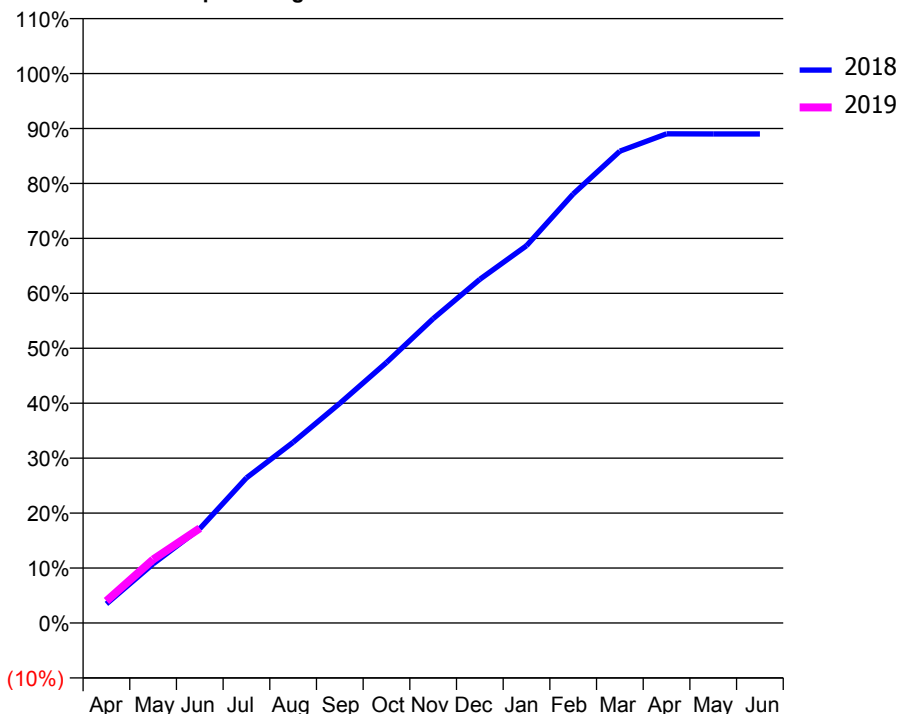
ACCESS*

Patients seen in 24 months	Total	Change since previous quarter
Quarter ending June 2017	48,472	
Quarter ending September 2017	48,724	→
Quarter ending December 2017	49,086	→
Quarter ending March 2018	49,663	→
Quarter ending June 2018	49,724	→
Variance since June 2017	2.6%	↑



ACTIVITY

Cumulative percentage of contracted UDA delivered 2018 & 2019



Month	Adjusted Scheduled Activity (UDA)	
	2018	2019
April	5,041	5,815
May	15,543	16,702
June	24,823	24,941
July	38,197	
August	47,557	
September	57,797	
October	68,528	
November	80,094	
December	90,417	
January	99,272	
February	112,888	
March	124,158	
April	128,693	
May	128,660	
June	128,658	

QUALITY

	Quantity	Base Number	Contract	AT	Region	England
% of FP17s for the same patient ID Re-attending within 3 months - Children	206	3,973	5.2%	10.7%	11.3%	11.5%
% of FP17s for the same patient ID Re-attending within 3 months - Adults	1,001	10,999	9.1%	14.0%	14.9%	15.4%
% of FP17s for the same patient ID Re-attending between 3 & 9 months - Children	2,473	3,973	62.2%	59.8%	60.0%	58.9%
% of FP17s for the same patient ID Re-attending between 3 & 9 months - Adults	5,565	10,999	50.6%	49.6%	52.6%	51.6%
% of FP17s for Band 1 Urgent Courses	416	12,905	3.2%	9.0%	7.9%	8.9%
% of FP17s Relating to Free Repair or Replacements	87	12,905	0.7%	0.7%	0.8%	0.8%
% of FP17s Relating to Continuations	215	12,905	1.7%	1.0%	0.9%	0.9%
% of Patients satisfied with the dentistry they have received	37	40	92.5%	93.6%	93.2%	93.2%
% of Patients satisfied with the time they had to wait for an appointment	37	40	92.5%	87.9%	89.1%	88.8%

* This is based on patients treated on this contract for their most recent course of treatment. Figures in italics indicate the base number of FP17s or Patient Questionnaire responses are less than 100. N/A is shown where the base number of responses is less than 10 during the period. % is calculated as Quantity/Base number*100

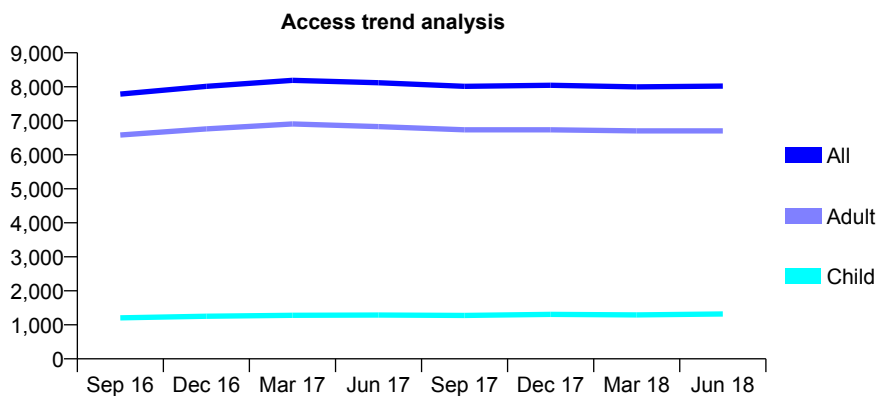
Q56 - Vital Signs At a Glance Contract Report for 101435/0009 - June 2018

Name or company name	IDH Limited
Contract type name	GDS Contract
Purpose of contract	General
Contract start date	01/04/2006
Contract end date	

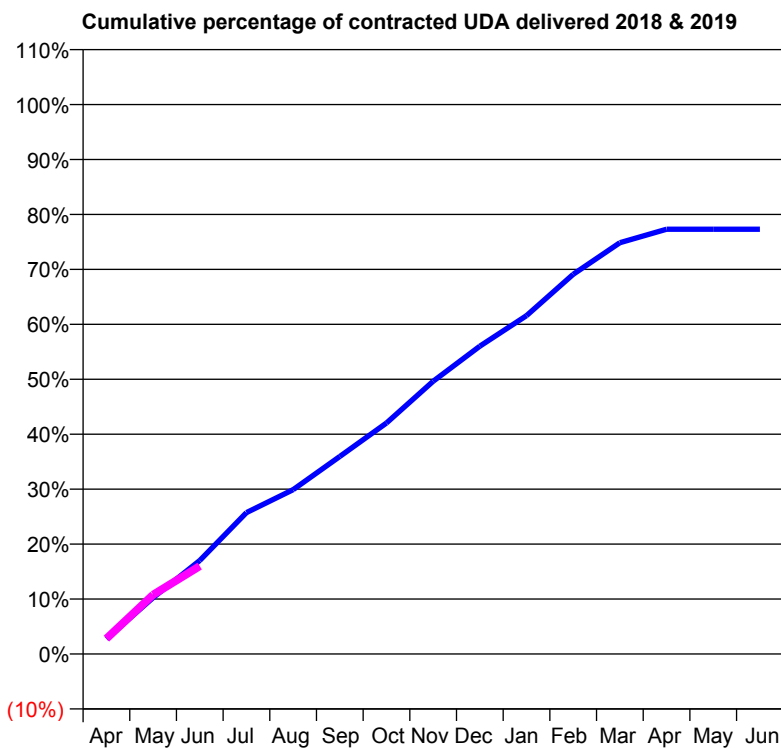
18/19 Contracted general activity (UDA)	25,917
Carry forward general activity (UDA)	0
18/19 Contracted orthodontic activity (UOA)	0
Carry forward orthodontic activity (UOA)	0
Baseline contract value	£567,331.05

ACCESS*

Patients seen in 24 months	Total	Change since previous quarter
Quarter ending June 2017	8,118	
Quarter ending September 2017	8,014	↓
Quarter ending December 2017	8,045	→
Quarter ending March 2018	7,997	→
Quarter ending June 2018	8,020	→
Variance since June 2017	(1.2%)	↓



ACTIVITY



Month	Adjusted Scheduled Activity (UDA)	
	2018	2019
April	716	728
May	2,654	2,793
June	4,411	4,145
July	6,673	
August	7,752	
September	9,320	
October	10,896	
November	12,865	
December	14,521	
January	15,957	
February	17,907	
March	19,400	
April	20,034	
May	20,034	
June	20,034	

QUALITY

	Quantity	Base Number	Contract	AT	Region	England
% of FP17s for the same patient ID Re-attending within 3 months - Children	16	420	3.8%	10.7%	11.3%	11.5%
% of FP17s for the same patient ID Re-attending within 3 months - Adults	290	1,954	14.8%	14.0%	14.9%	15.4%
% of FP17s for the same patient ID Re-attending between 3 & 9 months - Children	216	420	51.4%	59.8%	60.0%	58.9%
% of FP17s for the same patient ID Re-attending between 3 & 9 months - Adults	800	1,954	40.9%	49.6%	52.6%	51.6%
% of FP17s for Band 1 Urgent Courses	159	2,065	7.7%	9.0%	7.9%	8.9%
% of FP17s Relating to Free Repair or Replacements	8	2,065	0.4%	0.7%	0.8%	0.8%
% of FP17s Relating to Continuations	44	2,065	2.1%	1.0%	0.9%	0.9%
% of Patients satisfied with the dentistry they have received	5	6	N/A	93.6%	93.2%	93.2%
% of Patients satisfied with the time they had to wait for an appointment	5	6	N/A	87.9%	89.1%	88.8%

* This is based on patients treated on this contract for their most recent course of treatment. Figures in italics indicate the base number of FP17s or Patient Questionnaire responses are less than 100. N/A is shown where the base number of responses is less than 10 during the period. % is calculated as Quantity/Base number*100

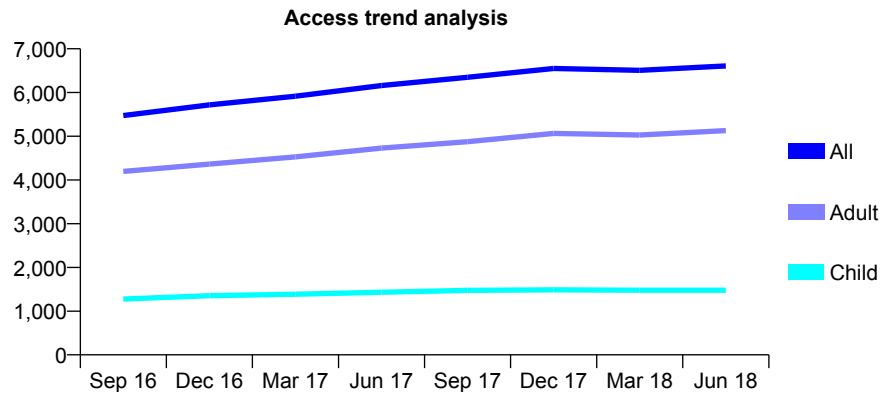
Q56 - Vital Signs At a Glance Contract Report for 101435/0010 - June 2018

Name or company name	IDH Limited
Contract type name	GDS Contract
Purpose of contract	General
Contract start date	01/04/2006
Contract end date	

18/19 Contracted general activity (UDA)	21,213
Carry forward general activity (UDA)	0
18/19 Contracted orthodontic activity (UOA)	0
Carry forward orthodontic activity (UOA)	0
Baseline contract value	£616,013.29

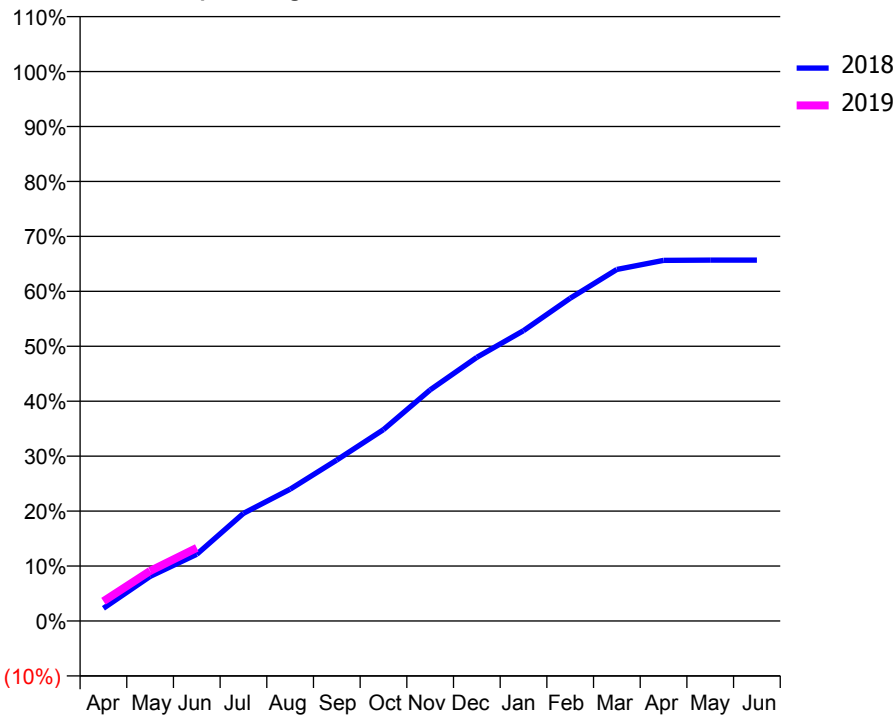
ACCESS*

Patients seen in 24 months	Total	Change since previous quarter
Quarter ending June 2017	6,161	
Quarter ending September 2017	6,349	↑
Quarter ending December 2017	6,551	↑
Quarter ending March 2018	6,507	→
Quarter ending June 2018	6,607	→
Variance since June 2017	7.2%	↑



ACTIVITY

Cumulative percentage of contracted UDA delivered 2018 & 2019



Month	Adjusted Scheduled Activity (UDA)	
	2018	2019
April	490	767
May	1,721	1,935
June	2,578	2,826
July	4,158	
August	5,087	
September	6,216	
October	7,387	
November	8,922	
December	10,180	
January	11,212	
February	12,459	
March	13,571	
April	13,922	
May	13,934	
June	13,931	

QUALITY

	Quantity	Base Number	Contract	AT	Region	England
% of FP17s for the same patient ID Re-attending within 3 months - Children	14	432	3.2%	10.7%	11.3%	11.5%
% of FP17s for the same patient ID Re-attending within 3 months - Adults	92	1,253	7.3%	14.0%	14.9%	15.4%
% of FP17s for the same patient ID Re-attending between 3 & 9 months - Children	204	432	47.2%	59.8%	60.0%	58.9%
% of FP17s for the same patient ID Re-attending between 3 & 9 months - Adults	503	1,253	40.1%	49.6%	52.6%	51.6%
% of FP17s for Band 1 Urgent Courses	78	1,517	5.1%	9.0%	7.9%	8.9%
% of FP17s Relating to Free Repair or Replacements	15	1,517	1.0%	0.7%	0.8%	0.8%
% of FP17s Relating to Continuations	14	1,517	0.9%	1.0%	0.9%	0.9%
% of Patients satisfied with the dentistry they have received	3	4	N/A	93.6%	93.2%	93.2%
% of Patients satisfied with the time they had to wait for an appointment	4	4	N/A	87.9%	89.1%	88.8%

* This is based on patients treated on this contract for their most recent course of treatment. Figures in italics indicate the base number of FP17s or Patient Questionnaire responses are less than 100. N/A is shown where the base number of responses is less than 10 during the period. % is calculated as Quantity/Base number*100

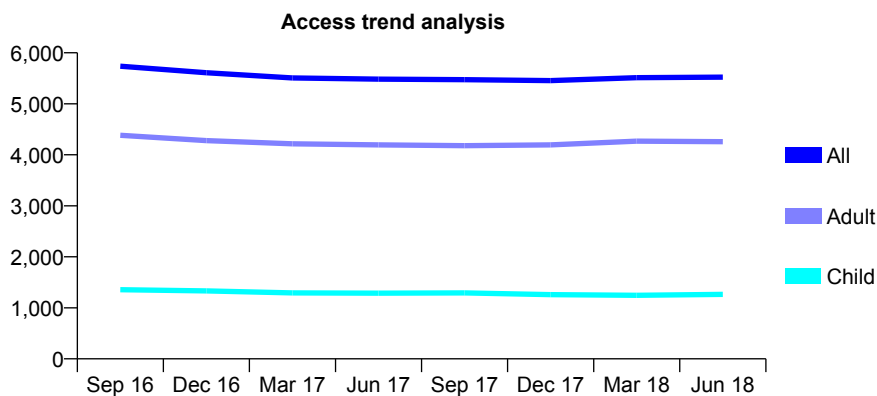
Q56 - Vital Signs At a Glance Contract Report for 101435/0011 - June 2018

Name or company name	IDH Limited
Contract type name	GDS Contract
Purpose of contract	General
Contract start date	01/04/2006
Contract end date	

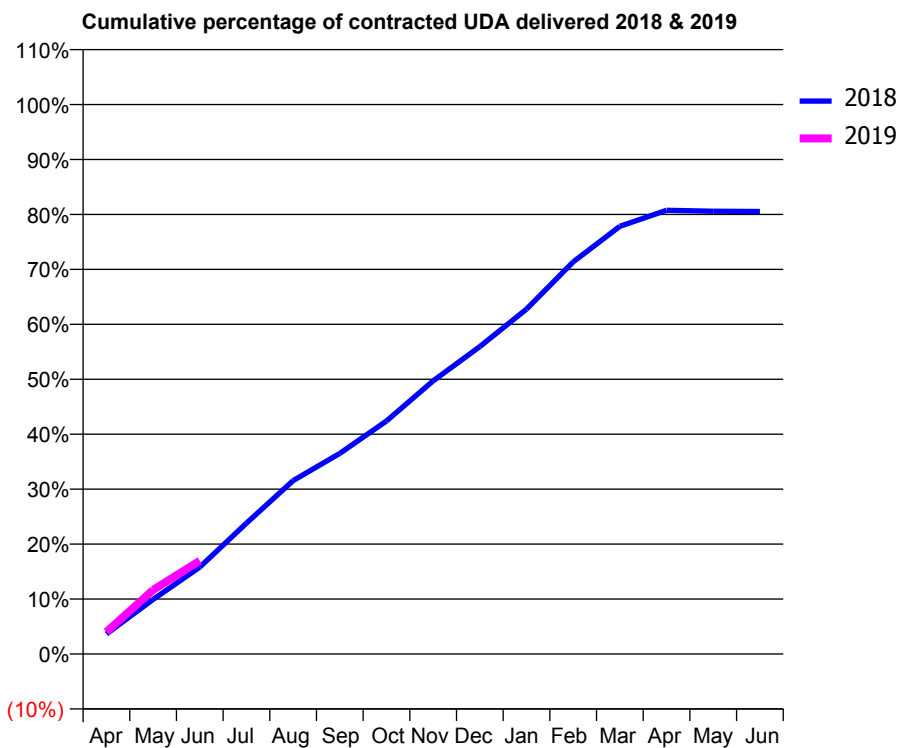
18/19 Contracted general activity (UDA)	15,130
Carry forward general activity (UDA)	0
18/19 Contracted orthodontic activity (UOA)	0
Carry forward orthodontic activity (UOA)	0
Baseline contract value	£342,826.75

ACCESS*

Patients seen in 24 months	Total	Change since previous quarter
Quarter ending June 2017	5,483	
Quarter ending September 2017	5,474	→
Quarter ending December 2017	5,455	→
Quarter ending March 2018	5,512	→
Quarter ending June 2018	5,523	→
Variance since June 2017	0.7%	→



ACTIVITY



Month	Adjusted Scheduled Activity (UDA)	
	2018	2019
April	553	609
May	1,503	1,763
June	2,393	2,567
July	3,603	
August	4,776	
September	5,522	
October	6,417	
November	7,520	
December	8,465	
January	9,496	
February	10,798	
March	11,775	
April	12,215	
May	12,191	
June	12,184	

QUALITY

	Quantity	Base Number	Contract	AT	Region	England
% of FP17s for the same patient ID Re-attending within 3 months - Children	13	439	3.0%	10.7%	11.3%	11.5%
% of FP17s for the same patient ID Re-attending within 3 months - Adults	68	1,108	6.1%	14.0%	14.9%	15.4%
% of FP17s for the same patient ID Re-attending between 3 & 9 months - Children	274	439	62.4%	59.8%	60.0%	58.9%
% of FP17s for the same patient ID Re-attending between 3 & 9 months - Adults	314	1,108	28.3%	49.6%	52.6%	51.6%
% of FP17s for Band 1 Urgent Courses	45	1,347	3.3%	9.0%	7.9%	8.9%
% of FP17s Relating to Free Repair or Replacements	3	1,347	0.2%	0.7%	0.8%	0.8%
% of FP17s Relating to Continuations	13	1,347	1.0%	1.0%	0.9%	0.9%
% of Patients satisfied with the dentistry they have received	4	4	N/A	93.6%	93.2%	93.2%
% of Patients satisfied with the time they had to wait for an appointment	4	4	N/A	87.9%	89.1%	88.8%

* This is based on patients treated on this contract for their most recent course of treatment. Figures in italics indicate the base number of FP17s or Patient Questionnaire responses are less than 100. N/A is shown where the base number of responses is less than 10 during the period. % is calculated as Quantity/Base number*100

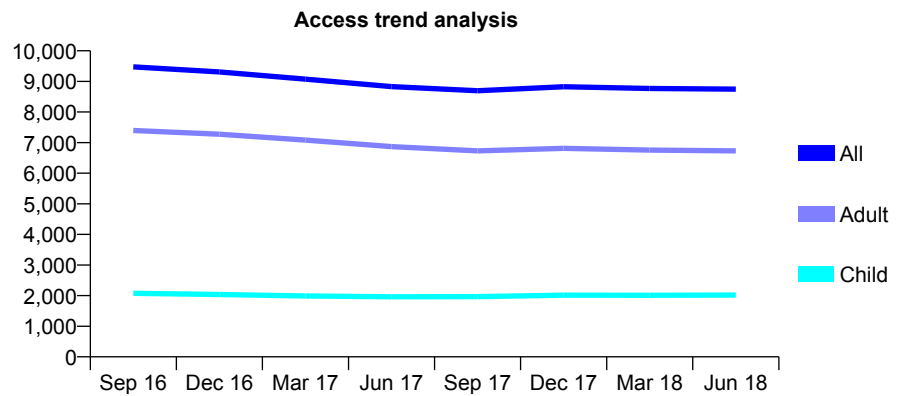
Q56 - Vital Signs At a Glance Contract Report for 101435/0017 - June 2018

Name or company name	IDH Limited
Contract type name	GDS Contract
Purpose of contract	General
Contract start date	01/04/2006
Contract end date	

18/19 Contracted general activity (UDA)	34,178
Carry forward general activity (UDA)	0
18/19 Contracted orthodontic activity (UOA)	0
Carry forward orthodontic activity (UOA)	0
Baseline contract value	£757,177.68

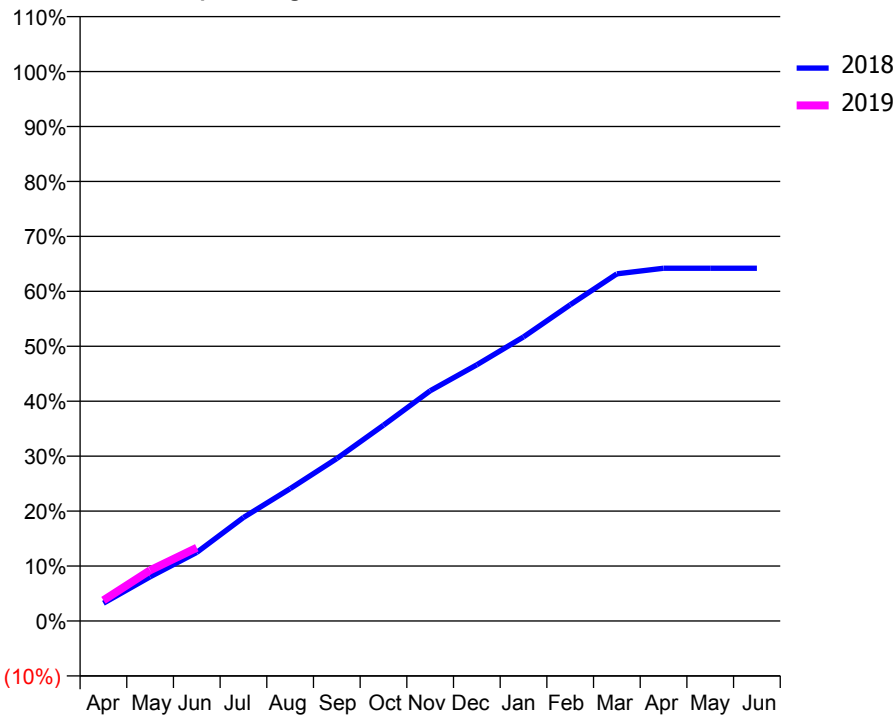
ACCESS*

Patients seen in 24 months	Total	Change since previous quarter
Quarter ending June 2017	8,829	
Quarter ending September 2017	8,696	↓
Quarter ending December 2017	8,827	→
Quarter ending March 2018	8,768	→
Quarter ending June 2018	8,746	→
Variance since June 2017	(0.9%)	→



ACTIVITY

Cumulative percentage of contracted UDA delivered 2018 & 2019



Month	Adjusted Scheduled Activity (UDA)	
	2018	2019
April	1,109	1,290
May	2,751	3,155
June	4,264	4,561
July	6,436	
August	8,229	
September	10,108	
October	12,180	
November	14,320	
December	15,940	
January	17,667	
February	19,671	
March	21,597	
April	21,944	
May	21,944	
June	21,944	

QUALITY

	Quantity	Base Number	Contract	AT	Region	England
% of FP17s for the same patient ID Re-attending within 3 months - Children	25	609	4.1%	10.7%	11.3%	11.5%
% of FP17s for the same patient ID Re-attending within 3 months - Adults	184	1,891	9.7%	14.0%	14.9%	15.4%
% of FP17s for the same patient ID Re-attending between 3 & 9 months - Children	335	609	55.0%	59.8%	60.0%	58.9%
% of FP17s for the same patient ID Re-attending between 3 & 9 months - Adults	931	1,891	49.2%	49.6%	52.6%	51.6%
% of FP17s for Band 1 Urgent Courses	75	2,311	3.2%	9.0%	7.9%	8.9%
% of FP17s Relating to Free Repair or Replacements	14	2,311	0.6%	0.7%	0.8%	0.8%
% of FP17s Relating to Continuations	40	2,311	1.7%	1.0%	0.9%	0.9%
% of Patients satisfied with the dentistry they have received	9	9	N/A	93.6%	93.2%	93.2%
% of Patients satisfied with the time they had to wait for an appointment	8	9	N/A	87.9%	89.1%	88.8%

* This is based on patients treated on this contract for their most recent course of treatment. Figures in italics indicate the base number of FP17s or Patient Questionnaire responses are less than 100. N/A is shown where the base number of responses is less than 10 during the period. % is calculated as Quantity/Base number*100

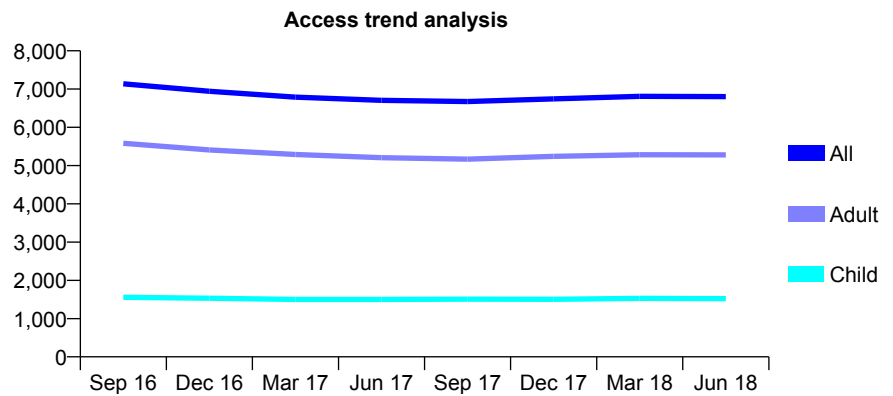
Q56 - Vital Signs At a Glance Contract Report for 101435/0067 - June 2018

Name or company name	IDH Limited
Contract type name	GDS Contract
Purpose of contract	General
Contract start date	19/07/2007
Contract end date	

18/19 Contracted general activity (UDA)	23,462
Carry forward general activity (UDA)	0
18/19 Contracted orthodontic activity (UOA)	0
Carry forward orthodontic activity (UOA)	0
Baseline contract value	£702,088.10

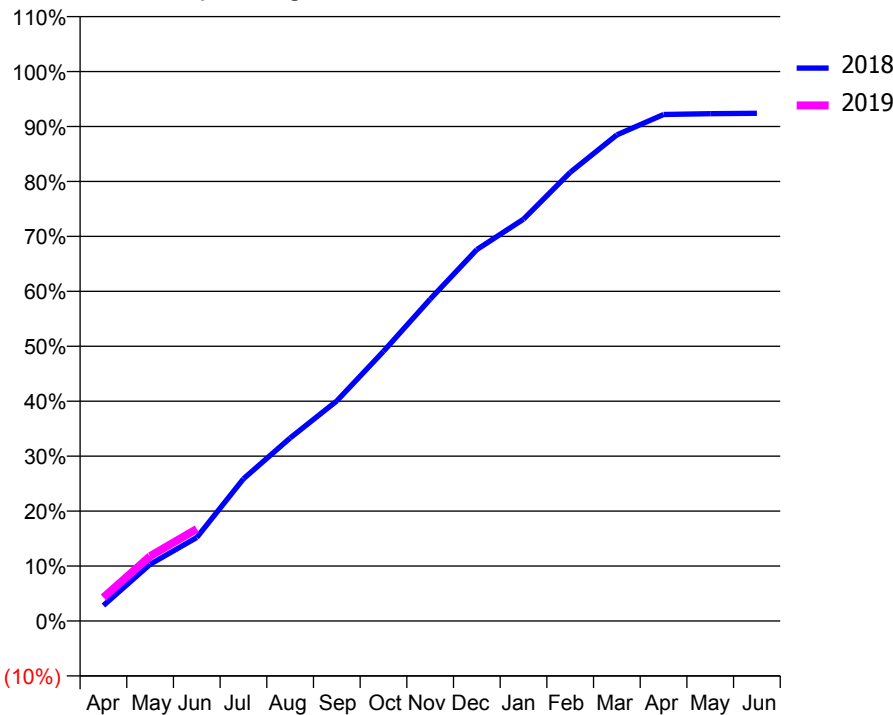
ACCESS*

Patients seen in 24 months	Total	Change since previous quarter
Quarter ending June 2017	6,705	
Quarter ending September 2017	6,675	→
Quarter ending December 2017	6,745	→
Quarter ending March 2018	6,809	→
Quarter ending June 2018	6,801	→
Variance since June 2017	1.4%	→



ACTIVITY

Cumulative percentage of contracted UDA delivered 2018 & 2019



Month	Adjusted Scheduled Activity (UDA)	
	2018	2019
April	661	1,003
May	2,421	2,768
June	3,567	3,932
July	6,070	
August	7,812	
September	9,399	
October	11,513	
November	13,742	
December	15,861	
January	17,157	
February	19,154	
March	20,756	
April	21,629	
May	21,662	
June	21,680	

QUALITY

	Quantity	Base Number	Contract	AT	Region	England
% of FP17s for the same patient ID Re-attending within 3 months - Children	41	505	8.1%	10.7%	11.3%	11.5%
% of FP17s for the same patient ID Re-attending within 3 months - Adults	246	1,494	16.5%	14.0%	14.9%	15.4%
% of FP17s for the same patient ID Re-attending between 3 & 9 months - Children	273	505	54.1%	59.8%	60.0%	58.9%
% of FP17s for the same patient ID Re-attending between 3 & 9 months - Adults	611	1,494	40.9%	49.6%	52.6%	51.6%
% of FP17s for Band 1 Urgent Courses	216	1,647	13.1%	9.0%	7.9%	8.9%
% of FP17s Relating to Free Repair or Replacements	8	1,647	0.5%	0.7%	0.8%	0.8%
% of FP17s Relating to Continuations	47	1,647	2.9%	1.0%	0.9%	0.9%
% of Patients satisfied with the dentistry they have received	7	7	N/A	93.6%	93.2%	93.2%
% of Patients satisfied with the time they had to wait for an appointment	6	7	N/A	87.9%	89.1%	88.8%

* This is based on patients treated on this contract for their most recent course of treatment. Figures in italics indicate the base number of FP17s or Patient Questionnaire responses are less than 100. N/A is shown where the base number of responses is less than 10 during the period. % is calculated as Quantity/Base number*100

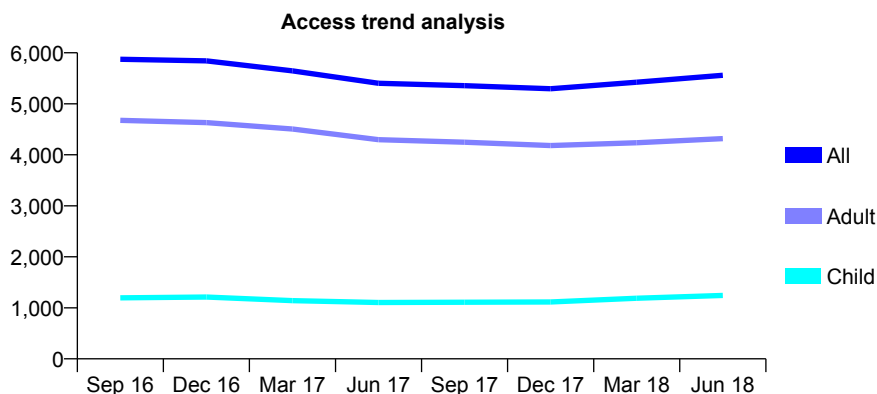
Q56 - Vital Signs At a Glance Contract Report for 101435/0099 - June 2018

Name or company name	IDH Limited
Contract type name	GDS Contract
Purpose of contract	General
Contract start date	01/06/2008
Contract end date	

18/19 Contracted general activity (UDA)	18,600
Carry forward general activity (UDA)	0
18/19 Contracted orthodontic activity (UOA)	0
Carry forward orthodontic activity (UOA)	0
Baseline contract value	£496,329.35

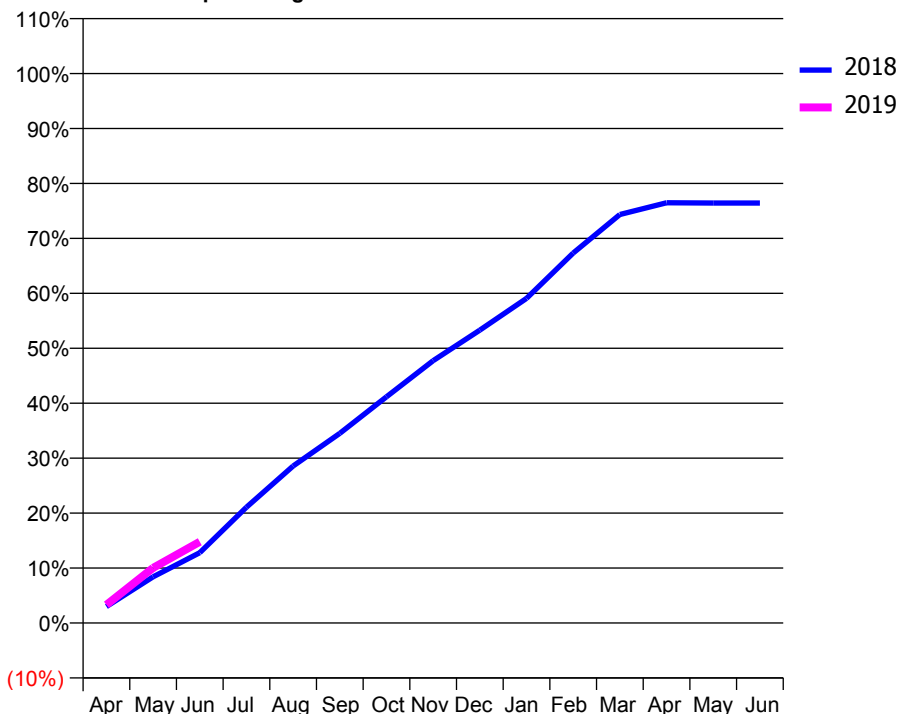
ACCESS*

Patients seen in 24 months	Total	Change since previous quarter
Quarter ending June 2017	5,403	
Quarter ending September 2017	5,355	→
Quarter ending December 2017	5,295	↓
Quarter ending March 2018	5,424	↑
Quarter ending June 2018	5,560	↑
Variance since June 2017	2.9%	↑



ACTIVITY

Cumulative percentage of contracted UDA delivered 2018 & 2019



Month	Adjusted Scheduled Activity (UDA)	
	2018	2019
April	556	616
May	1,563	1,864
June	2,381	2,751
July	3,919	
August	5,315	
September	6,421	
October	7,656	
November	8,881	
December	9,915	
January	10,988	
February	12,525	
March	13,826	
April	14,226	
May	14,215	
June	14,215	

QUALITY

	Quantity	Base Number	Contract	AT	Region	England
% of FP17s for the same patient ID Re-attending within 3 months - Children	10	389	2.6%	10.7%	11.3%	11.5%
% of FP17s for the same patient ID Re-attending within 3 months - Adults	94	1,100	8.5%	14.0%	14.9%	15.4%
% of FP17s for the same patient ID Re-attending between 3 & 9 months - Children	198	389	50.9%	59.8%	60.0%	58.9%
% of FP17s for the same patient ID Re-attending between 3 & 9 months - Adults	425	1,100	38.6%	49.6%	52.6%	51.6%
% of FP17s for Band 1 Urgent Courses	105	1,326	7.9%	9.0%	7.9%	8.9%
% of FP17s Relating to Free Repair or Replacements	5	1,326	0.4%	0.7%	0.8%	0.8%
% of FP17s Relating to Continuations	6	1,326	0.5%	1.0%	0.9%	0.9%
% of Patients satisfied with the dentistry they have received	3	3	N/A	93.6%	93.2%	93.2%
% of Patients satisfied with the time they had to wait for an appointment	2	3	N/A	87.9%	89.1%	88.8%

* This is based on patients treated on this contract for their most recent course of treatment. Figures in italics indicate the base number of FP17s or Patient Questionnaire responses are less than 100. N/A is shown where the base number of responses is less than 10 during the period. % is calculated as Quantity/Base number*100

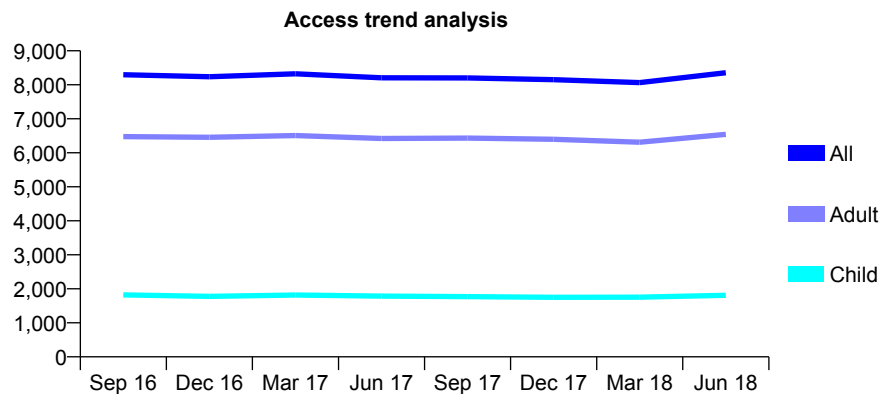
Q56 - Vital Signs At a Glance Contract Report for 101435/0100 - June 2018

Name or company name	IDH Limited
Contract type name	GDS Contract
Purpose of contract	General
Contract start date	01/06/2008
Contract end date	

18/19 Contracted general activity (UDA)	22,891
Carry forward general activity (UDA)	0
18/19 Contracted orthodontic activity (UOA)	0
Carry forward orthodontic activity (UOA)	0
Baseline contract value	£556,249.80

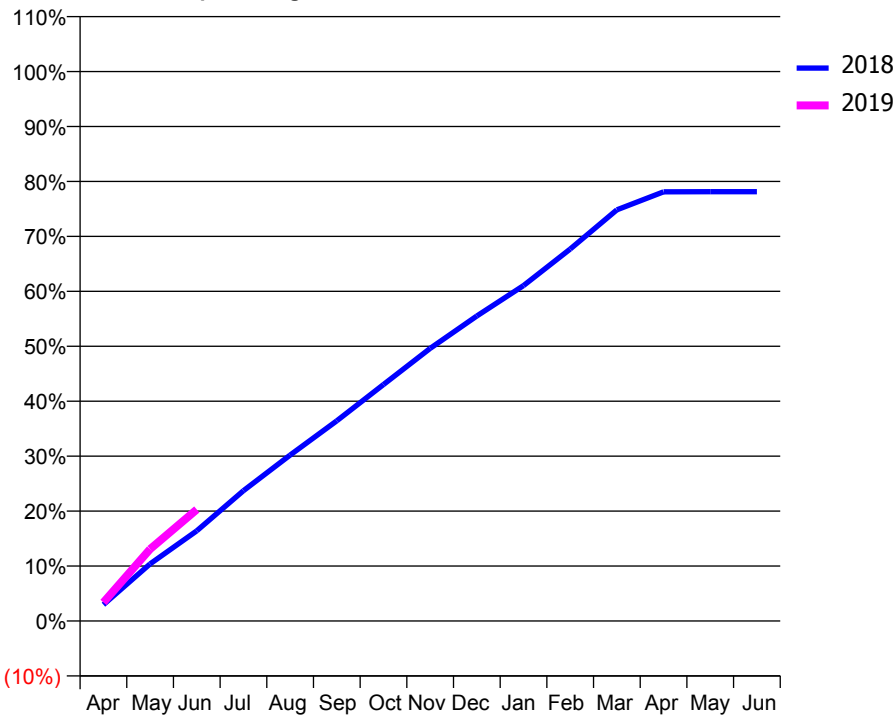
ACCESS*

Patients seen in 24 months	Total	Change since previous quarter
Quarter ending June 2017	8,207	
Quarter ending September 2017	8,201	→
Quarter ending December 2017	8,150	→
Quarter ending March 2018	8,066	↓
Quarter ending June 2018	8,354	↑
Variance since June 2017	1.8%	→



ACTIVITY

Cumulative percentage of contracted UDA delivered 2018 & 2019



Month	Adjusted Scheduled Activity (UDA)	
	2018	2019
April	680	775
May	2,378	3,000
June	3,761	4,646
July	5,430	
August	6,912	
September	8,338	
October	9,851	
November	11,354	
December	12,707	
January	13,976	
February	15,495	
March	17,129	
April	17,880	
May	17,884	
June	17,884	

QUALITY

	Quantity	Base Number	Contract	AT	Region	England
% of FP17s for the same patient ID Re-attending within 3 months - Children	26	652	4.0%	10.7%	11.3%	11.5%
% of FP17s for the same patient ID Re-attending within 3 months - Adults	238	2,134	11.2%	14.0%	14.9%	15.4%
% of FP17s for the same patient ID Re-attending between 3 & 9 months - Children	261	652	40.0%	59.8%	60.0%	58.9%
% of FP17s for the same patient ID Re-attending between 3 & 9 months - Adults	491	2,134	23.0%	49.6%	52.6%	51.6%
% of FP17s for Band 1 Urgent Courses	125	2,459	5.1%	9.0%	7.9%	8.9%
% of FP17s Relating to Free Repair or Replacements	28	2,459	1.1%	0.7%	0.8%	0.8%
% of FP17s Relating to Continuations	55	2,459	2.2%	1.0%	0.9%	0.9%
% of Patients satisfied with the dentistry they have received	6	6	N/A	93.6%	93.2%	93.2%
% of Patients satisfied with the time they had to wait for an appointment	5	6	N/A	87.9%	89.1%	88.8%

* This is based on patients treated on this contract for their most recent course of treatment. Figures in italics indicate the base number of FP17s or Patient Questionnaire responses are less than 100. N/A is shown where the base number of responses is less than 10 during the period. % is calculated as Quantity/Base number*100

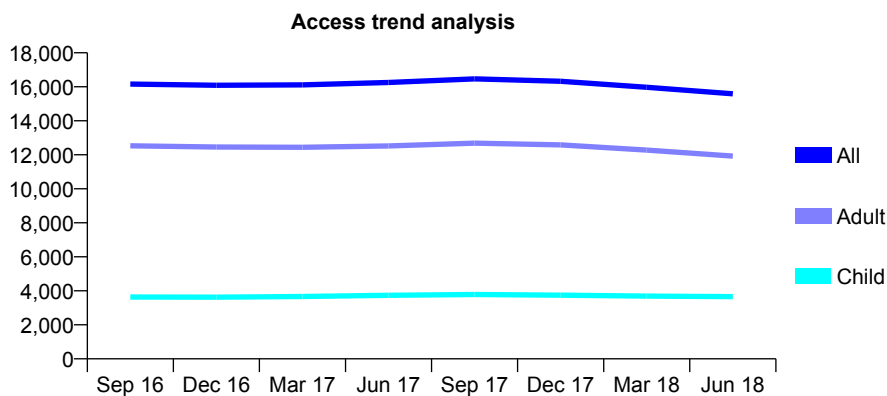
Q56 - Vital Signs At a Glance Contract Report for 101435/0114 - June 2018

Name or company name	IDH Limited
Contract type name	GDS Contract
Purpose of contract	General and Orthodontic
Contract start date	01/09/2008
Contract end date	

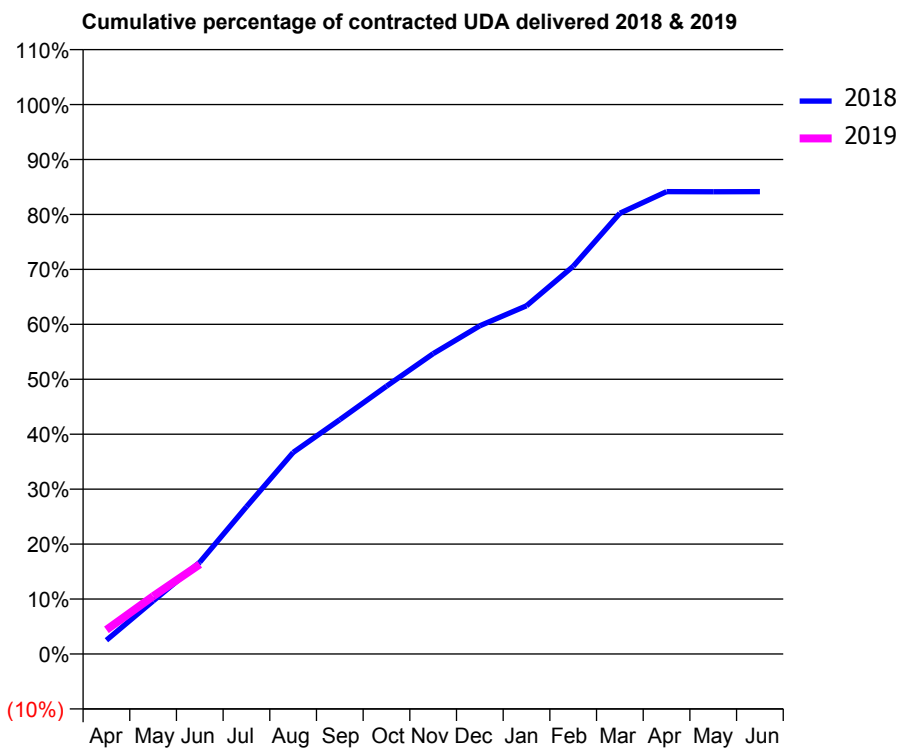
18/19 Contracted general activity (UDA)	41,000
Carry forward general activity (UDA)	0
18/19 Contracted orthodontic activity (UOA)	3,300
Carry forward orthodontic activity (UOA)	0
Baseline contract value	£1,289,654.06

ACCESS*

Patients seen in 24 months	Total	Change since previous quarter
Quarter ending June 2017	16,257	
Quarter ending September 2017	16,470	→
Quarter ending December 2017	16,329	→
Quarter ending March 2018	15,974	↓
Quarter ending June 2018	15,587	↓
Variance since June 2017	(4.1%)	↓



ACTIVITY



Month	Adjusted Scheduled Activity (UDA)	
	2018	2019
April	1,033	1,804
May	3,954	4,318
June	6,848	6,694
July	10,991	
August	15,034	
September	17,481	
October	19,980	
November	22,415	
December	24,491	
January	25,984	
February	28,924	
March	32,889	
April	34,495	
May	34,494	
June	34,498	

QUALITY

	Quantity	Base Number	Contract	AT	Region	England
% of FP17s for the same patient ID Re-attending within 3 months - Children	59	1,194	4.9%	10.7%	11.3%	11.5%
% of FP17s for the same patient ID Re-attending within 3 months - Adults	420	3,304	12.7%	14.0%	14.9%	15.4%
% of FP17s for the same patient ID Re-attending between 3 & 9 months - Children	473	1,194	39.6%	59.8%	60.0%	58.9%
% of FP17s for the same patient ID Re-attending between 3 & 9 months - Adults	927	3,304	28.1%	49.6%	52.6%	51.6%
% of FP17s for Band 1 Urgent Courses	192	3,784	5.1%	9.0%	7.9%	8.9%
% of FP17s Relating to Free Repair or Replacements	24	3,784	0.6%	0.7%	0.8%	0.8%
% of FP17s Relating to Continuations	91	3,784	2.4%	1.0%	0.9%	0.9%
% of Patients satisfied with the dentistry they have received	10	11	90.9%	93.6%	93.2%	93.2%
% of Patients satisfied with the time they had to wait for an appointment	11	11	100.0%	87.9%	89.1%	88.8%

* This is based on patients treated on this contract for their most recent course of treatment. Figures in italics indicate the base number of FP17s or Patient Questionnaire responses are less than 100. N/A is shown where the base number of responses is less than 10 during the period. % is calculated as Quantity/Base number*100

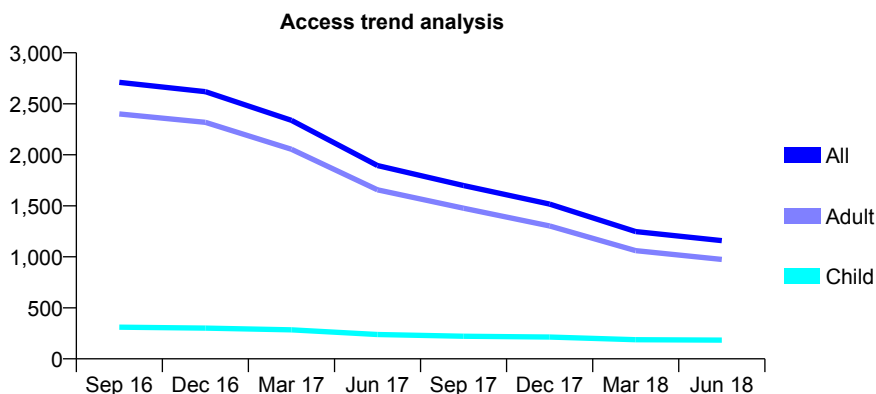
Q56 - Vital Signs At a Glance Contract Report for 101478/0001 - June 2018

Name or company name	CAMBRIDGE UNIVERSITY
Contract type name	PDS Contract
Purpose of contract	General
Contract start date	01/04/2006
Contract end date	30/06/2018

18/19 Contracted general activity (UDA)	970
Carry forward general activity (UDA)	0
18/19 Contracted orthodontic activity (UOA)	0
Carry forward orthodontic activity (UOA)	0
Baseline contract value	£27,067.30

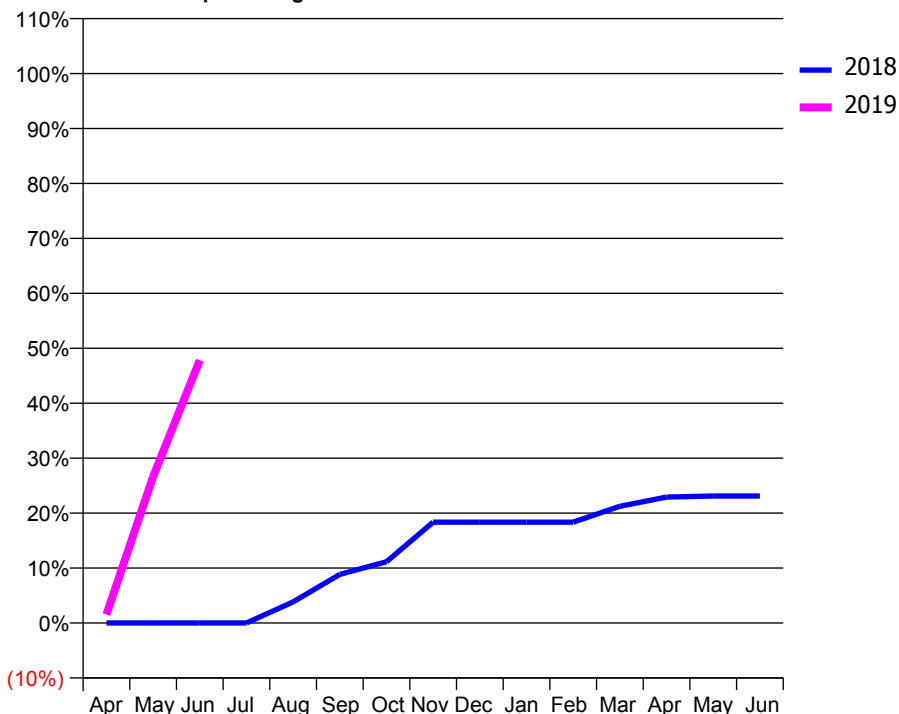
ACCESS*

Patients seen in 24 months	Total	Change since previous quarter
Quarter ending June 2017	1,895	
Quarter ending September 2017	1,699	↓
Quarter ending December 2017	1,517	↓
Quarter ending March 2018	1,248	↓
Quarter ending June 2018	1,159	↓
Variance since June 2017	(38.8%)	↓



ACTIVITY

Cumulative percentage of contracted UDA delivered 2018 & 2019



Adjusted Scheduled Activity (UDA)

Month	2018	2019
April	0	15
May	0	258
June	0	464
July	0	
August	149	
September	343	
October	432	
November	712	
December	712	
January	712	
February	712	
March	824	
April	889	
May	896	
June	896	

QUALITY

	Quantity	Base Number	Contract	AT	Region	England
% of FP17s for the same patient ID Re-attending within 3 months - Children	1	55	1.8%	10.7%	11.3%	11.5%
% of FP17s for the same patient ID Re-attending within 3 months - Adults	14	247	5.7%	14.0%	14.9%	15.4%
% of FP17s for the same patient ID Re-attending between 3 & 9 months - Children	16	55	29.1%	59.8%	60.0%	58.9%
% of FP17s for the same patient ID Re-attending between 3 & 9 months - Adults	35	247	14.2%	49.6%	52.6%	51.6%
% of FP17s for Band 1 Urgent Courses	39	254	15.4%	9.0%	7.9%	8.9%
% of FP17s Relating to Free Repair or Replacements	0	254	0.0%	0.7%	0.8%	0.8%
% of FP17s Relating to Continuations	2	254	0.8%	1.0%	0.9%	0.9%
% of Patients satisfied with the dentistry they have received	0	0	N/A	93.6%	93.2%	93.2%
% of Patients satisfied with the time they had to wait for an appointment	0	0	N/A	87.9%	89.1%	88.8%

* This is based on patients treated on this contract for their most recent course of treatment. Figures in italics indicate the base number of FP17s or Patient Questionnaire responses are less than 100. N/A is shown where the base number of responses is less than 10 during the period. % is calculated as Quantity/Base number*100

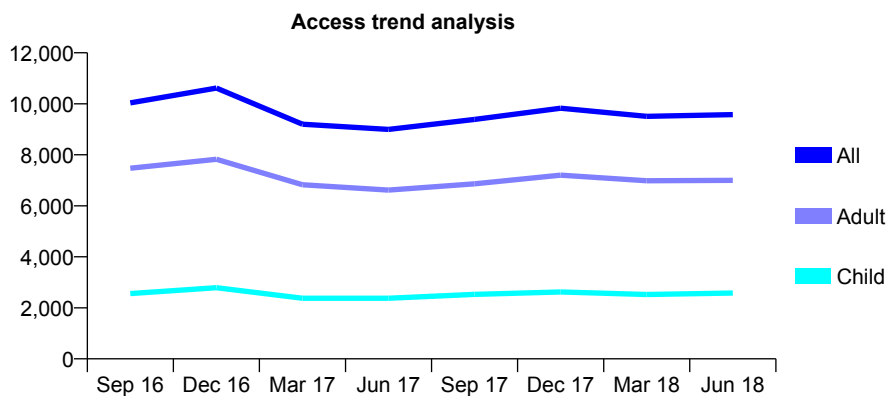
Q56 - Vital Signs At a Glance Contract Report for 101931/0001 - June 2018

Name or company name	Histon Dental Surgery
Contract type name	GDS Contract
Purpose of contract	General
Contract start date	01/04/2007
Contract end date	

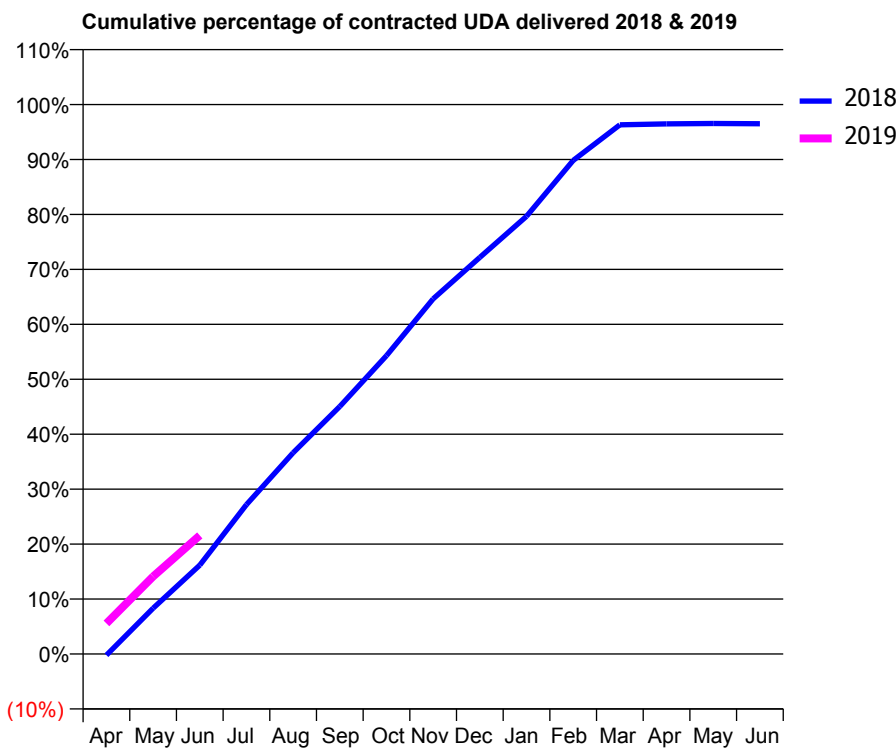
18/19 Contracted general activity (UDA)	22,500
Carry forward general activity (UDA)	0
18/19 Contracted orthodontic activity (UOA)	0
Carry forward orthodontic activity (UOA)	0
Baseline contract value	£711,143.14

ACCESS*

Patients seen in 24 months	Total	Change since previous quarter
Quarter ending June 2017	8,995	
Quarter ending September 2017	9,390	↑
Quarter ending December 2017	9,825	↑
Quarter ending March 2018	9,506	↓
Quarter ending June 2018	9,578	→
Variance since June 2017	6.5%	↑



ACTIVITY



Month	Adjusted Scheduled Activity (UDA)	
	2018	2019
April	-52	1,253
May	1,877	3,175
June	3,638	4,858
July	6,116	
August	8,245	
September	10,139	
October	12,215	
November	14,541	
December	16,240	
January	17,923	
February	20,210	
March	21,671	
April	21,706	
May	21,725	
June	21,711	

QUALITY

	Quantity	Base Number	Contract	AT	Region	England
% of FP17s for the same patient ID Re-attending within 3 months - Children	32	805	4.0%	10.7%	11.3%	11.5%
% of FP17s for the same patient ID Re-attending within 3 months - Adults	174	2,016	8.6%	14.0%	14.9%	15.4%
% of FP17s for the same patient ID Re-attending between 3 & 9 months - Children	419	805	52.0%	59.8%	60.0%	58.9%
% of FP17s for the same patient ID Re-attending between 3 & 9 months - Adults	1,073	2,016	53.2%	49.6%	52.6%	51.6%
% of FP17s for Band 1 Urgent Courses	213	2,802	7.6%	9.0%	7.9%	8.9%
% of FP17s Relating to Free Repair or Replacements	27	2,802	1.0%	0.7%	0.8%	0.8%
% of FP17s Relating to Continuations	15	2,802	0.5%	1.0%	0.9%	0.9%
% of Patients satisfied with the dentistry they have received	4	4	N/A	93.6%	93.2%	93.2%
% of Patients satisfied with the time they had to wait for an appointment	4	4	N/A	87.9%	89.1%	88.8%

* This is based on patients treated on this contract for their most recent course of treatment. Figures in italics indicate the base number of FP17s or Patient Questionnaire responses are less than 100. N/A is shown where the base number of responses is less than 10 during the period. % is calculated as Quantity/Base number*100

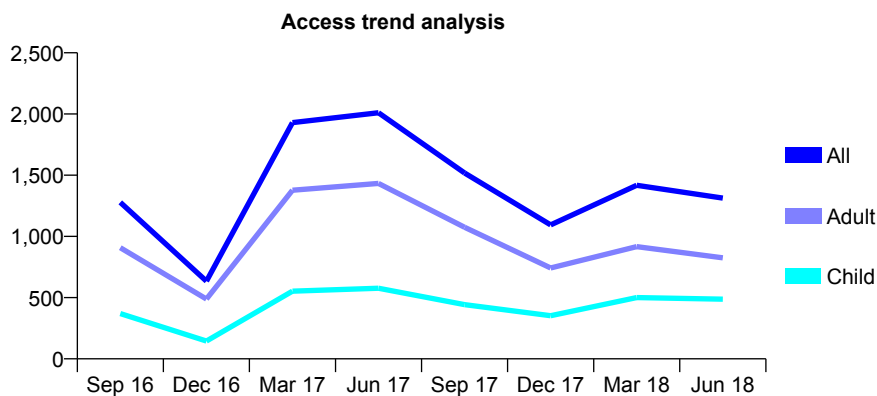
Q56 - Vital Signs At a Glance Contract Report for 101931/0002 - June 2018

Name or company name	Histon Dental Surgery
Contract type name	GDS Contract
Purpose of contract	General
Contract start date	01/04/2013
Contract end date	

18/19 Contracted general activity (UDA)	3,625
Carry forward general activity (UDA)	0
18/19 Contracted orthodontic activity (UOA)	0
Carry forward orthodontic activity (UOA)	0
Baseline contract value	£98,889.39

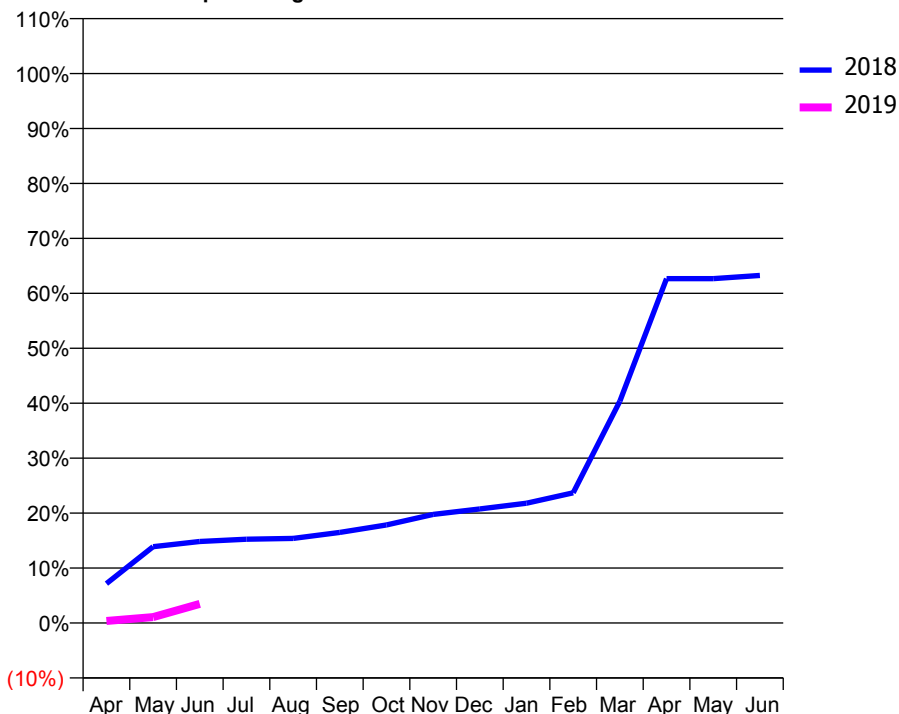
ACCESS*

Patients seen in 24 months	Total	Change since previous quarter
Quarter ending June 2017	2,010	
Quarter ending September 2017	1,518	↓
Quarter ending December 2017	1,094	↓
Quarter ending March 2018	1,418	↑
Quarter ending June 2018	1,313	↓
Variance since June 2017	(34.7%)	↓



ACTIVITY

Cumulative percentage of contracted UDA delivered 2018 & 2019



Adjusted Scheduled Activity (UDA)		
Month	2018	2019
April	260	14
May	503	39
June	538	126
July	553	
August	558	
September	598	
October	647	
November	716	
December	753	
January	791	
February	859	
March	1,463	
April	2,272	
May	2,272	
June	2,293	

QUALITY

	Quantity	Base Number	Contract	AT	Region	England
% of FP17s for the same patient ID Re-attending within 3 months - Children	2	219	0.9%	10.7%	11.3%	11.5%
% of FP17s for the same patient ID Re-attending within 3 months - Adults	9	398	2.3%	14.0%	14.9%	15.4%
% of FP17s for the same patient ID Re-attending between 3 & 9 months - Children	19	219	8.7%	59.8%	60.0%	58.9%
% of FP17s for the same patient ID Re-attending between 3 & 9 months - Adults	5	398	1.3%	49.6%	52.6%	51.6%
% of FP17s for Band 1 Urgent Courses	10	96	10.4%	9.0%	7.9%	8.9%
% of FP17s Relating to Free Repair or Replacements	0	96	0.0%	0.7%	0.8%	0.8%
% of FP17s Relating to Continuations	1	96	1.0%	1.0%	0.9%	0.9%
% of Patients satisfied with the dentistry they have received	0	0	N/A	93.6%	93.2%	93.2%
% of Patients satisfied with the time they had to wait for an appointment	0	0	N/A	87.9%	89.1%	88.8%

* This is based on patients treated on this contract for their most recent course of treatment. Figures in italics indicate the base number of FP17s or Patient Questionnaire responses are less than 100. N/A is shown where the base number of responses is less than 10 during the period. % is calculated as Quantity/Base number*100

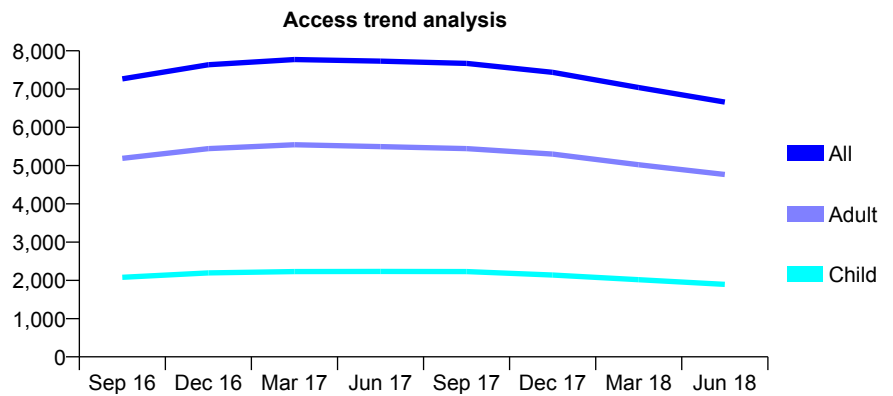
Q56 - Vital Signs At a Glance Contract Report for 102016/0001 - June 2018

Name or company name	The Peterborough Dental Practice Partners
Contract type name	GDS Contract
Purpose of contract	General
Contract start date	01/10/2009
Contract end date	

18/19 Contracted general activity (UDA)	22,500
Carry forward general activity (UDA)	0
18/19 Contracted orthodontic activity (UOA)	0
Carry forward orthodontic activity (UOA)	0
Baseline contract value	£685,950.62

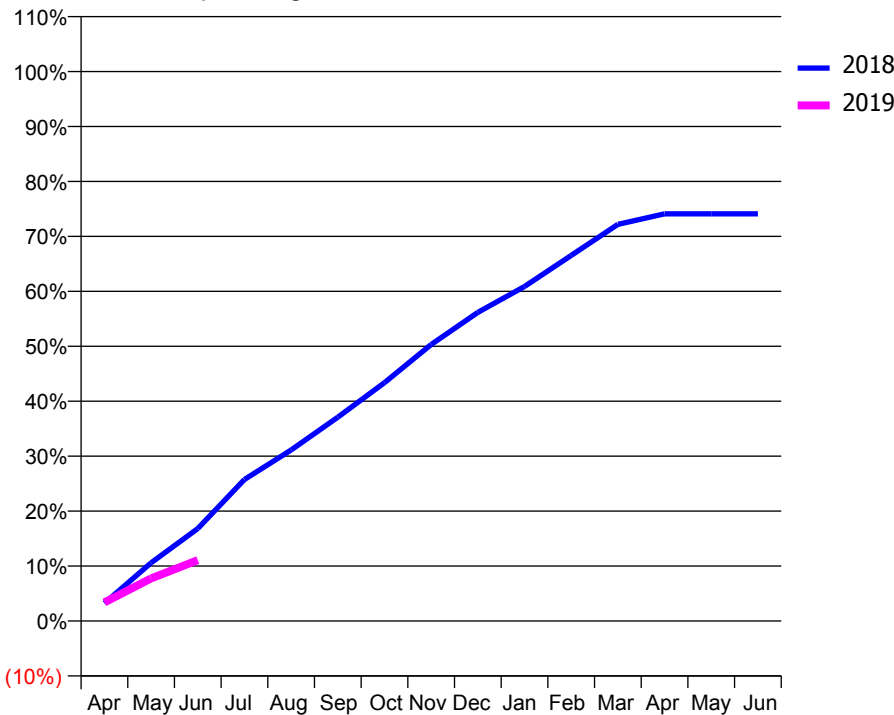
ACCESS*

Patients seen in 24 months	Total	Change since previous quarter
Quarter ending June 2017	7,730	
Quarter ending September 2017	7,672	→
Quarter ending December 2017	7,438	↓
Quarter ending March 2018	7,041	↓
Quarter ending June 2018	6,660	↓
Variance since June 2017	(13.8%)	↓



ACTIVITY

Cumulative percentage of contracted UDA delivered 2018 & 2019



Month	Adjusted Scheduled Activity (UDA)	
	2018	2019
April	729	762
May	2,382	1,746
June	3,785	2,490
July	5,798	
August	7,001	
September	8,347	
October	9,762	
November	11,320	
December	12,637	
January	13,698	
February	14,968	
March	16,242	
April	16,674	
May	16,674	
June	16,674	

QUALITY

	Quantity	Base Number	Contract	AT	Region	England
% of FP17s for the same patient ID Re-attending within 3 months - Children	19	400	4.8%	10.7%	11.3%	11.5%
% of FP17s for the same patient ID Re-attending within 3 months - Adults	107	860	12.4%	14.0%	14.9%	15.4%
% of FP17s for the same patient ID Re-attending between 3 & 9 months - Children	195	400	48.8%	59.8%	60.0%	58.9%
% of FP17s for the same patient ID Re-attending between 3 & 9 months - Adults	339	860	39.4%	49.6%	52.6%	51.6%
% of FP17s for Band 1 Urgent Courses	72	1,098	6.6%	9.0%	7.9%	8.9%
% of FP17s Relating to Free Repair or Replacements	9	1,098	0.8%	0.7%	0.8%	0.8%
% of FP17s Relating to Continuations	29	1,098	2.6%	1.0%	0.9%	0.9%
% of Patients satisfied with the dentistry they have received	3	3	N/A	93.6%	93.2%	93.2%
% of Patients satisfied with the time they had to wait for an appointment	3	3	N/A	87.9%	89.1%	88.8%

* This is based on patients treated on this contract for their most recent course of treatment. Figures in italics indicate the base number of FP17s or Patient Questionnaire responses are less than 100. N/A is shown where the base number of responses is less than 10 during the period. % is calculated as Quantity/Base number*100

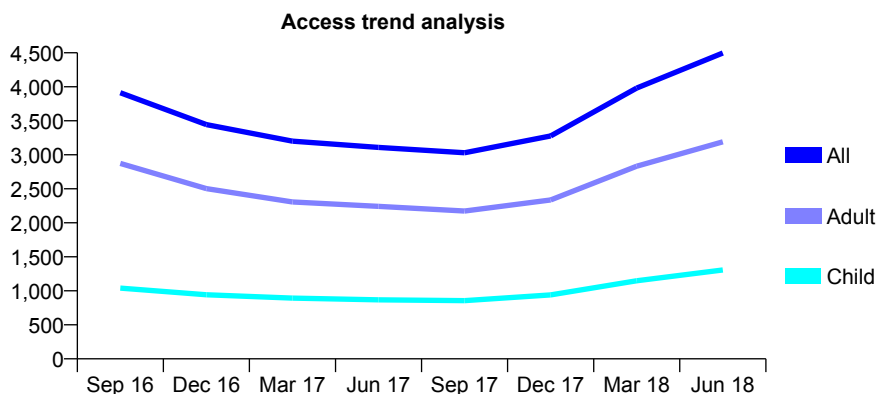
Q56 - Vital Signs At a Glance Contract Report for 102342/0001 - June 2018

Name or company name	Beechcroft Dental Care Ltd
Contract type name	GDS Contract
Purpose of contract	General
Contract start date	01/09/2011
Contract end date	

18/19 Contracted general activity (UDA)	11,009
Carry forward general activity (UDA)	0
18/19 Contracted orthodontic activity (UOA)	0
Carry forward orthodontic activity (UOA)	0
Baseline contract value	£246,187.64

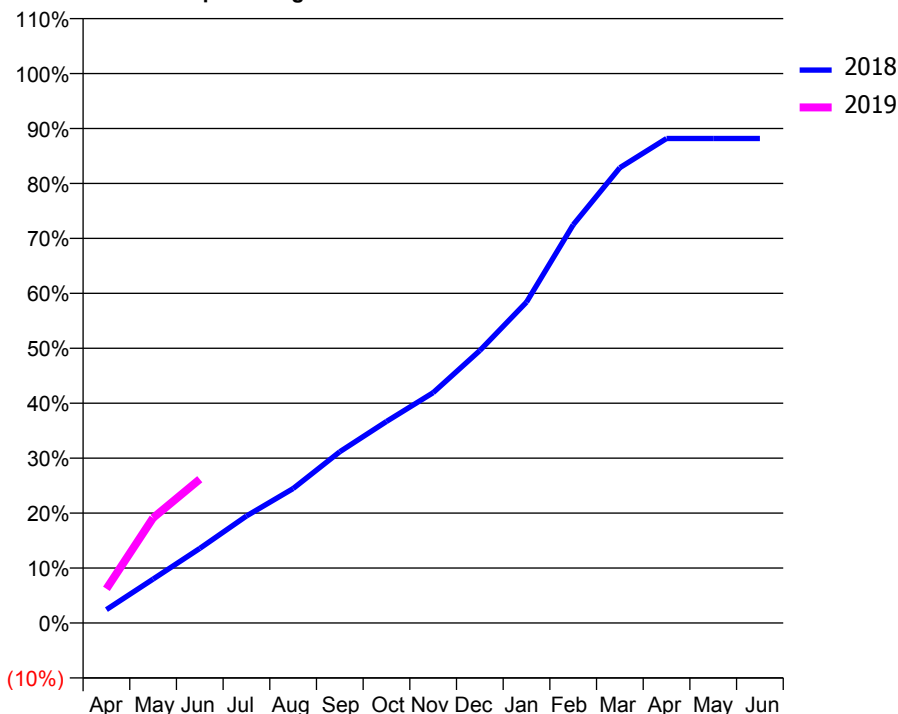
ACCESS*

Patients seen in 24 months	Total	Change since previous quarter
Quarter ending June 2017	3,109	
Quarter ending September 2017	3,030	↓
Quarter ending December 2017	3,277	↑
Quarter ending March 2018	3,981	↑
Quarter ending June 2018	4,498	↑
Variance since June 2017	44.7%	↑



ACTIVITY

Cumulative percentage of contracted UDA delivered 2018 & 2019



Month	Adjusted Scheduled Activity (UDA)	
	2018	2019
April	268	685
May	881	2,106
June	1,495	2,880
July	2,144	
August	2,693	
September	3,432	
October	4,039	
November	4,615	
December	5,460	
January	6,429	
February	7,979	
March	9,121	
April	9,706	
May	9,706	
June	9,707	

QUALITY

	Quantity	Base Number	Contract	AT	Region	England
% of FP17s for the same patient ID Re-attending within 3 months - Children	32	508	6.3%	10.7%	11.3%	11.5%
% of FP17s for the same patient ID Re-attending within 3 months - Adults	225	1,304	17.3%	14.0%	14.9%	15.4%
% of FP17s for the same patient ID Re-attending between 3 & 9 months - Children	212	508	41.7%	59.8%	60.0%	58.9%
% of FP17s for the same patient ID Re-attending between 3 & 9 months - Adults	450	1,304	34.5%	49.6%	52.6%	51.6%
% of FP17s for Band 1 Urgent Courses	81	1,335	6.1%	9.0%	7.9%	8.9%
% of FP17s Relating to Free Repair or Replacements	8	1,335	0.6%	0.7%	0.8%	0.8%
% of FP17s Relating to Continuations	42	1,335	3.1%	1.0%	0.9%	0.9%
% of Patients satisfied with the dentistry they have received	5	6	N/A	93.6%	93.2%	93.2%
% of Patients satisfied with the time they had to wait for an appointment	5	6	N/A	87.9%	89.1%	88.8%

* This is based on patients treated on this contract for their most recent course of treatment. Figures in italics indicate the base number of FP17s or Patient Questionnaire responses are less than 100. N/A is shown where the base number of responses is less than 10 during the period. % is calculated as Quantity/Base number*100

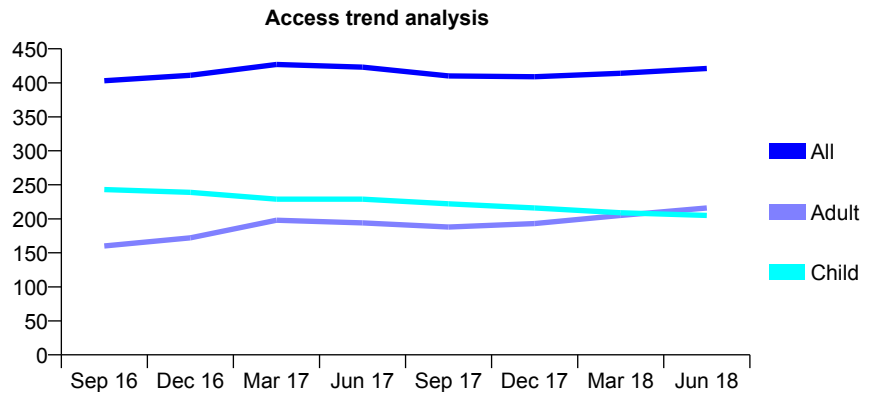
Q56 - Vital Signs At a Glance Contract Report for 102423/0001 - June 2018

Name or company name	Harbour TNGC Ltd
Contract type name	GDS Contract
Purpose of contract	General
Contract start date	01/07/2011
Contract end date	

18/19 Contracted general activity (UDA)	1,450
Carry forward general activity (UDA)	0
18/19 Contracted orthodontic activity (UOA)	0
Carry forward orthodontic activity (UOA)	0
Baseline contract value	£32,676.19

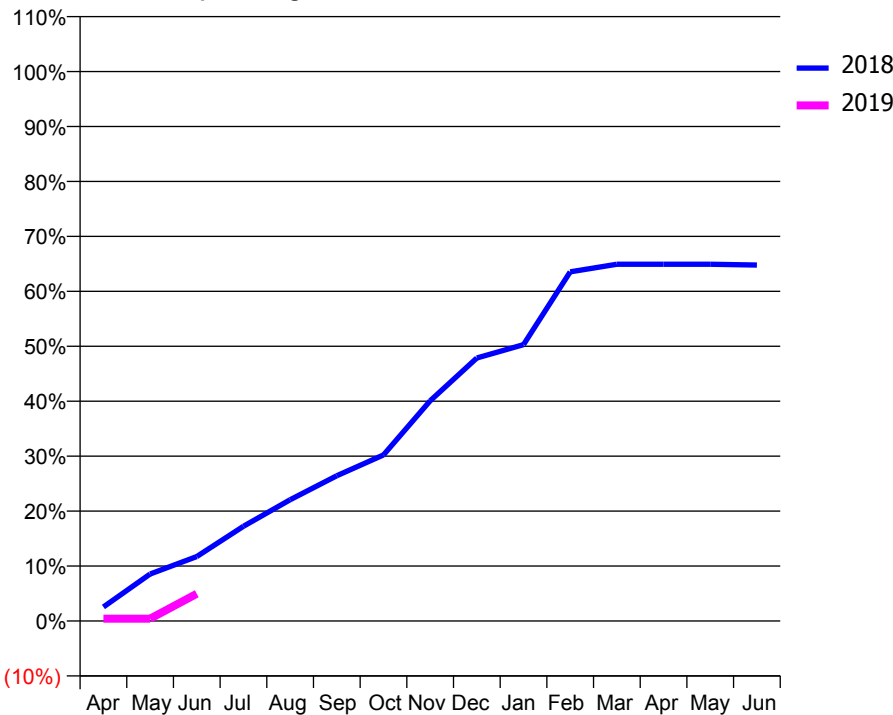
ACCESS*

Patients seen in 24 months	Total	Change since previous quarter
Quarter ending June 2017	423	
Quarter ending September 2017	410	↓
Quarter ending December 2017	409	→
Quarter ending March 2018	414	→
Quarter ending June 2018	421	→
Variance since June 2017	(0.5%)	→



ACTIVITY

Cumulative percentage of contracted UDA delivered 2018 & 2019



Adjusted Scheduled Activity (UDA)		
Month	2018	2019
April	37	6
May	124	6
June	170	72
July	250	
August	320	
September	383	
October	438	
November	581	
December	694	
January	729	
February	921	
March	941	
April	941	
May	941	
June	939	

QUALITY

	Quantity	Base Number	Contract	AT	Region	England
% of FP17s for the same patient ID Re-attending within 3 months - Children	2	28	7.1%	10.7%	11.3%	11.5%
% of FP17s for the same patient ID Re-attending within 3 months - Adults	0	23	0.0%	14.0%	14.9%	15.4%
% of FP17s for the same patient ID Re-attending between 3 & 9 months - Children	15	28	53.6%	59.8%	60.0%	58.9%
% of FP17s for the same patient ID Re-attending between 3 & 9 months - Adults	14	23	60.9%	49.6%	52.6%	51.6%
% of FP17s for Band 1 Urgent Courses	0	41	0.0%	9.0%	7.9%	8.9%
% of FP17s Relating to Free Repair or Replacements	0	41	0.0%	0.7%	0.8%	0.8%
% of FP17s Relating to Continuations	0	41	0.0%	1.0%	0.9%	0.9%
% of Patients satisfied with the dentistry they have received	0	0	N/A	93.6%	93.2%	93.2%
% of Patients satisfied with the time they had to wait for an appointment	0	0	N/A	87.9%	89.1%	88.8%

* This is based on patients treated on this contract for their most recent course of treatment. Figures in italics indicate the base number of FP17s or Patient Questionnaire responses are less than 100. N/A is shown where the base number of responses is less than 10 during the period. % is calculated as Quantity/Base number*100

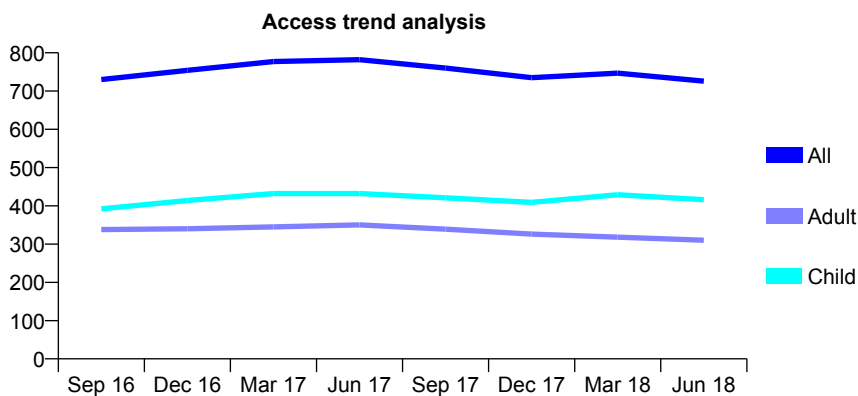
Q56 - Vital Signs At a Glance Contract Report for 102881/0001 - June 2018

Name or company name	Corner House Norwich LLP
Contract type name	GDS Contract
Purpose of contract	General
Contract start date	01/01/2013
Contract end date	

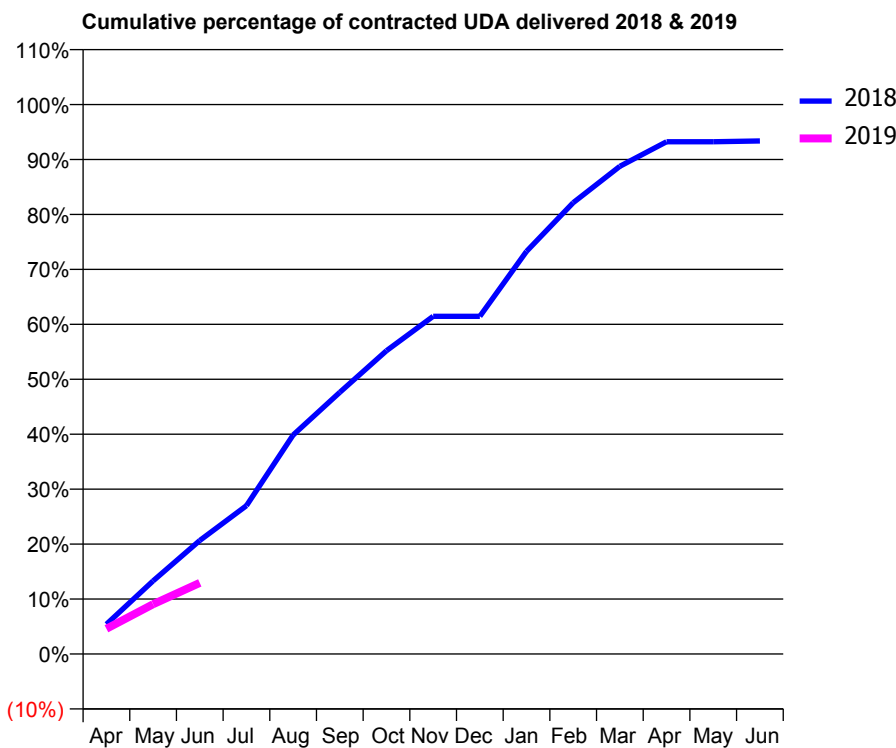
18/19 Contracted general activity (UDA)	1,835
Carry forward general activity (UDA)	0
18/19 Contracted orthodontic activity (UOA)	0
Carry forward orthodontic activity (UOA)	0
Baseline contract value	£48,901.65

ACCESS*

Patients seen in 24 months	Total	Change since previous quarter
Quarter ending June 2017	782	
Quarter ending September 2017	760	↓
Quarter ending December 2017	735	↓
Quarter ending March 2018	747	→
Quarter ending June 2018	726	↓
Variance since June 2017	(7.2%)	↓



ACTIVITY



Adjusted Scheduled Activity (UDA)		
Month	2018	2019
April	100	84
May	244	166
June	379	237
July	496	
August	731	
September	874	
October	1,013	
November	1,128	
December	1,128	
January	1,344	
February	1,507	
March	1,629	
April	1,710	
May	1,710	
June	1,713	

QUALITY

	Quantity	Base Number	Contract	AT	Region	England
% of FP17s for the same patient ID Re-attending within 3 months - Children	7	133	5.3%	10.7%	11.3%	11.5%
% of FP17s for the same patient ID Re-attending within 3 months - Adults	8	62	12.9%	14.0%	14.9%	15.4%
% of FP17s for the same patient ID Re-attending between 3 & 9 months - Children	96	133	72.2%	59.8%	60.0%	58.9%
% of FP17s for the same patient ID Re-attending between 3 & 9 months - Adults	35	62	56.5%	49.6%	52.6%	51.6%
% of FP17s for Band 1 Urgent Courses	12	159	7.5%	9.0%	7.9%	8.9%
% of FP17s Relating to Free Repair or Replacements	0	159	0.0%	0.7%	0.8%	0.8%
% of FP17s Relating to Continuations	0	159	0.0%	1.0%	0.9%	0.9%
% of Patients satisfied with the dentistry they have received	0	0	N/A	93.6%	93.2%	93.2%
% of Patients satisfied with the time they had to wait for an appointment	0	0	N/A	87.9%	89.1%	88.8%

* This is based on patients treated on this contract for their most recent course of treatment. Figures in italics indicate the base number of FP17s or Patient Questionnaire responses are less than 100. N/A is shown where the base number of responses is less than 10 during the period. % is calculated as Quantity/Base number*100

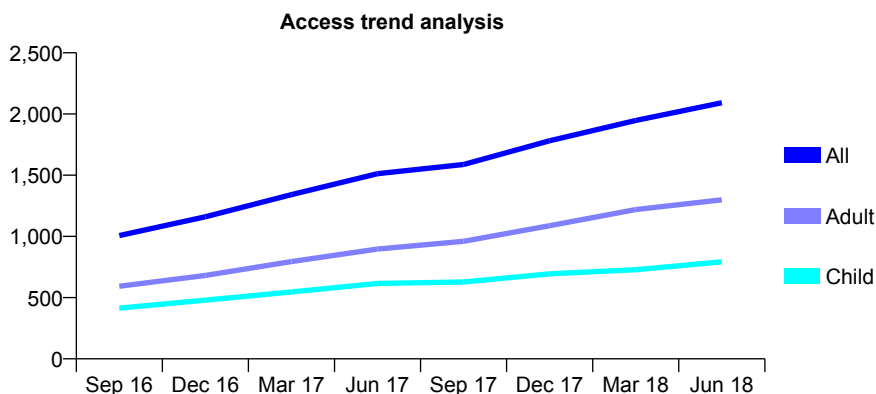
Q56 - Vital Signs At a Glance Contract Report for 103748/0001 - June 2018

Name or company name	Zain Shamoon
Contract type name	GDS Contract
Purpose of contract	General and Orthodontic
Contract start date	07/12/2015
Contract end date	

18/19 Contracted general activity (UDA)	3,783
Carry forward general activity (UDA)	0
18/19 Contracted orthodontic activity (UOA)	1,800
Carry forward orthodontic activity (UOA)	0
Baseline contract value	£221,910.65

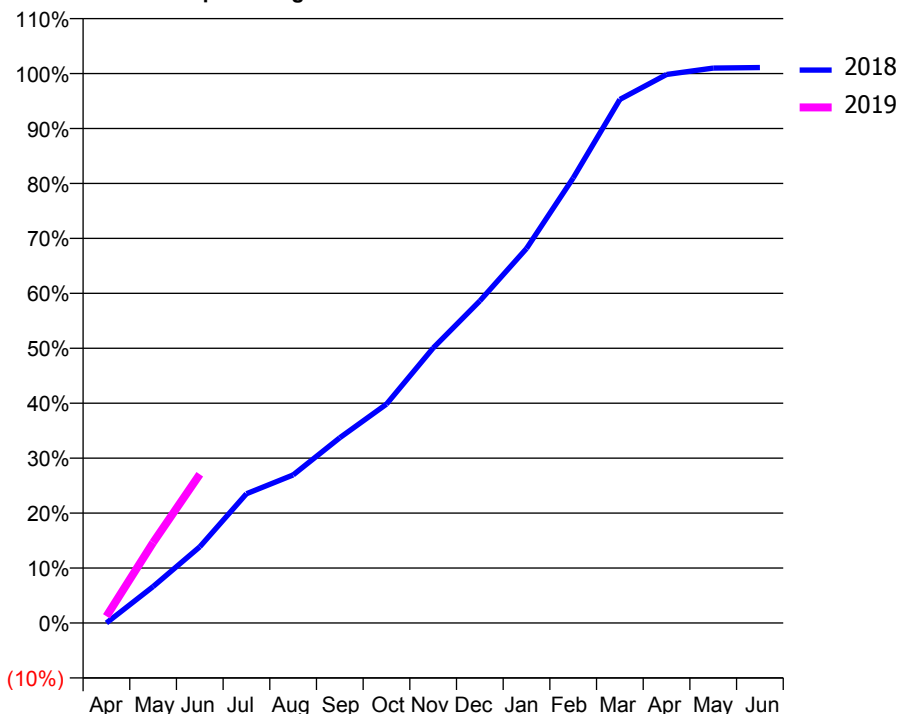
ACCESS*

Patients seen in 24 months	Total	Change since previous quarter
Quarter ending June 2017	1,513	
Quarter ending September 2017	1,588	↑
Quarter ending December 2017	1,782	↑
Quarter ending March 2018	1,947	↑
Quarter ending June 2018	2,092	↑
Variance since June 2017	38.3%	↑



ACTIVITY

Cumulative percentage of contracted UDA delivered 2018 & 2019



Adjusted Scheduled Activity (UDA)

Month	2018	2019
April	0	46
May	251	554
June	525	1,024
July	890	
August	1,019	
September	1,275	
October	1,507	
November	1,894	
December	2,217	
January	2,578	
February	3,064	
March	3,605	
April	3,777	
May	3,820	
June	3,824	

QUALITY

	Quantity	Base Number	Contract	AT	Region	England
% of FP17s for the same patient ID Re-attending within 3 months - Children	26	359	7.2%	10.7%	11.3%	11.5%
% of FP17s for the same patient ID Re-attending within 3 months - Adults	56	412	13.6%	14.0%	14.9%	15.4%
% of FP17s for the same patient ID Re-attending between 3 & 9 months - Children	147	359	40.9%	59.8%	60.0%	58.9%
% of FP17s for the same patient ID Re-attending between 3 & 9 months - Adults	166	412	40.3%	49.6%	52.6%	51.6%
% of FP17s for Band 1 Urgent Courses	45	629	7.2%	9.0%	7.9%	8.9%
% of FP17s Relating to Free Repair or Replacements	1	629	0.2%	0.7%	0.8%	0.8%
% of FP17s Relating to Continuations	4	629	0.6%	1.0%	0.9%	0.9%
% of Patients satisfied with the dentistry they have received	0	0	N/A	93.6%	93.2%	93.2%
% of Patients satisfied with the time they had to wait for an appointment	0	0	N/A	87.9%	89.1%	88.8%

* This is based on patients treated on this contract for their most recent course of treatment. Figures in italics indicate the base number of FP17s or Patient Questionnaire responses are less than 100. N/A is shown where the base number of responses is less than 10 during the period. % is calculated as Quantity/Base number*100

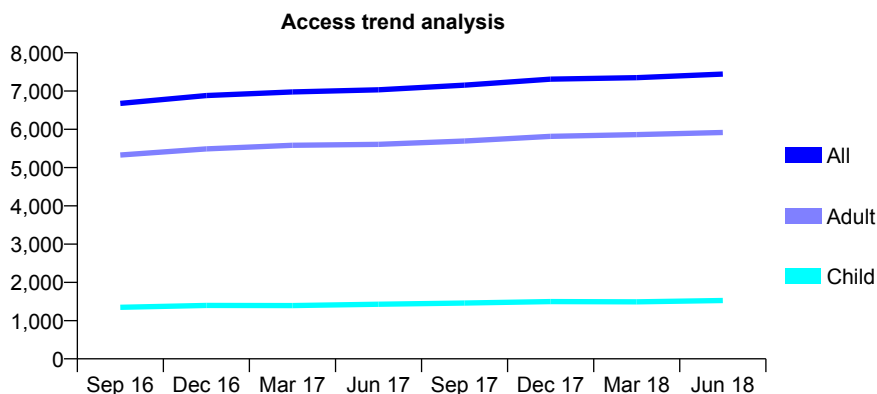
Q56 - Vital Signs At a Glance Contract Report for 104418/0001 - June 2018

Name or company name	Parish Vaid & Snehal Radia & Sanjay Shah
Contract type name	GDS Contract
Purpose of contract	General
Contract start date	08/05/2014
Contract end date	

18/19 Contracted general activity (UDA)	21,611
Carry forward general activity (UDA)	0
18/19 Contracted orthodontic activity (UOA)	0
Carry forward orthodontic activity (UOA)	0
Baseline contract value	£489,281.94

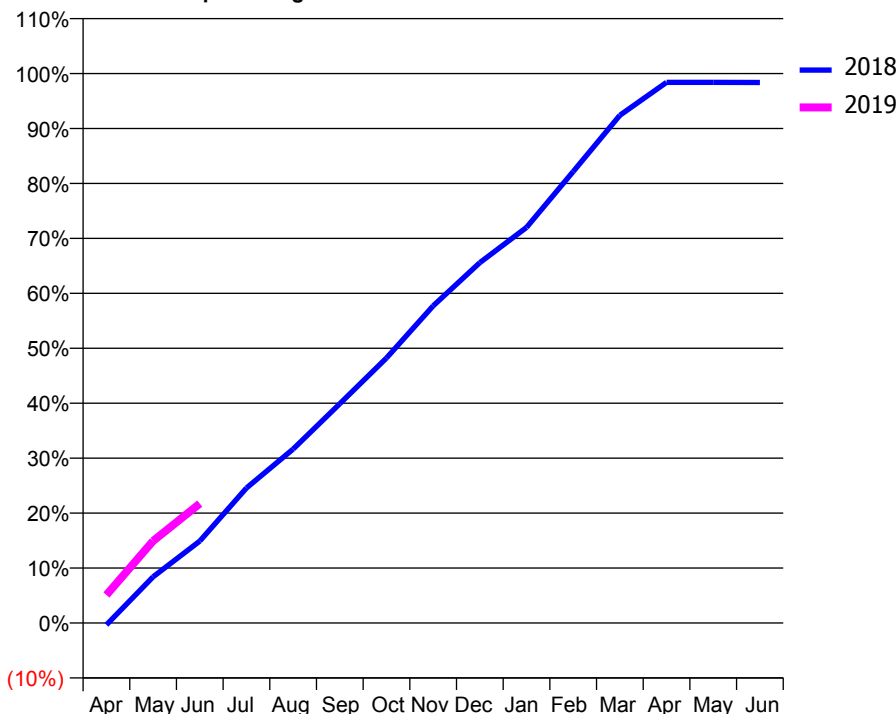
ACCESS*

Patients seen in 24 months	Total	Change since previous quarter
Quarter ending June 2017	7,034	
Quarter ending September 2017	7,153	→
Quarter ending December 2017	7,313	↑
Quarter ending March 2018	7,350	→
Quarter ending June 2018	7,444	→
Variance since June 2017	5.8%	↑



ACTIVITY

Cumulative percentage of contracted UDA delivered 2018 & 2019



Month	Adjusted Scheduled Activity (UDA)	
	2018	2019
April	-78	1,104
May	1,817	3,226
June	3,221	4,695
July	5,311	
August	6,842	
September	8,624	
October	10,423	
November	12,475	
December	14,175	
January	15,559	
February	17,755	
March	19,967	
April	21,261	
May	21,261	
June	21,260	

QUALITY

	Quantity	Base Number	Contract	AT	Region	England
% of FP17s for the same patient ID Re-attending within 3 months - Children	36	618	5.8%	10.7%	11.3%	11.5%
% of FP17s for the same patient ID Re-attending within 3 months - Adults	269	2,327	11.6%	14.0%	14.9%	15.4%
% of FP17s for the same patient ID Re-attending between 3 & 9 months - Children	398	618	64.4%	59.8%	60.0%	58.9%
% of FP17s for the same patient ID Re-attending between 3 & 9 months - Adults	1,504	2,327	64.6%	49.6%	52.6%	51.6%
% of FP17s for Band 1 Urgent Courses	142	2,431	5.8%	9.0%	7.9%	8.9%
% of FP17s Relating to Free Repair or Replacements	22	2,431	0.9%	0.7%	0.8%	0.8%
% of FP17s Relating to Continuations	20	2,431	0.8%	1.0%	0.9%	0.9%
% of Patients satisfied with the dentistry they have received	10	10	100.0%	93.6%	93.2%	93.2%
% of Patients satisfied with the time they had to wait for an appointment	8	10	80.0%	87.9%	89.1%	88.8%

* This is based on patients treated on this contract for their most recent course of treatment. Figures in italics indicate the base number of FP17s or Patient Questionnaire responses are less than 100. N/A is shown where the base number of responses is less than 10 during the period. % is calculated as Quantity/Base number*100

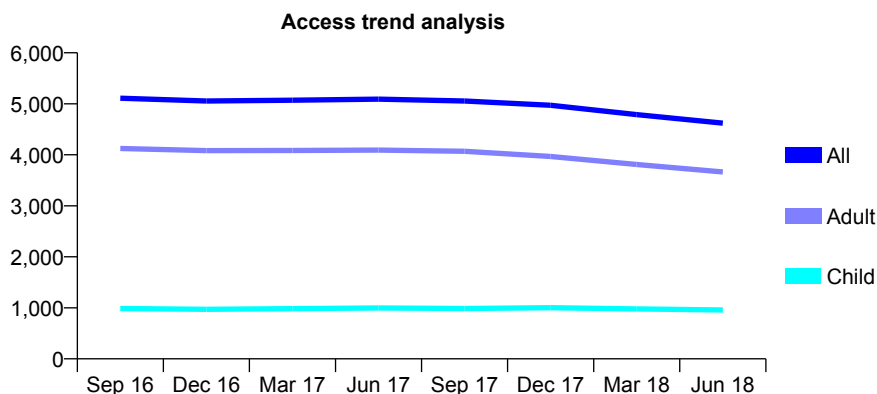
Q56 - Vital Signs At a Glance Contract Report for 104418/0002 - June 2018

Name or company name	Parish Vaid & Snehal Radia & Sanjay Shah
Contract type name	GDS Contract
Purpose of contract	General
Contract start date	13/05/2014
Contract end date	

18/19 Contracted general activity (UDA)	16,174
Carry forward general activity (UDA)	0
18/19 Contracted orthodontic activity (UOA)	0
Carry forward orthodontic activity (UOA)	0
Baseline contract value	£444,767.08

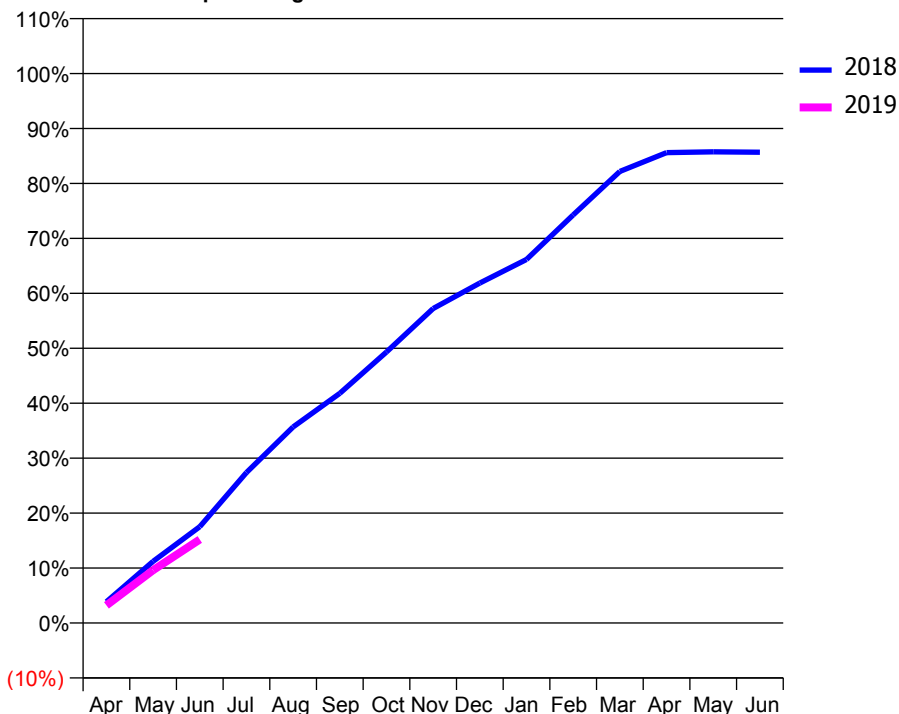
ACCESS*

Patients seen in 24 months	Total	Change since previous quarter
Quarter ending June 2017	5,091	
Quarter ending September 2017	5,056	→
Quarter ending December 2017	4,970	↓
Quarter ending March 2018	4,789	↓
Quarter ending June 2018	4,622	↓
Variance since June 2017	(9.2%)	↓



ACTIVITY

Cumulative percentage of contracted UDA delivered 2018 & 2019



Adjusted Scheduled Activity (UDA)

Month	2018	2019
April	626	519
May	1,814	1,556
June	2,836	2,458
July	4,430	
August	5,771	
September	6,761	
October	7,977	
November	9,259	
December	10,007	
January	10,703	
February	12,014	
March	13,292	
April	13,845	
May	13,868	
June	13,856	

QUALITY

	Quantity	Base Number	Contract	AT	Region	England
% of FP17s for the same patient ID Re-attending within 3 months - Children	22	323	6.8%	10.7%	11.3%	11.5%
% of FP17s for the same patient ID Re-attending within 3 months - Adults	156	1,188	13.1%	14.0%	14.9%	15.4%
% of FP17s for the same patient ID Re-attending between 3 & 9 months - Children	212	323	65.6%	59.8%	60.0%	58.9%
% of FP17s for the same patient ID Re-attending between 3 & 9 months - Adults	784	1,188	66.0%	49.6%	52.6%	51.6%
% of FP17s for Band 1 Urgent Courses	111	1,326	8.4%	9.0%	7.9%	8.9%
% of FP17s Relating to Free Repair or Replacements	5	1,326	0.4%	0.7%	0.8%	0.8%
% of FP17s Relating to Continuations	7	1,326	0.5%	1.0%	0.9%	0.9%
% of Patients satisfied with the dentistry they have received	5	5	N/A	93.6%	93.2%	93.2%
% of Patients satisfied with the time they had to wait for an appointment	4	5	N/A	87.9%	89.1%	88.8%

* This is based on patients treated on this contract for their most recent course of treatment. Figures in italics indicate the base number of FP17s or Patient Questionnaire responses are less than 100. N/A is shown where the base number of responses is less than 10 during the period. % is calculated as Quantity/Base number*100

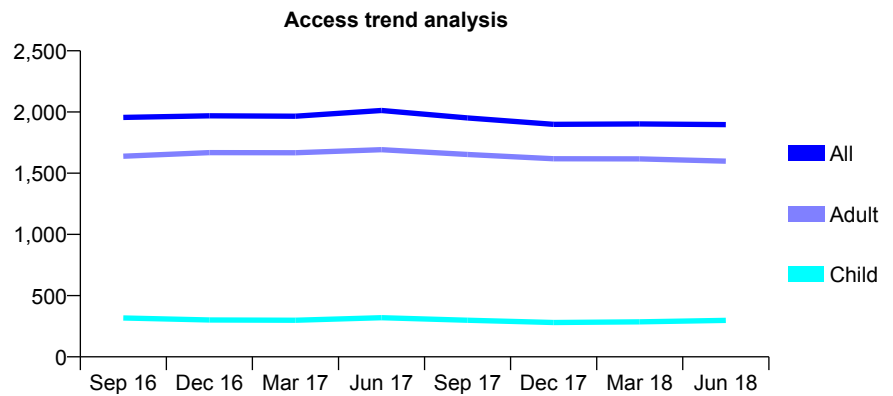
Q56 - Vital Signs At a Glance Contract Report for 105090/0001 - June 2018

Name or company name	Mr Azad Eyrumlu and Mr M Eyrumlu
Contract type name	GDS Contract
Purpose of contract	General
Contract start date	05/02/2013
Contract end date	

18/19 Contracted general activity (UDA)	7,566
Carry forward general activity (UDA)	0
18/19 Contracted orthodontic activity (UOA)	0
Carry forward orthodontic activity (UOA)	0
Baseline contract value	£181,499.53

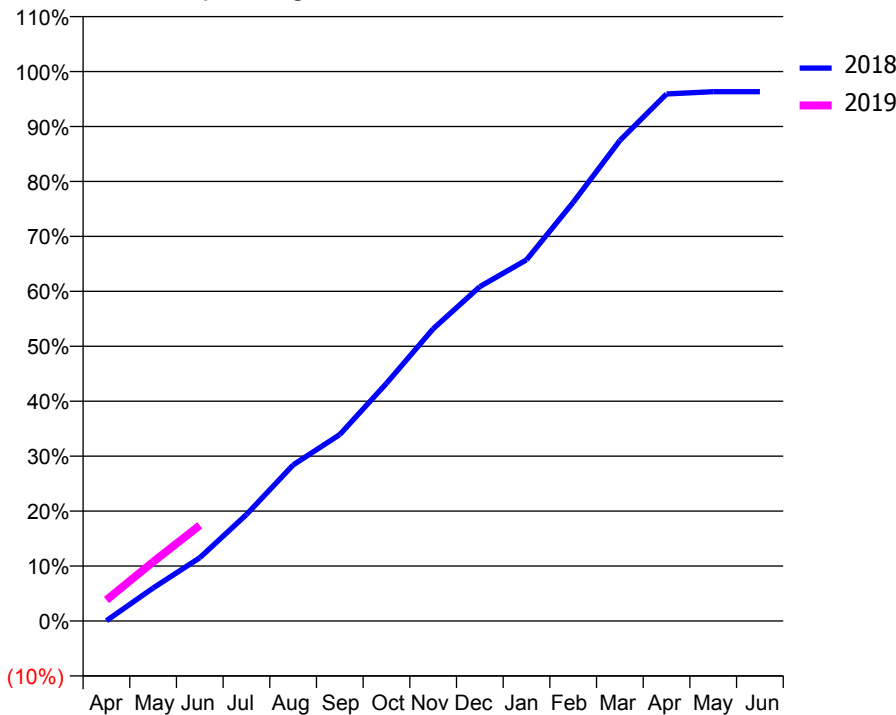
ACCESS*

Patients seen in 24 months	Total	Change since previous quarter
Quarter ending June 2017	2,012	
Quarter ending September 2017	1,952	↓
Quarter ending December 2017	1,899	↓
Quarter ending March 2018	1,903	→
Quarter ending June 2018	1,897	→
Variance since June 2017	(5.7%)	↓



ACTIVITY

Cumulative percentage of contracted UDA delivered 2018 & 2019



Month	Adjusted Scheduled Activity (UDA)	
	2018	2019
April	5	289
May	455	814
June	872	1,318
July	1,466	
August	2,150	
September	2,568	
October	3,272	
November	4,024	
December	4,604	
January	4,973	
February	5,764	
March	6,616	
April	7,257	
May	7,288	
June	7,288	

QUALITY

	Quantity	Base Number	Contract	AT	Region	England
% of FP17s for the same patient ID Re-attending within 3 months - Children	12	140	8.6%	10.7%	11.3%	11.5%
% of FP17s for the same patient ID Re-attending within 3 months - Adults	118	627	18.8%	14.0%	14.9%	15.4%
% of FP17s for the same patient ID Re-attending between 3 & 9 months - Children	72	140	51.4%	59.8%	60.0%	58.9%
% of FP17s for the same patient ID Re-attending between 3 & 9 months - Adults	329	627	52.5%	49.6%	52.6%	51.6%
% of FP17s for Band 1 Urgent Courses	63	613	10.3%	9.0%	7.9%	8.9%
% of FP17s Relating to Free Repair or Replacements	16	613	2.6%	0.7%	0.8%	0.8%
% of FP17s Relating to Continuations	20	613	3.3%	1.0%	0.9%	0.9%
% of Patients satisfied with the dentistry they have received	3	4	N/A	93.6%	93.2%	93.2%
% of Patients satisfied with the time they had to wait for an appointment	3	4	N/A	87.9%	89.1%	88.8%

* This is based on patients treated on this contract for their most recent course of treatment. Figures in italics indicate the base number of FP17s or Patient Questionnaire responses are less than 100. N/A is shown where the base number of responses is less than 10 during the period. % is calculated as Quantity/Base number*100

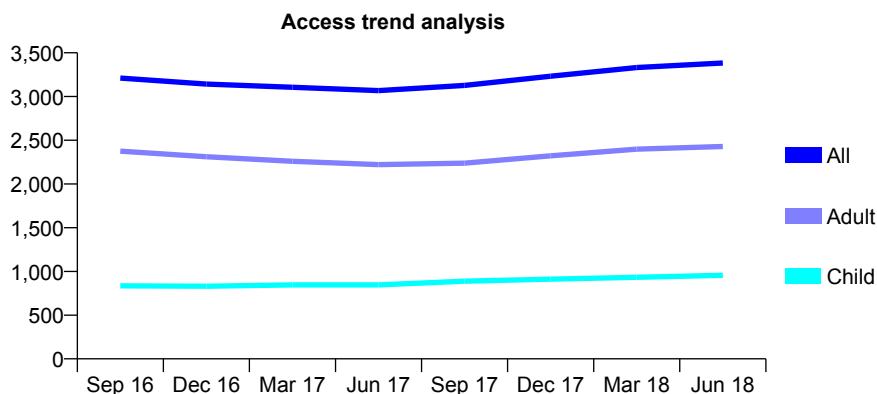
Q56 - Vital Signs At a Glance Contract Report for 105171/0001 - June 2018

Name or company name	Gentle Dental Practices Ltd
Contract type name	GDS Contract
Purpose of contract	General and Orthodontic
Contract start date	01/06/2010
Contract end date	

18/19 Contracted general activity (UDA)	13,538
Carry forward general activity (UDA)	0
18/19 Contracted orthodontic activity (UOA)	1,260
Carry forward orthodontic activity (UOA)	0
Baseline contract value	£404,712.54

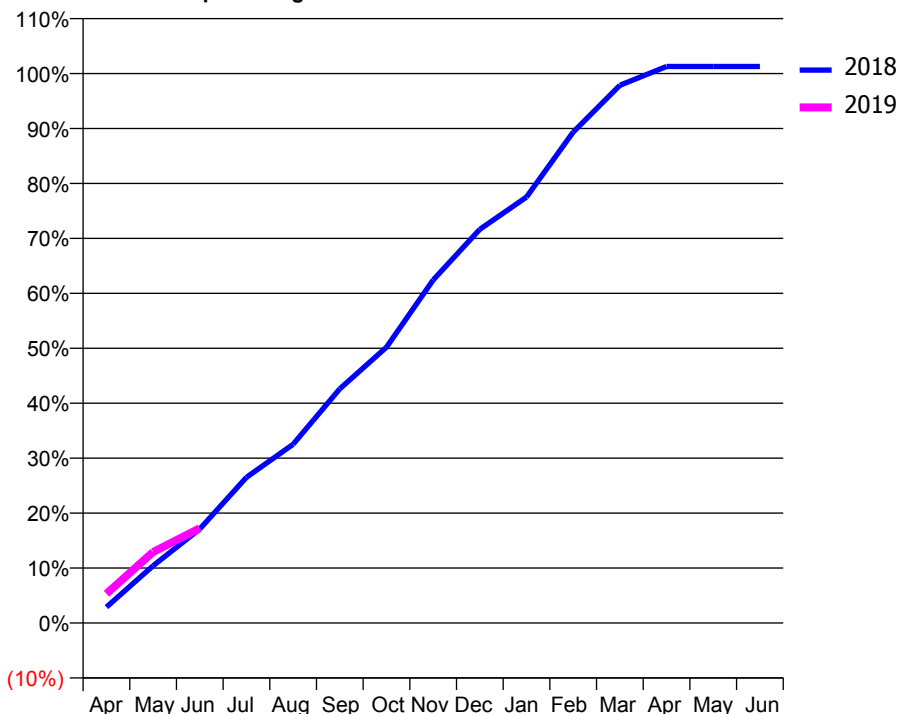
ACCESS*

Patients seen in 24 months	Total	Change since previous quarter
Quarter ending June 2017	3,067	
Quarter ending September 2017	3,127	→
Quarter ending December 2017	3,233	↑
Quarter ending March 2018	3,331	↑
Quarter ending June 2018	3,383	→
Variance since June 2017	10.3%	↑



ACTIVITY

Cumulative percentage of contracted UDA delivered 2018 & 2019



Month	Adjusted Scheduled Activity (UDA)	
	2018	2019
April	331	720
May	1,191	1,750
June	1,955	2,333
July	3,026	
August	3,713	
September	4,867	
October	5,731	
November	7,126	
December	8,179	
January	8,850	
February	10,200	
March	11,173	
April	11,562	
May	11,562	
June	11,562	

QUALITY

	Quantity	Base Number	Contract	AT	Region	England
% of FP17s for the same patient ID Re-attending within 3 months - Children	29	406	7.1%	10.7%	11.3%	11.5%
% of FP17s for the same patient ID Re-attending within 3 months - Adults	122	794	15.4%	14.0%	14.9%	15.4%
% of FP17s for the same patient ID Re-attending between 3 & 9 months - Children	272	406	67.0%	59.8%	60.0%	58.9%
% of FP17s for the same patient ID Re-attending between 3 & 9 months - Adults	378	794	47.6%	49.6%	52.6%	51.6%
% of FP17s for Band 1 Urgent Courses	37	979	3.8%	9.0%	7.9%	8.9%
% of FP17s Relating to Free Repair or Replacements	4	979	0.4%	0.7%	0.8%	0.8%
% of FP17s Relating to Continuations	0	979	0.0%	1.0%	0.9%	0.9%
% of Patients satisfied with the dentistry they have received	4	5	N/A	93.6%	93.2%	93.2%
% of Patients satisfied with the time they had to wait for an appointment	3	5	N/A	87.9%	89.1%	88.8%

* This is based on patients treated on this contract for their most recent course of treatment. Figures in italics indicate the base number of FP17s or Patient Questionnaire responses are less than 100. N/A is shown where the base number of responses is less than 10 during the period. % is calculated as Quantity/Base number*100

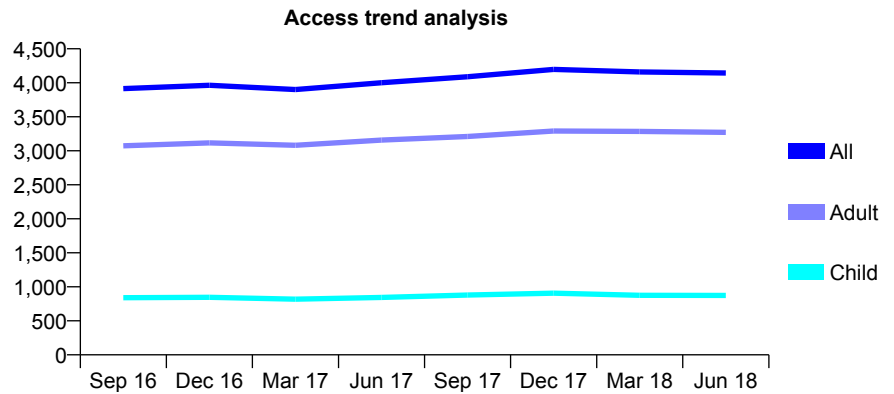
Q56 - Vital Signs At a Glance Contract Report for 105996/0001 - June 2018

Name or company name	Dr A Monzavi Tabrizi Dental Practice Limite
Contract type name	GDS Contract
Purpose of contract	General
Contract start date	01/07/2014
Contract end date	

18/19 Contracted general activity (UDA)	12,090
Carry forward general activity (UDA)	0
18/19 Contracted orthodontic activity (UOA)	0
Carry forward orthodontic activity (UOA)	0
Baseline contract value	£295,979.57

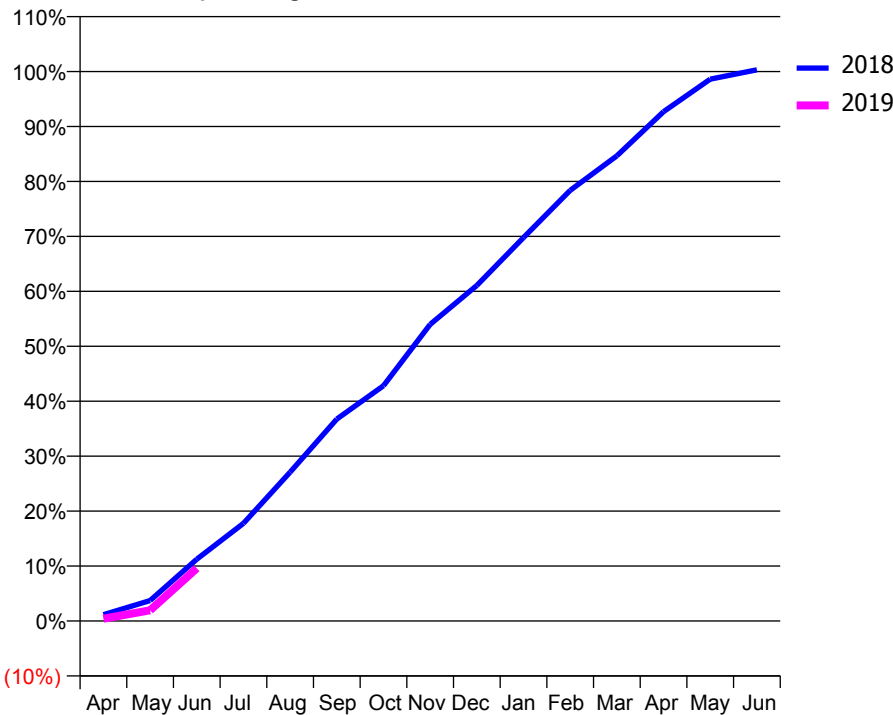
ACCESS*

Patients seen in 24 months	Total	Change since previous quarter
Quarter ending June 2017	4,001	
Quarter ending September 2017	4,090	↑
Quarter ending December 2017	4,197	↑
Quarter ending March 2018	4,160	→
Quarter ending June 2018	4,144	→
Variance since June 2017	3.6%	↑



ACTIVITY

Cumulative percentage of contracted UDA delivered 2018 & 2019



Month	Adjusted Scheduled Activity (UDA)	
	2018	2019
April	139	51
May	450	237
June	1,359	1,161
July	2,150	
August	3,277	
September	4,444	
October	5,176	
November	6,525	
December	7,384	
January	8,438	
February	9,476	
March	10,234	
April	11,206	
May	11,921	
June	12,127	

QUALITY

	Quantity	Base Number	Contract	AT	Region	England
% of FP17s for the same patient ID Re-attending within 3 months - Children	43	310	13.9%	10.7%	11.3%	11.5%
% of FP17s for the same patient ID Re-attending within 3 months - Adults	160	1,093	14.6%	14.0%	14.9%	15.4%
% of FP17s for the same patient ID Re-attending between 3 & 9 months - Children	144	310	46.5%	59.8%	60.0%	58.9%
% of FP17s for the same patient ID Re-attending between 3 & 9 months - Adults	554	1,093	50.7%	49.6%	52.6%	51.6%
% of FP17s for Band 1 Urgent Courses	122	557	21.9%	9.0%	7.9%	8.9%
% of FP17s Relating to Free Repair or Replacements	0	557	0.0%	0.7%	0.8%	0.8%
% of FP17s Relating to Continuations	7	557	1.3%	1.0%	0.9%	0.9%
% of Patients satisfied with the dentistry they have received	2	2	N/A	93.6%	93.2%	93.2%
% of Patients satisfied with the time they had to wait for an appointment	2	2	N/A	87.9%	89.1%	88.8%

* This is based on patients treated on this contract for their most recent course of treatment. Figures in italics indicate the base number of FP17s or Patient Questionnaire responses are less than 100. N/A is shown where the base number of responses is less than 10 during the period. % is calculated as Quantity/Base number*100

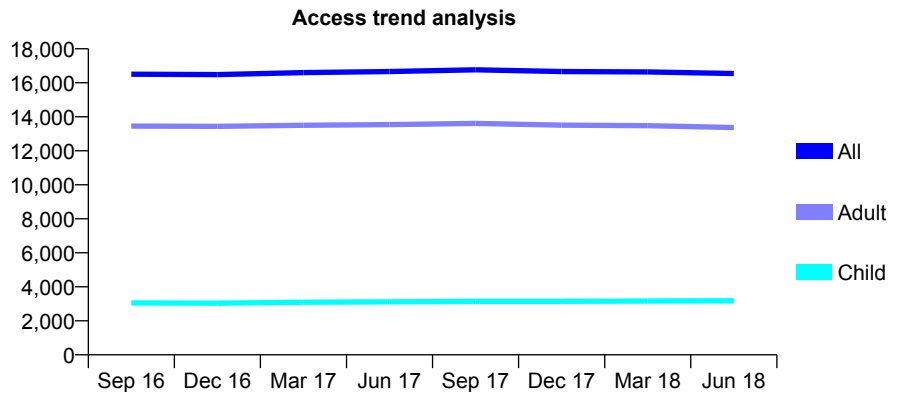
Q56 - Vital Signs At a Glance Contract Report for 106275/0001 - June 2018

Name or company name	Dr P Vaid, S Radia and S Shah
Contract type name	GDS Contract
Purpose of contract	General
Contract start date	01/04/2014
Contract end date	

18/19 Contracted general activity (UDA)	47,200
Carry forward general activity (UDA)	0
18/19 Contracted orthodontic activity (UOA)	0
Carry forward orthodontic activity (UOA)	0
Baseline contract value	£1,013,805.53

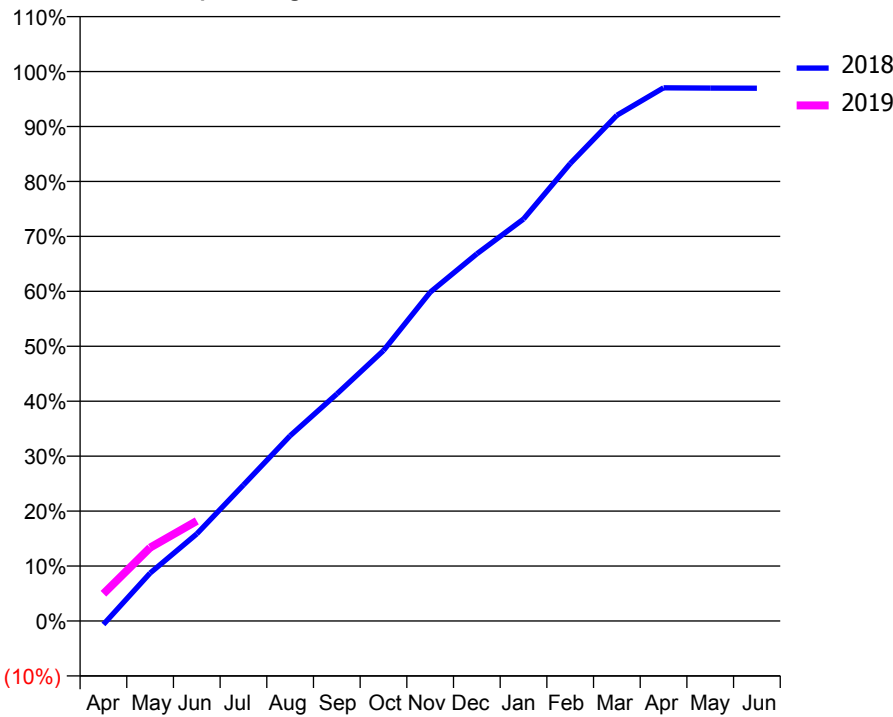
ACCESS*

Patients seen in 24 months	Total	Change since previous quarter
Quarter ending June 2017	16,660	
Quarter ending September 2017	16,766	→
Quarter ending December 2017	16,659	→
Quarter ending March 2018	16,641	→
Quarter ending June 2018	16,542	→
Variance since June 2017	(0.7%)	→



ACTIVITY

Cumulative percentage of contracted UDA delivered 2018 & 2019



Month	Adjusted Scheduled Activity (UDA)	
	2018	2019
April	-302	2,340
May	4,113	6,309
June	7,491	8,596
July	11,687	
August	15,917	
September	19,502	
October	23,239	
November	28,242	
December	31,535	
January	34,528	
February	39,295	
March	43,434	
April	45,798	
May	45,779	
June	45,767	

QUALITY

	Quantity	Base Number	Contract	AT	Region	England
% of FP17s for the same patient ID Re-attending within 3 months - Children	100	1,052	9.5%	10.7%	11.3%	11.5%
% of FP17s for the same patient ID Re-attending within 3 months - Adults	704	4,642	15.2%	14.0%	14.9%	15.4%
% of FP17s for the same patient ID Re-attending between 3 & 9 months - Children	589	1,052	56.0%	59.8%	60.0%	58.9%
% of FP17s for the same patient ID Re-attending between 3 & 9 months - Adults	2,712	4,642	58.4%	49.6%	52.6%	51.6%
% of FP17s for Band 1 Urgent Courses	512	4,618	11.1%	9.0%	7.9%	8.9%
% of FP17s Relating to Free Repair or Replacements	78	4,618	1.7%	0.7%	0.8%	0.8%
% of FP17s Relating to Continuations	41	4,618	0.9%	1.0%	0.9%	0.9%
% of Patients satisfied with the dentistry they have received	18	20	90.0%	93.6%	93.2%	93.2%
% of Patients satisfied with the time they had to wait for an appointment	15	20	75.0%	87.9%	89.1%	88.8%

* This is based on patients treated on this contract for their most recent course of treatment. Figures in italics indicate the base number of FP17s or Patient Questionnaire responses are less than 100. N/A is shown where the base number of responses is less than 10 during the period. % is calculated as Quantity/Base number*100

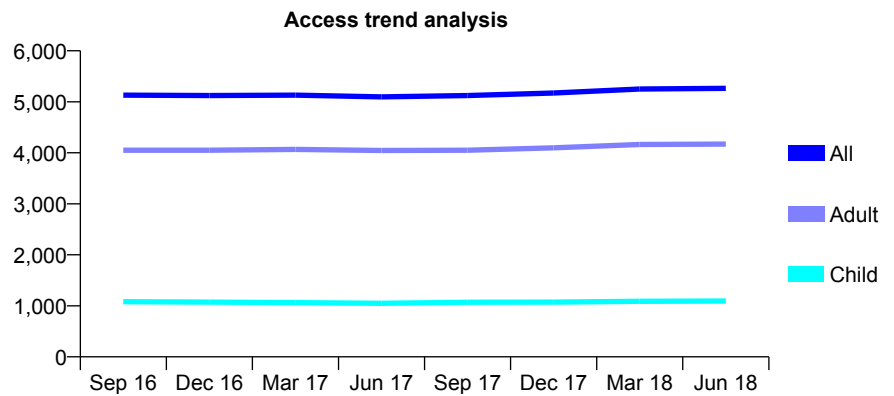
Q56 - Vital Signs At a Glance Contract Report for 106941/0001 - June 2018

Name or company name	Perfect Smile Clinic Limited
Contract type name	GDS Contract
Purpose of contract	General
Contract start date	01/03/2014
Contract end date	

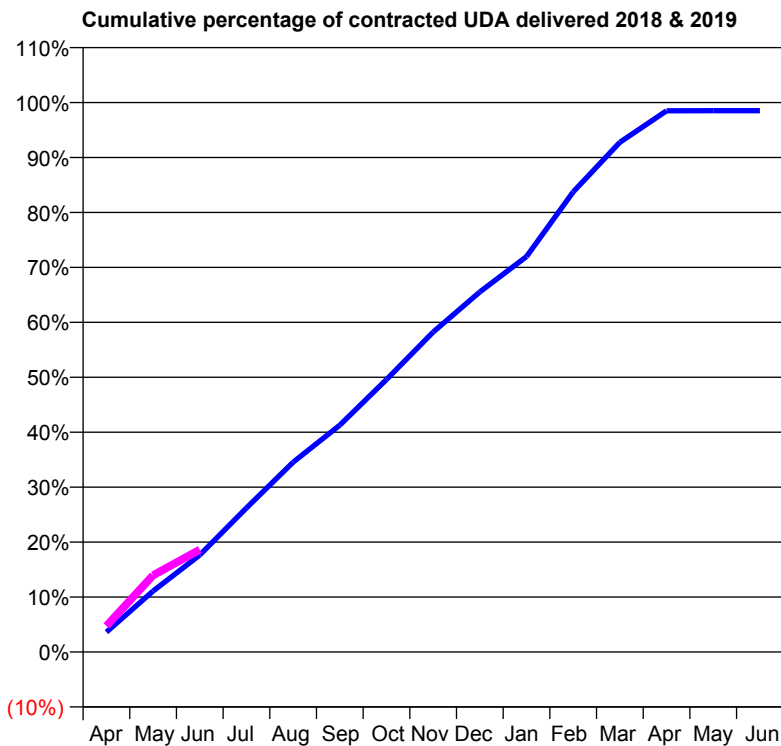
18/19 Contracted general activity (UDA)	17,380
Carry forward general activity (UDA)	0
18/19 Contracted orthodontic activity (UOA)	0
Carry forward orthodontic activity (UOA)	0
Baseline contract value	£405,266.28

ACCESS*

Patients seen in 24 months	Total	Change since previous quarter
Quarter ending June 2017	5,097	
Quarter ending September 2017	5,122	→
Quarter ending December 2017	5,173	→
Quarter ending March 2018	5,252	→
Quarter ending June 2018	5,265	→
Variance since June 2017	3.3%	↑



ACTIVITY



Month	Adjusted Scheduled Activity (UDA)	
	2018	2019
April	630	824
May	1,929	2,426
June	3,069	3,236
July	4,559	
August	6,004	
September	7,175	
October	8,621	
November	10,120	
December	11,389	
January	12,505	
February	14,551	
March	16,122	
April	17,117	
May	17,120	
June	17,120	

QUALITY

	Quantity	Base Number	Contract	AT	Region	England
% of FP17s for the same patient ID Re-attending within 3 months - Children	33	396	8.3%	10.7%	11.3%	11.5%
% of FP17s for the same patient ID Re-attending within 3 months - Adults	217	1,480	14.7%	14.0%	14.9%	15.4%
% of FP17s for the same patient ID Re-attending between 3 & 9 months - Children	242	396	61.1%	59.8%	60.0%	58.9%
% of FP17s for the same patient ID Re-attending between 3 & 9 months - Adults	883	1,480	59.7%	49.6%	52.6%	51.6%
% of FP17s for Band 1 Urgent Courses	160	1,547	10.3%	9.0%	7.9%	8.9%
% of FP17s Relating to Free Repair or Replacements	6	1,547	0.4%	0.7%	0.8%	0.8%
% of FP17s Relating to Continuations	7	1,547	0.5%	1.0%	0.9%	0.9%
% of Patients satisfied with the dentistry they have received	2	2	N/A	93.6%	93.2%	93.2%
% of Patients satisfied with the time they had to wait for an appointment	2	2	N/A	87.9%	89.1%	88.8%

* This is based on patients treated on this contract for their most recent course of treatment. Figures in italics indicate the base number of FP17s or Patient Questionnaire responses are less than 100. N/A is shown where the base number of responses is less than 10 during the period. % is calculated as Quantity/Base number*100

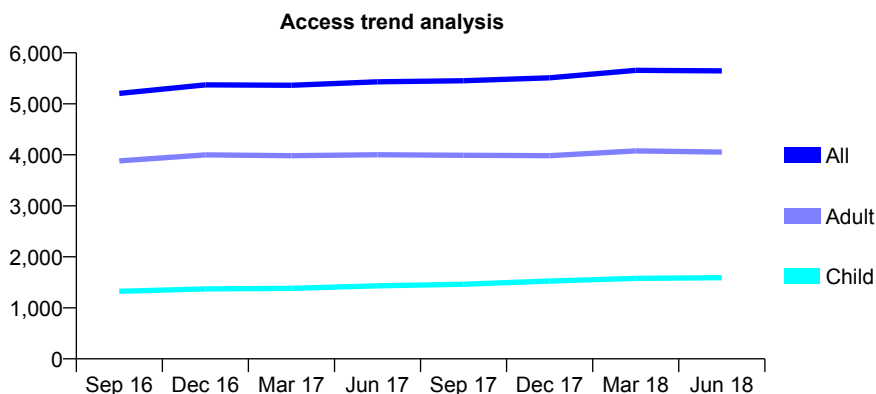
Q56 - Vital Signs At a Glance Contract Report for 109142/0001 - June 2018

Name or company name	Littleport Dental Practice
Contract type name	GDS Contract
Purpose of contract	General
Contract start date	02/07/2012
Contract end date	

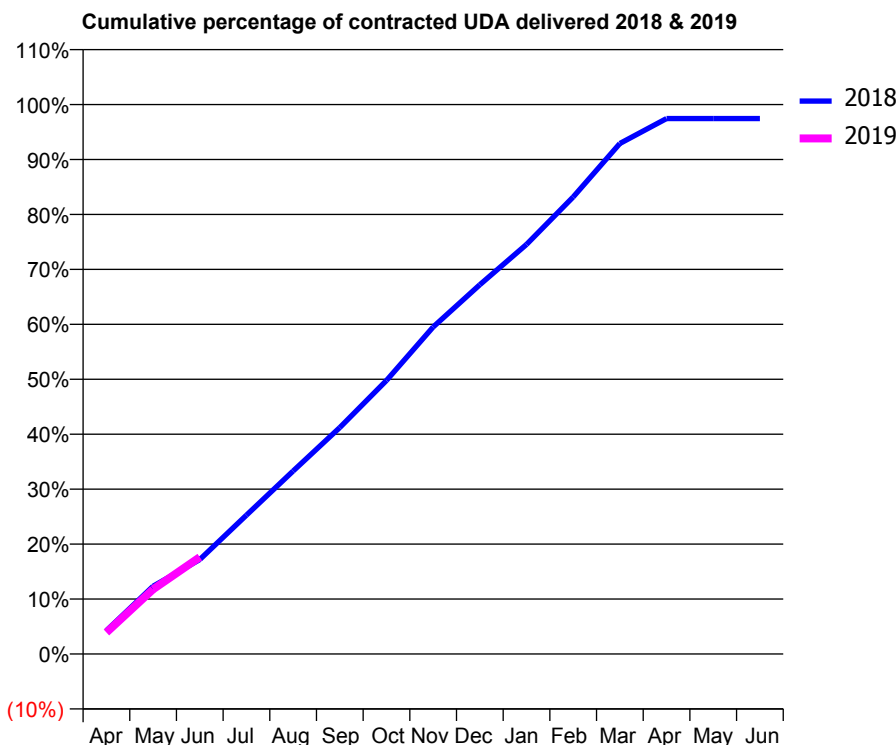
18/19 Contracted general activity (UDA)	14,288
Carry forward general activity (UDA)	0
18/19 Contracted orthodontic activity (UOA)	0
Carry forward orthodontic activity (UOA)	0
Baseline contract value	£361,823.38

ACCESS*

Patients seen in 24 months	Total	Change since previous quarter
Quarter ending June 2017	5,431	
Quarter ending September 2017	5,453	→
Quarter ending December 2017	5,509	→
Quarter ending March 2018	5,655	↑
Quarter ending June 2018	5,645	→
Variance since June 2017	3.9%	↑



ACTIVITY



Month	Adjusted Scheduled Activity (UDA)	
	2018	2019
April	610	560
May	1,763	1,683
June	2,457	2,518
July	3,611	
August	4,760	
September	5,888	
October	7,113	
November	8,505	
December	9,603	
January	10,649	
February	11,884	
March	13,273	
April	13,922	
May	13,924	
June	13,924	

QUALITY

	Quantity	Base Number	Contract	AT	Region	England
% of FP17s for the same patient ID Re-attending within 3 months - Children	55	663	8.3%	10.7%	11.3%	11.5%
% of FP17s for the same patient ID Re-attending within 3 months - Adults	213	1,445	14.7%	14.0%	14.9%	15.4%
% of FP17s for the same patient ID Re-attending between 3 & 9 months - Children	466	663	70.3%	59.8%	60.0%	58.9%
% of FP17s for the same patient ID Re-attending between 3 & 9 months - Adults	818	1,445	56.6%	49.6%	52.6%	51.6%
% of FP17s for Band 1 Urgent Courses	121	1,601	7.6%	9.0%	7.9%	8.9%
% of FP17s Relating to Free Repair or Replacements	5	1,601	0.3%	0.7%	0.8%	0.8%
% of FP17s Relating to Continuations	15	1,601	0.9%	1.0%	0.9%	0.9%
% of Patients satisfied with the dentistry they have received	2	2	N/A	93.6%	93.2%	93.2%
% of Patients satisfied with the time they had to wait for an appointment	2	2	N/A	87.9%	89.1%	88.8%

* This is based on patients treated on this contract for their most recent course of treatment. Figures in italics indicate the base number of FP17s or Patient Questionnaire responses are less than 100. N/A is shown where the base number of responses is less than 10 during the period. % is calculated as Quantity/Base number*100

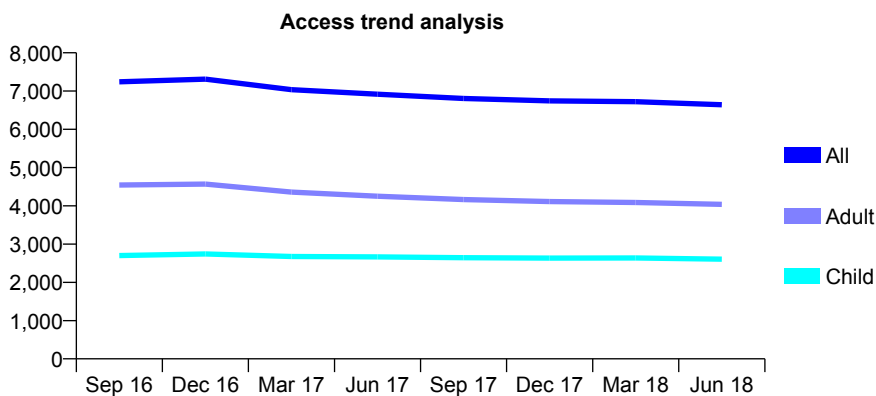
Q56 - Vital Signs At a Glance Contract Report for 109487/0001 - June 2018

Name or company name	Cambourne Dental Practice
Contract type name	GDS Contract
Purpose of contract	General
Contract start date	08/04/2011
Contract end date	

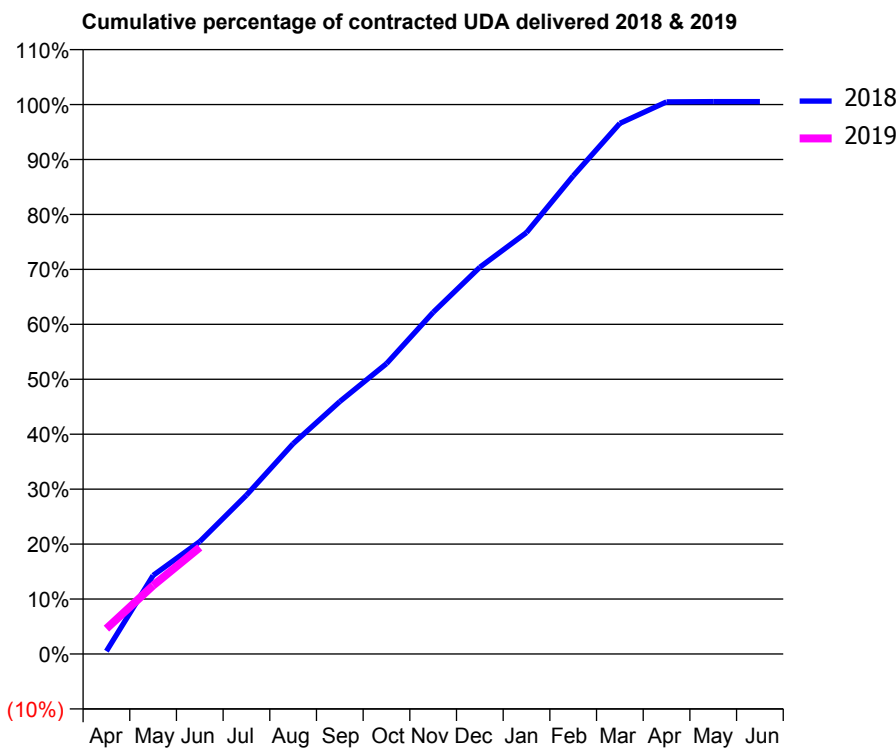
18/19 Contracted general activity (UDA)	17,913
Carry forward general activity (UDA)	0
18/19 Contracted orthodontic activity (UOA)	0
Carry forward orthodontic activity (UOA)	0
Baseline contract value	£530,532.45

ACCESS*

Patients seen in 24 months	Total	Change since previous quarter
Quarter ending June 2017	6,916	
Quarter ending September 2017	6,806	↓
Quarter ending December 2017	6,745	→
Quarter ending March 2018	6,723	→
Quarter ending June 2018	6,643	↓
Variance since June 2017	(3.9%)	↓



ACTIVITY



Month	Adjusted Scheduled Activity (UDA)	
	2018	2019
April	94	827
May	2,562	2,233
June	3,668	3,473
July	5,179	
August	6,857	
September	8,231	
October	9,464	
November	11,141	
December	12,610	
January	13,740	
February	15,584	
March	17,301	
April	18,000	
May	18,008	
June	18,008	

QUALITY

	Quantity	Base Number	Contract	AT	Region	England
% of FP17s for the same patient ID Re-attending within 3 months - Children	65	1,021	6.4%	10.7%	11.3%	11.5%
% of FP17s for the same patient ID Re-attending within 3 months - Adults	117	1,425	8.2%	14.0%	14.9%	15.4%
% of FP17s for the same patient ID Re-attending between 3 & 9 months - Children	714	1,021	69.9%	59.8%	60.0%	58.9%
% of FP17s for the same patient ID Re-attending between 3 & 9 months - Adults	1,005	1,425	70.5%	49.6%	52.6%	51.6%
% of FP17s for Band 1 Urgent Courses	117	2,057	5.7%	9.0%	7.9%	8.9%
% of FP17s Relating to Free Repair or Replacements	15	2,057	0.7%	0.7%	0.8%	0.8%
% of FP17s Relating to Continuations	18	2,057	0.9%	1.0%	0.9%	0.9%
% of Patients satisfied with the dentistry they have received	5	5	N/A	93.6%	93.2%	93.2%
% of Patients satisfied with the time they had to wait for an appointment	5	5	N/A	87.9%	89.1%	88.8%

* This is based on patients treated on this contract for their most recent course of treatment. Figures in italics indicate the base number of FP17s or Patient Questionnaire responses are less than 100. N/A is shown where the base number of responses is less than 10 during the period. % is calculated as Quantity/Base number*100

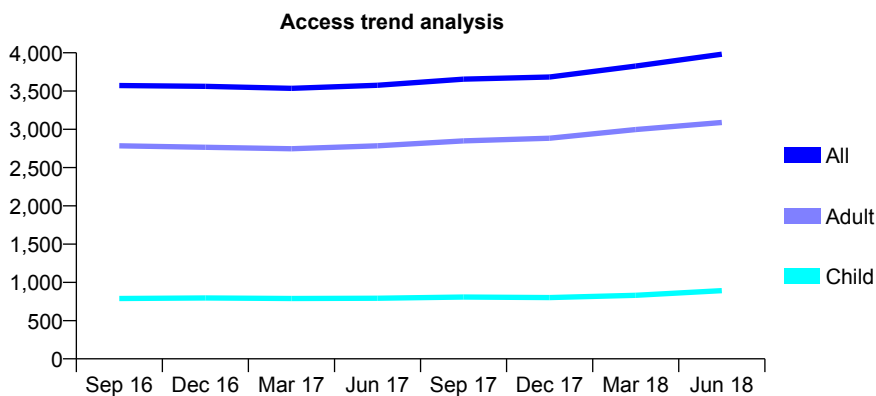
Q56 - Vital Signs At a Glance Contract Report for 110655/0001 - June 2018

Name or company name	The Toothplace Dental Surgery
Contract type name	GDS Contract
Purpose of contract	General
Contract start date	01/09/2010
Contract end date	

18/19 Contracted general activity (UDA)	13,533
Carry forward general activity (UDA)	0
18/19 Contracted orthodontic activity (UOA)	0
Carry forward orthodontic activity (UOA)	0
Baseline contract value	£342,117.95

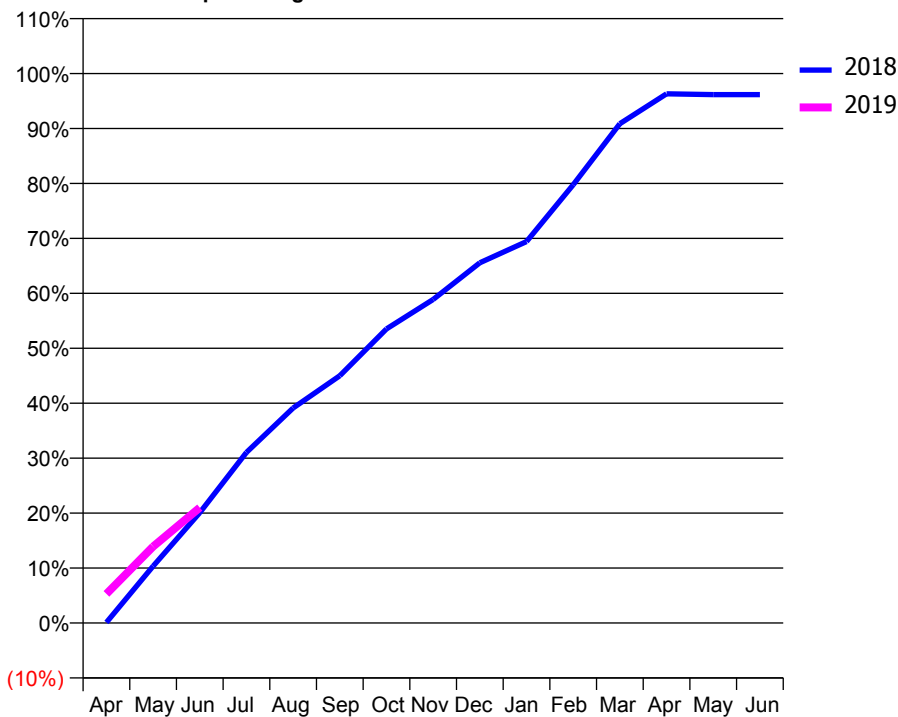
ACCESS*

Patients seen in 24 months	Total	Change since previous quarter
Quarter ending June 2017	3,576	
Quarter ending September 2017	3,655	↑
Quarter ending December 2017	3,684	→
Quarter ending March 2018	3,827	↑
Quarter ending June 2018	3,981	↑
Variance since June 2017	11.3%	↑



ACTIVITY

Cumulative percentage of contracted UDA delivered 2018 & 2019



Adjusted Scheduled Activity (UDA)

Month	2018	2019
April	16	717
May	1,402	1,883
June	2,717	2,841
July	4,201	
August	5,296	
September	6,089	
October	7,243	
November	7,968	
December	8,872	
January	9,393	
February	10,793	
March	12,298	
April	13,031	
May	13,013	
June	13,013	

QUALITY

	Quantity	Base Number	Contract	AT	Region	England
% of FP17s for the same patient ID Re-attending within 3 months - Children	20	340	5.9%	10.7%	11.3%	11.5%
% of FP17s for the same patient ID Re-attending within 3 months - Adults	115	1,069	10.8%	14.0%	14.9%	15.4%
% of FP17s for the same patient ID Re-attending between 3 & 9 months - Children	186	340	54.7%	59.8%	60.0%	58.9%
% of FP17s for the same patient ID Re-attending between 3 & 9 months - Adults	493	1,069	46.1%	49.6%	52.6%	51.6%
% of FP17s for Band 1 Urgent Courses	44	1,196	3.7%	9.0%	7.9%	8.9%
% of FP17s Relating to Free Repair or Replacements	9	1,196	0.8%	0.7%	0.8%	0.8%
% of FP17s Relating to Continuations	2	1,196	0.2%	1.0%	0.9%	0.9%
% of Patients satisfied with the dentistry they have received	4	4	N/A	93.6%	93.2%	93.2%
% of Patients satisfied with the time they had to wait for an appointment	3	4	N/A	87.9%	89.1%	88.8%

* This is based on patients treated on this contract for their most recent course of treatment. Figures in italics indicate the base number of FP17s or Patient Questionnaire responses are less than 100. N/A is shown where the base number of responses is less than 10 during the period. % is calculated as Quantity/Base number*100

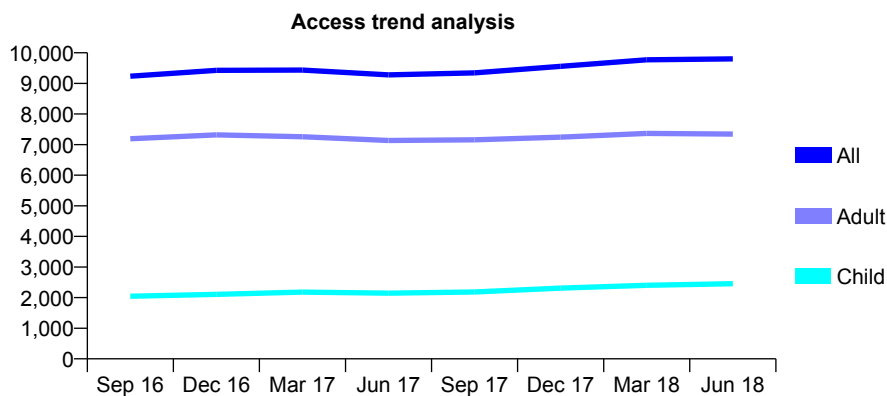
Q56 - Vital Signs At a Glance Contract Report for 110817/0001 - June 2018

Name or company name	1A Group Dental Practice Partnership
Contract type name	GDS Contract
Purpose of contract	General
Contract start date	01/04/2009
Contract end date	

18/19 Contracted general activity (UDA)	27,000
Carry forward general activity (UDA)	0
18/19 Contracted orthodontic activity (UOA)	0
Carry forward orthodontic activity (UOA)	0
Baseline contract value	£631,302.85

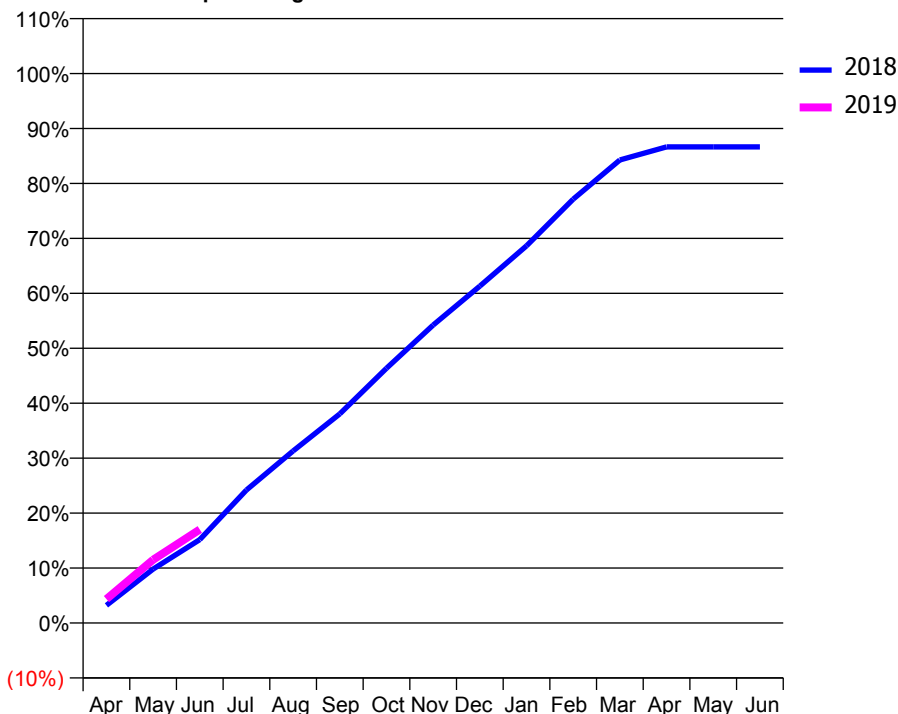
ACCESS*

Patients seen in 24 months	Total	Change since previous quarter
Quarter ending June 2017	9,281	
Quarter ending September 2017	9,344	→
Quarter ending December 2017	9,558	↑
Quarter ending March 2018	9,772	↑
Quarter ending June 2018	9,802	→
Variance since June 2017	5.6%	↑



ACTIVITY

Cumulative percentage of contracted UDA delivered 2018 & 2019



Month	Adjusted Scheduled Activity (UDA)	
	2018	2019
April	890	1,176
May	2,711	3,109
June	4,191	4,594
July	6,683	
August	8,645	
September	10,509	
October	12,797	
November	14,966	
December	16,923	
January	18,946	
February	21,292	
March	23,263	
April	23,918	
May	23,916	
June	23,916	

QUALITY

	Quantity	Base Number	Contract	AT	Region	England
% of FP17s for the same patient ID Re-attending within 3 months - Children	39	857	4.6%	10.7%	11.3%	11.5%
% of FP17s for the same patient ID Re-attending within 3 months - Adults	236	2,243	10.5%	14.0%	14.9%	15.4%
% of FP17s for the same patient ID Re-attending between 3 & 9 months - Children	594	857	69.3%	59.8%	60.0%	58.9%
% of FP17s for the same patient ID Re-attending between 3 & 9 months - Adults	1,155	2,243	51.5%	49.6%	52.6%	51.6%
% of FP17s for Band 1 Urgent Courses	189	2,692	7.0%	9.0%	7.9%	8.9%
% of FP17s Relating to Free Repair or Replacements	22	2,692	0.8%	0.7%	0.8%	0.8%
% of FP17s Relating to Continuations	18	2,692	0.7%	1.0%	0.9%	0.9%
% of Patients satisfied with the dentistry they have received	15	15	100.0%	93.6%	93.2%	93.2%
% of Patients satisfied with the time they had to wait for an appointment	12	15	80.0%	87.9%	89.1%	88.8%

* This is based on patients treated on this contract for their most recent course of treatment. Figures in italics indicate the base number of FP17s or Patient Questionnaire responses are less than 100. N/A is shown where the base number of responses is less than 10 during the period. % is calculated as Quantity/Base number*100

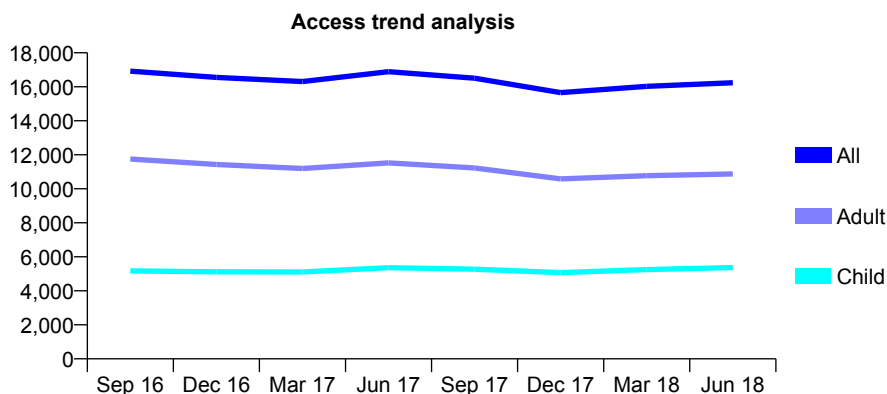
Q56 - Vital Signs At a Glance Contract Report for 110817/0002 - June 2018

Name or company name	1A Group Dental Practice Partnership
Contract type name	GDS Contract
Purpose of contract	General
Contract start date	01/04/2009
Contract end date	

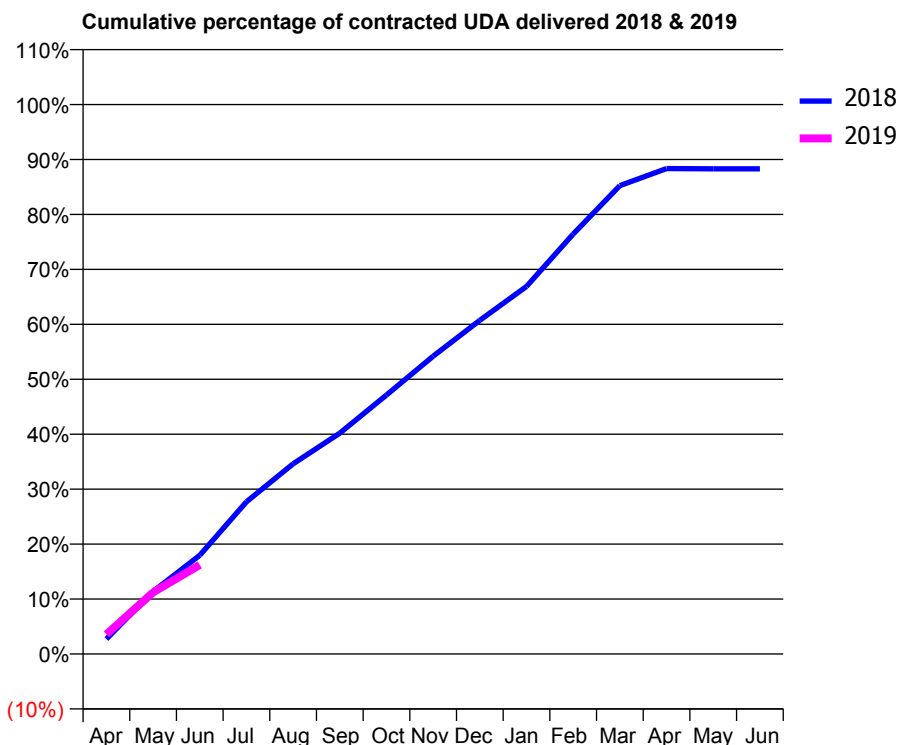
18/19 Contracted general activity (UDA)	53,038
Carry forward general activity (UDA)	0
18/19 Contracted orthodontic activity (UOA)	0
Carry forward orthodontic activity (UOA)	0
Baseline contract value	£1,398,710.56

ACCESS*

Patients seen in 24 months	Total	Change since previous quarter
Quarter ending June 2017	16,887	
Quarter ending September 2017	16,502	↓
Quarter ending December 2017	15,657	↓
Quarter ending March 2018	16,025	↑
Quarter ending June 2018	16,242	→
Variance since June 2017	(3.8%)	↓



ACTIVITY



Month	Adjusted Scheduled Activity (UDA)	
	2018	2019
April	1,372	1,900
May	5,721	5,950
June	9,016	8,599
July	13,896	
August	17,367	
September	20,167	
October	23,656	
November	27,193	
December	30,476	
January	33,563	
February	38,346	
March	42,770	
April	44,332	
May	44,309	
June	44,309	

QUALITY

	Quantity	Base Number	Contract	AT	Region	England
% of FP17s for the same patient ID Re-attending within 3 months - Children	92	1,449	6.3%	10.7%	11.3%	11.5%
% of FP17s for the same patient ID Re-attending within 3 months - Adults	307	2,857	10.7%	14.0%	14.9%	15.4%
% of FP17s for the same patient ID Re-attending between 3 & 9 months - Children	664	1,449	45.8%	59.8%	60.0%	58.9%
% of FP17s for the same patient ID Re-attending between 3 & 9 months - Adults	1,082	2,857	37.9%	49.6%	52.6%	51.6%
% of FP17s for Band 1 Urgent Courses	244	3,659	6.7%	9.0%	7.9%	8.9%
% of FP17s Relating to Free Repair or Replacements	11	3,659	0.3%	0.7%	0.8%	0.8%
% of FP17s Relating to Continuations	41	3,659	1.1%	1.0%	0.9%	0.9%
% of Patients satisfied with the dentistry they have received	9	10	90.0%	93.6%	93.2%	93.2%
% of Patients satisfied with the time they had to wait for an appointment	9	10	90.0%	87.9%	89.1%	88.8%

* This is based on patients treated on this contract for their most recent course of treatment. Figures in italics indicate the base number of FP17s or Patient Questionnaire responses are less than 100. N/A is shown where the base number of responses is less than 10 during the period. % is calculated as Quantity/Base number*100

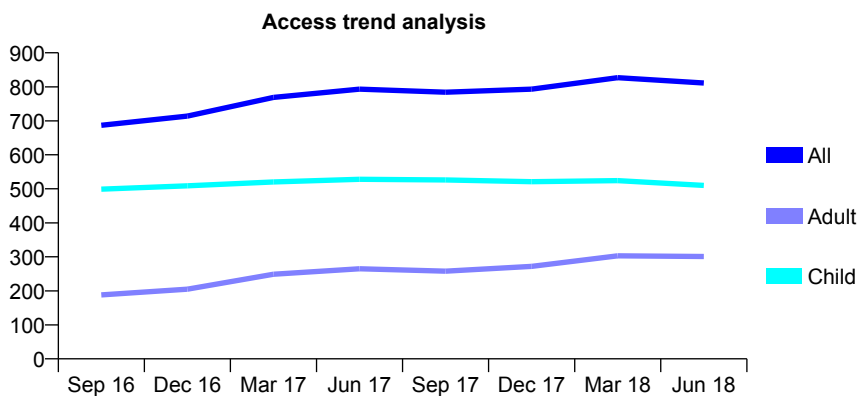
Q56 - Vital Signs At a Glance Contract Report for 112720/0001 - June 2018

Name or company name	Golden Triangle Practice LLP
Contract type name	GDS Contract
Purpose of contract	General
Contract start date	01/04/2008
Contract end date	

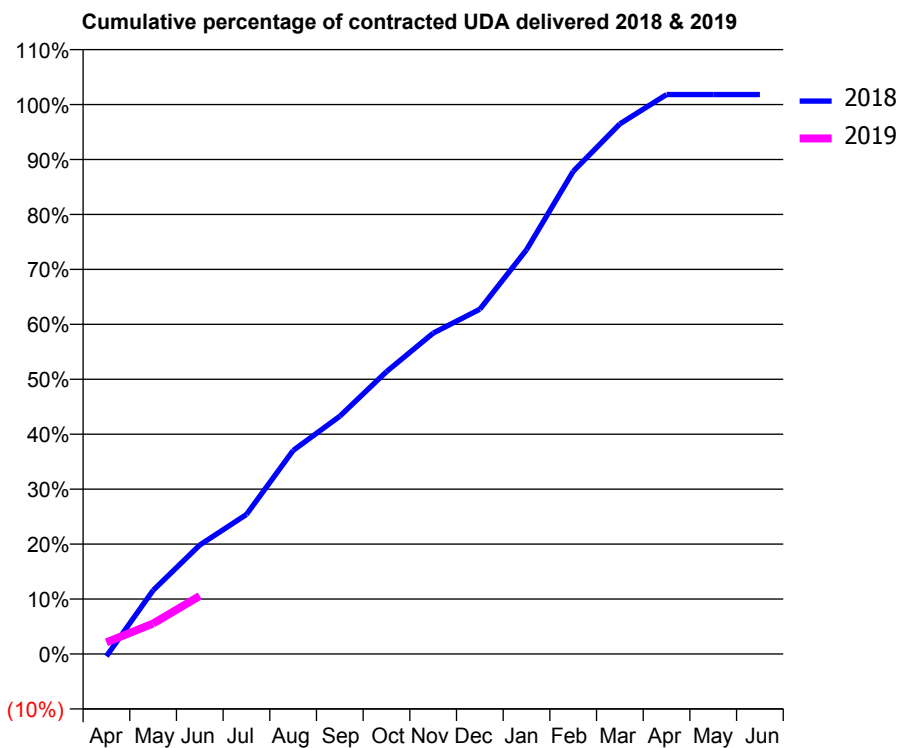
18/19 Contracted general activity (UDA)	2,303
Carry forward general activity (UDA)	0
18/19 Contracted orthodontic activity (UOA)	0
Carry forward orthodontic activity (UOA)	0
Baseline contract value	£64,639.90

ACCESS*

Patients seen in 24 months	Total	Change since previous quarter
Quarter ending June 2017	793	
Quarter ending September 2017	784	↓
Quarter ending December 2017	793	→
Quarter ending March 2018	827	↑
Quarter ending June 2018	811	↓
Variance since June 2017	2.3%	↑



ACTIVITY



Adjusted Scheduled Activity (UDA)		
Month	2018	2019
April	-10	49
May	267	128
June	457	243
July	585	
August	853	
September	997	
October	1,184	
November	1,345	
December	1,445	
January	1,694	
February	2,023	
March	2,222	
April	2,345	
May	2,345	
June	2,345	

QUALITY

	Quantity	Base Number	Contract	AT	Region	England
% of FP17s for the same patient ID Re-attending within 3 months - Children	13	167	7.8%	10.7%	11.3%	11.5%
% of FP17s for the same patient ID Re-attending within 3 months - Adults	7	75	9.3%	14.0%	14.9%	15.4%
% of FP17s for the same patient ID Re-attending between 3 & 9 months - Children	106	167	63.5%	59.8%	60.0%	58.9%
% of FP17s for the same patient ID Re-attending between 3 & 9 months - Adults	24	75	32.0%	49.6%	52.6%	51.6%
% of FP17s for Band 1 Urgent Courses	11	180	6.1%	9.0%	7.9%	8.9%
% of FP17s Relating to Free Repair or Replacements	0	180	0.0%	0.7%	0.8%	0.8%
% of FP17s Relating to Continuations	2	180	1.1%	1.0%	0.9%	0.9%
% of Patients satisfied with the dentistry they have received	2	2	N/A	93.6%	93.2%	93.2%
% of Patients satisfied with the time they had to wait for an appointment	2	2	N/A	87.9%	89.1%	88.8%

* This is based on patients treated on this contract for their most recent course of treatment. Figures in italics indicate the base number of FP17s or Patient Questionnaire responses are less than 100. N/A is shown where the base number of responses is less than 10 during the period. % is calculated as Quantity/Base number*100

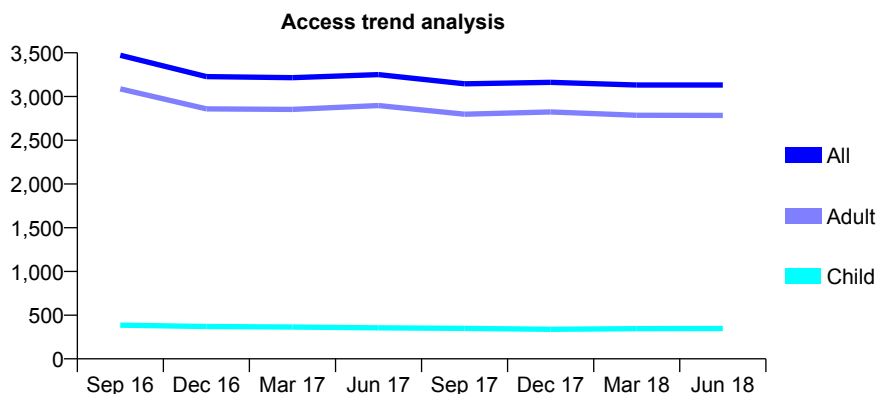
Q56 - Vital Signs At a Glance Contract Report for 117455/0001 - June 2018

Name or company name	UEA Dentists
Contract type name	GDS Contract
Purpose of contract	General
Contract start date	01/03/2012
Contract end date	

18/19 Contracted general activity (UDA)	8,680
Carry forward general activity (UDA)	0
18/19 Contracted orthodontic activity (UOA)	0
Carry forward orthodontic activity (UOA)	0
Baseline contract value	£257,949.87

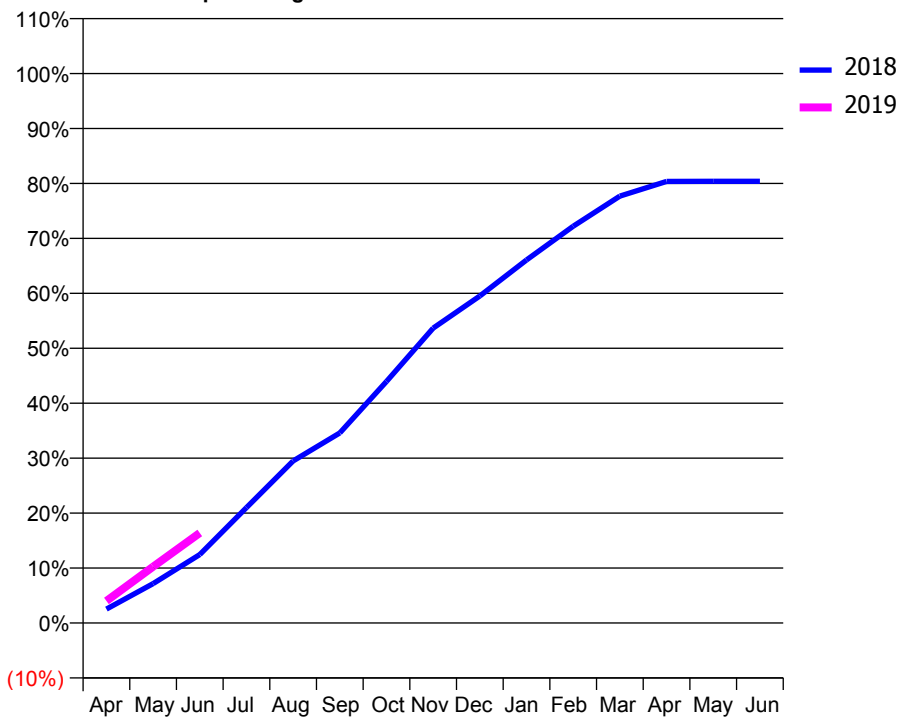
ACCESS*

Patients seen in 24 months	Total	Change since previous quarter
Quarter ending June 2017	3,251	
Quarter ending September 2017	3,145	↓
Quarter ending December 2017	3,162	→
Quarter ending March 2018	3,131	→
Quarter ending June 2018	3,131	→
Variance since June 2017	(3.7%)	↓



ACTIVITY

Cumulative percentage of contracted UDA delivered 2018 & 2019



Month	Adjusted Scheduled Activity (UDA)	
	2018	2019
April	219	348
May	623	889
June	1,082	1,424
July	1,824	
August	2,561	
September	3,002	
October	3,815	
November	4,659	
December	5,165	
January	5,735	
February	6,268	
March	6,743	
April	6,975	
May	6,977	
June	6,977	

QUALITY

	Quantity	Base Number	Contract	AT	Region	England
% of FP17s for the same patient ID Re-attending within 3 months - Children	8	133	6.0%	10.7%	11.3%	11.5%
% of FP17s for the same patient ID Re-attending within 3 months - Adults	151	901	16.8%	14.0%	14.9%	15.4%
% of FP17s for the same patient ID Re-attending between 3 & 9 months - Children	83	133	62.4%	59.8%	60.0%	58.9%
% of FP17s for the same patient ID Re-attending between 3 & 9 months - Adults	309	901	34.3%	49.6%	52.6%	51.6%
% of FP17s for Band 1 Urgent Courses	178	871	20.4%	9.0%	7.9%	8.9%
% of FP17s Relating to Free Repair or Replacements	0	871	0.0%	0.7%	0.8%	0.8%
% of FP17s Relating to Continuations	6	871	0.7%	1.0%	0.9%	0.9%
% of Patients satisfied with the dentistry they have received	0	0	N/A	93.6%	93.2%	93.2%
% of Patients satisfied with the time they had to wait for an appointment	0	0	N/A	87.9%	89.1%	88.8%

* This is based on patients treated on this contract for their most recent course of treatment. Figures in italics indicate the base number of FP17s or Patient Questionnaire responses are less than 100. N/A is shown where the base number of responses is less than 10 during the period. % is calculated as Quantity/Base number*100

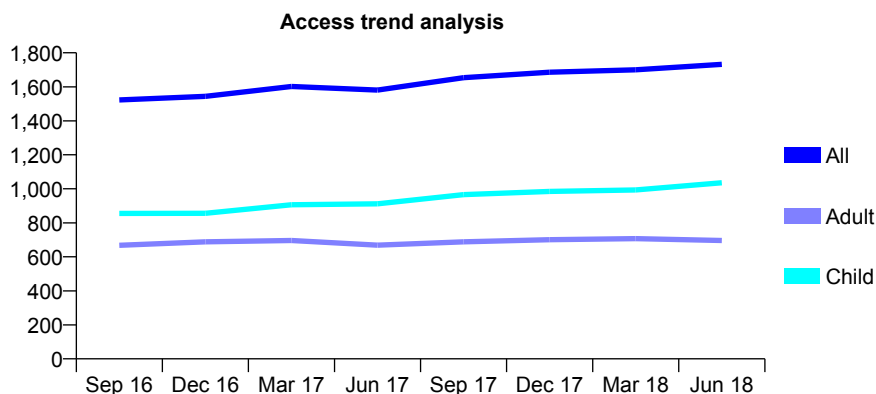
Q56 - Vital Signs At a Glance Contract Report for 117501/0001 - June 2018

Name or company name	The High Street Dental Practice
Contract type name	GDS Contract
Purpose of contract	General
Contract start date	01/10/2010
Contract end date	

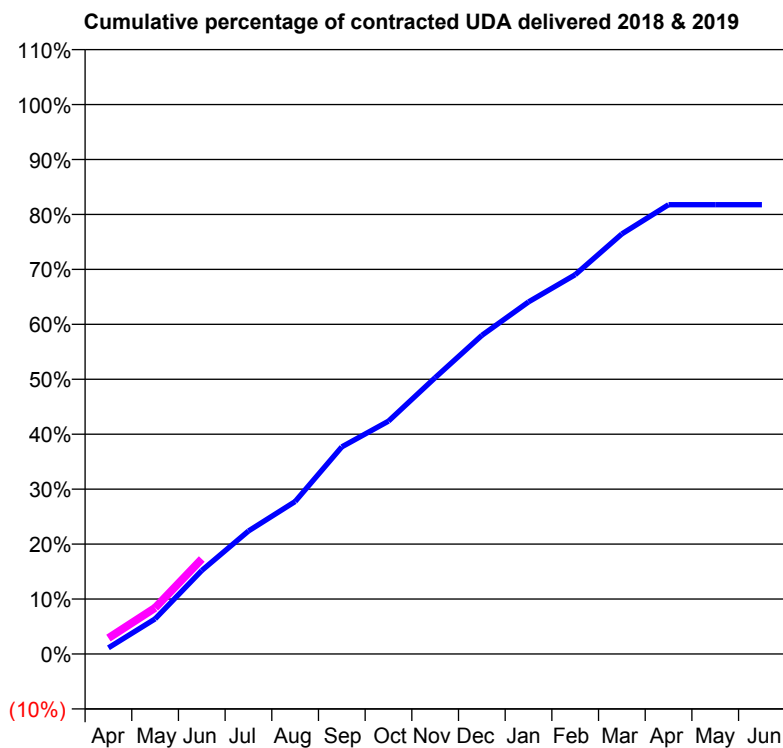
18/19 Contracted general activity (UDA)	4,321
Carry forward general activity (UDA)	0
18/19 Contracted orthodontic activity (UOA)	0
Carry forward orthodontic activity (UOA)	0
Baseline contract value	£95,441.07

ACCESS*

Patients seen in 24 months	Total	Change since previous quarter
Quarter ending June 2017	1,581	
Quarter ending September 2017	1,654	↑
Quarter ending December 2017	1,686	→
Quarter ending March 2018	1,700	→
Quarter ending June 2018	1,732	→
Variance since June 2017	9.6%	↑



ACTIVITY



Adjusted Scheduled Activity (UDA)		
Month	2018	2019
April	48	125
May	276	364
June	657	747
July	967	
August	1,199	
September	1,629	
October	1,832	
November	2,173	
December	2,505	
January	2,769	
February	2,982	
March	3,304	
April	3,533	
May	3,533	
June	3,533	

QUALITY

	Quantity	Base Number	Contract	AT	Region	England
% of FP17s for the same patient ID Re-attending within 3 months - Children	24	444	5.4%	10.7%	11.3%	11.5%
% of FP17s for the same patient ID Re-attending within 3 months - Adults	28	204	13.7%	14.0%	14.9%	15.4%
% of FP17s for the same patient ID Re-attending between 3 & 9 months - Children	277	444	62.4%	59.8%	60.0%	58.9%
% of FP17s for the same patient ID Re-attending between 3 & 9 months - Adults	96	204	47.1%	49.6%	52.6%	51.6%
% of FP17s for Band 1 Urgent Courses	26	503	5.2%	9.0%	7.9%	8.9%
% of FP17s Relating to Free Repair or Replacements	0	503	0.0%	0.7%	0.8%	0.8%
% of FP17s Relating to Continuations	10	503	2.0%	1.0%	0.9%	0.9%
% of Patients satisfied with the dentistry they have received	0	0	N/A	93.6%	93.2%	93.2%
% of Patients satisfied with the time they had to wait for an appointment	0	0	N/A	87.9%	89.1%	88.8%

* This is based on patients treated on this contract for their most recent course of treatment. Figures in italics indicate the base number of FP17s or Patient Questionnaire responses are less than 100. N/A is shown where the base number of responses is less than 10 during the period. % is calculated as Quantity/Base number*100

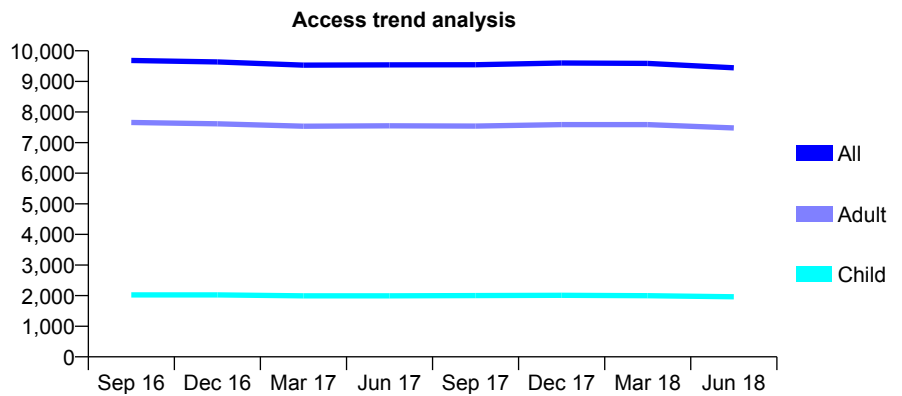
Q56 - Vital Signs At a Glance Contract Report for 117994/0001 - June 2018

Name or company name	Wensleydale Dental Practice
Contract type name	GDS Contract
Purpose of contract	General
Contract start date	01/07/2011
Contract end date	

18/19 Contracted general activity (UDA)	28,718
Carry forward general activity (UDA)	0
18/19 Contracted orthodontic activity (UOA)	0
Carry forward orthodontic activity (UOA)	0
Baseline contract value	£730,432.50

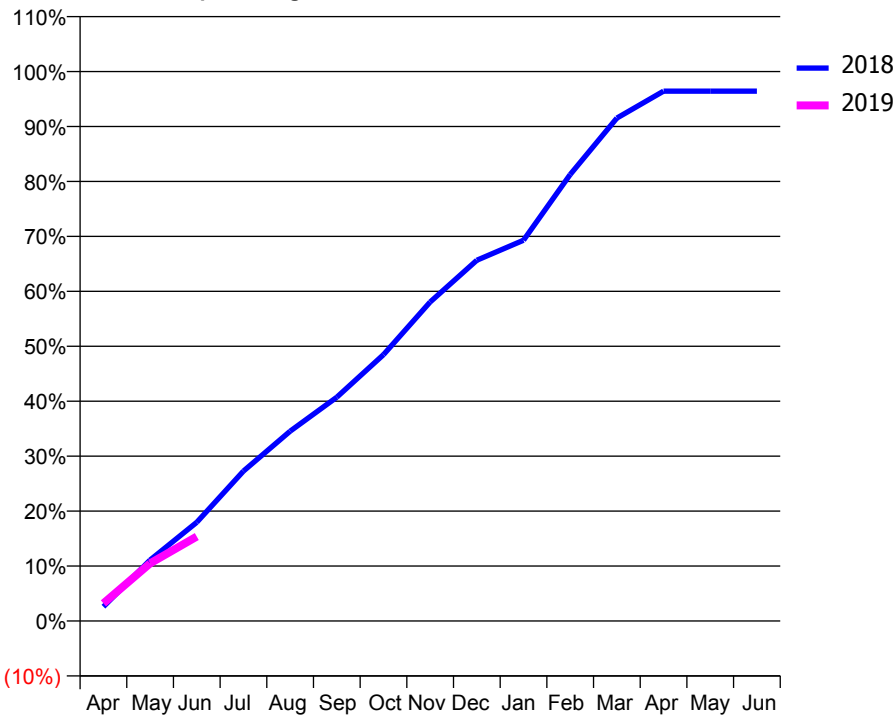
ACCESS*

Patients seen in 24 months	Total	Change since previous quarter
Quarter ending June 2017	9,542	
Quarter ending September 2017	9,545	→
Quarter ending December 2017	9,603	→
Quarter ending March 2018	9,587	→
Quarter ending June 2018	9,445	↓
Variance since June 2017	(1.0%)	↓



ACTIVITY

Cumulative percentage of contracted UDA delivered 2018 & 2019



Month	Adjusted Scheduled Activity (UDA)	
	2018	2019
April	843	920
May	3,583	3,012
June	5,801	4,415
July	8,805	
August	11,145	
September	13,144	
October	15,644	
November	18,736	
December	21,181	
January	22,355	
February	26,221	
March	29,535	
April	31,115	
May	31,114	
June	31,113	

QUALITY

	Quantity	Base Number	Contract	AT	Region	England
% of FP17s for the same patient ID Re-attending within 3 months - Children	37	626	5.9%	10.7%	11.3%	11.5%
% of FP17s for the same patient ID Re-attending within 3 months - Adults	272	2,188	12.4%	14.0%	14.9%	15.4%
% of FP17s for the same patient ID Re-attending between 3 & 9 months - Children	461	626	73.6%	59.8%	60.0%	58.9%
% of FP17s for the same patient ID Re-attending between 3 & 9 months - Adults	1,486	2,188	67.9%	49.6%	52.6%	51.6%
% of FP17s for Band 1 Urgent Courses	145	2,297	6.3%	9.0%	7.9%	8.9%
% of FP17s Relating to Free Repair or Replacements	18	2,297	0.8%	0.7%	0.8%	0.8%
% of FP17s Relating to Continuations	4	2,297	0.2%	1.0%	0.9%	0.9%
% of Patients satisfied with the dentistry they have received	11	11	100.0%	93.6%	93.2%	93.2%
% of Patients satisfied with the time they had to wait for an appointment	9	11	81.8%	87.9%	89.1%	88.8%

* This is based on patients treated on this contract for their most recent course of treatment. Figures in italics indicate the base number of FP17s or Patient Questionnaire responses are less than 100. N/A is shown where the base number of responses is less than 10 during the period. % is calculated as Quantity/Base number*100

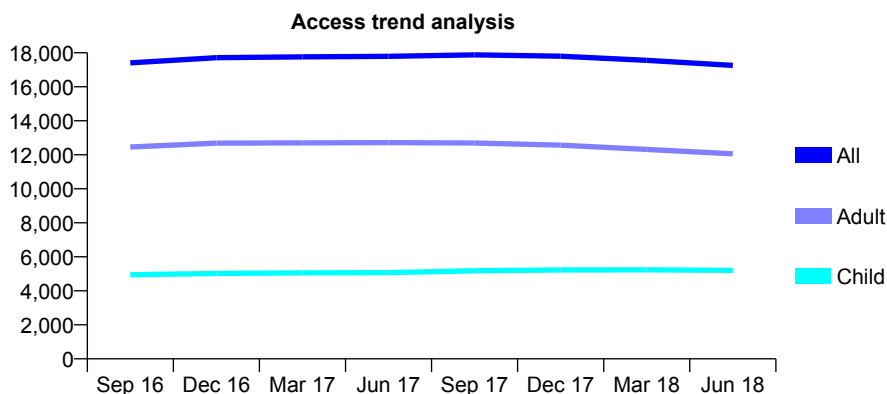
Q56 - Vital Signs At a Glance Contract Report for 118036/0001 - June 2018

Name or company name	DU TOIT & BURGER PARTNERSHIP (IPS)
Contract type name	GDS Contract
Purpose of contract	General and Orthodontic
Contract start date	01/04/2007
Contract end date	

18/19 Contracted general activity (UDA)	42,501
Carry forward general activity (UDA)	0
18/19 Contracted orthodontic activity (UOA)	7,184
Carry forward orthodontic activity (UOA)	0
Baseline contract value	£1,455,605.56

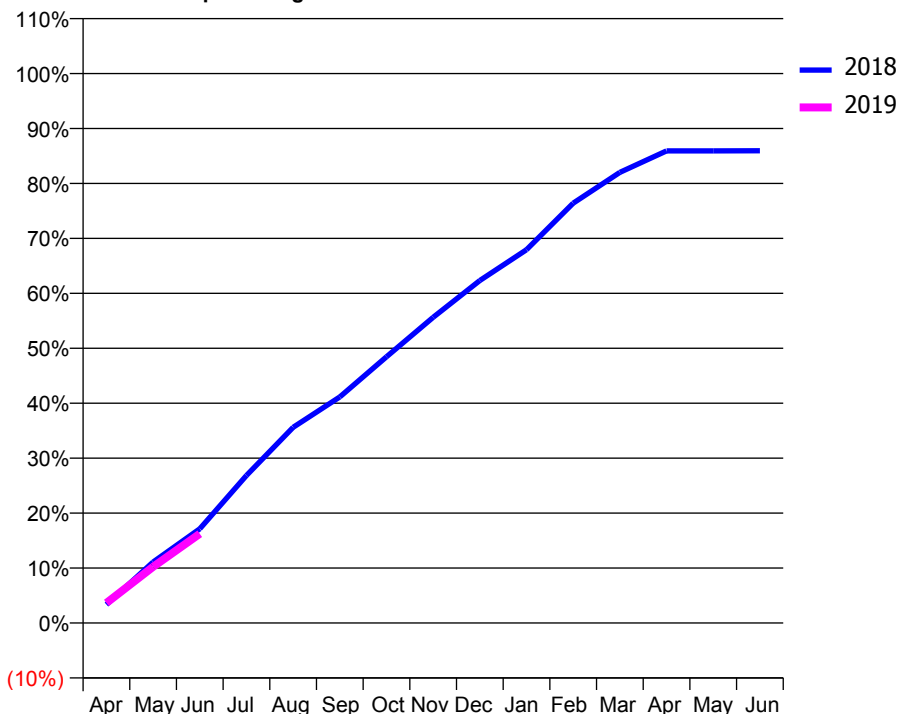
ACCESS*

Patients seen in 24 months	Total	Change since previous quarter
Quarter ending June 2017	17,794	
Quarter ending September 2017	17,875	→
Quarter ending December 2017	17,797	→
Quarter ending March 2018	17,554	↓
Quarter ending June 2018	17,259	↓
Variance since June 2017	(3.0%)	↓



ACTIVITY

Cumulative percentage of contracted UDA delivered 2018 & 2019



Adjusted Scheduled Activity (UDA)

Month	2018	2019
April	1,427	1,557
May	4,717	4,348
June	7,287	6,900
July	11,408	
August	15,131	
September	17,488	
October	20,591	
November	23,647	
December	26,493	
January	28,873	
February	32,470	
March	34,853	
April	36,517	
May	36,521	
June	36,522	

QUALITY

	Quantity	Base Number	Contract	AT	Region	England
% of FP17s for the same patient ID Re-attending within 3 months - Children	199	2,288	8.7%	10.7%	11.3%	11.5%
% of FP17s for the same patient ID Re-attending within 3 months - Adults	231	3,034	7.6%	14.0%	14.9%	15.4%
% of FP17s for the same patient ID Re-attending between 3 & 9 months - Children	1,398	2,288	61.1%	59.8%	60.0%	58.9%
% of FP17s for the same patient ID Re-attending between 3 & 9 months - Adults	1,192	3,034	39.3%	49.6%	52.6%	51.6%
% of FP17s for Band 1 Urgent Courses	221	4,323	5.1%	9.0%	7.9%	8.9%
% of FP17s Relating to Free Repair or Replacements	9	4,323	0.2%	0.7%	0.8%	0.8%
% of FP17s Relating to Continuations	30	4,323	0.7%	1.0%	0.9%	0.9%
% of Patients satisfied with the dentistry they have received	6	6	N/A	93.6%	93.2%	93.2%
% of Patients satisfied with the time they had to wait for an appointment	6	6	N/A	87.9%	89.1%	88.8%

* This is based on patients treated on this contract for their most recent course of treatment. Figures in italics indicate the base number of FP17s or Patient Questionnaire responses are less than 100. N/A is shown where the base number of responses is less than 10 during the period. % is calculated as Quantity/Base number*100

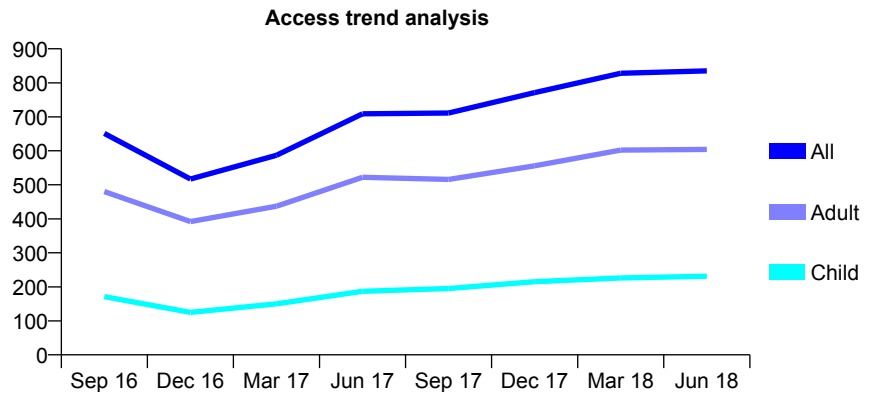
Q56 - Vital Signs At a Glance Contract Report for 119113/0001 - June 2018

Name or company name	Onefiveseven Partnership
Contract type name	GDS Contract
Purpose of contract	General
Contract start date	12/10/2009
Contract end date	

18/19 Contracted general activity (UDA)	1,189
Carry forward general activity (UDA)	0
18/19 Contracted orthodontic activity (UOA)	0
Carry forward orthodontic activity (UOA)	0
Baseline contract value	£29,809.73

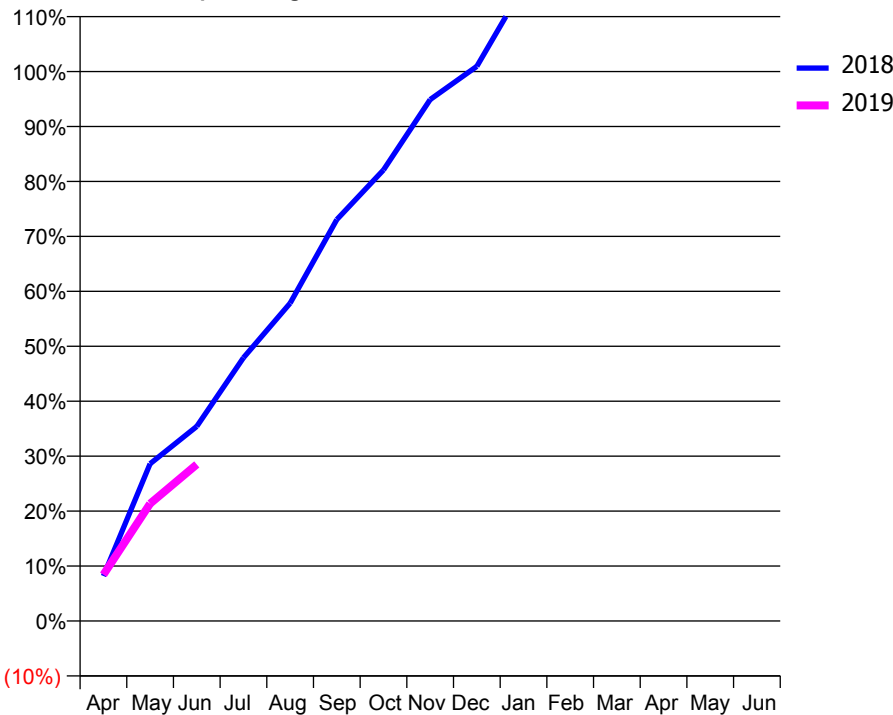
ACCESS*

Patients seen in 24 months	Total	Change since previous quarter
Quarter ending June 2017	709	
Quarter ending September 2017	711	→
Quarter ending December 2017	771	↑
Quarter ending March 2018	828	↑
Quarter ending June 2018	835	→
Variance since June 2017	17.8%	↑



ACTIVITY

Cumulative percentage of contracted UDA delivered 2018 & 2019



Month	Adjusted Scheduled Activity (UDA)	
	2018	2019
April	97	100
May	340	254
June	421	339
July	570	
August	688	
September	869	
October	976	
November	1,128	
December	1,200	
January	1,373	
February	1,559	
March	1,731	
April	1,809	
May	1,809	
June	1,809	

QUALITY

	Quantity	Base Number	Contract	AT	Region	England
% of FP17s for the same patient ID Re-attending within 3 months - Children	2	101	2.0%	10.7%	11.3%	11.5%
% of FP17s for the same patient ID Re-attending within 3 months - Adults	15	208	7.2%	14.0%	14.9%	15.4%
% of FP17s for the same patient ID Re-attending between 3 & 9 months - Children	69	101	68.3%	59.8%	60.0%	58.9%
% of FP17s for the same patient ID Re-attending between 3 & 9 months - Adults	127	208	61.1%	49.6%	52.6%	51.6%
% of FP17s for Band 1 Urgent Courses	20	262	7.6%	9.0%	7.9%	8.9%
% of FP17s Relating to Free Repair or Replacements	0	262	0.0%	0.7%	0.8%	0.8%
% of FP17s Relating to Continuations	2	262	0.8%	1.0%	0.9%	0.9%
% of Patients satisfied with the dentistry they have received	1	1	N/A	93.6%	93.2%	93.2%
% of Patients satisfied with the time they had to wait for an appointment	1	1	N/A	87.9%	89.1%	88.8%

* This is based on patients treated on this contract for their most recent course of treatment. Figures in italics indicate the base number of FP17s or Patient Questionnaire responses are less than 100. N/A is shown where the base number of responses is less than 10 during the period. % is calculated as Quantity/Base number*100

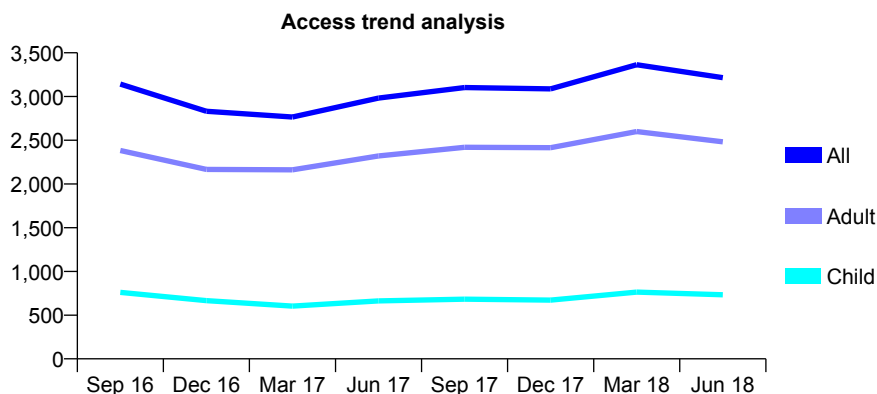
Q56 - Vital Signs At a Glance Contract Report for 119210/0001 - June 2018

Name or company name	Dr K A Fagher & Dr A Surti
Contract type name	GDS Contract
Purpose of contract	General
Contract start date	01/07/2011
Contract end date	

18/19 Contracted general activity (UDA)	8,918
Carry forward general activity (UDA)	0
18/19 Contracted orthodontic activity (UOA)	0
Carry forward orthodontic activity (UOA)	0
Baseline contract value	£208,401.85

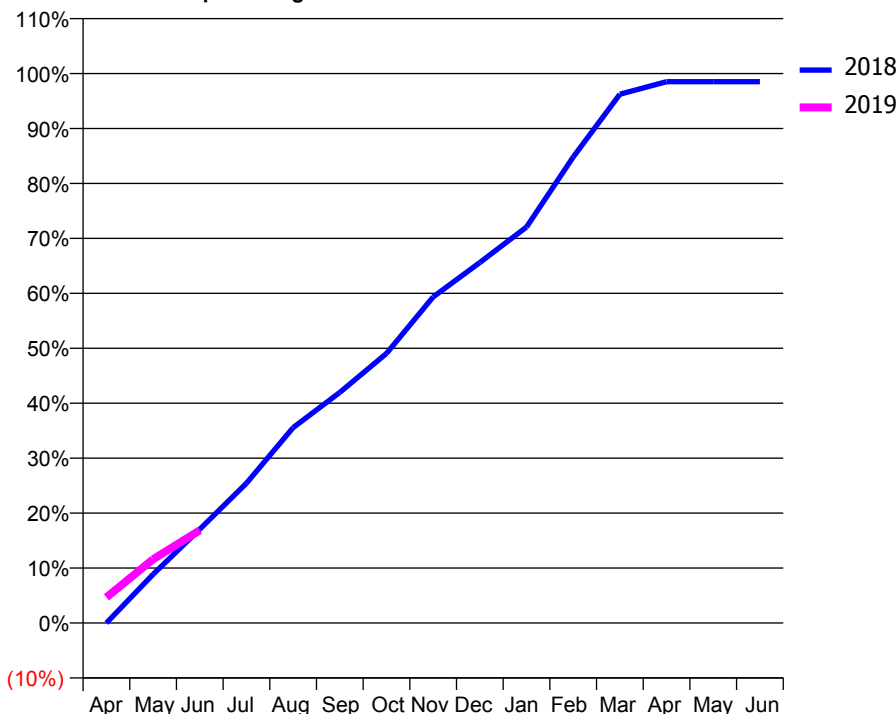
ACCESS*

Patients seen in 24 months	Total	Change since previous quarter
Quarter ending June 2017	2,983	
Quarter ending September 2017	3,103	↑
Quarter ending December 2017	3,087	→
Quarter ending March 2018	3,363	↑
Quarter ending June 2018	3,215	↓
Variance since June 2017	7.8%	↑



ACTIVITY

Cumulative percentage of contracted UDA delivered 2018 & 2019



Adjusted Scheduled Activity (UDA)

Month	2018	2019
April	1	416
May	791	1,037
June	1,521	1,506
July	2,268	
August	3,172	
September	3,743	
October	4,376	
November	5,293	
December	5,852	
January	6,426	
February	7,564	
March	8,582	
April	8,786	
May	8,786	
June	8,786	

QUALITY

	Quantity	Base Number	Contract	AT	Region	England
% of FP17s for the same patient ID Re-attending within 3 months - Children	17	204	8.3%	10.7%	11.3%	11.5%
% of FP17s for the same patient ID Re-attending within 3 months - Adults	144	752	19.1%	14.0%	14.9%	15.4%
% of FP17s for the same patient ID Re-attending between 3 & 9 months - Children	145	204	71.1%	59.8%	60.0%	58.9%
% of FP17s for the same patient ID Re-attending between 3 & 9 months - Adults	396	752	52.7%	49.6%	52.6%	51.6%
% of FP17s for Band 1 Urgent Courses	76	847	9.0%	9.0%	7.9%	8.9%
% of FP17s Relating to Free Repair or Replacements	13	847	1.5%	0.7%	0.8%	0.8%
% of FP17s Relating to Continuations	6	847	0.7%	1.0%	0.9%	0.9%
% of Patients satisfied with the dentistry they have received	3	4	N/A	93.6%	93.2%	93.2%
% of Patients satisfied with the time they had to wait for an appointment	3	4	N/A	87.9%	89.1%	88.8%

* This is based on patients treated on this contract for their most recent course of treatment. Figures in italics indicate the base number of FP17s or Patient Questionnaire responses are less than 100. N/A is shown where the base number of responses is less than 10 during the period. % is calculated as Quantity/Base number*100

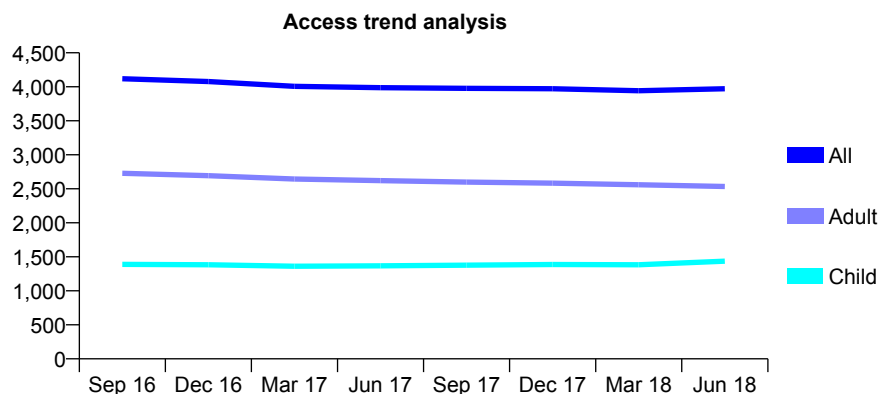
Q56 - Vital Signs At a Glance Contract Report for 119636/0001 - June 2018

Name or company name	Apple Tree Dental Practice
Contract type name	GDS Contract
Purpose of contract	General
Contract start date	25/04/2013
Contract end date	

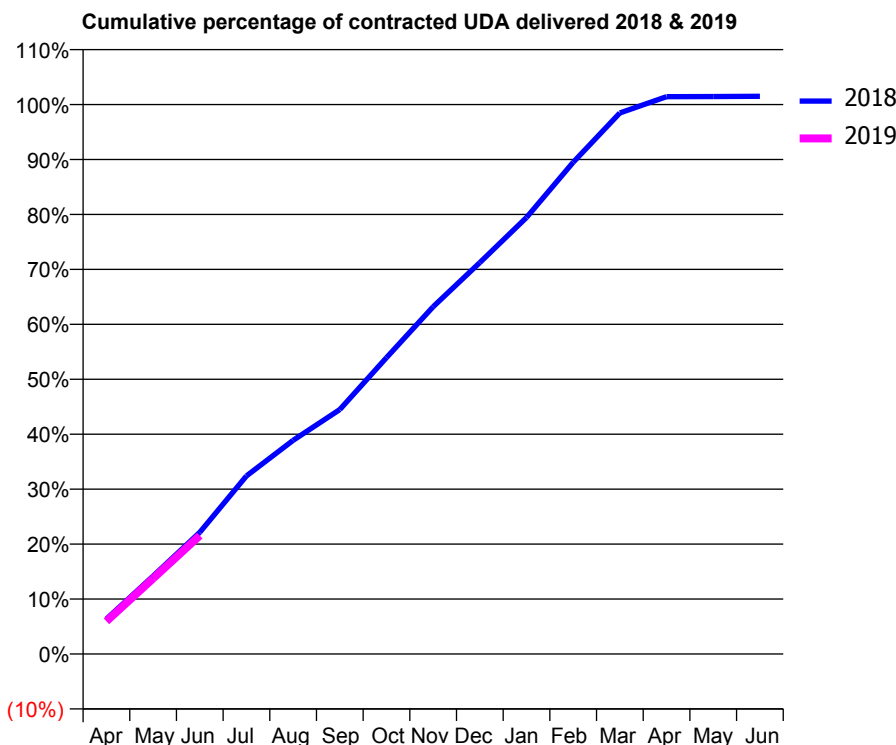
18/19 Contracted general activity (UDA)	9,642
Carry forward general activity (UDA)	0
18/19 Contracted orthodontic activity (UOA)	0
Carry forward orthodontic activity (UOA)	0
Baseline contract value	£326,098.41

ACCESS*

Patients seen in 24 months	Total	Change since previous quarter
Quarter ending June 2017	3,988	
Quarter ending September 2017	3,977	→
Quarter ending December 2017	3,972	→
Quarter ending March 2018	3,943	→
Quarter ending June 2018	3,971	→
Variance since June 2017	(0.4%)	→



ACTIVITY



Month	Adjusted Scheduled Activity (UDA)	
	2018	2019
April	615	575
May	1,367	1,326
June	2,134	2,079
July	3,126	
August	3,749	
September	4,289	
October	5,200	
November	6,093	
December	6,870	
January	7,659	
February	8,629	
March	9,494	
April	9,780	
May	9,781	
June	9,786	

QUALITY

	Quantity	Base Number	Contract	AT	Region	England
% of FP17s for the same patient ID Re-attending within 3 months - Children	111	696	15.9%	10.7%	11.3%	11.5%
% of FP17s for the same patient ID Re-attending within 3 months - Adults	117	923	12.7%	14.0%	14.9%	15.4%
% of FP17s for the same patient ID Re-attending between 3 & 9 months - Children	419	696	60.2%	59.8%	60.0%	58.9%
% of FP17s for the same patient ID Re-attending between 3 & 9 months - Adults	605	923	65.5%	49.6%	52.6%	51.6%
% of FP17s for Band 1 Urgent Courses	106	1,395	7.6%	9.0%	7.9%	8.9%
% of FP17s Relating to Free Repair or Replacements	11	1,395	0.8%	0.7%	0.8%	0.8%
% of FP17s Relating to Continuations	1	1,395	0.1%	1.0%	0.9%	0.9%
% of Patients satisfied with the dentistry they have received	4	4	N/A	93.6%	93.2%	93.2%
% of Patients satisfied with the time they had to wait for an appointment	3	4	N/A	87.9%	89.1%	88.8%

* This is based on patients treated on this contract for their most recent course of treatment. Figures in italics indicate the base number of FP17s or Patient Questionnaire responses are less than 100. N/A is shown where the base number of responses is less than 10 during the period. % is calculated as Quantity/Base number*100

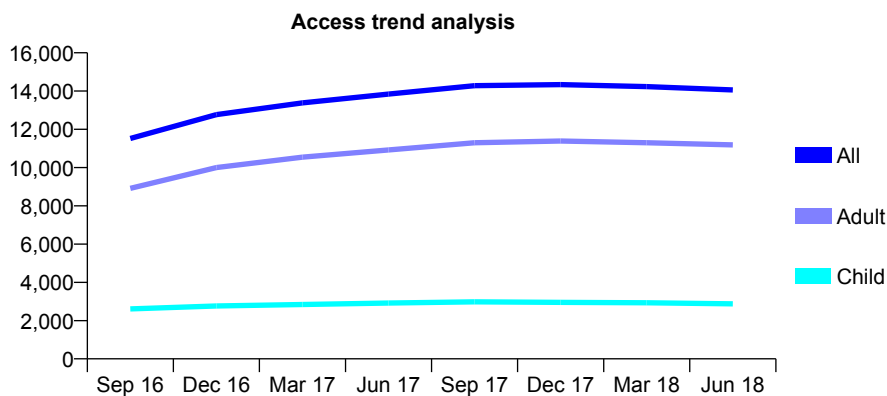
Q56 - Vital Signs At a Glance Contract Report for 120081/0001 - June 2018

Name or company name	Staffa Lodge Dental Group Ltd
Contract type name	GDS Contract
Purpose of contract	General
Contract start date	01/11/2015
Contract end date	

18/19 Contracted general activity (UDA)	40,819
Carry forward general activity (UDA)	0
18/19 Contracted orthodontic activity (UOA)	0
Carry forward orthodontic activity (UOA)	0
Baseline contract value	£877,642.41

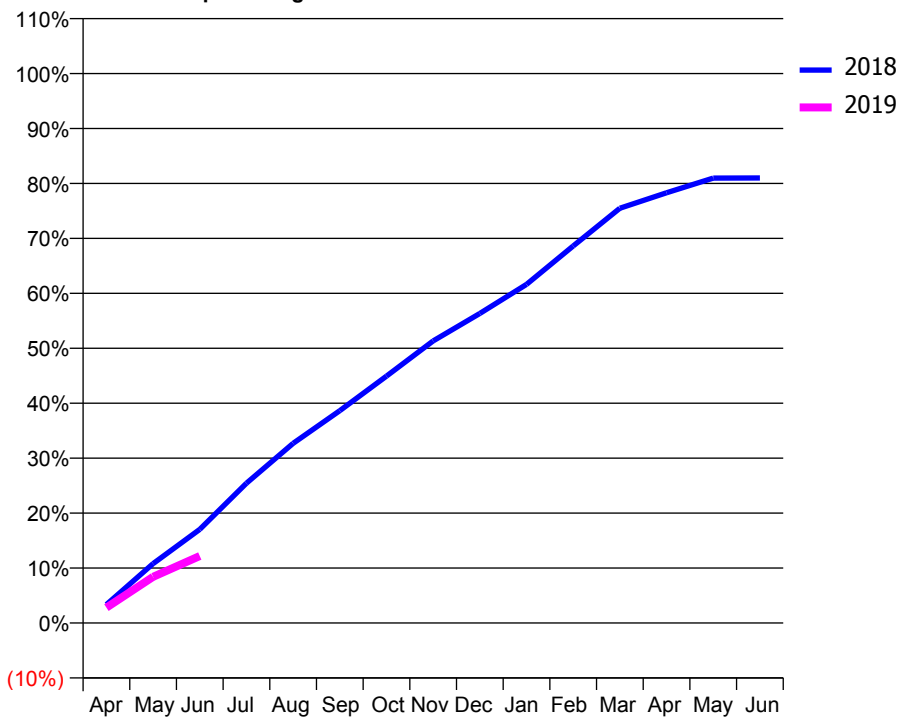
ACCESS*

Patients seen in 24 months	Total	Change since previous quarter
Quarter ending June 2017	13,840	
Quarter ending September 2017	14,279	↑
Quarter ending December 2017	14,338	→
Quarter ending March 2018	14,232	→
Quarter ending June 2018	14,061	↓
Variance since June 2017	1.6%	→



ACTIVITY

Cumulative percentage of contracted UDA delivered 2018 & 2019



Month	Adjusted Scheduled Activity (UDA)	
	2018	2019
April	1,370	1,147
May	4,414	3,433
June	6,960	4,976
July	10,387	
August	13,351	
September	15,776	
October	18,343	
November	20,954	
December	22,996	
January	25,152	
February	28,010	
March	30,809	
April	31,958	
May	33,051	
June	33,063	

QUALITY

	Quantity	Base Number	Contract	AT	Region	England
% of FP17s for the same patient ID Re-attending within 3 months - Children	106	1,078	9.8%	10.7%	11.3%	11.5%
% of FP17s for the same patient ID Re-attending within 3 months - Adults	456	3,545	12.9%	14.0%	14.9%	15.4%
% of FP17s for the same patient ID Re-attending between 3 & 9 months - Children	728	1,078	67.5%	59.8%	60.0%	58.9%
% of FP17s for the same patient ID Re-attending between 3 & 9 months - Adults	1,730	3,545	48.8%	49.6%	52.6%	51.6%
% of FP17s for Band 1 Urgent Courses	391	3,421	11.4%	9.0%	7.9%	8.9%
% of FP17s Relating to Free Repair or Replacements	13	3,421	0.4%	0.7%	0.8%	0.8%
% of FP17s Relating to Continuations	9	3,421	0.3%	1.0%	0.9%	0.9%
% of Patients satisfied with the dentistry they have received	14	15	93.3%	93.6%	93.2%	93.2%
% of Patients satisfied with the time they had to wait for an appointment	15	15	100.0%	87.9%	89.1%	88.8%

* This is based on patients treated on this contract for their most recent course of treatment. Figures in italics indicate the base number of FP17s or Patient Questionnaire responses are less than 100. N/A is shown where the base number of responses is less than 10 during the period. % is calculated as Quantity/Base number*100

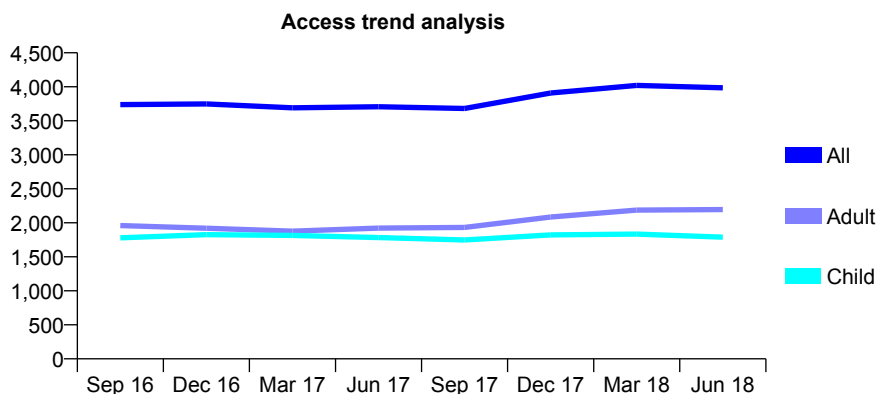
Q56 - Vital Signs At a Glance Contract Report for 120413/0001 - June 2018

Name or company name	Caring Dentistry Ltd
Contract type name	GDS Contract
Purpose of contract	General
Contract start date	01/04/2010
Contract end date	

18/19 Contracted general activity (UDA)	13,335
Carry forward general activity (UDA)	0
18/19 Contracted orthodontic activity (UOA)	0
Carry forward orthodontic activity (UOA)	0
Baseline contract value	£371,851.42

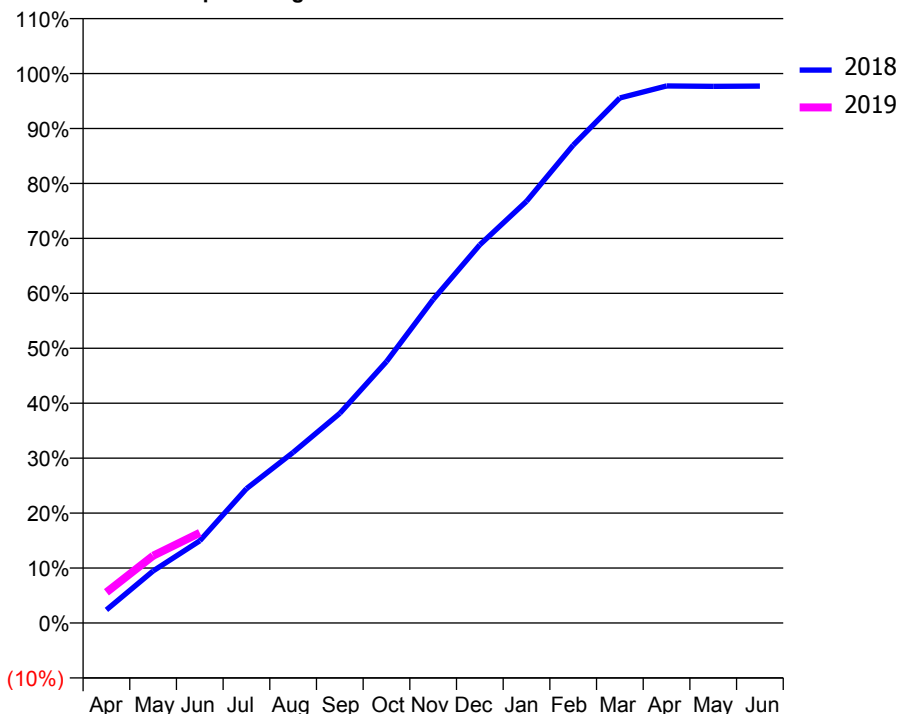
ACCESS*

Patients seen in 24 months	Total	Change since previous quarter
Quarter ending June 2017	3,706	
Quarter ending September 2017	3,681	→
Quarter ending December 2017	3,908	↑
Quarter ending March 2018	4,021	↑
Quarter ending June 2018	3,985	→
Variance since June 2017	7.5%	↑



ACTIVITY

Cumulative percentage of contracted UDA delivered 2018 & 2019



Adjusted Scheduled Activity (UDA)

Month	2018	2019
April	319	747
May	1,263	1,633
June	1,995	2,188
July	3,260	
August	4,141	
September	5,088	
October	6,344	
November	7,852	
December	9,180	
January	10,235	
February	11,596	
March	12,741	
April	13,034	
May	13,024	
June	13,030	

QUALITY

	Quantity	Base Number	Contract	AT	Region	England
% of FP17s for the same patient ID Re-attending within 3 months - Children	34	609	5.6%	10.7%	11.3%	11.5%
% of FP17s for the same patient ID Re-attending within 3 months - Adults	100	705	14.2%	14.0%	14.9%	15.4%
% of FP17s for the same patient ID Re-attending between 3 & 9 months - Children	459	609	75.4%	59.8%	60.0%	58.9%
% of FP17s for the same patient ID Re-attending between 3 & 9 months - Adults	421	705	59.7%	49.6%	52.6%	51.6%
% of FP17s for Band 1 Urgent Courses	97	1,150	8.4%	9.0%	7.9%	8.9%
% of FP17s Relating to Free Repair or Replacements	7	1,150	0.6%	0.7%	0.8%	0.8%
% of FP17s Relating to Continuations	2	1,150	0.2%	1.0%	0.9%	0.9%
% of Patients satisfied with the dentistry they have received	0	0	N/A	93.6%	93.2%	93.2%
% of Patients satisfied with the time they had to wait for an appointment	0	0	N/A	87.9%	89.1%	88.8%

* This is based on patients treated on this contract for their most recent course of treatment. Figures in italics indicate the base number of FP17s or Patient Questionnaire responses are less than 100. N/A is shown where the base number of responses is less than 10 during the period. % is calculated as Quantity/Base number*100

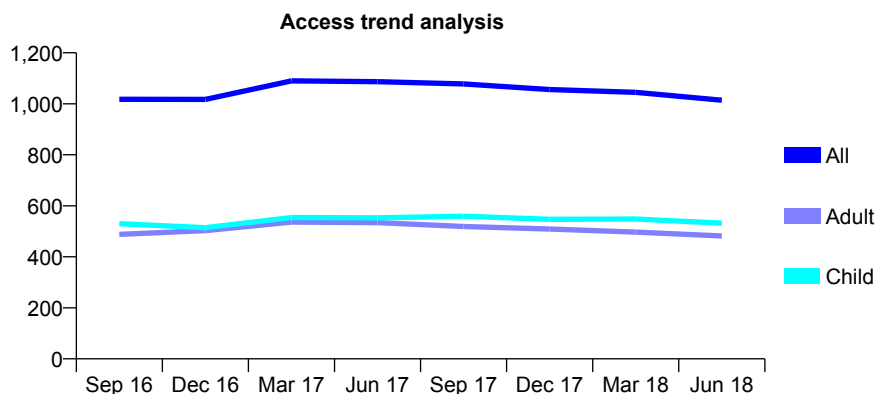
Q56 - Vital Signs At a Glance Contract Report for 120537/0001 - June 2018

Name or company name	Market Square Dental Practice
Contract type name	GDS Contract
Purpose of contract	General
Contract start date	04/08/2011
Contract end date	

18/19 Contracted general activity (UDA)	2,639
Carry forward general activity (UDA)	0
18/19 Contracted orthodontic activity (UOA)	0
Carry forward orthodontic activity (UOA)	0
Baseline contract value	£59,535.37

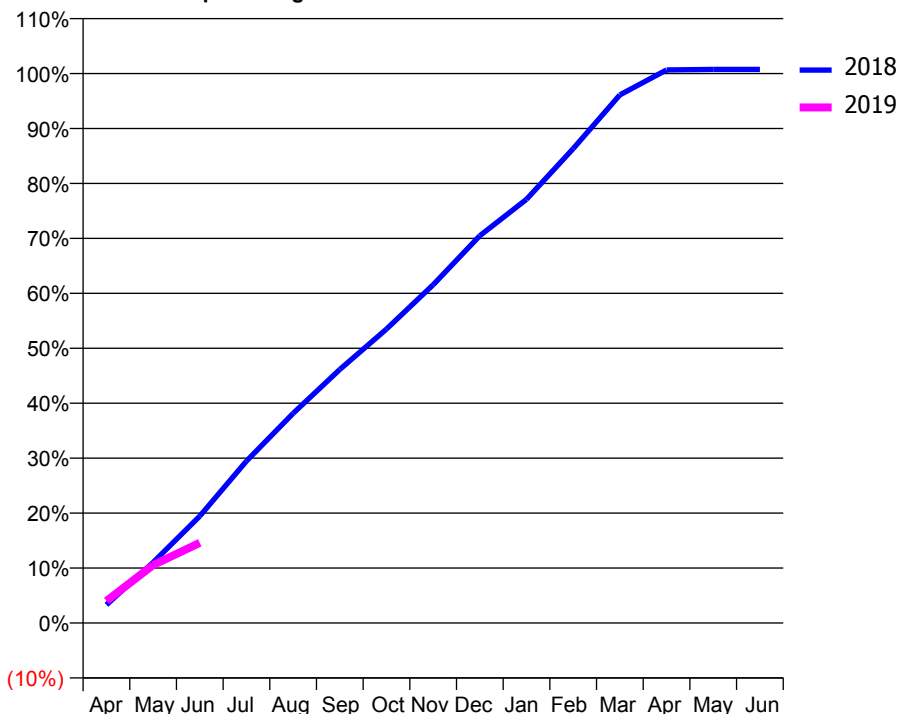
ACCESS*

Patients seen in 24 months	Total	Change since previous quarter
Quarter ending June 2017	1,087	
Quarter ending September 2017	1,078	→
Quarter ending December 2017	1,056	↓
Quarter ending March 2018	1,045	↓
Quarter ending June 2018	1,014	↓
Variance since June 2017	(6.7%)	↓



ACTIVITY

Cumulative percentage of contracted UDA delivered 2018 & 2019



Adjusted Scheduled Activity (UDA)

Month	2018	2019
April	88	106
May	291	278
June	514	385
July	778	
August	1,007	
September	1,218	
October	1,412	
November	1,625	
December	1,860	
January	2,035	
February	2,278	
March	2,537	
April	2,656	
May	2,659	
June	2,659	

QUALITY

	Quantity	Base Number	Contract	AT	Region	England
% of FP17s for the same patient ID Re-attending within 3 months - Children	17	201	8.5%	10.7%	11.3%	11.5%
% of FP17s for the same patient ID Re-attending within 3 months - Adults	21	130	16.2%	14.0%	14.9%	15.4%
% of FP17s for the same patient ID Re-attending between 3 & 9 months - Children	135	201	67.2%	59.8%	60.0%	58.9%
% of FP17s for the same patient ID Re-attending between 3 & 9 months - Adults	85	130	65.4%	49.6%	52.6%	51.6%
% of FP17s for Band 1 Urgent Courses	20	259	7.7%	9.0%	7.9%	8.9%
% of FP17s Relating to Free Repair or Replacements	2	259	0.8%	0.7%	0.8%	0.8%
% of FP17s Relating to Continuations	0	259	0.0%	1.0%	0.9%	0.9%
% of Patients satisfied with the dentistry they have received	0	0	N/A	93.6%	93.2%	93.2%
% of Patients satisfied with the time they had to wait for an appointment	0	0	N/A	87.9%	89.1%	88.8%

* This is based on patients treated on this contract for their most recent course of treatment. Figures in italics indicate the base number of FP17s or Patient Questionnaire responses are less than 100. N/A is shown where the base number of responses is less than 10 during the period. % is calculated as Quantity/Base number*100

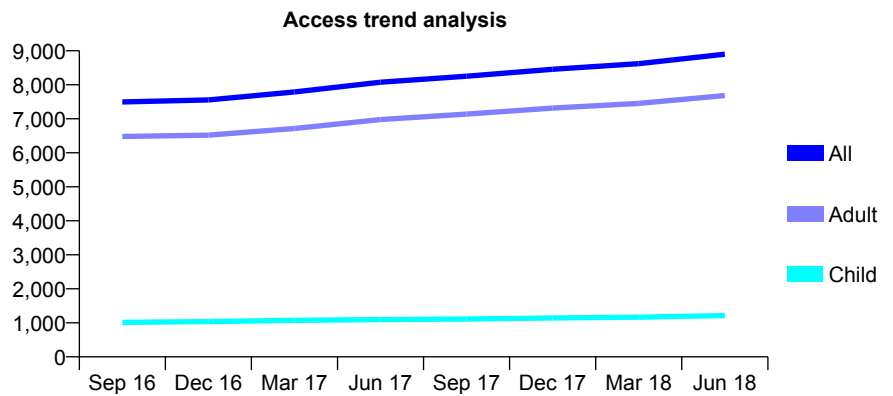
Q56 - Vital Signs At a Glance Contract Report for 120723/0001 - June 2018

Name or company name	Parish Vaid and Snehal Radia and Sanjay S
Contract type name	GDS Contract
Purpose of contract	General
Contract start date	15/11/2013
Contract end date	

18/19 Contracted general activity (UDA)	32,567
Carry forward general activity (UDA)	0
18/19 Contracted orthodontic activity (UOA)	0
Carry forward orthodontic activity (UOA)	0
Baseline contract value	£840,272.11

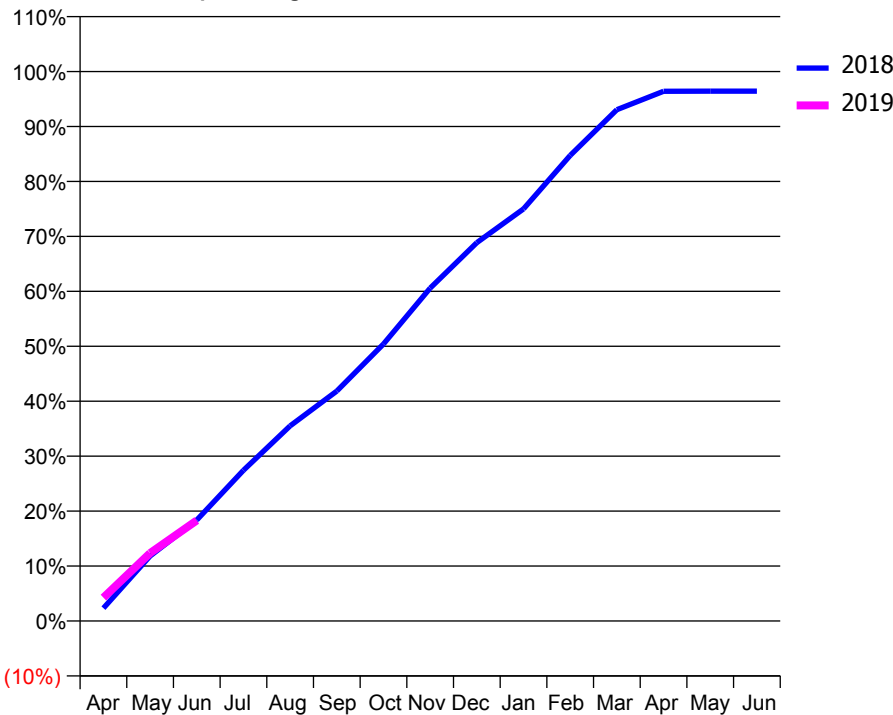
ACCESS*

Patients seen in 24 months	Total	Change since previous quarter
Quarter ending June 2017	8,076	
Quarter ending September 2017	8,251	↑
Quarter ending December 2017	8,456	↑
Quarter ending March 2018	8,620	→
Quarter ending June 2018	8,900	↑
Variance since June 2017	10.2%	↑



ACTIVITY

Cumulative percentage of contracted UDA delivered 2018 & 2019



Month	Adjusted Scheduled Activity (UDA)	
	2018	2019
April	759	1,389
May	3,853	4,030
June	5,988	5,965
July	8,936	
August	11,570	
September	13,627	
October	16,422	
November	19,734	
December	22,421	
January	24,421	
February	27,596	
March	30,303	
April	31,394	
May	31,405	
June	31,403	

QUALITY

	Quantity	Base Number	Contract	AT	Region	England
% of FP17s for the same patient ID Re-attending within 3 months - Children	39	469	8.3%	10.7%	11.3%	11.5%
% of FP17s for the same patient ID Re-attending within 3 months - Adults	367	3,121	11.8%	14.0%	14.9%	15.4%
% of FP17s for the same patient ID Re-attending between 3 & 9 months - Children	308	469	65.7%	59.8%	60.0%	58.9%
% of FP17s for the same patient ID Re-attending between 3 & 9 months - Adults	2,063	3,121	66.1%	49.6%	52.6%	51.6%
% of FP17s for Band 1 Urgent Courses	296	3,171	9.3%	9.0%	7.9%	8.9%
% of FP17s Relating to Free Repair or Replacements	19	3,171	0.6%	0.7%	0.8%	0.8%
% of FP17s Relating to Continuations	18	3,171	0.6%	1.0%	0.9%	0.9%
% of Patients satisfied with the dentistry they have received	9	9	N/A	93.6%	93.2%	93.2%
% of Patients satisfied with the time they had to wait for an appointment	9	9	N/A	87.9%	89.1%	88.8%

* This is based on patients treated on this contract for their most recent course of treatment. Figures in italics indicate the base number of FP17s or Patient Questionnaire responses are less than 100. N/A is shown where the base number of responses is less than 10 during the period. % is calculated as Quantity/Base number*100

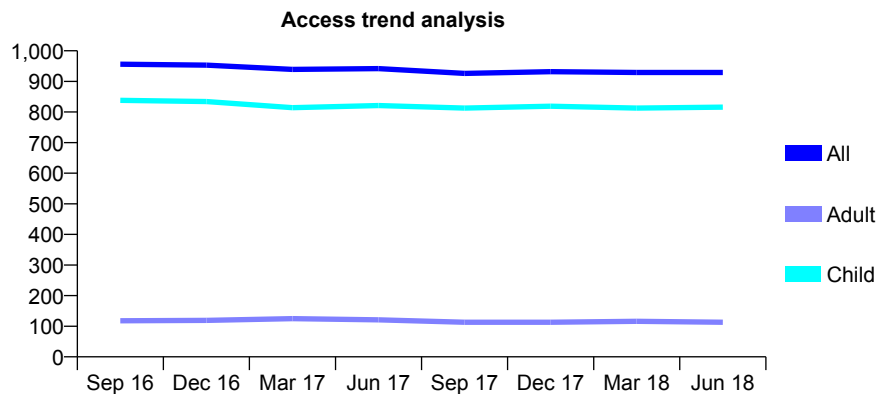
Q56 - Vital Signs At a Glance Contract Report for 121959/0001 - June 2018

Name or company name	Walton House Dental Practice Ltd
Contract type name	GDS Contract
Purpose of contract	General
Contract start date	01/02/2010
Contract end date	

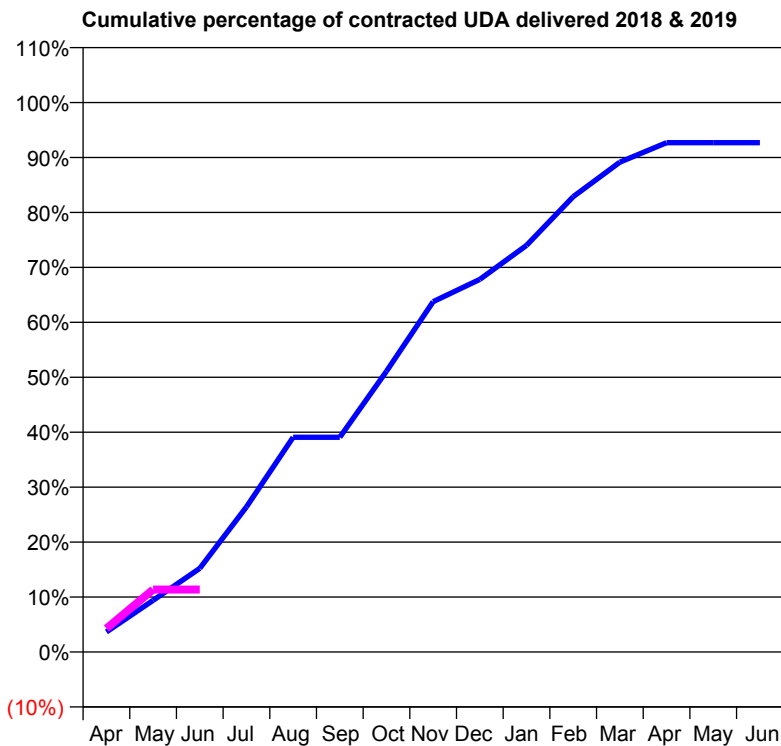
18/19 Contracted general activity (UDA)	1,700
Carry forward general activity (UDA)	0
18/19 Contracted orthodontic activity (UOA)	0
Carry forward orthodontic activity (UOA)	0
Baseline contract value	£34,849.64

ACCESS*

Patients seen in 24 months	Total	Change since previous quarter
Quarter ending June 2017	942	
Quarter ending September 2017	926	↓
Quarter ending December 2017	932	→
Quarter ending March 2018	929	→
Quarter ending June 2018	929	→
Variance since June 2017	(1.4%)	↓



ACTIVITY



Month	Adjusted Scheduled Activity (UDA)	
	2018	2019
April	62	73
May	160	193
June	259	193
July	449	
August	664	
September	664	
October	868	
November	1,084	
December	1,153	
January	1,258	
February	1,409	
March	1,515	
April	1,576	
May	1,576	
June	1,576	

QUALITY

	Quantity	Base Number	Contract	AT	Region	England
% of FP17s for the same patient ID Re-attending within 3 months - Children	12	188	6.4%	10.7%	11.3%	11.5%
% of FP17s for the same patient ID Re-attending within 3 months - Adults	3	9	33.3%	14.0%	14.9%	15.4%
% of FP17s for the same patient ID Re-attending between 3 & 9 months - Children	107	188	56.9%	59.8%	60.0%	58.9%
% of FP17s for the same patient ID Re-attending between 3 & 9 months - Adults	4	9	44.4%	49.6%	52.6%	51.6%
% of FP17s for Band 1 Urgent Courses	2	155	1.3%	9.0%	7.9%	8.9%
% of FP17s Relating to Free Repair or Replacements	0	155	0.0%	0.7%	0.8%	0.8%
% of FP17s Relating to Continuations	2	155	1.3%	1.0%	0.9%	0.9%
% of Patients satisfied with the dentistry they have received	0	0	N/A	93.6%	93.2%	93.2%
% of Patients satisfied with the time they had to wait for an appointment	0	0	N/A	87.9%	89.1%	88.8%

* This is based on patients treated on this contract for their most recent course of treatment. Figures in italics indicate the base number of FP17s or Patient Questionnaire responses are less than 100. N/A is shown where the base number of responses is less than 10 during the period. % is calculated as Quantity/Base number*100

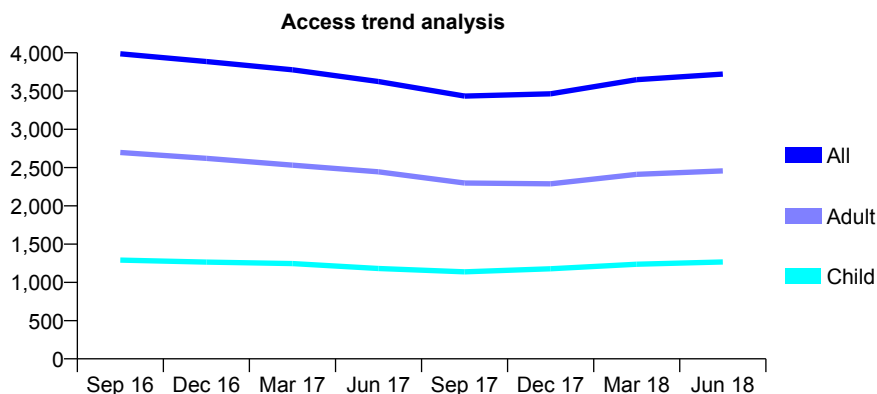
Q56 - Vital Signs At a Glance Contract Report for 124230/0001 - June 2018

Name or company name	Kenneth Ng Surgery Ltd
Contract type name	GDS Contract
Purpose of contract	General and Orthodontic
Contract start date	01/08/2008
Contract end date	

18/19 Contracted general activity (UDA)	9,340
Carry forward general activity (UDA)	0
18/19 Contracted orthodontic activity (UOA)	0
Carry forward orthodontic activity (UOA)	0
Baseline contract value	£245,198.10

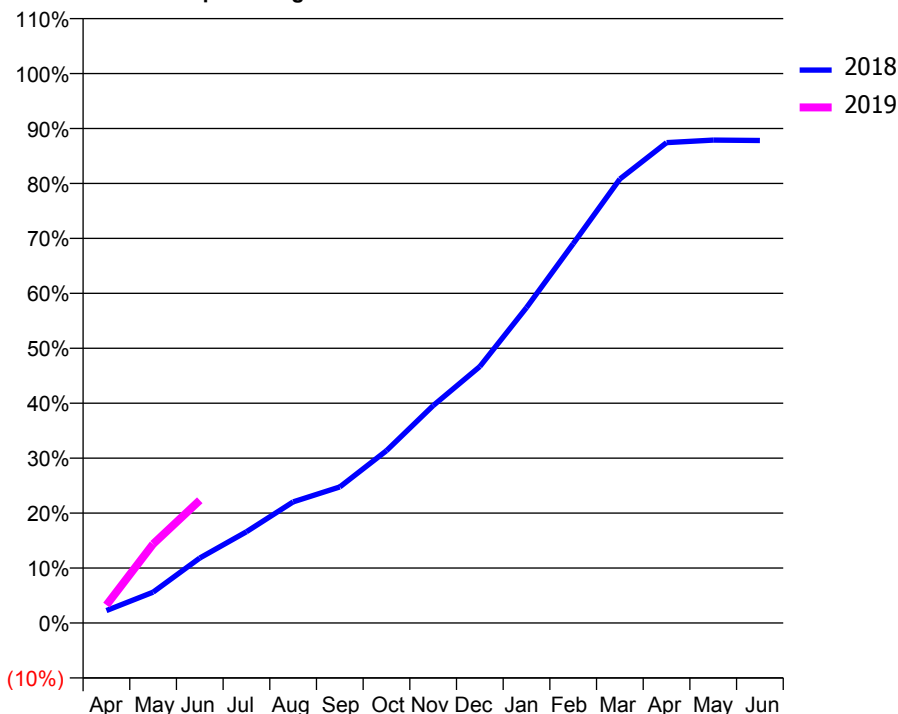
ACCESS*

Patients seen in 24 months	Total	Change since previous quarter
Quarter ending June 2017	3,625	
Quarter ending September 2017	3,435	↓
Quarter ending December 2017	3,464	→
Quarter ending March 2018	3,648	↑
Quarter ending June 2018	3,722	↑
Variance since June 2017	2.7%	↑



ACTIVITY

Cumulative percentage of contracted UDA delivered 2018 & 2019



Adjusted Scheduled Activity (UDA)		
Month	2018	2019
April	212	305
May	524	1,342
June	1,104	2,086
July	1,551	
August	2,058	
September	2,312	
October	2,930	
November	3,696	
December	4,360	
January	5,362	
February	6,446	
March	7,546	
April	8,166	
May	8,208	
June	8,202	

QUALITY

	Quantity	Base Number	Contract	AT	Region	England
% of FP17s for the same patient ID Re-attending within 3 months - Children	29	440	6.6%	10.7%	11.3%	11.5%
% of FP17s for the same patient ID Re-attending within 3 months - Adults	78	724	10.8%	14.0%	14.9%	15.4%
% of FP17s for the same patient ID Re-attending between 3 & 9 months - Children	227	440	51.6%	59.8%	60.0%	58.9%
% of FP17s for the same patient ID Re-attending between 3 & 9 months - Adults	276	724	38.1%	49.6%	52.6%	51.6%
% of FP17s for Band 1 Urgent Courses	63	963	6.5%	9.0%	7.9%	8.9%
% of FP17s Relating to Free Repair or Replacements	9	963	0.9%	0.7%	0.8%	0.8%
% of FP17s Relating to Continuations	2	963	0.2%	1.0%	0.9%	0.9%
% of Patients satisfied with the dentistry they have received	1	1	N/A	93.6%	93.2%	93.2%
% of Patients satisfied with the time they had to wait for an appointment	1	1	N/A	87.9%	89.1%	88.8%

* This is based on patients treated on this contract for their most recent course of treatment. Figures in italics indicate the base number of FP17s or Patient Questionnaire responses are less than 100. N/A is shown where the base number of responses is less than 10 during the period. % is calculated as Quantity/Base number*100

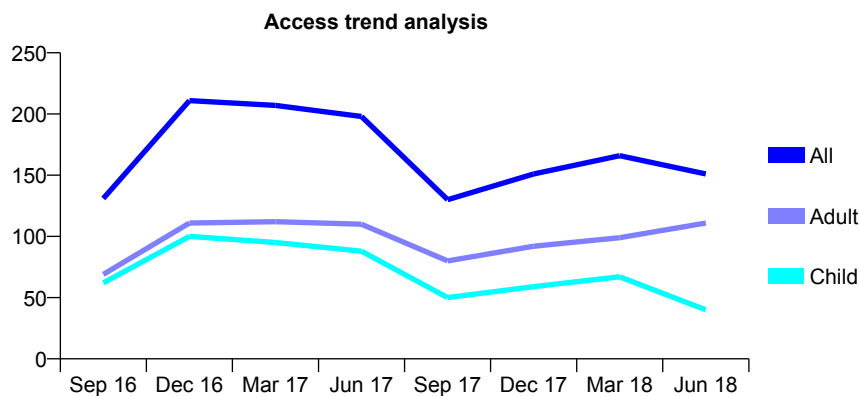
Q56 - Vital Signs At a Glance Contract Report for 124338/0001 - June 2018

Name or company name	Wood, Bryant & Coyle
Contract type name	GDS Contract
Purpose of contract	General
Contract start date	01/09/2015
Contract end date	

18/19 Contracted general activity (UDA)	427
Carry forward general activity (UDA)	0
18/19 Contracted orthodontic activity (UOA)	0
Carry forward orthodontic activity (UOA)	0
Baseline contract value	£10,720.90

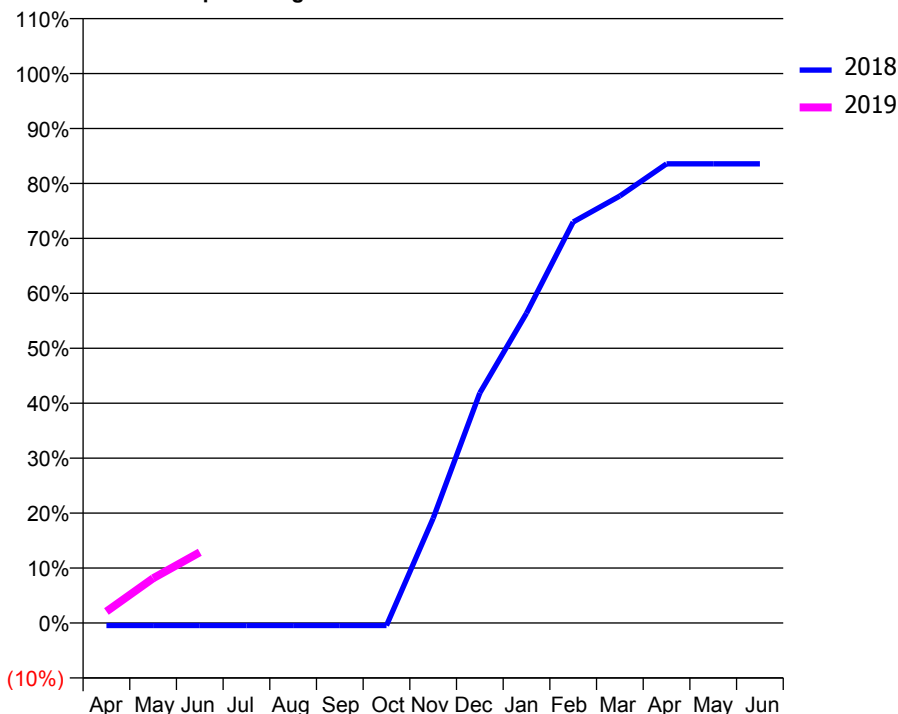
ACCESS*

Patients seen in 24 months	Total	Change since previous quarter
Quarter ending June 2017	198	
Quarter ending September 2017	130	↓
Quarter ending December 2017	151	↑
Quarter ending March 2018	166	↑
Quarter ending June 2018	151	↓
Variance since June 2017	(23.7%)	↓



ACTIVITY

Cumulative percentage of contracted UDA delivered 2018 & 2019



Month	Adjusted Scheduled Activity (UDA)	
	2018	2019
April	-2	9
May	-2	35
June	-2	55
July	-2	
August	-2	
September	-2	
October	-2	
November	81	
December	179	
January	241	
February	312	
March	332	
April	357	
May	357	
June	357	

QUALITY

	Quantity	Base Number	Contract	AT	Region	England
% of FP17s for the same patient ID Re-attending within 3 months - Children	0	8	0.0%	10.7%	11.3%	11.5%
% of FP17s for the same patient ID Re-attending within 3 months - Adults	3	41	7.3%	14.0%	14.9%	15.4%
% of FP17s for the same patient ID Re-attending between 3 & 9 months - Children	0	8	0.0%	59.8%	60.0%	58.9%
% of FP17s for the same patient ID Re-attending between 3 & 9 months - Adults	10	41	24.4%	49.6%	52.6%	51.6%
% of FP17s for Band 1 Urgent Courses	5	32	15.6%	9.0%	7.9%	8.9%
% of FP17s Relating to Free Repair or Replacements	1	32	3.1%	0.7%	0.8%	0.8%
% of FP17s Relating to Continuations	0	32	0.0%	1.0%	0.9%	0.9%
% of Patients satisfied with the dentistry they have received	0	0	N/A	93.6%	93.2%	93.2%
% of Patients satisfied with the time they had to wait for an appointment	0	0	N/A	87.9%	89.1%	88.8%

* This is based on patients treated on this contract for their most recent course of treatment. Figures in italics indicate the base number of FP17s or Patient Questionnaire responses are less than 100. N/A is shown where the base number of responses is less than 10 during the period. % is calculated as Quantity/Base number*100

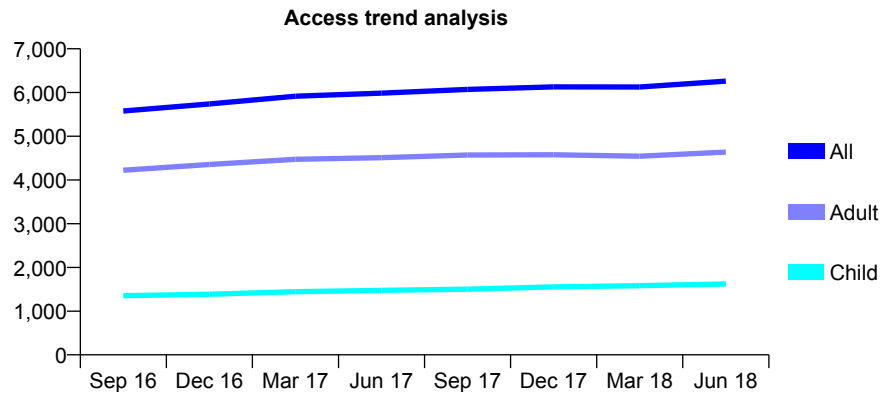
Q56 - Vital Signs At a Glance Contract Report for 124923/0001 - June 2018

Name or company name	Great Shelford Dental Practice Ltd
Contract type name	GDS Contract
Purpose of contract	General
Contract start date	01/11/2014
Contract end date	

18/19 Contracted general activity (UDA)	14,267
Carry forward general activity (UDA)	0
18/19 Contracted orthodontic activity (UOA)	0
Carry forward orthodontic activity (UOA)	0
Baseline contract value	£348,369.31

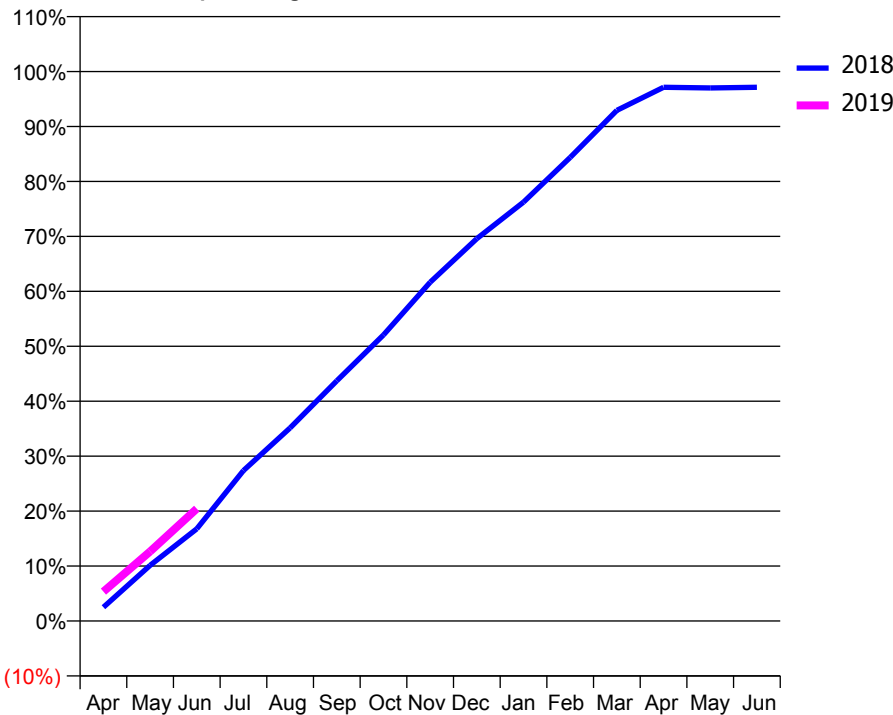
ACCESS*

Patients seen in 24 months	Total	Change since previous quarter
Quarter ending June 2017	5,986	
Quarter ending September 2017	6,071	→
Quarter ending December 2017	6,130	→
Quarter ending March 2018	6,125	→
Quarter ending June 2018	6,259	↑
Variance since June 2017	4.6%	↑



ACTIVITY

Cumulative percentage of contracted UDA delivered 2018 & 2019



Month	Adjusted Scheduled Activity (UDA)	
	2018	2019
April	358	762
May	1,447	1,805
June	2,395	2,918
July	3,907	
August	5,015	
September	6,236	
October	7,427	
November	8,794	
December	9,929	
January	10,875	
February	12,036	
March	13,259	
April	13,856	
May	13,839	
June	13,859	

QUALITY

	Quantity	Base Number	Contract	AT	Region	England
% of FP17s for the same patient ID Re-attending within 3 months - Children	46	591	7.8%	10.7%	11.3%	11.5%
% of FP17s for the same patient ID Re-attending within 3 months - Adults	148	1,397	10.6%	14.0%	14.9%	15.4%
% of FP17s for the same patient ID Re-attending between 3 & 9 months - Children	316	591	53.5%	59.8%	60.0%	58.9%
% of FP17s for the same patient ID Re-attending between 3 & 9 months - Adults	568	1,397	40.7%	49.6%	52.6%	51.6%
% of FP17s for Band 1 Urgent Courses	144	1,656	8.7%	9.0%	7.9%	8.9%
% of FP17s Relating to Free Repair or Replacements	13	1,656	0.8%	0.7%	0.8%	0.8%
% of FP17s Relating to Continuations	7	1,656	0.4%	1.0%	0.9%	0.9%
% of Patients satisfied with the dentistry they have received	4	4	N/A	93.6%	93.2%	93.2%
% of Patients satisfied with the time they had to wait for an appointment	4	4	N/A	87.9%	89.1%	88.8%

* This is based on patients treated on this contract for their most recent course of treatment. Figures in italics indicate the base number of FP17s or Patient Questionnaire responses are less than 100. N/A is shown where the base number of responses is less than 10 during the period. % is calculated as Quantity/Base number*100

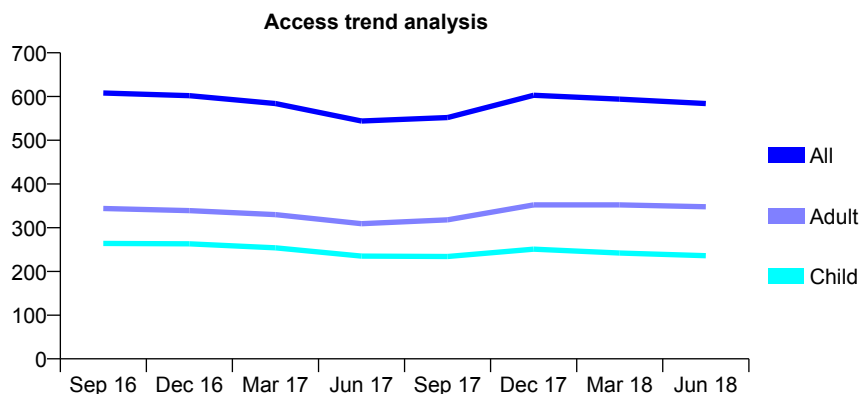
Q56 - Vital Signs At a Glance Contract Report for 125776/0003 - June 2018

Name or company name	Apex Dental Care Ltd
Contract type name	GDS Contract
Purpose of contract	General
Contract start date	01/06/2009
Contract end date	

18/19 Contracted general activity (UDA)	1,202
Carry forward general activity (UDA)	0
18/19 Contracted orthodontic activity (UOA)	0
Carry forward orthodontic activity (UOA)	0
Baseline contract value	£27,620.19

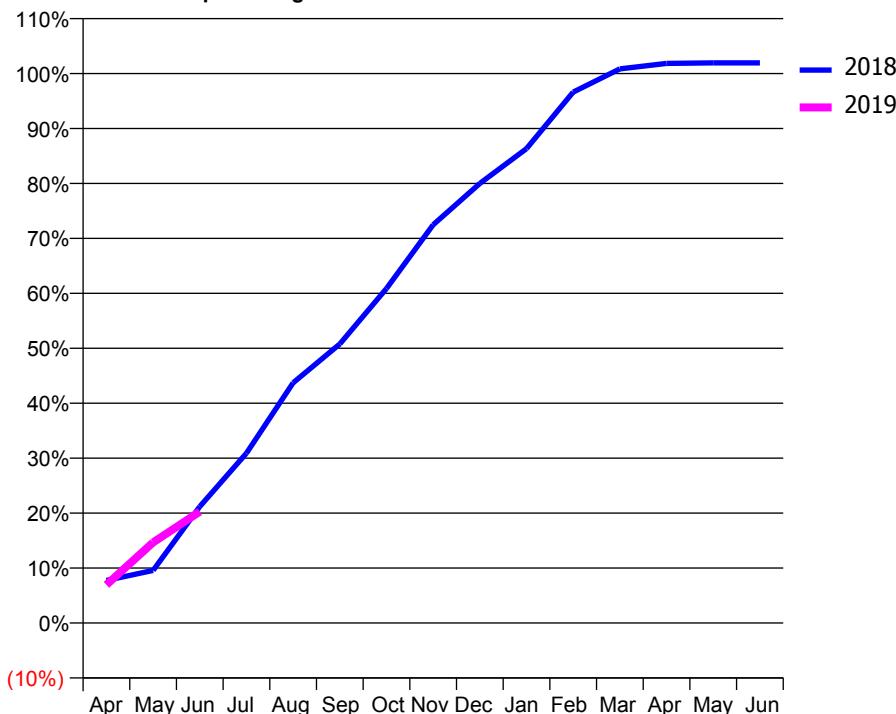
ACCESS*

Patients seen in 24 months	Total	Change since previous quarter
Quarter ending June 2017	544	
Quarter ending September 2017	552	→
Quarter ending December 2017	603	↑
Quarter ending March 2018	594	↓
Quarter ending June 2018	584	↓
Variance since June 2017	7.4%	↑



ACTIVITY

Cumulative percentage of contracted UDA delivered 2018 & 2019



Adjusted Scheduled Activity (UDA)

Month	2018	2019
April	93	84
May	115	176
June	255	244
July	372	
August	525	
September	610	
October	732	
November	871	
December	962	
January	1,038	
February	1,161	
March	1,212	
April	1,224	
May	1,225	
June	1,225	

QUALITY

	Quantity	Base Number	Contract	AT	Region	England
% of FP17s for the same patient ID Re-attending within 3 months - Children	7	85	8.2%	10.7%	11.3%	11.5%
% of FP17s for the same patient ID Re-attending within 3 months - Adults	3	88	3.4%	14.0%	14.9%	15.4%
% of FP17s for the same patient ID Re-attending between 3 & 9 months - Children	62	85	72.9%	59.8%	60.0%	58.9%
% of FP17s for the same patient ID Re-attending between 3 & 9 months - Adults	51	88	58.0%	49.6%	52.6%	51.6%
% of FP17s for Band 1 Urgent Courses	9	166	5.4%	9.0%	7.9%	8.9%
% of FP17s Relating to Free Repair or Replacements	3	166	1.8%	0.7%	0.8%	0.8%
% of FP17s Relating to Continuations	0	166	0.0%	1.0%	0.9%	0.9%
% of Patients satisfied with the dentistry they have received	1	1	N/A	93.6%	93.2%	93.2%
% of Patients satisfied with the time they had to wait for an appointment	1	1	N/A	87.9%	89.1%	88.8%

* This is based on patients treated on this contract for their most recent course of treatment. Figures in italics indicate the base number of FP17s or Patient Questionnaire responses are less than 100. N/A is shown where the base number of responses is less than 10 during the period. % is calculated as Quantity/Base number*100

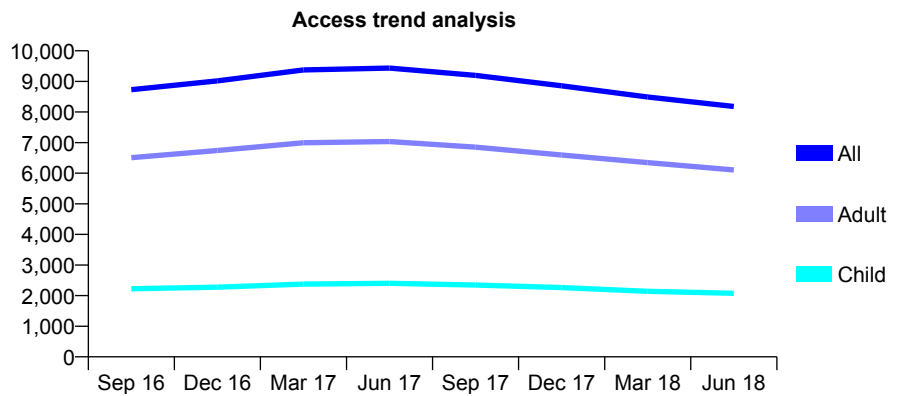
Q56 - Vital Signs At a Glance Contract Report for 125776/0010 - June 2018

Name or company name	Apex Dental Care Ltd
Contract type name	PDS Contract
Purpose of contract	General
Contract start date	01/04/2011
Contract end date	30/09/2018

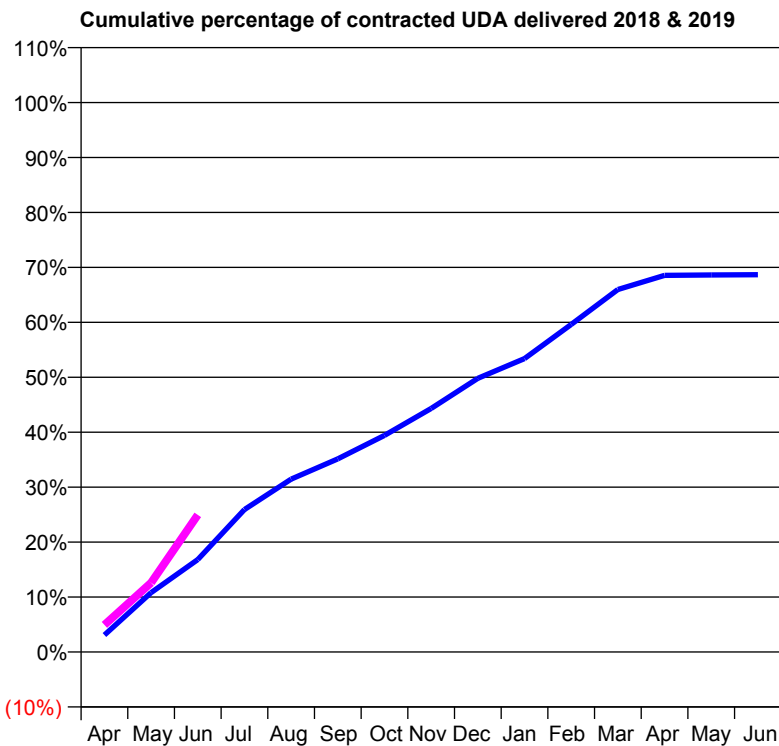
18/19 Contracted general activity (UDA)	13,181
Carry forward general activity (UDA)	0
18/19 Contracted orthodontic activity (UOA)	0
Carry forward orthodontic activity (UOA)	0
Baseline contract value	£344,915.76

ACCESS*

Patients seen in 24 months	Total	Change since previous quarter
Quarter ending June 2017	9,436	
Quarter ending September 2017	9,198	↓
Quarter ending December 2017	8,858	↓
Quarter ending March 2018	8,489	↓
Quarter ending June 2018	8,182	↓
Variance since June 2017	(13.3%)	↓



ACTIVITY



Month	Adjusted Scheduled Activity (UDA)	
	2018	2019
April	817	652
May	2,850	1,661
June	4,434	3,289
July	6,838	
August	8,296	
September	9,269	
October	10,394	
November	11,682	
December	13,133	
January	14,078	
February	15,717	
March	17,393	
April	18,071	
May	18,089	
June	18,101	

QUALITY

	Quantity	Base Number	Contract	AT	Region	England
% of FP17s for the same patient ID Re-attending within 3 months - Children	48	681	7.0%	10.7%	11.3%	11.5%
% of FP17s for the same patient ID Re-attending within 3 months - Adults	253	1,683	15.0%	14.0%	14.9%	15.4%
% of FP17s for the same patient ID Re-attending between 3 & 9 months - Children	384	681	56.4%	59.8%	60.0%	58.9%
% of FP17s for the same patient ID Re-attending between 3 & 9 months - Adults	789	1,683	46.9%	49.6%	52.6%	51.6%
% of FP17s for Band 1 Urgent Courses	225	1,917	11.7%	9.0%	7.9%	8.9%
% of FP17s Relating to Free Repair or Replacements	25	1,917	1.3%	0.7%	0.8%	0.8%
% of FP17s Relating to Continuations	3	1,917	0.2%	1.0%	0.9%	0.9%
% of Patients satisfied with the dentistry they have received	3	3	N/A	93.6%	93.2%	93.2%
% of Patients satisfied with the time they had to wait for an appointment	3	3	N/A	87.9%	89.1%	88.8%

* This is based on patients treated on this contract for their most recent course of treatment. Figures in italics indicate the base number of FP17s or Patient Questionnaire responses are less than 100. N/A is shown where the base number of responses is less than 10 during the period. % is calculated as Quantity/Base number*100

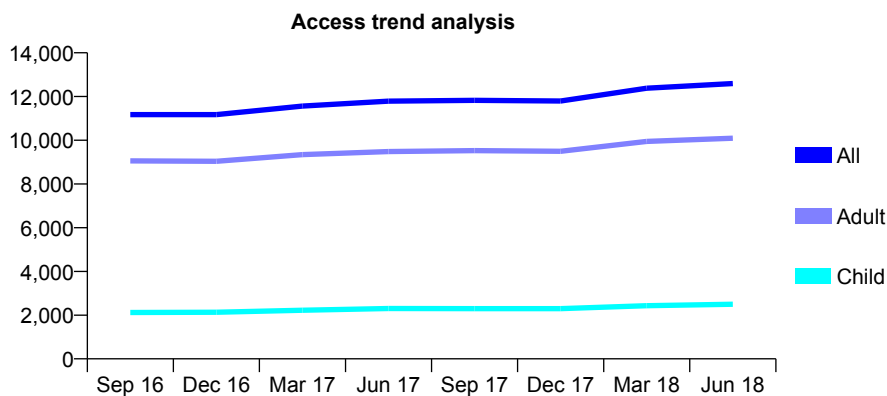
Q56 - Vital Signs At a Glance Contract Report for 126225/0001 - June 2018

Name or company name	Dr P Vaid, Dr S Radia and Dr S Shah
Contract type name	GDS Contract
Purpose of contract	General
Contract start date	01/04/2014
Contract end date	

18/19 Contracted general activity (UDA)	38,332
Carry forward general activity (UDA)	0
18/19 Contracted orthodontic activity (UOA)	0
Carry forward orthodontic activity (UOA)	0
Baseline contract value	£1,211,098.13

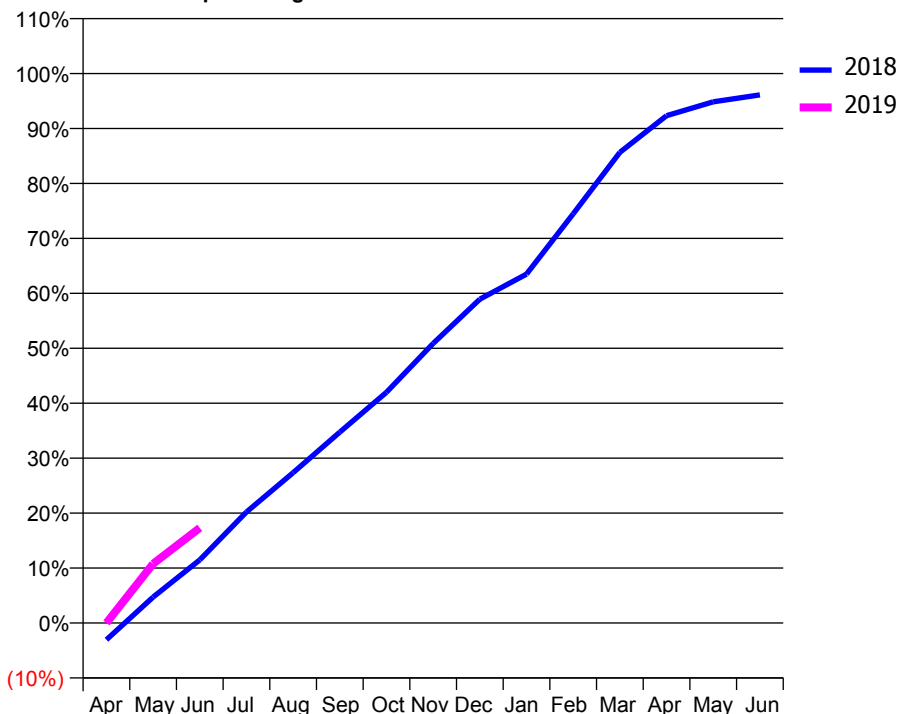
ACCESS*

Patients seen in 24 months	Total	Change since previous quarter
Quarter ending June 2017	11,786	
Quarter ending September 2017	11,823	→
Quarter ending December 2017	11,792	→
Quarter ending March 2018	12,381	↑
Quarter ending June 2018	12,591	→
Variance since June 2017	6.8%	↑



ACTIVITY

Cumulative percentage of contracted UDA delivered 2018 & 2019



Month	Adjusted Scheduled Activity (UDA)	
	2018	2019
April	-1,173	0
May	1,810	4,131
June	4,406	6,636
July	7,739	
August	10,491	
September	13,319	
October	16,094	
November	19,500	
December	22,586	
January	24,339	
February	28,545	
March	32,834	
April	35,392	
May	36,353	
June	36,837	

QUALITY

	Quantity	Base Number	Contract	AT	Region	England
% of FP17s for the same patient ID Re-attending within 3 months - Children	48	898	5.3%	10.7%	11.3%	11.5%
% of FP17s for the same patient ID Re-attending within 3 months - Adults	412	3,321	12.4%	14.0%	14.9%	15.4%
% of FP17s for the same patient ID Re-attending between 3 & 9 months - Children	479	898	53.3%	59.8%	60.0%	58.9%
% of FP17s for the same patient ID Re-attending between 3 & 9 months - Adults	1,092	3,321	32.9%	49.6%	52.6%	51.6%
% of FP17s for Band 1 Urgent Courses	213	3,238	6.6%	9.0%	7.9%	8.9%
% of FP17s Relating to Free Repair or Replacements	36	3,238	1.1%	0.7%	0.8%	0.8%
% of FP17s Relating to Continuations	34	3,238	1.1%	1.0%	0.9%	0.9%
% of Patients satisfied with the dentistry they have received	13	14	92.9%	93.6%	93.2%	93.2%
% of Patients satisfied with the time they had to wait for an appointment	11	14	78.6%	87.9%	89.1%	88.8%

* This is based on patients treated on this contract for their most recent course of treatment. Figures in italics indicate the base number of FP17s or Patient Questionnaire responses are less than 100. N/A is shown where the base number of responses is less than 10 during the period. % is calculated as Quantity/Base number*100

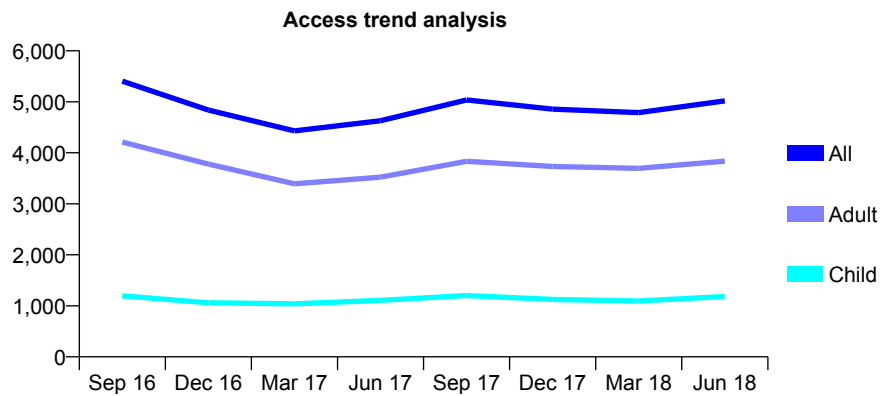
Q56 - Vital Signs At a Glance Contract Report for 127809/0001 - June 2018

Name or company name	S Emami, M Dehghanpour, J Vaghela, J Va
Contract type name	GDS Contract
Purpose of contract	General
Contract start date	01/11/2010
Contract end date	

18/19 Contracted general activity (UDA)	16,500
Carry forward general activity (UDA)	0
18/19 Contracted orthodontic activity (UOA)	0
Carry forward orthodontic activity (UOA)	0
Baseline contract value	£389,007.57

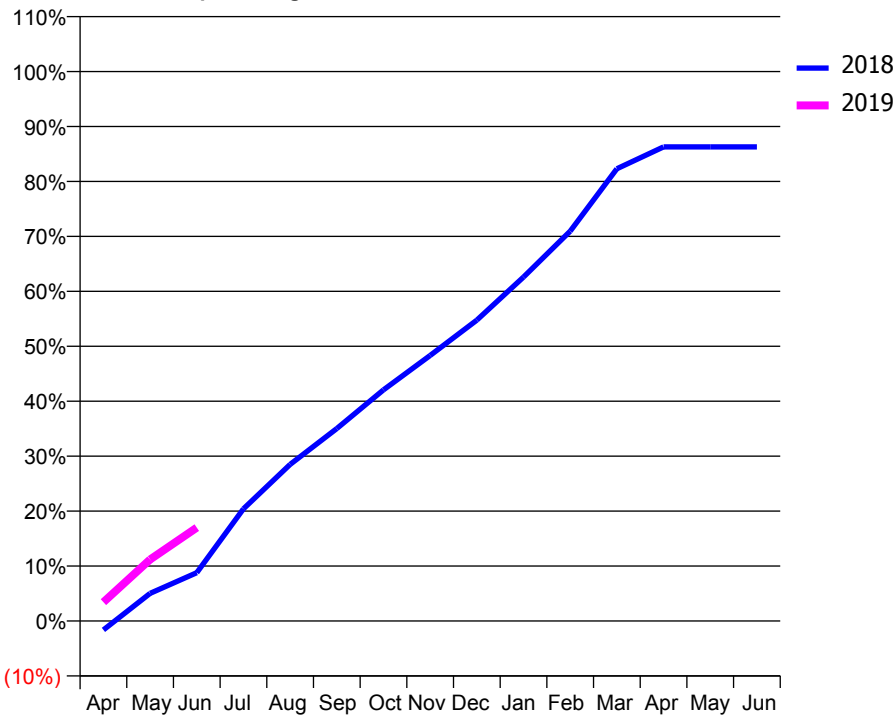
ACCESS*

Patients seen in 24 months	Total	Change since previous quarter
Quarter ending June 2017	4,630	
Quarter ending September 2017	5,036	↑
Quarter ending December 2017	4,857	↓
Quarter ending March 2018	4,789	↓
Quarter ending June 2018	5,018	↑
Variance since June 2017	8.4%	↑



ACTIVITY

Cumulative percentage of contracted UDA delivered 2018 & 2019



Month	Adjusted Scheduled Activity (UDA)	
	2018	2019
April	-269	568
May	832	1,848
June	1,451	2,804
July	3,370	
August	4,703	
September	5,781	
October	6,940	
November	7,973	
December	9,036	
January	10,330	
February	11,706	
March	13,578	
April	14,237	
May	14,237	
June	14,237	

QUALITY

	Quantity	Base Number	Contract	AT	Region	England
% of FP17s for the same patient ID Re-attending within 3 months - Children	21	475	4.4%	10.7%	11.3%	11.5%
% of FP17s for the same patient ID Re-attending within 3 months - Adults	153	1,276	12.0%	14.0%	14.9%	15.4%
% of FP17s for the same patient ID Re-attending between 3 & 9 months - Children	229	475	48.2%	59.8%	60.0%	58.9%
% of FP17s for the same patient ID Re-attending between 3 & 9 months - Adults	552	1,276	43.3%	49.6%	52.6%	51.6%
% of FP17s for Band 1 Urgent Courses	179	1,451	12.3%	9.0%	7.9%	8.9%
% of FP17s Relating to Free Repair or Replacements	9	1,451	0.6%	0.7%	0.8%	0.8%
% of FP17s Relating to Continuations	5	1,451	0.3%	1.0%	0.9%	0.9%
% of Patients satisfied with the dentistry they have received	2	2	N/A	93.6%	93.2%	93.2%
% of Patients satisfied with the time they had to wait for an appointment	2	2	N/A	87.9%	89.1%	88.8%

* This is based on patients treated on this contract for their most recent course of treatment. Figures in italics indicate the base number of FP17s or Patient Questionnaire responses are less than 100. N/A is shown where the base number of responses is less than 10 during the period. % is calculated as Quantity/Base number*100

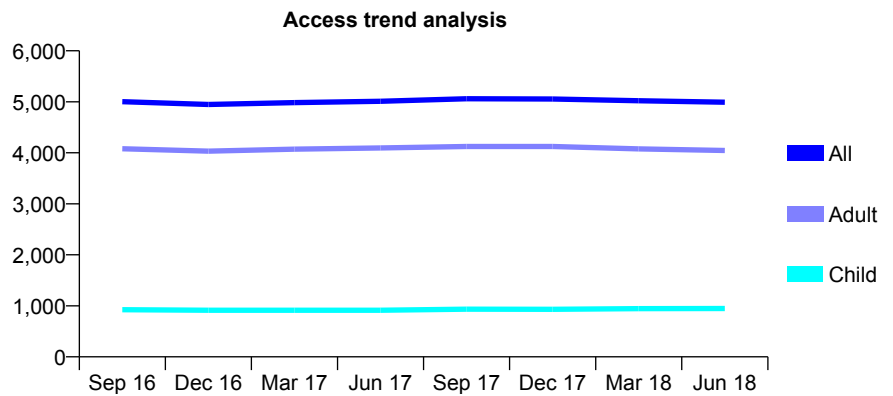
Q56 - Vital Signs At a Glance Contract Report for 128767/0001 - June 2018

Name or company name	Hejazifar, Namazy, and Namazy
Contract type name	GDS Contract
Purpose of contract	General
Contract start date	01/04/2013
Contract end date	

18/19 Contracted general activity (UDA)	14,333
Carry forward general activity (UDA)	0
18/19 Contracted orthodontic activity (UOA)	0
Carry forward orthodontic activity (UOA)	0
Baseline contract value	£348,402.72

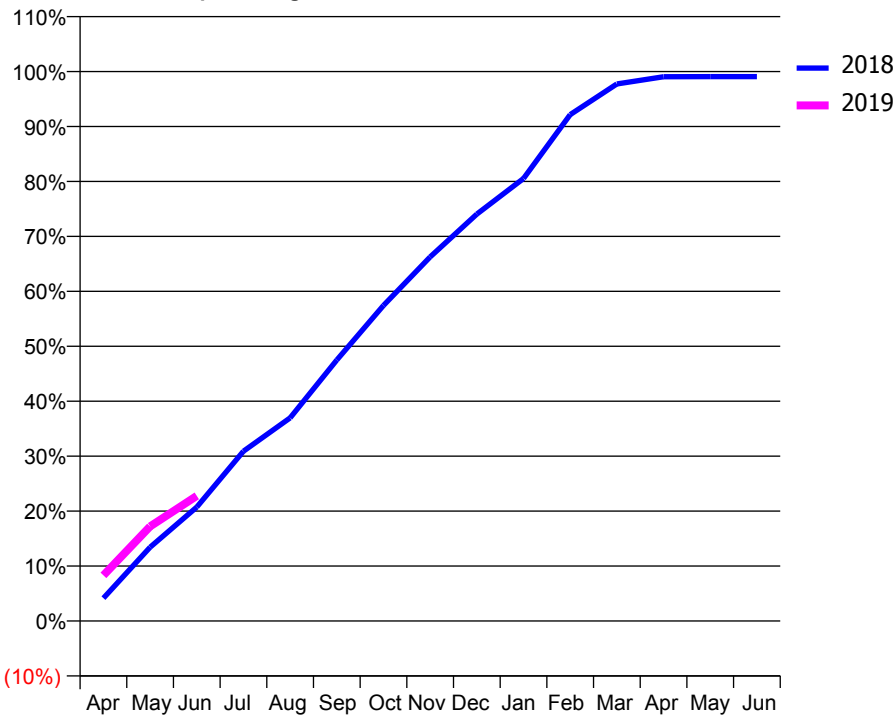
ACCESS*

Patients seen in 24 months	Total	Change since previous quarter
Quarter ending June 2017	5,010	
Quarter ending September 2017	5,059	→
Quarter ending December 2017	5,055	→
Quarter ending March 2018	5,022	→
Quarter ending June 2018	4,992	→
Variance since June 2017	(0.4%)	→



ACTIVITY

Cumulative percentage of contracted UDA delivered 2018 & 2019



Month	Adjusted Scheduled Activity (UDA)	
	2018	2019
April	598	1,191
May	1,925	2,469
June	2,971	3,264
July	4,429	
August	5,298	
September	6,810	
October	8,229	
November	9,498	
December	10,613	
January	11,542	
February	13,208	
March	14,008	
April	14,195	
May	14,200	
June	14,198	

QUALITY

	Quantity	Base Number	Contract	AT	Region	England
% of FP17s for the same patient ID Re-attending within 3 months - Children	26	394	6.6%	10.7%	11.3%	11.5%
% of FP17s for the same patient ID Re-attending within 3 months - Adults	143	1,454	9.8%	14.0%	14.9%	15.4%
% of FP17s for the same patient ID Re-attending between 3 & 9 months - Children	286	394	72.6%	59.8%	60.0%	58.9%
% of FP17s for the same patient ID Re-attending between 3 & 9 months - Adults	871	1,454	59.9%	49.6%	52.6%	51.6%
% of FP17s for Band 1 Urgent Courses	99	1,752	5.7%	9.0%	7.9%	8.9%
% of FP17s Relating to Free Repair or Replacements	6	1,752	0.3%	0.7%	0.8%	0.8%
% of FP17s Relating to Continuations	8	1,752	0.5%	1.0%	0.9%	0.9%
% of Patients satisfied with the dentistry they have received	5	5	N/A	93.6%	93.2%	93.2%
% of Patients satisfied with the time they had to wait for an appointment	4	5	N/A	87.9%	89.1%	88.8%

* This is based on patients treated on this contract for their most recent course of treatment. Figures in italics indicate the base number of FP17s or Patient Questionnaire responses are less than 100. N/A is shown where the base number of responses is less than 10 during the period. % is calculated as Quantity/Base number*100

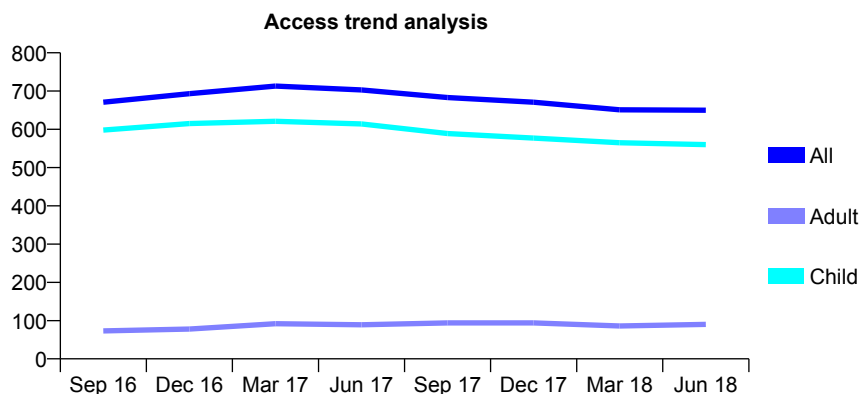
Q56 - Vital Signs At a Glance Contract Report for 128953/0002 - June 2018

Name or company name	Cathedral Dental Practice Ltd
Contract type name	GDS Contract
Purpose of contract	General
Contract start date	01/04/2015
Contract end date	

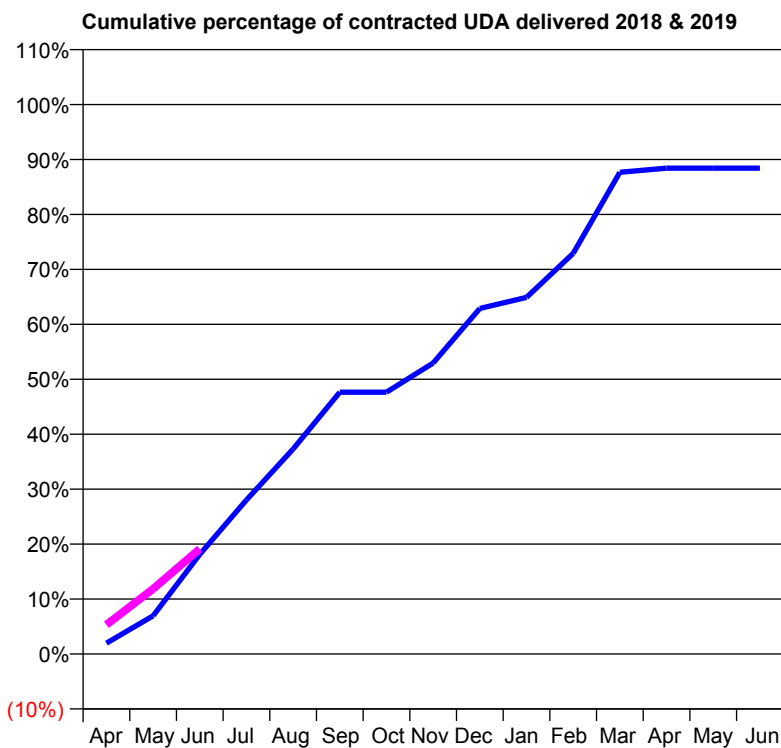
18/19 Contracted general activity (UDA)	1,210
Carry forward general activity (UDA)	0
18/19 Contracted orthodontic activity (UOA)	0
Carry forward orthodontic activity (UOA)	0
Baseline contract value	£27,274.89

ACCESS*

Patients seen in 24 months	Total	Change since previous quarter
Quarter ending June 2017	703	
Quarter ending September 2017	683	↓
Quarter ending December 2017	671	↓
Quarter ending March 2018	651	↓
Quarter ending June 2018	650	→
Variance since June 2017	(7.5%)	↓



ACTIVITY



Month	Adjusted Scheduled Activity (UDA)	
	2018	2019
April	24	64
May	84	143
June	219	231
July	339	
August	451	
September	577	
October	577	
November	641	
December	761	
January	785	
February	882	
March	1,061	
April	1,070	
May	1,070	
June	1,070	

QUALITY

	Quantity	Base Number	Contract	AT	Region	England
% of FP17s for the same patient ID Re-attending within 3 months - Children	13	163	8.0%	10.7%	11.3%	11.5%
% of FP17s for the same patient ID Re-attending within 3 months - Adults	0	8	0.0%	14.0%	14.9%	15.4%
% of FP17s for the same patient ID Re-attending between 3 & 9 months - Children	78	163	47.9%	59.8%	60.0%	58.9%
% of FP17s for the same patient ID Re-attending between 3 & 9 months - Adults	4	8	50.0%	49.6%	52.6%	51.6%
% of FP17s for Band 1 Urgent Courses	2	161	1.2%	9.0%	7.9%	8.9%
% of FP17s Relating to Free Repair or Replacements	0	161	0.0%	0.7%	0.8%	0.8%
% of FP17s Relating to Continuations	0	161	0.0%	1.0%	0.9%	0.9%
% of Patients satisfied with the dentistry they have received	0	0	N/A	93.6%	93.2%	93.2%
% of Patients satisfied with the time they had to wait for an appointment	0	0	N/A	87.9%	89.1%	88.8%

* This is based on patients treated on this contract for their most recent course of treatment. Figures in italics indicate the base number of FP17s or Patient Questionnaire responses are less than 100. N/A is shown where the base number of responses is less than 10 during the period. % is calculated as Quantity/Base number*100

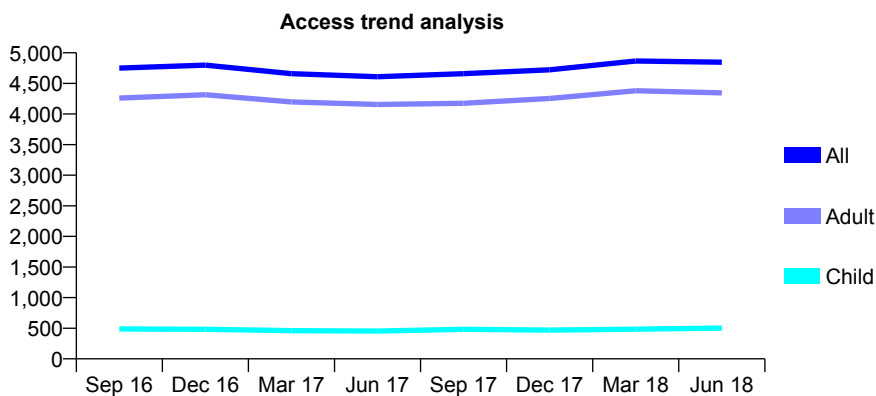
Q56 - Vital Signs At a Glance Contract Report for 132225/0001 - June 2018

Name or company name	Peterborough Dental Access Centre
Contract type name	PDS Contract
Purpose of contract	General
Contract start date	01/04/2006
Contract end date	31/03/2019

18/19 Contracted general activity (UDA)	4,000
Carry forward general activity (UDA)	0
18/19 Contracted orthodontic activity (UOA)	0
Carry forward orthodontic activity (UOA)	0
Baseline contract value	£192,544.72

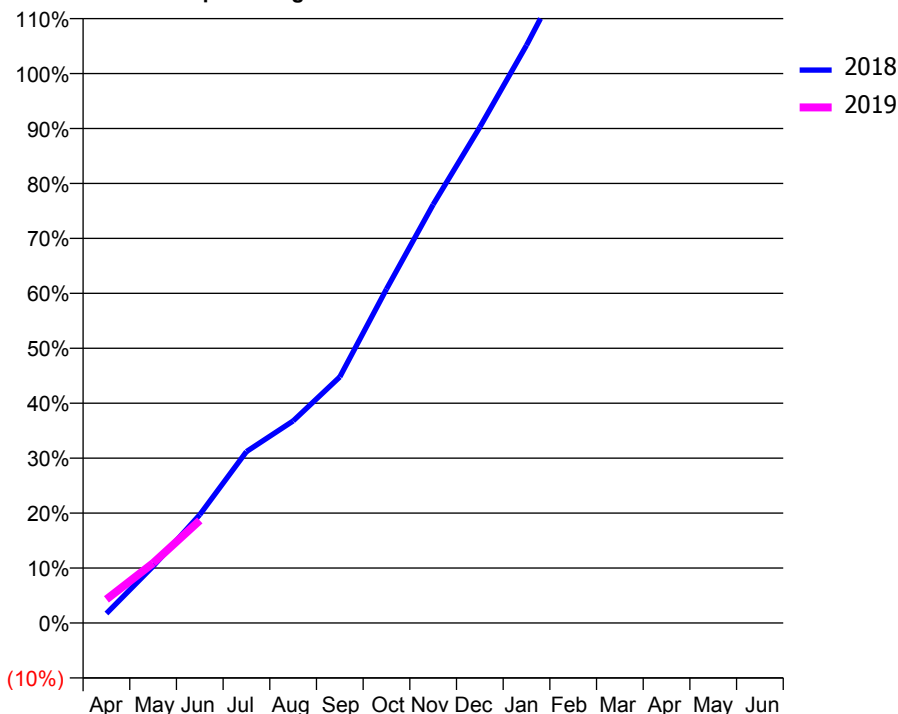
ACCESS*

Patients seen in 24 months	Total	Change since previous quarter
Quarter ending June 2017	4,610	
Quarter ending September 2017	4,659	→
Quarter ending December 2017	4,723	→
Quarter ending March 2018	4,866	↑
Quarter ending June 2018	4,847	→
Variance since June 2017	5.1%	↑



ACTIVITY

Cumulative percentage of contracted UDA delivered 2018 & 2019



Month	Adjusted Scheduled Activity (UDA)	
	2018	2019
April	70	172
May	413	437
June	788	747
July	1,248	
August	1,471	
September	1,791	
October	2,431	
November	3,047	
December	3,610	
January	4,205	
February	4,851	
March	5,185	
April	5,384	
May	5,383	
June	5,395	

QUALITY

	Quantity	Base Number	Contract	AT	Region	England
% of FP17s for the same patient ID Re-attending within 3 months - Children	14	147	9.5%	10.7%	11.3%	11.5%
% of FP17s for the same patient ID Re-attending within 3 months - Adults	69	776	8.9%	14.0%	14.9%	15.4%
% of FP17s for the same patient ID Re-attending between 3 & 9 months - Children	11	147	7.5%	59.8%	60.0%	58.9%
% of FP17s for the same patient ID Re-attending between 3 & 9 months - Adults	52	776	6.7%	49.6%	52.6%	51.6%
% of FP17s for Band 1 Urgent Courses	573	588	97.4%	9.0%	7.9%	8.9%
% of FP17s Relating to Free Repair or Replacements	0	588	0.0%	0.7%	0.8%	0.8%
% of FP17s Relating to Continuations	0	588	0.0%	1.0%	0.9%	0.9%
% of Patients satisfied with the dentistry they have received	1	3	N/A	93.6%	93.2%	93.2%
% of Patients satisfied with the time they had to wait for an appointment	2	3	N/A	87.9%	89.1%	88.8%

* This is based on patients treated on this contract for their most recent course of treatment. Figures in italics indicate the base number of FP17s or Patient Questionnaire responses are less than 100. N/A is shown where the base number of responses is less than 10 during the period. % is calculated as Quantity/Base number*100

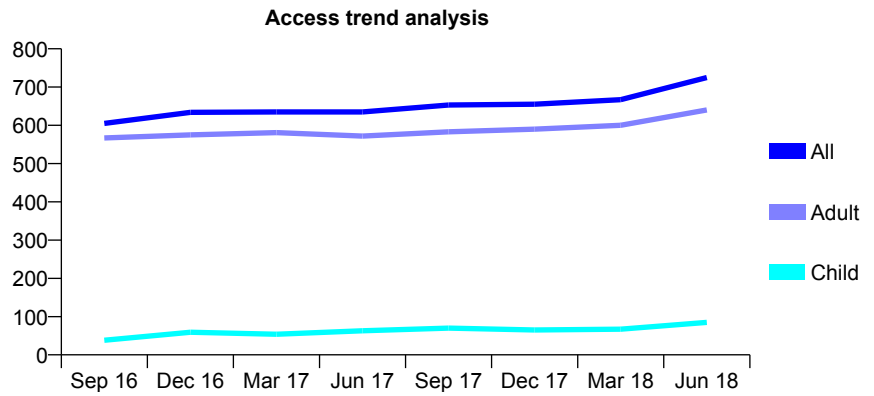
Q56 - Vital Signs At a Glance Contract Report for 132225/0002 - June 2018

Name or company name	Peterborough Dental Access Centre
Contract type name	PDS Contract
Purpose of contract	General
Contract start date	01/04/2011
Contract end date	31/03/2019

18/19 Contracted general activity (UDA)	632
Carry forward general activity (UDA)	0
18/19 Contracted orthodontic activity (UOA)	0
Carry forward orthodontic activity (UOA)	0
Baseline contract value	£37,182.53

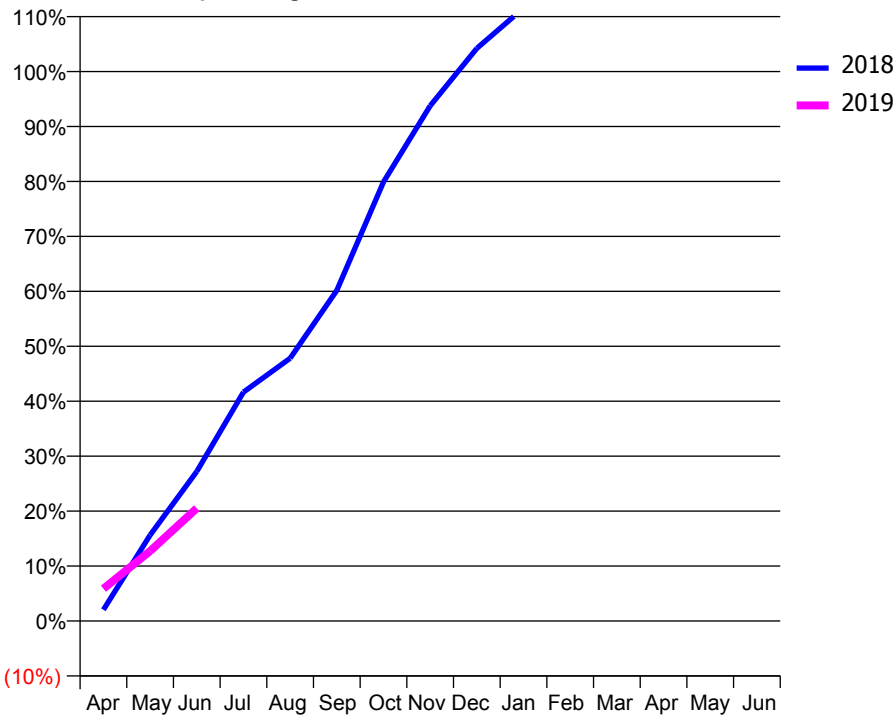
ACCESS*

Patients seen in 24 months	Total	Change since previous quarter
Quarter ending June 2017	635	
Quarter ending September 2017	653	↑
Quarter ending December 2017	655	→
Quarter ending March 2018	667	→
Quarter ending June 2018	725	↑
Variance since June 2017	14.2%	↑



ACTIVITY

Cumulative percentage of contracted UDA delivered 2018 & 2019



Month	Adjusted Scheduled Activity (UDA)	
	2018	2019
April	13	37
May	99	80
June	172	130
July	263	
August	302	
September	380	
October	505	
November	593	
December	659	
January	705	
February	747	
March	758	
April	770	
May	771	
June	771	

QUALITY

	Quantity	Base Number	Contract	AT	Region	England
% of FP17s for the same patient ID Re-attending within 3 months - Children	0	25	0.0%	10.7%	11.3%	11.5%
% of FP17s for the same patient ID Re-attending within 3 months - Adults	0	96	0.0%	14.0%	14.9%	15.4%
% of FP17s for the same patient ID Re-attending between 3 & 9 months - Children	0	25	0.0%	59.8%	60.0%	58.9%
% of FP17s for the same patient ID Re-attending between 3 & 9 months - Adults	1	96	1.0%	49.6%	52.6%	51.6%
% of FP17s for Band 1 Urgent Courses	108	108	100.0%	9.0%	7.9%	8.9%
% of FP17s Relating to Free Repair or Replacements	0	108	0.0%	0.7%	0.8%	0.8%
% of FP17s Relating to Continuations	0	108	0.0%	1.0%	0.9%	0.9%
% of Patients satisfied with the dentistry they have received	0	0	N/A	93.6%	93.2%	93.2%
% of Patients satisfied with the time they had to wait for an appointment	0	0	N/A	87.9%	89.1%	88.8%

* This is based on patients treated on this contract for their most recent course of treatment. Figures in italics indicate the base number of FP17s or Patient Questionnaire responses are less than 100. N/A is shown where the base number of responses is less than 10 during the period. % is calculated as Quantity/Base number*100

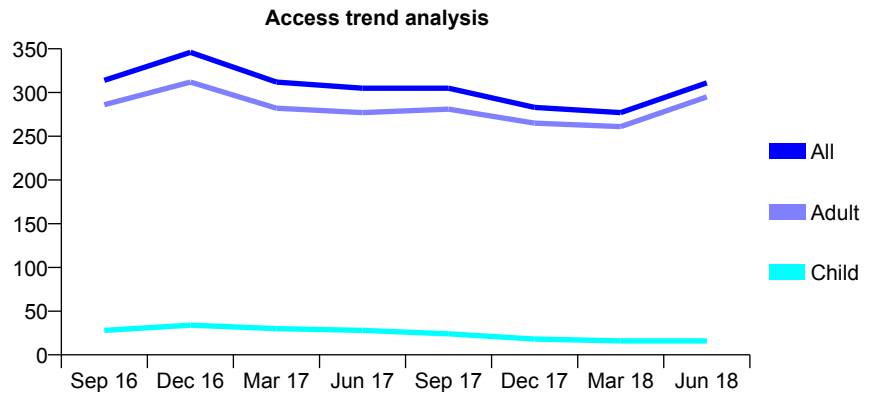
Q56 - Vital Signs At a Glance Contract Report for 132225/0003 - June 2018

Name or company name	Peterborough Dental Access Centre
Contract type name	PDS Contract
Purpose of contract	General
Contract start date	01/04/2011
Contract end date	31/03/2019

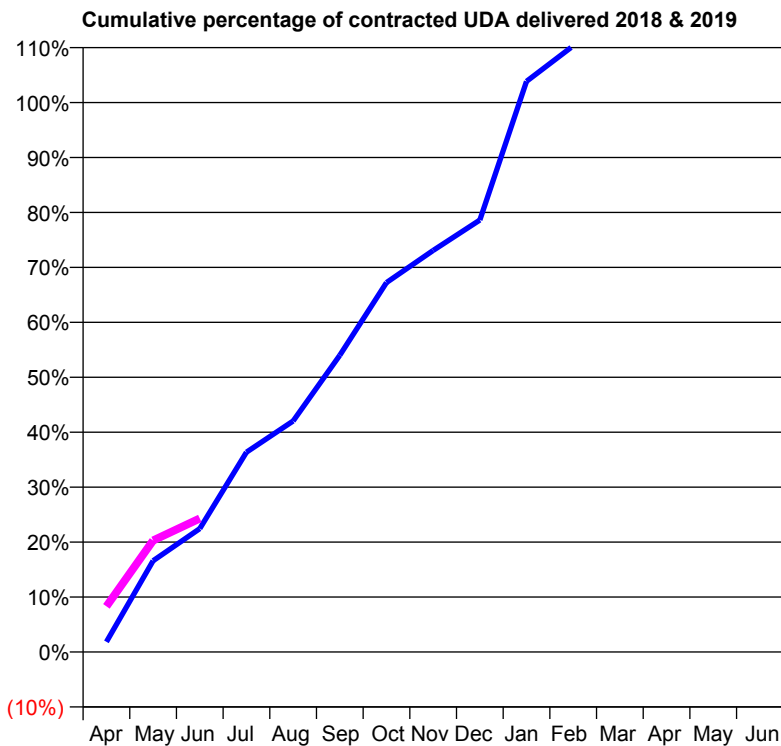
18/19 Contracted general activity (UDA)	390
Carry forward general activity (UDA)	0
18/19 Contracted orthodontic activity (UOA)	0
Carry forward orthodontic activity (UOA)	0
Baseline contract value	£34,763.95

ACCESS*

Patients seen in 24 months	Total	Change since previous quarter
Quarter ending June 2017	305	
Quarter ending September 2017	305	→
Quarter ending December 2017	283	↓
Quarter ending March 2018	277	↓
Quarter ending June 2018	311	↑
Variance since June 2017	2.0%	→



ACTIVITY



Month	Adjusted Scheduled Activity (UDA)	
	2018	2019
April	7	32
May	65	79
June	88	95
July	142	
August	164	
September	211	
October	262	
November	285	
December	307	
January	405	
February	430	
March	467	
April	500	
May	500	
June	500	

QUALITY

	Quantity	Base Number	Contract	AT	Region	England
% of FP17s for the same patient ID Re-attending within 3 months - Children	0	13	0.0%	10.7%	11.3%	11.5%
% of FP17s for the same patient ID Re-attending within 3 months - Adults	1	106	0.9%	14.0%	14.9%	15.4%
% of FP17s for the same patient ID Re-attending between 3 & 9 months - Children	0	13	0.0%	59.8%	60.0%	58.9%
% of FP17s for the same patient ID Re-attending between 3 & 9 months - Adults	1	106	0.9%	49.6%	52.6%	51.6%
% of FP17s for Band 1 Urgent Courses	79	79	100.0%	9.0%	7.9%	8.9%
% of FP17s Relating to Free Repair or Replacements	0	79	0.0%	0.7%	0.8%	0.8%
% of FP17s Relating to Continuations	0	79	0.0%	1.0%	0.9%	0.9%
% of Patients satisfied with the dentistry they have received	0	0	N/A	93.6%	93.2%	93.2%
% of Patients satisfied with the time they had to wait for an appointment	0	0	N/A	87.9%	89.1%	88.8%

* This is based on patients treated on this contract for their most recent course of treatment. Figures in italics indicate the base number of FP17s or Patient Questionnaire responses are less than 100. N/A is shown where the base number of responses is less than 10 during the period. % is calculated as Quantity/Base number*100

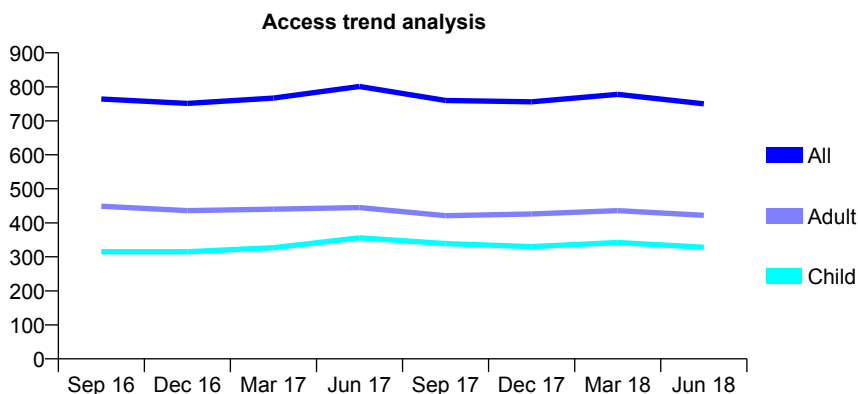
Q56 - Vital Signs At a Glance Contract Report for 132225/0004 - June 2018

Name or company name	Peterborough Dental Access Centre
Contract type name	PDS Contract
Purpose of contract	General
Contract start date	01/04/2011
Contract end date	31/03/2019

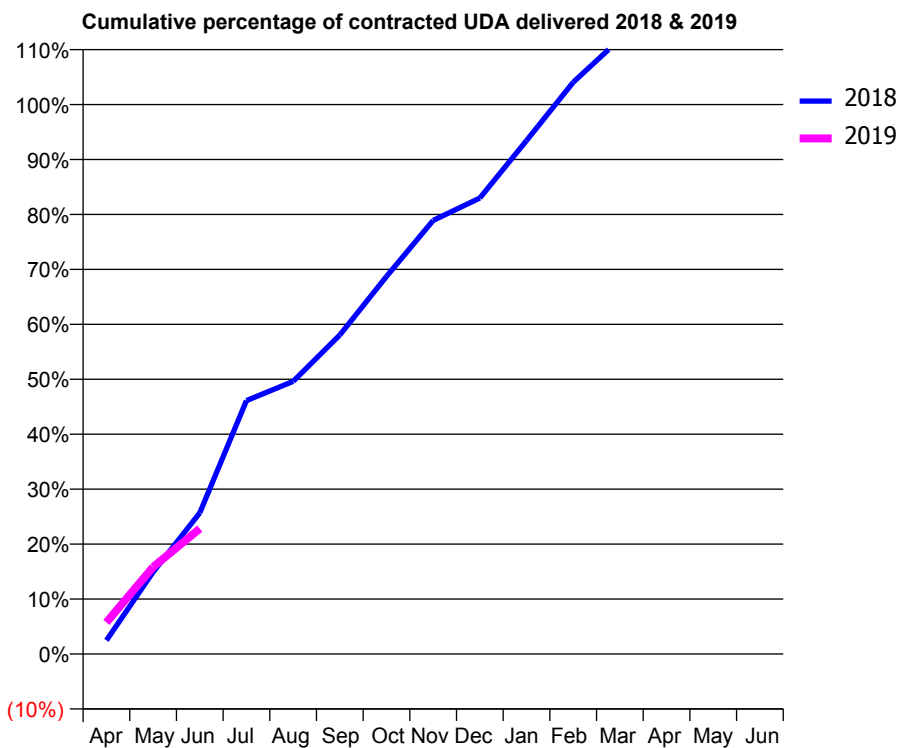
18/19 Contracted general activity (UDA)	1,475
Carry forward general activity (UDA)	0
18/19 Contracted orthodontic activity (UOA)	0
Carry forward orthodontic activity (UOA)	0
Baseline contract value	£110,445.79

ACCESS*

Patients seen in 24 months	Total	Change since previous quarter
Quarter ending June 2017	801	
Quarter ending September 2017	760	↓
Quarter ending December 2017	756	→
Quarter ending March 2018	778	↑
Quarter ending June 2018	750	↓
Variance since June 2017	(6.4%)	↓



ACTIVITY



Adjusted Scheduled Activity (UDA)		
Month	2018	2019
April	37	85
May	220	234
June	379	337
July	680	
August	732	
September	856	
October	1,013	
November	1,164	
December	1,224	
January	1,378	
February	1,535	
March	1,650	
April	1,725	
May	1,725	
June	1,725	

QUALITY

	Quantity	Base Number	Contract	AT	Region	England
% of FP17s for the same patient ID Re-attending within 3 months - Children	7	148	4.7%	10.7%	11.3%	11.5%
% of FP17s for the same patient ID Re-attending within 3 months - Adults	6	138	4.3%	14.0%	14.9%	15.4%
% of FP17s for the same patient ID Re-attending between 3 & 9 months - Children	55	148	37.2%	59.8%	60.0%	58.9%
% of FP17s for the same patient ID Re-attending between 3 & 9 months - Adults	70	138	50.7%	49.6%	52.6%	51.6%
% of FP17s for Band 1 Urgent Courses	19	225	8.4%	9.0%	7.9%	8.9%
% of FP17s Relating to Free Repair or Replacements	0	225	0.0%	0.7%	0.8%	0.8%
% of FP17s Relating to Continuations	0	225	0.0%	1.0%	0.9%	0.9%
% of Patients satisfied with the dentistry they have received	0	0	N/A	93.6%	93.2%	93.2%
% of Patients satisfied with the time they had to wait for an appointment	0	0	N/A	87.9%	89.1%	88.8%

* This is based on patients treated on this contract for their most recent course of treatment. Figures in italics indicate the base number of FP17s or Patient Questionnaire responses are less than 100. N/A is shown where the base number of responses is less than 10 during the period. % is calculated as Quantity/Base number*100

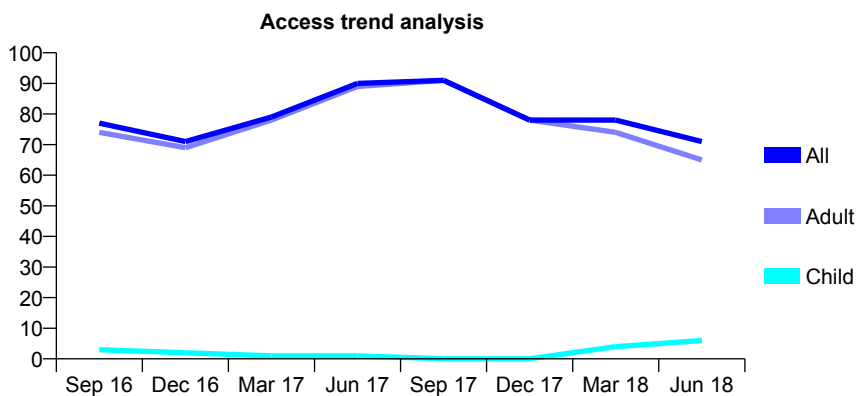
Q56 - Vital Signs At a Glance Contract Report for 132225/0005 - June 2018

Name or company name	Peterborough Dental Access Centre
Contract type name	PDS Contract
Purpose of contract	General
Contract start date	01/04/2011
Contract end date	31/03/2019

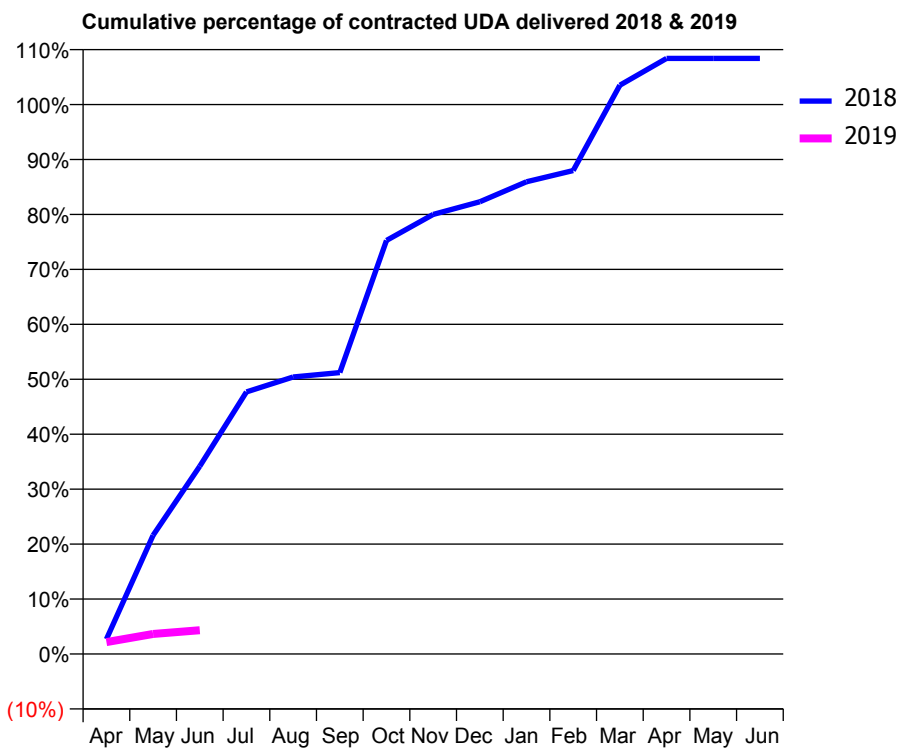
18/19 Contracted general activity (UDA)	148
Carry forward general activity (UDA)	0
18/19 Contracted orthodontic activity (UOA)	0
Carry forward orthodontic activity (UOA)	0
Baseline contract value	£13,159.36

ACCESS*

Patients seen in 24 months	Total	Change since previous quarter
Quarter ending June 2017	90	
Quarter ending September 2017	91	→
Quarter ending December 2017	78	↓
Quarter ending March 2018	78	→
Quarter ending June 2018	71	↓
Variance since June 2017	(21.1%)	↓



ACTIVITY



Adjusted Scheduled Activity (UDA)		
Month	2018	2019
April	4	3
May	32	5
June	51	6
July	71	
August	75	
September	76	
October	111	
November	118	
December	122	
January	127	
February	130	
March	153	
April	160	
May	160	
June	160	

QUALITY

	Quantity	Base Number	Contract	AT	Region	England
% of FP17s for the same patient ID Re-attending within 3 months - Children	0	4	0.0%	10.7%	11.3%	11.5%
% of FP17s for the same patient ID Re-attending within 3 months - Adults	0	7	0.0%	14.0%	14.9%	15.4%
% of FP17s for the same patient ID Re-attending between 3 & 9 months - Children	0	4	0.0%	59.8%	60.0%	58.9%
% of FP17s for the same patient ID Re-attending between 3 & 9 months - Adults	1	7	14.3%	49.6%	52.6%	51.6%
% of FP17s for Band 1 Urgent Courses	2	6	33.3%	9.0%	7.9%	8.9%
% of FP17s Relating to Free Repair or Replacements	0	6	0.0%	0.7%	0.8%	0.8%
% of FP17s Relating to Continuations	0	6	0.0%	1.0%	0.9%	0.9%
% of Patients satisfied with the dentistry they have received	0	0	N/A	93.6%	93.2%	93.2%
% of Patients satisfied with the time they had to wait for an appointment	0	0	N/A	87.9%	89.1%	88.8%

* This is based on patients treated on this contract for their most recent course of treatment. Figures in italics indicate the base number of FP17s or Patient Questionnaire responses are less than 100. N/A is shown where the base number of responses is less than 10 during the period. % is calculated as Quantity/Base number*100

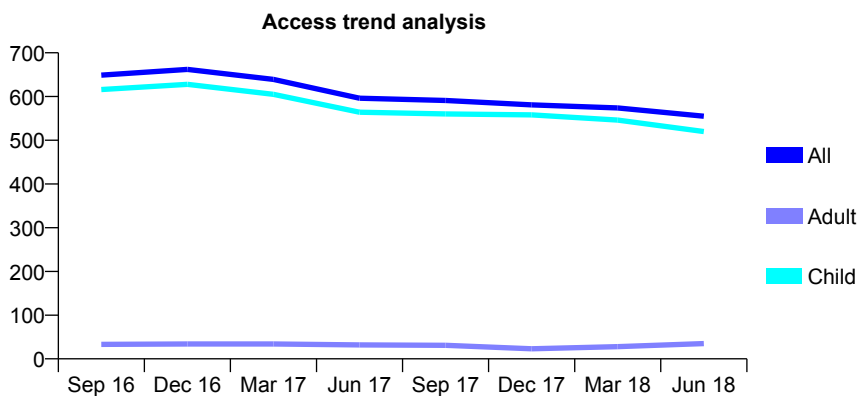
Q56 - Vital Signs At a Glance Contract Report for 132225/0006 - June 2018

Name or company name	Peterborough Dental Access Centre
Contract type name	PDS Contract
Purpose of contract	General
Contract start date	01/04/2011
Contract end date	31/03/2019

18/19 Contracted general activity (UDA)	1,416
Carry forward general activity (UDA)	0
18/19 Contracted orthodontic activity (UOA)	0
Carry forward orthodontic activity (UOA)	0
Baseline contract value	£609,016.81

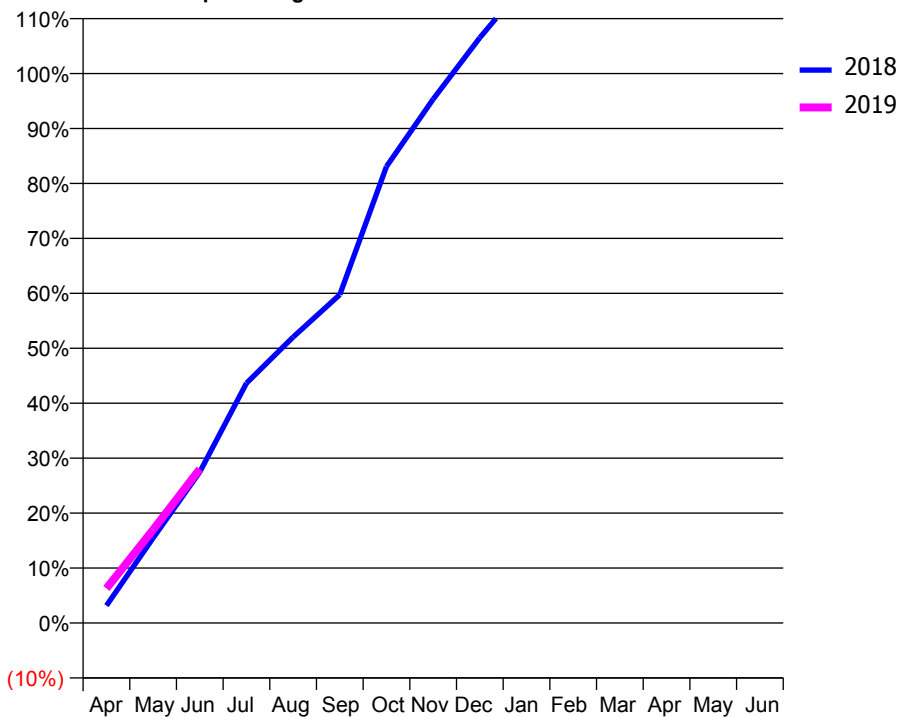
ACCESS*

Patients seen in 24 months	Total	Change since previous quarter
Quarter ending June 2017	596	
Quarter ending September 2017	591	→
Quarter ending December 2017	581	↓
Quarter ending March 2018	574	↓
Quarter ending June 2018	555	↓
Variance since June 2017	(6.9%)	↓



ACTIVITY

Cumulative percentage of contracted UDA delivered 2018 & 2019



Adjusted Scheduled Activity (UDA)

Month	2018	2019
April	45	89
May	219	240
June	389	397
July	618	
August	737	
September	846	
October	1,176	
November	1,350	
December	1,508	
January	1,651	
February	1,849	
March	1,954	
April	2,008	
May	2,008	
June	2,008	

QUALITY

	Quantity	Base Number	Contract	AT	Region	England
% of FP17s for the same patient ID Re-attending within 3 months - Children	1	144	0.7%	10.7%	11.3%	11.5%
% of FP17s for the same patient ID Re-attending within 3 months - Adults	0	14	0.0%	14.0%	14.9%	15.4%
% of FP17s for the same patient ID Re-attending between 3 & 9 months - Children	0	144	0.0%	59.8%	60.0%	58.9%
% of FP17s for the same patient ID Re-attending between 3 & 9 months - Adults	0	14	0.0%	49.6%	52.6%	51.6%
% of FP17s for Band 1 Urgent Courses	3	138	2.2%	9.0%	7.9%	8.9%
% of FP17s Relating to Free Repair or Replacements	0	138	0.0%	0.7%	0.8%	0.8%
% of FP17s Relating to Continuations	0	138	0.0%	1.0%	0.9%	0.9%
% of Patients satisfied with the dentistry they have received	0	0	N/A	93.6%	93.2%	93.2%
% of Patients satisfied with the time they had to wait for an appointment	0	0	N/A	87.9%	89.1%	88.8%

* This is based on patients treated on this contract for their most recent course of treatment. Figures in italics indicate the base number of FP17s or Patient Questionnaire responses are less than 100. N/A is shown where the base number of responses is less than 10 during the period. % is calculated as Quantity/Base number*100

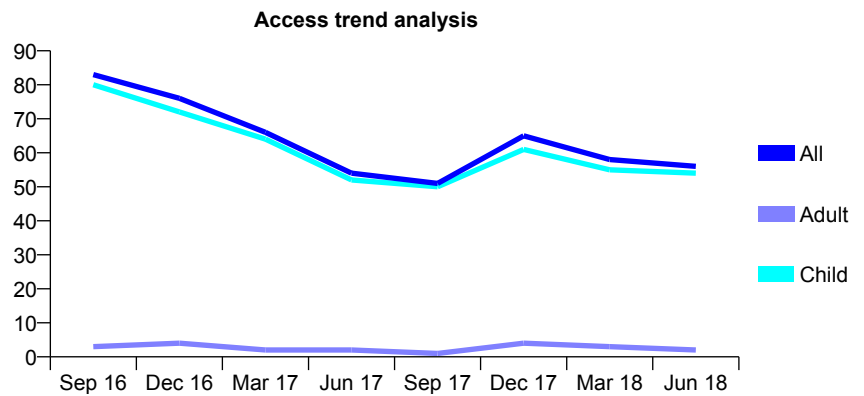
Q56 - Vital Signs At a Glance Contract Report for 132225/0007 - June 2018

Name or company name	Peterborough Dental Access Centre
Contract type name	PDS Contract
Purpose of contract	General
Contract start date	01/04/2011
Contract end date	31/03/2019

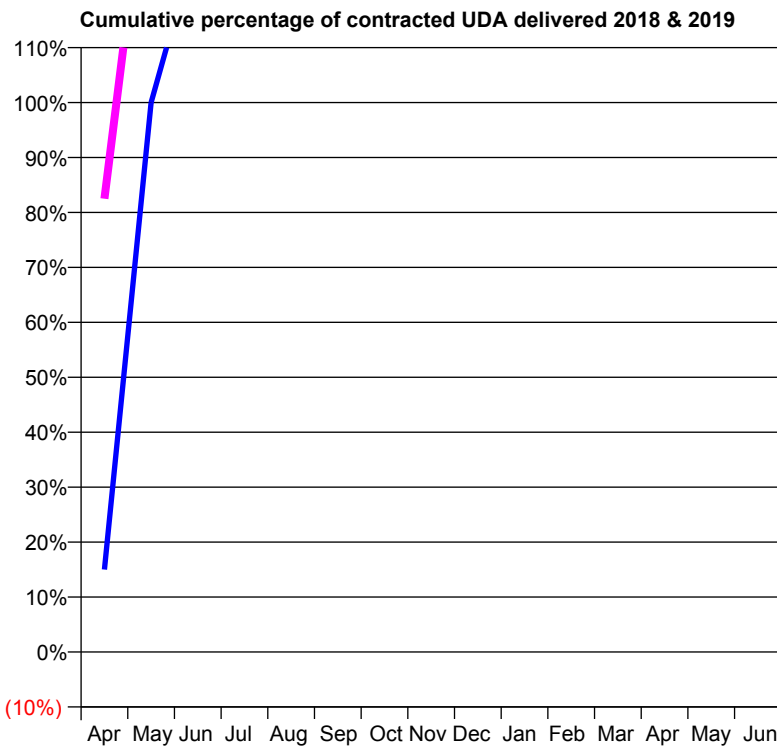
18/19 Contracted general activity (UDA)	40
Carry forward general activity (UDA)	0
18/19 Contracted orthodontic activity (UOA)	0
Carry forward orthodontic activity (UOA)	0
Baseline contract value	£13,581.37

ACCESS*

Patients seen in 24 months	Total	Change since previous quarter
Quarter ending June 2017	54	
Quarter ending September 2017	51	↓
Quarter ending December 2017	65	↑
Quarter ending March 2018	58	↓
Quarter ending June 2018	56	↓
Variance since June 2017	3.7%	↑



ACTIVITY



Adjusted Scheduled Activity (UDA)		
Month	2018	2019
April	6	33
May	40	60
June	52	75
July	82	
August	91	
September	115	
October	163	
November	239	
December	263	
January	291	
February	310	
March	334	
April	346	
May	346	
June	346	

QUALITY

	Quantity	Base Number	Contract	AT	Region	England
% of FP17s for the same patient ID Re-attending within 3 months - Children	0	29	0.0%	10.7%	11.3%	11.5%
% of FP17s for the same patient ID Re-attending within 3 months - Adults	0	0	N/A	14.0%	14.9%	15.4%
% of FP17s for the same patient ID Re-attending between 3 & 9 months - Children	0	29	0.0%	59.8%	60.0%	58.9%
% of FP17s for the same patient ID Re-attending between 3 & 9 months - Adults	0	0	N/A	49.6%	52.6%	51.6%
% of FP17s for Band 1 Urgent Courses	0	25	0.0%	9.0%	7.9%	8.9%
% of FP17s Relating to Free Repair or Replacements	0	25	0.0%	0.7%	0.8%	0.8%
% of FP17s Relating to Continuations	0	25	0.0%	1.0%	0.9%	0.9%
% of Patients satisfied with the dentistry they have received	0	0	N/A	93.6%	93.2%	93.2%
% of Patients satisfied with the time they had to wait for an appointment	0	0	N/A	87.9%	89.1%	88.8%

* This is based on patients treated on this contract for their most recent course of treatment. Figures in italics indicate the base number of FP17s or Patient Questionnaire responses are less than 100. N/A is shown where the base number of responses is less than 10 during the period. % is calculated as Quantity/Base number*100

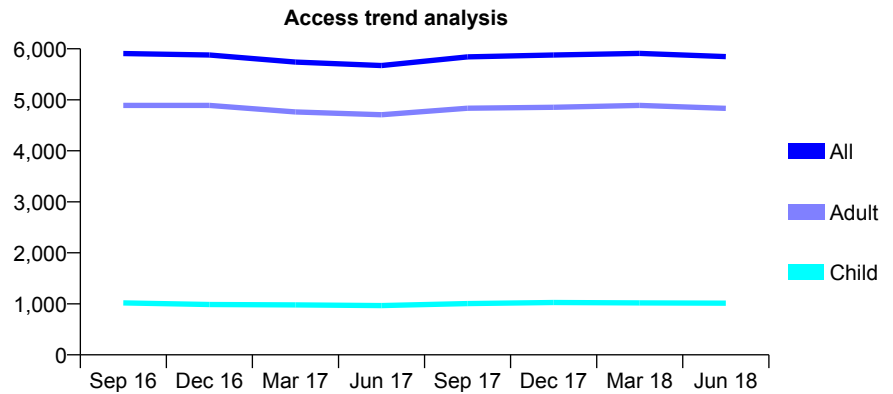
Q56 - Vital Signs At a Glance Contract Report for 132322/0001 - June 2018

Name or company name	Orford Hill Limited
Contract type name	GDS Contract
Purpose of contract	General
Contract start date	01/12/2012
Contract end date	

18/19 Contracted general activity (UDA)	16,000
Carry forward general activity (UDA)	0
18/19 Contracted orthodontic activity (UOA)	0
Carry forward orthodontic activity (UOA)	0
Baseline contract value	£420,617.02

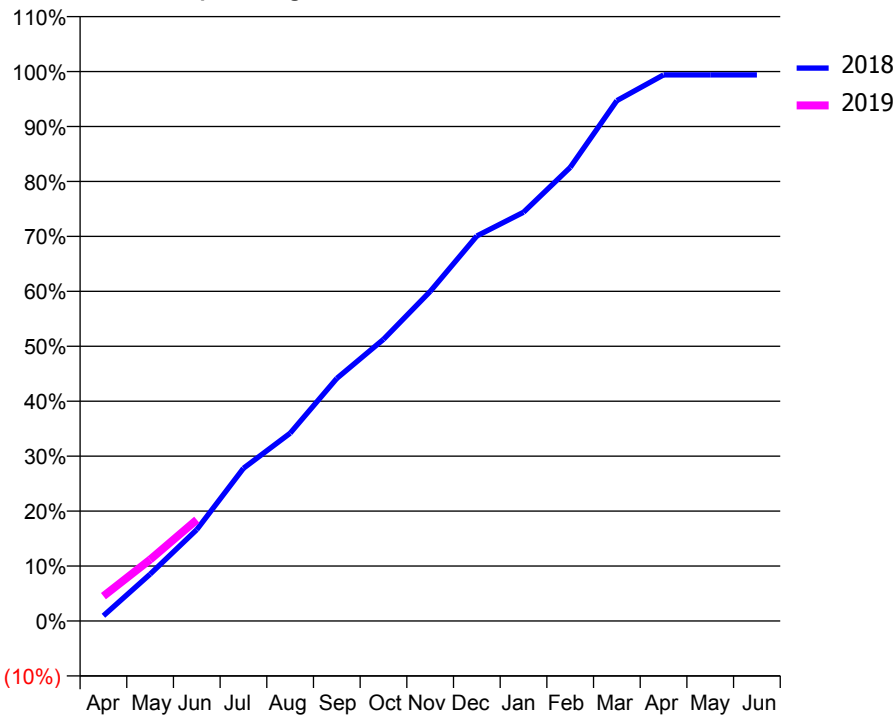
ACCESS*

Patients seen in 24 months	Total	Change since previous quarter
Quarter ending June 2017	5,673	
Quarter ending September 2017	5,842	↑
Quarter ending December 2017	5,879	→
Quarter ending March 2018	5,910	→
Quarter ending June 2018	5,847	↓
Variance since June 2017	3.1%	↑



ACTIVITY

Cumulative percentage of contracted UDA delivered 2018 & 2019



Month	Adjusted Scheduled Activity (UDA)	
	2018	2019
April	153	726
May	1,365	1,788
June	2,662	2,951
July	4,446	
August	5,470	
September	7,063	
October	8,203	
November	9,596	
December	11,209	
January	11,901	
February	13,206	
March	15,154	
April	15,902	
May	15,902	
June	15,903	

QUALITY

	Quantity	Base Number	Contract	AT	Region	England
% of FP17s for the same patient ID Re-attending within 3 months - Children	22	385	5.7%	10.7%	11.3%	11.5%
% of FP17s for the same patient ID Re-attending within 3 months - Adults	310	1,834	16.9%	14.0%	14.9%	15.4%
% of FP17s for the same patient ID Re-attending between 3 & 9 months - Children	258	385	67.0%	59.8%	60.0%	58.9%
% of FP17s for the same patient ID Re-attending between 3 & 9 months - Adults	1,110	1,834	60.5%	49.6%	52.6%	51.6%
% of FP17s for Band 1 Urgent Courses	119	1,825	6.5%	9.0%	7.9%	8.9%
% of FP17s Relating to Free Repair or Replacements	17	1,825	0.9%	0.7%	0.8%	0.8%
% of FP17s Relating to Continuations	25	1,825	1.4%	1.0%	0.9%	0.9%
% of Patients satisfied with the dentistry they have received	3	3	N/A	93.6%	93.2%	93.2%
% of Patients satisfied with the time they had to wait for an appointment	2	3	N/A	87.9%	89.1%	88.8%

* This is based on patients treated on this contract for their most recent course of treatment. Figures in italics indicate the base number of FP17s or Patient Questionnaire responses are less than 100. N/A is shown where the base number of responses is less than 10 during the period. % is calculated as Quantity/Base number*100

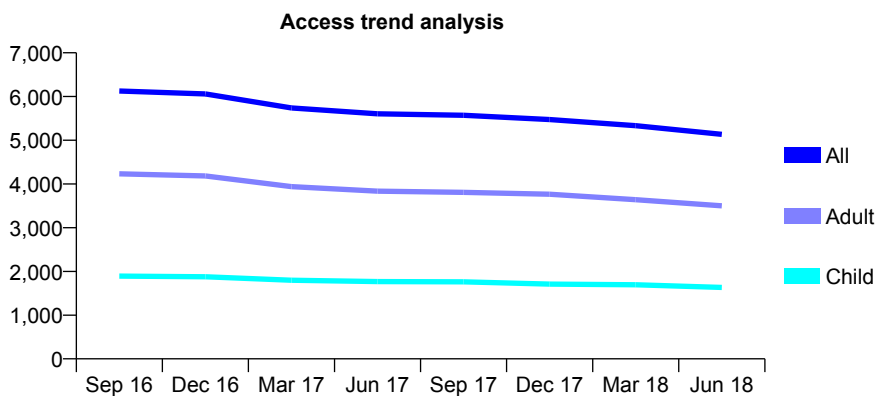
Q56 - Vital Signs At a Glance Contract Report for 132454/0001 - June 2018

Name or company name	1A Bretton
Contract type name	PDS Plus Contract
Purpose of contract	General
Contract start date	04/05/2010
Contract end date	30/06/2018

18/19 Contracted general activity (UDA)	5,250
Carry forward general activity (UDA)	0
18/19 Contracted orthodontic activity (UOA)	0
Carry forward orthodontic activity (UOA)	0
Baseline contract value	£131,504.44

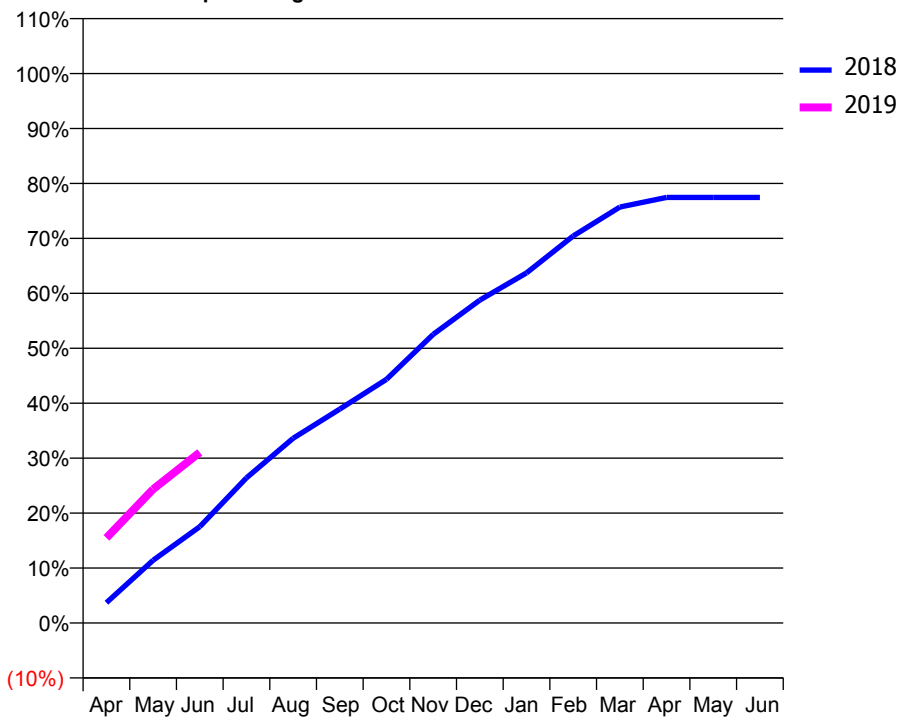
ACCESS*

Patients seen in 24 months	Total	Change since previous quarter
Quarter ending June 2017	5,605	
Quarter ending September 2017	5,570	→
Quarter ending December 2017	5,474	↓
Quarter ending March 2018	5,334	↓
Quarter ending June 2018	5,134	↓
Variance since June 2017	(8.4%)	↓



ACTIVITY

Cumulative percentage of contracted UDA delivered 2018 & 2019



Adjusted Scheduled Activity (UDA)		
Month	2018	2019
April	778	814
May	2,399	1,278
June	3,681	1,630
July	5,546	
August	7,062	
September	8,177	
October	9,312	
November	11,030	
December	12,342	
January	13,378	
February	14,790	
March	15,897	
April	16,264	
May	16,263	
June	16,263	

QUALITY

	Quantity	Base Number	Contract	AT	Region	England
% of FP17s for the same patient ID Re-attending within 3 months - Children	21	279	7.5%	10.7%	11.3%	11.5%
% of FP17s for the same patient ID Re-attending within 3 months - Adults	72	550	13.1%	14.0%	14.9%	15.4%
% of FP17s for the same patient ID Re-attending between 3 & 9 months - Children	168	279	60.2%	59.8%	60.0%	58.9%
% of FP17s for the same patient ID Re-attending between 3 & 9 months - Adults	276	550	50.2%	49.6%	52.6%	51.6%
% of FP17s for Band 1 Urgent Courses	93	659	14.1%	9.0%	7.9%	8.9%
% of FP17s Relating to Free Repair or Replacements	9	659	1.4%	0.7%	0.8%	0.8%
% of FP17s Relating to Continuations	5	659	0.8%	1.0%	0.9%	0.9%
% of Patients satisfied with the dentistry they have received	3	3	N/A	93.6%	93.2%	93.2%
% of Patients satisfied with the time they had to wait for an appointment	2	3	N/A	87.9%	89.1%	88.8%

* This is based on patients treated on this contract for their most recent course of treatment. Figures in italics indicate the base number of FP17s or Patient Questionnaire responses are less than 100. N/A is shown where the base number of responses is less than 10 during the period. % is calculated as Quantity/Base number*100

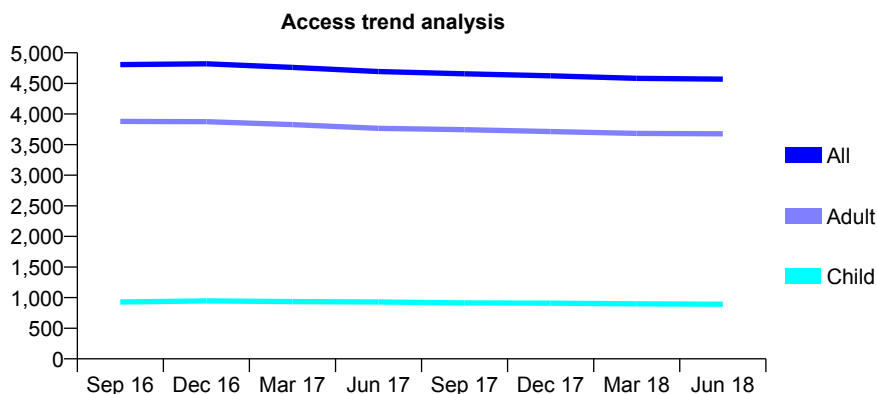
Q56 - Vital Signs At a Glance Contract Report for 133582/0001 - June 2018

Name or company name	Dr Horan & Dr Simkiene
Contract type name	GDS Contract
Purpose of contract	General and Orthodontic
Contract start date	01/05/2013
Contract end date	

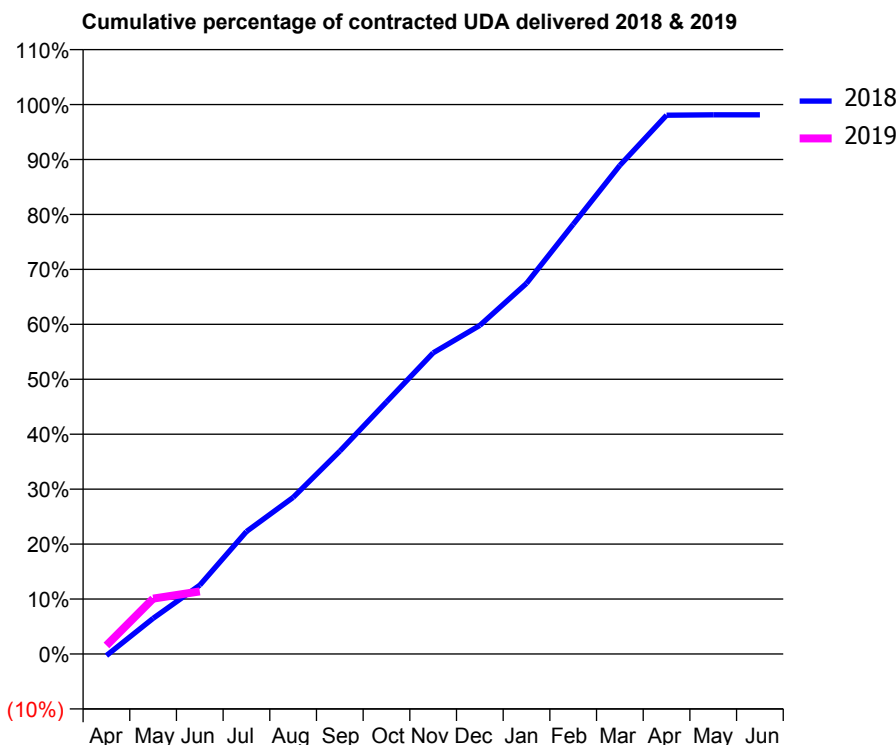
18/19 Contracted general activity (UDA)	15,998
Carry forward general activity (UDA)	0
18/19 Contracted orthodontic activity (UOA)	4,054
Carry forward orthodontic activity (UOA)	0
Baseline contract value	£603,376.67

ACCESS*

Patients seen in 24 months	Total	Change since previous quarter
Quarter ending June 2017	4,694	
Quarter ending September 2017	4,657	→
Quarter ending December 2017	4,624	→
Quarter ending March 2018	4,582	→
Quarter ending June 2018	4,570	→
Variance since June 2017	(2.6%)	↓



ACTIVITY



Month	Adjusted Scheduled Activity (UDA)	
	2018	2019
April	-49	251
May	1,038	1,611
June	2,004	1,822
July	3,566	
August	4,561	
September	5,907	
October	7,340	
November	8,769	
December	9,566	
January	10,791	
February	12,510	
March	14,228	
April	15,687	
May	15,700	
June	15,700	

QUALITY

	Quantity	Base Number	Contract	AT	Region	England
% of FP17s for the same patient ID Re-attending within 3 months - Children	78	412	18.9%	10.7%	11.3%	11.5%
% of FP17s for the same patient ID Re-attending within 3 months - Adults	158	1,198	13.2%	14.0%	14.9%	15.4%
% of FP17s for the same patient ID Re-attending between 3 & 9 months - Children	105	412	25.5%	59.8%	60.0%	58.9%
% of FP17s for the same patient ID Re-attending between 3 & 9 months - Adults	717	1,198	59.8%	49.6%	52.6%	51.6%
% of FP17s for Band 1 Urgent Courses	49	974	5.0%	9.0%	7.9%	8.9%
% of FP17s Relating to Free Repair or Replacements	3	974	0.3%	0.7%	0.8%	0.8%
% of FP17s Relating to Continuations	7	974	0.7%	1.0%	0.9%	0.9%
% of Patients satisfied with the dentistry they have received	7	7	N/A	93.6%	93.2%	93.2%
% of Patients satisfied with the time they had to wait for an appointment	7	7	N/A	87.9%	89.1%	88.8%

* This is based on patients treated on this contract for their most recent course of treatment. Figures in italics indicate the base number of FP17s or Patient Questionnaire responses are less than 100. N/A is shown where the base number of responses is less than 10 during the period. % is calculated as Quantity/Base number*100

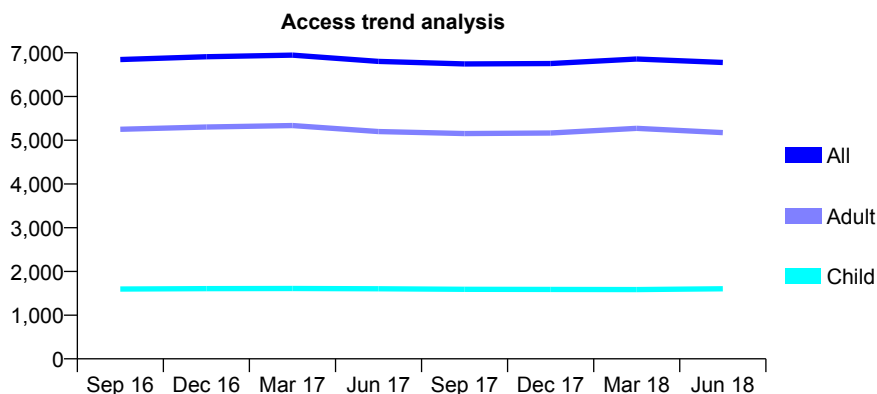
Q56 - Vital Signs At a Glance Contract Report for 134066/0001 - June 2018

Name or company name	Berners Holdings Ltd
Contract type name	GDS Contract
Purpose of contract	General
Contract start date	01/04/2008
Contract end date	

18/19 Contracted general activity (UDA)	16,932
Carry forward general activity (UDA)	0
18/19 Contracted orthodontic activity (UOA)	0
Carry forward orthodontic activity (UOA)	0
Baseline contract value	£364,052.06

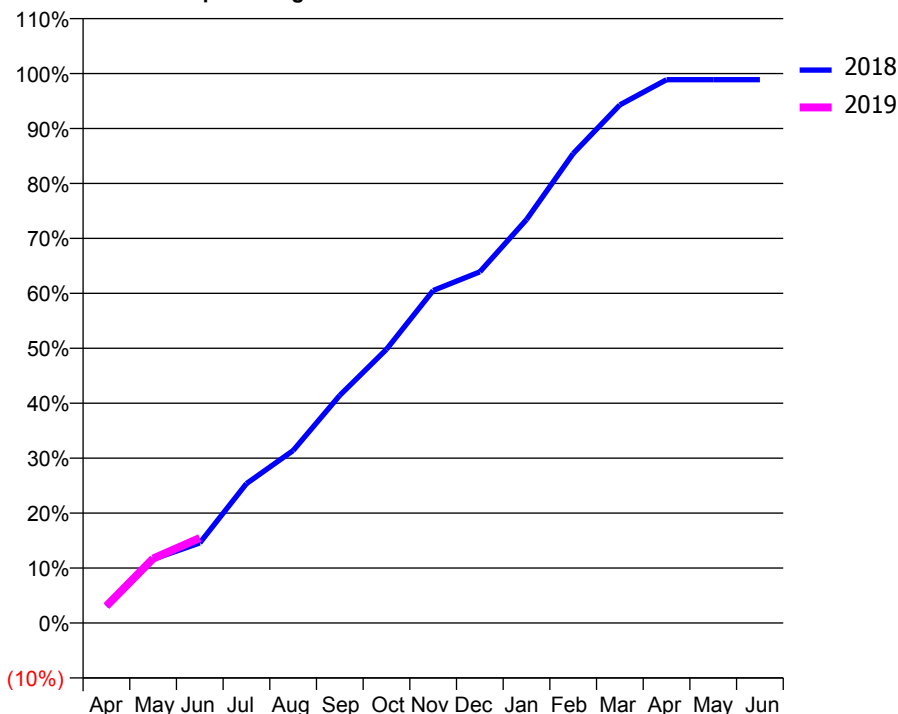
ACCESS*

Patients seen in 24 months	Total	Change since previous quarter
Quarter ending June 2017	6,802	
Quarter ending September 2017	6,744	→
Quarter ending December 2017	6,753	→
Quarter ending March 2018	6,857	→
Quarter ending June 2018	6,779	↓
Variance since June 2017	(0.3%)	→



ACTIVITY

Cumulative percentage of contracted UDA delivered 2018 & 2019



Adjusted Scheduled Activity (UDA)

Month	2018	2019
April	514	524
May	1,966	1,986
June	2,469	2,618
July	4,296	
August	5,315	
September	7,016	
October	8,434	
November	10,244	
December	10,822	
January	12,433	
February	14,465	
March	15,967	
April	16,743	
May	16,741	
June	16,740	

QUALITY

	Quantity	Base Number	Contract	AT	Region	England
% of FP17s for the same patient ID Re-attending within 3 months - Children	24	412	5.8%	10.7%	11.3%	11.5%
% of FP17s for the same patient ID Re-attending within 3 months - Adults	168	1,169	14.4%	14.0%	14.9%	15.4%
% of FP17s for the same patient ID Re-attending between 3 & 9 months - Children	207	412	50.2%	59.8%	60.0%	58.9%
% of FP17s for the same patient ID Re-attending between 3 & 9 months - Adults	492	1,169	42.1%	49.6%	52.6%	51.6%
% of FP17s for Band 1 Urgent Courses	174	1,275	13.6%	9.0%	7.9%	8.9%
% of FP17s Relating to Free Repair or Replacements	12	1,275	0.9%	0.7%	0.8%	0.8%
% of FP17s Relating to Continuations	3	1,275	0.2%	1.0%	0.9%	0.9%
% of Patients satisfied with the dentistry they have received	5	6	N/A	93.6%	93.2%	93.2%
% of Patients satisfied with the time they had to wait for an appointment	5	6	N/A	87.9%	89.1%	88.8%

* This is based on patients treated on this contract for their most recent course of treatment. Figures in italics indicate the base number of FP17s or Patient Questionnaire responses are less than 100. N/A is shown where the base number of responses is less than 10 during the period. % is calculated as Quantity/Base number*100

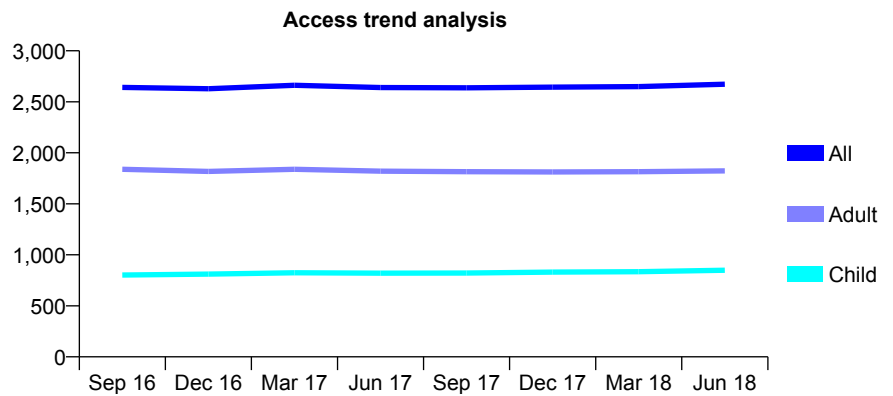
Q56 - Vital Signs At a Glance Contract Report for 135151/0001 - June 2018

Name or company name	Mr Gawain King and Mrs Antoinette King
Contract type name	GDS Contract
Purpose of contract	General
Contract start date	09/12/2010
Contract end date	

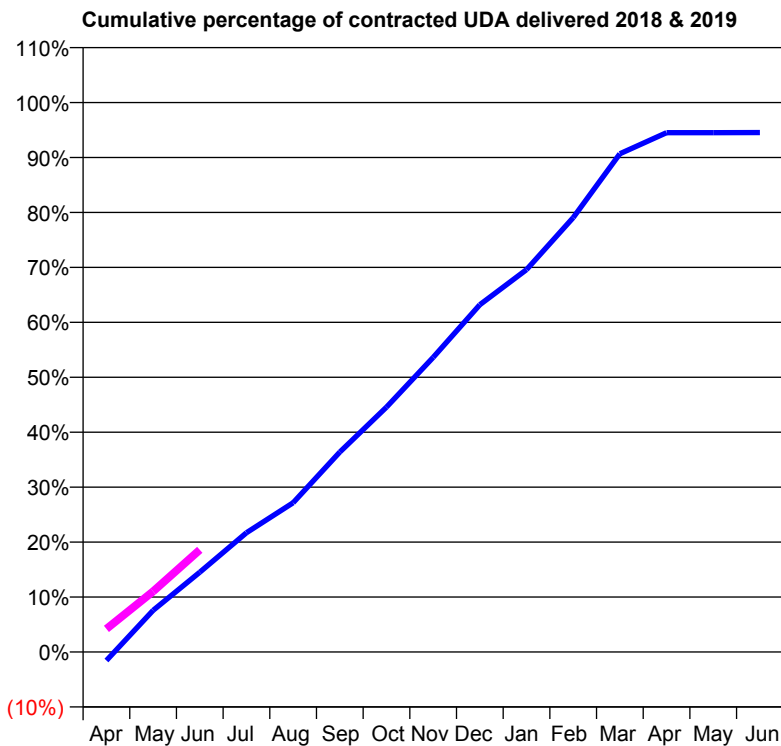
18/19 Contracted general activity (UDA)	7,500
Carry forward general activity (UDA)	0
18/19 Contracted orthodontic activity (UOA)	0
Carry forward orthodontic activity (UOA)	0
Baseline contract value	£201,570.28

ACCESS*

Patients seen in 24 months	Total	Change since previous quarter
Quarter ending June 2017	2,640	
Quarter ending September 2017	2,637	→
Quarter ending December 2017	2,644	→
Quarter ending March 2018	2,649	→
Quarter ending June 2018	2,672	→
Variance since June 2017	1.2%	→



ACTIVITY



Month	Adjusted Scheduled Activity (UDA)	
	2018	2019
April	-117	316
May	568	828
June	1,089	1,395
July	1,629	
August	2,037	
September	2,730	
October	3,343	
November	4,022	
December	4,739	
January	5,220	
February	5,929	
March	6,800	
April	7,088	
May	7,088	
June	7,090	

QUALITY

	Quantity	Base Number	Contract	AT	Region	England
% of FP17s for the same patient ID Re-attending within 3 months - Children	26	330	7.9%	10.7%	11.3%	11.5%
% of FP17s for the same patient ID Re-attending within 3 months - Adults	109	683	16.0%	14.0%	14.9%	15.4%
% of FP17s for the same patient ID Re-attending between 3 & 9 months - Children	224	330	67.9%	59.8%	60.0%	58.9%
% of FP17s for the same patient ID Re-attending between 3 & 9 months - Adults	452	683	66.2%	49.6%	52.6%	51.6%
% of FP17s for Band 1 Urgent Courses	68	875	7.8%	9.0%	7.9%	8.9%
% of FP17s Relating to Free Repair or Replacements	5	875	0.6%	0.7%	0.8%	0.8%
% of FP17s Relating to Continuations	16	875	1.8%	1.0%	0.9%	0.9%
% of Patients satisfied with the dentistry they have received	6	6	N/A	93.6%	93.2%	93.2%
% of Patients satisfied with the time they had to wait for an appointment	5	6	N/A	87.9%	89.1%	88.8%

* This is based on patients treated on this contract for their most recent course of treatment. Figures in italics indicate the base number of FP17s or Patient Questionnaire responses are less than 100. N/A is shown where the base number of responses is less than 10 during the period. % is calculated as Quantity/Base number*100

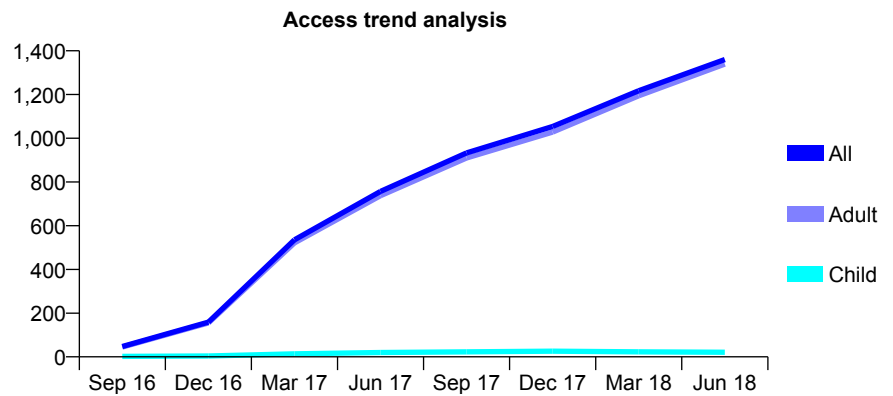
Q56 - Vital Signs At a Glance Contract Report for 135518/0001 - June 2018

Name or company name	Oasis Dental Care (Central) Ltd
Contract type name	PDS Contract
Purpose of contract	General
Contract start date	01/03/2010
Contract end date	30/09/2018

18/19 Contracted general activity (UDA)	2,118
Carry forward general activity (UDA)	0
18/19 Contracted orthodontic activity (UOA)	0
Carry forward orthodontic activity (UOA)	0
Baseline contract value	£249,221.69

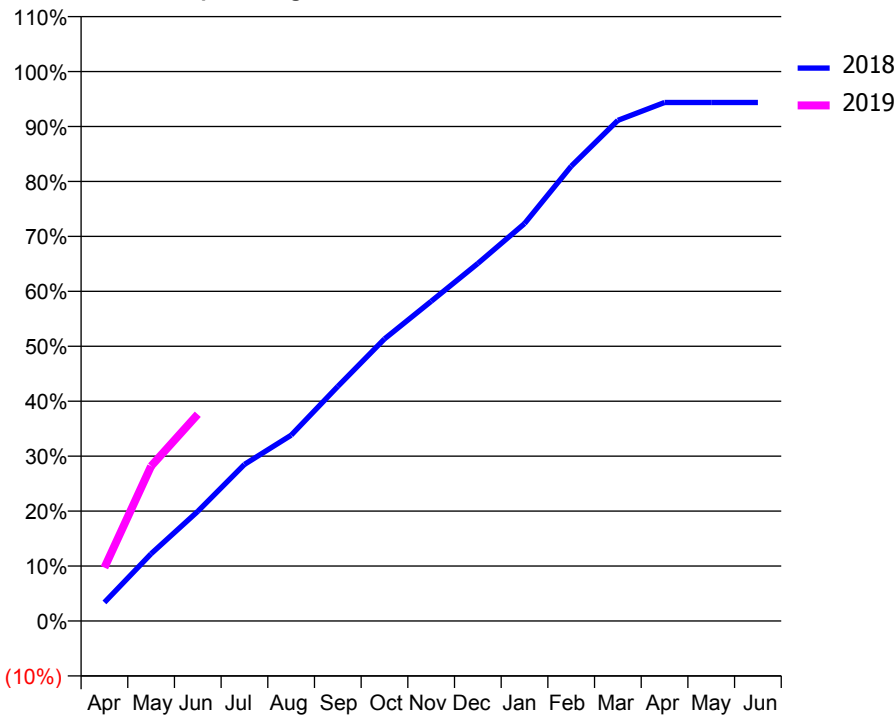
ACCESS*

Patients seen in 24 months	Total	Change since previous quarter
Quarter ending June 2017	757	
Quarter ending September 2017	933	↑
Quarter ending December 2017	1,054	↑
Quarter ending March 2018	1,217	↑
Quarter ending June 2018	1,360	↑
Variance since June 2017	79.7%	↑



ACTIVITY

Cumulative percentage of contracted UDA delivered 2018 & 2019



Month	Adjusted Scheduled Activity (UDA)	
	2018	2019
April	144	206
May	520	597
June	848	797
July	1,211	-
August	1,437	-
September	1,814	-
October	2,181	-
November	2,472	-
December	2,764	-
January	3,072	-
February	3,516	-
March	3,870	-
April	4,008	-
May	4,008	-
June	4,008	-

QUALITY

	Quantity	Base Number	Contract	AT	Region	England
% of FP17s for the same patient ID Re-attending within 3 months - Children	0	5	0.0%	10.7%	11.3%	11.5%
% of FP17s for the same patient ID Re-attending within 3 months - Adults	3	314	1.0%	14.0%	14.9%	15.4%
% of FP17s for the same patient ID Re-attending between 3 & 9 months - Children	0	5	0.0%	59.8%	60.0%	58.9%
% of FP17s for the same patient ID Re-attending between 3 & 9 months - Adults	7	314	2.2%	49.6%	52.6%	51.6%
% of FP17s for Band 1 Urgent Courses	0	271	0.0%	9.0%	7.9%	8.9%
% of FP17s Relating to Free Repair or Replacements	0	271	0.0%	0.7%	0.8%	0.8%
% of FP17s Relating to Continuations	0	271	0.0%	1.0%	0.9%	0.9%
% of Patients satisfied with the dentistry they have received	1	1	N/A	93.6%	93.2%	93.2%
% of Patients satisfied with the time they had to wait for an appointment	1	1	N/A	87.9%	89.1%	88.8%

* This is based on patients treated on this contract for their most recent course of treatment. Figures in italics indicate the base number of FP17s or Patient Questionnaire responses are less than 100. N/A is shown where the base number of responses is less than 10 during the period. % is calculated as Quantity/Base number*100

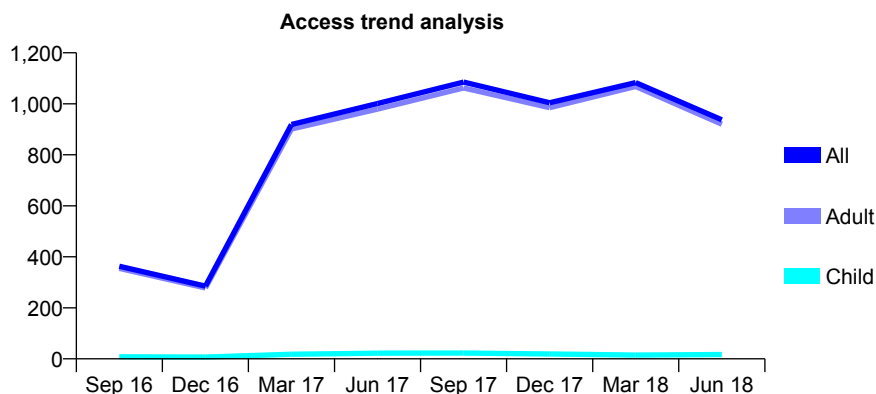
Q56 - Vital Signs At a Glance Contract Report for 135518/0002 - June 2018

Name or company name	Oasis Dental Care (Central) Ltd
Contract type name	PDS Contract
Purpose of contract	General
Contract start date	01/04/2011
Contract end date	30/09/2018

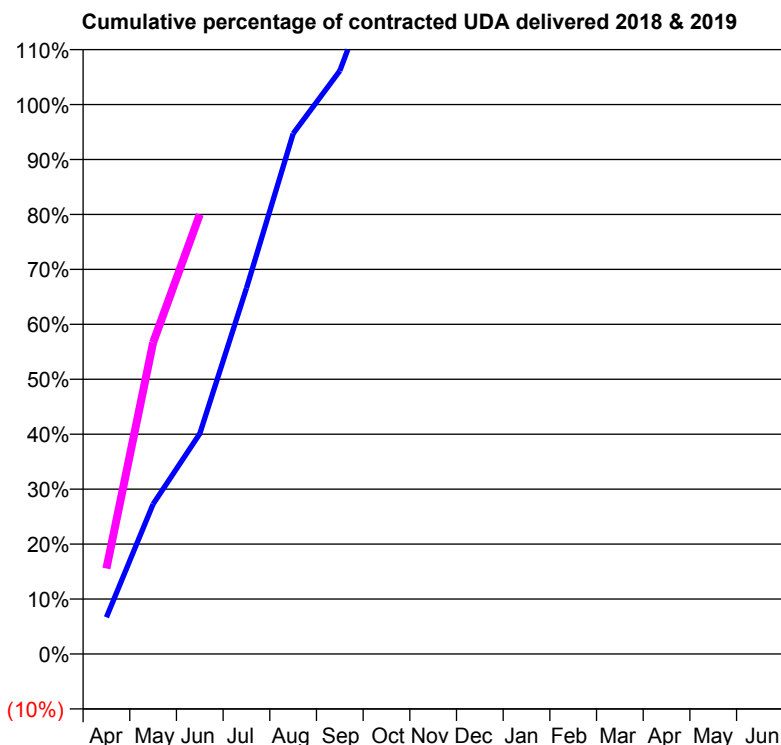
18/19 Contracted general activity (UDA)	180
Carry forward general activity (UDA)	0
18/19 Contracted orthodontic activity (UOA)	0
Carry forward orthodontic activity (UOA)	0
Baseline contract value	£13,440.73

ACCESS*

Patients seen in 24 months	Total	Change since previous quarter
Quarter ending June 2017	1,001	
Quarter ending September 2017	1,085	↑
Quarter ending December 2017	1,004	↓
Quarter ending March 2018	1,083	↑
Quarter ending June 2018	937	↓
Variance since June 2017	(6.4%)	↓



ACTIVITY



Month	Adjusted Scheduled Activity (UDA)	
	2018	2019
April	24	28
May	98	102
June	144	144
July	239	
August	340	
September	381	
October	462	
November	539	
December	573	
January	648	
February	780	
March	846	
April	876	
May	879	
June	879	

QUALITY

	Quantity	Base Number	Contract	AT	Region	England
% of FP17s for the same patient ID Re-attending within 3 months - Children	0	8	0.0%	10.7%	11.3%	11.5%
% of FP17s for the same patient ID Re-attending within 3 months - Adults	1	141	0.7%	14.0%	14.9%	15.4%
% of FP17s for the same patient ID Re-attending between 3 & 9 months - Children	0	8	0.0%	59.8%	60.0%	58.9%
% of FP17s for the same patient ID Re-attending between 3 & 9 months - Adults	1	141	0.7%	49.6%	52.6%	51.6%
% of FP17s for Band 1 Urgent Courses	0	122	0.0%	9.0%	7.9%	8.9%
% of FP17s Relating to Free Repair or Replacements	0	122	0.0%	0.7%	0.8%	0.8%
% of FP17s Relating to Continuations	0	122	0.0%	1.0%	0.9%	0.9%
% of Patients satisfied with the dentistry they have received	0	0	N/A	93.6%	93.2%	93.2%
% of Patients satisfied with the time they had to wait for an appointment	0	0	N/A	87.9%	89.1%	88.8%

* This is based on patients treated on this contract for their most recent course of treatment. Figures in italics indicate the base number of FP17s or Patient Questionnaire responses are less than 100. N/A is shown where the base number of responses is less than 10 during the period. % is calculated as Quantity/Base number*100

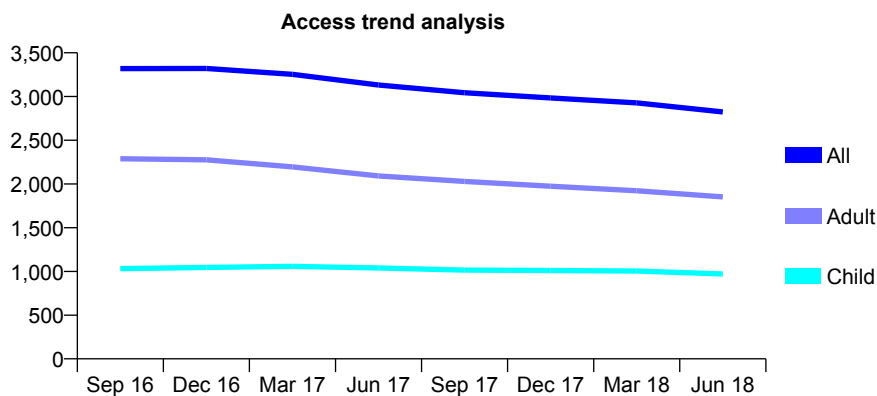
Q56 - Vital Signs At a Glance Contract Report for 138517/0001 - June 2018

Name or company name	Hampton Court Dental Centre
Contract type name	GDS Contract
Purpose of contract	General
Contract start date	01/09/2010
Contract end date	

18/19 Contracted general activity (UDA)	13,750
Carry forward general activity (UDA)	0
18/19 Contracted orthodontic activity (UOA)	0
Carry forward orthodontic activity (UOA)	0
Baseline contract value	£400,870.00

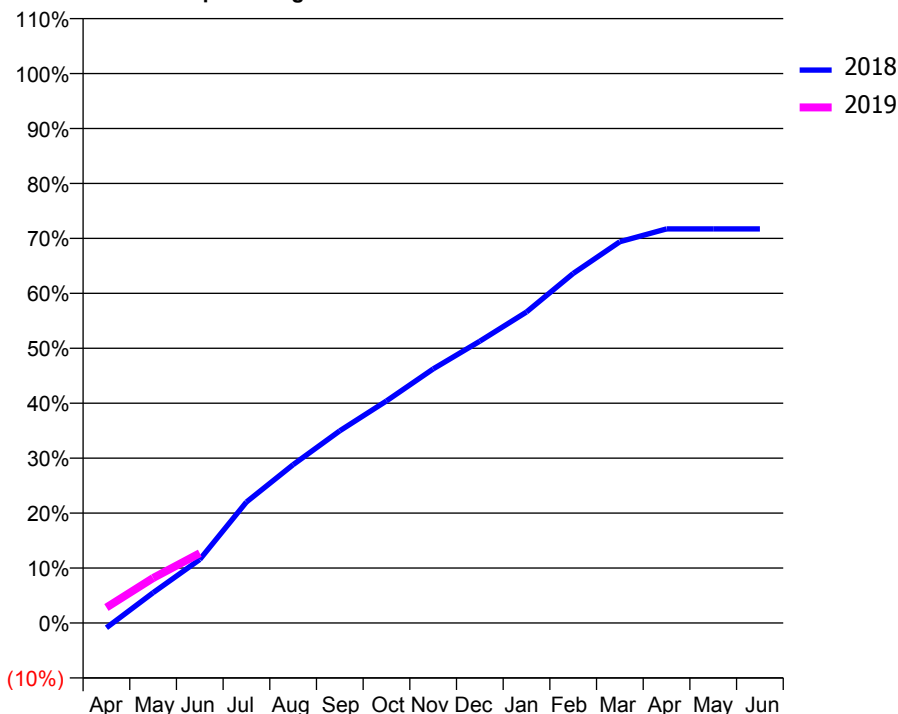
ACCESS*

Patients seen in 24 months	Total	Change since previous quarter
Quarter ending June 2017	3,132	
Quarter ending September 2017	3,044	↓
Quarter ending December 2017	2,984	↓
Quarter ending March 2018	2,927	↓
Quarter ending June 2018	2,823	↓
Variance since June 2017	(9.9%)	↓



ACTIVITY

Cumulative percentage of contracted UDA delivered 2018 & 2019



Adjusted Scheduled Activity (UDA)

Month	2018	2019
April	-123	389
May	760	1,126
June	1,589	1,747
July	3,027	
August	3,963	
September	4,811	
October	5,558	
November	6,357	
December	7,051	
January	7,783	
February	8,748	
March	9,541	
April	9,860	
May	9,860	
June	9,860	

QUALITY

	Quantity	Base Number	Contract	AT	Region	England
% of FP17s for the same patient ID Re-attending within 3 months - Children	16	247	6.5%	10.7%	11.3%	11.5%
% of FP17s for the same patient ID Re-attending within 3 months - Adults	61	494	12.3%	14.0%	14.9%	15.4%
% of FP17s for the same patient ID Re-attending between 3 & 9 months - Children	169	247	68.4%	59.8%	60.0%	58.9%
% of FP17s for the same patient ID Re-attending between 3 & 9 months - Adults	298	494	60.3%	49.6%	52.6%	51.6%
% of FP17s for Band 1 Urgent Courses	53	615	8.6%	9.0%	7.9%	8.9%
% of FP17s Relating to Free Repair or Replacements	6	615	1.0%	0.7%	0.8%	0.8%
% of FP17s Relating to Continuations	8	615	1.3%	1.0%	0.9%	0.9%
% of Patients satisfied with the dentistry they have received	1	1	N/A	93.6%	93.2%	93.2%
% of Patients satisfied with the time they had to wait for an appointment	1	1	N/A	87.9%	89.1%	88.8%

* This is based on patients treated on this contract for their most recent course of treatment. Figures in italics indicate the base number of FP17s or Patient Questionnaire responses are less than 100. N/A is shown where the base number of responses is less than 10 during the period. % is calculated as Quantity/Base number*100

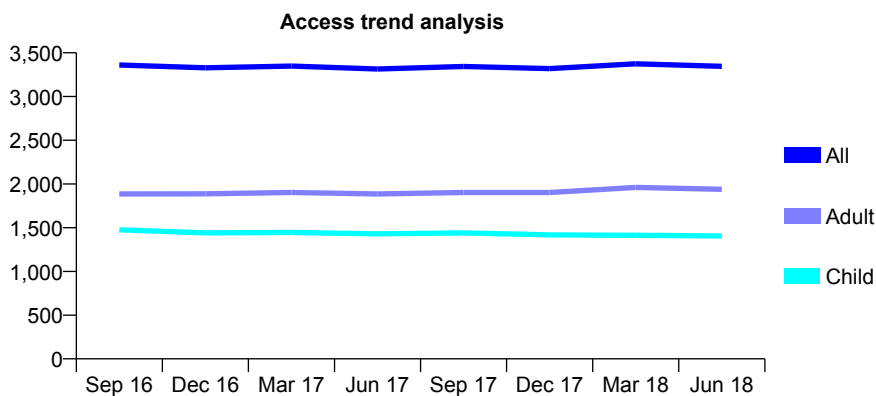
Q56 - Vital Signs At a Glance Contract Report for 138525/0001 - June 2018

Name or company name	Alvington House Dental Practice
Contract type name	GDS Contract
Purpose of contract	General
Contract start date	01/04/2011
Contract end date	

18/19 Contracted general activity (UDA)	9,285
Carry forward general activity (UDA)	0
18/19 Contracted orthodontic activity (UOA)	0
Carry forward orthodontic activity (UOA)	0
Baseline contract value	£211,609.55

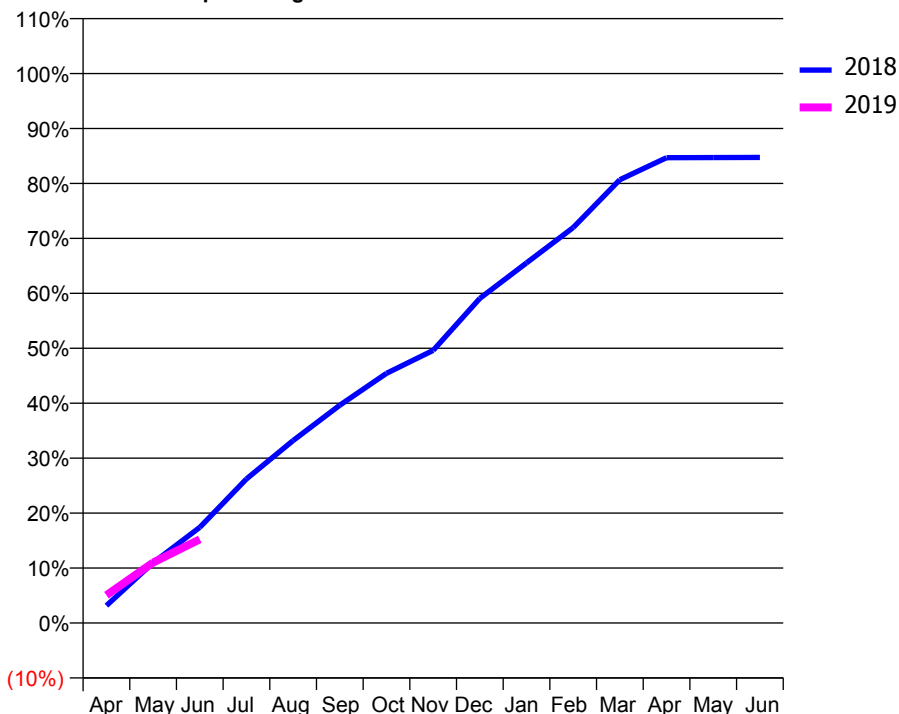
ACCESS*

Patients seen in 24 months	Total	Change since previous quarter
Quarter ending June 2017	3,315	
Quarter ending September 2017	3,343	→
Quarter ending December 2017	3,320	→
Quarter ending March 2018	3,374	→
Quarter ending June 2018	3,345	→
Variance since June 2017	0.9%	→



ACTIVITY

Cumulative percentage of contracted UDA delivered 2018 & 2019



Month	2018	2019
April	294	471
May	1,019	1,022
June	1,616	1,413
July	2,435	
August	3,084	
September	3,680	
October	4,220	
November	4,606	
December	5,486	
January	6,084	
February	6,682	
March	7,492	
April	7,863	
May	7,865	
June	7,866	

QUALITY

	Quantity	Base Number	Contract	AT	Region	England
% of FP17s for the same patient ID Re-attending within 3 months - Children	42	529	7.9%	10.7%	11.3%	11.5%
% of FP17s for the same patient ID Re-attending within 3 months - Adults	89	580	15.3%	14.0%	14.9%	15.4%
% of FP17s for the same patient ID Re-attending between 3 & 9 months - Children	321	529	60.7%	59.8%	60.0%	58.9%
% of FP17s for the same patient ID Re-attending between 3 & 9 months - Adults	339	580	58.4%	49.6%	52.6%	51.6%
% of FP17s for Band 1 Urgent Courses	51	898	5.7%	9.0%	7.9%	8.9%
% of FP17s Relating to Free Repair or Replacements	4	898	0.4%	0.7%	0.8%	0.8%
% of FP17s Relating to Continuations	1	898	0.1%	1.0%	0.9%	0.9%
% of Patients satisfied with the dentistry they have received	0	0	N/A	93.6%	93.2%	93.2%
% of Patients satisfied with the time they had to wait for an appointment	0	0	N/A	87.9%	89.1%	88.8%

* This is based on patients treated on this contract for their most recent course of treatment. Figures in italics indicate the base number of FP17s or Patient Questionnaire responses are less than 100. N/A is shown where the base number of responses is less than 10 during the period. % is calculated as Quantity/Base number*100

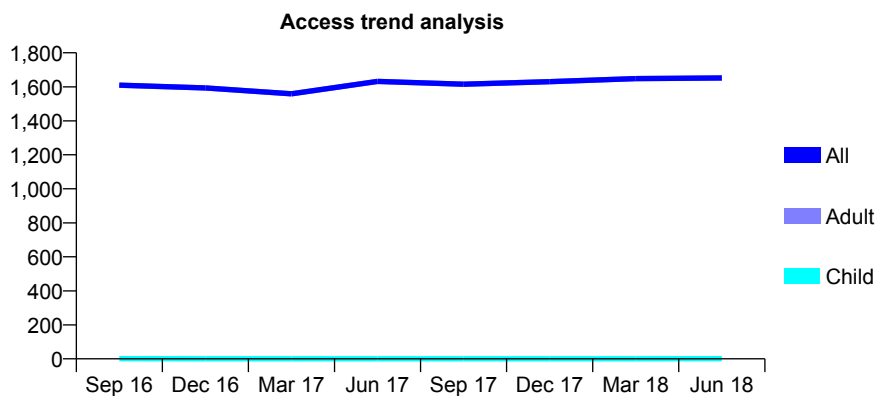
Q56 - Vital Signs At a Glance Contract Report for 138835/0001 - June 2018

Name or company name	Conrad Costa and Audrey Costa
Contract type name	GDS Contract
Purpose of contract	General
Contract start date	01/03/2013
Contract end date	

18/19 Contracted general activity (UDA)	4,795
Carry forward general activity (UDA)	0
18/19 Contracted orthodontic activity (UOA)	0
Carry forward orthodontic activity (UOA)	0
Baseline contract value	£274,202.13

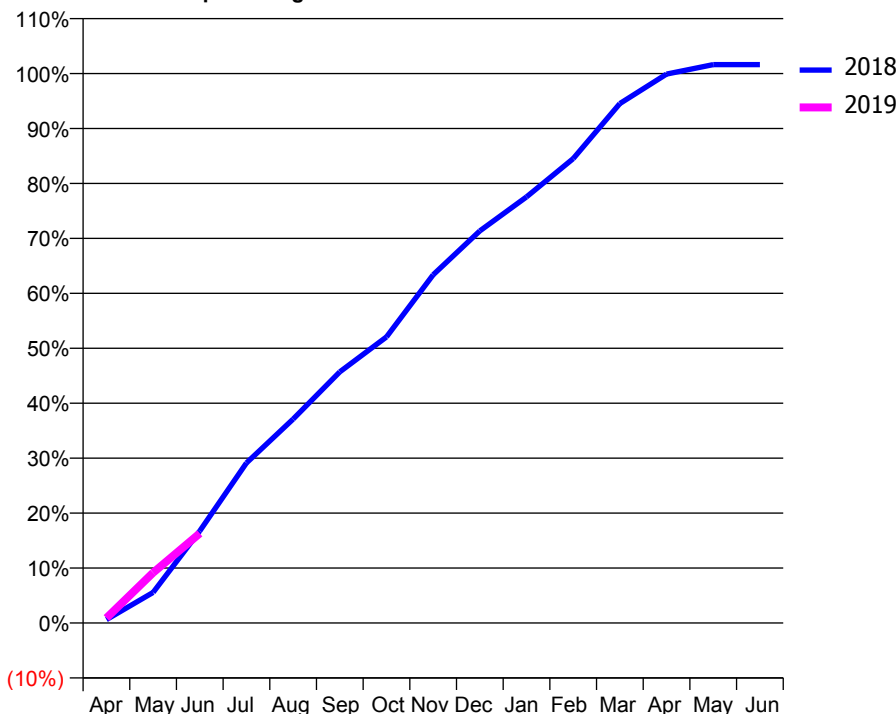
ACCESS*

Patients seen in 24 months	Total	Change since previous quarter
Quarter ending June 2017	1,632	
Quarter ending September 2017	1,615	↓
Quarter ending December 2017	1,630	→
Quarter ending March 2018	1,648	→
Quarter ending June 2018	1,652	→
Variance since June 2017	1.2%	→



ACTIVITY

Cumulative percentage of contracted UDA delivered 2018 & 2019



Month	Adjusted Scheduled Activity (UDA)	
	2018	2019
April	29	44
May	268	439
June	804	782
July	1,397	
August	1,780	
September	2,192	
October	2,497	
November	3,038	
December	3,422	
January	3,719	
February	4,052	
March	4,533	
April	4,790	
May	4,872	
June	4,872	

QUALITY

	Quantity	Base Number	Contract	AT	Region	England
% of FP17s for the same patient ID Re-attending within 3 months - Children	0	1	0.0%	10.7%	11.3%	11.5%
% of FP17s for the same patient ID Re-attending within 3 months - Adults	36	298	12.1%	14.0%	14.9%	15.4%
% of FP17s for the same patient ID Re-attending between 3 & 9 months - Children	0	1	0.0%	59.8%	60.0%	58.9%
% of FP17s for the same patient ID Re-attending between 3 & 9 months - Adults	43	298	14.4%	49.6%	52.6%	51.6%
% of FP17s for Band 1 Urgent Courses	36	216	16.7%	9.0%	7.9%	8.9%
% of FP17s Relating to Free Repair or Replacements	6	216	2.8%	0.7%	0.8%	0.8%
% of FP17s Relating to Continuations	1	216	0.5%	1.0%	0.9%	0.9%
% of Patients satisfied with the dentistry they have received	0	0	N/A	93.6%	93.2%	93.2%
% of Patients satisfied with the time they had to wait for an appointment	0	0	N/A	87.9%	89.1%	88.8%

* This is based on patients treated on this contract for their most recent course of treatment. Figures in italics indicate the base number of FP17s or Patient Questionnaire responses are less than 100. N/A is shown where the base number of responses is less than 10 during the period. % is calculated as Quantity/Base number*100

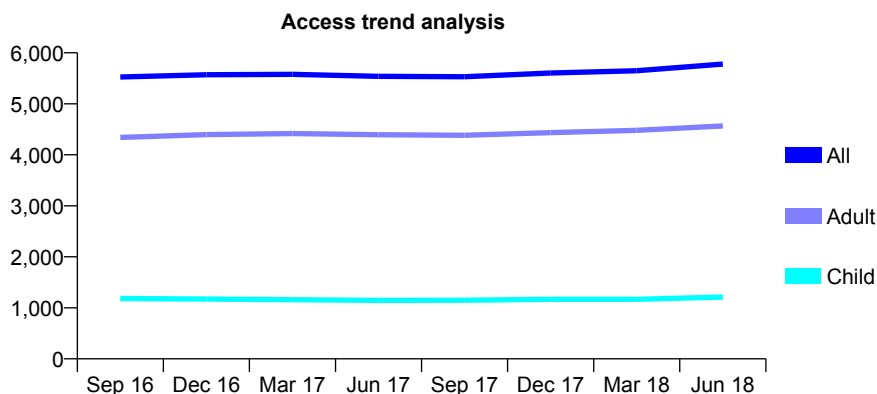
Q56 - Vital Signs At a Glance Contract Report for 139033/0001 - June 2018

Name or company name	DU TOIT & BURGER PARTNERSHIP (SUI)
Contract type name	GDS Contract
Purpose of contract	General
Contract start date	01/04/2007
Contract end date	

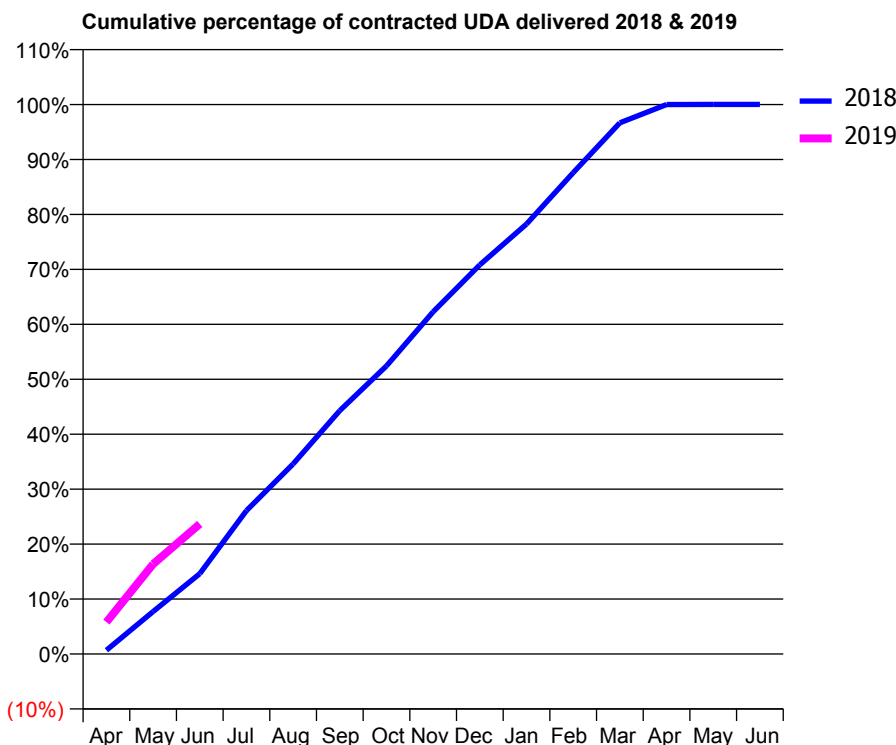
18/19 Contracted general activity (UDA)	14,425
Carry forward general activity (UDA)	0
18/19 Contracted orthodontic activity (UOA)	0
Carry forward orthodontic activity (UOA)	0
Baseline contract value	£343,142.58

ACCESS*

Patients seen in 24 months	Total	Change since previous quarter
Quarter ending June 2017	5,539	
Quarter ending September 2017	5,531	→
Quarter ending December 2017	5,604	→
Quarter ending March 2018	5,649	→
Quarter ending June 2018	5,778	↑
Variance since June 2017	4.3%	↑



ACTIVITY



Month	Adjusted Scheduled Activity (UDA)	
	2018	2019
April	101	840
May	1,115	2,361
June	2,108	3,415
July	3,764	
August	4,990	
September	6,391	
October	7,563	
November	8,983	
December	10,216	
January	11,288	
February	12,637	
March	13,944	
April	14,422	
May	14,427	
June	14,427	

QUALITY

	Quantity	Base Number	Contract	AT	Region	England
% of FP17s for the same patient ID Re-attending within 3 months - Children	12	373	3.2%	10.7%	11.3%	11.5%
% of FP17s for the same patient ID Re-attending within 3 months - Adults	172	1,561	11.0%	14.0%	14.9%	15.4%
% of FP17s for the same patient ID Re-attending between 3 & 9 months - Children	212	373	56.8%	59.8%	60.0%	58.9%
% of FP17s for the same patient ID Re-attending between 3 & 9 months - Adults	752	1,561	48.2%	49.6%	52.6%	51.6%
% of FP17s for Band 1 Urgent Courses	84	1,694	5.0%	9.0%	7.9%	8.9%
% of FP17s Relating to Free Repair or Replacements	7	1,694	0.4%	0.7%	0.8%	0.8%
% of FP17s Relating to Continuations	51	1,694	3.0%	1.0%	0.9%	0.9%
% of Patients satisfied with the dentistry they have received	4	6	N/A	93.6%	93.2%	93.2%
% of Patients satisfied with the time they had to wait for an appointment	6	6	N/A	87.9%	89.1%	88.8%

* This is based on patients treated on this contract for their most recent course of treatment. Figures in italics indicate the base number of FP17s or Patient Questionnaire responses are less than 100. N/A is shown where the base number of responses is less than 10 during the period. % is calculated as Quantity/Base number*100

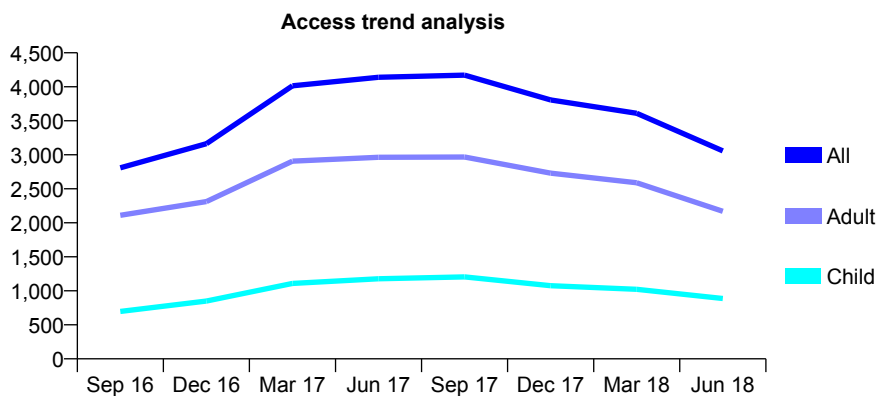
Q56 - Vital Signs At a Glance Contract Report for 139440/0001 - June 2018

Name or company name	Peirson Services Ltd
Contract type name	PDS Plus Contract
Purpose of contract	General
Contract start date	01/04/2010
Contract end date	31/03/2019

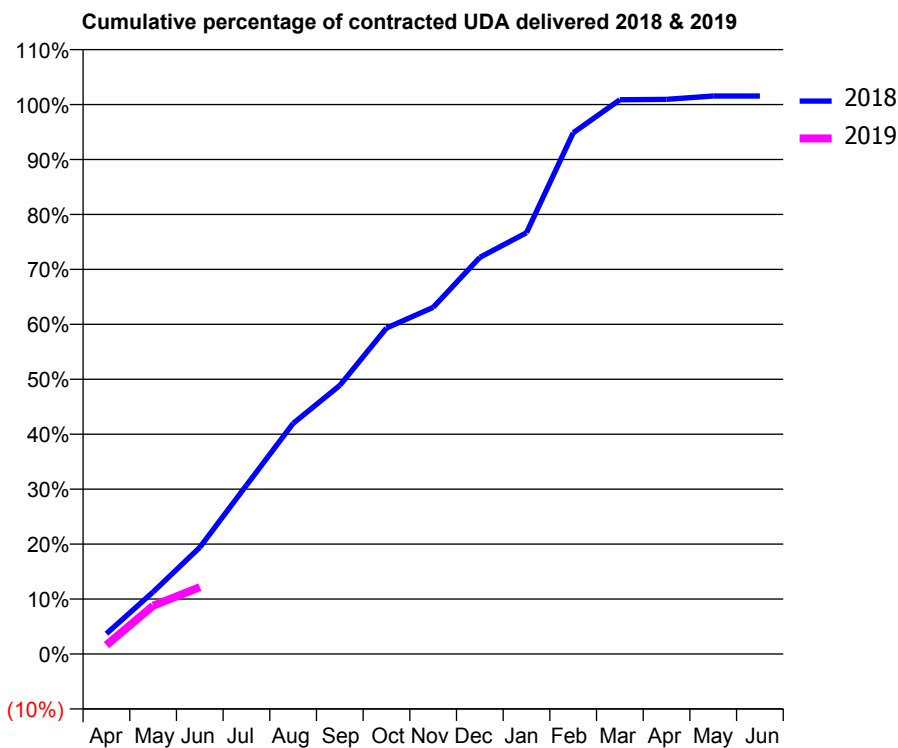
18/19 Contracted general activity (UDA)	11,000
Carry forward general activity (UDA)	0
18/19 Contracted orthodontic activity (UOA)	0
Carry forward orthodontic activity (UOA)	0
Baseline contract value	£283,810.94

ACCESS*

Patients seen in 24 months	Total	Change since previous quarter
Quarter ending June 2017	4,140	
Quarter ending September 2017	4,172	→
Quarter ending December 2017	3,806	↓
Quarter ending March 2018	3,611	↓
Quarter ending June 2018	3,058	↓
Variance since June 2017	(26.1%)	↓



ACTIVITY



Month	Adjusted Scheduled Activity (UDA)	
	2018	2019
April	407	181
May	1,242	967
June	2,135	1,338
July	3,379	
August	4,617	
September	5,378	
October	6,525	
November	6,939	
December	7,939	
January	8,434	
February	10,432	
March	11,096	
April	11,103	
May	11,171	
June	11,171	

QUALITY

	Quantity	Base Number	Contract	AT	Region	England
% of FP17s for the same patient ID Re-attending within 3 months - Children	7	118	5.9%	10.7%	11.3%	11.5%
% of FP17s for the same patient ID Re-attending within 3 months - Adults	32	328	9.8%	14.0%	14.9%	15.4%
% of FP17s for the same patient ID Re-attending between 3 & 9 months - Children	43	118	36.4%	59.8%	60.0%	58.9%
% of FP17s for the same patient ID Re-attending between 3 & 9 months - Adults	96	328	29.3%	49.6%	52.6%	51.6%
% of FP17s for Band 1 Urgent Courses	50	426	11.7%	9.0%	7.9%	8.9%
% of FP17s Relating to Free Repair or Replacements	2	426	0.5%	0.7%	0.8%	0.8%
% of FP17s Relating to Continuations	4	426	0.9%	1.0%	0.9%	0.9%
% of Patients satisfied with the dentistry they have received	4	5	N/A	93.6%	93.2%	93.2%
% of Patients satisfied with the time they had to wait for an appointment	5	5	N/A	87.9%	89.1%	88.8%

* This is based on patients treated on this contract for their most recent course of treatment. Figures in italics indicate the base number of FP17s or Patient Questionnaire responses are less than 100. N/A is shown where the base number of responses is less than 10 during the period. % is calculated as Quantity/Base number*100

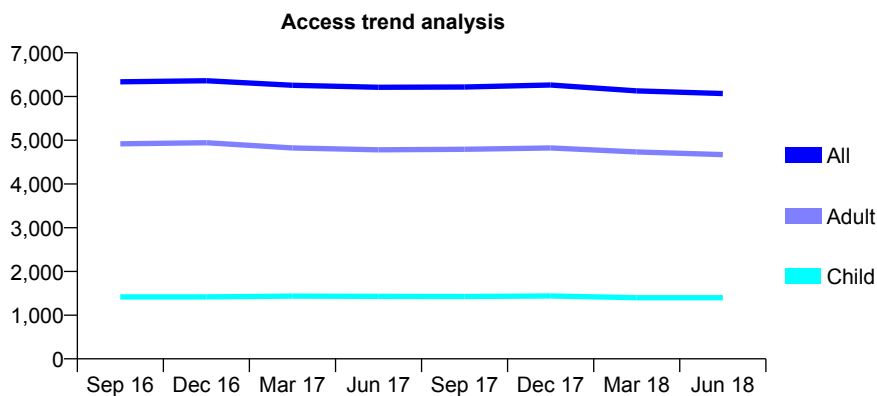
Q56 - Vital Signs At a Glance Contract Report for 139882/0001 - June 2018

Name or company name	Mr M Eyrumlu and Mr A Eyrumlu
Contract type name	GDS Contract
Purpose of contract	General
Contract start date	10/05/2014
Contract end date	

18/19 Contracted general activity (UDA)	22,000
Carry forward general activity (UDA)	0
18/19 Contracted orthodontic activity (UOA)	0
Carry forward orthodontic activity (UOA)	0
Baseline contract value	£561,443.36

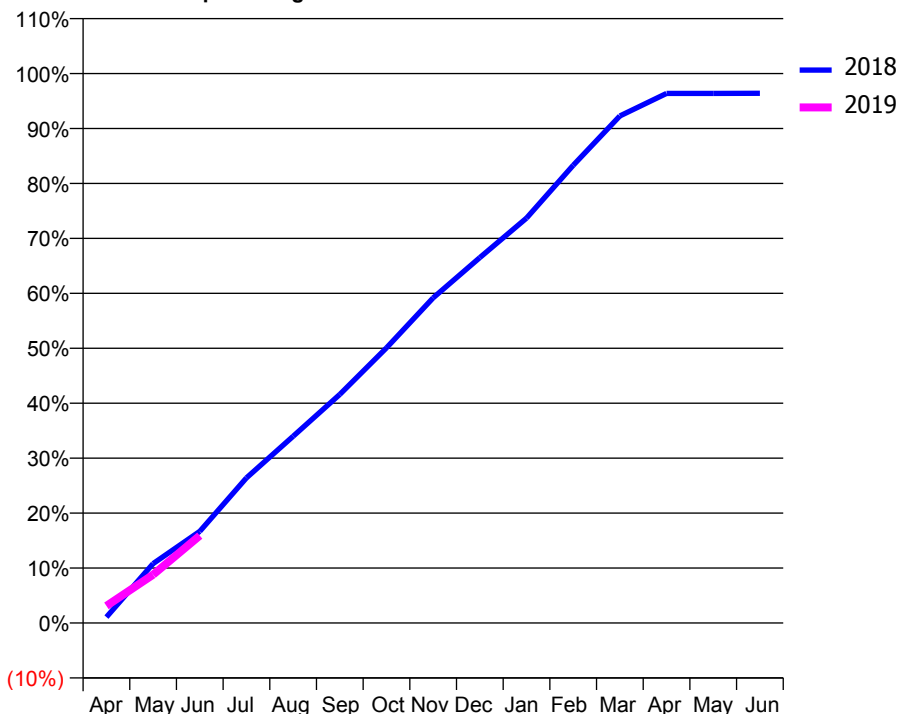
ACCESS*

Patients seen in 24 months	Total	Change since previous quarter
Quarter ending June 2017	6,212	
Quarter ending September 2017	6,217	→
Quarter ending December 2017	6,262	→
Quarter ending March 2018	6,130	↓
Quarter ending June 2018	6,069	→
Variance since June 2017	(2.3%)	↓



ACTIVITY

Cumulative percentage of contracted UDA delivered 2018 & 2019



Adjusted Scheduled Activity (UDA)

Month	2018	2019
April	239	687
May	2,377	1,937
June	3,670	3,501
July	5,812	
August	7,477	
September	9,154	
October	11,015	
November	13,017	
December	14,630	
January	16,213	
February	18,325	
March	20,299	
April	21,203	
May	21,205	
June	21,207	

QUALITY

	Quantity	Base Number	Contract	AT	Region	England
% of FP17s for the same patient ID Re-attending within 3 months - Children	50	508	9.8%	10.7%	11.3%	11.5%
% of FP17s for the same patient ID Re-attending within 3 months - Adults	163	1,379	11.8%	14.0%	14.9%	15.4%
% of FP17s for the same patient ID Re-attending between 3 & 9 months - Children	278	508	54.7%	59.8%	60.0%	58.9%
% of FP17s for the same patient ID Re-attending between 3 & 9 months - Adults	793	1,379	57.5%	49.6%	52.6%	51.6%
% of FP17s for Band 1 Urgent Courses	119	1,590	7.5%	9.0%	7.9%	8.9%
% of FP17s Relating to Free Repair or Replacements	39	1,590	2.5%	0.7%	0.8%	0.8%
% of FP17s Relating to Continuations	39	1,590	2.5%	1.0%	0.9%	0.9%
% of Patients satisfied with the dentistry they have received	6	7	N/A	93.6%	93.2%	93.2%
% of Patients satisfied with the time they had to wait for an appointment	7	7	N/A	87.9%	89.1%	88.8%

* This is based on patients treated on this contract for their most recent course of treatment. Figures in italics indicate the base number of FP17s or Patient Questionnaire responses are less than 100. N/A is shown where the base number of responses is less than 10 during the period. % is calculated as Quantity/Base number*100

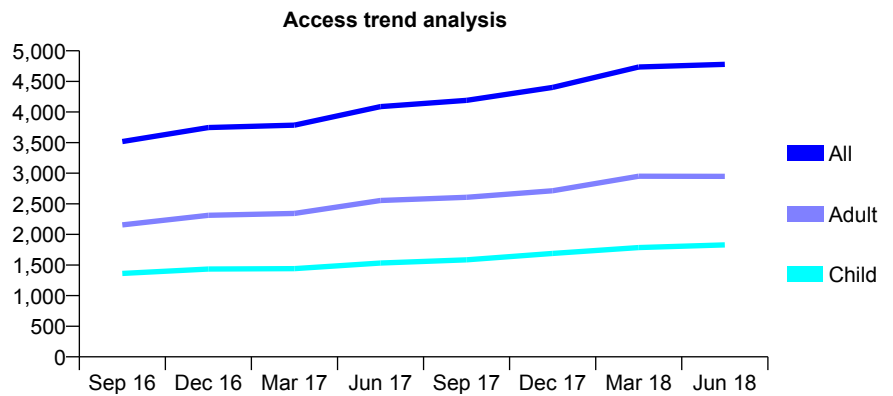
Q56 - Vital Signs At a Glance Contract Report for 140708/0001 - June 2018

Name or company name	Bretton Dental Clinic Partnership
Contract type name	GDS Contract
Purpose of contract	General
Contract start date	01/12/2014
Contract end date	

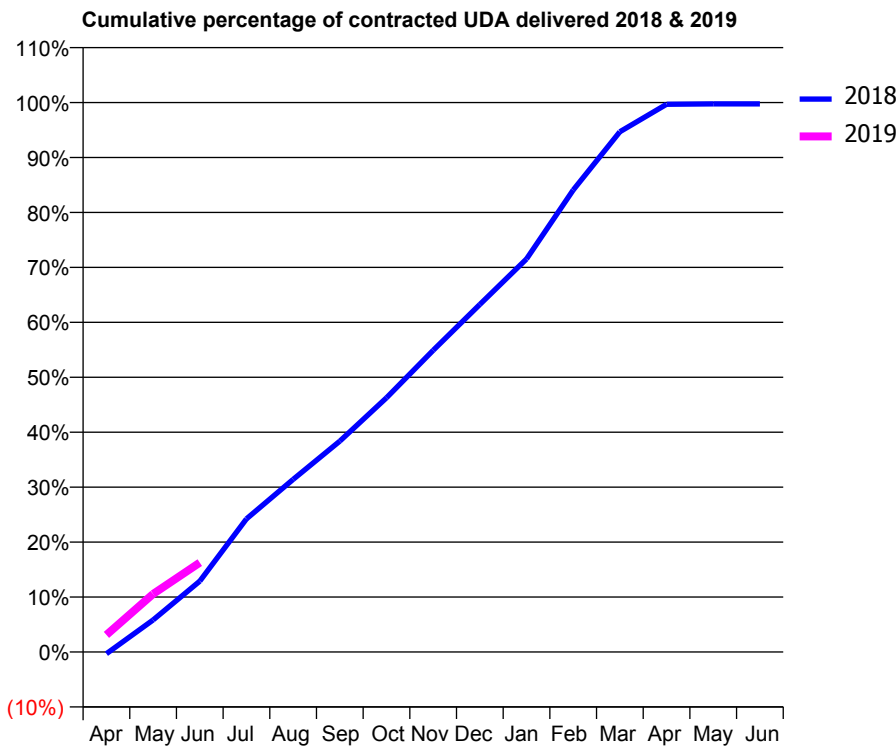
18/19 Contracted general activity (UDA)	12,034
Carry forward general activity (UDA)	0
18/19 Contracted orthodontic activity (UOA)	0
Carry forward orthodontic activity (UOA)	0
Baseline contract value	£302,898.68

ACCESS*

Patients seen in 24 months	Total	Change since previous quarter
Quarter ending June 2017	4,088	
Quarter ending September 2017	4,191	↑
Quarter ending December 2017	4,403	↑
Quarter ending March 2018	4,736	↑
Quarter ending June 2018	4,778	→
Variance since June 2017	16.9%	↑



ACTIVITY



Month	Adjusted Scheduled Activity (UDA)	
	2018	2019
April	-42	376
May	749	1,272
June	1,653	1,959
July	3,104	
August	4,027	
September	4,918	
October	5,929	
November	7,037	
December	8,105	
January	9,166	
February	10,773	
March	12,133	
April	12,772	
May	12,783	
June	12,783	

QUALITY

	Quantity	Base Number	Contract	AT	Region	England
% of FP17s for the same patient ID Re-attending within 3 months - Children	51	601	8.5%	10.7%	11.3%	11.5%
% of FP17s for the same patient ID Re-attending within 3 months - Adults	110	597	18.4%	14.0%	14.9%	15.4%
% of FP17s for the same patient ID Re-attending between 3 & 9 months - Children	344	601	57.2%	59.8%	60.0%	58.9%
% of FP17s for the same patient ID Re-attending between 3 & 9 months - Adults	231	597	38.7%	49.6%	52.6%	51.6%
% of FP17s for Band 1 Urgent Courses	75	900	8.3%	9.0%	7.9%	8.9%
% of FP17s Relating to Free Repair or Replacements	1	900	0.1%	0.7%	0.8%	0.8%
% of FP17s Relating to Continuations	1	900	0.1%	1.0%	0.9%	0.9%
% of Patients satisfied with the dentistry they have received	0	1	N/A	93.6%	93.2%	93.2%
% of Patients satisfied with the time they had to wait for an appointment	1	1	N/A	87.9%	89.1%	88.8%

* This is based on patients treated on this contract for their most recent course of treatment. Figures in italics indicate the base number of FP17s or Patient Questionnaire responses are less than 100. N/A is shown where the base number of responses is less than 10 during the period. % is calculated as Quantity/Base number*100

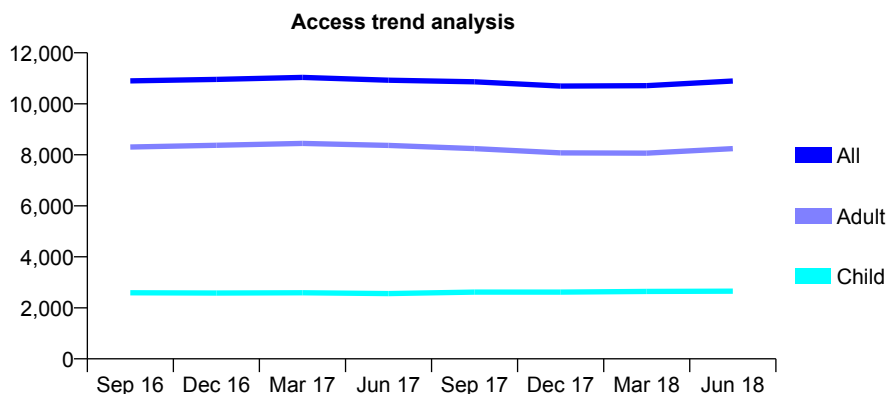
Q56 - Vital Signs At a Glance Contract Report for 141062/0001 - June 2018

Name or company name	Taverham Dental Health Clinic Limited
Contract type name	GDS Contract
Purpose of contract	General
Contract start date	01/02/2012
Contract end date	

18/19 Contracted general activity (UDA)	37,140
Carry forward general activity (UDA)	0
18/19 Contracted orthodontic activity (UOA)	0
Carry forward orthodontic activity (UOA)	0
Baseline contract value	£932,029.26

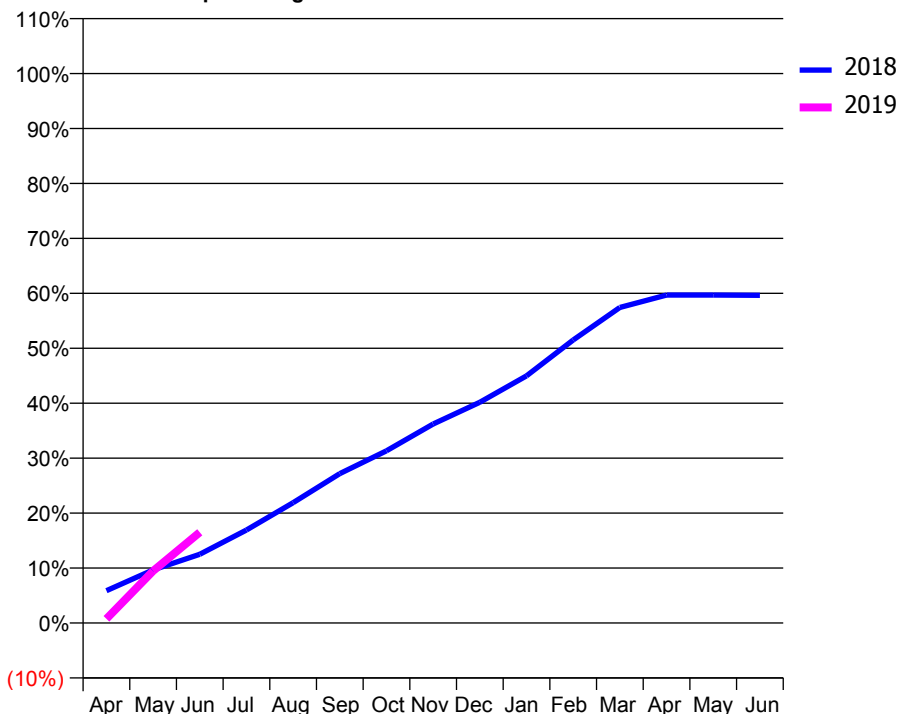
ACCESS*

Patients seen in 24 months	Total	Change since previous quarter
Quarter ending June 2017	10,927	
Quarter ending September 2017	10,861	→
Quarter ending December 2017	10,693	↓
Quarter ending March 2018	10,710	→
Quarter ending June 2018	10,895	→
Variance since June 2017	(0.3%)	→



ACTIVITY

Cumulative percentage of contracted UDA delivered 2018 & 2019



Adjusted Scheduled Activity (UDA)

Month	2018	2019
April	2,187	279
May	3,593	3,523
June	4,649	6,134
July	6,285	
August	8,130	
September	10,097	
October	11,637	
November	13,456	
December	14,921	
January	16,702	
February	19,127	
March	21,325	
April	22,165	
May	22,164	
June	22,147	

QUALITY

	Quantity	Base Number	Contract	AT	Region	England
% of FP17s for the same patient ID Re-attending within 3 months - Children	45	949	4.7%	10.7%	11.3%	11.5%
% of FP17s for the same patient ID Re-attending within 3 months - Adults	217	2,606	8.3%	14.0%	14.9%	15.4%
% of FP17s for the same patient ID Re-attending between 3 & 9 months - Children	600	949	63.2%	59.8%	60.0%	58.9%
% of FP17s for the same patient ID Re-attending between 3 & 9 months - Adults	1,061	2,606	40.7%	49.6%	52.6%	51.6%
% of FP17s for Band 1 Urgent Courses	186	3,140	5.9%	9.0%	7.9%	8.9%
% of FP17s Relating to Free Repair or Replacements	11	3,140	0.4%	0.7%	0.8%	0.8%
% of FP17s Relating to Continuations	25	3,140	0.8%	1.0%	0.9%	0.9%
% of Patients satisfied with the dentistry they have received	6	7	N/A	93.6%	93.2%	93.2%
% of Patients satisfied with the time they had to wait for an appointment	6	7	N/A	87.9%	89.1%	88.8%

* This is based on patients treated on this contract for their most recent course of treatment. Figures in italics indicate the base number of FP17s or Patient Questionnaire responses are less than 100. N/A is shown where the base number of responses is less than 10 during the period. % is calculated as Quantity/Base number*100

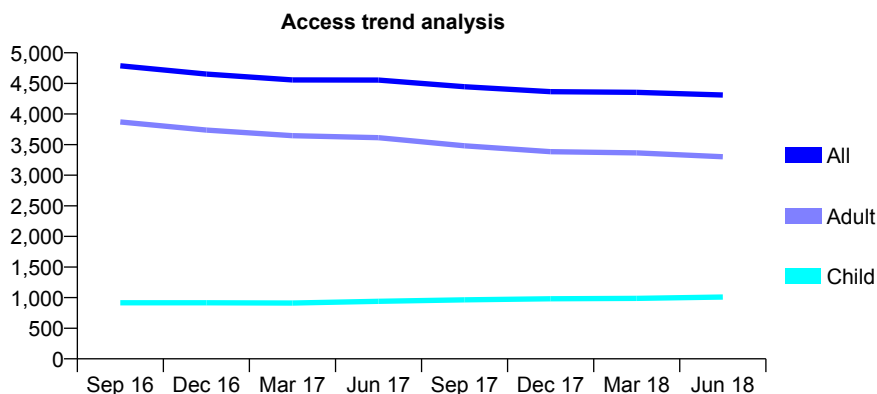
Q56 - Vital Signs At a Glance Contract Report for 143391/0001 - June 2018

Name or company name	Dr J Sherer and Dr L Levin
Contract type name	GDS Contract
Purpose of contract	General
Contract start date	01/02/2011
Contract end date	

18/19 Contracted general activity (UDA)	9,634
Carry forward general activity (UDA)	0
18/19 Contracted orthodontic activity (UOA)	0
Carry forward orthodontic activity (UOA)	0
Baseline contract value	£265,647.57

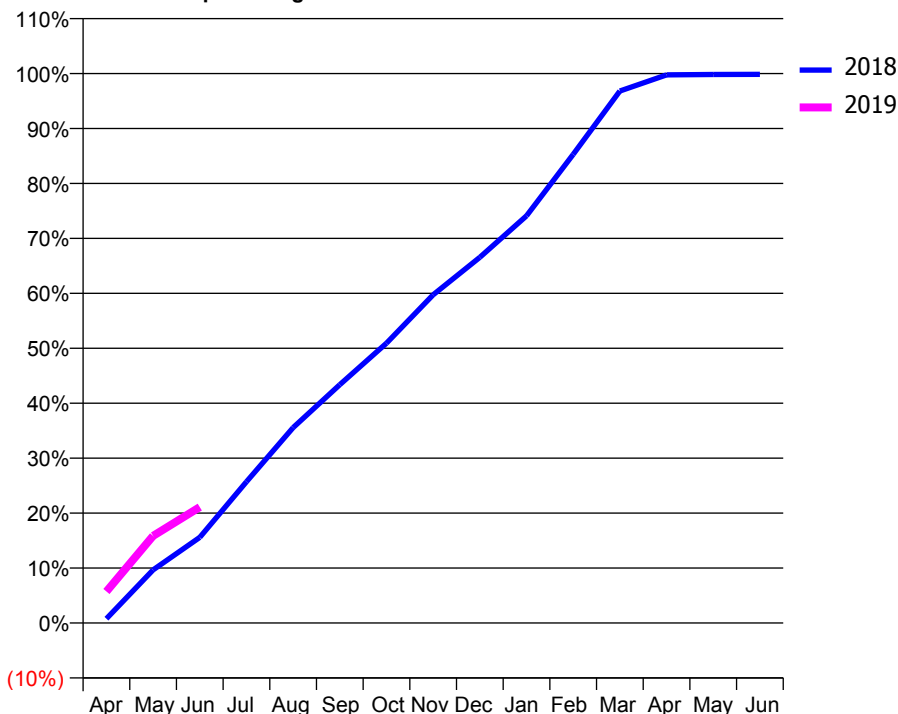
ACCESS*

Patients seen in 24 months	Total	Change since previous quarter
Quarter ending June 2017	4,554	
Quarter ending September 2017	4,445	↓
Quarter ending December 2017	4,365	↓
Quarter ending March 2018	4,353	→
Quarter ending June 2018	4,311	→
Variance since June 2017	(5.3%)	↓



ACTIVITY

Cumulative percentage of contracted UDA delivered 2018 & 2019



QUALITY

	Quantity	Base Number	Contract	AT	Region	England
% of FP17s for the same patient ID Re-attending within 3 months - Children	32	394	8.1%	10.7%	11.3%	11.5%
% of FP17s for the same patient ID Re-attending within 3 months - Adults	156	1,068	14.6%	14.0%	14.9%	15.4%
% of FP17s for the same patient ID Re-attending between 3 & 9 months - Children	224	394	56.9%	59.8%	60.0%	58.9%
% of FP17s for the same patient ID Re-attending between 3 & 9 months - Adults	548	1,068	51.3%	49.6%	52.6%	51.6%
% of FP17s for Band 1 Urgent Courses	119	1,329	9.0%	9.0%	7.9%	8.9%
% of FP17s Relating to Free Repair or Replacements	2	1,329	0.2%	0.7%	0.8%	0.8%
% of FP17s Relating to Continuations	22	1,329	1.7%	1.0%	0.9%	0.9%
% of Patients satisfied with the dentistry they have received	5	6	N/A	93.6%	93.2%	93.2%
% of Patients satisfied with the time they had to wait for an appointment	6	6	N/A	87.9%	89.1%	88.8%

* This is based on patients treated on this contract for their most recent course of treatment. Figures in italics indicate the base number of FP17s or Patient Questionnaire responses are less than 100. N/A is shown where the base number of responses is less than 10 during the period. % is calculated as Quantity/Base number*100

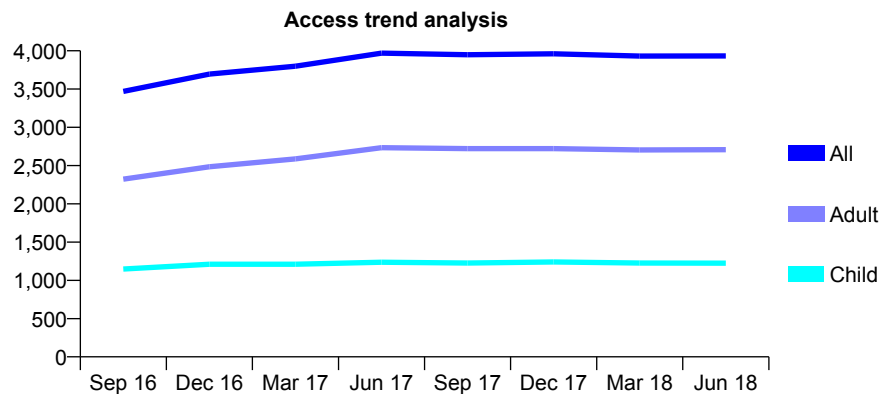
Q56 - Vital Signs At a Glance Contract Report for 144487/0001 - June 2018

Name or company name	The Old Grammer School Dental Surgery
Contract type name	GDS Contract
Purpose of contract	General
Contract start date	01/07/2015
Contract end date	

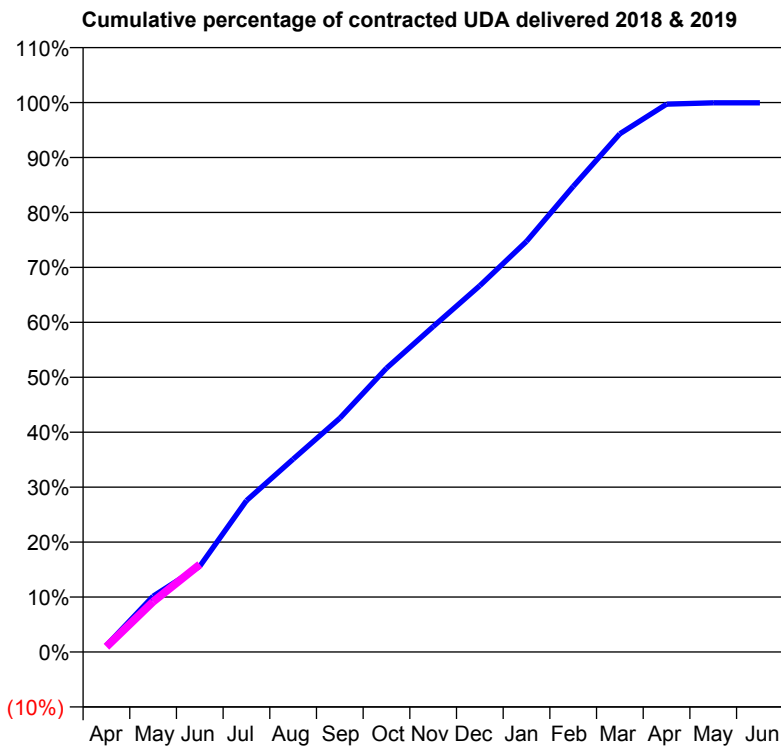
18/19 Contracted general activity (UDA)	10,000
Carry forward general activity (UDA)	0
18/19 Contracted orthodontic activity (UOA)	0
Carry forward orthodontic activity (UOA)	0
Baseline contract value	£254,908.44

ACCESS*

Patients seen in 24 months	Total	Change since previous quarter
Quarter ending June 2017	3,969	
Quarter ending September 2017	3,948	→
Quarter ending December 2017	3,961	→
Quarter ending March 2018	3,931	→
Quarter ending June 2018	3,933	→
Variance since June 2017	(0.9%)	→



ACTIVITY



Month	Adjusted Scheduled Activity (UDA)	
	2018	2019
April	120	95
May	1,016	916
June	1,562	1,594
July	2,756	
August	3,511	
September	4,256	
October	5,165	
November	5,921	
December	6,668	
January	7,473	
February	8,472	
March	9,431	
April	9,969	
May	9,995	
June	9,995	

QUALITY

	Quantity	Base Number	Contract	AT	Region	England
% of FP17s for the same patient ID Re-attending within 3 months - Children	29	458	6.3%	10.7%	11.3%	11.5%
% of FP17s for the same patient ID Re-attending within 3 months - Adults	160	1,009	15.9%	14.0%	14.9%	15.4%
% of FP17s for the same patient ID Re-attending between 3 & 9 months - Children	318	458	69.4%	59.8%	60.0%	58.9%
% of FP17s for the same patient ID Re-attending between 3 & 9 months - Adults	671	1,009	66.5%	49.6%	52.6%	51.6%
% of FP17s for Band 1 Urgent Courses	74	1,087	6.8%	9.0%	7.9%	8.9%
% of FP17s Relating to Free Repair or Replacements	12	1,087	1.1%	0.7%	0.8%	0.8%
% of FP17s Relating to Continuations	7	1,087	0.6%	1.0%	0.9%	0.9%
% of Patients satisfied with the dentistry they have received	3	3	N/A	93.6%	93.2%	93.2%
% of Patients satisfied with the time they had to wait for an appointment	3	3	N/A	87.9%	89.1%	88.8%

* This is based on patients treated on this contract for their most recent course of treatment. Figures in italics indicate the base number of FP17s or Patient Questionnaire responses are less than 100. N/A is shown where the base number of responses is less than 10 during the period. % is calculated as Quantity/Base number*100

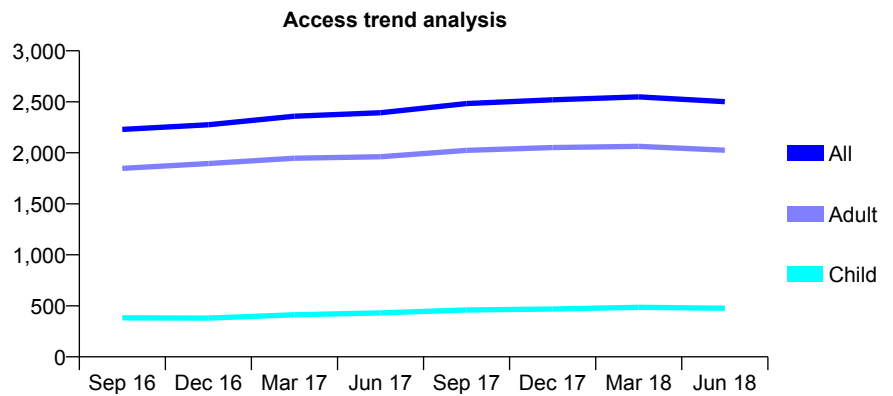
Q56 - Vital Signs At a Glance Contract Report for 145297/0001 - June 2018

Name or company name	Ms Teresa Kleinhans
Contract type name	GDS Contract
Purpose of contract	General
Contract start date	01/04/2012
Contract end date	

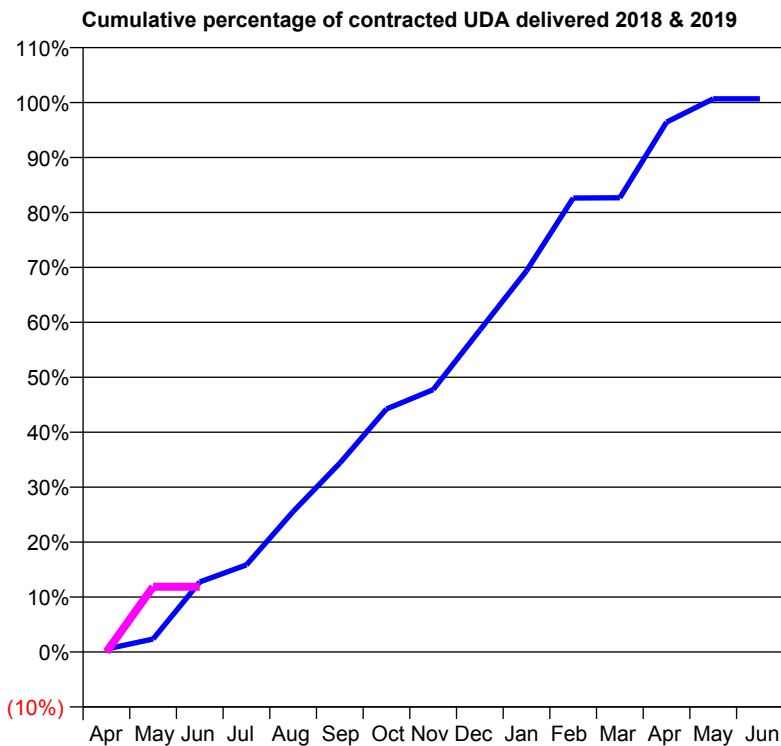
18/19 Contracted general activity (UDA)	6,737
Carry forward general activity (UDA)	0
18/19 Contracted orthodontic activity (UOA)	0
Carry forward orthodontic activity (UOA)	0
Baseline contract value	£167,758.27

ACCESS*

Patients seen in 24 months	Total	Change since previous quarter
Quarter ending June 2017	2,393	
Quarter ending September 2017	2,483	↑
Quarter ending December 2017	2,520	→
Quarter ending March 2018	2,549	→
Quarter ending June 2018	2,501	↓
Variance since June 2017	4.5%	↑



ACTIVITY



Month	Adjusted Scheduled Activity (UDA)	
	2018	2019
April	37	0
May	159	800
June	859	800
July	1,069	
August	1,722	
September	2,316	
October	2,979	
November	3,217	
December	3,946	
January	4,673	
February	5,566	
March	5,569	
April	6,496	
May	6,782	
June	6,782	

QUALITY

	Quantity	Base Number	Contract	AT	Region	England
% of FP17s for the same patient ID Re-attending within 3 months - Children	16	175	9.1%	10.7%	11.3%	11.5%
% of FP17s for the same patient ID Re-attending within 3 months - Adults	68	742	9.2%	14.0%	14.9%	15.4%
% of FP17s for the same patient ID Re-attending between 3 & 9 months - Children	93	175	53.1%	59.8%	60.0%	58.9%
% of FP17s for the same patient ID Re-attending between 3 & 9 months - Adults	343	742	46.2%	49.6%	52.6%	51.6%
% of FP17s for Band 1 Urgent Courses	24	463	5.2%	9.0%	7.9%	8.9%
% of FP17s Relating to Free Repair or Replacements	1	463	0.2%	0.7%	0.8%	0.8%
% of FP17s Relating to Continuations	0	463	0.0%	1.0%	0.9%	0.9%
% of Patients satisfied with the dentistry they have received	4	4	N/A	93.6%	93.2%	93.2%
% of Patients satisfied with the time they had to wait for an appointment	4	4	N/A	87.9%	89.1%	88.8%

* This is based on patients treated on this contract for their most recent course of treatment. Figures in italics indicate the base number of FP17s or Patient Questionnaire responses are less than 100. N/A is shown where the base number of responses is less than 10 during the period. % is calculated as Quantity/Base number*100

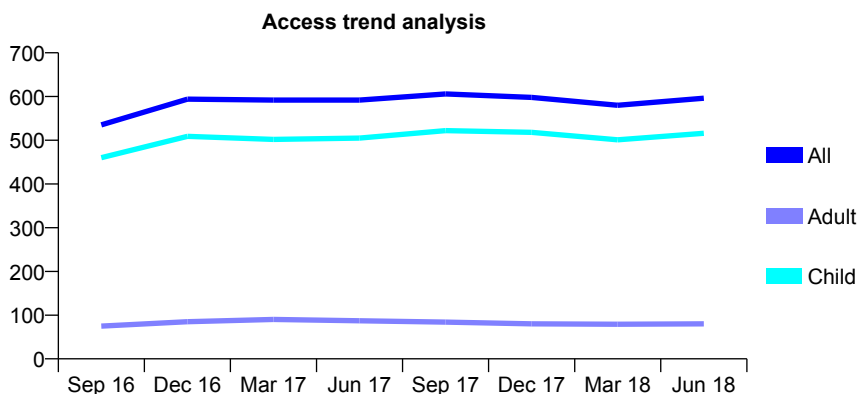
Q56 - Vital Signs At a Glance Contract Report for 145300/0002 - June 2018

Name or company name	The Hollies Dental Practice
Contract type name	GDS Contract
Purpose of contract	General
Contract start date	01/11/2007
Contract end date	

18/19 Contracted general activity (UDA)	1,067
Carry forward general activity (UDA)	0
18/19 Contracted orthodontic activity (UOA)	0
Carry forward orthodontic activity (UOA)	0
Baseline contract value	£49,046.00

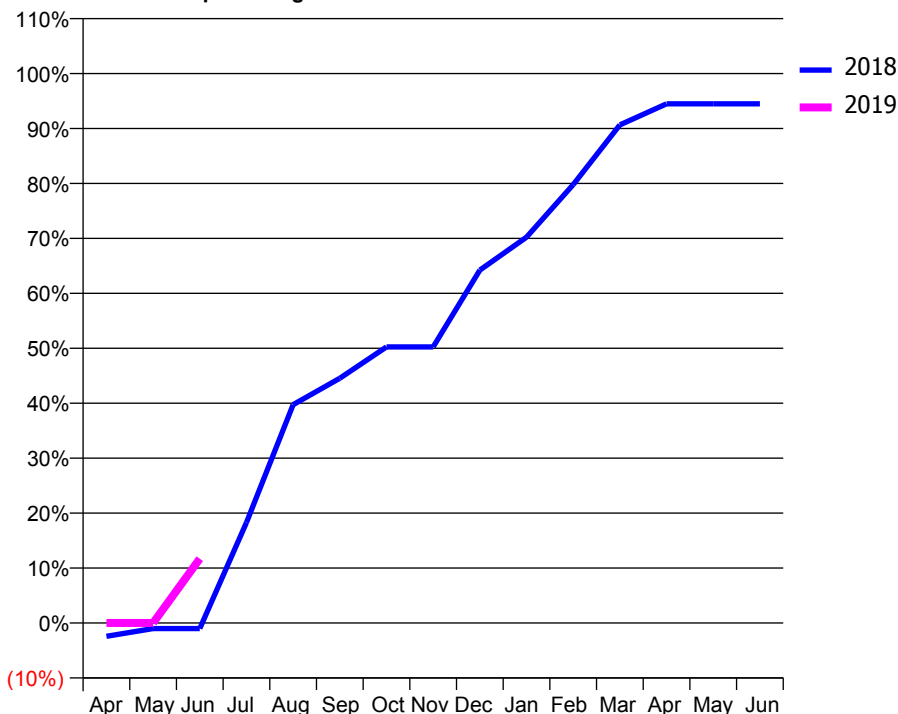
ACCESS*

Patients seen in 24 months	Total	Change since previous quarter
Quarter ending June 2017	592	
Quarter ending September 2017	606	↑
Quarter ending December 2017	598	↓
Quarter ending March 2018	580	↓
Quarter ending June 2018	596	↑
Variance since June 2017	0.7%	→



ACTIVITY

Cumulative percentage of contracted UDA delivered 2018 & 2019



Month	Adjusted Scheduled Activity (UDA)	
	2018	2019
April	-26	0
May	-11	0
June	-11	125
July	195	
August	424	
September	475	
October	536	
November	536	
December	685	
January	749	
February	851	
March	967	
April	1,008	
May	1,008	
June	1,008	

QUALITY

	Quantity	Base Number	Contract	AT	Region	England
% of FP17s for the same patient ID Re-attending within 3 months - Children	2	131	1.5%	10.7%	11.3%	11.5%
% of FP17s for the same patient ID Re-attending within 3 months - Adults	0	3	0.0%	14.0%	14.9%	15.4%
% of FP17s for the same patient ID Re-attending between 3 & 9 months - Children	73	131	55.7%	59.8%	60.0%	58.9%
% of FP17s for the same patient ID Re-attending between 3 & 9 months - Adults	2	3	66.7%	49.6%	52.6%	51.6%
% of FP17s for Band 1 Urgent Courses	0	95	0.0%	9.0%	7.9%	8.9%
% of FP17s Relating to Free Repair or Replacements	0	95	0.0%	0.7%	0.8%	0.8%
% of FP17s Relating to Continuations	0	95	0.0%	1.0%	0.9%	0.9%
% of Patients satisfied with the dentistry they have received	0	0	N/A	93.6%	93.2%	93.2%
% of Patients satisfied with the time they had to wait for an appointment	0	0	N/A	87.9%	89.1%	88.8%

* This is based on patients treated on this contract for their most recent course of treatment. Figures in italics indicate the base number of FP17s or Patient Questionnaire responses are less than 100. N/A is shown where the base number of responses is less than 10 during the period. % is calculated as Quantity/Base number*100

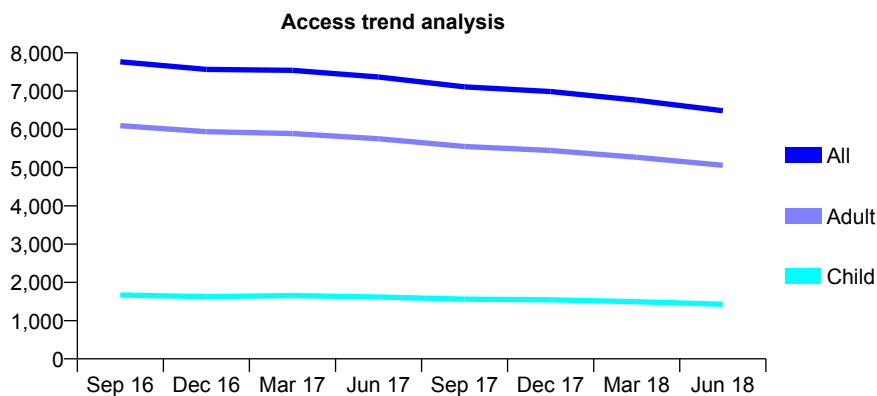
Q56 - Vital Signs At a Glance Contract Report for 145904/0001 - June 2018

Name or company name	1A Dental Practice Limited
Contract type name	GDS Contract
Purpose of contract	General
Contract start date	01/12/2010
Contract end date	

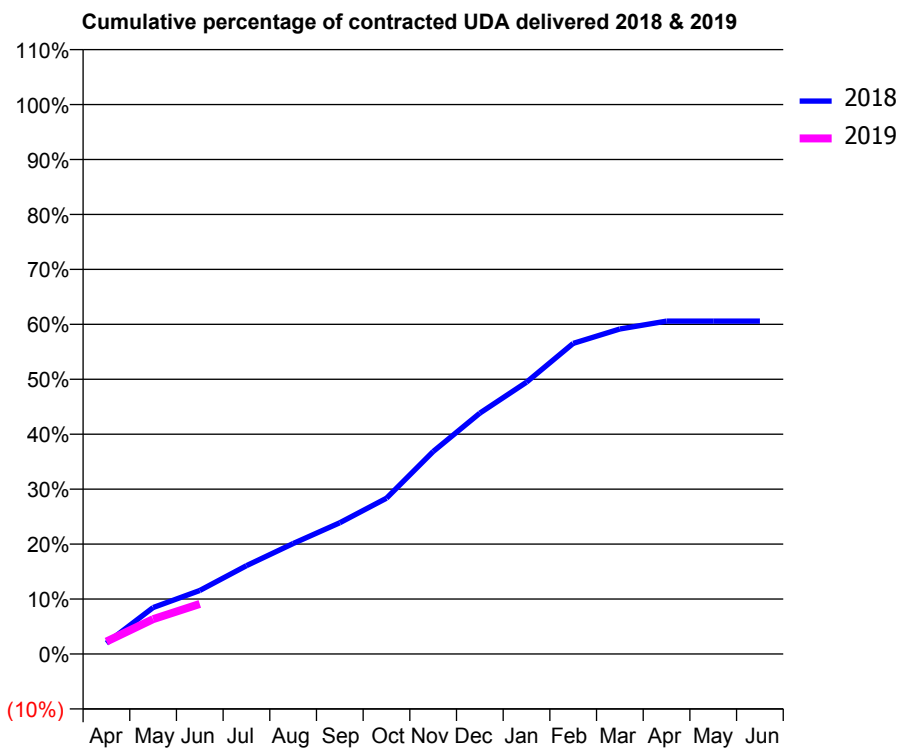
18/19 Contracted general activity (UDA)	20,907
Carry forward general activity (UDA)	0
18/19 Contracted orthodontic activity (UOA)	0
Carry forward orthodontic activity (UOA)	0
Baseline contract value	£513,727.39

ACCESS*

Patients seen in 24 months	Total	Change since previous quarter
Quarter ending June 2017	7,368	
Quarter ending September 2017	7,110	↓
Quarter ending December 2017	6,988	↓
Quarter ending March 2018	6,762	↓
Quarter ending June 2018	6,485	↓
Variance since June 2017	(12.0%)	↓



ACTIVITY



Month	Adjusted Scheduled Activity (UDA)	
	2018	2019
April	413	472
May	1,770	1,329
June	2,420	1,907
July	3,363	
August	4,205	
September	4,995	
October	5,927	
November	7,704	
December	9,164	
January	10,344	
February	11,819	
March	12,366	
April	12,664	
May	12,664	
June	12,664	

QUALITY

	Quantity	Base Number	Contract	AT	Region	England
% of FP17s for the same patient ID Re-attending within 3 months - Children	15	250	6.0%	10.7%	11.3%	11.5%
% of FP17s for the same patient ID Re-attending within 3 months - Adults	146	909	16.1%	14.0%	14.9%	15.4%
% of FP17s for the same patient ID Re-attending between 3 & 9 months - Children	133	250	53.2%	59.8%	60.0%	58.9%
% of FP17s for the same patient ID Re-attending between 3 & 9 months - Adults	363	909	39.9%	49.6%	52.6%	51.6%
% of FP17s for Band 1 Urgent Courses	192	1,006	19.1%	9.0%	7.9%	8.9%
% of FP17s Relating to Free Repair or Replacements	7	1,006	0.7%	0.7%	0.8%	0.8%
% of FP17s Relating to Continuations	20	1,006	2.0%	1.0%	0.9%	0.9%
% of Patients satisfied with the dentistry they have received	2	4	N/A	93.6%	93.2%	93.2%
% of Patients satisfied with the time they had to wait for an appointment	3	4	N/A	87.9%	89.1%	88.8%

* This is based on patients treated on this contract for their most recent course of treatment. Figures in italics indicate the base number of FP17s or Patient Questionnaire responses are less than 100. N/A is shown where the base number of responses is less than 10 during the period. % is calculated as Quantity/Base number*100

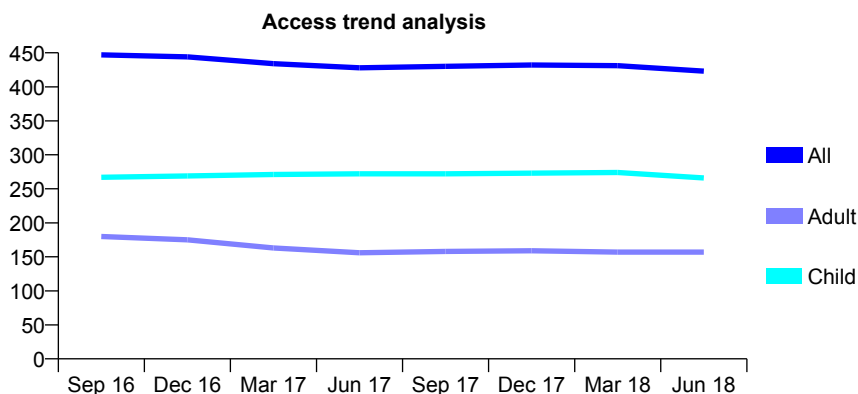
Q56 - Vital Signs At a Glance Contract Report for 147052/0001 - June 2018

Name or company name	Matley Dental Surgery
Contract type name	GDS Contract
Purpose of contract	General
Contract start date	01/04/2009
Contract end date	

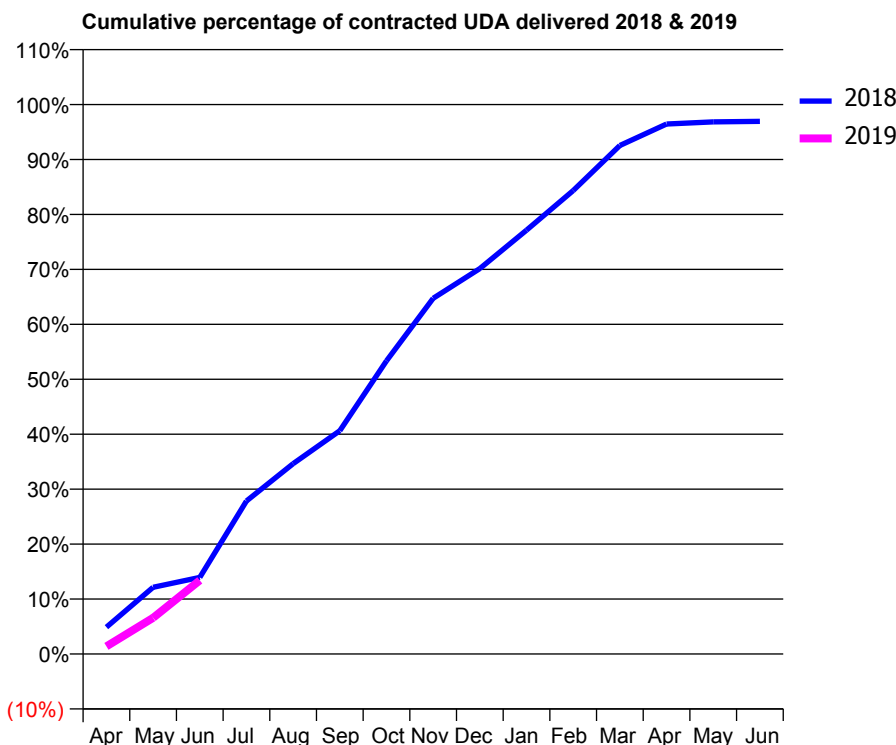
18/19 Contracted general activity (UDA)	1,000
Carry forward general activity (UDA)	0
18/19 Contracted orthodontic activity (UOA)	0
Carry forward orthodontic activity (UOA)	0
Baseline contract value	£23,729.40

ACCESS*

Patients seen in 24 months	Total	Change since previous quarter
Quarter ending June 2017	428	
Quarter ending September 2017	430	→
Quarter ending December 2017	432	→
Quarter ending March 2018	431	→
Quarter ending June 2018	423	↓
Variance since June 2017	(1.2%)	↓



ACTIVITY



Adjusted Scheduled Activity (UDA)		
Month	2018	2019
April	49	14
May	121	66
June	139	134
July	278	
August	346	
September	406	
October	533	
November	647	
December	701	
January	771	
February	843	
March	925	
April	964	
May	968	
June	969	

QUALITY

	Quantity	Base Number	Contract	AT	Region	England
% of FP17s for the same patient ID Re-attending within 3 months - Children	2	82	2.4%	10.7%	11.3%	11.5%
% of FP17s for the same patient ID Re-attending within 3 months - Adults	7	39	17.9%	14.0%	14.9%	15.4%
% of FP17s for the same patient ID Re-attending between 3 & 9 months - Children	41	82	50.0%	59.8%	60.0%	58.9%
% of FP17s for the same patient ID Re-attending between 3 & 9 months - Adults	21	39	53.8%	49.6%	52.6%	51.6%
% of FP17s for Band 1 Urgent Courses	0	99	0.0%	9.0%	7.9%	8.9%
% of FP17s Relating to Free Repair or Replacements	0	99	0.0%	0.7%	0.8%	0.8%
% of FP17s Relating to Continuations	3	99	3.0%	1.0%	0.9%	0.9%
% of Patients satisfied with the dentistry they have received	0	0	N/A	93.6%	93.2%	93.2%
% of Patients satisfied with the time they had to wait for an appointment	0	0	N/A	87.9%	89.1%	88.8%

* This is based on patients treated on this contract for their most recent course of treatment. Figures in italics indicate the base number of FP17s or Patient Questionnaire responses are less than 100. N/A is shown where the base number of responses is less than 10 during the period. % is calculated as Quantity/Base number*100

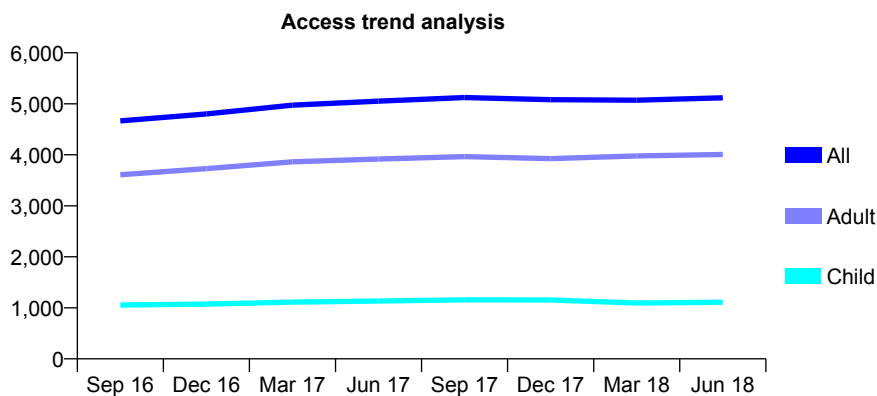
Q56 - Vital Signs At a Glance Contract Report for 148342/0002 - June 2018

Name or company name	Brundall Practice Limited
Contract type name	GDS Contract
Purpose of contract	General
Contract start date	01/10/2012
Contract end date	

18/19 Contracted general activity (UDA)	16,024
Carry forward general activity (UDA)	0
18/19 Contracted orthodontic activity (UOA)	0
Carry forward orthodontic activity (UOA)	0
Baseline contract value	£400,806.50

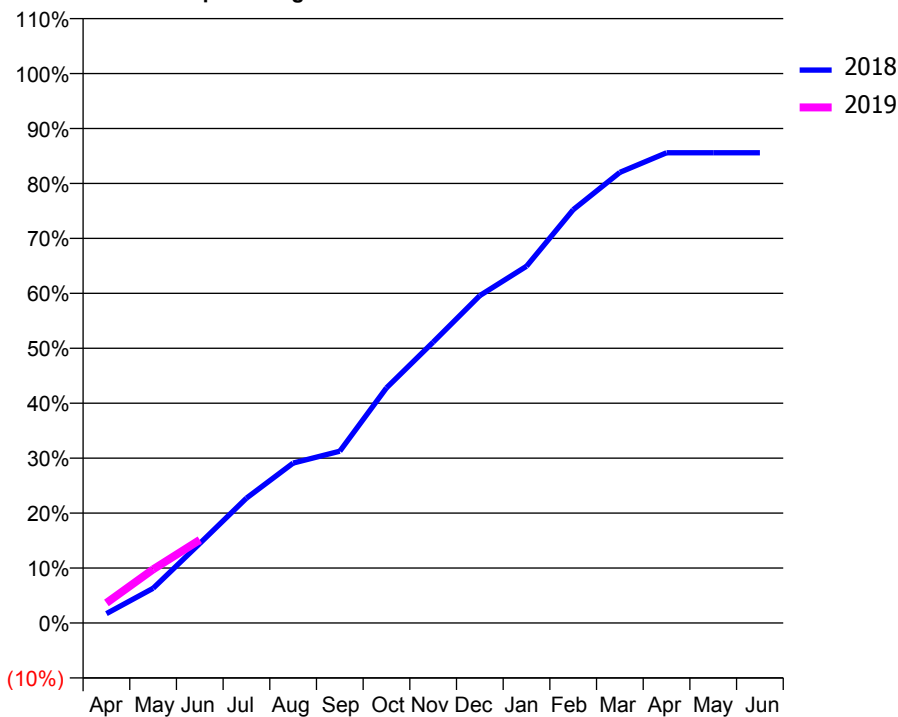
ACCESS*

Patients seen in 24 months	Total	Change since previous quarter
Quarter ending June 2017	5,051	
Quarter ending September 2017	5,122	→
Quarter ending December 2017	5,080	→
Quarter ending March 2018	5,070	→
Quarter ending June 2018	5,117	→
Variance since June 2017	1.3%	→



ACTIVITY

Cumulative percentage of contracted UDA delivered 2018 & 2019



Month	Adjusted Scheduled Activity (UDA)	
	2018	2019
April	276	584
May	1,015	1,564
June	2,318	2,424
July	3,640	
August	4,665	
September	5,011	
October	6,858	
November	8,190	
December	9,550	
January	10,406	
February	12,051	
March	13,140	
April	13,714	
May	13,714	
June	13,714	

QUALITY

	Quantity	Base Number	Contract	AT	Region	England
% of FP17s for the same patient ID Re-attending within 3 months - Children	23	433	5.3%	10.7%	11.3%	11.5%
% of FP17s for the same patient ID Re-attending within 3 months - Adults	162	1,239	13.1%	14.0%	14.9%	15.4%
% of FP17s for the same patient ID Re-attending between 3 & 9 months - Children	271	433	62.6%	59.8%	60.0%	58.9%
% of FP17s for the same patient ID Re-attending between 3 & 9 months - Adults	607	1,239	49.0%	49.6%	52.6%	51.6%
% of FP17s for Band 1 Urgent Courses	131	1,395	9.4%	9.0%	7.9%	8.9%
% of FP17s Relating to Free Repair or Replacements	8	1,395	0.6%	0.7%	0.8%	0.8%
% of FP17s Relating to Continuations	13	1,395	0.9%	1.0%	0.9%	0.9%
% of Patients satisfied with the dentistry they have received	1	1	N/A	93.6%	93.2%	93.2%
% of Patients satisfied with the time they had to wait for an appointment	1	1	N/A	87.9%	89.1%	88.8%

* This is based on patients treated on this contract for their most recent course of treatment. Figures in italics indicate the base number of FP17s or Patient Questionnaire responses are less than 100. N/A is shown where the base number of responses is less than 10 during the period. % is calculated as Quantity/Base number*100

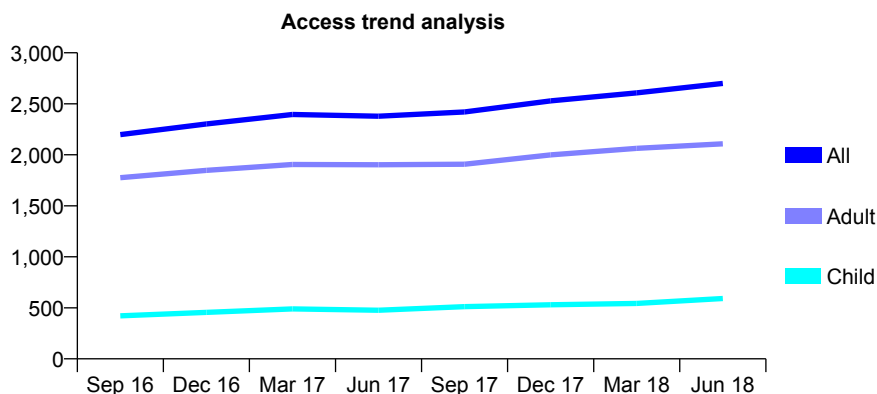
Q56 - Vital Signs At a Glance Contract Report for 148393/0001 - June 2018

Name or company name	Mr M. Eyrumlu and Mr Azad
Contract type name	GDS Contract
Purpose of contract	General
Contract start date	01/02/2014
Contract end date	

18/19 Contracted general activity (UDA)	9,000
Carry forward general activity (UDA)	0
18/19 Contracted orthodontic activity (UOA)	0
Carry forward orthodontic activity (UOA)	0
Baseline contract value	£266,365.80

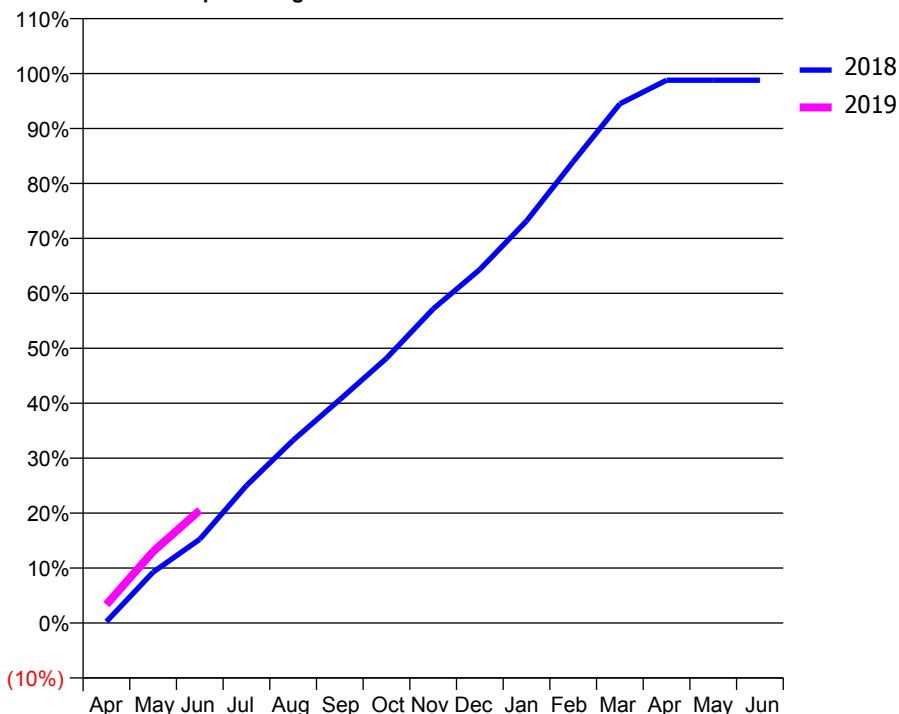
ACCESS*

Patients seen in 24 months	Total	Change since previous quarter
Quarter ending June 2017	2,378	
Quarter ending September 2017	2,420	→
Quarter ending December 2017	2,529	↑
Quarter ending March 2018	2,607	↑
Quarter ending June 2018	2,700	↑
Variance since June 2017	13.5%	↑



ACTIVITY

Cumulative percentage of contracted UDA delivered 2018 & 2019



Month	Adjusted Scheduled Activity (UDA)	
	2018	2019
April	22	301
May	834	1,172
June	1,372	1,846
July	2,252	
August	2,992	
September	3,659	
October	4,336	
November	5,145	
December	5,791	
January	6,584	
February	7,557	
March	8,504	
April	8,890	
May	8,891	
June	8,891	

QUALITY

	Quantity	Base Number	Contract	AT	Region	England
% of FP17s for the same patient ID Re-attending within 3 months - Children	19	210	9.0%	10.7%	11.3%	11.5%
% of FP17s for the same patient ID Re-attending within 3 months - Adults	113	627	18.0%	14.0%	14.9%	15.4%
% of FP17s for the same patient ID Re-attending between 3 & 9 months - Children	81	210	38.6%	59.8%	60.0%	58.9%
% of FP17s for the same patient ID Re-attending between 3 & 9 months - Adults	151	627	24.1%	49.6%	52.6%	51.6%
% of FP17s for Band 1 Urgent Courses	92	715	12.9%	9.0%	7.9%	8.9%
% of FP17s Relating to Free Repair or Replacements	11	715	1.5%	0.7%	0.8%	0.8%
% of FP17s Relating to Continuations	29	715	4.1%	1.0%	0.9%	0.9%
% of Patients satisfied with the dentistry they have received	3	3	N/A	93.6%	93.2%	93.2%
% of Patients satisfied with the time they had to wait for an appointment	3	3	N/A	87.9%	89.1%	88.8%

* This is based on patients treated on this contract for their most recent course of treatment. Figures in italics indicate the base number of FP17s or Patient Questionnaire responses are less than 100. N/A is shown where the base number of responses is less than 10 during the period. % is calculated as Quantity/Base number*100

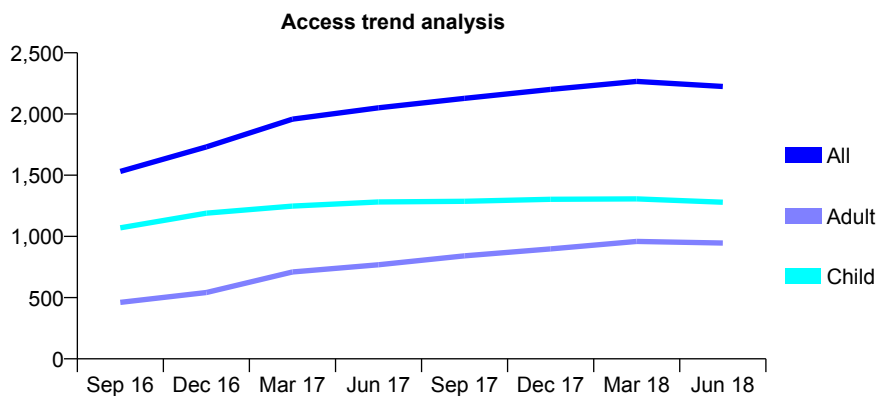
Q56 - Vital Signs At a Glance Contract Report for 149071/0001 - June 2018

Name or company name	P.V. Humber & C. Hancock
Contract type name	GDS Contract
Purpose of contract	General
Contract start date	01/04/2015
Contract end date	

18/19 Contracted general activity (UDA)	4,694
Carry forward general activity (UDA)	0
18/19 Contracted orthodontic activity (UOA)	0
Carry forward orthodontic activity (UOA)	0
Baseline contract value	£120,572.92

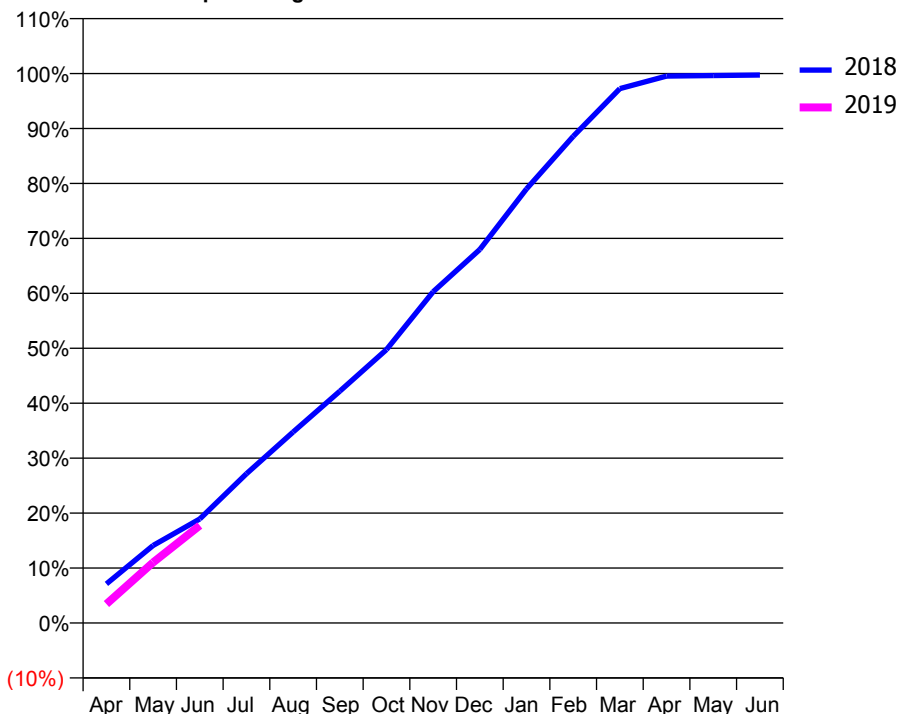
ACCESS*

Patients seen in 24 months	Total	Change since previous quarter
Quarter ending June 2017	2,051	
Quarter ending September 2017	2,128	↑
Quarter ending December 2017	2,201	↑
Quarter ending March 2018	2,266	↑
Quarter ending June 2018	2,225	↓
Variance since June 2017	8.5%	↑



ACTIVITY

Cumulative percentage of contracted UDA delivered 2018 & 2019



Adjusted Scheduled Activity (UDA)

Month	2018	2019
April	334	163
May	663	517
June	890	833
July	1,275	
August	1,632	
September	1,980	
October	2,335	
November	2,831	
December	3,191	
January	3,708	
February	4,157	
March	4,564	
April	4,672	
May	4,677	
June	4,681	

QUALITY

	Quantity	Base Number	Contract	AT	Region	England
% of FP17s for the same patient ID Re-attending within 3 months - Children	17	464	3.7%	10.7%	11.3%	11.5%
% of FP17s for the same patient ID Re-attending within 3 months - Adults	19	189	10.1%	14.0%	14.9%	15.4%
% of FP17s for the same patient ID Re-attending between 3 & 9 months - Children	331	464	71.3%	59.8%	60.0%	58.9%
% of FP17s for the same patient ID Re-attending between 3 & 9 months - Adults	118	189	62.4%	49.6%	52.6%	51.6%
% of FP17s for Band 1 Urgent Courses	24	580	4.1%	9.0%	7.9%	8.9%
% of FP17s Relating to Free Repair or Replacements	0	580	0.0%	0.7%	0.8%	0.8%
% of FP17s Relating to Continuations	1	580	0.2%	1.0%	0.9%	0.9%
% of Patients satisfied with the dentistry they have received	3	3	N/A	93.6%	93.2%	93.2%
% of Patients satisfied with the time they had to wait for an appointment	3	3	N/A	87.9%	89.1%	88.8%

* This is based on patients treated on this contract for their most recent course of treatment. Figures in italics indicate the base number of FP17s or Patient Questionnaire responses are less than 100. N/A is shown where the base number of responses is less than 10 during the period. % is calculated as Quantity/Base number*100

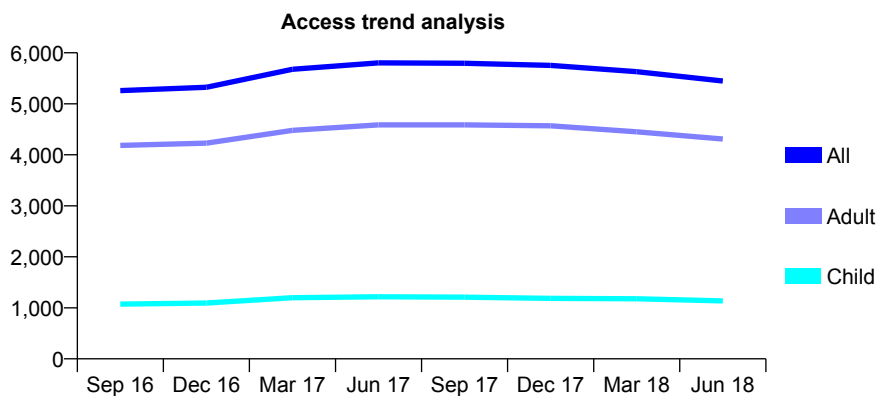
Q56 - Vital Signs At a Glance Contract Report for 149462/0001 - June 2018

Name or company name	A H Trueman Ltd
Contract type name	GDS Contract
Purpose of contract	General
Contract start date	01/04/2008
Contract end date	

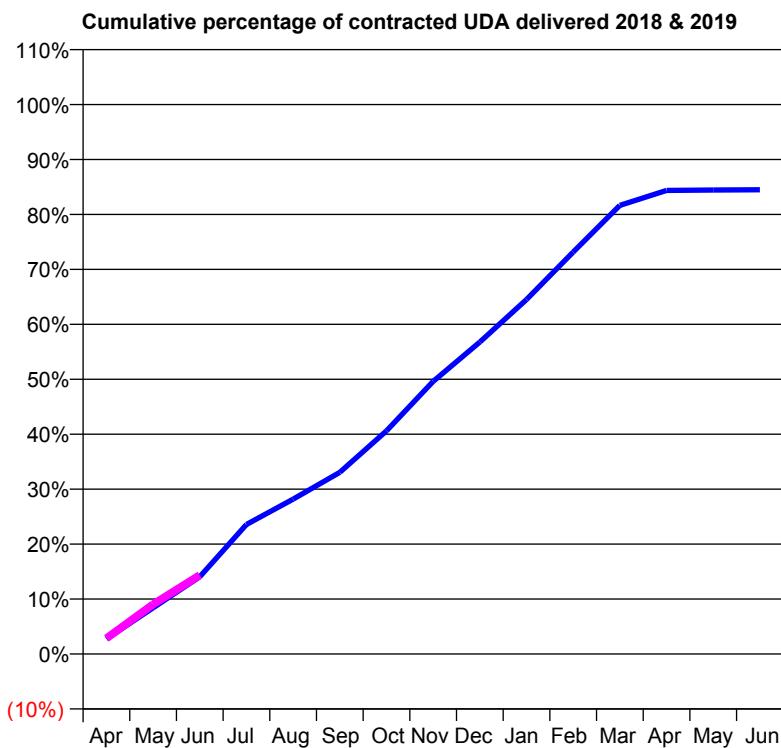
18/19 Contracted general activity (UDA)	16,655
Carry forward general activity (UDA)	0
18/19 Contracted orthodontic activity (UOA)	0
Carry forward orthodontic activity (UOA)	0
Baseline contract value	£418,670.30

ACCESS*

Patients seen in 24 months	Total	Change since previous quarter
Quarter ending June 2017	5,802	
Quarter ending September 2017	5,796	→
Quarter ending December 2017	5,754	→
Quarter ending March 2018	5,630	↓
Quarter ending June 2018	5,446	↓
Variance since June 2017	(6.1%)	↓



ACTIVITY



Month	Adjusted Scheduled Activity (UDA)	
	2018	2019
April	448	474
May	1,369	1,504
June	2,288	2,391
July	3,833	
August	4,583	
September	5,376	
October	6,605	
November	8,068	
December	9,231	
January	10,491	
February	11,897	
March	13,278	
April	13,720	
May	13,733	
June	13,738	

QUALITY

	Quantity	Base Number	Contract	AT	Region	England
% of FP17s for the same patient ID Re-attending within 3 months - Children	16	286	5.6%	10.7%	11.3%	11.5%
% of FP17s for the same patient ID Re-attending within 3 months - Adults	166	1,234	13.5%	14.0%	14.9%	15.4%
% of FP17s for the same patient ID Re-attending between 3 & 9 months - Children	160	286	55.9%	59.8%	60.0%	58.9%
% of FP17s for the same patient ID Re-attending between 3 & 9 months - Adults	615	1,234	49.8%	49.6%	52.6%	51.6%
% of FP17s for Band 1 Urgent Courses	84	1,255	6.7%	9.0%	7.9%	8.9%
% of FP17s Relating to Free Repair or Replacements	6	1,255	0.5%	0.7%	0.8%	0.8%
% of FP17s Relating to Continuations	17	1,255	1.4%	1.0%	0.9%	0.9%
% of Patients satisfied with the dentistry they have received	1	1	N/A	93.6%	93.2%	93.2%
% of Patients satisfied with the time they had to wait for an appointment	1	1	N/A	87.9%	89.1%	88.8%

* This is based on patients treated on this contract for their most recent course of treatment. Figures in italics indicate the base number of FP17s or Patient Questionnaire responses are less than 100. N/A is shown where the base number of responses is less than 10 during the period. % is calculated as Quantity/Base number*100

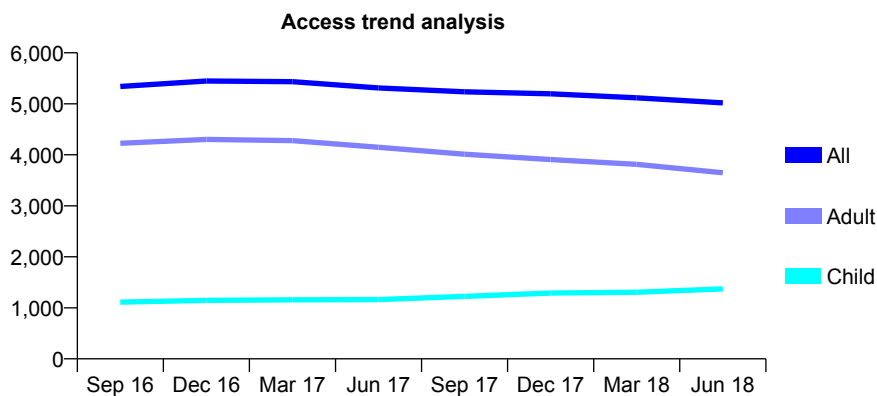
Q56 - Vital Signs At a Glance Contract Report for 151270/0001 - June 2018

Name or company name	Station View Dental Practice
Contract type name	GDS Contract
Purpose of contract	General
Contract start date	01/10/2010
Contract end date	

18/19 Contracted general activity (UDA)	15,642
Carry forward general activity (UDA)	0
18/19 Contracted orthodontic activity (UOA)	0
Carry forward orthodontic activity (UOA)	0
Baseline contract value	£367,901.52

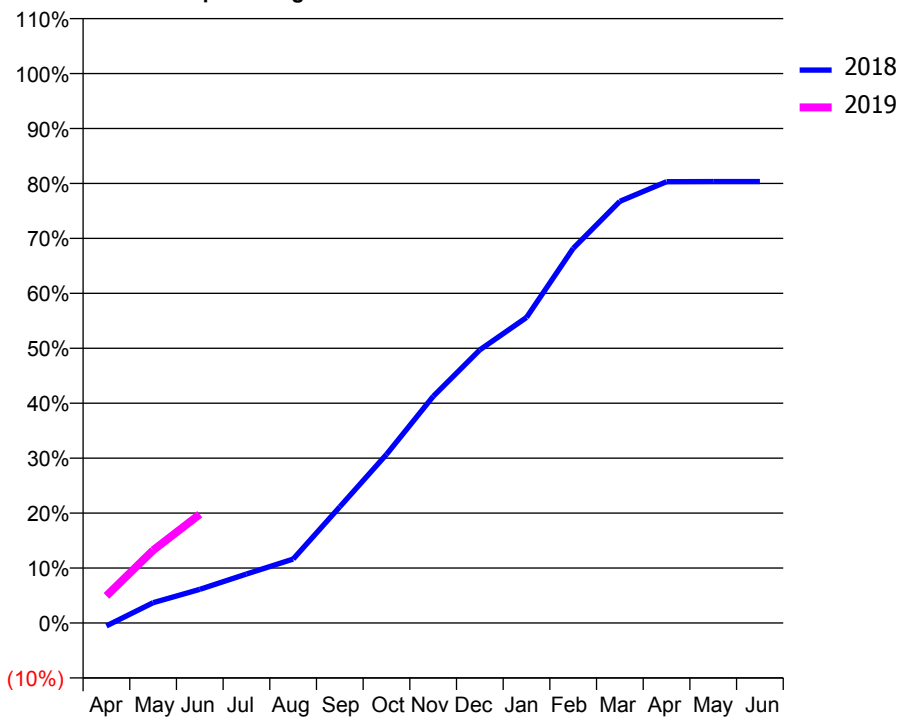
ACCESS*

Patients seen in 24 months	Total	Change since previous quarter
Quarter ending June 2017	5,310	
Quarter ending September 2017	5,236	↓
Quarter ending December 2017	5,197	→
Quarter ending March 2018	5,117	↓
Quarter ending June 2018	5,019	↓
Variance since June 2017	(5.5%)	↓



ACTIVITY

Cumulative percentage of contracted UDA delivered 2018 & 2019



Month	Adjusted Scheduled Activity (UDA)	
	2018	2019
April	-78	773
May	530	2,072
June	878	3,094
July	1,278	
August	1,667	
September	3,028	
October	4,392	
November	5,905	
December	7,115	
January	7,959	
February	9,761	
March	10,987	
April	11,495	
May	11,499	
June	11,501	

QUALITY

	Quantity	Base Number	Contract	AT	Region	England
% of FP17s for the same patient ID Re-attending within 3 months - Children	21	563	3.7%	10.7%	11.3%	11.5%
% of FP17s for the same patient ID Re-attending within 3 months - Adults	141	1,237	11.4%	14.0%	14.9%	15.4%
% of FP17s for the same patient ID Re-attending between 3 & 9 months - Children	377	563	67.0%	59.8%	60.0%	58.9%
% of FP17s for the same patient ID Re-attending between 3 & 9 months - Adults	703	1,237	56.8%	49.6%	52.6%	51.6%
% of FP17s for Band 1 Urgent Courses	77	1,580	4.9%	9.0%	7.9%	8.9%
% of FP17s Relating to Free Repair or Replacements	9	1,580	0.6%	0.7%	0.8%	0.8%
% of FP17s Relating to Continuations	18	1,580	1.1%	1.0%	0.9%	0.9%
% of Patients satisfied with the dentistry they have received	7	9	N/A	93.6%	93.2%	93.2%
% of Patients satisfied with the time they had to wait for an appointment	9	9	N/A	87.9%	89.1%	88.8%

* This is based on patients treated on this contract for their most recent course of treatment. Figures in italics indicate the base number of FP17s or Patient Questionnaire responses are less than 100. N/A is shown where the base number of responses is less than 10 during the period. % is calculated as Quantity/Base number*100

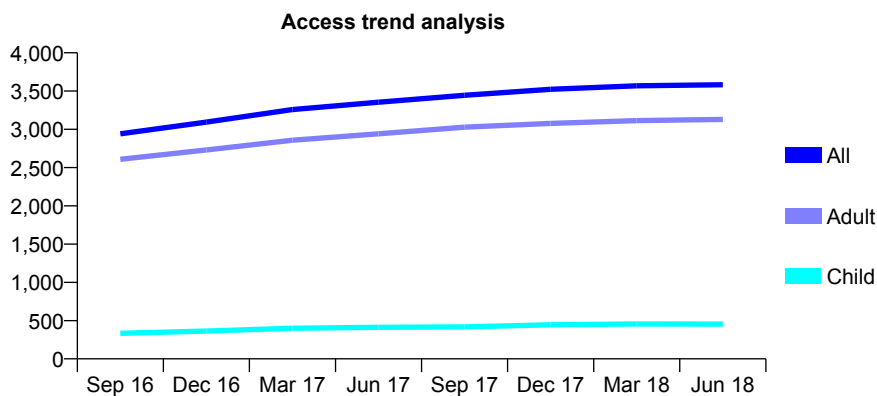
Q56 - Vital Signs At a Glance Contract Report for 153990/0001 - June 2018

Name or company name	Hunstanton Dental Practice
Contract type name	GDS Contract
Purpose of contract	General
Contract start date	31/10/2014
Contract end date	

18/19 Contracted general activity (UDA)	10,400
Carry forward general activity (UDA)	0
18/19 Contracted orthodontic activity (UOA)	0
Carry forward orthodontic activity (UOA)	0
Baseline contract value	£302,924.78

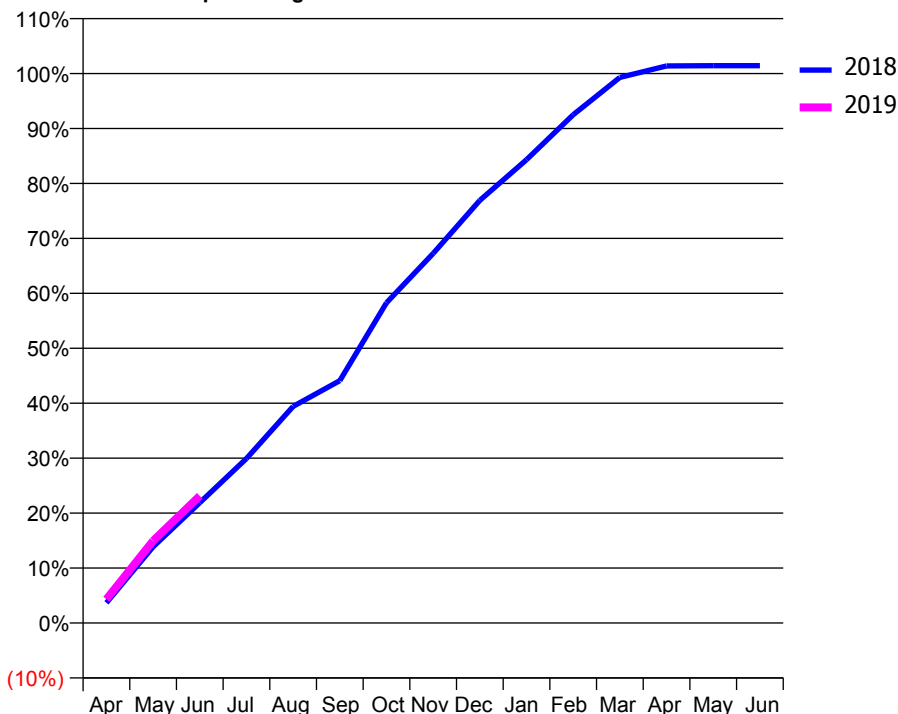
ACCESS*

Patients seen in 24 months	Total	Change since previous quarter
Quarter ending June 2017	3,354	
Quarter ending September 2017	3,445	↑
Quarter ending December 2017	3,523	↑
Quarter ending March 2018	3,569	→
Quarter ending June 2018	3,583	→
Variance since June 2017	6.8%	↑



ACTIVITY

Cumulative percentage of contracted UDA delivered 2018 & 2019



Adjusted Scheduled Activity (UDA)

Month	2018	2019
April	381	450
May	1,442	1,556
June	2,278	2,407
July	3,113	
August	4,100	
September	4,587	
October	6,061	
November	6,995	
December	7,998	
January	8,769	
February	9,618	
March	10,327	
April	10,544	
May	10,548	
June	10,549	

QUALITY

	Quantity	Base Number	Contract	AT	Region	England
% of FP17s for the same patient ID Re-attending within 3 months - Children	9	149	6.0%	10.7%	11.3%	11.5%
% of FP17s for the same patient ID Re-attending within 3 months - Adults	80	1,148	7.0%	14.0%	14.9%	15.4%
% of FP17s for the same patient ID Re-attending between 3 & 9 months - Children	105	149	70.5%	59.8%	60.0%	58.9%
% of FP17s for the same patient ID Re-attending between 3 & 9 months - Adults	717	1,148	62.5%	49.6%	52.6%	51.6%
% of FP17s for Band 1 Urgent Courses	30	1,192	2.5%	9.0%	7.9%	8.9%
% of FP17s Relating to Free Repair or Replacements	2	1,192	0.2%	0.7%	0.8%	0.8%
% of FP17s Relating to Continuations	7	1,192	0.6%	1.0%	0.9%	0.9%
% of Patients satisfied with the dentistry they have received	7	7	N/A	93.6%	93.2%	93.2%
% of Patients satisfied with the time they had to wait for an appointment	7	7	N/A	87.9%	89.1%	88.8%

* This is based on patients treated on this contract for their most recent course of treatment. Figures in italics indicate the base number of FP17s or Patient Questionnaire responses are less than 100. N/A is shown where the base number of responses is less than 10 during the period. % is calculated as Quantity/Base number*100

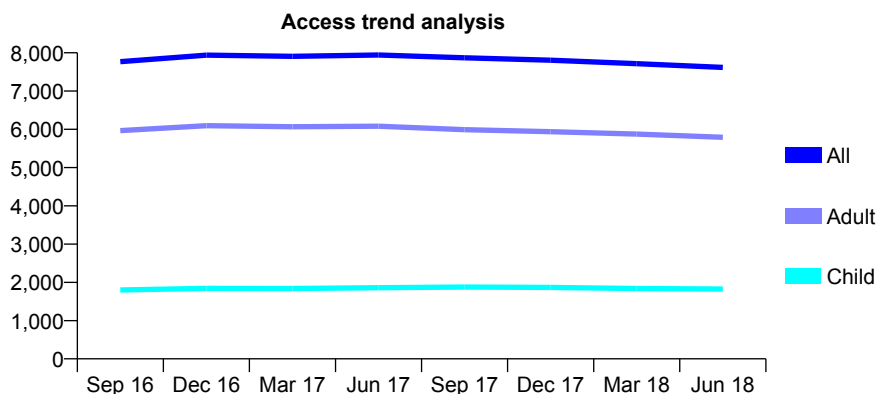
Q56 - Vital Signs At a Glance Contract Report for 154180/0001 - June 2018

Name or company name	Mr Abdel R Achour & Ms Stacey Gore
Contract type name	GDS Contract
Purpose of contract	General
Contract start date	01/03/2014
Contract end date	

18/19 Contracted general activity (UDA)	19,213
Carry forward general activity (UDA)	0
18/19 Contracted orthodontic activity (UOA)	0
Carry forward orthodontic activity (UOA)	0
Baseline contract value	£470,545.62

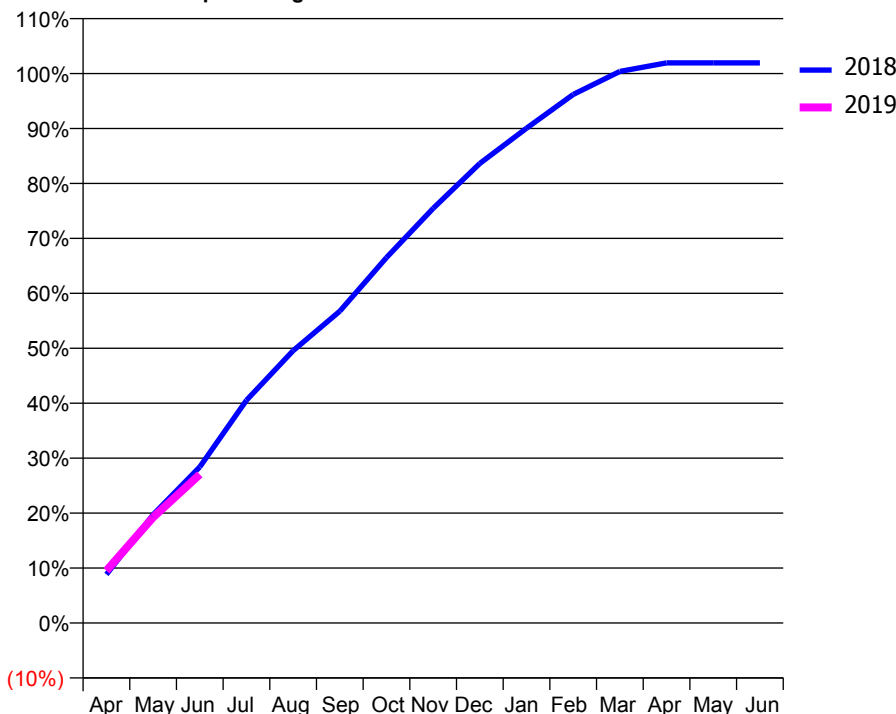
ACCESS*

Patients seen in 24 months	Total	Change since previous quarter
Quarter ending June 2017	7,941	
Quarter ending September 2017	7,869	→
Quarter ending December 2017	7,806	→
Quarter ending March 2018	7,715	↓
Quarter ending June 2018	7,619	↓
Variance since June 2017	(4.1%)	↓



ACTIVITY

Cumulative percentage of contracted UDA delivered 2018 & 2019



Adjusted Scheduled Activity (UDA)

Month	2018	2019
April	1,698	1,830
May	3,790	3,694
June	5,458	5,197
July	7,787	
August	9,522	
September	10,904	
October	12,777	
November	14,498	
December	16,070	
January	17,302	
February	18,479	
March	19,284	
April	19,583	
May	19,585	
June	19,582	

QUALITY

	Quantity	Base Number	Contract	AT	Region	England
% of FP17s for the same patient ID Re-attending within 3 months - Children	57	707	8.1%	10.7%	11.3%	11.5%
% of FP17s for the same patient ID Re-attending within 3 months - Adults	160	1,753	9.1%	14.0%	14.9%	15.4%
% of FP17s for the same patient ID Re-attending between 3 & 9 months - Children	501	707	70.9%	59.8%	60.0%	58.9%
% of FP17s for the same patient ID Re-attending between 3 & 9 months - Adults	644	1,753	36.7%	49.6%	52.6%	51.6%
% of FP17s for Band 1 Urgent Courses	125	2,279	5.5%	9.0%	7.9%	8.9%
% of FP17s Relating to Free Repair or Replacements	27	2,279	1.2%	0.7%	0.8%	0.8%
% of FP17s Relating to Continuations	18	2,279	0.8%	1.0%	0.9%	0.9%
% of Patients satisfied with the dentistry they have received	5	6	N/A	93.6%	93.2%	93.2%
% of Patients satisfied with the time they had to wait for an appointment	6	6	N/A	87.9%	89.1%	88.8%

* This is based on patients treated on this contract for their most recent course of treatment. Figures in italics indicate the base number of FP17s or Patient Questionnaire responses are less than 100. N/A is shown where the base number of responses is less than 10 during the period. % is calculated as Quantity/Base number*100

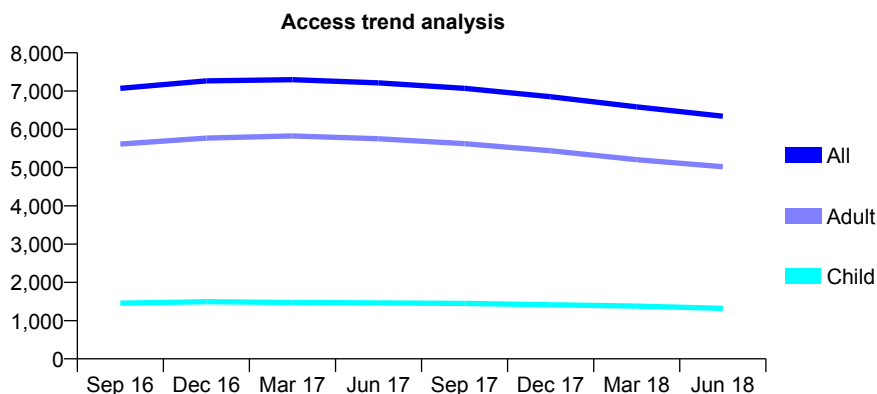
Q56 - Vital Signs At a Glance Contract Report for 155748/0001 - June 2018

Name or company name	Woodview Dental Health Dental Practice P:
Contract type name	GDS Contract
Purpose of contract	General
Contract start date	01/04/2014
Contract end date	

18/19 Contracted general activity (UDA)	24,407
Carry forward general activity (UDA)	0
18/19 Contracted orthodontic activity (UOA)	0
Carry forward orthodontic activity (UOA)	0
Baseline contract value	£643,951.19

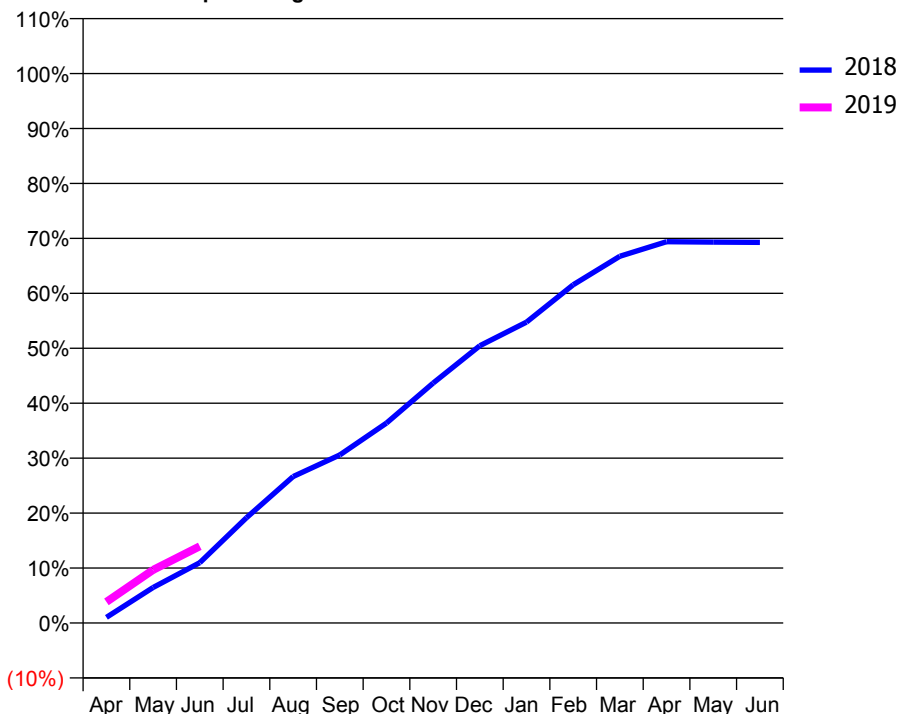
ACCESS*

Patients seen in 24 months	Total	Change since previous quarter
Quarter ending June 2017	7,214	
Quarter ending September 2017	7,072	↓
Quarter ending December 2017	6,851	↓
Quarter ending March 2018	6,587	↓
Quarter ending June 2018	6,341	↓
Variance since June 2017	(12.1%)	↓



ACTIVITY

Cumulative percentage of contracted UDA delivered 2018 & 2019



Month	Adjusted Scheduled Activity (UDA)	
	2018	2019
April	250	941
May	1,581	2,362
June	2,678	3,409
July	4,679	
August	6,504	
September	7,466	
October	8,884	
November	10,657	
December	12,314	
January	13,365	
February	15,022	
March	16,291	
April	16,935	
May	16,920	
June	16,908	

QUALITY

	Quantity	Base Number	Contract	AT	Region	England
% of FP17s for the same patient ID Re-attending within 3 months - Children	14	355	3.9%	10.7%	11.3%	11.5%
% of FP17s for the same patient ID Re-attending within 3 months - Adults	123	1,353	9.1%	14.0%	14.9%	15.4%
% of FP17s for the same patient ID Re-attending between 3 & 9 months - Children	231	355	65.1%	59.8%	60.0%	58.9%
% of FP17s for the same patient ID Re-attending between 3 & 9 months - Adults	763	1,353	56.4%	49.6%	52.6%	51.6%
% of FP17s for Band 1 Urgent Courses	36	1,500	2.4%	9.0%	7.9%	8.9%
% of FP17s Relating to Free Repair or Replacements	3	1,500	0.2%	0.7%	0.8%	0.8%
% of FP17s Relating to Continuations	14	1,500	0.9%	1.0%	0.9%	0.9%
% of Patients satisfied with the dentistry they have received	2	3	N/A	93.6%	93.2%	93.2%
% of Patients satisfied with the time they had to wait for an appointment	3	3	N/A	87.9%	89.1%	88.8%

* This is based on patients treated on this contract for their most recent course of treatment. Figures in italics indicate the base number of FP17s or Patient Questionnaire responses are less than 100. N/A is shown where the base number of responses is less than 10 during the period. % is calculated as Quantity/Base number*100

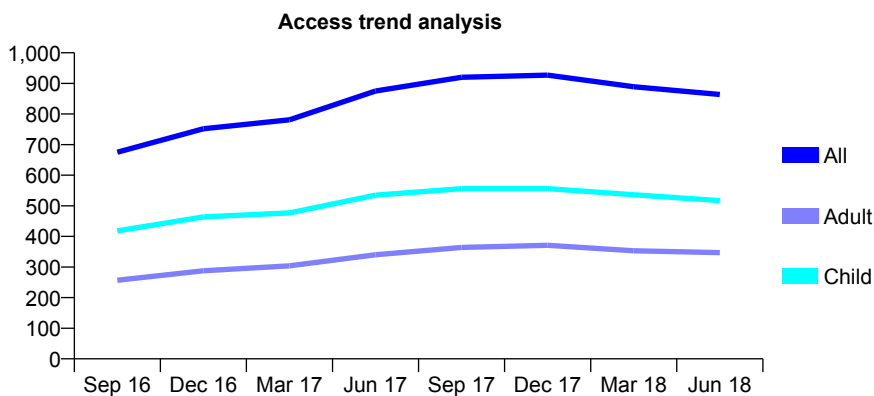
Q56 - Vital Signs At a Glance Contract Report for 157635/0001 - June 2018

Name or company name	Friars Street Dental Ltd
Contract type name	GDS Contract
Purpose of contract	General and Orthodontic
Contract start date	01/11/2015
Contract end date	

18/19 Contracted general activity (UDA)	2,500
Carry forward general activity (UDA)	0
18/19 Contracted orthodontic activity (UOA)	2,022
Carry forward orthodontic activity (UOA)	0
Baseline contract value	£186,107.00

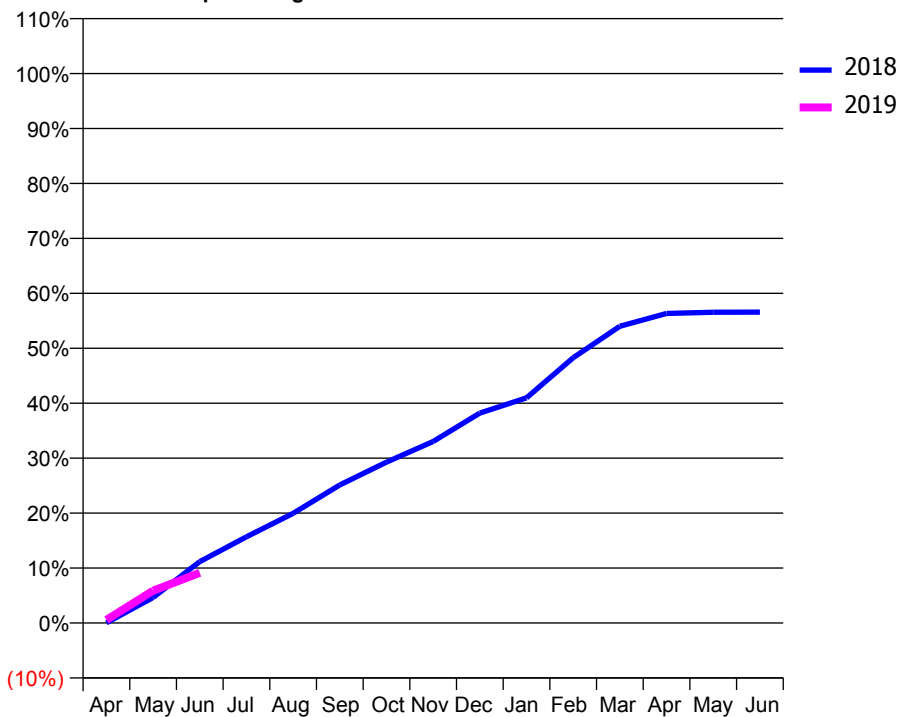
ACCESS*

Patients seen in 24 months	Total	Change since previous quarter
Quarter ending June 2017	875	
Quarter ending September 2017	920	↑
Quarter ending December 2017	927	→
Quarter ending March 2018	889	↓
Quarter ending June 2018	864	↓
Variance since June 2017	(1.3%)	↓



ACTIVITY

Cumulative percentage of contracted UDA delivered 2018 & 2019



Adjusted Scheduled Activity (UDA)

Month	2018	2019
April	1	14
May	116	147
June	279	228
July	392	
August	499	
September	628	
October	732	
November	826	
December	955	
January	1,024	
February	1,207	
March	1,350	
April	1,408	
May	1,414	
June	1,415	

QUALITY

	Quantity	Base Number	Contract	AT	Region	England
% of FP17s for the same patient ID Re-attending within 3 months - Children	17	223	7.6%	10.7%	11.3%	11.5%
% of FP17s for the same patient ID Re-attending within 3 months - Adults	5	91	5.5%	14.0%	14.9%	15.4%
% of FP17s for the same patient ID Re-attending between 3 & 9 months - Children	97	223	43.5%	59.8%	60.0%	58.9%
% of FP17s for the same patient ID Re-attending between 3 & 9 months - Adults	44	91	48.4%	49.6%	52.6%	51.6%
% of FP17s for Band 1 Urgent Courses	7	167	4.2%	9.0%	7.9%	8.9%
% of FP17s Relating to Free Repair or Replacements	0	167	0.0%	0.7%	0.8%	0.8%
% of FP17s Relating to Continuations	0	167	0.0%	1.0%	0.9%	0.9%
% of Patients satisfied with the dentistry they have received	0	0	N/A	93.6%	93.2%	93.2%
% of Patients satisfied with the time they had to wait for an appointment	0	0	N/A	87.9%	89.1%	88.8%

* This is based on patients treated on this contract for their most recent course of treatment. Figures in italics indicate the base number of FP17s or Patient Questionnaire responses are less than 100. N/A is shown where the base number of responses is less than 10 during the period. % is calculated as Quantity/Base number*100

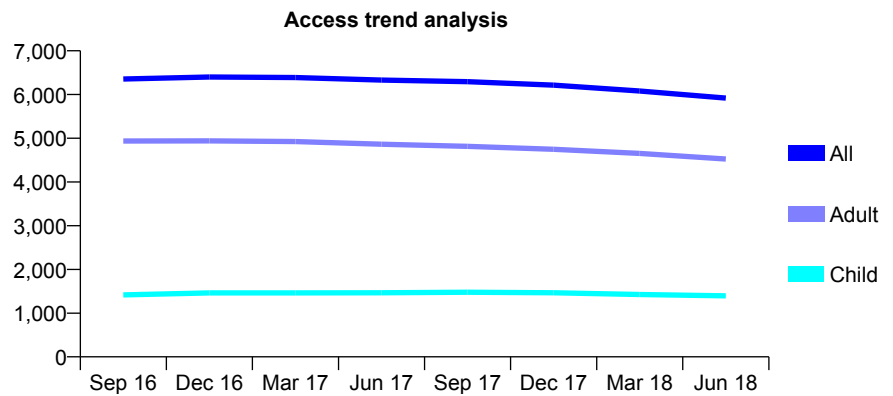
Q56 - Vital Signs At a Glance Contract Report for 158194/0023 - June 2018

Name or company name	Denticare Ltd
Contract type name	GDS Contract
Purpose of contract	General
Contract start date	01/06/2009
Contract end date	

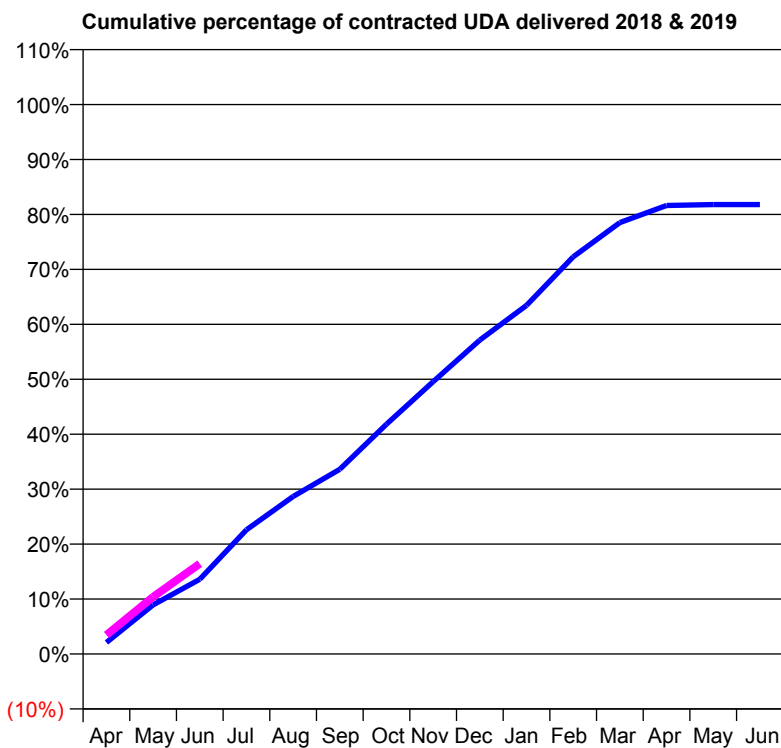
18/19 Contracted general activity (UDA)	14,965
Carry forward general activity (UDA)	0
18/19 Contracted orthodontic activity (UOA)	0
Carry forward orthodontic activity (UOA)	0
Baseline contract value	£358,263.11

ACCESS*

Patients seen in 24 months	Total	Change since previous quarter
Quarter ending June 2017	6,329	
Quarter ending September 2017	6,293	→
Quarter ending December 2017	6,214	↓
Quarter ending March 2018	6,080	↓
Quarter ending June 2018	5,920	↓
Variance since June 2017	(6.5%)	↓



ACTIVITY



Adjusted Scheduled Activity (UDA)		
Month	2018	2019
April	315	516
May	1,337	1,556
June	2,034	2,459
July	3,383	
August	4,290	
September	5,030	
October	6,257	
November	7,417	
December	8,550	
January	9,495	
February	10,818	
March	11,749	
April	12,216	
May	12,238	
June	12,241	

QUALITY

	Quantity	Base Number	Contract	AT	Region	England
% of FP17s for the same patient ID Re-attending within 3 months - Children	15	390	3.8%	10.7%	11.3%	11.5%
% of FP17s for the same patient ID Re-attending within 3 months - Adults	146	1,292	11.3%	14.0%	14.9%	15.4%
% of FP17s for the same patient ID Re-attending between 3 & 9 months - Children	219	390	56.2%	59.8%	60.0%	58.9%
% of FP17s for the same patient ID Re-attending between 3 & 9 months - Adults	524	1,292	40.6%	49.6%	52.6%	51.6%
% of FP17s for Band 1 Urgent Courses	127	1,421	8.9%	9.0%	7.9%	8.9%
% of FP17s Relating to Free Repair or Replacements	10	1,421	0.7%	0.7%	0.8%	0.8%
% of FP17s Relating to Continuations	19	1,421	1.3%	1.0%	0.9%	0.9%
% of Patients satisfied with the dentistry they have received	2	2	N/A	93.6%	93.2%	93.2%
% of Patients satisfied with the time they had to wait for an appointment	1	2	N/A	87.9%	89.1%	88.8%

* This is based on patients treated on this contract for their most recent course of treatment. Figures in italics indicate the base number of FP17s or Patient Questionnaire responses are less than 100. N/A is shown where the base number of responses is less than 10 during the period. % is calculated as Quantity/Base number*100

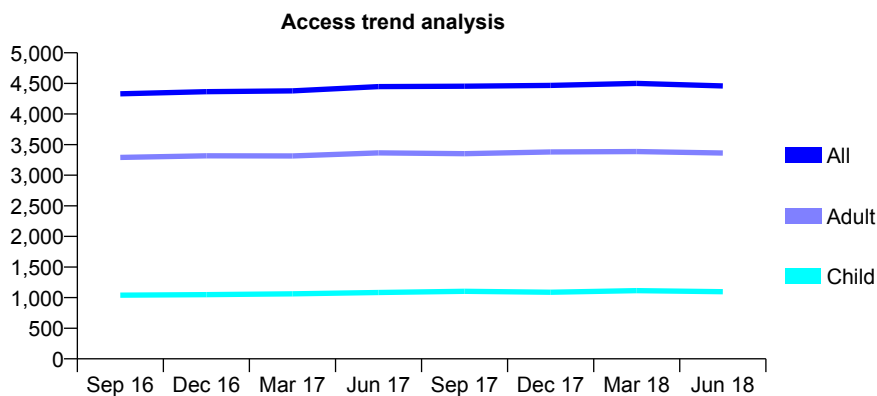
Q56 - Vital Signs At a Glance Contract Report for 158194/0025 - June 2018

Name or company name	Denticare Ltd
Contract type name	GDS Contract
Purpose of contract	General
Contract start date	12/04/2010
Contract end date	

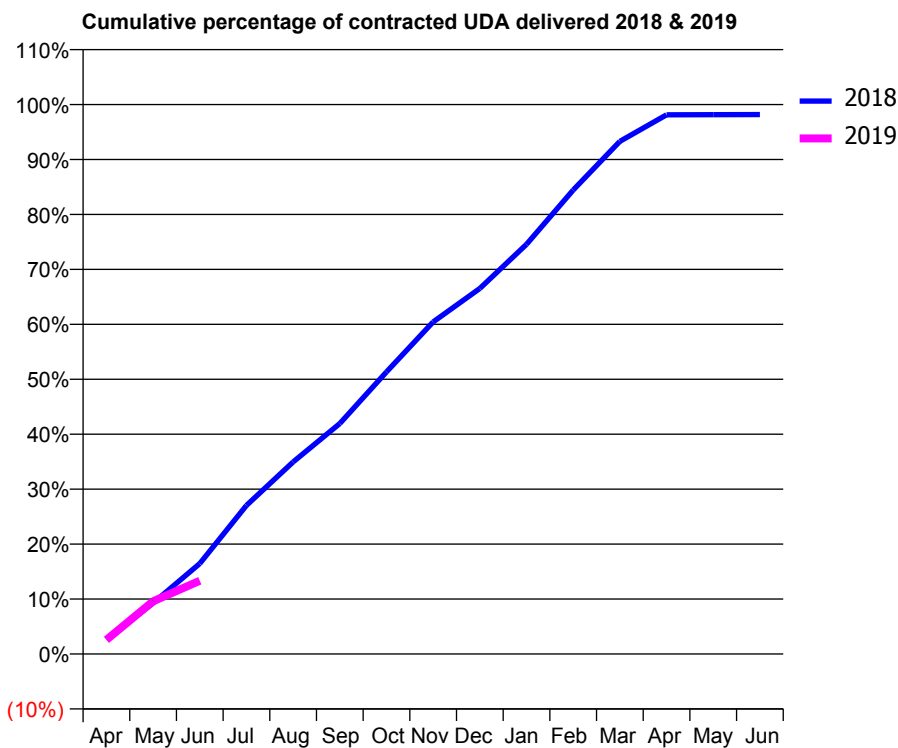
18/19 Contracted general activity (UDA)	12,000
Carry forward general activity (UDA)	0
18/19 Contracted orthodontic activity (UOA)	0
Carry forward orthodontic activity (UOA)	0
Baseline contract value	£294,544.36

ACCESS*

Patients seen in 24 months	Total	Change since previous quarter
Quarter ending June 2017	4,447	
Quarter ending September 2017	4,455	→
Quarter ending December 2017	4,468	→
Quarter ending March 2018	4,501	→
Quarter ending June 2018	4,458	→
Variance since June 2017	0.2%	→



ACTIVITY



Month	Adjusted Scheduled Activity (UDA)	
	2018	2019
April	328	311
May	1,115	1,153
June	1,976	1,599
July	3,245	
August	4,194	
September	5,034	
October	6,159	
November	7,252	
December	7,984	
January	8,948	
February	10,132	
March	11,196	
April	11,774	
May	11,777	
June	11,781	

QUALITY

	Quantity	Base Number	Contract	AT	Region	England
% of FP17s for the same patient ID Re-attending within 3 months - Children	17	292	5.8%	10.7%	11.3%	11.5%
% of FP17s for the same patient ID Re-attending within 3 months - Adults	120	858	14.0%	14.0%	14.9%	15.4%
% of FP17s for the same patient ID Re-attending between 3 & 9 months - Children	166	292	56.8%	59.8%	60.0%	58.9%
% of FP17s for the same patient ID Re-attending between 3 & 9 months - Adults	382	858	44.5%	49.6%	52.6%	51.6%
% of FP17s for Band 1 Urgent Courses	96	954	10.1%	9.0%	7.9%	8.9%
% of FP17s Relating to Free Repair or Replacements	13	954	1.4%	0.7%	0.8%	0.8%
% of FP17s Relating to Continuations	19	954	2.0%	1.0%	0.9%	0.9%
% of Patients satisfied with the dentistry they have received	4	4	N/A	93.6%	93.2%	93.2%
% of Patients satisfied with the time they had to wait for an appointment	4	4	N/A	87.9%	89.1%	88.8%

* This is based on patients treated on this contract for their most recent course of treatment. Figures in italics indicate the base number of FP17s or Patient Questionnaire responses are less than 100. N/A is shown where the base number of responses is less than 10 during the period. % is calculated as Quantity/Base number*100

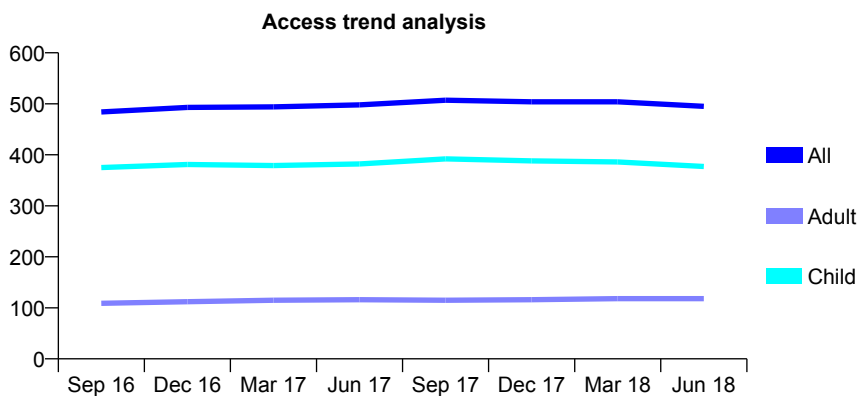
Q56 - Vital Signs At a Glance Contract Report for 158976/0001 - June 2018

Name or company name	Tuddenham Road Dental Surgery
Contract type name	PDS Contract
Purpose of contract	General
Contract start date	01/04/2012
Contract end date	30/06/2018

18/19 Contracted general activity (UDA)	333
Carry forward general activity (UDA)	0
18/19 Contracted orthodontic activity (UOA)	0
Carry forward orthodontic activity (UOA)	0
Baseline contract value	£7,433.03

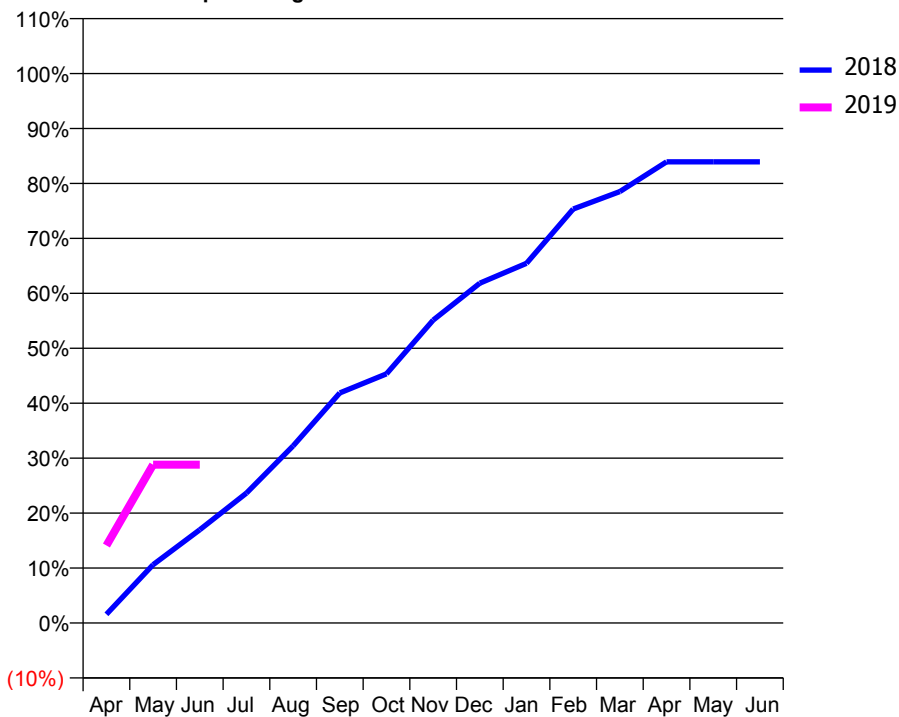
ACCESS*

Patients seen in 24 months	Total	Change since previous quarter
Quarter ending June 2017	498	
Quarter ending September 2017	507	→
Quarter ending December 2017	504	→
Quarter ending March 2018	504	→
Quarter ending June 2018	495	↓
Variance since June 2017	(0.6%)	→



ACTIVITY

Cumulative percentage of contracted UDA delivered 2018 & 2019



Adjusted Scheduled Activity (UDA)		
Month	2018	2019
April	21	47
May	141	96
June	226	96
July	315	
August	429	
September	557	
October	604	
November	734	
December	823	
January	871	
February	1,003	
March	1,045	
April	1,117	
May	1,117	
June	1,117	

QUALITY

	Quantity	Base Number	Contract	AT	Region	England
% of FP17s for the same patient ID Re-attending within 3 months - Children	5	107	4.7%	10.7%	11.3%	11.5%
% of FP17s for the same patient ID Re-attending within 3 months - Adults	2	18	<i>11.1%</i>	14.0%	14.9%	15.4%
% of FP17s for the same patient ID Re-attending between 3 & 9 months - Children	72	107	67.3%	59.8%	60.0%	58.9%
% of FP17s for the same patient ID Re-attending between 3 & 9 months - Adults	13	18	72.2%	49.6%	52.6%	51.6%
% of FP17s for Band 1 Urgent Courses	0	84	0.0%	9.0%	7.9%	8.9%
% of FP17s Relating to Free Repair or Replacements	0	84	0.0%	0.7%	0.8%	0.8%
% of FP17s Relating to Continuations	0	84	0.0%	1.0%	0.9%	0.9%
% of Patients satisfied with the dentistry they have received	0	0	N/A	93.6%	93.2%	93.2%
% of Patients satisfied with the time they had to wait for an appointment	0	0	N/A	87.9%	89.1%	88.8%

* This is based on patients treated on this contract for their most recent course of treatment. Figures in italics indicate the base number of FP17s or Patient Questionnaire responses are less than 100. N/A is shown where the base number of responses is less than 10 during the period. % is calculated as Quantity/Base number*100

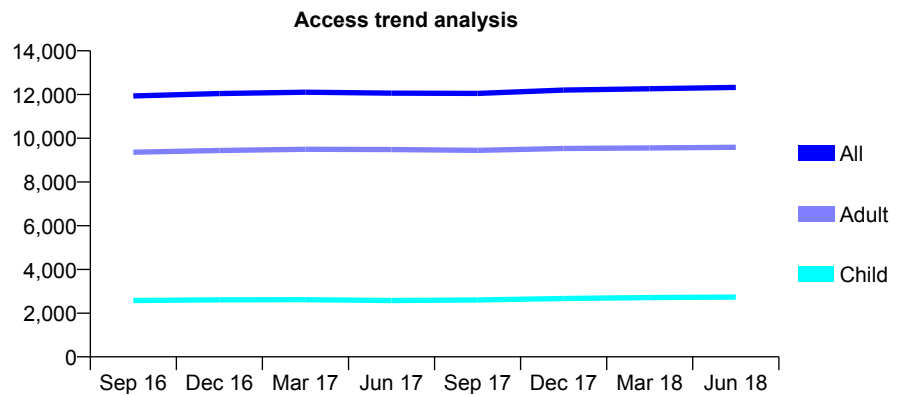
Q56 - Vital Signs At a Glance Contract Report for 159751/0001 - June 2018

Name or company name	1A Group Dental Practice Partnership
Contract type name	GDS Contract
Purpose of contract	General
Contract start date	01/07/2011
Contract end date	

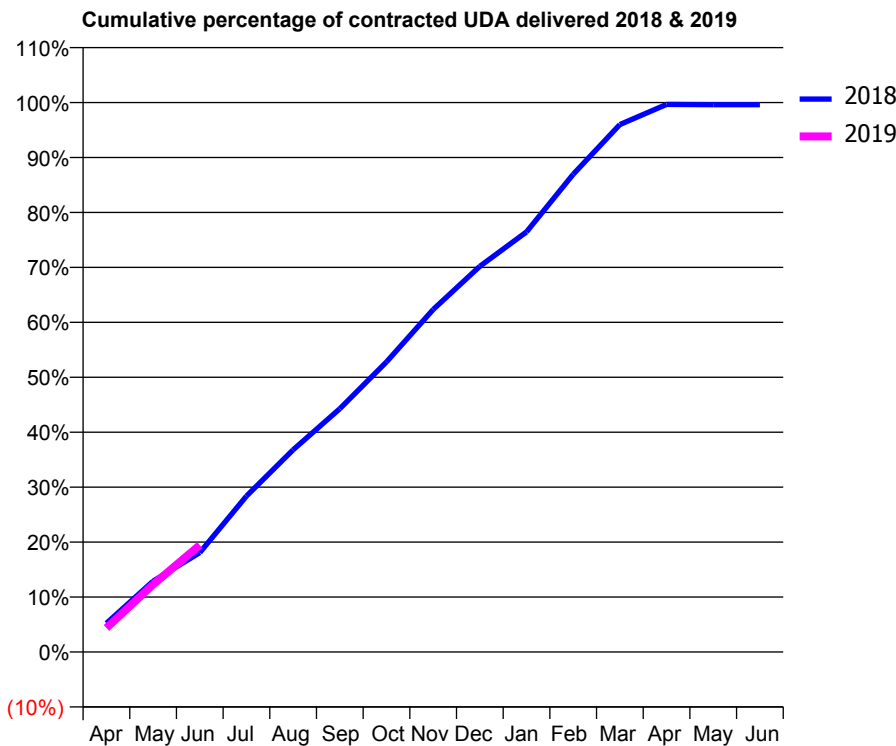
18/19 Contracted general activity (UDA)	30,813
Carry forward general activity (UDA)	0
18/19 Contracted orthodontic activity (UOA)	0
Carry forward orthodontic activity (UOA)	0
Baseline contract value	£890,235.24

ACCESS*

Patients seen in 24 months	Total	Change since previous quarter
Quarter ending June 2017	12,063	
Quarter ending September 2017	12,050	→
Quarter ending December 2017	12,205	→
Quarter ending March 2018	12,265	→
Quarter ending June 2018	12,325	→
Variance since June 2017	2.2%	↑



ACTIVITY



Month	Adjusted Scheduled Activity (UDA)	
	2018	2019
April	1,612	1,346
May	3,976	3,789
June	5,574	5,996
July	8,748	
August	11,338	
September	13,646	
October	16,264	
November	19,204	
December	21,627	
January	23,555	
February	26,791	
March	29,575	
April	30,705	
May	30,694	
June	30,689	

QUALITY

	Quantity	Base Number	Contract	AT	Region	England
% of FP17s for the same patient ID Re-attending within 3 months - Children	61	954	6.4%	10.7%	11.3%	11.5%
% of FP17s for the same patient ID Re-attending within 3 months - Adults	277	2,881	9.6%	14.0%	14.9%	15.4%
% of FP17s for the same patient ID Re-attending between 3 & 9 months - Children	495	954	51.9%	59.8%	60.0%	58.9%
% of FP17s for the same patient ID Re-attending between 3 & 9 months - Adults	1,273	2,881	44.2%	49.6%	52.6%	51.6%
% of FP17s for Band 1 Urgent Courses	173	3,169	5.5%	9.0%	7.9%	8.9%
% of FP17s Relating to Free Repair or Replacements	23	3,169	0.7%	0.7%	0.8%	0.8%
% of FP17s Relating to Continuations	43	3,169	1.4%	1.0%	0.9%	0.9%
% of Patients satisfied with the dentistry they have received	14	18	77.8%	93.6%	93.2%	93.2%
% of Patients satisfied with the time they had to wait for an appointment	14	18	77.8%	87.9%	89.1%	88.8%

* This is based on patients treated on this contract for their most recent course of treatment. Figures in italics indicate the base number of FP17s or Patient Questionnaire responses are less than 100. N/A is shown where the base number of responses is less than 10 during the period. % is calculated as Quantity/Base number*100

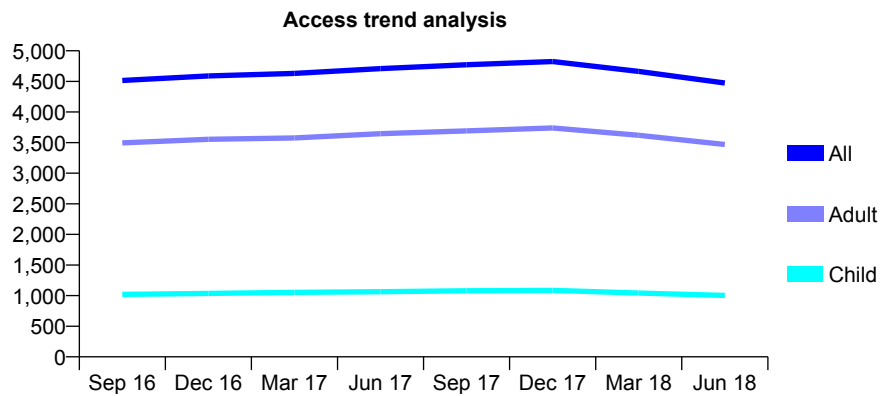
Q56 - Vital Signs At a Glance Contract Report for 159875/0001 - June 2018

Name or company name	Mazdak Eyrumlu and Honar Shakir
Contract type name	GDS Contract
Purpose of contract	General
Contract start date	01/07/2011
Contract end date	

18/19 Contracted general activity (UDA)	16,500
Carry forward general activity (UDA)	0
18/19 Contracted orthodontic activity (UOA)	0
Carry forward orthodontic activity (UOA)	0
Baseline contract value	£415,334.93

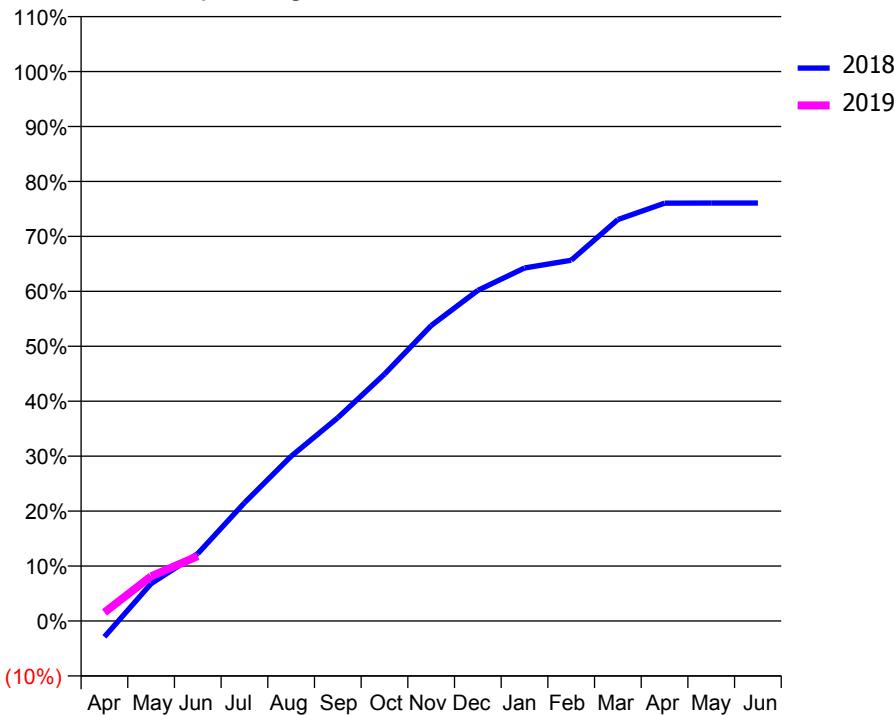
ACCESS*

Patients seen in 24 months	Total	Change since previous quarter
Quarter ending June 2017	4,710	
Quarter ending September 2017	4,772	→
Quarter ending December 2017	4,825	→
Quarter ending March 2018	4,663	↓
Quarter ending June 2018	4,473	↓
Variance since June 2017	(5.0%)	↓



ACTIVITY

Cumulative percentage of contracted UDA delivered 2018 & 2019



Month	Adjusted Scheduled Activity (UDA)	
	2018	2019
April	-478	260
May	1,125	1,343
June	2,025	1,946
July	3,549	
August	4,948	
September	6,102	
October	7,414	
November	8,870	
December	9,927	
January	10,603	
February	10,833	
March	12,053	
April	12,545	
May	12,551	
June	12,551	

QUALITY

	Quantity	Base Number	Contract	AT	Region	England
% of FP17s for the same patient ID Re-attending within 3 months - Children	13	263	4.9%	10.7%	11.3%	11.5%
% of FP17s for the same patient ID Re-attending within 3 months - Adults	98	821	11.9%	14.0%	14.9%	15.4%
% of FP17s for the same patient ID Re-attending between 3 & 9 months - Children	154	263	58.6%	59.8%	60.0%	58.9%
% of FP17s for the same patient ID Re-attending between 3 & 9 months - Adults	431	821	52.5%	49.6%	52.6%	51.6%
% of FP17s for Band 1 Urgent Courses	77	880	8.8%	9.0%	7.9%	8.9%
% of FP17s Relating to Free Repair or Replacements	16	880	1.8%	0.7%	0.8%	0.8%
% of FP17s Relating to Continuations	15	880	1.7%	1.0%	0.9%	0.9%
% of Patients satisfied with the dentistry they have received	2	2	N/A	93.6%	93.2%	93.2%
% of Patients satisfied with the time they had to wait for an appointment	2	2	N/A	87.9%	89.1%	88.8%

* This is based on patients treated on this contract for their most recent course of treatment. Figures in italics indicate the base number of FP17s or Patient Questionnaire responses are less than 100. N/A is shown where the base number of responses is less than 10 during the period. % is calculated as Quantity/Base number*100

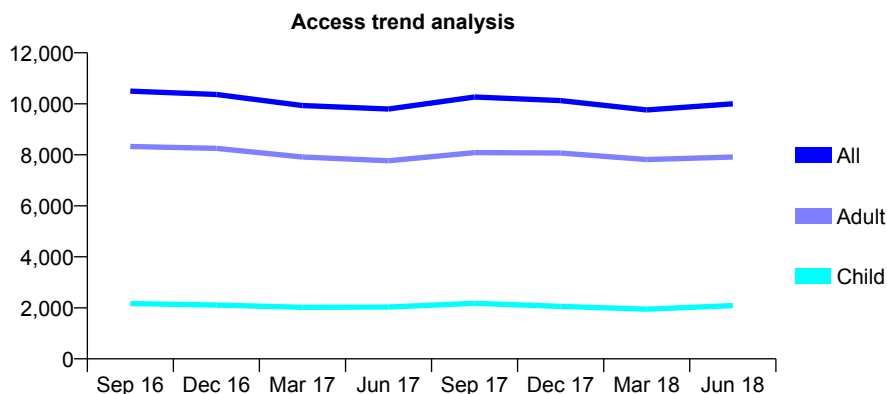
Q56 - Vital Signs At a Glance Contract Report for 162833/0001 - June 2018

Name or company name	Parish Vaid & Snehal Radia & Sanjay Shah
Contract type name	GDS Contract
Purpose of contract	General
Contract start date	01/11/2013
Contract end date	

18/19 Contracted general activity (UDA)	31,173
Carry forward general activity (UDA)	0
18/19 Contracted orthodontic activity (UOA)	0
Carry forward orthodontic activity (UOA)	0
Baseline contract value	£955,183.20

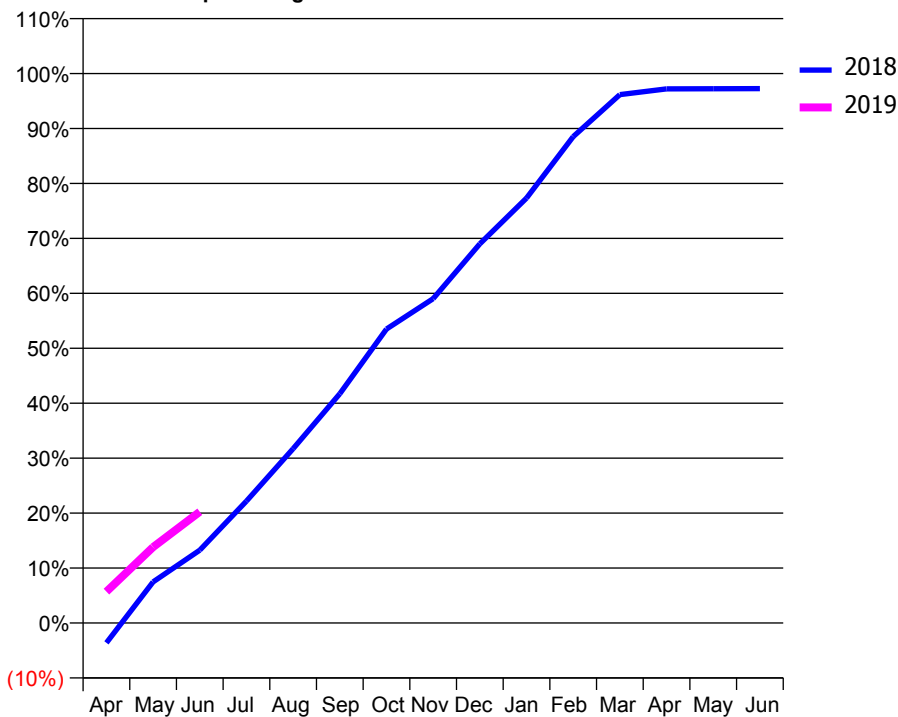
ACCESS*

Patients seen in 24 months	Total	Change since previous quarter
Quarter ending June 2017	9,795	
Quarter ending September 2017	10,266	↑
Quarter ending December 2017	10,128	↓
Quarter ending March 2018	9,761	↓
Quarter ending June 2018	9,999	↑
Variance since June 2017	2.1%	↑



ACTIVITY

Cumulative percentage of contracted UDA delivered 2018 & 2019



Month	Adjusted Scheduled Activity (UDA)	
	2018	2019
April	-1,134	1,778
May	2,337	4,306
June	4,137	6,316
July	6,916	
August	9,893	
September	13,010	
October	16,674	
November	18,403	
December	21,511	
January	24,105	
February	27,591	
March	29,977	
April	30,304	
May	30,310	
June	30,314	

QUALITY

	Quantity	Base Number	Contract	AT	Region	England
% of FP17s for the same patient ID Re-attending within 3 months - Children	47	852	5.5%	10.7%	11.3%	11.5%
% of FP17s for the same patient ID Re-attending within 3 months - Adults	320	2,948	10.9%	14.0%	14.9%	15.4%
% of FP17s for the same patient ID Re-attending between 3 & 9 months - Children	438	852	51.4%	59.8%	60.0%	58.9%
% of FP17s for the same patient ID Re-attending between 3 & 9 months - Adults	1,471	2,948	49.9%	49.6%	52.6%	51.6%
% of FP17s for Band 1 Urgent Courses	605	3,648	16.6%	9.0%	7.9%	8.9%
% of FP17s Relating to Free Repair or Replacements	20	3,648	0.5%	0.7%	0.8%	0.8%
% of FP17s Relating to Continuations	18	3,648	0.5%	1.0%	0.9%	0.9%
% of Patients satisfied with the dentistry they have received	14	16	87.5%	93.6%	93.2%	93.2%
% of Patients satisfied with the time they had to wait for an appointment	12	16	75.0%	87.9%	89.1%	88.8%

* This is based on patients treated on this contract for their most recent course of treatment. Figures in italics indicate the base number of FP17s or Patient Questionnaire responses are less than 100. N/A is shown where the base number of responses is less than 10 during the period. % is calculated as Quantity/Base number*100

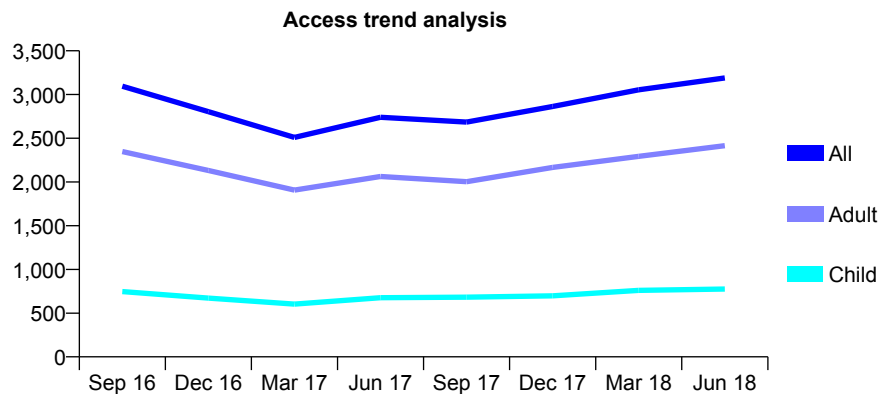
Q56 - Vital Signs At a Glance Contract Report for 162833/0002 - June 2018

Name or company name	Parish Vaid & Snehal Radia & Sanjay Shah
Contract type name	PDS Plus Contract
Purpose of contract	General
Contract start date	15/11/2013
Contract end date	31/03/2019

18/19 Contracted general activity (UDA)	8,000
Carry forward general activity (UDA)	0
18/19 Contracted orthodontic activity (UOA)	0
Carry forward orthodontic activity (UOA)	0
Baseline contract value	£158,330.29

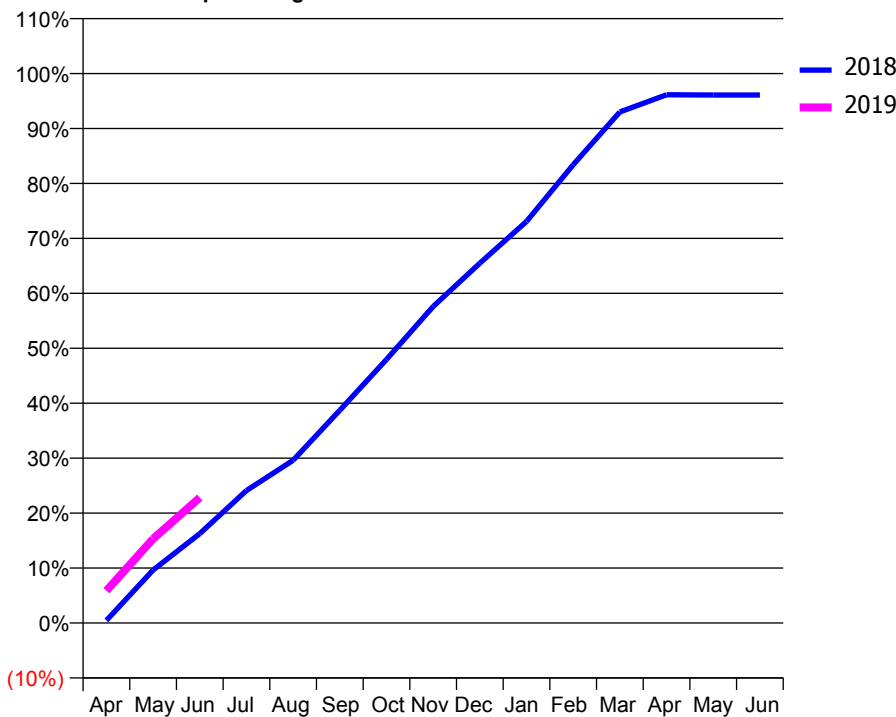
ACCESS*

Patients seen in 24 months	Total	Change since previous quarter
Quarter ending June 2017	2,739	
Quarter ending September 2017	2,685	↓
Quarter ending December 2017	2,863	↑
Quarter ending March 2018	3,054	↑
Quarter ending June 2018	3,190	↑
Variance since June 2017	16.5%	↑



ACTIVITY

Cumulative percentage of contracted UDA delivered 2018 & 2019



Month	Adjusted Scheduled Activity (UDA)	
	2018	2019
April	37	472
May	773	1,226
June	1,302	1,825
July	1,928	
August	2,369	
September	3,097	
October	3,837	
November	4,607	
December	5,239	
January	5,847	
February	6,672	
March	7,441	
April	7,691	
May	7,686	
June	7,686	

QUALITY

	Quantity	Base Number	Contract	AT	Region	England
% of FP17s for the same patient ID Re-attending within 3 months - Children	19	338	5.6%	10.7%	11.3%	11.5%
% of FP17s for the same patient ID Re-attending within 3 months - Adults	111	913	12.2%	14.0%	14.9%	15.4%
% of FP17s for the same patient ID Re-attending between 3 & 9 months - Children	223	338	66.0%	59.8%	60.0%	58.9%
% of FP17s for the same patient ID Re-attending between 3 & 9 months - Adults	415	913	45.5%	49.6%	52.6%	51.6%
% of FP17s for Band 1 Urgent Courses	95	1,136	8.4%	9.0%	7.9%	8.9%
% of FP17s Relating to Free Repair or Replacements	7	1,136	0.6%	0.7%	0.8%	0.8%
% of FP17s Relating to Continuations	24	1,136	2.1%	1.0%	0.9%	0.9%
% of Patients satisfied with the dentistry they have received	1	1	N/A	93.6%	93.2%	93.2%
% of Patients satisfied with the time they had to wait for an appointment	1	1	N/A	87.9%	89.1%	88.8%

* This is based on patients treated on this contract for their most recent course of treatment. Figures in italics indicate the base number of FP17s or Patient Questionnaire responses are less than 100. N/A is shown where the base number of responses is less than 10 during the period. % is calculated as Quantity/Base number*100

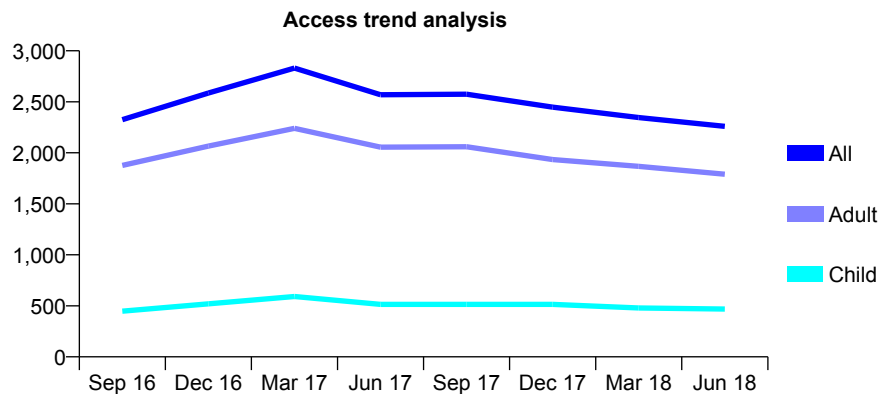
Q56 - Vital Signs At a Glance Contract Report for 162833/0003 - June 2018

Name or company name	Parish Vaid & Snehal Radia & Sanjay Shah
Contract type name	GDS Contract
Purpose of contract	General
Contract start date	15/11/2013
Contract end date	

18/19 Contracted general activity (UDA)	7,185
Carry forward general activity (UDA)	0
18/19 Contracted orthodontic activity (UOA)	0
Carry forward orthodontic activity (UOA)	0
Baseline contract value	£191,519.46

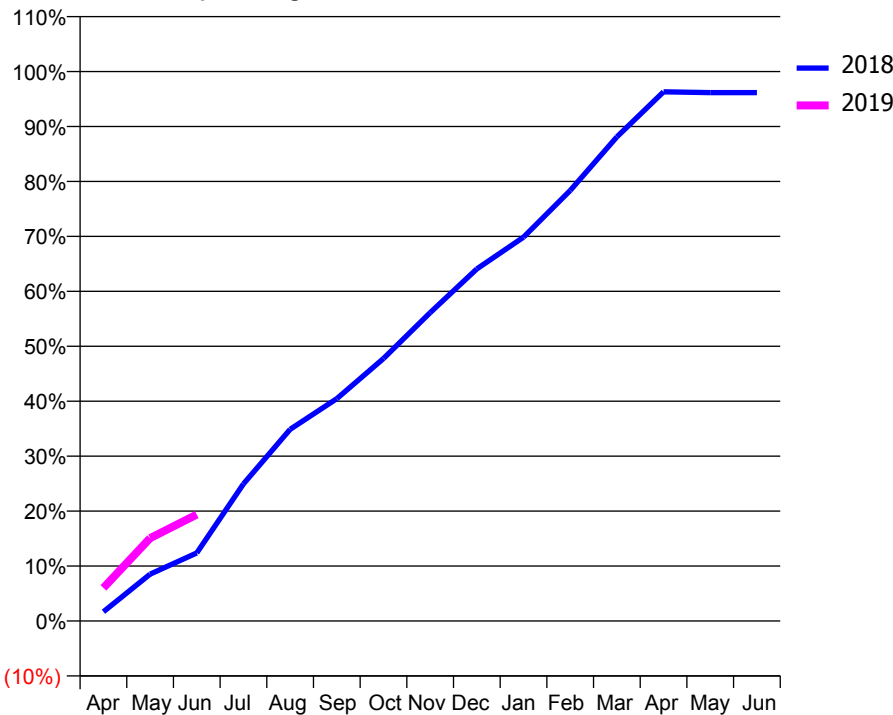
ACCESS*

Patients seen in 24 months	Total	Change since previous quarter
Quarter ending June 2017	2,569	
Quarter ending September 2017	2,574	→
Quarter ending December 2017	2,448	↓
Quarter ending March 2018	2,346	↓
Quarter ending June 2018	2,259	↓
Variance since June 2017	(12.1%)	↓



ACTIVITY

Cumulative percentage of contracted UDA delivered 2018 & 2019



Month	Adjusted Scheduled Activity (UDA)	
	2018	2019
April	121	434
May	613	1,084
June	890	1,393
July	1,794	
August	2,507	
September	2,908	
October	3,433	
November	4,032	
December	4,605	
January	5,019	
February	5,629	
March	6,331	
April	6,920	
May	6,909	
June	6,909	

QUALITY

	Quantity	Base Number	Contract	AT	Region	England
% of FP17s for the same patient ID Re-attending within 3 months - Children	8	205	3.9%	10.7%	11.3%	11.5%
% of FP17s for the same patient ID Re-attending within 3 months - Adults	70	745	9.4%	14.0%	14.9%	15.4%
% of FP17s for the same patient ID Re-attending between 3 & 9 months - Children	126	205	61.5%	59.8%	60.0%	58.9%
% of FP17s for the same patient ID Re-attending between 3 & 9 months - Adults	427	745	57.3%	49.6%	52.6%	51.6%
% of FP17s for Band 1 Urgent Courses	40	725	5.5%	9.0%	7.9%	8.9%
% of FP17s Relating to Free Repair or Replacements	10	725	1.4%	0.7%	0.8%	0.8%
% of FP17s Relating to Continuations	9	725	1.2%	1.0%	0.9%	0.9%
% of Patients satisfied with the dentistry they have received	4	4	N/A	93.6%	93.2%	93.2%
% of Patients satisfied with the time they had to wait for an appointment	4	4	N/A	87.9%	89.1%	88.8%

* This is based on patients treated on this contract for their most recent course of treatment. Figures in italics indicate the base number of FP17s or Patient Questionnaire responses are less than 100. N/A is shown where the base number of responses is less than 10 during the period. % is calculated as Quantity/Base number*100

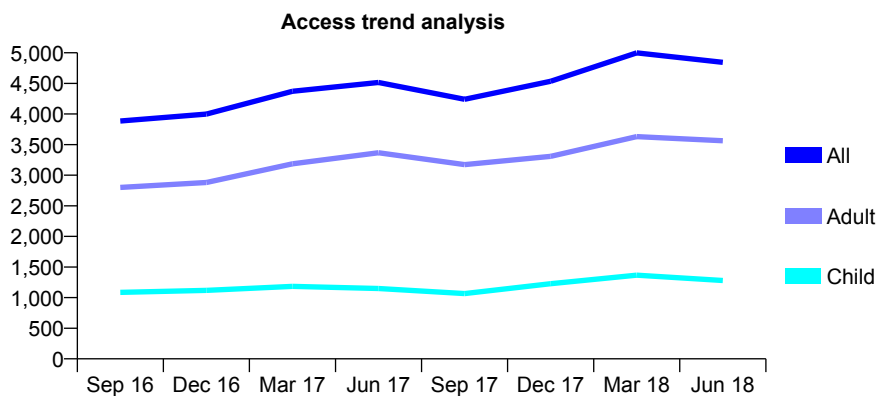
Q56 - Vital Signs At a Glance Contract Report for 162833/0004 - June 2018

Name or company name	Parish Vaid & Snehal Radia & Sanjay Shah
Contract type name	GDS Contract
Purpose of contract	General
Contract start date	15/11/2013
Contract end date	

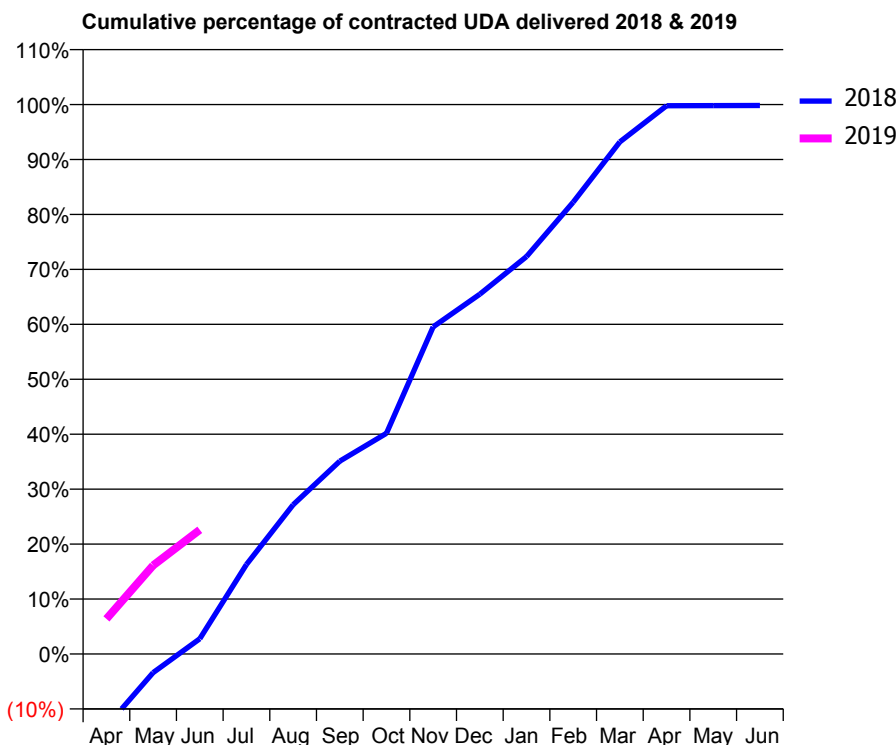
18/19 Contracted general activity (UDA)	14,285
Carry forward general activity (UDA)	0
18/19 Contracted orthodontic activity (UOA)	0
Carry forward orthodontic activity (UOA)	0
Baseline contract value	£372,529.88

ACCESS*

Patients seen in 24 months	Total	Change since previous quarter
Quarter ending June 2017	4,516	
Quarter ending September 2017	4,240	↓
Quarter ending December 2017	4,535	↑
Quarter ending March 2018	4,998	↑
Quarter ending June 2018	4,844	↓
Variance since June 2017	7.3%	↑



ACTIVITY



Adjusted Scheduled Activity (UDA)		
Month	2018	2019
April	-1,886	912
May	-487	2,302
June	396	3,229
July	2,329	
August	3,879	
September	5,013	
October	5,739	
November	8,504	
December	9,354	
January	10,331	
February	11,748	
March	13,313	
April	14,253	
May	14,254	
June	14,258	

QUALITY

	Quantity	Base Number	Contract	AT	Region	England
% of FP17s for the same patient ID Re-attending within 3 months - Children	23	493	4.7%	10.7%	11.3%	11.5%
% of FP17s for the same patient ID Re-attending within 3 months - Adults	134	1,393	9.6%	14.0%	14.9%	15.4%
% of FP17s for the same patient ID Re-attending between 3 & 9 months - Children	217	493	44.0%	59.8%	60.0%	58.9%
% of FP17s for the same patient ID Re-attending between 3 & 9 months - Adults	479	1,393	34.4%	49.6%	52.6%	51.6%
% of FP17s for Band 1 Urgent Courses	167	1,551	10.8%	9.0%	7.9%	8.9%
% of FP17s Relating to Free Repair or Replacements	16	1,551	1.0%	0.7%	0.8%	0.8%
% of FP17s Relating to Continuations	18	1,551	1.2%	1.0%	0.9%	0.9%
% of Patients satisfied with the dentistry they have received	4	4	N/A	93.6%	93.2%	93.2%
% of Patients satisfied with the time they had to wait for an appointment	4	4	N/A	87.9%	89.1%	88.8%

* This is based on patients treated on this contract for their most recent course of treatment. Figures in italics indicate the base number of FP17s or Patient Questionnaire responses are less than 100. N/A is shown where the base number of responses is less than 10 during the period. % is calculated as Quantity/Base number*100

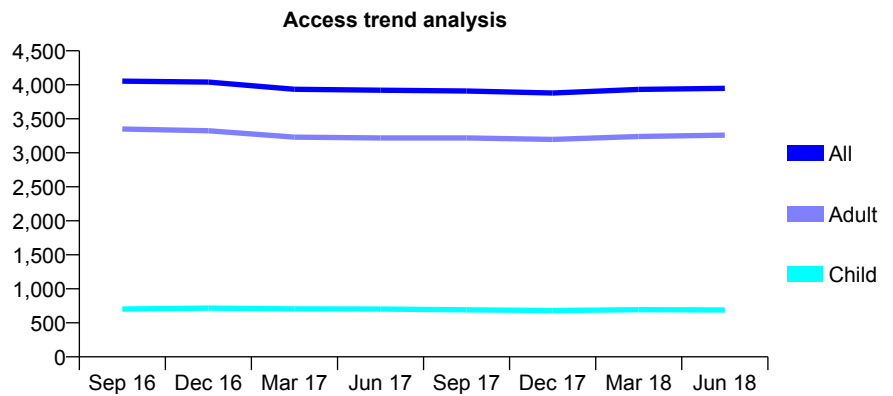
Q56 - Vital Signs At a Glance Contract Report for 162833/0005 - June 2018

Name or company name	Parish Vaid & Snehal Radia & Sanjay Shah
Contract type name	Pilot Contract
Purpose of contract	General
Contract start date	15/11/2013
Contract end date	

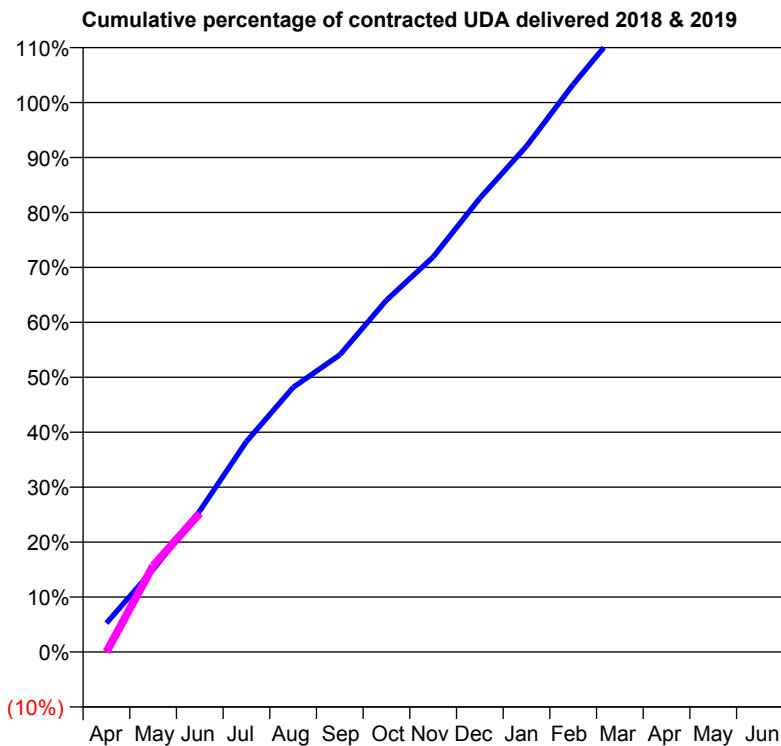
18/19 Contracted general activity (UDA)	7,509
Carry forward general activity (UDA)	0
18/19 Contracted orthodontic activity (UOA)	0
Carry forward orthodontic activity (UOA)	0
Baseline contract value	£301,522.28

ACCESS*

Patients seen in 24 months	Total	Change since previous quarter
Quarter ending June 2017	3,921	
Quarter ending September 2017	3,909	→
Quarter ending December 2017	3,879	→
Quarter ending March 2018	3,933	→
Quarter ending June 2018	3,949	→
Variance since June 2017	0.7%	→



ACTIVITY



Month	Adjusted Scheduled Activity (UDA)	
	2018	2019
April	395	0
May	1,127	1,179
June	1,929	1,897
July	2,877	
August	3,617	
September	4,061	
October	4,808	
November	5,399	
December	6,202	
January	6,913	
February	7,757	
March	8,521	
April	8,909	
May	8,916	
June	8,915	

QUALITY

	Quantity	Base Number	Contract	AT	Region	England
% of FP17s for the same patient ID Re-attending within 3 months - Children	10	271	3.7%	10.7%	11.3%	11.5%
% of FP17s for the same patient ID Re-attending within 3 months - Adults	210	1,206	17.4%	14.0%	14.9%	15.4%
% of FP17s for the same patient ID Re-attending between 3 & 9 months - Children	178	271	65.7%	59.8%	60.0%	58.9%
% of FP17s for the same patient ID Re-attending between 3 & 9 months - Adults	629	1,206	52.2%	49.6%	52.6%	51.6%
% of FP17s for Band 1 Urgent Courses	142	1,216	11.7%	9.0%	7.9%	8.9%
% of FP17s Relating to Free Repair or Replacements	3	1,216	0.2%	0.7%	0.8%	0.8%
% of FP17s Relating to Continuations	37	1,216	3.0%	1.0%	0.9%	0.9%
% of Patients satisfied with the dentistry they have received	4	5	N/A	93.6%	93.2%	93.2%
% of Patients satisfied with the time they had to wait for an appointment	5	5	N/A	87.9%	89.1%	88.8%

* This is based on patients treated on this contract for their most recent course of treatment. Figures in italics indicate the base number of FP17s or Patient Questionnaire responses are less than 100. N/A is shown where the base number of responses is less than 10 during the period. % is calculated as Quantity/Base number*100

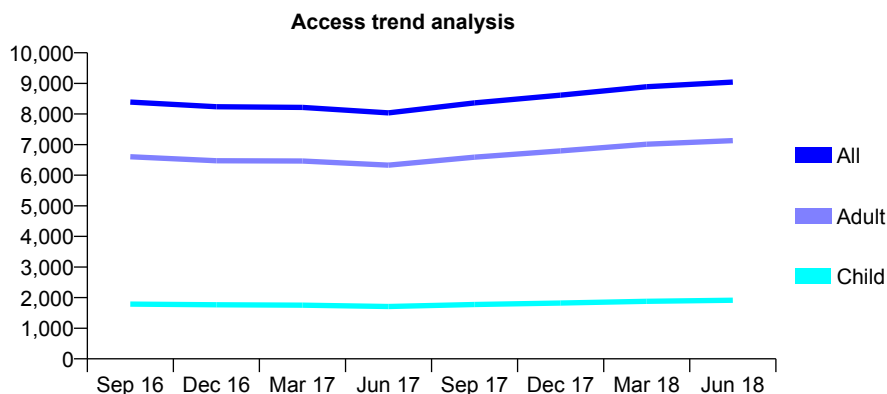
Q56 - Vital Signs At a Glance Contract Report for 162981/0001 - June 2018

Name or company name	Esmerelle Limited
Contract type name	GDS Contract
Purpose of contract	General and Orthodontic
Contract start date	01/08/2011
Contract end date	

18/19 Contracted general activity (UDA)	28,860
Carry forward general activity (UDA)	0
18/19 Contracted orthodontic activity (UOA)	64
Carry forward orthodontic activity (UOA)	0
Baseline contract value	£749,541.43

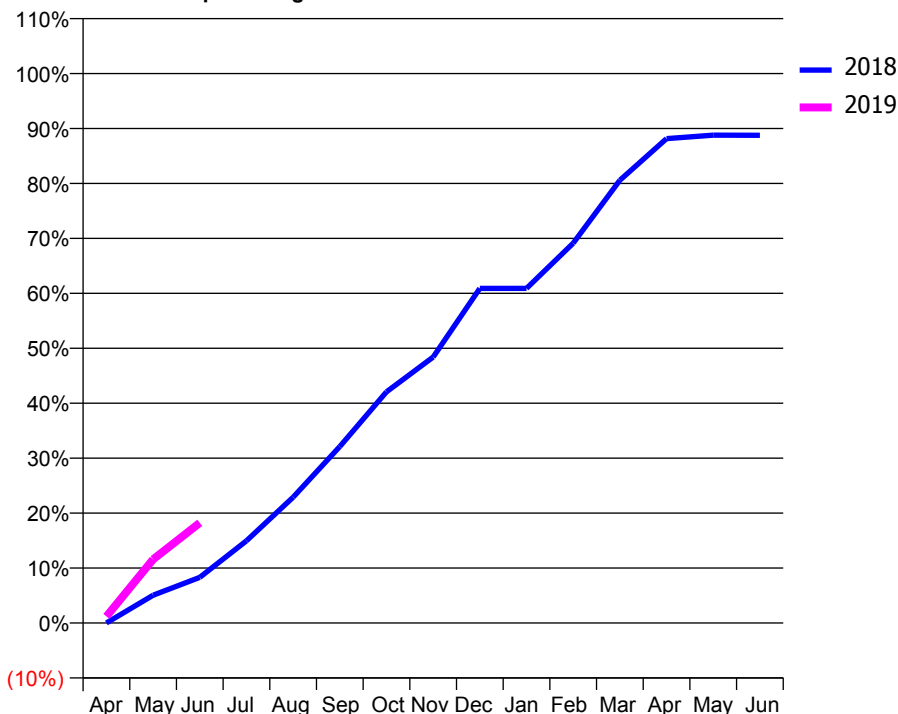
ACCESS*

Patients seen in 24 months	Total	Change since previous quarter
Quarter ending June 2017	8,037	
Quarter ending September 2017	8,365	↑
Quarter ending December 2017	8,617	↑
Quarter ending March 2018	8,891	↑
Quarter ending June 2018	9,045	→
Variance since June 2017	12.5%	↑



ACTIVITY

Cumulative percentage of contracted UDA delivered 2018 & 2019



Month	Adjusted Scheduled Activity (UDA)	
	2018	2019
April	0	348
May	1,457	3,341
June	2,401	5,263
July	4,317	
August	6,608	
September	9,272	
October	12,141	
November	13,967	
December	17,574	
January	17,574	
February	19,946	
March	23,257	
April	25,440	
May	25,620	
June	25,615	

QUALITY

	Quantity	Base Number	Contract	AT	Region	England
% of FP17s for the same patient ID Re-attending within 3 months - Children	50	804	6.2%	10.7%	11.3%	11.5%
% of FP17s for the same patient ID Re-attending within 3 months - Adults	357	2,904	12.3%	14.0%	14.9%	15.4%
% of FP17s for the same patient ID Re-attending between 3 & 9 months - Children	506	804	62.9%	59.8%	60.0%	58.9%
% of FP17s for the same patient ID Re-attending between 3 & 9 months - Adults	1,736	2,904	59.8%	49.6%	52.6%	51.6%
% of FP17s for Band 1 Urgent Courses	179	2,659	6.7%	9.0%	7.9%	8.9%
% of FP17s Relating to Free Repair or Replacements	19	2,659	0.7%	0.7%	0.8%	0.8%
% of FP17s Relating to Continuations	14	2,659	0.5%	1.0%	0.9%	0.9%
% of Patients satisfied with the dentistry they have received	8	8	N/A	93.6%	93.2%	93.2%
% of Patients satisfied with the time they had to wait for an appointment	7	8	N/A	87.9%	89.1%	88.8%

* This is based on patients treated on this contract for their most recent course of treatment. Figures in italics indicate the base number of FP17s or Patient Questionnaire responses are less than 100. N/A is shown where the base number of responses is less than 10 during the period. % is calculated as Quantity/Base number*100

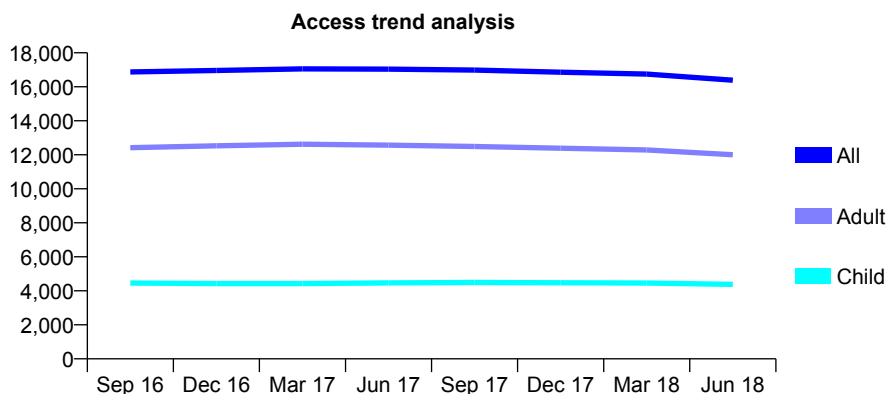
Q56 - Vital Signs At a Glance Contract Report for 163570/0001 - June 2018

Name or company name	Chequer Hall Dental Practice
Contract type name	GDS Contract
Purpose of contract	General
Contract start date	01/04/2011
Contract end date	

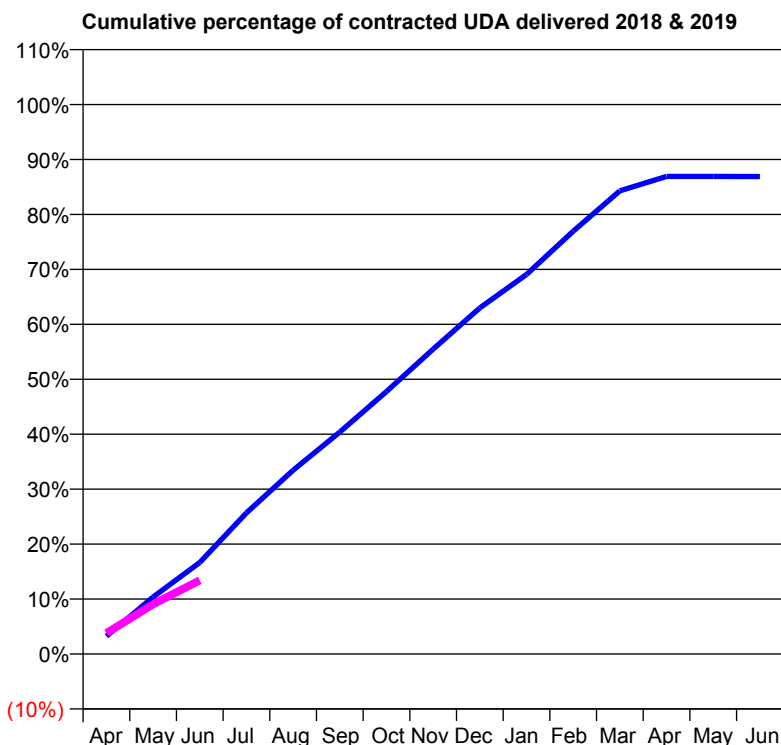
18/19 Contracted general activity (UDA)	48,026
Carry forward general activity (UDA)	0
18/19 Contracted orthodontic activity (UOA)	0
Carry forward orthodontic activity (UOA)	0
Baseline contract value	£1,448,280.85

ACCESS*

Patients seen in 24 months	Total	Change since previous quarter
Quarter ending June 2017	17,040	
Quarter ending September 2017	16,987	→
Quarter ending December 2017	16,862	→
Quarter ending March 2018	16,746	→
Quarter ending June 2018	16,388	↓
Variance since June 2017	(3.8%)	↓



ACTIVITY



Month	Adjusted Scheduled Activity (UDA)	
	2018	2019
April	1,560	1,828
May	4,982	4,347
June	8,006	6,439
July	12,333	
August	16,063	
September	19,398	
October	22,944	
November	26,649	
December	30,246	
January	33,169	
February	36,946	
March	40,483	
April	41,738	
May	41,746	
June	41,731	

QUALITY

	Quantity	Base Number	Contract	AT	Region	England
% of FP17s for the same patient ID Re-attending within 3 months - Children	49	1,391	3.5%	10.7%	11.3%	11.5%
% of FP17s for the same patient ID Re-attending within 3 months - Adults	268	3,017	8.9%	14.0%	14.9%	15.4%
% of FP17s for the same patient ID Re-attending between 3 & 9 months - Children	901	1,391	64.8%	59.8%	60.0%	58.9%
% of FP17s for the same patient ID Re-attending between 3 & 9 months - Adults	1,479	3,017	49.0%	49.6%	52.6%	51.6%
% of FP17s for Band 1 Urgent Courses	77	3,764	2.0%	9.0%	7.9%	8.9%
% of FP17s Relating to Free Repair or Replacements	28	3,764	0.7%	0.7%	0.8%	0.8%
% of FP17s Relating to Continuations	52	3,764	1.4%	1.0%	0.9%	0.9%
% of Patients satisfied with the dentistry they have received	12	13	92.3%	93.6%	93.2%	93.2%
% of Patients satisfied with the time they had to wait for an appointment	8	13	61.5%	87.9%	89.1%	88.8%

* This is based on patients treated on this contract for their most recent course of treatment. Figures in italics indicate the base number of FP17s or Patient Questionnaire responses are less than 100. N/A is shown where the base number of responses is less than 10 during the period. % is calculated as Quantity/Base number*100

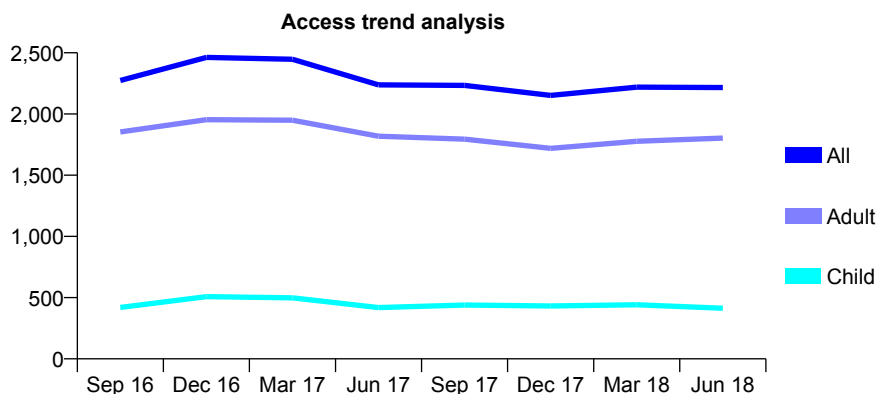
Q56 - Vital Signs At a Glance Contract Report for 167231/0001 - June 2018

Name or company name	Onefiveseven Partnership
Contract type name	GDS Contract
Purpose of contract	General
Contract start date	12/10/2009
Contract end date	

18/19 Contracted general activity (UDA)	6,208
Carry forward general activity (UDA)	0
18/19 Contracted orthodontic activity (UOA)	0
Carry forward orthodontic activity (UOA)	0
Baseline contract value	£215,824.96

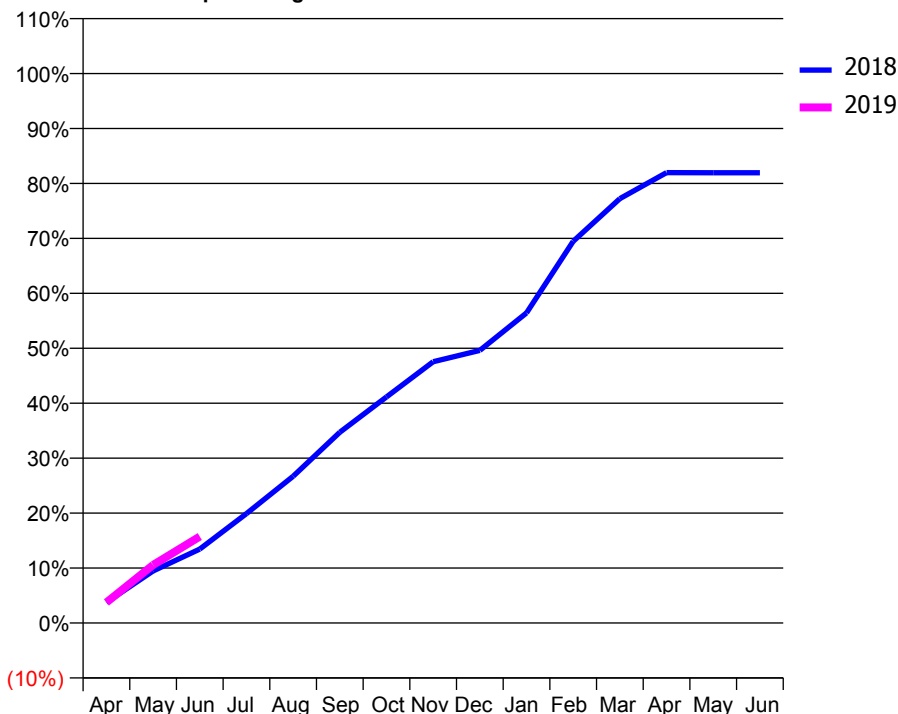
ACCESS*

Patients seen in 24 months	Total	Change since previous quarter
Quarter ending June 2017	2,238	
Quarter ending September 2017	2,234	→
Quarter ending December 2017	2,152	↓
Quarter ending March 2018	2,219	↑
Quarter ending June 2018	2,216	→
Variance since June 2017	(1.0%)	→



ACTIVITY

Cumulative percentage of contracted UDA delivered 2018 & 2019



Adjusted Scheduled Activity (UDA)

Month	2018	2019
April	232	233
May	589	657
June	835	978
July	1,236	
August	1,658	
September	2,156	
October	2,555	
November	2,952	
December	3,080	
January	3,503	
February	4,313	
March	4,794	
April	5,088	
May	5,087	
June	5,087	

QUALITY

	Quantity	Base Number	Contract	AT	Region	England
% of FP17s for the same patient ID Re-attending within 3 months - Children	5	134	3.7%	10.7%	11.3%	11.5%
% of FP17s for the same patient ID Re-attending within 3 months - Adults	31	623	5.0%	14.0%	14.9%	15.4%
% of FP17s for the same patient ID Re-attending between 3 & 9 months - Children	96	134	71.6%	59.8%	60.0%	58.9%
% of FP17s for the same patient ID Re-attending between 3 & 9 months - Adults	248	623	39.8%	49.6%	52.6%	51.6%
% of FP17s for Band 1 Urgent Courses	8	619	1.3%	9.0%	7.9%	8.9%
% of FP17s Relating to Free Repair or Replacements	1	619	0.2%	0.7%	0.8%	0.8%
% of FP17s Relating to Continuations	4	619	0.6%	1.0%	0.9%	0.9%
% of Patients satisfied with the dentistry they have received	3	3	N/A	93.6%	93.2%	93.2%
% of Patients satisfied with the time they had to wait for an appointment	2	3	N/A	87.9%	89.1%	88.8%

* This is based on patients treated on this contract for their most recent course of treatment. Figures in italics indicate the base number of FP17s or Patient Questionnaire responses are less than 100. N/A is shown where the base number of responses is less than 10 during the period. % is calculated as Quantity/Base number*100

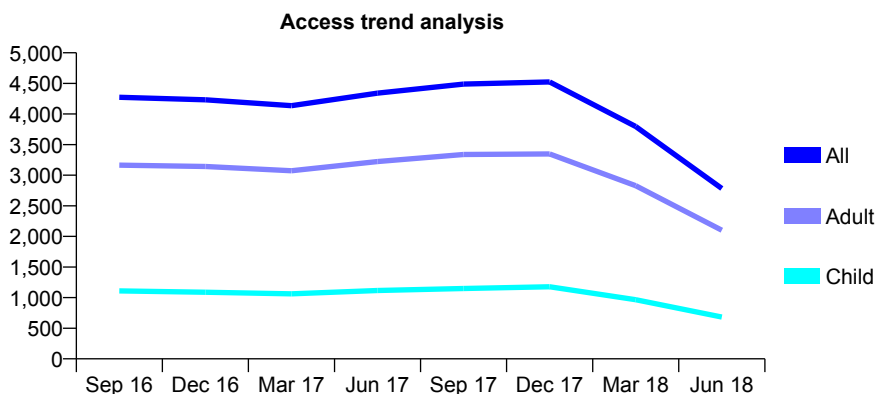
Q56 - Vital Signs At a Glance Contract Report for 167231/0002 - June 2018

Name or company name	Onefiveseven Partnership
Contract type name	GDS Contract
Purpose of contract	General
Contract start date	12/10/2009
Contract end date	

18/19 Contracted general activity (UDA)	11,708
Carry forward general activity (UDA)	0
18/19 Contracted orthodontic activity (UOA)	0
Carry forward orthodontic activity (UOA)	0
Baseline contract value	£322,286.32

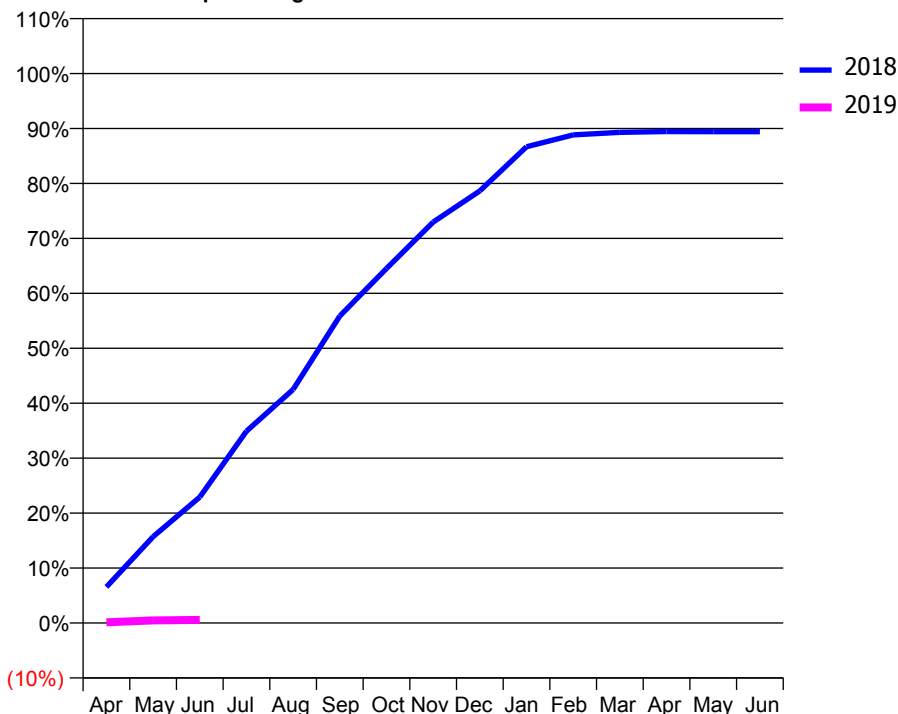
ACCESS*

Patients seen in 24 months	Total	Change since previous quarter
Quarter ending June 2017	4,341	
Quarter ending September 2017	4,489	↑
Quarter ending December 2017	4,525	→
Quarter ending March 2018	3,796	↓
Quarter ending June 2018	2,783	↓
Variance since June 2017	(35.9%)	↓



ACTIVITY

Cumulative percentage of contracted UDA delivered 2018 & 2019



Adjusted Scheduled Activity (UDA)

Month	2018	2019
April	767	17
May	1,840	55
June	2,684	67
July	4,087	
August	4,978	
September	6,543	
October	7,553	
November	8,541	
December	9,206	
January	10,146	
February	10,399	
March	10,455	
April	10,470	
May	10,469	
June	10,469	

QUALITY

	Quantity	Base Number	Contract	AT	Region	England
% of FP17s for the same patient ID Re-attending within 3 months - Children	0	1	0.0%	10.7%	11.3%	11.5%
% of FP17s for the same patient ID Re-attending within 3 months - Adults	2	13	15.4%	14.0%	14.9%	15.4%
% of FP17s for the same patient ID Re-attending between 3 & 9 months - Children	(-1)	1	(100.0%)	59.8%	60.0%	58.9%
% of FP17s for the same patient ID Re-attending between 3 & 9 months - Adults	7	13	53.8%	49.6%	52.6%	51.6%
% of FP17s for Band 1 Urgent Courses	0	10	0.0%	9.0%	7.9%	8.9%
% of FP17s Relating to Free Repair or Replacements	0	10	0.0%	0.7%	0.8%	0.8%
% of FP17s Relating to Continuations	0	10	0.0%	1.0%	0.9%	0.9%
% of Patients satisfied with the dentistry they have received	1	1	N/A	93.6%	93.2%	93.2%
% of Patients satisfied with the time they had to wait for an appointment	0	1	N/A	87.9%	89.1%	88.8%

* This is based on patients treated on this contract for their most recent course of treatment. Figures in italics indicate the base number of FP17s or Patient Questionnaire responses are less than 100. N/A is shown where the base number of responses is less than 10 during the period. % is calculated as Quantity/Base number*100

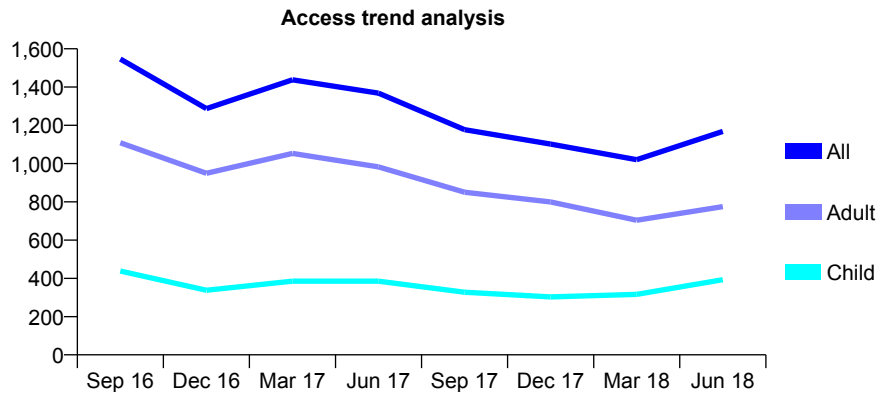
Q56 - Vital Signs At a Glance Contract Report for 167231/0004 - June 2018

Name or company name	Onefiveseven Partnership
Contract type name	GDS Contract
Purpose of contract	General
Contract start date	12/10/2009
Contract end date	

18/19 Contracted general activity (UDA)	4,000
Carry forward general activity (UDA)	0
18/19 Contracted orthodontic activity (UOA)	0
Carry forward orthodontic activity (UOA)	0
Baseline contract value	£100,742.67

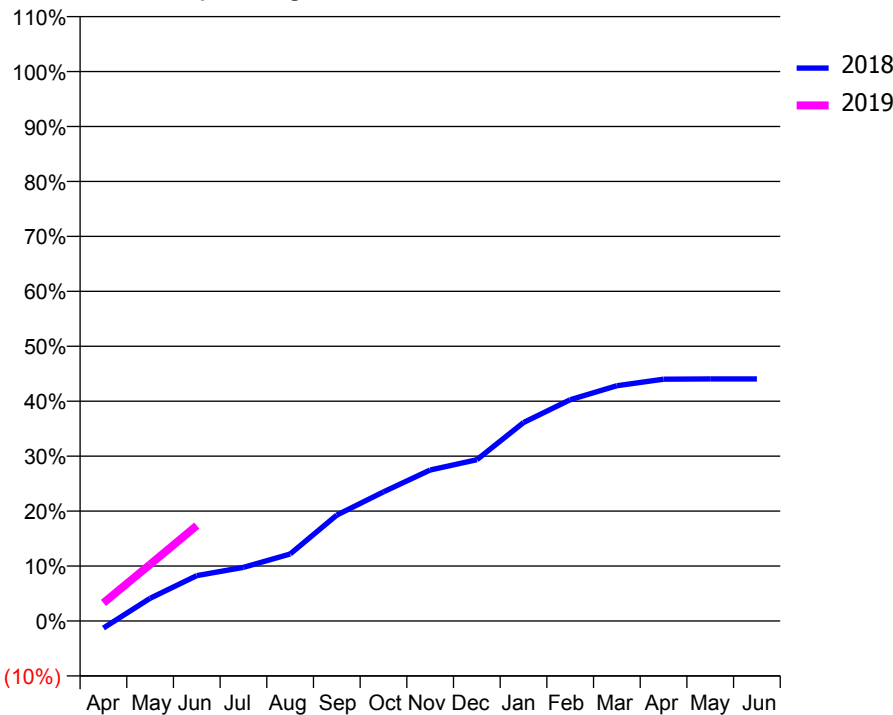
ACCESS*

Patients seen in 24 months	Total	Change since previous quarter
Quarter ending June 2017	1,368	
Quarter ending September 2017	1,177	↓
Quarter ending December 2017	1,102	↓
Quarter ending March 2018	1,020	↓
Quarter ending June 2018	1,168	↑
Variance since June 2017	(14.6%)	↓



ACTIVITY

Cumulative percentage of contracted UDA delivered 2018 & 2019



Adjusted Scheduled Activity (UDA)		
Month	2018	2019
April	-65	131
May	207	412
June	413	695
July	489	
August	609	
September	964	
October	1,175	
November	1,374	
December	1,467	
January	1,806	
February	2,013	
March	2,141	
April	2,200	
May	2,203	
June	2,203	

QUALITY

	Quantity	Base Number	Contract	AT	Region	England
% of FP17s for the same patient ID Re-attending within 3 months - Children	9	203	4.4%	10.7%	11.3%	11.5%
% of FP17s for the same patient ID Re-attending within 3 months - Adults	21	296	7.1%	14.0%	14.9%	15.4%
% of FP17s for the same patient ID Re-attending between 3 & 9 months - Children	80	203	39.4%	59.8%	60.0%	58.9%
% of FP17s for the same patient ID Re-attending between 3 & 9 months - Adults	88	296	29.7%	49.6%	52.6%	51.6%
% of FP17s for Band 1 Urgent Courses	38	457	8.3%	9.0%	7.9%	8.9%
% of FP17s Relating to Free Repair or Replacements	2	457	0.4%	0.7%	0.8%	0.8%
% of FP17s Relating to Continuations	7	457	1.5%	1.0%	0.9%	0.9%
% of Patients satisfied with the dentistry they have received	0	0	N/A	93.6%	93.2%	93.2%
% of Patients satisfied with the time they had to wait for an appointment	0	0	N/A	87.9%	89.1%	88.8%

* This is based on patients treated on this contract for their most recent course of treatment. Figures in italics indicate the base number of FP17s or Patient Questionnaire responses are less than 100. N/A is shown where the base number of responses is less than 10 during the period. % is calculated as Quantity/Base number*100

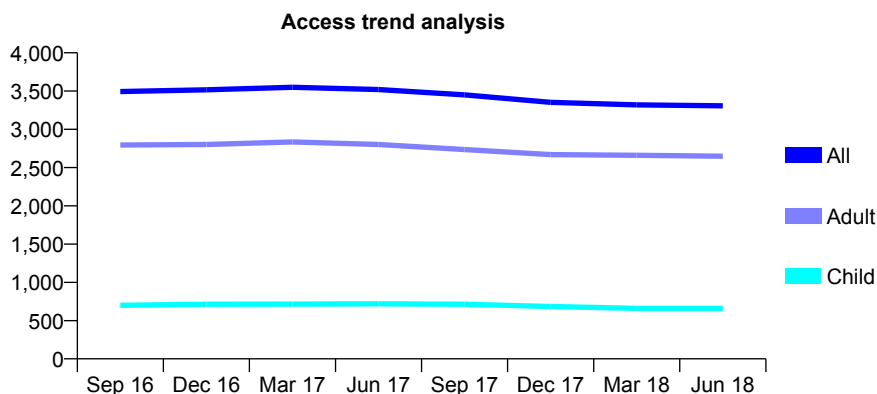
Q56 - Vital Signs At a Glance Contract Report for 168300/0001 - June 2018

Name or company name	Witard Dental Practice
Contract type name	GDS Contract
Purpose of contract	General
Contract start date	05/05/2011
Contract end date	

18/19 Contracted general activity (UDA)	13,132
Carry forward general activity (UDA)	0
18/19 Contracted orthodontic activity (UOA)	0
Carry forward orthodontic activity (UOA)	0
Baseline contract value	£313,714.64

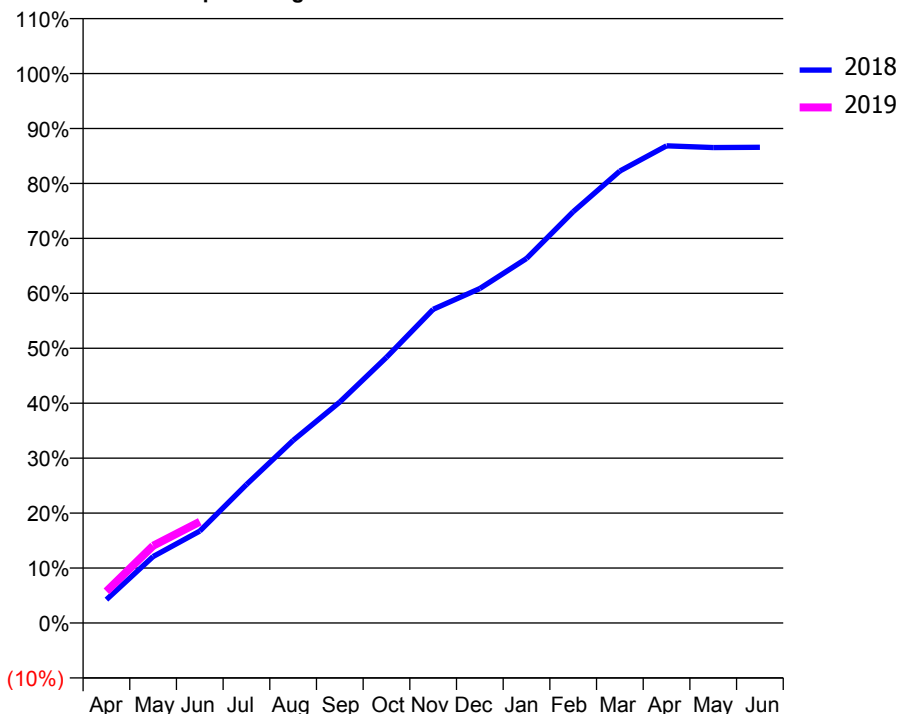
ACCESS*

Patients seen in 24 months	Total	Change since previous quarter
Quarter ending June 2017	3,520	
Quarter ending September 2017	3,450	↓
Quarter ending December 2017	3,353	↓
Quarter ending March 2018	3,320	→
Quarter ending June 2018	3,308	→
Variance since June 2017	(6.0%)	↓



ACTIVITY

Cumulative percentage of contracted UDA delivered 2018 & 2019



Adjusted Scheduled Activity (UDA)

Month	2018	2019
April	561	756
May	1,587	1,847
June	2,199	2,420
July	3,310	
August	4,366	
September	5,283	
October	6,348	
November	7,495	
December	7,993	
January	8,712	
February	9,830	
March	10,803	
April	11,403	
May	11,362	
June	11,368	

QUALITY

	Quantity	Base Number	Contract	AT	Region	England
% of FP17s for the same patient ID Re-attending within 3 months - Children	15	269	5.6%	10.7%	11.3%	11.5%
% of FP17s for the same patient ID Re-attending within 3 months - Adults	134	923	14.5%	14.0%	14.9%	15.4%
% of FP17s for the same patient ID Re-attending between 3 & 9 months - Children	152	269	56.5%	59.8%	60.0%	58.9%
% of FP17s for the same patient ID Re-attending between 3 & 9 months - Adults	525	923	56.9%	49.6%	52.6%	51.6%
% of FP17s for Band 1 Urgent Courses	45	966	4.7%	9.0%	7.9%	8.9%
% of FP17s Relating to Free Repair or Replacements	7	966	0.7%	0.7%	0.8%	0.8%
% of FP17s Relating to Continuations	24	966	2.5%	1.0%	0.9%	0.9%
% of Patients satisfied with the dentistry they have received	1	1	N/A	93.6%	93.2%	93.2%
% of Patients satisfied with the time they had to wait for an appointment	1	1	N/A	87.9%	89.1%	88.8%

* This is based on patients treated on this contract for their most recent course of treatment. Figures in italics indicate the base number of FP17s or Patient Questionnaire responses are less than 100. N/A is shown where the base number of responses is less than 10 during the period. % is calculated as Quantity/Base number*100

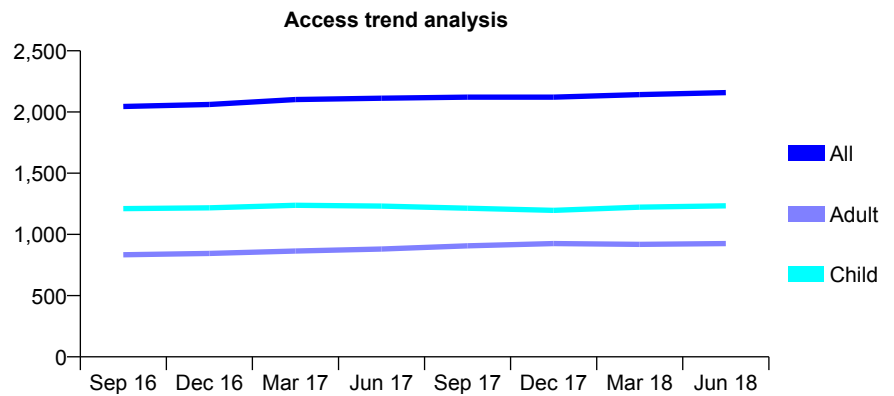
Q56 - Vital Signs At a Glance Contract Report for 168793/0001 - June 2018

Name or company name	Guildhall Dental Practice
Contract type name	GDS Contract
Purpose of contract	General and Orthodontic
Contract start date	01/04/2011
Contract end date	

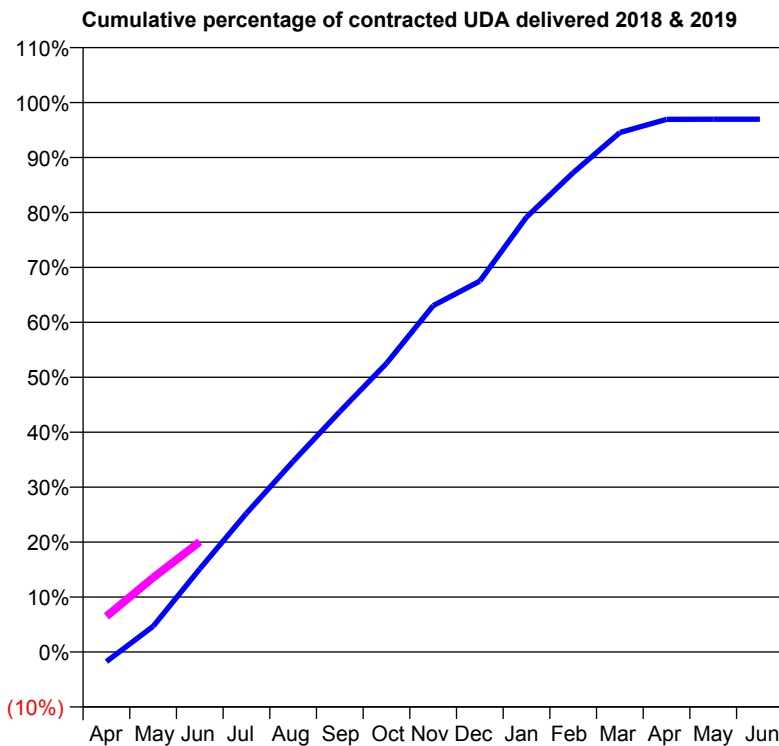
18/19 Contracted general activity (UDA)	4,199
Carry forward general activity (UDA)	0
18/19 Contracted orthodontic activity (UOA)	0
Carry forward orthodontic activity (UOA)	0
Baseline contract value	£103,642.59

ACCESS*

Patients seen in 24 months	Total	Change since previous quarter
Quarter ending June 2017	2,113	
Quarter ending September 2017	2,121	→
Quarter ending December 2017	2,122	→
Quarter ending March 2018	2,142	→
Quarter ending June 2018	2,159	→
Variance since June 2017	2.2%	↑



ACTIVITY



Month	Adjusted Scheduled Activity (UDA)	
	2018	2019
April	-74	273
May	196	568
June	636	842
July	1,060	
August	1,456	
September	1,837	
October	2,205	
November	2,647	
December	2,834	
January	3,323	
February	3,663	
March	3,970	
April	4,071	
May	4,072	
June	4,072	

QUALITY

	Quantity	Base Number	Contract	AT	Region	England
% of FP17s for the same patient ID Re-attending within 3 months - Children	20	465	4.3%	10.7%	11.3%	11.5%
% of FP17s for the same patient ID Re-attending within 3 months - Adults	26	279	9.3%	14.0%	14.9%	15.4%
% of FP17s for the same patient ID Re-attending between 3 & 9 months - Children	337	465	72.5%	59.8%	60.0%	58.9%
% of FP17s for the same patient ID Re-attending between 3 & 9 months - Adults	190	279	68.1%	49.6%	52.6%	51.6%
% of FP17s for Band 1 Urgent Courses	32	651	4.9%	9.0%	7.9%	8.9%
% of FP17s Relating to Free Repair or Replacements	0	651	0.0%	0.7%	0.8%	0.8%
% of FP17s Relating to Continuations	1	651	0.2%	1.0%	0.9%	0.9%
% of Patients satisfied with the dentistry they have received	1	1	N/A	93.6%	93.2%	93.2%
% of Patients satisfied with the time they had to wait for an appointment	1	1	N/A	87.9%	89.1%	88.8%

* This is based on patients treated on this contract for their most recent course of treatment. Figures in italics indicate the base number of FP17s or Patient Questionnaire responses are less than 100. N/A is shown where the base number of responses is less than 10 during the period. % is calculated as Quantity/Base number*100

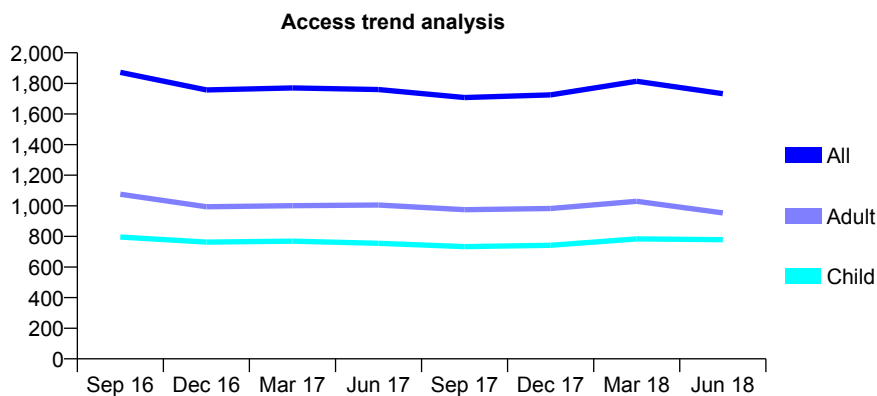
Q56 - Vital Signs At a Glance Contract Report for 171018/0001 - June 2018

Name or company name	The Hamptons Dental Care
Contract type name	GDS Contract
Purpose of contract	General
Contract start date	01/04/2009
Contract end date	

18/19 Contracted general activity (UDA)	3,694
Carry forward general activity (UDA)	0
18/19 Contracted orthodontic activity (UOA)	0
Carry forward orthodontic activity (UOA)	0
Baseline contract value	£87,538.94

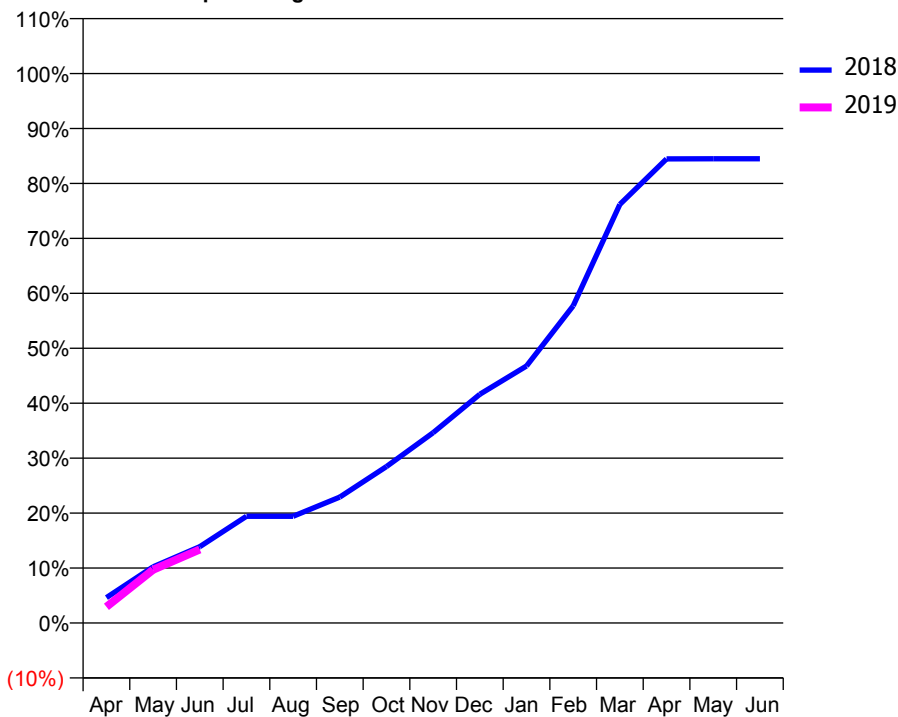
ACCESS*

Patients seen in 24 months	Total	Change since previous quarter
Quarter ending June 2017	1,760	
Quarter ending September 2017	1,708	↓
Quarter ending December 2017	1,725	→
Quarter ending March 2018	1,814	↑
Quarter ending June 2018	1,733	↓
Variance since June 2017	(1.5%)	↓



ACTIVITY

Cumulative percentage of contracted UDA delivered 2018 & 2019



Month	Adjusted Scheduled Activity (UDA)	
	2018	2019
April	171	109
May	378	358
June	513	495
July	718	
August	718	
September	846	
October	1,052	
November	1,280	
December	1,538	
January	1,728	
February	2,132	
March	2,814	
April	3,120	
May	3,121	
June	3,121	

QUALITY

	Quantity	Base Number	Contract	AT	Region	England
% of FP17s for the same patient ID Re-attending within 3 months - Children	17	222	7.7%	10.7%	11.3%	11.5%
% of FP17s for the same patient ID Re-attending within 3 months - Adults	25	230	10.9%	14.0%	14.9%	15.4%
% of FP17s for the same patient ID Re-attending between 3 & 9 months - Children	29	222	13.1%	59.8%	60.0%	58.9%
% of FP17s for the same patient ID Re-attending between 3 & 9 months - Adults	35	230	15.2%	49.6%	52.6%	51.6%
% of FP17s for Band 1 Urgent Courses	33	321	10.3%	9.0%	7.9%	8.9%
% of FP17s Relating to Free Repair or Replacements	1	321	0.3%	0.7%	0.8%	0.8%
% of FP17s Relating to Continuations	0	321	0.0%	1.0%	0.9%	0.9%
% of Patients satisfied with the dentistry they have received	1	1	N/A	93.6%	93.2%	93.2%
% of Patients satisfied with the time they had to wait for an appointment	1	1	N/A	87.9%	89.1%	88.8%

* This is based on patients treated on this contract for their most recent course of treatment. Figures in italics indicate the base number of FP17s or Patient Questionnaire responses are less than 100. N/A is shown where the base number of responses is less than 10 during the period. % is calculated as Quantity/Base number*100

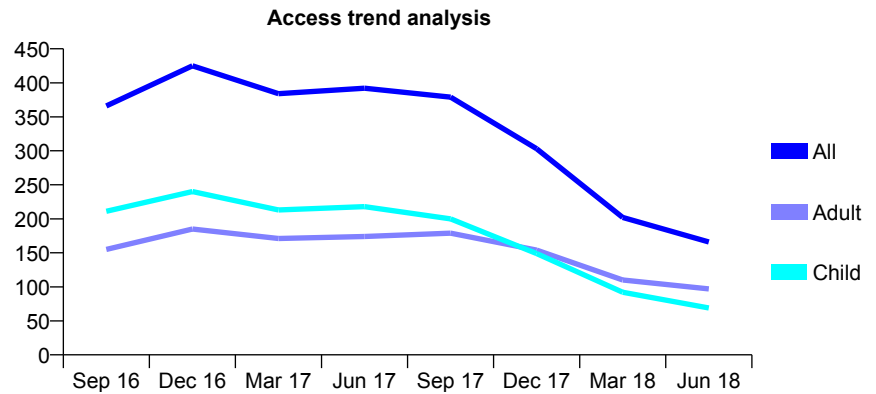
Q56 - Vital Signs At a Glance Contract Report for 171018/0002 - June 2018

Name or company name	The Hamptons Dental Care
Contract type name	GDS Contract
Purpose of contract	General
Contract start date	01/04/2009
Contract end date	

18/19 Contracted general activity (UDA)	806
Carry forward general activity (UDA)	0
18/19 Contracted orthodontic activity (UOA)	0
Carry forward orthodontic activity (UOA)	0
Baseline contract value	£20,299.66

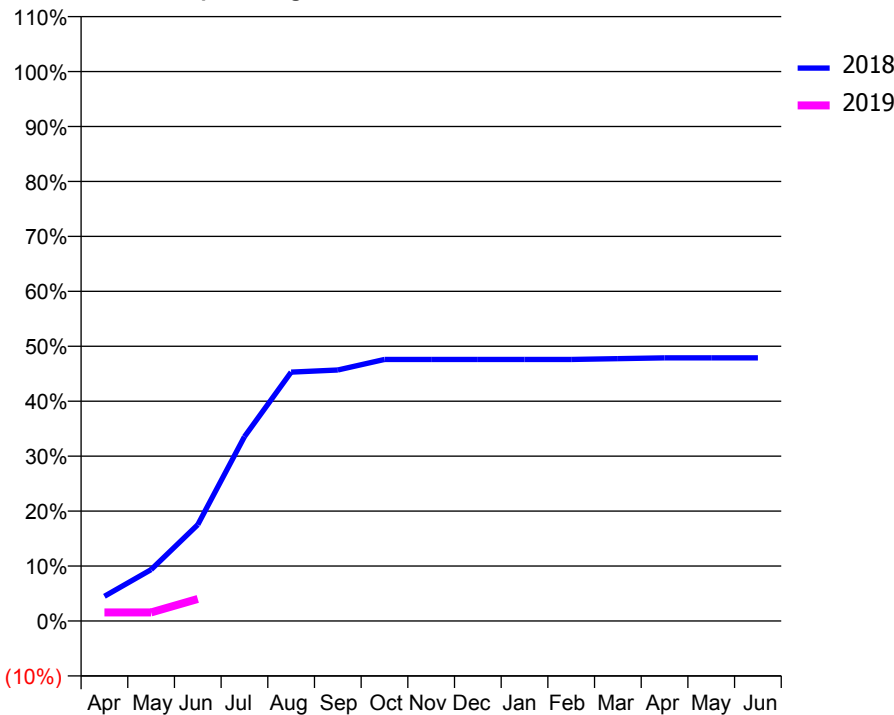
ACCESS*

Patients seen in 24 months	Total	Change since previous quarter
Quarter ending June 2017	392	
Quarter ending September 2017	379	↓
Quarter ending December 2017	303	↓
Quarter ending March 2018	202	↓
Quarter ending June 2018	166	↓
Variance since June 2017	(57.7%)	↓



ACTIVITY

Cumulative percentage of contracted UDA delivered 2018 & 2019



Month	Adjusted Scheduled Activity (UDA)	
	2018	2019
April	36	13
May	75	13
June	141	32
July	270	
August	365	
September	368	
October	384	
November	384	
December	384	
January	384	
February	384	
March	385	
April	386	
May	386	
June	386	

QUALITY

	Quantity	Base Number	Contract	AT	Region	England
% of FP17s for the same patient ID Re-attending within 3 months - Children	0	11	0.0%	10.7%	11.3%	11.5%
% of FP17s for the same patient ID Re-attending within 3 months - Adults	0	15	0.0%	14.0%	14.9%	15.4%
% of FP17s for the same patient ID Re-attending between 3 & 9 months - Children	0	11	0.0%	59.8%	60.0%	58.9%
% of FP17s for the same patient ID Re-attending between 3 & 9 months - Adults	0	15	0.0%	49.6%	52.6%	51.6%
% of FP17s for Band 1 Urgent Courses	17	25	68.0%	9.0%	7.9%	8.9%
% of FP17s Relating to Free Repair or Replacements	0	25	0.0%	0.7%	0.8%	0.8%
% of FP17s Relating to Continuations	0	25	0.0%	1.0%	0.9%	0.9%
% of Patients satisfied with the dentistry they have received	0	0	N/A	93.6%	93.2%	93.2%
% of Patients satisfied with the time they had to wait for an appointment	0	0	N/A	87.9%	89.1%	88.8%

* This is based on patients treated on this contract for their most recent course of treatment. Figures in italics indicate the base number of FP17s or Patient Questionnaire responses are less than 100. N/A is shown where the base number of responses is less than 10 during the period. % is calculated as Quantity/Base number*100

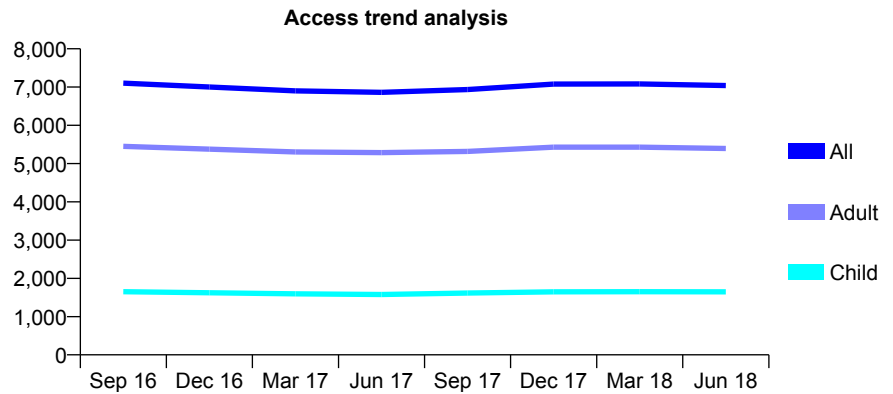
Q56 - Vital Signs At a Glance Contract Report for 171239/0001 - June 2018

Name or company name	The Loddon Dental Practice
Contract type name	GDS Contract
Purpose of contract	General and Orthodontic
Contract start date	13/10/2007
Contract end date	

18/19 Contracted general activity (UDA)	18,962
Carry forward general activity (UDA)	0
18/19 Contracted orthodontic activity (UOA)	579
Carry forward orthodontic activity (UOA)	0
Baseline contract value	£526,368.01

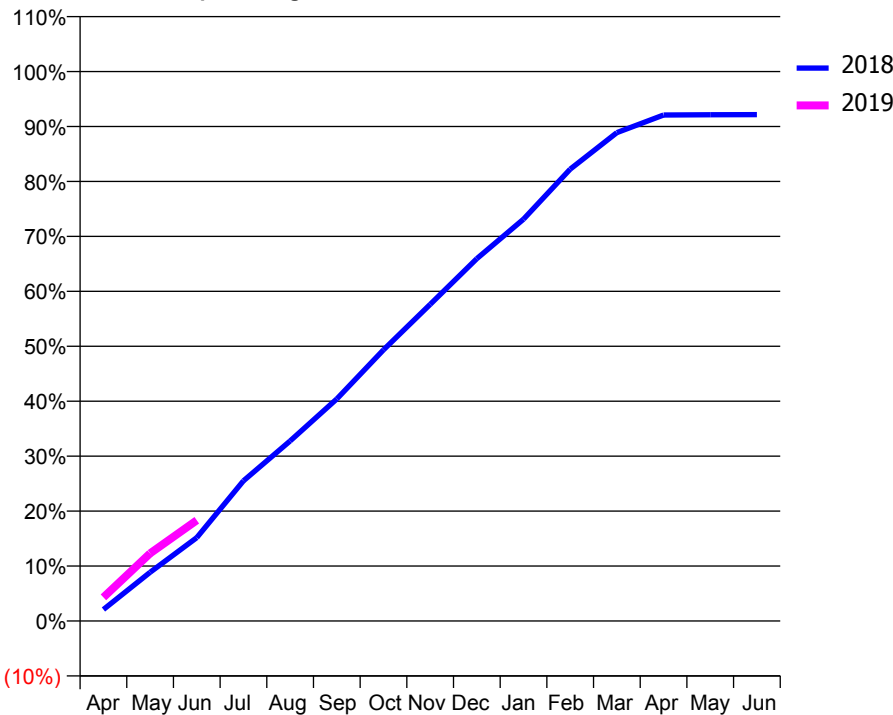
ACCESS*

Patients seen in 24 months	Total	Change since previous quarter
Quarter ending June 2017	6,863	
Quarter ending September 2017	6,934	→
Quarter ending December 2017	7,078	↑
Quarter ending March 2018	7,081	→
Quarter ending June 2018	7,040	→
Variance since June 2017	2.6%	↑



ACTIVITY

Cumulative percentage of contracted UDA delivered 2018 & 2019



Month	Adjusted Scheduled Activity (UDA)	
	2018	2019
April	400	816
May	1,680	2,337
June	2,879	3,477
July	4,839	
August	6,213	
September	7,664	
October	9,357	
November	10,925	
December	12,504	
January	13,868	
February	15,590	
March	16,852	
April	17,462	
May	17,471	
June	17,473	

QUALITY

	Quantity	Base Number	Contract	AT	Region	England
% of FP17s for the same patient ID Re-attending within 3 months - Children	45	595	7.6%	10.7%	11.3%	11.5%
% of FP17s for the same patient ID Re-attending within 3 months - Adults	208	1,704	12.2%	14.0%	14.9%	15.4%
% of FP17s for the same patient ID Re-attending between 3 & 9 months - Children	292	595	49.1%	59.8%	60.0%	58.9%
% of FP17s for the same patient ID Re-attending between 3 & 9 months - Adults	689	1,704	40.4%	49.6%	52.6%	51.6%
% of FP17s for Band 1 Urgent Courses	159	1,948	8.2%	9.0%	7.9%	8.9%
% of FP17s Relating to Free Repair or Replacements	11	1,948	0.6%	0.7%	0.8%	0.8%
% of FP17s Relating to Continuations	38	1,948	2.0%	1.0%	0.9%	0.9%
% of Patients satisfied with the dentistry they have received	7	7	N/A	93.6%	93.2%	93.2%
% of Patients satisfied with the time they had to wait for an appointment	7	7	N/A	87.9%	89.1%	88.8%

* This is based on patients treated on this contract for their most recent course of treatment. Figures in italics indicate the base number of FP17s or Patient Questionnaire responses are less than 100. N/A is shown where the base number of responses is less than 10 during the period. % is calculated as Quantity/Base number*100

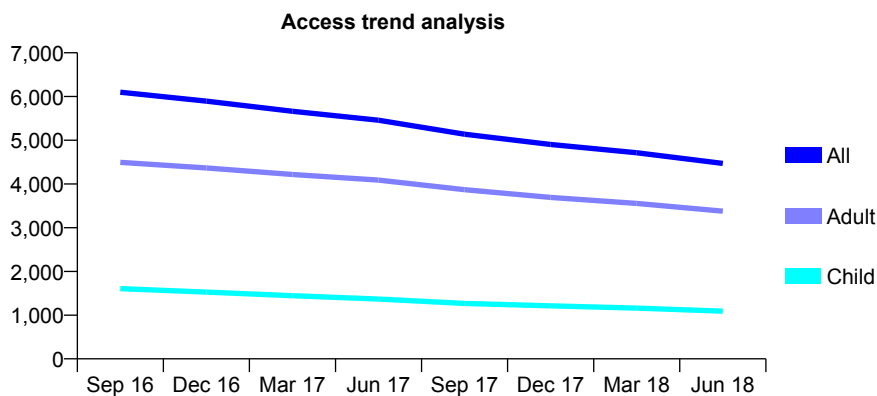
Q56 - Vital Signs At a Glance Contract Report for 171611/0001 - June 2018

Name or company name	Unnati Limited
Contract type name	GDS Contract
Purpose of contract	General
Contract start date	01/04/2010
Contract end date	

18/19 Contracted general activity (UDA)	22,500
Carry forward general activity (UDA)	0
18/19 Contracted orthodontic activity (UOA)	0
Carry forward orthodontic activity (UOA)	0
Baseline contract value	£786,419.66

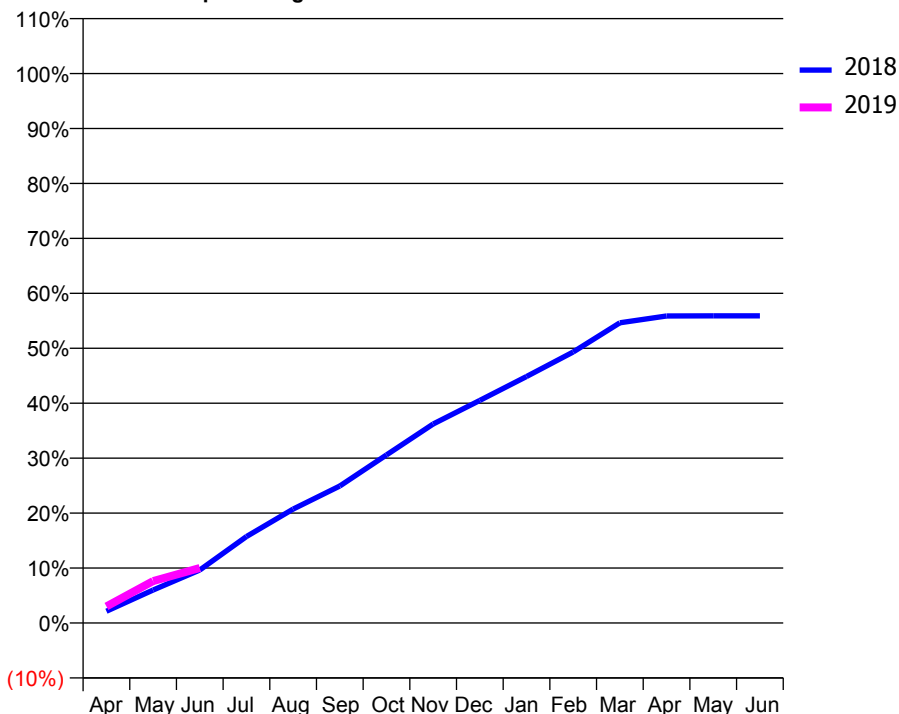
ACCESS*

Patients seen in 24 months	Total	Change since previous quarter
Quarter ending June 2017	5,457	
Quarter ending September 2017	5,138	↓
Quarter ending December 2017	4,904	↓
Quarter ending March 2018	4,714	↓
Quarter ending June 2018	4,470	↓
Variance since June 2017	(18.1%)	↓



ACTIVITY

Cumulative percentage of contracted UDA delivered 2018 & 2019



Adjusted Scheduled Activity (UDA)

Month	2018	2019
April	481	681
May	1,352	1,716
June	2,171	2,252
July	3,541	
August	4,665	
September	5,613	
October	6,880	
November	8,151	
December	9,114	
January	10,090	
February	11,097	
March	12,293	
April	12,573	
May	12,578	
June	12,578	

QUALITY

	Quantity	Base Number	Contract	AT	Region	England
% of FP17s for the same patient ID Re-attending within 3 months - Children	27	331	8.2%	10.7%	11.3%	11.5%
% of FP17s for the same patient ID Re-attending within 3 months - Adults	108	1,063	10.2%	14.0%	14.9%	15.4%
% of FP17s for the same patient ID Re-attending between 3 & 9 months - Children	242	331	73.1%	59.8%	60.0%	58.9%
% of FP17s for the same patient ID Re-attending between 3 & 9 months - Adults	784	1,063	73.8%	49.6%	52.6%	51.6%
% of FP17s for Band 1 Urgent Courses	76	1,258	6.0%	9.0%	7.9%	8.9%
% of FP17s Relating to Free Repair or Replacements	1	1,258	0.1%	0.7%	0.8%	0.8%
% of FP17s Relating to Continuations	13	1,258	1.0%	1.0%	0.9%	0.9%
% of Patients satisfied with the dentistry they have received	6	6	N/A	93.6%	93.2%	93.2%
% of Patients satisfied with the time they had to wait for an appointment	5	6	N/A	87.9%	89.1%	88.8%

* This is based on patients treated on this contract for their most recent course of treatment. Figures in italics indicate the base number of FP17s or Patient Questionnaire responses are less than 100. N/A is shown where the base number of responses is less than 10 during the period. % is calculated as Quantity/Base number*100

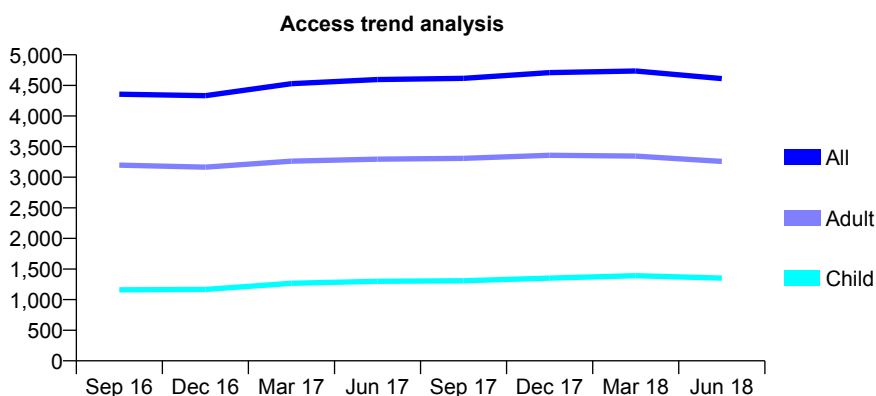
Q56 - Vital Signs At a Glance Contract Report for 173495/0001 - June 2018

Name or company name	West Earham Dental Health Practice Limited
Contract type name	Pilot Contract
Purpose of contract	General
Contract start date	01/01/2012
Contract end date	

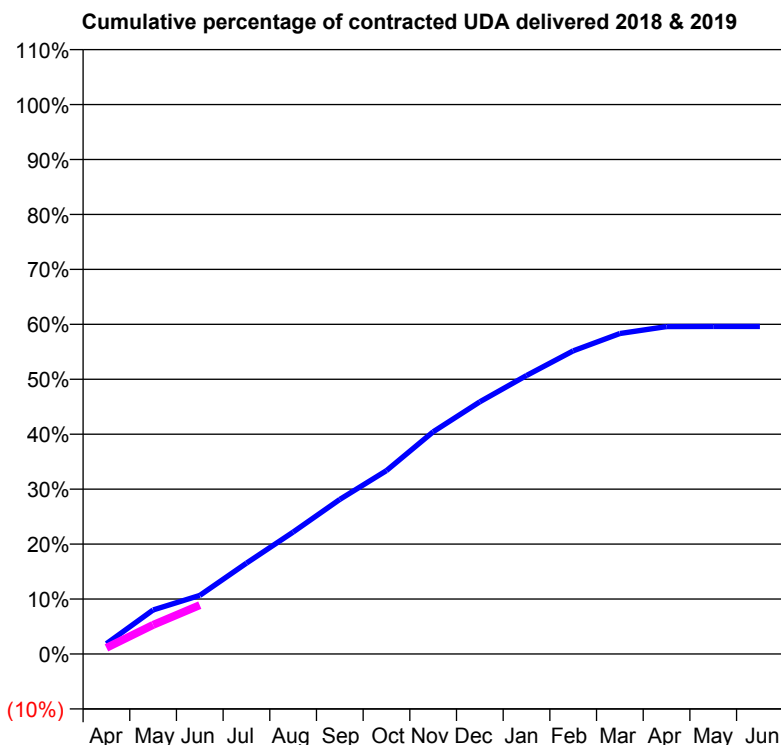
18/19 Contracted general activity (UDA)	15,830
Carry forward general activity (UDA)	0
18/19 Contracted orthodontic activity (UOA)	0
Carry forward orthodontic activity (UOA)	0
Baseline contract value	£355,032.53

ACCESS*

Patients seen in 24 months	Total	Change since previous quarter
Quarter ending June 2017	4,595	
Quarter ending September 2017	4,616	→
Quarter ending December 2017	4,710	↑
Quarter ending March 2018	4,736	→
Quarter ending June 2018	4,611	↓
Variance since June 2017	0.3%	→



ACTIVITY



Month	Adjusted Scheduled Activity (UDA)	
	2018	2019
April	297	179
May	1,268	841
June	1,688	1,407
July	2,616	
August	3,515	
September	4,455	
October	5,283	
November	6,401	
December	7,266	
January	8,023	
February	8,734	
March	9,233	
April	9,434	
May	9,435	
June	9,435	

QUALITY

	Quantity	Base Number	Contract	AT	Region	England
% of FP17s for the same patient ID Re-attending within 3 months - Children	6	334	1.8%	10.7%	11.3%	11.5%
% of FP17s for the same patient ID Re-attending within 3 months - Adults	42	638	6.6%	14.0%	14.9%	15.4%
% of FP17s for the same patient ID Re-attending between 3 & 9 months - Children	193	334	57.8%	59.8%	60.0%	58.9%
% of FP17s for the same patient ID Re-attending between 3 & 9 months - Adults	175	638	27.4%	49.6%	52.6%	51.6%
% of FP17s for Band 1 Urgent Courses	45	815	5.5%	9.0%	7.9%	8.9%
% of FP17s Relating to Free Repair or Replacements	8	815	1.0%	0.7%	0.8%	0.8%
% of FP17s Relating to Continuations	4	815	0.5%	1.0%	0.9%	0.9%
% of Patients satisfied with the dentistry they have received	5	5	N/A	93.6%	93.2%	93.2%
% of Patients satisfied with the time they had to wait for an appointment	5	5	N/A	87.9%	89.1%	88.8%

* This is based on patients treated on this contract for their most recent course of treatment. Figures in italics indicate the base number of FP17s or Patient Questionnaire responses are less than 100. N/A is shown where the base number of responses is less than 10 during the period. % is calculated as Quantity/Base number*100

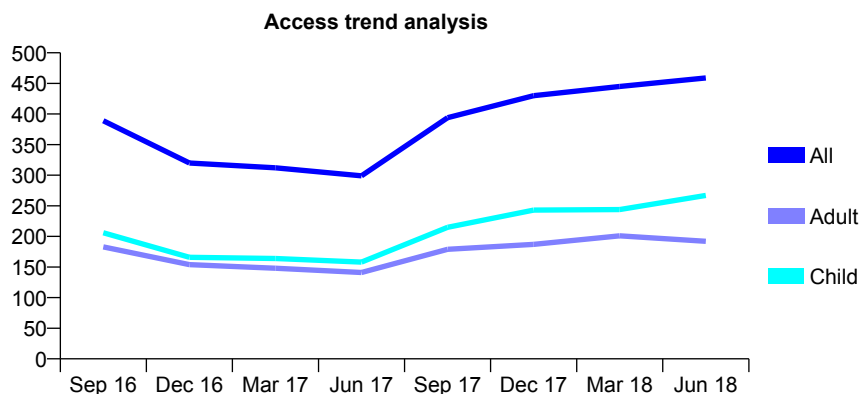
Q56 - Vital Signs At a Glance Contract Report for 173835/0001 - June 2018

Name or company name	Apex Dental Care Partnership Gorleston-or
Contract type name	GDS Contract
Purpose of contract	General
Contract start date	01/12/2013
Contract end date	

18/19 Contracted general activity (UDA)	800
Carry forward general activity (UDA)	0
18/19 Contracted orthodontic activity (UOA)	0
Carry forward orthodontic activity (UOA)	0
Baseline contract value	£16,953.61

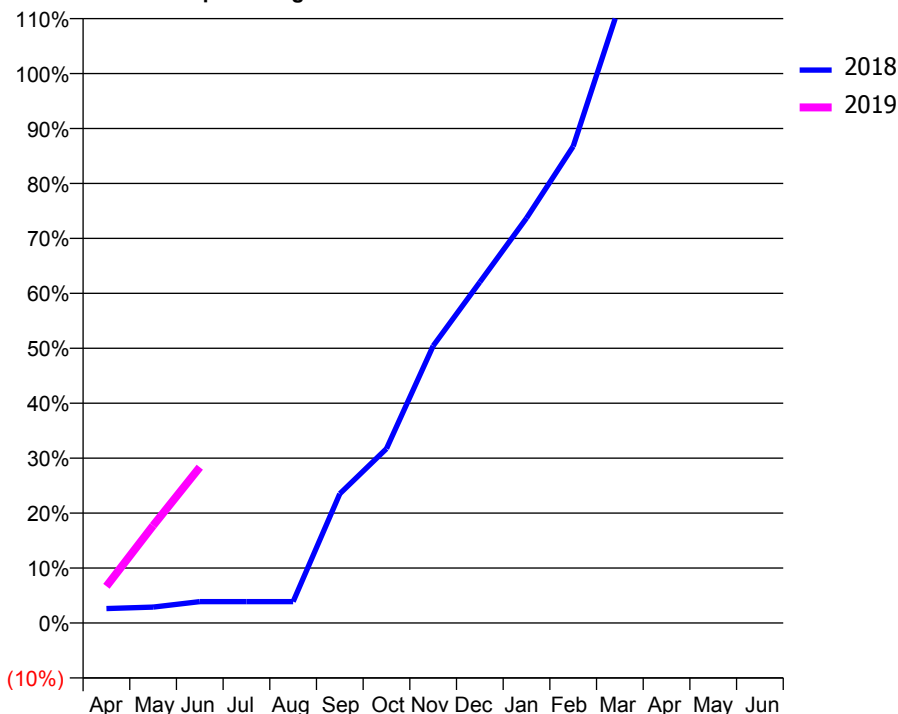
ACCESS*

Patients seen in 24 months	Total	Change since previous quarter
Quarter ending June 2017	299	
Quarter ending September 2017	394	↑
Quarter ending December 2017	430	↑
Quarter ending March 2018	445	↑
Quarter ending June 2018	459	↑
Variance since June 2017	53.5%	↑



ACTIVITY

Cumulative percentage of contracted UDA delivered 2018 & 2019



Adjusted Scheduled Activity (UDA)

Month	2018	2019
April	21	53
May	23	142
June	31	227
July	31	
August	31	
September	188	
October	254	
November	404	
December	496	
January	589	
February	694	
March	900	
April	941	
May	941	
June	941	

QUALITY

	Quantity	Base Number	Contract	AT	Region	England
% of FP17s for the same patient ID Re-attending within 3 months - Children	7	106	6.6%	10.7%	11.3%	11.5%
% of FP17s for the same patient ID Re-attending within 3 months - Adults	8	47	17.0%	14.0%	14.9%	15.4%
% of FP17s for the same patient ID Re-attending between 3 & 9 months - Children	59	106	55.7%	59.8%	60.0%	58.9%
% of FP17s for the same patient ID Re-attending between 3 & 9 months - Adults	21	47	44.7%	49.6%	52.6%	51.6%
% of FP17s for Band 1 Urgent Courses	9	132	6.8%	9.0%	7.9%	8.9%
% of FP17s Relating to Free Repair or Replacements	2	132	1.5%	0.7%	0.8%	0.8%
% of FP17s Relating to Continuations	0	132	0.0%	1.0%	0.9%	0.9%
% of Patients satisfied with the dentistry they have received	1	1	N/A	93.6%	93.2%	93.2%
% of Patients satisfied with the time they had to wait for an appointment	1	1	N/A	87.9%	89.1%	88.8%

* This is based on patients treated on this contract for their most recent course of treatment. Figures in italics indicate the base number of FP17s or Patient Questionnaire responses are less than 100. N/A is shown where the base number of responses is less than 10 during the period. % is calculated as Quantity/Base number*100

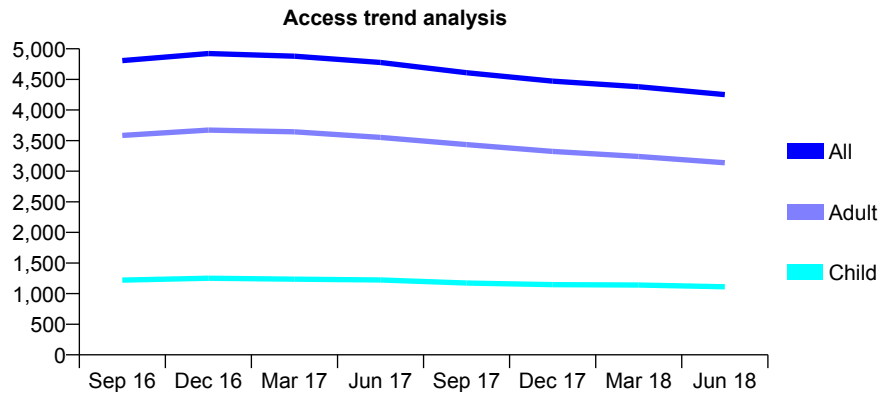
Q56 - Vital Signs At a Glance Contract Report for 174173/0002 - June 2018

Name or company name	Advance Dental Health Limited
Contract type name	GDS Contract
Purpose of contract	General
Contract start date	01/11/2011
Contract end date	

18/19 Contracted general activity (UDA)	13,500
Carry forward general activity (UDA)	0
18/19 Contracted orthodontic activity (UOA)	0
Carry forward orthodontic activity (UOA)	0
Baseline contract value	£332,139.65

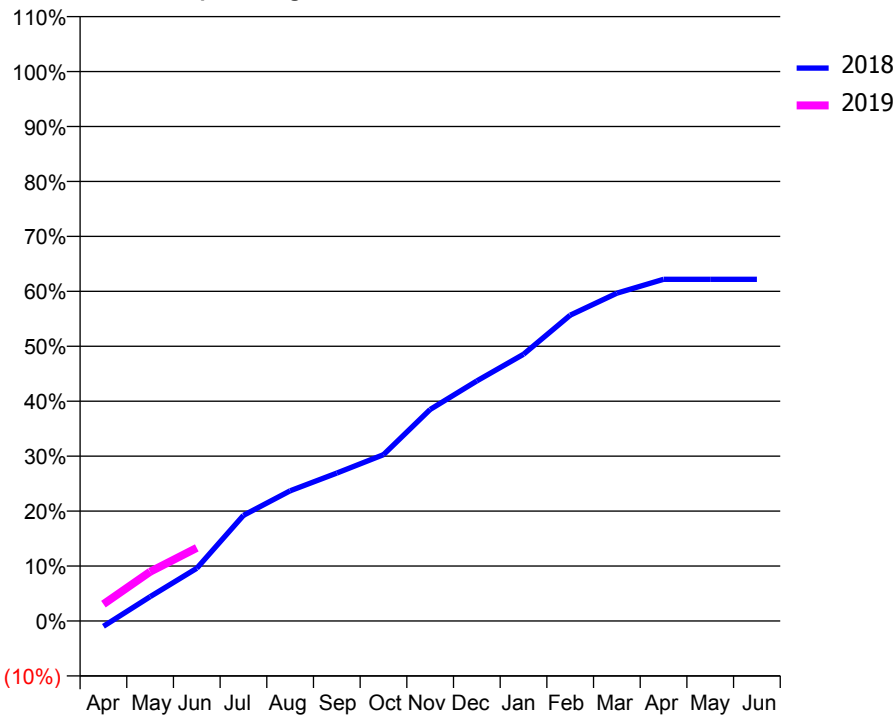
ACCESS*

Patients seen in 24 months	Total	Change since previous quarter
Quarter ending June 2017	4,776	
Quarter ending September 2017	4,608	↓
Quarter ending December 2017	4,472	↓
Quarter ending March 2018	4,381	↓
Quarter ending June 2018	4,251	↓
Variance since June 2017	(11.0%)	↓



ACTIVITY

Cumulative percentage of contracted UDA delivered 2018 & 2019



Month	Adjusted Scheduled Activity (UDA)	
	2018	2019
April	-134	413
May	598	1,209
June	1,296	1,795
July	2,595	
August	3,200	
September	3,634	
October	4,087	
November	5,196	
December	5,898	
January	6,552	
February	7,515	
March	8,053	
April	8,394	
May	8,394	
June	8,394	

QUALITY

	Quantity	Base Number	Contract	AT	Region	England
% of FP17s for the same patient ID Re-attending within 3 months - Children	21	276	7.6%	10.7%	11.3%	11.5%
% of FP17s for the same patient ID Re-attending within 3 months - Adults	90	788	11.4%	14.0%	14.9%	15.4%
% of FP17s for the same patient ID Re-attending between 3 & 9 months - Children	54	276	19.6%	59.8%	60.0%	58.9%
% of FP17s for the same patient ID Re-attending between 3 & 9 months - Adults	276	788	35.0%	49.6%	52.6%	51.6%
% of FP17s for Band 1 Urgent Courses	67	916	7.3%	9.0%	7.9%	8.9%
% of FP17s Relating to Free Repair or Replacements	10	916	1.1%	0.7%	0.8%	0.8%
% of FP17s Relating to Continuations	6	916	0.7%	1.0%	0.9%	0.9%
% of Patients satisfied with the dentistry they have received	0	0	N/A	93.6%	93.2%	93.2%
% of Patients satisfied with the time they had to wait for an appointment	0	0	N/A	87.9%	89.1%	88.8%

* This is based on patients treated on this contract for their most recent course of treatment. Figures in italics indicate the base number of FP17s or Patient Questionnaire responses are less than 100. N/A is shown where the base number of responses is less than 10 during the period. % is calculated as Quantity/Base number*100

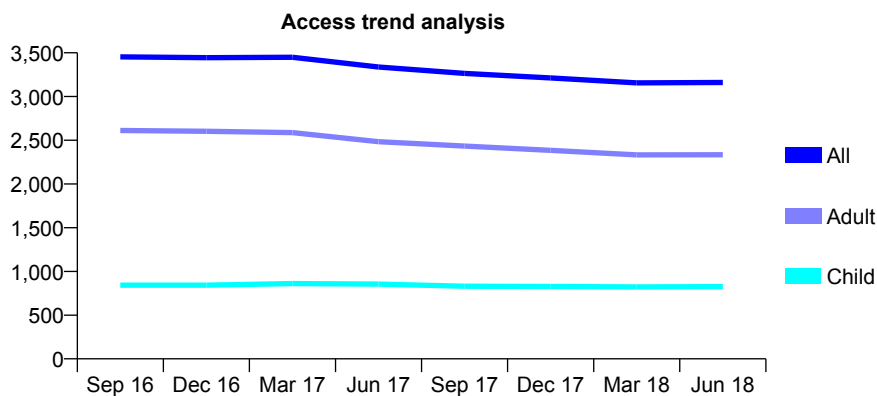
Q56 - Vital Signs At a Glance Contract Report for 174173/0003 - June 2018

Name or company name	Advance Dental Health Limited
Contract type name	GDS Contract
Purpose of contract	General
Contract start date	01/11/2011
Contract end date	

18/19 Contracted general activity (UDA)	12,120
Carry forward general activity (UDA)	0
18/19 Contracted orthodontic activity (UOA)	0
Carry forward orthodontic activity (UOA)	0
Baseline contract value	£292,034.18

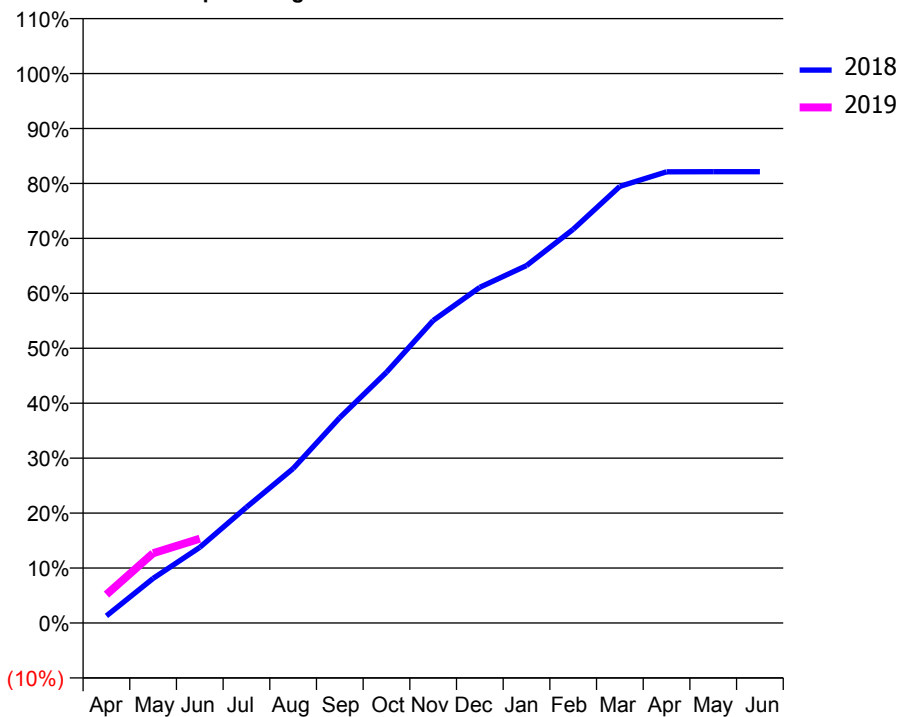
ACCESS*

Patients seen in 24 months	Total	Change since previous quarter
Quarter ending June 2017	3,338	
Quarter ending September 2017	3,264	↓
Quarter ending December 2017	3,213	↓
Quarter ending March 2018	3,156	↓
Quarter ending June 2018	3,160	→
Variance since June 2017	(5.3%)	↓



ACTIVITY

Cumulative percentage of contracted UDA delivered 2018 & 2019



Adjusted Scheduled Activity (UDA)

Month	2018	2019
April	158	627
May	984	1,539
June	1,669	1,862
July	2,555	
August	3,406	
September	4,532	
October	5,530	
November	6,673	
December	7,406	
January	7,884	
February	8,684	
March	9,632	
April	9,953	
May	9,954	
June	9,954	

QUALITY

	Quantity	Base Number	Contract	AT	Region	England
% of FP17s for the same patient ID Re-attending within 3 months - Children	11	261	4.2%	10.7%	11.3%	11.5%
% of FP17s for the same patient ID Re-attending within 3 months - Adults	76	638	11.9%	14.0%	14.9%	15.4%
% of FP17s for the same patient ID Re-attending between 3 & 9 months - Children	142	261	54.4%	59.8%	60.0%	58.9%
% of FP17s for the same patient ID Re-attending between 3 & 9 months - Adults	292	638	45.8%	49.6%	52.6%	51.6%
% of FP17s for Band 1 Urgent Courses	58	772	7.5%	9.0%	7.9%	8.9%
% of FP17s Relating to Free Repair or Replacements	10	772	1.3%	0.7%	0.8%	0.8%
% of FP17s Relating to Continuations	25	772	3.2%	1.0%	0.9%	0.9%
% of Patients satisfied with the dentistry they have received	1	1	N/A	93.6%	93.2%	93.2%
% of Patients satisfied with the time they had to wait for an appointment	1	1	N/A	87.9%	89.1%	88.8%

* This is based on patients treated on this contract for their most recent course of treatment. Figures in italics indicate the base number of FP17s or Patient Questionnaire responses are less than 100. N/A is shown where the base number of responses is less than 10 during the period. % is calculated as Quantity/Base number*100

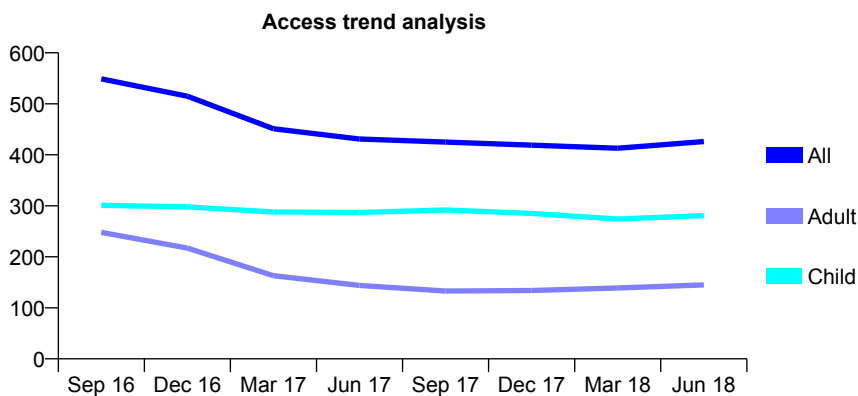
Q56 - Vital Signs At a Glance Contract Report for 175196/0001 - June 2018

Name or company name	Christchurch Dental Practice Ltd
Contract type name	PDS Contract
Purpose of contract	General
Contract start date	01/06/2010
Contract end date	30/09/2018

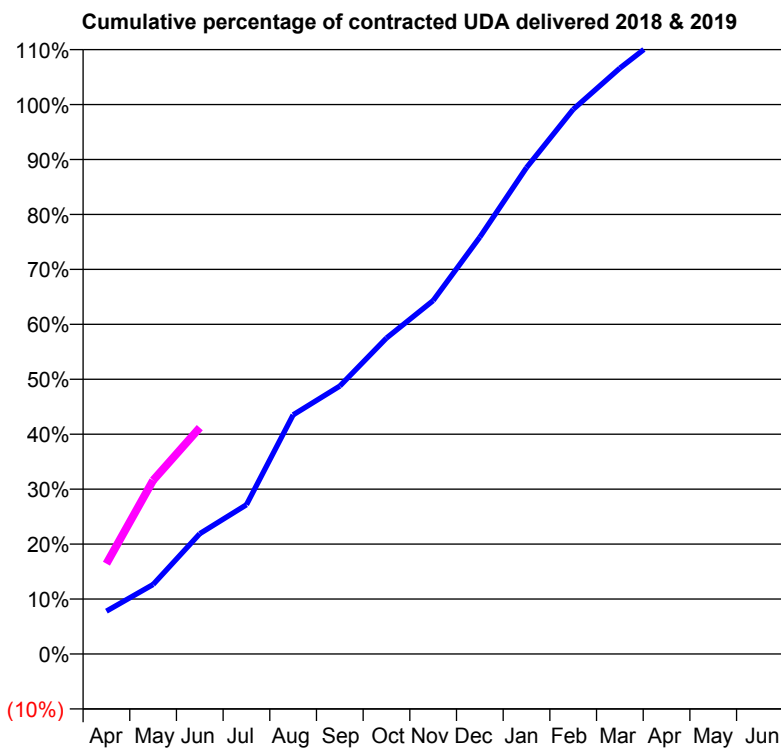
18/19 Contracted general activity (UDA)	450
Carry forward general activity (UDA)	0
18/19 Contracted orthodontic activity (UOA)	0
Carry forward orthodontic activity (UOA)	0
Baseline contract value	£11,835.46

ACCESS*

Patients seen in 24 months	Total	Change since previous quarter
Quarter ending June 2017	431	
Quarter ending September 2017	425	↓
Quarter ending December 2017	419	↓
Quarter ending March 2018	413	↓
Quarter ending June 2018	426	↑
Variance since June 2017	(1.2%)	↓



ACTIVITY



Adjusted Scheduled Activity (UDA)		
Month	2018	2019
April	70	74
May	114	142
June	197	185
July	244	
August	392	
September	439	
October	517	
November	579	
December	683	
January	797	
February	892	
March	960	
April	1,019	
May	1,019	
June	1,020	

QUALITY

	Quantity	Base Number	Contract	AT	Region	England
% of FP17s for the same patient ID Re-attending within 3 months - Children	9	128	7.0%	10.7%	11.3%	11.5%
% of FP17s for the same patient ID Re-attending within 3 months - Adults	5	34	14.7%	14.0%	14.9%	15.4%
% of FP17s for the same patient ID Re-attending between 3 & 9 months - Children	82	128	64.1%	59.8%	60.0%	58.9%
% of FP17s for the same patient ID Re-attending between 3 & 9 months - Adults	12	34	35.3%	49.6%	52.6%	51.6%
% of FP17s for Band 1 Urgent Courses	7	131	5.3%	9.0%	7.9%	8.9%
% of FP17s Relating to Free Repair or Replacements	0	131	0.0%	0.7%	0.8%	0.8%
% of FP17s Relating to Continuations	0	131	0.0%	1.0%	0.9%	0.9%
% of Patients satisfied with the dentistry they have received	0	0	N/A	93.6%	93.2%	93.2%
% of Patients satisfied with the time they had to wait for an appointment	0	0	N/A	87.9%	89.1%	88.8%

* This is based on patients treated on this contract for their most recent course of treatment. Figures in italics indicate the base number of FP17s or Patient Questionnaire responses are less than 100. N/A is shown where the base number of responses is less than 10 during the period. % is calculated as Quantity/Base number*100

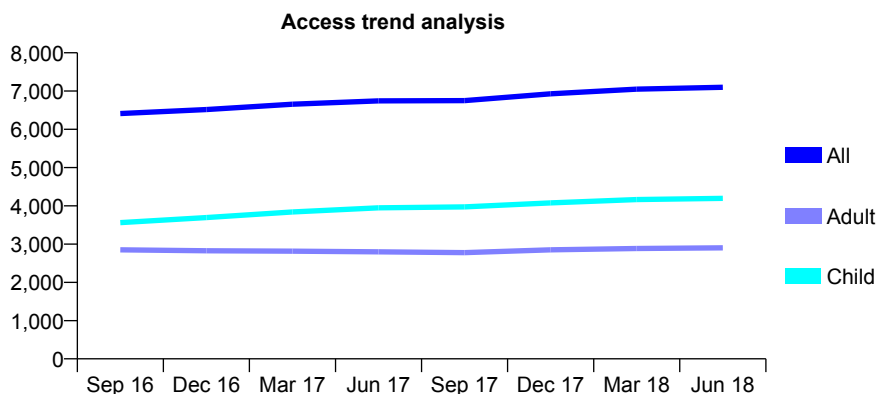
Q56 - Vital Signs At a Glance Contract Report for 175900/0002 - June 2018

Name or company name	Onefiveseven Partnership
Contract type name	GDS Contract
Purpose of contract	General
Contract start date	01/04/2010
Contract end date	

18/19 Contracted general activity (UDA)	19,896
Carry forward general activity (UDA)	0
18/19 Contracted orthodontic activity (UOA)	0
Carry forward orthodontic activity (UOA)	0
Baseline contract value	£484,373.46

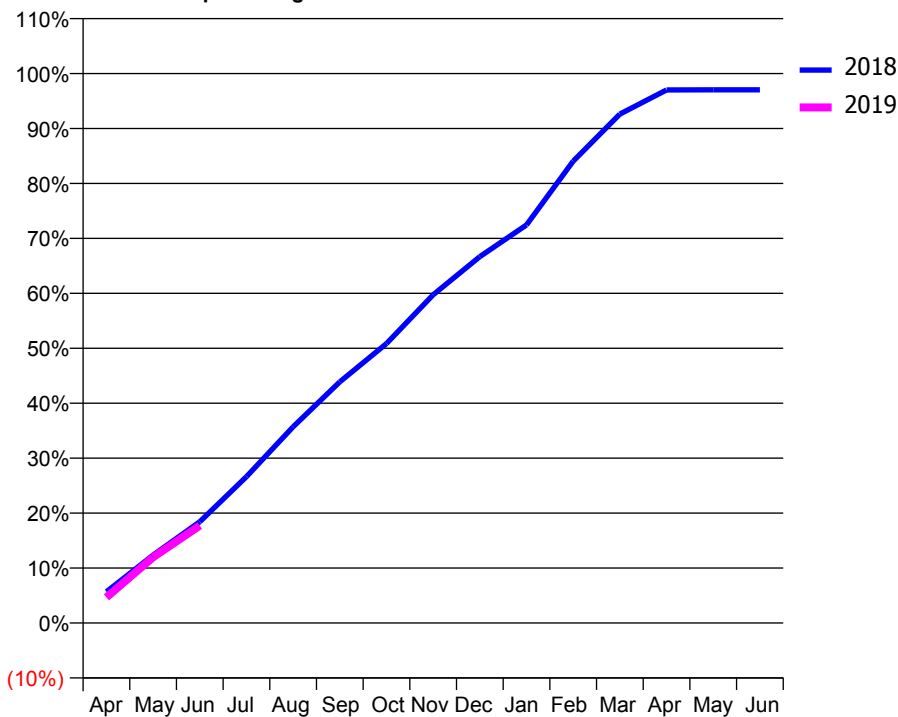
ACCESS*

Patients seen in 24 months	Total	Change since previous quarter
Quarter ending June 2017	6,744	
Quarter ending September 2017	6,749	→
Quarter ending December 2017	6,929	↑
Quarter ending March 2018	7,050	→
Quarter ending June 2018	7,098	→
Variance since June 2017	5.2%	↑



ACTIVITY

Cumulative percentage of contracted UDA delivered 2018 & 2019



Adjusted Scheduled Activity (UDA)		
Month	2018	2019
April	1,132	930
May	2,462	2,382
June	3,668	3,525
July	5,301	
August	7,103	
September	8,734	
October	10,118	
November	11,886	
December	13,263	
January	14,415	
February	16,723	
March	18,427	
April	19,299	
May	19,305	
June	19,305	

QUALITY

	Quantity	Base Number	Contract	AT	Region	England
% of FP17s for the same patient ID Re-attending within 3 months - Children	95	1,538	6.2%	10.7%	11.3%	11.5%
% of FP17s for the same patient ID Re-attending within 3 months - Adults	108	832	13.0%	14.0%	14.9%	15.4%
% of FP17s for the same patient ID Re-attending between 3 & 9 months - Children	1,001	1,538	65.1%	59.8%	60.0%	58.9%
% of FP17s for the same patient ID Re-attending between 3 & 9 months - Adults	455	832	54.7%	49.6%	52.6%	51.6%
% of FP17s for Band 1 Urgent Courses	128	1,982	6.5%	9.0%	7.9%	8.9%
% of FP17s Relating to Free Repair or Replacements	0	1,982	0.0%	0.7%	0.8%	0.8%
% of FP17s Relating to Continuations	0	1,982	0.0%	1.0%	0.9%	0.9%
% of Patients satisfied with the dentistry they have received	0	1	N/A	93.6%	93.2%	93.2%
% of Patients satisfied with the time they had to wait for an appointment	1	1	N/A	87.9%	89.1%	88.8%

* This is based on patients treated on this contract for their most recent course of treatment. Figures in italics indicate the base number of FP17s or Patient Questionnaire responses are less than 100. N/A is shown where the base number of responses is less than 10 during the period. % is calculated as Quantity/Base number*100

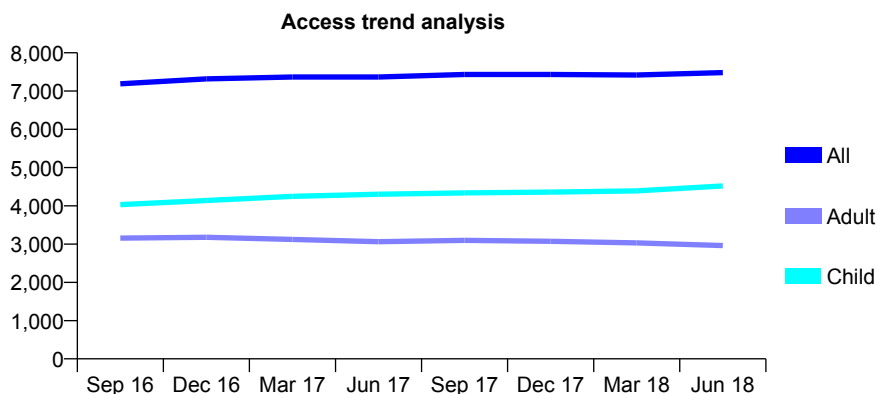
Q56 - Vital Signs At a Glance Contract Report for 175900/0003 - June 2018

Name or company name	Onefiveseven Partnership
Contract type name	GDS Contract
Purpose of contract	General
Contract start date	01/04/2010
Contract end date	

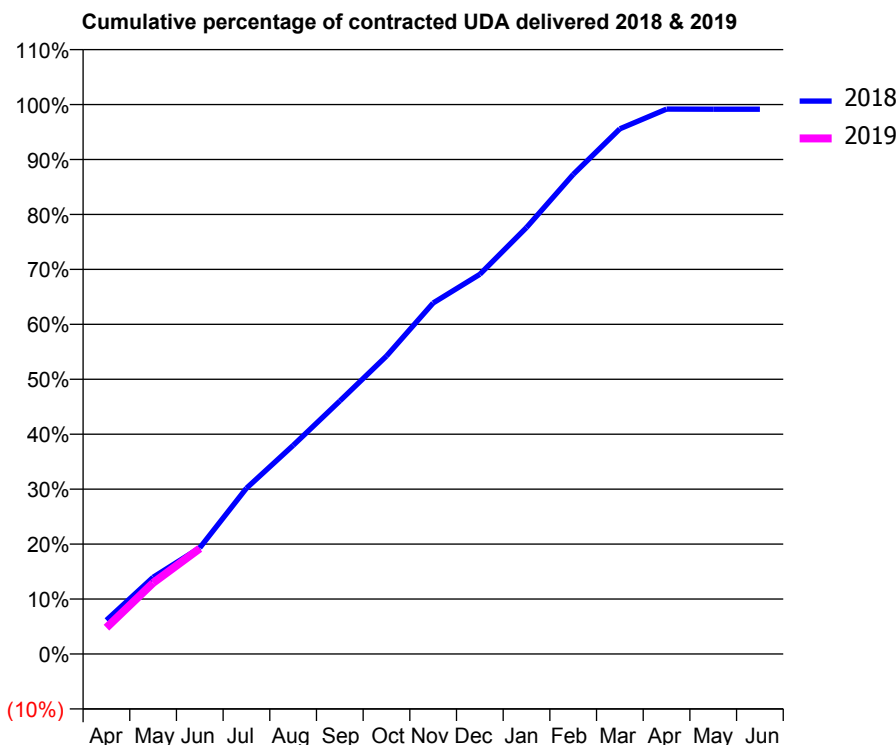
18/19 Contracted general activity (UDA)	20,573
Carry forward general activity (UDA)	0
18/19 Contracted orthodontic activity (UOA)	0
Carry forward orthodontic activity (UOA)	0
Baseline contract value	£432,669.66

ACCESS*

Patients seen in 24 months	Total	Change since previous quarter
Quarter ending June 2017	7,367	
Quarter ending September 2017	7,434	→
Quarter ending December 2017	7,432	→
Quarter ending March 2018	7,420	→
Quarter ending June 2018	7,481	→
Variance since June 2017	1.5%	→



ACTIVITY



Adjusted Scheduled Activity (UDA)		
Month	2018	2019
April	1,264	986
May	2,874	2,663
June	3,976	3,949
July	6,208	
August	7,812	
September	9,473	
October	11,155	
November	13,143	
December	14,216	
January	15,971	
February	17,954	
March	19,664	
April	20,401	
May	20,397	
June	20,397	

QUALITY

	Quantity	Base Number	Contract	AT	Region	England
% of FP17s for the same patient ID Re-attending within 3 months - Children	134	1,821	7.4%	10.7%	11.3%	11.5%
% of FP17s for the same patient ID Re-attending within 3 months - Adults	173	827	20.9%	14.0%	14.9%	15.4%
% of FP17s for the same patient ID Re-attending between 3 & 9 months - Children	1,109	1,821	60.9%	59.8%	60.0%	58.9%
% of FP17s for the same patient ID Re-attending between 3 & 9 months - Adults	437	827	52.8%	49.6%	52.6%	51.6%
% of FP17s for Band 1 Urgent Courses	192	2,297	8.4%	9.0%	7.9%	8.9%
% of FP17s Relating to Free Repair or Replacements	0	2,297	0.0%	0.7%	0.8%	0.8%
% of FP17s Relating to Continuations	1	2,297	0.0%	1.0%	0.9%	0.9%
% of Patients satisfied with the dentistry they have received	3	3	N/A	93.6%	93.2%	93.2%
% of Patients satisfied with the time they had to wait for an appointment	3	3	N/A	87.9%	89.1%	88.8%

* This is based on patients treated on this contract for their most recent course of treatment. Figures in italics indicate the base number of FP17s or Patient Questionnaire responses are less than 100. N/A is shown where the base number of responses is less than 10 during the period. % is calculated as Quantity/Base number*100

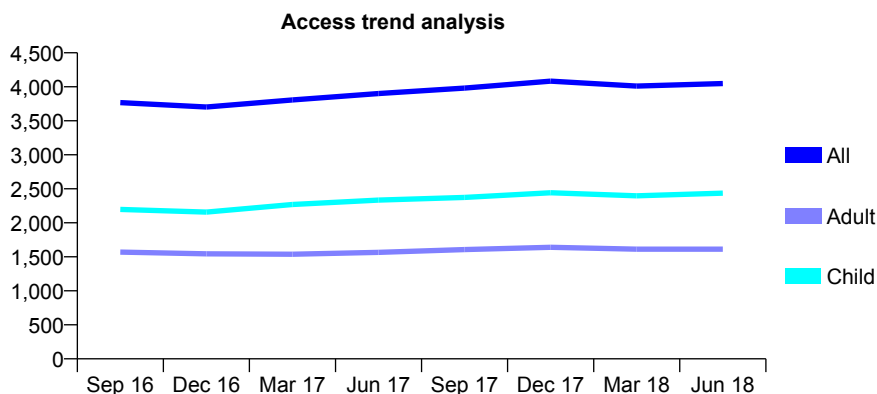
Q56 - Vital Signs At a Glance Contract Report for 175900/0004 - June 2018

Name or company name	Onefiveseven Partnership
Contract type name	GDS Contract
Purpose of contract	General
Contract start date	01/04/2010
Contract end date	

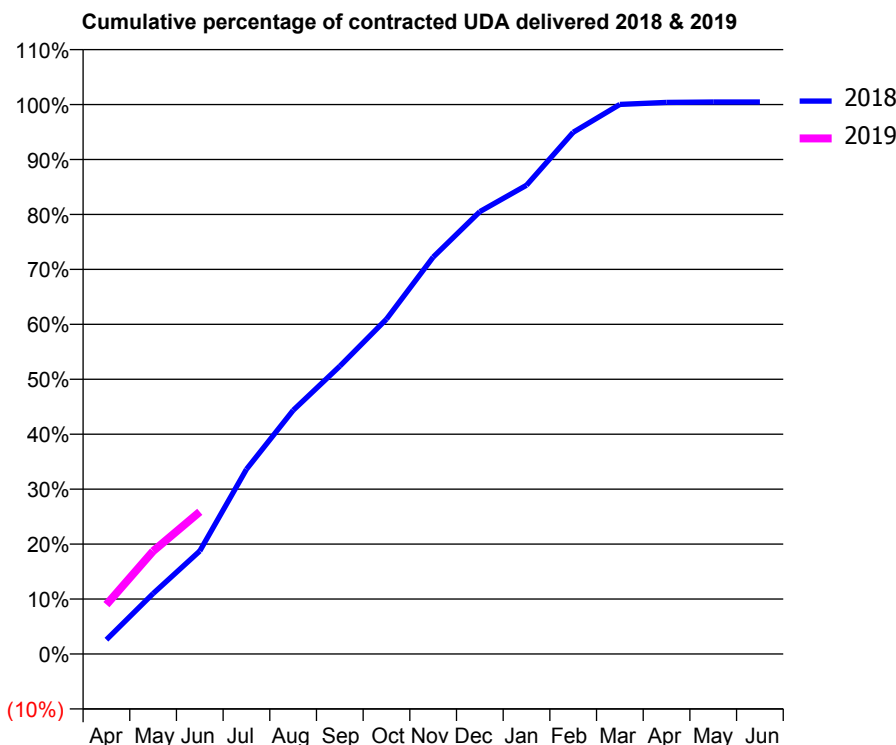
18/19 Contracted general activity (UDA)	10,449
Carry forward general activity (UDA)	0
18/19 Contracted orthodontic activity (UOA)	0
Carry forward orthodontic activity (UOA)	0
Baseline contract value	£267,868.63

ACCESS*

Patients seen in 24 months	Total	Change since previous quarter
Quarter ending June 2017	3,900	
Quarter ending September 2017	3,981	↑
Quarter ending December 2017	4,083	↑
Quarter ending March 2018	4,010	↓
Quarter ending June 2018	4,049	→
Variance since June 2017	3.8%	↑



ACTIVITY



Month	Adjusted Scheduled Activity (UDA)	
	2018	2019
April	272	940
May	1,149	1,957
June	1,958	2,705
July	3,513	
August	4,635	
September	5,474	
October	6,368	
November	7,548	
December	8,411	
January	8,914	
February	9,920	
March	10,452	
April	10,488	
May	10,495	
June	10,495	

QUALITY

	Quantity	Base Number	Contract	AT	Region	England
% of FP17s for the same patient ID Re-attending within 3 months - Children	60	1,058	5.7%	10.7%	11.3%	11.5%
% of FP17s for the same patient ID Re-attending within 3 months - Adults	50	439	11.4%	14.0%	14.9%	15.4%
% of FP17s for the same patient ID Re-attending between 3 & 9 months - Children	689	1,058	65.1%	59.8%	60.0%	58.9%
% of FP17s for the same patient ID Re-attending between 3 & 9 months - Adults	267	439	60.8%	49.6%	52.6%	51.6%
% of FP17s for Band 1 Urgent Courses	90	1,467	6.1%	9.0%	7.9%	8.9%
% of FP17s Relating to Free Repair or Replacements	0	1,467	0.0%	0.7%	0.8%	0.8%
% of FP17s Relating to Continuations	0	1,467	0.0%	1.0%	0.9%	0.9%
% of Patients satisfied with the dentistry they have received	2	2	N/A	93.6%	93.2%	93.2%
% of Patients satisfied with the time they had to wait for an appointment	2	2	N/A	87.9%	89.1%	88.8%

* This is based on patients treated on this contract for their most recent course of treatment. Figures in italics indicate the base number of FP17s or Patient Questionnaire responses are less than 100. N/A is shown where the base number of responses is less than 10 during the period. % is calculated as Quantity/Base number*100

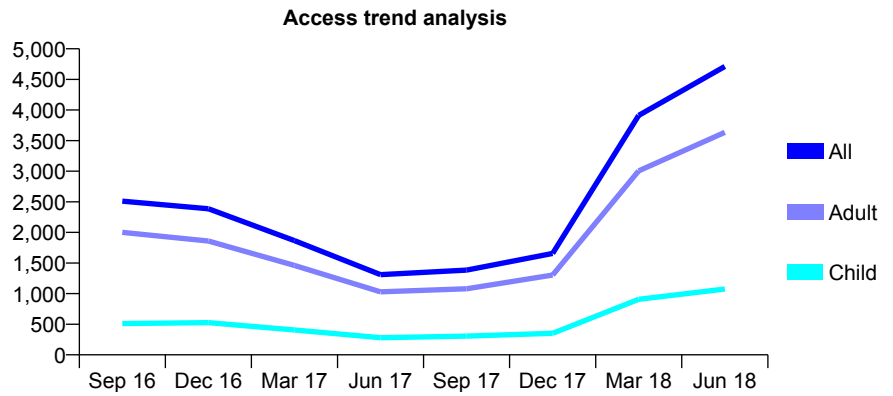
Q56 - Vital Signs At a Glance Contract Report for 176702/0001 - June 2018

Name or company name	Jeffrey Sherer and Larry Levin
Contract type name	GDS Contract
Purpose of contract	General and Orthodontic
Contract start date	01/04/2012
Contract end date	

18/19 Contracted general activity (UDA)	12,500
Carry forward general activity (UDA)	0
18/19 Contracted orthodontic activity (UOA)	719
Carry forward orthodontic activity (UOA)	0
Baseline contract value	£315,836.91

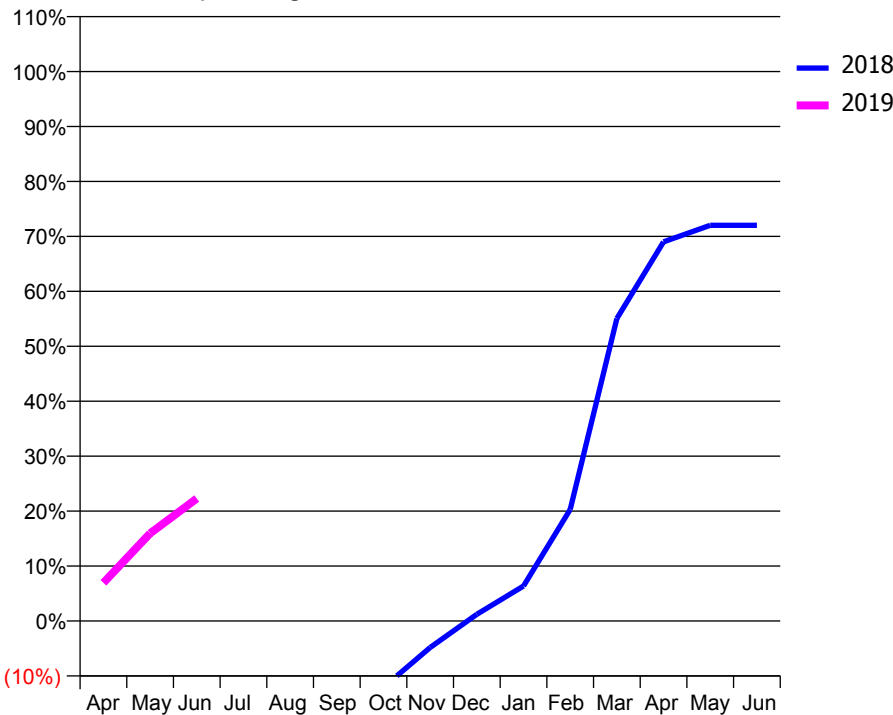
ACCESS*

Patients seen in 24 months	Total	Change since previous quarter
Quarter ending June 2017	1,310	
Quarter ending September 2017	1,385	↑
Quarter ending December 2017	1,656	↑
Quarter ending March 2018	3,912	↑
Quarter ending June 2018	4,711	↑
Variance since June 2017	259.6%	↑



ACTIVITY

Cumulative percentage of contracted UDA delivered 2018 & 2019



Month	Adjusted Scheduled Activity (UDA)	
	2018	2019
April	-2,999	868
May	-2,987	1,995
June	-2,976	2,785
July	-2,971	
August	-2,723	
September	-1,959	
October	-1,512	
November	-604	
December	154	
January	796	
February	2,537	
March	6,881	
April	8,624	
May	9,003	
June	9,003	

QUALITY

	Quantity	Base Number	Contract	AT	Region	England
% of FP17s for the same patient ID Re-attending within 3 months - Children	51	467	10.9%	10.7%	11.3%	11.5%
% of FP17s for the same patient ID Re-attending within 3 months - Adults	350	1,899	18.4%	14.0%	14.9%	15.4%
% of FP17s for the same patient ID Re-attending between 3 & 9 months - Children	44	467	9.4%	59.8%	60.0%	58.9%
% of FP17s for the same patient ID Re-attending between 3 & 9 months - Adults	231	1,899	12.2%	49.6%	52.6%	51.6%
% of FP17s for Band 1 Urgent Courses	336	1,593	21.1%	9.0%	7.9%	8.9%
% of FP17s Relating to Free Repair or Replacements	2	1,593	0.1%	0.7%	0.8%	0.8%
% of FP17s Relating to Continuations	40	1,593	2.5%	1.0%	0.9%	0.9%
% of Patients satisfied with the dentistry they have received	6	6	N/A	93.6%	93.2%	93.2%
% of Patients satisfied with the time they had to wait for an appointment	5	6	N/A	87.9%	89.1%	88.8%

* This is based on patients treated on this contract for their most recent course of treatment. Figures in italics indicate the base number of FP17s or Patient Questionnaire responses are less than 100. N/A is shown where the base number of responses is less than 10 during the period. % is calculated as Quantity/Base number*100

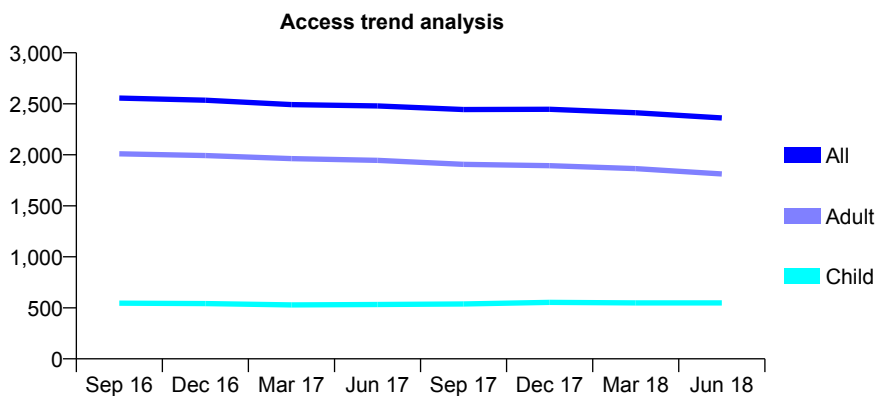
Q56 - Vital Signs At a Glance Contract Report for 176796/0001 - June 2018

Name or company name	Treetops Dental Practice Limited
Contract type name	GDS Contract
Purpose of contract	General
Contract start date	01/08/2011
Contract end date	

18/19 Contracted general activity (UDA)	6,642
Carry forward general activity (UDA)	0
18/19 Contracted orthodontic activity (UOA)	0
Carry forward orthodontic activity (UOA)	0
Baseline contract value	£245,912.75

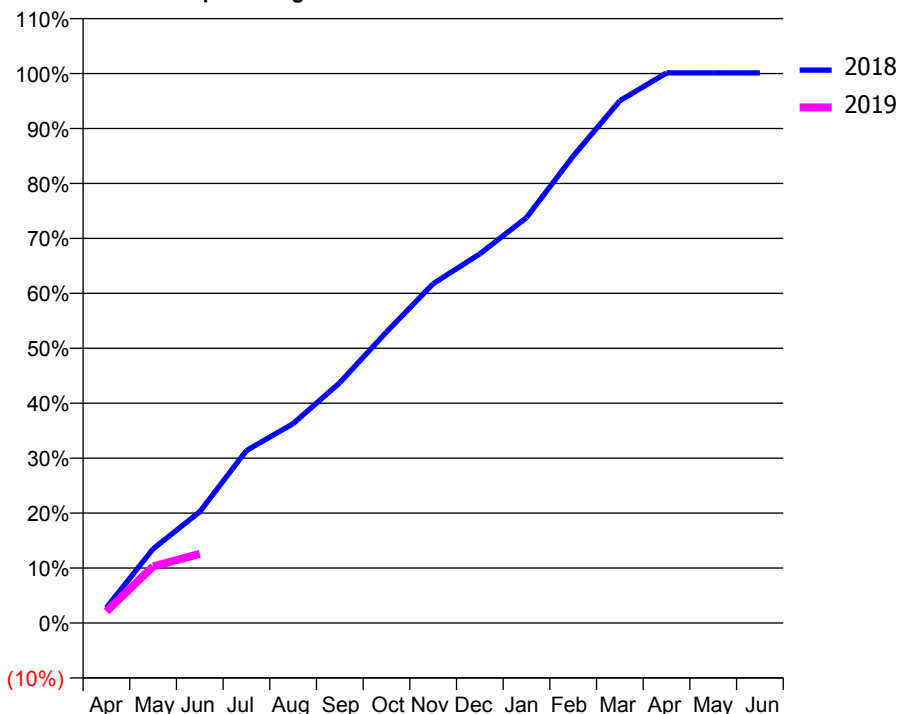
ACCESS*

Patients seen in 24 months	Total	Change since previous quarter
Quarter ending June 2017	2,479	
Quarter ending September 2017	2,444	↓
Quarter ending December 2017	2,447	→
Quarter ending March 2018	2,413	↓
Quarter ending June 2018	2,361	↓
Variance since June 2017	(4.8%)	↓



ACTIVITY

Cumulative percentage of contracted UDA delivered 2018 & 2019



Month	Adjusted Scheduled Activity (UDA)	
	2018	2019
April	186	141
May	897	685
June	1,346	836
July	2,085	
August	2,410	
September	2,905	
October	3,517	
November	4,101	
December	4,462	
January	4,900	
February	5,644	
March	6,312	
April	6,649	
May	6,649	
June	6,649	

QUALITY

	Quantity	Base Number	Contract	AT	Region	England
% of FP17s for the same patient ID Re-attending within 3 months - Children	10	119	8.4%	10.7%	11.3%	11.5%
% of FP17s for the same patient ID Re-attending within 3 months - Adults	79	428	18.5%	14.0%	14.9%	15.4%
% of FP17s for the same patient ID Re-attending between 3 & 9 months - Children	33	119	27.7%	59.8%	60.0%	58.9%
% of FP17s for the same patient ID Re-attending between 3 & 9 months - Adults	192	428	44.9%	49.6%	52.6%	51.6%
% of FP17s for Band 1 Urgent Courses	57	447	12.8%	9.0%	7.9%	8.9%
% of FP17s Relating to Free Repair or Replacements	0	447	0.0%	0.7%	0.8%	0.8%
% of FP17s Relating to Continuations	8	447	1.8%	1.0%	0.9%	0.9%
% of Patients satisfied with the dentistry they have received	2	3	N/A	93.6%	93.2%	93.2%
% of Patients satisfied with the time they had to wait for an appointment	3	3	N/A	87.9%	89.1%	88.8%

* This is based on patients treated on this contract for their most recent course of treatment. Figures in italics indicate the base number of FP17s or Patient Questionnaire responses are less than 100. N/A is shown where the base number of responses is less than 10 during the period. % is calculated as Quantity/Base number*100

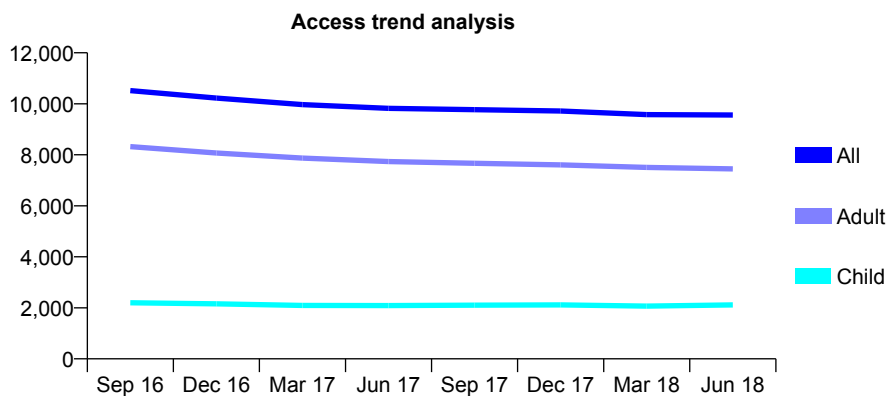
Q56 - Vital Signs At a Glance Contract Report for 176850/0001 - June 2018

Name or company name	The Wrating Road Partnership
Contract type name	GDS Contract
Purpose of contract	General
Contract start date	01/08/2006
Contract end date	

18/19 Contracted general activity (UDA)	29,000
Carry forward general activity (UDA)	0
18/19 Contracted orthodontic activity (UOA)	0
Carry forward orthodontic activity (UOA)	0
Baseline contract value	£681,976.62

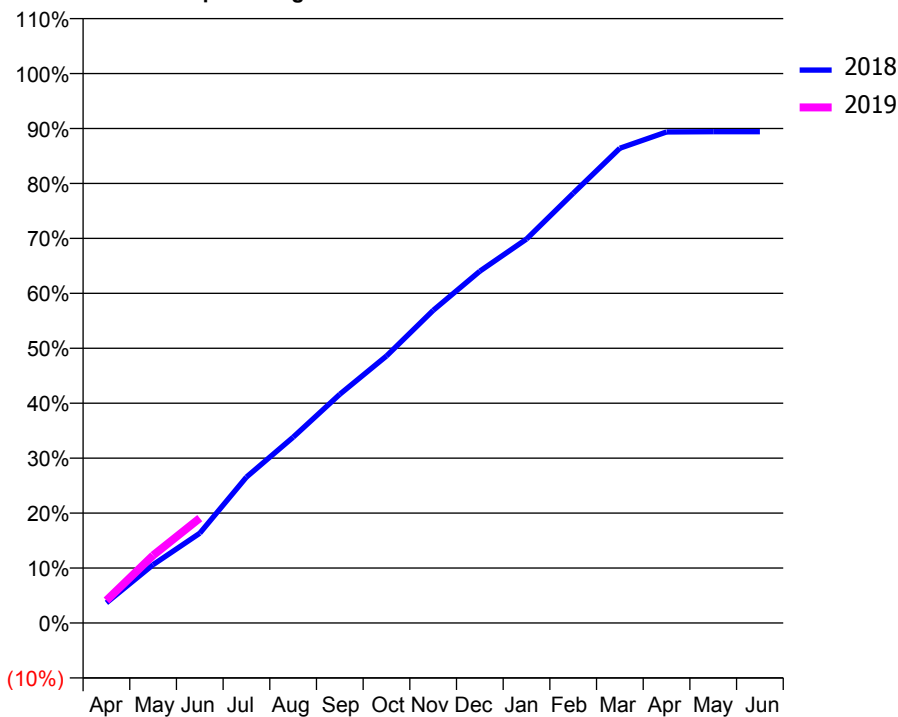
ACCESS*

Patients seen in 24 months	Total	Change since previous quarter
Quarter ending June 2017	9,824	
Quarter ending September 2017	9,771	→
Quarter ending December 2017	9,719	→
Quarter ending March 2018	9,578	↓
Quarter ending June 2018	9,561	→
Variance since June 2017	(2.7%)	↓



ACTIVITY

Cumulative percentage of contracted UDA delivered 2018 & 2019



Month	Adjusted Scheduled Activity (UDA)	
	2018	2019
April	1,067	1,193
May	3,076	3,574
June	4,737	5,538
July	7,703	
August	9,805	
September	12,071	
October	14,095	
November	16,498	
December	18,572	
January	20,262	
February	22,681	
March	25,058	
April	25,912	
May	25,928	
June	25,930	

QUALITY

	Quantity	Base Number	Contract	AT	Region	England
% of FP17s for the same patient ID Re-attending within 3 months - Children	40	883	4.5%	10.7%	11.3%	11.5%
% of FP17s for the same patient ID Re-attending within 3 months - Adults	400	2,902	13.8%	14.0%	14.9%	15.4%
% of FP17s for the same patient ID Re-attending between 3 & 9 months - Children	551	883	62.4%	59.8%	60.0%	58.9%
% of FP17s for the same patient ID Re-attending between 3 & 9 months - Adults	1,887	2,902	65.0%	49.6%	52.6%	51.6%
% of FP17s for Band 1 Urgent Courses	223	3,278	6.8%	9.0%	7.9%	8.9%
% of FP17s Relating to Free Repair or Replacements	20	3,278	0.6%	0.7%	0.8%	0.8%
% of FP17s Relating to Continuations	32	3,278	1.0%	1.0%	0.9%	0.9%
% of Patients satisfied with the dentistry they have received	11	11	100.0%	93.6%	93.2%	93.2%
% of Patients satisfied with the time they had to wait for an appointment	9	11	81.8%	87.9%	89.1%	88.8%

* This is based on patients treated on this contract for their most recent course of treatment. Figures in italics indicate the base number of FP17s or Patient Questionnaire responses are less than 100. N/A is shown where the base number of responses is less than 10 during the period. % is calculated as Quantity/Base number*100

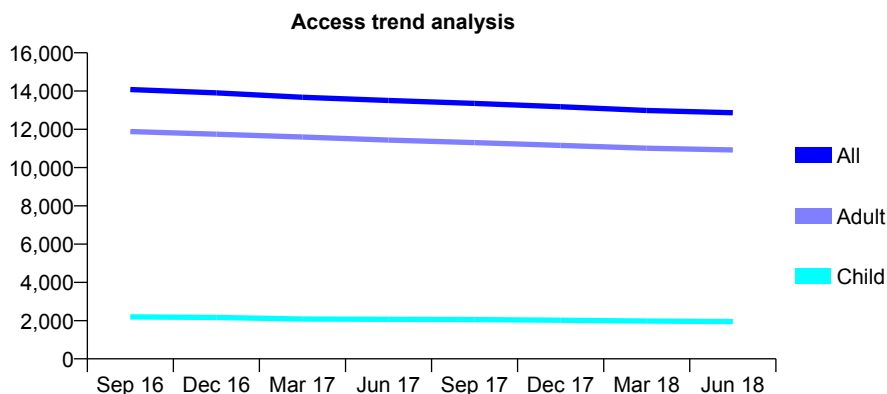
Q56 - Vital Signs At a Glance Contract Report for 177296/0001 - June 2018

Name or company name	Peacock & Shrestha
Contract type name	GDS Contract
Purpose of contract	General
Contract start date	01/04/2010
Contract end date	

18/19 Contracted general activity (UDA)	37,500
Carry forward general activity (UDA)	0
18/19 Contracted orthodontic activity (UOA)	0
Carry forward orthodontic activity (UOA)	0
Baseline contract value	£817,605.22

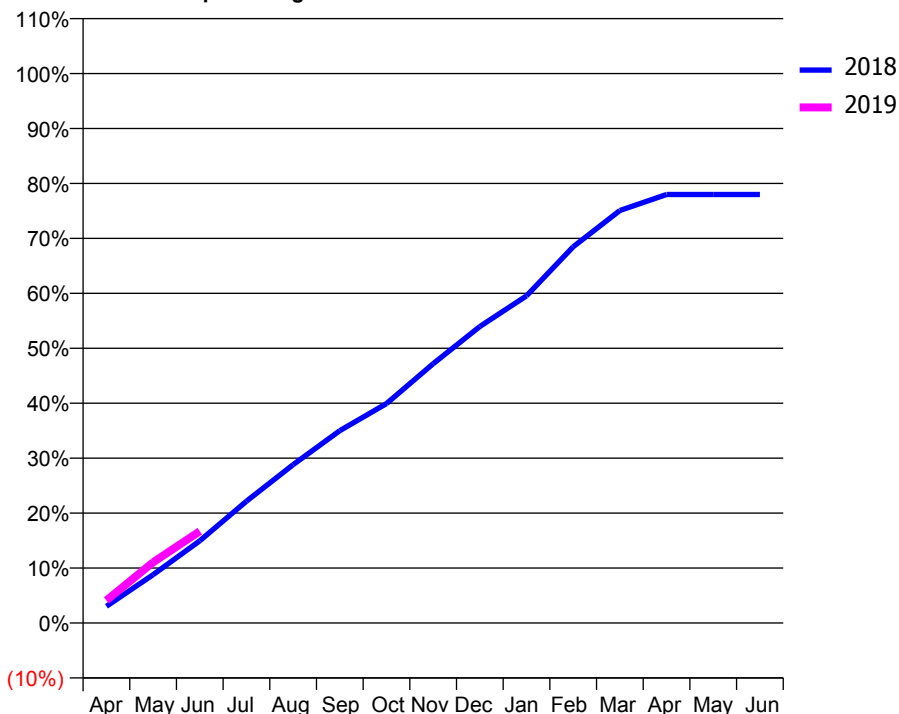
ACCESS*

Patients seen in 24 months	Total	Change since previous quarter
Quarter ending June 2017	13,509	
Quarter ending September 2017	13,354	↓
Quarter ending December 2017	13,181	↓
Quarter ending March 2018	12,988	↓
Quarter ending June 2018	12,868	→
Variance since June 2017	(4.7%)	↓



ACTIVITY

Cumulative percentage of contracted UDA delivered 2018 & 2019



Month	Adjusted Scheduled Activity (UDA)	
	2018	2019
April	1,138	1,543
May	3,301	4,147
June	5,606	6,269
July	8,309	
August	10,802	
September	13,123	
October	14,971	
November	17,699	
December	20,232	
January	22,331	
February	25,674	
March	28,152	
April	29,240	
May	29,245	
June	29,245	

QUALITY

	Quantity	Base Number	Contract	AT	Region	England
% of FP17s for the same patient ID Re-attending within 3 months - Children	33	838	3.9%	10.7%	11.3%	11.5%
% of FP17s for the same patient ID Re-attending within 3 months - Adults	426	4,054	10.5%	14.0%	14.9%	15.4%
% of FP17s for the same patient ID Re-attending between 3 & 9 months - Children	615	838	73.4%	59.8%	60.0%	58.9%
% of FP17s for the same patient ID Re-attending between 3 & 9 months - Adults	2,212	4,054	54.6%	49.6%	52.6%	51.6%
% of FP17s for Band 1 Urgent Courses	297	4,266	7.0%	9.0%	7.9%	8.9%
% of FP17s Relating to Free Repair or Replacements	8	4,266	0.2%	0.7%	0.8%	0.8%
% of FP17s Relating to Continuations	21	4,266	0.5%	1.0%	0.9%	0.9%
% of Patients satisfied with the dentistry they have received	12	12	100.0%	93.6%	93.2%	93.2%
% of Patients satisfied with the time they had to wait for an appointment	12	12	100.0%	87.9%	89.1%	88.8%

* This is based on patients treated on this contract for their most recent course of treatment. Figures in italics indicate the base number of FP17s or Patient Questionnaire responses are less than 100. N/A is shown where the base number of responses is less than 10 during the period. % is calculated as Quantity/Base number*100

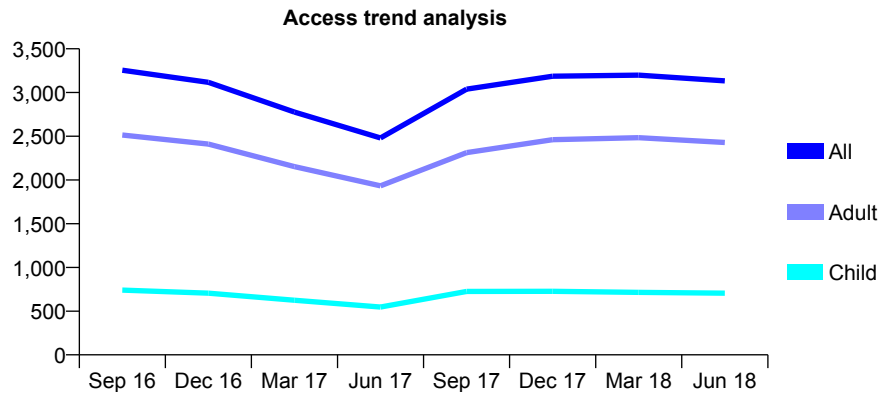
Q56 - Vital Signs At a Glance Contract Report for 178683/0003 - June 2018

Name or company name	Dr A rai & Dr F Tahir
Contract type name	GDS Contract
Purpose of contract	General
Contract start date	01/07/2013
Contract end date	

18/19 Contracted general activity (UDA)	7,500
Carry forward general activity (UDA)	0
18/19 Contracted orthodontic activity (UOA)	0
Carry forward orthodontic activity (UOA)	0
Baseline contract value	£183,600.00

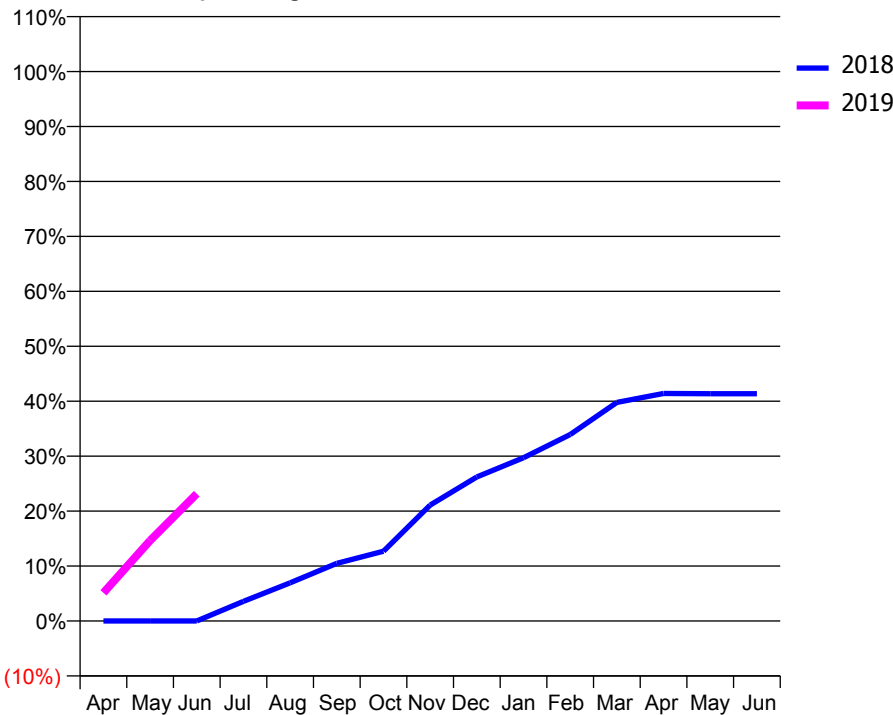
ACCESS*

Patients seen in 24 months	Total	Change since previous quarter
Quarter ending June 2017	2,480	
Quarter ending September 2017	3,038	↑
Quarter ending December 2017	3,187	↑
Quarter ending March 2018	3,199	→
Quarter ending June 2018	3,133	↓
Variance since June 2017	26.3%	↑



ACTIVITY

Cumulative percentage of contracted UDA delivered 2018 & 2019



Month	Adjusted Scheduled Activity (UDA)	
	2018	2019
April	0	385
May	0	1,098
June	0	1,738
July	482	
August	939	
September	1,416	
October	1,716	
November	2,850	
December	3,539	
January	4,012	
February	4,580	
March	5,372	
April	5,589	
May	5,585	
June	5,585	

QUALITY

	Quantity	Base Number	Contract	AT	Region	England
% of FP17s for the same patient ID Re-attending within 3 months - Children	19	239	7.9%	10.7%	11.3%	11.5%
% of FP17s for the same patient ID Re-attending within 3 months - Adults	113	699	16.2%	14.0%	14.9%	15.4%
% of FP17s for the same patient ID Re-attending between 3 & 9 months - Children	75	239	31.4%	59.8%	60.0%	58.9%
% of FP17s for the same patient ID Re-attending between 3 & 9 months - Adults	209	699	29.9%	49.6%	52.6%	51.6%
% of FP17s for Band 1 Urgent Courses	104	751	13.8%	9.0%	7.9%	8.9%
% of FP17s Relating to Free Repair or Replacements	1	751	0.1%	0.7%	0.8%	0.8%
% of FP17s Relating to Continuations	10	751	1.3%	1.0%	0.9%	0.9%
% of Patients satisfied with the dentistry they have received	2	2	N/A	93.6%	93.2%	93.2%
% of Patients satisfied with the time they had to wait for an appointment	1	2	N/A	87.9%	89.1%	88.8%

* This is based on patients treated on this contract for their most recent course of treatment. Figures in italics indicate the base number of FP17s or Patient Questionnaire responses are less than 100. N/A is shown where the base number of responses is less than 10 during the period. % is calculated as Quantity/Base number*100

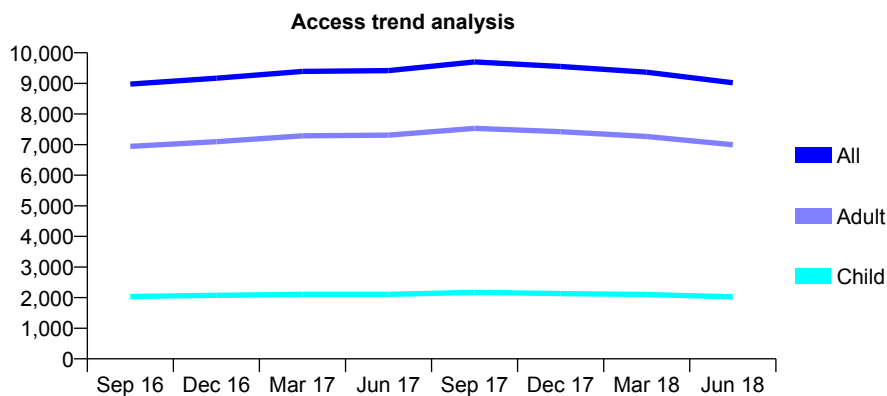
Q56 - Vital Signs At a Glance Contract Report for 179922/0001 - June 2018

Name or company name	Simply Smile Manor House
Contract type name	GDS Contract
Purpose of contract	General
Contract start date	01/04/2013
Contract end date	

18/19 Contracted general activity (UDA)	24,165
Carry forward general activity (UDA)	0
18/19 Contracted orthodontic activity (UOA)	0
Carry forward orthodontic activity (UOA)	0
Baseline contract value	£544,991.87

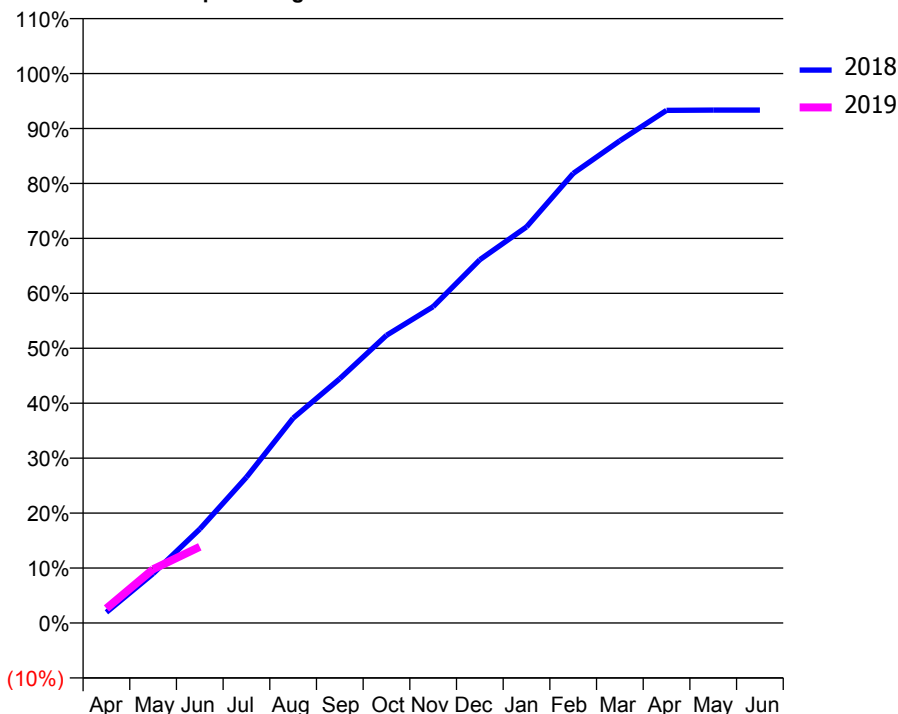
ACCESS*

Patients seen in 24 months	Total	Change since previous quarter
Quarter ending June 2017	9,418	
Quarter ending September 2017	9,702	↑
Quarter ending December 2017	9,553	↓
Quarter ending March 2018	9,366	↓
Quarter ending June 2018	9,020	↓
Variance since June 2017	(4.2%)	↓



ACTIVITY

Cumulative percentage of contracted UDA delivered 2018 & 2019



Adjusted Scheduled Activity (UDA)

Month	2018	2019
April	474	640
May	2,173	2,364
June	4,131	3,352
July	6,414	
August	9,012	
September	10,747	
October	12,650	
November	13,914	
December	15,976	
January	17,417	
February	19,770	
March	21,210	
April	22,547	
May	22,557	
June	22,557	

QUALITY

	Quantity	Base Number	Contract	AT	Region	England
% of FP17s for the same patient ID Re-attending within 3 months - Children	38	562	6.8%	10.7%	11.3%	11.5%
% of FP17s for the same patient ID Re-attending within 3 months - Adults	270	1,876	14.4%	14.0%	14.9%	15.4%
% of FP17s for the same patient ID Re-attending between 3 & 9 months - Children	359	562	63.9%	59.8%	60.0%	58.9%
% of FP17s for the same patient ID Re-attending between 3 & 9 months - Adults	884	1,876	47.1%	49.6%	52.6%	51.6%
% of FP17s for Band 1 Urgent Courses	233	1,883	12.4%	9.0%	7.9%	8.9%
% of FP17s Relating to Free Repair or Replacements	14	1,883	0.7%	0.7%	0.8%	0.8%
% of FP17s Relating to Continuations	24	1,883	1.3%	1.0%	0.9%	0.9%
% of Patients satisfied with the dentistry they have received	9	10	90.0%	93.6%	93.2%	93.2%
% of Patients satisfied with the time they had to wait for an appointment	8	10	80.0%	87.9%	89.1%	88.8%

* This is based on patients treated on this contract for their most recent course of treatment. Figures in italics indicate the base number of FP17s or Patient Questionnaire responses are less than 100. N/A is shown where the base number of responses is less than 10 during the period. % is calculated as Quantity/Base number*100

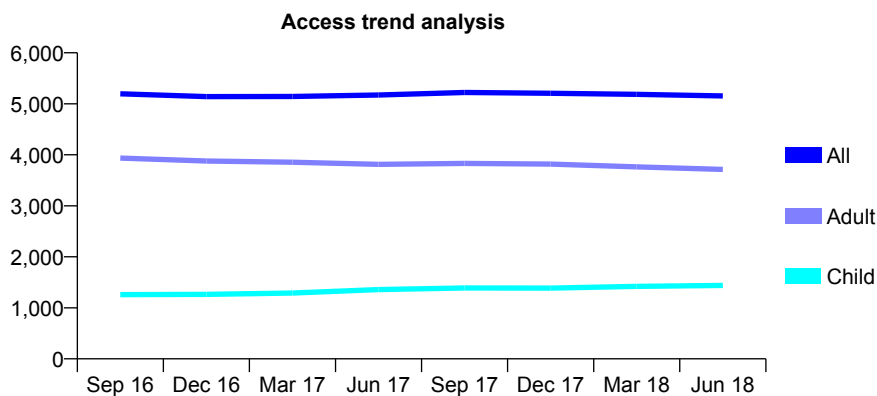
Q56 - Vital Signs At a Glance Contract Report for 181102/0001 - June 2018

Name or company name	Cambridge Street Dental Practice
Contract type name	GDS Contract
Purpose of contract	General
Contract start date	03/10/2011
Contract end date	

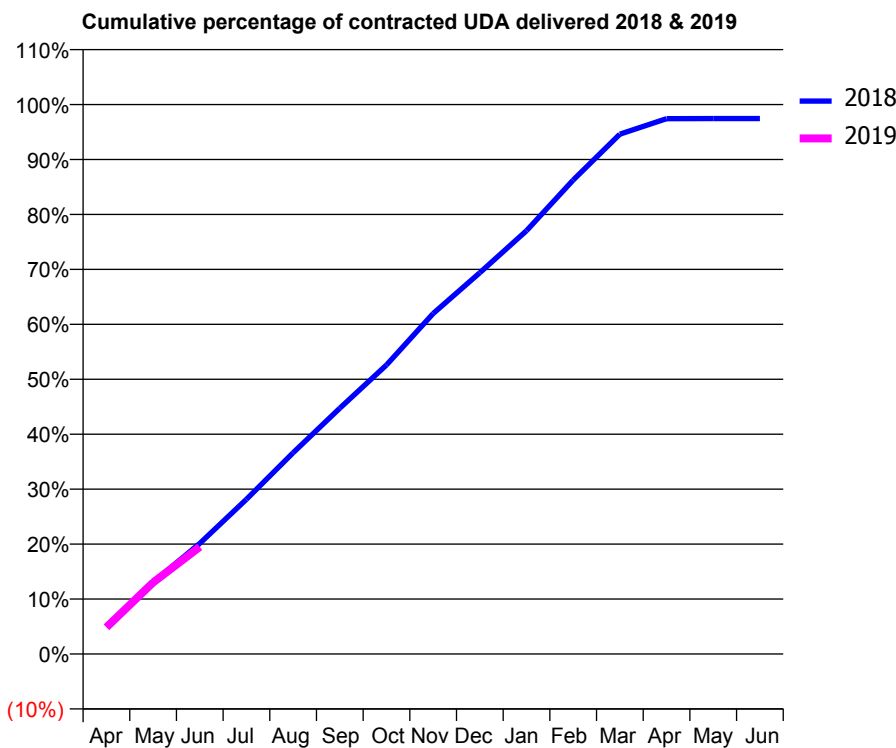
18/19 Contracted general activity (UDA)	16,000
Carry forward general activity (UDA)	0
18/19 Contracted orthodontic activity (UOA)	0
Carry forward orthodontic activity (UOA)	0
Baseline contract value	£402,473.32

ACCESS*

Patients seen in 24 months	Total	Change since previous quarter
Quarter ending June 2017	5,172	
Quarter ending September 2017	5,222	→
Quarter ending December 2017	5,207	→
Quarter ending March 2018	5,185	→
Quarter ending June 2018	5,155	→
Variance since June 2017	(0.3%)	→



ACTIVITY



Month	Adjusted Scheduled Activity (UDA)	
	2018	2019
April	803	779
May	2,089	2,085
June	3,220	3,120
July	4,506	
August	5,862	
September	7,158	
October	8,415	
November	9,915	
December	11,102	
January	12,327	
February	13,802	
March	15,135	
April	15,588	
May	15,590	
June	15,591	

QUALITY

	Quantity	Base Number	Contract	AT	Region	England
% of FP17s for the same patient ID Re-attending within 3 months - Children	36	594	6.1%	10.7%	11.3%	11.5%
% of FP17s for the same patient ID Re-attending within 3 months - Adults	121	1,249	9.7%	14.0%	14.9%	15.4%
% of FP17s for the same patient ID Re-attending between 3 & 9 months - Children	378	594	63.6%	59.8%	60.0%	58.9%
% of FP17s for the same patient ID Re-attending between 3 & 9 months - Adults	828	1,249	66.3%	49.6%	52.6%	51.6%
% of FP17s for Band 1 Urgent Courses	77	1,631	4.7%	9.0%	7.9%	8.9%
% of FP17s Relating to Free Repair or Replacements	6	1,631	0.4%	0.7%	0.8%	0.8%
% of FP17s Relating to Continuations	9	1,631	0.6%	1.0%	0.9%	0.9%
% of Patients satisfied with the dentistry they have received	3	3	N/A	93.6%	93.2%	93.2%
% of Patients satisfied with the time they had to wait for an appointment	3	3	N/A	87.9%	89.1%	88.8%

* This is based on patients treated on this contract for their most recent course of treatment. Figures in italics indicate the base number of FP17s or Patient Questionnaire responses are less than 100. N/A is shown where the base number of responses is less than 10 during the period. % is calculated as Quantity/Base number*100

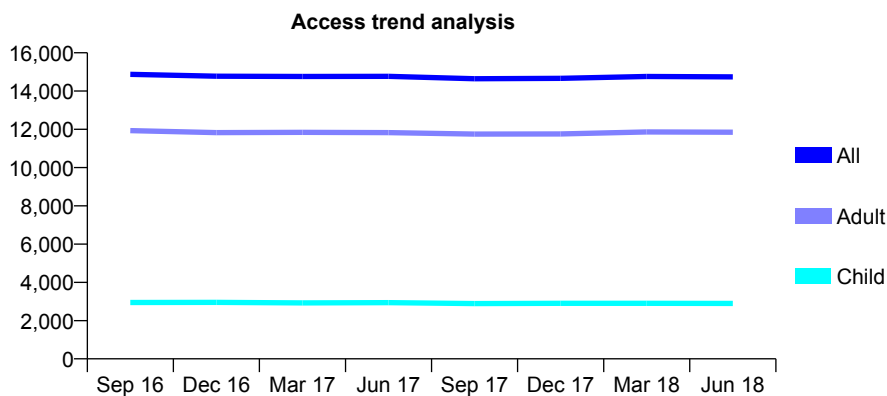
Q56 - Vital Signs At a Glance Contract Report for 182397/0001 - June 2018

Name or company name	Bank Bulidings Dental Practice
Contract type name	GDS Contract
Purpose of contract	General and Orthodontic
Contract start date	01/04/2011
Contract end date	

18/19 Contracted general activity (UDA)	40,973
Carry forward general activity (UDA)	0
18/19 Contracted orthodontic activity (UOA)	3,067
Carry forward orthodontic activity (UOA)	0
Baseline contract value	£1,139,529.86

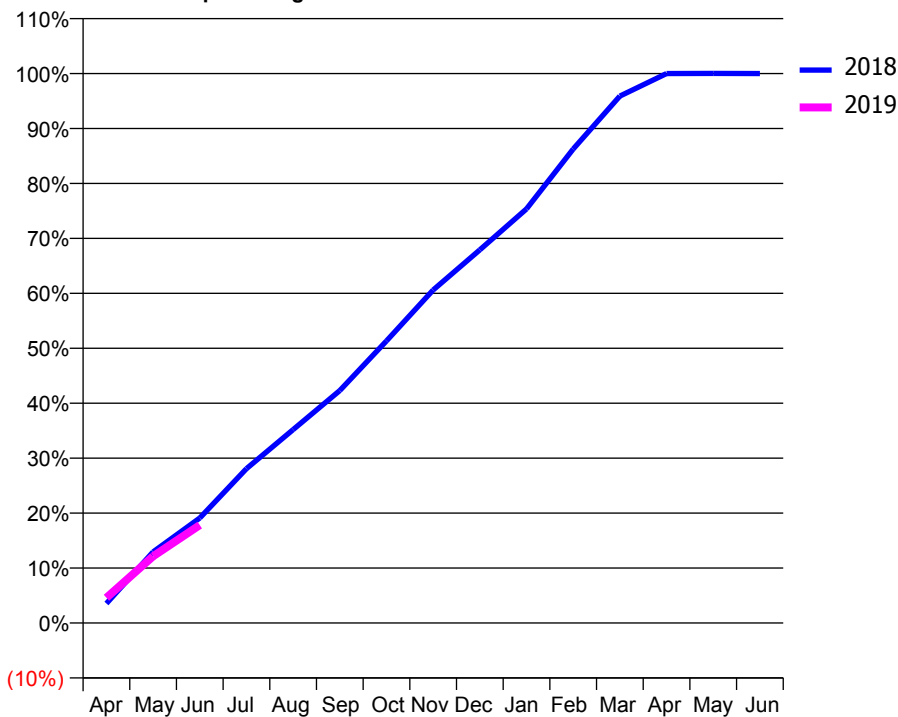
ACCESS*

Patients seen in 24 months	Total	Change since previous quarter
Quarter ending June 2017	14,768	
Quarter ending September 2017	14,645	→
Quarter ending December 2017	14,666	→
Quarter ending March 2018	14,766	→
Quarter ending June 2018	14,743	→
Variance since June 2017	(0.2%)	→



ACTIVITY

Cumulative percentage of contracted UDA delivered 2018 & 2019



Adjusted Scheduled Activity (UDA)

Month	2018	2019
April	1,457	1,887
May	5,302	4,979
June	7,825	7,307
July	11,513	
August	14,423	
September	17,337	
October	21,033	
November	24,837	
December	27,821	
January	30,879	
February	35,342	
March	39,284	
April	40,970	
May	40,977	
June	40,973	

QUALITY

	Quantity	Base Number	Contract	AT	Region	England
% of FP17s for the same patient ID Re-attending within 3 months - Children	185	1,113	16.6%	10.7%	11.3%	11.5%
% of FP17s for the same patient ID Re-attending within 3 months - Adults	575	3,577	16.1%	14.0%	14.9%	15.4%
% of FP17s for the same patient ID Re-attending between 3 & 9 months - Children	567	1,113	50.9%	59.8%	60.0%	58.9%
% of FP17s for the same patient ID Re-attending between 3 & 9 months - Adults	1,362	3,577	38.1%	49.6%	52.6%	51.6%
% of FP17s for Band 1 Urgent Courses	219	3,734	5.9%	9.0%	7.9%	8.9%
% of FP17s Relating to Free Repair or Replacements	27	3,734	0.7%	0.7%	0.8%	0.8%
% of FP17s Relating to Continuations	73	3,734	2.0%	1.0%	0.9%	0.9%
% of Patients satisfied with the dentistry they have received	17	19	89.5%	93.6%	93.2%	93.2%
% of Patients satisfied with the time they had to wait for an appointment	16	19	84.2%	87.9%	89.1%	88.8%

* This is based on patients treated on this contract for their most recent course of treatment. Figures in italics indicate the base number of FP17s or Patient Questionnaire responses are less than 100. N/A is shown where the base number of responses is less than 10 during the period. % is calculated as Quantity/Base number*100

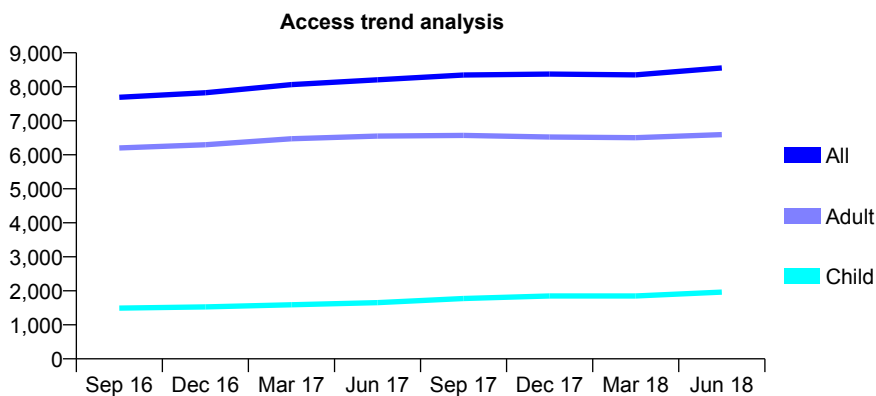
Q56 - Vital Signs At a Glance Contract Report for 183113/0001 - June 2018

Name or company name	Chokshi Ltd
Contract type name	GDS Contract
Purpose of contract	General
Contract start date	18/06/2012
Contract end date	

18/19 Contracted general activity (UDA)	21,607
Carry forward general activity (UDA)	0
18/19 Contracted orthodontic activity (UOA)	0
Carry forward orthodontic activity (UOA)	0
Baseline contract value	£580,722.47

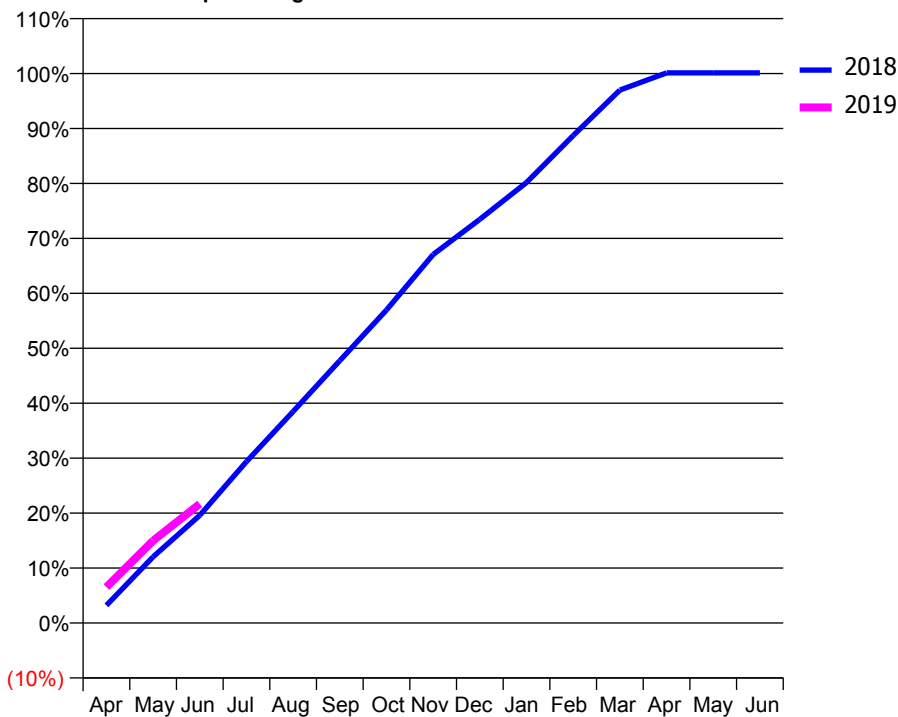
ACCESS*

Patients seen in 24 months	Total	Change since previous quarter
Quarter ending June 2017	8,204	
Quarter ending September 2017	8,346	→
Quarter ending December 2017	8,374	→
Quarter ending March 2018	8,352	→
Quarter ending June 2018	8,554	↑
Variance since June 2017	4.3%	↑



ACTIVITY

Cumulative percentage of contracted UDA delivered 2018 & 2019



Month	Adjusted Scheduled Activity (UDA)	
	2018	2019
April	695	1,411
May	2,604	3,238
June	4,233	4,683
July	6,345	
August	8,316	
September	10,316	
October	12,311	
November	14,493	
December	15,873	
January	17,322	
February	19,165	
March	20,956	
April	21,631	
May	21,629	
June	21,630	

QUALITY

	Quantity	Base Number	Contract	AT	Region	England
% of FP17s for the same patient ID Re-attending within 3 months - Children	62	882	7.0%	10.7%	11.3%	11.5%
% of FP17s for the same patient ID Re-attending within 3 months - Adults	373	2,524	14.8%	14.0%	14.9%	15.4%
% of FP17s for the same patient ID Re-attending between 3 & 9 months - Children	574	882	65.1%	59.8%	60.0%	58.9%
% of FP17s for the same patient ID Re-attending between 3 & 9 months - Adults	1,449	2,524	57.4%	49.6%	52.6%	51.6%
% of FP17s for Band 1 Urgent Courses	166	2,655	6.3%	9.0%	7.9%	8.9%
% of FP17s Relating to Free Repair or Replacements	11	2,655	0.4%	0.7%	0.8%	0.8%
% of FP17s Relating to Continuations	14	2,655	0.5%	1.0%	0.9%	0.9%
% of Patients satisfied with the dentistry they have received	11	11	100.0%	93.6%	93.2%	93.2%
% of Patients satisfied with the time they had to wait for an appointment	11	11	100.0%	87.9%	89.1%	88.8%

* This is based on patients treated on this contract for their most recent course of treatment. Figures in italics indicate the base number of FP17s or Patient Questionnaire responses are less than 100. N/A is shown where the base number of responses is less than 10 during the period. % is calculated as Quantity/Base number*100

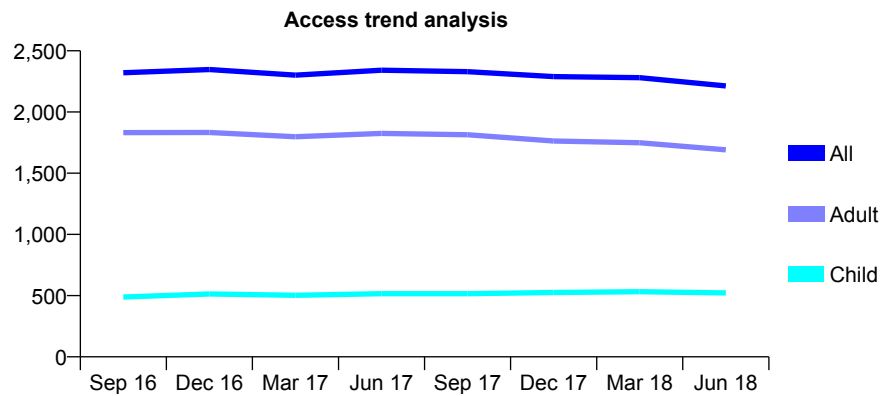
Q56 - Vital Signs At a Glance Contract Report for 183946/0001 - June 2018

Name or company name	Woodbridge Dental Surgery Limited
Contract type name	GDS Contract
Purpose of contract	General
Contract start date	01/04/2010
Contract end date	

18/19 Contracted general activity (UDA)	6,571
Carry forward general activity (UDA)	0
18/19 Contracted orthodontic activity (UOA)	0
Carry forward orthodontic activity (UOA)	0
Baseline contract value	£153,245.00

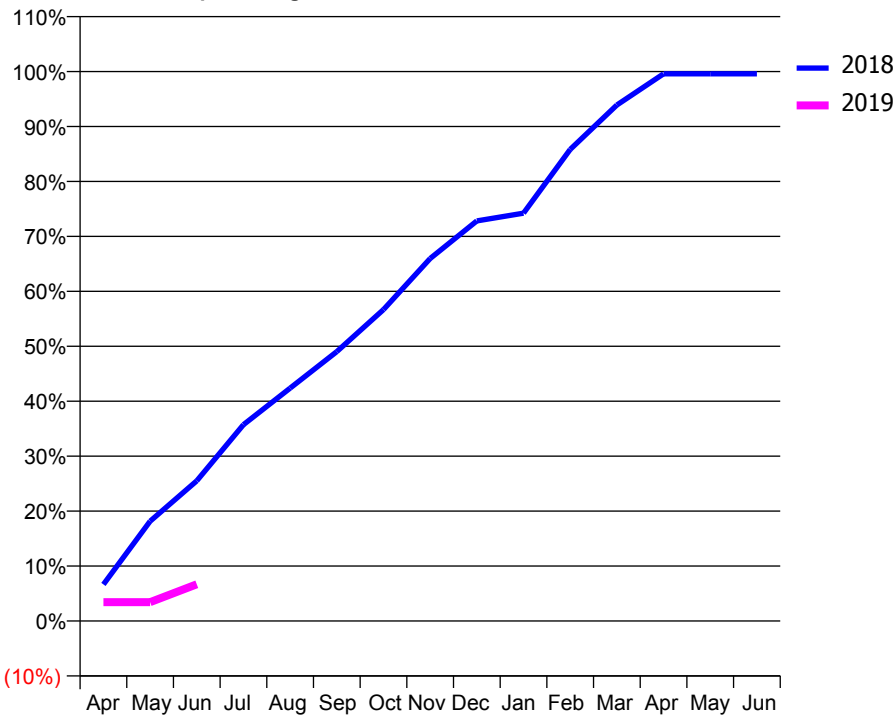
ACCESS*

Patients seen in 24 months	Total	Change since previous quarter
Quarter ending June 2017	2,341	
Quarter ending September 2017	2,330	→
Quarter ending December 2017	2,289	↓
Quarter ending March 2018	2,281	→
Quarter ending June 2018	2,213	↓
Variance since June 2017	(5.5%)	↓



ACTIVITY

Cumulative percentage of contracted UDA delivered 2018 & 2019



Adjusted Scheduled Activity (UDA)		
Month	2018	2019
April	438	225
May	1,193	225
June	1,676	439
July	2,348	
August	2,784	
September	3,221	
October	3,724	
November	4,335	
December	4,785	
January	4,877	
February	5,639	
March	6,170	
April	6,543	
May	6,543	
June	6,543	

QUALITY

	Quantity	Base Number	Contract	AT	Region	England
% of FP17s for the same patient ID Re-attending within 3 months - Children	8	125	6.4%	10.7%	11.3%	11.5%
% of FP17s for the same patient ID Re-attending within 3 months - Adults	51	314	16.2%	14.0%	14.9%	15.4%
% of FP17s for the same patient ID Re-attending between 3 & 9 months - Children	70	125	56.0%	59.8%	60.0%	58.9%
% of FP17s for the same patient ID Re-attending between 3 & 9 months - Adults	186	314	59.2%	49.6%	52.6%	51.6%
% of FP17s for Band 1 Urgent Courses	40	283	14.1%	9.0%	7.9%	8.9%
% of FP17s Relating to Free Repair or Replacements	0	283	0.0%	0.7%	0.8%	0.8%
% of FP17s Relating to Continuations	1	283	0.4%	1.0%	0.9%	0.9%
% of Patients satisfied with the dentistry they have received	7	7	N/A	93.6%	93.2%	93.2%
% of Patients satisfied with the time they had to wait for an appointment	7	7	N/A	87.9%	89.1%	88.8%

* This is based on patients treated on this contract for their most recent course of treatment. Figures in italics indicate the base number of FP17s or Patient Questionnaire responses are less than 100. N/A is shown where the base number of responses is less than 10 during the period. % is calculated as Quantity/Base number*100

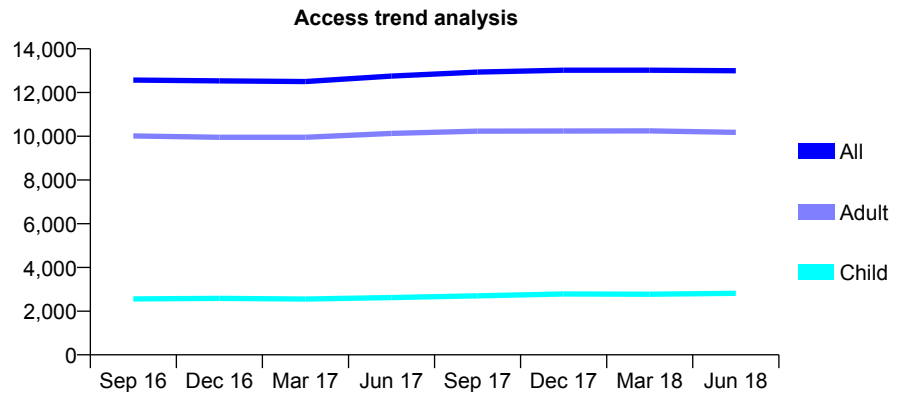
Q56 - Vital Signs At a Glance Contract Report for 184624/0001 - June 2018

Name or company name	DMJ Norwich Limited
Contract type name	GDS Contract
Purpose of contract	General
Contract start date	01/04/2013
Contract end date	

18/19 Contracted general activity (UDA)	37,546
Carry forward general activity (UDA)	0
18/19 Contracted orthodontic activity (UOA)	0
Carry forward orthodontic activity (UOA)	0
Baseline contract value	£1,060,166.09

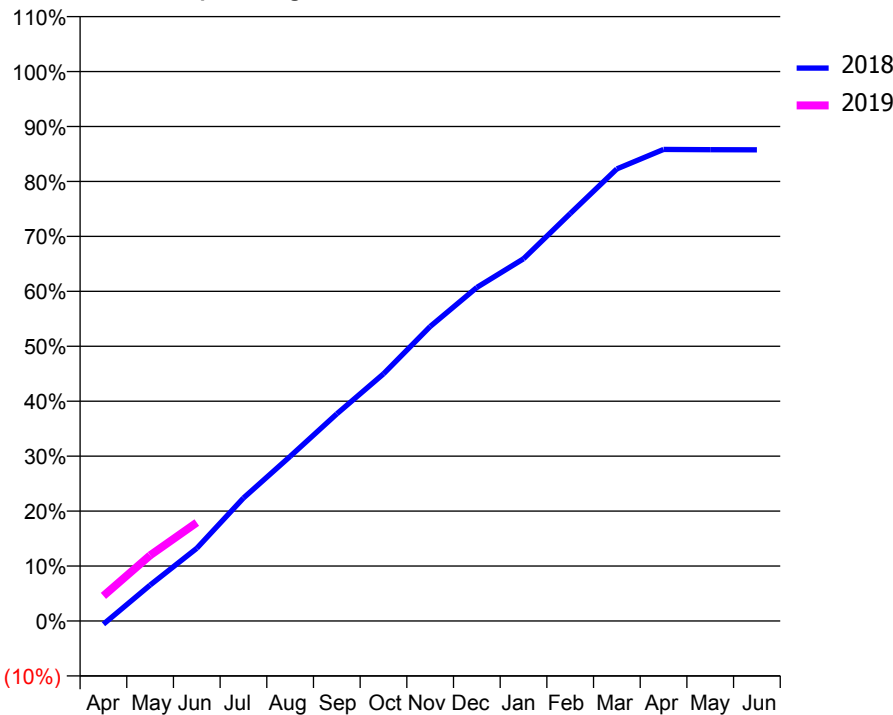
ACCESS*

Patients seen in 24 months	Total	Change since previous quarter
Quarter ending June 2017	12,750	
Quarter ending September 2017	12,935	→
Quarter ending December 2017	13,023	→
Quarter ending March 2018	13,020	→
Quarter ending June 2018	12,996	→
Variance since June 2017	1.9%	→



ACTIVITY

Cumulative percentage of contracted UDA delivered 2018 & 2019



Month	Adjusted Scheduled Activity (UDA)	
	2018	2019
April	-219	1,721
May	2,453	4,490
June	4,967	6,728
July	8,409	
August	11,243	
September	14,150	
October	16,891	
November	20,124	
December	22,788	
January	24,750	
February	27,839	
March	30,888	
April	32,218	
May	32,208	
June	32,193	

QUALITY

	Quantity	Base Number	Contract	AT	Region	England
% of FP17s for the same patient ID Re-attending within 3 months - Children	29	843	3.4%	10.7%	11.3%	11.5%
% of FP17s for the same patient ID Re-attending within 3 months - Adults	310	2,963	10.5%	14.0%	14.9%	15.4%
% of FP17s for the same patient ID Re-attending between 3 & 9 months - Children	458	843	54.3%	59.8%	60.0%	58.9%
% of FP17s for the same patient ID Re-attending between 3 & 9 months - Adults	1,436	2,963	48.5%	49.6%	52.6%	51.6%
% of FP17s for Band 1 Urgent Courses	175	3,255	5.4%	9.0%	7.9%	8.9%
% of FP17s Relating to Free Repair or Replacements	16	3,255	0.5%	0.7%	0.8%	0.8%
% of FP17s Relating to Continuations	47	3,255	1.4%	1.0%	0.9%	0.9%
% of Patients satisfied with the dentistry they have received	9	10	90.0%	93.6%	93.2%	93.2%
% of Patients satisfied with the time they had to wait for an appointment	8	10	80.0%	87.9%	89.1%	88.8%

* This is based on patients treated on this contract for their most recent course of treatment. Figures in italics indicate the base number of FP17s or Patient Questionnaire responses are less than 100. N/A is shown where the base number of responses is less than 10 during the period. % is calculated as Quantity/Base number*100

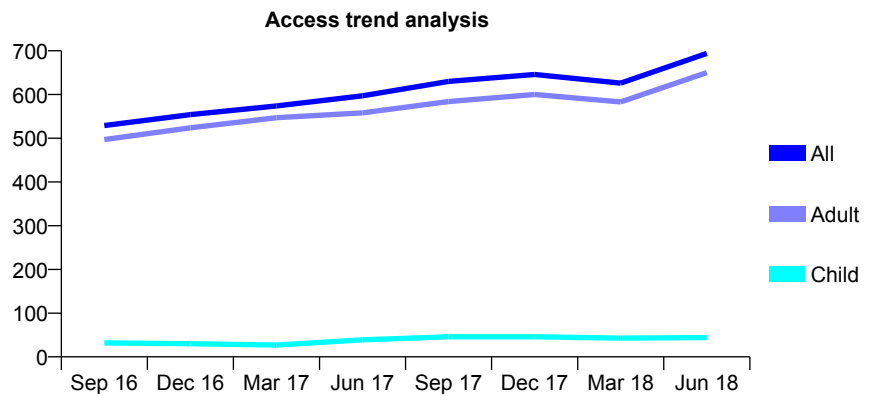
Q56 - Vital Signs At a Glance Contract Report for 184624/0002 - June 2018

Name or company name	DMJ Norwich Limited
Contract type name	PDS Contract
Purpose of contract	General
Contract start date	01/04/2013
Contract end date	31/03/2019

18/19 Contracted general activity (UDA)	3,380
Carry forward general activity (UDA)	0
18/19 Contracted orthodontic activity (UOA)	0
Carry forward orthodontic activity (UOA)	0
Baseline contract value	£573,502.94

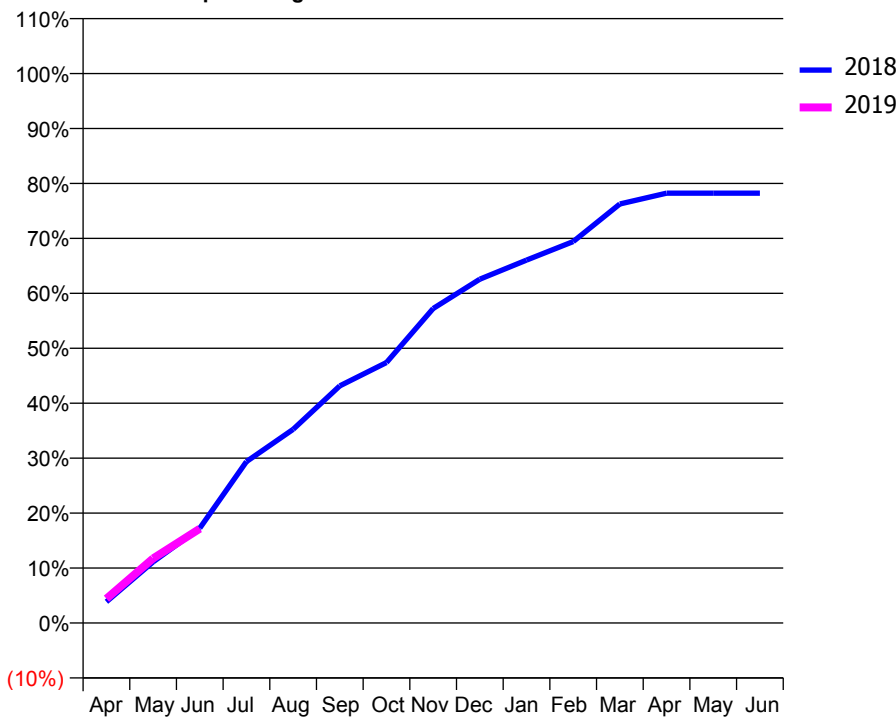
ACCESS*

Patients seen in 24 months	Total	Change since previous quarter
Quarter ending June 2017	597	
Quarter ending September 2017	630	↑
Quarter ending December 2017	646	↑
Quarter ending March 2018	626	↓
Quarter ending June 2018	694	↑
Variance since June 2017	16.2%	↑



ACTIVITY

Cumulative percentage of contracted UDA delivered 2018 & 2019



Adjusted Scheduled Activity (UDA)		
Month	2018	2019
April	131	150
May	376	397
June	583	580
July	993	
August	1,191	
September	1,458	
October	1,602	
November	1,935	
December	2,115	
January	2,233	
February	2,347	
March	2,578	
April	2,644	
May	2,644	
June	2,644	

QUALITY

	Quantity	Base Number	Contract	AT	Region	England
% of FP17s for the same patient ID Re-attending within 3 months - Children	0	25	0.0%	10.7%	11.3%	11.5%
% of FP17s for the same patient ID Re-attending within 3 months - Adults	1	193	0.5%	14.0%	14.9%	15.4%
% of FP17s for the same patient ID Re-attending between 3 & 9 months - Children	1	25	4.0%	59.8%	60.0%	58.9%
% of FP17s for the same patient ID Re-attending between 3 & 9 months - Adults	0	193	0.0%	49.6%	52.6%	51.6%
% of FP17s for Band 1 Urgent Courses	0	196	0.0%	9.0%	7.9%	8.9%
% of FP17s Relating to Free Repair or Replacements	0	196	0.0%	0.7%	0.8%	0.8%
% of FP17s Relating to Continuations	0	196	0.0%	1.0%	0.9%	0.9%
% of Patients satisfied with the dentistry they have received	0	0	N/A	93.6%	93.2%	93.2%
% of Patients satisfied with the time they had to wait for an appointment	0	0	N/A	87.9%	89.1%	88.8%

* This is based on patients treated on this contract for their most recent course of treatment. Figures in italics indicate the base number of FP17s or Patient Questionnaire responses are less than 100. N/A is shown where the base number of responses is less than 10 during the period. % is calculated as Quantity/Base number*100

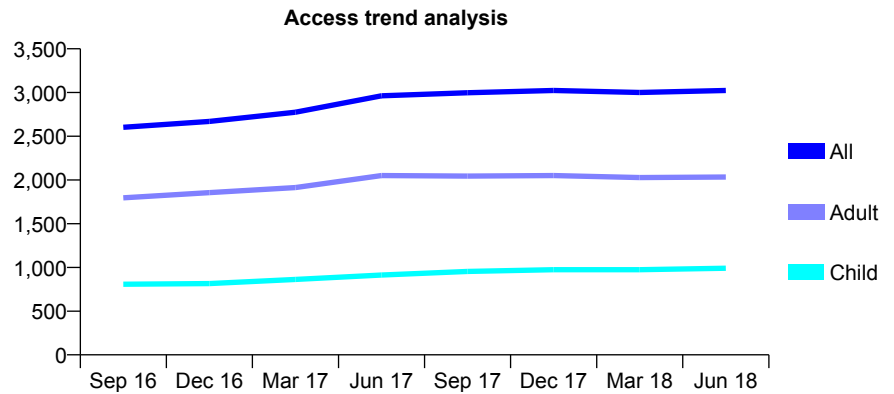
Q56 - Vital Signs At a Glance Contract Report for 185272/0001 - June 2018

Name or company name	Bridge House Dental Practice
Contract type name	GDS Contract
Purpose of contract	General
Contract start date	01/11/2012
Contract end date	

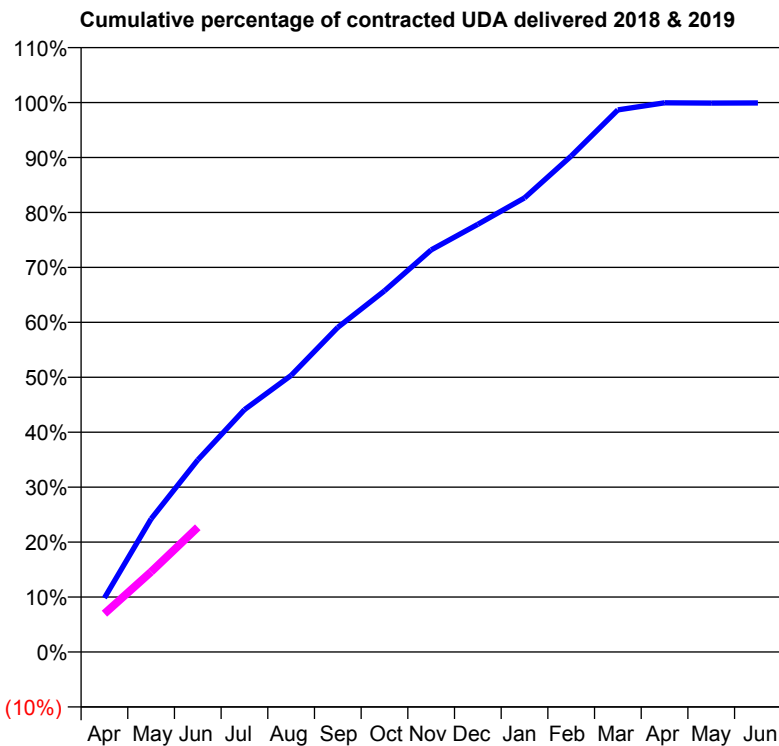
18/19 Contracted general activity (UDA)	5,905
Carry forward general activity (UDA)	0
18/19 Contracted orthodontic activity (UOA)	0
Carry forward orthodontic activity (UOA)	0
Baseline contract value	£128,102.40

ACCESS*

Patients seen in 24 months	Total	Change since previous quarter
Quarter ending June 2017	2,962	
Quarter ending September 2017	2,998	→
Quarter ending December 2017	3,024	→
Quarter ending March 2018	3,001	→
Quarter ending June 2018	3,024	→
Variance since June 2017	2.1%	↑



ACTIVITY



Month	Adjusted Scheduled Activity (UDA)	
	2018	2019
April	581	413
May	1,431	862
June	2,064	1,341
July	2,605	
August	2,973	
September	3,488	
October	3,881	
November	4,322	
December	4,596	
January	4,879	
February	5,329	
March	5,826	
April	5,902	
May	5,899	
June	5,900	

QUALITY

	Quantity	Base Number	Contract	AT	Region	England
% of FP17s for the same patient ID Re-attending within 3 months - Children	39	371	10.5%	10.7%	11.3%	11.5%
% of FP17s for the same patient ID Re-attending within 3 months - Adults	51	473	10.8%	14.0%	14.9%	15.4%
% of FP17s for the same patient ID Re-attending between 3 & 9 months - Children	225	371	60.6%	59.8%	60.0%	58.9%
% of FP17s for the same patient ID Re-attending between 3 & 9 months - Adults	136	473	28.8%	49.6%	52.6%	51.6%
% of FP17s for Band 1 Urgent Courses	76	796	9.5%	9.0%	7.9%	8.9%
% of FP17s Relating to Free Repair or Replacements	8	796	1.0%	0.7%	0.8%	0.8%
% of FP17s Relating to Continuations	1	796	0.1%	1.0%	0.9%	0.9%
% of Patients satisfied with the dentistry they have received	0	0	N/A	93.6%	93.2%	93.2%
% of Patients satisfied with the time they had to wait for an appointment	0	0	N/A	87.9%	89.1%	88.8%

* This is based on patients treated on this contract for their most recent course of treatment. Figures in italics indicate the base number of FP17s or Patient Questionnaire responses are less than 100. N/A is shown where the base number of responses is less than 10 during the period. % is calculated as Quantity/Base number*100

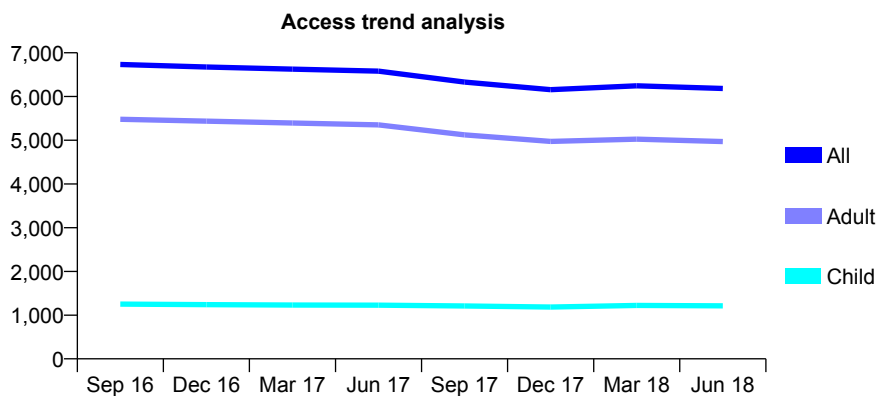
Q56 - Vital Signs At a Glance Contract Report for 185361/0001 - June 2018

Name or company name	Diss Dental Health Centre Limited
Contract type name	GDS Contract
Purpose of contract	General
Contract start date	01/04/2010
Contract end date	

18/19 Contracted general activity (UDA)	17,060
Carry forward general activity (UDA)	0
18/19 Contracted orthodontic activity (UOA)	0
Carry forward orthodontic activity (UOA)	0
Baseline contract value	£445,676.74

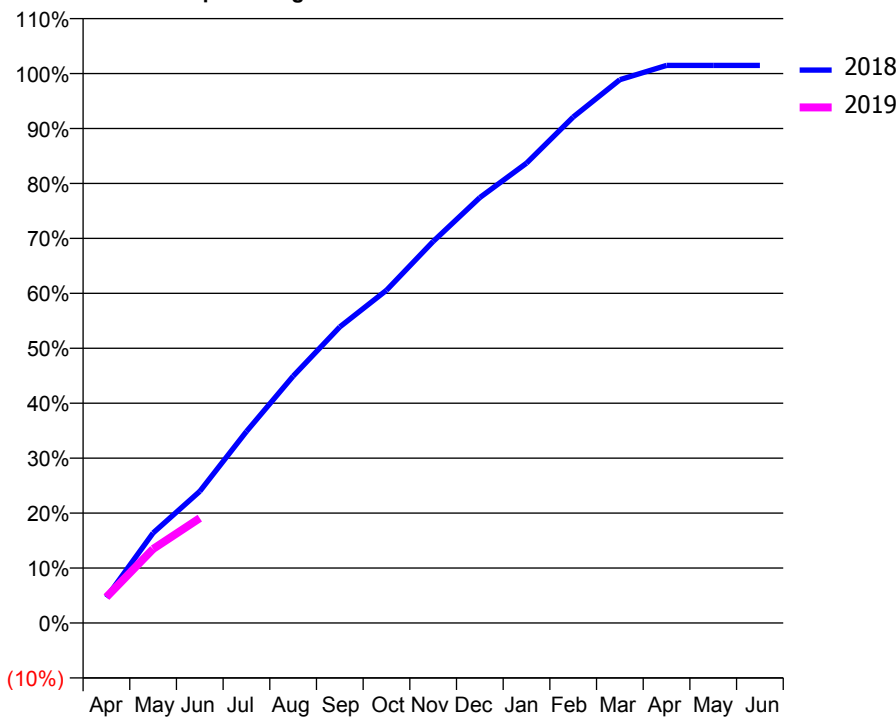
ACCESS*

Patients seen in 24 months	Total	Change since previous quarter
Quarter ending June 2017	6,581	
Quarter ending September 2017	6,331	↓
Quarter ending December 2017	6,158	↓
Quarter ending March 2018	6,246	→
Quarter ending June 2018	6,183	↓
Variance since June 2017	(6.0%)	↓



ACTIVITY

Cumulative percentage of contracted UDA delivered 2018 & 2019



Adjusted Scheduled Activity (UDA)

Month	2018	2019
April	794	805
May	2,798	2,302
June	4,089	3,258
July	5,947	
August	7,666	
September	9,191	
October	10,332	
November	11,845	
December	13,209	
January	14,277	
February	15,709	
March	16,868	
April	17,313	
May	17,313	
June	17,313	

QUALITY

	Quantity	Base Number	Contract	AT	Region	England
% of FP17s for the same patient ID Re-attending within 3 months - Children	17	381	4.5%	10.7%	11.3%	11.5%
% of FP17s for the same patient ID Re-attending within 3 months - Adults	88	1,314	6.7%	14.0%	14.9%	15.4%
% of FP17s for the same patient ID Re-attending between 3 & 9 months - Children	161	381	42.3%	59.8%	60.0%	58.9%
% of FP17s for the same patient ID Re-attending between 3 & 9 months - Adults	631	1,314	48.0%	49.6%	52.6%	51.6%
% of FP17s for Band 1 Urgent Courses	70	1,491	4.7%	9.0%	7.9%	8.9%
% of FP17s Relating to Free Repair or Replacements	22	1,491	1.5%	0.7%	0.8%	0.8%
% of FP17s Relating to Continuations	6	1,491	0.4%	1.0%	0.9%	0.9%
% of Patients satisfied with the dentistry they have received	9	12	75.0%	93.6%	93.2%	93.2%
% of Patients satisfied with the time they had to wait for an appointment	9	12	75.0%	87.9%	89.1%	88.8%

* This is based on patients treated on this contract for their most recent course of treatment. Figures in italics indicate the base number of FP17s or Patient Questionnaire responses are less than 100. N/A is shown where the base number of responses is less than 10 during the period. % is calculated as Quantity/Base number*100

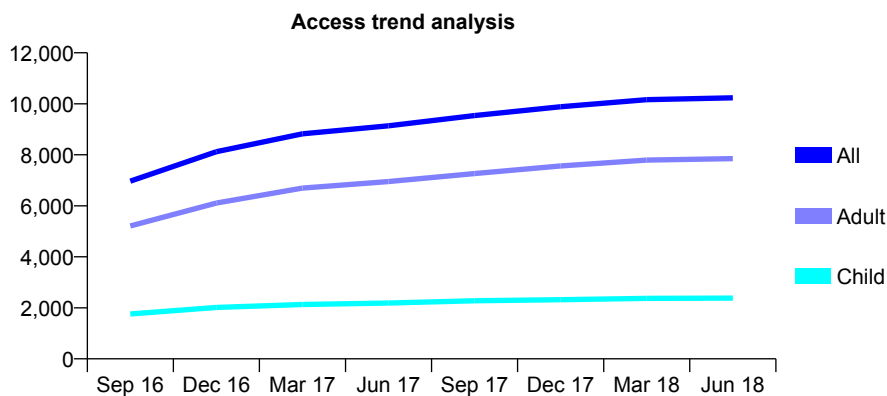
Q56 - Vital Signs At a Glance Contract Report for 185434/0001 - June 2018

Name or company name	Priority Park Dental Practice
Contract type name	GDS Contract
Purpose of contract	General
Contract start date	01/01/2016
Contract end date	

18/19 Contracted general activity (UDA)	28,201
Carry forward general activity (UDA)	0
18/19 Contracted orthodontic activity (UOA)	0
Carry forward orthodontic activity (UOA)	0
Baseline contract value	£964,959.59

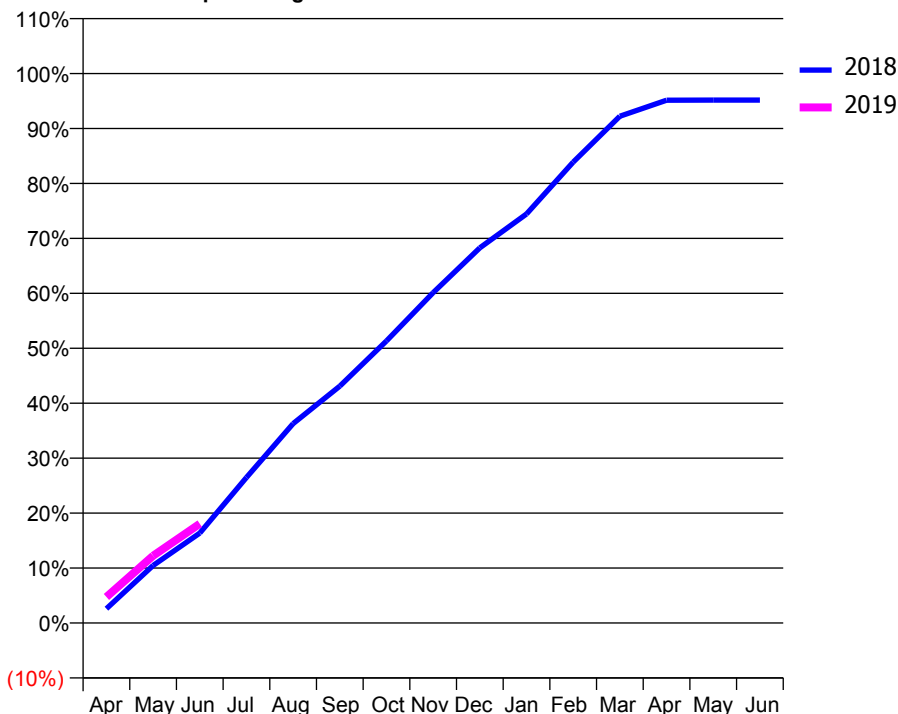
ACCESS*

Patients seen in 24 months	Total	Change since previous quarter
Quarter ending June 2017	9,139	
Quarter ending September 2017	9,541	↑
Quarter ending December 2017	9,883	↑
Quarter ending March 2018	10,163	↑
Quarter ending June 2018	10,234	→
Variance since June 2017	12.0%	↑



ACTIVITY

Cumulative percentage of contracted UDA delivered 2018 & 2019



Month	Adjusted Scheduled Activity (UDA)	
	2018	2019
April	739	1,338
May	2,954	3,452
June	4,616	5,094
July	7,470	
August	10,235	
September	12,158	
October	14,480	
November	16,952	
December	19,253	
January	20,995	
February	23,656	
March	26,008	
April	26,830	
May	26,835	
June	26,835	

QUALITY

	Quantity	Base Number	Contract	AT	Region	England
% of FP17s for the same patient ID Re-attending within 3 months - Children	66	811	8.1%	10.7%	11.3%	11.5%
% of FP17s for the same patient ID Re-attending within 3 months - Adults	390	2,687	14.5%	14.0%	14.9%	15.4%
% of FP17s for the same patient ID Re-attending between 3 & 9 months - Children	501	811	61.8%	59.8%	60.0%	58.9%
% of FP17s for the same patient ID Re-attending between 3 & 9 months - Adults	1,630	2,687	60.7%	49.6%	52.6%	51.6%
% of FP17s for Band 1 Urgent Courses	279	3,012	9.3%	9.0%	7.9%	8.9%
% of FP17s Relating to Free Repair or Replacements	14	3,012	0.5%	0.7%	0.8%	0.8%
% of FP17s Relating to Continuations	49	3,012	1.6%	1.0%	0.9%	0.9%
% of Patients satisfied with the dentistry they have received	9	9	N/A	93.6%	93.2%	93.2%
% of Patients satisfied with the time they had to wait for an appointment	7	9	N/A	87.9%	89.1%	88.8%

* This is based on patients treated on this contract for their most recent course of treatment. Figures in italics indicate the base number of FP17s or Patient Questionnaire responses are less than 100. N/A is shown where the base number of responses is less than 10 during the period. % is calculated as Quantity/Base number*100

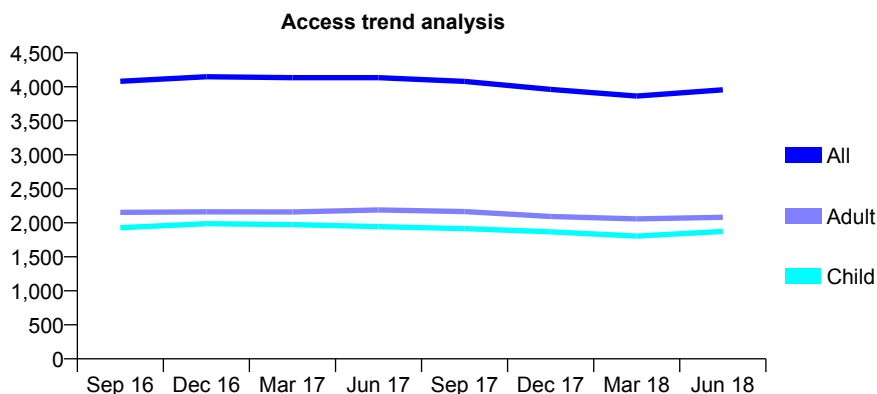
Q56 - Vital Signs At a Glance Contract Report for 185671/0001 - June 2018

Name or company name	Community Dental Services CIC
Contract type name	PDS Contract
Purpose of contract	General
Contract start date	01/10/2012
Contract end date	31/03/2019

18/19 Contracted general activity (UDA)	9,183
Carry forward general activity (UDA)	0
18/19 Contracted orthodontic activity (UOA)	0
Carry forward orthodontic activity (UOA)	0
Baseline contract value	£1,489,070.00

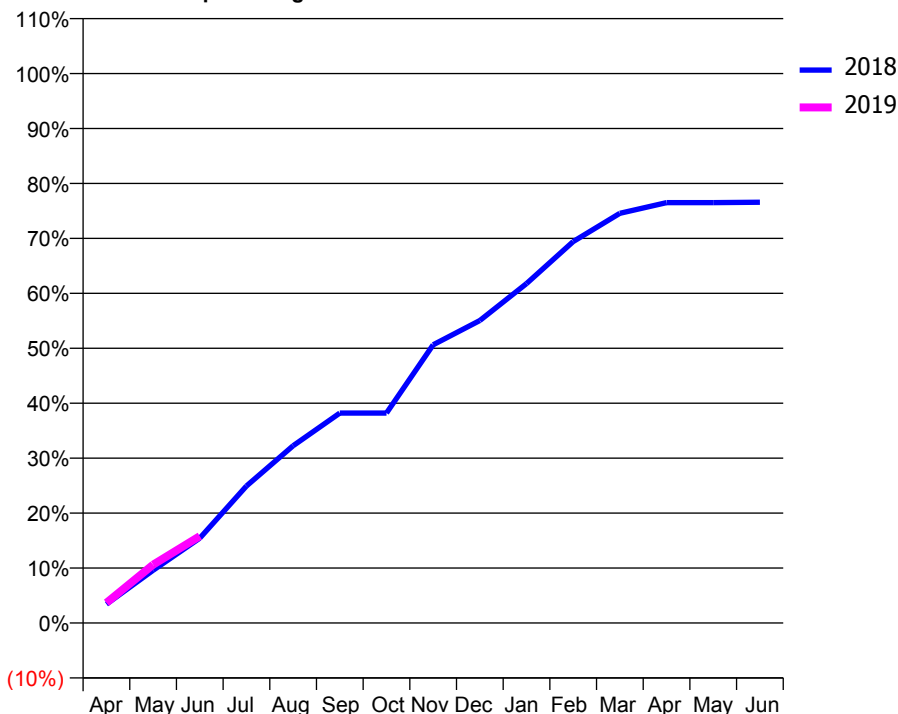
ACCESS*

Patients seen in 24 months	Total	Change since previous quarter
Quarter ending June 2017	4,135	
Quarter ending September 2017	4,079	↓
Quarter ending December 2017	3,961	↓
Quarter ending March 2018	3,863	↓
Quarter ending June 2018	3,955	↑
Variance since June 2017	(4.4%)	↓



ACTIVITY

Cumulative percentage of contracted UDA delivered 2018 & 2019



Adjusted Scheduled Activity (UDA)

Month	2018	2019
April	314	338
May	882	976
June	1,418	1,451
July	2,290	
August	2,963	
September	3,509	
October	3,509	
November	4,651	
December	5,055	
January	5,673	
February	6,374	
March	6,847	
April	7,026	
May	7,026	
June	7,033	

QUALITY

	Quantity	Base Number	Contract	AT	Region	England
% of FP17s for the same patient ID Re-attending within 3 months - Children	32	655	4.9%	10.7%	11.3%	11.5%
% of FP17s for the same patient ID Re-attending within 3 months - Adults	48	611	7.9%	14.0%	14.9%	15.4%
% of FP17s for the same patient ID Re-attending between 3 & 9 months - Children	279	655	42.6%	59.8%	60.0%	58.9%
% of FP17s for the same patient ID Re-attending between 3 & 9 months - Adults	286	611	46.8%	49.6%	52.6%	51.6%
% of FP17s for Band 1 Urgent Courses	51	995	5.1%	9.0%	7.9%	8.9%
% of FP17s Relating to Free Repair or Replacements	0	995	0.0%	0.7%	0.8%	0.8%
% of FP17s Relating to Continuations	7	995	0.7%	1.0%	0.9%	0.9%
% of Patients satisfied with the dentistry they have received	6	6	N/A	93.6%	93.2%	93.2%
% of Patients satisfied with the time they had to wait for an appointment	4	6	N/A	87.9%	89.1%	88.8%

* This is based on patients treated on this contract for their most recent course of treatment. Figures in italics indicate the base number of FP17s or Patient Questionnaire responses are less than 100. N/A is shown where the base number of responses is less than 10 during the period. % is calculated as Quantity/Base number*100

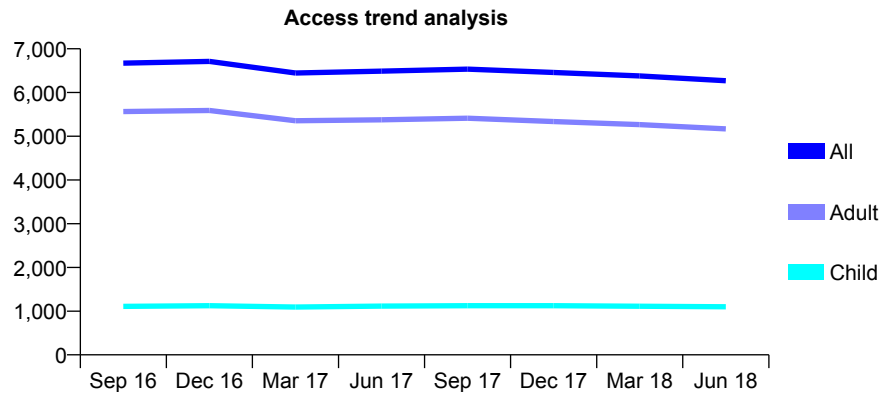
Q56 - Vital Signs At a Glance Contract Report for 185787/0001 - June 2018

Name or company name	Compass Clinic Limited
Contract type name	PDS Plus Contract
Purpose of contract	General
Contract start date	01/05/2010
Contract end date	31/03/2019

18/19 Contracted general activity (UDA)	21,000
Carry forward general activity (UDA)	0
18/19 Contracted orthodontic activity (UOA)	0
Carry forward orthodontic activity (UOA)	0
Baseline contract value	£583,890.64

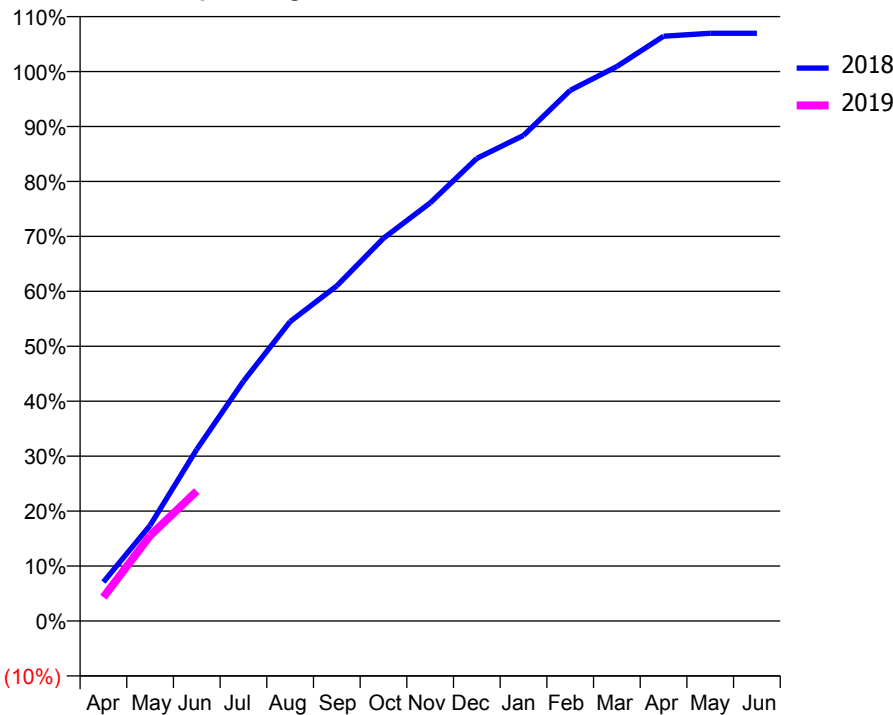
ACCESS*

Patients seen in 24 months	Total	Change since previous quarter
Quarter ending June 2017	6,489	
Quarter ending September 2017	6,536	→
Quarter ending December 2017	6,458	↓
Quarter ending March 2018	6,378	↓
Quarter ending June 2018	6,269	↓
Variance since June 2017	(3.4%)	↓



ACTIVITY

Cumulative percentage of contracted UDA delivered 2018 & 2019



Month	Adjusted Scheduled Activity (UDA)	
	2018	2019
April	1,490	911
May	3,654	3,265
June	6,562	4,964
July	9,167	
August	11,441	
September	12,807	
October	14,626	
November	15,979	
December	17,681	
January	18,559	
February	20,281	
March	21,192	
April	22,350	
May	22,460	
June	22,460	

QUALITY

	Quantity	Base Number	Contract	AT	Region	England
% of FP17s for the same patient ID Re-attending within 3 months - Children	30	399	7.5%	10.7%	11.3%	11.5%
% of FP17s for the same patient ID Re-attending within 3 months - Adults	375	2,054	18.3%	14.0%	14.9%	15.4%
% of FP17s for the same patient ID Re-attending between 3 & 9 months - Children	185	399	46.4%	59.8%	60.0%	58.9%
% of FP17s for the same patient ID Re-attending between 3 & 9 months - Adults	926	2,054	45.1%	49.6%	52.6%	51.6%
% of FP17s for Band 1 Urgent Courses	129	1,934	6.7%	9.0%	7.9%	8.9%
% of FP17s Relating to Free Repair or Replacements	94	1,934	4.9%	0.7%	0.8%	0.8%
% of FP17s Relating to Continuations	36	1,934	1.9%	1.0%	0.9%	0.9%
% of Patients satisfied with the dentistry they have received	3	3	N/A	93.6%	93.2%	93.2%
% of Patients satisfied with the time they had to wait for an appointment	3	3	N/A	87.9%	89.1%	88.8%

* This is based on patients treated on this contract for their most recent course of treatment. Figures in italics indicate the base number of FP17s or Patient Questionnaire responses are less than 100. N/A is shown where the base number of responses is less than 10 during the period. % is calculated as Quantity/Base number*100

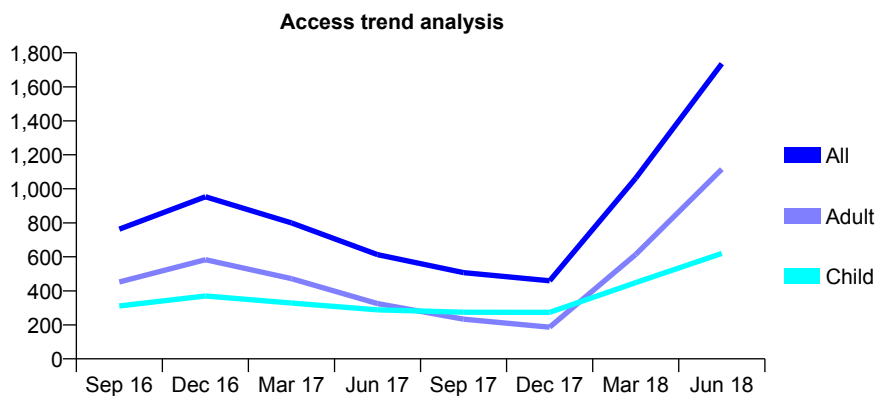
Q56 - Vital Signs At a Glance Contract Report for 187941/0001 - June 2018

Name or company name	Onefiveseven Partnership
Contract type name	GDS Contract
Purpose of contract	General
Contract start date	12/10/2009
Contract end date	

18/19 Contracted general activity (UDA)	1,735
Carry forward general activity (UDA)	0
18/19 Contracted orthodontic activity (UOA)	0
Carry forward orthodontic activity (UOA)	0
Baseline contract value	£42,926.52

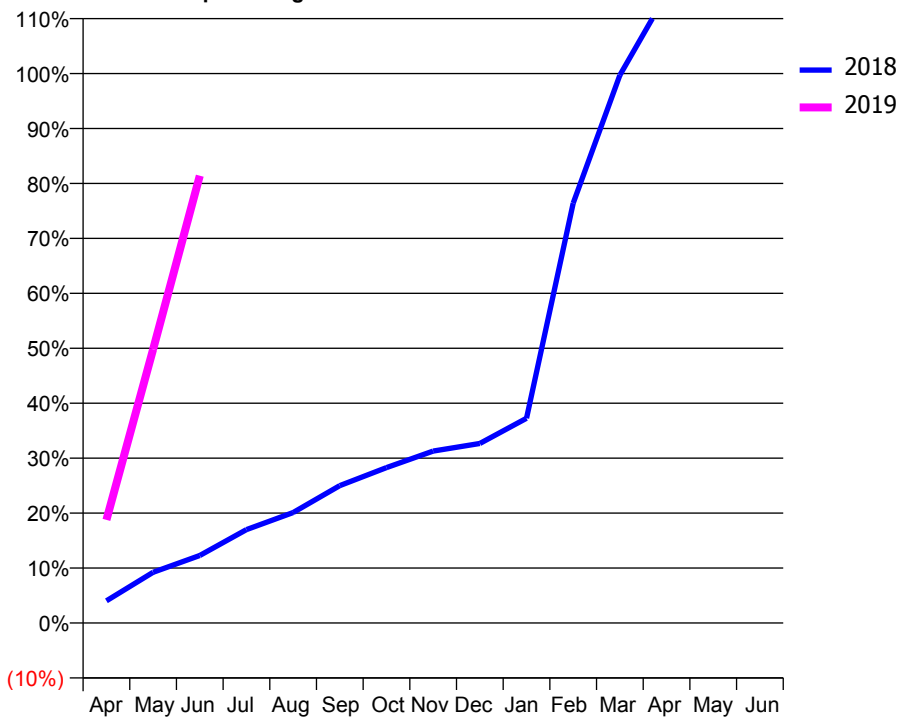
ACCESS*

Patients seen in 24 months	Total	Change since previous quarter
Quarter ending June 2017	613	
Quarter ending September 2017	507	↓
Quarter ending December 2017	459	↓
Quarter ending March 2018	1,062	↑
Quarter ending June 2018	1,736	↑
Variance since June 2017	183.2%	↑



ACTIVITY

Cumulative percentage of contracted UDA delivered 2018 & 2019



Adjusted Scheduled Activity (UDA)

Month	2018	2019
April	70	326
May	160	864
June	213	1,412
July	295	
August	349	
September	434	
October	491	
November	543	
December	567	
January	647	
February	1,326	
March	1,730	
April	1,986	
May	1,987	
June	1,987	

QUALITY

	Quantity	Base Number	Contract	AT	Region	England
% of FP17s for the same patient ID Re-attending within 3 months - Children	20	335	6.0%	10.7%	11.3%	11.5%
% of FP17s for the same patient ID Re-attending within 3 months - Adults	55	624	8.8%	14.0%	14.9%	15.4%
% of FP17s for the same patient ID Re-attending between 3 & 9 months - Children	97	335	29.0%	59.8%	60.0%	58.9%
% of FP17s for the same patient ID Re-attending between 3 & 9 months - Adults	28	624	4.5%	49.6%	52.6%	51.6%
% of FP17s for Band 1 Urgent Courses	37	816	4.5%	9.0%	7.9%	8.9%
% of FP17s Relating to Free Repair or Replacements	1	816	0.1%	0.7%	0.8%	0.8%
% of FP17s Relating to Continuations	23	816	2.8%	1.0%	0.9%	0.9%
% of Patients satisfied with the dentistry they have received	1	1	N/A	93.6%	93.2%	93.2%
% of Patients satisfied with the time they had to wait for an appointment	1	1	N/A	87.9%	89.1%	88.8%

* This is based on patients treated on this contract for their most recent course of treatment. Figures in italics indicate the base number of FP17s or Patient Questionnaire responses are less than 100. N/A is shown where the base number of responses is less than 10 during the period. % is calculated as Quantity/Base number*100

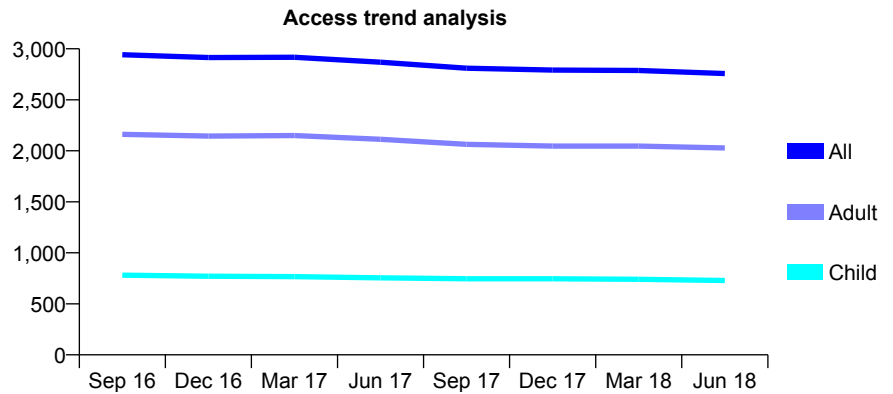
Q56 - Vital Signs At a Glance Contract Report for 188301/0001 - June 2018

Name or company name	Capel Dental Ltd
Contract type name	GDS Contract
Purpose of contract	General and Orthodontic
Contract start date	01/09/2007
Contract end date	

18/19 Contracted general activity (UDA)	5,612
Carry forward general activity (UDA)	0
18/19 Contracted orthodontic activity (UOA)	522
Carry forward orthodontic activity (UOA)	0
Baseline contract value	£191,764.73

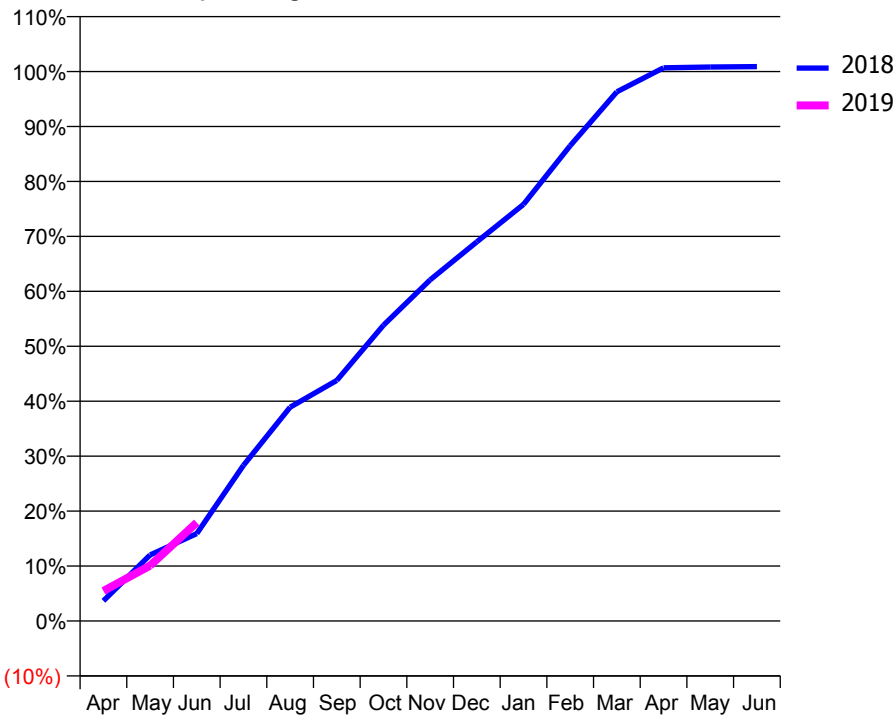
ACCESS*

Patients seen in 24 months	Total	Change since previous quarter
Quarter ending June 2017	2,868	
Quarter ending September 2017	2,810	↓
Quarter ending December 2017	2,792	→
Quarter ending March 2018	2,787	→
Quarter ending June 2018	2,757	↓
Variance since June 2017	(3.9%)	↓



ACTIVITY

Cumulative percentage of contracted UDA delivered 2018 & 2019



Adjusted Scheduled Activity (UDA)		
Month	2018	2019
April	206	307
May	674	566
June	893	1,005
July	1,590	
August	2,184	
September	2,458	
October	3,021	
November	3,484	
December	3,872	
January	4,256	
February	4,855	
March	5,404	
April	5,650	
May	5,658	
June	5,663	

QUALITY

	Quantity	Base Number	Contract	AT	Region	England
% of FP17s for the same patient ID Re-attending within 3 months - Children	22	319	6.9%	10.7%	11.3%	11.5%
% of FP17s for the same patient ID Re-attending within 3 months - Adults	68	752	9.0%	14.0%	14.9%	15.4%
% of FP17s for the same patient ID Re-attending between 3 & 9 months - Children	222	319	69.6%	59.8%	60.0%	58.9%
% of FP17s for the same patient ID Re-attending between 3 & 9 months - Adults	493	752	65.6%	49.6%	52.6%	51.6%
% of FP17s for Band 1 Urgent Courses	17	607	2.8%	9.0%	7.9%	8.9%
% of FP17s Relating to Free Repair or Replacements	8	607	1.3%	0.7%	0.8%	0.8%
% of FP17s Relating to Continuations	8	607	1.3%	1.0%	0.9%	0.9%
% of Patients satisfied with the dentistry they have received	3	3	N/A	93.6%	93.2%	93.2%
% of Patients satisfied with the time they had to wait for an appointment	3	3	N/A	87.9%	89.1%	88.8%

* This is based on patients treated on this contract for their most recent course of treatment. Figures in italics indicate the base number of FP17s or Patient Questionnaire responses are less than 100. N/A is shown where the base number of responses is less than 10 during the period. % is calculated as Quantity/Base number*100

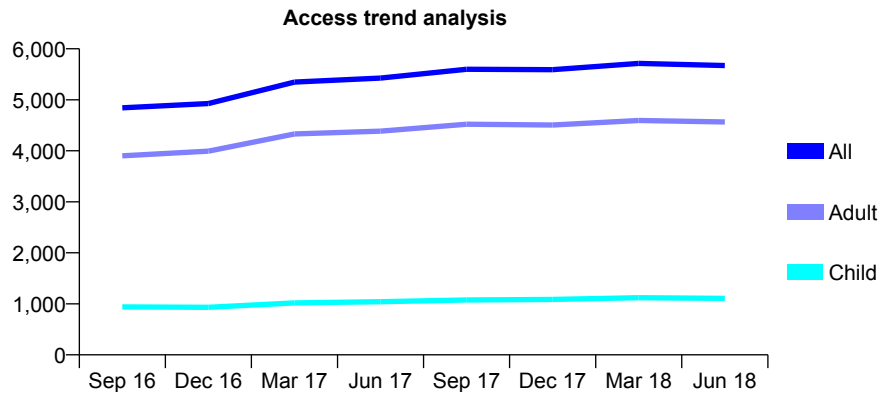
Q56 - Vital Signs At a Glance Contract Report for 189677/0001 - June 2018

Name or company name	Dr Jai Prathap Reddy
Contract type name	GDS Contract
Purpose of contract	General
Contract start date	01/03/2015
Contract end date	

18/19 Contracted general activity (UDA)	14,985
Carry forward general activity (UDA)	0
18/19 Contracted orthodontic activity (UOA)	0
Carry forward orthodontic activity (UOA)	0
Baseline contract value	£414,367.41

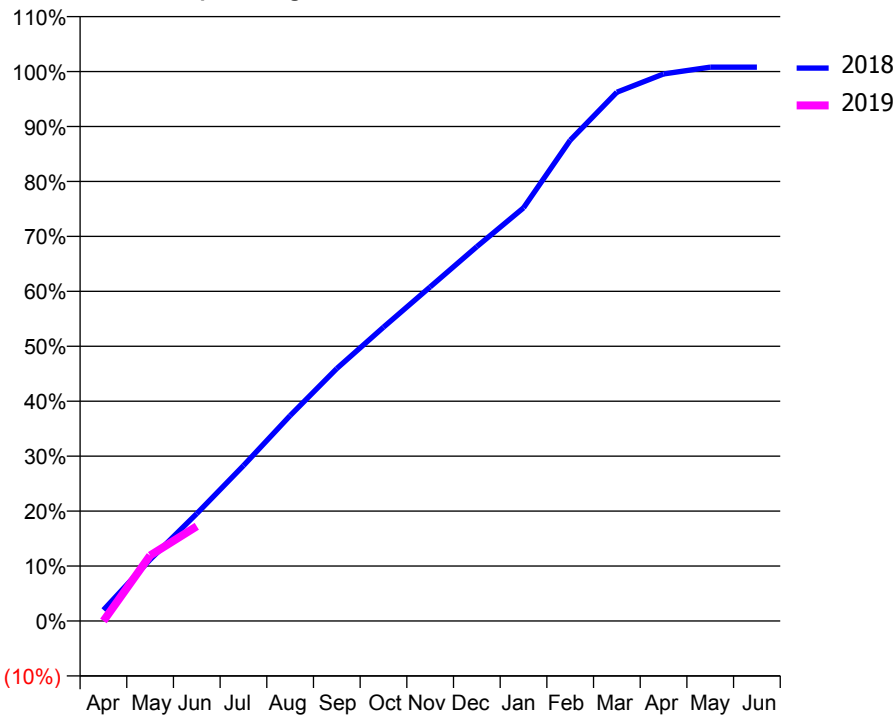
ACCESS*

Patients seen in 24 months	Total	Change since previous quarter
Quarter ending June 2017	5,427	
Quarter ending September 2017	5,599	↑
Quarter ending December 2017	5,591	→
Quarter ending March 2018	5,714	↑
Quarter ending June 2018	5,673	→
Variance since June 2017	4.5%	↑



ACTIVITY

Cumulative percentage of contracted UDA delivered 2018 & 2019



Month	Adjusted Scheduled Activity (UDA)	
	2018	2019
April	300	0
May	1,675	1,787
June	2,927	2,582
July	4,238	
August	5,603	
September	6,887	
October	8,011	
November	9,110	
December	10,210	
January	11,269	
February	13,113	
March	14,419	
April	14,917	
May	15,104	
June	15,105	

QUALITY

	Quantity	Base Number	Contract	AT	Region	England
% of FP17s for the same patient ID Re-attending within 3 months - Children	18	355	5.1%	10.7%	11.3%	11.5%
% of FP17s for the same patient ID Re-attending within 3 months - Adults	149	1,497	10.0%	14.0%	14.9%	15.4%
% of FP17s for the same patient ID Re-attending between 3 & 9 months - Children	217	355	61.1%	59.8%	60.0%	58.9%
% of FP17s for the same patient ID Re-attending between 3 & 9 months - Adults	951	1,497	63.5%	49.6%	52.6%	51.6%
% of FP17s for Band 1 Urgent Courses	85	1,508	5.6%	9.0%	7.9%	8.9%
% of FP17s Relating to Free Repair or Replacements	24	1,508	1.6%	0.7%	0.8%	0.8%
% of FP17s Relating to Continuations	12	1,508	0.8%	1.0%	0.9%	0.9%
% of Patients satisfied with the dentistry they have received	10	10	100.0%	93.6%	93.2%	93.2%
% of Patients satisfied with the time they had to wait for an appointment	9	10	90.0%	87.9%	89.1%	88.8%

* This is based on patients treated on this contract for their most recent course of treatment. Figures in italics indicate the base number of FP17s or Patient Questionnaire responses are less than 100. N/A is shown where the base number of responses is less than 10 during the period. % is calculated as Quantity/Base number*100

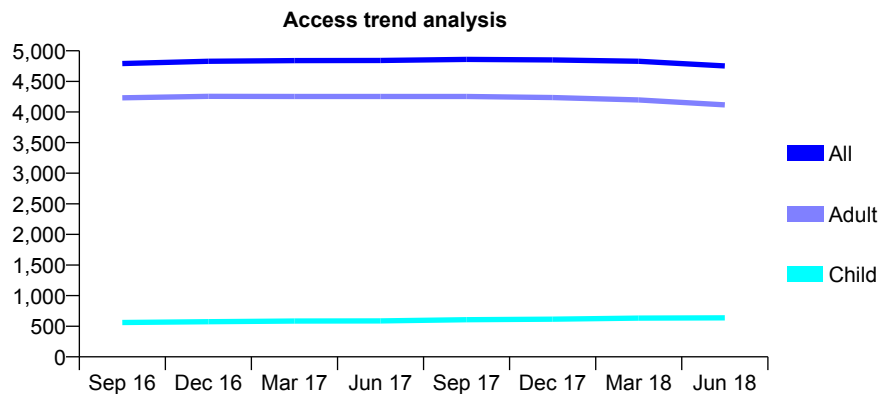
Q56 - Vital Signs At a Glance Contract Report for 189901/0002 - June 2018

Name or company name	Enslin Limited
Contract type name	GDS Contract
Purpose of contract	General
Contract start date	01/04/2013
Contract end date	

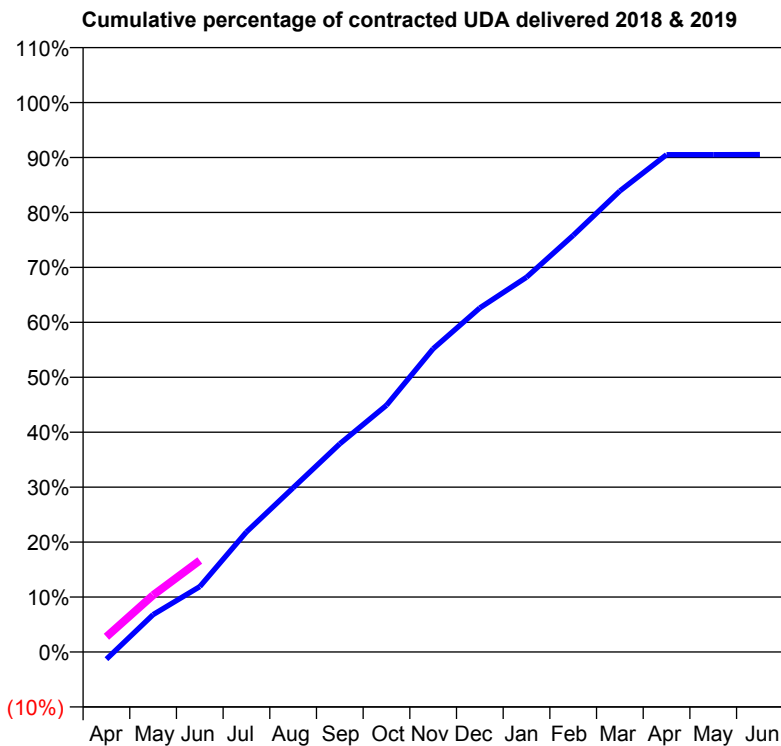
18/19 Contracted general activity (UDA)	15,500
Carry forward general activity (UDA)	0
18/19 Contracted orthodontic activity (UOA)	0
Carry forward orthodontic activity (UOA)	0
Baseline contract value	£387,712.14

ACCESS*

Patients seen in 24 months	Total	Change since previous quarter
Quarter ending June 2017	4,841	
Quarter ending September 2017	4,860	→
Quarter ending December 2017	4,851	→
Quarter ending March 2018	4,829	→
Quarter ending June 2018	4,753	↓
Variance since June 2017	(1.8%)	↓



ACTIVITY



Month	Adjusted Scheduled Activity (UDA)	
	2018	2019
April	-205	431
May	1,056	1,605
June	1,846	2,583
July	3,387	
August	4,634	
September	5,875	
October	6,961	
November	8,557	
December	9,705	
January	10,570	
February	11,754	
March	13,007	
April	14,028	
May	14,028	
June	14,031	

QUALITY

	Quantity	Base Number	Contract	AT	Region	England
% of FP17s for the same patient ID Re-attending within 3 months - Children	13	207	6.3%	10.7%	11.3%	11.5%
% of FP17s for the same patient ID Re-attending within 3 months - Adults	254	1,510	16.8%	14.0%	14.9%	15.4%
% of FP17s for the same patient ID Re-attending between 3 & 9 months - Children	124	207	59.9%	59.8%	60.0%	58.9%
% of FP17s for the same patient ID Re-attending between 3 & 9 months - Adults	875	1,510	57.9%	49.6%	52.6%	51.6%
% of FP17s for Band 1 Urgent Courses	77	1,381	5.6%	9.0%	7.9%	8.9%
% of FP17s Relating to Free Repair or Replacements	11	1,381	0.8%	0.7%	0.8%	0.8%
% of FP17s Relating to Continuations	19	1,381	1.4%	1.0%	0.9%	0.9%
% of Patients satisfied with the dentistry they have received	4	4	N/A	93.6%	93.2%	93.2%
% of Patients satisfied with the time they had to wait for an appointment	4	4	N/A	87.9%	89.1%	88.8%

* This is based on patients treated on this contract for their most recent course of treatment. Figures in italics indicate the base number of FP17s or Patient Questionnaire responses are less than 100. N/A is shown where the base number of responses is less than 10 during the period. % is calculated as Quantity/Base number*100

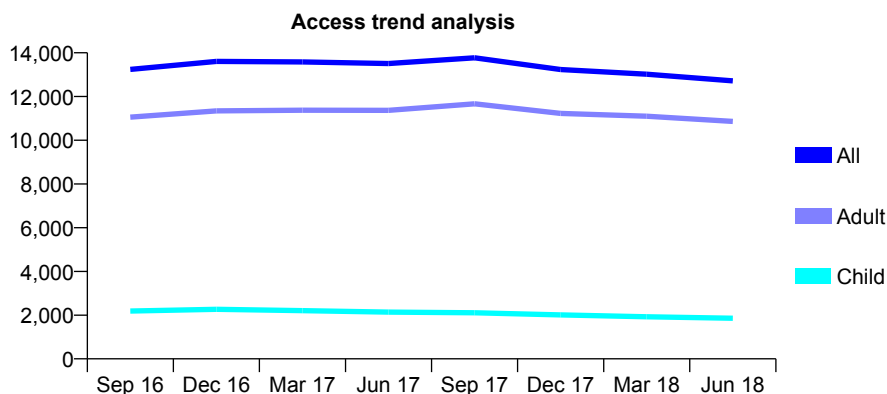
Q56 - Vital Signs At a Glance Contract Report for 190241/0001 - June 2018

Name or company name	CCS Dental Service
Contract type name	PDS Contract
Purpose of contract	General and Orthodontic
Contract start date	01/04/2010
Contract end date	31/03/2019

18/19 Contracted general activity (UDA)	23,865
Carry forward general activity (UDA)	0
18/19 Contracted orthodontic activity (UOA)	420
Carry forward orthodontic activity (UOA)	0
Baseline contract value	£2,623,279.44

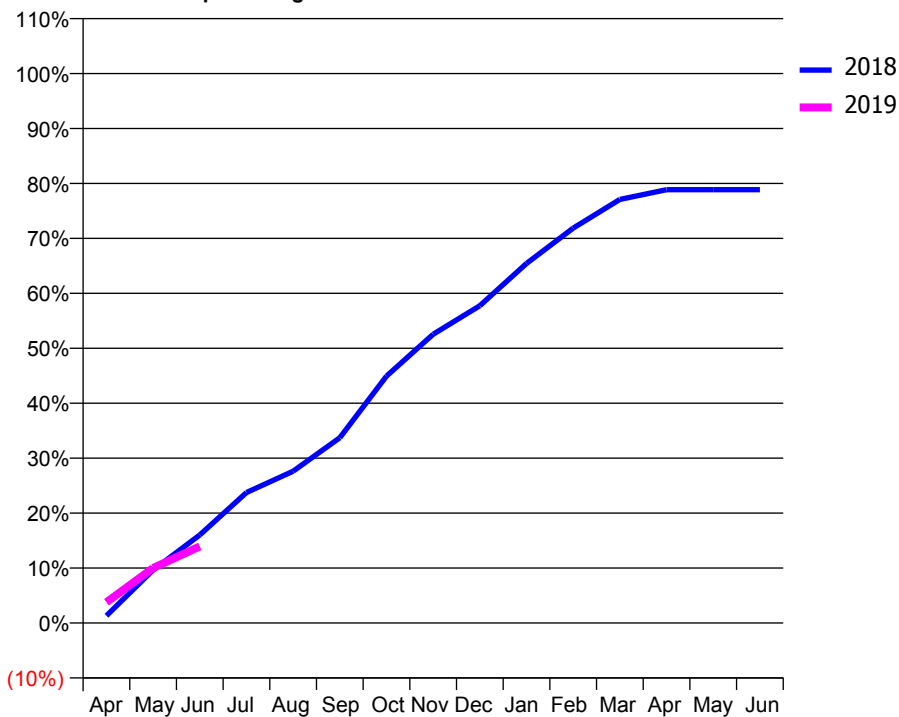
ACCESS*

Patients seen in 24 months	Total	Change since previous quarter
Quarter ending June 2017	13,510	
Quarter ending September 2017	13,772	→
Quarter ending December 2017	13,236	↓
Quarter ending March 2018	13,020	↓
Quarter ending June 2018	12,716	↓
Variance since June 2017	(5.9%)	↓



ACTIVITY

Cumulative percentage of contracted UDA delivered 2018 & 2019



Month	Adjusted Scheduled Activity (UDA)	
	2018	2019
April	313	899
May	2,301	2,389
June	3,826	3,325
July	5,665	
August	6,592	
September	8,045	
October	10,723	
November	12,542	
December	13,781	
January	15,618	
February	17,152	
March	18,394	
April	18,819	
May	18,817	
June	18,819	

QUALITY

	Quantity	Base Number	Contract	AT	Region	England
% of FP17s for the same patient ID Re-attending within 3 months - Children	72	622	11.6%	10.7%	11.3%	11.5%
% of FP17s for the same patient ID Re-attending within 3 months - Adults	223	2,181	10.2%	14.0%	14.9%	15.4%
% of FP17s for the same patient ID Re-attending between 3 & 9 months - Children	144	622	23.2%	59.8%	60.0%	58.9%
% of FP17s for the same patient ID Re-attending between 3 & 9 months - Adults	303	2,181	13.9%	49.6%	52.6%	51.6%
% of FP17s for Band 1 Urgent Courses	1,601	2,353	68.0%	9.0%	7.9%	8.9%
% of FP17s Relating to Free Repair or Replacements	0	2,353	0.0%	0.7%	0.8%	0.8%
% of FP17s Relating to Continuations	0	2,353	0.0%	1.0%	0.9%	0.9%
% of Patients satisfied with the dentistry they have received	2	3	N/A	93.6%	93.2%	93.2%
% of Patients satisfied with the time they had to wait for an appointment	2	3	N/A	87.9%	89.1%	88.8%

* This is based on patients treated on this contract for their most recent course of treatment. Figures in italics indicate the base number of FP17s or Patient Questionnaire responses are less than 100. N/A is shown where the base number of responses is less than 10 during the period. % is calculated as Quantity/Base number*100

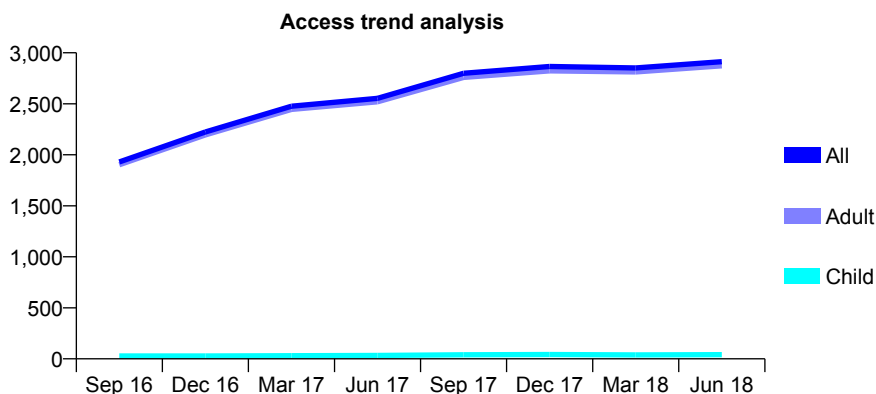
Q56 - Vital Signs At a Glance Contract Report for 190241/0003 - June 2018

Name or company name	CCS Dental Service
Contract type name	PDS Contract
Purpose of contract	General
Contract start date	01/10/2013
Contract end date	31/03/2019

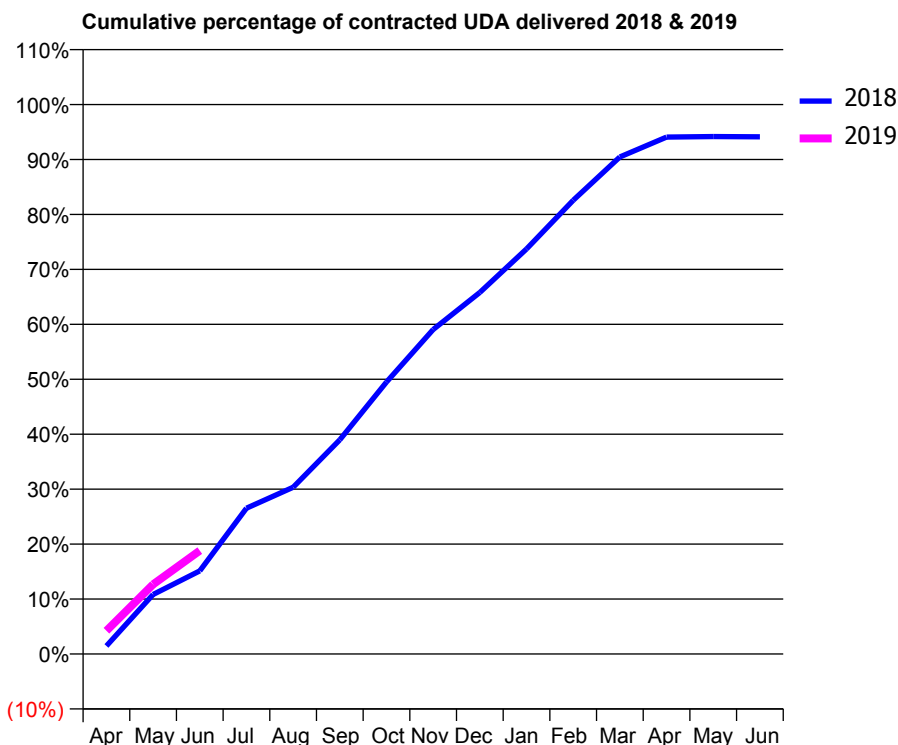
18/19 Contracted general activity (UDA)	8,690
Carry forward general activity (UDA)	0
18/19 Contracted orthodontic activity (UOA)	0
Carry forward orthodontic activity (UOA)	0
Baseline contract value	£875,679.08

ACCESS*

Patients seen in 24 months	Total	Change since previous quarter
Quarter ending June 2017	2,553	
Quarter ending September 2017	2,799	↑
Quarter ending December 2017	2,866	↑
Quarter ending March 2018	2,851	→
Quarter ending June 2018	2,913	↑
Variance since June 2017	14.1%	↑



ACTIVITY



Month	Adjusted Scheduled Activity (UDA)	
	2018	2019
April	128	368
May	942	1,102
June	1,314	1,635
July	2,307	
August	2,637	
September	3,387	
October	4,300	
November	5,132	
December	5,718	
January	6,405	
February	7,174	
March	7,861	
April	8,175	
May	8,182	
June	8,179	

QUALITY

	Quantity	Base Number	Contract	AT	Region	England
% of FP17s for the same patient ID Re-attending within 3 months - Children	0	18	0.0%	10.7%	11.3%	11.5%
% of FP17s for the same patient ID Re-attending within 3 months - Adults	2	707	0.3%	14.0%	14.9%	15.4%
% of FP17s for the same patient ID Re-attending between 3 & 9 months - Children	0	18	0.0%	59.8%	60.0%	58.9%
% of FP17s for the same patient ID Re-attending between 3 & 9 months - Adults	3	707	0.4%	49.6%	52.6%	51.6%
% of FP17s for Band 1 Urgent Courses	0	589	0.0%	9.0%	7.9%	8.9%
% of FP17s Relating to Free Repair or Replacements	0	589	0.0%	0.7%	0.8%	0.8%
% of FP17s Relating to Continuations	0	589	0.0%	1.0%	0.9%	0.9%
% of Patients satisfied with the dentistry they have received	2	2	N/A	93.6%	93.2%	93.2%
% of Patients satisfied with the time they had to wait for an appointment	2	2	N/A	87.9%	89.1%	88.8%

* This is based on patients treated on this contract for their most recent course of treatment. Figures in italics indicate the base number of FP17s or Patient Questionnaire responses are less than 100. N/A is shown where the base number of responses is less than 10 during the period. % is calculated as Quantity/Base number*100

Q56 - Vital Signs At a Glance Contract Report for 190241/0004 - June 2018

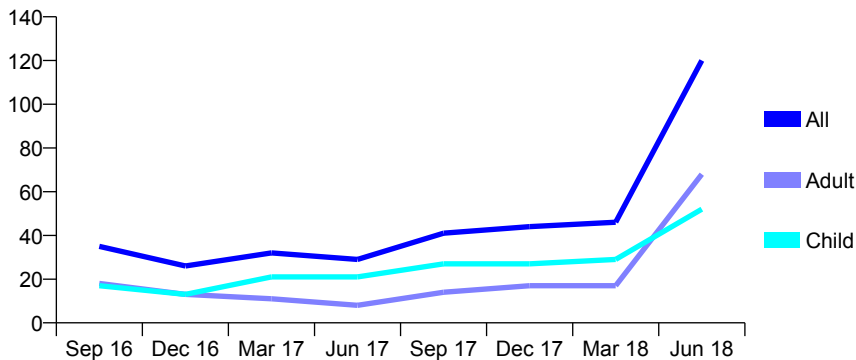
Name or company name	CCS Dental Service
Contract type name	PDS Contract
Purpose of contract	General
Contract start date	01/04/2014
Contract end date	31/03/2019

18/19 Contracted general activity (UDA)	500
Carry forward general activity (UDA)	0
18/19 Contracted orthodontic activity (UOA)	0
Carry forward orthodontic activity (UOA)	0
Baseline contract value	£15,729.63

ACCESS*

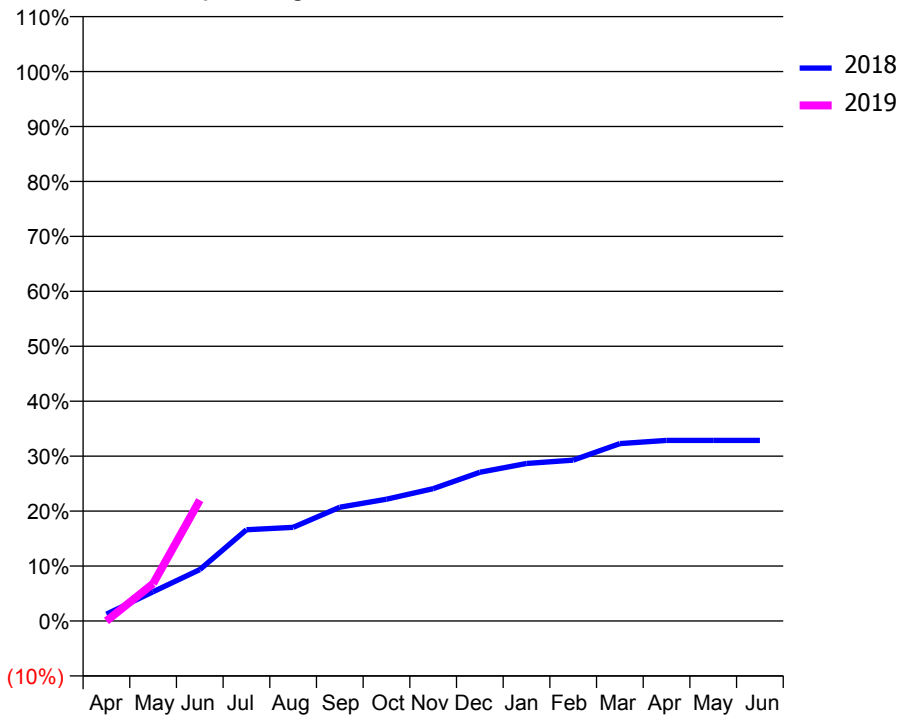
Patients seen in 24 months	Total	Change since previous quarter
Quarter ending June 2017	29	
Quarter ending September 2017	41	↑
Quarter ending December 2017	44	↑
Quarter ending March 2018	46	↑
Quarter ending June 2018	120	↑
Variance since June 2017	313.8%	↑

Access trend analysis



ACTIVITY

Cumulative percentage of contracted UDA delivered 2018 & 2019



Adjusted Scheduled Activity (UDA)

Month	2018	2019
April	6	0
May	27	34
June	47	110
July	83	
August	85	
September	104	
October	111	
November	120	
December	135	
January	143	
February	146	
March	161	
April	164	
May	164	
June	164	

QUALITY

	Quantity	Base Number	Contract	AT	Region	England
% of FP17s for the same patient ID Re-attending within 3 months - Children	0	23	0.0%	10.7%	11.3%	11.5%
% of FP17s for the same patient ID Re-attending within 3 months - Adults	0	60	0.0%	14.0%	14.9%	15.4%
% of FP17s for the same patient ID Re-attending between 3 & 9 months - Children	0	23	0.0%	59.8%	60.0%	58.9%
% of FP17s for the same patient ID Re-attending between 3 & 9 months - Adults	0	60	0.0%	49.6%	52.6%	51.6%
% of FP17s for Band 1 Urgent Courses	50	82	61.0%	9.0%	7.9%	8.9%
% of FP17s Relating to Free Repair or Replacements	0	82	0.0%	0.7%	0.8%	0.8%
% of FP17s Relating to Continuations	0	82	0.0%	1.0%	0.9%	0.9%
% of Patients satisfied with the dentistry they have received	0	0	N/A	93.6%	93.2%	93.2%
% of Patients satisfied with the time they had to wait for an appointment	0	0	N/A	87.9%	89.1%	88.8%

* This is based on patients treated on this contract for their most recent course of treatment. Figures in italics indicate the base number of FP17s or Patient Questionnaire responses are less than 100. N/A is shown where the base number of responses is less than 10 during the period. % is calculated as Quantity/Base number*100

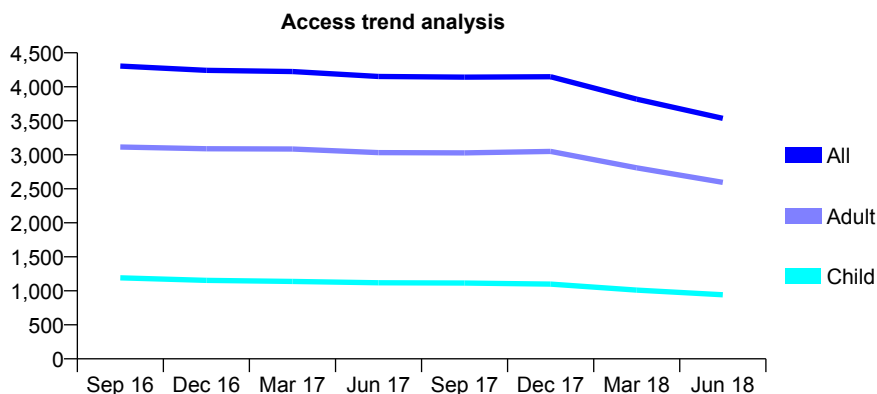
Q56 - Vital Signs At a Glance Contract Report for 190713/0001 - June 2018

Name or company name	Mazdak Eyrumlu and Azad Eyrumlu
Contract type name	GDS Contract
Purpose of contract	General
Contract start date	01/04/2011
Contract end date	

18/19 Contracted general activity (UDA)	16,000
Carry forward general activity (UDA)	0
18/19 Contracted orthodontic activity (UOA)	0
Carry forward orthodontic activity (UOA)	0
Baseline contract value	£441,394.83

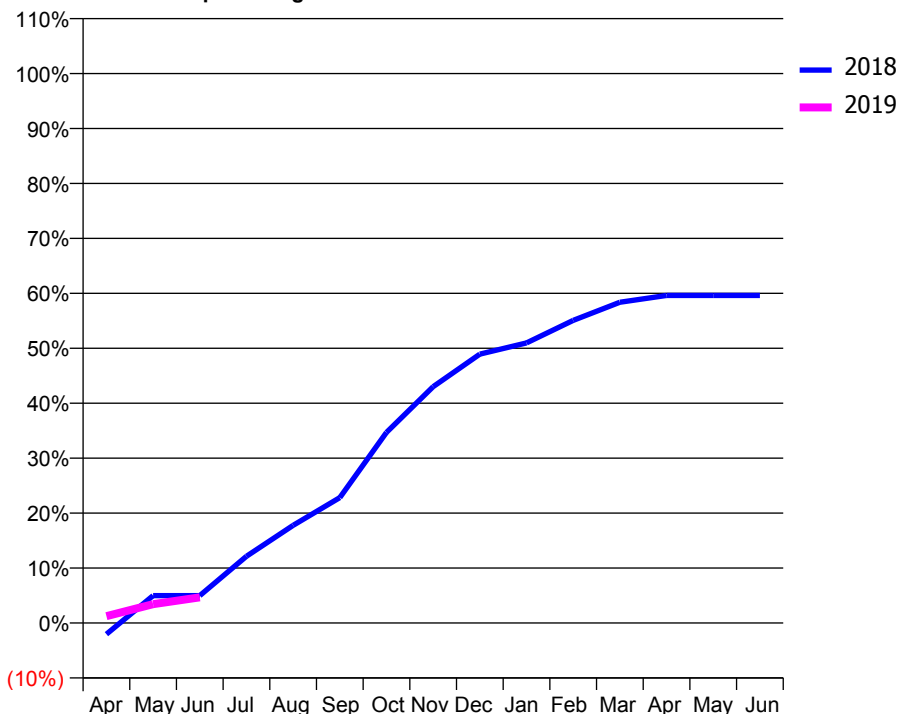
ACCESS*

Patients seen in 24 months	Total	Change since previous quarter
Quarter ending June 2017	4,151	
Quarter ending September 2017	4,143	→
Quarter ending December 2017	4,149	→
Quarter ending March 2018	3,819	↓
Quarter ending June 2018	3,537	↓
Variance since June 2017	(14.8%)	↓



ACTIVITY

Cumulative percentage of contracted UDA delivered 2018 & 2019



Adjusted Scheduled Activity (UDA)

Month	2018	2019
April	-327	201
May	799	551
June	799	747
July	1,943	
August	2,846	
September	3,651	
October	5,551	
November	6,884	
December	7,828	
January	8,156	
February	8,814	
March	9,341	
April	9,539	
May	9,539	
June	9,540	

QUALITY

	Quantity	Base Number	Contract	AT	Region	England
% of FP17s for the same patient ID Re-attending within 3 months - Children	6	63	9.5%	10.7%	11.3%	11.5%
% of FP17s for the same patient ID Re-attending within 3 months - Adults	53	252	21.0%	14.0%	14.9%	15.4%
% of FP17s for the same patient ID Re-attending between 3 & 9 months - Children	36	63	57.1%	59.8%	60.0%	58.9%
% of FP17s for the same patient ID Re-attending between 3 & 9 months - Adults	113	252	44.8%	49.6%	52.6%	51.6%
% of FP17s for Band 1 Urgent Courses	50	219	22.8%	9.0%	7.9%	8.9%
% of FP17s Relating to Free Repair or Replacements	2	219	0.9%	0.7%	0.8%	0.8%
% of FP17s Relating to Continuations	3	219	1.4%	1.0%	0.9%	0.9%
% of Patients satisfied with the dentistry they have received	1	1	N/A	93.6%	93.2%	93.2%
% of Patients satisfied with the time they had to wait for an appointment	1	1	N/A	87.9%	89.1%	88.8%

* This is based on patients treated on this contract for their most recent course of treatment. Figures in italics indicate the base number of FP17s or Patient Questionnaire responses are less than 100. N/A is shown where the base number of responses is less than 10 during the period. % is calculated as Quantity/Base number*100

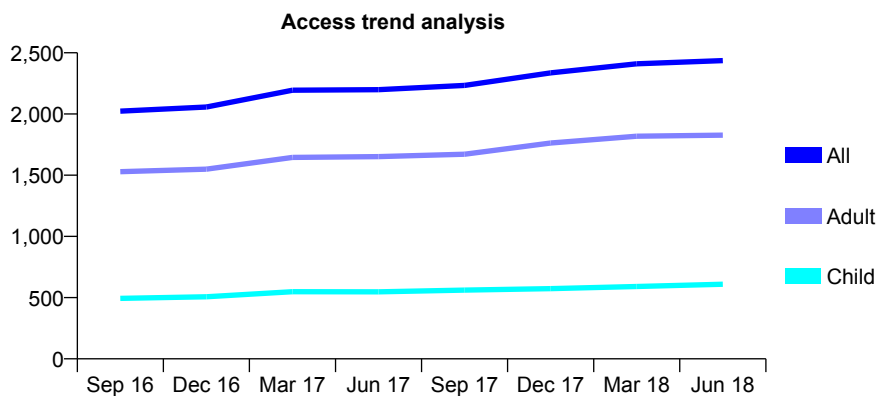
Q56 - Vital Signs At a Glance Contract Report for 190721/0001 - June 2018

Name or company name	Lisalina Smile Clinic Limited
Contract type name	GDS Contract
Purpose of contract	General
Contract start date	01/03/2014
Contract end date	

18/19 Contracted general activity (UDA)	8,013
Carry forward general activity (UDA)	0
18/19 Contracted orthodontic activity (UOA)	0
Carry forward orthodontic activity (UOA)	0
Baseline contract value	£186,034.27

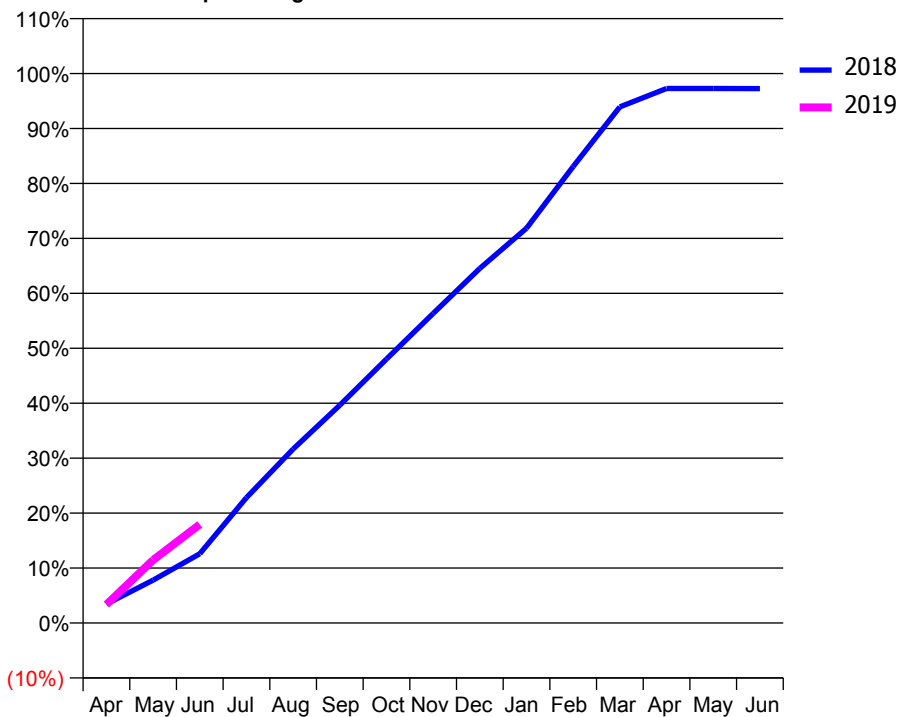
ACCESS*

Patients seen in 24 months	Total	Change since previous quarter
Quarter ending June 2017	2,199	
Quarter ending September 2017	2,234	→
Quarter ending December 2017	2,336	↑
Quarter ending March 2018	2,410	↑
Quarter ending June 2018	2,436	→
Variance since June 2017	10.8%	↑



ACTIVITY

Cumulative percentage of contracted UDA delivered 2018 & 2019



Month	Adjusted Scheduled Activity (UDA)	
	2018	2019
April	277	270
May	626	919
June	1,009	1,438
July	1,828	
August	2,537	
September	3,176	
October	3,850	
November	4,514	
December	5,172	
January	5,757	
February	6,657	
March	7,526	
April	7,794	
May	7,794	
June	7,793	

QUALITY

	Quantity	Base Number	Contract	AT	Region	England
% of FP17s for the same patient ID Re-attending within 3 months - Children	20	222	9.0%	10.7%	11.3%	11.5%
% of FP17s for the same patient ID Re-attending within 3 months - Adults	83	613	13.5%	14.0%	14.9%	15.4%
% of FP17s for the same patient ID Re-attending between 3 & 9 months - Children	135	222	60.8%	59.8%	60.0%	58.9%
% of FP17s for the same patient ID Re-attending between 3 & 9 months - Adults	394	613	64.3%	49.6%	52.6%	51.6%
% of FP17s for Band 1 Urgent Courses	47	726	6.5%	9.0%	7.9%	8.9%
% of FP17s Relating to Free Repair or Replacements	0	726	0.0%	0.7%	0.8%	0.8%
% of FP17s Relating to Continuations	2	726	0.3%	1.0%	0.9%	0.9%
% of Patients satisfied with the dentistry they have received	1	1	N/A	93.6%	93.2%	93.2%
% of Patients satisfied with the time they had to wait for an appointment	1	1	N/A	87.9%	89.1%	88.8%

* This is based on patients treated on this contract for their most recent course of treatment. Figures in italics indicate the base number of FP17s or Patient Questionnaire responses are less than 100. N/A is shown where the base number of responses is less than 10 during the period. % is calculated as Quantity/Base number*100

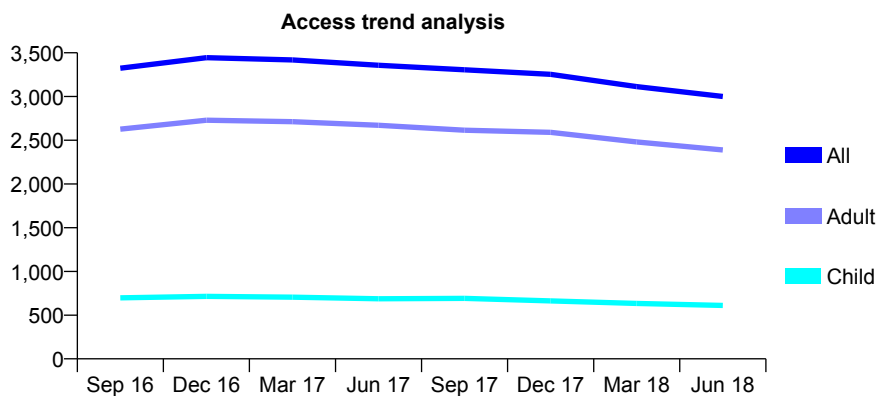
Q56 - Vital Signs At a Glance Contract Report for 191701/0001 - June 2018

Name or company name	Olive Dental Care Ltd
Contract type name	GDS Contract
Purpose of contract	General
Contract start date	01/06/2009
Contract end date	

18/19 Contracted general activity (UDA)	9,022
Carry forward general activity (UDA)	0
18/19 Contracted orthodontic activity (UOA)	0
Carry forward orthodontic activity (UOA)	0
Baseline contract value	£223,308.87

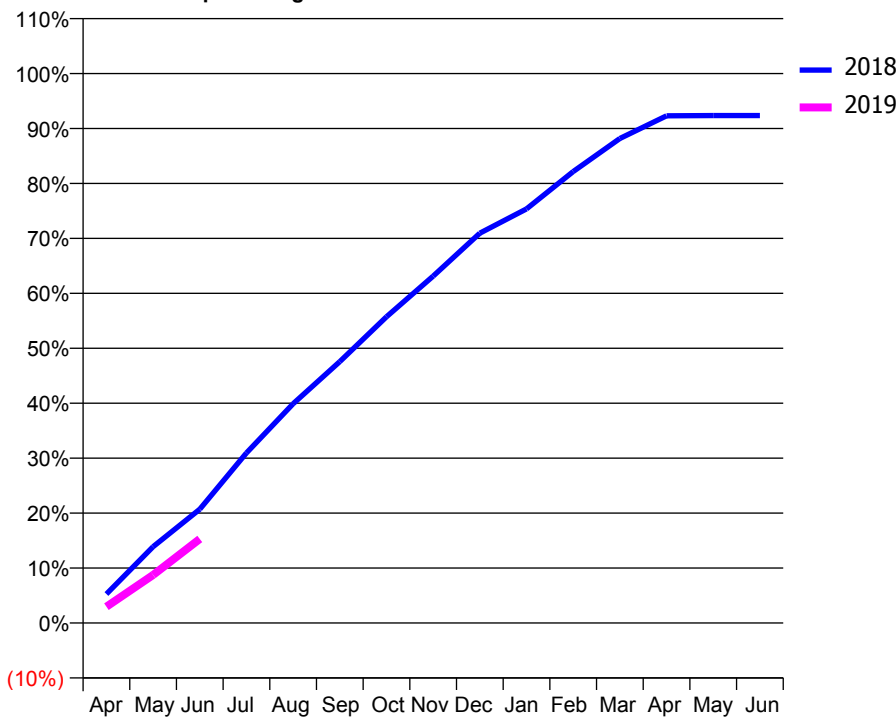
ACCESS*

Patients seen in 24 months	Total	Change since previous quarter
Quarter ending June 2017	3,358	
Quarter ending September 2017	3,305	↓
Quarter ending December 2017	3,253	↓
Quarter ending March 2018	3,114	↓
Quarter ending June 2018	3,000	↓
Variance since June 2017	(10.7%)	↓



ACTIVITY

Cumulative percentage of contracted UDA delivered 2018 & 2019



Adjusted Scheduled Activity (UDA)

Month	2018	2019
April	476	268
May	1,254	788
June	1,869	1,380
July	2,792	
August	3,601	
September	4,291	
October	5,027	
November	5,695	
December	6,400	
January	6,799	
February	7,411	
March	7,954	
April	8,328	
May	8,331	
June	8,331	

QUALITY

	Quantity	Base Number	Contract	AT	Region	England
% of FP17s for the same patient ID Re-attending within 3 months - Children	8	184	4.3%	10.7%	11.3%	11.5%
% of FP17s for the same patient ID Re-attending within 3 months - Adults	89	695	12.8%	14.0%	14.9%	15.4%
% of FP17s for the same patient ID Re-attending between 3 & 9 months - Children	116	184	63.0%	59.8%	60.0%	58.9%
% of FP17s for the same patient ID Re-attending between 3 & 9 months - Adults	408	695	58.7%	49.6%	52.6%	51.6%
% of FP17s for Band 1 Urgent Courses	40	629	6.4%	9.0%	7.9%	8.9%
% of FP17s Relating to Free Repair or Replacements	2	629	0.3%	0.7%	0.8%	0.8%
% of FP17s Relating to Continuations	16	629	2.5%	1.0%	0.9%	0.9%
% of Patients satisfied with the dentistry they have received	3	3	N/A	93.6%	93.2%	93.2%
% of Patients satisfied with the time they had to wait for an appointment	2	3	N/A	87.9%	89.1%	88.8%

* This is based on patients treated on this contract for their most recent course of treatment. Figures in italics indicate the base number of FP17s or Patient Questionnaire responses are less than 100. N/A is shown where the base number of responses is less than 10 during the period. % is calculated as Quantity/Base number*100

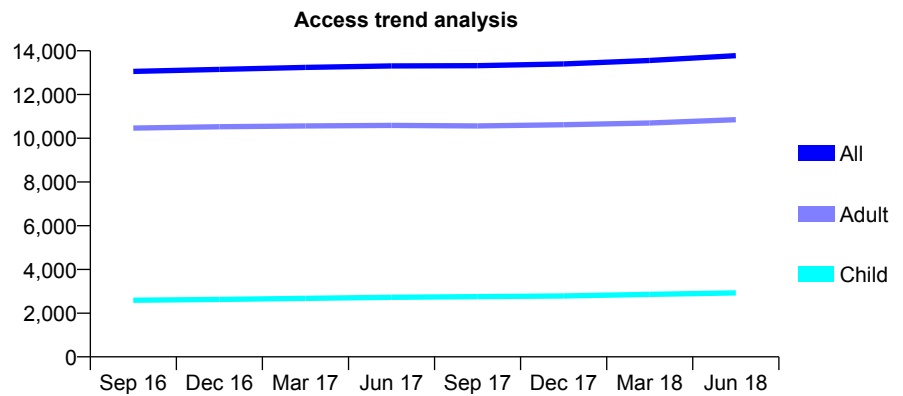
Q56 - Vital Signs At a Glance Contract Report for 192562/0001 - June 2018

Name or company name	All Saints Green Dental Clinic Limited
Contract type name	GDS Contract
Purpose of contract	General
Contract start date	01/02/2012
Contract end date	

18/19 Contracted general activity (UDA)	45,100
Carry forward general activity (UDA)	0
18/19 Contracted orthodontic activity (UOA)	0
Carry forward orthodontic activity (UOA)	0
Baseline contract value	£1,185,433.33

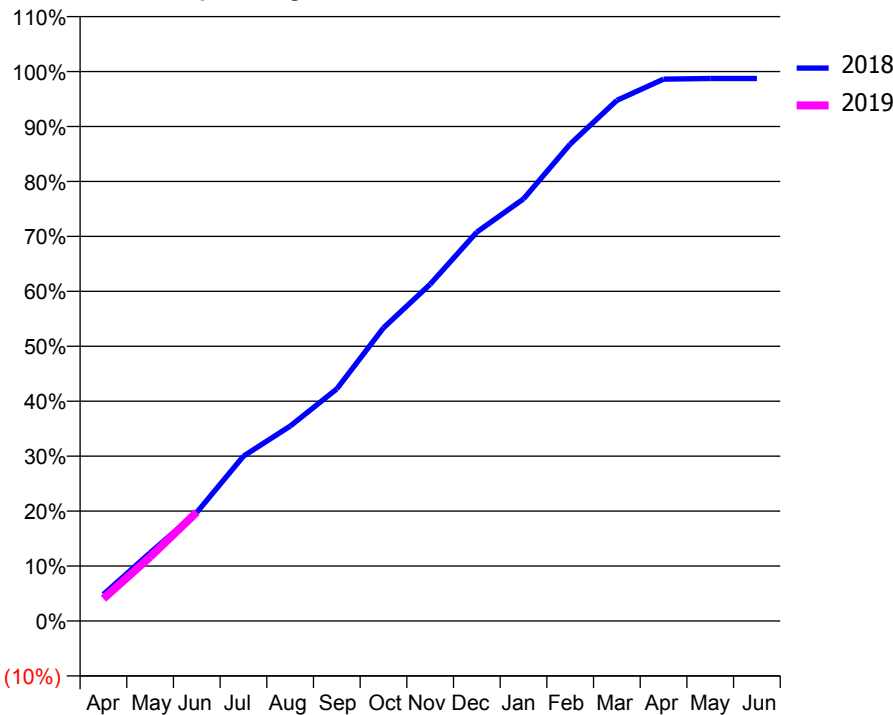
ACCESS*

Patients seen in 24 months	Total	Change since previous quarter
Quarter ending June 2017	13,309	
Quarter ending September 2017	13,317	→
Quarter ending December 2017	13,399	→
Quarter ending March 2018	13,556	→
Quarter ending June 2018	13,777	→
Variance since June 2017	3.5%	↑



ACTIVITY

Cumulative percentage of contracted UDA delivered 2018 & 2019



Month	Adjusted Scheduled Activity (UDA)	
	2018	2019
April	2,180	1,829
May	5,594	5,264
June	8,916	8,935
July	13,532	
August	15,990	
September	19,054	
October	24,066	
November	27,636	
December	31,925	
January	34,641	
February	39,147	
March	42,737	
April	44,474	
May	44,528	
June	44,524	

QUALITY

	Quantity	Base Number	Contract	AT	Region	England
% of FP17s for the same patient ID Re-attending within 3 months - Children	68	1,027	6.6%	10.7%	11.3%	11.5%
% of FP17s for the same patient ID Re-attending within 3 months - Adults	541	3,833	14.1%	14.0%	14.9%	15.4%
% of FP17s for the same patient ID Re-attending between 3 & 9 months - Children	586	1,027	57.1%	59.8%	60.0%	58.9%
% of FP17s for the same patient ID Re-attending between 3 & 9 months - Adults	1,904	3,833	49.7%	49.6%	52.6%	51.6%
% of FP17s for Band 1 Urgent Courses	337	4,003	8.4%	9.0%	7.9%	8.9%
% of FP17s Relating to Free Repair or Replacements	37	4,003	0.9%	0.7%	0.8%	0.8%
% of FP17s Relating to Continuations	16	4,003	0.4%	1.0%	0.9%	0.9%
% of Patients satisfied with the dentistry they have received	10	11	90.9%	93.6%	93.2%	93.2%
% of Patients satisfied with the time they had to wait for an appointment	11	11	100.0%	87.9%	89.1%	88.8%

* This is based on patients treated on this contract for their most recent course of treatment. Figures in italics indicate the base number of FP17s or Patient Questionnaire responses are less than 100. N/A is shown where the base number of responses is less than 10 during the period. % is calculated as Quantity/Base number*100

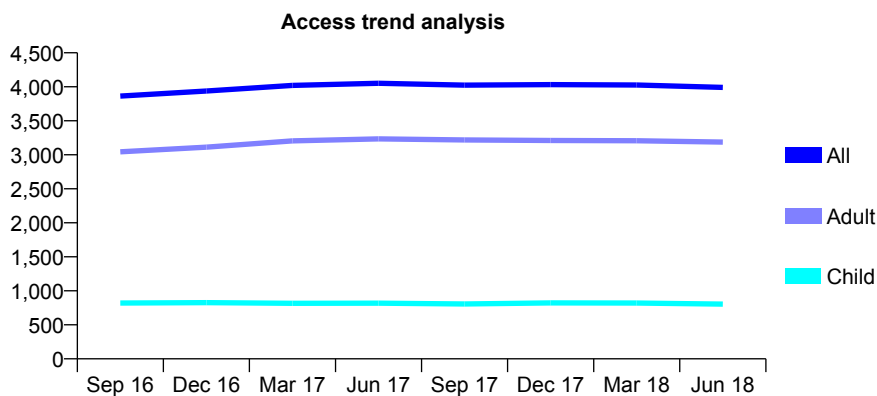
Q56 - Vital Signs At a Glance Contract Report for 193070/0001 - June 2018

Name or company name	Wickham Dental Practice Ltd
Contract type name	Pilot Contract
Purpose of contract	General
Contract start date	01/06/2014
Contract end date	

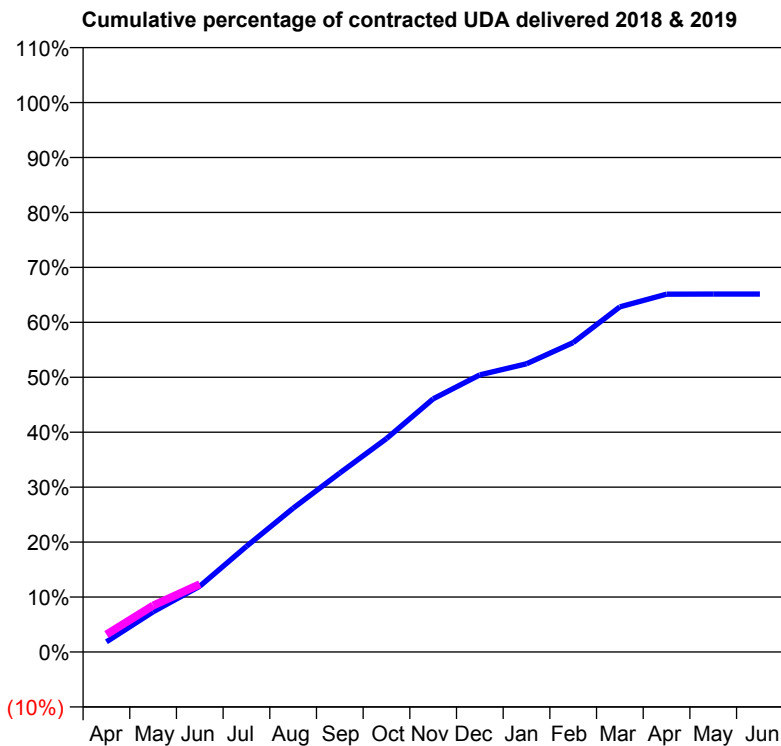
18/19 Contracted general activity (UDA)	11,872
Carry forward general activity (UDA)	0
18/19 Contracted orthodontic activity (UOA)	0
Carry forward orthodontic activity (UOA)	0
Baseline contract value	£280,706.10

ACCESS*

Patients seen in 24 months	Total	Change since previous quarter
Quarter ending June 2017	4,052	
Quarter ending September 2017	4,025	→
Quarter ending December 2017	4,033	→
Quarter ending March 2018	4,027	→
Quarter ending June 2018	3,991	→
Variance since June 2017	(1.5%)	↓



ACTIVITY



Month	Adjusted Scheduled Activity (UDA)	
	2018	2019
April	219	380
May	869	1,005
June	1,423	1,464
July	2,285	
August	3,108	
September	3,867	
October	4,610	
November	5,469	
December	5,987	
January	6,226	
February	6,685	
March	7,458	
April	7,731	
May	7,734	
June	7,735	

QUALITY

	Quantity	Base Number	Contract	AT	Region	England
% of FP17s for the same patient ID Re-attending within 3 months - Children	5	118	4.2%	10.7%	11.3%	11.5%
% of FP17s for the same patient ID Re-attending within 3 months - Adults	41	565	7.3%	14.0%	14.9%	15.4%
% of FP17s for the same patient ID Re-attending between 3 & 9 months - Children	25	118	21.2%	59.8%	60.0%	58.9%
% of FP17s for the same patient ID Re-attending between 3 & 9 months - Adults	119	565	21.1%	49.6%	52.6%	51.6%
% of FP17s for Band 1 Urgent Courses	2	598	0.3%	9.0%	7.9%	8.9%
% of FP17s Relating to Free Repair or Replacements	0	598	0.0%	0.7%	0.8%	0.8%
% of FP17s Relating to Continuations	25	598	4.2%	1.0%	0.9%	0.9%
% of Patients satisfied with the dentistry they have received	3	4	N/A	93.6%	93.2%	93.2%
% of Patients satisfied with the time they had to wait for an appointment	4	4	N/A	87.9%	89.1%	88.8%

* This is based on patients treated on this contract for their most recent course of treatment. Figures in italics indicate the base number of FP17s or Patient Questionnaire responses are less than 100. N/A is shown where the base number of responses is less than 10 during the period. % is calculated as Quantity/Base number*100

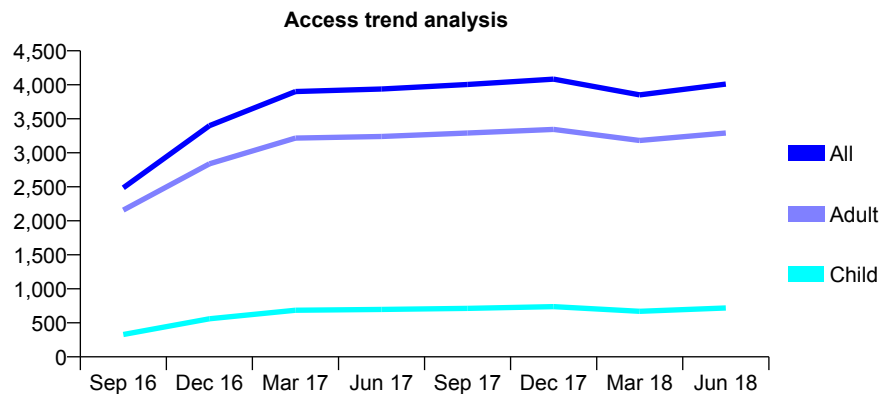
Q56 - Vital Signs At a Glance Contract Report for 193712/0001 - June 2018

Name or company name	Dr K.A Fagher & Dr A. Surti
Contract type name	GDS Contract
Purpose of contract	General
Contract start date	08/05/2015
Contract end date	

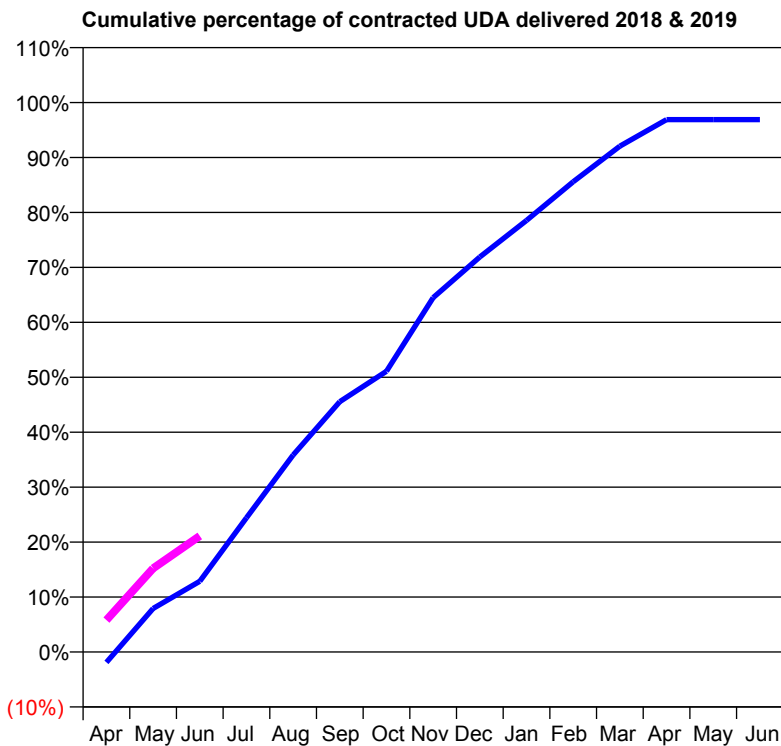
18/19 Contracted general activity (UDA)	9,810
Carry forward general activity (UDA)	0
18/19 Contracted orthodontic activity (UOA)	0
Carry forward orthodontic activity (UOA)	0
Baseline contract value	£222,753.74

ACCESS*

Patients seen in 24 months	Total	Change since previous quarter
Quarter ending June 2017	3,939	
Quarter ending September 2017	4,004	→
Quarter ending December 2017	4,083	→
Quarter ending March 2018	3,851	↓
Quarter ending June 2018	4,011	↑
Variance since June 2017	1.8%	→



ACTIVITY



Month	Adjusted Scheduled Activity (UDA)	
	2018	2019
April	-188	570
May	777	1,494
June	1,262	2,071
July	2,396	
August	3,517	
September	4,470	
October	5,012	
November	6,326	
December	7,052	
January	7,704	
February	8,396	
March	9,031	
April	9,505	
May	9,505	
June	9,505	

QUALITY

	Quantity	Base Number	Contract	AT	Region	England
% of FP17s for the same patient ID Re-attending within 3 months - Children	12	331	3.6%	10.7%	11.3%	11.5%
% of FP17s for the same patient ID Re-attending within 3 months - Adults	126	1,178	10.7%	14.0%	14.9%	15.4%
% of FP17s for the same patient ID Re-attending between 3 & 9 months - Children	203	331	61.3%	59.8%	60.0%	58.9%
% of FP17s for the same patient ID Re-attending between 3 & 9 months - Adults	643	1,178	54.6%	49.6%	52.6%	51.6%
% of FP17s for Band 1 Urgent Courses	127	1,260	10.1%	9.0%	7.9%	8.9%
% of FP17s Relating to Free Repair or Replacements	6	1,260	0.5%	0.7%	0.8%	0.8%
% of FP17s Relating to Continuations	11	1,260	0.9%	1.0%	0.9%	0.9%
% of Patients satisfied with the dentistry they have received	8	9	N/A	93.6%	93.2%	93.2%
% of Patients satisfied with the time they had to wait for an appointment	8	9	N/A	87.9%	89.1%	88.8%

* This is based on patients treated on this contract for their most recent course of treatment. Figures in italics indicate the base number of FP17s or Patient Questionnaire responses are less than 100. N/A is shown where the base number of responses is less than 10 during the period. % is calculated as Quantity/Base number*100

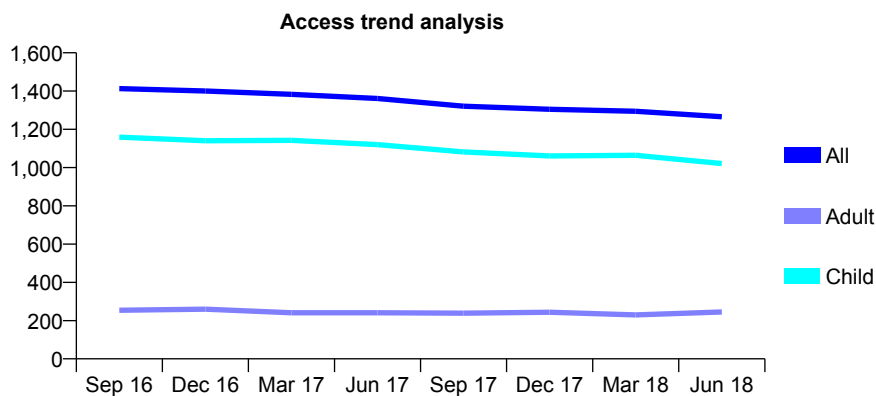
Q56 - Vital Signs At a Glance Contract Report for 195618/0001 - June 2018

Name or company name	Dr P Wilson and Dr G Singh
Contract type name	GDS Contract
Purpose of contract	General
Contract start date	01/06/2008
Contract end date	

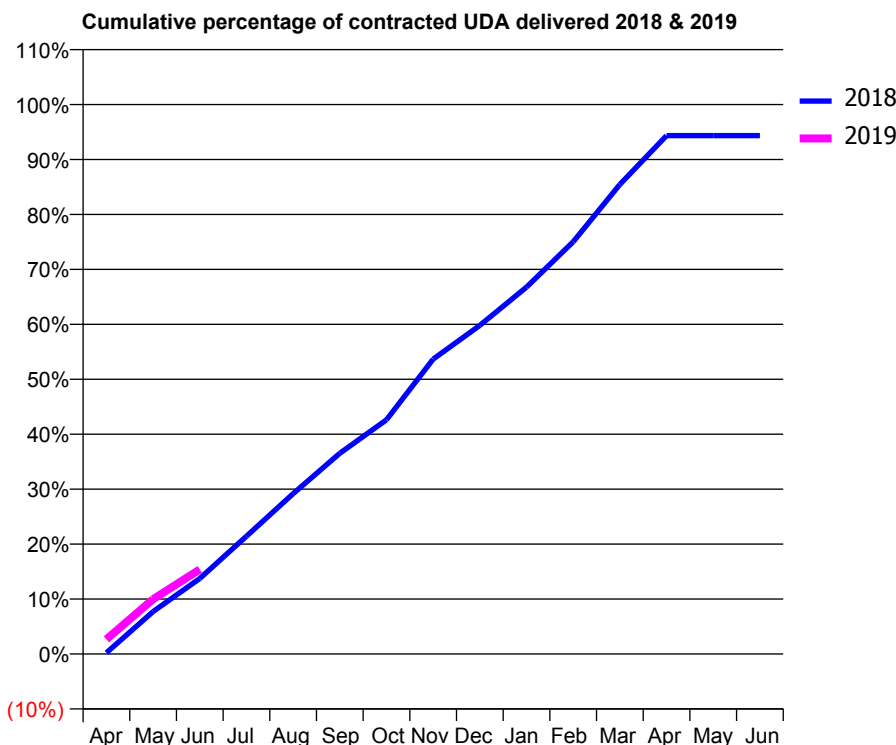
18/19 Contracted general activity (UDA)	3,217
Carry forward general activity (UDA)	0
18/19 Contracted orthodontic activity (UOA)	0
Carry forward orthodontic activity (UOA)	0
Baseline contract value	£91,663.04

ACCESS*

Patients seen in 24 months	Total	Change since previous quarter
Quarter ending June 2017	1,361	
Quarter ending September 2017	1,321	↓
Quarter ending December 2017	1,305	↓
Quarter ending March 2018	1,294	→
Quarter ending June 2018	1,266	↓
Variance since June 2017	(7.0%)	↓



ACTIVITY



Month	Adjusted Scheduled Activity (UDA)	
	2018	2019
April	7	86
May	249	321
June	442	495
July	689	
August	939	
September	1,176	
October	1,371	
November	1,726	
December	1,924	
January	2,148	
February	2,414	
March	2,749	
April	3,035	
May	3,035	
June	3,035	

QUALITY

	Quantity	Base Number	Contract	AT	Region	England
% of FP17s for the same patient ID Re-attending within 3 months - Children	30	462	6.5%	10.7%	11.3%	11.5%
% of FP17s for the same patient ID Re-attending within 3 months - Adults	4	42	9.5%	14.0%	14.9%	15.4%
% of FP17s for the same patient ID Re-attending between 3 & 9 months - Children	345	462	74.7%	59.8%	60.0%	58.9%
% of FP17s for the same patient ID Re-attending between 3 & 9 months - Adults	29	42	69.0%	49.6%	52.6%	51.6%
% of FP17s for Band 1 Urgent Courses	11	380	2.9%	9.0%	7.9%	8.9%
% of FP17s Relating to Free Repair or Replacements	0	380	0.0%	0.7%	0.8%	0.8%
% of FP17s Relating to Continuations	0	380	0.0%	1.0%	0.9%	0.9%
% of Patients satisfied with the dentistry they have received	0	0	N/A	93.6%	93.2%	93.2%
% of Patients satisfied with the time they had to wait for an appointment	0	0	N/A	87.9%	89.1%	88.8%

* This is based on patients treated on this contract for their most recent course of treatment. Figures in italics indicate the base number of FP17s or Patient Questionnaire responses are less than 100. N/A is shown where the base number of responses is less than 10 during the period. % is calculated as Quantity/Base number*100

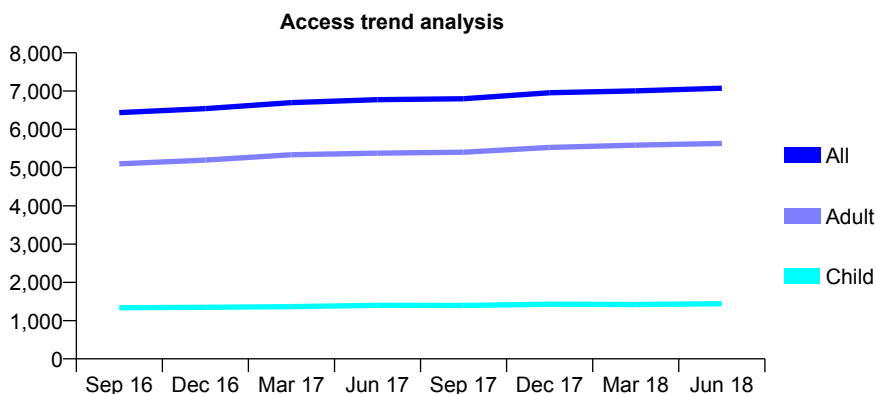
Q56 - Vital Signs At a Glance Contract Report for 197254/0001 - June 2018

Name or company name	Miss Susan Allen and Mr Terence Michael .
Contract type name	GDS Contract
Purpose of contract	General
Contract start date	01/03/2014
Contract end date	

18/19 Contracted general activity (UDA)	20,007
Carry forward general activity (UDA)	0
18/19 Contracted orthodontic activity (UOA)	0
Carry forward orthodontic activity (UOA)	0
Baseline contract value	£533,460.54

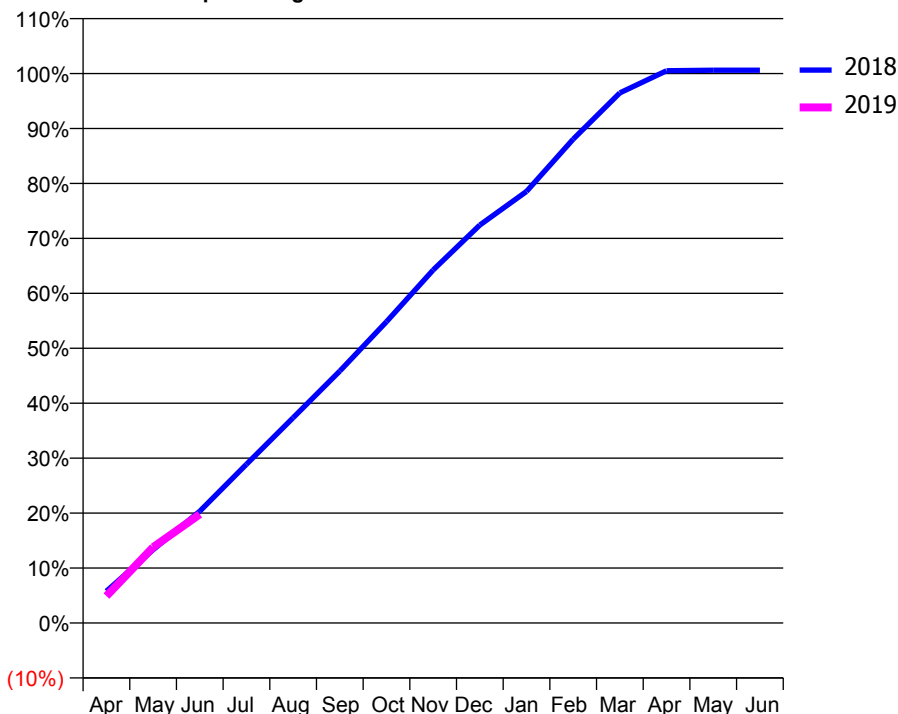
ACCESS*

Patients seen in 24 months	Total	Change since previous quarter
Quarter ending June 2017	6,775	
Quarter ending September 2017	6,800	→
Quarter ending December 2017	6,955	↑
Quarter ending March 2018	7,005	→
Quarter ending June 2018	7,073	→
Variance since June 2017	4.4%	↑



ACTIVITY

Cumulative percentage of contracted UDA delivered 2018 & 2019



Adjusted Scheduled Activity (UDA)

Month	2018	2019
April	1,157	984
May	2,667	2,760
June	4,073	3,961
July	5,779	
August	7,473	
September	9,175	
October	10,972	
November	12,855	
December	14,492	
January	15,713	
February	17,617	
March	19,299	
April	20,108	
May	20,124	
June	20,127	

QUALITY

	Quantity	Base Number	Contract	AT	Region	England
% of FP17s for the same patient ID Re-attending within 3 months - Children	42	512	8.2%	10.7%	11.3%	11.5%
% of FP17s for the same patient ID Re-attending within 3 months - Adults	280	1,906	14.7%	14.0%	14.9%	15.4%
% of FP17s for the same patient ID Re-attending between 3 & 9 months - Children	323	512	63.1%	59.8%	60.0%	58.9%
% of FP17s for the same patient ID Re-attending between 3 & 9 months - Adults	935	1,906	49.1%	49.6%	52.6%	51.6%
% of FP17s for Band 1 Urgent Courses	253	2,031	12.5%	9.0%	7.9%	8.9%
% of FP17s Relating to Free Repair or Replacements	22	2,031	1.1%	0.7%	0.8%	0.8%
% of FP17s Relating to Continuations	23	2,031	1.1%	1.0%	0.9%	0.9%
% of Patients satisfied with the dentistry they have received	4	6	N/A	93.6%	93.2%	93.2%
% of Patients satisfied with the time they had to wait for an appointment	4	6	N/A	87.9%	89.1%	88.8%

* This is based on patients treated on this contract for their most recent course of treatment. Figures in italics indicate the base number of FP17s or Patient Questionnaire responses are less than 100. N/A is shown where the base number of responses is less than 10 during the period. % is calculated as Quantity/Base number*100

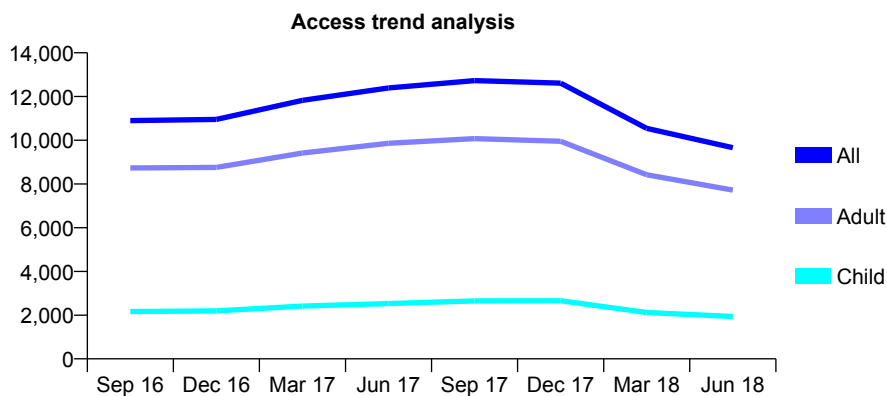
Q56 - Vital Signs At a Glance Contract Report for 199176/0001 - June 2018

Name or company name	Larry Levin & Jeff Sherer
Contract type name	GDS Contract
Purpose of contract	General
Contract start date	01/04/2013
Contract end date	

18/19 Contracted general activity (UDA)	51,387
Carry forward general activity (UDA)	0
18/19 Contracted orthodontic activity (UOA)	0
Carry forward orthodontic activity (UOA)	0
Baseline contract value	£1,077,715.05

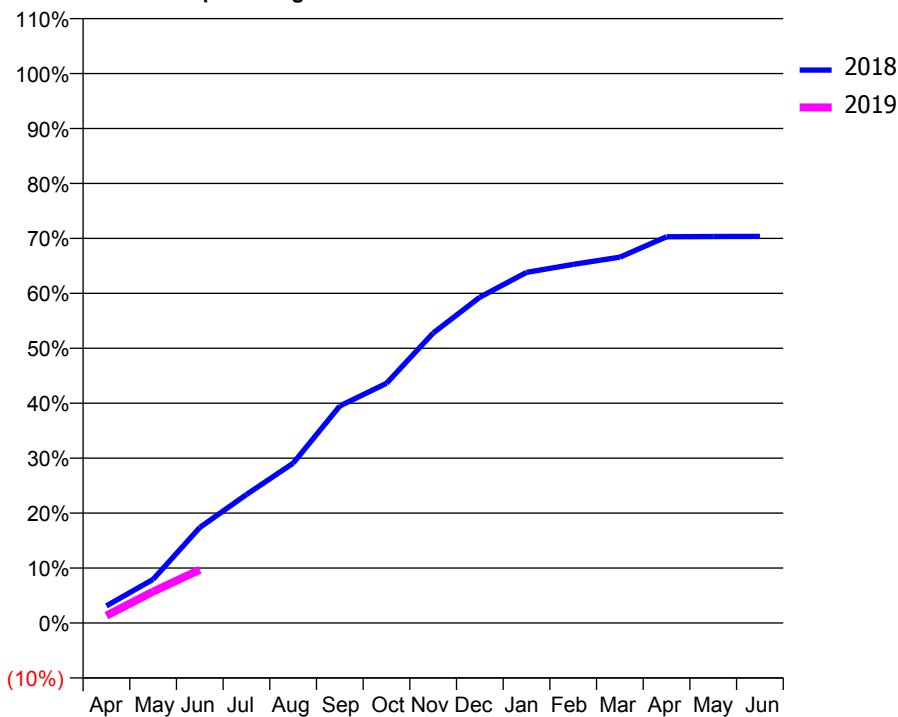
ACCESS*

Patients seen in 24 months	Total	Change since previous quarter
Quarter ending June 2017	12,391	
Quarter ending September 2017	12,729	↑
Quarter ending December 2017	12,614	→
Quarter ending March 2018	10,544	↓
Quarter ending June 2018	9,659	↓
Variance since June 2017	(22.0%)	↓



ACTIVITY

Cumulative percentage of contracted UDA delivered 2018 & 2019



Month	Adjusted Scheduled Activity (UDA)	
	2018	2019
April	1,606	698
May	4,085	2,936
June	8,940	4,976
July	12,013	
August	14,944	
September	20,296	
October	22,410	
November	27,116	
December	30,475	
January	32,790	
February	33,537	
March	34,211	
April	36,114	
May	36,150	
June	36,153	

QUALITY

	Quantity	Base Number	Contract	AT	Region	England
% of FP17s for the same patient ID Re-attending within 3 months - Children	52	629	8.3%	10.7%	11.3%	11.5%
% of FP17s for the same patient ID Re-attending within 3 months - Adults	416	2,804	14.8%	14.0%	14.9%	15.4%
% of FP17s for the same patient ID Re-attending between 3 & 9 months - Children	293	629	46.6%	59.8%	60.0%	58.9%
% of FP17s for the same patient ID Re-attending between 3 & 9 months - Adults	1,348	2,804	48.1%	49.6%	52.6%	51.6%
% of FP17s for Band 1 Urgent Courses	518	2,531	20.5%	9.0%	7.9%	8.9%
% of FP17s Relating to Free Repair or Replacements	32	2,531	1.3%	0.7%	0.8%	0.8%
% of FP17s Relating to Continuations	55	2,531	2.2%	1.0%	0.9%	0.9%
% of Patients satisfied with the dentistry they have received	26	28	92.9%	93.6%	93.2%	93.2%
% of Patients satisfied with the time they had to wait for an appointment	26	28	92.9%	87.9%	89.1%	88.8%

* This is based on patients treated on this contract for their most recent course of treatment. Figures in italics indicate the base number of FP17s or Patient Questionnaire responses are less than 100. N/A is shown where the base number of responses is less than 10 during the period. % is calculated as Quantity/Base number*100

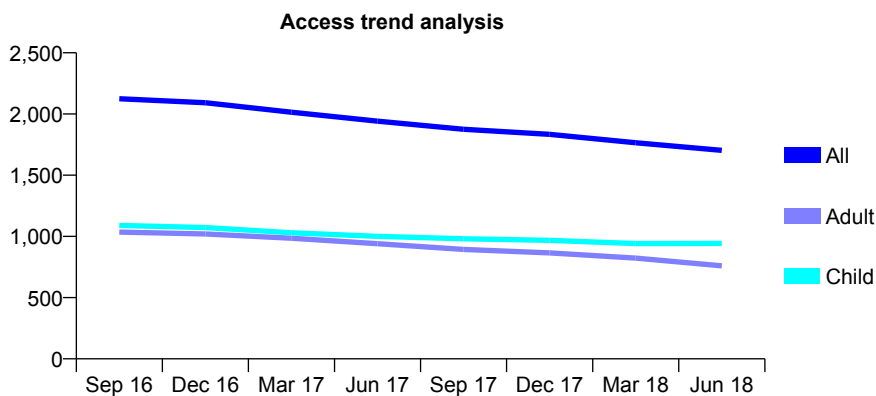
Q56 - Vital Signs At a Glance Contract Report for 199524/0001 - June 2018

Name or company name	Best, Hardy & Abeln
Contract type name	GDS Contract
Purpose of contract	General
Contract start date	01/04/2009
Contract end date	

18/19 Contracted general activity (UDA)	5,800
Carry forward general activity (UDA)	0
18/19 Contracted orthodontic activity (UOA)	0
Carry forward orthodontic activity (UOA)	0
Baseline contract value	£116,149.18

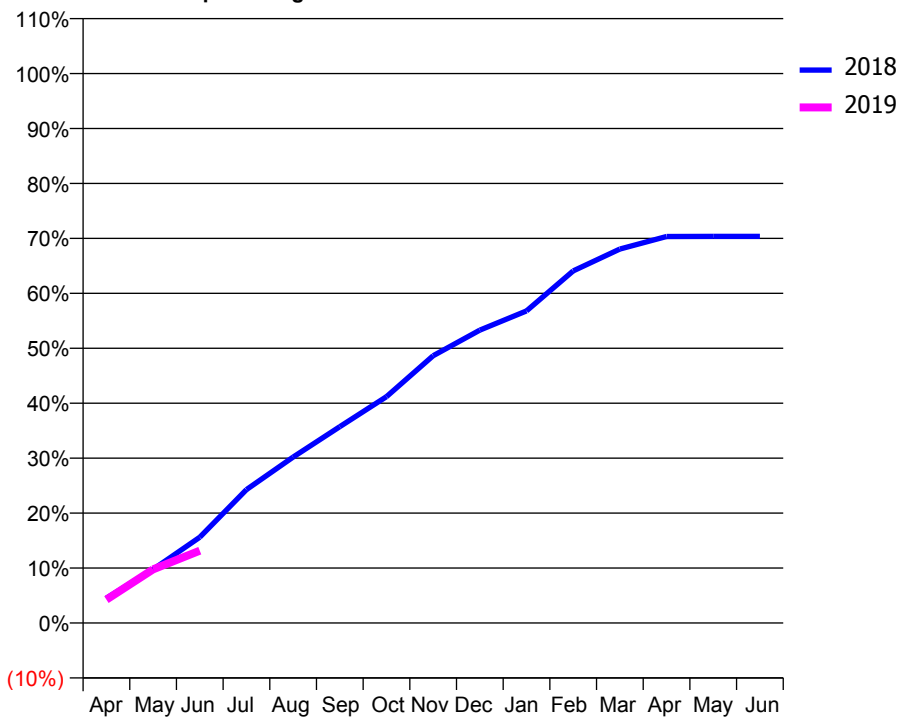
ACCESS*

Patients seen in 24 months	Total	Change since previous quarter
Quarter ending June 2017	1,942	
Quarter ending September 2017	1,875	↓
Quarter ending December 2017	1,834	↓
Quarter ending March 2018	1,765	↓
Quarter ending June 2018	1,703	↓
Variance since June 2017	(12.3%)	↓



ACTIVITY

Cumulative percentage of contracted UDA delivered 2018 & 2019



Adjusted Scheduled Activity (UDA)

Month	2018	2019
April	262	247
May	567	566
June	905	764
July	1,408	
August	1,751	
September	2,072	
October	2,389	
November	2,821	
December	3,091	
January	3,295	
February	3,716	
March	3,947	
April	4,079	
May	4,080	
June	4,080	

QUALITY

	Quantity	Base Number	Contract	AT	Region	England
% of FP17s for the same patient ID Re-attending within 3 months - Children	40	322	12.4%	10.7%	11.3%	11.5%
% of FP17s for the same patient ID Re-attending within 3 months - Adults	32	186	17.2%	14.0%	14.9%	15.4%
% of FP17s for the same patient ID Re-attending between 3 & 9 months - Children	177	322	55.0%	59.8%	60.0%	58.9%
% of FP17s for the same patient ID Re-attending between 3 & 9 months - Adults	92	186	49.5%	49.6%	52.6%	51.6%
% of FP17s for Band 1 Urgent Courses	48	426	11.3%	9.0%	7.9%	8.9%
% of FP17s Relating to Free Repair or Replacements	0	426	0.0%	0.7%	0.8%	0.8%
% of FP17s Relating to Continuations	0	426	0.0%	1.0%	0.9%	0.9%
% of Patients satisfied with the dentistry they have received	2	2	N/A	93.6%	93.2%	93.2%
% of Patients satisfied with the time they had to wait for an appointment	2	2	N/A	87.9%	89.1%	88.8%

* This is based on patients treated on this contract for their most recent course of treatment. Figures in italics indicate the base number of FP17s or Patient Questionnaire responses are less than 100. N/A is shown where the base number of responses is less than 10 during the period. % is calculated as Quantity/Base number*100

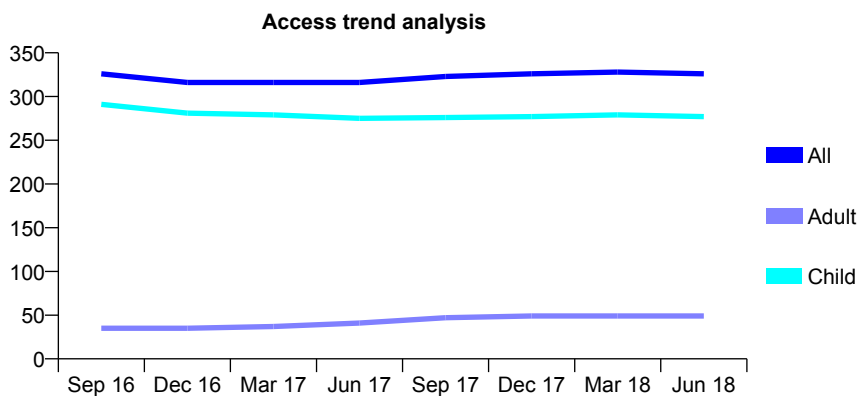
Q56 - Vital Signs At a Glance Contract Report for 204595/0002 - June 2018

Name or company name	MR MA OATES
Contract type name	GDS Contract
Purpose of contract	General
Contract start date	03/07/2011
Contract end date	

18/19 Contracted general activity (UDA)	487
Carry forward general activity (UDA)	0
18/19 Contracted orthodontic activity (UOA)	0
Carry forward orthodontic activity (UOA)	0
Baseline contract value	£10,350.35

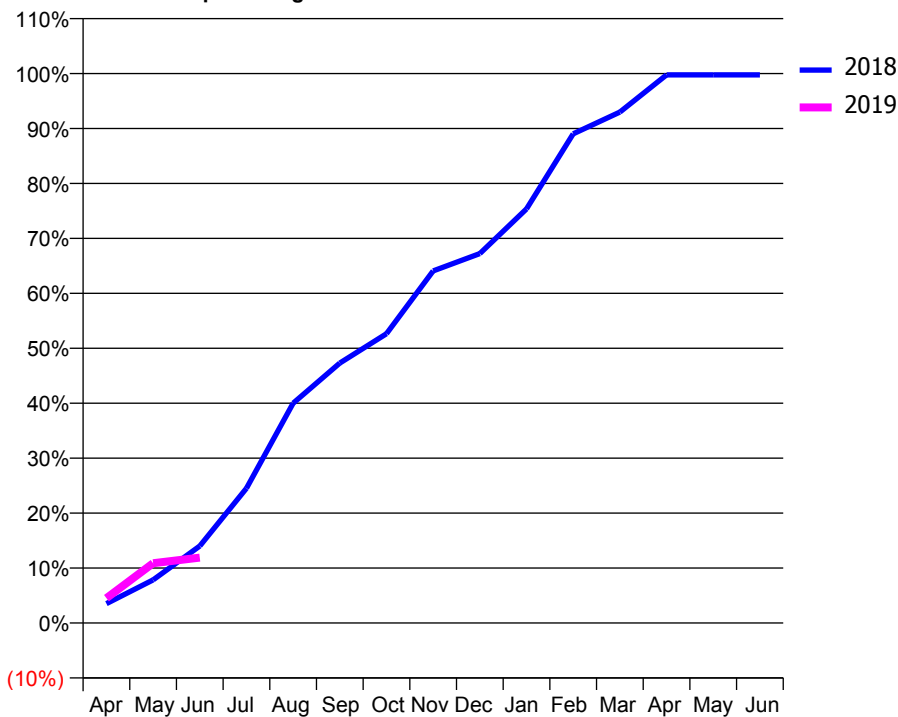
ACCESS*

Patients seen in 24 months	Total	Change since previous quarter
Quarter ending June 2017	316	
Quarter ending September 2017	323	↑
Quarter ending December 2017	326	→
Quarter ending March 2018	328	→
Quarter ending June 2018	326	→
Variance since June 2017	3.2%	↑



ACTIVITY

Cumulative percentage of contracted UDA delivered 2018 & 2019



Adjusted Scheduled Activity (UDA)

Month	2018	2019
April	17	22
May	38	53
June	68	58
July	119	
August	195	
September	230	
October	256	
November	312	
December	327	
January	367	
February	434	
March	453	
April	486	
May	486	
June	486	

QUALITY

	Quantity	Base Number	Contract	AT	Region	England
% of FP17s for the same patient ID Re-attending within 3 months - Children	3	77	3.9%	10.7%	11.3%	11.5%
% of FP17s for the same patient ID Re-attending within 3 months - Adults	0	1	0.0%	14.0%	14.9%	15.4%
% of FP17s for the same patient ID Re-attending between 3 & 9 months - Children	50	77	64.9%	59.8%	60.0%	58.9%
% of FP17s for the same patient ID Re-attending between 3 & 9 months - Adults	0	1	0.0%	49.6%	52.6%	51.6%
% of FP17s for Band 1 Urgent Courses	0	52	0.0%	9.0%	7.9%	8.9%
% of FP17s Relating to Free Repair or Replacements	0	52	0.0%	0.7%	0.8%	0.8%
% of FP17s Relating to Continuations	0	52	0.0%	1.0%	0.9%	0.9%
% of Patients satisfied with the dentistry they have received	0	0	N/A	93.6%	93.2%	93.2%
% of Patients satisfied with the time they had to wait for an appointment	0	0	N/A	87.9%	89.1%	88.8%

* This is based on patients treated on this contract for their most recent course of treatment. Figures in italics indicate the base number of FP17s or Patient Questionnaire responses are less than 100. N/A is shown where the base number of responses is less than 10 during the period. % is calculated as Quantity/Base number*100

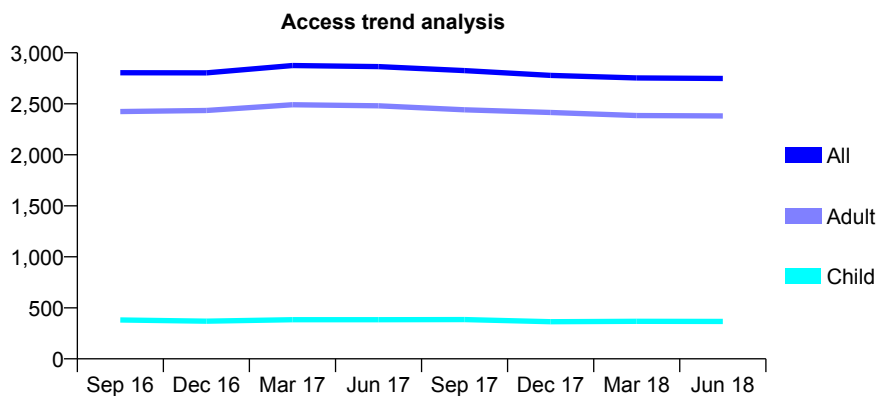
Q56 - Vital Signs At a Glance Contract Report for 205400/0001 - June 2018

Name or company name	MR IS SMITH
Contract type name	GDS Contract
Purpose of contract	General
Contract start date	01/04/2006
Contract end date	

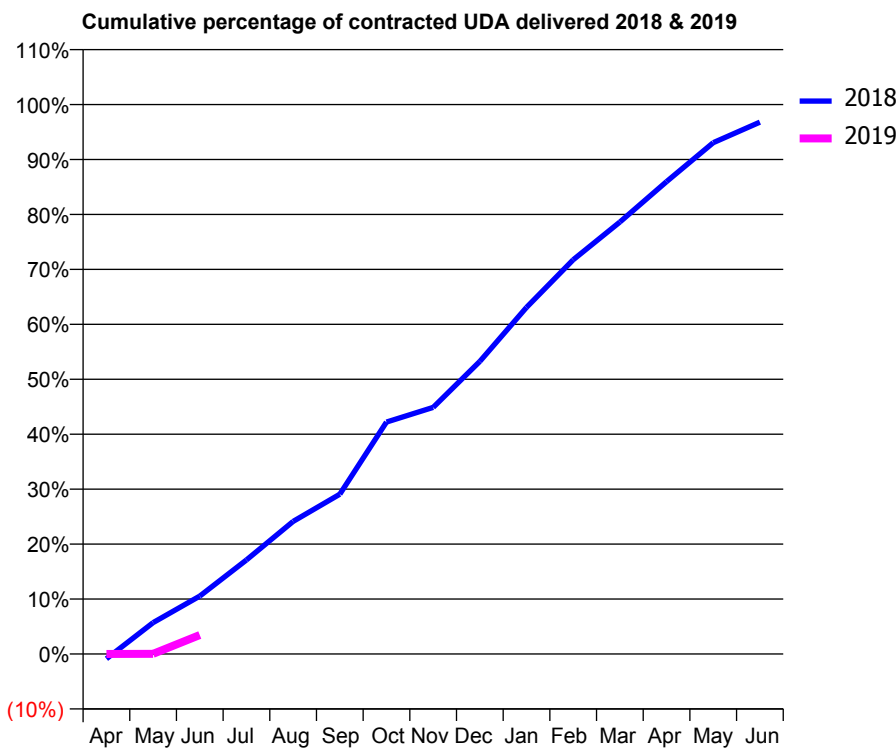
18/19 Contracted general activity (UDA)	11,455
Carry forward general activity (UDA)	0
18/19 Contracted orthodontic activity (UOA)	0
Carry forward orthodontic activity (UOA)	0
Baseline contract value	£254,499.78

ACCESS*

Patients seen in 24 months	Total	Change since previous quarter
Quarter ending June 2017	2,865	
Quarter ending September 2017	2,826	↓
Quarter ending December 2017	2,779	↓
Quarter ending March 2018	2,753	→
Quarter ending June 2018	2,748	→
Variance since June 2017	(4.1%)	↓



ACTIVITY



Month	Adjusted Scheduled Activity (UDA)	
	2018	2019
April	-101	0
May	653	3
June	1,209	396
July	1,961	
August	2,765	
September	3,331	
October	4,835	
November	5,141	
December	6,100	
January	7,226	
February	8,218	
March	9,004	
April	9,847	
May	10,658	
June	11,087	

QUALITY

	Quantity	Base Number	Contract	AT	Region	England
% of FP17s for the same patient ID Re-attending within 3 months - Children	19	159	11.9%	10.7%	11.3%	11.5%
% of FP17s for the same patient ID Re-attending within 3 months - Adults	223	935	23.9%	14.0%	14.9%	15.4%
% of FP17s for the same patient ID Re-attending between 3 & 9 months - Children	96	159	60.4%	59.8%	60.0%	58.9%
% of FP17s for the same patient ID Re-attending between 3 & 9 months - Adults	558	935	59.7%	49.6%	52.6%	51.6%
% of FP17s for Band 1 Urgent Courses	16	228	7.0%	9.0%	7.9%	8.9%
% of FP17s Relating to Free Repair or Replacements	1	228	0.4%	0.7%	0.8%	0.8%
% of FP17s Relating to Continuations	1	228	0.4%	1.0%	0.9%	0.9%
% of Patients satisfied with the dentistry they have received	10	10	100.0%	93.6%	93.2%	93.2%
% of Patients satisfied with the time they had to wait for an appointment	9	10	90.0%	87.9%	89.1%	88.8%

* This is based on patients treated on this contract for their most recent course of treatment. Figures in italics indicate the base number of FP17s or Patient Questionnaire responses are less than 100. N/A is shown where the base number of responses is less than 10 during the period. % is calculated as Quantity/Base number*100

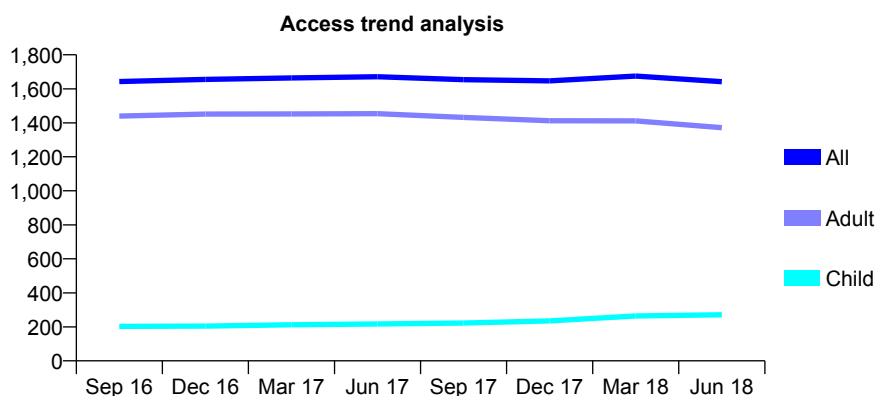
Q56 - Vital Signs At a Glance Contract Report for 209325/0001 - June 2018

Name or company name	Shiamiela Hussain
Contract type name	GDS Contract
Purpose of contract	General and Orthodontic
Contract start date	01/04/2006
Contract end date	

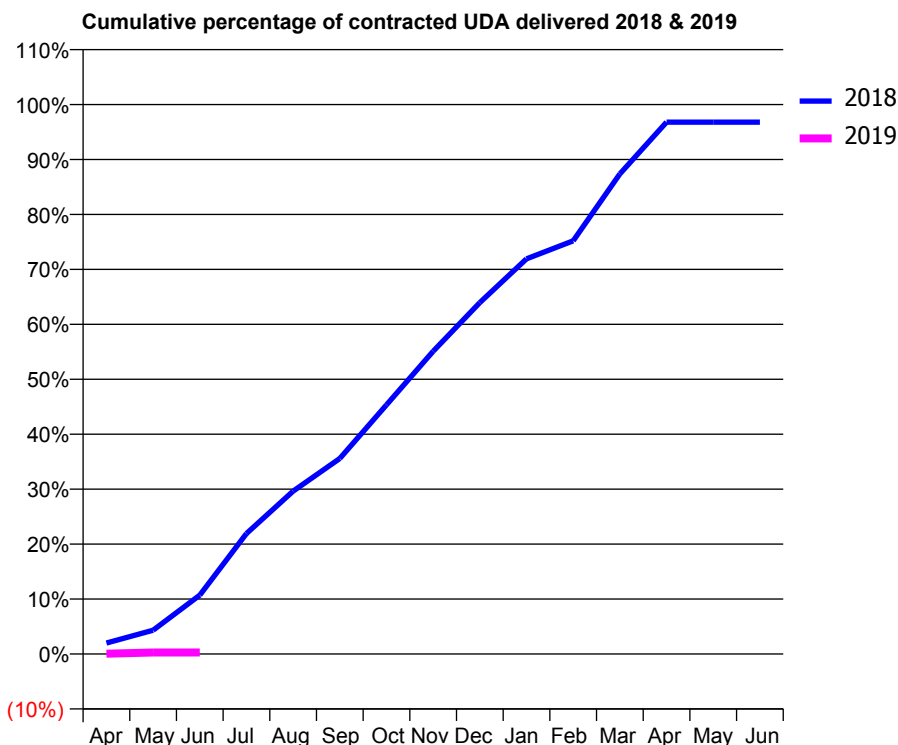
18/19 Contracted general activity (UDA)	4,640
Carry forward general activity (UDA)	0
18/19 Contracted orthodontic activity (UOA)	420
Carry forward orthodontic activity (UOA)	0
Baseline contract value	£174,092.31

ACCESS*

Patients seen in 24 months	Total	Change since previous quarter
Quarter ending June 2017	1,671	
Quarter ending September 2017	1,654	↓
Quarter ending December 2017	1,647	→
Quarter ending March 2018	1,675	→
Quarter ending June 2018	1,642	↓
Variance since June 2017	(1.7%)	↓



ACTIVITY



Adjusted Scheduled Activity (UDA)		
Month	2018	2019
April	93	3
May	201	13
June	497	13
July	1,017	
August	1,375	
September	1,651	
October	2,104	
November	2,556	
December	2,967	
January	3,337	
February	3,489	
March	4,054	
April	4,491	
May	4,491	
June	4,491	

QUALITY

	Quantity	Base Number	Contract	AT	Region	England
% of FP17s for the same patient ID Re-attending within 3 months - Children	3	43	7.0%	10.7%	11.3%	11.5%
% of FP17s for the same patient ID Re-attending within 3 months - Adults	33	158	20.9%	14.0%	14.9%	15.4%
% of FP17s for the same patient ID Re-attending between 3 & 9 months - Children	11	43	25.6%	59.8%	60.0%	58.9%
% of FP17s for the same patient ID Re-attending between 3 & 9 months - Adults	74	158	46.8%	49.6%	52.6%	51.6%
% of FP17s for Band 1 Urgent Courses	0	5	0.0%	9.0%	7.9%	8.9%
% of FP17s Relating to Free Repair or Replacements	0	5	0.0%	0.7%	0.8%	0.8%
% of FP17s Relating to Continuations	0	5	0.0%	1.0%	0.9%	0.9%
% of Patients satisfied with the dentistry they have received	2	2	N/A	93.6%	93.2%	93.2%
% of Patients satisfied with the time they had to wait for an appointment	1	2	N/A	87.9%	89.1%	88.8%

* This is based on patients treated on this contract for their most recent course of treatment. Figures in italics indicate the base number of FP17s or Patient Questionnaire responses are less than 100. N/A is shown where the base number of responses is less than 10 during the period. % is calculated as Quantity/Base number*100

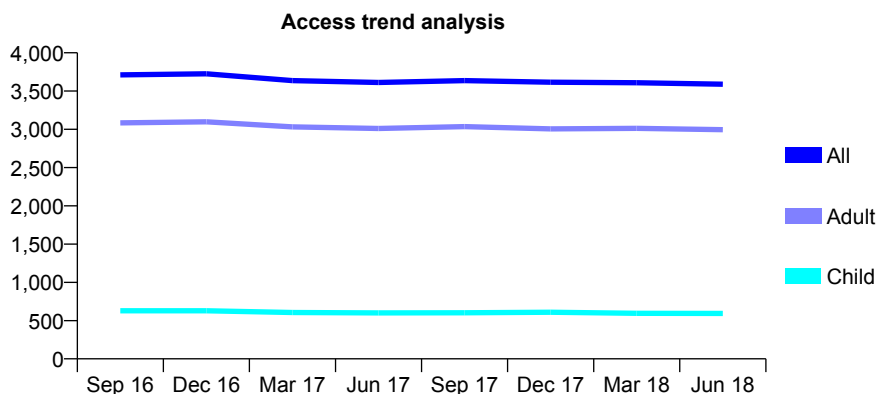
Q56 - Vital Signs At a Glance Contract Report for 213128/0003 - June 2018

Name or company name	MR RA BURKETT
Contract type name	GDS Contract
Purpose of contract	General
Contract start date	28/03/2013
Contract end date	

18/19 Contracted general activity (UDA)	7,548
Carry forward general activity (UDA)	0
18/19 Contracted orthodontic activity (UOA)	0
Carry forward orthodontic activity (UOA)	0
Baseline contract value	£167,299.87

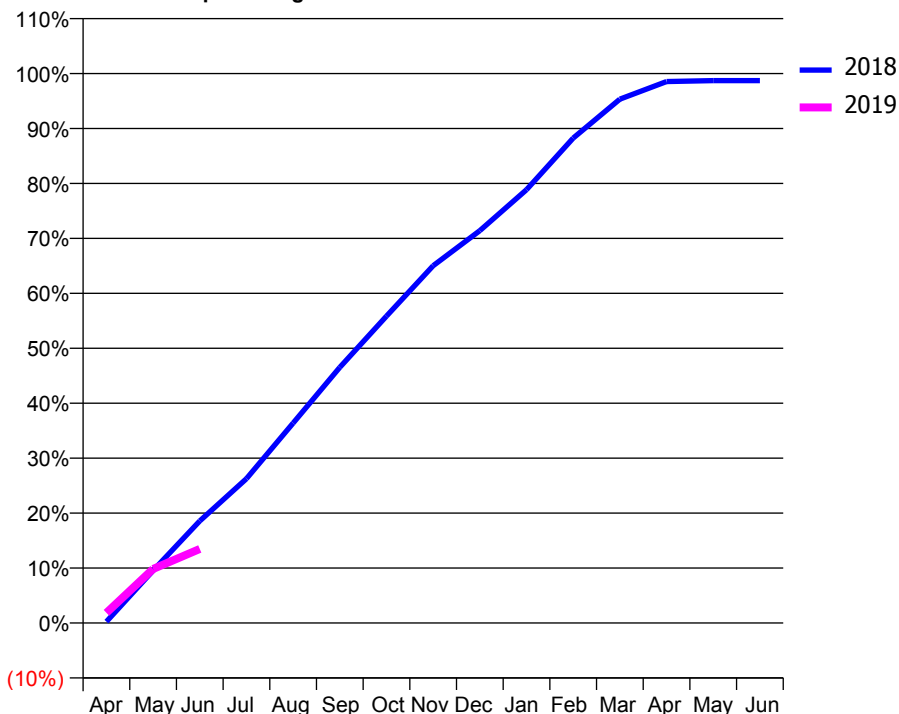
ACCESS*

Patients seen in 24 months	Total	Change since previous quarter
Quarter ending June 2017	3,612	
Quarter ending September 2017	3,637	→
Quarter ending December 2017	3,615	→
Quarter ending March 2018	3,608	→
Quarter ending June 2018	3,589	→
Variance since June 2017	(0.6%)	→



ACTIVITY

Cumulative percentage of contracted UDA delivered 2018 & 2019



Adjusted Scheduled Activity (UDA)

Month	2018	2019
April	19	139
May	721	743
June	1,402	1,018
July	1,982	
August	2,747	
September	3,513	
October	4,215	
November	4,908	
December	5,389	
January	5,952	
February	6,660	
March	7,195	
April	7,438	
May	7,451	
June	7,451	

QUALITY

	Quantity	Base Number	Contract	AT	Region	England
% of FP17s for the same patient ID Re-attending within 3 months - Children	7	111	6.3%	10.7%	11.3%	11.5%
% of FP17s for the same patient ID Re-attending within 3 months - Adults	37	459	8.1%	14.0%	14.9%	15.4%
% of FP17s for the same patient ID Re-attending between 3 & 9 months - Children	16	111	14.4%	59.8%	60.0%	58.9%
% of FP17s for the same patient ID Re-attending between 3 & 9 months - Adults	152	459	33.1%	49.6%	52.6%	51.6%
% of FP17s for Band 1 Urgent Courses	55	472	11.7%	9.0%	7.9%	8.9%
% of FP17s Relating to Free Repair or Replacements	0	472	0.0%	0.7%	0.8%	0.8%
% of FP17s Relating to Continuations	0	472	0.0%	1.0%	0.9%	0.9%
% of Patients satisfied with the dentistry they have received	2	2	N/A	93.6%	93.2%	93.2%
% of Patients satisfied with the time they had to wait for an appointment	2	2	N/A	87.9%	89.1%	88.8%

* This is based on patients treated on this contract for their most recent course of treatment. Figures in italics indicate the base number of FP17s or Patient Questionnaire responses are less than 100. N/A is shown where the base number of responses is less than 10 during the period. % is calculated as Quantity/Base number*100

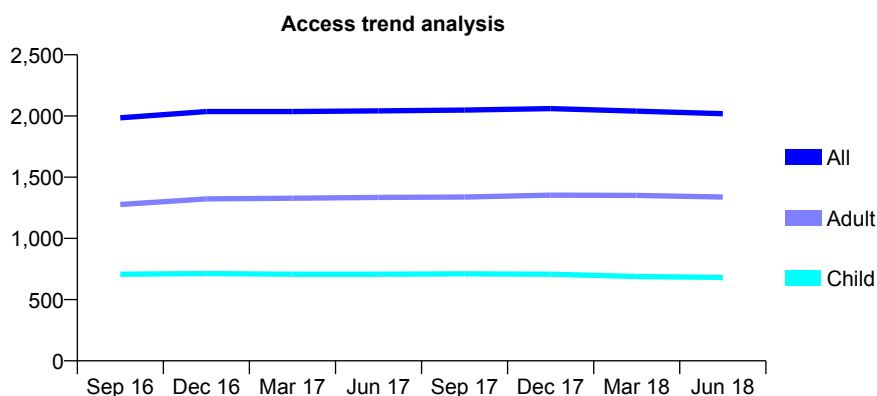
Q56 - Vital Signs At a Glance Contract Report for 214086/0001 - June 2018

Name or company name	The Little House Dental Surgery
Contract type name	GDS Contract
Purpose of contract	General
Contract start date	01/04/2006
Contract end date	

18/19 Contracted general activity (UDA)	4,690
Carry forward general activity (UDA)	0
18/19 Contracted orthodontic activity (UOA)	0
Carry forward orthodontic activity (UOA)	0
Baseline contract value	£106,800.94

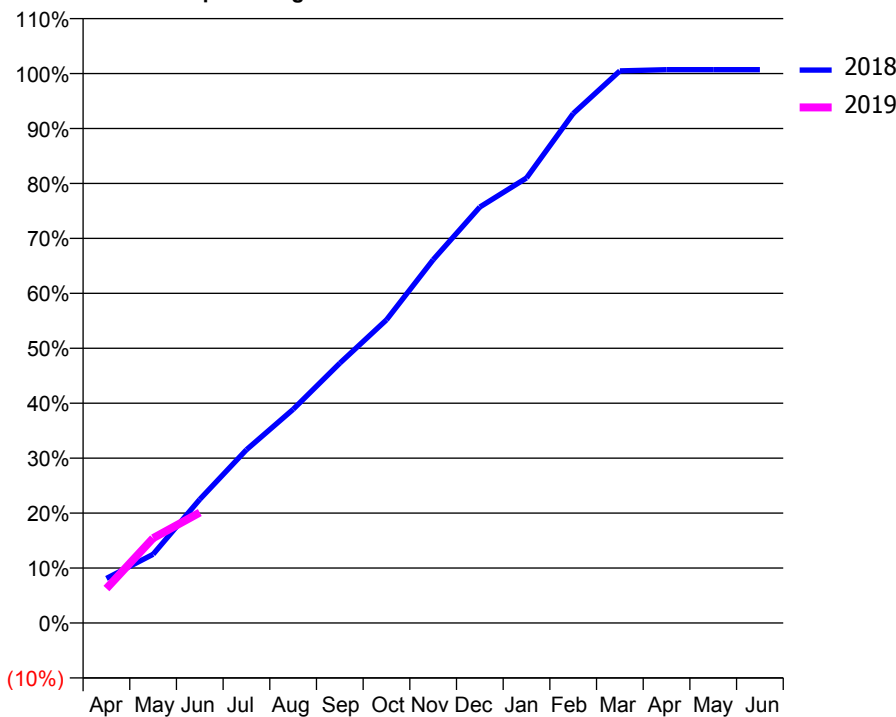
ACCESS*

Patients seen in 24 months	Total	Change since previous quarter
Quarter ending June 2017	2,042	
Quarter ending September 2017	2,049	→
Quarter ending December 2017	2,061	→
Quarter ending March 2018	2,040	↓
Quarter ending June 2018	2,019	↓
Variance since June 2017	(1.1%)	↓



ACTIVITY

Cumulative percentage of contracted UDA delivered 2018 & 2019



Adjusted Scheduled Activity (UDA)

Month	2018	2019
April	381	294
May	586	724
June	1,055	943
July	1,479	
August	1,823	
September	2,217	
October	2,588	
November	3,101	
December	3,551	
January	3,798	
February	4,348	
March	4,712	
April	4,722	
May	4,722	
June	4,722	

QUALITY

	Quantity	Base Number	Contract	AT	Region	England
% of FP17s for the same patient ID Re-attending within 3 months - Children	10	272	3.7%	10.7%	11.3%	11.5%
% of FP17s for the same patient ID Re-attending within 3 months - Adults	37	413	9.0%	14.0%	14.9%	15.4%
% of FP17s for the same patient ID Re-attending between 3 & 9 months - Children	197	272	72.4%	59.8%	60.0%	58.9%
% of FP17s for the same patient ID Re-attending between 3 & 9 months - Adults	269	413	65.1%	49.6%	52.6%	51.6%
% of FP17s for Band 1 Urgent Courses	36	677	5.3%	9.0%	7.9%	8.9%
% of FP17s Relating to Free Repair or Replacements	4	677	0.6%	0.7%	0.8%	0.8%
% of FP17s Relating to Continuations	5	677	0.7%	1.0%	0.9%	0.9%
% of Patients satisfied with the dentistry they have received	7	7	N/A	93.6%	93.2%	93.2%
% of Patients satisfied with the time they had to wait for an appointment	6	7	N/A	87.9%	89.1%	88.8%

* This is based on patients treated on this contract for their most recent course of treatment. Figures in italics indicate the base number of FP17s or Patient Questionnaire responses are less than 100. N/A is shown where the base number of responses is less than 10 during the period. % is calculated as Quantity/Base number*100

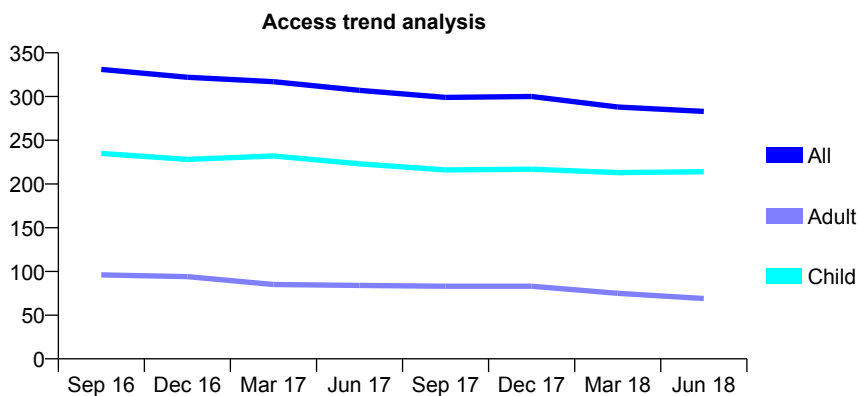
Q56 - Vital Signs At a Glance Contract Report for 215813/0001 - June 2018

Name or company name	MR CJ WHITER
Contract type name	GDS Contract
Purpose of contract	General
Contract start date	01/04/2006
Contract end date	

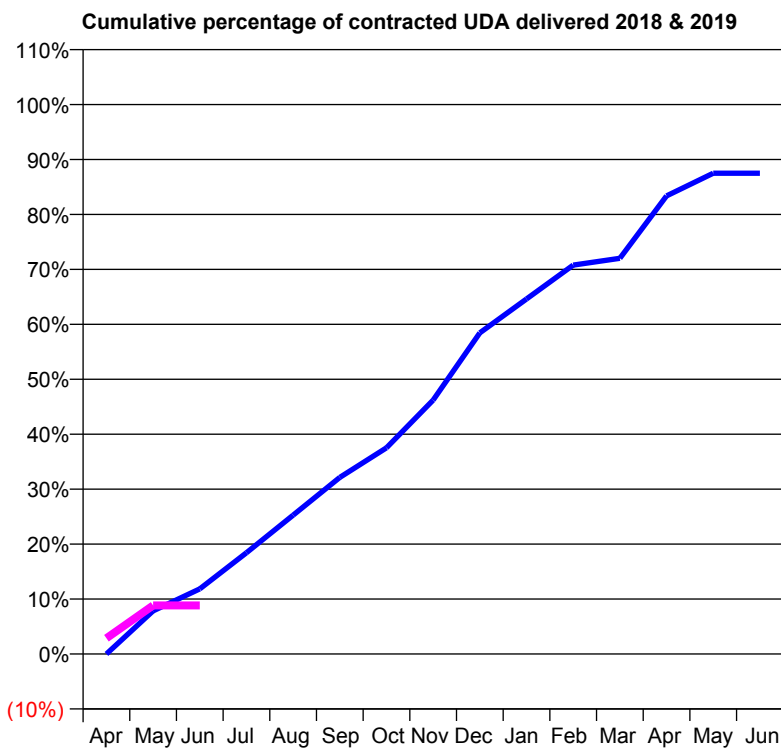
18/19 Contracted general activity (UDA)	486
Carry forward general activity (UDA)	0
18/19 Contracted orthodontic activity (UOA)	0
Carry forward orthodontic activity (UOA)	0
Baseline contract value	£10,157.77

ACCESS*

Patients seen in 24 months	Total	Change since previous quarter
Quarter ending June 2017	307	
Quarter ending September 2017	299	↓
Quarter ending December 2017	300	→
Quarter ending March 2018	288	↓
Quarter ending June 2018	283	↓
Variance since June 2017	(7.8%)	↓



ACTIVITY



Month	Adjusted Scheduled Activity (UDA)	
	2018	2019
April	0	14
May	38	43
June	58	43
July	90	
August	123	
September	156	
October	182	
November	225	
December	284	
January	314	
February	344	
March	350	
April	405	
May	425	
June	425	

QUALITY

	Quantity	Base Number	Contract	AT	Region	England
% of FP17s for the same patient ID Re-attending within 3 months - Children	2	98	2.0%	10.7%	11.3%	11.5%
% of FP17s for the same patient ID Re-attending within 3 months - Adults	0	5	0.0%	14.0%	14.9%	15.4%
% of FP17s for the same patient ID Re-attending between 3 & 9 months - Children	67	98	68.4%	59.8%	60.0%	58.9%
% of FP17s for the same patient ID Re-attending between 3 & 9 months - Adults	4	5	80.0%	49.6%	52.6%	51.6%
% of FP17s for Band 1 Urgent Courses	0	41	0.0%	9.0%	7.9%	8.9%
% of FP17s Relating to Free Repair or Replacements	0	41	0.0%	0.7%	0.8%	0.8%
% of FP17s Relating to Continuations	0	41	0.0%	1.0%	0.9%	0.9%
% of Patients satisfied with the dentistry they have received	0	0	N/A	93.6%	93.2%	93.2%
% of Patients satisfied with the time they had to wait for an appointment	0	0	N/A	87.9%	89.1%	88.8%

* This is based on patients treated on this contract for their most recent course of treatment. Figures in italics indicate the base number of FP17s or Patient Questionnaire responses are less than 100. N/A is shown where the base number of responses is less than 10 during the period. % is calculated as Quantity/Base number*100

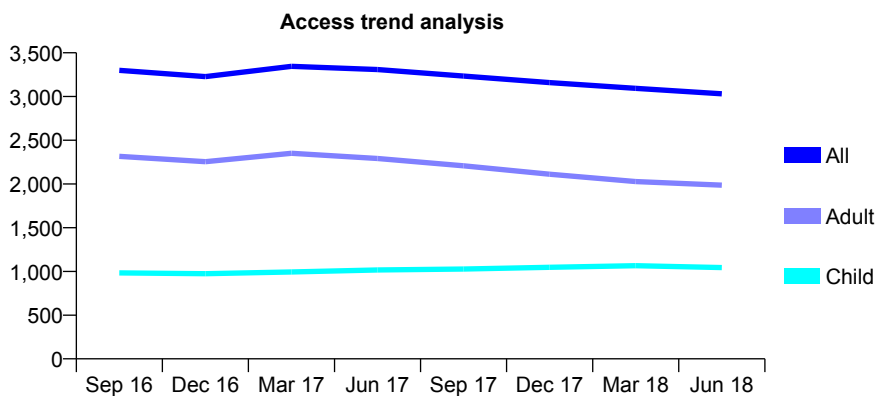
Q56 - Vital Signs At a Glance Contract Report for 215988/0001 - June 2018

Name or company name	MR PG SANDERS
Contract type name	GDS Contract
Purpose of contract	General
Contract start date	01/04/2006
Contract end date	

18/19 Contracted general activity (UDA)	6,951
Carry forward general activity (UDA)	0
18/19 Contracted orthodontic activity (UOA)	0
Carry forward orthodontic activity (UOA)	0
Baseline contract value	£189,901.33

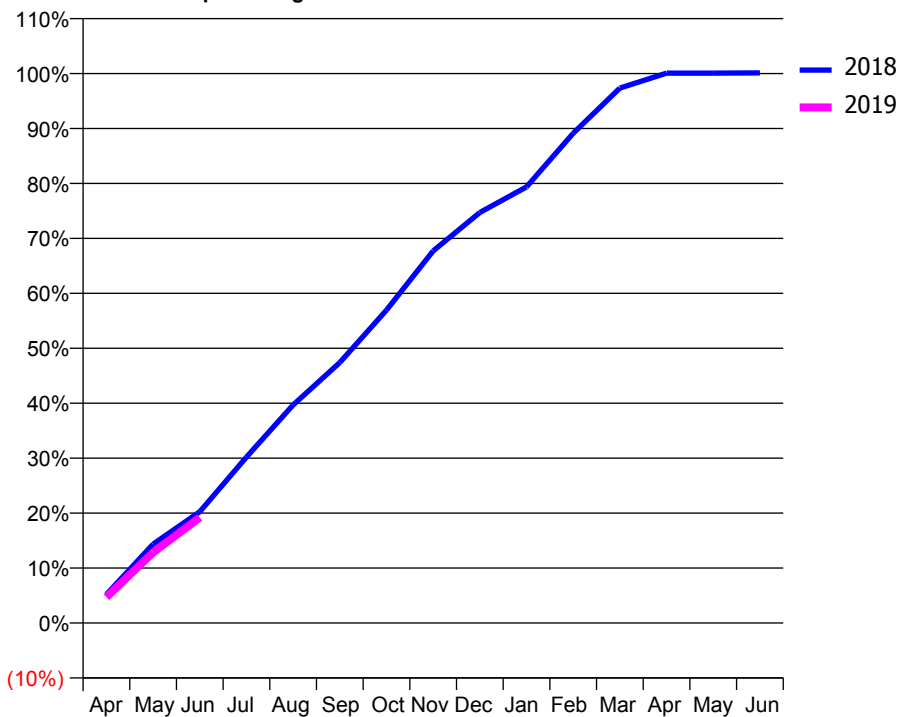
ACCESS*

Patients seen in 24 months	Total	Change since previous quarter
Quarter ending June 2017	3,308	
Quarter ending September 2017	3,234	↓
Quarter ending December 2017	3,159	↓
Quarter ending March 2018	3,093	↓
Quarter ending June 2018	3,031	↓
Variance since June 2017	(8.4%)	↓



ACTIVITY

Cumulative percentage of contracted UDA delivered 2018 & 2019



Month	Adjusted Scheduled Activity (UDA)	
	2018	2019
April	361	328
May	998	894
June	1,408	1,335
July	2,098	
August	2,759	
September	3,294	
October	3,959	
November	4,707	
December	5,193	
January	5,517	
February	6,195	
March	6,766	
April	6,955	
May	6,955	
June	6,959	

QUALITY

	Quantity	Base Number	Contract	AT	Region	England
% of FP17s for the same patient ID Re-attending within 3 months - Children	47	444	10.6%	10.7%	11.3%	11.5%
% of FP17s for the same patient ID Re-attending within 3 months - Adults	97	800	12.1%	14.0%	14.9%	15.4%
% of FP17s for the same patient ID Re-attending between 3 & 9 months - Children	314	444	70.7%	59.8%	60.0%	58.9%
% of FP17s for the same patient ID Re-attending between 3 & 9 months - Adults	557	800	69.6%	49.6%	52.6%	51.6%
% of FP17s for Band 1 Urgent Courses	57	915	6.2%	9.0%	7.9%	8.9%
% of FP17s Relating to Free Repair or Replacements	2	915	0.2%	0.7%	0.8%	0.8%
% of FP17s Relating to Continuations	7	915	0.8%	1.0%	0.9%	0.9%
% of Patients satisfied with the dentistry they have received	2	2	N/A	93.6%	93.2%	93.2%
% of Patients satisfied with the time they had to wait for an appointment	2	2	N/A	87.9%	89.1%	88.8%

* This is based on patients treated on this contract for their most recent course of treatment. Figures in italics indicate the base number of FP17s or Patient Questionnaire responses are less than 100. N/A is shown where the base number of responses is less than 10 during the period. % is calculated as Quantity/Base number*100

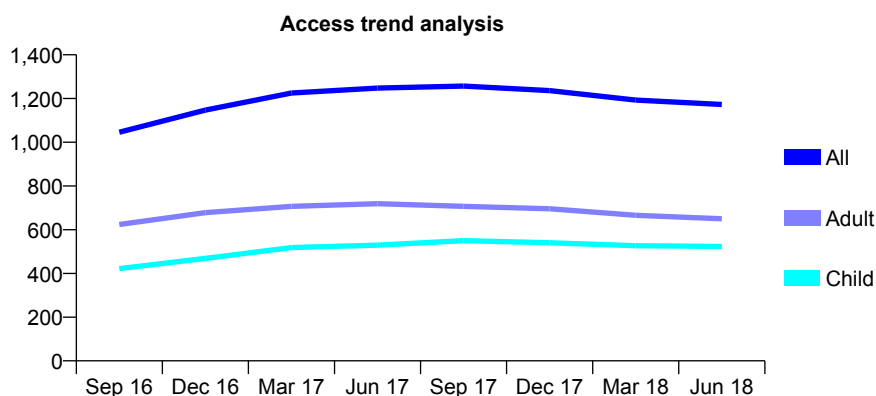
Q56 - Vital Signs At a Glance Contract Report for 220469/0001 - June 2018

Name or company name	Riverside Dental Surgery
Contract type name	GDS Contract
Purpose of contract	General and Orthodontic
Contract start date	01/04/2006
Contract end date	

18/19 Contracted general activity (UDA)	2,583
Carry forward general activity (UDA)	0
18/19 Contracted orthodontic activity (UOA)	129
Carry forward orthodontic activity (UOA)	0
Baseline contract value	£66,283.71

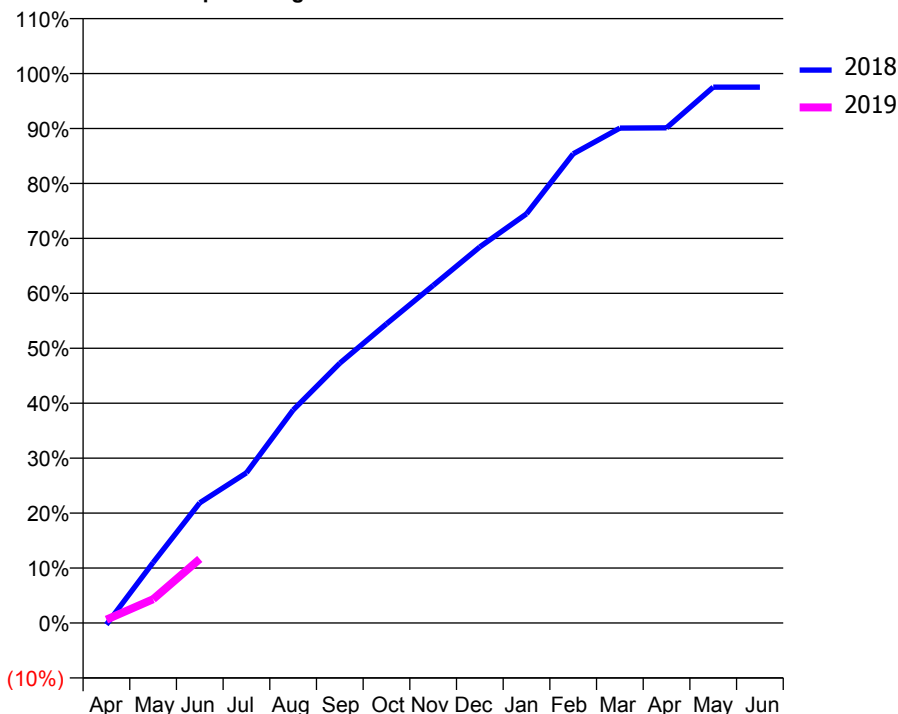
ACCESS*

Patients seen in 24 months	Total	Change since previous quarter
Quarter ending June 2017	1,248	
Quarter ending September 2017	1,257	→
Quarter ending December 2017	1,236	↓
Quarter ending March 2018	1,193	↓
Quarter ending June 2018	1,173	↓
Variance since June 2017	(6.0%)	↓



ACTIVITY

Cumulative percentage of contracted UDA delivered 2018 & 2019



Adjusted Scheduled Activity (UDA)

Month	2018	2019
April	-8	16
May	284	112
June	565	301
July	706	
August	1,002	
September	1,222	
October	1,406	
November	1,587	
December	1,768	
January	1,923	
February	2,206	
March	2,327	
April	2,328	
May	2,519	
June	2,519	

QUALITY

	Quantity	Base Number	Contract	AT	Region	England
% of FP17s for the same patient ID Re-attending within 3 months - Children	6	131	4.6%	10.7%	11.3%	11.5%
% of FP17s for the same patient ID Re-attending within 3 months - Adults	20	162	12.3%	14.0%	14.9%	15.4%
% of FP17s for the same patient ID Re-attending between 3 & 9 months - Children	86	131	65.6%	59.8%	60.0%	58.9%
% of FP17s for the same patient ID Re-attending between 3 & 9 months - Adults	104	162	64.2%	49.6%	52.6%	51.6%
% of FP17s for Band 1 Urgent Courses	0	186	0.0%	9.0%	7.9%	8.9%
% of FP17s Relating to Free Repair or Replacements	2	186	1.1%	0.7%	0.8%	0.8%
% of FP17s Relating to Continuations	2	186	1.1%	1.0%	0.9%	0.9%
% of Patients satisfied with the dentistry they have received	2	2	N/A	93.6%	93.2%	93.2%
% of Patients satisfied with the time they had to wait for an appointment	2	2	N/A	87.9%	89.1%	88.8%

* This is based on patients treated on this contract for their most recent course of treatment. Figures in italics indicate the base number of FP17s or Patient Questionnaire responses are less than 100. N/A is shown where the base number of responses is less than 10 during the period. % is calculated as Quantity/Base number*100

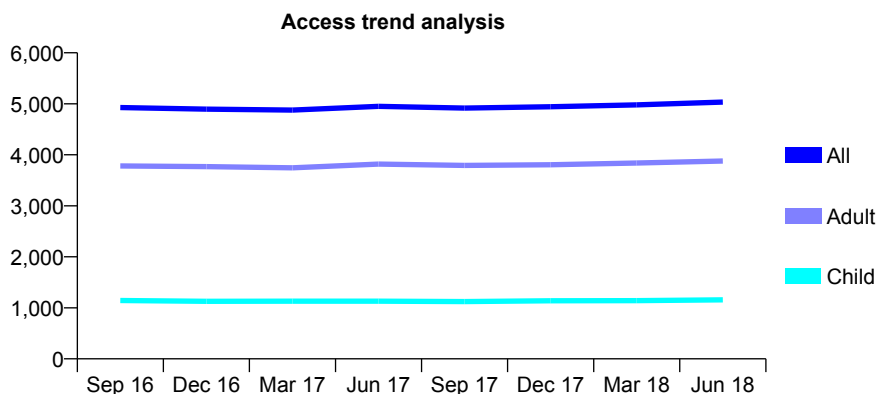
Q56 - Vital Signs At a Glance Contract Report for 22224/0001 - June 2018

Name or company name	MR DA STOTT
Contract type name	GDS Contract
Purpose of contract	General and Orthodontic
Contract start date	01/04/2006
Contract end date	

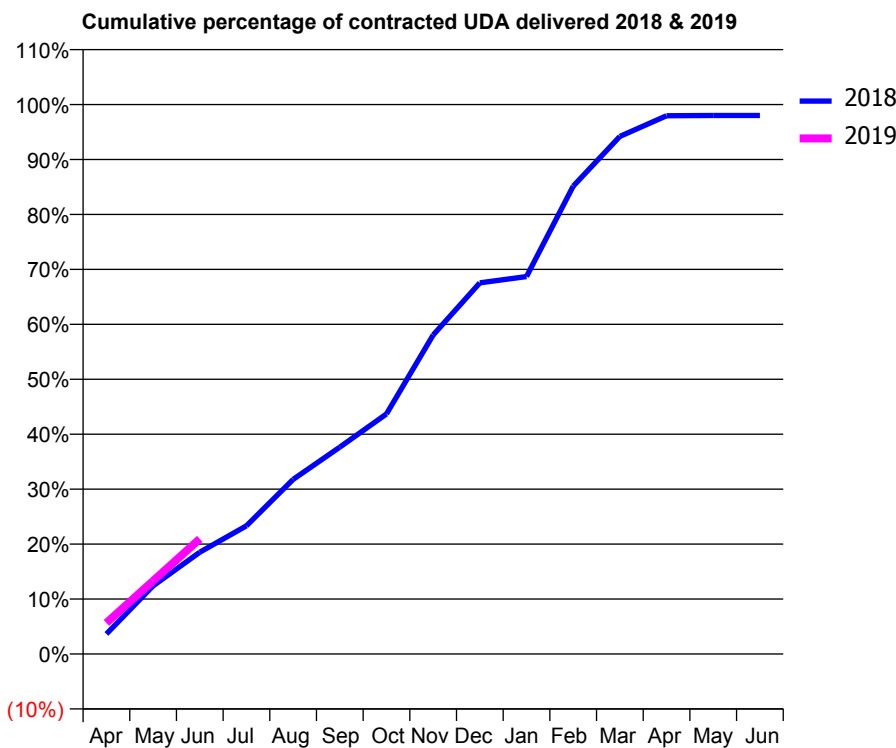
18/19 Contracted general activity (UDA)	12,808
Carry forward general activity (UDA)	0
18/19 Contracted orthodontic activity (UOA)	602
Carry forward orthodontic activity (UOA)	0
Baseline contract value	£343,510.45

ACCESS*

Patients seen in 24 months	Total	Change since previous quarter
Quarter ending June 2017	4,950	
Quarter ending September 2017	4,916	→
Quarter ending December 2017	4,943	→
Quarter ending March 2018	4,979	→
Quarter ending June 2018	5,035	→
Variance since June 2017	1.7%	→



ACTIVITY



Month	Adjusted Scheduled Activity (UDA)	
	2018	2019
April	469	725
May	1,591	1,704
June	2,372	2,684
July	2,987	
August	4,070	
September	4,821	
October	5,596	
November	7,435	
December	8,653	
January	8,797	
February	10,905	
March	12,064	
April	12,547	
May	12,551	
June	12,552	

QUALITY

	Quantity	Base Number	Contract	AT	Region	England
% of FP17s for the same patient ID Re-attending within 3 months - Children	52	529	9.8%	10.7%	11.3%	11.5%
% of FP17s for the same patient ID Re-attending within 3 months - Adults	158	1,496	10.6%	14.0%	14.9%	15.4%
% of FP17s for the same patient ID Re-attending between 3 & 9 months - Children	345	529	65.2%	59.8%	60.0%	58.9%
% of FP17s for the same patient ID Re-attending between 3 & 9 months - Adults	1,031	1,496	68.9%	49.6%	52.6%	51.6%
% of FP17s for Band 1 Urgent Courses	35	1,454	2.4%	9.0%	7.9%	8.9%
% of FP17s Relating to Free Repair or Replacements	28	1,454	1.9%	0.7%	0.8%	0.8%
% of FP17s Relating to Continuations	24	1,454	1.7%	1.0%	0.9%	0.9%
% of Patients satisfied with the dentistry they have received	1	1	N/A	93.6%	93.2%	93.2%
% of Patients satisfied with the time they had to wait for an appointment	1	1	N/A	87.9%	89.1%	88.8%

* This is based on patients treated on this contract for their most recent course of treatment. Figures in italics indicate the base number of FP17s or Patient Questionnaire responses are less than 100. N/A is shown where the base number of responses is less than 10 during the period. % is calculated as Quantity/Base number*100

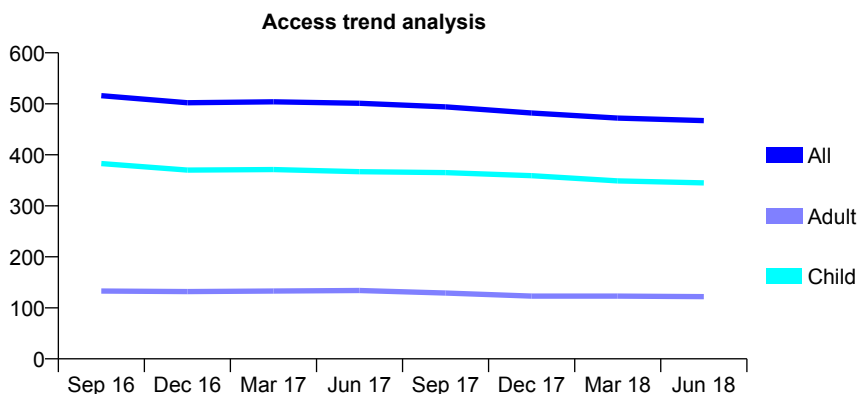
Q56 - Vital Signs At a Glance Contract Report for 229105/0001 - June 2018

Name or company name	MR DP BELLAMY
Contract type name	GDS Contract
Purpose of contract	General
Contract start date	01/04/2006
Contract end date	

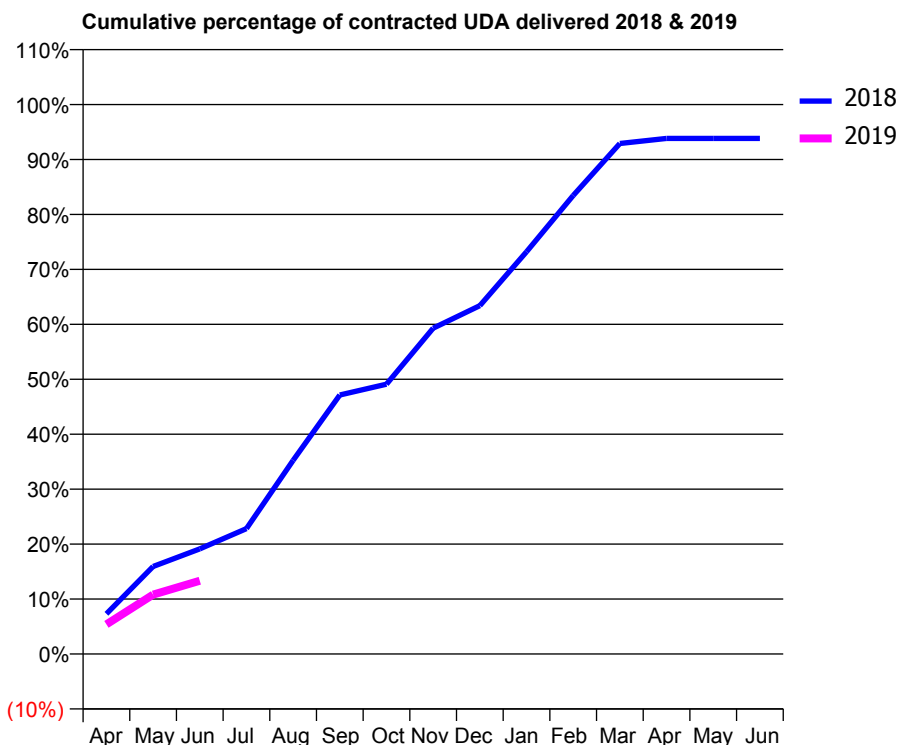
18/19 Contracted general activity (UDA)	909
Carry forward general activity (UDA)	0
18/19 Contracted orthodontic activity (UOA)	0
Carry forward orthodontic activity (UOA)	0
Baseline contract value	£24,458.19

ACCESS*

Patients seen in 24 months	Total	Change since previous quarter
Quarter ending June 2017	501	
Quarter ending September 2017	494	↓
Quarter ending December 2017	482	↓
Quarter ending March 2018	472	↓
Quarter ending June 2018	467	↓
Variance since June 2017	(6.8%)	↓



ACTIVITY



Adjusted Scheduled Activity (UDA)		
Month	2018	2019
April	66	49
May	145	98
June	174	121
July	207	
August	320	
September	428	
October	446	
November	539	
December	576	
January	665	
February	758	
March	845	
April	853	
May	853	
June	853	

QUALITY

	Quantity	Base Number	Contract	AT	Region	England
% of FP17s for the same patient ID Re-attending within 3 months - Children	3	92	3.3%	10.7%	11.3%	11.5%
% of FP17s for the same patient ID Re-attending within 3 months - Adults	2	19	10.5%	14.0%	14.9%	15.4%
% of FP17s for the same patient ID Re-attending between 3 & 9 months - Children	78	92	84.8%	59.8%	60.0%	58.9%
% of FP17s for the same patient ID Re-attending between 3 & 9 months - Adults	9	19	47.4%	49.6%	52.6%	51.6%
% of FP17s for Band 1 Urgent Courses	1	103	1.0%	9.0%	7.9%	8.9%
% of FP17s Relating to Free Repair or Replacements	0	103	0.0%	0.7%	0.8%	0.8%
% of FP17s Relating to Continuations	1	103	1.0%	1.0%	0.9%	0.9%
% of Patients satisfied with the dentistry they have received	0	0	N/A	93.6%	93.2%	93.2%
% of Patients satisfied with the time they had to wait for an appointment	0	0	N/A	87.9%	89.1%	88.8%

* This is based on patients treated on this contract for their most recent course of treatment. Figures in italics indicate the base number of FP17s or Patient Questionnaire responses are less than 100. N/A is shown where the base number of responses is less than 10 during the period. % is calculated as Quantity/Base number*100

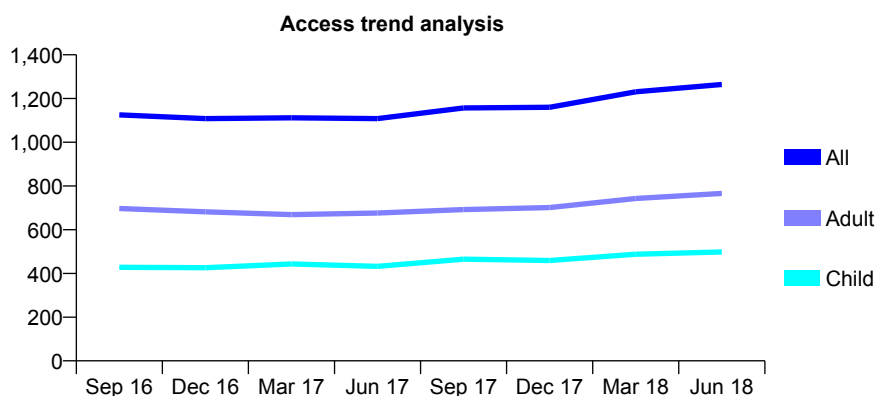
Q56 - Vital Signs At a Glance Contract Report for 232475/0001 - June 2018

Name or company name	Mr S Nicol, Mr R Bryant, Mr E Coyle and M
Contract type name	GDS Contract
Purpose of contract	General
Contract start date	01/04/2006
Contract end date	

18/19 Contracted general activity (UDA)	4,022
Carry forward general activity (UDA)	0
18/19 Contracted orthodontic activity (UOA)	0
Carry forward orthodontic activity (UOA)	0
Baseline contract value	£120,432.48

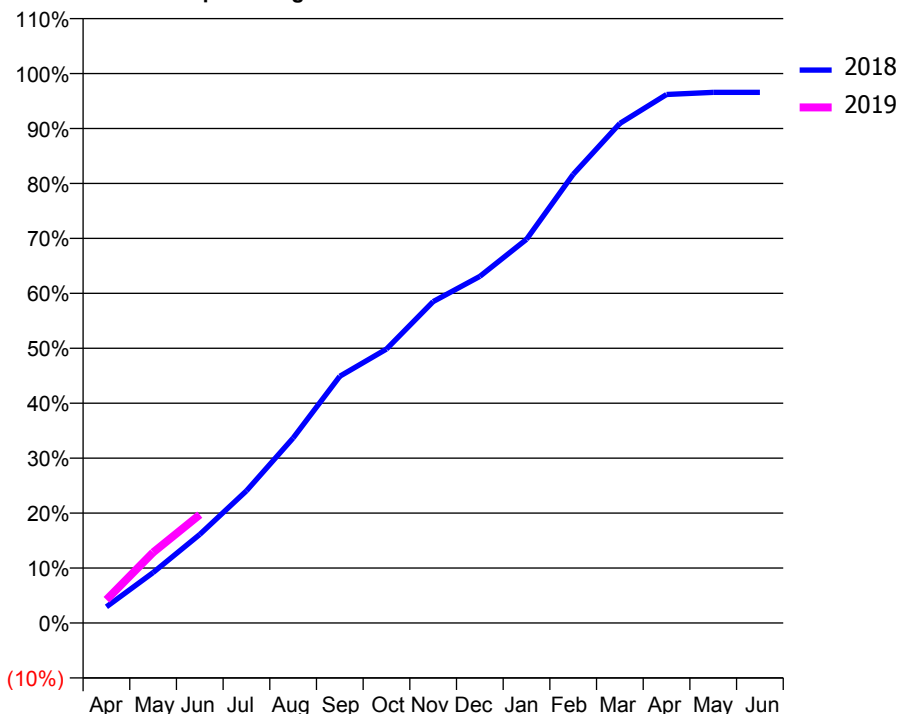
ACCESS*

Patients seen in 24 months	Total	Change since previous quarter
Quarter ending June 2017	1,108	
Quarter ending September 2017	1,157	↑
Quarter ending December 2017	1,160	→
Quarter ending March 2018	1,231	↑
Quarter ending June 2018	1,264	↑
Variance since June 2017	14.1%	↑



ACTIVITY

Cumulative percentage of contracted UDA delivered 2018 & 2019



Adjusted Scheduled Activity (UDA)		
Month	2018	2019
April	119	171
May	369	516
June	648	793
July	968	
August	1,354	
September	1,806	
October	2,005	
November	2,353	
December	2,537	
January	2,808	
February	3,283	
March	3,657	
April	3,869	
May	3,884	
June	3,884	

QUALITY

	Quantity	Base Number	Contract	AT	Region	England
% of FP17s for the same patient ID Re-attending within 3 months - Children	23	224	10.3%	10.7%	11.3%	11.5%
% of FP17s for the same patient ID Re-attending within 3 months - Adults	25	235	10.6%	14.0%	14.9%	15.4%
% of FP17s for the same patient ID Re-attending between 3 & 9 months - Children	120	224	53.6%	59.8%	60.0%	58.9%
% of FP17s for the same patient ID Re-attending between 3 & 9 months - Adults	85	235	36.2%	49.6%	52.6%	51.6%
% of FP17s for Band 1 Urgent Courses	17	367	4.6%	9.0%	7.9%	8.9%
% of FP17s Relating to Free Repair or Replacements	2	367	0.5%	0.7%	0.8%	0.8%
% of FP17s Relating to Continuations	9	367	2.5%	1.0%	0.9%	0.9%
% of Patients satisfied with the dentistry they have received	1	1	N/A	93.6%	93.2%	93.2%
% of Patients satisfied with the time they had to wait for an appointment	1	1	N/A	87.9%	89.1%	88.8%

* This is based on patients treated on this contract for their most recent course of treatment. Figures in italics indicate the base number of FP17s or Patient Questionnaire responses are less than 100. N/A is shown where the base number of responses is less than 10 during the period. % is calculated as Quantity/Base number*100

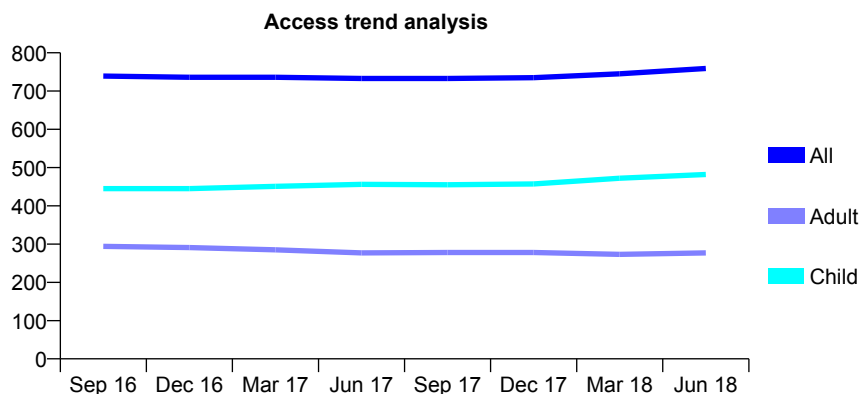
Q56 - Vital Signs At a Glance Contract Report for 233129/0001 - June 2018

Name or company name	MR RF TILLY
Contract type name	GDS Contract
Purpose of contract	General
Contract start date	01/04/2006
Contract end date	

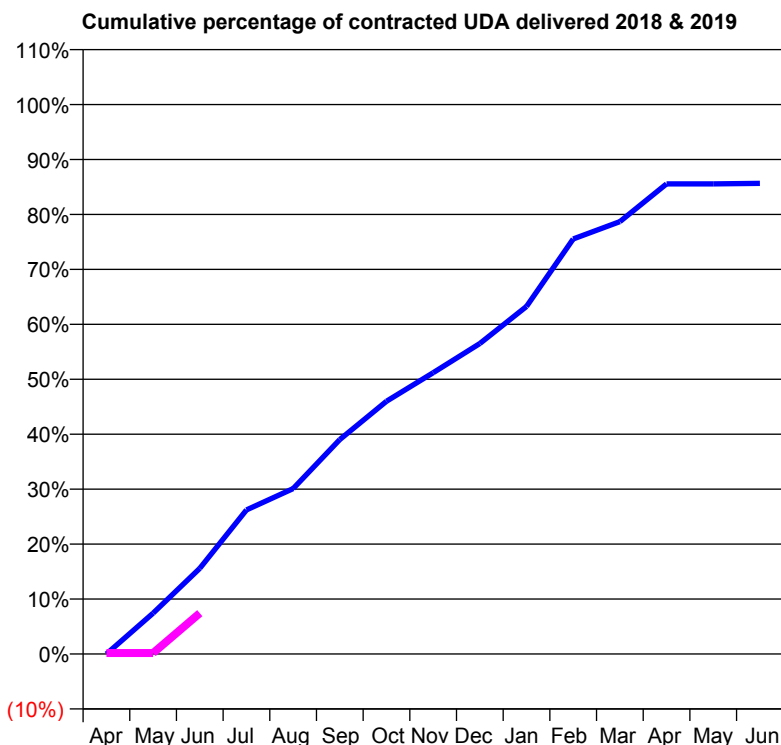
18/19 Contracted general activity (UDA)	1,750
Carry forward general activity (UDA)	0
18/19 Contracted orthodontic activity (UOA)	0
Carry forward orthodontic activity (UOA)	0
Baseline contract value	£37,482.18

ACCESS*

Patients seen in 24 months	Total	Change since previous quarter
Quarter ending June 2017	733	
Quarter ending September 2017	733	→
Quarter ending December 2017	735	→
Quarter ending March 2018	745	→
Quarter ending June 2018	759	→
Variance since June 2017	3.5%	↑



ACTIVITY



Month	Adjusted Scheduled Activity (UDA)	
	2018	2019
April	0	3
May	130	3
June	273	130
July	459	
August	527	
September	683	
October	805	
November	896	
December	989	
January	1,107	
February	1,322	
March	1,377	
April	1,497	
May	1,497	
June	1,499	

QUALITY

	Quantity	Base Number	Contract	AT	Region	England
% of FP17s for the same patient ID Re-attending within 3 months - Children	3	122	2.5%	10.7%	11.3%	11.5%
% of FP17s for the same patient ID Re-attending within 3 months - Adults	6	55	10.9%	14.0%	14.9%	15.4%
% of FP17s for the same patient ID Re-attending between 3 & 9 months - Children	85	122	69.7%	59.8%	60.0%	58.9%
% of FP17s for the same patient ID Re-attending between 3 & 9 months - Adults	36	55	65.5%	49.6%	52.6%	51.6%
% of FP17s for Band 1 Urgent Courses	0	91	0.0%	9.0%	7.9%	8.9%
% of FP17s Relating to Free Repair or Replacements	0	91	0.0%	0.7%	0.8%	0.8%
% of FP17s Relating to Continuations	0	91	0.0%	1.0%	0.9%	0.9%
% of Patients satisfied with the dentistry they have received	0	0	N/A	93.6%	93.2%	93.2%
% of Patients satisfied with the time they had to wait for an appointment	0	0	N/A	87.9%	89.1%	88.8%

* This is based on patients treated on this contract for their most recent course of treatment. Figures in italics indicate the base number of FP17s or Patient Questionnaire responses are less than 100. N/A is shown where the base number of responses is less than 10 during the period. % is calculated as Quantity/Base number*100

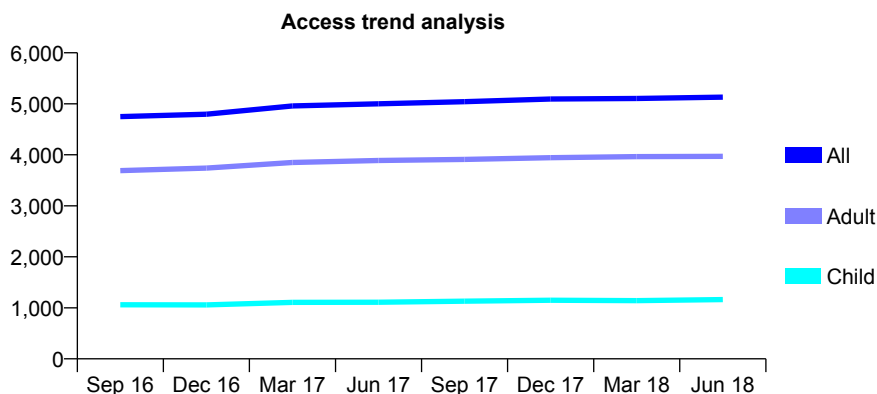
Q56 - Vital Signs At a Glance Contract Report for 244333/0002 - June 2018

Name or company name	MR H MORILLO-GONZALES DE V
Contract type name	GDS Contract
Purpose of contract	General
Contract start date	16/09/2008
Contract end date	

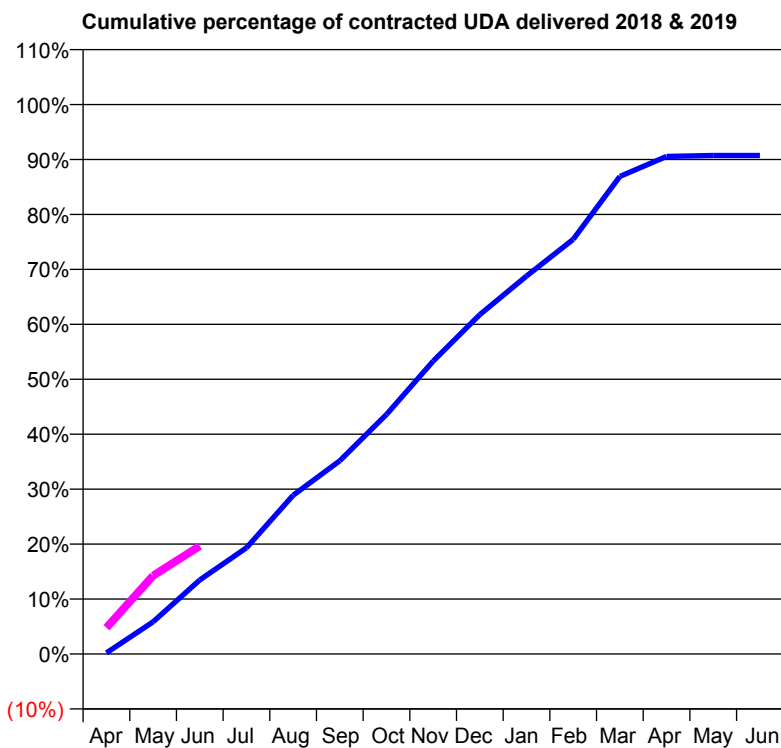
18/19 Contracted general activity (UDA)	14,224
Carry forward general activity (UDA)	0
18/19 Contracted orthodontic activity (UOA)	0
Carry forward orthodontic activity (UOA)	0
Baseline contract value	£360,317.29

ACCESS*

Patients seen in 24 months	Total	Change since previous quarter
Quarter ending June 2017	4,999	
Quarter ending September 2017	5,041	→
Quarter ending December 2017	5,094	→
Quarter ending March 2018	5,105	→
Quarter ending June 2018	5,132	→
Variance since June 2017	2.7%	↑



ACTIVITY



Month	Adjusted Scheduled Activity (UDA)	
	2018	2019
April	30	680
May	834	2,027
June	1,918	2,797
July	2,750	
August	4,109	
September	5,005	
October	6,203	
November	7,582	
December	8,785	
January	9,782	
February	10,735	
March	12,364	
April	12,879	
May	12,905	
June	12,905	

QUALITY

	Quantity	Base Number	Contract	AT	Region	England
% of FP17s for the same patient ID Re-attending within 3 months - Children	31	525	5.9%	10.7%	11.3%	11.5%
% of FP17s for the same patient ID Re-attending within 3 months - Adults	180	1,431	12.6%	14.0%	14.9%	15.4%
% of FP17s for the same patient ID Re-attending between 3 & 9 months - Children	330	525	62.9%	59.8%	60.0%	58.9%
% of FP17s for the same patient ID Re-attending between 3 & 9 months - Adults	736	1,431	51.4%	49.6%	52.6%	51.6%
% of FP17s for Band 1 Urgent Courses	147	1,393	10.6%	9.0%	7.9%	8.9%
% of FP17s Relating to Free Repair or Replacements	6	1,393	0.4%	0.7%	0.8%	0.8%
% of FP17s Relating to Continuations	20	1,393	1.4%	1.0%	0.9%	0.9%
% of Patients satisfied with the dentistry they have received	5	5	N/A	93.6%	93.2%	93.2%
% of Patients satisfied with the time they had to wait for an appointment	3	5	N/A	87.9%	89.1%	88.8%

* This is based on patients treated on this contract for their most recent course of treatment. Figures in italics indicate the base number of FP17s or Patient Questionnaire responses are less than 100. N/A is shown where the base number of responses is less than 10 during the period. % is calculated as Quantity/Base number*100

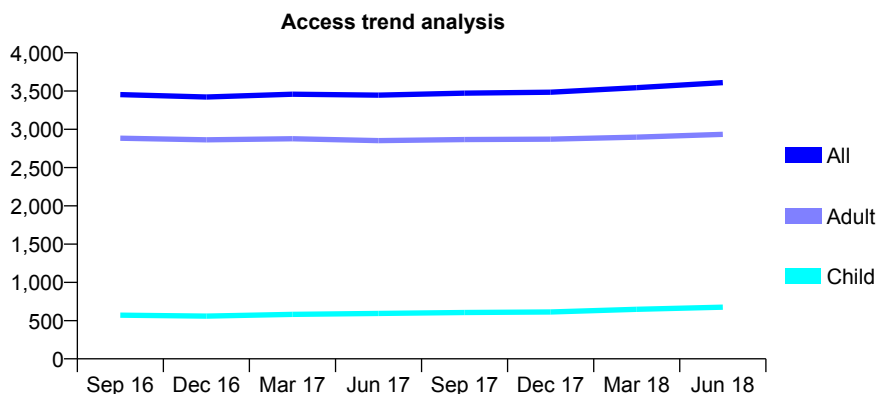
Q56 - Vital Signs At a Glance Contract Report for 245887/0001 - June 2018

Name or company name	MS CA FROST
Contract type name	PDS Contract
Purpose of contract	General
Contract start date	01/08/2014
Contract end date	31/07/2019

18/19 Contracted general activity (UDA)	14,750
Carry forward general activity (UDA)	0
18/19 Contracted orthodontic activity (UOA)	0
Carry forward orthodontic activity (UOA)	0
Baseline contract value	£433,886.71

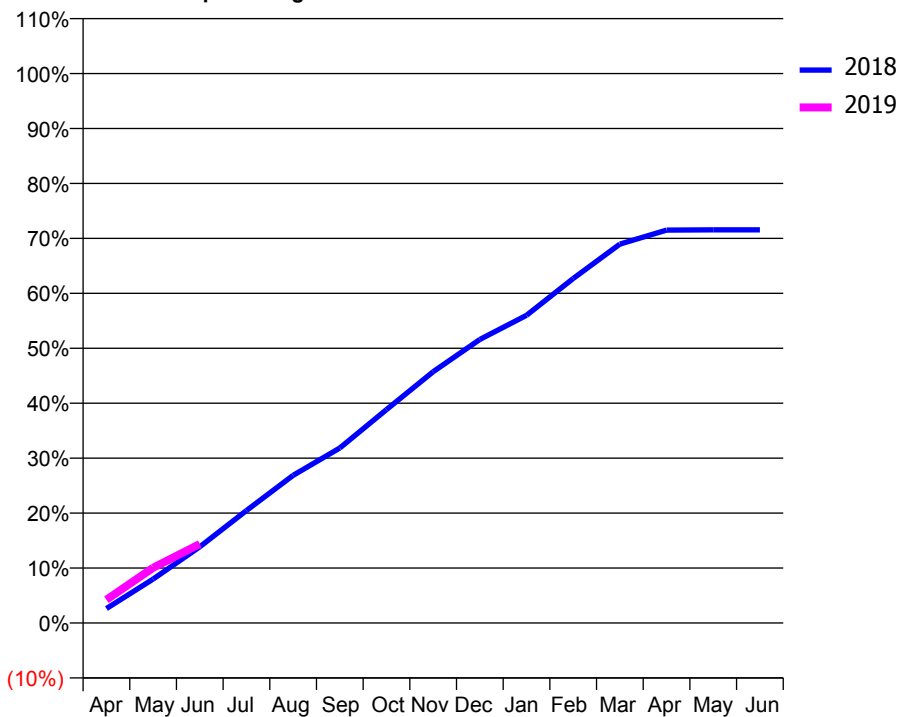
ACCESS*

Patients seen in 24 months	Total	Change since previous quarter
Quarter ending June 2017	3,446	
Quarter ending September 2017	3,473	→
Quarter ending December 2017	3,485	→
Quarter ending March 2018	3,545	→
Quarter ending June 2018	3,610	→
Variance since June 2017	4.8%	↑



ACTIVITY

Cumulative percentage of contracted UDA delivered 2018 & 2019



Adjusted Scheduled Activity (UDA)

Month	2018	2019
April	387	623
May	1,178	1,483
June	2,045	2,121
July	3,021	
August	3,964	
September	4,699	
October	5,727	
November	6,744	
December	7,613	
January	8,259	
February	9,248	
March	10,172	
April	10,548	
May	10,554	
June	10,554	

QUALITY

	Quantity	Base Number	Contract	AT	Region	England
% of FP17s for the same patient ID Re-attending within 3 months - Children	18	265	6.8%	10.7%	11.3%	11.5%
% of FP17s for the same patient ID Re-attending within 3 months - Adults	149	1,038	14.4%	14.0%	14.9%	15.4%
% of FP17s for the same patient ID Re-attending between 3 & 9 months - Children	151	265	57.0%	59.8%	60.0%	58.9%
% of FP17s for the same patient ID Re-attending between 3 & 9 months - Adults	523	1,038	50.4%	49.6%	52.6%	51.6%
% of FP17s for Band 1 Urgent Courses	126	1,086	11.6%	9.0%	7.9%	8.9%
% of FP17s Relating to Free Repair or Replacements	6	1,086	0.6%	0.7%	0.8%	0.8%
% of FP17s Relating to Continuations	20	1,086	1.8%	1.0%	0.9%	0.9%
% of Patients satisfied with the dentistry they have received	5	5	N/A	93.6%	93.2%	93.2%
% of Patients satisfied with the time they had to wait for an appointment	5	5	N/A	87.9%	89.1%	88.8%

* This is based on patients treated on this contract for their most recent course of treatment. Figures in italics indicate the base number of FP17s or Patient Questionnaire responses are less than 100. N/A is shown where the base number of responses is less than 10 during the period. % is calculated as Quantity/Base number*100

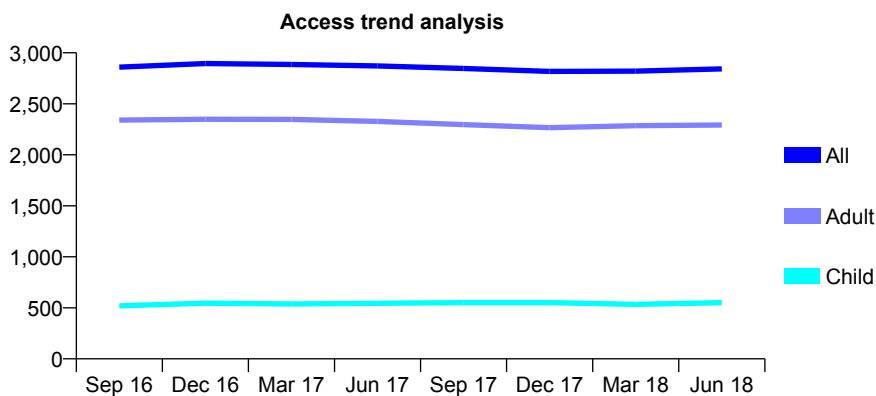
Q56 - Vital Signs At a Glance Contract Report for 248940/0003 - June 2018

Name or company name	MR SR PATEL
Contract type name	GDS Contract
Purpose of contract	General
Contract start date	01/04/2013
Contract end date	

18/19 Contracted general activity (UDA)	5,810
Carry forward general activity (UDA)	0
18/19 Contracted orthodontic activity (UOA)	0
Carry forward orthodontic activity (UOA)	0
Baseline contract value	£137,527.24

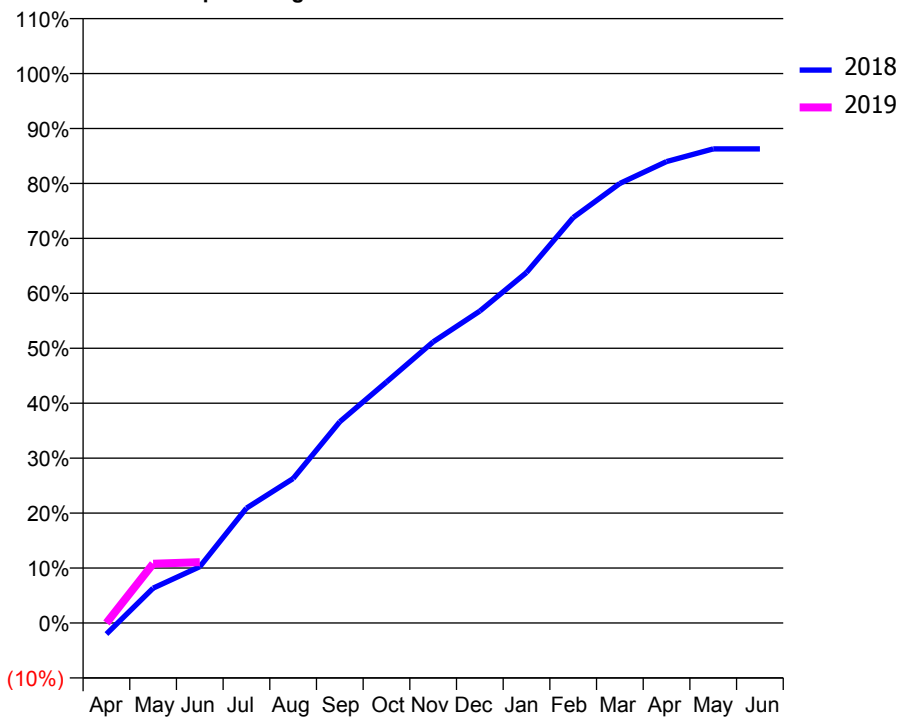
ACCESS*

Patients seen in 24 months	Total	Change since previous quarter
Quarter ending June 2017	2,871	
Quarter ending September 2017	2,847	→
Quarter ending December 2017	2,817	↓
Quarter ending March 2018	2,820	→
Quarter ending June 2018	2,843	→
Variance since June 2017	(1.0%)	→



ACTIVITY

Cumulative percentage of contracted UDA delivered 2018 & 2019



Month	Adjusted Scheduled Activity (UDA)	
	2018	2019
April	-118	0
May	368	627
June	595	644
July	1,215	
August	1,528	
September	2,129	
October	2,549	
November	2,973	
December	3,299	
January	3,705	
February	4,286	
March	4,648	
April	4,879	
May	5,013	
June	5,013	

QUALITY

	Quantity	Base Number	Contract	AT	Region	England
% of FP17s for the same patient ID Re-attending within 3 months - Children	6	168	3.6%	10.7%	11.3%	11.5%
% of FP17s for the same patient ID Re-attending within 3 months - Adults	30	456	6.6%	14.0%	14.9%	15.4%
% of FP17s for the same patient ID Re-attending between 3 & 9 months - Children	109	168	64.9%	59.8%	60.0%	58.9%
% of FP17s for the same patient ID Re-attending between 3 & 9 months - Adults	111	456	24.3%	49.6%	52.6%	51.6%
% of FP17s for Band 1 Urgent Courses	14	389	3.6%	9.0%	7.9%	8.9%
% of FP17s Relating to Free Repair or Replacements	0	389	0.0%	0.7%	0.8%	0.8%
% of FP17s Relating to Continuations	4	389	1.0%	1.0%	0.9%	0.9%
% of Patients satisfied with the dentistry they have received	2	2	N/A	93.6%	93.2%	93.2%
% of Patients satisfied with the time they had to wait for an appointment	2	2	N/A	87.9%	89.1%	88.8%

* This is based on patients treated on this contract for their most recent course of treatment. Figures in italics indicate the base number of FP17s or Patient Questionnaire responses are less than 100. N/A is shown where the base number of responses is less than 10 during the period. % is calculated as Quantity/Base number*100

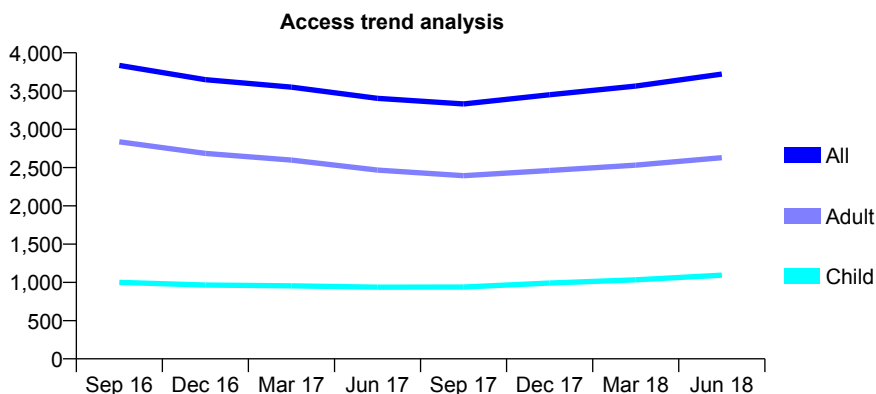
Q56 - Vital Signs At a Glance Contract Report for 257257/0002 - June 2018

Name or company name	MR JJ VILJOEN
Contract type name	PDS Contract
Purpose of contract	General
Contract start date	01/02/2010
Contract end date	31/03/2019

18/19 Contracted general activity (UDA)	9,942
Carry forward general activity (UDA)	0
18/19 Contracted orthodontic activity (UOA)	0
Carry forward orthodontic activity (UOA)	0
Baseline contract value	£248,940.89

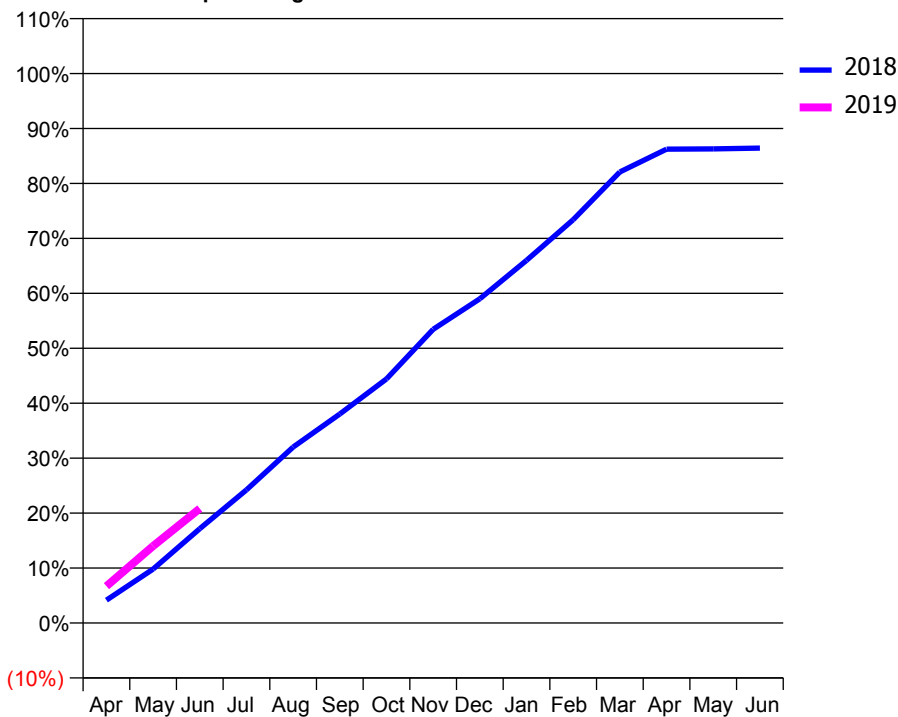
ACCESS*

Patients seen in 24 months	Total	Change since previous quarter
Quarter ending June 2017	3,404	
Quarter ending September 2017	3,332	↓
Quarter ending December 2017	3,452	↑
Quarter ending March 2018	3,565	↑
Quarter ending June 2018	3,722	↑
Variance since June 2017	9.3%	↑



ACTIVITY

Cumulative percentage of contracted UDA delivered 2018 & 2019



Adjusted Scheduled Activity (UDA)

Month	2018	2019
April	414	667
May	975	1,392
June	1,706	2,071
July	2,409	
August	3,184	
September	3,781	
October	4,417	
November	5,313	
December	5,865	
January	6,561	
February	7,296	
March	8,160	
April	8,573	
May	8,578	
June	8,592	

QUALITY

	Quantity	Base Number	Contract	AT	Region	England
% of FP17s for the same patient ID Re-attending within 3 months - Children	20	439	4.6%	10.7%	11.3%	11.5%
% of FP17s for the same patient ID Re-attending within 3 months - Adults	109	1,039	10.5%	14.0%	14.9%	15.4%
% of FP17s for the same patient ID Re-attending between 3 & 9 months - Children	234	439	53.3%	59.8%	60.0%	58.9%
% of FP17s for the same patient ID Re-attending between 3 & 9 months - Adults	559	1,039	53.8%	49.6%	52.6%	51.6%
% of FP17s for Band 1 Urgent Courses	83	1,220	6.8%	9.0%	7.9%	8.9%
% of FP17s Relating to Free Repair or Replacements	5	1,220	0.4%	0.7%	0.8%	0.8%
% of FP17s Relating to Continuations	3	1,220	0.2%	1.0%	0.9%	0.9%
% of Patients satisfied with the dentistry they have received	2	3	N/A	93.6%	93.2%	93.2%
% of Patients satisfied with the time they had to wait for an appointment	2	3	N/A	87.9%	89.1%	88.8%

* This is based on patients treated on this contract for their most recent course of treatment. Figures in italics indicate the base number of FP17s or Patient Questionnaire responses are less than 100. N/A is shown where the base number of responses is less than 10 during the period. % is calculated as Quantity/Base number*100

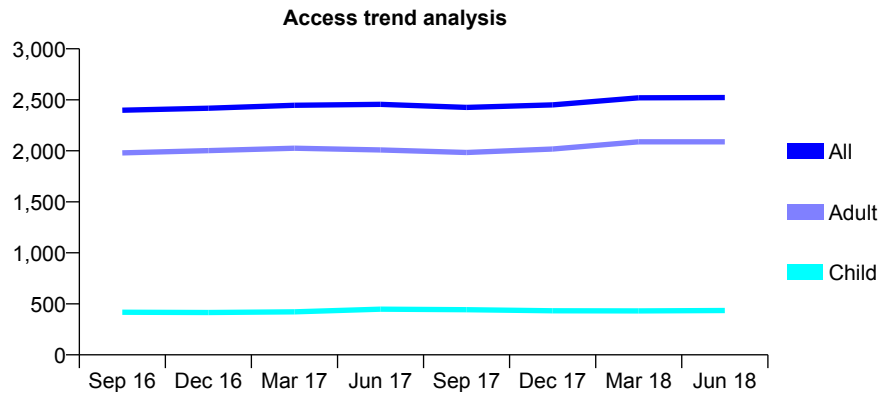
Q56 - Vital Signs At a Glance Contract Report for 258083/0001 - June 2018

Name or company name	MR AA KHODADADIAN
Contract type name	GDS Contract
Purpose of contract	General
Contract start date	01/04/2006
Contract end date	

18/19 Contracted general activity (UDA)	7,400
Carry forward general activity (UDA)	0
18/19 Contracted orthodontic activity (UOA)	0
Carry forward orthodontic activity (UOA)	0
Baseline contract value	£185,293.50

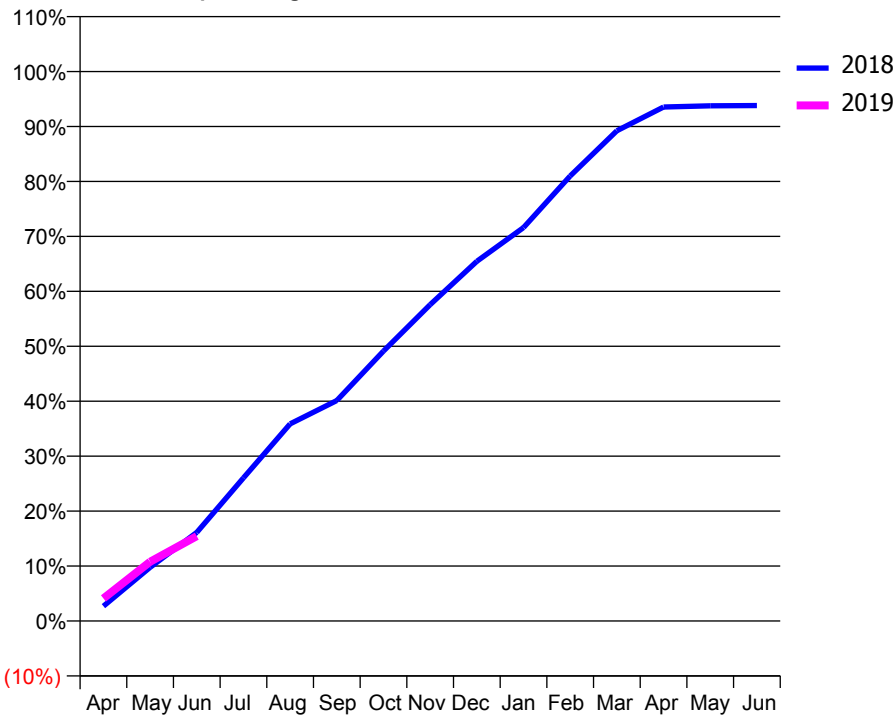
ACCESS*

Patients seen in 24 months	Total	Change since previous quarter
Quarter ending June 2017	2,456	
Quarter ending September 2017	2,426	↓
Quarter ending December 2017	2,450	→
Quarter ending March 2018	2,519	↑
Quarter ending June 2018	2,522	→
Variance since June 2017	2.7%	↑



ACTIVITY

Cumulative percentage of contracted UDA delivered 2018 & 2019



Month	Adjusted Scheduled Activity (UDA)	
	2018	2019
April	200	304
May	723	799
June	1,193	1,142
July	1,928	
August	2,655	
September	2,970	
October	3,635	
November	4,261	
December	4,843	
January	5,299	
February	5,993	
March	6,601	
April	6,922	
May	6,938	
June	6,941	

QUALITY

	Quantity	Base Number	Contract	AT	Region	England
% of FP17s for the same patient ID Re-attending within 3 months - Children	6	120	5.0%	10.7%	11.3%	11.5%
% of FP17s for the same patient ID Re-attending within 3 months - Adults	62	619	10.0%	14.0%	14.9%	15.4%
% of FP17s for the same patient ID Re-attending between 3 & 9 months - Children	52	120	43.3%	59.8%	60.0%	58.9%
% of FP17s for the same patient ID Re-attending between 3 & 9 months - Adults	311	619	50.2%	49.6%	52.6%	51.6%
% of FP17s for Band 1 Urgent Courses	37	609	6.1%	9.0%	7.9%	8.9%
% of FP17s Relating to Free Repair or Replacements	2	609	0.3%	0.7%	0.8%	0.8%
% of FP17s Relating to Continuations	8	609	1.3%	1.0%	0.9%	0.9%
% of Patients satisfied with the dentistry they have received	3	3	N/A	93.6%	93.2%	93.2%
% of Patients satisfied with the time they had to wait for an appointment	3	3	N/A	87.9%	89.1%	88.8%

* This is based on patients treated on this contract for their most recent course of treatment. Figures in italics indicate the base number of FP17s or Patient Questionnaire responses are less than 100. N/A is shown where the base number of responses is less than 10 during the period. % is calculated as Quantity/Base number*100

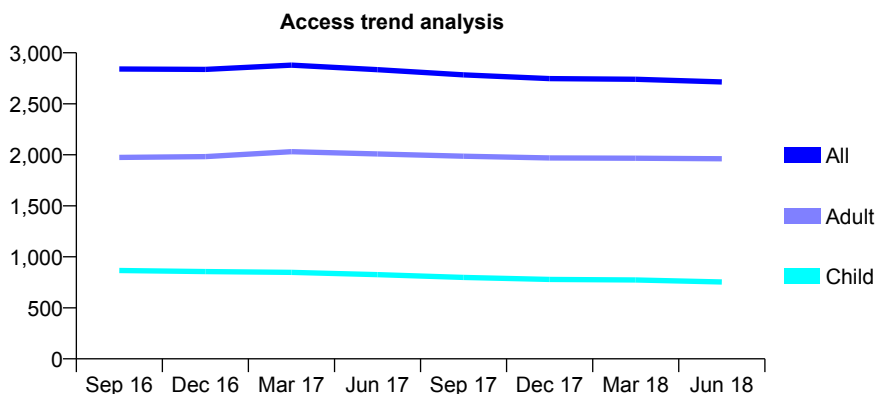
Q56 - Vital Signs At a Glance Contract Report for 258229/0001 - June 2018

Name or company name	MR S KORDANY
Contract type name	GDS Contract
Purpose of contract	General
Contract start date	01/04/2006
Contract end date	

18/19 Contracted general activity (UDA)	8,000
Carry forward general activity (UDA)	0
18/19 Contracted orthodontic activity (UOA)	0
Carry forward orthodontic activity (UOA)	0
Baseline contract value	£195,249.02

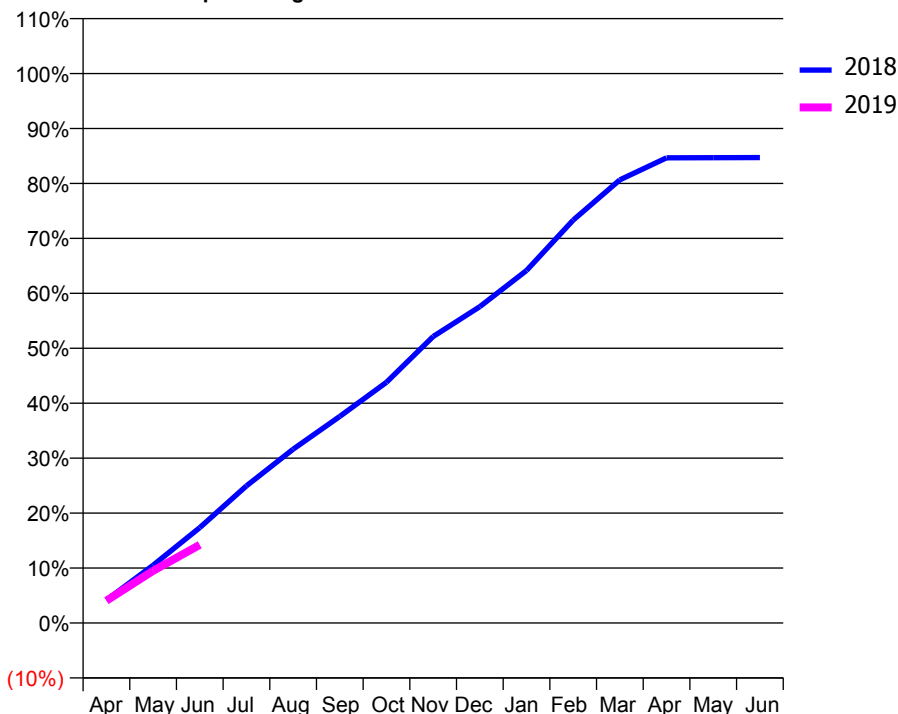
ACCESS*

Patients seen in 24 months	Total	Change since previous quarter
Quarter ending June 2017	2,834	
Quarter ending September 2017	2,784	↓
Quarter ending December 2017	2,747	↓
Quarter ending March 2018	2,740	→
Quarter ending June 2018	2,714	→
Variance since June 2017	(4.2%)	↓



ACTIVITY

Cumulative percentage of contracted UDA delivered 2018 & 2019



Month	Adjusted Scheduled Activity (UDA)	
	2018	2019
April	336	324
May	842	759
June	1,388	1,139
July	1,997	
August	2,531	
September	3,008	
October	3,505	
November	4,171	
December	4,606	
January	5,132	
February	5,865	
March	6,452	
April	6,772	
May	6,774	
June	6,777	

QUALITY

	Quantity	Base Number	Contract	AT	Region	England
% of FP17s for the same patient ID Re-attending within 3 months - Children	13	240	5.4%	10.7%	11.3%	11.5%
% of FP17s for the same patient ID Re-attending within 3 months - Adults	89	639	13.9%	14.0%	14.9%	15.4%
% of FP17s for the same patient ID Re-attending between 3 & 9 months - Children	163	240	67.9%	59.8%	60.0%	58.9%
% of FP17s for the same patient ID Re-attending between 3 & 9 months - Adults	411	639	64.3%	49.6%	52.6%	51.6%
% of FP17s for Band 1 Urgent Courses	33	726	4.5%	9.0%	7.9%	8.9%
% of FP17s Relating to Free Repair or Replacements	4	726	0.6%	0.7%	0.8%	0.8%
% of FP17s Relating to Continuations	9	726	1.2%	1.0%	0.9%	0.9%
% of Patients satisfied with the dentistry they have received	3	3	N/A	93.6%	93.2%	93.2%
% of Patients satisfied with the time they had to wait for an appointment	3	3	N/A	87.9%	89.1%	88.8%

* This is based on patients treated on this contract for their most recent course of treatment. Figures in italics indicate the base number of FP17s or Patient Questionnaire responses are less than 100. N/A is shown where the base number of responses is less than 10 during the period. % is calculated as Quantity/Base number*100

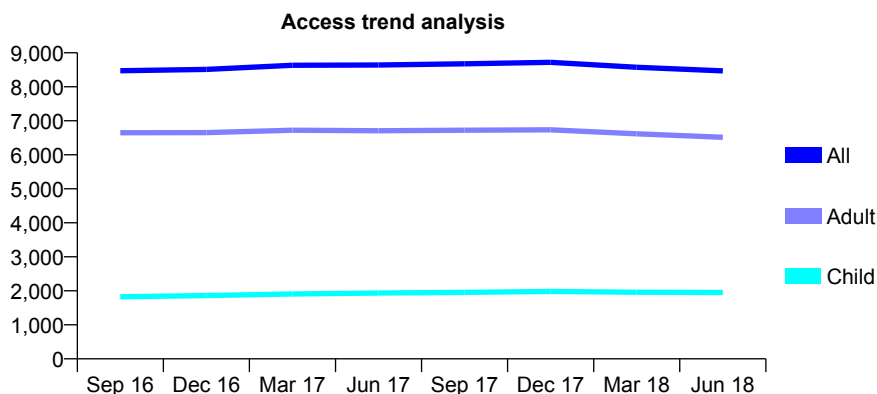
Q56 - Vital Signs At a Glance Contract Report for 262080/0002 - June 2018

Name or company name	MR A KHANI
Contract type name	Pilot Contract
Purpose of contract	General
Contract start date	01/06/2006
Contract end date	

18/19 Contracted general activity (UDA)	27,000
Carry forward general activity (UDA)	0
18/19 Contracted orthodontic activity (UOA)	0
Carry forward orthodontic activity (UOA)	0
Baseline contract value	£650,993.73

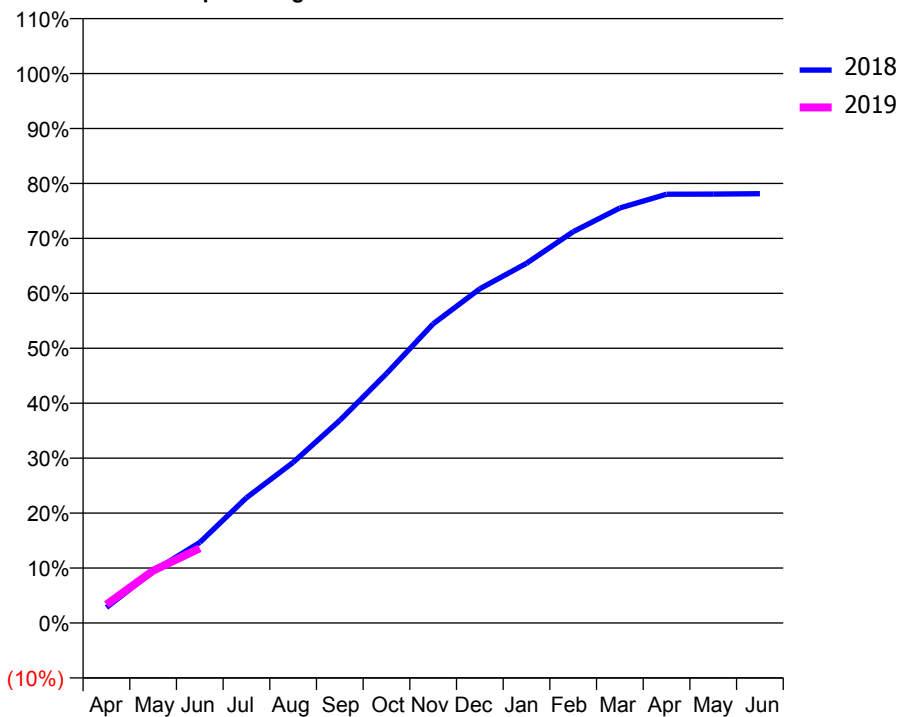
ACCESS*

Patients seen in 24 months	Total	Change since previous quarter
Quarter ending June 2017	8,642	
Quarter ending September 2017	8,675	→
Quarter ending December 2017	8,719	→
Quarter ending March 2018	8,575	↓
Quarter ending June 2018	8,468	↓
Variance since June 2017	(2.0%)	↓



ACTIVITY

Cumulative percentage of contracted UDA delivered 2018 & 2019



Month	Adjusted Scheduled Activity (UDA)	
	2018	2019
April	764	906
May	2,542	2,573
June	3,964	3,670
July	6,157	
August	7,891	
September	9,959	
October	12,257	
November	14,703	
December	16,423	
January	17,673	
February	19,225	
March	20,392	
April	21,069	
May	21,076	
June	21,094	

QUALITY

	Quantity	Base Number	Contract	AT	Region	England
% of FP17s for the same patient ID Re-attending within 3 months - Children	26	636	4.1%	10.7%	11.3%	11.5%
% of FP17s for the same patient ID Re-attending within 3 months - Adults	175	1,656	10.6%	14.0%	14.9%	15.4%
% of FP17s for the same patient ID Re-attending between 3 & 9 months - Children	361	636	56.8%	59.8%	60.0%	58.9%
% of FP17s for the same patient ID Re-attending between 3 & 9 months - Adults	794	1,656	47.9%	49.6%	52.6%	51.6%
% of FP17s for Band 1 Urgent Courses	128	1,927	6.6%	9.0%	7.9%	8.9%
% of FP17s Relating to Free Repair or Replacements	3	1,927	0.2%	0.7%	0.8%	0.8%
% of FP17s Relating to Continuations	20	1,927	1.0%	1.0%	0.9%	0.9%
% of Patients satisfied with the dentistry they have received	5	7	N/A	93.6%	93.2%	93.2%
% of Patients satisfied with the time they had to wait for an appointment	5	7	N/A	87.9%	89.1%	88.8%

* This is based on patients treated on this contract for their most recent course of treatment. Figures in italics indicate the base number of FP17s or Patient Questionnaire responses are less than 100. N/A is shown where the base number of responses is less than 10 during the period. % is calculated as Quantity/Base number*100

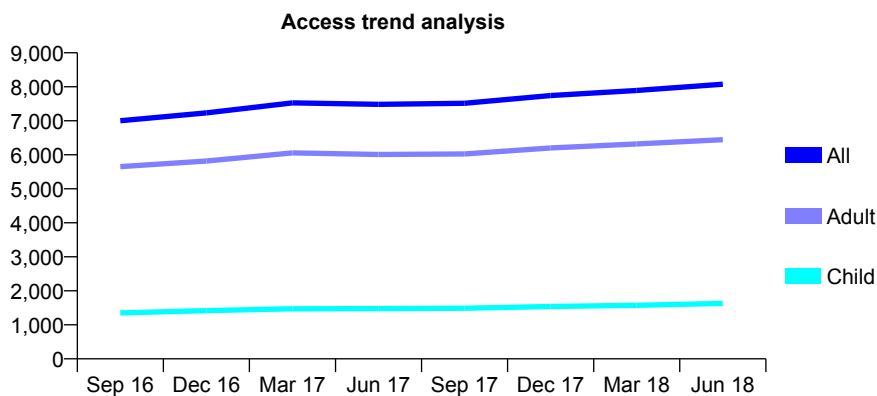
Q56 - Vital Signs At a Glance Contract Report for 263370/0001 - June 2018

Name or company name	Dr Baker & Dr. Al-Ali
Contract type name	GDS Contract
Purpose of contract	General
Contract start date	23/11/2009
Contract end date	

18/19 Contracted general activity (UDA)	22,763
Carry forward general activity (UDA)	0
18/19 Contracted orthodontic activity (UOA)	0
Carry forward orthodontic activity (UOA)	0
Baseline contract value	£519,628.13

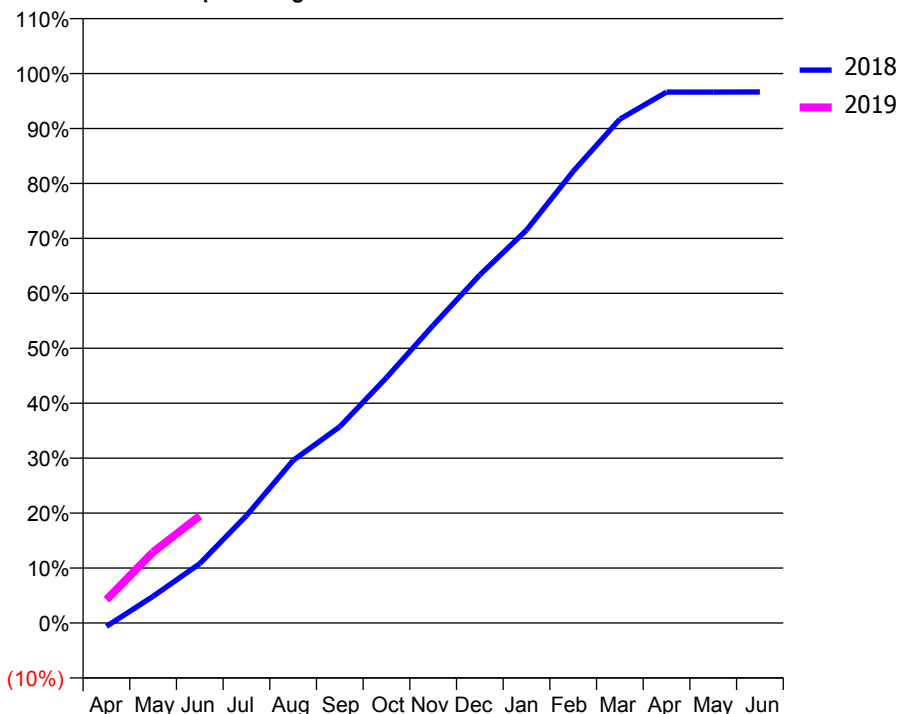
ACCESS*

Patients seen in 24 months	Total	Change since previous quarter
Quarter ending June 2017	7,485	
Quarter ending September 2017	7,517	→
Quarter ending December 2017	7,742	↑
Quarter ending March 2018	7,894	→
Quarter ending June 2018	8,075	↑
Variance since June 2017	7.9%	↑



ACTIVITY

Cumulative percentage of contracted UDA delivered 2018 & 2019



Month	Adjusted Scheduled Activity (UDA)	
	2018	2019
April	-145	967
May	1,107	2,939
June	2,461	4,436
July	4,448	
August	6,736	
September	8,131	
October	10,165	
November	12,332	
December	14,421	
January	16,277	
February	18,713	
March	20,873	
April	21,992	
May	21,992	
June	21,998	

QUALITY

	Quantity	Base Number	Contract	AT	Region	England
% of FP17s for the same patient ID Re-attending within 3 months - Children	40	594	6.7%	10.7%	11.3%	11.5%
% of FP17s for the same patient ID Re-attending within 3 months - Adults	276	2,171	12.7%	14.0%	14.9%	15.4%
% of FP17s for the same patient ID Re-attending between 3 & 9 months - Children	380	594	64.0%	59.8%	60.0%	58.9%
% of FP17s for the same patient ID Re-attending between 3 & 9 months - Adults	1,329	2,171	61.2%	49.6%	52.6%	51.6%
% of FP17s for Band 1 Urgent Courses	132	2,367	5.6%	9.0%	7.9%	8.9%
% of FP17s Relating to Free Repair or Replacements	49	2,367	2.1%	0.7%	0.8%	0.8%
% of FP17s Relating to Continuations	19	2,367	0.8%	1.0%	0.9%	0.9%
% of Patients satisfied with the dentistry they have received	5	5	N/A	93.6%	93.2%	93.2%
% of Patients satisfied with the time they had to wait for an appointment	5	5	N/A	87.9%	89.1%	88.8%

* This is based on patients treated on this contract for their most recent course of treatment. Figures in italics indicate the base number of FP17s or Patient Questionnaire responses are less than 100. N/A is shown where the base number of responses is less than 10 during the period. % is calculated as Quantity/Base number*100

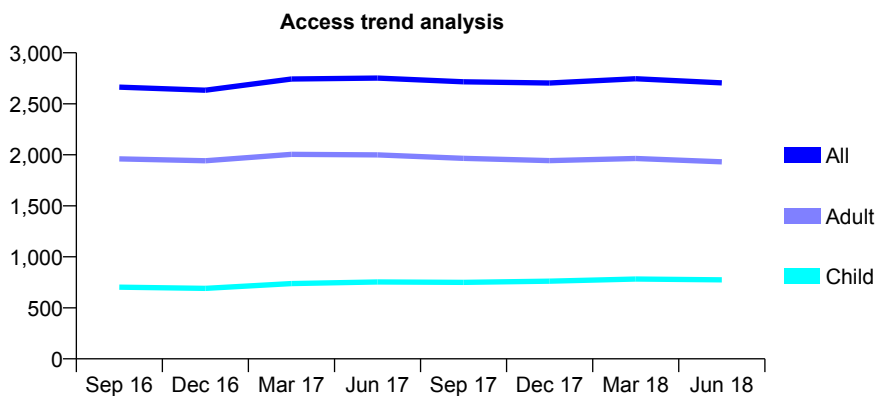
Q56 - Vital Signs At a Glance Contract Report for 264113/0001 - June 2018

Name or company name	MISS O OMOREGIE
Contract type name	GDS Contract
Purpose of contract	General
Contract start date	20/12/2007
Contract end date	

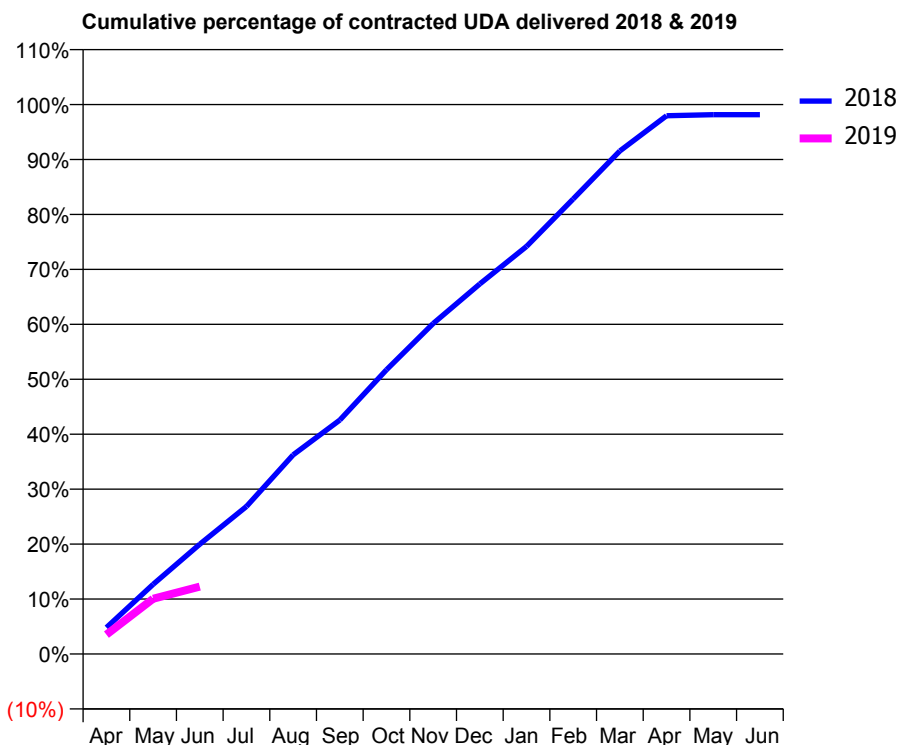
18/19 Contracted general activity (UDA)	6,666
Carry forward general activity (UDA)	0
18/19 Contracted orthodontic activity (UOA)	0
Carry forward orthodontic activity (UOA)	0
Baseline contract value	£179,800.61

ACCESS*

Patients seen in 24 months	Total	Change since previous quarter
Quarter ending June 2017	2,752	
Quarter ending September 2017	2,716	↓
Quarter ending December 2017	2,704	→
Quarter ending March 2018	2,746	→
Quarter ending June 2018	2,705	↓
Variance since June 2017	(1.7%)	↓



ACTIVITY



Adjusted Scheduled Activity (UDA)		
Month	2018	2019
April	321	235
May	845	670
June	1,332	818
July	1,790	
August	2,415	
September	2,838	
October	3,449	
November	4,010	
December	4,489	
January	4,944	
February	5,520	
March	6,103	
April	6,530	
May	6,542	
June	6,542	

QUALITY

	Quantity	Base Number	Contract	AT	Region	England
% of FP17s for the same patient ID Re-attending within 3 months - Children	19	207	9.2%	10.7%	11.3%	11.5%
% of FP17s for the same patient ID Re-attending within 3 months - Adults	72	529	13.6%	14.0%	14.9%	15.4%
% of FP17s for the same patient ID Re-attending between 3 & 9 months - Children	133	207	64.3%	59.8%	60.0%	58.9%
% of FP17s for the same patient ID Re-attending between 3 & 9 months - Adults	330	529	62.4%	49.6%	52.6%	51.6%
% of FP17s for Band 1 Urgent Courses	25	553	4.5%	9.0%	7.9%	8.9%
% of FP17s Relating to Free Repair or Replacements	3	553	0.5%	0.7%	0.8%	0.8%
% of FP17s Relating to Continuations	16	553	2.9%	1.0%	0.9%	0.9%
% of Patients satisfied with the dentistry they have received	0	0	N/A	93.6%	93.2%	93.2%
% of Patients satisfied with the time they had to wait for an appointment	0	0	N/A	87.9%	89.1%	88.8%

* This is based on patients treated on this contract for their most recent course of treatment. Figures in italics indicate the base number of FP17s or Patient Questionnaire responses are less than 100. N/A is shown where the base number of responses is less than 10 during the period. % is calculated as Quantity/Base number*100

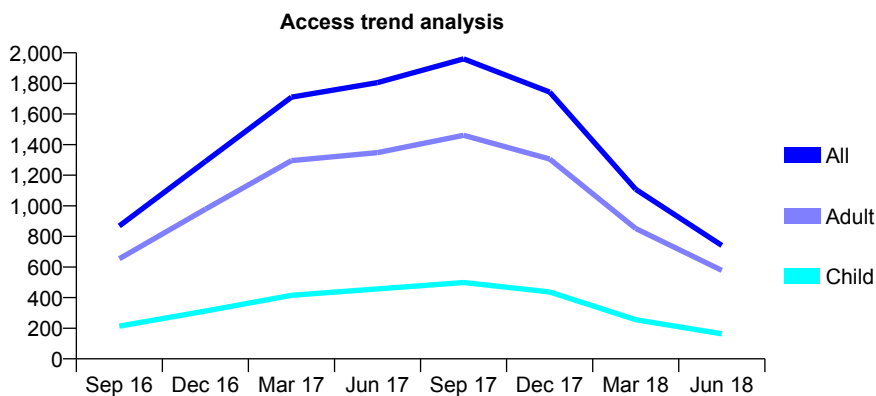
Q56 - Vital Signs At a Glance Contract Report for 277932/0002 - June 2018

Name or company name	MR IO OSHIGA
Contract type name	GDS Contract
Purpose of contract	General
Contract start date	01/04/2012
Contract end date	

18/19 Contracted general activity (UDA)	4,320
Carry forward general activity (UDA)	0
18/19 Contracted orthodontic activity (UOA)	0
Carry forward orthodontic activity (UOA)	0
Baseline contract value	£111,490.92

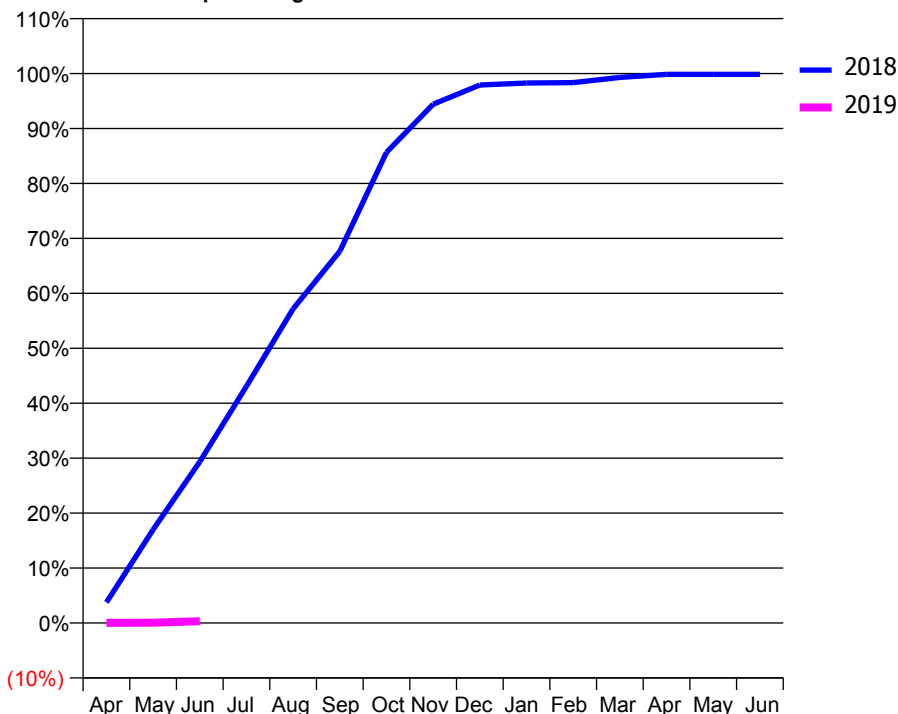
ACCESS*

Patients seen in 24 months	Total	Change since previous quarter
Quarter ending June 2017	1,805	
Quarter ending September 2017	1,960	↑
Quarter ending December 2017	1,743	↓
Quarter ending March 2018	1,108	↓
Quarter ending June 2018	741	↓
Variance since June 2017	(58.9%)	↓



ACTIVITY

Cumulative percentage of contracted UDA delivered 2018 & 2019



Adjusted Scheduled Activity (UDA)

Month	2018	2019
April	162	1
May	734	2
June	1,268	14
July	1,861	
August	2,470	
September	2,922	
October	3,700	
November	4,078	
December	4,230	
January	4,246	
February	4,249	
March	4,290	
April	4,314	
May	4,314	
June	4,314	

QUALITY

	Quantity	Base Number	Contract	AT	Region	England
% of FP17s for the same patient ID Re-attending within 3 months - Children	0	3	0.0%	10.7%	11.3%	11.5%
% of FP17s for the same patient ID Re-attending within 3 months - Adults	0	9	0.0%	14.0%	14.9%	15.4%
% of FP17s for the same patient ID Re-attending between 3 & 9 months - Children	1	3	33.3%	59.8%	60.0%	58.9%
% of FP17s for the same patient ID Re-attending between 3 & 9 months - Adults	6	9	66.7%	49.6%	52.6%	51.6%
% of FP17s for Band 1 Urgent Courses	2	10	20.0%	9.0%	7.9%	8.9%
% of FP17s Relating to Free Repair or Replacements	1	10	10.0%	0.7%	0.8%	0.8%
% of FP17s Relating to Continuations	0	10	0.0%	1.0%	0.9%	0.9%
% of Patients satisfied with the dentistry they have received	3	3	N/A	93.6%	93.2%	93.2%
% of Patients satisfied with the time they had to wait for an appointment	3	3	N/A	87.9%	89.1%	88.8%

* This is based on patients treated on this contract for their most recent course of treatment. Figures in italics indicate the base number of FP17s or Patient Questionnaire responses are less than 100. N/A is shown where the base number of responses is less than 10 during the period. % is calculated as Quantity/Base number*100

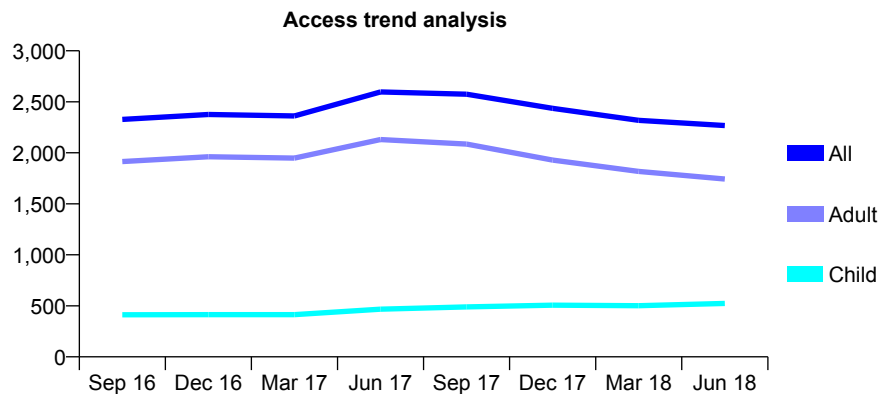
Q56 - Vital Signs At a Glance Contract Report for 282782/0001 - June 2018

Name or company name	DR J SALEH
Contract type name	GDS Contract
Purpose of contract	General
Contract start date	23/07/2015
Contract end date	

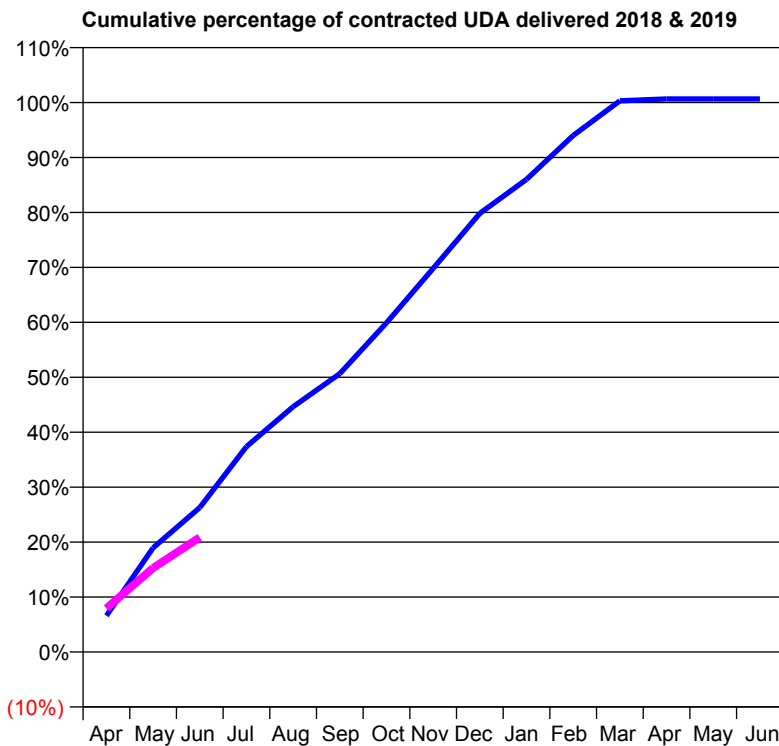
18/19 Contracted general activity (UDA)	9,575
Carry forward general activity (UDA)	0
18/19 Contracted orthodontic activity (UOA)	0
Carry forward orthodontic activity (UOA)	0
Baseline contract value	£205,870.66

ACCESS*

Patients seen in 24 months	Total	Change since previous quarter
Quarter ending June 2017	2,597	
Quarter ending September 2017	2,574	→
Quarter ending December 2017	2,436	↓
Quarter ending March 2018	2,318	↓
Quarter ending June 2018	2,267	↓
Variance since June 2017	(12.7%)	↓



ACTIVITY



Month	Adjusted Scheduled Activity (UDA)	
	2018	2019
April	633	760
May	1,816	1,465
June	2,518	1,997
July	3,580	
August	4,275	
September	4,851	
October	5,735	
November	6,683	
December	7,643	
January	8,236	
February	9,001	
March	9,605	
April	9,637	
May	9,637	
June	9,637	

QUALITY

	Quantity	Base Number	Contract	AT	Region	England
% of FP17s for the same patient ID Re-attending within 3 months - Children	14	157	8.9%	10.7%	11.3%	11.5%
% of FP17s for the same patient ID Re-attending within 3 months - Adults	50	527	9.5%	14.0%	14.9%	15.4%
% of FP17s for the same patient ID Re-attending between 3 & 9 months - Children	80	157	51.0%	59.8%	60.0%	58.9%
% of FP17s for the same patient ID Re-attending between 3 & 9 months - Adults	363	527	68.9%	49.6%	52.6%	51.6%
% of FP17s for Band 1 Urgent Courses	22	671	3.3%	9.0%	7.9%	8.9%
% of FP17s Relating to Free Repair or Replacements	7	671	1.0%	0.7%	0.8%	0.8%
% of FP17s Relating to Continuations	1	671	0.1%	1.0%	0.9%	0.9%
% of Patients satisfied with the dentistry they have received	4	4	N/A	93.6%	93.2%	93.2%
% of Patients satisfied with the time they had to wait for an appointment	4	4	N/A	87.9%	89.1%	88.8%

* This is based on patients treated on this contract for their most recent course of treatment. Figures in italics indicate the base number of FP17s or Patient Questionnaire responses are less than 100. N/A is shown where the base number of responses is less than 10 during the period. % is calculated as Quantity/Base number*100

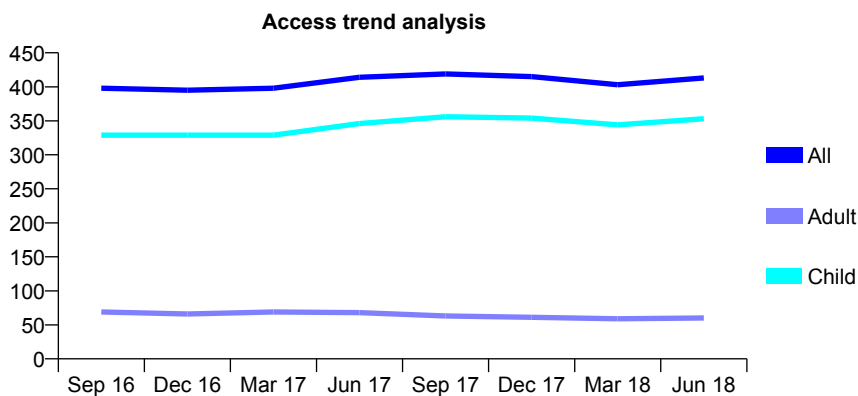
Q56 - Vital Signs At a Glance Contract Report for 299022/0001 - June 2018

Name or company name	MR G KARATZOPOULOS
Contract type name	GDS Contract
Purpose of contract	General and Orthodontic
Contract start date	01/08/2012
Contract end date	

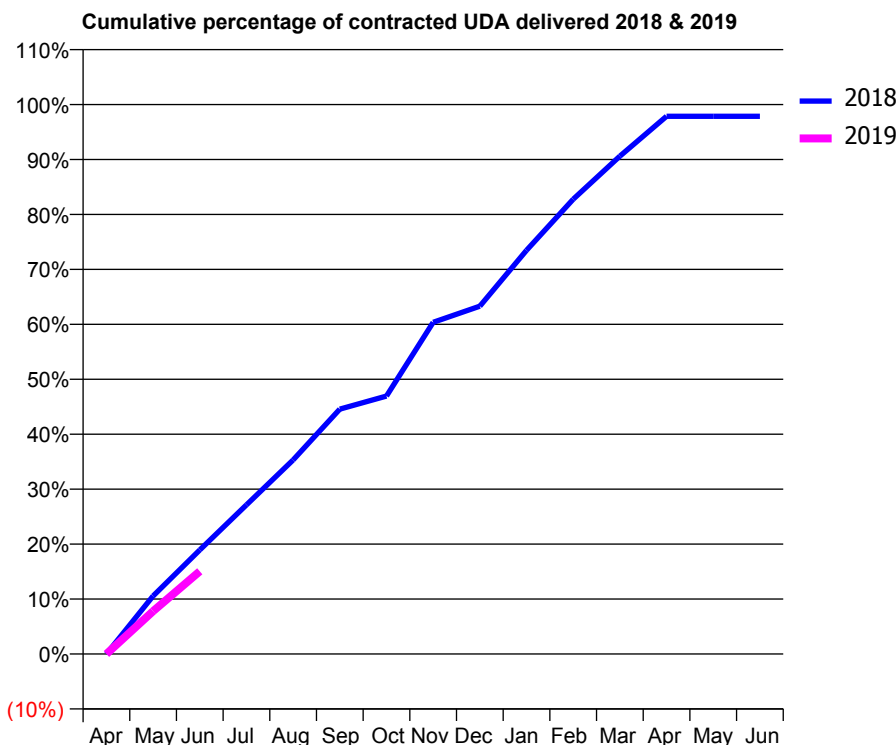
18/19 Contracted general activity (UDA)	551
Carry forward general activity (UDA)	0
18/19 Contracted orthodontic activity (UOA)	900
Carry forward orthodontic activity (UOA)	0
Baseline contract value	£71,571.06

ACCESS*

Patients seen in 24 months	Total	Change since previous quarter
Quarter ending June 2017	414	
Quarter ending September 2017	419	→
Quarter ending December 2017	415	→
Quarter ending March 2018	403	↓
Quarter ending June 2018	413	↑
Variance since June 2017	(0.2%)	→



ACTIVITY



Month	Adjusted Scheduled Activity (UDA)	
	2018	2019
April	0	0
May	58	43
June	104	83
July	150	
August	195	
September	246	
October	259	
November	333	
December	349	
January	405	
February	456	
March	499	
April	539	
May	539	
June	539	

QUALITY

	Quantity	Base Number	Contract	AT	Region	England
% of FP17s for the same patient ID Re-attending within 3 months - Children	9	112	8.0%	10.7%	11.3%	11.5%
% of FP17s for the same patient ID Re-attending within 3 months - Adults	0	3	0.0%	14.0%	14.9%	15.4%
% of FP17s for the same patient ID Re-attending between 3 & 9 months - Children	46	112	41.1%	59.8%	60.0%	58.9%
% of FP17s for the same patient ID Re-attending between 3 & 9 months - Adults	1	3	33.3%	49.6%	52.6%	51.6%
% of FP17s for Band 1 Urgent Courses	0	65	0.0%	9.0%	7.9%	8.9%
% of FP17s Relating to Free Repair or Replacements	0	65	0.0%	0.7%	0.8%	0.8%
% of FP17s Relating to Continuations	0	65	0.0%	1.0%	0.9%	0.9%
% of Patients satisfied with the dentistry they have received	0	0	N/A	93.6%	93.2%	93.2%
% of Patients satisfied with the time they had to wait for an appointment	0	0	N/A	87.9%	89.1%	88.8%

* This is based on patients treated on this contract for their most recent course of treatment. Figures in italics indicate the base number of FP17s or Patient Questionnaire responses are less than 100. N/A is shown where the base number of responses is less than 10 during the period. % is calculated as Quantity/Base number*100

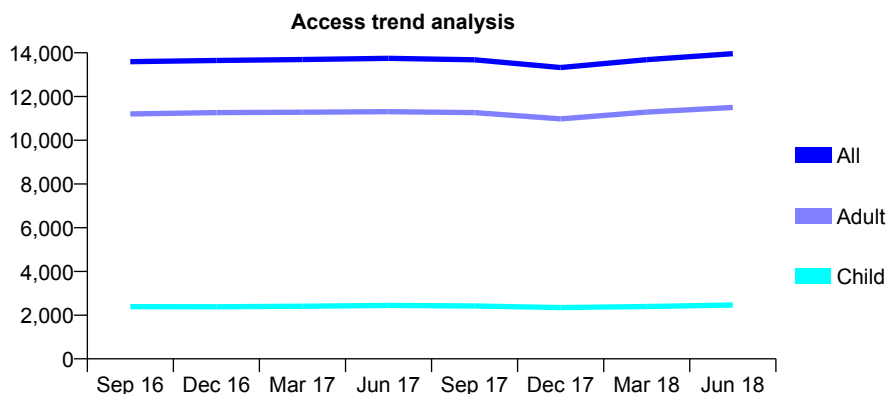
Q56 - Vital Signs At a Glance Contract Report for 329185/0001 - June 2018

Name or company name	MR HS SKOYLES
Contract type name	GDS Contract
Purpose of contract	General and Orthodontic
Contract start date	01/04/2006
Contract end date	

18/19 Contracted general activity (UDA)	42,279
Carry forward general activity (UDA)	0
18/19 Contracted orthodontic activity (UOA)	1,200
Carry forward orthodontic activity (UOA)	0
Baseline contract value	£1,154,405.94

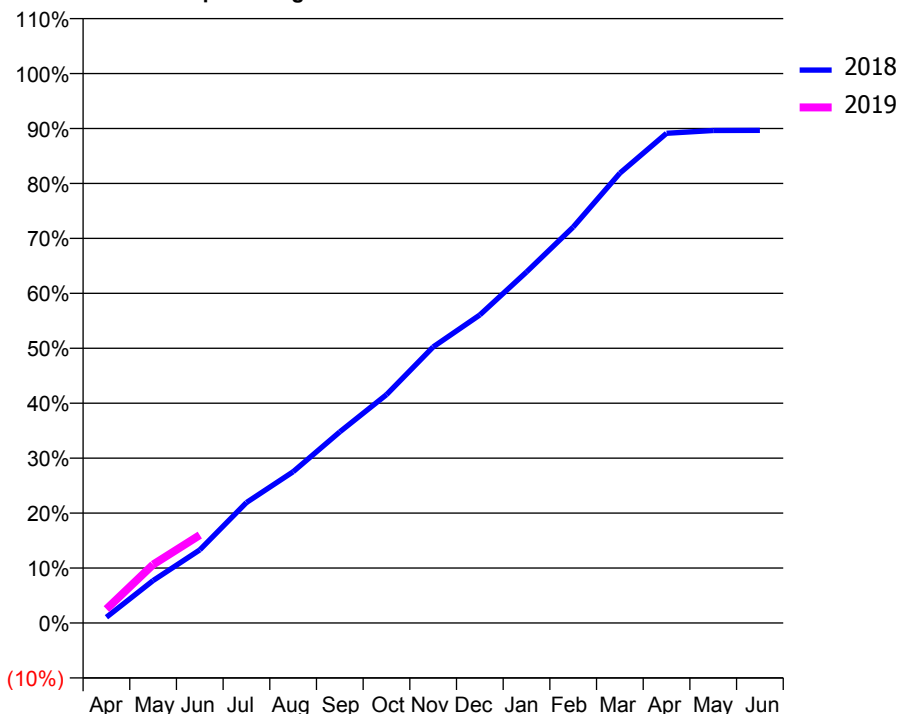
ACCESS*

Patients seen in 24 months	Total	Change since previous quarter
Quarter ending June 2017	13,749	
Quarter ending September 2017	13,682	→
Quarter ending December 2017	13,323	↓
Quarter ending March 2018	13,685	↑
Quarter ending June 2018	13,959	↑
Variance since June 2017	1.5%	→



ACTIVITY

Cumulative percentage of contracted UDA delivered 2018 & 2019



Month	Adjusted Scheduled Activity (UDA)	
	2018	2019
April	447	1,069
May	3,271	4,500
June	5,628	6,769
July	9,272	
August	11,636	
September	14,711	
October	17,575	
November	21,245	
December	23,706	
January	27,011	
February	30,472	
March	34,613	
April	37,677	
May	37,898	
June	37,901	

QUALITY

	Quantity	Base Number	Contract	AT	Region	England
% of FP17s for the same patient ID Re-attending within 3 months - Children	113	1,096	10.3%	10.7%	11.3%	11.5%
% of FP17s for the same patient ID Re-attending within 3 months - Adults	637	4,195	15.2%	14.0%	14.9%	15.4%
% of FP17s for the same patient ID Re-attending between 3 & 9 months - Children	656	1,096	59.9%	59.8%	60.0%	58.9%
% of FP17s for the same patient ID Re-attending between 3 & 9 months - Adults	2,262	4,195	53.9%	49.6%	52.6%	51.6%
% of FP17s for Band 1 Urgent Courses	253	3,647	6.9%	9.0%	7.9%	8.9%
% of FP17s Relating to Free Repair or Replacements	46	3,647	1.3%	0.7%	0.8%	0.8%
% of FP17s Relating to Continuations	62	3,647	1.7%	1.0%	0.9%	0.9%
% of Patients satisfied with the dentistry they have received	27	29	93.1%	93.6%	93.2%	93.2%
% of Patients satisfied with the time they had to wait for an appointment	26	29	89.7%	87.9%	89.1%	88.8%

* This is based on patients treated on this contract for their most recent course of treatment. Figures in italics indicate the base number of FP17s or Patient Questionnaire responses are less than 100. N/A is shown where the base number of responses is less than 10 during the period. % is calculated as Quantity/Base number*100

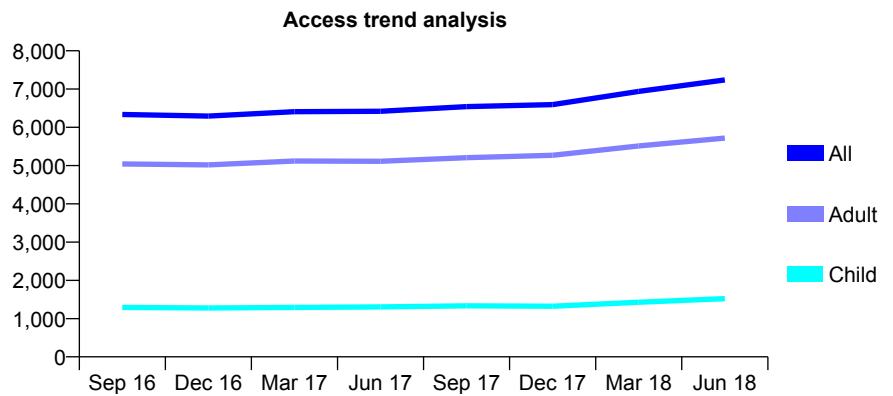
Q56 - Vital Signs At a Glance Contract Report for 329541/0002 - June 2018

Name or company name	MR GN BAXTER
Contract type name	GDS Contract
Purpose of contract	General
Contract start date	16/12/2007
Contract end date	

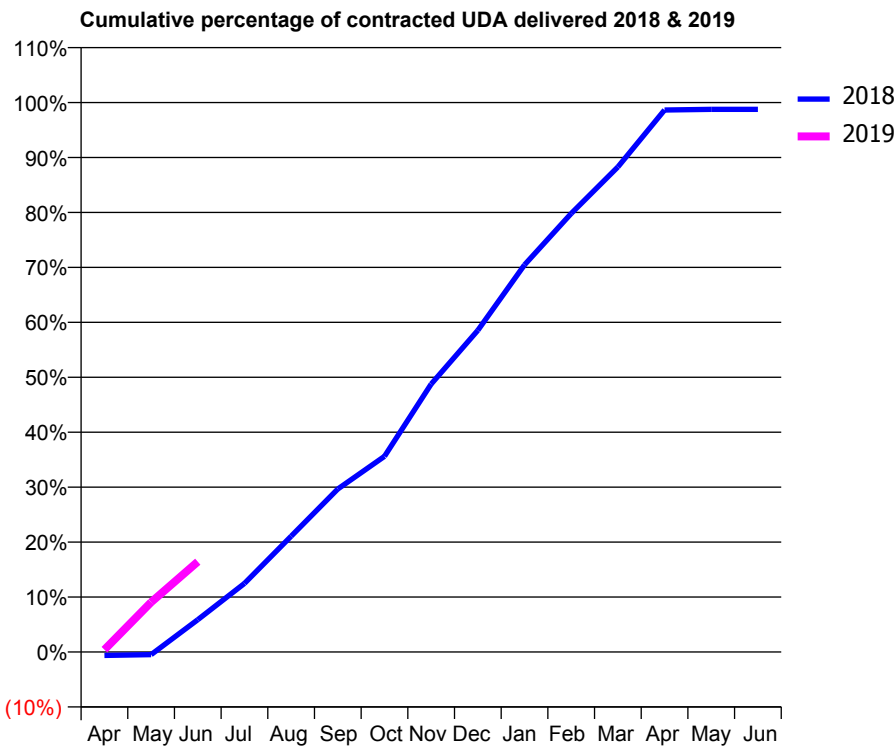
18/19 Contracted general activity (UDA)	24,749
Carry forward general activity (UDA)	0
18/19 Contracted orthodontic activity (UOA)	0
Carry forward orthodontic activity (UOA)	0
Baseline contract value	£578,570.74

ACCESS*

Patients seen in 24 months	Total	Change since previous quarter
Quarter ending June 2017	6,419	
Quarter ending September 2017	6,541	→
Quarter ending December 2017	6,593	→
Quarter ending March 2018	6,938	↑
Quarter ending June 2018	7,240	↑
Variance since June 2017	12.8%	↑



ACTIVITY



Month	Adjusted Scheduled Activity (UDA)	
	2018	2019
April	-130	106
May	-100	2,243
June	1,169	4,068
July	2,482	
August	4,191	
September	5,902	
October	7,082	
November	9,700	
December	11,646	
January	14,016	
February	15,873	
March	17,557	
April	19,620	
May	19,642	
June	19,642	

QUALITY

	Quantity	Base Number	Contract	AT	Region	England
% of FP17s for the same patient ID Re-attending within 3 months - Children	25	510	4.9%	10.7%	11.3%	11.5%
% of FP17s for the same patient ID Re-attending within 3 months - Adults	199	1,829	10.9%	14.0%	14.9%	15.4%
% of FP17s for the same patient ID Re-attending between 3 & 9 months - Children	223	510	43.7%	59.8%	60.0%	58.9%
% of FP17s for the same patient ID Re-attending between 3 & 9 months - Adults	785	1,829	42.9%	49.6%	52.6%	51.6%
% of FP17s for Band 1 Urgent Courses	203	1,572	12.9%	9.0%	7.9%	8.9%
% of FP17s Relating to Free Repair or Replacements	5	1,572	0.3%	0.7%	0.8%	0.8%
% of FP17s Relating to Continuations	2	1,572	0.1%	1.0%	0.9%	0.9%
% of Patients satisfied with the dentistry they have received	6	6	N/A	93.6%	93.2%	93.2%
% of Patients satisfied with the time they had to wait for an appointment	5	6	N/A	87.9%	89.1%	88.8%

* This is based on patients treated on this contract for their most recent course of treatment. Figures in italics indicate the base number of FP17s or Patient Questionnaire responses are less than 100. N/A is shown where the base number of responses is less than 10 during the period. % is calculated as Quantity/Base number*100

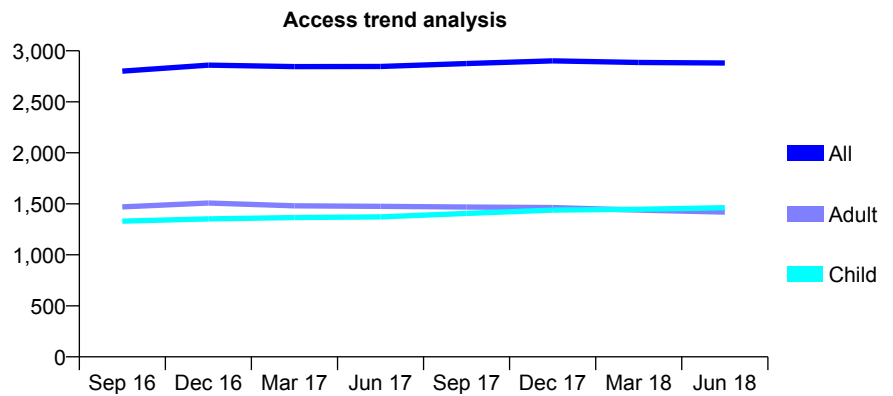
Q56 - Vital Signs At a Glance Contract Report for 329630/0003 - June 2018

Name or company name	MR PJ BROWN
Contract type name	GDS Contract
Purpose of contract	General
Contract start date	01/01/2013
Contract end date	

18/19 Contracted general activity (UDA)	7,768
Carry forward general activity (UDA)	0
18/19 Contracted orthodontic activity (UOA)	0
Carry forward orthodontic activity (UOA)	0
Baseline contract value	£190,677.83

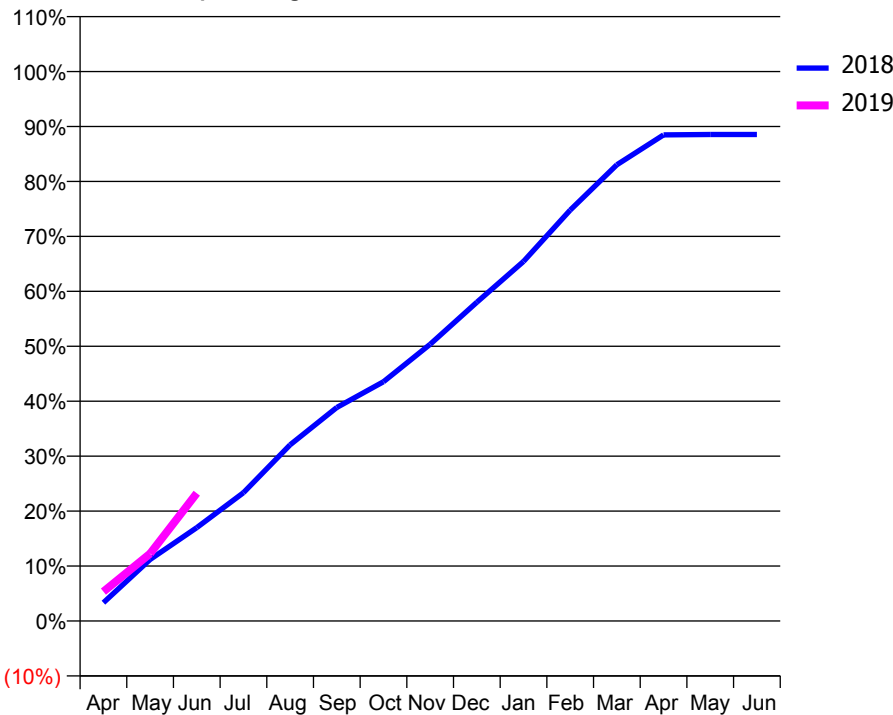
ACCESS*

Patients seen in 24 months	Total	Change since previous quarter
Quarter ending June 2017	2,847	
Quarter ending September 2017	2,875	→
Quarter ending December 2017	2,901	→
Quarter ending March 2018	2,885	→
Quarter ending June 2018	2,881	→
Variance since June 2017	1.2%	→



ACTIVITY

Cumulative percentage of contracted UDA delivered 2018 & 2019



Adjusted Scheduled Activity (UDA)		
Month	2018	2019
April	259	416
May	870	953
June	1,320	1,807
July	1,814	
August	2,491	
September	3,019	
October	3,383	
November	3,913	
December	4,506	
January	5,084	
February	5,809	
March	6,449	
April	6,871	
May	6,877	
June	6,877	

QUALITY

	Quantity	Base Number	Contract	AT	Region	England
% of FP17s for the same patient ID Re-attending within 3 months - Children	52	688	7.6%	10.7%	11.3%	11.5%
% of FP17s for the same patient ID Re-attending within 3 months - Adults	86	555	15.5%	14.0%	14.9%	15.4%
% of FP17s for the same patient ID Re-attending between 3 & 9 months - Children	317	688	46.1%	59.8%	60.0%	58.9%
% of FP17s for the same patient ID Re-attending between 3 & 9 months - Adults	219	555	39.5%	49.6%	52.6%	51.6%
% of FP17s for Band 1 Urgent Courses	48	1,021	4.7%	9.0%	7.9%	8.9%
% of FP17s Relating to Free Repair or Replacements	10	1,021	1.0%	0.7%	0.8%	0.8%
% of FP17s Relating to Continuations	9	1,021	0.9%	1.0%	0.9%	0.9%
% of Patients satisfied with the dentistry they have received	0	0	N/A	93.6%	93.2%	93.2%
% of Patients satisfied with the time they had to wait for an appointment	0	0	N/A	87.9%	89.1%	88.8%

* This is based on patients treated on this contract for their most recent course of treatment. Figures in italics indicate the base number of FP17s or Patient Questionnaire responses are less than 100. N/A is shown where the base number of responses is less than 10 during the period. % is calculated as Quantity/Base number*100

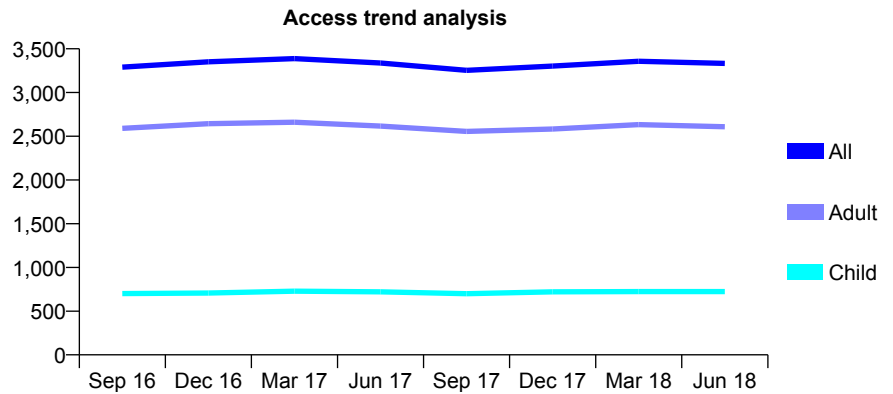
Q56 - Vital Signs At a Glance Contract Report for 337315/0001 - June 2018

Name or company name	MR DN ABDAAH
Contract type name	GDS Contract
Purpose of contract	General
Contract start date	01/04/2006
Contract end date	

18/19 Contracted general activity (UDA)	8,749
Carry forward general activity (UDA)	0
18/19 Contracted orthodontic activity (UOA)	0
Carry forward orthodontic activity (UOA)	0
Baseline contract value	£251,584.86

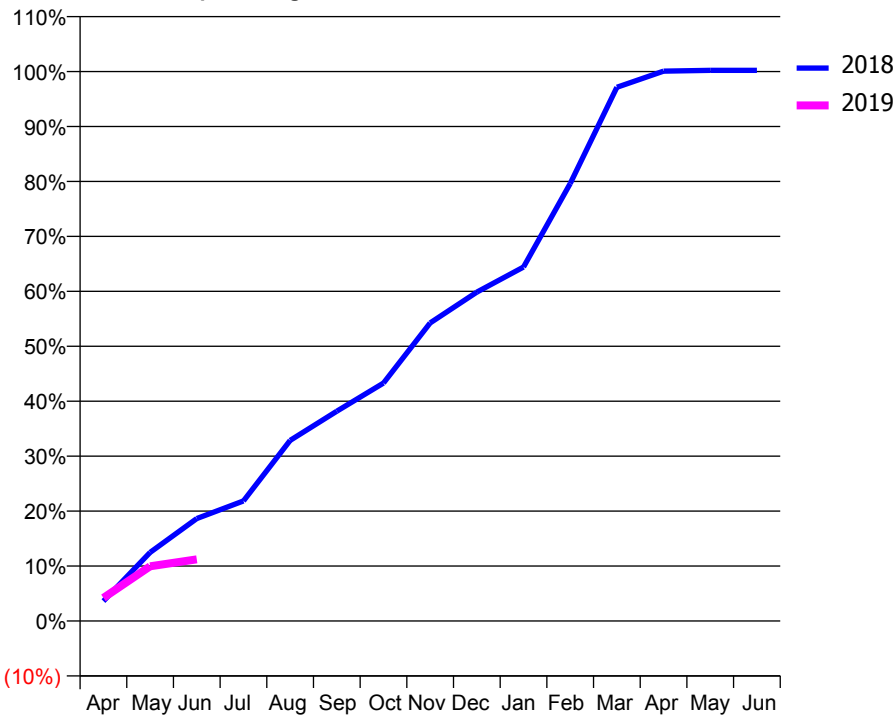
ACCESS*

Patients seen in 24 months	Total	Change since previous quarter
Quarter ending June 2017	3,337	
Quarter ending September 2017	3,254	↓
Quarter ending December 2017	3,303	→
Quarter ending March 2018	3,357	→
Quarter ending June 2018	3,333	→
Variance since June 2017	(0.1%)	→



ACTIVITY

Cumulative percentage of contracted UDA delivered 2018 & 2019



Month	Adjusted Scheduled Activity (UDA)	
	2018	2019
April	318	369
May	1,092	872
June	1,632	983
July	1,912	
August	2,875	
September	3,341	
October	3,789	
November	4,746	
December	5,238	
January	5,636	
February	6,966	
March	8,498	
April	8,755	
May	8,767	
June	8,767	

QUALITY

	Quantity	Base Number	Contract	AT	Region	England
% of FP17s for the same patient ID Re-attending within 3 months - Children	7	116	6.0%	10.7%	11.3%	11.5%
% of FP17s for the same patient ID Re-attending within 3 months - Adults	64	533	12.0%	14.0%	14.9%	15.4%
% of FP17s for the same patient ID Re-attending between 3 & 9 months - Children	67	116	57.8%	59.8%	60.0%	58.9%
% of FP17s for the same patient ID Re-attending between 3 & 9 months - Adults	303	533	56.8%	49.6%	52.6%	51.6%
% of FP17s for Band 1 Urgent Courses	13	542	2.4%	9.0%	7.9%	8.9%
% of FP17s Relating to Free Repair or Replacements	4	542	0.7%	0.7%	0.8%	0.8%
% of FP17s Relating to Continuations	5	542	0.9%	1.0%	0.9%	0.9%
% of Patients satisfied with the dentistry they have received	3	4	N/A	93.6%	93.2%	93.2%
% of Patients satisfied with the time they had to wait for an appointment	3	4	N/A	87.9%	89.1%	88.8%

* This is based on patients treated on this contract for their most recent course of treatment. Figures in italics indicate the base number of FP17s or Patient Questionnaire responses are less than 100. N/A is shown where the base number of responses is less than 10 during the period. % is calculated as Quantity/Base number*100

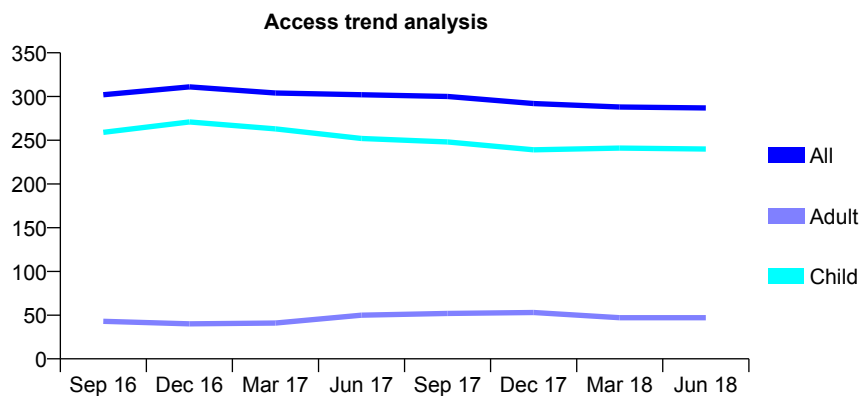
Q56 - Vital Signs At a Glance Contract Report for 344524/0001 - June 2018

Name or company name	MR RL PILCHER
Contract type name	GDS Contract
Purpose of contract	General
Contract start date	01/04/2006
Contract end date	

18/19 Contracted general activity (UDA)	550
Carry forward general activity (UDA)	0
18/19 Contracted orthodontic activity (UOA)	0
Carry forward orthodontic activity (UOA)	0
Baseline contract value	£11,825.37

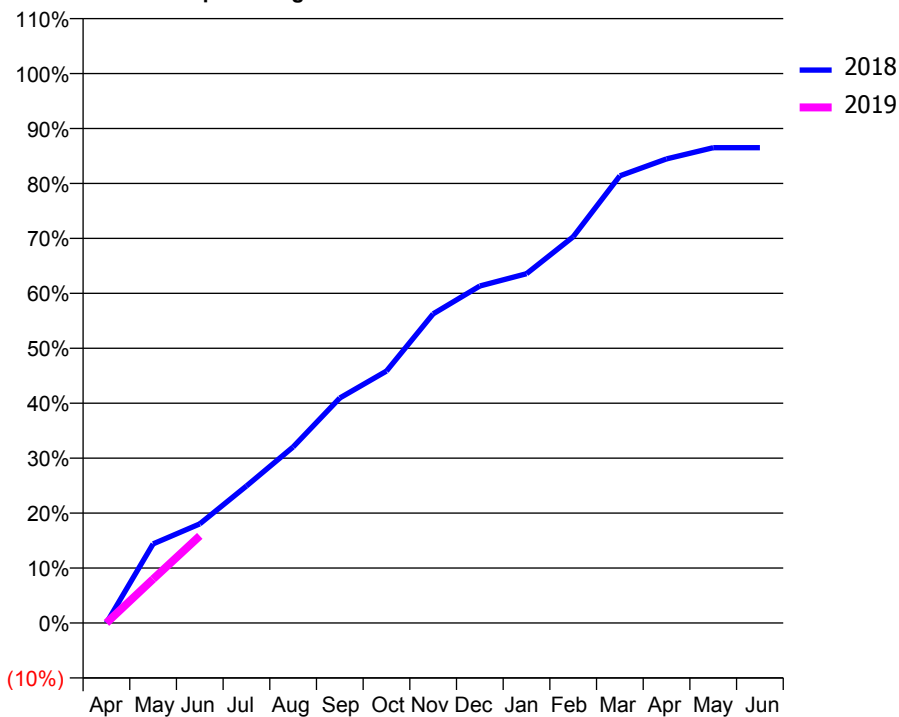
ACCESS*

Patients seen in 24 months	Total	Change since previous quarter
Quarter ending June 2017	302	
Quarter ending September 2017	300	→
Quarter ending December 2017	292	↓
Quarter ending March 2018	288	↓
Quarter ending June 2018	287	→
Variance since June 2017	(5.0%)	↓



ACTIVITY

Cumulative percentage of contracted UDA delivered 2018 & 2019



Month	Adjusted Scheduled Activity (UDA)	
	2018	2019
April	0	0
May	79	44
June	99	87
July	137	
August	176	
September	225	
October	252	
November	309	
December	337	
January	350	
February	387	
March	448	
April	465	
May	476	
June	476	

QUALITY

	Quantity	Base Number	Contract	AT	Region	England
% of FP17s for the same patient ID Re-attending within 3 months - Children	5	92	5.4%	10.7%	11.3%	11.5%
% of FP17s for the same patient ID Re-attending within 3 months - Adults	1	7	14.3%	14.0%	14.9%	15.4%
% of FP17s for the same patient ID Re-attending between 3 & 9 months - Children	62	92	67.4%	59.8%	60.0%	58.9%
% of FP17s for the same patient ID Re-attending between 3 & 9 months - Adults	3	7	42.9%	49.6%	52.6%	51.6%
% of FP17s for Band 1 Urgent Courses	1	77	1.3%	9.0%	7.9%	8.9%
% of FP17s Relating to Free Repair or Replacements	0	77	0.0%	0.7%	0.8%	0.8%
% of FP17s Relating to Continuations	0	77	0.0%	1.0%	0.9%	0.9%
% of Patients satisfied with the dentistry they have received	0	0	N/A	93.6%	93.2%	93.2%
% of Patients satisfied with the time they had to wait for an appointment	0	0	N/A	87.9%	89.1%	88.8%

* This is based on patients treated on this contract for their most recent course of treatment. Figures in italics indicate the base number of FP17s or Patient Questionnaire responses are less than 100. N/A is shown where the base number of responses is less than 10 during the period. % is calculated as Quantity/Base number*100

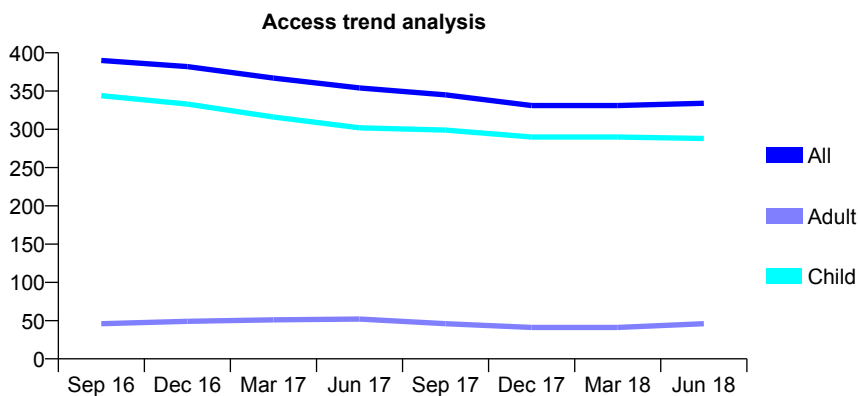
Q56 - Vital Signs At a Glance Contract Report for 344958/0001 - June 2018

Name or company name	MS X RUI
Contract type name	GDS Contract
Purpose of contract	General
Contract start date	01/04/2006
Contract end date	

18/19 Contracted general activity (UDA)	688
Carry forward general activity (UDA)	0
18/19 Contracted orthodontic activity (UOA)	0
Carry forward orthodontic activity (UOA)	0
Baseline contract value	£16,239.30

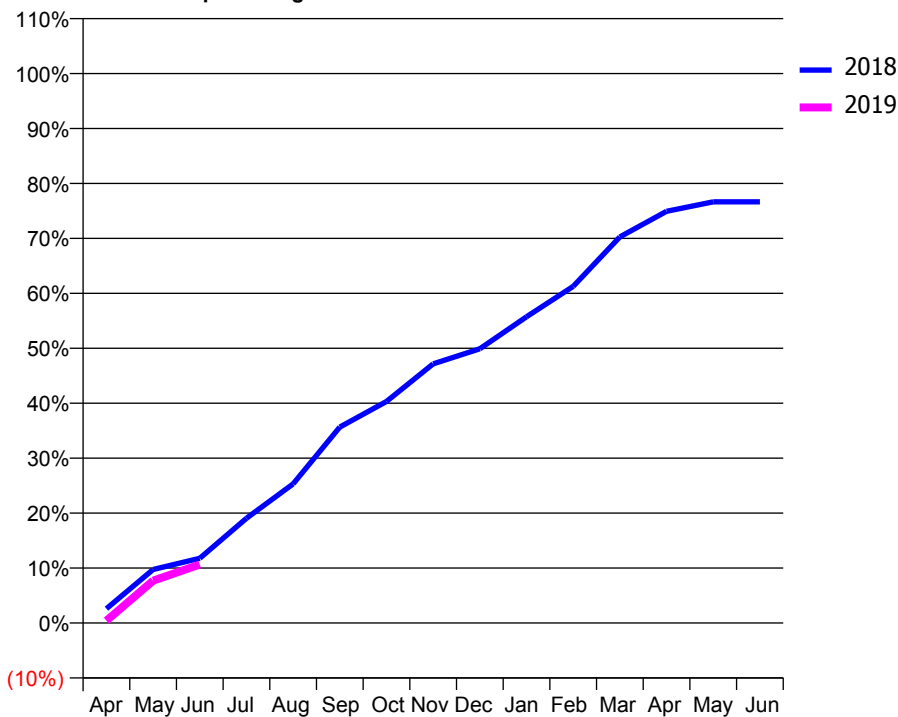
ACCESS*

Patients seen in 24 months	Total	Change since previous quarter
Quarter ending June 2017	354	
Quarter ending September 2017	345	↓
Quarter ending December 2017	331	↓
Quarter ending March 2018	331	→
Quarter ending June 2018	334	→
Variance since June 2017	(5.6%)	↓



ACTIVITY

Cumulative percentage of contracted UDA delivered 2018 & 2019



Adjusted Scheduled Activity (UDA)		
Month	2018	2019
April	18	3
May	67	53
June	81	73
July	131	
August	174	
September	245	
October	277	
November	324	
December	343	
January	383	
February	421	
March	483	
April	515	
May	527	
June	527	

QUALITY

	Quantity	Base Number	Contract	AT	Region	England
% of FP17s for the same patient ID Re-attending within 3 months - Children	5	97	5.2%	10.7%	11.3%	11.5%
% of FP17s for the same patient ID Re-attending within 3 months - Adults	0	7	0.0%	14.0%	14.9%	15.4%
% of FP17s for the same patient ID Re-attending between 3 & 9 months - Children	51	97	52.6%	59.8%	60.0%	58.9%
% of FP17s for the same patient ID Re-attending between 3 & 9 months - Adults	5	7	71.4%	49.6%	52.6%	51.6%
% of FP17s for Band 1 Urgent Courses	1	65	1.5%	9.0%	7.9%	8.9%
% of FP17s Relating to Free Repair or Replacements	0	65	0.0%	0.7%	0.8%	0.8%
% of FP17s Relating to Continuations	0	65	0.0%	1.0%	0.9%	0.9%
% of Patients satisfied with the dentistry they have received	0	0	N/A	93.6%	93.2%	93.2%
% of Patients satisfied with the time they had to wait for an appointment	0	0	N/A	87.9%	89.1%	88.8%

* This is based on patients treated on this contract for their most recent course of treatment. Figures in italics indicate the base number of FP17s or Patient Questionnaire responses are less than 100. N/A is shown where the base number of responses is less than 10 during the period. % is calculated as Quantity/Base number*100

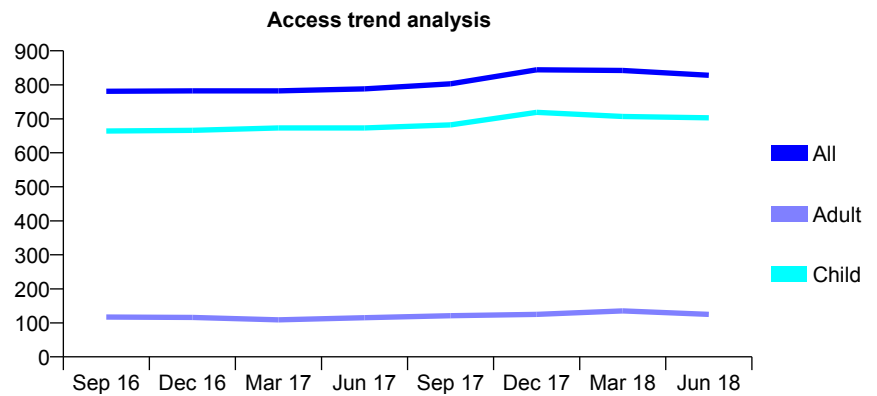
Q56 - Vital Signs At a Glance Contract Report for 567493/0001 - June 2018

Name or company name	MR WJ POULTER
Contract type name	GDS Contract
Purpose of contract	General
Contract start date	01/04/2006
Contract end date	

18/19 Contracted general activity (UDA)	2,077
Carry forward general activity (UDA)	0
18/19 Contracted orthodontic activity (UOA)	0
Carry forward orthodontic activity (UOA)	0
Baseline contract value	£41,383.73

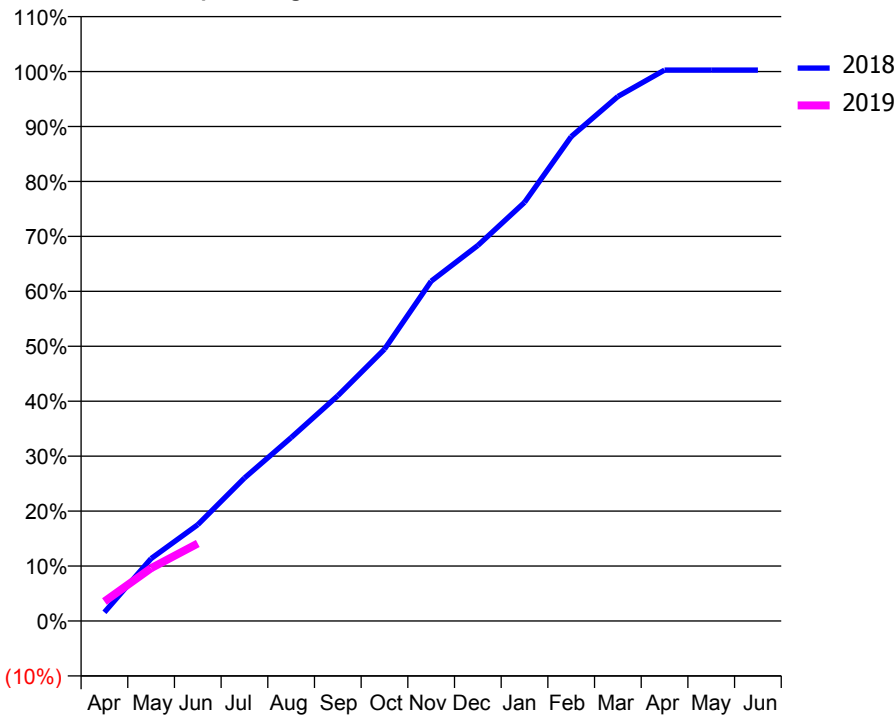
ACCESS*

Patients seen in 24 months	Total	Change since previous quarter
Quarter ending June 2017	788	
Quarter ending September 2017	803	→
Quarter ending December 2017	844	↑
Quarter ending March 2018	842	→
Quarter ending June 2018	828	↓
Variance since June 2017	5.1%	↑



ACTIVITY

Cumulative percentage of contracted UDA delivered 2018 & 2019



Month	Adjusted Scheduled Activity (UDA)	
	2018	2019
April	33	74
May	236	200
June	364	293
July	540	
August	693	
September	851	
October	1,027	
November	1,284	
December	1,419	
January	1,583	
February	1,831	
March	1,982	
April	2,082	
May	2,082	
June	2,082	

QUALITY

	Quantity	Base Number	Contract	AT	Region	England
% of FP17s for the same patient ID Re-attending within 3 months - Children	34	277	12.3%	10.7%	11.3%	11.5%
% of FP17s for the same patient ID Re-attending within 3 months - Adults	0	10	0.0%	14.0%	14.9%	15.4%
% of FP17s for the same patient ID Re-attending between 3 & 9 months - Children	197	277	71.1%	59.8%	60.0%	58.9%
% of FP17s for the same patient ID Re-attending between 3 & 9 months - Adults	9	10	90.0%	49.6%	52.6%	51.6%
% of FP17s for Band 1 Urgent Courses	0	230	0.0%	9.0%	7.9%	8.9%
% of FP17s Relating to Free Repair or Replacements	0	230	0.0%	0.7%	0.8%	0.8%
% of FP17s Relating to Continuations	0	230	0.0%	1.0%	0.9%	0.9%
% of Patients satisfied with the dentistry they have received	4	4	N/A	93.6%	93.2%	93.2%
% of Patients satisfied with the time they had to wait for an appointment	4	4	N/A	87.9%	89.1%	88.8%

* This is based on patients treated on this contract for their most recent course of treatment. Figures in italics indicate the base number of FP17s or Patient Questionnaire responses are less than 100. N/A is shown where the base number of responses is less than 10 during the period. % is calculated as Quantity/Base number*100

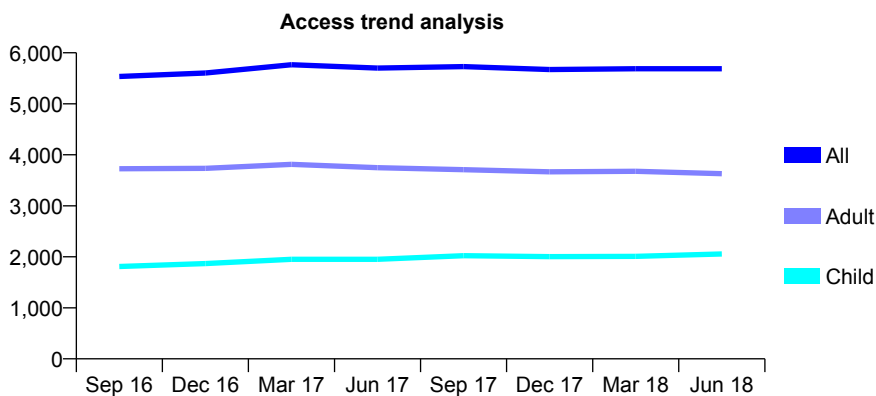
Q56 - Vital Signs At a Glance Contract Report for 568376/0001 - June 2018

Name or company name	MR N LAWRENCE
Contract type name	GDS Contract
Purpose of contract	General
Contract start date	01/04/2006
Contract end date	

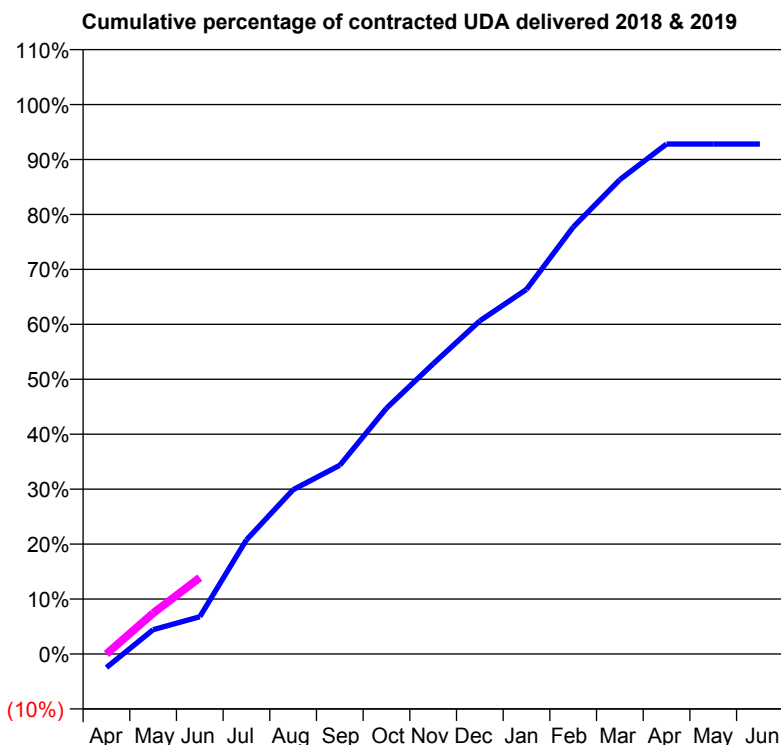
18/19 Contracted general activity (UDA)	16,273
Carry forward general activity (UDA)	0
18/19 Contracted orthodontic activity (UOA)	0
Carry forward orthodontic activity (UOA)	0
Baseline contract value	£379,395.92

ACCESS*

Patients seen in 24 months	Total	Change since previous quarter
Quarter ending June 2017	5,701	
Quarter ending September 2017	5,729	→
Quarter ending December 2017	5,671	↓
Quarter ending March 2018	5,687	→
Quarter ending June 2018	5,687	→
Variance since June 2017	(0.2%)	→



ACTIVITY



Month	Adjusted Scheduled Activity (UDA)	
	2018	2019
April	-406	0
May	721	1,210
June	1,104	2,260
July	3,383	
August	4,868	
September	5,590	
October	7,280	
November	8,593	
December	9,867	
January	10,798	
February	12,642	
March	14,049	
April	15,104	
May	15,104	
June	15,105	

QUALITY

	Quantity	Base Number	Contract	AT	Region	England
% of FP17s for the same patient ID Re-attending within 3 months - Children	42	796	5.3%	10.7%	11.3%	11.5%
% of FP17s for the same patient ID Re-attending within 3 months - Adults	152	1,188	12.8%	14.0%	14.9%	15.4%
% of FP17s for the same patient ID Re-attending between 3 & 9 months - Children	512	796	64.3%	59.8%	60.0%	58.9%
% of FP17s for the same patient ID Re-attending between 3 & 9 months - Adults	747	1,188	62.9%	49.6%	52.6%	51.6%
% of FP17s for Band 1 Urgent Courses	75	1,475	5.1%	9.0%	7.9%	8.9%
% of FP17s Relating to Free Repair or Replacements	6	1,475	0.4%	0.7%	0.8%	0.8%
% of FP17s Relating to Continuations	5	1,475	0.3%	1.0%	0.9%	0.9%
% of Patients satisfied with the dentistry they have received	25	25	100.0%	93.6%	93.2%	93.2%
% of Patients satisfied with the time they had to wait for an appointment	22	25	88.0%	87.9%	89.1%	88.8%

* This is based on patients treated on this contract for their most recent course of treatment. Figures in italics indicate the base number of FP17s or Patient Questionnaire responses are less than 100. N/A is shown where the base number of responses is less than 10 during the period. % is calculated as Quantity/Base number*100

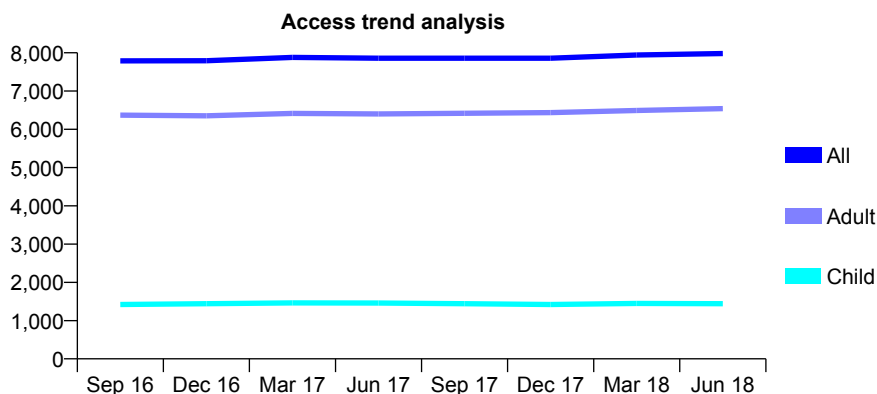
Q56 - Vital Signs At a Glance Contract Report for 569127/0001 - June 2018

Name or company name	Dental Surgery
Contract type name	PDS Contract
Purpose of contract	General
Contract start date	01/04/2006
Contract end date	31/03/2019

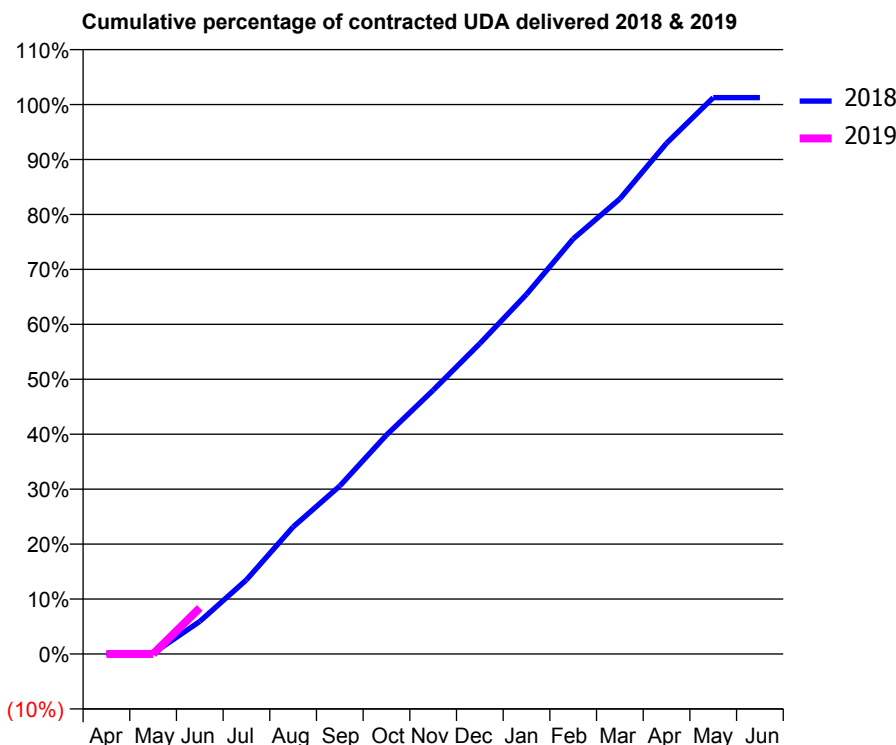
18/19 Contracted general activity (UDA)	22,405
Carry forward general activity (UDA)	0
18/19 Contracted orthodontic activity (UOA)	0
Carry forward orthodontic activity (UOA)	0
Baseline contract value	£631,805.51

ACCESS*

Patients seen in 24 months	Total	Change since previous quarter
Quarter ending June 2017	7,858	
Quarter ending September 2017	7,859	→
Quarter ending December 2017	7,859	→
Quarter ending March 2018	7,943	→
Quarter ending June 2018	7,982	→
Variance since June 2017	1.6%	→



ACTIVITY



Month	Adjusted Scheduled Activity (UDA)	
	2018	2019
April	30	0
May	30	0
June	1,327	1,880
July	3,027	
August	5,183	
September	6,854	
October	8,931	
November	10,758	
December	12,662	
January	14,665	
February	16,928	
March	18,558	
April	20,826	
May	22,683	
June	22,683	

QUALITY

	Quantity	Base Number	Contract	AT	Region	England
% of FP17s for the same patient ID Re-attending within 3 months - Children	42	686	6.1%	10.7%	11.3%	11.5%
% of FP17s for the same patient ID Re-attending within 3 months - Adults	419	2,650	15.8%	14.0%	14.9%	15.4%
% of FP17s for the same patient ID Re-attending between 3 & 9 months - Children	450	686	65.6%	59.8%	60.0%	58.9%
% of FP17s for the same patient ID Re-attending between 3 & 9 months - Adults	1,696	2,650	64.0%	49.6%	52.6%	51.6%
% of FP17s for Band 1 Urgent Courses	56	1,132	4.9%	9.0%	7.9%	8.9%
% of FP17s Relating to Free Repair or Replacements	11	1,132	1.0%	0.7%	0.8%	0.8%
% of FP17s Relating to Continuations	14	1,132	1.2%	1.0%	0.9%	0.9%
% of Patients satisfied with the dentistry they have received	9	9	N/A	93.6%	93.2%	93.2%
% of Patients satisfied with the time they had to wait for an appointment	8	9	N/A	87.9%	89.1%	88.8%

* This is based on patients treated on this contract for their most recent course of treatment. Figures in italics indicate the base number of FP17s or Patient Questionnaire responses are less than 100. N/A is shown where the base number of responses is less than 10 during the period. % is calculated as Quantity/Base number*100

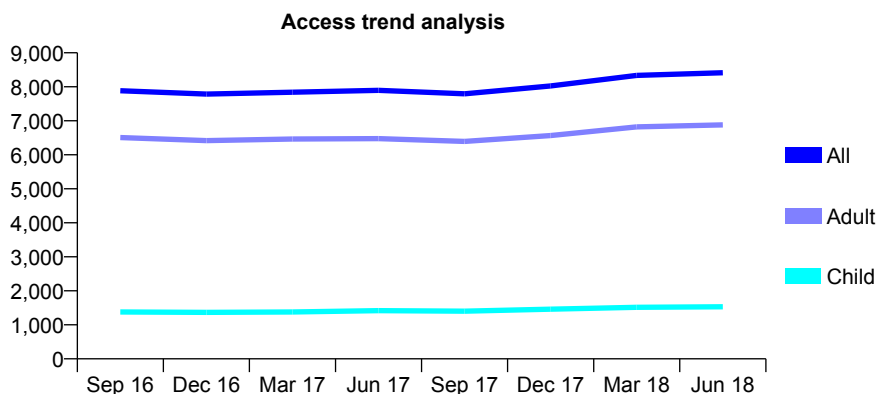
Q56 - Vital Signs At a Glance Contract Report for 571334/0001 - June 2018

Name or company name	MR NA BURNETT
Contract type name	GDS Contract
Purpose of contract	General
Contract start date	01/04/2006
Contract end date	

18/19 Contracted general activity (UDA)	22,584
Carry forward general activity (UDA)	0
18/19 Contracted orthodontic activity (UOA)	0
Carry forward orthodontic activity (UOA)	0
Baseline contract value	£589,161.12

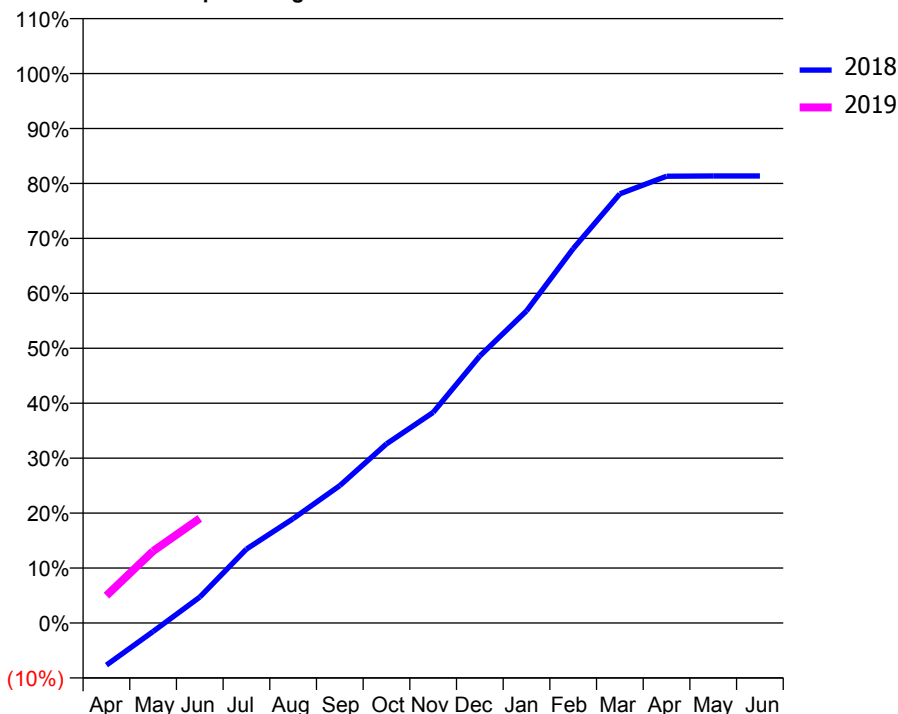
ACCESS*

Patients seen in 24 months	Total	Change since previous quarter
Quarter ending June 2017	7,897	
Quarter ending September 2017	7,796	↓
Quarter ending December 2017	8,026	↑
Quarter ending March 2018	8,337	↑
Quarter ending June 2018	8,413	→
Variance since June 2017	6.5%	↑



ACTIVITY

Cumulative percentage of contracted UDA delivered 2018 & 2019



Adjusted Scheduled Activity (UDA)

Month	2018	2019
April	-1,737	1,127
May	-352	2,959
June	1,068	4,301
July	3,041	
August	4,288	
September	5,648	
October	7,363	
November	8,657	
December	10,974	
January	12,824	
February	15,387	
March	17,639	
April	18,363	
May	18,374	
June	18,374	

QUALITY

	Quantity	Base Number	Contract	AT	Region	England
% of FP17s for the same patient ID Re-attending within 3 months - Children	31	537	5.8%	10.7%	11.3%	11.5%
% of FP17s for the same patient ID Re-attending within 3 months - Adults	298	2,251	13.2%	14.0%	14.9%	15.4%
% of FP17s for the same patient ID Re-attending between 3 & 9 months - Children	338	537	62.9%	59.8%	60.0%	58.9%
% of FP17s for the same patient ID Re-attending between 3 & 9 months - Adults	1,234	2,251	54.8%	49.6%	52.6%	51.6%
% of FP17s for Band 1 Urgent Courses	271	2,457	11.0%	9.0%	7.9%	8.9%
% of FP17s Relating to Free Repair or Replacements	24	2,457	1.0%	0.7%	0.8%	0.8%
% of FP17s Relating to Continuations	4	2,457	0.2%	1.0%	0.9%	0.9%
% of Patients satisfied with the dentistry they have received	5	8	N/A	93.6%	93.2%	93.2%
% of Patients satisfied with the time they had to wait for an appointment	7	8	N/A	87.9%	89.1%	88.8%

* This is based on patients treated on this contract for their most recent course of treatment. Figures in italics indicate the base number of FP17s or Patient Questionnaire responses are less than 100. N/A is shown where the base number of responses is less than 10 during the period. % is calculated as Quantity/Base number*100

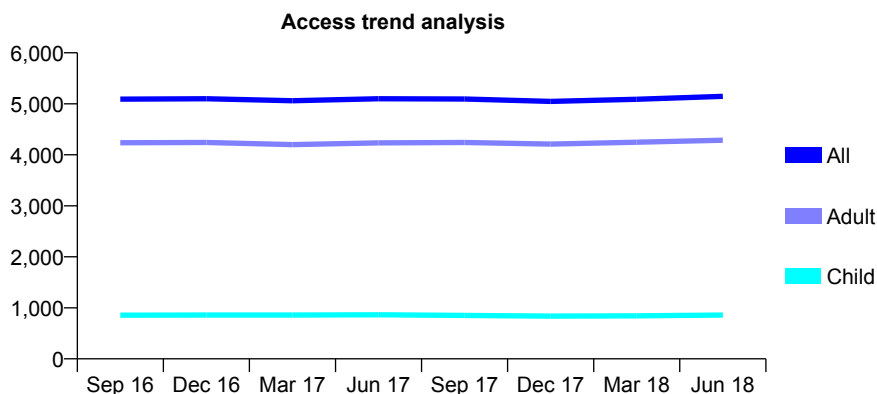
Q56 - Vital Signs At a Glance Contract Report for 576603/0001 - June 2018

Name or company name	MR AD CLIFFT
Contract type name	GDS Contract
Purpose of contract	General
Contract start date	01/04/2006
Contract end date	

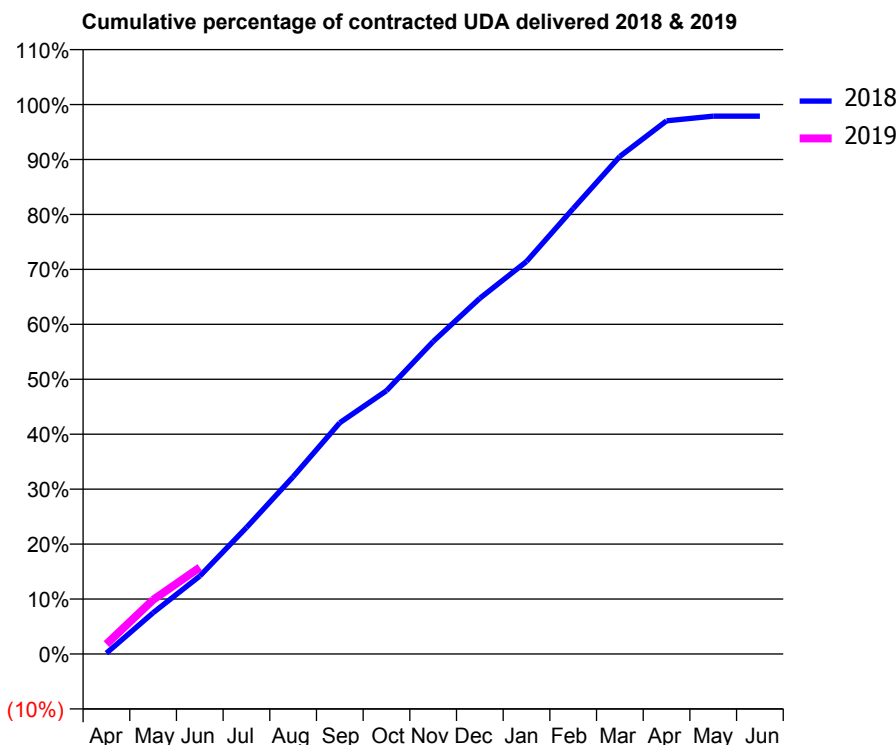
18/19 Contracted general activity (UDA)	11,657
Carry forward general activity (UDA)	0
18/19 Contracted orthodontic activity (UOA)	0
Carry forward orthodontic activity (UOA)	0
Baseline contract value	£284,389.32

ACCESS*

Patients seen in 24 months	Total	Change since previous quarter
Quarter ending June 2017	5,099	
Quarter ending September 2017	5,094	→
Quarter ending December 2017	5,047	→
Quarter ending March 2018	5,089	→
Quarter ending June 2018	5,146	→
Variance since June 2017	0.9%	→



ACTIVITY



Month	Adjusted Scheduled Activity (UDA)	
	2018	2019
April	17	211
May	876	1,149
June	1,653	1,836
July	2,684	
August	3,761	
September	4,906	
October	5,586	
November	6,629	
December	7,547	
January	8,325	
February	9,450	
March	10,555	
April	11,310	
May	11,410	
June	11,410	

QUALITY

	Quantity	Base Number	Contract	AT	Region	England
% of FP17s for the same patient ID Re-attending within 3 months - Children	6	239	2.5%	10.7%	11.3%	11.5%
% of FP17s for the same patient ID Re-attending within 3 months - Adults	115	1,129	10.2%	14.0%	14.9%	15.4%
% of FP17s for the same patient ID Re-attending between 3 & 9 months - Children	143	239	59.8%	59.8%	60.0%	58.9%
% of FP17s for the same patient ID Re-attending between 3 & 9 months - Adults	224	1,129	19.8%	49.6%	52.6%	51.6%
% of FP17s for Band 1 Urgent Courses	71	1,008	7.0%	9.0%	7.9%	8.9%
% of FP17s Relating to Free Repair or Replacements	4	1,008	0.4%	0.7%	0.8%	0.8%
% of FP17s Relating to Continuations	17	1,008	1.7%	1.0%	0.9%	0.9%
% of Patients satisfied with the dentistry they have received	4	4	N/A	93.6%	93.2%	93.2%
% of Patients satisfied with the time they had to wait for an appointment	4	4	N/A	87.9%	89.1%	88.8%

* This is based on patients treated on this contract for their most recent course of treatment. Figures in italics indicate the base number of FP17s or Patient Questionnaire responses are less than 100. N/A is shown where the base number of responses is less than 10 during the period. % is calculated as Quantity/Base number*100

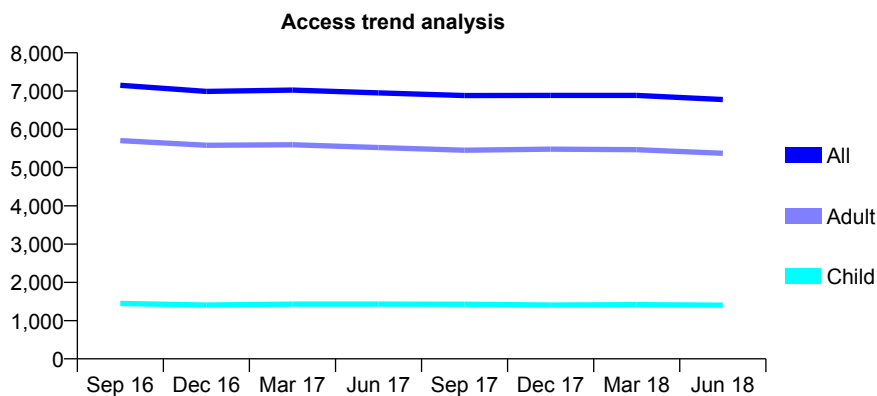
Q56 - Vital Signs At a Glance Contract Report for 577871/0001 - June 2018

Name or company name	MRS PS DURANT
Contract type name	GDS Contract
Purpose of contract	General
Contract start date	01/11/2013
Contract end date	

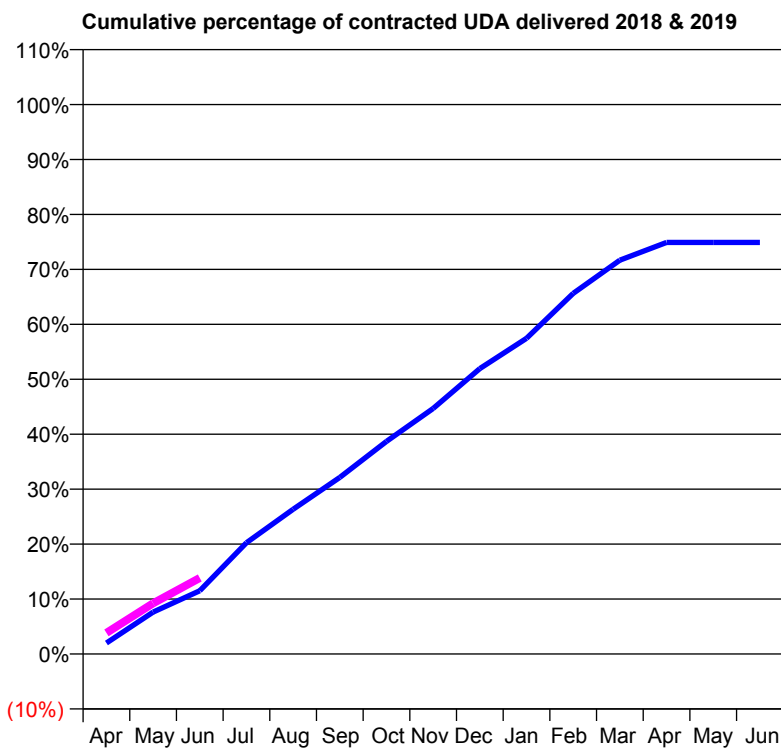
18/19 Contracted general activity (UDA)	23,142
Carry forward general activity (UDA)	0
18/19 Contracted orthodontic activity (UOA)	0
Carry forward orthodontic activity (UOA)	0
Baseline contract value	£621,701.29

ACCESS*

Patients seen in 24 months	Total	Change since previous quarter
Quarter ending June 2017	6,954	
Quarter ending September 2017	6,882	↓
Quarter ending December 2017	6,888	→
Quarter ending March 2018	6,887	→
Quarter ending June 2018	6,777	↓
Variance since June 2017	(2.5%)	↓



ACTIVITY



Month	Adjusted Scheduled Activity (UDA)	
	2018	2019
April	463	892
May	1,767	2,138
June	2,666	3,203
July	4,684	
August	6,095	
September	7,436	
October	8,952	
November	10,341	
December	12,023	
January	13,296	
February	15,187	
March	16,587	
April	17,334	
May	17,333	
June	17,333	

QUALITY

	Quantity	Base Number	Contract	AT	Region	England
% of FP17s for the same patient ID Re-attending within 3 months - Children	34	478	7.1%	10.7%	11.3%	11.5%
% of FP17s for the same patient ID Re-attending within 3 months - Adults	279	1,775	15.7%	14.0%	14.9%	15.4%
% of FP17s for the same patient ID Re-attending between 3 & 9 months - Children	328	478	68.6%	59.8%	60.0%	58.9%
% of FP17s for the same patient ID Re-attending between 3 & 9 months - Adults	875	1,775	49.3%	49.6%	52.6%	51.6%
% of FP17s for Band 1 Urgent Courses	252	1,892	13.3%	9.0%	7.9%	8.9%
% of FP17s Relating to Free Repair or Replacements	6	1,892	0.3%	0.7%	0.8%	0.8%
% of FP17s Relating to Continuations	6	1,892	0.3%	1.0%	0.9%	0.9%
% of Patients satisfied with the dentistry they have received	5	5	N/A	93.6%	93.2%	93.2%
% of Patients satisfied with the time they had to wait for an appointment	3	5	N/A	87.9%	89.1%	88.8%

* This is based on patients treated on this contract for their most recent course of treatment. Figures in italics indicate the base number of FP17s or Patient Questionnaire responses are less than 100. N/A is shown where the base number of responses is less than 10 during the period. % is calculated as Quantity/Base number*100

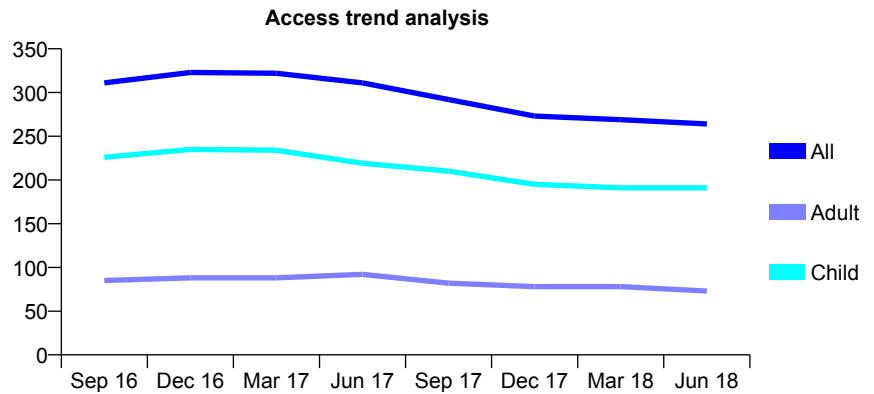
Q56 - Vital Signs At a Glance Contract Report for 626317/0002 - June 2018

Name or company name	Abbey Dental Practice
Contract type name	GDS Contract
Purpose of contract	General
Contract start date	08/12/2014
Contract end date	

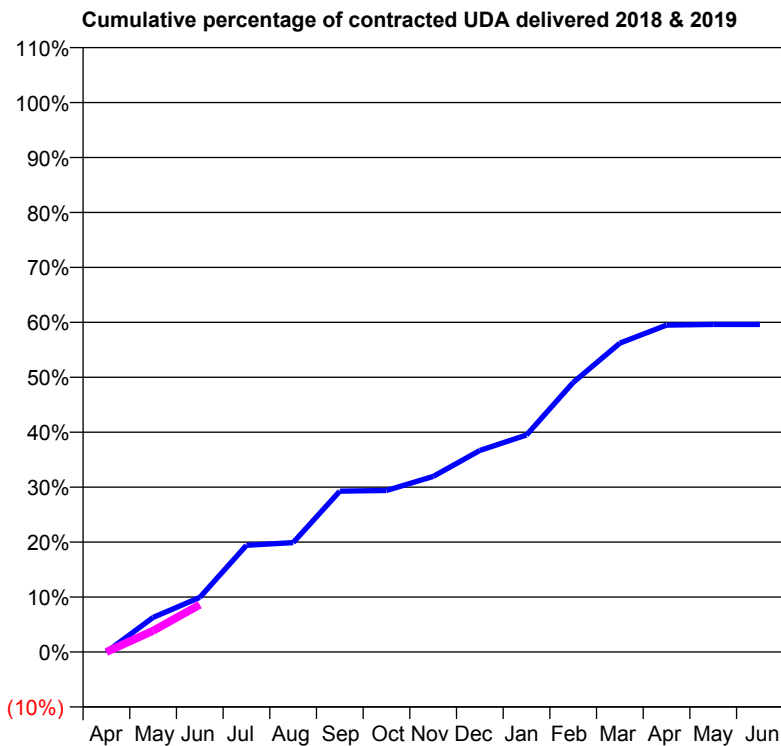
18/19 Contracted general activity (UDA)	825
Carry forward general activity (UDA)	0
18/19 Contracted orthodontic activity (UOA)	0
Carry forward orthodontic activity (UOA)	0
Baseline contract value	£18,229.48

ACCESS*

Patients seen in 24 months	Total	Change since previous quarter
Quarter ending June 2017	311	
Quarter ending September 2017	292	↓
Quarter ending December 2017	273	↓
Quarter ending March 2018	269	↓
Quarter ending June 2018	264	↓
Variance since June 2017	(15.1%)	↓



ACTIVITY



Month	Adjusted Scheduled Activity (UDA)	
	2018	2019
April	0	0
May	52	32
June	82	71
July	160	
August	164	
September	242	
October	243	
November	264	
December	303	
January	326	
February	405	
March	464	
April	491	
May	492	
June	492	

QUALITY

	Quantity	Base Number	Contract	AT	Region	England
% of FP17s for the same patient ID Re-attending within 3 months - Children	5	51	9.8%	10.7%	11.3%	11.5%
% of FP17s for the same patient ID Re-attending within 3 months - Adults	1	13	7.7%	14.0%	14.9%	15.4%
% of FP17s for the same patient ID Re-attending between 3 & 9 months - Children	28	51	54.9%	59.8%	60.0%	58.9%
% of FP17s for the same patient ID Re-attending between 3 & 9 months - Adults	10	13	76.9%	49.6%	52.6%	51.6%
% of FP17s for Band 1 Urgent Courses	0	41	0.0%	9.0%	7.9%	8.9%
% of FP17s Relating to Free Repair or Replacements	0	41	0.0%	0.7%	0.8%	0.8%
% of FP17s Relating to Continuations	0	41	0.0%	1.0%	0.9%	0.9%
% of Patients satisfied with the dentistry they have received	0	0	N/A	93.6%	93.2%	93.2%
% of Patients satisfied with the time they had to wait for an appointment	0	0	N/A	87.9%	89.1%	88.8%

* This is based on patients treated on this contract for their most recent course of treatment. Figures in italics indicate the base number of FP17s or Patient Questionnaire responses are less than 100. N/A is shown where the base number of responses is less than 10 during the period. % is calculated as Quantity/Base number*100

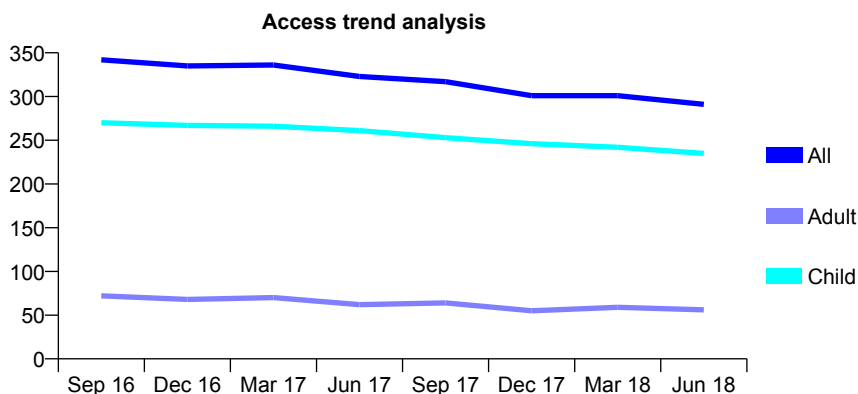
Q56 - Vital Signs At a Glance Contract Report for 631647/0001 - June 2018

Name or company name	MR RP BANDENBURG
Contract type name	GDS Contract
Purpose of contract	General
Contract start date	01/04/2006
Contract end date	

18/19 Contracted general activity (UDA)	755
Carry forward general activity (UDA)	0
18/19 Contracted orthodontic activity (UOA)	0
Carry forward orthodontic activity (UOA)	0
Baseline contract value	£16,547.06

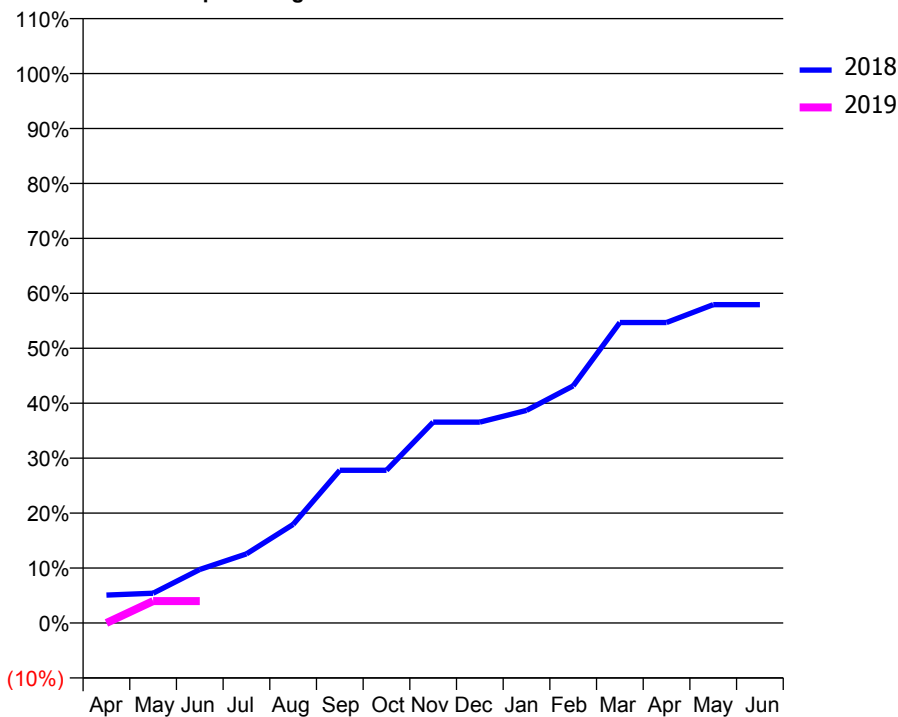
ACCESS*

Patients seen in 24 months	Total	Change since previous quarter
Quarter ending June 2017	323	
Quarter ending September 2017	317	↓
Quarter ending December 2017	301	↓
Quarter ending March 2018	301	→
Quarter ending June 2018	291	↓
Variance since June 2017	(9.9%)	↓



ACTIVITY

Cumulative percentage of contracted UDA delivered 2018 & 2019



Adjusted Scheduled Activity (UDA)

Month	2018	2019
April	46	0
May	49	30
June	88	30
July	114	
August	162	
September	252	
October	252	
November	331	
December	331	
January	350	
February	391	
March	495	
April	495	
May	524	
June	524	

QUALITY

	Quantity	Base Number	Contract	AT	Region	England
% of FP17s for the same patient ID Re-attending within 3 months - Children	3	51	5.9%	10.7%	11.3%	11.5%
% of FP17s for the same patient ID Re-attending within 3 months - Adults	0	6	0.0%	14.0%	14.9%	15.4%
% of FP17s for the same patient ID Re-attending between 3 & 9 months - Children	28	51	54.9%	59.8%	60.0%	58.9%
% of FP17s for the same patient ID Re-attending between 3 & 9 months - Adults	4	6	66.7%	49.6%	52.6%	51.6%
% of FP17s for Band 1 Urgent Courses	1	28	3.6%	9.0%	7.9%	8.9%
% of FP17s Relating to Free Repair or Replacements	0	28	0.0%	0.7%	0.8%	0.8%
% of FP17s Relating to Continuations	0	28	0.0%	1.0%	0.9%	0.9%
% of Patients satisfied with the dentistry they have received	0	0	N/A	93.6%	93.2%	93.2%
% of Patients satisfied with the time they had to wait for an appointment	0	0	N/A	87.9%	89.1%	88.8%

* This is based on patients treated on this contract for their most recent course of treatment. Figures in italics indicate the base number of FP17s or Patient Questionnaire responses are less than 100. N/A is shown where the base number of responses is less than 10 during the period. % is calculated as Quantity/Base number*100

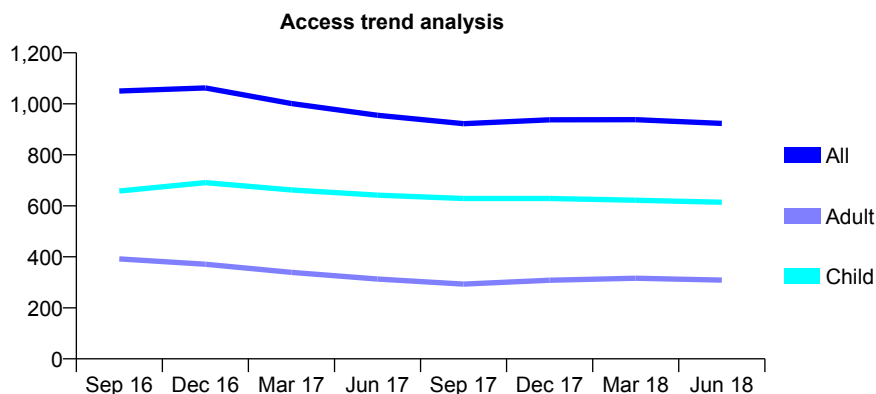
Q56 - Vital Signs At a Glance Contract Report for 636096/0001 - June 2018

Name or company name	MR SG NICOLL
Contract type name	GDS Contract
Purpose of contract	General
Contract start date	01/04/2006
Contract end date	

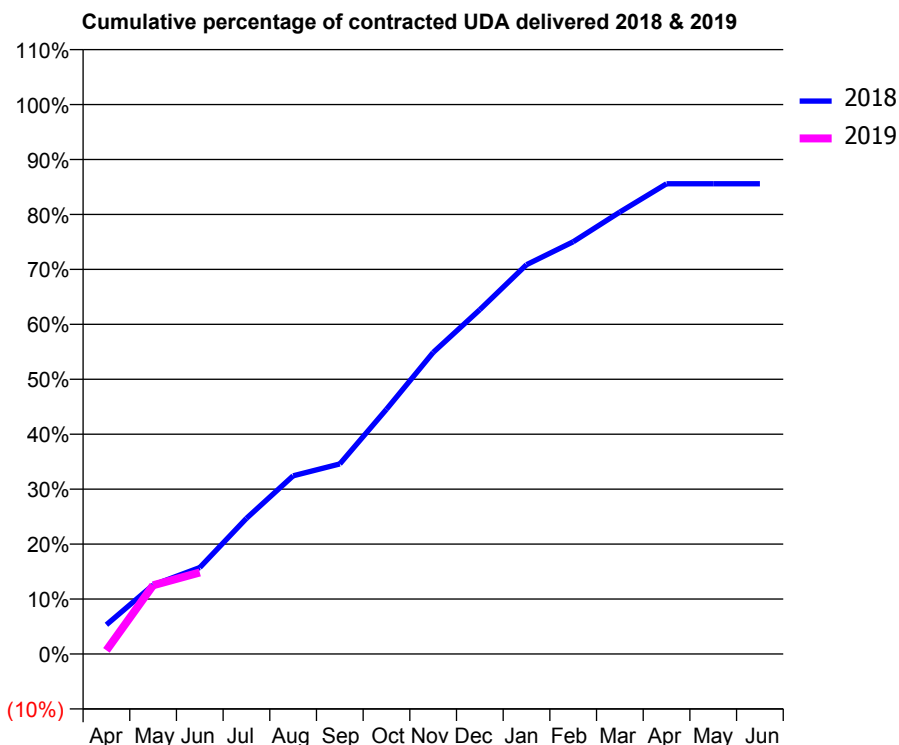
18/19 Contracted general activity (UDA)	1,800
Carry forward general activity (UDA)	0
18/19 Contracted orthodontic activity (UOA)	0
Carry forward orthodontic activity (UOA)	0
Baseline contract value	£50,080.79

ACCESS*

Patients seen in 24 months	Total	Change since previous quarter
Quarter ending June 2017	955	
Quarter ending September 2017	922	↓
Quarter ending December 2017	937	→
Quarter ending March 2018	938	→
Quarter ending June 2018	923	↓
Variance since June 2017	(3.4%)	↓



ACTIVITY



Adjusted Scheduled Activity (UDA)		
Month	2018	2019
April	96	12
May	226	225
June	283	267
July	445	
August	584	
September	623	
October	802	
November	988	
December	1,128	
January	1,275	
February	1,350	
March	1,448	
April	1,541	
May	1,541	
June	1,541	

QUALITY

	Quantity	Base Number	Contract	AT	Region	England
% of FP17s for the same patient ID Re-attending within 3 months - Children	13	199	6.5%	10.7%	11.3%	11.5%
% of FP17s for the same patient ID Re-attending within 3 months - Adults	1	48	2.1%	14.0%	14.9%	15.4%
% of FP17s for the same patient ID Re-attending between 3 & 9 months - Children	116	199	58.3%	59.8%	60.0%	58.9%
% of FP17s for the same patient ID Re-attending between 3 & 9 months - Adults	30	48	62.5%	49.6%	52.6%	51.6%
% of FP17s for Band 1 Urgent Courses	0	180	0.0%	9.0%	7.9%	8.9%
% of FP17s Relating to Free Repair or Replacements	0	180	0.0%	0.7%	0.8%	0.8%
% of FP17s Relating to Continuations	0	180	0.0%	1.0%	0.9%	0.9%
% of Patients satisfied with the dentistry they have received	0	0	N/A	93.6%	93.2%	93.2%
% of Patients satisfied with the time they had to wait for an appointment	0	0	N/A	87.9%	89.1%	88.8%

* This is based on patients treated on this contract for their most recent course of treatment. Figures in italics indicate the base number of FP17s or Patient Questionnaire responses are less than 100. N/A is shown where the base number of responses is less than 10 during the period. % is calculated as Quantity/Base number*100

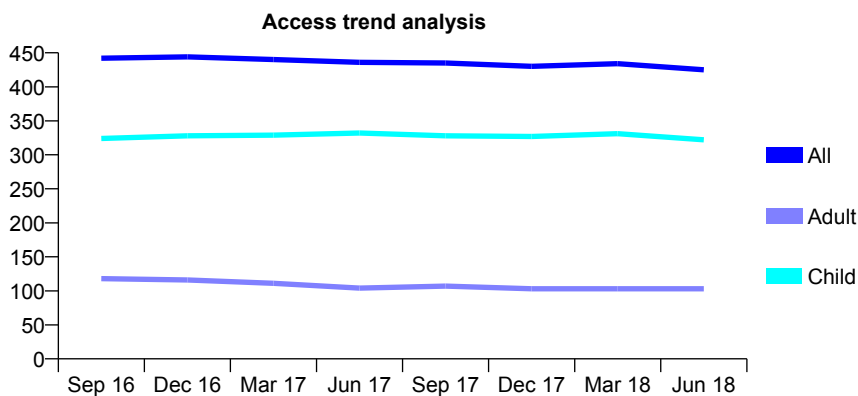
Q56 - Vital Signs At a Glance Contract Report for 639214/0001 - June 2018

Name or company name	MISS CA NEVILLE
Contract type name	GDS Contract
Purpose of contract	General
Contract start date	01/04/2006
Contract end date	

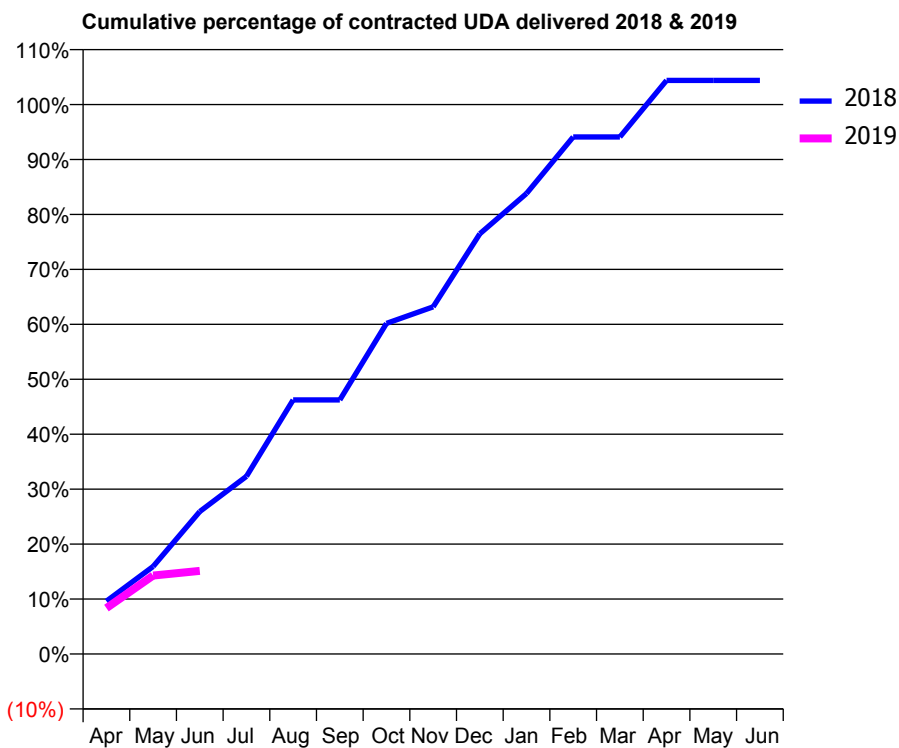
18/19 Contracted general activity (UDA)	865
Carry forward general activity (UDA)	0
18/19 Contracted orthodontic activity (UOA)	0
Carry forward orthodontic activity (UOA)	0
Baseline contract value	£21,227.82

ACCESS*

Patients seen in 24 months	Total	Change since previous quarter
Quarter ending June 2017	436	
Quarter ending September 2017	435	→
Quarter ending December 2017	430	↓
Quarter ending March 2018	434	→
Quarter ending June 2018	425	↓
Variance since June 2017	(2.5%)	↓



ACTIVITY



Month	Adjusted Scheduled Activity (UDA)	
	2018	2019
April	83	72
May	138	124
June	224	131
July	280	
August	400	
September	400	
October	520	
November	547	
December	662	
January	725	
February	814	
March	814	
April	903	
May	903	
June	903	

QUALITY

	Quantity	Base Number	Contract	AT	Region	England
% of FP17s for the same patient ID Re-attending within 3 months - Children	8	121	6.6%	10.7%	11.3%	11.5%
% of FP17s for the same patient ID Re-attending within 3 months - Adults	2	31	6.5%	14.0%	14.9%	15.4%
% of FP17s for the same patient ID Re-attending between 3 & 9 months - Children	74	121	61.2%	59.8%	60.0%	58.9%
% of FP17s for the same patient ID Re-attending between 3 & 9 months - Adults	18	31	58.1%	49.6%	52.6%	51.6%
% of FP17s for Band 1 Urgent Courses	4	100	4.0%	9.0%	7.9%	8.9%
% of FP17s Relating to Free Repair or Replacements	0	100	0.0%	0.7%	0.8%	0.8%
% of FP17s Relating to Continuations	0	100	0.0%	1.0%	0.9%	0.9%
% of Patients satisfied with the dentistry they have received	0	0	N/A	93.6%	93.2%	93.2%
% of Patients satisfied with the time they had to wait for an appointment	0	0	N/A	87.9%	89.1%	88.8%

* This is based on patients treated on this contract for their most recent course of treatment. Figures in italics indicate the base number of FP17s or Patient Questionnaire responses are less than 100. N/A is shown where the base number of responses is less than 10 during the period. % is calculated as Quantity/Base number*100

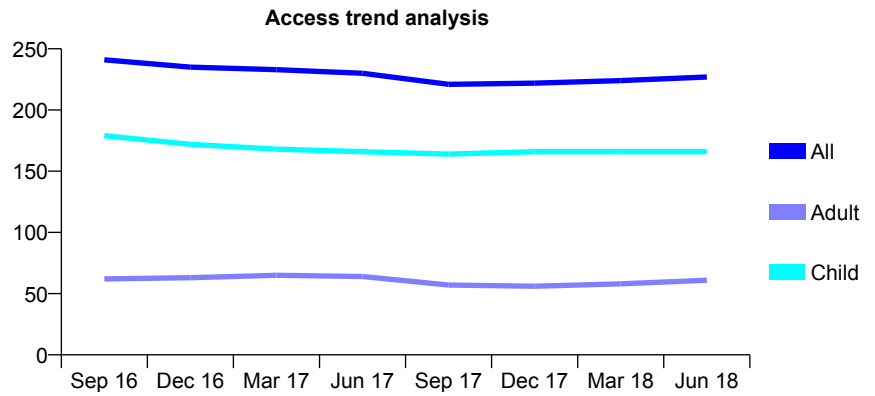
Q56 - Vital Signs At a Glance Contract Report for 644072/0001 - June 2018

Name or company name	MR A BROWN
Contract type name	GDS Contract
Purpose of contract	General
Contract start date	01/06/2014
Contract end date	

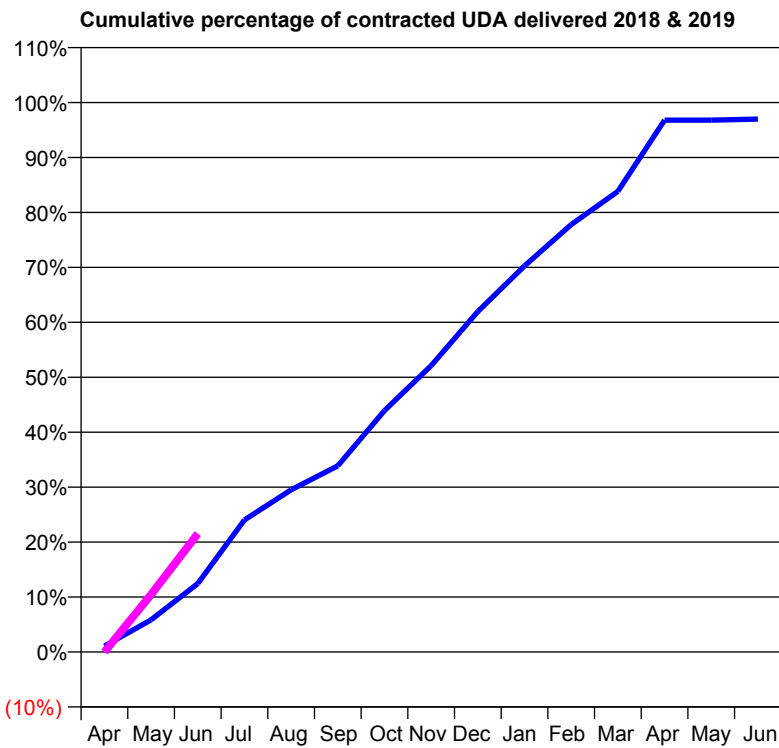
18/19 Contracted general activity (UDA)	550
Carry forward general activity (UDA)	0
18/19 Contracted orthodontic activity (UOA)	0
Carry forward orthodontic activity (UOA)	0
Baseline contract value	£11,248.70

ACCESS*

Patients seen in 24 months	Total	Change since previous quarter
Quarter ending June 2017	230	
Quarter ending September 2017	221	↓
Quarter ending December 2017	222	→
Quarter ending March 2018	224	→
Quarter ending June 2018	227	→
Variance since June 2017	(1.3%)	↓



ACTIVITY



Month	Adjusted Scheduled Activity (UDA)	
	2018	2019
April	6	0
May	32	58
June	69	118
July	132	
August	162	
September	186	
October	242	
November	287	
December	341	
January	386	
February	428	
March	461	
April	532	
May	532	
June	533	

QUALITY

	Quantity	Base Number	Contract	AT	Region	England
% of FP17s for the same patient ID Re-attending within 3 months - Children	6	100	6.0%	10.7%	11.3%	11.5%
% of FP17s for the same patient ID Re-attending within 3 months - Adults	5	22	22.7%	14.0%	14.9%	15.4%
% of FP17s for the same patient ID Re-attending between 3 & 9 months - Children	78	100	78.0%	59.8%	60.0%	58.9%
% of FP17s for the same patient ID Re-attending between 3 & 9 months - Adults	16	22	72.7%	49.6%	52.6%	51.6%
% of FP17s for Band 1 Urgent Courses	7	79	8.9%	9.0%	7.9%	8.9%
% of FP17s Relating to Free Repair or Replacements	0	79	0.0%	0.7%	0.8%	0.8%
% of FP17s Relating to Continuations	0	79	0.0%	1.0%	0.9%	0.9%
% of Patients satisfied with the dentistry they have received	0	0	N/A	93.6%	93.2%	93.2%
% of Patients satisfied with the time they had to wait for an appointment	0	0	N/A	87.9%	89.1%	88.8%

* This is based on patients treated on this contract for their most recent course of treatment. Figures in italics indicate the base number of FP17s or Patient Questionnaire responses are less than 100. N/A is shown where the base number of responses is less than 10 during the period. % is calculated as Quantity/Base number*100

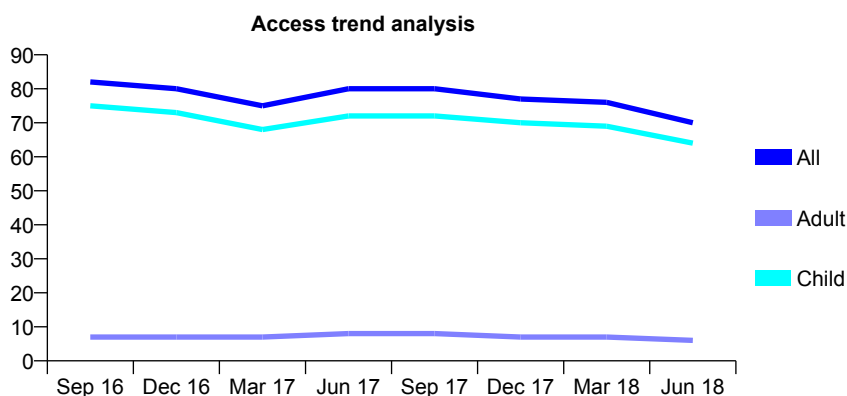
Q56 - Vital Signs At a Glance Contract Report for 644420/0001 - June 2018

Name or company name	MRS JM BELSHAM
Contract type name	GDS Contract
Purpose of contract	General
Contract start date	01/04/2006
Contract end date	

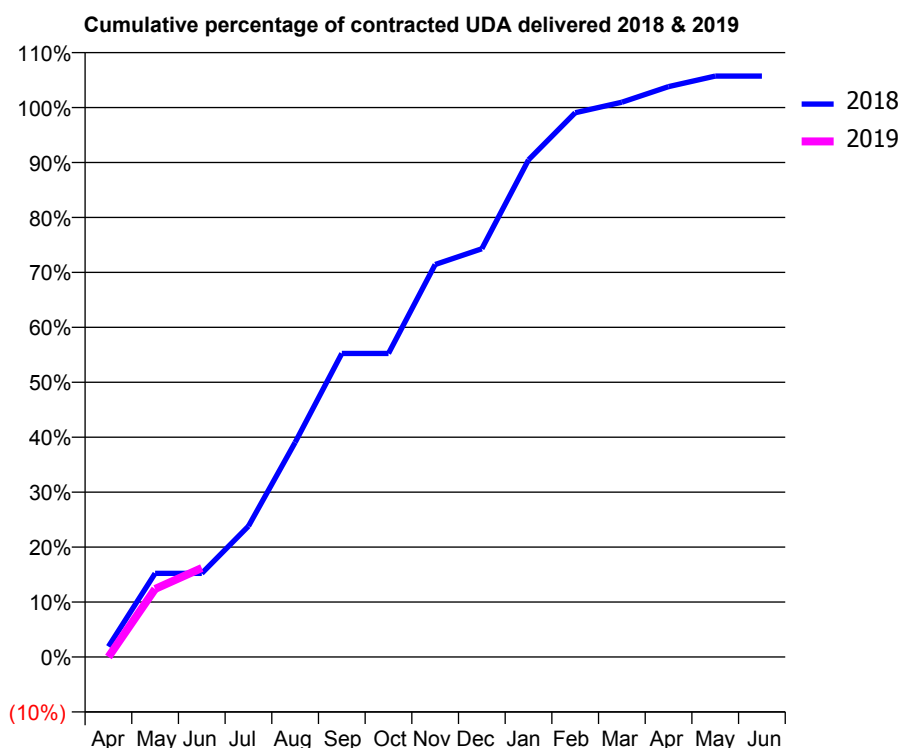
18/19 Contracted general activity (UDA)	105
Carry forward general activity (UDA)	0
18/19 Contracted orthodontic activity (UOA)	0
Carry forward orthodontic activity (UOA)	0
Baseline contract value	£1,881.23

ACCESS*

Patients seen in 24 months	Total	Change since previous quarter
Quarter ending June 2017	80	
Quarter ending September 2017	80	→
Quarter ending December 2017	77	↓
Quarter ending March 2018	76	↓
Quarter ending June 2018	70	↓
Variance since June 2017	(12.5%)	↓



ACTIVITY



Month	Adjusted Scheduled Activity (UDA)	
	2018	2019
April	2	0
May	16	13
June	16	17
July	25	
August	41	
September	58	
October	58	
November	75	
December	78	
January	95	
February	104	
March	106	
April	109	
May	111	
June	111	

QUALITY

	Quantity	Base Number	Contract	AT	Region	England
% of FP17s for the same patient ID Re-attending within 3 months - Children	0	22	0.0%	10.7%	11.3%	11.5%
% of FP17s for the same patient ID Re-attending within 3 months - Adults	1	2	50.0%	14.0%	14.9%	15.4%
% of FP17s for the same patient ID Re-attending between 3 & 9 months - Children	15	22	68.2%	59.8%	60.0%	58.9%
% of FP17s for the same patient ID Re-attending between 3 & 9 months - Adults	1	2	50.0%	49.6%	52.6%	51.6%
% of FP17s for Band 1 Urgent Courses	0	15	0.0%	9.0%	7.9%	8.9%
% of FP17s Relating to Free Repair or Replacements	0	15	0.0%	0.7%	0.8%	0.8%
% of FP17s Relating to Continuations	0	15	0.0%	1.0%	0.9%	0.9%
% of Patients satisfied with the dentistry they have received	0	0	N/A	93.6%	93.2%	93.2%
% of Patients satisfied with the time they had to wait for an appointment	0	0	N/A	87.9%	89.1%	88.8%

* This is based on patients treated on this contract for their most recent course of treatment. Figures in italics indicate the base number of FP17s or Patient Questionnaire responses are less than 100. N/A is shown where the base number of responses is less than 10 during the period. % is calculated as Quantity/Base number*100

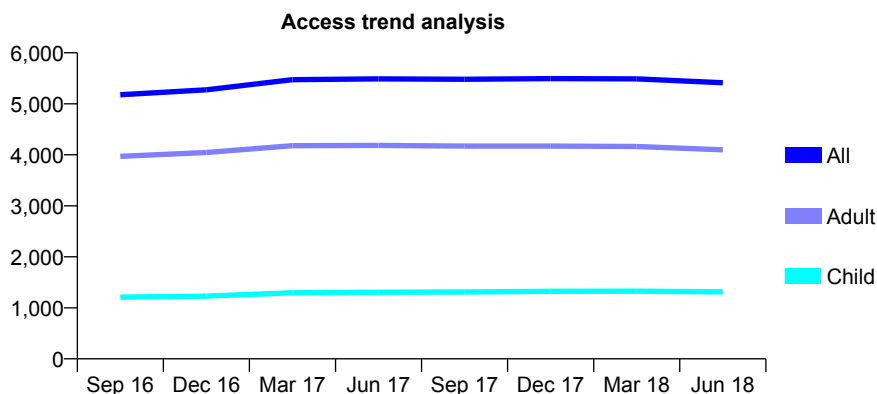
Q56 - Vital Signs At a Glance Contract Report for 644668/0001 - June 2018

Name or company name	MRS JM GEANEY
Contract type name	GDS Contract
Purpose of contract	General
Contract start date	01/04/2006
Contract end date	

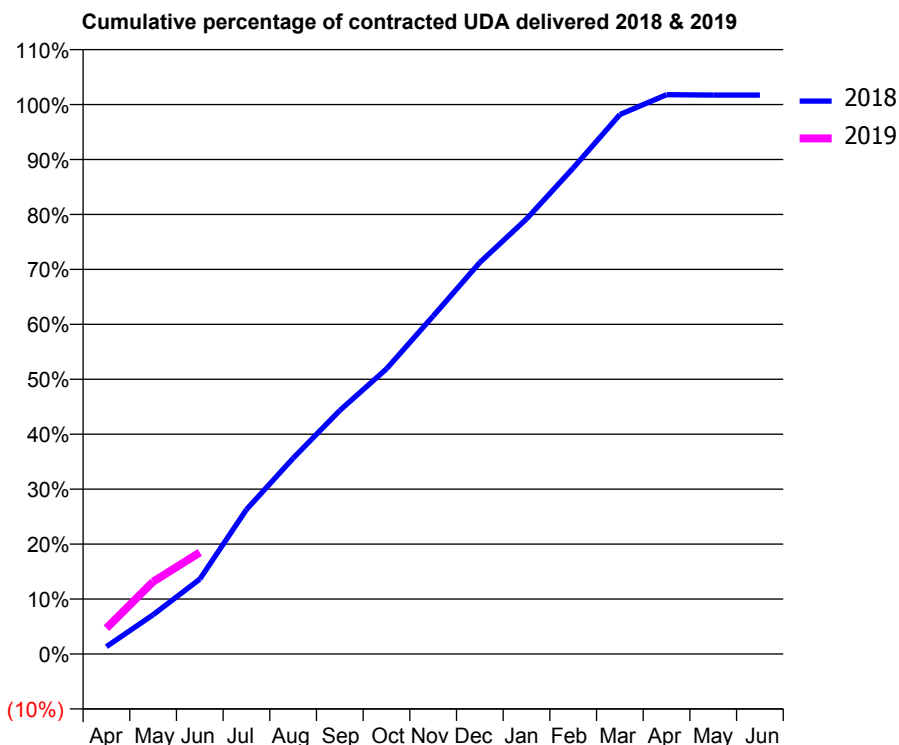
18/19 Contracted general activity (UDA)	11,118
Carry forward general activity (UDA)	0
18/19 Contracted orthodontic activity (UOA)	0
Carry forward orthodontic activity (UOA)	0
Baseline contract value	£252,904.75

ACCESS*

Patients seen in 24 months	Total	Change since previous quarter
Quarter ending June 2017	5,490	
Quarter ending September 2017	5,482	→
Quarter ending December 2017	5,495	→
Quarter ending March 2018	5,490	→
Quarter ending June 2018	5,412	↓
Variance since June 2017	(1.4%)	↓



ACTIVITY



Month	Adjusted Scheduled Activity (UDA)	
	2018	2019
April	149	521
May	794	1,464
June	1,514	2,054
July	2,923	
August	3,961	
September	4,928	
October	5,771	
November	6,838	
December	7,923	
January	8,801	
February	9,833	
March	10,916	
April	11,317	
May	11,308	
June	11,308	

QUALITY

	Quantity	Base Number	Contract	AT	Region	England
% of FP17s for the same patient ID Re-attending within 3 months - Children	48	570	8.4%	10.7%	11.3%	11.5%
% of FP17s for the same patient ID Re-attending within 3 months - Adults	195	1,363	14.3%	14.0%	14.9%	15.4%
% of FP17s for the same patient ID Re-attending between 3 & 9 months - Children	404	570	70.9%	59.8%	60.0%	58.9%
% of FP17s for the same patient ID Re-attending between 3 & 9 months - Adults	698	1,363	51.2%	49.6%	52.6%	51.6%
% of FP17s for Band 1 Urgent Courses	58	1,201	4.8%	9.0%	7.9%	8.9%
% of FP17s Relating to Free Repair or Replacements	15	1,201	1.2%	0.7%	0.8%	0.8%
% of FP17s Relating to Continuations	10	1,201	0.8%	1.0%	0.9%	0.9%
% of Patients satisfied with the dentistry they have received	4	5	N/A	93.6%	93.2%	93.2%
% of Patients satisfied with the time they had to wait for an appointment	5	5	N/A	87.9%	89.1%	88.8%

* This is based on patients treated on this contract for their most recent course of treatment. Figures in italics indicate the base number of FP17s or Patient Questionnaire responses are less than 100. N/A is shown where the base number of responses is less than 10 during the period. % is calculated as Quantity/Base number*100

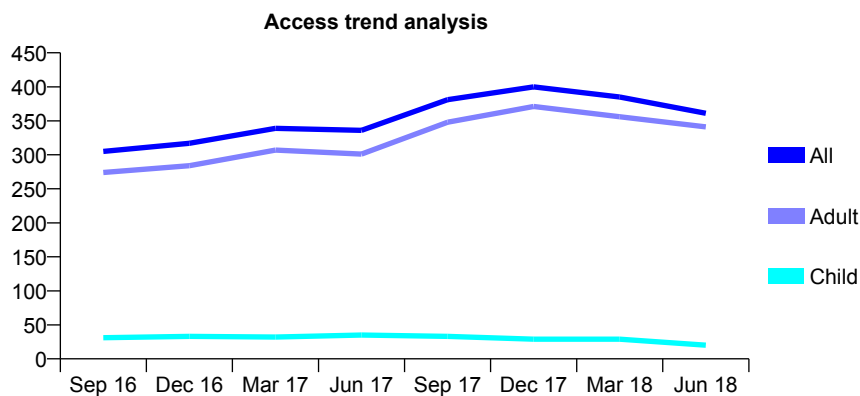
Q56 - Vital Signs At a Glance Contract Report for 648558/0001 - June 2018

Name or company name	MISS K RUSTAGE
Contract type name	GDS Contract
Purpose of contract	General
Contract start date	01/04/2006
Contract end date	

18/19 Contracted general activity (UDA)	1,414
Carry forward general activity (UDA)	0
18/19 Contracted orthodontic activity (UOA)	0
Carry forward orthodontic activity (UOA)	0
Baseline contract value	£44,495.77

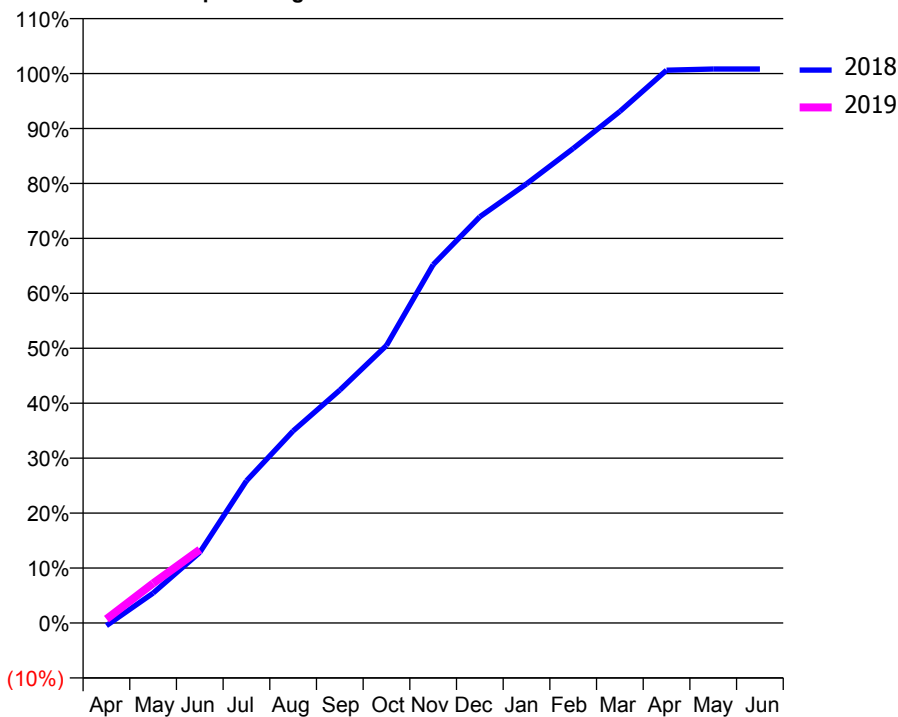
ACCESS*

Patients seen in 24 months	Total	Change since previous quarter
Quarter ending June 2017	336	
Quarter ending September 2017	381	↑
Quarter ending December 2017	400	↑
Quarter ending March 2018	385	↓
Quarter ending June 2018	361	↓
Variance since June 2017	7.4%	↑



ACTIVITY

Cumulative percentage of contracted UDA delivered 2018 & 2019



Month	Adjusted Scheduled Activity (UDA)	
	2018	2019
April	-7	10
May	77	102
June	182	189
July	366	
August	494	
September	599	
October	714	
November	922	
December	1,045	
January	1,130	
February	1,221	
March	1,316	
April	1,422	
May	1,425	
June	1,425	

QUALITY

	Quantity	Base Number	Contract	AT	Region	England
% of FP17s for the same patient ID Re-attending within 3 months - Children	0	10	0.0%	10.7%	11.3%	11.5%
% of FP17s for the same patient ID Re-attending within 3 months - Adults	0	104	0.0%	14.0%	14.9%	15.4%
% of FP17s for the same patient ID Re-attending between 3 & 9 months - Children	0	10	0.0%	59.8%	60.0%	58.9%
% of FP17s for the same patient ID Re-attending between 3 & 9 months - Adults	1	104	1.0%	49.6%	52.6%	51.6%
% of FP17s for Band 1 Urgent Courses	0	75	0.0%	9.0%	7.9%	8.9%
% of FP17s Relating to Free Repair or Replacements	0	75	0.0%	0.7%	0.8%	0.8%
% of FP17s Relating to Continuations	0	75	0.0%	1.0%	0.9%	0.9%
% of Patients satisfied with the dentistry they have received	0	0	N/A	93.6%	93.2%	93.2%
% of Patients satisfied with the time they had to wait for an appointment	0	0	N/A	87.9%	89.1%	88.8%

* This is based on patients treated on this contract for their most recent course of treatment. Figures in italics indicate the base number of FP17s or Patient Questionnaire responses are less than 100. N/A is shown where the base number of responses is less than 10 during the period. % is calculated as Quantity/Base number*100

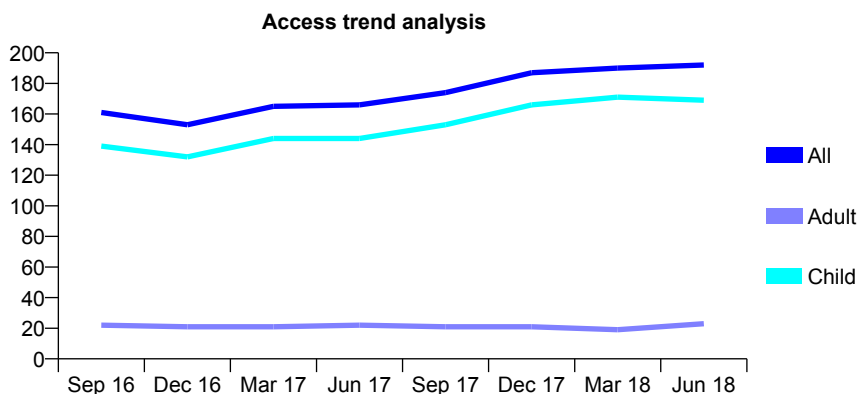
Q56 - Vital Signs At a Glance Contract Report for 657409/0001 - June 2018

Name or company name	MR JS FROST
Contract type name	GDS Contract
Purpose of contract	General
Contract start date	01/04/2006
Contract end date	

18/19 Contracted general activity (UDA)	259
Carry forward general activity (UDA)	0
18/19 Contracted orthodontic activity (UOA)	0
Carry forward orthodontic activity (UOA)	0
Baseline contract value	£5,981.44

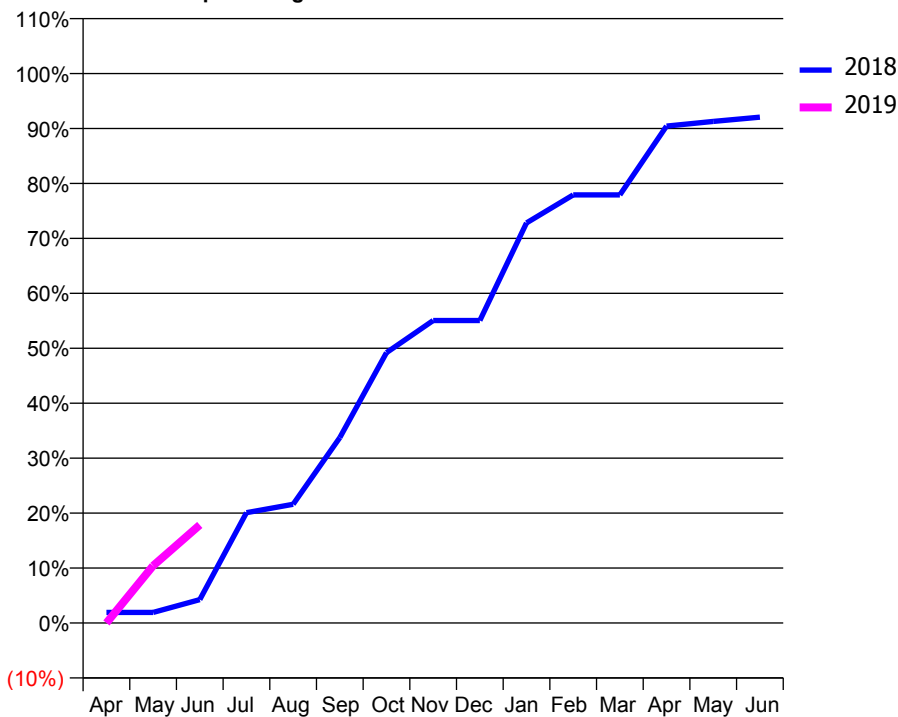
ACCESS*

Patients seen in 24 months	Total	Change since previous quarter
Quarter ending June 2017	166	
Quarter ending September 2017	174	↑
Quarter ending December 2017	187	↑
Quarter ending March 2018	190	→
Quarter ending June 2018	192	→
Variance since June 2017	15.7%	↑



ACTIVITY

Cumulative percentage of contracted UDA delivered 2018 & 2019



QUALITY

	Quantity	Base Number	Contract	AT	Region	England
% of FP17s for the same patient ID Re-attending within 3 months - Children	6	86	7.0%	10.7%	11.3%	11.5%
% of FP17s for the same patient ID Re-attending within 3 months - Adults	1	3	33.3%	14.0%	14.9%	15.4%
% of FP17s for the same patient ID Re-attending between 3 & 9 months - Children	51	86	59.3%	59.8%	60.0%	58.9%
% of FP17s for the same patient ID Re-attending between 3 & 9 months - Adults	2	3	66.7%	49.6%	52.6%	51.6%
% of FP17s for Band 1 Urgent Courses	1	40	2.5%	9.0%	7.9%	8.9%
% of FP17s Relating to Free Repair or Replacements	0	40	0.0%	0.7%	0.8%	0.8%
% of FP17s Relating to Continuations	0	40	0.0%	1.0%	0.9%	0.9%
% of Patients satisfied with the dentistry they have received	0	0	N/A	93.6%	93.2%	93.2%
% of Patients satisfied with the time they had to wait for an appointment	0	0	N/A	87.9%	89.1%	88.8%

* This is based on patients treated on this contract for their most recent course of treatment. Figures in italics indicate the base number of FP17s or Patient Questionnaire responses are less than 100. N/A is shown where the base number of responses is less than 10 during the period. % is calculated as Quantity/Base number*100

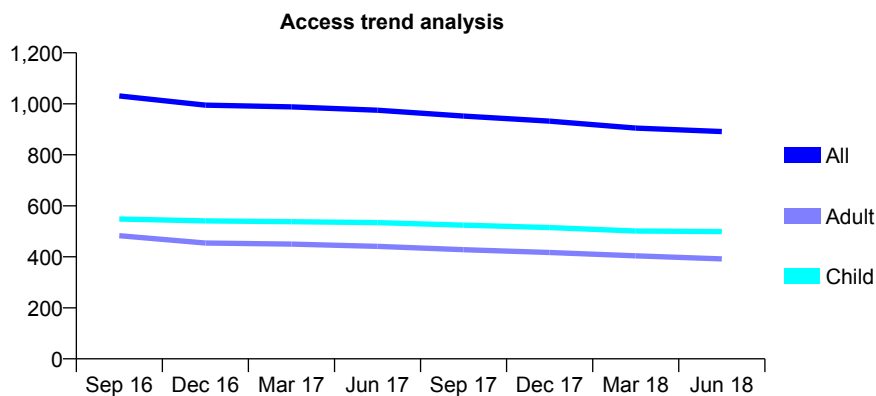
Q56 - Vital Signs At a Glance Contract Report for 657719/0001 - June 2018

Name or company name	MR IS MALHERBE
Contract type name	GDS Contract
Purpose of contract	General and Orthodontic
Contract start date	01/04/2006
Contract end date	

18/19 Contracted general activity (UDA)	3,200
Carry forward general activity (UDA)	0
18/19 Contracted orthodontic activity (UOA)	579
Carry forward orthodontic activity (UOA)	0
Baseline contract value	£84,004.02

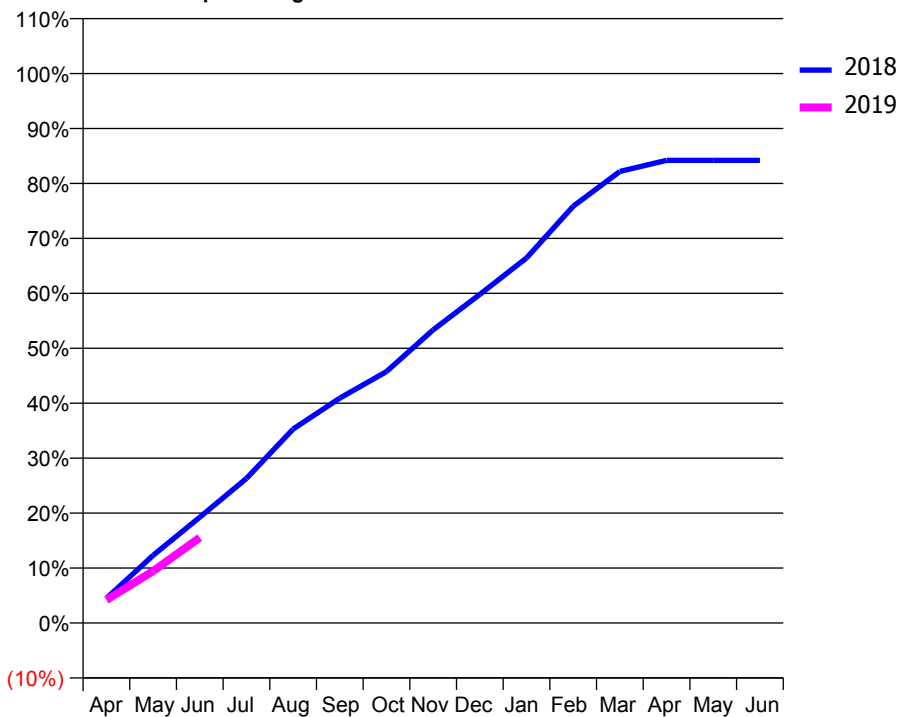
ACCESS*

Patients seen in 24 months	Total	Change since previous quarter
Quarter ending June 2017	975	
Quarter ending September 2017	952	↓
Quarter ending December 2017	932	↓
Quarter ending March 2018	905	↓
Quarter ending June 2018	891	↓
Variance since June 2017	(8.6%)	↓



ACTIVITY

Cumulative percentage of contracted UDA delivered 2018 & 2019



Adjusted Scheduled Activity (UDA)

Month	2018	2019
April	144	134
May	394	302
June	616	498
July	842	
August	1,129	
September	1,309	
October	1,464	
November	1,707	
December	1,914	
January	2,125	
February	2,427	
March	2,630	
April	2,694	
May	2,694	
June	2,694	

QUALITY

	Quantity	Base Number	Contract	AT	Region	England
% of FP17s for the same patient ID Re-attending within 3 months - Children	15	186	8.1%	10.7%	11.3%	11.5%
% of FP17s for the same patient ID Re-attending within 3 months - Adults	19	121	15.7%	14.0%	14.9%	15.4%
% of FP17s for the same patient ID Re-attending between 3 & 9 months - Children	127	186	68.3%	59.8%	60.0%	58.9%
% of FP17s for the same patient ID Re-attending between 3 & 9 months - Adults	73	121	60.3%	49.6%	52.6%	51.6%
% of FP17s for Band 1 Urgent Courses	13	278	4.7%	9.0%	7.9%	8.9%
% of FP17s Relating to Free Repair or Replacements	0	278	0.0%	0.7%	0.8%	0.8%
% of FP17s Relating to Continuations	2	278	0.7%	1.0%	0.9%	0.9%
% of Patients satisfied with the dentistry they have received	1	1	N/A	93.6%	93.2%	93.2%
% of Patients satisfied with the time they had to wait for an appointment	0	1	N/A	87.9%	89.1%	88.8%

* This is based on patients treated on this contract for their most recent course of treatment. Figures in italics indicate the base number of FP17s or Patient Questionnaire responses are less than 100. N/A is shown where the base number of responses is less than 10 during the period. % is calculated as Quantity/Base number*100

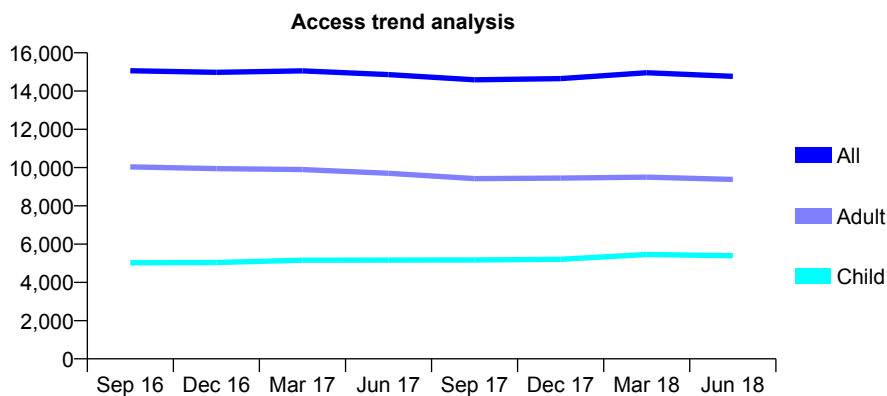
Q56 - Vital Signs At a Glance Contract Report for 659606/0002 - June 2018

Name or company name	MR RM WADHWANI
Contract type name	GDS Contract
Purpose of contract	General
Contract start date	01/04/2006
Contract end date	

18/19 Contracted general activity (UDA)	32,047
Carry forward general activity (UDA)	0
18/19 Contracted orthodontic activity (UOA)	0
Carry forward orthodontic activity (UOA)	0
Baseline contract value	£923,435.66

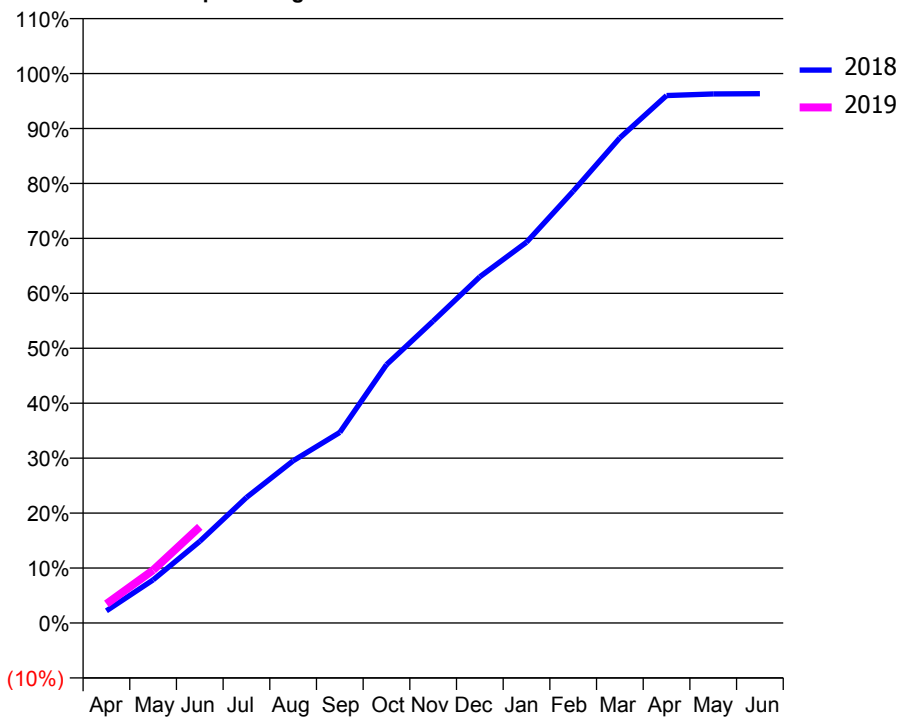
ACCESS*

Patients seen in 24 months	Total	Change since previous quarter
Quarter ending June 2017	14,863	
Quarter ending September 2017	14,590	↓
Quarter ending December 2017	14,649	→
Quarter ending March 2018	14,956	↑
Quarter ending June 2018	14,772	↓
Variance since June 2017	(0.6%)	→



ACTIVITY

Cumulative percentage of contracted UDA delivered 2018 & 2019



Month	Adjusted Scheduled Activity (UDA)	
	2018	2019
April	696	1,112
May	2,470	3,081
June	4,683	5,610
July	7,194	
August	9,301	
September	10,927	
October	14,814	
November	17,309	
December	19,848	
January	21,829	
February	24,758	
March	27,809	
April	30,237	
May	30,330	
June	30,340	

QUALITY

	Quantity	Base Number	Contract	AT	Region	England
% of FP17s for the same patient ID Re-attending within 3 months - Children	306	2,211	13.8%	10.7%	11.3%	11.5%
% of FP17s for the same patient ID Re-attending within 3 months - Adults	360	2,860	12.6%	14.0%	14.9%	15.4%
% of FP17s for the same patient ID Re-attending between 3 & 9 months - Children	1,084	2,211	49.0%	59.8%	60.0%	58.9%
% of FP17s for the same patient ID Re-attending between 3 & 9 months - Adults	1,274	2,860	44.5%	49.6%	52.6%	51.6%
% of FP17s for Band 1 Urgent Courses	290	3,502	8.3%	9.0%	7.9%	8.9%
% of FP17s Relating to Free Repair or Replacements	26	3,502	0.7%	0.7%	0.8%	0.8%
% of FP17s Relating to Continuations	5	3,502	0.1%	1.0%	0.9%	0.9%
% of Patients satisfied with the dentistry they have received	5	5	N/A	93.6%	93.2%	93.2%
% of Patients satisfied with the time they had to wait for an appointment	3	5	N/A	87.9%	89.1%	88.8%

* This is based on patients treated on this contract for their most recent course of treatment. Figures in italics indicate the base number of FP17s or Patient Questionnaire responses are less than 100. N/A is shown where the base number of responses is less than 10 during the period. % is calculated as Quantity/Base number*100

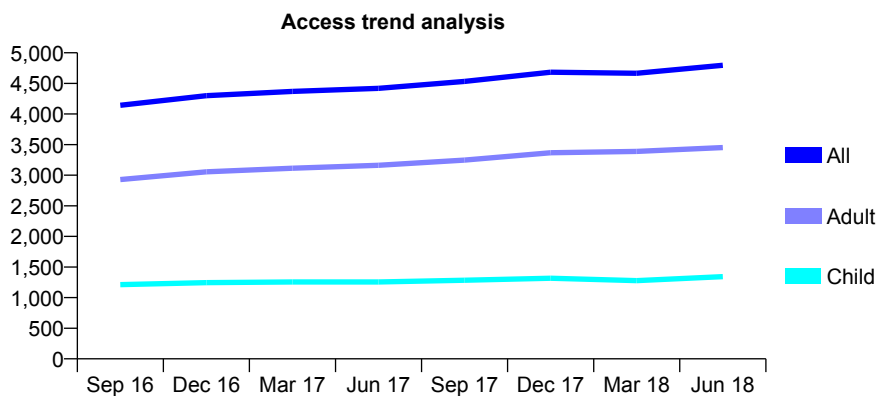
Q56 - Vital Signs At a Glance Contract Report for 659606/0006 - June 2018

Name or company name	MR RM WADHWANI
Contract type name	GDS Contract
Purpose of contract	General
Contract start date	03/12/2007
Contract end date	

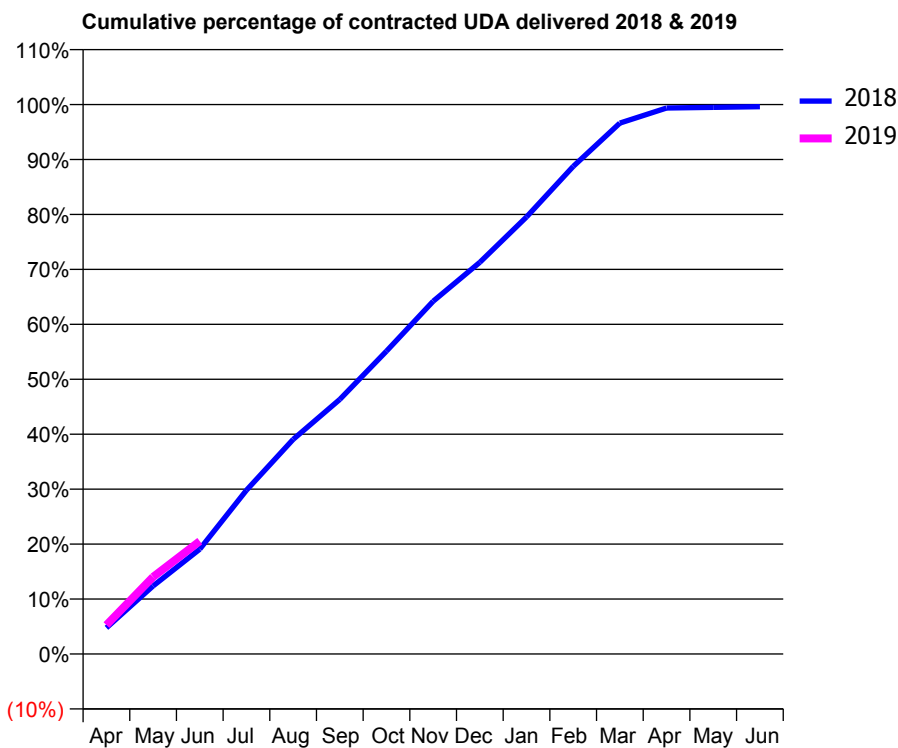
18/19 Contracted general activity (UDA)	10,000
Carry forward general activity (UDA)	0
18/19 Contracted orthodontic activity (UOA)	0
Carry forward orthodontic activity (UOA)	0
Baseline contract value	£249,517.10

ACCESS*

Patients seen in 24 months	Total	Change since previous quarter
Quarter ending June 2017	4,419	
Quarter ending September 2017	4,532	↑
Quarter ending December 2017	4,684	↑
Quarter ending March 2018	4,665	→
Quarter ending June 2018	4,796	↑
Variance since June 2017	8.5%	↑



ACTIVITY



Month	Adjusted Scheduled Activity (UDA)	
	2018	2019
April	477	527
May	1,240	1,403
June	1,907	2,055
July	2,982	
August	3,906	
September	4,633	
October	5,513	
November	6,420	
December	7,128	
January	7,954	
February	8,873	
March	9,663	
April	9,935	
May	9,949	
June	9,961	

QUALITY

	Quantity	Base Number	Contract	AT	Region	England
% of FP17s for the same patient ID Re-attending within 3 months - Children	17	443	3.8%	10.7%	11.3%	11.5%
% of FP17s for the same patient ID Re-attending within 3 months - Adults	139	1,115	12.5%	14.0%	14.9%	15.4%
% of FP17s for the same patient ID Re-attending between 3 & 9 months - Children	233	443	52.6%	59.8%	60.0%	58.9%
% of FP17s for the same patient ID Re-attending between 3 & 9 months - Adults	579	1,115	51.9%	49.6%	52.6%	51.6%
% of FP17s for Band 1 Urgent Courses	117	1,377	8.5%	9.0%	7.9%	8.9%
% of FP17s Relating to Free Repair or Replacements	5	1,377	0.4%	0.7%	0.8%	0.8%
% of FP17s Relating to Continuations	6	1,377	0.4%	1.0%	0.9%	0.9%
% of Patients satisfied with the dentistry they have received	3	3	N/A	93.6%	93.2%	93.2%
% of Patients satisfied with the time they had to wait for an appointment	3	3	N/A	87.9%	89.1%	88.8%

* This is based on patients treated on this contract for their most recent course of treatment. Figures in italics indicate the base number of FP17s or Patient Questionnaire responses are less than 100. N/A is shown where the base number of responses is less than 10 during the period. % is calculated as Quantity/Base number*100

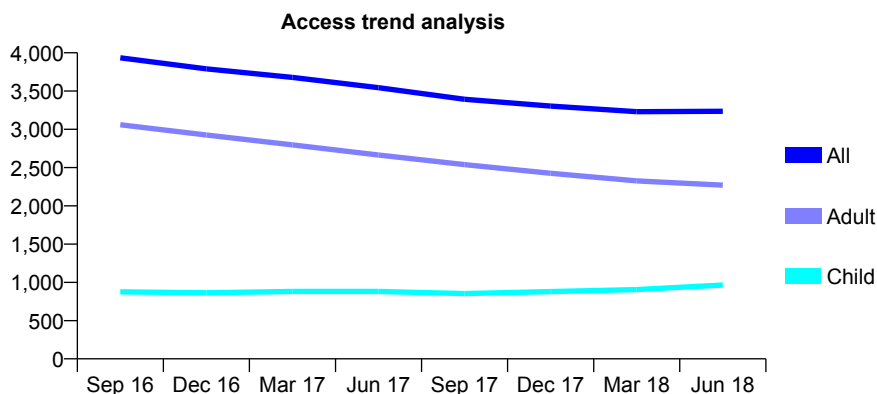
Q56 - Vital Signs At a Glance Contract Report for 664197/0003 - June 2018

Name or company name	Mobeen Ahmed
Contract type name	GDS Contract
Purpose of contract	General
Contract start date	01/04/2006
Contract end date	

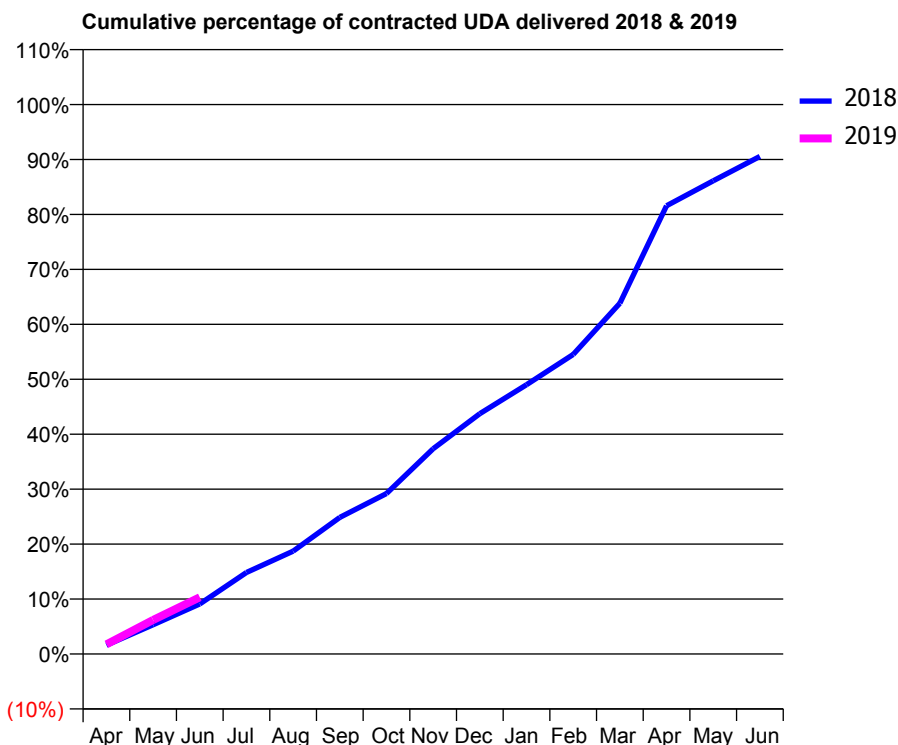
18/19 Contracted general activity (UDA)	10,082
Carry forward general activity (UDA)	0
18/19 Contracted orthodontic activity (UOA)	0
Carry forward orthodontic activity (UOA)	0
Baseline contract value	£256,307.47

ACCESS*

Patients seen in 24 months	Total	Change since previous quarter
Quarter ending June 2017	3,545	
Quarter ending September 2017	3,392	↓
Quarter ending December 2017	3,304	↓
Quarter ending March 2018	3,231	↓
Quarter ending June 2018	3,236	→
Variance since June 2017	(8.7%)	↓



ACTIVITY



Month	Adjusted Scheduled Activity (UDA)	
	2018	2019
April	162	178
May	536	626
June	920	1,042
July	1,496	
August	1,889	
September	2,507	
October	2,944	
November	3,766	
December	4,411	
January	4,940	
February	5,496	
March	6,436	
April	8,225	
May	8,682	
June	9,131	

QUALITY

	Quantity	Base Number	Contract	AT	Region	England
% of FP17s for the same patient ID Re-attending within 3 months - Children	59	425	13.9%	10.7%	11.3%	11.5%
% of FP17s for the same patient ID Re-attending within 3 months - Adults	54	663	8.1%	14.0%	14.9%	15.4%
% of FP17s for the same patient ID Re-attending between 3 & 9 months - Children	94	425	22.1%	59.8%	60.0%	58.9%
% of FP17s for the same patient ID Re-attending between 3 & 9 months - Adults	219	663	33.0%	49.6%	52.6%	51.6%
% of FP17s for Band 1 Urgent Courses	34	474	7.2%	9.0%	7.9%	8.9%
% of FP17s Relating to Free Repair or Replacements	0	474	0.0%	0.7%	0.8%	0.8%
% of FP17s Relating to Continuations	0	474	0.0%	1.0%	0.9%	0.9%
% of Patients satisfied with the dentistry they have received	0	1	N/A	93.6%	93.2%	93.2%
% of Patients satisfied with the time they had to wait for an appointment	1	1	N/A	87.9%	89.1%	88.8%

* This is based on patients treated on this contract for their most recent course of treatment. Figures in italics indicate the base number of FP17s or Patient Questionnaire responses are less than 100. N/A is shown where the base number of responses is less than 10 during the period. % is calculated as Quantity/Base number*100

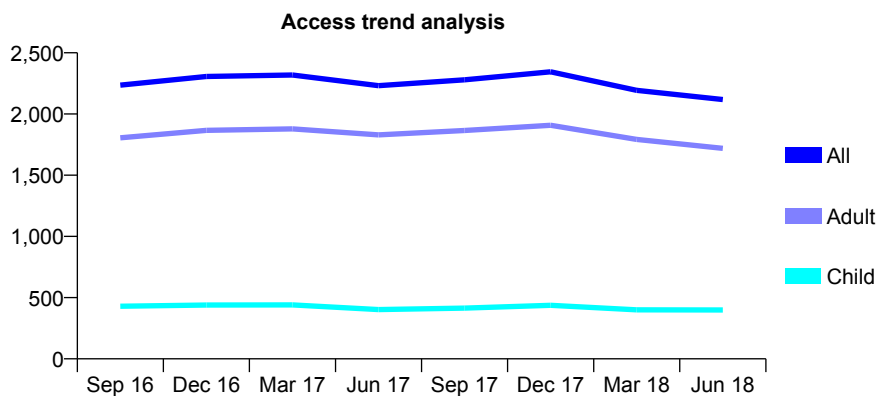
Q56 - Vital Signs At a Glance Contract Report for 673358/0001 - June 2018

Name or company name	MISS SM WEINACHT
Contract type name	GDS Contract
Purpose of contract	General
Contract start date	01/04/2006
Contract end date	

18/19 Contracted general activity (UDA)	6,271
Carry forward general activity (UDA)	0
18/19 Contracted orthodontic activity (UOA)	0
Carry forward orthodontic activity (UOA)	0
Baseline contract value	£162,202.85

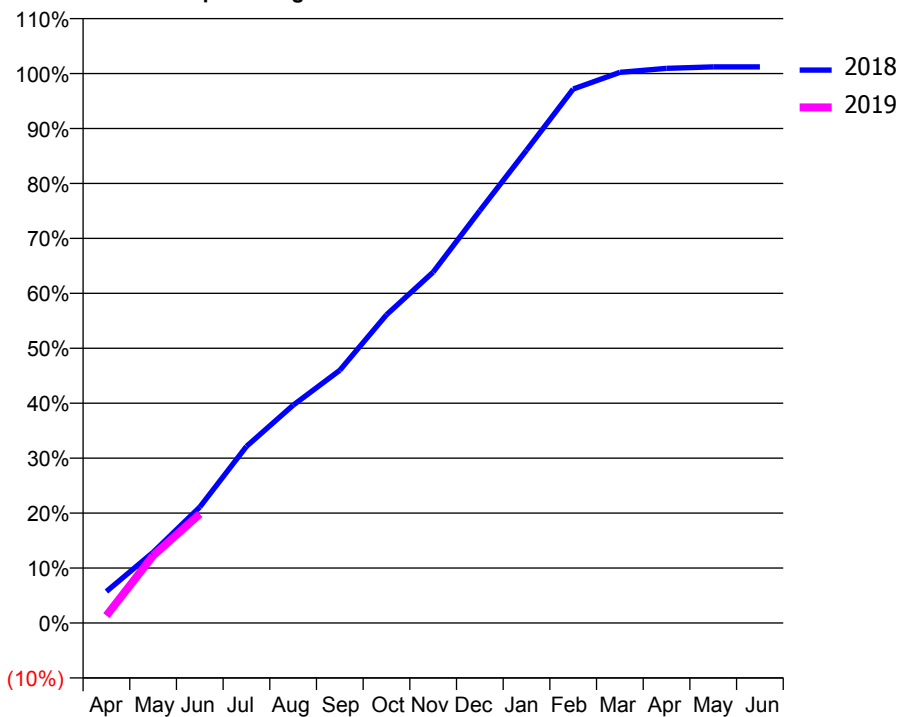
ACCESS*

Patients seen in 24 months	Total	Change since previous quarter
Quarter ending June 2017	2,232	
Quarter ending September 2017	2,279	↑
Quarter ending December 2017	2,345	↑
Quarter ending March 2018	2,193	↓
Quarter ending June 2018	2,118	↓
Variance since June 2017	(5.1%)	↓



ACTIVITY

Cumulative percentage of contracted UDA delivered 2018 & 2019



Month	Adjusted Scheduled Activity (UDA)	
	2018	2019
April	359	85
May	807	770
June	1,324	1,244
July	2,016	
August	2,486	
September	2,885	
October	3,517	
November	4,004	
December	4,706	
January	5,395	
February	6,093	
March	6,285	
April	6,330	
May	6,347	
June	6,347	

QUALITY

	Quantity	Base Number	Contract	AT	Region	England
% of FP17s for the same patient ID Re-attending within 3 months - Children	8	142	5.6%	10.7%	11.3%	11.5%
% of FP17s for the same patient ID Re-attending within 3 months - Adults	44	515	8.5%	14.0%	14.9%	15.4%
% of FP17s for the same patient ID Re-attending between 3 & 9 months - Children	72	142	50.7%	59.8%	60.0%	58.9%
% of FP17s for the same patient ID Re-attending between 3 & 9 months - Adults	248	515	48.2%	49.6%	52.6%	51.6%
% of FP17s for Band 1 Urgent Courses	48	646	7.4%	9.0%	7.9%	8.9%
% of FP17s Relating to Free Repair or Replacements	4	646	0.6%	0.7%	0.8%	0.8%
% of FP17s Relating to Continuations	2	646	0.3%	1.0%	0.9%	0.9%
% of Patients satisfied with the dentistry they have received	9	9	N/A	93.6%	93.2%	93.2%
% of Patients satisfied with the time they had to wait for an appointment	9	9	N/A	87.9%	89.1%	88.8%

* This is based on patients treated on this contract for their most recent course of treatment. Figures in italics indicate the base number of FP17s or Patient Questionnaire responses are less than 100. N/A is shown where the base number of responses is less than 10 during the period. % is calculated as Quantity/Base number*100

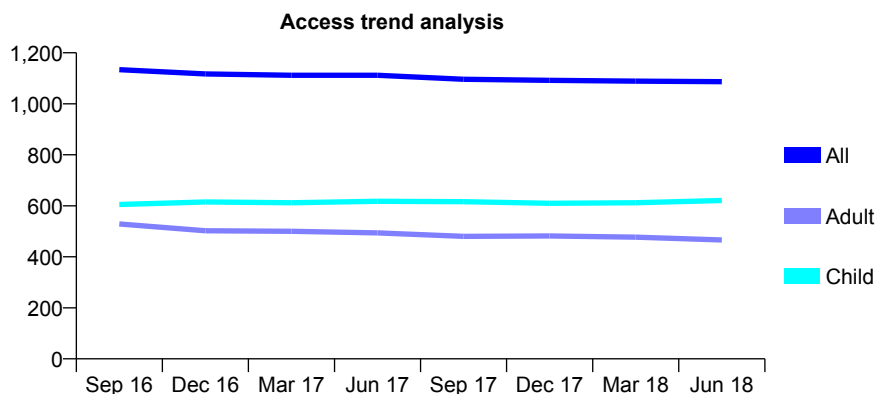
Q56 - Vital Signs At a Glance Contract Report for 676934/0001 - June 2018

Name or company name	Station House Dental Surgery
Contract type name	GDS Contract
Purpose of contract	General
Contract start date	01/04/2006
Contract end date	

18/19 Contracted general activity (UDA)	3,336
Carry forward general activity (UDA)	0
18/19 Contracted orthodontic activity (UOA)	0
Carry forward orthodontic activity (UOA)	0
Baseline contract value	£77,195.04

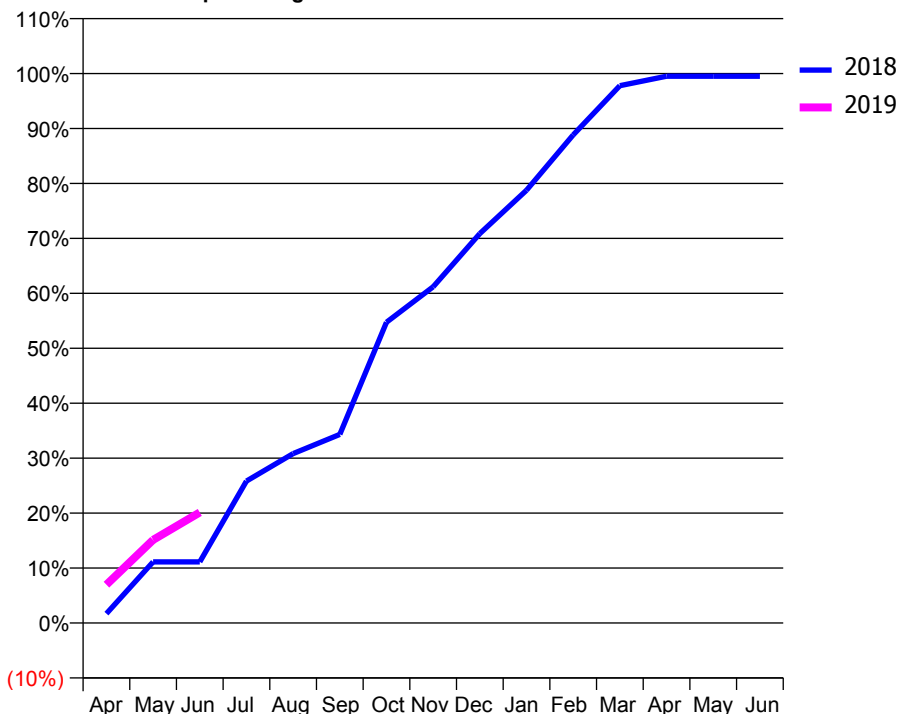
ACCESS*

Patients seen in 24 months	Total	Change since previous quarter
Quarter ending June 2017	1,112	
Quarter ending September 2017	1,096	↓
Quarter ending December 2017	1,092	→
Quarter ending March 2018	1,089	→
Quarter ending June 2018	1,087	→
Variance since June 2017	(2.2%)	↓



ACTIVITY

Cumulative percentage of contracted UDA delivered 2018 & 2019



Adjusted Scheduled Activity (UDA)

Month	2018	2019
April	57	233
May	371	505
June	371	671
July	862	
August	1,029	
September	1,145	
October	1,826	
November	2,041	
December	2,364	
January	2,628	
February	2,963	
March	3,262	
April	3,319	
May	3,319	
June	3,319	

QUALITY

	Quantity	Base Number	Contract	AT	Region	England
% of FP17s for the same patient ID Re-attending within 3 months - Children	29	249	11.6%	10.7%	11.3%	11.5%
% of FP17s for the same patient ID Re-attending within 3 months - Adults	27	137	19.7%	14.0%	14.9%	15.4%
% of FP17s for the same patient ID Re-attending between 3 & 9 months - Children	168	249	67.5%	59.8%	60.0%	58.9%
% of FP17s for the same patient ID Re-attending between 3 & 9 months - Adults	78	137	56.9%	49.6%	52.6%	51.6%
% of FP17s for Band 1 Urgent Courses	12	366	3.3%	9.0%	7.9%	8.9%
% of FP17s Relating to Free Repair or Replacements	0	366	0.0%	0.7%	0.8%	0.8%
% of FP17s Relating to Continuations	0	366	0.0%	1.0%	0.9%	0.9%
% of Patients satisfied with the dentistry they have received	0	0	N/A	93.6%	93.2%	93.2%
% of Patients satisfied with the time they had to wait for an appointment	0	0	N/A	87.9%	89.1%	88.8%

* This is based on patients treated on this contract for their most recent course of treatment. Figures in italics indicate the base number of FP17s or Patient Questionnaire responses are less than 100. N/A is shown where the base number of responses is less than 10 during the period. % is calculated as Quantity/Base number*100

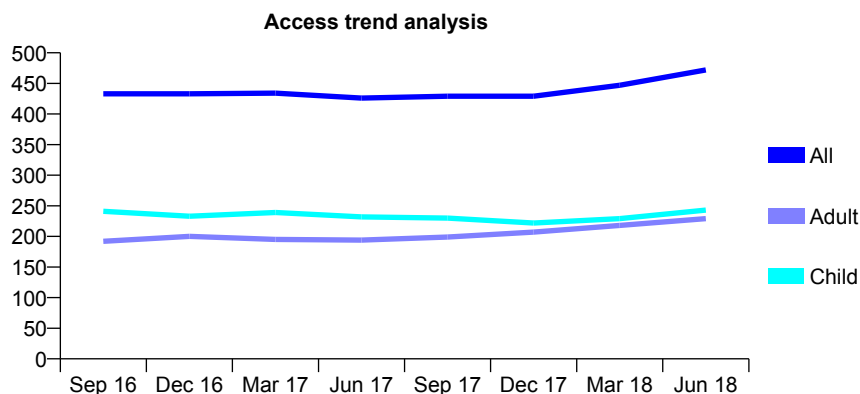
Q56 - Vital Signs At a Glance Contract Report for 729159/0001 - June 2018

Name or company name	MRS AM RAE
Contract type name	GDS Contract
Purpose of contract	General and Orthodontic
Contract start date	01/04/2006
Contract end date	

18/19 Contracted general activity (UDA)	612
Carry forward general activity (UDA)	0
18/19 Contracted orthodontic activity (UOA)	709
Carry forward orthodontic activity (UOA)	0
Baseline contract value	£61,198.41

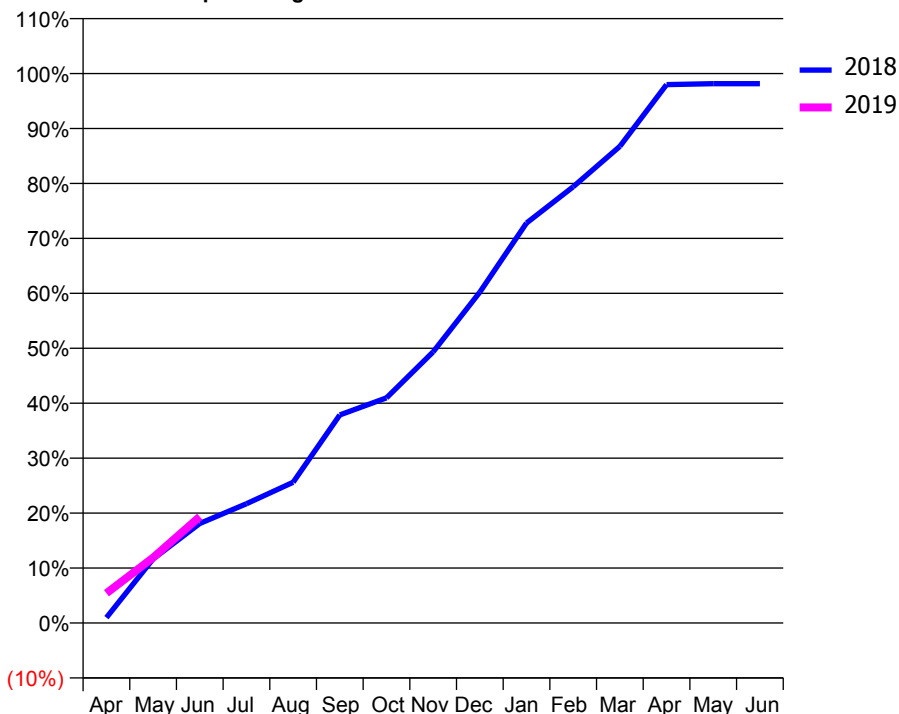
ACCESS*

Patients seen in 24 months	Total	Change since previous quarter
Quarter ending June 2017	426	
Quarter ending September 2017	429	→
Quarter ending December 2017	429	→
Quarter ending March 2018	447	↑
Quarter ending June 2018	472	↑
Variance since June 2017	10.8%	↑



ACTIVITY

Cumulative percentage of contracted UDA delivered 2018 & 2019



Adjusted Scheduled Activity (UDA)

Month	2018	2019
April	6	33
May	71	73
June	111	118
July	133	
August	157	
September	232	
October	251	
November	302	
December	369	
January	445	
February	486	
March	531	
April	600	
May	601	
June	601	

QUALITY

	Quantity	Base Number	Contract	AT	Region	England
% of FP17s for the same patient ID Re-attending within 3 months - Children	3	110	2.7%	10.7%	11.3%	11.5%
% of FP17s for the same patient ID Re-attending within 3 months - Adults	1	53	1.9%	14.0%	14.9%	15.4%
% of FP17s for the same patient ID Re-attending between 3 & 9 months - Children	37	110	33.6%	59.8%	60.0%	58.9%
% of FP17s for the same patient ID Re-attending between 3 & 9 months - Adults	16	53	30.2%	49.6%	52.6%	51.6%
% of FP17s for Band 1 Urgent Courses	7	93	7.5%	9.0%	7.9%	8.9%
% of FP17s Relating to Free Repair or Replacements	0	93	0.0%	0.7%	0.8%	0.8%
% of FP17s Relating to Continuations	0	93	0.0%	1.0%	0.9%	0.9%
% of Patients satisfied with the dentistry they have received	0	0	N/A	93.6%	93.2%	93.2%
% of Patients satisfied with the time they had to wait for an appointment	0	0	N/A	87.9%	89.1%	88.8%

* This is based on patients treated on this contract for their most recent course of treatment. Figures in italics indicate the base number of FP17s or Patient Questionnaire responses are less than 100. N/A is shown where the base number of responses is less than 10 during the period. % is calculated as Quantity/Base number*100

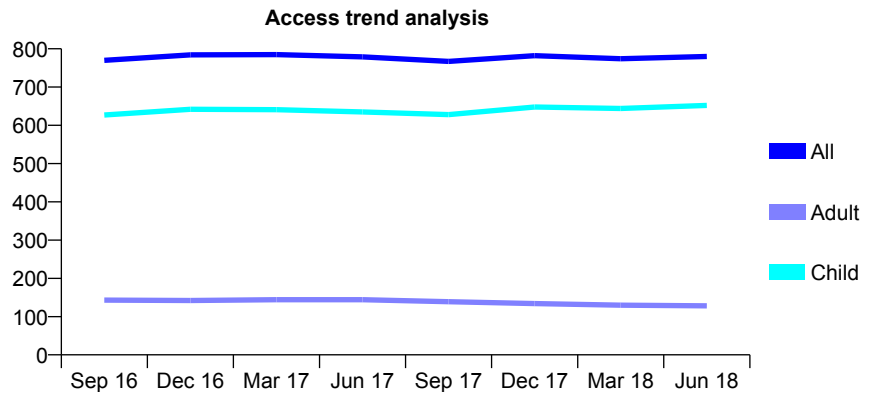
Q56 - Vital Signs At a Glance Contract Report for 731692/0001 - June 2018

Name or company name	MR MC ACKERMAN
Contract type name	GDS Contract
Purpose of contract	General
Contract start date	01/04/2006
Contract end date	

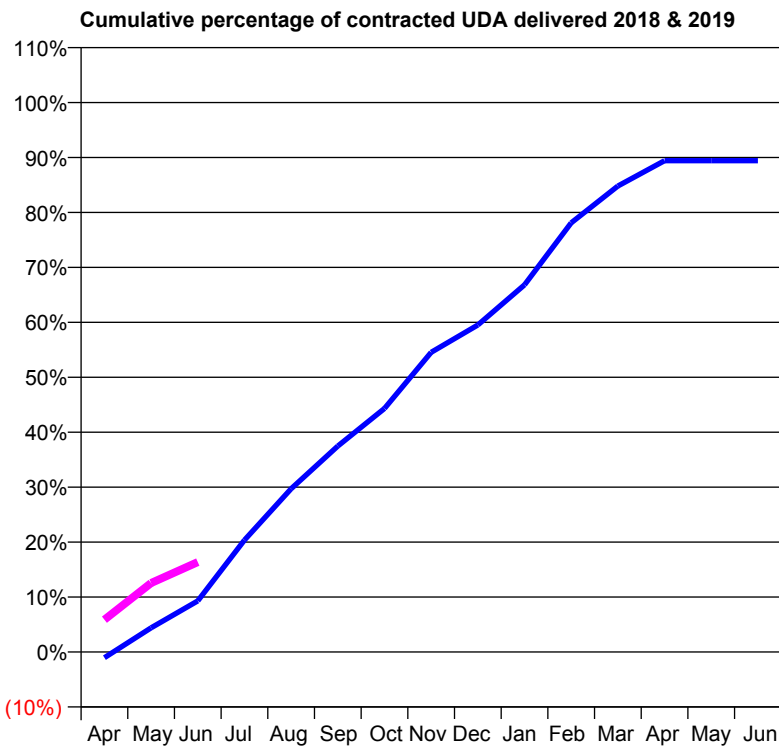
18/19 Contracted general activity (UDA)	1,721
Carry forward general activity (UDA)	0
18/19 Contracted orthodontic activity (UOA)	0
Carry forward orthodontic activity (UOA)	0
Baseline contract value	£35,968.92

ACCESS*

Patients seen in 24 months	Total	Change since previous quarter
Quarter ending June 2017	779	
Quarter ending September 2017	767	↓
Quarter ending December 2017	782	→
Quarter ending March 2018	774	↓
Quarter ending June 2018	780	→
Variance since June 2017	0.1%	→



ACTIVITY



Month	Adjusted Scheduled Activity (UDA)	
	2018	2019
April	-18	101
May	76	216
June	160	282
July	350	
August	512	
September	645	
October	763	
November	939	
December	1,024	
January	1,150	
February	1,344	
March	1,460	
April	1,539	
May	1,539	
June	1,539	

QUALITY

	Quantity	Base Number	Contract	AT	Region	England
% of FP17s for the same patient ID Re-attending within 3 months - Children	16	279	5.7%	10.7%	11.3%	11.5%
% of FP17s for the same patient ID Re-attending within 3 months - Adults	4	20	20.0%	14.0%	14.9%	15.4%
% of FP17s for the same patient ID Re-attending between 3 & 9 months - Children	200	279	71.7%	59.8%	60.0%	58.9%
% of FP17s for the same patient ID Re-attending between 3 & 9 months - Adults	14	20	70.0%	49.6%	52.6%	51.6%
% of FP17s for Band 1 Urgent Courses	8	234	3.4%	9.0%	7.9%	8.9%
% of FP17s Relating to Free Repair or Replacements	0	234	0.0%	0.7%	0.8%	0.8%
% of FP17s Relating to Continuations	0	234	0.0%	1.0%	0.9%	0.9%
% of Patients satisfied with the dentistry they have received	0	0	N/A	93.6%	93.2%	93.2%
% of Patients satisfied with the time they had to wait for an appointment	0	0	N/A	87.9%	89.1%	88.8%

* This is based on patients treated on this contract for their most recent course of treatment. Figures in italics indicate the base number of FP17s or Patient Questionnaire responses are less than 100. N/A is shown where the base number of responses is less than 10 during the period. % is calculated as Quantity/Base number*100

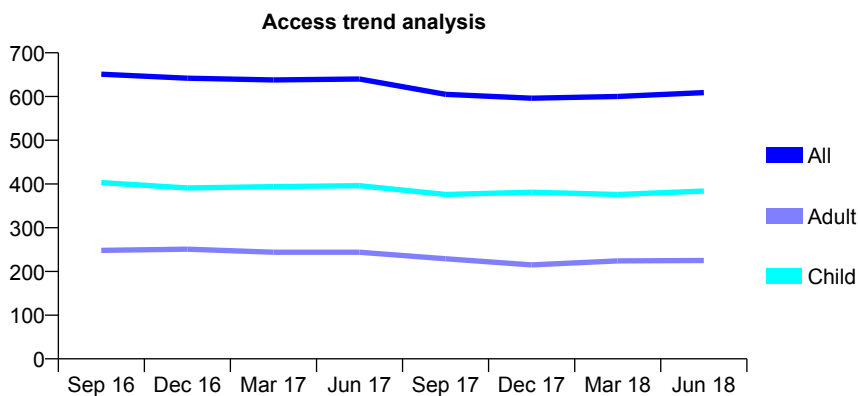
Q56 - Vital Signs At a Glance Contract Report for 732184/0001 - June 2018

Name or company name	Mr T Mullan
Contract type name	GDS Contract
Purpose of contract	General
Contract start date	01/04/2006
Contract end date	

18/19 Contracted general activity (UDA)	950
Carry forward general activity (UDA)	0
18/19 Contracted orthodontic activity (UOA)	0
Carry forward orthodontic activity (UOA)	0
Baseline contract value	£25,236.49

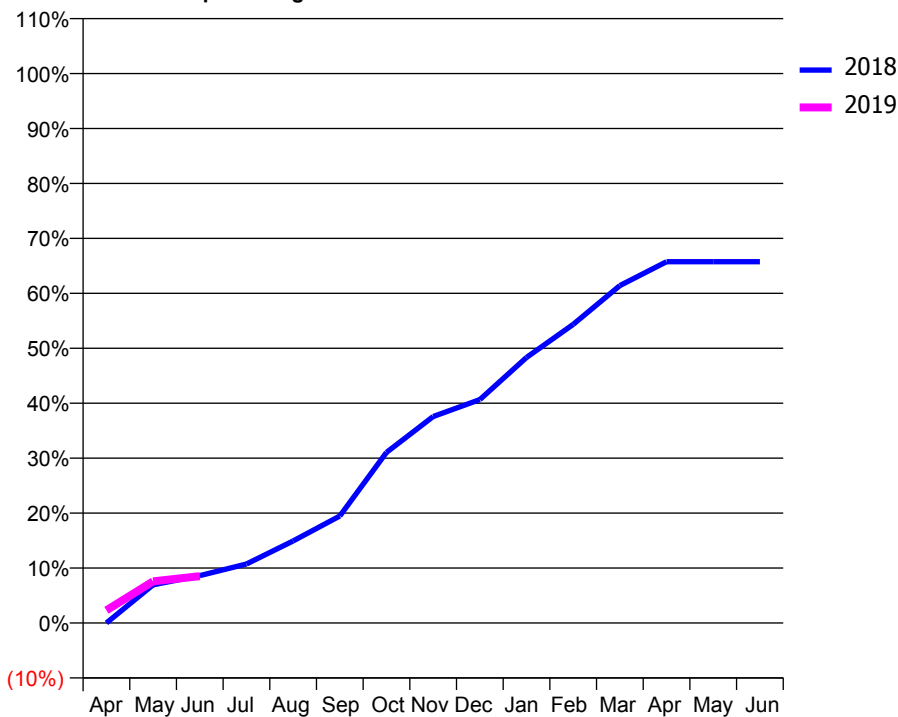
ACCESS*

Patients seen in 24 months	Total	Change since previous quarter
Quarter ending June 2017	640	
Quarter ending September 2017	605	↓
Quarter ending December 2017	596	↓
Quarter ending March 2018	600	→
Quarter ending June 2018	609	→
Variance since June 2017	(4.8%)	↓



ACTIVITY

Cumulative percentage of contracted UDA delivered 2018 & 2019



Adjusted Scheduled Activity (UDA)

Month	2018	2019
April	0	22
May	66	72
June	82	81
July	102	
August	142	
September	185	
October	295	
November	357	
December	386	
January	459	
February	516	
March	583	
April	625	
May	625	
June	625	

QUALITY

	Quantity	Base Number	Contract	AT	Region	England
% of FP17s for the same patient ID Re-attending within 3 months - Children	1	85	1.2%	10.7%	11.3%	11.5%
% of FP17s for the same patient ID Re-attending within 3 months - Adults	0	17	0.0%	14.0%	14.9%	15.4%
% of FP17s for the same patient ID Re-attending between 3 & 9 months - Children	33	85	38.8%	59.8%	60.0%	58.9%
% of FP17s for the same patient ID Re-attending between 3 & 9 months - Adults	4	17	23.5%	49.6%	52.6%	51.6%
% of FP17s for Band 1 Urgent Courses	0	69	0.0%	9.0%	7.9%	8.9%
% of FP17s Relating to Free Repair or Replacements	0	69	0.0%	0.7%	0.8%	0.8%
% of FP17s Relating to Continuations	0	69	0.0%	1.0%	0.9%	0.9%
% of Patients satisfied with the dentistry they have received	0	0	N/A	93.6%	93.2%	93.2%
% of Patients satisfied with the time they had to wait for an appointment	0	0	N/A	87.9%	89.1%	88.8%

* This is based on patients treated on this contract for their most recent course of treatment. Figures in italics indicate the base number of FP17s or Patient Questionnaire responses are less than 100. N/A is shown where the base number of responses is less than 10 during the period. % is calculated as Quantity/Base number*100

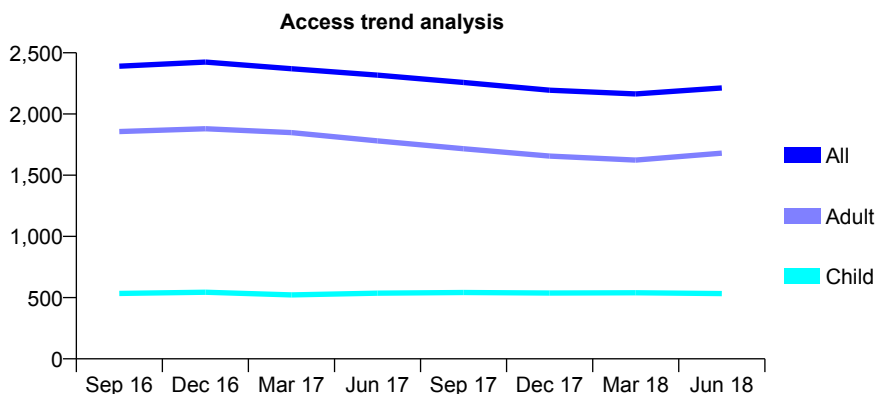
Q56 - Vital Signs At a Glance Contract Report for 732524/0001 - June 2018

Name or company name	MR PG MULLINS
Contract type name	GDS Contract
Purpose of contract	General
Contract start date	01/04/2006
Contract end date	

18/19 Contracted general activity (UDA)	5,240
Carry forward general activity (UDA)	0
18/19 Contracted orthodontic activity (UOA)	0
Carry forward orthodontic activity (UOA)	0
Baseline contract value	£169,639.81

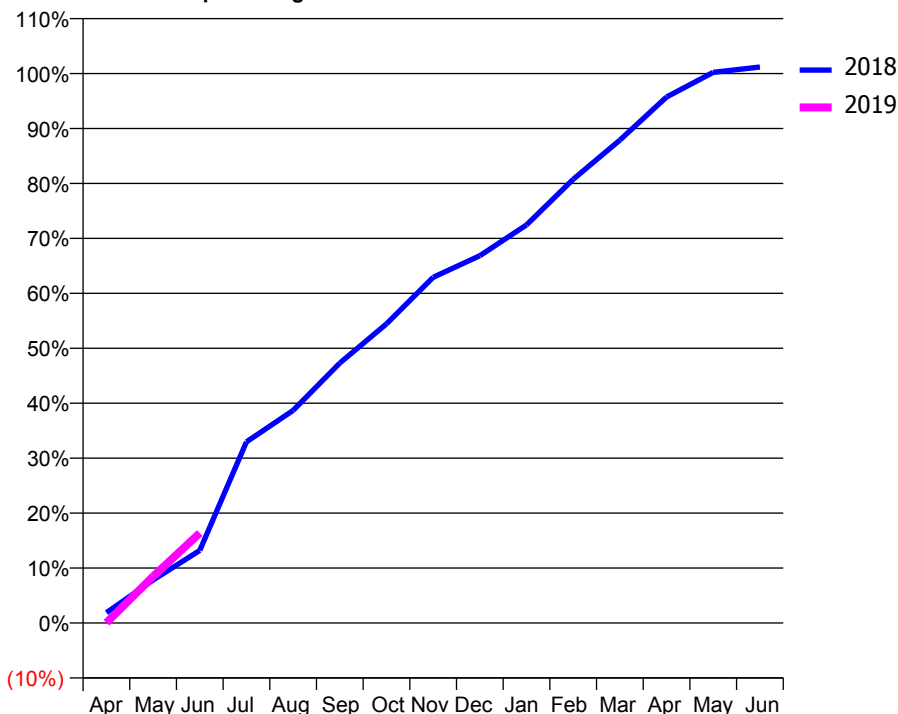
ACCESS*

Patients seen in 24 months	Total	Change since previous quarter
Quarter ending June 2017	2,318	
Quarter ending September 2017	2,258	↓
Quarter ending December 2017	2,194	↓
Quarter ending March 2018	2,164	↓
Quarter ending June 2018	2,213	↑
Variance since June 2017	(4.5%)	↓



ACTIVITY

Cumulative percentage of contracted UDA delivered 2018 & 2019



Month	Adjusted Scheduled Activity (UDA)	
	2018	2019
April	99	3
May	410	444
June	692	858
July	1,727	
August	2,028	
September	2,479	
October	2,852	
November	3,297	
December	3,502	
January	3,796	
February	4,231	
March	4,606	
April	5,015	
May	5,251	
June	5,302	

QUALITY

	Quantity	Base Number	Contract	AT	Region	England
% of FP17s for the same patient ID Re-attending within 3 months - Children	12	222	5.4%	10.7%	11.3%	11.5%
% of FP17s for the same patient ID Re-attending within 3 months - Adults	212	714	29.7%	14.0%	14.9%	15.4%
% of FP17s for the same patient ID Re-attending between 3 & 9 months - Children	169	222	76.1%	59.8%	60.0%	58.9%
% of FP17s for the same patient ID Re-attending between 3 & 9 months - Adults	198	714	27.7%	49.6%	52.6%	51.6%
% of FP17s for Band 1 Urgent Courses	51	538	9.5%	9.0%	7.9%	8.9%
% of FP17s Relating to Free Repair or Replacements	9	538	1.7%	0.7%	0.8%	0.8%
% of FP17s Relating to Continuations	2	538	0.4%	1.0%	0.9%	0.9%
% of Patients satisfied with the dentistry they have received	3	4	N/A	93.6%	93.2%	93.2%
% of Patients satisfied with the time they had to wait for an appointment	3	4	N/A	87.9%	89.1%	88.8%

* This is based on patients treated on this contract for their most recent course of treatment. Figures in italics indicate the base number of FP17s or Patient Questionnaire responses are less than 100. N/A is shown where the base number of responses is less than 10 during the period. % is calculated as Quantity/Base number*100

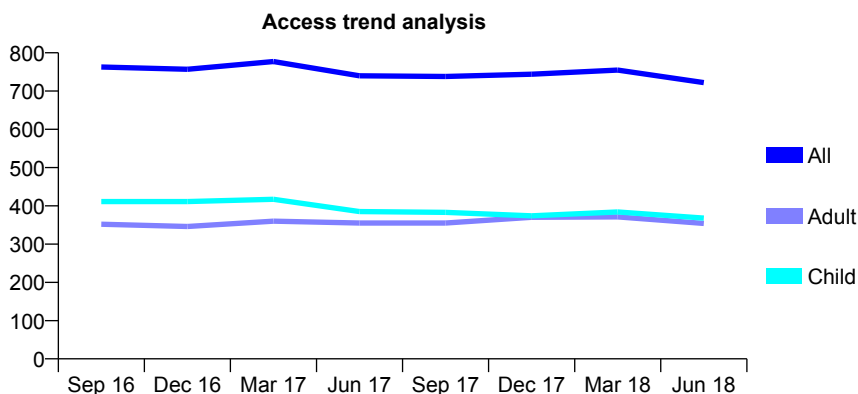
Q56 - Vital Signs At a Glance Contract Report for 736619/0001 - June 2018

Name or company name	MR DB BUCHANAN
Contract type name	PDS Contract
Purpose of contract	General and Orthodontic
Contract start date	01/08/2010
Contract end date	31/03/2019

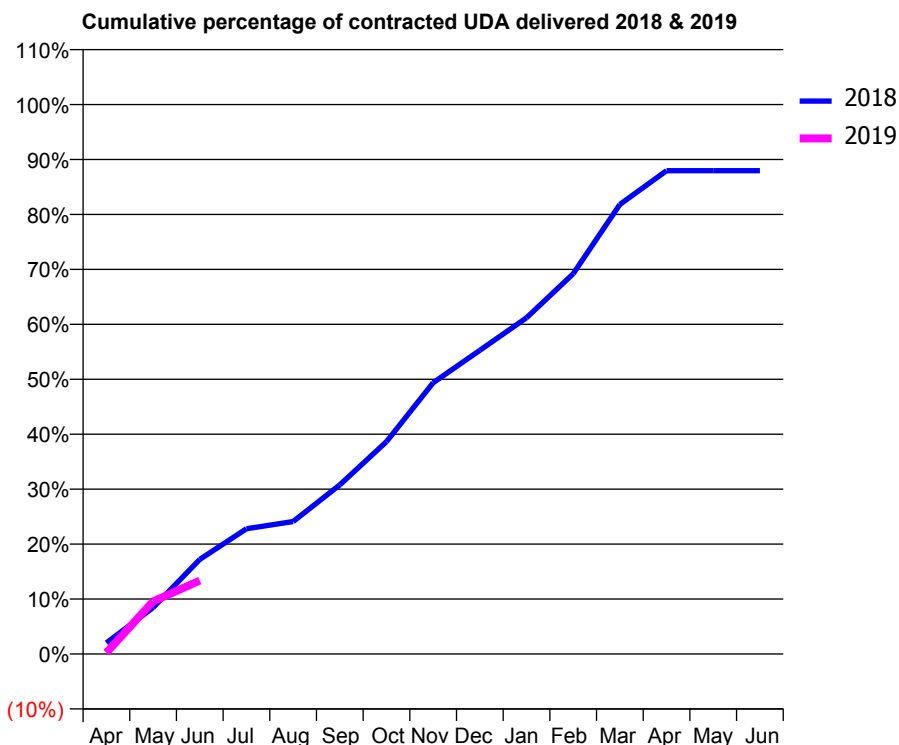
18/19 Contracted general activity (UDA)	1,628
Carry forward general activity (UDA)	0
18/19 Contracted orthodontic activity (UOA)	1,257
Carry forward orthodontic activity (UOA)	0
Baseline contract value	£127,556.73

ACCESS*

Patients seen in 24 months	Total	Change since previous quarter
Quarter ending June 2017	740	
Quarter ending September 2017	738	→
Quarter ending December 2017	744	→
Quarter ending March 2018	755	→
Quarter ending June 2018	722	↓
Variance since June 2017	(2.4%)	↓



ACTIVITY



Adjusted Scheduled Activity (UDA)		
Month	2018	2019
April	33	4
May	138	156
June	280	217
July	371	
August	392	
September	501	
October	629	
November	804	
December	900	
January	996	
February	1,127	
March	1,332	
April	1,432	
May	1,432	
June	1,432	

QUALITY

	Quantity	Base Number	Contract	AT	Region	England
% of FP17s for the same patient ID Re-attending within 3 months - Children	12	109	11.0%	10.7%	11.3%	11.5%
% of FP17s for the same patient ID Re-attending within 3 months - Adults	6	67	9.0%	14.0%	14.9%	15.4%
% of FP17s for the same patient ID Re-attending between 3 & 9 months - Children	52	109	47.7%	59.8%	60.0%	58.9%
% of FP17s for the same patient ID Re-attending between 3 & 9 months - Adults	24	67	35.8%	49.6%	52.6%	51.6%
% of FP17s for Band 1 Urgent Courses	12	124	9.7%	9.0%	7.9%	8.9%
% of FP17s Relating to Free Repair or Replacements	0	124	0.0%	0.7%	0.8%	0.8%
% of FP17s Relating to Continuations	3	124	2.4%	1.0%	0.9%	0.9%
% of Patients satisfied with the dentistry they have received	0	0	N/A	93.6%	93.2%	93.2%
% of Patients satisfied with the time they had to wait for an appointment	0	0	N/A	87.9%	89.1%	88.8%

* This is based on patients treated on this contract for their most recent course of treatment. Figures in italics indicate the base number of FP17s or Patient Questionnaire responses are less than 100. N/A is shown where the base number of responses is less than 10 during the period. % is calculated as Quantity/Base number*100

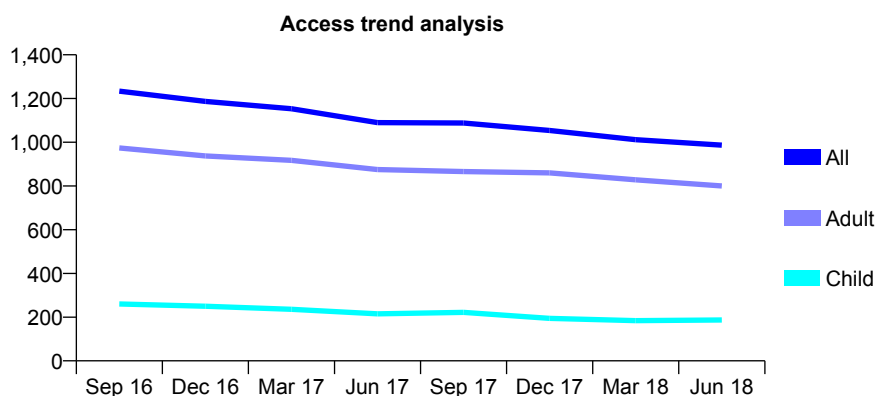
Q56 - Vital Signs At a Glance Contract Report for 740233/0001 - June 2018

Name or company name	MR ML CROWE
Contract type name	GDS Contract
Purpose of contract	General
Contract start date	01/04/2006
Contract end date	

18/19 Contracted general activity (UDA)	3,547
Carry forward general activity (UDA)	0
18/19 Contracted orthodontic activity (UOA)	0
Carry forward orthodontic activity (UOA)	0
Baseline contract value	£88,947.74

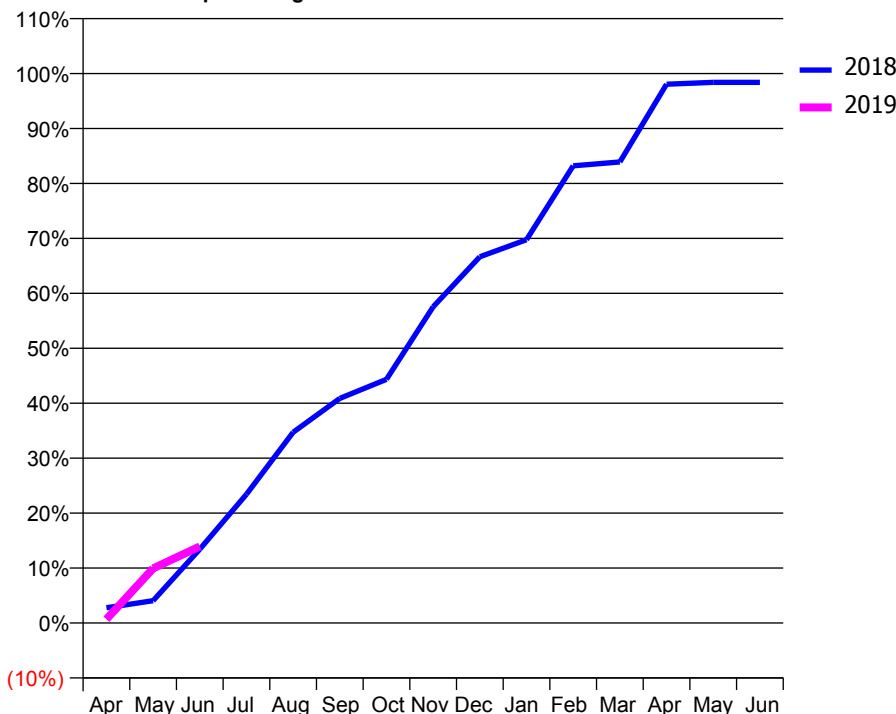
ACCESS*

Patients seen in 24 months	Total	Change since previous quarter
Quarter ending June 2017	1,090	
Quarter ending September 2017	1,088	→
Quarter ending December 2017	1,054	↓
Quarter ending March 2018	1,012	↓
Quarter ending June 2018	987	↓
Variance since June 2017	(9.4%)	↓



ACTIVITY

Cumulative percentage of contracted UDA delivered 2018 & 2019



Adjusted Scheduled Activity (UDA)

Month	2018	2019
April	99	25
May	145	352
June	477	494
July	831	
August	1,231	
September	1,450	
October	1,573	
November	2,041	
December	2,364	
January	2,475	
February	2,951	
March	2,976	
April	3,478	
May	3,490	
June	3,490	

QUALITY

	Quantity	Base Number	Contract	AT	Region	England
% of FP17s for the same patient ID Re-attending within 3 months - Children	1	71	1.4%	10.7%	11.3%	11.5%
% of FP17s for the same patient ID Re-attending within 3 months - Adults	14	233	6.0%	14.0%	14.9%	15.4%
% of FP17s for the same patient ID Re-attending between 3 & 9 months - Children	16	71	22.5%	59.8%	60.0%	58.9%
% of FP17s for the same patient ID Re-attending between 3 & 9 months - Adults	40	233	17.2%	49.6%	52.6%	51.6%
% of FP17s for Band 1 Urgent Courses	57	173	32.9%	9.0%	7.9%	8.9%
% of FP17s Relating to Free Repair or Replacements	0	173	0.0%	0.7%	0.8%	0.8%
% of FP17s Relating to Continuations	0	173	0.0%	1.0%	0.9%	0.9%
% of Patients satisfied with the dentistry they have received	2	2	N/A	93.6%	93.2%	93.2%
% of Patients satisfied with the time they had to wait for an appointment	2	2	N/A	87.9%	89.1%	88.8%

* This is based on patients treated on this contract for their most recent course of treatment. Figures in italics indicate the base number of FP17s or Patient Questionnaire responses are less than 100. N/A is shown where the base number of responses is less than 10 during the period. % is calculated as Quantity/Base number*100

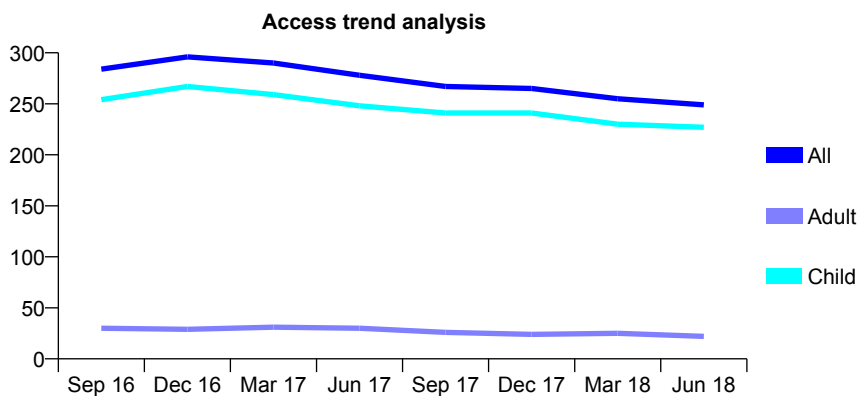
Q56 - Vital Signs At a Glance Contract Report for 740985/0001 - June 2018

Name or company name	MR B WILKINSON
Contract type name	GDS Contract
Purpose of contract	General
Contract start date	01/04/2006
Contract end date	

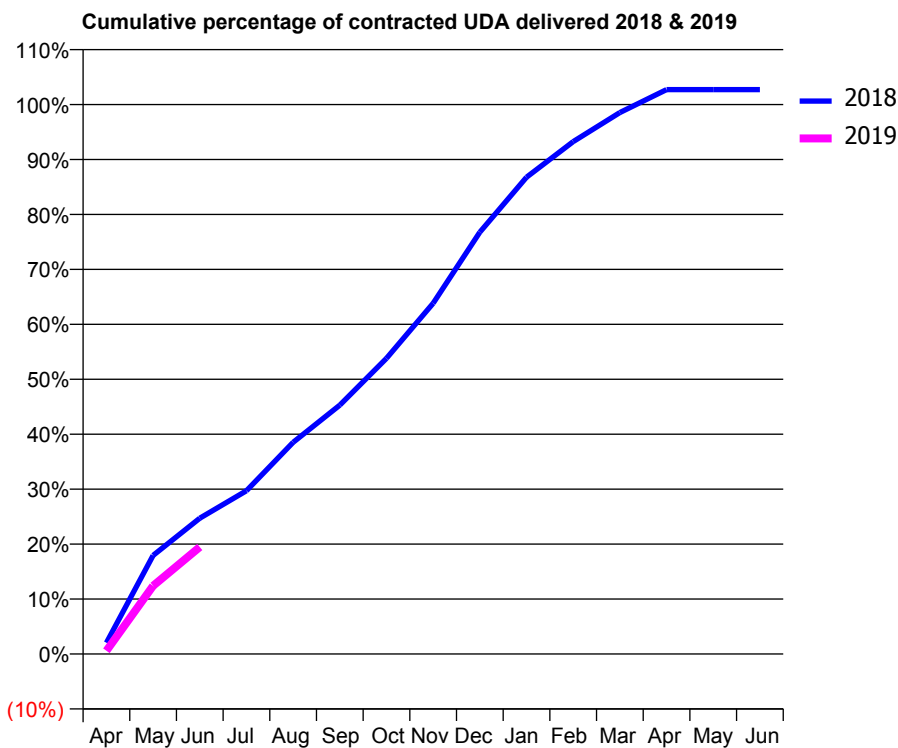
18/19 Contracted general activity (UDA)	340
Carry forward general activity (UDA)	0
18/19 Contracted orthodontic activity (UOA)	0
Carry forward orthodontic activity (UOA)	0
Baseline contract value	£7,614.08

ACCESS*

Patients seen in 24 months	Total	Change since previous quarter
Quarter ending June 2017	278	
Quarter ending September 2017	267	↓
Quarter ending December 2017	265	→
Quarter ending March 2018	255	↓
Quarter ending June 2018	249	↓
Variance since June 2017	(10.4%)	↓



ACTIVITY



Month	Adjusted Scheduled Activity (UDA)	
	2018	2019
April	7	2
May	61	42
June	84	66
July	101	
August	131	
September	154	
October	183	
November	217	
December	261	
January	295	
February	317	
March	335	
April	349	
May	349	
June	349	

QUALITY

	Quantity	Base Number	Contract	AT	Region	England
% of FP17s for the same patient ID Re-attending within 3 months - Children	4	73	5.5%	10.7%	11.3%	11.5%
% of FP17s for the same patient ID Re-attending within 3 months - Adults	1	1	100.0%	14.0%	14.9%	15.4%
% of FP17s for the same patient ID Re-attending between 3 & 9 months - Children	49	73	67.1%	59.8%	60.0%	58.9%
% of FP17s for the same patient ID Re-attending between 3 & 9 months - Adults	0	1	0.0%	49.6%	52.6%	51.6%
% of FP17s for Band 1 Urgent Courses	1	60	1.7%	9.0%	7.9%	8.9%
% of FP17s Relating to Free Repair or Replacements	0	60	0.0%	0.7%	0.8%	0.8%
% of FP17s Relating to Continuations	0	60	0.0%	1.0%	0.9%	0.9%
% of Patients satisfied with the dentistry they have received	0	0	N/A	93.6%	93.2%	93.2%
% of Patients satisfied with the time they had to wait for an appointment	0	0	N/A	87.9%	89.1%	88.8%

* This is based on patients treated on this contract for their most recent course of treatment. Figures in italics indicate the base number of FP17s or Patient Questionnaire responses are less than 100. N/A is shown where the base number of responses is less than 10 during the period. % is calculated as Quantity/Base number*100

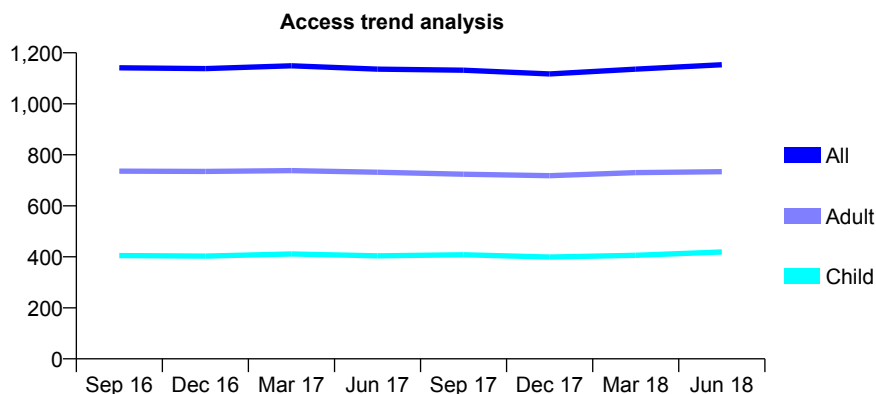
Q56 - Vital Signs At a Glance Contract Report for 741965/0001 - June 2018

Name or company name	Mr S Elphick and Mr V Patnam
Contract type name	GDS Contract
Purpose of contract	General
Contract start date	01/04/2006
Contract end date	

18/19 Contracted general activity (UDA)	3,000
Carry forward general activity (UDA)	0
18/19 Contracted orthodontic activity (UOA)	0
Carry forward orthodontic activity (UOA)	0
Baseline contract value	£68,747.31

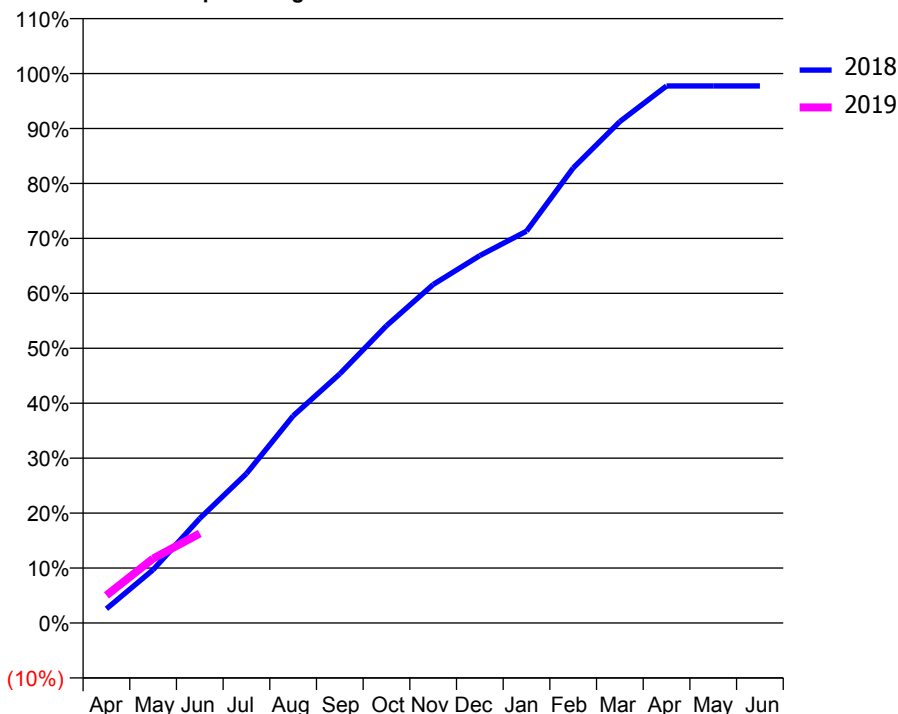
ACCESS*

Patients seen in 24 months	Total	Change since previous quarter
Quarter ending June 2017	1,136	
Quarter ending September 2017	1,132	→
Quarter ending December 2017	1,117	↓
Quarter ending March 2018	1,136	→
Quarter ending June 2018	1,153	→
Variance since June 2017	1.5%	→



ACTIVITY

Cumulative percentage of contracted UDA delivered 2018 & 2019



Adjusted Scheduled Activity (UDA)

Month	2018	2019
April	77	151
May	291	352
June	571	489
July	816	
August	1,131	
September	1,360	
October	1,623	
November	1,848	
December	2,006	
January	2,139	
February	2,484	
March	2,737	
April	2,932	
May	2,932	
June	2,932	

QUALITY

	Quantity	Base Number	Contract	AT	Region	England
% of FP17s for the same patient ID Re-attending within 3 months - Children	10	164	6.1%	10.7%	11.3%	11.5%
% of FP17s for the same patient ID Re-attending within 3 months - Adults	39	258	15.1%	14.0%	14.9%	15.4%
% of FP17s for the same patient ID Re-attending between 3 & 9 months - Children	85	164	51.8%	59.8%	60.0%	58.9%
% of FP17s for the same patient ID Re-attending between 3 & 9 months - Adults	158	258	61.2%	49.6%	52.6%	51.6%
% of FP17s for Band 1 Urgent Courses	34	328	10.4%	9.0%	7.9%	8.9%
% of FP17s Relating to Free Repair or Replacements	0	328	0.0%	0.7%	0.8%	0.8%
% of FP17s Relating to Continuations	3	328	0.9%	1.0%	0.9%	0.9%
% of Patients satisfied with the dentistry they have received	0	0	N/A	93.6%	93.2%	93.2%
% of Patients satisfied with the time they had to wait for an appointment	0	0	N/A	87.9%	89.1%	88.8%

* This is based on patients treated on this contract for their most recent course of treatment. Figures in italics indicate the base number of FP17s or Patient Questionnaire responses are less than 100. N/A is shown where the base number of responses is less than 10 during the period. % is calculated as Quantity/Base number*100

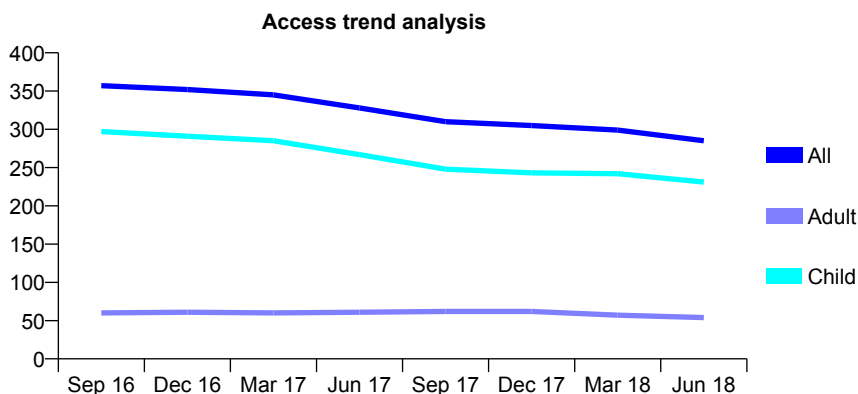
Q56 - Vital Signs At a Glance Contract Report for 749885/0001 - June 2018

Name or company name	MR CN TAYLOR
Contract type name	GDS Contract
Purpose of contract	General
Contract start date	01/04/2006
Contract end date	

18/19 Contracted general activity (UDA)	550
Carry forward general activity (UDA)	0
18/19 Contracted orthodontic activity (UOA)	0
Carry forward orthodontic activity (UOA)	0
Baseline contract value	£15,837.99

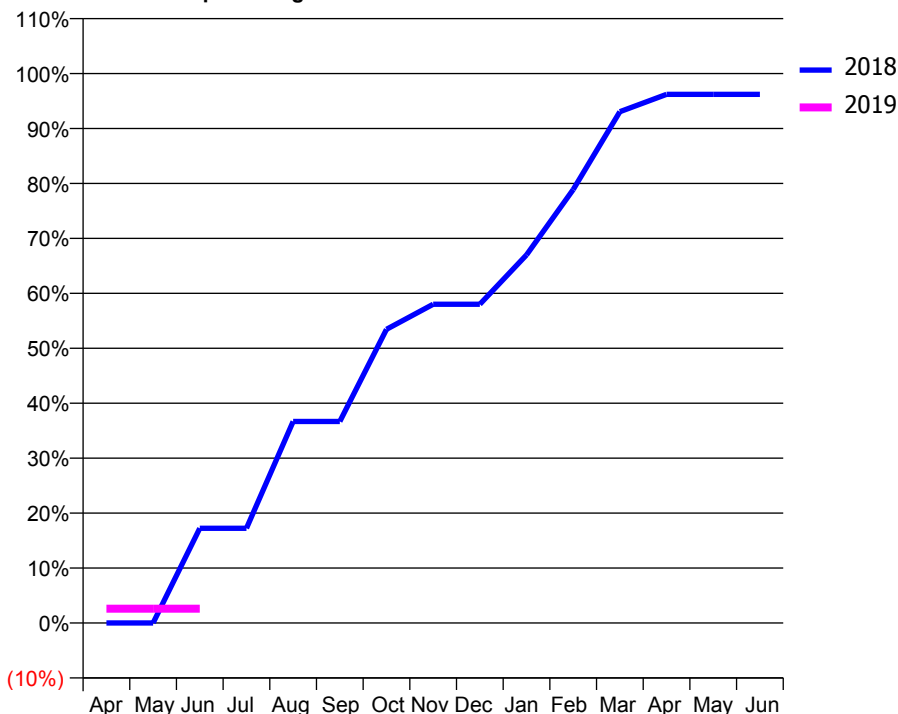
ACCESS*

Patients seen in 24 months	Total	Change since previous quarter
Quarter ending June 2017	328	
Quarter ending September 2017	310	↓
Quarter ending December 2017	305	↓
Quarter ending March 2018	299	↓
Quarter ending June 2018	285	↓
Variance since June 2017	(13.1%)	↓



ACTIVITY

Cumulative percentage of contracted UDA delivered 2018 & 2019



Adjusted Scheduled Activity (UDA)

Month	2018	2019
April	0	14
May	0	14
June	95	14
July	95	
August	202	
September	202	
October	294	
November	319	
December	319	
January	368	
February	434	
March	512	
April	529	
May	529	
June	529	

QUALITY

	Quantity	Base Number	Contract	AT	Region	England
% of FP17s for the same patient ID Re-attending within 3 months - Children	3	22	13.6%	10.7%	11.3%	11.5%
% of FP17s for the same patient ID Re-attending within 3 months - Adults	0	5	0.0%	14.0%	14.9%	15.4%
% of FP17s for the same patient ID Re-attending between 3 & 9 months - Children	16	22	72.7%	59.8%	60.0%	58.9%
% of FP17s for the same patient ID Re-attending between 3 & 9 months - Adults	3	5	60.0%	49.6%	52.6%	51.6%
% of FP17s for Band 1 Urgent Courses	2	12	16.7%	9.0%	7.9%	8.9%
% of FP17s Relating to Free Repair or Replacements	0	12	0.0%	0.7%	0.8%	0.8%
% of FP17s Relating to Continuations	0	12	0.0%	1.0%	0.9%	0.9%
% of Patients satisfied with the dentistry they have received	0	0	N/A	93.6%	93.2%	93.2%
% of Patients satisfied with the time they had to wait for an appointment	0	0	N/A	87.9%	89.1%	88.8%

* This is based on patients treated on this contract for their most recent course of treatment. Figures in italics indicate the base number of FP17s or Patient Questionnaire responses are less than 100. N/A is shown where the base number of responses is less than 10 during the period. % is calculated as Quantity/Base number*100

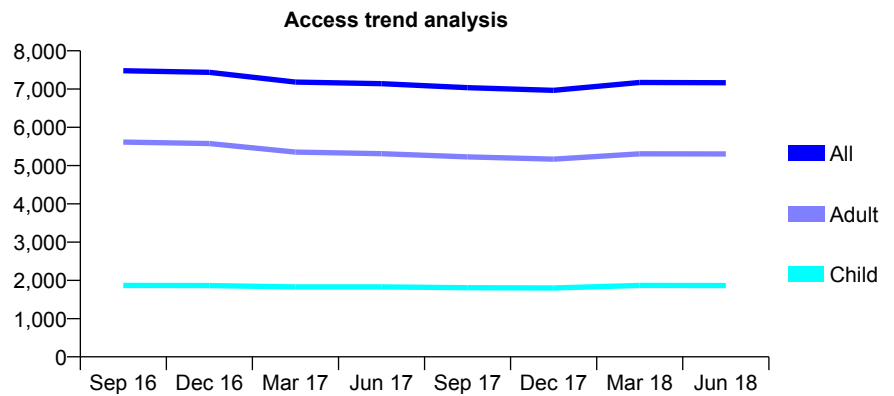
Q56 - Vital Signs At a Glance Contract Report for 754609/0001 - June 2018

Name or company name	MISS M DE VOS
Contract type name	GDS Contract
Purpose of contract	General
Contract start date	01/04/2006
Contract end date	

18/19 Contracted general activity (UDA)	18,640
Carry forward general activity (UDA)	0
18/19 Contracted orthodontic activity (UOA)	0
Carry forward orthodontic activity (UOA)	0
Baseline contract value	£505,478.02

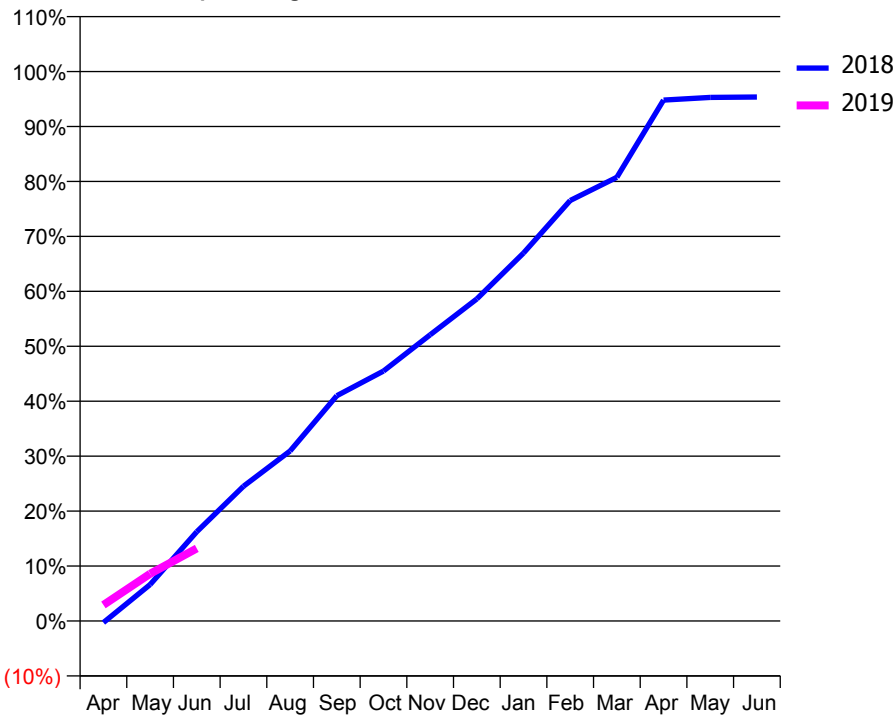
ACCESS*

Patients seen in 24 months	Total	Change since previous quarter
Quarter ending June 2017	7,140	
Quarter ending September 2017	7,037	↓
Quarter ending December 2017	6,968	→
Quarter ending March 2018	7,173	↑
Quarter ending June 2018	7,164	→
Variance since June 2017	0.3%	→



ACTIVITY

Cumulative percentage of contracted UDA delivered 2018 & 2019



Month	Adjusted Scheduled Activity (UDA)	
	2018	2019
April	-55	546
May	1,238	1,603
June	3,029	2,462
July	4,572	
August	5,771	
September	7,641	
October	8,480	
November	9,708	
December	10,927	
January	12,484	
February	14,265	
March	15,051	
April	17,670	
May	17,760	
June	17,776	

QUALITY

	Quantity	Base Number	Contract	AT	Region	England
% of FP17s for the same patient ID Re-attending within 3 months - Children	47	863	5.4%	10.7%	11.3%	11.5%
% of FP17s for the same patient ID Re-attending within 3 months - Adults	327	2,324	14.1%	14.0%	14.9%	15.4%
% of FP17s for the same patient ID Re-attending between 3 & 9 months - Children	535	863	62.0%	59.8%	60.0%	58.9%
% of FP17s for the same patient ID Re-attending between 3 & 9 months - Adults	1,047	2,324	45.1%	49.6%	52.6%	51.6%
% of FP17s for Band 1 Urgent Courses	164	1,603	10.2%	9.0%	7.9%	8.9%
% of FP17s Relating to Free Repair or Replacements	19	1,603	1.2%	0.7%	0.8%	0.8%
% of FP17s Relating to Continuations	1	1,603	0.1%	1.0%	0.9%	0.9%
% of Patients satisfied with the dentistry they have received	2	2	N/A	93.6%	93.2%	93.2%
% of Patients satisfied with the time they had to wait for an appointment	2	2	N/A	87.9%	89.1%	88.8%

* This is based on patients treated on this contract for their most recent course of treatment. Figures in italics indicate the base number of FP17s or Patient Questionnaire responses are less than 100. N/A is shown where the base number of responses is less than 10 during the period. % is calculated as Quantity/Base number*100

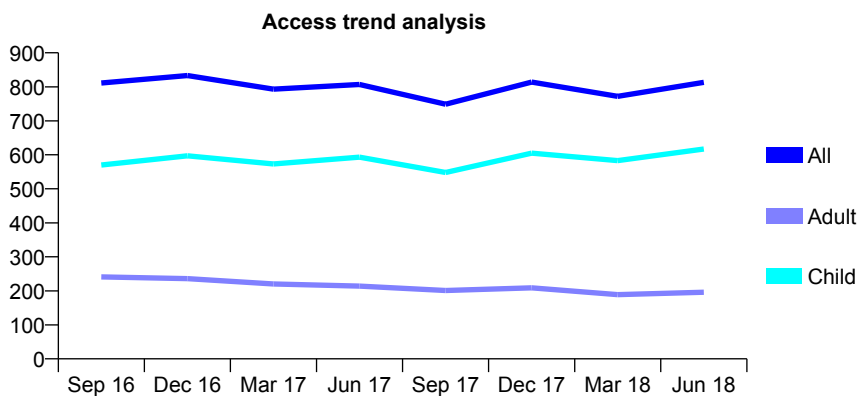
Q56 - Vital Signs At a Glance Contract Report for 761249/0001 - June 2018

Name or company name	MISS H NGUYEN
Contract type name	GDS Contract
Purpose of contract	General
Contract start date	01/04/2006
Contract end date	

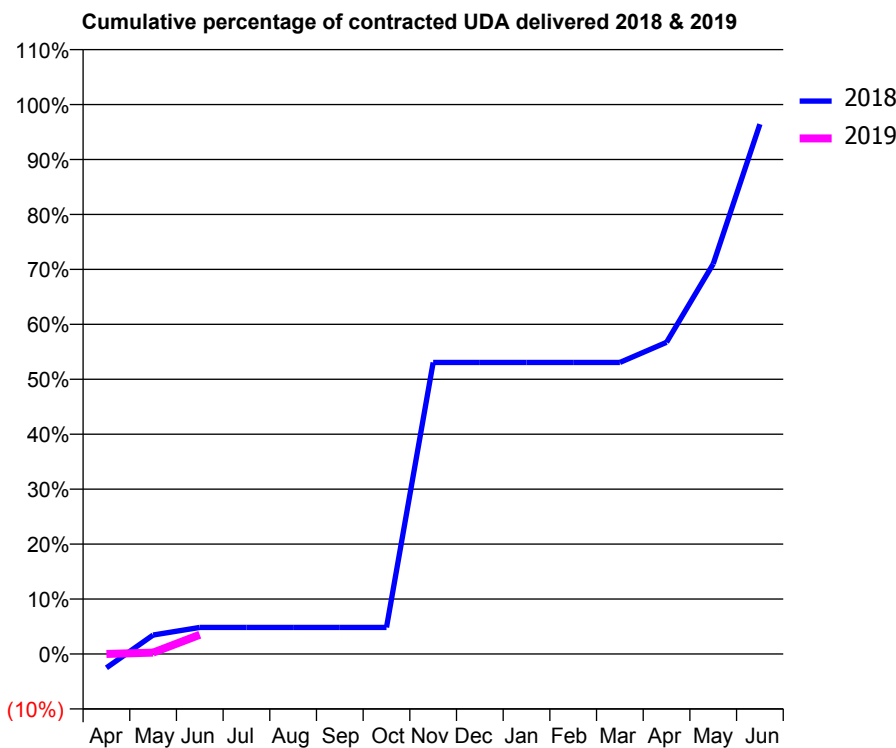
18/19 Contracted general activity (UDA)	2,042
Carry forward general activity (UDA)	0
18/19 Contracted orthodontic activity (UOA)	0
Carry forward orthodontic activity (UOA)	0
Baseline contract value	£82,152.52

ACCESS*

Patients seen in 24 months	Total	Change since previous quarter
Quarter ending June 2017	807	
Quarter ending September 2017	749	↓
Quarter ending December 2017	814	↑
Quarter ending March 2018	772	↓
Quarter ending June 2018	813	↑
Variance since June 2017	0.7%	→



ACTIVITY



Month	Adjusted Scheduled Activity (UDA)	
	2018	2019
April	-52	0
May	71	5
June	99	71
July	99	
August	99	
September	99	
October	99	
November	1,083	
December	1,083	
January	1,083	
February	1,083	
March	1,083	
April	1,158	
May	1,450	
June	1,969	

QUALITY

	Quantity	Base Number	Contract	AT	Region	England
% of FP17s for the same patient ID Re-attending within 3 months - Children	35	466	7.5%	10.7%	11.3%	11.5%
% of FP17s for the same patient ID Re-attending within 3 months - Adults	19	120	15.8%	14.0%	14.9%	15.4%
% of FP17s for the same patient ID Re-attending between 3 & 9 months - Children	263	466	56.4%	59.8%	60.0%	58.9%
% of FP17s for the same patient ID Re-attending between 3 & 9 months - Adults	74	120	61.7%	49.6%	52.6%	51.6%
% of FP17s for Band 1 Urgent Courses	2	44	4.5%	9.0%	7.9%	8.9%
% of FP17s Relating to Free Repair or Replacements	0	44	0.0%	0.7%	0.8%	0.8%
% of FP17s Relating to Continuations	0	44	0.0%	1.0%	0.9%	0.9%
% of Patients satisfied with the dentistry they have received	1	1	N/A	93.6%	93.2%	93.2%
% of Patients satisfied with the time they had to wait for an appointment	1	1	N/A	87.9%	89.1%	88.8%

* This is based on patients treated on this contract for their most recent course of treatment. Figures in italics indicate the base number of FP17s or Patient Questionnaire responses are less than 100. N/A is shown where the base number of responses is less than 10 during the period. % is calculated as Quantity/Base number*100

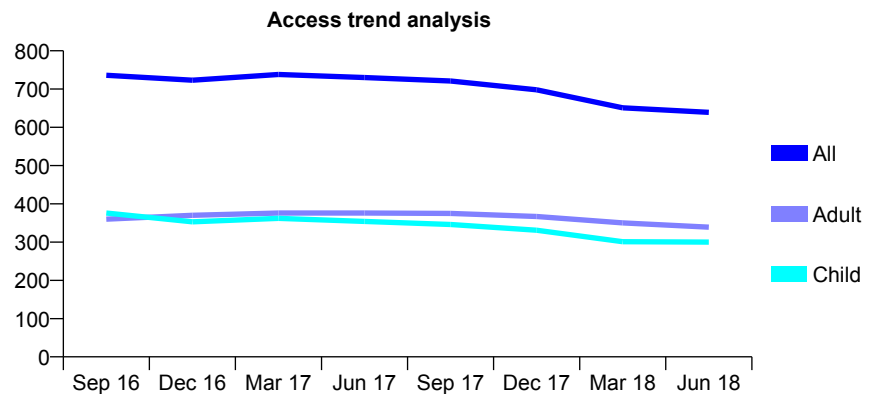
Q56 - Vital Signs At a Glance Contract Report for 762296/0001 - June 2018

Name or company name	MR BC TOCCA
Contract type name	GDS Contract
Purpose of contract	General
Contract start date	01/05/2007
Contract end date	

18/19 Contracted general activity (UDA)	2,102
Carry forward general activity (UDA)	0
18/19 Contracted orthodontic activity (UOA)	0
Carry forward orthodontic activity (UOA)	0
Baseline contract value	£45,454.49

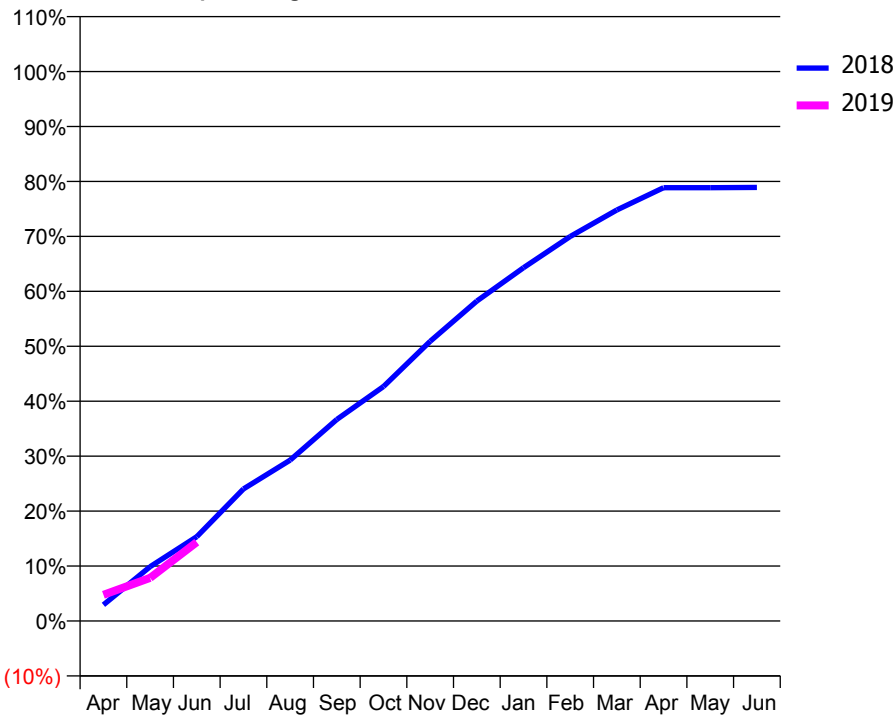
ACCESS*

Patients seen in 24 months	Total	Change since previous quarter
Quarter ending June 2017	730	
Quarter ending September 2017	721	↓
Quarter ending December 2017	698	↓
Quarter ending March 2018	651	↓
Quarter ending June 2018	639	↓
Variance since June 2017	(12.5%)	↓



ACTIVITY

Cumulative percentage of contracted UDA delivered 2018 & 2019



Month	Adjusted Scheduled Activity (UDA)	
	2018	2019
April	62	100
May	208	165
June	322	302
July	505	
August	615	
September	771	
October	897	
November	1,070	
December	1,224	
January	1,352	
February	1,471	
March	1,573	
April	1,657	
May	1,657	
June	1,658	

QUALITY

	Quantity	Base Number	Contract	AT	Region	England
% of FP17s for the same patient ID Re-attending within 3 months - Children	10	121	8.3%	10.7%	11.3%	11.5%
% of FP17s for the same patient ID Re-attending within 3 months - Adults	30	127	23.6%	14.0%	14.9%	15.4%
% of FP17s for the same patient ID Re-attending between 3 & 9 months - Children	82	121	67.8%	59.8%	60.0%	58.9%
% of FP17s for the same patient ID Re-attending between 3 & 9 months - Adults	67	127	52.8%	49.6%	52.6%	51.6%
% of FP17s for Band 1 Urgent Courses	24	210	11.4%	9.0%	7.9%	8.9%
% of FP17s Relating to Free Repair or Replacements	0	210	0.0%	0.7%	0.8%	0.8%
% of FP17s Relating to Continuations	0	210	0.0%	1.0%	0.9%	0.9%
% of Patients satisfied with the dentistry they have received	0	0	N/A	93.6%	93.2%	93.2%
% of Patients satisfied with the time they had to wait for an appointment	0	0	N/A	87.9%	89.1%	88.8%

* This is based on patients treated on this contract for their most recent course of treatment. Figures in italics indicate the base number of FP17s or Patient Questionnaire responses are less than 100. N/A is shown where the base number of responses is less than 10 during the period. % is calculated as Quantity/Base number*100

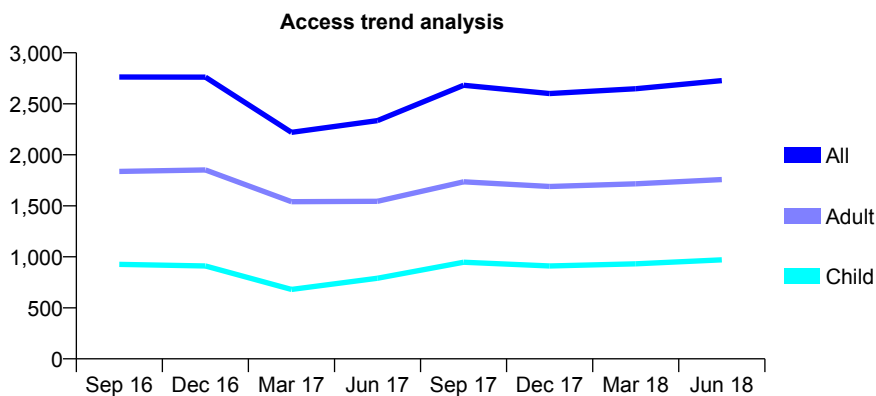
Q56 - Vital Signs At a Glance Contract Report for 763438/0002 - June 2018

Name or company name	MR M SALEEM
Contract type name	GDS Contract
Purpose of contract	General
Contract start date	01/04/2006
Contract end date	

18/19 Contracted general activity (UDA)	6,805
Carry forward general activity (UDA)	0
18/19 Contracted orthodontic activity (UOA)	0
Carry forward orthodontic activity (UOA)	0
Baseline contract value	£166,936.60

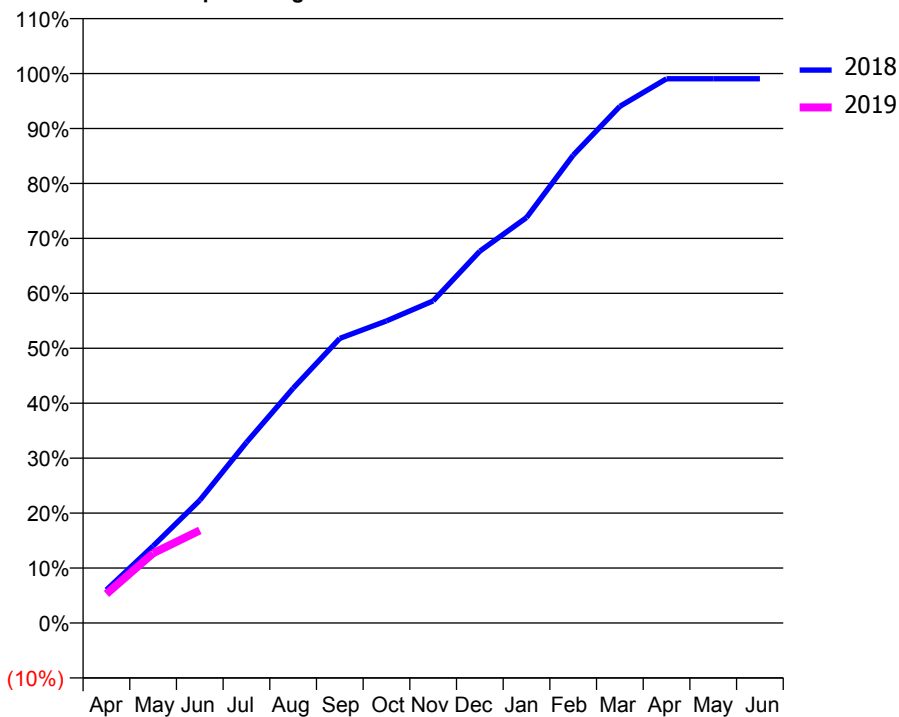
ACCESS*

Patients seen in 24 months	Total	Change since previous quarter
Quarter ending June 2017	2,335	
Quarter ending September 2017	2,682	↑
Quarter ending December 2017	2,601	↓
Quarter ending March 2018	2,648	→
Quarter ending June 2018	2,728	↑
Variance since June 2017	16.8%	↑



ACTIVITY

Cumulative percentage of contracted UDA delivered 2018 & 2019



Adjusted Scheduled Activity (UDA)

Month	2018	2019
April	440	362
May	1,023	864
June	1,631	1,147
July	2,401	
August	3,121	
September	3,784	
October	4,017	
November	4,282	
December	4,943	
January	5,390	
February	6,220	
March	6,868	
April	7,235	
May	7,235	
June	7,235	

QUALITY

	Quantity	Base Number	Contract	AT	Region	England
% of FP17s for the same patient ID Re-attending within 3 months - Children	15	357	4.2%	10.7%	11.3%	11.5%
% of FP17s for the same patient ID Re-attending within 3 months - Adults	31	552	5.6%	14.0%	14.9%	15.4%
% of FP17s for the same patient ID Re-attending between 3 & 9 months - Children	156	357	43.7%	59.8%	60.0%	58.9%
% of FP17s for the same patient ID Re-attending between 3 & 9 months - Adults	229	552	41.5%	49.6%	52.6%	51.6%
% of FP17s for Band 1 Urgent Courses	31	778	4.0%	9.0%	7.9%	8.9%
% of FP17s Relating to Free Repair or Replacements	8	778	1.0%	0.7%	0.8%	0.8%
% of FP17s Relating to Continuations	3	778	0.4%	1.0%	0.9%	0.9%
% of Patients satisfied with the dentistry they have received	1	1	N/A	93.6%	93.2%	93.2%
% of Patients satisfied with the time they had to wait for an appointment	0	1	N/A	87.9%	89.1%	88.8%

* This is based on patients treated on this contract for their most recent course of treatment. Figures in italics indicate the base number of FP17s or Patient Questionnaire responses are less than 100. N/A is shown where the base number of responses is less than 10 during the period. % is calculated as Quantity/Base number*100

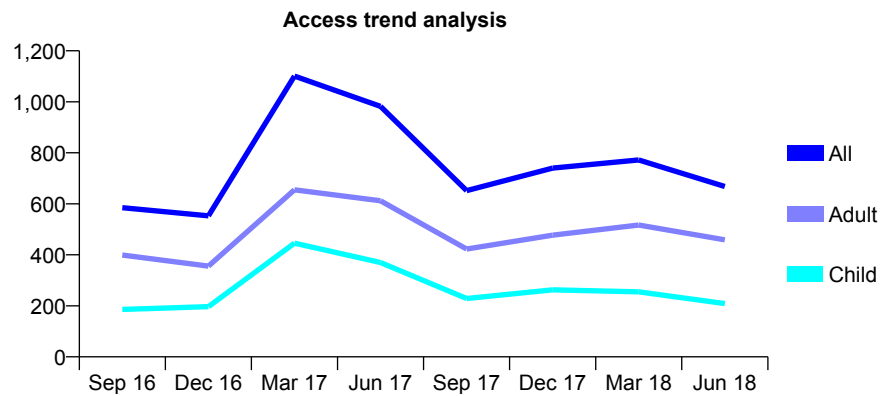
Q56 - Vital Signs At a Glance Contract Report for 763438/0003 - June 2018

Name or company name	MR M SALEEM
Contract type name	GDS Contract
Purpose of contract	General
Contract start date	01/04/2008
Contract end date	

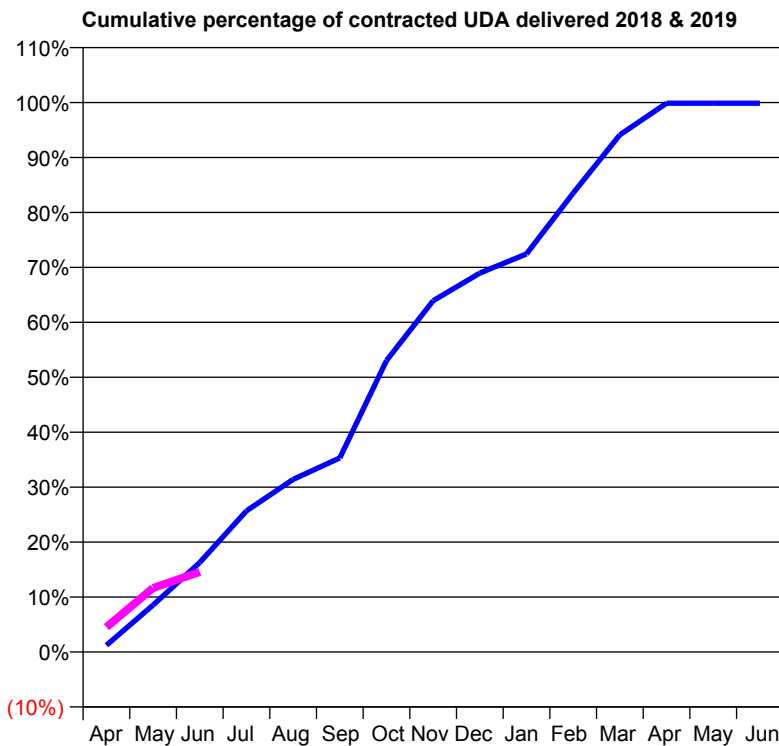
18/19 Contracted general activity (UDA)	3,000
Carry forward general activity (UDA)	0
18/19 Contracted orthodontic activity (UOA)	0
Carry forward orthodontic activity (UOA)	0
Baseline contract value	£75,556.99

ACCESS*

Patients seen in 24 months	Total	Change since previous quarter
Quarter ending June 2017	982	
Quarter ending September 2017	652	↓
Quarter ending December 2017	740	↑
Quarter ending March 2018	772	↑
Quarter ending June 2018	668	↓
Variance since June 2017	(32.0%)	↓



ACTIVITY



Adjusted Scheduled Activity (UDA)		
Month	2018	2019
April	37	136
May	257	350
June	489	437
July	771	
August	943	
September	1,059	
October	1,591	
November	1,918	
December	2,069	
January	2,174	
February	2,506	
March	2,824	
April	2,996	
May	2,996	
June	2,996	

QUALITY

	Quantity	Base Number	Contract	AT	Region	England
% of FP17s for the same patient ID Re-attending within 3 months - Children	6	73	8.2%	10.7%	11.3%	11.5%
% of FP17s for the same patient ID Re-attending within 3 months - Adults	21	183	11.5%	14.0%	14.9%	15.4%
% of FP17s for the same patient ID Re-attending between 3 & 9 months - Children	8	73	11.0%	59.8%	60.0%	58.9%
% of FP17s for the same patient ID Re-attending between 3 & 9 months - Adults	38	183	20.8%	49.6%	52.6%	51.6%
% of FP17s for Band 1 Urgent Courses	20	186	10.8%	9.0%	7.9%	8.9%
% of FP17s Relating to Free Repair or Replacements	3	186	1.6%	0.7%	0.8%	0.8%
% of FP17s Relating to Continuations	0	186	0.0%	1.0%	0.9%	0.9%
% of Patients satisfied with the dentistry they have received	3	3	N/A	93.6%	93.2%	93.2%
% of Patients satisfied with the time they had to wait for an appointment	2	3	N/A	87.9%	89.1%	88.8%

* This is based on patients treated on this contract for their most recent course of treatment. Figures in italics indicate the base number of FP17s or Patient Questionnaire responses are less than 100. N/A is shown where the base number of responses is less than 10 during the period. % is calculated as Quantity/Base number*100

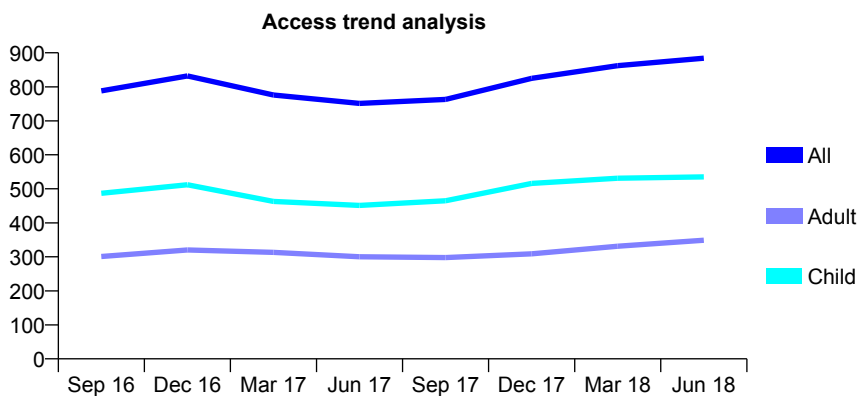
Q56 - Vital Signs At a Glance Contract Report for 767123/0001 - June 2018

Name or company name	MISS Z WIESE
Contract type name	GDS Contract
Purpose of contract	General
Contract start date	01/04/2006
Contract end date	

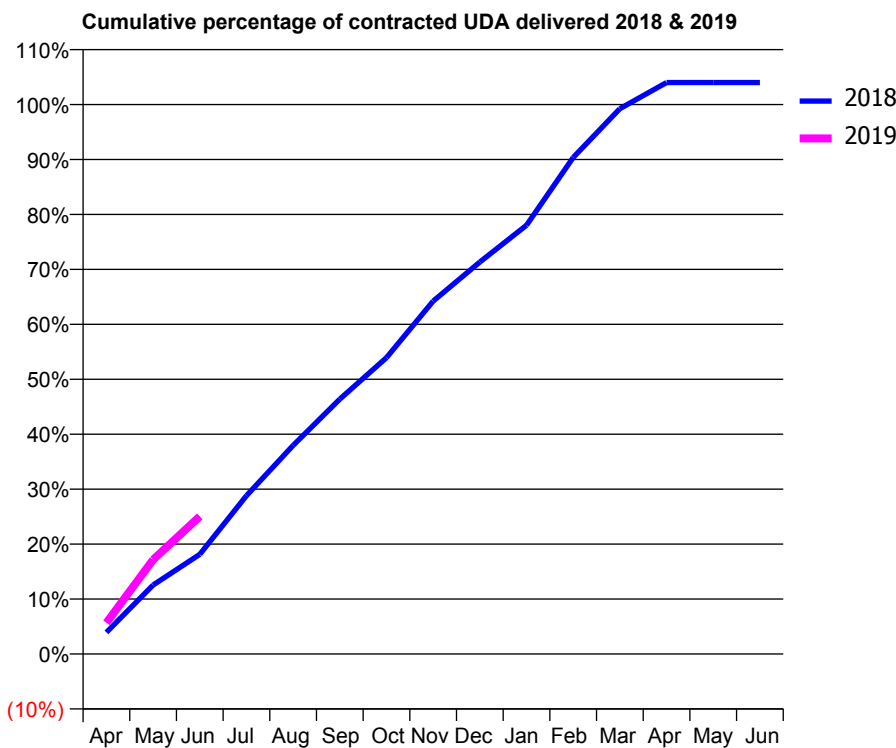
18/19 Contracted general activity (UDA)	2,160
Carry forward general activity (UDA)	0
18/19 Contracted orthodontic activity (UOA)	0
Carry forward orthodontic activity (UOA)	0
Baseline contract value	£83,238.76

ACCESS*

Patients seen in 24 months	Total	Change since previous quarter
Quarter ending June 2017	751	
Quarter ending September 2017	763	→
Quarter ending December 2017	825	↑
Quarter ending March 2018	862	↑
Quarter ending June 2018	884	↑
Variance since June 2017	17.7%	↑



ACTIVITY



Adjusted Scheduled Activity (UDA)		
Month	2018	2019
April	85	123
May	271	371
June	392	541
July	622	
August	820	
September	1,002	
October	1,165	
November	1,387	
December	1,541	
January	1,685	
February	1,952	
March	2,144	
April	2,246	
May	2,246	
June	2,246	

QUALITY

	Quantity	Base Number	Contract	AT	Region	England
% of FP17s for the same patient ID Re-attending within 3 months - Children	11	170	6.5%	10.7%	11.3%	11.5%
% of FP17s for the same patient ID Re-attending within 3 months - Adults	11	95	11.6%	14.0%	14.9%	15.4%
% of FP17s for the same patient ID Re-attending between 3 & 9 months - Children	86	170	50.6%	59.8%	60.0%	58.9%
% of FP17s for the same patient ID Re-attending between 3 & 9 months - Adults	39	95	41.1%	49.6%	52.6%	51.6%
% of FP17s for Band 1 Urgent Courses	15	231	6.5%	9.0%	7.9%	8.9%
% of FP17s Relating to Free Repair or Replacements	0	231	0.0%	0.7%	0.8%	0.8%
% of FP17s Relating to Continuations	0	231	0.0%	1.0%	0.9%	0.9%
% of Patients satisfied with the dentistry they have received	1	1	N/A	93.6%	93.2%	93.2%
% of Patients satisfied with the time they had to wait for an appointment	1	1	N/A	87.9%	89.1%	88.8%

* This is based on patients treated on this contract for their most recent course of treatment. Figures in italics indicate the base number of FP17s or Patient Questionnaire responses are less than 100. N/A is shown where the base number of responses is less than 10 during the period. % is calculated as Quantity/Base number*100

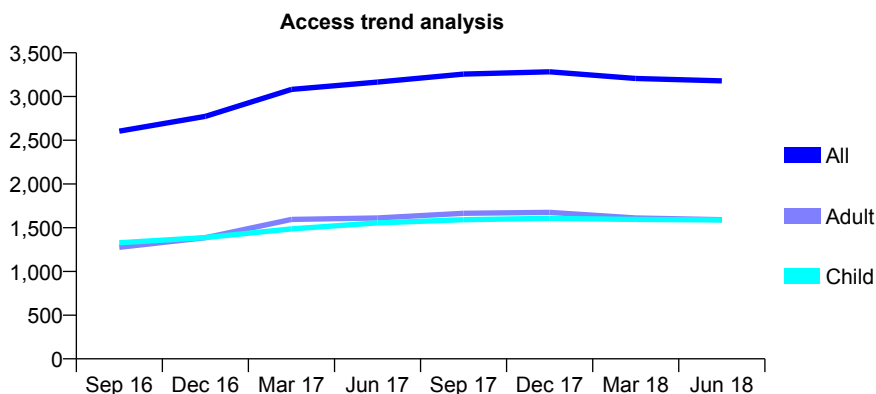
Q56 - Vital Signs At a Glance Contract Report for 767123/0002 - June 2018

Name or company name	MISS Z WIESE
Contract type name	GDS Contract
Purpose of contract	General
Contract start date	01/04/2006
Contract end date	

18/19 Contracted general activity (UDA)	7,400
Carry forward general activity (UDA)	0
18/19 Contracted orthodontic activity (UOA)	0
Carry forward orthodontic activity (UOA)	0
Baseline contract value	£198,831.87

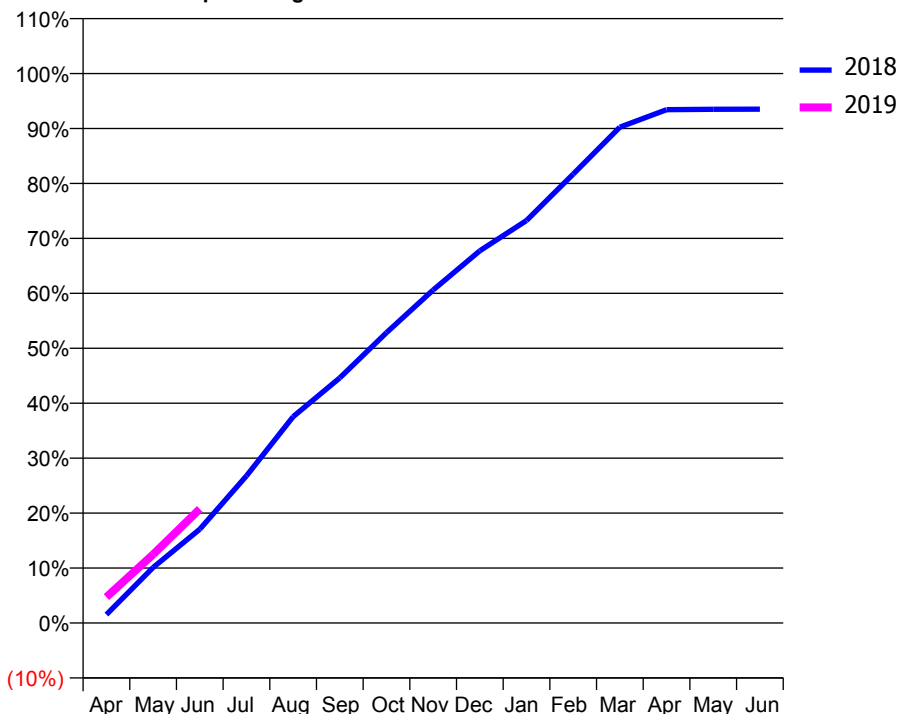
ACCESS*

Patients seen in 24 months	Total	Change since previous quarter
Quarter ending June 2017	3,166	
Quarter ending September 2017	3,256	↑
Quarter ending December 2017	3,282	→
Quarter ending March 2018	3,206	↓
Quarter ending June 2018	3,179	→
Variance since June 2017	0.4%	→



ACTIVITY

Cumulative percentage of contracted UDA delivered 2018 & 2019



Month	Adjusted Scheduled Activity (UDA)	
	2018	2019
April	114	349
May	748	923
June	1,263	1,536
July	1,981	
August	2,778	
September	3,301	
October	3,910	
November	4,485	
December	5,012	
January	5,421	
February	6,046	
March	6,678	
April	6,913	
May	6,919	
June	6,921	

QUALITY

	Quantity	Base Number	Contract	AT	Region	England
% of FP17s for the same patient ID Re-attending within 3 months - Children	25	489	5.1%	10.7%	11.3%	11.5%
% of FP17s for the same patient ID Re-attending within 3 months - Adults	52	326	16.0%	14.0%	14.9%	15.4%
% of FP17s for the same patient ID Re-attending between 3 & 9 months - Children	244	489	49.9%	59.8%	60.0%	58.9%
% of FP17s for the same patient ID Re-attending between 3 & 9 months - Adults	149	326	45.7%	49.6%	52.6%	51.6%
% of FP17s for Band 1 Urgent Courses	54	688	7.8%	9.0%	7.9%	8.9%
% of FP17s Relating to Free Repair or Replacements	0	688	0.0%	0.7%	0.8%	0.8%
% of FP17s Relating to Continuations	0	688	0.0%	1.0%	0.9%	0.9%
% of Patients satisfied with the dentistry they have received	0	0	N/A	93.6%	93.2%	93.2%
% of Patients satisfied with the time they had to wait for an appointment	0	0	N/A	87.9%	89.1%	88.8%

* This is based on patients treated on this contract for their most recent course of treatment. Figures in italics indicate the base number of FP17s or Patient Questionnaire responses are less than 100. N/A is shown where the base number of responses is less than 10 during the period. % is calculated as Quantity/Base number*100

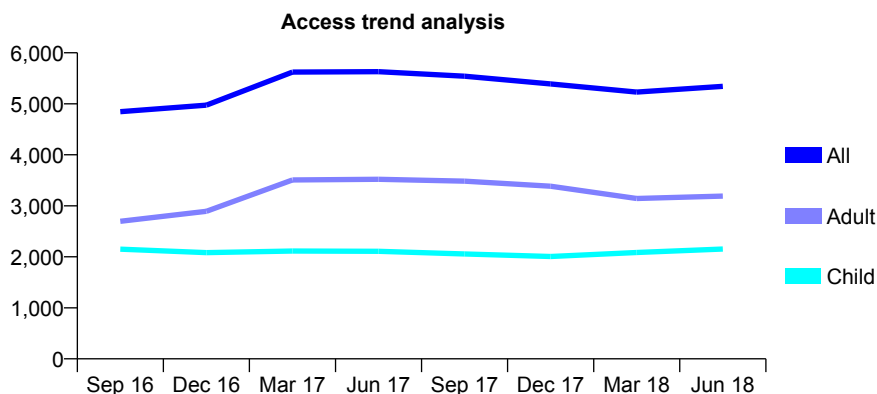
Q56 - Vital Signs At a Glance Contract Report for 767123/0003 - June 2018

Name or company name	MISS Z WIESE
Contract type name	GDS Contract
Purpose of contract	General
Contract start date	01/10/2007
Contract end date	

18/19 Contracted general activity (UDA)	13,400
Carry forward general activity (UDA)	0
18/19 Contracted orthodontic activity (UOA)	0
Carry forward orthodontic activity (UOA)	0
Baseline contract value	£385,321.05

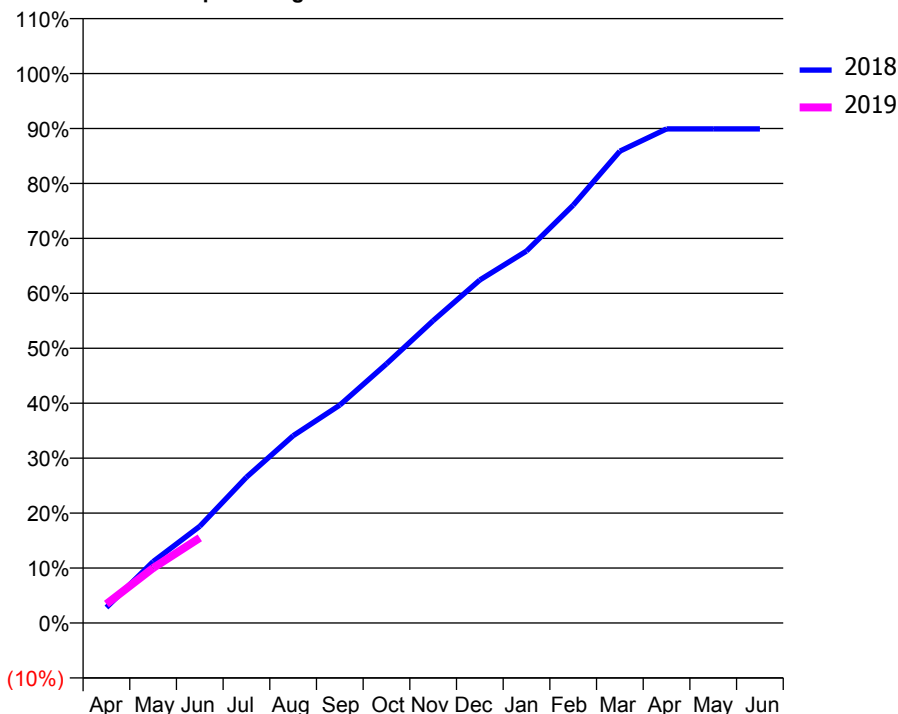
ACCESS*

Patients seen in 24 months	Total	Change since previous quarter
Quarter ending June 2017	5,629	
Quarter ending September 2017	5,540	↓
Quarter ending December 2017	5,390	↓
Quarter ending March 2018	5,229	↓
Quarter ending June 2018	5,343	↑
Variance since June 2017	(5.1%)	↓



ACTIVITY

Cumulative percentage of contracted UDA delivered 2018 & 2019



Month	Adjusted Scheduled Activity (UDA)	
	2018	2019
April	378	465
May	1,497	1,342
June	2,360	2,075
July	3,556	
August	4,569	
September	5,316	
October	6,319	
November	7,375	
December	8,365	
January	9,072	
February	10,190	
March	11,507	
April	12,048	
May	12,050	
June	12,050	

QUALITY

	Quantity	Base Number	Contract	AT	Region	England
% of FP17s for the same patient ID Re-attending within 3 months - Children	45	683	6.6%	10.7%	11.3%	11.5%
% of FP17s for the same patient ID Re-attending within 3 months - Adults	102	637	16.0%	14.0%	14.9%	15.4%
% of FP17s for the same patient ID Re-attending between 3 & 9 months - Children	336	683	49.2%	59.8%	60.0%	58.9%
% of FP17s for the same patient ID Re-attending between 3 & 9 months - Adults	226	637	35.5%	49.6%	52.6%	51.6%
% of FP17s for Band 1 Urgent Courses	107	1,060	10.1%	9.0%	7.9%	8.9%
% of FP17s Relating to Free Repair or Replacements	0	1,060	0.0%	0.7%	0.8%	0.8%
% of FP17s Relating to Continuations	1	1,060	0.1%	1.0%	0.9%	0.9%
% of Patients satisfied with the dentistry they have received	4	4	N/A	93.6%	93.2%	93.2%
% of Patients satisfied with the time they had to wait for an appointment	4	4	N/A	87.9%	89.1%	88.8%

* This is based on patients treated on this contract for their most recent course of treatment. Figures in italics indicate the base number of FP17s or Patient Questionnaire responses are less than 100. N/A is shown where the base number of responses is less than 10 during the period. % is calculated as Quantity/Base number*100

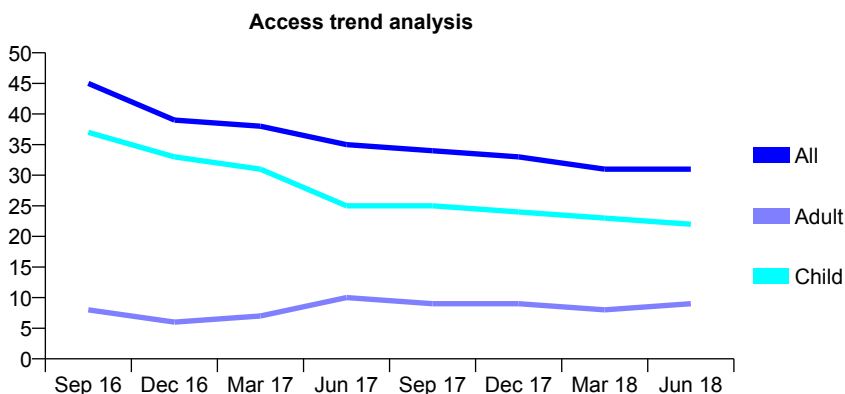
Q56 - Vital Signs At a Glance Contract Report for 768316/0001 - June 2018

Name or company name	MR A MOBLI
Contract type name	GDS Contract
Purpose of contract	General
Contract start date	01/04/2006
Contract end date	

18/19 Contracted general activity (UDA)	51
Carry forward general activity (UDA)	0
18/19 Contracted orthodontic activity (UOA)	0
Carry forward orthodontic activity (UOA)	0
Baseline contract value	£1,153.99

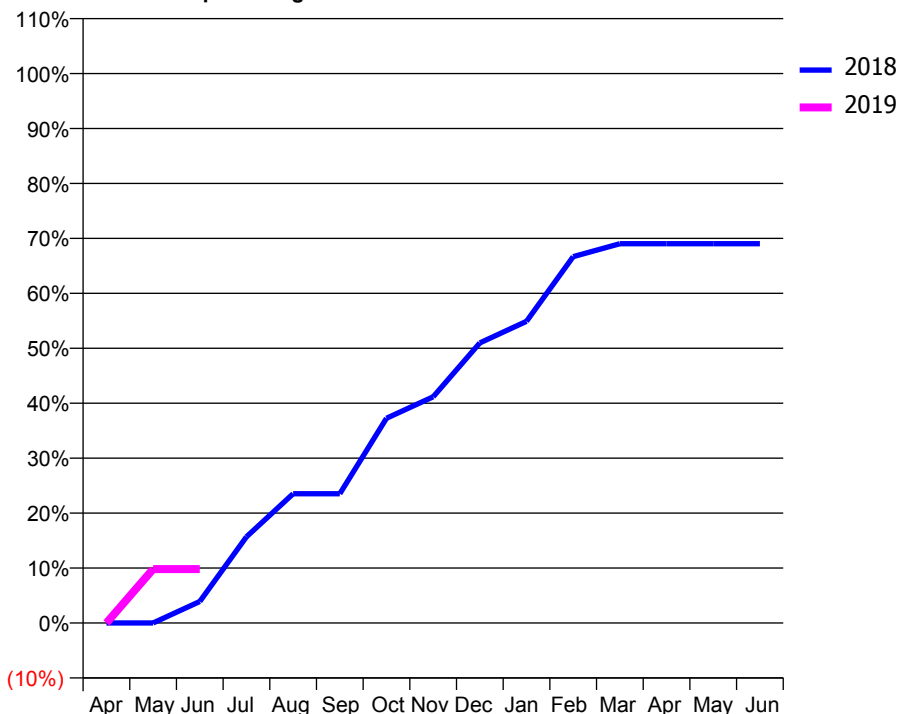
ACCESS*

Patients seen in 24 months	Total	Change since previous quarter
Quarter ending June 2017	35	
Quarter ending September 2017	34	↓
Quarter ending December 2017	33	↓
Quarter ending March 2018	31	↓
Quarter ending June 2018	31	→
Variance since June 2017	(11.4%)	↓



ACTIVITY

Cumulative percentage of contracted UDA delivered 2018 & 2019



Adjusted Scheduled Activity (UDA)

Month	2018	2019
April	0	0
May	0	5
June	2	5
July	8	
August	12	
September	12	
October	19	
November	21	
December	26	
January	28	
February	34	
March	35	
April	35	
May	35	
June	35	

QUALITY

	Quantity	Base Number	Contract	AT	Region	England
% of FP17s for the same patient ID Re-attending within 3 months - Children	0	5	0.0%	10.7%	11.3%	11.5%
% of FP17s for the same patient ID Re-attending within 3 months - Adults	0	0	N/A	14.0%	14.9%	15.4%
% of FP17s for the same patient ID Re-attending between 3 & 9 months - Children	5	5	100.0%	59.8%	60.0%	58.9%
% of FP17s for the same patient ID Re-attending between 3 & 9 months - Adults	0	0	N/A	49.6%	52.6%	51.6%
% of FP17s for Band 1 Urgent Courses	0	5	0.0%	9.0%	7.9%	8.9%
% of FP17s Relating to Free Repair or Replacements	0	5	0.0%	0.7%	0.8%	0.8%
% of FP17s Relating to Continuations	0	5	0.0%	1.0%	0.9%	0.9%
% of Patients satisfied with the dentistry they have received	0	0	N/A	93.6%	93.2%	93.2%
% of Patients satisfied with the time they had to wait for an appointment	0	0	N/A	87.9%	89.1%	88.8%

* This is based on patients treated on this contract for their most recent course of treatment. Figures in italics indicate the base number of FP17s or Patient Questionnaire responses are less than 100. N/A is shown where the base number of responses is less than 10 during the period. % is calculated as Quantity/Base number*100

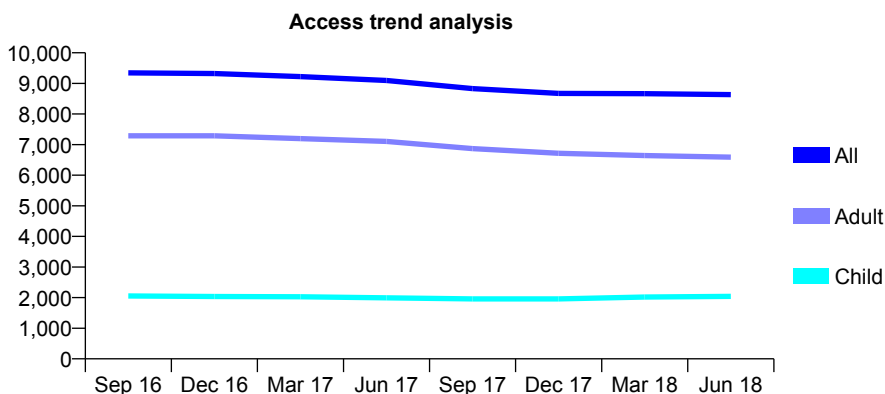
Q56 - Vital Signs At a Glance Contract Report for 771708/0001 - June 2018

Name or company name	MR AC HUNTER
Contract type name	GDS Contract
Purpose of contract	General
Contract start date	01/03/2008
Contract end date	

18/19 Contracted general activity (UDA)	24,346
Carry forward general activity (UDA)	0
18/19 Contracted orthodontic activity (UOA)	0
Carry forward orthodontic activity (UOA)	0
Baseline contract value	£592,471.91

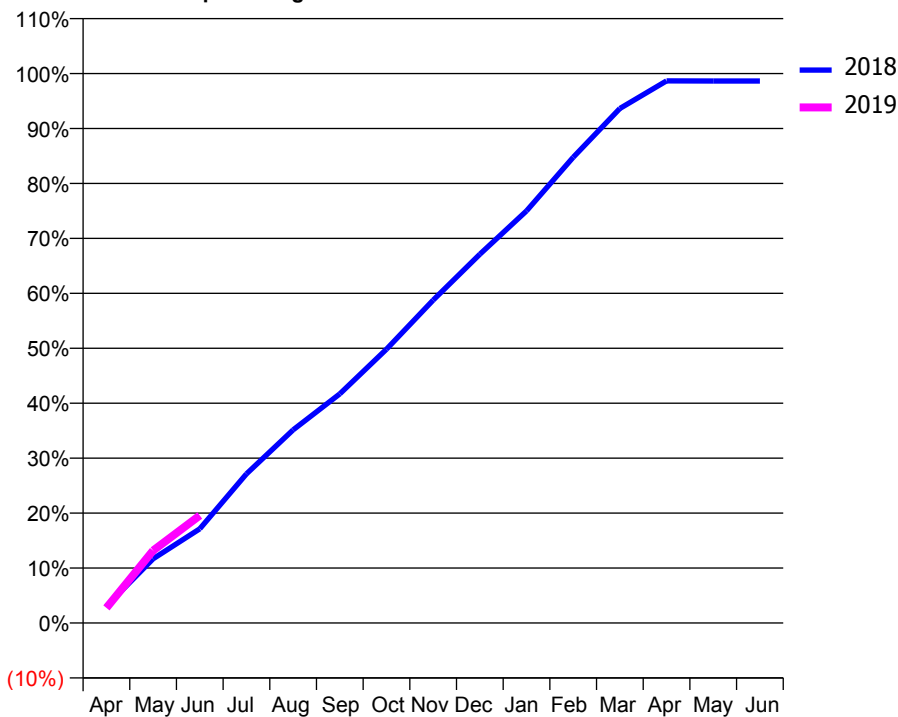
ACCESS*

Patients seen in 24 months	Total	Change since previous quarter
Quarter ending June 2017	9,097	
Quarter ending September 2017	8,829	↓
Quarter ending December 2017	8,675	↓
Quarter ending March 2018	8,665	→
Quarter ending June 2018	8,635	→
Variance since June 2017	(5.1%)	↓



ACTIVITY

Cumulative percentage of contracted UDA delivered 2018 & 2019



Adjusted Scheduled Activity (UDA)

Month	2018	2019
April	750	670
May	2,846	3,213
June	4,176	4,766
July	6,607	
August	8,559	
September	10,156	
October	12,133	
November	14,304	
December	16,339	
January	18,259	
February	20,633	
March	22,796	
April	24,021	
May	24,015	
June	24,015	

QUALITY

	Quantity	Base Number	Contract	AT	Region	England
% of FP17s for the same patient ID Re-attending within 3 months - Children	72	909	7.9%	10.7%	11.3%	11.5%
% of FP17s for the same patient ID Re-attending within 3 months - Adults	374	2,342	16.0%	14.0%	14.9%	15.4%
% of FP17s for the same patient ID Re-attending between 3 & 9 months - Children	593	909	65.2%	59.8%	60.0%	58.9%
% of FP17s for the same patient ID Re-attending between 3 & 9 months - Adults	1,225	2,342	52.3%	49.6%	52.6%	51.6%
% of FP17s for Band 1 Urgent Courses	237	2,603	9.1%	9.0%	7.9%	8.9%
% of FP17s Relating to Free Repair or Replacements	12	2,603	0.5%	0.7%	0.8%	0.8%
% of FP17s Relating to Continuations	41	2,603	1.6%	1.0%	0.9%	0.9%
% of Patients satisfied with the dentistry they have received	6	6	N/A	93.6%	93.2%	93.2%
% of Patients satisfied with the time they had to wait for an appointment	5	6	N/A	87.9%	89.1%	88.8%

* This is based on patients treated on this contract for their most recent course of treatment. Figures in italics indicate the base number of FP17s or Patient Questionnaire responses are less than 100. N/A is shown where the base number of responses is less than 10 during the period. % is calculated as Quantity/Base number*100

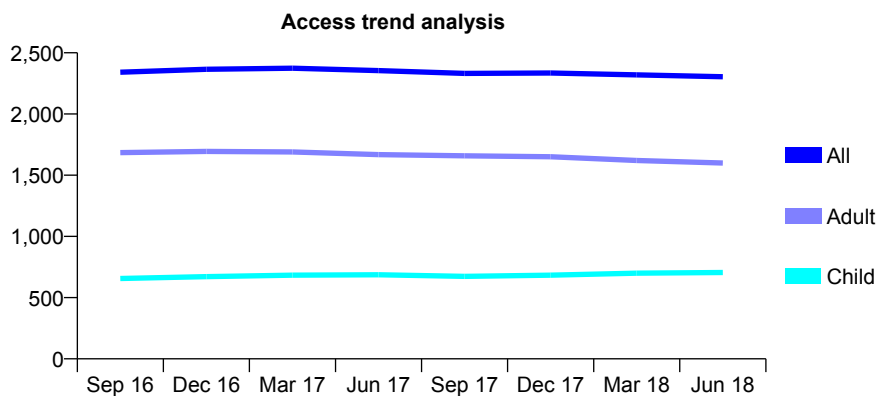
Q56 - Vital Signs At a Glance Contract Report for 773840/0001 - June 2018

Name or company name	MRS JA HASSAN
Contract type name	GDS Contract
Purpose of contract	General
Contract start date	01/04/2006
Contract end date	

18/19 Contracted general activity (UDA)	6,000
Carry forward general activity (UDA)	0
18/19 Contracted orthodontic activity (UOA)	0
Carry forward orthodontic activity (UOA)	0
Baseline contract value	£134,877.10

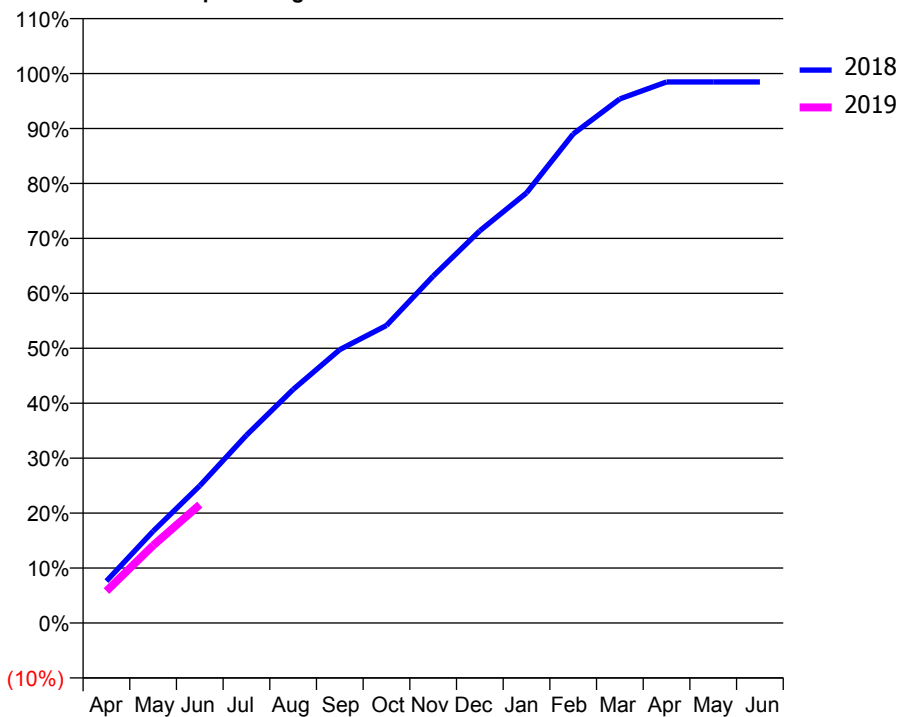
ACCESS*

Patients seen in 24 months	Total	Change since previous quarter
Quarter ending June 2017	2,355	
Quarter ending September 2017	2,332	→
Quarter ending December 2017	2,335	→
Quarter ending March 2018	2,320	→
Quarter ending June 2018	2,305	→
Variance since June 2017	(2.1%)	↓



ACTIVITY

Cumulative percentage of contracted UDA delivered 2018 & 2019



Adjusted Scheduled Activity (UDA)

Month	2018	2019
April	458	349
May	1,003	847
June	1,499	1,292
July	2,051	
August	2,550	
September	2,986	
October	3,248	
November	3,787	
December	4,283	
January	4,696	
February	5,340	
March	5,723	
April	5,908	
May	5,908	
June	5,908	

QUALITY

	Quantity	Base Number	Contract	AT	Region	England
% of FP17s for the same patient ID Re-attending within 3 months - Children	16	244	6.6%	10.7%	11.3%	11.5%
% of FP17s for the same patient ID Re-attending within 3 months - Adults	80	520	15.4%	14.0%	14.9%	15.4%
% of FP17s for the same patient ID Re-attending between 3 & 9 months - Children	154	244	63.1%	59.8%	60.0%	58.9%
% of FP17s for the same patient ID Re-attending between 3 & 9 months - Adults	207	520	39.8%	49.6%	52.6%	51.6%
% of FP17s for Band 1 Urgent Courses	68	677	10.0%	9.0%	7.9%	8.9%
% of FP17s Relating to Free Repair or Replacements	8	677	1.2%	0.7%	0.8%	0.8%
% of FP17s Relating to Continuations	2	677	0.3%	1.0%	0.9%	0.9%
% of Patients satisfied with the dentistry they have received	2	2	N/A	93.6%	93.2%	93.2%
% of Patients satisfied with the time they had to wait for an appointment	2	2	N/A	87.9%	89.1%	88.8%

* This is based on patients treated on this contract for their most recent course of treatment. Figures in italics indicate the base number of FP17s or Patient Questionnaire responses are less than 100. N/A is shown where the base number of responses is less than 10 during the period. % is calculated as Quantity/Base number*100

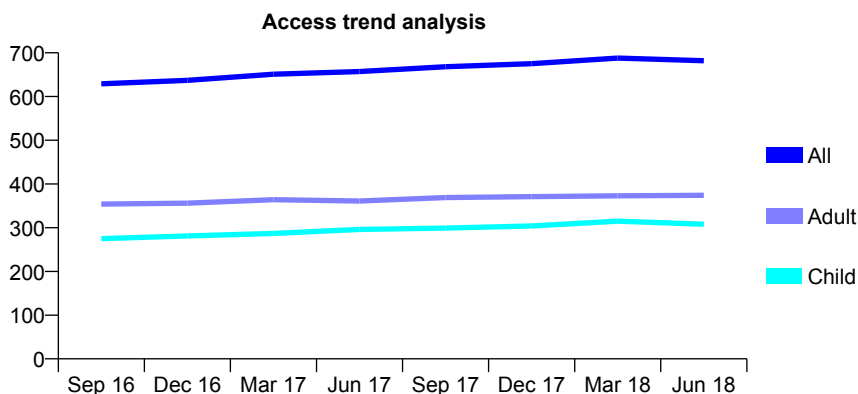
Q56 - Vital Signs At a Glance Contract Report for 800759/0002 - June 2018

Name or company name	MR D JONES
Contract type name	GDS Contract
Purpose of contract	General
Contract start date	28/07/2011
Contract end date	

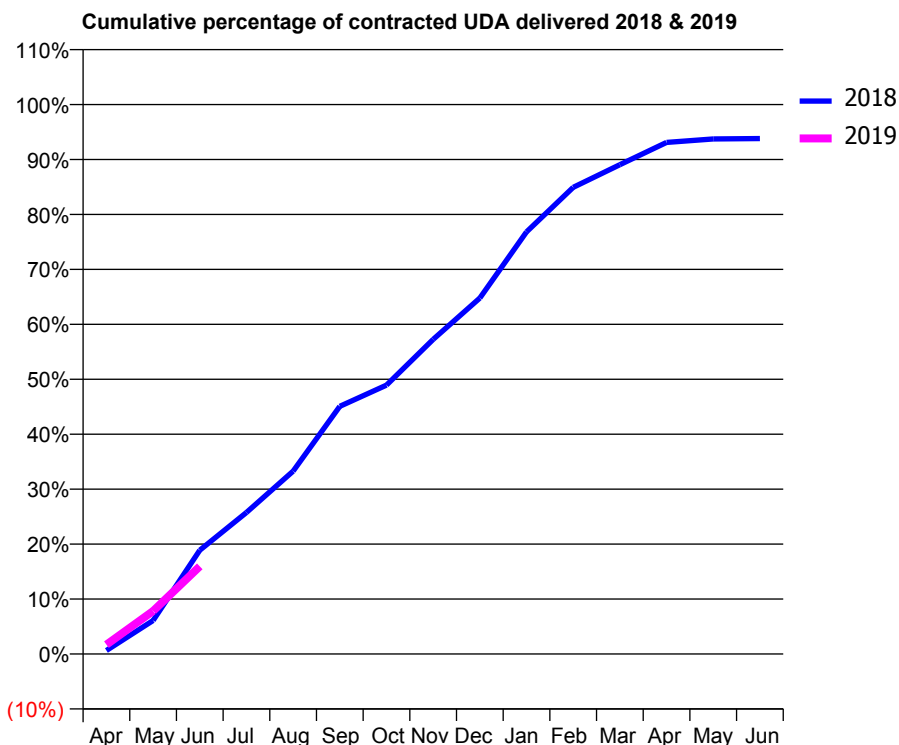
18/19 Contracted general activity (UDA)	1,409
Carry forward general activity (UDA)	0
18/19 Contracted orthodontic activity (UOA)	0
Carry forward orthodontic activity (UOA)	0
Baseline contract value	£27,388.50

ACCESS*

Patients seen in 24 months	Total	Change since previous quarter
Quarter ending June 2017	657	
Quarter ending September 2017	668	→
Quarter ending December 2017	675	→
Quarter ending March 2018	688	→
Quarter ending June 2018	682	→
Variance since June 2017	3.8%	↑



ACTIVITY



Month	Adjusted Scheduled Activity (UDA)	
	2018	2019
April	9	24
May	86	110
June	266	225
July	363	
August	469	
September	635	
October	689	
November	807	
December	913	
January	1,082	
February	1,196	
March	1,255	
April	1,312	
May	1,321	
June	1,322	

QUALITY

	Quantity	Base Number	Contract	AT	Region	England
% of FP17s for the same patient ID Re-attending within 3 months - Children	9	106	8.5%	10.7%	11.3%	11.5%
% of FP17s for the same patient ID Re-attending within 3 months - Adults	7	89	7.9%	14.0%	14.9%	15.4%
% of FP17s for the same patient ID Re-attending between 3 & 9 months - Children	67	106	63.2%	59.8%	60.0%	58.9%
% of FP17s for the same patient ID Re-attending between 3 & 9 months - Adults	55	89	61.8%	49.6%	52.6%	51.6%
% of FP17s for Band 1 Urgent Courses	4	142	2.8%	9.0%	7.9%	8.9%
% of FP17s Relating to Free Repair or Replacements	0	142	0.0%	0.7%	0.8%	0.8%
% of FP17s Relating to Continuations	0	142	0.0%	1.0%	0.9%	0.9%
% of Patients satisfied with the dentistry they have received	0	0	N/A	93.6%	93.2%	93.2%
% of Patients satisfied with the time they had to wait for an appointment	0	0	N/A	87.9%	89.1%	88.8%

* This is based on patients treated on this contract for their most recent course of treatment. Figures in italics indicate the base number of FP17s or Patient Questionnaire responses are less than 100. N/A is shown where the base number of responses is less than 10 during the period. % is calculated as Quantity/Base number*100

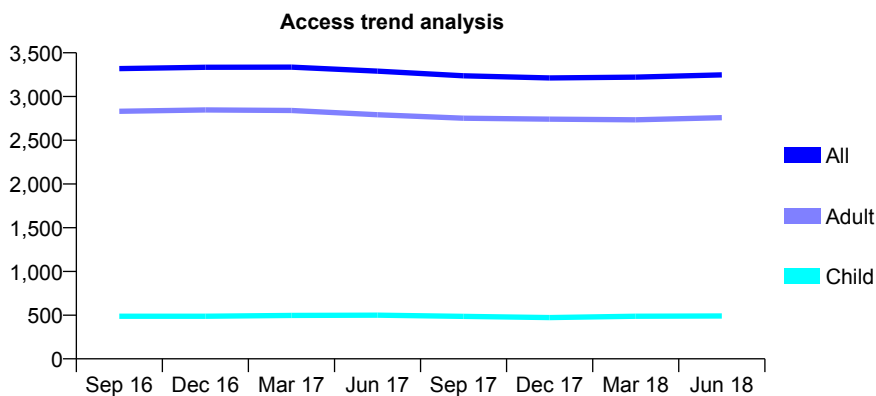
Q56 - Vital Signs At a Glance Contract Report for 809268/0001 - June 2018

Name or company name	MR DW FERNS
Contract type name	GDS Contract
Purpose of contract	General
Contract start date	01/04/2006
Contract end date	

18/19 Contracted general activity (UDA)	9,437
Carry forward general activity (UDA)	0
18/19 Contracted orthodontic activity (UOA)	0
Carry forward orthodontic activity (UOA)	0
Baseline contract value	£228,473.14

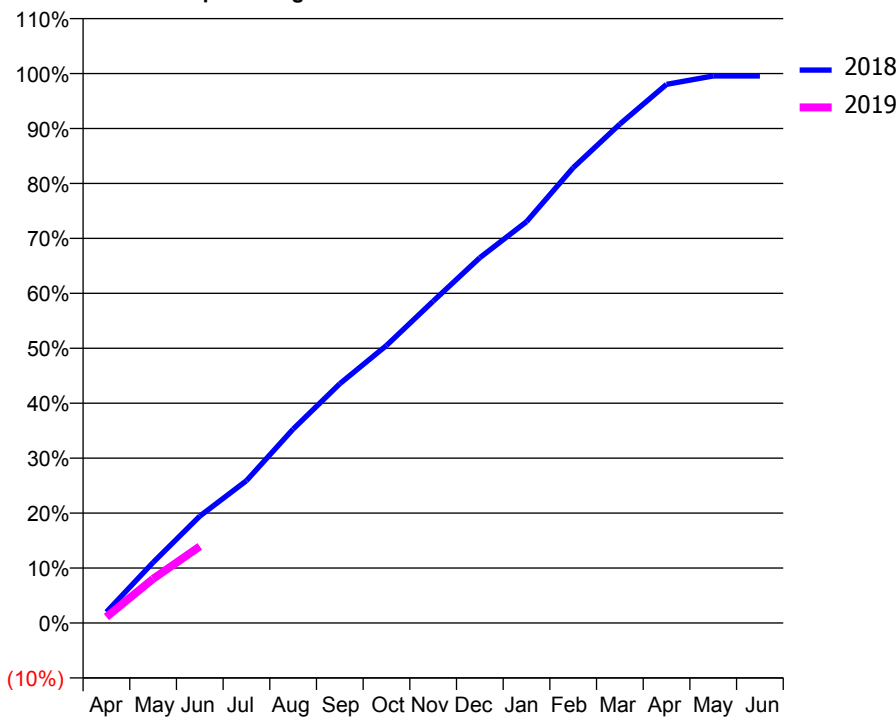
ACCESS*

Patients seen in 24 months	Total	Change since previous quarter
Quarter ending June 2017	3,291	
Quarter ending September 2017	3,237	↓
Quarter ending December 2017	3,213	→
Quarter ending March 2018	3,221	→
Quarter ending June 2018	3,248	→
Variance since June 2017	(1.3%)	↓



ACTIVITY

Cumulative percentage of contracted UDA delivered 2018 & 2019



Month	Adjusted Scheduled Activity (UDA)	
	2018	2019
April	189	104
May	1,041	759
June	1,835	1,315
July	2,445	
August	3,332	
September	4,110	
October	4,767	
November	5,527	
December	6,273	
January	6,893	
February	7,819	
March	8,569	
April	9,250	
May	9,395	
June	9,395	

QUALITY

	Quantity	Base Number	Contract	AT	Region	England
% of FP17s for the same patient ID Re-attending within 3 months - Children	9	129	7.0%	10.7%	11.3%	11.5%
% of FP17s for the same patient ID Re-attending within 3 months - Adults	148	762	19.4%	14.0%	14.9%	15.4%
% of FP17s for the same patient ID Re-attending between 3 & 9 months - Children	17	129	13.2%	59.8%	60.0%	58.9%
% of FP17s for the same patient ID Re-attending between 3 & 9 months - Adults	205	762	26.9%	49.6%	52.6%	51.6%
% of FP17s for Band 1 Urgent Courses	136	599	22.7%	9.0%	7.9%	8.9%
% of FP17s Relating to Free Repair or Replacements	5	599	0.8%	0.7%	0.8%	0.8%
% of FP17s Relating to Continuations	8	599	1.3%	1.0%	0.9%	0.9%
% of Patients satisfied with the dentistry they have received	11	11	100.0%	93.6%	93.2%	93.2%
% of Patients satisfied with the time they had to wait for an appointment	11	11	100.0%	87.9%	89.1%	88.8%

* This is based on patients treated on this contract for their most recent course of treatment. Figures in italics indicate the base number of FP17s or Patient Questionnaire responses are less than 100. N/A is shown where the base number of responses is less than 10 during the period. % is calculated as Quantity/Base number*100

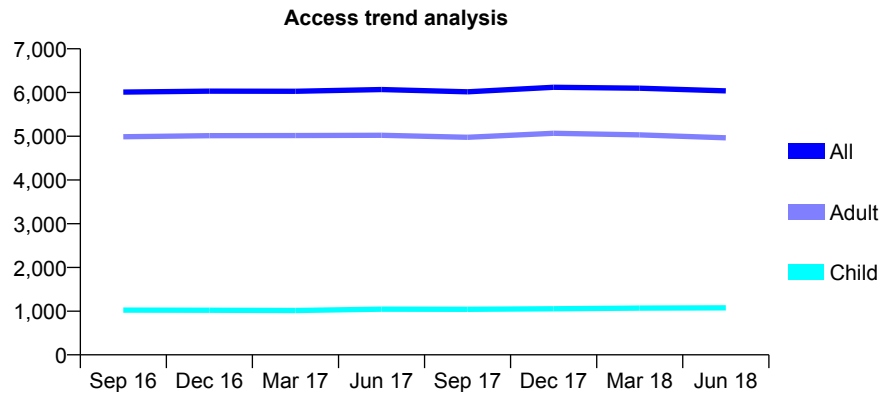
Q56 - Vital Signs At a Glance Contract Report for 812072/0001 - June 2018

Name or company name	Ipswich Dental Surgery
Contract type name	GDS Contract
Purpose of contract	General
Contract start date	01/04/2006
Contract end date	

18/19 Contracted general activity (UDA)	14,528
Carry forward general activity (UDA)	0
18/19 Contracted orthodontic activity (UOA)	0
Carry forward orthodontic activity (UOA)	0
Baseline contract value	£332,349.10

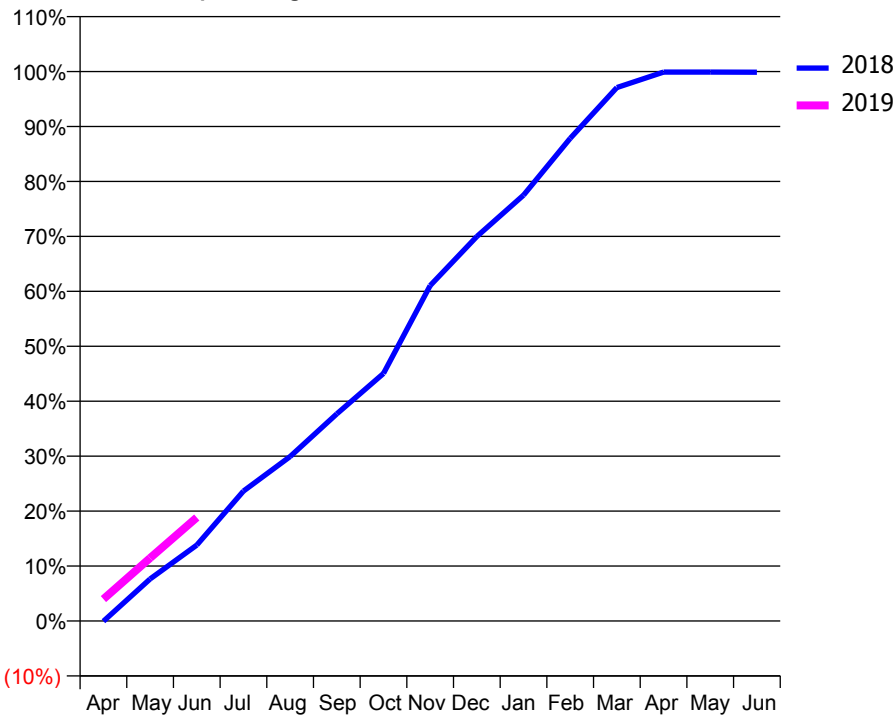
ACCESS*

Patients seen in 24 months	Total	Change since previous quarter
Quarter ending June 2017	6,067	
Quarter ending September 2017	6,016	→
Quarter ending December 2017	6,121	→
Quarter ending March 2018	6,099	→
Quarter ending June 2018	6,039	→
Variance since June 2017	(0.5%)	→



ACTIVITY

Cumulative percentage of contracted UDA delivered 2018 & 2019



Month	Adjusted Scheduled Activity (UDA)	
	2018	2019
April	-9	580
May	1,111	1,665
June	2,009	2,739
July	3,435	
August	4,350	
September	5,475	
October	6,545	
November	8,870	
December	10,167	
January	11,259	
February	12,762	
March	14,104	
April	14,511	
May	14,511	
June	14,510	

QUALITY

	Quantity	Base Number	Contract	AT	Region	England
% of FP17s for the same patient ID Re-attending within 3 months - Children	11	283	3.9%	10.7%	11.3%	11.5%
% of FP17s for the same patient ID Re-attending within 3 months - Adults	124	1,198	10.4%	14.0%	14.9%	15.4%
% of FP17s for the same patient ID Re-attending between 3 & 9 months - Children	93	283	32.9%	59.8%	60.0%	58.9%
% of FP17s for the same patient ID Re-attending between 3 & 9 months - Adults	423	1,198	35.3%	49.6%	52.6%	51.6%
% of FP17s for Band 1 Urgent Courses	114	1,323	8.6%	9.0%	7.9%	8.9%
% of FP17s Relating to Free Repair or Replacements	14	1,323	1.1%	0.7%	0.8%	0.8%
% of FP17s Relating to Continuations	4	1,323	0.3%	1.0%	0.9%	0.9%
% of Patients satisfied with the dentistry they have received	12	12	100.0%	93.6%	93.2%	93.2%
% of Patients satisfied with the time they had to wait for an appointment	11	12	91.7%	87.9%	89.1%	88.8%

* This is based on patients treated on this contract for their most recent course of treatment. Figures in italics indicate the base number of FP17s or Patient Questionnaire responses are less than 100. N/A is shown where the base number of responses is less than 10 during the period. % is calculated as Quantity/Base number*100

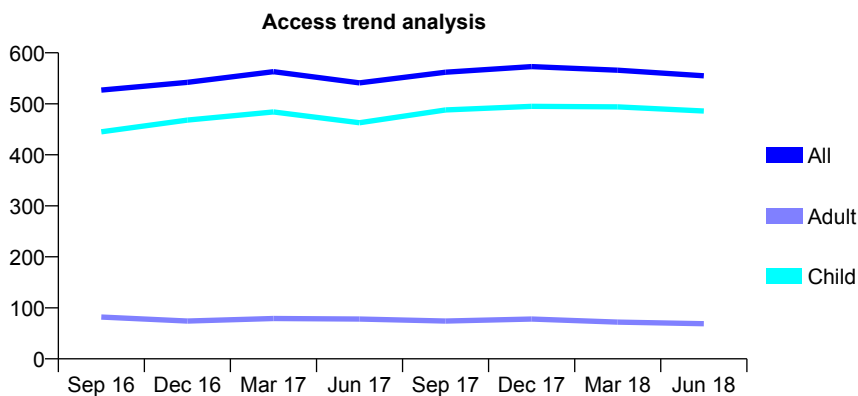
Q56 - Vital Signs At a Glance Contract Report for 813095/0002 - June 2018

Name or company name	MS BA BRABBINS
Contract type name	GDS Contract
Purpose of contract	General
Contract start date	01/04/2006
Contract end date	

18/19 Contracted general activity (UDA)	1,000
Carry forward general activity (UDA)	0
18/19 Contracted orthodontic activity (UOA)	0
Carry forward orthodontic activity (UOA)	0
Baseline contract value	£24,360.45

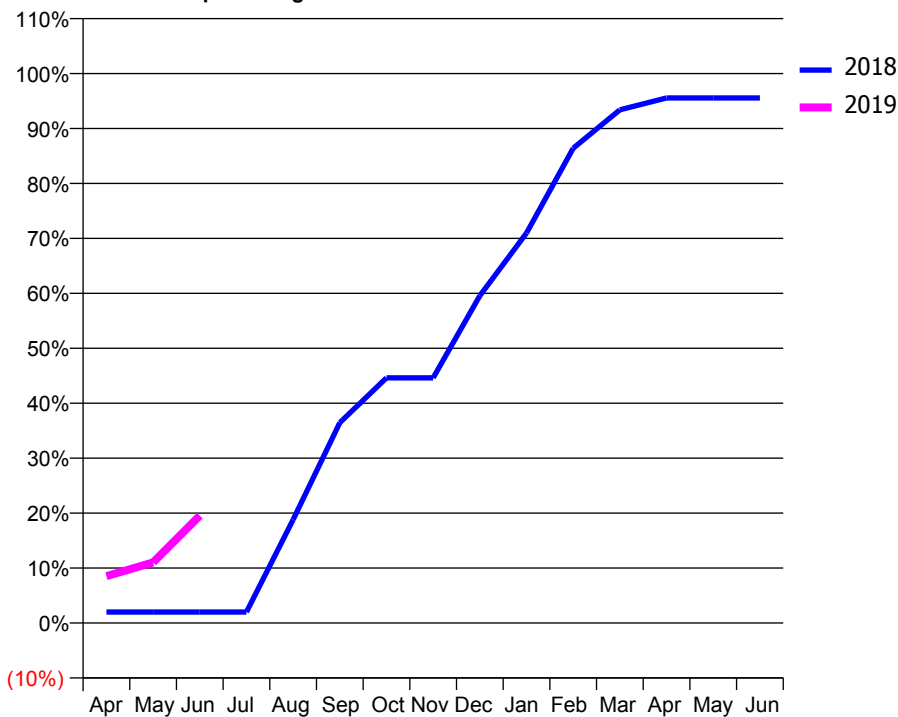
ACCESS*

Patients seen in 24 months	Total	Change since previous quarter
Quarter ending June 2017	541	
Quarter ending September 2017	562	↑
Quarter ending December 2017	573	→
Quarter ending March 2018	566	↓
Quarter ending June 2018	555	↓
Variance since June 2017	2.6%	↑



ACTIVITY

Cumulative percentage of contracted UDA delivered 2018 & 2019



Adjusted Scheduled Activity (UDA)		
Month	2018	2019
April	20	85
May	20	110
June	20	195
July	20	
August	188	
September	365	
October	446	
November	446	
December	596	
January	710	
February	864	
March	934	
April	956	
May	956	
June	956	

QUALITY

	Quantity	Base Number	Contract	AT	Region	England
% of FP17s for the same patient ID Re-attending within 3 months - Children	20	147	13.6%	10.7%	11.3%	11.5%
% of FP17s for the same patient ID Re-attending within 3 months - Adults	0	5	0.0%	14.0%	14.9%	15.4%
% of FP17s for the same patient ID Re-attending between 3 & 9 months - Children	96	147	65.3%	59.8%	60.0%	58.9%
% of FP17s for the same patient ID Re-attending between 3 & 9 months - Adults	3	5	60.0%	49.6%	52.6%	51.6%
% of FP17s for Band 1 Urgent Courses	7	136	5.1%	9.0%	7.9%	8.9%
% of FP17s Relating to Free Repair or Replacements	0	136	0.0%	0.7%	0.8%	0.8%
% of FP17s Relating to Continuations	0	136	0.0%	1.0%	0.9%	0.9%
% of Patients satisfied with the dentistry they have received	0	0	N/A	93.6%	93.2%	93.2%
% of Patients satisfied with the time they had to wait for an appointment	0	0	N/A	87.9%	89.1%	88.8%

* This is based on patients treated on this contract for their most recent course of treatment. Figures in italics indicate the base number of FP17s or Patient Questionnaire responses are less than 100. N/A is shown where the base number of responses is less than 10 during the period. % is calculated as Quantity/Base number*100

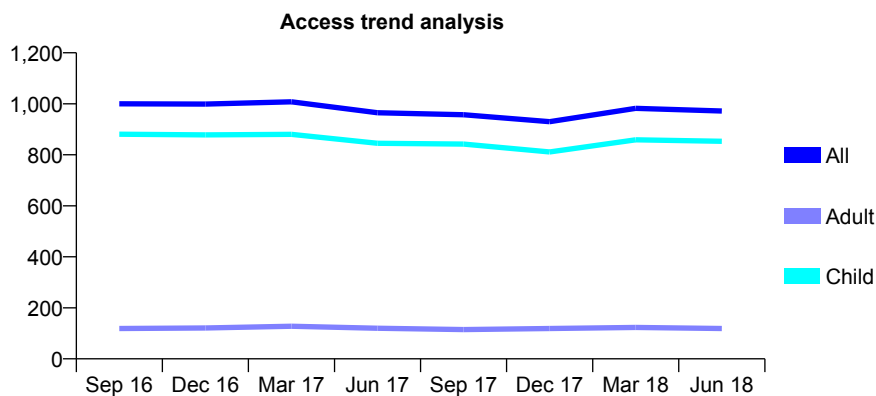
Q56 - Vital Signs At a Glance Contract Report for 819948/0001 - June 2018

Name or company name	MRS D STOKES
Contract type name	PDS Contract
Purpose of contract	General
Contract start date	01/06/2008
Contract end date	30/09/2018

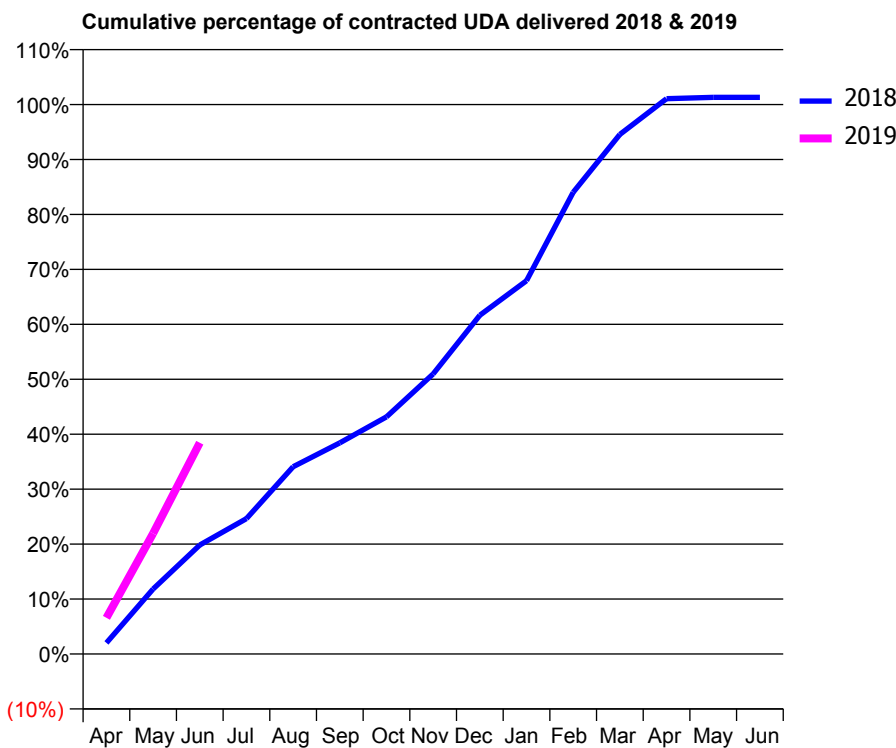
18/19 Contracted general activity (UDA)	1,065
Carry forward general activity (UDA)	0
18/19 Contracted orthodontic activity (UOA)	0
Carry forward orthodontic activity (UOA)	0
Baseline contract value	£24,306.03

ACCESS*

Patients seen in 24 months	Total	Change since previous quarter
Quarter ending June 2017	965	
Quarter ending September 2017	957	→
Quarter ending December 2017	930	↓
Quarter ending March 2018	982	↑
Quarter ending June 2018	972	↓
Variance since June 2017	0.7%	→



ACTIVITY



Adjusted Scheduled Activity (UDA)		
Month	2018	2019
April	43	70
May	252	234
June	422	410
July	524	
August	726	
September	818	
October	919	
November	1,085	
December	1,313	
January	1,446	
February	1,789	
March	2,013	
April	2,152	
May	2,157	
June	2,157	

QUALITY

	Quantity	Base Number	Contract	AT	Region	England
% of FP17s for the same patient ID Re-attending within 3 months - Children	25	329	7.6%	10.7%	11.3%	11.5%
% of FP17s for the same patient ID Re-attending within 3 months - Adults	0	14	0.0%	14.0%	14.9%	15.4%
% of FP17s for the same patient ID Re-attending between 3 & 9 months - Children	207	329	62.9%	59.8%	60.0%	58.9%
% of FP17s for the same patient ID Re-attending between 3 & 9 months - Adults	11	14	78.6%	49.6%	52.6%	51.6%
% of FP17s for Band 1 Urgent Courses	8	259	3.1%	9.0%	7.9%	8.9%
% of FP17s Relating to Free Repair or Replacements	0	259	0.0%	0.7%	0.8%	0.8%
% of FP17s Relating to Continuations	0	259	0.0%	1.0%	0.9%	0.9%
% of Patients satisfied with the dentistry they have received	0	0	N/A	93.6%	93.2%	93.2%
% of Patients satisfied with the time they had to wait for an appointment	0	0	N/A	87.9%	89.1%	88.8%

* This is based on patients treated on this contract for their most recent course of treatment. Figures in italics indicate the base number of FP17s or Patient Questionnaire responses are less than 100. N/A is shown where the base number of responses is less than 10 during the period. % is calculated as Quantity/Base number*100

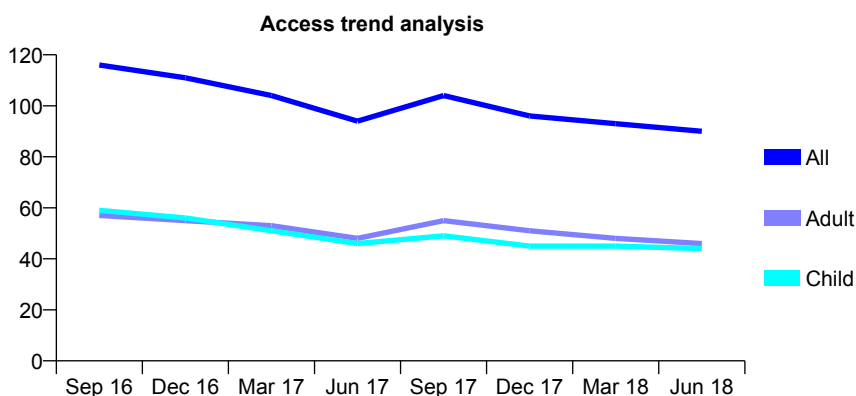
Q56 - Vital Signs At a Glance Contract Report for 825875/0001 - June 2018

Name or company name	MISS S PATEL
Contract type name	GDS Contract
Purpose of contract	General
Contract start date	01/04/2006
Contract end date	

18/19 Contracted general activity (UDA)	245
Carry forward general activity (UDA)	0
18/19 Contracted orthodontic activity (UOA)	0
Carry forward orthodontic activity (UOA)	0
Baseline contract value	£5,471.70

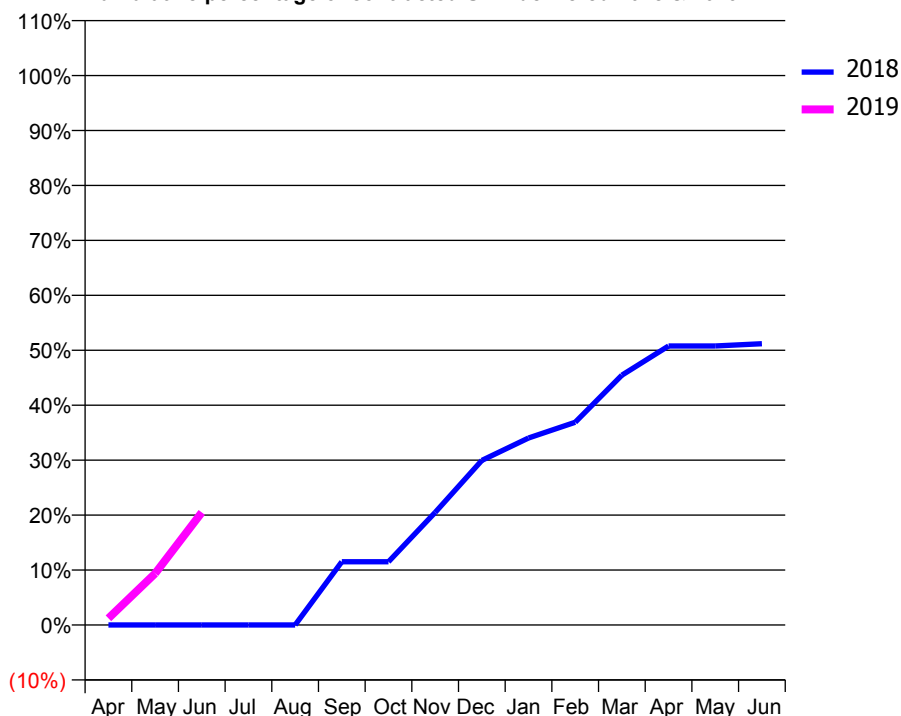
ACCESS*

Patients seen in 24 months	Total	Change since previous quarter
Quarter ending June 2017	94	
Quarter ending September 2017	104	↑
Quarter ending December 2017	96	↓
Quarter ending March 2018	93	↓
Quarter ending June 2018	90	↓
Variance since June 2017	(4.3%)	↓



ACTIVITY

Cumulative percentage of contracted UDA delivered 2018 & 2019



Adjusted Scheduled Activity (UDA)

Month	2018	2019
April	0	3
May	0	23
June	0	50
July	0	
August	0	
September	28	
October	28	
November	50	
December	73	
January	83	
February	90	
March	111	
April	124	
May	124	
June	125	

QUALITY

	Quantity	Base Number	Contract	AT	Region	England
% of FP17s for the same patient ID Re-attending within 3 months - Children	0	15	0.0%	10.7%	11.3%	11.5%
% of FP17s for the same patient ID Re-attending within 3 months - Adults	0	14	0.0%	14.0%	14.9%	15.4%
% of FP17s for the same patient ID Re-attending between 3 & 9 months - Children	5	15	33.3%	59.8%	60.0%	58.9%
% of FP17s for the same patient ID Re-attending between 3 & 9 months - Adults	8	14	57.1%	49.6%	52.6%	51.6%
% of FP17s for Band 1 Urgent Courses	1	22	4.5%	9.0%	7.9%	8.9%
% of FP17s Relating to Free Repair or Replacements	0	22	0.0%	0.7%	0.8%	0.8%
% of FP17s Relating to Continuations	0	22	0.0%	1.0%	0.9%	0.9%
% of Patients satisfied with the dentistry they have received	0	0	N/A	93.6%	93.2%	93.2%
% of Patients satisfied with the time they had to wait for an appointment	0	0	N/A	87.9%	89.1%	88.8%

* This is based on patients treated on this contract for their most recent course of treatment. Figures in italics indicate the base number of FP17s or Patient Questionnaire responses are less than 100. N/A is shown where the base number of responses is less than 10 during the period. % is calculated as Quantity/Base number*100

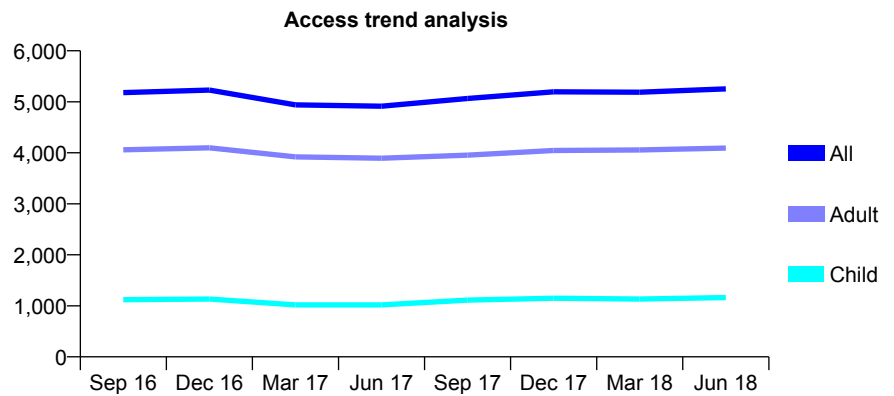
Q56 - Vital Signs At a Glance Contract Report for 827134/0006 - June 2018

Name or company name	MR JG PLUMMER
Contract type name	GDS Contract
Purpose of contract	General and Orthodontic
Contract start date	01/04/2006
Contract end date	

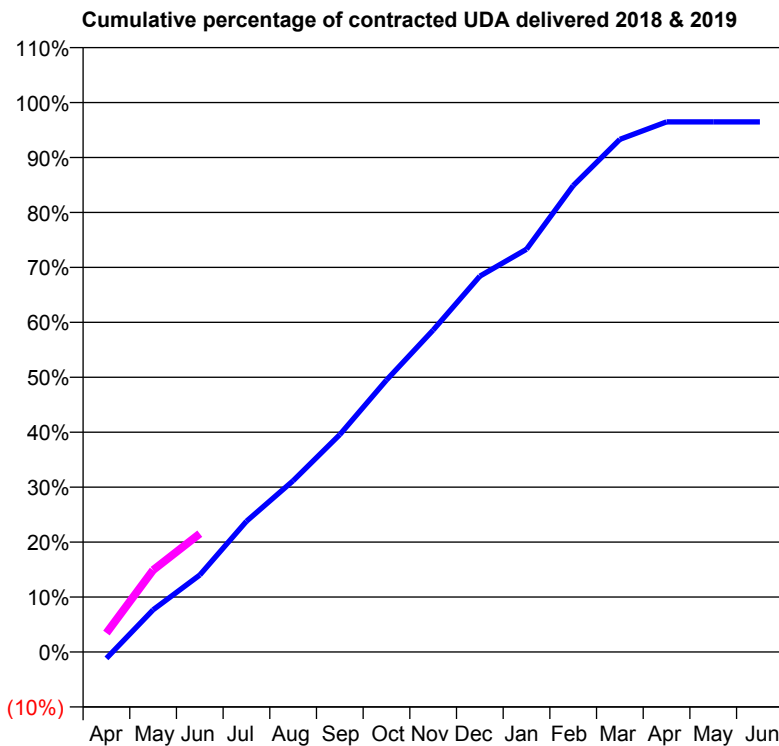
18/19 Contracted general activity (UDA)	13,778
Carry forward general activity (UDA)	0
18/19 Contracted orthodontic activity (UOA)	1,408
Carry forward orthodontic activity (UOA)	0
Baseline contract value	£560,956.05

ACCESS*

Patients seen in 24 months	Total	Change since previous quarter
Quarter ending June 2017	4,913	
Quarter ending September 2017	5,065	↑
Quarter ending December 2017	5,196	↑
Quarter ending March 2018	5,189	→
Quarter ending June 2018	5,253	→
Variance since June 2017	6.9%	↑



ACTIVITY



Month	Adjusted Scheduled Activity (UDA)	
	2018	2019
April	-162	478
May	1,060	2,055
June	1,930	2,966
July	3,278	
August	4,295	
September	5,450	
October	6,819	
November	8,071	
December	9,425	
January	10,099	
February	11,695	
March	12,855	
April	13,292	
May	13,292	
June	13,292	

QUALITY

	Quantity	Base Number	Contract	AT	Region	England
% of FP17s for the same patient ID Re-attending within 3 months - Children	31	398	7.8%	10.7%	11.3%	11.5%
% of FP17s for the same patient ID Re-attending within 3 months - Adults	154	1,300	11.8%	14.0%	14.9%	15.4%
% of FP17s for the same patient ID Re-attending between 3 & 9 months - Children	189	398	47.5%	59.8%	60.0%	58.9%
% of FP17s for the same patient ID Re-attending between 3 & 9 months - Adults	451	1,300	34.7%	49.6%	52.6%	51.6%
% of FP17s for Band 1 Urgent Courses	171	1,342	12.7%	9.0%	7.9%	8.9%
% of FP17s Relating to Free Repair or Replacements	35	1,342	2.6%	0.7%	0.8%	0.8%
% of FP17s Relating to Continuations	13	1,342	1.0%	1.0%	0.9%	0.9%
% of Patients satisfied with the dentistry they have received	2	2	N/A	93.6%	93.2%	93.2%
% of Patients satisfied with the time they had to wait for an appointment	2	2	N/A	87.9%	89.1%	88.8%

* This is based on patients treated on this contract for their most recent course of treatment. Figures in italics indicate the base number of FP17s or Patient Questionnaire responses are less than 100. N/A is shown where the base number of responses is less than 10 during the period. % is calculated as Quantity/Base number*100

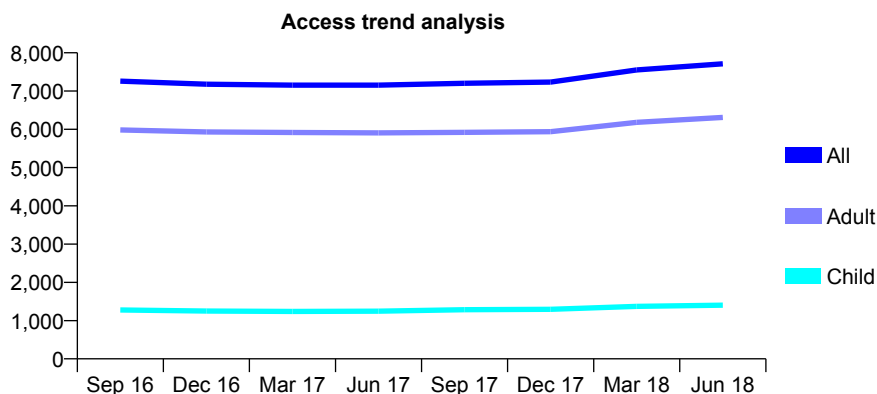
Q56 - Vital Signs At a Glance Contract Report for 827134/0007 - June 2018

Name or company name	MR JG PLUMMER
Contract type name	GDS Contract
Purpose of contract	General and Orthodontic
Contract start date	01/04/2006
Contract end date	

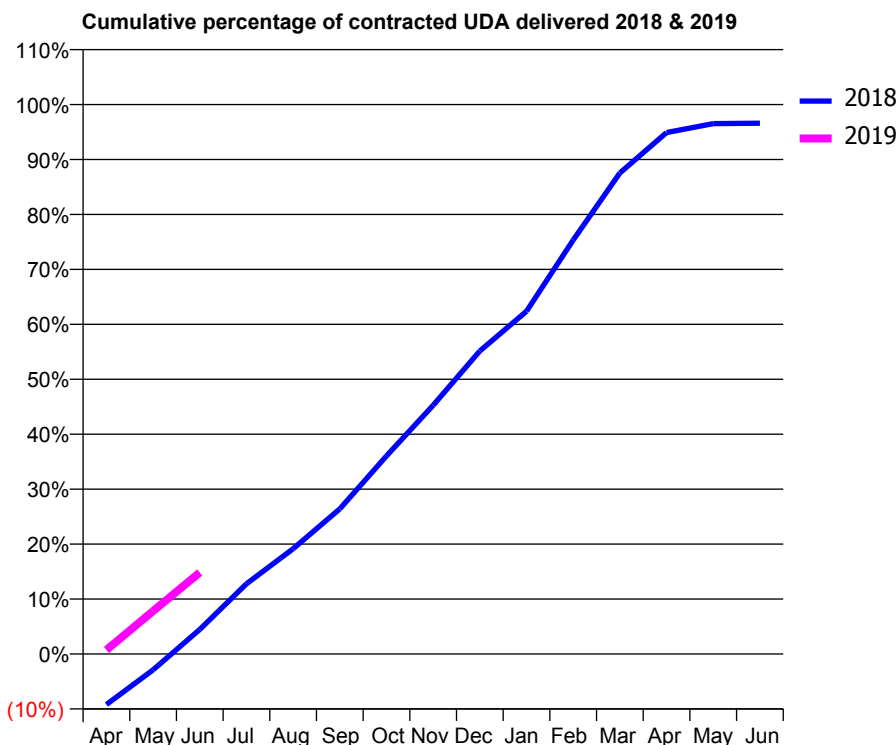
18/19 Contracted general activity (UDA)	17,482
Carry forward general activity (UDA)	0
18/19 Contracted orthodontic activity (UOA)	1,430
Carry forward orthodontic activity (UOA)	0
Baseline contract value	£705,773.61

ACCESS*

Patients seen in 24 months	Total	Change since previous quarter
Quarter ending June 2017	7,153	
Quarter ending September 2017	7,205	→
Quarter ending December 2017	7,234	→
Quarter ending March 2018	7,552	↑
Quarter ending June 2018	7,712	↑
Variance since June 2017	7.8%	↑



ACTIVITY



Month	Adjusted Scheduled Activity (UDA)	
	2018	2019
April	-1,610	130
May	-508	1,367
June	782	2,594
July	2,234	
August	3,347	
September	4,619	
October	6,302	
November	7,914	
December	9,642	
January	10,903	
February	13,170	
March	15,304	
April	16,591	
May	16,873	
June	16,885	

QUALITY

	Quantity	Base Number	Contract	AT	Region	England
% of FP17s for the same patient ID Re-attending within 3 months - Children	45	527	8.5%	10.7%	11.3%	11.5%
% of FP17s for the same patient ID Re-attending within 3 months - Adults	298	1,965	15.2%	14.0%	14.9%	15.4%
% of FP17s for the same patient ID Re-attending between 3 & 9 months - Children	193	527	36.6%	59.8%	60.0%	58.9%
% of FP17s for the same patient ID Re-attending between 3 & 9 months - Adults	661	1,965	33.6%	49.6%	52.6%	51.6%
% of FP17s for Band 1 Urgent Courses	212	1,549	13.7%	9.0%	7.9%	8.9%
% of FP17s Relating to Free Repair or Replacements	20	1,549	1.3%	0.7%	0.8%	0.8%
% of FP17s Relating to Continuations	10	1,549	0.6%	1.0%	0.9%	0.9%
% of Patients satisfied with the dentistry they have received	8	8	N/A	93.6%	93.2%	93.2%
% of Patients satisfied with the time they had to wait for an appointment	7	8	N/A	87.9%	89.1%	88.8%

* This is based on patients treated on this contract for their most recent course of treatment. Figures in italics indicate the base number of FP17s or Patient Questionnaire responses are less than 100. N/A is shown where the base number of responses is less than 10 during the period. % is calculated as Quantity/Base number*100

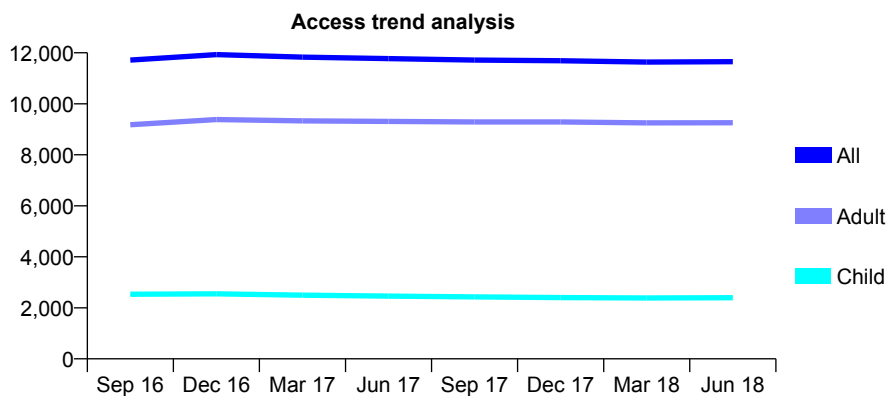
Q56 - Vital Signs At a Glance Contract Report for 827134/0008 - June 2018

Name or company name	MR JG PLUMMER
Contract type name	GDS Contract
Purpose of contract	General and Orthodontic
Contract start date	01/04/2006
Contract end date	

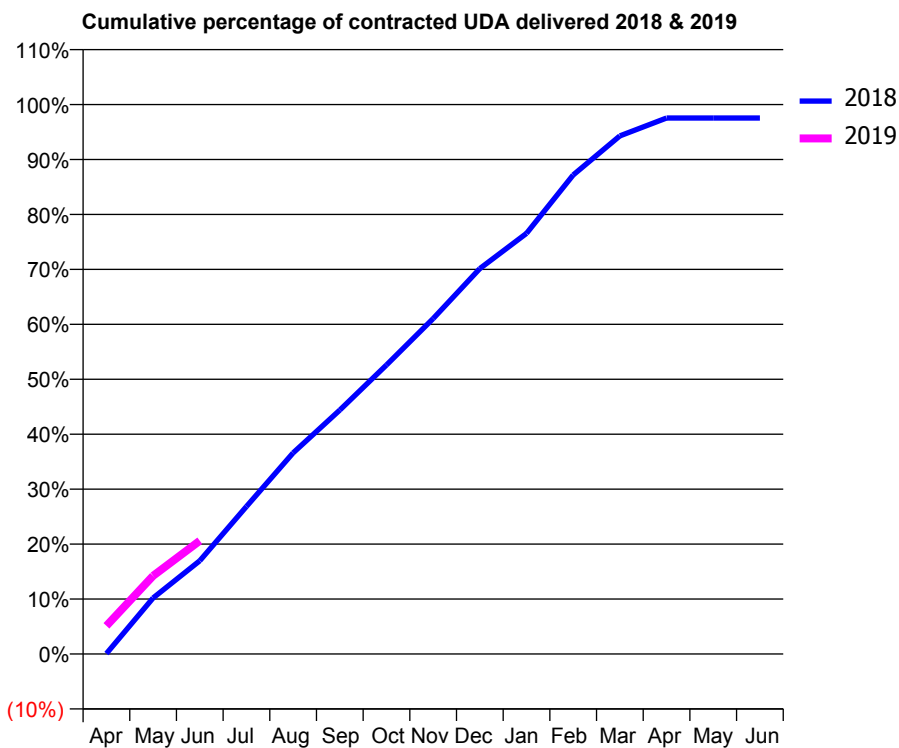
18/19 Contracted general activity (UDA)	25,930
Carry forward general activity (UDA)	0
18/19 Contracted orthodontic activity (UOA)	1,430
Carry forward orthodontic activity (UOA)	0
Baseline contract value	£852,042.08

ACCESS*

Patients seen in 24 months	Total	Change since previous quarter
Quarter ending June 2017	11,771	
Quarter ending September 2017	11,717	→
Quarter ending December 2017	11,689	→
Quarter ending March 2018	11,639	→
Quarter ending June 2018	11,651	→
Variance since June 2017	(1.0%)	↓



ACTIVITY



Month	Adjusted Scheduled Activity (UDA)	
	2018	2019
April	22	1,332
May	2,645	3,691
June	4,404	5,343
July	6,965	
August	9,490	
September	11,513	
October	13,638	
November	15,826	
December	18,190	
January	19,848	
February	22,604	
March	24,451	
April	25,291	
May	25,291	
June	25,291	

QUALITY

	Quantity	Base Number	Contract	AT	Region	England
% of FP17s for the same patient ID Re-attending within 3 months - Children	53	824	6.4%	10.7%	11.3%	11.5%
% of FP17s for the same patient ID Re-attending within 3 months - Adults	350	3,019	11.6%	14.0%	14.9%	15.4%
% of FP17s for the same patient ID Re-attending between 3 & 9 months - Children	431	824	52.3%	59.8%	60.0%	58.9%
% of FP17s for the same patient ID Re-attending between 3 & 9 months - Adults	1,085	3,019	35.9%	49.6%	52.6%	51.6%
% of FP17s for Band 1 Urgent Courses	393	3,190	12.3%	9.0%	7.9%	8.9%
% of FP17s Relating to Free Repair or Replacements	31	3,190	1.0%	0.7%	0.8%	0.8%
% of FP17s Relating to Continuations	11	3,190	0.3%	1.0%	0.9%	0.9%
% of Patients satisfied with the dentistry they have received	14	15	93.3%	93.6%	93.2%	93.2%
% of Patients satisfied with the time they had to wait for an appointment	15	15	100.0%	87.9%	89.1%	88.8%

* This is based on patients treated on this contract for their most recent course of treatment. Figures in italics indicate the base number of FP17s or Patient Questionnaire responses are less than 100. N/A is shown where the base number of responses is less than 10 during the period. % is calculated as Quantity/Base number*100

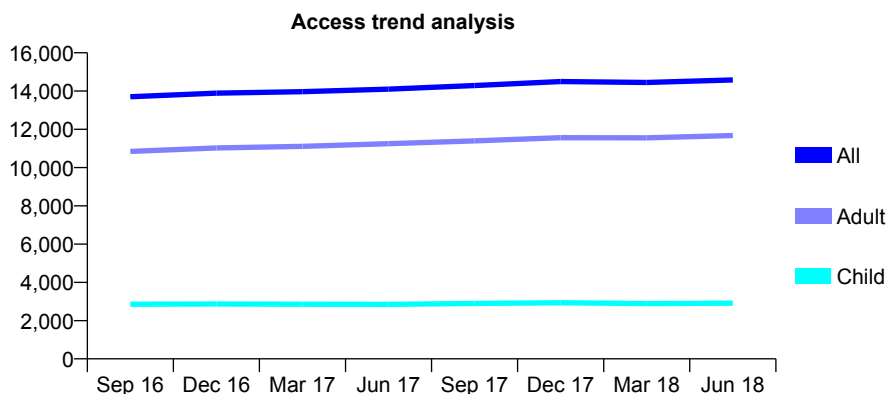
Q56 - Vital Signs At a Glance Contract Report for 827134/0009 - June 2018

Name or company name	MR JG PLUMMER
Contract type name	GDS Contract
Purpose of contract	General and Orthodontic
Contract start date	01/04/2006
Contract end date	

18/19 Contracted general activity (UDA)	32,392
Carry forward general activity (UDA)	0
18/19 Contracted orthodontic activity (UOA)	1,980
Carry forward orthodontic activity (UOA)	0
Baseline contract value	£1,080,480.30

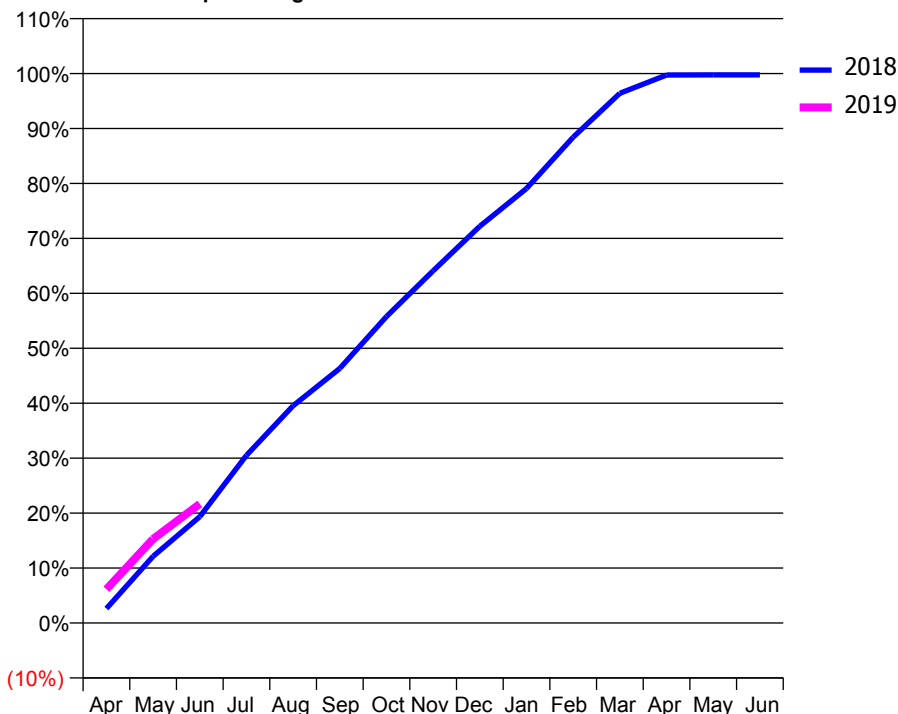
ACCESS*

Patients seen in 24 months	Total	Change since previous quarter
Quarter ending June 2017	14,100	
Quarter ending September 2017	14,289	→
Quarter ending December 2017	14,496	→
Quarter ending March 2018	14,450	→
Quarter ending June 2018	14,579	→
Variance since June 2017	3.4%	↑



ACTIVITY

Cumulative percentage of contracted UDA delivered 2018 & 2019



Adjusted Scheduled Activity (UDA)

Month	2018	2019
April	850	1,991
May	3,934	4,954
June	6,271	7,024
July	9,887	
August	12,811	
September	15,009	
October	18,070	
November	20,762	
December	23,389	
January	25,612	
February	28,639	
March	31,227	
April	32,306	
May	32,314	
June	32,314	

QUALITY

	Quantity	Base Number	Contract	AT	Region	England
% of FP17s for the same patient ID Re-attending within 3 months - Children	89	1,157	7.7%	10.7%	11.3%	11.5%
% of FP17s for the same patient ID Re-attending within 3 months - Adults	506	4,026	12.6%	14.0%	14.9%	15.4%
% of FP17s for the same patient ID Re-attending between 3 & 9 months - Children	639	1,157	55.2%	59.8%	60.0%	58.9%
% of FP17s for the same patient ID Re-attending between 3 & 9 months - Adults	1,529	4,026	38.0%	49.6%	52.6%	51.6%
% of FP17s for Band 1 Urgent Courses	514	4,418	11.6%	9.0%	7.9%	8.9%
% of FP17s Relating to Free Repair or Replacements	44	4,418	1.0%	0.7%	0.8%	0.8%
% of FP17s Relating to Continuations	36	4,418	0.8%	1.0%	0.9%	0.9%
% of Patients satisfied with the dentistry they have received	17	18	94.4%	93.6%	93.2%	93.2%
% of Patients satisfied with the time they had to wait for an appointment	16	18	88.9%	87.9%	89.1%	88.8%

* This is based on patients treated on this contract for their most recent course of treatment. Figures in italics indicate the base number of FP17s or Patient Questionnaire responses are less than 100. N/A is shown where the base number of responses is less than 10 during the period. % is calculated as Quantity/Base number*100

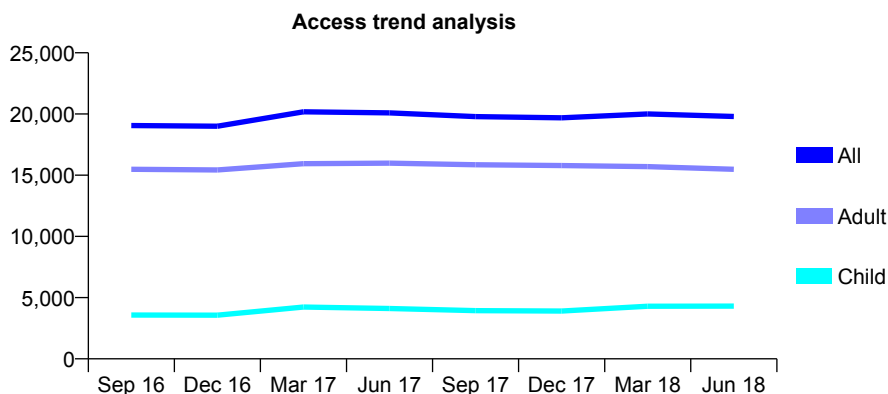
Q56 - Vital Signs At a Glance Contract Report for 827134/0010 - June 2018

Name or company name	MR JG PLUMMER
Contract type name	Pilot Contract
Purpose of contract	General and Orthodontic
Contract start date	01/04/2006
Contract end date	

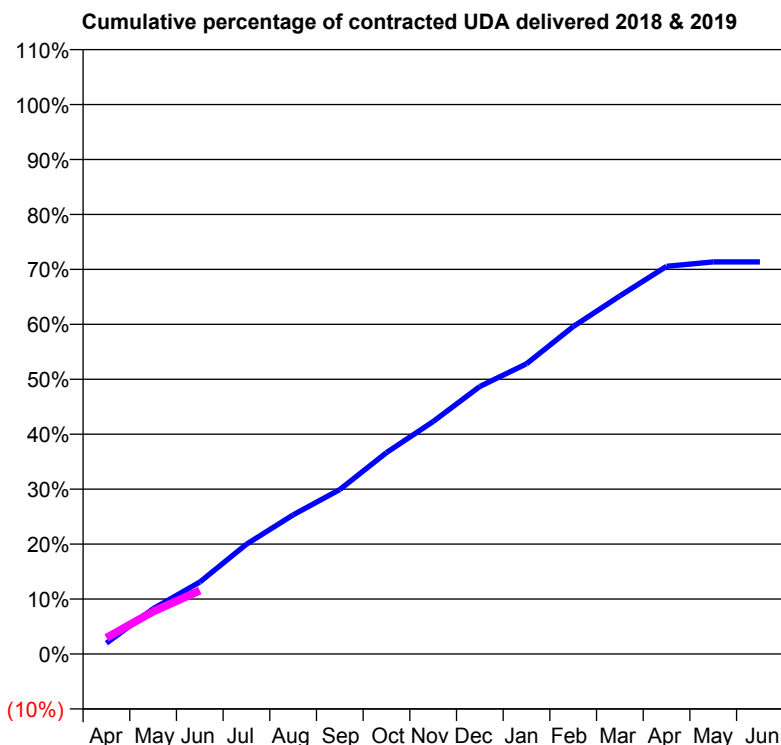
18/19 Contracted general activity (UDA)	51,443
Carry forward general activity (UDA)	0
18/19 Contracted orthodontic activity (UOA)	2,750
Carry forward orthodontic activity (UOA)	0
Baseline contract value	£1,663,806.62

ACCESS*

Patients seen in 24 months	Total	Change since previous quarter
Quarter ending June 2017	20,094	
Quarter ending September 2017	19,791	↓
Quarter ending December 2017	19,690	→
Quarter ending March 2018	20,006	→
Quarter ending June 2018	19,798	↓
Variance since June 2017	(1.5%)	↓



ACTIVITY



Month	Adjusted Scheduled Activity (UDA)	
	2018	2019
April	1,020	1,513
May	4,234	3,973
June	6,733	5,937
July	10,277	
August	13,024	
September	15,400	
October	18,854	
November	21,762	
December	25,054	
January	27,173	
February	30,660	
March	33,519	
April	36,295	
May	36,711	
June	36,708	

QUALITY

	Quantity	Base Number	Contract	AT	Region	England
% of FP17s for the same patient ID Re-attending within 3 months - Children	107	1,621	6.6%	10.7%	11.3%	11.5%
% of FP17s for the same patient ID Re-attending within 3 months - Adults	315	3,895	8.1%	14.0%	14.9%	15.4%
% of FP17s for the same patient ID Re-attending between 3 & 9 months - Children	519	1,621	32.0%	59.8%	60.0%	58.9%
% of FP17s for the same patient ID Re-attending between 3 & 9 months - Adults	1,237	3,895	31.8%	49.6%	52.6%	51.6%
% of FP17s for Band 1 Urgent Courses	243	3,743	6.5%	9.0%	7.9%	8.9%
% of FP17s Relating to Free Repair or Replacements	40	3,743	1.1%	0.7%	0.8%	0.8%
% of FP17s Relating to Continuations	20	3,743	0.5%	1.0%	0.9%	0.9%
% of Patients satisfied with the dentistry they have received	49	51	96.1%	93.6%	93.2%	93.2%
% of Patients satisfied with the time they had to wait for an appointment	43	51	84.3%	87.9%	89.1%	88.8%

* This is based on patients treated on this contract for their most recent course of treatment. Figures in italics indicate the base number of FP17s or Patient Questionnaire responses are less than 100. N/A is shown where the base number of responses is less than 10 during the period. % is calculated as Quantity/Base number*100

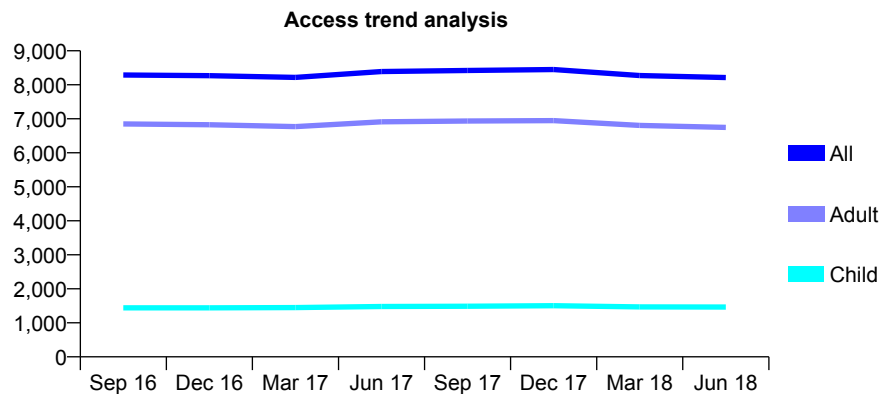
Q56 - Vital Signs At a Glance Contract Report for 827134/0012 - June 2018

Name or company name	MR JG PLUMMER
Contract type name	GDS Contract
Purpose of contract	General and Orthodontic
Contract start date	01/04/2006
Contract end date	

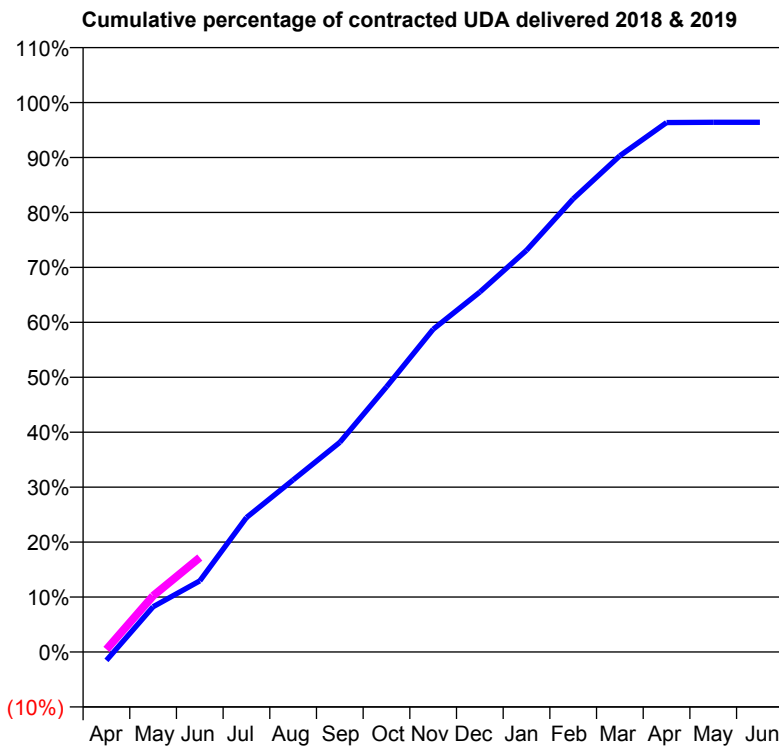
18/19 Contracted general activity (UDA)	22,126
Carry forward general activity (UDA)	0
18/19 Contracted orthodontic activity (UOA)	2,090
Carry forward orthodontic activity (UOA)	0
Baseline contract value	£826,898.01

ACCESS*

Patients seen in 24 months	Total	Change since previous quarter
Quarter ending June 2017	8,391	
Quarter ending September 2017	8,421	→
Quarter ending December 2017	8,448	→
Quarter ending March 2018	8,274	↓
Quarter ending June 2018	8,212	→
Variance since June 2017	(2.1%)	↓



ACTIVITY



Month	Adjusted Scheduled Activity (UDA)	
	2018	2019
April	-340	104
May	1,823	2,264
June	2,864	3,802
July	5,412	
August	6,928	
September	8,443	
October	10,679	
November	12,998	
December	14,497	
January	16,175	
February	18,246	
March	19,981	
April	21,321	
May	21,329	
June	21,329	

QUALITY

	Quantity	Base Number	Contract	AT	Region	England
% of FP17s for the same patient ID Re-attending within 3 months - Children	61	528	11.6%	10.7%	11.3%	11.5%
% of FP17s for the same patient ID Re-attending within 3 months - Adults	230	1,830	12.6%	14.0%	14.9%	15.4%
% of FP17s for the same patient ID Re-attending between 3 & 9 months - Children	267	528	50.6%	59.8%	60.0%	58.9%
% of FP17s for the same patient ID Re-attending between 3 & 9 months - Adults	553	1,830	30.2%	49.6%	52.6%	51.6%
% of FP17s for Band 1 Urgent Courses	158	1,724	9.2%	9.0%	7.9%	8.9%
% of FP17s Relating to Free Repair or Replacements	55	1,724	3.2%	0.7%	0.8%	0.8%
% of FP17s Relating to Continuations	24	1,724	1.4%	1.0%	0.9%	0.9%
% of Patients satisfied with the dentistry they have received	6	6	N/A	93.6%	93.2%	93.2%
% of Patients satisfied with the time they had to wait for an appointment	6	6	N/A	87.9%	89.1%	88.8%

* This is based on patients treated on this contract for their most recent course of treatment. Figures in italics indicate the base number of FP17s or Patient Questionnaire responses are less than 100. N/A is shown where the base number of responses is less than 10 during the period. % is calculated as Quantity/Base number*100

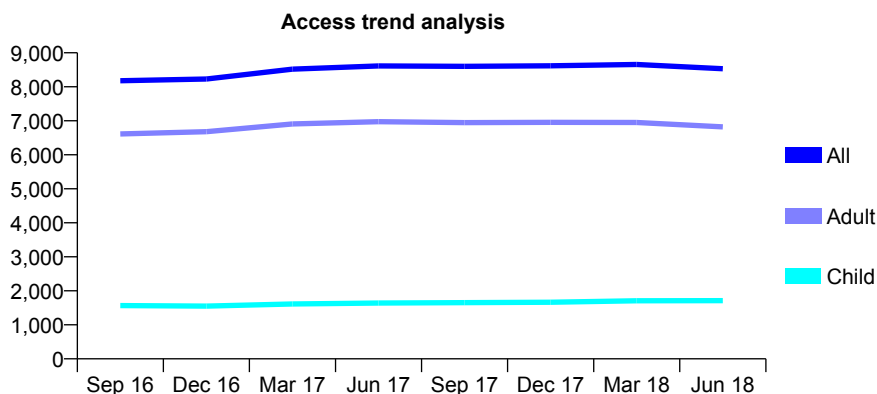
Q56 - Vital Signs At a Glance Contract Report for 827134/0013 - June 2018

Name or company name	MR JG PLUMMER
Contract type name	GDS Contract
Purpose of contract	General and Orthodontic
Contract start date	01/04/2006
Contract end date	

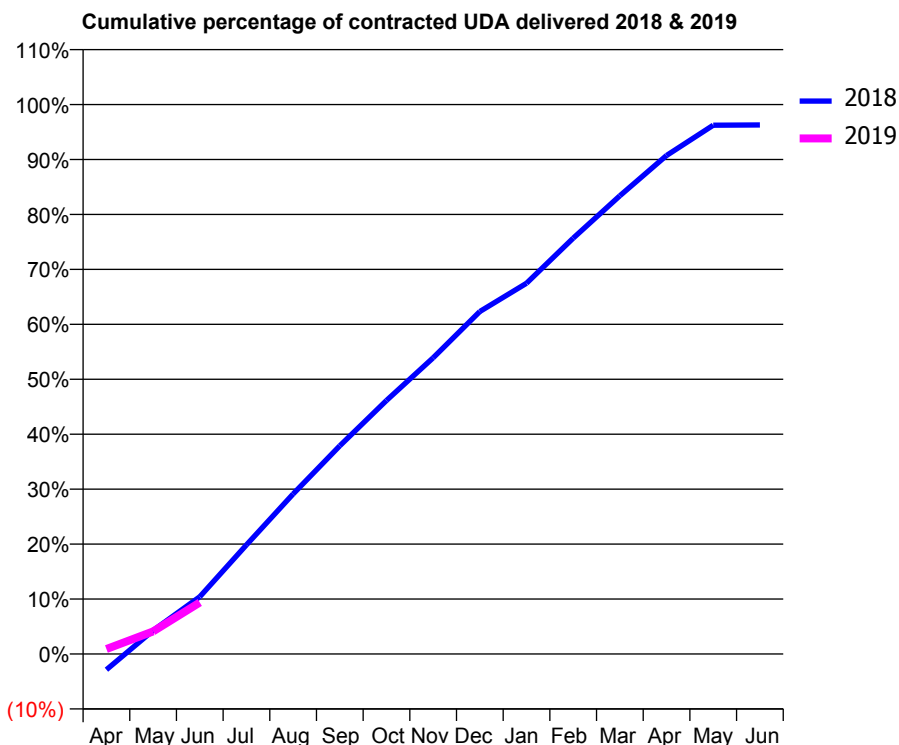
18/19 Contracted general activity (UDA)	24,945
Carry forward general activity (UDA)	0
18/19 Contracted orthodontic activity (UOA)	2,064
Carry forward orthodontic activity (UOA)	0
Baseline contract value	£887,313.70

ACCESS*

Patients seen in 24 months	Total	Change since previous quarter
Quarter ending June 2017	8,615	
Quarter ending September 2017	8,600	→
Quarter ending December 2017	8,619	→
Quarter ending March 2018	8,658	→
Quarter ending June 2018	8,533	↓
Variance since June 2017	(1.0%)	→



ACTIVITY



Month	Adjusted Scheduled Activity (UDA)	
	2018	2019
April	-715	227
May	1,066	1,024
June	2,597	2,337
July	4,955	
August	7,268	
September	9,453	
October	11,513	
November	13,445	
December	15,548	
January	16,832	
February	18,878	
March	20,802	
April	22,630	
May	24,003	
June	24,015	

QUALITY

	Quantity	Base Number	Contract	AT	Region	England
% of FP17s for the same patient ID Re-attending within 3 months - Children	59	612	9.6%	10.7%	11.3%	11.5%
% of FP17s for the same patient ID Re-attending within 3 months - Adults	331	2,104	15.7%	14.0%	14.9%	15.4%
% of FP17s for the same patient ID Re-attending between 3 & 9 months - Children	295	612	48.2%	59.8%	60.0%	58.9%
% of FP17s for the same patient ID Re-attending between 3 & 9 months - Adults	896	2,104	42.6%	49.6%	52.6%	51.6%
% of FP17s for Band 1 Urgent Courses	211	1,286	16.4%	9.0%	7.9%	8.9%
% of FP17s Relating to Free Repair or Replacements	25	1,286	1.9%	0.7%	0.8%	0.8%
% of FP17s Relating to Continuations	18	1,286	1.4%	1.0%	0.9%	0.9%
% of Patients satisfied with the dentistry they have received	5	5	N/A	93.6%	93.2%	93.2%
% of Patients satisfied with the time they had to wait for an appointment	5	5	N/A	87.9%	89.1%	88.8%

* This is based on patients treated on this contract for their most recent course of treatment. Figures in italics indicate the base number of FP17s or Patient Questionnaire responses are less than 100. N/A is shown where the base number of responses is less than 10 during the period. % is calculated as Quantity/Base number*100

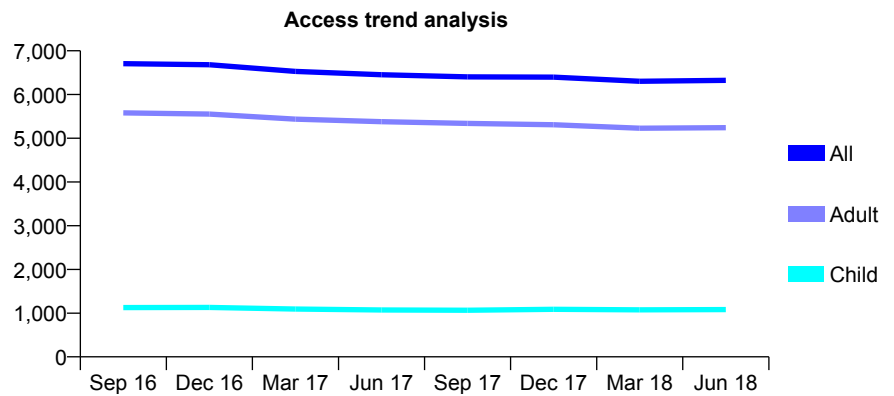
Q56 - Vital Signs At a Glance Contract Report for 827134/0014 - June 2018

Name or company name	MR JG PLUMMER
Contract type name	GDS Contract
Purpose of contract	General and Orthodontic
Contract start date	01/04/2006
Contract end date	

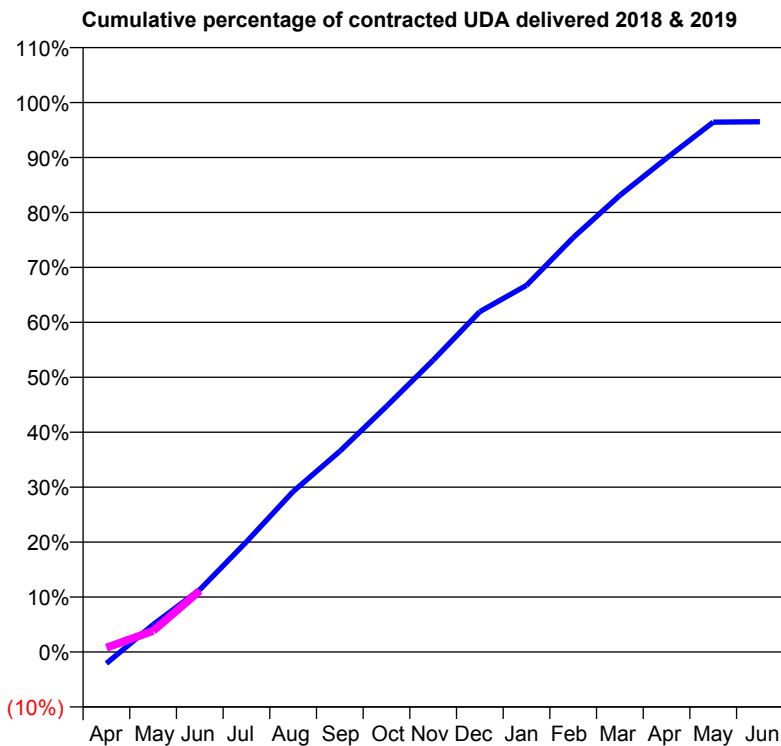
18/19 Contracted general activity (UDA)	15,368
Carry forward general activity (UDA)	0
18/19 Contracted orthodontic activity (UOA)	396
Carry forward orthodontic activity (UOA)	0
Baseline contract value	£517,411.58

ACCESS*

Patients seen in 24 months	Total	Change since previous quarter
Quarter ending June 2017	6,452	
Quarter ending September 2017	6,405	→
Quarter ending December 2017	6,397	→
Quarter ending March 2018	6,304	↓
Quarter ending June 2018	6,324	→
Variance since June 2017	(2.0%)	↓



ACTIVITY



Month	Adjusted Scheduled Activity (UDA)	
	2018	2019
April	-323	121
May	767	591
June	1,745	1,712
July	3,082	
August	4,490	
September	5,613	
October	6,870	
November	8,161	
December	9,519	
January	10,255	
February	11,591	
March	12,771	
April	13,813	
May	14,818	
June	14,830	

QUALITY

	Quantity	Base Number	Contract	AT	Region	England
% of FP17s for the same patient ID Re-attending within 3 months - Children	26	375	6.9%	10.7%	11.3%	11.5%
% of FP17s for the same patient ID Re-attending within 3 months - Adults	208	1,630	12.8%	14.0%	14.9%	15.4%
% of FP17s for the same patient ID Re-attending between 3 & 9 months - Children	149	375	39.7%	59.8%	60.0%	58.9%
% of FP17s for the same patient ID Re-attending between 3 & 9 months - Adults	580	1,630	35.6%	49.6%	52.6%	51.6%
% of FP17s for Band 1 Urgent Courses	200	1,029	19.4%	9.0%	7.9%	8.9%
% of FP17s Relating to Free Repair or Replacements	15	1,029	1.5%	0.7%	0.8%	0.8%
% of FP17s Relating to Continuations	7	1,029	0.7%	1.0%	0.9%	0.9%
% of Patients satisfied with the dentistry they have received	3	4	N/A	93.6%	93.2%	93.2%
% of Patients satisfied with the time they had to wait for an appointment	3	4	N/A	87.9%	89.1%	88.8%

* This is based on patients treated on this contract for their most recent course of treatment. Figures in italics indicate the base number of FP17s or Patient Questionnaire responses are less than 100. N/A is shown where the base number of responses is less than 10 during the period. % is calculated as Quantity/Base number*100

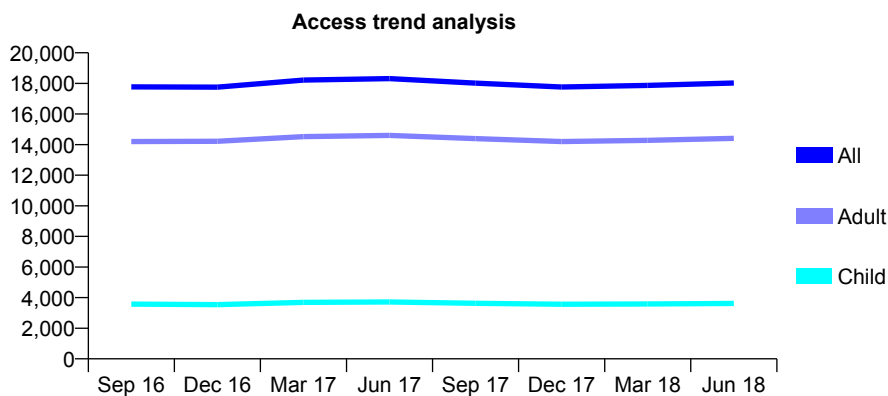
Q56 - Vital Signs At a Glance Contract Report for 827134/0015 - June 2018

Name or company name	MR JG PLUMMER
Contract type name	GDS Contract
Purpose of contract	General and Orthodontic
Contract start date	01/04/2006
Contract end date	

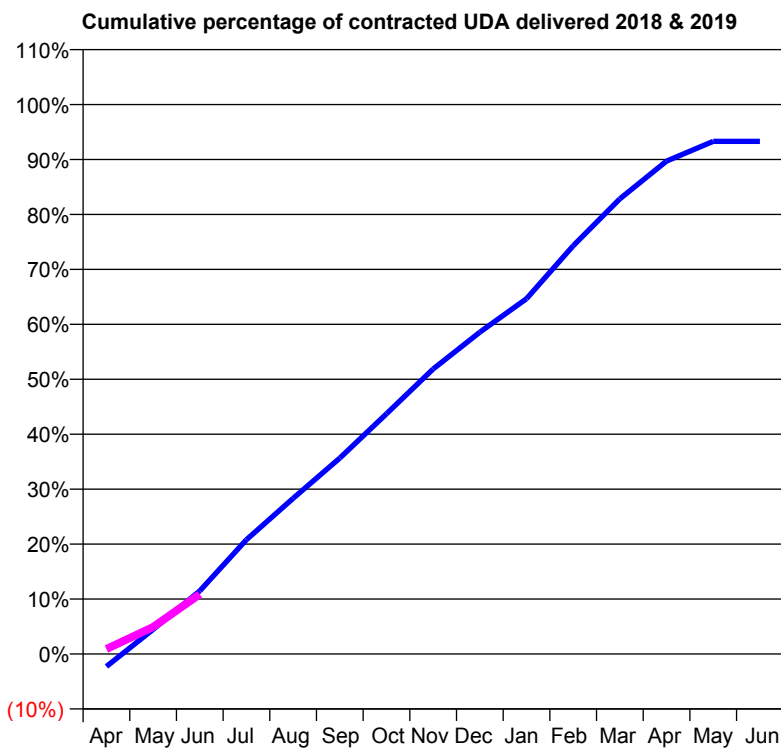
18/19 Contracted general activity (UDA)	51,722
Carry forward general activity (UDA)	0
18/19 Contracted orthodontic activity (UOA)	1,341
Carry forward orthodontic activity (UOA)	0
Baseline contract value	£1,422,886.59

ACCESS*

Patients seen in 24 months	Total	Change since previous quarter
Quarter ending June 2017	18,318	
Quarter ending September 2017	18,021	↓
Quarter ending December 2017	17,768	↓
Quarter ending March 2018	17,869	→
Quarter ending June 2018	18,030	→
Variance since June 2017	(1.6%)	↓



ACTIVITY



Adjusted Scheduled Activity (UDA)		
Month	2018	2019
April	-1,191	465
May	2,314	2,542
June	5,944	5,631
July	10,762	
August	14,656	
September	18,448	
October	22,607	
November	26,823	
December	30,298	
January	33,445	
February	38,422	
March	42,849	
April	46,399	
May	48,253	
June	48,253	

QUALITY

	Quantity	Base Number	Contract	AT	Region	England
% of FP17s for the same patient ID Re-attending within 3 months - Children	109	1,270	8.6%	10.7%	11.3%	11.5%
% of FP17s for the same patient ID Re-attending within 3 months - Adults	771	4,563	16.9%	14.0%	14.9%	15.4%
% of FP17s for the same patient ID Re-attending between 3 & 9 months - Children	683	1,270	53.8%	59.8%	60.0%	58.9%
% of FP17s for the same patient ID Re-attending between 3 & 9 months - Adults	1,886	4,563	41.3%	49.6%	52.6%	51.6%
% of FP17s for Band 1 Urgent Courses	580	3,331	17.4%	9.0%	7.9%	8.9%
% of FP17s Relating to Free Repair or Replacements	36	3,331	1.1%	0.7%	0.8%	0.8%
% of FP17s Relating to Continuations	26	3,331	0.8%	1.0%	0.9%	0.9%
% of Patients satisfied with the dentistry they have received	21	23	91.3%	93.6%	93.2%	93.2%
% of Patients satisfied with the time they had to wait for an appointment	20	23	87.0%	87.9%	89.1%	88.8%

* This is based on patients treated on this contract for their most recent course of treatment. Figures in italics indicate the base number of FP17s or Patient Questionnaire responses are less than 100. N/A is shown where the base number of responses is less than 10 during the period. % is calculated as Quantity/Base number*100

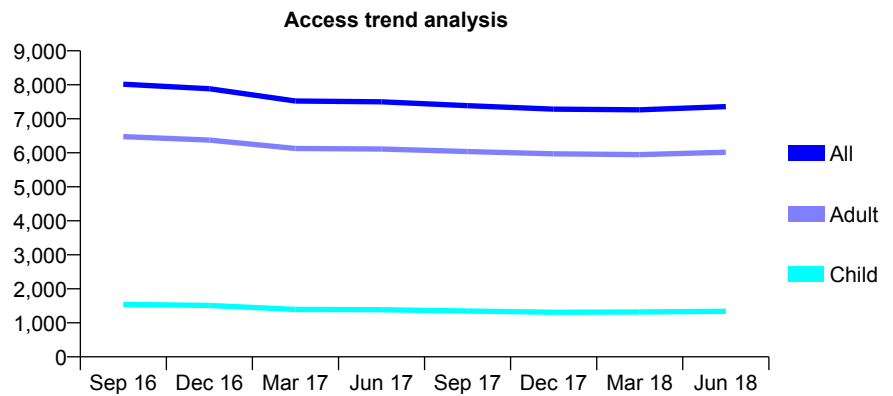
Q56 - Vital Signs At a Glance Contract Report for 827134/0016 - June 2018

Name or company name	MR JG PLUMMER
Contract type name	GDS Contract
Purpose of contract	General and Orthodontic
Contract start date	01/04/2006
Contract end date	

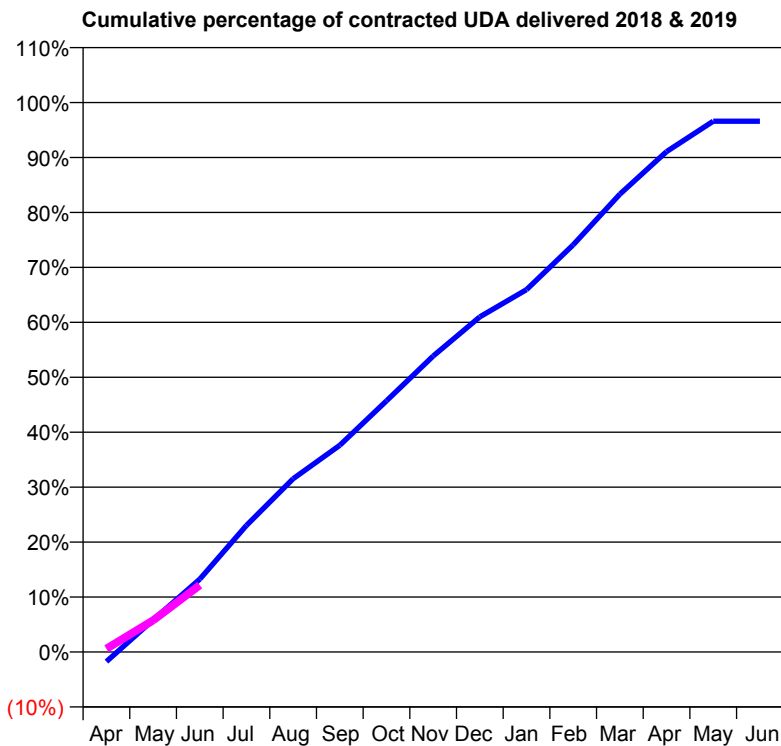
18/19 Contracted general activity (UDA)	20,424
Carry forward general activity (UDA)	0
18/19 Contracted orthodontic activity (UOA)	500
Carry forward orthodontic activity (UOA)	0
Baseline contract value	£631,934.07

ACCESS*

Patients seen in 24 months	Total	Change since previous quarter
Quarter ending June 2017	7,499	
Quarter ending September 2017	7,385	↓
Quarter ending December 2017	7,284	↓
Quarter ending March 2018	7,265	→
Quarter ending June 2018	7,357	→
Variance since June 2017	(1.9%)	↓



ACTIVITY



Month	Adjusted Scheduled Activity (UDA)	
	2018	2019
April	-360	121
May	1,191	1,177
June	2,709	2,487
July	4,706	
August	6,441	
September	7,684	
October	9,334	
November	11,002	
December	12,456	
January	13,469	
February	15,135	
March	17,015	
April	18,597	
May	19,726	
June	19,726	

QUALITY

	Quantity	Base Number	Contract	AT	Region	England
% of FP17s for the same patient ID Re-attending within 3 months - Children	29	492	5.9%	10.7%	11.3%	11.5%
% of FP17s for the same patient ID Re-attending within 3 months - Adults	272	1,939	14.0%	14.0%	14.9%	15.4%
% of FP17s for the same patient ID Re-attending between 3 & 9 months - Children	211	492	42.9%	59.8%	60.0%	58.9%
% of FP17s for the same patient ID Re-attending between 3 & 9 months - Adults	731	1,939	37.7%	49.6%	52.6%	51.6%
% of FP17s for Band 1 Urgent Courses	207	1,367	15.1%	9.0%	7.9%	8.9%
% of FP17s Relating to Free Repair or Replacements	9	1,367	0.7%	0.7%	0.8%	0.8%
% of FP17s Relating to Continuations	7	1,367	0.5%	1.0%	0.9%	0.9%
% of Patients satisfied with the dentistry they have received	8	8	N/A	93.6%	93.2%	93.2%
% of Patients satisfied with the time they had to wait for an appointment	8	8	N/A	87.9%	89.1%	88.8%

* This is based on patients treated on this contract for their most recent course of treatment. Figures in italics indicate the base number of FP17s or Patient Questionnaire responses are less than 100. N/A is shown where the base number of responses is less than 10 during the period. % is calculated as Quantity/Base number*100

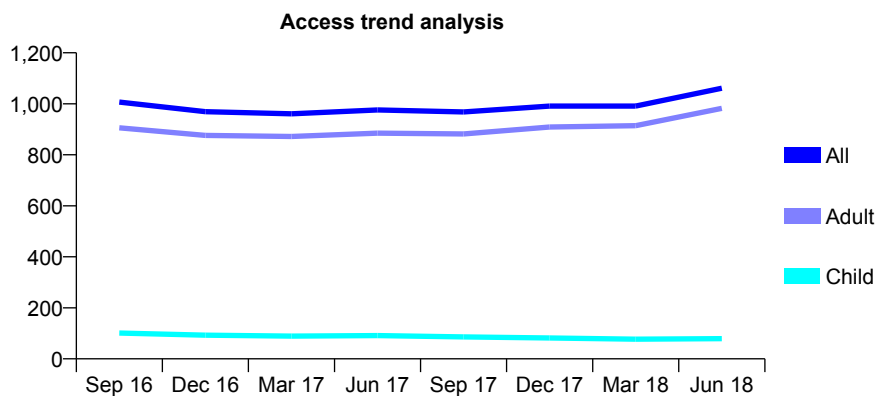
Q56 - Vital Signs At a Glance Contract Report for 827134/0017 - June 2018

Name or company name	MR JG PLUMMER
Contract type name	PDS Contract
Purpose of contract	General
Contract start date	01/02/2008
Contract end date	31/03/2019

18/19 Contracted general activity (UDA)	2,800
Carry forward general activity (UDA)	0
18/19 Contracted orthodontic activity (UOA)	0
Carry forward orthodontic activity (UOA)	0
Baseline contract value	£154,537.17

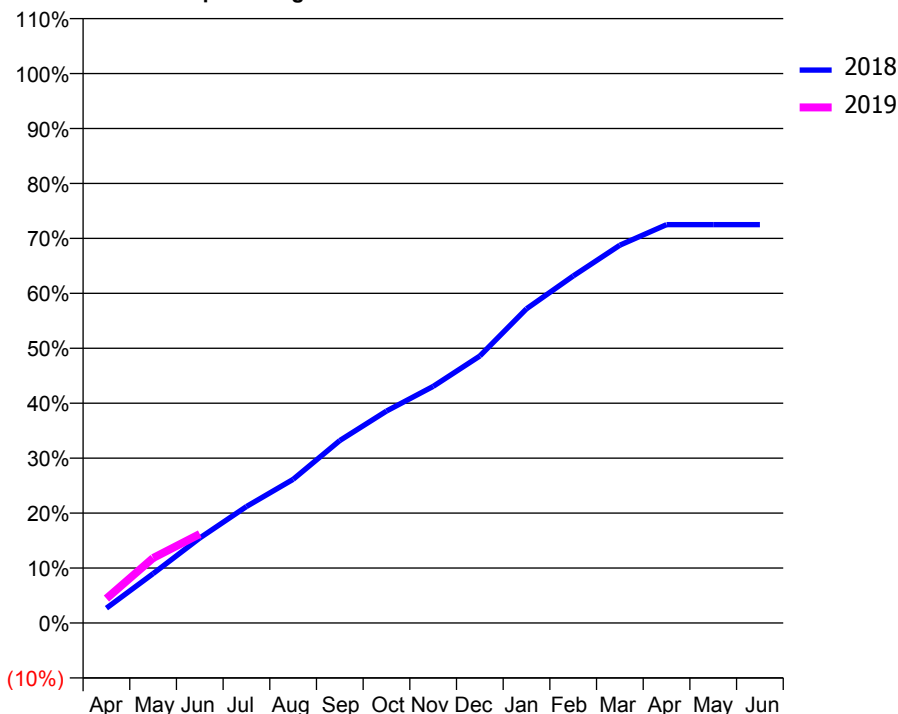
ACCESS*

Patients seen in 24 months	Total	Change since previous quarter
Quarter ending June 2017	976	
Quarter ending September 2017	968	→
Quarter ending December 2017	991	↑
Quarter ending March 2018	991	→
Quarter ending June 2018	1,061	↑
Variance since June 2017	8.7%	↑



ACTIVITY

Cumulative percentage of contracted UDA delivered 2018 & 2019



Adjusted Scheduled Activity (UDA)

Month	2018	2019
April	76	125
May	252	331
June	433	454
July	593	
August	732	
September	930	
October	1,080	
November	1,206	
December	1,361	
January	1,601	
February	1,768	
March	1,925	
April	2,030	
May	2,030	
June	2,030	

QUALITY

	Quantity	Base Number	Contract	AT	Region	England
% of FP17s for the same patient ID Re-attending within 3 months - Children	2	54	3.7%	10.7%	11.3%	11.5%
% of FP17s for the same patient ID Re-attending within 3 months - Adults	7	413	1.7%	14.0%	14.9%	15.4%
% of FP17s for the same patient ID Re-attending between 3 & 9 months - Children	1	54	1.9%	59.8%	60.0%	58.9%
% of FP17s for the same patient ID Re-attending between 3 & 9 months - Adults	3	413	0.7%	49.6%	52.6%	51.6%
% of FP17s for Band 1 Urgent Courses	378	379	99.7%	9.0%	7.9%	8.9%
% of FP17s Relating to Free Repair or Replacements	0	379	0.0%	0.7%	0.8%	0.8%
% of FP17s Relating to Continuations	0	379	0.0%	1.0%	0.9%	0.9%
% of Patients satisfied with the dentistry they have received	2	2	N/A	93.6%	93.2%	93.2%
% of Patients satisfied with the time they had to wait for an appointment	2	2	N/A	87.9%	89.1%	88.8%

* This is based on patients treated on this contract for their most recent course of treatment. Figures in italics indicate the base number of FP17s or Patient Questionnaire responses are less than 100. N/A is shown where the base number of responses is less than 10 during the period. % is calculated as Quantity/Base number*100

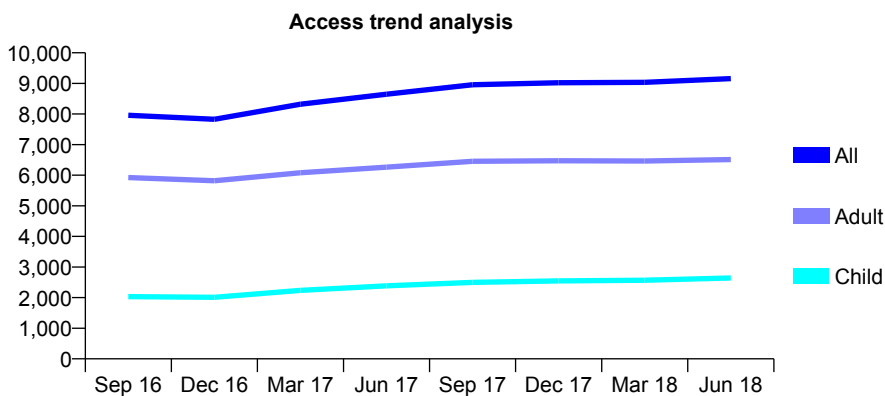
Q56 - Vital Signs At a Glance Contract Report for 836036/0001 - June 2018

Name or company name	MR BS SANGHERA
Contract type name	GDS Contract
Purpose of contract	General
Contract start date	01/04/2006
Contract end date	

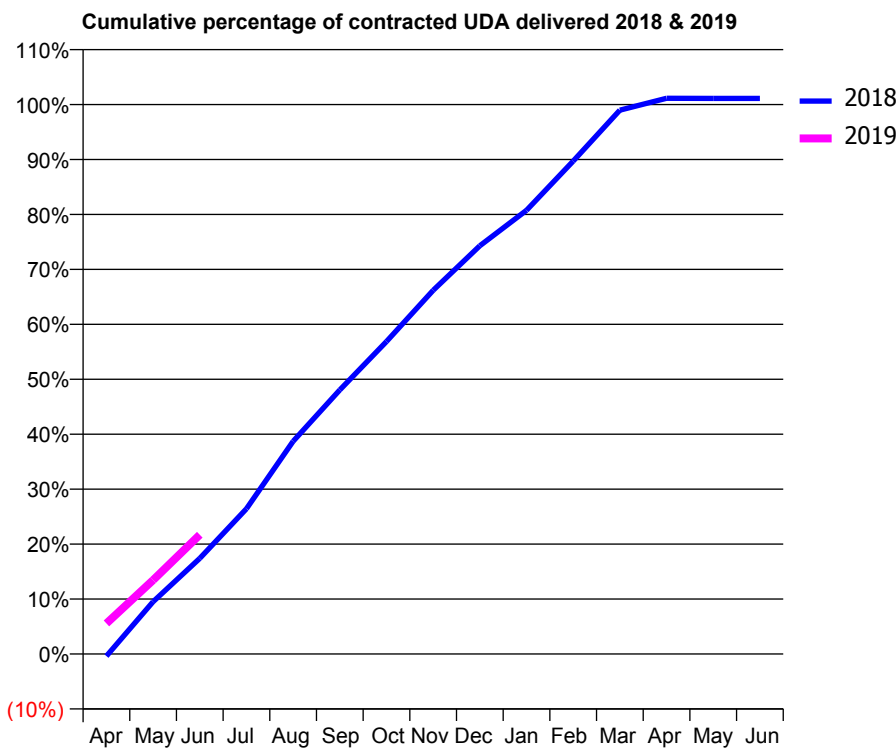
18/19 Contracted general activity (UDA)	31,345
Carry forward general activity (UDA)	0
18/19 Contracted orthodontic activity (UOA)	0
Carry forward orthodontic activity (UOA)	0
Baseline contract value	£776,456.61

ACCESS*

Patients seen in 24 months	Total	Change since previous quarter
Quarter ending June 2017	8,647	
Quarter ending September 2017	8,957	↑
Quarter ending December 2017	9,020	→
Quarter ending March 2018	9,033	→
Quarter ending June 2018	9,158	→
Variance since June 2017	5.9%	↑



ACTIVITY



Month	Adjusted Scheduled Activity (UDA)	
	2018	2019
April	-123	1,747
May	2,989	4,219
June	5,455	6,804
July	8,291	
August	12,135	
September	15,063	
October	17,828	
November	20,745	
December	23,284	
January	25,309	
February	28,120	
March	31,026	
April	31,697	
May	31,693	
June	31,693	

QUALITY

	Quantity	Base Number	Contract	AT	Region	England
% of FP17s for the same patient ID Re-attending within 3 months - Children	74	1,067	6.9%	10.7%	11.3%	11.5%
% of FP17s for the same patient ID Re-attending within 3 months - Adults	350	2,310	15.2%	14.0%	14.9%	15.4%
% of FP17s for the same patient ID Re-attending between 3 & 9 months - Children	753	1,067	70.6%	59.8%	60.0%	58.9%
% of FP17s for the same patient ID Re-attending between 3 & 9 months - Adults	1,341	2,310	58.1%	49.6%	52.6%	51.6%
% of FP17s for Band 1 Urgent Courses	238	3,062	7.8%	9.0%	7.9%	8.9%
% of FP17s Relating to Free Repair or Replacements	10	3,062	0.3%	0.7%	0.8%	0.8%
% of FP17s Relating to Continuations	34	3,062	1.1%	1.0%	0.9%	0.9%
% of Patients satisfied with the dentistry they have received	10	10	100.0%	93.6%	93.2%	93.2%
% of Patients satisfied with the time they had to wait for an appointment	10	10	100.0%	87.9%	89.1%	88.8%

* This is based on patients treated on this contract for their most recent course of treatment. Figures in italics indicate the base number of FP17s or Patient Questionnaire responses are less than 100. N/A is shown where the base number of responses is less than 10 during the period. % is calculated as Quantity/Base number*100

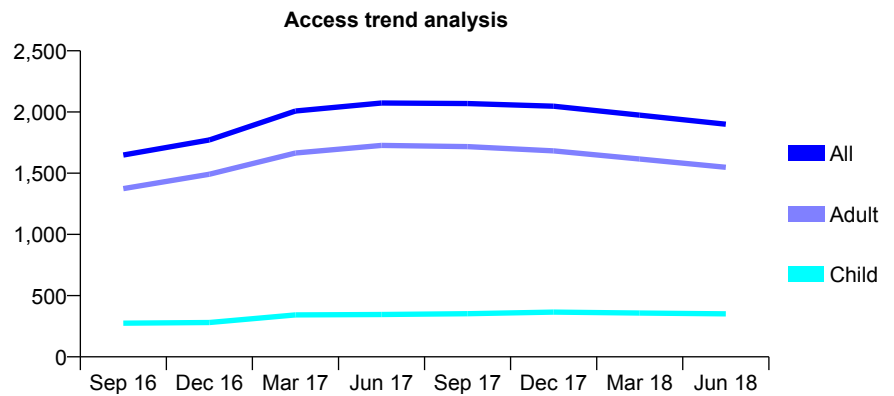
Q56 - Vital Signs At a Glance Contract Report for 836036/0003 - June 2018

Name or company name	MR BS SANGHERA
Contract type name	GDS Contract
Purpose of contract	General
Contract start date	01/07/2015
Contract end date	

18/19 Contracted general activity (UDA)	4,123
Carry forward general activity (UDA)	0
18/19 Contracted orthodontic activity (UOA)	0
Carry forward orthodontic activity (UOA)	0
Baseline contract value	£149,098.33

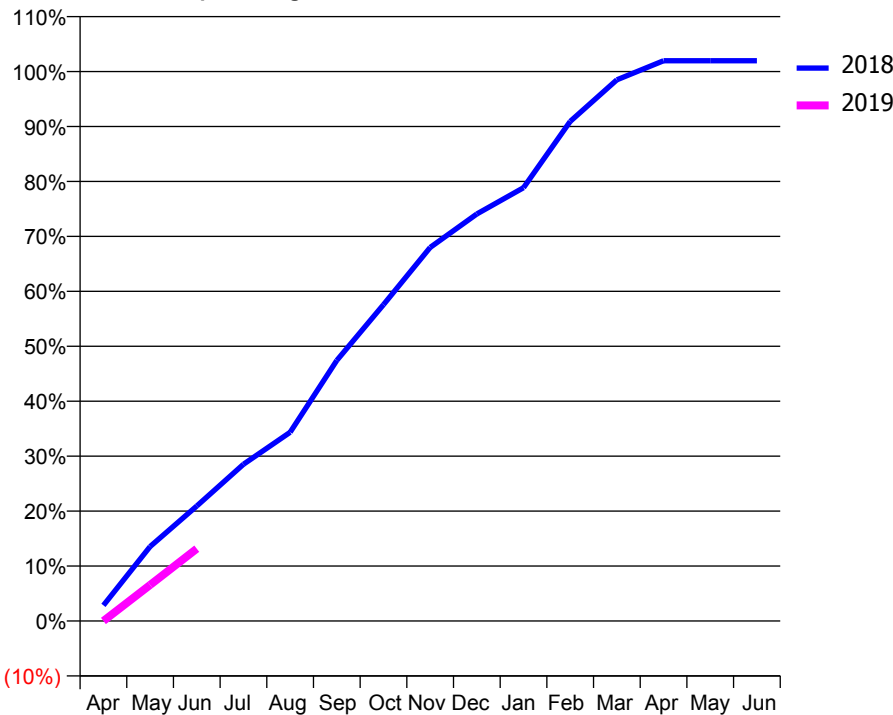
ACCESS*

Patients seen in 24 months	Total	Change since previous quarter
Quarter ending June 2017	2,073	
Quarter ending September 2017	2,069	→
Quarter ending December 2017	2,047	↓
Quarter ending March 2018	1,974	↓
Quarter ending June 2018	1,900	↓
Variance since June 2017	(8.3%)	↓



ACTIVITY

Cumulative percentage of contracted UDA delivered 2018 & 2019



Month	Adjusted Scheduled Activity (UDA)	
	2018	2019
April	118	0
May	559	270
June	863	543
July	1,176	
August	1,416	
September	1,955	
October	2,374	
November	2,803	
December	3,054	
January	3,251	
February	3,749	
March	4,061	
April	4,204	
May	4,204	
June	4,204	

QUALITY

	Quantity	Base Number	Contract	AT	Region	England
% of FP17s for the same patient ID Re-attending within 3 months - Children	3	93	3.2%	10.7%	11.3%	11.5%
% of FP17s for the same patient ID Re-attending within 3 months - Adults	38	342	11.1%	14.0%	14.9%	15.4%
% of FP17s for the same patient ID Re-attending between 3 & 9 months - Children	58	93	62.4%	59.8%	60.0%	58.9%
% of FP17s for the same patient ID Re-attending between 3 & 9 months - Adults	186	342	54.4%	49.6%	52.6%	51.6%
% of FP17s for Band 1 Urgent Courses	3	360	0.8%	9.0%	7.9%	8.9%
% of FP17s Relating to Free Repair or Replacements	4	360	1.1%	0.7%	0.8%	0.8%
% of FP17s Relating to Continuations	13	360	3.6%	1.0%	0.9%	0.9%
% of Patients satisfied with the dentistry they have received	3	3	N/A	93.6%	93.2%	93.2%
% of Patients satisfied with the time they had to wait for an appointment	3	3	N/A	87.9%	89.1%	88.8%

* This is based on patients treated on this contract for their most recent course of treatment. Figures in italics indicate the base number of FP17s or Patient Questionnaire responses are less than 100. N/A is shown where the base number of responses is less than 10 during the period. % is calculated as Quantity/Base number*100

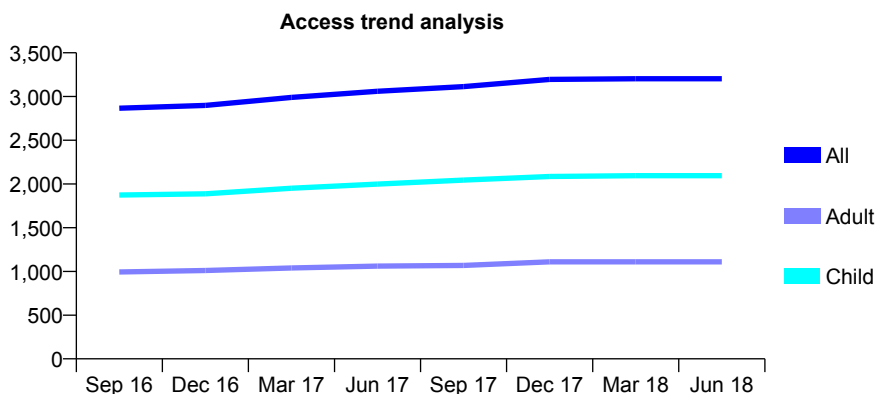
Q56 - Vital Signs At a Glance Contract Report for 839841/0003 - June 2018

Name or company name	MISS GM O'CALLAGHAN
Contract type name	GDS Contract
Purpose of contract	General
Contract start date	01/04/2006
Contract end date	

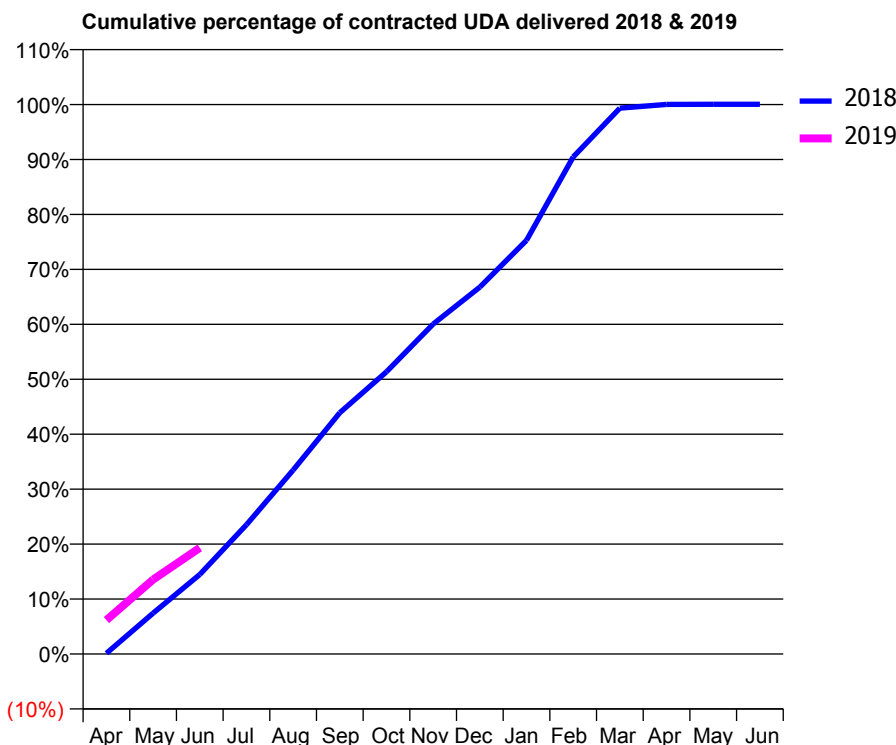
18/19 Contracted general activity (UDA)	9,313
Carry forward general activity (UDA)	0
18/19 Contracted orthodontic activity (UOA)	0
Carry forward orthodontic activity (UOA)	0
Baseline contract value	£230,290.37

ACCESS*

Patients seen in 24 months	Total	Change since previous quarter
Quarter ending June 2017	3,060	
Quarter ending September 2017	3,113	→
Quarter ending December 2017	3,195	↑
Quarter ending March 2018	3,204	→
Quarter ending June 2018	3,203	→
Variance since June 2017	4.7%	↑



ACTIVITY



Month	Adjusted Scheduled Activity (UDA)	
	2018	2019
April	12	574
May	692	1,262
June	1,348	1,799
July	2,192	
August	3,118	
September	4,090	
October	4,783	
November	5,592	
December	6,219	
January	7,012	
February	8,424	
March	9,250	
April	9,314	
May	9,318	
June	9,318	

QUALITY

	Quantity	Base Number	Contract	AT	Region	England
% of FP17s for the same patient ID Re-attending within 3 months - Children	65	724	9.0%	10.7%	11.3%	11.5%
% of FP17s for the same patient ID Re-attending within 3 months - Adults	68	297	22.9%	14.0%	14.9%	15.4%
% of FP17s for the same patient ID Re-attending between 3 & 9 months - Children	500	724	69.1%	59.8%	60.0%	58.9%
% of FP17s for the same patient ID Re-attending between 3 & 9 months - Adults	165	297	55.6%	49.6%	52.6%	51.6%
% of FP17s for Band 1 Urgent Courses	80	992	8.1%	9.0%	7.9%	8.9%
% of FP17s Relating to Free Repair or Replacements	1	992	0.1%	0.7%	0.8%	0.8%
% of FP17s Relating to Continuations	0	992	0.0%	1.0%	0.9%	0.9%
% of Patients satisfied with the dentistry they have received	2	2	N/A	93.6%	93.2%	93.2%
% of Patients satisfied with the time they had to wait for an appointment	2	2	N/A	87.9%	89.1%	88.8%

* This is based on patients treated on this contract for their most recent course of treatment. Figures in italics indicate the base number of FP17s or Patient Questionnaire responses are less than 100. N/A is shown where the base number of responses is less than 10 during the period. % is calculated as Quantity/Base number*100

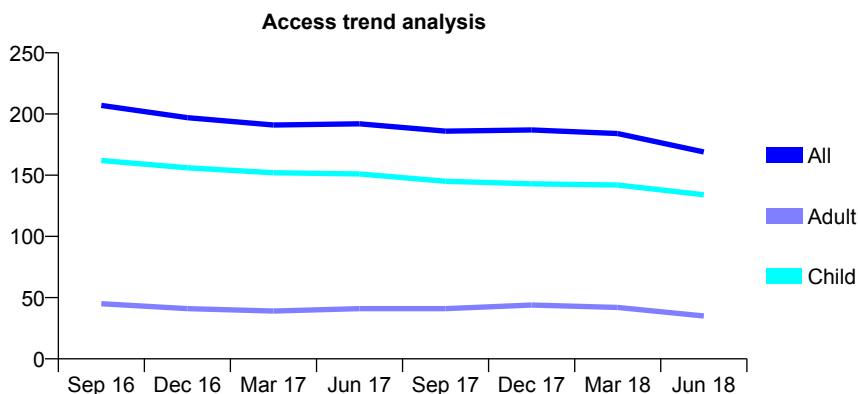
Q56 - Vital Signs At a Glance Contract Report for 840718/0001 - June 2018

Name or company name	MR LS KHANGURA
Contract type name	GDS Contract
Purpose of contract	General
Contract start date	01/04/2006
Contract end date	

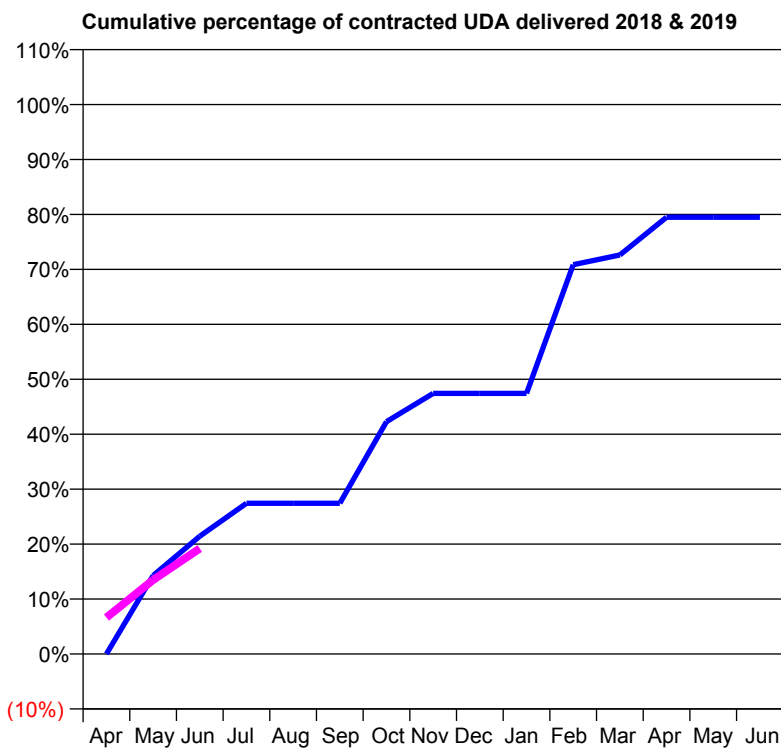
18/19 Contracted general activity (UDA)	350
Carry forward general activity (UDA)	0
18/19 Contracted orthodontic activity (UOA)	0
Carry forward orthodontic activity (UOA)	0
Baseline contract value	£9,243.92

ACCESS*

Patients seen in 24 months	Total	Change since previous quarter
Quarter ending June 2017	192	
Quarter ending September 2017	186	↓
Quarter ending December 2017	187	→
Quarter ending March 2018	184	↓
Quarter ending June 2018	169	↓
Variance since June 2017	(12.0%)	↓



ACTIVITY



Adjusted Scheduled Activity (UDA)		
Month	2018	2019
April	0	23
May	50	47
June	75	67
July	96	
August	96	
September	96	
October	148	
November	166	
December	166	
January	166	
February	248	
March	254	
April	278	
May	278	
June	278	

QUALITY

	Quantity	Base Number	Contract	AT	Region	England
% of FP17s for the same patient ID Re-attending within 3 months - Children	2	62	3.2%	10.7%	11.3%	11.5%
% of FP17s for the same patient ID Re-attending within 3 months - Adults	1	5	20.0%	14.0%	14.9%	15.4%
% of FP17s for the same patient ID Re-attending between 3 & 9 months - Children	40	62	64.5%	59.8%	60.0%	58.9%
% of FP17s for the same patient ID Re-attending between 3 & 9 months - Adults	3	5	60.0%	49.6%	52.6%	51.6%
% of FP17s for Band 1 Urgent Courses	1	51	2.0%	9.0%	7.9%	8.9%
% of FP17s Relating to Free Repair or Replacements	0	51	0.0%	0.7%	0.8%	0.8%
% of FP17s Relating to Continuations	0	51	0.0%	1.0%	0.9%	0.9%
% of Patients satisfied with the dentistry they have received	0	0	N/A	93.6%	93.2%	93.2%
% of Patients satisfied with the time they had to wait for an appointment	0	0	N/A	87.9%	89.1%	88.8%

* This is based on patients treated on this contract for their most recent course of treatment. Figures in italics indicate the base number of FP17s or Patient Questionnaire responses are less than 100. N/A is shown where the base number of responses is less than 10 during the period. % is calculated as Quantity/Base number*100

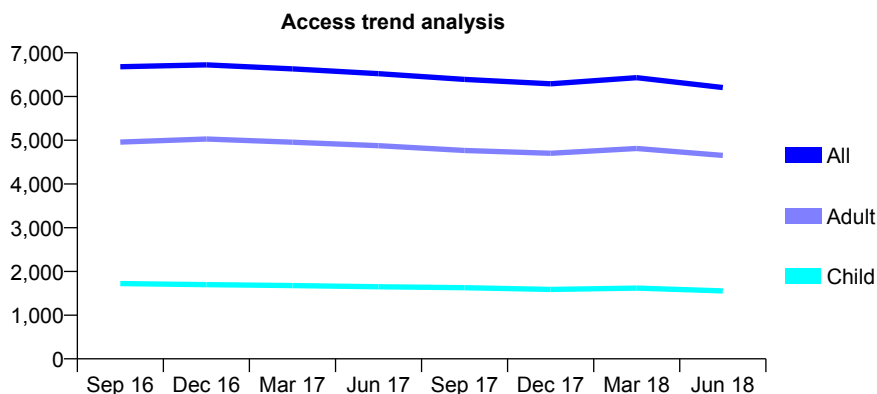
Q56 - Vital Signs At a Glance Contract Report for 842281/0002 - June 2018

Name or company name	MR PS ROLFE
Contract type name	GDS Contract
Purpose of contract	General
Contract start date	16/12/2007
Contract end date	

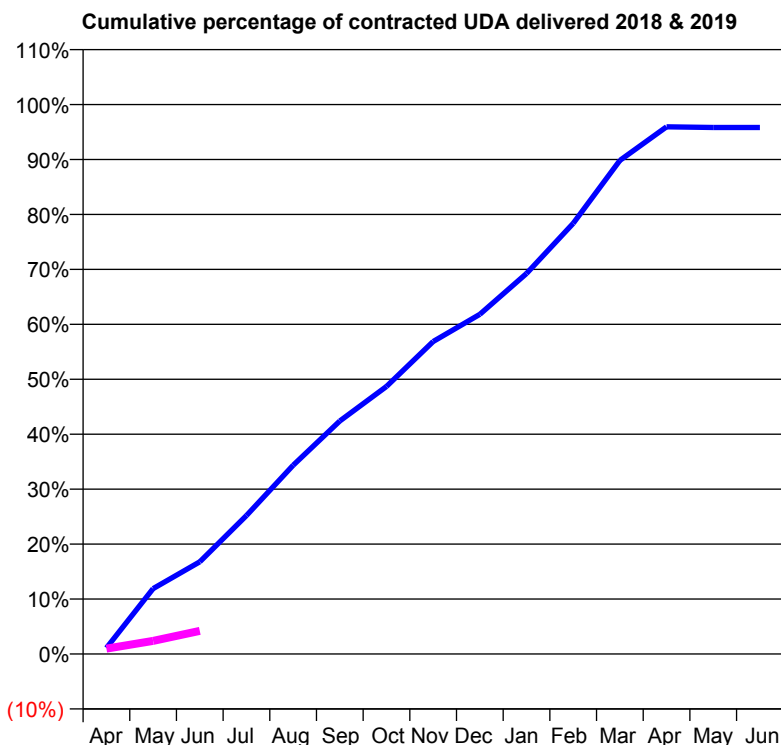
18/19 Contracted general activity (UDA)	19,749
Carry forward general activity (UDA)	0
18/19 Contracted orthodontic activity (UOA)	0
Carry forward orthodontic activity (UOA)	0
Baseline contract value	£531,441.06

ACCESS*

Patients seen in 24 months	Total	Change since previous quarter
Quarter ending June 2017	6,524	
Quarter ending September 2017	6,391	↓
Quarter ending December 2017	6,290	↓
Quarter ending March 2018	6,431	↑
Quarter ending June 2018	6,205	↓
Variance since June 2017	(4.9%)	↓



ACTIVITY



Adjusted Scheduled Activity (UDA)		
Month	2018	2019
April	218	195
May	2,351	472
June	3,316	833
July	4,979	
August	6,783	
September	8,373	
October	9,617	
November	11,233	
December	12,207	
January	13,674	
February	15,476	
March	17,740	
April	18,946	
May	18,921	
June	18,921	

QUALITY

	Quantity	Base Number	Contract	AT	Region	England
% of FP17s for the same patient ID Re-attending within 3 months - Children	27	266	10.2%	10.7%	11.3%	11.5%
% of FP17s for the same patient ID Re-attending within 3 months - Adults	145	738	19.6%	14.0%	14.9%	15.4%
% of FP17s for the same patient ID Re-attending between 3 & 9 months - Children	176	266	66.2%	59.8%	60.0%	58.9%
% of FP17s for the same patient ID Re-attending between 3 & 9 months - Adults	342	738	46.3%	49.6%	52.6%	51.6%
% of FP17s for Band 1 Urgent Courses	106	548	19.3%	9.0%	7.9%	8.9%
% of FP17s Relating to Free Repair or Replacements	3	548	0.5%	0.7%	0.8%	0.8%
% of FP17s Relating to Continuations	4	548	0.7%	1.0%	0.9%	0.9%
% of Patients satisfied with the dentistry they have received	3	4	N/A	93.6%	93.2%	93.2%
% of Patients satisfied with the time they had to wait for an appointment	4	4	N/A	87.9%	89.1%	88.8%

* This is based on patients treated on this contract for their most recent course of treatment. Figures in italics indicate the base number of FP17s or Patient Questionnaire responses are less than 100. N/A is shown where the base number of responses is less than 10 during the period. % is calculated as Quantity/Base number*100

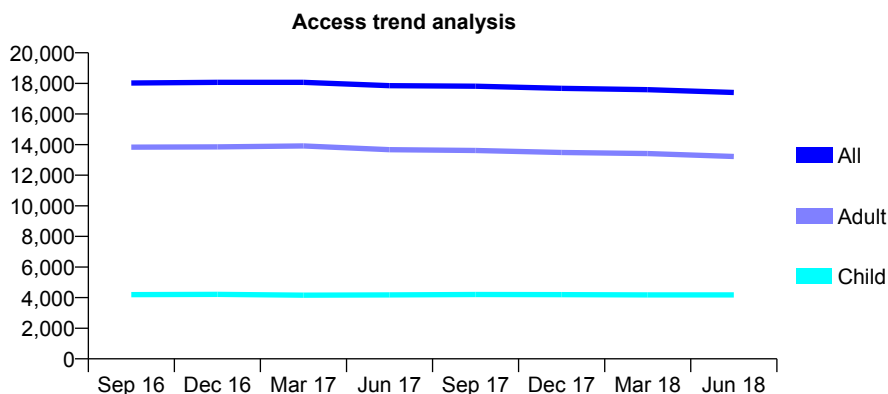
Q56 - Vital Signs At a Glance Contract Report for 843059/0001 - June 2018

Name or company name	Mr S Camderman and M Birgani
Contract type name	GDS Contract
Purpose of contract	General
Contract start date	01/04/2006
Contract end date	

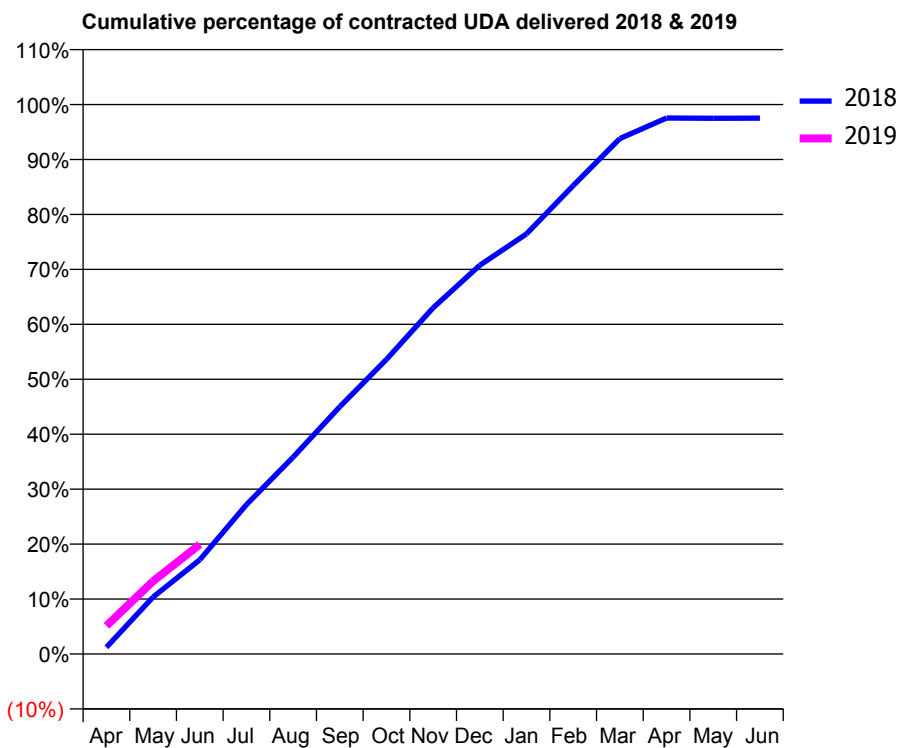
18/19 Contracted general activity (UDA)	46,679
Carry forward general activity (UDA)	0
18/19 Contracted orthodontic activity (UOA)	0
Carry forward orthodontic activity (UOA)	0
Baseline contract value	£1,282,228.95

ACCESS*

Patients seen in 24 months	Total	Change since previous quarter
Quarter ending June 2017	17,849	
Quarter ending September 2017	17,821	→
Quarter ending December 2017	17,678	→
Quarter ending March 2018	17,594	→
Quarter ending June 2018	17,407	↓
Variance since June 2017	(2.5%)	↓



ACTIVITY



Month	Adjusted Scheduled Activity (UDA)	
	2018	2019
April	574	2,391
May	4,841	6,194
June	8,002	9,304
July	12,687	
August	16,730	
September	21,011	
October	25,023	
November	29,413	
December	33,028	
January	35,688	
February	39,793	
March	43,789	
April	45,530	
May	45,505	
June	45,521	

QUALITY

	Quantity	Base Number	Contract	AT	Region	England
% of FP17s for the same patient ID Re-attending within 3 months - Children	94	1,581	5.9%	10.7%	11.3%	11.5%
% of FP17s for the same patient ID Re-attending within 3 months - Adults	570	4,604	12.4%	14.0%	14.9%	15.4%
% of FP17s for the same patient ID Re-attending between 3 & 9 months - Children	992	1,581	62.7%	59.8%	60.0%	58.9%
% of FP17s for the same patient ID Re-attending between 3 & 9 months - Adults	2,764	4,604	60.0%	49.6%	52.6%	51.6%
% of FP17s for Band 1 Urgent Courses	292	5,346	5.5%	9.0%	7.9%	8.9%
% of FP17s Relating to Free Repair or Replacements	37	5,346	0.7%	0.7%	0.8%	0.8%
% of FP17s Relating to Continuations	65	5,346	1.2%	1.0%	0.9%	0.9%
% of Patients satisfied with the dentistry they have received	14	14	100.0%	93.6%	93.2%	93.2%
% of Patients satisfied with the time they had to wait for an appointment	13	14	92.9%	87.9%	89.1%	88.8%

* This is based on patients treated on this contract for their most recent course of treatment. Figures in italics indicate the base number of FP17s or Patient Questionnaire responses are less than 100. N/A is shown where the base number of responses is less than 10 during the period. % is calculated as Quantity/Base number*100

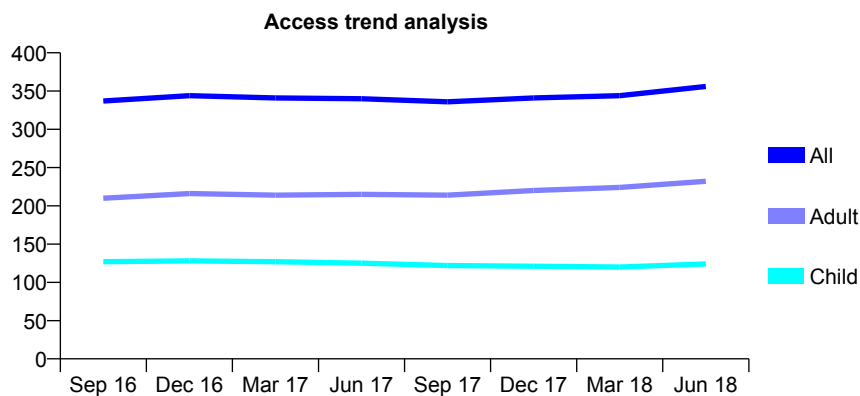
Q56 - Vital Signs At a Glance Contract Report for 847151/0001 - June 2018

Name or company name	MR RB DE VILLIERS
Contract type name	GDS Contract
Purpose of contract	General
Contract start date	01/04/2006
Contract end date	

18/19 Contracted general activity (UDA)	1,081
Carry forward general activity (UDA)	0
18/19 Contracted orthodontic activity (UOA)	0
Carry forward orthodontic activity (UOA)	0
Baseline contract value	£25,098.69

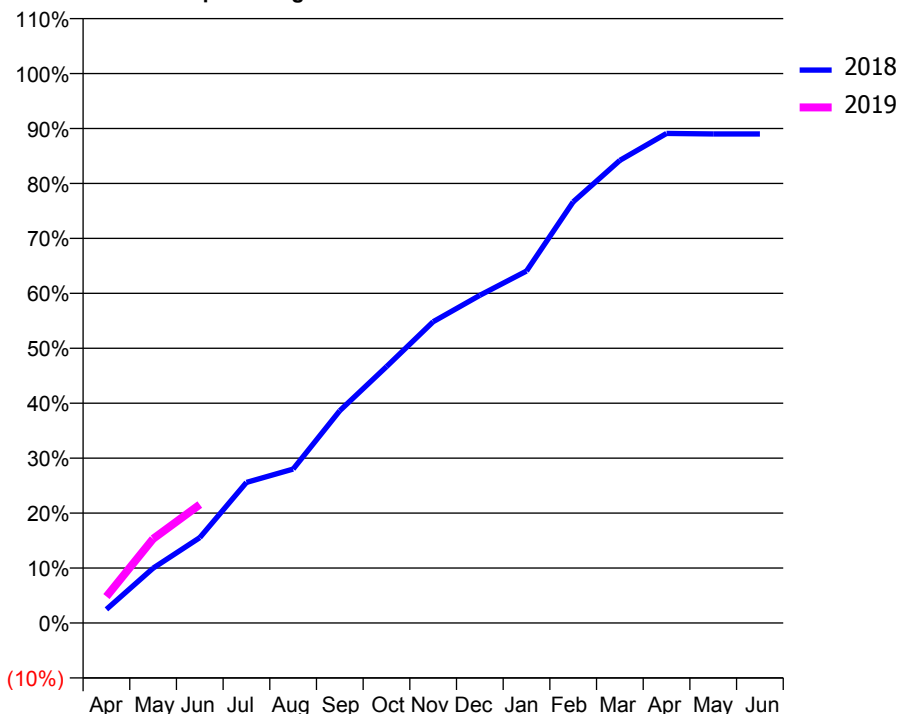
ACCESS*

Patients seen in 24 months	Total	Change since previous quarter
Quarter ending June 2017	340	
Quarter ending September 2017	336	↓
Quarter ending December 2017	341	→
Quarter ending March 2018	344	→
Quarter ending June 2018	356	↑
Variance since June 2017	4.7%	↑



ACTIVITY

Cumulative percentage of contracted UDA delivered 2018 & 2019



Adjusted Scheduled Activity (UDA)		
Month	2018	2019
April	27	52
May	108	166
June	168	233
July	277	
August	303	
September	418	
October	504	
November	593	
December	645	
January	692	
February	829	
March	910	
April	963	
May	962	
June	962	

QUALITY

	Quantity	Base Number	Contract	AT	Region	England
% of FP17s for the same patient ID Re-attending within 3 months - Children	1	55	1.8%	10.7%	11.3%	11.5%
% of FP17s for the same patient ID Re-attending within 3 months - Adults	7	100	7.0%	14.0%	14.9%	15.4%
% of FP17s for the same patient ID Re-attending between 3 & 9 months - Children	43	55	78.2%	59.8%	60.0%	58.9%
% of FP17s for the same patient ID Re-attending between 3 & 9 months - Adults	77	100	77.0%	49.6%	52.6%	51.6%
% of FP17s for Band 1 Urgent Courses	5	133	3.8%	9.0%	7.9%	8.9%
% of FP17s Relating to Free Repair or Replacements	0	133	0.0%	0.7%	0.8%	0.8%
% of FP17s Relating to Continuations	2	133	1.5%	1.0%	0.9%	0.9%
% of Patients satisfied with the dentistry they have received	0	0	N/A	93.6%	93.2%	93.2%
% of Patients satisfied with the time they had to wait for an appointment	0	0	N/A	87.9%	89.1%	88.8%

* This is based on patients treated on this contract for their most recent course of treatment. Figures in italics indicate the base number of FP17s or Patient Questionnaire responses are less than 100. N/A is shown where the base number of responses is less than 10 during the period. % is calculated as Quantity/Base number*100

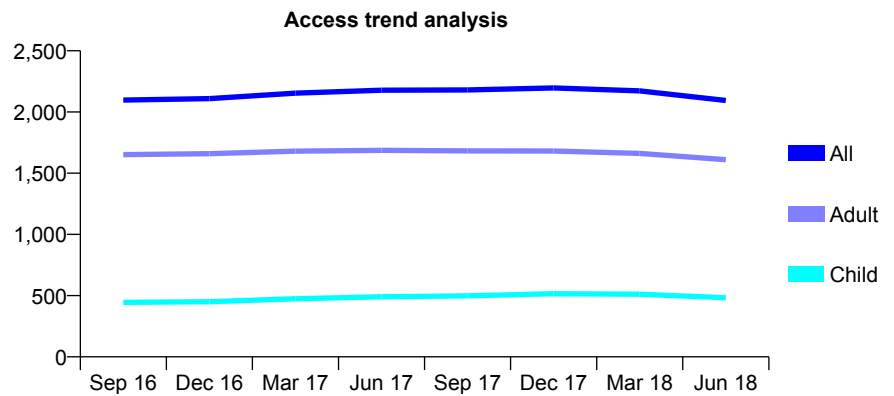
Q56 - Vital Signs At a Glance Contract Report for 855847/0001 - June 2018

Name or company name	MR A BEHNIA
Contract type name	GDS Contract
Purpose of contract	General
Contract start date	01/08/2006
Contract end date	

18/19 Contracted general activity (UDA)	5,679
Carry forward general activity (UDA)	0
18/19 Contracted orthodontic activity (UOA)	0
Carry forward orthodontic activity (UOA)	0
Baseline contract value	£132,159.02

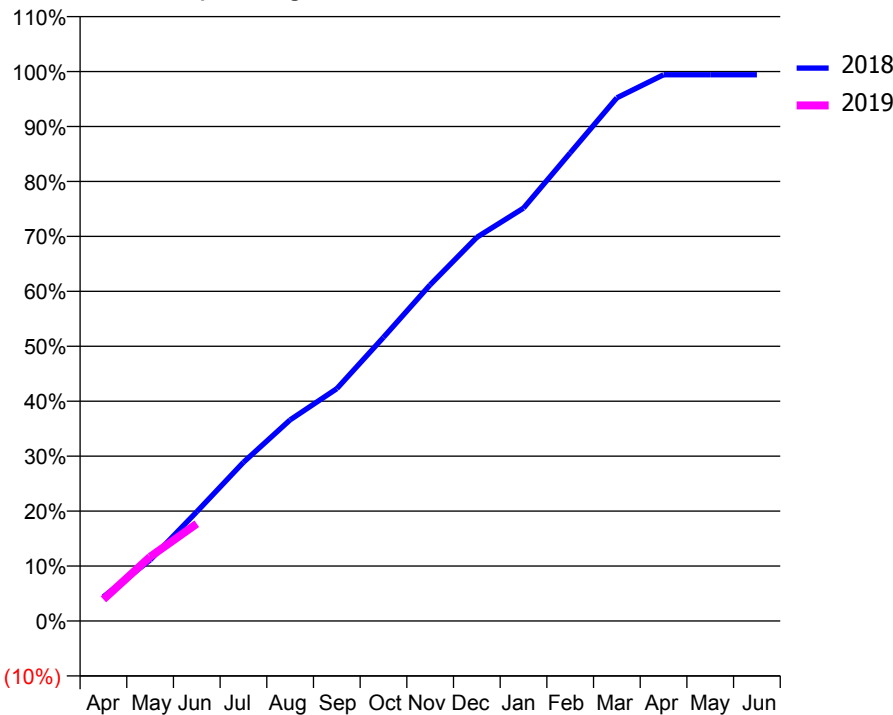
ACCESS*

Patients seen in 24 months	Total	Change since previous quarter
Quarter ending June 2017	2,178	
Quarter ending September 2017	2,180	→
Quarter ending December 2017	2,197	→
Quarter ending March 2018	2,173	↓
Quarter ending June 2018	2,094	↓
Variance since June 2017	(3.9%)	↓



ACTIVITY

Cumulative percentage of contracted UDA delivered 2018 & 2019



Month	Adjusted Scheduled Activity (UDA)	
	2018	2019
April	251	223
May	630	663
June	1,130	1,005
July	1,641	
August	2,079	
September	2,401	
October	2,932	
November	3,476	
December	3,966	
January	4,268	
February	4,838	
March	5,406	
April	5,645	
May	5,645	
June	5,645	

QUALITY

	Quantity	Base Number	Contract	AT	Region	England
% of FP17s for the same patient ID Re-attending within 3 months - Children	4	152	2.6%	10.7%	11.3%	11.5%
% of FP17s for the same patient ID Re-attending within 3 months - Adults	40	531	7.5%	14.0%	14.9%	15.4%
% of FP17s for the same patient ID Re-attending between 3 & 9 months - Children	120	152	78.9%	59.8%	60.0%	58.9%
% of FP17s for the same patient ID Re-attending between 3 & 9 months - Adults	380	531	71.6%	49.6%	52.6%	51.6%
% of FP17s for Band 1 Urgent Courses	7	571	1.2%	9.0%	7.9%	8.9%
% of FP17s Relating to Free Repair or Replacements	0	571	0.0%	0.7%	0.8%	0.8%
% of FP17s Relating to Continuations	0	571	0.0%	1.0%	0.9%	0.9%
% of Patients satisfied with the dentistry they have received	4	4	N/A	93.6%	93.2%	93.2%
% of Patients satisfied with the time they had to wait for an appointment	4	4	N/A	87.9%	89.1%	88.8%

* This is based on patients treated on this contract for their most recent course of treatment. Figures in italics indicate the base number of FP17s or Patient Questionnaire responses are less than 100. N/A is shown where the base number of responses is less than 10 during the period. % is calculated as Quantity/Base number*100

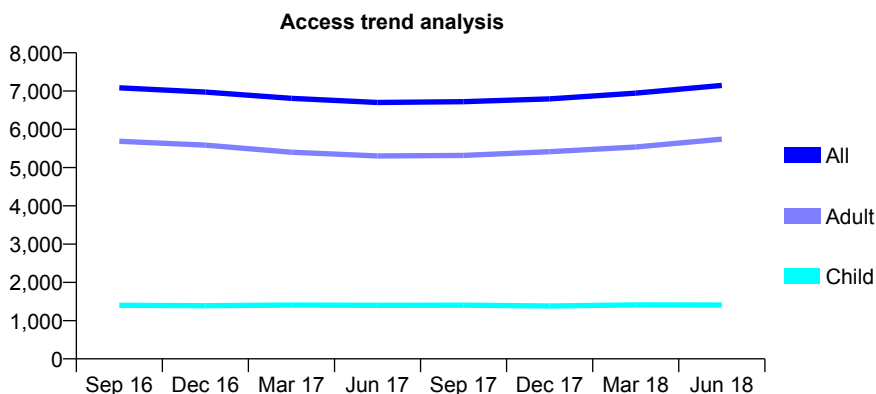
Q56 - Vital Signs At a Glance Contract Report for 883840/0001 - June 2018

Name or company name	MS I PODDAR
Contract type name	GDS Contract
Purpose of contract	General
Contract start date	01/08/2014
Contract end date	

18/19 Contracted general activity (UDA)	21,000
Carry forward general activity (UDA)	0
18/19 Contracted orthodontic activity (UOA)	0
Carry forward orthodontic activity (UOA)	0
Baseline contract value	£451,729.73

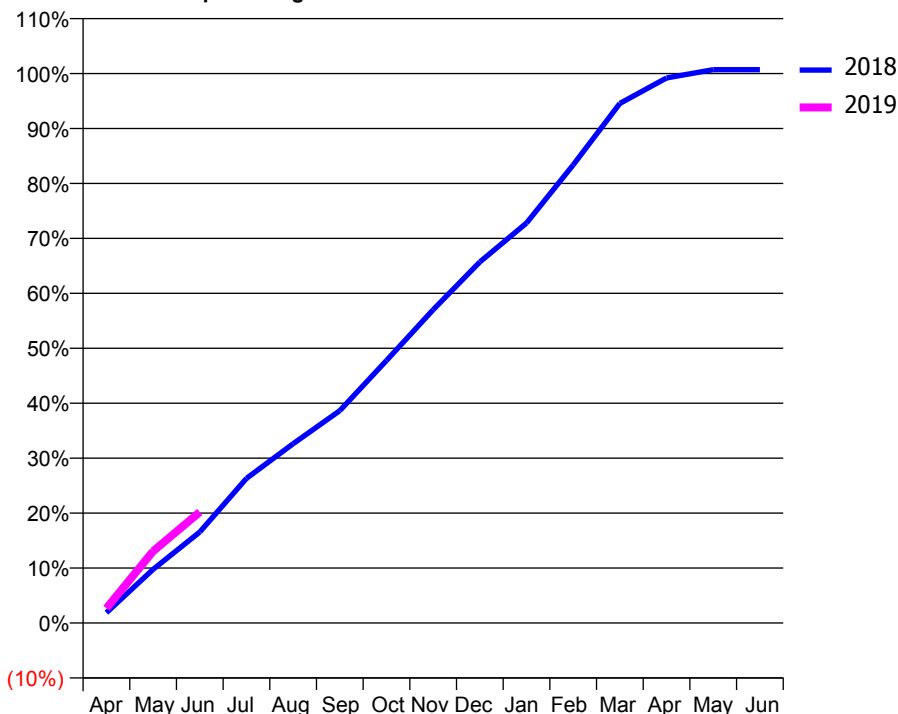
ACCESS*

Patients seen in 24 months	Total	Change since previous quarter
Quarter ending June 2017	6,703	
Quarter ending September 2017	6,721	→
Quarter ending December 2017	6,797	→
Quarter ending March 2018	6,947	↑
Quarter ending June 2018	7,148	↑
Variance since June 2017	6.6%	↑



ACTIVITY

Cumulative percentage of contracted UDA delivered 2018 & 2019



Month	Adjusted Scheduled Activity (UDA)	
	2018	2019
April	396	563
May	2,050	2,745
June	3,477	4,240
July	5,525	
August	6,851	
September	8,115	
October	10,032	
November	11,973	
December	13,797	
January	15,285	
February	17,506	
March	19,857	
April	20,830	
May	21,148	
June	21,148	

QUALITY

	Quantity	Base Number	Contract	AT	Region	England
% of FP17s for the same patient ID Re-attending within 3 months - Children	18	456	3.9%	10.7%	11.3%	11.5%
% of FP17s for the same patient ID Re-attending within 3 months - Adults	214	1,837	11.6%	14.0%	14.9%	15.4%
% of FP17s for the same patient ID Re-attending between 3 & 9 months - Children	258	456	56.6%	59.8%	60.0%	58.9%
% of FP17s for the same patient ID Re-attending between 3 & 9 months - Adults	761	1,837	41.4%	49.6%	52.6%	51.6%
% of FP17s for Band 1 Urgent Courses	90	1,824	4.9%	9.0%	7.9%	8.9%
% of FP17s Relating to Free Repair or Replacements	16	1,824	0.9%	0.7%	0.8%	0.8%
% of FP17s Relating to Continuations	14	1,824	0.8%	1.0%	0.9%	0.9%
% of Patients satisfied with the dentistry they have received	10	10	100.0%	93.6%	93.2%	93.2%
% of Patients satisfied with the time they had to wait for an appointment	6	10	60.0%	87.9%	89.1%	88.8%

* This is based on patients treated on this contract for their most recent course of treatment. Figures in italics indicate the base number of FP17s or Patient Questionnaire responses are less than 100. N/A is shown where the base number of responses is less than 10 during the period. % is calculated as Quantity/Base number*100

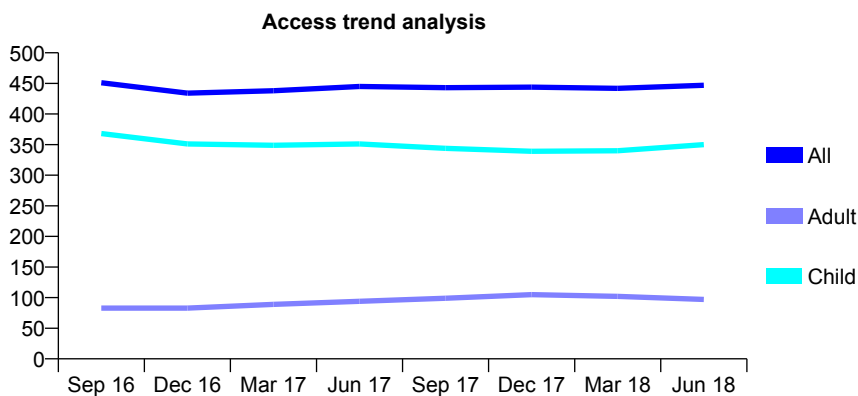
Q56 - Vital Signs At a Glance Contract Report for 904945/0001 - June 2018

Name or company name	MR GV SHAW
Contract type name	GDS Contract
Purpose of contract	General
Contract start date	01/04/2006
Contract end date	

18/19 Contracted general activity (UDA)	1,586
Carry forward general activity (UDA)	0
18/19 Contracted orthodontic activity (UOA)	0
Carry forward orthodontic activity (UOA)	0
Baseline contract value	£41,409.84

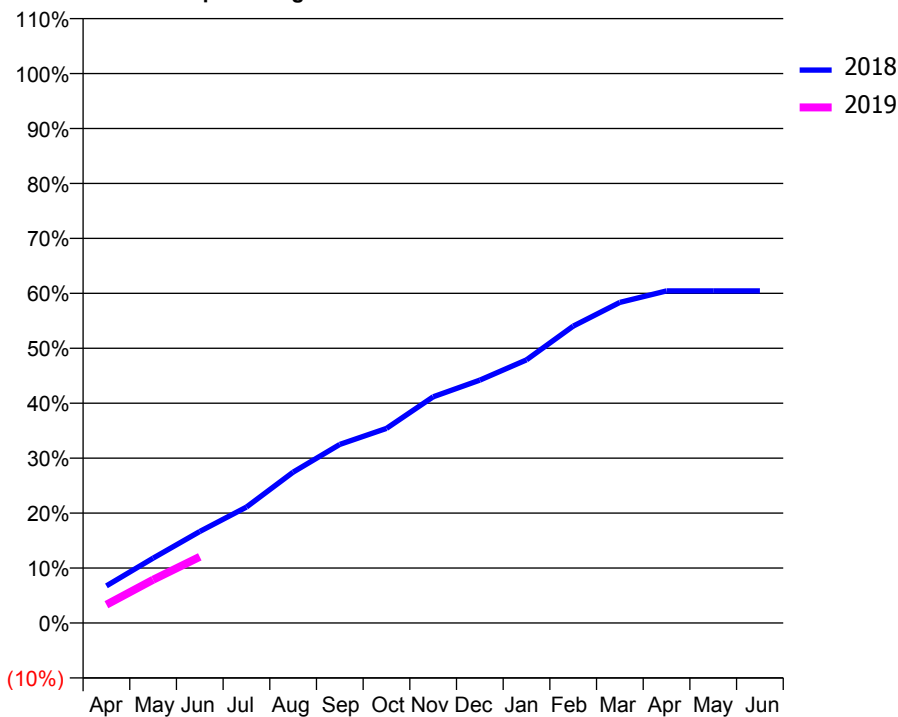
ACCESS*

Patients seen in 24 months	Total	Change since previous quarter
Quarter ending June 2017	445	
Quarter ending September 2017	443	→
Quarter ending December 2017	444	→
Quarter ending March 2018	442	→
Quarter ending June 2018	447	→
Variance since June 2017	0.4%	→



ACTIVITY

Cumulative percentage of contracted UDA delivered 2018 & 2019



Adjusted Scheduled Activity (UDA)

Month	2018	2019
April	107	53
May	187	125
June	264	191
July	335	
August	436	
September	516	
October	562	
November	653	
December	701	
January	759	
February	857	
March	925	
April	959	
May	959	
June	959	

QUALITY

	Quantity	Base Number	Contract	AT	Region	England
% of FP17s for the same patient ID Re-attending within 3 months - Children	8	138	5.8%	10.7%	11.3%	11.5%
% of FP17s for the same patient ID Re-attending within 3 months - Adults	0	11	0.0%	14.0%	14.9%	15.4%
% of FP17s for the same patient ID Re-attending between 3 & 9 months - Children	81	138	58.7%	59.8%	60.0%	58.9%
% of FP17s for the same patient ID Re-attending between 3 & 9 months - Adults	9	11	81.8%	49.6%	52.6%	51.6%
% of FP17s for Band 1 Urgent Courses	1	126	0.8%	9.0%	7.9%	8.9%
% of FP17s Relating to Free Repair or Replacements	0	126	0.0%	0.7%	0.8%	0.8%
% of FP17s Relating to Continuations	0	126	0.0%	1.0%	0.9%	0.9%
% of Patients satisfied with the dentistry they have received	0	0	N/A	93.6%	93.2%	93.2%
% of Patients satisfied with the time they had to wait for an appointment	0	0	N/A	87.9%	89.1%	88.8%

* This is based on patients treated on this contract for their most recent course of treatment. Figures in italics indicate the base number of FP17s or Patient Questionnaire responses are less than 100. N/A is shown where the base number of responses is less than 10 during the period. % is calculated as Quantity/Base number*100

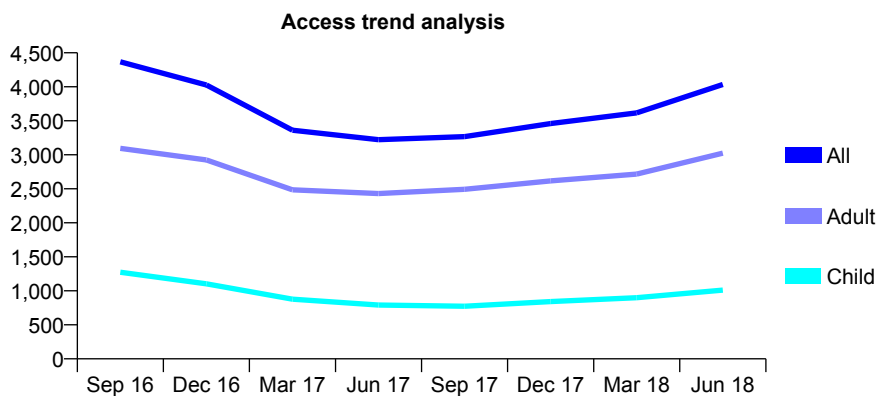
Q56 - Vital Signs At a Glance Contract Report for 905941/0001 - June 2018

Name or company name	Dental Surgery
Contract type name	GDS Contract
Purpose of contract	General and Orthodontic
Contract start date	01/04/2006
Contract end date	

18/19 Contracted general activity (UDA)	10,641
Carry forward general activity (UDA)	0
18/19 Contracted orthodontic activity (UOA)	68
Carry forward orthodontic activity (UOA)	0
Baseline contract value	£318,440.29

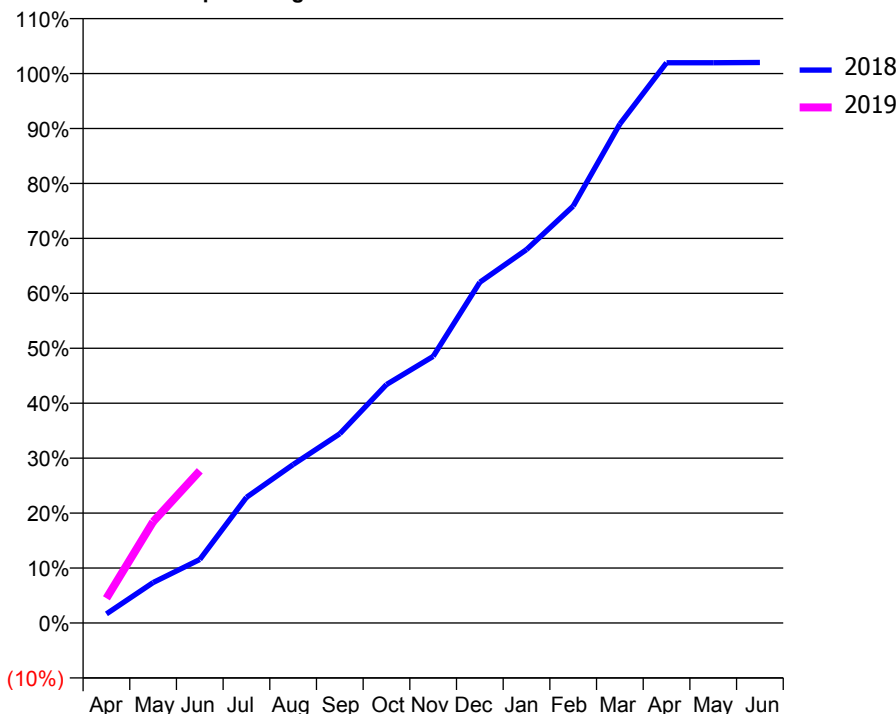
ACCESS*

Patients seen in 24 months	Total	Change since previous quarter
Quarter ending June 2017	3,223	
Quarter ending September 2017	3,268	→
Quarter ending December 2017	3,459	↑
Quarter ending March 2018	3,616	↑
Quarter ending June 2018	4,034	↑
Variance since June 2017	25.2%	↑



ACTIVITY

Cumulative percentage of contracted UDA delivered 2018 & 2019



Adjusted Scheduled Activity (UDA)

Month	2018	2019
April	176	478
May	784	1,961
June	1,231	2,948
July	2,434	
August	3,068	
September	3,665	
October	4,620	
November	5,164	
December	6,599	
January	7,232	
February	8,074	
March	9,663	
April	10,849	
May	10,850	
June	10,853	

QUALITY

	Quantity	Base Number	Contract	AT	Region	England
% of FP17s for the same patient ID Re-attending within 3 months - Children	24	438	5.5%	10.7%	11.3%	11.5%
% of FP17s for the same patient ID Re-attending within 3 months - Adults	122	1,304	9.4%	14.0%	14.9%	15.4%
% of FP17s for the same patient ID Re-attending between 3 & 9 months - Children	159	438	36.3%	59.8%	60.0%	58.9%
% of FP17s for the same patient ID Re-attending between 3 & 9 months - Adults	396	1,304	30.4%	49.6%	52.6%	51.6%
% of FP17s for Band 1 Urgent Courses	128	1,318	9.7%	9.0%	7.9%	8.9%
% of FP17s Relating to Free Repair or Replacements	3	1,318	0.2%	0.7%	0.8%	0.8%
% of FP17s Relating to Continuations	10	1,318	0.8%	1.0%	0.9%	0.9%
% of Patients satisfied with the dentistry they have received	4	4	N/A	93.6%	93.2%	93.2%
% of Patients satisfied with the time they had to wait for an appointment	4	4	N/A	87.9%	89.1%	88.8%

* This is based on patients treated on this contract for their most recent course of treatment. Figures in italics indicate the base number of FP17s or Patient Questionnaire responses are less than 100. N/A is shown where the base number of responses is less than 10 during the period. % is calculated as Quantity/Base number*100

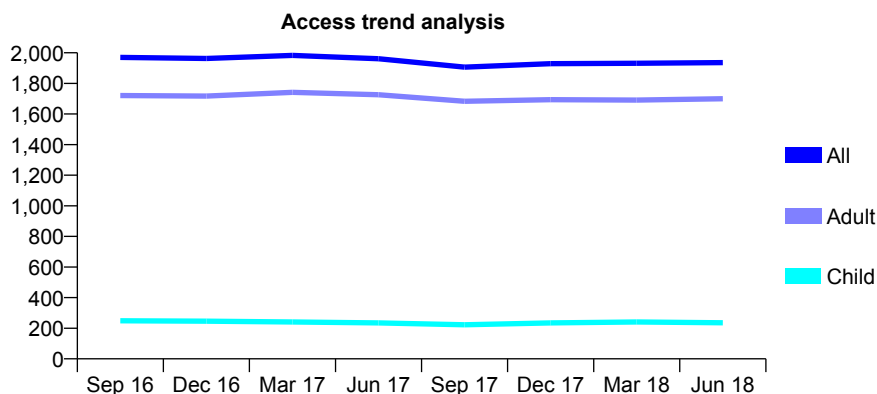
Q56 - Vital Signs At a Glance Contract Report for 906247/0001 - June 2018

Name or company name	Brook Lane Dental Practice
Contract type name	GDS Contract
Purpose of contract	General
Contract start date	01/04/2006
Contract end date	

18/19 Contracted general activity (UDA)	5,493
Carry forward general activity (UDA)	0
18/19 Contracted orthodontic activity (UOA)	0
Carry forward orthodontic activity (UOA)	0
Baseline contract value	£118,104.05

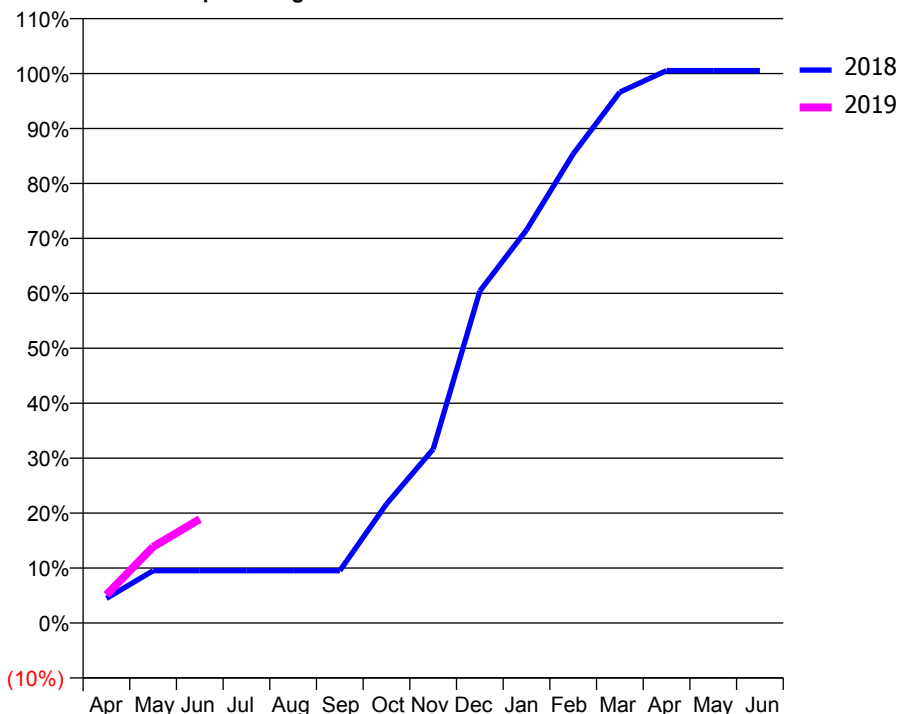
ACCESS*

Patients seen in 24 months	Total	Change since previous quarter
Quarter ending June 2017	1,961	
Quarter ending September 2017	1,906	↓
Quarter ending December 2017	1,929	→
Quarter ending March 2018	1,932	→
Quarter ending June 2018	1,936	→
Variance since June 2017	(1.3%)	↓



ACTIVITY

Cumulative percentage of contracted UDA delivered 2018 & 2019



Adjusted Scheduled Activity (UDA)

Month	2018	2019
April	246	282
May	524	762
June	524	1,040
July	524	
August	524	
September	524	
October	1,189	
November	1,738	
December	3,319	
January	3,929	
February	4,688	
March	5,307	
April	5,522	
May	5,522	
June	5,522	

QUALITY

	Quantity	Base Number	Contract	AT	Region	England
% of FP17s for the same patient ID Re-attending within 3 months - Children	8	84	9.5%	10.7%	11.3%	11.5%
% of FP17s for the same patient ID Re-attending within 3 months - Adults	108	611	17.7%	14.0%	14.9%	15.4%
% of FP17s for the same patient ID Re-attending between 3 & 9 months - Children	48	84	57.1%	59.8%	60.0%	58.9%
% of FP17s for the same patient ID Re-attending between 3 & 9 months - Adults	339	611	55.5%	49.6%	52.6%	51.6%
% of FP17s for Band 1 Urgent Courses	68	605	11.2%	9.0%	7.9%	8.9%
% of FP17s Relating to Free Repair or Replacements	1	605	0.2%	0.7%	0.8%	0.8%
% of FP17s Relating to Continuations	1	605	0.2%	1.0%	0.9%	0.9%
% of Patients satisfied with the dentistry they have received	0	1	N/A	93.6%	93.2%	93.2%
% of Patients satisfied with the time they had to wait for an appointment	0	1	N/A	87.9%	89.1%	88.8%

* This is based on patients treated on this contract for their most recent course of treatment. Figures in italics indicate the base number of FP17s or Patient Questionnaire responses are less than 100. N/A is shown where the base number of responses is less than 10 during the period. % is calculated as Quantity/Base number*100

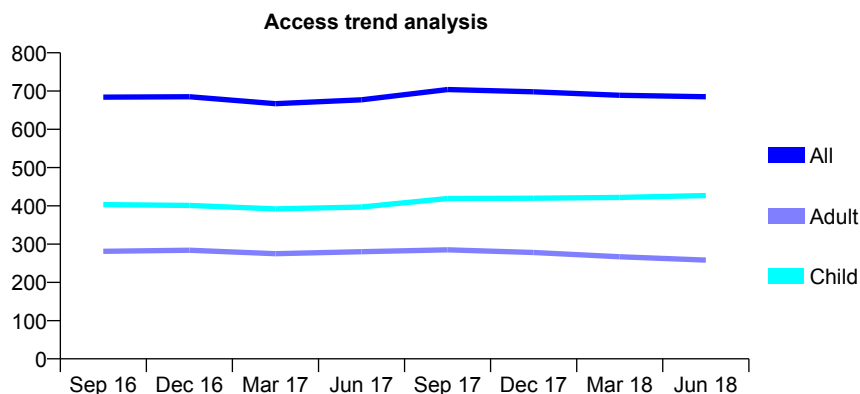
Q56 - Vital Signs At a Glance Contract Report for 907332/0001 - June 2018

Name or company name	MR HJ DHANJI
Contract type name	GDS Contract
Purpose of contract	General
Contract start date	01/04/2006
Contract end date	

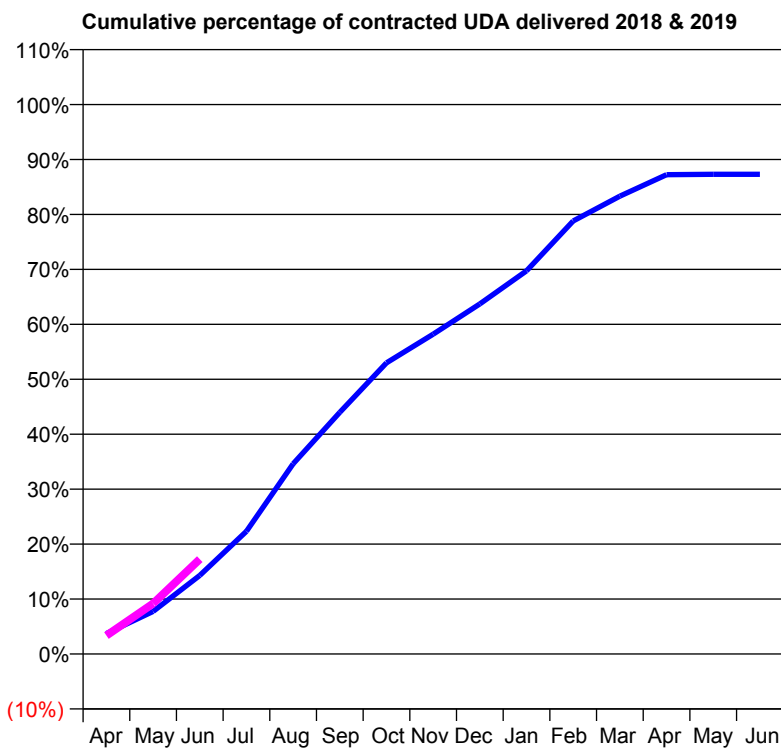
18/19 Contracted general activity (UDA)	1,400
Carry forward general activity (UDA)	0
18/19 Contracted orthodontic activity (UOA)	0
Carry forward orthodontic activity (UOA)	0
Baseline contract value	£32,539.35

ACCESS*

Patients seen in 24 months	Total	Change since previous quarter
Quarter ending June 2017	677	
Quarter ending September 2017	704	↑
Quarter ending December 2017	698	→
Quarter ending March 2018	689	↓
Quarter ending June 2018	685	→
Variance since June 2017	1.2%	→



ACTIVITY



Adjusted Scheduled Activity (UDA)		
Month	2018	2019
April	52	47
May	108	129
June	200	242
July	313	
August	485	
September	616	
October	742	
November	815	
December	892	
January	976	
February	1,103	
March	1,166	
April	1,221	
May	1,222	
June	1,222	

QUALITY

	Quantity	Base Number	Contract	AT	Region	England
% of FP17s for the same patient ID Re-attending within 3 months - Children	2	120	1.7%	10.7%	11.3%	11.5%
% of FP17s for the same patient ID Re-attending within 3 months - Adults	8	52	15.4%	14.0%	14.9%	15.4%
% of FP17s for the same patient ID Re-attending between 3 & 9 months - Children	23	120	19.2%	59.8%	60.0%	58.9%
% of FP17s for the same patient ID Re-attending between 3 & 9 months - Adults	18	52	34.6%	49.6%	52.6%	51.6%
% of FP17s for Band 1 Urgent Courses	3	152	2.0%	9.0%	7.9%	8.9%
% of FP17s Relating to Free Repair or Replacements	0	152	0.0%	0.7%	0.8%	0.8%
% of FP17s Relating to Continuations	0	152	0.0%	1.0%	0.9%	0.9%
% of Patients satisfied with the dentistry they have received	0	0	N/A	93.6%	93.2%	93.2%
% of Patients satisfied with the time they had to wait for an appointment	0	0	N/A	87.9%	89.1%	88.8%

* This is based on patients treated on this contract for their most recent course of treatment. Figures in italics indicate the base number of FP17s or Patient Questionnaire responses are less than 100. N/A is shown where the base number of responses is less than 10 during the period. % is calculated as Quantity/Base number*100

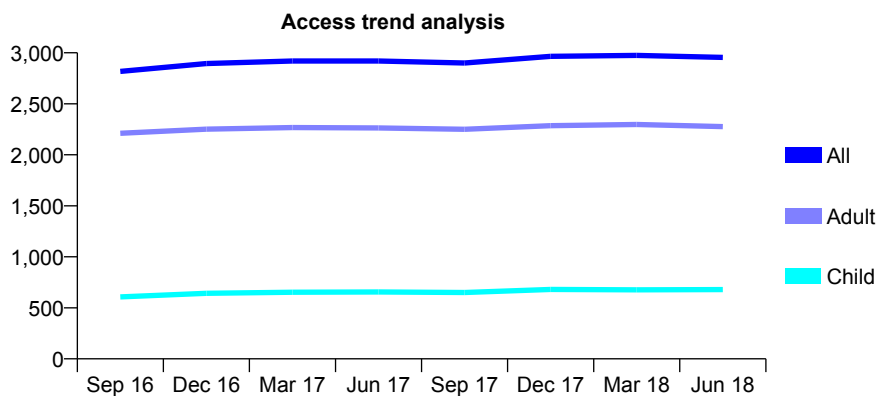
Q56 - Vital Signs At a Glance Contract Report for 908002/0001 - June 2018

Name or company name	MR DC TRENT
Contract type name	GDS Contract
Purpose of contract	General
Contract start date	01/04/2006
Contract end date	

18/19 Contracted general activity (UDA)	8,137
Carry forward general activity (UDA)	0
18/19 Contracted orthodontic activity (UOA)	0
Carry forward orthodontic activity (UOA)	0
Baseline contract value	£171,221.03

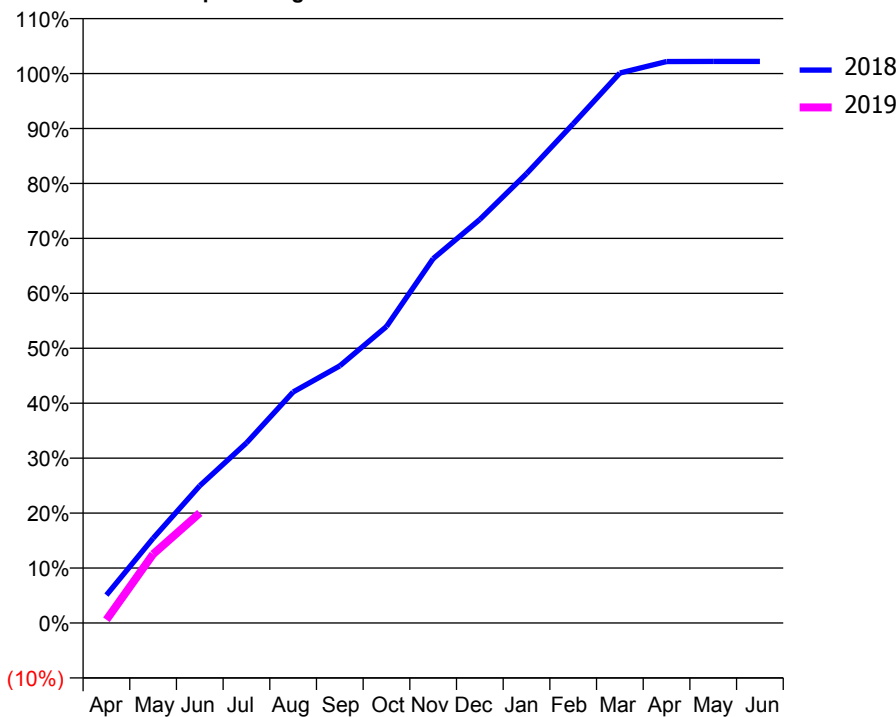
ACCESS*

Patients seen in 24 months	Total	Change since previous quarter
Quarter ending June 2017	2,919	
Quarter ending September 2017	2,900	→
Quarter ending December 2017	2,966	↑
Quarter ending March 2018	2,974	→
Quarter ending June 2018	2,955	→
Variance since June 2017	1.2%	→



ACTIVITY

Cumulative percentage of contracted UDA delivered 2018 & 2019



Month	Adjusted Scheduled Activity (UDA)	
	2018	2019
April	414	47
May	1,256	1,019
June	2,034	1,629
July	2,668	
August	3,421	
September	3,809	
October	4,390	
November	5,395	
December	5,975	
January	6,654	
February	7,392	
March	8,145	
April	8,315	
May	8,316	
June	8,316	

QUALITY

	Quantity	Base Number	Contract	AT	Region	England
% of FP17s for the same patient ID Re-attending within 3 months - Children	16	243	6.6%	10.7%	11.3%	11.5%
% of FP17s for the same patient ID Re-attending within 3 months - Adults	83	726	11.4%	14.0%	14.9%	15.4%
% of FP17s for the same patient ID Re-attending between 3 & 9 months - Children	153	243	63.0%	59.8%	60.0%	58.9%
% of FP17s for the same patient ID Re-attending between 3 & 9 months - Adults	409	726	56.3%	49.6%	52.6%	51.6%
% of FP17s for Band 1 Urgent Courses	47	847	5.5%	9.0%	7.9%	8.9%
% of FP17s Relating to Free Repair or Replacements	0	847	0.0%	0.7%	0.8%	0.8%
% of FP17s Relating to Continuations	8	847	0.9%	1.0%	0.9%	0.9%
% of Patients satisfied with the dentistry they have received	1	1	N/A	93.6%	93.2%	93.2%
% of Patients satisfied with the time they had to wait for an appointment	1	1	N/A	87.9%	89.1%	88.8%

* This is based on patients treated on this contract for their most recent course of treatment. Figures in italics indicate the base number of FP17s or Patient Questionnaire responses are less than 100. N/A is shown where the base number of responses is less than 10 during the period. % is calculated as Quantity/Base number*100

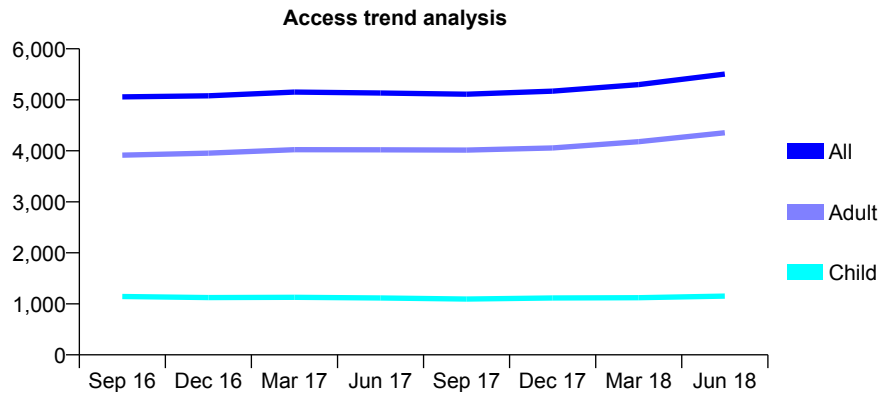
Q56 - Vital Signs At a Glance Contract Report for 910201/0001 - June 2018

Name or company name	Cheerag Raval and Gemma Raval
Contract type name	GDS Contract
Purpose of contract	General
Contract start date	01/04/2006
Contract end date	

18/19 Contracted general activity (UDA)	16,892
Carry forward general activity (UDA)	0
18/19 Contracted orthodontic activity (UOA)	0
Carry forward orthodontic activity (UOA)	0
Baseline contract value	£363,193.30

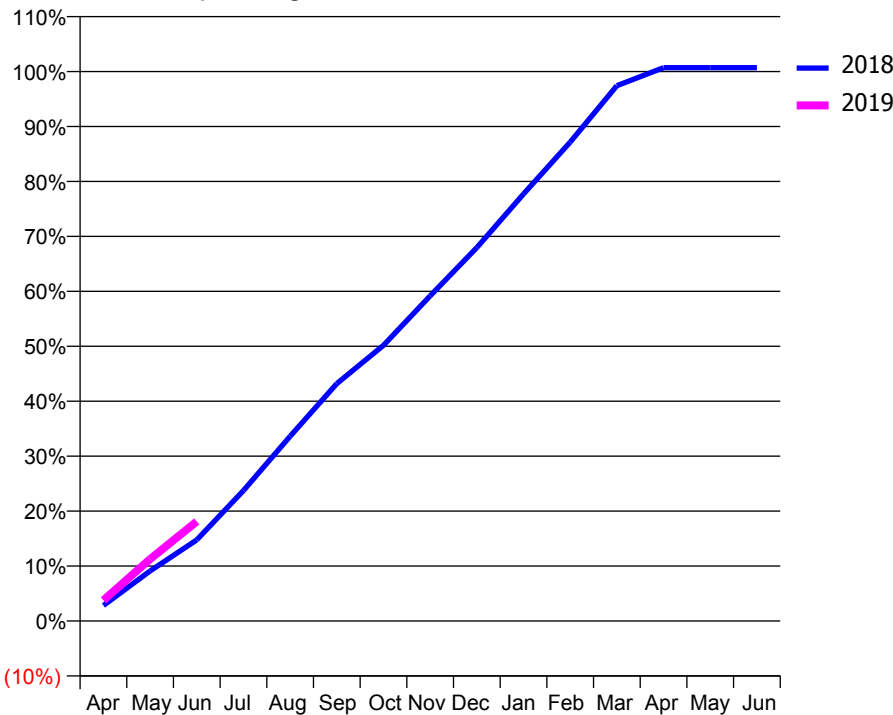
ACCESS*

Patients seen in 24 months	Total	Change since previous quarter
Quarter ending June 2017	5,133	
Quarter ending September 2017	5,109	→
Quarter ending December 2017	5,170	→
Quarter ending March 2018	5,297	↑
Quarter ending June 2018	5,505	↑
Variance since June 2017	7.2%	↑



ACTIVITY

Cumulative percentage of contracted UDA delivered 2018 & 2019



Month	Adjusted Scheduled Activity (UDA)	
	2018	2019
April	404	638
May	1,296	1,904
June	2,102	3,061
July	3,383	
August	4,787	
September	6,152	
October	7,143	
November	8,426	
December	9,677	
January	11,066	
February	12,410	
March	13,873	
April	14,336	
May	14,336	
June	14,337	

QUALITY

	Quantity	Base Number	Contract	AT	Region	England
% of FP17s for the same patient ID Re-attending within 3 months - Children	32	491	6.5%	10.7%	11.3%	11.5%
% of FP17s for the same patient ID Re-attending within 3 months - Adults	203	1,458	13.9%	14.0%	14.9%	15.4%
% of FP17s for the same patient ID Re-attending between 3 & 9 months - Children	349	491	71.1%	59.8%	60.0%	58.9%
% of FP17s for the same patient ID Re-attending between 3 & 9 months - Adults	652	1,458	44.7%	49.6%	52.6%	51.6%
% of FP17s for Band 1 Urgent Courses	81	1,734	4.7%	9.0%	7.9%	8.9%
% of FP17s Relating to Free Repair or Replacements	18	1,734	1.0%	0.7%	0.8%	0.8%
% of FP17s Relating to Continuations	26	1,734	1.5%	1.0%	0.9%	0.9%
% of Patients satisfied with the dentistry they have received	0	0	N/A	93.6%	93.2%	93.2%
% of Patients satisfied with the time they had to wait for an appointment	0	0	N/A	87.9%	89.1%	88.8%

* This is based on patients treated on this contract for their most recent course of treatment. Figures in italics indicate the base number of FP17s or Patient Questionnaire responses are less than 100. N/A is shown where the base number of responses is less than 10 during the period. % is calculated as Quantity/Base number*100

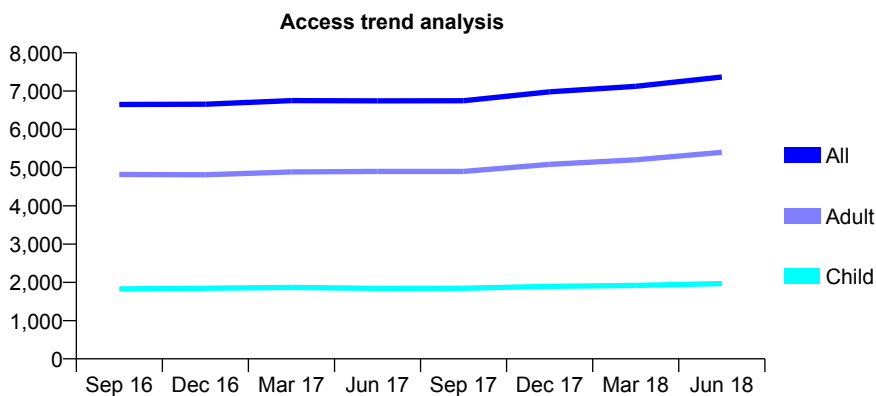
Q56 - Vital Signs At a Glance Contract Report for 915246/0001 - June 2018

Name or company name	MRS CH JACKMAN
Contract type name	GDS Contract
Purpose of contract	General
Contract start date	01/04/2006
Contract end date	

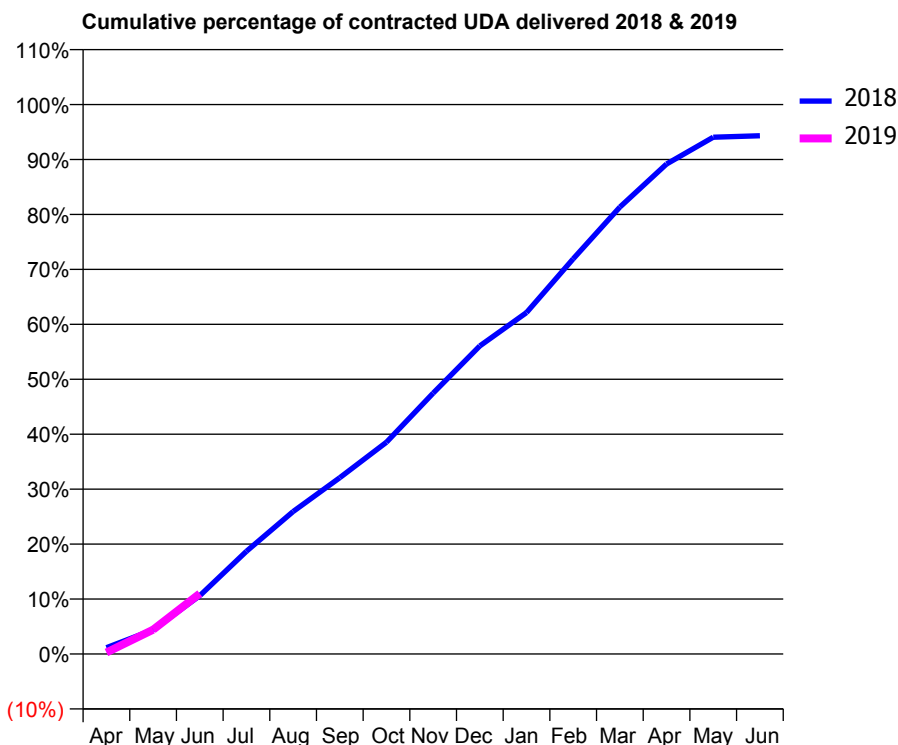
18/19 Contracted general activity (UDA)	20,400
Carry forward general activity (UDA)	0
18/19 Contracted orthodontic activity (UOA)	0
Carry forward orthodontic activity (UOA)	0
Baseline contract value	£542,141.45

ACCESS*

Patients seen in 24 months	Total	Change since previous quarter
Quarter ending June 2017	6,743	
Quarter ending September 2017	6,746	→
Quarter ending December 2017	6,980	↑
Quarter ending March 2018	7,124	↑
Quarter ending June 2018	7,367	↑
Variance since June 2017	9.3%	↑



ACTIVITY



Month	Adjusted Scheduled Activity (UDA)	
	2018	2019
April	237	58
May	896	905
June	2,166	2,245
July	3,815	
August	5,288	
September	6,545	
October	7,866	
November	9,684	
December	11,437	
January	12,674	
February	14,669	
March	16,591	
April	18,188	
May	19,187	
June	19,238	

QUALITY

	Quantity	Base Number	Contract	AT	Region	England
% of FP17s for the same patient ID Re-attending within 3 months - Children	53	790	6.7%	10.7%	11.3%	11.5%
% of FP17s for the same patient ID Re-attending within 3 months - Adults	246	1,824	13.5%	14.0%	14.9%	15.4%
% of FP17s for the same patient ID Re-attending between 3 & 9 months - Children	566	790	71.6%	59.8%	60.0%	58.9%
% of FP17s for the same patient ID Re-attending between 3 & 9 months - Adults	924	1,824	50.7%	49.6%	52.6%	51.6%
% of FP17s for Band 1 Urgent Courses	123	1,329	9.3%	9.0%	7.9%	8.9%
% of FP17s Relating to Free Repair or Replacements	12	1,329	0.9%	0.7%	0.8%	0.8%
% of FP17s Relating to Continuations	24	1,329	1.8%	1.0%	0.9%	0.9%
% of Patients satisfied with the dentistry they have received	19	19	100.0%	93.6%	93.2%	93.2%
% of Patients satisfied with the time they had to wait for an appointment	14	19	73.7%	87.9%	89.1%	88.8%

* This is based on patients treated on this contract for their most recent course of treatment. Figures in italics indicate the base number of FP17s or Patient Questionnaire responses are less than 100. N/A is shown where the base number of responses is less than 10 during the period. % is calculated as Quantity/Base number*100

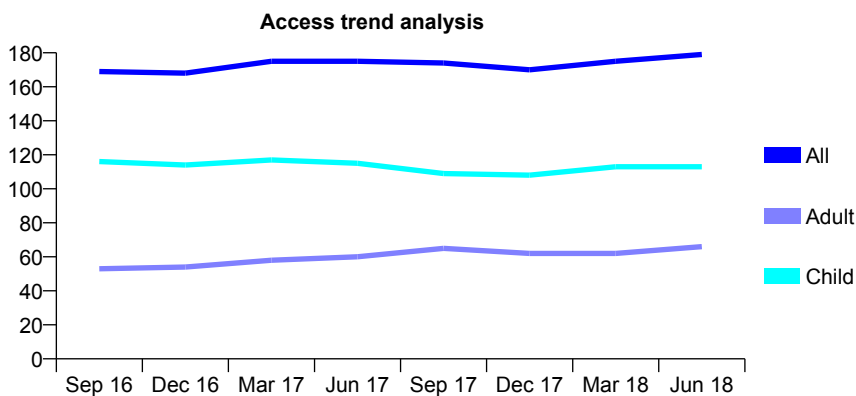
Q56 - Vital Signs At a Glance Contract Report for 920924/0001 - June 2018

Name or company name	MR JM STOKES
Contract type name	GDS Contract
Purpose of contract	General
Contract start date	01/01/2007
Contract end date	

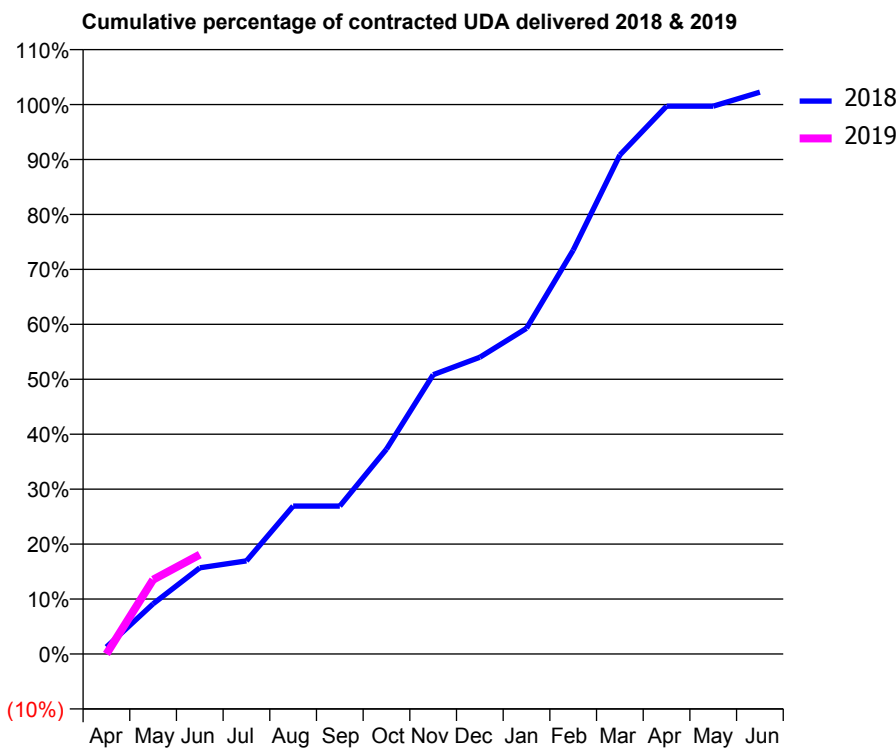
18/19 Contracted general activity (UDA)	473
Carry forward general activity (UDA)	0
18/19 Contracted orthodontic activity (UOA)	0
Carry forward orthodontic activity (UOA)	0
Baseline contract value	£13,971.14

ACCESS*

Patients seen in 24 months	Total	Change since previous quarter
Quarter ending June 2017	175	
Quarter ending September 2017	174	→
Quarter ending December 2017	170	↓
Quarter ending March 2018	175	↑
Quarter ending June 2018	179	↑
Variance since June 2017	2.3%	↑



ACTIVITY



Month	Adjusted Scheduled Activity (UDA)	
	2018	2019
April	6	0
May	43	64
June	74	86
July	80	
August	127	
September	127	
October	176	
November	240	
December	255	
January	280	
February	348	
March	430	
April	472	
May	472	
June	484	

QUALITY

	Quantity	Base Number	Contract	AT	Region	England
% of FP17s for the same patient ID Re-attending within 3 months - Children	1	27	3.7%	10.7%	11.3%	11.5%
% of FP17s for the same patient ID Re-attending within 3 months - Adults	3	18	16.7%	14.0%	14.9%	15.4%
% of FP17s for the same patient ID Re-attending between 3 & 9 months - Children	15	27	55.6%	59.8%	60.0%	58.9%
% of FP17s for the same patient ID Re-attending between 3 & 9 months - Adults	10	18	55.6%	49.6%	52.6%	51.6%
% of FP17s for Band 1 Urgent Courses	3	39	7.7%	9.0%	7.9%	8.9%
% of FP17s Relating to Free Repair or Replacements	0	39	0.0%	0.7%	0.8%	0.8%
% of FP17s Relating to Continuations	0	39	0.0%	1.0%	0.9%	0.9%
% of Patients satisfied with the dentistry they have received	0	0	N/A	93.6%	93.2%	93.2%
% of Patients satisfied with the time they had to wait for an appointment	0	0	N/A	87.9%	89.1%	88.8%

* This is based on patients treated on this contract for their most recent course of treatment. Figures in italics indicate the base number of FP17s or Patient Questionnaire responses are less than 100. N/A is shown where the base number of responses is less than 10 during the period. % is calculated as Quantity/Base number*100

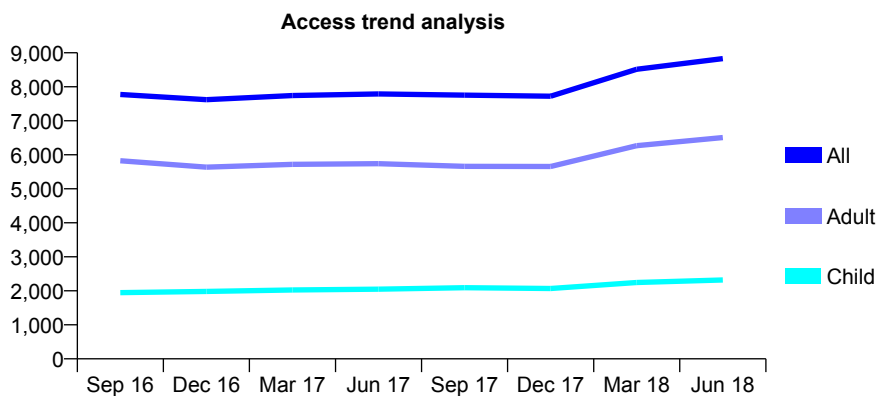
Q56 - Vital Signs At a Glance Contract Report for 920959/0001 - June 2018

Name or company name	MR OB QURESHI
Contract type name	GDS Contract
Purpose of contract	General
Contract start date	01/04/2006
Contract end date	

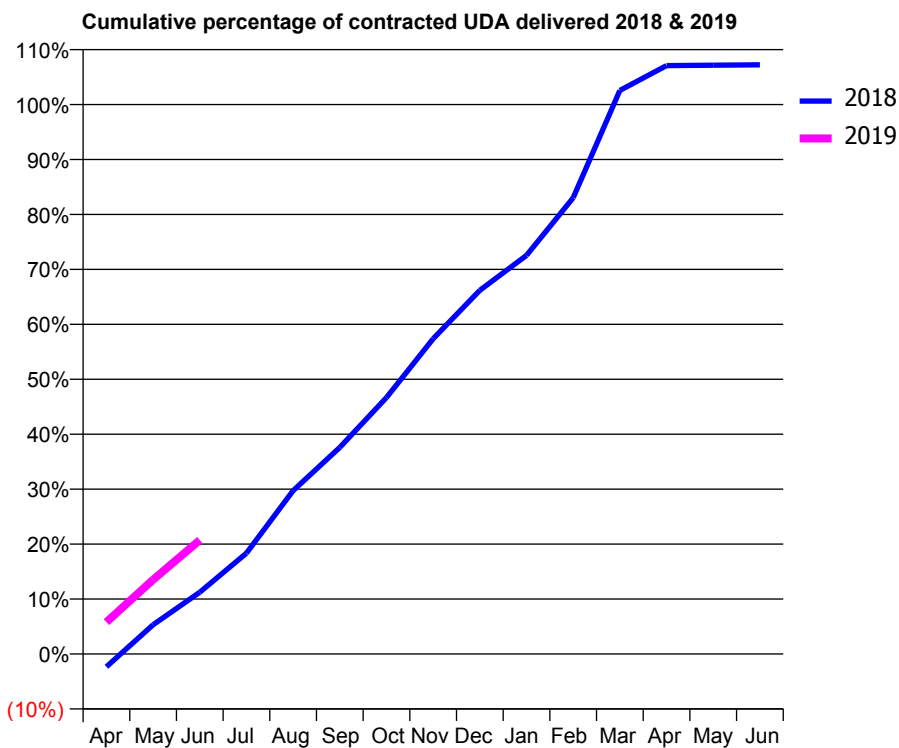
18/19 Contracted general activity (UDA)	22,001
Carry forward general activity (UDA)	0
18/19 Contracted orthodontic activity (UOA)	0
Carry forward orthodontic activity (UOA)	0
Baseline contract value	£668,423.43

ACCESS*

Patients seen in 24 months	Total	Change since previous quarter
Quarter ending June 2017	7,791	
Quarter ending September 2017	7,753	→
Quarter ending December 2017	7,723	→
Quarter ending March 2018	8,514	↑
Quarter ending June 2018	8,828	↑
Variance since June 2017	13.3%	↑



ACTIVITY



Month	Adjusted Scheduled Activity (UDA)	
	2018	2019
April	-515	1,278
May	1,170	2,974
June	2,476	4,560
July	4,038	
August	6,544	
September	8,272	
October	10,271	
November	12,623	
December	14,563	
January	15,959	
February	18,269	
March	22,564	
April	23,559	
May	23,576	
June	23,592	

QUALITY

	Quantity	Base Number	Contract	AT	Region	England
% of FP17s for the same patient ID Re-attending within 3 months - Children	55	742	7.4%	10.7%	11.3%	11.5%
% of FP17s for the same patient ID Re-attending within 3 months - Adults	185	1,915	9.7%	14.0%	14.9%	15.4%
% of FP17s for the same patient ID Re-attending between 3 & 9 months - Children	398	742	53.6%	59.8%	60.0%	58.9%
% of FP17s for the same patient ID Re-attending between 3 & 9 months - Adults	873	1,915	45.6%	49.6%	52.6%	51.6%
% of FP17s for Band 1 Urgent Courses	159	2,131	7.5%	9.0%	7.9%	8.9%
% of FP17s Relating to Free Repair or Replacements	7	2,131	0.3%	0.7%	0.8%	0.8%
% of FP17s Relating to Continuations	2	2,131	0.1%	1.0%	0.9%	0.9%
% of Patients satisfied with the dentistry they have received	6	6	N/A	93.6%	93.2%	93.2%
% of Patients satisfied with the time they had to wait for an appointment	6	6	N/A	87.9%	89.1%	88.8%

* This is based on patients treated on this contract for their most recent course of treatment. Figures in italics indicate the base number of FP17s or Patient Questionnaire responses are less than 100. N/A is shown where the base number of responses is less than 10 during the period. % is calculated as Quantity/Base number*100

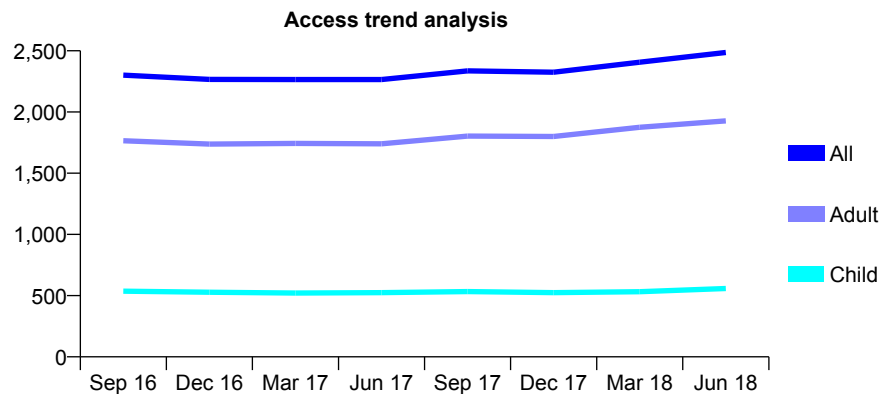
Q56 - Vital Signs At a Glance Contract Report for 926396/0001 - June 2018

Name or company name	MRS TL KLEINHANS
Contract type name	PDS Contract
Purpose of contract	General
Contract start date	01/04/2010
Contract end date	31/03/2019

18/19 Contracted general activity (UDA)	6,600
Carry forward general activity (UDA)	0
18/19 Contracted orthodontic activity (UOA)	0
Carry forward orthodontic activity (UOA)	0
Baseline contract value	£164,660.01

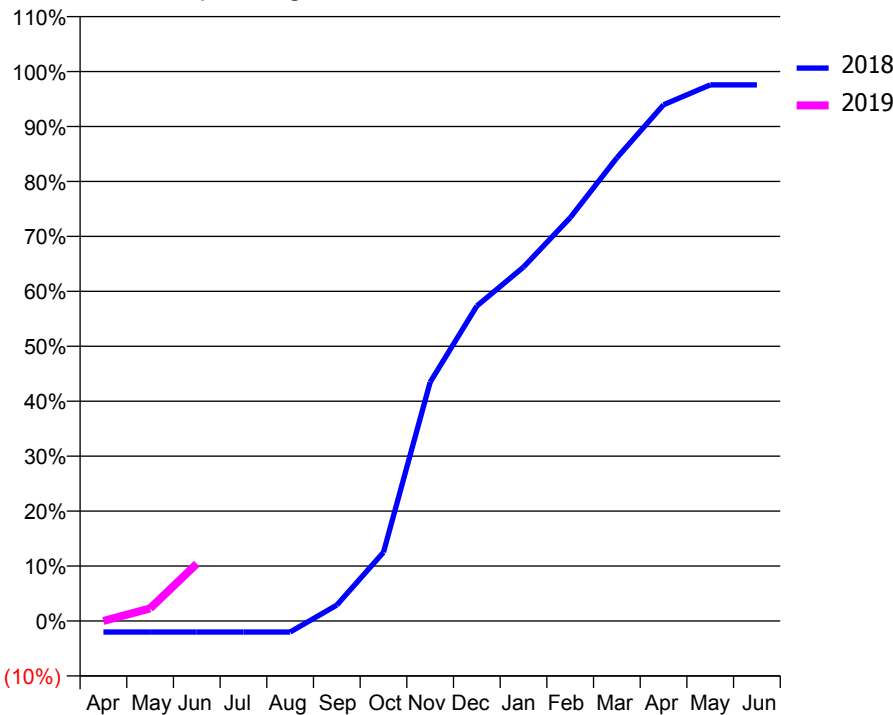
ACCESS*

Patients seen in 24 months	Total	Change since previous quarter
Quarter ending June 2017	2,265	
Quarter ending September 2017	2,336	↑
Quarter ending December 2017	2,325	→
Quarter ending March 2018	2,407	↑
Quarter ending June 2018	2,486	↑
Variance since June 2017	9.8%	↑



ACTIVITY

Cumulative percentage of contracted UDA delivered 2018 & 2019



Adjusted Scheduled Activity (UDA)		
Month	2018	2019
April	-134	0
May	-134	151
June	-134	689
July	-134	
August	-134	
September	192	
October	825	
November	2,870	
December	3,783	
January	4,251	
February	4,844	
March	5,563	
April	6,201	
May	6,439	
June	6,439	

QUALITY

	Quantity	Base Number	Contract	AT	Region	England
% of FP17s for the same patient ID Re-attending within 3 months - Children	4	206	1.9%	10.7%	11.3%	11.5%
% of FP17s for the same patient ID Re-attending within 3 months - Adults	60	606	9.9%	14.0%	14.9%	15.4%
% of FP17s for the same patient ID Re-attending between 3 & 9 months - Children	126	206	61.2%	59.8%	60.0%	58.9%
% of FP17s for the same patient ID Re-attending between 3 & 9 months - Adults	317	606	52.3%	49.6%	52.6%	51.6%
% of FP17s for Band 1 Urgent Courses	3	387	0.8%	9.0%	7.9%	8.9%
% of FP17s Relating to Free Repair or Replacements	0	387	0.0%	0.7%	0.8%	0.8%
% of FP17s Relating to Continuations	0	387	0.0%	1.0%	0.9%	0.9%
% of Patients satisfied with the dentistry they have received	4	4	N/A	93.6%	93.2%	93.2%
% of Patients satisfied with the time they had to wait for an appointment	4	4	N/A	87.9%	89.1%	88.8%

* This is based on patients treated on this contract for their most recent course of treatment. Figures in italics indicate the base number of FP17s or Patient Questionnaire responses are less than 100. N/A is shown where the base number of responses is less than 10 during the period. % is calculated as Quantity/Base number*100

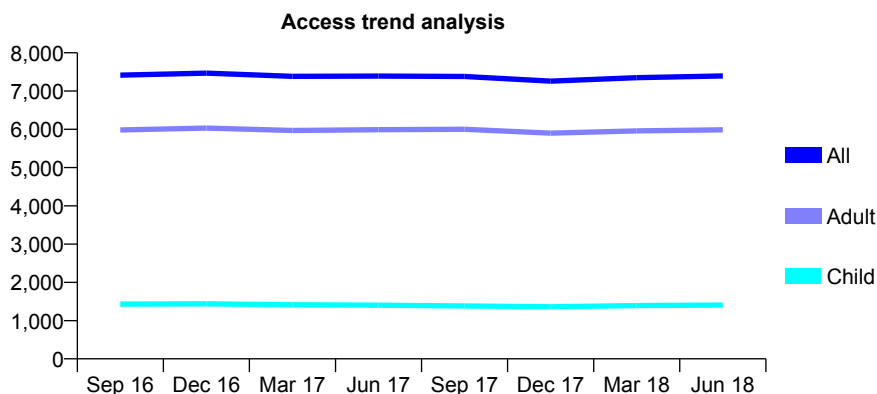
Q56 - Vital Signs At a Glance Contract Report for 927937/0001 - June 2018

Name or company name	MR NJ SUMSER-LUPSON
Contract type name	GDS Contract
Purpose of contract	General
Contract start date	01/04/2006
Contract end date	

18/19 Contracted general activity (UDA)	15,939
Carry forward general activity (UDA)	0
18/19 Contracted orthodontic activity (UOA)	0
Carry forward orthodontic activity (UOA)	0
Baseline contract value	£361,348.71

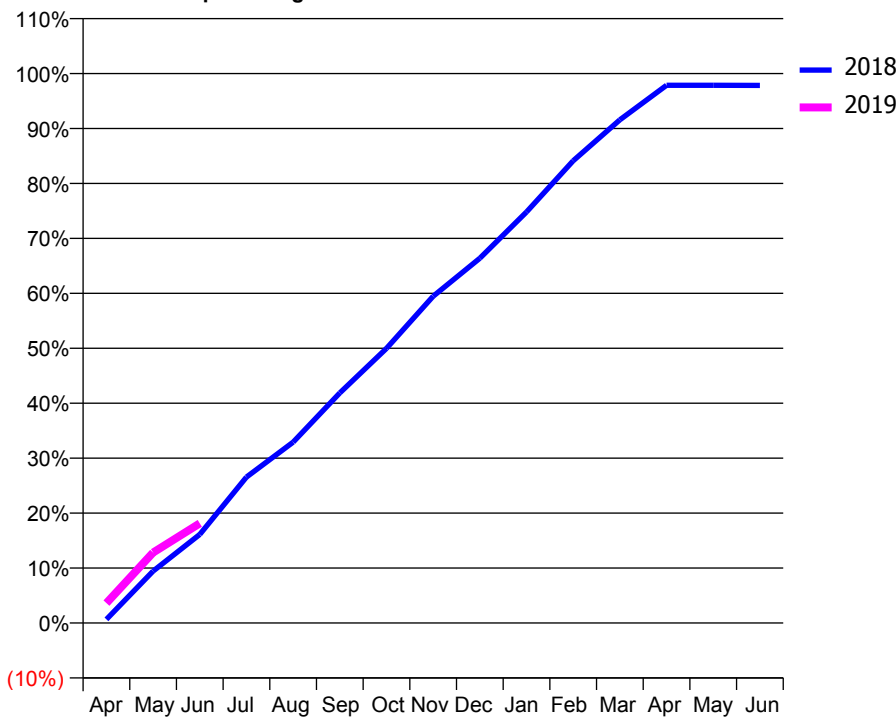
ACCESS*

Patients seen in 24 months	Total	Change since previous quarter
Quarter ending June 2017	7,392	
Quarter ending September 2017	7,381	→
Quarter ending December 2017	7,261	↓
Quarter ending March 2018	7,350	→
Quarter ending June 2018	7,396	→
Variance since June 2017	0.1%	→



ACTIVITY

Cumulative percentage of contracted UDA delivered 2018 & 2019



Month	Adjusted Scheduled Activity (UDA)	
	2018	2019
April	108	577
May	1,505	2,045
June	2,572	2,890
July	4,235	
August	5,248	
September	6,676	
October	7,965	
November	9,480	
December	10,580	
January	11,924	
February	13,407	
March	14,596	
April	15,596	
May	15,597	
June	15,593	

QUALITY

	Quantity	Base Number	Contract	AT	Region	England
% of FP17s for the same patient ID Re-attending within 3 months - Children	16	495	3.2%	10.7%	11.3%	11.5%
% of FP17s for the same patient ID Re-attending within 3 months - Adults	258	1,989	13.0%	14.0%	14.9%	15.4%
% of FP17s for the same patient ID Re-attending between 3 & 9 months - Children	292	495	59.0%	59.8%	60.0%	58.9%
% of FP17s for the same patient ID Re-attending between 3 & 9 months - Adults	929	1,989	46.7%	49.6%	52.6%	51.6%
% of FP17s for Band 1 Urgent Courses	163	1,880	8.7%	9.0%	7.9%	8.9%
% of FP17s Relating to Free Repair or Replacements	12	1,880	0.6%	0.7%	0.8%	0.8%
% of FP17s Relating to Continuations	17	1,880	0.9%	1.0%	0.9%	0.9%
% of Patients satisfied with the dentistry they have received	11	11	100.0%	93.6%	93.2%	93.2%
% of Patients satisfied with the time they had to wait for an appointment	8	11	72.7%	87.9%	89.1%	88.8%

* This is based on patients treated on this contract for their most recent course of treatment. Figures in italics indicate the base number of FP17s or Patient Questionnaire responses are less than 100. N/A is shown where the base number of responses is less than 10 during the period. % is calculated as Quantity/Base number*100

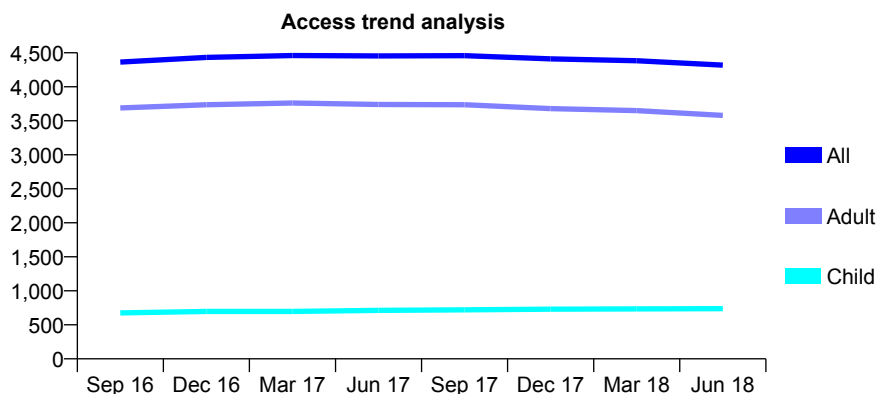
Q56 - Vital Signs At a Glance Contract Report for 929824/0001 - June 2018

Name or company name	Dental Surgery
Contract type name	GDS Contract
Purpose of contract	General
Contract start date	01/04/2006
Contract end date	

18/19 Contracted general activity (UDA)	10,295
Carry forward general activity (UDA)	0
18/19 Contracted orthodontic activity (UOA)	0
Carry forward orthodontic activity (UOA)	0
Baseline contract value	£252,789.85

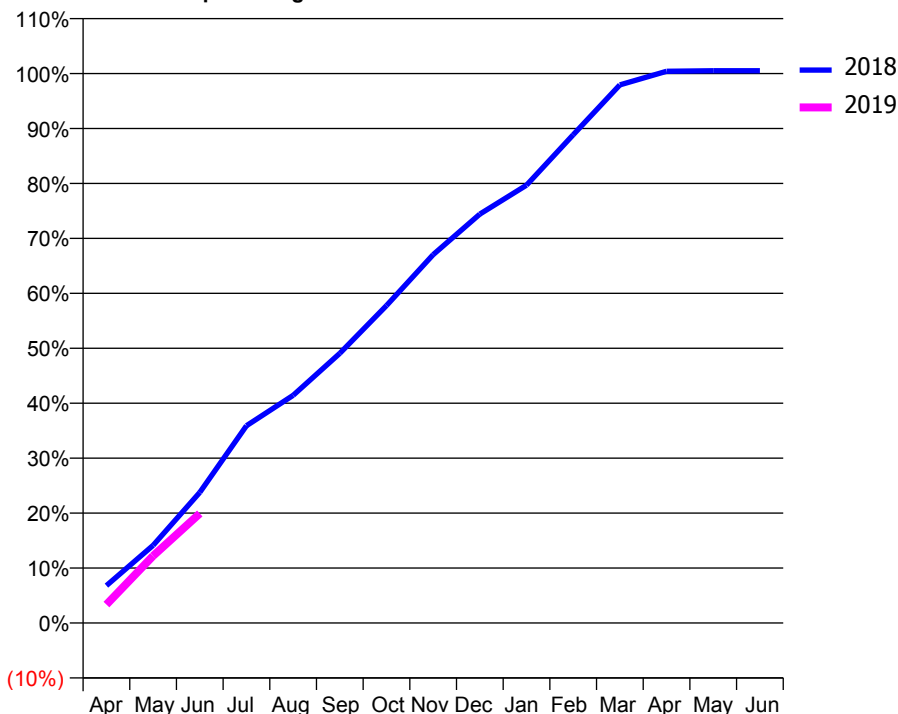
ACCESS*

Patients seen in 24 months	Total	Change since previous quarter
Quarter ending June 2017	4,453	
Quarter ending September 2017	4,458	→
Quarter ending December 2017	4,410	↓
Quarter ending March 2018	4,384	→
Quarter ending June 2018	4,318	↓
Variance since June 2017	(3.0%)	↓



ACTIVITY

Cumulative percentage of contracted UDA delivered 2018 & 2019



Adjusted Scheduled Activity (UDA)

Month	2018	2019
April	700	345
May	1,455	1,259
June	2,446	2,052
July	3,696	
August	4,267	
September	5,052	
October	5,946	
November	6,903	
December	7,660	
January	8,203	
February	9,149	
March	10,082	
April	10,338	
May	10,348	
June	10,348	

QUALITY

	Quantity	Base Number	Contract	AT	Region	England
% of FP17s for the same patient ID Re-attending within 3 months - Children	15	260	5.8%	10.7%	11.3%	11.5%
% of FP17s for the same patient ID Re-attending within 3 months - Adults	149	1,179	12.6%	14.0%	14.9%	15.4%
% of FP17s for the same patient ID Re-attending between 3 & 9 months - Children	153	260	58.8%	59.8%	60.0%	58.9%
% of FP17s for the same patient ID Re-attending between 3 & 9 months - Adults	666	1,179	56.5%	49.6%	52.6%	51.6%
% of FP17s for Band 1 Urgent Courses	62	1,308	4.7%	9.0%	7.9%	8.9%
% of FP17s Relating to Free Repair or Replacements	10	1,308	0.8%	0.7%	0.8%	0.8%
% of FP17s Relating to Continuations	10	1,308	0.8%	1.0%	0.9%	0.9%
% of Patients satisfied with the dentistry they have received	2	2	N/A	93.6%	93.2%	93.2%
% of Patients satisfied with the time they had to wait for an appointment	2	2	N/A	87.9%	89.1%	88.8%

* This is based on patients treated on this contract for their most recent course of treatment. Figures in italics indicate the base number of FP17s or Patient Questionnaire responses are less than 100. N/A is shown where the base number of responses is less than 10 during the period. % is calculated as Quantity/Base number*100

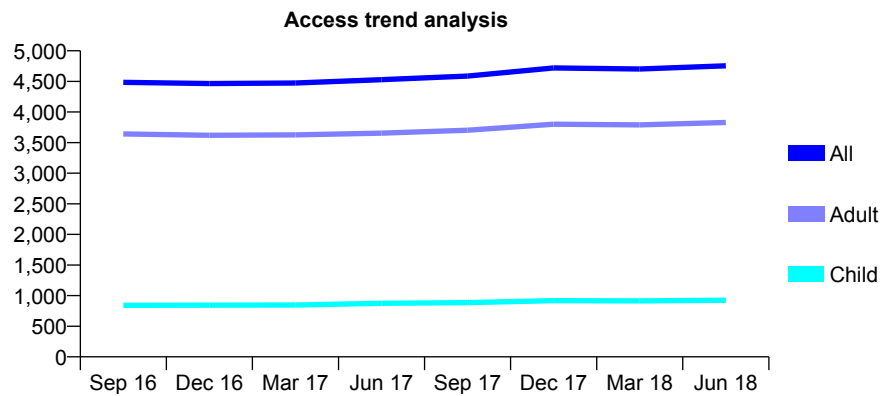
Q56 - Vital Signs At a Glance Contract Report for 931411/0003 - June 2018

Name or company name	MR M PATEL
Contract type name	GDS Contract
Purpose of contract	General
Contract start date	01/07/2012
Contract end date	

18/19 Contracted general activity (UDA)	15,000
Carry forward general activity (UDA)	0
18/19 Contracted orthodontic activity (UOA)	0
Carry forward orthodontic activity (UOA)	0
Baseline contract value	£381,569.61

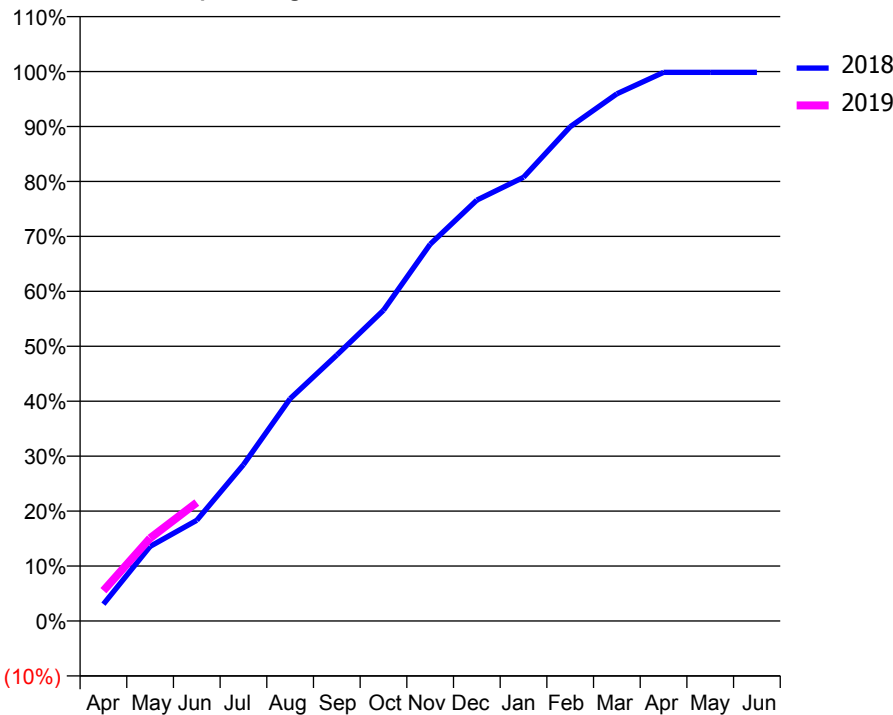
ACCESS*

Patients seen in 24 months	Total	Change since previous quarter
Quarter ending June 2017	4,529	
Quarter ending September 2017	4,587	→
Quarter ending December 2017	4,719	↑
Quarter ending March 2018	4,702	→
Quarter ending June 2018	4,754	→
Variance since June 2017	5.0%	↑



ACTIVITY

Cumulative percentage of contracted UDA delivered 2018 & 2019



Month	Adjusted Scheduled Activity (UDA)	
	2018	2019
April	462	828
May	2,038	2,261
June	2,752	3,234
July	4,268	
August	6,068	
September	7,261	
October	8,485	
November	10,283	
December	11,490	
January	12,112	
February	13,493	
March	14,391	
April	14,977	
May	14,977	
June	14,977	

QUALITY

	Quantity	Base Number	Contract	AT	Region	England
% of FP17s for the same patient ID Re-attending within 3 months - Children	12	408	2.9%	10.7%	11.3%	11.5%
% of FP17s for the same patient ID Re-attending within 3 months - Adults	176	1,492	11.8%	14.0%	14.9%	15.4%
% of FP17s for the same patient ID Re-attending between 3 & 9 months - Children	316	408	77.5%	59.8%	60.0%	58.9%
% of FP17s for the same patient ID Re-attending between 3 & 9 months - Adults	956	1,492	64.1%	49.6%	52.6%	51.6%
% of FP17s for Band 1 Urgent Courses	123	1,560	7.9%	9.0%	7.9%	8.9%
% of FP17s Relating to Free Repair or Replacements	6	1,560	0.4%	0.7%	0.8%	0.8%
% of FP17s Relating to Continuations	16	1,560	1.0%	1.0%	0.9%	0.9%
% of Patients satisfied with the dentistry they have received	7	8	N/A	93.6%	93.2%	93.2%
% of Patients satisfied with the time they had to wait for an appointment	8	8	N/A	87.9%	89.1%	88.8%

* This is based on patients treated on this contract for their most recent course of treatment. Figures in italics indicate the base number of FP17s or Patient Questionnaire responses are less than 100. N/A is shown where the base number of responses is less than 10 during the period. % is calculated as Quantity/Base number*100

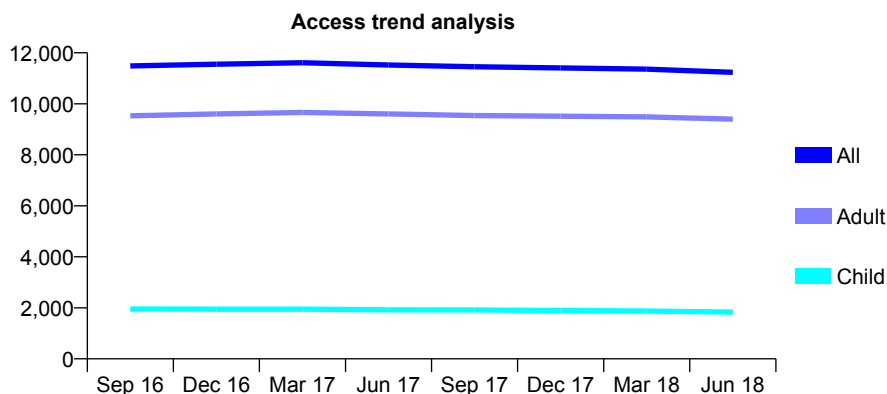
Q56 - Vital Signs At a Glance Contract Report for 931764/0001 - June 2018

Name or company name	MR MF BERGENDAL
Contract type name	GDS Contract
Purpose of contract	General
Contract start date	01/12/2014
Contract end date	

18/19 Contracted general activity (UDA)	28,637
Carry forward general activity (UDA)	0
18/19 Contracted orthodontic activity (UOA)	0
Carry forward orthodontic activity (UOA)	0
Baseline contract value	£624,846.47

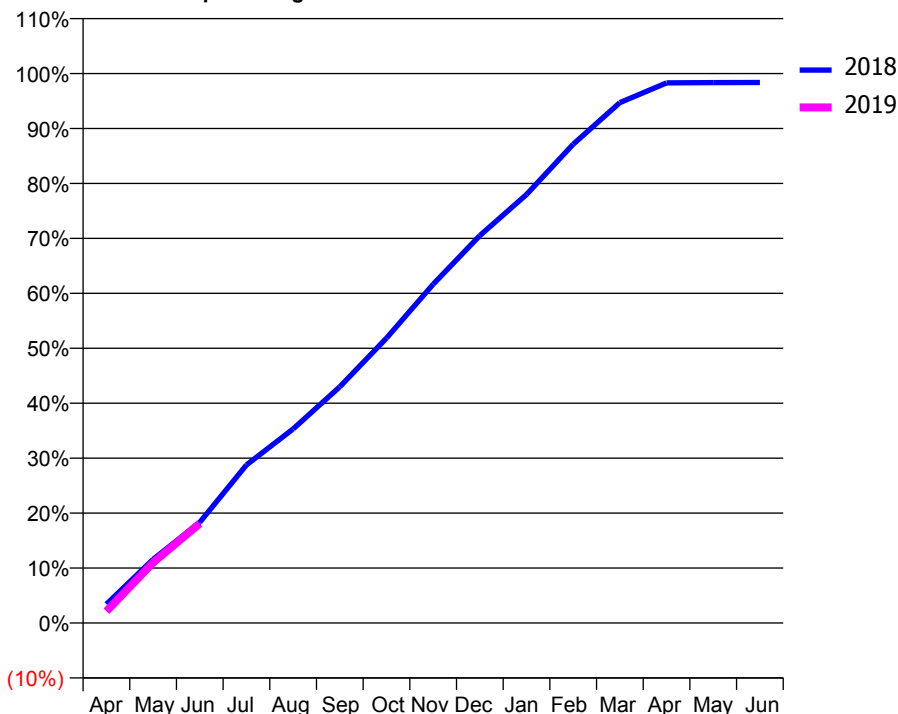
ACCESS*

Patients seen in 24 months	Total	Change since previous quarter
Quarter ending June 2017	11,524	
Quarter ending September 2017	11,452	→
Quarter ending December 2017	11,409	→
Quarter ending March 2018	11,360	→
Quarter ending June 2018	11,234	↓
Variance since June 2017	(2.5%)	↓



ACTIVITY

Cumulative percentage of contracted UDA delivered 2018 & 2019



Month	Adjusted Scheduled Activity (UDA)	
	2018	2019
April	982	612
May	3,318	3,150
June	5,250	5,185
July	8,241	
August	10,115	
September	12,309	
October	14,847	
November	17,656	
December	20,192	
January	22,335	
February	24,955	
March	27,117	
April	28,148	
May	28,164	
June	28,167	

QUALITY

	Quantity	Base Number	Contract	AT	Region	England
% of FP17s for the same patient ID Re-attending within 3 months - Children	36	621	5.8%	10.7%	11.3%	11.5%
% of FP17s for the same patient ID Re-attending within 3 months - Adults	392	3,333	11.8%	14.0%	14.9%	15.4%
% of FP17s for the same patient ID Re-attending between 3 & 9 months - Children	399	621	64.3%	59.8%	60.0%	58.9%
% of FP17s for the same patient ID Re-attending between 3 & 9 months - Adults	1,939	3,333	58.2%	49.6%	52.6%	51.6%
% of FP17s for Band 1 Urgent Courses	243	3,332	7.3%	9.0%	7.9%	8.9%
% of FP17s Relating to Free Repair or Replacements	40	3,332	1.2%	0.7%	0.8%	0.8%
% of FP17s Relating to Continuations	35	3,332	1.1%	1.0%	0.9%	0.9%
% of Patients satisfied with the dentistry they have received	16	16	100.0%	93.6%	93.2%	93.2%
% of Patients satisfied with the time they had to wait for an appointment	16	16	100.0%	87.9%	89.1%	88.8%

* This is based on patients treated on this contract for their most recent course of treatment. Figures in italics indicate the base number of FP17s or Patient Questionnaire responses are less than 100. N/A is shown where the base number of responses is less than 10 during the period. % is calculated as Quantity/Base number*100

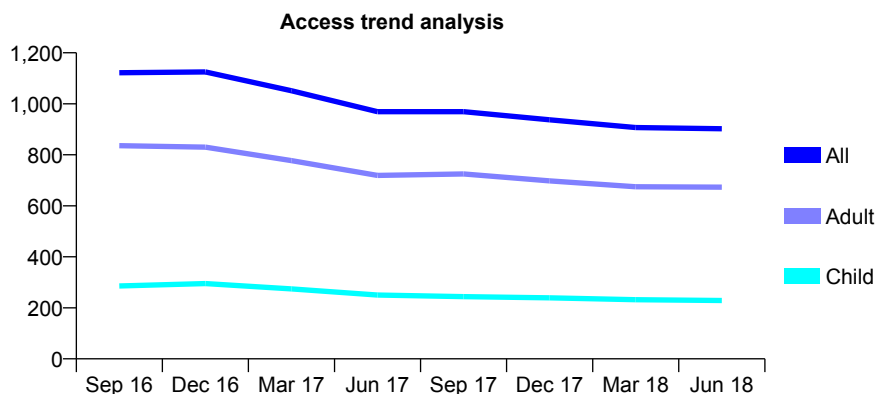
Q56 - Vital Signs At a Glance Contract Report for 934844/0001 - June 2018

Name or company name	MR S GHASEMZADEH KERMANSHAHI
Contract type name	GDS Contract
Purpose of contract	General
Contract start date	01/04/2006
Contract end date	

18/19 Contracted general activity (UDA)	2,457
Carry forward general activity (UDA)	0
18/19 Contracted orthodontic activity (UOA)	0
Carry forward orthodontic activity (UOA)	0
Baseline contract value	£61,883.08

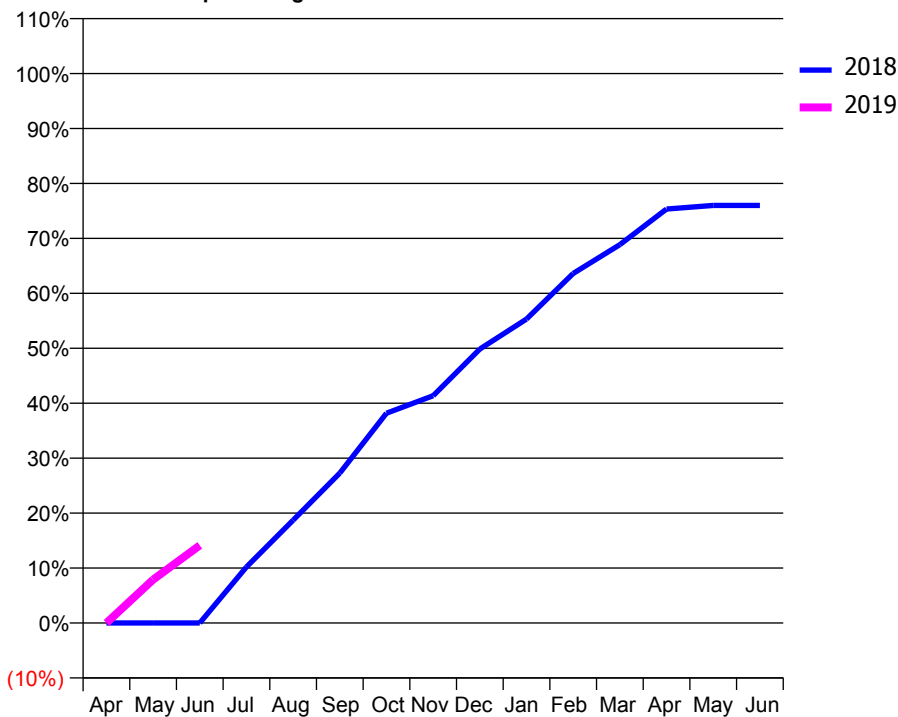
ACCESS*

Patients seen in 24 months	Total	Change since previous quarter
Quarter ending June 2017	969	
Quarter ending September 2017	969	→
Quarter ending December 2017	937	↓
Quarter ending March 2018	907	↓
Quarter ending June 2018	902	→
Variance since June 2017	(6.9%)	↓



ACTIVITY

Cumulative percentage of contracted UDA delivered 2018 & 2019



Adjusted Scheduled Activity (UDA)

Month	2018	2019
April	0	0
May	0	194
June	0	347
July	251	
August	460	
September	670	
October	938	
November	1,016	
December	1,225	
January	1,359	
February	1,563	
March	1,692	
April	1,851	
May	1,867	
June	1,867	

QUALITY

	Quantity	Base Number	Contract	AT	Region	England
% of FP17s for the same patient ID Re-attending within 3 months - Children	0	65	0.0%	10.7%	11.3%	11.5%
% of FP17s for the same patient ID Re-attending within 3 months - Adults	19	212	9.0%	14.0%	14.9%	15.4%
% of FP17s for the same patient ID Re-attending between 3 & 9 months - Children	36	65	55.4%	59.8%	60.0%	58.9%
% of FP17s for the same patient ID Re-attending between 3 & 9 months - Adults	101	212	47.6%	49.6%	52.6%	51.6%
% of FP17s for Band 1 Urgent Courses	22	198	11.1%	9.0%	7.9%	8.9%
% of FP17s Relating to Free Repair or Replacements	0	198	0.0%	0.7%	0.8%	0.8%
% of FP17s Relating to Continuations	0	198	0.0%	1.0%	0.9%	0.9%
% of Patients satisfied with the dentistry they have received	0	0	N/A	93.6%	93.2%	93.2%
% of Patients satisfied with the time they had to wait for an appointment	0	0	N/A	87.9%	89.1%	88.8%

* This is based on patients treated on this contract for their most recent course of treatment. Figures in italics indicate the base number of FP17s or Patient Questionnaire responses are less than 100. N/A is shown where the base number of responses is less than 10 during the period. % is calculated as Quantity/Base number*100

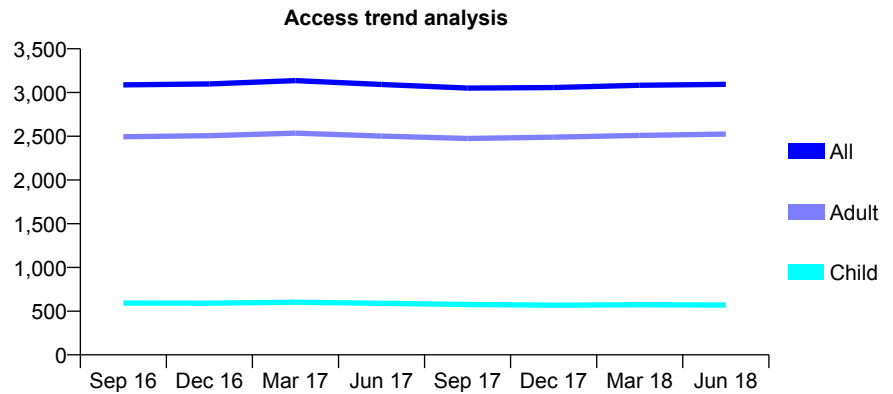
Q56 - Vital Signs At a Glance Contract Report for 936618/0001 - June 2018

Name or company name	MR MR GOODARZI
Contract type name	GDS Contract
Purpose of contract	General
Contract start date	01/04/2006
Contract end date	

18/19 Contracted general activity (UDA)	9,500
Carry forward general activity (UDA)	0
18/19 Contracted orthodontic activity (UOA)	0
Carry forward orthodontic activity (UOA)	0
Baseline contract value	£245,920.40

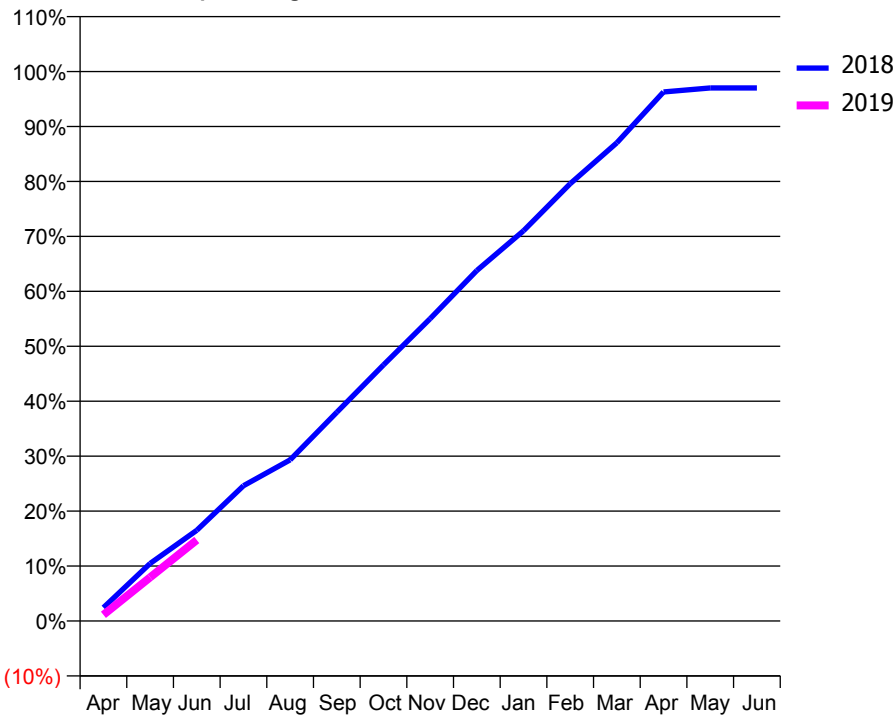
ACCESS*

Patients seen in 24 months	Total	Change since previous quarter
Quarter ending June 2017	3,092	
Quarter ending September 2017	3,051	↓
Quarter ending December 2017	3,057	→
Quarter ending March 2018	3,083	→
Quarter ending June 2018	3,093	→
Variance since June 2017	0.0%	→



ACTIVITY

Cumulative percentage of contracted UDA delivered 2018 & 2019



Month	Adjusted Scheduled Activity (UDA)	
	2018	2019
April	244	106
May	1,046	756
June	1,651	1,401
July	2,462	
August	2,933	
September	3,800	
October	4,662	
November	5,503	
December	6,377	
January	7,101	
February	7,958	
March	8,704	
April	9,627	
May	9,701	
June	9,701	

QUALITY

	Quantity	Base Number	Contract	AT	Region	England
% of FP17s for the same patient ID Re-attending within 3 months - Children	12	208	5.8%	10.7%	11.3%	11.5%
% of FP17s for the same patient ID Re-attending within 3 months - Adults	139	878	15.8%	14.0%	14.9%	15.4%
% of FP17s for the same patient ID Re-attending between 3 & 9 months - Children	137	208	65.9%	59.8%	60.0%	58.9%
% of FP17s for the same patient ID Re-attending between 3 & 9 months - Adults	399	878	45.4%	49.6%	52.6%	51.6%
% of FP17s for Band 1 Urgent Courses	80	726	11.0%	9.0%	7.9%	8.9%
% of FP17s Relating to Free Repair or Replacements	2	726	0.3%	0.7%	0.8%	0.8%
% of FP17s Relating to Continuations	11	726	1.5%	1.0%	0.9%	0.9%
% of Patients satisfied with the dentistry they have received	2	2	N/A	93.6%	93.2%	93.2%
% of Patients satisfied with the time they had to wait for an appointment	2	2	N/A	87.9%	89.1%	88.8%

* This is based on patients treated on this contract for their most recent course of treatment. Figures in italics indicate the base number of FP17s or Patient Questionnaire responses are less than 100. N/A is shown where the base number of responses is less than 10 during the period. % is calculated as Quantity/Base number*100

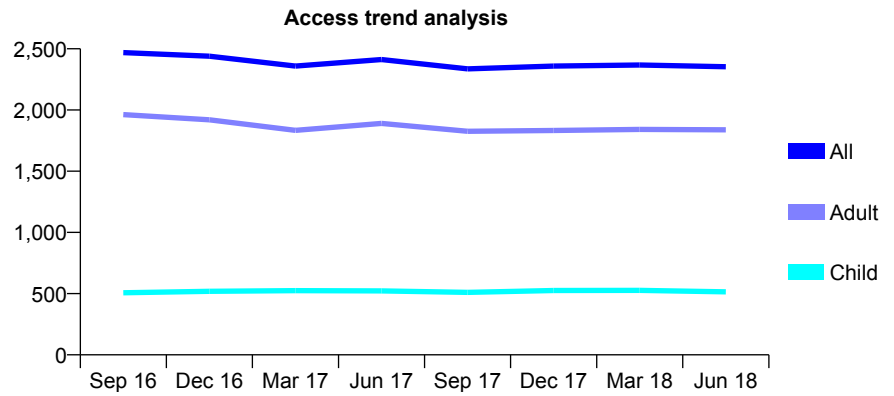
Q56 - Vital Signs At a Glance Contract Report for 943509/0001 - June 2018

Name or company name	MR A ABDOLLAHI
Contract type name	GDS Contract
Purpose of contract	General
Contract start date	01/04/2006
Contract end date	

18/19 Contracted general activity (UDA)	11,000
Carry forward general activity (UDA)	0
18/19 Contracted orthodontic activity (UOA)	0
Carry forward orthodontic activity (UOA)	0
Baseline contract value	£293,323.65

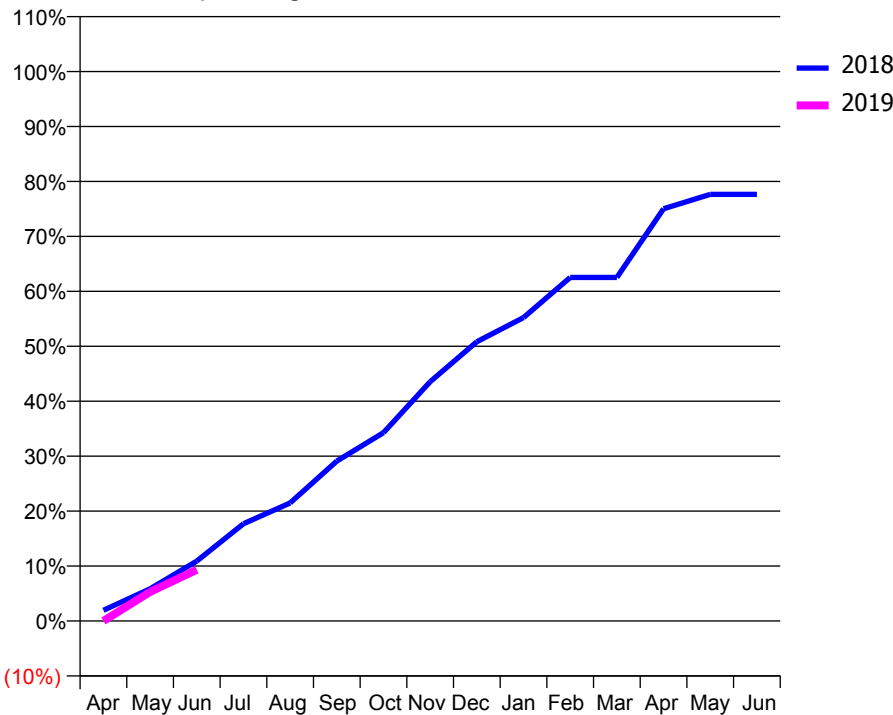
ACCESS*

Patients seen in 24 months	Total	Change since previous quarter
Quarter ending June 2017	2,412	
Quarter ending September 2017	2,336	↓
Quarter ending December 2017	2,359	→
Quarter ending March 2018	2,368	→
Quarter ending June 2018	2,353	→
Variance since June 2017	(2.4%)	↓



ACTIVITY

Cumulative percentage of contracted UDA delivered 2018 & 2019



Month	Adjusted Scheduled Activity (UDA)	
	2018	2019
April	214	0
May	643	584
June	1,199	1,027
July	1,949	
August	2,365	
September	3,202	
October	3,770	
November	4,791	
December	5,590	
January	6,075	
February	6,879	
March	6,879	
April	8,252	
May	8,540	
June	8,540	

QUALITY

	Quantity	Base Number	Contract	AT	Region	England
% of FP17s for the same patient ID Re-attending within 3 months - Children	11	222	5.0%	10.7%	11.3%	11.5%
% of FP17s for the same patient ID Re-attending within 3 months - Adults	65	727	8.9%	14.0%	14.9%	15.4%
% of FP17s for the same patient ID Re-attending between 3 & 9 months - Children	158	222	71.2%	59.8%	60.0%	58.9%
% of FP17s for the same patient ID Re-attending between 3 & 9 months - Adults	461	727	63.4%	49.6%	52.6%	51.6%
% of FP17s for Band 1 Urgent Courses	34	449	7.6%	9.0%	7.9%	8.9%
% of FP17s Relating to Free Repair or Replacements	0	449	0.0%	0.7%	0.8%	0.8%
% of FP17s Relating to Continuations	0	449	0.0%	1.0%	0.9%	0.9%
% of Patients satisfied with the dentistry they have received	0	0	N/A	93.6%	93.2%	93.2%
% of Patients satisfied with the time they had to wait for an appointment	0	0	N/A	87.9%	89.1%	88.8%

* This is based on patients treated on this contract for their most recent course of treatment. Figures in italics indicate the base number of FP17s or Patient Questionnaire responses are less than 100. N/A is shown where the base number of responses is less than 10 during the period. % is calculated as Quantity/Base number*100

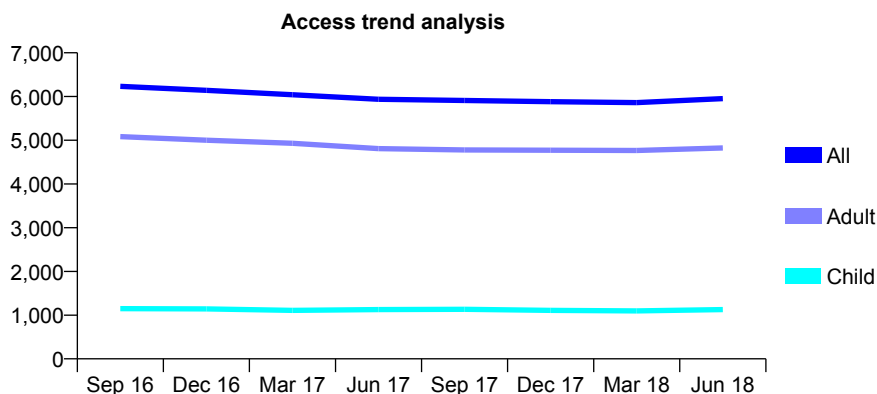
Q56 - Vital Signs At a Glance Contract Report for 949558/0001 - June 2018

Name or company name	MR DF EVANS
Contract type name	GDS Contract
Purpose of contract	General
Contract start date	02/11/2007
Contract end date	

18/19 Contracted general activity (UDA)	19,076
Carry forward general activity (UDA)	0
18/19 Contracted orthodontic activity (UOA)	0
Carry forward orthodontic activity (UOA)	0
Baseline contract value	£455,391.46

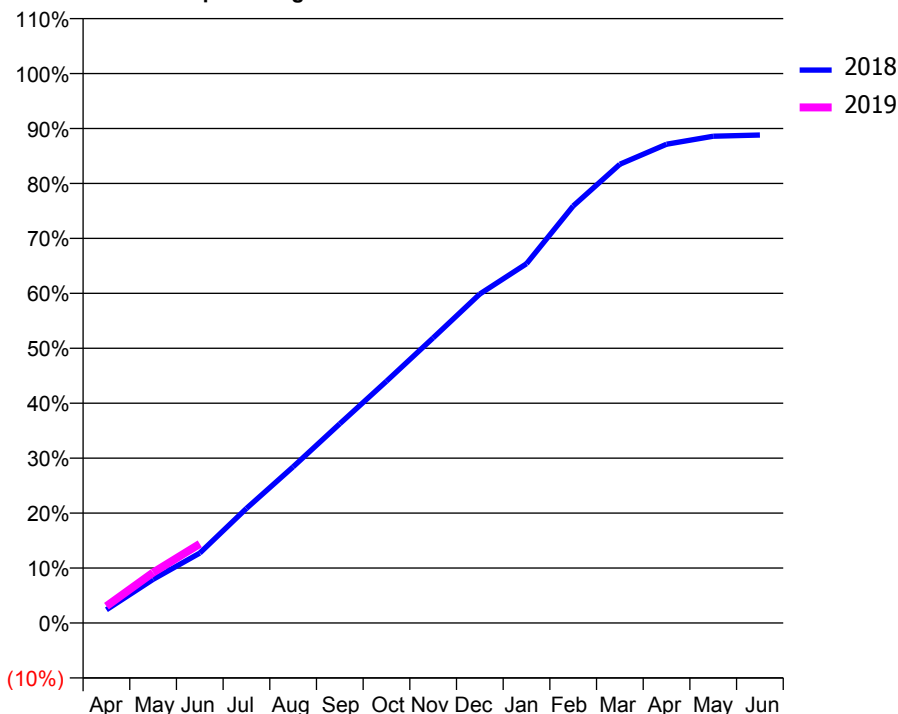
ACCESS*

Patients seen in 24 months	Total	Change since previous quarter
Quarter ending June 2017	5,936	
Quarter ending September 2017	5,911	→
Quarter ending December 2017	5,882	→
Quarter ending March 2018	5,861	→
Quarter ending June 2018	5,951	→
Variance since June 2017	0.3%	→



ACTIVITY

Cumulative percentage of contracted UDA delivered 2018 & 2019



Month	Adjusted Scheduled Activity (UDA)	
	2018	2019
April	463	588
May	1,515	1,753
June	2,427	2,749
July	3,980	
August	5,422	
September	6,917	
October	8,394	
November	9,898	
December	11,422	
January	12,473	
February	14,480	
March	15,928	
April	16,622	
May	16,900	
June	16,939	

QUALITY

	Quantity	Base Number	Contract	AT	Region	England
% of FP17s for the same patient ID Re-attending within 3 months - Children	20	380	5.3%	10.7%	11.3%	11.5%
% of FP17s for the same patient ID Re-attending within 3 months - Adults	249	1,584	15.7%	14.0%	14.9%	15.4%
% of FP17s for the same patient ID Re-attending between 3 & 9 months - Children	189	380	49.7%	59.8%	60.0%	58.9%
% of FP17s for the same patient ID Re-attending between 3 & 9 months - Adults	690	1,584	43.6%	49.6%	52.6%	51.6%
% of FP17s for Band 1 Urgent Courses	175	1,546	11.3%	9.0%	7.9%	8.9%
% of FP17s Relating to Free Repair or Replacements	17	1,546	1.1%	0.7%	0.8%	0.8%
% of FP17s Relating to Continuations	36	1,546	2.3%	1.0%	0.9%	0.9%
% of Patients satisfied with the dentistry they have received	9	9	N/A	93.6%	93.2%	93.2%
% of Patients satisfied with the time they had to wait for an appointment	8	9	N/A	87.9%	89.1%	88.8%

* This is based on patients treated on this contract for their most recent course of treatment. Figures in italics indicate the base number of FP17s or Patient Questionnaire responses are less than 100. N/A is shown where the base number of responses is less than 10 during the period. % is calculated as Quantity/Base number*100

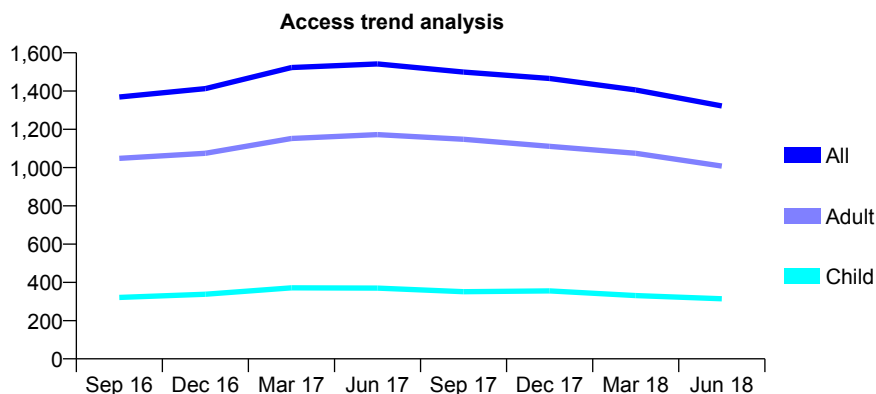
Q56 - Vital Signs At a Glance Contract Report for 949558/0002 - June 2018

Name or company name	MR DF EVANS
Contract type name	GDS Contract
Purpose of contract	General
Contract start date	01/02/2012
Contract end date	

18/19 Contracted general activity (UDA)	4,241
Carry forward general activity (UDA)	0
18/19 Contracted orthodontic activity (UOA)	0
Carry forward orthodontic activity (UOA)	0
Baseline contract value	£87,571.41

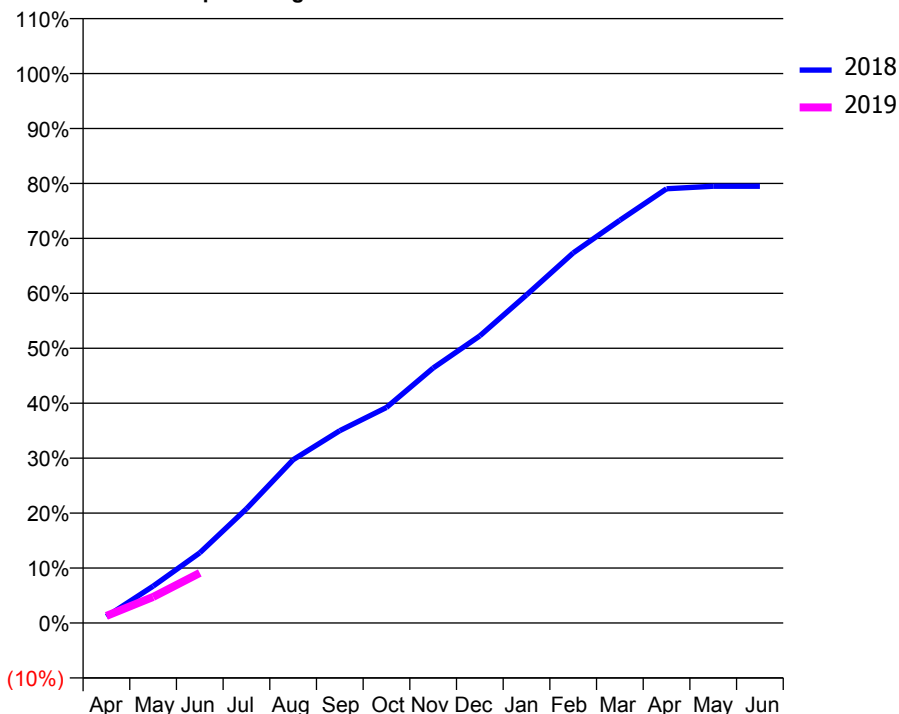
ACCESS*

Patients seen in 24 months	Total	Change since previous quarter
Quarter ending June 2017	1,542	
Quarter ending September 2017	1,499	↓
Quarter ending December 2017	1,466	↓
Quarter ending March 2018	1,406	↓
Quarter ending June 2018	1,322	↓
Variance since June 2017	(14.3%)	↓



ACTIVITY

Cumulative percentage of contracted UDA delivered 2018 & 2019



Adjusted Scheduled Activity (UDA)

Month	2018	2019
April	50	55
May	284	201
June	542	386
July	881	
August	1,260	
September	1,485	
October	1,664	
November	1,968	
December	2,216	
January	2,532	
February	2,856	
March	3,108	
April	3,351	
May	3,371	
June	3,371	

QUALITY

	Quantity	Base Number	Contract	AT	Region	England
% of FP17s for the same patient ID Re-attending within 3 months - Children	5	95	5.3%	10.7%	11.3%	11.5%
% of FP17s for the same patient ID Re-attending within 3 months - Adults	27	257	10.5%	14.0%	14.9%	15.4%
% of FP17s for the same patient ID Re-attending between 3 & 9 months - Children	46	95	48.4%	59.8%	60.0%	58.9%
% of FP17s for the same patient ID Re-attending between 3 & 9 months - Adults	116	257	45.1%	49.6%	52.6%	51.6%
% of FP17s for Band 1 Urgent Courses	20	238	8.4%	9.0%	7.9%	8.9%
% of FP17s Relating to Free Repair or Replacements	3	238	1.3%	0.7%	0.8%	0.8%
% of FP17s Relating to Continuations	2	238	0.8%	1.0%	0.9%	0.9%
% of Patients satisfied with the dentistry they have received	1	1	N/A	93.6%	93.2%	93.2%
% of Patients satisfied with the time they had to wait for an appointment	1	1	N/A	87.9%	89.1%	88.8%

* This is based on patients treated on this contract for their most recent course of treatment. Figures in italics indicate the base number of FP17s or Patient Questionnaire responses are less than 100. N/A is shown where the base number of responses is less than 10 during the period. % is calculated as Quantity/Base number*100

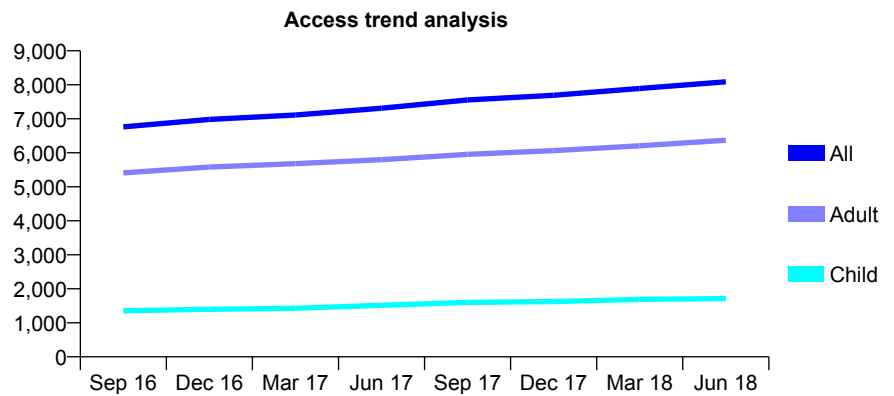
Q56 - Vital Signs At a Glance Contract Report for 962988/0001 - June 2018

Name or company name	MR HS PABARI
Contract type name	GDS Contract
Purpose of contract	General
Contract start date	01/01/2015
Contract end date	

18/19 Contracted general activity (UDA)	21,687
Carry forward general activity (UDA)	0
18/19 Contracted orthodontic activity (UOA)	0
Carry forward orthodontic activity (UOA)	0
Baseline contract value	£509,894.81

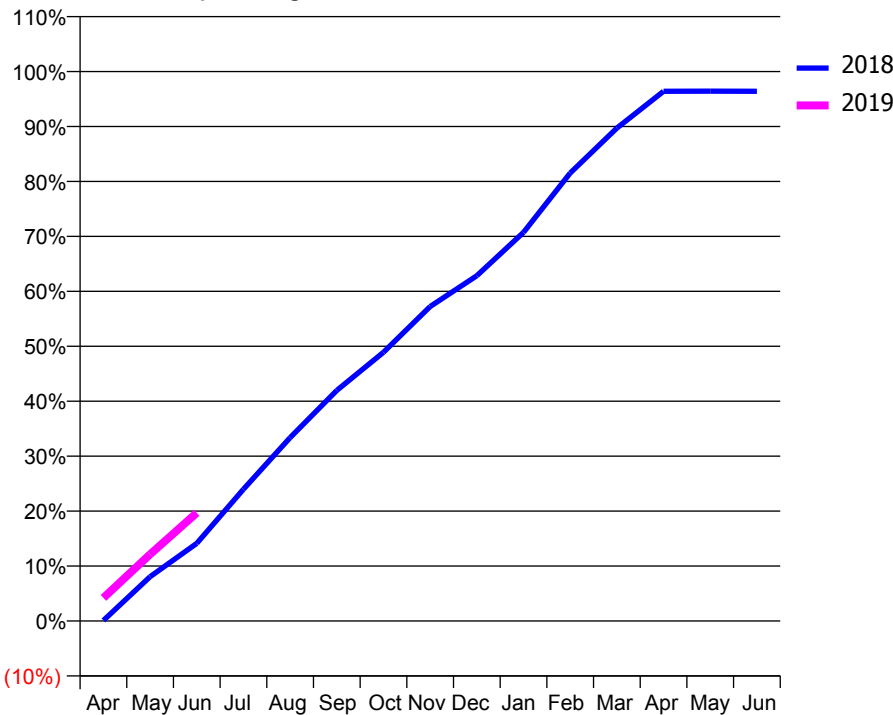
ACCESS*

Patients seen in 24 months	Total	Change since previous quarter
Quarter ending June 2017	7,313	
Quarter ending September 2017	7,556	↑
Quarter ending December 2017	7,691	→
Quarter ending March 2018	7,893	↑
Quarter ending June 2018	8,088	↑
Variance since June 2017	10.6%	↑



ACTIVITY

Cumulative percentage of contracted UDA delivered 2018 & 2019



Month	Adjusted Scheduled Activity (UDA)	
	2018	2019
April	24	913
May	1,752	2,631
June	3,064	4,273
July	5,202	
August	7,240	
September	9,104	
October	10,608	
November	12,414	
December	13,629	
January	15,337	
February	17,679	
March	19,452	
April	20,904	
May	20,909	
June	20,908	

QUALITY

	Quantity	Base Number	Contract	AT	Region	England
% of FP17s for the same patient ID Re-attending within 3 months - Children	41	570	7.2%	10.7%	11.3%	11.5%
% of FP17s for the same patient ID Re-attending within 3 months - Adults	240	1,829	13.1%	14.0%	14.9%	15.4%
% of FP17s for the same patient ID Re-attending between 3 & 9 months - Children	312	570	54.7%	59.8%	60.0%	58.9%
% of FP17s for the same patient ID Re-attending between 3 & 9 months - Adults	794	1,829	43.4%	49.6%	52.6%	51.6%
% of FP17s for Band 1 Urgent Courses	181	1,911	9.5%	9.0%	7.9%	8.9%
% of FP17s Relating to Free Repair or Replacements	11	1,911	0.6%	0.7%	0.8%	0.8%
% of FP17s Relating to Continuations	7	1,911	0.4%	1.0%	0.9%	0.9%
% of Patients satisfied with the dentistry they have received	3	4	N/A	93.6%	93.2%	93.2%
% of Patients satisfied with the time they had to wait for an appointment	3	4	N/A	87.9%	89.1%	88.8%

* This is based on patients treated on this contract for their most recent course of treatment. Figures in italics indicate the base number of FP17s or Patient Questionnaire responses are less than 100. N/A is shown where the base number of responses is less than 10 during the period. % is calculated as Quantity/Base number*100

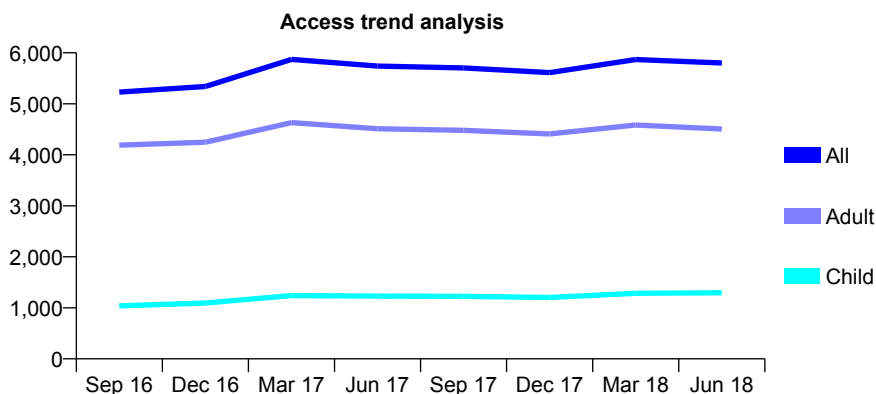
Q56 - Vital Signs At a Glance Contract Report for 966215/0001 - June 2018

Name or company name	A KAUR & A KOUR
Contract type name	GDS Contract
Purpose of contract	General
Contract start date	13/07/2010
Contract end date	

18/19 Contracted general activity (UDA)	20,404
Carry forward general activity (UDA)	0
18/19 Contracted orthodontic activity (UOA)	0
Carry forward orthodontic activity (UOA)	0
Baseline contract value	£506,152.78

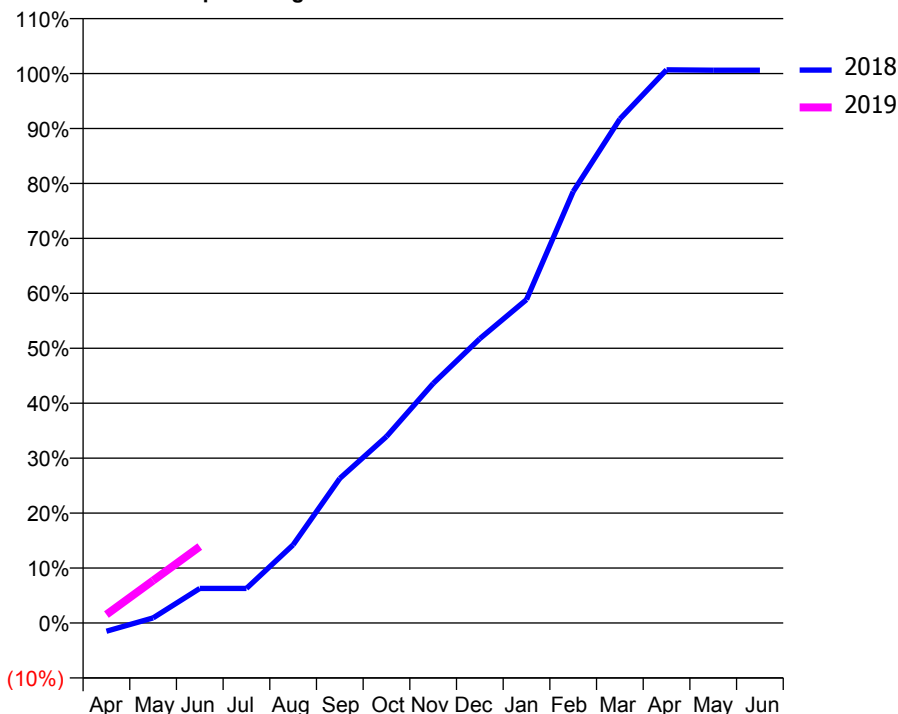
ACCESS*

Patients seen in 24 months	Total	Change since previous quarter
Quarter ending June 2017	5,741	
Quarter ending September 2017	5,704	→
Quarter ending December 2017	5,613	↓
Quarter ending March 2018	5,869	↑
Quarter ending June 2018	5,801	↓
Variance since June 2017	1.0%	→



ACTIVITY

Cumulative percentage of contracted UDA delivered 2018 & 2019



Adjusted Scheduled Activity (UDA)

Month	2018	2019
April	-261	316
May	163	1,578
June	1,084	2,837
July	1,084	
August	2,453	
September	4,532	
October	5,845	
November	7,507	
December	8,910	
January	10,137	
February	13,520	
March	15,792	
April	17,334	
May	17,324	
June	17,324	

QUALITY

	Quantity	Base Number	Contract	AT	Region	England
% of FP17s for the same patient ID Re-attending within 3 months - Children	30	447	6.7%	10.7%	11.3%	11.5%
% of FP17s for the same patient ID Re-attending within 3 months - Adults	191	1,482	12.9%	14.0%	14.9%	15.4%
% of FP17s for the same patient ID Re-attending between 3 & 9 months - Children	276	447	61.7%	59.8%	60.0%	58.9%
% of FP17s for the same patient ID Re-attending between 3 & 9 months - Adults	975	1,482	65.8%	49.6%	52.6%	51.6%
% of FP17s for Band 1 Urgent Courses	148	1,468	10.1%	9.0%	7.9%	8.9%
% of FP17s Relating to Free Repair or Replacements	11	1,468	0.7%	0.7%	0.8%	0.8%
% of FP17s Relating to Continuations	0	1,468	0.0%	1.0%	0.9%	0.9%
% of Patients satisfied with the dentistry they have received	13	13	100.0%	93.6%	93.2%	93.2%
% of Patients satisfied with the time they had to wait for an appointment	12	13	92.3%	87.9%	89.1%	88.8%

* This is based on patients treated on this contract for their most recent course of treatment. Figures in italics indicate the base number of FP17s or Patient Questionnaire responses are less than 100. N/A is shown where the base number of responses is less than 10 during the period. % is calculated as Quantity/Base number*100

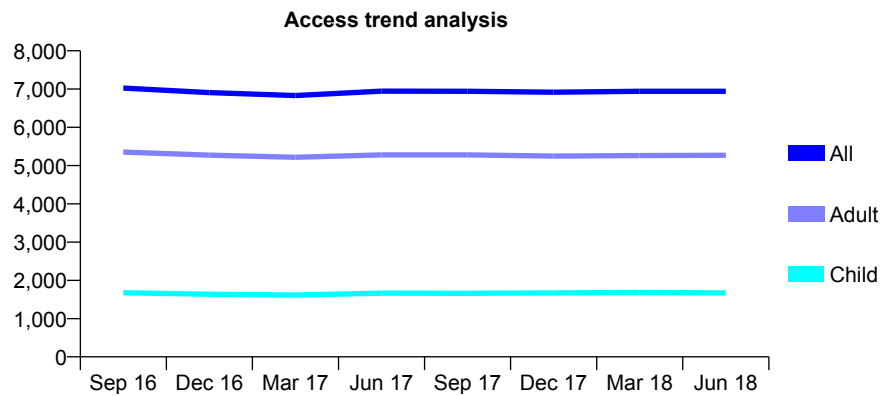
Q56 - Vital Signs At a Glance Contract Report for 968269/0002 - June 2018

Name or company name	MR IS LEIGHTON-SCOTT
Contract type name	GDS Contract
Purpose of contract	General
Contract start date	17/01/2013
Contract end date	

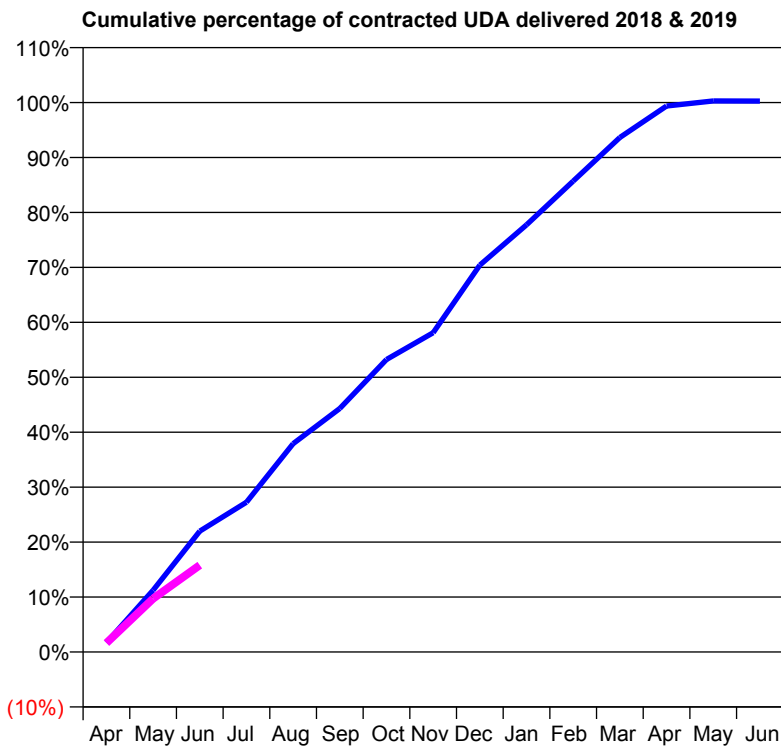
18/19 Contracted general activity (UDA)	17,000
Carry forward general activity (UDA)	0
18/19 Contracted orthodontic activity (UOA)	0
Carry forward orthodontic activity (UOA)	0
Baseline contract value	£391,621.51

ACCESS*

Patients seen in 24 months	Total	Change since previous quarter
Quarter ending June 2017	6,944	
Quarter ending September 2017	6,941	→
Quarter ending December 2017	6,919	→
Quarter ending March 2018	6,942	→
Quarter ending June 2018	6,941	→
Variance since June 2017	(0.0%)	→



ACTIVITY



Month	Adjusted Scheduled Activity (UDA)	
	2018	2019
April	289	280
May	1,913	1,652
June	3,741	2,686
July	4,633	
August	6,445	
September	7,533	
October	9,050	
November	9,880	
December	11,970	
January	13,214	
February	14,568	
March	15,916	
April	16,893	
May	17,047	
June	17,044	

QUALITY

	Quantity	Base Number	Contract	AT	Region	England
% of FP17s for the same patient ID Re-attending within 3 months - Children	36	556	6.5%	10.7%	11.3%	11.5%
% of FP17s for the same patient ID Re-attending within 3 months - Adults	134	1,755	7.6%	14.0%	14.9%	15.4%
% of FP17s for the same patient ID Re-attending between 3 & 9 months - Children	376	556	67.6%	59.8%	60.0%	58.9%
% of FP17s for the same patient ID Re-attending between 3 & 9 months - Adults	1,091	1,755	62.2%	49.6%	52.6%	51.6%
% of FP17s for Band 1 Urgent Courses	109	1,676	6.5%	9.0%	7.9%	8.9%
% of FP17s Relating to Free Repair or Replacements	8	1,676	0.5%	0.7%	0.8%	0.8%
% of FP17s Relating to Continuations	6	1,676	0.4%	1.0%	0.9%	0.9%
% of Patients satisfied with the dentistry they have received	6	6	N/A	93.6%	93.2%	93.2%
% of Patients satisfied with the time they had to wait for an appointment	6	6	N/A	87.9%	89.1%	88.8%

* This is based on patients treated on this contract for their most recent course of treatment. Figures in italics indicate the base number of FP17s or Patient Questionnaire responses are less than 100. N/A is shown where the base number of responses is less than 10 during the period. % is calculated as Quantity/Base number*100

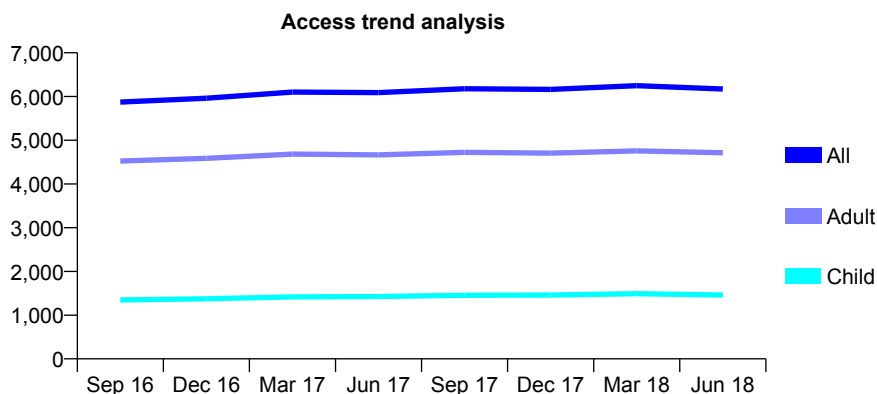
Q56 - Vital Signs At a Glance Contract Report for 982881/0001 - June 2018

Name or company name	MR JC HOLMES
Contract type name	Pilot Contract
Purpose of contract	General
Contract start date	01/04/2006
Contract end date	

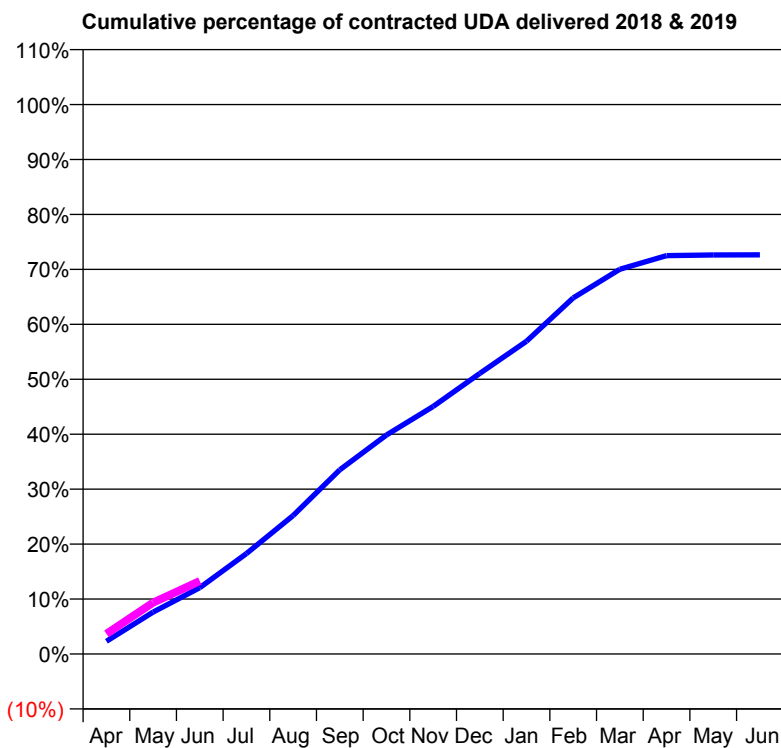
18/19 Contracted general activity (UDA)	19,052
Carry forward general activity (UDA)	0
18/19 Contracted orthodontic activity (UOA)	0
Carry forward orthodontic activity (UOA)	0
Baseline contract value	£578,506.26

ACCESS*

Patients seen in 24 months	Total	Change since previous quarter
Quarter ending June 2017	6,090	
Quarter ending September 2017	6,177	→
Quarter ending December 2017	6,162	→
Quarter ending March 2018	6,248	→
Quarter ending June 2018	6,172	↓
Variance since June 2017	1.3%	→



ACTIVITY



Month	Adjusted Scheduled Activity (UDA)	
	2018	2019
April	443	702
May	1,453	1,781
June	2,300	2,531
July	3,483	
August	4,802	
September	6,388	
October	7,592	
November	8,581	
December	9,728	
January	10,846	
February	12,348	
March	13,339	
April	13,810	
May	13,834	
June	13,839	

QUALITY

	Quantity	Base Number	Contract	AT	Region	England
% of FP17s for the same patient ID Re-attending within 3 months - Children	20	415	4.8%	10.7%	11.3%	11.5%
% of FP17s for the same patient ID Re-attending within 3 months - Adults	106	1,040	10.2%	14.0%	14.9%	15.4%
% of FP17s for the same patient ID Re-attending between 3 & 9 months - Children	226	415	54.5%	59.8%	60.0%	58.9%
% of FP17s for the same patient ID Re-attending between 3 & 9 months - Adults	312	1,040	30.0%	49.6%	52.6%	51.6%
% of FP17s for Band 1 Urgent Courses	82	1,234	6.6%	9.0%	7.9%	8.9%
% of FP17s Relating to Free Repair or Replacements	8	1,234	0.6%	0.7%	0.8%	0.8%
% of FP17s Relating to Continuations	1	1,234	0.1%	1.0%	0.9%	0.9%
% of Patients satisfied with the dentistry they have received	5	5	N/A	93.6%	93.2%	93.2%
% of Patients satisfied with the time they had to wait for an appointment	4	5	N/A	87.9%	89.1%	88.8%

* This is based on patients treated on this contract for their most recent course of treatment. Figures in italics indicate the base number of FP17s or Patient Questionnaire responses are less than 100. N/A is shown where the base number of responses is less than 10 during the period. % is calculated as Quantity/Base number*100

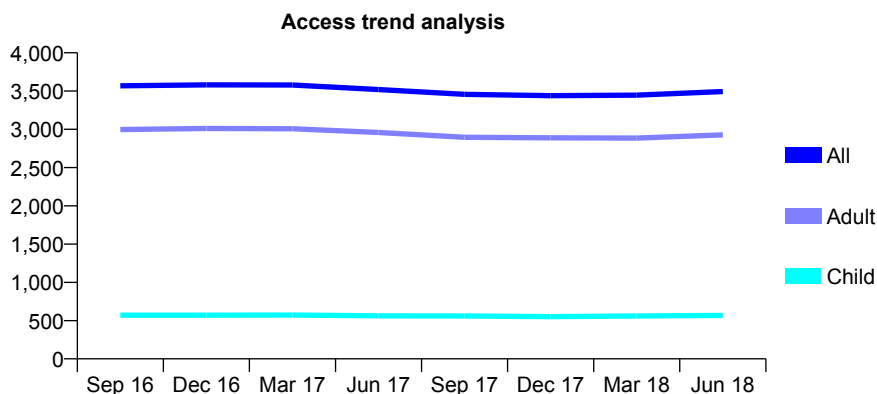
Q56 - Vital Signs At a Glance Contract Report for 997730/0001 - June 2018

Name or company name	MR AP YAXLEY
Contract type name	GDS Contract
Purpose of contract	General
Contract start date	01/04/2006
Contract end date	

18/19 Contracted general activity (UDA)	10,970
Carry forward general activity (UDA)	0
18/19 Contracted orthodontic activity (UOA)	0
Carry forward orthodontic activity (UOA)	0
Baseline contract value	£249,129.19

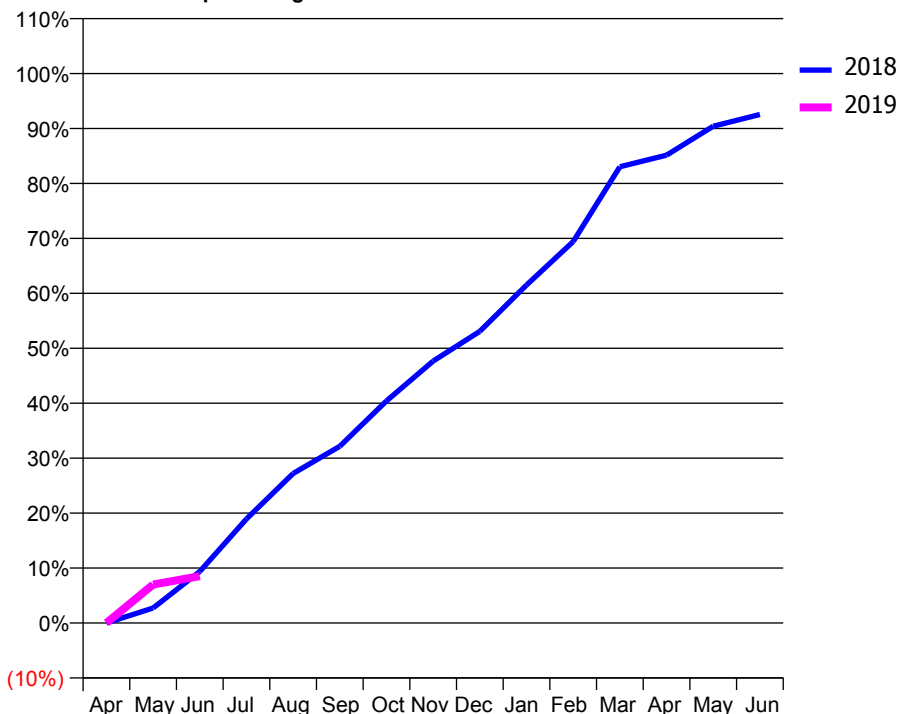
ACCESS*

Patients seen in 24 months	Total	Change since previous quarter
Quarter ending June 2017	3,520	
Quarter ending September 2017	3,457	↓
Quarter ending December 2017	3,440	→
Quarter ending March 2018	3,447	→
Quarter ending June 2018	3,494	→
Variance since June 2017	(0.7%)	→



ACTIVITY

Cumulative percentage of contracted UDA delivered 2018 & 2019



Month	Adjusted Scheduled Activity (UDA)	
	2018	2019
April	0	0
May	298	767
June	1,028	936
July	2,079	
August	2,984	
September	3,529	
October	4,435	
November	5,230	
December	5,822	
January	6,747	
February	7,614	
March	9,109	
April	9,341	
May	9,919	
June	10,151	

QUALITY

	Quantity	Base Number	Contract	AT	Region	England
% of FP17s for the same patient ID Re-attending within 3 months - Children	14	137	10.2%	10.7%	11.3%	11.5%
% of FP17s for the same patient ID Re-attending within 3 months - Adults	127	663	19.2%	14.0%	14.9%	15.4%
% of FP17s for the same patient ID Re-attending between 3 & 9 months - Children	27	137	19.7%	59.8%	60.0%	58.9%
% of FP17s for the same patient ID Re-attending between 3 & 9 months - Adults	195	663	29.4%	49.6%	52.6%	51.6%
% of FP17s for Band 1 Urgent Courses	61	447	13.6%	9.0%	7.9%	8.9%
% of FP17s Relating to Free Repair or Replacements	21	447	4.7%	0.7%	0.8%	0.8%
% of FP17s Relating to Continuations	9	447	2.0%	1.0%	0.9%	0.9%
% of Patients satisfied with the dentistry they have received	3	3	N/A	93.6%	93.2%	93.2%
% of Patients satisfied with the time they had to wait for an appointment	3	3	N/A	87.9%	89.1%	88.8%

* This is based on patients treated on this contract for their most recent course of treatment. Figures in italics indicate the base number of FP17s or Patient Questionnaire responses are less than 100. N/A is shown where the base number of responses is less than 10 during the period. % is calculated as Quantity/Base number*100